



# Full wwPDB X-ray Structure Validation Report ⓘ

Mar 23, 2025 – 09:52 AM EDT

PDB ID : 4V7L  
Title : The structures of viomycin bound to the 70S ribosome.  
Authors : Stanley, R.E.; Blaha, G.  
Deposited on : 2009-11-12  
Resolution : 3.00 Å(reported)

This is a Full wwPDB X-ray Structure Validation Report for a publicly released PDB entry.

We welcome your comments at [validation@mail.wwpdb.org](mailto:validation@mail.wwpdb.org)

A user guide is available at

<https://www.wwpdb.org/validation/2017/XrayValidationReportHelp>

with specific help available everywhere you see the ⓘ symbol.

The types of validation reports are described at

<http://www.wwpdb.org/validation/2017/FAQs#types>.

---

The following versions of software and data (see [references ⓘ](#)) were used in the production of this report:

MolProbity : 4.02b-467  
Mogul : 2022.3.0, CSD as543be (2022)  
Xtriage (Phenix) : 1.21  
EDS : 3.0  
Percentile statistics : 20231227.v01 (using entries in the PDB archive December 27th 2023)  
CCP4 : 9.0.004 (Gargrove)  
Density-Fitness : 1.0.11  
Ideal geometry (proteins) : Engh & Huber (2001)  
Ideal geometry (DNA, RNA) : Parkinson et al. (1996)  
Validation Pipeline (wwPDB-VP) : 2.41.4

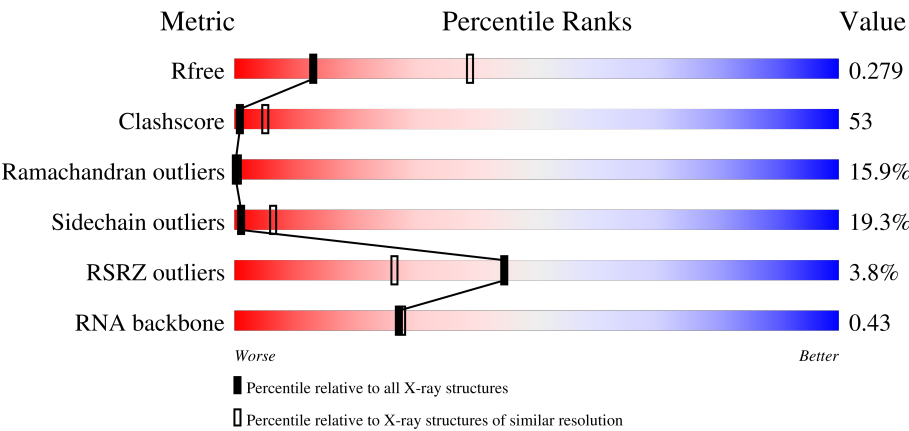
# 1 Overall quality at a glance i

The following experimental techniques were used to determine the structure:

*X-RAY DIFFRACTION*

The reported resolution of this entry is 3.00 Å.

Percentile scores (ranging between 0-100) for global validation metrics of the entry are shown in the following graphic. The table shows the number of entries on which the scores are based.




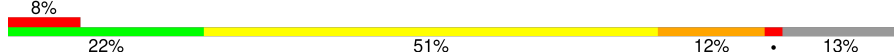
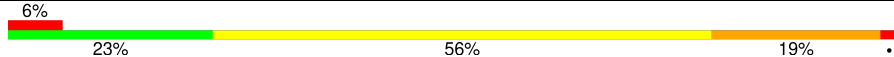
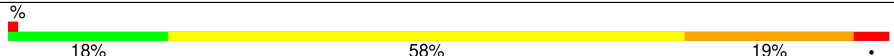
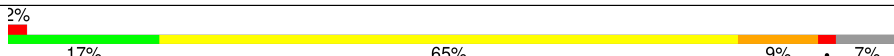






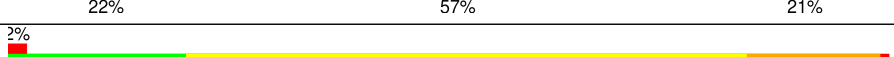
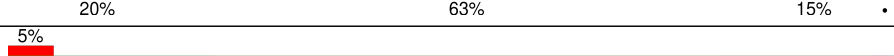
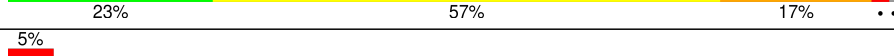
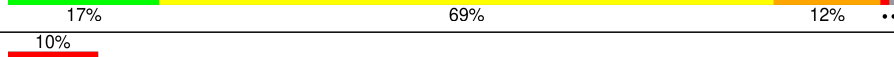

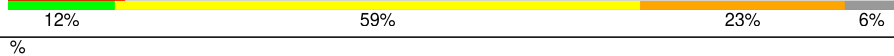
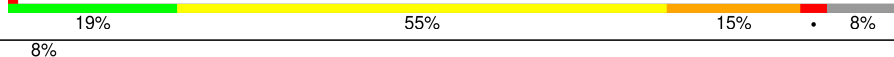
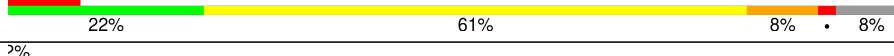
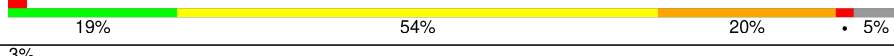
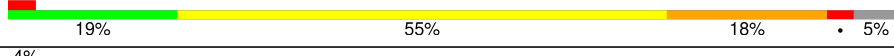


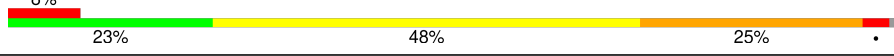

Metric	Whole archive (#Entries)	Similar resolution (#Entries, resolution range(Å))
R <sub>free</sub>	164625	2511 (3.00-3.00)
Clashscore	180529	2866 (3.00-3.00)
Ramachandran outliers	177936	2778 (3.00-3.00)
Sidechain outliers	177891	2781 (3.00-3.00)
RSRZ outliers	164620	2523 (3.00-3.00)
RNA backbone	3690	1019 (3.20-2.80)

The table below summarises the geometric issues observed across the polymeric chains and their fit to the electron density. The red, orange, yellow and green segments of the lower bar indicate the fraction of residues that contain outliers for  $\geq 3$ , 2, 1 and 0 types of geometric quality criteria respectively. A grey segment represents the fraction of residues that are not modelled. The numeric value for each fraction is indicated below the corresponding segment, with a dot representing fractions  $\leq 5\%$ . The upper red bar (where present) indicates the fraction of residues that have poor fit to the electron density. The numeric value is given above the bar.

Mol	Chain	Length	Quality of chain
1	AA	1509	<div><div>2%</div><div>14%</div><div>58%</div><div>23%</div><div>• •</div></div>
1	CA	1509	<div><div>2%</div><div>9%</div><div>64%</div><div>23%</div><div>• •</div></div>
2	AB	256	<div><div>4%</div><div>15%</div><div>56%</div><div>18%</div><div>• 8%</div></div>
2	CB	256	<div><div>3%</div><div>15%</div><div>60%</div><div>16%</div><div>• 8%</div></div>

Continued on next page...

Continued from previous page...

Mol	Chain	Length	Quality of chain
3	AC	239	
3	CC	239	
4	AD	209	
4	CD	209	
5	AE	162	
5	CE	162	
6	AF	101	
6	CF	101	
7	AG	156	
7	CG	156	
8	AH	138	
8	CH	138	
9	AI	128	
9	CI	128	
10	AJ	105	
10	CJ	105	
11	AK	129	
11	CK	129	
12	AL	132	
12	CL	132	
13	AM	126	
13	CM	126	
14	AN	61	
14	CN	61	
15	AO	89	

Continued on next page...

Continued from previous page...

Mol	Chain	Length	Quality of chain
15	CO	89	
16	AP	88	
16	CP	88	
17	AQ	105	
17	CQ	105	
18	AR	88	
18	CR	88	
19	AS	93	
19	CS	93	
20	AT	106	
20	CT	106	
21	AU	27	
21	CU	27	
22	AV	30	
22	CV	30	
23	AW	75	
23	CW	75	
24	AX	77	
24	CX	77	
25	AY	75	
25	CY	75	
26	AZ	6	
26	CZ	6	
27	BA	2915	
27	DA	2915	

Continued on next page...

Continued from previous page...

Mol	Chain	Length	Quality of chain
28	BB	122	
28	DB	122	
29	BC	229	
29	DC	229	
30	BD	276	
30	DD	276	
31	BE	206	
31	DE	206	
32	BF	210	
32	DF	210	
33	BG	182	
33	DG	182	
34	BH	180	
34	DH	180	
35	BI	148	
35	DI	148	
36	BN	140	
36	DN	140	
37	BO	122	
37	DO	122	
38	BP	150	
38	DP	150	
39	BQ	141	
39	DQ	141	
40	BR	118	

Continued on next page...

Continued from previous page...

Mol	Chain	Length	Quality of chain
40	DR	118	
41	BS	112	
41	DS	112	
42	BT	146	
42	DT	146	
43	BU	118	
43	DU	118	
44	BV	101	
44	DV	101	
45	BW	113	
45	DW	113	
46	BX	96	
46	DX	96	
47	BY	110	
47	DY	110	
48	BZ	206	
48	DZ	206	
49	B0	85	
49	D0	85	
50	B1	98	
50	D1	98	
51	B2	72	
51	D2	72	
52	B3	60	
52	D3	60	

Continued on next page...

Continued from previous page...

Mol	Chain	Length	Quality of chain
53	B4	71	
53	D4	71	
54	B5	60	
54	D5	60	
55	B6	54	
55	D6	54	
56	B7	49	
56	D7	49	
57	B8	65	
57	D8	65	
58	B9	37	
58	D9	37	

The following table lists non-polymeric compounds, carbohydrate monomers and non-standard residues in protein, DNA, RNA chains that are outliers for geometric or electron-density-fit criteria:

Mol	Type	Chain	Res	Chirality	Geometry	Clashes	Electron density
26	UAL	CZ	5	-	-	X	-
26	5OH	CZ	6	-	-	X	-
59	MG	BA	3298	-	-	-	X
59	MG	BA	3322	-	-	-	X
59	MG	DA	3203	-	-	-	X
59	MG	DA	3234	-	-	-	X
59	MG	DA	3236	-	-	-	X
59	MG	DA	3273	-	-	-	X

## 2 Entry composition

There are 60 unique types of molecules in this entry. The entry contains 294559 atoms, of which 0 are hydrogens and 0 are deuteriums.

In the tables below, the ZeroOcc column contains the number of atoms modelled with zero occupancy, the AltConf column contains the number of residues with at least one atom in alternate conformation and the Trace column contains the number of residues modelled with at most 2 atoms.

- Molecule 1 is a RNA chain called 16S ribosomal RNA.

Mol	Chain	Residues	Atoms					ZeroOcc	AltConf	Trace
1	AA	1495	Total	C	N	O	P	0	0	0
			32141	14306	5964	10377	1494			
1	CA	1495	Total	C	N	O	P	0	0	0
			32141	14306	5964	10377	1494			

- Molecule 2 is a protein called 30S ribosomal protein S2.

Mol	Chain	Residues	Atoms					ZeroOcc	AltConf	Trace
2	AB	235	Total	C	N	O	S	0	0	1
			1901	1213	342	341	5			
2	CB	235	Total	C	N	O	S	0	0	1
			1901	1213	342	341	5			

- Molecule 3 is a protein called 30S ribosomal protein S3.

Mol	Chain	Residues	Atoms					ZeroOcc	AltConf	Trace
3	AC	207	Total	C	N	O	S	0	0	1
			1613	1016	315	281	1			
3	CC	207	Total	C	N	O	S	0	0	1
			1613	1016	315	281	1			

- Molecule 4 is a protein called 30S ribosomal protein S4.

Mol	Chain	Residues	Atoms					ZeroOcc	AltConf	Trace
4	AD	208	Total	C	N	O	S	0	0	0
			1703	1066	339	291	7			
4	CD	208	Total	C	N	O	S	0	0	0
			1703	1066	339	291	7			

- Molecule 5 is a protein called 30S ribosomal protein S5.



Mol	Chain	Residues	Atoms					ZeroOcc	AltConf	Trace
5	AE	151	Total	C	N	O	S	0	0	1
			1147	724	218	201	4			
5	CE	151	Total	C	N	O	S	0	0	1
			1147	724	218	201	4			

- Molecule 6 is a protein called 30S ribosomal protein S6.

Mol	Chain	Residues	Atoms					ZeroOcc	AltConf	Trace
6	AF	101	Total	C	N	O	S	0	0	0
			843	531	155	154	3			
6	CF	101	Total	C	N	O	S	0	0	0
			843	531	155	154	3			

- Molecule 7 is a protein called 30S ribosomal protein S7.

Mol	Chain	Residues	Atoms					ZeroOcc	AltConf	Trace
7	AG	155	Total	C	N	O	S	0	0	0
			1257	781	252	218	6			
7	CG	155	Total	C	N	O	S	0	0	0
			1257	781	252	218	6			

- Molecule 8 is a protein called 30S ribosomal protein S8.

Mol	Chain	Residues	Atoms					ZeroOcc	AltConf	Trace
8	AH	138	Total	C	N	O	S	0	0	0
			1116	705	215	193	3			
8	CH	138	Total	C	N	O	S	0	0	0
			1116	705	215	193	3			

- Molecule 9 is a protein called 30S ribosomal protein S9.

Mol	Chain	Residues	Atoms					ZeroOcc	AltConf	Trace
9	AI	127	Total	C	N	O		0	0	0
			1005	636	195	174				
9	CI	127	Total	C	N	O		0	0	0
			1006	637	195	174				

- Molecule 10 is a protein called 30S ribosomal protein S10.

Mol	Chain	Residues	Atoms					ZeroOcc	AltConf	Trace
10	AJ	99	Total	C	N	O	S	0	0	1
			795	499	157	138	1			

*Continued on next page...*

*Continued from previous page...*

Mol	Chain	Residues	Atoms					ZeroOcc	AltConf	Trace
10	CJ	99	Total	C	N	O	S	0	0	1
			795	499	157	138	1			

- Molecule 11 is a protein called 30S ribosomal protein S11.

Mol	Chain	Residues	Atoms					ZeroOcc	AltConf	Trace
11	AK	119	Total	C	N	O	S	0	0	0
			885	549	168	165	3			
11	CK	119	Total	C	N	O	S	0	0	0
			885	549	168	165	3			

- Molecule 12 is a protein called 30S ribosomal protein S12.

Mol	Chain	Residues	Atoms					ZeroOcc	AltConf	Trace
12	AL	125	Total	C	N	O	S	0	0	1
			971	611	196	163	1			
12	CL	125	Total	C	N	O	S	0	0	1
			971	611	196	163	1			

- Molecule 13 is a protein called 30S ribosomal protein S13.

Mol	Chain	Residues	Atoms					ZeroOcc	AltConf	Trace
13	AM	120	Total	C	N	O	S	0	0	0
			947	585	195	165	2			
13	CM	119	Total	C	N	O	S	0	0	0
			910	564	180	164	2			

- Molecule 14 is a protein called 30S ribosomal protein S14.

Mol	Chain	Residues	Atoms					ZeroOcc	AltConf	Trace
14	AN	60	Total	C	N	O	S	0	0	0
			492	312	104	72	4			
14	CN	60	Total	C	N	O	S	0	0	0
			492	312	104	72	4			

- Molecule 15 is a protein called 30S ribosomal protein S15.

Mol	Chain	Residues	Atoms					ZeroOcc	AltConf	Trace
15	AO	88	Total	C	N	O	S	0	0	0
			734	459	147	126	2			
15	CO	88	Total	C	N	O	S	0	0	0
			734	459	147	126	2			

- Molecule 16 is a protein called 30S ribosomal protein S16.

Mol	Chain	Residues	Atoms					ZeroOcc	AltConf	Trace
16	AP	84	Total	C	N	O	S	0	0	1
			701	443	140	117	1			
16	CP	84	Total	C	N	O	S	0	0	1
			701	443	140	117	1			

- Molecule 17 is a protein called 30S ribosomal protein S17.

Mol	Chain	Residues	Atoms					ZeroOcc	AltConf	Trace
17	AQ	100	Total	C	N	O	S	0	0	1
			824	528	152	142	2			
17	CQ	100	Total	C	N	O	S	0	0	1
			824	528	152	142	2			

- Molecule 18 is a protein called 30S ribosomal protein S18.

Mol	Chain	Residues	Atoms				ZeroOcc	AltConf	Trace
18	AR	70	Total	C	N	O	0	0	0
			574	367	112	95			
18	CR	70	Total	C	N	O	0	0	0
			574	367	112	95			

- Molecule 19 is a protein called 30S ribosomal protein S19.

Mol	Chain	Residues	Atoms					ZeroOcc	AltConf	Trace
19	AS	79	Total	C	N	O	S	0	0	1
			630	403	115	110	2			
19	CS	79	Total	C	N	O	S	0	0	1
			630	403	115	110	2			

- Molecule 20 is a protein called 30S ribosomal protein S20.

Mol	Chain	Residues	Atoms					ZeroOcc	AltConf	Trace
20	AT	99	Total	C	N	O	S	0	0	0
			763	470	162	129	2			
20	CT	99	Total	C	N	O	S	0	0	0
			763	470	162	129	2			

- Molecule 21 is a protein called 30S ribosomal protein Thx.

Mol	Chain	Residues	Atoms				ZeroOcc	AltConf	Trace
21	AU	25	Total	C	N	O	0	0	1
			209	128	51	30			
21	CU	25	Total	C	N	O	0	0	1
			209	128	51	30			

- Molecule 22 is a RNA chain called RNA (5'-R(\*AP\*AP\*AP\*AP\*AP\*GP\*GP\*AP\*AP\*AP\*UP\*A\*AP\*AP\*AP\*AP\*UP\*GP\*CP\*AP\*GP\*UP\*UP\*CP\*AP\*AP\*UP\*CP\*UP\*A)-3').

Mol	Chain	Residues	Atoms					ZeroOcc	AltConf	Trace
22	AV	10	Total	C	N	O	P	0	0	0
			213	97	42	65	9			
22	CV	10	Total	C	N	O	P	0	0	0
			213	97	42	65	9			

- Molecule 23 is a RNA chain called tRNA-Gln.

Mol	Chain	Residues	Atoms					ZeroOcc	AltConf	Trace
23	AW	75	Total	C	N	O	P	0	0	0
			1593	711	281	526	75			
23	CW	75	Total	C	N	O	P	0	0	0
			1593	711	281	526	75			

- Molecule 24 is a RNA chain called tRNA-Met.

Mol	Chain	Residues	Atoms					ZeroOcc	AltConf	Trace
24	AX	77	Total	C	N	O	P	0	0	0
			1640	732	297	535	76			
24	CX	77	Total	C	N	O	P	0	0	0
			1640	732	297	535	76			

- Molecule 25 is a RNA chain called tRNA-Gln.

Mol	Chain	Residues	Atoms					ZeroOcc	AltConf	Trace
25	AY	75	Total	C	N	O	P	0	0	0
			1591	711	280	526	74			
25	CY	75	Total	C	N	O	P	0	0	0
			1591	711	280	526	74			

There are 4 discrepancies between the modelled and reference sequences:

Chain	Residue	Modelled	Actual	Comment	Reference
AY	33	G	C	conflict	GB CP001637.1
AY	44	U	A	conflict	GB CP001637.1

*Continued on next page...*

*Continued from previous page...*

Chain	Residue	Modelled	Actual	Comment	Reference
CY	33	G	C	conflict	GB CP001637.1
CY	44	U	A	conflict	GB CP001637.1

- Molecule 26 is a protein called Viomycin.

Mol	Chain	Residues	Atoms				ZeroOcc	AltConf	Trace
26	AZ	6	Total	C	N	O	0	0	0
			48	25	13	10			
26	CZ	6	Total	C	N	O	0	0	0
			48	25	13	10			

- Molecule 27 is a RNA chain called 23S ribosomal RNA.

Mol	Chain	Residues	Atoms					ZeroOcc	AltConf	Trace
27	BA	2800	Total	C	N	O	P	0	0	0
			60311	26841	11284	19387	2799			
27	DA	2800	Total	C	N	O	P	0	0	0
			60313	26842	11286	19386	2799			

- Molecule 28 is a RNA chain called 5S ribosomal RNA.

Mol	Chain	Residues	Atoms					ZeroOcc	AltConf	Trace
28	BB	118	Total	C	N	O	P	0	0	0
			2528	1126	466	819	117			
28	DB	118	Total	C	N	O	P	0	0	0
			2528	1126	466	819	117			

- Molecule 29 is a protein called 50S ribosomal protein L1.

Mol	Chain	Residues	Atoms				ZeroOcc	AltConf	Trace
29	BC	191	Total	C	N	O	0	0	1
			1142	691	221	230			
29	DC	191	Total	C	N	O	0	0	1
			1142	691	221	230			

- Molecule 30 is a protein called 50S ribosomal protein L2.

Mol	Chain	Residues	Atoms					ZeroOcc	AltConf	Trace
30	BD	272	Total	C	N	O	S	0	0	1
			2105	1329	417	356	3			
30	DD	272	Total	C	N	O	S	0	0	1
			2105	1329	417	356	3			

- Molecule 31 is a protein called 50S ribosomal protein L3.

Mol	Chain	Residues	Atoms					ZeroOcc	AltConf	Trace
31	BE	205	Total	C	N	O	S	0	0	1
			1564	988	300	270	6			
31	DE	205	Total	C	N	O	S	0	0	1
			1564	988	300	270	6			

- Molecule 32 is a protein called 50S ribosomal protein L4.

Mol	Chain	Residues	Atoms					ZeroOcc	AltConf	Trace
32	BF	208	Total	C	N	O	S	0	0	1
			1624	1035	304	282	3			
32	DF	208	Total	C	N	O	S	0	0	1
			1624	1035	304	282	3			

- Molecule 33 is a protein called 50S ribosomal protein L5.

Mol	Chain	Residues	Atoms					ZeroOcc	AltConf	Trace
33	BG	181	Total	C	N	O	S	0	0	0
			1474	942	268	260	4			
33	DG	181	Total	C	N	O	S	0	0	0
			1474	942	268	260	4			

- Molecule 34 is a protein called 50S ribosomal protein L6.

Mol	Chain	Residues	Atoms					ZeroOcc	AltConf	Trace
34	BH	164	Total	C	N	O	S	0	0	1
			1252	794	233	224	1			
34	DH	160	Total	C	N	O	S	0	0	1
			1223	773	229	220	1			

- Molecule 35 is a protein called 50S ribosomal protein L9.

Mol	Chain	Residues	Atoms					ZeroOcc	AltConf	Trace
35	BI	146	Total	C	N	O	S	0	0	1
			1042	668	175	198	1			
35	DI	146	Total	C	N	O	S	0	0	1
			1046	670	175	200	1			

- Molecule 36 is a protein called 50S ribosomal protein L13.

Mol	Chain	Residues	Atoms					ZeroOcc	AltConf	Trace
36	BN	139	Total	C	N	O	S	0	0	1
			1105	712	207	182	4			
36	DN	139	Total	C	N	O	S	0	0	1
			1105	712	207	182	4			

- Molecule 37 is a protein called 50S ribosomal protein L14.

Mol	Chain	Residues	Atoms					ZeroOcc	AltConf	Trace
37	BO	122	Total	C	N	O	S	0	0	0
			933	588	171	170	4			
37	DO	122	Total	C	N	O	S	0	0	0
			933	588	171	170	4			

- Molecule 38 is a protein called 50S ribosomal protein L15.

Mol	Chain	Residues	Atoms					ZeroOcc	AltConf	Trace
38	BP	146	Total	C	N	O	S	0	0	0
			1114	692	227	193	2			
38	DP	146	Total	C	N	O	S	0	0	0
			1114	692	227	193	2			

- Molecule 39 is a protein called 50S ribosomal protein L16.

Mol	Chain	Residues	Atoms					ZeroOcc	AltConf	Trace
39	BQ	141	Total	C	N	O	S	0	0	0
			1122	715	212	188	7			
39	DQ	139	Total	C	N	O	S	0	0	0
			1107	707	209	184	7			

- Molecule 40 is a protein called 50S ribosomal protein L17.

Mol	Chain	Residues	Atoms				ZeroOcc	AltConf	Trace
40	BR	117	Total	C	N	O	0	0	0
			960	599	202	159			
40	DR	117	Total	C	N	O	0	0	0
			960	599	202	159			

- Molecule 41 is a protein called 50S ribosomal protein L18.

Mol	Chain	Residues	Atoms				ZeroOcc	AltConf	Trace
41	BS	99	Total	C	N	O	0	0	1
			771	486	155	130			

*Continued on next page...*

*Continued from previous page...*

Mol	Chain	Residues	Atoms				ZeroOcc	AltConf	Trace
41	DS	101	Total	C	N	O	0	0	1
			777	489	156	132			

- Molecule 42 is a protein called 50S ribosomal protein L19.

Mol	Chain	Residues	Atoms					ZeroOcc	AltConf	Trace
42	BT	138	Total	C	N	O	S	0	0	1
			1142	710	235	196	1			
42	DT	138	Total	C	N	O	S	0	0	1
			1142	710	235	196	1			

- Molecule 43 is a protein called 50S ribosomal protein L20.

Mol	Chain	Residues	Atoms					ZeroOcc	AltConf	Trace
43	BU	117	Total	C	N	O	S	0	0	0
			958	604	202	151	1			
43	DU	117	Total	C	N	O	S	0	0	0
			958	604	202	151	1			

- Molecule 44 is a protein called 50S ribosomal protein L21.

Mol	Chain	Residues	Atoms					ZeroOcc	AltConf	Trace
44	BV	101	Total	C	N	O	S	0	0	0
			779	501	142	135	1			
44	DV	101	Total	C	N	O	S	0	0	0
			779	501	142	135	1			

- Molecule 45 is a protein called 50S ribosomal protein L22.

Mol	Chain	Residues	Atoms					ZeroOcc	AltConf	Trace
45	BW	113	Total	C	N	O	S	0	0	0
			896	563	176	155	2			
45	DW	113	Total	C	N	O	S	0	0	0
			896	563	176	155	2			

- Molecule 46 is a protein called 50S ribosomal protein L23.

Mol	Chain	Residues	Atoms				ZeroOcc	AltConf	Trace
46	BX	93	Total	C	N	O	0	0	1
			726	471	132	123			
46	DX	93	Total	C	N	O	0	0	1
			726	471	132	123			



- Molecule 47 is a protein called 50S ribosomal protein L24.

Mol	Chain	Residues	Atoms					ZeroOcc	AltConf	Trace
47	BY	101	Total	C	N	O	S	0	0	1
			776	500	149	123	4			
47	DY	101	Total	C	N	O	S	0	0	1
			776	500	149	123	4			

- Molecule 48 is a protein called 50S ribosomal protein L25.

Mol	Chain	Residues	Atoms					ZeroOcc	AltConf	Trace
48	BZ	177	Total	C	N	O	S	0	0	1
			1404	897	253	252	2			
48	DZ	177	Total	C	N	O	S	0	0	1
			1404	897	253	252	2			

- Molecule 49 is a protein called 50S ribosomal protein L27.

Mol	Chain	Residues	Atoms					ZeroOcc	AltConf	Trace
49	B0	84	Total	C	N	O	S	0	0	0
			662	410	140	111	1			
49	D0	84	Total	C	N	O	S	0	0	0
			662	410	140	111	1			

- Molecule 50 is a protein called 50S ribosomal protein L28.

Mol	Chain	Residues	Atoms					ZeroOcc	AltConf	Trace
50	B1	94	Total	C	N	O	S	0	0	1
			715	448	141	125	1			
50	D1	94	Total	C	N	O	S	0	0	1
			732	460	146	125	1			

- Molecule 51 is a protein called 50S ribosomal protein L29.

Mol	Chain	Residues	Atoms					ZeroOcc	AltConf	Trace
51	B2	71	Total	C	N	O	S	0	0	0
			598	370	121	106	1			
51	D2	71	Total	C	N	O	S	0	0	0
			598	370	121	106	1			

- Molecule 52 is a protein called 50S ribosomal protein L30.

Mol	Chain	Residues	Atoms					ZeroOcc	AltConf	Trace
52	B3	60	Total	C	N	O	S	0	0	1
			468	298	91	78	1			
52	D3	60	Total	C	N	O	S	0	0	1
			468	298	91	78	1			

- Molecule 53 is a protein called 50S ribosomal protein L31.

Mol	Chain	Residues	Atoms					ZeroOcc	AltConf	Trace
53	B4	31	Total	C	N	O	S	0	0	1
			226	142	37	43	4			
53	D4	31	Total	C	N	O	S	0	0	1
			226	142	37	43	4			

- Molecule 54 is a protein called 50S ribosomal protein L32.

Mol	Chain	Residues	Atoms					ZeroOcc	AltConf	Trace
54	B5	59	Total	C	N	O	S	0	0	0
			459	288	90	76	5			
54	D5	59	Total	C	N	O	S	0	0	0
			459	288	90	76	5			

- Molecule 55 is a protein called 50S ribosomal protein L33.

Mol	Chain	Residues	Atoms					ZeroOcc	AltConf	Trace
55	B6	51	Total	C	N	O	S	0	0	1
			411	253	84	70	4			
55	D6	46	Total	C	N	O	S	0	0	1
			390	241	80	65	4			

- Molecule 56 is a protein called 50S ribosomal protein L34.

Mol	Chain	Residues	Atoms					ZeroOcc	AltConf	Trace
56	B7	49	Total	C	N	O	S	0	0	1
			419	257	105	55	2			
56	D7	49	Total	C	N	O	S	0	0	1
			419	257	105	55	2			

- Molecule 57 is a protein called 50S ribosomal protein L35.

Mol	Chain	Residues	Atoms					ZeroOcc	AltConf	Trace
57	B8	64	Total	C	N	O	S	0	0	1
			508	326	102	78	2			

*Continued on next page...*

*Continued from previous page...*

Mol	Chain	Residues	Atoms					ZeroOcc	AltConf	Trace
57	D8	64	Total	C	N	O	S	0	0	1
			508	326	102	78	2			

- Molecule 58 is a protein called 50S ribosomal protein L36.

Mol	Chain	Residues	Atoms					ZeroOcc	AltConf	Trace
58	B9	36	Total	C	N	O	S	0	0	0
			299	183	67	46	3			
58	D9	36	Total	C	N	O	S	0	0	0
			299	183	67	46	3			

- Molecule 59 is MAGNESIUM ION (three-letter code: MG) (formula: Mg).

Mol	Chain	Residues	Atoms		ZeroOcc	AltConf
59	AA	133	Total	Mg	0	0
			133	133		
59	AC	1	Total	Mg	0	0
			1	1		
59	AD	1	Total	Mg	0	0
			1	1		
59	AE	1	Total	Mg	0	0
			1	1		
59	AF	1	Total	Mg	0	0
			1	1		
59	AH	1	Total	Mg	0	0
			1	1		
59	AK	2	Total	Mg	0	0
			2	2		
59	AL	1	Total	Mg	0	0
			1	1		
59	AO	1	Total	Mg	0	0
			1	1		
59	AT	2	Total	Mg	0	0
			2	2		
59	AW	7	Total	Mg	0	0
			7	7		
59	AX	7	Total	Mg	0	0
			7	7		
59	AY	2	Total	Mg	0	0
			2	2		
59	BA	400	Total	Mg	0	0
			400	400		

*Continued on next page...*

*Continued from previous page...*

Mol	Chain	Residues	Atoms		ZeroOcc	AltConf
59	BB	1	Total 1	Mg 1	0	0
59	BD	1	Total 1	Mg 1	0	0
59	BE	1	Total 1	Mg 1	0	0
59	BF	2	Total 2	Mg 2	0	0
59	BH	1	Total 1	Mg 1	0	0
59	BN	1	Total 1	Mg 1	0	0
59	BP	1	Total 1	Mg 1	0	0
59	BQ	1	Total 1	Mg 1	0	0
59	BR	1	Total 1	Mg 1	0	0
59	BU	1	Total 1	Mg 1	0	0
59	BX	1	Total 1	Mg 1	0	0
59	BY	1	Total 1	Mg 1	0	0
59	BZ	1	Total 1	Mg 1	0	0
59	B0	2	Total 2	Mg 2	0	0
59	B5	1	Total 1	Mg 1	0	0
59	CA	92	Total 92	Mg 92	0	0
59	CE	2	Total 2	Mg 2	0	0
59	CQ	1	Total 1	Mg 1	0	0
59	CV	2	Total 2	Mg 2	0	0
59	CX	3	Total 3	Mg 3	0	0
59	DA	275	Total 275	Mg 275	0	0

*Continued on next page...*

*Continued from previous page...*

Mol	Chain	Residues	Atoms		ZeroOcc	AltConf
59	DB	1	Total 1	Mg 1	0	0
59	DD	3	Total 3	Mg 3	0	0
59	DE	3	Total 3	Mg 3	0	0
59	DF	1	Total 1	Mg 1	0	0
59	DR	1	Total 1	Mg 1	0	0
59	DZ	1	Total 1	Mg 1	0	0
59	D5	2	Total 2	Mg 2	0	0
59	D6	1	Total 1	Mg 1	0	0

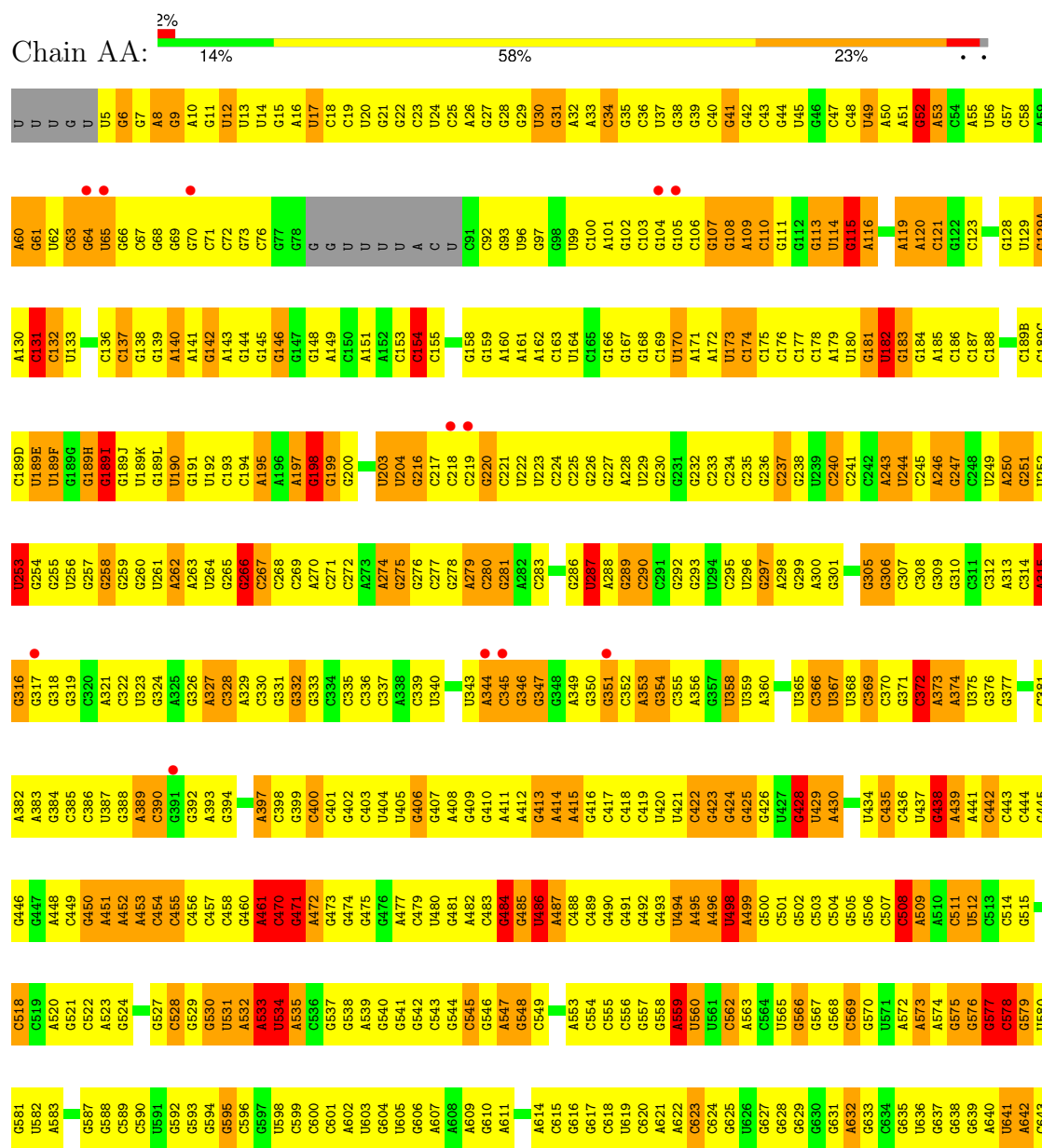
- Molecule 60 is ZINC ION (three-letter code: ZN) (formula: Zn).

Mol	Chain	Residues	Atoms		ZeroOcc	AltConf
60	AD	1	Total 1	Zn 1	0	0
60	B4	1	Total 1	Zn 1	0	0
60	B5	1	Total 1	Zn 1	0	0
60	B9	1	Total 1	Zn 1	0	0
60	CD	1	Total 1	Zn 1	0	0
60	D4	1	Total 1	Zn 1	0	0
60	D5	1	Total 1	Zn 1	0	0
60	D9	1	Total 1	Zn 1	0	0

### 3 Residue-property plots

These plots are drawn for all protein, RNA, DNA and oligosaccharide chains in the entry. The first graphic for a chain summarises the proportions of the various outlier classes displayed in the second graphic. The second graphic shows the sequence view annotated by issues in geometry and electron density. Residues are color-coded according to the number of geometric quality criteria for which they contain at least one outlier: green = 0, yellow = 1, orange = 2 and red = 3 or more. A red dot above a residue indicates a poor fit to the electron density ( $RSRZ > 2$ ). Stretches of 2 or more consecutive residues without any outlier are shown as a green connector. Residues present in the sample, but not in the model, are shown in grey.

#### • Molecule 1: 16S ribosomal RNA

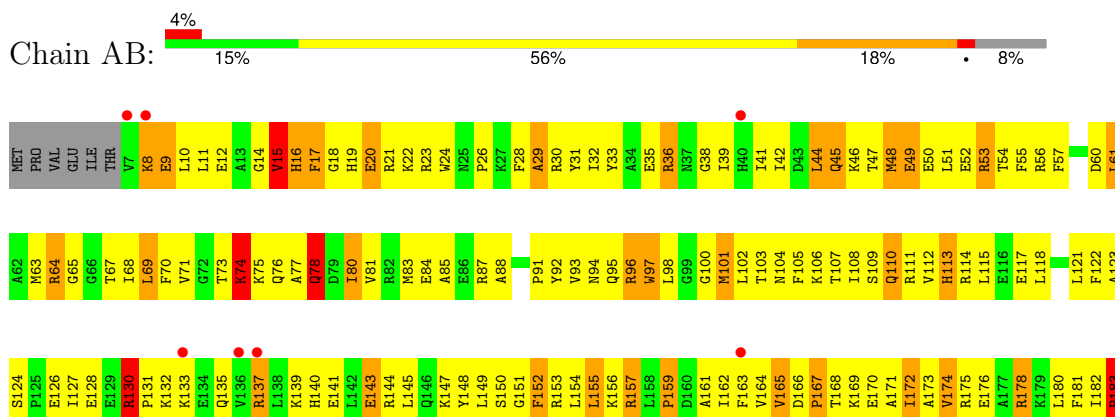


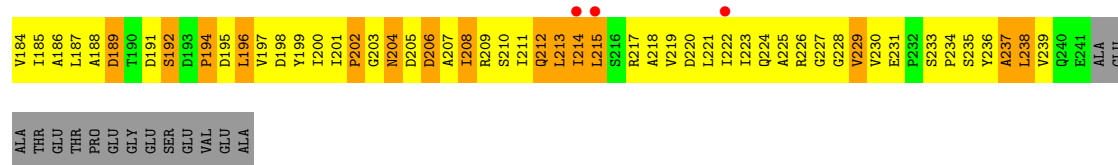
A1519	A1447	G1385	C1326	G1265	C1140	U1078	G1022	C962	G829	A766	A706	G644
G1520	C1452	G1386	C1327	G1266	C1141	G1079	G1023	G963	G830	A767	C707	C645
G1521	G1456	G1329	A1328	C1267	G1142	A1080	G1024	A964	G831	A768	G708	U646
U1522	G1457	G1329	G1329	G1268	G1143	G1081	U1025	A965	U833	G769	G709	C647
G1523	G1458	U1330	G1330	C1269	C1145	U1083	G1026	G966	U834	C770	G710	A648
G1524	C1459	G1331	G1331	C1270	C1146	U1084	G1027	C967	U835	G771	G711	G711
G1525	A1460	A1332	A1332	G1271	U1147	G1085	C1028	A968	U836	G773	A712	U852
G1526	G1461	A1333	A1333	G1272	C1147	U1086	C1029	A969	U837	G774	G713	A653
C1527	G1462	G1334	G1334	G1273	U1148	U1087	G1030	C970	U838	G775	G714	G654
U1528	A1396	C1335	C1335	G1274	C1149	G1087	G1030A	G971	U839	G776	A715	A655
G1529	C1397	C1336	G1336	A1275	U1150	G1088	C1030B	G972	U840	A777	G716	C656
G1530	C1465	G1337	G1337	G1276	A1151	G1089	C1030C	G973	U841	G778	G717	G657
A1531	C1466	C1338	C1338	C1277	A1152	U1090	A1030D	A974	C848	C779	G718	G658
	G1467	A1339	A1339	U1278	C1153	U1091	G1030E	A975	C849	A780	C719	U659
	A1468	G1401	U1340	A1279	G1154	A1092	G1031	A976	U850	A781	G720	G660
		C1402	U1341	A1280	G1155	A1093	G1032	A977	U851	A782	G721	G661
	U1471	C1403	G1342	U1281	G1156	G1094	G1033	A978	G852	C783	A722	G662
	A1473	G1405	G1344		A1157	U1095	A1035	C979	U853	C784	U723	A663
		U1406	U1345		C1158	C1096	G1036	C980	G854	G785	G724	G664
		C1407	U1346		U1159	C1097	C1037	U981	G855	G786	G725	A665
	G1476	A1286	A1286		G1160	C1038	C1038	U982	U856	A787	G726	G666
	C1477	A1287	A1287		C1161	U1039	U1040	A983	C857	U788	G727	G667
	G1478	U1348	C1226		C1162	U1040	U1040	C984	U858	U789	A728	G668
	C1479	A1349	A1227		C1163	A1041	C985	A986	A790	G790	A729	U669
		G1290	C1228		G1164	G1042	G1042	A986	A860	G791	G730	G670
	G1482	C1291	A1229		C1165	G1104	C1043	G987	C861	A792	G731	G671
	A1483	U1292	C1230		G1166	A1105	A1044	G988	U862	U793	G732	U672
	C1484	G1293	G1231		A1168	G1106	C1045	G926	U863	A794	G733	G673
	U1485	U1294	U1232		A1169	C1107	A1046	G928	U864	C795	G734	G674
	G1486	G1295	G1233		A1170	G1108	G1047	G929	C796	G796	A675	A675
	G1487	C1296	C1234		G1171	C1109	U1048	G930	C797	C797	C736	A676
	G1488	U1297	U1235		C1172	U1049	G1049	C931	G798	A798	A677	U677
		C1298	A1236		G1173	G1050	C932	U869	G799	C799	C738	U678
		A1299	C1237		G1174	C1051	U1052	U870	U800	G800	C739	C679
		G1300	A1238			C1113	G1053	U871	A802	U801	U740	C680
		U1301	A1239		G1175	C1115	C1054	A873	G803	C803	G741	C681
		C1302	U1240		A1179	G1116	A1055	G874	G804	G804	G742	G682
		C1303	G1241		A1180	G1117	U1056	C875	U804	U804	U743	G683
		G1304	C1242		G1181	C1118	U1057	G876	C805	C805	C744	A684
		U1305	C1243		G1182	C1119	G1057	C877	C806	C806	C745	G685
		A1306	C1244		A1183	G1120	G1058	C878	A807	A807	A746	U686
		G1307	A1245		G1184	U1121	C1059	C879	C808	C808	C747	A687
		U1308	C1246		G1185	U1122	G1060	C880	C748	C748	G748	G688
		G1309	U1247		G1186	A1123	G1061	C881	C812	C812	C749	C689
		C1310	A1248		G1187	G1124	U1062	C882	U813	U813	G750	G690
		G1311	C1249		A1188	U1125	C1063	C883	A814	A814	U751	G691
		U1312	G1253		C1189	U1126	G1064	U884	A815	A815	G752	U692
		C1313	G1254		G1190	G1127	U1065	C885	A816	A816	A753	G693
		U1314	G1255		A1191	C1128	C1066	G886	C817	C817	C754	A694
		G1315	C1256		C1192	U1129	A1067	G887	G818	G818	G755	A695
		C1316	G1257		G1193	C1130	G1068	G888	A819	A819	C756	A696
		U1317	A1258		U1196	G1131	C1069	A889	U820	U820	U757	U697
		A1318	G1259		C1197	C1132	U1070	G890	G821	G821	G758	G698
		G1319	G1258		G1197	C1133	C1071	U891	C822	C822	A759	C699
		C1320	C1259		U1198	G1134	G1072	A892	G823	G823	G760	G700
		G1321	C1260		U1199	U1135	U1073	U893	C824	C824	C761	C701
		A1261	G1261		C1200	U1136	G1074	G894	G825	G825	C762	A702
		C1262	A1201		A1202	C1137	C1075	A895	C826	C826	G763	G703
		G1323	C1263		G1203	U1138	C1076	U1020	C827	C827	C764	A704
		A1324	C1264			G1139	G1077	G1021	A828	A828	G765	U705

[illegible]

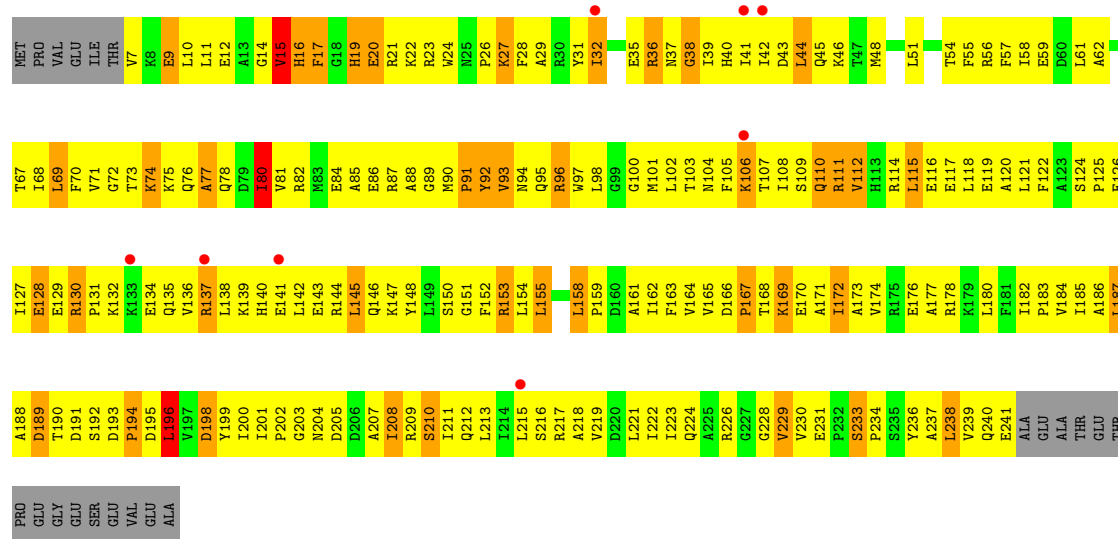


- Molecule 2: 30S ribosomal protein S2

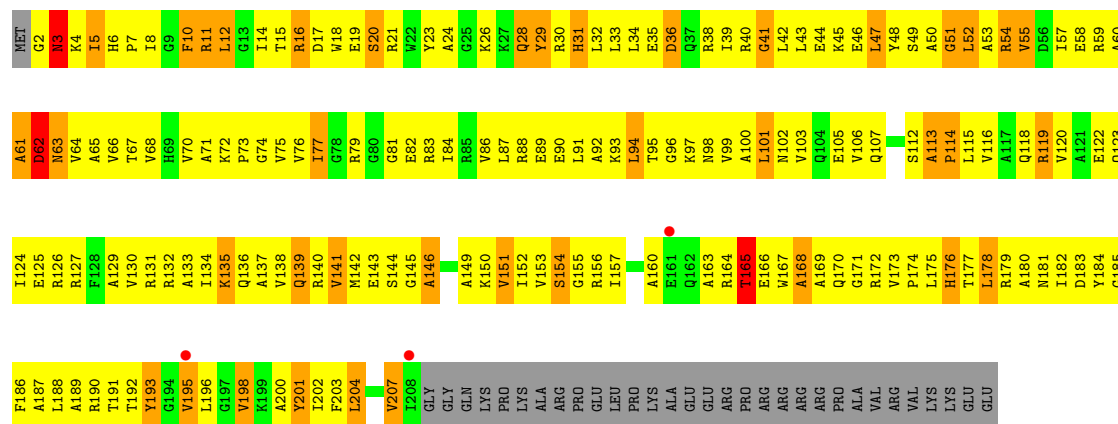
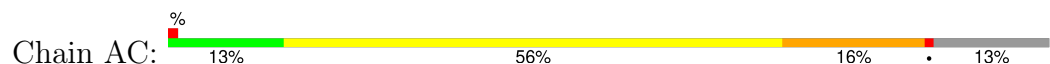




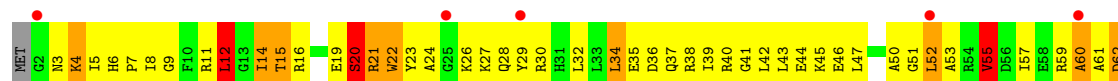
• Molecule 2: 30S ribosomal protein S2

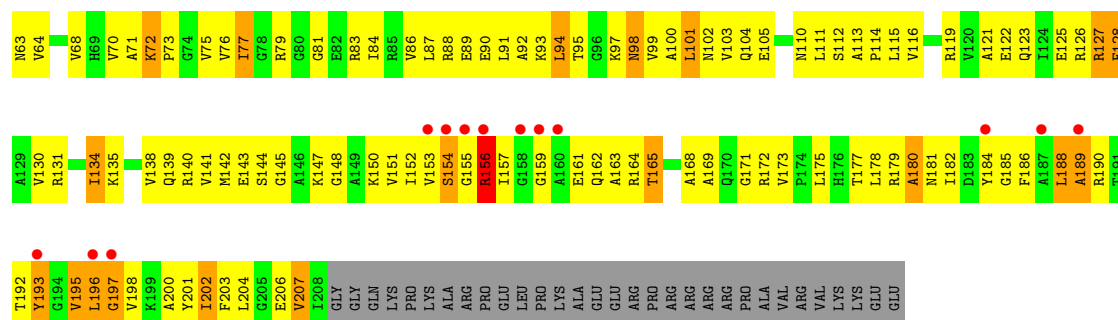


• Molecule 3: 30S ribosomal protein S3

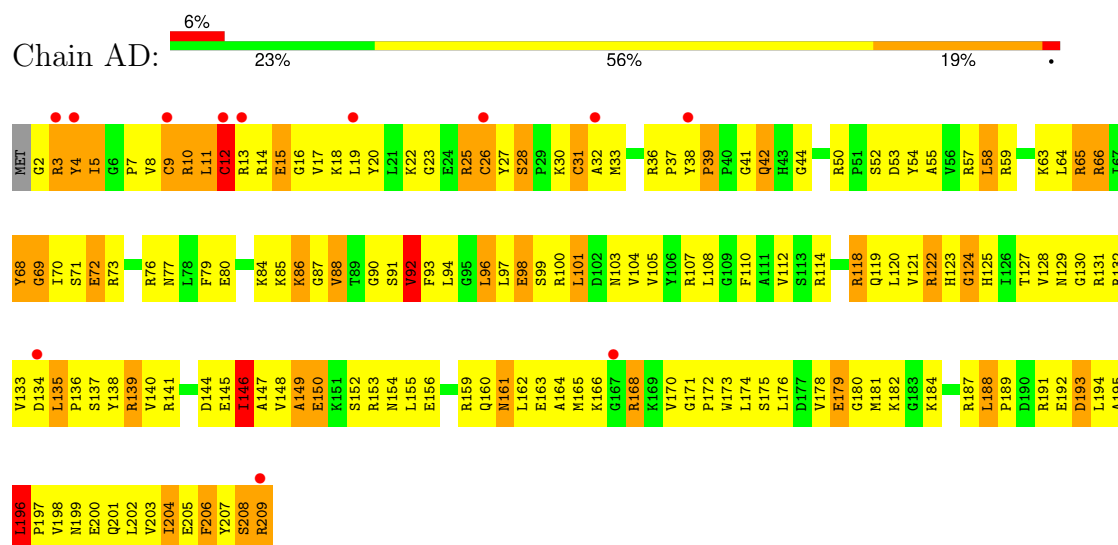


• Molecule 3: 30S ribosomal protein S3

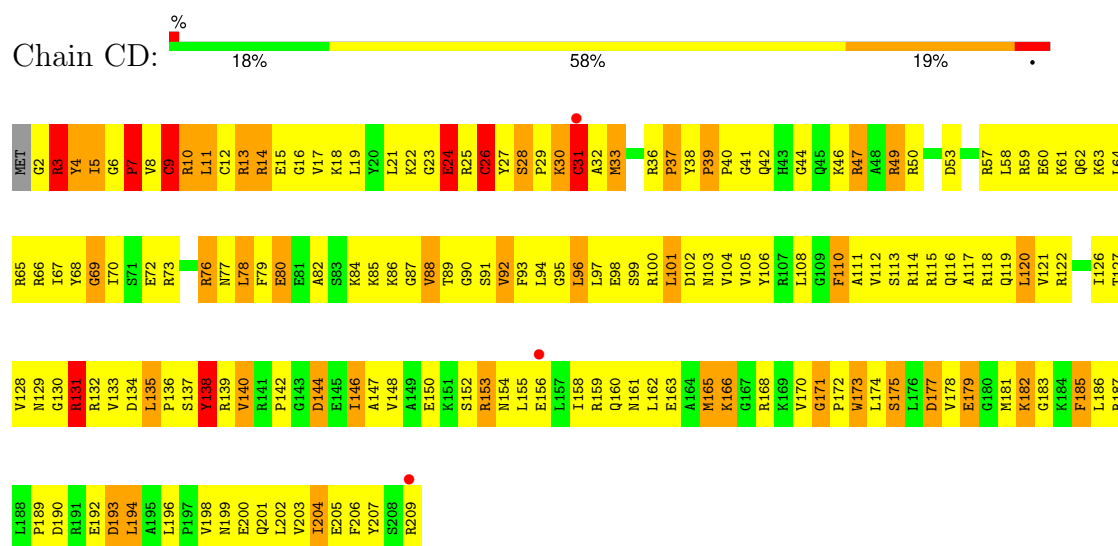




• Molecule 4: 30S ribosomal protein S4

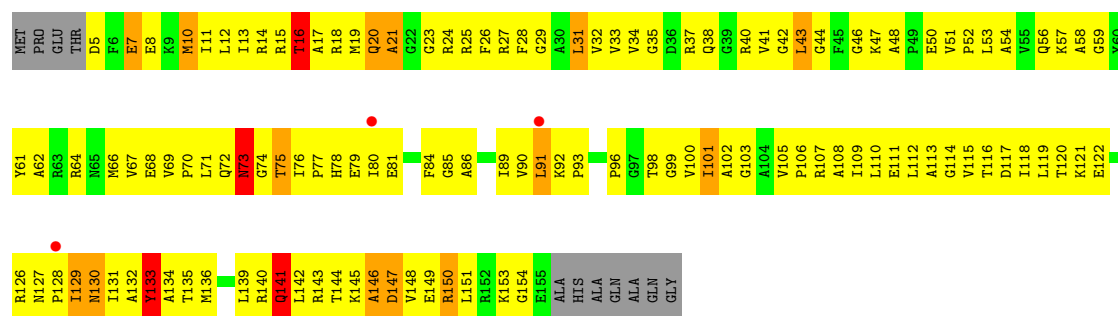


• Molecule 4: 30S ribosomal protein S4




• Molecule 5: 30S ribosomal protein S5





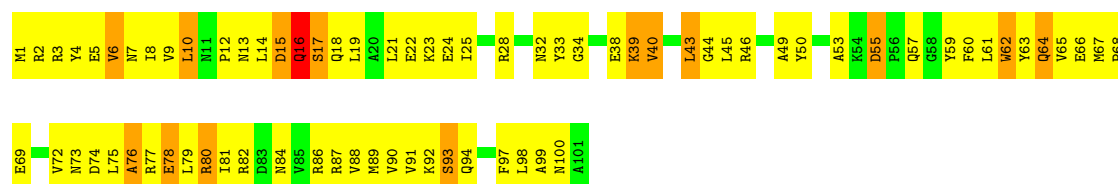
• Molecule 5: 30S ribosomal protein S5

Chain CE: 16% 58% 19% 7%



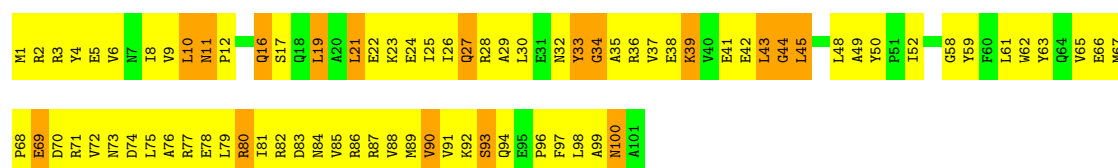
• Molecule 6: 30S ribosomal protein S6

Chain AF: 26% 59% 14%



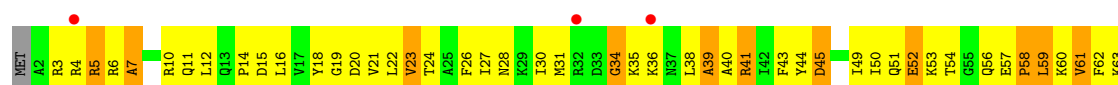
• Molecule 6: 30S ribosomal protein S6

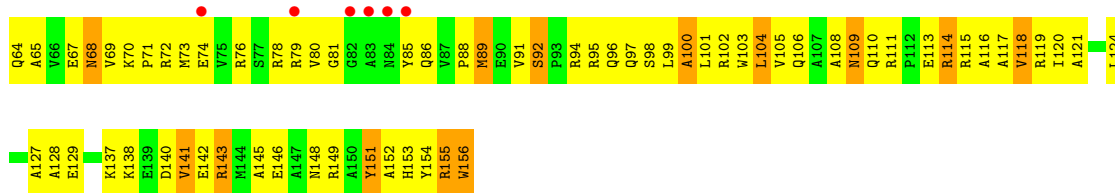
Chain CF: 20% 63% 17%



• Molecule 7: 30S ribosomal protein S7

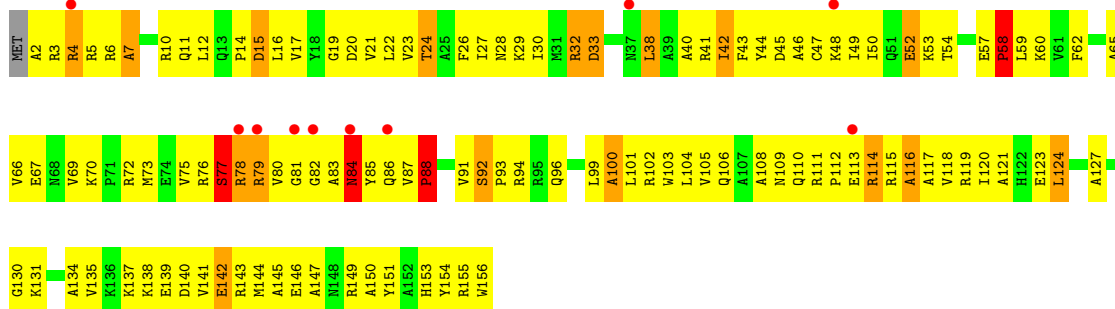
Chain AG: 6% 26% 58% 15%





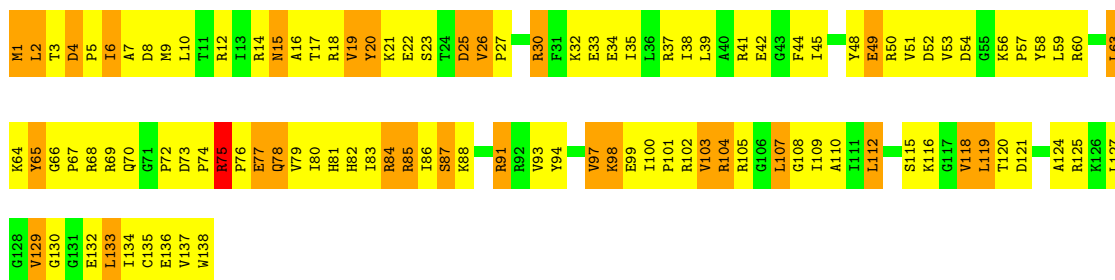
• Molecule 7: 30S ribosomal protein S7

Chain CG: 6% 23% 63% 11% ..



• Molecule 8: 30S ribosomal protein S8

Chain AH: 22% 57% 21% .



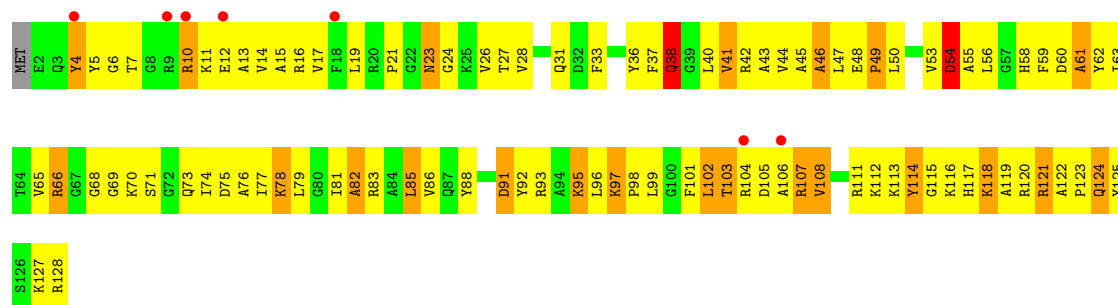
• Molecule 8: 30S ribosomal protein S8

Chain CH: 2% 20% 63% 15% .

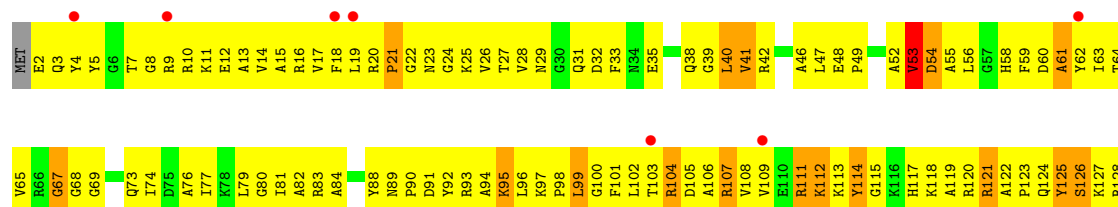


• Molecule 9: 30S ribosomal protein S9

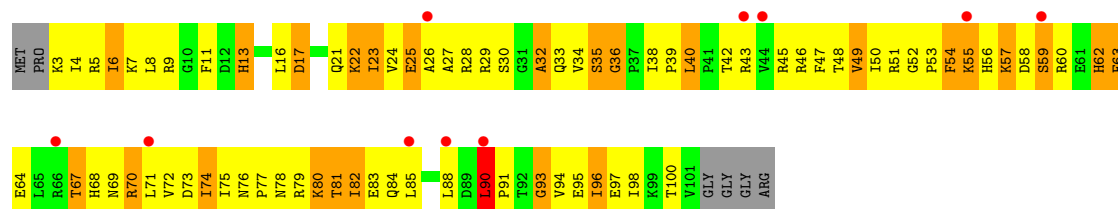
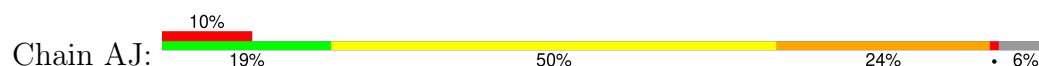
Chain AI: 5% 23% 57% 17% ..



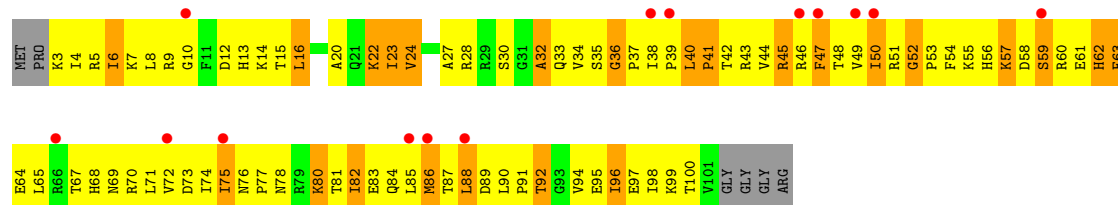
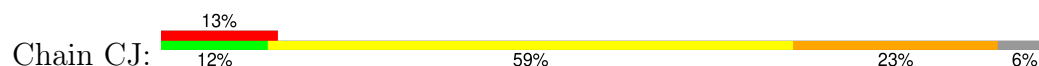
• Molecule 9: 30S ribosomal protein S9



• Molecule 10: 30S ribosomal protein S10

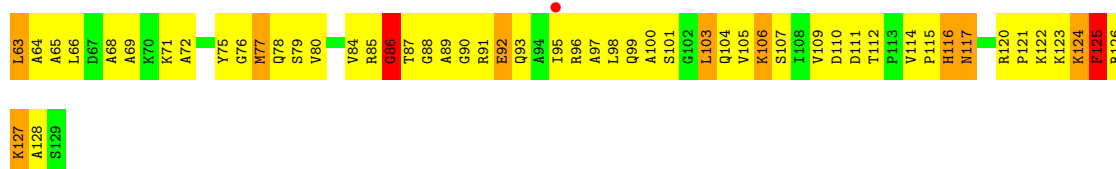


• Molecule 10: 30S ribosomal protein S10

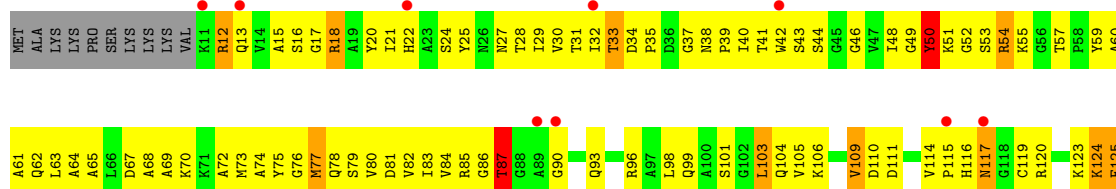


• Molecule 11: 30S ribosomal protein S11

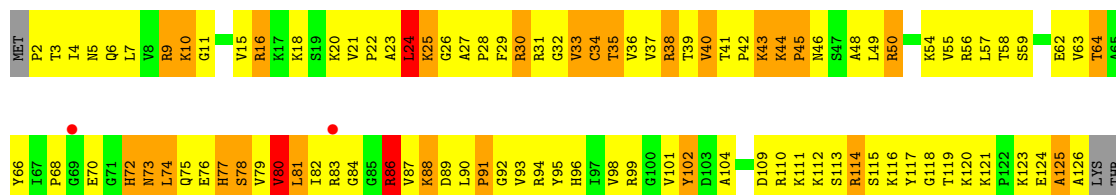




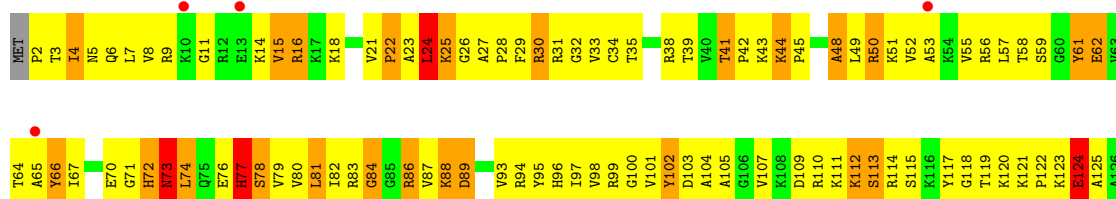
• Molecule 11: 30S ribosomal protein S11



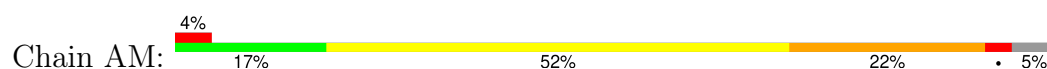
• Molecule 12: 30S ribosomal protein S12

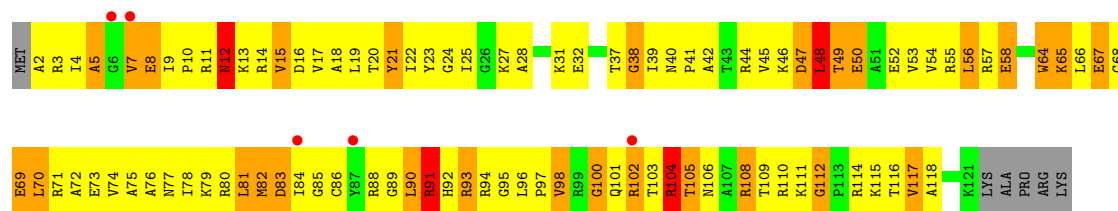


• Molecule 12: 30S ribosomal protein S12

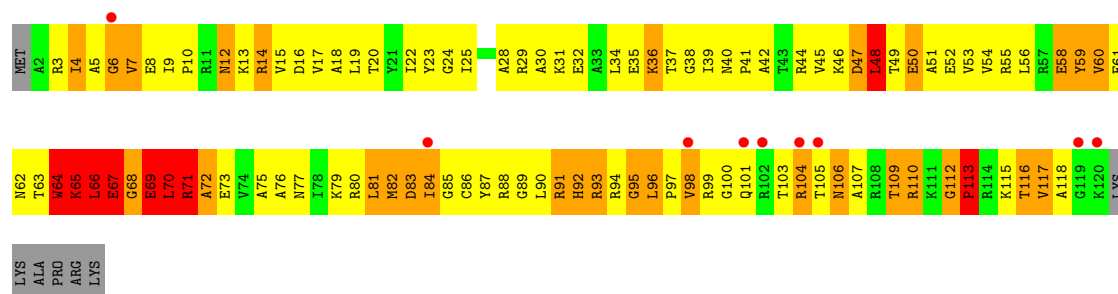
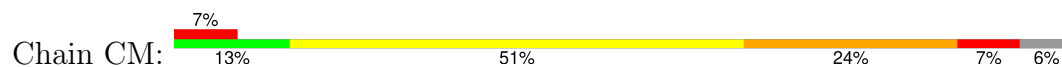


• Molecule 13: 30S ribosomal protein S13

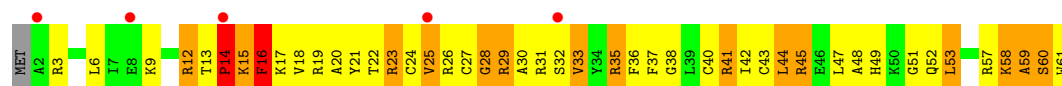




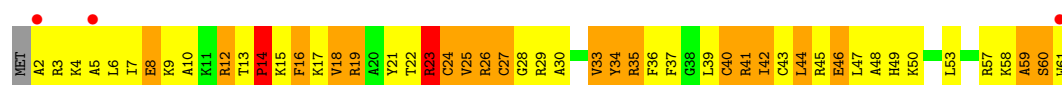
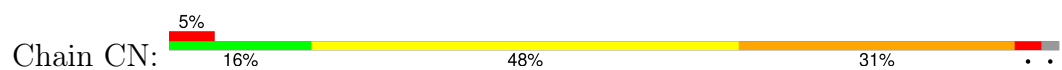
• Molecule 13: 30S ribosomal protein S13



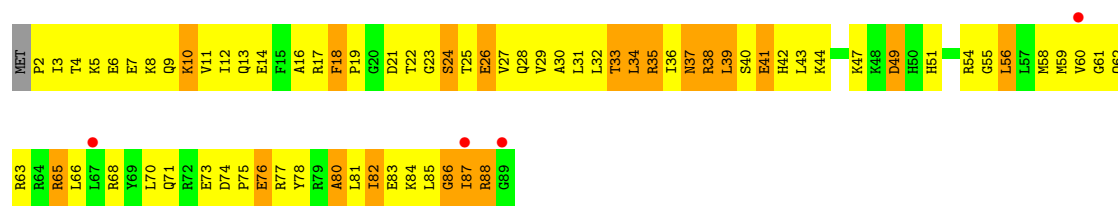
• Molecule 14: 30S ribosomal protein S14



• Molecule 14: 30S ribosomal protein S14



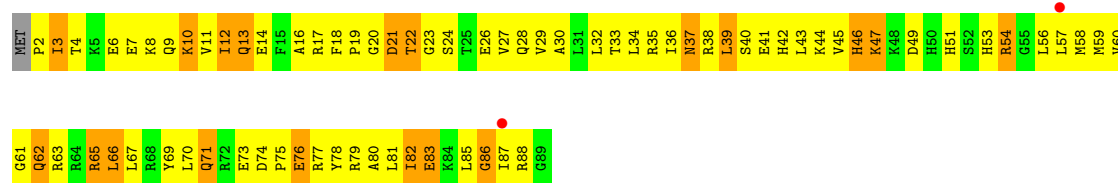
• Molecule 15: 30S ribosomal protein S15



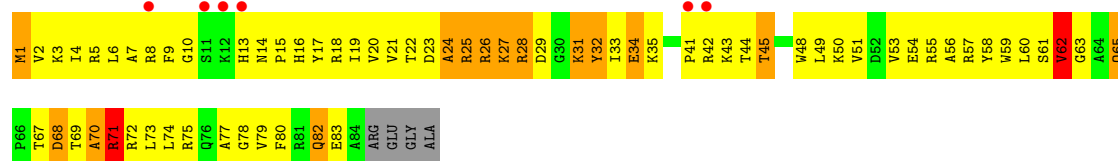
• Molecule 15: 30S ribosomal protein S15



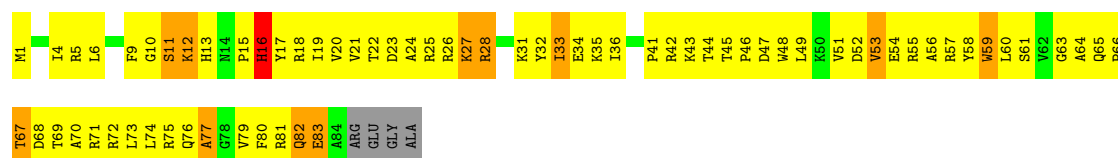




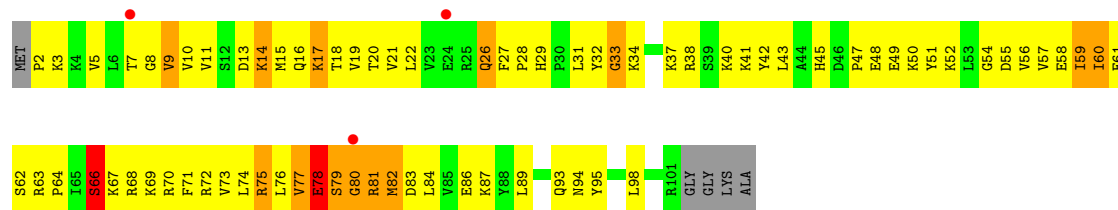
• Molecule 16: 30S ribosomal protein S16



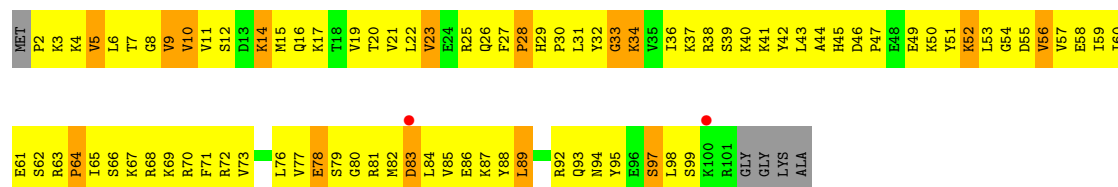
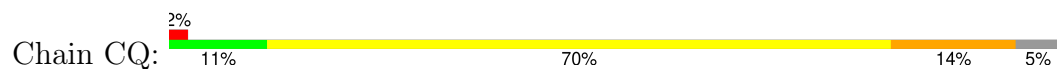
• Molecule 16: 30S ribosomal protein S16



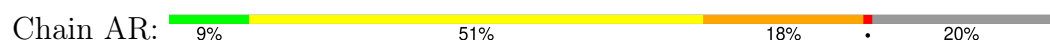
• Molecule 17: 30S ribosomal protein S17

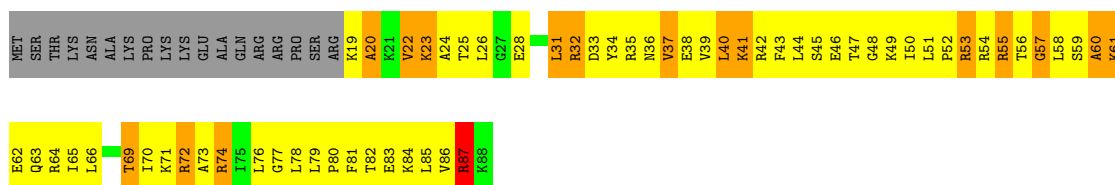


• Molecule 17: 30S ribosomal protein S17

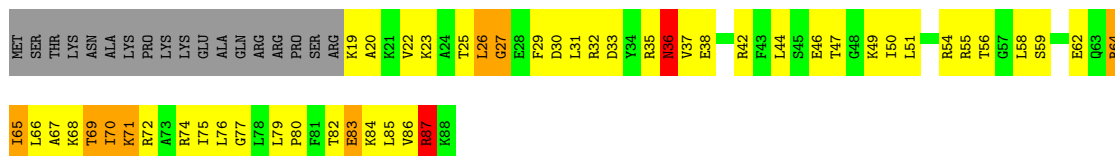


• Molecule 18: 30S ribosomal protein S18

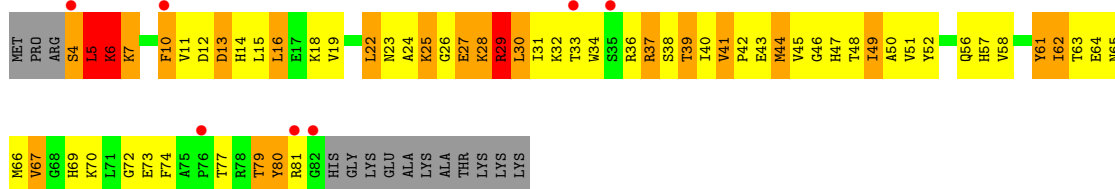
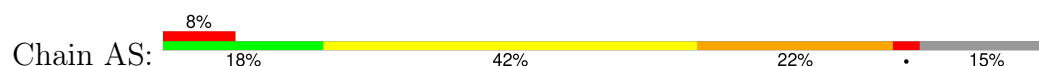




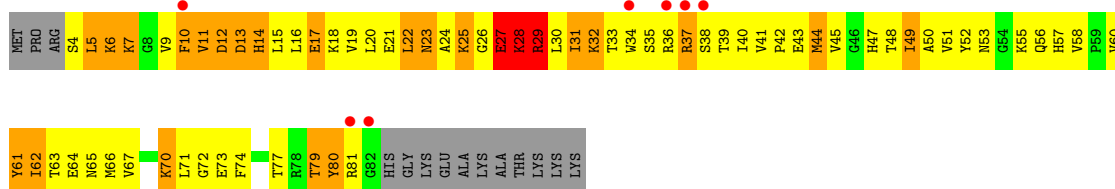
• Molecule 18: 30S ribosomal protein S18



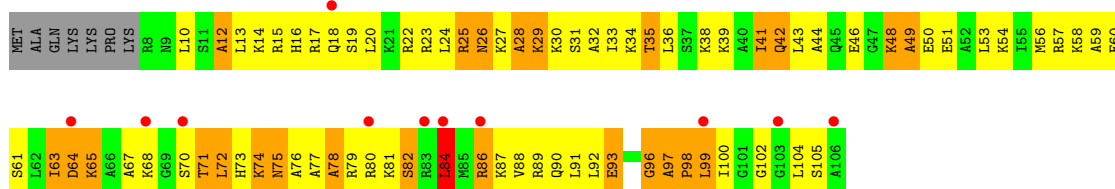
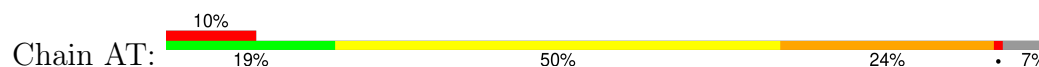
• Molecule 19: 30S ribosomal protein S19



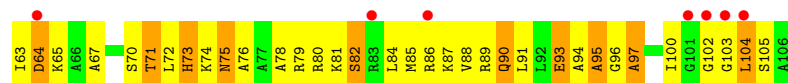
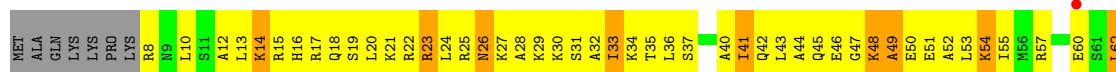
• Molecule 19: 30S ribosomal protein S19



• Molecule 20: 30S ribosomal protein S20



• Molecule 20: 30S ribosomal protein S20



- Molecule 21: 30S ribosomal protein Thx




- Molecule 21: 30S ribosomal protein Thx



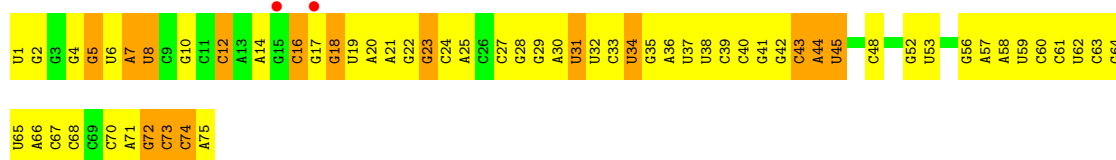
- Molecule 22: RNA (5'-R(\*AP\*AP\*AP\*AP\*AP\*GP\*GP\*AP\*AP\*AP\*UP\*A\*AP\*AP\*AP\*AP\*UP\*GP\*CP\*AP\*GP\*UP\*UP\*CP\*AP\*AP\*UP\*CP\*UP\*A)-3')



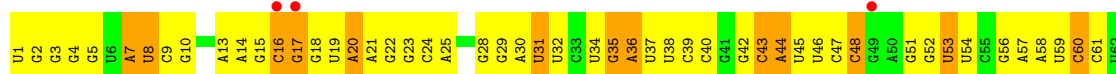
- Molecule 22: RNA (5'-R(\*AP\*AP\*AP\*AP\*AP\*GP\*GP\*AP\*AP\*AP\*UP\*A\*AP\*AP\*AP\*AP\*UP\*GP\*CP\*AP\*GP\*UP\*UP\*CP\*AP\*AP\*UP\*CP\*UP\*A)-3')



- Molecule 23: tRNA-Gln



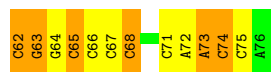

- Molecule 23: tRNA-Gln



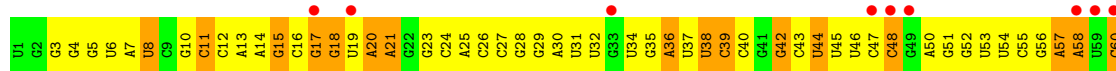
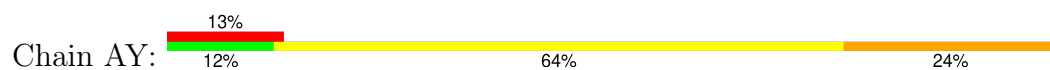
• Molecule 24: tRNA-Met





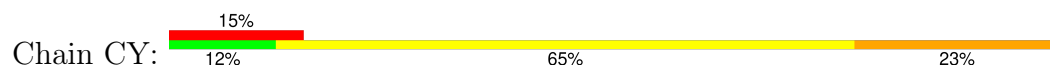
• Molecule 24: tRNA-Met




• Molecule 25: tRNA-Gln

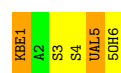


• Molecule 25: tRNA-Gln



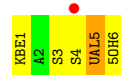
• Molecule 26: Viomycin

Chain AZ:  17% 50% 33%




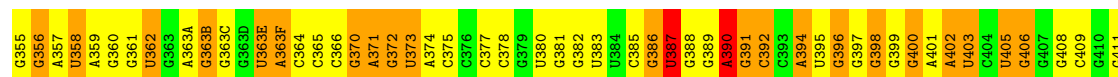


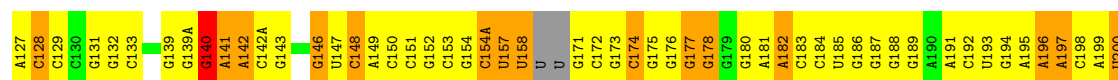
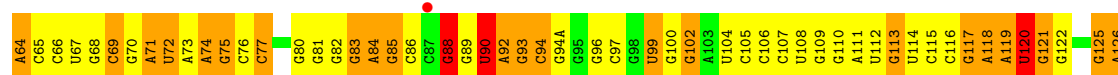

- Molecule 26: Viomycin

Chain CZ: 



- Molecule 27: 23S ribosomal RNA

Chain BA: 



U1397	C1398	U1399	G1334	G1271	G1209	C1145	U	U1019	A957	U895	A829	U762	A899	G700	G	G800
C1399	U1336	G1400	A1336	C1146	A1210	C1147	U	A1020	U958	A959	G830	G763	G701	G700	C	C801
G1401	G1337	A1273	A1274	C1147	A1021	G1022	A	G1022	A960	C898	G831	A764	G702	G701	C	G603
C1402	G1338	A1275	A1213	C1150	U1023	C961	A	U1023	A899	C961	U833	G766	U703	G703	C	G604
U1403	G1339	A1276	A1214	G1151	G1024	G962	G	G1024	A900	C962	C834	U767	G704	G704	A	C605
C1404	U1341	G1277	G1215	C1152	G1025	U963	A	G1025	C963	U963	A835	G768	A705	A705	C	U606
U1405	G1344	A1278	G1216	C1153	U1026	C964	G	U1026	C964	C964	G836	G769	A706	A706	G	U607
C1406	G1279	G1280	C1217	G1154	A1027	C965	U	A1027	C965	C965	G837	G770	G707	G707	C	A608
U1407	G1281	C1218	G1218	A1155	G1028	G966	G	A1028	G966	C966	C838	G771	C708	C708	G	A609
C1408	U1282	G1219	C	C1158	A1029	C967	C	A1029	C967	C967	U839	G772	G709	G709	G	G610
G1409	U1283	A1220	G	U1159	G1030	G968	G	G1030	G968	G968	C840	U773	G710	G710	C	C611
U1410	A1284	C1221	U	G1160	G1031	U969	U	G1031	C908	C908	A841	A774	G711	G711	C	U612
C1411	G1285	C1222	A	C1161	A1032	C970	A	A1032	A909	A909	G842	G775	G715	G715	C	U613
A1412	U1286	G1223	A	G1162	U1033	C971	A	U1033	A910	A910	G843	G776	G716	G716	G	U614
G1413	A1287	C1224	U	G1163	G1034	G972	U	G1034	A911	A911	C844	A777	A716	A716	C	G614B
C1414	U1288	G1225	G	C1164	U1035	A973	A	U1035	C912	C912	G845	G778	G717	G717	A	A614C
U1415	A1289	A1226	U	U1165	G1036	G974	C	G1036	U913	U913	C846	U779	A718	A718	A	G615
G1416	C1290	G1227	U	C1166	G1037	C975	U	G1037	C914	C914	U847	G780	C719	C719	A	G616
C1417	C1291	U1228	C	U1167	G1042	G976	C	G1042	C915	C915	G848	A781	C720	C720	G	C618
G1418	U1292	G1229	A	G1168	C1043	C977	A	C1043	A917	A917	A849	A782	C721	C721	U657	G657
A1419	C1293	G1230	C	C1169	G1044	G978	A	G1044	C917	C917	C850	A783	A722	A722	C658	G620
U1420	U1294	G1231	U	G1170	A1045	G978	U	A1045	G919	G919	U851	A784	G723	G723	C659	A621
C1421	C1295	C1232	G	C1171	A1046	G978	G	A1046	G920	G920	G853	G785	U724	U724	G660	G622
G1422	G1296	C1233	U	G1173	G1047	A983	U	G1047	G921	G921	C854	U787	G726	G726	G661	G623
C1423	C1297	G1236	G	U1175	A1048	A984	U	A1048	C922	C922	G855	A788	A727	A727	G662	C624
G1424	U1298	U1237	C	C1176	C1049	C985	A	C1049	U922	U922	C856	A789	G728	G728	G663	G625
U1425	G1299	G1238	A	A1177	A1050	G987	A	A1050	C923	C923	C857	C790	C729	C729	C664	U626
C1426	A1300	C1239	U	C1178	G1051	A988	U	G1051	C924	C924	C858	C791	G730	G730	C665	G627
A1427	A1301	U1240	U	C1179	C1052	G989	U	C1052	C925	C925	U858	G792	C731	C731	G666	G628
C1428	G1302	A1241	U	C1180	C1053	A990	U	C1053	G927	G927	U860	A793	C732	C732	U667	G629
G1429	C1303	A1242	U	G1181	A1054	C991	U	A1054	G928	G928	C861	G794	G733	G733	G668	G630
C1430	C1304	G1243	U	A1182	G1055	C992	A	G1055	U930	U930	A861	C795	G734	G734	G669	A631
U1431	A1305	G1244	U	G1183	C1119	C993	U	C1119	G932	G932	A863	C796	G735	G735	A670	A632
C1432	C1306	U1245	U	C1184	G1120	C994	A	G1120	A933	A933	C864	C797	G736	G736	C672	A633
A1434	A1307	A1246	U	C1185	C1121	A996	U	C1121	C934	C934	A866	G741	G737	G737	C673	C634
G1436	G1375	A1247	U	G1186	G1122	G997	U	G1122	C935	C935	C867	U803	G738	G738	C674	C635
C1437	U1377	G1248	U	C1187	C1212	C998	U	C1212	G936	G936	U804	G740	G739	G739	G675	G636
U1438	A1378	U1249	U	A1188	G1125	U999	U	G1125	U937	U937	A802	U807	G742	G742	A676	A637
C1439	G1379	G1250	U	C1189	A1126	A1000	G	A1126	G938	G938	C906	G743	G743	G743	G	U639
G1440	A1380	C1251	U	G1190	A1127	A1001	U	A1127	G939	G939	C907	G744	G744	G744	G680	C641
C1441	C1314	G1252	U	C1191	A1128	A1002	U	A1128	G940	G940	C908	G745	G745	G745	G681	G642
U1442	C1315	A1253	U	G1192	U1130	G1003	A	U1130	A941	A941	U811	A747	A747	A747	C682	A643
G1443	A1316	U1254	U	C1193	G1131	C1004	A	G1131	G942	G942	C912	G748	G748	G748	C683	G644
C1444	C1317	G1255	U	G1194	A1132	C1005	U	A1132	U943	U943	C913	C749	C749	C749	A685	C645
U1445	G1318	U1256	U	C1195	A1133	C1006	A	A1133	G944	G944	C914	U813	U813	U813	G686	A646
G1445A	A1319	C1257	U	C1196	U1133	C1007	A	U1133	A945	A945	A878	C814	A750	A750	C687	G647
C1446	C1320	G1260	U	U1199	C1135	C1008	C	C1135	G946	G946	C884	C815	A751	A751	U688	G648
G1447	A1321	C1261	U	C1200	G1136	A1009	A	G1136	G947	G947	C885	C816	A752	A752	A689	G649
U1448	U1322	A1262	U	C1201	G1137	A1010	U	A1010	G948	G948	C886	C817	C753	C753	G690	C650
C1449	G1323	G1263	U	C1202	G1138	G1011	G	G1138	C949	C949	C887	C818	C754	C754	C691	G651
U1450	U1324	A1264	U	G1203	G1139	G1012	C	G1139	G950	G950	A887	C819	C755	C755	C692	C652
C1451	C1325	U1265	U	C1204	C1140	C1013	A	C1140	G951	G951	C888	A820	C756	C756	C693	A
U1452	A1326	U1266	U	U1141	C1141	C1014	U	C1141	G952	G952	C889	U757	U757	U757	U694	G
C1453	G1327	U1267	U	C1205	U1142	G1015	C	U1142	A953	A953	A890	C825	C758	C758	G695	G
G1454	A1328	A1268	U	G1206	A142A	G1016	U	A142A	G954	G954	G892	U826	G759	G759	G696	G
U1455	U1329	C1330	U	C1207	G1143	G1017	C	G1143	C955	C955	C893	U827	G760	G760	C697	C
C1456	G1330	C1333	U	C1208	G1144	C1018	U	G1144	G956	G956	C894	U828	A761	A761	C698	G

A2310	G2246	C2174	U2109	U2047	G1985	U1923	A1853	U1789	C1648	A1586	G1519	G1456
A2311	A2247	C2175	G2110	G2048	A1986	C1924	A1854	C1710	G1649	A1587	G1520	A1457
U2312	C2248	C2176	C2111	G2049	G1987	C1925	G1855	C1711	G1650	C1588	U1523	C1458
C2313	U2249	C2177	G2112	C2050	G1988	U1926	G1856	C1712	G1651		G1524	C1459
C2314	G2250	C2178	U2113	A2051	G1989	A1927	G1857	U1794	A1652	G1591	G1525	A1460
G2315	G2251		A2114	G2052	C1990	A1928	G1858	G1713	G1653	C1592	G1526	A1461
C2316	G2252		G2115	G2053	U1991	G1929	A1859	G1714	A1654	C1593	G1527	C1462
C2317			G2116	A2054	U1992	G1930	G1860	G1718	A1655	G1594	A1528	C1463
G2318	G2256		A2117	C2055	U1993	U1931	G1861		C1656	G1595	A1529	G1464
G2319			U2118	G2056	C1994	A1932	G1862	U1798	C1657	A1596	G	G1465
A2320	G2259		A2119	A2057	U1995	G1933	G1863	C1800	C1658	A1597	C	G1466
G2321	C2260		G2120	A2058	C1996	C1934	U1864	G1801	U1659	C1598	C	C1467
A2322	C2261		G2121	A2059	G1997	G1935	G1865	U1739	C1660	C1599	C	C1468
G2323	U2262		U2122	A2060	G1998	A1936	C1866	A1741	G1661		G	A1469
C2324	C2263		G2123	G2061	C1999	A1937	A1876	G1742	C1662	U1602	U	G1470
G2325	C2264		G2124	A2062	G2000	A1938	A1877	C1743	C1663	A1603	A	A1471
C2326	U2265		G2125	C2063	A2001	U1939	G1878	C1744	A1664	C1604	C	A1472
A2327	C2266		A2126	C2064	G2002	U1940	C1879	C1745	A1665	C1605	G	G1473
G2328	A2267		G2127	C2065	C2003		C1880	C1745A	G1666	G1606	G	C1474
A2329	A2268		C2128	C2066	G2004	U1943	C1881	G1750	U1673	C1612	A	G1479
G2330	A2269		C2129	U2067	A2005	U1944	C1882	G1746	G1674	G1613	A1545	G1480
U2331	G2270		U2130	U2068	C2006	G1945	G1883	G1747	C1675	A1614	C1546	U1481
G2332	G2271		G2131	C2069	C2007	U1946	A1884	G1747A	A1676	C1547	C1547	G1484
A2333	U2272		U2132	U2070	C2008	C1947	G1885	G1748	A1669	A1615	U1548	G1485
G2334	A2273		G2133	A2071	G2009	G1948	C1886	A1749	C1670	A1616	C1549	A1486
A2335	A2274		A2134	C2072	G2010	G1949	C1887	G1750		A1618	C1550	G1487
G2336	G2275		A2135	U2073	U2011	U1950	G1888	C1751	U1673	C1611	C	
G2337	G2276		C2136	U2074	G2012	U1951	G1889	C1754	G1675	G1612	A	A1490
G2338	G2277		C2137	U2075	A2013	A1952	A1890	A1755	A1676	G1621	G1552	G1491
G2339	A2278		G2138		A2014	A1953	G1891	G1756	C1683	G1622	A1553	G1492
G2340	G2279		C2139	C2078	A2015	A1954	C1892	U1757	C1684	G1623	A1554	C1493
C2341	G2280			U2079	U2016	U1955	C1893	U1758	U1679	G1624	C1555	A1494
C2342	C2281		U2144	G2080	U2017	U1956	C1894	A1759	G1680	G1625	C1556	A1495
C2343	C2282		C2145	C2081	G2018	C1957	C1895	C1760	G1681	G1626	A1557	A1496
G2344	C2283		G2146	A2082	A2019	U1958		G1761	C1682	G1627	G1559	U1497
G2345	C2284		G2147	G2083	A2020		U1898	A1762	C1683	U1628		C1498
C2346	C2285		G2148	C2084	C2021	C1961	G1899	G1763	C1684	A1629	A1562	C1499
C2347	A2286		G2149	C2085	U2022	C1962	A1900	G1764	C1685	G1630	G1563	G1500
U2348	A2287		U2150	U2086	G2023	U1963	A1901	C1773	C1686	G1631	G1564	C1501
G2349	A2288		G2151	G2087	G2024	G1964	C1902	U1775	C1687	A1632	A1566	U1503
C2350	G2289		G2152	G2088	C2025	C1965	G1903	G1776	U1688	G1633	A1567	C1504
G2351	G2290			U2089	C2026	A1966	G1904	U1777	A1689	A1634	G1568	C1505
U2352	U2291		G2155	G2090	U2027	C1967	G1905	U1778	A1690	G1635	A1569	C1506
G2353	C2292		G2156	U2091	U2028	G1968	G1906	U1779	C1691	A1636	A1570	A1507
C2354	C2293		G2157	U2092	G2029	U1969	G1907	A1780	G1692	A1637	A1571	A1508
C2355	C2294		A2158	G2093	A2030	A1970	C1908	C1773	U1693			C1509
C2356	G2295		G2159	G2094	A2031	A1971	C1909	U1774	C1694	C1631A	C1577	A1509A
U2357	U2296		G2160	C2095	G2032	A1972	G1910	U1775	G1695	A1632	U1578	A1509B
G2358	C2297		C2161	U2096	A2033	G1973	U1911	G1776	G1696	G1633	A1579	G1510
C2359	A2298		G2162	C2097	U2034	C1974	A1912	U1777	G1697	A1634	G1581	
A2360	G2299		C2163	U2098	G2035	G1975	A1913	U1778	A1698	G1635	G1582	G1515
A2361			C2164	U2099	C2036	U1976	G1914	U1779	G1699	A1636	A1583	G1516
G2362	G2302		G2165	G2100	G2037	A1977	U1915	A1780	C1700	C1640	C1577	
C2363	G2303		G2166	G2101	G2038	A1978	A1916	C1781	G1702	A1641	U1578	
G2364	C2304		U2167	U2102	C2039	U1979	A1917	C1782	G1642	G1642	A1579	
A2365	A2305		G2168	C2103	C2040	G1980	A1918	A1783	G1643	G1643	A1580	
A2366	C2306		G2169	G2104	U2041	A1981	A1919	A1784	G1704	G1644	G1581	
G2367	G2307		A2171	C2105	A2042	C1982	G1849	A1785	G1705	C1644	G1582	
C2368	U2244		U2172	C2043	C2043	G1983	U1851	A1786	U1706	G1645	G1583	
A2369	A2309		A2173	G2106		G1984	G1921	A1787	C1708	C1646	C1584	
							G1922	C1788				







WORLDWIDE  
**PDB**  
PROTEIN DATA BANK



G2832	G2833	G2834	A2835	G2836	G2837	G2838	G2839	G2840	G2841	G2842	G2843	G2844	G2845	G2846	G2847	G2848	A2849	A2850	A2851	G2852	G2853	G2854	G2855	G2856	G2861	G2862	G2863	G2864	G2865	G2866	G2867	A2868	G2869	G2870	G2871	G2872	A2873	G2874	G2875	G2876	G2877	G2878	G2879	G2880	G2881	A2882	A2883	G2884	G2885	G2886	G2887	G2888	G2889	G2890	A2891	A2892	G2893	G2894	G2895																				
U2702	C2703	C2704	A2705	G2706	G2707	G2708	G2709	C2710	A2711	G2712	A2712A	A2713	G2714	G2715	G2716	G2717	G2718	G2719	A2720	A2721	G2722	G2723	G2724	A2725	U2726	G2727	G2728	G2729	G2730	G2731	G2732	A2733	A2734	U2739	G2740	A2741	G2742	C2743	G2744	G2745	G2746	G2747	A2748	A2749	A2750	G2751	G2752	A2753	U2754	G2755	U2756	A2757	G2758	G2759	G2762	G2763	A2764																						
U2637	G2638	A2639	G2640	G2641	G2642	G2643	G2644	G2645	G2646	G2647	G2648	U2649	U2650	G2651	G2652	U2653	A2654	G2655	U2656	A2657	G2658	G2661	A2662	G2663	G2664	A2665	G2666	G2667	G2668	G2669	G2672	G2673	G2674	A2675	G2680	G2681	U2682	G2683	U2684	G2685	G2686	U2687	U2688	G2689	G2690	G2691	G2692	G2693	A2694	G2695	U2696	G2697	U2698	G2699	G2701																								
G2574	C2575	G2576	A2577	G2578	G2579	U2580	G2581	G2582	G2583	U2584	G2585	G2586	A2587	G2588	A2589	A2590	G2591	G2592	U2593	G2594	G2595	U2596	G2597	A2598	G2599	G2600	G2601	A2602	G2603	U2604	G2605	G2606	G2607	G2608	U2609	G2610	U2611	G2612	A2613	G2614	U2615	G2616	G2617	G2618	G2619	C2620	A2621	G2622	G2626	G2627	G2628	A2629	G2630	G2631	A2632	G2635	G2636																						
U2514	C2515	G2516	C2517	U2518	U2519	C2520	G2521	U2522	G2523	G2524	G2525	G2526	G2527	U2528	G2529	A2530	A2531	G2532	A2533	A2534	G2535	G2536	U2537	G2538	G2539	G2540	A2541	G2542	G2543	G2544	G2545	U2546	U2547	G2548	G2549	G2550	G2551	U2552	G2553	U2554	U2555	G2556	G2557	G2558	G2559	C2560	G2561	U2562	U2563	A2564	G2565	U2566	G2567	G2568	G2569	G2570	C2571	C2573																					
A2392	A2393	C2394	G2395	G2396	G2397	U2398	G2399	G2400	U2401	G2402	G2403	A2404	G2405	U2406	U2407	U2408	A2411	A2412	G2413	G2414	G2415	G2416	G2417	A2418	G2419	G2420	G2421	A2422	U2423	G2424	G2425	A2426	G2427	G2428	G2429	G2430	U2431	A2432	A2433	A2434	A2435	G2436	U2437	U2438	A2439	G2440	C2441	G2442	G2443	G2444	G2445	G2446	G2447	G2448	U2449	A2450	C2452																						
A2463	G2464	G2465	G2466	G2467	G2468	U2469	C2470	G2471	G2472	U2473	G2474	G2475	G2476	G2477	G2478	G2479	G2481	G2482	G2483	G2484	G2485	G2486	G2487	G2488	G2489	G2490	U2491	U2492	U2493	G2494	G2495	G2496	G2497	G2498	G2499	U2500	C2501	G2502	A2503	U2504	G2505	U2506	G2507	G2508	G2509	U2510	U2511	A2512	G2513																														
U2637	G2638	A2639	G2640	G2641	G2642	G2643	G2644	G2645	G2646	G2647	G2648	U2649	U2650	G2651	G2652	U2653	A2654	G2655	U2656	A2657	G2658	G2661	A2662	G2663	G2664	A2665	G2666	G2667	G2668	G2669	G2672	G2673	G2674	A2675	G2680	G2681	U2682	G2683	U2684	G2685	G2686	U2687	U2688	G2689	G2690	G2691	G2692	G2693	A2694	G2695	U2696	G2697	U2698	G2699	G2701																								
U2702	C2703	C2704	A2705	G2706	G2707	G2708	G2709	C2710	A2711	G2712	A2712A	A2713	G2714	G2715	G2716	G2717	G2718	G2719	A2720	A2721	G2722	G2723	G2724	A2725	U2726	G2727	G2728	G2729	G2730	G2731	G2732	A2733	A2734	U2739	G2740	A2741	G2742	C2743	G2744	G2745	G2746	G2747	A2748	A2749	A2750	G2751	G2752	A2753	U2754	G2755	U2756	A2757	G2758	G2759	G2762	G2763	A2764																						
A2765	G2766	C2769	G2770	G2771	G2772	G2773	G2774	A2775	G2776	G2777	A2778	U2779	U2780	G2781	G2782	G2783	G2784	G2785	G2786	G2787	G2788	G2789	A2790	G2791	G2792	G2793	G2794	G2795	G2796	G2797	G2798	A2801	A2801A	G2802	G2803	G2804	G2805	G2807	U2808	A2809	A2810	G2811	G2815	G2816	G2817	A2818	G2819	A2820	A2821	G2822	A2823	G2824	G2825	G2826	G2827	G2830	G2831																						
G2001	U2002	G2003	G2004	G2005	G2006	G2007	U2008	G2009	A2010	A2011	G2012	A2013	G2014	G2015	G2016	G2017	G2018	G2019	G2020	G2021	G2022	G2023	G2024	G2025	G2026	G2027	U2028	G2029	A2030	A2031	G2032	A2033	A2034	G2035	G2036	G2037	G2038	G2039	G2040	U2041	A2042	G2043	G2044	G2045	G2046	U2047	G2048	G2049	G2050	G2051	G2052	G2053	A2054	G2055	G2056	A2057	A2058	G2059	A2060	G2061	A2062	G2063	G2064	G2065	G2066	G2067	U2068	G2069	G2070	A2071	G2072	G2073	U2074	U2075	U2076	A2077	G2078	U2079	G2080
C2081	A2082	G2083	G2084	G2085	G2086	G2087	G2088	U2089	G2090	U2091	U2092	G2093	G2094	G2095	U2096	G2097	G2098	G2099	G2100	G2101	U2102	G2103	G2104	G2107	C2108	U2109	G2110	G2111	G2112	U2113	A2114	G2115	G2116	A2117	U2118	A2119	G2120	G2121	U2122	G2123	G2124	G2125	A2126	G2127	G2128	C2129	U2130	G2131	U2132	G2133	A2134	G2135	G2136	G2137	U2138	C2139	G2140	G2141																					
C2142	C2143	U2144	G2145	G2146	G2147	U2148	G2149	U2150	G2151	G2152	G2153	G2154	G2155	G2156	G2157	A2158	G2159	G2160	C2161	G2162	C2163	G2164	G2165	G2166	U2167	A2168	A2169	G2170	A2171	U2172	A2173	G2174	C2175	A2176	C2177	G2178	C2179	U2180	G2181	G2182	G2183	G2184	C2185	G2186	G2187	C2188	U2189	G2190	G2191	G2192	G2193	G2194	G2195	G2196	U2197	A2198	A2199	G2200	G2201																				
C2202	U2203	G2205	G2206	G2207	A2208	U2209	G2210	G2211	G2212	G2213	G2214	G2215	A2216	G2217	G2218	G2219	G2220	G2221	G2222	G2223	G2224	A2225	G2226	G2227	G2228	G2229	G2230	G2231	U2232	U2233	G2234	G2235	G2236	G2237	G2238	G2239	C2240	A2241	G2242	U2243	U2244	G2245	G2246	A2247	U2248	U2249	G2250	G2251	G2252	G2253	G2254	G2255	G2256	U2257	G2258	G2259	G2260	C2261	U2262	G2263	U2264	G2265	A2266	A2267	A2268	A2269	G2270	G2271											
U2272	A2273	A2274	G2275	G2276	G2277	A2278	G2279	G2280	G2281	G2282	G2283	G2284	G2285	A2286	A2287	G2288	G2289	G2290	U2291	G2292	G2293	C2294	G2295	U2296	G2297	A2298	G2299	G2300	G2301	G2302	G2303	G2304	A2305	G2306	G2307	G2308	A2309	A2310	A2311	G2312	G2313	G2314	G2315	G2316	G2317	G2318	G2319	A2320	G2321	A2322	G2323	G2324	G2325	U2326	G2327	G2328	G2329	G2330	G2331																				
U2332	A2333	G2334	A2335	G2336	G2337	G2338	G2339	G2340	G2341	G2342	G2343	U2344	G2345	A2346	G2347	U2348	G2349	G2350	G2351	A2352	G2353	G2354	G2355	G2356	U2357	G2358	G2359	A2360	A2361	G2362	G2363	G2364	G2365	G2366	G2367	G2368	A2369	G2370	G2371	G2372	G2373	G2374	G2375	A2376	A2377	G2378	G2379	G2380	G2381	G2382	G2383	G2384	G2385	G2386	U2387	A2388	G2389	U2390	G2391																				
A2392	A2393	C2394	G2395	G2396	G2397	U2398	G2399	G2400	U2401	G2402	G2403	A2404	G2405	U2406	U2407	U2408	A2411	A2412	G2413	G2414	G2415	G2416	G2417	A2418	G2419	G2420	G2421	A2422	U2423	G2424	G2425	A2426	G2427	G2428	G2429	G2430	U2431	A2432	A2433	A2434	A2435	G2436	U2437	U2438	A2439	G2440	C2441	G2442	G2443	G2444	G2445	G2446	G2447	G2448	U2449	A2450	C2452																						
A2463	G2464	G2465	G2466	G2467	G2468	U2469	C2470	G2471	G2472	U2473	G2474	G2475	G2476	G2477	G2478	G2479	G2481	G2482	G2483	G2484	G2485	G2486	G2487	G2488	G2489	G2490	U2491	U2492	U2493	G2494	G2495	G2496	G2497	G2498	G2499	U2500	C2501	G2502	A2503	U2504	G2505	U2506	G2507	G2508	G2509	U2510	U2511	A2512	G2513																														
U2514	C2515	G2516	C2517	U2518	U2519	C2520	G2521	U2522	G2523	G2524	G2525	G2526	G2527	U2528	G2529	A2530	A2531	G2532	A2533	A2534	G2535	G2536	U2537	G2538	G2539	G2540	A2541	G2542	G2543	G2544	G2545	U2546	U2547	G2548	G2549	G2550	G2551	U2552	G2553	U2554	U2555	G2556	G2557	G2558	G2559	C2560	G2561	U2562	U2563	A2564	G2565	U2566	G2567	G2568	G2569	G2570	C2571	C2573																					
G2574	C2575	G2576	A2577	G2578	G2579	U2580	G2581	G2582	G2583	U2584	G2585	G2586	A2587	G2588	A2589	A2590	G2591	G2592	U2593	G2594	G2595	U2596	G2597	A2598	G2599	G2600	G2601	A2602	G2603	U2604	G2605	G2606	G2607	G2608	U2609	G2610	U2611	G2612	A2613	G2614	U2615	G2616	G2617	G2618	G2619	C2620	A2621	G2622	G2626	G2627	G2628	A2629	G2630	G2631	A2632	G2635	G2636																						
U2637	G2638	A2639	G2640	G2641	G2642	G2643	G2644	G2645	G2646	G2647	G2648	U2649	U2650	G2651	G2652	U2653	A2654	G2655	U2656	A2657	G2658	G2661	A2662	G2663	G2664	A2665	G2666	G2667	G2668	G2669	G2672	G2673	G2674	A2675	G2680	G2681	U2682	G2683	U2684	G2685	G2686	U2687	U2688	G2689	G2690	G2691	G2692	G2693	A2694	G2695	U2696	G2697	U2698	G2699	G2701																								
U2702	C2703	C2704	A2705	G2706	G2707	G2708	G2709	C2710	A2711	G2712	A2712A	A2713	G2714	G2715	G2716	G2717	G2718	G2719	A2720	A2721	G2722	G2723	G2724	A2725	U2726	G2727	G2728	G2729	G2730	G2731	G2732	A2733	A2734	U2739	G2740	A2741	G2742	C2743	G2744	G2745	G2746	G2747	A2748	A2749	A2750	G2751	G2752	A2753	U2754	G2755	U2756	A2757	G2758	G2759	G2762	G2763	A2764																						
A2765	G2766	C2769	G2770	G2771	G2772	G2773	G2774	A2775	G2776	G2777	A2778	U2779	U2780	G2781	G2782	G2783	G2784	G2785	G2786	G2787	G2788	G2789	A2790	G2791	G2792	G2793	G2794	G2795	G2796	G2797	G2798	A2																																															



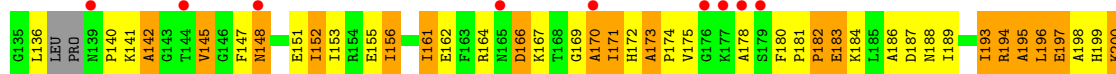
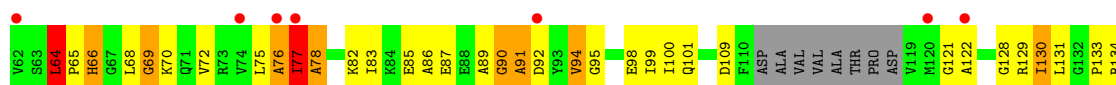
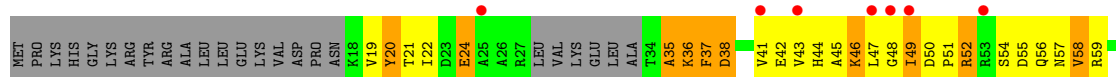
• Molecule 28: 5S ribosomal RNA



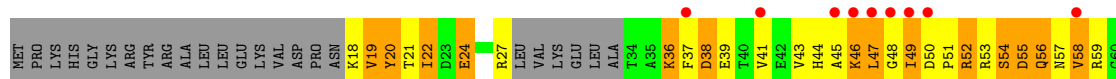
• Molecule 28: 5S ribosomal RNA

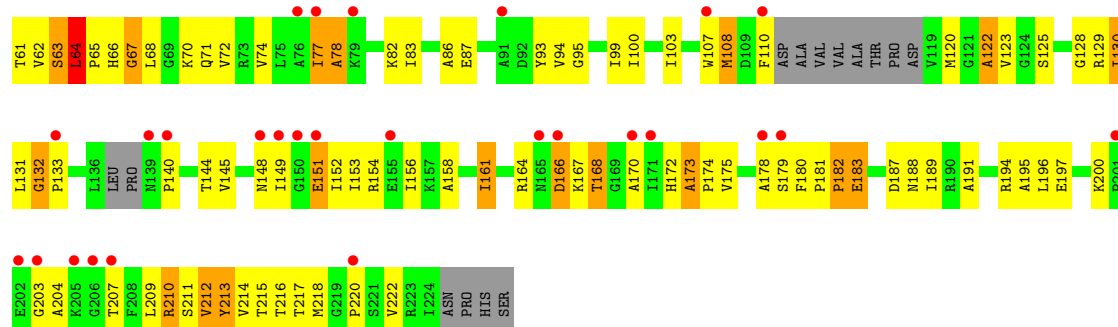


• Molecule 29: 50S ribosomal protein L1

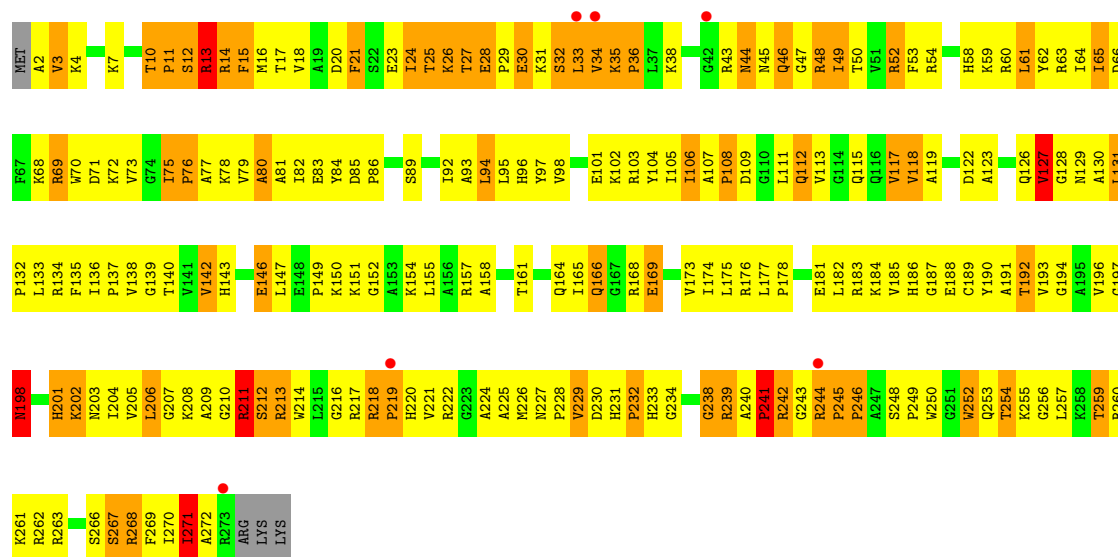


• Molecule 29: 50S ribosomal protein L1

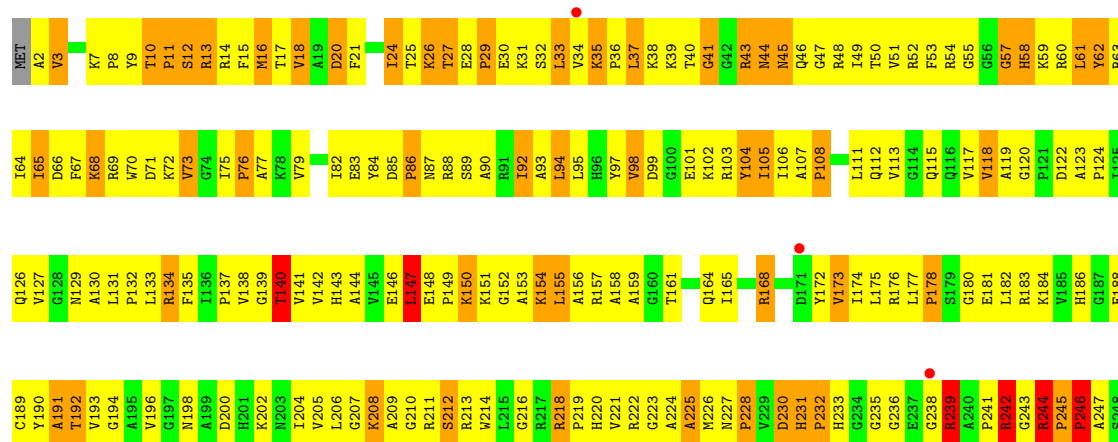




• Molecule 30: 50S ribosomal protein L2

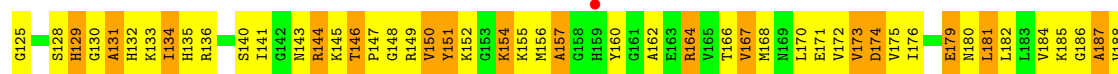
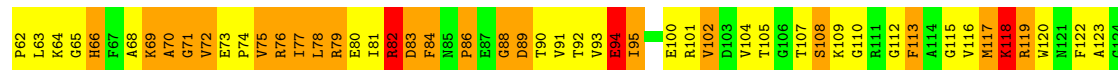
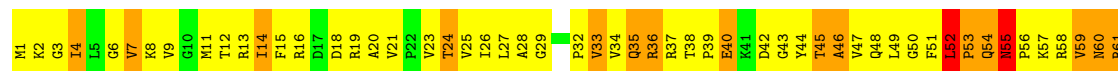


• Molecule 30: 50S ribosomal protein L2

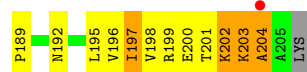
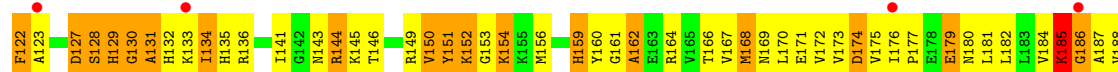

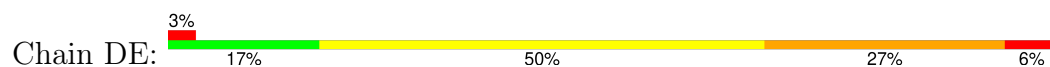




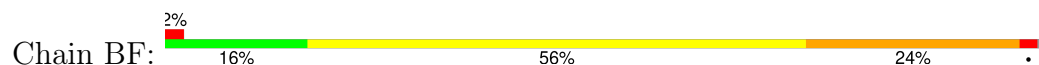
• Molecule 31: 50S ribosomal protein L3

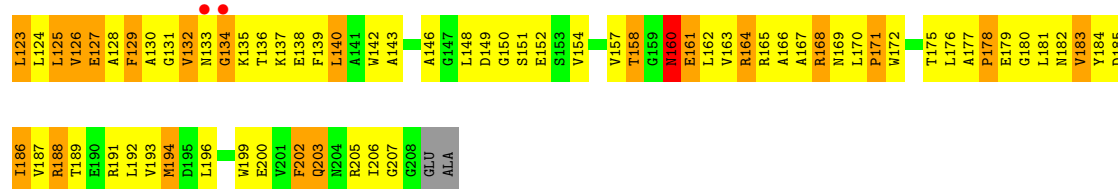


• Molecule 31: 50S ribosomal protein L3

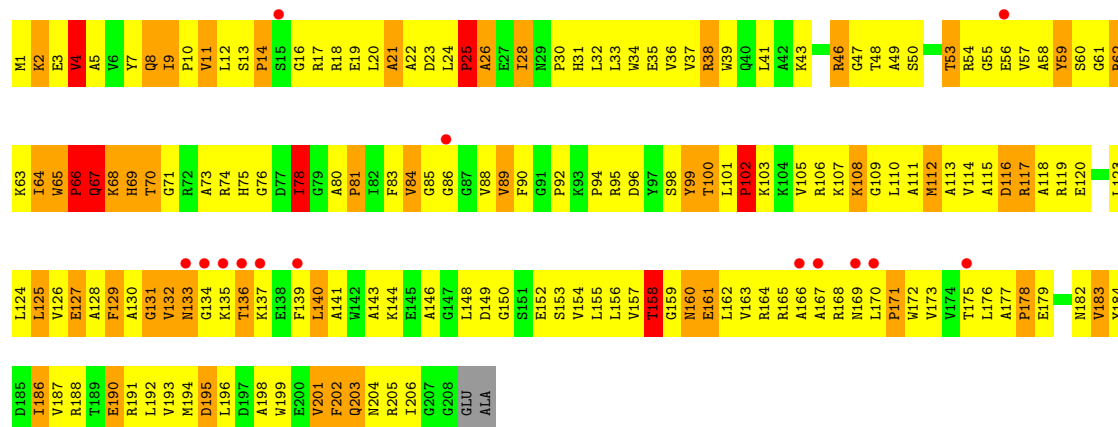
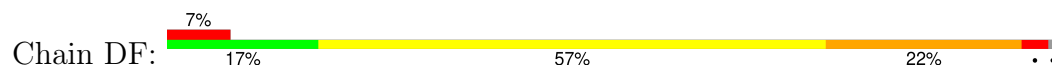


• Molecule 32: 50S ribosomal protein L4

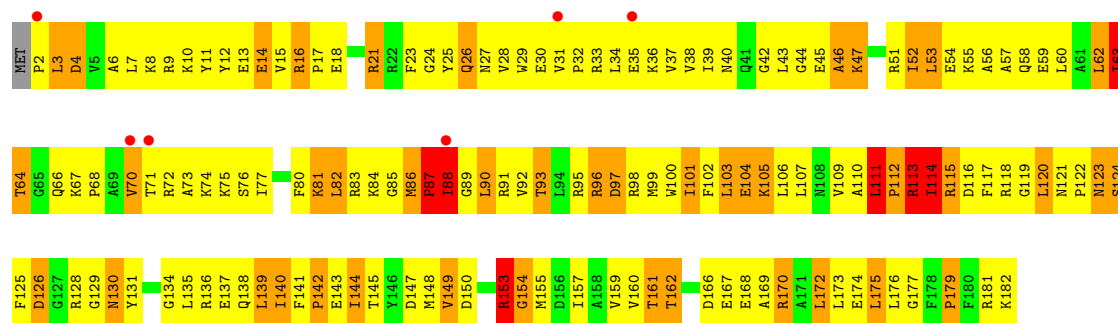
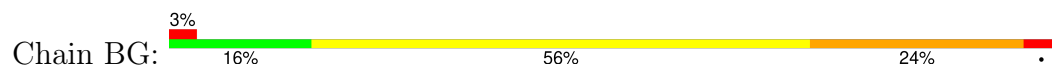




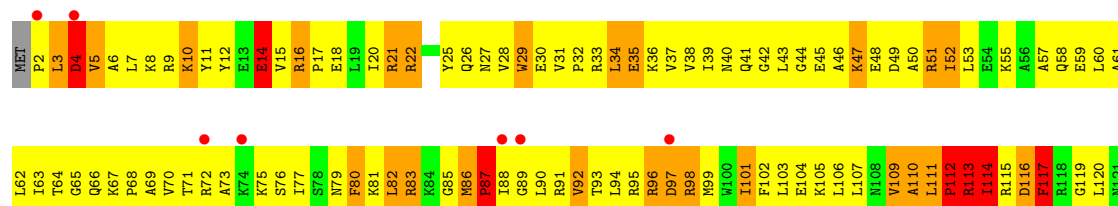
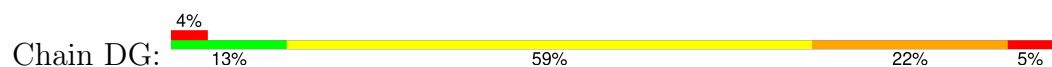
• Molecule 32: 50S ribosomal protein L4



• Molecule 33: 50S ribosomal protein L5

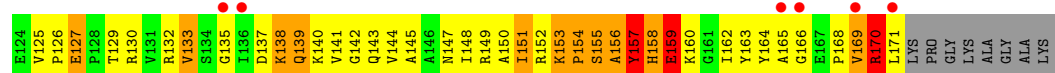

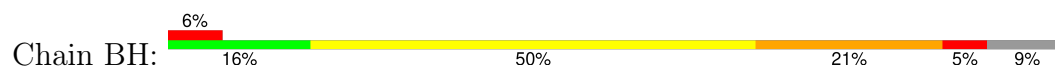


• Molecule 33: 50S ribosomal protein L5

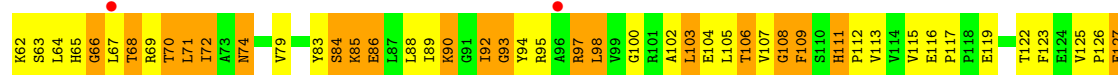

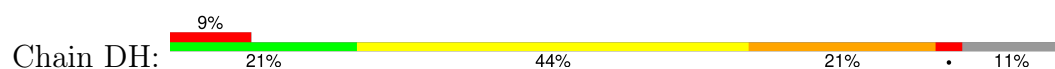





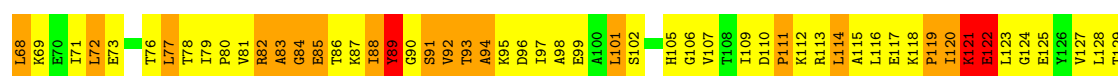
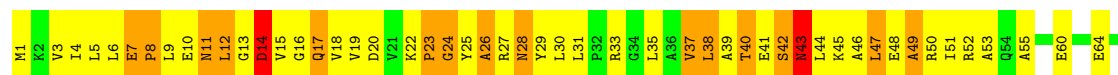
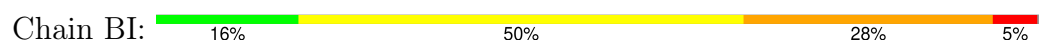
• Molecule 34: 50S ribosomal protein L6



• Molecule 34: 50S ribosomal protein L6



• Molecule 35: 50S ribosomal protein L9



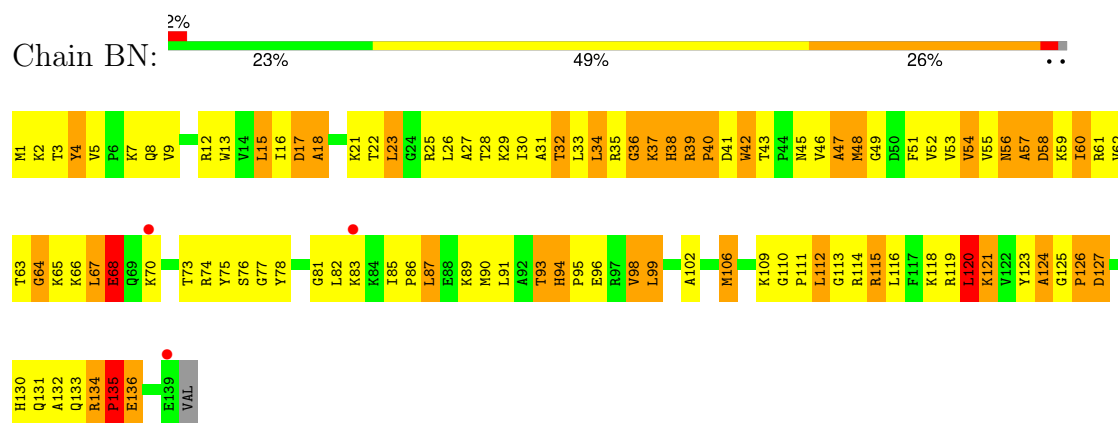
• Molecule 35: 50S ribosomal protein L9



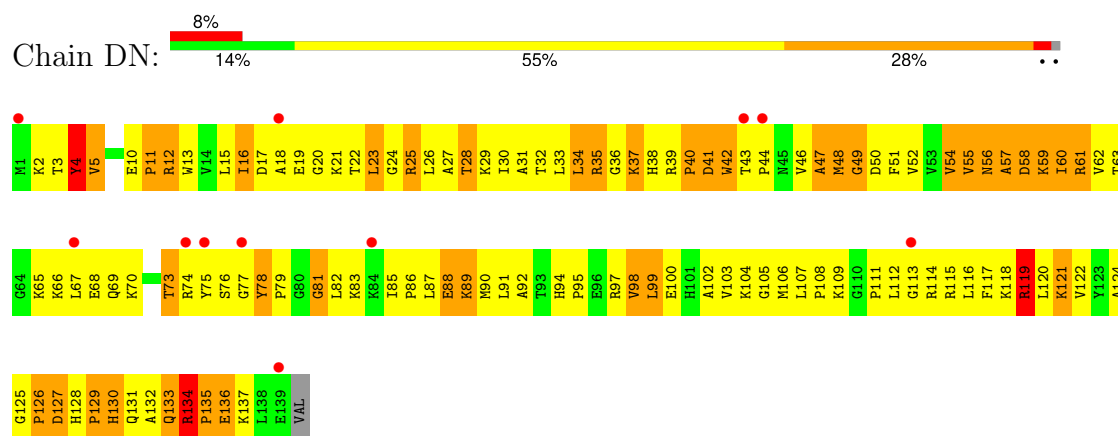




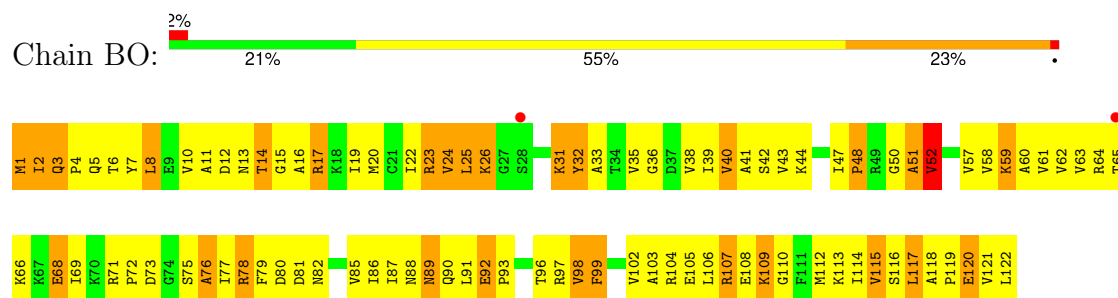
• Molecule 36: 50S ribosomal protein L13



• Molecule 36: 50S ribosomal protein L13

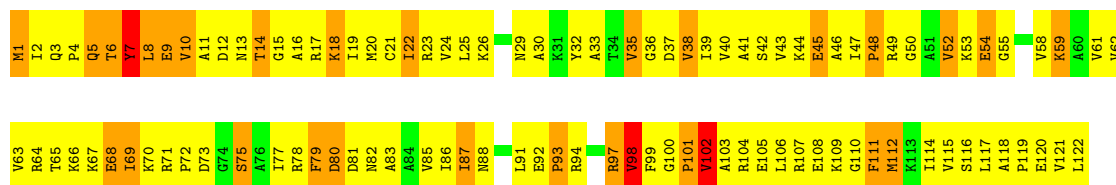


• Molecule 37: 50S ribosomal protein L14



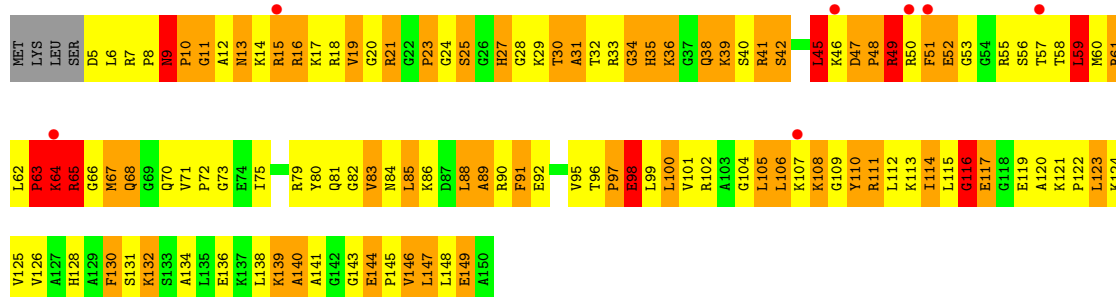
• Molecule 37: 50S ribosomal protein L14

Chain DO: 13% 62% 22% .



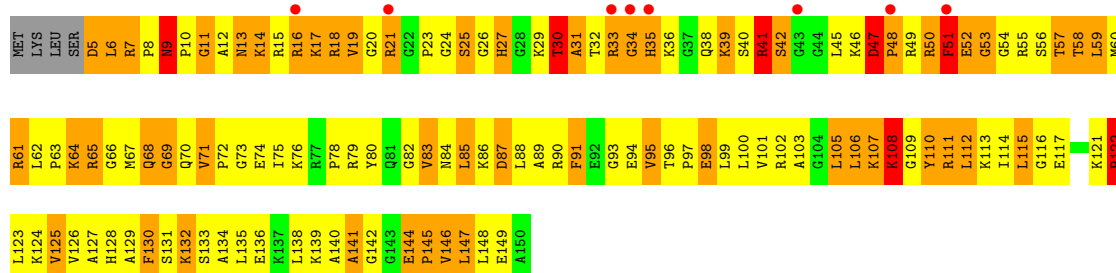
• Molecule 38: 50S ribosomal protein L15

Chain BP: 5% 15% 43% 33% 6% .



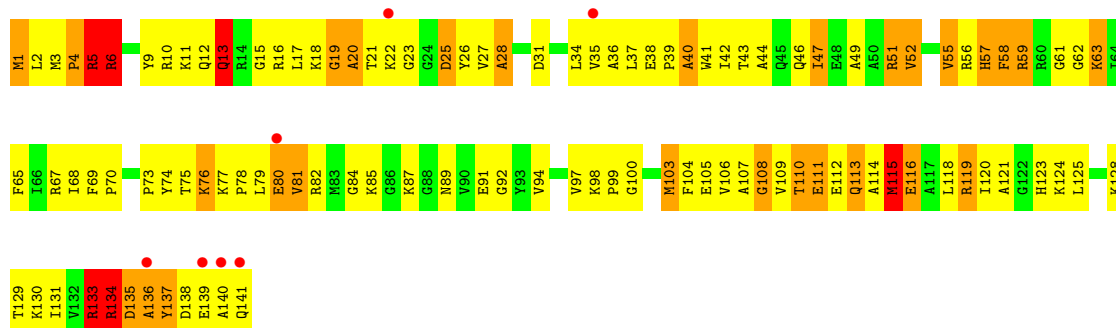
• Molecule 38: 50S ribosomal protein L15

Chain DP: 5% 10% 47% 35% 5% .

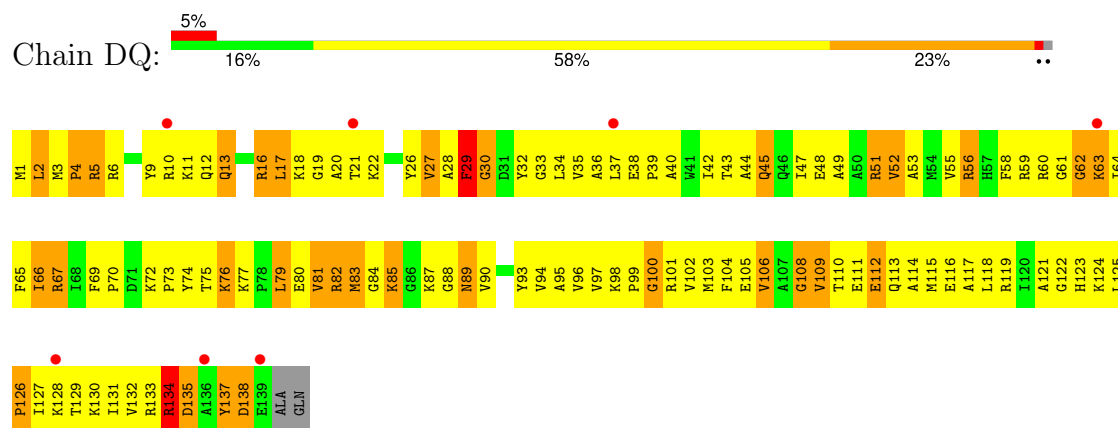


• Molecule 39: 50S ribosomal protein L16

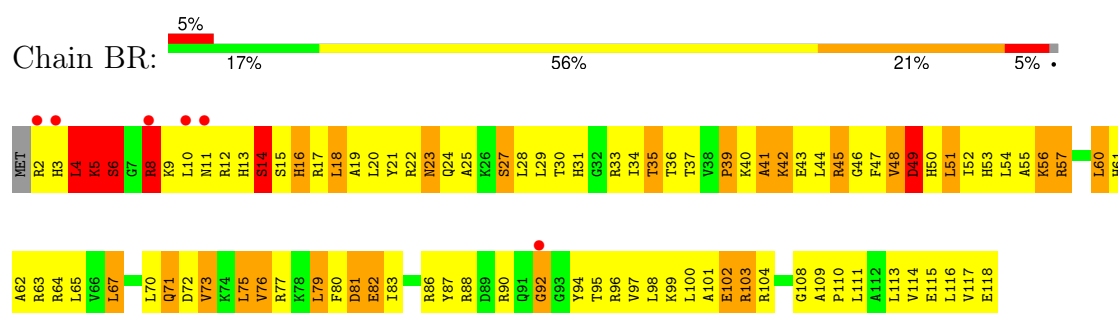
Chain BQ: 5% 23% 53% 20% .



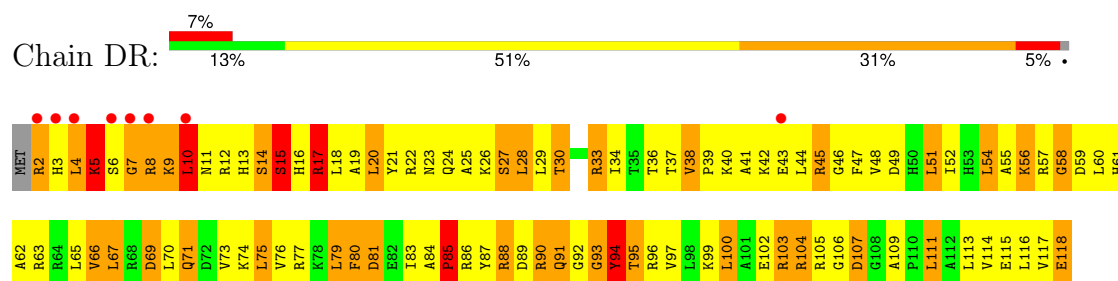
- Molecule 39: 50S ribosomal protein L16



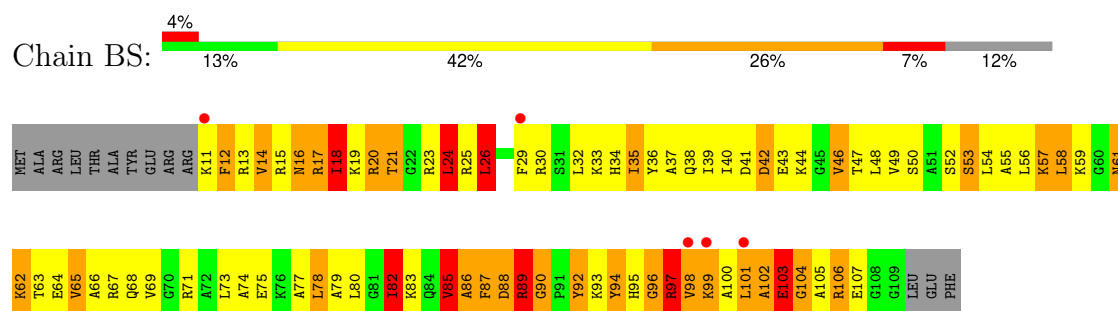
- Molecule 40: 50S ribosomal protein L17



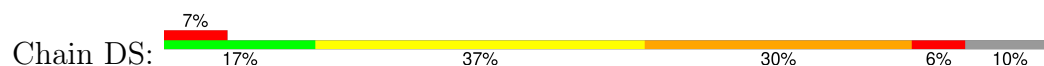
- Molecule 40: 50S ribosomal protein L17

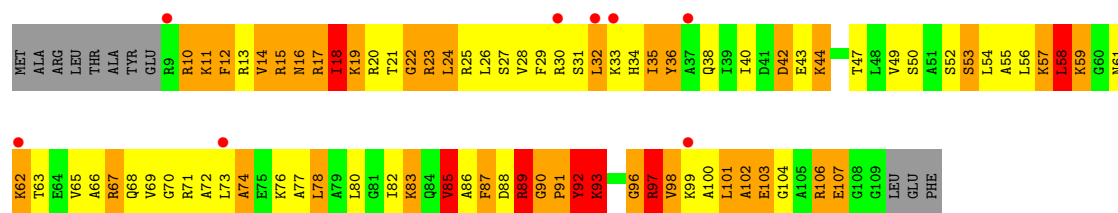


- Molecule 41: 50S ribosomal protein L18

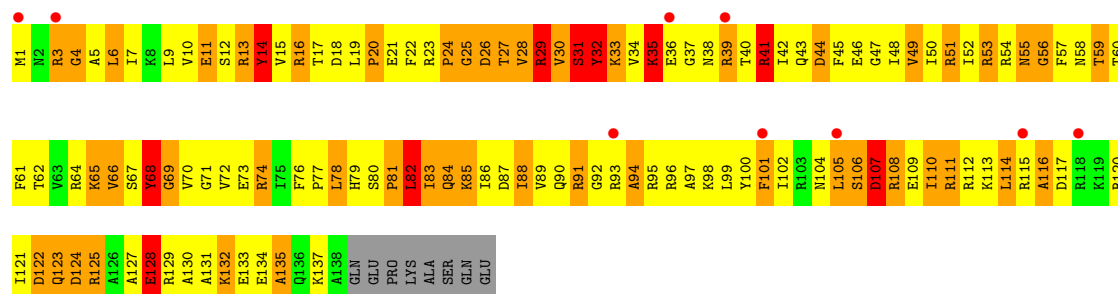


- Molecule 41: 50S ribosomal protein L18

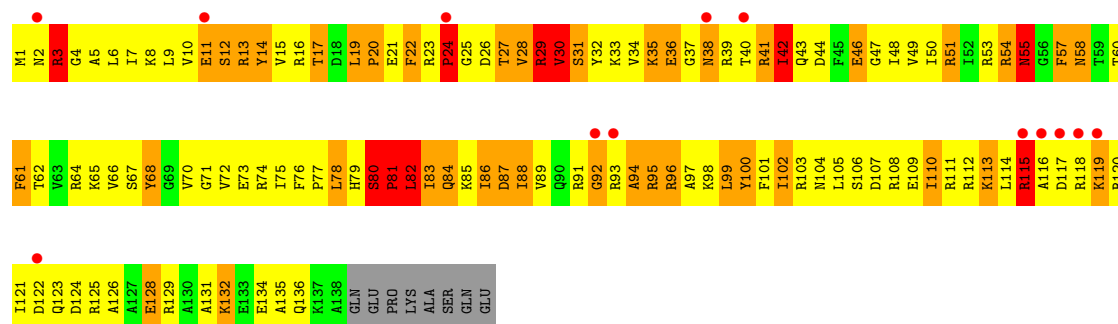




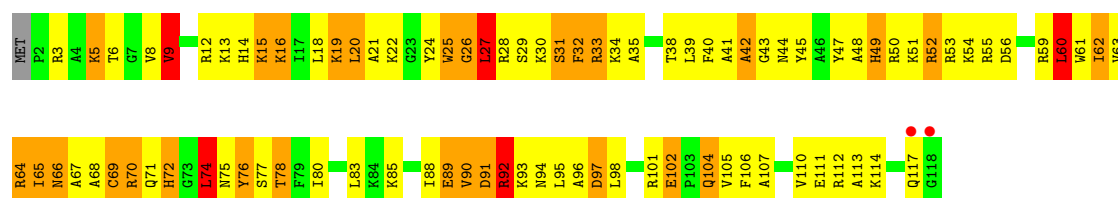
- Molecule 42: 50S ribosomal protein L19



- Molecule 42: 50S ribosomal protein L19

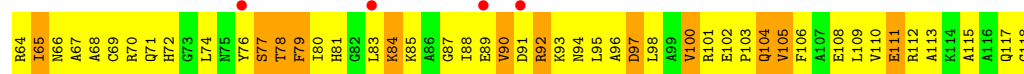
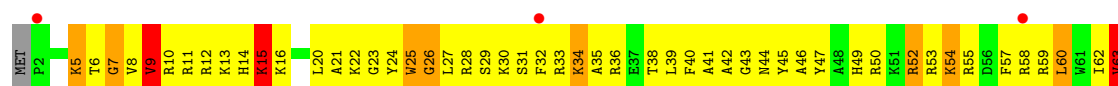


- Molecule 43: 50S ribosomal protein L20

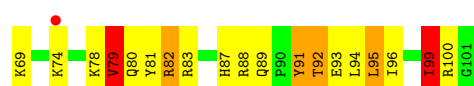
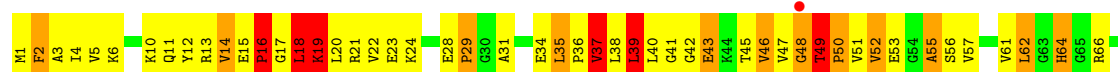


- Molecule 43: 50S ribosomal protein L20

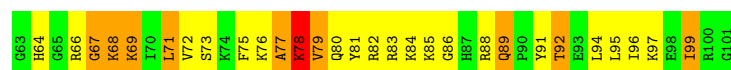
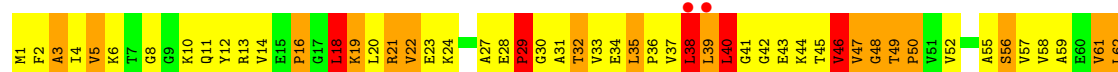
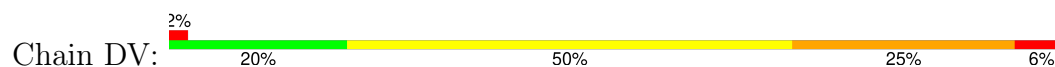






• Molecule 44: 50S ribosomal protein L21




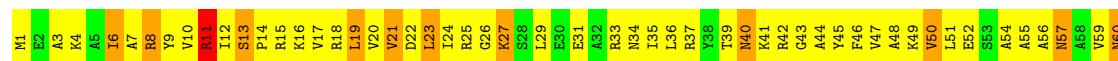
• Molecule 44: 50S ribosomal protein L21



• Molecule 45: 50S ribosomal protein L22

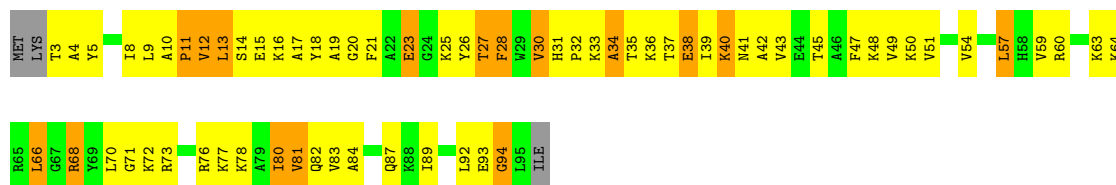


• Molecule 45: 50S ribosomal protein L22



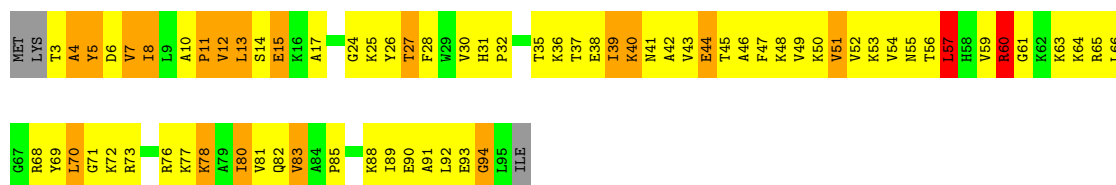
• Molecule 46: 50S ribosomal protein L23

Chain BX: 27% 53% 17%



- Molecule 46: 50S ribosomal protein L23

Chain DX: 22% 54% 19%



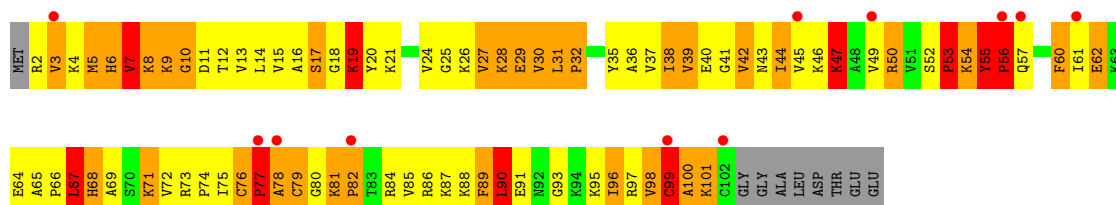
- Molecule 47: 50S ribosomal protein L24

Chain BY: 9% 5% 45% 35% 6% 8%



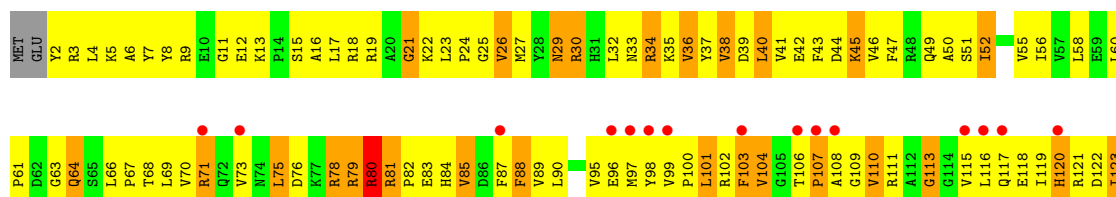
- Molecule 47: 50S ribosomal protein L24

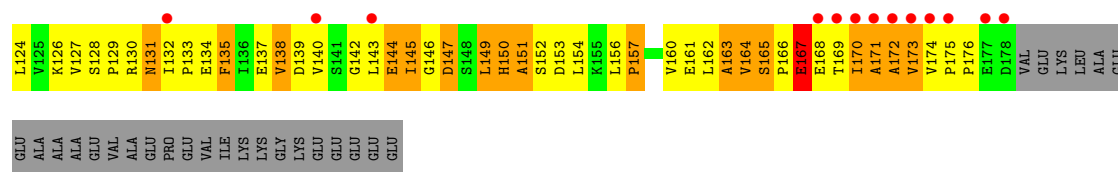
Chain DY: 10% 13% 40% 30% 9% 8%



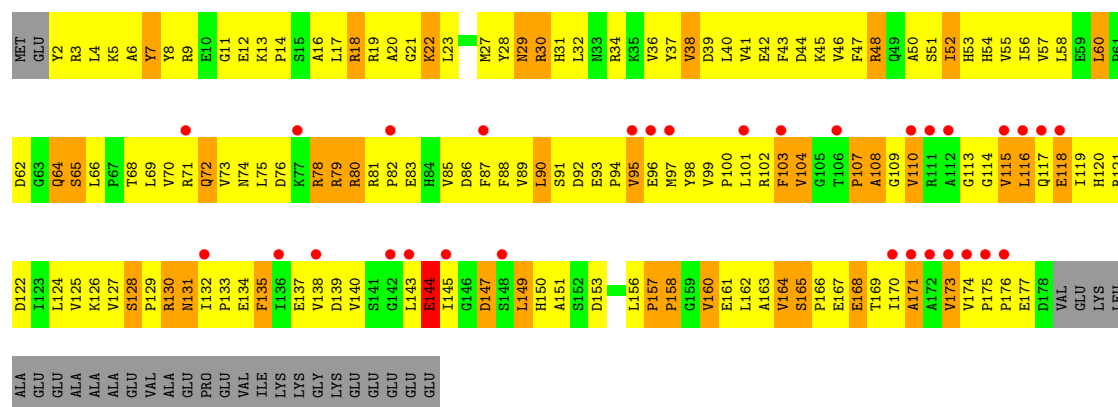
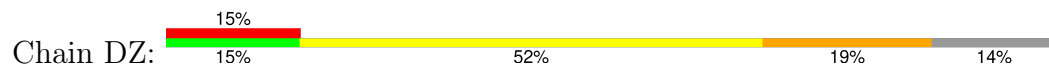
- Molecule 48: 50S ribosomal protein L25

Chain BZ: 14% 16% 49% 21% 14%

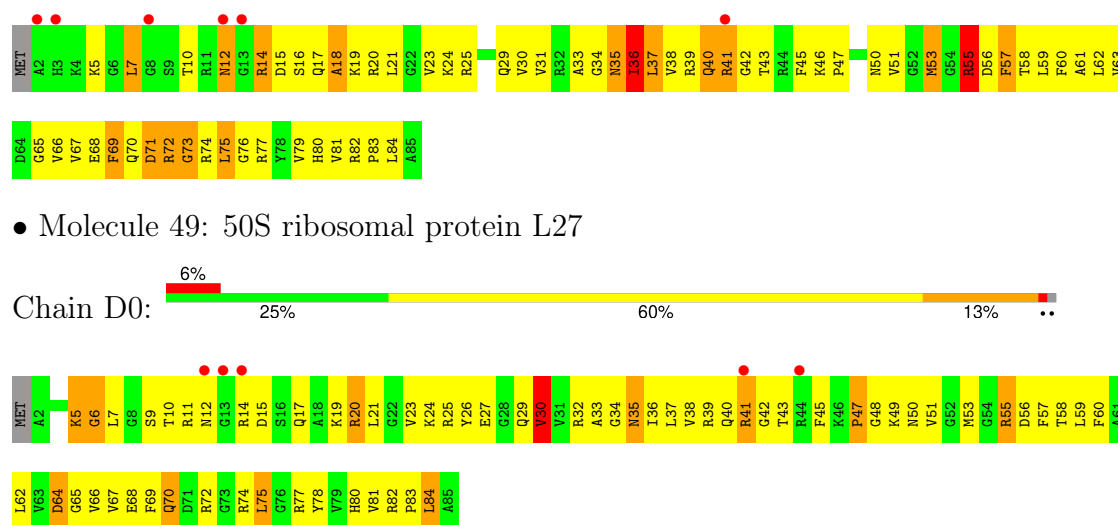




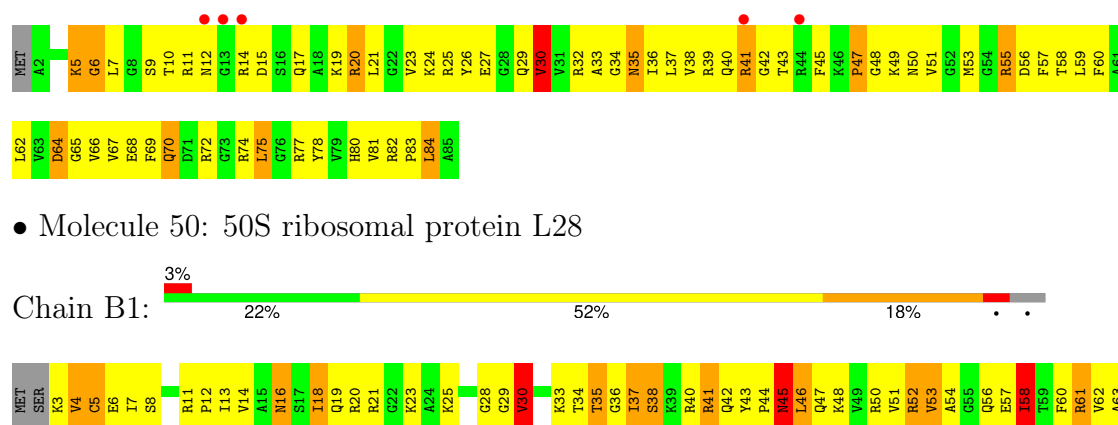
• Molecule 48: 50S ribosomal protein L25



• Molecule 49: 50S ribosomal protein L27

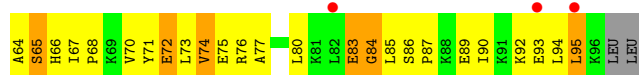


• Molecule 49: 50S ribosomal protein L27

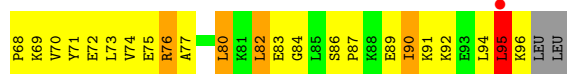
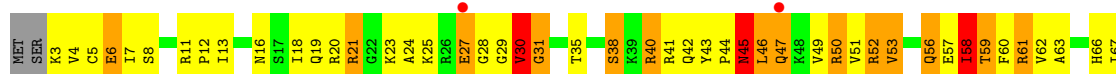


• Molecule 50: 50S ribosomal protein L28

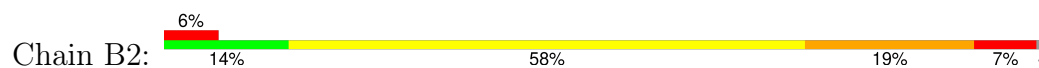




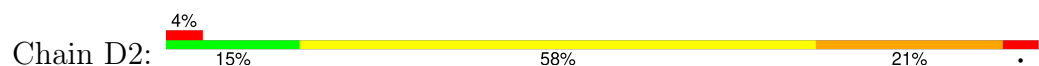
- Molecule 50: 50S ribosomal protein L28




- Molecule 51: 50S ribosomal protein L29



- Molecule 51: 50S ribosomal protein L29



- Molecule 52: 50S ribosomal protein L30

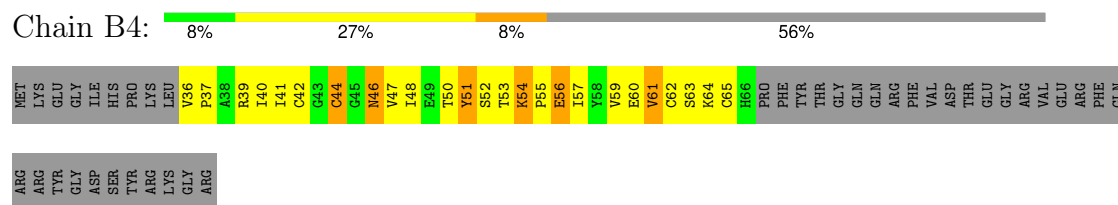


- Molecule 52: 50S ribosomal protein L30

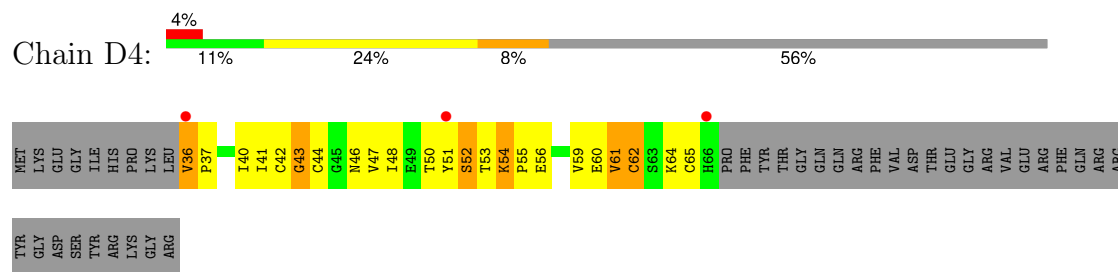




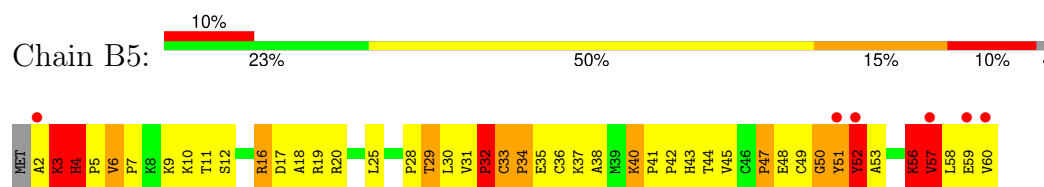
- Molecule 53: 50S ribosomal protein L31



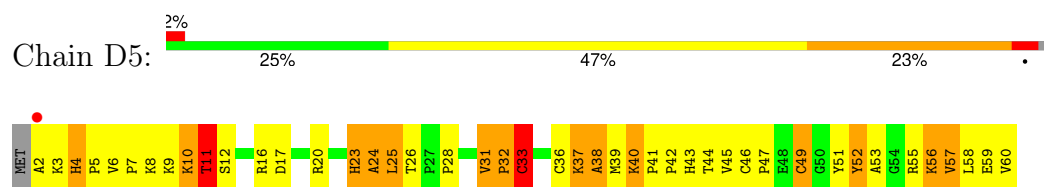
- Molecule 53: 50S ribosomal protein L31



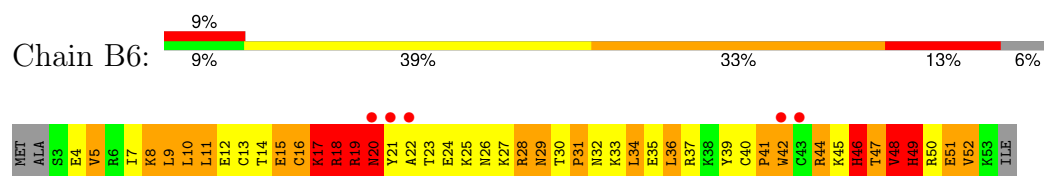
- Molecule 54: 50S ribosomal protein L32



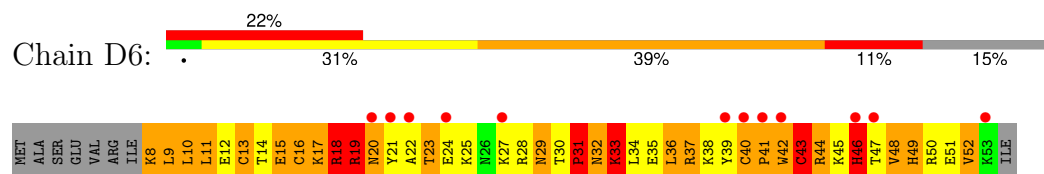
- Molecule 54: 50S ribosomal protein L32



- Molecule 55: 50S ribosomal protein L33

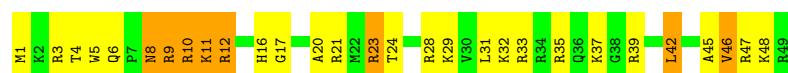


- Molecule 55: 50S ribosomal protein L33




- Molecule 56: 50S ribosomal protein L34

Chain B7: 



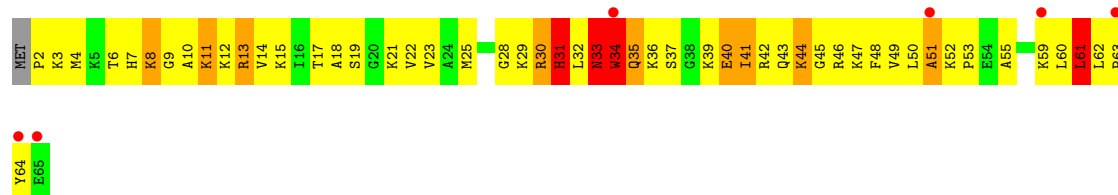
- Molecule 56: 50S ribosomal protein L34

Chain D7: 




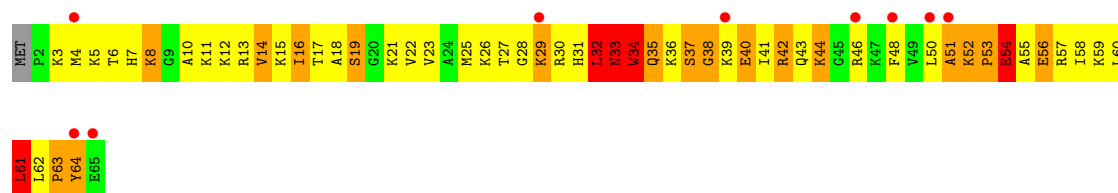
- Molecule 57: 50S ribosomal protein L35

Chain B8: 



- Molecule 57: 50S ribosomal protein L35

Chain D8: 



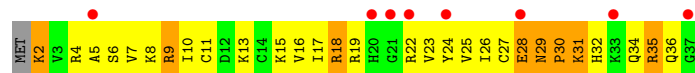
- Molecule 58: 50S ribosomal protein L36

Chain B9: 



- Molecule 58: 50S ribosomal protein L36

Chain D9: 



## 4 Data and refinement statistics

Property	Value	Source
Space group	P 21 21 21	Depositor
Cell constants a, b, c, $\alpha$ , $\beta$ , $\gamma$	210.23Å 448.51Å 633.62Å 90.00° 90.00° 90.00°	Depositor
Resolution (Å)	50.00 – 3.00 50.00 – 3.00	Depositor EDS
% Data completeness (in resolution range)	(Not available) (50.00-3.00) 94.1 (50.00-3.00)	Depositor EDS
$R_{merge}$	0.31	Depositor
$R_{sym}$	(Not available)	Depositor
$\langle I/\sigma(I) \rangle$ <sup>1</sup>	1.01 (at 3.01Å)	Xtriage
Refinement program	CNS	Depositor
R, $R_{free}$	0.248 , 0.272 0.249 , 0.279	Depositor DCC
$R_{free}$ test set	55515 reflections (5.01%)	wwPDB-VP
Wilson B-factor (Å <sup>2</sup> )	88.5	Xtriage
Anisotropy	0.155	Xtriage
Bulk solvent $k_{sol}$ (e/Å <sup>3</sup> ), $B_{sol}$ (Å <sup>2</sup> )	0.28 , 102.8	EDS
L-test for twinning <sup>2</sup>	$\langle  L  \rangle = 0.36$ , $\langle L^2 \rangle = 0.18$	Xtriage
Estimated twinning fraction	No twinning to report.	Xtriage
$F_o, F_c$ correlation	0.90	EDS
Total number of atoms	294559	wwPDB-VP
Average B, all atoms (Å <sup>2</sup> )	86.0	wwPDB-VP

Xtriage's analysis on translational NCS is as follows: *The largest off-origin peak in the Patterson function is 1.68% of the height of the origin peak. No significant pseudotranslation is detected.*

<sup>1</sup>Intensities estimated from amplitudes.

<sup>2</sup>Theoretical values of  $\langle |L| \rangle$ ,  $\langle L^2 \rangle$  for acentric reflections are 0.5, 0.333 respectively for untwinned datasets, and 0.375, 0.2 for perfectly twinned datasets.

## 5 Model quality ⓘ

### 5.1 Standard geometry ⓘ

Bond lengths and bond angles in the following residue types are not validated in this section: KBE, ZN, DPP, MG, UAL, 5OH

The Z score for a bond length (or angle) is the number of standard deviations the observed value is removed from the expected value. A bond length (or angle) with  $|Z| > 5$  is considered an outlier worth inspection. RMSZ is the root-mean-square of all Z scores of the bond lengths (or angles).

Mol	Chain	Bond lengths		Bond angles	
		RMSZ	# $ Z  > 5$	RMSZ	# $ Z  > 5$
1	AA	0.52	0/35980	0.82	47/56157 (0.1%)
1	CA	0.50	0/35980	0.82	32/56157 (0.1%)
2	AB	0.38	0/1936	0.73	0/2611
2	CB	0.37	0/1936	0.71	0/2611
3	AC	0.37	0/1637	0.74	1/2207 (0.0%)
3	CC	0.37	0/1637	0.73	0/2207
4	AD	0.45	0/1733	0.76	1/2318 (0.0%)
4	CD	0.44	0/1733	0.80	2/2318 (0.1%)
5	AE	0.43	0/1163	0.77	0/1566
5	CE	0.43	0/1163	0.77	0/1566
6	AF	0.41	0/856	0.71	0/1154
6	CF	0.41	0/856	0.72	0/1154
7	AG	0.39	0/1276	0.75	1/1709 (0.1%)
7	CG	0.40	0/1276	0.69	0/1709
8	AH	0.42	0/1136	0.76	0/1527
8	CH	0.40	0/1136	0.73	0/1527
9	AI	0.36	0/1023	0.71	0/1371
9	CI	0.37	0/1024	0.68	0/1372
10	AJ	0.37	0/808	0.68	0/1087
10	CJ	0.39	0/808	0.72	0/1087
11	AK	0.40	0/900	0.77	1/1213 (0.1%)
11	CK	0.41	0/900	0.77	1/1213 (0.1%)
12	AL	0.47	0/987	0.89	0/1322
12	CL	0.43	0/987	0.79	0/1322
13	AM	0.44	0/957	0.80	0/1284
13	CM	0.89	5/920 (0.5%)	1.22	13/1241 (1.0%)
14	AN	0.43	0/501	0.73	0/664
14	CN	0.42	0/501	0.72	1/664 (0.2%)
15	AO	0.43	0/745	0.71	0/992
15	CO	0.41	0/745	0.67	0/992
16	AP	0.43	0/717	0.78	1/965 (0.1%)
16	CP	0.40	0/717	0.70	0/965

Mol	Chain	Bond lengths		Bond angles	
		RMSZ	# Z  >5	RMSZ	# Z  >5
17	AQ	0.44	0/837	0.77	0/1119
17	CQ	0.40	0/837	0.74	0/1119
18	AR	0.45	0/579	0.82	0/768
18	CR	0.44	0/579	0.82	0/768
19	AS	0.41	0/643	0.71	0/867
19	CS	0.39	0/643	0.69	0/867
20	AT	0.38	0/765	0.80	0/1007
20	CT	0.39	0/765	0.77	0/1007
21	AU	0.46	0/213	0.77	0/279
21	CU	0.36	0/213	0.66	0/279
22	AV	0.56	0/239	0.66	0/371
22	CV	0.49	0/239	0.81	1/371 (0.3%)
23	AW	0.50	0/1778	0.76	0/2768
23	CW	0.43	0/1778	0.74	0/2768
24	AX	0.50	0/1832	0.74	0/2855
24	CX	0.49	0/1832	0.73	1/2855 (0.0%)
25	AY	0.36	0/1776	0.71	0/2766
25	CY	0.39	0/1776	0.73	0/2766
26	AZ	0.95	0/11	0.62	0/13
26	CZ	1.05	0/11	0.87	0/13
27	BA	0.64	0/67544	0.87	94/105433 (0.1%)
27	DA	0.55	0/67547	0.85	93/105438 (0.1%)
28	BB	0.58	0/2826	0.85	4/4406 (0.1%)
28	DB	0.50	0/2826	0.85	4/4406 (0.1%)
29	BC	0.29	0/1145	0.64	0/1556
29	DC	0.30	0/1145	0.67	0/1556
30	BD	0.60	2/2155 (0.1%)	0.94	3/2907 (0.1%)
30	DD	0.52	0/2155	0.90	5/2907 (0.2%)
31	BE	0.55	0/1597	0.92	0/2155
31	DE	0.46	0/1597	0.89	3/2155 (0.1%)
32	BF	0.50	0/1659	0.83	0/2246
32	DF	0.44	0/1659	0.81	1/2246 (0.0%)
33	BG	0.52	1/1499 (0.1%)	0.91	5/2016 (0.2%)
33	DG	0.50	1/1499 (0.1%)	0.89	5/2016 (0.2%)
34	BH	0.54	1/1277 (0.1%)	0.89	3/1729 (0.2%)
34	DH	0.35	0/1246	0.76	0/1684
35	BI	0.37	0/1057	0.81	0/1453
35	DI	0.38	0/1061	0.81	0/1458
36	BN	0.54	0/1132	0.89	2/1527 (0.1%)
36	DN	0.41	0/1132	0.79	0/1527
37	BO	0.50	0/943	0.90	4/1269 (0.3%)
37	DO	0.48	0/943	0.79	0/1269
38	BP	0.60	0/1131	1.14	9/1504 (0.6%)

Mol	Chain	Bond lengths		Bond angles	
		RMSZ	# Z  >5	RMSZ	# Z  >5
38	DP	0.49	0/1131	0.97	5/1504 (0.3%)
39	BQ	0.52	0/1143	0.79	0/1527
39	DQ	0.41	0/1128	0.73	0/1508
40	BR	0.53	0/974	0.94	6/1302 (0.5%)
40	DR	0.45	0/974	0.87	2/1302 (0.2%)
41	BS	0.50	0/779	1.01	4/1038 (0.4%)
41	DS	0.42	0/785	0.92	3/1048 (0.3%)
42	BT	0.54	0/1156	0.99	5/1544 (0.3%)
42	DT	0.48	0/1156	0.89	2/1544 (0.1%)
43	BU	0.57	0/975	0.86	2/1297 (0.2%)
43	DU	0.42	0/975	0.84	3/1297 (0.2%)
44	BV	0.51	0/790	0.95	3/1057 (0.3%)
44	DV	0.42	0/790	0.82	0/1057
45	BW	0.52	0/907	0.88	2/1216 (0.2%)
45	DW	0.50	0/907	0.85	0/1216
46	BX	0.53	0/740	0.89	0/995
46	DX	0.48	0/740	0.81	1/995 (0.1%)
47	BY	0.56	0/789	1.06	3/1053 (0.3%)
47	DY	0.48	0/789	0.93	3/1053 (0.3%)
48	BZ	0.42	0/1436	0.74	0/1951
48	DZ	0.36	0/1436	0.70	0/1951
49	B0	0.53	0/671	0.81	1/892 (0.1%)
49	D0	0.45	0/671	0.73	0/892
50	B1	0.49	0/722	0.82	0/964
50	D1	0.47	0/739	0.79	0/983
51	B2	0.55	0/600	0.86	1/793 (0.1%)
51	D2	0.42	0/600	0.74	0/793
52	B3	0.52	0/473	0.84	0/636
52	D3	0.41	0/473	0.81	0/636
53	B4	0.42	0/229	0.86	0/311
53	D4	0.50	0/229	1.01	2/311 (0.6%)
54	B5	0.53	0/473	0.95	2/639 (0.3%)
54	D5	0.46	0/473	0.79	0/639
55	B6	0.75	0/418	1.17	3/562 (0.5%)
55	D6	0.80	1/397 (0.3%)	1.20	4/531 (0.8%)
56	B7	0.59	0/427	0.92	1/563 (0.2%)
56	D7	0.50	0/427	0.85	0/563
57	B8	0.59	0/516	1.01	1/681 (0.1%)
57	D8	0.50	0/516	0.95	3/681 (0.4%)
58	B9	0.54	0/302	0.88	0/397
58	D9	0.33	0/302	0.74	0/397
All	All	0.54	11/318953 (0.0%)	0.84	400/477060 (0.1%)

Chiral center outliers are detected by calculating the chiral volume of a chiral center and verifying if the center is modelled as a planar moiety or with the opposite hand. A planarity outlier is detected by checking planarity of atoms in a peptide group, atoms in a mainchain group or atoms of a sidechain that are expected to be planar.

Mol	Chain	#Chirality outliers	#Planarity outliers
1	AA	0	90
1	CA	1	81
13	CM	0	1
22	CV	0	2
23	AW	0	1
23	CW	0	2
27	BA	0	223
27	DA	0	164
28	BB	0	6
28	DB	0	6
30	DD	0	1
36	DN	0	1
47	BY	0	1
54	D5	0	1
55	B6	0	1
55	D6	0	1
All	All	1	582

All (11) bond length outliers are listed below:

Mol	Chain	Res	Type	Atoms	Z	Observed(Å)	Ideal(Å)
13	CM	113	PRO	N-CD	-7.63	1.37	1.47
55	D6	46	HIS	C-N	-6.65	1.18	1.34
34	BH	11	VAL	C-N	6.53	1.46	1.34
13	CM	65	LYS	C-N	6.24	1.48	1.34
33	BG	111	LEU	C-N	5.78	1.45	1.34
30	BD	246	PRO	N-CD	5.75	1.55	1.47
13	CM	112	GLY	C-O	-5.56	1.14	1.23
13	CM	65	LYS	CA-C	5.43	1.67	1.52
13	CM	72	ALA	CA-CB	5.31	1.63	1.52
30	BD	245	PRO	C-N	-5.22	1.24	1.34
33	DG	111	LEU	C-N	5.21	1.44	1.34

All (400) bond angle outliers are listed below:

Mol	Chain	Res	Type	Atoms	Z	Observed(°)	Ideal(°)
13	CM	70	LEU	N-CA-C	-12.04	78.50	111.00
27	BA	2424	C	N1-C1'-C2'	-11.64	98.86	114.00

*Continued on next page...*

*Continued from previous page...*

Mol	Chain	Res	Type	Atoms	Z	Observed(°)	Ideal(°)
55	B6	46	HIS	N-CA-C	11.54	142.16	111.00
38	BP	52	GLU	N-CA-C	11.01	140.73	111.00
27	DA	1782	C	N1-C1'-C2'	-10.49	100.36	114.00
55	D6	46	HIS	N-CA-C	10.23	138.63	111.00
1	AA	52	G	N9-C1'-C2'	-10.22	100.71	114.00
27	DA	1992	G	N9-C1'-C2'	10.09	127.12	114.00
38	BP	116	GLY	N-CA-C	9.33	136.42	113.10
1	CA	517	G	C2'-C3'-O3'	9.26	129.88	109.50
38	DP	52	GLU	N-CA-C	9.24	135.96	111.00
1	CA	874	G	N9-C1'-C2'	-8.89	102.22	112.00
27	DA	226	G	C2'-C3'-O3'	8.89	129.06	109.50
1	AA	508	C	C2'-C3'-O3'	8.64	128.51	109.50
13	CM	70	LEU	CB-CG-CD1	-8.56	96.44	111.00
13	CM	70	LEU	CB-CG-CD2	-8.41	96.71	111.00
1	AA	131	C	N1-C1'-C2'	-8.40	102.76	112.00
13	CM	69	GLU	O-C-N	8.30	135.98	122.70
1	CA	199	G	N9-C1'-C2'	-8.20	102.98	112.00
1	CA	533	A	C2'-C3'-O3'	8.13	127.38	109.50
27	BA	1992	G	C2'-C3'-O3'	8.11	127.34	109.50
47	DY	54	LYS	N-CA-C	-7.86	89.79	111.00
1	AA	266	G	C2'-C3'-O3'	7.78	126.61	109.50
27	BA	467	G	N9-C1'-C2'	-7.76	103.46	112.00
27	DA	421	U	C2'-C3'-O3'	7.74	126.52	109.50
27	DA	2873	A	C5'-C4'-O4'	7.72	118.37	109.10
1	AA	498	U	N1-C1'-C2'	-7.63	103.61	112.00
1	AA	1265	G	N9-C1'-C2'	-7.55	103.69	112.00
27	BA	329	G	C2'-C3'-O3'	7.54	126.08	109.50
38	BP	53	GLY	N-CA-C	-7.54	94.26	113.10
27	DA	1289	C	N1-C1'-C2'	-7.44	103.81	112.00
30	BD	245	PRO	N-CA-C	-7.44	92.76	112.10
13	CM	65	LYS	CA-CB-CG	-7.40	97.11	113.40
27	BA	2776	A	C2'-C3'-O3'	7.37	125.72	109.50
27	DA	1386	C	N1-C1'-C2'	-7.36	103.91	112.00
27	BA	996	A	N9-C1'-C2'	-7.34	103.92	112.00
1	AA	1077	G	N9-C1'-C2'	-7.31	103.96	112.00
27	DA	2525	G	N9-C1'-C2'	-7.30	103.97	112.00
27	BA	1126	A	C2'-C3'-O3'	7.29	125.54	109.50
33	DG	114	ILE	N-CA-C	-7.26	91.41	111.00
38	DP	53	GLY	N-CA-C	-7.23	95.02	113.10
27	DA	2127	G	N9-C1'-C2'	-7.20	104.08	112.00
43	DU	78	THR	N-CA-C	-7.15	91.69	111.00
1	AA	140	A	N9-C1'-C2'	-7.12	104.17	112.00

*Continued on next page...*



*Continued from previous page...*

Mol	Chain	Res	Type	Atoms	Z	Observed(°)	Ideal(°)
31	DE	186	GLY	N-CA-C	7.11	130.88	113.10
41	DS	16	ASN	N-CA-C	-7.09	91.86	111.00
31	DE	87	GLU	N-CA-C	-7.07	91.90	111.00
1	AA	578	C	N1-C1'-C2'	-7.06	104.24	112.00
27	DA	1781	C	O4'-C1'-N1	7.05	113.84	108.20
1	AA	1067	A	C2'-C3'-O3'	7.04	124.98	109.50
36	BN	18	ALA	N-CA-C	-7.03	92.02	111.00
1	AA	494	U	N1-C1'-C2'	-7.02	104.28	112.00
33	DG	112	PRO	N-CA-CB	-7.01	94.89	102.60
1	AA	1196	U	N1-C1'-C2'	7.01	123.11	114.00
27	DA	831	G	C5'-C4'-C3'	-6.95	104.88	116.00
55	D6	48	VAL	N-CA-C	6.92	129.70	111.00
27	DA	2134	A	N9-C1'-C2'	-6.92	104.39	112.00
1	CA	266	G	C2'-C3'-O3'	6.87	124.69	113.70
27	BA	2346	A	N9-C1'-C2'	6.86	122.92	114.00
1	CA	1154	G	N9-C1'-C2'	-6.84	104.48	112.00
27	DA	1700	A	N9-C1'-C2'	-6.82	104.50	112.00
27	BA	2832	U	C2'-C3'-O3'	6.80	124.58	113.70
54	B5	52	TYR	N-CA-C	-6.78	92.70	111.00
13	CM	64	TRP	C-N-CA	-6.77	104.77	121.70
27	DA	467	G	N9-C1'-C2'	-6.76	104.57	112.00
38	BP	51	PHE	N-CA-C	6.75	129.23	111.00
27	BA	2491	U	O4'-C1'-N1	6.74	113.59	108.20
1	AA	1021	G	N9-C1'-C2'	-6.74	104.59	112.00
30	DD	244	ARG	C-N-CD	-6.73	105.79	120.60
47	DY	7	VAL	N-CA-C	6.71	129.13	111.00
1	AA	1461	G	N9-C1'-C2'	-6.71	104.62	112.00
28	DB	117	G	N9-C1'-C2'	-6.70	104.63	112.00
27	BA	1616	A	N9-C1'-C2'	6.68	122.69	114.00
40	BR	8	ARG	N-CA-C	6.68	129.04	111.00
27	BA	301	G	C2'-C3'-O3'	6.68	124.38	113.70
27	BA	2068	U	N1-C1'-C2'	-6.65	104.68	112.00
27	BA	2477	C	N1-C1'-C2'	6.63	122.62	114.00
27	DA	548	A	O4'-C1'-N9	6.59	113.47	108.20
27	DA	1786	A	N9-C1'-C2'	6.59	122.57	114.00
33	BG	114	ILE	N-CA-C	-6.56	93.30	111.00
27	DA	1945	G	N9-C1'-C2'	-6.56	104.79	112.00
27	BA	2820	A	C2'-C3'-O3'	6.55	124.19	113.70
30	BD	246	PRO	CA-N-CD	-6.55	102.33	111.50
27	BA	2318	G	C2'-C3'-O3'	6.55	124.17	113.70
27	DA	1992	G	C2'-C3'-O3'	6.53	124.15	113.70
27	BA	2830	G	C5'-C4'-C3'	-6.53	105.56	116.00

*Continued on next page...*

*Continued from previous page...*

Mol	Chain	Res	Type	Atoms	Z	Observed(°)	Ideal(°)
27	BA	1996	C	N1-C1'-C2'	6.53	122.48	114.00
40	DR	10	LEU	CA-CB-CG	6.49	130.24	115.30
53	D4	62	CYS	CA-CB-SG	-6.49	102.32	114.00
34	BH	157	TYR	N-CA-C	-6.49	93.49	111.00
13	CM	66	LEU	CB-CG-CD2	-6.49	99.97	111.00
27	BA	1947	C	C5'-C4'-C3'	-6.47	105.65	116.00
27	BA	2036	C	N1-C1'-C2'	-6.46	104.90	112.00
27	BA	588	U	O5'-P-OP2	-6.41	99.93	105.70
27	DA	33	U	C5'-C4'-O4'	6.39	116.76	109.10
57	B8	45	GLY	N-CA-C	-6.38	97.15	113.10
30	DD	41	GLY	N-CA-C	-6.36	97.19	113.10
27	BA	1698	A	N9-C1'-C2'	6.36	122.27	114.00
27	DA	334	C	N1-C1'-C2'	-6.35	105.01	112.00
38	BP	45	LEU	N-CA-C	-6.35	93.86	111.00
27	DA	424	G	N9-C1'-C2'	-6.35	105.02	112.00
41	DS	18	ILE	N-CA-C	-6.33	93.90	111.00
1	AA	792	A	C2'-C3'-O3'	6.33	123.83	113.70
27	DA	1653	G	C2'-C3'-O3'	6.33	123.83	113.70
49	B0	36	ILE	N-CA-C	-6.28	94.06	111.00
1	AA	682	G	N9-C1'-C2'	-6.27	105.10	112.00
1	AA	6	G	N9-C1'-C2'	6.27	122.15	114.00
27	BA	729	G	N9-C1'-C2'	6.22	122.09	114.00
1	CA	288	A	N9-C1'-C2'	-6.21	105.17	112.00
27	BA	2669	G	N9-C1'-C2'	-6.21	105.17	112.00
27	BA	2468	G	N9-C1'-C2'	6.18	122.03	114.00
27	DA	2497	A	C2'-C3'-O3'	6.17	123.57	113.70
28	BB	118	G	N9-C1'-C2'	-6.15	105.23	112.00
1	AA	785	G	C5'-C4'-C3'	-6.15	106.16	116.00
1	CA	966	G	N9-C1'-C2'	-6.14	105.25	112.00
27	BA	61	G	N9-C1'-C2'	-6.13	105.26	112.00
27	BA	1266	G	N9-C1'-C2'	6.12	121.96	114.00
38	DP	51	PHE	N-CA-C	6.12	127.52	111.00
1	AA	189(E)	U	N1-C1'-C2'	6.11	121.94	114.00
27	BA	1427	A	C2'-C3'-O3'	6.10	123.46	113.70
24	CX	7	G	N9-C1'-C2'	6.10	121.93	114.00
27	DA	1283	G	N9-C1'-C2'	-6.08	105.31	112.00
33	DG	129	GLY	N-CA-C	-6.07	97.93	113.10
42	BT	29	ARG	N-CA-C	6.07	127.38	111.00
27	BA	1616	A	O4'-C1'-N9	6.06	113.05	108.20
27	DA	1781	C	N1-C1'-C2'	6.06	121.88	114.00
27	BA	856	C	C2'-C3'-O3'	6.05	123.38	113.70
1	AA	700	G	N9-C1'-C2'	-6.05	105.35	112.00

*Continued on next page...*

*Continued from previous page...*

Mol	Chain	Res	Type	Atoms	Z	Observed(°)	Ideal(°)
53	D4	43	GLY	N-CA-C	-6.05	97.98	113.10
41	BS	17	ARG	N-CA-C	-6.04	94.70	111.00
27	BA	2473	U	N1-C1'-C2'	6.02	121.83	114.00
27	DA	352	G	N9-C1'-C2'	6.00	121.80	114.00
27	DA	1159	U	C5'-C4'-C3'	-6.00	106.40	116.00
27	BA	44	G	N9-C1'-C2'	-5.98	105.43	112.00
27	DA	945	A	C5'-C4'-O4'	5.96	116.25	109.10
27	BA	945	A	C5'-C4'-O4'	5.95	116.24	109.10
1	AA	331	G	N9-C1'-C2'	-5.95	105.46	112.00
1	CA	1177	G	N9-C1'-C2'	-5.94	105.46	112.00
1	CA	511	C	C2'-C3'-O3'	5.94	123.21	113.70
1	CA	27	G	N9-C1'-C2'	-5.94	105.47	112.00
42	BT	105	LEU	CA-CB-CG	5.94	128.95	115.30
27	BA	146	G	C5'-C4'-C3'	-5.92	106.52	116.00
27	DA	412	A	C5'-C4'-O4'	-5.92	101.99	109.10
27	DA	2498	C	N1-C1'-C2'	-5.92	105.48	112.00
38	DP	54	GLY	N-CA-C	-5.92	98.30	113.10
1	AA	686	U	C2'-C3'-O3'	5.92	123.16	113.70
27	BA	474	G	N9-C1'-C2'	5.91	121.68	114.00
55	B6	19	ARG	N-CA-C	5.91	126.96	111.00
27	DA	313	C	N1-C1'-C2'	-5.91	105.50	112.00
27	DA	740	U	C5'-C4'-O4'	-5.90	102.03	109.10
51	B2	47	ASN	N-CA-C	5.89	126.91	111.00
27	DA	61	G	N9-C1'-C2'	-5.88	105.53	112.00
57	D8	32	LEU	N-CA-C	-5.88	95.13	111.00
27	BA	945	A	C1'-O4'-C4'	-5.88	105.20	109.90
27	BA	2585	U	O4'-C1'-N1	5.87	112.90	108.20
27	DA	1623	G	N9-C1'-C2'	-5.87	105.54	112.00
27	BA	2304	G	C5'-C4'-C3'	-5.87	106.61	116.00
43	BU	27	LEU	N-CA-C	-5.85	95.20	111.00
41	BS	12	PHE	N-CA-C	-5.85	95.21	111.00
1	AA	723	U	N1-C1'-C2'	-5.84	105.57	112.00
27	DA	1653	G	N9-C1'-C2'	5.83	121.58	114.00
27	BA	1744	C	C5'-C4'-C3'	-5.83	106.68	116.00
30	DD	212	SER	N-CA-C	-5.80	95.33	111.00
27	BA	1784	A	C2'-C3'-O3'	-5.79	96.75	109.50
27	DA	1929	G	C1'-O4'-C4'	-5.79	105.27	109.90
27	DA	1236	G	C2'-C3'-O3'	5.79	122.96	113.70
3	AC	139	GLN	N-CA-C	-5.78	95.39	111.00
27	BA	906	G	C5'-C4'-C3'	-5.78	106.75	116.00
27	BA	784	A	N9-C1'-C2'	5.78	121.51	114.00
27	BA	1698	A	O4'-C1'-N9	5.77	112.82	108.20

*Continued on next page...*

*Continued from previous page...*

Mol	Chain	Res	Type	Atoms	Z	Observed(°)	Ideal(°)
27	DA	1698	A	N9-C1'-C2'	5.77	121.50	114.00
13	CM	66	LEU	O-C-N	5.77	131.93	122.70
38	DP	41	ARG	N-CA-C	-5.77	95.43	111.00
28	BB	40	U	N1-C1'-C2'	5.76	121.49	114.00
1	CA	362	G	N9-C1'-C2'	-5.76	105.66	112.00
27	DA	2222	G	N9-C1'-C2'	-5.76	105.66	112.00
27	BA	442	G	N9-C1'-C2'	5.76	121.49	114.00
16	AP	27	LYS	N-CA-C	-5.76	95.46	111.00
27	BA	669	G	N9-C1'-C2'	5.76	121.48	114.00
34	BH	166	GLY	N-CA-C	-5.75	98.72	113.10
27	BA	2746	U	N1-C1'-C2'	-5.75	105.67	112.00
42	BT	4	GLY	N-CA-C	-5.75	98.74	113.10
38	BP	52	GLU	CA-C-N	-5.74	104.72	116.20
1	AA	957	U	N1-C1'-C2'	-5.74	105.69	112.00
31	DE	117	MET	N-CA-C	-5.72	95.55	111.00
27	BA	2200	C	C5'-C4'-C3'	-5.72	106.85	116.00
33	DG	113	ARG	CA-CB-CG	-5.71	100.84	113.40
27	DA	2681	C	N1-C1'-C2'	5.71	121.42	114.00
27	BA	951	C	N1-C1'-C2'	-5.70	105.73	112.00
42	BT	31	SER	N-CA-C	5.70	126.39	111.00
27	BA	548	A	O4'-C1'-N9	5.70	112.76	108.20
1	CA	960	U	C5'-C4'-O4'	5.70	115.94	109.10
43	BU	64	ARG	NE-CZ-NH2	-5.69	117.45	120.30
27	DA	2130	U	N1-C1'-C2'	-5.69	105.74	112.00
57	D8	32	LEU	CA-CB-CG	5.68	128.37	115.30
27	DA	736	C	N1-C1'-C2'	-5.68	105.75	112.00
27	DA	1930	G	N9-C1'-C2'	5.68	121.38	114.00
1	AA	1049	U	N1-C1'-C2'	5.68	121.38	114.00
1	CA	952	U	N1-C1'-C2'	-5.68	105.75	112.00
27	DA	1838	C	C2'-C3'-O3'	5.67	122.78	113.70
28	BB	52	A	N9-C1'-C2'	5.67	121.37	114.00
1	AA	428	G	C2'-C3'-O3'	5.67	122.76	113.70
27	BA	1517	G	C5'-C4'-C3'	-5.67	106.94	116.00
13	CM	70	LEU	N-CA-CB	5.67	121.73	110.40
1	AA	1105	A	N9-C1'-C2'	-5.66	105.77	112.00
27	BA	453	C	C5'-C4'-C3'	-5.66	106.94	116.00
41	BS	26	LEU	N-CA-C	-5.65	95.73	111.00
27	BA	2546	U	O4'-C1'-N1	5.65	112.72	108.20
33	BG	129	GLY	N-CA-C	-5.65	98.98	113.10
28	DB	75	G	C5'-C4'-C3'	-5.64	106.97	116.00
1	AA	559	A	N9-C1'-C2'	5.63	121.32	114.00
27	DA	1190	G	N9-C1'-C2'	-5.61	105.83	112.00

*Continued on next page...*

*Continued from previous page...*

Mol	Chain	Res	Type	Atoms	Z	Observed(°)	Ideal(°)
1	CA	1363(A)	A	N9-C1'-C2'	5.59	121.27	114.00
1	AA	400	C	N1-C1'-C2'	-5.59	105.86	112.00
1	CA	323	U	N1-C1'-C2'	-5.58	105.86	112.00
42	DT	3	ARG	N-CA-C	-5.57	95.96	111.00
1	AA	1274	G	N9-C1'-C2'	-5.57	105.88	112.00
27	DA	119	A	N9-C1'-C2'	5.57	121.23	114.00
27	BA	1838	C	C5'-C4'-O4'	5.56	115.77	109.10
11	CK	81	ASP	N-CA-C	-5.56	96.00	111.00
27	DA	2092	U	N1-C1'-C2'	5.55	121.22	114.00
27	BA	1204	A	C5'-C4'-C3'	5.54	124.87	116.00
40	BR	57	ARG	N-CA-C	-5.54	96.04	111.00
41	BS	16	ASN	N-CA-C	-5.54	96.05	111.00
27	DA	1016	G	N9-C1'-C2'	-5.54	105.91	112.00
27	DA	2092	U	C2'-C3'-O3'	5.53	122.55	113.70
28	BB	86	G	N9-C1'-C2'	-5.52	105.93	112.00
27	BA	934	G	C5'-C4'-C3'	-5.51	107.18	116.00
45	BW	98	LYS	N-CA-C	-5.51	96.12	111.00
27	BA	1048	A	N9-C1'-C2'	5.51	121.16	114.00
27	DA	2867	G	N9-C1'-C2'	5.51	121.16	114.00
27	BA	2110	G	N9-C1'-C2'	5.51	121.16	114.00
4	CD	31	CYS	N-CA-C	-5.51	96.13	111.00
27	DA	1379	A	C2'-C3'-O3'	5.50	122.50	113.70
38	BP	28	GLY	N-CA-C	-5.49	99.37	113.10
1	CA	1053	G	C1'-O4'-C4'	-5.49	105.51	109.90
38	BP	59	LEU	CA-CB-CG	5.49	127.92	115.30
27	DA	2638	G	C2'-C3'-O3'	5.48	122.47	113.70
4	CD	87	GLY	N-CA-C	-5.48	99.40	113.10
34	BH	64	LEU	CA-CB-CG	-5.47	102.71	115.30
27	BA	1786	A	N9-C1'-C2'	5.47	121.11	114.00
7	AG	81	GLY	N-CA-C	-5.47	99.43	113.10
13	CM	68	GLY	N-CA-C	-5.47	99.43	113.10
27	DA	2304	G	C5'-C4'-O4'	5.46	115.65	109.10
27	DA	1799	G	N9-C1'-C2'	5.46	121.10	114.00
40	BR	60	LEU	CA-CB-CG	5.45	127.84	115.30
40	BR	4	LEU	N-CA-C	5.45	125.72	111.00
27	BA	670	A	C2'-C3'-O3'	5.45	122.42	113.70
1	AA	1134	G	N9-C1'-C2'	-5.45	106.01	112.00
1	CA	517	G	C4'-C3'-O3'	5.45	123.90	113.00
1	AA	108	G	O4'-C1'-N9	5.45	112.56	108.20
27	BA	1815	A	N9-C1'-C2'	5.45	121.08	114.00
41	DS	17	ARG	N-CA-C	-5.45	96.30	111.00
1	CA	1201	A	C2'-C3'-O3'	5.44	122.41	113.70

*Continued on next page...*

*Continued from previous page...*

Mol	Chain	Res	Type	Atoms	Z	Observed(°)	Ideal(°)
33	DG	113	ARG	CA-C-N	-5.44	105.23	117.20
1	CA	994	A	N9-C1'-C2'	-5.44	106.02	112.00
42	BT	35	LYS	N-CA-C	-5.43	96.32	111.00
13	CM	66	LEU	CA-CB-CG	5.42	127.77	115.30
27	DA	157	U	N1-C1'-C2'	5.41	121.04	114.00
27	DA	2419	U	N1-C1'-C2'	-5.41	106.05	112.00
27	DA	2585	U	N1-C1'-C2'	5.41	121.04	114.00
1	CA	699	C	N1-C1'-C2'	-5.41	106.05	112.00
27	DA	125	G	N9-C1'-C2'	5.40	121.02	114.00
1	AA	1442(A)	G	O4'-C1'-N9	5.39	112.51	108.20
27	DA	40	C	N1-C1'-C2'	-5.39	106.07	112.00
27	DA	1963	U	N1-C1'-C2'	5.39	121.01	114.00
27	BA	572	A	O5'-P-OP2	-5.39	100.85	105.70
27	DA	2832	U	C2'-C3'-O3'	5.39	122.32	113.70
27	BA	717	G	N9-C1'-C2'	-5.39	106.08	112.00
27	BA	1033	U	OP1-P-O3'	5.38	117.03	105.20
27	BA	2873	A	O4'-C1'-N9	5.37	112.50	108.20
55	D6	19	ARG	N-CA-C	5.37	125.49	111.00
1	AA	1442(A)	G	C2'-C3'-O3'	-5.37	97.70	109.50
27	BA	2042	A	N9-C1'-C2'	-5.35	106.11	112.00
33	BG	87	PRO	N-CA-C	5.35	126.02	112.10
28	DB	35	U	N1-C1'-C2'	-5.35	106.11	112.00
1	AA	154	C	N1-C1'-C2'	-5.35	106.11	112.00
27	BA	1559	G	O4'-C1'-N9	5.35	112.48	108.20
27	BA	1175	U	N1-C1'-C2'	5.35	120.95	114.00
47	BY	54	LYS	N-CA-C	-5.34	96.58	111.00
27	BA	1772	G	N9-C1'-C2'	-5.34	106.13	112.00
27	DA	2021	C	OP1-P-O3'	5.34	116.95	105.20
27	DA	2440	C	O4'-C1'-N1	5.34	112.47	108.20
27	DA	1460	A	C2'-C3'-O3'	5.34	122.24	113.70
1	AA	189(I)	G	N9-C1'-C2'	-5.34	106.13	112.00
43	DU	9	VAL	N-CA-C	5.33	125.39	111.00
1	AA	1380	U	N1-C1'-C2'	5.33	120.92	114.00
27	DA	2276	G	N9-C1'-C2'	-5.32	106.15	112.00
27	BA	1139	G	N9-C1'-C2'	-5.32	106.15	112.00
27	DA	271(D)	G	N9-C1'-C2'	-5.32	106.15	112.00
27	BA	629	G	C5'-C4'-C3'	-5.31	107.50	116.00
27	DA	2702	U	N1-C1'-C2'	5.31	120.90	114.00
44	BV	39	LEU	CA-CB-CG	5.30	127.49	115.30
27	BA	2672	G	C5'-C4'-C3'	-5.30	107.52	116.00
27	BA	945	A	O4'-C1'-N9	5.30	112.44	108.20
54	B5	3	LYS	N-CA-C	5.30	125.30	111.00

*Continued on next page...*

*Continued from previous page...*

Mol	Chain	Res	Type	Atoms	Z	Observed(°)	Ideal(°)
43	DU	97	ASP	N-CA-C	-5.30	96.70	111.00
1	CA	890	G	N9-C1'-C2'	5.29	120.88	114.00
27	BA	454	A	OP1-P-O3'	5.29	116.83	105.20
44	BV	37	VAL	N-CA-C	-5.28	96.74	111.00
1	CA	429	U	O4'-C1'-N1	5.27	112.42	108.20
27	DA	2060	A	C2'-C3'-O3'	5.27	122.13	113.70
27	DA	2140	C	N1-C1'-C2'	-5.27	106.20	112.00
1	AA	1064	G	C2'-C3'-O3'	5.27	122.13	113.70
27	BA	11	G	N9-C1'-C2'	-5.26	106.21	112.00
40	BR	6	SER	N-CA-C	5.26	125.21	111.00
1	CA	328	C	N1-C1'-C2'	5.26	120.84	114.00
27	DA	469	G	N9-C1'-C2'	-5.26	106.21	112.00
27	DA	742	G	N9-C1'-C2'	-5.25	106.22	112.00
1	AA	1174	G	N9-C1'-C2'	-5.25	106.23	112.00
36	BN	124	ALA	N-CA-C	-5.25	96.84	111.00
1	CA	723	U	N1-C1'-C2'	-5.24	106.23	112.00
27	DA	33	U	C1'-O4'-C4'	-5.24	105.70	109.90
27	DA	1165	U	N1-C1'-C2'	-5.24	106.23	112.00
27	BA	1308	A	N9-C1'-C2'	-5.24	106.24	112.00
27	DA	1914	C	O4'-C1'-N1	5.24	112.39	108.20
1	AA	533	A	C2'-C3'-O3'	5.24	122.08	113.70
1	CA	1141	C	N1-C1'-C2'	5.24	120.81	114.00
47	BY	47	LYS	N-CA-C	5.23	125.13	111.00
37	BO	59	LYS	N-CA-C	-5.22	96.90	111.00
1	CA	454	C	O4'-C1'-N1	5.22	112.38	108.20
4	AD	12	CYS	N-CA-C	-5.22	96.91	111.00
27	BA	2231	C	N1-C1'-C2'	-5.21	106.27	112.00
57	D8	38	GLY	N-CA-C	-5.21	100.07	113.10
13	CM	70	LEU	CA-CB-CG	-5.21	103.32	115.30
27	BA	2699	C	N1-C1'-C2'	-5.21	106.27	112.00
27	DA	790	C	N1-C1'-C2'	5.20	120.77	114.00
27	DA	284	U	N1-C1'-C2'	-5.20	106.28	112.00
27	DA	779	U	N1-C1'-C2'	-5.20	106.28	112.00
37	BO	40	VAL	N-CA-C	-5.20	96.96	111.00
27	DA	1936	A	C1'-O4'-C4'	-5.20	105.74	109.90
27	BA	2712	U	C5'-C4'-O4'	5.20	115.33	109.10
22	CV	6	G	N9-C1'-C2'	5.19	120.75	114.00
1	AA	1020	U	N1-C1'-C2'	-5.19	106.29	112.00
1	AA	181	G	C5'-C4'-O4'	5.19	115.32	109.10
27	DA	1321	A	C5'-C4'-C3'	-5.18	107.71	116.00
1	AA	351	G	N9-C1'-C2'	5.17	120.73	114.00
27	DA	676	A	C1'-O4'-C4'	-5.17	105.76	109.90

*Continued on next page...*



*Continued from previous page...*

Mol	Chain	Res	Type	Atoms	Z	Observed(°)	Ideal(°)
1	AA	770	C	N1-C1'-C2'	-5.17	106.31	112.00
27	DA	474	G	N9-C1'-C2'	5.17	120.72	114.00
1	AA	1530	G	N9-C1'-C2'	-5.16	106.32	112.00
1	CA	401	C	N1-C1'-C2'	-5.16	106.32	112.00
27	BA	1126	A	C4'-C3'-C2'	5.16	107.76	102.60
27	BA	2712	U	O4'-C1'-N1	5.16	112.33	108.20
38	BP	27	HIS	N-CA-C	5.16	124.93	111.00
1	AA	1124	G	N9-C1'-C2'	5.16	120.70	114.00
27	BA	2682	U	C5'-C4'-O4'	-5.15	102.92	109.10
27	DA	2712	U	O4'-C1'-N1	5.15	112.32	108.20
27	BA	349	G	C5'-C4'-C3'	-5.15	107.77	116.00
56	B7	42	LEU	CA-CB-CG	5.14	127.13	115.30
27	BA	2447	G	C5'-C4'-O4'	-5.14	102.93	109.10
27	DA	2286	A	N9-C1'-C2'	5.14	120.68	114.00
27	BA	272(B)	G	C5'-C4'-C3'	5.13	124.20	116.00
27	BA	2092	U	N1-C1'-C2'	5.12	120.66	114.00
1	AA	872	A	N9-C1'-C2'	5.12	120.65	114.00
27	BA	310	A	C1'-O4'-C4'	-5.12	105.81	109.90
32	DF	85	GLY	N-CA-C	-5.12	100.31	113.10
27	BA	493	G	C5'-C4'-C3'	-5.11	107.82	116.00
27	DA	671	C	N1-C1'-C2'	-5.11	106.38	112.00
27	BA	748	G	N9-C1'-C2'	5.11	120.64	114.00
27	BA	142	A	N9-C1'-C2'	5.10	120.64	114.00
27	BA	343	C	C5'-C4'-C3'	-5.09	107.85	116.00
30	DD	259	THR	N-CA-C	5.09	124.75	111.00
47	DY	99	CYS	CA-CB-SG	5.09	123.17	114.00
30	BD	241	PRO	N-CA-C	5.09	125.34	112.10
47	BY	59	GLY	N-CA-C	5.09	125.82	113.10
1	CA	356	A	N9-C1'-C2'	-5.09	106.40	112.00
40	BR	70	LEU	N-CA-C	-5.09	97.26	111.00
40	DR	5	LYS	N-CA-C	-5.09	97.26	111.00
45	BW	102	HIS	N-CA-C	-5.08	97.28	111.00
1	CA	781	A	N9-C1'-C2'	-5.08	106.41	112.00
27	DA	242	G	N9-C1'-C2'	5.07	120.59	114.00
27	DA	1360	A	C5'-C4'-C3'	-5.07	107.89	116.00
27	BA	1272	A	C5'-C4'-O4'	5.07	115.18	109.10
27	DA	1775	U	N1-C1'-C2'	-5.06	106.43	112.00
42	DT	30	VAL	N-CA-C	5.06	124.67	111.00
27	DA	1034	G	N9-C1'-C2'	-5.06	106.43	112.00
13	CM	113	PRO	CA-N-CD	-5.06	104.42	111.50
27	DA	1015	G	C5'-C4'-C3'	-5.06	107.91	116.00
33	BG	88	ILE	N-CA-C	5.06	124.66	111.00

*Continued on next page...*



*Continued from previous page...*

Mol	Chain	Res	Type	Atoms	Z	Observed(°)	Ideal(°)
46	DX	57	LEU	CA-CB-CG	5.06	126.93	115.30
27	BA	1051	G	N9-C1'-C2'	-5.05	106.45	112.00
37	BO	50	GLY	N-CA-C	5.05	125.72	113.10
11	AK	86	GLY	N-CA-C	5.04	125.71	113.10
55	D6	46	HIS	O-C-N	5.04	130.77	122.70
27	BA	2879	C	OP1-P-O3'	5.04	116.29	105.20
33	BG	113	ARG	CA-C-N	-5.04	106.11	117.20
27	DA	119	A	C2'-C3'-O3'	5.04	121.76	113.70
37	BO	51	ALA	N-CA-C	-5.03	97.41	111.00
30	DD	68	LYS	N-CA-C	-5.03	97.41	111.00
1	CA	1380	U	C2'-C3'-O3'	5.03	121.74	113.70
55	B6	48	VAL	N-CA-C	5.03	124.57	111.00
27	DA	2021	C	N1-C1'-C2'	5.02	120.52	114.00
14	CN	40	CYS	N-CA-C	-5.01	97.46	111.00
1	CA	974	A	N9-C1'-C2'	5.01	120.52	114.00
28	DB	84	C	N1-C1'-C2'	-5.01	106.49	112.00
44	BV	49	THR	N-CA-C	-5.01	97.48	111.00
27	DA	656	G	O4'-C1'-N9	5.01	112.21	108.20
27	BA	1862	G	N9-C1'-C2'	-5.00	106.50	112.00
27	DA	797	C	N1-C1'-C2'	-5.00	106.50	112.00

All (1) chirality outliers are listed below:

Mol	Chain	Res	Type	Atom
1	CA	517	G	C3'

All (582) planarity outliers are listed below:

Mol	Chain	Res	Type	Group
1	AA	1000	U	Sidechain
1	AA	1020	U	Sidechain
1	AA	1040	U	Sidechain
1	AA	1060	C	Sidechain
1	AA	1062	U	Sidechain
1	AA	1073	U	Sidechain
1	AA	1076	C	Sidechain
1	AA	1077	G	Sidechain
1	AA	1085	U	Sidechain
1	AA	1101	A	Sidechain
1	AA	1124	G	Sidechain
1	AA	115	G	Sidechain
1	AA	1152	A	Sidechain

*Continued on next page...*

*Continued from previous page...*

Mol	Chain	Res	Type	Group
1	AA	1198	G	Sidechain
1	AA	12	U	Sidechain
1	AA	1225	A	Sidechain
1	AA	1264	C	Sidechain
1	AA	1279	A	Sidechain
1	AA	1309	G	Sidechain
1	AA	131	C	Sidechain
1	AA	1314	C	Sidechain
1	AA	142	G	Sidechain
1	AA	1437	C	Sidechain
1	AA	1461	G	Sidechain
1	AA	1472	U	Sidechain
1	AA	1505	G	Sidechain
1	AA	151	A	Sidechain
1	AA	1519	A	Sidechain
1	AA	1530	G	Sidechain
1	AA	154	C	Sidechain
1	AA	17	U	Sidechain
1	AA	182	U	Sidechain
1	AA	190	U	Sidechain
1	AA	198	G	Sidechain
1	AA	240	C	Sidechain
1	AA	253	U	Sidechain
1	AA	287	U	Sidechain
1	AA	290	C	Sidechain
1	AA	297	G	Sidechain
1	AA	315	A	Sidechain
1	AA	34	C	Sidechain
1	AA	343	U	Sidechain
1	AA	365	U	Sidechain
1	AA	372	C	Sidechain
1	AA	425	G	Sidechain
1	AA	438	G	Sidechain
1	AA	450	G	Sidechain
1	AA	461	A	Sidechain
1	AA	470	C	Sidechain
1	AA	471	G	Sidechain
1	AA	484	G	Sidechain
1	AA	486	U	Sidechain
1	AA	49	U	Sidechain
1	AA	498	U	Sidechain
1	AA	508	C	Sidechain

*Continued on next page...*

*Continued from previous page...*

Mol	Chain	Res	Type	Group
1	AA	512	U	Sidechain
1	AA	518	C	Sidechain
1	AA	52	G	Sidechain
1	AA	528	C	Sidechain
1	AA	534	U	Sidechain
1	AA	545	C	Sidechain
1	AA	577	G	Sidechain
1	AA	578	C	Sidechain
1	AA	603	U	Sidechain
1	AA	657	G	Sidechain
1	AA	664	G	Sidechain
1	AA	669	U	Sidechain
1	AA	672	U	Sidechain
1	AA	678	U	Sidechain
1	AA	682	G	Sidechain
1	AA	688	G	Sidechain
1	AA	697	U	Sidechain
1	AA	700	G	Sidechain
1	AA	721	G	Sidechain
1	AA	723	U	Sidechain
1	AA	729	A	Sidechain
1	AA	752	G	Sidechain
1	AA	775	G	Sidechain
1	AA	793	U	Sidechain
1	AA	801	U	Sidechain
1	AA	837	G	Sidechain
1	AA	879	C	Sidechain
1	AA	882	C	Sidechain
1	AA	890	G	Sidechain
1	AA	897	C	Sidechain
1	AA	936	C	Sidechain
1	AA	940	C	Sidechain
1	AA	974	A	Sidechain
1	AA	981	U	Sidechain
1	AA	984	C	Sidechain
23	AW	34	U	Sidechain
55	B6	46	HIS	Sidechain
27	BA	1007	C	Sidechain
27	BA	1017	G	Sidechain
27	BA	1021	A	Sidechain
27	BA	1025	G	Sidechain
27	BA	1048	A	Sidechain

*Continued on next page...*

*Continued from previous page...*

Mol	Chain	Res	Type	Group
27	BA	1051	G	Sidechain
27	BA	1121	C	Sidechain
27	BA	1130	U	Sidechain
27	BA	1133	U	Sidechain
27	BA	1139	G	Sidechain
27	BA	1140	C	Sidechain
27	BA	1143	A	Sidechain
27	BA	1192	G	Sidechain
27	BA	120	U	Sidechain
27	BA	1205	U	Sidechain
27	BA	1215	G	Sidechain
27	BA	1225	G	Sidechain
27	BA	1231	G	Sidechain
27	BA	1253	A	Sidechain
27	BA	1265	A	Sidechain
27	BA	1271	G	Sidechain
27	BA	1283	G	Sidechain
27	BA	1288	U	Sidechain
27	BA	1300	U	Sidechain
27	BA	1308	A	Sidechain
27	BA	1309	G	Sidechain
27	BA	1310	G	Sidechain
27	BA	1323	U	Sidechain
27	BA	1349	A	Sidechain
27	BA	1364	G	Sidechain
27	BA	1379	A	Sidechain
27	BA	1391	U	Sidechain
27	BA	1396	U	Sidechain
27	BA	140	G	Sidechain
27	BA	1405	U	Sidechain
27	BA	1410	G	Sidechain
27	BA	1425	G	Sidechain
27	BA	1428	C	Sidechain
27	BA	1433	U	Sidechain
27	BA	1437	C	Sidechain
27	BA	1451	C	Sidechain
27	BA	1497	U	Sidechain
27	BA	15	G	Sidechain
27	BA	1603	A	Sidechain
27	BA	1620	G	Sidechain
27	BA	1630	G	Sidechain
27	BA	1659	U	Sidechain

*Continued on next page...*

*Continued from previous page...*

Mol	Chain	Res	Type	Group
27	BA	1680	U	Sidechain
27	BA	1704	G	Sidechain
27	BA	1709	U	Sidechain
27	BA	1742	G	Sidechain
27	BA	1745(A)	C	Sidechain
27	BA	1772	G	Sidechain
27	BA	1775	U	Sidechain
27	BA	1779	U	Sidechain
27	BA	1780	A	Sidechain
27	BA	1783	A	Sidechain
27	BA	1784	A	Sidechain
27	BA	1796	U	Sidechain
27	BA	1861	G	Sidechain
27	BA	1884	A	Sidechain
27	BA	1903	G	Sidechain
27	BA	1915	U	Sidechain
27	BA	1935	G	Sidechain
27	BA	1938	A	Sidechain
27	BA	1952	A	Sidechain
27	BA	1976	U	Sidechain
27	BA	1978	A	Sidechain
27	BA	1983	C	Sidechain
27	BA	1984	G	Sidechain
27	BA	1996	C	Sidechain
27	BA	1998	G	Sidechain
27	BA	1999	C	Sidechain
27	BA	2000	G	Sidechain
27	BA	2010	G	Sidechain
27	BA	2022	U	Sidechain
27	BA	2032	G	Sidechain
27	BA	2036	C	Sidechain
27	BA	2041	U	Sidechain
27	BA	2053	G	Sidechain
27	BA	2068	U	Sidechain
27	BA	2074	U	Sidechain
27	BA	2086	U	Sidechain
27	BA	2110	G	Sidechain
27	BA	2126	A	Sidechain
27	BA	2127	G	Sidechain
27	BA	22	C	Sidechain
27	BA	223	A	Sidechain
27	BA	2232	U	Sidechain

*Continued on next page...*

*Continued from previous page...*

Mol	Chain	Res	Type	Group
27	BA	2233	U	Sidechain
27	BA	2243	U	Sidechain
27	BA	2249	U	Sidechain
27	BA	226	G	Sidechain
27	BA	2308	G	Sidechain
27	BA	2319	G	Sidechain
27	BA	2335	A	Sidechain
27	BA	2344	U	Sidechain
27	BA	235	U	Sidechain
27	BA	2370	G	Sidechain
27	BA	2375	G	Sidechain
27	BA	2390	U	Sidechain
27	BA	2401	U	Sidechain
27	BA	2406	U	Sidechain
27	BA	2424	C	Sidechain
27	BA	2437	U	Sidechain
27	BA	2461	C	Sidechain
27	BA	2475	C	Sidechain
27	BA	2477	C	Sidechain
27	BA	2481	G	Sidechain
27	BA	2484	G	Sidechain
27	BA	2486	G	Sidechain
27	BA	249	C	Sidechain
27	BA	2491	U	Sidechain
27	BA	2504	U	Sidechain
27	BA	2511	U	Sidechain
27	BA	2519	U	Sidechain
27	BA	2522	U	Sidechain
27	BA	2523	G	Sidechain
27	BA	2524	G	Sidechain
27	BA	2525	G	Sidechain
27	BA	2529	G	Sidechain
27	BA	2542	A	Sidechain
27	BA	2554	U	Sidechain
27	BA	2555	U	Sidechain
27	BA	2558	C	Sidechain
27	BA	256	A	Sidechain
27	BA	2574	G	Sidechain
27	BA	2589	A	Sidechain
27	BA	2595	G	Sidechain
27	BA	2597	G	Sidechain
27	BA	2606	C	Sidechain

*Continued on next page...*

*Continued from previous page...*

Mol	Chain	Res	Type	Group
27	BA	2607	G	Sidechain
27	BA	2608	G	Sidechain
27	BA	2609	U	Sidechain
27	BA	2636	U	Sidechain
27	BA	2640	G	Sidechain
27	BA	2689	U	Sidechain
27	BA	2692	C	Sidechain
27	BA	271(D)	G	Sidechain
27	BA	271(E)	U	Sidechain
27	BA	271(K)	U	Sidechain
27	BA	2712	U	Sidechain
27	BA	2720	U	Sidechain
27	BA	2724	C	Sidechain
27	BA	2739	U	Sidechain
27	BA	2778	A	Sidechain
27	BA	2779	U	Sidechain
27	BA	2832	U	Sidechain
27	BA	2836	U	Sidechain
27	BA	2846	G	Sidechain
27	BA	2857	G	Sidechain
27	BA	2866	U	Sidechain
27	BA	2872	G	Sidechain
27	BA	2873	A	Sidechain
27	BA	2875	C	Sidechain
27	BA	2884	U	Sidechain
27	BA	2885	C	Sidechain
27	BA	2887	U	Sidechain
27	BA	301	G	Sidechain
27	BA	326	G	Sidechain
27	BA	34	C	Sidechain
27	BA	340	A	Sidechain
27	BA	363(E)	U	Sidechain
27	BA	373	U	Sidechain
27	BA	387	U	Sidechain
27	BA	390	A	Sidechain
27	BA	396	G	Sidechain
27	BA	403	U	Sidechain
27	BA	434	U	Sidechain
27	BA	436	C	Sidechain
27	BA	44	G	Sidechain
27	BA	463	G	Sidechain
27	BA	467	G	Sidechain

*Continued on next page...*

*Continued from previous page...*

Mol	Chain	Res	Type	Group
27	BA	47	C	Sidechain
27	BA	479	A	Sidechain
27	BA	511	U	Sidechain
27	BA	562	U	Sidechain
27	BA	607	U	Sidechain
27	BA	61	G	Sidechain
27	BA	614	U	Sidechain
27	BA	614(A)	U	Sidechain
27	BA	628	G	Sidechain
27	BA	630	G	Sidechain
27	BA	648	G	Sidechain
27	BA	652	C	Sidechain
27	BA	657	U	Sidechain
27	BA	661	C	Sidechain
27	BA	663	G	Sidechain
27	BA	668	G	Sidechain
27	BA	674	G	Sidechain
27	BA	695	G	Sidechain
27	BA	715	G	Sidechain
27	BA	725	G	Sidechain
27	BA	742	G	Sidechain
27	BA	743	G	Sidechain
27	BA	750	A	Sidechain
27	BA	77	C	Sidechain
27	BA	777	A	Sidechain
27	BA	787	U	Sidechain
27	BA	808	G	Sidechain
27	BA	827	U	Sidechain
27	BA	834	C	Sidechain
27	BA	842	G	Sidechain
27	BA	847	U	Sidechain
27	BA	859	G	Sidechain
27	BA	868	U	Sidechain
27	BA	871	U	Sidechain
27	BA	88	G	Sidechain
27	BA	90	U	Sidechain
27	BA	916	G	Sidechain
27	BA	928	G	Sidechain
27	BA	937	U	Sidechain
27	BA	943	U	Sidechain
27	BA	947	G	Sidechain
27	BA	950	G	Sidechain

*Continued on next page...*



*Continued from previous page...*

Mol	Chain	Res	Type	Group
27	BA	951	C	Sidechain
27	BA	956	G	Sidechain
27	BA	958	U	Sidechain
27	BA	959	A	Sidechain
27	BA	964	C	Sidechain
27	BA	985	C	Sidechain
27	BA	996	A	Sidechain
27	BA	999	U	Sidechain
28	BB	1	U	Sidechain
28	BB	105	A	Sidechain
28	BB	118	G	Sidechain
28	BB	12	C	Sidechain
28	BB	40	U	Sidechain
28	BB	66	A	Sidechain
47	BY	55	TYR	Sidechain
1	CA	1052	U	Sidechain
1	CA	1055	A	Sidechain
1	CA	106	C	Sidechain
1	CA	1077	G	Sidechain
1	CA	1122	U	Sidechain
1	CA	1140	C	Sidechain
1	CA	1160	G	Sidechain
1	CA	1177	G	Sidechain
1	CA	1217	C	Sidechain
1	CA	1225	A	Sidechain
1	CA	1226	C	Sidechain
1	CA	1240	U	Sidechain
1	CA	1282	C	Sidechain
1	CA	1289	A	Sidechain
1	CA	1293	G	Sidechain
1	CA	13	U	Sidechain
1	CA	1302	U	Sidechain
1	CA	131	C	Sidechain
1	CA	1316	G	Sidechain
1	CA	133	U	Sidechain
1	CA	1331	G	Sidechain
1	CA	1351	U	Sidechain
1	CA	1363(A)	A	Sidechain
1	CA	1405	G	Sidechain
1	CA	1498	U	Sidechain
1	CA	1504	G	Sidechain
1	CA	1506	U	Sidechain

*Continued on next page...*

*Continued from previous page...*

Mol	Chain	Res	Type	Group
1	CA	182	U	Sidechain
1	CA	189(G)	G	Sidechain
1	CA	195	A	Sidechain
1	CA	199	G	Sidechain
1	CA	21	G	Sidechain
1	CA	245	C	Sidechain
1	CA	246	A	Sidechain
1	CA	250	A	Sidechain
1	CA	253	U	Sidechain
1	CA	266	G	Sidechain
1	CA	277	C	Sidechain
1	CA	279	A	Sidechain
1	CA	298	A	Sidechain
1	CA	305	G	Sidechain
1	CA	323	U	Sidechain
1	CA	324	G	Sidechain
1	CA	352	C	Sidechain
1	CA	356	A	Sidechain
1	CA	380	G	Sidechain
1	CA	401	C	Sidechain
1	CA	432	A	Sidechain
1	CA	437	U	Sidechain
1	CA	45	U	Sidechain
1	CA	454	C	Sidechain
1	CA	47	C	Sidechain
1	CA	498	U	Sidechain
1	CA	5	U	Sidechain
1	CA	526	C	Sidechain
1	CA	530	G	Sidechain
1	CA	551	U	Sidechain
1	CA	560	U	Sidechain
1	CA	576	G	Sidechain
1	CA	62	U	Sidechain
1	CA	657	G	Sidechain
1	CA	690	G	Sidechain
1	CA	691	G	Sidechain
1	CA	723	U	Sidechain
1	CA	730	G	Sidechain
1	CA	754	C	Sidechain
1	CA	789	U	Sidechain
1	CA	835	U	Sidechain
1	CA	838	G	Sidechain

*Continued on next page...*

*Continued from previous page...*

Mol	Chain	Res	Type	Group
1	CA	870	U	Sidechain
1	CA	879	C	Sidechain
1	CA	898	G	Sidechain
1	CA	901	A	Sidechain
1	CA	920	U	Sidechain
1	CA	922	G	Sidechain
1	CA	935	A	Sidechain
1	CA	952	U	Sidechain
1	CA	966	G	Sidechain
1	CA	974	A	Sidechain
1	CA	994	A	Sidechain
1	CA	995	C	Sidechain
13	CM	70	LEU	Mainchain
22	CV	10	U	Sidechain
22	CV	6	G	Sidechain
23	CW	35	G	Sidechain
23	CW	71	A	Sidechain
54	D5	52	TYR	Sidechain
55	D6	46	HIS	Sidechain
27	DA	1034	G	Sidechain
27	DA	1142(A)	A	Sidechain
27	DA	1165	U	Sidechain
27	DA	1171	G	Sidechain
27	DA	1188	U	Sidechain
27	DA	1190	G	Sidechain
27	DA	120	U	Sidechain
27	DA	1248	G	Sidechain
27	DA	125	G	Sidechain
27	DA	1282	U	Sidechain
27	DA	1289	C	Sidechain
27	DA	1298	C	Sidechain
27	DA	1300	U	Sidechain
27	DA	1309	G	Sidechain
27	DA	1311	G	Sidechain
27	DA	1332	G	Sidechain
27	DA	135	G	Sidechain
27	DA	1373	A	Sidechain
27	DA	1379	A	Sidechain
27	DA	1396	U	Sidechain
27	DA	145	G	Sidechain
27	DA	1461	G	Sidechain
27	DA	1494	A	Sidechain

*Continued on next page...*

*Continued from previous page...*

Mol	Chain	Res	Type	Group
27	DA	15	G	Sidechain
27	DA	151	C	Sidechain
27	DA	154(A)	C	Sidechain
27	DA	1558	A	Sidechain
27	DA	1567	A	Sidechain
27	DA	157	U	Sidechain
27	DA	1633	G	Sidechain
27	DA	1648	C	Sidechain
27	DA	1664	A	Sidechain
27	DA	1702	G	Sidechain
27	DA	1769	G	Sidechain
27	DA	1772	G	Sidechain
27	DA	1780	A	Sidechain
27	DA	1781	C	Sidechain
27	DA	1782	C	Sidechain
27	DA	1783	A	Sidechain
27	DA	1801	G	Sidechain
27	DA	1815	A	Sidechain
27	DA	1816	G	Sidechain
27	DA	1841	U	Sidechain
27	DA	1849	G	Sidechain
27	DA	185	U	Sidechain
27	DA	1854	A	Sidechain
27	DA	1926	U	Sidechain
27	DA	1963	U	Sidechain
27	DA	197	A	Sidechain
27	DA	1980	G	Sidechain
27	DA	1990	C	Sidechain
27	DA	1992	G	Sidechain
27	DA	1993	U	Sidechain
27	DA	200	U	Sidechain
27	DA	2009	G	Sidechain
27	DA	2019	A	Sidechain
27	DA	2023	G	Sidechain
27	DA	2034	U	Sidechain
27	DA	2036	C	Sidechain
27	DA	2052	G	Sidechain
27	DA	2068	U	Sidechain
27	DA	2096	U	Sidechain
27	DA	2113	U	Sidechain
27	DA	2127	G	Sidechain
27	DA	2134	A	Sidechain

*Continued on next page...*

*Continued from previous page...*

Mol	Chain	Res	Type	Group
27	DA	2222	G	Sidechain
27	DA	223	A	Sidechain
27	DA	2244	U	Sidechain
27	DA	2248	C	Sidechain
27	DA	2251	G	Sidechain
27	DA	227	A	Sidechain
27	DA	2278	A	Sidechain
27	DA	229	A	Sidechain
27	DA	2305	A	Sidechain
27	DA	2335	A	Sidechain
27	DA	2347	C	Sidechain
27	DA	2348	U	Sidechain
27	DA	2381	C	Sidechain
27	DA	2387	U	Sidechain
27	DA	2401	U	Sidechain
27	DA	2419	U	Sidechain
27	DA	2424	C	Sidechain
27	DA	2428	G	Sidechain
27	DA	2431	U	Sidechain
27	DA	2466	C	Sidechain
27	DA	248	G	Sidechain
27	DA	249	C	Sidechain
27	DA	2498	C	Sidechain
27	DA	2500	U	Sidechain
27	DA	2504	U	Sidechain
27	DA	2524	G	Sidechain
27	DA	2525	G	Sidechain
27	DA	2569	G	Sidechain
27	DA	2572	A	Sidechain
27	DA	2578	G	Sidechain
27	DA	2593	U	Sidechain
27	DA	2596	U	Sidechain
27	DA	2597	G	Sidechain
27	DA	2599	G	Sidechain
27	DA	2611	U	Sidechain
27	DA	2612	C	Sidechain
27	DA	2613	U	Sidechain
27	DA	2622	C	Sidechain
27	DA	2637	U	Sidechain
27	DA	2647	U	Sidechain
27	DA	2654	A	Sidechain
27	DA	2656	U	Sidechain

*Continued on next page...*

*Continued from previous page...*

Mol	Chain	Res	Type	Group
27	DA	2681	C	Sidechain
27	DA	2702	U	Sidechain
27	DA	272	G	Sidechain
27	DA	272(B)	G	Sidechain
27	DA	2732	G	Sidechain
27	DA	2805	G	Sidechain
27	DA	2834	G	Sidechain
27	DA	284	U	Sidechain
27	DA	295	G	Sidechain
27	DA	303	U	Sidechain
27	DA	308	G	Sidechain
27	DA	313	C	Sidechain
27	DA	329	G	Sidechain
27	DA	334	C	Sidechain
27	DA	346	A	Sidechain
27	DA	372	G	Sidechain
27	DA	384	U	Sidechain
27	DA	400	G	Sidechain
27	DA	403	U	Sidechain
27	DA	405	U	Sidechain
27	DA	411	G	Sidechain
27	DA	451	C	Sidechain
27	DA	458	G	Sidechain
27	DA	467	G	Sidechain
27	DA	474	G	Sidechain
27	DA	476	G	Sidechain
27	DA	489	G	Sidechain
27	DA	497	A	Sidechain
27	DA	504	U	Sidechain
27	DA	524	U	Sidechain
27	DA	530	G	Sidechain
27	DA	567	A	Sidechain
27	DA	588	U	Sidechain
27	DA	593	G	Sidechain
27	DA	594	U	Sidechain
27	DA	597	U	Sidechain
27	DA	61	G	Sidechain
27	DA	634	C	Sidechain
27	DA	671	C	Sidechain
27	DA	673	C	Sidechain
27	DA	675	A	Sidechain
27	DA	695	G	Sidechain

*Continued on next page...*

*Continued from previous page...*

Mol	Chain	Res	Type	Group
27	DA	73	A	Sidechain
27	DA	734	A	Sidechain
27	DA	742	G	Sidechain
27	DA	784	A	Sidechain
27	DA	79	G	Sidechain
27	DA	793	A	Sidechain
27	DA	859	G	Sidechain
27	DA	860	U	Sidechain
27	DA	89	G	Sidechain
27	DA	919	G	Sidechain
27	DA	950	G	Sidechain
27	DA	976	C	Sidechain
27	DA	979	G	Sidechain
27	DA	986	C	Sidechain
27	DA	989	G	Sidechain
28	DB	116	G	Sidechain
28	DB	117	G	Sidechain
28	DB	13	A	Sidechain
28	DB	34	U	Sidechain
28	DB	35	U	Sidechain
28	DB	66	A	Sidechain
30	DD	62	TYR	Sidechain
36	DN	4	TYR	Sidechain

## 5.2 Too-close contacts

In the following table, the Non-H and H(model) columns list the number of non-hydrogen atoms and hydrogen atoms in the chain respectively. The H(added) column lists the number of hydrogen atoms added and optimized by MolProbity. The Clashes column lists the number of clashes within the asymmetric unit, whereas Symm-Clashes lists symmetry-related clashes.

Mol	Chain	Non-H	H(model)	H(added)	Clashes	Symm-Clashes
1	AA	32141	0	16225	1910	0
1	CA	32141	0	16225	2201	0
2	AB	1901	0	1951	267	0
2	CB	1901	0	1951	267	0
3	AC	1613	0	1677	233	0
3	CC	1613	0	1677	215	0
4	AD	1703	0	1764	222	0
4	CD	1703	0	1764	256	0
5	AE	1147	0	1207	175	0
5	CE	1147	0	1207	184	0

*Continued on next page...*

*Continued from previous page...*

Mol	Chain	Non-H	H(model)	H(added)	Clashes	Symm-Clashes
6	AF	843	0	857	110	0
6	CF	843	0	857	121	0
7	AG	1257	0	1296	180	0
7	CG	1257	0	1296	149	0
8	AH	1116	0	1177	206	0
8	CH	1116	0	1177	178	0
9	AI	1005	0	1032	145	0
9	CI	1006	0	1034	145	0
10	AJ	795	0	840	164	0
10	CJ	795	0	840	157	0
11	AK	885	0	904	123	0
11	CK	885	0	904	113	0
12	AL	971	0	1057	167	0
12	CL	971	0	1057	185	0
13	AM	947	0	999	196	0
13	CM	910	0	931	185	0
14	AN	492	0	533	99	0
14	CN	492	0	533	106	0
15	AO	734	0	771	116	0
15	CO	734	0	771	104	0
16	AP	701	0	720	113	0
16	CP	701	0	720	96	0
17	AQ	824	0	891	109	0
17	CQ	824	0	891	121	0
18	AR	574	0	644	90	0
18	CR	574	0	644	73	0
19	AS	630	0	652	109	0
19	CS	630	0	652	106	0
20	AT	763	0	861	118	0
20	CT	763	0	861	132	0
21	AU	209	0	221	24	0
21	CU	209	0	221	33	0
22	AV	213	0	110	6	0
22	CV	213	0	110	12	0
23	AW	1593	0	810	80	0
23	CW	1593	0	810	75	0
24	AX	1640	0	837	69	0
24	CX	1640	0	837	74	0
25	AY	1591	0	810	83	0
25	CY	1591	0	810	87	0
26	AZ	48	0	40	12	0
26	CZ	48	0	40	19	0

*Continued on next page...*



*Continued from previous page...*

Mol	Chain	Non-H	H(model)	H(added)	Clashes	Symm-Clashes
27	BA	60311	0	30410	3525	0
27	DA	60313	0	30409	3995	0
28	BB	2528	0	1285	121	0
28	DB	2528	0	1285	140	0
29	BC	1142	0	865	101	0
29	DC	1142	0	865	133	0
30	BD	2105	0	2182	414	0
30	DD	2105	0	2182	386	0
31	BE	1564	0	1629	294	0
31	DE	1564	0	1629	325	0
32	BF	1624	0	1677	321	0
32	DF	1624	0	1677	262	0
33	BG	1474	0	1535	226	0
33	DG	1474	0	1535	259	0
34	BH	1252	0	1316	235	0
34	DH	1223	0	1282	194	0
35	BI	1042	0	1031	193	0
35	DI	1046	0	1035	152	0
36	BN	1105	0	1180	171	0
36	DN	1105	0	1180	214	0
37	BO	933	0	996	170	0
37	DO	933	0	996	165	0
38	BP	1114	0	1187	295	0
38	DP	1114	0	1187	327	0
39	BQ	1122	0	1179	176	0
39	DQ	1107	0	1166	203	0
40	BR	960	0	1021	164	0
40	DR	960	0	1021	179	0
41	BS	771	0	832	160	0
41	DS	777	0	825	148	0
42	BT	1142	0	1202	279	0
42	DT	1142	0	1202	273	0
43	BU	958	0	1015	185	0
43	DU	958	0	1015	196	0
44	BV	779	0	852	166	0
44	DV	779	0	852	168	0
45	BW	896	0	953	103	0
45	DW	896	0	953	157	0
46	BX	726	0	778	103	0
46	DX	726	0	778	127	0
47	BY	776	0	870	215	0
47	DY	776	0	870	191	0

*Continued on next page...*

*Continued from previous page...*

Mol	Chain	Non-H	H(model)	H(added)	Clashes	Symm-Clashes
48	BZ	1404	0	1432	184	0
48	DZ	1404	0	1432	221	0
49	B0	662	0	688	89	0
49	D0	662	0	688	103	0
50	B1	715	0	766	118	0
50	D1	732	0	808	98	0
51	B2	598	0	653	112	0
51	D2	598	0	653	84	0
52	B3	468	0	523	56	0
52	D3	468	0	523	84	0
53	B4	226	0	226	40	0
53	D4	226	0	227	33	0
54	B5	459	0	476	76	0
54	D5	459	0	476	70	0
55	B6	411	0	403	122	0
55	D6	390	0	403	103	0
56	B7	419	0	467	49	0
56	D7	419	0	467	80	0
57	B8	508	0	576	122	0
57	D8	508	0	576	135	0
58	B9	299	0	323	50	0
58	D9	299	0	323	49	0
59	AA	133	0	0	0	0
59	AC	1	0	0	0	0
59	AD	1	0	0	0	0
59	AE	1	0	0	0	0
59	AF	1	0	0	0	0
59	AH	1	0	0	0	0
59	AK	2	0	0	0	0
59	AL	1	0	0	0	0
59	AO	1	0	0	0	0
59	AT	2	0	0	0	0
59	AW	7	0	0	0	0
59	AX	7	0	0	0	0
59	AY	2	0	0	0	0
59	B0	2	0	0	0	0
59	B5	1	0	0	0	0
59	BA	400	0	0	0	0
59	BB	1	0	0	0	0
59	BD	1	0	0	0	0
59	BE	1	0	0	0	0
59	BF	2	0	0	0	0

*Continued on next page...*

*Continued from previous page...*

Mol	Chain	Non-H	H(model)	H(added)	Clashes	Symm-Clashes
59	BH	1	0	0	0	0
59	BN	1	0	0	0	0
59	BP	1	0	0	0	0
59	BQ	1	0	0	0	0
59	BR	1	0	0	0	0
59	BU	1	0	0	0	0
59	BX	1	0	0	0	0
59	BY	1	0	0	1	0
59	BZ	1	0	0	0	0
59	CA	92	0	0	0	0
59	CE	2	0	0	0	0
59	CQ	1	0	0	0	0
59	CV	2	0	0	0	0
59	CX	3	0	0	0	0
59	D5	2	0	0	0	0
59	D6	1	0	0	0	0
59	DA	275	0	0	0	0
59	DB	1	0	0	0	0
59	DD	3	0	0	0	0
59	DE	3	0	0	0	0
59	DF	1	0	0	0	0
59	DR	1	0	0	0	0
59	DZ	1	0	0	0	0
60	AD	1	0	0	1	0
60	B4	1	0	0	0	0
60	B5	1	0	0	0	0
60	B9	1	0	0	0	0
60	CD	1	0	0	1	0
60	D4	1	0	0	0	0
60	D5	1	0	0	0	0
60	D9	1	0	0	0	0
All	All	294559	0	198754	25938	0

The all-atom clashscore is defined as the number of clashes found per 1000 atoms (including hydrogen atoms). The all-atom clashscore for this structure is 53.

All (25938) close contacts within the same asymmetric unit are listed below, sorted by their clash magnitude.

Atom-1	Atom-2	Interatomic distance (Å)	Clash overlap (Å)
38:BP:59:LEU:HA	38:BP:61:ARG:CZ	1.58	1.32
30:DD:231:HIS:ND1	30:DD:232:PRO:HD2	1.55	1.20

*Continued on next page...*

*Continued from previous page...*

Atom-1	Atom-2	Interatomic distance (Å)	Clash overlap (Å)
1:CA:1363(A):A:H1'	1:CA:1365:G:N7	1.57	1.19
40:BR:100:LEU:HD21	40:BR:113:LEU:HD13	1.24	1.19
27:BA:2787:C:H1'	31:BE:61:ARG:HG3	1.25	1.18
2:CB:91:PRO:HG3	2:CB:154:LEU:HB2	1.24	1.17
32:BF:3:GLU:HB2	32:BF:19:GLU:HB2	1.23	1.16
41:BS:97:ARG:NH2	41:BS:98:VAL:HA	1.60	1.16
27:BA:2680:C:H5'	31:BE:189:PRO:HA	1.28	1.16
47:BY:96:ILE:HB	47:BY:99:CYS:HB2	1.21	1.15
12:AL:29:PHE:HB3	12:AL:81:LEU:HD11	1.19	1.15
34:BH:85:LYS:HD3	34:BH:133:VAL:HB	1.24	1.15
37:BO:14:THR:HG21	37:BO:86:ILE:HD12	1.21	1.15
12:AL:44:LYS:HB3	12:AL:45:PRO:HD3	1.15	1.15
46:BX:30:VAL:HG21	46:BX:39:ILE:HD11	1.26	1.15
36:DN:70:LYS:HG2	36:DN:87:LEU:HD12	1.25	1.15
27:DA:242:G:H5''	57:D8:62:LEU:HD13	1.29	1.14
12:CL:44:LYS:HB3	12:CL:45:PRO:HD2	1.23	1.14
38:BP:65:ARG:NH2	57:B8:15:LYS:HB2	1.60	1.14
38:DP:45:LEU:HD23	38:DP:46:LYS:H	0.97	1.14
39:DQ:12:GLN:HE21	39:DQ:72:LYS:HG3	1.11	1.13
1:CA:1101:A:H4'	1:CA:1102:A:O5'	1.46	1.13
27:DA:271(S):G:H2'	27:DA:271(T):C:H5''	1.26	1.13
5:AE:50:GLU:HG3	5:AE:52:PRO:HD2	1.14	1.13
30:BD:165:ILE:HD13	30:BD:175:LEU:HD21	1.24	1.13
30:DD:239:ARG:HG2	30:DD:239:ARG:HH21	1.11	1.13
27:BA:27:G:N2	27:BA:512:G:H2'	1.63	1.13
11:AK:127:LYS:HE2	11:AK:127:LYS:HA	1.24	1.12
48:DZ:149:LEU:HD23	48:DZ:170:ILE:HG13	1.30	1.13
4:CD:9:CYS:SG	4:CD:22:LYS:HD2	1.88	1.12
48:DZ:157:PRO:HG2	48:DZ:160:VAL:HG21	1.30	1.12
27:BA:661:C:H4'	38:BP:16:ARG:HH12	1.02	1.12
33:BG:106:LEU:O	33:BG:111:LEU:HB2	1.48	1.12
12:CL:43:LYS:HG2	12:CL:44:LYS:H	1.12	1.12
13:CM:25:ILE:HD11	13:CM:66:LEU:HD23	1.28	1.12
27:BA:480:A:H1'	47:BY:44:ILE:HG21	1.31	1.11
42:DT:65:LYS:HZ2	42:DT:66:VAL:N	1.47	1.11
27:BA:2729:G:H1'	31:BE:187:ALA:HB2	1.31	1.11
32:BF:2:LYS:HD3	32:BF:2:LYS:H	1.08	1.11
31:BE:59:VAL:HG22	31:BE:60:ASN:H	1.11	1.11
54:B5:4:HIS:HB3	54:B5:5:PRO:HD3	1.23	1.11
2:CB:172:ILE:HD12	2:CB:172:ILE:H	1.06	1.11
1:CA:1347:G:N2	1:CA:1373:G:H2'	1.66	1.11

*Continued on next page...*

*Continued from previous page...*

Atom-1	Atom-2	Interatomic distance (Å)	Clash overlap (Å)
32:BF:67:GLN:O	32:BF:67:GLN:HG3	1.48	1.10
2:CB:204:ASN:HD21	2:CB:207:ALA:HB3	1.15	1.10
5:AE:129:ILE:HG22	5:AE:130:ASN:H	1.16	1.10
44:BV:18:LEU:HD13	44:BV:19:LYS:H	1.14	1.10
16:CP:82:GLN:N	16:CP:82:GLN:HE21	1.49	1.10
1:CA:721:G:H4'	1:CA:722:A:O5'	1.52	1.10
38:DP:71:VAL:HG13	38:DP:72:PRO:HD3	1.17	1.10
42:DT:65:LYS:NZ	42:DT:66:VAL:H	1.50	1.10
42:BT:79:HIS:O	42:BT:81:PRO:HD3	1.50	1.10
27:DA:1891:G:H2'	27:DA:1892:C:H6	1.11	1.10
5:AE:33:VAL:HG23	5:AE:43:LEU:HD13	1.35	1.09
17:AQ:17:LYS:HG2	17:AQ:47:PRO:HA	1.13	1.09
27:BA:2327:A:H2'	27:BA:2328:A:C8	1.87	1.09
29:BC:83:ILE:HG23	29:BC:94:VAL:HG23	1.34	1.09
27:DA:1891:G:H2'	27:DA:1892:C:C6	1.87	1.09
31:DE:144:ARG:HH11	31:DE:144:ARG:HG3	1.11	1.09
32:DF:7:TYR:HB3	32:DF:16:GLY:H	1.15	1.09
8:AH:63:LEU:HB3	8:AH:65:TYR:HE1	1.13	1.09
44:BV:19:LYS:HG2	44:BV:94:LEU:HB2	1.26	1.09
1:AA:1080:A:H5'	5:AE:14:ARG:HH21	1.03	1.09
27:BA:285:C:H2'	27:BA:286:C:H5''	1.21	1.09
27:BA:2476:A:H2'	27:BA:2477:C:H5''	1.34	1.09
34:BH:85:LYS:HZ2	34:BH:133:VAL:HG11	1.16	1.09
42:BT:27:THR:O	42:BT:28:VAL:HG23	1.50	1.09
12:CL:44:LYS:HB3	12:CL:45:PRO:CD	1.83	1.09
19:CS:19:VAL:HG11	19:CS:44:MET:HG3	1.27	1.09
27:DA:1796:U:H2'	27:DA:1797:C:H6	1.14	1.09
27:DA:2230:G:H1'	50:D1:45:ASN:HB2	1.23	1.09
43:DU:55:ARG:HA	43:DU:58:ARG:HB2	1.31	1.09
27:BA:2701:C:H3'	27:BA:2702:U:H5''	1.16	1.08
29:BC:41:VAL:HA	29:BC:213:TYR:HA	1.26	1.08
42:BT:91:ARG:HB3	42:BT:116:ALA:HA	1.32	1.08
47:BY:46:LYS:HB2	47:BY:62:GLU:HG2	1.28	1.08
14:CN:37:PHE:HB3	14:CN:39:LEU:HG	1.32	1.08
27:DA:35:G:H1'	27:DA:454:A:H1'	1.30	1.08
27:DA:492:A:H2'	27:DA:493:G:O4'	1.51	1.08
47:DY:75:ILE:HG13	47:DY:79:CYS:HA	1.29	1.08
41:BS:34:HIS:NE2	41:BS:54:LEU:HB2	1.69	1.08
1:CA:1250:A:H4'	9:CI:68:GLY:H	1.16	1.08
30:DD:118:VAL:HG22	30:DD:119:ALA:H	1.06	1.08
30:BD:24:ILE:HG13	30:BD:25:THR:N	1.66	1.08

*Continued on next page...*

*Continued from previous page...*

Atom-1	Atom-2	Interatomic distance (Å)	Clash overlap (Å)
27:DA:1568:G:H5''	30:DD:61:LEU:HD23	1.31	1.08
37:BO:104:ARG:HH12	42:BT:35:LYS:HE2	1.16	1.08
52:B3:23:LEU:H	52:B3:23:LEU:HD12	1.17	1.08
4:CD:82:ALA:HB1	4:CD:89:THR:HG23	1.34	1.08
12:CL:52:VAL:HG22	12:CL:66:TYR:HA	1.34	1.08
27:DA:94(A):G:H2'	27:DA:95:G:H5''	1.27	1.08
27:DA:1826:G:H4'	30:DD:242:ARG:HH21	1.09	1.08
44:BV:19:LYS:HE2	44:BV:20:LEU:H	1.14	1.08
31:BE:77:ILE:HG22	31:BE:78:LEU:H	1.15	1.07
1:CA:1347:G:H22	1:CA:1373:G:H2'	1.03	1.07
27:BA:1378:A:O2'	27:BA:1379:A:H5'	1.52	1.07
27:BA:1899:G:N2	27:BA:1902:C:H41	1.53	1.07
27:BA:2801(A):A:H4'	27:BA:2802:G:H5'	1.31	1.07
54:B5:16:ARG:HH11	54:B5:16:ARG:HG2	1.12	1.07
27:DA:1884:A:H2'	27:DA:1885:A:H5''	1.32	1.07
27:DA:2833:G:H3'	27:DA:2834:G:H5''	1.11	1.07
30:DD:24:ILE:HG13	30:DD:25:THR:H	1.18	1.07
42:DT:42:ILE:HD12	42:DT:42:ILE:H	1.14	1.07
1:AA:473:G:H2'	1:AA:474:G:H8	1.19	1.07
45:DW:7:ALA:HB3	45:DW:103:ILE:HB	1.30	1.07
47:DY:76:CYS:SG	47:DY:77:PRO:HD2	1.94	1.07
33:BG:39:ILE:HD11	33:BG:155:MET:HB2	1.32	1.07
43:BU:92:ARG:HH11	43:BU:92:ARG:HB2	0.97	1.07
1:CA:979:C:H3'	1:CA:980:C:H5''	1.36	1.07
1:CA:1363(A):A:H4'	1:CA:1364:U:H5''	1.36	1.07
41:DS:85:VAL:H	41:DS:106:ARG:HB2	1.14	1.07
11:AK:32:ILE:HD12	11:AK:72:ALA:HB2	1.31	1.07
27:BA:1747(A):G:H2'	27:BA:1748:G:H5''	1.23	1.07
27:BA:1884:A:H2'	27:BA:1885:A:H5''	1.37	1.07
27:DA:906:G:H2'	27:DA:907:U:H5''	1.32	1.07
27:DA:2701:C:H3'	27:DA:2702:U:C5'	1.84	1.07
31:DE:77:ILE:HG22	31:DE:78:LEU:H	0.94	1.07
38:DP:45:LEU:HD23	38:DP:46:LYS:N	1.69	1.07
17:AQ:18:THR:HG23	17:AQ:69:LYS:HE3	1.37	1.06
7:CG:113:GLU:HB2	7:CG:119:ARG:HG2	1.31	1.06
11:CK:32:ILE:HD11	11:CK:41:THR:HG22	1.20	1.06
33:DG:22:ARG:HH11	33:DG:22:ARG:HB3	1.18	1.06
55:D6:33:LYS:HE2	55:D6:33:LYS:HA	1.32	1.06
4:AD:196:LEU:H	4:AD:196:LEU:HD12	1.14	1.06
1:AA:1080:A:H5'	5:AE:14:ARG:NH2	1.69	1.06
27:BA:2317:C:C2'	27:BA:2318:G:H5'	1.85	1.06

*Continued on next page...*

*Continued from previous page...*

Atom-1	Atom-2	Interatomic distance (Å)	Clash overlap (Å)
47:BY:15:VAL:HG22	47:BY:72:VAL:HG12	1.37	1.06
36:DN:34:LEU:HD11	36:DN:120:LEU:HD23	1.37	1.06
38:DP:63:PRO:HB3	57:D8:13:ARG:HB3	1.20	1.06
47:DY:27:VAL:HA	47:DY:28:LYS:HZ1	1.20	1.06
56:D7:41:ARG:HB2	56:D7:41:ARG:NH1	1.71	1.06
20:AT:71:THR:HG22	20:AT:72:LEU:H	1.16	1.06
27:BA:1020:A:H4'	27:BA:1021:A:O5'	1.56	1.06
14:CN:41:ARG:HG3	14:CN:42:ILE:H	1.19	1.06
27:DA:586:A:H5'	32:DF:89:VAL:HG21	1.38	1.06
23:AW:30:A:H2'	23:AW:31:U:H5''	1.38	1.06
27:BA:2701:C:H3'	27:BA:2702:U:C5'	1.85	1.06
27:DA:704:G:H2'	27:DA:726:G:H22	1.17	1.06
27:DA:2787:C:H1'	31:DE:61:ARG:HG3	1.37	1.06
30:BD:26:LYS:NZ	30:BD:82:ILE:H	1.54	1.05
31:DE:36:ARG:NH2	31:DE:88:GLY:HA3	1.71	1.05
27:BA:286:C:C2'	27:BA:287:C:H5'	1.84	1.05
44:BV:41:GLY:HA3	44:BV:45:THR:OG1	1.56	1.05
1:CA:1137:C:H4'	1:CA:1138:G:C2	1.91	1.05
27:DA:2701:C:H3'	27:DA:2702:U:H5''	1.06	1.05
39:BQ:110:THR:HG23	39:BQ:113:GLN:HB2	1.37	1.05
43:BU:90:VAL:HG12	43:BU:91:ASP:H	1.21	1.05
50:B1:37:ILE:HG22	50:B1:38:SER:H	1.14	1.05
55:B6:40:CYS:HA	55:B6:46:HIS:HB3	1.33	1.05
2:CB:69:LEU:HD22	2:CB:91:PRO:HB2	1.30	1.05
45:BW:6:ILE:HG12	45:BW:104:THR:HG23	1.37	1.05
38:DP:48:PRO:HG2	38:DP:49:ARG:H	1.20	1.05
47:DY:81:LYS:HD3	47:DY:97:ARG:HB3	1.36	1.05
47:BY:76:CYS:SG	47:BY:77:PRO:HD2	1.97	1.05
6:AF:43:LEU:H	6:AF:43:LEU:HD12	1.21	1.04
1:CA:1106:G:H5''	3:CC:172:ARG:HG2	1.39	1.04
55:D6:40:CYS:HA	55:D6:46:HIS:HB3	1.39	1.04
27:BA:2483:C:H3'	27:BA:2484:G:H5''	1.37	1.04
18:CR:82:THR:HG22	18:CR:83:GLU:H	1.19	1.04
27:DA:228:A:O2'	27:DA:229:A:H5'	1.55	1.04
31:DE:36:ARG:HH22	31:DE:88:GLY:HA3	1.19	1.04
4:AD:7:PRO:HB2	4:AD:10:ARG:HD2	1.32	1.04
31:DE:179:GLU:HB3	31:DE:181:LEU:HD13	1.40	1.04
46:DX:35:THR:O	46:DX:39:ILE:HG12	1.55	1.04
47:DY:42:VAL:HB	47:DY:65:ALA:HB3	1.36	1.04
48:DZ:32:LEU:HD23	48:DZ:89:VAL:HG21	1.39	1.04
27:BA:1685:C:H2'	27:BA:1686:C:H5''	1.39	1.04

*Continued on next page...*

*Continued from previous page...*

Atom-1	Atom-2	Interatomic distance (Å)	Clash overlap (Å)
27:BA:286:C:H2'	27:BA:287:C:H5'	1.36	1.04
30:BD:118:VAL:HG22	30:BD:119:ALA:H	1.20	1.04
34:BH:44:VAL:HG12	34:BH:45:VAL:H	1.15	1.04
42:BT:89:VAL:HB	42:BT:91:ARG:HE	1.21	1.04
1:CA:198:G:H2'	1:CA:199:G:C8	1.93	1.04
4:CD:173:TRP:NE1	4:CD:189:PRO:HG3	1.72	1.04
13:CM:13:LYS:HA	13:CM:44:ARG:HH11	1.18	1.04
27:DA:2579:C:O3'	31:DE:131:ALA:HB2	1.57	1.04
41:DS:52:SER:HB2	41:DS:55:ALA:HB3	1.36	1.04
44:DV:18:LEU:HD22	44:DV:19:LYS:H	1.21	1.04
9:AI:53:VAL:HG23	9:AI:54:ASP:H	1.21	1.03
47:BY:26:LYS:HG2	47:BY:27:VAL:H	1.23	1.03
35:DI:133:HIS:HB2	35:DI:134:PRO:HD3	1.39	1.03
38:DP:59:LEU:HA	38:DP:61:ARG:CZ	1.87	1.03
47:DY:28:LYS:HB3	47:DY:39:VAL:H	1.21	1.03
8:AH:34:GLU:HB3	8:AH:118:VAL:HG21	1.39	1.03
30:BD:60:ARG:HD3	30:BD:86:PRO:HG2	1.39	1.03
48:BZ:81:ARG:HH21	48:BZ:83:GLU:HA	1.19	1.03
55:B6:40:CYS:HA	55:B6:46:HIS:CB	1.87	1.03
51:D2:4:SER:HA	51:D2:7:ARG:HH11	1.20	1.03
2:AB:69:LEU:HB3	2:AB:162:ILE:HG22	1.37	1.03
27:BA:2701:C:C3'	27:BA:2702:U:H5''	1.89	1.03
12:CL:29:PHE:HB3	12:CL:81:LEU:HD11	1.37	1.03
27:DA:1798:U:H5'	30:DD:259:THR:HG22	1.40	1.03
40:DR:61:HIS:O	40:DR:65:LEU:HD13	1.57	1.03
1:AA:533:A:O2'	1:AA:534:U:H5''	1.58	1.03
1:AA:676:A:H1'	11:AK:115:PRO:HB3	1.38	1.03
30:BD:186:HIS:CD2	30:BD:188:GLU:H	1.75	1.03
46:BX:64:LYS:NZ	46:BX:73:ARG:HE	1.56	1.03
27:DA:869:G:H2'	27:DA:870:A:H8	1.19	1.03
42:DT:28:VAL:HG22	42:DT:47:GLY:H	1.15	1.03
1:AA:299:G:H2'	1:AA:300:A:C8	1.93	1.03
1:CA:377:G:H1	1:CA:386:C:H42	1.07	1.03
41:DS:24:LEU:HB3	41:DS:85:VAL:HG12	1.33	1.03
2:AB:51:LEU:HD23	2:AB:201:ILE:HD12	1.35	1.02
19:AS:32:LYS:HA	19:AS:50:ALA:HB3	1.39	1.02
16:AP:18:ARG:HH11	16:AP:35:LYS:HD2	1.24	1.02
27:BA:857:C:H5'	49:B0:77:ARG:HH22	1.19	1.02
27:BA:954:G:H5''	39:BQ:13:GLN:HG2	1.40	1.02
43:BU:104:GLN:HE22	43:BU:105:VAL:HG23	1.20	1.02
46:BX:63:LYS:HE3	46:BX:72:LYS:HE3	1.38	1.02

*Continued on next page...*



*Continued from previous page...*

Atom-1	Atom-2	Interatomic distance (Å)	Clash overlap (Å)
27:DA:90:U:O2'	27:DA:92:A:H5''	1.58	1.02
30:DD:133:LEU:HD11	30:DD:175:LEU:HD11	1.41	1.02
33:DG:22:ARG:HB3	33:DG:22:ARG:NH1	1.74	1.02
39:DQ:16:ARG:HG2	39:DQ:17:LEU:H	1.20	1.02
42:DT:88:ILE:HG22	42:DT:89:VAL:H	1.21	1.02
58:D9:15:LYS:HE2	58:D9:17:ILE:HD11	1.40	1.02
41:DS:30:ARG:HH22	41:DS:62:LYS:HD2	1.17	1.02
27:BA:1249:U:H5'	27:BA:1249:U:H6	1.21	1.02
42:BT:28:VAL:HG22	42:BT:46:GLU:HA	1.41	1.02
42:BT:89:VAL:HG12	42:BT:91:ARG:HG2	1.39	1.02
3:CC:53:ALA:HB2	3:CC:115:LEU:HD21	1.41	1.02
12:CL:15:VAL:HG23	12:CL:16:ARG:H	1.22	1.02
49:D0:41:ARG:H	49:D0:41:ARG:HD2	1.21	1.02
1:AA:1305:G:H22	1:AA:1331:G:H2'	1.24	1.02
9:AI:53:VAL:HG23	9:AI:55:ALA:H	1.23	1.02
31:DE:77:ILE:HG22	31:DE:78:LEU:N	1.72	1.02
1:CA:234:C:H2'	1:CA:235:C:H6	1.24	1.01
1:CA:957:U:H2'	1:CA:959:A:OP2	1.60	1.01
11:CK:32:ILE:HD12	11:CK:72:ALA:HB2	1.35	1.01
43:DU:92:ARG:HH11	43:DU:92:ARG:HG2	1.22	1.01
27:BA:795:C:H2'	27:BA:796:C:H6	1.25	1.01
26:CZ:4:SER:O	26:CZ:5:UAL:N1	1.93	1.01
27:DA:2498:C:O2'	27:DA:2499:C:H5''	1.60	1.01
1:AA:376:G:H5''	16:AP:5:ARG:HB2	1.39	1.01
3:AC:155:GLY:HA3	3:AC:163:ALA:HB1	1.42	1.01
17:AQ:7:THR:HG22	17:AQ:58:GLU:HG2	1.43	1.01
1:CA:562:C:H4'	1:CA:563:A:H5'	1.43	1.01
23:CW:73:C:H2'	23:CW:74:C:H5'	1.38	1.01
39:DQ:36:ALA:HB2	39:DQ:103:MET:SD	2.00	1.01
1:AA:100:C:H2'	1:AA:101:A:C8	1.95	1.01
19:AS:10:PHE:HZ	19:AS:70:LYS:HZ3	1.04	1.01
27:BA:1747(A):G:C2'	27:BA:1748:G:H5''	1.89	1.01
1:CA:161:A:H2'	1:CA:162:A:C8	1.94	1.01
50:D1:52:ARG:HG3	50:D1:53:VAL:H	1.21	1.01
27:BA:1784:A:H4'	27:BA:1785:A:O5'	1.57	1.01
31:BE:36:ARG:NH2	31:BE:88:GLY:HA3	1.75	1.00
32:BF:83:PHE:O	32:BF:84:VAL:HB	1.61	1.00
27:DA:2833:G:H3'	27:DA:2834:G:C5'	1.90	1.00
56:D7:41:ARG:HB2	56:D7:41:ARG:HH11	0.87	1.00
34:BH:8:PRO:HD2	34:BH:69:ARG:HD2	1.42	1.00
11:CK:22:HIS:HB3	11:CK:29:ILE:HG23	1.41	1.00

*Continued on next page...*

*Continued from previous page...*

Atom-1	Atom-2	Interatomic distance (Å)	Clash overlap (Å)
27:DA:2572:A:H5''	27:DA:2574:G:H4'	1.39	1.00
2:AB:18:GLY:H	2:AB:42:ILE:HG22	1.23	1.00
38:DP:9:ASN:ND2	38:DP:10:PRO:HD3	1.76	1.00
55:D6:13:CYS:O	55:D6:21:TYR:HA	1.62	1.00
57:D8:6:THR:HG22	57:D8:63:PRO:HD3	1.37	1.00
1:CA:1363(A):A:H4'	1:CA:1364:U:C5'	1.91	1.00
2:CB:32:ILE:HD11	2:CB:40:HIS:HB3	1.41	1.00
27:DA:519:U:H2'	27:DA:520:G:C8	1.95	1.00
27:BA:1879:C:H2'	27:BA:1880:C:H5''	1.43	1.00
1:CA:309:G:H1'	1:CA:608:A:H2	1.27	1.00
27:BA:969:U:OP1	52:B3:17:LYS:HD3	1.61	1.00
30:BD:49:ILE:HD11	30:BD:52:ARG:HA	1.40	1.00
41:BS:24:LEU:HB3	41:BS:85:VAL:HG12	1.42	1.00
41:BS:97:ARG:HH21	41:BS:98:VAL:CA	1.74	1.00
48:BZ:68:THR:HG22	48:BZ:89:VAL:HA	1.40	1.00
27:BA:2331:G:H4'	49:B0:43:THR:H	1.27	1.00
32:BF:123:LEU:HD12	32:BF:124:LEU:H	1.24	1.00
27:DA:2838:G:H1'	40:DR:45:ARG:NH1	1.77	1.00
27:BA:1273:U:H5''	27:BA:1273:U:H6	1.27	0.99
27:BA:2068:U:H3	27:BA:2430:A:H2	1.01	0.99
27:BA:2317:C:H2'	27:BA:2318:G:H5'	1.40	0.99
33:DG:105:LYS:HE2	53:D4:52:SER:HB3	1.44	0.99
27:BA:2755:C:H3'	58:B9:19:ARG:NH2	1.77	0.99
45:BW:90:ARG:HB2	45:BW:90:ARG:HH11	1.27	0.99
3:AC:16:ARG:HB2	3:AC:16:ARG:NH1	1.77	0.99
27:BA:360:G:H2'	27:BA:361:G:H8	1.27	0.99
27:BA:1173:G:H3'	27:BA:1174:A:H5'	1.44	0.99
30:BD:43:ARG:HD2	30:BD:44:ASN:OD1	1.61	0.99
15:CO:35:ARG:HH21	15:CO:59:MET:HE2	1.23	0.99
1:AA:1101:A:H4'	1:AA:1102:A:O5'	1.62	0.99
7:AG:54:THR:OG1	7:AG:56:GLN:HG2	1.60	0.99
16:CP:43:LYS:HA	16:CP:48:TRP:HB3	1.43	0.99
27:DA:1747(A):G:H2'	27:DA:1748:G:H5''	1.40	0.99
2:AB:172:ILE:H	2:AB:172:ILE:HD12	1.26	0.99
46:DX:12:VAL:HG23	46:DX:13:LEU:H	1.23	0.99
2:CB:96:ARG:HD2	2:CB:96:ARG:H	1.24	0.99
27:DA:633:A:H2'	27:DA:634:C:H5'	1.41	0.99
8:CH:60:ARG:HH11	8:CH:60:ARG:HG3	1.26	0.99
36:DN:133:GLN:HG2	36:DN:135:PRO:HD3	1.44	0.99
27:BA:1865:G:H5'	27:BA:1866:C:OP2	1.61	0.99
1:AA:580:U:H3	1:AA:761:G:H1	1.10	0.99

*Continued on next page...*

*Continued from previous page...*

Atom-1	Atom-2	Interatomic distance (Å)	Clash overlap (Å)
11:AK:124:LYS:HE3	11:AK:125:PHE:HE1	1.25	0.98
27:BA:1603:A:H5'	27:BA:1603:A:C8	1.98	0.98
52:B3:29:ARG:HB2	52:B3:33:GLN:HE22	1.26	0.98
1:CA:992:U:H4'	1:CA:993:G:O5'	1.62	0.98
27:DA:200:U:H5'	27:DA:200:U:H6	1.27	0.98
32:DF:111:ALA:HB2	32:DF:206:ILE:HG21	1.43	0.98
1:AA:452:A:HO2'	1:AA:453:A:H8	1.02	0.98
30:BD:33:LEU:O	30:BD:34:VAL:HG12	1.63	0.98
27:DA:2732:G:H3'	27:DA:2733:A:H5'	1.40	0.98
27:BA:1184:G:OP1	52:B3:29:ARG:HD3	1.63	0.98
1:CA:198:G:H2'	1:CA:199:G:H8	1.23	0.98
36:BN:63:THR:HG22	36:BN:64:GLY:H	1.28	0.98
1:CA:1003:G:H2'	1:CA:1004:A:H4'	1.41	0.98
1:CA:1321:C:H5''	1:CA:1322:C:H5''	1.45	0.98
20:CT:50:GLU:HA	20:CT:100:ILE:HG12	1.46	0.98
30:DD:242:ARG:H	30:DD:242:ARG:HD2	1.25	0.98
4:AD:25:ARG:HH12	4:AD:30:LYS:HG3	1.25	0.98
45:BW:88:ARG:HB2	45:BW:92:ARG:HB2	1.45	0.98
12:CL:52:VAL:HG13	12:CL:65:ALA:O	1.63	0.98
1:AA:751:U:H4'	15:AO:24:SER:HA	1.44	0.98
32:BF:66:PRO:HD2	32:BF:70:THR:HG21	1.44	0.98
47:DY:28:LYS:HB2	47:DY:38:ILE:H	1.24	0.98
16:AP:82:GLN:HE21	16:AP:83:GLU:H	1.04	0.98
27:BA:1336:A:H2'	27:BA:1337:G:H8	1.28	0.98
27:DA:514:A:O2'	27:DA:515:A:H5'	1.63	0.98
41:BS:68:GLN:HA	41:BS:71:ARG:HD2	1.42	0.97
20:CT:26:ASN:HB2	20:CT:71:THR:HG23	1.42	0.97
23:CW:42:G:H3'	23:CW:43:C:H5''	1.46	0.97
6:AF:62:TRP:CH2	6:AF:64:GLN:HB2	1.99	0.97
30:BD:60:ARG:HD3	30:BD:86:PRO:CG	1.95	0.97
12:CL:76:GLU:O	12:CL:77:HIS:HB2	1.62	0.97
31:DE:26:ILE:HG22	31:DE:27:LEU:H	1.24	0.97
41:DS:19:LYS:O	41:DS:20:ARG:HD3	1.62	0.97
42:DT:51:ARG:HD2	42:DT:62:THR:HG23	1.46	0.97
48:DZ:150:HIS:HB3	48:DZ:169:THR:HG22	1.41	0.97
55:D6:32:ASN:HD22	55:D6:33:LYS:N	1.63	0.97
55:D6:39:TYR:O	55:D6:46:HIS:HB2	1.64	0.97
27:BA:2467:C:H4'	39:BQ:123:HIS:CD2	1.98	0.97
41:BS:46:VAL:HG12	41:BS:47:THR:H	1.25	0.97
27:DA:2172:U:H1'	27:DA:2173:A:OP1	1.63	0.97
1:AA:721:G:H4'	1:AA:722:A:O5'	1.63	0.97

*Continued on next page...*

*Continued from previous page...*

Atom-1	Atom-2	Interatomic distance (Å)	Clash overlap (Å)
27:DA:1775:U:H2'	27:DA:1776:G:H5'	1.45	0.97
1:AA:1321:C:H5'	1:AA:1322:C:H5''	1.47	0.97
34:BH:156:ALA:C	34:BH:158:HIS:H	1.52	0.97
27:BA:285:C:C2'	27:BA:286:C:H5''	1.93	0.97
35:DI:93:THR:HG22	35:DI:119:PRO:HB3	1.47	0.97
27:BA:740:U:H5'	27:BA:740:U:H6	1.26	0.97
1:CA:1066:C:C6	1:CA:1066:C:H5''	1.99	0.97
27:DA:1410:G:H2'	27:DA:1411:C:C6	1.99	0.97
30:DD:24:ILE:HG13	30:DD:25:THR:N	1.79	0.97
56:D7:41:ARG:HH11	56:D7:41:ARG:CB	1.76	0.97
8:AH:60:ARG:HH11	8:AH:60:ARG:HG3	1.27	0.97
10:AJ:49:VAL:HG23	14:AN:41:ARG:HD2	1.43	0.97
37:BO:22:ILE:HG12	37:BO:41:ALA:HA	1.47	0.97
38:BP:23:PRO:O	38:BP:33:ARG:HD2	1.62	0.97
47:BY:27:VAL:HA	47:BY:28:LYS:NZ	1.80	0.97
43:DU:90:VAL:HG12	43:DU:91:ASP:H	1.29	0.97
44:DV:2:PHE:HB2	44:DV:42:GLY:HA2	1.47	0.97
30:BD:31:LYS:HE3	30:BD:33:LEU:HD22	1.47	0.97
1:CA:189(L):G:H2'	1:CA:190:U:C6	1.99	0.97
11:AK:124:LYS:HE3	11:AK:125:PHE:CE1	1.99	0.96
13:AM:37:THR:HG21	13:AM:56:LEU:HA	1.46	0.96
32:BF:89:VAL:HG12	32:BF:90:PHE:H	1.27	0.96
9:CI:82:ALA:HB1	9:CI:96:LEU:HD11	1.46	0.96
27:BA:2784:C:H1'	31:BE:42:ASP:OD1	1.64	0.96
47:BY:7:VAL:HB	47:BY:8:LYS:HZ2	1.30	0.96
55:B6:15:GLU:OE2	55:B6:18:ARG:NE	1.97	0.96
1:CA:179:A:H2'	1:CA:180:U:H6	1.26	0.96
27:DA:71:A:H5''	27:DA:73:A:C8	2.00	0.96
12:AL:44:LYS:HB3	12:AL:45:PRO:CD	1.95	0.96
20:AT:26:ASN:HD22	20:AT:26:ASN:H	0.99	0.96
27:BA:2792:G:O2'	27:BA:2793:G:H8	1.48	0.96
31:BE:59:VAL:HG22	31:BE:60:ASN:N	1.80	0.96
43:DU:92:ARG:HD2	44:DV:11:GLN:NE2	1.80	0.96
20:AT:26:ASN:O	20:AT:30:LYS:HB2	1.66	0.96
40:BR:79:LEU:HA	40:BR:83:ILE:HG13	1.45	0.96
27:DA:571:A:H4'	27:DA:572:A:OP1	1.63	0.96
27:BA:661:C:H4'	38:BP:16:ARG:NH1	1.79	0.96
27:BA:1899:G:H22	27:BA:1902:C:N4	1.64	0.96
44:BV:19:LYS:CE	44:BV:20:LEU:H	1.78	0.96
47:BY:96:ILE:CB	47:BY:99:CYS:HB2	1.94	0.96
27:DA:35:G:C1'	27:DA:454:A:H1'	1.95	0.96

*Continued on next page...*

*Continued from previous page...*

Atom-1	Atom-2	Interatomic distance (Å)	Clash overlap (Å)
30:DD:44:ASN:HB2	30:DD:49:ILE:HA	1.47	0.96
55:D6:40:CYS:CA	55:D6:46:HIS:HB3	1.95	0.96
27:BA:2200:C:H6	27:BA:2200:C:H5''	1.29	0.96
44:BV:5:VAL:HG11	44:BV:57:VAL:HG11	1.47	0.96
46:BX:9:LEU:HA	51:B2:36:ARG:HH21	1.29	0.96
1:CA:1163:C:H2'	1:CA:1164:G:C8	2.01	0.96
9:CI:9:ARG:HG3	9:CI:14:VAL:HG22	1.48	0.96
27:DA:2712:U:HO2'	27:DA:2712(A):A:H8	0.98	0.96
4:AD:17:VAL:HG11	4:AD:197:PRO:HG3	1.45	0.96
17:AQ:43:LEU:HD12	17:AQ:68:ARG:HG2	1.48	0.96
27:BA:1562:A:H2'	27:BA:1563:G:C8	2.00	0.96
38:DP:13:ASN:C	38:DP:13:ASN:HD22	1.69	0.96
1:CA:309:G:H1'	1:CA:608:A:C2	2.00	0.96
1:CA:373:A:H2'	1:CA:374:A:H8	1.30	0.96
4:CD:153:ARG:HH11	4:CD:153:ARG:HB3	1.30	0.96
27:DA:2555:U:H2'	27:DA:2556:C:H5'	1.46	0.96
44:BV:46:VAL:HG22	44:BV:47:VAL:H	1.30	0.95
3:CC:47:LEU:HD11	3:CC:76:VAL:HG12	1.44	0.95
27:DA:2758:A:H2'	27:DA:2759:G:H5''	1.48	0.95
27:BA:2206:G:H21	27:BA:2207:G:H5'	1.30	0.95
50:B1:25:LYS:HA	50:B1:29:GLY:HA2	1.48	0.95
9:CI:125:TYR:HE2	9:CI:127:LYS:HB2	1.31	0.95
50:D1:51:VAL:HG21	50:D1:74:VAL:HG21	1.46	0.95
27:BA:1434:A:H61	27:BA:1558:A:N6	1.63	0.95
43:BU:92:ARG:HE	44:BV:11:GLN:HB2	1.31	0.95
27:DA:373:U:H2'	27:DA:374:A:H8	1.29	0.95
27:DA:2475:C:H42	27:DA:2529:G:H22	0.99	0.95
27:DA:2749:A:H4'	34:DH:62:LYS:HB3	1.47	0.95
37:BO:93:PRO:HG3	37:BO:114:ILE:CD1	1.96	0.95
27:DA:49:A:H61	27:DA:177:G:H2'	1.32	0.95
32:DF:155:LEU:HD23	32:DF:192:LEU:HD21	1.49	0.95
1:AA:911:U:H2'	1:AA:912:C:C6	2.01	0.95
12:AL:73:ASN:HD22	12:AL:74:LEU:H	0.96	0.95
27:DA:271(S):G:C2'	27:DA:271(T):C:H5''	1.96	0.95
27:DA:13:A:H1'	27:DA:15:G:N7	1.82	0.95
51:D2:13:ALA:HA	51:D2:16:LEU:HD12	1.48	0.95
1:AA:553:A:H2'	1:AA:554:C:C6	2.02	0.95
1:AA:1422:G:H1	1:AA:1478:C:H42	1.15	0.95
28:BB:40:U:H3	28:BB:43:C:H5''	1.31	0.95
47:BY:31:LEU:HB2	47:BY:32:PRO:HA	1.45	0.95
1:CA:386:C:H2'	1:CA:387:U:H5'	1.49	0.95

*Continued on next page...*

*Continued from previous page...*

Atom-1	Atom-2	Interatomic distance (Å)	Clash overlap (Å)
37:DO:71:ARG:HB3	37:DO:72:PRO:HD2	1.48	0.95
11:AK:32:ILE:HD11	11:AK:41:THR:HB	1.49	0.95
27:BA:2832:U:H4'	27:BA:2833:G:H5''	1.46	0.95
20:CT:72:LEU:HD23	20:CT:73:HIS:H	1.29	0.95
27:DA:2107:C:H42	27:DA:2182:G:H1	1.13	0.95
27:BA:1798:U:H5'	30:BD:259:THR:HG22	1.49	0.95
6:CF:38:GLU:O	6:CF:39:LYS:HB2	1.67	0.95
38:DP:39:LYS:HE2	38:DP:39:LYS:HA	1.48	0.95
18:AR:53:ARG:NH2	18:AR:60:ALA:H	1.63	0.95
47:BY:10:GLY:HA2	47:BY:27:VAL:HG13	1.48	0.95
47:BY:27:VAL:HA	47:BY:28:LYS:HZ2	1.31	0.95
1:CA:676:A:H1'	11:CK:115:PRO:HB3	1.49	0.95
27:DA:52:A:O2'	27:DA:53:A:H8	1.49	0.95
27:DA:543:C:H42	27:DA:551:G:H1	1.07	0.95
6:AF:9:VAL:HB	6:AF:87:ARG:HB2	1.46	0.94
8:AH:97:VAL:HG13	8:AH:98:LYS:H	1.30	0.94
10:AJ:4:ILE:HB	10:AJ:74:ILE:HD11	1.49	0.94
42:BT:50:ILE:HG13	42:BT:102:ILE:HD11	1.47	0.94
5:CE:50:GLU:HB3	5:CE:53:LEU:HD13	1.49	0.94
36:DN:73:THR:HG22	36:DN:82:LEU:HD11	1.49	0.94
27:BA:2271:G:H4'	49:B0:20:ARG:NH1	1.82	0.94
15:CO:87:ILE:HG22	15:CO:88:ARG:H	1.30	0.94
27:DA:1020:A:H4'	27:DA:1021:A:O5'	1.63	0.94
1:AA:707:C:O2'	1:AA:708:C:H5'	1.67	0.94
38:BP:16:ARG:CZ	38:BP:18:ARG:HG2	1.97	0.94
1:CA:1352:C:H2'	1:CA:1353:G:C8	2.02	0.94
34:DH:12:PRO:HG2	34:DH:49:VAL:HA	1.46	0.94
36:DN:4:TYR:HB2	43:DU:64:ARG:HH12	1.30	0.94
27:DA:94(A):G:C2'	27:DA:95:G:H5''	1.97	0.94
27:BA:2263:C:H2'	27:BA:2264:C:H6	1.32	0.94
32:BF:135:LYS:HB3	32:BF:138:GLU:HG3	1.46	0.94
38:BP:23:PRO:HD2	38:BP:33:ARG:NE	1.81	0.94
6:CF:33:TYR:HD2	6:CF:71:ARG:HD2	1.33	0.94
12:AL:38:ARG:HG2	12:AL:39:THR:H	1.32	0.94
27:BA:554:U:O2'	27:BA:555:U:H5'	1.66	0.94
27:BA:2580:U:H5'	31:BE:131:ALA:CB	1.98	0.94
54:B5:16:ARG:HH11	54:B5:16:ARG:CG	1.80	0.94
55:B6:20:ASN:HD22	55:B6:21:TYR:H	1.14	0.94
1:CA:1181:G:H2'	1:CA:1182:G:C4	2.01	0.94
27:DA:1798:U:C5'	30:DD:259:THR:HG22	1.98	0.94
1:AA:1348:U:H2'	1:AA:1349:A:C8	2.03	0.94

*Continued on next page...*

*Continued from previous page...*

Atom-1	Atom-2	Interatomic distance (Å)	Clash overlap (Å)
1:AA:1348:U:H2'	1:AA:1349:A:H8	1.33	0.94
4:AD:80:GLU:O	4:AD:84:LYS:HG2	1.67	0.94
27:BA:1484:G:H3'	27:BA:1485:G:H5''	1.47	0.94
27:BA:1685:C:C2'	27:BA:1686:C:H5''	1.97	0.94
32:BF:11:VAL:HG12	32:BF:12:LEU:H	1.32	0.94
1:CA:192:U:C4'	20:CT:103:GLY:HA2	1.98	0.94
1:CA:1208:C:H2'	1:CA:1209:C:H6	1.32	0.94
2:CB:55:PHE:HA	2:CB:58:ILE:HG12	1.47	0.94
14:CN:12:ARG:C	14:CN:14:PRO:HD2	1.87	0.94
27:DA:154(A):C:H41	27:DA:172:C:H42	0.97	0.94
43:BU:90:VAL:HG21	44:BV:47:VAL:HG21	1.49	0.94
47:BY:46:LYS:HB2	47:BY:62:GLU:CG	1.97	0.94
27:DA:2870:C:H2'	27:DA:2871:C:H5'	1.48	0.94
27:DA:2875:C:H4'	42:DT:5:ALA:HB2	1.49	0.94
41:BS:82:ILE:H	41:BS:82:ILE:HD13	1.30	0.94
41:BS:85:VAL:H	41:BS:106:ARG:HB2	1.31	0.94
52:B3:11:SER:OG	52:B3:13:ILE:HD12	1.66	0.94
27:DA:740:U:H5'	27:DA:740:U:H6	1.28	0.94
27:BA:2836:U:H2'	27:BA:2837:G:C8	2.02	0.93
30:BD:108:PRO:HG3	30:BD:143:HIS:NE2	1.83	0.93
1:CA:693:G:O2'	7:CG:82:GLY:HA3	1.67	0.93
13:CM:4:ILE:HG22	13:CM:5:ALA:H	1.32	0.93
30:DD:43:ARG:HH11	30:DD:44:ASN:ND2	1.66	0.93
39:DQ:45:GLN:HE21	39:DQ:45:GLN:H	1.05	0.93
48:DZ:127:VAL:HG22	48:DZ:128:SER:H	1.32	0.93
1:AA:166:G:H2'	1:AA:167:G:C8	2.02	0.93
27:BA:2841:C:H2'	27:BA:2842:G:H8	1.31	0.93
46:BX:64:LYS:HZ3	46:BX:73:ARG:HE	1.02	0.93
8:CH:10:LEU:HD23	8:CH:83:ILE:HG12	1.51	0.93
47:DY:10:GLY:HA2	47:DY:27:VAL:HG13	1.50	0.93
1:AA:553:A:H2'	1:AA:554:C:H6	1.33	0.93
8:AH:63:LEU:HB3	8:AH:65:TYR:CE1	2.03	0.93
41:BS:102:ALA:HB3	41:BS:103:GLU:OE1	1.67	0.93
46:DX:65:ARG:HD3	46:DX:70:LEU:HD12	1.48	0.93
42:BT:88:ILE:HG22	42:BT:89:VAL:H	1.31	0.93
43:BU:92:ARG:HB2	43:BU:92:ARG:NH1	1.83	0.93
16:CP:82:GLN:HE21	16:CP:82:GLN:H	1.12	0.93
27:DA:34:C:O2'	27:DA:35:G:H5'	1.69	0.93
27:DA:133:C:N4	27:DA:146:G:H1	1.65	0.93
28:DB:87:G:H3'	28:DB:88:C:H5''	1.50	0.93
37:DO:105:GLU:HA	37:DO:108:GLU:HG3	1.51	0.93

*Continued on next page...*



*Continued from previous page...*

Atom-1	Atom-2	Interatomic distance (Å)	Clash overlap (Å)
1:AA:1057:G:H4'	3:AC:196:LEU:O	1.68	0.93
2:AB:112:VAL:HG23	2:AB:149:LEU:HD13	1.46	0.93
27:BA:2875:C:H4'	42:BT:5:ALA:HB2	1.51	0.93
32:BF:176:LEU:HD11	32:BF:180:GLY:HA3	1.50	0.93
34:BH:158:HIS:O	34:BH:159:GLU:HB2	1.69	0.93
4:CD:173:TRP:H	4:CD:173:TRP:HE3	1.16	0.93
20:CT:50:GLU:CA	20:CT:100:ILE:HG12	1.98	0.93
30:DD:44:ASN:CB	30:DD:49:ILE:HA	1.99	0.93
40:DR:38:VAL:HB	40:DR:39:PRO:HD3	1.49	0.93
5:AE:43:LEU:HD22	5:AE:109:ILE:HD11	1.48	0.93
25:AY:68:C:H2'	25:AY:69:C:H5''	1.51	0.93
38:BP:106:LEU:HD13	38:BP:112:LEU:HD23	1.51	0.93
47:BY:90:LEU:HD12	47:BY:91:GLU:H	1.31	0.93
56:B7:8:ASN:C	56:B7:8:ASN:HD22	1.69	0.93
27:DA:1565:C:O2'	27:DA:1566:A:H2'	1.67	0.93
32:DF:16:GLY:O	32:DF:17:ARG:HG3	1.66	0.93
32:DF:34:TRP:CZ2	38:DP:12:ALA:HB2	2.02	0.93
35:DI:37:VAL:HG12	35:DI:38:LEU:HD12	1.48	0.93
43:DU:49:HIS:HA	43:DU:52:ARG:HB2	1.51	0.93
48:DZ:4:LEU:HD21	48:DZ:42:GLU:HB3	1.49	0.93
27:BA:1292:U:H2'	27:BA:1293:C:C6	2.04	0.93
27:BA:2172:U:H1'	27:BA:2173:A:OP1	1.69	0.93
1:CA:652:U:O2'	1:CA:653:A:H5''	1.68	0.93
1:CA:1320:C:O2	19:CS:72:GLY:HA3	1.68	0.93
49:D0:53:MET:HB3	49:D0:59:LEU:HD23	1.51	0.93
1:AA:911:U:H2'	1:AA:912:C:H6	1.33	0.93
30:BD:43:ARG:NH1	30:BD:44:ASN:HD21	1.65	0.93
1:CA:165:C:H2'	1:CA:166:G:C8	2.04	0.93
24:CX:17:C:H2'	24:CX:17(B):U:H6	1.32	0.93
27:DA:881:G:H1	27:DA:895:U:H3	1.16	0.93
27:DA:1494:A:O2'	27:DA:1495:A:H5''	1.67	0.93
27:DA:2126:A:H5''	29:DC:36:LYS:HE2	1.50	0.93
36:DN:128:HIS:HB2	36:DN:130:HIS:CE1	2.03	0.93
1:AA:438:G:H4'	1:AA:439:A:OP1	1.69	0.93
30:BD:95:LEU:HD12	30:BD:95:LEU:O	1.69	0.93
32:BF:89:VAL:O	32:BF:91:GLY:N	2.02	0.93
34:BH:156:ALA:C	34:BH:158:HIS:N	2.22	0.93
27:DA:2810:A:O2'	31:DE:61:ARG:HB2	1.69	0.93
35:DI:107:VAL:HG12	35:DI:108:THR:H	1.33	0.93
36:DN:15:LEU:HD12	36:DN:136:GLU:HG2	1.51	0.93
27:BA:7:G:H2'	27:BA:8:A:C8	2.04	0.93

*Continued on next page...*



*Continued from previous page...*

Atom-1	Atom-2	Interatomic distance (Å)	Clash overlap (Å)
38:BP:146:VAL:HG22	38:BP:147:LEU:H	1.32	0.93
41:BS:52:SER:OG	41:BS:55:ALA:HB3	1.69	0.93
58:B9:29:ASN:H	58:B9:29:ASN:HD22	0.98	0.93
1:CA:1502:A:H2	1:CA:1505:G:H1	0.94	0.93
4:CD:200:GLU:HG2	4:CD:201:GLN:N	1.83	0.93
1:AA:975:A:H4'	1:AA:976:G:H5''	1.51	0.92
27:BA:152:G:H1	27:BA:174:C:H42	0.92	0.92
27:BA:242:G:H5''	57:B8:62:LEU:HD13	1.49	0.92
2:CB:158:LEU:H	2:CB:158:LEU:HD12	1.34	0.92
27:DA:288:C:H42	27:DA:353:G:H1	1.07	0.92
27:DA:906:G:C2'	27:DA:907:U:H5''	1.97	0.92
27:DA:1199:U:H2'	27:DA:1200:C:H6	1.32	0.92
31:DE:36:ARG:HH22	31:DE:88:GLY:CA	1.83	0.92
27:DA:2476:A:N3	27:DA:2477:C:H5''	1.85	0.92
27:DA:2701:C:C3'	27:DA:2702:U:H5''	1.98	0.92
1:AA:15:G:H4'	5:AE:24:ARG:HH12	1.33	0.92
23:AW:6:U:H3'	23:AW:7:A:H5''	1.50	0.92
49:B0:23:VAL:HA	49:B0:38:VAL:HG22	1.51	0.92
1:CA:67:C:H2'	1:CA:68:G:C8	2.05	0.92
1:CA:1003:G:H2'	1:CA:1004:A:C4'	1.99	0.92
2:CB:185:ILE:HG23	2:CB:199:TYR:HB2	1.48	0.92
32:DF:125:LEU:HB3	32:DF:196:LEU:HD21	1.48	0.92
39:DQ:85:LYS:HG3	49:D0:7:LEU:HD13	1.49	0.92
12:AL:73:ASN:HD22	12:AL:74:LEU:N	1.67	0.92
27:BA:27:G:H22	27:BA:512:G:H2'	1.22	0.92
27:BA:1431:U:H2'	27:BA:1432:C:H6	1.34	0.92
47:BY:87:LYS:O	47:BY:88:LYS:HB2	1.67	0.92
27:DA:271(N):U:H4'	27:DA:271(O):C:OP2	1.69	0.92
27:DA:2223:G:H2'	27:DA:2224:G:H5'	1.49	0.92
27:BA:2563:U:O2	27:BA:2565:A:H8	1.49	0.92
33:BG:51:ARG:CZ	33:BG:53:LEU:HD21	1.99	0.92
35:BI:111:PRO:HA	35:BI:114:LEU:HD21	1.50	0.92
48:BZ:157:PRO:HG2	48:BZ:160:VAL:HG21	1.52	0.92
27:DA:1614:A:H62	45:DW:93:ALA:HB2	1.35	0.92
29:DC:41:VAL:HG23	29:DC:178:ALA:HB3	1.50	0.92
36:DN:60:ILE:HD13	36:DN:99:LEU:HD23	1.51	0.92
56:D7:8:ASN:ND2	56:D7:11:LYS:H	1.66	0.92
27:BA:2012:G:O3'	45:BW:96:ILE:HD11	1.68	0.92
37:BO:104:ARG:NH1	42:BT:35:LYS:HE2	1.82	0.92
1:AA:490:G:H2'	1:AA:491:G:H8	1.32	0.92
27:BA:571:A:H4'	27:BA:572:A:OP1	1.66	0.92

*Continued on next page...*

*Continued from previous page...*

Atom-1	Atom-2	Interatomic distance (Å)	Clash overlap (Å)
27:BA:1899:G:H22	27:BA:1902:C:H41	0.95	0.92
38:BP:112:LEU:H	38:BP:128:HIS:HD2	1.16	0.92
55:B6:36:LEU:O	55:B6:37:ARG:HD2	1.68	0.92
17:CQ:57:VAL:HG12	17:CQ:76:LEU:HA	1.48	0.92
27:DA:1034:G:H5'	58:D9:18:ARG:HD2	1.51	0.92
32:DF:32:LEU:HD13	32:DF:112:MET:HE1	1.51	0.92
32:BF:2:LYS:HE2	32:BF:25:PRO:HB3	1.50	0.92
41:BS:36:TYR:HD2	41:BS:52:SER:HB2	1.34	0.92
48:BZ:149:LEU:HD23	48:BZ:170:ILE:HG13	1.49	0.92
57:B8:33:ASN:ND2	57:B8:33:ASN:H	1.68	0.92
41:DS:89:ARG:HB3	41:DS:92:TYR:CB	1.98	0.92
43:DU:83:LEU:HG	43:DU:88:ILE:HD11	1.49	0.92
57:D8:14:VAL:HG21	57:D8:22:VAL:HG13	1.50	0.92
2:AB:42:ILE:HD11	2:AB:202:PRO:HB2	1.50	0.92
27:BA:33:U:H4'	27:BA:34:C:OP1	1.70	0.92
27:BA:1210:A:H5'	27:BA:1212:G:H5'	1.51	0.92
33:BG:60:LEU:HD22	33:BG:63:ILE:HD11	1.49	0.92
43:BU:92:ARG:HH11	43:BU:92:ARG:CB	1.82	0.92
47:BY:88:LYS:HZ3	47:BY:93:GLY:HA3	1.31	0.92
52:B3:44:ARG:O	52:B3:48:GLU:HG2	1.69	0.92
27:DA:1267:U:O2'	27:DA:1268:A:H8	1.52	0.92
40:DR:4:LEU:HD21	40:DR:8:ARG:HH21	1.34	0.92
45:DW:73:ALA:O	45:DW:106:ILE:HG12	1.69	0.92
8:AH:17:THR:HB	8:AH:78:GLN:OE1	1.69	0.92
30:BD:89:SER:HB2	30:BD:201:HIS:CD2	2.05	0.92
32:BF:2:LYS:HD3	32:BF:2:LYS:N	1.85	0.92
41:BS:58:LEU:HD23	41:BS:65:VAL:HG13	1.52	0.92
42:BT:89:VAL:HG21	42:BT:91:ARG:HH21	1.34	0.92
1:CA:1502:A:H2	1:CA:1505:G:N1	1.66	0.92
27:DA:2336:A:H61	49:D0:43:THR:HG21	1.32	0.92
41:DS:74:ALA:HB1	41:DS:103:GLU:HB2	1.48	0.92
14:AN:26:ARG:HG3	14:AN:27:CYS:H	1.36	0.91
27:BA:142:A:C8	27:BA:1408:C:H1'	2.04	0.91
30:BD:241:PRO:O	30:BD:242:ARG:HB2	1.70	0.91
35:BI:5:LEU:HD22	35:BI:13:GLY:HA2	1.48	0.91
55:B6:41:PRO:HD3	55:B6:46:HIS:CB	1.99	0.91
1:AA:1157:A:H4'	1:AA:1158:C:O5'	1.69	0.91
13:AM:10:PRO:HB2	13:AM:18:ALA:HB1	1.49	0.91
32:BF:132:VAL:HG13	32:BF:133:ASN:H	1.33	0.91
14:AN:27:CYS:O	14:AN:29:ARG:N	2.04	0.91
27:BA:807:U:O2'	27:BA:808:G:H5'	1.71	0.91

*Continued on next page...*

*Continued from previous page...*

Atom-1	Atom-2	Interatomic distance (Å)	Clash overlap (Å)
27:BA:2321:G:H2'	27:BA:2321:G:N3	1.84	0.91
35:BI:115:ALA:HB3	35:BI:129:THR:H	1.34	0.91
54:B5:16:ARG:HG3	54:B5:17:ASP:N	1.85	0.91
1:CA:386:C:C2'	1:CA:387:U:H5'	1.99	0.91
27:DA:956:G:H5''	39:DQ:77:LYS:HD2	1.52	0.91
30:DD:8:PRO:HB3	30:DD:14:ARG:HB2	1.51	0.91
1:AA:1305:G:N2	1:AA:1331:G:H2'	1.84	0.91
27:BA:2508:G:H1	27:BA:2580:U:H3	1.18	0.91
27:DA:647:G:H21	27:DA:2350:C:H4'	1.32	0.91
5:AE:141:GLN:HA	5:AE:143:ARG:NH2	1.86	0.91
27:BA:2092:U:H4'	27:BA:2093:G:O5'	1.70	0.91
55:B6:29:ASN:CG	55:B6:30:THR:H	1.73	0.91
19:CS:41:VAL:HB	19:CS:44:MET:HG2	1.52	0.91
27:DA:2070:G:H2'	27:DA:2071:A:H8	1.34	0.91
30:DD:60:ARG:HG3	30:DD:86:PRO:HB3	1.51	0.91
7:AG:74:GLU:HG2	7:AG:91:VAL:HG22	1.52	0.91
27:BA:1022:G:H4'	27:BA:1023:U:O5'	1.71	0.91
30:BD:108:PRO:HG3	30:BD:143:HIS:HE2	1.35	0.91
42:BT:92:GLY:C	42:BT:94:ALA:H	1.72	0.91
1:CA:797:C:OP1	11:CK:124:LYS:HE2	1.69	0.91
7:CG:115:ARG:O	7:CG:118:VAL:HG22	1.70	0.91
1:AA:501:C:H2'	1:AA:502:G:C8	2.04	0.91
5:AE:129:ILE:HG22	5:AE:130:ASN:N	1.80	0.91
27:BA:2790:A:H2	27:BA:2791:C:H3'	1.36	0.91
30:BD:26:LYS:HZ3	30:BD:82:ILE:H	1.09	0.91
27:DA:97:C:H4'	51:D2:2:LYS:HB3	1.53	0.91
38:DP:9:ASN:HD22	38:DP:10:PRO:HD3	1.35	0.91
37:BO:16:ALA:HB2	37:BO:52:VAL:HG11	1.52	0.91
27:DA:1762:A:H8	27:DA:1762:A:O5'	1.54	0.91
2:AB:63:MET:HB3	2:AB:225:ALA:HB1	1.53	0.91
27:BA:2883:A:H5'	27:BA:2884:U:H5'	1.52	0.91
27:DA:333:G:H2'	27:DA:334:C:H6	1.35	0.91
27:DA:438:G:H2'	27:DA:440:G:H8	1.34	0.91
27:DA:1826:G:H4'	30:DD:242:ARG:NH2	1.85	0.91
31:DE:69:LYS:HD3	31:DE:89:ASP:HA	1.50	0.91
1:AA:36:C:H5''	12:AL:119:THR:O	1.71	0.91
3:AC:112:SER:HB3	3:AC:115:LEU:HD12	1.53	0.91
3:CC:134:ILE:HG21	3:CC:168:ALA:HB3	1.53	0.91
27:DA:579:G:H2'	27:DA:580:C:C6	2.06	0.91
33:DG:43:LEU:HB2	33:DG:88:ILE:HD11	1.51	0.91
27:BA:574:C:H42	31:BE:145:LYS:HE2	1.30	0.90

*Continued on next page...*

*Continued from previous page...*

Atom-1	Atom-2	Interatomic distance (Å)	Clash overlap (Å)
32:BF:29:ASN:HB3	32:BF:112:MET:HE1	1.53	0.90
38:BP:30:THR:HG22	38:BP:31:ALA:H	1.36	0.90
1:CA:155:C:H2'	1:CA:156:G:H8	1.35	0.90
10:CJ:32:ALA:HB2	10:CJ:76:ASN:HB2	1.52	0.90
38:DP:63:PRO:CB	57:D8:13:ARG:HB3	2.01	0.90
48:DZ:60:LEU:HB2	48:DZ:64:GLN:HB2	1.53	0.90
27:BA:481:G:H1'	27:BA:506:G:H21	1.36	0.90
27:DA:1747:G:H2'	27:DA:1747(A):G:H8	1.36	0.90
27:BA:2879:C:H4'	27:BA:2880:C:OP1	1.68	0.90
30:BD:186:HIS:HD2	30:BD:188:GLU:N	1.68	0.90
31:BE:134:ILE:HG12	31:BE:134:ILE:O	1.71	0.90
27:DA:2784:C:H1'	31:DE:37:ARG:HH12	1.34	0.90
33:DG:5:VAL:HG23	33:DG:8:LYS:HG3	1.52	0.90
47:DY:75:ILE:CG1	47:DY:79:CYS:HA	2.02	0.90
15:AO:37:ASN:N	15:AO:37:ASN:HD22	1.68	0.90
27:BA:1359:A:H2'	27:BA:1360:A:H5'	1.52	0.90
27:BA:1636:C:H2'	27:BA:1637:A:C8	2.06	0.90
30:BD:68:LYS:HZ1	30:BD:70:TRP:HE1	1.20	0.90
54:B5:4:HIS:HB3	54:B5:5:PRO:CD	2.01	0.90
7:CG:85:TYR:CD1	7:CG:154:TYR:HE1	1.90	0.90
48:DZ:18:ARG:HB3	48:DZ:81:ARG:HH22	1.36	0.90
1:AA:1162:C:H2'	1:AA:1163:C:H6	1.34	0.90
8:AH:84:ARG:HH11	8:AH:84:ARG:HG2	1.37	0.90
36:BN:115:ARG:HA	36:BN:118:LYS:HD2	1.52	0.90
50:B1:46:LEU:HA	50:B1:63:ALA:HA	1.52	0.90
54:B5:56:LYS:H	54:B5:56:LYS:HD2	1.35	0.90
2:CB:14:GLY:O	2:CB:15:VAL:HG13	1.69	0.90
7:CG:78:ARG:HG3	7:CG:79:ARG:H	1.35	0.90
1:AA:473:G:H2'	1:AA:474:G:C8	2.05	0.90
32:BF:8:GLN:HB3	32:BF:125:LEU:O	1.71	0.90
14:CN:29:ARG:HG2	14:CN:40:CYS:HB2	1.53	0.90
32:DF:67:GLN:HG3	32:DF:67:GLN:O	1.72	0.90
49:D0:26:TYR:H	49:D0:29:GLN:HE21	0.93	0.90
7:AG:113:GLU:CG	7:AG:119:ARG:HG2	2.01	0.90
27:BA:360:G:H2'	27:BA:361:G:C8	2.06	0.90
33:BG:42:GLY:O	33:BG:88:ILE:HD11	1.69	0.90
27:DA:662:G:OP1	38:DP:18:ARG:HD2	1.71	0.90
30:DD:18:VAL:HG13	30:DD:211:ARG:HH22	1.36	0.90
37:DO:17:ARG:HD3	37:DO:47:ILE:HD13	1.52	0.90
1:AA:62:U:H3	1:AA:105:G:H1	1.19	0.90
46:BX:12:VAL:HG23	46:BX:13:LEU:H	1.36	0.90

*Continued on next page...*

*Continued from previous page...*

Atom-1	Atom-2	Interatomic distance (Å)	Clash overlap (Å)
47:BY:95:LYS:NZ	47:BY:100:ALA:HB2	1.85	0.90
51:B2:53:LEU:O	51:B2:57:ILE:HG12	1.72	0.90
1:CA:179:A:H2'	1:CA:180:U:C6	2.07	0.90
9:CI:26:VAL:HG22	9:CI:61:ALA:HB3	1.52	0.90
38:DP:64:LYS:O	38:DP:66:GLY:N	2.05	0.90
1:AA:262:A:H5'	20:AT:74:LYS:HG3	1.52	0.90
1:AA:358:U:H2'	1:AA:359:U:H6	1.37	0.90
3:AC:113:ALA:HB3	3:AC:114:PRO:HD3	1.52	0.90
17:AQ:57:VAL:HG12	17:AQ:76:LEU:HA	1.53	0.90
28:BB:40:U:N3	28:BB:43:C:H5''	1.87	0.90
1:CA:161:A:H2'	1:CA:162:A:H8	1.34	0.90
27:DA:50:U:H4'	27:DA:51:G:OP2	1.71	0.90
27:DA:1461:G:H2'	27:DA:1462:C:H6	1.36	0.90
27:DA:1681:G:H8	27:DA:1681:G:OP2	1.55	0.90
36:DN:76:SER:O	36:DN:78:TYR:N	2.05	0.90
57:D8:52:LYS:N	57:D8:53:PRO:HD2	1.85	0.90
1:AA:271:C:H2'	1:AA:272:C:C6	2.06	0.90
27:BA:1213:A:H8	27:BA:1213:A:H5'	1.33	0.90
27:BA:1414:G:H1	27:BA:1588:C:H42	1.13	0.90
41:BS:97:ARG:HH21	41:BS:98:VAL:HA	0.79	0.90
1:CA:916:G:H2'	1:CA:917:G:H8	1.37	0.90
3:CC:153:VAL:HG12	3:CC:196:LEU:HD11	1.51	0.90
4:CD:9:CYS:HA	4:CD:12:CYS:HB2	1.54	0.90
27:DA:1796:U:H2'	27:DA:1797:C:C6	2.05	0.90
1:AA:64:G:H4'	1:AA:65:U:O5'	1.71	0.89
1:AA:1321:C:C5'	1:AA:1322:C:H5''	2.02	0.89
9:AI:53:VAL:HG23	9:AI:54:ASP:N	1.87	0.89
17:AQ:87:LYS:HE2	17:AQ:87:LYS:HA	1.54	0.89
20:AT:82:SER:O	20:AT:86:ARG:HB3	1.72	0.89
27:BA:2876:G:H4'	42:BT:3:ARG:CD	2.02	0.89
34:BH:85:LYS:HD2	34:BH:141:VAL:CG1	2.03	0.89
41:BS:48:LEU:O	41:BS:49:VAL:HG23	1.71	0.89
42:BT:41:ARG:O	42:BT:41:ARG:HD2	1.72	0.89
47:BY:88:LYS:NZ	47:BY:93:GLY:HA3	1.86	0.89
47:BY:95:LYS:HZ3	47:BY:100:ALA:HB2	1.34	0.89
2:CB:204:ASN:ND2	2:CB:207:ALA:HB3	1.88	0.89
9:CI:4:TYR:HB2	9:CI:19:LEU:HB2	1.53	0.89
12:CL:43:LYS:CG	12:CL:44:LYS:H	1.85	0.89
19:CS:49:ILE:H	19:CS:49:ILE:HD12	1.35	0.89
29:DC:83:ILE:HG23	29:DC:94:VAL:HG23	1.52	0.89
30:DD:31:LYS:O	30:DD:35:LYS:HB2	1.71	0.89

*Continued on next page...*

*Continued from previous page...*

Atom-1	Atom-2	Interatomic distance (Å)	Clash overlap (Å)
27:BA:1249:U:H5'	27:BA:1249:U:C6	2.07	0.89
28:BB:3:C:H42	28:BB:118:G:H1	1.04	0.89
40:BR:98:LEU:HD12	40:BR:113:LEU:HD23	1.51	0.89
42:BT:28:VAL:CG2	42:BT:47:GLY:H	1.85	0.89
27:DA:2611:U:H1'	54:D5:3:LYS:HE3	1.54	0.89
30:DD:10:THR:HG23	30:DD:13:ARG:HB3	1.54	0.89
32:DF:7:TYR:HB2	32:DF:17:ARG:N	1.87	0.89
34:DH:107:VAL:HG21	34:DH:152:ARG:HG2	1.54	0.89
27:BA:1023:U:H2'	27:BA:1024:G:H5'	1.54	0.89
27:BA:1596:A:C2'	27:BA:1597:A:H5'	2.02	0.89
31:BE:8:LYS:HE3	31:BE:188:VAL:HG13	1.53	0.89
34:BH:85:LYS:HZ2	34:BH:133:VAL:CG1	1.85	0.89
1:CA:1398:A:H5''	1:CA:1398:A:H8	1.36	0.89
20:CT:14:LYS:HB2	20:CT:17:ARG:HH21	1.33	0.89
27:DA:736:C:H42	27:DA:760:G:H1	1.20	0.89
27:DA:1689:A:H62	27:DA:1698:A:H2	0.94	0.89
30:DD:61:LEU:HB3	30:DD:63:ARG:NH1	1.87	0.89
1:AA:486:U:HO2'	1:AA:487:A:H8	0.92	0.89
11:AK:48:ILE:HD11	11:AK:64:ALA:HA	1.53	0.89
27:BA:64:A:O3'	46:BX:71:GLY:HA3	1.71	0.89
27:BA:1213:A:H5'	27:BA:1213:A:C8	2.07	0.89
32:BF:2:LYS:H	32:BF:2:LYS:CD	1.85	0.89
42:BT:125:ARG:O	42:BT:128:GLU:HG3	1.72	0.89
45:BW:90:ARG:HH11	45:BW:90:ARG:CB	1.84	0.89
1:CA:99:U:H2'	1:CA:100:C:H6	1.36	0.89
3:CC:43:LEU:HD13	3:CC:55:VAL:HG11	1.53	0.89
27:DA:2161:C:H2'	27:DA:2162:G:C8	2.06	0.89
28:DB:40:U:HO2'	28:DB:43:C:H5	0.92	0.89
34:BH:43:VAL:HG11	34:BH:52:VAL:HG13	1.53	0.89
39:BQ:134:ARG:HH21	48:BZ:121:ARG:CZ	1.83	0.89
27:DA:2645:G:H4'	27:DA:2732:G:O2'	1.73	0.89
31:DE:59:VAL:HG22	31:DE:60:ASN:H	1.35	0.89
35:DI:144:VAL:HG23	35:DI:145:VAL:HG23	1.53	0.89
52:D3:23:LEU:HA	52:D3:26:LEU:HD12	1.54	0.89
1:AA:736:C:H2'	1:AA:737:A:C8	2.07	0.89
42:BT:89:VAL:CB	42:BT:91:ARG:HE	1.86	0.89
57:B8:50:LEU:HD12	57:B8:51:ALA:H	1.36	0.89
10:CJ:48:THR:HG23	10:CJ:62:HIS:HB3	1.54	0.89
12:CL:81:LEU:HD13	12:CL:82:ILE:H	1.35	0.89
27:DA:143(A):C:H4'	46:DX:38:GLU:OE1	1.73	0.89
30:DD:118:VAL:HG22	30:DD:119:ALA:N	1.86	0.89

*Continued on next page...*



*Continued from previous page...*

Atom-1	Atom-2	Interatomic distance (Å)	Clash overlap (Å)
38:BP:59:LEU:HA	38:BP:61:ARG:NH1	1.86	0.89
35:DI:75:LEU:HD21	35:DI:105:HIS:CE1	2.08	0.89
1:AA:501:C:H2'	1:AA:502:G:H8	1.35	0.89
13:AM:68:GLY:HA2	13:AM:71:ARG:HH21	1.37	0.89
30:BD:13:ARG:NH1	30:BD:16:MET:SD	2.46	0.89
43:BU:90:VAL:O	43:BU:92:ARG:N	2.05	0.89
1:CA:1028:C:N4	1:CA:1034:G:H21	1.71	0.89
6:CF:8:ILE:HG22	6:CF:10:LEU:HD11	1.53	0.89
27:DA:125:G:H21	56:D7:48:LYS:HE3	1.36	0.89
27:DA:2052:G:H21	31:DE:149:ARG:HA	1.36	0.89
27:DA:2787:C:H1'	31:DE:61:ARG:CG	2.02	0.89
27:BA:1884:A:C2'	27:BA:1885:A:H5''	2.02	0.89
1:CA:750:G:N3	15:CO:23:GLY:HA3	1.88	0.89
1:CA:922:G:H2'	1:CA:923:A:C8	2.08	0.89
23:CW:35:G:HO2'	23:CW:36:A:H8	1.21	0.89
27:DA:1416:G:HO2'	27:DA:1417:C:H6	0.92	0.89
28:DB:7:G:H2'	28:DB:8:U:H5''	1.53	0.89
38:DP:45:LEU:CD2	38:DP:46:LYS:H	1.84	0.89
38:DP:105:LEU:O	38:DP:106:LEU:HB2	1.70	0.89
42:DT:88:ILE:HG22	42:DT:89:VAL:N	1.83	0.89
1:AA:70:G:H1	1:AA:99:U:H3	1.21	0.89
11:AK:50:TYR:HB3	11:AK:54:ARG:O	1.73	0.89
27:BA:1246:A:OP2	38:BP:18:ARG:HG3	1.73	0.89
31:BE:78:LEU:N	31:BE:78:LEU:HD23	1.88	0.89
42:BT:68:TYR:O	42:BT:70:VAL:N	2.04	0.89
27:DA:1504:C:C2'	27:DA:1505:C:H5''	2.03	0.89
27:DA:2150:U:H2'	27:DA:2151:G:H8	1.38	0.89
48:DZ:52:ILE:HG21	48:DZ:70:VAL:O	1.71	0.89
12:AL:73:ASN:ND2	12:AL:74:LEU:H	1.68	0.88
34:BH:113:VAL:HG21	34:BH:151:ILE:HG21	1.55	0.88
38:BP:23:PRO:HB3	38:BP:29:LYS:HB2	1.55	0.88
38:DP:41:ARG:HA	38:DP:41:ARG:HE	1.38	0.88
39:DQ:81:VAL:HG21	49:D0:7:LEU:HD21	1.54	0.88
49:D0:41:ARG:H	49:D0:41:ARG:CD	1.86	0.88
11:AK:127:LYS:HA	11:AK:127:LYS:CE	2.03	0.88
12:AL:38:ARG:HH12	12:AL:54:LYS:NZ	1.71	0.88
27:BA:2516:G:C2'	27:BA:2517:C:H5'	2.03	0.88
38:BP:107:LYS:O	38:BP:109:GLY:N	2.06	0.88
3:AC:16:ARG:HB2	3:AC:16:ARG:HH11	1.34	0.88
27:BA:1291:C:H2'	27:BA:1292:U:H6	1.37	0.88
30:BD:165:ILE:HD13	30:BD:175:LEU:CD2	2.03	0.88

*Continued on next page...*

*Continued from previous page...*

Atom-1	Atom-2	Interatomic distance (Å)	Clash overlap (Å)
34:BH:85:LYS:HD2	34:BH:141:VAL:HG12	1.53	0.88
35:BI:38:LEU:H	35:BI:38:LEU:HD12	1.36	0.88
37:BO:10:VAL:HG21	37:BO:16:ALA:O	1.74	0.88
1:CA:250:A:H4'	1:CA:251:G:O5'	1.71	0.88
10:CJ:8:LEU:HD21	10:CJ:96:ILE:HG22	1.55	0.88
27:DA:1146:C:O2'	27:DA:1147:C:H5'	1.74	0.88
27:DA:1826:G:C4'	30:DD:242:ARG:HH21	1.86	0.88
27:DA:2887:U:H2'	27:DA:2888:C:H6	1.37	0.88
57:D8:10:ALA:HB3	57:D8:60:LEU:HD21	1.55	0.88
5:AE:76:ILE:HG13	5:AE:77:PRO:HD2	1.53	0.88
23:AW:66:A:H2'	23:AW:67:C:C6	2.09	0.88
27:BA:1292:U:H2'	27:BA:1293:C:H6	1.38	0.88
51:B2:41:ILE:HG13	51:B2:42:GLY:O	1.72	0.88
2:CB:98:LEU:O	2:CB:101:MET:HG3	1.72	0.88
5:CE:11:ILE:HG22	5:CE:12:LEU:H	1.39	0.88
47:DY:96:ILE:HD12	47:DY:99:CYS:SG	2.13	0.88
1:AA:736:C:H5''	18:AR:72:ARG:HH21	1.36	0.88
12:AL:33:VAL:O	12:AL:55:VAL:HG13	1.74	0.88
27:BA:845:G:H4'	27:BA:846:C:OP1	1.73	0.88
27:BA:1296:G:O2'	27:BA:1297:C:H5'	1.73	0.88
42:BT:65:LYS:NZ	42:BT:66:VAL:HG23	1.88	0.88
1:CA:351:G:H4'	1:CA:352:C:OP1	1.74	0.88
27:DA:908:C:H3'	39:DQ:22:LYS:NZ	1.89	0.88
27:DA:1504:C:H2'	27:DA:1505:C:H5''	1.53	0.88
27:DA:2550:G:H22	27:DA:2559:C:H1'	1.39	0.88
27:DA:2683:C:P	42:DT:53:ARG:HH22	1.96	0.88
33:DG:39:ILE:HG23	33:DG:92:VAL:HG13	1.55	0.88
38:DP:38:GLN:HG3	38:DP:39:LYS:H	1.37	0.88
55:D6:32:ASN:ND2	55:D6:33:LYS:H	1.72	0.88
27:BA:197:A:H8	27:BA:197:A:H5'	1.35	0.88
27:BA:2694:G:H8	27:BA:2694:G:H5'	1.39	0.88
12:CL:81:LEU:HD13	12:CL:82:ILE:N	1.87	0.88
32:DF:36:VAL:HG11	32:DF:183:VAL:HG21	1.53	0.88
42:DT:118:ARG:HA	42:DT:121:ILE:HB	1.55	0.88
49:D0:26:TYR:N	49:D0:29:GLN:HE21	1.71	0.88
1:AA:1137:C:H4'	1:AA:1138:G:C2	2.08	0.88
14:AN:6:LEU:HD13	14:AN:23:ARG:HH22	1.34	0.88
31:BE:132:HIS:O	31:BE:133:LYS:HG3	1.73	0.88
34:BH:20:ALA:HB1	34:BH:21:PRO:HD2	1.54	0.88
38:BP:85:LEU:HD21	38:BP:116:GLY:O	1.73	0.88
43:BU:91:ASP:OD2	43:BU:96:ALA:HB2	1.72	0.88

*Continued on next page...*



*Continued from previous page...*

Atom-1	Atom-2	Interatomic distance (Å)	Clash overlap (Å)
27:DA:904:C:H2'	27:DA:905:U:H5'	1.52	0.88
42:DT:99:LEU:HB2	42:DT:101:PHE:HE1	1.38	0.88
16:AP:22:THR:OG1	16:AP:26:ARG:HG3	1.72	0.88
27:BA:805:G:H4'	27:BA:806:C:OP2	1.71	0.88
27:BA:2657:A:O2'	34:BH:160:LYS:HE3	1.73	0.88
34:BH:10:PRO:HG3	34:BH:50:VAL:O	1.73	0.88
1:CA:838:G:H2'	1:CA:839:U:H5''	1.55	0.88
2:CB:178:ARG:NH2	8:CH:68:ARG:HH22	1.71	0.88
25:CY:68:C:H2'	25:CY:69:C:H5''	1.55	0.88
27:DA:1658:C:OP1	31:DE:132:HIS:ND1	2.07	0.88
4:AD:196:LEU:HD12	4:AD:196:LEU:N	1.89	0.88
57:B8:43:GLN:C	57:B8:44:LYS:HD2	1.94	0.88
1:CA:1502:A:H4'	1:CA:1503:A:OP2	1.72	0.88
25:CY:2:G:H1	25:CY:70:C:H42	1.17	0.88
27:DA:630:G:H1	27:DA:634:C:N4	1.71	0.88
27:DA:676:A:H2	27:DA:802:A:H61	1.22	0.88
27:BA:2283:C:H2'	27:BA:2284:C:H5'	1.56	0.88
36:BN:30:ILE:HG23	36:BN:52:VAL:HG11	1.56	0.88
54:B5:16:ARG:HG2	54:B5:16:ARG:NH1	1.81	0.88
3:CC:95:THR:HG22	3:CC:97:LYS:HB2	1.53	0.88
27:DA:271(H):G:H2'	27:DA:271(I):G:H8	1.38	0.88
27:DA:690:G:H2'	27:DA:691:C:C6	2.09	0.88
27:DA:2296:U:H4'	27:DA:2297:C:OP1	1.74	0.88
38:DP:101:VAL:HG12	38:DP:106:LEU:HD23	1.56	0.88
39:DQ:42:ILE:HD13	39:DQ:97:VAL:HG21	1.56	0.88
46:DX:12:VAL:HG13	46:DX:27:THR:O	1.73	0.88
4:AD:127:THR:HB	4:AD:130:GLY:O	1.74	0.87
27:BA:1372:U:H2'	27:BA:1373:A:C8	2.08	0.87
27:BA:2524:G:H5'	27:BA:2525:G:OP2	1.73	0.87
37:BO:119:PRO:O	37:BO:120:GLU:HB3	1.71	0.87
42:BT:28:VAL:HG22	42:BT:47:GLY:H	1.38	0.87
1:CA:1226:C:C5	13:CM:104:ARG:HA	2.09	0.87
1:CA:1315:U:H2'	1:CA:1316:G:O4'	1.74	0.87
19:CS:48:THR:HG22	19:CS:61:TYR:HA	1.55	0.87
27:DA:142:A:C8	27:DA:1408:C:H1'	2.09	0.87
34:DH:44:VAL:HG12	34:DH:45:VAL:H	1.39	0.87
39:DQ:55:VAL:HG13	39:DQ:56:ARG:H	1.39	0.87
27:BA:2189:U:H3'	27:BA:2190:G:H5''	1.56	0.87
37:BO:104:ARG:HH12	42:BT:35:LYS:CE	1.87	0.87
1:CA:1157:A:H4'	1:CA:1158:C:O5'	1.74	0.87
27:DA:806:C:OP2	38:DP:39:LYS:HD3	1.75	0.87

*Continued on next page...*

*Continued from previous page...*

Atom-1	Atom-2	Interatomic distance (Å)	Clash overlap (Å)
1:AA:1285:A:H4'	1:AA:1286:A:O5'	1.74	0.87
30:BD:246:PRO:HG2	30:BD:255:LYS:HG3	1.56	0.87
31:BE:59:VAL:CG2	31:BE:60:ASN:H	1.87	0.87
34:BH:86:GLU:HB2	34:BH:132:ARG:HH12	1.38	0.87
42:BT:13:ARG:CZ	42:BT:13:ARG:HA	2.04	0.87
44:BV:15:GLU:HB3	44:BV:16:PRO:HD2	1.57	0.87
27:DA:574:C:H1'	27:DA:2055:C:C6	2.09	0.87
27:DA:1410:G:H2'	27:DA:1411:C:H6	1.34	0.87
27:DA:1449:A:C2	27:DA:1450:G:H1'	2.08	0.87
34:DH:126:PRO:O	34:DH:127:GLU:HB2	1.75	0.87
41:DS:34:HIS:CE1	41:DS:54:LEU:HB2	2.08	0.87
38:BP:23:PRO:HB2	38:BP:33:ARG:HG3	1.56	0.87
45:BW:76:VAL:HB	45:BW:103:ILE:HG23	1.57	0.87
27:DA:748:G:H5'	45:DW:89:ALA:HB2	1.54	0.87
32:DF:25:PRO:HG3	32:DF:119:ARG:HB2	1.56	0.87
44:DV:66:ARG:HH21	44:DV:88:ARG:HD3	1.39	0.87
55:D6:32:ASN:HD22	55:D6:33:LYS:H	0.87	0.87
1:AA:1002:G:H21	1:AA:1003:G:H1'	1.40	0.87
1:AA:1004:A:H5''	1:AA:1025:U:H3	1.38	0.87
38:BP:23:PRO:HD2	38:BP:33:ARG:CZ	2.04	0.87
42:BT:91:ARG:HA	42:BT:117:ASP:H	1.39	0.87
27:DA:2475:C:H42	27:DA:2529:G:N2	1.72	0.87
47:DY:28:LYS:CB	47:DY:39:VAL:H	1.87	0.87
27:BA:2439:A:C8	27:BA:2439:A:H5'	2.09	0.87
1:CA:452:A:O2'	1:CA:453:A:H5''	1.74	0.87
4:CD:9:CYS:SG	4:CD:31:CYS:O	2.33	0.87
12:CL:80:VAL:HG12	12:CL:81:LEU:H	1.39	0.87
19:CS:32:LYS:HE3	19:CS:32:LYS:H	1.39	0.87
4:AD:149:ALA:HB3	4:AD:152:SER:HB2	1.54	0.87
13:AM:86:CYS:HB2	19:AS:73:GLU:HB3	1.54	0.87
27:BA:1378:A:H4'	27:BA:1379:A:OP1	1.73	0.87
14:CN:23:ARG:HD2	14:CN:28:GLY:O	1.72	0.87
27:DA:519:U:H2'	27:DA:520:G:H8	1.32	0.87
27:DA:2883:A:H3'	27:DA:2884:U:H5'	1.54	0.87
1:AA:1399:C:H4'	1:AA:1400:C:O5'	1.74	0.87
17:AQ:26:GLN:HB3	17:AQ:37:LYS:HG2	1.57	0.87
27:BA:480:A:C1'	47:BY:44:ILE:HG21	2.04	0.87
37:BO:78:ARG:HB2	37:BO:78:ARG:HH11	1.37	0.87
27:DA:1403:C:H5''	27:DA:1471:A:H1'	1.57	0.87
30:DD:270:ILE:O	30:DD:271:ILE:HG23	1.74	0.87
31:DE:4:ILE:HG12	31:DE:28:ALA:HB1	1.57	0.87

*Continued on next page...*

*Continued from previous page...*

Atom-1	Atom-2	Interatomic distance (Å)	Clash overlap (Å)
33:DG:111:LEU:HD11	33:DG:120:LEU:HD21	1.57	0.87
42:DT:105:LEU:HD13	42:DT:109:GLU:OE2	1.75	0.87
1:AA:577:G:HO2'	1:AA:578:C:H6	0.91	0.87
2:AB:219:VAL:HA	2:AB:222:ILE:HD12	1.55	0.87
19:AS:49:ILE:H	19:AS:49:ILE:HD12	1.40	0.87
27:BA:626:U:H5'	27:BA:627:A:H5'	1.55	0.87
27:BA:2128:C:OP1	29:BC:35:ALA:HB1	1.75	0.87
27:BA:2516:G:O2'	27:BA:2517:C:H5'	1.75	0.87
41:BS:89:ARG:O	41:BS:92:TYR:HB3	1.72	0.87
48:BZ:119:ILE:O	48:BZ:120:HIS:HB2	1.75	0.87
13:CM:68:GLY:O	13:CM:71:ARG:HB3	1.73	0.87
27:DA:2150:U:H2'	27:DA:2151:G:C8	2.10	0.87
27:DA:2526:G:H21	58:D9:2:LYS:HG3	1.38	0.87
42:DT:96:ARG:HH11	42:DT:96:ARG:HG2	1.40	0.87
47:DY:27:VAL:HG12	47:DY:28:LYS:H	1.38	0.87
1:AA:815:A:H5''	1:AA:817:C:N4	1.90	0.86
27:BA:754:C:H2'	27:BA:755:C:H6	1.38	0.86
27:BA:2271:G:H4'	49:B0:20:ARG:HH12	1.40	0.86
33:BG:82:LEU:HD22	33:BG:87:PRO:HG3	1.53	0.86
36:BN:1:MET:HG2	36:BN:2:LYS:N	1.86	0.86
37:BO:65:THR:HA	37:BO:82:ASN:HD22	1.40	0.86
1:CA:601:C:H2'	1:CA:602:A:H8	1.37	0.86
25:CY:17:G:H22	25:CY:54:U:H1'	1.39	0.86
27:DA:272(C):G:H1	27:DA:365:C:H42	1.22	0.86
27:DA:863:A:H2'	27:DA:864:G:C8	2.09	0.86
31:DE:77:ILE:CG2	31:DE:78:LEU:H	1.78	0.86
37:DO:80:ASP:OD2	42:DT:71:GLY:HA3	1.75	0.86
1:AA:1278:U:H5''	1:AA:1279:A:H5'	1.56	0.86
3:AC:59:ARG:HG2	3:AC:63:ASN:O	1.74	0.86
27:BA:271(Q):G:H2'	27:BA:271(R):G:C8	2.10	0.86
27:BA:2723:C:H5'	40:BR:5:LYS:HZ2	1.37	0.86
1:CA:718:G:H21	18:CR:49:LYS:NZ	1.73	0.86
1:CA:1154:G:HO2'	1:CA:1155:G:H8	0.88	0.86
9:CI:97:LYS:HB3	9:CI:98:PRO:HD3	1.57	0.86
27:DA:2619:C:H5''	31:DE:152:LYS:HA	1.55	0.86
4:AD:9:CYS:H	4:AD:22:LYS:HZ3	1.24	0.86
38:BP:71:VAL:HG12	38:BP:72:PRO:HD3	1.56	0.86
42:BT:104:ASN:O	42:BT:105:LEU:HD23	1.75	0.86
1:CA:1065:U:H5''	1:CA:1190:G:H21	1.39	0.86
5:CE:91:LEU:HG	5:CE:120:THR:HG22	1.54	0.86
27:DA:200:U:H5'	27:DA:200:U:C6	2.10	0.86

*Continued on next page...*

*Continued from previous page...*

Atom-1	Atom-2	Interatomic distance (Å)	Clash overlap (Å)
27:DA:1019:U:H3	27:DA:1142(A):A:N6	1.73	0.86
27:DA:2612:C:O2'	27:DA:2613:U:H5'	1.76	0.86
27:DA:2645:G:H4'	27:DA:2732:G:HO2'	1.40	0.86
30:DD:242:ARG:HD2	30:DD:242:ARG:N	1.88	0.86
39:DQ:12:GLN:NE2	39:DQ:72:LYS:HG3	1.89	0.86
42:DT:14:TYR:HD1	42:DT:14:TYR:H	1.23	0.86
12:AL:29:PHE:HB3	12:AL:81:LEU:CD1	2.05	0.86
27:BA:1474:C:H2'	27:BA:1475:G:H8	1.37	0.86
30:BD:267:SER:O	30:BD:269:PHE:N	2.09	0.86
39:BQ:111:GLU:O	39:BQ:115:MET:HB2	1.76	0.86
1:CA:838:G:C2'	1:CA:839:U:H5''	2.06	0.86
3:CC:156:ARG:HH21	3:CC:161:GLU:HG3	1.40	0.86
7:CG:150:ALA:HB2	11:CK:50:TYR:OH	1.75	0.86
11:CK:111:ASP:HA	18:CR:84:LYS:HG3	1.57	0.86
41:DS:89:ARG:HB3	41:DS:92:TYR:HB3	1.57	0.86
9:AI:82:ALA:HA	9:AI:85:LEU:HD11	1.56	0.86
27:BA:1173:G:H3'	27:BA:1174:A:C5'	2.02	0.86
27:BA:2138:C:H2'	27:BA:2139:C:H6	1.39	0.86
32:BF:181:LEU:HB3	32:BF:205:ARG:NH1	1.90	0.86
34:BH:97:ARG:HG2	34:BH:98:LEU:H	1.40	0.86
36:BN:4:TYR:N	36:BN:4:TYR:CD1	2.39	0.86
43:BU:88:ILE:HG22	44:BV:47:VAL:HG23	1.57	0.86
1:CA:471:G:O2'	1:CA:472:A:H8	1.58	0.86
23:CW:20:A:N6	23:CW:46:U:H1'	1.89	0.86
27:DA:2880:C:O2'	40:DR:90:ARG:HD3	1.75	0.86
38:DP:78:PRO:HB2	38:DP:111:ARG:HD2	1.57	0.86
3:AC:83:ARG:O	3:AC:86:VAL:HG22	1.76	0.86
23:AW:30:A:C2'	23:AW:31:U:H5''	2.04	0.86
27:BA:1577:C:H2'	27:BA:1578:U:C6	2.09	0.86
27:BA:2505:G:O2'	27:BA:2506:U:H5'	1.76	0.86
37:BO:20:MET:O	37:BO:41:ALA:HB1	1.75	0.86
48:BZ:52:ILE:CG2	48:BZ:70:VAL:HB	2.06	0.86
11:CK:32:ILE:CD1	11:CK:72:ALA:HB2	2.04	0.86
13:CM:23:TYR:HB3	13:CM:67:GLU:HB2	1.57	0.86
27:DA:830:G:H4'	27:DA:831:G:OP2	1.74	0.86
27:DA:969:U:OP1	52:D3:17:LYS:HG2	1.75	0.86
32:DF:109:GLY:HA2	32:DF:112:MET:HB3	1.57	0.86
41:DS:17:ARG:O	41:DS:18:ILE:HB	1.72	0.86
2:AB:18:GLY:N	2:AB:42:ILE:HG22	1.89	0.86
6:AF:67:MET:HB2	6:AF:68:PRO:HD2	1.56	0.86
27:BA:2876:G:H4'	42:BT:3:ARG:HD3	1.58	0.86

*Continued on next page...*

*Continued from previous page...*

Atom-1	Atom-2	Interatomic distance (Å)	Clash overlap (Å)
44:BV:19:LYS:HE2	44:BV:20:LEU:N	1.91	0.86
46:BX:12:VAL:HG13	46:BX:27:THR:O	1.74	0.86
55:B6:40:CYS:CA	55:B6:46:HIS:HB3	2.06	0.86
58:B9:29:ASN:HD22	58:B9:29:ASN:N	1.71	0.86
12:CL:3:THR:O	12:CL:7:LEU:HD12	1.74	0.86
36:DN:57:ALA:HB3	36:DN:124:ALA:HA	1.58	0.86
40:DR:10:LEU:HB3	40:DR:17:ARG:NE	1.91	0.86
1:AA:631:G:H5''	1:AA:632:A:OP1	1.75	0.86
2:AB:178:ARG:HH22	2:AB:196:LEU:HA	1.40	0.86
3:AC:129:ALA:HB3	3:AC:132:ARG:HB3	1.58	0.86
13:AM:7:VAL:HG12	13:AM:9:ILE:HD11	1.58	0.86
27:BA:109:G:O2'	27:BA:110:G:H5'	1.75	0.86
27:BA:271(F):C:H42	27:BA:271(R):G:H1	1.22	0.86
27:BA:1336:A:H2'	27:BA:1337:G:C8	2.09	0.86
27:BA:2200:C:H2'	27:BA:2201:C:H6	1.41	0.86
27:BA:2723:C:H5'	40:BR:5:LYS:NZ	1.91	0.86
27:DA:8:A:H2'	27:DA:9:U:C6	2.11	0.86
50:D1:11:ARG:HB2	50:D1:12:PRO:HD2	1.55	0.86
27:BA:795:C:H2'	27:BA:796:C:C6	2.11	0.86
27:BA:2090:G:N2	50:B1:45:ASN:HD21	1.74	0.86
27:BA:2199:A:C8	27:BA:2199:A:H5'	2.10	0.86
47:BY:96:ILE:HG22	47:BY:97:ARG:N	1.89	0.86
13:CM:3:ARG:HG2	13:CM:9:ILE:CG1	2.05	0.86
27:DA:2467:C:H4'	39:DQ:123:HIS:CD2	2.11	0.86
33:DG:39:ILE:CG2	33:DG:92:VAL:HG13	2.06	0.86
34:DH:53:GLU:O	34:DH:54:ARG:HB3	1.73	0.86
35:DI:37:VAL:HG12	35:DI:38:LEU:H	1.40	0.86
9:AI:50:LEU:HB3	9:AI:55:ALA:O	1.76	0.86
9:AI:53:VAL:CG2	9:AI:54:ASP:H	1.88	0.86
40:BR:24:GLN:HE21	40:BR:36:THR:HG21	1.40	0.86
42:BT:65:LYS:CE	42:BT:66:VAL:H	1.88	0.86
1:CA:234:C:H2'	1:CA:235:C:C6	2.09	0.86
10:CJ:34:VAL:HG22	10:CJ:74:ILE:HG22	1.55	0.86
11:CK:127:LYS:HE2	11:CK:127:LYS:HA	1.58	0.86
27:DA:560:C:H4'	43:DU:52:ARG:NH2	1.90	0.86
27:DA:1273:U:H6	27:DA:1273:U:H5''	1.39	0.86
27:DA:1718:G:H1	27:DA:1744:C:H42	1.24	0.86
27:DA:2756:U:H1'	27:DA:2757:A:H5''	1.57	0.86
1:AA:1162:C:H2'	1:AA:1163:C:C6	2.11	0.85
1:AA:1270:C:O2'	1:AA:1271:G:H5'	1.74	0.85
27:BA:200:U:H5'	27:BA:200:U:H6	1.40	0.85

*Continued on next page...*

*Continued from previous page...*

Atom-1	Atom-2	Interatomic distance (Å)	Clash overlap (Å)
27:BA:2571:C:H5'	27:BA:2572:A:H5''	1.58	0.85
27:BA:2863:C:H2'	27:BA:2864:G:H5''	1.55	0.85
30:BD:71:ASP:HB2	30:BD:103:ARG:HH22	1.38	0.85
1:CA:566:G:H4'	1:CA:567:G:OP1	1.76	0.85
1:CA:1173:G:H2'	1:CA:1174:G:H8	1.41	0.85
1:CA:1270:C:O2'	1:CA:1271:G:H5'	1.76	0.85
8:CH:42:GLU:HG3	8:CH:109:ILE:HD12	1.56	0.85
14:CN:13:THR:N	14:CN:14:PRO:HD2	1.89	0.85
27:DA:869:G:H2'	27:DA:870:A:C8	2.09	0.85
34:DH:13:LYS:HE2	34:DH:13:LYS:HA	1.58	0.85
10:AJ:46:ARG:HG2	10:AJ:64:GLU:OE1	1.74	0.85
27:BA:1562:A:H2'	27:BA:1563:G:H8	1.38	0.85
27:BA:2071:A:H2	27:BA:2441:C:N3	1.72	0.85
30:BD:35:LYS:HZ3	30:BD:103:ARG:HA	1.40	0.85
34:BH:92:ILE:HG22	34:BH:93:GLY:N	1.89	0.85
55:B6:19:ARG:H	55:B6:19:ARG:HD2	1.39	0.85
57:B8:6:THR:HA	57:B8:61:LEU:HD11	1.58	0.85
1:CA:1208:C:H2'	1:CA:1209:C:C6	2.10	0.85
8:CH:109:ILE:HG12	8:CH:110:ALA:H	1.41	0.85
15:CO:16:ALA:HB1	15:CO:21:ASP:HB3	1.57	0.85
16:CP:5:ARG:HH12	16:CP:24:ALA:HA	1.40	0.85
23:CW:20:A:H62	23:CW:44:A:H2'	1.41	0.85
27:DA:2100:G:H2'	27:DA:2101:G:C8	2.10	0.85
27:DA:2752:C:H2'	27:DA:2753:A:C8	2.11	0.85
28:DB:7:G:H5'	41:DS:29:PHE:CE1	2.11	0.85
46:DX:24:GLY:O	46:DX:82:GLN:HA	1.76	0.85
8:CH:95:VAL:HA	8:CH:99:GLU:OE2	1.77	0.85
27:DA:184:C:H2'	27:DA:185:U:H6	1.41	0.85
30:DD:239:ARG:HH21	30:DD:239:ARG:CG	1.88	0.85
32:DF:186:ILE:HG23	32:DF:192:LEU:HD11	1.58	0.85
56:D7:9:ARG:HB3	56:D7:48:LYS:NZ	1.91	0.85
57:D8:6:THR:HG22	57:D8:63:PRO:CD	2.07	0.85
8:AH:6:ILE:H	8:AH:6:ILE:HD12	1.39	0.85
19:AS:63:THR:HG22	19:AS:66:MET:CE	2.07	0.85
27:BA:491:G:H2'	27:BA:492:A:H8	1.40	0.85
36:BN:1:MET:HG2	36:BN:2:LYS:H	1.38	0.85
46:BX:39:ILE:O	46:BX:43:VAL:HG23	1.76	0.85
49:B0:10:THR:HG23	49:B0:12:ASN:OD1	1.77	0.85
1:CA:1356:G:H1	1:CA:1366:C:H42	1.24	0.85
27:DA:232:G:H4'	27:DA:233:A:OP1	1.76	0.85
31:DE:144:ARG:HG3	31:DE:144:ARG:NH1	1.91	0.85

*Continued on next page...*



*Continued from previous page...*

Atom-1	Atom-2	Interatomic distance (Å)	Clash overlap (Å)
41:DS:85:VAL:C	41:DS:106:ARG:HG3	1.97	0.85
27:BA:608:A:OP1	32:BF:100:THR:HG21	1.75	0.85
27:BA:1412:A:H2'	27:BA:1413:G:C8	2.11	0.85
42:BT:65:LYS:HZ2	42:BT:66:VAL:HG23	1.41	0.85
1:CA:33:A:OP2	1:CA:398:C:H5'	1.76	0.85
33:DG:37:VAL:O	33:DG:94:LEU:HB2	1.75	0.85
39:DQ:45:GLN:H	39:DQ:45:GLN:NE2	1.74	0.85
1:AA:854:G:H3'	1:AA:871:U:O4	1.77	0.85
26:AZ:4:SER:O	26:AZ:5:UAL:N1	2.08	0.85
27:BA:80:G:O2'	27:BA:81:G:H5'	1.76	0.85
27:BA:232:G:H4'	27:BA:233:A:OP1	1.73	0.85
27:BA:814:C:H41	38:BP:27:HIS:HD2	1.23	0.85
27:BA:1111:A:O2'	27:BA:1112:G:H4'	1.75	0.85
1:CA:192:U:O4'	20:CT:103:GLY:HA2	1.77	0.85
15:CO:77:ARG:HA	15:CO:80:ALA:HB3	1.59	0.85
27:DA:783:A:H2'	27:DA:784:A:H4'	1.59	0.85
27:DA:2807:G:H22	27:DA:2892:A:H62	1.24	0.85
30:DD:181:GLU:HA	30:DD:272:ALA:HB3	1.59	0.85
40:DR:26:LYS:CE	40:DR:71:GLN:H	1.90	0.85
41:DS:97:ARG:NH2	41:DS:98:VAL:HA	1.92	0.85
48:DZ:27:MET:CE	48:DZ:34:ARG:HB2	2.06	0.85
10:AJ:64:GLU:HG2	14:AN:59:ALA:HB2	1.57	0.85
12:AL:48:ALA:O	12:AL:49:LEU:HD13	1.77	0.85
27:BA:1591:G:H2'	27:BA:1592:C:C6	2.12	0.85
27:BA:2503:A:H4'	27:BA:2504:U:OP1	1.75	0.85
36:BN:133:GLN:O	36:BN:134:ARG:HG3	1.76	0.85
38:BP:95:VAL:HG22	38:BP:125:VAL:HG12	1.57	0.85
46:BX:80:ILE:HD13	46:BX:80:ILE:O	1.76	0.85
48:BZ:81:ARG:NH2	48:BZ:83:GLU:HA	1.90	0.85
24:CX:17:C:H2'	24:CX:17(B):U:C6	2.12	0.85
27:DA:330:A:HO2'	27:DA:331:A:H8	1.21	0.85
27:DA:796:C:H2'	27:DA:797:C:C6	2.12	0.85
45:DW:84:ARG:HB2	45:DW:96:ILE:HG23	1.57	0.85
27:BA:1434:A:H61	27:BA:1558:A:H62	1.18	0.85
36:BN:4:TYR:CB	43:BU:64:ARG:HH22	1.88	0.85
9:CI:125:TYR:CE2	9:CI:127:LYS:HB2	2.11	0.85
27:BA:363(B):G:N3	27:BA:363(B):G:H2'	1.92	0.85
27:BA:1006:C:H1'	36:BN:106:MET:HG2	1.56	0.85
27:BA:1431:U:H2'	27:BA:1432:C:C6	2.12	0.85
33:BG:2:PRO:HG2	53:B4:51:TYR:CD2	2.12	0.85
57:B8:50:LEU:HD12	57:B8:51:ALA:N	1.91	0.85

*Continued on next page...*

*Continued from previous page...*

Atom-1	Atom-2	Interatomic distance (Å)	Clash overlap (Å)
20:CT:14:LYS:HB2	20:CT:17:ARG:NH2	1.90	0.85
27:DA:999:U:C2'	27:DA:1000:A:H5''	2.07	0.85
27:DA:999:U:H2'	27:DA:1000:A:H5''	1.57	0.85
43:DU:87:GLY:O	44:DV:50:PRO:HD3	1.77	0.85
47:DY:27:VAL:HA	47:DY:28:LYS:NZ	1.90	0.85
18:AR:37:VAL:HG23	18:AR:38:GLU:H	1.39	0.85
27:BA:1771:C:HO2'	27:BA:1786:A:H8	0.86	0.85
27:BA:2809:A:N1	27:BA:2892:A:H1'	1.92	0.85
27:BA:2870:C:H2'	27:BA:2871:C:H5'	1.57	0.85
31:BE:33:VAL:HG13	31:BE:69:LYS:HE3	1.58	0.85
34:BH:85:LYS:CD	34:BH:133:VAL:HB	2.06	0.85
47:BY:39:VAL:O	47:BY:40:GLU:HG2	1.77	0.85
3:CC:83:ARG:O	3:CC:87:LEU:HG	1.76	0.85
16:CP:82:GLN:H	16:CP:82:GLN:NE2	1.74	0.85
27:DA:908:C:OP1	39:DQ:22:LYS:HB3	1.77	0.85
27:DA:1199:U:H2'	27:DA:1200:C:C6	2.11	0.85
27:DA:1484:G:H3'	27:DA:1485:G:H5''	1.58	0.85
27:DA:1917:U:H2'	27:DA:1918:A:C8	2.12	0.85
27:DA:2383:G:H2'	27:DA:2384:G:C8	2.12	0.85
6:AF:2:ARG:HD2	6:AF:69:GLU:HB3	1.58	0.84
24:AX:72:A:H3'	24:AX:73:A:H8	1.41	0.84
27:BA:1291:C:H2'	27:BA:1292:U:C6	2.12	0.84
33:BG:112:PRO:O	33:BG:113:ARG:NH1	2.10	0.84
55:B6:16:CYS:O	55:B6:17:LYS:HB2	1.75	0.84
55:B6:19:ARG:HG2	55:B6:20:ASN:H	1.39	0.84
27:DA:476:G:O2'	27:DA:477:A:H3'	1.75	0.84
1:AA:877:C:OP1	8:AH:88:LYS:HE2	1.76	0.84
13:AM:76:ALA:HA	13:AM:79:LYS:CG	2.07	0.84
27:BA:1636:C:H2'	27:BA:1637:A:H8	1.40	0.84
27:BA:1887:C:H2'	27:BA:1888:G:H5''	1.59	0.84
27:BA:2020:A:OP1	43:BU:26:GLY:HA3	1.77	0.84
33:BG:118:ARG:H	33:BG:181:ARG:HH21	1.20	0.84
34:BH:43:VAL:HG21	34:BH:52:VAL:HG22	1.59	0.84
40:BR:98:LEU:HB2	40:BR:113:LEU:HB2	1.58	0.84
1:CA:1137:C:H4'	1:CA:1138:G:N2	1.92	0.84
27:DA:389:G:N1	38:DP:71:VAL:HG12	1.92	0.84
30:DD:218:ARG:HB3	30:DD:219:PRO:HD2	1.57	0.84
42:DT:23:ARG:O	42:DT:25:GLY:N	2.10	0.84
54:D5:4:HIS:HB2	54:D5:5:PRO:HD3	1.59	0.84
1:AA:1079:G:H2'	1:AA:1080:A:C8	2.12	0.84
13:AM:76:ALA:HA	13:AM:79:LYS:HG3	1.59	0.84

*Continued on next page...*



*Continued from previous page...*

Atom-1	Atom-2	Interatomic distance (Å)	Clash overlap (Å)
31:BE:37:ARG:O	31:BE:45:THR:HA	1.77	0.84
31:BE:132:HIS:CD2	31:BE:135:HIS:NE2	2.44	0.84
31:BE:141:ILE:O	31:BE:150:VAL:HG13	1.76	0.84
1:CA:539:A:H2'	1:CA:540:G:C8	2.12	0.84
1:CA:1346:A:H61	1:CA:1374:A:H3'	1.42	0.84
13:CM:3:ARG:HH21	13:CM:7:VAL:HG13	1.42	0.84
20:CT:26:ASN:O	20:CT:30:LYS:HB2	1.77	0.84
39:DQ:101:ARG:HD2	39:DQ:102:VAL:H	1.42	0.84
1:AA:189(K):U:H2'	1:AA:189(L):G:C8	2.13	0.84
20:AT:26:ASN:H	20:AT:26:ASN:ND2	1.76	0.84
27:BA:71:A:H8	27:BA:71:A:H5'	1.43	0.84
27:BA:1114:G:C3'	27:BA:1115:G:H5''	2.07	0.84
27:BA:1179:C:C2'	27:BA:1180:C:H5''	2.08	0.84
27:BA:1278:A:OP1	40:BR:36:THR:HG22	1.76	0.84
1:CA:1125:U:O4	10:CJ:5:ARG:HD3	1.77	0.84
13:CM:13:LYS:HA	13:CM:44:ARG:NH1	1.93	0.84
20:CT:76:ALA:HA	20:CT:79:ARG:NH1	1.93	0.84
27:DA:2572:A:C5'	27:DA:2574:G:H4'	2.07	0.84
27:DA:2808:U:O2'	27:DA:2809:A:H5'	1.76	0.84
36:DN:65:LYS:O	36:DN:69:GLN:HB2	1.77	0.84
38:DP:144:GLU:H	38:DP:145:PRO:HD3	1.42	0.84
42:DT:28:VAL:HG21	42:DT:46:GLU:HG3	1.59	0.84
42:DT:99:LEU:HB2	42:DT:101:PHE:CE1	2.11	0.84
48:DZ:75:LEU:HD12	48:DZ:80:ARG:O	1.75	0.84
7:AG:24:THR:HA	7:AG:27:ILE:HD12	1.57	0.84
27:BA:28:A:H61	27:BA:512:G:H1'	1.43	0.84
27:BA:271(F):C:H2'	27:BA:271(G):C:O4'	1.78	0.84
34:BH:92:ILE:HG22	34:BH:93:GLY:H	1.42	0.84
1:CA:539:A:H2'	1:CA:540:G:H8	1.42	0.84
1:CA:735:C:H2'	1:CA:736:C:H6	1.39	0.84
1:CA:935:A:H2	1:CA:1383:C:H42	1.24	0.84
4:CD:8:VAL:HG12	4:CD:21:LEU:HD13	1.57	0.84
27:DA:2247:A:H2'	27:DA:2248:C:H6	1.42	0.84
27:DA:2734:A:H62	27:DA:2770:G:H21	1.25	0.84
30:DD:77:ALA:HB3	30:DD:117:VAL:HG22	1.57	0.84
39:DQ:27:VAL:H	39:DQ:137:TYR:HD1	1.25	0.84
42:DT:28:VAL:HG22	42:DT:47:GLY:N	1.93	0.84
55:D6:18:ARG:HD2	55:D6:43:CYS:SG	2.17	0.84
27:BA:2443:C:H2'	27:BA:2444:G:H8	1.41	0.84
41:BS:30:ARG:HH22	41:BS:62:LYS:HD2	1.40	0.84
48:BZ:138:VAL:HG12	48:BZ:139:ASP:H	1.43	0.84

*Continued on next page...*

*Continued from previous page...*

Atom-1	Atom-2	Interatomic distance (Å)	Clash overlap (Å)
1:CA:603:U:H2'	1:CA:604:G:H8	1.42	0.84
1:CA:707:C:H2'	1:CA:708:C:H6	1.42	0.84
42:DT:28:VAL:O	42:DT:29:ARG:HB2	1.75	0.84
1:AA:373:A:C8	1:AA:373:A:H5'	2.13	0.84
5:AE:20:GLN:HE22	5:AE:25:ARG:CZ	1.90	0.84
5:AE:76:ILE:HD11	5:AE:142:LEU:CD2	2.07	0.84
16:AP:21:VAL:HG13	16:AP:33:ILE:HB	1.56	0.84
32:BF:123:LEU:HD12	32:BF:124:LEU:N	1.93	0.84
33:BG:102:PHE:HA	33:BG:105:LYS:NZ	1.93	0.84
1:CA:975:A:H61	10:CJ:48:THR:HB	1.41	0.84
1:CA:1342:C:H2'	1:CA:1343:G:C8	2.12	0.84
27:DA:154(A):C:N4	27:DA:172:C:H42	1.75	0.84
32:DF:57:VAL:CG1	32:DF:59:TYR:HD1	1.89	0.84
44:DV:2:PHE:CB	44:DV:42:GLY:HA2	2.06	0.84
55:D6:30:THR:HB	55:D6:31:PRO:HD2	1.59	0.84
8:AH:20:TYR:HA	8:AH:65:TYR:HE2	1.43	0.84
15:AO:74:ASP:OD2	15:AO:77:ARG:HG2	1.76	0.84
32:BF:160:ASN:OD1	32:BF:163:VAL:HG23	1.78	0.84
38:BP:47:ASP:HB3	38:BP:48:PRO:HA	1.58	0.84
44:BV:62:LEU:H	44:BV:62:LEU:HD22	1.43	0.84
1:CA:199:G:HO2'	1:CA:200:G:H8	1.25	0.84
8:CH:68:ARG:HH11	8:CH:68:ARG:HG2	1.41	0.84
27:DA:704:G:H2'	27:DA:726:G:N2	1.92	0.84
27:DA:740:U:H5'	27:DA:740:U:C6	2.10	0.84
27:DA:1188:U:H4'	44:DV:79:VAL:HG22	1.60	0.84
27:DA:2018:G:H21	43:DU:34:LYS:NZ	1.75	0.84
15:AO:6:GLU:O	15:AO:10:LYS:HB3	1.77	0.84
27:BA:648:G:H2'	27:BA:649:G:H8	1.43	0.84
27:BA:1114:G:H3'	27:BA:1115:G:H5''	1.57	0.84
30:BD:146:GLU:HG2	30:BD:152:GLY:O	1.77	0.84
44:BV:35:LEU:HB2	44:BV:57:VAL:HG12	1.57	0.84
1:CA:976:G:H5'	1:CA:1358:U:O2'	1.78	0.84
2:CB:178:ARG:HH22	8:CH:68:ARG:HH22	1.21	0.84
12:CL:43:LYS:HG2	12:CL:44:LYS:N	1.93	0.84
35:BI:82:ARG:HB2	35:BI:82:ARG:HH11	1.40	0.84
43:BU:92:ARG:O	43:BU:94:ASN:N	2.10	0.84
27:DA:919:G:H5'	28:DB:81:G:H1'	1.60	0.84
27:BA:2312:U:OP2	33:BG:74:LYS:HE2	1.76	0.83
1:CA:507:C:H2'	1:CA:508:C:H5	1.41	0.83
1:CA:685:G:C2	1:CA:686:U:H5	1.96	0.83
1:CA:916:G:H2'	1:CA:917:G:C8	2.13	0.83

*Continued on next page...*

*Continued from previous page...*

Atom-1	Atom-2	Interatomic distance (Å)	Clash overlap (Å)
1:CA:1003:G:C2'	1:CA:1004:A:H4'	2.07	0.83
27:DA:35:G:H1'	27:DA:454:A:C1'	2.08	0.83
27:DA:484:C:H2'	27:DA:485:C:H6	1.42	0.83
27:DA:1244:G:H4'	38:DP:11:GLY:HA2	1.60	0.83
27:DA:2482:G:H2'	27:DA:2483:C:C6	2.13	0.83
20:AT:50:GLU:HG3	20:AT:51:GLU:N	1.91	0.83
27:BA:34:C:O2'	27:BA:35:G:H5'	1.78	0.83
27:BA:2571:C:C5'	27:BA:2572:A:H5''	2.07	0.83
29:BC:49:ILE:HD12	29:BC:49:ILE:H	1.43	0.83
38:BP:16:ARG:NH1	38:BP:18:ARG:HG2	1.91	0.83
6:CF:37:VAL:HA	6:CF:65:VAL:HG12	1.59	0.83
20:CT:72:LEU:HD23	20:CT:73:HIS:N	1.92	0.83
27:DA:434:U:H4'	27:DA:435:C:OP1	1.77	0.83
27:DA:1188:U:H4'	44:DV:79:VAL:CG2	2.08	0.83
27:DA:1707:G:H2'	27:DA:1708:C:H6	1.44	0.83
35:DI:5:LEU:H	35:DI:5:LEU:HD12	1.43	0.83
27:BA:272(B):G:H1	27:BA:366:C:H42	1.23	0.83
27:BA:1332:G:N2	27:BA:1609:A:O2'	2.11	0.83
27:BA:2126:A:H4'	27:BA:2127:G:O5'	1.78	0.83
30:BD:182:LEU:O	30:BD:271:ILE:HG12	1.78	0.83
33:BG:128:ARG:C	33:BG:130:ASN:H	1.77	0.83
48:BZ:162:LEU:HD21	48:BZ:166:PRO:HG3	1.60	0.83
55:B6:10:LEU:HD12	57:B8:34:TRP:CD1	2.13	0.83
1:CA:1305:G:H22	1:CA:1331:G:H2'	1.42	0.83
5:CE:10:MET:HA	5:CE:32:VAL:HG13	1.58	0.83
27:DA:865:C:H4'	27:DA:866:A:OP1	1.78	0.83
55:D6:15:GLU:OE2	55:D6:43:CYS:SG	2.36	0.83
1:AA:203:U:H1'	1:AA:216:G:C6	2.13	0.83
8:AH:84:ARG:HH11	8:AH:84:ARG:CG	1.91	0.83
16:AP:56:ALA:O	16:AP:60:LEU:HG	1.77	0.83
27:BA:2123:G:H2'	27:BA:2124:G:C8	2.12	0.83
27:BA:2472:G:H5'	27:BA:2473:U:H5''	1.61	0.83
34:BH:23:ARG:HB3	34:BH:34:GLU:OE1	1.78	0.83
38:BP:50:ARG:HB3	57:B8:59:LYS:HD3	1.59	0.83
55:B6:20:ASN:ND2	55:B6:21:TYR:H	1.76	0.83
3:CC:14:ILE:HG12	3:CC:15:THR:H	1.43	0.83
3:CC:155:GLY:O	3:CC:156:ARG:HB2	1.78	0.83
11:CK:79:SER:HB2	11:CK:106:LYS:HD2	1.58	0.83
25:CY:35:G:H2'	25:CY:36:A:C8	2.13	0.83
27:DA:2199:A:H3'	27:DA:2200:C:H6	1.42	0.83
31:DE:76:ARG:HG2	31:DE:195:LEU:HD13	1.60	0.83

*Continued on next page...*

*Continued from previous page...*

Atom-1	Atom-2	Interatomic distance (Å)	Clash overlap (Å)
38:DP:16:ARG:HD3	38:DP:18:ARG:H	1.41	0.83
1:AA:1321:C:H5'	1:AA:1322:C:C5'	2.09	0.83
12:AL:15:VAL:HG23	12:AL:16:ARG:N	1.93	0.83
15:AO:3:ILE:HG22	15:AO:38:ARG:NH1	1.92	0.83
27:BA:2841:C:H2'	27:BA:2842:G:C8	2.14	0.83
38:BP:48:PRO:HG2	38:BP:49:ARG:H	1.42	0.83
1:CA:868:C:H2'	1:CA:869:G:O4'	1.77	0.83
1:CA:1385:G:O2'	1:CA:1386:G:H5'	1.78	0.83
11:CK:18:ARG:HB3	11:CK:33:THR:OG1	1.79	0.83
30:DD:27:THR:HG21	30:DD:83:GLU:HG2	1.60	0.83
33:DG:114:ILE:HG22	33:DG:116:ASP:H	1.42	0.83
43:DU:97:ASP:O	43:DU:100:VAL:HB	1.77	0.83
1:AA:495:A:H1'	1:AA:496:A:H5'	1.60	0.83
29:DC:36:LYS:HD3	29:DC:37:PHE:H	1.42	0.83
38:DP:7:ARG:O	38:DP:10:PRO:HD2	1.78	0.83
44:DV:31:ALA:H	44:DV:61:VAL:HG13	1.44	0.83
47:DY:28:LYS:HB3	47:DY:39:VAL:N	1.94	0.83
48:DZ:134:GLU:O	48:DZ:135:PHE:HB3	1.78	0.83
57:D8:4:MET:O	57:D8:62:LEU:HD11	1.77	0.83
2:AB:114:ARG:NH1	2:AB:118:LEU:HD21	1.94	0.83
27:BA:56:A:O2'	27:BA:57:C:H5'	1.78	0.83
27:BA:2090:G:H21	50:B1:45:ASN:HD21	1.21	0.83
30:BD:43:ARG:NH1	30:BD:44:ASN:ND2	2.27	0.83
30:BD:101:GLU:OE1	30:BD:103:ARG:HD3	1.79	0.83
42:BT:91:ARG:CB	42:BT:116:ALA:HA	2.08	0.83
1:CA:754:C:H2'	1:CA:754:C:O2	1.77	0.83
27:DA:322:A:OP2	32:DF:169:ASN:HB2	1.79	0.83
27:DA:858:U:O2	27:DA:2268:A:H2'	1.79	0.83
27:DA:1793:C:H2'	27:DA:1794:U:H6	1.44	0.83
1:AA:509:A:H5'	4:AD:54:TYR:HD2	1.41	0.83
7:AG:113:GLU:HG2	7:AG:119:ARG:HG2	1.58	0.83
19:AS:13:ASP:HA	19:AS:16:LEU:HD22	1.60	0.83
34:BH:13:LYS:HD3	34:BH:14:GLY:N	1.92	0.83
54:B5:41:PRO:HG2	54:B5:44:THR:HG21	1.59	0.83
2:CB:172:ILE:HD12	2:CB:172:ILE:N	1.92	0.83
27:DA:389:G:H1	38:DP:71:VAL:HG12	1.42	0.83
27:DA:1713:U:O2'	27:DA:1714:G:H5'	1.78	0.83
32:DF:2:LYS:O	32:DF:25:PRO:HD2	1.79	0.83
38:DP:99:LEU:HA	38:DP:102:ARG:HH12	1.44	0.83
40:DR:66:VAL:HG12	40:DR:70:LEU:HD12	1.61	0.83
1:AA:681:C:H2'	1:AA:682:G:C8	2.13	0.83

*Continued on next page...*

*Continued from previous page...*

Atom-1	Atom-2	Interatomic distance (Å)	Clash overlap (Å)
12:AL:25:LYS:HB2	12:AL:30:ARG:HH12	1.44	0.83
35:BI:77:LEU:HB3	35:BI:140:LEU:HD13	1.60	0.83
50:B1:19:GLN:HB3	50:B1:35:THR:HG23	1.61	0.83
2:CB:172:ILE:H	2:CB:172:ILE:CD1	1.83	0.83
7:CG:49:ILE:HG23	7:CG:53:LYS:HD2	1.60	0.83
18:CR:82:THR:HG22	18:CR:83:GLU:N	1.93	0.83
27:DA:17:G:H4'	43:DU:25:TRP:CH2	2.14	0.83
27:DA:1158:C:O2'	27:DA:1159:U:H5''	1.77	0.83
27:DA:1673:U:H2'	27:DA:1674:G:H5'	1.61	0.83
27:DA:1973:G:H2'	27:DA:1974:C:C6	2.13	0.83
27:DA:2350:C:H2'	27:DA:2351:G:O4'	1.79	0.83
27:DA:2351:G:H2'	27:DA:2365:G:H22	1.44	0.83
27:DA:2732:G:H3'	27:DA:2733:A:C5'	2.08	0.83
10:AJ:49:VAL:CG2	14:AN:41:ARG:HB2	2.09	0.83
27:BA:380:U:H3	27:BA:394:A:H61	1.27	0.83
27:BA:1365:A:H5''	50:B1:41:ARG:HH22	1.43	0.83
27:BA:1411:C:H2'	27:BA:1412:A:H8	1.41	0.83
27:BA:2315:G:H21	33:BG:128:ARG:NH1	1.76	0.83
36:BN:2:LYS:HZ1	43:BU:95:LEU:HG	1.42	0.83
36:BN:15:LEU:HD12	36:BN:136:GLU:HG2	1.59	0.83
37:BO:13:ASN:HD21	37:BO:97:ARG:N	1.77	0.83
1:CA:99:U:H2'	1:CA:100:C:C6	2.13	0.83
27:DA:93:G:H2'	27:DA:94:C:O4'	1.76	0.83
29:DC:50:ASP:HB2	29:DC:54:SER:O	1.78	0.83
32:DF:167:ALA:HB1	32:DF:173:VAL:HG11	1.59	0.83
38:DP:59:LEU:HA	38:DP:61:ARG:NH1	1.92	0.83
42:DT:83:ILE:HG13	42:DT:84:GLN:H	1.42	0.83
50:D1:67:ILE:N	50:D1:68:PRO:HD2	1.93	0.83
1:AA:1182:G:H4'	1:AA:1183:A:O5'	1.79	0.82
10:AJ:51:ARG:HG2	14:AN:45:ARG:HH12	1.42	0.82
27:BA:28:A:N6	27:BA:512:G:H1'	1.94	0.82
27:BA:828:U:H4'	27:BA:831:G:N1	1.94	0.82
1:CA:142:G:H2'	1:CA:143:A:C8	2.13	0.82
1:CA:1504:G:H4'	1:CA:1505:G:H5'	1.60	0.82
27:DA:333:G:H2'	27:DA:334:C:C6	2.14	0.82
27:DA:1862:G:H1	27:DA:1880:C:H42	1.26	0.82
32:DF:132:VAL:HG22	32:DF:133:ASN:H	1.43	0.82
33:DG:28:VAL:C	33:DG:30:GLU:H	1.81	0.82
46:DX:57:LEU:HD21	46:DX:78:LYS:HD3	1.61	0.82
3:AC:52:LEU:N	3:AC:52:LEU:HD23	1.94	0.82
38:BP:23:PRO:HB2	38:BP:33:ARG:CD	2.08	0.82

*Continued on next page...*

*Continued from previous page...*

Atom-1	Atom-2	Interatomic distance (Å)	Clash overlap (Å)
58:B9:13:LYS:HD3	58:B9:28:GLU:HG2	1.61	0.82
1:CA:817:C:H1'	1:CA:819:A:H5'	1.59	0.82
2:CB:163:PHE:HA	2:CB:185:ILE:O	1.79	0.82
27:DA:1461:G:H2'	27:DA:1462:C:C6	2.13	0.82
27:DA:2784:C:H1'	31:DE:37:ARG:NH1	1.94	0.82
43:DU:92:ARG:HD2	44:DV:11:GLN:CD	1.99	0.82
44:DV:61:VAL:HA	44:DV:94:LEU:HD23	1.61	0.82
47:DY:28:LYS:HB2	47:DY:38:ILE:N	1.93	0.82
49:D0:23:VAL:HG13	49:D0:38:VAL:HG22	1.59	0.82
1:AA:1085:U:H4'	1:AA:1086:U:OP2	1.79	0.82
16:AP:82:GLN:HE21	16:AP:83:GLU:N	1.76	0.82
27:BA:1860:G:H1	27:BA:1882:C:H42	1.26	0.82
27:BA:2283:C:C2'	27:BA:2284:C:H5'	2.07	0.82
28:BB:7:G:H3'	28:BB:8:U:H5''	1.61	0.82
30:BD:243:GLY:O	30:BD:244:ARG:HB3	1.77	0.82
41:BS:85:VAL:N	41:BS:106:ARG:HB2	1.93	0.82
42:BT:28:VAL:HG22	42:BT:46:GLU:CA	2.09	0.82
1:CA:132:C:O2	1:CA:230:G:N2	2.13	0.82
1:CA:458:C:H2'	1:CA:460:G:H8	1.41	0.82
1:CA:578:C:H42	1:CA:763:G:H1	1.25	0.82
1:CA:979:C:C3'	1:CA:980:C:H5''	2.09	0.82
27:DA:865:C:H2'	27:DA:865:C:O2	1.79	0.82
27:DA:956:G:N2	27:DA:959:A:H3'	1.94	0.82
27:DA:1503:U:H2'	27:DA:1504:C:H6	1.44	0.82
27:DA:2801(A):A:H4'	27:DA:2802:G:H5'	1.61	0.82
31:DE:73:GLU:HG3	31:DE:74:PRO:HD2	1.60	0.82
39:DQ:44:ALA:HB3	39:DQ:45:GLN:NE2	1.94	0.82
43:DU:31:SER:HB3	43:DU:34:LYS:HB2	1.59	0.82
1:AA:130:A:C8	17:AQ:63:ARG:HG3	2.14	0.82
9:AI:46:ALA:O	9:AI:47:LEU:HD12	1.79	0.82
27:BA:639:U:H2'	27:BA:640:C:C6	2.15	0.82
34:BH:148:ILE:O	34:BH:151:ILE:HG12	1.78	0.82
56:B7:8:ASN:ND2	56:B7:11:LYS:H	1.77	0.82
11:CK:84:VAL:HG23	11:CK:110:ASP:OD1	1.78	0.82
15:CO:12:ILE:O	15:CO:14:GLU:N	2.12	0.82
27:DA:482:A:N6	27:DA:506:G:H2'	1.95	0.82
2:AB:167:PRO:HG2	2:AB:192:SER:OG	1.79	0.82
11:AK:32:ILE:CD1	11:AK:72:ALA:HB2	2.10	0.82
27:BA:572:A:C8	27:BA:572:A:H5'	2.15	0.82
27:BA:897:C:H2'	27:BA:897:C:O2	1.79	0.82
37:BO:93:PRO:HG3	37:BO:114:ILE:HD11	1.61	0.82

*Continued on next page...*

*Continued from previous page...*

Atom-1	Atom-2	Interatomic distance (Å)	Clash overlap (Å)
1:CA:280:C:O2	17:CQ:38:ARG:HG3	1.80	0.82
1:CA:1250:A:H4'	9:CI:68:GLY:N	1.94	0.82
27:DA:271(S):G:H2'	27:DA:271(T):C:C5'	2.08	0.82
27:DA:310:A:OP1	47:DY:17:SER:O	1.97	0.82
33:DG:101:ILE:HD13	33:DG:102:PHE:N	1.94	0.82
40:DR:4:LEU:HD21	40:DR:8:ARG:NH2	1.94	0.82
41:DS:97:ARG:HH12	41:DS:99:LYS:HG2	1.45	0.82
1:AA:443:C:H2'	1:AA:444:C:C6	2.14	0.82
27:BA:637:A:H4'	27:BA:638:G:O5'	1.78	0.82
27:BA:906:G:H5'	39:BQ:26:TYR:OH	1.80	0.82
27:BA:2197:U:O2'	27:BA:2198:A:H2'	1.80	0.82
32:BF:41:LEU:HD11	32:BF:184:TYR:HE1	1.43	0.82
55:B6:41:PRO:HD3	55:B6:46:HIS:CA	2.10	0.82
1:CA:1163:C:H2'	1:CA:1164:G:H8	1.45	0.82
6:CF:89:MET:SD	18:CR:76:LEU:HD21	2.19	0.82
8:CH:104:ARG:HB3	8:CH:108:GLY:H	1.45	0.82
52:D3:59:VAL:HG12	52:D3:60:GLU:N	1.94	0.82
1:AA:580:U:H2'	1:AA:581:G:O4'	1.78	0.82
16:AP:82:GLN:NE2	16:AP:83:GLU:H	1.76	0.82
27:BA:594:U:H2'	27:BA:595:C:C6	2.15	0.82
27:BA:1598:C:H5'	46:BX:36:LYS:HB2	1.61	0.82
27:BA:1607:C:H4'	27:BA:1608:A:O5'	1.80	0.82
27:BA:2728:U:O2'	27:BA:2729:G:H5'	1.79	0.82
30:BD:89:SER:HB2	30:BD:201:HIS:HD2	1.41	0.82
38:BP:23:PRO:HD2	38:BP:33:ARG:HE	1.42	0.82
1:CA:1258:G:H2'	1:CA:1259:C:H6	1.45	0.82
8:CH:111:ILE:HG22	8:CH:112:LEU:H	1.44	0.82
27:DA:2126:A:C6	27:DA:2163:C:H4'	2.14	0.82
27:DA:2475:C:N4	27:DA:2529:G:H22	1.74	0.82
27:DA:2815:C:H2'	27:DA:2816:C:C6	2.14	0.82
38:DP:18:ARG:HB3	38:DP:18:ARG:NH1	1.95	0.82
1:AA:495:A:H4'	1:AA:496:A:H5''	1.62	0.82
27:BA:154(A):C:H41	27:BA:172:C:H42	1.25	0.82
55:B6:9:LEU:HD23	55:B6:9:LEU:O	1.79	0.82
27:DA:628:G:H2'	27:DA:629:G:C8	2.14	0.82
27:DA:857:C:H5'	49:D0:77:ARG:HH12	1.45	0.82
1:AA:979:C:H3'	1:AA:980:C:H5''	1.61	0.82
2:AB:151:GLY:O	2:AB:152:PHE:HB2	1.78	0.82
10:AJ:4:ILE:HG12	10:AJ:100:THR:CG2	2.10	0.82
27:BA:402:A:O2'	27:BA:403:U:H5'	1.78	0.82
27:BA:2391:G:OP1	57:B8:32:LEU:HD12	1.79	0.82

*Continued on next page...*



*Continued from previous page...*

Atom-1	Atom-2	Interatomic distance (Å)	Clash overlap (Å)
30:BD:25:THR:O	30:BD:27:THR:HG22	1.79	0.82
1:CA:458:C:H2'	1:CA:460:G:C8	2.14	0.82
5:CE:91:LEU:HG	5:CE:120:THR:CG2	2.09	0.82
11:CK:32:ILE:CD1	11:CK:41:THR:HG22	2.07	0.82
27:DA:512:G:OP1	27:DA:1235:G:H5'	1.80	0.82
27:DA:762:U:H4'	27:DA:763:G:O5'	1.78	0.82
30:DD:118:VAL:CG2	30:DD:119:ALA:H	1.91	0.82
1:AA:250:A:H4'	1:AA:251:G:O5'	1.80	0.82
13:AM:90:LEU:O	13:AM:92:HIS:N	2.12	0.82
27:BA:96:G:H4'	51:B2:48:HIS:CD2	2.15	0.82
27:BA:992:C:O2'	27:BA:993:G:H5'	1.78	0.82
29:BC:42:GLU:H	29:BC:213:TYR:H	1.27	0.82
30:BD:68:LYS:NZ	30:BD:70:TRP:HE1	1.78	0.82
33:BG:101:ILE:HG12	33:BG:105:LYS:HE3	1.59	0.82
41:BS:86:ALA:N	41:BS:106:ARG:HG3	1.94	0.82
47:BY:66:PRO:O	47:BY:67:LEU:HB3	1.80	0.82
9:CI:24:GLY:HA2	9:CI:59:PHE:O	1.80	0.82
13:CM:69:GLU:HA	13:CM:69:GLU:OE1	1.80	0.82
14:CN:24:CYS:SG	14:CN:40:CYS:HB3	2.20	0.82
27:DA:1493:C:H4'	27:DA:1494:A:OP1	1.78	0.82
27:DA:1791:A:N6	27:DA:1828:G:O2'	2.12	0.82
27:DA:2052:G:H4'	31:DE:143:ASN:O	1.80	0.82
30:DD:24:ILE:CG1	30:DD:25:THR:H	1.84	0.82
38:DP:23:PRO:HB2	38:DP:33:ARG:HD2	1.61	0.82
8:AH:132:GLU:HG2	8:AH:134:ILE:HD13	1.60	0.81
27:BA:1509(A):A:H2'	27:BA:1509(B):A:H8	1.42	0.81
1:CA:664:G:H22	1:CA:741:G:H1	1.24	0.81
1:CA:918:A:H2'	1:CA:919:A:H8	1.44	0.81
27:DA:628:G:H2'	27:DA:629:G:H8	1.43	0.81
27:DA:1668:A:H5'	27:DA:1669:A:N7	1.94	0.81
36:DN:28:THR:HG23	36:DN:29:LYS:H	1.44	0.81
44:DV:66:ARG:NH2	44:DV:88:ARG:HD3	1.94	0.81
55:D6:32:ASN:O	55:D6:33:LYS:HB2	1.79	0.81
1:AA:681:C:H2'	1:AA:682:G:H8	1.43	0.81
30:BD:24:ILE:HG13	30:BD:25:THR:H	1.43	0.81
35:BI:123:LEU:HD23	35:BI:142:VAL:HG12	1.62	0.81
42:BT:54:ARG:HA	42:BT:59:THR:HB	1.60	0.81
50:B1:37:ILE:HG22	50:B1:38:SER:N	1.94	0.81
55:B6:11:LEU:HD11	55:B6:51:GLU:HG2	1.61	0.81
17:CQ:26:GLN:HB3	17:CQ:37:LYS:HG2	1.62	0.81
27:DA:1019:U:H3	27:DA:1142(A):A:H62	1.24	0.81

*Continued on next page...*



*Continued from previous page...*

Atom-1	Atom-2	Interatomic distance (Å)	Clash overlap (Å)
27:DA:1885:A:H2'	27:DA:1886:C:O4'	1.78	0.81
32:DF:32:LEU:O	32:DF:32:LEU:HD23	1.80	0.81
52:D3:7:LYS:O	52:D3:54:VAL:HG13	1.78	0.81
1:AA:598:U:H2'	1:AA:599:C:H6	1.43	0.81
1:AA:627:G:H2'	1:AA:628:G:H8	1.43	0.81
1:AA:1380:U:H4'	1:AA:1381:U:O5'	1.81	0.81
2:AB:14:GLY:O	2:AB:15:VAL:HG13	1.80	0.81
15:AO:62:GLN:HA	15:AO:65:ARG:HH11	1.45	0.81
24:AX:4:G:H2'	24:AX:5:G:C8	2.15	0.81
27:BA:1603:A:H5'	27:BA:1603:A:H8	1.46	0.81
33:BG:11:TYR:HA	33:BG:15:VAL:HB	1.60	0.81
36:BN:67:LEU:O	36:BN:68:GLU:HG2	1.79	0.81
41:BS:46:VAL:HG12	41:BS:47:THR:N	1.95	0.81
43:BU:27:LEU:HD23	43:BU:27:LEU:N	1.96	0.81
43:BU:92:ARG:NE	44:BV:11:GLN:HB2	1.94	0.81
1:CA:148:G:H1	1:CA:174:C:H42	1.28	0.81
1:CA:165:C:H2'	1:CA:166:G:H8	1.43	0.81
1:CA:284:G:H2'	1:CA:285:G:H8	1.44	0.81
1:CA:1305:G:H22	1:CA:1331:G:C2'	1.92	0.81
3:CC:47:LEU:HD21	3:CC:68:VAL:HG11	1.61	0.81
27:DA:438:G:H2'	27:DA:440:G:C8	2.14	0.81
27:DA:525:U:O2'	27:DA:526:A:H5'	1.78	0.81
27:DA:644:A:H4'	27:DA:645:C:C5	2.15	0.81
27:DA:1884:A:C2'	27:DA:1885:A:H5''	2.11	0.81
27:DA:1983:C:H4'	27:DA:2606:C:H4'	1.63	0.81
27:DA:2562:U:O2	27:DA:2562:U:H2'	1.78	0.81
29:DC:212:VAL:O	29:DC:218:MET:HA	1.78	0.81
30:DD:112:GLN:H	30:DD:115:GLN:NE2	1.78	0.81
31:DE:111:ARG:HD2	31:DE:160:TYR:CE1	2.14	0.81
34:DH:159:GLU:HG3	34:DH:160:LYS:HG3	1.59	0.81
38:DP:123:LEU:HD12	38:DP:125:VAL:HG12	1.63	0.81
39:DQ:32:TYR:HE2	39:DQ:133:ARG:HG2	1.45	0.81
56:D7:8:ASN:HD21	56:D7:11:LYS:H	1.28	0.81
5:AE:101:ILE:N	5:AE:101:ILE:HD13	1.95	0.81
15:AO:82:ILE:HD11	15:AO:87:ILE:H	1.44	0.81
23:AW:6:U:C3'	23:AW:7:A:H5''	2.09	0.81
27:BA:389:G:H1	38:BP:71:VAL:HG12	1.45	0.81
27:BA:1484:G:C3'	27:BA:1485:G:H5''	2.09	0.81
29:BC:41:VAL:O	29:BC:178:ALA:HB3	1.80	0.81
2:CB:187:LEU:HD13	2:CB:187:LEU:O	1.81	0.81
5:CE:76:ILE:HD11	5:CE:142:LEU:HD11	1.60	0.81

*Continued on next page...*

*Continued from previous page...*

Atom-1	Atom-2	Interatomic distance (Å)	Clash overlap (Å)
27:DA:941:A:H4'	38:DP:35:HIS:CE1	2.14	0.81
27:DA:1794:U:H2'	27:DA:1795:C:C6	2.15	0.81
36:DN:55:VAL:HG22	36:DN:126:PRO:HA	1.62	0.81
39:DQ:20:ALA:O	39:DQ:98:LYS:HB3	1.80	0.81
39:DQ:66:ILE:O	39:DQ:66:ILE:HG13	1.80	0.81
4:AD:8:VAL:O	4:AD:10:ARG:N	2.13	0.81
1:CA:17:U:H2'	1:CA:18:C:C6	2.16	0.81
24:CX:51:C:H2'	24:CX:52:G:H8	1.44	0.81
27:DA:184:C:H2'	27:DA:185:U:C6	2.14	0.81
27:DA:1968:G:O2'	27:DA:1969:A:H5''	1.81	0.81
27:BA:1564:C:O2'	27:BA:1565:C:H5'	1.81	0.81
30:BD:65:ILE:HG12	30:BD:104:TYR:O	1.80	0.81
35:BI:3:VAL:HA	35:BI:39:ALA:HB2	1.61	0.81
36:BN:62:VAL:CG2	36:BN:66:LYS:HB2	2.11	0.81
39:BQ:63:LYS:HZ3	48:BZ:174:VAL:HG11	1.44	0.81
10:CJ:6:ILE:HG13	10:CJ:72:VAL:O	1.80	0.81
27:DA:873:G:N2	27:DA:905:U:H1'	1.96	0.81
27:DA:917:A:H2'	27:DA:918:A:H8	1.46	0.81
27:DA:1278:A:H5''	40:DR:36:THR:HG22	1.62	0.81
27:DA:1485:G:H2'	27:DA:1486:A:C8	2.16	0.81
27:DA:1512:U:H2'	27:DA:1513:C:H6	1.44	0.81
28:DB:87:G:C3'	28:DB:88:C:H5''	2.11	0.81
36:DN:67:LEU:O	36:DN:68:GLU:HB2	1.77	0.81
39:DQ:34:LEU:HD13	39:DQ:118:LEU:HD22	1.62	0.81
39:DQ:56:ARG:CZ	39:DQ:56:ARG:HA	2.11	0.81
48:DZ:6:ALA:HB3	48:DZ:58:LEU:HB3	1.63	0.81
27:BA:754:C:H2'	27:BA:755:C:C6	2.15	0.81
27:BA:2138:C:H2'	27:BA:2139:C:C6	2.15	0.81
27:BA:2476:A:C2'	27:BA:2477:C:H5''	2.11	0.81
38:BP:125:VAL:O	38:BP:145:PRO:HD2	1.80	0.81
43:BU:26:GLY:C	43:BU:28:ARG:H	1.83	0.81
57:B8:33:ASN:ND2	57:B8:33:ASN:N	2.29	0.81
57:B8:49:VAL:HG23	57:B8:53:PRO:HB3	1.63	0.81
1:CA:52:G:H2'	1:CA:53:A:H8	1.46	0.81
1:CA:980:C:H1'	14:CN:19:ARG:HG2	1.63	0.81
2:CB:11:LEU:HB3	2:CB:213:LEU:HD11	1.59	0.81
27:DA:221:A:H4'	27:DA:222:A:O5'	1.81	0.81
27:DA:227:A:H61	27:DA:410:G:H21	1.29	0.81
27:DA:1485:G:H2'	27:DA:1486:A:H8	1.45	0.81
27:DA:2199:A:H5''	27:DA:2200:C:H5	1.46	0.81
40:DR:18:LEU:HD11	40:DR:22:ARG:CZ	2.11	0.81

*Continued on next page...*

*Continued from previous page...*

Atom-1	Atom-2	Interatomic distance (Å)	Clash overlap (Å)
12:AL:38:ARG:HH12	12:AL:54:LYS:HZ2	1.28	0.81
27:BA:2462:U:H3	27:BA:2488:A:H61	1.24	0.81
39:BQ:26:TYR:CD1	39:BQ:28:ALA:HB2	2.16	0.81
47:BY:31:LEU:CB	47:BY:32:PRO:HA	2.09	0.81
6:CF:69:GLU:O	6:CF:72:VAL:HG12	1.81	0.81
12:CL:22:PRO:O	12:CL:24:LEU:HD13	1.80	0.81
27:DA:587:C:H3'	38:DP:33:ARG:NH2	1.95	0.81
27:DA:1221(A):C:H42	27:DA:1228:G:H1	1.29	0.81
27:DA:2443:C:H2'	27:DA:2444:G:H8	1.43	0.81
33:DG:112:PRO:O	33:DG:113:ARG:NH1	2.13	0.81
1:AA:487:A:H2'	1:AA:488:C:O4'	1.81	0.81
3:AC:173:VAL:O	3:AC:175:LEU:HD12	1.78	0.81
12:AL:20:LYS:O	12:AL:21:VAL:HG23	1.81	0.81
27:BA:2290:G:H8	27:BA:2290:G:H5'	1.43	0.81
1:CA:939:G:H5''	7:CG:102:ARG:HH22	1.45	0.81
1:CA:1398:A:H5''	1:CA:1398:A:C8	2.15	0.81
1:CA:1513:A:H2'	1:CA:1514:C:C6	2.15	0.81
27:DA:1747(A):G:C2'	27:DA:1748:G:H5''	2.11	0.81
32:DF:141:ALA:O	32:DF:144:LYS:HB3	1.81	0.81
1:AA:1116:C:H2'	1:AA:1117:G:H5'	1.63	0.81
1:AA:1513:A:H2'	1:AA:1514:C:C6	2.15	0.81
27:BA:1782:C:H1'	27:BA:2609:U:H5''	1.61	0.81
33:BG:6:ALA:HB3	33:BG:104:GLU:OE1	1.80	0.81
42:BT:28:VAL:HG22	42:BT:47:GLY:N	1.96	0.81
56:B7:8:ASN:HD21	56:B7:11:LYS:H	1.29	0.81
1:CA:924:C:H2'	1:CA:925:G:C8	2.16	0.81
6:CF:91:VAL:HG11	18:CR:72:ARG:HH12	1.44	0.81
27:DA:1826:G:H2'	27:DA:1827:C:H6	1.42	0.81
30:DD:133:LEU:CD1	30:DD:175:LEU:HD11	2.10	0.81
33:DG:105:LYS:CE	53:D4:52:SER:HB3	2.09	0.81
50:D1:52:ARG:HG3	50:D1:53:VAL:N	1.96	0.81
1:AA:1123:A:H4'	10:AJ:36:GLY:HA3	1.63	0.80
19:AS:31:ILE:HG23	19:AS:49:ILE:HG23	1.62	0.80
27:BA:90:U:H2'	27:BA:90:U:O2	1.79	0.80
52:B3:59:VAL:HG12	52:B3:60:GLU:N	1.96	0.80
1:CA:373:A:H2'	1:CA:374:A:C8	2.16	0.80
27:DA:754:C:H2'	27:DA:755:C:C6	2.15	0.80
27:DA:1473:G:C2'	27:DA:1474:C:H5'	2.11	0.80
27:DA:2152:G:H2'	27:DA:2153:G:H8	1.43	0.80
38:DP:112:LEU:H	38:DP:128:HIS:CD2	1.99	0.80
42:DT:57:PHE:CD2	42:DT:58:ASN:N	2.47	0.80

*Continued on next page...*

*Continued from previous page...*

Atom-1	Atom-2	Interatomic distance (Å)	Clash overlap (Å)
51:D2:2:LYS:O	51:D2:6:VAL:HG23	1.80	0.80
1:AA:37:U:O2'	1:AA:500:G:H4'	1.81	0.80
1:AA:322:C:H2'	1:AA:323:U:H6	1.44	0.80
2:AB:44:LEU:H	2:AB:44:LEU:HD12	1.45	0.80
2:AB:49:GLU:O	2:AB:52:GLU:HB3	1.81	0.80
2:AB:178:ARG:HH12	2:AB:196:LEU:CB	1.94	0.80
12:AL:15:VAL:HG23	12:AL:16:ARG:H	1.46	0.80
27:BA:1359:A:H62	27:BA:1372:U:H3	1.28	0.80
30:BD:33:LEU:HD12	30:BD:33:LEU:H	1.45	0.80
57:B8:52:LYS:N	57:B8:53:PRO:HD2	1.96	0.80
1:CA:742:G:C5'	15:CO:58:MET:HE1	2.11	0.80
27:DA:660:G:H2'	27:DA:661:C:O4'	1.80	0.80
27:DA:2752:C:H2'	27:DA:2753:A:H8	1.45	0.80
30:DD:65:ILE:H	30:DD:65:ILE:HD13	1.46	0.80
32:DF:2:LYS:HD3	32:DF:2:LYS:N	1.96	0.80
36:DN:16:ILE:O	36:DN:54:VAL:HA	1.80	0.80
15:AO:36:ILE:HG23	15:AO:56:LEU:HD11	1.64	0.80
27:BA:1019:U:HO2'	27:BA:1021:A:H2	0.83	0.80
27:BA:2056:G:N2	54:B5:4:HIS:O	2.13	0.80
37:BO:63:VAL:HG12	37:BO:106:LEU:HD11	1.61	0.80
40:BR:41:ALA:O	40:BR:44:LEU:N	2.15	0.80
1:CA:194:C:H2'	1:CA:195:A:H5''	1.61	0.80
1:CA:677:U:H3	1:CA:714:G:H22	1.29	0.80
1:CA:680:C:H2'	1:CA:681:C:C6	2.15	0.80
27:DA:581:C:H2'	27:DA:582:G:H8	1.46	0.80
27:DA:665:C:H2'	27:DA:666:G:H8	1.44	0.80
29:DC:51:PRO:HG3	29:DC:204:ALA:HB2	1.62	0.80
29:DC:83:ILE:HA	29:DC:94:VAL:HG21	1.61	0.80
30:DD:168:ARG:HD3	30:DD:168:ARG:H	1.44	0.80
31:DE:51:PHE:O	31:DE:74:PRO:HB2	1.80	0.80
31:DE:93:VAL:C	31:DE:95:ILE:H	1.85	0.80
35:DI:133:HIS:CB	35:DI:134:PRO:HD3	2.11	0.80
39:DQ:45:GLN:HE21	39:DQ:45:GLN:N	1.78	0.80
46:DX:25:LYS:NZ	46:DX:80:ILE:HD11	1.97	0.80
1:AA:815:A:H5''	1:AA:817:C:H41	1.47	0.80
16:AP:13:HIS:C	16:AP:15:PRO:HD3	2.02	0.80
20:AT:71:THR:HG22	20:AT:72:LEU:N	1.95	0.80
27:BA:1021:A:H3'	27:BA:1021:A:C8	2.17	0.80
27:BA:1919:A:H5''	27:BA:1920:C:H5	1.47	0.80
30:BD:165:ILE:HA	30:BD:175:LEU:HD23	1.62	0.80
30:BD:270:ILE:O	30:BD:271:ILE:HG23	1.81	0.80

*Continued on next page...*

*Continued from previous page...*

Atom-1	Atom-2	Interatomic distance (Å)	Clash overlap (Å)
32:BF:202:PHE:O	32:BF:205:ARG:HB3	1.82	0.80
1:CA:414:A:H2'	1:CA:415:A:O4'	1.80	0.80
2:CB:80:ILE:HD11	2:CB:212:GLN:HA	1.64	0.80
20:CT:26:ASN:HA	20:CT:29:LYS:HG2	1.62	0.80
25:CY:37:U:H3'	25:CY:38:U:H5''	1.63	0.80
27:DA:84:A:H5''	47:DY:9:LYS:HZ1	1.47	0.80
27:DA:627:A:H62	38:DP:84:ASN:ND2	1.79	0.80
33:DG:63:ILE:HA	33:DG:143:GLU:HG3	1.63	0.80
36:DN:89:LYS:HZ2	36:DN:89:LYS:HB3	1.44	0.80
46:DX:12:VAL:CG1	46:DX:27:THR:HG23	2.10	0.80
50:D1:69:LYS:HE2	50:D1:72:GLU:OE2	1.81	0.80
1:AA:405:U:O2	1:AA:498:U:H2'	1.81	0.80
5:AE:20:GLN:OE1	5:AE:25:ARG:HD2	1.82	0.80
32:BF:20:LEU:HD13	32:BF:203:GLN:HE22	1.45	0.80
1:CA:477:A:O2'	1:CA:479:C:H5'	1.80	0.80
2:CB:233:SER:OG	2:CB:234:PRO:HD2	1.82	0.80
4:CD:150:GLU:CD	4:CD:150:GLU:H	1.83	0.80
27:DA:943:U:OP1	38:DP:38:GLN:HB3	1.82	0.80
10:AJ:49:VAL:HG21	14:AN:41:ARG:HB2	1.63	0.80
27:BA:335:C:H5''	47:BY:73:ARG:NH2	1.97	0.80
28:BB:40:U:H3	28:BB:43:C:C5'	1.95	0.80
30:BD:43:ARG:HH11	30:BD:44:ASN:CG	1.85	0.80
33:BG:177:GLY:O	33:BG:179:PRO:HD3	1.81	0.80
41:BS:85:VAL:HG23	41:BS:106:ARG:CB	2.11	0.80
45:BW:90:ARG:HH11	45:BW:90:ARG:CG	1.93	0.80
16:CP:71:ARG:HA	16:CP:74:LEU:HD12	1.64	0.80
27:DA:1784:A:H4'	27:DA:1785:A:O5'	1.80	0.80
31:DE:188:VAL:HG22	31:DE:189:PRO:HD2	1.63	0.80
1:AA:233:C:O2	1:AA:233:C:H2'	1.79	0.80
13:AM:65:LYS:HG3	13:AM:69:GLU:O	1.81	0.80
27:BA:142:A:H8	27:BA:1408:C:H1'	1.43	0.80
1:CA:1109:C:H2'	1:CA:1110:A:O4'	1.82	0.80
3:CC:53:ALA:HB2	3:CC:115:LEU:CD2	2.11	0.80
14:CN:41:ARG:HG3	14:CN:42:ILE:N	1.97	0.80
32:DF:157:VAL:HB	32:DF:194:MET:HB3	1.63	0.80
9:AI:4:TYR:HA	9:AI:88:TYR:CE1	2.15	0.80
34:BH:126:PRO:O	34:BH:127:GLU:HB2	1.80	0.80
35:BI:115:ALA:HB2	35:BI:129:THR:OG1	1.80	0.80
41:BS:97:ARG:HE	41:BS:98:VAL:N	1.80	0.80
1:CA:628:G:H2'	1:CA:629:G:H8	1.45	0.80
10:CJ:51:ARG:HE	10:CJ:61:GLU:HB2	1.47	0.80

*Continued on next page...*

*Continued from previous page...*

Atom-1	Atom-2	Interatomic distance (Å)	Clash overlap (Å)
39:DQ:30:GLY:HA3	39:DQ:106:VAL:O	1.81	0.80
49:D0:20:ARG:HH11	49:D0:20:ARG:CG	1.95	0.80
1:AA:1002:G:N2	1:AA:1003:G:HI'	1.96	0.80
1:AA:1220:G:H2'	1:AA:1221:G:H8	1.45	0.80
14:AN:12:ARG:C	14:AN:14:PRO:HD2	2.01	0.80
27:BA:2206:G:N2	27:BA:2207:G:H5'	1.96	0.80
32:BF:135:LYS:HB3	32:BF:138:GLU:CG	2.12	0.80
40:BR:33:ARG:HG3	40:BR:115:GLU:HB3	1.62	0.80
43:BU:69:CYS:HB2	43:BU:74:LEU:HD13	1.64	0.80
1:CA:769:G:O2'	1:CA:770:C:H5'	1.82	0.80
2:CB:218:ALA:O	2:CB:222:ILE:HG13	1.82	0.80
3:CC:52:LEU:HD23	3:CC:52:LEU:H	1.47	0.80
8:CH:24:THR:HG22	8:CH:25:ASP:H	1.47	0.80
12:CL:67:ILE:CD1	12:CL:74:LEU:HD12	2.12	0.80
27:DA:412:A:H8	27:DA:412:A:H5'	1.47	0.80
27:DA:2037:G:H2'	27:DA:2038:G:C8	2.17	0.80
27:DA:2692:C:O2'	27:DA:2693:A:H5'	1.82	0.80
31:DE:203:LYS:C	31:DE:203:LYS:HE3	2.01	0.80
36:DN:25:ARG:HH11	36:DN:25:ARG:HG3	1.47	0.80
38:DP:65:ARG:HH11	57:D8:46:ARG:HH22	1.29	0.80
39:DQ:10:ARG:HG3	39:DQ:10:ARG:HH11	1.44	0.80
4:AD:105:VAL:HG13	4:AD:110:PHE:HD2	1.48	0.80
8:AH:103:VAL:HG21	8:AH:110:ALA:HB2	1.64	0.80
27:BA:1353:A:H4'	30:BD:38:LYS:HE3	1.63	0.80
27:BA:2047:U:H2'	27:BA:2048:G:H5'	1.64	0.80
1:CA:885:G:H2'	1:CA:886:G:H8	1.47	0.80
1:CA:1250:A:H5'	9:CI:67:GLY:HA2	1.62	0.80
9:CI:48:GLU:N	9:CI:49:PRO:HD2	1.97	0.80
30:DD:61:LEU:HB3	30:DD:63:ARG:HH12	1.42	0.80
36:DN:78:TYR:HB3	36:DN:79:PRO:CD	2.09	0.80
41:DS:77:ALA:HB1	41:DS:82:ILE:HB	1.64	0.80
41:DS:90:GLY:C	41:DS:92:TYR:H	1.84	0.80
41:DS:97:ARG:HH21	41:DS:98:VAL:HA	1.44	0.80
42:DT:35:LYS:HE2	42:DT:41:ARG:HG3	1.64	0.80
48:DZ:72:GLN:HG2	48:DZ:86:ASP:OD1	1.81	0.80
1:AA:178:C:H2'	1:AA:179:A:H8	1.44	0.79
4:AD:26:CYS:HA	4:AD:31:CYS:HB2	1.64	0.79
27:BA:152:G:H1	27:BA:174:C:N4	1.77	0.79
27:BA:2200:C:H5''	27:BA:2200:C:C6	2.15	0.79
1:CA:1057:G:H5''	3:CC:154:SER:OG	1.82	0.79
27:DA:855:G:H2'	27:DA:856:C:C6	2.17	0.79

*Continued on next page...*

*Continued from previous page...*

Atom-1	Atom-2	Interatomic distance (Å)	Clash overlap (Å)
27:DA:1826:G:H2'	27:DA:1827:C:C6	2.15	0.79
28:DB:7:G:C2'	28:DB:8:U:H5'	2.12	0.79
36:DN:120:LEU:CD1	36:DN:122:VAL:HG23	2.12	0.79
1:AA:69:G:H2'	1:AA:70:G:C8	2.17	0.79
1:AA:833:U:H3	1:AA:853:G:H1	1.30	0.79
1:AA:1199:U:H4'	10:AJ:54:PHE:CZ	2.17	0.79
1:AA:1424:C:H42	1:AA:1476:G:H1	1.30	0.79
13:AM:17:VAL:O	13:AM:20:THR:HB	1.82	0.79
17:AQ:17:LYS:CG	17:AQ:47:PRO:HA	2.05	0.79
27:BA:1931:U:C6	27:BA:1931:U:H5'	2.17	0.79
27:BA:2173:A:O2'	27:BA:2174:C:H5'	1.81	0.79
27:BA:2355:C:H1'	49:B0:39:ARG:HH21	1.46	0.79
46:BX:57:LEU:HD21	46:BX:78:LYS:HE2	1.64	0.79
1:CA:158:G:O2'	1:CA:159:G:H5'	1.83	0.79
1:CA:1060:C:H5'	14:CN:45:ARG:NH2	1.98	0.79
1:CA:1094:G:H3'	1:CA:1108:G:H22	1.47	0.79
12:CL:21:VAL:O	12:CL:21:VAL:HG13	1.80	0.79
20:CT:54:LYS:HA	20:CT:57:ARG:NH2	1.97	0.79
27:DA:428:A:H5'	27:DA:429:A:OP2	1.82	0.79
27:DA:1163:G:O2'	27:DA:1164:G:H5'	1.82	0.79
27:DA:1494:A:H5'	27:DA:1494:A:N3	1.97	0.79
27:DA:2784:C:O2'	27:DA:2785:C:H5'	1.83	0.79
47:DY:39:VAL:HG12	47:DY:40:GLU:N	1.96	0.79
1:AA:60:A:H4'	1:AA:61:G:O5'	1.80	0.79
1:AA:1118:C:H2'	1:AA:1119:C:H6	1.47	0.79
4:AD:33:MET:CE	4:AD:37:PRO:HA	2.13	0.79
13:AM:76:ALA:N	13:AM:79:LYS:HZ2	1.81	0.79
33:BG:43:LEU:HB2	33:BG:88:ILE:CD1	2.13	0.79
34:BH:85:LYS:NZ	34:BH:133:VAL:HG11	1.96	0.79
38:BP:23:PRO:HB2	38:BP:33:ARG:CG	2.12	0.79
38:BP:59:LEU:HA	38:BP:61:ARG:NH2	1.97	0.79
42:BT:122:ASP:C	42:BT:124:ASP:H	1.85	0.79
44:BV:18:LEU:CD1	44:BV:19:LYS:H	1.93	0.79
44:BV:57:VAL:HG23	44:BV:99:ILE:HG22	1.64	0.79
57:B8:28:GLY:O	57:B8:32:LEU:HD23	1.81	0.79
27:DA:768:G:H2'	27:DA:769:G:H8	1.47	0.79
31:DE:15:PHE:CE2	42:DT:80:SER:HB2	2.16	0.79
48:DZ:4:LEU:HD12	48:DZ:5:LYS:H	1.45	0.79
52:D3:7:LYS:HG3	52:D3:34:GLU:HG2	1.62	0.79
13:AM:22:ILE:HB	13:AM:25:ILE:HB	1.64	0.79
13:AM:69:GLU:HA	13:AM:69:GLU:OE1	1.82	0.79

*Continued on next page...*



*Continued from previous page...*

Atom-1	Atom-2	Interatomic distance (Å)	Clash overlap (Å)
27:BA:536:A:H2'	27:BA:537:C:C6	2.18	0.79
27:BA:1401:G:H2'	27:BA:1402:C:H6	1.48	0.79
27:BA:1550:C:H2'	27:BA:1551:C:H6	1.45	0.79
30:BD:76:PRO:O	30:BD:98:VAL:HG23	1.83	0.79
35:BI:12:LEU:HD12	35:BI:19:VAL:HG11	1.64	0.79
38:BP:97:PRO:O	38:BP:99:LEU:N	2.13	0.79
40:BR:28:LEU:HD12	40:BR:48:VAL:HG11	1.62	0.79
42:BT:18:ASP:C	42:BT:19:LEU:HD12	2.02	0.79
1:CA:652:U:H1'	1:CA:653:A:H2	1.48	0.79
5:CE:42:GLY:HA3	5:CE:65:ASN:O	1.83	0.79
27:DA:246:C:O2'	27:DA:247:G:H5'	1.83	0.79
27:DA:956:G:H22	27:DA:959:A:H3'	1.46	0.79
27:DA:2123:G:H2'	27:DA:2124:G:C8	2.17	0.79
44:DV:95:LEU:HD13	44:DV:97:LYS:HZ1	1.47	0.79
1:AA:346:G:H2'	1:AA:346:G:N3	1.98	0.79
1:AA:735:C:O2'	1:AA:736:C:H5'	1.81	0.79
5:AE:50:GLU:HG3	5:AE:52:PRO:CD	2.05	0.79
27:BA:753:C:H2'	27:BA:754:C:H5'	1.63	0.79
27:BA:1029:A:H2'	27:BA:1030:G:H5'	1.65	0.79
27:BA:2777:G:H5''	27:BA:2778:A:H5''	1.63	0.79
31:BE:33:VAL:O	31:BE:69:LYS:HD2	1.82	0.79
38:BP:71:VAL:CG1	38:BP:72:PRO:HD3	2.12	0.79
1:CA:1173:G:H2'	1:CA:1174:G:C8	2.18	0.79
27:DA:311:A:H1'	27:DA:332:A:C8	2.16	0.79
28:DB:42:C:O2	33:DG:92:VAL:HA	1.81	0.79
32:DF:102:PRO:HB2	32:DF:105:VAL:HG23	1.65	0.79
1:AA:141:A:H1'	1:AA:182:U:O2	1.82	0.79
1:AA:857:C:H2'	1:AA:858:G:O4'	1.83	0.79
1:AA:1245:A:H2'	1:AA:1246:C:H6	1.46	0.79
8:AH:118:VAL:O	8:AH:119:LEU:HD23	1.82	0.79
13:AM:104:ARG:HG2	13:AM:105:THR:HG23	1.63	0.79
27:BA:271(B):C:O2'	27:BA:271(C):C:H5'	1.82	0.79
27:BA:1771:C:O2'	27:BA:1786:A:H8	1.66	0.79
38:BP:47:ASP:HB3	38:BP:48:PRO:CA	2.11	0.79
38:BP:115:LEU:HA	38:BP:134:ALA:HB2	1.65	0.79
42:BT:13:ARG:HA	42:BT:13:ARG:NH1	1.98	0.79
4:CD:67:ILE:HD13	4:CD:196:LEU:HD23	1.63	0.79
13:CM:14:ARG:CZ	13:CM:42:ALA:HA	2.13	0.79
27:DA:345:A:H4'	27:DA:346:A:OP1	1.82	0.79
27:DA:686:G:N2	27:DA:788:A:H61	1.79	0.79
27:DA:690:G:H2'	27:DA:691:C:H6	1.47	0.79

*Continued on next page...*



*Continued from previous page...*

Atom-1	Atom-2	Interatomic distance (Å)	Clash overlap (Å)
27:DA:1187:G:H8	27:DA:1187:G:O5'	1.65	0.79
27:DA:2681:C:H5	27:DA:2725:A:H62	1.28	0.79
46:DX:26:TYR:HD2	46:DX:92:LEU:HD12	1.48	0.79
7:AG:60:LYS:HA	7:AG:60:LYS:NZ	1.96	0.79
27:BA:2432:A:H2'	27:BA:2433:A:C8	2.18	0.79
34:BH:85:LYS:NZ	34:BH:133:VAL:HG21	1.97	0.79
39:BQ:135:ASP:C	39:BQ:137:TYR:H	1.84	0.79
1:CA:1321:C:C5'	1:CA:1322:C:H5''	2.12	0.79
27:DA:574:C:H1'	27:DA:2055:C:H6	1.46	0.79
27:DA:1497:U:H5'	27:DA:1498:C:H5	1.48	0.79
27:DA:1655:A:H4'	31:DE:114:ALA:HA	1.63	0.79
27:DA:2555:U:C2'	27:DA:2556:C:H5'	2.11	0.79
31:DE:46:ALA:HA	31:DE:82:ARG:O	1.81	0.79
53:D4:53:THR:O	53:D4:54:LYS:HG2	1.82	0.79
4:AD:9:CYS:H	4:AD:22:LYS:NZ	1.80	0.79
27:BA:335:C:O2'	27:BA:336:C:H5'	1.83	0.79
27:BA:742:G:O2'	27:BA:743:G:H5'	1.83	0.79
27:BA:2103:C:H3'	27:BA:2104:G:H5''	1.62	0.79
30:BD:25:THR:HG22	30:BD:26:LYS:H	1.47	0.79
38:BP:24:GLY:O	38:BP:25:SER:HB3	1.83	0.79
1:CA:155:C:H2'	1:CA:156:G:C8	2.18	0.79
1:CA:678:U:H2'	1:CA:679:C:C6	2.18	0.79
1:CA:1187:G:H4'	9:CI:111:ARG:NH1	1.98	0.79
18:CR:86:VAL:O	18:CR:87:ARG:HD3	1.82	0.79
23:CW:35:G:O2'	23:CW:36:A:H8	1.66	0.79
27:DA:2290:G:H5'	27:DA:2290:G:H8	1.46	0.79
41:DS:97:ARG:HH22	41:DS:99:LYS:H	1.28	0.79
1:AA:153:C:H2'	1:AA:154:C:H6	1.48	0.79
1:AA:1137:C:H4'	1:AA:1138:G:N2	1.98	0.79
3:AC:92:ALA:HB2	3:AC:99:VAL:HG11	1.65	0.79
27:BA:1019:U:O2'	27:BA:1021:A:H2	1.64	0.79
28:BB:11:C:OP1	49:B0:72:ARG:HD2	1.82	0.79
47:BY:96:ILE:HB	47:BY:99:CYS:CB	2.09	0.79
1:CA:686:U:H2'	1:CA:686:U:O2	1.83	0.79
11:CK:32:ILE:HD11	11:CK:41:THR:CG2	2.10	0.79
23:CW:73:C:H2'	23:CW:74:C:C5'	2.12	0.79
27:DA:287:C:H5'	27:DA:287:C:H6	1.48	0.79
27:DA:948:G:H1	27:DA:969:U:H3	1.30	0.79
32:DF:132:VAL:HG22	32:DF:133:ASN:OD1	1.82	0.79
41:DS:30:ARG:NH2	41:DS:62:LYS:HD2	1.98	0.79
55:D6:37:ARG:O	55:D6:48:VAL:O	2.01	0.79

*Continued on next page...*

*Continued from previous page...*

Atom-1	Atom-2	Interatomic distance (Å)	Clash overlap (Å)
4:AD:25:ARG:NH1	4:AD:30:LYS:HG3	1.95	0.79
6:AF:7:ASN:O	6:AF:88:VAL:HA	1.82	0.79
6:AF:16:GLN:NE2	6:AF:16:GLN:H	1.81	0.79
27:BA:751:A:O4'	45:BW:90:ARG:HG2	1.82	0.79
27:BA:1482:G:H22	27:BA:1507:A:H1'	1.46	0.79
35:BI:114:LEU:HA	35:BI:130:TYR:CD1	2.18	0.79
38:BP:16:ARG:HD3	38:BP:18:ARG:H	1.46	0.79
48:BZ:140:VAL:HG23	48:BZ:143:LEU:HD23	1.64	0.79
2:CB:11:LEU:HD12	2:CB:217:ARG:NH2	1.98	0.79
27:DA:307:G:N2	27:DA:309:G:H3'	1.98	0.79
27:DA:744:G:O2'	27:DA:745:G:H5'	1.83	0.79
27:DA:1767:C:O2'	27:DA:1768:U:H5'	1.82	0.79
27:DA:2756:U:H3	27:DA:2758:A:H62	1.29	0.79
3:AC:50:ALA:HB1	3:AC:72:LYS:HB3	1.63	0.78
27:BA:1819:A:H2'	30:BD:178:PRO:HB2	1.65	0.78
42:BT:106:SER:HB3	42:BT:110:ILE:CD1	2.13	0.78
50:B1:19:GLN:NE2	50:B1:19:GLN:HA	1.97	0.78
4:CD:42:GLN:O	4:CD:42:GLN:HG2	1.80	0.78
6:CF:75:LEU:O	6:CF:79:LEU:HG	1.83	0.78
12:CL:66:TYR:HD2	12:CL:67:ILE:N	1.81	0.78
27:DA:1921:G:O2'	27:DA:1922:G:H5'	1.82	0.78
30:DD:231:HIS:ND1	30:DD:232:PRO:CD	2.44	0.78
34:DH:103:LEU:HD22	34:DH:123:PHE:HD2	1.48	0.78
12:AL:76:GLU:O	12:AL:77:HIS:HB2	1.82	0.78
20:AT:75:ASN:ND2	20:AT:75:ASN:H	1.80	0.78
25:AY:71:A:H2'	25:AY:72:G:C8	2.18	0.78
27:BA:2016:U:H2'	27:BA:2017:U:C6	2.18	0.78
27:BA:2048:G:H5'	27:BA:2048:G:H8	1.48	0.78
27:BA:2870:C:C2'	27:BA:2871:C:H5'	2.12	0.78
30:BD:155:LEU:HD23	30:BD:177:LEU:HD22	1.63	0.78
38:BP:84:ASN:ND2	38:BP:115:LEU:HG	1.97	0.78
39:BQ:1:MET:SD	39:BQ:2:LEU:HB2	2.24	0.78
43:BU:27:LEU:HB2	43:BU:31:SER:HB3	1.64	0.78
4:CD:33:MET:HA	4:CD:33:MET:CE	2.13	0.78
5:CE:76:ILE:HG12	5:CE:77:PRO:HD2	1.65	0.78
11:CK:74:ALA:C	11:CK:76:GLY:H	1.86	0.78
31:DE:26:ILE:HB	31:DE:182:LEU:HB3	1.65	0.78
33:DG:28:VAL:O	33:DG:31:VAL:HG12	1.82	0.78
45:DW:72:LYS:HB3	45:DW:106:ILE:O	1.84	0.78
47:DY:39:VAL:HG12	47:DY:40:GLU:H	1.46	0.78
7:AG:31:MET:HG2	7:AG:34:GLY:HA2	1.64	0.78

*Continued on next page...*

*Continued from previous page...*

Atom-1	Atom-2	Interatomic distance (Å)	Clash overlap (Å)
15:AO:37:ASN:HD22	15:AO:37:ASN:H	1.27	0.78
19:AS:42:PRO:O	19:AS:44:MET:SD	2.42	0.78
27:BA:30:G:H2'	27:BA:31:C:C6	2.19	0.78
27:BA:71:A:H2	46:BX:31:HIS:CE1	2.01	0.78
28:BB:4:C:H42	28:BB:117:G:H1	1.27	0.78
31:BE:50:GLY:HA2	31:BE:78:LEU:HB3	1.65	0.78
32:BF:32:LEU:HD21	32:BF:105:VAL:HG13	1.63	0.78
48:BZ:13:LYS:HB3	48:BZ:16:ALA:HB3	1.65	0.78
50:B1:52:ARG:HG3	50:B1:53:VAL:H	1.48	0.78
58:B9:29:ASN:H	58:B9:29:ASN:ND2	1.77	0.78
1:CA:471:G:HO2'	1:CA:472:A:H8	0.79	0.78
1:CA:1251:A:H2'	1:CA:1252:A:C8	2.18	0.78
1:CA:1343:G:H4'	9:CI:122:ALA:HB3	1.64	0.78
12:CL:66:TYR:HD1	12:CL:87:VAL:HG21	1.48	0.78
13:CM:95:GLY:O	13:CM:96:LEU:HB2	1.81	0.78
27:DA:154(A):C:H41	27:DA:172:C:N4	1.79	0.78
27:DA:1782:C:H42	27:DA:2586:C:H42	1.31	0.78
27:DA:1984:G:O2'	27:DA:1985:G:H5'	1.84	0.78
27:DA:2061:G:OP2	27:DA:2502:G:H5'	1.83	0.78
27:DA:2070:G:H2'	27:DA:2071:A:C8	2.17	0.78
32:DF:78:ILE:HA	32:DF:83:PHE:CD1	2.18	0.78
27:BA:271(S):G:H2'	27:BA:271(T):C:H5'	1.64	0.78
31:BE:116:VAL:O	31:BE:117:MET:HB3	1.82	0.78
38:BP:144:GLU:H	38:BP:145:PRO:HD3	1.48	0.78
50:B1:86:SER:HB2	50:B1:89:GLU:HB2	1.65	0.78
58:B9:14:CYS:O	58:B9:15:LYS:HB2	1.81	0.78
17:CQ:81:ARG:HH11	17:CQ:84:LEU:HD11	1.48	0.78
24:CX:10:G:N2	24:CX:26:G:H1'	1.98	0.78
27:DA:704:G:C2'	27:DA:726:G:H22	1.93	0.78
27:DA:980:A:O2'	27:DA:981:A:H5'	1.82	0.78
27:DA:2197:U:O2'	27:DA:2198:A:H2'	1.82	0.78
28:DB:16:G:H1	28:DB:68:C:H42	1.31	0.78
48:DZ:27:MET:HE3	48:DZ:34:ARG:HB2	1.66	0.78
1:AA:643:C:O2'	1:AA:644:G:H5'	1.84	0.78
1:AA:1136:U:H5''	1:AA:1137:C:C5	2.19	0.78
12:AL:72:HIS:HB3	12:AL:99:ARG:HH12	1.49	0.78
27:BA:1411:C:H2'	27:BA:1412:A:C8	2.19	0.78
27:BA:2065:C:H2'	27:BA:2066:C:H6	1.47	0.78
29:BC:196:LEU:C	29:BC:198:ALA:H	1.87	0.78
1:CA:1132:C:O2'	1:CA:1133:G:H5'	1.84	0.78
10:CJ:9:ARG:HH21	10:CJ:95:GLU:HG2	1.49	0.78

*Continued on next page...*

*Continued from previous page...*

Atom-1	Atom-2	Interatomic distance (Å)	Clash overlap (Å)
38:DP:146:VAL:HG22	38:DP:147:LEU:H	1.47	0.78
38:DP:146:VAL:O	38:DP:148:LEU:HG	1.83	0.78
42:DT:28:VAL:CG2	42:DT:46:GLU:HG3	2.13	0.78
46:DX:60:ARG:NH2	56:D7:47:ARG:CZ	2.47	0.78
48:DZ:52:ILE:HD12	48:DZ:52:ILE:H	1.47	0.78
57:D8:21:LYS:HD3	57:D8:48:PHE:CZ	2.18	0.78
3:AC:87:LEU:C	3:AC:89:GLU:H	1.84	0.78
4:AD:25:ARG:HH12	4:AD:30:LYS:CG	1.95	0.78
8:AH:69:ARG:NH1	8:AH:76:PRO:HA	1.99	0.78
10:AJ:63:PHE:HA	14:AN:59:ALA:HB3	1.66	0.78
27:BA:2702:U:H4'	27:BA:2703:C:OP1	1.83	0.78
32:BF:132:VAL:HG13	32:BF:133:ASN:N	1.97	0.78
42:BT:65:LYS:HE3	42:BT:66:VAL:H	1.45	0.78
44:BV:13:ARG:HH11	44:BV:13:ARG:HG2	1.49	0.78
44:BV:38:LEU:HD23	44:BV:38:LEU:C	2.04	0.78
1:CA:1338:G:H2'	1:CA:1339:A:C8	2.19	0.78
27:DA:581:C:H2'	27:DA:582:G:C8	2.18	0.78
27:DA:2034:U:O2'	27:DA:2035:G:H5'	1.83	0.78
27:DA:2473:U:H2'	27:DA:2473:U:O2	1.81	0.78
27:DA:2481:G:H4'	27:DA:2482:G:H5'	1.66	0.78
31:DE:2:LYS:HE2	31:DE:95:ILE:CG2	2.14	0.78
31:DE:179:GLU:HB3	31:DE:181:LEU:CD1	2.13	0.78
1:AA:472:A:H4'	16:AP:80:PHE:O	1.83	0.78
2:AB:69:LEU:HD23	2:AB:159:PRO:HG2	1.66	0.78
27:BA:258:G:O2'	27:BA:259:G:H5'	1.83	0.78
32:BF:165:ARG:HA	32:BF:168:ARG:HD2	1.66	0.78
39:BQ:118:LEU:HD13	39:BQ:131:ILE:HG23	1.64	0.78
1:CA:1321:C:H4'	13:CM:87:TYR:CE2	2.18	0.78
2:CB:44:LEU:H	2:CB:44:LEU:HD12	1.48	0.78
27:DA:627:A:H62	38:DP:84:ASN:HD21	1.31	0.78
27:DA:2527:C:H5'	58:D9:30:PRO:HB2	1.65	0.78
27:DA:2543:G:H2'	27:DA:2544:G:C8	2.19	0.78
27:DA:2554:U:C6	27:DA:2555:U:H5	2.02	0.78
31:DE:111:ARG:HA	40:DR:2:ARG:HG3	1.63	0.78
37:DO:35:VAL:HG22	37:DO:65:THR:HG21	1.65	0.78
42:DT:35:LYS:HZ3	42:DT:41:ARG:HE	1.31	0.78
1:AA:601:C:O2'	1:AA:602:A:H5'	1.84	0.78
2:AB:181:PHE:CE1	8:AH:70:GLN:HB2	2.19	0.78
4:AD:155:LEU:O	4:AD:159:ARG:HG2	1.84	0.78
18:AR:53:ARG:HH21	18:AR:60:ALA:H	1.31	0.78
27:BA:344:G:N2	27:BA:345:A:H62	1.81	0.78

*Continued on next page...*

*Continued from previous page...*

Atom-1	Atom-2	Interatomic distance (Å)	Clash overlap (Å)
27:BA:484:C:H2'	27:BA:485:C:C6	2.19	0.78
27:BA:1020:A:N1	27:BA:1141:U:O2'	2.16	0.78
27:BA:1490:A:H2'	27:BA:1490:A:N3	1.99	0.78
31:BE:184:VAL:HG12	31:BE:185:LYS:N	1.98	0.78
31:BE:203:LYS:O	31:BE:203:LYS:HD2	1.84	0.78
36:BN:87:LEU:HD21	36:BN:98:VAL:HG11	1.65	0.78
47:BY:38:ILE:HG22	47:BY:39:VAL:N	1.97	0.78
55:B6:10:LEU:HD12	57:B8:34:TRP:HD1	1.49	0.78
1:CA:562:C:H4'	1:CA:563:A:C5'	2.13	0.78
1:CA:652:U:H1'	1:CA:653:A:C2	2.17	0.78
1:CA:1002:G:N2	1:CA:1003:G:H1'	1.99	0.78
1:CA:1360:A:H2'	1:CA:1361:G:O4'	1.84	0.78
16:CP:4:ILE:HG12	16:CP:21:VAL:HG23	1.65	0.78
27:DA:459:U:H2'	27:DA:460:A:H8	1.49	0.78
27:DA:2483:C:H5'	27:DA:2484:G:OP2	1.82	0.78
27:DA:2593:U:H2'	27:DA:2594:C:C6	2.19	0.78
33:DG:60:LEU:HD12	33:DG:68:PRO:HG3	1.65	0.78
36:DN:128:HIS:O	36:DN:130:HIS:N	2.15	0.78
46:DX:12:VAL:HG23	46:DX:13:LEU:N	1.97	0.78
57:D8:4:MET:SD	57:D8:61:LEU:HD21	2.24	0.78
1:AA:166:G:H2'	1:AA:167:G:H8	1.45	0.78
3:AC:150:LYS:HG3	3:AC:169:ALA:HB2	1.65	0.78
9:AI:113:LYS:HD3	9:AI:119:ALA:O	1.83	0.78
20:AT:26:ASN:HD22	20:AT:26:ASN:N	1.75	0.78
42:BT:26:ASP:HB3	42:BT:89:VAL:O	1.84	0.78
42:BT:89:VAL:CG1	42:BT:91:ARG:HG2	2.13	0.78
1:CA:689:C:H2'	1:CA:690:G:O4'	1.82	0.78
1:CA:896:C:O2'	1:CA:897:C:H5'	1.83	0.78
7:CG:46:ALA:O	7:CG:50:ILE:HG12	1.83	0.78
38:DP:47:ASP:HB3	38:DP:48:PRO:CA	2.12	0.78
39:DQ:39:PRO:HD3	39:DQ:99:PRO:HG3	1.64	0.78
55:D6:11:LEU:HD13	55:D6:12:GLU:H	1.49	0.78
9:AI:99:LEU:HB3	9:AI:101:PHE:CE1	2.18	0.78
11:AK:28:THR:HG21	11:AK:61:ALA:HB1	1.66	0.78
11:AK:125:PHE:HD1	11:AK:125:PHE:H	1.30	0.78
14:AN:29:ARG:HH12	14:AN:31:ARG:HB2	1.47	0.78
27:BA:740:U:H5'	27:BA:740:U:C6	2.17	0.78
27:BA:779:U:OP1	30:BD:49:ILE:HG22	1.83	0.78
27:BA:1401:G:H2'	27:BA:1402:C:C6	2.18	0.78
27:BA:2439:A:H5'	27:BA:2439:A:H8	1.48	0.78
44:BV:18:LEU:HD13	44:BV:19:LYS:N	1.98	0.78

*Continued on next page...*

*Continued from previous page...*

Atom-1	Atom-2	Interatomic distance (Å)	Clash overlap (Å)
46:BX:49:VAL:HG23	46:BX:50:LYS:N	1.99	0.78
3:CC:22:TRP:HZ3	3:CC:32:LEU:HB3	1.48	0.78
4:CD:198:VAL:HG12	4:CD:199:ASN:N	1.96	0.78
19:CS:20:LEU:HA	19:CS:23:ASN:HD22	1.49	0.78
27:DA:226:G:HO2'	27:DA:227:A:H8	1.29	0.78
27:DA:330:A:O2'	27:DA:331:A:H8	1.67	0.78
27:DA:2848:G:H4'	27:DA:2849:U:OP1	1.84	0.78
38:DP:34:GLY:O	38:DP:35:HIS:HB2	1.84	0.78
8:AH:69:ARG:HH12	8:AH:76:PRO:HA	1.49	0.77
10:AJ:96:ILE:N	10:AJ:96:ILE:HD13	1.99	0.77
13:AM:50:GLU:O	13:AM:54:VAL:HG23	1.83	0.77
13:AM:79:LYS:O	13:AM:82:MET:HB3	1.84	0.77
27:BA:587:C:H6	27:BA:587:C:O5'	1.66	0.77
30:BD:72:LYS:HD3	30:BD:75:ILE:HD12	1.65	0.77
33:BG:36:LYS:HD3	33:BG:95:ARG:HH12	1.49	0.77
1:CA:507:C:H3'	1:CA:508:C:C6	2.19	0.77
1:CA:1058:G:H2'	1:CA:1059:C:C6	2.18	0.77
7:CG:78:ARG:HG3	7:CG:79:ARG:N	1.98	0.77
13:CM:13:LYS:CA	13:CM:44:ARG:HH11	1.96	0.77
27:DA:953:A:O2'	27:DA:954:G:H5'	1.83	0.77
27:DA:1512:U:H2'	27:DA:1513:C:C6	2.19	0.77
27:DA:2532:G:H22	27:DA:2663:G:H1'	1.48	0.77
32:DF:9:ILE:HA	32:DF:13:SER:O	1.83	0.77
35:DI:60:GLU:O	35:DI:64:GLU:HG2	1.84	0.77
38:DP:144:GLU:N	38:DP:145:PRO:CD	2.47	0.77
55:D6:19:ARG:HG2	55:D6:20:ASN:H	1.48	0.77
34:BH:98:LEU:O	34:BH:99:VAL:HG23	1.84	0.77
40:BR:104:ARG:O	40:BR:108:GLY:HA2	1.84	0.77
3:CC:24:ALA:HB1	3:CC:32:LEU:HD12	1.66	0.77
13:CM:25:ILE:CD1	13:CM:66:LEU:HD23	2.10	0.77
15:CO:69:TYR:CE2	15:CO:73:GLU:HG3	2.19	0.77
27:DA:1481:U:H5'	27:DA:1482:G:OP2	1.84	0.77
28:DB:28:C:H2'	28:DB:29:A:H8	1.48	0.77
37:DO:71:ARG:HH12	42:DT:74:ARG:HH22	1.32	0.77
42:DT:57:PHE:CG	42:DT:58:ASN:N	2.50	0.77
48:DZ:54:HIS:NE2	48:DZ:134:GLU:HA	2.00	0.77
48:DZ:149:LEU:CD2	48:DZ:170:ILE:HG13	2.13	0.77
7:AG:50:ILE:HG22	7:AG:56:GLN:O	1.84	0.77
24:AX:2:G:H2'	24:AX:3:C:H6	1.50	0.77
44:BV:49:THR:HG22	44:BV:50:PRO:HD3	1.66	0.77
1:CA:982:U:H5''	14:CN:6:LEU:HD11	1.65	0.77

*Continued on next page...*

*Continued from previous page...*

Atom-1	Atom-2	Interatomic distance (Å)	Clash overlap (Å)
1:CA:1187:G:H4'	9:CI:111:ARG:HH11	1.50	0.77
27:DA:2037:G:H2'	27:DA:2038:G:H8	1.50	0.77
30:DD:30:GLU:HG3	30:DD:63:ARG:CZ	2.15	0.77
32:DF:10:PRO:HD2	32:DF:13:SER:O	1.84	0.77
1:AA:221:C:O2'	1:AA:222:U:H5'	1.85	0.77
1:AA:823:G:H21	8:AH:1:MET:HE1	1.48	0.77
7:AG:116:ALA:HA	7:AG:119:ARG:HE	1.49	0.77
24:AX:4:G:H2'	24:AX:5:G:H8	1.45	0.77
27:BA:1490:A:H5'	27:BA:1491:G:OP2	1.84	0.77
27:BA:2836:U:H2'	27:BA:2837:G:H8	1.43	0.77
37:BO:8:LEU:CD1	37:BO:82:ASN:HB3	2.14	0.77
37:BO:87:ILE:HG22	37:BO:88:ASN:O	1.84	0.77
1:CA:763:G:H2'	1:CA:764:C:C6	2.17	0.77
2:CB:74:LYS:HD2	2:CB:74:LYS:H	1.50	0.77
2:CB:158:LEU:HD12	2:CB:158:LEU:N	1.99	0.77
23:CW:2:G:H2'	23:CW:3:G:O4'	1.85	0.77
27:DA:2370:G:H21	55:D6:45:LYS:HZ1	1.28	0.77
38:DP:50:ARG:HB3	57:D8:59:LYS:CD	2.14	0.77
1:AA:939:G:H5''	7:AG:102:ARG:NH1	2.00	0.77
7:AG:151:TYR:HA	7:AG:153:HIS:CE1	2.19	0.77
27:BA:111:A:H4'	51:B2:69:ARG:NH2	1.99	0.77
27:BA:491:G:H2'	27:BA:492:A:C8	2.20	0.77
27:BA:2590:A:OP2	30:BD:238:GLY:HA2	1.84	0.77
30:BD:35:LYS:H	30:BD:36:PRO:CD	1.97	0.77
33:BG:46:ALA:C	33:BG:51:ARG:HG3	2.04	0.77
1:CA:29:G:H1	1:CA:554:C:H42	1.29	0.77
1:CA:627:G:H2'	1:CA:628:G:H8	1.48	0.77
27:DA:67:U:H2'	27:DA:68:G:H8	1.49	0.77
31:DE:134:ILE:H	31:DE:134:ILE:HD13	1.49	0.77
37:DO:37:ASP:O	37:DO:61:VAL:HA	1.83	0.77
40:DR:10:LEU:HD22	40:DR:17:ARG:HD2	1.65	0.77
41:DS:89:ARG:HD2	41:DS:92:TYR:HA	1.66	0.77
45:DW:50:VAL:HG13	45:DW:51:LEU:H	1.49	0.77
46:DX:12:VAL:HG11	46:DX:17:ALA:HB1	1.67	0.77
1:AA:16:A:O2'	1:AA:17:U:H5'	1.85	0.77
7:AG:26:PHE:HD1	7:AG:101:LEU:HD22	1.50	0.77
15:AO:10:LYS:HG3	15:AO:11:VAL:N	2.00	0.77
27:BA:626:U:H5'	27:BA:627:A:C5'	2.15	0.77
27:BA:693:C:O2'	27:BA:694:U:H5'	1.85	0.77
27:BA:1175:U:O5'	27:BA:1176:G:H5'	1.83	0.77
27:BA:2020:A:O2'	27:BA:2021:C:H3'	1.84	0.77

*Continued on next page...*



*Continued from previous page...*

Atom-1	Atom-2	Interatomic distance (Å)	Clash overlap (Å)
27:BA:2123:G:H2'	27:BA:2124:G:H8	1.50	0.77
32:BF:61:GLY:O	32:BF:77:ASP:HB3	1.82	0.77
33:BG:112:PRO:C	33:BG:113:ARG:HH11	1.86	0.77
36:BN:76:SER:O	36:BN:78:TYR:N	2.17	0.77
47:BY:2:ARG:HD3	47:BY:3:VAL:HG23	1.65	0.77
48:BZ:52:ILE:HG23	48:BZ:70:VAL:HB	1.62	0.77
53:B4:46:ASN:HD22	53:B4:47:VAL:H	1.31	0.77
53:B4:46:ASN:HD22	53:B4:47:VAL:N	1.81	0.77
1:CA:192:U:H4'	20:CT:103:GLY:HA2	1.66	0.77
1:CA:222:U:H2'	1:CA:223:U:C6	2.19	0.77
5:CE:78:HIS:O	5:CE:93:PRO:HD3	1.84	0.77
8:CH:108:GLY:HA3	8:CH:138:TRP:HB3	1.65	0.77
27:DA:704:G:C2'	27:DA:726:G:N2	2.48	0.77
27:DA:1689:A:N6	27:DA:1698:A:H2	1.79	0.77
27:DA:2870:C:C2'	27:DA:2871:C:H5'	2.14	0.77
32:DF:33:LEU:HD11	32:DF:109:GLY:HA2	1.66	0.77
39:DQ:27:VAL:HG12	39:DQ:29:PHE:H	1.50	0.77
40:DR:76:VAL:O	40:DR:79:LEU:HB3	1.84	0.77
44:DV:40:LEU:HD13	44:DV:46:VAL:HA	1.66	0.77
51:D2:47:ASN:O	51:D2:49:LYS:N	2.16	0.77
55:D6:40:CYS:HA	55:D6:46:HIS:CB	2.13	0.77
1:AA:1076:C:H42	1:AA:1081:G:H1	1.33	0.77
1:AA:1158:C:O2	1:AA:1158:C:H2'	1.82	0.77
27:BA:1278:A:O2'	27:BA:1279:G:H5'	1.85	0.77
32:BF:67:GLN:O	32:BF:68:LYS:HB2	1.83	0.77
37:BO:19:ILE:HG22	37:BO:43:VAL:HG13	1.65	0.77
38:BP:63:PRO:HB3	57:B8:13:ARG:HB3	1.67	0.77
13:CM:82:MET:HG2	13:CM:82:MET:O	1.83	0.77
27:DA:328:U:H4'	47:DY:68:HIS:ND1	1.99	0.77
27:DA:414:C:H2'	27:DA:415:A:H8	1.47	0.77
33:DG:111:LEU:CD1	33:DG:120:LEU:HD21	2.14	0.77
33:DG:152:LEU:O	33:DG:153:ARG:HD3	1.83	0.77
36:DN:4:TYR:HB2	43:DU:64:ARG:NH1	1.99	0.77
36:DN:86:PRO:HG2	36:DN:89:LYS:HG2	1.66	0.77
50:D1:80:LEU:HD13	50:D1:82:LEU:HD21	1.63	0.77
1:AA:1366:C:H2'	1:AA:1367:C:H6	1.49	0.77
5:AE:129:ILE:O	5:AE:131:ILE:N	2.18	0.77
8:AH:63:LEU:CB	8:AH:65:TYR:HE1	1.97	0.77
10:AJ:6:ILE:HG13	10:AJ:72:VAL:O	1.84	0.77
11:AK:20:TYR:C	11:AK:21:ILE:HD12	2.04	0.77
32:BF:10:PRO:HG2	32:BF:11:VAL:HG23	1.65	0.77

*Continued on next page...*



*Continued from previous page...*

Atom-1	Atom-2	Interatomic distance (Å)	Clash overlap (Å)
32:BF:53:THR:HB	32:BF:56:GLU:HG3	1.67	0.77
48:BZ:162:LEU:CD2	48:BZ:166:PRO:HG3	2.15	0.77
52:B3:29:ARG:CB	52:B3:33:GLN:HE22	1.98	0.77
1:CA:1347:G:H22	1:CA:1373:G:C2'	1.93	0.77
27:DA:1473:G:H2'	27:DA:1474:C:H5'	1.66	0.77
42:DT:16:ARG:O	42:DT:17:THR:HB	1.85	0.77
45:DW:17:VAL:O	45:DW:20:VAL:N	2.16	0.77
45:DW:68:ARG:HH12	45:DW:113:LYS:H	1.31	0.77
46:DX:12:VAL:HG12	46:DX:27:THR:OG1	1.83	0.77
1:AA:308:C:H2'	1:AA:309:G:H8	1.49	0.77
1:AA:1510:U:H2'	1:AA:1511:G:C8	2.20	0.77
15:AO:78:TYR:OH	15:AO:88:ARG:HD2	1.83	0.77
27:BA:143:G:H1'	46:BX:37:THR:HG21	1.65	0.77
53:B4:62:CYS:SG	53:B4:64:LYS:HG3	2.25	0.77
55:B6:20:ASN:OD1	55:B6:41:PRO:HA	1.85	0.77
1:CA:1151:A:H1'	10:CJ:39:PRO:HG2	1.64	0.77
1:CA:1267:C:H2'	1:CA:1267:C:O2	1.84	0.77
1:CA:1332:A:H2'	1:CA:1333:A:C8	2.20	0.77
4:CD:201:GLN:OE1	4:CD:201:GLN:HA	1.84	0.77
27:DA:1153:C:H2'	27:DA:1154:G:O4'	1.85	0.77
31:DE:7:VAL:HG23	31:DE:27:LEU:HB3	1.67	0.77
32:DF:182:ASN:O	32:DF:186:ILE:HG12	1.85	0.77
54:D5:32:PRO:O	54:D5:33:CYS:HB3	1.83	0.77
27:BA:518:G:H2'	27:BA:519:U:C6	2.20	0.77
30:BD:43:ARG:HH11	30:BD:44:ASN:ND2	1.82	0.77
20:CT:76:ALA:HA	20:CT:79:ARG:HH11	1.49	0.77
25:CY:37:U:C3'	25:CY:38:U:H5''	2.15	0.77
27:DA:473:G:H5''	27:DA:508:G:N2	1.99	0.77
27:DA:2716:U:O2'	27:DA:2717:G:H5'	1.85	0.77
38:DP:23:PRO:HB2	38:DP:33:ARG:CD	2.14	0.77
38:DP:91:PHE:N	38:DP:91:PHE:CD1	2.51	0.77
38:DP:115:LEU:HD23	38:DP:115:LEU:N	2.00	0.77
43:DU:88:ILE:O	43:DU:88:ILE:HG13	1.82	0.77
55:D6:11:LEU:HD11	55:D6:52:VAL:O	1.83	0.77
1:AA:1207:G:H2'	1:AA:1208:C:C6	2.20	0.76
4:AD:119:GLN:HE21	4:AD:123:HIS:CD2	2.03	0.76
6:AF:55:ASP:HB3	6:AF:86:ARG:HH12	1.50	0.76
27:BA:90:U:H1'	27:BA:92:A:C8	2.20	0.76
27:BA:1656:C:O2'	27:BA:1657:C:H5'	1.84	0.76
41:BS:13:ARG:O	41:BS:15:ARG:HG2	1.84	0.76
1:CA:226:G:O2'	1:CA:227:G:H5'	1.85	0.76

*Continued on next page...*

*Continued from previous page...*

Atom-1	Atom-2	Interatomic distance (Å)	Clash overlap (Å)
1:CA:1037:C:H2'	1:CA:1038:C:C6	2.19	0.76
19:CS:40:ILE:HG21	19:CS:62:ILE:HD11	1.66	0.76
27:DA:774:A:H2	27:DA:787:U:HO2'	1.33	0.76
27:DA:1284:A:H2'	27:DA:1285:G:O4'	1.85	0.76
27:DA:2629:A:N3	27:DA:2629:A:H5'	1.99	0.76
33:DG:43:LEU:CB	33:DG:88:ILE:HD11	2.15	0.76
43:DU:89:GLU:CG	44:DV:50:PRO:HG3	2.14	0.76
44:DV:19:LYS:HB2	44:DV:96:ILE:HG12	1.67	0.76
1:AA:1377:A:H2'	7:AG:7:ALA:HB3	1.67	0.76
1:AA:1528:U:HO2'	1:AA:1529:G:H3'	1.50	0.76
4:AD:170:VAL:HG12	4:AD:171:GLY:N	2.00	0.76
27:BA:594:U:H2'	27:BA:595:C:H6	1.50	0.76
31:BE:203:LYS:HE3	31:BE:204:ALA:HB2	1.66	0.76
32:BF:46:ARG:HB3	32:BF:48:THR:HG23	1.67	0.76
37:BO:13:ASN:HD21	37:BO:96:THR:C	1.87	0.76
38:BP:146:VAL:HG22	38:BP:147:LEU:N	2.01	0.76
42:BT:99:LEU:O	42:BT:99:LEU:HD12	1.84	0.76
1:CA:1149:C:H2'	1:CA:1150:U:C6	2.20	0.76
9:CI:13:ALA:HB2	9:CI:68:GLY:HA3	1.68	0.76
15:CO:54:ARG:NE	15:CO:58:MET:SD	2.58	0.76
16:CP:43:LYS:HA	16:CP:48:TRP:CB	2.15	0.76
17:CQ:59:ILE:HG22	17:CQ:71:PHE:HD1	1.50	0.76
25:CY:63:C:H2'	25:CY:64:G:H8	1.50	0.76
25:CY:65:U:H2'	25:CY:66:A:C8	2.21	0.76
27:DA:1384:A:N3	27:DA:1405:U:H1'	2.00	0.76
29:DC:77:ILE:HB	29:DC:122:ALA:HA	1.65	0.76
31:DE:105:THR:HG21	31:DE:164:ARG:CZ	2.15	0.76
33:DG:101:ILE:HD11	33:DG:105:LYS:HZ1	1.50	0.76
39:DQ:32:TYR:CE2	39:DQ:133:ARG:HG2	2.19	0.76
39:DQ:63:LYS:HE2	39:DQ:65:PHE:CE1	2.19	0.76
4:AD:4:TYR:O	4:AD:5:ILE:HB	1.85	0.76
6:AF:21:LEU:O	6:AF:24:GLU:HG2	1.86	0.76
11:AK:12:ARG:HE	11:AK:14:VAL:HG12	1.49	0.76
27:BA:627:A:H4'	27:BA:628:G:OP1	1.84	0.76
27:BA:2611:U:H5'	27:BA:2611:U:H6	1.50	0.76
30:BD:134:ARG:HD3	30:BD:135:PHE:CZ	2.21	0.76
32:BF:4:VAL:HG12	32:BF:19:GLU:OE1	1.86	0.76
35:BI:133:HIS:HB2	35:BI:134:PRO:CD	2.15	0.76
36:BN:2:LYS:NZ	43:BU:95:LEU:HG	1.99	0.76
43:BU:92:ARG:HG2	44:BV:11:GLN:CD	2.06	0.76
1:CA:321:A:O2'	1:CA:322:C:H5'	1.84	0.76

*Continued on next page...*

*Continued from previous page...*

Atom-1	Atom-2	Interatomic distance (Å)	Clash overlap (Å)
1:CA:784:C:H4'	27:DA:1837:C:OP1	1.85	0.76
1:CA:1427:U:H2'	1:CA:1428:A:C8	2.21	0.76
11:CK:101:SER:C	11:CK:103:LEU:H	1.87	0.76
12:CL:25:LYS:HE3	12:CL:30:ARG:HH12	1.50	0.76
23:CW:14:A:H2'	23:CW:15:G:O4'	1.85	0.76
27:DA:459:U:H4'	56:D7:40:TRP:CZ3	2.19	0.76
27:DA:528:A:C2	27:DA:2043:C:H4'	2.20	0.76
27:DA:1213:A:H2'	27:DA:1214:A:H8	1.48	0.76
27:DA:1378:A:H4'	27:DA:1379:A:OP1	1.83	0.76
27:DA:2399:G:H21	55:D6:21:TYR:HE1	1.30	0.76
27:DA:2571:C:C5'	27:DA:2572:A:H5'	2.14	0.76
31:DE:33:VAL:CG2	31:DE:69:LYS:HE3	2.15	0.76
37:DO:66:LYS:HD3	37:DO:79:PHE:O	1.84	0.76
1:AA:577:G:O2'	1:AA:578:C:H6	1.69	0.76
1:AA:1256:A:H5'	1:AA:1257:U:OP1	1.84	0.76
3:AC:43:LEU:O	3:AC:47:LEU:HB3	1.84	0.76
19:AS:4:SER:O	19:AS:5:LEU:HB2	1.83	0.76
27:BA:675:A:C8	27:BA:804:A:C6	2.73	0.76
27:BA:2863:C:C2'	27:BA:2864:G:H5''	2.15	0.76
1:CA:197:A:N6	1:CA:221:C:H5'	2.01	0.76
1:CA:678:U:H2'	1:CA:679:C:H6	1.49	0.76
1:CA:924:C:H2'	1:CA:925:G:H8	1.49	0.76
1:CA:1057:G:H4'	3:CC:196:LEU:O	1.85	0.76
1:CA:1060:C:H5'	14:CN:45:ARG:HH22	1.50	0.76
8:CH:39:LEU:H	8:CH:39:LEU:HD22	1.51	0.76
8:CH:86:ILE:HG22	8:CH:87:SER:H	1.51	0.76
16:CP:82:GLN:N	16:CP:82:GLN:NE2	2.31	0.76
27:DA:662:G:H5''	38:DP:18:ARG:O	1.85	0.76
27:DA:2532:G:N2	27:DA:2663:G:H1'	2.00	0.76
27:DA:2842:G:O2'	27:DA:2843:G:H5'	1.85	0.76
36:DN:128:HIS:HB2	36:DN:130:HIS:HE1	1.46	0.76
41:DS:92:TYR:O	41:DS:93:LYS:HB3	1.86	0.76
1:AA:258:G:H1	1:AA:268:C:H42	1.33	0.76
5:AE:141:GLN:HG2	5:AE:143:ARG:NH2	2.00	0.76
8:AH:112:LEU:HA	8:AH:134:ILE:HG12	1.66	0.76
9:AI:115:GLY:O	9:AI:116:LYS:HG2	1.85	0.76
27:BA:2654:A:H4'	27:BA:2655:G:OP1	1.85	0.76
1:CA:269:C:H2'	1:CA:270:A:C8	2.19	0.76
1:CA:310:G:H2'	1:CA:311:C:H6	1.51	0.76
1:CA:1175:G:H2'	1:CA:1176:A:H8	1.50	0.76
1:CA:1246:C:H2'	1:CA:1247:U:H6	1.51	0.76

*Continued on next page...*

*Continued from previous page...*

Atom-1	Atom-2	Interatomic distance (Å)	Clash overlap (Å)
1:CA:1321:C:H3'	1:CA:1322:C:H5''	1.67	0.76
27:DA:363(E):U:O2	27:DA:363(E):U:H2'	1.86	0.76
27:DA:558:G:OP1	36:DN:111:PRO:HD2	1.85	0.76
27:DA:927:G:H2'	27:DA:928:G:O4'	1.85	0.76
27:DA:1484:G:C3'	27:DA:1485:G:H5''	2.15	0.76
27:DA:2825:C:H2'	27:DA:2826:A:O4'	1.85	0.76
30:DD:26:LYS:O	30:DD:27:THR:HB	1.85	0.76
1:AA:8:A:N7	4:AD:208:SER:HB2	2.01	0.76
2:AB:21:ARG:HB3	2:AB:39:ILE:HA	1.67	0.76
5:AE:41:VAL:HG11	5:AE:113:ALA:HA	1.66	0.76
16:AP:5:ARG:NH2	16:AP:26:ARG:HB2	1.99	0.76
27:BA:125:G:H5''	27:BA:126:A:OP2	1.85	0.76
27:BA:1372:U:H2'	27:BA:1373:A:H8	1.49	0.76
27:BA:1911:U:H2'	27:BA:1918:A:N1	2.01	0.76
27:BA:1995:U:O2'	37:BO:31:LYS:HE3	1.86	0.76
27:BA:2061:G:H5''	27:BA:2503:A:C2	2.20	0.76
27:BA:2847:U:OP1	42:BT:98:LYS:HD3	1.86	0.76
31:BE:36:ARG:HH21	31:BE:88:GLY:HA3	1.48	0.76
38:BP:122:PRO:HB3	38:BP:141:ALA:HB3	1.67	0.76
1:CA:551:U:O2'	1:CA:552:U:H5'	1.84	0.76
1:CA:1066:C:H5''	1:CA:1066:C:H6	1.47	0.76
1:CA:1332:A:H2'	1:CA:1333:A:H8	1.51	0.76
1:CA:1346:A:N1	1:CA:1374:A:H5''	2.01	0.76
8:CH:17:THR:HB	8:CH:78:GLN:OE1	1.85	0.76
27:DA:1448:G:H2'	27:DA:1449:A:C8	2.21	0.76
27:DA:2308:G:H2'	27:DA:2309:A:C8	2.21	0.76
27:DA:2712:U:O2'	27:DA:2712(A):A:H8	1.69	0.76
29:DC:49:ILE:H	29:DC:49:ILE:HD12	1.49	0.76
31:DE:134:ILE:HD13	31:DE:134:ILE:N	1.99	0.76
33:DG:76:SER:HA	33:DG:83:ARG:HB2	1.68	0.76
44:DV:18:LEU:CD2	44:DV:19:LYS:H	1.99	0.76
45:DW:95:ILE:O	45:DW:95:ILE:HG13	1.84	0.76
1:AA:358:U:H2'	1:AA:359:U:C6	2.21	0.76
7:AG:60:LYS:HA	7:AG:60:LYS:HZ3	1.51	0.76
12:AL:82:ILE:HG23	12:AL:95:TYR:HB3	1.68	0.76
27:BA:1430:C:H2'	27:BA:1431:U:C6	2.20	0.76
27:BA:2037:G:H2'	27:BA:2038:G:C8	2.21	0.76
27:BA:2580:U:C5'	31:BE:131:ALA:HB2	2.16	0.76
37:BO:65:THR:HA	37:BO:82:ASN:ND2	1.99	0.76
41:BS:54:LEU:HD12	41:BS:57:LYS:O	1.85	0.76
43:BU:90:VAL:HG22	44:BV:39:LEU:HG	1.66	0.76

*Continued on next page...*

*Continued from previous page...*

Atom-1	Atom-2	Interatomic distance (Å)	Clash overlap (Å)
1:CA:123:C:OP1	1:CA:312:C:H5'	1.86	0.76
4:CD:30:LYS:C	4:CD:32:ALA:H	1.89	0.76
10:CJ:32:ALA:CB	10:CJ:76:ASN:HB2	2.14	0.76
27:DA:36:G:O2'	27:DA:37:C:H5'	1.85	0.76
27:DA:2094:G:P	35:DI:22:LYS:HD2	2.26	0.76
27:DA:2225:A:O2'	27:DA:2226:C:OP2	2.02	0.76
27:DA:2836:U:H2'	27:DA:2837:G:H8	1.51	0.76
36:DN:2:LYS:NZ	44:DV:13:ARG:H	1.83	0.76
41:DS:85:VAL:N	41:DS:106:ARG:HB2	1.97	0.76
1:AA:1377:A:H2'	7:AG:7:ALA:CB	2.16	0.76
2:AB:68:ILE:CD1	2:AB:161:ALA:HB3	2.16	0.76
27:BA:747:U:H5	54:B5:3:LYS:HB2	1.51	0.76
27:BA:2483:C:C3'	27:BA:2484:G:H5''	2.14	0.76
27:BA:2654:A:H1'	27:BA:2656:U:C6	2.20	0.76
27:BA:2873:A:C2	40:BR:6:SER:HB2	2.21	0.76
30:BD:31:LYS:HG3	30:BD:33:LEU:HD13	1.68	0.76
32:BF:3:GLU:CA	32:BF:24:LEU:HG	2.14	0.76
34:BH:89:ILE:HD12	34:BH:89:ILE:O	1.84	0.76
41:BS:17:ARG:HA	41:BS:20:ARG:HG2	1.66	0.76
1:CA:472:A:H2'	1:CA:473:G:O4'	1.86	0.76
1:CA:1308:U:O2'	1:CA:1309:G:H5'	1.85	0.76
27:DA:19:C:OP1	43:DU:22:LYS:HD2	1.85	0.76
27:DA:1638:C:H1'	27:DA:2698:U:O2'	1.84	0.76
27:DA:2586:C:C2'	27:DA:2587:A:H5'	2.16	0.76
29:DC:36:LYS:HB2	29:DC:36:LYS:HZ3	1.49	0.76
31:DE:47:VAL:HG21	31:DE:86:PRO:HD2	1.68	0.76
43:DU:110:VAL:O	43:DU:113:ALA:HB3	1.85	0.76
55:D6:15:GLU:OE1	55:D6:43:CYS:HB3	1.86	0.76
3:AC:187:ALA:O	3:AC:198:VAL:HG23	1.84	0.76
15:AO:17:ARG:HG3	15:AO:17:ARG:HH11	1.51	0.76
27:BA:481:G:H1'	27:BA:506:G:N2	2.00	0.76
27:BA:1365:A:H5''	50:B1:41:ARG:NH2	2.01	0.76
27:BA:1499:C:H2'	27:BA:1500:G:H5'	1.68	0.76
28:BB:75:G:H5''	48:BZ:35:LYS:HE2	1.68	0.76
30:BD:43:ARG:HH12	30:BD:44:ASN:HD21	1.33	0.76
32:BF:38:ARG:HH11	32:BF:38:ARG:HG3	1.50	0.76
54:B5:16:ARG:CG	54:B5:17:ASP:N	2.48	0.76
54:B5:41:PRO:CG	54:B5:44:THR:HG21	2.14	0.76
55:B6:32:ASN:ND2	55:B6:33:LYS:H	1.84	0.76
1:CA:348:G:H2'	1:CA:349:A:H8	1.49	0.76
1:CA:674:G:H2'	1:CA:675:A:H8	1.48	0.76

*Continued on next page...*

*Continued from previous page...*

Atom-1	Atom-2	Interatomic distance (Å)	Clash overlap (Å)
1:CA:1207:G:O2'	1:CA:1208:C:H5'	1.85	0.76
10:CJ:97:GLU:O	10:CJ:98:ILE:HD12	1.85	0.76
14:CN:41:ARG:HG3	14:CN:42:ILE:HG12	1.67	0.76
27:DA:1448:G:H2'	27:DA:1449:A:H8	1.49	0.76
31:DE:59:VAL:HG22	31:DE:60:ASN:N	2.01	0.76
31:DE:116:VAL:O	31:DE:117:MET:HB3	1.83	0.76
33:DG:51:ARG:NE	33:DG:51:ARG:HA	2.00	0.76
7:AG:80:VAL:HG21	7:AG:85:TYR:CD1	2.21	0.76
7:AG:95:ARG:O	7:AG:99:LEU:HG	1.85	0.76
8:AH:83:ILE:HG13	8:AH:137:VAL:HG22	1.68	0.76
27:BA:1641:A:H2'	27:BA:1642:G:O4'	1.86	0.76
27:BA:1798:U:C5'	30:BD:259:THR:HG22	2.14	0.76
27:BA:1913:A:H4'	27:BA:1914:C:H5''	1.67	0.76
30:BD:35:LYS:NZ	30:BD:103:ARG:HA	2.01	0.76
31:BE:1:MET:HB2	31:BE:84:PHE:HB2	1.68	0.76
31:BE:46:ALA:HB2	31:BE:82:ARG:HA	1.68	0.76
36:BN:57:ALA:O	36:BN:58:ASP:O	2.04	0.76
1:CA:159:G:H2'	1:CA:161:A:OP2	1.86	0.76
1:CA:193:C:O2'	1:CA:194:C:H5'	1.85	0.76
1:CA:980:C:H5'	1:CA:981:U:C5	2.21	0.76
1:CA:1064:G:H1'	1:CA:1066:C:C5	2.21	0.76
2:CB:107:THR:HA	2:CB:110:GLN:HG2	1.65	0.76
3:CC:134:ILE:CG2	3:CC:168:ALA:HB3	2.15	0.76
7:CG:85:TYR:HD1	7:CG:154:TYR:HE1	1.33	0.76
10:CJ:82:ILE:HG22	10:CJ:82:ILE:O	1.86	0.76
27:DA:586:A:C5'	32:DF:89:VAL:HG21	2.15	0.76
27:DA:2113:U:O2'	27:DA:2114:A:H8	1.69	0.76
31:DE:77:ILE:CG2	31:DE:78:LEU:N	2.44	0.76
5:AE:91:LEU:HD12	5:AE:120:THR:HG22	1.67	0.75
32:BF:3:GLU:HB2	32:BF:19:GLU:CB	2.09	0.75
36:BN:62:VAL:HG11	36:BN:67:LEU:HD21	1.68	0.75
40:BR:97:VAL:HA	40:BR:113:LEU:O	1.85	0.75
43:BU:112:ARG:HH21	44:BV:46:VAL:HG11	1.50	0.75
57:B8:33:ASN:N	57:B8:33:ASN:HD22	1.82	0.75
1:CA:507:C:H3'	1:CA:508:C:H6	1.50	0.75
3:CC:22:TRP:CZ3	3:CC:32:LEU:HB3	2.21	0.75
3:CC:150:LYS:HD3	3:CC:201:TYR:HD1	1.51	0.75
7:CG:16:LEU:HD11	9:CI:42:ARG:HA	1.68	0.75
16:CP:31:LYS:HG2	16:CP:32:TYR:H	1.49	0.75
45:DW:26:GLY:H	45:DW:71:VAL:HB	1.51	0.75
1:AA:751:U:C4'	15:AO:24:SER:HA	2.16	0.75

*Continued on next page...*

*Continued from previous page...*

Atom-1	Atom-2	Interatomic distance (Å)	Clash overlap (Å)
1:AA:837:G:O2'	1:AA:838:G:H5'	1.86	0.75
4:AD:58:LEU:O	4:AD:58:LEU:HD22	1.87	0.75
4:AD:170:VAL:HG11	4:AD:174:LEU:HB2	1.68	0.75
12:AL:48:ALA:C	12:AL:49:LEU:HD22	2.06	0.75
27:BA:1400:G:H2'	27:BA:1401:G:H8	1.50	0.75
27:BA:1890:A:H2'	27:BA:1891:G:O4'	1.86	0.75
27:BA:2845:G:O2'	27:BA:2846:G:H5'	1.85	0.75
34:BH:85:LYS:HE2	34:BH:145:ALA:HB2	1.67	0.75
44:BV:19:LYS:HG3	44:BV:20:LEU:O	1.85	0.75
50:B1:29:GLY:O	50:B1:30:VAL:HG22	1.85	0.75
1:CA:9:G:H5'	5:CE:122:GLU:OE1	1.86	0.75
1:CA:1355:G:H2'	1:CA:1356:G:H8	1.50	0.75
5:CE:53:LEU:H	5:CE:53:LEU:HD12	1.51	0.75
18:CR:62:GLU:HA	18:CR:65:ILE:HD12	1.66	0.75
18:CR:82:THR:CG2	18:CR:83:GLU:H	1.98	0.75
27:DA:560:C:H4'	43:DU:52:ARG:HH22	1.49	0.75
27:DA:760:G:O2'	27:DA:761:A:H5'	1.85	0.75
27:DA:852:G:N2	27:DA:926:A:H1'	2.02	0.75
27:DA:1215:G:H2'	27:DA:1216:G:O4'	1.86	0.75
27:DA:2615:U:C2	54:D5:7:PRO:HA	2.21	0.75
30:DD:43:ARG:NH1	30:DD:44:ASN:ND2	2.34	0.75
31:DE:1:MET:N	31:DE:84:PHE:HB2	2.01	0.75
33:DG:45:GLU:H	33:DG:88:ILE:HD13	1.51	0.75
42:DT:16:ARG:HB3	42:DT:19:LEU:HD11	1.67	0.75
43:DU:89:GLU:HG2	44:DV:50:PRO:HG3	1.69	0.75
13:AM:96:LEU:CD2	13:AM:97:PRO:HD2	2.16	0.75
16:AP:14:ASN:N	16:AP:15:PRO:HD3	2.01	0.75
27:BA:339:U:O2'	27:BA:340:A:H5'	1.84	0.75
27:BA:2810:A:H2'	31:BE:61:ARG:HH21	1.51	0.75
33:BG:170:ARG:HD2	33:BG:174:GLU:HB2	1.68	0.75
35:BI:123:LEU:HD21	35:BI:143:SER:O	1.87	0.75
38:BP:49:ARG:HD2	57:B8:59:LYS:HG2	1.69	0.75
55:B6:19:ARG:HG2	55:B6:20:ASN:N	2.00	0.75
1:CA:184:G:H2'	1:CA:185:A:H8	1.50	0.75
1:CA:1254:C:OP1	10:CJ:45:ARG:HA	1.86	0.75
17:CQ:4:LYS:HE3	17:CQ:6:LEU:HD11	1.67	0.75
23:CW:17:G:H1	23:CW:54:U:H1'	1.51	0.75
27:DA:1822:G:O2'	27:DA:1823:G:H5'	1.86	0.75
42:DT:62:THR:HA	42:DT:74:ARG:O	1.86	0.75
47:DY:27:VAL:HG12	47:DY:28:LYS:N	2.01	0.75
47:DY:29:GLU:N	47:DY:29:GLU:OE1	2.20	0.75

*Continued on next page...*



*Continued from previous page...*

Atom-1	Atom-2	Interatomic distance (Å)	Clash overlap (Å)
47:DY:96:ILE:HD12	47:DY:99:CYS:CB	2.17	0.75
1:AA:1508:G:H2'	1:AA:1509:C:H6	1.51	0.75
8:AH:101:PRO:HG2	8:AH:133:LEU:HD11	1.67	0.75
15:AO:26:GLU:OE2	15:AO:77:ARG:HD2	1.86	0.75
19:AS:24:ALA:O	19:AS:25:LYS:HB2	1.85	0.75
25:AY:68:C:C2'	25:AY:69:C:H5''	2.16	0.75
27:BA:125:G:H21	56:B7:48:LYS:NZ	1.84	0.75
27:BA:558:G:P	36:BN:111:PRO:HD2	2.26	0.75
27:BA:1179:C:H2'	27:BA:1180:C:H5''	1.67	0.75
27:BA:1843:C:H5'	30:BD:253:GLN:NE2	2.02	0.75
27:BA:2571:C:H5'	27:BA:2572:A:C5'	2.16	0.75
27:BA:2870:C:H2'	27:BA:2871:C:C5'	2.15	0.75
31:BE:167:VAL:HG23	31:BE:170:LEU:HD11	1.68	0.75
47:BY:7:VAL:C	47:BY:8:LYS:HD2	2.06	0.75
10:CJ:40:LEU:HG	10:CJ:69:ASN:HB3	1.68	0.75
12:CL:73:ASN:ND2	12:CL:105:ALA:HB2	2.02	0.75
27:DA:136:G:H1	27:DA:143(A):C:H42	1.33	0.75
27:DA:633:A:H2'	27:DA:634:C:C5'	2.14	0.75
27:DA:1697:G:H3'	27:DA:1698:A:H5''	1.69	0.75
27:DA:2564:A:C2	27:DA:2647:U:H4'	2.21	0.75
35:DI:83:ALA:HA	35:DI:89:TYR:CE1	2.22	0.75
37:DO:6:THR:HG22	37:DO:7:TYR:H	1.51	0.75
1:AA:170:U:O2'	1:AA:171:A:H5'	1.86	0.75
1:AA:441:A:H3'	1:AA:442:C:H6	1.49	0.75
1:AA:1068:G:OP2	1:AA:1094:G:H5''	1.86	0.75
27:BA:2466:C:H5''	58:B9:6:SER:HB2	1.67	0.75
30:BD:34:VAL:O	30:BD:34:VAL:HG13	1.87	0.75
32:BF:63:LYS:HA	32:BF:76:GLY:O	1.87	0.75
37:BO:16:ALA:HB2	37:BO:52:VAL:CG1	2.15	0.75
38:BP:146:VAL:O	38:BP:148:LEU:HG	1.87	0.75
40:BR:10:LEU:HA	40:BR:17:ARG:HD2	1.67	0.75
43:BU:104:GLN:NE2	43:BU:105:VAL:HG23	1.98	0.75
1:CA:821:G:H2'	1:CA:822:C:H6	1.51	0.75
3:CC:92:ALA:HB2	3:CC:99:VAL:CG2	2.16	0.75
21:CU:2:GLY:C	21:CU:4:GLY:H	1.90	0.75
27:DA:1560:G:N2	27:DA:1561:G:H1'	2.02	0.75
27:DA:1946:U:H2'	27:DA:1947:C:H6	1.52	0.75
27:DA:2547:U:H2'	27:DA:2548:G:C8	2.21	0.75
32:DF:22:ALA:C	32:DF:24:LEU:H	1.87	0.75
32:DF:187:VAL:CG1	38:DP:7:ARG:HH21	1.99	0.75
37:DO:87:ILE:HD11	37:DO:114:ILE:HD11	1.67	0.75

*Continued on next page...*



*Continued from previous page...*

Atom-1	Atom-2	Interatomic distance (Å)	Clash overlap (Å)
1:AA:687:A:N3	1:AA:688:G:H1'	2.00	0.75
1:AA:1285:A:H5'	1:AA:1286:A:C8	2.21	0.75
4:AD:146:ILE:H	4:AD:146:ILE:HD12	1.50	0.75
25:AY:30:A:H2'	25:AY:31:U:H6	1.50	0.75
27:BA:549:G:H2'	27:BA:551:G:H5''	1.66	0.75
27:BA:1289:C:H5'	27:BA:1289:C:H6	1.51	0.75
27:BA:2114:A:H2'	27:BA:2115:G:O4'	1.87	0.75
30:BD:143:HIS:ND1	30:BD:194:GLY:O	2.19	0.75
32:BF:20:LEU:HD22	32:BF:203:GLN:NE2	2.01	0.75
41:BS:36:TYR:CD2	41:BS:52:SER:HB2	2.20	0.75
50:B1:19:GLN:HB2	50:B1:36:GLY:H	1.52	0.75
1:CA:840:C:H5''	1:CA:841:U:OP1	1.87	0.75
1:CA:999:C:O2'	1:CA:1000:U:H5'	1.87	0.75
1:CA:1313:U:OP1	19:CS:6:LYS:HG3	1.87	0.75
2:CB:27:LYS:HB2	2:CB:193:ASP:HB2	1.68	0.75
3:CC:39:ILE:HG22	3:CC:43:LEU:HD12	1.68	0.75
10:CJ:40:LEU:HB2	10:CJ:41:PRO:HD2	1.69	0.75
11:CK:17:GLY:HA3	11:CK:77:MET:SD	2.26	0.75
27:DA:520:G:H2'	27:DA:521:G:C8	2.22	0.75
27:DA:649:G:H2'	27:DA:650:C:C6	2.22	0.75
27:DA:851:U:H3	27:DA:926:A:H61	1.33	0.75
27:DA:908:C:H3'	39:DQ:22:LYS:HZ1	1.51	0.75
27:DA:979:G:N2	27:DA:985:C:H42	1.85	0.75
27:DA:1590:U:H2'	27:DA:1591:G:H5''	1.68	0.75
27:DA:1947:C:H42	27:DA:1959:G:H1	1.35	0.75
27:DA:2887:U:H2'	27:DA:2888:C:C6	2.20	0.75
33:DG:77:ILE:H	33:DG:83:ARG:HB3	1.51	0.75
34:DH:144:VAL:O	34:DH:148:ILE:HG12	1.86	0.75
51:D2:12:GLU:O	51:D2:16:LEU:HG	1.86	0.75
57:D8:11:LYS:HE2	57:D8:64:TYR:HE1	1.51	0.75
4:AD:98:GLU:HG3	4:AD:103:ASN:ND2	2.01	0.75
17:AQ:74:LEU:HD13	17:AQ:74:LEU:O	1.86	0.75
18:AR:43:PHE:O	18:AR:51:LEU:HD12	1.87	0.75
27:BA:176:G:O2'	27:BA:177:G:H5'	1.85	0.75
27:BA:514:A:H1'	27:BA:581:C:O2'	1.87	0.75
36:BN:93:THR:O	36:BN:93:THR:HG23	1.86	0.75
3:CC:40:ARG:HB3	3:CC:44:GLU:OE2	1.87	0.75
4:CD:146:ILE:HD12	4:CD:146:ILE:N	2.02	0.75
5:CE:15:ARG:HG3	5:CE:28:PHE:CE2	2.21	0.75
7:CG:78:ARG:CG	7:CG:79:ARG:H	1.99	0.75
8:CH:72:PRO:O	8:CH:73:ASP:HB3	1.85	0.75

*Continued on next page...*

*Continued from previous page...*

Atom-1	Atom-2	Interatomic distance (Å)	Clash overlap (Å)
10:CJ:12:ASP:OD1	10:CJ:15:THR:HG23	1.86	0.75
27:DA:271(M):G:H2'	27:DA:271(N):U:H5''	1.69	0.75
27:DA:800:A:H1'	27:DA:802:A:OP2	1.86	0.75
27:DA:1416:G:O2'	27:DA:1417:C:H6	1.68	0.75
29:DC:77:ILE:HG21	29:DC:123:VAL:H	1.52	0.75
37:DO:87:ILE:HG21	37:DO:91:LEU:HA	1.69	0.75
39:DQ:85:LYS:CG	49:D0:7:LEU:HD13	2.16	0.75
40:DR:11:ASN:HB3	40:DR:12:ARG:NH1	2.01	0.75
1:AA:1239:A:H62	1:AA:1299:A:H62	1.33	0.75
6:AF:75:LEU:HD23	6:AF:79:LEU:HG	1.68	0.75
27:BA:71:A:H3'	27:BA:71:A:OP2	1.86	0.75
27:BA:271(U):G:O2'	27:BA:271(V):G:H5'	1.87	0.75
27:BA:559:G:H22	43:BU:49:HIS:CD2	2.05	0.75
27:BA:703:U:C2'	27:BA:704:G:H5'	2.16	0.75
27:BA:2875:C:O2'	42:BT:5:ALA:CB	2.35	0.75
30:BD:118:VAL:HG22	30:BD:119:ALA:N	1.97	0.75
34:BH:44:VAL:HG12	34:BH:45:VAL:N	1.97	0.75
35:BI:115:ALA:CB	35:BI:129:THR:H	1.98	0.75
38:BP:23:PRO:HD2	38:BP:33:ARG:NH2	2.01	0.75
43:BU:8:VAL:HG11	43:BU:12:ARG:NE	2.01	0.75
27:DA:2283:C:H2'	27:DA:2284:C:H5'	1.68	0.75
27:DA:2756:U:H4'	27:DA:2757:A:O5'	1.85	0.75
33:DG:161:THR:HG22	33:DG:163:ALA:H	1.50	0.75
36:DN:58:ASP:O	36:DN:60:ILE:N	2.18	0.75
38:DP:48:PRO:CG	38:DP:49:ARG:H	1.99	0.75
42:DT:28:VAL:HB	42:DT:88:ILE:HG12	1.68	0.75
55:D6:33:LYS:HA	55:D6:33:LYS:CE	2.05	0.75
58:D9:4:ARG:O	58:D9:36:GLN:HA	1.87	0.75
1:AA:992:U:H3	1:AA:1044:A:H62	1.33	0.75
5:AE:76:ILE:HD11	5:AE:142:LEU:HD21	1.68	0.75
11:AK:61:ALA:O	11:AK:64:ALA:HB3	1.85	0.75
27:BA:1273:U:H6	27:BA:1273:U:C5'	2.00	0.75
48:BZ:152:SER:H	48:BZ:166:PRO:HB3	1.51	0.75
1:CA:1285:A:O2'	1:CA:1286:A:OP2	2.04	0.75
19:CS:19:VAL:CG1	19:CS:44:MET:HG3	2.14	0.75
21:CU:24:ARG:O	21:CU:25:LYS:HB2	1.85	0.75
25:CY:57:A:H2'	25:CY:60:C:H41	1.52	0.75
27:DA:140:G:HO2'	27:DA:141:A:H2	1.35	0.75
27:DA:1968:G:C2'	27:DA:1969:A:H5''	2.15	0.75
34:DH:147:ASN:N	34:DH:147:ASN:HD22	1.85	0.75
35:DI:37:VAL:CG1	35:DI:38:LEU:HD12	2.16	0.75

*Continued on next page...*

*Continued from previous page...*

Atom-1	Atom-2	Interatomic distance (Å)	Clash overlap (Å)
35:DI:81:VAL:HG12	35:DI:82:ARG:H	1.51	0.75
36:DN:70:LYS:HB3	36:DN:87:LEU:HB2	1.69	0.75
37:DO:35:VAL:HG21	37:DO:69:ILE:CD1	2.17	0.75
1:AA:9:G:OP1	5:AE:122:GLU:HG3	1.86	0.74
1:AA:1406:U:H2'	1:AA:1407:C:H5'	1.69	0.74
20:AT:63:ILE:HD13	20:AT:80:ARG:HB2	1.69	0.74
27:BA:748:G:C8	45:BW:89:ALA:HB1	2.21	0.74
27:BA:1033:U:H5''	27:BA:1034:G:OP1	1.87	0.74
30:BD:137:PRO:O	30:BD:140:THR:HG23	1.85	0.74
39:BQ:106:VAL:HG21	39:BQ:114:ALA:HB1	1.67	0.74
40:BR:24:GLN:NE2	40:BR:36:THR:HG21	2.02	0.74
43:BU:29:SER:O	43:BU:30:LYS:HD3	1.87	0.74
51:B2:4:SER:O	51:B2:7:ARG:HG2	1.86	0.74
1:CA:386:C:H2'	1:CA:387:U:C5'	2.17	0.74
13:CM:30:ALA:O	13:CM:34:LEU:HG	1.86	0.74
20:CT:48:LYS:O	20:CT:49:ALA:HB2	1.87	0.74
23:CW:53:U:H4'	39:DQ:52:VAL:HG22	1.69	0.74
25:CY:68:C:C2'	25:CY:69:C:H5''	2.17	0.74
27:DA:55:G:H2'	27:DA:56:A:H8	1.50	0.74
27:DA:820:A:H2'	27:DA:821:A:O4'	1.86	0.74
27:DA:2509:G:H2'	27:DA:2510:C:H6	1.52	0.74
27:DA:2550:G:C2'	27:DA:2551:C:H5'	2.17	0.74
27:DA:2560:C:N4	27:DA:2561:A:H62	1.84	0.74
30:DD:239:ARG:HG2	30:DD:239:ARG:NH2	1.88	0.74
32:DF:126:VAL:O	32:DF:196:LEU:HG	1.87	0.74
33:DG:114:ILE:HG12	33:DG:140:ILE:HD13	1.68	0.74
34:DH:17:VAL:HB	34:DH:45:VAL:HG13	1.69	0.74
34:DH:85:LYS:HB3	34:DH:133:VAL:O	1.87	0.74
35:DI:133:HIS:HB2	35:DI:134:PRO:CD	2.16	0.74
37:DO:1:MET:HG3	37:DO:32:TYR:CD1	2.22	0.74
37:DO:87:ILE:HG22	37:DO:88:ASN:O	1.87	0.74
38:DP:33:ARG:O	38:DP:34:GLY:C	2.25	0.74
41:DS:89:ARG:HB3	41:DS:92:TYR:HB2	1.69	0.74
42:DT:105:LEU:HB3	42:DT:109:GLU:OE1	1.86	0.74
52:D3:7:LYS:HG2	52:D3:8:LEU:H	1.50	0.74
1:AA:943:U:H1'	9:AI:124:GLN:HE22	1.52	0.74
16:AP:21:VAL:CG1	16:AP:33:ILE:HB	2.17	0.74
27:BA:71:A:H5'	27:BA:71:A:C8	2.21	0.74
33:BG:51:ARG:HA	33:BG:51:ARG:NE	2.00	0.74
43:BU:83:LEU:HG	43:BU:88:ILE:HG13	1.70	0.74
48:BZ:102:ARG:HD3	48:BZ:135:PHE:CE1	2.22	0.74

*Continued on next page...*

*Continued from previous page...*

Atom-1	Atom-2	Interatomic distance (Å)	Clash overlap (Å)
1:CA:939:G:H5''	7:CG:102:ARG:HH12	1.52	0.74
1:CA:1073:U:H2'	1:CA:1074:G:H8	1.52	0.74
27:DA:265:A:H1'	27:DA:266:G:O4'	1.86	0.74
27:DA:1468:C:H2'	27:DA:1469:A:H8	1.52	0.74
27:DA:2384:G:H5''	27:DA:2386:C:OP1	1.87	0.74
39:DQ:44:ALA:HB3	39:DQ:45:GLN:HE21	1.50	0.74
42:DT:35:LYS:NZ	42:DT:41:ARG:HE	1.86	0.74
46:DX:64:LYS:HZ2	46:DX:73:ARG:HH12	1.34	0.74
55:D6:15:GLU:HG2	55:D6:18:ARG:HE	1.51	0.74
1:AA:323:U:O3'	20:AT:22:ARG:HD3	1.86	0.74
1:AA:1408:A:O2'	1:AA:1409:C:H5'	1.87	0.74
2:AB:61:LEU:CD2	2:AB:68:ILE:HD11	2.17	0.74
4:AD:8:VAL:HB	4:AD:22:LYS:NZ	2.03	0.74
4:AD:105:VAL:HG13	4:AD:110:PHE:CD2	2.21	0.74
5:AE:11:ILE:HG21	5:AE:105:VAL:HG22	1.67	0.74
6:AF:16:GLN:NE2	6:AF:16:GLN:N	2.34	0.74
12:AL:80:VAL:HA	12:AL:102:TYR:HD1	1.51	0.74
15:AO:33:THR:HG23	15:AO:63:ARG:HH11	1.52	0.74
23:AW:10:G:N2	23:AW:25:A:H1'	2.02	0.74
27:BA:485:C:H2'	27:BA:486:C:C6	2.22	0.74
27:BA:648:G:H2'	27:BA:649:G:C8	2.21	0.74
27:BA:676:A:H2	27:BA:802:A:H61	1.33	0.74
27:BA:1441:G:H2'	27:BA:1442:G:H8	1.51	0.74
27:BA:1643:G:N2	27:BA:1644:C:H1'	2.01	0.74
27:BA:2052:G:H4'	31:BE:143:ASN:O	1.87	0.74
28:BB:91:C:H2'	28:BB:92:C:C6	2.23	0.74
34:BH:45:VAL:HG12	34:BH:45:VAL:O	1.87	0.74
38:BP:126:VAL:HA	38:BP:145:PRO:HB2	1.66	0.74
40:BR:100:LEU:HD21	40:BR:113:LEU:CD1	2.13	0.74
47:BY:29:GLU:N	47:BY:29:GLU:OE1	2.20	0.74
1:CA:1154:G:O2'	1:CA:1155:G:H8	1.68	0.74
1:CA:1191:A:H5''	3:CC:4:LYS:NZ	2.02	0.74
27:DA:533:G:O2'	43:DU:42:ALA:HB2	1.88	0.74
27:DA:962:G:O2'	27:DA:963:U:H5'	1.85	0.74
27:DA:993:G:O2'	27:DA:994:C:H5'	1.87	0.74
27:DA:1157:G:H2'	27:DA:1158:C:C6	2.22	0.74
28:DB:20:C:C2'	28:DB:21:G:H5'	2.17	0.74
30:DD:30:GLU:HA	30:DD:83:GLU:OE1	1.87	0.74
30:DD:72:LYS:HE2	30:DD:101:GLU:OE2	1.87	0.74
33:DG:111:LEU:HD22	33:DG:117:PHE:CZ	2.22	0.74
37:DO:18:LYS:HB2	37:DO:45:GLU:HG2	1.69	0.74

*Continued on next page...*

*Continued from previous page...*

Atom-1	Atom-2	Interatomic distance (Å)	Clash overlap (Å)
43:DU:74:LEU:HD12	43:DU:74:LEU:O	1.88	0.74
47:DY:28:LYS:N	47:DY:28:LYS:HZ2	1.84	0.74
1:AA:1464:G:O2'	1:AA:1465:C:H5'	1.87	0.74
2:AB:68:ILE:HD12	2:AB:161:ALA:HB3	1.69	0.74
2:AB:69:LEU:CD2	2:AB:159:PRO:HG2	2.18	0.74
27:BA:151:C:O2'	27:BA:152:G:H5'	1.87	0.74
27:BA:406:G:H8	27:BA:406:G:O5'	1.70	0.74
27:BA:2580:U:H5'	31:BE:131:ALA:HB2	1.68	0.74
27:BA:2834:G:H5'	27:BA:2835:A:OP2	1.87	0.74
1:CA:20:U:H2'	1:CA:21:G:O4'	1.87	0.74
1:CA:259:G:O2'	1:CA:260:G:H5'	1.87	0.74
1:CA:425:G:O2'	1:CA:426:G:H5'	1.86	0.74
5:CE:105:VAL:O	5:CE:108:ALA:HB3	1.87	0.74
10:CJ:22:LYS:NZ	10:CJ:23:ILE:HG12	2.03	0.74
11:CK:21:ILE:HD11	11:CK:82:VAL:HG13	1.68	0.74
27:DA:2815:C:H2'	27:DA:2816:C:H6	1.51	0.74
28:DB:22:U:H3	28:DB:61:G:H1	1.35	0.74
1:AA:1397:C:H3'	1:AA:1398:A:H5'	1.66	0.74
6:AF:18:GLN:HA	6:AF:21:LEU:HB2	1.69	0.74
7:AG:28:ASN:HA	7:AG:31:MET:HE2	1.68	0.74
27:BA:1848:A:HO2'	27:BA:1849:G:H8	1.31	0.74
27:BA:1929:G:H4'	27:BA:1930:G:OP1	1.86	0.74
27:BA:2412:A:H2'	27:BA:2413:G:O4'	1.87	0.74
27:BA:2516:G:H2'	27:BA:2517:C:H5'	1.70	0.74
30:BD:64:ILE:O	30:BD:64:ILE:HG23	1.87	0.74
31:BE:9:VAL:HG12	31:BE:25:VAL:O	1.88	0.74
36:BN:32:THR:HG22	36:BN:37:LYS:HB3	1.67	0.74
37:BO:110:GLY:HA2	37:BO:112:MET:HE3	1.68	0.74
4:CD:33:MET:CE	4:CD:37:PRO:HA	2.17	0.74
12:CL:25:LYS:NZ	12:CL:30:ARG:HH22	1.85	0.74
27:DA:133:C:H42	27:DA:146:G:H1	0.83	0.74
27:DA:1495:A:H2'	27:DA:1496:A:C2	2.23	0.74
29:DC:78:ALA:HB2	29:DC:82:LYS:HD2	1.69	0.74
37:DO:35:VAL:HG22	37:DO:65:THR:CG2	2.17	0.74
38:DP:106:LEU:HD11	38:DP:112:LEU:HB2	1.69	0.74
2:AB:21:ARG:HB2	2:AB:38:GLY:O	1.86	0.74
5:AE:72:GLN:HE21	5:AE:144:THR:HG22	1.52	0.74
14:AN:13:THR:N	14:AN:14:PRO:HD2	2.02	0.74
27:BA:64:A:C4	46:BX:66:LEU:HD12	2.22	0.74
27:BA:71:A:H5''	27:BA:73:A:C8	2.23	0.74
27:BA:591:C:O2	57:B8:2:PRO:HA	1.87	0.74

*Continued on next page...*

*Continued from previous page...*

Atom-1	Atom-2	Interatomic distance (Å)	Clash overlap (Å)
27:BA:634:C:H2'	27:BA:635:C:C6	2.22	0.74
27:BA:847:U:H2'	27:BA:848:G:H5''	1.69	0.74
30:BD:31:LYS:HB3	30:BD:35:LYS:HG3	1.68	0.74
30:BD:60:ARG:HD3	30:BD:86:PRO:CB	2.16	0.74
31:BE:40:GLU:N	31:BE:40:GLU:OE1	2.21	0.74
44:BV:34:GLU:HG2	44:BV:36:PRO:HD3	1.69	0.74
27:DA:66:C:H2'	27:DA:67:U:C6	2.22	0.74
31:DE:116:VAL:O	31:DE:117:MET:CB	2.33	0.74
35:DI:83:ALA:CB	35:DI:88:ILE:HA	2.17	0.74
2:AB:114:ARG:HA	2:AB:117:GLU:HB2	1.69	0.74
6:AF:10:LEU:HD12	6:AF:10:LEU:N	2.02	0.74
10:AJ:63:PHE:HB3	14:AN:58:LYS:HA	1.69	0.74
13:AM:57:ARG:CZ	53:B4:60:GLU:HG3	2.18	0.74
27:BA:1322:A:H2'	27:BA:1323:U:H6	1.51	0.74
27:BA:2415:G:H4'	38:BP:66:GLY:HA3	1.67	0.74
27:BA:2533:A:H2'	27:BA:2534:A:H5''	1.70	0.74
34:BH:138:LYS:H	34:BH:141:VAL:HG23	1.51	0.74
45:BW:15:ARG:HA	45:BW:18:ARG:HD2	1.69	0.74
45:BW:81:ALA:O	45:BW:82:LEU:HD23	1.88	0.74
51:B2:33:MET:C	51:B2:35:LEU:H	1.91	0.74
55:B6:41:PRO:HD3	55:B6:46:HIS:HB3	1.68	0.74
1:CA:237:C:H5''	17:CQ:25:ARG:NH1	2.02	0.74
1:CA:256:U:H2'	1:CA:257:G:H8	1.50	0.74
1:CA:971:G:H5''	1:CA:972:C:H5''	1.69	0.74
2:CB:36:ARG:NE	2:CB:36:ARG:HA	2.02	0.74
8:CH:104:ARG:CB	8:CH:108:GLY:H	2.01	0.74
12:CL:67:ILE:HD13	12:CL:74:LEU:HD12	1.68	0.74
13:CM:51:ALA:O	13:CM:55:ARG:HB3	1.87	0.74
13:CM:66:LEU:O	13:CM:67:GLU:O	2.06	0.74
27:DA:411:G:N2	38:DP:71:VAL:HG21	2.02	0.74
27:DA:1014:U:H2'	27:DA:1015:G:C8	2.22	0.74
27:DA:1567:A:H5''	30:DD:58:HIS:CD2	2.23	0.74
27:DA:2181:G:O2'	27:DA:2182:G:H5'	1.88	0.74
27:DA:2312:U:H2'	27:DA:2313:C:H5''	1.70	0.74
27:DA:2836:U:H2'	27:DA:2837:G:C8	2.22	0.74
28:DB:28:C:O2'	28:DB:29:A:H5'	1.87	0.74
31:DE:117:MET:O	31:DE:118:LYS:HB2	1.86	0.74
32:DF:57:VAL:CG1	32:DF:59:TYR:CD1	2.71	0.74
36:DN:18:ALA:HB1	36:DN:21:LYS:HB2	1.68	0.74
39:DQ:42:ILE:H	39:DQ:42:ILE:HD12	1.52	0.74
1:AA:21:G:H2'	1:AA:22:G:C8	2.23	0.74

*Continued on next page...*

*Continued from previous page...*

Atom-1	Atom-2	Interatomic distance (Å)	Clash overlap (Å)
1:AA:531:U:H5''	1:AA:532:A:OP1	1.87	0.74
1:AA:979:C:C3'	1:AA:980:C:H5''	2.17	0.74
8:AH:35:ILE:O	8:AH:39:LEU:HD23	1.88	0.74
9:AI:95:LYS:O	9:AI:99:LEU:HB2	1.87	0.74
11:AK:79:SER:HB2	11:AK:106:LYS:HE2	1.69	0.74
28:BB:88:C:H2'	28:BB:89:G:C8	2.23	0.74
32:BF:164:ARG:HH11	32:BF:164:ARG:HG2	1.52	0.74
35:BI:133:HIS:HB2	35:BI:134:PRO:HD2	1.70	0.74
44:BV:47:VAL:HB	44:BV:49:THR:O	1.88	0.74
51:B2:53:LEU:HD22	51:B2:57:ILE:HD11	1.69	0.74
53:B4:53:THR:O	53:B4:54:LYS:HG2	1.85	0.74
1:CA:985:C:HO2'	1:CA:986:A:H8	1.36	0.74
1:CA:1141:C:H2'	1:CA:1142:G:C8	2.23	0.74
27:DA:15:G:OP1	54:D5:24:ALA:HB2	1.87	0.74
27:DA:1225:G:OP1	44:DV:86:GLY:HA3	1.88	0.74
27:DA:1400:G:H2'	27:DA:1401:G:H8	1.52	0.74
27:DA:2339:G:O2'	27:DA:2340:G:H5'	1.88	0.74
42:DT:88:ILE:HG22	42:DT:89:VAL:HG23	1.68	0.74
48:DZ:150:HIS:CB	48:DZ:169:THR:HG22	2.18	0.74
5:AE:129:ILE:CG2	5:AE:130:ASN:H	1.95	0.74
8:AH:103:VAL:CG2	8:AH:110:ALA:HB2	2.17	0.74
8:AH:110:ALA:HB3	8:AH:121:ASP:HB3	1.70	0.74
27:BA:986:C:O2'	27:BA:987:G:H5'	1.88	0.74
27:BA:1447:G:H2'	27:BA:1448:G:H8	1.53	0.74
27:BA:1902:C:O2'	30:BD:244:ARG:HB2	1.88	0.74
30:BD:35:LYS:HZ3	30:BD:103:ARG:CA	1.99	0.74
34:BH:20:ALA:HB3	34:BH:23:ARG:HB2	1.70	0.74
35:BI:77:LEU:HD23	35:BI:78:THR:H	1.51	0.74
35:BI:129:THR:HG22	35:BI:137:PRO:HG3	1.69	0.74
1:CA:1471:G:O2'	1:CA:1472:U:H5'	1.87	0.74
27:DA:2426:A:H3'	27:DA:2427:C:C5'	2.18	0.74
31:DE:51:PHE:CE1	31:DE:52:LEU:HD13	2.22	0.74
37:DO:101:PRO:HG3	42:DT:67:SER:OG	1.88	0.74
38:DP:102:ARG:O	38:DP:102:ARG:HG2	1.87	0.74
42:DT:28:VAL:HG13	42:DT:46:GLU:HA	1.69	0.74
1:AA:954:G:H21	1:AA:1227:A:H62	1.36	0.74
3:AC:53:ALA:HB2	3:AC:115:LEU:HG	1.69	0.74
13:AM:104:ARG:CG	13:AM:105:THR:H	2.01	0.74
19:AS:44:MET:O	19:AS:47:HIS:HB2	1.88	0.74
23:AW:22:G:H2'	23:AW:23:G:H5'	1.68	0.74
27:BA:356:G:H5'	27:BA:357:A:OP2	1.88	0.74

*Continued on next page...*



*Continued from previous page...*

Atom-1	Atom-2	Interatomic distance (Å)	Clash overlap (Å)
27:BA:1557:C:OP2	27:BA:1558:A:H2'	1.87	0.74
27:BA:2298:A:C2	27:BA:2299:G:H1'	2.23	0.74
30:BD:36:PRO:HB2	30:BD:61:LEU:HD11	1.70	0.74
46:BX:12:VAL:HB	46:BX:17:ALA:CB	2.17	0.74
55:B6:33:LYS:HE2	55:B6:33:LYS:HA	1.69	0.74
57:B8:23:VAL:HG12	57:B8:46:ARG:HB3	1.70	0.74
1:CA:93:G:C2'	1:CA:96:U:H5'	2.16	0.74
1:CA:1479:C:O2'	1:CA:1480:G:H5'	1.88	0.74
2:CB:96:ARG:H	2:CB:96:ARG:CD	2.01	0.74
5:CE:101:ILE:N	5:CE:101:ILE:HD13	2.03	0.74
13:CM:14:ARG:H	13:CM:44:ARG:NH1	1.84	0.74
13:CM:88:ARG:HA	13:CM:98:VAL:CG1	2.17	0.74
15:CO:7:GLU:O	15:CO:11:VAL:HG23	1.88	0.74
25:CY:40:C:H2'	25:CY:41:G:H8	1.51	0.74
27:DA:514:A:C2'	27:DA:515:A:H5'	2.18	0.74
40:DR:26:LYS:HE2	40:DR:71:GLN:H	1.52	0.74
46:DX:61:GLY:HA3	46:DX:73:ARG:O	1.88	0.74
1:AA:179:A:H2'	1:AA:180:U:C6	2.23	0.73
1:AA:942:G:H21	9:AI:124:GLN:NE2	1.85	0.73
1:AA:1360:A:O2'	1:AA:1361:G:H5'	1.88	0.73
3:AC:141:VAL:HG11	3:AC:149:ALA:HB2	1.70	0.73
4:AD:9:CYS:SG	60:AD:302:ZN:ZN	1.77	0.73
5:AE:141:GLN:HG2	5:AE:143:ARG:HH22	1.53	0.73
27:BA:344:G:H22	27:BA:345:A:H62	1.32	0.73
27:BA:673:C:H2'	27:BA:674:G:H5'	1.70	0.73
27:BA:1192:G:C2'	27:BA:1193:G:H5''	2.18	0.73
30:BD:35:LYS:H	30:BD:36:PRO:HD2	1.53	0.73
32:BF:20:LEU:HB3	32:BF:23:ASP:OD1	1.88	0.73
1:CA:386:C:O2'	1:CA:387:U:H5'	1.88	0.73
4:CD:82:ALA:CB	4:CD:89:THR:HG23	2.16	0.73
15:CO:82:ILE:HG12	15:CO:87:ILE:HB	1.68	0.73
19:CS:32:LYS:HE3	19:CS:32:LYS:N	2.03	0.73
27:DA:36:G:H4'	27:DA:451:C:C2	2.23	0.73
27:DA:271(H):G:H2'	27:DA:271(I):G:C8	2.22	0.73
27:DA:340:A:H2'	27:DA:341:G:O4'	1.87	0.73
27:DA:1022:G:O6	36:DN:66:LYS:HE2	1.87	0.73
27:DA:1991:U:O2'	27:DA:1992:G:H5''	1.87	0.73
31:DE:34:VAL:O	31:DE:35:GLN:HB2	1.87	0.73
33:DG:131:TYR:HE2	33:DG:133:LEU:HD23	1.53	0.73
36:DN:13:TRP:O	36:DN:135:PRO:HD2	1.88	0.73
36:DN:67:LEU:HB3	36:DN:88:GLU:HG2	1.70	0.73

*Continued on next page...*



*Continued from previous page...*

Atom-1	Atom-2	Interatomic distance (Å)	Clash overlap (Å)
1:AA:57:G:H2'	1:AA:58:C:C6	2.23	0.73
13:AM:15:VAL:HG12	13:AM:45:VAL:HG22	1.70	0.73
27:BA:633:A:H2'	27:BA:634:C:H5'	1.70	0.73
27:BA:747:U:C5	54:B5:3:LYS:HB2	2.22	0.73
27:BA:1686:C:H6	27:BA:1686:C:C5'	2.01	0.73
27:BA:2728:U:C2'	27:BA:2729:G:H5'	2.18	0.73
30:BD:26:LYS:HZ3	30:BD:82:ILE:N	1.86	0.73
39:BQ:118:LEU:CD1	39:BQ:131:ILE:HG23	2.17	0.73
40:BR:23:ASN:HD22	40:BR:23:ASN:H	1.36	0.73
44:BV:21:ARG:HB3	44:BV:91:TYR:HB2	1.70	0.73
1:CA:350:G:H2'	1:CA:351:G:C8	2.23	0.73
2:CB:69:LEU:HB3	2:CB:162:ILE:HG22	1.70	0.73
2:CB:194:PRO:O	2:CB:196:LEU:HD12	1.87	0.73
6:CF:3:ARG:HH11	6:CF:3:ARG:HG3	1.53	0.73
27:DA:2327:A:H2'	27:DA:2328:A:C8	2.24	0.73
27:DA:2758:A:H2'	27:DA:2759:G:C5'	2.17	0.73
38:DP:23:PRO:HD2	38:DP:33:ARG:NH2	2.02	0.73
39:DQ:55:VAL:HG13	39:DQ:56:ARG:N	2.03	0.73
39:DQ:79:LEU:HD22	39:DQ:80:GLU:HG3	1.68	0.73
39:DQ:81:VAL:CG2	49:D0:7:LEU:HD21	2.17	0.73
51:D2:43:GLN:O	51:D2:44:LEU:HB2	1.87	0.73
8:AH:27:PRO:O	8:AH:32:LYS:NZ	2.19	0.73
20:AT:89:ARG:HD2	20:AT:104:LEU:HD11	1.69	0.73
27:BA:1550:C:H2'	27:BA:1551:C:C6	2.23	0.73
30:BD:44:ASN:HB3	30:BD:48:ARG:O	1.87	0.73
31:BE:77:ILE:HG22	31:BE:78:LEU:N	1.98	0.73
33:BG:103:LEU:HA	33:BG:106:LEU:HB3	1.70	0.73
1:CA:199:G:O2'	1:CA:200:G:H8	1.71	0.73
1:CA:472:A:H4'	16:CP:82:GLN:HE22	1.52	0.73
1:CA:1075:C:OP1	2:CB:103:THR:HG21	1.87	0.73
3:CC:134:ILE:HD11	3:CC:153:VAL:HG23	1.70	0.73
6:CF:33:TYR:HB2	6:CF:75:LEU:HD12	1.71	0.73
7:CG:59:LEU:O	7:CG:59:LEU:HD23	1.87	0.73
7:CG:120:ILE:HG22	7:CG:124:LEU:HD12	1.70	0.73
27:DA:484:C:H2'	27:DA:485:C:C6	2.22	0.73
27:DA:1130:U:OP2	27:DA:2570:G:N2	2.18	0.73
27:DA:1211:U:H4'	27:DA:1212:G:OP2	1.87	0.73
27:DA:2572:A:H5''	27:DA:2574:G:C4'	2.17	0.73
30:DD:35:LYS:O	30:DD:64:ILE:HG22	1.88	0.73
31:DE:103:ASP:OD2	31:DE:201:THR:HA	1.87	0.73
12:AL:10:LYS:N	12:AL:10:LYS:HD2	2.03	0.73

*Continued on next page...*

*Continued from previous page...*

Atom-1	Atom-2	Interatomic distance (Å)	Clash overlap (Å)
13:AM:57:ARG:NH1	53:B4:60:GLU:HA	2.03	0.73
27:BA:483:A:HO2'	47:BY:60:PHE:HZ	1.34	0.73
34:BH:44:VAL:CG1	34:BH:45:VAL:H	1.99	0.73
51:B2:41:ILE:HD11	51:B2:44:LEU:HB2	1.70	0.73
1:CA:116:A:H2'	1:CA:117:G:C8	2.21	0.73
1:CA:1175:G:H2'	1:CA:1176:A:C8	2.24	0.73
2:CB:147:LYS:HE2	2:CB:148:TYR:CE1	2.22	0.73
19:CS:50:ALA:HB1	19:CS:57:HIS:HB3	1.70	0.73
19:CS:60:VAL:HG21	19:CS:74:PHE:HB3	1.68	0.73
27:DA:1459:G:H2'	27:DA:1461:G:OP2	1.89	0.73
37:DO:101:PRO:HD2	42:DT:70:VAL:CG2	2.18	0.73
47:DY:43:ASN:HD21	47:DY:64:GLU:HG3	1.53	0.73
57:D8:53:PRO:O	57:D8:56:GLU:N	2.19	0.73
4:AD:149:ALA:HB3	4:AD:152:SER:CB	2.18	0.73
10:AJ:51:ARG:HG2	14:AN:45:ARG:NH1	2.03	0.73
16:AP:2:VAL:HG23	16:AP:22:THR:O	1.89	0.73
25:AY:65:U:H2'	25:AY:66:A:C8	2.23	0.73
52:B3:8:LEU:HB2	52:B3:28:LEU:HD13	1.69	0.73
1:CA:965:A:H4'	1:CA:966:G:OP1	1.88	0.73
1:CA:1296:C:H5'	13:CM:44:ARG:HH22	1.52	0.73
1:CA:1524:C:H2'	1:CA:1525:G:C8	2.24	0.73
11:CK:123:LYS:HA	11:CK:126:ARG:HG3	1.70	0.73
27:DA:398:G:H2'	27:DA:399:G:H8	1.54	0.73
27:DA:620:G:H4'	27:DA:621:A:H5''	1.71	0.73
27:DA:1496:A:H2'	27:DA:1498:C:C4	2.23	0.73
30:DD:153:ALA:C	30:DD:154:LYS:HG2	2.09	0.73
38:DP:7:ARG:O	38:DP:10:PRO:CD	2.36	0.73
48:DZ:39:ASP:HB3	48:DZ:42:GLU:HB2	1.70	0.73
51:D2:16:LEU:H	51:D2:67:LYS:NZ	1.87	0.73
1:AA:918:A:H2'	1:AA:919:A:C8	2.24	0.73
1:AA:1492:A:H2'	1:AA:1493:A:C8	2.24	0.73
4:AD:98:GLU:HG3	4:AD:103:ASN:HD21	1.52	0.73
27:BA:29:U:H2'	27:BA:30:G:H8	1.54	0.73
27:BA:940:G:H2'	27:BA:941:A:O4'	1.87	0.73
27:BA:1417:C:H42	27:BA:1581:G:H1	1.35	0.73
27:BA:2773:C:H2'	27:BA:2774:C:H6	1.54	0.73
28:BB:83:G:H1	28:BB:94:C:H42	1.34	0.73
31:BE:68:ALA:C	31:BE:70:ALA:H	1.91	0.73
33:BG:34:LEU:HA	33:BG:161:THR:HG23	1.71	0.73
33:BG:47:LYS:HE2	33:BG:81:LYS:HE3	1.70	0.73
35:BI:77:LEU:CD2	35:BI:78:THR:H	2.01	0.73

*Continued on next page...*

*Continued from previous page...*

Atom-1	Atom-2	Interatomic distance (Å)	Clash overlap (Å)
36:BN:15:LEU:CD1	36:BN:136:GLU:HG2	2.19	0.73
40:BR:10:LEU:HB3	40:BR:17:ARG:NE	2.03	0.73
41:BS:16:ASN:ND2	41:BS:92:TYR:CE1	2.56	0.73
1:CA:1086:U:H2'	1:CA:1087:G:O4'	1.88	0.73
1:CA:1250:A:C5'	9:CI:67:GLY:HA2	2.17	0.73
1:CA:1457:G:O2'	1:CA:1458:G:H5'	1.89	0.73
1:CA:1494:G:H8	26:CZ:3:SER:HB3	1.54	0.73
12:CL:38:ARG:HB3	12:CL:38:ARG:NH1	2.03	0.73
27:DA:898:C:H2'	27:DA:899:A:H5'	1.71	0.73
27:DA:1305:C:O2'	27:DA:1306:C:H5'	1.88	0.73
27:DA:1427:A:H4'	27:DA:1428:C:O5'	1.88	0.73
27:DA:2258:C:H4'	27:DA:2259:G:OP2	1.88	0.73
27:DA:2394:C:C2'	27:DA:2395:C:H5'	2.18	0.73
27:DA:2493:U:C5	27:DA:2494:G:C8	2.76	0.73
27:DA:2560:C:N4	27:DA:2561:A:N6	2.37	0.73
31:DE:154:LYS:O	31:DE:156:MET:HG3	1.88	0.73
32:DF:184:TYR:CE2	32:DF:188:ARG:HD2	2.24	0.73
34:DH:103:LEU:HD22	34:DH:123:PHE:CD2	2.23	0.73
37:DO:97:ARG:O	37:DO:98:VAL:HG12	1.89	0.73
1:AA:1187:G:OP1	9:AI:113:LYS:HE2	1.89	0.73
1:AA:1424:C:H2'	1:AA:1425:U:O4'	1.89	0.73
8:AH:54:ASP:HB2	8:AH:56:LYS:HE2	1.70	0.73
20:AT:50:GLU:HG3	20:AT:51:GLU:H	1.54	0.73
27:BA:1509(A):A:H2'	27:BA:1509(B):A:C8	2.23	0.73
36:BN:17:ASP:HB2	36:BN:55:VAL:CG1	2.19	0.73
38:BP:50:ARG:HG2	38:BP:50:ARG:HH21	1.53	0.73
41:BS:46:VAL:CG1	41:BS:47:THR:H	1.99	0.73
47:BY:10:GLY:C	47:BY:27:VAL:HG22	2.09	0.73
4:CD:200:GLU:HG2	4:CD:201:GLN:H	1.51	0.73
11:CK:59:TYR:O	11:CK:62:GLN:HB3	1.88	0.73
27:DA:2383:G:H2'	27:DA:2384:G:H8	1.52	0.73
30:DD:77:ALA:HB2	30:DD:97:TYR:CE2	2.24	0.73
31:DE:91:VAL:O	31:DE:92:THR:HG23	1.88	0.73
35:DI:5:LEU:HD13	35:DI:17:GLN:HB3	1.70	0.73
1:AA:1139:G:H4'	1:AA:1140:C:O5'	1.89	0.73
1:AA:1391:U:H2'	1:AA:1392:G:C8	2.23	0.73
2:AB:163:PHE:HA	2:AB:185:ILE:O	1.89	0.73
9:AI:26:VAL:HG13	9:AI:61:ALA:HB3	1.70	0.73
13:AM:24:GLY:C	13:AM:25:ILE:HD12	2.09	0.73
16:AP:26:ARG:HD2	16:AP:31:LYS:O	1.88	0.73
17:AQ:29:HIS:HE1	17:AQ:31:LEU:HB3	1.54	0.73

*Continued on next page...*

*Continued from previous page...*

Atom-1	Atom-2	Interatomic distance (Å)	Clash overlap (Å)
17:AQ:51:TYR:CE1	17:AQ:73:VAL:HG11	2.24	0.73
27:BA:271(S):G:C2'	27:BA:271(T):C:H5'	2.18	0.73
30:BD:31:LYS:HD2	30:BD:33:LEU:HD13	1.70	0.73
33:BG:2:PRO:C	33:BG:4:ASP:H	1.92	0.73
51:B2:43:GLN:O	51:B2:44:LEU:HD22	1.89	0.73
1:CA:254:G:O2'	1:CA:255:G:H5'	1.87	0.73
1:CA:397:A:H5''	1:CA:397:A:N3	2.03	0.73
1:CA:1342:C:H2'	1:CA:1343:G:H8	1.52	0.73
3:CC:83:ARG:O	3:CC:86:VAL:HG22	1.88	0.73
4:CD:80:GLU:O	4:CD:84:LYS:HE2	1.89	0.73
13:CM:93:ARG:C	13:CM:94:ARG:HD2	2.09	0.73
24:CX:29:G:O2'	24:CX:30:G:H5'	1.89	0.73
27:DA:64:A:C5	46:DX:66:LEU:HD13	2.24	0.73
27:DA:2113:U:HO2'	27:DA:2114:A:H8	1.33	0.73
32:DF:170:LEU:HD23	32:DF:173:VAL:HG23	1.71	0.73
37:DO:8:LEU:H	37:DO:8:LEU:HD22	1.52	0.73
46:DX:57:LEU:HD11	46:DX:78:LYS:HG2	1.71	0.73
1:AA:967:C:H2'	1:AA:968:A:C8	2.24	0.73
27:BA:476:G:H4'	27:BA:502:A:N1	2.04	0.73
27:BA:857:C:C5'	49:B0:77:ARG:HH22	1.99	0.73
31:BE:59:VAL:HG21	31:BE:63:LEU:HG	1.69	0.73
34:BH:43:VAL:HG12	34:BH:53:GLU:H	1.53	0.73
35:BI:132:PRO:HD2	35:BI:133:HIS:CD2	2.23	0.73
43:BU:42:ALA:O	43:BU:44:ASN:N	2.22	0.73
1:CA:832:C:O2'	1:CA:833:U:H5'	1.88	0.73
1:CA:918:A:H2'	1:CA:919:A:C8	2.23	0.73
1:CA:940:C:H2'	1:CA:941:G:H8	1.54	0.73
3:CC:9:GLY:HA2	3:CC:12:LEU:HD23	1.70	0.73
10:CJ:40:LEU:CD2	10:CJ:69:ASN:HB3	2.18	0.73
14:CN:27:CYS:C	14:CN:29:ARG:H	1.91	0.73
27:DA:1639:U:C2'	27:DA:1640:C:H5''	2.19	0.73
27:DA:2192:G:H2'	27:DA:2193:G:H5''	1.71	0.73
31:DE:188:VAL:CG2	31:DE:189:PRO:HD2	2.18	0.73
34:DH:85:LYS:HZ2	34:DH:133:VAL:HG11	1.53	0.73
1:AA:153:C:H2'	1:AA:154:C:C6	2.24	0.73
12:AL:31:ARG:HG2	12:AL:32:GLY:H	1.52	0.73
15:AO:55:GLY:HA2	15:AO:58:MET:CE	2.19	0.73
20:AT:87:LYS:HG3	20:AT:91:LEU:HD11	1.71	0.73
27:BA:574:C:N4	31:BE:145:LYS:HE2	2.04	0.73
27:BA:576:U:H2'	27:BA:577:G:C8	2.24	0.73
27:BA:638:G:H2'	27:BA:639:U:O4'	1.89	0.73

*Continued on next page...*

*Continued from previous page...*

Atom-1	Atom-2	Interatomic distance (Å)	Clash overlap (Å)
27:BA:1596:A:H2'	27:BA:1597:A:H5'	1.70	0.73
27:BA:2306:C:C5	27:BA:2307:G:H1'	2.24	0.73
30:BD:117:VAL:HG22	30:BD:129:ASN:OD1	1.88	0.73
30:BD:182:LEU:H	30:BD:272:ALA:HB3	1.54	0.73
31:BE:9:VAL:HG11	31:BE:25:VAL:HG12	1.69	0.73
35:BI:102:SER:HA	35:BI:107:VAL:H	1.52	0.73
42:BT:28:VAL:CG2	42:BT:46:GLU:HA	2.17	0.73
1:CA:16:A:N1	1:CA:919:A:H2	1.86	0.73
1:CA:1355:G:H2'	1:CA:1356:G:C8	2.24	0.73
4:CD:146:ILE:HD12	4:CD:146:ILE:H	1.54	0.73
23:CW:30:A:H2'	23:CW:31:U:H5''	1.69	0.73
27:DA:917:A:H2'	27:DA:918:A:C8	2.23	0.73
27:DA:2067:G:O2'	27:DA:2068:U:OP1	2.05	0.73
27:DA:2199:A:H5''	27:DA:2200:C:C5	2.22	0.73
30:DD:174:ILE:O	30:DD:175:LEU:HD23	1.89	0.73
1:AA:14:U:H2'	1:AA:16:A:OP2	1.88	0.72
1:AA:1287:A:H2'	1:AA:1288:A:C8	2.23	0.72
8:AH:116:LYS:HD3	8:AH:127:LEU:HD11	1.71	0.72
9:AI:50:LEU:HA	9:AI:53:VAL:HG22	1.71	0.72
13:AM:40:ASN:HD21	13:AM:42:ALA:HB3	1.53	0.72
13:AM:96:LEU:HD22	13:AM:97:PRO:HD2	1.70	0.72
16:AP:67:THR:O	16:AP:70:ALA:HB3	1.89	0.72
18:AR:40:LEU:O	18:AR:43:PHE:N	2.23	0.72
24:AX:2:G:H2'	24:AX:3:C:C6	2.23	0.72
27:BA:200:U:H2'	27:BA:201:C:H5'	1.68	0.72
27:BA:1286:A:H2'	27:BA:1288:U:OP2	1.89	0.72
27:BA:1750:G:O2'	27:BA:1751:C:H5'	1.89	0.72
30:BD:186:HIS:HD2	30:BD:188:GLU:H	0.85	0.72
32:BF:16:GLY:O	32:BF:17:ARG:HG3	1.89	0.72
33:BG:38:VAL:HG13	33:BG:92:VAL:O	1.88	0.72
37:BO:71:ARG:NH1	42:BT:74:ARG:HH22	1.87	0.72
47:BY:81:LYS:HD3	47:BY:97:ARG:HB3	1.71	0.72
47:BY:81:LYS:NZ	47:BY:97:ARG:HG2	2.04	0.72
1:CA:57:G:H2'	1:CA:58:C:C6	2.24	0.72
1:CA:922:G:H2'	1:CA:923:A:H8	1.54	0.72
2:CB:84:GLU:HB3	2:CB:219:VAL:HG21	1.71	0.72
13:CM:37:THR:HG21	13:CM:56:LEU:HA	1.70	0.72
13:CM:69:GLU:OE1	13:CM:72:ALA:HB3	1.88	0.72
23:CW:42:G:C3'	23:CW:43:C:H5''	2.19	0.72
27:DA:143:G:H4'	46:DX:35:THR:HG21	1.70	0.72
27:DA:476:G:N2	27:DA:478:A:H3'	2.04	0.72

*Continued on next page...*

*Continued from previous page...*

Atom-1	Atom-2	Interatomic distance (Å)	Clash overlap (Å)
27:DA:543:C:N4	27:DA:551:G:H1	1.85	0.72
27:DA:1468:C:H2'	27:DA:1469:A:C8	2.23	0.72
27:DA:1707:G:H2'	27:DA:1708:C:C6	2.24	0.72
27:DA:1798:U:H5'	30:DD:259:THR:CG2	2.18	0.72
27:DA:2758:A:C2'	27:DA:2759:G:H5''	2.19	0.72
35:DI:72:LEU:HD13	35:DI:75:LEU:HB3	1.71	0.72
35:DI:83:ALA:HA	35:DI:89:TYR:CD1	2.23	0.72
35:DI:83:ALA:HB2	35:DI:88:ILE:HA	1.71	0.72
36:DN:125:GLY:HA3	36:DN:126:PRO:O	1.89	0.72
49:D0:26:TYR:H	49:D0:29:GLN:NE2	1.77	0.72
1:AA:547:A:H4'	1:AA:548:G:O5'	1.89	0.72
2:AB:164:VAL:O	2:AB:186:ALA:HB1	1.90	0.72
9:AI:53:VAL:HG23	9:AI:55:ALA:N	2.03	0.72
15:AO:61:GLY:O	15:AO:65:ARG:HD3	1.89	0.72
18:AR:32:ARG:O	18:AR:69:THR:HG21	1.88	0.72
27:BA:610:G:H2'	27:BA:611:C:H6	1.54	0.72
27:BA:1108:U:H2'	27:BA:1109:C:H5'	1.69	0.72
27:BA:2848:G:O2'	27:BA:2867:G:N2	2.22	0.72
38:BP:18:ARG:O	38:BP:18:ARG:NH1	2.22	0.72
38:BP:61:ARG:N	38:BP:61:ARG:HD2	2.03	0.72
38:BP:84:ASN:HA	38:BP:115:LEU:O	1.89	0.72
52:B3:8:LEU:HD13	52:B3:31:LEU:HD23	1.71	0.72
55:B6:39:TYR:O	55:B6:46:HIS:HB2	1.88	0.72
1:CA:365:U:H5'	1:CA:366:C:OP1	1.89	0.72
1:CA:530:G:O6	22:CV:9:G:H1'	1.89	0.72
8:CH:109:ILE:CG2	8:CH:137:VAL:HB	2.19	0.72
17:CQ:44:ALA:HA	17:CQ:71:PHE:O	1.89	0.72
27:DA:911:A:H2'	39:DQ:9:TYR:OH	1.90	0.72
27:DA:1385:G:H4'	27:DA:1386:C:OP1	1.88	0.72
27:DA:1665:A:H4'	37:DO:67:LYS:HB2	1.71	0.72
39:DQ:38:GLU:HG3	39:DQ:127:ILE:CG2	2.19	0.72
42:DT:27:THR:O	42:DT:28:VAL:HG23	1.89	0.72
44:DV:12:TYR:CZ	44:DV:22:VAL:HG12	2.24	0.72
47:DY:27:VAL:CA	47:DY:28:LYS:HZ1	2.00	0.72
56:D7:24:THR:HG23	56:D7:27:GLY:H	1.54	0.72
1:AA:598:U:H2'	1:AA:599:C:C6	2.24	0.72
1:AA:1095:U:H5''	1:AA:1109:C:O2	1.89	0.72
4:AD:2:GLY:O	4:AD:3:ARG:HD3	1.89	0.72
12:AL:66:TYR:O	12:AL:68:PRO:HD3	1.89	0.72
13:AM:74:VAL:HA	13:AM:77:ASN:HB3	1.69	0.72
27:BA:469:G:O6	56:B7:39:ARG:CZ	2.37	0.72

*Continued on next page...*

*Continued from previous page...*

Atom-1	Atom-2	Interatomic distance (Å)	Clash overlap (Å)
27:BA:1150:C:O2'	27:BA:1151:G:H5'	1.90	0.72
27:BA:1494:A:H2'	27:BA:1494:A:N3	2.04	0.72
27:BA:1860:G:H1	27:BA:1882:C:N4	1.87	0.72
27:BA:2261:C:OP1	49:B0:17:GLN:NE2	2.20	0.72
30:BD:25:THR:C	30:BD:26:LYS:HD3	2.09	0.72
30:BD:35:LYS:NZ	30:BD:103:ARG:CA	2.52	0.72
30:BD:226:MET:O	30:BD:234:GLY:HA2	1.90	0.72
31:BE:100:GLU:O	31:BE:172:VAL:HG23	1.90	0.72
34:BH:10:PRO:CG	34:BH:50:VAL:H	2.01	0.72
37:BO:78:ARG:HG3	37:BO:79:PHE:N	2.03	0.72
1:CA:279:A:H5''	1:CA:281:G:O4'	1.89	0.72
1:CA:743:U:H2'	1:CA:744:C:H6	1.54	0.72
1:CA:1129:C:H41	1:CA:1135:U:H3	1.35	0.72
1:CA:1237:C:OP1	1:CA:1238:A:H1'	1.89	0.72
20:CT:89:ARG:NH2	20:CT:104:LEU:HD21	2.04	0.72
25:CY:18:G:N2	25:CY:55:C:H42	1.87	0.72
27:DA:352:G:O2'	27:DA:353:G:H3'	1.88	0.72
27:DA:1925:C:C2'	27:DA:1926:U:H5'	2.19	0.72
28:DB:7:G:C3'	28:DB:8:U:H5''	2.18	0.72
30:DD:85:ASP:HB2	30:DD:92:ILE:HD12	1.70	0.72
32:DF:124:LEU:HB3	32:DF:193:VAL:HG22	1.70	0.72
34:DH:13:LYS:HA	34:DH:13:LYS:CE	2.20	0.72
42:DT:3:ARG:C	42:DT:5:ALA:H	1.91	0.72
46:DX:92:LEU:O	46:DX:94:GLY:N	2.18	0.72
51:D2:50:ILE:C	51:D2:52:ASP:H	1.93	0.72
1:AA:1330:U:H4'	13:AM:23:TYR:CE2	2.23	0.72
1:AA:1528:U:O2'	1:AA:1529:G:H3'	1.89	0.72
10:AJ:63:PHE:HA	14:AN:59:ALA:CB	2.20	0.72
10:AJ:95:GLU:CD	10:AJ:96:ILE:H	1.93	0.72
16:AP:18:ARG:NH1	16:AP:35:LYS:HD2	2.02	0.72
27:BA:17:G:H4'	43:BU:25:TRP:CH2	2.24	0.72
27:BA:271(I):G:H3'	27:BA:271(J):C:H6	1.54	0.72
27:BA:1482:G:N2	27:BA:1507:A:H1'	2.03	0.72
27:BA:2162:G:H4'	27:BA:2172:U:O2'	1.88	0.72
27:BA:2543:G:H8	27:BA:2543:G:H5'	1.52	0.72
31:BE:128:SER:O	31:BE:130:GLY:N	2.22	0.72
34:BH:159:GLU:HA	34:BH:159:GLU:OE1	1.89	0.72
36:BN:55:VAL:HG22	36:BN:126:PRO:HA	1.70	0.72
46:BX:9:LEU:HA	51:B2:36:ARG:NH2	2.05	0.72
1:CA:718:G:H21	18:CR:49:LYS:HZ3	1.36	0.72
5:CE:129:ILE:H	5:CE:129:ILE:HD12	1.52	0.72

*Continued on next page...*



*Continued from previous page...*

Atom-1	Atom-2	Interatomic distance (Å)	Clash overlap (Å)
8:CH:48:TYR:HD1	8:CH:49:GLU:N	1.87	0.72
8:CH:109:ILE:HG22	8:CH:137:VAL:HB	1.72	0.72
27:DA:66:C:H2'	27:DA:67:U:H6	1.55	0.72
27:DA:396:G:O4'	50:D1:13:ILE:HD11	1.89	0.72
27:DA:2282:G:O2'	27:DA:2283:C:OP2	2.07	0.72
27:DA:2331:G:O2'	49:D0:43:THR:HG22	1.89	0.72
34:DH:92:ILE:HG22	34:DH:93:GLY:H	1.53	0.72
46:DX:63:LYS:HB3	46:DX:72:LYS:HG3	1.70	0.72
52:D3:7:LYS:HG2	52:D3:8:LEU:N	2.04	0.72
6:AF:61:LEU:O	6:AF:62:TRP:HB2	1.89	0.72
27:BA:1400:G:O2'	27:BA:1401:G:H5'	1.89	0.72
31:BE:145:LYS:O	31:BE:148:GLY:HA3	1.89	0.72
32:BF:199:TRP:O	32:BF:203:GLN:HG3	1.89	0.72
35:BI:81:VAL:HG21	35:BI:142:VAL:HG13	1.71	0.72
1:CA:119:A:H4'	1:CA:120:A:O5'	1.87	0.72
1:CA:1278:U:H5''	1:CA:1279:A:O4'	1.89	0.72
1:CA:1494:G:H4'	27:DA:1913:A:N7	2.05	0.72
6:CF:79:LEU:HD12	6:CF:88:VAL:HG11	1.71	0.72
8:CH:109:ILE:HD11	8:CH:120:THR:CG2	2.18	0.72
18:CR:32:ARG:HA	18:CR:69:THR:HG21	1.71	0.72
27:DA:1041:C:H2'	27:DA:1042:G:H8	1.54	0.72
27:DA:1322:A:H2'	27:DA:1323:U:H6	1.54	0.72
27:DA:2531:A:H61	27:DA:2662:A:N6	1.88	0.72
31:DE:26:ILE:HG22	31:DE:27:LEU:N	2.02	0.72
40:DR:97:VAL:HG22	40:DR:114:VAL:HG22	1.70	0.72
46:DX:48:LYS:N	46:DX:48:LYS:HD2	2.03	0.72
1:AA:490:G:H2'	1:AA:491:G:C8	2.20	0.72
4:AD:173:TRP:CD2	4:AD:189:PRO:HB3	2.25	0.72
4:AD:188:LEU:HD22	4:AD:189:PRO:HD2	1.71	0.72
27:BA:64:A:H1'	46:BX:66:LEU:HB2	1.69	0.72
27:BA:1924:C:O2'	27:BA:1925:C:H5'	1.89	0.72
27:BA:2122:U:H2'	27:BA:2123:G:H8	1.55	0.72
27:BA:2443:C:O2'	27:BA:2444:G:H5'	1.90	0.72
27:BA:2791:C:H4'	27:BA:2792:G:O5'	1.89	0.72
28:BB:94:C:O2'	28:BB:95:C:H5'	1.90	0.72
44:BV:35:LEU:HB3	44:BV:37:VAL:HG23	1.72	0.72
44:BV:39:LEU:O	44:BV:40:LEU:HB2	1.90	0.72
47:BY:50:ARG:HG3	47:BY:58:GLY:HA3	1.71	0.72
50:B1:7:ILE:HD12	50:B1:7:ILE:N	2.04	0.72
1:CA:508:C:H4'	1:CA:509:A:OP1	1.88	0.72
1:CA:637:G:H2'	1:CA:638:G:C8	2.25	0.72

*Continued on next page...*



*Continued from previous page...*

Atom-1	Atom-2	Interatomic distance (Å)	Clash overlap (Å)
7:CG:20:ASP:HB3	7:CG:23:VAL:HG23	1.70	0.72
17:CQ:59:ILE:HG22	17:CQ:71:PHE:CD1	2.24	0.72
27:DA:244:A:O2'	38:DP:73:GLY:HA3	1.88	0.72
27:DA:662:G:H5'	38:DP:18:ARG:HA	1.72	0.72
27:DA:1311:G:H21	27:DA:1603:A:H62	1.38	0.72
27:DA:2276:G:OP1	39:DQ:84:GLY:HA2	1.90	0.72
27:DA:2757:A:C2	34:DH:67:LEU:HD22	2.23	0.72
28:DB:15:A:H5'	28:DB:16:G:H8	1.54	0.72
43:DU:66:ASN:O	43:DU:70:ARG:HG3	1.89	0.72
43:DU:92:ARG:HG2	43:DU:92:ARG:NH1	1.97	0.72
47:DY:28:LYS:CB	47:DY:38:ILE:H	2.01	0.72
4:AD:59:ARG:NH2	4:AD:66:ARG:HH22	1.88	0.72
6:AF:33:TYR:HB2	6:AF:75:LEU:HD12	1.70	0.72
12:AL:86:ARG:HA	12:AL:94:ARG:HA	1.72	0.72
16:AP:6:LEU:HB3	16:AP:17:TYR:HB3	1.70	0.72
27:BA:239:U:O2'	27:BA:240:G:H5'	1.88	0.72
27:BA:572:A:H2'	27:BA:573:G:O4'	1.90	0.72
27:BA:1686:C:H6	27:BA:1686:C:H5'	1.52	0.72
32:BF:3:GLU:HA	32:BF:24:LEU:HG	1.71	0.72
42:BT:33:LYS:HE3	42:BT:74:ARG:HH21	1.54	0.72
42:BT:92:GLY:C	42:BT:94:ALA:N	2.41	0.72
56:B7:8:ASN:C	56:B7:8:ASN:ND2	2.43	0.72
56:B7:37:LYS:HD3	56:B7:39:ARG:NE	2.05	0.72
1:CA:546:G:P	4:CD:72:GLU:HB3	2.30	0.72
1:CA:578:C:N4	1:CA:763:G:H1	1.87	0.72
27:DA:631:A:P	57:D8:46:ARG:HH21	2.13	0.72
27:DA:1042:G:H1'	27:DA:1114:G:N2	2.03	0.72
27:DA:1490:A:H5'	27:DA:1491:G:OP2	1.88	0.72
33:DG:28:VAL:O	33:DG:31:VAL:N	2.23	0.72
33:DG:125:PHE:HB2	33:DG:166:ASP:OD2	1.90	0.72
39:DQ:1:MET:O	39:DQ:2:LEU:HB2	1.90	0.72
44:DV:59:ALA:HB2	44:DV:96:ILE:HA	1.71	0.72
45:DW:21:VAL:HG12	45:DW:21:VAL:O	1.90	0.72
3:AC:114:PRO:HG3	3:AC:185:GLY:HA3	1.71	0.72
3:AC:186:PHE:HE2	3:AC:188:LEU:HD22	1.53	0.72
5:AE:78:HIS:CE1	5:AE:142:LEU:HD23	2.25	0.72
7:AG:143:ARG:HD2	25:AY:40:C:O2'	1.90	0.72
27:BA:191:A:H2'	27:BA:192:C:H6	1.53	0.72
27:BA:744:G:OP1	31:BE:132:HIS:HB3	1.89	0.72
27:BA:848:G:C4	27:BA:933:A:H8	2.08	0.72
27:BA:2396:G:OP1	50:B1:25:LYS:NZ	2.23	0.72

*Continued on next page...*

*Continued from previous page...*

Atom-1	Atom-2	Interatomic distance (Å)	Clash overlap (Å)
27:BA:2755:C:H3'	58:B9:19:ARG:HH21	1.53	0.72
31:BE:54:GLN:O	31:BE:75:VAL:HG22	1.90	0.72
33:BG:124:SER:HB2	33:BG:131:TYR:CE1	2.24	0.72
35:BI:68:LEU:HA	35:BI:71:ILE:CG1	2.19	0.72
38:BP:58:THR:O	38:BP:61:ARG:NE	2.22	0.72
41:BS:24:LEU:HB3	41:BS:85:VAL:CG1	2.18	0.72
55:B6:20:ASN:HD22	55:B6:21:TYR:N	1.86	0.72
1:CA:348:G:H2'	1:CA:349:A:C8	2.25	0.72
1:CA:750:G:C2	15:CO:23:GLY:HA3	2.25	0.72
1:CA:1343:G:H2'	1:CA:1344:C:C6	2.25	0.72
13:CM:15:VAL:O	13:CM:19:LEU:HD22	1.90	0.72
16:CP:21:VAL:HG12	16:CP:34:GLU:O	1.90	0.72
25:CY:32:U:H2'	25:CY:34:U:OP2	1.89	0.72
27:DA:94(A):G:H2'	27:DA:95:G:C5'	2.16	0.72
27:DA:1262:A:N3	54:D5:10:LYS:HE3	2.05	0.72
27:DA:1722:A:N1	27:DA:1740:G:H8	1.86	0.72
30:DD:65:ILE:HD13	30:DD:65:ILE:N	2.04	0.72
33:DG:28:VAL:C	33:DG:30:GLU:N	2.43	0.72
37:DO:87:ILE:HG23	37:DO:92:GLU:O	1.90	0.72
45:DW:23:LEU:O	45:DW:27:LYS:HD2	1.89	0.72
1:AA:583:A:N6	1:AA:758:G:H1'	2.04	0.72
1:AA:823:G:O2'	1:AA:824:C:H5'	1.90	0.72
23:AW:16:C:H4'	23:AW:59:U:O2'	1.89	0.72
27:BA:27:G:N2	27:BA:512:G:C2'	2.50	0.72
27:BA:593:G:H1'	57:B8:4:MET:HE1	1.71	0.72
27:BA:959:A:H5''	27:BA:959:A:H8	1.54	0.72
27:BA:2632:A:N3	31:BE:61:ARG:NH1	2.37	0.72
42:BT:10:VAL:O	42:BT:10:VAL:HG12	1.88	0.72
1:CA:335:C:H2'	1:CA:336:C:C6	2.25	0.72
1:CA:880:C:H2'	1:CA:881:G:H8	1.51	0.72
1:CA:983:A:N3	1:CA:983:A:H2'	2.03	0.72
1:CA:1030:C:C2'	1:CA:1030(A):G:H5'	2.19	0.72
3:CC:39:ILE:HG22	3:CC:43:LEU:CD1	2.20	0.72
27:DA:549:G:H2'	27:DA:551:G:H5''	1.72	0.72
27:DA:2355:C:H4'	49:D0:24:LYS:HG3	1.72	0.72
27:DA:2515:C:H2'	27:DA:2516:G:H8	1.55	0.72
38:DP:21:ARG:HD3	38:DP:29:LYS:HE3	1.71	0.72
54:D5:4:HIS:CB	54:D5:5:PRO:HD3	2.19	0.72
7:AG:15:ASP:O	7:AG:19:GLY:HA2	1.90	0.72
27:BA:2320:A:H2'	27:BA:2320:A:N3	2.05	0.72
31:BE:81:ILE:HG22	31:BE:81:ILE:O	1.90	0.72

*Continued on next page...*

*Continued from previous page...*

Atom-1	Atom-2	Interatomic distance (Å)	Clash overlap (Å)
37:BO:2:ILE:N	37:BO:2:ILE:HD13	2.04	0.72
37:BO:77:ILE:HD11	42:BT:72:VAL:CG1	2.20	0.72
38:BP:48:PRO:HG2	38:BP:49:ARG:N	2.05	0.72
40:BR:4:LEU:HD13	40:BR:4:LEU:O	1.88	0.72
40:BR:45:ARG:O	40:BR:48:VAL:HG23	1.89	0.72
40:BR:101:ALA:O	40:BR:102:GLU:HB2	1.89	0.72
46:BX:12:VAL:HG12	46:BX:27:THR:OG1	1.89	0.72
52:B3:11:SER:HG	52:B3:13:ILE:HD12	1.55	0.72
57:B8:37:SER:O	57:B8:40:GLU:HB2	1.90	0.72
57:B8:51:ALA:C	57:B8:53:PRO:HD2	2.10	0.72
1:CA:36:C:H4'	12:CL:119:THR:O	1.90	0.72
1:CA:93:G:H2'	1:CA:96:U:H5'	1.71	0.72
1:CA:994:A:N7	1:CA:1216:G:H4'	2.05	0.72
1:CA:1060:C:O2'	1:CA:1061:G:H5'	1.89	0.72
1:CA:1116:C:H2'	1:CA:1117:G:H5''	1.70	0.72
17:CQ:57:VAL:HG12	17:CQ:76:LEU:CA	2.18	0.72
27:DA:363(E):U:H5'	27:DA:363(F):A:C8	2.25	0.72
27:DA:587:C:C4	38:DP:33:ARG:HD3	2.25	0.72
27:DA:930:U:H4'	27:DA:931:G:C4	2.25	0.72
27:DA:1449:A:H5'	27:DA:1450:G:OP2	1.89	0.72
27:DA:1925:C:O2'	27:DA:1926:U:H5'	1.90	0.72
27:DA:2080:G:OP1	50:D1:35:THR:HG21	1.89	0.72
34:DH:23:ARG:O	34:DH:24:VAL:HG13	1.89	0.72
35:DI:107:VAL:HG12	35:DI:108:THR:N	2.04	0.72
38:DP:17:LYS:HG2	38:DP:17:LYS:O	1.88	0.72
45:DW:83:LYS:HA	45:DW:97:LYS:HG2	1.71	0.72
58:D9:11:CYS:SG	58:D9:32:HIS:CE1	2.83	0.72
8:AH:48:TYR:HA	8:AH:60:ARG:O	1.89	0.71
11:AK:86:GLY:N	11:AK:112:THR:OG1	2.22	0.71
27:BA:977:G:O2'	27:BA:978:G:H5'	1.90	0.71
27:BA:2637:U:H2'	27:BA:2638:G:H5'	1.71	0.71
31:BE:57:LYS:C	31:BE:59:VAL:H	1.93	0.71
35:BI:8:PRO:HB3	35:BI:14:ASP:HA	1.70	0.71
38:BP:84:ASN:HD22	38:BP:115:LEU:HG	1.53	0.71
38:BP:112:LEU:H	38:BP:128:HIS:CD2	2.04	0.71
47:BY:96:ILE:CG2	47:BY:97:ARG:N	2.52	0.71
1:CA:148:G:H1	1:CA:174:C:N4	1.88	0.71
1:CA:377:G:H1	1:CA:386:C:N4	1.86	0.71
12:CL:123:LYS:C	12:CL:125:ALA:H	1.93	0.71
27:DA:768:G:H2'	27:DA:769:G:C8	2.25	0.71
27:DA:2080:G:P	50:D1:35:THR:HG21	2.30	0.71

*Continued on next page...*

*Continued from previous page...*

Atom-1	Atom-2	Interatomic distance (Å)	Clash overlap (Å)
38:DP:146:VAL:HG22	38:DP:147:LEU:N	2.05	0.71
57:D8:50:LEU:HD12	57:D8:51:ALA:N	2.04	0.71
1:AA:246:A:H4'	1:AA:247:G:OP1	1.89	0.71
1:AA:1036:G:H5'	1:AA:1037:C:OP2	1.89	0.71
4:AD:25:ARG:HH11	4:AD:25:ARG:HG2	1.55	0.71
15:AO:28:GLN:O	15:AO:32:LEU:HG	1.88	0.71
19:AS:64:GLU:O	19:AS:67:VAL:HG22	1.90	0.71
25:AY:71:A:H2'	25:AY:72:G:H8	1.52	0.71
27:BA:1948:G:O2'	27:BA:1949:G:H5'	1.90	0.71
27:BA:2428:G:H5''	27:BA:2429:G:O5'	1.89	0.71
30:BD:168:ARG:O	30:BD:169:GLU:HB2	1.90	0.71
32:BF:28:ILE:HD12	32:BF:28:ILE:O	1.90	0.71
39:BQ:135:ASP:O	39:BQ:137:TYR:N	2.21	0.71
45:BW:10:VAL:HG23	45:BW:101:SER:O	1.90	0.71
49:B0:65:GLY:HA3	49:B0:83:PRO:HA	1.71	0.71
1:CA:59:A:H5'	1:CA:60:A:H5'	1.71	0.71
1:CA:839:U:H2'	1:CA:839:U:O2	1.89	0.71
1:CA:991:U:O2	1:CA:991:U:H2'	1.89	0.71
1:CA:1068:G:N7	1:CA:1094:G:C8	2.58	0.71
1:CA:1215:G:H2'	1:CA:1216:G:H8	1.55	0.71
11:CK:96:ARG:HA	11:CK:99:GLN:HG2	1.71	0.71
12:CL:107:VAL:CG2	12:CL:117:TYR:HB3	2.20	0.71
24:CX:17:C:H3'	24:CX:17(B):U:C5'	2.20	0.71
27:DA:1197:G:O2'	27:DA:1198:U:H5'	1.91	0.71
27:DA:1242:A:N1	38:DP:8:PRO:HG3	2.04	0.71
27:DA:1654:A:P	40:DR:3:HIS:HB2	2.30	0.71
27:DA:2757:A:N1	34:DH:67:LEU:HD13	2.05	0.71
31:DE:2:LYS:HE2	31:DE:95:ILE:HG23	1.72	0.71
39:DQ:43:THR:HG22	39:DQ:94:VAL:HG12	1.72	0.71
48:DZ:150:HIS:HB3	48:DZ:169:THR:CG2	2.16	0.71
1:AA:542:G:H5'	4:AD:41:GLY:HA3	1.73	0.71
3:AC:87:LEU:C	3:AC:89:GLU:N	2.43	0.71
8:AH:127:LEU:HD12	8:AH:129:VAL:HG13	1.73	0.71
10:AJ:48:THR:HA	10:AJ:62:HIS:HB3	1.71	0.71
16:AP:6:LEU:HD12	16:AP:6:LEU:N	2.04	0.71
25:AY:63:C:H2'	25:AY:64:G:C8	2.25	0.71
27:BA:469:G:O2'	27:BA:470:A:H5''	1.90	0.71
27:BA:2023:G:H5'	27:BA:2617:C:H4'	1.72	0.71
27:BA:2619:C:O2'	27:BA:2620:C:H5'	1.89	0.71
27:BA:2685:G:H5'	37:BO:68:GLU:OE2	1.90	0.71
30:BD:26:LYS:NZ	30:BD:82:ILE:N	2.37	0.71

*Continued on next page...*

*Continued from previous page...*

Atom-1	Atom-2	Interatomic distance (Å)	Clash overlap (Å)
33:BG:128:ARG:HB2	33:BG:130:ASN:O	1.91	0.71
1:CA:500:G:H2'	1:CA:501:C:C6	2.25	0.71
1:CA:624:C:O2'	1:CA:625:G:H5'	1.90	0.71
1:CA:792:A:H4'	1:CA:793:U:O5'	1.90	0.71
3:CC:39:ILE:C	3:CC:41:GLY:H	1.94	0.71
7:CG:49:ILE:CG2	7:CG:53:LYS:HD2	2.19	0.71
13:CM:116:THR:O	13:CM:117:VAL:HB	1.90	0.71
15:CO:56:LEU:O	15:CO:60:VAL:HG23	1.90	0.71
27:DA:150:C:H2'	27:DA:151:C:C6	2.24	0.71
27:DA:172:C:HO2'	27:DA:173:G:H8	1.38	0.71
27:DA:740:U:H2'	27:DA:741:G:C8	2.25	0.71
28:DB:88:C:H2'	28:DB:89:G:C8	2.24	0.71
32:DF:132:VAL:HG13	32:DF:133:ASN:N	2.05	0.71
48:DZ:107:PRO:C	48:DZ:109:GLY:H	1.92	0.71
48:DZ:117:GLN:HG2	48:DZ:118:GLU:N	2.05	0.71
1:AA:532:A:H3'	1:AA:533:A:C5'	2.20	0.71
1:AA:1080:A:C5'	5:AE:14:ARG:HH21	1.92	0.71
2:AB:197:VAL:HB	2:AB:200:ILE:HG12	1.71	0.71
10:AJ:96:ILE:HD13	10:AJ:96:ILE:H	1.55	0.71
19:AS:15:LEU:O	19:AS:19:VAL:HG23	1.90	0.71
27:BA:29:U:H2'	27:BA:30:G:C8	2.25	0.71
27:BA:40:C:H2'	27:BA:41:C:H6	1.54	0.71
27:BA:271(Q):G:H2'	27:BA:271(R):G:H8	1.55	0.71
27:BA:747:U:C2	54:B5:2:ALA:N	2.58	0.71
27:BA:2808:U:H5'	27:BA:2891:G:O6	1.88	0.71
29:BC:75:LEU:HD21	29:BC:99:ILE:HD12	1.71	0.71
34:BH:46:GLU:HG3	34:BH:51:ARG:HB2	1.73	0.71
34:BH:121:ILE:HD11	34:BH:140:LYS:O	1.91	0.71
42:BT:102:ILE:HB	42:BT:110:ILE:HD11	1.72	0.71
1:CA:235:C:H1'	17:CQ:61:GLU:OE1	1.90	0.71
1:CA:1412:C:H2'	1:CA:1413:A:C8	2.25	0.71
4:CD:9:CYS:HB2	4:CD:22:LYS:NZ	2.06	0.71
5:CE:80:ILE:HD13	5:CE:138:ALA:HB1	1.71	0.71
12:CL:3:THR:HG22	12:CL:6:GLN:NE2	2.05	0.71
14:CN:22:THR:OG1	14:CN:33:VAL:HG21	1.90	0.71
23:CW:30:A:H2'	23:CW:31:U:C5'	2.21	0.71
27:DA:94:C:H5'	27:DA:94(A):G:OP2	1.91	0.71
27:DA:224:G:H2'	27:DA:225:A:O4'	1.90	0.71
27:DA:2303:G:H1'	33:DG:132:ASN:ND2	2.05	0.71
27:DA:2350:C:H41	27:DA:2382:G:N2	1.88	0.71
27:DA:2791:C:H4'	27:DA:2792:G:O5'	1.90	0.71

*Continued on next page...*

*Continued from previous page...*

Atom-1	Atom-2	Interatomic distance (Å)	Clash overlap (Å)
32:DF:125:LEU:HB3	32:DF:196:LEU:CD2	2.21	0.71
35:DI:88:ILE:HD11	35:DI:123:LEU:HG	1.72	0.71
46:DX:57:LEU:CD1	46:DX:78:LYS:HG2	2.19	0.71
47:DY:45:VAL:HG13	47:DY:62:GLU:OE2	1.91	0.71
48:DZ:128:SER:OG	48:DZ:130:ARG:HD3	1.89	0.71
1:AA:736:C:H2'	1:AA:737:A:H8	1.55	0.71
1:AA:1286:A:H2'	1:AA:1287:A:H4'	1.72	0.71
5:AE:99:GLY:O	5:AE:117:ASP:HA	1.90	0.71
5:AE:100:VAL:HG23	5:AE:116:THR:O	1.91	0.71
27:BA:183:C:H1'	27:BA:433:C:H1'	1.71	0.71
27:BA:347:A:H2'	27:BA:348:G:H8	1.54	0.71
27:BA:1192:G:O2'	27:BA:1193:G:H5''	1.89	0.71
27:BA:1963:U:H2'	27:BA:1963:U:O2	1.90	0.71
32:BF:175:THR:HG23	32:BF:175:THR:O	1.90	0.71
35:BI:68:LEU:O	35:BI:68:LEU:HD23	1.90	0.71
40:BR:67:LEU:HD22	40:BR:76:VAL:HG21	1.71	0.71
43:BU:95:LEU:HD22	44:BV:4:ILE:CD1	2.21	0.71
45:BW:64:MET:O	45:BW:65:LEU:HB2	1.90	0.71
45:BW:85:VAL:HG12	45:BW:86:LEU:N	2.06	0.71
1:CA:921:U:O2	5:CE:19:MET:HB2	1.89	0.71
1:CA:1036:G:H5'	1:CA:1037:C:OP2	1.90	0.71
1:CA:1258:G:H2'	1:CA:1259:C:C6	2.26	0.71
3:CC:11:ARG:HH11	3:CC:11:ARG:HG2	1.55	0.71
3:CC:116:VAL:O	3:CC:119:ARG:HB3	1.90	0.71
13:CM:36:LYS:HZ3	13:CM:59:TYR:HE1	1.37	0.71
27:DA:27:G:N2	27:DA:512:G:H2'	2.05	0.71
27:DA:288:C:N4	27:DA:353:G:H1	1.87	0.71
27:DA:297:C:H2'	27:DA:298:G:O4'	1.90	0.71
27:DA:975(A):G:H21	27:DA:976:C:H1'	1.54	0.71
27:DA:1515:G:C2'	27:DA:1516:C:H5'	2.21	0.71
27:DA:2550:G:H2'	27:DA:2551:C:H5'	1.72	0.71
31:DE:29:GLY:HA2	31:DE:180:ASN:HB3	1.72	0.71
32:DF:143:ALA:O	32:DF:148:LEU:HB2	1.90	0.71
35:DI:31:LEU:HB2	35:DI:32:PRO:HD3	1.73	0.71
35:DI:71:ILE:HG13	35:DI:72:LEU:N	2.04	0.71
38:DP:112:LEU:HD22	38:DP:113:LYS:N	2.04	0.71
45:DW:44:ALA:O	45:DW:47:VAL:N	2.22	0.71
1:AA:1064:G:N2	1:AA:1190:G:H2'	2.06	0.71
10:AJ:49:VAL:CG2	14:AN:41:ARG:HD2	2.21	0.71
27:BA:858:U:H4'	27:BA:859:G:OP1	1.90	0.71
27:BA:863:A:H2'	27:BA:864:G:C8	2.25	0.71

*Continued on next page...*

*Continued from previous page...*

Atom-1	Atom-2	Interatomic distance (Å)	Clash overlap (Å)
27:BA:1051:G:O2'	27:BA:1052:C:H6	1.73	0.71
27:BA:1570:A:H2'	27:BA:1571:A:C8	2.25	0.71
27:BA:1722:A:N1	27:BA:1740:G:H8	1.88	0.71
27:BA:1813:G:H4'	30:BD:44:ASN:O	1.90	0.71
27:BA:1956:U:H2'	27:BA:1957:C:H5'	1.71	0.71
27:BA:2263:C:H2'	27:BA:2264:C:C6	2.20	0.71
27:BA:2756:U:OP2	58:B9:19:ARG:NH2	2.21	0.71
27:BA:2787:C:H1'	31:BE:61:ARG:CG	2.13	0.71
27:BA:2808:U:O2'	27:BA:2809:A:H5'	1.89	0.71
27:BA:2832:U:H4'	27:BA:2833:G:C5'	2.19	0.71
30:BD:158:ALA:HB3	30:BD:161:THR:CG2	2.21	0.71
34:BH:86:GLU:CB	34:BH:132:ARG:HH12	2.03	0.71
45:BW:90:ARG:HB2	45:BW:90:ARG:NH1	2.04	0.71
1:CA:128:G:O2'	1:CA:129:U:H5'	1.89	0.71
1:CA:372:C:H5'	1:CA:373:A:OP1	1.91	0.71
1:CA:407:G:H2'	1:CA:408:A:H8	1.55	0.71
6:CF:50:TYR:CE1	18:CR:77:GLY:HA2	2.24	0.71
11:CK:32:ILE:HD12	11:CK:72:ALA:CB	2.18	0.71
27:DA:482:A:H62	27:DA:506:G:H2'	1.56	0.71
27:DA:1292:U:H2'	27:DA:1293:C:O4'	1.90	0.71
27:DA:1639:U:O2'	27:DA:1640:C:H5''	1.89	0.71
27:DA:2468:G:H22	27:DA:2481:G:H2'	1.56	0.71
27:DA:2512:C:H4'	31:DE:122:PHE:CE2	2.25	0.71
27:DA:2884:U:H2'	27:DA:2885:C:H5'	1.71	0.71
29:DC:122:ALA:HB1	29:DC:129:ARG:CB	2.21	0.71
31:DE:110:GLY:HA2	31:DE:162:ALA:H	1.54	0.71
33:DG:41:GLN:HE22	33:DG:153:ARG:HG2	1.55	0.71
33:DG:101:ILE:HD11	33:DG:105:LYS:NZ	2.05	0.71
33:DG:128:ARG:C	33:DG:130:ASN:H	1.94	0.71
49:D0:49:LYS:HB2	49:D0:80:HIS:HB3	1.71	0.71
51:D2:63:VAL:O	51:D2:66:GLU:HG2	1.91	0.71
52:D3:23:LEU:HD12	52:D3:23:LEU:N	2.04	0.71
1:AA:262:A:H5'	20:AT:74:LYS:CG	2.20	0.71
1:AA:664:G:H22	1:AA:741:G:H1	1.39	0.71
1:AA:1132:C:O2'	1:AA:1133:G:H5'	1.90	0.71
4:AD:100:ARG:NH1	4:AD:137:SER:HB3	2.06	0.71
6:AF:75:LEU:HD23	6:AF:75:LEU:C	2.10	0.71
8:AH:32:LYS:O	8:AH:35:ILE:HB	1.90	0.71
9:AI:122:ALA:HB1	9:AI:123:PRO:HD2	1.72	0.71
19:AS:32:LYS:CA	19:AS:50:ALA:HB3	2.20	0.71
27:BA:225:A:H2'	27:BA:226:G:H5'	1.71	0.71

*Continued on next page...*



*Continued from previous page...*

Atom-1	Atom-2	Interatomic distance (Å)	Clash overlap (Å)
27:BA:592:G:H1	27:BA:665:C:H42	1.36	0.71
27:BA:686:G:N3	56:B7:11:LYS:HE3	2.05	0.71
27:BA:2073:C:O2'	27:BA:2074:U:H5'	1.89	0.71
27:BA:2346:A:C8	27:BA:2383:G:C5	2.79	0.71
27:BA:2667:C:H1'	34:BH:109:PHE:CD2	2.25	0.71
30:BD:60:ARG:CD	30:BD:86:PRO:HB2	2.20	0.71
30:BD:60:ARG:NE	30:BD:86:PRO:HB2	2.05	0.71
31:BE:104:VAL:HG11	31:BE:188:VAL:HG23	1.71	0.71
42:BT:23:ARG:HG2	42:BT:120:ARG:HH12	1.56	0.71
48:BZ:101:LEU:HD11	48:BZ:123:ILE:HG22	1.72	0.71
57:B8:32:LEU:N	57:B8:33:ASN:HD22	1.89	0.71
1:CA:627:G:H2'	1:CA:628:G:C8	2.25	0.71
1:CA:707:C:H2'	1:CA:708:C:C6	2.25	0.71
1:CA:860:A:H2'	1:CA:861:G:O4'	1.90	0.71
4:CD:173:TRP:HA	4:CD:187:ARG:NH1	2.05	0.71
7:CG:72:ARG:O	7:CG:73:MET:HG3	1.90	0.71
19:CS:9:VAL:O	19:CS:11:VAL:N	2.24	0.71
27:DA:536:A:H2'	27:DA:537:C:C6	2.24	0.71
27:DA:1205:U:H4'	27:DA:1206:G:OP2	1.91	0.71
27:DA:1260:G:H2'	27:DA:1261:C:C6	2.26	0.71
27:DA:1848:A:C2	27:DA:1849:G:H1'	2.26	0.71
27:DA:2308:G:O6	27:DA:2310:A:H5'	1.89	0.71
27:DA:2351:G:H2'	27:DA:2365:G:N2	2.05	0.71
27:DA:2756:U:O2'	27:DA:2757:A:H5'	1.90	0.71
28:DB:111:G:H2'	28:DB:112:U:O4'	1.89	0.71
37:DO:2:ILE:HG21	37:DO:8:LEU:HD11	1.71	0.71
37:DO:24:VAL:HA	37:DO:39:ILE:HG22	1.72	0.71
38:DP:9:ASN:H	38:DP:10:PRO:CD	2.02	0.71
46:DX:64:LYS:HZ3	46:DX:73:ARG:NH2	1.87	0.71
47:DY:75:ILE:HB	47:DY:80:GLY:H	1.54	0.71
47:DY:88:LYS:HD3	47:DY:93:GLY:H	1.56	0.71
55:D6:40:CYS:CB	55:D6:46:HIS:HB3	2.20	0.71
2:AB:178:ARG:NH2	8:AH:68:ARG:NH2	2.38	0.71
14:AN:23:ARG:HD2	14:AN:28:GLY:O	1.90	0.71
27:BA:662:G:OP1	38:BP:18:ARG:HD2	1.89	0.71
27:BA:2178:C:H4'	29:BC:46:LYS:HD3	1.72	0.71
34:BH:43:VAL:CG1	34:BH:52:VAL:HA	2.21	0.71
39:BQ:108:GLY:HA3	48:BZ:115:VAL:HG11	1.71	0.71
45:BW:5:ALA:C	45:BW:6:ILE:HG13	2.11	0.71
55:B6:26:ASN:ND2	55:B6:51:GLU:OE1	2.24	0.71
55:B6:40:CYS:HA	55:B6:46:HIS:HB2	1.70	0.71

*Continued on next page...*



*Continued from previous page...*

Atom-1	Atom-2	Interatomic distance (Å)	Clash overlap (Å)
1:CA:59:A:C5'	1:CA:60:A:H5'	2.21	0.71
1:CA:254:G:OP1	17:CQ:67:LYS:O	2.08	0.71
1:CA:743:U:H2'	1:CA:744:C:C6	2.24	0.71
1:CA:1206:G:H4'	3:CC:192:THR:O	1.90	0.71
13:CM:50:GLU:O	13:CM:54:VAL:HG23	1.90	0.71
20:CT:100:ILE:HD12	20:CT:100:ILE:N	2.06	0.71
27:DA:662:G:H2'	27:DA:663:G:H8	1.56	0.71
27:DA:1772:G:N2	27:DA:1774:C:H5''	2.05	0.71
27:DA:1922:G:H2'	27:DA:1923:U:C6	2.26	0.71
27:DA:2491:U:O2'	27:DA:2492:U:H5'	1.90	0.71
31:DE:70:ALA:O	31:DE:72:VAL:N	2.24	0.71
37:DO:16:ALA:HB2	37:DO:52:VAL:CG1	2.20	0.71
39:DQ:16:ARG:O	39:DQ:17:LEU:HD23	1.89	0.71
42:DT:30:VAL:HA	42:DT:44:ASP:HA	1.70	0.71
44:DV:47:VAL:HG12	44:DV:52:VAL:HB	1.71	0.71
47:DY:86:ARG:NH1	47:DY:95:LYS:HE3	2.05	0.71
50:D1:86:SER:O	50:D1:90:ILE:HG13	1.91	0.71
1:AA:1043:C:H2'	1:AA:1044:A:C8	2.26	0.71
2:AB:57:PHE:CD2	2:AB:185:ILE:HD11	2.26	0.71
4:AD:12:CYS:SG	4:AD:19:LEU:O	2.49	0.71
27:BA:1862:G:O2'	27:BA:1863:G:H5'	1.90	0.71
27:BA:2006:C:H5'	27:BA:2006:C:H6	1.56	0.71
27:BA:2553:G:H3'	27:BA:2554:U:H5''	1.71	0.71
27:BA:2712:U:O2'	27:BA:2713:A:H5'	1.90	0.71
31:BE:51:PHE:O	31:BE:74:PRO:HB2	1.89	0.71
33:BG:45:GLU:HA	33:BG:45:GLU:OE1	1.89	0.71
34:BH:10:PRO:HG2	34:BH:49:VAL:HB	1.72	0.71
37:BO:71:ARG:HH12	42:BT:74:ARG:HH22	1.36	0.71
38:BP:65:ARG:HH22	57:B8:15:LYS:HB2	1.53	0.71
39:BQ:141:GLN:OXT	48:BZ:98:TYR:HB2	1.91	0.71
40:BR:100:LEU:CD2	40:BR:113:LEU:HD13	2.13	0.71
1:CA:701:C:H1'	1:CA:703:G:C2	2.26	0.71
1:CA:1028:C:H42	1:CA:1034:G:H21	1.36	0.71
2:CB:91:PRO:HG3	2:CB:154:LEU:CB	2.14	0.71
27:DA:107:C:H2'	27:DA:108:U:C6	2.24	0.71
27:DA:674:G:P	32:DF:54:ARG:HH22	2.13	0.71
27:DA:1793:C:H2'	27:DA:1794:U:C6	2.25	0.71
27:DA:1910:G:O2'	27:DA:1911:U:H5'	1.89	0.71
27:DA:2291:U:H2'	27:DA:2292:C:C6	2.26	0.71
27:DA:2362:G:C2'	27:DA:2363:C:H5'	2.21	0.71
27:DA:2576:G:H8	27:DA:2581:G:O6	1.74	0.71

*Continued on next page...*

*Continued from previous page...*

Atom-1	Atom-2	Interatomic distance (Å)	Clash overlap (Å)
27:DA:2745:C:H2'	27:DA:2746:U:C6	2.26	0.71
27:DA:2807:G:H3'	27:DA:2808:U:H5''	1.72	0.71
31:DE:2:LYS:O	31:DE:199:ARG:HA	1.91	0.71
32:DF:2:LYS:HG2	32:DF:25:PRO:HB2	1.73	0.71
34:DH:43:VAL:HG12	34:DH:53:GLU:HG2	1.70	0.71
36:DN:15:LEU:HD22	36:DN:16:ILE:H	1.55	0.71
37:DO:2:ILE:CG2	37:DO:8:LEU:HD11	2.21	0.71
42:DT:92:GLY:O	42:DT:93:ARG:HB3	1.89	0.71
46:DX:65:ARG:HD3	46:DX:70:LEU:CD1	2.19	0.71
11:AK:31:THR:HA	11:AK:42:TRP:HA	1.72	0.71
27:BA:319:C:O2'	27:BA:320:A:H5'	1.91	0.71
27:BA:380:U:H2'	27:BA:381:G:H8	1.55	0.71
27:BA:380:U:H2'	27:BA:381:G:C8	2.26	0.71
27:BA:2305:A:H5''	33:BG:134:GLY:HA3	1.72	0.71
27:BA:2689:U:H5''	27:BA:2690:C:H5'	1.72	0.71
36:BN:4:TYR:HB2	43:BU:64:ARG:NH1	2.06	0.71
47:BY:46:LYS:CB	47:BY:62:GLU:HG2	2.13	0.71
1:CA:422:C:H4'	1:CA:423:G:H5''	1.71	0.71
1:CA:475:G:H2'	1:CA:476:G:H8	1.56	0.71
1:CA:601:C:H2'	1:CA:602:A:C8	2.23	0.71
27:DA:422:A:H2'	27:DA:423:A:C8	2.26	0.71
27:DA:479:A:H4'	27:DA:480:A:C5'	2.21	0.71
27:DA:612:C:O2'	27:DA:613:G:H5'	1.91	0.71
27:DA:2561:A:H4'	37:DO:40:VAL:HG11	1.73	0.71
27:DA:2579:C:O2'	31:DE:131:ALA:HB3	1.90	0.71
38:DP:6:LEU:HG	38:DP:9:ASN:CG	2.10	0.71
39:DQ:16:ARG:HG2	39:DQ:17:LEU:N	2.02	0.71
39:DQ:101:ARG:HD2	39:DQ:102:VAL:N	2.06	0.71
46:DX:56:THR:O	46:DX:57:LEU:HB3	1.90	0.71
48:DZ:149:LEU:HD23	48:DZ:170:ILE:CG1	2.16	0.71
1:AA:628:G:O2'	1:AA:629:G:H5'	1.91	0.70
5:AE:141:GLN:HA	5:AE:143:ARG:HH21	1.54	0.70
11:AK:109:VAL:HG12	11:AK:110:ASP:H	1.56	0.70
12:AL:119:THR:HG22	12:AL:120:LYS:N	2.05	0.70
27:BA:2884:U:H3	54:B5:51:TYR:HE1	1.37	0.70
31:BE:8:LYS:HE3	31:BE:188:VAL:CG1	2.20	0.70
39:BQ:16:ARG:HG2	39:BQ:17:LEU:N	2.04	0.70
42:BT:23:ARG:O	42:BT:25:GLY:N	2.22	0.70
43:BU:90:VAL:HG12	43:BU:91:ASP:N	2.02	0.70
46:BX:30:VAL:CG2	46:BX:39:ILE:HD11	2.14	0.70
55:B6:18:ARG:HB2	55:B6:19:ARG:HD2	1.73	0.70

*Continued on next page...*

*Continued from previous page...*

Atom-1	Atom-2	Interatomic distance (Å)	Clash overlap (Å)
1:CA:320:C:H1'	1:CA:1434:A:H2	1.55	0.70
1:CA:1327:C:O2'	1:CA:1328:C:H5'	1.90	0.70
1:CA:1356:G:H1	1:CA:1366:C:N4	1.88	0.70
4:CD:33:MET:HE2	4:CD:37:PRO:HA	1.73	0.70
9:CI:65:VAL:HG21	9:CI:73:GLN:HB3	1.73	0.70
10:CJ:48:THR:HA	10:CJ:62:HIS:CB	2.21	0.70
27:DA:271(D):G:H1	27:DA:271(T):C:H42	1.39	0.70
27:DA:1548:C:H2'	27:DA:1549:C:H6	1.55	0.70
27:DA:2683:C:H2'	27:DA:2684:U:H6	1.56	0.70
37:DO:63:VAL:HG23	37:DO:64:ARG:HG3	1.71	0.70
45:DW:83:LYS:HG2	45:DW:97:LYS:HD3	1.72	0.70
48:DZ:96:GLU:HB3	48:DZ:124:LEU:HD11	1.71	0.70
53:D4:46:ASN:ND2	53:D4:47:VAL:H	1.89	0.70
56:D7:5:TRP:CZ2	56:D7:7:PRO:HB3	2.26	0.70
4:AD:70:ILE:HG23	4:AD:71:SER:O	1.90	0.70
5:AE:41:VAL:CG1	5:AE:113:ALA:HA	2.21	0.70
14:AN:26:ARG:CZ	14:AN:47:LEU:HD21	2.21	0.70
20:AT:87:LYS:O	20:AT:91:LEU:HG	1.90	0.70
27:BA:246:C:H41	57:B8:8:LYS:HG2	1.54	0.70
27:BA:911:A:H2'	39:BQ:9:TYR:OH	1.90	0.70
27:BA:2239:G:H2'	27:BA:2240:C:C6	2.26	0.70
32:BF:160:ASN:HD21	32:BF:162:LEU:HB2	1.55	0.70
36:BN:13:TRP:O	36:BN:135:PRO:HD2	1.90	0.70
38:BP:144:GLU:N	38:BP:145:PRO:HD3	2.06	0.70
1:CA:54:C:N4	1:CA:352:C:H2'	2.06	0.70
1:CA:637:G:H2'	1:CA:638:G:H8	1.54	0.70
1:CA:961:U:HO2'	1:CA:962:C:H6	1.39	0.70
2:CB:174:VAL:HG13	2:CB:184:VAL:HG21	1.73	0.70
4:CD:9:CYS:SG	60:CD:301:ZN:ZN	1.79	0.70
5:CE:80:ILE:HD11	5:CE:91:LEU:HB2	1.73	0.70
17:CQ:52:LYS:HG2	17:CQ:55:ASP:OD2	1.91	0.70
27:DA:39:C:O2'	27:DA:40:C:H5'	1.90	0.70
27:DA:226:G:O2'	27:DA:227:A:H8	1.74	0.70
27:DA:616:G:H4'	32:DF:205:ARG:HD2	1.71	0.70
27:DA:851:U:H4'	52:D3:45:GLY:O	1.91	0.70
27:DA:1287:A:N6	27:DA:1649:G:H1'	2.05	0.70
27:DA:2562:U:H1'	37:DO:23:ARG:NH1	2.05	0.70
32:DF:1:MET:SD	32:DF:26:ALA:HA	2.31	0.70
34:DH:12:PRO:O	34:DH:13:LYS:HB2	1.90	0.70
38:DP:84:ASN:HA	38:DP:115:LEU:O	1.90	0.70
42:DT:42:ILE:H	42:DT:42:ILE:CD1	1.92	0.70

*Continued on next page...*

*Continued from previous page...*

Atom-1	Atom-2	Interatomic distance (Å)	Clash overlap (Å)
45:DW:4:LYS:HG2	45:DW:106:ILE:CG2	2.21	0.70
49:D0:29:GLN:O	49:D0:67:VAL:HG23	1.90	0.70
58:D9:17:ILE:HG22	58:D9:19:ARG:HG2	1.72	0.70
1:AA:254:G:H1	1:AA:272:C:H42	1.37	0.70
1:AA:820:U:H4'	1:AA:821:G:OP2	1.90	0.70
1:AA:1248:A:H2'	1:AA:1249:C:H5'	1.73	0.70
8:AH:83:ILE:HB	8:AH:137:VAL:HG13	1.72	0.70
27:BA:1208:C:H5'	27:BA:1209:G:OP2	1.91	0.70
27:BA:1722:A:O2'	27:BA:1739:U:H5''	1.90	0.70
27:BA:2305:A:H61	33:BG:43:LEU:H	1.40	0.70
30:BD:108:PRO:HG3	30:BD:143:HIS:CE1	2.25	0.70
39:BQ:133:ARG:O	39:BQ:134:ARG:HB2	1.91	0.70
43:BU:90:VAL:HG11	44:BV:40:LEU:HD23	1.71	0.70
45:BW:38:TYR:OH	54:B5:47:PRO:HG3	1.91	0.70
58:B9:26:ILE:HD12	58:B9:26:ILE:N	2.06	0.70
1:CA:9:G:O2'	1:CA:10:A:H8	1.74	0.70
1:CA:718:G:H5'	11:CK:117:ASN:OD1	1.91	0.70
1:CA:1324:A:H4'	1:CA:1362:C:H4'	1.73	0.70
11:CK:21:ILE:HB	11:CK:84:VAL:HG12	1.71	0.70
27:DA:90:U:H1'	27:DA:92:A:C8	2.26	0.70
27:DA:1992:G:O2'	27:DA:1993:U:OP2	2.06	0.70
27:DA:2086:U:H2'	27:DA:2087:G:H8	1.56	0.70
27:DA:2134:A:N6	27:DA:2157:G:H1'	2.06	0.70
29:DC:68:LEU:HB3	29:DC:70:LYS:HE2	1.74	0.70
33:DG:36:LYS:HG2	33:DG:160:VAL:HG21	1.73	0.70
33:DG:115:ARG:HH12	33:DG:136:ARG:HH11	1.39	0.70
37:DO:86:ILE:HD12	37:DO:86:ILE:H	1.56	0.70
41:DS:92:TYR:CG	41:DS:93:LYS:N	2.54	0.70
49:D0:17:GLN:O	49:D0:19:LYS:HD3	1.91	0.70
4:AD:172:PRO:HG2	4:AD:193:ASP:OD1	1.90	0.70
5:AE:40:ARG:HB3	5:AE:66:MET:CE	2.21	0.70
5:AE:78:HIS:HE1	5:AE:142:LEU:HA	1.55	0.70
10:AJ:4:ILE:O	10:AJ:74:ILE:HG12	1.90	0.70
10:AJ:5:ARG:HG3	10:AJ:73:ASP:OD1	1.91	0.70
27:BA:143:G:H5''	27:BA:1598:C:O2'	1.91	0.70
27:BA:225:A:C2'	27:BA:226:G:H5'	2.21	0.70
27:BA:1885:A:H2'	27:BA:1886:C:O4'	1.91	0.70
27:BA:2562:U:C2'	27:BA:2563:U:H5'	2.22	0.70
35:BI:91:SER:O	35:BI:92:VAL:HB	1.91	0.70
38:BP:92:GLU:HA	38:BP:123:LEU:HD23	1.71	0.70
42:BT:51:ARG:CG	42:BT:98:LYS:HG3	2.22	0.70

*Continued on next page...*

*Continued from previous page...*

Atom-1	Atom-2	Interatomic distance (Å)	Clash overlap (Å)
44:BV:1:MET:HE3	44:BV:43:GLU:HG2	1.73	0.70
47:BY:7:VAL:HB	47:BY:8:LYS:NZ	2.04	0.70
47:BY:28:LYS:HB2	47:BY:37:VAL:HB	1.73	0.70
1:CA:186:C:O3'	20:CT:82:SER:HB2	1.91	0.70
1:CA:276:G:O2'	1:CA:277:C:H5'	1.91	0.70
1:CA:966:G:O2'	1:CA:967:C:C6	2.44	0.70
1:CA:1010:G:H2'	1:CA:1011:G:C8	2.26	0.70
2:CB:11:LEU:CD1	2:CB:217:ARG:HH21	2.04	0.70
4:CD:9:CYS:HB2	4:CD:22:LYS:HZ3	1.55	0.70
7:CG:145:ALA:O	7:CG:146:GLU:HB2	1.91	0.70
11:CK:103:LEU:HD13	11:CK:104:GLN:H	1.56	0.70
27:DA:373:U:H2'	27:DA:374:A:C8	2.19	0.70
27:DA:811:U:OP2	38:DP:24:GLY:HA2	1.92	0.70
27:DA:903:C:H2'	27:DA:904:C:C6	2.26	0.70
27:DA:1356:G:H2'	27:DA:1357:U:H6	1.56	0.70
27:DA:2146:C:H5'	27:DA:2147:G:C4	2.27	0.70
29:DC:188:ASN:O	29:DC:191:ALA:HB3	1.90	0.70
31:DE:13:ARG:HB2	31:DE:21:VAL:O	1.91	0.70
38:DP:90:ARG:HB3	38:DP:91:PHE:CD1	2.26	0.70
50:D1:52:ARG:CG	50:D1:53:VAL:H	2.02	0.70
57:D8:14:VAL:HG21	57:D8:22:VAL:CG1	2.22	0.70
1:AA:52:G:HO2'	1:AA:53:A:H8	1.35	0.70
3:AC:87:LEU:O	3:AC:91:LEU:HG	1.91	0.70
4:AD:54:TYR:CE1	4:AD:209:ARG:HD2	2.26	0.70
5:AE:33:VAL:HG12	5:AE:112:LEU:HD12	1.74	0.70
12:AL:80:VAL:HG11	12:AL:104:ALA:HB3	1.74	0.70
27:BA:2629:A:H2'	27:BA:2629:A:N3	2.05	0.70
31:BE:105:THR:HG21	31:BE:164:ARG:NH1	2.04	0.70
34:BH:22:GLY:O	34:BH:36:PRO:HA	1.91	0.70
34:BH:29:PRO:O	34:BH:30:LYS:HE3	1.90	0.70
38:BP:122:PRO:HB3	38:BP:141:ALA:CB	2.20	0.70
39:BQ:115:MET:HE2	39:BQ:131:ILE:HG21	1.74	0.70
44:BV:22:VAL:HG21	44:BV:94:LEU:HD11	1.73	0.70
1:CA:232:G:H2'	1:CA:233:C:H6	1.57	0.70
1:CA:977:A:N3	1:CA:977:A:H2'	2.05	0.70
3:CC:123:GLN:O	3:CC:128:PHE:HB2	1.91	0.70
11:CK:29:ILE:HD12	11:CK:43:SER:O	1.92	0.70
12:CL:15:VAL:HG23	12:CL:16:ARG:N	2.03	0.70
27:DA:2569:G:O2'	27:DA:2570:G:H5'	1.92	0.70
27:DA:2875:C:H4'	42:DT:5:ALA:CB	2.21	0.70
30:DD:69:ARG:NH1	30:DD:130:ALA:HB2	2.07	0.70

*Continued on next page...*

*Continued from previous page...*

Atom-1	Atom-2	Interatomic distance (Å)	Clash overlap (Å)
31:DE:111:ARG:HD2	31:DE:160:TYR:CD1	2.26	0.70
44:DV:38:LEU:HD12	44:DV:56:SER:N	2.06	0.70
1:AA:257:G:H2'	1:AA:258:G:C8	2.26	0.70
1:AA:486:U:H5'	1:AA:486:U:H6	1.56	0.70
1:AA:1118:C:H2'	1:AA:1119:C:C6	2.26	0.70
17:AQ:8:GLY:HA3	17:AQ:22:LEU:O	1.92	0.70
27:BA:45:C:OP2	27:BA:215:G:H5''	1.91	0.70
27:BA:81:G:H1	27:BA:105:C:H42	1.37	0.70
27:BA:105:C:H2'	27:BA:105:C:O2	1.90	0.70
27:BA:466:A:N3	27:BA:683:C:H1'	2.06	0.70
27:BA:965:C:H2'	27:BA:966:G:H8	1.57	0.70
27:BA:1879:C:C2'	27:BA:1880:C:H5''	2.21	0.70
27:BA:2299:G:N1	27:BA:2318:G:C8	2.60	0.70
27:BA:2466:C:O2'	27:BA:2467:C:H5'	1.90	0.70
27:BA:2732:G:H3'	27:BA:2733:A:C5'	2.21	0.70
35:BI:83:ALA:HB2	35:BI:88:ILE:HG23	1.73	0.70
37:BO:11:ALA:O	37:BO:98:VAL:HA	1.91	0.70
38:BP:105:LEU:HD23	38:BP:105:LEU:N	2.07	0.70
44:BV:87:HIS:NE2	44:BV:89:GLN:HG2	2.05	0.70
2:CB:187:LEU:HB2	2:CB:201:ILE:HB	1.74	0.70
7:CG:87:VAL:HG11	7:CG:154:TYR:O	1.91	0.70
12:CL:107:VAL:CG1	12:CL:110:ARG:HB2	2.22	0.70
13:CM:3:ARG:HG2	13:CM:9:ILE:HG12	1.70	0.70
17:CQ:78:GLU:OE1	17:CQ:81:ARG:HD2	1.92	0.70
27:DA:630:G:H1	27:DA:634:C:H42	1.38	0.70
27:DA:1162:G:O2'	27:DA:1163:G:H5'	1.92	0.70
27:DA:1233:C:H2'	27:DA:1234:U:H6	1.56	0.70
27:DA:1799:G:H5'	27:DA:1819:A:N6	2.06	0.70
27:DA:2100:G:H1	27:DA:2189:U:H3	1.38	0.70
31:DE:16:ARG:O	31:DE:17:ASP:HB2	1.91	0.70
32:DF:25:PRO:CG	32:DF:119:ARG:HB2	2.21	0.70
36:DN:46:VAL:O	36:DN:47:ALA:HB3	1.91	0.70
38:DP:136:GLU:O	38:DP:139:LYS:N	2.25	0.70
42:DT:13:ARG:CZ	42:DT:13:ARG:HA	2.21	0.70
48:DZ:9:ARG:H	48:DZ:36:VAL:HA	1.56	0.70
51:D2:18:PRO:HG2	51:D2:19:VAL:H	1.55	0.70
1:AA:579:G:H5'	1:AA:728:A:H1'	1.71	0.70
1:AA:592:G:C2	1:AA:648:A:C2	2.79	0.70
1:AA:807:A:O2'	1:AA:808:C:H5'	1.91	0.70
6:AF:9:VAL:HG12	6:AF:86:ARG:HB2	1.72	0.70
15:AO:78:TYR:O	15:AO:82:ILE:HG22	1.92	0.70

*Continued on next page...*

*Continued from previous page...*

Atom-1	Atom-2	Interatomic distance (Å)	Clash overlap (Å)
27:BA:1481:U:H2'	27:BA:1481:U:O2	1.91	0.70
28:BB:7:G:H21	41:BS:38:GLN:HE22	1.40	0.70
28:BB:87:G:C3'	28:BB:88:C:H5''	2.22	0.70
36:BN:115:ARG:O	36:BN:118:LYS:HB2	1.91	0.70
37:BO:110:GLY:HA2	37:BO:112:MET:CE	2.20	0.70
38:BP:6:LEU:HD23	38:BP:6:LEU:H	1.56	0.70
44:BV:99:ILE:O	44:BV:99:ILE:HG12	1.90	0.70
57:B8:29:LYS:HD3	57:B8:44:LYS:HG2	1.71	0.70
1:CA:532:A:H62	3:CC:156:ARG:HH12	1.38	0.70
27:DA:706:A:OP1	30:DD:7:LYS:HE3	1.91	0.70
27:DA:1681:G:OP2	27:DA:1681:G:C8	2.42	0.70
27:DA:2158:A:H4'	27:DA:2159:G:O5'	1.90	0.70
27:DA:2304:G:H5''	27:DA:2305:A:OP2	1.92	0.70
27:DA:2466:C:C2'	27:DA:2467:C:H5'	2.21	0.70
27:DA:2523:G:H5'	27:DA:2523:G:H8	1.57	0.70
27:DA:2590:A:O2'	27:DA:2591:C:H5'	1.92	0.70
30:DD:26:LYS:HZ1	30:DD:82:ILE:H	1.39	0.70
31:DE:9:VAL:HG13	31:DE:25:VAL:HB	1.74	0.70
32:DF:7:TYR:O	32:DF:8:GLN:HB2	1.90	0.70
37:DO:53:LYS:N	37:DO:53:LYS:HD2	2.06	0.70
1:AA:1206:G:H2'	1:AA:1207:G:H5'	1.73	0.70
10:AJ:6:ILE:HA	10:AJ:97:GLU:O	1.91	0.70
27:BA:327:G:H2'	27:BA:328:U:C6	2.27	0.70
27:BA:1400:G:H2'	27:BA:1401:G:C8	2.25	0.70
27:BA:1591:G:H2'	27:BA:1592:C:H6	1.57	0.70
27:BA:1669:A:H2'	27:BA:1670:C:H5'	1.72	0.70
27:BA:2071:A:C2	27:BA:2441:C:N3	2.57	0.70
31:BE:36:ARG:HH22	31:BE:88:GLY:HA3	1.55	0.70
37:BO:103:ALA:C	37:BO:105:GLU:H	1.94	0.70
40:BR:37:THR:OG1	40:BR:39:PRO:HD2	1.92	0.70
41:BS:17:ARG:HA	41:BS:20:ARG:HH11	1.55	0.70
42:BT:127:ALA:C	42:BT:129:ARG:H	1.95	0.70
58:B9:29:ASN:HD21	58:B9:32:HIS:CE1	2.09	0.70
1:CA:256:U:H2'	1:CA:257:G:C8	2.26	0.70
1:CA:1494:G:O6	26:CZ:1:KBE:HAA	1.91	0.70
14:CN:26:ARG:NH2	14:CN:47:LEU:HD21	2.07	0.70
27:DA:1952:A:C2	37:DO:22:ILE:HG23	2.27	0.70
27:DA:2019:A:H61	27:DA:2035:G:H1	1.40	0.70
27:DA:2052:G:N2	27:DA:2618:G:H1'	2.07	0.70
32:DF:89:VAL:HG12	32:DF:90:PHE:H	1.57	0.70
33:DG:2:PRO:HD2	53:D4:51:TYR:CE2	2.26	0.70

*Continued on next page...*



*Continued from previous page...*

Atom-1	Atom-2	Interatomic distance (Å)	Clash overlap (Å)
34:DH:147:ASN:O	34:DH:150:ALA:HB3	1.92	0.70
1:AA:6:G:H4'	1:AA:298:A:H4'	1.74	0.70
1:AA:509:A:H5'	4:AD:54:TYR:CD2	2.27	0.70
1:AA:973:G:H3'	1:AA:974:A:H5''	1.73	0.70
27:BA:158:U:H2'	27:BA:158:U:O2	1.92	0.70
27:BA:335:C:H2'	27:BA:336:C:H6	1.56	0.70
27:BA:598:G:H5'	38:BP:15:ARG:HG3	1.73	0.70
27:BA:838:C:H2'	27:BA:839:U:H6	1.56	0.70
27:BA:1718:G:H8	27:BA:1718:G:H5'	1.56	0.70
27:BA:2029:G:H2'	27:BA:2031:A:OP1	1.92	0.70
27:BA:2875:C:C4'	42:BT:5:ALA:HB2	2.21	0.70
30:BD:112:GLN:HB2	30:BD:115:GLN:HE21	1.57	0.70
31:BE:119:ARG:HD2	31:BE:120:TRP:NE1	2.07	0.70
32:BF:65:TRP:CH2	32:BF:75:HIS:HD2	2.08	0.70
42:BT:31:SER:OG	42:BT:32:TYR:N	2.25	0.70
1:CA:457:C:H2'	1:CA:458:C:H6	1.57	0.70
1:CA:686:U:H3	1:CA:703:G:H21	1.39	0.70
1:CA:913:A:H4'	1:CA:914:A:O5'	1.90	0.70
2:CB:200:ILE:HG22	2:CB:202:PRO:HD3	1.74	0.70
3:CC:153:VAL:HG12	3:CC:196:LEU:CD1	2.21	0.70
7:CG:40:ALA:HB1	9:CI:41:VAL:HG11	1.74	0.70
17:CQ:21:VAL:O	17:CQ:41:LYS:HA	1.92	0.70
27:DA:754:C:H2'	27:DA:755:C:H6	1.52	0.70
27:DA:2832:U:H4'	27:DA:2833:G:H5''	1.71	0.70
37:DO:119:PRO:HB2	42:DT:68:TYR:CE1	2.26	0.70
40:DR:10:LEU:CD2	40:DR:17:ARG:HD2	2.21	0.70
46:DX:66:LEU:O	46:DX:66:LEU:HD23	1.91	0.70
1:AA:960:U:O2'	1:AA:1223:C:H5'	1.91	0.70
1:AA:1096:C:H2'	1:AA:1097:C:H6	1.55	0.70
3:AC:14:ILE:CD1	3:AC:178:LEU:HB3	2.22	0.70
15:AO:9:GLN:HA	15:AO:12:ILE:HD12	1.73	0.70
27:BA:1414:G:H1	27:BA:1588:C:N4	1.87	0.70
27:BA:2580:U:H5'	31:BE:131:ALA:HB3	1.74	0.70
27:BA:2758:A:H2'	27:BA:2759:G:H5'	1.74	0.70
30:BD:35:LYS:HA	30:BD:64:ILE:HG22	1.74	0.70
31:BE:108:SER:O	31:BE:162:ALA:HA	1.92	0.70
39:BQ:38:GLU:OE2	39:BQ:128:LYS:HG2	1.91	0.70
42:BT:92:GLY:HA2	42:BT:114:LEU:HD22	1.74	0.70
43:BU:25:TRP:CD1	43:BU:26:GLY:N	2.60	0.70
48:BZ:150:HIS:HB3	48:BZ:169:THR:HA	1.72	0.70
1:CA:1106:G:H2'	1:CA:1107:C:H6	1.57	0.70

*Continued on next page...*



*Continued from previous page...*

Atom-1	Atom-2	Interatomic distance (Å)	Clash overlap (Å)
1:CA:1406:U:H2'	1:CA:1407:C:H6	1.56	0.70
13:CM:90:LEU:HA	13:CM:93:ARG:HB2	1.74	0.70
27:DA:286:C:H2'	27:DA:286:C:O2	1.91	0.70
27:DA:597:U:H2'	27:DA:598:G:C8	2.27	0.70
27:DA:1602:U:H3'	27:DA:1603:A:C5'	2.21	0.70
27:DA:2223:G:C2'	27:DA:2224:G:H5'	2.22	0.70
38:DP:59:LEU:CA	38:DP:61:ARG:CZ	2.68	0.70
41:DS:78:LEU:HD11	41:DS:103:GLU:HB3	1.72	0.70
48:DZ:128:SER:HB3	48:DZ:131:ASN:ND2	2.07	0.70
1:AA:35:G:O2'	1:AA:36:C:H5'	1.91	0.69
1:AA:197:A:H4'	1:AA:198:G:OP1	1.92	0.69
1:AA:453:A:H2'	1:AA:454:C:C6	2.27	0.69
1:AA:472:A:C2	1:AA:473:G:H1'	2.26	0.69
1:AA:1236:A:H2'	1:AA:1237:C:C6	2.27	0.69
4:AD:114:ARG:O	4:AD:118:ARG:HB2	1.92	0.69
19:AS:63:THR:HG22	19:AS:66:MET:HE3	1.73	0.69
27:BA:436:C:H2'	27:BA:437:G:H8	1.57	0.69
27:BA:469:G:C2'	27:BA:470:A:H5''	2.21	0.69
27:BA:703:U:O2'	27:BA:704:G:H5'	1.91	0.69
27:BA:1141:U:OP1	36:BN:25:ARG:NH1	2.25	0.69
27:BA:1193:G:H8	27:BA:1193:G:H5'	1.57	0.69
27:BA:1579:A:H2'	27:BA:1580:A:C8	2.27	0.69
28:BB:7:G:C3'	28:BB:8:U:H5''	2.22	0.69
1:CA:71:C:O2'	1:CA:72:C:H5'	1.92	0.69
1:CA:978:A:O2'	1:CA:1322:C:N3	2.24	0.69
1:CA:1104:G:O2'	1:CA:1105:A:H5'	1.92	0.69
10:CJ:40:LEU:HD23	10:CJ:40:LEU:H	1.57	0.69
24:CX:32:C:H2'	24:CX:33:U:O4'	1.91	0.69
27:DA:414:C:H1'	27:DA:1864:U:O2'	1.92	0.69
27:DA:1127:A:H2'	27:DA:1128:A:H5''	1.73	0.69
27:DA:1187:G:H5''	44:DV:81:TYR:CE2	2.27	0.69
27:DA:1625:C:H2'	27:DA:1626:G:H5'	1.72	0.69
27:DA:1639:U:H2'	27:DA:1640:C:H5''	1.73	0.69
27:DA:1887:C:C3'	27:DA:1888:G:H5''	2.22	0.69
27:DA:2453:A:H4'	27:DA:2572:A:O2'	1.91	0.69
27:DA:2821:A:H2'	27:DA:2822:G:C8	2.27	0.69
39:DQ:27:VAL:CG1	39:DQ:29:PHE:H	2.04	0.69
39:DQ:51:ARG:HH11	39:DQ:51:ARG:HB3	1.55	0.69
1:AA:1163:C:H2'	1:AA:1164:G:C8	2.26	0.69
5:AE:57:LYS:HG2	5:AE:61:TYR:HE2	1.57	0.69
27:BA:17:G:H4'	43:BU:25:TRP:CZ2	2.26	0.69

*Continued on next page...*

*Continued from previous page...*

Atom-1	Atom-2	Interatomic distance (Å)	Clash overlap (Å)
27:BA:1495:A:H2'	27:BA:1496:A:C2	2.26	0.69
32:BF:160:ASN:ND2	32:BF:162:LEU:H	1.90	0.69
32:BF:164:ARG:CZ	32:BF:164:ARG:HB2	2.19	0.69
34:BH:19:VAL:HB	34:BH:44:VAL:HG13	1.73	0.69
35:BI:4:ILE:HD13	35:BI:47:LEU:HD13	1.74	0.69
36:BN:58:ASP:O	36:BN:59:LYS:HB2	1.92	0.69
46:BX:64:LYS:HZ2	46:BX:73:ARG:HH21	1.37	0.69
47:BY:28:LYS:O	47:BY:38:ILE:HB	1.91	0.69
53:B4:60:GLU:O	53:B4:61:VAL:HB	1.92	0.69
54:B5:2:ALA:O	54:B5:3:LYS:HD2	1.91	0.69
1:CA:731:G:O2'	1:CA:732:C:H5'	1.91	0.69
1:CA:880:C:O2'	1:CA:881:G:H5'	1.92	0.69
1:CA:973:G:H1'	10:CJ:55:LYS:HE2	1.72	0.69
1:CA:979:C:H3'	1:CA:980:C:C5'	2.19	0.69
4:CD:131:ARG:HD3	4:CD:131:ARG:H	1.57	0.69
10:CJ:40:LEU:CG	10:CJ:69:ASN:HB3	2.21	0.69
27:DA:271(R):G:H2'	27:DA:271(S):G:C8	2.26	0.69
27:DA:1825:A:H2'	27:DA:1826:G:H8	1.57	0.69
27:DA:2482:G:H2'	27:DA:2483:C:H6	1.55	0.69
30:DD:267:SER:O	30:DD:268:ARG:HB2	1.91	0.69
32:DF:34:TRP:CE2	38:DP:12:ALA:HB2	2.26	0.69
33:DG:133:LEU:HD11	33:DG:157:ILE:HD11	1.74	0.69
34:DH:117:PRO:HB3	34:DH:123:PHE:CE1	2.27	0.69
36:DN:57:ALA:CB	36:DN:124:ALA:HA	2.21	0.69
41:DS:85:VAL:H	41:DS:106:ARG:CB	1.99	0.69
44:DV:49:THR:HG22	44:DV:50:PRO:HD2	1.74	0.69
46:DX:57:LEU:HD11	46:DX:78:LYS:HD3	1.74	0.69
4:AD:128:VAL:C	4:AD:130:GLY:H	1.96	0.69
14:AN:6:LEU:HD13	14:AN:23:ARG:NH2	2.07	0.69
20:AT:89:ARG:NH2	20:AT:104:LEU:HD11	2.07	0.69
23:AW:23:G:H5'	23:AW:23:G:H8	1.57	0.69
27:BA:517:C:O2'	27:BA:518:G:H5'	1.92	0.69
27:BA:1754:C:H6	42:BT:96:ARG:NH1	1.89	0.69
27:BA:2016:U:H2'	27:BA:2017:U:H6	1.56	0.69
32:BF:176:LEU:HD12	32:BF:177:ALA:H	1.58	0.69
33:BG:15:VAL:HG21	33:BG:176:LEU:HG	1.74	0.69
33:BG:28:VAL:O	33:BG:31:VAL:HG12	1.92	0.69
43:BU:34:LYS:HE2	43:BU:34:LYS:HA	1.73	0.69
55:B6:36:LEU:HB3	55:B6:50:ARG:NH1	2.06	0.69
1:CA:642:A:C5	8:CH:115:SER:HA	2.27	0.69
1:CA:1275:A:H2'	1:CA:1276:G:C8	2.27	0.69

*Continued on next page...*

*Continued from previous page...*

Atom-1	Atom-2	Interatomic distance (Å)	Clash overlap (Å)
11:CK:22:HIS:HB3	11:CK:29:ILE:CG2	2.20	0.69
16:CP:42:ARG:HB2	16:CP:44:THR:HG23	1.72	0.69
27:DA:479:A:H4'	27:DA:480:A:H5'	1.73	0.69
33:DG:146:TYR:O	33:DG:149:VAL:HG22	1.92	0.69
36:DN:86:PRO:HG2	36:DN:89:LYS:CG	2.22	0.69
36:DN:133:GLN:CG	36:DN:135:PRO:HD3	2.21	0.69
1:AA:264:U:H4'	17:AQ:63:ARG:HD3	1.75	0.69
1:AA:657:G:O2'	1:AA:658:G:H5'	1.92	0.69
2:AB:32:ILE:HG12	2:AB:33:TYR:H	1.58	0.69
3:AC:193:TYR:N	3:AC:193:TYR:CD2	2.59	0.69
9:AI:48:GLU:C	9:AI:50:LEU:H	1.96	0.69
9:AI:83:ARG:O	9:AI:86:VAL:HG12	1.92	0.69
17:AQ:10:VAL:HA	17:AQ:20:THR:O	1.93	0.69
18:AR:73:ALA:HB3	18:AR:79:LEU:HD12	1.75	0.69
30:BD:112:GLN:H	30:BD:115:GLN:NE2	1.91	0.69
30:BD:267:SER:C	30:BD:269:PHE:H	1.92	0.69
32:BF:39:TRP:O	32:BF:43:LYS:HG2	1.92	0.69
35:BI:111:PRO:CA	35:BI:114:LEU:HD21	2.22	0.69
38:BP:107:LYS:C	38:BP:109:GLY:H	1.96	0.69
48:BZ:60:LEU:HB2	48:BZ:64:GLN:HB2	1.74	0.69
58:B9:2:LYS:O	58:B9:2:LYS:HD3	1.91	0.69
1:CA:470:C:H5''	1:CA:471:G:OP2	1.92	0.69
1:CA:603:U:H2'	1:CA:604:G:C8	2.25	0.69
2:CB:213:LEU:O	2:CB:217:ARG:HG2	1.93	0.69
3:CC:182:ILE:HG12	3:CC:203:PHE:HA	1.72	0.69
32:DF:3:GLU:HB2	32:DF:19:GLU:HB2	1.74	0.69
35:DI:40:THR:O	35:DI:44:LEU:HB2	1.92	0.69
41:DS:87:PHE:HB2	41:DS:106:ARG:NH1	2.07	0.69
42:DT:49:VAL:C	42:DT:50:ILE:HD12	2.13	0.69
44:DV:41:GLY:H	44:DV:45:THR:HB	1.56	0.69
1:AA:104:G:O2'	1:AA:105:G:H5'	1.93	0.69
1:AA:1112:C:H42	3:AC:177:THR:HA	1.56	0.69
17:AQ:27:PHE:HD1	17:AQ:28:PRO:O	1.76	0.69
27:BA:271(P):C:H2'	27:BA:271(Q):G:O4'	1.91	0.69
27:BA:527:C:C5	27:BA:2779:U:H2'	2.28	0.69
27:BA:1273:U:H5''	27:BA:1273:U:C6	2.19	0.69
27:BA:1710:C:H4'	27:BA:2858:C:O2	1.93	0.69
27:BA:1956:U:C2'	27:BA:1957:C:H5'	2.21	0.69
27:BA:2118:U:O2'	27:BA:2119:A:H5''	1.93	0.69
29:BC:100:ILE:HG22	29:BC:101:GLN:HG3	1.72	0.69
30:BD:61:LEU:HB3	30:BD:63:ARG:NH1	2.07	0.69

*Continued on next page...*

*Continued from previous page...*

Atom-1	Atom-2	Interatomic distance (Å)	Clash overlap (Å)
33:BG:172:LEU:O	33:BG:176:LEU:HD12	1.92	0.69
38:BP:57:THR:OG1	38:BP:59:LEU:HB3	1.93	0.69
40:BR:10:LEU:HB3	40:BR:17:ARG:CZ	2.23	0.69
1:CA:25:C:O2'	1:CA:26:A:H5'	1.92	0.69
1:CA:31:G:H5'	1:CA:306:G:N2	2.07	0.69
1:CA:929:G:H1	1:CA:1388:C:H42	1.36	0.69
2:CB:16:HIS:HB3	2:CB:210:SER:CB	2.21	0.69
10:CJ:50:ILE:HD13	10:CJ:50:ILE:H	1.57	0.69
13:CM:31:LYS:HA	13:CM:34:LEU:HG	1.74	0.69
13:CM:47:ASP:O	13:CM:48:LEU:HB3	1.91	0.69
13:CM:91:ARG:HB2	13:CM:98:VAL:HG13	1.74	0.69
27:DA:495:G:H1'	45:DW:57:ASN:HD21	1.58	0.69
27:DA:852:G:H2'	27:DA:853:G:H8	1.56	0.69
27:DA:2173:A:H2'	27:DA:2174:C:C6	2.27	0.69
27:DA:2351:G:O6	57:D8:39:LYS:HG3	1.92	0.69
27:DA:2683:C:H2'	27:DA:2684:U:C6	2.28	0.69
41:DS:28:VAL:O	41:DS:89:ARG:HG2	1.91	0.69
50:D1:30:VAL:O	50:D1:31:GLY:O	2.10	0.69
1:AA:57:G:H2'	1:AA:58:C:H6	1.56	0.69
1:AA:193:C:O2'	1:AA:194:C:H5'	1.92	0.69
1:AA:595:G:N1	1:AA:641:U:H2'	2.08	0.69
1:AA:992:U:H1'	1:AA:993:G:C2	2.28	0.69
3:AC:53:ALA:O	3:AC:54:ARG:HB2	1.91	0.69
3:AC:180:ALA:HB1	3:AC:203:PHE:HE1	1.57	0.69
5:AE:12:LEU:HD11	5:AE:14:ARG:HB3	1.74	0.69
5:AE:33:VAL:HG21	5:AE:109:ILE:HG12	1.74	0.69
6:AF:19:LEU:O	6:AF:19:LEU:HD23	1.93	0.69
7:AG:49:ILE:HA	7:AG:52:GLU:HB2	1.75	0.69
16:AP:82:GLN:CD	16:AP:82:GLN:H	1.96	0.69
20:AT:80:ARG:O	20:AT:84:LEU:HB2	1.93	0.69
27:BA:1406:U:H2'	27:BA:1407:C:C6	2.27	0.69
27:BA:2817:G:H5''	27:BA:2818:G:OP2	1.93	0.69
30:BD:11:PRO:O	30:BD:13:ARG:N	2.25	0.69
36:BN:4:TYR:CB	43:BU:64:ARG:NH2	2.54	0.69
44:BV:47:VAL:HB	44:BV:50:PRO:O	1.91	0.69
47:BY:68:HIS:HB3	47:BY:71:LYS:HG3	1.73	0.69
50:B1:67:ILE:N	50:B1:68:PRO:HD2	2.07	0.69
1:CA:1120:G:H2'	1:CA:1121:U:C6	2.28	0.69
8:CH:60:ARG:HG3	8:CH:60:ARG:NH1	1.99	0.69
13:CM:14:ARG:O	13:CM:17:VAL:HG23	1.93	0.69
27:DA:1695:G:H2'	27:DA:1695:G:N3	2.07	0.69

*Continued on next page...*

*Continued from previous page...*

Atom-1	Atom-2	Interatomic distance (Å)	Clash overlap (Å)
27:DA:2009:G:H1'	40:DR:107:ASP:O	1.93	0.69
32:DF:65:TRP:O	32:DF:65:TRP:HE3	1.75	0.69
42:DT:108:ARG:HA	42:DT:111:ARG:NH1	2.07	0.69
49:D0:40:GLN:NE2	49:D0:43:THR:HA	2.07	0.69
1:AA:748:C:H4'	1:AA:749:C:O5'	1.92	0.69
3:AC:91:LEU:HD11	3:AC:101:LEU:HD12	1.74	0.69
3:AC:150:LYS:HE2	3:AC:152:ILE:HD11	1.75	0.69
8:AH:2:LEU:HD13	8:AH:4:ASP:H	1.57	0.69
15:AO:37:ASN:N	15:AO:37:ASN:ND2	2.40	0.69
27:BA:330:A:HO2'	27:BA:331:A:H8	1.38	0.69
27:BA:484:C:H2'	27:BA:485:C:H6	1.57	0.69
27:BA:699:A:H2'	27:BA:700:G:O4'	1.92	0.69
27:BA:862:G:H2'	27:BA:863:A:O4'	1.93	0.69
27:BA:1256:G:O2'	32:BF:82:ILE:HD11	1.91	0.69
27:BA:1438:U:O2'	27:BA:1439:A:H5'	1.93	0.69
27:BA:2318:G:O2'	27:BA:2319:G:OP1	2.06	0.69
27:BA:2609:U:OP1	27:BA:2609:U:H4'	1.92	0.69
31:BE:60:ASN:CG	31:BE:62:PRO:HD2	2.13	0.69
36:BN:15:LEU:HD12	36:BN:136:GLU:CG	2.22	0.69
37:BO:13:ASN:ND2	37:BO:96:THR:H	1.91	0.69
37:BO:22:ILE:HG12	37:BO:41:ALA:CA	2.21	0.69
37:BO:78:ARG:HB2	37:BO:78:ARG:NH1	2.06	0.69
39:BQ:109:VAL:CG1	39:BQ:113:GLN:HB3	2.23	0.69
41:BS:14:VAL:HG12	41:BS:15:ARG:N	2.06	0.69
1:CA:134:A:H61	16:CP:25:ARG:HH12	1.40	0.69
4:CD:28:SER:O	4:CD:30:LYS:N	2.26	0.69
6:CF:10:LEU:HD12	6:CF:10:LEU:N	2.08	0.69
13:CM:25:ILE:HD11	13:CM:66:LEU:CD2	2.15	0.69
13:CM:76:ALA:HA	13:CM:79:LYS:HG3	1.75	0.69
21:CU:21:TYR:O	21:CU:22:ARG:HB2	1.92	0.69
27:DA:126:A:OP2	56:D7:19:ARG:HB2	1.93	0.69
27:DA:244:A:H2'	27:DA:245:G:O4'	1.92	0.69
27:DA:267:C:H2'	27:DA:268:C:H6	1.56	0.69
27:DA:481:G:H1'	27:DA:506:G:H21	1.58	0.69
27:DA:1431:U:O2'	27:DA:1432:C:H5'	1.91	0.69
27:DA:2137:C:H2'	27:DA:2138:C:C6	2.27	0.69
27:DA:2807:G:C3'	27:DA:2808:U:H5''	2.21	0.69
27:DA:2884:U:OP2	54:D5:43:HIS:HE1	1.75	0.69
29:DC:58:VAL:HG21	29:DC:166:ASP:H	1.58	0.69
30:DD:261:LYS:NZ	30:DD:263:ARG:NH1	2.41	0.69
32:DF:64:ILE:HG23	32:DF:65:TRP:H	1.57	0.69

*Continued on next page...*

*Continued from previous page...*

Atom-1	Atom-2	Interatomic distance (Å)	Clash overlap (Å)
34:DH:107:VAL:CG2	34:DH:152:ARG:HG2	2.22	0.69
36:DN:112:LEU:HD12	36:DN:115:ARG:HB3	1.75	0.69
41:DS:74:ALA:HB1	41:DS:103:GLU:CB	2.20	0.69
55:D6:19:ARG:HG2	55:D6:20:ASN:N	2.07	0.69
1:AA:194:C:H2'	1:AA:195:A:H5''	1.74	0.69
1:AA:627:G:O2'	1:AA:628:G:H5'	1.92	0.69
1:AA:1061:G:C5	1:AA:1062:U:C5	2.81	0.69
2:AB:132:LYS:O	2:AB:135:GLN:HB2	1.93	0.69
4:AD:150:GLU:N	4:AD:150:GLU:OE1	2.26	0.69
11:AK:84:VAL:O	11:AK:85:ARG:HG2	1.92	0.69
12:AL:124:GLU:O	12:AL:126:ALA:N	2.26	0.69
13:AM:52:GLU:HG2	13:AM:55:ARG:HH21	1.58	0.69
27:BA:330:A:O2'	27:BA:331:A:H8	1.76	0.69
27:BA:764:A:N7	30:BD:209:ALA:HB3	2.07	0.69
27:BA:1028:A:N6	27:BA:1125:G:H2'	2.08	0.69
27:BA:1192:G:H2'	27:BA:1193:G:H5'	1.75	0.69
27:BA:1221:C:H5'	27:BA:1221:C:H6	1.57	0.69
27:BA:2189:U:C3'	27:BA:2190:G:H5''	2.22	0.69
27:BA:2199:A:C8	27:BA:2199:A:C5'	2.75	0.69
27:BA:2512:C:H2'	27:BA:2513:G:O4'	1.92	0.69
32:BF:3:GLU:HA	32:BF:24:LEU:CG	2.22	0.69
32:BF:63:LYS:NZ	32:BF:67:GLN:HB2	2.07	0.69
32:BF:126:VAL:HG21	32:BF:129:PHE:CZ	2.28	0.69
37:BO:14:THR:CG2	37:BO:86:ILE:HD12	2.13	0.69
42:BT:91:ARG:HB3	42:BT:116:ALA:CA	2.16	0.69
45:BW:6:ILE:HA	45:BW:103:ILE:O	1.93	0.69
48:BZ:76:ASP:HB2	48:BZ:83:GLU:HG3	1.75	0.69
54:B5:11:THR:HG22	54:B5:12:SER:O	1.92	0.69
1:CA:101:A:O2'	1:CA:102:G:H5'	1.92	0.69
1:CA:135:C:H2'	1:CA:136:C:H5'	1.74	0.69
1:CA:197:A:H4'	1:CA:198:G:O5'	1.93	0.69
1:CA:379:C:O2'	1:CA:380:G:H5'	1.92	0.69
1:CA:397:A:H2'	1:CA:399:G:OP2	1.93	0.69
1:CA:643:C:H5'	8:CH:31:PHE:CD1	2.27	0.69
1:CA:1215:G:H2'	1:CA:1216:G:C8	2.28	0.69
1:CA:1238:A:H2'	1:CA:1238:A:N3	2.08	0.69
2:CB:29:ALA:O	2:CB:32:ILE:HG22	1.93	0.69
2:CB:107:THR:O	2:CB:110:GLN:HG3	1.93	0.69
3:CC:127:ARG:HH11	3:CC:127:ARG:HG2	1.56	0.69
10:CJ:12:ASP:OD1	10:CJ:14:LYS:HB2	1.93	0.69
12:CL:5:ASN:O	12:CL:8:VAL:HB	1.93	0.69

*Continued on next page...*



*Continued from previous page...*

Atom-1	Atom-2	Interatomic distance (Å)	Clash overlap (Å)
13:CM:70:LEU:HD23	13:CM:71:ARG:N	2.06	0.69
15:CO:82:ILE:C	15:CO:82:ILE:HD13	2.12	0.69
27:DA:83:G:N1	27:DA:102:G:O2'	2.25	0.69
27:DA:557:U:H2'	27:DA:558:G:H8	1.57	0.69
27:DA:649:G:H2'	27:DA:650:C:H6	1.56	0.69
27:DA:995:C:H5'	43:DU:54:LYS:HD3	1.75	0.69
27:DA:1452:A:N6	27:DA:2702:U:H1'	2.07	0.69
27:DA:1952:A:OP1	37:DO:44:LYS:HE2	1.93	0.69
27:DA:2647:U:O2'	27:DA:2648:C:H5'	1.93	0.69
27:DA:2794:C:O2'	27:DA:2795:G:H5''	1.92	0.69
28:DB:20:C:O2'	28:DB:21:G:H5'	1.92	0.69
30:DD:35:LYS:HZ1	30:DD:104:TYR:H	1.40	0.69
30:DD:69:ARG:HH11	30:DD:130:ALA:HB2	1.57	0.69
31:DE:1:MET:HB2	31:DE:83:ASP:O	1.91	0.69
31:DE:4:ILE:CG1	31:DE:28:ALA:HB1	2.23	0.69
33:DG:61:ALA:HB2	33:DG:68:PRO:HD3	1.75	0.69
33:DG:72:ARG:HH11	33:DG:86:MET:HG2	1.58	0.69
33:DG:135:LEU:H	33:DG:135:LEU:HD12	1.58	0.69
36:DN:11:PRO:HB3	36:DN:51:PHE:CD1	2.28	0.69
36:DN:120:LEU:HD11	36:DN:122:VAL:HG23	1.74	0.69
38:DP:23:PRO:HB2	38:DP:33:ARG:NE	2.08	0.69
38:DP:58:THR:O	38:DP:61:ARG:NE	2.26	0.69
42:DT:129:ARG:NE	42:DT:131:ALA:HB3	2.07	0.69
43:DU:92:ARG:O	43:DU:93:LYS:HB2	1.93	0.69
52:D3:7:LYS:CG	52:D3:34:GLU:HG2	2.22	0.69
56:D7:9:ARG:HB3	56:D7:48:LYS:HZ2	1.57	0.69
1:AA:1131:G:H2'	1:AA:1132:C:C6	2.28	0.69
5:AE:80:ILE:HG22	8:AH:104:ARG:HH12	1.57	0.69
10:AJ:39:PRO:HB3	10:AJ:70:ARG:CZ	2.22	0.69
11:AK:43:SER:HA	11:AK:47:VAL:HG21	1.74	0.69
20:AT:89:ARG:CZ	20:AT:104:LEU:HD21	2.22	0.69
27:BA:15:G:H2'	27:BA:16:G:H8	1.58	0.69
27:BA:245:G:O2'	27:BA:246:C:H5'	1.93	0.69
27:BA:272(B):G:H1	27:BA:366:C:N4	1.90	0.69
27:BA:2202:C:H2'	27:BA:2203:U:O4'	1.91	0.69
31:BE:16:ARG:HG3	31:BE:16:ARG:HH11	1.57	0.69
31:BE:36:ARG:NH2	31:BE:88:GLY:CA	2.54	0.69
32:BF:84:VAL:HG12	32:BF:85:GLY:N	2.07	0.69
33:BG:56:ALA:CB	33:BG:153:ARG:HH21	2.06	0.69
35:BI:133:HIS:CD2	35:BI:133:HIS:H	2.10	0.69
38:BP:83:VAL:HG21	38:BP:105:LEU:HD12	1.73	0.69

*Continued on next page...*

*Continued from previous page...*

Atom-1	Atom-2	Interatomic distance (Å)	Clash overlap (Å)
42:BT:42:ILE:HD12	42:BT:42:ILE:O	1.93	0.69
47:BY:87:LYS:CG	47:BY:88:LYS:H	2.05	0.69
1:CA:646:U:O2'	1:CA:647:C:H5'	1.92	0.69
5:CE:101:ILE:HD13	5:CE:101:ILE:H	1.58	0.69
20:CT:33:ILE:HD13	20:CT:62:LEU:HB3	1.75	0.69
27:DA:271(A):A:H5'	27:DA:271(B):C:OP2	1.93	0.69
27:DA:707:G:H1	27:DA:724:U:H3	1.40	0.69
27:DA:1260:G:H2'	27:DA:1261:C:H6	1.57	0.69
27:DA:1814:G:H2'	27:DA:1815:A:N7	2.08	0.69
27:DA:1899:G:N2	27:DA:1902:C:H41	1.91	0.69
27:DA:2110:G:H5''	27:DA:2111:C:OP2	1.93	0.69
27:DA:2258:C:H6	27:DA:2426:A:H5'	1.58	0.69
34:DH:106:THR:CG2	34:DH:112:PRO:HB3	2.23	0.69
41:DS:66:ALA:O	41:DS:69:VAL:HG12	1.93	0.69
44:DV:99:ILE:N	44:DV:99:ILE:HD13	2.08	0.69
45:DW:4:LYS:HA	45:DW:106:ILE:HG22	1.75	0.69
46:DX:12:VAL:CG1	46:DX:17:ALA:HB1	2.23	0.69
55:D6:33:LYS:HE2	55:D6:33:LYS:CA	2.16	0.69
1:AA:935:A:N6	7:AG:3:ARG:HB2	2.08	0.69
8:AH:60:ARG:HG3	8:AH:60:ARG:NH1	2.01	0.69
27:BA:922:U:H2'	27:BA:923:C:C6	2.27	0.69
27:BA:1887:C:C2'	27:BA:1888:G:H5''	2.22	0.69
27:BA:2161:C:H2'	27:BA:2162:G:H8	1.57	0.69
35:BI:13:GLY:O	35:BI:14:ASP:HB2	1.92	0.69
37:BO:13:ASN:ND2	37:BO:97:ARG:N	2.41	0.69
37:BO:14:THR:HG21	37:BO:86:ILE:CD1	2.13	0.69
38:BP:65:ARG:HH21	57:B8:15:LYS:HB2	1.54	0.69
48:BZ:149:LEU:CD2	48:BZ:170:ILE:HG13	2.22	0.69
1:CA:602:A:O2'	1:CA:603:U:H5'	1.92	0.69
1:CA:628:G:H2'	1:CA:629:G:C8	2.28	0.69
1:CA:1515:C:O2'	1:CA:1516:G:H5'	1.92	0.69
8:CH:4:ASP:OD1	8:CH:7:ALA:N	2.26	0.69
25:CY:68:C:C3'	25:CY:69:C:H5''	2.23	0.69
27:DA:65:C:O2'	27:DA:66:C:H5'	1.93	0.69
27:DA:271(E):U:H2'	27:DA:271(F):C:C6	2.28	0.69
27:DA:862:G:H2'	27:DA:863:A:O4'	1.92	0.69
27:DA:1440:G:H2'	27:DA:1441:G:C8	2.28	0.69
27:DA:1493:C:H2'	27:DA:1493:C:O2	1.92	0.69
27:DA:2547:U:H2'	27:DA:2548:G:H8	1.57	0.69
32:DF:7:TYR:HB3	32:DF:16:GLY:N	1.99	0.69
34:DH:103:LEU:HD23	34:DH:115:VAL:HB	1.74	0.69

*Continued on next page...*



*Continued from previous page...*

Atom-1	Atom-2	Interatomic distance (Å)	Clash overlap (Å)
40:DR:30:THR:HG23	40:DR:30:THR:O	1.92	0.69
46:DX:51:VAL:HG11	46:DX:81:VAL:HB	1.74	0.69
48:DZ:38:VAL:HG21	48:DZ:43:PHE:HB2	1.74	0.69
57:D8:61:LEU:HD13	57:D8:62:LEU:HG	1.75	0.69
1:AA:1016:A:H2'	1:AA:1017:G:O4'	1.93	0.68
3:AC:118:GLN:O	3:AC:122:GLU:HG3	1.93	0.68
3:AC:189:ALA:HB3	3:AC:196:LEU:HB2	1.75	0.68
4:AD:33:MET:HE2	4:AD:37:PRO:HA	1.75	0.68
10:AJ:80:LYS:HE3	10:AJ:80:LYS:O	1.92	0.68
12:AL:3:THR:N	12:AL:6:GLN:NE2	2.41	0.68
27:BA:70:G:HO2'	27:BA:114:U:H5	1.40	0.68
27:BA:191:A:H2'	27:BA:192:C:C6	2.28	0.68
27:BA:2712:U:H1'	27:BA:2712(A):A:C8	2.29	0.68
32:BF:134:GLY:HA2	32:BF:166:ALA:HB2	1.75	0.68
43:BU:91:ASP:O	43:BU:92:ARG:HD3	1.93	0.68
1:CA:115:G:H4'	1:CA:116:A:O5'	1.92	0.68
1:CA:767:A:H2'	1:CA:768:A:C8	2.27	0.68
1:CA:1093:A:O2'	1:CA:1094:G:H5'	1.93	0.68
27:DA:291:C:H2'	27:DA:292:C:H6	1.56	0.68
27:DA:847:U:H2'	27:DA:848:G:H5''	1.73	0.68
27:DA:2142:C:H2'	27:DA:2143:C:C6	2.29	0.68
27:DA:2322:A:H2'	27:DA:2323:G:O4'	1.92	0.68
27:DA:2514:U:O2'	27:DA:2515:C:H5'	1.93	0.68
27:DA:2672:G:H3'	27:DA:2673:G:H5''	1.74	0.68
28:DB:15:A:H3'	28:DB:16:G:H5'	1.74	0.68
28:DB:26:A:H5''	28:DB:26:A:H8	1.58	0.68
37:DO:12:ASP:HA	37:DO:98:VAL:HA	1.75	0.68
39:DQ:34:LEU:N	39:DQ:104:PHE:O	2.24	0.68
42:DT:32:TYR:O	42:DT:41:ARG:O	2.11	0.68
46:DX:55:ASN:HB2	46:DX:80:ILE:HD13	1.75	0.68
48:DZ:150:HIS:HB2	48:DZ:167:GLU:O	1.93	0.68
1:AA:308:C:H2'	1:AA:309:G:C8	2.28	0.68
1:AA:1437:C:H42	1:AA:1464:G:H1	1.38	0.68
2:AB:167:PRO:O	2:AB:171:ALA:N	2.27	0.68
27:BA:786:C:H4'	27:BA:1780:A:N7	2.09	0.68
28:BB:40:U:C2	28:BB:43:C:H5''	2.28	0.68
30:BD:227:ASN:C	30:BD:234:GLY:HA3	2.13	0.68
32:BF:18:ARG:HG2	32:BF:199:TRP:CZ3	2.28	0.68
32:BF:160:ASN:HD21	32:BF:162:LEU:CB	2.06	0.68
35:BI:5:LEU:HD12	35:BI:5:LEU:N	2.08	0.68
35:BI:82:ARG:HB2	35:BI:82:ARG:NH1	2.08	0.68

*Continued on next page...*

*Continued from previous page...*

Atom-1	Atom-2	Interatomic distance (Å)	Clash overlap (Å)
38:BP:112:LEU:N	38:BP:128:HIS:HD2	1.87	0.68
42:BT:31:SER:C	42:BT:32:TYR:HD2	1.96	0.68
49:B0:25:ARG:HH11	49:B0:25:ARG:HG2	1.57	0.68
1:CA:970:C:H41	9:CI:126:SER:HB3	1.56	0.68
1:CA:1178:G:OP2	9:CI:97:LYS:HE3	1.94	0.68
1:CA:1307:U:H2'	1:CA:1308:U:H6	1.58	0.68
2:CB:102:LEU:O	2:CB:105:PHE:HB2	1.93	0.68
13:CM:118:ALA:HB2	24:CX:28:C:H4'	1.75	0.68
19:CS:62:ILE:HG23	19:CS:62:ILE:O	1.93	0.68
23:CW:21:A:H2'	23:CW:22:G:O4'	1.93	0.68
27:DA:1356:G:H2'	27:DA:1357:U:C6	2.27	0.68
27:DA:1403:C:H5''	27:DA:1471:A:C1'	2.22	0.68
27:DA:2012:G:H4'	45:DW:96:ILE:HD11	1.74	0.68
27:DA:2238:G:H4'	27:DA:2239:G:N7	2.08	0.68
27:DA:2702:U:H2'	27:DA:2702:U:O2	1.92	0.68
33:DG:15:VAL:C	33:DG:17:PRO:HD2	2.14	0.68
35:DI:81:VAL:HG21	35:DI:142:VAL:HG13	1.75	0.68
36:DN:42:TRP:CD1	43:DU:63:VAL:HG11	2.28	0.68
41:DS:92:TYR:CD1	41:DS:93:LYS:N	2.60	0.68
57:D8:32:LEU:O	57:D8:33:ASN:O	2.11	0.68
1:AA:567:G:C2	1:AA:568:G:H1'	2.27	0.68
1:AA:723:U:O2'	1:AA:724:G:H5'	1.92	0.68
1:AA:792:A:H4'	1:AA:793:U:O5'	1.93	0.68
1:AA:1225:A:OP2	1:AA:1226:C:H5	1.76	0.68
3:AC:100:ALA:O	3:AC:101:LEU:HB2	1.93	0.68
16:AP:19:ILE:HD11	16:AP:73:LEU:HD12	1.73	0.68
25:AY:18:G:H4'	25:AY:56:G:H22	1.58	0.68
27:BA:275:G:O3'	27:BA:279:C:P	2.52	0.68
27:BA:352:G:H2'	27:BA:352:G:N3	2.09	0.68
27:BA:985:C:H2'	27:BA:986:C:C6	2.28	0.68
27:BA:1835:G:N3	27:BA:1835:G:H2'	2.07	0.68
27:BA:2402:C:H2'	27:BA:2403:C:H5'	1.75	0.68
27:BA:2853:C:H2'	27:BA:2854:G:C8	2.28	0.68
30:BD:44:ASN:HB3	30:BD:49:ILE:HA	1.73	0.68
30:BD:181:GLU:HA	30:BD:272:ALA:HB3	1.75	0.68
36:BN:46:VAL:O	36:BN:47:ALA:CB	2.40	0.68
37:BO:14:THR:HG22	37:BO:16:ALA:H	1.56	0.68
41:BS:77:ALA:O	41:BS:79:ALA:N	2.27	0.68
47:BY:67:LEU:CD1	47:BY:71:LYS:HE3	2.24	0.68
1:CA:261:U:O2	1:CA:263:A:C8	2.46	0.68
1:CA:685:G:C2	1:CA:686:U:C5	2.81	0.68

*Continued on next page...*

*Continued from previous page...*

Atom-1	Atom-2	Interatomic distance (Å)	Clash overlap (Å)
1:CA:939:G:H5''	7:CG:102:ARG:NH2	2.07	0.68
1:CA:1460:A:H2'	1:CA:1461:G:O4'	1.93	0.68
5:CE:64:ARG:HA	5:CE:64:ARG:HE	1.58	0.68
10:CJ:35:SER:OG	10:CJ:73:ASP:HB2	1.94	0.68
10:CJ:61:GLU:CD	14:CN:58:LYS:HE2	2.14	0.68
11:CK:85:ARG:HG2	11:CK:111:ASP:O	1.92	0.68
24:CX:17:C:H3'	24:CX:17(B):U:H5'	1.75	0.68
27:DA:633:A:C2'	27:DA:634:C:H5'	2.21	0.68
27:DA:857:C:P	49:D0:77:ARG:HH22	2.17	0.68
27:DA:1332:G:H5'	27:DA:1333:C:OP2	1.92	0.68
35:DI:10:GLU:O	35:DI:12:LEU:HD23	1.93	0.68
38:DP:41:ARG:HA	38:DP:41:ARG:NE	2.08	0.68
38:DP:96:THR:O	38:DP:100:LEU:HD23	1.94	0.68
42:DT:28:VAL:CG2	42:DT:47:GLY:H	1.98	0.68
42:DT:129:ARG:CD	42:DT:131:ALA:HB3	2.24	0.68
51:D2:16:LEU:O	51:D2:20:GLU:HB3	1.94	0.68
1:AA:460:G:C6	1:AA:470:C:H5''	2.29	0.68
1:AA:568:G:O6	12:AL:2:PRO:HD3	1.93	0.68
6:AF:55:ASP:HB2	6:AF:86:ARG:HH22	1.57	0.68
12:AL:92:GLY:O	12:AL:94:ARG:HG3	1.94	0.68
27:BA:382:G:C2'	27:BA:383:U:H5'	2.24	0.68
27:BA:782:A:H5'	27:BA:783:A:C2	2.29	0.68
27:BA:1784:A:H4'	27:BA:1785:A:C5'	2.22	0.68
27:BA:2296:U:H4'	27:BA:2297:C:OP1	1.93	0.68
28:BB:105:A:H2'	28:BB:106:G:O4'	1.94	0.68
30:BD:134:ARG:HD3	30:BD:135:PHE:CE1	2.28	0.68
30:BD:243:GLY:O	30:BD:244:ARG:CB	2.42	0.68
32:BF:65:TRP:HB3	32:BF:66:PRO:HD3	1.75	0.68
38:BP:97:PRO:O	38:BP:98:GLU:HG3	1.93	0.68
48:BZ:111:ARG:HG2	48:BZ:111:ARG:HH11	1.58	0.68
52:B3:23:LEU:HD12	52:B3:23:LEU:N	2.01	0.68
1:CA:52:G:H2'	1:CA:53:A:C8	2.26	0.68
1:CA:1494:G:C8	26:CZ:3:SER:HB3	2.28	0.68
2:CB:32:ILE:CD1	2:CB:40:HIS:HB3	2.20	0.68
5:CE:19:MET:SD	5:CE:24:ARG:HB3	2.33	0.68
8:CH:20:TYR:HA	8:CH:65:TYR:HE2	1.58	0.68
8:CH:86:ILE:HG22	8:CH:87:SER:N	2.08	0.68
10:CJ:63:PHE:HB3	14:CN:57:ARG:O	1.92	0.68
17:CQ:81:ARG:NH1	17:CQ:84:LEU:HD11	2.08	0.68
27:DA:2000:G:O2'	27:DA:2001:A:H5'	1.93	0.68
29:DC:100:ILE:HD13	29:DC:132:GLY:HA3	1.75	0.68

*Continued on next page...*

*Continued from previous page...*

Atom-1	Atom-2	Interatomic distance (Å)	Clash overlap (Å)
30:DD:2:ALA:O	30:DD:3:VAL:HB	1.92	0.68
34:DH:137:ASP:OD1	34:DH:138:LYS:N	2.25	0.68
36:DN:17:ASP:OD2	36:DN:56:ASN:HB3	1.92	0.68
41:DS:52:SER:CB	41:DS:55:ALA:HB3	2.17	0.68
44:DV:75:PHE:HE2	44:DV:82:ARG:NE	1.92	0.68
47:DY:88:LYS:HE2	47:DY:93:GLY:HA3	1.76	0.68
56:D7:22:MET:SD	56:D7:31:LEU:HD11	2.34	0.68
1:AA:658:G:OP1	15:AO:31:LEU:HD21	1.94	0.68
1:AA:979:C:H3'	1:AA:980:C:C5'	2.24	0.68
1:AA:1028:C:H42	1:AA:1034:G:N2	1.92	0.68
1:AA:1082:G:O2'	1:AA:1083:U:H5'	1.94	0.68
1:AA:1456:G:O3'	20:AT:39:LYS:NZ	2.24	0.68
4:AD:22:LYS:HB2	4:AD:26:CYS:HB2	1.74	0.68
7:AG:24:THR:HA	7:AG:27:ILE:CD1	2.24	0.68
8:AH:86:ILE:HD11	8:AH:136:GLU:HB3	1.75	0.68
15:AO:82:ILE:O	15:AO:82:ILE:HD13	1.93	0.68
27:BA:534:U:H2'	27:BA:535:C:C6	2.29	0.68
27:BA:1667:G:N3	27:BA:1991:U:C5	2.62	0.68
27:BA:2331:G:H4'	49:B0:43:THR:N	2.05	0.68
28:BB:21:G:H2'	28:BB:22:U:H6	1.58	0.68
31:BE:26:ILE:O	31:BE:181:LEU:HD12	1.94	0.68
34:BH:54:ARG:HG2	34:BH:65:HIS:HD2	1.58	0.68
35:BI:68:LEU:HA	35:BI:71:ILE:HG13	1.75	0.68
40:BR:76:VAL:CG1	40:BR:77:ARG:N	2.56	0.68
41:BS:105:ALA:C	41:BS:107:GLU:H	1.96	0.68
1:CA:445:G:H1	1:CA:489:C:H42	1.42	0.68
1:CA:1030:C:H2'	1:CA:1030(A):G:H5'	1.76	0.68
1:CA:1419:G:H2'	1:CA:1420:C:H6	1.59	0.68
13:CM:22:ILE:HG22	13:CM:25:ILE:HD13	1.76	0.68
13:CM:81:LEU:HD22	13:CM:86:CYS:SG	2.34	0.68
19:CS:15:LEU:O	19:CS:19:VAL:HG23	1.94	0.68
20:CT:16:HIS:HA	20:CT:19:SER:HB3	1.75	0.68
24:CX:64:G:H2'	24:CX:65:C:C6	2.27	0.68
27:DA:271(R):G:H2'	27:DA:271(S):G:H8	1.58	0.68
27:DA:321:G:OP2	32:DF:135:LYS:HD2	1.93	0.68
27:DA:779:U:OP1	30:DD:49:ILE:HG22	1.94	0.68
27:DA:1024:G:H3'	27:DA:1025:G:H5''	1.74	0.68
27:DA:2821:A:H2'	27:DA:2822:G:H8	1.58	0.68
30:DD:72:LYS:HD2	30:DD:97:TYR:CD1	2.27	0.68
35:DI:37:VAL:HG12	35:DI:38:LEU:N	2.07	0.68
39:DQ:26:TYR:O	39:DQ:67:ARG:NH1	2.26	0.68

*Continued on next page...*

*Continued from previous page...*

Atom-1	Atom-2	Interatomic distance (Å)	Clash overlap (Å)
42:DT:65:LYS:HZ2	42:DT:66:VAL:H	0.73	0.68
42:DT:80:SER:CB	42:DT:81:PRO:HD2	2.23	0.68
47:DY:15:VAL:HG12	47:DY:17:SER:H	1.58	0.68
47:DY:27:VAL:HG12	47:DY:29:GLU:H	1.58	0.68
50:D1:7:ILE:HB	50:D1:62:VAL:HG23	1.75	0.68
1:AA:114:U:H2'	1:AA:115:G:C8	2.29	0.68
8:AH:86:ILE:HG12	8:AH:135:CYS:HA	1.74	0.68
10:AJ:46:ARG:HA	10:AJ:64:GLU:HB3	1.76	0.68
27:BA:85:G:OP1	47:BY:9:LYS:HA	1.94	0.68
27:BA:2670:A:H8	27:BA:2670:A:OP2	1.76	0.68
28:BB:3:C:N4	28:BB:118:G:H1	1.86	0.68
32:BF:1:MET:HG2	32:BF:26:ALA:HA	1.73	0.68
51:B2:7:ARG:HG2	51:B2:7:ARG:HH11	1.57	0.68
55:B6:19:ARG:O	55:B6:20:ASN:O	2.10	0.68
1:CA:403:C:OP1	4:CD:136:PRO:HD2	1.93	0.68
1:CA:1367:C:OP1	9:CI:114:TYR:HA	1.94	0.68
2:CB:107:THR:HG23	2:CB:110:GLN:NE2	2.09	0.68
24:CX:19:G:H5'	24:CX:20:U:C5	2.28	0.68
27:DA:363:G:H2'	27:DA:363(A):A:H8	1.59	0.68
27:DA:839:U:H2'	27:DA:840:C:C6	2.29	0.68
27:DA:1142(A):A:O2'	27:DA:1143:A:H2'	1.93	0.68
27:DA:2256:G:N2	27:DA:2275:C:C4	2.62	0.68
30:DD:218:ARG:CB	30:DD:219:PRO:HD2	2.22	0.68
36:DN:60:ILE:CD1	36:DN:99:LEU:HD23	2.23	0.68
45:DW:10:VAL:HG23	45:DW:101:SER:O	1.92	0.68
1:AA:1442(A):G:H4'	1:AA:1442(B):A:OP2	1.92	0.68
8:AH:77:GLU:HG2	8:AH:78:GLN:H	1.59	0.68
10:AJ:84:GLN:O	10:AJ:85:LEU:HD23	1.94	0.68
24:AX:64:G:H2'	24:AX:65:C:C6	2.28	0.68
25:AY:3:G:H1	25:AY:69:C:H42	1.42	0.68
27:BA:320:A:OP2	32:BF:137:LYS:HD2	1.94	0.68
27:BA:436:C:H2'	27:BA:437:G:C8	2.29	0.68
27:BA:857:C:H5'	49:B0:77:ARG:NH2	2.03	0.68
27:BA:1615:C:H2'	27:BA:1617:C:C5	2.28	0.68
27:BA:1935:G:H1'	27:BA:1964:G:N2	2.08	0.68
27:BA:2758:A:C2'	27:BA:2759:G:H5'	2.24	0.68
31:BE:117:MET:O	31:BE:118:LYS:HB2	1.92	0.68
32:BF:18:ARG:HG2	32:BF:199:TRP:HZ3	1.59	0.68
34:BH:85:LYS:HZ3	34:BH:133:VAL:HG21	1.55	0.68
40:BR:10:LEU:HD22	40:BR:17:ARG:NH1	2.08	0.68
42:BT:81:PRO:O	42:BT:82:LEU:HG	1.94	0.68

*Continued on next page...*

*Continued from previous page...*

Atom-1	Atom-2	Interatomic distance (Å)	Clash overlap (Å)
43:BU:8:VAL:HG11	43:BU:12:ARG:HE	1.58	0.68
49:B0:68:GLU:HG2	49:B0:80:HIS:HB2	1.74	0.68
1:CA:841:U:O2'	1:CA:848:C:H5'	1.94	0.68
2:CB:219:VAL:HA	2:CB:222:ILE:HD12	1.74	0.68
12:CL:5:ASN:HD22	17:CQ:34:LYS:NZ	1.91	0.68
16:CP:56:ALA:O	16:CP:60:LEU:HG	1.92	0.68
27:DA:307:G:H21	27:DA:330:A:H62	1.40	0.68
27:DA:324:A:C2	27:DA:325:G:H1'	2.28	0.68
30:DD:11:PRO:O	30:DD:13:ARG:N	2.27	0.68
32:DF:41:LEU:HD11	32:DF:184:TYR:CE1	2.29	0.68
32:DF:89:VAL:HG12	32:DF:90:PHE:N	2.08	0.68
33:DG:44:GLY:N	33:DG:88:ILE:HG12	2.07	0.68
33:DG:76:SER:CA	33:DG:83:ARG:HB2	2.24	0.68
38:DP:46:LYS:NZ	38:DP:51:PHE:CE2	2.62	0.68
38:DP:113:LYS:HA	38:DP:129:ALA:O	1.93	0.68
45:DW:4:LYS:HG2	45:DW:106:ILE:HG22	1.75	0.68
52:D3:7:LYS:CB	52:D3:34:GLU:HG2	2.24	0.68
53:D4:62:CYS:SG	53:D4:64:LYS:HB2	2.33	0.68
57:D8:61:LEU:CD1	57:D8:62:LEU:H	2.05	0.68
1:AA:1066:C:H2'	1:AA:1067:A:C8	2.29	0.68
1:AA:1128:C:H5'	9:AI:16:ARG:HH12	1.58	0.68
1:AA:1202:G:C2	14:AN:42:ILE:HG21	2.29	0.68
13:AM:5:ALA:HB2	13:AM:66:LEU:HD22	1.76	0.68
16:AP:23:ASP:O	16:AP:25:ARG:N	2.27	0.68
18:AR:31:LEU:HD11	18:AR:62:GLU:HG2	1.75	0.68
27:BA:90:U:H1'	27:BA:92:A:H8	1.57	0.68
27:BA:719:C:O2'	27:BA:720:C:H5'	1.94	0.68
27:BA:2562:U:H2'	27:BA:2563:U:H5'	1.74	0.68
28:BB:35:U:H2'	28:BB:36:C:C6	2.28	0.68
35:BI:131:LYS:HG3	35:BI:132:PRO:HD2	1.74	0.68
39:BQ:109:VAL:HG13	39:BQ:113:GLN:OE1	1.94	0.68
41:BS:25:ARG:O	41:BS:39:ILE:HA	1.92	0.68
48:BZ:156:LEU:HB3	48:BZ:160:VAL:HG12	1.75	0.68
51:B2:4:SER:HA	51:B2:7:ARG:NH1	2.09	0.68
1:CA:164:U:H2'	1:CA:165:C:C6	2.29	0.68
1:CA:1251:A:H2'	1:CA:1252:A:H8	1.56	0.68
2:CB:80:ILE:CD1	2:CB:212:GLN:HA	2.23	0.68
7:CG:75:VAL:HG12	7:CG:88:PRO:HB3	1.74	0.68
11:CK:21:ILE:CD1	11:CK:82:VAL:HG13	2.24	0.68
11:CK:67:ASP:O	11:CK:70:LYS:HB3	1.94	0.68
13:CM:22:ILE:HB	13:CM:25:ILE:HB	1.76	0.68

*Continued on next page...*



*Continued from previous page...*

Atom-1	Atom-2	Interatomic distance (Å)	Clash overlap (Å)
27:DA:71:A:H5''	27:DA:73:A:N7	2.09	0.68
42:DT:31:SER:HB2	42:DT:32:TYR:CE2	2.29	0.68
1:AA:523:A:C2	12:AL:88:LYS:HB3	2.29	0.68
1:AA:1171:G:H2'	1:AA:1172:C:H6	1.59	0.68
3:AC:150:LYS:HE3	3:AC:167:TRP:HE1	1.58	0.68
7:AG:105:VAL:O	7:AG:108:ALA:HB3	1.94	0.68
9:AI:4:TYR:N	9:AI:4:TYR:HD1	1.92	0.68
27:BA:623:G:H2'	27:BA:624:C:C6	2.28	0.68
27:BA:2111:C:H4'	27:BA:2112:G:OP1	1.94	0.68
32:BF:89:VAL:HG12	32:BF:90:PHE:N	2.05	0.68
36:BN:51:PHE:CE1	36:BN:119:ARG:HD3	2.29	0.68
47:BY:49:VAL:O	47:BY:53:PRO:HG3	1.93	0.68
47:BY:84:ARG:HB2	47:BY:95:LYS:O	1.92	0.68
57:B8:11:LYS:HG3	57:B8:64:TYR:OH	1.94	0.68
2:CB:161:ALA:HB1	2:CB:185:ILE:HD12	1.75	0.68
7:CG:137:LYS:O	7:CG:141:VAL:HG23	1.93	0.68
20:CT:30:LYS:NZ	20:CT:80:ARG:NH2	2.42	0.68
27:DA:197:A:C8	27:DA:197:A:H5'	2.28	0.68
27:DA:541:C:H2'	27:DA:542:C:C5	2.28	0.68
27:DA:548:A:O2'	27:DA:549:G:OP1	2.10	0.68
28:DB:15:A:H5'	28:DB:16:G:C8	2.29	0.68
38:DP:13:ASN:C	38:DP:13:ASN:ND2	2.43	0.68
42:DT:13:ARG:HA	42:DT:13:ARG:NE	2.08	0.68
42:DT:109:GLU:HA	42:DT:112:ARG:HD3	1.76	0.68
44:DV:62:LEU:HD22	44:DV:62:LEU:N	2.08	0.68
55:D6:16:CYS:SG	55:D6:48:VAL:HG22	2.34	0.68
57:D8:38:GLY:O	57:D8:42:ARG:HB2	1.93	0.68
1:AA:736:C:H5''	18:AR:72:ARG:NH2	2.09	0.68
4:AD:57:ARG:HD3	4:AD:205:GLU:HB2	1.76	0.68
4:AD:170:VAL:CG1	4:AD:171:GLY:N	2.57	0.68
17:AQ:58:GLU:C	17:AQ:59:ILE:HD13	2.14	0.68
27:BA:185:U:H2'	27:BA:186:G:H8	1.57	0.68
27:BA:1274:A:H1'	27:BA:1297:C:H4'	1.74	0.68
27:BA:1577:C:H2'	27:BA:1578:U:H6	1.58	0.68
27:BA:1615:C:H2'	27:BA:1617:C:H5	1.59	0.68
27:BA:2299:G:N1	27:BA:2318:G:H8	1.90	0.68
27:BA:2563:U:O2	27:BA:2565:A:C8	2.40	0.68
27:BA:2790:A:H2'	27:BA:2790:A:N3	2.08	0.68
30:BD:231:HIS:CD2	30:BD:249:PRO:HG3	2.28	0.68
31:BE:186:GLY:O	31:BE:188:VAL:N	2.27	0.68
38:BP:85:LEU:HD23	38:BP:85:LEU:H	1.59	0.68

*Continued on next page...*

*Continued from previous page...*

Atom-1	Atom-2	Interatomic distance (Å)	Clash overlap (Å)
1:CA:93:G:O2'	1:CA:96:U:H5'	1.94	0.68
1:CA:200:G:H2'	1:CA:201:C:C6	2.29	0.68
7:CG:84:ASN:HD22	7:CG:84:ASN:H	1.38	0.68
8:CH:28:ALA:HA	8:CH:59:LEU:HD11	1.76	0.68
8:CH:48:TYR:CD1	8:CH:49:GLU:N	2.61	0.68
27:DA:364:C:O2	27:DA:364:C:H2'	1.93	0.68
27:DA:437:G:O2'	27:DA:438:G:H5'	1.94	0.68
27:DA:1009:A:H8	27:DA:1009:A:H5'	1.58	0.68
27:DA:1352:U:H3	27:DA:1378:A:H62	1.41	0.68
27:DA:2086:U:H2'	27:DA:2087:G:C8	2.29	0.68
27:DA:2466:C:H2'	27:DA:2467:C:H5'	1.76	0.68
27:DA:2653:U:H2'	27:DA:2654:A:N7	2.09	0.68
31:DE:25:VAL:O	31:DE:26:ILE:HD13	1.93	0.68
32:DF:18:ARG:HH21	32:DF:20:LEU:HD13	1.59	0.68
32:DF:99:TYR:O	32:DF:99:TYR:CD2	2.47	0.68
38:DP:48:PRO:HG2	38:DP:49:ARG:N	1.99	0.68
38:DP:115:LEU:HA	38:DP:134:ALA:CB	2.24	0.68
55:D6:40:CYS:HB2	55:D6:46:HIS:HB3	1.76	0.68
1:AA:640:A:C2	8:AH:115:SER:HB3	2.29	0.67
1:AA:939:G:H5''	7:AG:102:ARG:HH12	1.59	0.67
4:AD:59:ARG:HH21	4:AD:66:ARG:HH22	1.41	0.67
9:AI:69:GLY:O	9:AI:73:GLN:HG3	1.93	0.67
25:AY:12:C:H2'	25:AY:13:A:O4'	1.94	0.67
27:BA:610:G:H2'	27:BA:611:C:C6	2.29	0.67
27:BA:673:C:H5''	27:BA:673:C:H6	1.59	0.67
27:BA:1771:C:H5''	27:BA:1772:G:OP2	1.93	0.67
27:BA:1952:A:H5'	37:BO:42:SER:OG	1.94	0.67
27:BA:2282:G:H5''	27:BA:2283:C:O4'	1.93	0.67
28:BB:83:G:H4'	52:B3:52:HIS:CD2	2.28	0.67
31:BE:69:LYS:NZ	31:BE:89:ASP:HA	2.08	0.67
35:BI:64:GLU:HA	35:BI:64:GLU:OE1	1.94	0.67
37:BO:103:ALA:HB1	37:BO:105:GLU:OE1	1.93	0.67
44:BV:47:VAL:HG12	44:BV:52:VAL:HG12	1.75	0.67
47:BY:42:VAL:HB	47:BY:65:ALA:HB3	1.75	0.67
49:B0:38:VAL:HG12	49:B0:40:GLN:HG2	1.74	0.67
49:B0:43:THR:HG23	49:B0:43:THR:O	1.94	0.67
1:CA:376:G:O2'	1:CA:377:G:H5'	1.94	0.67
1:CA:389:A:H2'	1:CA:390:C:O4'	1.94	0.67
1:CA:1041:A:H2'	1:CA:1042:G:C8	2.28	0.67
1:CA:1307:U:H2'	1:CA:1308:U:C6	2.29	0.67
4:CD:165:MET:O	4:CD:166:LYS:C	2.32	0.67

*Continued on next page...*



*Continued from previous page...*

Atom-1	Atom-2	Interatomic distance (Å)	Clash overlap (Å)
6:CF:33:TYR:CD2	6:CF:71:ARG:HD2	2.25	0.67
7:CG:14:PRO:HB3	7:CG:19:GLY:C	2.15	0.67
10:CJ:94:VAL:HG12	10:CJ:95:GLU:N	2.09	0.67
12:CL:73:ASN:HD21	12:CL:105:ALA:HB2	1.59	0.67
13:CM:23:TYR:CE1	13:CM:71:ARG:HB2	2.28	0.67
13:CM:67:GLU:O	13:CM:69:GLU:N	2.27	0.67
23:CW:37:U:H2'	23:CW:38:U:O4'	1.94	0.67
27:DA:908:C:O2'	27:DA:909:A:H5'	1.94	0.67
27:DA:1033:U:H5''	27:DA:1034:G:OP2	1.95	0.67
27:DA:1401:G:H2'	27:DA:1402:C:C6	2.29	0.67
27:DA:1775:U:H2'	27:DA:1776:G:C5'	2.21	0.67
33:DG:68:PRO:HB2	33:DG:90:LEU:HD22	1.76	0.67
37:DO:23:ARG:HD2	37:DO:24:VAL:H	1.59	0.67
38:DP:13:ASN:HD22	38:DP:14:LYS:N	1.91	0.67
39:DQ:79:LEU:HD22	39:DQ:80:GLU:N	2.09	0.67
42:DT:14:TYR:N	42:DT:14:TYR:CD1	2.62	0.67
47:DY:26:LYS:HG2	47:DY:27:VAL:H	1.59	0.67
1:AA:434:U:H2'	1:AA:435:C:O4'	1.94	0.67
1:AA:859:A:O2'	1:AA:860:A:H5'	1.94	0.67
8:AH:39:LEU:HB2	8:AH:45:ILE:HD11	1.76	0.67
10:AJ:30:SER:OG	10:AJ:81:THR:HG23	1.95	0.67
12:AL:68:PRO:HG3	12:AL:96:HIS:HD2	1.59	0.67
12:AL:68:PRO:O	12:AL:99:ARG:HD2	1.95	0.67
27:BA:558:G:O2'	27:BA:559:G:H5'	1.94	0.67
27:BA:1190:G:H5'	38:BP:35:HIS:H	1.58	0.67
27:BA:1677:A:H2'	27:BA:1678:G:C8	2.28	0.67
27:BA:2693:A:H2'	27:BA:2694:G:H5'	1.76	0.67
32:BF:164:ARG:HG3	32:BF:175:THR:OG1	1.94	0.67
38:BP:61:ARG:HD2	38:BP:61:ARG:H	1.60	0.67
41:BS:19:LYS:O	41:BS:20:ARG:HD3	1.94	0.67
49:B0:56:ASP:O	49:B0:57:PHE:HB2	1.94	0.67
55:B6:11:LEU:O	55:B6:24:GLU:N	2.27	0.67
1:CA:142:G:H1	1:CA:221:C:H42	1.38	0.67
1:CA:382:A:H2'	1:CA:383:A:C8	2.29	0.67
1:CA:1148:U:H2'	1:CA:1149:C:O4'	1.94	0.67
1:CA:1363(A):A:C1'	1:CA:1365:G:N7	2.47	0.67
1:CA:1406:U:H2'	1:CA:1407:C:C6	2.29	0.67
4:CD:162:LEU:O	4:CD:165:MET:HB2	1.94	0.67
10:CJ:35:SER:O	10:CJ:36:GLY:O	2.12	0.67
24:CX:34:C:H2'	24:CX:34:C:O2	1.94	0.67
27:DA:83:G:O2'	27:DA:84:A:H8	1.77	0.67

*Continued on next page...*

*Continued from previous page...*

Atom-1	Atom-2	Interatomic distance (Å)	Clash overlap (Å)
27:DA:1142(A):A:H5'	27:DA:1142(A):A:H8	1.58	0.67
27:DA:1446:C:H42	27:DA:1465:G:H1	1.42	0.67
27:DA:1457:A:HO2'	27:DA:1459:G:H8	1.40	0.67
27:DA:1625:C:C2'	27:DA:1626:G:H5'	2.25	0.67
30:DD:53:PHE:C	30:DD:218:ARG:HG3	2.15	0.67
38:DP:94:GLU:HG3	38:DP:124:LYS:O	1.95	0.67
42:DT:42:ILE:HD12	42:DT:42:ILE:N	2.00	0.67
48:DZ:157:PRO:HG2	48:DZ:160:VAL:CG2	2.16	0.67
57:D8:43:GLN:O	57:D8:44:LYS:HD2	1.94	0.67
5:AE:128:PRO:O	5:AE:129:ILE:O	2.13	0.67
9:AI:106:ALA:O	9:AI:108:VAL:HG22	1.94	0.67
23:AW:4:G:H2'	23:AW:5:G:C4'	2.25	0.67
27:BA:753:C:C2'	27:BA:754:C:H5'	2.24	0.67
27:BA:1450:G:O2'	27:BA:1450(A):C:H5'	1.93	0.67
27:BA:1797:C:H4'	30:BD:257:LEU:O	1.94	0.67
27:BA:2523:G:H8	27:BA:2523:G:H5'	1.59	0.67
41:BS:17:ARG:HA	41:BS:20:ARG:NH1	2.10	0.67
55:B6:13:CYS:O	55:B6:21:TYR:HA	1.93	0.67
1:CA:556:C:H2'	1:CA:557:G:H8	1.58	0.67
1:CA:935:A:C2	1:CA:1383:C:N4	2.62	0.67
1:CA:978:A:H5''	1:CA:978:A:C8	2.29	0.67
2:CB:69:LEU:HD22	2:CB:91:PRO:CB	2.17	0.67
2:CB:121:LEU:O	2:CB:121:LEU:HD23	1.95	0.67
3:CC:3:ASN:O	3:CC:4:LYS:HB2	1.93	0.67
5:CE:40:ARG:HB3	5:CE:66:MET:CE	2.24	0.67
10:CJ:39:PRO:HB3	10:CJ:70:ARG:NE	2.09	0.67
27:DA:271(A):A:H8	27:DA:271(B):C:C6	2.12	0.67
27:DA:2262:U:H2'	27:DA:2263:C:H6	1.59	0.67
33:DG:38:VAL:HG22	33:DG:93:THR:HG23	1.76	0.67
33:DG:106:LEU:HD12	33:DG:110:ALA:HB3	1.74	0.67
34:DH:17:VAL:O	34:DH:45:VAL:HG22	1.93	0.67
38:DP:7:ARG:H	38:DP:8:PRO:HD2	1.60	0.67
38:DP:102:ARG:CZ	38:DP:102:ARG:HB3	2.23	0.67
40:DR:48:VAL:O	40:DR:51:LEU:HD12	1.95	0.67
55:D6:10:LEU:CD2	55:D6:10:LEU:H	2.07	0.67
57:D8:14:VAL:HG23	57:D8:23:VAL:O	1.94	0.67
2:AB:77:ALA:O	2:AB:81:VAL:HG23	1.95	0.67
9:AI:116:LYS:HD3	9:AI:122:ALA:HB2	1.75	0.67
16:AP:48:TRP:CE3	16:AP:49:LEU:HB2	2.30	0.67
27:BA:1210:A:H5'	27:BA:1212:G:C5'	2.22	0.67
27:BA:1667:G:N3	27:BA:1991:U:H5	1.92	0.67

*Continued on next page...*

*Continued from previous page...*

Atom-1	Atom-2	Interatomic distance (Å)	Clash overlap (Å)
27:BA:1786:A:C2	27:BA:2606:C:H1'	2.29	0.67
27:BA:2146:C:H4'	27:BA:2147:G:C8	2.30	0.67
30:BD:210:GLY:O	30:BD:211:ARG:CB	2.42	0.67
31:BE:170:LEU:HD23	31:BE:184:VAL:HG11	1.74	0.67
35:BI:40:THR:O	35:BI:44:LEU:HB2	1.94	0.67
44:BV:41:GLY:HA3	44:BV:45:THR:HG1	1.59	0.67
47:BY:28:LYS:CB	47:BY:37:VAL:HB	2.24	0.67
51:B2:13:ALA:HA	51:B2:16:LEU:HD21	1.76	0.67
1:CA:422:C:H1'	1:CA:423:G:N2	2.09	0.67
1:CA:1411:C:O2'	1:CA:1412:C:H5'	1.94	0.67
2:CB:17:PHE:HB2	2:CB:42:ILE:CG2	2.25	0.67
2:CB:92:TYR:O	2:CB:93:VAL:HG13	1.94	0.67
5:CE:12:LEU:HD22	5:CE:13:ILE:H	1.60	0.67
8:CH:104:ARG:O	8:CH:105:ARG:C	2.33	0.67
9:CI:38:GLN:O	9:CI:40:LEU:HD23	1.95	0.67
27:DA:1309:G:O2'	27:DA:1310:G:H5'	1.94	0.67
27:DA:1440:G:H2'	27:DA:1441:G:H8	1.58	0.67
27:DA:1962:C:H4'	27:DA:1963:U:OP1	1.93	0.67
27:DA:2113:U:O2'	27:DA:2114:A:C8	2.43	0.67
27:DA:2626:C:H2'	27:DA:2627:G:C8	2.29	0.67
31:DE:119:ARG:HD2	31:DE:120:TRP:CD1	2.29	0.67
32:DF:110:LEU:O	32:DF:114:VAL:HG23	1.94	0.67
35:DI:75:LEU:HD21	35:DI:105:HIS:HE1	1.57	0.67
37:DO:7:TYR:CE1	37:DO:20:MET:HE3	2.30	0.67
37:DO:52:VAL:C	37:DO:53:LYS:HD2	2.14	0.67
40:DR:14:SER:C	40:DR:16:HIS:H	1.96	0.67
40:DR:87:TYR:OH	40:DR:116:LEU:HB3	1.94	0.67
46:DX:4:ALA:O	46:DX:7:VAL:HG23	1.94	0.67
46:DX:60:ARG:HH22	56:D7:47:ARG:CZ	2.07	0.67
1:AA:267:C:OP2	17:AQ:67:LYS:HD2	1.95	0.67
1:AA:714:G:H21	1:AA:777:A:H1'	1.60	0.67
1:AA:1478:C:O2'	1:AA:1479:C:H5'	1.95	0.67
2:AB:114:ARG:HH12	2:AB:118:LEU:HD21	1.59	0.67
2:AB:178:ARG:HH12	2:AB:196:LEU:HB2	1.59	0.67
3:AC:35:GLU:O	3:AC:39:ILE:HG13	1.94	0.67
4:AD:3:ARG:HB3	4:AD:118:ARG:HH11	1.60	0.67
5:AE:75:THR:OG1	5:AE:76:ILE:N	2.20	0.67
12:AL:63:VAL:HG21	12:AL:95:TYR:CE1	2.30	0.67
27:BA:529:A:H5''	27:BA:530:G:OP1	1.95	0.67
27:BA:645:C:O2	27:BA:645:C:H2'	1.93	0.67
27:BA:670:A:H4'	27:BA:671:C:O5'	1.93	0.67

*Continued on next page...*

*Continued from previous page...*

Atom-1	Atom-2	Interatomic distance (Å)	Clash overlap (Å)
27:BA:1244:G:H4'	38:BP:11:GLY:HA2	1.77	0.67
27:BA:1722:A:C6	27:BA:1740:G:C8	2.83	0.67
27:BA:1835:G:H5'	27:BA:1836:C:OP2	1.95	0.67
27:BA:2103:C:C3'	27:BA:2104:G:H5''	2.25	0.67
27:BA:2175:C:H1'	29:BC:215:THR:H	1.58	0.67
35:BI:109:ILE:HG22	35:BI:111:PRO:HD3	1.77	0.67
40:BR:18:LEU:HD11	40:BR:22:ARG:CZ	2.24	0.67
42:BT:24:PRO:HA	42:BT:49:VAL:HG13	1.75	0.67
42:BT:53:ARG:HD3	42:BT:60:THR:OG1	1.95	0.67
42:BT:65:LYS:HZ2	42:BT:66:VAL:N	1.92	0.67
43:BU:88:ILE:CG2	44:BV:47:VAL:HG23	2.24	0.67
43:BU:104:GLN:HE21	43:BU:105:VAL:N	1.93	0.67
48:BZ:142:GLY:C	48:BZ:143:LEU:HD22	2.14	0.67
1:CA:571:U:H5''	1:CA:819:A:C2	2.30	0.67
1:CA:959:A:N1	1:CA:1222:G:H5'	2.10	0.67
1:CA:1468:A:H2'	1:CA:1469:G:O4'	1.95	0.67
1:CA:1504:G:H4'	1:CA:1505:G:C5'	2.24	0.67
3:CC:77:ILE:O	3:CC:83:ARG:HB3	1.94	0.67
27:DA:560:C:C5'	43:DU:52:ARG:HH22	2.08	0.67
27:DA:736:C:O2'	27:DA:737:C:H5'	1.95	0.67
27:DA:2021:C:O2'	27:DA:2022:U:OP1	2.13	0.67
30:DD:133:LEU:HD13	30:DD:175:LEU:HD21	1.75	0.67
33:DG:26:GLN:HB2	33:DG:30:GLU:OE1	1.94	0.67
35:DI:11:ASN:O	35:DI:12:LEU:HB3	1.93	0.67
35:DI:88:ILE:CD1	35:DI:123:LEU:HG	2.24	0.67
36:DN:2:LYS:HZ3	44:DV:13:ARG:H	1.41	0.67
38:DP:9:ASN:HD22	38:DP:9:ASN:N	1.93	0.67
38:DP:21:ARG:CD	38:DP:29:LYS:HE3	2.24	0.67
47:DY:35:TYR:CE2	47:DY:69:ALA:HB3	2.29	0.67
47:DY:76:CYS:HG	47:DY:77:PRO:HD2	1.60	0.67
48:DZ:73:VAL:HG13	48:DZ:85:VAL:HG12	1.75	0.67
1:AA:637:G:O2'	1:AA:638:G:H5'	1.94	0.67
1:AA:1457:G:O2'	1:AA:1458:G:H5'	1.94	0.67
14:AN:23:ARG:NH1	14:AN:30:ALA:HB2	2.08	0.67
27:BA:686:G:H2'	27:BA:788:A:C2	2.29	0.67
27:BA:1204:A:H61	27:BA:1240:U:H2'	1.59	0.67
27:BA:1640:C:H2'	27:BA:1640:C:O2	1.94	0.67
27:BA:2122:U:H2'	27:BA:2123:G:C8	2.29	0.67
27:BA:2357:U:C2'	27:BA:2358:G:H5''	2.25	0.67
27:BA:2415:G:H4'	38:BP:66:GLY:CA	2.24	0.67
27:BA:2510:C:H2'	27:BA:2511:U:H6	1.60	0.67

*Continued on next page...*

*Continued from previous page...*

Atom-1	Atom-2	Interatomic distance (Å)	Clash overlap (Å)
31:BE:14:ILE:HG13	31:BE:15:PHE:N	2.08	0.67
31:BE:33:VAL:HG13	31:BE:69:LYS:CE	2.24	0.67
31:BE:68:ALA:O	31:BE:70:ALA:N	2.28	0.67
33:BG:36:LYS:HD3	33:BG:95:ARG:NH1	2.09	0.67
34:BH:89:ILE:O	34:BH:90:LYS:O	2.13	0.67
38:BP:85:LEU:H	38:BP:85:LEU:CD2	2.07	0.67
41:BS:59:LYS:NZ	41:BS:68:GLN:HE22	1.93	0.67
43:BU:8:VAL:CG1	43:BU:12:ARG:HE	2.07	0.67
48:BZ:8:TYR:CE2	48:BZ:34:ARG:HD2	2.29	0.67
1:CA:60:A:H5'	1:CA:331:G:H22	1.60	0.67
1:CA:397:A:H5'	1:CA:398:C:OP1	1.93	0.67
1:CA:542:G:H2'	1:CA:543:C:H6	1.60	0.67
1:CA:596:C:O2'	1:CA:597:G:H5'	1.95	0.67
1:CA:674:G:H2'	1:CA:675:A:C8	2.28	0.67
1:CA:1014:A:H4'	19:CS:14:HIS:CD2	2.29	0.67
1:CA:1410:G:H2'	1:CA:1411:C:C6	2.30	0.67
1:CA:1511:G:H2'	1:CA:1512:U:O4'	1.95	0.67
4:CD:13:ARG:O	4:CD:15:GLU:N	2.26	0.67
4:CD:31:CYS:C	4:CD:33:MET:H	1.95	0.67
4:CD:198:VAL:CG1	4:CD:199:ASN:N	2.57	0.67
5:CE:10:MET:HB2	5:CE:32:VAL:HG22	1.76	0.67
9:CI:89:ASN:HB3	9:CI:92:TYR:CD1	2.30	0.67
11:CK:73:MET:HG2	11:CK:103:LEU:HD23	1.75	0.67
15:CO:2:PRO:HG2	15:CO:3:ILE:H	1.59	0.67
27:DA:71:A:OP2	27:DA:71:A:H3'	1.94	0.67
27:DA:90:U:H1'	27:DA:92:A:H8	1.59	0.67
27:DA:415:A:H2'	27:DA:416:C:C6	2.29	0.67
27:DA:1506:C:O2	27:DA:1506:C:H2'	1.93	0.67
29:DC:82:LYS:HG2	29:DC:151:GLU:O	1.94	0.67
31:DE:4:ILE:O	31:DE:4:ILE:HG23	1.94	0.67
33:DG:69:ALA:N	33:DG:91:ARG:O	2.25	0.67
37:DO:5:GLN:OE1	37:DO:5:GLN:HA	1.93	0.67
37:DO:66:LYS:HD3	37:DO:80:ASP:HA	1.75	0.67
38:DP:146:VAL:HG13	38:DP:147:LEU:N	2.10	0.67
40:DR:51:LEU:HA	40:DR:54:LEU:HB2	1.75	0.67
42:DT:80:SER:HB3	42:DT:81:PRO:HD2	1.76	0.67
1:AA:425:G:O2'	1:AA:426:G:H5'	1.95	0.67
1:AA:1517:G:H2'	1:AA:1518:A:C8	2.30	0.67
2:AB:24:TRP:CZ3	2:AB:26:PRO:HA	2.28	0.67
2:AB:69:LEU:HD12	2:AB:70:PHE:N	2.10	0.67
2:AB:110:GLN:O	2:AB:110:GLN:NE2	2.27	0.67

*Continued on next page...*

*Continued from previous page...*

Atom-1	Atom-2	Interatomic distance (Å)	Clash overlap (Å)
3:AC:182:ILE:HD11	3:AC:203:PHE:CD1	2.29	0.67
4:AD:108:LEU:HD11	4:AD:174:LEU:HB3	1.76	0.67
8:AH:10:LEU:HD22	8:AH:83:ILE:HD11	1.76	0.67
18:AR:74:ARG:HD3	18:AR:81:PHE:CE1	2.30	0.67
27:BA:244:A:O2'	38:BP:73:GLY:HA3	1.95	0.67
27:BA:1210:A:C5'	27:BA:1212:G:H5'	2.24	0.67
27:BA:1266:G:OP2	54:B5:19:ARG:NH1	2.28	0.67
27:BA:1885:A:H8	27:BA:1885:A:H5'	1.59	0.67
27:BA:2090:G:H21	50:B1:45:ASN:ND2	1.92	0.67
27:BA:2637:U:C2'	27:BA:2638:G:H5'	2.25	0.67
30:BD:166:GLN:HB3	30:BD:174:ILE:HG22	1.76	0.67
31:BE:2:LYS:HA	31:BE:84:PHE:CE2	2.30	0.67
31:BE:74:PRO:O	31:BE:75:VAL:O	2.12	0.67
34:BH:107:VAL:O	34:BH:109:PHE:N	2.28	0.67
38:BP:146:VAL:HG13	38:BP:147:LEU:N	2.08	0.67
39:BQ:51:ARG:HG2	39:BQ:51:ARG:O	1.94	0.67
44:BV:18:LEU:HD22	44:BV:19:LYS:N	2.10	0.67
47:BY:27:VAL:HG12	47:BY:29:GLU:H	1.59	0.67
1:CA:967:C:H2'	1:CA:968:A:C8	2.30	0.67
3:CC:73:PRO:C	3:CC:75:VAL:H	1.97	0.67
3:CC:90:GLU:OE1	3:CC:93:LYS:HD3	1.95	0.67
5:CE:12:LEU:HD22	5:CE:13:ILE:N	2.10	0.67
10:CJ:94:VAL:HG12	10:CJ:95:GLU:H	1.60	0.67
15:CO:54:ARG:O	15:CO:58:MET:HG3	1.94	0.67
20:CT:72:LEU:O	20:CT:73:HIS:HB2	1.93	0.67
27:DA:15:G:H2'	27:DA:16:G:H8	1.58	0.67
27:DA:1922:G:H2'	27:DA:1923:U:H6	1.60	0.67
27:DA:2109:U:H2'	27:DA:2110:G:C8	2.29	0.67
29:DC:58:VAL:CG2	29:DC:166:ASP:H	2.08	0.67
30:DD:35:LYS:HB2	30:DD:36:PRO:HD3	1.76	0.67
30:DD:35:LYS:HZ1	30:DD:104:TYR:HB2	1.59	0.67
31:DE:39:PRO:HG3	31:DE:45:THR:OG1	1.95	0.67
32:DF:187:VAL:HG12	38:DP:7:ARG:HH21	1.60	0.67
33:DG:15:VAL:HG22	33:DG:175:LEU:HB3	1.77	0.67
34:DH:93:GLY:O	34:DH:94:TYR:HD1	1.78	0.67
37:DO:16:ALA:HA	37:DO:46:ALA:HB1	1.77	0.67
49:D0:82:ARG:HG3	49:D0:82:ARG:O	1.93	0.67
8:AH:20:TYR:HA	8:AH:65:TYR:CE2	2.27	0.67
8:AH:32:LYS:HA	8:AH:35:ILE:HD12	1.75	0.67
16:AP:82:GLN:O	16:AP:83:GLU:HB2	1.95	0.67
23:AW:36:A:H2'	23:AW:37:U:O4'	1.95	0.67

*Continued on next page...*



*Continued from previous page...*

Atom-1	Atom-2	Interatomic distance (Å)	Clash overlap (Å)
24:AX:40:C:H2'	24:AX:41:C:C6	2.30	0.67
27:BA:1021:A:H2'	27:BA:1023:U:H5'	1.77	0.67
27:BA:1274:A:N3	27:BA:1297:C:H1'	2.10	0.67
27:BA:1673:U:H2'	27:BA:1674:G:H5''	1.75	0.67
29:BC:68:LEU:HB3	29:BC:70:LYS:HE2	1.74	0.67
32:BF:25:PRO:HG3	32:BF:119:ARG:CB	2.25	0.67
35:BI:90:GLY:N	35:BI:121:LYS:HZ2	1.93	0.67
35:BI:114:LEU:HD23	35:BI:130:TYR:CE1	2.29	0.67
35:BI:131:LYS:HG3	35:BI:132:PRO:CD	2.24	0.67
37:BO:119:PRO:HB2	42:BT:68:TYR:HE1	1.60	0.67
42:BT:30:VAL:HG11	42:BT:84:GLN:NE2	2.09	0.67
47:BY:7:VAL:CG2	47:BY:8:LYS:HZ3	2.07	0.67
2:CB:35:GLU:HG2	2:CB:35:GLU:O	1.94	0.67
13:CM:72:ALA:O	13:CM:75:ALA:HB3	1.94	0.67
27:DA:565:C:H5	44:DV:78:LYS:HZ1	1.43	0.67
27:DA:753:C:O2	27:DA:753:C:H2'	1.95	0.67
27:DA:1374:G:H2'	27:DA:1375:C:C6	2.29	0.67
27:DA:1897:G:O2'	27:DA:1898:U:H5'	1.93	0.67
27:DA:2453:A:H2'	27:DA:2454:G:C8	2.30	0.67
39:DQ:112:GLU:HA	39:DQ:115:MET:HG3	1.76	0.67
42:DT:98:LYS:HB3	42:DT:100:TYR:CE1	2.30	0.67
42:DT:109:GLU:HA	42:DT:112:ARG:HH11	1.59	0.67
44:DV:19:LYS:NZ	44:DV:20:LEU:H	1.92	0.67
44:DV:38:LEU:C	44:DV:39:LEU:HD13	2.15	0.67
45:DW:68:ARG:HA	45:DW:110:LYS:HD3	1.75	0.67
1:AA:503:C:H2'	1:AA:504:C:H6	1.59	0.67
1:AA:737:A:H2'	1:AA:738:C:C6	2.29	0.67
5:AE:76:ILE:CG1	5:AE:77:PRO:HD2	2.24	0.67
9:AI:102:LEU:O	9:AI:103:THR:OG1	2.11	0.67
12:AL:3:THR:O	12:AL:6:GLN:HB2	1.95	0.67
12:AL:116:LYS:O	12:AL:117:TYR:HB2	1.95	0.67
15:AO:24:SER:O	15:AO:28:GLN:HG3	1.94	0.67
27:BA:327:G:H2'	27:BA:328:U:H6	1.58	0.67
27:BA:814:C:H41	38:BP:27:HIS:CD2	2.12	0.67
27:BA:1605:C:H2'	27:BA:1606:G:O4'	1.95	0.67
27:BA:1798:U:H5'	30:BD:259:THR:CG2	2.24	0.67
27:BA:2147:G:H2'	27:BA:2148:G:O4'	1.95	0.67
27:BA:2302:G:H21	33:BG:128:ARG:HG3	1.59	0.67
34:BH:101:ARG:HB3	34:BH:117:PRO:HG3	1.77	0.67
42:BT:89:VAL:HG21	42:BT:91:ARG:NH2	2.08	0.67
43:BU:75:ASN:O	43:BU:77:SER:N	2.28	0.67

*Continued on next page...*

*Continued from previous page...*

Atom-1	Atom-2	Interatomic distance (Å)	Clash overlap (Å)
43:BU:104:GLN:O	43:BU:107:ALA:HB3	1.94	0.67
1:CA:1014:A:H2'	1:CA:1015:A:C8	2.30	0.67
2:CB:23:ARG:O	2:CB:23:ARG:HG2	1.95	0.67
7:CG:84:ASN:H	7:CG:84:ASN:ND2	1.93	0.67
13:CM:76:ALA:HA	13:CM:79:LYS:CG	2.24	0.67
15:CO:45:VAL:O	15:CO:47:LYS:HG2	1.95	0.67
16:CP:18:ARG:HD3	16:CP:35:LYS:HD2	1.75	0.67
20:CT:75:ASN:O	20:CT:78:ALA:N	2.28	0.67
27:DA:552:G:H1'	27:DA:1220:A:C2	2.30	0.67
27:DA:2199:A:C2	27:DA:2200:C:H1'	2.30	0.67
30:DD:44:ASN:HB3	30:DD:49:ILE:HA	1.77	0.67
36:DN:34:LEU:CD1	36:DN:120:LEU:HD23	2.20	0.67
37:DO:14:THR:O	37:DO:52:VAL:HG12	1.94	0.67
43:DU:72:HIS:ND1	43:DU:110:VAL:HG21	2.10	0.67
1:AA:609:A:C2'	1:AA:610:G:H5'	2.24	0.67
1:AA:1327:C:O2'	1:AA:1328:C:H5'	1.94	0.67
1:AA:1412:C:H2'	1:AA:1413:A:C8	2.30	0.67
4:AD:178:VAL:C	4:AD:180:GLY:H	1.99	0.67
7:AG:41:ARG:HG2	7:AG:41:ARG:HH11	1.60	0.67
7:AG:154:TYR:O	7:AG:156:TRP:N	2.27	0.67
8:AH:64:LYS:C	8:AH:65:TYR:HD1	1.98	0.67
13:AM:110:ARG:HH11	13:AM:110:ARG:HG2	1.60	0.67
17:AQ:9:VAL:HG11	17:AQ:84:LEU:HD12	1.77	0.67
27:BA:539:G:H2'	27:BA:540:C:C6	2.30	0.67
27:BA:1665:A:O2'	27:BA:1666:G:H5'	1.95	0.67
27:BA:2790:A:N3	27:BA:2791:C:H5''	2.10	0.67
32:BF:2:LYS:O	32:BF:24:LEU:HB3	1.95	0.67
40:BR:20:LEU:HD12	40:BR:24:GLN:HG3	1.75	0.67
42:BT:31:SER:HB2	42:BT:32:TYR:CE2	2.30	0.67
1:CA:560:U:H5'	1:CA:566:G:N2	2.10	0.67
2:CB:36:ARG:H	2:CB:41:ILE:HD13	1.58	0.67
4:CD:200:GLU:O	4:CD:203:VAL:HB	1.94	0.67
13:CM:89:GLY:O	13:CM:93:ARG:HD2	1.95	0.67
21:CU:6:ARG:HD3	21:CU:15:ARG:HH12	1.59	0.67
27:DA:97:C:H2'	27:DA:98:G:H8	1.58	0.67
27:DA:173:G:H2'	27:DA:174:C:H6	1.60	0.67
27:DA:398:G:H2'	27:DA:399:G:C8	2.29	0.67
27:DA:864:G:C5	27:DA:865:C:H5	2.13	0.67
27:DA:1164:G:H1	27:DA:1185:C:H42	1.41	0.67
27:DA:1754:C:OP1	42:DT:96:ARG:NH1	2.27	0.67
27:DA:2136:C:H2'	27:DA:2137:C:H6	1.60	0.67

*Continued on next page...*



*Continued from previous page...*

Atom-1	Atom-2	Interatomic distance (Å)	Clash overlap (Å)
27:DA:2580:U:H4'	31:DE:130:GLY:HA3	1.76	0.67
32:DF:24:LEU:HB3	32:DF:25:PRO:HD2	1.76	0.67
34:DH:158:HIS:O	34:DH:159:GLU:HB2	1.95	0.67
37:DO:71:ARG:HB3	37:DO:72:PRO:CD	2.25	0.67
38:DP:99:LEU:HA	38:DP:102:ARG:NH1	2.10	0.67
45:DW:27:LYS:O	45:DW:71:VAL:HG23	1.95	0.67
46:DX:12:VAL:HG12	46:DX:27:THR:HG23	1.77	0.67
47:DY:61:ILE:O	47:DY:62:GLU:HB2	1.94	0.67
55:D6:51:GLU:O	55:D6:52:VAL:HB	1.95	0.67
4:AD:146:ILE:H	4:AD:146:ILE:CD1	2.07	0.66
10:AJ:48:THR:HA	10:AJ:62:HIS:CB	2.26	0.66
13:AM:86:CYS:HA	19:AS:73:GLU:O	1.94	0.66
23:AW:4:G:H2'	23:AW:5:G:O4'	1.95	0.66
27:BA:718:A:H3'	27:BA:719:C:C6	2.29	0.66
27:BA:1192:G:H2'	27:BA:1193:G:C5'	2.24	0.66
27:BA:1916:A:H3'	27:BA:1917:U:H6	1.60	0.66
27:BA:2386:C:H2'	27:BA:2387:U:C6	2.30	0.66
27:BA:2416:C:O5'	27:BA:2416:C:H6	1.78	0.66
27:BA:2542:A:H5'	27:BA:2543:G:OP1	1.94	0.66
27:BA:2587:A:H2'	27:BA:2588:G:H5'	1.76	0.66
33:BG:102:PHE:HA	33:BG:105:LYS:HZ2	1.59	0.66
35:BI:120:ILE:HG22	35:BI:121:LYS:N	2.09	0.66
44:BV:22:VAL:O	44:BV:23:GLU:HB2	1.95	0.66
44:BV:35:LEU:HB2	44:BV:57:VAL:CG1	2.25	0.66
44:BV:40:LEU:H	44:BV:47:VAL:HG13	1.58	0.66
45:BW:62:HIS:O	45:BW:64:MET:HG3	1.95	0.66
48:BZ:27:MET:HA	48:BZ:87:PHE:O	1.95	0.66
1:CA:321:A:H4'	1:CA:1436:U:H4'	1.77	0.66
1:CA:1266:G:H2'	1:CA:1268:A:OP2	1.95	0.66
3:CC:71:ALA:HA	3:CC:105:GLU:HG3	1.77	0.66
13:CM:76:ALA:HA	13:CM:79:LYS:HB2	1.76	0.66
15:CO:74:ASP:OD2	15:CO:76:GLU:HB3	1.95	0.66
19:CS:16:LEU:O	19:CS:20:LEU:HG	1.96	0.66
27:DA:987:G:O2'	27:DA:1000:A:N3	2.20	0.66
27:DA:1339:G:H21	27:DA:1603:A:H1'	1.59	0.66
27:DA:2704:C:H2'	27:DA:2705:A:C8	2.30	0.66
32:DF:102:PRO:HB2	32:DF:105:VAL:CG2	2.26	0.66
35:DI:129:THR:O	35:DI:130:TYR:HB2	1.95	0.66
40:DR:117:VAL:O	40:DR:118:GLU:HB2	1.93	0.66
41:DS:90:GLY:O	41:DS:92:TYR:N	2.28	0.66
43:DU:47:TYR:HD1	43:DU:50:ARG:HH22	1.44	0.66

*Continued on next page...*

*Continued from previous page...*

Atom-1	Atom-2	Interatomic distance (Å)	Clash overlap (Å)
44:DV:5:VAL:HG23	44:DV:37:VAL:CG2	2.26	0.66
56:D7:25:PRO:HG3	56:D7:28:ARG:HH22	1.60	0.66
1:AA:1113:C:H2'	1:AA:1114:C:H6	1.60	0.66
1:AA:1146:A:C2'	1:AA:1147:C:H5''	2.25	0.66
2:AB:56:ARG:O	2:AB:60:ASP:HB2	1.95	0.66
8:AH:25:ASP:OD1	8:AH:25:ASP:N	2.28	0.66
9:AI:96:LEU:HD11	9:AI:102:LEU:HD23	1.75	0.66
16:AP:15:PRO:O	16:AP:16:HIS:ND1	2.28	0.66
27:BA:2052:G:N3	31:BE:149:ARG:HA	2.10	0.66
27:BA:2183:C:H2'	27:BA:2184:G:H8	1.59	0.66
30:BD:72:LYS:CD	30:BD:75:ILE:HD12	2.24	0.66
37:BO:12:ASP:OD2	37:BO:14:THR:HB	1.95	0.66
37:BO:108:GLU:C	37:BO:110:GLY:H	1.99	0.66
40:BR:53:HIS:HD2	40:BR:94:TYR:OH	1.78	0.66
42:BT:27:THR:O	42:BT:28:VAL:CG2	2.35	0.66
47:BY:97:ARG:C	47:BY:98:VAL:HG23	2.14	0.66
55:B6:32:ASN:CG	55:B6:33:LYS:H	1.98	0.66
2:CB:178:ARG:HH22	8:CH:68:ARG:NH2	1.93	0.66
3:CC:73:PRO:HA	3:CC:76:VAL:HG22	1.76	0.66
11:CK:21:ILE:HD12	11:CK:21:ILE:N	2.09	0.66
27:DA:412:A:H5'	27:DA:412:A:C8	2.29	0.66
27:DA:529:A:H5''	27:DA:530:G:OP1	1.96	0.66
27:DA:714:U:H2'	27:DA:715:G:H5''	1.76	0.66
27:DA:867:C:H2'	27:DA:868:U:C6	2.30	0.66
27:DA:1275:A:C8	40:DR:16:HIS:HD2	2.13	0.66
27:DA:2755:C:H3'	58:D9:19:ARG:HH21	1.60	0.66
27:DA:2862:G:O2'	27:DA:2863:C:H5'	1.95	0.66
36:DN:25:ARG:HH11	36:DN:25:ARG:CG	2.08	0.66
40:DR:8:ARG:HA	40:DR:8:ARG:HE	1.60	0.66
45:DW:24:ILE:O	45:DW:71:VAL:HG21	1.95	0.66
48:DZ:60:LEU:CB	48:DZ:64:GLN:HB2	2.25	0.66
49:D0:48:GLY:HA3	49:D0:80:HIS:ND1	2.10	0.66
1:AA:619:U:O5'	1:AA:619:U:H6	1.78	0.66
1:AA:737:A:H2'	1:AA:738:C:H6	1.58	0.66
2:AB:141:GLU:O	2:AB:145:LEU:HD23	1.95	0.66
4:AD:8:VAL:HB	4:AD:22:LYS:HZ1	1.60	0.66
11:AK:48:ILE:CD1	11:AK:64:ALA:HA	2.25	0.66
23:AW:30:A:C3'	23:AW:31:U:H5''	2.24	0.66
27:BA:626:U:C5'	27:BA:627:A:H5'	2.25	0.66
27:BA:1171:G:H3'	27:BA:1173:G:H4'	1.76	0.66
27:BA:2037:G:H2'	27:BA:2038:G:H8	1.58	0.66

*Continued on next page...*

*Continued from previous page...*

Atom-1	Atom-2	Interatomic distance (Å)	Clash overlap (Å)
27:BA:2057:A:H2'	27:BA:2058:A:O4'	1.96	0.66
27:BA:2340:G:O2'	27:BA:2341:G:H5'	1.94	0.66
30:BD:60:ARG:HE	30:BD:86:PRO:HB2	1.59	0.66
32:BF:192:LEU:HD23	32:BF:193:VAL:N	2.11	0.66
33:BG:35:GLU:HB2	33:BG:160:VAL:O	1.94	0.66
48:BZ:149:LEU:O	48:BZ:170:ILE:HD11	1.96	0.66
1:CA:997:U:H2'	1:CA:998:G:C8	2.30	0.66
3:CC:113:ALA:HB2	3:CC:202:ILE:HG13	1.78	0.66
11:CK:123:LYS:O	11:CK:126:ARG:HB2	1.95	0.66
32:DF:108:LYS:O	32:DF:112:MET:N	2.25	0.66
32:DF:157:VAL:HB	32:DF:194:MET:CB	2.24	0.66
33:DG:15:VAL:HG13	33:DG:175:LEU:HD22	1.76	0.66
38:DP:71:VAL:CG1	38:DP:72:PRO:HD3	2.09	0.66
45:DW:29:LEU:O	45:DW:29:LEU:HD12	1.95	0.66
50:D1:3:LYS:HG3	50:D1:4:VAL:H	1.58	0.66
53:D4:48:ILE:HD12	53:D4:48:ILE:H	1.59	0.66
10:AJ:5:ARG:HA	10:AJ:73:ASP:OD1	1.95	0.66
27:BA:1936:A:H3'	27:BA:1937:A:H5''	1.78	0.66
31:BE:75:VAL:HG12	31:BE:76:ARG:H	1.60	0.66
33:BG:109:VAL:C	33:BG:112:PRO:HD2	2.16	0.66
34:BH:32:GLU:O	34:BH:33:LEU:HD23	1.96	0.66
39:BQ:26:TYR:HD1	39:BQ:28:ALA:HB2	1.58	0.66
46:BX:31:HIS:CD2	46:BX:33:LYS:H	2.14	0.66
1:CA:193:C:C2'	1:CA:194:C:H5'	2.25	0.66
1:CA:227:G:H2'	1:CA:228:A:H8	1.60	0.66
5:CE:12:LEU:HD13	5:CE:12:LEU:C	2.16	0.66
8:CH:109:ILE:HD11	8:CH:120:THR:HG21	1.77	0.66
23:CW:42:G:H3'	23:CW:43:C:C5'	2.24	0.66
27:DA:1658:C:OP1	31:DE:132:HIS:O	2.13	0.66
30:DD:111:LEU:HD13	30:DD:112:GLN:N	2.09	0.66
31:DE:32:PRO:HA	31:DE:90:THR:HA	1.76	0.66
38:DP:38:GLN:HG3	38:DP:39:LYS:N	2.10	0.66
38:DP:144:GLU:H	38:DP:145:PRO:CD	2.07	0.66
39:DQ:98:LYS:HB3	39:DQ:99:PRO:CD	2.25	0.66
56:D7:29:LYS:HG2	56:D7:33:ARG:HH21	1.60	0.66
58:D9:15:LYS:HE2	58:D9:17:ILE:CD1	2.21	0.66
1:AA:174:C:H2'	1:AA:175:C:C6	2.30	0.66
1:AA:967:C:OP2	1:AA:969:A:H5'	1.95	0.66
6:AF:49:ALA:HB1	18:AR:80:PRO:HB3	1.76	0.66
11:AK:126:ARG:HB3	11:AK:126:ARG:NH1	2.09	0.66
27:BA:271(P):C:H5'	27:BA:271(P):C:H6	1.61	0.66

*Continued on next page...*

*Continued from previous page...*

Atom-1	Atom-2	Interatomic distance (Å)	Clash overlap (Å)
27:BA:922:U:H2'	27:BA:923:C:H6	1.58	0.66
27:BA:1195:G:O2'	27:BA:1196:C:H5'	1.95	0.66
28:BB:105:A:H2'	28:BB:106:G:C5'	2.25	0.66
34:BH:10:PRO:HG2	34:BH:50:VAL:H	1.58	0.66
35:BI:84:GLY:O	35:BI:85:GLU:HB2	1.96	0.66
36:BN:85:ILE:HG21	36:BN:90:MET:CE	2.25	0.66
38:BP:17:LYS:CG	38:BP:19:VAL:HG23	2.25	0.66
39:BQ:65:PHE:HB2	39:BQ:105:GLU:HG2	1.77	0.66
46:BX:92:LEU:O	46:BX:94:GLY:N	2.25	0.66
1:CA:221:C:O2'	1:CA:222:U:H5'	1.96	0.66
9:CI:77:ILE:O	9:CI:81:ILE:HG12	1.95	0.66
24:CX:23:C:H2'	24:CX:24:U:H6	1.60	0.66
25:CY:2:G:H1	25:CY:70:C:N4	1.92	0.66
27:DA:271(U):G:O2'	27:DA:271(V):G:H5'	1.96	0.66
27:DA:908:C:OP2	39:DQ:22:LYS:HD2	1.95	0.66
27:DA:1221(A):C:N4	27:DA:1228:G:H1	1.92	0.66
27:DA:2392:A:OP2	57:D8:31:HIS:HE1	1.78	0.66
27:DA:2511:U:O3'	31:DE:123:ALA:HB3	1.96	0.66
27:DA:2575:C:H2'	27:DA:2578:G:O6	1.95	0.66
30:DD:58:HIS:CD2	30:DD:59:LYS:O	2.47	0.66
32:DF:187:VAL:C	38:DP:7:ARG:HH22	1.98	0.66
39:DQ:10:ARG:HG3	39:DQ:10:ARG:NH1	2.10	0.66
42:DT:118:ARG:HB3	42:DT:122:ASP:OD1	1.95	0.66
47:DY:88:LYS:CE	47:DY:93:GLY:HA3	2.25	0.66
1:AA:565:U:H3'	1:AA:566:G:H2'	1.78	0.66
2:AB:42:ILE:CD1	2:AB:202:PRO:HB2	2.24	0.66
9:AI:70:LYS:O	9:AI:74:ILE:HG13	1.95	0.66
15:AO:81:LEU:HG	15:AO:82:ILE:N	2.10	0.66
27:BA:54:G:O2'	56:B7:35:ARG:HD3	1.95	0.66
27:BA:1346:G:H2'	27:BA:1347:G:H8	1.60	0.66
27:BA:2419:U:H5'	55:B6:23:THR:HG21	1.77	0.66
30:BD:158:ALA:HB3	30:BD:161:THR:HG21	1.76	0.66
31:BE:21:VAL:O	31:BE:23:VAL:HG13	1.95	0.66
32:BF:181:LEU:HB3	32:BF:205:ARG:HH12	1.58	0.66
34:BH:19:VAL:HG21	34:BH:44:VAL:HA	1.76	0.66
38:BP:89:ALA:HA	38:BP:121:LYS:CD	2.25	0.66
47:BY:11:ASP:N	47:BY:27:VAL:HG22	2.11	0.66
1:CA:762:C:O2'	1:CA:763:G:H5'	1.96	0.66
1:CA:853:G:O2'	1:CA:854:G:H5'	1.95	0.66
1:CA:1065:U:H5''	1:CA:1190:G:N2	2.10	0.66
3:CC:64:VAL:HG22	3:CC:99:VAL:HA	1.77	0.66

*Continued on next page...*

*Continued from previous page...*

Atom-1	Atom-2	Interatomic distance (Å)	Clash overlap (Å)
10:CJ:53:PRO:HA	14:CN:42:ILE:HD13	1.77	0.66
11:CK:78:GLN:O	11:CK:103:LEU:HD13	1.95	0.66
12:CL:22:PRO:C	12:CL:24:LEU:H	1.96	0.66
27:DA:931:G:O2'	52:D3:24:LYS:HD2	1.95	0.66
27:DA:1264:G:H5'	54:D5:11:THR:OG1	1.95	0.66
27:DA:1895:C:O2'	27:DA:1896:G:H5'	1.96	0.66
27:DA:2787:C:C1'	31:DE:61:ARG:HG3	2.21	0.66
31:DE:51:PHE:CD1	31:DE:52:LEU:N	2.64	0.66
32:DF:109:GLY:O	32:DF:113:ALA:N	2.22	0.66
34:DH:58:GLU:O	34:DH:62:LYS:HG3	1.94	0.66
37:DO:16:ALA:HB2	37:DO:52:VAL:HG11	1.78	0.66
55:D6:10:LEU:H	55:D6:10:LEU:HD23	1.59	0.66
1:AA:559:A:H4'	1:AA:560:U:O5'	1.96	0.66
1:AA:1022:G:H2'	1:AA:1023:G:H8	1.60	0.66
1:AA:1108:G:OP2	3:AC:174:PRO:HA	1.96	0.66
1:AA:1116:C:C2'	1:AA:1117:G:H5'	2.24	0.66
4:AD:146:ILE:HD12	4:AD:146:ILE:N	2.11	0.66
15:AO:18:PHE:CD1	15:AO:18:PHE:O	2.48	0.66
27:BA:194:G:H2'	27:BA:195:A:O4'	1.95	0.66
27:BA:1316:U:H2'	27:BA:1317:A:H8	1.59	0.66
27:BA:1991:U:H6	27:BA:1991:U:H5''	1.60	0.66
27:BA:2117:A:O2'	27:BA:2118:U:H3'	1.95	0.66
27:BA:2787:C:O2	27:BA:2787:C:H2'	1.95	0.66
30:BD:76:PRO:HG2	30:BD:98:VAL:HG21	1.76	0.66
39:BQ:57:HIS:CE1	39:BQ:116:GLU:HG2	2.31	0.66
45:BW:28:SER:OG	45:BW:31:GLU:HB2	1.96	0.66
47:BY:85:VAL:HG13	47:BY:92:ASN:OD1	1.95	0.66
48:BZ:149:LEU:HD23	48:BZ:170:ILE:CG1	2.22	0.66
50:B1:93:GLU:C	50:B1:95:LEU:H	1.99	0.66
1:CA:187:C:H5'	20:CT:82:SER:HA	1.78	0.66
1:CA:831:U:C2'	1:CA:832:C:H5'	2.25	0.66
5:CE:13:ILE:HA	5:CE:29:GLY:O	1.95	0.66
19:CS:61:TYR:O	19:CS:62:ILE:HB	1.95	0.66
27:DA:227:A:H61	27:DA:410:G:N2	1.92	0.66
27:DA:896:A:H2	48:DZ:113:GLY:HA3	1.61	0.66
27:DA:993:G:H1'	44:DV:89:GLN:HG3	1.78	0.66
32:DF:24:LEU:O	32:DF:26:ALA:N	2.28	0.66
33:DG:107:LEU:HD11	33:DG:178:PHE:CE1	2.30	0.66
40:DR:14:SER:O	40:DR:16:HIS:N	2.28	0.66
43:DU:65:ILE:HD11	43:DU:96:ALA:HB3	1.77	0.66
44:DV:2:PHE:O	44:DV:14:VAL:O	2.13	0.66

*Continued on next page...*

*Continued from previous page...*

Atom-1	Atom-2	Interatomic distance (Å)	Clash overlap (Å)
1:AA:76:C:H42	1:AA:93:G:H1	1.41	0.66
1:AA:109:A:H2'	1:AA:326:G:H21	1.59	0.66
1:AA:189(E):U:O2'	1:AA:189(F):U:H5''	1.96	0.66
1:AA:332:G:O2'	1:AA:333:G:H5'	1.96	0.66
1:AA:1100:C:O2	1:AA:1102:A:H5'	1.96	0.66
3:AC:58:GLU:H	3:AC:65:ALA:HB3	1.61	0.66
3:AC:114:PRO:HD3	3:AC:184:TYR:O	1.96	0.66
8:AH:6:ILE:HD13	8:AH:85:ARG:HH22	1.59	0.66
9:AI:97:LYS:HB3	9:AI:98:PRO:HD3	1.77	0.66
17:AQ:43:LEU:CD1	17:AQ:68:ARG:HG2	2.24	0.66
23:AW:63:C:H2'	23:AW:64:G:H8	1.59	0.66
27:BA:635:C:H2'	27:BA:636:G:C8	2.29	0.66
27:BA:673:C:C2'	27:BA:674:G:H5'	2.25	0.66
27:BA:718:A:H3'	27:BA:719:C:H6	1.60	0.66
27:BA:762:U:H4'	27:BA:763:G:O5'	1.95	0.66
27:BA:1588:C:H2'	27:BA:1588:C:O2	1.96	0.66
27:BA:2415:G:H4'	38:BP:67:MET:H	1.61	0.66
27:BA:2682:U:H5'	27:BA:2682:U:H6	1.60	0.66
28:BB:105:A:C2'	28:BB:106:G:H5'	2.26	0.66
31:BE:46:ALA:CB	31:BE:82:ARG:HA	2.24	0.66
32:BF:3:GLU:CB	32:BF:24:LEU:HG	2.26	0.66
32:BF:20:LEU:CD1	32:BF:203:GLN:HE22	2.08	0.66
33:BG:91:ARG:HD2	33:BG:91:ARG:C	2.16	0.66
39:BQ:57:HIS:HE1	39:BQ:116:GLU:HG2	1.61	0.66
47:BY:87:LYS:HG3	47:BY:88:LYS:H	1.58	0.66
1:CA:830:G:H1	1:CA:856:C:H42	1.44	0.66
6:CF:78:GLU:O	6:CF:81:ILE:HG13	1.96	0.66
10:CJ:8:LEU:CD2	10:CJ:96:ILE:HG22	2.25	0.66
15:CO:87:ILE:HG22	15:CO:88:ARG:N	2.07	0.66
19:CS:33:THR:OG1	19:CS:34:TRP:N	2.27	0.66
27:DA:1138:G:H2'	27:DA:1139:G:O4'	1.95	0.66
27:DA:1314:C:N3	27:DA:1339:G:C2	2.64	0.66
27:DA:1351:C:H2'	27:DA:1352:U:C6	2.31	0.66
27:DA:1398:C:H5'	27:DA:1398:C:C6	2.30	0.66
27:DA:1496:A:H2'	27:DA:1498:C:N4	2.11	0.66
27:DA:2822:G:OP2	40:DR:2:ARG:NH1	2.29	0.66
29:DC:36:LYS:HD3	29:DC:37:PHE:N	2.10	0.66
31:DE:9:VAL:HG22	31:DE:10:GLY:N	2.10	0.66
34:DH:68:THR:CG2	34:DH:72:ILE:HD11	2.26	0.66
38:DP:71:VAL:HG13	38:DP:72:PRO:CD	2.11	0.66
38:DP:123:LEU:CD1	38:DP:125:VAL:HG12	2.25	0.66

*Continued on next page...*



*Continued from previous page...*

Atom-1	Atom-2	Interatomic distance (Å)	Clash overlap (Å)
46:DX:64:LYS:HZ2	46:DX:73:ARG:NH1	1.92	0.66
48:DZ:156:LEU:HB3	48:DZ:160:VAL:HG12	1.78	0.66
56:D7:1:MET:SD	56:D7:1:MET:N	2.64	0.66
58:D9:18:ARG:HG3	58:D9:18:ARG:O	1.94	0.66
1:AA:578:C:O2'	1:AA:579:G:H8	1.79	0.66
11:AK:13:GLN:OE1	11:AK:75:TYR:HA	1.95	0.66
15:AO:7:GLU:O	15:AO:11:VAL:HG23	1.96	0.66
27:BA:1018:C:O2	27:BA:1018:C:H2'	1.96	0.66
27:BA:1286:A:C2'	27:BA:1288:U:OP2	2.44	0.66
27:BA:1476:C:H2'	27:BA:1477:A:H8	1.59	0.66
29:BC:19:VAL:HG12	29:BC:20:TYR:HD1	1.61	0.66
29:BC:193:ILE:O	29:BC:195:ALA:N	2.28	0.66
30:BD:93:ALA:HB2	30:BD:107:ALA:HB2	1.77	0.66
31:BE:184:VAL:CG1	31:BE:185:LYS:N	2.59	0.66
32:BF:20:LEU:HD22	32:BF:203:GLN:HE22	1.61	0.66
32:BF:165:ARG:HA	32:BF:168:ARG:CD	2.24	0.66
37:BO:13:ASN:N	37:BO:13:ASN:OD1	2.27	0.66
37:BO:121:VAL:HG12	37:BO:121:VAL:O	1.96	0.66
38:BP:144:GLU:O	38:BP:144:GLU:HG2	1.96	0.66
39:BQ:58:PHE:HD1	39:BQ:58:PHE:O	1.78	0.66
43:BU:92:ARG:HG2	44:BV:11:GLN:NE2	2.10	0.66
57:B8:51:ALA:N	57:B8:53:PRO:HD2	2.09	0.66
1:CA:584:G:H2'	1:CA:585:G:C8	2.31	0.66
1:CA:611:A:O2'	1:CA:612:C:H5'	1.96	0.66
1:CA:1134:G:N2	1:CA:1141:C:C2	2.64	0.66
5:CE:94:ALA:HB3	5:CE:118:ILE:N	2.10	0.66
14:CN:13:THR:N	14:CN:14:PRO:CD	2.59	0.66
30:DD:25:THR:HG22	30:DD:26:LYS:H	1.61	0.66
30:DD:62:TYR:HA	30:DD:87:ASN:HD21	1.60	0.66
33:DG:119:GLY:O	33:DG:181:ARG:NE	2.29	0.66
33:DG:142:PRO:HG2	33:DG:143:GLU:H	1.61	0.66
35:DI:81:VAL:HG21	35:DI:142:VAL:CG1	2.26	0.66
37:DO:101:PRO:HG2	42:DT:67:SER:HB3	1.77	0.66
40:DR:13:HIS:ND1	40:DR:13:HIS:O	2.29	0.66
48:DZ:13:LYS:N	48:DZ:14:PRO:HD3	2.11	0.66
48:DZ:124:LEU:HD12	48:DZ:125:VAL:H	1.61	0.66
54:D5:41:PRO:HG2	54:D5:44:THR:OG1	1.95	0.66
1:AA:452:A:O2'	1:AA:453:A:H5''	1.95	0.66
1:AA:1067:A:H1'	1:AA:1068:G:O4'	1.95	0.66
1:AA:1221:G:O2'	1:AA:1222:G:H5'	1.96	0.66
4:AD:156:GLU:O	4:AD:160:GLN:HG3	1.97	0.66

*Continued on next page...*

*Continued from previous page...*

Atom-1	Atom-2	Interatomic distance (Å)	Clash overlap (Å)
5:AE:40:ARG:HB3	5:AE:66:MET:HE3	1.76	0.66
12:AL:38:ARG:NH1	12:AL:54:LYS:NZ	2.44	0.66
24:AX:29:G:O2'	24:AX:30:G:H5'	1.96	0.66
27:BA:1310:G:N2	27:BA:1313:U:C4	2.64	0.66
27:BA:2200:C:H2'	27:BA:2201:C:C6	2.28	0.66
27:BA:2267:A:H2'	27:BA:2267:A:N3	2.09	0.66
27:BA:2732:G:C3'	27:BA:2733:A:H5'	2.25	0.66
36:BN:4:TYR:HB2	43:BU:64:ARG:HH12	1.60	0.66
38:BP:48:PRO:CG	38:BP:49:ARG:H	2.09	0.66
41:BS:48:LEU:HD12	41:BS:48:LEU:N	2.10	0.66
41:BS:88:ASP:OD2	41:BS:89:ARG:N	2.29	0.66
42:BT:13:ARG:C	42:BT:15:VAL:H	1.98	0.66
47:BY:31:LEU:HD23	47:BY:36:ALA:O	1.95	0.66
47:BY:99:CYS:SG	59:BY:201:MG:MG	1.79	0.66
48:BZ:150:HIS:CB	48:BZ:169:THR:HA	2.24	0.66
54:B5:57:VAL:O	54:B5:58:LEU:HD23	1.96	0.66
1:CA:197:A:O2'	1:CA:198:G:C8	2.49	0.66
1:CA:862:C:O4'	1:CA:874:G:H4'	1.96	0.66
27:DA:251:A:H2'	27:DA:252:G:O4'	1.95	0.66
27:DA:582:G:H2'	27:DA:583:G:C8	2.31	0.66
27:DA:598:G:H5'	38:DP:15:ARG:HD2	1.76	0.66
27:DA:1050:A:HO2'	27:DA:1051:G:H8	1.44	0.66
27:DA:1174:A:H5''	27:DA:1175:U:H5'	1.77	0.66
27:DA:1503:U:H2'	27:DA:1504:C:C6	2.28	0.66
27:DA:1827:C:OP2	30:DD:222:ARG:NH1	2.28	0.66
27:DA:2247:A:H2'	27:DA:2248:C:C6	2.30	0.66
39:DQ:1:MET:HE1	39:DQ:44:ALA:HB1	1.77	0.66
39:DQ:38:GLU:HG3	39:DQ:127:ILE:HB	1.78	0.66
48:DZ:149:LEU:H	48:DZ:149:LEU:HD22	1.59	0.66
1:AA:1030(B):C:H2'	1:AA:1030(C):G:H5'	1.78	0.65
2:AB:172:ILE:H	2:AB:172:ILE:CD1	2.05	0.65
3:AC:70:VAL:HG12	3:AC:72:LYS:H	1.61	0.65
4:AD:189:PRO:HB2	4:AD:194:LEU:HD21	1.76	0.65
6:AF:24:GLU:HG3	6:AF:25:ILE:N	2.11	0.65
8:AH:107:LEU:HD23	8:AH:107:LEU:H	1.61	0.65
11:AK:32:ILE:HG12	11:AK:41:THR:O	1.97	0.65
13:AM:15:VAL:HG12	13:AM:45:VAL:CG2	2.26	0.65
16:AP:6:LEU:HB3	16:AP:17:TYR:CB	2.26	0.65
28:BB:91:C:H2'	28:BB:92:C:H6	1.61	0.65
31:BE:50:GLY:HA2	31:BE:78:LEU:CB	2.26	0.65
39:BQ:110:THR:HG23	39:BQ:113:GLN:CB	2.18	0.65

*Continued on next page...*



*Continued from previous page...*

Atom-1	Atom-2	Interatomic distance (Å)	Clash overlap (Å)
42:BT:106:SER:HB3	42:BT:110:ILE:HD11	1.76	0.65
47:BY:60:PHE:HA	47:BY:62:GLU:OE2	1.96	0.65
47:BY:96:ILE:HD12	47:BY:99:CYS:CB	2.25	0.65
1:CA:932:C:H2'	1:CA:932:C:O2	1.95	0.65
8:CH:112:LEU:HA	8:CH:134:ILE:HG12	1.76	0.65
10:CJ:48:THR:HA	10:CJ:62:HIS:HB2	1.78	0.65
12:CL:5:ASN:HA	12:CL:8:VAL:CG2	2.26	0.65
24:CX:73:A:H5'	24:CX:74:C:H5'	1.78	0.65
27:DA:38:A:O2'	27:DA:39:C:H5'	1.96	0.65
27:DA:143:G:O4'	46:DX:37:THR:HG21	1.96	0.65
27:DA:380:U:H2'	27:DA:381:G:C8	2.31	0.65
27:DA:763:G:N3	27:DA:765:G:H1'	2.10	0.65
27:DA:783:A:H2'	27:DA:784:A:O5'	1.95	0.65
31:DE:9:VAL:CG1	31:DE:25:VAL:HB	2.26	0.65
34:DH:85:LYS:HD2	34:DH:141:VAL:HG13	1.77	0.65
35:DI:77:LEU:HD23	35:DI:78:THR:N	2.11	0.65
39:DQ:18:LYS:H	39:DQ:98:LYS:HE2	1.60	0.65
39:DQ:38:GLU:OE2	39:DQ:127:ILE:HG22	1.96	0.65
46:DX:26:TYR:CD2	46:DX:92:LEU:HD12	2.31	0.65
47:DY:52:SER:O	47:DY:54:LYS:N	2.28	0.65
3:AC:70:VAL:CG1	3:AC:72:LYS:H	2.09	0.65
27:BA:816:C:H2'	27:BA:817:C:H6	1.61	0.65
27:BA:1404:C:O2	27:BA:1404:C:H2'	1.96	0.65
27:BA:1748:G:H8	27:BA:1748:G:H5'	1.61	0.65
31:BE:57:LYS:CA	31:BE:59:VAL:HG12	2.26	0.65
31:BE:86:PRO:C	31:BE:88:GLY:H	1.98	0.65
32:BF:20:LEU:HB3	32:BF:23:ASP:CG	2.16	0.65
32:BF:41:LEU:HD11	32:BF:184:TYR:CE1	2.30	0.65
32:BF:45:ARG:NH1	32:BF:97:TYR:CE1	2.64	0.65
32:BF:88:VAL:HG13	32:BF:89:VAL:O	1.95	0.65
38:BP:6:LEU:HD12	38:BP:8:PRO:HG2	1.78	0.65
42:BT:66:VAL:HA	42:BT:71:GLY:HA2	1.79	0.65
46:BX:12:VAL:CG1	46:BX:17:ALA:HB1	2.25	0.65
47:BY:26:LYS:HG2	47:BY:27:VAL:N	2.06	0.65
52:B3:29:ARG:HB2	52:B3:33:GLN:NE2	2.07	0.65
57:B8:30:ARG:HA	57:B8:30:ARG:HE	1.61	0.65
1:CA:677:U:H2'	1:CA:678:U:C6	2.32	0.65
1:CA:1220:G:O2'	1:CA:1221:G:H5'	1.96	0.65
2:CB:51:LEU:HD23	2:CB:201:ILE:HD12	1.78	0.65
3:CC:99:VAL:O	3:CC:99:VAL:HG23	1.96	0.65
4:CD:134:ASP:OD2	4:CD:135:LEU:HD13	1.96	0.65

*Continued on next page...*

*Continued from previous page...*

Atom-1	Atom-2	Interatomic distance (Å)	Clash overlap (Å)
5:CE:29:GLY:HA2	5:CE:45:PHE:HE1	1.61	0.65
5:CE:100:VAL:HG22	5:CE:118:ILE:HG22	1.79	0.65
24:CX:53:G:O2'	24:CX:54:U:H5'	1.95	0.65
27:DA:203:C:H3'	27:DA:204:A:H5''	1.78	0.65
27:DA:1612:C:O3'	56:D7:5:TRP:HD1	1.79	0.65
27:DA:1620:G:O4'	56:D7:1:MET:HA	1.96	0.65
31:DE:171:GLU:OE2	31:DE:173:VAL:HG23	1.96	0.65
42:DT:88:ILE:CG2	42:DT:89:VAL:N	2.56	0.65
44:DV:75:PHE:HD2	44:DV:82:ARG:HG3	1.61	0.65
53:D4:44:CYS:SG	53:D4:64:LYS:HB2	2.37	0.65
1:AA:324:G:C8	1:AA:324:G:H3'	2.31	0.65
1:AA:544:G:OP1	4:AD:66:ARG:NH2	2.30	0.65
1:AA:618:C:H3'	1:AA:619:U:H5''	1.78	0.65
1:AA:927:G:O2'	1:AA:928:G:H5'	1.96	0.65
5:AE:78:HIS:HD2	8:AH:104:ARG:CZ	2.09	0.65
7:AG:137:LYS:O	7:AG:141:VAL:HG23	1.96	0.65
24:AX:53:G:H2'	24:AX:54:U:H6	1.62	0.65
27:BA:644:A:H4'	27:BA:645:C:C5	2.30	0.65
27:BA:1315:C:O2'	27:BA:1316:U:H5'	1.96	0.65
27:BA:1695:G:N2	27:BA:1696:G:C8	2.65	0.65
27:BA:2801(A):A:H4'	27:BA:2802:G:C5'	2.20	0.65
31:BE:3:GLY:O	31:BE:4:ILE:HB	1.95	0.65
31:BE:200:GLU:HG2	31:BE:201:THR:N	2.12	0.65
32:BF:21:ALA:O	32:BF:23:ASP:N	2.29	0.65
33:BG:56:ALA:HA	33:BG:59:GLU:OE1	1.97	0.65
35:BI:91:SER:CB	35:BI:119:PRO:HB2	2.26	0.65
39:BQ:106:VAL:HG21	39:BQ:114:ALA:CB	2.26	0.65
42:BT:32:TYR:CG	42:BT:81:PRO:HB2	2.30	0.65
49:B0:36:ILE:HD12	49:B0:37:LEU:N	2.11	0.65
50:B1:19:GLN:HB2	50:B1:36:GLY:N	2.11	0.65
51:B2:48:HIS:ND1	51:B2:49:LYS:N	2.45	0.65
1:CA:42:G:H2'	1:CA:43:C:C6	2.30	0.65
1:CA:63:C:H5'	1:CA:64:G:OP2	1.96	0.65
1:CA:173:U:H1'	1:CA:197:A:C5	2.31	0.65
1:CA:179:A:C4	1:CA:180:U:C5	2.84	0.65
1:CA:376:G:H5''	16:CP:5:ARG:HG3	1.77	0.65
1:CA:568:G:N2	1:CA:883:C:C2	2.64	0.65
1:CA:1442(A):G:H22	42:DT:119:LYS:HB2	1.61	0.65
5:CE:78:HIS:ND1	8:CH:107:LEU:CD1	2.60	0.65
18:CR:64:ARG:O	18:CR:65:ILE:C	2.33	0.65
22:CV:1:A:H2'	22:CV:2:A:H5'	1.78	0.65

*Continued on next page...*

*Continued from previous page...*

Atom-1	Atom-2	Interatomic distance (Å)	Clash overlap (Å)
27:DA:1042:G:H5''	27:DA:1043:C:C6	2.31	0.65
27:DA:1946:U:C2	27:DA:1947:C:C5	2.85	0.65
27:DA:2230:G:C1'	50:D1:45:ASN:HB2	2.12	0.65
31:DE:103:ASP:CG	31:DE:201:THR:HA	2.17	0.65
41:DS:99:LYS:O	41:DS:101:LEU:N	2.29	0.65
45:DW:23:LEU:CD2	45:DW:39:THR:HG21	2.26	0.65
47:DY:96:ILE:CG1	47:DY:99:CYS:HB2	2.26	0.65
48:DZ:27:MET:HE2	48:DZ:34:ARG:HB2	1.77	0.65
48:DZ:127:VAL:HG21	48:DZ:131:ASN:O	1.97	0.65
55:D6:16:CYS:O	55:D6:17:LYS:HB2	1.95	0.65
1:AA:415:A:H2'	1:AA:416:G:C8	2.32	0.65
1:AA:1019:C:O2'	1:AA:1020:U:H5'	1.97	0.65
4:AD:57:ARG:HD3	4:AD:205:GLU:CB	2.27	0.65
4:AD:94:LEU:O	4:AD:97:LEU:HB2	1.97	0.65
4:AD:149:ALA:O	4:AD:153:ARG:HG3	1.96	0.65
12:AL:82:ILE:CG2	12:AL:95:TYR:HB3	2.26	0.65
27:BA:271(A):A:H5''	27:BA:271(B):C:OP2	1.96	0.65
27:BA:385:C:O2	27:BA:390:A:C2	2.49	0.65
33:BG:2:PRO:O	33:BG:4:ASP:N	2.30	0.65
46:BX:64:LYS:NZ	46:BX:73:ARG:NE	2.37	0.65
47:BY:46:LYS:HG2	47:BY:47:LYS:HE3	1.78	0.65
49:B0:36:ILE:HD12	49:B0:36:ILE:C	2.17	0.65
1:CA:133:U:H1'	1:CA:230:G:N2	2.12	0.65
1:CA:242:C:H2'	1:CA:243:A:H5'	1.79	0.65
1:CA:964:A:H5''	1:CA:965:A:OP2	1.97	0.65
1:CA:1203:C:H2'	1:CA:1204:A:O4'	1.97	0.65
2:CB:71:VAL:HB	2:CB:164:VAL:HG22	1.77	0.65
4:CD:173:TRP:O	4:CD:174:LEU:HD23	1.95	0.65
12:CL:4:ILE:HG22	12:CL:5:ASN:N	2.11	0.65
19:CS:36:ARG:HA	19:CS:71:LEU:HB2	1.77	0.65
27:DA:222:A:N6	27:DA:232:G:H1'	2.11	0.65
27:DA:319:C:O2'	27:DA:320:A:H5'	1.96	0.65
27:DA:1024:G:C3'	27:DA:1025:G:H5''	2.27	0.65
27:DA:1803:A:O2'	30:DD:259:THR:HG21	1.96	0.65
27:DA:2236:C:C2'	27:DA:2237:G:H5'	2.27	0.65
27:DA:2261:C:O2'	27:DA:2262:U:H5'	1.96	0.65
29:DC:66:HIS:ND1	29:DC:68:LEU:HG	2.12	0.65
32:DF:184:TYR:O	32:DF:188:ARG:HB2	1.96	0.65
34:DH:149:ARG:HH21	34:DH:154:PRO:HG2	1.60	0.65
36:DN:28:THR:HG23	36:DN:29:LYS:N	2.11	0.65
37:DO:101:PRO:HD2	42:DT:70:VAL:HG23	1.78	0.65

*Continued on next page...*

*Continued from previous page...*

Atom-1	Atom-2	Interatomic distance (Å)	Clash overlap (Å)
39:DQ:42:ILE:HD13	39:DQ:97:VAL:CG2	2.26	0.65
39:DQ:81:VAL:CG2	39:DQ:82:ARG:N	2.60	0.65
40:DR:46:GLY:HA2	40:DR:49:ASP:HB2	1.78	0.65
54:D5:42:PRO:O	54:D5:43:HIS:HB2	1.97	0.65
2:AB:238:LEU:O	2:AB:238:LEU:HG	1.97	0.65
7:AG:140:ASP:HA	7:AG:143:ARG:NH1	2.11	0.65
15:AO:3:ILE:HG22	15:AO:38:ARG:CZ	2.26	0.65
27:BA:1504:C:H2'	27:BA:1505:C:H5''	1.79	0.65
27:BA:1643:G:H21	27:BA:1644:C:H1'	1.61	0.65
27:BA:1655:A:H4'	31:BE:115:GLY:H	1.62	0.65
27:BA:2455:G:H2'	27:BA:2456:C:C6	2.31	0.65
28:BB:8:U:H5'	28:BB:8:U:H6	1.60	0.65
28:BB:94:C:C2'	28:BB:95:C:H5'	2.27	0.65
30:BD:210:GLY:O	30:BD:211:ARG:HB2	1.96	0.65
34:BH:147:ASN:O	34:BH:150:ALA:HB3	1.96	0.65
37:BO:35:VAL:HG23	37:BO:65:THR:HG23	1.78	0.65
42:BT:27:THR:OG1	42:BT:28:VAL:N	2.30	0.65
42:BT:83:ILE:HG13	42:BT:84:GLN:H	1.60	0.65
45:BW:45:TYR:O	45:BW:48:ALA:HB3	1.97	0.65
47:BY:97:ARG:HG3	47:BY:97:ARG:O	1.97	0.65
1:CA:339:C:H2'	1:CA:340:U:C6	2.32	0.65
1:CA:413:G:N2	1:CA:428:G:O2'	2.27	0.65
1:CA:1246:C:H2'	1:CA:1247:U:C6	2.31	0.65
2:CB:207:ALA:O	2:CB:209:ARG:N	2.25	0.65
3:CC:112:SER:HB3	3:CC:115:LEU:HD12	1.79	0.65
12:CL:23:ALA:C	12:CL:24:LEU:HD22	2.16	0.65
14:CN:26:ARG:CD	14:CN:43:CYS:SG	2.85	0.65
15:CO:37:ASN:N	15:CO:37:ASN:HD22	1.95	0.65
19:CS:18:LYS:HG2	19:CS:31:ILE:HD12	1.78	0.65
27:DA:740:U:H2'	27:DA:741:G:H8	1.62	0.65
27:DA:1299:G:H2'	27:DA:1639:U:O4	1.96	0.65
27:DA:1340:U:O2'	27:DA:1341:U:OP1	2.13	0.65
28:DB:24:G:H4'	28:DB:25:A:H5'	1.79	0.65
30:DD:33:LEU:O	30:DD:34:VAL:HG12	1.95	0.65
30:DD:181:GLU:HA	30:DD:272:ALA:CB	2.26	0.65
35:DI:77:LEU:HD22	35:DI:140:LEU:HD11	1.78	0.65
38:DP:50:ARG:HB3	57:D8:59:LYS:HD3	1.77	0.65
38:DP:50:ARG:HB3	57:D8:59:LYS:HD2	1.78	0.65
38:DP:144:GLU:N	38:DP:145:PRO:HD3	2.08	0.65
42:DT:51:ARG:O	42:DT:61:PHE:HA	1.96	0.65
48:DZ:93:GLU:O	48:DZ:129:PRO:HD3	1.96	0.65

*Continued on next page...*

*Continued from previous page...*

Atom-1	Atom-2	Interatomic distance (Å)	Clash overlap (Å)
1:AA:101:A:O2'	1:AA:102:G:H5'	1.96	0.65
1:AA:109:A:H4'	1:AA:110:C:OP2	1.93	0.65
1:AA:253:U:H5'	1:AA:253:U:H6	1.61	0.65
1:AA:451:A:H4'	1:AA:452:A:O5'	1.95	0.65
1:AA:1014:A:H4'	19:AS:14:HIS:CD2	2.32	0.65
3:AC:31:HIS:H	3:AC:31:HIS:CD2	2.13	0.65
7:AG:146:GLU:HA	7:AG:149:ARG:HB2	1.78	0.65
13:AM:5:ALA:CB	13:AM:66:LEU:HD22	2.27	0.65
27:BA:572:A:C2	27:BA:573:G:H1'	2.30	0.65
27:BA:1754:C:P	42:BT:96:ARG:NH1	2.69	0.65
27:BA:2810:A:H2'	31:BE:61:ARG:NH2	2.12	0.65
30:BD:77:ALA:HB2	30:BD:97:TYR:HA	1.79	0.65
31:BE:77:ILE:CG2	31:BE:78:LEU:H	1.96	0.65
32:BF:52:LYS:HD3	32:BF:57:VAL:HA	1.76	0.65
33:BG:35:GLU:OE1	33:BG:160:VAL:HG12	1.97	0.65
33:BG:60:LEU:O	33:BG:64:THR:HG22	1.95	0.65
35:BI:127:VAL:O	35:BI:128:LEU:HD23	1.96	0.65
38:BP:17:LYS:HG2	38:BP:19:VAL:HG23	1.79	0.65
38:BP:89:ALA:HA	38:BP:121:LYS:HD3	1.77	0.65
43:BU:59:ARG:O	43:BU:60:LEU:C	2.35	0.65
50:B1:58:ILE:HG12	50:B1:58:ILE:O	1.97	0.65
1:CA:955:U:O2'	1:CA:956:U:H5'	1.96	0.65
1:CA:1053:G:C6	1:CA:1199:U:H2'	2.30	0.65
1:CA:1123:A:N3	10:CJ:38:ILE:HG22	2.12	0.65
1:CA:1371:G:O3'	9:CI:69:GLY:HA3	1.97	0.65
5:CE:126:ARG:HH11	5:CE:126:ARG:HG3	1.62	0.65
15:CO:10:LYS:HD2	15:CO:11:VAL:N	2.11	0.65
27:DA:910:A:H62	39:DQ:12:GLN:HA	1.60	0.65
27:DA:1017:G:C2'	27:DA:1018:C:H5'	2.26	0.65
27:DA:1164:G:H2'	27:DA:1165:U:C6	2.32	0.65
27:DA:1582:C:O2'	27:DA:1586:A:C8	2.47	0.65
27:DA:2206:G:C2	27:DA:2207:G:H5'	2.32	0.65
27:DA:2593:U:H2'	27:DA:2594:C:C5	2.31	0.65
30:DD:43:ARG:NH1	30:DD:44:ASN:HD21	1.90	0.65
38:DP:49:ARG:HD2	57:D8:58:ILE:CG2	2.26	0.65
44:DV:76:LYS:HB2	44:DV:81:TYR:HB3	1.78	0.65
45:DW:68:ARG:C	45:DW:110:LYS:HD3	2.16	0.65
47:DY:27:VAL:CG1	47:DY:28:LYS:H	2.10	0.65
1:AA:346:G:H5''	42:BT:41:ARG:NE	2.11	0.65
1:AA:471:G:H2'	1:AA:472:A:C8	2.32	0.65
1:AA:892:A:H2'	1:AA:893:C:C6	2.31	0.65

*Continued on next page...*

*Continued from previous page...*

Atom-1	Atom-2	Interatomic distance (Å)	Clash overlap (Å)
2:AB:16:HIS:HB3	2:AB:210:SER:OG	1.96	0.65
9:AI:16:ARG:O	9:AI:63:ILE:HG23	1.97	0.65
12:AL:114:ARG:HH22	12:AL:121:LYS:HD3	1.62	0.65
17:AQ:22:LEU:HD13	17:AQ:41:LYS:HG2	1.79	0.65
27:BA:66:C:O2'	27:BA:67:U:H5'	1.95	0.65
27:BA:89:G:H3'	27:BA:90:U:H5''	1.79	0.65
27:BA:248:G:N7	27:BA:250:G:N3	2.44	0.65
27:BA:1345:C:H2'	27:BA:1346:G:H8	1.61	0.65
27:BA:2290:G:H5'	27:BA:2290:G:C8	2.30	0.65
29:BC:184:LYS:C	29:BC:186:ALA:H	1.99	0.65
30:BD:68:LYS:NZ	30:BD:70:TRP:NE1	2.41	0.65
34:BH:28:GLY:HA3	34:BH:79:VAL:HB	1.78	0.65
35:BI:72:LEU:O	35:BI:138:ILE:HD13	1.97	0.65
35:BI:92:VAL:HG11	35:BI:120:ILE:HD12	1.79	0.65
35:BI:114:LEU:HA	35:BI:130:TYR:HD1	1.60	0.65
46:BX:57:LEU:HD22	46:BX:57:LEU:O	1.97	0.65
58:B9:19:ARG:HG3	58:B9:24:TYR:CE1	2.32	0.65
1:CA:574:A:H5''	1:CA:575:G:OP2	1.97	0.65
1:CA:1380:U:C5	7:CG:3:ARG:HG3	2.30	0.65
1:CA:1390:U:H2'	1:CA:1391:U:H6	1.59	0.65
1:CA:1407:C:O2	27:DA:1912:A:H2	1.80	0.65
3:CC:47:LEU:CD2	3:CC:68:VAL:HG11	2.27	0.65
4:CD:67:ILE:CD1	4:CD:196:LEU:HD23	2.26	0.65
6:CF:3:ARG:HB3	6:CF:93:SER:HB2	1.79	0.65
14:CN:23:ARG:CZ	14:CN:30:ALA:HB2	2.27	0.65
17:CQ:33:GLY:O	17:CQ:34:LYS:O	2.15	0.65
27:DA:363(E):U:H3'	27:DA:363(F):A:O4'	1.95	0.65
27:DA:459:U:H2'	27:DA:460:A:C8	2.31	0.65
27:DA:918:A:H3'	27:DA:919:G:H8	1.62	0.65
27:DA:1991:U:H2'	27:DA:1992:G:H5'	1.78	0.65
27:DA:2024:G:H2'	27:DA:2025:C:O4'	1.96	0.65
30:DD:35:LYS:HZ1	30:DD:104:TYR:N	1.94	0.65
36:DN:36:GLY:O	36:DN:38:HIS:N	2.30	0.65
38:DP:101:VAL:CG1	38:DP:106:LEU:HD23	2.26	0.65
41:DS:97:ARG:NH2	41:DS:98:VAL:CA	2.59	0.65
42:DT:23:ARG:HH21	42:DT:120:ARG:HD3	1.62	0.65
43:DU:50:ARG:NH2	44:DV:72:VAL:HG12	2.11	0.65
45:DW:40:ASN:O	45:DW:41:LYS:HG2	1.97	0.65
45:DW:84:ARG:HG3	45:DW:98:LYS:HZ3	1.61	0.65
55:D6:8:LYS:O	55:D6:9:LEU:HB2	1.97	0.65
56:D7:24:THR:HG23	56:D7:27:GLY:HA3	1.78	0.65

*Continued on next page...*



*Continued from previous page...*

Atom-1	Atom-2	Interatomic distance (Å)	Clash overlap (Å)
56:D7:27:GLY:O	56:D7:30:VAL:HG23	1.97	0.65
57:D8:34:TRP:O	57:D8:35:GLN:HB2	1.95	0.65
1:AA:279:A:H3'	17:AQ:95:TYR:OH	1.96	0.65
1:AA:1060:C:C5	3:AC:2:GLY:HA2	2.32	0.65
13:AM:22:ILE:CG2	13:AM:25:ILE:HD13	2.27	0.65
18:AR:57:GLY:C	18:AR:58:LEU:HD12	2.17	0.65
19:AS:15:LEU:HD12	19:AS:31:ILE:HD11	1.79	0.65
27:BA:382:G:H2'	27:BA:383:U:H5'	1.78	0.65
27:BA:2443:C:H2'	27:BA:2444:G:C8	2.30	0.65
41:BS:87:PHE:O	41:BS:88:ASP:HB2	1.96	0.65
43:BU:69:CYS:O	43:BU:74:LEU:HD12	1.96	0.65
44:BV:99:ILE:HD13	44:BV:99:ILE:N	2.12	0.65
51:B2:48:HIS:HA	51:B2:51:ARG:HG2	1.77	0.65
55:B6:29:ASN:CG	55:B6:30:THR:N	2.48	0.65
1:CA:41:G:H1	1:CA:401:C:H42	1.44	0.65
2:CB:236:TYR:HA	2:CB:239:VAL:HG23	1.77	0.65
4:CD:76:ARG:O	4:CD:79:PHE:HB3	1.97	0.65
9:CI:53:VAL:HG23	9:CI:54:ASP:H	1.60	0.65
10:CJ:47:PHE:HB2	14:CN:34:TYR:HE2	1.62	0.65
27:DA:407:G:H2'	27:DA:408:G:C8	2.32	0.65
27:DA:507:A:H4'	27:DA:509:C:C6	2.31	0.65
27:DA:1388:G:O2'	27:DA:1389:G:H5'	1.97	0.65
27:DA:1819:A:H5''	30:DD:158:ALA:CB	2.27	0.65
27:DA:2394:C:H2'	27:DA:2395:C:H5'	1.78	0.65
27:DA:2401:U:H2'	27:DA:2402:C:H5''	1.78	0.65
28:DB:28:C:H2'	28:DB:29:A:C8	2.32	0.65
28:DB:92:C:H2'	28:DB:93:G:H8	1.61	0.65
47:DY:49:VAL:O	47:DY:50:ARG:HB2	1.97	0.65
53:D4:61:VAL:HG13	53:D4:65:CYS:HB2	1.79	0.65
54:D5:25:LEU:HD22	54:D5:26:THR:N	2.11	0.65
1:AA:864:A:H2'	1:AA:865:A:C8	2.32	0.65
1:AA:1238:A:C2	1:AA:1241:G:H1'	2.32	0.65
1:AA:1397:C:H3'	1:AA:1398:A:C5'	2.24	0.65
7:AG:60:LYS:NZ	7:AG:63:LYS:HB3	2.12	0.65
10:AJ:34:VAL:HG13	10:AJ:73:ASP:O	1.97	0.65
13:AM:8:GLU:OE2	13:AM:22:ILE:HA	1.96	0.65
27:BA:1262:A:N3	54:B5:10:LYS:NZ	2.45	0.65
27:BA:1931:U:H5'	27:BA:1931:U:H6	1.62	0.65
27:BA:2065:C:H2'	27:BA:2066:C:C6	2.30	0.65
27:BA:2230:G:O3'	50:B1:43:TYR:HB2	1.97	0.65
27:BA:2239:G:H2'	27:BA:2240:C:H6	1.62	0.65

*Continued on next page...*

*Continued from previous page...*

Atom-1	Atom-2	Interatomic distance (Å)	Clash overlap (Å)
27:BA:2564:A:C2	27:BA:2647:U:H4'	2.32	0.65
32:BF:67:GLN:O	32:BF:67:GLN:CG	2.33	0.65
34:BH:20:ALA:HB1	34:BH:21:PRO:CD	2.27	0.65
35:BI:27:ARG:HD2	50:B1:71:TYR:CD1	2.32	0.65
35:BI:73:GLU:HB2	35:BI:136:VAL:HG23	1.78	0.65
37:BO:66:LYS:H	37:BO:82:ASN:HD21	1.45	0.65
41:BS:82:ILE:HD13	41:BS:82:ILE:N	2.09	0.65
51:B2:53:LEU:HD13	51:B2:57:ILE:HD11	1.78	0.65
1:CA:963:G:H21	10:CJ:55:LYS:HZ2	1.44	0.65
1:CA:1520:G:O2'	1:CA:1521:G:H5'	1.97	0.65
2:CB:164:VAL:O	2:CB:186:ALA:HB1	1.97	0.65
2:CB:194:PRO:O	2:CB:196:LEU:N	2.29	0.65
19:CS:9:VAL:HB	19:CS:11:VAL:HG12	1.79	0.65
27:DA:1422:G:H1'	27:DA:1496:A:H62	1.62	0.65
27:DA:1568:G:OP1	30:DD:61:LEU:HB2	1.96	0.65
27:DA:1665:A:H2'	27:DA:1666:G:O4'	1.97	0.65
27:DA:2564:A:OP1	27:DA:2648:C:H4'	1.96	0.65
30:DD:43:ARG:HD2	30:DD:44:ASN:OD1	1.96	0.65
31:DE:11:MET:HB2	31:DE:23:VAL:O	1.97	0.65
32:DF:38:ARG:HH21	32:DF:99:TYR:HE1	1.45	0.65
43:DU:65:ILE:HD11	43:DU:96:ALA:CB	2.27	0.65
43:DU:84:LYS:HD2	43:DU:89:GLU:HB3	1.78	0.65
44:DV:38:LEU:HD13	44:DV:55:ALA:HB1	1.78	0.65
54:D5:31:VAL:HB	54:D5:32:PRO:CD	2.27	0.65
1:AA:72:C:H2'	1:AA:73:G:C8	2.31	0.65
1:AA:123:C:OP1	1:AA:312:C:H5'	1.97	0.65
1:AA:454:C:H2'	1:AA:455:C:C6	2.32	0.65
1:AA:676:A:C1'	11:AK:115:PRO:HB3	2.22	0.65
4:AD:101:LEU:O	4:AD:104:VAL:HG12	1.97	0.65
13:AM:68:GLY:CA	13:AM:71:ARG:HH21	2.09	0.65
18:AR:55:ARG:HG3	18:AR:55:ARG:HH11	1.62	0.65
27:BA:425:G:H2'	27:BA:426:C:H6	1.62	0.65
27:BA:1013:C:O2'	27:BA:1014:U:H5'	1.96	0.65
27:BA:1175:U:H2'	27:BA:1175:U:O2	1.97	0.65
29:BC:83:ILE:HA	29:BC:94:VAL:HG21	1.79	0.65
30:BD:31:LYS:CG	30:BD:33:LEU:HD13	2.25	0.65
32:BF:25:PRO:HG3	32:BF:119:ARG:HB2	1.77	0.65
33:BG:2:PRO:HG2	53:B4:51:TYR:CE2	2.32	0.65
33:BG:113:ARG:O	33:BG:140:ILE:HG23	1.97	0.65
35:BI:115:ALA:HB3	35:BI:129:THR:N	2.11	0.65
36:BN:1:MET:O	36:BN:2:LYS:HG3	1.97	0.65

*Continued on next page...*



*Continued from previous page...*

Atom-1	Atom-2	Interatomic distance (Å)	Clash overlap (Å)
37:BO:77:ILE:HD11	42:BT:72:VAL:HG11	1.79	0.65
38:BP:88:LEU:O	38:BP:90:ARG:N	2.30	0.65
40:BR:101:ALA:O	40:BR:102:GLU:CB	2.44	0.65
44:BV:2:PHE:HD2	44:BV:42:GLY:HA2	1.62	0.65
46:BX:12:VAL:HG11	46:BX:17:ALA:HB1	1.79	0.65
3:CC:52:LEU:H	3:CC:52:LEU:CD2	2.10	0.65
10:CJ:8:LEU:HD12	10:CJ:20:ALA:HB2	1.78	0.65
15:CO:75:PRO:O	15:CO:78:TYR:HB3	1.97	0.65
23:CW:63:C:H2'	23:CW:64:G:H8	1.61	0.65
27:DA:107:C:H2'	27:DA:108:U:H6	1.62	0.65
27:DA:1655:A:H3'	27:DA:1656:C:C6	2.31	0.65
27:DA:1887:C:H3'	27:DA:1888:G:H5''	1.77	0.65
27:DA:2406:U:N3	38:DP:72:PRO:HB2	2.12	0.65
27:DA:2648:C:H2'	27:DA:2649:U:C6	2.32	0.65
27:DA:2808:U:C2'	27:DA:2809:A:H5'	2.26	0.65
43:DU:42:ALA:O	43:DU:44:ASN:N	2.30	0.65
44:DV:38:LEU:HD12	44:DV:56:SER:CA	2.26	0.65
44:DV:95:LEU:HD13	44:DV:97:LYS:NZ	2.12	0.65
49:D0:5:LYS:HB3	49:D0:5:LYS:NZ	2.11	0.65
51:D2:3:LEU:HD22	51:D2:7:ARG:HH12	1.60	0.65
1:AA:419:C:H2'	1:AA:420:U:H5'	1.79	0.64
1:AA:942:G:N2	1:AA:943:U:C2	2.64	0.64
1:AA:1209:C:O2'	1:AA:1210:C:H5'	1.97	0.64
8:AH:108:GLY:HA3	8:AH:138:TRP:HB3	1.79	0.64
9:AI:21:PRO:HA	9:AI:58:HIS:O	1.96	0.64
27:BA:372:G:H3'	50:B1:66:HIS:CE1	2.33	0.64
27:BA:754:C:H5'	27:BA:754:C:H6	1.62	0.64
27:BA:1517:G:H2'	27:BA:1518:U:O4'	1.97	0.64
27:BA:2331:G:O2'	49:B0:43:THR:HG22	1.96	0.64
27:BA:2357:U:H2'	27:BA:2358:G:H5''	1.79	0.64
27:BA:2580:U:H4'	31:BE:131:ALA:H	1.62	0.64
36:BN:119:ARG:O	36:BN:120:LEU:HB2	1.97	0.64
38:BP:88:LEU:C	38:BP:90:ARG:H	1.98	0.64
48:BZ:29:ASN:O	48:BZ:30:ARG:HB3	1.96	0.64
54:B5:16:ARG:NH1	54:B5:17:ASP:CG	2.51	0.64
54:B5:41:PRO:HG2	54:B5:44:THR:CG2	2.27	0.64
1:CA:261:U:O2	1:CA:263:A:H8	1.81	0.64
1:CA:1152:A:H5''	10:CJ:13:HIS:HB2	1.79	0.64
1:CA:1160:G:O2'	1:CA:1161:C:H5'	1.97	0.64
2:CB:189:ASP:HB3	2:CB:203:GLY:O	1.97	0.64
27:DA:377:C:H2'	27:DA:378:C:H6	1.60	0.64

*Continued on next page...*

*Continued from previous page...*

Atom-1	Atom-2	Interatomic distance (Å)	Clash overlap (Å)
27:DA:679:C:O2'	27:DA:680:G:H5'	1.96	0.64
27:DA:920:G:O2'	27:DA:921:G:H5'	1.96	0.64
27:DA:1747:G:H2'	27:DA:1747(A):G:C8	2.26	0.64
27:DA:2373:G:O2'	27:DA:2374:C:H5'	1.97	0.64
27:DA:2605:U:H2'	27:DA:2606:C:C6	2.32	0.64
30:DD:168:ARG:HD3	30:DD:168:ARG:N	2.11	0.64
30:DD:186:HIS:HD2	30:DD:188:GLU:HB2	1.62	0.64
31:DE:131:ALA:HB3	31:DE:134:ILE:HD11	1.79	0.64
36:DN:82:LEU:C	36:DN:82:LEU:HD12	2.18	0.64
42:DT:8:LYS:O	42:DT:11:GLU:OE1	2.15	0.64
42:DT:19:LEU:H	42:DT:19:LEU:HD12	1.62	0.64
44:DV:18:LEU:HD22	44:DV:19:LYS:N	2.05	0.64
48:DZ:150:HIS:HB3	48:DZ:169:THR:HA	1.79	0.64
56:D7:9:ARG:HB3	56:D7:48:LYS:HZ3	1.60	0.64
7:AG:23:VAL:HG12	7:AG:27:ILE:HD11	1.79	0.64
12:AL:43:LYS:HG2	12:AL:44:LYS:N	2.12	0.64
13:AM:75:ALA:O	13:AM:79:LYS:HG3	1.96	0.64
15:AO:30:ALA:HB2	15:AO:85:LEU:HD11	1.79	0.64
23:AW:70:C:O2'	23:AW:71:A:H5'	1.96	0.64
25:AY:65:U:H2'	25:AY:66:A:H8	1.62	0.64
27:BA:1275:A:H4'	27:BA:1276:A:OP1	1.96	0.64
27:BA:1337:G:H2'	27:BA:1338:G:H8	1.59	0.64
27:BA:2869:G:H2'	27:BA:2870:C:H6	1.62	0.64
31:BE:39:PRO:O	31:BE:43:GLY:HA2	1.98	0.64
32:BF:51:THR:HG21	32:BF:92:PRO:HD2	1.80	0.64
33:BG:47:LYS:HD3	33:BG:82:LEU:HD12	1.79	0.64
33:BG:101:ILE:HD13	33:BG:102:PHE:N	2.12	0.64
34:BH:85:LYS:HZ2	34:BH:133:VAL:CB	2.09	0.64
36:BN:17:ASP:HB2	36:BN:55:VAL:HG13	1.78	0.64
43:BU:104:GLN:NE2	43:BU:105:VAL:N	2.46	0.64
44:BV:46:VAL:HG22	44:BV:47:VAL:N	2.08	0.64
50:B1:18:ILE:C	50:B1:19:GLN:HE21	2.00	0.64
57:B8:4:MET:HB3	57:B8:61:LEU:HD22	1.79	0.64
1:CA:14:U:H5'	1:CA:14:U:H6	1.62	0.64
1:CA:628:G:O2'	1:CA:629:G:H5'	1.97	0.64
1:CA:815:A:O2'	1:CA:1527:C:H1'	1.97	0.64
1:CA:1200:C:O2'	1:CA:1201:A:OP2	2.06	0.64
2:CB:41:ILE:HG22	2:CB:41:ILE:O	1.97	0.64
5:CE:48:ALA:HB1	5:CE:49:PRO:CD	2.27	0.64
11:CK:79:SER:HB2	11:CK:106:LYS:CD	2.27	0.64
13:CM:84:ILE:H	19:CS:66:MET:HE1	1.62	0.64

*Continued on next page...*

*Continued from previous page...*

Atom-1	Atom-2	Interatomic distance (Å)	Clash overlap (Å)
13:CM:95:GLY:O	13:CM:96:LEU:CB	2.45	0.64
17:CQ:29:HIS:CD2	17:CQ:30:PRO:HD2	2.33	0.64
19:CS:35:SER:O	19:CS:71:LEU:HD12	1.97	0.64
27:DA:335:C:H5''	47:DY:73:ARG:NH2	2.12	0.64
27:DA:1213:A:H2'	27:DA:1214:A:C8	2.32	0.64
27:DA:1304:C:H42	27:DA:1624:G:H1	1.43	0.64
29:DC:168:THR:HA	29:DC:173:ALA:CB	2.28	0.64
33:DG:46:ALA:C	33:DG:51:ARG:HG3	2.17	0.64
36:DN:22:THR:HA	36:DN:60:ILE:HG22	1.79	0.64
41:DS:21:THR:C	41:DS:23:ARG:H	2.01	0.64
45:DW:88:ARG:HB2	45:DW:92:ARG:HB3	1.79	0.64
52:D3:6:VAL:HG12	52:D3:56:VAL:HA	1.78	0.64
56:D7:40:TRP:HB2	56:D7:41:ARG:NH2	2.12	0.64
1:AA:403:C:O2'	1:AA:404:U:H5'	1.95	0.64
1:AA:812:C:OP1	1:AA:903:G:H1'	1.97	0.64
5:AE:150:ARG:HA	5:AE:153:LYS:HE2	1.79	0.64
17:AQ:54:GLY:HA3	17:AQ:82:MET:SD	2.37	0.64
27:BA:363(A):A:H5'	27:BA:363(B):G:OP2	1.97	0.64
27:BA:542:C:H2'	27:BA:543:C:OP1	1.97	0.64
27:BA:1363:C:O2'	27:BA:1364:G:H5'	1.97	0.64
27:BA:1490:A:H2	30:BD:75:ILE:HG23	1.62	0.64
27:BA:1888:G:H5'	27:BA:1888:G:N3	2.12	0.64
27:BA:2862:G:H2'	27:BA:2863:C:H6	1.62	0.64
31:BE:49:LEU:HD12	31:BE:49:LEU:N	2.13	0.64
31:BE:93:VAL:C	31:BE:95:ILE:H	2.01	0.64
32:BF:32:LEU:O	32:BF:32:LEU:HD23	1.98	0.64
32:BF:143:ALA:HB1	32:BF:148:LEU:HB2	1.79	0.64
33:BG:72:ARG:HD3	33:BG:86:MET:HA	1.80	0.64
33:BG:125:PHE:CD2	33:BG:131:TYR:HB2	2.32	0.64
34:BH:94:TYR:C	34:BH:95:ARG:HG2	2.17	0.64
37:BO:122:LEU:HA	42:BT:43:GLN:HE22	1.62	0.64
48:BZ:123:ILE:HG12	48:BZ:124:LEU:N	2.10	0.64
50:B1:19:GLN:CB	50:B1:35:THR:HG23	2.27	0.64
51:B2:13:ALA:O	51:B2:16:LEU:HG	1.97	0.64
52:B3:8:LEU:HD13	52:B3:31:LEU:HA	1.79	0.64
2:CB:131:PRO:HG2	2:CB:134:GLU:HB2	1.78	0.64
4:CD:202:LEU:HD23	4:CD:205:GLU:OE2	1.97	0.64
5:CE:76:ILE:CG1	5:CE:77:PRO:HD2	2.28	0.64
27:DA:142:A:H8	27:DA:1595:G:H21	1.38	0.64
27:DA:527:C:H5''	27:DA:528:A:OP1	1.97	0.64
27:DA:925:C:H2'	27:DA:926:A:H5''	1.79	0.64

*Continued on next page...*

*Continued from previous page...*

Atom-1	Atom-2	Interatomic distance (Å)	Clash overlap (Å)
27:DA:1188:U:O2'	27:DA:1189:A:H5'	1.97	0.64
27:DA:1301:A:H4'	27:DA:1302:A:OP1	1.96	0.64
27:DA:1682:G:H2'	27:DA:1683:C:C6	2.33	0.64
27:DA:1770:G:H2'	27:DA:1771:C:H6	1.63	0.64
27:DA:1948:G:C4	27:DA:1959:G:N2	2.65	0.64
27:DA:2512:C:H42	27:DA:2574:G:H1	1.44	0.64
33:DG:60:LEU:HD12	33:DG:68:PRO:CG	2.27	0.64
34:DH:38:SER:C	34:DH:40:GLU:H	2.00	0.64
34:DH:43:VAL:HG11	34:DH:52:VAL:HA	1.77	0.64
39:DQ:43:THR:HG22	39:DQ:94:VAL:CG1	2.27	0.64
39:DQ:69:PHE:CD1	39:DQ:70:PRO:HD2	2.33	0.64
42:DT:6:LEU:O	42:DT:6:LEU:HD23	1.97	0.64
48:DZ:102:ARG:HD3	48:DZ:135:PHE:CE1	2.33	0.64
50:D1:57:GLU:O	50:D1:58:ILE:HG12	1.96	0.64
1:AA:390:C:H4'	16:AP:28:ARG:HH21	1.61	0.64
1:AA:445:G:O2'	1:AA:446:G:H5'	1.97	0.64
1:AA:1064:G:H21	1:AA:1190:G:H2'	1.61	0.64
8:AH:64:LYS:HG2	8:AH:79:VAL:HG21	1.79	0.64
13:AM:78:ILE:HA	13:AM:81:LEU:HD13	1.78	0.64
16:AP:57:ARG:HA	16:AP:60:LEU:HD12	1.79	0.64
19:AS:6:LYS:HG2	19:AS:7:LYS:CE	2.26	0.64
19:AS:6:LYS:CD	19:AS:7:LYS:HE3	2.27	0.64
23:AW:74:C:H2'	23:AW:75:A:C8	2.32	0.64
27:BA:380:U:H3	27:BA:394:A:N6	1.94	0.64
27:BA:491:G:O2'	27:BA:492:A:H5'	1.97	0.64
27:BA:624:C:H41	38:BP:107:LYS:NZ	1.96	0.64
27:BA:686:G:N2	27:BA:788:A:H61	1.96	0.64
27:BA:2481:G:O2'	27:BA:2482:G:P	2.55	0.64
30:BD:60:ARG:HD3	30:BD:86:PRO:HB2	1.79	0.64
34:BH:70:THR:OG1	34:BH:71:LEU:N	2.28	0.64
34:BH:92:ILE:O	34:BH:94:TYR:N	2.24	0.64
35:BI:117:GLU:HG3	35:BI:118:LYS:H	1.62	0.64
36:BN:95:PRO:O	36:BN:98:VAL:HG23	1.97	0.64
39:BQ:51:ARG:O	39:BQ:55:VAL:HG12	1.97	0.64
39:BQ:140:ALA:O	48:BZ:52:ILE:HD13	1.96	0.64
41:BS:30:ARG:NH2	41:BS:62:LYS:HD2	2.10	0.64
53:B4:36:VAL:HB	53:B4:37:PRO:HD2	1.80	0.64
1:CA:501:C:H2'	1:CA:502:G:C8	2.32	0.64
17:CQ:82:MET:HA	17:CQ:85:VAL:HG23	1.79	0.64
27:DA:212:G:O2'	27:DA:213:A:H5'	1.97	0.64
27:DA:1131:G:HO2'	27:DA:1132:A:H8	1.45	0.64

*Continued on next page...*

*Continued from previous page...*

Atom-1	Atom-2	Interatomic distance (Å)	Clash overlap (Å)
27:DA:1515:G:H2'	27:DA:1516:C:C6	2.32	0.64
27:DA:1568:G:H5''	30:DD:61:LEU:CD2	2.20	0.64
27:DA:1743:C:H2'	27:DA:1744:C:O4'	1.97	0.64
27:DA:2330:G:H21	49:D0:42:GLY:HA2	1.61	0.64
27:DA:2689:U:H5''	27:DA:2690:C:H5'	1.79	0.64
27:DA:2897:U:H2'	27:DA:2897:U:O2	1.95	0.64
31:DE:59:VAL:HG13	31:DE:60:ASN:N	2.12	0.64
31:DE:127:ASP:HA	31:DE:135:HIS:CE1	2.32	0.64
32:DF:159:GLY:O	32:DF:161:GLU:HG3	1.98	0.64
33:DG:41:GLN:HG2	33:DG:155:MET:HB3	1.79	0.64
39:DQ:85:LYS:HG3	49:D0:7:LEU:CD1	2.25	0.64
45:DW:68:ARG:HB3	45:DW:110:LYS:HB2	1.78	0.64
46:DX:12:VAL:HG12	46:DX:27:THR:CG2	2.27	0.64
47:DY:27:VAL:HG12	47:DY:29:GLU:OE1	1.96	0.64
49:D0:75:LEU:HD22	49:D0:78:TYR:OH	1.97	0.64
52:D3:23:LEU:HD12	52:D3:23:LEU:H	1.63	0.64
54:D5:37:LYS:HG3	54:D5:38:ALA:H	1.62	0.64
4:AD:9:CYS:SG	4:AD:22:LYS:HD2	2.37	0.64
5:AE:8:GLU:HA	5:AE:34:VAL:HA	1.79	0.64
5:AE:139:LEU:HA	5:AE:142:LEU:HD12	1.80	0.64
6:AF:91:VAL:HG13	18:AR:72:ARG:NH2	2.13	0.64
9:AI:4:TYR:HD1	9:AI:4:TYR:H	1.43	0.64
11:AK:51:LYS:NZ	11:AK:51:LYS:HB3	2.13	0.64
13:AM:89:GLY:O	13:AM:93:ARG:HD2	1.98	0.64
16:AP:16:HIS:HE1	16:AP:42:ARG:HH21	1.43	0.64
17:AQ:56:VAL:HG21	17:AQ:78:GLU:HG2	1.78	0.64
27:BA:1683:C:H2'	27:BA:1684:C:C6	2.33	0.64
27:BA:2447:G:H4'	27:BA:2448:A:O5'	1.97	0.64
31:BE:199:ARG:O	31:BE:200:GLU:O	2.15	0.64
34:BH:43:VAL:HG23	34:BH:43:VAL:O	1.98	0.64
34:BH:113:VAL:HG21	34:BH:151:ILE:CG2	2.25	0.64
38:BP:48:PRO:O	38:BP:50:ARG:N	2.31	0.64
39:BQ:56:ARG:HH11	39:BQ:56:ARG:HG2	1.62	0.64
42:BT:28:VAL:HG21	42:BT:46:GLU:HG3	1.78	0.64
46:BX:54:VAL:HG13	46:BX:81:VAL:HG13	1.80	0.64
53:B4:41:ILE:HG12	53:B4:57:ILE:O	1.97	0.64
55:B6:11:LEU:CD1	55:B6:51:GLU:HG2	2.28	0.64
1:CA:1499:A:H1'	1:CA:1520:G:H5'	1.78	0.64
5:CE:75:THR:OG1	5:CE:76:ILE:N	2.29	0.64
10:CJ:40:LEU:HD21	10:CJ:69:ASN:HB3	1.79	0.64
12:CL:14:LYS:HD3	12:CL:15:VAL:HG22	1.79	0.64

*Continued on next page...*

*Continued from previous page...*

Atom-1	Atom-2	Interatomic distance (Å)	Clash overlap (Å)
27:DA:548:A:O2'	27:DA:549:G:H5'	1.98	0.64
27:DA:704:G:H1'	27:DA:727:A:N6	2.12	0.64
27:DA:1041:C:H2'	27:DA:1042:G:C8	2.32	0.64
27:DA:1237:A:H2	27:DA:1238:G:N3	1.95	0.64
27:DA:1673:U:C2'	27:DA:1674:G:H5'	2.26	0.64
27:DA:1799:G:H4'	27:DA:1800:C:O5'	1.95	0.64
27:DA:2267:A:H3'	27:DA:2268:A:H5''	1.80	0.64
27:DA:2667:C:H1'	34:DH:109:PHE:CD2	2.31	0.64
32:DF:128:ALA:O	32:DF:130:ALA:N	2.31	0.64
37:DO:107:ARG:NH1	42:DT:35:LYS:HB2	2.12	0.64
39:DQ:130:LYS:HG3	39:DQ:131:ILE:H	1.62	0.64
41:DS:19:LYS:O	41:DS:20:ARG:NH1	2.28	0.64
44:DV:5:VAL:HG23	44:DV:37:VAL:HG23	1.79	0.64
1:AA:554:C:O2'	1:AA:555:C:H5'	1.97	0.64
2:AB:194:PRO:HA	2:AB:200:ILE:HD13	1.79	0.64
4:AD:128:VAL:C	4:AD:130:GLY:N	2.49	0.64
12:AL:21:VAL:CG1	12:AL:23:ALA:HB2	2.28	0.64
12:AL:43:LYS:CG	12:AL:44:LYS:H	2.10	0.64
12:AL:75:GLN:O	12:AL:78:SER:HB2	1.98	0.64
15:AO:5:LYS:HA	15:AO:8:LYS:HB3	1.79	0.64
18:AR:44:LEU:HD22	18:AR:48:GLY:O	1.98	0.64
27:BA:271(G):C:H2'	27:BA:271(H):G:H8	1.63	0.64
27:BA:582:G:H2'	27:BA:583:G:H8	1.62	0.64
27:BA:1826:G:H4'	30:BD:242:ARG:NH2	2.12	0.64
27:BA:2113:U:H2'	27:BA:2114:A:C8	2.33	0.64
27:BA:2223:G:H2'	27:BA:2224:G:H5'	1.80	0.64
27:BA:2681:C:C5	27:BA:2725:A:N6	2.64	0.64
38:BP:16:ARG:NH1	38:BP:16:ARG:O	2.30	0.64
41:BS:61:ASN:O	41:BS:62:LYS:HG2	1.98	0.64
47:BY:90:LEU:CD1	47:BY:91:GLU:H	2.06	0.64
48:BZ:107:PRO:HD3	48:BZ:116:LEU:HB2	1.79	0.64
1:CA:194:C:C2'	1:CA:195:A:H5''	2.27	0.64
1:CA:538:G:H5''	12:CL:111:LYS:HD3	1.78	0.64
1:CA:740:U:O2'	1:CA:741:G:H5'	1.97	0.64
1:CA:1301:U:H2'	1:CA:1303:C:C5	2.32	0.64
3:CC:100:ALA:O	3:CC:101:LEU:HB2	1.96	0.64
4:CD:82:ALA:HB1	4:CD:89:THR:CG2	2.21	0.64
24:CX:25:C:H2'	24:CX:26:G:O4'	1.97	0.64
27:DA:665:C:H2'	27:DA:666:G:C8	2.30	0.64
27:DA:1309:G:C2'	27:DA:1310:G:H5'	2.27	0.64
27:DA:1999:C:H4'	27:DA:2723:C:O2	1.98	0.64

*Continued on next page...*



*Continued from previous page...*

Atom-1	Atom-2	Interatomic distance (Å)	Clash overlap (Å)
27:DA:2578:G:N2	27:DA:2579:C:C2	2.66	0.64
28:DB:69:G:H2'	28:DB:70:C:H6	1.62	0.64
32:DF:63:LYS:O	32:DF:64:ILE:C	2.35	0.64
32:DF:74:ARG:O	32:DF:75:HIS:CG	2.50	0.64
33:DG:102:PHE:HE2	33:DG:141:PHE:HE1	1.45	0.64
36:DN:46:VAL:HG13	36:DN:48:MET:HG3	1.80	0.64
37:DO:77:ILE:HD12	42:DT:73:GLU:O	1.97	0.64
40:DR:67:LEU:CD1	40:DR:76:VAL:HG21	2.27	0.64
1:AA:1127:G:H5''	9:AI:66:ARG:NH2	2.13	0.64
1:AA:1257:U:H3'	1:AA:1257:U:H6	1.63	0.64
2:AB:71:VAL:O	2:AB:165:VAL:HG13	1.98	0.64
3:AC:172:ARG:HE	3:AC:203:PHE:HE2	1.46	0.64
8:AH:53:VAL:O	8:AH:56:LYS:HG3	1.98	0.64
8:AH:127:LEU:O	8:AH:127:LEU:HD13	1.96	0.64
24:AX:6:G:O2'	24:AX:7:G:H5'	1.98	0.64
27:BA:99:U:H1'	27:BA:102:G:C4	2.31	0.64
27:BA:176:G:C2'	27:BA:177:G:H5'	2.28	0.64
27:BA:572:A:N3	27:BA:573:G:H1'	2.12	0.64
27:BA:607:U:OP1	32:BF:102:PRO:HA	1.98	0.64
27:BA:1309:G:OP1	56:B7:9:ARG:HG3	1.97	0.64
28:BB:94:C:H2'	28:BB:95:C:H6	1.61	0.64
31:BE:116:VAL:HG21	31:BE:122:PHE:CD2	2.32	0.64
35:BI:115:ALA:CB	35:BI:129:THR:N	2.61	0.64
39:BQ:85:LYS:HG3	49:B0:7:LEU:HB3	1.79	0.64
42:BT:10:VAL:O	42:BT:10:VAL:CG1	2.46	0.64
42:BT:89:VAL:CG2	42:BT:91:ARG:HH21	2.08	0.64
43:BU:27:LEU:HD23	43:BU:27:LEU:H	1.61	0.64
44:BV:19:LYS:HB3	44:BV:94:LEU:O	1.97	0.64
45:BW:104:THR:O	45:BW:105:VAL:HG23	1.98	0.64
48:BZ:174:VAL:HB	48:BZ:175:PRO:CD	2.28	0.64
1:CA:177:C:H2'	1:CA:178:C:C6	2.33	0.64
1:CA:577:G:C2	1:CA:578:C:C5	2.86	0.64
3:CC:147:LYS:O	3:CC:203:PHE:HD2	1.81	0.64
4:CD:103:ASN:O	4:CD:106:TYR:HB3	1.96	0.64
5:CE:68:GLU:O	5:CE:70:PRO:HD3	1.97	0.64
6:CF:48:LEU:HD13	6:CF:52:ILE:HG12	1.80	0.64
7:CG:62:PHE:HA	7:CG:124:LEU:HD22	1.77	0.64
17:CQ:95:TYR:HA	17:CQ:98:LEU:HD13	1.78	0.64
27:DA:48:G:O2'	27:DA:49:A:H5''	1.98	0.64
27:DA:948:G:H2'	27:DA:949:C:C6	2.33	0.64
27:DA:1620:G:C4'	56:D7:1:MET:HA	2.28	0.64

*Continued on next page...*

*Continued from previous page...*

Atom-1	Atom-2	Interatomic distance (Å)	Clash overlap (Å)
27:DA:2555:U:H2'	27:DA:2556:C:C5'	2.25	0.64
31:DE:26:ILE:HG13	31:DE:182:LEU:HD23	1.79	0.64
31:DE:119:ARG:HG2	31:DE:160:TYR:CD2	2.33	0.64
33:DG:141:PHE:HB3	33:DG:142:PRO:HD2	1.80	0.64
38:DP:18:ARG:HB3	38:DP:18:ARG:CZ	2.28	0.64
40:DR:84:ALA:HB3	40:DR:85:PRO:HD3	1.80	0.64
48:DZ:43:PHE:CE2	48:DZ:85:VAL:HG21	2.33	0.64
49:D0:64:ASP:O	49:D0:84:LEU:HD11	1.98	0.64
50:D1:40:ARG:HD3	50:D1:40:ARG:C	2.18	0.64
53:D4:42:CYS:HA	53:D4:59:VAL:HB	1.79	0.64
1:AA:817:C:C2	1:AA:819:A:O4'	2.51	0.64
12:AL:3:THR:H	12:AL:6:GLN:NE2	1.96	0.64
13:AM:23:TYR:CE1	13:AM:71:ARG:HB2	2.33	0.64
13:AM:108:ARG:HA	13:AM:108:ARG:HH11	1.62	0.64
17:AQ:45:HIS:HA	17:AQ:69:LYS:HZ1	1.61	0.64
27:BA:685:A:H1'	27:BA:688:U:O4	1.98	0.64
27:BA:847:U:H2'	27:BA:848:G:C5'	2.28	0.64
27:BA:1847:A:H4'	27:BA:1848:A:OP2	1.98	0.64
27:BA:2165:G:H2'	27:BA:2166:G:O4'	1.97	0.64
27:BA:2167:U:H2'	27:BA:2168:G:C8	2.32	0.64
27:BA:2225:A:H4'	27:BA:2226:C:H6	1.62	0.64
29:BC:68:LEU:HD11	29:BC:180:PHE:N	2.13	0.64
30:BD:80:ALA:HB3	30:BD:94:LEU:O	1.96	0.64
42:BT:34:VAL:O	42:BT:35:LYS:HB3	1.98	0.64
52:B3:23:LEU:O	52:B3:28:LEU:N	2.29	0.64
52:B3:59:VAL:CG1	52:B3:60:GLU:N	2.60	0.64
55:B6:13:CYS:HA	55:B6:50:ARG:O	1.96	0.64
1:CA:279:A:O2'	1:CA:280:C:P	2.56	0.64
1:CA:451:A:H1'	1:CA:452:A:C8	2.32	0.64
1:CA:939:G:H5''	7:CG:102:ARG:NH1	2.12	0.64
1:CA:1026:G:H2'	1:CA:1026:G:N3	2.13	0.64
1:CA:1480:G:H2'	1:CA:1481:U:H6	1.63	0.64
4:CD:172:PRO:HD2	4:CD:173:TRP:HZ3	1.63	0.64
4:CD:173:TRP:HE1	4:CD:189:PRO:HG3	1.57	0.64
8:CH:87:SER:HB3	8:CH:133:LEU:O	1.98	0.64
14:CN:35:ARG:HG3	14:CN:36:PHE:N	2.13	0.64
18:CR:36:ASN:ND2	18:CR:36:ASN:H	1.96	0.64
27:DA:136:G:H1	27:DA:143(A):C:N4	1.96	0.64
27:DA:1804:C:H4'	30:DD:252:TRP:CZ2	2.33	0.64
27:DA:2850:A:OP2	27:DA:2866:U:H5	1.80	0.64
33:DG:105:LYS:HE2	53:D4:52:SER:CB	2.24	0.64

*Continued on next page...*



*Continued from previous page...*

Atom-1	Atom-2	Interatomic distance (Å)	Clash overlap (Å)
33:DG:125:PHE:O	33:DG:128:ARG:HG2	1.97	0.64
33:DG:130:ASN:OD1	33:DG:160:VAL:HG13	1.97	0.64
37:DO:1:MET:H1	37:DO:1:MET:HE2	1.63	0.64
37:DO:40:VAL:HG12	37:DO:41:ALA:H	1.63	0.64
43:DU:60:LEU:HD13	43:DU:60:LEU:O	1.97	0.64
45:DW:12:ILE:O	45:DW:100:THR:HA	1.97	0.64
45:DW:96:ILE:HG13	45:DW:97:LYS:N	2.12	0.64
55:D6:36:LEU:O	55:D6:37:ARG:HD2	1.97	0.64
1:AA:182:U:H5'	1:AA:182:U:H6	1.62	0.64
1:AA:316:G:N7	1:AA:351:G:C6	2.66	0.64
1:AA:1060:C:H2'	1:AA:1061:G:H8	1.63	0.64
2:AB:187:LEU:HD11	2:AB:204:ASN:O	1.98	0.64
10:AJ:5:ARG:O	10:AJ:6:ILE:HG23	1.98	0.64
15:AO:55:GLY:HA2	15:AO:58:MET:HE3	1.80	0.64
19:AS:63:THR:HG22	19:AS:66:MET:HE2	1.79	0.64
20:AT:14:LYS:HB2	20:AT:17:ARG:NH2	2.13	0.64
27:BA:284:U:H2'	27:BA:285:C:H6	1.63	0.64
27:BA:596:G:O2'	27:BA:597:U:H5'	1.98	0.64
27:BA:1162:G:H4'	44:BV:24:LYS:HB2	1.78	0.64
27:BA:1321:A:H2'	27:BA:1322:A:C8	2.33	0.64
27:BA:2065:C:O2'	27:BA:2066:C:H5'	1.98	0.64
27:BA:2773:C:O2'	27:BA:2774:C:H5'	1.98	0.64
27:BA:2832:U:C4'	27:BA:2833:G:H5''	2.25	0.64
28:BB:87:G:H3'	28:BB:88:C:H5''	1.79	0.64
32:BF:176:LEU:HD11	32:BF:180:GLY:CA	2.26	0.64
33:BG:54:GLU:C	33:BG:56:ALA:H	2.01	0.64
34:BH:8:PRO:O	34:BH:9:ILE:HB	1.97	0.64
44:BV:82:ARG:O	44:BV:83:ARG:HG2	1.98	0.64
1:CA:742:G:H5''	15:CO:58:MET:HE1	1.79	0.64
1:CA:1329:A:OP1	13:CM:28:ALA:HB3	1.98	0.64
6:CF:97:PHE:CD2	18:CR:31:LEU:HD21	2.33	0.64
14:CN:13:THR:O	14:CN:15:LYS:N	2.31	0.64
27:DA:436:C:H2'	27:DA:437:G:C8	2.33	0.64
27:DA:860:U:H2'	27:DA:861:A:H8	1.62	0.64
27:DA:921:G:H4'	27:DA:2269:A:C5	2.31	0.64
27:DA:1665:A:O2'	27:DA:1666:G:H5'	1.96	0.64
27:DA:1838:C:O2'	27:DA:1839:G:OP2	2.15	0.64
27:DA:2009:G:OP1	45:DW:41:LYS:HE2	1.98	0.64
27:DA:2454:G:O2'	27:DA:2455:G:H5'	1.98	0.64
42:DT:118:ARG:O	42:DT:122:ASP:N	2.29	0.64
50:D1:50:ARG:HG2	50:D1:50:ARG:NH1	2.12	0.64

*Continued on next page...*

*Continued from previous page...*

Atom-1	Atom-2	Interatomic distance (Å)	Clash overlap (Å)
1:AA:965:A:H4'	1:AA:966:G:OP1	1.96	0.64
1:AA:1229:A:O2'	1:AA:1230:C:H5'	1.98	0.64
1:AA:1320:C:H42	19:AS:36:ARG:HG3	1.63	0.64
1:AA:1372:U:OP1	9:AI:71:SER:HB3	1.98	0.64
7:AG:70:LYS:HB3	7:AG:96:GLN:HG2	1.80	0.64
10:AJ:16:LEU:HD11	10:AJ:70:ARG:HB2	1.78	0.64
27:BA:309:G:H4'	47:BY:18:GLY:HA3	1.78	0.64
27:BA:1842:G:H2'	27:BA:1843:C:C6	2.33	0.64
27:BA:1973:G:H2'	27:BA:1974:C:H6	1.63	0.64
28:BB:24:G:H4'	28:BB:25:A:O5'	1.98	0.64
30:BD:79:VAL:HG12	30:BD:79:VAL:O	1.97	0.64
37:BO:61:VAL:HG12	37:BO:87:ILE:HD11	1.80	0.64
42:BT:46:GLU:O	42:BT:65:LYS:HB2	1.97	0.64
42:BT:88:ILE:HG22	42:BT:89:VAL:N	2.09	0.64
48:BZ:70:VAL:HG22	48:BZ:87:PHE:CE2	2.33	0.64
57:B8:43:GLN:O	57:B8:44:LYS:HD2	1.98	0.64
1:CA:810:C:C2'	1:CA:811:C:H5'	2.28	0.64
1:CA:901:A:C5	1:CA:902:G:H1'	2.33	0.64
1:CA:980:C:H5'	1:CA:981:U:H5	1.61	0.64
2:CB:185:ILE:HG23	2:CB:199:TYR:CB	2.26	0.64
5:CE:45:PHE:HD1	5:CE:46:GLY:N	1.96	0.64
5:CE:150:ARG:HA	5:CE:153:LYS:HE2	1.80	0.64
6:CF:43:LEU:H	6:CF:43:LEU:HD12	1.62	0.64
9:CI:58:HIS:HB2	9:CI:59:PHE:CE1	2.33	0.64
12:CL:109:ASP:O	12:CL:111:LYS:HG3	1.98	0.64
15:CO:17:ARG:CZ	15:CO:77:ARG:HH12	2.10	0.64
25:CY:63:C:H2'	25:CY:64:G:C8	2.32	0.64
27:DA:245:G:O5'	38:DP:73:GLY:HA2	1.98	0.64
27:DA:637:A:H4'	27:DA:638:G:O5'	1.97	0.64
27:DA:1137:G:H22	36:DN:106:MET:HG2	1.63	0.64
27:DA:1791:A:O2'	30:DD:207:GLY:HA2	1.97	0.64
29:DC:18:LYS:HD3	29:DC:19:VAL:H	1.63	0.64
30:DD:30:GLU:OE1	30:DD:63:ARG:NE	2.27	0.64
32:DF:25:PRO:HB3	32:DF:119:ARG:HD3	1.79	0.64
32:DF:66:PRO:O	32:DF:68:LYS:N	2.31	0.64
37:DO:6:THR:HG22	37:DO:7:TYR:N	2.13	0.64
42:DT:16:ARG:NH1	42:DT:19:LEU:HD21	2.13	0.64
47:DY:75:ILE:CD1	47:DY:79:CYS:HA	2.28	0.64
1:AA:499:A:H4'	1:AA:500:G:OP1	1.98	0.63
21:AU:9:ARG:HH11	21:AU:22:ARG:HG3	1.63	0.63
27:BA:554:U:C2'	27:BA:555:U:H5'	2.28	0.63

*Continued on next page...*

*Continued from previous page...*

Atom-1	Atom-2	Interatomic distance (Å)	Clash overlap (Å)
27:BA:582:G:H2'	27:BA:583:G:C8	2.33	0.63
27:BA:710:G:O2'	27:BA:711:G:H5'	1.98	0.63
27:BA:2261:C:OP2	49:B0:17:GLN:OE1	2.16	0.63
27:BA:2488:A:H2'	27:BA:2489:G:C8	2.33	0.63
27:BA:2635:C:OP1	31:BE:77:ILE:HG21	1.97	0.63
30:BD:182:LEU:O	30:BD:271:ILE:CG1	2.46	0.63
31:BE:49:LEU:HD13	31:BE:81:ILE:HG12	1.78	0.63
35:BI:38:LEU:H	35:BI:38:LEU:CD1	2.08	0.63
37:BO:108:GLU:O	37:BO:110:GLY:N	2.31	0.63
38:BP:40:SER:O	38:BP:41:ARG:HD2	1.98	0.63
41:BS:85:VAL:HG23	41:BS:106:ARG:HB2	1.78	0.63
42:BT:19:LEU:HD12	42:BT:19:LEU:N	2.13	0.63
47:BY:16:ALA:HA	47:BY:21:LYS:HD3	1.79	0.63
47:BY:28:LYS:HA	47:BY:39:VAL:H	1.63	0.63
55:B6:29:ASN:ND2	55:B6:30:THR:HG23	2.12	0.63
1:CA:266:G:H5'	1:CA:268:C:H41	1.63	0.63
1:CA:1225:A:H2'	1:CA:1225:A:N3	2.13	0.63
1:CA:1251:A:H5''	9:CI:12:GLU:CD	2.18	0.63
1:CA:1288:A:N1	1:CA:1371:G:H1'	2.13	0.63
3:CC:92:ALA:HB2	3:CC:99:VAL:HG22	1.79	0.63
3:CC:192:THR:O	3:CC:192:THR:HG22	1.98	0.63
8:CH:29:SER:HB3	8:CH:32:LYS:HG3	1.80	0.63
8:CH:87:SER:HB2	8:CH:93:VAL:HB	1.79	0.63
27:DA:520:G:H2'	27:DA:521:G:H8	1.60	0.63
27:DA:557:U:H2'	27:DA:558:G:C8	2.33	0.63
30:DD:61:LEU:CB	30:DD:63:ARG:HH12	2.10	0.63
31:DE:203:LYS:HE3	31:DE:203:LYS:O	1.98	0.63
33:DG:133:LEU:HD12	33:DG:134:GLY:N	2.13	0.63
33:DG:135:LEU:HD22	33:DG:141:PHE:CE2	2.33	0.63
35:DI:5:LEU:HD12	35:DI:17:GLN:O	1.97	0.63
39:DQ:38:GLU:HG3	39:DQ:127:ILE:HG22	1.79	0.63
39:DQ:45:GLN:O	39:DQ:49:ALA:HB2	1.99	0.63
42:DT:117:ASP:O	42:DT:120:ARG:HB2	1.97	0.63
45:DW:68:ARG:CA	45:DW:110:LYS:HD3	2.28	0.63
46:DX:36:LYS:HE3	46:DX:56:THR:HG23	1.80	0.63
46:DX:57:LEU:HD11	46:DX:78:LYS:CG	2.28	0.63
1:AA:236:G:H5''	17:AQ:42:TYR:OH	1.97	0.63
1:AA:471:G:H2'	1:AA:472:A:H8	1.62	0.63
1:AA:1037:C:H2'	1:AA:1038:C:C6	2.34	0.63
2:AB:112:VAL:CG2	2:AB:149:LEU:HD13	2.23	0.63
8:AH:97:VAL:HG13	8:AH:98:LYS:N	2.09	0.63

*Continued on next page...*

*Continued from previous page...*

Atom-1	Atom-2	Interatomic distance (Å)	Clash overlap (Å)
9:AI:48:GLU:N	9:AI:49:PRO:HD2	2.13	0.63
10:AJ:8:LEU:HD11	10:AJ:23:ILE:HD12	1.80	0.63
12:AL:38:ARG:HH22	12:AL:54:LYS:NZ	1.95	0.63
14:AN:26:ARG:HG3	14:AN:27:CYS:N	2.13	0.63
15:AO:70:LEU:HD11	15:AO:77:ARG:HG3	1.80	0.63
17:AQ:59:ILE:HD13	17:AQ:59:ILE:N	2.14	0.63
24:AX:72:A:H3'	24:AX:73:A:C8	2.29	0.63
25:AY:57:A:H4'	25:AY:58:A:OP1	1.95	0.63
27:BA:307:G:N2	27:BA:310:A:OP2	2.32	0.63
27:BA:1331:A:H2'	27:BA:1333:C:C5	2.33	0.63
27:BA:1603:A:C8	27:BA:1603:A:C5'	2.79	0.63
27:BA:1607:C:N4	27:BA:1622:G:OP2	2.28	0.63
27:BA:1899:G:N2	27:BA:1902:C:N4	2.30	0.63
27:BA:2571:C:H5''	27:BA:2572:A:H5''	1.80	0.63
27:BA:2639:A:H2'	27:BA:2640:G:O4'	1.98	0.63
27:BA:2700:C:O2'	27:BA:2701:C:H5'	1.97	0.63
30:BD:31:LYS:CD	30:BD:33:LEU:HD13	2.28	0.63
38:BP:97:PRO:C	38:BP:98:GLU:HG3	2.19	0.63
39:BQ:12:GLN:CG	39:BQ:73:PRO:HD2	2.28	0.63
40:BR:18:LEU:HD11	40:BR:22:ARG:NE	2.14	0.63
42:BT:134:GLU:O	42:BT:135:ALA:HB3	1.98	0.63
48:BZ:113:GLY:HA3	48:BZ:176:PRO:HD3	1.80	0.63
50:B1:8:SER:HB3	50:B1:66:HIS:CG	2.33	0.63
50:B1:46:LEU:N	50:B1:46:LEU:HD22	2.13	0.63
1:CA:473:G:H5''	16:CP:81:ARG:HH21	1.63	0.63
1:CA:613:C:H2'	1:CA:614:A:H8	1.63	0.63
1:CA:737:A:O2'	6:CF:72:VAL:HG13	1.98	0.63
1:CA:831:U:H2'	1:CA:832:C:H5'	1.79	0.63
1:CA:878:G:H5'	8:CH:89:PRO:HG2	1.80	0.63
1:CA:898:G:N2	1:CA:900:A:H3'	2.13	0.63
1:CA:1431:C:H2'	1:CA:1432:G:O4'	1.99	0.63
4:CD:102:ASP:OD1	4:CD:103:ASN:N	2.31	0.63
4:CD:156:GLU:O	4:CD:160:GLN:HG3	1.99	0.63
17:CQ:8:GLY:HA3	17:CQ:22:LEU:O	1.98	0.63
27:DA:271(T):C:H6	27:DA:271(T):C:H5'	1.62	0.63
27:DA:2155:G:H2'	27:DA:2156:G:O4'	1.96	0.63
27:DA:2562:U:H1'	37:DO:23:ARG:HH12	1.63	0.63
30:DD:25:THR:C	30:DD:26:LYS:HD3	2.19	0.63
30:DD:32:SER:HA	30:DD:36:PRO:HD2	1.80	0.63
30:DD:69:ARG:HD2	30:DD:130:ALA:HB2	1.79	0.63
30:DD:71:ASP:CG	30:DD:103:ARG:HH22	2.01	0.63

*Continued on next page...*

*Continued from previous page...*

Atom-1	Atom-2	Interatomic distance (Å)	Clash overlap (Å)
31:DE:144:ARG:HH11	31:DE:144:ARG:CG	1.99	0.63
32:DF:99:TYR:O	32:DF:99:TYR:HD2	1.82	0.63
34:DH:61:HIS:HA	34:DH:64:LEU:HD12	1.80	0.63
36:DN:3:THR:O	36:DN:5:VAL:HG12	1.98	0.63
39:DQ:4:PRO:O	39:DQ:6:ARG:N	2.31	0.63
42:DT:80:SER:O	42:DT:81:PRO:C	2.36	0.63
42:DT:115:ARG:HA	42:DT:115:ARG:HE	1.63	0.63
52:D3:54:VAL:HG12	52:D3:55:ARG:N	2.14	0.63
1:AA:178:C:H2'	1:AA:179:A:C8	2.30	0.63
1:AA:611:A:H61	1:AA:629:G:H1	1.44	0.63
1:AA:972:C:H4'	10:AJ:57:LYS:HG3	1.80	0.63
1:AA:1047:G:HO2'	1:AA:1215:G:HO2'	1.47	0.63
1:AA:1344:C:O2'	1:AA:1345:U:H5'	1.97	0.63
2:AB:224:GLN:HE21	2:AB:229:VAL:HG21	1.62	0.63
12:AL:34:CYS:HA	12:AL:55:VAL:HG22	1.80	0.63
13:AM:76:ALA:CA	13:AM:79:LYS:HZ2	2.10	0.63
14:AN:29:ARG:NH1	14:AN:31:ARG:HB2	2.12	0.63
17:AQ:5:VAL:HA	17:AQ:59:ILE:O	1.97	0.63
17:AQ:68:ARG:H	17:AQ:70:ARG:NH1	1.96	0.63
27:BA:527:C:C4	27:BA:2779:U:H2'	2.33	0.63
27:BA:1820:U:H4'	27:BA:1821:A:OP2	1.98	0.63
27:BA:2880:C:O2'	40:BR:90:ARG:NH1	2.32	0.63
32:BF:113:ALA:HB1	32:BF:186:ILE:HG21	1.81	0.63
34:BH:154:PRO:HG3	34:BH:162:ILE:O	1.99	0.63
37:BO:2:ILE:HG21	37:BO:8:LEU:HD21	1.80	0.63
41:BS:59:LYS:HZ1	41:BS:68:GLN:HE22	1.46	0.63
41:BS:82:ILE:H	41:BS:82:ILE:CD1	1.97	0.63
42:BT:13:ARG:O	42:BT:15:VAL:N	2.27	0.63
57:B8:23:VAL:CG1	57:B8:46:ARG:HB3	2.27	0.63
1:CA:110:C:H2'	1:CA:111:G:O4'	1.99	0.63
1:CA:946:A:C6	1:CA:1236:A:N1	2.67	0.63
1:CA:1053:G:O6	1:CA:1199:U:H2'	1.99	0.63
2:CB:19:HIS:HD1	2:CB:20:GLU:HG2	1.63	0.63
4:CD:201:GLN:OE1	4:CD:204:ILE:HG13	1.97	0.63
9:CI:3:GLN:HG2	9:CI:20:ARG:HH12	1.64	0.63
14:CN:7:ILE:O	14:CN:10:ALA:HB3	1.98	0.63
15:CO:61:GLY:O	15:CO:65:ARG:HD3	1.98	0.63
17:CQ:17:LYS:HG2	17:CQ:47:PRO:HA	1.80	0.63
17:CQ:31:LEU:HD23	17:CQ:32:TYR:CZ	2.33	0.63
17:CQ:67:LYS:O	17:CQ:68:ARG:HB3	1.98	0.63
19:CS:19:VAL:O	19:CS:23:ASN:HB3	1.97	0.63

*Continued on next page...*

*Continued from previous page...*

Atom-1	Atom-2	Interatomic distance (Å)	Clash overlap (Å)
19:CS:63:THR:HG22	19:CS:66:MET:HG2	1.80	0.63
25:CY:65:U:H2'	25:CY:66:A:H8	1.63	0.63
27:DA:95:G:HO2'	51:D2:48:HIS:HD1	1.46	0.63
27:DA:97:C:H4'	51:D2:2:LYS:CB	2.25	0.63
27:DA:428:A:H3'	27:DA:429:A:C8	2.34	0.63
27:DA:571:A:H1'	27:DA:573:G:C8	2.34	0.63
27:DA:614(C):A:H4'	27:DA:615:G:OP1	1.97	0.63
27:DA:1388:G:C2'	27:DA:1389:G:H5'	2.27	0.63
27:DA:1899:G:N2	27:DA:1902:C:N4	2.46	0.63
27:DA:2476:A:H2'	27:DA:2477:C:H5''	1.79	0.63
27:DA:2746:U:H1'	34:DH:139:GLN:HB3	1.80	0.63
30:DD:67:PHE:CZ	30:DD:157:ARG:NE	2.64	0.63
31:DE:15:PHE:CZ	42:DT:80:SER:HB2	2.34	0.63
32:DF:9:ILE:HG12	32:DF:14:PRO:HA	1.81	0.63
32:DF:53:THR:HG23	32:DF:55:GLY:H	1.62	0.63
33:DG:32:PRO:HB2	33:DG:172:LEU:HD13	1.79	0.63
33:DG:47:LYS:N	33:DG:51:ARG:HG3	2.14	0.63
37:DO:101:PRO:HD3	42:DT:67:SER:O	1.98	0.63
38:DP:123:LEU:HD12	38:DP:125:VAL:CG1	2.27	0.63
39:DQ:63:LYS:HG2	39:DQ:64:ILE:N	2.13	0.63
43:DU:14:HIS:C	43:DU:16:LYS:H	2.02	0.63
50:D1:7:ILE:HD13	50:D1:62:VAL:HB	1.79	0.63
50:D1:67:ILE:N	50:D1:68:PRO:CD	2.62	0.63
1:AA:189(E):U:O2	1:AA:189(E):U:H2'	1.98	0.63
1:AA:595:G:H1	1:AA:641:U:H2'	1.64	0.63
1:AA:1171:G:H2'	1:AA:1172:C:C6	2.33	0.63
3:AC:16:ARG:HH11	3:AC:16:ARG:CB	2.07	0.63
12:AL:89:ASP:O	12:AL:91:PRO:HD3	1.98	0.63
27:BA:49:A:H5''	27:BA:51:G:O4'	1.99	0.63
27:BA:197:A:H5'	27:BA:197:A:C8	2.26	0.63
27:BA:1241:A:O2'	27:BA:1242:A:H5'	1.98	0.63
27:BA:1412:A:H2'	27:BA:1413:G:H8	1.60	0.63
27:BA:1439:A:C2	27:BA:1553:A:C4	2.87	0.63
27:BA:1658:C:H2'	27:BA:1659:U:H6	1.64	0.63
27:BA:2228:G:P	30:BD:263:ARG:HH12	2.21	0.63
27:BA:2270:G:H2'	27:BA:2271:G:O4'	1.97	0.63
27:BA:2321:G:O2'	27:BA:2322:A:H5'	1.98	0.63
27:BA:2684:U:O2'	37:BO:68:GLU:HG3	1.98	0.63
32:BF:40:GLN:NE2	32:BF:184:TYR:HB3	2.14	0.63
33:BG:128:ARG:C	33:BG:130:ASN:N	2.48	0.63
39:BQ:79:LEU:HD12	39:BQ:79:LEU:N	2.12	0.63

*Continued on next page...*



*Continued from previous page...*

Atom-1	Atom-2	Interatomic distance (Å)	Clash overlap (Å)
40:BR:22:ARG:O	40:BR:25:ALA:N	2.32	0.63
42:BT:33:LYS:HE3	42:BT:74:ARG:NH2	2.14	0.63
42:BT:122:ASP:O	42:BT:124:ASP:N	2.31	0.63
47:BY:26:LYS:HG2	47:BY:27:VAL:HG23	1.80	0.63
51:B2:42:GLY:O	51:B2:44:LEU:N	2.31	0.63
1:CA:297:G:N2	1:CA:300:A:OP2	2.32	0.63
1:CA:1032:G:H2'	1:CA:1033:G:C8	2.34	0.63
1:CA:1038:C:H2'	1:CA:1039:C:C4	2.32	0.63
2:CB:91:PRO:CG	2:CB:154:LEU:HB2	2.16	0.63
8:CH:10:LEU:CD2	8:CH:83:ILE:HG12	2.26	0.63
24:CX:37:A:H3'	24:CX:38:A:H8	1.63	0.63
25:CY:38:U:H3'	25:CY:38:U:O2	1.97	0.63
27:DA:55:G:H2'	27:DA:56:A:C8	2.31	0.63
27:DA:2039:C:OP2	36:DN:109:LYS:HD3	1.97	0.63
27:DA:2064:C:H1'	27:DA:2450:A:C6	2.34	0.63
27:DA:2078:C:O2'	27:DA:2079:U:H5'	1.99	0.63
27:DA:2262:U:P	49:D0:19:LYS:HZ2	2.22	0.63
28:DB:87:G:H3'	28:DB:88:C:C5'	2.28	0.63
30:DD:35:LYS:CB	30:DD:36:PRO:HD3	2.29	0.63
36:DN:82:LEU:HD12	36:DN:83:LYS:N	2.14	0.63
40:DR:83:ILE:O	40:DR:86:ARG:HG3	1.98	0.63
50:D1:80:LEU:HB3	50:D1:82:LEU:HD21	1.78	0.63
1:AA:528:C:H41	12:AL:46:ASN:CG	2.02	0.63
1:AA:1228:C:H4'	13:AM:116:THR:CA	2.29	0.63
3:AC:43:LEU:HB3	3:AC:47:LEU:HD23	1.81	0.63
5:AE:81:GLU:HG2	5:AE:90:VAL:HG12	1.80	0.63
6:AF:69:GLU:O	6:AF:72:VAL:HG12	1.98	0.63
11:AK:122:LYS:O	11:AK:126:ARG:HG3	1.99	0.63
13:AM:14:ARG:HD2	13:AM:42:ALA:O	1.97	0.63
14:AN:15:LYS:O	14:AN:16:PHE:O	2.16	0.63
20:AT:29:LYS:O	20:AT:32:ALA:HB3	1.98	0.63
27:BA:125:G:H21	56:B7:48:LYS:HZ2	1.45	0.63
27:BA:492:A:H2'	27:BA:493:G:O4'	1.98	0.63
27:BA:508:G:H2'	27:BA:508:G:N3	2.12	0.63
27:BA:723:G:O2'	27:BA:724:U:H5'	1.98	0.63
27:BA:1155:A:OP1	43:BU:55:ARG:HD2	1.98	0.63
27:BA:1375:C:H2'	27:BA:1376:C:H6	1.64	0.63
27:BA:1654:A:OP2	40:BR:3:HIS:HB2	1.98	0.63
27:BA:1945:G:H2'	27:BA:1946:U:C6	2.33	0.63
32:BF:70:THR:C	32:BF:72:ARG:H	2.01	0.63
32:BF:160:ASN:C	32:BF:160:ASN:HD22	2.02	0.63

*Continued on next page...*

*Continued from previous page...*

Atom-1	Atom-2	Interatomic distance (Å)	Clash overlap (Å)
34:BH:8:PRO:HD2	34:BH:69:ARG:CD	2.24	0.63
34:BH:86:GLU:HG2	34:BH:86:GLU:O	1.98	0.63
37:BO:114:ILE:N	37:BO:114:ILE:HD13	2.13	0.63
47:BY:31:LEU:N	47:BY:31:LEU:HD22	2.14	0.63
1:CA:1442(A):G:H5'	1:CA:1442(B):A:OP2	1.99	0.63
3:CC:156:ARG:NH2	3:CC:161:GLU:HG3	2.12	0.63
4:CD:121:VAL:HG22	4:CD:126:ILE:HG13	1.79	0.63
7:CG:150:ALA:HB2	11:CK:50:TYR:CZ	2.34	0.63
8:CH:123:GLU:O	8:CH:127:LEU:HB2	1.97	0.63
20:CT:86:ARG:HH11	20:CT:86:ARG:HG3	1.63	0.63
27:DA:1012:U:O4	36:DN:25:ARG:HA	1.99	0.63
27:DA:1032:A:O3'	58:D9:16:VAL:HG11	1.99	0.63
27:DA:1273:U:H5''	27:DA:1273:U:C6	2.27	0.63
27:DA:1497:U:H5'	27:DA:1498:C:C5	2.31	0.63
27:DA:1718:G:H1	27:DA:1744:C:N4	1.92	0.63
27:DA:2429:G:OP2	27:DA:2430:A:OP2	2.17	0.63
27:DA:2503:A:H4'	27:DA:2504:U:OP1	1.99	0.63
27:DA:2833:G:C3'	27:DA:2834:G:H5''	2.07	0.63
30:DD:43:ARG:HD2	30:DD:44:ASN:CG	2.18	0.63
32:DF:21:ALA:O	32:DF:24:LEU:HB2	1.99	0.63
36:DN:43:THR:HB	36:DN:46:VAL:HG12	1.80	0.63
40:DR:4:LEU:O	40:DR:4:LEU:HD13	1.99	0.63
42:DT:62:THR:HG22	42:DT:75:ILE:CG1	2.28	0.63
43:DU:83:LEU:HG	43:DU:88:ILE:CD1	2.27	0.63
44:DV:19:LYS:HZ3	44:DV:20:LEU:H	1.45	0.63
48:DZ:47:PHE:O	48:DZ:51:SER:N	2.31	0.63
56:D7:24:THR:HG23	56:D7:27:GLY:N	2.13	0.63
57:D8:16:ILE:CG2	57:D8:64:TYR:HB3	2.28	0.63
1:AA:1064:G:O2'	1:AA:1190:G:N2	2.32	0.63
1:AA:1308:U:H5'	13:AM:110:ARG:HD2	1.80	0.63
6:AF:38:GLU:O	6:AF:39:LYS:HB2	1.99	0.63
9:AI:4:TYR:N	9:AI:4:TYR:CD1	2.60	0.63
20:AT:98:PRO:C	20:AT:100:ILE:H	2.01	0.63
27:BA:192:C:H2'	27:BA:193:U:H5'	1.80	0.63
27:BA:218:A:C2	27:BA:235:U:H4'	2.33	0.63
27:BA:304:G:H2'	27:BA:305:U:C6	2.34	0.63
27:BA:1175:U:H6	27:BA:1178:C:H42	1.47	0.63
27:BA:1750:G:O2'	27:BA:2860:A:N1	2.32	0.63
27:BA:1777:U:H2'	27:BA:1778:U:H6	1.63	0.63
27:BA:1924:C:C2'	27:BA:1925:C:H5'	2.29	0.63
27:BA:2096:U:H2'	27:BA:2097:C:H6	1.62	0.63

*Continued on next page...*



*Continued from previous page...*

Atom-1	Atom-2	Interatomic distance (Å)	Clash overlap (Å)
30:BD:165:ILE:CD1	30:BD:175:LEU:HD21	2.16	0.63
30:BD:241:PRO:O	30:BD:242:ARG:CB	2.44	0.63
31:BE:119:ARG:HD2	31:BE:120:TRP:CE2	2.34	0.63
40:BR:111:LEU:HD22	40:BR:111:LEU:N	2.13	0.63
44:BV:99:ILE:HD13	44:BV:99:ILE:H	1.63	0.63
48:BZ:18:ARG:NH1	48:BZ:83:GLU:O	2.31	0.63
50:B1:37:ILE:CG2	50:B1:38:SER:H	1.94	0.63
57:B8:32:LEU:HB3	57:B8:36:LYS:CE	2.28	0.63
1:CA:32:A:C2	1:CA:33:A:C4	2.87	0.63
1:CA:1348:U:H2'	1:CA:1349:A:H8	1.63	0.63
3:CC:156:ARG:HE	3:CC:161:GLU:HA	1.62	0.63
6:CF:100:ASN:HB3	18:CR:27:GLY:O	1.98	0.63
10:CJ:5:ARG:HG3	10:CJ:71:LEU:HD11	1.79	0.63
20:CT:104:LEU:HD23	20:CT:105:SER:N	2.13	0.63
27:DA:90:U:O2	27:DA:90:U:H2'	1.96	0.63
27:DA:118:A:H5'	27:DA:119:A:C8	2.33	0.63
27:DA:953:A:OP2	39:DQ:16:ARG:NH2	2.31	0.63
27:DA:975(A):G:O2'	27:DA:976:C:H5'	1.98	0.63
27:DA:1838:C:N3	27:DA:1901:A:N6	2.46	0.63
27:DA:2180:U:H2'	27:DA:2181:G:C8	2.34	0.63
28:DB:30:C:H2'	28:DB:31:C:O4'	1.98	0.63
31:DE:33:VAL:HG22	31:DE:69:LYS:HE3	1.80	0.63
31:DE:102:VAL:HG13	31:DE:172:VAL:CG2	2.29	0.63
33:DG:11:TYR:HE1	33:DG:172:LEU:HD11	1.63	0.63
33:DG:27:ASN:O	33:DG:28:VAL:HB	1.99	0.63
35:DI:9:LEU:O	35:DI:13:GLY:CA	2.47	0.63
42:DT:23:ARG:HE	42:DT:120:ARG:HH11	1.45	0.63
42:DT:33:LYS:HB2	42:DT:41:ARG:HB3	1.80	0.63
42:DT:102:ILE:HB	42:DT:110:ILE:HD11	1.81	0.63
43:DU:5:LYS:HG2	43:DU:7:GLY:H	1.62	0.63
47:DY:4:LYS:HG3	47:DY:5:MET:H	1.63	0.63
1:AA:190:U:O2'	1:AA:191:G:H5'	1.98	0.63
1:AA:1030(A):G:H1'	1:AA:1031:G:H22	1.63	0.63
2:AB:218:ALA:O	2:AB:222:ILE:HG13	1.99	0.63
9:AI:28:VAL:HA	9:AI:63:ILE:O	1.99	0.63
10:AJ:9:ARG:O	10:AJ:94:VAL:HG13	1.99	0.63
11:AK:124:LYS:HB2	11:AK:125:PHE:CD1	2.34	0.63
27:BA:96:G:H4'	51:B2:48:HIS:HD2	1.63	0.63
27:BA:1316:U:O2'	27:BA:1317:A:H5'	1.98	0.63
31:BE:184:VAL:CG1	31:BE:185:LYS:H	2.12	0.63
34:BH:152:ARG:HB2	34:BH:162:ILE:HG13	1.80	0.63

*Continued on next page...*

*Continued from previous page...*

Atom-1	Atom-2	Interatomic distance (Å)	Clash overlap (Å)
35:BI:113:ARG:O	35:BI:130:TYR:HD1	1.82	0.63
36:BN:56:ASN:HA	36:BN:125:GLY:H	1.63	0.63
38:BP:29:LYS:HB3	38:BP:34:GLY:H	1.63	0.63
40:BR:79:LEU:HA	40:BR:83:ILE:CG1	2.22	0.63
46:BX:12:VAL:HG23	46:BX:13:LEU:N	2.13	0.63
46:BX:12:VAL:CG1	46:BX:27:THR:HG23	2.29	0.63
1:CA:291:C:O2'	1:CA:292:G:H5'	1.99	0.63
1:CA:1027:C:H2'	1:CA:1028:C:C5	2.33	0.63
1:CA:1280:A:H5''	10:CJ:40:LEU:HD12	1.80	0.63
1:CA:1308:U:OP1	13:CM:97:PRO:HA	1.98	0.63
2:CB:22:LYS:O	2:CB:24:TRP:HD1	1.82	0.63
3:CC:77:ILE:HG22	3:CC:81:GLY:HA2	1.80	0.63
5:CE:88:LYS:HD3	5:CE:123:LEU:HD12	1.79	0.63
13:CM:3:ARG:HG2	13:CM:9:ILE:HG13	1.81	0.63
27:DA:811:U:O2	27:DA:1250:G:H3'	1.98	0.63
27:DA:1151:G:H5''	43:DU:81:HIS:CE1	2.33	0.63
27:DA:1819:A:H5''	30:DD:158:ALA:HB2	1.80	0.63
27:DA:2165:G:H2'	27:DA:2166:G:C8	2.33	0.63
27:DA:2275:C:O2'	39:DQ:85:LYS:N	2.32	0.63
28:DB:17:C:H2'	28:DB:18:G:H8	1.63	0.63
29:DC:47:LEU:H	29:DC:47:LEU:HD23	1.62	0.63
32:DF:117:ARG:HH21	32:DF:187:VAL:HA	1.64	0.63
36:DN:4:TYR:CB	43:DU:64:ARG:HH22	2.12	0.63
37:DO:103:ALA:HB1	37:DO:105:GLU:OE1	1.99	0.63
40:DR:100:LEU:HD21	40:DR:113:LEU:HB2	1.80	0.63
43:DU:90:VAL:HG12	43:DU:91:ASP:N	2.08	0.63
45:DW:83:LYS:HG2	45:DW:97:LYS:CD	2.29	0.63
47:DY:28:LYS:H	47:DY:28:LYS:HZ2	1.46	0.63
1:AA:52:G:O2'	1:AA:53:A:H8	1.81	0.63
1:AA:762:C:H2'	1:AA:763:G:H8	1.63	0.63
1:AA:853:G:O2'	1:AA:854:G:H5'	1.99	0.63
1:AA:1203:C:H2'	1:AA:1204:A:H8	1.64	0.63
2:AB:233:SER:OG	2:AB:234:PRO:HD2	1.98	0.63
3:AC:143:GLU:C	3:AC:145:GLY:H	2.00	0.63
12:AL:25:LYS:O	12:AL:26:GLY:C	2.37	0.63
13:AM:17:VAL:HA	13:AM:20:THR:OG1	1.99	0.63
13:AM:81:LEU:HB3	13:AM:89:GLY:HA2	1.81	0.63
14:AN:45:ARG:HG2	14:AN:45:ARG:O	1.99	0.63
24:AX:29:G:H2'	24:AX:30:G:H8	1.64	0.63
27:BA:557:U:O2'	27:BA:558:G:H5'	1.98	0.63
27:BA:1252:G:H4'	27:BA:1253:A:OP1	1.99	0.63

*Continued on next page...*

*Continued from previous page...*

Atom-1	Atom-2	Interatomic distance (Å)	Clash overlap (Å)
27:BA:1290:C:H2'	27:BA:1291:C:C6	2.33	0.63
27:BA:1804:C:O2'	27:BA:1805:U:H5'	1.98	0.63
27:BA:2886:G:O2'	54:B5:32:PRO:HD2	1.99	0.63
30:BD:25:THR:O	30:BD:26:LYS:HD3	1.98	0.63
36:BN:133:GLN:C	36:BN:134:ARG:HG3	2.17	0.63
38:BP:144:GLU:N	38:BP:145:PRO:CD	2.62	0.63
39:BQ:58:PHE:O	39:BQ:58:PHE:CD1	2.51	0.63
39:BQ:115:MET:CE	39:BQ:131:ILE:HG21	2.28	0.63
41:BS:68:GLN:HG2	41:BS:71:ARG:NH1	2.14	0.63
44:BV:15:GLU:CB	44:BV:16:PRO:HD2	2.28	0.63
47:BY:81:LYS:HZ3	47:BY:97:ARG:HG2	1.61	0.63
48:BZ:68:THR:HA	48:BZ:90:LEU:HD12	1.80	0.63
48:BZ:157:PRO:O	48:BZ:160:VAL:HB	1.99	0.63
1:CA:186:C:H2'	1:CA:187:C:C6	2.33	0.63
1:CA:298:A:H2'	1:CA:299:G:O4'	1.98	0.63
1:CA:377:G:H2'	1:CA:378:G:C8	2.34	0.63
1:CA:980:C:H3'	1:CA:981:U:C6	2.34	0.63
1:CA:1492:A:H5'	26:CZ:6:5OH:HP	1.80	0.63
3:CC:89:GLU:OE2	3:CC:93:LYS:HD2	1.99	0.63
4:CD:49:ARG:HD3	4:CD:50:ARG:N	2.14	0.63
7:CG:50:ILE:HD11	7:CG:121:ALA:HA	1.80	0.63
16:CP:74:LEU:O	16:CP:79:VAL:HG23	1.99	0.63
19:CS:33:THR:O	19:CS:57:HIS:HE1	1.81	0.63
27:DA:2382:G:O2'	27:DA:2383:G:OP2	2.14	0.63
32:DF:155:LEU:HD11	32:DF:176:LEU:HD23	1.80	0.63
33:DG:112:PRO:C	33:DG:113:ARG:HH11	2.00	0.63
38:DP:16:ARG:NH2	38:DP:18:ARG:HG3	2.13	0.63
39:DQ:66:ILE:O	39:DQ:66:ILE:CG1	2.46	0.63
41:DS:82:ILE:HG22	41:DS:83:LYS:N	2.14	0.63
45:DW:23:LEU:HD21	54:D5:25:LEU:HD13	1.81	0.63
49:D0:72:ARG:HE	49:D0:75:LEU:HD12	1.63	0.63
57:D8:14:VAL:CG2	57:D8:22:VAL:HG13	2.24	0.63
1:AA:503:C:O2'	1:AA:504:C:H5'	1.99	0.63
1:AA:545:C:H5''	4:AD:72:GLU:HG2	1.81	0.63
1:AA:1073:U:H3	1:AA:1102:A:H61	1.46	0.63
1:AA:1404:C:H2'	1:AA:1405:G:C8	2.34	0.63
4:AD:65:ARG:HD2	4:AD:72:GLU:HA	1.81	0.63
12:AL:35:THR:OG1	12:AL:36:VAL:HG23	1.99	0.63
20:AT:79:ARG:HH21	20:AT:80:ARG:NH2	1.97	0.63
24:AX:53:G:H2'	24:AX:54:U:C6	2.33	0.63
27:BA:221:A:H4'	27:BA:222:A:O5'	1.98	0.63

*Continued on next page...*

*Continued from previous page...*

Atom-1	Atom-2	Interatomic distance (Å)	Clash overlap (Å)
27:BA:702:G:O2'	27:BA:703:U:H5'	1.99	0.63
27:BA:1686:C:H2'	27:BA:1687:G:O4'	1.99	0.63
27:BA:2158:A:O2'	27:BA:2159:G:H8	1.82	0.63
32:BF:7:TYR:O	32:BF:15:SER:HB2	1.99	0.63
34:BH:88:LEU:CD1	34:BH:130:ARG:HG3	2.29	0.63
35:BI:144:VAL:HG23	35:BI:145:VAL:HG23	1.80	0.63
39:BQ:51:ARG:NH1	39:BQ:52:VAL:HG23	2.14	0.63
41:BS:105:ALA:C	41:BS:107:GLU:N	2.52	0.63
42:BT:108:ARG:HA	42:BT:111:ARG:HG3	1.81	0.63
44:BV:62:LEU:HD22	44:BV:62:LEU:N	2.13	0.63
47:BY:8:LYS:HD2	47:BY:8:LYS:N	2.14	0.63
47:BY:50:ARG:HD2	47:BY:56:PRO:O	1.99	0.63
55:B6:14:THR:O	55:B6:49:HIS:HA	1.98	0.63
1:CA:189(K):U:H2'	1:CA:189(L):G:C8	2.34	0.63
1:CA:472:A:C4'	16:CP:82:GLN:HE22	2.12	0.63
1:CA:992:U:H3	1:CA:1044:A:H62	1.45	0.63
1:CA:1423:G:H2'	1:CA:1424:C:H6	1.64	0.63
2:CB:76:GLN:O	2:CB:208:ILE:HG12	1.99	0.63
4:CD:26:CYS:HA	4:CD:31:CYS:HA	1.81	0.63
13:CM:23:TYR:CD1	13:CM:71:ARG:HB2	2.34	0.63
27:DA:272:G:O6	27:DA:421:U:H2'	1.99	0.63
27:DA:940:G:H2'	27:DA:941:A:H5''	1.81	0.63
27:DA:967:C:O2'	27:DA:968:G:H5'	1.99	0.63
27:DA:1909:C:H42	27:DA:1921:G:H1	1.47	0.63
27:DA:1917:U:H2'	27:DA:1918:A:H8	1.62	0.63
28:DB:26:A:H3'	28:DB:27:C:H5''	1.81	0.63
30:DD:26:LYS:HZ1	30:DD:82:ILE:N	1.97	0.63
31:DE:33:VAL:HG23	31:DE:69:LYS:HE3	1.81	0.63
37:DO:68:GLU:HA	37:DO:77:ILE:O	1.99	0.63
38:DP:16:ARG:CZ	38:DP:18:ARG:HG3	2.28	0.63
38:DP:90:ARG:HB3	38:DP:91:PHE:HD1	1.63	0.63
39:DQ:33:GLY:HA2	39:DQ:105:GLU:HA	1.80	0.63
47:DY:81:LYS:HD3	47:DY:97:ARG:CB	2.22	0.63
49:D0:5:LYS:HB3	49:D0:5:LYS:HZ2	1.64	0.63
1:AA:781:A:H4'	1:AA:1522:U:O2'	1.99	0.62
1:AA:1136:U:H5''	1:AA:1137:C:C6	2.34	0.62
1:AA:1239:A:H62	1:AA:1299:A:N6	1.95	0.62
1:AA:1371:G:H2'	1:AA:1372:U:C6	2.34	0.62
1:AA:1375:A:H2'	1:AA:1376:U:O4'	2.00	0.62
2:AB:32:ILE:HG12	2:AB:33:TYR:N	2.13	0.62
27:BA:71:A:H5''	27:BA:73:A:N7	2.14	0.62

*Continued on next page...*

*Continued from previous page...*

Atom-1	Atom-2	Interatomic distance (Å)	Clash overlap (Å)
27:BA:286:C:O2'	27:BA:287:C:H5'	1.99	0.62
27:BA:919:G:O2'	27:BA:920:G:H5'	1.99	0.62
27:BA:955:C:OP1	39:BQ:87:LYS:HE2	1.98	0.62
27:BA:1023:U:H2'	27:BA:1024:G:C5'	2.28	0.62
27:BA:1154:G:O5'	27:BA:1154:G:H8	1.82	0.62
27:BA:1690:A:H2'	27:BA:1691:C:O4'	1.99	0.62
27:BA:1815:A:OP2	30:BD:54:ARG:NH1	2.31	0.62
27:BA:2181:G:O2'	27:BA:2182:G:H5'	1.99	0.62
27:BA:2628:C:O2'	27:BA:2781:A:H2'	1.98	0.62
27:BA:2732:G:H3'	27:BA:2733:A:H5'	1.81	0.62
27:BA:2863:C:C3'	27:BA:2864:G:H5''	2.29	0.62
27:BA:2875:C:O2'	42:BT:5:ALA:HB3	1.99	0.62
29:BC:83:ILE:HD11	29:BC:95:GLY:O	1.98	0.62
31:BE:21:VAL:O	31:BE:21:VAL:HG23	1.98	0.62
31:BE:167:VAL:HG23	31:BE:170:LEU:CD1	2.28	0.62
34:BH:10:PRO:HG3	34:BH:50:VAL:C	2.18	0.62
35:BI:3:VAL:CA	35:BI:39:ALA:HB2	2.28	0.62
38:BP:49:ARG:HD2	57:B8:59:LYS:CG	2.28	0.62
44:BV:6:LYS:HG2	44:BV:10:LYS:O	1.99	0.62
53:B4:40:ILE:C	53:B4:41:ILE:HD13	2.19	0.62
1:CA:237:C:H5''	17:CQ:25:ARG:HH11	1.61	0.62
1:CA:1445:C:C2'	1:CA:1446:U:H5'	2.29	0.62
4:CD:158:ILE:HG22	4:CD:162:LEU:HD12	1.81	0.62
11:CK:104:GLN:HG2	11:CK:105:VAL:N	2.14	0.62
27:DA:61:G:HO2'	27:DA:62:C:H6	1.47	0.62
27:DA:415:A:H2'	27:DA:416:C:H6	1.63	0.62
27:DA:999:U:H2'	27:DA:1000:A:C5'	2.27	0.62
27:DA:1336:A:H2'	27:DA:1337:G:C8	2.34	0.62
27:DA:1973:G:H2'	27:DA:1974:C:H6	1.59	0.62
27:DA:2232:U:O2'	27:DA:2233:U:H5'	1.99	0.62
30:DD:68:LYS:O	30:DD:68:LYS:HG3	1.99	0.62
30:DD:208:LYS:HG2	30:DD:210:GLY:O	1.99	0.62
33:DG:25:TYR:CE2	33:DG:31:VAL:HG23	2.34	0.62
33:DG:39:ILE:HD13	33:DG:157:ILE:CG2	2.29	0.62
33:DG:81:LYS:O	33:DG:82:LEU:O	2.16	0.62
34:DH:84:SER:O	34:DH:85:LYS:HB3	1.98	0.62
36:DN:4:TYR:N	36:DN:4:TYR:CD1	2.67	0.62
38:DP:47:ASP:HB3	38:DP:48:PRO:HA	1.79	0.62
38:DP:66:GLY:O	38:DP:67:MET:HB3	1.97	0.62
42:DT:3:ARG:O	42:DT:5:ALA:N	2.32	0.62
42:DT:92:GLY:C	42:DT:94:ALA:H	2.02	0.62

*Continued on next page...*

*Continued from previous page...*

Atom-1	Atom-2	Interatomic distance (Å)	Clash overlap (Å)
42:DT:93:ARG:HG3	42:DT:93:ARG:HH11	1.63	0.62
43:DU:42:ALA:C	43:DU:44:ASN:H	2.01	0.62
48:DZ:93:GLU:HB2	48:DZ:95:VAL:HG23	1.79	0.62
1:AA:271:C:H2'	1:AA:272:C:H6	1.60	0.62
19:AS:29:ARG:O	19:AS:31:ILE:HG22	1.99	0.62
27:BA:556:G:H2'	27:BA:557:U:C6	2.34	0.62
27:BA:826:U:H6	27:BA:826:U:H5''	1.62	0.62
27:BA:1850:G:H2'	27:BA:1851:U:C6	2.34	0.62
27:BA:2144:U:H4'	27:BA:2145:C:H5	1.64	0.62
27:BA:2171:A:H4'	27:BA:2172:U:H5'	1.78	0.62
27:BA:2698:U:H2'	27:BA:2699:C:C6	2.34	0.62
29:BC:86:ALA:HB2	29:BC:152:ILE:CB	2.29	0.62
30:BD:31:LYS:HE3	30:BD:33:LEU:CD2	2.25	0.62
31:BE:69:LYS:C	31:BE:71:GLY:N	2.52	0.62
35:BI:7:GLU:O	35:BI:7:GLU:HG3	1.99	0.62
36:BN:5:VAL:O	36:BN:5:VAL:HG13	1.98	0.62
43:BU:104:GLN:HE21	43:BU:104:GLN:C	2.02	0.62
58:B9:24:TYR:CE2	58:B9:35:ARG:HD2	2.34	0.62
1:CA:96:U:H2'	1:CA:97:G:C8	2.33	0.62
1:CA:402:G:O2'	1:CA:403:C:H5'	1.99	0.62
1:CA:472:A:H5''	16:CP:80:PHE:HB3	1.81	0.62
1:CA:817:C:C1'	1:CA:819:A:H5'	2.28	0.62
1:CA:956:U:O2'	1:CA:957:U:H5'	1.99	0.62
1:CA:1187:G:H2'	1:CA:1188:A:C8	2.33	0.62
1:CA:1492:A:H3'	26:CZ:6:5OH:HNP	1.64	0.62
7:CG:65:ALA:CB	7:CG:124:LEU:HD23	2.29	0.62
27:DA:702:G:H1	27:DA:730:C:H42	1.48	0.62
27:DA:1329:U:H5'	27:DA:1330:C:H5	1.62	0.62
27:DA:1629:U:H1'	27:DA:2698:U:H5''	1.79	0.62
27:DA:1877:A:H5'	27:DA:1878:G:OP2	1.99	0.62
27:DA:2068:U:H3	27:DA:2430:A:H2	1.47	0.62
27:DA:2174:C:O2'	27:DA:2175:C:O4'	2.16	0.62
27:DA:2560:C:H42	27:DA:2561:A:N6	1.95	0.62
29:DC:41:VAL:HG12	29:DC:213:TYR:HA	1.81	0.62
37:DO:87:ILE:HG12	37:DO:93:PRO:HA	1.81	0.62
41:DS:13:ARG:O	41:DS:14:VAL:HB	1.98	0.62
48:DZ:119:ILE:HB	48:DZ:170:ILE:C	2.20	0.62
55:D6:17:LYS:HB3	55:D6:18:ARG:NH1	2.14	0.62
1:AA:627:G:H2'	1:AA:628:G:C8	2.31	0.62
1:AA:1472:U:O2'	1:AA:1473:A:H5'	1.99	0.62
2:AB:197:VAL:HB	2:AB:200:ILE:CG1	2.29	0.62

*Continued on next page...*



*Continued from previous page...*

Atom-1	Atom-2	Interatomic distance (Å)	Clash overlap (Å)
5:AE:26:PHE:N	5:AE:26:PHE:CD1	2.66	0.62
5:AE:80:ILE:CG2	8:AH:104:ARG:HH12	2.11	0.62
6:AF:5:GLU:HG3	6:AF:93:SER:OG	1.99	0.62
8:AH:25:ASP:HA	8:AH:59:LEU:O	1.99	0.62
9:AI:115:GLY:C	9:AI:116:LYS:HG2	2.19	0.62
12:AL:31:ARG:HH21	12:AL:58:THR:HG21	1.64	0.62
18:AR:37:VAL:HG23	18:AR:38:GLU:N	2.14	0.62
27:BA:142(A):C:O2'	27:BA:143:G:H5'	1.98	0.62
27:BA:271(F):C:N4	27:BA:271(R):G:H1	1.93	0.62
27:BA:485:C:H2'	27:BA:486:C:H6	1.62	0.62
27:BA:1192:G:C2'	27:BA:1193:G:C5'	2.78	0.62
27:BA:1346:G:C4	27:BA:1347:G:C8	2.88	0.62
27:BA:1494:A:O2'	27:BA:1495:A:H5''	1.98	0.62
27:BA:1596:A:O2'	27:BA:1597:A:H5'	2.00	0.62
27:BA:1722:A:C6	27:BA:1740:G:H8	2.16	0.62
27:BA:1848:A:O2'	27:BA:1849:G:H8	1.82	0.62
27:BA:1850:G:H2'	27:BA:1851:U:H6	1.64	0.62
27:BA:2271:G:H5'	49:B0:20:ARG:HG2	1.81	0.62
31:BE:179:GLU:HB3	31:BE:181:LEU:HD22	1.80	0.62
33:BG:43:LEU:HB2	33:BG:88:ILE:HD11	1.81	0.62
35:BI:28:ASN:N	35:BI:28:ASN:HD22	1.97	0.62
40:BR:9:LYS:C	40:BR:10:LEU:HG	2.18	0.62
42:BT:32:TYR:N	42:BT:32:TYR:CD2	2.67	0.62
46:BX:5:TYR:CZ	51:B2:30:ARG:HB2	2.34	0.62
1:CA:250:A:H2	1:CA:274:A:H61	1.44	0.62
1:CA:935:A:H2	1:CA:1383:C:N4	1.95	0.62
1:CA:939:G:C5'	7:CG:102:ARG:HH12	2.12	0.62
1:CA:939:G:C5'	7:CG:102:ARG:HH22	2.11	0.62
1:CA:1457:G:H2'	1:CA:1458:G:H8	1.65	0.62
2:CB:11:LEU:CD1	2:CB:217:ARG:NH2	2.61	0.62
5:CE:62:ALA:O	5:CE:65:ASN:N	2.30	0.62
12:CL:24:LEU:HG	12:CL:59:SER:OG	2.00	0.62
13:CM:112:GLY:O	13:CM:113:PRO:O	2.17	0.62
27:DA:107:C:O2'	27:DA:108:U:H5'	2.00	0.62
27:DA:579:G:H2'	27:DA:580:C:H6	1.58	0.62
27:DA:597:U:H2'	27:DA:598:G:H8	1.62	0.62
27:DA:848:G:H8	27:DA:848:G:H5'	1.64	0.62
27:DA:868:U:H3	27:DA:912:C:H1'	1.63	0.62
27:DA:908:C:H3'	39:DQ:22:LYS:HZ2	1.60	0.62
27:DA:941:A:H2'	27:DA:942:G:C8	2.34	0.62
27:DA:999:U:H5''	27:DA:1154:G:O6	1.99	0.62

*Continued on next page...*

*Continued from previous page...*

Atom-1	Atom-2	Interatomic distance (Å)	Clash overlap (Å)
27:DA:2052:G:H22	27:DA:2618:G:H1'	1.64	0.62
27:DA:2416:C:H2'	27:DA:2417:C:H6	1.63	0.62
27:DA:2869:G:H2'	27:DA:2870:C:C6	2.34	0.62
28:DB:27:C:H5''	28:DB:27:C:H6	1.64	0.62
32:DF:57:VAL:HG12	32:DF:59:TYR:HD1	1.63	0.62
32:DF:158:THR:HB	32:DF:195:ASP:OD2	1.98	0.62
38:DP:115:LEU:N	38:DP:115:LEU:CD2	2.62	0.62
39:DQ:108:GLY:HA3	48:DZ:115:VAL:HG11	1.80	0.62
6:AF:77:ARG:O	6:AF:79:LEU:N	2.33	0.62
6:AF:81:ILE:HG22	6:AF:81:ILE:O	1.99	0.62
11:AK:96:ARG:O	11:AK:99:GLN:HB2	2.00	0.62
27:BA:58:G:N2	27:BA:70:G:C4	2.67	0.62
27:BA:216:A:H2'	27:BA:217:G:C8	2.34	0.62
27:BA:297:C:H2'	27:BA:298:G:O4'	2.00	0.62
27:BA:635:C:O2'	27:BA:636:G:H5'	2.00	0.62
27:BA:670:A:O5'	27:BA:670:A:C8	2.52	0.62
27:BA:1051:G:HO2'	27:BA:1052:C:H6	1.47	0.62
27:BA:1547:C:H2'	27:BA:1548:C:C6	2.34	0.62
27:BA:1605:C:O2'	27:BA:1606:G:H5'	2.00	0.62
27:BA:1947:C:H6	27:BA:1947:C:H5''	1.64	0.62
30:BD:28:GLU:HB2	30:BD:29:PRO:HD3	1.80	0.62
30:BD:52:ARG:HH12	30:BD:249:PRO:HG2	1.65	0.62
31:BE:70:ALA:O	31:BE:71:GLY:C	2.36	0.62
33:BG:102:PHE:HA	33:BG:105:LYS:HZ1	1.63	0.62
40:BR:56:LYS:C	40:BR:57:ARG:O	2.32	0.62
45:BW:90:ARG:CG	45:BW:90:ARG:NH1	2.58	0.62
47:BY:31:LEU:CB	47:BY:32:PRO:CA	2.78	0.62
48:BZ:8:TYR:HE2	48:BZ:34:ARG:HD2	1.62	0.62
55:B6:51:GLU:O	55:B6:52:VAL:HB	2.00	0.62
1:CA:749:C:O2'	1:CA:750:G:H5'	1.99	0.62
1:CA:814:A:O2'	1:CA:815:A:H5''	1.99	0.62
3:CC:12:LEU:O	3:CC:16:ARG:O	2.18	0.62
9:CI:19:LEU:C	9:CI:20:ARG:HD2	2.20	0.62
16:CP:21:VAL:O	16:CP:21:VAL:HG13	1.99	0.62
27:DA:486:C:H4'	45:DW:60:ASN:OD1	1.99	0.62
27:DA:813:U:H3	27:DA:1194:A:H61	1.46	0.62
27:DA:1600:C:O2'	27:DA:1601:G:H5'	1.99	0.62
27:DA:1688:U:H1'	27:DA:1701:A:N6	2.15	0.62
27:DA:1849:G:C2	27:DA:1850:G:C8	2.88	0.62
28:DB:15:A:H1'	28:DB:110:G:C5	2.35	0.62
31:DE:79:ARG:NH1	31:DE:195:LEU:HD23	2.14	0.62

*Continued on next page...*



*Continued from previous page...*

Atom-1	Atom-2	Interatomic distance (Å)	Clash overlap (Å)
37:DO:12:ASP:HB3	37:DO:85:VAL:HG22	1.81	0.62
41:DS:97:ARG:HH12	41:DS:99:LYS:CG	2.11	0.62
43:DU:9:VAL:O	43:DU:12:ARG:HB2	1.99	0.62
45:DW:15:ARG:CZ	54:D5:20:ARG:NH2	2.62	0.62
45:DW:18:ARG:HH11	45:DW:18:ARG:HG2	1.63	0.62
51:D2:10:LEU:HD21	51:D2:59:ARG:HD2	1.81	0.62
1:AA:179:A:H2'	1:AA:180:U:H6	1.64	0.62
1:AA:327:A:HO2'	1:AA:329:A:H8	1.45	0.62
1:AA:959:A:H2'	1:AA:960:U:H4'	1.82	0.62
1:AA:1423:G:O2'	1:AA:1424:C:H5'	1.99	0.62
14:AN:51:GLY:O	14:AN:53:LEU:N	2.33	0.62
23:AW:52:G:O2'	23:AW:53:U:H5'	1.99	0.62
27:BA:339:U:H6	27:BA:339:U:O5'	1.82	0.62
27:BA:2014:A:H2'	27:BA:2015:A:C8	2.34	0.62
27:BA:2039:C:OP2	36:BN:109:LYS:HD3	2.00	0.62
28:BB:35:U:H2'	28:BB:36:C:H6	1.64	0.62
32:BF:206:ILE:O	32:BF:206:ILE:HG13	1.98	0.62
34:BH:43:VAL:HG11	34:BH:52:VAL:HA	1.80	0.62
35:BI:10:GLU:O	35:BI:11:ASN:CB	2.47	0.62
36:BN:63:THR:HG22	36:BN:64:GLY:N	2.08	0.62
36:BN:68:GLU:HA	36:BN:68:GLU:OE1	1.98	0.62
39:BQ:39:PRO:HG3	39:BQ:99:PRO:HD3	1.81	0.62
41:BS:87:PHE:HD2	41:BS:88:ASP:H	1.46	0.62
48:BZ:71:ARG:HG2	48:BZ:88:PHE:HB2	1.81	0.62
51:B2:53:LEU:HD22	51:B2:57:ILE:CD1	2.30	0.62
52:B3:8:LEU:CD1	52:B3:31:LEU:HD23	2.28	0.62
1:CA:341:C:H2'	1:CA:342:C:C6	2.34	0.62
2:CB:56:ARG:HH11	2:CB:56:ARG:HG2	1.64	0.62
9:CI:28:VAL:HA	9:CI:63:ILE:O	1.99	0.62
21:CU:10:ARG:HA	21:CU:13:ILE:HD12	1.82	0.62
27:DA:51:G:N3	27:DA:119:A:C2	2.68	0.62
27:DA:90:U:O2'	27:DA:92:A:C5'	2.40	0.62
27:DA:601:C:OP1	32:DF:108:LYS:NZ	2.24	0.62
27:DA:1322:A:O2'	27:DA:1323:U:H5'	2.00	0.62
27:DA:1452:A:C6	27:DA:2702:U:H1'	2.34	0.62
27:DA:1669:A:H5''	27:DA:2550:G:OP1	1.98	0.62
27:DA:1854:A:H62	27:DA:1888:G:H8	1.47	0.62
30:DD:176:ARG:HH11	30:DD:176:ARG:HG2	1.63	0.62
32:DF:116:ASP:O	32:DF:119:ARG:N	2.32	0.62
33:DG:85:GLY:C	33:DG:87:PRO:HD2	2.19	0.62
33:DG:124:SER:HB2	33:DG:131:TYR:CE1	2.35	0.62

*Continued on next page...*

*Continued from previous page...*

Atom-1	Atom-2	Interatomic distance (Å)	Clash overlap (Å)
34:DH:92:ILE:O	34:DH:94:TYR:N	2.32	0.62
38:DP:50:ARG:HG2	38:DP:50:ARG:HH21	1.62	0.62
43:DU:25:TRP:CG	43:DU:26:GLY:N	2.67	0.62
44:DV:19:LYS:CE	44:DV:20:LEU:H	2.12	0.62
45:DW:65:LEU:HD22	45:DW:68:ARG:H	1.64	0.62
48:DZ:91:SER:HB3	48:DZ:93:GLU:HG2	1.79	0.62
1:AA:1207:G:H2'	1:AA:1208:C:H6	1.62	0.62
1:AA:1321:C:C3'	1:AA:1322:C:H5''	2.29	0.62
11:AK:78:GLN:O	11:AK:103:LEU:HD13	1.99	0.62
13:AM:4:ILE:HG12	13:AM:57:ARG:HG3	1.80	0.62
15:AO:39:LEU:HD12	15:AO:56:LEU:HB2	1.82	0.62
18:AR:36:ASN:ND2	18:AR:39:VAL:HG21	2.15	0.62
18:AR:53:ARG:HH11	18:AR:53:ARG:HG2	1.65	0.62
27:BA:147:U:H2'	27:BA:148:C:C6	2.35	0.62
27:BA:942:G:OP1	38:BP:41:ARG:NH2	2.33	0.62
27:BA:1310:G:N2	27:BA:1313:U:C5	2.67	0.62
27:BA:2680:C:O2'	27:BA:2681:C:H5'	1.99	0.62
36:BN:30:ILE:O	36:BN:34:LEU:HD22	2.00	0.62
37:BO:63:VAL:HB	37:BO:102:VAL:HG12	1.82	0.62
46:BX:59:VAL:HG12	46:BX:59:VAL:O	1.98	0.62
1:CA:102:G:H2'	1:CA:103:C:H6	1.64	0.62
1:CA:652:U:O2'	1:CA:653:A:C5'	2.45	0.62
1:CA:973:G:C1'	10:CJ:55:LYS:HE2	2.28	0.62
1:CA:1458:G:OP1	20:CT:35:THR:HG21	2.00	0.62
1:CA:1510:U:H2'	1:CA:1511:G:C8	2.34	0.62
2:CB:19:HIS:ND1	2:CB:189:ASP:OD2	2.31	0.62
2:CB:76:GLN:O	2:CB:77:ALA:HB2	1.99	0.62
5:CE:86:ALA:HB3	5:CE:130:ASN:HD22	1.65	0.62
8:CH:68:ARG:HG2	8:CH:68:ARG:NH1	2.14	0.62
9:CI:56:LEU:O	9:CI:56:LEU:HD23	1.99	0.62
11:CK:29:ILE:HD13	11:CK:44:SER:HB3	1.81	0.62
17:CQ:31:LEU:HD23	17:CQ:32:TYR:OH	2.00	0.62
25:CY:27:C:N4	25:CY:41:G:H1	1.97	0.62
27:DA:1277:G:O2'	40:DR:24:GLN:HG2	1.99	0.62
27:DA:2371:G:O2'	55:D6:46:HIS:CE1	2.52	0.62
27:DA:2509:G:H2'	27:DA:2510:C:C6	2.34	0.62
27:DA:2762:G:H5'	27:DA:2763:G:OP2	1.99	0.62
30:DD:211:ARG:HA	30:DD:214:TRP:CD2	2.35	0.62
31:DE:13:ARG:HB3	31:DE:22:PRO:HA	1.82	0.62
32:DF:23:ASP:O	32:DF:24:LEU:HD22	1.99	0.62
33:DG:72:ARG:NH1	33:DG:86:MET:HG2	2.15	0.62

*Continued on next page...*

*Continued from previous page...*

Atom-1	Atom-2	Interatomic distance (Å)	Clash overlap (Å)
33:DG:131:TYR:CE2	33:DG:133:LEU:HD23	2.34	0.62
34:DH:137:ASP:HB3	34:DH:140:LYS:HB3	1.81	0.62
36:DN:16:ILE:HG23	36:DN:54:VAL:CG2	2.29	0.62
37:DO:13:ASN:C	37:DO:15:GLY:H	2.02	0.62
40:DR:73:VAL:O	40:DR:76:VAL:HB	2.00	0.62
48:DZ:27:MET:CE	48:DZ:32:LEU:HD11	2.30	0.62
1:AA:232:G:O2'	1:AA:233:C:H5'	2.00	0.62
1:AA:942:G:H2'	1:AA:942:G:N3	2.13	0.62
1:AA:1321:C:H5''	1:AA:1322:C:H2'	1.81	0.62
3:AC:103:VAL:HG12	3:AC:103:VAL:O	1.99	0.62
7:AG:27:ILE:HG23	7:AG:39:ALA:O	2.00	0.62
9:AI:53:VAL:HG11	9:AI:85:LEU:HD22	1.82	0.62
11:AK:51:LYS:HA	11:AK:55:LYS:HD3	1.81	0.62
13:AM:40:ASN:ND2	13:AM:42:ALA:HB3	2.14	0.62
13:AM:84:ILE:HB	19:AS:66:MET:HE1	1.82	0.62
23:AW:42:G:C3'	23:AW:43:C:H5''	2.30	0.62
27:BA:1686:C:H5'	27:BA:1686:C:C6	2.33	0.62
27:BA:2317:C:O2'	27:BA:2318:G:H5'	1.99	0.62
27:BA:2472:G:C5'	27:BA:2473:U:H5''	2.29	0.62
27:BA:2533:A:C2'	27:BA:2534:A:H5''	2.30	0.62
30:BD:261:LYS:HE2	30:BD:263:ARG:NH2	2.15	0.62
32:BF:20:LEU:HB3	32:BF:23:ASP:OD2	1.99	0.62
32:BF:68:LYS:C	32:BF:70:THR:H	2.02	0.62
32:BF:108:LYS:O	32:BF:112:MET:HB2	1.99	0.62
34:BH:10:PRO:HG2	34:BH:10:PRO:O	2.00	0.62
34:BH:99:VAL:HG12	34:BH:99:VAL:O	1.99	0.62
38:BP:13:ASN:C	38:BP:13:ASN:HD22	2.03	0.62
43:BU:24:TYR:CE1	43:BU:38:THR:HG21	2.34	0.62
47:BY:96:ILE:CG2	47:BY:97:ARG:H	2.12	0.62
1:CA:5:U:H2'	4:CD:86:LYS:HE2	1.80	0.62
1:CA:419:C:C2'	1:CA:420:U:H5'	2.30	0.62
1:CA:527:G:C2'	1:CA:528:C:H5'	2.29	0.62
1:CA:1275:A:H2'	1:CA:1276:G:H8	1.64	0.62
4:CD:36:ARG:O	4:CD:38:TYR:N	2.31	0.62
7:CG:85:TYR:CD1	7:CG:154:TYR:CE1	2.80	0.62
7:CG:102:ARG:O	7:CG:106:GLN:HG2	1.98	0.62
12:CL:86:ARG:HA	12:CL:94:ARG:HA	1.81	0.62
13:CM:4:ILE:HG22	13:CM:5:ALA:N	2.10	0.62
15:CO:35:ARG:NH2	15:CO:59:MET:HE2	2.06	0.62
20:CT:48:LYS:O	20:CT:49:ALA:CB	2.47	0.62
27:DA:125:G:H21	56:D7:48:LYS:CE	2.11	0.62

*Continued on next page...*

*Continued from previous page...*

Atom-1	Atom-2	Interatomic distance (Å)	Clash overlap (Å)
27:DA:594:U:H3	27:DA:663:G:H1	1.47	0.62
27:DA:748:G:C5'	45:DW:89:ALA:HB2	2.27	0.62
27:DA:960:A:N7	27:DA:962:G:C4	2.68	0.62
27:DA:1693:U:H4'	27:DA:1694:C:OP2	1.98	0.62
27:DA:2126:A:H4'	27:DA:2127:G:O5'	1.99	0.62
29:DC:39:GLU:OE2	29:DC:68:LEU:HD22	2.00	0.62
32:DF:11:VAL:HG12	32:DF:12:LEU:HG	1.79	0.62
33:DG:63:ILE:HA	33:DG:143:GLU:CG	2.30	0.62
33:DG:125:PHE:HA	33:DG:131:TYR:HA	1.82	0.62
46:DX:57:LEU:HD11	46:DX:78:LYS:CD	2.29	0.62
1:AA:36:C:C5'	12:AL:119:THR:O	2.48	0.62
1:AA:664:G:P	18:AR:64:ARG:HH21	2.22	0.62
1:AA:909:A:C2'	1:AA:910:C:H5'	2.29	0.62
2:AB:57:PHE:HD2	2:AB:185:ILE:HD11	1.64	0.62
3:AC:14:ILE:HD13	3:AC:178:LEU:HB3	1.80	0.62
4:AD:199:ASN:HB3	4:AD:202:LEU:HD12	1.81	0.62
5:AE:43:LEU:CD2	5:AE:132:ALA:HB1	2.30	0.62
6:AF:89:MET:SD	18:AR:76:LEU:HD21	2.39	0.62
11:AK:125:PHE:CD1	11:AK:125:PHE:N	2.62	0.62
24:AX:73:A:H5'	24:AX:74:C:H5'	1.82	0.62
27:BA:529:A:H62	27:BA:2041:U:H3	1.45	0.62
27:BA:542:C:N4	27:BA:543:C:H41	1.98	0.62
27:BA:722:A:H5'	27:BA:723:G:OP2	2.00	0.62
27:BA:1332:G:H22	27:BA:1609:A:C2'	2.12	0.62
27:BA:1754:C:O5'	42:BT:96:ARG:NH1	2.32	0.62
27:BA:2511:U:O2'	27:BA:2512:C:H5'	2.00	0.62
28:BB:42:C:H5'	33:BG:68:PRO:O	2.00	0.62
36:BN:62:VAL:HG11	36:BN:67:LEU:CD2	2.30	0.62
37:BO:17:ARG:HE	37:BO:47:ILE:HD13	1.65	0.62
41:BS:17:ARG:CZ	41:BS:25:ARG:HH21	2.12	0.62
42:BT:38:ASN:O	42:BT:38:ASN:ND2	2.33	0.62
45:BW:90:ARG:NH1	45:BW:90:ARG:HG3	2.14	0.62
55:B6:15:GLU:O	55:B6:15:GLU:HG2	2.00	0.62
1:CA:542:G:H2'	1:CA:543:C:C6	2.34	0.62
1:CA:552:U:H4'	12:CL:83:ARG:HG2	1.80	0.62
1:CA:554:C:H2'	1:CA:555:C:H6	1.64	0.62
1:CA:870:U:H4'	1:CA:871:U:O5'	1.99	0.62
1:CA:940:C:H2'	1:CA:941:G:C8	2.35	0.62
1:CA:1158:C:H2'	1:CA:1158:C:O2	1.99	0.62
1:CA:1320:C:C2	19:CS:72:GLY:HA3	2.34	0.62
6:CF:9:VAL:HB	6:CF:87:ARG:HB2	1.81	0.62

*Continued on next page...*

*Continued from previous page...*

Atom-1	Atom-2	Interatomic distance (Å)	Clash overlap (Å)
8:CH:111:ILE:HG22	8:CH:112:LEU:N	2.14	0.62
9:CI:79:LEU:HD21	9:CI:102:LEU:HA	1.81	0.62
9:CI:83:ARG:HH21	9:CI:102:LEU:HD11	1.64	0.62
13:CM:94:ARG:O	13:CM:95:GLY:O	2.17	0.62
27:DA:157:U:H6	27:DA:157:U:OP1	1.83	0.62
27:DA:246:C:C2'	27:DA:247:G:H5'	2.29	0.62
27:DA:577:G:H2'	27:DA:578:A:O4'	2.00	0.62
27:DA:911:A:H2'	39:DQ:9:TYR:CZ	2.34	0.62
27:DA:930:U:OP1	27:DA:930:U:H3'	1.98	0.62
27:DA:1236:G:O2'	27:DA:1237:A:OP2	2.15	0.62
27:DA:1782:C:O2'	27:DA:1783:A:H5'	1.99	0.62
27:DA:1825:A:H2'	27:DA:1826:G:C8	2.35	0.62
27:DA:2123:G:H2'	27:DA:2124:G:H8	1.64	0.62
30:DD:147:LEU:H	30:DD:154:LYS:HG3	1.65	0.62
37:DO:97:ARG:HE	37:DO:99:PHE:HE1	1.45	0.62
37:DO:104:ARG:NH2	42:DT:33:LYS:HE2	2.15	0.62
44:DV:2:PHE:CE1	44:DV:13:ARG:NH1	2.68	0.62
46:DX:36:LYS:HE2	46:DX:55:ASN:HA	1.80	0.62
53:D4:46:ASN:ND2	53:D4:47:VAL:N	2.48	0.62
1:AA:632:A:H2'	1:AA:633:G:O4'	2.00	0.62
1:AA:1252:A:H2'	1:AA:1253:G:O4'	2.00	0.62
3:AC:6:HIS:CG	14:AN:49:HIS:HB3	2.34	0.62
11:AK:57:THR:CG2	11:AK:58:PRO:HD2	2.30	0.62
20:AT:41:ILE:O	20:AT:44:ALA:HB3	2.00	0.62
25:AY:30:A:H2'	25:AY:31:U:C6	2.33	0.62
27:BA:44:G:H5''	27:BA:45:C:OP1	1.98	0.62
27:BA:225:A:O2'	27:BA:257:A:H4'	2.00	0.62
27:BA:1054:A:N3	27:BA:1055:G:N7	2.48	0.62
27:BA:1462:C:H4'	27:BA:2703:C:H5'	1.80	0.62
27:BA:1621:U:H5''	27:BA:1622:G:OP1	2.00	0.62
27:BA:1777:U:H2'	27:BA:1778:U:C6	2.35	0.62
27:BA:1844:C:O2'	27:BA:1845:G:H5'	2.00	0.62
27:BA:1934:C:O2'	27:BA:1935:G:H5'	1.99	0.62
27:BA:2353:G:H1'	49:B0:34:GLY:HA3	1.79	0.62
27:BA:2387:U:OP2	27:BA:2387:U:H6	1.82	0.62
27:BA:2756:U:H1'	27:BA:2757:A:H5''	1.81	0.62
30:BD:33:LEU:H	30:BD:33:LEU:CD1	2.13	0.62
30:BD:197:GLY:O	30:BD:198:ASN:HB3	2.00	0.62
32:BF:21:ALA:C	32:BF:23:ASP:H	2.01	0.62
35:BI:140:LEU:HD12	35:BI:141:LYS:N	2.15	0.62
38:BP:23:PRO:CD	38:BP:33:ARG:NE	2.58	0.62

*Continued on next page...*

*Continued from previous page...*

Atom-1	Atom-2	Interatomic distance (Å)	Clash overlap (Å)
42:BT:41:ARG:HD2	42:BT:41:ARG:C	2.19	0.62
47:BY:38:ILE:O	47:BY:39:VAL:HB	2.00	0.62
58:B9:18:ARG:HH12	58:B9:21:GLY:HA2	1.63	0.62
1:CA:507:C:H2'	1:CA:508:C:C5	2.30	0.62
1:CA:1350:A:H2'	1:CA:1351:U:O4'	1.99	0.62
9:CI:82:ALA:C	9:CI:84:ALA:H	2.02	0.62
10:CJ:34:VAL:CG2	10:CJ:74:ILE:HG22	2.28	0.62
27:DA:113:G:H5''	27:DA:114:U:OP1	2.00	0.62
27:DA:911:A:H2'	39:DQ:9:TYR:CE1	2.34	0.62
27:DA:1005:C:H1'	27:DA:1012:U:N3	2.14	0.62
27:DA:1183:G:O2'	27:DA:1184:G:H5'	2.00	0.62
27:DA:1358:G:O2'	27:DA:1359:A:H5''	1.99	0.62
27:DA:1484:G:H3'	27:DA:1485:G:C5'	2.29	0.62
27:DA:2262:U:P	49:D0:19:LYS:NZ	2.73	0.62
27:DA:2552:U:C2	27:DA:2554:U:H5''	2.34	0.62
27:DA:2586:C:H2'	27:DA:2587:A:H5'	1.81	0.62
29:DC:20:TYR:HE1	29:DC:22:ILE:HD13	1.65	0.62
34:DH:102:ALA:HA	34:DH:117:PRO:HD3	1.80	0.62
38:DP:82:GLY:HA2	38:DP:113:LYS:O	2.00	0.62
44:DV:1:MET:HB2	44:DV:99:ILE:HG13	1.80	0.62
49:D0:20:ARG:NH1	49:D0:20:ARG:HG3	2.14	0.62
50:D1:80:LEU:O	50:D1:82:LEU:HD22	2.00	0.62
1:AA:346:G:N3	1:AA:346:G:C2'	2.62	0.62
1:AA:1190:G:OP1	3:AC:4:LYS:HA	2.00	0.62
1:AA:1508:G:O2'	1:AA:1509:C:H5'	2.00	0.62
4:AD:9:CYS:HB2	4:AD:22:LYS:HZ3	1.65	0.62
5:AE:126:ARG:HG3	5:AE:126:ARG:HH11	1.64	0.62
11:AK:22:HIS:HB3	11:AK:29:ILE:HG23	1.82	0.62
13:AM:3:ARG:NH2	13:AM:7:VAL:HG13	2.15	0.62
16:AP:82:GLN:NE2	16:AP:82:GLN:H	1.98	0.62
27:BA:92:A:H1'	27:BA:93:G:H8	1.65	0.62
27:BA:250:G:H2'	27:BA:251:A:C8	2.33	0.62
27:BA:1557:C:H5''	27:BA:1558:A:OP2	2.00	0.62
27:BA:1739:U:O2'	27:BA:1740:G:H5''	1.99	0.62
27:BA:1799:G:H2'	30:BD:181:GLU:OE2	2.00	0.62
27:BA:1887:C:C3'	27:BA:1888:G:H5''	2.30	0.62
30:BD:261:LYS:HE2	30:BD:263:ARG:HH22	1.65	0.62
31:BE:57:LYS:HA	31:BE:59:VAL:HG12	1.81	0.62
32:BF:63:LYS:HD3	32:BF:67:GLN:HB3	1.82	0.62
32:BF:164:ARG:HH11	32:BF:164:ARG:CG	2.13	0.62
33:BG:6:ALA:O	33:BG:9:ARG:HB2	2.00	0.62

*Continued on next page...*



*Continued from previous page...*

Atom-1	Atom-2	Interatomic distance (Å)	Clash overlap (Å)
33:BG:75:LYS:HE3	33:BG:76:SER:H	1.63	0.62
34:BH:154:PRO:O	34:BH:155:SER:O	2.18	0.62
35:BI:91:SER:O	35:BI:92:VAL:CB	2.47	0.62
36:BN:85:ILE:HG21	36:BN:90:MET:HE2	1.82	0.62
38:BP:97:PRO:HD3	38:BP:126:VAL:O	1.99	0.62
43:BU:92:ARG:NH2	44:BV:11:GLN:H	1.97	0.62
49:B0:53:MET:HB2	49:B0:59:LEU:HD23	1.80	0.62
58:B9:11:CYS:SG	58:B9:32:HIS:CE1	2.93	0.62
1:CA:273:A:O2'	1:CA:274:A:H5'	2.00	0.62
1:CA:557:G:C6	1:CA:558:G:C6	2.88	0.62
1:CA:763:G:H2'	1:CA:764:C:H6	1.61	0.62
1:CA:1298:C:H2'	7:CG:114:ARG:HH12	1.64	0.62
3:CC:22:TRP:CD1	3:CC:57:ILE:O	2.53	0.62
3:CC:24:ALA:CB	3:CC:32:LEU:HD12	2.30	0.62
7:CG:108:ALA:O	7:CG:111:ARG:HG3	2.00	0.62
9:CI:97:LYS:HB2	9:CI:97:LYS:NZ	2.13	0.62
11:CK:126:ARG:C	11:CK:128:ALA:H	2.03	0.62
13:CM:66:LEU:HD12	13:CM:66:LEU:N	2.15	0.62
15:CO:7:GLU:O	15:CO:10:LYS:HG3	2.00	0.62
27:DA:195:A:N7	27:DA:197:A:OP1	2.33	0.62
27:DA:577:G:H8	27:DA:577:G:O5'	1.83	0.62
27:DA:1655:A:H2	27:DA:2049:G:O3'	1.82	0.62
27:DA:1816:G:O6	30:DD:37:LEU:HD11	2.00	0.62
27:DA:2176:A:H2'	27:DA:2177:C:C6	2.35	0.62
27:DA:2225:A:H4'	27:DA:2226:C:H6	1.65	0.62
31:DE:1:MET:H2	31:DE:84:PHE:HB2	1.65	0.62
32:DF:110:LEU:O	32:DF:110:LEU:HD13	1.99	0.62
34:DH:98:LEU:HD12	34:DH:102:ALA:O	2.00	0.62
36:DN:3:THR:O	36:DN:5:VAL:N	2.32	0.62
39:DQ:16:ARG:CG	39:DQ:17:LEU:H	2.00	0.62
43:DU:91:ASP:O	43:DU:92:ARG:HD3	2.00	0.62
47:DY:46:LYS:H	47:DY:62:GLU:CD	2.03	0.62
48:DZ:110:VAL:O	48:DZ:110:VAL:HG13	1.99	0.62
56:D7:8:ASN:HD22	56:D7:8:ASN:C	2.02	0.62
58:D9:24:TYR:O	58:D9:25:VAL:HG23	2.00	0.62
1:AA:711:G:H2'	1:AA:712:A:C8	2.35	0.61
7:AG:145:ALA:O	7:AG:146:GLU:HB2	2.00	0.61
8:AH:132:GLU:HG2	8:AH:134:ILE:CD1	2.29	0.61
15:AO:35:ARG:CZ	15:AO:35:ARG:HB3	2.30	0.61
19:AS:40:ILE:HB	19:AS:67:VAL:O	2.00	0.61
27:BA:749:C:H4'	27:BA:1271:G:N3	2.15	0.61

*Continued on next page...*



*Continued from previous page...*

Atom-1	Atom-2	Interatomic distance (Å)	Clash overlap (Å)
27:BA:924:C:H2'	27:BA:925:C:C6	2.35	0.61
27:BA:1433:U:H6	27:BA:1433:U:H5''	1.64	0.61
27:BA:2392:A:OP2	57:B8:31:HIS:HE1	1.82	0.61
27:BA:2591:C:OP1	30:BD:239:ARG:HG2	1.99	0.61
33:BG:91:ARG:HD2	33:BG:92:VAL:N	2.14	0.61
34:BH:43:VAL:HB	34:BH:52:VAL:HA	1.81	0.61
34:BH:149:ARG:HA	34:BH:162:ILE:HD12	1.82	0.61
42:BT:16:ARG:H	42:BT:79:HIS:HD2	1.46	0.61
43:BU:50:ARG:O	43:BU:54:LYS:NZ	2.29	0.61
47:BY:28:LYS:O	47:BY:29:GLU:C	2.39	0.61
54:B5:34:PRO:O	54:B5:36:CYS:N	2.32	0.61
1:CA:1315:U:O2'	1:CA:1316:G:H5'	2.00	0.61
4:CD:26:CYS:O	4:CD:31:CYS:HB2	2.00	0.61
4:CD:101:LEU:HD23	4:CD:135:LEU:O	2.00	0.61
5:CE:103:GLY:O	5:CE:105:VAL:N	2.32	0.61
7:CG:86:GLN:HE22	25:CY:30:A:H2	1.47	0.61
8:CH:84:ARG:HG2	8:CH:86:ILE:HD11	1.82	0.61
12:CL:82:ILE:HG23	12:CL:95:TYR:HB3	1.81	0.61
13:CM:25:ILE:N	13:CM:25:ILE:HD12	2.15	0.61
14:CN:26:ARG:HD3	14:CN:43:CYS:SG	2.40	0.61
18:CR:62:GLU:HA	18:CR:65:ILE:CD1	2.30	0.61
19:CS:20:LEU:CA	19:CS:23:ASN:HD22	2.12	0.61
23:CW:56:G:H2'	23:CW:57:A:C5'	2.30	0.61
25:CY:14:A:H3'	25:CY:15:G:C8	2.35	0.61
25:CY:52:G:H2'	25:CY:53:U:H6	1.65	0.61
27:DA:108:U:H2'	27:DA:109:G:H8	1.65	0.61
27:DA:292:C:H2'	27:DA:292:C:O2	2.00	0.61
27:DA:314:A:O2'	27:DA:315:G:H5'	1.99	0.61
27:DA:631:A:C2'	27:DA:632:A:O5'	2.48	0.61
27:DA:1458:C:H4'	27:DA:1459:G:O5'	2.00	0.61
27:DA:2121:G:H2'	27:DA:2122:U:C6	2.35	0.61
27:DA:2252:G:O2'	27:DA:2253:G:H5'	2.00	0.61
27:DA:2505:G:O6	27:DA:2576:G:H2'	2.00	0.61
27:DA:2536:G:H2'	27:DA:2537:U:O4'	1.99	0.61
28:DB:98:G:H2'	28:DB:99:G:C8	2.35	0.61
30:DD:43:ARG:HH11	30:DD:44:ASN:HD21	1.40	0.61
33:DG:39:ILE:HD11	33:DG:155:MET:SD	2.40	0.61
33:DG:72:ARG:HD3	33:DG:86:MET:HA	1.82	0.61
34:DH:68:THR:HG22	34:DH:72:ILE:HD11	1.82	0.61
37:DO:101:PRO:C	37:DO:102:VAL:HG12	2.19	0.61
40:DR:54:LEU:HD23	40:DR:66:VAL:HG22	1.81	0.61

*Continued on next page...*

*Continued from previous page...*

Atom-1	Atom-2	Interatomic distance (Å)	Clash overlap (Å)
40:DR:94:TYR:H	40:DR:94:TYR:HD1	1.47	0.61
42:DT:7:ILE:O	42:DT:11:GLU:OE2	2.18	0.61
42:DT:74:ARG:HD3	42:DT:76:PHE:CE2	2.34	0.61
44:DV:1:MET:HA	44:DV:1:MET:CE	2.29	0.61
52:D3:23:LEU:H	52:D3:23:LEU:CD1	2.12	0.61
1:AA:160:A:H1'	1:AA:344:A:C4	2.35	0.61
1:AA:1206:G:C2'	1:AA:1207:G:H5'	2.31	0.61
1:AA:1298:C:C4	7:AG:114:ARG:HD2	2.36	0.61
5:AE:76:ILE:HD11	5:AE:142:LEU:HD22	1.82	0.61
17:AQ:68:ARG:N	17:AQ:70:ARG:NH1	2.48	0.61
27:BA:27:G:O2'	27:BA:28:A:C8	2.53	0.61
27:BA:709:U:C4	27:BA:710:G:N7	2.68	0.61
27:BA:854:G:H2'	27:BA:855:G:H8	1.65	0.61
27:BA:2308:G:H2'	27:BA:2309:A:O5'	2.00	0.61
27:BA:2855:C:O2'	27:BA:2856:C:H5'	2.00	0.61
30:BD:46:GLN:N	30:BD:46:GLN:OE1	2.33	0.61
32:BF:160:ASN:C	32:BF:162:LEU:H	2.02	0.61
33:BG:103:LEU:H	33:BG:103:LEU:HD12	1.66	0.61
33:BG:141:PHE:HB3	33:BG:142:PRO:HD2	1.82	0.61
34:BH:119:GLU:HG2	34:BH:119:GLU:O	2.00	0.61
35:BI:101:LEU:HG	35:BI:107:VAL:HB	1.82	0.61
38:BP:64:LYS:O	38:BP:66:GLY:N	2.34	0.61
40:BR:4:LEU:C	40:BR:6:SER:H	2.03	0.61
58:B9:11:CYS:SG	58:B9:32:HIS:ND1	2.73	0.61
1:CA:119:A:H5''	1:CA:120:A:H5'	1.82	0.61
1:CA:638:G:H2'	1:CA:639:G:H8	1.64	0.61
1:CA:954:G:H2'	1:CA:955:U:C6	2.35	0.61
1:CA:1279:A:O2'	1:CA:1282:C:N4	2.32	0.61
1:CA:1283:G:O2'	1:CA:1284:C:H5'	2.00	0.61
15:CO:39:LEU:CD1	15:CO:56:LEU:HB2	2.29	0.61
21:CU:6:ARG:HD3	21:CU:15:ARG:NH1	2.14	0.61
27:DA:64:A:O2'	27:DA:65:C:H5'	2.00	0.61
27:DA:315:G:H2'	27:DA:316:C:C6	2.34	0.61
27:DA:999:U:H2'	27:DA:999:U:O2	2.00	0.61
27:DA:1292:U:H2'	27:DA:1293:C:C6	2.35	0.61
27:DA:1473:G:O2'	27:DA:1474:C:H5'	2.00	0.61
27:DA:1566:A:O2'	27:DA:1567:A:H5'	2.00	0.61
27:DA:2027:G:H2'	27:DA:2028:U:O4'	2.00	0.61
29:DC:68:LEU:HD11	29:DC:179:SER:HA	1.81	0.61
30:DD:69:ARG:NH2	30:DD:192:THR:HG21	2.14	0.61
31:DE:79:ARG:HH12	31:DE:195:LEU:HD23	1.64	0.61

*Continued on next page...*

*Continued from previous page...*

Atom-1	Atom-2	Interatomic distance (Å)	Clash overlap (Å)
32:DF:170:LEU:HB3	32:DF:173:VAL:HB	1.82	0.61
33:DG:29:TRP:HA	33:DG:29:TRP:CE3	2.35	0.61
34:DH:103:LEU:CD2	34:DH:115:VAL:HB	2.30	0.61
34:DH:107:VAL:HG21	34:DH:152:ARG:CG	2.29	0.61
40:DR:24:GLN:NE2	40:DR:36:THR:HG21	2.14	0.61
41:DS:14:VAL:HG22	41:DS:91:PRO:HD3	1.82	0.61
42:DT:83:ILE:HG13	42:DT:84:GLN:N	2.15	0.61
48:DZ:18:ARG:HB3	48:DZ:81:ARG:NH2	2.13	0.61
1:AA:243:A:H4'	1:AA:244:U:O5'	2.00	0.61
1:AA:318:G:O2'	1:AA:319:G:H5'	2.00	0.61
10:AJ:22:LYS:O	10:AJ:22:LYS:HD2	1.99	0.61
14:AN:57:ARG:O	14:AN:59:ALA:N	2.33	0.61
19:AS:6:LYS:HG2	19:AS:7:LYS:HE2	1.81	0.61
19:AS:62:ILE:O	19:AS:62:ILE:HG23	1.99	0.61
27:BA:42:G:H2'	27:BA:43:A:O4'	2.00	0.61
27:BA:732:C:H2'	27:BA:733:G:O4'	1.99	0.61
27:BA:787:U:H5''	27:BA:788:A:H5'	1.81	0.61
27:BA:1021:A:H3'	27:BA:1021:A:H8	1.64	0.61
27:BA:1309:G:O2'	27:BA:1310:G:H5'	1.99	0.61
27:BA:1336:A:O2'	27:BA:1337:G:H5'	2.00	0.61
27:BA:1677:A:H2'	27:BA:1678:G:H8	1.64	0.61
27:BA:1709:U:H1'	27:BA:2860:A:H1'	1.82	0.61
27:BA:2131:G:H5'	27:BA:2133:G:O5'	2.00	0.61
27:BA:2338:G:O2'	27:BA:2339:G:H5'	2.01	0.61
30:BD:31:LYS:HG3	30:BD:33:LEU:HB2	1.82	0.61
31:BE:173:VAL:O	31:BE:174:ASP:O	2.18	0.61
32:BF:200:GLU:HA	32:BF:203:GLN:HB2	1.82	0.61
38:BP:23:PRO:CD	38:BP:33:ARG:CZ	2.78	0.61
38:BP:97:PRO:C	38:BP:98:GLU:CG	2.68	0.61
39:BQ:78:PRO:HD2	39:BQ:81:VAL:HG11	1.82	0.61
42:BT:28:VAL:HG13	42:BT:46:GLU:HA	1.83	0.61
44:BV:28:GLU:HB3	44:BV:29:PRO:HD2	1.82	0.61
48:BZ:116:LEU:HD21	48:BZ:171:ALA:HB1	1.83	0.61
50:B1:84:GLY:O	50:B1:86:SER:N	2.33	0.61
53:B4:46:ASN:ND2	53:B4:47:VAL:N	2.48	0.61
1:CA:27:G:H4'	4:CD:209:ARG:OXT	2.00	0.61
1:CA:34:C:O2'	1:CA:35:G:H5'	2.00	0.61
1:CA:134:A:N6	16:CP:25:ARG:HH12	1.98	0.61
1:CA:243:A:O2'	1:CA:244:U:OP2	2.17	0.61
1:CA:407:G:O2'	1:CA:408:A:H5'	2.00	0.61
1:CA:946:A:O2'	1:CA:1333:A:N3	2.30	0.61

*Continued on next page...*

*Continued from previous page...*

Atom-1	Atom-2	Interatomic distance (Å)	Clash overlap (Å)
1:CA:1106:G:H5''	3:CC:172:ARG:CG	2.23	0.61
1:CA:1251:A:H5''	9:CI:12:GLU:OE1	2.01	0.61
2:CB:16:HIS:HB3	2:CB:210:SER:HB3	1.82	0.61
3:CC:181:ASN:OD1	3:CC:204:LEU:HD12	2.00	0.61
5:CE:76:ILE:HD11	5:CE:142:LEU:CD1	2.30	0.61
13:CM:7:VAL:HG21	33:DG:115:ARG:HG2	1.82	0.61
23:CW:10:G:N1	23:CW:25:A:H1'	2.16	0.61
27:DA:1191:G:O2'	27:DA:1192:G:H5'	1.99	0.61
27:DA:1685:C:H2'	27:DA:1686:C:H5''	1.82	0.61
27:DA:2161:C:H2'	27:DA:2162:G:H8	1.59	0.61
27:DA:2360:A:H8	27:DA:2360:A:O5'	1.83	0.61
27:DA:2550:G:N2	27:DA:2559:C:H1'	2.12	0.61
30:DD:26:LYS:O	30:DD:26:LYS:HG2	2.00	0.61
30:DD:32:SER:O	30:DD:34:VAL:N	2.33	0.61
30:DD:65:ILE:HG22	30:DD:104:TYR:HB3	1.82	0.61
30:DD:69:ARG:HH22	30:DD:192:THR:HG21	1.65	0.61
38:DP:146:VAL:HG13	38:DP:147:LEU:H	1.65	0.61
40:DR:38:VAL:CB	40:DR:39:PRO:HD3	2.23	0.61
44:DV:71:LEU:CD1	44:DV:84:LYS:HE2	2.31	0.61
57:D8:52:LYS:N	57:D8:53:PRO:CD	2.59	0.61
1:AA:189(F):U:O2'	17:AQ:63:ARG:NH2	2.34	0.61
1:AA:818:G:O2'	1:AA:819:A:H5''	1.98	0.61
1:AA:1313:U:P	19:AS:6:LYS:HG3	2.40	0.61
2:AB:98:LEU:O	2:AB:101:MET:HG3	2.01	0.61
3:AC:5:ILE:HD12	3:AC:5:ILE:O	2.00	0.61
4:AD:86:LYS:HD3	4:AD:87:GLY:H	1.65	0.61
4:AD:153:ARG:NH2	4:AD:181:MET:HB2	2.15	0.61
6:AF:69:GLU:CD	6:AF:69:GLU:H	2.03	0.61
12:AL:43:LYS:HG2	12:AL:44:LYS:H	1.64	0.61
17:AQ:26:GLN:HE21	17:AQ:37:LYS:HG2	1.65	0.61
17:AQ:56:VAL:CG2	17:AQ:78:GLU:HG2	2.31	0.61
17:AQ:59:ILE:CG2	17:AQ:71:PHE:HB3	2.30	0.61
27:BA:181:A:C2	27:BA:182:A:C4	2.89	0.61
27:BA:854:G:H2'	27:BA:855:G:C8	2.34	0.61
27:BA:1286:A:O2'	27:BA:1288:U:OP2	2.17	0.61
27:BA:1503:U:H2'	27:BA:1504:C:C6	2.34	0.61
27:BA:2479:G:OP1	27:BA:2537:U:H1'	2.00	0.61
30:BD:26:LYS:HZ3	30:BD:81:ALA:HB1	1.64	0.61
34:BH:43:VAL:HG11	34:BH:52:VAL:CG1	2.29	0.61
34:BH:154:PRO:HB3	34:BH:163:TYR:CZ	2.35	0.61
49:B0:71:ASP:O	49:B0:73:GLY:N	2.34	0.61

*Continued on next page...*

*Continued from previous page...*

Atom-1	Atom-2	Interatomic distance (Å)	Clash overlap (Å)
57:B8:28:GLY:C	57:B8:32:LEU:HD23	2.20	0.61
57:B8:50:LEU:HA	57:B8:53:PRO:HG3	1.81	0.61
1:CA:564:C:C5	17:CQ:31:LEU:HD11	2.36	0.61
1:CA:578:C:O2	1:CA:578:C:H2'	2.00	0.61
1:CA:750:G:N2	15:CO:23:GLY:HA3	2.15	0.61
1:CA:777:A:O2'	1:CA:778:G:H5'	2.00	0.61
1:CA:1402:C:H2'	1:CA:1403:C:O4'	2.00	0.61
1:CA:1478:C:H2'	1:CA:1479:C:H6	1.65	0.61
4:CD:173:TRP:HA	4:CD:187:ARG:HH12	1.64	0.61
5:CE:88:LYS:HB3	5:CE:123:LEU:HB2	1.81	0.61
8:CH:12:ARG:HA	8:CH:15:ASN:HD22	1.65	0.61
12:CL:76:GLU:O	12:CL:77:HIS:CB	2.46	0.61
14:CN:37:PHE:CB	14:CN:39:LEU:HG	2.21	0.61
14:CN:57:ARG:HG2	14:CN:58:LYS:N	2.15	0.61
15:CO:35:ARG:O	15:CO:39:LEU:HB2	2.00	0.61
15:CO:36:ILE:HG22	15:CO:37:ASN:N	2.14	0.61
17:CQ:77:VAL:O	17:CQ:78:GLU:HB3	2.00	0.61
23:CW:67:C:H2'	23:CW:68:C:C6	2.35	0.61
27:DA:139(A):G:N2	46:DX:44:GLU:OE1	2.32	0.61
27:DA:319:C:H2'	27:DA:320:A:H8	1.64	0.61
27:DA:915:C:N4	27:DA:916:G:C6	2.68	0.61
27:DA:1011:G:OP1	43:DU:77:SER:N	2.26	0.61
27:DA:2067:G:H1	27:DA:2443:C:H42	1.48	0.61
27:DA:2454:G:H2'	27:DA:2455:G:O4'	2.00	0.61
27:DA:2733:A:H2	31:DE:203:LYS:HA	1.64	0.61
32:DF:32:LEU:O	32:DF:36:VAL:HG23	1.99	0.61
37:DO:16:ALA:HA	37:DO:46:ALA:CB	2.31	0.61
38:DP:115:LEU:HG	38:DP:116:GLY:N	2.15	0.61
38:DP:126:VAL:HA	38:DP:145:PRO:HB2	1.81	0.61
40:DR:6:SER:O	40:DR:7:GLY:O	2.18	0.61
44:DV:3:ALA:HB2	44:DV:99:ILE:HG21	1.83	0.61
47:DY:46:LYS:HD3	47:DY:47:LYS:NZ	2.15	0.61
54:D5:25:LEU:CD2	54:D5:26:THR:H	2.14	0.61
57:D8:37:SER:O	57:D8:40:GLU:HB2	2.01	0.61
1:AA:116:A:H61	1:AA:313:A:H1'	1.66	0.61
1:AA:531:U:H4'	1:AA:532:A:O5'	2.01	0.61
1:AA:1319:A:H4'	1:AA:1320:C:OP1	2.01	0.61
5:AE:92:LYS:O	5:AE:118:ILE:HD12	1.99	0.61
9:AI:91:ASP:C	9:AI:93:ARG:H	2.04	0.61
27:BA:97:C:H5''	51:B2:2:LYS:HB2	1.83	0.61
27:BA:576:U:O2'	27:BA:577:G:H5'	2.01	0.61

*Continued on next page...*

*Continued from previous page...*

Atom-1	Atom-2	Interatomic distance (Å)	Clash overlap (Å)
27:BA:1345:C:H2'	27:BA:1346:G:C8	2.34	0.61
27:BA:1755:A:H2'	27:BA:1756:G:H5'	1.83	0.61
27:BA:2197:U:H1'	27:BA:2198:A:C8	2.36	0.61
31:BE:132:HIS:CD2	31:BE:135:HIS:CE1	2.88	0.61
37:BO:2:ILE:O	37:BO:32:TYR:HB3	1.99	0.61
41:BS:17:ARG:O	41:BS:18:ILE:CB	2.48	0.61
42:BT:92:GLY:O	42:BT:94:ALA:N	2.34	0.61
45:BW:90:ARG:HH11	45:BW:90:ARG:HG3	1.65	0.61
47:BY:87:LYS:HG3	47:BY:88:LYS:N	2.15	0.61
52:B3:23:LEU:HB3	52:B3:28:LEU:HB2	1.82	0.61
1:CA:59:A:H1'	1:CA:354:G:N2	2.15	0.61
1:CA:726:C:O2'	1:CA:727:G:H5'	2.00	0.61
2:CB:92:TYR:C	2:CB:92:TYR:CD1	2.73	0.61
2:CB:92:TYR:C	2:CB:92:TYR:HD1	2.03	0.61
9:CI:9:ARG:HG3	9:CI:14:VAL:CG2	2.29	0.61
12:CL:3:THR:HG23	12:CL:6:GLN:HB2	1.82	0.61
18:CR:82:THR:C	18:CR:83:GLU:HG2	2.20	0.61
23:CW:28:G:H3'	23:CW:29:G:H8	1.64	0.61
23:CW:34:U:O2'	23:CW:35:G:H5'	2.00	0.61
23:CW:57:A:H3'	23:CW:57:A:OP1	2.00	0.61
27:DA:50:U:C4'	27:DA:51:G:OP2	2.47	0.61
27:DA:125:G:H1'	56:D7:13:ALA:HB1	1.82	0.61
27:DA:272(C):G:H1	27:DA:365:C:N4	1.95	0.61
27:DA:1033:U:O4	58:D9:15:LYS:HE3	1.99	0.61
27:DA:2405:G:HO2'	27:DA:2406:U:P	2.24	0.61
27:DA:2531:A:H61	27:DA:2662:A:H61	1.48	0.61
31:DE:93:VAL:O	31:DE:95:ILE:N	2.33	0.61
34:DH:89:ILE:HG12	34:DH:129:THR:HA	1.82	0.61
36:DN:19:GLU:HG3	36:DN:20:GLY:N	2.15	0.61
38:DP:135:LEU:HD13	38:DP:135:LEU:O	1.99	0.61
41:DS:62:LYS:H	41:DS:65:VAL:HG23	1.65	0.61
46:DX:57:LEU:C	46:DX:57:LEU:HD22	2.21	0.61
48:DZ:7:TYR:CD1	48:DZ:7:TYR:N	2.68	0.61
48:DZ:107:PRO:HG3	48:DZ:116:LEU:HB2	1.82	0.61
1:AA:889:A:H4'	1:AA:890:G:OP1	2.01	0.61
1:AA:920:U:O4'	1:AA:1080:A:C2	2.54	0.61
1:AA:1233:G:H2'	1:AA:1234:C:C6	2.34	0.61
6:AF:43:LEU:H	6:AF:43:LEU:CD1	2.01	0.61
10:AJ:90:LEU:N	10:AJ:91:PRO:CD	2.64	0.61
16:AP:20:VAL:HG21	16:AP:32:TYR:CD1	2.36	0.61
17:AQ:3:LYS:HD2	17:AQ:60:ILE:HD11	1.82	0.61

*Continued on next page...*

*Continued from previous page...*

Atom-1	Atom-2	Interatomic distance (Å)	Clash overlap (Å)
25:AY:35:G:H2'	25:AY:36:A:C8	2.36	0.61
27:BA:466:A:H2'	27:BA:467:G:H5'	1.83	0.61
27:BA:910:A:H62	39:BQ:12:GLN:HA	1.64	0.61
27:BA:942:G:O2'	27:BA:943:U:H5'	2.00	0.61
27:BA:2415:G:O3'	38:BP:66:GLY:HA3	1.99	0.61
28:BB:42:C:H4'	33:BG:67:LYS:O	2.01	0.61
32:BF:186:ILE:HD13	32:BF:192:LEU:CD1	2.31	0.61
36:BN:29:LYS:O	36:BN:33:LEU:HD12	2.00	0.61
36:BN:57:ALA:H	36:BN:124:ALA:HA	1.65	0.61
37:BO:75:SER:O	37:BO:76:ALA:HB2	2.01	0.61
48:BZ:140:VAL:HG22	48:BZ:140:VAL:O	2.01	0.61
50:B1:75:GLU:O	50:B1:77:ALA:N	2.32	0.61
1:CA:15:G:H1	1:CA:920:U:H3	1.47	0.61
1:CA:60:A:C5'	1:CA:331:G:H22	2.13	0.61
1:CA:503:C:O2'	1:CA:504:C:H5'	2.01	0.61
10:CJ:78:ASN:HD22	10:CJ:80:LYS:H	1.49	0.61
12:CL:45:PRO:CB	22:CV:9:G:H4'	2.29	0.61
13:CM:68:GLY:C	13:CM:71:ARG:HB3	2.20	0.61
14:CN:24:CYS:CB	14:CN:40:CYS:HB3	2.31	0.61
18:CR:35:ARG:O	18:CR:37:VAL:HG13	2.00	0.61
27:DA:27:G:H2'	27:DA:512:G:H22	1.63	0.61
27:DA:376:C:H2'	27:DA:377:C:C6	2.35	0.61
27:DA:849:A:N1	52:D3:25:ALA:HB2	2.14	0.61
27:DA:1176:G:O2'	27:DA:1177:A:H5'	2.00	0.61
27:DA:1424:G:H2'	27:DA:1425:G:O4'	1.99	0.61
27:DA:1657:C:H2'	27:DA:1658:C:C6	2.36	0.61
27:DA:1933:G:H2'	27:DA:1934:C:C6	2.35	0.61
27:DA:2160:G:H2'	27:DA:2161:C:C6	2.36	0.61
27:DA:2192:G:C2'	27:DA:2193:G:H5''	2.30	0.61
27:DA:2691:C:H42	27:DA:2718:G:H1	1.49	0.61
33:DG:36:LYS:HG2	33:DG:160:VAL:CG2	2.29	0.61
38:DP:108:LYS:H	38:DP:108:LYS:HD2	1.64	0.61
39:DQ:42:ILE:HD12	39:DQ:42:ILE:N	2.14	0.61
42:DT:34:VAL:HG12	42:DT:34:VAL:O	1.99	0.61
43:DU:92:ARG:NH1	44:DV:11:GLN:HG3	2.16	0.61
44:DV:47:VAL:O	44:DV:48:GLY:C	2.38	0.61
58:D9:18:ARG:O	58:D9:18:ARG:CG	2.47	0.61
1:AA:1154:G:H2'	1:AA:1155:G:H8	1.64	0.61
1:AA:1179:A:H5'	9:AI:102:LEU:HD12	1.83	0.61
3:AC:19:GLU:O	3:AC:40:ARG:NH2	2.34	0.61
7:AG:115:ARG:HB2	7:AG:118:VAL:HG13	1.82	0.61

*Continued on next page...*



*Continued from previous page...*

Atom-1	Atom-2	Interatomic distance (Å)	Clash overlap (Å)
10:AJ:53:PRO:HA	14:AN:41:ARG:NH2	2.16	0.61
11:AK:50:TYR:CB	11:AK:54:ARG:O	2.48	0.61
25:AY:42:G:N2	25:AY:43:C:H1'	2.15	0.61
27:BA:661:C:O2'	38:BP:16:ARG:O	2.12	0.61
27:BA:663:G:H2'	27:BA:664:C:H6	1.65	0.61
27:BA:825:C:H2'	27:BA:826:U:O4'	1.99	0.61
27:BA:1502:C:H2'	27:BA:1502:C:O2	2.00	0.61
27:BA:1670:C:H42	27:BA:1674:G:H5'	1.65	0.61
27:BA:1790:C:H5''	27:BA:1791:A:OP1	2.01	0.61
27:BA:2619:C:H4'	31:BE:151:TYR:O	2.01	0.61
29:BC:45:ALA:O	29:BC:46:LYS:HB2	2.00	0.61
30:BD:49:ILE:HD11	30:BD:52:ARG:CA	2.24	0.61
31:BE:68:ALA:C	31:BE:70:ALA:N	2.53	0.61
31:BE:101:ARG:HH21	31:BE:171:GLU:HB2	1.66	0.61
32:BF:40:GLN:HE22	32:BF:184:TYR:HB3	1.66	0.61
32:BF:160:ASN:O	32:BF:162:LEU:N	2.34	0.61
33:BG:52:ILE:HG22	33:BG:54:GLU:HG2	1.81	0.61
33:BG:170:ARG:HH22	33:BG:182:LYS:HG3	1.64	0.61
36:BN:119:ARG:O	36:BN:120:LEU:CB	2.49	0.61
40:BR:98:LEU:CD1	40:BR:113:LEU:HD23	2.28	0.61
43:BU:12:ARG:O	43:BU:15:LYS:HD3	2.01	0.61
56:B7:37:LYS:HD3	56:B7:39:ARG:HE	1.63	0.61
58:B9:7:VAL:HG13	58:B9:34:GLN:NE2	2.14	0.61
1:CA:225:C:H2'	1:CA:225:C:O2	2.01	0.61
2:CB:82:ARG:HG3	2:CB:92:TYR:CE2	2.36	0.61
6:CF:25:ILE:HD13	6:CF:28:ARG:HD2	1.82	0.61
6:CF:96:PRO:HB3	18:CR:30:ASP:OD2	1.99	0.61
9:CI:15:ALA:HB2	9:CI:65:VAL:HG23	1.83	0.61
18:CR:35:ARG:O	18:CR:37:VAL:N	2.34	0.61
23:CW:56:G:H2'	23:CW:57:A:H5'	1.81	0.61
27:DA:243:U:OP1	57:D8:6:THR:HG21	2.00	0.61
27:DA:244:A:C2	27:DA:255:A:C4	2.88	0.61
27:DA:777:A:O2'	27:DA:778:G:H5'	2.01	0.61
27:DA:1518:U:H2'	27:DA:1519:G:O4'	2.01	0.61
27:DA:1702:G:H2'	27:DA:1703:G:O5'	2.00	0.61
27:DA:2178:C:H5''	29:DC:46:LYS:HG2	1.81	0.61
27:DA:2279:G:N2	27:DA:2280:G:H1'	2.15	0.61
27:DA:2668:G:O2'	27:DA:2669:G:H5'	2.00	0.61
27:DA:2712:U:C2'	27:DA:2712(A):A:O5'	2.48	0.61
28:DB:26:A:C3'	28:DB:27:C:H5''	2.31	0.61
33:DG:71:THR:OG1	33:DG:89:GLY:HA3	2.01	0.61

*Continued on next page...*

*Continued from previous page...*

Atom-1	Atom-2	Interatomic distance (Å)	Clash overlap (Å)
33:DG:180:PHE:C	33:DG:182:LYS:H	2.04	0.61
39:DQ:38:GLU:HG3	39:DQ:127:ILE:CB	2.31	0.61
43:DU:42:ALA:C	43:DU:44:ASN:N	2.51	0.61
45:DW:46:PHE:O	45:DW:50:VAL:HG12	2.01	0.61
48:DZ:13:LYS:O	48:DZ:17:LEU:N	2.33	0.61
55:D6:13:CYS:HB3	55:D6:50:ARG:O	2.00	0.61
56:D7:8:ASN:ND2	56:D7:11:LYS:N	2.44	0.61
1:AA:376:G:H4'	16:AP:5:ARG:HD2	1.83	0.61
1:AA:444:C:H42	1:AA:490:G:H1	1.48	0.61
1:AA:511:C:HO2'	1:AA:512:U:H6	1.48	0.61
1:AA:677:U:H3	1:AA:714:G:H22	1.48	0.61
1:AA:952:U:O2'	1:AA:953:G:H5'	2.01	0.61
1:AA:1139:G:H5'	1:AA:1140:C:OP1	2.01	0.61
13:AM:23:TYR:HE1	13:AM:71:ARG:HB2	1.66	0.61
13:AM:70:LEU:O	13:AM:74:VAL:HG23	1.99	0.61
16:AP:6:LEU:HD12	16:AP:6:LEU:H	1.65	0.61
16:AP:50:LYS:HD3	16:AP:50:LYS:C	2.20	0.61
27:BA:125:G:N2	56:B7:48:LYS:NZ	2.49	0.61
27:BA:244:A:O2'	38:BP:73:GLY:CA	2.49	0.61
27:BA:548:A:O2'	27:BA:549:G:OP1	2.18	0.61
27:BA:996:A:N6	27:BA:1160:G:C6	2.68	0.61
27:BA:1050:A:HO2'	27:BA:1051:G:H8	1.43	0.61
27:BA:1311:G:C6	56:B7:47:ARG:NH1	2.69	0.61
27:BA:1503:U:H2'	27:BA:1504:C:H6	1.66	0.61
27:BA:1603:A:H8	27:BA:1603:A:C5'	2.14	0.61
27:BA:1782:C:H1'	27:BA:2609:U:C5'	2.28	0.61
27:BA:2203:U:H4'	30:BD:151:LYS:HG2	1.82	0.61
27:BA:2432:A:H2'	27:BA:2433:A:H8	1.62	0.61
27:BA:2815:C:H5'	54:B5:29:THR:HG21	1.82	0.61
27:BA:2828:C:O2'	27:BA:2829:C:H5'	2.01	0.61
29:BC:196:LEU:C	29:BC:198:ALA:N	2.49	0.61
31:BE:130:GLY:O	31:BE:131:ALA:O	2.19	0.61
32:BF:176:LEU:HD21	32:BF:180:GLY:O	2.01	0.61
35:BI:114:LEU:O	35:BI:115:ALA:HB3	2.01	0.61
50:B1:64:ALA:HA	50:B1:67:ILE:HG13	1.81	0.61
1:CA:250:A:H1'	1:CA:252:U:C5	2.35	0.61
1:CA:284:G:H2'	1:CA:285:G:C8	2.30	0.61
1:CA:339:C:H2'	1:CA:340:U:H6	1.65	0.61
1:CA:928:G:H1	1:CA:1389:C:H42	1.49	0.61
2:CB:134:GLU:HA	2:CB:137:ARG:HB3	1.83	0.61
8:CH:109:ILE:HG22	8:CH:137:VAL:O	2.00	0.61

*Continued on next page...*

*Continued from previous page...*

Atom-1	Atom-2	Interatomic distance (Å)	Clash overlap (Å)
11:CK:13:GLN:NE2	11:CK:75:TYR:HA	2.15	0.61
17:CQ:27:PHE:N	17:CQ:27:PHE:CD2	2.68	0.61
20:CT:22:ARG:O	20:CT:26:ASN:ND2	2.33	0.61
26:CZ:4:SER:C	26:CZ:5:UAL:H6	2.01	0.61
27:DA:663:G:H2'	27:DA:664:C:C6	2.36	0.61
27:DA:746:A:H1'	27:DA:748:G:N2	2.14	0.61
27:DA:875:G:H2'	27:DA:876:C:C6	2.36	0.61
27:DA:1247:A:O2'	27:DA:1248:G:H5''	2.01	0.61
27:DA:1299:G:H5''	27:DA:1300:U:OP1	2.01	0.61
27:DA:1952:A:C6	37:DO:22:ILE:HD12	2.35	0.61
27:DA:2197:U:HO2'	27:DA:2198:A:H2'	1.64	0.61
30:DD:27:THR:CG2	30:DD:83:GLU:HG2	2.29	0.61
34:DH:92:ILE:HG22	34:DH:93:GLY:N	2.14	0.61
36:DN:10:GLU:OE2	36:DN:11:PRO:HD2	2.00	0.61
37:DO:11:ALA:O	37:DO:98:VAL:HA	2.01	0.61
38:DP:121:LYS:O	38:DP:123:LEU:HG	2.00	0.61
46:DX:44:GLU:O	46:DX:46:ALA:N	2.33	0.61
47:DY:45:VAL:HA	47:DY:62:GLU:HG2	1.82	0.61
53:D4:42:CYS:SG	53:D4:46:ASN:HB3	2.40	0.61
1:AA:575:G:H4'	1:AA:576:G:O5'	2.00	0.61
1:AA:1070:U:H2'	1:AA:1071:C:C6	2.36	0.61
16:AP:14:ASN:HA	16:AP:42:ARG:NH2	2.16	0.61
16:AP:20:VAL:CG2	16:AP:21:VAL:N	2.63	0.61
18:AR:66:LEU:HD11	18:AR:70:ILE:HD11	1.82	0.61
19:AS:44:MET:O	19:AS:62:ILE:HG12	2.00	0.61
23:AW:6:U:C2'	23:AW:7:A:H5''	2.30	0.61
24:AX:50:U:H3	24:AX:64:G:H1	1.49	0.61
27:BA:60:G:C5	27:BA:63:U:C4	2.89	0.61
27:BA:480:A:H2	27:BA:499:U:O2	1.83	0.61
27:BA:686:G:H4'	27:BA:687:C:OP2	1.98	0.61
27:BA:703:U:H2'	27:BA:704:G:H5'	1.82	0.61
27:BA:892:G:H2'	27:BA:892:G:N3	2.16	0.61
27:BA:1344:G:H5'	27:BA:1384:A:N6	2.16	0.61
27:BA:1445(A):C:H2'	27:BA:1446:C:H6	1.65	0.61
27:BA:2277:G:OP2	49:B0:12:ASN:OD1	2.18	0.61
27:BA:2306:C:H5'	27:BA:2307:G:O4'	2.01	0.61
30:BD:68:LYS:O	30:BD:68:LYS:HG3	2.01	0.61
30:BD:142:VAL:HG23	30:BD:192:THR:O	2.00	0.61
31:BE:167:VAL:HG13	31:BE:189:PRO:HD3	1.83	0.61
32:BF:136:THR:O	32:BF:140:LEU:HB2	2.00	0.61
38:BP:10:PRO:O	38:BP:11:GLY:O	2.19	0.61

*Continued on next page...*

*Continued from previous page...*

Atom-1	Atom-2	Interatomic distance (Å)	Clash overlap (Å)
39:BQ:39:PRO:HD3	39:BQ:99:PRO:CG	2.30	0.61
39:BQ:43:THR:HG22	39:BQ:94:VAL:HG12	1.83	0.61
40:BR:18:LEU:O	40:BR:18:LEU:HD13	2.01	0.61
40:BR:96:ARG:HG2	40:BR:97:VAL:N	2.16	0.61
46:BX:26:TYR:CD2	46:BX:92:LEU:HD12	2.35	0.61
49:B0:21:LEU:HD22	49:B0:39:ARG:HB3	1.83	0.61
2:CB:236:TYR:HD2	2:CB:239:VAL:HB	1.65	0.61
4:CD:76:ARG:O	4:CD:79:PHE:N	2.34	0.61
5:CE:13:ILE:HG23	5:CE:29:GLY:O	2.01	0.61
27:DA:671:C:O2'	27:DA:672:C:O5'	2.19	0.61
27:DA:859:G:H21	27:DA:916:G:H2'	1.66	0.61
27:DA:957:A:N6	27:DA:959:A:C2	2.69	0.61
27:DA:1649:G:N1	27:DA:2009:G:C6	2.69	0.61
27:DA:1655:A:H4'	31:DE:114:ALA:CA	2.31	0.61
27:DA:2261:C:H5'	27:DA:2388:A:H4'	1.83	0.61
27:DA:2838:G:H1'	40:DR:45:ARG:HH11	1.64	0.61
30:DD:10:THR:HG23	30:DD:13:ARG:CB	2.29	0.61
30:DD:69:ARG:HH12	30:DD:192:THR:HB	1.65	0.61
31:DE:91:VAL:HG12	31:DE:92:THR:H	1.64	0.61
33:DG:16:ARG:N	33:DG:17:PRO:HD2	2.16	0.61
33:DG:51:ARG:HA	33:DG:51:ARG:CZ	2.30	0.61
34:DH:104:GLU:HA	34:DH:113:VAL:O	2.01	0.61
34:DH:156:ALA:C	34:DH:158:HIS:N	2.52	0.61
39:DQ:137:TYR:OH	48:DZ:80:ARG:NH2	2.32	0.61
42:DT:62:THR:HG22	42:DT:75:ILE:HG12	1.82	0.61
44:DV:62:LEU:HD21	44:DV:95:LEU:N	2.15	0.61
47:DY:9:LYS:O	47:DY:11:ASP:N	2.34	0.61
48:DZ:41:VAL:O	48:DZ:45:LYS:HG3	2.00	0.61
50:D1:46:LEU:C	50:D1:47:GLN:HE21	2.04	0.61
1:AA:666:G:O2'	1:AA:667:G:H5'	2.01	0.61
1:AA:822:C:O2'	1:AA:823:G:H5'	2.01	0.61
1:AA:1428:A:H2'	1:AA:1429:C:C6	2.36	0.61
2:AB:17:PHE:N	2:AB:17:PHE:CD2	2.68	0.61
3:AC:150:LYS:HE3	3:AC:167:TRP:NE1	2.14	0.61
3:AC:152:ILE:O	3:AC:198:VAL:HG12	2.00	0.61
7:AG:26:PHE:CD1	7:AG:101:LEU:HD22	2.35	0.61
12:AL:38:ARG:HH22	12:AL:54:LYS:HZ3	1.48	0.61
14:AN:27:CYS:O	14:AN:27:CYS:SG	2.59	0.61
27:BA:97:C:H5''	51:B2:2:LYS:CB	2.30	0.61
27:BA:386:G:O2'	27:BA:387:U:OP1	2.16	0.61
27:BA:470:A:H2'	27:BA:471:A:C8	2.36	0.61

*Continued on next page...*

*Continued from previous page...*

Atom-1	Atom-2	Interatomic distance (Å)	Clash overlap (Å)
27:BA:500:G:N2	27:BA:503:A:C8	2.69	0.61
27:BA:587:C:O2'	27:BA:588:U:OP2	2.17	0.61
27:BA:715:G:H2'	27:BA:716:A:C8	2.36	0.61
27:BA:1839:G:H2'	27:BA:1840:G:H8	1.66	0.61
27:BA:1996:C:H4'	27:BA:1997:G:O5'	2.00	0.61
27:BA:2533:A:C3'	27:BA:2534:A:H5''	2.31	0.61
27:BA:2809:A:O2'	27:BA:2810:A:H5'	1.99	0.61
29:BC:77:ILE:O	29:BC:77:ILE:HG23	2.00	0.61
30:BD:27:THR:O	30:BD:27:THR:HG23	1.99	0.61
34:BH:70:THR:O	34:BH:72:ILE:N	2.34	0.61
36:BN:40:PRO:O	43:BU:64:ARG:HD3	2.01	0.61
38:BP:85:LEU:HD23	38:BP:85:LEU:N	2.16	0.61
39:BQ:134:ARG:NH2	48:BZ:121:ARG:CZ	2.61	0.61
42:BT:23:ARG:HA	42:BT:52:ILE:HD12	1.83	0.61
46:BX:14:SER:O	46:BX:17:ALA:N	2.33	0.61
57:B8:32:LEU:HB3	57:B8:36:LYS:HD2	1.83	0.61
1:CA:276:G:C2'	1:CA:277:C:H5'	2.31	0.61
1:CA:344:A:O2'	1:CA:345:C:OP1	2.17	0.61
1:CA:961:U:O2'	1:CA:962:C:H6	1.83	0.61
2:CB:80:ILE:HD13	2:CB:211:ILE:HG22	1.83	0.61
3:CC:27:LYS:NZ	3:CC:27:LYS:HB3	2.16	0.61
6:CF:21:LEU:O	6:CF:24:GLU:HG2	2.00	0.61
16:CP:31:LYS:HG2	16:CP:32:TYR:N	2.16	0.61
17:CQ:50:LYS:HE2	17:CQ:51:TYR:CE1	2.36	0.61
24:CX:37:A:H3'	24:CX:38:A:C8	2.35	0.61
27:DA:627:A:H4'	27:DA:628:G:OP1	2.00	0.61
27:DA:733:G:H8	27:DA:733:G:O5'	1.84	0.61
27:DA:744:G:OP1	31:DE:132:HIS:HB3	2.01	0.61
27:DA:1252:G:OP1	27:DA:1252:G:C8	2.54	0.61
27:DA:2103:C:H3'	27:DA:2104:G:H5''	1.82	0.61
27:DA:2306:C:H5'	27:DA:2307:G:O5'	2.01	0.61
27:DA:2362:G:O2'	27:DA:2363:C:H5'	2.01	0.61
30:DD:69:ARG:NH1	30:DD:192:THR:HB	2.15	0.61
31:DE:111:ARG:CA	40:DR:2:ARG:HG3	2.29	0.61
34:DH:135:GLY:HA3	34:DH:141:VAL:HG22	1.83	0.61
36:DN:114:ARG:O	36:DN:117:PHE:HB3	2.01	0.61
40:DR:11:ASN:HB3	40:DR:12:ARG:HH11	1.64	0.61
41:DS:101:LEU:CD1	41:DS:101:LEU:H	2.14	0.61
48:DZ:54:HIS:NE2	48:DZ:134:GLU:HG3	2.15	0.61
1:AA:376:G:H5''	16:AP:5:ARG:CB	2.25	0.60
1:AA:403:C:H5''	4:AD:136:PRO:HD2	1.83	0.60

*Continued on next page...*

*Continued from previous page...*

Atom-1	Atom-2	Interatomic distance (Å)	Clash overlap (Å)
1:AA:533:A:HO2'	1:AA:534:U:H5''	1.65	0.60
2:AB:155:LEU:HD12	2:AB:159:PRO:HD3	1.83	0.60
4:AD:159:ARG:HH11	4:AD:159:ARG:HG3	1.65	0.60
5:AE:78:HIS:CE1	5:AE:142:LEU:HA	2.36	0.60
8:AH:42:GLU:OE2	8:AH:120:THR:HG21	2.00	0.60
13:AM:102:ARG:NH1	13:AM:102:ARG:HG3	2.15	0.60
23:AW:63:C:H2'	23:AW:64:G:C8	2.35	0.60
27:BA:250:G:OP2	57:B8:13:ARG:NH2	2.33	0.60
27:BA:345:A:N3	27:BA:347:A:N6	2.49	0.60
27:BA:581:C:O2'	27:BA:582:G:H5'	2.01	0.60
27:BA:635:C:H2'	27:BA:636:G:H8	1.66	0.60
27:BA:1598:C:H2'	27:BA:1598:C:O2	2.01	0.60
27:BA:1799:G:H4'	27:BA:1800:C:O5'	2.01	0.60
27:BA:1922:G:H2'	27:BA:1923:U:C6	2.36	0.60
27:BA:2036:C:H5'	27:BA:2036:C:H6	1.66	0.60
38:BP:70:GLN:OE1	38:BP:70:GLN:HA	2.02	0.60
42:BT:68:TYR:HD2	42:BT:68:TYR:N	1.99	0.60
42:BT:129:ARG:HG3	42:BT:129:ARG:O	2.01	0.60
44:BV:39:LEU:HA	44:BV:47:VAL:HG11	1.83	0.60
48:BZ:107:PRO:CD	48:BZ:116:LEU:HB2	2.31	0.60
57:B8:44:LYS:HD2	57:B8:44:LYS:N	2.15	0.60
1:CA:787:A:H2	1:CA:795:C:H41	1.47	0.60
1:CA:1286:A:C8	1:CA:1287:A:H4'	2.36	0.60
1:CA:1459:C:O2'	1:CA:1460:A:H5'	2.00	0.60
5:CE:33:VAL:HG22	5:CE:43:LEU:CD1	2.31	0.60
5:CE:101:ILE:HG13	5:CE:119:LEU:HD23	1.81	0.60
6:CF:43:LEU:O	6:CF:44:GLY:O	2.19	0.60
9:CI:55:ALA:CB	9:CI:59:PHE:HE1	2.14	0.60
10:CJ:45:ARG:HB3	10:CJ:65:LEU:HB3	1.82	0.60
10:CJ:81:THR:O	10:CJ:83:GLU:N	2.32	0.60
23:CW:63:C:H2'	23:CW:64:G:C8	2.36	0.60
27:DA:720:C:H2'	27:DA:721:C:H6	1.65	0.60
27:DA:953:A:H2'	27:DA:954:G:H8	1.65	0.60
27:DA:1962:C:O2'	27:DA:1964:G:OP2	2.17	0.60
27:DA:2223:G:H2'	27:DA:2224:G:C5'	2.27	0.60
27:DA:2569:G:C2'	27:DA:2570:G:H5'	2.32	0.60
27:DA:2758:A:C5	34:DH:67:LEU:HD21	2.35	0.60
27:DA:2838:G:C1'	40:DR:45:ARG:NH1	2.59	0.60
39:DQ:81:VAL:HG22	39:DQ:82:ARG:N	2.16	0.60
43:DU:68:ALA:O	43:DU:71:GLN:HG3	2.01	0.60
43:DU:112:ARG:O	43:DU:115:ALA:HB3	2.00	0.60

*Continued on next page...*



*Continued from previous page...*

Atom-1	Atom-2	Interatomic distance (Å)	Clash overlap (Å)
44:DV:58:VAL:HG12	44:DV:59:ALA:N	2.16	0.60
48:DZ:140:VAL:HG23	48:DZ:143:LEU:HD23	1.83	0.60
1:AA:489:C:H2'	1:AA:490:G:C8	2.36	0.60
1:AA:594:G:H2'	1:AA:595:G:H5'	1.81	0.60
1:AA:1054:C:C5	1:AA:1196:U:H2'	2.36	0.60
1:AA:1081:G:O2'	1:AA:1082:G:H5'	2.01	0.60
2:AB:70:PHE:O	2:AB:93:VAL:HG22	2.01	0.60
10:AJ:90:LEU:H	10:AJ:91:PRO:CD	2.14	0.60
11:AK:126:ARG:C	11:AK:128:ALA:H	2.01	0.60
27:BA:1204:A:N6	27:BA:1240:U:H2'	2.16	0.60
27:BA:1971:A:C4	30:BD:241:PRO:HG3	2.36	0.60
27:BA:2462:U:H3	27:BA:2488:A:N6	1.97	0.60
27:BA:2790:A:C2	27:BA:2791:C:H3'	2.27	0.60
36:BN:113:GLY:O	36:BN:116:LEU:HB2	2.02	0.60
40:BR:12:ARG:HD3	40:BR:16:HIS:CG	2.36	0.60
41:BS:15:ARG:C	41:BS:17:ARG:O	2.38	0.60
44:BV:91:TYR:O	44:BV:92:THR:HG22	2.00	0.60
45:BW:73:ALA:HB3	45:BW:106:ILE:HG12	1.81	0.60
48:BZ:107:PRO:C	48:BZ:109:GLY:H	2.03	0.60
55:B6:51:GLU:O	55:B6:52:VAL:CB	2.48	0.60
1:CA:181:G:H21	1:CA:183:G:N2	1.98	0.60
1:CA:286:G:O2'	1:CA:287:U:H5'	1.99	0.60
1:CA:538:G:O2'	1:CA:539:A:H5'	2.01	0.60
2:CB:178:ARG:HH22	8:CH:74:PRO:HG3	1.67	0.60
3:CC:190:ARG:HH11	3:CC:190:ARG:HG2	1.66	0.60
19:CS:38:SER:O	19:CS:70:LYS:HB3	2.00	0.60
27:DA:17:G:H1	27:DA:523:C:H42	1.49	0.60
27:DA:324:A:H2'	27:DA:325:G:O4'	2.02	0.60
27:DA:632:A:H2'	27:DA:633:A:C8	2.37	0.60
27:DA:887:A:C2'	27:DA:888:C:H5''	2.31	0.60
27:DA:1430:C:H2'	27:DA:1431:U:H6	1.66	0.60
27:DA:1785:A:OP2	27:DA:1982:C:H5'	2.01	0.60
27:DA:1904:G:O2'	27:DA:1905:C:H5'	2.01	0.60
27:DA:2715:C:H2'	27:DA:2716:U:C6	2.36	0.60
30:DD:43:ARG:HB2	30:DD:54:ARG:CB	2.32	0.60
30:DD:267:SER:O	30:DD:268:ARG:CB	2.50	0.60
31:DE:102:VAL:HG22	31:DE:170:LEU:O	2.00	0.60
36:DN:15:LEU:HD12	36:DN:136:GLU:CG	2.29	0.60
46:DX:26:TYR:CD1	46:DX:89:ILE:HD12	2.35	0.60
48:DZ:75:LEU:HA	48:DZ:82:PRO:HA	1.82	0.60
48:DZ:119:ILE:O	48:DZ:170:ILE:HA	2.02	0.60

*Continued on next page...*



*Continued from previous page...*

Atom-1	Atom-2	Interatomic distance (Å)	Clash overlap (Å)
1:AA:390:C:O3'	16:AP:28:ARG:NH2	2.34	0.60
1:AA:865:A:H2	1:AA:918:A:H4'	1.66	0.60
1:AA:1001(A):G:C8	1:AA:1002:G:H8	2.20	0.60
1:AA:1292:U:H2'	1:AA:1293:G:C8	2.37	0.60
1:AA:1306:A:N6	1:AA:1331:G:H1'	2.16	0.60
1:AA:1452:C:H4'	1:AA:1456:G:C2	2.36	0.60
3:AC:156:ARG:H	3:AC:163:ALA:HA	1.66	0.60
4:AD:141:ARG:N	4:AD:144:ASP:OD2	2.33	0.60
16:AP:23:ASP:O	16:AP:24:ALA:C	2.40	0.60
19:AS:41:VAL:O	19:AS:44:MET:HB2	2.01	0.60
27:BA:252:G:H2'	27:BA:253:C:H6	1.66	0.60
27:BA:707:G:H5'	27:BA:708:C:OP2	2.00	0.60
27:BA:2346:A:H8	27:BA:2383:G:C5	2.17	0.60
27:BA:2876:G:H4'	42:BT:3:ARG:HD2	1.81	0.60
28:BB:57:A:C4	33:BG:29:TRP:HB2	2.37	0.60
31:BE:35:GLN:HE21	31:BE:37:ARG:HD3	1.66	0.60
34:BH:85:LYS:HD2	34:BH:141:VAL:HG13	1.81	0.60
35:BI:82:ARG:HH11	35:BI:82:ARG:CB	2.12	0.60
38:BP:7:ARG:O	38:BP:10:PRO:CD	2.49	0.60
41:BS:101:LEU:HD13	41:BS:101:LEU:O	2.01	0.60
43:BU:8:VAL:HG12	43:BU:9:VAL:N	2.16	0.60
47:BY:97:ARG:O	47:BY:98:VAL:HG23	2.01	0.60
1:CA:327:A:O2'	1:CA:329:A:H5'	2.02	0.60
1:CA:406:G:C5'	4:CD:5:ILE:HG21	2.32	0.60
1:CA:500:G:H2'	1:CA:501:C:H6	1.65	0.60
1:CA:580:U:H2'	1:CA:581:G:C8	2.36	0.60
1:CA:862:C:C1'	1:CA:874:G:H4'	2.31	0.60
1:CA:1046:A:H3'	1:CA:1047:G:H8	1.66	0.60
1:CA:1053:G:N7	1:CA:1199:U:H3'	2.16	0.60
3:CC:135:LYS:NZ	5:CE:53:LEU:HD21	2.15	0.60
4:CD:9:CYS:SG	4:CD:22:LYS:CD	2.78	0.60
4:CD:33:MET:HA	4:CD:33:MET:HE3	1.83	0.60
6:CF:97:PHE:CD2	18:CR:65:ILE:HD13	2.36	0.60
12:CL:24:LEU:HG	12:CL:59:SER:CB	2.32	0.60
20:CT:84:LEU:O	20:CT:88:VAL:HG23	2.01	0.60
27:DA:324:A:O2'	27:DA:325:G:H5'	2.02	0.60
27:DA:372:G:N2	27:DA:400:G:H2'	2.16	0.60
27:DA:391:G:H8	27:DA:391:G:O5'	1.83	0.60
27:DA:1017:G:O2'	27:DA:1018:C:H5'	2.00	0.60
27:DA:1022:G:O2'	27:DA:1024:G:N7	2.30	0.60
27:DA:1569:A:H1'	30:DD:38:LYS:NZ	2.16	0.60

*Continued on next page...*

*Continued from previous page...*

Atom-1	Atom-2	Interatomic distance (Å)	Clash overlap (Å)
27:DA:1688:U:H1'	27:DA:1701:A:C6	2.36	0.60
27:DA:1788:C:O2'	27:DA:1789:A:H5'	2.01	0.60
27:DA:2087:G:C6	27:DA:2233:U:N3	2.68	0.60
27:DA:2586:C:O2'	27:DA:2587:A:H5'	2.02	0.60
27:DA:2752:C:C2'	27:DA:2753:A:H8	2.13	0.60
28:DB:31:C:H2'	28:DB:53:A:H61	1.67	0.60
30:DD:147:LEU:O	30:DD:189:CYS:SG	2.53	0.60
31:DE:128:SER:O	31:DE:129:HIS:HB2	2.00	0.60
37:DO:103:ALA:HA	37:DO:122:LEU:O	2.02	0.60
46:DX:5:TYR:CD1	46:DX:5:TYR:N	2.69	0.60
1:AA:640:A:H2	8:AH:115:SER:HB3	1.65	0.60
1:AA:823:G:H21	8:AH:1:MET:CE	2.15	0.60
16:AP:18:ARG:O	16:AP:20:VAL:HG12	2.01	0.60
19:AS:51:VAL:O	19:AS:58:VAL:HG22	2.02	0.60
25:AY:17:G:H22	25:AY:54:U:H1'	1.66	0.60
27:BA:121:G:C8	27:BA:121:G:H5''	2.36	0.60
27:BA:361:G:H2'	27:BA:362:U:H5''	1.82	0.60
27:BA:2839:G:H2'	27:BA:2840:C:H6	1.66	0.60
28:BB:105:A:H2'	28:BB:106:G:H5'	1.83	0.60
31:BE:143:ASN:OD1	31:BE:147:PRO:HD2	2.02	0.60
33:BG:111:LEU:HD23	33:BG:114:ILE:HD12	1.84	0.60
34:BH:43:VAL:CB	34:BH:52:VAL:HA	2.32	0.60
34:BH:97:ARG:HG2	34:BH:98:LEU:N	2.15	0.60
35:BI:45:LYS:O	35:BI:48:GLU:HB2	2.01	0.60
36:BN:16:ILE:O	36:BN:54:VAL:HA	2.02	0.60
36:BN:34:LEU:O	36:BN:49:GLY:HA3	2.00	0.60
37:BO:97:ARG:HB3	37:BO:99:PHE:CE1	2.36	0.60
43:BU:83:LEU:HD13	43:BU:113:ALA:HB2	1.82	0.60
50:B1:5:CYS:HG	50:B1:8:SER:HG	1.49	0.60
51:B2:15:LYS:O	51:B2:16:LEU:HD23	2.01	0.60
1:CA:560:U:H4'	1:CA:561:U:OP2	2.01	0.60
1:CA:885:G:N3	1:CA:914:A:C2	2.69	0.60
1:CA:963:G:H21	10:CJ:55:LYS:NZ	1.98	0.60
1:CA:1396:A:H4'	1:CA:1397:C:H5'	1.82	0.60
3:CC:89:GLU:O	3:CC:93:LYS:HB2	2.02	0.60
3:CC:150:LYS:HB3	3:CC:201:TYR:HB2	1.83	0.60
5:CE:105:VAL:HB	5:CE:106:PRO:CD	2.31	0.60
8:CH:11:THR:HG22	8:CH:15:ASN:HD21	1.65	0.60
13:CM:22:ILE:CG2	13:CM:25:ILE:HD13	2.31	0.60
15:CO:37:ASN:ND2	15:CO:37:ASN:H	1.98	0.60
19:CS:32:LYS:HB3	19:CS:57:HIS:CD2	2.36	0.60

*Continued on next page...*

*Continued from previous page...*

Atom-1	Atom-2	Interatomic distance (Å)	Clash overlap (Å)
23:CW:18:G:H1'	23:CW:19:U:N3	2.16	0.60
27:DA:195:A:OP1	38:DP:46:LYS:HE2	2.01	0.60
27:DA:316:C:H6	27:DA:316:C:O5'	1.85	0.60
27:DA:517:C:OP1	54:D5:16:ARG:NH2	2.34	0.60
27:DA:662:G:P	38:DP:18:ARG:HD2	2.41	0.60
27:DA:1231:G:O2'	27:DA:1232:G:H5'	2.01	0.60
27:DA:1884:A:H2'	27:DA:1885:A:C5'	2.22	0.60
27:DA:2525:G:N2	27:DA:2539:C:C2	2.69	0.60
27:DA:2848:G:H1'	27:DA:2867:G:N2	2.16	0.60
30:DD:227:ASN:HB3	30:DD:228:PRO:HD2	1.82	0.60
35:DI:44:LEU:O	35:DI:47:LEU:HB3	2.01	0.60
36:DN:18:ALA:HB1	36:DN:21:LYS:CB	2.31	0.60
40:DR:2:ARG:NH2	40:DR:5:LYS:NZ	2.50	0.60
47:DY:96:ILE:HG13	47:DY:99:CYS:HB2	1.83	0.60
48:DZ:27:MET:HE3	48:DZ:32:LEU:HD11	1.83	0.60
48:DZ:127:VAL:HG22	48:DZ:128:SER:N	2.09	0.60
1:AA:232:G:H2'	1:AA:233:C:H6	1.67	0.60
1:AA:1074:G:H2'	1:AA:1075:C:C6	2.37	0.60
1:AA:1406:U:C2'	1:AA:1407:C:H5'	2.32	0.60
1:AA:1499:A:H1'	1:AA:1520:G:H5'	1.83	0.60
3:AC:182:ILE:HG12	3:AC:203:PHE:HA	1.82	0.60
6:AF:43:LEU:HD12	6:AF:43:LEU:N	2.05	0.60
7:AG:113:GLU:HG3	7:AG:119:ARG:HG2	1.84	0.60
9:AI:26:VAL:HB	9:AI:33:PHE:HB2	1.84	0.60
12:AL:50:ARG:HH11	12:AL:50:ARG:HG2	1.67	0.60
13:AM:8:GLU:OE1	13:AM:22:ILE:HG12	2.01	0.60
13:AM:102:ARG:HG3	13:AM:102:ARG:HH11	1.67	0.60
19:AS:61:TYR:O	19:AS:62:ILE:HB	2.01	0.60
23:AW:62:U:O2'	27:BA:2482:G:H4'	2.00	0.60
27:BA:1036:G:O2'	27:BA:1037:G:H5'	2.02	0.60
27:BA:1815:A:P	30:BD:54:ARG:HH12	2.24	0.60
33:BG:56:ALA:HB2	33:BG:153:ARG:HH21	1.66	0.60
37:BO:71:ARG:HB3	37:BO:72:PRO:HD2	1.83	0.60
42:BT:28:VAL:O	42:BT:29:ARG:CB	2.48	0.60
42:BT:60:THR:HG22	42:BT:77:PRO:HA	1.82	0.60
42:BT:122:ASP:C	42:BT:124:ASP:N	2.54	0.60
43:BU:31:SER:C	43:BU:33:ARG:H	2.05	0.60
49:B0:41:ARG:O	49:B0:57:PHE:CD2	2.54	0.60
1:CA:192:U:C1'	20:CT:103:GLY:HA2	2.31	0.60
1:CA:223:U:O2'	1:CA:224:C:H5'	2.01	0.60
1:CA:882:C:O2'	1:CA:883:C:H5'	2.01	0.60

*Continued on next page...*

*Continued from previous page...*

Atom-1	Atom-2	Interatomic distance (Å)	Clash overlap (Å)
1:CA:973:G:O4'	10:CJ:55:LYS:HB3	2.00	0.60
1:CA:1056:U:O2'	1:CA:1057:G:H5'	2.02	0.60
4:CD:158:ILE:O	4:CD:162:LEU:HB2	2.02	0.60
6:CF:6:VAL:HG22	6:CF:90:VAL:HG13	1.82	0.60
6:CF:12:PRO:HD2	6:CF:86:ARG:NH1	2.16	0.60
8:CH:38:ILE:HD13	8:CH:120:THR:HG22	1.84	0.60
13:CM:8:GLU:OE2	13:CM:22:ILE:HA	2.01	0.60
27:DA:639:U:H2'	27:DA:640:C:C6	2.36	0.60
27:DA:675:A:C2'	27:DA:676:A:H5'	2.32	0.60
27:DA:787:U:OP1	27:DA:1780:A:N6	2.34	0.60
27:DA:932:G:H4'	27:DA:933:A:O5'	2.01	0.60
27:DA:1858:G:HO2'	27:DA:1859:A:H8	1.49	0.60
27:DA:2873:A:C2	40:DR:6:SER:HB3	2.36	0.60
29:DC:58:VAL:HG21	29:DC:166:ASP:N	2.16	0.60
35:DI:84:GLY:O	35:DI:85:GLU:HB2	2.00	0.60
42:DT:35:LYS:O	42:DT:37:GLY:N	2.33	0.60
45:DW:12:ILE:HG13	45:DW:42:ARG:NH1	2.17	0.60
1:AA:939:G:H5''	7:AG:102:ARG:CZ	2.31	0.60
1:AA:1096:C:H2'	1:AA:1097:C:C6	2.36	0.60
1:AA:1261:A:H2'	1:AA:1262:C:O4'	2.02	0.60
1:AA:1484:C:O2'	1:AA:1485:U:H5'	2.02	0.60
3:AC:64:VAL:O	3:AC:64:VAL:HG23	2.01	0.60
5:AE:33:VAL:HG21	5:AE:109:ILE:CG1	2.31	0.60
10:AJ:80:LYS:HE3	10:AJ:80:LYS:C	2.22	0.60
12:AL:74:LEU:HD21	12:AL:104:ALA:CB	2.32	0.60
20:AT:41:ILE:HG13	20:AT:42:GLN:N	2.13	0.60
27:BA:31:C:H42	27:BA:474:G:H1	1.49	0.60
27:BA:623:G:H2'	27:BA:624:C:H6	1.65	0.60
27:BA:686:G:H2'	27:BA:788:A:N1	2.17	0.60
27:BA:1927:A:O2'	27:BA:1928:A:H5'	2.01	0.60
27:BA:2133:G:H1'	27:BA:2158:A:H61	1.66	0.60
27:BA:2695:C:H2'	27:BA:2696:U:C6	2.36	0.60
27:BA:2699:C:O2'	27:BA:2700:C:H5'	2.01	0.60
27:BA:2731:G:H8	27:BA:2731:G:O5'	1.84	0.60
32:BF:126:VAL:O	32:BF:127:GLU:HB2	2.01	0.60
39:BQ:16:ARG:HG2	39:BQ:17:LEU:H	1.64	0.60
40:BR:13:HIS:O	40:BR:14:SER:C	2.39	0.60
40:BR:33:ARG:NE	40:BR:115:GLU:HB2	2.16	0.60
42:BT:115:ARG:O	42:BT:116:ALA:HB2	2.01	0.60
54:B5:32:PRO:O	54:B5:33:CYS:HB3	2.01	0.60
57:B8:52:LYS:N	57:B8:53:PRO:CD	2.65	0.60

*Continued on next page...*

*Continued from previous page...*

Atom-1	Atom-2	Interatomic distance (Å)	Clash overlap (Å)
1:CA:1258:G:O2'	1:CA:1259:C:H5'	2.01	0.60
1:CA:1445:C:H2'	1:CA:1446:U:H5'	1.84	0.60
3:CC:64:VAL:CG2	3:CC:99:VAL:HA	2.31	0.60
6:CF:82:ARG:HB2	6:CF:85:VAL:HG23	1.82	0.60
13:CM:23:TYR:CE1	13:CM:70:LEU:HD23	2.36	0.60
19:CS:13:ASP:O	19:CS:15:LEU:N	2.35	0.60
27:DA:29:U:C4'	43:DU:11:ARG:HH22	2.14	0.60
27:DA:48:G:H5'	27:DA:52:A:H4'	1.83	0.60
27:DA:151:C:C2'	27:DA:152:G:H5'	2.32	0.60
27:DA:560:C:C4'	43:DU:52:ARG:HH22	2.13	0.60
27:DA:935:C:H2'	27:DA:936:C:C6	2.36	0.60
27:DA:1343:G:O2'	27:DA:1344:G:H5'	2.02	0.60
27:DA:2357:U:OP1	49:D0:20:ARG:NH1	2.34	0.60
27:DA:2750:A:H4'	27:DA:2751:G:OP1	2.01	0.60
32:DF:167:ALA:CB	32:DF:173:VAL:HG11	2.28	0.60
37:DO:105:GLU:CA	37:DO:108:GLU:HG3	2.29	0.60
38:DP:6:LEU:HG	38:DP:9:ASN:ND2	2.16	0.60
38:DP:140:ALA:O	38:DP:141:ALA:HB3	2.01	0.60
45:DW:47:VAL:HG12	45:DW:47:VAL:O	2.00	0.60
46:DX:57:LEU:HD13	46:DX:78:LYS:O	2.02	0.60
55:D6:30:THR:HB	55:D6:31:PRO:CD	2.30	0.60
1:AA:198:G:H2'	1:AA:199:G:H8	1.66	0.60
1:AA:861:G:O2'	1:AA:862:C:H5'	2.01	0.60
5:AE:51:VAL:HB	5:AE:52:PRO:HD3	1.83	0.60
8:AH:2:LEU:CD1	8:AH:4:ASP:H	2.14	0.60
8:AH:107:LEU:HD23	8:AH:107:LEU:N	2.17	0.60
17:AQ:56:VAL:O	17:AQ:76:LEU:HD12	2.01	0.60
25:AY:52:G:O2'	25:AY:53:U:H5'	2.02	0.60
27:BA:389:G:N1	38:BP:71:VAL:HG12	2.16	0.60
27:BA:671:C:H6	27:BA:671:C:C5'	2.14	0.60
27:BA:867:C:H2'	27:BA:868:U:C6	2.37	0.60
27:BA:985:C:H2'	27:BA:986:C:H6	1.66	0.60
27:BA:1150:C:C2'	27:BA:1151:G:H5'	2.32	0.60
27:BA:2607:G:H2'	27:BA:2608:G:O4'	2.02	0.60
27:BA:2667:C:H1'	34:BH:109:PHE:CE2	2.37	0.60
31:BE:75:VAL:HG12	31:BE:76:ARG:N	2.17	0.60
33:BG:44:GLY:H	33:BG:88:ILE:HD13	1.67	0.60
38:BP:84:ASN:HD22	38:BP:115:LEU:CG	2.13	0.60
38:BP:98:GLU:O	38:BP:101:VAL:HG22	2.01	0.60
42:BT:98:LYS:HB3	42:BT:100:TYR:CE1	2.37	0.60
46:BX:31:HIS:CD2	46:BX:32:PRO:HD2	2.37	0.60

*Continued on next page...*

*Continued from previous page...*

Atom-1	Atom-2	Interatomic distance (Å)	Clash overlap (Å)
1:CA:47:C:O2'	1:CA:48:C:OP2	2.17	0.60
1:CA:652:U:C1'	1:CA:653:A:H2	2.14	0.60
1:CA:699:C:H2'	1:CA:700:G:H5'	1.84	0.60
1:CA:714:G:O2'	1:CA:715:A:H5'	2.02	0.60
1:CA:748:C:H4'	1:CA:749:C:O5'	2.01	0.60
1:CA:803:G:O2'	1:CA:804:U:H5'	2.02	0.60
1:CA:1492:A:H3'	26:CZ:6:5OH:NP	2.16	0.60
3:CC:60:ALA:HB3	3:CC:63:ASN:OD1	2.02	0.60
8:CH:9:MET:HB2	8:CH:26:VAL:HG21	1.84	0.60
11:CK:50:TYR:CE2	11:CK:54:ARG:HD2	2.36	0.60
12:CL:15:VAL:O	12:CL:16:ARG:HB3	2.01	0.60
15:CO:3:ILE:O	15:CO:3:ILE:HG12	2.02	0.60
21:CU:2:GLY:C	21:CU:4:GLY:N	2.55	0.60
25:CY:71:A:H4'	27:DA:1852:C:H5''	1.83	0.60
27:DA:58:G:N2	27:DA:70:G:C4	2.70	0.60
27:DA:1018:C:H2'	27:DA:1018:C:O2	2.00	0.60
27:DA:1430:C:H2'	27:DA:1431:U:C6	2.37	0.60
27:DA:1775:U:C2'	27:DA:1776:G:H5'	2.25	0.60
27:DA:1795:C:O2'	27:DA:1796:U:H5'	2.01	0.60
27:DA:2362:G:H2'	27:DA:2363:C:H5'	1.82	0.60
27:DA:2393:A:H5'	38:DP:62:LEU:HD12	1.83	0.60
27:DA:2667:C:H2'	27:DA:2668:G:H5'	1.83	0.60
28:DB:42:C:O2	33:DG:93:THR:N	2.31	0.60
31:DE:93:VAL:C	31:DE:95:ILE:N	2.52	0.60
32:DF:164:ARG:NH2	32:DF:177:ALA:HB2	2.17	0.60
35:DI:4:ILE:HD11	35:DI:44:LEU:CD1	2.31	0.60
35:DI:98:ALA:HB1	35:DI:109:ILE:HD13	1.84	0.60
36:DN:95:PRO:O	36:DN:98:VAL:HG23	2.01	0.60
38:DP:34:GLY:O	38:DP:35:HIS:CB	2.49	0.60
38:DP:115:LEU:HD23	38:DP:115:LEU:H	1.65	0.60
39:DQ:58:PHE:HB3	39:DQ:113:GLN:HE21	1.66	0.60
47:DY:2:ARG:N	47:DY:4:LYS:HG2	2.16	0.60
54:D5:16:ARG:NH1	54:D5:17:ASP:OD1	2.35	0.60
1:AA:600:C:H2'	1:AA:601:C:C6	2.37	0.60
1:AA:1152:A:C4	1:AA:1153:C:C5	2.90	0.60
1:AA:1234:C:O2'	1:AA:1235:U:H5'	2.02	0.60
3:AC:113:ALA:HB3	3:AC:114:PRO:CD	2.27	0.60
5:AE:101:ILE:HD13	5:AE:101:ILE:H	1.63	0.60
12:AL:15:VAL:CG2	12:AL:16:ARG:N	2.64	0.60
13:AM:2:ALA:O	13:AM:10:PRO:HD2	2.02	0.60
13:AM:80:ARG:C	13:AM:82:MET:H	2.05	0.60

*Continued on next page...*

*Continued from previous page...*

Atom-1	Atom-2	Interatomic distance (Å)	Clash overlap (Å)
13:AM:108:ARG:N	13:AM:108:ARG:HD2	2.17	0.60
23:AW:6:U:H2'	23:AW:7:A:H5''	1.84	0.60
27:BA:45:C:H2'	27:BA:47:C:C6	2.37	0.60
27:BA:524:U:H2'	27:BA:525:U:C6	2.37	0.60
27:BA:647:G:N2	27:BA:2350:C:O3'	2.35	0.60
27:BA:1181:C:O2'	27:BA:1182:A:H5'	2.01	0.60
27:BA:2189:U:H5'	27:BA:2190:G:OP2	2.02	0.60
29:BC:72:VAL:HG21	29:BC:161:ILE:HA	1.84	0.60
45:BW:64:MET:O	45:BW:65:LEU:CB	2.50	0.60
47:BY:96:ILE:HG22	47:BY:97:ARG:H	1.64	0.60
57:B8:32:LEU:N	57:B8:33:ASN:ND2	2.49	0.60
1:CA:1072:G:H2'	1:CA:1073:U:C6	2.35	0.60
1:CA:1104:G:O5'	2:CB:111:ARG:HD2	2.01	0.60
1:CA:1255:G:H5''	3:CC:26:LYS:NZ	2.16	0.60
1:CA:1298:C:H2'	7:CG:114:ARG:NH1	2.16	0.60
1:CA:1321:C:H3'	1:CA:1322:C:C5'	2.27	0.60
5:CE:69:VAL:O	5:CE:71:LEU:HG	2.02	0.60
5:CE:129:ILE:O	5:CE:132:ALA:N	2.34	0.60
6:CF:32:ASN:C	6:CF:34:GLY:H	2.04	0.60
6:CF:91:VAL:HG11	18:CR:72:ARG:NH1	2.16	0.60
7:CG:11:GLN:HE22	7:CG:21:VAL:HG11	1.66	0.60
8:CH:48:TYR:O	8:CH:49:GLU:HB3	2.01	0.60
8:CH:63:LEU:HB2	8:CH:65:TYR:CE1	2.36	0.60
14:CN:24:CYS:SG	14:CN:26:ARG:HG3	2.42	0.60
19:CS:49:ILE:HD12	19:CS:49:ILE:N	2.14	0.60
24:CX:19:G:H5'	24:CX:20:U:H5	1.64	0.60
25:CY:54:U:H2'	25:CY:56:G:OP2	2.01	0.60
27:DA:195:A:H4'	27:DA:251:A:O2'	2.02	0.60
27:DA:271(Q):G:O2'	27:DA:271(R):G:H5'	2.02	0.60
27:DA:566:U:O4	44:DV:78:LYS:HE2	2.02	0.60
27:DA:802:A:C5	27:DA:803:U:C4	2.89	0.60
27:DA:2299:G:N1	27:DA:2318:G:C8	2.70	0.60
27:DA:2475:C:H5'	27:DA:2476:A:OP2	2.02	0.60
27:DA:2632:A:C2	31:DE:61:ARG:HD3	2.37	0.60
27:DA:2685:G:H5'	37:DO:68:GLU:OE1	2.02	0.60
30:DD:61:LEU:O	30:DD:63:ARG:NH1	2.34	0.60
30:DD:83:GLU:HB2	30:DD:92:ILE:HD11	1.84	0.60
31:DE:52:LEU:CD2	31:DE:76:ARG:HB2	2.31	0.60
33:DG:45:GLU:O	33:DG:51:ARG:HD3	2.02	0.60
34:DH:26:VAL:HG12	34:DH:26:VAL:O	1.99	0.60
34:DH:106:THR:HG22	34:DH:112:PRO:HB3	1.84	0.60

*Continued on next page...*



*Continued from previous page...*

Atom-1	Atom-2	Interatomic distance (Å)	Clash overlap (Å)
38:DP:23:PRO:HG2	38:DP:33:ARG:HE	1.67	0.60
39:DQ:56:ARG:HA	39:DQ:56:ARG:NH1	2.16	0.60
39:DQ:81:VAL:HG23	49:D0:7:LEU:HD11	1.83	0.60
40:DR:16:HIS:O	40:DR:18:LEU:N	2.35	0.60
40:DR:66:VAL:CG1	40:DR:70:LEU:HD12	2.31	0.60
46:DX:12:VAL:HG11	46:DX:27:THR:HG23	1.83	0.60
1:AA:15:G:H4'	5:AE:24:ARG:NH1	2.13	0.60
1:AA:369:C:OP2	1:AA:388:G:N2	2.34	0.60
1:AA:1321:C:H3'	1:AA:1322:C:H6	1.66	0.60
1:AA:1397:C:OP2	5:AE:24:ARG:NH2	2.35	0.60
4:AD:154:ASN:C	4:AD:155:LEU:HD23	2.22	0.60
10:AJ:51:ARG:HD2	10:AJ:59:SER:O	2.01	0.60
13:AM:97:PRO:HA	13:AM:110:ARG:HD3	1.83	0.60
15:AO:49:ASP:OD1	15:AO:49:ASP:C	2.40	0.60
16:AP:5:ARG:HH22	16:AP:26:ARG:HB2	1.65	0.60
16:AP:20:VAL:HG23	16:AP:34:GLU:O	2.01	0.60
25:AY:14:A:H2'	25:AY:14:A:N3	2.17	0.60
27:BA:105:C:O2'	47:BY:2:ARG:HB2	2.01	0.60
27:BA:271(W):G:H8	27:BA:271(W):G:OP2	1.85	0.60
27:BA:1445:A:H5'	27:BA:1445(A):C:OP2	2.01	0.60
27:BA:1565:C:OP1	30:BD:4:LYS:NZ	2.34	0.60
27:BA:1722:A:N6	27:BA:1741:A:C2	2.70	0.60
27:BA:2466:C:H5''	58:B9:6:SER:CB	2.32	0.60
31:BE:40:GLU:CD	31:BE:40:GLU:H	2.03	0.60
31:BE:81:ILE:O	31:BE:82:ARG:O	2.19	0.60
34:BH:8:PRO:HD3	34:BH:65:HIS:CE1	2.37	0.60
34:BH:156:ALA:HB3	34:BH:159:GLU:CB	2.32	0.60
36:BN:63:THR:H	36:BN:66:LYS:HD2	1.66	0.60
42:BT:3:ARG:O	42:BT:4:GLY:C	2.40	0.60
1:CA:428:G:O2'	1:CA:429:U:OP2	2.15	0.60
1:CA:1120:G:H2'	1:CA:1121:U:H6	1.65	0.60
1:CA:1330:U:H4'	13:CM:23:TYR:CE2	2.36	0.60
2:CB:102:LEU:HD12	2:CB:102:LEU:N	2.17	0.60
4:CD:92:VAL:O	4:CD:95:GLY:N	2.34	0.60
4:CD:104:VAL:HG21	4:CD:140:VAL:HG21	1.84	0.60
4:CD:172:PRO:HD2	4:CD:173:TRP:CZ3	2.36	0.60
7:CG:65:ALA:O	7:CG:69:VAL:HG23	2.01	0.60
7:CG:76:ARG:HE	7:CG:156:TRP:HZ2	1.48	0.60
9:CI:52:ALA:CB	9:CI:95:LYS:HE2	2.31	0.60
13:CM:69:GLU:OE1	13:CM:69:GLU:CA	2.50	0.60
20:CT:87:LYS:O	20:CT:91:LEU:HG	2.02	0.60

*Continued on next page...*

*Continued from previous page...*

Atom-1	Atom-2	Interatomic distance (Å)	Clash overlap (Å)
27:DA:851:U:H3	27:DA:926:A:N6	1.98	0.60
27:DA:1031:G:H4'	58:D9:6:SER:OG	2.02	0.60
27:DA:2308:G:C6	27:DA:2310:A:H5'	2.36	0.60
27:DA:2485:G:O2'	27:DA:2486:G:H5'	2.01	0.60
27:DA:2571:C:H3'	27:DA:2572:A:C5'	2.32	0.60
30:DD:18:VAL:CG1	30:DD:211:ARG:HH22	2.12	0.60
30:DD:112:GLN:N	30:DD:115:GLN:NE2	2.49	0.60
34:DH:86:GLU:HA	34:DH:132:ARG:HA	1.84	0.60
36:DN:58:ASP:O	36:DN:60:ILE:HG13	2.02	0.60
38:DP:130:PHE:N	38:DP:130:PHE:CD2	2.69	0.60
39:DQ:134:ARG:HH21	48:DZ:121:ARG:NH1	2.00	0.60
42:DT:8:LYS:HA	42:DT:11:GLU:OE2	2.00	0.60
46:DX:35:THR:HG22	46:DX:37:THR:N	2.17	0.60
48:DZ:56:ILE:HG22	48:DZ:57:VAL:H	1.67	0.60
55:D6:19:ARG:O	55:D6:20:ASN:O	2.20	0.60
55:D6:39:TYR:O	55:D6:46:HIS:CB	2.45	0.60
1:AA:324:G:H3'	1:AA:324:G:H8	1.67	0.60
1:AA:407:G:N2	1:AA:436:C:C2	2.70	0.60
1:AA:911:U:H2'	1:AA:912:C:C5	2.36	0.60
2:AB:215:LEU:O	2:AB:219:VAL:HG23	2.02	0.60
3:AC:186:PHE:CE2	3:AC:188:LEU:HD22	2.36	0.60
4:AD:98:GLU:O	4:AD:100:ARG:N	2.35	0.60
5:AE:100:VAL:HG22	5:AE:118:ILE:HG22	1.83	0.60
7:AG:15:ASP:OD2	7:AG:44:TYR:OH	2.20	0.60
8:AH:2:LEU:HD13	8:AH:2:LEU:C	2.23	0.60
15:AO:82:ILE:HD13	15:AO:82:ILE:C	2.23	0.60
16:AP:67:THR:HB	16:AP:70:ALA:HB2	1.84	0.60
19:AS:29:ARG:HD2	19:AS:30:LEU:N	2.17	0.60
20:AT:97:ALA:O	20:AT:99:LEU:N	2.34	0.60
27:BA:557:U:H2'	27:BA:558:G:H8	1.67	0.60
27:BA:875:G:H2'	27:BA:876:C:O4'	2.01	0.60
27:BA:1891:G:H2'	27:BA:1892:C:C6	2.37	0.60
27:BA:2084:C:H2'	27:BA:2085:C:H6	1.67	0.60
27:BA:2231:C:OP1	50:B1:42:GLN:HA	2.01	0.60
27:BA:2350:C:H5''	57:B8:42:ARG:HD3	1.84	0.60
30:BD:70:TRP:CZ3	30:BD:146:GLU:CD	2.75	0.60
32:BF:9:ILE:HG12	32:BF:14:PRO:HA	1.83	0.60
32:BF:126:VAL:HG23	32:BF:127:GLU:N	2.16	0.60
34:BH:109:PHE:CE1	34:BH:152:ARG:CZ	2.85	0.60
34:BH:125:VAL:HG12	34:BH:125:VAL:O	2.01	0.60
36:BN:132:ALA:O	36:BN:133:GLN:HB3	2.02	0.60

*Continued on next page...*

*Continued from previous page...*

Atom-1	Atom-2	Interatomic distance (Å)	Clash overlap (Å)
38:BP:47:ASP:OD1	38:BP:49:ARG:HB2	2.01	0.60
42:BT:16:ARG:HH12	42:BT:19:LEU:HD21	1.67	0.60
46:BX:12:VAL:CG2	46:BX:13:LEU:H	2.01	0.60
50:B1:19:GLN:O	50:B1:35:THR:N	2.34	0.60
54:B5:56:LYS:HG3	54:B5:59:GLU:CG	2.32	0.60
1:CA:653:A:C1'	8:CH:56:LYS:HZ3	2.15	0.60
1:CA:1079:G:H2'	1:CA:1080:A:C8	2.36	0.60
1:CA:1326:C:OP1	21:CU:12:LYS:HD2	2.02	0.60
2:CB:198:ASP:N	2:CB:198:ASP:OD2	2.34	0.60
2:CB:204:ASN:HD21	2:CB:207:ALA:CB	2.03	0.60
9:CI:106:ALA:O	9:CI:108:VAL:HG13	2.02	0.60
12:CL:82:ILE:CG2	12:CL:95:TYR:HD2	2.15	0.60
15:CO:35:ARG:HH21	15:CO:59:MET:CE	2.06	0.60
18:CR:50:ILE:HD11	18:CR:70:ILE:HG21	1.84	0.60
23:CW:20:A:H62	23:CW:44:A:C2'	2.12	0.60
25:CY:52:G:H2'	25:CY:53:U:C6	2.37	0.60
27:DA:1122:G:O2'	27:DA:1123:C:H5'	2.02	0.60
27:DA:1569:A:H1'	30:DD:38:LYS:HZ3	1.65	0.60
27:DA:2236:C:H2'	27:DA:2237:G:O4'	2.02	0.60
27:DA:2593:U:H2'	27:DA:2594:C:H6	1.65	0.60
27:DA:2684:U:H2'	27:DA:2685:G:O4'	2.01	0.60
32:DF:123:LEU:HA	32:DF:192:LEU:O	2.02	0.60
32:DF:195:ASP:OD2	32:DF:195:ASP:N	2.34	0.60
36:DN:103:VAL:O	36:DN:107:LEU:HG	2.02	0.60
38:DP:23:PRO:HD2	38:DP:33:ARG:HH21	1.67	0.60
40:DR:12:ARG:HD3	40:DR:16:HIS:ND1	2.17	0.60
42:DT:11:GLU:O	42:DT:13:ARG:N	2.25	0.60
44:DV:38:LEU:O	44:DV:52:VAL:HG12	2.01	0.60
45:DW:13:SER:O	45:DW:16:LYS:HB2	2.01	0.60
48:DZ:97:MET:O	48:DZ:124:LEU:HA	2.02	0.60
48:DZ:157:PRO:HB2	48:DZ:158:PRO:HD2	1.83	0.60
1:AA:399:G:H2'	1:AA:400:C:C6	2.37	0.59
1:AA:1146:A:H2'	1:AA:1147:C:H5''	1.83	0.59
1:AA:1366:C:H2'	1:AA:1367:C:C6	2.33	0.59
4:AD:17:VAL:HG11	4:AD:197:PRO:CG	2.27	0.59
6:AF:75:LEU:CD2	6:AF:79:LEU:HG	2.32	0.59
7:AG:41:ARG:O	7:AG:45:ASP:HB2	2.02	0.59
8:AH:87:SER:HB2	8:AH:93:VAL:HB	1.84	0.59
13:AM:69:GLU:OE1	13:AM:72:ALA:HB3	2.01	0.59
24:AX:6:G:H2'	24:AX:7:G:O4'	2.02	0.59
24:AX:24:U:O2'	27:BA:1923:U:OP1	2.19	0.59

*Continued on next page...*

*Continued from previous page...*

Atom-1	Atom-2	Interatomic distance (Å)	Clash overlap (Å)
27:BA:2068:U:N3	27:BA:2430:A:H2	1.86	0.59
32:BF:135:LYS:HB3	32:BF:138:GLU:CD	2.22	0.59
33:BG:107:LEU:HD22	33:BG:177:GLY:O	2.01	0.59
37:BO:10:VAL:HG21	37:BO:17:ARG:HA	1.84	0.59
42:BT:16:ARG:NH1	42:BT:19:LEU:HD21	2.17	0.59
43:BU:34:LYS:HA	43:BU:34:LYS:CE	2.30	0.59
43:BU:42:ALA:O	43:BU:45:TYR:N	2.35	0.59
54:B5:6:VAL:HG22	54:B5:7:PRO:HD2	1.84	0.59
1:CA:620:C:H2'	1:CA:621:A:O4'	2.02	0.59
1:CA:1168:A:H3'	1:CA:1169:A:H8	1.65	0.59
1:CA:1346:A:N7	7:CG:10:ARG:NH2	2.50	0.59
2:CB:81:VAL:HB	2:CB:94:ASN:OD1	2.02	0.59
3:CC:35:GLU:HA	3:CC:38:ARG:HD2	1.84	0.59
7:CG:65:ALA:HB3	7:CG:124:LEU:HD23	1.82	0.59
8:CH:28:ALA:HA	8:CH:59:LEU:CD1	2.32	0.59
11:CK:93:GLN:HA	11:CK:93:GLN:OE1	2.01	0.59
19:CS:24:ALA:O	19:CS:25:LYS:HB2	2.02	0.59
25:CY:37:U:C2'	25:CY:38:U:H5''	2.32	0.59
27:DA:94(A):G:C3'	27:DA:95:G:H5''	2.32	0.59
27:DA:172:C:O2'	27:DA:173:G:H8	1.84	0.59
27:DA:962:G:H2'	27:DA:963:U:O4'	2.02	0.59
27:DA:1490:A:H5'	27:DA:1494:A:N6	2.17	0.59
27:DA:1829:A:N3	30:DD:15:PHE:HZ	2.00	0.59
27:DA:2298:A:H2'	27:DA:2299:G:H8	1.65	0.59
27:DA:2498:C:HO2'	27:DA:2499:C:H5''	1.66	0.59
27:DA:2527:C:H5'	58:D9:30:PRO:CB	2.31	0.59
27:DA:2531:A:N6	27:DA:2662:A:H61	2.00	0.59
27:DA:2748:A:N7	27:DA:2754:U:O4	2.35	0.59
31:DE:14:ILE:HB	42:DT:14:TYR:CE2	2.37	0.59
31:DE:37:ARG:HB2	31:DE:46:ALA:H	1.66	0.59
32:DF:83:PHE:O	32:DF:84:VAL:HB	2.02	0.59
33:DG:41:GLN:HE22	33:DG:153:ARG:CG	2.15	0.59
34:DH:89:ILE:HG22	34:DH:162:ILE:HG23	1.84	0.59
40:DR:44:LEU:HD13	40:DR:44:LEU:O	2.02	0.59
42:DT:26:ASP:HB3	42:DT:89:VAL:O	2.02	0.59
46:DX:81:VAL:O	46:DX:81:VAL:HG23	2.02	0.59
49:D0:20:ARG:HH11	49:D0:20:ARG:HG2	1.66	0.59
1:AA:389:A:H2'	1:AA:390:C:C5'	2.32	0.59
1:AA:577:G:H4'	1:AA:816:A:O2'	2.02	0.59
1:AA:621:A:H2'	1:AA:622:A:C8	2.37	0.59
1:AA:782:A:C2	1:AA:801:U:C2	2.90	0.59

*Continued on next page...*

*Continued from previous page...*

Atom-1	Atom-2	Interatomic distance (Å)	Clash overlap (Å)
1:AA:986:A:O2'	1:AA:987:G:H5'	2.01	0.59
1:AA:1028:C:H2'	1:AA:1029:C:H5'	1.83	0.59
1:AA:1238:A:H2	1:AA:1241:G:H1'	1.66	0.59
1:AA:1288:A:O2'	1:AA:1289:A:H5'	2.02	0.59
1:AA:1349:A:OP1	9:AI:121:ARG:N	2.31	0.59
6:AF:100:ASN:HD21	18:AR:23:LYS:HG2	1.66	0.59
7:AG:148:ASN:HD21	25:AY:39:C:H4'	1.66	0.59
15:AO:33:THR:HG22	15:AO:33:THR:O	2.02	0.59
18:AR:53:ARG:CZ	18:AR:60:ALA:H	2.15	0.59
20:AT:33:ILE:CD1	20:AT:63:ILE:HA	2.32	0.59
27:BA:779:U:P	30:BD:49:ILE:HG22	2.43	0.59
27:BA:971:C:C2'	27:BA:972:G:H5'	2.32	0.59
27:BA:2400:G:H5'	27:BA:2401:U:OP2	2.02	0.59
27:BA:2466:C:C2'	27:BA:2467:C:H5'	2.32	0.59
27:BA:2547:U:H2'	27:BA:2548:G:C8	2.37	0.59
27:BA:2589:A:O2'	27:BA:2590:A:H5'	2.02	0.59
27:BA:2636:U:O2'	31:BE:44:TYR:CE1	2.55	0.59
27:BA:2670:A:C2'	27:BA:2671:A:H5'	2.32	0.59
28:BB:8:U:H6	28:BB:8:U:C5'	2.14	0.59
28:BB:42:C:O2	33:BG:93:THR:N	2.34	0.59
30:BD:30:GLU:CD	30:BD:63:ARG:NH2	2.55	0.59
35:BI:136:VAL:O	35:BI:136:VAL:HG13	2.02	0.59
38:BP:84:ASN:ND2	38:BP:115:LEU:CG	2.65	0.59
48:BZ:152:SER:H	48:BZ:166:PRO:CB	2.14	0.59
53:B4:60:GLU:O	53:B4:61:VAL:CB	2.50	0.59
57:B8:29:LYS:HG3	57:B8:29:LYS:O	2.02	0.59
1:CA:320:C:H1'	1:CA:1434:A:C2	2.35	0.59
1:CA:752:G:H1'	1:CA:754:C:N4	2.18	0.59
1:CA:943:U:H6	1:CA:943:U:O5'	1.84	0.59
1:CA:1177:G:N1	1:CA:1181:G:C6	2.70	0.59
1:CA:1368:G:N2	1:CA:1369:C:H1'	2.17	0.59
9:CI:40:LEU:C	9:CI:42:ARG:H	2.05	0.59
24:CX:17:C:C3'	24:CX:17(B):U:H5'	2.31	0.59
27:DA:328:U:H4'	47:DY:68:HIS:CE1	2.36	0.59
27:DA:1482:G:N2	27:DA:1507:A:H1'	2.16	0.59
27:DA:1830:C:H42	27:DA:1975:G:H1	1.50	0.59
27:DA:2012:G:O3'	45:DW:96:ILE:HD11	2.02	0.59
27:DA:2576:G:H5''	27:DA:2577:A:OP1	2.02	0.59
27:DA:2611:U:H1'	54:D5:3:LYS:CE	2.30	0.59
30:DD:27:THR:O	30:DD:27:THR:HG23	2.01	0.59
30:DD:66:ASP:HB3	30:DD:105:ILE:HD13	1.84	0.59

*Continued on next page...*

*Continued from previous page...*

Atom-1	Atom-2	Interatomic distance (Å)	Clash overlap (Å)
30:DD:93:ALA:HB2	30:DD:107:ALA:HB2	1.83	0.59
34:DH:70:THR:O	34:DH:72:ILE:N	2.35	0.59
35:DI:94:ALA:HB1	35:DI:114:LEU:HD11	1.84	0.59
37:DO:36:GLY:O	37:DO:109:LYS:HG3	2.01	0.59
42:DT:48:ILE:HG22	42:DT:50:ILE:HD12	1.84	0.59
42:DT:61:PHE:CE2	42:DT:76:PHE:HB2	2.37	0.59
43:DU:20:LEU:HD13	43:DU:20:LEU:O	2.02	0.59
56:D7:24:THR:HG23	56:D7:27:GLY:CA	2.32	0.59
1:AA:578:C:HO2'	1:AA:579:G:H8	1.50	0.59
3:AC:90:GLU:OE1	3:AC:93:LYS:HD2	2.03	0.59
4:AD:59:ARG:HH21	4:AD:66:ARG:NH2	2.00	0.59
6:AF:6:VAL:HG13	6:AF:90:VAL:HG22	1.84	0.59
7:AG:15:ASP:H	7:AG:20:ASP:N	2.00	0.59
8:AH:80:ILE:HG22	8:AH:80:ILE:O	2.02	0.59
9:AI:48:GLU:O	9:AI:50:LEU:N	2.36	0.59
17:AQ:45:HIS:HA	17:AQ:69:LYS:NZ	2.17	0.59
27:BA:592:G:N2	27:BA:666:G:C4	2.70	0.59
27:BA:782:A:O5'	27:BA:783:A:N1	2.35	0.59
31:BE:55:ASN:O	31:BE:57:LYS:N	2.33	0.59
31:BE:184:VAL:HG12	31:BE:185:LYS:H	1.66	0.59
36:BN:46:VAL:HG13	36:BN:47:ALA:N	2.18	0.59
42:BT:68:TYR:O	42:BT:69:GLY:C	2.40	0.59
51:B2:41:ILE:HD11	51:B2:44:LEU:CB	2.31	0.59
52:B3:43:ILE:O	52:B3:47:VAL:HG23	2.01	0.59
56:B7:5:TRP:HH2	56:B7:12:ARG:HH12	1.50	0.59
1:CA:384:G:H2'	1:CA:385:C:C6	2.37	0.59
1:CA:1073:U:H2'	1:CA:1074:G:C8	2.35	0.59
1:CA:1170:A:H2'	1:CA:1171:G:H5'	1.84	0.59
1:CA:1186:G:N2	1:CA:1187:G:H1'	2.17	0.59
9:CI:17:VAL:HG21	9:CI:80:GLY:HA3	1.83	0.59
12:CL:21:VAL:O	12:CL:21:VAL:CG1	2.49	0.59
12:CL:100:GLY:HA2	12:CL:104:ALA:O	2.02	0.59
13:CM:31:LYS:HA	13:CM:34:LEU:CG	2.32	0.59
14:CN:39:LEU:CD1	14:CN:44:LEU:HA	2.31	0.59
16:CP:20:VAL:HG22	16:CP:21:VAL:N	2.18	0.59
17:CQ:62:SER:CB	17:CQ:72:ARG:HG3	2.32	0.59
20:CT:41:ILE:O	20:CT:41:ILE:HG13	2.01	0.59
27:DA:221:A:H8	27:DA:221:A:OP2	1.85	0.59
27:DA:827:U:H4'	27:DA:828:U:O2	2.02	0.59
27:DA:857:C:OP2	49:D0:77:ARG:NH2	2.35	0.59
27:DA:1341:U:H2'	27:DA:1397:U:O2'	2.02	0.59

*Continued on next page...*



*Continued from previous page...*

Atom-1	Atom-2	Interatomic distance (Å)	Clash overlap (Å)
27:DA:1678:G:N2	27:DA:1989:G:H1	2.01	0.59
27:DA:1771:C:H1'	27:DA:1786:A:C8	2.37	0.59
27:DA:2015:A:H1'	54:D5:2:ALA:HA	1.84	0.59
27:DA:2053:G:O2'	27:DA:2054:A:H5'	2.01	0.59
27:DA:2069:G:C2	27:DA:2070:G:C8	2.89	0.59
27:DA:2073:C:O3'	30:DD:228:PRO:HB3	2.02	0.59
27:DA:2579:C:H2'	27:DA:2580:U:H6	1.67	0.59
27:DA:2663:G:O2'	27:DA:2664:G:H5'	2.02	0.59
30:DD:83:GLU:O	30:DD:92:ILE:HD13	2.03	0.59
34:DH:85:LYS:HD3	34:DH:133:VAL:HB	1.85	0.59
39:DQ:110:THR:HG23	39:DQ:113:GLN:HB2	1.84	0.59
44:DV:75:PHE:CD2	44:DV:82:ARG:HG3	2.37	0.59
46:DX:64:LYS:NZ	46:DX:73:ARG:NH2	2.50	0.59
48:DZ:58:LEU:O	48:DZ:65:SER:HA	2.01	0.59
50:D1:44:PRO:HB2	50:D1:46:LEU:HD13	1.83	0.59
1:AA:163:C:H2'	1:AA:164:U:H6	1.67	0.59
1:AA:189(K):U:H2'	1:AA:189(L):G:H8	1.64	0.59
1:AA:495:A:C1'	1:AA:496:A:H5'	2.32	0.59
1:AA:606:G:H2'	1:AA:631:G:N1	2.16	0.59
1:AA:920:U:H5'	1:AA:921:U:OP2	2.02	0.59
1:AA:1442(A):G:N1	27:BA:2864:G:OP1	2.33	0.59
3:AC:113:ALA:CB	3:AC:114:PRO:HD3	2.30	0.59
4:AD:30:LYS:C	4:AD:32:ALA:H	2.02	0.59
27:BA:70:G:O2'	27:BA:114:U:H5	1.85	0.59
27:BA:258:G:H2'	27:BA:259:G:H8	1.66	0.59
27:BA:347:A:H2'	27:BA:348:G:C8	2.37	0.59
27:BA:841:A:H2'	27:BA:842:G:H8	1.67	0.59
27:BA:875:G:O2'	27:BA:876:C:H5'	2.02	0.59
27:BA:1175:U:H4'	27:BA:1176:G:H3'	1.83	0.59
27:BA:1417:C:N4	27:BA:1581:G:H1	2.00	0.59
27:BA:1710:C:H6	27:BA:1710:C:H3'	1.66	0.59
27:BA:1762:A:H8	27:BA:1762:A:O5'	1.84	0.59
32:BF:25:PRO:HG3	32:BF:119:ARG:HA	1.85	0.59
35:BI:23:PRO:O	35:BI:26:ALA:HB3	2.02	0.59
35:BI:145:VAL:HG12	35:BI:146:ALA:N	2.18	0.59
40:BR:20:LEU:CD1	40:BR:24:GLN:HG3	2.32	0.59
41:BS:17:ARG:O	41:BS:18:ILE:HB	2.02	0.59
41:BS:93:LYS:O	41:BS:94:TYR:C	2.40	0.59
47:BY:46:LYS:C	47:BY:47:LYS:HG3	2.21	0.59
1:CA:14:U:H5'	1:CA:14:U:C6	2.37	0.59
1:CA:392:G:H2'	1:CA:393:A:C8	2.37	0.59

*Continued on next page...*



*Continued from previous page...*

Atom-1	Atom-2	Interatomic distance (Å)	Clash overlap (Å)
1:CA:821:G:H2'	1:CA:822:C:C6	2.34	0.59
1:CA:1137:C:C4'	1:CA:1138:G:C2	2.79	0.59
2:CB:200:ILE:CG2	2:CB:201:ILE:N	2.65	0.59
5:CE:7:GLU:O	5:CE:8:GLU:HB3	2.03	0.59
5:CE:141:GLN:HA	5:CE:143:ARG:NH2	2.18	0.59
9:CI:52:ALA:HB3	9:CI:95:LYS:HE2	1.83	0.59
18:CR:64:ARG:O	18:CR:67:ALA:N	2.35	0.59
19:CS:58:VAL:O	19:CS:58:VAL:HG23	2.01	0.59
27:DA:173:G:H2'	27:DA:174:C:C6	2.37	0.59
27:DA:363:G:H2'	27:DA:363(A):A:C8	2.38	0.59
27:DA:630:G:N1	27:DA:634:C:N4	2.47	0.59
27:DA:651:G:N3	27:DA:651:G:H2'	2.17	0.59
27:DA:660:G:C2	27:DA:661:C:H1'	2.38	0.59
27:DA:947:G:N2	27:DA:971:C:C2	2.70	0.59
27:DA:1014:U:H2'	27:DA:1015:G:H8	1.66	0.59
27:DA:2498:C:O2'	27:DA:2499:C:C5'	2.45	0.59
27:DA:2749:A:H1'	34:DH:63:SER:OG	2.02	0.59
29:DC:24:GLU:HB3	29:DC:27:ARG:NH2	2.18	0.59
30:DD:60:ARG:CG	30:DD:86:PRO:HB3	2.30	0.59
33:DG:31:VAL:HG22	33:DG:32:PRO:HD2	1.85	0.59
33:DG:119:GLY:O	33:DG:181:ARG:HB2	2.02	0.59
34:DH:38:SER:O	34:DH:40:GLU:N	2.34	0.59
36:DN:41:ASP:O	36:DN:42:TRP:O	2.21	0.59
36:DN:57:ALA:O	36:DN:58:ASP:C	2.40	0.59
36:DN:99:LEU:O	36:DN:103:VAL:HG23	2.03	0.59
38:DP:107:LYS:O	38:DP:109:GLY:N	2.36	0.59
41:DS:17:ARG:HA	41:DS:20:ARG:NE	2.17	0.59
47:DY:28:LYS:HB2	47:DY:37:VAL:HB	1.84	0.59
47:DY:42:VAL:CB	47:DY:65:ALA:HB3	2.23	0.59
1:AA:818:G:C2'	1:AA:819:A:H5''	2.32	0.59
1:AA:936:C:H2'	1:AA:937:A:O4'	2.01	0.59
1:AA:1152:A:OP1	10:AJ:68:HIS:CD2	2.56	0.59
1:AA:1323:G:H2'	1:AA:1324:A:C8	2.38	0.59
1:AA:1417:G:H22	1:AA:1482:G:H2'	1.67	0.59
3:AC:73:PRO:C	3:AC:75:VAL:H	2.06	0.59
4:AD:196:LEU:N	4:AD:196:LEU:CD1	2.61	0.59
27:BA:479:A:H4'	27:BA:480:A:OP1	2.02	0.59
27:BA:592:G:H1	27:BA:665:C:N4	1.99	0.59
27:BA:1997:G:O2'	27:BA:1998:G:H5'	2.02	0.59
27:BA:2585:U:H4'	27:BA:2586:C:O5'	2.01	0.59
32:BF:9:ILE:HG23	32:BF:13:SER:O	2.01	0.59

*Continued on next page...*

*Continued from previous page...*

Atom-1	Atom-2	Interatomic distance (Å)	Clash overlap (Å)
37:BO:59:LYS:CD	37:BO:89:ASN:OD1	2.50	0.59
37:BO:117:LEU:O	37:BO:117:LEU:HD23	2.02	0.59
38:BP:41:ARG:HG2	38:BP:41:ARG:HH21	1.65	0.59
43:BU:95:LEU:HD21	44:BV:13:ARG:HB2	1.83	0.59
48:BZ:130:ARG:HG2	48:BZ:130:ARG:HH11	1.68	0.59
51:B2:13:ALA:HA	51:B2:16:LEU:HD11	1.83	0.59
53:B4:39:ARG:C	53:B4:40:ILE:HD12	2.23	0.59
55:B6:27:LYS:HB3	55:B6:29:ASN:OD1	2.02	0.59
1:CA:107:G:O2'	1:CA:108:G:H5'	2.02	0.59
1:CA:489:C:O2'	1:CA:490:G:H5'	2.02	0.59
1:CA:503:C:OP2	12:CL:113:SER:OG	2.16	0.59
1:CA:965:A:C4'	1:CA:966:G:OP1	2.50	0.59
1:CA:965:A:C2	1:CA:969:A:C2	2.91	0.59
16:CP:20:VAL:HG21	16:CP:32:TYR:CG	2.37	0.59
17:CQ:64:PRO:HA	17:CQ:70:ARG:HG2	1.83	0.59
27:DA:200:U:H6	27:DA:200:U:C5'	2.08	0.59
27:DA:357:A:H2'	27:DA:358:U:C6	2.38	0.59
27:DA:558:G:P	36:DN:111:PRO:HD2	2.42	0.59
27:DA:662:G:H2'	27:DA:663:G:C8	2.36	0.59
27:DA:896:A:C2	48:DZ:113:GLY:HA3	2.38	0.59
27:DA:1349:A:N6	27:DA:1598:C:N4	2.51	0.59
27:DA:1655:A:C4'	31:DE:114:ALA:HA	2.31	0.59
27:DA:1702:G:C2'	27:DA:1703:G:O5'	2.51	0.59
27:DA:2443:C:H2'	27:DA:2444:G:C8	2.32	0.59
27:DA:2469:A:N6	27:DA:2481:G:H1'	2.18	0.59
27:DA:2826:A:H2'	27:DA:2826:A:N3	2.16	0.59
27:DA:2884:U:OP2	54:D5:43:HIS:CE1	2.55	0.59
29:DC:20:TYR:CE1	29:DC:22:ILE:HD13	2.37	0.59
30:DD:142:VAL:HG23	30:DD:192:THR:O	2.01	0.59
32:DF:3:GLU:HB3	32:DF:20:LEU:O	2.01	0.59
33:DG:46:ALA:C	33:DG:82:LEU:HD11	2.23	0.59
33:DG:60:LEU:HD13	33:DG:60:LEU:C	2.23	0.59
34:DH:85:LYS:HG2	34:DH:133:VAL:HB	1.84	0.59
35:DI:79:ILE:HG22	35:DI:81:VAL:HG22	1.83	0.59
44:DV:32:THR:HG22	44:DV:32:THR:O	2.03	0.59
46:DX:31:HIS:ND1	46:DX:32:PRO:HD2	2.18	0.59
55:D6:19:ARG:CG	55:D6:20:ASN:H	2.15	0.59
1:AA:115:G:O2'	1:AA:116:A:OP2	2.19	0.59
1:AA:299:G:H2'	1:AA:300:A:H8	1.64	0.59
1:AA:479:C:H2'	1:AA:480:U:C6	2.38	0.59
1:AA:583:A:H61	1:AA:758:G:H1'	1.67	0.59

*Continued on next page...*

*Continued from previous page...*

Atom-1	Atom-2	Interatomic distance (Å)	Clash overlap (Å)
1:AA:910:C:O2'	1:AA:911:U:H5'	2.03	0.59
1:AA:929:G:O2'	1:AA:930:C:H5'	2.03	0.59
1:AA:939:G:C5'	7:AG:102:ARG:HH12	2.16	0.59
1:AA:1228:C:O3'	13:AM:116:THR:HA	2.03	0.59
5:AE:139:LEU:HA	5:AE:142:LEU:CD1	2.32	0.59
6:AF:80:ARG:C	6:AF:82:ARG:H	2.05	0.59
8:AH:100:ILE:HB	8:AH:125:ARG:HH12	1.67	0.59
10:AJ:4:ILE:HG12	10:AJ:100:THR:HG21	1.84	0.59
12:AL:31:ARG:HG2	12:AL:32:GLY:N	2.17	0.59
27:BA:1387:C:H6	27:BA:1387:C:O5'	1.85	0.59
27:BA:1594:G:H3'	27:BA:1595:G:H8	1.68	0.59
27:BA:1754:C:C6	42:BT:96:ARG:NH1	2.70	0.59
27:BA:2068:U:H6	27:BA:2068:U:H5''	1.67	0.59
27:BA:2350:C:C5'	57:B8:42:ARG:HD3	2.32	0.59
27:BA:2384:G:H2'	27:BA:2386:C:OP1	2.03	0.59
30:BD:35:LYS:HZ3	30:BD:102:LYS:C	2.05	0.59
32:BF:40:GLN:O	32:BF:44:ARG:HG2	2.02	0.59
36:BN:58:ASP:C	36:BN:60:ILE:H	2.03	0.59
36:BN:121:LYS:HB3	36:BN:123:TYR:HE1	1.67	0.59
42:BT:47:GLY:HA3	42:BT:64:ARG:O	2.01	0.59
42:BT:68:TYR:N	42:BT:68:TYR:CD2	2.69	0.59
42:BT:91:ARG:HA	42:BT:117:ASP:N	2.16	0.59
43:BU:112:ARG:NH2	44:BV:46:VAL:HG11	2.17	0.59
47:BY:2:ARG:C	47:BY:4:LYS:H	2.05	0.59
47:BY:7:VAL:CG2	47:BY:8:LYS:NZ	2.66	0.59
47:BY:39:VAL:O	47:BY:40:GLU:CG	2.48	0.59
48:BZ:8:TYR:CE1	48:BZ:60:LEU:HD12	2.38	0.59
1:CA:855:G:O2'	1:CA:856:C:H5'	2.03	0.59
1:CA:1066:C:H2'	1:CA:1067:A:C8	2.36	0.59
1:CA:1318:A:O2'	19:CS:37:ARG:HB2	2.03	0.59
2:CB:54:THR:HG23	2:CB:199:TYR:HB3	1.84	0.59
4:CD:11:LEU:C	4:CD:13:ARG:N	2.55	0.59
7:CG:59:LEU:HD23	7:CG:59:LEU:C	2.23	0.59
9:CI:47:LEU:C	9:CI:49:PRO:HD2	2.21	0.59
10:CJ:4:ILE:HD12	10:CJ:74:ILE:CD1	2.33	0.59
11:CK:103:LEU:HD13	11:CK:104:GLN:N	2.17	0.59
17:CQ:5:VAL:C	17:CQ:6:LEU:HD12	2.22	0.59
17:CQ:16:GLN:O	17:CQ:17:LYS:HB2	2.01	0.59
27:DA:196:A:H61	27:DA:831:G:H21	1.51	0.59
27:DA:479:A:N1	27:DA:506:G:N2	2.51	0.59
27:DA:768:G:O2'	27:DA:1379:A:N6	2.36	0.59

*Continued on next page...*

*Continued from previous page...*

Atom-1	Atom-2	Interatomic distance (Å)	Clash overlap (Å)
27:DA:869:G:O2'	27:DA:870:A:H5'	2.03	0.59
27:DA:872:A:H61	27:DA:905:U:H3	1.51	0.59
27:DA:1387:C:H2'	27:DA:1388:G:H8	1.68	0.59
27:DA:2233:U:H2'	27:DA:2234:G:H8	1.68	0.59
27:DA:2283:C:C2'	27:DA:2284:C:H5'	2.32	0.59
27:DA:2543:G:H2'	27:DA:2544:G:H8	1.68	0.59
27:DA:2571:C:H5''	27:DA:2572:A:H5'	1.84	0.59
27:DA:2772:C:H2'	27:DA:2773:C:H6	1.67	0.59
27:DA:2842:G:C2'	27:DA:2843:G:H5'	2.32	0.59
31:DE:59:VAL:O	31:DE:60:ASN:HB3	2.02	0.59
32:DF:157:VAL:HA	32:DF:176:LEU:O	2.03	0.59
35:DI:18:VAL:HG12	35:DI:18:VAL:O	2.01	0.59
35:DI:113:ARG:O	35:DI:130:TYR:HD1	1.86	0.59
36:DN:21:LYS:HD3	36:DN:26:LEU:HD13	1.85	0.59
37:DO:25:LEU:HB2	37:DO:38:VAL:O	2.03	0.59
55:D6:8:LYS:O	55:D6:8:LYS:HE3	2.03	0.59
1:AA:288:A:H2'	1:AA:289:G:H4'	1.84	0.59
1:AA:312:C:H2'	1:AA:313:A:H8	1.67	0.59
1:AA:313:A:H2'	1:AA:314:C:C6	2.37	0.59
1:AA:826:C:H2'	1:AA:827:U:H6	1.67	0.59
2:AB:63:MET:CB	2:AB:225:ALA:HB1	2.29	0.59
2:AB:178:ARG:HH21	8:AH:68:ARG:NH2	2.01	0.59
3:AC:164:ARG:O	3:AC:165:THR:HB	2.03	0.59
5:AE:43:LEU:HD21	5:AE:132:ALA:HB1	1.83	0.59
7:AG:11:GLN:HG3	7:AG:12:LEU:H	1.67	0.59
8:AH:74:PRO:HG2	8:AH:75:ARG:H	1.67	0.59
9:AI:13:ALA:HB2	9:AI:68:GLY:HA3	1.84	0.59
11:AK:84:VAL:C	11:AK:85:ARG:HG2	2.23	0.59
11:AK:91:ARG:HD2	11:AK:92:GLU:N	2.17	0.59
12:AL:35:THR:HG21	12:AL:62:GLU:OE2	2.03	0.59
12:AL:74:LEU:HD21	12:AL:104:ALA:HB2	1.85	0.59
14:AN:25:VAL:HB	14:AN:38:GLY:O	2.03	0.59
15:AO:17:ARG:NH1	15:AO:77:ARG:HH12	2.00	0.59
27:BA:125:G:N2	56:B7:48:LYS:HZ2	1.99	0.59
27:BA:304:G:H2'	27:BA:305:U:H6	1.65	0.59
27:BA:542:C:C2'	27:BA:543:C:OP1	2.51	0.59
27:BA:2680:C:H42	27:BA:2727:G:H1	1.51	0.59
28:BB:105:A:O2'	28:BB:106:G:H5'	2.02	0.59
31:BE:35:GLN:HG3	31:BE:36:ARG:O	2.02	0.59
38:BP:149:GLU:OE2	38:BP:149:GLU:HA	2.03	0.59
40:BR:21:TYR:HB3	40:BR:47:PHE:CD1	2.37	0.59

*Continued on next page...*

*Continued from previous page...*

Atom-1	Atom-2	Interatomic distance (Å)	Clash overlap (Å)
41:BS:85:VAL:H	41:BS:106:ARG:CB	2.10	0.59
44:BV:1:MET:CE	44:BV:43:GLU:HG2	2.32	0.59
47:BY:68:HIS:HB2	47:BY:71:LYS:HE2	1.85	0.59
48:BZ:18:ARG:HH11	48:BZ:81:ARG:NH2	2.01	0.59
51:B2:32:LEU:HB2	51:B2:53:LEU:HD12	1.85	0.59
1:CA:908:A:O2'	1:CA:909:A:H5'	2.02	0.59
1:CA:971:G:H5''	1:CA:972:C:C5'	2.31	0.59
1:CA:1498:U:H2'	22:CV:5:U:OP1	2.03	0.59
2:CB:130:ARG:HE	2:CB:130:ARG:HA	1.67	0.59
25:CY:66:A:H2'	25:CY:67:C:C6	2.38	0.59
27:DA:461:C:O2'	27:DA:462:C:H5'	2.03	0.59
27:DA:678:C:O2'	27:DA:679:C:H5'	2.02	0.59
27:DA:803:U:H6	27:DA:803:U:O5'	1.84	0.59
27:DA:993:G:OP1	43:DU:50:ARG:NH2	2.35	0.59
27:DA:1203:G:H3'	27:DA:1204:A:H5''	1.85	0.59
27:DA:1467:C:H5	27:DA:1546:C:H2'	1.68	0.59
27:DA:1668:A:H5'	27:DA:1669:A:C5	2.37	0.59
27:DA:1700:A:O2'	27:DA:1701:A:O5'	2.19	0.59
27:DA:2010:G:H5''	45:DW:42:ARG:HB2	1.83	0.59
27:DA:2172:U:C1'	27:DA:2173:A:OP1	2.47	0.59
32:DF:187:VAL:CB	38:DP:7:ARG:HH21	2.15	0.59
34:DH:156:ALA:C	34:DH:158:HIS:H	2.05	0.59
36:DN:87:LEU:O	36:DN:87:LEU:HD23	2.03	0.59
37:DO:78:ARG:HH21	42:DT:103:ARG:NH2	2.00	0.59
37:DO:86:ILE:HD12	37:DO:86:ILE:N	2.18	0.59
38:DP:99:LEU:HG	38:DP:102:ARG:NH1	2.17	0.59
39:DQ:55:VAL:CG1	39:DQ:56:ARG:H	2.13	0.59
43:DU:21:ALA:O	43:DU:24:TYR:CD1	2.56	0.59
43:DU:39:LEU:O	43:DU:40:PHE:C	2.41	0.59
44:DV:6:LYS:O	44:DV:37:VAL:HG21	2.02	0.59
52:D3:4:LEU:HD23	52:D3:57:GLU:O	2.03	0.59
55:D6:15:GLU:CD	55:D6:43:CYS:SG	2.81	0.59
1:AA:93:G:H2'	1:AA:93:G:N3	2.17	0.59
1:AA:434:U:H2'	1:AA:435:C:C6	2.38	0.59
1:AA:722:A:O2'	1:AA:723:U:H2'	2.03	0.59
1:AA:932:C:C5	7:AG:3:ARG:HD3	2.37	0.59
4:AD:54:TYR:HE1	4:AD:209:ARG:HD2	1.66	0.59
15:AO:54:ARG:NH1	15:AO:58:MET:CE	2.65	0.59
24:AX:73:A:H5'	24:AX:74:C:OP1	2.01	0.59
27:BA:271(T):C:O2'	27:BA:271(U):G:H5'	2.03	0.59
27:BA:519:U:H2'	27:BA:520:G:H8	1.67	0.59

*Continued on next page...*

*Continued from previous page...*

Atom-1	Atom-2	Interatomic distance (Å)	Clash overlap (Å)
27:BA:592:G:N3	57:B8:4:MET:HE2	2.18	0.59
27:BA:706:A:C2	27:BA:707:G:H1'	2.38	0.59
27:BA:2047:U:O2'	27:BA:2048:G:H5''	2.03	0.59
27:BA:2118:U:O2'	27:BA:2119:A:C5'	2.51	0.59
27:BA:2770:G:H5'	27:BA:2771:C:OP2	2.03	0.59
31:BE:72:VAL:O	31:BE:73:GLU:C	2.41	0.59
32:BF:63:LYS:HG2	32:BF:65:TRP:O	2.03	0.59
34:BH:43:VAL:HB	34:BH:51:ARG:O	2.03	0.59
34:BH:71:LEU:N	34:BH:74:ASN:HD22	2.01	0.59
37:BO:7:TYR:CE2	37:BO:44:LYS:HG3	2.37	0.59
37:BO:16:ALA:CB	37:BO:52:VAL:HG11	2.31	0.59
37:BO:35:VAL:HA	37:BO:62:VAL:HG12	1.84	0.59
38:BP:48:PRO:CG	38:BP:49:ARG:N	2.65	0.59
38:BP:111:ARG:HA	38:BP:128:HIS:CD2	2.38	0.59
40:BR:49:ASP:OD1	40:BR:95:THR:HG22	2.03	0.59
46:BX:40:LYS:O	46:BX:43:VAL:HB	2.03	0.59
49:B0:17:GLN:OE1	49:B0:17:GLN:N	2.36	0.59
52:B3:30:ARG:HD3	52:B3:33:GLN:NE2	2.18	0.59
53:B4:48:ILE:HG22	53:B4:50:THR:HG23	1.83	0.59
57:B8:32:LEU:HB3	57:B8:36:LYS:NZ	2.16	0.59
1:CA:923:A:OP1	5:CE:21:ALA:HB2	2.02	0.59
1:CA:1060:C:C5'	14:CN:45:ARG:HH22	2.14	0.59
1:CA:1260:C:C6	1:CA:1260:C:H3'	2.38	0.59
1:CA:1348:U:OP1	9:CI:109:VAL:HA	2.02	0.59
1:CA:1477:C:O2'	1:CA:1478:C:H5'	2.03	0.59
12:CL:98:VAL:HG12	12:CL:101:VAL:HG21	1.83	0.59
12:CL:123:LYS:O	12:CL:125:ALA:N	2.35	0.59
27:DA:271(H):G:H1	27:DA:271(P):C:N4	2.00	0.59
27:DA:530:G:N7	27:DA:2022:U:H5''	2.18	0.59
27:DA:675:A:H4'	32:DF:67:GLN:OE1	2.02	0.59
27:DA:848:G:O2'	27:DA:849:A:H5'	2.03	0.59
27:DA:969:U:H2'	27:DA:970:C:C6	2.38	0.59
27:DA:2018:G:H21	43:DU:34:LYS:HZ2	1.51	0.59
27:DA:2494:G:H2'	27:DA:2495:G:O5'	2.03	0.59
31:DE:4:ILE:HG12	31:DE:28:ALA:CB	2.33	0.59
32:DF:187:VAL:HG12	38:DP:7:ARG:NH2	2.17	0.59
34:DH:85:LYS:CD	34:DH:133:VAL:HB	2.32	0.59
36:DN:42:TRP:HA	36:DN:42:TRP:CE3	2.37	0.59
36:DN:118:LYS:C	36:DN:120:LEU:H	2.05	0.59
40:DR:75:LEU:HD22	40:DR:75:LEU:O	2.03	0.59
40:DR:100:LEU:HD21	40:DR:113:LEU:HD22	1.85	0.59

*Continued on next page...*



*Continued from previous page...*

Atom-1	Atom-2	Interatomic distance (Å)	Clash overlap (Å)
41:DS:67:ARG:HH11	41:DS:67:ARG:HG2	1.68	0.59
42:DT:83:ILE:CG1	42:DT:84:GLN:H	2.12	0.59
42:DT:104:ASN:O	42:DT:105:LEU:HD23	2.03	0.59
42:DT:109:GLU:HG2	42:DT:112:ARG:NH1	2.17	0.59
1:AA:410:G:OP2	4:AD:25:ARG:HG3	2.03	0.59
1:AA:655:A:O2'	1:AA:656:C:H5'	2.03	0.59
1:AA:1057:G:H5''	3:AC:154:SER:HB2	1.85	0.59
1:AA:1363(A):A:H1'	1:AA:1365:G:N7	2.17	0.59
2:AB:115:LEU:HD13	2:AB:145:LEU:HB3	1.84	0.59
2:AB:140:HIS:HA	2:AB:143:GLU:HG3	1.84	0.59
6:AF:86:ARG:O	6:AF:87:ARG:HG2	2.03	0.59
9:AI:7:THR:H	9:AI:83:ARG:HD2	1.68	0.59
9:AI:96:LEU:HD11	9:AI:102:LEU:HB2	1.84	0.59
10:AJ:48:THR:HG23	10:AJ:62:HIS:HB3	1.84	0.59
10:AJ:54:PHE:CD1	10:AJ:55:LYS:HE3	2.38	0.59
12:AL:114:ARG:HD2	12:AL:119:THR:HG21	1.84	0.59
16:AP:26:ARG:NH1	16:AP:31:LYS:HB3	2.18	0.59
17:AQ:63:ARG:HG2	17:AQ:64:PRO:HD2	1.85	0.59
19:AS:12:ASP:O	19:AS:16:LEU:HD13	2.03	0.59
20:AT:26:ASN:ND2	20:AT:26:ASN:N	2.41	0.59
25:AY:18:G:H5'	25:AY:19:U:C5	2.38	0.59
27:BA:1022:G:O2'	27:BA:1024:G:N7	2.35	0.59
27:BA:1644:C:O2'	27:BA:1645:G:H5'	2.02	0.59
27:BA:1848:A:H2'	27:BA:1849:G:C8	2.38	0.59
27:BA:2262:U:OP2	49:B0:16:SER:HB2	2.03	0.59
27:BA:2515:C:O2'	27:BA:2516:G:H5'	2.03	0.59
27:BA:2577:A:H5''	27:BA:2578:G:H5'	1.84	0.59
27:BA:2626:C:O2'	27:BA:2627:G:H5'	2.02	0.59
29:BC:49:ILE:H	29:BC:49:ILE:CD1	2.13	0.59
30:BD:131:LEU:HD12	30:BD:131:LEU:N	2.17	0.59
31:BE:16:ARG:HG3	31:BE:16:ARG:NH1	2.18	0.59
31:BE:56:PRO:HD2	31:BE:58:ARG:HG3	1.83	0.59
31:BE:112:GLY:O	31:BE:160:TYR:N	2.36	0.59
34:BH:86:GLU:CB	34:BH:132:ARG:NH1	2.65	0.59
37:BO:13:ASN:HD21	37:BO:96:THR:CA	2.16	0.59
43:BU:92:ARG:CG	44:BV:11:GLN:NE2	2.65	0.59
47:BY:67:LEU:HD12	47:BY:71:LYS:HE3	1.85	0.59
48:BZ:109:GLY:HA3	48:BZ:144:GLU:OE1	2.03	0.59
1:CA:484:G:H4'	1:CA:485:G:O5'	2.02	0.59
1:CA:1071:C:H2'	1:CA:1072:G:C8	2.38	0.59
1:CA:1441:G:H4'	1:CA:1442:G:C8	2.38	0.59

*Continued on next page...*



*Continued from previous page...*

Atom-1	Atom-2	Interatomic distance (Å)	Clash overlap (Å)
2:CB:168:THR:HG23	2:CB:192:SER:OG	2.02	0.59
3:CC:186:PHE:CZ	3:CC:188:LEU:HD22	2.38	0.59
4:CD:61:LYS:NZ	4:CD:62:GLN:NE2	2.51	0.59
6:CF:96:PRO:HB3	18:CR:30:ASP:CG	2.23	0.59
6:CF:98:LEU:HD12	6:CF:98:LEU:N	2.16	0.59
8:CH:89:PRO:HA	8:CH:92:ARG:HH11	1.67	0.59
19:CS:52:TYR:HB2	19:CS:57:HIS:CE1	2.38	0.59
25:CY:18:G:H22	25:CY:55:C:H42	1.49	0.59
25:CY:27:C:H2'	25:CY:28:G:H8	1.68	0.59
25:CY:37:U:H2'	25:CY:38:U:H5''	1.85	0.59
25:CY:42:G:H2'	25:CY:43:C:H5'	1.83	0.59
27:DA:151:C:O2'	27:DA:152:G:H5'	2.02	0.59
27:DA:199:A:N1	27:DA:2433:A:H2'	2.17	0.59
27:DA:414:C:O2'	27:DA:415:A:H5'	2.02	0.59
27:DA:447:A:N7	27:DA:454:A:N6	2.50	0.59
27:DA:495:G:H21	45:DW:61:ASN:ND2	2.01	0.59
27:DA:1042:G:H1'	27:DA:1114:G:H22	1.67	0.59
27:DA:2533:A:H8	27:DA:2533:A:O5'	1.86	0.59
27:DA:2870:C:H2'	27:DA:2871:C:C5'	2.27	0.59
30:DD:223:GLY:O	30:DD:225:ALA:N	2.36	0.59
34:DH:150:ALA:C	34:DH:152:ARG:H	2.06	0.59
37:DO:65:THR:HA	37:DO:82:ASN:HD22	1.67	0.59
48:DZ:120:HIS:C	48:DZ:122:ASP:N	2.55	0.59
1:AA:38:G:C2	1:AA:397:A:C2	2.90	0.59
1:AA:113:G:H1'	1:AA:354:G:H5'	1.84	0.59
1:AA:389:A:H2'	1:AA:390:C:H5'	1.84	0.59
1:AA:751:U:H4'	15:AO:24:SER:CA	2.27	0.59
1:AA:1022:G:H2'	1:AA:1023:G:C8	2.38	0.59
1:AA:1030(D):A:H2'	1:AA:1031:G:H5'	1.85	0.59
7:AG:140:ASP:HA	7:AG:143:ARG:HH12	1.66	0.59
11:AK:41:THR:HG21	11:AK:71:LYS:HB2	1.84	0.59
13:AM:3:ARG:O	13:AM:4:ILE:HG13	2.03	0.59
13:AM:65:LYS:HB3	13:AM:70:LEU:HB2	1.85	0.59
27:BA:88:G:N3	27:BA:88:G:H2'	2.17	0.59
27:BA:553:G:O2'	27:BA:554:U:H5'	2.03	0.59
27:BA:1191:G:OP1	38:BP:35:HIS:CE1	2.56	0.59
27:BA:1484:G:H3'	27:BA:1485:G:C5'	2.27	0.59
27:BA:1931:U:H2'	27:BA:1932:A:C8	2.38	0.59
27:BA:2017:U:O2	54:B5:10:LYS:HB2	2.02	0.59
27:BA:2317:C:H2'	27:BA:2318:G:C5'	2.24	0.59
27:BA:2327:A:H2'	27:BA:2328:A:H8	1.60	0.59

*Continued on next page...*

*Continued from previous page...*

Atom-1	Atom-2	Interatomic distance (Å)	Clash overlap (Å)
30:BD:231:HIS:HD2	30:BD:249:PRO:HG3	1.67	0.59
38:BP:16:ARG:HD3	38:BP:18:ARG:N	2.16	0.59
38:BP:33:ARG:O	38:BP:34:GLY:C	2.41	0.59
41:BS:77:ALA:O	41:BS:80:LEU:N	2.35	0.59
43:BU:35:ALA:O	43:BU:39:LEU:HG	2.03	0.59
43:BU:85:LYS:HD3	43:BU:117:GLN:HE22	1.67	0.59
46:BX:60:ARG:NH1	56:B7:47:ARG:NH2	2.50	0.59
50:B1:70:VAL:HG12	50:B1:71:TYR:N	2.18	0.59
56:B7:8:ASN:HD21	56:B7:10:ARG:HB3	1.68	0.59
1:CA:362:G:H8	1:CA:362:G:O5'	1.85	0.59
1:CA:874:G:O2'	1:CA:875:C:H6	1.85	0.59
1:CA:1002:G:H2'	1:CA:1002:G:N3	2.18	0.59
1:CA:1309:G:O6	1:CA:1328:C:N3	2.36	0.59
1:CA:1321:C:C5	1:CA:1322:C:H2'	2.37	0.59
3:CC:186:PHE:HD1	3:CC:198:VAL:O	1.84	0.59
9:CI:114:TYR:CD2	9:CI:114:TYR:N	2.65	0.59
14:CN:3:ARG:O	14:CN:7:ILE:HG23	2.03	0.59
14:CN:7:ILE:HG22	14:CN:28:GLY:HA3	1.83	0.59
24:CX:12:G:H1'	27:DA:1923:U:O2'	2.03	0.59
25:CY:12:C:H2'	25:CY:13:A:O4'	2.03	0.59
25:CY:24:C:H2'	25:CY:25:A:H8	1.68	0.59
27:DA:249:C:O2	27:DA:249:C:H2'	2.01	0.59
27:DA:262:A:H2'	27:DA:263:C:H6	1.67	0.59
27:DA:985:C:O2'	27:DA:986:C:H5'	2.03	0.59
27:DA:1504:C:H2'	27:DA:1505:C:C5'	2.28	0.59
27:DA:2551:C:H2'	27:DA:2552:U:C6	2.38	0.59
27:DA:2612:C:C4	27:DA:2613:U:H5	2.20	0.59
27:DA:2697:G:H1	27:DA:2710:C:H42	1.49	0.59
29:DC:37:PHE:O	29:DC:39:GLU:N	2.35	0.59
30:DD:92:ILE:HD13	30:DD:92:ILE:H	1.68	0.59
31:DE:81:ILE:O	31:DE:82:ARG:HB2	2.03	0.59
37:DO:35:VAL:HG21	37:DO:69:ILE:HD13	1.83	0.59
39:DQ:1:MET:CE	39:DQ:44:ALA:HB1	2.33	0.59
40:DR:67:LEU:HD11	40:DR:76:VAL:HG21	1.84	0.59
43:DU:55:ARG:CA	43:DU:58:ARG:HB2	2.20	0.59
43:DU:89:GLU:HG3	44:DV:50:PRO:HG3	1.83	0.59
45:DW:51:LEU:O	45:DW:54:ALA:N	2.36	0.59
45:DW:73:ALA:HB3	45:DW:106:ILE:HD11	1.85	0.59
46:DX:5:TYR:N	46:DX:5:TYR:HD1	2.01	0.59
54:D5:56:LYS:HG3	54:D5:59:GLU:OE1	2.03	0.59
1:AA:257:G:H2'	1:AA:258:G:H8	1.68	0.58

*Continued on next page...*

*Continued from previous page...*

Atom-1	Atom-2	Interatomic distance (Å)	Clash overlap (Å)
1:AA:826:C:C2	1:AA:827:U:C5	2.91	0.58
1:AA:848:C:H2'	1:AA:849:C:H6	1.66	0.58
1:AA:976:G:P	14:AN:32:SER:H	2.26	0.58
2:AB:17:PHE:CD1	2:AB:44:LEU:HD21	2.37	0.58
2:AB:217:ARG:O	2:AB:221:LEU:HD23	2.03	0.58
3:AC:84:ILE:HD13	3:AC:88:ARG:NH2	2.17	0.58
7:AG:26:PHE:HB2	7:AG:62:PHE:HZ	1.67	0.58
10:AJ:4:ILE:HG12	10:AJ:100:THR:HG22	1.84	0.58
11:AK:38:ASN:HD22	11:AK:38:ASN:N	2.01	0.58
15:AO:25:THR:HG21	15:AO:70:LEU:HB2	1.84	0.58
19:AS:61:TYR:O	19:AS:62:ILE:CB	2.51	0.58
21:AU:9:ARG:NH1	21:AU:22:ARG:HG3	2.18	0.58
25:AY:51:G:H2'	25:AY:52:G:H8	1.68	0.58
27:BA:200:U:H5'	27:BA:200:U:C6	2.30	0.58
27:BA:659:C:O2'	32:BF:101:LEU:HD12	2.03	0.58
27:BA:1479:G:C4	27:BA:1480:G:C8	2.91	0.58
27:BA:1811:G:O2'	27:BA:1812:A:H5'	2.02	0.58
27:BA:1826:G:H4'	30:BD:242:ARG:CZ	2.33	0.58
27:BA:2022:U:O2'	27:BA:2617:C:H5'	2.03	0.58
27:BA:2778:A:H4'	27:BA:2779:U:OP2	2.03	0.58
29:BC:214:VAL:O	29:BC:215:THR:C	2.40	0.58
30:BD:75:ILE:O	30:BD:118:VAL:HG23	2.03	0.58
31:BE:134:ILE:O	31:BE:134:ILE:CG1	2.46	0.58
32:BF:112:MET:O	32:BF:115:ALA:HB3	2.03	0.58
33:BG:112:PRO:C	33:BG:113:ARG:NH1	2.50	0.58
35:BI:101:LEU:HD12	35:BI:105:HIS:HB2	1.85	0.58
39:BQ:52:VAL:HA	39:BQ:55:VAL:HG13	1.84	0.58
43:BU:20:LEU:HB3	43:BU:39:LEU:HD11	1.84	0.58
54:B5:31:VAL:HB	54:B5:32:PRO:HD2	1.85	0.58
1:CA:37:U:H2'	1:CA:38:G:H8	1.68	0.58
1:CA:147:G:H1	1:CA:175:C:H42	1.49	0.58
1:CA:334:C:O2'	1:CA:335:C:H5'	2.03	0.58
1:CA:525:C:H5''	12:CL:88:LYS:NZ	2.18	0.58
1:CA:793:U:O2	1:CA:1516:G:H4'	2.03	0.58
1:CA:1221:G:H4'	19:CS:53:ASN:O	2.03	0.58
1:CA:1302:U:H5	13:CM:17:VAL:HG22	1.67	0.58
1:CA:1310:G:H5'	13:CM:77:ASN:ND2	2.17	0.58
2:CB:144:ARG:HA	2:CB:147:LYS:HB3	1.83	0.58
7:CG:109:ASN:HA	7:CG:119:ARG:NH1	2.18	0.58
8:CH:20:TYR:HA	8:CH:65:TYR:CE2	2.37	0.58
14:CN:24:CYS:H	14:CN:33:VAL:HG11	1.68	0.58

*Continued on next page...*

*Continued from previous page...*

Atom-1	Atom-2	Interatomic distance (Å)	Clash overlap (Å)
27:DA:42:G:H1	27:DA:436:C:N4	2.01	0.58
27:DA:863:A:H2'	27:DA:864:G:H8	1.64	0.58
27:DA:902:C:H2'	27:DA:903:C:H6	1.68	0.58
27:DA:1013:C:O2'	27:DA:1014:U:H5'	2.01	0.58
27:DA:1050:A:O2'	27:DA:1051:G:H8	1.85	0.58
27:DA:1438:U:H5'	27:DA:1516:C:O2'	2.03	0.58
27:DA:1484:G:H5'	27:DA:1485:G:OP2	2.03	0.58
27:DA:1810:A:H2'	27:DA:1811:G:O4'	2.03	0.58
27:DA:2015:A:C2	54:D5:6:VAL:HG22	2.37	0.58
27:DA:2092:U:C4	27:DA:2226:C:OP2	2.56	0.58
27:DA:2141:G:O2'	27:DA:2142:C:H5'	2.03	0.58
27:DA:2667:C:H1'	34:DH:109:PHE:HD2	1.68	0.58
33:DG:76:SER:CB	33:DG:83:ARG:HB2	2.33	0.58
38:DP:87:ASP:C	38:DP:89:ALA:H	2.07	0.58
40:DR:77:ARG:C	40:DR:79:LEU:N	2.57	0.58
42:DT:30:VAL:HG21	42:DT:83:ILE:HG13	1.84	0.58
45:DW:23:LEU:HD21	45:DW:39:THR:HG21	1.84	0.58
48:DZ:75:LEU:HD13	48:DZ:82:PRO:HA	1.85	0.58
51:D2:21:LEU:HD13	51:D2:64:LEU:HA	1.85	0.58
1:AA:563:A:H2'	1:AA:563:A:N3	2.19	0.58
1:AA:574:A:N3	1:AA:883:C:H1'	2.18	0.58
1:AA:851:G:H2'	1:AA:852:G:H8	1.68	0.58
1:AA:1028:C:H42	1:AA:1034:G:H21	1.50	0.58
1:AA:1060:C:H5'	14:AN:45:ARG:NH2	2.18	0.58
1:AA:1255:G:O3'	1:AA:1258:G:H1'	2.03	0.58
1:AA:1426:C:H2'	1:AA:1427:U:C6	2.37	0.58
9:AI:96:LEU:CD1	9:AI:102:LEU:HB2	2.33	0.58
12:AL:68:PRO:HG3	12:AL:96:HIS:CD2	2.38	0.58
12:AL:119:THR:CG2	12:AL:120:LYS:N	2.65	0.58
16:AP:20:VAL:HG22	16:AP:21:VAL:N	2.17	0.58
19:AS:32:LYS:HB3	19:AS:57:HIS:CE1	2.38	0.58
24:AX:58:A:H4'	24:AX:59:A:OP1	2.03	0.58
27:BA:246:C:N4	57:B8:8:LYS:HG2	2.17	0.58
27:BA:406:G:H1	27:BA:421:U:H3	1.51	0.58
27:BA:519:U:H2'	27:BA:520:G:C8	2.38	0.58
27:BA:673:C:H5''	27:BA:673:C:C6	2.37	0.58
27:BA:2377:A:H4'	41:BS:107:GLU:HB3	1.84	0.58
32:BF:46:ARG:HB3	32:BF:48:THR:CG2	2.34	0.58
36:BN:62:VAL:HG11	36:BN:67:LEU:CG	2.33	0.58
42:BT:79:HIS:O	42:BT:81:PRO:CD	2.40	0.58
44:BV:2:PHE:O	44:BV:14:VAL:O	2.22	0.58

*Continued on next page...*

*Continued from previous page...*

Atom-1	Atom-2	Interatomic distance (Å)	Clash overlap (Å)
45:BW:13:SER:O	45:BW:16:LYS:HB2	2.02	0.58
45:BW:68:ARG:HH12	45:BW:111:HIS:CD2	2.21	0.58
47:BY:88:LYS:O	47:BY:90:LEU:HG	2.03	0.58
50:B1:64:ALA:HA	50:B1:67:ILE:CD1	2.33	0.58
1:CA:353:A:H8	1:CA:353:A:H5'	1.68	0.58
1:CA:1469:G:H2'	1:CA:1470:G:C8	2.38	0.58
3:CC:34:LEU:HD23	3:CC:35:GLU:N	2.18	0.58
11:CK:125:PHE:H	11:CK:125:PHE:HD1	1.51	0.58
13:CM:88:ARG:HA	13:CM:98:VAL:HG12	1.84	0.58
15:CO:82:ILE:HD13	15:CO:82:ILE:O	2.03	0.58
27:DA:918:A:C2	27:DA:919:G:H1'	2.38	0.58
27:DA:1472:A:H2'	27:DA:1473:G:O4'	2.03	0.58
27:DA:1631(A):A:O2'	27:DA:1632:A:H5'	2.03	0.58
27:DA:1655:A:H3'	27:DA:1656:C:H6	1.68	0.58
27:DA:2403:C:N3	27:DA:2415:G:C2	2.71	0.58
27:DA:2830:G:O2'	27:DA:2831:G:H5'	2.03	0.58
31:DE:55:ASN:O	31:DE:57:LYS:N	2.35	0.58
32:DF:167:ALA:HB1	32:DF:173:VAL:CG1	2.33	0.58
34:DH:157:TYR:O	34:DH:158:HIS:HB2	2.03	0.58
36:DN:30:ILE:HG23	36:DN:52:VAL:HG11	1.85	0.58
41:DS:17:ARG:HA	41:DS:20:ARG:CZ	2.33	0.58
42:DT:60:THR:O	42:DT:61:PHE:HB3	2.01	0.58
53:D4:44:CYS:SG	53:D4:44:CYS:O	2.61	0.58
54:D5:45:VAL:O	54:D5:46:CYS:C	2.41	0.58
1:AA:460:G:O6	1:AA:470:C:H5''	2.02	0.58
1:AA:489:C:H2'	1:AA:490:G:H8	1.68	0.58
1:AA:530:G:O2'	1:AA:531:U:OP2	2.19	0.58
1:AA:1168:A:H2'	1:AA:1169:A:C8	2.38	0.58
1:AA:1325:C:H4'	21:AU:17:THR:HG21	1.86	0.58
1:AA:1330:U:OP1	13:AM:22:ILE:O	2.21	0.58
1:AA:1424:C:N4	1:AA:1476:G:H1	1.98	0.58
3:AC:84:ILE:HA	3:AC:87:LEU:HD12	1.84	0.58
4:AD:98:GLU:C	4:AD:100:ARG:H	2.05	0.58
12:AL:3:THR:N	12:AL:6:GLN:HE21	2.00	0.58
12:AL:3:THR:HG23	12:AL:6:GLN:NE2	2.18	0.58
17:AQ:69:LYS:C	17:AQ:70:ARG:HD2	2.24	0.58
23:AW:18:G:H1'	23:AW:19:U:O2	2.03	0.58
27:BA:607:U:P	32:BF:103:LYS:HG3	2.42	0.58
27:BA:709:U:N3	27:BA:710:G:N7	2.50	0.58
27:BA:786:C:C4	27:BA:787:U:C5	2.90	0.58
27:BA:1315:C:C2'	27:BA:1316:U:H5'	2.33	0.58

*Continued on next page...*

*Continued from previous page...*

Atom-1	Atom-2	Interatomic distance (Å)	Clash overlap (Å)
27:BA:1698:A:O4'	27:BA:1700:A:H4'	2.03	0.58
27:BA:2171:A:O2'	27:BA:2172:U:O5'	2.19	0.58
27:BA:2756:U:H5''	58:B9:19:ARG:HB3	1.86	0.58
28:BB:91:C:C2'	28:BB:92:C:O5'	2.50	0.58
32:BF:20:LEU:HD13	32:BF:203:GLN:NE2	2.16	0.58
32:BF:154:VAL:HG22	32:BF:191:ARG:HB2	1.85	0.58
38:BP:59:LEU:CA	38:BP:61:ARG:CZ	2.55	0.58
39:BQ:19:GLY:O	39:BQ:20:ALA:HB3	2.04	0.58
42:BT:65:LYS:HG3	42:BT:66:VAL:N	2.19	0.58
47:BY:46:LYS:HE2	47:BY:47:LYS:HE3	1.84	0.58
47:BY:77:PRO:O	47:BY:78:ALA:HB2	2.02	0.58
53:B4:40:ILE:HG23	53:B4:59:VAL:HG21	1.85	0.58
57:B8:37:SER:OG	57:B8:39:LYS:HB3	2.04	0.58
1:CA:59:A:H4'	1:CA:388:G:OP1	2.04	0.58
1:CA:60:A:H5''	1:CA:331:G:N2	2.18	0.58
1:CA:189(D):C:H2'	1:CA:189(E):U:O4'	2.02	0.58
1:CA:232:G:H2'	1:CA:233:C:C6	2.39	0.58
1:CA:1256:A:N6	1:CA:1278:U:O2	2.35	0.58
2:CB:67:THR:O	2:CB:68:ILE:HD13	2.03	0.58
13:CM:58:GLU:O	13:CM:62:ASN:OD1	2.22	0.58
16:CP:58:TYR:O	16:CP:60:LEU:N	2.37	0.58
17:CQ:62:SER:HB2	17:CQ:72:ARG:HG3	1.85	0.58
20:CT:79:ARG:O	20:CT:80:ARG:C	2.42	0.58
27:DA:220:G:H22	27:DA:427:U:H2'	1.68	0.58
27:DA:399:G:O2'	27:DA:400:G:H5'	2.04	0.58
27:DA:531:C:C5	27:DA:2035:G:C2	2.92	0.58
27:DA:627:A:N6	38:DP:84:ASN:HD21	2.00	0.58
27:DA:862:G:H21	28:DB:101:G:H1'	1.67	0.58
27:DA:1336:A:H2'	27:DA:1337:G:H8	1.68	0.58
27:DA:1515:G:H2'	27:DA:1516:C:H5'	1.86	0.58
27:DA:1947:C:N4	27:DA:1959:G:H1	1.99	0.58
27:DA:2334:G:O2'	41:DS:18:ILE:HG21	2.03	0.58
30:DD:228:PRO:HD3	30:DD:235:GLY:N	2.19	0.58
30:DD:241:PRO:O	30:DD:242:ARG:C	2.40	0.58
30:DD:261:LYS:HZ1	30:DD:263:ARG:HH12	1.50	0.58
33:DG:126:ASP:C	33:DG:128:ARG:H	2.06	0.58
36:DN:16:ILE:HG23	36:DN:54:VAL:HG23	1.86	0.58
43:DU:76:TYR:C	43:DU:78:THR:H	2.07	0.58
43:DU:95:LEU:HD13	44:DV:4:ILE:HG23	1.86	0.58
45:DW:43:GLY:O	45:DW:47:VAL:HG23	2.03	0.58
46:DX:12:VAL:CG2	46:DX:13:LEU:H	1.89	0.58

*Continued on next page...*



*Continued from previous page...*

Atom-1	Atom-2	Interatomic distance (Å)	Clash overlap (Å)
48:DZ:6:ALA:CB	48:DZ:58:LEU:HB3	2.32	0.58
48:DZ:117:GLN:HG2	48:DZ:118:GLU:H	1.68	0.58
50:D1:24:ALA:HB3	50:D1:27:GLU:OE2	2.03	0.58
51:D2:49:LYS:O	51:D2:52:ASP:HB2	2.03	0.58
56:D7:12:ARG:HD3	56:D7:46:VAL:HG21	1.84	0.58
1:AA:144:G:H2'	1:AA:145:G:H8	1.69	0.58
1:AA:312:C:H2'	1:AA:313:A:C8	2.39	0.58
1:AA:806:C:H2'	1:AA:807:A:H8	1.67	0.58
6:AF:62:TRP:HH2	6:AF:64:GLN:HB2	1.60	0.58
13:AM:91:ARG:HH22	13:AM:103:THR:CG2	2.16	0.58
18:AR:53:ARG:HG2	18:AR:53:ARG:NH1	2.17	0.58
27:BA:812:C:OP1	27:BA:1251:C:H5'	2.03	0.58
27:BA:1907:G:O2'	27:BA:1908:C:H5'	2.03	0.58
35:BI:113:ARG:O	35:BI:130:TYR:HA	2.04	0.58
39:BQ:135:ASP:C	39:BQ:137:TYR:N	2.54	0.58
42:BT:23:ARG:HA	42:BT:52:ILE:CD1	2.33	0.58
47:BY:2:ARG:CD	47:BY:3:VAL:HG23	2.32	0.58
47:BY:6:HIS:N	47:BY:6:HIS:ND1	2.51	0.58
53:B4:42:CYS:SG	53:B4:62:CYS:HB3	2.43	0.58
53:B4:62:CYS:SG	53:B4:64:LYS:HB2	2.43	0.58
54:B5:50:GLY:HA3	54:B5:56:LYS:HB3	1.85	0.58
1:CA:735:C:H2'	1:CA:736:C:C6	2.30	0.58
1:CA:979:C:C5	1:CA:980:C:H6	2.20	0.58
4:CD:68:TYR:O	4:CD:70:ILE:N	2.37	0.58
5:CE:148:VAL:HG12	5:CE:152:ARG:HE	1.67	0.58
8:CH:37:ARG:O	8:CH:40:ALA:HB3	2.04	0.58
9:CI:79:LEU:CD2	9:CI:102:LEU:HA	2.33	0.58
11:CK:69:ALA:HB1	11:CK:73:MET:HE2	1.85	0.58
24:CX:56:C:H2'	24:CX:57:A:C8	2.38	0.58
27:DA:1614:A:H2'	27:DA:1615:C:H5'	1.85	0.58
27:DA:1805:U:H5''	30:DD:250:TRP:CD2	2.37	0.58
27:DA:1934:C:H2'	27:DA:1935:G:H8	1.67	0.58
27:DA:2111:C:H42	27:DA:2147:G:N2	2.00	0.58
27:DA:2114:A:H2	27:DA:2168:G:O4'	1.86	0.58
30:DD:89:SER:HB2	30:DD:159:ALA:HB2	1.85	0.58
31:DE:37:ARG:HB2	31:DE:46:ALA:N	2.18	0.58
32:DF:36:VAL:O	32:DF:39:TRP:HB3	2.04	0.58
32:DF:187:VAL:HB	38:DP:7:ARG:HH21	1.68	0.58
35:DI:107:VAL:CG1	35:DI:108:THR:H	2.12	0.58
38:DP:39:LYS:HE2	38:DP:39:LYS:CA	2.29	0.58
41:DS:97:ARG:NH2	41:DS:99:LYS:H	2.00	0.58

*Continued on next page...*



*Continued from previous page...*

Atom-1	Atom-2	Interatomic distance (Å)	Clash overlap (Å)
42:DT:88:ILE:CG2	42:DT:89:VAL:H	1.98	0.58
46:DX:10:ALA:O	46:DX:28:PHE:HB3	2.02	0.58
46:DX:25:LYS:HZ1	46:DX:80:ILE:HD11	1.66	0.58
50:D1:7:ILE:HB	50:D1:62:VAL:CG2	2.34	0.58
51:D2:16:LEU:H	51:D2:67:LYS:HZ1	1.51	0.58
52:D3:7:LYS:CG	52:D3:8:LEU:H	2.13	0.58
1:AA:501:C:O2'	1:AA:502:G:H5'	2.03	0.58
1:AA:723:U:O2'	1:AA:724:G:C5'	2.51	0.58
1:AA:909:A:H2'	1:AA:910:C:H5'	1.84	0.58
1:AA:963:G:H21	10:AJ:55:LYS:NZ	2.01	0.58
3:AC:7:PRO:O	3:AC:11:ARG:CG	2.51	0.58
3:AC:140:ARG:HG3	3:AC:140:ARG:HH11	1.69	0.58
5:AE:72:GLN:NE2	5:AE:144:THR:HG22	2.19	0.58
6:AF:53:ALA:HB3	6:AF:86:ARG:CZ	2.33	0.58
27:BA:146:G:C2'	27:BA:147:U:H5'	2.33	0.58
27:BA:608:A:P	32:BF:100:THR:HG21	2.43	0.58
27:BA:848:G:H5'	27:BA:848:G:H8	1.69	0.58
27:BA:1179:C:H2'	27:BA:1180:C:H6	1.69	0.58
27:BA:1678:G:N2	27:BA:1989:G:H22	2.02	0.58
27:BA:2012:G:O3'	45:BW:96:ILE:CD1	2.48	0.58
27:BA:2431:U:O2	27:BA:2433:A:C8	2.56	0.58
31:BE:101:ARG:NH2	31:BE:171:GLU:HB2	2.17	0.58
32:BF:123:LEU:HD13	32:BF:192:LEU:HD22	1.84	0.58
41:BS:106:ARG:CZ	41:BS:107:GLU:O	2.52	0.58
43:BU:101:ARG:C	43:BU:102:GLU:HG2	2.23	0.58
48:BZ:107:PRO:HG3	48:BZ:116:LEU:HB2	1.86	0.58
51:B2:7:ARG:O	51:B2:11:GLU:HG3	2.04	0.58
52:B3:30:ARG:HD3	52:B3:30:ARG:H	1.68	0.58
1:CA:219:C:H2'	1:CA:220:G:O4'	2.04	0.58
1:CA:686:U:H3	1:CA:703:G:N2	2.00	0.58
1:CA:722:A:H2'	1:CA:722:A:N3	2.17	0.58
1:CA:1116:C:C2'	1:CA:1117:G:H5''	2.33	0.58
1:CA:1198:G:H2'	1:CA:1199:U:C6	2.38	0.58
1:CA:1246:C:O2'	1:CA:1247:U:H5'	2.03	0.58
2:CB:215:LEU:O	2:CB:219:VAL:HG23	2.03	0.58
5:CE:102:ALA:HB1	5:CE:106:PRO:HG2	1.85	0.58
8:CH:7:ALA:HB2	8:CH:85:ARG:HG3	1.86	0.58
17:CQ:94:ASN:O	17:CQ:98:LEU:HD12	2.03	0.58
27:DA:635:C:H2'	27:DA:636:G:C8	2.38	0.58
27:DA:704:G:H1'	27:DA:727:A:H62	1.68	0.58
27:DA:850:C:H2'	27:DA:851:U:C6	2.38	0.58

*Continued on next page...*

*Continued from previous page...*

Atom-1	Atom-2	Interatomic distance (Å)	Clash overlap (Å)
27:DA:1244:G:H4'	38:DP:11:GLY:CA	2.30	0.58
27:DA:1252:G:OP1	27:DA:1252:G:H8	1.85	0.58
27:DA:2126:A:H5''	29:DC:36:LYS:CE	2.30	0.58
27:DA:2262:U:H2'	27:DA:2263:C:C6	2.38	0.58
31:DE:110:GLY:O	40:DR:2:ARG:CZ	2.51	0.58
31:DE:116:VAL:HG21	31:DE:122:PHE:CD2	2.38	0.58
33:DG:57:ALA:HB2	33:DG:90:LEU:HD11	1.84	0.58
34:DH:54:ARG:O	34:DH:54:ARG:HG3	2.03	0.58
36:DN:22:THR:HA	36:DN:60:ILE:CG2	2.33	0.58
37:DO:53:LYS:O	37:DO:55:GLY:N	2.36	0.58
38:DP:83:VAL:HG23	38:DP:87:ASP:OD2	2.02	0.58
42:DT:16:ARG:O	42:DT:17:THR:CB	2.50	0.58
50:D1:6:GLU:O	50:D1:7:ILE:HD12	2.04	0.58
1:AA:203:U:H6	1:AA:203:U:OP2	1.87	0.58
1:AA:642:A:H2'	1:AA:643:C:C6	2.38	0.58
1:AA:711:G:H2'	1:AA:712:A:H8	1.69	0.58
1:AA:875:C:O2	8:AH:15:ASN:ND2	2.32	0.58
3:AC:38:ARG:HD3	3:AC:94:LEU:HD22	1.85	0.58
3:AC:47:LEU:HD12	3:AC:47:LEU:O	2.02	0.58
10:AJ:3:LYS:O	10:AJ:100:THR:HG22	2.03	0.58
13:AM:100:GLY:C	13:AM:101:GLN:HG3	2.24	0.58
27:BA:518:G:H2'	27:BA:519:U:C5	2.38	0.58
27:BA:1021:A:C8	27:BA:1021:A:C3'	2.80	0.58
27:BA:1114:G:C2'	27:BA:1115:G:H5''	2.34	0.58
27:BA:1607:C:C4'	27:BA:1608:A:O5'	2.51	0.58
28:BB:7:G:N2	41:BS:38:GLN:HE22	2.01	0.58
34:BH:121:ILE:HD12	34:BH:144:VAL:HG21	1.86	0.58
36:BN:125:GLY:HA3	36:BN:126:PRO:O	2.04	0.58
43:BU:13:LYS:O	43:BU:16:LYS:HB3	2.04	0.58
46:BX:63:LYS:HE3	46:BX:72:LYS:CE	2.24	0.58
49:B0:31:VAL:HB	49:B0:35:ASN:ND2	2.18	0.58
50:B1:19:GLN:NE2	50:B1:19:GLN:CA	2.65	0.58
1:CA:31:G:H22	1:CA:47:C:H4'	1.68	0.58
1:CA:739:C:O2	15:CO:42:HIS:HE1	1.87	0.58
1:CA:771:G:O2'	1:CA:772:U:H5'	2.03	0.58
1:CA:1071:C:H2'	1:CA:1072:G:H8	1.68	0.58
1:CA:1119:C:H6	1:CA:1119:C:O5'	1.87	0.58
4:CD:150:GLU:O	4:CD:153:ARG:HG3	2.04	0.58
4:CD:203:VAL:O	4:CD:206:PHE:HB3	2.04	0.58
6:CF:72:VAL:HG22	6:CF:72:VAL:O	2.02	0.58
19:CS:32:LYS:N	19:CS:32:LYS:CE	2.65	0.58

*Continued on next page...*

*Continued from previous page...*

Atom-1	Atom-2	Interatomic distance (Å)	Clash overlap (Å)
20:CT:54:LYS:HA	20:CT:57:ARG:HH22	1.69	0.58
27:DA:275:G:O3'	27:DA:279:C:P	2.61	0.58
27:DA:350:U:H2'	27:DA:351:G:O4'	2.03	0.58
27:DA:389:G:H8	27:DA:389:G:O5'	1.87	0.58
27:DA:750:A:H2'	27:DA:750:A:N3	2.18	0.58
27:DA:817:C:H2'	27:DA:818:G:O4'	2.03	0.58
27:DA:1037:G:H1	27:DA:1118:C:H42	1.51	0.58
27:DA:1164:G:H2'	27:DA:1165:U:H6	1.67	0.58
27:DA:1317:A:H2'	27:DA:1318:C:C6	2.39	0.58
27:DA:1602:U:H3'	27:DA:1603:A:H5''	1.83	0.58
27:DA:1655:A:H2'	27:DA:1656:C:O4'	2.04	0.58
27:DA:1790:C:H5''	27:DA:1791:A:OP1	2.03	0.58
27:DA:2125:G:N2	27:DA:2174:C:N4	2.52	0.58
27:DA:2311:A:H5''	27:DA:2312:U:OP2	2.03	0.58
27:DA:2371:G:H4'	55:D6:45:LYS:CB	2.34	0.58
28:DB:103:G:O2'	28:DB:104:U:H5'	2.03	0.58
34:DH:27:LYS:HG2	34:DH:32:GLU:HB2	1.84	0.58
35:DI:77:LEU:O	35:DI:140:LEU:HD12	2.02	0.58
35:DI:129:THR:O	35:DI:130:TYR:CB	2.52	0.58
36:DN:35:ARG:O	36:DN:49:GLY:HA2	2.03	0.58
42:DT:31:SER:HB2	42:DT:32:TYR:CD2	2.38	0.58
44:DV:95:LEU:HD22	44:DV:97:LYS:HZ3	1.66	0.58
1:AA:37:U:H3	1:AA:397:A:H61	1.52	0.58
1:AA:198:G:H2'	1:AA:199:G:C8	2.39	0.58
1:AA:300:A:H2'	1:AA:301:G:O4'	2.01	0.58
1:AA:321:A:C2	1:AA:333:G:C2	2.92	0.58
1:AA:663:A:O2'	1:AA:664:G:H5'	2.03	0.58
1:AA:921:U:O2	5:AE:19:MET:HB2	2.04	0.58
1:AA:954:G:H21	1:AA:1227:A:N6	2.00	0.58
1:AA:971:G:N2	1:AA:1363(A):A:OP2	2.34	0.58
5:AE:11:ILE:HG21	5:AE:105:VAL:CG2	2.33	0.58
6:AF:50:TYR:OH	18:AR:74:ARG:O	2.14	0.58
11:AK:42:TRP:O	11:AK:43:SER:HB2	2.02	0.58
12:AL:40:VAL:HG23	12:AL:41:THR:N	2.17	0.58
13:AM:27:LYS:HE3	13:AM:31:LYS:HE3	1.84	0.58
17:AQ:27:PHE:CD1	17:AQ:28:PRO:O	2.56	0.58
25:AY:51:G:H2'	25:AY:52:G:C8	2.38	0.58
27:BA:154(A):C:N4	27:BA:172:C:H42	1.96	0.58
27:BA:1293:C:H2'	27:BA:1294:U:H6	1.68	0.58
27:BA:2048:G:H2'	27:BA:2049:G:O4'	2.04	0.58
27:BA:2088:G:C6	27:BA:2089:U:C4	2.92	0.58

*Continued on next page...*

*Continued from previous page...*

Atom-1	Atom-2	Interatomic distance (Å)	Clash overlap (Å)
27:BA:2690:C:N4	27:BA:2713:A:O2'	2.36	0.58
27:BA:2809:A:C2	27:BA:2892:A:N3	2.72	0.58
30:BD:209:ALA:O	30:BD:213:ARG:HG2	2.03	0.58
31:BE:52:LEU:HG	42:BT:1:MET:HE1	1.84	0.58
31:BE:71:GLY:O	31:BE:72:VAL:C	2.41	0.58
36:BN:93:THR:O	36:BN:94:HIS:HB2	2.04	0.58
47:BY:95:LYS:HG2	47:BY:100:ALA:HA	1.85	0.58
1:CA:475:G:H2'	1:CA:476:G:C8	2.35	0.58
1:CA:904:C:H2'	1:CA:905:U:C6	2.38	0.58
2:CB:97:TRP:HH2	2:CB:176:GLU:CD	2.06	0.58
4:CD:15:GLU:OE2	4:CD:66:ARG:NH1	2.37	0.58
4:CD:61:LYS:HZ3	4:CD:62:GLN:NE2	2.02	0.58
5:CE:20:GLN:O	5:CE:21:ALA:O	2.21	0.58
8:CH:10:LEU:HD23	8:CH:83:ILE:CG1	2.31	0.58
10:CJ:5:ARG:HD2	10:CJ:7:LYS:HE2	1.84	0.58
13:CM:66:LEU:HA	13:CM:70:LEU:HB2	1.85	0.58
13:CM:96:LEU:C	13:CM:110:ARG:HD3	2.23	0.58
14:CN:21:TYR:HD2	14:CN:22:THR:O	1.87	0.58
14:CN:47:LEU:HB2	14:CN:53:LEU:HD11	1.86	0.58
15:CO:12:ILE:C	15:CO:14:GLU:H	2.05	0.58
16:CP:52:ASP:OD1	16:CP:55:ARG:HG2	2.04	0.58
19:CS:44:MET:N	19:CS:44:MET:SD	2.77	0.58
19:CS:63:THR:HG22	19:CS:66:MET:CE	2.34	0.58
27:DA:531:C:OP1	27:DA:561:G:N1	2.36	0.58
27:DA:696:G:C2	27:DA:767:U:O2	2.56	0.58
27:DA:783:A:H2'	27:DA:784:A:C4'	2.32	0.58
27:DA:848:G:H5'	27:DA:848:G:C8	2.39	0.58
27:DA:996:A:O2'	43:DU:92:ARG:HB3	2.03	0.58
27:DA:1887:C:H2'	27:DA:1888:G:H5''	1.85	0.58
27:DA:2835:A:N6	27:DA:2878:U:H3'	2.18	0.58
29:DC:194:ARG:C	29:DC:196:LEU:H	2.07	0.58
32:DF:32:LEU:CD1	32:DF:112:MET:HE1	2.30	0.58
33:DG:32:PRO:HB3	33:DG:172:LEU:HD22	1.84	0.58
41:DS:87:PHE:HB2	41:DS:106:ARG:HH12	1.67	0.58
45:DW:92:ARG:O	45:DW:93:ALA:HB3	2.04	0.58
55:D6:51:GLU:O	55:D6:52:VAL:CB	2.51	0.58
1:AA:19:C:H1'	1:AA:864:A:H1'	1.85	0.58
1:AA:275:G:O2'	1:AA:276:G:H5'	2.03	0.58
1:AA:457:C:H2'	1:AA:458:C:H6	1.69	0.58
1:AA:636:U:O2'	1:AA:637:G:H5'	2.03	0.58
1:AA:1015:A:H2'	1:AA:1016:A:C8	2.39	0.58

*Continued on next page...*

*Continued from previous page...*

Atom-1	Atom-2	Interatomic distance (Å)	Clash overlap (Å)
1:AA:1059:C:O3'	14:AN:45:ARG:NH2	2.36	0.58
1:AA:1220:G:H2'	1:AA:1221:G:C8	2.34	0.58
2:AB:18:GLY:H	2:AB:42:ILE:CG2	2.07	0.58
3:AC:83:ARG:O	3:AC:87:LEU:HG	2.04	0.58
4:AD:170:VAL:CG1	4:AD:171:GLY:H	2.16	0.58
13:AM:83:ASP:C	13:AM:85:GLY:N	2.55	0.58
14:AN:26:ARG:NH2	14:AN:47:LEU:HD21	2.18	0.58
16:AP:21:VAL:HG21	16:AP:59:TRP:CD2	2.39	0.58
19:AS:11:VAL:HG22	19:AS:16:LEU:HD11	1.86	0.58
24:AX:59:A:O2'	24:AX:60:U:O5'	2.21	0.58
27:BA:74:A:H4'	27:BA:75:G:O5'	2.03	0.58
27:BA:1227:G:OP1	43:BU:13:LYS:HE3	2.03	0.58
27:BA:1499:C:H2'	27:BA:1499:C:O2	2.03	0.58
27:BA:2695:C:H2'	27:BA:2696:U:H6	1.68	0.58
27:BA:2829:C:H2'	27:BA:2830:G:H8	1.69	0.58
27:BA:2869:G:H2'	27:BA:2870:C:C6	2.39	0.58
30:BD:36:PRO:HB2	30:BD:61:LEU:CD1	2.34	0.58
31:BE:4:ILE:HG22	31:BE:198:VAL:O	2.04	0.58
35:BI:16:GLY:HA2	35:BI:47:LEU:HD11	1.86	0.58
35:BI:31:LEU:HD12	35:BI:31:LEU:N	2.19	0.58
37:BO:64:ARG:NH1	37:BO:81:ASP:OD2	2.36	0.58
40:BR:8:ARG:NE	40:BR:8:ARG:HA	2.18	0.58
40:BR:76:VAL:HG12	40:BR:77:ARG:H	1.68	0.58
43:BU:31:SER:HG	43:BU:34:LYS:H	1.51	0.58
46:BX:27:THR:HB	46:BX:80:ILE:HB	1.85	0.58
47:BY:14:LEU:HD12	47:BY:15:VAL:H	1.69	0.58
54:B5:56:LYS:H	54:B5:56:LYS:CD	2.12	0.58
55:B6:41:PRO:CD	55:B6:46:HIS:CA	2.82	0.58
55:B6:48:VAL:O	55:B6:49:HIS:HB2	2.03	0.58
57:B8:10:ALA:O	57:B8:12:LYS:N	2.37	0.58
58:B9:20:HIS:N	58:B9:20:HIS:ND1	2.51	0.58
1:CA:107:G:C2'	1:CA:108:G:H5'	2.33	0.58
1:CA:419:C:H42	1:CA:424:G:H1	1.48	0.58
1:CA:442:C:C5	1:CA:443:C:H5	2.22	0.58
1:CA:542:G:OP1	4:CD:10:ARG:NH2	2.37	0.58
1:CA:677:U:H3	1:CA:714:G:N2	1.99	0.58
1:CA:994:A:H2	14:CN:4:LYS:HG3	1.68	0.58
1:CA:1046:A:H3'	1:CA:1047:G:C8	2.39	0.58
1:CA:1500:A:OP2	1:CA:1505:G:OP1	2.22	0.58
6:CF:4:TYR:N	6:CF:65:VAL:O	2.36	0.58
8:CH:10:LEU:HD13	8:CH:85:ARG:HG2	1.85	0.58

*Continued on next page...*

*Continued from previous page...*

Atom-1	Atom-2	Interatomic distance (Å)	Clash overlap (Å)
12:CL:32:GLY:HA3	12:CL:57:LEU:HD13	1.85	0.58
27:DA:662:G:C5'	38:DP:18:ARG:HA	2.32	0.58
27:DA:693:C:O2'	27:DA:694:U:H5'	2.03	0.58
27:DA:731:C:O2	27:DA:731:C:H2'	2.03	0.58
27:DA:789:A:O3'	27:DA:1781:C:N4	2.37	0.58
27:DA:803:U:O2'	27:DA:804:A:H5'	2.04	0.58
27:DA:1155:A:C5	27:DA:1157:G:N7	2.72	0.58
27:DA:1876:A:H2'	27:DA:1877:A:C8	2.39	0.58
27:DA:2466:C:OP1	58:D9:4:ARG:HB2	2.03	0.58
27:DA:2725:A:O2'	27:DA:2726:U:O5'	2.22	0.58
30:DD:75:ILE:O	30:DD:76:PRO:O	2.21	0.58
31:DE:59:VAL:HG21	31:DE:63:LEU:HG	1.85	0.58
31:DE:110:GLY:HA2	31:DE:162:ALA:N	2.19	0.58
32:DF:143:ALA:O	32:DF:146:ALA:HB3	2.03	0.58
33:DG:62:LEU:O	33:DG:143:GLU:HG3	2.04	0.58
33:DG:109:VAL:O	33:DG:112:PRO:HB2	2.02	0.58
36:DN:51:PHE:CZ	36:DN:119:ARG:HD2	2.38	0.58
36:DN:89:LYS:HB3	36:DN:89:LYS:NZ	2.17	0.58
41:DS:90:GLY:C	41:DS:92:TYR:N	2.57	0.58
42:DT:67:SER:O	42:DT:68:TYR:HB2	2.02	0.58
48:DZ:75:LEU:HD13	48:DZ:82:PRO:CA	2.33	0.58
49:D0:20:ARG:CG	49:D0:20:ARG:NH1	2.58	0.58
1:AA:1004:A:H5''	1:AA:1025:U:N3	2.15	0.58
1:AA:1085:U:C4'	1:AA:1086:U:OP2	2.52	0.58
1:AA:1225:A:H5''	13:AM:103:THR:CG2	2.34	0.58
2:AB:83:MET:HA	2:AB:83:MET:CE	2.33	0.58
4:AD:153:ARG:CZ	4:AD:181:MET:HG3	2.34	0.58
8:AH:58:TYR:O	8:AH:59:LEU:HD23	2.04	0.58
10:AJ:50:ILE:HD13	10:AJ:60:ARG:HD3	1.84	0.58
10:AJ:90:LEU:H	10:AJ:91:PRO:HD3	1.68	0.58
11:AK:44:SER:OG	11:AK:47:VAL:HG23	2.04	0.58
27:BA:850:C:O2'	52:B3:46:ASN:ND2	2.37	0.58
27:BA:2357:U:O2'	27:BA:2358:G:H5''	2.04	0.58
27:BA:2591:C:H2'	27:BA:2592:G:C8	2.39	0.58
29:BC:169:GLY:O	29:BC:171:ILE:N	2.37	0.58
30:BD:10:THR:HG23	30:BD:13:ARG:HB3	1.84	0.58
30:BD:149:PRO:O	30:BD:150:LYS:HB2	2.02	0.58
31:BE:78:LEU:N	31:BE:78:LEU:CD2	2.61	0.58
32:BF:68:LYS:O	32:BF:70:THR:N	2.35	0.58
34:BH:109:PHE:HE1	34:BH:152:ARG:CZ	2.16	0.58
36:BN:58:ASP:O	36:BN:59:LYS:CB	2.50	0.58

*Continued on next page...*



*Continued from previous page...*

Atom-1	Atom-2	Interatomic distance (Å)	Clash overlap (Å)
37:BO:105:GLU:HA	37:BO:108:GLU:OE2	2.03	0.58
38:BP:7:ARG:O	38:BP:10:PRO:HD2	2.04	0.58
38:BP:29:LYS:N	38:BP:29:LYS:HD2	2.19	0.58
40:BR:99:LYS:HZ1	54:B5:43:HIS:HB3	1.69	0.58
41:BS:56:LEU:HD22	41:BS:58:LEU:CD1	2.34	0.58
43:BU:8:VAL:CG1	43:BU:12:ARG:NE	2.65	0.58
43:BU:69:CYS:O	43:BU:74:LEU:CD1	2.52	0.58
44:BV:19:LYS:HE2	44:BV:19:LYS:HA	1.86	0.58
49:B0:37:LEU:O	49:B0:38:VAL:HG23	2.03	0.58
50:B1:19:GLN:HA	50:B1:19:GLN:HE21	1.69	0.58
1:CA:538:G:H4'	12:CL:111:LYS:HD3	1.86	0.58
1:CA:873:A:H4'	1:CA:874:G:OP2	2.03	0.58
1:CA:1254:C:H41	10:CJ:43:ARG:NH1	2.01	0.58
2:CB:96:ARG:HD2	2:CB:96:ARG:N	2.06	0.58
3:CC:84:ILE:HD11	3:CC:101:LEU:HD22	1.84	0.58
4:CD:199:ASN:O	4:CD:200:GLU:C	2.41	0.58
9:CI:26:VAL:HG13	9:CI:61:ALA:O	2.03	0.58
13:CM:10:PRO:CG	13:CM:18:ALA:HB1	2.34	0.58
27:DA:19:C:N4	27:DA:521:G:H1	2.01	0.58
27:DA:240:G:H3'	27:DA:241:A:H8	1.69	0.58
27:DA:706:A:H2'	27:DA:707:G:O5'	2.04	0.58
27:DA:729:G:C8	30:DD:208:LYS:HE2	2.39	0.58
27:DA:1493:C:O2	27:DA:1493:C:C2'	2.51	0.58
27:DA:1589:C:O2'	27:DA:1590:U:H5'	2.03	0.58
27:DA:1669:A:C2	27:DA:1994:C:H1'	2.39	0.58
27:DA:1965:C:H2'	27:DA:1966:A:C8	2.39	0.58
27:DA:2001:A:H2'	27:DA:2002:G:C8	2.38	0.58
27:DA:2236:C:O2'	27:DA:2237:G:H5'	2.04	0.58
27:DA:2416:C:H2'	27:DA:2417:C:C6	2.38	0.58
27:DA:2478:A:H5'	58:D9:31:LYS:NZ	2.18	0.58
30:DD:69:ARG:HD2	30:DD:130:ALA:CB	2.34	0.58
30:DD:70:TRP:O	30:DD:73:VAL:HG22	2.03	0.58
30:DD:226:MET:HB3	30:DD:230:ASP:HB2	1.84	0.58
31:DE:89:ASP:O	31:DE:90:THR:HB	2.03	0.58
36:DN:132:ALA:O	36:DN:133:GLN:HB3	2.04	0.58
39:DQ:121:ALA:O	39:DQ:125:LEU:HG	2.03	0.58
40:DR:23:ASN:N	40:DR:23:ASN:HD22	2.02	0.58
42:DT:16:ARG:CB	42:DT:19:LEU:HD11	2.34	0.58
46:DX:5:TYR:CD2	51:D2:30:ARG:HA	2.39	0.58
1:AA:424:G:H2'	1:AA:425:G:H8	1.69	0.58
1:AA:1128:C:C5'	9:AI:16:ARG:HH12	2.15	0.58

*Continued on next page...*



*Continued from previous page...*

Atom-1	Atom-2	Interatomic distance (Å)	Clash overlap (Å)
1:AA:1255:G:H5''	3:AC:26:LYS:NZ	2.18	0.58
2:AB:9:GLU:HA	2:AB:12:GLU:OE1	2.04	0.58
2:AB:187:LEU:HD13	2:AB:187:LEU:O	2.04	0.58
3:AC:129:ALA:HB3	3:AC:132:ARG:CB	2.32	0.58
5:AE:12:LEU:C	5:AE:12:LEU:HD13	2.24	0.58
7:AG:16:LEU:HD13	9:AI:44:VAL:HG23	1.84	0.58
9:AI:114:TYR:HD2	9:AI:114:TYR:H	1.52	0.58
12:AL:25:LYS:CB	12:AL:30:ARG:HH12	2.17	0.58
17:AQ:29:HIS:CE1	17:AQ:32:TYR:H	2.20	0.58
20:AT:71:THR:CG2	20:AT:72:LEU:H	1.97	0.58
27:BA:413:C:H6	27:BA:413:C:O5'	1.87	0.58
27:BA:459:U:H2'	27:BA:460:A:H8	1.69	0.58
27:BA:620:G:H4'	27:BA:621:A:OP1	2.04	0.58
27:BA:1296:G:C2'	27:BA:1297:C:H5'	2.34	0.58
27:BA:1321:A:H2'	27:BA:1322:A:H8	1.67	0.58
27:BA:1762:A:O5'	27:BA:1762:A:C8	2.57	0.58
27:BA:1771:C:O2'	27:BA:1786:A:C8	2.49	0.58
27:BA:1891:G:H2'	27:BA:1892:C:H6	1.69	0.58
27:BA:2081:C:O2'	27:BA:2082:A:H5'	2.03	0.58
28:BB:73:A:C4	28:BB:105:A:C2	2.92	0.58
30:BD:118:VAL:CG2	30:BD:119:ALA:H	2.04	0.58
32:BF:40:GLN:OE1	32:BF:182:ASN:HB2	2.04	0.58
32:BF:110:LEU:HD13	32:BF:110:LEU:O	2.03	0.58
35:BI:24:GLY:O	35:BI:25:TYR:C	2.41	0.58
36:BN:113:GLY:HA2	36:BN:116:LEU:HD12	1.86	0.58
37:BO:13:ASN:HD21	37:BO:96:THR:N	2.01	0.58
38:BP:23:PRO:CB	38:BP:33:ARG:HG3	2.30	0.58
38:BP:62:LEU:HD23	38:BP:62:LEU:H	1.68	0.58
38:BP:71:VAL:CG1	38:BP:72:PRO:CD	2.81	0.58
38:BP:148:LEU:O	38:BP:149:GLU:HB2	2.03	0.58
40:BR:101:ALA:HB2	54:B5:44:THR:HB	1.86	0.58
47:BY:14:LEU:HD23	47:BY:73:ARG:HD3	1.86	0.58
54:B5:56:LYS:HG3	54:B5:59:GLU:HG3	1.86	0.58
1:CA:104:G:O2'	1:CA:105:G:H5'	2.04	0.58
1:CA:808:C:O2'	1:CA:809:G:H5'	2.04	0.58
1:CA:1058:G:H2'	1:CA:1059:C:H6	1.66	0.58
5:CE:51:VAL:O	5:CE:55:VAL:HG23	2.03	0.58
10:CJ:61:GLU:HG2	14:CN:58:LYS:HZ3	1.69	0.58
13:CM:54:VAL:O	13:CM:58:GLU:HG2	2.03	0.58
13:CM:70:LEU:O	13:CM:73:GLU:HB3	2.03	0.58
27:DA:245:G:C5'	38:DP:69:GLY:HA3	2.34	0.58

*Continued on next page...*

*Continued from previous page...*

Atom-1	Atom-2	Interatomic distance (Å)	Clash overlap (Å)
27:DA:397:G:O2'	27:DA:398:G:H5'	2.04	0.58
27:DA:1002:G:H8	27:DA:1002:G:O5'	1.87	0.58
27:DA:1336:A:OP1	46:DX:64:LYS:HE3	2.04	0.58
27:DA:1391:U:H2'	27:DA:1393:A:OP2	2.04	0.58
27:DA:1462:C:H2'	27:DA:1463:C:H6	1.69	0.58
27:DA:2171:A:H4'	27:DA:2172:U:OP1	2.03	0.58
27:DA:2235:G:H2'	27:DA:2236:C:C6	2.39	0.58
27:DA:2415:G:H2'	27:DA:2416:C:C6	2.38	0.58
27:DA:2746:U:H1'	34:DH:139:GLN:CB	2.33	0.58
29:DC:168:THR:HA	29:DC:173:ALA:HB2	1.86	0.58
33:DG:6:ALA:HB3	33:DG:104:GLU:CD	2.24	0.58
33:DG:98:ARG:HA	33:DG:101:ILE:HG23	1.85	0.58
41:DS:42:ASP:O	41:DS:43:GLU:C	2.41	0.58
42:DT:1:MET:C	42:DT:3:ARG:H	2.05	0.58
47:DY:14:LEU:HD12	47:DY:15:VAL:H	1.69	0.58
1:AA:96:U:H2'	1:AA:97:G:H8	1.68	0.57
1:AA:413:G:N2	1:AA:428:G:H1'	2.19	0.57
1:AA:544:G:OP1	4:AD:59:ARG:NH2	2.36	0.57
1:AA:657:G:C2	1:AA:658:G:C8	2.92	0.57
1:AA:728:A:C6	15:AO:54:ARG:HD2	2.38	0.57
7:AG:86:GLN:HE22	25:AY:30:A:H2	1.49	0.57
12:AL:38:ARG:CG	12:AL:39:THR:H	2.09	0.57
13:AM:94:ARG:NH1	27:BA:887:A:H5''	2.18	0.57
16:AP:21:VAL:HG13	16:AP:33:ILE:CB	2.30	0.57
24:AX:17:C:O2	24:AX:17(B):U:H5	1.87	0.57
25:AY:64:G:O2'	25:AY:65:U:H5'	2.04	0.57
27:BA:182:A:C2	27:BA:183:C:C2	2.92	0.57
27:BA:1051:G:O2'	27:BA:1052:C:C6	2.56	0.57
27:BA:1652:A:O2'	27:BA:1653:G:H5'	2.04	0.57
27:BA:1711:C:H2'	27:BA:1712:C:C6	2.39	0.57
27:BA:1779:U:C5	27:BA:1784:A:N7	2.72	0.57
27:BA:1848:A:C2'	27:BA:1849:G:H8	2.16	0.57
27:BA:1926:U:H2'	27:BA:1928:A:OP2	2.03	0.57
27:BA:2394:C:OP1	38:BP:63:PRO:HD2	2.04	0.57
27:BA:2648:C:H2'	27:BA:2649:U:C6	2.39	0.57
27:BA:2681:C:H5	27:BA:2725:A:N6	2.00	0.57
31:BE:167:VAL:CG2	31:BE:170:LEU:HD11	2.33	0.57
36:BN:112:LEU:O	36:BN:112:LEU:HD12	2.04	0.57
38:BP:23:PRO:HB2	38:BP:33:ARG:HD2	1.84	0.57
38:BP:62:LEU:HB2	38:BP:63:PRO:HD2	1.86	0.57
39:BQ:141:GLN:HG3	48:BZ:71:ARG:NH1	2.19	0.57

*Continued on next page...*

*Continued from previous page...*

Atom-1	Atom-2	Interatomic distance (Å)	Clash overlap (Å)
41:BS:90:GLY:C	41:BS:92:TYR:H	2.07	0.57
42:BT:31:SER:C	42:BT:32:TYR:CD2	2.77	0.57
48:BZ:157:PRO:HG2	48:BZ:160:VAL:CG2	2.31	0.57
55:B6:19:ARG:HB2	55:B6:21:TYR:OH	2.04	0.57
1:CA:177:C:H2'	1:CA:178:C:H6	1.69	0.57
1:CA:279:A:O2'	1:CA:280:C:OP2	2.17	0.57
1:CA:509:A:H4'	1:CA:510:A:OP1	2.03	0.57
1:CA:546:G:OP1	4:CD:72:GLU:HB3	2.04	0.57
1:CA:825:G:H22	8:CH:11:THR:HG21	1.69	0.57
1:CA:980:C:O2	1:CA:980:C:H2'	2.02	0.57
1:CA:1286:A:C2	21:CU:22:ARG:NH2	2.71	0.57
1:CA:1496:C:H2'	1:CA:1497:G:O4'	2.04	0.57
2:CB:132:LYS:HA	2:CB:135:GLN:HB2	1.84	0.57
12:CL:72:HIS:CD2	12:CL:74:LEU:HB2	2.39	0.57
16:CP:45:THR:C	16:CP:47:ASP:H	2.07	0.57
17:CQ:29:HIS:CG	17:CQ:30:PRO:HD2	2.39	0.57
23:CW:51:G:H1	23:CW:61:C:H42	1.51	0.57
24:CX:23:C:H2'	24:CX:24:U:C6	2.38	0.57
27:DA:146:G:C6	27:DA:147:U:C4	2.91	0.57
27:DA:612:C:N4	27:DA:615:G:H1	2.02	0.57
27:DA:1889:A:H1'	27:DA:2087:G:H5'	1.85	0.57
27:DA:1943:U:H4'	27:DA:1944:U:O5'	2.03	0.57
27:DA:2103:C:C3'	27:DA:2104:G:H5''	2.33	0.57
27:DA:2195:C:C2'	27:DA:2196:C:H5'	2.33	0.57
27:DA:2850:A:OP2	27:DA:2866:U:C5	2.57	0.57
29:DC:44:HIS:O	29:DC:210:ARG:HA	2.04	0.57
32:DF:186:ILE:HG23	32:DF:192:LEU:CD1	2.32	0.57
33:DG:21:ARG:HD3	33:DG:22:ARG:N	2.19	0.57
34:DH:105:LEU:HD23	34:DH:115:VAL:HG21	1.86	0.57
35:DI:51:ILE:HG22	35:DI:52:ARG:N	2.18	0.57
36:DN:108:PRO:O	36:DN:113:GLY:HA3	2.04	0.57
36:DN:133:GLN:HG2	36:DN:134:ARG:N	2.17	0.57
42:DT:102:ILE:HD12	42:DT:110:ILE:HD11	1.84	0.57
43:DU:102:GLU:OE1	44:DV:2:PHE:HE1	1.87	0.57
44:DV:61:VAL:C	44:DV:62:LEU:HD13	2.23	0.57
47:DY:31:LEU:HB2	47:DY:32:PRO:HA	1.85	0.57
47:DY:88:LYS:NZ	47:DY:93:GLY:HA3	2.19	0.57
55:D6:52:VAL:O	55:D6:52:VAL:HG12	2.02	0.57
1:AA:528:C:H5'	1:AA:535:A:N1	2.19	0.57
1:AA:705:U:C5	1:AA:706:A:C5	2.92	0.57
1:AA:876:G:H2'	1:AA:877:C:H6	1.68	0.57

*Continued on next page...*

*Continued from previous page...*

Atom-1	Atom-2	Interatomic distance (Å)	Clash overlap (Å)
1:AA:1087:G:H2'	1:AA:1088:G:C8	2.39	0.57
1:AA:1202:G:H2'	1:AA:1203:C:O4'	2.04	0.57
1:AA:1263:C:C2'	1:AA:1264:C:H5'	2.34	0.57
3:AC:68:VAL:HG12	3:AC:70:VAL:HG23	1.85	0.57
3:AC:90:GLU:HA	3:AC:93:LYS:HB2	1.86	0.57
3:AC:90:GLU:O	3:AC:93:LYS:HB2	2.04	0.57
14:AN:24:CYS:HB3	14:AN:27:CYS:O	2.05	0.57
18:AR:44:LEU:HD13	18:AR:48:GLY:O	2.04	0.57
23:AW:4:G:H2'	23:AW:5:G:H5''	1.85	0.57
24:AX:39:C:O5'	24:AX:39:C:H6	1.87	0.57
27:BA:84:A:H5'	47:BY:9:LYS:HB3	1.86	0.57
27:BA:335:C:H2'	27:BA:336:C:C6	2.37	0.57
27:BA:827:U:H2'	27:BA:2068:U:N3	2.18	0.57
27:BA:1029:A:C2'	27:BA:1030:G:H5'	2.33	0.57
27:BA:1556:C:H2'	27:BA:1557:C:H6	1.69	0.57
27:BA:1956:U:H2'	27:BA:1957:C:C5'	2.32	0.57
27:BA:2373:G:H2'	27:BA:2374:C:C6	2.39	0.57
27:BA:2555:U:H2'	27:BA:2556:C:O4'	2.03	0.57
27:BA:2787:C:O2'	31:BE:61:ARG:HB2	2.04	0.57
29:BC:20:TYR:CG	29:BC:21:THR:N	2.71	0.57
30:BD:154:LYS:C	30:BD:155:LEU:HD12	2.23	0.57
35:BI:8:PRO:O	35:BI:9:LEU:HD23	2.04	0.57
35:BI:77:LEU:HB3	35:BI:140:LEU:CD1	2.32	0.57
38:BP:17:LYS:HG2	38:BP:17:LYS:O	2.03	0.57
41:BS:15:ARG:O	41:BS:18:ILE:HG22	2.04	0.57
44:BV:35:LEU:C	44:BV:37:VAL:N	2.55	0.57
44:BV:64:HIS:HA	44:BV:92:THR:HA	1.86	0.57
46:BX:26:TYR:HB3	46:BX:92:LEU:HD12	1.85	0.57
47:BY:32:PRO:C	47:BY:34:LYS:H	2.08	0.57
1:CA:41:G:O2'	1:CA:42:G:H5'	2.04	0.57
1:CA:47:C:O2'	1:CA:48:C:H5'	2.04	0.57
1:CA:1237:C:O2	1:CA:1334:G:O2'	2.14	0.57
2:CB:32:ILE:HA	2:CB:42:ILE:HA	1.86	0.57
3:CC:36:ASP:O	3:CC:40:ARG:NH1	2.37	0.57
3:CC:73:PRO:C	3:CC:75:VAL:N	2.57	0.57
5:CE:147:ASP:N	5:CE:147:ASP:OD2	2.35	0.57
6:CF:86:ARG:O	6:CF:87:ARG:HG2	2.03	0.57
9:CI:46:ALA:HB2	9:CI:74:ILE:HG23	1.86	0.57
16:CP:74:LEU:O	16:CP:77:ALA:HB3	2.05	0.57
20:CT:73:HIS:O	20:CT:76:ALA:HB3	2.03	0.57
21:CU:2:GLY:O	21:CU:4:GLY:N	2.37	0.57

*Continued on next page...*

*Continued from previous page...*

Atom-1	Atom-2	Interatomic distance (Å)	Clash overlap (Å)
27:DA:7:G:H1	27:DA:2896:C:N4	2.01	0.57
27:DA:463:G:N2	27:DA:466:A:OP2	2.34	0.57
27:DA:482:A:H62	27:DA:506:G:C2'	2.17	0.57
27:DA:587:C:H3'	38:DP:33:ARG:HH22	1.68	0.57
27:DA:589:C:H2'	27:DA:590:A:C8	2.39	0.57
27:DA:740:U:H6	27:DA:740:U:C5'	2.09	0.57
27:DA:862:G:C2	27:DA:863:A:H1'	2.38	0.57
27:DA:865:C:O2	27:DA:865:C:C2'	2.51	0.57
27:DA:1010:A:O2'	27:DA:1011:G:H5'	2.04	0.57
27:DA:1275:A:C8	40:DR:16:HIS:CD2	2.92	0.57
27:DA:1639:U:H2'	27:DA:1640:C:C5'	2.33	0.57
27:DA:2239:G:H2'	27:DA:2240:C:O4'	2.05	0.57
27:DA:2468:G:OP1	39:DQ:119:ARG:NH2	2.36	0.57
27:DA:2520:C:H2'	27:DA:2521:C:C6	2.40	0.57
27:DA:2536:G:O2'	27:DA:2537:U:H5'	2.04	0.57
27:DA:2545:G:N2	27:DA:2546:U:H1'	2.18	0.57
27:DA:2593:U:C2	27:DA:2594:C:C5	2.92	0.57
27:DA:2734:A:H62	27:DA:2770:G:N2	2.00	0.57
27:DA:2745:C:H5'	34:DH:146:ALA:HB2	1.85	0.57
27:DA:2840:C:H2'	27:DA:2841:C:C6	2.39	0.57
27:DA:2876:G:N2	27:DA:2877:G:H1'	2.19	0.57
28:DB:43:C:H5'	28:DB:44:G:OP2	2.04	0.57
32:DF:20:LEU:HB3	32:DF:23:ASP:OD1	2.05	0.57
35:DI:7:GLU:CG	35:DI:8:PRO:HD2	2.34	0.57
38:DP:64:LYS:HB3	57:D8:25:MET:HG3	1.85	0.57
38:DP:108:LYS:HD2	38:DP:108:LYS:N	2.18	0.57
42:DT:23:ARG:NH2	42:DT:120:ARG:HD3	2.19	0.57
45:DW:11:ARG:C	45:DW:11:ARG:HE	2.07	0.57
47:DY:19:LYS:HG2	47:DY:19:LYS:O	2.05	0.57
47:DY:47:LYS:HD2	47:DY:47:LYS:N	2.19	0.57
47:DY:49:VAL:O	47:DY:53:PRO:HG3	2.04	0.57
48:DZ:94:PRO:HB2	48:DZ:126:LYS:HZ2	1.67	0.57
51:D2:50:ILE:O	51:D2:52:ASP:N	2.38	0.57
57:D8:55:ALA:O	57:D8:58:ILE:HB	2.04	0.57
1:AA:346:G:H5''	42:BT:41:ARG:HE	1.68	0.57
1:AA:373:A:O2'	1:AA:451:A:N7	2.37	0.57
1:AA:537:G:H2'	1:AA:538:G:H8	1.68	0.57
1:AA:644:G:C2'	1:AA:645:C:H5'	2.33	0.57
1:AA:1293:G:H2'	1:AA:1294:G:H8	1.68	0.57
2:AB:103:THR:OG1	2:AB:176:GLU:HG3	2.04	0.57
3:AC:145:GLY:O	3:AC:146:ALA:HB2	2.04	0.57

*Continued on next page...*

*Continued from previous page...*

Atom-1	Atom-2	Interatomic distance (Å)	Clash overlap (Å)
6:AF:97:PHE:CZ	18:AR:61:LYS:HE2	2.40	0.57
9:AI:112:LYS:HA	9:AI:119:ALA:H	1.69	0.57
13:AM:22:ILE:HG21	13:AM:25:ILE:HD13	1.85	0.57
17:AQ:57:VAL:HA	17:AQ:77:VAL:HG23	1.86	0.57
23:AW:32:U:H2'	23:AW:34:U:H5	1.68	0.57
23:AW:42:G:H2'	23:AW:43:C:H5''	1.85	0.57
27:BA:498:G:O2'	27:BA:499:U:H5'	2.04	0.57
27:BA:674:G:OP1	32:BF:76:GLY:HA3	2.05	0.57
27:BA:924:C:O2'	27:BA:925:C:H5'	2.04	0.57
27:BA:1459:G:H2'	27:BA:1459:G:N3	2.18	0.57
27:BA:1627:G:C2	27:BA:1628:G:C8	2.91	0.57
27:BA:1640:C:H2'	27:BA:1641:A:H5'	1.86	0.57
27:BA:1991:U:H2'	27:BA:1992:G:H5''	1.85	0.57
27:BA:2099:U:OP2	27:BA:2099:U:H6	1.86	0.57
27:BA:2528:U:H2'	27:BA:2530:A:O5'	2.03	0.57
30:BD:33:LEU:O	30:BD:34:VAL:CG1	2.47	0.57
30:BD:34:VAL:O	30:BD:35:LYS:HD3	2.05	0.57
30:BD:65:ILE:HA	30:BD:104:TYR:HB2	1.85	0.57
33:BG:53:LEU:N	33:BG:53:LEU:HD22	2.18	0.57
42:BT:30:VAL:HG21	42:BT:83:ILE:HG13	1.85	0.57
42:BT:91:ARG:CA	42:BT:116:ALA:HA	2.34	0.57
45:BW:79:GLY:C	45:BW:100:THR:HG22	2.24	0.57
57:B8:7:HIS:HB2	57:B8:59:LYS:HB3	1.87	0.57
1:CA:648:A:H2'	1:CA:649:G:C8	2.39	0.57
1:CA:990:C:H2'	1:CA:991:U:C6	2.38	0.57
1:CA:1209:C:O2'	1:CA:1210:C:H5'	2.03	0.57
1:CA:1321:C:C3'	1:CA:1322:C:H5''	2.35	0.57
1:CA:1409:C:H2'	1:CA:1410:G:C8	2.40	0.57
3:CC:150:LYS:HG3	3:CC:169:ALA:HB2	1.86	0.57
7:CG:32:ARG:O	7:CG:33:ASP:HB2	2.03	0.57
8:CH:82:HIS:HE2	8:CH:136:GLU:CD	2.07	0.57
14:CN:23:ARG:NH1	14:CN:30:ALA:HB2	2.18	0.57
20:CT:63:ILE:HD13	20:CT:80:ARG:CB	2.34	0.57
27:DA:296:C:O2'	27:DA:297:C:H5'	2.03	0.57
27:DA:414:C:H2'	27:DA:415:A:C8	2.36	0.57
27:DA:628:G:C6	27:DA:636:G:C2	2.92	0.57
27:DA:701:G:H1	27:DA:731:C:H42	1.53	0.57
27:DA:992:C:O2'	27:DA:993:G:H5'	2.05	0.57
27:DA:1116:C:H2'	27:DA:1117:G:H8	1.69	0.57
27:DA:1688:U:H3	27:DA:1700:A:C5'	2.17	0.57
27:DA:1796:U:O2	27:DA:1824:G:C2	2.57	0.57

*Continued on next page...*



*Continued from previous page...*

Atom-1	Atom-2	Interatomic distance (Å)	Clash overlap (Å)
27:DA:2787:C:O2'	31:DE:61:ARG:HG3	2.05	0.57
30:DD:102:LYS:O	30:DD:103:ARG:HG2	2.04	0.57
32:DF:28:ILE:O	32:DF:30:PRO:HD3	2.04	0.57
32:DF:103:LYS:HA	32:DF:106:ARG:HG3	1.85	0.57
36:DN:33:LEU:HG	36:DN:38:HIS:CE1	2.39	0.57
42:DT:126:ALA:C	42:DT:128:GLU:H	2.07	0.57
43:DU:69:CYS:O	43:DU:72:HIS:HB2	2.04	0.57
49:D0:40:GLN:OE1	49:D0:45:PHE:HB2	2.04	0.57
53:D4:46:ASN:HD22	53:D4:47:VAL:H	1.53	0.57
56:D7:25:PRO:HG3	56:D7:28:ARG:NH2	2.19	0.57
1:AA:11:G:C5	1:AA:12:U:C5	2.92	0.57
1:AA:430:A:P	4:AD:8:VAL:H	2.27	0.57
1:AA:443:C:H2'	1:AA:444:C:H6	1.68	0.57
1:AA:979:C:H42	14:AN:18:VAL:HG12	1.70	0.57
2:AB:151:GLY:O	2:AB:152:PHE:CB	2.52	0.57
3:AC:134:ILE:HG23	3:AC:151:VAL:HG12	1.86	0.57
5:AE:129:ILE:CG2	5:AE:130:ASN:N	2.54	0.57
7:AG:71:PRO:HA	7:AG:138:LYS:HG3	1.87	0.57
7:AG:148:ASN:ND2	25:AY:39:C:H4'	2.20	0.57
11:AK:39:PRO:C	11:AK:40:ILE:HD13	2.25	0.57
11:AK:111:ASP:HA	18:AR:84:LYS:HG3	1.87	0.57
12:AL:15:VAL:CG2	12:AL:16:ARG:H	2.16	0.57
14:AN:60:SER:O	14:AN:61:TRP:HB3	2.04	0.57
25:AY:37:U:H2'	25:AY:38:U:C4'	2.34	0.57
27:BA:110:G:H2'	27:BA:111:A:H8	1.70	0.57
27:BA:363(F):A:O2'	27:BA:364:C:C5	2.56	0.57
27:BA:528:A:O5'	27:BA:528:A:C8	2.57	0.57
27:BA:628:G:O2'	27:BA:629:G:O4'	2.19	0.57
27:BA:736:C:O2'	27:BA:737:C:H5'	2.04	0.57
27:BA:1204:A:O2'	27:BA:1205:U:OP2	2.17	0.57
27:BA:2103:C:H42	27:BA:2186:G:H1	1.53	0.57
27:BA:2227:A:H5'	30:BD:263:ARG:HH11	1.69	0.57
27:BA:2311:A:H4'	27:BA:2312:U:OP1	2.04	0.57
30:BD:49:ILE:CD1	30:BD:52:ARG:HA	2.26	0.57
30:BD:66:ASP:OD2	30:BD:69:ARG:HG2	2.04	0.57
30:BD:72:LYS:HZ3	30:BD:103:ARG:HH12	1.52	0.57
30:BD:183:ARG:HH11	30:BD:183:ARG:HG2	1.69	0.57
33:BG:111:LEU:HD22	33:BG:117:PHE:CE2	2.40	0.57
33:BG:118:ARG:H	33:BG:181:ARG:NH2	1.97	0.57
35:BI:30:LEU:HA	35:BI:35:LEU:HB2	1.87	0.57
40:BR:18:LEU:CD1	40:BR:22:ARG:NE	2.67	0.57

*Continued on next page...*



*Continued from previous page...*

Atom-1	Atom-2	Interatomic distance (Å)	Clash overlap (Å)
42:BT:28:VAL:O	42:BT:29:ARG:CG	2.53	0.57
44:BV:6:LYS:HG3	44:BV:11:GLN:HG2	1.85	0.57
44:BV:82:ARG:C	44:BV:83:ARG:HG2	2.25	0.57
50:B1:18:ILE:O	50:B1:19:GLN:NE2	2.35	0.57
52:B3:26:LEU:O	52:B3:35:ARG:NE	2.34	0.57
54:B5:52:TYR:O	54:B5:53:ALA:C	2.41	0.57
1:CA:67:C:H2'	1:CA:68:G:H8	1.67	0.57
1:CA:181:G:H21	1:CA:183:G:H22	1.51	0.57
1:CA:978:A:H5''	1:CA:978:A:H8	1.68	0.57
2:CB:32:ILE:HD11	2:CB:40:HIS:CB	2.25	0.57
2:CB:82:ARG:HA	2:CB:92:TYR:CE2	2.39	0.57
2:CB:134:GLU:HA	2:CB:137:ARG:CB	2.34	0.57
4:CD:102:ASP:HB3	4:CD:136:PRO:HA	1.86	0.57
5:CE:96:PRO:HA	5:CE:117:ASP:OD2	2.05	0.57
8:CH:6:ILE:HG22	8:CH:7:ALA:N	2.18	0.57
9:CI:41:VAL:O	9:CI:41:VAL:HG12	2.04	0.57
10:CJ:30:SER:OG	10:CJ:81:THR:HG22	2.04	0.57
11:CK:65:ALA:HB1	11:CK:98:LEU:CD2	2.34	0.57
11:CK:69:ALA:O	11:CK:73:MET:HG3	2.04	0.57
11:CK:86:GLY:O	11:CK:87:THR:O	2.22	0.57
14:CN:39:LEU:HD12	14:CN:44:LEU:HA	1.85	0.57
15:CO:37:ASN:N	15:CO:37:ASN:ND2	2.53	0.57
15:CO:85:LEU:HB3	15:CO:87:ILE:HD11	1.86	0.57
16:CP:71:ARG:O	16:CP:74:LEU:HB2	2.04	0.57
20:CT:88:VAL:HG12	20:CT:88:VAL:O	2.04	0.57
26:CZ:3:SER:O	26:CZ:5:UAL:N	2.37	0.57
27:DA:141:A:C8	27:DA:1408:C:O2'	2.55	0.57
27:DA:380:U:H2'	27:DA:381:G:H8	1.69	0.57
27:DA:985:C:H2'	27:DA:986:C:C6	2.39	0.57
27:DA:1229:G:O2'	27:DA:1230:C:H5'	2.03	0.57
27:DA:1490:A:H5'	27:DA:1494:A:H62	1.69	0.57
27:DA:1893:C:C2'	27:DA:1894:C:O5'	2.53	0.57
27:DA:1929:G:H4'	27:DA:1930:G:OP1	2.04	0.57
27:DA:2682:U:H5'	27:DA:2682:U:C6	2.40	0.57
30:DD:26:LYS:O	30:DD:27:THR:CB	2.51	0.57
38:DP:87:ASP:C	38:DP:89:ALA:N	2.56	0.57
40:DR:37:THR:OG1	40:DR:40:LYS:HB2	2.04	0.57
42:DT:29:ARG:HG3	42:DT:30:VAL:HG13	1.85	0.57
42:DT:123:GLN:O	42:DT:126:ALA:HB3	2.03	0.57
47:DY:4:LYS:HG3	47:DY:5:MET:N	2.20	0.57
47:DY:43:ASN:ND2	47:DY:64:GLU:HG3	2.19	0.57

*Continued on next page...*

*Continued from previous page...*

Atom-1	Atom-2	Interatomic distance (Å)	Clash overlap (Å)
54:D5:31:VAL:O	54:D5:39:MET:HB3	2.04	0.57
1:AA:189(I):G:H2'	1:AA:189(J):G:C8	2.40	0.57
1:AA:730:G:C5	1:AA:731:G:H1'	2.39	0.57
1:AA:743:U:O2'	1:AA:744:C:H5'	2.04	0.57
1:AA:1414:U:H3	1:AA:1486:G:H1	1.50	0.57
3:AC:40:ARG:HB3	3:AC:44:GLU:OE2	2.04	0.57
5:AE:20:GLN:HE22	5:AE:25:ARG:NH2	2.02	0.57
13:AM:15:VAL:HG23	13:AM:16:ASP:N	2.18	0.57
14:AN:9:LYS:HG3	14:AN:12:ARG:NH1	2.19	0.57
27:BA:99:U:O4'	27:BA:99:U:O2	2.22	0.57
27:BA:185:U:H2'	27:BA:186:G:C8	2.38	0.57
27:BA:425:G:O2'	27:BA:426:C:H5'	2.05	0.57
27:BA:606:U:H4'	27:BA:658:C:H4'	1.86	0.57
27:BA:2307:G:H3'	27:BA:2307:G:N3	2.20	0.57
27:BA:2492:U:H2'	27:BA:2493:U:H6	1.70	0.57
29:BC:41:VAL:CA	29:BC:213:TYR:HA	2.16	0.57
30:BD:186:HIS:CD2	30:BD:188:GLU:HG2	2.39	0.57
31:BE:13:ARG:HD2	31:BE:20:ALA:HB1	1.85	0.57
31:BE:113:PHE:HE2	31:BE:157:ALA:HB1	1.68	0.57
32:BF:22:ALA:HA	32:BF:26:ALA:HB2	1.85	0.57
32:BF:45:ARG:NH1	32:BF:97:TYR:CD1	2.72	0.57
35:BI:133:HIS:O	35:BI:134:PRO:C	2.43	0.57
38:BP:107:LYS:O	38:BP:107:LYS:HG3	2.04	0.57
39:BQ:2:LEU:HG	39:BQ:70:PRO:CG	2.34	0.57
39:BQ:46:GLN:O	39:BQ:47:ILE:C	2.43	0.57
41:BS:39:ILE:HG22	41:BS:39:ILE:O	2.05	0.57
41:BS:42:ASP:O	41:BS:43:GLU:HB2	2.04	0.57
41:BS:66:ALA:O	41:BS:69:VAL:CG1	2.53	0.57
45:BW:85:VAL:HG12	45:BW:86:LEU:H	1.69	0.57
47:BY:13:VAL:HG22	47:BY:28:LYS:HE2	1.85	0.57
57:B8:14:VAL:HG21	57:B8:22:VAL:HG12	1.86	0.57
1:CA:19:C:O2	1:CA:917:G:C2	2.57	0.57
1:CA:49:U:O2	1:CA:362:G:H1'	2.05	0.57
1:CA:115:G:O2'	1:CA:116:A:OP2	2.22	0.57
1:CA:197:A:O2'	1:CA:198:G:H8	1.87	0.57
1:CA:527:G:H2'	1:CA:528:C:H5'	1.85	0.57
1:CA:723:U:O2'	1:CA:724:G:H5'	2.05	0.57
3:CC:61:ALA:O	3:CC:62:ASP:HB2	2.05	0.57
3:CC:127:ARG:HG2	3:CC:127:ARG:NH1	2.20	0.57
6:CF:8:ILE:HG22	6:CF:10:LEU:CD1	2.30	0.57
12:CL:43:LYS:CG	12:CL:44:LYS:N	2.61	0.57

*Continued on next page...*

*Continued from previous page...*

Atom-1	Atom-2	Interatomic distance (Å)	Clash overlap (Å)
23:CW:70:C:O2'	23:CW:71:A:C8	2.58	0.57
27:DA:265:A:O2'	27:DA:266:G:O4'	2.23	0.57
27:DA:292:C:C2	27:DA:349:G:N2	2.72	0.57
27:DA:856:C:H4'	27:DA:857:C:OP1	2.03	0.57
27:DA:861:A:H2'	27:DA:862:G:O4'	2.03	0.57
27:DA:873:G:C2	27:DA:905:U:H1'	2.39	0.57
27:DA:1993:U:H4'	31:DE:128:SER:HB3	1.85	0.57
27:DA:2126:A:C5'	29:DC:36:LYS:HG2	2.34	0.57
27:DA:2159:G:C2'	27:DA:2160:G:H5''	2.34	0.57
28:DB:44:G:C2	28:DB:48:A:C2	2.92	0.57
30:DD:26:LYS:NZ	30:DD:82:ILE:HB	2.20	0.57
32:DF:125:LEU:HD11	32:DF:199:TRP:CD1	2.39	0.57
40:DR:14:SER:HA	40:DR:17:ARG:HH12	1.69	0.57
40:DR:26:LYS:NZ	40:DR:71:GLN:HB3	2.19	0.57
47:DY:54:LYS:O	47:DY:55:TYR:CG	2.57	0.57
53:D4:62:CYS:C	53:D4:64:LYS:H	2.06	0.57
57:D8:6:THR:HG22	57:D8:63:PRO:CG	2.33	0.57
1:AA:49:U:O2'	1:AA:50:A:H2'	2.03	0.57
1:AA:64:G:C4'	1:AA:65:U:O5'	2.49	0.57
1:AA:188:C:O4'	20:AT:89:ARG:NH2	2.38	0.57
1:AA:1113:C:H2'	1:AA:1114:C:C6	2.40	0.57
1:AA:1243:C:H2'	1:AA:1244:C:H6	1.69	0.57
1:AA:1471:G:H2'	1:AA:1472:U:C6	2.40	0.57
2:AB:17:PHE:N	2:AB:17:PHE:HD2	2.02	0.57
3:AC:64:VAL:HG22	3:AC:98:ASN:O	2.04	0.57
5:AE:76:ILE:O	5:AE:93:PRO:HB3	2.05	0.57
8:AH:37:ARG:HG2	8:AH:37:ARG:O	2.04	0.57
11:AK:28:THR:HG21	11:AK:61:ALA:CB	2.33	0.57
13:AM:52:GLU:HG2	13:AM:55:ARG:NH2	2.20	0.57
13:AM:82:MET:HG2	13:AM:82:MET:O	2.04	0.57
17:AQ:43:LEU:HD12	17:AQ:68:ARG:CG	2.30	0.57
17:AQ:63:ARG:HB3	17:AQ:63:ARG:NH1	2.18	0.57
25:AY:54:U:H2'	25:AY:56:G:OP2	2.04	0.57
27:BA:1261:C:C2'	27:BA:1262:A:O5'	2.53	0.57
27:BA:1859:A:N6	27:BA:1883:G:O2'	2.38	0.57
27:BA:2051:A:H4'	27:BA:2052:G:OP1	2.04	0.57
27:BA:2407:G:H2'	27:BA:2408:U:C6	2.39	0.57
27:BA:2810:A:C2'	31:BE:61:ARG:NH2	2.68	0.57
29:BC:76:ALA:C	29:BC:78:ALA:H	2.08	0.57
32:BF:132:VAL:CG1	32:BF:133:ASN:H	2.05	0.57
34:BH:138:LYS:O	34:BH:141:VAL:HB	2.04	0.57

*Continued on next page...*

*Continued from previous page...*

Atom-1	Atom-2	Interatomic distance (Å)	Clash overlap (Å)
37:BO:103:ALA:C	37:BO:105:GLU:N	2.58	0.57
39:BQ:39:PRO:O	39:BQ:40:ALA:HB2	2.04	0.57
42:BT:40:THR:O	42:BT:41:ARG:HB2	2.04	0.57
42:BT:74:ARG:HD2	42:BT:76:PHE:CZ	2.40	0.57
48:BZ:39:ASP:OD1	48:BZ:41:VAL:HG12	2.04	0.57
52:B3:30:ARG:H	52:B3:33:GLN:NE2	2.03	0.57
1:CA:53:A:N1	1:CA:54:C:C2	2.73	0.57
1:CA:968:A:N6	1:CA:1063:C:H5'	2.19	0.57
1:CA:986:A:H2'	1:CA:987:G:O4'	2.04	0.57
1:CA:1060:C:H2'	1:CA:1061:G:H8	1.69	0.57
2:CB:141:GLU:O	2:CB:145:LEU:HB2	2.05	0.57
10:CJ:22:LYS:C	10:CJ:22:LYS:HD2	2.25	0.57
13:CM:80:ARG:O	13:CM:82:MET:N	2.38	0.57
17:CQ:66:SER:OG	17:CQ:69:LYS:HB3	2.05	0.57
20:CT:91:LEU:C	20:CT:93:GLU:H	2.07	0.57
27:DA:7:G:H5''	36:DN:121:LYS:NZ	2.20	0.57
27:DA:220:G:H2'	27:DA:221:A:N7	2.19	0.57
27:DA:720:C:H2'	27:DA:721:C:C6	2.40	0.57
27:DA:1248:G:H3'	27:DA:1249:U:H5'	1.86	0.57
27:DA:2896:C:H2'	27:DA:2896:C:O2	2.04	0.57
29:DC:18:LYS:O	29:DC:19:VAL:C	2.43	0.57
30:DD:243:GLY:O	30:DD:244:ARG:HB3	2.04	0.57
41:DS:61:ASN:O	41:DS:62:LYS:HG2	2.05	0.57
43:DU:97:ASP:HA	43:DU:100:VAL:CG2	2.35	0.57
1:AA:1378:C:C5'	7:AG:94:ARG:HH12	2.17	0.57
1:AA:1525:G:OP1	11:AK:120:ARG:NH2	2.38	0.57
2:AB:80:ILE:CD1	2:AB:211:ILE:HG22	2.35	0.57
2:AB:171:ALA:HA	2:AB:174:VAL:CG2	2.34	0.57
5:AE:43:LEU:HD12	5:AE:44:GLY:N	2.19	0.57
8:AH:12:ARG:HD2	8:AH:26:VAL:HB	1.87	0.57
8:AH:44:PHE:HE2	8:AH:109:ILE:CG2	2.17	0.57
11:AK:18:ARG:NH2	11:AK:35:PRO:O	2.33	0.57
17:AQ:62:SER:OG	17:AQ:72:ARG:HG3	2.05	0.57
25:AY:18:G:H5'	25:AY:19:U:H5	1.70	0.57
27:BA:6:A:C2	27:BA:7:G:C4	2.92	0.57
27:BA:62:C:H2'	27:BA:63:U:H5'	1.85	0.57
27:BA:181:A:C2	27:BA:435:C:H5	2.23	0.57
27:BA:483:A:O2'	47:BY:60:PHE:HZ	1.87	0.57
27:BA:706:A:H2'	27:BA:707:G:O4'	2.04	0.57
27:BA:792:G:H4'	27:BA:793:A:O5'	2.05	0.57
27:BA:1999:C:N3	27:BA:2000:G:C8	2.73	0.57

*Continued on next page...*

*Continued from previous page...*

Atom-1	Atom-2	Interatomic distance (Å)	Clash overlap (Å)
27:BA:2697:G:H2'	27:BA:2698:U:O4'	2.04	0.57
28:BB:7:G:H21	41:BS:38:GLN:NE2	2.01	0.57
30:BD:213:ARG:O	30:BD:216:GLY:N	2.36	0.57
31:BE:69:LYS:C	31:BE:71:GLY:H	2.08	0.57
31:BE:77:ILE:C	31:BE:78:LEU:HD23	2.25	0.57
32:BF:21:ALA:N	32:BF:23:ASP:OD1	2.38	0.57
32:BF:78:ILE:HD13	32:BF:78:ILE:H	1.70	0.57
34:BH:158:HIS:CD2	34:BH:170:ARG:O	2.57	0.57
38:BP:99:LEU:HG	38:BP:102:ARG:HH11	1.69	0.57
39:BQ:134:ARG:HH21	48:BZ:121:ARG:NH2	2.03	0.57
40:BR:34:ILE:HG22	40:BR:35:THR:N	2.20	0.57
40:BR:55:ALA:HA	40:BR:80:PHE:CE1	2.40	0.57
40:BR:76:VAL:HG12	40:BR:77:ARG:N	2.20	0.57
1:CA:269:C:H2'	1:CA:270:A:H8	1.68	0.57
1:CA:406:G:H5''	4:CD:5:ILE:CG2	2.35	0.57
1:CA:419:C:H2'	1:CA:420:U:H5'	1.85	0.57
1:CA:424:G:H8	1:CA:424:G:O5'	1.88	0.57
1:CA:428:G:O4'	1:CA:430:A:C8	2.58	0.57
1:CA:619:U:C2	4:CD:135:LEU:HD21	2.39	0.57
1:CA:738:C:H5'	6:CF:72:VAL:HG11	1.87	0.57
1:CA:859:A:C2'	1:CA:860:A:H5'	2.35	0.57
1:CA:860:A:H4'	8:CH:75:ARG:NH2	2.19	0.57
1:CA:880:C:H2'	1:CA:881:G:C8	2.36	0.57
1:CA:895:G:H2'	1:CA:896:C:H6	1.70	0.57
2:CB:80:ILE:HG12	2:CB:215:LEU:HD12	1.87	0.57
4:CD:173:TRP:CD1	4:CD:189:PRO:HG3	2.37	0.57
8:CH:39:LEU:HD12	8:CH:44:PHE:CD2	2.39	0.57
27:DA:230:U:H2'	27:DA:231:C:H6	1.69	0.57
27:DA:378:C:O2'	27:DA:379:G:H5'	2.05	0.57
27:DA:620:G:H4'	27:DA:621:A:OP1	2.04	0.57
27:DA:1233:C:H2'	27:DA:1234:U:C6	2.39	0.57
27:DA:1357:U:O2'	27:DA:1358:G:H5'	2.04	0.57
27:DA:1550:C:H2'	27:DA:1551:C:H6	1.67	0.57
27:DA:1665:A:C4'	37:DO:67:LYS:HB2	2.34	0.57
27:DA:1971:A:C4	30:DD:241:PRO:HG3	2.40	0.57
27:DA:2003:G:H2'	27:DA:2004:G:O5'	2.04	0.57
27:DA:2087:G:O2'	27:DA:2088:G:H5'	2.05	0.57
27:DA:2108:C:H2'	27:DA:2109:U:H5'	1.86	0.57
27:DA:2183:C:O2'	27:DA:2184:G:H5'	2.05	0.57
27:DA:2303:G:H2'	27:DA:2304:G:H8	1.69	0.57
27:DA:2553:G:H2'	27:DA:2554:U:O4'	2.03	0.57

*Continued on next page...*

*Continued from previous page...*

Atom-1	Atom-2	Interatomic distance (Å)	Clash overlap (Å)
29:DC:66:HIS:O	29:DC:68:LEU:N	2.36	0.57
30:DD:77:ALA:HB3	30:DD:117:VAL:CG2	2.32	0.57
33:DG:68:PRO:HA	33:DG:92:VAL:HB	1.85	0.57
37:DO:73:ASP:OD1	37:DO:75:SER:HB3	2.05	0.57
38:DP:25:SER:O	38:DP:27:HIS:N	2.37	0.57
39:DQ:69:PHE:O	39:DQ:95:ALA:HB2	2.04	0.57
40:DR:10:LEU:HB3	40:DR:17:ARG:CZ	2.35	0.57
40:DR:48:VAL:O	40:DR:52:ILE:HG12	2.04	0.57
1:AA:131:C:OP1	1:AA:263:A:H4'	2.05	0.57
1:AA:423:G:C2'	1:AA:424:G:H5'	2.35	0.57
1:AA:546:G:OP2	4:AD:72:GLU:HB3	2.05	0.57
1:AA:582:U:H2'	1:AA:583:A:H8	1.70	0.57
1:AA:1001(A):G:C8	1:AA:1002:G:C8	2.92	0.57
1:AA:1294:G:O2'	1:AA:1295:G:H5'	2.04	0.57
2:AB:53:ARG:NH2	2:AB:199:TYR:HE2	2.02	0.57
3:AC:92:ALA:HB2	3:AC:99:VAL:CG1	2.34	0.57
4:AD:178:VAL:O	4:AD:180:GLY:N	2.37	0.57
5:AE:41:VAL:HG11	5:AE:113:ALA:CA	2.34	0.57
6:AF:3:ARG:NH1	6:AF:38:GLU:OE1	2.38	0.57
7:AG:31:MET:HG3	7:AG:35:LYS:H	1.69	0.57
9:AI:46:ALA:C	9:AI:47:LEU:HD12	2.25	0.57
13:AM:104:ARG:HG2	13:AM:105:THR:H	1.68	0.57
15:AO:82:ILE:CD1	15:AO:87:ILE:H	2.15	0.57
20:AT:22:ARG:O	20:AT:26:ASN:ND2	2.38	0.57
25:AY:7:A:N1	25:AY:48:C:C4	2.73	0.57
27:BA:83:G:HO2'	27:BA:84:A:H8	1.51	0.57
27:BA:271(I):G:H3'	27:BA:271(J):C:C6	2.36	0.57
27:BA:1386:C:H2'	27:BA:1387:C:C6	2.40	0.57
27:BA:1658:C:H2'	27:BA:1659:U:C6	2.39	0.57
27:BA:1661:G:H2'	27:BA:1662:C:H6	1.69	0.57
27:BA:1957:C:O2'	27:BA:1985:G:H1'	2.04	0.57
27:BA:2692:C:H42	27:BA:2717:G:H1	1.52	0.57
29:BC:76:ALA:H	29:BC:94:VAL:HG12	1.69	0.57
30:BD:71:ASP:HB2	30:BD:103:ARG:NH2	2.17	0.57
30:BD:80:ALA:H	30:BD:95:LEU:HA	1.69	0.57
32:BF:2:LYS:HG2	32:BF:25:PRO:CB	2.35	0.57
32:BF:3:GLU:CB	32:BF:19:GLU:HB2	2.16	0.57
32:BF:53:THR:HB	32:BF:56:GLU:CG	2.34	0.57
41:BS:85:VAL:HG23	41:BS:106:ARG:HB3	1.85	0.57
42:BT:61:PHE:CE2	42:BT:76:PHE:HB2	2.39	0.57
43:BU:26:GLY:C	43:BU:28:ARG:N	2.49	0.57

*Continued on next page...*

*Continued from previous page...*

Atom-1	Atom-2	Interatomic distance (Å)	Clash overlap (Å)
43:BU:47:TYR:HA	43:BU:50:ARG:NH2	2.19	0.57
47:BY:67:LEU:HD12	47:BY:68:HIS:N	2.20	0.57
49:B0:41:ARG:HD2	49:B0:41:ARG:H	1.69	0.57
50:B1:73:LEU:O	50:B1:75:GLU:N	2.37	0.57
55:B6:19:ARG:HD2	55:B6:19:ARG:N	2.16	0.57
57:B8:21:LYS:HD3	57:B8:48:PHE:CZ	2.39	0.57
57:B8:35:GLN:O	57:B8:35:GLN:CG	2.53	0.57
1:CA:115:G:H1'	1:CA:116:A:N7	2.20	0.57
1:CA:320:C:C1'	1:CA:1434:A:H2	2.17	0.57
1:CA:831:U:O2'	1:CA:832:C:H5'	2.04	0.57
1:CA:859:A:O2'	1:CA:860:A:H5'	2.05	0.57
2:CB:82:ARG:HG3	2:CB:92:TYR:HE2	1.70	0.57
7:CG:92:SER:O	7:CG:96:GLN:HB2	2.04	0.57
8:CH:39:LEU:HD22	8:CH:39:LEU:N	2.18	0.57
10:CJ:12:ASP:HB3	10:CJ:15:THR:OG1	2.04	0.57
10:CJ:50:ILE:HG23	10:CJ:60:ARG:NH1	2.20	0.57
23:CW:7:A:H5'	23:CW:8:U:OP2	2.04	0.57
27:DA:88:G:H2'	27:DA:88:G:N3	2.19	0.57
27:DA:867:C:C4	27:DA:868:U:O4	2.58	0.57
27:DA:999:U:O2'	27:DA:1000:A:H5''	2.04	0.57
27:DA:1404:C:H2'	27:DA:1404:C:O2	2.04	0.57
27:DA:2061:G:H5''	27:DA:2503:A:C2	2.39	0.57
27:DA:2243:U:O2	27:DA:2243:U:H2'	2.05	0.57
28:DB:15:A:H1'	28:DB:110:G:N7	2.20	0.57
28:DB:93:G:H2'	28:DB:94:C:H6	1.70	0.57
31:DE:60:ASN:CG	31:DE:62:PRO:HD2	2.25	0.57
36:DN:32:THR:HG23	36:DN:37:LYS:HG2	1.87	0.57
44:DV:19:LYS:HE2	44:DV:20:LEU:H	1.69	0.57
47:DY:26:LYS:NZ	47:DY:27:VAL:HG23	2.20	0.57
49:D0:25:ARG:HA	49:D0:29:GLN:NE2	2.20	0.57
51:D2:50:ILE:C	51:D2:52:ASP:N	2.56	0.57
52:D3:22:ALA:C	52:D3:24:LYS:H	2.08	0.57
1:AA:103:C:H2'	1:AA:104:G:O4'	2.04	0.57
1:AA:217:C:O2'	1:AA:470:C:N4	2.38	0.57
1:AA:1065:U:C5	1:AA:1190:G:H1'	2.40	0.57
10:AJ:80:LYS:O	10:AJ:84:GLN:NE2	2.37	0.57
17:AQ:32:TYR:O	17:AQ:34:LYS:N	2.37	0.57
22:AV:8:A:C6	22:AV:9:G:C6	2.93	0.57
24:AX:75:C:H2'	24:AX:76:A:O4'	2.04	0.57
25:AY:56:G:H2'	25:AY:56:G:N3	2.19	0.57
26:AZ:6:5OH:N	26:AZ:6:5OH:HS	2.19	0.57

*Continued on next page...*



*Continued from previous page...*

Atom-1	Atom-2	Interatomic distance (Å)	Clash overlap (Å)
27:BA:390:A:H4'	27:BA:391:G:O5'	2.05	0.57
27:BA:557:U:H2'	27:BA:558:G:C8	2.39	0.57
27:BA:1766:U:O2'	27:BA:1767:C:H5'	2.04	0.57
27:BA:2815:C:C5'	54:B5:29:THR:HG21	2.35	0.57
32:BF:103:LYS:HA	32:BF:106:ARG:HG3	1.87	0.57
37:BO:11:ALA:HB3	37:BO:85:VAL:HG22	1.86	0.57
42:BT:32:TYR:CD2	42:BT:81:PRO:O	2.58	0.57
48:BZ:172:ALA:O	48:BZ:173:VAL:HG23	2.05	0.57
1:CA:114:U:H2'	1:CA:115:G:C8	2.38	0.57
1:CA:527:G:O2'	1:CA:528:C:H5'	2.04	0.57
1:CA:1165:C:O2'	1:CA:1166:G:H5'	2.05	0.57
2:CB:131:PRO:O	2:CB:135:GLN:N	2.34	0.57
2:CB:142:LEU:O	2:CB:146:GLN:HB3	2.05	0.57
3:CC:79:ARG:C	3:CC:81:GLY:H	2.07	0.57
12:CL:87:VAL:HG22	12:CL:96:HIS:CE1	2.38	0.57
20:CT:28:ALA:C	20:CT:30:LYS:H	2.08	0.57
20:CT:31:SER:O	20:CT:32:ALA:C	2.42	0.57
27:DA:90:U:HO2'	27:DA:92:A:H5''	1.65	0.57
27:DA:416:C:C4	27:DA:417:C:C4	2.92	0.57
27:DA:784:A:O2'	27:DA:785:G:H5''	2.05	0.57
27:DA:954:G:O2'	27:DA:2274:A:N1	2.33	0.57
27:DA:1257:C:H4'	32:DF:83:PHE:CD2	2.39	0.57
27:DA:2056:G:H22	54:D5:4:HIS:HA	1.69	0.57
27:DA:2401:U:H2'	27:DA:2401:U:O2	2.04	0.57
27:DA:2406:U:H5''	27:DA:2408:U:OP2	2.05	0.57
27:DA:2445:G:H2'	27:DA:2446:G:H8	1.69	0.57
27:DA:2460:U:H2'	27:DA:2461:C:H5'	1.87	0.57
27:DA:2571:C:H5'	27:DA:2572:A:H5'	1.87	0.57
27:DA:2728:U:O2'	27:DA:2729:G:H5'	2.04	0.57
27:DA:2795:G:N2	27:DA:2799:C:H5'	2.19	0.57
29:DC:68:LEU:HD11	29:DC:179:SER:C	2.24	0.57
31:DE:111:ARG:C	40:DR:2:ARG:HG3	2.24	0.57
33:DG:29:TRP:HA	33:DG:29:TRP:HE3	1.69	0.57
33:DG:138:GLN:HB3	33:DG:153:ARG:O	2.05	0.57
35:DI:4:ILE:HD11	35:DI:44:LEU:HD13	1.86	0.57
36:DN:28:THR:O	36:DN:31:ALA:HB3	2.05	0.57
40:DR:14:SER:HA	40:DR:17:ARG:NH1	2.20	0.57
41:DS:58:LEU:HB3	41:DS:65:VAL:HG13	1.86	0.57
41:DS:89:ARG:CB	41:DS:92:TYR:HB3	2.32	0.57
44:DV:61:VAL:O	44:DV:62:LEU:HD13	2.04	0.57
46:DX:26:TYR:CZ	46:DX:89:ILE:HB	2.39	0.57

*Continued on next page...*

*Continued from previous page...*

Atom-1	Atom-2	Interatomic distance (Å)	Clash overlap (Å)
47:DY:75:ILE:HG13	47:DY:79:CYS:CA	2.20	0.57
48:DZ:38:VAL:HG23	48:DZ:39:ASP:N	2.20	0.57
1:AA:70:G:N2	1:AA:100:C:C2	2.73	0.57
1:AA:129(A):G:N2	1:AA:189(E):U:O2'	2.38	0.57
1:AA:756:C:H2'	1:AA:757:U:O4'	2.04	0.57
1:AA:826:C:H2'	1:AA:827:U:C6	2.39	0.57
6:AF:72:VAL:HG13	6:AF:73:ASN:H	1.69	0.57
7:AG:60:LYS:HZ1	7:AG:63:LYS:HB3	1.70	0.57
8:AH:84:ARG:HH11	8:AH:84:ARG:CB	2.16	0.57
10:AJ:40:LEU:N	10:AJ:40:LEU:HD23	2.19	0.57
10:AJ:82:ILE:O	10:AJ:82:ILE:HG22	2.03	0.57
12:AL:80:VAL:HG11	12:AL:104:ALA:CB	2.34	0.57
16:AP:4:ILE:HA	16:AP:20:VAL:O	2.05	0.57
18:AR:40:LEU:O	18:AR:42:ARG:N	2.38	0.57
27:BA:173:G:N3	27:BA:173:G:H2'	2.20	0.57
27:BA:1273:U:O2'	27:BA:1274:A:H5''	2.05	0.57
27:BA:2047:U:H2'	27:BA:2048:G:C5'	2.34	0.57
27:BA:2732:G:C2'	27:BA:2733:A:H5'	2.34	0.57
28:BB:31:C:N4	41:BS:32:LEU:HD13	2.20	0.57
30:BD:226:MET:HB3	30:BD:230:ASP:CB	2.33	0.57
33:BG:161:THR:HG21	33:BG:172:LEU:CD2	2.35	0.57
34:BH:103:LEU:HD21	34:BH:105:LEU:CD2	2.35	0.57
36:BN:46:VAL:O	36:BN:47:ALA:HB2	2.04	0.57
37:BO:59:LYS:HD3	37:BO:89:ASN:OD1	2.04	0.57
42:BT:51:ARG:HG3	42:BT:98:LYS:HG3	1.85	0.57
44:BV:62:LEU:HD23	44:BV:93:GLU:HB3	1.87	0.57
50:B1:51:VAL:O	50:B1:51:VAL:HG13	2.04	0.57
1:CA:178:C:H2'	1:CA:179:A:H8	1.68	0.57
1:CA:349:A:O2'	1:CA:350:G:H5'	2.03	0.57
1:CA:693:G:HO2'	7:CG:82:GLY:HA3	1.67	0.57
1:CA:770:C:H2'	1:CA:771:G:H8	1.68	0.57
1:CA:874:G:HO2'	1:CA:875:C:H6	1.51	0.57
1:CA:985:C:O2'	1:CA:986:A:H8	1.87	0.57
1:CA:1106:G:H2'	1:CA:1107:C:C6	2.40	0.57
1:CA:1305:G:OP1	21:CU:2:GLY:HA3	2.05	0.57
1:CA:1336:C:O4'	1:CA:1337:G:C2	2.58	0.57
1:CA:1410:G:H2'	1:CA:1411:C:H6	1.70	0.57
7:CG:143:ARG:O	7:CG:145:ALA:O	2.23	0.57
8:CH:80:ILE:CG2	8:CH:82:HIS:O	2.53	0.57
24:CX:19:G:H1	33:DG:83:ARG:NH2	2.02	0.57
26:CZ:6:5OH:HS	26:CZ:6:5OH:N	2.19	0.57

*Continued on next page...*

*Continued from previous page...*

Atom-1	Atom-2	Interatomic distance (Å)	Clash overlap (Å)
27:DA:815:C:H2'	27:DA:816:C:H6	1.70	0.57
27:DA:2136:C:H41	27:DA:2156:G:H21	1.53	0.57
38:DP:57:THR:OG1	38:DP:59:LEU:HB2	2.05	0.57
40:DR:2:ARG:HH21	40:DR:5:LYS:NZ	2.03	0.57
40:DR:51:LEU:HB3	40:DR:66:VAL:HG13	1.87	0.57
41:DS:71:ARG:O	41:DS:74:ALA:HB3	2.03	0.57
42:DT:31:SER:OG	42:DT:32:TYR:N	2.36	0.57
55:D6:22:ALA:O	55:D6:23:THR:OG1	2.21	0.57
57:D8:54:GLU:HA	57:D8:57:ARG:HE	1.70	0.57
1:AA:1082:G:C2'	1:AA:1083:U:H5'	2.35	0.56
1:AA:1172:C:H2'	1:AA:1173:G:C8	2.40	0.56
1:AA:1265:G:H3'	1:AA:1265:G:C8	2.40	0.56
1:AA:1380:U:C5	7:AG:3:ARG:HG3	2.40	0.56
6:AF:100:ASN:HB2	18:AR:28:GLU:HA	1.84	0.56
8:AH:6:ILE:HD12	8:AH:6:ILE:N	2.15	0.56
14:AN:51:GLY:C	14:AN:53:LEU:H	2.09	0.56
15:AO:54:ARG:NH1	15:AO:58:MET:HE1	2.20	0.56
27:BA:971:C:H2'	27:BA:972:G:H5'	1.86	0.56
27:BA:1339:G:H5''	46:BX:16:LYS:HD3	1.87	0.56
28:BB:47:C:C2'	28:BB:48:A:H5'	2.35	0.56
30:BD:112:GLN:N	30:BD:115:GLN:NE2	2.53	0.56
31:BE:37:ARG:HD2	31:BE:42:ASP:CG	2.25	0.56
33:BG:170:ARG:NH2	33:BG:182:LYS:NZ	2.52	0.56
42:BT:45:PHE:CZ	42:BT:65:LYS:HB3	2.40	0.56
45:BW:19:LEU:HB3	54:B5:25:LEU:HD11	1.86	0.56
54:B5:32:PRO:O	54:B5:33:CYS:CB	2.52	0.56
55:B6:36:LEU:CB	55:B6:50:ARG:NH1	2.68	0.56
57:B8:50:LEU:O	57:B8:51:ALA:HB3	2.05	0.56
1:CA:355:C:C4	1:CA:356:A:N7	2.73	0.56
1:CA:409:G:OP1	4:CD:24:GLU:HG3	2.05	0.56
1:CA:976:G:N7	1:CA:1359:C:H1'	2.20	0.56
2:CB:164:VAL:H	2:CB:186:ALA:HB2	1.70	0.56
2:CB:187:LEU:HD23	2:CB:201:ILE:O	2.06	0.56
8:CH:9:MET:O	8:CH:13:ILE:HD13	2.04	0.56
10:CJ:48:THR:HA	10:CJ:62:HIS:HB3	1.86	0.56
14:CN:26:ARG:HD2	14:CN:43:CYS:SG	2.45	0.56
24:CX:8:U:H2'	24:CX:8:U:O2	2.04	0.56
27:DA:30:G:C6	27:DA:31:C:N3	2.73	0.56
27:DA:528:A:H2	27:DA:2043:C:H4'	1.66	0.56
27:DA:777:A:O2'	30:DD:48:ARG:NH2	2.38	0.56
27:DA:860:U:H2'	27:DA:861:A:C8	2.39	0.56

*Continued on next page...*

*Continued from previous page...*

Atom-1	Atom-2	Interatomic distance (Å)	Clash overlap (Å)
27:DA:1167:U:H1'	27:DA:1183:G:H22	1.70	0.56
27:DA:1385:G:HO2'	27:DA:1396:U:H6	1.50	0.56
27:DA:1496:A:H8	27:DA:1577:C:HO2'	1.53	0.56
27:DA:2139:C:H2'	27:DA:2140:C:C6	2.40	0.56
27:DA:2159:G:H2'	27:DA:2160:G:H5''	1.87	0.56
27:DA:2258:C:C6	27:DA:2426:A:H5'	2.39	0.56
27:DA:2499:C:N4	27:DA:2500:U:N3	2.53	0.56
28:DB:15:A:H3'	28:DB:16:G:C5'	2.35	0.56
29:DC:52:ARG:NH2	29:DC:53:ARG:HH21	2.03	0.56
31:DE:134:ILE:N	31:DE:134:ILE:CD1	2.68	0.56
32:DF:2:LYS:HG2	32:DF:25:PRO:CB	2.34	0.56
32:DF:7:TYR:CB	32:DF:16:GLY:H	2.05	0.56
32:DF:132:VAL:HG22	32:DF:133:ASN:N	2.17	0.56
32:DF:199:TRP:O	32:DF:202:PHE:HB3	2.05	0.56
36:DN:22:THR:HG23	36:DN:61:ARG:O	2.05	0.56
44:DV:68:LYS:HD3	44:DV:69:LYS:H	1.70	0.56
48:DZ:114:GLY:HA2	48:DZ:173:VAL:HG12	1.87	0.56
50:D1:50:ARG:HG2	50:D1:50:ARG:HH11	1.69	0.56
57:D8:11:LYS:HE2	57:D8:64:TYR:CE1	2.38	0.56
57:D8:14:VAL:HG22	57:D8:15:LYS:N	2.20	0.56
1:AA:579:G:C5'	1:AA:728:A:H1'	2.35	0.56
1:AA:750:G:H1'	15:AO:22:THR:OG1	2.04	0.56
1:AA:784:C:H2'	1:AA:785:G:O4'	2.05	0.56
1:AA:876:G:H2'	1:AA:877:C:C6	2.41	0.56
3:AC:58:GLU:H	3:AC:65:ALA:CB	2.17	0.56
9:AI:95:LYS:HG3	9:AI:96:LEU:H	1.71	0.56
12:AL:80:VAL:HA	12:AL:102:TYR:CD1	2.38	0.56
23:AW:6:U:H3'	23:AW:7:A:C5'	2.31	0.56
27:BA:588:U:H2'	27:BA:589:C:C6	2.40	0.56
27:BA:600:G:O3'	32:BF:108:LYS:NZ	2.37	0.56
27:BA:942:G:C2'	27:BA:943:U:H5'	2.35	0.56
27:BA:2759:G:N2	27:BA:2760:C:C2	2.73	0.56
31:BE:2:LYS:HG2	31:BE:95:ILE:HG23	1.87	0.56
31:BE:117:MET:O	31:BE:117:MET:HG2	2.05	0.56
32:BF:34:TRP:CZ2	38:BP:12:ALA:HB2	2.40	0.56
34:BH:28:GLY:HA3	34:BH:79:VAL:CB	2.34	0.56
39:BQ:52:VAL:HA	39:BQ:55:VAL:CG1	2.34	0.56
42:BT:127:ALA:O	42:BT:129:ARG:N	2.38	0.56
44:BV:17:GLY:O	44:BV:18:LEU:HB3	2.04	0.56
47:BY:81:LYS:NZ	47:BY:97:ARG:CG	2.68	0.56
48:BZ:144:GLU:CD	48:BZ:145:ILE:H	2.08	0.56

*Continued on next page...*

*Continued from previous page...*

Atom-1	Atom-2	Interatomic distance (Å)	Clash overlap (Å)
1:CA:310:G:H2'	1:CA:311:C:C6	2.38	0.56
1:CA:984:C:N3	1:CA:1222:G:C2	2.73	0.56
1:CA:1463:C:O2'	1:CA:1464:G:H5'	2.05	0.56
1:CA:1466:C:O2'	1:CA:1467:G:H5'	2.04	0.56
13:CM:63:THR:HG22	13:CM:63:THR:O	2.05	0.56
25:CY:30:A:H2'	25:CY:31:U:H5'	1.86	0.56
27:DA:52:A:HO2'	27:DA:53:A:H8	0.68	0.56
27:DA:214:G:H1'	27:DA:216:A:O2'	2.06	0.56
27:DA:1027:A:N6	27:DA:1126:A:H1'	2.20	0.56
27:DA:1823:G:C4	27:DA:1824:G:C8	2.93	0.56
27:DA:2063:C:H2'	27:DA:2064:C:O4'	2.05	0.56
27:DA:2094:G:OP1	35:DI:22:LYS:HD2	2.05	0.56
33:DG:126:ASP:HA	33:DG:166:ASP:OD1	2.04	0.56
36:DN:68:GLU:HG2	36:DN:88:GLU:OE2	2.05	0.56
37:DO:2:ILE:O	37:DO:33:ALA:N	2.31	0.56
48:DZ:135:PHE:HE1	48:DZ:137:GLU:HB3	1.69	0.56
1:AA:11:G:H2'	1:AA:12:U:O4'	2.05	0.56
1:AA:376:G:H2'	1:AA:377:G:H8	1.70	0.56
1:AA:397:A:H5'	1:AA:398:C:OP1	2.05	0.56
1:AA:498:U:HO2'	1:AA:499:A:P	2.28	0.56
1:AA:530:G:O2'	23:AW:34:U:H4'	2.05	0.56
1:AA:728:A:C5	15:AO:54:ARG:HD2	2.40	0.56
1:AA:731:G:OP1	1:AA:766:A:H1'	2.06	0.56
1:AA:769:G:O2'	1:AA:770:C:H5'	2.05	0.56
1:AA:956:U:H2'	1:AA:957:U:O4'	2.05	0.56
1:AA:971:G:H22	1:AA:1363(A):A:P	2.28	0.56
1:AA:1003:G:N2	1:AA:1039:C:H42	2.03	0.56
1:AA:1074:G:O3'	2:AB:103:THR:HG21	2.05	0.56
1:AA:1095:U:H2'	1:AA:1096:C:C6	2.40	0.56
1:AA:1143:G:H2'	1:AA:1144:G:C8	2.40	0.56
1:AA:1200:C:O2'	1:AA:1201:A:OP2	2.23	0.56
1:AA:1221:G:H4'	19:AS:77:THR:HG21	1.87	0.56
3:AC:134:ILE:C	3:AC:136:GLN:H	2.07	0.56
3:AC:153:VAL:HG22	3:AC:198:VAL:HG13	1.86	0.56
4:AD:88:VAL:O	4:AD:92:VAL:HG23	2.04	0.56
7:AG:45:ASP:O	7:AG:49:ILE:HG12	2.06	0.56
7:AG:76:ARG:HB2	7:AG:89:MET:SD	2.45	0.56
9:AI:33:PHE:O	9:AI:36:TYR:HB3	2.04	0.56
12:AL:86:ARG:HB2	12:AL:86:ARG:HH11	1.70	0.56
25:AY:53:U:H3	25:AY:60:C:H42	1.51	0.56
27:BA:64:A:C5	46:BX:66:LEU:HD12	2.40	0.56

*Continued on next page...*

*Continued from previous page...*

Atom-1	Atom-2	Interatomic distance (Å)	Clash overlap (Å)
27:BA:353:G:O2'	27:BA:354:G:H5'	2.05	0.56
27:BA:470:A:H2'	27:BA:471:A:H8	1.70	0.56
27:BA:748:G:C2'	27:BA:750:A:N7	2.68	0.56
27:BA:811:U:H3	27:BA:1250:G:P	2.28	0.56
27:BA:855:G:H2'	27:BA:856:C:C6	2.40	0.56
27:BA:894:C:H2'	27:BA:895:U:H6	1.69	0.56
27:BA:1445:A:N3	27:BA:1445:A:H2'	2.19	0.56
27:BA:1754:C:H2'	27:BA:1755:A:C8	2.39	0.56
27:BA:1765:C:H42	27:BA:1987:G:H1	1.54	0.56
27:BA:1914:C:H2'	27:BA:1915:U:O4'	2.05	0.56
27:BA:1936:A:C3'	27:BA:1937:A:C5'	2.83	0.56
27:BA:2096:U:H2'	27:BA:2097:C:C6	2.40	0.56
27:BA:2303:G:H5''	33:BG:126:ASP:HB2	1.87	0.56
27:BA:2402:C:C2'	27:BA:2403:C:H5'	2.34	0.56
27:BA:2415:G:H4'	38:BP:67:MET:N	2.21	0.56
27:BA:2577:A:H2'	27:BA:2614:A:N6	2.20	0.56
27:BA:2685:G:H5'	37:BO:68:GLU:CD	2.26	0.56
27:BA:2694:G:H5'	27:BA:2694:G:C8	2.29	0.56
30:BD:205:VAL:O	30:BD:206:LEU:C	2.44	0.56
31:BE:34:VAL:O	31:BE:34:VAL:HG23	2.05	0.56
31:BE:81:ILE:O	31:BE:81:ILE:CG2	2.53	0.56
33:BG:86:MET:CB	33:BG:87:PRO:HD3	2.35	0.56
33:BG:123:ASN:HB3	33:BG:126:ASP:OD2	2.05	0.56
34:BH:43:VAL:O	34:BH:43:VAL:CG2	2.54	0.56
35:BI:12:LEU:N	35:BI:12:LEU:HD23	2.21	0.56
35:BI:114:LEU:HD23	35:BI:130:TYR:HE1	1.68	0.56
37:BO:81:ASP:OD2	37:BO:81:ASP:C	2.42	0.56
39:BQ:137:TYR:N	39:BQ:137:TYR:CD2	2.73	0.56
43:BU:31:SER:O	43:BU:33:ARG:N	2.37	0.56
43:BU:88:ILE:C	43:BU:90:VAL:H	2.06	0.56
44:BV:57:VAL:O	44:BV:57:VAL:HG13	2.06	0.56
46:BX:28:PHE:O	46:BX:30:VAL:HG12	2.06	0.56
47:BY:32:PRO:C	47:BY:34:LYS:N	2.59	0.56
47:BY:76:CYS:CB	47:BY:96:ILE:HD11	2.36	0.56
48:BZ:7:TYR:HB2	48:BZ:37:TYR:CE2	2.41	0.56
50:B1:7:ILE:N	50:B1:7:ILE:CD1	2.67	0.56
1:CA:66:G:N3	1:CA:66:G:H2'	2.21	0.56
1:CA:279:A:HO2'	1:CA:280:C:P	2.28	0.56
1:CA:296:U:H4'	1:CA:556:C:O2	2.05	0.56
1:CA:332:G:H2'	1:CA:333:G:H8	1.70	0.56
1:CA:522:C:H41	12:CL:50:ARG:NH2	2.02	0.56

*Continued on next page...*



*Continued from previous page...*

Atom-1	Atom-2	Interatomic distance (Å)	Clash overlap (Å)
1:CA:769:G:H4'	1:CA:1513:A:H4'	1.88	0.56
1:CA:940:C:O2'	1:CA:941:G:H5'	2.06	0.56
1:CA:966:G:O2'	1:CA:967:C:O5'	2.23	0.56
1:CA:1038:C:H2'	1:CA:1039:C:C2	2.39	0.56
1:CA:1194:U:H4'	5:CE:22:GLY:O	2.06	0.56
1:CA:1260:C:C6	1:CA:1260:C:C3'	2.89	0.56
4:CD:18:LYS:HG3	4:CD:31:CYS:SG	2.45	0.56
4:CD:46:LYS:O	4:CD:47:ARG:C	2.43	0.56
5:CE:57:LYS:HG2	5:CE:61:TYR:HE2	1.68	0.56
5:CE:57:LYS:HG2	5:CE:61:TYR:CE2	2.40	0.56
5:CE:90:VAL:C	5:CE:91:LEU:HD12	2.26	0.56
8:CH:5:PRO:O	8:CH:8:ASP:HB3	2.04	0.56
8:CH:29:SER:O	8:CH:32:LYS:HB2	2.05	0.56
8:CH:86:ILE:HB	8:CH:133:LEU:HD22	1.87	0.56
9:CI:48:GLU:N	9:CI:49:PRO:CD	2.69	0.56
10:CJ:81:THR:C	10:CJ:83:GLU:H	2.09	0.56
12:CL:51:LYS:N	12:CL:51:LYS:HD2	2.19	0.56
19:CS:10:PHE:CE2	19:CS:38:SER:HA	2.40	0.56
19:CS:29:ARG:HD2	19:CS:30:LEU:N	2.21	0.56
19:CS:53:ASN:O	19:CS:77:THR:HG22	2.04	0.56
27:DA:6:A:O2'	36:DN:130:HIS:HB3	2.06	0.56
27:DA:142:A:C8	27:DA:1595:G:N2	2.66	0.56
27:DA:350:U:O2'	27:DA:351:G:H5'	2.05	0.56
27:DA:506:G:H5''	27:DA:507:A:OP1	2.05	0.56
27:DA:582:G:C2	27:DA:1259:G:C2	2.94	0.56
27:DA:1025:G:O2'	27:DA:1026:U:P	2.64	0.56
27:DA:1028:A:H2	27:DA:2486:G:N3	2.03	0.56
27:DA:1310:G:OP2	56:D7:9:ARG:CZ	2.54	0.56
27:DA:1398:C:C6	27:DA:1398:C:C5'	2.89	0.56
27:DA:1400:G:H2'	27:DA:1401:G:C8	2.38	0.56
27:DA:1445:A:H5'	27:DA:1445(A):C:OP2	2.05	0.56
27:DA:2091:U:H1'	50:D1:47:GLN:OE1	2.05	0.56
27:DA:2235:G:C2	27:DA:2236:C:C2	2.93	0.56
27:DA:2297:C:N3	27:DA:2320:A:C8	2.74	0.56
27:DA:2329:G:H2'	27:DA:2330:G:C8	2.40	0.56
27:DA:2428:G:OP1	27:DA:2428:G:H3'	2.06	0.56
27:DA:2494:G:C2'	27:DA:2495:G:O5'	2.53	0.56
27:DA:2756:U:H5''	58:D9:19:ARG:HA	1.86	0.56
28:DB:47:C:H2'	28:DB:48:A:H5'	1.87	0.56
29:DC:77:ILE:O	29:DC:77:ILE:HG23	2.03	0.56
30:DD:79:VAL:HG12	30:DD:113:VAL:HA	1.86	0.56

*Continued on next page...*



*Continued from previous page...*

Atom-1	Atom-2	Interatomic distance (Å)	Clash overlap (Å)
30:DD:117:VAL:O	30:DD:118:VAL:HB	2.05	0.56
32:DF:24:LEU:HB3	32:DF:25:PRO:CD	2.35	0.56
37:DO:65:THR:O	37:DO:79:PHE:HD1	1.88	0.56
38:DP:127:ALA:HB3	38:DP:130:PHE:CE2	2.40	0.56
41:DS:19:LYS:C	41:DS:20:ARG:HD3	2.24	0.56
41:DS:89:ARG:O	41:DS:92:TYR:HB3	2.05	0.56
42:DT:35:LYS:HZ1	42:DT:41:ARG:HH21	1.52	0.56
43:DU:85:LYS:C	43:DU:87:GLY:H	2.09	0.56
48:DZ:97:MET:HE2	48:DZ:98:TYR:O	2.05	0.56
51:D2:31:GLU:O	51:D2:34:GLU:HB3	2.04	0.56
51:D2:65:ASN:O	51:D2:68:ARG:HB2	2.05	0.56
57:D8:8:LYS:O	57:D8:12:LYS:HG3	2.05	0.56
57:D8:31:HIS:O	57:D8:32:LEU:O	2.23	0.56
57:D8:43:GLN:O	57:D8:44:LYS:CD	2.54	0.56
1:AA:192:U:O3'	20:AT:57:ARG:HD2	2.05	0.56
1:AA:279:A:H5''	1:AA:281:G:H5'	1.86	0.56
1:AA:655:A:H2'	1:AA:656:C:H6	1.71	0.56
1:AA:979:C:H2'	1:AA:980:C:H5''	1.88	0.56
1:AA:1131:G:H2'	1:AA:1132:C:C5	2.41	0.56
2:AB:188:ALA:HB1	2:AB:192:SER:HB2	1.87	0.56
3:AC:42:LEU:O	3:AC:45:LYS:HB2	2.04	0.56
3:AC:67:THR:HG23	3:AC:102:ASN:HB2	1.86	0.56
4:AD:8:VAL:C	4:AD:10:ARG:N	2.59	0.56
6:AF:10:LEU:N	6:AF:10:LEU:CD1	2.66	0.56
12:AL:80:VAL:CG1	12:AL:104:ALA:HB3	2.34	0.56
13:AM:49:THR:OG1	13:AM:52:GLU:HG3	2.05	0.56
16:AP:74:LEU:HB3	16:AP:79:VAL:HG21	1.87	0.56
19:AS:37:ARG:O	19:AS:37:ARG:HD3	2.06	0.56
25:AY:24:C:O2'	25:AY:25:A:H5'	2.05	0.56
27:BA:75:G:H4'	51:B2:55:ARG:NH1	2.21	0.56
27:BA:104:U:H2'	27:BA:105:C:O4'	2.05	0.56
27:BA:639:U:H2'	27:BA:640:C:C5	2.40	0.56
27:BA:764:A:C5	30:BD:209:ALA:CB	2.88	0.56
27:BA:897:C:O2	27:BA:897:C:C2'	2.52	0.56
27:BA:2082:A:H2'	27:BA:2083:G:O4'	2.05	0.56
30:BD:227:ASN:O	30:BD:230:ASP:HB2	2.03	0.56
36:BN:57:ALA:O	36:BN:58:ASP:OD1	2.24	0.56
38:BP:51:PHE:HB3	38:BP:52:GLU:HG2	1.87	0.56
43:BU:52:ARG:HD2	43:BU:55:ARG:HH21	1.70	0.56
43:BU:101:ARG:O	43:BU:102:GLU:HG2	2.06	0.56
44:BV:37:VAL:O	44:BV:38:LEU:HB2	2.05	0.56

*Continued on next page...*

*Continued from previous page...*

Atom-1	Atom-2	Interatomic distance (Å)	Clash overlap (Å)
51:B2:9:GLN:HE22	51:B2:56:GLN:CG	2.19	0.56
55:B6:36:LEU:C	55:B6:37:ARG:HD2	2.25	0.56
58:B9:24:TYR:CE2	58:B9:35:ARG:CD	2.89	0.56
1:CA:192:U:H2'	1:CA:193:C:C6	2.41	0.56
1:CA:1377:A:H2'	7:CG:7:ALA:HB2	1.88	0.56
1:CA:1380:U:C4	7:CG:3:ARG:HG3	2.41	0.56
5:CE:103:GLY:C	5:CE:105:VAL:H	2.09	0.56
9:CI:8:GLY:O	9:CI:14:VAL:HG13	2.05	0.56
20:CT:75:ASN:OD1	20:CT:75:ASN:N	2.37	0.56
23:CW:38:U:H2'	23:CW:39:C:H6	1.70	0.56
27:DA:686:G:C2	56:D7:11:LYS:HE3	2.41	0.56
27:DA:870:A:C2	27:DA:908:C:N3	2.73	0.56
27:DA:1313:U:H2'	27:DA:1610:A:C2	2.41	0.56
27:DA:2276:G:O2'	27:DA:2277:G:C8	2.58	0.56
30:DD:112:GLN:HB2	30:DD:115:GLN:HE21	1.69	0.56
31:DE:110:GLY:CA	31:DE:162:ALA:H	2.17	0.56
32:DF:183:VAL:HA	32:DF:186:ILE:HG13	1.88	0.56
34:DH:105:LEU:HD23	34:DH:115:VAL:CG2	2.35	0.56
37:DO:87:ILE:CG2	37:DO:91:LEU:HA	2.34	0.56
38:DP:144:GLU:HG2	38:DP:144:GLU:O	2.06	0.56
43:DU:26:GLY:O	43:DU:30:LYS:HG2	2.05	0.56
47:DY:27:VAL:CA	47:DY:28:LYS:NZ	2.64	0.56
54:D5:4:HIS:CB	54:D5:5:PRO:CD	2.84	0.56
55:D6:36:LEU:C	55:D6:37:ARG:HD2	2.26	0.56
1:AA:262:A:C5'	20:AT:74:LYS:HG3	2.32	0.56
1:AA:344:A:H4'	1:AA:345:C:OP2	2.04	0.56
1:AA:663:A:H2'	1:AA:664:G:O4'	2.04	0.56
1:AA:803:G:H2'	1:AA:804:U:C6	2.41	0.56
1:AA:1510:U:H3	1:AA:1525:G:H1	1.54	0.56
2:AB:204:ASN:ND2	2:AB:205:ASP:N	2.53	0.56
3:AC:7:PRO:O	3:AC:11:ARG:HG2	2.06	0.56
3:AC:200:ALA:C	3:AC:201:TYR:CD1	2.79	0.56
4:AD:170:VAL:CG1	4:AD:174:LEU:HB2	2.35	0.56
5:AE:129:ILE:O	5:AE:130:ASN:C	2.44	0.56
6:AF:15:ASP:O	6:AF:17:SER:N	2.39	0.56
16:AP:22:THR:OG1	16:AP:23:ASP:N	2.38	0.56
16:AP:28:ARG:HG2	16:AP:29:ASP:OD2	2.06	0.56
16:AP:58:TYR:O	16:AP:62:VAL:HG22	2.05	0.56
27:BA:330:A:O2'	27:BA:331:A:C8	2.58	0.56
27:BA:394:A:H2'	27:BA:395:U:O4'	2.05	0.56
27:BA:511:U:C5	27:BA:512:G:C5	2.94	0.56

*Continued on next page...*

*Continued from previous page...*

Atom-1	Atom-2	Interatomic distance (Å)	Clash overlap (Å)
27:BA:535:C:O2'	27:BA:536:A:H5'	2.05	0.56
27:BA:549:G:C2'	27:BA:551:G:H5''	2.35	0.56
27:BA:1485:G:H2'	27:BA:1486:A:C8	2.41	0.56
27:BA:1788:C:O2'	27:BA:1789:A:H5'	2.05	0.56
27:BA:1925:C:O2'	27:BA:1926:U:H5'	2.05	0.56
27:BA:2160:G:H2'	27:BA:2161:C:C5	2.41	0.56
27:BA:2184:G:C6	27:BA:2185:C:N4	2.73	0.56
30:BD:142:VAL:CG2	30:BD:143:HIS:N	2.67	0.56
31:BE:93:VAL:O	31:BE:95:ILE:N	2.38	0.56
32:BF:24:LEU:O	32:BF:26:ALA:N	2.39	0.56
32:BF:47:GLY:HA3	32:BF:95:ARG:O	2.05	0.56
33:BG:86:MET:CB	33:BG:87:PRO:CD	2.84	0.56
34:BH:156:ALA:HB3	34:BH:159:GLU:HB3	1.88	0.56
35:BI:127:VAL:HA	35:BI:139:GLN:HA	1.86	0.56
40:BR:41:ALA:O	40:BR:42:LYS:C	2.44	0.56
42:BT:106:SER:HA	42:BT:110:ILE:HG13	1.88	0.56
51:B2:54:LYS:O	51:B2:57:ILE:HB	2.05	0.56
1:CA:70:G:O2'	1:CA:71:C:H5'	2.06	0.56
1:CA:338:A:H2'	1:CA:339:C:O4'	2.05	0.56
1:CA:429:U:H1'	1:CA:430:A:H5''	1.87	0.56
1:CA:606:G:H3'	1:CA:607:A:H5'	1.86	0.56
1:CA:909:A:H2'	1:CA:910:C:O4'	2.06	0.56
1:CA:1095:U:H5'	1:CA:1109:C:O2	2.06	0.56
10:CJ:96:ILE:HD13	10:CJ:96:ILE:H	1.70	0.56
25:CY:61:C:H2'	25:CY:62:U:C6	2.41	0.56
27:DA:29:U:O2'	27:DA:30:G:H5'	2.06	0.56
27:DA:58:G:N2	27:DA:70:G:C5	2.73	0.56
27:DA:541:C:H2'	27:DA:542:C:C6	2.40	0.56
27:DA:547:A:H2'	27:DA:547:A:N3	2.21	0.56
27:DA:904:C:C2'	27:DA:905:U:H5'	2.30	0.56
27:DA:995:C:O2	36:DN:4:TYR:OH	2.23	0.56
27:DA:1006:C:H1'	36:DN:106:MET:SD	2.46	0.56
27:DA:1011:G:C2	27:DA:1151:G:C2	2.94	0.56
27:DA:1140:C:H5''	36:DN:66:LYS:NZ	2.19	0.56
27:DA:1242:A:C6	38:DP:8:PRO:HB3	2.40	0.56
27:DA:1650:G:N2	27:DA:1651:G:H1'	2.21	0.56
27:DA:1762:A:O5'	27:DA:1762:A:C8	2.47	0.56
27:DA:1798:U:H5''	30:DD:259:THR:HG22	1.83	0.56
27:DA:1819:A:C5'	30:DD:158:ALA:HB2	2.35	0.56
27:DA:2571:C:C3'	27:DA:2572:A:H5'	2.36	0.56
27:DA:2645:G:C4'	27:DA:2732:G:O2'	2.50	0.56

*Continued on next page...*

*Continued from previous page...*

Atom-1	Atom-2	Interatomic distance (Å)	Clash overlap (Å)
30:DD:271:ILE:O	30:DD:272:ALA:HB2	2.05	0.56
31:DE:3:GLY:O	31:DE:4:ILE:HB	2.05	0.56
34:DH:130:ARG:HD3	34:DH:132:ARG:NH2	2.19	0.56
38:DP:85:LEU:HD23	38:DP:85:LEU:H	1.69	0.56
39:DQ:17:LEU:HD22	39:DQ:96:VAL:HG13	1.88	0.56
39:DQ:74:TYR:H	39:DQ:90:VAL:HG13	1.70	0.56
40:DR:77:ARG:C	40:DR:79:LEU:H	2.09	0.56
40:DR:118:GLU:HA	40:DR:118:GLU:OE1	2.05	0.56
42:DT:117:ASP:OD2	42:DT:120:ARG:HG3	2.05	0.56
43:DU:103:PRO:O	43:DU:106:PHE:N	2.39	0.56
43:DU:108:GLU:O	43:DU:111:GLU:HB2	2.04	0.56
44:DV:19:LYS:HZ2	44:DV:20:LEU:C	2.09	0.56
45:DW:87:PRO:O	45:DW:88:ARG:HD2	2.05	0.56
46:DX:44:GLU:HG2	46:DX:49:VAL:O	2.05	0.56
46:DX:89:ILE:HG22	46:DX:89:ILE:O	2.03	0.56
47:DY:8:LYS:H	47:DY:8:LYS:HD2	1.69	0.56
1:AA:419:C:C2'	1:AA:420:U:H5'	2.34	0.56
1:AA:426:G:P	4:AD:36:ARG:HH21	2.28	0.56
1:AA:874:G:H2'	1:AA:875:C:H6	1.69	0.56
1:AA:913:A:H4'	1:AA:914:A:O5'	2.06	0.56
1:AA:1039:C:O2'	1:AA:1040:U:H5'	2.04	0.56
1:AA:1164:G:H2'	1:AA:1165:C:C6	2.40	0.56
1:AA:1241:G:O2'	1:AA:1242:C:C6	2.50	0.56
7:AG:127:ALA:O	7:AG:129:GLU:N	2.39	0.56
11:AK:88:GLY:C	11:AK:90:GLY:H	2.08	0.56
27:BA:11:G:O2'	27:BA:12:U:H5'	2.05	0.56
27:BA:247:G:O6	57:B8:8:LYS:HB3	2.06	0.56
27:BA:828:U:C5	27:BA:829:A:N6	2.74	0.56
27:BA:873:G:C2	27:BA:905:U:O2	2.59	0.56
27:BA:1019:U:H3	27:BA:1142(A):A:H62	1.52	0.56
27:BA:1199:U:H2'	27:BA:1200:C:C6	2.41	0.56
27:BA:1281:G:C2	27:BA:1290:C:N3	2.74	0.56
27:BA:1316:U:H2'	27:BA:1317:A:C8	2.39	0.56
27:BA:1612:C:H42	27:BA:1619:G:H1	1.54	0.56
27:BA:2835:A:H4'	27:BA:2836:U:OP1	2.05	0.56
27:BA:2868:A:H2'	27:BA:2869:G:C8	2.41	0.56
29:BC:196:LEU:O	29:BC:198:ALA:N	2.39	0.56
32:BF:65:TRP:CZ3	32:BF:72:ARG:HB3	2.40	0.56
33:BG:15:VAL:HG22	33:BG:175:LEU:HB3	1.86	0.56
33:BG:144:ILE:O	33:BG:144:ILE:HG23	2.04	0.56
34:BH:117:PRO:HB3	34:BH:123:PHE:CE1	2.41	0.56

*Continued on next page...*

*Continued from previous page...*

Atom-1	Atom-2	Interatomic distance (Å)	Clash overlap (Å)
41:BS:29:PHE:O	41:BS:35:ILE:HA	2.05	0.56
41:BS:85:VAL:C	41:BS:106:ARG:HG3	2.26	0.56
44:BV:52:VAL:HG22	44:BV:52:VAL:O	2.04	0.56
45:BW:19:LEU:HB3	54:B5:25:LEU:CD1	2.35	0.56
48:BZ:156:LEU:HD12	48:BZ:156:LEU:N	2.20	0.56
1:CA:189(L):G:H2'	1:CA:190:U:C5	2.37	0.56
1:CA:328:C:H2'	1:CA:328:C:O2	2.05	0.56
1:CA:898:G:H22	1:CA:900:A:H3'	1.71	0.56
1:CA:1009:G:N2	1:CA:1021:G:H1'	2.20	0.56
1:CA:1053:G:C5	1:CA:1199:U:H2'	2.41	0.56
1:CA:1423:G:H2'	1:CA:1424:C:C6	2.41	0.56
2:CB:91:PRO:HA	2:CB:151:GLY:O	2.05	0.56
5:CE:33:VAL:HG22	5:CE:43:LEU:HD13	1.87	0.56
11:CK:101:SER:C	11:CK:103:LEU:N	2.56	0.56
12:CL:67:ILE:HD11	12:CL:74:LEU:HD12	1.86	0.56
12:CL:112:LYS:O	12:CL:114:ARG:N	2.38	0.56
13:CM:56:LEU:HD13	13:CM:56:LEU:C	2.26	0.56
15:CO:4:THR:HG23	15:CO:7:GLU:OE2	2.06	0.56
27:DA:99:U:O2'	27:DA:100:G:P	2.63	0.56
27:DA:522:G:O2'	27:DA:523:C:H5'	2.06	0.56
27:DA:1419:A:H2'	27:DA:1421:G:N7	2.20	0.56
27:DA:1639:U:H4'	27:DA:2699:C:H4'	1.87	0.56
27:DA:1693:U:O2'	30:DD:14:ARG:NH2	2.39	0.56
27:DA:2131:G:H5'	27:DA:2133:G:O5'	2.06	0.56
27:DA:2303:G:H1	27:DA:2313:C:N4	2.04	0.56
27:DA:2665:A:O2'	27:DA:2666:C:H5'	2.06	0.56
27:DA:2747:G:N2	27:DA:2748:A:N6	2.54	0.56
27:DA:2848:G:N2	27:DA:2867:G:H1'	2.19	0.56
28:DB:62:C:H2'	28:DB:63:G:O4'	2.05	0.56
36:DN:62:VAL:HG22	36:DN:66:LYS:HD2	1.86	0.56
37:DO:1:MET:HG3	37:DO:32:TYR:CG	2.40	0.56
38:DP:95:VAL:HG23	38:DP:100:LEU:HD21	1.87	0.56
39:DQ:27:VAL:N	39:DQ:137:TYR:HD1	2.00	0.56
42:DT:27:THR:O	42:DT:28:VAL:CG2	2.53	0.56
54:D5:40:LYS:HD2	54:D5:40:LYS:C	2.25	0.56
54:D5:51:TYR:HD1	54:D5:52:TYR:CE2	2.23	0.56
55:D6:14:THR:O	55:D6:49:HIS:HA	2.05	0.56
57:D8:50:LEU:O	57:D8:51:ALA:HB3	2.06	0.56
57:D8:61:LEU:HD13	57:D8:62:LEU:H	1.70	0.56
1:AA:956:U:O2	1:AA:1225:A:C2	2.59	0.56
1:AA:978:A:C8	1:AA:978:A:H5''	2.41	0.56

*Continued on next page...*

*Continued from previous page...*

Atom-1	Atom-2	Interatomic distance (Å)	Clash overlap (Å)
1:AA:1321:C:H3'	1:AA:1322:C:C6	2.41	0.56
2:AB:63:MET:HB3	2:AB:225:ALA:CB	2.33	0.56
7:AG:43:PHE:C	7:AG:43:PHE:CD1	2.78	0.56
8:AH:69:ARG:CZ	8:AH:69:ARG:HB2	2.36	0.56
9:AI:105:ASP:OD2	9:AI:107:ARG:HD3	2.06	0.56
9:AI:125:TYR:CZ	9:AI:127:LYS:HB2	2.41	0.56
27:BA:834:C:O2'	27:BA:835:A:H5'	2.06	0.56
27:BA:1462:C:H2'	27:BA:1463:C:O4'	2.05	0.56
27:BA:1491:G:P	27:BA:1494:A:N6	2.79	0.56
27:BA:1499:C:C2'	27:BA:1500:G:H5'	2.34	0.56
27:BA:2082:A:C8	27:BA:2083:G:C8	2.94	0.56
27:BA:2682:U:H5''	31:BE:11:MET:O	2.05	0.56
27:BA:2804:C:H2'	27:BA:2805:G:C8	2.41	0.56
30:BD:146:GLU:OE2	30:BD:152:GLY:N	2.37	0.56
34:BH:53:GLU:O	34:BH:54:ARG:HB3	2.06	0.56
35:BI:10:GLU:O	35:BI:11:ASN:HB2	2.05	0.56
37:BO:107:ARG:NH1	42:BT:36:GLU:H	2.04	0.56
38:BP:115:LEU:HA	38:BP:134:ALA:CB	2.35	0.56
39:BQ:27:VAL:HG11	39:BQ:134:ARG:HG2	1.87	0.56
40:BR:21:TYR:HB3	40:BR:47:PHE:CE1	2.41	0.56
40:BR:77:ARG:O	40:BR:81:ASP:OD2	2.23	0.56
43:BU:41:ALA:O	43:BU:42:ALA:O	2.24	0.56
51:B2:9:GLN:HE22	51:B2:56:GLN:CD	2.09	0.56
57:B8:34:TRP:CE2	57:B8:35:GLN:HB3	2.41	0.56
1:CA:52:G:C6	1:CA:360:A:C2	2.94	0.56
1:CA:929:G:H2'	1:CA:930:C:H6	1.71	0.56
1:CA:944:G:H21	1:CA:1339:A:H62	1.53	0.56
1:CA:1288:A:O2'	1:CA:1289:A:H5'	2.06	0.56
1:CA:1290:G:H3'	1:CA:1291:G:C8	2.41	0.56
2:CB:21:ARG:HB2	2:CB:38:GLY:O	2.06	0.56
4:CD:60:GLU:OE1	4:CD:199:ASN:N	2.39	0.56
9:CI:118:LYS:O	9:CI:120:ARG:N	2.38	0.56
11:CK:74:ALA:C	11:CK:76:GLY:N	2.57	0.56
13:CM:90:LEU:O	13:CM:91:ARG:CB	2.53	0.56
15:CO:11:VAL:O	15:CO:14:GLU:HB3	2.06	0.56
20:CT:10:LEU:O	20:CT:13:LEU:HD23	2.06	0.56
23:CW:53:U:H4'	39:DQ:52:VAL:CG2	2.35	0.56
24:CX:67:C:O2	24:CX:67:C:H2'	2.06	0.56
27:DA:267:C:H2'	27:DA:268:C:C6	2.39	0.56
27:DA:542:C:N3	27:DA:543:C:N4	2.53	0.56
27:DA:873:G:H4'	39:DQ:63:LYS:HE2	1.88	0.56

*Continued on next page...*



*Continued from previous page...*

Atom-1	Atom-2	Interatomic distance (Å)	Clash overlap (Å)
27:DA:1032:A:OP1	58:D9:8:LYS:HG2	2.05	0.56
27:DA:1578:U:H2'	27:DA:1578:U:O2	2.05	0.56
27:DA:1611:C:H5'	27:DA:1611:C:H6	1.70	0.56
27:DA:1622:G:O2'	27:DA:1623:G:H5'	2.06	0.56
27:DA:1799:G:H5'	27:DA:1819:A:H61	1.69	0.56
27:DA:2050:C:C4	27:DA:2051:A:C2	2.93	0.56
28:DB:26:A:H2'	28:DB:27:C:C6	2.40	0.56
28:DB:109:C:H5'	28:DB:110:G:O5'	2.05	0.56
29:DC:45:ALA:O	29:DC:46:LYS:HB2	2.06	0.56
29:DC:82:LYS:O	29:DC:83:ILE:HD13	2.06	0.56
32:DF:20:LEU:HD22	32:DF:203:GLN:OE1	2.06	0.56
38:DP:47:ASP:HB3	38:DP:48:PRO:O	2.05	0.56
38:DP:50:ARG:HD3	57:D8:7:HIS:NE2	2.21	0.56
39:DQ:64:ILE:N	48:DZ:177:GLU:OE2	2.37	0.56
43:DU:8:VAL:HG12	43:DU:12:ARG:HE	1.69	0.56
43:DU:9:VAL:CG1	43:DU:13:LYS:HE3	2.35	0.56
44:DV:4:ILE:O	44:DV:39:LEU:HD22	2.05	0.56
46:DX:57:LEU:CD2	46:DX:78:LYS:HD3	2.35	0.56
49:D0:26:TYR:O	49:D0:29:GLN:HG3	2.06	0.56
55:D6:15:GLU:CG	55:D6:18:ARG:HE	2.17	0.56
1:AA:26:A:O2'	4:AD:209:ARG:NH2	2.39	0.56
1:AA:841:U:H3'	1:AA:848:C:O4'	2.05	0.56
1:AA:1415:G:O2'	1:AA:1416:G:H5'	2.06	0.56
1:AA:1442:G:C8	1:AA:1442(B):A:C2	2.94	0.56
2:AB:236:TYR:HA	2:AB:239:VAL:HG23	1.87	0.56
3:AC:42:LEU:HA	3:AC:45:LYS:HD2	1.86	0.56
8:AH:84:ARG:CG	8:AH:84:ARG:NH1	2.61	0.56
8:AH:100:ILE:HB	8:AH:125:ARG:NH1	2.20	0.56
11:AK:104:GLN:HE22	11:AK:106:LYS:HD2	1.70	0.56
16:AP:14:ASN:OD1	16:AP:42:ARG:NH2	2.35	0.56
16:AP:74:LEU:O	16:AP:79:VAL:HG23	2.06	0.56
20:AT:63:ILE:CD1	20:AT:80:ARG:HB2	2.35	0.56
25:AY:67:C:H2'	25:AY:68:C:H6	1.69	0.56
27:BA:30:G:H2'	27:BA:31:C:H6	1.68	0.56
27:BA:126:A:C6	27:BA:127:A:N1	2.74	0.56
27:BA:226:G:H5''	27:BA:257:A:O2'	2.05	0.56
27:BA:353:G:H2'	27:BA:354:G:H8	1.71	0.56
27:BA:460:A:H3'	27:BA:461:C:H6	1.71	0.56
27:BA:479:A:O2'	27:BA:481:G:H5'	2.06	0.56
27:BA:844:C:H3'	27:BA:845:G:C8	2.40	0.56
27:BA:2083:G:H2'	27:BA:2084:C:C6	2.41	0.56

*Continued on next page...*



*Continued from previous page...*

Atom-1	Atom-2	Interatomic distance (Å)	Clash overlap (Å)
27:BA:2274:A:N1	27:BA:2276:G:H1'	2.20	0.56
27:BA:2455:G:H2'	27:BA:2456:C:H6	1.70	0.56
27:BA:2618:G:H21	31:BE:150:VAL:HG21	1.71	0.56
31:BE:47:VAL:HG21	31:BE:86:PRO:HD3	1.87	0.56
31:BE:117:MET:HB2	31:BE:122:PHE:O	2.06	0.56
32:BF:2:LYS:HE2	32:BF:25:PRO:CB	2.31	0.56
33:BG:114:ILE:O	33:BG:115:ARG:C	2.45	0.56
34:BH:103:LEU:HD21	34:BH:105:LEU:HD22	1.88	0.56
35:BI:139:GLN:O	35:BI:140:LEU:HB2	2.04	0.56
37:BO:102:VAL:O	37:BO:122:LEU:O	2.23	0.56
42:BT:35:LYS:C	42:BT:37:GLY:H	2.09	0.56
42:BT:67:SER:O	42:BT:68:TYR:O	2.22	0.56
45:BW:18:ARG:NH1	45:BW:76:VAL:O	2.38	0.56
45:BW:92:ARG:O	45:BW:93:ALA:HB3	2.05	0.56
47:BY:67:LEU:HD12	47:BY:67:LEU:C	2.25	0.56
51:B2:7:ARG:HG3	51:B2:8:LYS:N	2.21	0.56
51:B2:63:VAL:O	51:B2:66:GLU:HG2	2.06	0.56
1:CA:922:G:C6	1:CA:923:A:C6	2.93	0.56
1:CA:929:G:H1	1:CA:1388:C:N4	2.03	0.56
1:CA:1315:U:O2'	1:CA:1360:A:H1'	2.06	0.56
1:CA:1347:G:C2	1:CA:1373:G:H2'	2.39	0.56
1:CA:1498:U:H1'	1:CA:1499:A:N7	2.19	0.56
2:CB:24:TRP:CZ3	2:CB:26:PRO:HA	2.40	0.56
3:CC:121:ALA:O	3:CC:125:GLU:HG3	2.06	0.56
13:CM:23:TYR:HB3	13:CM:67:GLU:CB	2.34	0.56
27:DA:49:A:H1'	27:DA:51:G:C4	2.41	0.56
27:DA:143:G:C1'	46:DX:37:THR:HG21	2.36	0.56
27:DA:428:A:H3'	27:DA:429:A:H8	1.70	0.56
27:DA:479:A:O2'	27:DA:481:G:H5'	2.06	0.56
27:DA:534:U:O2'	43:DU:49:HIS:HD2	1.89	0.56
27:DA:570:G:O6	27:DA:2499:C:OP1	2.24	0.56
27:DA:631:A:H2'	27:DA:632:A:O5'	2.06	0.56
27:DA:941:A:O5'	38:DP:35:HIS:HE1	1.89	0.56
27:DA:1348:G:H2'	27:DA:1349:A:H5''	1.87	0.56
27:DA:1721:G:N3	27:DA:1721:G:H5''	2.21	0.56
27:DA:1763:G:H4'	27:DA:1763:G:OP1	2.06	0.56
27:DA:2258:C:O2'	27:DA:2426:A:H4'	2.06	0.56
27:DA:2276:G:O2'	27:DA:2277:G:H8	1.88	0.56
27:DA:2593:U:C2	27:DA:2594:C:H5	2.23	0.56
27:DA:2607:G:H2'	27:DA:2608:G:O4'	2.06	0.56
30:DD:186:HIS:CD2	30:DD:188:GLU:HB2	2.39	0.56

*Continued on next page...*

*Continued from previous page...*

Atom-1	Atom-2	Interatomic distance (Å)	Clash overlap (Å)
31:DE:67:PHE:HD2	31:DE:69:LYS:CE	2.19	0.56
31:DE:91:VAL:HG12	31:DE:92:THR:N	2.21	0.56
34:DH:104:GLU:CD	34:DH:112:PRO:HB2	2.26	0.56
35:DI:92:VAL:CG1	35:DI:120:ILE:HB	2.35	0.56
39:DQ:19:GLY:O	39:DQ:98:LYS:HD3	2.05	0.56
40:DR:99:LYS:HZ3	54:D5:43:HIS:HB3	1.71	0.56
41:DS:66:ALA:O	41:DS:69:VAL:CG1	2.53	0.56
42:DT:132:LYS:C	42:DT:134:GLU:H	2.08	0.56
46:DX:12:VAL:HG12	46:DX:27:THR:CB	2.36	0.56
57:D8:61:LEU:O	57:D8:63:PRO:O	2.23	0.56
1:AA:129(A):G:N2	1:AA:189(E):U:H1'	2.21	0.56
1:AA:472:A:H2'	1:AA:473:G:O4'	2.05	0.56
1:AA:538:G:H5''	12:AL:111:LYS:HB2	1.87	0.56
1:AA:563:A:H5'	1:AA:566:G:N2	2.21	0.56
1:AA:1060:C:C5'	14:AN:45:ARG:HH22	2.18	0.56
5:AE:149:GLU:O	5:AE:151:LEU:N	2.39	0.56
8:AH:9:MET:SD	8:AH:32:LYS:HD3	2.46	0.56
13:AM:91:ARG:CB	13:AM:98:VAL:HG13	2.35	0.56
14:AN:22:THR:O	14:AN:23:ARG:HB2	2.05	0.56
18:AR:86:VAL:HG12	18:AR:87:ARG:CD	2.36	0.56
27:BA:83:G:N1	27:BA:102:G:O2'	2.37	0.56
27:BA:271(K):U:O2'	35:BI:50:ARG:HD3	2.05	0.56
27:BA:814:C:OP1	44:BV:83:ARG:HA	2.06	0.56
27:BA:839:U:O2'	27:BA:840:C:H5'	2.06	0.56
27:BA:863:A:H2	27:BA:914:C:H41	1.54	0.56
27:BA:1279:G:OP1	40:BR:35:THR:OG1	2.23	0.56
27:BA:1848:A:H2'	27:BA:1849:G:H8	1.71	0.56
27:BA:2161:C:H2'	27:BA:2162:G:C8	2.40	0.56
27:BA:2425:A:H5''	27:BA:2427:C:O4'	2.05	0.56
37:BO:78:ARG:NH1	37:BO:78:ARG:CB	2.69	0.56
39:BQ:2:LEU:HG	39:BQ:70:PRO:HG3	1.88	0.56
44:BV:19:LYS:HZ1	44:BV:20:LEU:HB2	1.70	0.56
45:BW:10:VAL:O	45:BW:10:VAL:HG12	2.06	0.56
1:CA:265:G:H4'	17:CQ:65:ILE:C	2.26	0.56
1:CA:321:A:N6	1:CA:328:C:O2'	2.35	0.56
1:CA:1169:A:H2'	1:CA:1170:A:C8	2.41	0.56
1:CA:1445:C:O2'	1:CA:1446:U:H5'	2.06	0.56
2:CB:158:LEU:H	2:CB:158:LEU:CD1	2.03	0.56
5:CE:29:GLY:HA2	5:CE:45:PHE:CE1	2.39	0.56
9:CI:18:PHE:HD1	9:CI:62:TYR:HD2	1.54	0.56
27:DA:48:G:H5'	27:DA:52:A:C4'	2.35	0.56

*Continued on next page...*

*Continued from previous page...*

Atom-1	Atom-2	Interatomic distance (Å)	Clash overlap (Å)
27:DA:631:A:OP2	57:D8:46:ARG:NH2	2.37	0.56
27:DA:1146:C:HO2'	27:DA:1147:C:H5'	1.67	0.56
27:DA:1388:G:H2'	27:DA:1389:G:H5'	1.87	0.56
27:DA:1754:C:H5'	42:DT:101:PHE:CE2	2.41	0.56
27:DA:1771:C:HO2'	27:DA:1786:A:H8	1.52	0.56
27:DA:2443:C:O2'	27:DA:2444:G:H5'	2.06	0.56
27:DA:2612:C:O2'	27:DA:2613:U:C5'	2.52	0.56
28:DB:26:A:H5''	28:DB:26:A:C8	2.41	0.56
29:DC:78:ALA:CB	29:DC:82:LYS:HB2	2.35	0.56
29:DC:87:GLU:HG2	29:DC:94:VAL:HG22	1.87	0.56
30:DD:2:ALA:O	30:DD:3:VAL:CB	2.53	0.56
31:DE:102:VAL:HG13	31:DE:172:VAL:HG23	1.88	0.56
32:DF:53:THR:HG22	32:DF:56:GLU:HG3	1.87	0.56
32:DF:65:TRP:CZ3	32:DF:73:ALA:O	2.58	0.56
32:DF:187:VAL:HB	38:DP:7:ARG:NH2	2.21	0.56
35:DI:133:HIS:CB	35:DI:134:PRO:CD	2.80	0.56
40:DR:58:GLY:HA2	40:DR:80:PHE:HE1	1.71	0.56
42:DT:92:GLY:C	42:DT:94:ALA:N	2.58	0.56
44:DV:58:VAL:HG12	44:DV:59:ALA:H	1.71	0.56
46:DX:60:ARG:NH2	56:D7:47:ARG:NH2	2.53	0.56
47:DY:26:LYS:HG2	47:DY:27:VAL:N	2.21	0.56
47:DY:95:LYS:HE2	47:DY:100:ALA:CB	2.35	0.56
47:DY:95:LYS:HE2	47:DY:100:ALA:HB2	1.88	0.56
48:DZ:127:VAL:HG13	48:DZ:128:SER:N	2.21	0.56
57:D8:39:LYS:O	57:D8:42:ARG:HB3	2.06	0.56
1:AA:72:C:H2'	1:AA:73:G:H8	1.68	0.56
1:AA:875:C:H1'	8:AH:15:ASN:HD21	1.71	0.56
1:AA:879:C:O2'	1:AA:880:C:H5'	2.06	0.56
1:AA:1073:U:H2'	1:AA:1074:G:H8	1.70	0.56
1:AA:1402:C:C2'	1:AA:1403:C:H5'	2.35	0.56
2:AB:24:TRP:N	2:AB:24:TRP:CD1	2.74	0.56
3:AC:138:VAL:HG12	3:AC:138:VAL:O	2.06	0.56
6:AF:40:VAL:HG23	6:AF:63:TYR:CE1	2.41	0.56
8:AH:93:VAL:O	8:AH:132:GLU:HA	2.06	0.56
10:AJ:40:LEU:HG	10:AJ:69:ASN:HB3	1.88	0.56
27:BA:271(J):C:H2'	27:BA:271(J):C:O2	2.06	0.56
27:BA:1894:C:O5'	27:BA:1894:C:H6	1.89	0.56
32:BF:25:PRO:HG3	32:BF:119:ARG:CA	2.36	0.56
38:BP:84:ASN:HD22	38:BP:115:LEU:CD2	2.18	0.56
40:BR:8:ARG:HA	40:BR:8:ARG:CZ	2.36	0.56
42:BT:30:VAL:HG11	42:BT:84:GLN:HE22	1.71	0.56

*Continued on next page...*

*Continued from previous page...*

Atom-1	Atom-2	Interatomic distance (Å)	Clash overlap (Å)
42:BT:65:LYS:NZ	42:BT:66:VAL:H	2.04	0.56
47:BY:80:GLY:O	47:BY:81:LYS:HB2	2.05	0.56
1:CA:76:C:H42	1:CA:93:G:H1	1.54	0.56
1:CA:181:G:N2	1:CA:183:G:H22	2.04	0.56
1:CA:486:U:HO2'	1:CA:487:A:H8	1.51	0.56
1:CA:773:G:H2'	1:CA:774:G:O4'	2.06	0.56
1:CA:782:A:H2'	1:CA:783:C:O4'	2.06	0.56
1:CA:1306:A:N6	1:CA:1331:G:O2'	2.38	0.56
1:CA:1452:C:O2'	1:CA:1456:G:N2	2.39	0.56
4:CD:33:MET:HA	4:CD:33:MET:HE2	1.87	0.56
5:CE:48:ALA:HB1	5:CE:49:PRO:HD2	1.86	0.56
7:CG:138:LYS:O	7:CG:141:VAL:HB	2.05	0.56
8:CH:104:ARG:HB3	8:CH:107:LEU:HB2	1.87	0.56
10:CJ:30:SER:HA	10:CJ:80:LYS:HD3	1.88	0.56
19:CS:52:TYR:CE1	19:CS:56:GLN:HA	2.41	0.56
27:DA:139(A):G:H22	46:DX:44:GLU:CD	2.09	0.56
27:DA:587:C:C5	38:DP:33:ARG:NH1	2.74	0.56
27:DA:612:C:H42	27:DA:615:G:H1	1.51	0.56
27:DA:820:A:C2	27:DA:943:U:H4'	2.41	0.56
27:DA:898:C:C2'	27:DA:899:A:H5'	2.35	0.56
27:DA:1434:A:H2'	27:DA:1435:G:C8	2.41	0.56
27:DA:1632:A:H8	27:DA:1632:A:O5'	1.89	0.56
27:DA:2344:U:H4'	27:DA:2345:G:OP1	2.05	0.56
27:DA:2416:C:OP1	38:DP:64:LYS:O	2.24	0.56
27:DA:2525:G:H1	27:DA:2538:C:H42	1.54	0.56
27:DA:2728:U:H5'	37:DO:70:LYS:NZ	2.21	0.56
27:DA:2745:C:H4'	34:DH:142:GLY:C	2.25	0.56
30:DD:9:TYR:CD2	30:DD:10:THR:HG22	2.41	0.56
30:DD:45:ASN:OD1	30:DD:46:GLN:N	2.39	0.56
31:DE:57:LYS:C	31:DE:59:VAL:H	2.10	0.56
36:DN:126:PRO:O	36:DN:127:ASP:HB2	2.06	0.56
42:DT:22:PHE:CD2	42:DT:22:PHE:N	2.74	0.56
42:DT:100:TYR:O	42:DT:103:ARG:HG3	2.06	0.56
45:DW:24:ILE:HG21	45:DW:36:LEU:HD11	1.87	0.56
48:DZ:128:SER:C	48:DZ:130:ARG:H	2.09	0.56
1:AA:24:U:O2'	1:AA:25:C:H5'	2.05	0.55
1:AA:287:U:O2'	1:AA:288:A:H5'	2.06	0.55
1:AA:373:A:H5'	1:AA:373:A:H8	1.67	0.55
1:AA:407:G:H1	1:AA:435:C:N4	2.04	0.55
1:AA:974:A:OP2	14:AN:29:ARG:NH2	2.39	0.55
1:AA:1121:U:H6	1:AA:1121:U:O5'	1.89	0.55

*Continued on next page...*

*Continued from previous page...*

Atom-1	Atom-2	Interatomic distance (Å)	Clash overlap (Å)
1:AA:1513:A:H2'	1:AA:1514:C:H6	1.68	0.55
3:AC:150:LYS:HB2	3:AC:173:VAL:HG21	1.89	0.55
8:AH:5:PRO:O	8:AH:8:ASP:HB3	2.06	0.55
8:AH:124:ALA:HA	8:AH:129:VAL:HG22	1.87	0.55
9:AI:23:ASN:HB2	9:AI:60:ASP:OD2	2.05	0.55
27:BA:696:G:O2'	27:BA:697:C:H5'	2.06	0.55
27:BA:752:A:O2'	27:BA:753:C:OP2	2.22	0.55
27:BA:867:C:H2'	27:BA:868:U:H6	1.70	0.55
27:BA:1593:G:H2'	27:BA:1594:G:C8	2.41	0.55
27:BA:1759:A:H5''	27:BA:2715:C:H1'	1.87	0.55
27:BA:1876:A:H2'	27:BA:1877:A:C8	2.40	0.55
27:BA:2369:A:O2'	27:BA:2370:G:H5'	2.06	0.55
27:BA:2883:A:C5'	27:BA:2884:U:H5'	2.32	0.55
30:BD:77:ALA:CB	30:BD:97:TYR:HA	2.36	0.55
31:BE:57:LYS:C	31:BE:59:VAL:N	2.57	0.55
31:BE:152:LYS:HB3	36:BN:78:TYR:CD2	2.41	0.55
33:BG:46:ALA:HA	33:BG:51:ARG:HB3	1.88	0.55
33:BG:170:ARG:HE	33:BG:174:GLU:CD	2.09	0.55
38:BP:50:ARG:HG2	38:BP:50:ARG:NH2	2.21	0.55
45:BW:23:LEU:O	45:BW:27:LYS:HD2	2.06	0.55
49:B0:73:GLY:O	49:B0:75:LEU:N	2.33	0.55
55:B6:37:ARG:O	55:B6:48:VAL:O	2.22	0.55
1:CA:428:G:HO2'	1:CA:429:U:P	2.27	0.55
1:CA:577:G:C4	1:CA:578:C:H5	2.24	0.55
1:CA:893:C:H2'	1:CA:894:G:H8	1.70	0.55
1:CA:977:A:O2'	1:CA:978:A:H5'	2.06	0.55
2:CB:208:ILE:HG22	2:CB:208:ILE:O	2.06	0.55
5:CE:80:ILE:O	5:CE:90:VAL:HA	2.06	0.55
7:CG:155:ARG:O	7:CG:156:TRP:O	2.24	0.55
10:CJ:63:PHE:HA	14:CN:59:ALA:CB	2.35	0.55
12:CL:30:ARG:O	12:CL:81:LEU:HD22	2.05	0.55
12:CL:101:VAL:O	12:CL:102:TYR:HB2	2.04	0.55
13:CM:83:ASP:HB2	19:CS:66:MET:HE1	1.87	0.55
13:CM:94:ARG:HD2	13:CM:94:ARG:N	2.21	0.55
14:CN:26:ARG:HD2	14:CN:43:CYS:HB3	1.88	0.55
18:CR:36:ASN:ND2	18:CR:36:ASN:N	2.53	0.55
19:CS:24:ALA:O	19:CS:25:LYS:CB	2.53	0.55
27:DA:65:C:H2'	27:DA:66:C:H6	1.71	0.55
27:DA:217:G:O6	27:DA:431:U:O2	2.24	0.55
27:DA:436:C:H2'	27:DA:437:G:H8	1.71	0.55
27:DA:732:C:N4	27:DA:733:G:C6	2.74	0.55

*Continued on next page...*

*Continued from previous page...*

Atom-1	Atom-2	Interatomic distance (Å)	Clash overlap (Å)
27:DA:1907:G:C2	27:DA:1924:C:O2	2.58	0.55
27:DA:2038:G:H2'	27:DA:2039:C:O4'	2.06	0.55
27:DA:2066:C:C2'	27:DA:2067:G:O5'	2.54	0.55
27:DA:2069:G:C6	27:DA:2443:C:N4	2.74	0.55
27:DA:2561:A:O2'	37:DO:40:VAL:HG21	2.05	0.55
27:DA:2712:U:C2'	27:DA:2712(A):A:H8	2.19	0.55
29:DC:36:LYS:O	29:DC:37:PHE:C	2.44	0.55
30:DD:13:ARG:HA	30:DD:16:MET:HB3	1.89	0.55
31:DE:37:ARG:N	31:DE:46:ALA:O	2.35	0.55
32:DF:118:ALA:C	32:DF:120:GLU:H	2.09	0.55
33:DG:76:SER:HA	33:DG:83:ARG:CB	2.35	0.55
34:DH:31:GLY:O	34:DH:79:VAL:HG12	2.07	0.55
40:DR:41:ALA:C	40:DR:43:GLU:H	2.08	0.55
42:DT:106:SER:HA	42:DT:110:ILE:HG13	1.88	0.55
44:DV:46:VAL:HG13	44:DV:47:VAL:N	2.21	0.55
44:DV:46:VAL:HG22	44:DV:47:VAL:H	1.71	0.55
46:DX:64:LYS:NZ	46:DX:73:ARG:NH1	2.53	0.55
47:DY:88:LYS:HD3	47:DY:93:GLY:N	2.21	0.55
55:D6:14:THR:HA	55:D6:20:ASN:O	2.06	0.55
1:AA:359:U:H2'	1:AA:360:A:C8	2.41	0.55
1:AA:434:U:H2'	1:AA:435:C:C1'	2.36	0.55
1:AA:849:C:O2'	1:AA:850:U:H5'	2.05	0.55
1:AA:981:U:H2'	1:AA:982:U:C5	2.40	0.55
2:AB:91:PRO:CG	2:AB:155:LEU:HB2	2.36	0.55
5:AE:84:PHE:HB2	5:AE:134:ALA:HB2	1.88	0.55
9:AI:65:VAL:HG21	9:AI:73:GLN:HB3	1.88	0.55
14:AN:42:ILE:HG22	14:AN:43:CYS:N	2.21	0.55
25:AY:18:G:C4'	25:AY:56:G:H22	2.20	0.55
27:BA:444:C:O2'	27:BA:445:C:H5'	2.05	0.55
27:BA:743:G:N2	27:BA:755:C:C2	2.75	0.55
27:BA:1474:C:H2'	27:BA:1475:G:C8	2.29	0.55
27:BA:2015:A:H1'	54:B5:2:ALA:HA	1.89	0.55
27:BA:2091:U:O2'	50:B1:47:GLN:HG3	2.06	0.55
27:BA:2110:G:OP2	27:BA:2110:G:C8	2.60	0.55
27:BA:2328:A:H2'	27:BA:2329:G:C8	2.41	0.55
27:BA:2555:U:C2'	27:BA:2556:C:H5'	2.36	0.55
31:BE:104:VAL:O	31:BE:166:THR:HA	2.06	0.55
33:BG:33:ARG:O	33:BG:162:THR:HG22	2.05	0.55
34:BH:87:LEU:HD13	34:BH:162:ILE:HG21	1.88	0.55
39:BQ:17:LEU:HD11	39:BQ:41:TRP:CD1	2.41	0.55
40:BR:11:ASN:H	40:BR:17:ARG:HD3	1.71	0.55

*Continued on next page...*



*Continued from previous page...*

Atom-1	Atom-2	Interatomic distance (Å)	Clash overlap (Å)
42:BT:13:ARG:HA	42:BT:13:ARG:NE	2.17	0.55
42:BT:115:ARG:O	42:BT:116:ALA:CB	2.55	0.55
42:BT:127:ALA:C	42:BT:129:ARG:N	2.60	0.55
47:BY:37:VAL:HG23	47:BY:38:ILE:N	2.21	0.55
48:BZ:110:VAL:O	48:BZ:110:VAL:HG13	2.06	0.55
50:B1:52:ARG:HG3	50:B1:53:VAL:N	2.19	0.55
1:CA:13:U:O2'	1:CA:14:U:H5''	2.06	0.55
1:CA:72:C:O2'	1:CA:73:G:H5'	2.05	0.55
1:CA:1001(A):G:C8	1:CA:1002:G:H8	2.24	0.55
1:CA:1027:C:H2'	1:CA:1028:C:C4	2.41	0.55
1:CA:1074:G:H1'	2:CB:104:ASN:HD22	1.71	0.55
1:CA:1104:G:H4'	2:CB:111:ARG:HH11	1.71	0.55
1:CA:1240:U:OP2	7:CG:116:ALA:HB2	2.06	0.55
2:CB:114:ARG:HA	2:CB:117:GLU:OE1	2.04	0.55
5:CE:129:ILE:HG22	5:CE:130:ASN:N	2.21	0.55
7:CG:27:ILE:HD13	7:CG:40:ALA:HA	1.87	0.55
12:CL:21:VAL:O	12:CL:23:ALA:N	2.37	0.55
12:CL:21:VAL:HG22	12:CL:95:TYR:CZ	2.41	0.55
13:CM:76:ALA:HA	13:CM:79:LYS:CB	2.35	0.55
13:CM:93:ARG:HB3	13:CM:94:ARG:HH11	1.72	0.55
14:CN:2:ALA:O	14:CN:6:LEU:HD12	2.05	0.55
19:CS:9:VAL:C	19:CS:11:VAL:H	2.10	0.55
19:CS:20:LEU:HA	19:CS:23:ASN:HB3	1.87	0.55
21:CU:8:THR:OG1	21:CU:11:GLY:HA3	2.05	0.55
27:DA:118:A:H5'	27:DA:119:A:H8	1.69	0.55
27:DA:752:A:O2'	27:DA:753:C:OP2	2.23	0.55
27:DA:820:A:N3	27:DA:943:U:H4'	2.20	0.55
27:DA:1116:C:H2'	27:DA:1117:G:C8	2.41	0.55
27:DA:1806:C:H2'	27:DA:1807:G:C8	2.42	0.55
27:DA:1806:C:H2'	27:DA:1807:G:H8	1.71	0.55
27:DA:2308:G:O6	27:DA:2310:A:N3	2.39	0.55
27:DA:2538:C:H2'	27:DA:2539:C:H6	1.72	0.55
27:DA:2594:C:O2'	27:DA:2595:G:H5'	2.07	0.55
29:DC:20:TYR:HD1	29:DC:20:TYR:H	1.54	0.55
31:DE:1:MET:HG3	31:DE:200:GLU:OE1	2.06	0.55
31:DE:110:GLY:O	40:DR:2:ARG:NE	2.39	0.55
32:DF:22:ALA:C	32:DF:24:LEU:N	2.58	0.55
34:DH:137:ASP:CB	34:DH:140:LYS:HB3	2.36	0.55
35:DI:7:GLU:HG3	35:DI:8:PRO:HD2	1.87	0.55
36:DN:2:LYS:HB3	36:DN:4:TYR:CE2	2.42	0.55
40:DR:55:ALA:HA	40:DR:80:PHE:CZ	2.41	0.55

*Continued on next page...*



*Continued from previous page...*

Atom-1	Atom-2	Interatomic distance (Å)	Clash overlap (Å)
41:DS:25:ARG:HH12	41:DS:40:ILE:HD12	1.71	0.55
48:DZ:150:HIS:HB3	48:DZ:169:THR:CA	2.37	0.55
50:D1:59:THR:O	50:D1:91:LYS:NZ	2.34	0.55
1:AA:113:G:H21	1:AA:353:A:H1'	1.71	0.55
1:AA:324:G:C8	1:AA:324:G:C3'	2.90	0.55
1:AA:452:A:O2'	1:AA:453:A:H8	1.79	0.55
1:AA:614:A:C2	1:AA:615:C:C2	2.94	0.55
1:AA:1349:A:OP2	9:AI:118:LYS:NZ	2.38	0.55
1:AA:1402:C:H2'	1:AA:1403:C:O4'	2.06	0.55
1:AA:1510:U:H2'	1:AA:1511:G:H8	1.67	0.55
8:AH:67:PRO:C	8:AH:76:PRO:HB3	2.26	0.55
8:AH:74:PRO:HG2	8:AH:75:ARG:N	2.22	0.55
27:BA:90:U:O2	27:BA:90:U:C2'	2.51	0.55
27:BA:686:G:C2	56:B7:11:LYS:HE3	2.40	0.55
27:BA:1490:A:C2	30:BD:75:ILE:HG23	2.41	0.55
27:BA:2126:A:N6	27:BA:2163:C:H5'	2.21	0.55
27:BA:2127:G:O2'	27:BA:2128:C:C6	2.53	0.55
27:BA:2230:G:H4'	50:B1:43:TYR:HB2	1.88	0.55
32:BF:65:TRP:CB	32:BF:66:PRO:CD	2.85	0.55
37:BO:40:VAL:HG13	37:BO:57:VAL:HG12	1.87	0.55
37:BO:66:LYS:HA	37:BO:79:PHE:O	2.07	0.55
40:BR:11:ASN:OD1	40:BR:11:ASN:O	2.23	0.55
40:BR:79:LEU:O	40:BR:83:ILE:HB	2.06	0.55
40:BR:118:GLU:HA	40:BR:118:GLU:OE1	2.05	0.55
44:BV:46:VAL:HG13	44:BV:47:VAL:N	2.21	0.55
45:BW:31:GLU:O	45:BW:35:ILE:HG13	2.06	0.55
46:BX:84:ALA:O	46:BX:87:GLN:HG3	2.06	0.55
47:BY:62:GLU:HA	47:BY:62:GLU:OE1	2.06	0.55
47:BY:67:LEU:O	47:BY:68:HIS:O	2.24	0.55
50:B1:20:ARG:HA	50:B1:33:LYS:O	2.05	0.55
1:CA:455:C:O2'	1:CA:456:C:H5'	2.06	0.55
1:CA:578:C:O2	1:CA:579:G:C8	2.59	0.55
1:CA:929:G:H2'	1:CA:930:C:C6	2.41	0.55
1:CA:1311:G:C6	1:CA:1312:G:N7	2.75	0.55
3:CC:181:ASN:O	3:CC:204:LEU:HB2	2.06	0.55
11:CK:115:PRO:C	11:CK:117:ASN:H	2.10	0.55
11:CK:125:PHE:N	11:CK:125:PHE:CD1	2.74	0.55
16:CP:5:ARG:NH1	16:CP:24:ALA:HA	2.17	0.55
18:CR:70:ILE:HG22	18:CR:74:ARG:HD2	1.87	0.55
21:CU:24:ARG:O	21:CU:25:LYS:CB	2.53	0.55
22:CV:7:C:H2'	22:CV:8:A:H8	1.71	0.55

*Continued on next page...*

*Continued from previous page...*

Atom-1	Atom-2	Interatomic distance (Å)	Clash overlap (Å)
23:CW:18:G:H4'	23:CW:19:U:O4'	2.07	0.55
27:DA:17:G:H4'	43:DU:25:TRP:CZ3	2.41	0.55
27:DA:97:C:C2	27:DA:98:G:C8	2.94	0.55
27:DA:319:C:C2	27:DA:320:A:C8	2.94	0.55
27:DA:435:C:O2'	27:DA:436:C:H5'	2.06	0.55
27:DA:626:U:H3	38:DP:105:LEU:CB	2.19	0.55
27:DA:673:C:O2'	27:DA:674:G:H5'	2.06	0.55
27:DA:914:C:N4	27:DA:915:C:C2	2.74	0.55
27:DA:975(A):G:N2	27:DA:976:C:H1'	2.20	0.55
27:DA:1158:C:HO2'	27:DA:1159:U:H6	1.50	0.55
27:DA:1441:G:H2'	27:DA:1442:G:H8	1.70	0.55
27:DA:1702:G:H2'	27:DA:1703:G:O4'	2.06	0.55
27:DA:1961:C:O2'	27:DA:1962:C:H5'	2.07	0.55
27:DA:2377:A:H2'	27:DA:2378:A:C8	2.41	0.55
27:DA:2539:C:N3	27:DA:2540:C:C5	2.75	0.55
27:DA:2581:G:H8	27:DA:2582:G:O6	1.89	0.55
27:DA:2616:C:H2'	27:DA:2617:C:C6	2.41	0.55
27:DA:2831:G:P	31:DE:58:ARG:HH22	2.29	0.55
32:DF:78:ILE:HA	32:DF:83:PHE:CE1	2.41	0.55
34:DH:104:GLU:OE2	34:DH:112:PRO:HB2	2.06	0.55
35:DI:29:TYR:HD2	35:DI:30:LEU:HG	1.71	0.55
38:DP:16:ARG:HB2	38:DP:16:ARG:NH1	2.20	0.55
40:DR:28:LEU:HD12	40:DR:48:VAL:HG21	1.88	0.55
42:DT:89:VAL:O	42:DT:91:ARG:HG3	2.06	0.55
42:DT:129:ARG:CZ	42:DT:131:ALA:HB3	2.36	0.55
45:DW:65:LEU:HD23	45:DW:67:ASP:H	1.71	0.55
46:DX:5:TYR:HE2	51:D2:30:ARG:HE	1.54	0.55
52:D3:26:LEU:HD21	52:D3:46:ASN:HB2	1.89	0.55
1:AA:68:G:C2	1:AA:69:G:H1'	2.42	0.55
1:AA:324:G:OP1	20:AT:70:SER:HB2	2.06	0.55
1:AA:372:C:H4'	1:AA:373:A:OP1	2.06	0.55
1:AA:471:G:C2'	1:AA:472:A:H8	2.19	0.55
1:AA:953:G:H2'	1:AA:954:G:O4'	2.07	0.55
1:AA:1064:G:O2'	1:AA:1065:U:O5'	2.21	0.55
1:AA:1086:U:H6	1:AA:1086:U:H5'	1.72	0.55
1:AA:1155:G:O2'	1:AA:1156:G:H5'	2.06	0.55
1:AA:1525:G:P	11:AK:120:ARG:HH22	2.29	0.55
8:AH:81:HIS:HB2	8:AH:138:TRP:CZ3	2.41	0.55
8:AH:87:SER:HB3	8:AH:133:LEU:O	2.06	0.55
13:AM:67:GLU:OE2	13:AM:71:ARG:NH2	2.39	0.55
27:BA:782:A:C5'	27:BA:783:A:C2	2.90	0.55

*Continued on next page...*

*Continued from previous page...*

Atom-1	Atom-2	Interatomic distance (Å)	Clash overlap (Å)
27:BA:1346:G:C5	27:BA:1347:G:N7	2.75	0.55
27:BA:1368:G:C2	27:BA:1369:G:C8	2.95	0.55
27:BA:1999:C:C2	27:BA:2000:G:C8	2.94	0.55
27:BA:2330:G:H21	49:B0:42:GLY:HA2	1.71	0.55
27:BA:2416:C:O5'	27:BA:2416:C:C6	2.58	0.55
29:BC:68:LEU:O	29:BC:69:GLY:C	2.45	0.55
32:BF:82:ILE:O	32:BF:82:ILE:CG1	2.54	0.55
33:BG:56:ALA:HB2	33:BG:153:ARG:NH2	2.22	0.55
34:BH:19:VAL:CB	34:BH:44:VAL:HG13	2.36	0.55
34:BH:103:LEU:HB3	34:BH:123:PHE:CD2	2.42	0.55
35:BI:11:ASN:O	35:BI:12:LEU:HB3	2.05	0.55
37:BO:64:ARG:HD2	42:BT:70:VAL:HG11	1.87	0.55
38:BP:50:ARG:HG3	38:BP:51:PHE:N	2.20	0.55
38:BP:95:VAL:CG2	38:BP:125:VAL:HG12	2.32	0.55
40:BR:18:LEU:CD1	40:BR:22:ARG:CZ	2.84	0.55
40:BR:33:ARG:HE	40:BR:115:GLU:HB2	1.72	0.55
41:BS:48:LEU:O	41:BS:49:VAL:CG2	2.52	0.55
48:BZ:143:LEU:HB3	48:BZ:147:ASP:O	2.06	0.55
58:B9:24:TYR:CD2	58:B9:35:ARG:HG3	2.41	0.55
1:CA:252:U:C2	1:CA:253:U:C5	2.95	0.55
1:CA:263:A:OP1	20:CT:79:ARG:HD2	2.05	0.55
1:CA:472:A:H4'	16:CP:82:GLN:NE2	2.20	0.55
1:CA:583:A:H1'	1:CA:759:A:N6	2.22	0.55
1:CA:667:G:O2'	15:CO:49:ASP:OD1	2.14	0.55
1:CA:697:U:H3'	1:CA:698:G:H8	1.71	0.55
1:CA:737:A:H2'	1:CA:738:C:C6	2.41	0.55
1:CA:750:G:H1'	15:CO:22:THR:OG1	2.05	0.55
1:CA:1321:C:C6	1:CA:1322:C:H2'	2.41	0.55
1:CA:1338:G:H2'	1:CA:1339:A:H8	1.68	0.55
2:CB:180:LEU:O	2:CB:182:ILE:HG13	2.06	0.55
4:CD:130:GLY:O	4:CD:131:ARG:C	2.44	0.55
4:CD:187:ARG:HH11	4:CD:187:ARG:HG2	1.71	0.55
7:CG:86:GLN:NE2	25:CY:30:A:C2	2.73	0.55
10:CJ:81:THR:O	10:CJ:85:LEU:HG	2.05	0.55
11:CK:48:ILE:HD11	11:CK:64:ALA:HA	1.86	0.55
12:CL:3:THR:C	12:CL:7:LEU:HD12	2.27	0.55
17:CQ:7:THR:C	17:CQ:23:VAL:HG13	2.27	0.55
20:CT:8:ARG:HH11	20:CT:8:ARG:HG3	1.71	0.55
20:CT:26:ASN:HD22	20:CT:27:LYS:N	2.04	0.55
27:DA:71:A:H5'	27:DA:71:A:H8	1.72	0.55
27:DA:265:A:N7	27:DA:283:A:N6	2.53	0.55

*Continued on next page...*

*Continued from previous page...*

Atom-1	Atom-2	Interatomic distance (Å)	Clash overlap (Å)
27:DA:357:A:H2'	27:DA:358:U:O4'	2.07	0.55
27:DA:661:C:H2'	27:DA:662:G:H8	1.70	0.55
27:DA:686:G:H5''	56:D7:11:LYS:HE2	1.87	0.55
27:DA:946:G:C2	27:DA:947:G:C4	2.95	0.55
27:DA:1162:G:C2'	27:DA:1163:G:H5'	2.36	0.55
27:DA:1569:A:C2'	30:DD:38:LYS:HZ3	2.18	0.55
27:DA:1996:C:H4'	27:DA:1997:G:OP1	2.07	0.55
27:DA:2251:G:C8	27:DA:2450:A:H4'	2.41	0.55
27:DA:2292:C:O2'	27:DA:2293:C:H5'	2.06	0.55
27:DA:2405:G:O2'	27:DA:2411:A:N6	2.40	0.55
27:DA:2646:C:H2'	27:DA:2647:U:O4'	2.07	0.55
27:DA:2880:C:HO2'	40:DR:90:ARG:HD3	1.71	0.55
30:DD:43:ARG:HB2	30:DD:54:ARG:HB3	1.87	0.55
30:DD:44:ASN:HB2	30:DD:48:ARG:O	2.07	0.55
31:DE:69:LYS:O	31:DE:71:GLY:N	2.39	0.55
32:DF:33:LEU:HD11	32:DF:109:GLY:CA	2.36	0.55
33:DG:98:ARG:HA	33:DG:101:ILE:CG2	2.36	0.55
35:DI:7:GLU:CD	35:DI:8:PRO:HD2	2.27	0.55
39:DQ:135:ASP:OD1	39:DQ:135:ASP:N	2.38	0.55
44:DV:1:MET:HA	44:DV:1:MET:HE2	1.88	0.55
51:D2:21:LEU:O	51:D2:25:VAL:HG23	2.06	0.55
1:AA:259:G:H2'	1:AA:260:G:H8	1.70	0.55
1:AA:587:G:O2'	1:AA:588:G:H5'	2.07	0.55
1:AA:1075:C:H4'	1:AA:1101:A:N6	2.22	0.55
2:AB:53:ARG:CZ	2:AB:199:TYR:HE2	2.18	0.55
3:AC:132:ARG:O	3:AC:136:GLN:HB2	2.07	0.55
5:AE:28:PHE:O	5:AE:47:LYS:HA	2.07	0.55
7:AG:152:ALA:O	7:AG:155:ARG:NH1	2.39	0.55
17:AQ:9:VAL:O	17:AQ:22:LEU:N	2.37	0.55
24:AX:25:C:H2'	24:AX:26:G:H8	1.71	0.55
27:BA:81:G:N2	27:BA:106:C:C2	2.73	0.55
27:BA:237:C:H2'	27:BA:238:C:H6	1.71	0.55
27:BA:956:G:H5''	39:BQ:77:LYS:HD2	1.87	0.55
27:BA:1020:A:C4'	27:BA:1021:A:O5'	2.45	0.55
27:BA:1431:U:O2'	27:BA:1432:C:H5'	2.06	0.55
27:BA:1721:G:C2	27:BA:1739:U:OP2	2.59	0.55
27:BA:2162:G:H4'	27:BA:2172:U:HO2'	1.69	0.55
27:BA:2183:C:H2'	27:BA:2184:G:C8	2.38	0.55
27:BA:2292:C:O2'	27:BA:2293:C:H5'	2.06	0.55
27:BA:2393:A:H5'	38:BP:62:LEU:HB3	1.89	0.55
28:BB:45:A:C2	28:BB:46:A:H1'	2.42	0.55

*Continued on next page...*

*Continued from previous page...*

Atom-1	Atom-2	Interatomic distance (Å)	Clash overlap (Å)
32:BF:36:VAL:O	32:BF:39:TRP:HB3	2.07	0.55
35:BI:29:TYR:CD1	35:BI:33:ARG:NE	2.75	0.55
35:BI:121:LYS:O	35:BI:122:GLU:HB2	2.05	0.55
36:BN:4:TYR:HB2	43:BU:64:ARG:CZ	2.37	0.55
43:BU:21:ALA:HB1	43:BU:24:TYR:CD1	2.42	0.55
51:B2:47:ASN:O	51:B2:50:ILE:HG13	2.06	0.55
55:B6:33:LYS:HE2	55:B6:33:LYS:CA	2.34	0.55
57:B8:30:ARG:HA	57:B8:30:ARG:NE	2.21	0.55
1:CA:177:C:O2'	1:CA:178:C:H5'	2.07	0.55
2:CB:70:PHE:CD2	2:CB:163:PHE:HB3	2.42	0.55
4:CD:185:PHE:O	4:CD:185:PHE:HD2	1.90	0.55
8:CH:109:ILE:HG12	8:CH:110:ALA:N	2.15	0.55
10:CJ:28:ARG:NH1	10:CJ:33:GLN:HA	2.22	0.55
27:DA:283:A:N1	27:DA:427:U:H1'	2.20	0.55
27:DA:941:A:P	38:DP:35:HIS:HE1	2.29	0.55
27:DA:1042:G:H3'	27:DA:1043:C:O4'	2.06	0.55
27:DA:1164:G:C6	27:DA:1165:U:C4	2.95	0.55
27:DA:1362:C:O2'	27:DA:1363:C:H5'	2.07	0.55
27:DA:1577:C:H2'	27:DA:1578:U:C6	2.42	0.55
27:DA:2031:A:O2'	27:DA:2032:G:P	2.63	0.55
27:DA:2084:C:O2'	27:DA:2085:C:H5'	2.06	0.55
27:DA:2107:C:N4	27:DA:2182:G:H1	1.94	0.55
27:DA:2122:U:H2'	27:DA:2123:G:C8	2.41	0.55
27:DA:2285:C:OP2	55:D6:27:LYS:HD2	2.07	0.55
27:DA:2302:G:H21	33:DG:128:ARG:HD2	1.72	0.55
27:DA:2619:C:H4'	31:DE:150:VAL:HG12	1.87	0.55
30:DD:30:GLU:OE1	30:DD:84:TYR:O	2.24	0.55
30:DD:71:ASP:CB	30:DD:103:ARG:HH22	2.20	0.55
34:DH:149:ARG:HH21	34:DH:154:PRO:CG	2.18	0.55
35:DI:101:LEU:HD12	35:DI:105:HIS:HB2	1.88	0.55
41:DS:89:ARG:C	41:DS:92:TYR:HB3	2.27	0.55
42:DT:129:ARG:HD2	42:DT:131:ALA:HB3	1.87	0.55
43:DU:92:ARG:NH1	43:DU:92:ARG:CG	2.66	0.55
44:DV:64:HIS:ND1	44:DV:92:THR:CG2	2.69	0.55
44:DV:77:ALA:O	44:DV:79:VAL:HG12	2.05	0.55
45:DW:20:VAL:C	45:DW:22:ASP:H	2.10	0.55
45:DW:62:HIS:O	45:DW:64:MET:HG3	2.06	0.55
47:DY:9:LYS:C	47:DY:11:ASP:H	2.10	0.55
48:DZ:19:ARG:C	48:DZ:21:GLY:H	2.08	0.55
48:DZ:55:VAL:HG12	48:DZ:56:ILE:N	2.20	0.55
48:DZ:60:LEU:CG	48:DZ:64:GLN:HB2	2.37	0.55

*Continued on next page...*

*Continued from previous page...*

Atom-1	Atom-2	Interatomic distance (Å)	Clash overlap (Å)
52:D3:13:ILE:HD12	52:D3:13:ILE:H	1.71	0.55
2:AB:87:ARG:NH1	2:AB:220:ASP:OD1	2.37	0.55
2:AB:105:PHE:HZ	2:AB:155:LEU:O	1.90	0.55
2:AB:178:ARG:NH1	2:AB:178:ARG:HG2	2.21	0.55
7:AG:15:ASP:CB	7:AG:20:ASP:H	2.19	0.55
10:AJ:49:VAL:HG23	14:AN:41:ARG:HB2	1.88	0.55
11:AK:21:ILE:HD12	11:AK:21:ILE:N	2.21	0.55
11:AK:114:VAL:O	11:AK:114:VAL:HG13	2.07	0.55
12:AL:22:PRO:HD2	12:AL:94:ARG:NH2	2.21	0.55
12:AL:79:VAL:C	12:AL:80:VAL:HG22	2.27	0.55
15:AO:31:LEU:O	15:AO:31:LEU:HG	2.07	0.55
18:AR:26:LEU:HG	18:AR:42:ARG:NH1	2.21	0.55
20:AT:12:ALA:C	20:AT:14:LYS:N	2.56	0.55
20:AT:28:ALA:O	20:AT:30:LYS:N	2.39	0.55
23:AW:68:C:H2'	23:AW:68:C:O2	2.05	0.55
25:AY:18:G:H22	25:AY:55:C:N4	2.05	0.55
27:BA:224:G:O6	27:BA:420:C:H5'	2.07	0.55
27:BA:363(F):A:O2'	27:BA:364:C:H5	1.90	0.55
27:BA:414:C:H3'	27:BA:415:A:H8	1.71	0.55
27:BA:748:G:H2'	27:BA:750:A:N7	2.22	0.55
27:BA:977:G:C2'	27:BA:978:G:H5'	2.37	0.55
27:BA:1280:G:C2	27:BA:1281:G:H1'	2.41	0.55
27:BA:1598:C:H5'	46:BX:36:LYS:CB	2.36	0.55
27:BA:1848:A:O2'	27:BA:1849:G:O5'	2.24	0.55
27:BA:2048:G:C2'	27:BA:2049:G:O5'	2.54	0.55
27:BA:2307:G:N2	27:BA:2308:G:H5''	2.22	0.55
30:BD:129:ASN:O	30:BD:193:VAL:HG12	2.06	0.55
33:BG:91:ARG:C	33:BG:91:ARG:CD	2.75	0.55
35:BI:42:SER:C	35:BI:44:LEU:H	2.10	0.55
40:BR:109:ALA:O	40:BR:111:LEU:HD22	2.06	0.55
41:BS:34:HIS:CD2	41:BS:53:SER:HB3	2.42	0.55
43:BU:92:ARG:HG2	44:BV:11:GLN:OE1	2.07	0.55
46:BX:12:VAL:CB	46:BX:17:ALA:HB1	2.37	0.55
47:BY:95:LYS:NZ	47:BY:99:CYS:O	2.31	0.55
51:B2:21:LEU:HD13	51:B2:64:LEU:HA	1.87	0.55
55:B6:16:CYS:SG	55:B6:48:VAL:CG2	2.95	0.55
1:CA:686:U:O2	1:CA:687:A:N7	2.40	0.55
1:CA:818:G:O2'	1:CA:819:A:H5''	2.07	0.55
1:CA:1142:G:H2'	1:CA:1143:G:C8	2.41	0.55
1:CA:1294:G:H2'	1:CA:1295:G:C8	2.42	0.55
1:CA:1486:G:H2'	1:CA:1487:G:C8	2.42	0.55

*Continued on next page...*



*Continued from previous page...*

Atom-1	Atom-2	Interatomic distance (Å)	Clash overlap (Å)
2:CB:178:ARG:NH2	8:CH:74:PRO:HG3	2.21	0.55
4:CD:193:ASP:N	4:CD:193:ASP:OD1	2.38	0.55
6:CF:97:PHE:O	18:CR:31:LEU:HD23	2.06	0.55
12:CL:66:TYR:HD2	12:CL:67:ILE:H	1.54	0.55
16:CP:76:GLN:HG2	16:CP:76:GLN:O	2.05	0.55
20:CT:16:HIS:HA	20:CT:19:SER:CB	2.37	0.55
27:DA:74:A:H4'	27:DA:75:G:O5'	2.07	0.55
27:DA:392:C:H5''	27:DA:409:C:H5''	1.89	0.55
27:DA:1497:U:OP1	27:DA:1497:U:O4'	2.25	0.55
27:DA:1659:U:O2'	27:DA:1660:C:H5'	2.07	0.55
28:DB:35:U:O2'	28:DB:36:C:O4'	2.25	0.55
29:DC:51:PRO:CG	29:DC:204:ALA:HB2	2.35	0.55
31:DE:2:LYS:CE	31:DE:95:ILE:HG23	2.35	0.55
31:DE:151:TYR:O	31:DE:153:GLY:N	2.40	0.55
33:DG:20:ILE:HA	33:DG:25:TYR:HD2	1.70	0.55
35:DI:5:LEU:HD12	35:DI:5:LEU:N	2.19	0.55
38:DP:47:ASP:OD1	38:DP:49:ARG:HG3	2.06	0.55
38:DP:48:PRO:CG	38:DP:49:ARG:N	2.62	0.55
41:DS:12:PHE:HD1	41:DS:12:PHE:O	1.89	0.55
42:DT:86:ILE:O	42:DT:86:ILE:HG23	2.06	0.55
51:D2:18:PRO:HG2	51:D2:19:VAL:HG23	1.87	0.55
56:D7:8:ASN:ND2	56:D7:8:ASN:C	2.59	0.55
1:AA:10:A:O2'	1:AA:11:G:H5'	2.07	0.55
1:AA:278:G:OP2	17:AQ:41:LYS:HE2	2.07	0.55
1:AA:315:A:O2'	1:AA:316:G:OP2	2.21	0.55
1:AA:538:G:O2'	1:AA:539:A:H5'	2.07	0.55
1:AA:662:G:O2'	1:AA:663:A:H5'	2.06	0.55
1:AA:675:A:O2'	1:AA:676:A:H5'	2.07	0.55
1:AA:962:C:H2'	1:AA:963:G:O4'	2.07	0.55
1:AA:1072:G:O2'	1:AA:1073:U:H5'	2.06	0.55
1:AA:1142:G:C8	1:AA:1143:G:C8	2.94	0.55
1:AA:1404:C:H2'	1:AA:1405:G:H8	1.72	0.55
1:AA:1459:C:H2'	1:AA:1460:A:O4'	2.07	0.55
1:AA:1483:A:H2'	1:AA:1484:C:O4'	2.07	0.55
4:AD:31:CYS:O	4:AD:31:CYS:SG	2.64	0.55
4:AD:58:LEU:C	4:AD:58:LEU:HD13	2.27	0.55
4:AD:98:GLU:C	4:AD:100:ARG:N	2.57	0.55
6:AF:2:ARG:CD	6:AF:69:GLU:HB3	2.34	0.55
7:AG:74:GLU:OE1	7:AG:91:VAL:HG13	2.06	0.55
9:AI:45:ALA:O	9:AI:47:LEU:N	2.35	0.55
10:AJ:34:VAL:CG2	10:AJ:74:ILE:HG22	2.36	0.55

*Continued on next page...*



*Continued from previous page...*

Atom-1	Atom-2	Interatomic distance (Å)	Clash overlap (Å)
13:AM:72:ALA:O	13:AM:75:ALA:HB3	2.06	0.55
17:AQ:68:ARG:O	17:AQ:68:ARG:HG3	2.06	0.55
27:BA:494:G:O2'	45:BW:5:ALA:O	2.24	0.55
27:BA:690:G:H2'	27:BA:691:C:C6	2.42	0.55
27:BA:725:G:H2'	27:BA:726:G:O4'	2.06	0.55
27:BA:958:U:O4	39:BQ:40:ALA:HA	2.06	0.55
27:BA:1943:U:O4'	27:BA:1945:G:H5'	2.07	0.55
27:BA:2047:U:C2'	27:BA:2048:G:C5'	2.85	0.55
27:BA:2082:A:O2'	27:BA:2083:G:H5'	2.07	0.55
27:BA:2266:A:N3	27:BA:2272:U:C4	2.75	0.55
28:BB:29:A:H2'	28:BB:30:C:C6	2.42	0.55
28:BB:52:A:N7	41:BS:33:LYS:HE3	2.22	0.55
33:BG:137:GLU:HB2	33:BG:140:ILE:HD11	1.88	0.55
37:BO:97:ARG:HA	37:BO:117:LEU:CD2	2.36	0.55
42:BT:23:ARG:HG2	42:BT:120:ARG:NH1	2.22	0.55
42:BT:28:VAL:O	42:BT:29:ARG:HG2	2.06	0.55
43:BU:25:TRP:O	43:BU:26:GLY:O	2.25	0.55
44:BV:2:PHE:CZ	44:BV:4:ILE:HG13	2.42	0.55
47:BY:97:ARG:HG3	47:BY:98:VAL:HG23	1.89	0.55
51:B2:9:GLN:HE22	51:B2:56:GLN:HG2	1.71	0.55
1:CA:451:A:H1'	1:CA:452:A:N7	2.22	0.55
1:CA:584:G:H2'	1:CA:585:G:H8	1.72	0.55
1:CA:649:G:H8	1:CA:649:G:O5'	1.90	0.55
3:CC:92:ALA:HB2	3:CC:99:VAL:HG21	1.87	0.55
3:CC:156:ARG:HH21	3:CC:161:GLU:CG	2.16	0.55
4:CD:14:ARG:HB2	4:CD:40:PRO:HD3	1.88	0.55
4:CD:132:ARG:HH11	4:CD:132:ARG:HG2	1.71	0.55
11:CK:80:VAL:HG23	11:CK:80:VAL:O	2.07	0.55
14:CN:8:GLU:OE2	14:CN:8:GLU:HA	2.07	0.55
14:CN:27:CYS:O	14:CN:29:ARG:N	2.39	0.55
25:CY:58:A:H2'	25:CY:59:U:H5'	1.89	0.55
27:DA:239:U:H2'	27:DA:240:G:O4'	2.07	0.55
27:DA:390:A:H1'	27:DA:391:G:N7	2.22	0.55
27:DA:1005:C:H1'	27:DA:1012:U:H3	1.69	0.55
27:DA:1023:U:H2'	27:DA:1024:G:O4'	2.06	0.55
27:DA:1907:G:O2'	27:DA:1908:C:H5'	2.07	0.55
27:DA:1972:A:C4	27:DA:1973:G:N7	2.75	0.55
27:DA:1999:C:H2'	27:DA:2000:G:C8	2.42	0.55
29:DC:41:VAL:CB	29:DC:213:TYR:HA	2.36	0.55
30:DD:18:VAL:HG13	30:DD:211:ARG:NH2	2.13	0.55
31:DE:39:PRO:CG	31:DE:45:THR:OG1	2.55	0.55

*Continued on next page...*

*Continued from previous page...*

Atom-1	Atom-2	Interatomic distance (Å)	Clash overlap (Å)
32:DF:131:GLY:O	32:DF:132:VAL:O	2.25	0.55
33:DG:58:GLN:O	33:DG:62:LEU:HD13	2.07	0.55
34:DH:40:GLU:O	34:DH:42:ARG:N	2.39	0.55
35:DI:28:ASN:C	35:DI:32:PRO:HG2	2.27	0.55
45:DW:74:ALA:O	45:DW:75:TYR:HB3	2.05	0.55
48:DZ:170:ILE:O	48:DZ:171:ALA:HB2	2.05	0.55
49:D0:50:ASN:C	49:D0:62:LEU:HD12	2.27	0.55
50:D1:18:ILE:HG21	50:D1:20:ARG:CZ	2.36	0.55
1:AA:359:U:H2'	1:AA:360:A:H8	1.72	0.55
2:AB:31:TYR:O	2:AB:42:ILE:HG13	2.07	0.55
19:AS:48:THR:HA	19:AS:61:TYR:O	2.06	0.55
24:AX:1:C:N4	24:AX:73:A:C2	2.75	0.55
27:BA:92:A:C1'	27:BA:93:G:H8	2.19	0.55
27:BA:664:C:O2'	27:BA:665:C:H5'	2.07	0.55
27:BA:846:C:C2	27:BA:930:U:C5	2.95	0.55
27:BA:1565:C:P	30:BD:4:LYS:NZ	2.80	0.55
27:BA:1887:C:H2'	27:BA:1888:G:C5'	2.35	0.55
27:BA:2344:U:O5'	27:BA:2344:U:H6	1.88	0.55
27:BA:2427:C:H5''	27:BA:2429:G:H5'	1.88	0.55
27:BA:2482:G:H2'	27:BA:2483:C:H6	1.70	0.55
27:BA:2537:U:H2'	27:BA:2538:C:C6	2.42	0.55
27:BA:2671:A:C2	27:BA:2672:G:C4	2.95	0.55
30:BD:28:GLU:CD	30:BD:28:GLU:N	2.60	0.55
31:BE:9:VAL:HG13	31:BE:25:VAL:HB	1.87	0.55
34:BH:92:ILE:CG2	34:BH:93:GLY:H	2.11	0.55
36:BN:62:VAL:HG21	36:BN:67:LEU:HG	1.89	0.55
38:BP:65:ARG:O	38:BP:68:GLN:OE1	2.24	0.55
39:BQ:26:TYR:CE1	39:BQ:28:ALA:HB2	2.42	0.55
41:BS:24:LEU:CB	41:BS:85:VAL:HG12	2.28	0.55
45:BW:79:GLY:O	45:BW:100:THR:HG22	2.06	0.55
52:B3:4:LEU:O	52:B3:36:VAL:HA	2.07	0.55
1:CA:406:G:H5''	4:CD:5:ILE:HG21	1.89	0.55
1:CA:532:A:N6	3:CC:156:ARG:HH12	2.04	0.55
1:CA:853:G:H2'	1:CA:854:G:H8	1.72	0.55
2:CB:22:LYS:O	2:CB:24:TRP:CD1	2.60	0.55
6:CF:75:LEU:CD2	6:CF:79:LEU:HD11	2.37	0.55
9:CI:63:ILE:CG2	9:CI:64:THR:N	2.69	0.55
12:CL:38:ARG:HB3	12:CL:38:ARG:CZ	2.36	0.55
13:CM:8:GLU:OE1	13:CM:22:ILE:HG12	2.06	0.55
15:CO:37:ASN:O	15:CO:38:ARG:C	2.44	0.55
20:CT:50:GLU:CB	20:CT:100:ILE:HG12	2.37	0.55

*Continued on next page...*

*Continued from previous page...*

Atom-1	Atom-2	Interatomic distance (Å)	Clash overlap (Å)
27:DA:391:G:O2'	27:DA:392:C:H5'	2.07	0.55
27:DA:1022:G:O2'	27:DA:1023:U:P	2.64	0.55
27:DA:1426:G:H8	27:DA:1426:G:O5'	1.90	0.55
27:DA:2146:C:H5'	27:DA:2147:G:N3	2.21	0.55
27:DA:2302:G:N2	33:DG:128:ARG:HD2	2.21	0.55
27:DA:2360:A:H2'	27:DA:2361:A:O4'	2.07	0.55
27:DA:2680:C:H4'	31:DE:188:VAL:O	2.07	0.55
27:DA:2697:G:H2'	27:DA:2698:U:O4'	2.07	0.55
31:DE:69:LYS:C	31:DE:71:GLY:H	2.09	0.55
32:DF:4:VAL:HG12	32:DF:17:ARG:HD3	1.88	0.55
34:DH:147:ASN:N	34:DH:147:ASN:ND2	2.52	0.55
37:DO:16:ALA:HB2	37:DO:52:VAL:HG13	1.88	0.55
38:DP:45:LEU:CD2	38:DP:46:LYS:N	2.55	0.55
39:DQ:109:VAL:HG22	39:DQ:113:GLN:OE1	2.07	0.55
40:DR:23:ASN:N	40:DR:23:ASN:ND2	2.55	0.55
42:DT:92:GLY:N	42:DT:116:ALA:HA	2.22	0.55
48:DZ:94:PRO:HA	48:DZ:127:VAL:O	2.07	0.55
48:DZ:164:VAL:HG12	48:DZ:165:SER:N	2.21	0.55
55:D6:11:LEU:CD1	55:D6:12:GLU:H	2.17	0.55
57:D8:28:GLY:O	57:D8:32:LEU:HG	2.07	0.55
1:AA:62:U:O2'	1:AA:63:C:H5'	2.07	0.55
1:AA:417:C:H2'	1:AA:418:C:H6	1.72	0.55
1:AA:539:A:H2'	1:AA:540:G:C8	2.42	0.55
1:AA:979:C:C2'	1:AA:980:C:H5''	2.36	0.55
1:AA:1305:G:O2'	1:AA:1306:A:P	2.65	0.55
1:AA:1361:G:H2'	1:AA:1362:C:O4'	2.06	0.55
3:AC:34:LEU:HD23	3:AC:35:GLU:N	2.22	0.55
5:AE:20:GLN:OE1	5:AE:25:ARG:NH1	2.40	0.55
12:AL:99:ARG:O	12:AL:101:VAL:HG23	2.06	0.55
15:AO:39:LEU:O	15:AO:41:GLU:N	2.40	0.55
25:AY:37:U:H3'	25:AY:38:U:H5''	1.89	0.55
27:BA:271(Y):U:O2'	27:BA:271(Z):C:O5'	2.25	0.55
27:BA:962:G:O2'	27:BA:963:U:H5'	2.07	0.55
27:BA:1022:G:N2	27:BA:1142(A):A:C2	2.75	0.55
27:BA:1175:U:H6	27:BA:1178:C:N4	2.05	0.55
27:BA:1821:A:H2'	27:BA:1822:G:H8	1.72	0.55
27:BA:2097:C:H2'	27:BA:2098:U:H6	1.72	0.55
27:BA:2307:G:OP1	27:BA:2307:G:H4'	2.07	0.55
27:BA:2415:G:C4'	38:BP:66:GLY:HA3	2.37	0.55
29:BC:38:ASP:O	29:BC:180:PHE:HA	2.07	0.55
31:BE:36:ARG:HH11	31:BE:36:ARG:HG2	1.72	0.55

*Continued on next page...*

*Continued from previous page...*

Atom-1	Atom-2	Interatomic distance (Å)	Clash overlap (Å)
32:BF:18:ARG:HG3	32:BF:19:GLU:N	2.22	0.55
33:BG:13:GLU:O	33:BG:14:GLU:HB2	2.06	0.55
38:BP:25:SER:O	38:BP:30:THR:HG23	2.06	0.55
41:BS:88:ASP:O	41:BS:92:TYR:HB3	2.06	0.55
42:BT:55:ASN:O	42:BT:57:PHE:O	2.24	0.55
44:BV:31:ALA:O	44:BV:61:VAL:HG12	2.06	0.55
55:B6:51:GLU:O	55:B6:52:VAL:HG23	2.07	0.55
1:CA:174:C:H2'	1:CA:175:C:C6	2.42	0.55
1:CA:652:U:O2'	1:CA:653:A:N3	2.32	0.55
1:CA:1254:C:H41	10:CJ:43:ARG:HH12	1.55	0.55
9:CI:21:PRO:HA	9:CI:58:HIS:O	2.06	0.55
11:CK:46:GLY:HA2	11:CK:50:TYR:O	2.07	0.55
13:CM:65:LYS:NZ	13:CM:65:LYS:CB	2.70	0.55
27:DA:499:U:H2'	27:DA:500:G:H5'	1.89	0.55
27:DA:644:A:H2'	27:DA:646:A:C2	2.42	0.55
27:DA:923:C:H2'	27:DA:924:C:C6	2.42	0.55
27:DA:962:G:C2'	27:DA:963:U:H5'	2.37	0.55
27:DA:1563:G:O2'	27:DA:1564:C:H5'	2.07	0.55
27:DA:1722:A:N1	27:DA:1740:G:C8	2.73	0.55
27:DA:2069:G:N2	27:DA:2070:G:C4	2.74	0.55
27:DA:2275:C:O2'	27:DA:2276:G:P	2.64	0.55
32:DF:170:LEU:HD23	32:DF:173:VAL:CG2	2.35	0.55
34:DH:150:ALA:O	34:DH:152:ARG:N	2.40	0.55
38:DP:38:GLN:CG	38:DP:39:LYS:H	2.09	0.55
40:DR:8:ARG:O	40:DR:9:LYS:O	2.25	0.55
44:DV:61:VAL:CA	44:DV:94:LEU:HD23	2.36	0.55
54:D5:31:VAL:HG23	54:D5:40:LYS:HE2	1.89	0.55
55:D6:11:LEU:HD11	55:D6:52:VAL:C	2.27	0.55
55:D6:17:LYS:O	55:D6:18:ARG:HD3	2.07	0.55
1:AA:128:G:C5'	17:AQ:2:PRO:HA	2.37	0.55
1:AA:745:C:H2'	1:AA:746:A:C8	2.42	0.55
1:AA:1002:G:N3	1:AA:1002:G:H2'	2.21	0.55
1:AA:1026:G:H3'	1:AA:1027:C:H5'	1.89	0.55
1:AA:1189:C:OP1	10:AJ:51:ARG:NH2	2.34	0.55
3:AC:130:VAL:HG21	3:AC:157:ILE:HG23	1.89	0.55
5:AE:78:HIS:CD2	8:AH:104:ARG:CZ	2.89	0.55
7:AG:15:ASP:H	7:AG:20:ASP:H	1.54	0.55
7:AG:16:LEU:CD1	9:AI:42:ARG:HA	2.37	0.55
13:AM:110:ARG:HG2	13:AM:110:ARG:NH1	2.18	0.55
15:AO:74:ASP:O	15:AO:76:GLU:N	2.40	0.55
17:AQ:20:THR:HA	17:AQ:42:TYR:O	2.07	0.55

*Continued on next page...*

*Continued from previous page...*

Atom-1	Atom-2	Interatomic distance (Å)	Clash overlap (Å)
17:AQ:59:ILE:HG22	17:AQ:71:PHE:HB3	1.89	0.55
20:AT:46:GLU:OE1	20:AT:48:LYS:HE2	2.07	0.55
27:BA:1389:G:H2'	27:BA:1390:U:C6	2.42	0.55
27:BA:1783:A:C2	27:BA:2588:G:O4'	2.60	0.55
27:BA:2220:G:H2'	27:BA:2221:G:H8	1.71	0.55
27:BA:2313:C:N4	27:BA:2314:C:N4	2.55	0.55
27:BA:2552:U:H2'	27:BA:2554:U:H5''	1.89	0.55
27:BA:2650:U:O2'	27:BA:2651:C:H5'	2.07	0.55
27:BA:2873:A:H4'	27:BA:2874:C:OP1	2.07	0.55
29:BC:121:GLY:HA2	29:BC:145:VAL:HA	1.89	0.55
30:BD:77:ALA:HB1	30:BD:96:HIS:O	2.07	0.55
43:BU:92:ARG:NH2	44:BV:11:GLN:N	2.55	0.55
44:BV:15:GLU:HB3	44:BV:16:PRO:CD	2.35	0.55
1:CA:565:U:H2'	1:CA:566:G:C8	2.42	0.55
1:CA:990:C:H2'	1:CA:991:U:H6	1.72	0.55
1:CA:1160:G:O2'	1:CA:1161:C:C5'	2.55	0.55
2:CB:112:VAL:HA	2:CB:115:LEU:HB3	1.89	0.55
3:CC:72:LYS:O	3:CC:75:VAL:HG23	2.07	0.55
4:CD:101:LEU:CD2	4:CD:138:TYR:HB3	2.37	0.55
5:CE:45:PHE:CE1	5:CE:47:LYS:HG3	2.42	0.55
5:CE:107:ARG:HG2	5:CE:108:ALA:N	2.21	0.55
9:CI:55:ALA:HB1	9:CI:59:PHE:CE1	2.42	0.55
10:CJ:96:ILE:O	10:CJ:97:GLU:HG2	2.06	0.55
11:CK:127:LYS:HA	11:CK:127:LYS:CE	2.33	0.55
12:CL:121:LYS:HG3	12:CL:122:PRO:HD2	1.88	0.55
15:CO:83:GLU:O	15:CO:86:GLY:N	2.38	0.55
18:CR:44:LEU:HD23	18:CR:50:ILE:HA	1.88	0.55
19:CS:66:MET:SD	19:CS:74:PHE:HE1	2.30	0.55
23:CW:59:U:H5'	23:CW:60:C:OP2	2.06	0.55
24:CX:59:A:C2'	24:CX:60:U:H5'	2.37	0.55
27:DA:852:G:H2'	27:DA:853:G:C8	2.40	0.55
27:DA:1565:C:O2'	27:DA:1566:A:O5'	2.23	0.55
27:DA:1700:A:H2'	27:DA:1701:A:C8	2.41	0.55
27:DA:2301:C:H6	27:DA:2301:C:H3'	1.70	0.55
27:DA:2385:C:O2'	27:DA:2386:C:H5'	2.06	0.55
27:DA:2700:C:O2'	27:DA:2701:C:H5'	2.07	0.55
27:DA:2827:C:H2'	27:DA:2827:C:O2	2.06	0.55
31:DE:173:VAL:HG12	31:DE:173:VAL:O	2.06	0.55
32:DF:128:ALA:O	32:DF:129:PHE:C	2.45	0.55
34:DH:89:ILE:HD12	34:DH:90:LYS:O	2.07	0.55
36:DN:112:LEU:HD11	36:DN:116:LEU:HG	1.89	0.55

*Continued on next page...*

*Continued from previous page...*

Atom-1	Atom-2	Interatomic distance (Å)	Clash overlap (Å)
38:DP:110:TYR:O	38:DP:111:ARG:C	2.46	0.55
41:DS:12:PHE:O	41:DS:12:PHE:CD1	2.60	0.55
41:DS:18:ILE:HG22	41:DS:18:ILE:O	2.07	0.55
44:DV:40:LEU:N	44:DV:40:LEU:CD2	2.70	0.55
46:DX:3:THR:HA	46:DX:6:ASP:OD2	2.07	0.55
47:DY:45:VAL:HA	47:DY:62:GLU:CG	2.37	0.55
48:DZ:68:THR:HA	48:DZ:88:PHE:O	2.07	0.55
52:D3:23:LEU:N	52:D3:23:LEU:CD1	2.68	0.55
53:D4:36:VAL:HG13	53:D4:52:SER:O	2.07	0.55
1:AA:386:C:O2'	1:AA:387:U:H5'	2.06	0.54
1:AA:397:A:N7	1:AA:547:A:O2'	2.40	0.54
1:AA:641:U:H5''	1:AA:642:A:OP1	2.06	0.54
1:AA:975:A:C4'	1:AA:976:G:H5''	2.31	0.54
1:AA:1134:G:N2	1:AA:1141:C:C2	2.74	0.54
1:AA:1204:A:P	14:AN:3:ARG:HH12	2.30	0.54
2:AB:51:LEU:O	2:AB:55:PHE:HD2	1.90	0.54
2:AB:197:VAL:O	2:AB:200:ILE:HG13	2.07	0.54
5:AE:71:LEU:HD13	5:AE:114:GLY:O	2.07	0.54
5:AE:132:ALA:O	5:AE:134:ALA:N	2.40	0.54
7:AG:73:MET:HG2	7:AG:89:MET:O	2.07	0.54
8:AH:84:ARG:HG2	8:AH:84:ARG:NH1	2.13	0.54
11:AK:21:ILE:HG13	11:AK:30:VAL:HB	1.88	0.54
11:AK:48:ILE:HG22	11:AK:49:GLY:N	2.21	0.54
11:AK:99:GLN:NE2	11:AK:105:VAL:HG21	2.22	0.54
12:AL:42:PRO:CB	12:AL:89:ASP:HB3	2.37	0.54
14:AN:40:CYS:SG	14:AN:43:CYS:SG	3.02	0.54
17:AQ:76:LEU:HD12	17:AQ:77:VAL:H	1.72	0.54
25:AY:72:G:H2'	25:AY:73:C:C6	2.42	0.54
27:BA:11:G:C2'	27:BA:12:U:H5'	2.37	0.54
27:BA:80:G:C6	27:BA:81:G:C5	2.96	0.54
27:BA:722:A:N3	27:BA:722:A:H2'	2.22	0.54
27:BA:860:U:H2'	27:BA:861:A:H8	1.72	0.54
27:BA:908:C:O2'	27:BA:909:A:H5'	2.07	0.54
27:BA:937:U:H2'	27:BA:938:G:H8	1.71	0.54
27:BA:1048:A:OP2	27:BA:1048:A:C2	2.60	0.54
27:BA:1109:C:H5''	27:BA:1110:G:OP2	2.07	0.54
27:BA:1361:G:O2'	27:BA:1362:C:H5'	2.07	0.54
27:BA:2145:C:H6	27:BA:2145:C:H3'	1.71	0.54
27:BA:2163:C:H2'	27:BA:2164:C:H5'	1.88	0.54
27:BA:2682:U:O4'	31:BE:12:THR:HA	2.07	0.54
30:BD:28:GLU:H	30:BD:29:PRO:HD2	1.72	0.54

*Continued on next page...*



*Continued from previous page...*

Atom-1	Atom-2	Interatomic distance (Å)	Clash overlap (Å)
32:BF:11:VAL:HG12	32:BF:12:LEU:N	2.12	0.54
34:BH:118:PRO:HG2	34:BH:121:ILE:HB	1.88	0.54
35:BI:73:GLU:HA	35:BI:138:ILE:HG23	1.88	0.54
37:BO:36:GLY:HA3	37:BO:109:LYS:HG3	1.90	0.54
39:BQ:134:ARG:NH2	48:BZ:118:GLU:OE1	2.36	0.54
39:BQ:137:TYR:N	39:BQ:137:TYR:HD2	2.05	0.54
40:BR:17:ARG:HH11	40:BR:17:ARG:HG2	1.72	0.54
45:BW:68:ARG:NH1	45:BW:111:HIS:CD2	2.75	0.54
48:BZ:144:GLU:O	48:BZ:146:GLY:N	2.39	0.54
51:B2:53:LEU:C	51:B2:57:ILE:HG12	2.27	0.54
58:B9:26:ILE:N	58:B9:26:ILE:CD1	2.70	0.54
1:CA:31:G:N7	1:CA:306:G:H1'	2.22	0.54
1:CA:176:C:H2'	1:CA:177:C:H6	1.72	0.54
1:CA:189(L):G:H2'	1:CA:190:U:H6	1.64	0.54
1:CA:222:U:H2'	1:CA:223:U:H6	1.71	0.54
1:CA:1151:A:H5''	10:CJ:42:THR:H	1.72	0.54
7:CG:123:GLU:OE2	7:CG:123:GLU:HA	2.07	0.54
10:CJ:74:ILE:O	10:CJ:74:ILE:HG13	2.07	0.54
11:CK:111:ASP:CA	18:CR:84:LYS:HG3	2.35	0.54
12:CL:34:CYS:SG	12:CL:78:SER:HB2	2.48	0.54
12:CL:107:VAL:HG12	12:CL:110:ARG:HB2	1.89	0.54
19:CS:33:THR:O	19:CS:57:HIS:CE1	2.59	0.54
23:CW:70:C:O2'	23:CW:71:A:O5'	2.25	0.54
27:DA:272(G):C:H42	27:DA:363(C):G:H1	1.54	0.54
27:DA:301:G:H1'	27:DA:302:C:C6	2.42	0.54
27:DA:325:G:H2'	27:DA:326:G:C8	2.42	0.54
27:DA:346:A:O2'	27:DA:347:A:H5'	2.07	0.54
27:DA:2267:A:H3'	27:DA:2268:A:C5'	2.36	0.54
27:DA:2316:C:O2	27:DA:2316:C:H2'	2.06	0.54
27:DA:2729:G:H1'	31:DE:187:ALA:HB3	1.89	0.54
27:DA:2856:C:H2'	27:DA:2856:C:O2	2.05	0.54
28:DB:52:A:N7	41:DS:33:LYS:HE3	2.22	0.54
29:DC:47:LEU:HB3	29:DC:207:THR:HA	1.89	0.54
30:DD:210:GLY:O	30:DD:211:ARG:HB3	2.07	0.54
32:DF:61:GLY:O	32:DF:62:ARG:O	2.26	0.54
34:DH:113:VAL:HG12	34:DH:115:VAL:HG22	1.89	0.54
37:DO:115:VAL:O	37:DO:118:ALA:HB3	2.06	0.54
40:DR:89:ASP:O	40:DR:90:ARG:HB2	2.07	0.54
46:DX:50:LYS:O	46:DX:83:VAL:HG12	2.08	0.54
47:DY:15:VAL:HG12	47:DY:16:ALA:N	2.22	0.54
47:DY:45:VAL:HA	47:DY:62:GLU:OE2	2.07	0.54

*Continued on next page...*



*Continued from previous page...*

Atom-1	Atom-2	Interatomic distance (Å)	Clash overlap (Å)
1:AA:383:A:H2'	1:AA:384:G:H5'	1.89	0.54
1:AA:999:C:H42	1:AA:1042:G:H22	1.55	0.54
2:AB:87:ARG:O	2:AB:87:ARG:HD2	2.07	0.54
5:AE:20:GLN:NE2	5:AE:25:ARG:CZ	2.66	0.54
6:AF:12:PRO:O	6:AF:14:LEU:N	2.33	0.54
7:AG:153:HIS:CB	11:AK:58:PRO:HG3	2.37	0.54
8:AH:53:VAL:O	8:AH:56:LYS:N	2.25	0.54
11:AK:57:THR:HG22	11:AK:58:PRO:HD2	1.89	0.54
12:AL:123:LYS:HD2	12:AL:124:GLU:H	1.71	0.54
13:AM:75:ALA:C	13:AM:79:LYS:HZ2	2.09	0.54
15:AO:33:THR:HG23	15:AO:63:ARG:NH1	2.20	0.54
16:AP:15:PRO:C	16:AP:16:HIS:ND1	2.60	0.54
20:AT:12:ALA:C	20:AT:14:LYS:H	2.09	0.54
20:AT:43:LEU:HB3	20:AT:48:LYS:HG3	1.90	0.54
27:BA:406:G:O5'	27:BA:406:G:C8	2.57	0.54
27:BA:633:A:H2'	27:BA:634:C:C5'	2.37	0.54
27:BA:684:G:C2	27:BA:794:G:C2	2.95	0.54
27:BA:686:G:H1'	56:B7:6:GLN:O	2.07	0.54
27:BA:1289:C:H5'	27:BA:1289:C:C6	2.36	0.54
27:BA:1494:A:N3	27:BA:1494:A:C2'	2.70	0.54
27:BA:1556:C:H2'	27:BA:1557:C:C6	2.42	0.54
27:BA:1676:A:H8	27:BA:1676:A:O5'	1.90	0.54
27:BA:2110:G:OP2	27:BA:2110:G:H8	1.91	0.54
27:BA:2580:U:H5''	31:BE:131:ALA:HB2	1.89	0.54
27:BA:2680:C:H5'	31:BE:189:PRO:CA	2.19	0.54
32:BF:53:THR:H	32:BF:56:GLU:HB2	1.72	0.54
34:BH:85:LYS:HE2	34:BH:145:ALA:CB	2.35	0.54
35:BI:123:LEU:HD11	35:BI:144:VAL:HG12	1.90	0.54
37:BO:10:VAL:HG11	37:BO:16:ALA:O	2.07	0.54
41:BS:14:VAL:HG12	41:BS:15:ARG:H	1.72	0.54
46:BX:12:VAL:HB	46:BX:17:ALA:HB1	1.87	0.54
47:BY:95:LYS:HZ2	47:BY:99:CYS:C	2.09	0.54
51:B2:32:LEU:CB	51:B2:53:LEU:HD12	2.37	0.54
1:CA:142:G:H2'	1:CA:143:A:H8	1.67	0.54
1:CA:309:G:C1'	1:CA:608:A:H2	2.11	0.54
1:CA:770:C:H2'	1:CA:771:G:C8	2.42	0.54
1:CA:1191:A:H5''	3:CC:4:LYS:HZ1	1.70	0.54
1:CA:1305:G:C2	1:CA:1331:G:N3	2.75	0.54
1:CA:1417:G:H2'	1:CA:1482:G:N2	2.22	0.54
6:CF:21:LEU:HD13	6:CF:24:GLU:OE1	2.07	0.54
10:CJ:24:VAL:HG21	10:CJ:37:PRO:HG3	1.89	0.54

*Continued on next page...*

*Continued from previous page...*

Atom-1	Atom-2	Interatomic distance (Å)	Clash overlap (Å)
10:CJ:49:VAL:CG2	14:CN:41:ARG:HB2	2.37	0.54
13:CM:90:LEU:O	13:CM:91:ARG:HB2	2.07	0.54
17:CQ:97:SER:O	17:CQ:99:SER:N	2.38	0.54
23:CW:70:C:O2'	23:CW:71:A:H8	1.91	0.54
26:CZ:3:SER:O	26:CZ:4:SER:HB3	2.07	0.54
27:DA:67:U:H2'	27:DA:68:G:C8	2.37	0.54
27:DA:221:A:C4'	27:DA:222:A:O5'	2.53	0.54
27:DA:289:A:H2'	27:DA:289:A:N3	2.20	0.54
27:DA:813:U:H2'	27:DA:814:C:C6	2.42	0.54
27:DA:977:G:O2'	27:DA:978:G:H5'	2.07	0.54
27:DA:1680:U:H3'	27:DA:1681:G:C8	2.42	0.54
27:DA:2014:A:H2'	27:DA:2015:A:C8	2.43	0.54
27:DA:2147:G:H2'	27:DA:2148:G:C8	2.42	0.54
27:DA:2460:U:C2'	27:DA:2461:C:H5'	2.37	0.54
27:DA:2833:G:C3'	27:DA:2834:G:C5'	2.76	0.54
28:DB:106:G:H2'	28:DB:107:G:H8	1.70	0.54
30:DD:238:GLY:O	30:DD:239:ARG:O	2.25	0.54
31:DE:95:ILE:HG22	31:DE:96:PHE:CD1	2.42	0.54
32:DF:153:SER:OG	32:DF:190:GLU:HG3	2.07	0.54
33:DG:3:LEU:O	33:DG:4:ASP:HB3	2.07	0.54
38:DP:7:ARG:NE	38:DP:7:ARG:HA	2.21	0.54
38:DP:93:GLY:O	38:DP:123:LEU:HB2	2.07	0.54
39:DQ:75:THR:HG21	39:DQ:87:LYS:HG3	1.88	0.54
45:DW:18:ARG:HG2	45:DW:18:ARG:NH1	2.22	0.54
45:DW:26:GLY:HA2	45:DW:71:VAL:O	2.08	0.54
48:DZ:55:VAL:HA	48:DZ:69:LEU:CD2	2.37	0.54
48:DZ:60:LEU:HG	48:DZ:64:GLN:HB2	1.89	0.54
48:DZ:99:VAL:O	48:DZ:122:ASP:HA	2.07	0.54
52:D3:47:VAL:HA	52:D3:50:VAL:HG22	1.90	0.54
1:AA:620:C:N1	4:AD:135:LEU:HD23	2.22	0.54
1:AA:1137:C:C4'	1:AA:1138:G:C2	2.87	0.54
1:AA:1220:G:O3'	19:AS:36:ARG:HD3	2.08	0.54
1:AA:1306:A:H61	1:AA:1331:G:H1'	1.72	0.54
1:AA:1366:C:O2'	1:AA:1367:C:H5'	2.06	0.54
7:AG:69:VAL:HG12	7:AG:100:ALA:HA	1.89	0.54
17:AQ:29:HIS:CE1	17:AQ:31:LEU:HB3	2.38	0.54
23:AW:27:C:C4	23:AW:28:G:N7	2.75	0.54
27:BA:530:G:O6	27:BA:2023:G:OP1	2.26	0.54
27:BA:576:U:H4'	27:BA:2502:G:C8	2.42	0.54
27:BA:841:A:H2'	27:BA:842:G:C8	2.42	0.54
27:BA:1205:U:H4'	27:BA:1206:G:OP2	2.07	0.54

*Continued on next page...*

*Continued from previous page...*

Atom-1	Atom-2	Interatomic distance (Å)	Clash overlap (Å)
27:BA:1331:A:H3'	27:BA:1333:C:H41	1.71	0.54
27:BA:1902:C:H4'	30:BD:244:ARG:HA	1.89	0.54
27:BA:2036:C:O2'	27:BA:2037:G:H8	1.90	0.54
27:BA:2048:G:C6	27:BA:2621:A:N1	2.76	0.54
27:BA:2164:C:H3'	27:BA:2165:G:C8	2.42	0.54
27:BA:2287:A:N1	27:BA:2346:A:C2	2.75	0.54
27:BA:2522:U:O2'	27:BA:2647:U:OP1	2.23	0.54
30:BD:24:ILE:O	30:BD:26:LYS:HE3	2.07	0.54
30:BD:166:GLN:CB	30:BD:174:ILE:HG22	2.37	0.54
32:BF:202:PHE:O	32:BF:205:ARG:CB	2.54	0.54
35:BI:140:LEU:HD12	35:BI:141:LYS:H	1.72	0.54
36:BN:17:ASP:OD2	36:BN:17:ASP:C	2.46	0.54
50:B1:23:LYS:HD3	50:B1:28:GLY:HA3	1.89	0.54
55:B6:20:ASN:ND2	55:B6:21:TYR:N	2.51	0.54
1:CA:129:U:N3	1:CA:131:C:N4	2.53	0.54
1:CA:411:A:C6	1:CA:429:U:C5	2.95	0.54
1:CA:606:G:H2'	1:CA:631:G:N2	2.23	0.54
1:CA:638:G:H2'	1:CA:639:G:C8	2.42	0.54
1:CA:755:G:O2'	1:CA:756:C:H5'	2.08	0.54
1:CA:1064:G:H21	1:CA:1190:G:H2'	1.73	0.54
1:CA:1165:C:C2'	1:CA:1166:G:H5'	2.37	0.54
1:CA:1197:G:O2'	1:CA:1198:G:H5'	2.07	0.54
1:CA:1287:A:H2	1:CA:1353:G:H1'	1.71	0.54
5:CE:84:PHE:O	5:CE:86:ALA:N	2.40	0.54
5:CE:125:SER:OG	5:CE:126:ARG:N	2.39	0.54
8:CH:39:LEU:HD21	8:CH:111:ILE:HD11	1.88	0.54
9:CI:99:LEU:HD12	9:CI:101:PHE:CE1	2.42	0.54
12:CL:5:ASN:HA	12:CL:8:VAL:HG21	1.90	0.54
17:CQ:15:MET:HE1	17:CQ:43:LEU:HD13	1.89	0.54
27:DA:391:G:O5'	27:DA:391:G:C8	2.60	0.54
27:DA:872:A:N1	27:DA:905:U:O2	2.40	0.54
27:DA:1170:G:H22	27:DA:1179:C:H42	1.55	0.54
27:DA:1195:G:O2'	27:DA:1196:C:H5'	2.08	0.54
27:DA:1328:G:O2'	27:DA:1329:U:H5''	2.07	0.54
27:DA:1693:U:H2'	30:DD:14:ARG:NH2	2.22	0.54
27:DA:1722:A:C6	27:DA:1740:G:C8	2.95	0.54
27:DA:1897:G:C2	27:DA:1898:U:C2	2.95	0.54
27:DA:2064:C:H1'	27:DA:2450:A:N1	2.23	0.54
27:DA:2312:U:C2'	27:DA:2313:C:H5''	2.36	0.54
27:DA:2445:G:H2'	27:DA:2446:G:C8	2.42	0.54
27:DA:2884:U:C2'	27:DA:2885:C:H5'	2.37	0.54

*Continued on next page...*

*Continued from previous page...*

Atom-1	Atom-2	Interatomic distance (Å)	Clash overlap (Å)
29:DC:24:GLU:HB3	29:DC:27:ARG:HH21	1.71	0.54
29:DC:68:LEU:CB	29:DC:70:LYS:HE2	2.37	0.54
29:DC:77:ILE:HD11	29:DC:100:ILE:HG13	1.89	0.54
30:DD:30:GLU:OE2	30:DD:83:GLU:HB3	2.07	0.54
32:DF:2:LYS:HD3	32:DF:2:LYS:H	1.70	0.54
32:DF:127:GLU:HB2	32:DF:196:LEU:HD12	1.89	0.54
32:DF:188:ARG:N	38:DP:7:ARG:HH22	2.05	0.54
36:DN:67:LEU:HB3	36:DN:88:GLU:CG	2.37	0.54
41:DS:59:LYS:HE3	41:DS:68:GLN:HE22	1.72	0.54
42:DT:54:ARG:O	42:DT:55:ASN:CB	2.54	0.54
42:DT:105:LEU:HD22	42:DT:109:GLU:OE1	2.07	0.54
50:D1:46:LEU:HD23	50:D1:46:LEU:O	2.06	0.54
52:D3:36:VAL:O	52:D3:36:VAL:HG23	2.07	0.54
56:D7:10:ARG:O	56:D7:13:ALA:HB3	2.08	0.54
57:D8:53:PRO:O	57:D8:54:GLU:C	2.45	0.54
1:AA:402:G:O2'	1:AA:403:C:H5'	2.08	0.54
1:AA:484:G:H4'	1:AA:485:G:O5'	2.07	0.54
1:AA:944:G:N2	1:AA:1338:G:C8	2.76	0.54
1:AA:961:U:OP2	1:AA:1223:C:H1'	2.07	0.54
1:AA:1161:C:H2'	1:AA:1162:C:C6	2.43	0.54
5:AE:43:LEU:CD2	5:AE:109:ILE:HD11	2.30	0.54
10:AJ:94:VAL:HG12	10:AJ:95:GLU:N	2.21	0.54
18:AR:51:LEU:HD23	18:AR:52:PRO:HD2	1.89	0.54
27:BA:49:A:C8	27:BA:51:G:C2	2.95	0.54
27:BA:234:C:O2'	27:BA:235:U:H5'	2.07	0.54
27:BA:247:G:H4'	27:BA:386:G:C5	2.42	0.54
27:BA:836:G:H2'	27:BA:837:C:C6	2.42	0.54
27:BA:940:G:H2'	27:BA:941:A:C4'	2.37	0.54
27:BA:1407:C:H5'	27:BA:1408:C:OP2	2.08	0.54
27:BA:1674:G:N2	27:BA:1677:A:N1	2.54	0.54
27:BA:1790:C:H2'	27:BA:1791:A:C4	2.43	0.54
27:BA:1961:C:C2'	27:BA:1962:C:H5'	2.37	0.54
27:BA:2028:U:H2'	27:BA:2029:G:O4'	2.07	0.54
27:BA:2047:U:C2'	27:BA:2048:G:H5'	2.37	0.54
27:BA:2111:C:C5	27:BA:2145:C:C4	2.95	0.54
27:BA:2134:A:C2	27:BA:2159:G:H1'	2.42	0.54
27:BA:2378:A:N7	27:BA:2379:G:H1'	2.22	0.54
28:BB:79:C:H42	28:BB:98:G:H1	1.54	0.54
32:BF:2:LYS:HG2	32:BF:25:PRO:HG2	1.89	0.54
32:BF:20:LEU:CD2	32:BF:203:GLN:HE22	2.20	0.54
32:BF:110:LEU:HD13	32:BF:110:LEU:C	2.28	0.54

*Continued on next page...*

*Continued from previous page...*

Atom-1	Atom-2	Interatomic distance (Å)	Clash overlap (Å)
38:BP:23:PRO:HD2	38:BP:33:ARG:HH21	1.72	0.54
42:BT:65:LYS:NZ	42:BT:65:LYS:HA	2.23	0.54
43:BU:25:TRP:HD1	43:BU:26:GLY:H	1.55	0.54
46:BX:13:LEU:HD11	51:B2:40:SER:O	2.08	0.54
54:B5:16:ARG:CG	54:B5:17:ASP:H	2.19	0.54
55:B6:34:LEU:O	55:B6:36:LEU:HD23	2.08	0.54
57:B8:61:LEU:HD12	57:B8:61:LEU:N	2.23	0.54
1:CA:38:G:H4'	1:CA:547:A:N6	2.21	0.54
1:CA:981:U:O5'	1:CA:981:U:H6	1.89	0.54
2:CB:36:ARG:HA	2:CB:36:ARG:CZ	2.37	0.54
6:CF:8:ILE:HD13	6:CF:26:ILE:HD13	1.89	0.54
9:CI:83:ARG:NH2	9:CI:102:LEU:HD11	2.22	0.54
13:CM:82:MET:O	13:CM:82:MET:CG	2.54	0.54
13:CM:95:GLY:O	13:CM:96:LEU:HD12	2.06	0.54
17:CQ:12:SER:HA	17:CQ:14:LYS:NZ	2.22	0.54
18:CR:47:THR:HA	18:CR:83:GLU:O	2.08	0.54
19:CS:29:ARG:O	19:CS:31:ILE:HG22	2.07	0.54
20:CT:16:HIS:C	20:CT:19:SER:HB3	2.28	0.54
27:DA:627:A:N3	27:DA:636:G:N2	2.53	0.54
27:DA:852:G:C5	27:DA:853:G:N7	2.75	0.54
27:DA:2019:A:N6	27:DA:2035:G:H1	2.06	0.54
27:DA:2394:C:OP1	38:DP:63:PRO:HG2	2.07	0.54
27:DA:2543:G:O2'	27:DA:2544:G:H5'	2.08	0.54
30:DD:52:ARG:NH1	30:DD:249:PRO:HG2	2.23	0.54
30:DD:211:ARG:O	30:DD:211:ARG:HG3	2.07	0.54
31:DE:11:MET:HE3	31:DE:186:GLY:HA2	1.89	0.54
36:DN:41:ASP:O	36:DN:42:TRP:C	2.46	0.54
39:DQ:134:ARG:HH21	48:DZ:121:ARG:CZ	2.21	0.54
42:DT:3:ARG:C	42:DT:5:ALA:N	2.59	0.54
44:DV:43:GLU:O	44:DV:44:LYS:HB2	2.08	0.54
46:DX:41:ASN:N	46:DX:41:ASN:HD22	2.04	0.54
48:DZ:104:VAL:O	48:DZ:104:VAL:HG13	2.08	0.54
49:D0:34:GLY:O	49:D0:35:ASN:C	2.45	0.54
49:D0:53:MET:HB3	49:D0:59:LEU:CD2	2.31	0.54
50:D1:20:ARG:O	50:D1:21:ARG:HG2	2.08	0.54
1:AA:537:G:H2'	1:AA:538:G:C8	2.42	0.54
1:AA:590:C:OP1	8:AH:30:ARG:HB3	2.08	0.54
1:AA:719:C:C2	18:AR:50:ILE:HG12	2.42	0.54
1:AA:841:U:O2'	1:AA:848:C:H5'	2.07	0.54
1:AA:1149:C:H2'	1:AA:1150:U:C6	2.42	0.54
4:AD:152:SER:C	4:AD:154:ASN:H	2.10	0.54

*Continued on next page...*

*Continued from previous page...*

Atom-1	Atom-2	Interatomic distance (Å)	Clash overlap (Å)
4:AD:152:SER:O	4:AD:155:LEU:HG	2.08	0.54
7:AG:54:THR:OG1	7:AG:56:GLN:CG	2.47	0.54
12:AL:73:ASN:ND2	12:AL:73:ASN:H	2.04	0.54
16:AP:22:THR:HG1	16:AP:26:ARG:HG3	1.70	0.54
27:BA:216:A:C8	27:BA:432:A:C6	2.96	0.54
27:BA:271(U):G:C2'	27:BA:271(V):G:H5'	2.37	0.54
27:BA:542:C:N4	27:BA:543:C:N4	2.55	0.54
27:BA:1200:C:H2'	27:BA:1201:C:H6	1.73	0.54
27:BA:1527:G:H5''	27:BA:1528:A:OP1	2.07	0.54
27:BA:1804:C:H4'	30:BD:252:TRP:CZ2	2.43	0.54
27:BA:1812:A:C2	27:BA:1813:G:C5	2.95	0.54
27:BA:2080:G:H2'	27:BA:2081:C:H6	1.72	0.54
27:BA:2851:A:O3'	40:BR:64:ARG:NH2	2.41	0.54
33:BG:39:ILE:O	33:BG:39:ILE:HG23	2.07	0.54
35:BI:13:GLY:O	35:BI:17:GLN:OE1	2.25	0.54
39:BQ:57:HIS:C	39:BQ:57:HIS:CD2	2.81	0.54
39:BQ:107:ALA:O	39:BQ:109:VAL:HG23	2.08	0.54
42:BT:108:ARG:CA	42:BT:111:ARG:HG3	2.37	0.54
47:BY:88:LYS:HB3	47:BY:90:LEU:HD12	1.89	0.54
51:B2:13:ALA:O	51:B2:15:LYS:N	2.39	0.54
55:B6:39:TYR:HD2	55:B6:49:HIS:CD2	2.26	0.54
56:B7:31:LEU:O	56:B7:35:ARG:HB2	2.08	0.54
56:B7:45:ALA:O	56:B7:46:VAL:CG2	2.56	0.54
57:B8:32:LEU:CB	57:B8:36:LYS:HD2	2.38	0.54
1:CA:61:G:C6	1:CA:107:G:N1	2.75	0.54
1:CA:202:U:H5''	1:CA:203:U:OP2	2.07	0.54
1:CA:384:G:H2'	1:CA:385:C:H6	1.70	0.54
1:CA:599:C:H5''	8:CH:96:GLY:HA2	1.89	0.54
1:CA:1226:C:OP1	19:CS:81:ARG:NH1	2.41	0.54
3:CC:84:ILE:HA	3:CC:87:LEU:HD12	1.90	0.54
11:CK:52:GLY:O	11:CK:55:LYS:HG3	2.07	0.54
20:CT:67:ALA:O	20:CT:73:HIS:CD2	2.61	0.54
27:DA:526:A:N6	27:DA:2626:C:H4'	2.23	0.54
27:DA:1887:C:C2'	27:DA:1888:G:H5''	2.37	0.54
27:DA:2067:G:H1	27:DA:2443:C:N4	2.05	0.54
27:DA:2092:U:H4'	27:DA:2093:G:O5'	2.07	0.54
27:DA:2430:A:H2'	27:DA:2431:U:H5'	1.90	0.54
27:DA:2579:C:O3'	31:DE:131:ALA:CB	2.45	0.54
27:DA:2755:C:H3'	58:D9:19:ARG:NH2	2.23	0.54
27:DA:2867:G:C5	42:DT:23:ARG:NH1	2.75	0.54
28:DB:45:A:H1'	33:DG:95:ARG:NH1	2.22	0.54

*Continued on next page...*



*Continued from previous page...*

Atom-1	Atom-2	Interatomic distance (Å)	Clash overlap (Å)
30:DD:173:VAL:CG2	30:DD:174:ILE:N	2.70	0.54
31:DE:11:MET:CB	31:DE:24:THR:HA	2.38	0.54
33:DG:33:ARG:O	33:DG:35:GLU:N	2.40	0.54
38:DP:13:ASN:ND2	38:DP:14:LYS:N	2.55	0.54
39:DQ:3:MET:O	39:DQ:5:ARG:N	2.41	0.54
40:DR:20:LEU:HG	40:DR:21:TYR:CD2	2.42	0.54
42:DT:13:ARG:NE	42:DT:13:ARG:CA	2.70	0.54
42:DT:82:LEU:O	42:DT:83:ILE:C	2.45	0.54
42:DT:96:ARG:HH11	42:DT:96:ARG:CG	2.09	0.54
45:DW:11:ARG:N	45:DW:100:THR:OG1	2.39	0.54
45:DW:29:LEU:HD11	45:DW:51:LEU:HD11	1.89	0.54
49:D0:27:GLU:N	49:D0:69:PHE:HE1	2.06	0.54
55:D6:19:ARG:HD2	55:D6:19:ARG:H	1.73	0.54
1:AA:113:G:C2'	1:AA:114:U:O5'	2.56	0.54
1:AA:153:C:O2'	1:AA:154:C:H5'	2.08	0.54
1:AA:189(B):C:O2'	1:AA:189(C):C:H5'	2.08	0.54
1:AA:748:C:O2'	1:AA:749:C:OP2	2.23	0.54
1:AA:992:U:HO2'	1:AA:993:G:C5'	2.19	0.54
1:AA:1030(B):C:H2'	1:AA:1030(C):G:C5'	2.38	0.54
1:AA:1293:G:O2'	1:AA:1294:G:H5'	2.07	0.54
1:AA:1315:U:H2'	1:AA:1316:G:O4'	2.08	0.54
1:AA:1393:U:O2'	1:AA:1394:A:H3'	2.08	0.54
2:AB:122:PHE:HD1	2:AB:139:LYS:HZ2	1.54	0.54
7:AG:103:TRP:HA	7:AG:106:GLN:HB2	1.89	0.54
13:AM:48:LEU:O	13:AM:49:THR:C	2.46	0.54
19:AS:11:VAL:CG2	19:AS:16:LEU:HD11	2.38	0.54
23:AW:29:G:C2	23:AW:40:C:N3	2.76	0.54
27:BA:38:A:H1'	32:BF:48:THR:O	2.07	0.54
27:BA:200:U:H6	27:BA:200:U:C5'	2.18	0.54
27:BA:444:C:O4'	32:BF:49:ALA:HB2	2.08	0.54
27:BA:636:G:H4'	27:BA:638:G:H4'	1.90	0.54
27:BA:959:A:H5''	27:BA:959:A:C8	2.39	0.54
27:BA:965:C:H2'	27:BA:966:G:C8	2.40	0.54
27:BA:1340:U:H4'	27:BA:1341:U:OP2	2.08	0.54
27:BA:2023:G:N2	27:BA:2024:G:C4	2.76	0.54
27:BA:2483:C:H3'	27:BA:2484:G:C5'	2.26	0.54
27:BA:2875:C:O2'	42:BT:5:ALA:HB2	2.08	0.54
32:BF:41:LEU:HD21	32:BF:184:TYR:CE1	2.43	0.54
33:BG:120:LEU:O	33:BG:181:ARG:HB3	2.08	0.54
33:BG:142:PRO:HG2	33:BG:143:GLU:OE1	2.07	0.54
39:BQ:35:VAL:HG23	39:BQ:100:GLY:O	2.06	0.54

*Continued on next page...*



*Continued from previous page...*

Atom-1	Atom-2	Interatomic distance (Å)	Clash overlap (Å)
40:BR:28:LEU:CD1	40:BR:48:VAL:HG11	2.37	0.54
42:BT:31:SER:CB	42:BT:32:TYR:CD2	2.90	0.54
45:BW:85:VAL:CG1	45:BW:86:LEU:N	2.71	0.54
47:BY:95:LYS:HZ2	47:BY:100:ALA:HB2	1.72	0.54
49:B0:53:MET:HA	49:B0:58:THR:O	2.07	0.54
55:B6:30:THR:HB	55:B6:31:PRO:HD2	1.88	0.54
1:CA:9:G:OP1	5:CE:122:GLU:HB2	2.08	0.54
1:CA:93:G:H2'	1:CA:96:U:C5'	2.35	0.54
2:CB:45:GLN:O	2:CB:48:MET:HB3	2.08	0.54
2:CB:101:MET:HA	2:CB:108:ILE:HG13	1.90	0.54
3:CC:94:LEU:HD12	3:CC:95:THR:N	2.23	0.54
5:CE:80:ILE:CD1	5:CE:138:ALA:HB1	2.37	0.54
5:CE:110:LEU:O	5:CE:115:VAL:HG23	2.07	0.54
8:CH:60:ARG:NH1	8:CH:60:ARG:CG	2.70	0.54
12:CL:4:ILE:O	12:CL:8:VAL:HG23	2.08	0.54
14:CN:7:ILE:CG2	14:CN:28:GLY:HA3	2.38	0.54
25:CY:58:A:C2'	25:CY:59:U:H5'	2.38	0.54
27:DA:76:C:O2'	27:DA:77:C:H5'	2.08	0.54
27:DA:491:G:C2'	27:DA:492:A:O5'	2.56	0.54
27:DA:706:A:C2'	27:DA:707:G:O5'	2.55	0.54
27:DA:729:G:N7	30:DD:209:ALA:HB3	2.22	0.54
27:DA:1152:C:H2'	27:DA:1153:C:H6	1.73	0.54
27:DA:1379:A:H1'	27:DA:1380:G:OP1	2.07	0.54
27:DA:1491:G:OP2	27:DA:1494:A:N6	2.40	0.54
27:DA:2310:A:N6	33:DG:75:LYS:HE2	2.23	0.54
27:DA:2519:U:C4	27:DA:2542:A:C2	2.95	0.54
27:DA:2537:U:H2'	27:DA:2538:C:C6	2.42	0.54
27:DA:2712:U:H2'	27:DA:2712(A):A:O5'	2.07	0.54
30:DD:30:GLU:HG3	30:DD:63:ARG:NH2	2.22	0.54
30:DD:143:HIS:HA	30:DD:156:ALA:CB	2.37	0.54
33:DG:16:ARG:O	33:DG:20:ILE:HG13	2.08	0.54
34:DH:35:VAL:HG11	34:DH:71:LEU:HG	1.90	0.54
35:DI:45:LYS:O	35:DI:48:GLU:N	2.39	0.54
38:DP:47:ASP:HB3	38:DP:48:PRO:C	2.28	0.54
38:DP:112:LEU:HD13	38:DP:112:LEU:O	2.08	0.54
41:DS:30:ARG:HB3	41:DS:89:ARG:NH2	2.23	0.54
41:DS:98:VAL:O	41:DS:98:VAL:HG13	2.08	0.54
42:DT:38:ASN:O	42:DT:38:ASN:ND2	2.41	0.54
43:DU:62:ILE:HG22	43:DU:63:VAL:N	2.22	0.54
44:DV:81:TYR:CE2	44:DV:83:ARG:CZ	2.91	0.54
48:DZ:4:LEU:CD1	48:DZ:5:LYS:H	2.17	0.54

*Continued on next page...*

*Continued from previous page...*

Atom-1	Atom-2	Interatomic distance (Å)	Clash overlap (Å)
50:D1:75:GLU:C	50:D1:77:ALA:H	2.11	0.54
1:AA:163:C:H2'	1:AA:164:U:C6	2.42	0.54
1:AA:175:C:H2'	1:AA:176:C:C6	2.43	0.54
1:AA:321:A:N1	1:AA:333:G:C2	2.76	0.54
1:AA:344:A:H2'	1:AA:346:G:O6	2.07	0.54
1:AA:609:A:H2'	1:AA:610:G:H5'	1.87	0.54
1:AA:701:C:H1'	1:AA:703:G:C2	2.43	0.54
1:AA:782:A:H2'	1:AA:783:C:H5'	1.90	0.54
1:AA:1465:C:H2'	1:AA:1466:C:O4'	2.07	0.54
2:AB:75:LYS:HD3	2:AB:78:GLN:HB2	1.90	0.54
2:AB:100:GLY:O	2:AB:101:MET:C	2.45	0.54
4:AD:25:ARG:NH1	4:AD:25:ARG:HG2	2.21	0.54
8:AH:34:GLU:O	8:AH:38:ILE:HG13	2.07	0.54
9:AI:5:TYR:HA	9:AI:17:VAL:O	2.07	0.54
10:AJ:53:PRO:HA	14:AN:41:ARG:HH21	1.72	0.54
11:AK:12:ARG:HG3	11:AK:13:GLN:N	2.23	0.54
12:AL:25:LYS:HE3	12:AL:30:ARG:HH22	1.72	0.54
12:AL:114:ARG:HD2	12:AL:119:THR:CG2	2.38	0.54
16:AP:8:ARG:O	16:AP:9:PHE:CG	2.60	0.54
17:AQ:26:GLN:NE2	17:AQ:37:LYS:HG2	2.23	0.54
19:AS:18:LYS:HD2	19:AS:22:LEU:CD2	2.37	0.54
20:AT:13:LEU:C	20:AT:13:LEU:HD12	2.27	0.54
25:AY:14:A:H5''	25:AY:15:G:N7	2.22	0.54
27:BA:995:C:O2	36:BN:4:TYR:OH	2.26	0.54
27:BA:1032:A:OP1	58:B9:8:LYS:HE3	2.08	0.54
27:BA:1963:U:O2	27:BA:1963:U:C2'	2.55	0.54
27:BA:2710:C:O2'	27:BA:2711:A:H5'	2.07	0.54
30:BD:186:HIS:NE2	30:BD:188:GLU:HG2	2.23	0.54
30:BD:227:ASN:O	30:BD:234:GLY:HA3	2.08	0.54
33:BG:101:ILE:HG12	33:BG:105:LYS:CE	2.32	0.54
33:BG:114:ILE:HG12	33:BG:140:ILE:HD13	1.90	0.54
34:BH:89:ILE:O	34:BH:90:LYS:C	2.46	0.54
36:BN:123:TYR:OH	36:BN:130:HIS:CE1	2.61	0.54
43:BU:92:ARG:HH21	44:BV:11:GLN:H	1.55	0.54
43:BU:114:LYS:O	43:BU:117:GLN:HB2	2.07	0.54
45:BW:12:ILE:O	45:BW:101:SER:OG	2.23	0.54
47:BY:88:LYS:NZ	47:BY:93:GLY:CA	2.67	0.54
47:BY:95:LYS:HG2	47:BY:99:CYS:O	2.07	0.54
47:BY:96:ILE:HD12	47:BY:99:CYS:HB2	1.90	0.54
48:BZ:99:VAL:O	48:BZ:122:ASP:HA	2.08	0.54
48:BZ:164:VAL:HG11	48:BZ:168:GLU:HB2	1.89	0.54

*Continued on next page...*

*Continued from previous page...*

Atom-1	Atom-2	Interatomic distance (Å)	Clash overlap (Å)
1:CA:417:C:O2'	1:CA:418:C:H5'	2.07	0.54
1:CA:498:U:O2'	1:CA:499:A:O5'	2.25	0.54
1:CA:686:U:O2	1:CA:686:U:C2'	2.55	0.54
1:CA:1191:A:H5''	3:CC:4:LYS:HZ3	1.70	0.54
2:CB:106:LYS:HG2	2:CB:106:LYS:O	2.08	0.54
4:CD:171:GLY:HA3	4:CD:173:TRP:CZ3	2.43	0.54
7:CG:127:ALA:O	7:CG:130:GLY:N	2.40	0.54
12:CL:25:LYS:C	12:CL:27:ALA:N	2.61	0.54
12:CL:57:LEU:C	12:CL:59:SER:H	2.10	0.54
13:CM:6:GLY:O	13:CM:7:VAL:CG2	2.56	0.54
13:CM:48:LEU:HB2	13:CM:52:GLU:HB3	1.89	0.54
13:CM:116:THR:O	13:CM:117:VAL:CB	2.56	0.54
14:CN:9:LYS:HA	14:CN:12:ARG:CZ	2.38	0.54
23:CW:10:G:C2	23:CW:25:A:H1'	2.42	0.54
27:DA:65:C:H2'	27:DA:66:C:C6	2.43	0.54
27:DA:407:G:N2	27:DA:421:U:C2	2.76	0.54
27:DA:599:G:O2'	27:DA:600:G:H5'	2.06	0.54
27:DA:902:C:H2'	27:DA:903:C:C6	2.42	0.54
27:DA:1009:A:H5'	27:DA:1009:A:C8	2.42	0.54
27:DA:1042:G:H5''	27:DA:1043:C:C5	2.43	0.54
27:DA:1301:A:C4'	27:DA:1302:A:OP1	2.55	0.54
27:DA:2386:C:H4'	49:D0:55:ARG:O	2.07	0.54
27:DA:2747:G:N2	27:DA:2748:A:H62	2.05	0.54
30:DD:94:LEU:CD2	30:DD:95:LEU:N	2.71	0.54
38:DP:30:THR:HG22	38:DP:31:ALA:H	1.71	0.54
46:DX:35:THR:HG22	46:DX:37:THR:H	1.73	0.54
54:D5:25:LEU:CD2	54:D5:26:THR:N	2.70	0.54
57:D8:38:GLY:O	57:D8:42:ARG:CB	2.55	0.54
1:AA:184:G:O2'	1:AA:185:A:H5'	2.06	0.54
1:AA:1149:C:H2'	1:AA:1150:U:H6	1.73	0.54
1:AA:1285:A:O2'	1:AA:1286:A:OP2	2.24	0.54
1:AA:1458:G:O2'	1:AA:1459:C:H5'	2.08	0.54
6:AF:18:GLN:O	6:AF:22:GLU:HG2	2.08	0.54
10:AJ:17:ASP:OD1	10:AJ:70:ARG:NH1	2.41	0.54
14:AN:13:THR:N	14:AN:14:PRO:CD	2.69	0.54
16:AP:3:LYS:HG2	16:AP:65:GLN:O	2.08	0.54
19:AS:50:ALA:HB1	19:AS:57:HIS:HB3	1.90	0.54
21:AU:8:THR:O	21:AU:12:LYS:HB2	2.07	0.54
27:BA:216:A:H2'	27:BA:217:G:H8	1.72	0.54
27:BA:363(B):G:N3	27:BA:363(B):G:C2'	2.68	0.54
27:BA:397:G:OP1	50:B1:44:PRO:HA	2.08	0.54

*Continued on next page...*

*Continued from previous page...*

Atom-1	Atom-2	Interatomic distance (Å)	Clash overlap (Å)
27:BA:425:G:H2'	27:BA:426:C:C6	2.41	0.54
27:BA:729:G:O2'	27:BA:763:G:H4'	2.08	0.54
27:BA:797:C:OP2	32:BF:62:ARG:HG3	2.08	0.54
27:BA:853:G:O2'	27:BA:854:G:H5'	2.08	0.54
27:BA:971:C:H2'	27:BA:972:G:C5'	2.38	0.54
27:BA:991:C:O2	27:BA:1164:G:C2	2.60	0.54
27:BA:1114:G:H2'	27:BA:1115:G:H5''	1.89	0.54
27:BA:1138:G:N3	36:BN:106:MET:CE	2.71	0.54
27:BA:1931:U:H2'	27:BA:1932:A:H8	1.73	0.54
27:BA:2310:A:N7	33:BG:75:LYS:HE2	2.23	0.54
27:BA:2423:U:H4'	27:BA:2425:A:C8	2.43	0.54
27:BA:2562:U:O2'	27:BA:2563:U:H5'	2.08	0.54
27:BA:2636:U:O2'	31:BE:44:TYR:HE1	1.91	0.54
27:BA:2694:G:H2'	27:BA:2695:C:O5'	2.08	0.54
28:BB:111:G:O2'	28:BB:112:U:H5'	2.07	0.54
31:BE:34:VAL:HG22	31:BE:48:GLN:HE21	1.72	0.54
39:BQ:4:PRO:C	39:BQ:5:ARG:HG3	2.28	0.54
39:BQ:12:GLN:HE21	39:BQ:73:PRO:CD	2.21	0.54
46:BX:8:ILE:O	51:B2:36:ARG:NH2	2.40	0.54
48:BZ:143:LEU:HD12	48:BZ:147:ASP:HB3	1.89	0.54
50:B1:73:LEU:C	50:B1:75:GLU:N	2.61	0.54
51:B2:16:LEU:O	51:B2:17:SER:HB3	2.06	0.54
52:B3:12:PRO:O	52:B3:15:TYR:HB2	2.08	0.54
1:CA:243:A:N6	1:CA:281:G:H1'	2.23	0.54
1:CA:590:C:O2'	1:CA:591:U:H5'	2.08	0.54
1:CA:1049:U:O2'	1:CA:1050:G:OP2	2.25	0.54
1:CA:1139:G:H4'	1:CA:1140:C:O5'	2.06	0.54
1:CA:1176:A:H2'	1:CA:1177:G:O4'	2.07	0.54
1:CA:1319:A:OP2	19:CS:5:LEU:HD23	2.07	0.54
2:CB:97:TRP:HH2	2:CB:176:GLU:OE1	1.90	0.54
2:CB:200:ILE:O	2:CB:201:ILE:HD13	2.07	0.54
4:CD:100:ARG:O	4:CD:102:ASP:N	2.40	0.54
8:CH:42:GLU:HG3	8:CH:109:ILE:CD1	2.33	0.54
8:CH:90:GLY:O	8:CH:91:ARG:CB	2.55	0.54
12:CL:33:VAL:O	12:CL:55:VAL:HG13	2.08	0.54
13:CM:84:ILE:N	19:CS:66:MET:HE1	2.22	0.54
15:CO:10:LYS:HE3	15:CO:11:VAL:HG23	1.90	0.54
15:CO:29:VAL:HG12	15:CO:30:ALA:N	2.22	0.54
17:CQ:60:ILE:O	17:CQ:71:PHE:CD1	2.60	0.54
20:CT:49:ALA:HB1	20:CT:100:ILE:HD13	1.89	0.54
24:CX:28:C:H42	24:CX:42:G:H1	1.55	0.54

*Continued on next page...*

*Continued from previous page...*

Atom-1	Atom-2	Interatomic distance (Å)	Clash overlap (Å)
25:CY:17:G:N2	25:CY:54:U:H1'	2.19	0.54
27:DA:813:U:C2	27:DA:1195:G:N2	2.76	0.54
27:DA:1515:G:O2'	27:DA:1516:C:H5'	2.07	0.54
27:DA:1679:U:H2'	27:DA:1680:U:C6	2.42	0.54
27:DA:1711:C:O2'	27:DA:1712:C:H5'	2.08	0.54
27:DA:1911:U:O2'	27:DA:1912:A:H5''	2.08	0.54
27:DA:2023:G:O2'	27:DA:2024:G:C8	2.60	0.54
27:DA:2061:G:C8	27:DA:2501:C:H1'	2.43	0.54
27:DA:2453:A:H2'	27:DA:2454:G:H8	1.71	0.54
30:DD:138:VAL:HG12	30:DD:168:ARG:HE	1.73	0.54
34:DH:125:VAL:HG13	34:DH:131:VAL:HG22	1.90	0.54
35:DI:133:HIS:ND1	35:DI:134:PRO:CD	2.70	0.54
42:DT:101:PHE:O	42:DT:103:ARG:N	2.41	0.54
44:DV:21:ARG:HB3	44:DV:91:TYR:HB2	1.90	0.54
45:DW:84:ARG:HG3	45:DW:98:LYS:NZ	2.23	0.54
52:D3:1:MET:O	52:D3:2:PRO:O	2.26	0.54
55:D6:10:LEU:CD2	55:D6:10:LEU:N	2.69	0.54
55:D6:40:CYS:SG	55:D6:45:LYS:NZ	2.70	0.54
57:D8:6:THR:CG2	57:D8:63:PRO:HG3	2.37	0.54
1:AA:132:C:O2'	1:AA:133:U:H5'	2.08	0.54
1:AA:197:A:N6	1:AA:221:C:H5'	2.23	0.54
1:AA:372:C:H42	1:AA:389:A:H62	1.54	0.54
1:AA:524:G:OP1	1:AA:524:G:H8	1.91	0.54
1:AA:577:G:O2'	1:AA:578:C:H5'	2.06	0.54
1:AA:1047:G:H1	1:AA:1210:C:H42	1.54	0.54
1:AA:1161:C:H2'	1:AA:1162:C:H6	1.72	0.54
2:AB:61:LEU:HD23	2:AB:68:ILE:HD11	1.88	0.54
2:AB:91:PRO:HA	2:AB:154:LEU:HD12	1.90	0.54
2:AB:167:PRO:HG2	2:AB:192:SER:CB	2.37	0.54
3:AC:84:ILE:O	3:AC:88:ARG:HG3	2.08	0.54
7:AG:153:HIS:CG	11:AK:58:PRO:HG3	2.42	0.54
27:BA:27:G:O2'	27:BA:28:A:H8	1.91	0.54
27:BA:125:G:C6	56:B7:10:ARG:NE	2.74	0.54
27:BA:271(G):C:H2'	27:BA:271(H):G:C8	2.41	0.54
27:BA:577:G:O2'	27:BA:1254:A:OP1	2.26	0.54
27:BA:752:A:C5	27:BA:1781:C:O4'	2.61	0.54
27:BA:803:U:O2'	27:BA:804:A:H5'	2.08	0.54
27:BA:1931:U:C6	27:BA:1931:U:C5'	2.90	0.54
27:BA:1983:C:O2'	27:BA:1984:G:H5'	2.08	0.54
27:BA:2006:C:H2'	27:BA:2007:C:H6	1.73	0.54
27:BA:2648:C:H2'	27:BA:2649:U:H6	1.72	0.54

*Continued on next page...*

*Continued from previous page...*

Atom-1	Atom-2	Interatomic distance (Å)	Clash overlap (Å)
29:BC:36:LYS:HD3	29:BC:37:PHE:N	2.23	0.54
29:BC:42:GLU:H	29:BC:213:TYR:N	2.02	0.54
29:BC:87:GLU:HG2	29:BC:92:ASP:O	2.08	0.54
33:BG:66:GLN:HE21	33:BG:98:ARG:HG3	1.72	0.54
33:BG:86:MET:HB2	33:BG:87:PRO:HD3	1.89	0.54
38:BP:64:LYS:HD2	57:B8:25:MET:SD	2.48	0.54
41:BS:88:ASP:CG	41:BS:89:ARG:N	2.61	0.54
42:BT:27:THR:HA	42:BT:87:ASP:HB2	1.88	0.54
44:BV:28:GLU:HB3	44:BV:29:PRO:CD	2.38	0.54
45:BW:33:ARG:NH1	45:BW:33:ARG:HG3	2.23	0.54
47:BY:90:LEU:HD12	47:BY:91:GLU:N	2.13	0.54
51:B2:13:ALA:C	51:B2:15:LYS:H	2.10	0.54
52:B3:24:LYS:O	52:B3:27:GLY:N	2.40	0.54
55:B6:40:CYS:CB	55:B6:46:HIS:HB3	2.38	0.54
1:CA:62:U:H3	1:CA:105:G:H1	1.55	0.54
1:CA:242:C:C2'	1:CA:243:A:H5'	2.38	0.54
1:CA:750:G:H21	15:CO:23:GLY:HA3	1.72	0.54
1:CA:919:A:O2'	1:CA:1080:A:N1	2.38	0.54
1:CA:958:A:C8	19:CS:55:LYS:HD2	2.42	0.54
1:CA:1005:A:H2'	1:CA:1006:C:H5'	1.90	0.54
1:CA:1109:C:O2'	1:CA:1110:A:H5'	2.08	0.54
2:CB:16:HIS:HB3	2:CB:210:SER:OG	2.08	0.54
2:CB:105:PHE:C	2:CB:107:THR:H	2.10	0.54
4:CD:79:PHE:HA	4:CD:93:PHE:CE2	2.43	0.54
5:CE:94:ALA:HB1	5:CE:98:THR:HB	1.90	0.54
10:CJ:61:GLU:OE1	14:CN:58:LYS:HE2	2.08	0.54
10:CJ:82:ILE:O	10:CJ:82:ILE:CG2	2.56	0.54
12:CL:80:VAL:HG12	12:CL:81:LEU:N	2.18	0.54
12:CL:83:ARG:N	12:CL:96:HIS:O	2.35	0.54
13:CM:48:LEU:HG	13:CM:53:VAL:HG23	1.90	0.54
17:CQ:50:LYS:O	17:CQ:52:LYS:HD2	2.08	0.54
19:CS:45:VAL:HA	19:CS:62:ILE:HG23	1.88	0.54
20:CT:8:ARG:HG3	20:CT:8:ARG:NH1	2.22	0.54
27:DA:36:G:N3	27:DA:450:G:O2'	2.41	0.54
27:DA:84:A:C5'	47:DY:9:LYS:HZ1	2.17	0.54
27:DA:483:A:N7	27:DA:497:A:H2	2.06	0.54
27:DA:582:G:H2'	27:DA:583:G:H8	1.71	0.54
27:DA:587:C:C6	38:DP:33:ARG:NH1	2.76	0.54
27:DA:828:U:H4'	27:DA:831:G:N1	2.23	0.54
27:DA:1164:G:C2	27:DA:1165:U:C2	2.96	0.54
27:DA:1446:C:O2'	27:DA:1447:G:H5'	2.08	0.54

*Continued on next page...*

*Continued from previous page...*

Atom-1	Atom-2	Interatomic distance (Å)	Clash overlap (Å)
27:DA:1665:A:C2'	27:DA:1666:G:H5'	2.38	0.54
27:DA:2131:G:OP1	27:DA:2132:U:H3'	2.08	0.54
27:DA:2461:C:C5	27:DA:2462:U:C5	2.95	0.54
28:DB:110:G:C2'	28:DB:111:G:H5'	2.38	0.54
30:DD:144:ALA:HB3	30:DD:192:THR:HG23	1.90	0.54
30:DD:158:ALA:O	30:DD:196:VAL:HG11	2.08	0.54
31:DE:179:GLU:CB	31:DE:181:LEU:HD13	2.28	0.54
34:DH:12:PRO:CG	34:DH:49:VAL:HA	2.28	0.54
35:DI:109:ILE:HD12	35:DI:109:ILE:N	2.23	0.54
39:DQ:130:LYS:HG3	39:DQ:131:ILE:N	2.22	0.54
40:DR:33:ARG:HG3	40:DR:115:GLU:HB3	1.90	0.54
41:DS:96:GLY:O	41:DS:98:VAL:HG12	2.08	0.54
43:DU:5:LYS:CG	43:DU:7:GLY:H	2.21	0.54
43:DU:91:ASP:C	43:DU:92:ARG:HD3	2.27	0.54
44:DV:52:VAL:O	44:DV:52:VAL:HG13	2.07	0.54
49:D0:32:ARG:H	49:D0:35:ASN:ND2	2.05	0.54
50:D1:51:VAL:O	50:D1:57:GLU:O	2.25	0.54
54:D5:59:GLU:O	54:D5:60:VAL:HG23	2.07	0.54
58:D9:5:ALA:O	58:D9:36:GLN:HG3	2.08	0.54
1:AA:163:C:O2'	1:AA:164:U:H5'	2.07	0.54
1:AA:292:G:N7	1:AA:293:G:H1'	2.22	0.54
1:AA:803:G:H2'	1:AA:804:U:H6	1.73	0.54
1:AA:806:C:O2'	1:AA:807:A:H5'	2.07	0.54
1:AA:818:G:H3'	1:AA:819:A:C5'	2.38	0.54
1:AA:1043:C:H2'	1:AA:1044:A:H8	1.69	0.54
1:AA:1064:G:H1'	1:AA:1066:C:C5	2.43	0.54
1:AA:1299:A:H5''	1:AA:1299:A:N3	2.23	0.54
1:AA:1463:C:O2'	1:AA:1464:G:H5'	2.08	0.54
4:AD:52:SER:O	4:AD:55:ALA:N	2.41	0.54
4:AD:128:VAL:O	4:AD:130:GLY:N	2.41	0.54
6:AF:14:LEU:HD22	6:AF:18:GLN:HE21	1.73	0.54
8:AH:34:GLU:CB	8:AH:118:VAL:HG21	2.25	0.54
10:AJ:22:LYS:HD2	10:AJ:22:LYS:C	2.28	0.54
13:AM:97:PRO:HB2	13:AM:101:GLN:NE2	2.23	0.54
15:AO:39:LEU:C	15:AO:41:GLU:N	2.60	0.54
23:AW:38:U:H2'	23:AW:39:C:C6	2.43	0.54
27:BA:416:C:H2'	27:BA:416:C:O2	2.07	0.54
27:BA:608:A:OP1	32:BF:100:THR:CG2	2.51	0.54
27:BA:1358:G:H8	27:BA:1358:G:O5'	1.90	0.54
27:BA:1627:G:C2	27:BA:1628:G:N7	2.76	0.54
27:BA:1641:A:N6	27:BA:1642:G:C2	2.76	0.54

*Continued on next page...*



*Continued from previous page...*

Atom-1	Atom-2	Interatomic distance (Å)	Clash overlap (Å)
27:BA:1916:A:H3'	27:BA:1917:U:C6	2.41	0.54
27:BA:2187:G:H5'	27:BA:2188:C:OP2	2.08	0.54
27:BA:2420:C:H6	27:BA:2420:C:O5'	1.91	0.54
27:BA:2850:A:C2	27:BA:2851:A:C4	2.96	0.54
31:BE:45:THR:O	31:BE:46:ALA:HB2	2.08	0.54
34:BH:8:PRO:O	34:BH:9:ILE:CB	2.56	0.54
34:BH:43:VAL:CG1	34:BH:53:GLU:H	2.19	0.54
34:BH:92:ILE:CG2	34:BH:93:GLY:N	2.60	0.54
35:BI:120:ILE:O	35:BI:121:LYS:HB3	2.08	0.54
36:BN:15:LEU:HB3	36:BN:136:GLU:HG2	1.89	0.54
37:BO:6:THR:O	37:BO:20:MET:HA	2.09	0.54
38:BP:130:PHE:CD2	38:BP:130:PHE:N	2.76	0.54
40:BR:29:LEU:HD11	40:BR:48:VAL:HG12	1.89	0.54
40:BR:53:HIS:CD2	40:BR:94:TYR:OH	2.60	0.54
43:BU:65:ILE:O	43:BU:69:CYS:SG	2.64	0.54
49:B0:41:ARG:H	49:B0:41:ARG:CD	2.21	0.54
55:B6:32:ASN:CG	55:B6:33:LYS:N	2.61	0.54
1:CA:60:A:OP1	1:CA:111:G:N2	2.38	0.54
1:CA:106:C:O2	1:CA:379:C:H4'	2.08	0.54
1:CA:544:G:H2'	1:CA:545:C:C6	2.43	0.54
1:CA:563:A:H2'	1:CA:563:A:N3	2.22	0.54
1:CA:741:G:H2'	1:CA:742:G:C8	2.43	0.54
1:CA:1118:C:O2'	1:CA:1119:C:H5'	2.08	0.54
1:CA:1143:G:H2'	1:CA:1144:G:C8	2.43	0.54
3:CC:28:GLN:O	3:CC:32:LEU:HG	2.07	0.54
4:CD:76:ARG:O	4:CD:77:ASN:C	2.46	0.54
5:CE:78:HIS:ND1	8:CH:107:LEU:HD13	2.22	0.54
7:CG:78:ARG:CG	7:CG:79:ARG:N	2.65	0.54
9:CI:26:VAL:CG2	9:CI:61:ALA:HB3	2.32	0.54
10:CJ:63:PHE:HA	14:CN:59:ALA:HB2	1.89	0.54
20:CT:49:ALA:HB1	20:CT:100:ILE:CD1	2.38	0.54
24:CX:1:C:H1'	49:D0:5:LYS:HE2	1.90	0.54
27:DA:19:C:H42	27:DA:521:G:H1	1.54	0.54
27:DA:243:U:OP1	57:D8:6:THR:CG2	2.55	0.54
27:DA:291:C:H2'	27:DA:292:C:C6	2.40	0.54
27:DA:469:G:O2'	27:DA:470:A:H5''	2.08	0.54
27:DA:495:G:H21	45:DW:61:ASN:CG	2.11	0.54
27:DA:542:C:C2'	27:DA:543:C:OP1	2.55	0.54
27:DA:542:C:H2'	27:DA:543:C:OP1	2.08	0.54
27:DA:749:C:O2	27:DA:1618:A:H2'	2.08	0.54
27:DA:817:C:H4'	27:DA:932:G:C6	2.43	0.54

*Continued on next page...*

*Continued from previous page...*

Atom-1	Atom-2	Interatomic distance (Å)	Clash overlap (Å)
27:DA:861:A:C2	27:DA:862:G:H1'	2.42	0.54
27:DA:919:G:C5'	28:DB:81:G:H1'	2.35	0.54
27:DA:965:C:C2'	27:DA:966:G:H5'	2.38	0.54
27:DA:1042:G:H2'	27:DA:1042:G:N3	2.23	0.54
27:DA:1310:G:OP2	56:D7:9:ARG:NE	2.41	0.54
27:DA:1655:A:H4'	31:DE:115:GLY:N	2.23	0.54
27:DA:2356:C:H5''	49:D0:20:ARG:HG2	1.89	0.54
27:DA:2682:U:O4'	31:DE:12:THR:HA	2.08	0.54
29:DC:62:VAL:O	29:DC:64:LEU:N	2.41	0.54
31:DE:11:MET:HB2	31:DE:24:THR:HA	1.89	0.54
33:DG:11:TYR:CE2	33:DG:16:ARG:HG2	2.43	0.54
36:DN:11:PRO:HB3	36:DN:51:PHE:CE1	2.42	0.54
36:DN:11:PRO:HB3	36:DN:51:PHE:HD1	1.71	0.54
36:DN:27:ALA:HB3	36:DN:106:MET:HE1	1.89	0.54
36:DN:118:LYS:O	36:DN:120:LEU:N	2.41	0.54
37:DO:88:ASN:HD21	37:DO:92:GLU:HB2	1.72	0.54
39:DQ:27:VAL:HG23	39:DQ:137:TYR:CE1	2.43	0.54
41:DS:101:LEU:H	41:DS:101:LEU:HD13	1.71	0.54
44:DV:64:HIS:ND1	44:DV:92:THR:HG22	2.23	0.54
46:DX:4:ALA:HB3	46:DX:5:TYR:HD1	1.72	0.54
48:DZ:39:ASP:OD2	48:DZ:42:GLU:HG3	2.07	0.54
48:DZ:54:HIS:CE1	48:DZ:134:GLU:HG3	2.43	0.54
54:D5:31:VAL:HB	54:D5:32:PRO:HD3	1.90	0.54
1:AA:107:G:H5''	1:AA:108:G:OP2	2.08	0.53
1:AA:1137:C:C4'	1:AA:1138:G:N2	2.68	0.53
2:AB:149:LEU:O	2:AB:150:SER:C	2.46	0.53
3:AC:95:THR:O	3:AC:97:LYS:N	2.42	0.53
4:AD:52:SER:O	4:AD:55:ALA:HB3	2.08	0.53
8:AH:53:VAL:O	8:AH:54:ASP:C	2.47	0.53
9:AI:26:VAL:HG13	9:AI:61:ALA:CB	2.37	0.53
23:AW:4:G:H2'	23:AW:5:G:C5'	2.39	0.53
27:BA:16:G:O2'	27:BA:17:G:H5'	2.07	0.53
27:BA:863:A:O2'	27:BA:864:G:H5'	2.08	0.53
27:BA:1055:G:H2'	27:BA:1108:U:O4'	2.08	0.53
27:BA:1165:U:O2'	27:BA:1166:C:H5'	2.08	0.53
27:BA:1359:A:N6	27:BA:1372:U:H3	2.02	0.53
27:BA:1491:G:OP2	27:BA:1494:A:N6	2.38	0.53
27:BA:2445:G:O2'	27:BA:2446:G:H5'	2.09	0.53
27:BA:2483:C:H2'	39:BQ:49:ALA:HB1	1.90	0.53
27:BA:2510:C:O2'	27:BA:2511:U:H5'	2.08	0.53
27:BA:2655:G:O2'	27:BA:2656:U:P	2.66	0.53

*Continued on next page...*

*Continued from previous page...*

Atom-1	Atom-2	Interatomic distance (Å)	Clash overlap (Å)
27:BA:2792:G:HO2'	27:BA:2793:G:H8	0.68	0.53
27:BA:2809:A:C6	27:BA:2892:A:H1'	2.43	0.53
32:BF:40:GLN:NE2	32:BF:184:TYR:CB	2.71	0.53
32:BF:95:ARG:NH2	32:BF:97:TYR:OH	2.41	0.53
33:BG:170:ARG:HH21	33:BG:182:LYS:NZ	2.06	0.53
37:BO:13:ASN:CG	37:BO:97:ARG:HB2	2.29	0.53
37:BO:102:VAL:HB	37:BO:106:LEU:HD12	1.90	0.53
38:BP:61:ARG:HH11	57:B8:13:ARG:HD2	1.74	0.53
39:BQ:77:LYS:NZ	39:BQ:84:GLY:O	2.25	0.53
41:BS:95:HIS:CG	41:BS:96:GLY:N	2.75	0.53
42:BT:79:HIS:C	42:BT:81:PRO:HD3	2.27	0.53
44:BV:40:LEU:H	44:BV:47:VAL:CG1	2.20	0.53
47:BY:45:VAL:HG12	47:BY:46:LYS:H	1.73	0.53
52:B3:52:HIS:ND1	52:B3:53:LEU:HG	2.24	0.53
58:B9:32:HIS:O	58:B9:34:GLN:HG3	2.09	0.53
1:CA:23:C:O2'	1:CA:24:U:H5'	2.08	0.53
1:CA:116:A:H2'	1:CA:117:G:H8	1.71	0.53
1:CA:287:U:O2'	1:CA:288:A:H5'	2.07	0.53
1:CA:666:G:H2'	1:CA:667:G:H8	1.72	0.53
1:CA:742:G:H5'	15:CO:58:MET:HE1	1.87	0.53
1:CA:818:G:C2'	1:CA:819:A:H5''	2.38	0.53
1:CA:1032:G:H2'	1:CA:1033:G:H8	1.71	0.53
1:CA:1085:U:O2'	1:CA:1086:U:OP1	2.23	0.53
1:CA:1228:C:H4'	13:CM:116:THR:HA	1.90	0.53
1:CA:1269:A:H5'	21:CU:18:TYR:O	2.07	0.53
3:CC:190:ARG:HG2	3:CC:190:ARG:NH1	2.24	0.53
4:CD:30:LYS:C	4:CD:32:ALA:N	2.54	0.53
5:CE:28:PHE:O	5:CE:47:LYS:HA	2.08	0.53
9:CI:79:LEU:HD13	9:CI:79:LEU:O	2.08	0.53
10:CJ:30:SER:HB3	10:CJ:80:LYS:CE	2.39	0.53
12:CL:43:LYS:NZ	12:CL:44:LYS:HE2	2.23	0.53
14:CN:24:CYS:HB2	14:CN:40:CYS:HB3	1.88	0.53
19:CS:32:LYS:HG3	19:CS:50:ALA:HB3	1.88	0.53
27:DA:49:A:N6	27:DA:177:G:H2'	2.12	0.53
27:DA:298:G:OP1	47:DY:85:VAL:HG23	2.08	0.53
27:DA:1377:G:H8	27:DA:1377:G:O5'	1.91	0.53
27:DA:2231:C:O2'	27:DA:2232:U:H5'	2.09	0.53
27:DA:2290:G:H5'	27:DA:2290:G:C8	2.35	0.53
27:DA:2340:G:H2'	27:DA:2341:G:C8	2.42	0.53
27:DA:2513:G:N2	31:DE:143:ASN:HD21	2.06	0.53
27:DA:2550:G:O2'	27:DA:2551:C:H5'	2.08	0.53

*Continued on next page...*

*Continued from previous page...*

Atom-1	Atom-2	Interatomic distance (Å)	Clash overlap (Å)
28:DB:71:C:H2'	28:DB:72:G:H5'	1.90	0.53
29:DC:49:ILE:HD12	29:DC:49:ILE:N	2.20	0.53
30:DD:67:PHE:HB3	30:DD:153:ALA:HB3	1.89	0.53
31:DE:51:PHE:HE1	31:DE:52:LEU:HD13	1.70	0.53
32:DF:139:PHE:HB2	32:DF:166:ALA:HB1	1.90	0.53
34:DH:94:TYR:CG	34:DH:107:VAL:HG12	2.42	0.53
40:DR:16:HIS:C	40:DR:18:LEU:N	2.59	0.53
44:DV:5:VAL:HG21	44:DV:35:LEU:HG	1.90	0.53
47:DY:2:ARG:O	47:DY:3:VAL:CB	2.56	0.53
51:D2:13:ALA:O	51:D2:15:LYS:N	2.40	0.53
1:AA:492:G:C4	1:AA:493:G:C8	2.97	0.53
1:AA:567:G:N2	1:AA:568:G:H1'	2.23	0.53
1:AA:670:G:O2'	1:AA:671:G:H5'	2.09	0.53
1:AA:706:A:H1'	11:AK:29:ILE:HD11	1.89	0.53
1:AA:1445:C:O2'	1:AA:1446:U:H5'	2.09	0.53
4:AD:154:ASN:O	4:AD:155:LEU:HD23	2.08	0.53
10:AJ:29:ARG:HH22	10:AJ:84:GLN:HG2	1.73	0.53
14:AN:24:CYS:HB2	14:AN:40:CYS:HB3	1.90	0.53
15:AO:37:ASN:H	15:AO:37:ASN:ND2	2.00	0.53
16:AP:58:TYR:O	16:AP:61:SER:OG	2.22	0.53
16:AP:74:LEU:HB3	16:AP:79:VAL:CG2	2.38	0.53
19:AS:48:THR:HG22	19:AS:61:TYR:HA	1.89	0.53
23:AW:22:G:C2'	23:AW:23:G:H5'	2.36	0.53
23:AW:23:G:H2'	23:AW:24:C:C6	2.44	0.53
24:AX:64:G:H2'	24:AX:65:C:H6	1.74	0.53
27:BA:231:C:H2'	27:BA:232:G:O4'	2.07	0.53
27:BA:638:G:C5	27:BA:639:U:C4	2.97	0.53
27:BA:685:A:OP1	56:B7:11:LYS:NZ	2.41	0.53
27:BA:802:A:C5	27:BA:803:U:C4	2.96	0.53
27:BA:1683:C:H2'	27:BA:1684:C:H6	1.73	0.53
27:BA:1957:C:H2'	27:BA:1958:C:C6	2.44	0.53
27:BA:2555:U:H2'	27:BA:2556:C:C5'	2.38	0.53
27:BA:2555:U:H2'	27:BA:2556:C:H5'	1.90	0.53
27:BA:2683:C:OP1	42:BT:53:ARG:NH2	2.41	0.53
29:BC:99:ILE:HG22	29:BC:99:ILE:O	2.08	0.53
30:BD:79:VAL:O	30:BD:79:VAL:CG1	2.57	0.53
32:BF:47:GLY:O	32:BF:94:PRO:HA	2.08	0.53
37:BO:66:LYS:O	37:BO:78:ARG:HD3	2.08	0.53
38:BP:34:GLY:O	38:BP:35:HIS:HB2	2.08	0.53
38:BP:106:LEU:O	38:BP:107:LYS:HG2	2.08	0.53
38:BP:120:ALA:HB1	38:BP:138:LEU:HD13	1.89	0.53

*Continued on next page...*

*Continued from previous page...*

Atom-1	Atom-2	Interatomic distance (Å)	Clash overlap (Å)
39:BQ:58:PHE:O	39:BQ:59:ARG:C	2.47	0.53
43:BU:95:LEU:HD22	44:BV:4:ILE:HD13	1.88	0.53
47:BY:76:CYS:O	47:BY:77:PRO:C	2.47	0.53
48:BZ:38:VAL:CG2	48:BZ:43:PHE:HB2	2.37	0.53
48:BZ:52:ILE:H	48:BZ:52:ILE:HD12	1.72	0.53
49:B0:51:VAL:HG23	49:B0:81:VAL:HG23	1.90	0.53
51:B2:31:GLU:O	51:B2:35:LEU:HB2	2.08	0.53
51:B2:42:GLY:C	51:B2:44:LEU:N	2.62	0.53
1:CA:122:G:O2'	1:CA:123:C:H5'	2.09	0.53
1:CA:370:C:O2'	1:CA:371:G:H5'	2.08	0.53
1:CA:815:A:H2'	1:CA:1526:G:H21	1.72	0.53
1:CA:818:G:C3'	1:CA:819:A:H5''	2.38	0.53
1:CA:1119:C:H2'	1:CA:1120:G:C8	2.42	0.53
1:CA:1301:U:H2'	1:CA:1303:C:H5	1.72	0.53
2:CB:223:ILE:HA	2:CB:226:ARG:HB3	1.90	0.53
5:CE:97:GLY:N	5:CE:117:ASP:OD1	2.41	0.53
6:CF:33:TYR:CE2	6:CF:74:ASP:HB3	2.43	0.53
11:CK:15:ALA:HB1	11:CK:78:GLN:CG	2.38	0.53
11:CK:34:ASP:HB2	11:CK:35:PRO:CD	2.38	0.53
13:CM:23:TYR:HD1	13:CM:67:GLU:HA	1.73	0.53
13:CM:29:ARG:HB3	13:CM:64:TRP:CZ2	2.43	0.53
17:CQ:4:LYS:HG3	17:CQ:6:LEU:CD1	2.39	0.53
19:CS:6:LYS:CE	19:CS:6:LYS:H	2.21	0.53
24:CX:10:G:H22	24:CX:26:G:H1'	1.70	0.53
27:DA:176:G:H2'	27:DA:177:G:O4'	2.08	0.53
27:DA:204:A:O2'	27:DA:205:G:H4'	2.07	0.53
27:DA:474:G:O2'	27:DA:475:U:OP1	2.24	0.53
27:DA:638:G:H2'	27:DA:639:U:C6	2.43	0.53
27:DA:966:G:H2'	27:DA:967:C:C6	2.43	0.53
27:DA:1146:C:C2'	27:DA:1147:C:H5'	2.38	0.53
27:DA:2139:C:H2'	27:DA:2140:C:H6	1.73	0.53
28:DB:12:C:O2'	28:DB:13:A:P	2.66	0.53
30:DD:31:LYS:O	30:DD:32:SER:C	2.46	0.53
31:DE:14:ILE:O	31:DE:21:VAL:HG22	2.08	0.53
33:DG:91:ARG:HD2	33:DG:91:ARG:C	2.28	0.53
38:DP:65:ARG:NH2	57:D8:15:LYS:HB2	2.23	0.53
42:DT:93:ARG:HG3	42:DT:93:ARG:NH1	2.21	0.53
48:DZ:97:MET:H	48:DZ:124:LEU:HD12	1.72	0.53
1:AA:159:G:N2	1:AA:162:A:OP2	2.41	0.53
1:AA:936:C:O2'	1:AA:937:A:H5'	2.09	0.53
1:AA:1026:G:H3'	1:AA:1027:C:C5'	2.39	0.53

*Continued on next page...*

*Continued from previous page...*

Atom-1	Atom-2	Interatomic distance (Å)	Clash overlap (Å)
1:AA:1029:C:H4'	1:AA:1033:G:H1	1.73	0.53
1:AA:1285:A:O4'	1:AA:1286:A:H8	1.92	0.53
1:AA:1318:A:O3'	19:AS:10:PHE:CD2	2.61	0.53
1:AA:1525:G:H2'	1:AA:1526:G:H8	1.72	0.53
3:AC:20:SER:HB2	3:AC:40:ARG:HH22	1.73	0.53
3:AC:42:LEU:HD23	3:AC:46:GLU:OE2	2.08	0.53
4:AD:188:LEU:CD2	4:AD:189:PRO:HD2	2.37	0.53
6:AF:16:GLN:N	6:AF:16:GLN:CD	2.61	0.53
6:AF:69:GLU:OE1	6:AF:69:GLU:N	2.37	0.53
9:AI:92:TYR:O	9:AI:95:LYS:HG3	2.09	0.53
11:AK:38:ASN:N	11:AK:38:ASN:ND2	2.54	0.53
18:AR:59:SER:O	18:AR:60:ALA:C	2.45	0.53
20:AT:98:PRO:O	20:AT:100:ILE:N	2.42	0.53
27:BA:210:C:O2'	27:BA:211:A:H5'	2.09	0.53
27:BA:363(A):A:C4	27:BA:363(B):G:C8	2.96	0.53
27:BA:543:C:O3'	27:BA:547:A:P	2.66	0.53
27:BA:559:G:N2	43:BU:49:HIS:CD2	2.76	0.53
27:BA:577:G:H8	27:BA:577:G:O5'	1.91	0.53
27:BA:686:G:O6	56:B7:12:ARG:HG3	2.07	0.53
27:BA:953:A:OP2	39:BQ:16:ARG:NH2	2.41	0.53
27:BA:1011:G:OP1	43:BU:77:SER:HB3	2.08	0.53
27:BA:1179:C:O2'	27:BA:1180:C:H5''	2.07	0.53
27:BA:1223:G:N2	27:BA:1226:A:OP2	2.38	0.53
27:BA:1268:A:H2'	27:BA:1269:A:C5'	2.38	0.53
27:BA:1722:A:N6	27:BA:1741:A:N1	2.56	0.53
27:BA:2001:A:H2'	27:BA:2002:G:C8	2.43	0.53
27:BA:2225:A:H4'	27:BA:2226:C:C6	2.43	0.53
27:BA:2227:A:H5'	30:BD:263:ARG:NH1	2.23	0.53
27:BA:2484:G:O2'	27:BA:2485:G:H5'	2.09	0.53
27:BA:2880:C:H1'	40:BR:92:GLY:O	2.07	0.53
28:BB:94:C:H2'	28:BB:95:C:C6	2.44	0.53
30:BD:30:GLU:CD	30:BD:63:ARG:HH21	2.12	0.53
30:BD:35:LYS:HZ3	30:BD:103:ARG:N	2.06	0.53
34:BH:169:VAL:O	34:BH:171:LEU:N	2.41	0.53
42:BT:102:ILE:HG22	42:BT:110:ILE:HG12	1.89	0.53
43:BU:61:TRP:CE2	43:BU:94:ASN:HA	2.43	0.53
46:BX:18:TYR:C	46:BX:20:GLY:H	2.11	0.53
49:B0:46:LYS:HB3	49:B0:47:PRO:HD2	1.90	0.53
50:B1:50:ARG:HG2	50:B1:50:ARG:HH11	1.73	0.53
55:B6:13:CYS:HB2	55:B6:22:ALA:HB3	1.90	0.53
57:B8:47:LYS:HD2	57:B8:48:PHE:O	2.09	0.53

*Continued on next page...*



*Continued from previous page...*

Atom-1	Atom-2	Interatomic distance (Å)	Clash overlap (Å)
1:CA:68:G:C6	1:CA:102:G:N1	2.76	0.53
1:CA:444:C:H2'	1:CA:445:G:H8	1.72	0.53
1:CA:658:G:C2	1:CA:659:U:C2	2.96	0.53
1:CA:939:G:C6	1:CA:940:C:N4	2.76	0.53
1:CA:1106:G:H4'	3:CC:171:GLY:O	2.08	0.53
1:CA:1117:G:O2'	9:CI:104:ARG:HG3	2.08	0.53
1:CA:1290:G:N3	1:CA:1290:G:H2'	2.22	0.53
2:CB:124:SER:O	2:CB:126:GLU:N	2.41	0.53
2:CB:147:LYS:HE2	2:CB:148:TYR:HE1	1.71	0.53
3:CC:83:ARG:HH11	3:CC:83:ARG:HG2	1.73	0.53
3:CC:135:LYS:HZ1	5:CE:53:LEU:HD21	1.74	0.53
3:CC:184:TYR:HA	3:CC:200:ALA:O	2.08	0.53
6:CF:30:LEU:HA	6:CF:75:LEU:HD11	1.90	0.53
8:CH:6:ILE:CG2	8:CH:10:LEU:HD12	2.38	0.53
8:CH:80:ILE:HG22	8:CH:82:HIS:O	2.09	0.53
25:CY:42:G:C2'	25:CY:43:C:H5'	2.38	0.53
27:DA:245:G:H5'	38:DP:69:GLY:HA3	1.90	0.53
27:DA:477:A:C2	27:DA:478:A:C4	2.97	0.53
27:DA:587:C:O2'	27:DA:588:U:OP2	2.21	0.53
27:DA:1164:G:H1	27:DA:1185:C:N4	2.04	0.53
27:DA:2391:G:N1	27:DA:2424:C:H2'	2.23	0.53
27:DA:2476:A:H2'	27:DA:2477:C:C5'	2.37	0.53
27:DA:2694:G:O2'	27:DA:2695:C:H5'	2.08	0.53
27:DA:2712:U:H1'	27:DA:2712(A):A:C8	2.44	0.53
27:DA:2772:C:H2'	27:DA:2773:C:C6	2.43	0.53
27:DA:2855:C:H2'	27:DA:2856:C:H6	1.73	0.53
28:DB:20:C:H2'	28:DB:21:G:H5'	1.87	0.53
29:DC:59:ARG:HD3	29:DC:59:ARG:N	2.23	0.53
30:DD:231:HIS:CG	30:DD:232:PRO:HD2	2.40	0.53
31:DE:36:ARG:HH22	31:DE:88:GLY:N	2.05	0.53
35:DI:133:HIS:CG	35:DI:134:PRO:HD3	2.44	0.53
39:DQ:76:LYS:HE2	39:DQ:76:LYS:HA	1.90	0.53
41:DS:59:LYS:HE3	41:DS:68:GLN:NE2	2.23	0.53
42:DT:48:ILE:HG22	42:DT:50:ILE:CD1	2.39	0.53
44:DV:19:LYS:HG3	44:DV:20:LEU:O	2.08	0.53
45:DW:7:ALA:O	45:DW:103:ILE:N	2.31	0.53
47:DY:7:VAL:HG21	47:DY:8:LYS:NZ	2.22	0.53
48:DZ:150:HIS:CB	48:DZ:169:THR:HA	2.38	0.53
50:D1:7:ILE:HG22	50:D1:8:SER:N	2.22	0.53
55:D6:12:GLU:HB2	55:D6:21:TYR:HB3	1.91	0.53
56:D7:19:ARG:HG3	56:D7:19:ARG:HH11	1.73	0.53

*Continued on next page...*



*Continued from previous page...*

Atom-1	Atom-2	Interatomic distance (Å)	Clash overlap (Å)
1:AA:103:C:C4	1:AA:104:G:N7	2.76	0.53
1:AA:660:G:H2'	1:AA:661:G:H8	1.72	0.53
1:AA:953:G:C5'	1:AA:965:A:H61	2.21	0.53
1:AA:1211:U:H4'	1:AA:1212:U:OP1	2.08	0.53
1:AA:1311:G:H1	1:AA:1326:C:H42	1.56	0.53
1:AA:1498:U:C4	22:AV:5:U:H4'	2.44	0.53
1:AA:1517:G:H2'	1:AA:1518:A:H8	1.70	0.53
2:AB:155:LEU:HG	2:AB:159:PRO:HG3	1.89	0.53
4:AD:94:LEU:HD23	4:AD:97:LEU:HD12	1.90	0.53
7:AG:30:ILE:HB	7:AG:39:ALA:HB1	1.89	0.53
8:AH:4:ASP:CG	8:AH:85:ARG:HH12	2.12	0.53
11:AK:80:VAL:HG13	11:AK:103:LEU:HD11	1.90	0.53
13:AM:76:ALA:HB2	13:AM:79:LYS:HZ3	1.72	0.53
20:AT:93:GLU:HG2	20:AT:93:GLU:O	2.08	0.53
23:AW:4:G:C3'	23:AW:5:G:H5''	2.38	0.53
27:BA:184:C:H2'	27:BA:185:U:C6	2.42	0.53
27:BA:207:A:H2'	27:BA:208:C:O4'	2.07	0.53
27:BA:221:A:O2'	27:BA:222:A:OP2	2.20	0.53
27:BA:257:A:C5	27:BA:258:G:C8	2.97	0.53
27:BA:385:C:O2	27:BA:390:A:H2	1.91	0.53
27:BA:556:G:H2'	27:BA:557:U:H6	1.72	0.53
27:BA:626:U:C5'	27:BA:627:A:C5'	2.85	0.53
27:BA:790:C:O2'	27:BA:791:C:H5'	2.08	0.53
27:BA:1786:A:N1	27:BA:2606:C:O4'	2.41	0.53
27:BA:1925:C:C2'	27:BA:1926:U:O5'	2.56	0.53
31:BE:28:ALA:HB3	31:BE:93:VAL:HG22	1.89	0.53
32:BF:2:LYS:O	32:BF:25:PRO:HD2	2.08	0.53
34:BH:85:LYS:HZ2	34:BH:133:VAL:HG21	1.71	0.53
38:BP:16:ARG:CD	38:BP:18:ARG:H	2.18	0.53
41:BS:12:PHE:CD1	41:BS:12:PHE:O	2.61	0.53
42:BT:89:VAL:CG1	42:BT:91:ARG:HE	2.20	0.53
47:BY:20:TYR:HD2	47:BY:23:ARG:HD3	1.72	0.53
49:B0:69:PHE:N	49:B0:69:PHE:CD1	2.76	0.53
54:B5:33:CYS:O	54:B5:36:CYS:O	2.24	0.53
1:CA:505:G:C6	1:CA:535:A:C2	2.97	0.53
3:CC:63:ASN:HA	3:CC:98:ASN:HB3	1.90	0.53
3:CC:101:LEU:HD23	3:CC:102:ASN:N	2.22	0.53
4:CD:36:ARG:C	4:CD:38:TYR:H	2.11	0.53
4:CD:190:ASP:N	4:CD:193:ASP:OD2	2.41	0.53
13:CM:89:GLY:C	13:CM:93:ARG:HD2	2.28	0.53
27:DA:454:A:O2'	27:DA:455:C:OP1	2.24	0.53

*Continued on next page...*

*Continued from previous page...*

Atom-1	Atom-2	Interatomic distance (Å)	Clash overlap (Å)
27:DA:534:U:H5'	43:DU:42:ALA:HB1	1.89	0.53
27:DA:555:U:H2'	27:DA:556:G:C8	2.43	0.53
27:DA:750:A:OP1	27:DA:1615:C:N4	2.41	0.53
27:DA:779:U:P	30:DD:49:ILE:HG22	2.49	0.53
27:DA:802:A:H2'	27:DA:803:U:C6	2.44	0.53
27:DA:950:G:C6	27:DA:968:G:C6	2.96	0.53
27:DA:2011:U:C2'	27:DA:2012:G:H5'	2.39	0.53
27:DA:2056:G:N7	27:DA:2577:A:N7	2.55	0.53
27:DA:2489:G:N7	27:DA:2490:G:C6	2.77	0.53
28:DB:24:G:H1'	28:DB:27:C:H41	1.72	0.53
29:DC:59:ARG:NH2	29:DC:197:GLU:O	2.37	0.53
30:DD:62:TYR:HA	30:DD:87:ASN:ND2	2.23	0.53
31:DE:34:VAL:O	31:DE:35:GLN:CB	2.55	0.53
35:DI:75:LEU:HD12	35:DI:76:THR:H	1.73	0.53
36:DN:67:LEU:HB3	36:DN:88:GLU:OE2	2.09	0.53
37:DO:10:VAL:HG13	37:DO:17:ARG:O	2.08	0.53
37:DO:66:LYS:CD	37:DO:79:PHE:O	2.54	0.53
37:DO:86:ILE:HG21	37:DO:94:ARG:HD2	1.90	0.53
38:DP:97:PRO:HD3	38:DP:126:VAL:HB	1.90	0.53
38:DP:97:PRO:C	38:DP:99:LEU:H	2.11	0.53
38:DP:97:PRO:O	38:DP:98:GLU:HB3	2.08	0.53
39:DQ:38:GLU:O	39:DQ:127:ILE:HG21	2.07	0.53
39:DQ:73:PRO:HG3	39:DQ:93:TYR:HE2	1.74	0.53
40:DR:81:ASP:N	40:DR:81:ASP:OD2	2.41	0.53
41:DS:89:ARG:HD2	41:DS:92:TYR:CA	2.37	0.53
42:DT:80:SER:CB	42:DT:81:PRO:CD	2.86	0.53
43:DU:78:THR:O	43:DU:79:PHE:C	2.46	0.53
47:DY:100:ALA:O	47:DY:101:LYS:O	2.26	0.53
48:DZ:165:SER:H	48:DZ:166:PRO:HA	1.73	0.53
49:D0:10:THR:HG22	49:D0:12:ASN:H	1.74	0.53
1:AA:185:A:H2'	1:AA:186:C:C6	2.43	0.53
1:AA:502:G:O2'	1:AA:503:C:H5'	2.09	0.53
1:AA:858:G:O6	1:AA:869:G:C8	2.62	0.53
1:AA:1060:C:H2'	1:AA:1061:G:C8	2.42	0.53
8:AH:4:ASP:OD2	8:AH:6:ILE:HD13	2.08	0.53
8:AH:74:PRO:O	8:AH:75:ARG:C	2.46	0.53
8:AH:109:ILE:HD11	8:AH:120:THR:HG22	1.91	0.53
10:AJ:34:VAL:HG13	10:AJ:73:ASP:C	2.29	0.53
13:AM:111:LYS:O	13:AM:112:GLY:O	2.25	0.53
20:AT:89:ARG:HH21	20:AT:104:LEU:HD11	1.73	0.53
27:BA:114:U:N3	27:BA:115:C:C4	2.76	0.53

*Continued on next page...*

*Continued from previous page...*

Atom-1	Atom-2	Interatomic distance (Å)	Clash overlap (Å)
27:BA:855:G:H2'	27:BA:856:C:H6	1.74	0.53
27:BA:1466:G:H5'	27:BA:1467:C:OP1	2.08	0.53
27:BA:1491:G:P	27:BA:1494:A:H62	2.30	0.53
27:BA:1655:A:H3'	27:BA:1656:C:C6	2.44	0.53
27:BA:1790:C:H2'	27:BA:1791:A:C5	2.43	0.53
27:BA:2183:C:O2'	27:BA:2184:G:H5'	2.08	0.53
29:BC:38:ASP:HB2	29:BC:181:PRO:CB	2.38	0.53
30:BD:65:ILE:HB	30:BD:104:TYR:HB3	1.90	0.53
32:BF:29:ASN:HB3	32:BF:112:MET:CE	2.34	0.53
32:BF:37:VAL:HG13	32:BF:184:TYR:HD1	1.74	0.53
33:BG:96:ARG:O	33:BG:99:MET:N	2.29	0.53
36:BN:22:THR:HA	36:BN:61:ARG:HB2	1.89	0.53
38:BP:124:LYS:HE3	38:BP:145:PRO:HG2	1.89	0.53
39:BQ:34:LEU:HD12	39:BQ:130:LYS:O	2.07	0.53
42:BT:30:VAL:HG21	42:BT:83:ILE:CG1	2.38	0.53
44:BV:35:LEU:CA	44:BV:37:VAL:HG23	2.38	0.53
46:BX:26:TYR:HB3	46:BX:92:LEU:CD1	2.39	0.53
48:BZ:149:LEU:N	48:BZ:149:LEU:HD13	2.23	0.53
50:B1:70:VAL:C	50:B1:72:GLU:H	2.12	0.53
51:B2:6:VAL:HG13	51:B2:59:ARG:NH1	2.24	0.53
55:B6:16:CYS:SG	55:B6:48:VAL:HG23	2.49	0.53
58:B9:12:ASP:OD1	58:B9:13:LYS:N	2.41	0.53
1:CA:178:C:H2'	1:CA:179:A:C8	2.43	0.53
1:CA:274:A:O2'	1:CA:275:G:O5'	2.26	0.53
1:CA:885:G:C2	1:CA:913:A:C2	2.97	0.53
1:CA:971:G:O2'	1:CA:1365:G:O2'	2.24	0.53
1:CA:1055:A:N6	1:CA:1206:G:C6	2.77	0.53
1:CA:1459:C:H5'	20:CT:28:ALA:HB2	1.91	0.53
2:CB:219:VAL:HA	2:CB:222:ILE:CD1	2.38	0.53
3:CC:97:LYS:O	3:CC:99:VAL:N	2.37	0.53
10:CJ:16:LEU:HD11	10:CJ:70:ARG:HB2	1.91	0.53
11:CK:98:LEU:HA	11:CK:101:SER:HB3	1.89	0.53
12:CL:22:PRO:C	12:CL:24:LEU:N	2.62	0.53
13:CM:29:ARG:HD3	13:CM:64:TRP:CH2	2.44	0.53
16:CP:45:THR:O	16:CP:47:ASP:N	2.41	0.53
20:CT:16:HIS:CA	20:CT:19:SER:HB3	2.37	0.53
20:CT:96:GLY:O	20:CT:97:ALA:O	2.27	0.53
24:CX:17:C:C2	24:CX:17(B):U:H5	2.27	0.53
24:CX:47:U:H3'	24:CX:48:C:H5'	1.91	0.53
27:DA:271(T):C:O2'	27:DA:271(U):G:H5'	2.07	0.53
27:DA:398:G:O2'	27:DA:399:G:H5'	2.09	0.53

*Continued on next page...*

*Continued from previous page...*

Atom-1	Atom-2	Interatomic distance (Å)	Clash overlap (Å)
27:DA:696:G:C2	27:DA:697:C:C2	2.96	0.53
27:DA:898:C:H2'	27:DA:899:A:C5'	2.37	0.53
27:DA:1173:G:H3'	27:DA:1174:A:C5'	2.39	0.53
27:DA:1278:A:H5'	40:DR:24:GLN:HE21	1.73	0.53
27:DA:1304:C:N4	27:DA:1624:G:H1	2.05	0.53
27:DA:2293:C:H2'	27:DA:2294:C:H6	1.72	0.53
27:DA:2420:C:P	57:D8:33:ASN:O	2.66	0.53
27:DA:2714:G:H2'	27:DA:2715:C:H6	1.72	0.53
27:DA:2746:U:H2'	27:DA:2747:G:H5'	1.90	0.53
30:DD:71:ASP:HB2	30:DD:103:ARG:HH22	1.72	0.53
30:DD:120:GLY:HA2	30:DD:190:TYR:OH	2.08	0.53
31:DE:119:ARG:CD	31:DE:120:TRP:CD1	2.92	0.53
32:DF:33:LEU:O	32:DF:37:VAL:HG23	2.09	0.53
33:DG:130:ASN:OD1	33:DG:160:VAL:CG1	2.56	0.53
38:DP:127:ALA:HB3	38:DP:130:PHE:CZ	2.43	0.53
41:DS:53:SER:O	41:DS:58:LEU:HD22	2.07	0.53
48:DZ:66:LEU:HD23	48:DZ:89:VAL:HG11	1.90	0.53
48:DZ:102:ARG:HB2	48:DZ:135:PHE:CE1	2.44	0.53
50:D1:29:GLY:O	50:D1:30:VAL:HG23	2.08	0.53
52:D3:44:ARG:O	52:D3:48:GLU:HG2	2.08	0.53
55:D6:9:LEU:HD21	55:D6:11:LEU:HD23	1.90	0.53
1:AA:353:A:H5'	1:AA:353:A:H8	1.74	0.53
1:AA:616:G:H2'	1:AA:616:G:N3	2.24	0.53
1:AA:1265:G:H2'	1:AA:1266:G:O4'	2.09	0.53
2:AB:69:LEU:O	2:AB:162:ILE:HA	2.09	0.53
2:AB:73:THR:O	2:AB:78:GLN:HG3	2.09	0.53
3:AC:142:MET:HE2	3:AC:170:GLN:C	2.28	0.53
7:AG:113:GLU:HG3	7:AG:119:ARG:HA	1.90	0.53
8:AH:4:ASP:OD1	8:AH:7:ALA:HB3	2.08	0.53
8:AH:33:GLU:C	8:AH:35:ILE:H	2.12	0.53
10:AJ:8:LEU:CD2	10:AJ:96:ILE:HG22	2.39	0.53
15:AO:3:ILE:HG22	15:AO:38:ARG:HH12	1.71	0.53
16:AP:1:MET:N	16:AP:1:MET:SD	2.80	0.53
17:AQ:60:ILE:HG12	17:AQ:61:GLU:N	2.22	0.53
27:BA:284:U:H2'	27:BA:285:C:C6	2.43	0.53
27:BA:581:C:O5'	27:BA:581:C:H6	1.91	0.53
27:BA:826:U:H5'	27:BA:827:U:OP2	2.07	0.53
27:BA:849:A:C8	27:BA:850:C:C5	2.97	0.53
27:BA:1274:A:H1'	27:BA:1297:C:C4'	2.39	0.53
27:BA:2056:G:H2'	27:BA:2056:G:N3	2.24	0.53
27:BA:2105:C:O2'	27:BA:2106:G:H5'	2.08	0.53

*Continued on next page...*

*Continued from previous page...*

Atom-1	Atom-2	Interatomic distance (Å)	Clash overlap (Å)
27:BA:2125:G:N2	27:BA:2174:C:H42	2.07	0.53
27:BA:2272:U:H5''	27:BA:2273:A:OP1	2.09	0.53
27:BA:2349:G:C4	27:BA:2369:A:C2	2.97	0.53
27:BA:2723:C:OP1	40:BR:5:LYS:NZ	2.40	0.53
31:BE:173:VAL:O	31:BE:174:ASP:C	2.47	0.53
32:BF:9:ILE:HB	32:BF:128:ALA:HB2	1.91	0.53
32:BF:184:TYR:O	32:BF:188:ARG:HB3	2.09	0.53
35:BI:81:VAL:HB	35:BI:143:SER:O	2.08	0.53
36:BN:96:GLU:N	36:BN:96:GLU:OE2	2.40	0.53
37:BO:106:LEU:C	37:BO:108:GLU:H	2.12	0.53
41:BS:17:ARG:O	41:BS:18:ILE:HG22	2.09	0.53
42:BT:26:ASP:O	42:BT:26:ASP:OD2	2.27	0.53
42:BT:46:GLU:OE2	42:BT:88:ILE:HD13	2.08	0.53
45:BW:13:SER:HB3	45:BW:16:LYS:CG	2.39	0.53
45:BW:13:SER:HB3	45:BW:16:LYS:HG3	1.90	0.53
45:BW:62:HIS:O	45:BW:63:ASP:C	2.46	0.53
45:BW:96:ILE:O	45:BW:96:ILE:HG23	2.09	0.53
48:BZ:26:VAL:HG22	48:BZ:27:MET:N	2.23	0.53
50:B1:77:ALA:O	50:B1:80:LEU:HB2	2.09	0.53
1:CA:283:C:C2	1:CA:284:G:C8	2.97	0.53
1:CA:360:A:O2'	1:CA:361:G:H5'	2.09	0.53
1:CA:372:C:C5'	1:CA:373:A:OP1	2.57	0.53
1:CA:376:G:OP2	16:CP:67:THR:HG21	2.08	0.53
1:CA:778:G:O2'	1:CA:779:C:H5'	2.07	0.53
1:CA:1233:G:N2	1:CA:1234:C:C2	2.76	0.53
1:CA:1313:U:H2'	1:CA:1314:C:H6	1.73	0.53
12:CL:114:ARG:HH11	12:CL:114:ARG:HG3	1.72	0.53
13:CM:35:GLU:HG3	13:CM:36:LYS:N	2.24	0.53
15:CO:23:GLY:O	15:CO:24:SER:HB3	2.08	0.53
17:CQ:67:LYS:O	17:CQ:68:ARG:CB	2.56	0.53
21:CU:21:TYR:O	21:CU:22:ARG:CB	2.57	0.53
27:DA:143:G:H5''	27:DA:1598:C:O2'	2.09	0.53
27:DA:266:G:H2'	27:DA:267:C:O5'	2.09	0.53
27:DA:356:G:H5'	27:DA:357:A:OP2	2.08	0.53
27:DA:598:G:O2'	32:DF:31:HIS:CE1	2.61	0.53
27:DA:875:G:H2'	27:DA:876:C:H6	1.74	0.53
27:DA:1034:G:O2'	27:DA:1035:U:O5'	2.27	0.53
27:DA:1152:C:H1'	43:DU:77:SER:HB2	1.91	0.53
27:DA:1340:U:O2	27:DA:1603:A:H8	1.92	0.53
27:DA:1363:C:O2'	27:DA:1809:A:N3	2.27	0.53
27:DA:1621:U:H5''	27:DA:1622:G:OP1	2.09	0.53

*Continued on next page...*

*Continued from previous page...*

Atom-1	Atom-2	Interatomic distance (Å)	Clash overlap (Å)
27:DA:2063:C:C5	27:DA:2064:C:C5	2.96	0.53
27:DA:2143:C:H2'	27:DA:2144:U:O4'	2.09	0.53
27:DA:2199:A:H5'	27:DA:2200:C:OP2	2.09	0.53
29:DC:45:ALA:HA	29:DC:210:ARG:CB	2.38	0.53
31:DE:113:PHE:C	31:DE:113:PHE:CD2	2.80	0.53
32:DF:32:LEU:HD22	32:DF:112:MET:CE	2.38	0.53
35:DI:88:ILE:HG22	35:DI:90:GLY:O	2.08	0.53
35:DI:92:VAL:HG13	35:DI:120:ILE:HB	1.90	0.53
37:DO:87:ILE:HD13	37:DO:92:GLU:C	2.29	0.53
39:DQ:20:ALA:O	39:DQ:99:PRO:HD2	2.08	0.53
40:DR:13:HIS:O	40:DR:15:SER:N	2.42	0.53
41:DS:67:ARG:HH11	41:DS:67:ARG:CG	2.20	0.53
42:DT:32:TYR:HD1	42:DT:33:LYS:H	1.57	0.53
44:DV:40:LEU:N	44:DV:40:LEU:HD22	2.24	0.53
46:DX:57:LEU:HD22	46:DX:57:LEU:O	2.08	0.53
47:DY:8:LYS:C	47:DY:9:LYS:HG2	2.28	0.53
47:DY:32:PRO:C	47:DY:35:TYR:H	2.10	0.53
55:D6:15:GLU:OE1	55:D6:43:CYS:CB	2.56	0.53
55:D6:15:GLU:HG2	55:D6:15:GLU:O	2.09	0.53
1:AA:144:G:H2'	1:AA:145:G:C8	2.44	0.53
1:AA:256:U:O2'	1:AA:257:G:H5'	2.08	0.53
1:AA:262:A:H5'	20:AT:74:LYS:CB	2.39	0.53
1:AA:543:C:H2'	1:AA:543:C:O2	2.09	0.53
1:AA:726:C:O2'	1:AA:727:G:H5'	2.08	0.53
1:AA:937:A:H1'	1:AA:1379:G:N2	2.23	0.53
1:AA:1182:G:O2'	1:AA:1183:A:OP2	2.24	0.53
5:AE:78:HIS:HD2	8:AH:104:ARG:NH1	2.07	0.53
11:AK:126:ARG:C	11:AK:128:ALA:N	2.61	0.53
27:BA:593:G:H1'	57:B8:4:MET:CE	2.39	0.53
27:BA:1042:G:N3	27:BA:1042:G:H2'	2.23	0.53
27:BA:1223:G:H5'	27:BA:1224:C:OP2	2.09	0.53
27:BA:1931:U:H6	27:BA:1931:U:C5'	2.20	0.53
27:BA:2134:A:H2	27:BA:2159:G:H1'	1.74	0.53
27:BA:2299:G:C2	27:BA:2318:G:H8	2.26	0.53
27:BA:2342:C:O2'	27:BA:2374:C:H5''	2.09	0.53
30:BD:227:ASN:HB3	30:BD:228:PRO:HD2	1.90	0.53
32:BF:63:LYS:HZ2	32:BF:67:GLN:HB2	1.72	0.53
32:BF:164:ARG:CG	32:BF:164:ARG:NH1	2.70	0.53
33:BG:71:THR:N	33:BG:89:GLY:O	2.42	0.53
34:BH:80:SER:O	34:BH:81:GLU:HB2	2.07	0.53
37:BO:97:ARG:HB3	37:BO:99:PHE:HE1	1.72	0.53

*Continued on next page...*



*Continued from previous page...*

Atom-1	Atom-2	Interatomic distance (Å)	Clash overlap (Å)
39:BQ:110:THR:O	39:BQ:113:GLN:N	2.42	0.53
51:B2:14:ARG:HG3	51:B2:14:ARG:HH11	1.74	0.53
53:B4:41:ILE:H	53:B4:57:ILE:HG22	1.72	0.53
1:CA:15:G:H8	1:CA:1396:A:HO2'	1.55	0.53
1:CA:276:G:H8	1:CA:276:G:O5'	1.92	0.53
1:CA:390:C:H2'	1:CA:391:G:C8	2.44	0.53
1:CA:720:C:H2'	1:CA:721:G:N7	2.23	0.53
1:CA:954:G:H2'	1:CA:955:U:H6	1.73	0.53
1:CA:1030(A):G:H3'	1:CA:1030(B):C:H5''	1.90	0.53
1:CA:1162:C:N3	1:CA:1175:G:C2	2.77	0.53
1:CA:1315:U:C2'	1:CA:1316:G:H5'	2.39	0.53
1:CA:1329:A:P	13:CM:28:ALA:HB3	2.49	0.53
1:CA:1344:C:H5'	9:CI:120:ARG:O	2.09	0.53
2:CB:36:ARG:N	2:CB:41:ILE:HD13	2.23	0.53
4:CD:8:VAL:O	4:CD:11:LEU:HG	2.08	0.53
5:CE:16:THR:O	5:CE:26:PHE:HD2	1.91	0.53
5:CE:41:VAL:O	5:CE:66:MET:HA	2.09	0.53
5:CE:148:VAL:HG12	5:CE:152:ARG:NE	2.23	0.53
7:CG:80:VAL:HG21	7:CG:154:TYR:CE1	2.43	0.53
12:CL:107:VAL:HG21	12:CL:117:TYR:HB3	1.90	0.53
15:CO:36:ILE:HG22	15:CO:37:ASN:HD22	1.74	0.53
19:CS:22:LEU:HD13	19:CS:27:GLU:CB	2.38	0.53
19:CS:53:ASN:HD22	19:CS:77:THR:HA	1.73	0.53
23:CW:4:G:H2'	23:CW:5:G:C8	2.44	0.53
27:DA:25:U:C5	27:DA:26:G:C5	2.96	0.53
27:DA:307:G:H21	27:DA:330:A:N6	2.07	0.53
27:DA:311:A:O2'	27:DA:332:A:H5'	2.07	0.53
27:DA:741:G:O2'	27:DA:742:G:H5'	2.08	0.53
27:DA:1296:G:O2'	27:DA:1297:C:H5'	2.08	0.53
27:DA:1321:A:H2'	27:DA:1322:A:C8	2.43	0.53
27:DA:1651:G:N2	27:DA:1652:A:H1'	2.24	0.53
27:DA:1718:G:N2	27:DA:1745:C:C2	2.76	0.53
27:DA:1940:U:OP1	27:DA:1966:A:C2	2.61	0.53
27:DA:1998:G:H2'	27:DA:1999:C:C6	2.44	0.53
27:DA:2023:G:H5'	27:DA:2617:C:H4'	1.91	0.53
27:DA:2108:C:C2'	27:DA:2109:U:H5'	2.38	0.53
27:DA:2225:A:H4'	27:DA:2226:C:C6	2.43	0.53
27:DA:2392:A:O2'	57:D8:27:THR:HB	2.09	0.53
28:DB:13:A:OP2	49:D0:74:ARG:HG2	2.08	0.53
30:DD:132:PRO:HG3	30:DD:190:TYR:CE1	2.44	0.53
32:DF:202:PHE:O	32:DF:203:GLN:C	2.47	0.53

*Continued on next page...*



*Continued from previous page...*

Atom-1	Atom-2	Interatomic distance (Å)	Clash overlap (Å)
33:DG:18:GLU:HG3	33:DG:22:ARG:HG3	1.90	0.53
33:DG:111:LEU:CD2	33:DG:120:LEU:HD21	2.39	0.53
41:DS:53:SER:OG	41:DS:54:LEU:HD22	2.08	0.53
44:DV:19:LYS:NZ	44:DV:20:LEU:N	2.56	0.53
45:DW:107:LEU:N	45:DW:107:LEU:CD1	2.72	0.53
50:D1:89:GLU:O	50:D1:92:LYS:HB3	2.08	0.53
53:D4:60:GLU:O	53:D4:61:VAL:HB	2.09	0.53
1:AA:249:U:H6	1:AA:249:U:O5'	1.92	0.53
1:AA:349:A:O2'	1:AA:350:G:H5'	2.09	0.53
1:AA:593:G:H2'	1:AA:594:G:O4'	2.09	0.53
1:AA:1240:U:OP2	7:AG:116:ALA:HB2	2.09	0.53
3:AC:150:LYS:HA	3:AC:169:ALA:HA	1.91	0.53
3:AC:175:LEU:O	3:AC:177:THR:N	2.41	0.53
8:AH:17:THR:C	8:AH:19:VAL:H	2.11	0.53
11:AK:12:ARG:CG	11:AK:13:GLN:N	2.71	0.53
12:AL:34:CYS:CA	12:AL:55:VAL:HG22	2.39	0.53
13:AM:3:ARG:HG2	13:AM:9:ILE:CG1	2.39	0.53
17:AQ:87:LYS:HE2	17:AQ:87:LYS:CA	2.35	0.53
18:AR:86:VAL:C	18:AR:87:ARG:HD3	2.28	0.53
19:AS:22:LEU:HD13	19:AS:27:GLU:CB	2.39	0.53
21:AU:6:ARG:HG2	21:AU:15:ARG:CZ	2.39	0.53
27:BA:186:G:H2'	27:BA:187:G:H8	1.73	0.53
27:BA:205:G:O2'	27:BA:206:U:P	2.66	0.53
27:BA:592:G:N3	57:B8:4:MET:CE	2.71	0.53
27:BA:749:C:H2'	27:BA:749:C:O2	2.08	0.53
27:BA:874:G:O2'	27:BA:875:G:H5'	2.08	0.53
27:BA:1119:C:O2'	27:BA:1120:G:H5'	2.08	0.53
27:BA:1490:A:C5'	27:BA:1491:G:OP2	2.55	0.53
27:BA:1556:C:O2'	27:BA:1557:C:H5'	2.08	0.53
27:BA:1786:A:H2	27:BA:2606:C:H1'	1.73	0.53
27:BA:1885:A:H5'	27:BA:1885:A:C8	2.42	0.53
27:BA:2098:U:H2'	27:BA:2099:U:C6	2.44	0.53
27:BA:2626:C:H2'	27:BA:2627:G:O4'	2.09	0.53
27:BA:2820:A:C8	31:BE:109:LYS:HE2	2.43	0.53
27:BA:2863:C:OP1	42:BT:93:ARG:NH1	2.41	0.53
28:BB:55:U:O5'	28:BB:55:U:H6	1.92	0.53
30:BD:43:ARG:NH1	30:BD:44:ASN:OD1	2.39	0.53
30:BD:164:GLN:OE1	30:BD:166:GLN:NE2	2.42	0.53
31:BE:6:GLY:HA2	31:BE:51:PHE:CZ	2.43	0.53
32:BF:150:GLY:HA2	32:BF:172:TRP:CD2	2.44	0.53
32:BF:202:PHE:HA	32:BF:205:ARG:CB	2.38	0.53

*Continued on next page...*

*Continued from previous page...*

Atom-1	Atom-2	Interatomic distance (Å)	Clash overlap (Å)
39:BQ:10:ARG:HH11	39:BQ:10:ARG:HG3	1.72	0.53
41:BS:41:ASP:OD2	41:BS:44:LYS:HB3	2.09	0.53
42:BT:9:LEU:C	42:BT:11:GLU:H	2.10	0.53
50:B1:29:GLY:C	50:B1:30:VAL:HG13	2.29	0.53
57:B8:49:VAL:CG2	57:B8:53:PRO:HB3	2.34	0.53
1:CA:218:C:HO2'	1:CA:219:C:H6	1.55	0.53
1:CA:254:G:C2'	1:CA:255:G:H5'	2.39	0.53
1:CA:336:C:C2'	1:CA:337:C:H5'	2.38	0.53
1:CA:409:G:C2	1:CA:410:G:H1'	2.43	0.53
1:CA:438:G:N2	1:CA:494:U:H3'	2.23	0.53
1:CA:658:G:C6	1:CA:659:U:C4	2.96	0.53
1:CA:826:C:H5'	8:CH:12:ARG:NH2	2.24	0.53
1:CA:838:G:H2'	1:CA:839:U:C5'	2.35	0.53
1:CA:913:A:H1'	1:CA:914:A:O4'	2.09	0.53
1:CA:1028:C:H2'	1:CA:1029:C:H5'	1.90	0.53
1:CA:1512:U:H2'	1:CA:1513:A:C8	2.44	0.53
9:CI:79:LEU:HD21	9:CI:102:LEU:HD22	1.89	0.53
11:CK:127:LYS:HE2	11:CK:127:LYS:CA	2.36	0.53
13:CM:58:GLU:HA	13:CM:58:GLU:OE1	2.09	0.53
17:CQ:45:HIS:O	17:CQ:73:VAL:HG23	2.09	0.53
18:CR:58:LEU:HD23	18:CR:62:GLU:HB3	1.91	0.53
19:CS:17:GLU:O	19:CS:20:LEU:HB2	2.08	0.53
23:CW:31:U:H5'	23:CW:31:U:H6	1.74	0.53
27:DA:61:G:H5'	51:D2:50:ILE:HD12	1.91	0.53
27:DA:182:A:O2'	27:DA:183:C:H5'	2.08	0.53
27:DA:1971:A:H2	30:DD:239:ARG:O	1.92	0.53
27:DA:2020:A:O2'	27:DA:2021:C:H5'	2.09	0.53
27:DA:2050:C:H2'	27:DA:2051:A:O4'	2.08	0.53
27:DA:2233:U:H2'	27:DA:2234:G:C8	2.43	0.53
27:DA:2772:C:OP1	31:DE:202:LYS:HE2	2.08	0.53
27:DA:2810:A:H2'	31:DE:61:ARG:NH2	2.23	0.53
29:DC:41:VAL:HA	29:DC:213:TYR:HA	1.90	0.53
30:DD:32:SER:HA	30:DD:36:PRO:CD	2.38	0.53
30:DD:90:ALA:HB1	30:DD:106:ILE:HG13	1.90	0.53
31:DE:26:ILE:CG2	31:DE:27:LEU:H	2.07	0.53
31:DE:48:GLN:CD	31:DE:78:LEU:HD12	2.29	0.53
33:DG:105:LYS:HD2	33:DG:143:GLU:OE1	2.08	0.53
36:DN:19:GLU:HB2	36:DN:59:LYS:CB	2.39	0.53
36:DN:76:SER:O	36:DN:78:TYR:HD1	1.92	0.53
37:DO:15:GLY:HA3	37:DO:50:GLY:HA3	1.89	0.53
39:DQ:58:PHE:CD1	39:DQ:61:GLY:HA3	2.44	0.53

*Continued on next page...*

*Continued from previous page...*

Atom-1	Atom-2	Interatomic distance (Å)	Clash overlap (Å)
41:DS:97:ARG:O	41:DS:98:VAL:C	2.47	0.53
41:DS:101:LEU:CD2	41:DS:104:GLY:H	2.21	0.53
45:DW:18:ARG:HG2	45:DW:76:VAL:CG1	2.38	0.53
47:DY:81:LYS:O	47:DY:82:PRO:O	2.26	0.53
48:DZ:29:ASN:O	48:DZ:30:ARG:CB	2.57	0.53
51:D2:54:LYS:O	51:D2:57:ILE:HB	2.09	0.53
52:D3:58:VAL:O	52:D3:58:VAL:HG12	2.08	0.53
56:D7:41:ARG:NH1	56:D7:41:ARG:CB	2.52	0.53
57:D8:16:ILE:HG21	57:D8:64:TYR:HB3	1.90	0.53
57:D8:33:ASN:ND2	57:D8:33:ASN:H	2.05	0.53
1:AA:280:C:O2	17:AQ:38:ARG:HG3	2.08	0.53
1:AA:747:C:OP2	1:AA:748:C:N4	2.42	0.53
1:AA:874:G:H2'	1:AA:875:C:C6	2.44	0.53
1:AA:1239:A:N6	1:AA:1299:A:H62	2.03	0.53
1:AA:1257:U:H3'	1:AA:1257:U:C6	2.42	0.53
1:AA:1263:C:H2'	1:AA:1264:C:H5'	1.91	0.53
1:AA:1371:G:H2'	1:AA:1372:U:H6	1.72	0.53
1:AA:1442(A):G:C4'	1:AA:1442(B):A:OP2	2.55	0.53
2:AB:29:ALA:O	2:AB:32:ILE:HG22	2.08	0.53
2:AB:168:THR:CG2	2:AB:192:SER:HA	2.38	0.53
3:AC:6:HIS:HD2	3:AC:8:ILE:H	1.57	0.53
4:AD:141:ARG:O	4:AD:144:ASP:OD2	2.27	0.53
6:AF:19:LEU:HD11	6:AF:59:TYR:CE1	2.43	0.53
7:AG:113:GLU:O	7:AG:119:ARG:HD3	2.09	0.53
8:AH:77:GLU:HG2	8:AH:78:GLN:N	2.22	0.53
9:AI:4:TYR:HA	9:AI:88:TYR:CD1	2.44	0.53
10:AJ:84:GLN:CD	10:AJ:84:GLN:H	2.13	0.53
11:AK:88:GLY:O	11:AK:90:GLY:N	2.40	0.53
17:AQ:76:LEU:HD12	17:AQ:77:VAL:N	2.23	0.53
19:AS:43:GLU:C	19:AS:45:VAL:H	2.12	0.53
27:BA:152:G:H2'	27:BA:153:C:O4'	2.08	0.53
27:BA:466:A:O4'	27:BA:683:C:H4'	2.09	0.53
27:BA:558:G:OP2	36:BN:111:PRO:HD2	2.09	0.53
27:BA:748:G:C8	45:BW:89:ALA:CB	2.92	0.53
27:BA:1358:G:O2'	27:BA:1359:A:H5''	2.09	0.53
27:BA:1654:A:P	40:BR:3:HIS:HB2	2.49	0.53
27:BA:1817:G:H2'	27:BA:1818:U:H5'	1.91	0.53
27:BA:2074:U:H2'	27:BA:2075:U:C6	2.43	0.53
27:BA:2078:C:O2'	27:BA:2079:U:H5'	2.08	0.53
27:BA:2095:C:H2'	27:BA:2096:U:C6	2.44	0.53
27:BA:2271:G:C4'	49:B0:20:ARG:NH1	2.67	0.53

*Continued on next page...*

*Continued from previous page...*

Atom-1	Atom-2	Interatomic distance (Å)	Clash overlap (Å)
27:BA:2758:A:C4	34:BH:67:LEU:HD21	2.44	0.53
28:BB:21:G:H2'	28:BB:22:U:C6	2.43	0.53
28:BB:109:C:H5'	28:BB:110:G:O5'	2.09	0.53
30:BD:270:ILE:HD12	30:BD:271:ILE:N	2.24	0.53
32:BF:4:VAL:HB	32:BF:17:ARG:HE	1.73	0.53
33:BG:52:ILE:HG22	33:BG:54:GLU:CG	2.38	0.53
34:BH:37:VAL:O	34:BH:38:SER:C	2.47	0.53
37:BO:116:SER:OG	37:BO:117:LEU:N	2.42	0.53
38:BP:23:PRO:CD	38:BP:33:ARG:NH2	2.72	0.53
38:BP:61:ARG:H	38:BP:61:ARG:CD	2.20	0.53
38:BP:92:GLU:HB2	38:BP:121:LYS:NZ	2.24	0.53
38:BP:101:VAL:HG13	38:BP:106:LEU:HD23	1.90	0.53
39:BQ:79:LEU:O	39:BQ:81:VAL:HG12	2.07	0.53
47:BY:84:ARG:O	47:BY:95:LYS:N	2.29	0.53
49:B0:33:ALA:HB2	49:B0:63:VAL:HA	1.91	0.53
53:B4:40:ILE:O	53:B4:41:ILE:HD13	2.08	0.53
1:CA:1206:G:H4'	3:CC:192:THR:C	2.29	0.53
5:CE:32:VAL:O	5:CE:43:LEU:HD12	2.08	0.53
5:CE:101:ILE:CG1	5:CE:119:LEU:HD23	2.38	0.53
6:CF:74:ASP:O	6:CF:77:ARG:HB3	2.09	0.53
6:CF:75:LEU:HD23	6:CF:79:LEU:HD11	1.91	0.53
6:CF:82:ARG:HB2	6:CF:85:VAL:CG2	2.38	0.53
8:CH:7:ALA:CA	8:CH:85:ARG:HG3	2.38	0.53
9:CI:127:LYS:O	9:CI:127:LYS:HG2	2.09	0.53
11:CK:78:GLN:O	11:CK:103:LEU:CD1	2.56	0.53
12:CL:66:TYR:CD2	12:CL:67:ILE:N	2.70	0.53
20:CT:23:ARG:O	20:CT:26:ASN:ND2	2.42	0.53
24:CX:51:C:H2'	24:CX:52:G:C8	2.34	0.53
24:CX:52:G:O2'	24:CX:53:G:H5'	2.08	0.53
27:DA:727:A:H2'	27:DA:728:G:C8	2.44	0.53
27:DA:940:G:C3'	27:DA:941:A:H5''	2.38	0.53
27:DA:996:A:H4'	43:DU:92:ARG:NH2	2.24	0.53
27:DA:1344:G:OP1	27:DA:1345:C:H5	1.91	0.53
27:DA:1669:A:H2	27:DA:1994:C:H1'	1.72	0.53
27:DA:2075:U:C5	27:DA:2238:G:C5	2.96	0.53
27:DA:2231:C:OP1	50:D1:42:GLN:HA	2.07	0.53
27:DA:2361:A:OP1	57:D8:26:LYS:HD3	2.09	0.53
27:DA:2846:G:H2'	27:DA:2847:U:H6	1.74	0.53
29:DC:72:VAL:HG21	29:DC:161:ILE:HA	1.91	0.53
32:DF:57:VAL:HG11	32:DF:59:TYR:CD1	2.43	0.53
32:DF:141:ALA:O	32:DF:144:LYS:N	2.42	0.53

*Continued on next page...*

*Continued from previous page...*

Atom-1	Atom-2	Interatomic distance (Å)	Clash overlap (Å)
33:DG:16:ARG:N	33:DG:17:PRO:CD	2.72	0.53
38:DP:105:LEU:N	38:DP:105:LEU:HD23	2.24	0.53
39:DQ:85:LYS:HG3	49:D0:7:LEU:HD22	1.90	0.53
40:DR:55:ALA:HA	40:DR:80:PHE:CE1	2.43	0.53
42:DT:50:ILE:HG21	42:DT:100:TYR:HA	1.91	0.53
44:DV:19:LYS:HB3	44:DV:94:LEU:O	2.09	0.53
46:DX:69:TYR:N	46:DX:69:TYR:CD1	2.77	0.53
48:DZ:95:VAL:HG12	48:DZ:96:GLU:N	2.24	0.53
50:D1:66:HIS:C	50:D1:68:PRO:HD2	2.30	0.53
55:D6:15:GLU:OE1	55:D6:43:CYS:SG	2.67	0.53
1:AA:245:C:O2	1:AA:283:C:N3	2.42	0.53
1:AA:486:U:O2'	1:AA:487:A:H8	1.74	0.53
1:AA:644:G:H2'	1:AA:645:C:H5'	1.89	0.53
1:AA:1072:G:C2'	1:AA:1073:U:H5'	2.39	0.53
1:AA:1270:C:H2'	1:AA:1271:G:O4'	2.08	0.53
1:AA:1305:G:H5'	21:AU:4:GLY:HA3	1.91	0.53
1:AA:1314:C:H5	19:AS:6:LYS:HZ3	1.57	0.53
1:AA:1432:G:OP1	42:BT:107:ASP:HB2	2.09	0.53
2:AB:64:ARG:O	2:AB:64:ARG:HG3	2.08	0.53
3:AC:42:LEU:N	3:AC:45:LYS:HZ3	2.07	0.53
3:AC:77:ILE:C	3:AC:83:ARG:HB3	2.30	0.53
5:AE:90:VAL:O	5:AE:91:LEU:HD13	2.09	0.53
7:AG:86:GLN:NE2	25:AY:30:A:H2	2.06	0.53
11:AK:16:SER:O	11:AK:35:PRO:HD3	2.08	0.53
18:AR:63:GLN:HA	18:AR:63:GLN:OE1	2.09	0.53
19:AS:45:VAL:C	19:AS:47:HIS:H	2.12	0.53
20:AT:67:ALA:HA	20:AT:72:LEU:O	2.09	0.53
25:AY:28:G:O2'	25:AY:29:G:H5'	2.09	0.53
27:BA:83:G:C2'	27:BA:84:A:OP2	2.57	0.53
27:BA:492:A:C2	27:BA:493:G:H1'	2.44	0.53
27:BA:681:G:H2'	27:BA:682:G:H8	1.73	0.53
27:BA:747:U:N1	54:B5:2:ALA:N	2.57	0.53
27:BA:1207:C:H2'	27:BA:1208:C:H6	1.74	0.53
27:BA:1388:G:O2'	27:BA:1389:G:H5'	2.08	0.53
27:BA:1486:A:H2'	27:BA:1487:G:H8	1.74	0.53
27:BA:1688:U:O2	27:BA:1700:A:H5'	2.09	0.53
27:BA:1819:A:C2'	30:BD:178:PRO:HB2	2.38	0.53
27:BA:2097:C:H2'	27:BA:2098:U:C6	2.43	0.53
27:BA:2346:A:C8	27:BA:2383:G:C4	2.97	0.53
27:BA:2360:A:H2'	27:BA:2361:A:O4'	2.09	0.53
27:BA:2392:A:C2	27:BA:2429:G:C2	2.97	0.53

*Continued on next page...*

*Continued from previous page...*

Atom-1	Atom-2	Interatomic distance (Å)	Clash overlap (Å)
27:BA:2580:U:C5'	31:BE:131:ALA:H	2.22	0.53
27:BA:2882:A:H5'	40:BR:96:ARG:HG3	1.90	0.53
30:BD:58:HIS:HD2	30:BD:59:LYS:O	1.92	0.53
30:BD:211:ARG:HD3	30:BD:214:TRP:CZ3	2.44	0.53
32:BF:110:LEU:HD21	32:BF:181:LEU:HG	1.91	0.53
32:BF:184:TYR:O	32:BF:188:ARG:CB	2.57	0.53
32:BF:184:TYR:CE2	32:BF:188:ARG:HD2	2.43	0.53
34:BH:139:GLN:HG3	34:BH:140:LYS:N	2.24	0.53
37:BO:66:LYS:H	37:BO:82:ASN:ND2	2.06	0.53
38:BP:144:GLU:H	38:BP:145:PRO:CD	2.17	0.53
39:BQ:57:HIS:CE1	39:BQ:116:GLU:CG	2.92	0.53
40:BR:23:ASN:HD22	40:BR:23:ASN:N	2.06	0.53
43:BU:24:TYR:HB2	43:BU:29:SER:HB3	1.91	0.53
44:BV:64:HIS:HB3	44:BV:91:TYR:O	2.09	0.53
46:BX:25:LYS:HG2	46:BX:80:ILE:HD11	1.91	0.53
47:BY:87:LYS:CG	47:BY:88:LYS:N	2.72	0.53
56:B7:9:ARG:O	56:B7:10:ARG:C	2.46	0.53
1:CA:59:A:H2'	1:CA:59:A:N3	2.22	0.53
1:CA:170:U:O2'	1:CA:171:A:H5'	2.09	0.53
1:CA:376:G:H1	1:CA:387:U:H3	1.57	0.53
1:CA:471:G:O2'	1:CA:472:A:O5'	2.27	0.53
1:CA:707:C:C2	1:CA:708:C:C5	2.97	0.53
1:CA:735:C:H6	1:CA:735:C:O5'	1.91	0.53
1:CA:956:U:H2'	1:CA:957:U:O4'	2.09	0.53
10:CJ:58:ASP:O	10:CJ:59:SER:C	2.47	0.53
12:CL:5:ASN:ND2	17:CQ:34:LYS:NZ	2.56	0.53
12:CL:41:THR:HG21	26:CZ:6:5OH:HR	1.91	0.53
14:CN:47:LEU:O	14:CN:50:LYS:N	2.42	0.53
24:CX:47:U:H3'	24:CX:48:C:C5'	2.38	0.53
26:CZ:5:UAL:C	26:CZ:6:5OH:HS	2.39	0.53
27:DA:10:G:N1	27:DA:2629:A:H1'	2.24	0.53
27:DA:194:G:N2	27:DA:251:A:H2	2.07	0.53
27:DA:298:G:P	47:DY:85:VAL:HG23	2.49	0.53
27:DA:477:A:O2'	27:DA:478:A:C8	2.59	0.53
27:DA:606:U:H4'	27:DA:658:C:H4'	1.90	0.53
27:DA:2083:G:H2'	27:DA:2084:C:C6	2.44	0.53
27:DA:2222:G:H5'	30:DD:149:PRO:HG3	1.90	0.53
27:DA:2601:C:O5'	27:DA:2601:C:H6	1.92	0.53
30:DD:77:ALA:HB2	30:DD:97:TYR:CD2	2.44	0.53
31:DE:16:ARG:NH1	31:DE:171:GLU:OE2	2.41	0.53
33:DG:51:ARG:NE	33:DG:51:ARG:CA	2.70	0.53

*Continued on next page...*



*Continued from previous page...*

Atom-1	Atom-2	Interatomic distance (Å)	Clash overlap (Å)
34:DH:44:VAL:HG12	34:DH:45:VAL:N	2.16	0.53
38:DP:9:ASN:H	38:DP:10:PRO:HD2	1.74	0.53
38:DP:33:ARG:O	38:DP:35:HIS:N	2.42	0.53
38:DP:80:TYR:HA	38:DP:111:ARG:O	2.09	0.53
42:DT:129:ARG:O	42:DT:129:ARG:HG3	2.08	0.53
46:DX:26:TYR:OH	46:DX:89:ILE:N	2.37	0.53
47:DY:17:SER:OG	47:DY:18:GLY:N	2.42	0.53
47:DY:75:ILE:CB	47:DY:80:GLY:H	2.21	0.53
48:DZ:102:ARG:HD3	48:DZ:135:PHE:CZ	2.44	0.53
57:D8:63:PRO:HB2	57:D8:64:TYR:HD1	1.74	0.53
1:AA:243:A:H4'	1:AA:244:U:C5'	2.39	0.52
1:AA:558:G:H2'	1:AA:559:A:H2	1.73	0.52
1:AA:1053:G:N7	1:AA:1199:U:H3'	2.24	0.52
1:AA:1072:G:H2'	1:AA:1073:U:O4'	2.08	0.52
1:AA:1228:C:H4'	13:AM:116:THR:HA	1.92	0.52
1:AA:1248:A:H2'	1:AA:1249:C:C5'	2.39	0.52
1:AA:1333:A:H2'	1:AA:1334:G:O4'	2.08	0.52
1:AA:1472:U:C2'	1:AA:1473:A:H5'	2.39	0.52
2:AB:185:ILE:HG12	2:AB:199:TYR:HB2	1.91	0.52
4:AD:13:ARG:O	4:AD:14:ARG:HB3	2.08	0.52
5:AE:33:VAL:HA	5:AE:42:GLY:O	2.08	0.52
6:AF:7:ASN:C	6:AF:8:ILE:HG13	2.29	0.52
6:AF:24:GLU:CG	6:AF:25:ILE:N	2.71	0.52
9:AI:127:LYS:O	9:AI:128:ARG:HB3	2.08	0.52
12:AL:31:ARG:HG3	12:AL:102:TYR:CE1	2.44	0.52
13:AM:76:ALA:HA	13:AM:79:LYS:CD	2.38	0.52
14:AN:24:CYS:HB2	14:AN:29:ARG:HB3	1.92	0.52
27:BA:394:A:C6	27:BA:395:U:N3	2.77	0.52
27:BA:721:C:H2'	27:BA:722:A:H8	1.73	0.52
27:BA:863:A:H2'	27:BA:864:G:H8	1.69	0.52
27:BA:945:A:C4	27:BA:2448:A:C2	2.96	0.52
27:BA:1359:A:N7	27:BA:1372:U:O4	2.42	0.52
27:BA:1444:G:C6	27:BA:1466:G:N1	2.77	0.52
27:BA:1508:A:N3	27:BA:1508:A:H2'	2.23	0.52
27:BA:2289:G:C2'	27:BA:2290:G:H5''	2.38	0.52
27:BA:2371:G:H4'	55:B6:45:LYS:CB	2.39	0.52
27:BA:2548:G:H1	27:BA:2560:C:H42	1.55	0.52
30:BD:10:THR:HG23	30:BD:13:ARG:CB	2.38	0.52
30:BD:52:ARG:NH1	30:BD:249:PRO:HG2	2.23	0.52
32:BF:3:GLU:HA	32:BF:24:LEU:HB3	1.90	0.52
33:BG:11:TYR:O	33:BG:16:ARG:N	2.36	0.52

*Continued on next page...*



*Continued from previous page...*

Atom-1	Atom-2	Interatomic distance (Å)	Clash overlap (Å)
33:BG:170:ARG:HH21	33:BG:182:LYS:HZ3	1.55	0.52
37:BO:10:VAL:CG2	37:BO:17:ARG:HA	2.39	0.52
37:BO:13:ASN:HD21	37:BO:96:THR:H	1.53	0.52
39:BQ:17:LEU:HD21	39:BQ:41:TRP:HE1	1.73	0.52
41:BS:40:ILE:CG2	41:BS:41:ASP:N	2.71	0.52
41:BS:95:HIS:CG	41:BS:96:GLY:H	2.26	0.52
41:BS:103:GLU:O	41:BS:104:GLY:C	2.47	0.52
48:BZ:79:ARG:O	48:BZ:81:ARG:N	2.41	0.52
49:B0:50:ASN:HA	49:B0:62:LEU:HD12	1.92	0.52
57:B8:6:THR:CA	57:B8:61:LEU:HD11	2.35	0.52
58:B9:11:CYS:SG	58:B9:32:HIS:CG	3.02	0.52
1:CA:9:G:H5'	5:CE:122:GLU:CD	2.28	0.52
1:CA:186:C:H2'	1:CA:187:C:H6	1.74	0.52
1:CA:429:U:OP2	4:CD:36:ARG:NH1	2.42	0.52
1:CA:742:G:H5'	15:CO:58:MET:CE	2.39	0.52
1:CA:949:A:H2'	1:CA:950:U:O4'	2.08	0.52
6:CF:10:LEU:O	6:CF:11:ASN:C	2.46	0.52
8:CH:7:ALA:HA	8:CH:85:ARG:HG3	1.90	0.52
8:CH:36:LEU:O	8:CH:37:ARG:C	2.46	0.52
8:CH:88:LYS:HB3	8:CH:89:PRO:HD2	1.90	0.52
10:CJ:40:LEU:HG	10:CJ:69:ASN:CB	2.37	0.52
11:CK:99:GLN:OE1	11:CK:105:VAL:HG21	2.09	0.52
12:CL:123:LYS:HD2	12:CL:124:GLU:H	1.74	0.52
27:DA:197:A:H5'	27:DA:197:A:H8	1.71	0.52
27:DA:325:G:H2'	27:DA:326:G:H8	1.74	0.52
27:DA:635:C:H2'	27:DA:636:G:H8	1.74	0.52
27:DA:859:G:N2	27:DA:916:G:H2'	2.25	0.52
27:DA:1281:G:C2	27:DA:1290:C:N3	2.76	0.52
27:DA:1567:A:C2	30:DD:84:TYR:HB3	2.44	0.52
27:DA:1941:C:C5	27:DA:1942:C:C5	2.98	0.52
27:DA:2199:A:H3'	27:DA:2200:C:C6	2.33	0.52
27:DA:2621:A:O2'	31:DE:159:HIS:HB2	2.10	0.52
27:DA:2836:U:C4	27:DA:2883:A:N6	2.78	0.52
29:DC:83:ILE:HA	29:DC:94:VAL:CG2	2.36	0.52
30:DD:158:ALA:HB3	30:DD:161:THR:HG21	1.91	0.52
31:DE:119:ARG:HG3	31:DE:160:TYR:HB2	1.92	0.52
33:DG:111:LEU:HD22	33:DG:117:PHE:CE1	2.44	0.52
42:DT:81:PRO:O	42:DT:82:LEU:HD12	2.09	0.52
43:DU:70:ARG:C	43:DU:72:HIS:H	2.12	0.52
44:DV:21:ARG:HG2	44:DV:91:TYR:CD1	2.43	0.52
48:DZ:156:LEU:HD12	48:DZ:156:LEU:N	2.24	0.52

*Continued on next page...*

*Continued from previous page...*

Atom-1	Atom-2	Interatomic distance (Å)	Clash overlap (Å)
52:D3:6:VAL:HB	52:D3:54:VAL:HG11	1.91	0.52
56:D7:42:LEU:N	56:D7:42:LEU:HD23	2.23	0.52
57:D8:28:GLY:O	57:D8:29:LYS:HB3	2.08	0.52
1:AA:252:U:H2'	1:AA:253:U:H5'	1.91	0.52
1:AA:329:A:C5	1:AA:332:G:C6	2.98	0.52
1:AA:1104:G:H4'	2:AB:111:ARG:NH1	2.23	0.52
1:AA:1247:U:O2	1:AA:1291:G:C2	2.62	0.52
1:AA:1327:C:OP1	21:AU:20:LYS:HB3	2.09	0.52
1:AA:1347:G:O2'	1:AA:1348:U:P	2.67	0.52
3:AC:52:LEU:N	3:AC:52:LEU:CD2	2.66	0.52
7:AG:152:ALA:C	7:AG:154:TYR:H	2.11	0.52
9:AI:11:LYS:O	9:AI:13:ALA:N	2.42	0.52
27:BA:196:A:O4'	38:BP:46:LYS:HE3	2.09	0.52
27:BA:525:U:H6	27:BA:525:U:OP2	1.91	0.52
27:BA:584:C:OP2	43:BU:6:THR:HB	2.10	0.52
27:BA:646:A:H2'	27:BA:647:G:O4'	2.10	0.52
27:BA:671:C:H6	27:BA:671:C:H5'	1.75	0.52
27:BA:857:C:H2'	27:BA:857:C:O2	2.08	0.52
27:BA:937:U:C4	27:BA:938:G:N7	2.78	0.52
27:BA:1003:G:N2	27:BA:1153:C:C2	2.78	0.52
27:BA:1280:G:N2	27:BA:1281:G:H1'	2.24	0.52
27:BA:1830:C:O2'	27:BA:1831:G:H5'	2.08	0.52
27:BA:2271:G:OP1	49:B0:18:ALA:HB1	2.09	0.52
27:BA:2545:G:H2'	27:BA:2546:U:O4'	2.09	0.52
27:BA:2607:G:O2'	27:BA:2608:G:H5'	2.10	0.52
30:BD:45:ASN:CG	30:BD:46:GLN:H	2.13	0.52
31:BE:143:ASN:HB2	31:BE:147:PRO:HD2	1.91	0.52
33:BG:138:GLN:HB3	33:BG:153:ARG:O	2.08	0.52
35:BI:40:THR:OG1	35:BI:43:ASN:ND2	2.42	0.52
35:BI:77:LEU:CD2	35:BI:78:THR:N	2.71	0.52
39:BQ:79:LEU:N	39:BQ:79:LEU:CD1	2.71	0.52
41:BS:33:LYS:O	41:BS:34:HIS:CG	2.63	0.52
45:BW:29:LEU:HD21	45:BW:33:ARG:NH2	2.24	0.52
50:B1:37:ILE:O	50:B1:38:SER:CB	2.57	0.52
1:CA:158:G:C2'	1:CA:159:G:H5'	2.39	0.52
1:CA:181:G:N2	1:CA:183:G:H1	2.07	0.52
1:CA:250:A:C2	1:CA:274:A:N6	2.77	0.52
1:CA:375:U:H2'	1:CA:376:G:C8	2.44	0.52
1:CA:505:G:H2'	1:CA:506:G:C8	2.45	0.52
1:CA:701:C:O2'	1:CA:703:G:C6	2.60	0.52
1:CA:1117:G:N2	1:CA:1180:A:H1'	2.25	0.52

*Continued on next page...*

*Continued from previous page...*

Atom-1	Atom-2	Interatomic distance (Å)	Clash overlap (Å)
1:CA:1209:C:O2	1:CA:1209:C:H2'	2.07	0.52
1:CA:1347:G:N2	1:CA:1373:G:C2'	2.58	0.52
1:CA:1349:A:H2'	1:CA:1350:A:C8	2.45	0.52
2:CB:16:HIS:CE1	2:CB:213:LEU:HD13	2.43	0.52
2:CB:36:ARG:NE	2:CB:36:ARG:CA	2.72	0.52
3:CC:76:VAL:HG23	3:CC:77:ILE:H	1.75	0.52
5:CE:7:GLU:O	5:CE:8:GLU:CB	2.57	0.52
5:CE:135:THR:O	5:CE:136:MET:C	2.48	0.52
6:CF:2:ARG:O	6:CF:66:GLU:HA	2.09	0.52
6:CF:99:ALA:O	6:CF:100:ASN:C	2.48	0.52
9:CI:62:TYR:O	9:CI:63:ILE:HG13	2.09	0.52
16:CP:57:ARG:NH2	16:CP:79:VAL:O	2.40	0.52
18:CR:82:THR:O	18:CR:83:GLU:HG2	2.09	0.52
23:CW:20:A:H61	23:CW:46:U:H1'	1.70	0.52
27:DA:31:C:H5''	27:DA:1239:G:OP1	2.09	0.52
27:DA:45:C:OP2	27:DA:215:G:H2'	2.09	0.52
27:DA:496:G:H1'	45:DW:61:ASN:ND2	2.24	0.52
27:DA:805:G:O2'	27:DA:806:C:OP1	2.22	0.52
27:DA:2115:G:C4	27:DA:2117:A:N7	2.77	0.52
27:DA:2313:C:H6	27:DA:2313:C:H3'	1.74	0.52
27:DA:2466:C:O2'	27:DA:2467:C:H5'	2.09	0.52
27:DA:2520:C:H2'	27:DA:2521:C:H6	1.73	0.52
27:DA:2884:U:C2	54:D5:51:TYR:HE1	2.26	0.52
28:DB:95:C:H2'	28:DB:96:U:C6	2.44	0.52
30:DD:211:ARG:HA	30:DD:214:TRP:CG	2.45	0.52
32:DF:83:PHE:O	32:DF:84:VAL:CB	2.57	0.52
32:DF:119:ARG:HG2	32:DF:119:ARG:O	2.10	0.52
34:DH:64:LEU:O	34:DH:68:THR:HB	2.09	0.52
34:DH:85:LYS:HG3	34:DH:145:ALA:HB2	1.90	0.52
35:DI:58:LEU:C	35:DI:60:GLU:H	2.12	0.52
42:DT:24:PRO:HA	42:DT:49:VAL:HG13	1.91	0.52
44:DV:8:GLY:O	44:DV:10:LYS:HE2	2.10	0.52
47:DY:27:VAL:HA	47:DY:28:LYS:CE	2.39	0.52
48:DZ:149:LEU:HD21	48:DZ:171:ALA:HB3	1.91	0.52
55:D6:15:GLU:HB3	55:D6:18:ARG:HG2	1.91	0.52
1:AA:130:A:H5'	17:AQ:63:ARG:HE	1.75	0.52
1:AA:176:C:O2'	1:AA:177:C:H5'	2.10	0.52
1:AA:336:C:O2'	1:AA:337:C:H5'	2.09	0.52
1:AA:1058:G:H2'	1:AA:1059:C:C6	2.45	0.52
1:AA:1494:G:N2	1:AA:1495:U:C2	2.78	0.52
2:AB:54:THR:CB	2:AB:201:ILE:HD11	2.39	0.52

*Continued on next page...*

*Continued from previous page...*

Atom-1	Atom-2	Interatomic distance (Å)	Clash overlap (Å)
2:AB:162:ILE:HD11	2:AB:184:VAL:HG22	1.90	0.52
2:AB:178:ARG:HG2	2:AB:178:ARG:HH11	1.74	0.52
4:AD:205:GLU:O	4:AD:207:TYR:N	2.43	0.52
6:AF:10:LEU:HD13	6:AF:61:LEU:HD13	1.91	0.52
8:AH:48:TYR:O	8:AH:49:GLU:CB	2.57	0.52
10:AJ:52:GLY:O	14:AN:41:ARG:NH2	2.42	0.52
25:AY:6:U:H2'	25:AY:7:A:C8	2.44	0.52
27:BA:574:C:N3	31:BE:145:LYS:NZ	2.53	0.52
27:BA:644:A:C2'	27:BA:645:C:H5''	2.39	0.52
27:BA:651:G:OP1	57:B8:19:SER:HB2	2.09	0.52
27:BA:738:G:C6	27:BA:739:G:C2	2.98	0.52
27:BA:1305:C:O2'	27:BA:1306:C:H5'	2.08	0.52
27:BA:1332:G:N2	27:BA:1609:A:HO2'	2.06	0.52
27:BA:2235:G:H2'	27:BA:2236:C:C6	2.45	0.52
27:BA:2336:A:H61	49:B0:43:THR:CG2	2.21	0.52
27:BA:2576:G:H3'	27:BA:2576:G:N3	2.24	0.52
32:BF:70:THR:O	32:BF:72:ARG:N	2.42	0.52
35:BI:11:ASN:HB3	35:BI:12:LEU:HD22	1.91	0.52
35:BI:92:VAL:HG22	35:BI:92:VAL:O	2.09	0.52
38:BP:17:LYS:HG3	38:BP:19:VAL:HG23	1.91	0.52
40:BR:28:LEU:HD21	40:BR:114:VAL:HG12	1.91	0.52
47:BY:67:LEU:HD13	47:BY:71:LYS:HE3	1.89	0.52
49:B0:24:LYS:HB2	49:B0:36:ILE:HD11	1.90	0.52
51:B2:55:ARG:O	51:B2:58:ALA:N	2.41	0.52
1:CA:607:A:C2'	1:CA:608:A:H5'	2.39	0.52
1:CA:738:C:H5''	6:CF:69:GLU:HB2	1.91	0.52
1:CA:955:U:H1'	1:CA:1227:A:N6	2.23	0.52
1:CA:1158:C:O2	1:CA:1158:C:C2'	2.57	0.52
1:CA:1343:G:H1'	9:CI:121:ARG:NH1	2.23	0.52
1:CA:1419:G:H2'	1:CA:1420:C:C6	2.41	0.52
1:CA:1423:G:O2'	1:CA:1424:C:H5'	2.09	0.52
2:CB:168:THR:HG23	2:CB:192:SER:CB	2.39	0.52
3:CC:39:ILE:C	3:CC:41:GLY:N	2.63	0.52
3:CC:162:GLN:O	3:CC:164:ARG:HG3	2.09	0.52
6:CF:48:LEU:HD13	6:CF:52:ILE:CG1	2.39	0.52
7:CG:15:ASP:O	7:CG:19:GLY:HA2	2.09	0.52
9:CI:106:ALA:O	9:CI:108:VAL:N	2.42	0.52
12:CL:5:ASN:HB2	17:CQ:34:LYS:HZ3	1.73	0.52
12:CL:123:LYS:C	12:CL:125:ALA:N	2.61	0.52
14:CN:27:CYS:C	14:CN:29:ARG:N	2.61	0.52
14:CN:44:LEU:HD12	14:CN:44:LEU:O	2.09	0.52

*Continued on next page...*

*Continued from previous page...*

Atom-1	Atom-2	Interatomic distance (Å)	Clash overlap (Å)
15:CO:70:LEU:HD23	15:CO:78:TYR:HA	1.92	0.52
17:CQ:17:LYS:HA	17:CQ:46:ASP:O	2.10	0.52
20:CT:41:ILE:HA	20:CT:44:ALA:HB3	1.91	0.52
27:DA:186:G:O2'	27:DA:187:G:H5'	2.10	0.52
27:DA:301:G:C4	27:DA:302:C:C5	2.98	0.52
27:DA:468:G:C6	27:DA:469:G:C4	2.97	0.52
27:DA:819:A:N3	27:DA:819:A:H2'	2.24	0.52
27:DA:923:C:H2'	27:DA:924:C:H6	1.74	0.52
27:DA:998:C:H42	27:DA:1158:C:H42	1.57	0.52
27:DA:1445:A:H2'	27:DA:1445:A:N3	2.24	0.52
27:DA:1458:C:H5'	27:DA:1459:G:C8	2.44	0.52
27:DA:1578:U:H2'	27:DA:1579:A:H5''	1.92	0.52
27:DA:2550:G:H2'	27:DA:2551:C:C5'	2.38	0.52
27:DA:2757:A:N1	34:DH:67:LEU:HD22	2.25	0.52
31:DE:3:GLY:O	31:DE:4:ILE:CB	2.57	0.52
31:DE:37:ARG:O	31:DE:45:THR:HA	2.10	0.52
33:DG:129:GLY:O	33:DG:161:THR:HB	2.08	0.52
36:DN:25:ARG:CG	36:DN:25:ARG:NH1	2.71	0.52
37:DO:13:ASN:C	37:DO:15:GLY:N	2.63	0.52
41:DS:15:ARG:C	41:DS:17:ARG:O	2.48	0.52
41:DS:97:ARG:HH22	41:DS:99:LYS:N	2.04	0.52
42:DT:3:ARG:O	42:DT:7:ILE:HG12	2.10	0.52
42:DT:25:GLY:O	42:DT:48:ILE:HG23	2.08	0.52
42:DT:27:THR:O	42:DT:28:VAL:CB	2.57	0.52
42:DT:50:ILE:HG23	42:DT:99:LEU:HD12	1.92	0.52
44:DV:77:ALA:O	44:DV:79:VAL:N	2.42	0.52
45:DW:21:VAL:O	45:DW:21:VAL:CG1	2.58	0.52
45:DW:34:ASN:O	45:DW:37:ARG:HB3	2.10	0.52
51:D2:46:GLN:HA	51:D2:46:GLN:OE1	2.06	0.52
55:D6:8:LYS:O	55:D6:8:LYS:HG3	2.09	0.52
1:AA:129(A):G:O2'	1:AA:189(F):U:H2'	2.09	0.52
1:AA:506:G:C4	1:AA:507:C:C5	2.96	0.52
1:AA:621:A:H2'	1:AA:622:A:H8	1.75	0.52
1:AA:1084:G:OP1	1:AA:1086:U:C4	2.63	0.52
1:AA:1145:C:O2'	1:AA:1146:A:H5'	2.10	0.52
1:AA:1416:G:N2	1:AA:1485:U:H1'	2.24	0.52
2:AB:67:THR:OG1	2:AB:155:LEU:HD21	2.08	0.52
11:AK:33:THR:HB	11:AK:37:GLY:O	2.10	0.52
12:AL:36:VAL:HG12	12:AL:38:ARG:H	1.74	0.52
13:AM:37:THR:OG1	13:AM:39:ILE:HD12	2.09	0.52
13:AM:116:THR:O	13:AM:117:VAL:HB	2.09	0.52

*Continued on next page...*

*Continued from previous page...*

Atom-1	Atom-2	Interatomic distance (Å)	Clash overlap (Å)
15:AO:74:ASP:C	15:AO:76:GLU:N	2.62	0.52
20:AT:25:ARG:O	20:AT:28:ALA:HB3	2.10	0.52
20:AT:89:ARG:NH1	20:AT:104:LEU:HD21	2.23	0.52
26:AZ:3:SER:O	26:AZ:5:UAL:N	2.38	0.52
27:BA:352:G:C8	27:BA:355:G:O6	2.62	0.52
27:BA:562:U:OP1	27:BA:562:U:H6	1.92	0.52
27:BA:795:C:C6	27:BA:796:C:H5	2.27	0.52
27:BA:988:A:H4'	27:BA:1155:A:C2	2.45	0.52
27:BA:1345:C:O2'	27:BA:1346:G:H5'	2.10	0.52
27:BA:1578:U:O2	27:BA:1578:U:H2'	2.09	0.52
27:BA:1578:U:H2'	27:BA:1579:A:C5'	2.38	0.52
27:BA:1640:C:N4	27:BA:1641:A:C5	2.78	0.52
27:BA:1820:U:O2	30:BD:201:HIS:HB3	2.10	0.52
27:BA:1945:G:O5'	27:BA:1945:G:C8	2.62	0.52
27:BA:2241:A:C2	27:BA:2242:G:C5	2.98	0.52
27:BA:2419:U:C5'	55:B6:23:THR:HG21	2.40	0.52
31:BE:63:LEU:O	31:BE:63:LEU:HD23	2.09	0.52
32:BF:51:THR:HG23	32:BF:92:PRO:HG2	1.90	0.52
34:BH:68:THR:C	34:BH:70:THR:N	2.61	0.52
34:BH:87:LEU:HD22	34:BH:163:TYR:O	2.09	0.52
40:BR:28:LEU:HA	40:BR:34:ILE:CG1	2.39	0.52
42:BT:28:VAL:HG21	42:BT:46:GLU:CG	2.40	0.52
46:BX:64:LYS:HE2	46:BX:73:ARG:HG3	1.92	0.52
47:BY:50:ARG:CG	47:BY:58:GLY:HA3	2.38	0.52
57:B8:50:LEU:C	57:B8:53:PRO:HD2	2.28	0.52
1:CA:119:A:O2'	1:CA:120:A:OP2	2.27	0.52
1:CA:298:A:H8	1:CA:298:A:O5'	1.92	0.52
1:CA:623:C:H2'	1:CA:623:C:O2	2.09	0.52
1:CA:937:A:N6	1:CA:938:A:C6	2.77	0.52
1:CA:1347:G:C8	9:CI:107:ARG:HB3	2.45	0.52
3:CC:76:VAL:HG23	3:CC:77:ILE:N	2.25	0.52
4:CD:132:ARG:HG2	4:CD:132:ARG:NH1	2.24	0.52
6:CF:12:PRO:HB3	6:CF:58:GLY:HA2	1.91	0.52
7:CG:143:ARG:HH11	7:CG:143:ARG:CB	2.22	0.52
12:CL:25:LYS:HZ1	12:CL:30:ARG:HH22	1.55	0.52
17:CQ:45:HIS:CD2	17:CQ:47:PRO:HD3	2.45	0.52
27:DA:18:C:C4	27:DA:19:C:C5	2.98	0.52
27:DA:272(D):G:C2	27:DA:365:C:C4	2.98	0.52
27:DA:574:C:N3	31:DE:145:LYS:HE2	2.24	0.52
27:DA:660:G:O2'	27:DA:661:C:H5'	2.10	0.52
27:DA:999:U:O2	27:DA:1000:A:H8	1.92	0.52

*Continued on next page...*

*Continued from previous page...*

Atom-1	Atom-2	Interatomic distance (Å)	Clash overlap (Å)
27:DA:1248:G:OP1	32:DF:92:PRO:HB3	2.08	0.52
27:DA:1455:G:O2'	27:DA:1456:G:H5'	2.09	0.52
27:DA:1884:A:N1	27:DA:1885:A:C5	2.78	0.52
27:DA:1899:G:N2	27:DA:1903:G:C2	2.77	0.52
27:DA:2010:G:C6	27:DA:2011:U:C4	2.97	0.52
27:DA:2356:C:H4'	49:D0:20:ARG:HD3	1.90	0.52
27:DA:2489:G:H2'	27:DA:2490:G:O4'	2.10	0.52
27:DA:2580:U:H4'	31:DE:130:GLY:CA	2.40	0.52
27:DA:2749:A:H4'	34:DH:62:LYS:CB	2.29	0.52
28:DB:4:C:H2'	28:DB:5:C:C6	2.45	0.52
33:DG:110:ALA:O	33:DG:111:LEU:C	2.47	0.52
42:DT:21:GLU:HG3	42:DT:22:PHE:N	2.25	0.52
44:DV:21:ARG:HG2	44:DV:91:TYR:CE1	2.44	0.52
47:DY:4:LYS:HG3	47:DY:5:MET:HE3	1.91	0.52
47:DY:15:VAL:HG12	47:DY:16:ALA:H	1.73	0.52
47:DY:76:CYS:O	47:DY:78:ALA:N	2.42	0.52
49:D0:40:GLN:HE22	49:D0:45:PHE:H	1.56	0.52
52:D3:12:PRO:O	52:D3:20:LYS:NZ	2.42	0.52
54:D5:49:CYS:O	54:D5:56:LYS:HB2	2.09	0.52
55:D6:8:LYS:O	55:D6:9:LEU:CB	2.57	0.52
1:AA:939:G:H2'	1:AA:940:C:C6	2.45	0.52
1:AA:1179:A:C5'	9:AI:102:LEU:HD12	2.39	0.52
1:AA:1236:A:H4'	1:AA:1304:G:H4'	1.92	0.52
1:AA:1271:G:H5'	1:AA:1314:C:H5'	1.92	0.52
1:AA:1338:G:H2'	1:AA:1339:A:O4'	2.10	0.52
1:AA:1426:C:H2'	1:AA:1427:U:H6	1.75	0.52
3:AC:150:LYS:CG	3:AC:169:ALA:HB2	2.38	0.52
7:AG:15:ASP:OD2	7:AG:16:LEU:N	2.42	0.52
7:AG:103:TRP:CE3	7:AG:137:LYS:HB3	2.45	0.52
15:AO:56:LEU:O	15:AO:60:VAL:HG23	2.10	0.52
19:AS:12:ASP:HB3	19:AS:14:HIS:CE1	2.45	0.52
19:AS:61:TYR:O	19:AS:62:ILE:HG22	2.10	0.52
20:AT:73:HIS:O	20:AT:76:ALA:HB3	2.09	0.52
27:BA:307:G:H8	27:BA:307:G:O5'	1.92	0.52
27:BA:344:G:N2	27:BA:345:A:N6	2.54	0.52
27:BA:444:C:C4'	32:BF:49:ALA:HB2	2.39	0.52
27:BA:481:G:OP2	47:BY:47:LYS:HG3	2.09	0.52
27:BA:1261:C:H2'	27:BA:1262:A:O5'	2.09	0.52
27:BA:1578:U:H2'	27:BA:1579:A:H5'	1.90	0.52
27:BA:1686:C:C5'	27:BA:1686:C:C6	2.89	0.52
27:BA:1799:G:H5''	27:BA:1802:A:O2'	2.09	0.52

*Continued on next page...*



*Continued from previous page...*

Atom-1	Atom-2	Interatomic distance (Å)	Clash overlap (Å)
27:BA:2285:C:H41	55:B6:25:LYS:HE3	1.75	0.52
27:BA:2693:A:C2'	27:BA:2694:G:H5'	2.38	0.52
32:BF:127:GLU:OE1	32:BF:196:LEU:HG	2.10	0.52
32:BF:160:ASN:ND2	32:BF:160:ASN:C	2.62	0.52
33:BG:109:VAL:HG13	53:B4:59:VAL:HG11	1.90	0.52
33:BG:170:ARG:NH2	33:BG:182:LYS:HG3	2.25	0.52
37:BO:1:MET:C	37:BO:2:ILE:HD13	2.29	0.52
39:BQ:36:ALA:O	39:BQ:37:LEU:HD22	2.09	0.52
40:BR:52:ILE:O	40:BR:55:ALA:N	2.43	0.52
42:BT:109:GLU:HA	42:BT:112:ARG:HD3	1.91	0.52
44:BV:15:GLU:O	44:BV:16:PRO:C	2.48	0.52
47:BY:3:VAL:C	47:BY:5:MET:N	2.60	0.52
47:BY:47:LYS:O	47:BY:48:ALA:O	2.26	0.52
50:B1:18:ILE:HG21	50:B1:20:ARG:CZ	2.39	0.52
50:B1:20:ARG:O	50:B1:21:ARG:HG2	2.09	0.52
51:B2:17:SER:H	51:B2:67:LYS:HZ1	1.57	0.52
1:CA:186:C:H2'	1:CA:187:C:C5	2.45	0.52
1:CA:252:U:H2'	1:CA:253:U:C6	2.45	0.52
1:CA:255:G:H2'	1:CA:256:U:C6	2.45	0.52
1:CA:678:U:O2	1:CA:777:A:H4'	2.09	0.52
1:CA:963:G:H21	10:CJ:55:LYS:CD	2.21	0.52
1:CA:1305:G:O2'	1:CA:1306:A:P	2.68	0.52
2:CB:43:ASP:OD2	2:CB:46:LYS:HB2	2.10	0.52
4:CD:179:GLU:O	4:CD:181:MET:HG3	2.09	0.52
17:CQ:27:PHE:HB2	17:CQ:28:PRO:CD	2.40	0.52
20:CT:45:GLN:C	20:CT:47:GLY:H	2.12	0.52
27:DA:25:U:H2'	27:DA:26:G:O4'	2.09	0.52
27:DA:29:U:H4'	43:DU:11:ARG:HH22	1.72	0.52
27:DA:154(A):C:O4'	27:DA:154(A):C:O2	2.26	0.52
27:DA:492:A:C8	27:DA:493:G:C8	2.98	0.52
27:DA:747:U:N3	54:D5:2:ALA:N	2.58	0.52
27:DA:774:A:H2	27:DA:787:U:O2'	1.90	0.52
27:DA:1188:U:C2'	27:DA:1189:A:H5'	2.40	0.52
27:DA:1473:G:H2'	27:DA:1474:C:C5'	2.37	0.52
27:DA:2351:G:H5''	27:DA:2352:A:OP1	2.08	0.52
27:DA:2405:G:O2'	27:DA:2406:U:P	2.67	0.52
27:DA:2529:G:OP2	27:DA:2530:A:H5''	2.09	0.52
27:DA:2680:C:OP2	31:DE:111:ARG:NH2	2.43	0.52
27:DA:2729:G:O3'	31:DE:185:LYS:NZ	2.43	0.52
27:DA:2889:C:H3'	27:DA:2891:G:C8	2.44	0.52
29:DC:68:LEU:CD1	29:DC:179:SER:HA	2.40	0.52

*Continued on next page...*

*Continued from previous page...*

Atom-1	Atom-2	Interatomic distance (Å)	Clash overlap (Å)
31:DE:1:MET:H3	31:DE:84:PHE:HB2	1.75	0.52
32:DF:31:HIS:CD2	32:DF:35:GLU:HG3	2.45	0.52
39:DQ:10:ARG:HG3	39:DQ:10:ARG:O	2.09	0.52
39:DQ:35:VAL:HA	39:DQ:102:VAL:HA	1.90	0.52
39:DQ:45:GLN:NE2	39:DQ:45:GLN:N	2.49	0.52
39:DQ:132:VAL:HB	39:DQ:137:TYR:OH	2.09	0.52
40:DR:14:SER:OG	40:DR:15:SER:N	2.40	0.52
40:DR:41:ALA:C	40:DR:43:GLU:N	2.62	0.52
42:DT:32:TYR:CD2	42:DT:32:TYR:N	2.76	0.52
42:DT:55:ASN:O	42:DT:55:ASN:ND2	2.32	0.52
43:DU:81:HIS:O	43:DU:85:LYS:HB2	2.09	0.52
47:DY:18:GLY:C	47:DY:20:TYR:H	2.13	0.52
58:D9:10:ILE:HD12	58:D9:32:HIS:CD2	2.44	0.52
1:AA:604:G:C6	1:AA:635:G:C6	2.98	0.52
1:AA:909:A:O2'	1:AA:910:C:H5'	2.08	0.52
1:AA:1054:C:C6	1:AA:1196:U:H2'	2.45	0.52
1:AA:1346:A:C5'	9:AI:120:ARG:HH12	2.23	0.52
1:AA:1372:U:OP2	9:AI:11:LYS:HE3	2.09	0.52
2:AB:15:VAL:C	2:AB:16:HIS:CG	2.83	0.52
4:AD:64:LEU:HB2	4:AD:198:VAL:CG1	2.40	0.52
5:AE:99:GLY:O	5:AE:116:THR:O	2.27	0.52
6:AF:10:LEU:CD1	6:AF:61:LEU:HD13	2.39	0.52
9:AI:15:ALA:HB2	9:AI:65:VAL:HG23	1.91	0.52
9:AI:114:TYR:HE1	10:AJ:60:ARG:N	2.08	0.52
10:AJ:25:GLU:C	10:AJ:27:ALA:H	2.11	0.52
25:AY:62:U:H2'	25:AY:63:C:O4'	2.10	0.52
27:BA:372:G:O2'	27:BA:373:U:P	2.67	0.52
27:BA:1015:G:H5''	27:BA:1015:G:H8	1.73	0.52
27:BA:1176:G:O2'	27:BA:1177:A:H5'	2.10	0.52
27:BA:1199:U:H2'	27:BA:1200:C:H6	1.74	0.52
27:BA:1291:C:C2	27:BA:1292:U:C5	2.98	0.52
27:BA:1627:G:N3	27:BA:1628:G:C8	2.78	0.52
27:BA:1710:C:H3'	27:BA:1710:C:C6	2.45	0.52
27:BA:1778:U:H2'	27:BA:1784:A:N6	2.24	0.52
27:BA:2290:G:C2	27:BA:2343:C:O2	2.63	0.52
27:BA:2308:G:C2'	27:BA:2309:A:O5'	2.58	0.52
27:BA:2578:G:H2'	27:BA:2579:C:C6	2.44	0.52
27:BA:2606:C:O2'	27:BA:2607:G:H5'	2.10	0.52
27:BA:2801(A):A:C4'	27:BA:2802:G:H5'	2.21	0.52
29:BC:72:VAL:HG21	29:BC:161:ILE:CA	2.40	0.52
30:BD:12:SER:C	30:BD:14:ARG:H	2.13	0.52

*Continued on next page...*

*Continued from previous page...*

Atom-1	Atom-2	Interatomic distance (Å)	Clash overlap (Å)
30:BD:254:THR:O	30:BD:254:THR:OG1	2.23	0.52
33:BG:31:VAL:HG22	33:BG:32:PRO:HD2	1.91	0.52
34:BH:44:VAL:O	34:BH:46:GLU:CD	2.48	0.52
37:BO:60:ALA:HB2	37:BO:86:ILE:HA	1.92	0.52
37:BO:90:GLN:O	37:BO:91:LEU:HB2	2.09	0.52
38:BP:91:PHE:HZ	38:BP:100:LEU:CD1	2.23	0.52
38:BP:144:GLU:O	38:BP:145:PRO:C	2.48	0.52
41:BS:92:TYR:CG	41:BS:93:LYS:N	2.78	0.52
42:BT:16:ARG:HH11	42:BT:19:LEU:HD11	1.74	0.52
45:BW:15:ARG:O	45:BW:18:ARG:HB2	2.09	0.52
55:B6:29:ASN:ND2	55:B6:30:THR:H	2.07	0.52
1:CA:5:U:C2'	4:CD:86:LYS:HE2	2.39	0.52
1:CA:748:C:O2'	1:CA:749:C:OP2	2.25	0.52
1:CA:882:C:N4	12:CL:2:PRO:HG3	2.24	0.52
1:CA:1285:A:H4'	1:CA:1286:A:O5'	2.09	0.52
1:CA:1466:C:H2'	1:CA:1467:G:O4'	2.10	0.52
5:CE:102:ALA:HB2	5:CE:120:THR:OG1	2.09	0.52
7:CG:135:VAL:O	7:CG:138:LYS:HB3	2.09	0.52
8:CH:7:ALA:CB	8:CH:85:ARG:HG3	2.39	0.52
14:CN:26:ARG:HH22	14:CN:47:LEU:HD21	1.74	0.52
19:CS:22:LEU:CD2	19:CS:22:LEU:N	2.72	0.52
27:DA:58:G:O2'	27:DA:73:A:N1	2.35	0.52
27:DA:67:U:C2	27:DA:68:G:C8	2.97	0.52
27:DA:171:G:H2'	27:DA:172:C:C6	2.44	0.52
27:DA:211:A:O2'	27:DA:212:G:H5'	2.10	0.52
27:DA:495:G:H21	45:DW:61:ASN:HD21	1.57	0.52
27:DA:587:C:C6	38:DP:33:ARG:CZ	2.92	0.52
27:DA:1013:C:N4	27:DA:1149:G:H1	2.07	0.52
27:DA:1252:G:N2	43:DU:33:ARG:HD2	2.24	0.52
27:DA:1280:G:N2	27:DA:1281:G:H1'	2.24	0.52
27:DA:1683:C:H42	27:DA:1705:G:H1	1.58	0.52
27:DA:1810:A:C8	27:DA:1811:G:C8	2.98	0.52
27:DA:2126:A:H5''	29:DC:36:LYS:HG2	1.90	0.52
27:DA:2188:C:H2'	27:DA:2189:U:O4'	2.08	0.52
27:DA:2809:A:OP2	27:DA:2891:G:N2	2.40	0.52
27:DA:2824:C:N4	27:DA:2825:C:N3	2.57	0.52
28:DB:53:A:N3	28:DB:53:A:H2'	2.24	0.52
30:DD:46:GLN:N	30:DD:46:GLN:OE1	2.43	0.52
31:DE:93:VAL:HG11	31:DE:181:LEU:O	2.09	0.52
32:DF:2:LYS:O	32:DF:25:PRO:CD	2.55	0.52
32:DF:202:PHE:O	32:DF:204:ASN:N	2.43	0.52

*Continued on next page...*

*Continued from previous page...*

Atom-1	Atom-2	Interatomic distance (Å)	Clash overlap (Å)
33:DG:128:ARG:C	33:DG:130:ASN:N	2.63	0.52
34:DH:143:GLN:NE2	34:DH:147:ASN:OD1	2.43	0.52
35:DI:12:LEU:HB2	35:DI:19:VAL:HG21	1.92	0.52
38:DP:138:LEU:HG	38:DP:142:GLY:HA3	1.92	0.52
40:DR:26:LYS:HZ3	40:DR:71:GLN:HB3	1.74	0.52
43:DU:57:PHE:O	43:DU:58:ARG:C	2.47	0.52
46:DX:26:TYR:CE2	46:DX:89:ILE:HB	2.43	0.52
49:D0:30:VAL:HG12	49:D0:66:VAL:HG22	1.92	0.52
51:D2:52:ASP:O	51:D2:55:ARG:N	2.43	0.52
57:D8:10:ALA:CB	57:D8:60:LEU:HD21	2.34	0.52
58:D9:7:VAL:HG13	58:D9:34:GLN:OE1	2.10	0.52
1:AA:885:G:O2'	1:AA:886:G:H5'	2.09	0.52
1:AA:986:A:H2'	1:AA:987:G:C8	2.45	0.52
1:AA:1158:C:O2	1:AA:1158:C:C2'	2.54	0.52
1:AA:1186:G:N2	1:AA:1187:G:H1'	2.23	0.52
1:AA:1214:C:C6	1:AA:1214:C:OP1	2.63	0.52
1:AA:1298:C:C5	7:AG:114:ARG:HD2	2.45	0.52
2:AB:155:LEU:HD13	2:AB:157:ARG:H	1.74	0.52
3:AC:50:ALA:O	3:AC:51:GLY:O	2.27	0.52
7:AG:58:PRO:O	7:AG:61:VAL:HB	2.08	0.52
10:AJ:96:ILE:N	10:AJ:96:ILE:CD1	2.68	0.52
13:AM:65:LYS:CG	13:AM:70:LEU:HB2	2.40	0.52
17:AQ:45:HIS:N	17:AQ:69:LYS:HE2	2.25	0.52
25:AY:71:A:H2'	25:AY:72:G:O4'	2.10	0.52
27:BA:352:G:H8	27:BA:355:G:O6	1.93	0.52
27:BA:1292:U:C2	27:BA:1293:C:C5	2.98	0.52
27:BA:1337:G:H2'	27:BA:1338:G:C8	2.43	0.52
27:BA:1451:C:HO2'	27:BA:1457:A:N6	2.08	0.52
27:BA:1504:C:C2'	27:BA:1505:C:H5''	2.40	0.52
27:BA:1776:G:C6	27:BA:1777:U:C4	2.98	0.52
27:BA:1835:G:C5'	27:BA:1836:C:OP2	2.56	0.52
27:BA:1884:A:H2'	27:BA:1885:A:C5'	2.25	0.52
27:BA:2594:C:H2'	27:BA:2595:G:C8	2.45	0.52
27:BA:2767:C:H2'	27:BA:2768:C:C6	2.44	0.52
31:BE:69:LYS:HZ1	31:BE:89:ASP:HA	1.74	0.52
32:BF:3:GLU:HB3	32:BF:20:LEU:O	2.10	0.52
32:BF:186:ILE:HD13	32:BF:192:LEU:HD12	1.92	0.52
37:BO:35:VAL:HG23	37:BO:65:THR:CG2	2.40	0.52
38:BP:17:LYS:C	38:BP:19:VAL:H	2.11	0.52
39:BQ:17:LEU:N	39:BQ:17:LEU:HD23	2.25	0.52
39:BQ:26:TYR:O	39:BQ:67:ARG:NH1	2.43	0.52

*Continued on next page...*

*Continued from previous page...*

Atom-1	Atom-2	Interatomic distance (Å)	Clash overlap (Å)
39:BQ:46:GLN:O	39:BQ:49:ALA:N	2.43	0.52
39:BQ:63:LYS:HD3	39:BQ:65:PHE:CZ	2.45	0.52
40:BR:33:ARG:HA	40:BR:114:VAL:O	2.10	0.52
43:BU:24:TYR:CE1	43:BU:38:THR:CG2	2.93	0.52
44:BV:35:LEU:HD23	44:BV:35:LEU:N	2.24	0.52
48:BZ:13:LYS:O	48:BZ:17:LEU:HD13	2.10	0.52
1:CA:255:G:H2'	1:CA:256:U:H6	1.74	0.52
1:CA:341:C:O2'	1:CA:342:C:H5'	2.09	0.52
1:CA:461:A:N7	1:CA:471:G:N7	2.58	0.52
1:CA:487:A:H2'	1:CA:488:C:O4'	2.09	0.52
1:CA:505:G:H2'	1:CA:506:G:H8	1.73	0.52
1:CA:691:G:O6	11:CK:55:LYS:HE2	2.10	0.52
1:CA:1064:G:HO2'	1:CA:1065:U:C5'	2.22	0.52
1:CA:1196:U:OP1	1:CA:1197:G:H5'	2.10	0.52
1:CA:1321:C:C4'	13:CM:87:TYR:CE2	2.92	0.52
1:CA:1437:C:H2'	1:CA:1438:G:H8	1.74	0.52
2:CB:70:PHE:O	2:CB:92:TYR:HA	2.10	0.52
3:CC:22:TRP:HH2	3:CC:32:LEU:O	1.93	0.52
4:CD:60:GLU:O	4:CD:63:LYS:HB2	2.10	0.52
4:CD:93:PHE:CE1	4:CD:97:LEU:HD11	2.44	0.52
9:CI:22:GLY:HA3	9:CI:60:ASP:OD2	2.09	0.52
12:CL:48:ALA:C	12:CL:49:LEU:HD22	2.30	0.52
17:CQ:57:VAL:CG1	17:CQ:76:LEU:HA	2.32	0.52
20:CT:13:LEU:O	20:CT:16:HIS:HB3	2.09	0.52
27:DA:142:A:H8	27:DA:1408:C:H1'	1.69	0.52
27:DA:271(S):G:C2'	27:DA:271(T):C:C5'	2.80	0.52
27:DA:419:C:O2'	27:DA:420:C:H5'	2.10	0.52
27:DA:602:G:O2'	27:DA:604:G:H4'	2.09	0.52
27:DA:673:C:OP1	32:DF:54:ARG:NH1	2.43	0.52
27:DA:743:G:O2'	27:DA:744:G:H5'	2.10	0.52
27:DA:845:G:H8	27:DA:845:G:C5'	2.23	0.52
27:DA:943:U:OP2	38:DP:38:GLN:CD	2.48	0.52
27:DA:1011:G:C2	27:DA:1013:C:C2	2.97	0.52
27:DA:1173:G:H3'	27:DA:1174:A:H5'	1.92	0.52
27:DA:1174:A:H5''	27:DA:1175:U:C5'	2.40	0.52
27:DA:1271:G:C2	27:DA:1617:C:H4'	2.45	0.52
27:DA:1291:C:O2'	27:DA:1292:U:H5'	2.09	0.52
27:DA:2066:C:OP1	27:DA:2252:G:H4'	2.09	0.52
27:DA:2271:G:H2'	27:DA:2272:U:H6	1.75	0.52
27:DA:2317:C:O2'	27:DA:2318:G:H5'	2.10	0.52
27:DA:2756:U:O2'	27:DA:2757:A:C5'	2.56	0.52

*Continued on next page...*

*Continued from previous page...*

Atom-1	Atom-2	Interatomic distance (Å)	Clash overlap (Å)
30:DD:26:LYS:NZ	30:DD:82:ILE:H	2.07	0.52
31:DE:30:PRO:HD3	31:DE:180:ASN:OD1	2.09	0.52
32:DF:54:ARG:NH2	32:DF:80:ALA:HB2	2.24	0.52
33:DG:66:GLN:HB3	33:DG:92:VAL:HG21	1.91	0.52
36:DN:75:TYR:HA	36:DN:81:GLY:O	2.10	0.52
40:DR:33:ARG:HG3	40:DR:115:GLU:CB	2.40	0.52
40:DR:37:THR:OG1	40:DR:40:LYS:HE3	2.09	0.52
40:DR:99:LYS:HB2	40:DR:99:LYS:NZ	2.25	0.52
44:DV:47:VAL:HG12	44:DV:52:VAL:CB	2.38	0.52
46:DX:36:LYS:CE	46:DX:56:THR:H	2.23	0.52
46:DX:54:VAL:HG22	46:DX:81:VAL:HG12	1.90	0.52
47:DY:2:ARG:O	47:DY:3:VAL:HG23	2.10	0.52
50:D1:23:LYS:HE2	50:D1:28:GLY:HA3	1.91	0.52
1:AA:120:A:HO2'	1:AA:121:C:P	2.32	0.52
1:AA:194:C:C2'	1:AA:195:A:H5''	2.39	0.52
1:AA:194:C:O2'	20:AT:68:LYS:HD3	2.08	0.52
1:AA:503:C:OP1	12:AL:116:LYS:HE3	2.10	0.52
1:AA:581:G:H8	1:AA:581:G:O5'	1.93	0.52
1:AA:1002:G:N2	1:AA:1039:C:O2	2.43	0.52
1:AA:1298:C:N4	7:AG:114:ARG:HD2	2.25	0.52
1:AA:1320:C:N4	19:AS:36:ARG:HG3	2.24	0.52
5:AE:129:ILE:O	5:AE:132:ALA:N	2.24	0.52
7:AG:41:ARG:HG2	7:AG:41:ARG:NH1	2.25	0.52
10:AJ:32:ALA:H	10:AJ:76:ASN:HB3	1.74	0.52
13:AM:65:LYS:HB3	13:AM:70:LEU:HD12	1.91	0.52
17:AQ:79:SER:OG	17:AQ:80:GLY:N	2.41	0.52
18:AR:86:VAL:HG12	18:AR:87:ARG:HD3	1.91	0.52
27:BA:445:C:N4	27:BA:446:G:C6	2.78	0.52
27:BA:775:G:C2	27:BA:777:A:N6	2.78	0.52
27:BA:816:C:H2'	27:BA:817:C:C6	2.44	0.52
27:BA:941:A:O2'	38:BP:35:HIS:CE1	2.63	0.52
27:BA:1108:U:C2'	27:BA:1109:C:H5'	2.40	0.52
27:BA:1140:C:O3'	36:BN:25:ARG:NH1	2.43	0.52
27:BA:1545:A:H3'	27:BA:1546:C:H6	1.75	0.52
27:BA:1711:C:H2'	27:BA:1712:C:H6	1.75	0.52
27:BA:1899:G:H21	27:BA:1902:C:H5	1.58	0.52
27:BA:2839:G:H2'	27:BA:2840:C:C6	2.43	0.52
30:BD:27:THR:CG2	30:BD:83:GLU:HA	2.40	0.52
31:BE:26:ILE:HG22	31:BE:27:LEU:N	2.25	0.52
33:BG:53:LEU:N	33:BG:53:LEU:CD2	2.73	0.52
35:BI:89:TYR:C	35:BI:121:LYS:NZ	2.63	0.52

*Continued on next page...*

*Continued from previous page...*

Atom-1	Atom-2	Interatomic distance (Å)	Clash overlap (Å)
38:BP:38:GLN:HG3	38:BP:39:LYS:H	1.75	0.52
41:BS:87:PHE:HZ	41:BS:97:ARG:HH22	1.57	0.52
41:BS:92:TYR:N	41:BS:92:TYR:CD1	2.78	0.52
44:BV:95:LEU:HD22	44:BV:96:ILE:N	2.25	0.52
47:BY:53:PRO:HB3	47:BY:56:PRO:HA	1.91	0.52
50:B1:57:GLU:O	50:B1:58:ILE:HG23	2.09	0.52
51:B2:24:LEU:HD11	51:B2:28:LYS:HE2	1.92	0.52
1:CA:12:U:O2'	1:CA:13:U:H5''	2.09	0.52
1:CA:392:G:H2'	1:CA:393:A:H8	1.75	0.52
1:CA:624:C:H4'	16:CP:10:GLY:C	2.29	0.52
1:CA:1054:C:C5	1:CA:1196:U:C6	2.98	0.52
2:CB:174:VAL:HG13	2:CB:184:VAL:CG2	2.38	0.52
4:CD:133:VAL:HG11	4:CD:138:TYR:CD1	2.44	0.52
7:CG:66:VAL:HG12	7:CG:67:GLU:N	2.24	0.52
8:CH:29:SER:O	8:CH:32:LYS:N	2.41	0.52
14:CN:35:ARG:HH11	14:CN:35:ARG:HG2	1.74	0.52
20:CT:50:GLU:HA	20:CT:100:ILE:HG21	1.92	0.52
27:DA:19:C:OP1	43:DU:22:LYS:CD	2.55	0.52
27:DA:171:G:O2'	27:DA:172:C:H5'	2.10	0.52
27:DA:247:G:O6	57:D8:12:LYS:HE3	2.10	0.52
27:DA:319:C:C2	27:DA:333:G:N2	2.78	0.52
27:DA:641:C:N4	27:DA:647:G:O6	2.43	0.52
27:DA:1114:G:H3'	27:DA:1115:G:H5''	1.92	0.52
27:DA:1493:C:C5	27:DA:2206:G:O2'	2.63	0.52
27:DA:1779:U:O4	27:DA:1785:A:C6	2.62	0.52
27:DA:1963:U:O2	27:DA:1963:U:H2'	2.09	0.52
27:DA:1991:U:H2'	27:DA:1992:G:C5'	2.38	0.52
27:DA:2001:A:H2'	27:DA:2002:G:O4'	2.10	0.52
27:DA:2719:G:H5'	27:DA:2847:U:OP1	2.10	0.52
34:DH:32:GLU:O	34:DH:33:LEU:HD23	2.09	0.52
34:DH:85:LYS:CG	34:DH:133:VAL:HB	2.40	0.52
34:DH:140:LYS:O	34:DH:144:VAL:HG23	2.10	0.52
38:DP:9:ASN:ND2	38:DP:10:PRO:CD	2.61	0.52
38:DP:122:PRO:HA	38:DP:141:ALA:O	2.09	0.52
41:DS:56:LEU:O	41:DS:57:LYS:HB2	2.09	0.52
42:DT:57:PHE:O	42:DT:58:ASN:C	2.47	0.52
46:DX:64:LYS:NZ	46:DX:73:ARG:CZ	2.72	0.52
48:DZ:23:LEU:HD21	48:DZ:85:VAL:HG13	1.91	0.52
48:DZ:107:PRO:C	48:DZ:109:GLY:N	2.62	0.52
48:DZ:108:ALA:O	48:DZ:144:GLU:HG2	2.10	0.52
52:D3:8:LEU:HB3	52:D3:31:LEU:HD23	1.91	0.52

*Continued on next page...*



*Continued from previous page...*

Atom-1	Atom-2	Interatomic distance (Å)	Clash overlap (Å)
52:D3:39:ASP:OD2	52:D3:44:ARG:NH2	2.42	0.52
53:D4:61:VAL:HG13	53:D4:65:CYS:CB	2.39	0.52
54:D5:42:PRO:O	54:D5:43:HIS:CB	2.58	0.52
1:AA:108:G:C6	20:AT:15:ARG:HD2	2.45	0.52
1:AA:186:C:H2'	1:AA:187:C:C6	2.45	0.52
1:AA:265:G:H21	1:AA:267:C:H5'	1.75	0.52
1:AA:686:U:HO2'	1:AA:687:A:H8	1.51	0.52
1:AA:848:C:H2'	1:AA:849:C:C6	2.44	0.52
1:AA:935:A:H61	7:AG:3:ARG:HB2	1.74	0.52
1:AA:1199:U:H4'	10:AJ:54:PHE:CE2	2.45	0.52
1:AA:1243:C:O2'	1:AA:1244:C:H5'	2.09	0.52
4:AD:68:TYR:HA	4:AD:114:ARG:CD	2.40	0.52
5:AE:53:LEU:HD12	5:AE:53:LEU:N	2.25	0.52
6:AF:61:LEU:O	6:AF:62:TRP:CB	2.57	0.52
7:AG:15:ASP:HB3	7:AG:20:ASP:H	1.75	0.52
8:AH:39:LEU:HB3	8:AH:45:ILE:HG12	1.92	0.52
8:AH:60:ARG:NH1	8:AH:60:ARG:CG	2.68	0.52
12:AL:23:ALA:C	12:AL:24:LEU:HD22	2.30	0.52
15:AO:39:LEU:C	15:AO:41:GLU:H	2.13	0.52
16:AP:50:LYS:HD3	16:AP:51:VAL:N	2.24	0.52
19:AS:44:MET:SD	19:AS:44:MET:N	2.83	0.52
20:AT:98:PRO:C	20:AT:100:ILE:N	2.62	0.52
27:BA:26:G:C2'	27:BA:514:A:H61	2.22	0.52
27:BA:251:A:H5''	38:BP:51:PHE:HZ	1.75	0.52
27:BA:397:G:O2'	27:BA:398:G:H5'	2.09	0.52
27:BA:937:U:H2'	27:BA:938:G:C8	2.44	0.52
27:BA:1209:G:O2'	27:BA:1237:A:N1	2.31	0.52
27:BA:1310:G:N2	27:BA:1313:U:O4	2.43	0.52
27:BA:1311:G:C4	56:B7:47:ARG:NH2	2.78	0.52
27:BA:1682:G:C6	27:BA:1683:C:N3	2.78	0.52
27:BA:2273:A:H2'	27:BA:2274:A:C8	2.45	0.52
27:BA:2302:G:H2'	27:BA:2303:G:H5'	1.92	0.52
27:BA:2580:U:H4'	31:BE:130:GLY:HA2	1.92	0.52
28:BB:61:G:C2	28:BB:62:C:C2	2.98	0.52
31:BE:119:ARG:HD2	31:BE:120:TRP:CD1	2.45	0.52
32:BF:176:LEU:HD12	32:BF:177:ALA:N	2.23	0.52
32:BF:188:ARG:HB2	38:BP:7:ARG:HH22	1.74	0.52
35:BI:76:THR:O	35:BI:140:LEU:HA	2.10	0.52
35:BI:91:SER:HB2	35:BI:119:PRO:HB2	1.90	0.52
37:BO:17:ARG:HE	37:BO:47:ILE:CD1	2.23	0.52
37:BO:25:LEU:O	37:BO:26:LYS:HG3	2.09	0.52

*Continued on next page...*

*Continued from previous page...*

Atom-1	Atom-2	Interatomic distance (Å)	Clash overlap (Å)
41:BS:54:LEU:C	41:BS:56:LEU:H	2.13	0.52
43:BU:61:TRP:O	43:BU:62:ILE:C	2.48	0.52
44:BV:35:LEU:C	44:BV:37:VAL:H	2.13	0.52
47:BY:84:ARG:O	47:BY:94:LYS:HA	2.09	0.52
50:B1:20:ARG:HA	50:B1:34:THR:HA	1.92	0.52
50:B1:64:ALA:HA	50:B1:67:ILE:CG1	2.39	0.52
1:CA:59:A:H5''	1:CA:60:A:C5'	2.40	0.52
1:CA:376:G:OP1	16:CP:5:ARG:HB2	2.08	0.52
1:CA:386:C:C2'	1:CA:387:U:C5'	2.81	0.52
1:CA:1086:U:H3'	1:CA:1087:G:H8	1.75	0.52
1:CA:1310:G:C5'	13:CM:77:ASN:ND2	2.72	0.52
1:CA:1404:C:O4'	1:CA:1499:A:C2	2.63	0.52
3:CC:182:ILE:HG23	3:CC:202:ILE:O	2.09	0.52
10:CJ:90:LEU:N	10:CJ:91:PRO:CD	2.73	0.52
12:CL:5:ASN:HD22	17:CQ:34:LYS:HZ3	1.58	0.52
13:CM:91:ARG:CB	13:CM:98:VAL:HG13	2.40	0.52
24:CX:15:G:H2'	24:CX:59:A:N1	2.24	0.52
24:CX:29:G:C2'	24:CX:30:G:H5'	2.40	0.52
27:DA:262:A:H2'	27:DA:263:C:C6	2.45	0.52
27:DA:1368:G:O2'	27:DA:1369:G:H5'	2.10	0.52
27:DA:1651:G:C2	27:DA:2007:C:N3	2.78	0.52
27:DA:2057:A:H2'	27:DA:2058:A:O4'	2.09	0.52
27:DA:2350:C:H41	27:DA:2382:G:H22	1.58	0.52
27:DA:2756:U:C1'	27:DA:2757:A:H5''	2.35	0.52
28:DB:79:C:H2'	28:DB:80:U:O4'	2.10	0.52
29:DC:214:VAL:C	29:DC:216:THR:N	2.61	0.52
30:DD:15:PHE:O	30:DD:17:THR:HG23	2.10	0.52
30:DD:55:GLY:HA3	30:DD:218:ARG:HD3	1.91	0.52
30:DD:94:LEU:HD22	30:DD:95:LEU:N	2.25	0.52
30:DD:261:LYS:NZ	30:DD:263:ARG:HH12	2.04	0.52
31:DE:35:GLN:HA	31:DE:67:PHE:CZ	2.45	0.52
31:DE:113:PHE:C	31:DE:113:PHE:HD2	2.13	0.52
33:DG:105:LYS:HE3	53:D4:51:TYR:O	2.10	0.52
34:DH:27:LYS:HG2	34:DH:32:GLU:CG	2.39	0.52
36:DN:26:LEU:HG	36:DN:30:ILE:HD11	1.91	0.52
46:DX:30:VAL:HG23	46:DX:77:LYS:HB3	1.90	0.52
47:DY:39:VAL:CG1	47:DY:40:GLU:H	2.07	0.52
48:DZ:126:LYS:HD3	48:DZ:161:GLU:OE1	2.10	0.52
51:D2:5:GLU:O	51:D2:8:LYS:HB2	2.10	0.52
51:D2:33:MET:O	51:D2:34:GLU:C	2.48	0.52
53:D4:41:ILE:HD13	53:D4:47:VAL:HG13	1.91	0.52

*Continued on next page...*

*Continued from previous page...*

Atom-1	Atom-2	Interatomic distance (Å)	Clash overlap (Å)
53:D4:42:CYS:SG	53:D4:46:ASN:O	2.68	0.52
1:AA:33:A:H2'	1:AA:34:C:C6	2.45	0.52
1:AA:41:G:O2'	1:AA:42:G:H5'	2.10	0.52
1:AA:189(I):G:H2'	1:AA:189(J):G:H8	1.74	0.52
1:AA:324:G:H21	1:AA:327:A:H8	1.56	0.52
1:AA:375:U:H4'	16:AP:17:TYR:CE2	2.45	0.52
1:AA:503:C:H2'	1:AA:504:C:C6	2.42	0.52
1:AA:532:A:H3'	1:AA:533:A:H5''	1.89	0.52
1:AA:1028:C:C2'	1:AA:1029:C:H5'	2.40	0.52
1:AA:1088:G:O2'	1:AA:1089:G:H5'	2.10	0.52
1:AA:1340:A:O2'	1:AA:1341:U:H5'	2.10	0.52
2:AB:69:LEU:HD12	2:AB:69:LEU:C	2.30	0.52
3:AC:47:LEU:HD21	3:AC:68:VAL:HG11	1.91	0.52
5:AE:33:VAL:HG11	5:AE:109:ILE:HG12	1.92	0.52
7:AG:27:ILE:O	7:AG:30:ILE:HG12	2.10	0.52
16:AP:58:TYR:C	16:AP:58:TYR:CD1	2.83	0.52
19:AS:6:LYS:HG2	19:AS:7:LYS:HE3	1.92	0.52
20:AT:80:ARG:O	20:AT:84:LEU:N	2.41	0.52
27:BA:76:C:C2	27:BA:111:A:C2	2.98	0.52
27:BA:323:G:H5'	32:BF:169:ASN:HD21	1.75	0.52
27:BA:335:C:OP1	27:BA:335:C:H6	1.93	0.52
27:BA:382:G:H1	27:BA:392:C:H42	1.58	0.52
27:BA:671:C:H5'	27:BA:671:C:C6	2.44	0.52
27:BA:816:C:O2'	27:BA:817:C:H5'	2.09	0.52
27:BA:1614:A:H62	45:BW:93:ALA:HB2	1.75	0.52
27:BA:1828:G:H4'	27:BA:1829:A:OP1	2.10	0.52
27:BA:2420:C:P	57:B8:33:ASN:O	2.68	0.52
27:BA:2784:C:C1'	31:BE:42:ASP:OD1	2.48	0.52
29:BC:36:LYS:O	29:BC:37:PHE:C	2.48	0.52
30:BD:44:ASN:ND2	30:BD:47:GLY:O	2.41	0.52
30:BD:94:LEU:HB2	30:BD:104:TYR:HE2	1.75	0.52
32:BF:53:THR:HG22	32:BF:55:GLY:H	1.75	0.52
32:BF:126:VAL:HG21	32:BF:129:PHE:CE1	2.45	0.52
33:BG:60:LEU:O	33:BG:60:LEU:HD13	2.10	0.52
33:BG:123:ASN:O	33:BG:125:PHE:N	2.42	0.52
34:BH:40:GLU:O	34:BH:41:MET:HB2	2.10	0.52
34:BH:73:ALA:O	34:BH:76:VAL:HG23	2.09	0.52
34:BH:126:PRO:O	34:BH:127:GLU:CB	2.54	0.52
35:BI:69:LYS:O	35:BI:73:GLU:HB3	2.10	0.52
36:BN:18:ALA:HB1	36:BN:21:LYS:HB3	1.92	0.52
37:BO:14:THR:HG22	37:BO:16:ALA:N	2.25	0.52

*Continued on next page...*

*Continued from previous page...*

Atom-1	Atom-2	Interatomic distance (Å)	Clash overlap (Å)
41:BS:38:GLN:HA	41:BS:50:SER:HA	1.92	0.52
42:BT:82:LEU:O	42:BT:83:ILE:C	2.48	0.52
44:BV:39:LEU:HB3	44:BV:47:VAL:HG11	1.91	0.52
45:BW:33:ARG:HG3	45:BW:33:ARG:HH11	1.74	0.52
47:BY:95:LYS:HA	47:BY:100:ALA:HA	1.92	0.52
51:B2:32:LEU:O	51:B2:35:LEU:HB2	2.10	0.52
57:B8:14:VAL:HG21	57:B8:22:VAL:CG1	2.40	0.52
57:B8:32:LEU:HB3	57:B8:36:LYS:CD	2.40	0.52
58:B9:18:ARG:NH1	58:B9:21:GLY:HA2	2.24	0.52
1:CA:66:G:N7	1:CA:104:G:N2	2.58	0.52
1:CA:189(F):U:H5	17:CQ:3:LYS:HZ3	1.58	0.52
1:CA:645:C:H2'	1:CA:646:U:H6	1.74	0.52
1:CA:742:G:OP1	15:CO:35:ARG:NH2	2.42	0.52
1:CA:838:G:N2	1:CA:840:C:H5'	2.24	0.52
1:CA:963:G:N2	10:CJ:55:LYS:HZ2	2.08	0.52
1:CA:1474:G:H4'	27:DA:1701:A:N3	2.25	0.52
1:CA:1504:G:H1'	1:CA:1505:G:OP2	2.09	0.52
2:CB:95:GLN:O	2:CB:96:ARG:C	2.48	0.52
2:CB:165:VAL:HG23	2:CB:166:ASP:N	2.25	0.52
2:CB:224:GLN:HG2	2:CB:229:VAL:HG22	1.92	0.52
4:CD:10:ARG:HG3	4:CD:40:PRO:HB3	1.92	0.52
9:CI:4:TYR:HA	9:CI:88:TYR:CE1	2.45	0.52
10:CJ:48:THR:CG2	10:CJ:62:HIS:HB3	2.35	0.52
10:CJ:82:ILE:HD13	10:CJ:85:LEU:HD12	1.90	0.52
11:CK:12:ARG:O	11:CK:13:GLN:HG3	2.10	0.52
11:CK:110:ASP:O	18:CR:84:LYS:HG3	2.10	0.52
14:CN:7:ILE:HG13	14:CN:8:GLU:N	2.23	0.52
19:CS:17:GLU:O	19:CS:21:GLU:HG3	2.10	0.52
19:CS:18:LYS:O	19:CS:22:LEU:HD23	2.10	0.52
19:CS:40:ILE:HB	19:CS:67:VAL:O	2.09	0.52
27:DA:333:G:C4	27:DA:334:C:C5	2.98	0.52
27:DA:626:U:H3	38:DP:105:LEU:HB3	1.75	0.52
27:DA:832:G:O2'	38:DP:52:GLU:HB3	2.10	0.52
27:DA:1374:G:H2'	27:DA:1375:C:H6	1.74	0.52
27:DA:1378:A:C4'	27:DA:1379:A:OP1	2.55	0.52
27:DA:1505:C:C5	27:DA:1506:C:H1'	2.45	0.52
27:DA:1771:C:C2	27:DA:1772:G:C8	2.97	0.52
27:DA:1792:G:H2'	27:DA:1793:C:C6	2.45	0.52
27:DA:1972:A:H2'	27:DA:1973:G:H8	1.75	0.52
27:DA:2496:C:OP2	39:DQ:82:ARG:NE	2.42	0.52
27:DA:2636:U:HO2'	31:DE:44:TYR:HH	1.52	0.52

*Continued on next page...*

*Continued from previous page...*

Atom-1	Atom-2	Interatomic distance (Å)	Clash overlap (Å)
27:DA:2848:G:H3'	42:DT:95:ARG:O	2.10	0.52
27:DA:2882:A:OP1	40:DR:96:ARG:HD3	2.10	0.52
28:DB:55:U:O3'	33:DG:27:ASN:OD1	2.24	0.52
31:DE:167:VAL:CG2	31:DE:170:LEU:HD11	2.40	0.52
32:DF:39:TRP:O	32:DF:43:LYS:HG2	2.10	0.52
34:DH:138:LYS:O	34:DH:141:VAL:HB	2.10	0.52
35:DI:133:HIS:ND1	35:DI:134:PRO:HD3	2.25	0.52
39:DQ:27:VAL:HG12	39:DQ:28:ALA:N	2.24	0.52
48:DZ:74:ASN:O	48:DZ:83:GLU:HB2	2.10	0.52
53:D4:48:ILE:HD12	53:D4:48:ILE:N	2.24	0.52
57:D8:50:LEU:HD12	57:D8:51:ALA:H	1.72	0.52
1:AA:495:A:C4'	1:AA:496:A:H5''	2.35	0.51
1:AA:909:A:H2'	1:AA:910:C:C5'	2.40	0.51
1:AA:1066:C:O2'	1:AA:1067:A:H5'	2.11	0.51
1:AA:1363:C:H5'	1:AA:1363(A):A:O5'	2.10	0.51
9:AI:21:PRO:HA	9:AI:59:PHE:HA	1.92	0.51
12:AL:56:ARG:HA	12:AL:62:GLU:HG3	1.93	0.51
13:AM:66:LEU:O	13:AM:69:GLU:O	2.28	0.51
26:AZ:4:SER:H	27:BA:1913:A:HO2'	1.58	0.51
27:BA:431:U:O5'	27:BA:431:U:H6	1.92	0.51
27:BA:534:U:H2'	27:BA:535:C:H6	1.75	0.51
27:BA:1140:C:P	36:BN:66:LYS:HZ1	2.32	0.51
27:BA:1279:G:N2	27:BA:1292:U:C2	2.78	0.51
27:BA:1615:C:C6	27:BA:1617:C:C5	2.99	0.51
27:BA:2576:G:H5'	27:BA:2579:C:H41	1.75	0.51
30:BD:35:LYS:NZ	30:BD:103:ARG:N	2.58	0.51
30:BD:44:ASN:OD1	30:BD:44:ASN:N	2.43	0.51
31:BE:4:ILE:HG12	31:BE:28:ALA:HB1	1.93	0.51
31:BE:57:LYS:NZ	31:BE:57:LYS:HB3	2.23	0.51
32:BF:123:LEU:CD1	32:BF:124:LEU:N	2.71	0.51
38:BP:63:PRO:O	38:BP:64:LYS:C	2.48	0.51
39:BQ:5:ARG:O	39:BQ:6:ARG:HB2	2.08	0.51
42:BT:6:LEU:O	42:BT:10:VAL:HG23	2.10	0.51
44:BV:57:VAL:CG1	44:BV:57:VAL:O	2.59	0.51
46:BX:41:ASN:O	46:BX:45:THR:HG23	2.11	0.51
47:BY:47:LYS:N	47:BY:47:LYS:HD2	2.25	0.51
48:BZ:73:VAL:HG22	48:BZ:85:VAL:HG12	1.92	0.51
54:B5:47:PRO:O	54:B5:48:GLU:HG3	2.10	0.51
1:CA:57:G:H2'	1:CA:58:C:H6	1.69	0.51
1:CA:428:G:O2'	1:CA:429:U:P	2.68	0.51
1:CA:552:U:H4'	12:CL:83:ARG:CG	2.40	0.51

*Continued on next page...*

*Continued from previous page...*

Atom-1	Atom-2	Interatomic distance (Å)	Clash overlap (Å)
1:CA:929:G:N2	1:CA:1389:C:C2	2.78	0.51
1:CA:1226:C:C5	13:CM:104:ARG:CA	2.90	0.51
1:CA:1310:G:H5''	13:CM:77:ASN:HD21	1.75	0.51
2:CB:109:SER:HA	2:CB:112:VAL:HG23	1.92	0.51
3:CC:188:LEU:O	3:CC:189:ALA:CB	2.57	0.51
4:CD:6:GLY:O	4:CD:7:PRO:C	2.48	0.51
5:CE:10:MET:HB2	5:CE:32:VAL:CG2	2.40	0.51
7:CG:113:GLU:HB2	7:CG:119:ARG:CG	2.21	0.51
9:CI:93:ARG:C	9:CI:95:LYS:H	2.13	0.51
12:CL:82:ILE:HG21	12:CL:95:TYR:HD2	1.75	0.51
12:CL:107:VAL:HG11	12:CL:110:ARG:HB2	1.91	0.51
13:CM:105:THR:O	13:CM:106:ASN:HB2	2.10	0.51
16:CP:81:ARG:HG2	16:CP:83:GLU:OE2	2.10	0.51
20:CT:104:LEU:HD23	20:CT:105:SER:H	1.75	0.51
23:CW:23:G:H2'	23:CW:24:C:C6	2.45	0.51
24:CX:28:C:N4	24:CX:42:G:H1	2.08	0.51
27:DA:290:G:O2'	27:DA:291:C:H5'	2.10	0.51
27:DA:614(A):U:H4'	27:DA:614(B):G:O5'	2.10	0.51
27:DA:747:U:H6	27:DA:747:U:O5'	1.92	0.51
27:DA:870:A:P	39:DQ:6:ARG:HH21	2.32	0.51
27:DA:1267:U:HO2'	27:DA:1268:A:H8	0.69	0.51
27:DA:1993:U:C5'	31:DE:128:SER:HB3	2.40	0.51
27:DA:2061:G:H5''	27:DA:2503:A:N1	2.26	0.51
27:DA:2328:A:H2'	27:DA:2329:G:O4'	2.10	0.51
27:DA:2582:G:O2'	27:DA:2583:G:H5'	2.08	0.51
27:DA:2887:U:O2'	27:DA:2888:C:H5'	2.09	0.51
33:DG:6:ALA:HB3	33:DG:104:GLU:OE1	2.10	0.51
38:DP:96:THR:O	38:DP:99:LEU:HB3	2.10	0.51
38:DP:144:GLU:O	38:DP:146:VAL:N	2.44	0.51
39:DQ:133:ARG:HH11	39:DQ:133:ARG:HG3	1.75	0.51
40:DR:96:ARG:O	40:DR:114:VAL:HA	2.10	0.51
41:DS:26:LEU:HD12	41:DS:85:VAL:HG21	1.92	0.51
42:DT:28:VAL:CG1	42:DT:46:GLU:HG3	2.39	0.51
45:DW:69:LEU:O	45:DW:110:LYS:NZ	2.42	0.51
48:DZ:76:ASP:HB2	48:DZ:83:GLU:HG2	1.92	0.51
48:DZ:143:LEU:O	48:DZ:173:VAL:HG21	2.10	0.51
50:D1:82:LEU:C	50:D1:83:GLU:CD	2.68	0.51
54:D5:25:LEU:HD22	54:D5:26:THR:H	1.70	0.51
1:AA:161:A:H2'	1:AA:162:A:O4'	2.10	0.51
1:AA:267:C:P	17:AQ:67:LYS:HB2	2.50	0.51
1:AA:441:A:H3'	1:AA:442:C:C6	2.38	0.51

*Continued on next page...*

*Continued from previous page...*

Atom-1	Atom-2	Interatomic distance (Å)	Clash overlap (Å)
1:AA:1007:C:H2'	1:AA:1008:C:C6	2.45	0.51
1:AA:1053:G:HO2'	1:AA:1199:U:H5	1.58	0.51
1:AA:1154:G:O2'	1:AA:1155:G:O4'	2.27	0.51
1:AA:1291:G:H4'	9:AI:38:GLN:O	2.10	0.51
1:AA:1319:A:OP1	19:AS:10:PHE:CZ	2.64	0.51
3:AC:142:MET:HE1	3:AC:171:GLY:HA3	1.91	0.51
3:AC:201:TYR:O	3:AC:202:ILE:HD13	2.10	0.51
5:AE:79:GLU:HA	5:AE:91:LEU:O	2.10	0.51
9:AI:106:ALA:O	9:AI:107:ARG:C	2.48	0.51
10:AJ:50:ILE:CD1	10:AJ:60:ARG:HD3	2.40	0.51
13:AM:28:ALA:O	13:AM:32:GLU:N	2.43	0.51
20:AT:63:ILE:HG22	20:AT:77:ALA:HB1	1.92	0.51
21:AU:5:ASP:O	21:AU:11:GLY:HA3	2.10	0.51
27:BA:271(B):C:C2'	27:BA:271(C):C:H5'	2.40	0.51
27:BA:284:U:O2'	27:BA:285:C:H5'	2.10	0.51
27:BA:665:C:O2'	27:BA:666:G:H5'	2.09	0.51
27:BA:684:G:C2	27:BA:774:A:C2	2.97	0.51
27:BA:887:A:O2'	27:BA:888:C:H5''	2.10	0.51
27:BA:1202:C:C2	27:BA:1244:G:N2	2.78	0.51
27:BA:1328:G:H2'	27:BA:1330:C:C4	2.45	0.51
27:BA:1339:G:OP1	46:BX:14:SER:CB	2.57	0.51
27:BA:1385:G:O2'	27:BA:1386:C:H6	1.92	0.51
27:BA:1442:G:C2	27:BA:1550:C:O2	2.63	0.51
27:BA:2192:G:H2'	27:BA:2193:G:H5'	1.91	0.51
27:BA:2243:U:O2'	27:BA:2244:U:H5'	2.11	0.51
27:BA:2569:G:O2'	27:BA:2570:G:H5'	2.10	0.51
30:BD:24:ILE:O	30:BD:26:LYS:CE	2.58	0.51
31:BE:7:VAL:HG23	31:BE:8:LYS:O	2.09	0.51
32:BF:168:ARG:HG2	32:BF:175:THR:HG21	1.90	0.51
35:BI:132:PRO:HD2	35:BI:133:HIS:HD2	1.72	0.51
35:BI:136:VAL:O	35:BI:138:ILE:HG12	2.10	0.51
36:BN:62:VAL:HG22	36:BN:63:THR:N	2.25	0.51
37:BO:8:LEU:HD12	37:BO:82:ASN:HB3	1.90	0.51
39:BQ:81:VAL:HG23	39:BQ:82:ARG:N	2.24	0.51
41:BS:66:ALA:O	41:BS:69:VAL:HG12	2.11	0.51
42:BT:108:ARG:HA	42:BT:111:ARG:HD3	1.92	0.51
44:BV:17:GLY:HA2	44:BV:96:ILE:HB	1.93	0.51
51:B2:14:ARG:HG3	51:B2:14:ARG:NH1	2.25	0.51
1:CA:197:A:H1'	1:CA:198:G:O4'	2.10	0.51
1:CA:477:A:C2'	1:CA:479:C:H5'	2.41	0.51
1:CA:532:A:O2'	1:CA:533:A:C5'	2.59	0.51

*Continued on next page...*



*Continued from previous page...*

Atom-1	Atom-2	Interatomic distance (Å)	Clash overlap (Å)
1:CA:1280:A:C5'	10:CJ:40:LEU:HD12	2.38	0.51
1:CA:1307:U:C2'	1:CA:1308:U:H6	2.23	0.51
1:CA:1346:A:N6	1:CA:1374:A:H3'	2.17	0.51
3:CC:87:LEU:C	3:CC:89:GLU:N	2.62	0.51
3:CC:119:ARG:HG3	3:CC:119:ARG:HH11	1.75	0.51
4:CD:11:LEU:HD23	4:CD:11:LEU:N	2.24	0.51
4:CD:49:ARG:HD3	4:CD:50:ARG:H	1.74	0.51
4:CD:94:LEU:HA	4:CD:97:LEU:HD12	1.92	0.51
4:CD:198:VAL:CG1	4:CD:199:ASN:H	2.21	0.51
5:CE:78:HIS:C	5:CE:93:PRO:HD3	2.29	0.51
5:CE:106:PRO:O	5:CE:110:LEU:HG	2.10	0.51
7:CG:123:GLU:O	7:CG:127:ALA:HB2	2.11	0.51
12:CL:15:VAL:CG2	12:CL:16:ARG:H	2.05	0.51
13:CM:36:LYS:NZ	13:CM:59:TYR:HE1	2.05	0.51
27:DA:84:A:OP2	47:DY:9:LYS:NZ	2.44	0.51
27:DA:360:G:O2'	27:DA:361:G:H5'	2.09	0.51
27:DA:557:U:O2'	27:DA:558:G:H5'	2.09	0.51
27:DA:567:A:H2'	27:DA:568:U:O5'	2.10	0.51
27:DA:593:G:O2'	27:DA:594:U:H5'	2.10	0.51
27:DA:668:G:C4	27:DA:670:A:C5	2.99	0.51
27:DA:857:C:H5'	49:D0:77:ARG:NH1	2.21	0.51
27:DA:919:G:H4'	28:DB:81:G:H4'	1.92	0.51
27:DA:1314:C:H2'	27:DA:1315:C:H6	1.76	0.51
27:DA:1625:C:H2'	27:DA:1626:G:C5'	2.39	0.51
27:DA:2033:A:C5	27:DA:2036:C:C4	2.97	0.51
27:DA:2145:C:H4'	27:DA:2146:C:OP2	2.10	0.51
27:DA:2553:G:C6	27:DA:2554:U:O2	2.64	0.51
27:DA:2632:A:H2	31:DE:61:ARG:HD3	1.74	0.51
29:DC:68:LEU:HD11	29:DC:179:SER:CA	2.39	0.51
30:DD:233:HIS:CE1	30:DD:246:PRO:HA	2.44	0.51
32:DF:37:VAL:HG12	32:DF:41:LEU:HD12	1.91	0.51
33:DG:150:ASP:OD1	33:DG:153:ARG:NH2	2.42	0.51
37:DO:107:ARG:HG3	37:DO:112:MET:SD	2.50	0.51
40:DR:100:LEU:CD2	40:DR:113:LEU:HB2	2.39	0.51
46:DX:65:ARG:HB2	46:DX:70:LEU:HG	1.91	0.51
47:DY:43:ASN:O	47:DY:44:ILE:O	2.28	0.51
52:D3:39:ASP:CG	52:D3:44:ARG:HE	2.13	0.51
1:AA:228:A:H2'	1:AA:229:U:O4'	2.11	0.51
1:AA:646:U:O2'	1:AA:647:C:H5'	2.11	0.51
1:AA:817:C:H4'	1:AA:818:G:OP1	2.06	0.51
1:AA:1033:G:C2'	1:AA:1034:G:H5'	2.40	0.51

*Continued on next page...*

*Continued from previous page...*

Atom-1	Atom-2	Interatomic distance (Å)	Clash overlap (Å)
1:AA:1314:C:H5	19:AS:6:LYS:NZ	2.08	0.51
24:AX:74:C:C2'	24:AX:75:C:H5'	2.39	0.51
27:BA:244:A:C2	27:BA:255:A:C4	2.99	0.51
27:BA:408:G:O2'	27:BA:409:C:H5'	2.10	0.51
27:BA:422:A:H2'	27:BA:423:A:C8	2.45	0.51
27:BA:662:G:H5'	38:BP:17:LYS:O	2.11	0.51
27:BA:721:C:H2'	27:BA:722:A:C8	2.46	0.51
27:BA:851:U:O2'	52:B3:45:GLY:HA3	2.10	0.51
27:BA:927:G:H5'	27:BA:928:G:OP2	2.09	0.51
27:BA:1449:A:H5'	27:BA:1450:G:OP2	2.09	0.51
27:BA:1829:A:H2'	27:BA:1830:C:H5'	1.92	0.51
27:BA:2008:C:O2'	27:BA:2009:G:H5'	2.10	0.51
27:BA:2099:U:H3	27:BA:2190:G:H1	1.58	0.51
27:BA:2242:G:H2'	27:BA:2243:U:O4'	2.10	0.51
27:BA:2362:G:H2'	27:BA:2363:C:H5'	1.92	0.51
27:BA:2507:C:O2'	27:BA:2508:G:H5'	2.09	0.51
30:BD:27:THR:HG21	30:BD:83:GLU:HA	1.92	0.51
31:BE:75:VAL:CG1	31:BE:76:ARG:H	2.21	0.51
33:BG:57:ALA:HA	33:BG:90:LEU:HD11	1.93	0.51
33:BG:166:ASP:O	33:BG:169:ALA:N	2.44	0.51
34:BH:44:VAL:O	34:BH:46:GLU:N	2.42	0.51
34:BH:85:LYS:HE2	34:BH:145:ALA:CA	2.40	0.51
34:BH:142:GLY:O	34:BH:145:ALA:HB3	2.09	0.51
35:BI:46:ALA:O	35:BI:49:ALA:HB3	2.10	0.51
43:BU:52:ARG:CZ	43:BU:52:ARG:HB3	2.39	0.51
47:BY:7:VAL:HG21	47:BY:8:LYS:HZ3	1.74	0.51
48:BZ:101:LEU:HB2	48:BZ:121:ARG:O	2.10	0.51
48:BZ:138:VAL:HG12	48:BZ:139:ASP:N	2.20	0.51
51:B2:33:MET:O	51:B2:35:LEU:N	2.43	0.51
54:B5:34:PRO:C	54:B5:36:CYS:H	2.13	0.51
1:CA:473:G:H5''	16:CP:81:ARG:NH2	2.25	0.51
1:CA:538:G:C5'	12:CL:111:LYS:HD3	2.40	0.51
1:CA:556:C:H2'	1:CA:557:G:C8	2.42	0.51
1:CA:565:U:H2'	1:CA:566:G:H8	1.74	0.51
1:CA:885:G:H2'	1:CA:886:G:C8	2.37	0.51
1:CA:1297:C:H1'	1:CA:1298:C:H5	1.74	0.51
2:CB:17:PHE:HB2	2:CB:42:ILE:HG22	1.92	0.51
2:CB:42:ILE:HD11	2:CB:202:PRO:HB2	1.92	0.51
2:CB:97:TRP:CZ3	2:CB:98:LEU:O	2.63	0.51
5:CE:45:PHE:CG	5:CE:47:LYS:HE3	2.45	0.51
12:CL:15:VAL:O	12:CL:16:ARG:CB	2.58	0.51

*Continued on next page...*

*Continued from previous page...*

Atom-1	Atom-2	Interatomic distance (Å)	Clash overlap (Å)
12:CL:25:LYS:O	12:CL:27:ALA:N	2.43	0.51
13:CM:53:VAL:HG12	13:CM:54:VAL:N	2.24	0.51
17:CQ:7:THR:CG2	17:CQ:58:GLU:HG2	2.40	0.51
23:CW:42:G:H8	23:CW:42:G:O5'	1.92	0.51
25:CY:48:C:O2'	25:CY:49:G:H8	1.93	0.51
25:CY:59:U:O2'	25:CY:60:C:H5''	2.09	0.51
27:DA:292:C:H2'	27:DA:293:U:H5'	1.92	0.51
27:DA:483:A:H1'	47:DY:60:PHE:HZ	1.75	0.51
27:DA:845:G:H5''	27:DA:845:G:C8	2.46	0.51
27:DA:940:G:C2'	27:DA:941:A:H5''	2.40	0.51
27:DA:1936:A:C8	27:DA:1940:U:O2	2.64	0.51
27:DA:2023:G:O2'	27:DA:2024:G:H8	1.92	0.51
27:DA:2367:G:H2'	27:DA:2368:C:H6	1.74	0.51
27:DA:2507:C:C2	27:DA:2508:G:C8	2.99	0.51
28:DB:2:C:H2'	28:DB:3:C:C6	2.45	0.51
30:DD:131:LEU:HA	30:DD:190:TYR:CE2	2.46	0.51
30:DD:210:GLY:C	30:DD:212:SER:H	2.13	0.51
31:DE:116:VAL:O	31:DE:116:VAL:HG22	2.09	0.51
31:DE:175:VAL:HG23	31:DE:177:PRO:HD3	1.91	0.51
32:DF:65:TRP:CH2	32:DF:75:HIS:CD2	2.98	0.51
35:DI:15:VAL:HG23	35:DI:16:GLY:N	2.24	0.51
35:DI:81:VAL:HG12	35:DI:82:ARG:N	2.24	0.51
37:DO:66:LYS:HD2	37:DO:78:ARG:HG3	1.91	0.51
37:DO:104:ARG:HH22	42:DT:43:GLN:HE22	1.58	0.51
37:DO:105:GLU:OE1	37:DO:105:GLU:N	2.43	0.51
42:DT:134:GLU:O	42:DT:135:ALA:HB3	2.10	0.51
44:DV:49:THR:HG22	44:DV:50:PRO:CD	2.38	0.51
48:DZ:12:GLU:O	48:DZ:17:LEU:HD13	2.10	0.51
52:D3:8:LEU:HD12	52:D3:30:ARG:O	2.10	0.51
1:AA:36:C:H4'	12:AL:119:THR:O	2.10	0.51
1:AA:102:G:O2'	1:AA:103:C:H5'	2.10	0.51
1:AA:182:U:H5'	1:AA:182:U:C6	2.44	0.51
1:AA:275:G:C2'	1:AA:276:G:H5'	2.41	0.51
1:AA:505:G:H2'	1:AA:506:G:C8	2.45	0.51
1:AA:631:G:C5'	1:AA:632:A:OP1	2.54	0.51
1:AA:950:U:H2'	1:AA:951:G:C8	2.44	0.51
1:AA:981:U:O4	1:AA:1222:G:O6	2.28	0.51
1:AA:994:A:N7	1:AA:1216:G:H4'	2.25	0.51
1:AA:1173:G:H2'	1:AA:1174:G:H8	1.76	0.51
3:AC:155:GLY:O	3:AC:156:ARG:HB2	2.10	0.51
3:AC:164:ARG:O	3:AC:165:THR:CB	2.59	0.51

*Continued on next page...*

*Continued from previous page...*

Atom-1	Atom-2	Interatomic distance (Å)	Clash overlap (Å)
3:AC:201:TYR:CD1	3:AC:201:TYR:N	2.79	0.51
4:AD:123:HIS:O	4:AD:125:HIS:CG	2.63	0.51
9:AI:112:LYS:HA	9:AI:119:ALA:N	2.25	0.51
13:AM:64:TRP:CD1	13:AM:64:TRP:N	2.77	0.51
24:AX:3:C:H2'	24:AX:3:C:O2	2.09	0.51
24:AX:63:G:N3	24:AX:63:G:H2'	2.25	0.51
27:BA:271(T):C:C2	27:BA:271(U):G:C8	2.98	0.51
27:BA:380:U:O2	27:BA:381:G:C8	2.63	0.51
27:BA:414:C:H5'	27:BA:415:A:OP2	2.11	0.51
27:BA:516:C:O2'	27:BA:517:C:H5'	2.11	0.51
27:BA:764:A:C6	30:BD:209:ALA:HB1	2.45	0.51
27:BA:1811:G:H2'	27:BA:1812:A:H8	1.76	0.51
27:BA:1996:C:H1'	27:BA:1997:G:O4'	2.10	0.51
27:BA:2048:G:H5'	27:BA:2048:G:C8	2.37	0.51
27:BA:2586:C:H5'	27:BA:2586:C:H6	1.75	0.51
28:BB:101:G:H2'	28:BB:102:A:O4'	2.10	0.51
29:BC:22:ILE:HG22	29:BC:22:ILE:O	2.10	0.51
30:BD:24:ILE:O	30:BD:25:THR:O	2.28	0.51
33:BG:28:VAL:O	33:BG:31:VAL:CG1	2.58	0.51
34:BH:157:TYR:O	34:BH:158:HIS:CD2	2.62	0.51
38:BP:24:GLY:O	38:BP:25:SER:CB	2.55	0.51
40:BR:41:ALA:O	40:BR:43:GLU:N	2.43	0.51
43:BU:61:TRP:O	43:BU:64:ARG:N	2.43	0.51
47:BY:27:VAL:HA	47:BY:28:LYS:HZ1	1.67	0.51
48:BZ:6:ALA:O	48:BZ:61:PRO:HD3	2.10	0.51
48:BZ:95:VAL:HG12	48:BZ:96:GLU:N	2.26	0.51
51:B2:6:VAL:HG13	51:B2:59:ARG:HH11	1.74	0.51
55:B6:48:VAL:O	55:B6:49:HIS:CB	2.58	0.51
57:B8:7:HIS:CE1	57:B8:9:GLY:HA3	2.45	0.51
1:CA:44:G:H2'	1:CA:45:U:O4'	2.11	0.51
1:CA:815:A:O2'	1:CA:1527:C:C1'	2.59	0.51
1:CA:1030:C:C3'	1:CA:1030(A):G:H5'	2.40	0.51
2:CB:200:ILE:HG22	2:CB:201:ILE:N	2.26	0.51
3:CC:188:LEU:O	3:CC:189:ALA:HB3	2.11	0.51
5:CE:15:ARG:HG3	5:CE:28:PHE:HE2	1.69	0.51
5:CE:94:ALA:HB1	5:CE:98:THR:CB	2.41	0.51
9:CI:89:ASN:HB3	9:CI:92:TYR:HD1	1.71	0.51
12:CL:56:ARG:HG3	12:CL:61:TYR:O	2.10	0.51
14:CN:41:ARG:O	14:CN:44:LEU:HB3	2.10	0.51
16:CP:22:THR:HB	16:CP:32:TYR:HA	1.93	0.51
19:CS:32:LYS:H	19:CS:32:LYS:CE	2.17	0.51

*Continued on next page...*

*Continued from previous page...*

Atom-1	Atom-2	Interatomic distance (Å)	Clash overlap (Å)
27:DA:284:U:O2'	27:DA:285:C:H6	1.92	0.51
27:DA:321:G:C2	32:DF:165:ARG:CZ	2.93	0.51
27:DA:708:C:H42	27:DA:723:G:H1	1.58	0.51
27:DA:1320:C:H5''	27:DA:1321:A:OP1	2.11	0.51
27:DA:1340:U:O2'	27:DA:1602:U:H2'	2.11	0.51
27:DA:1833:U:H2'	27:DA:1834:U:C6	2.45	0.51
27:DA:2283:C:H2'	27:DA:2284:C:C5'	2.39	0.51
27:DA:2811:G:C1'	31:DE:61:ARG:HH21	2.23	0.51
28:DB:16:G:H1	28:DB:68:C:N4	2.05	0.51
30:DD:45:ASN:HB2	30:DD:46:GLN:OE1	2.11	0.51
38:DP:84:ASN:C	38:DP:86:LYS:H	2.12	0.51
39:DQ:2:LEU:O	39:DQ:70:PRO:HG2	2.10	0.51
44:DV:19:LYS:HZ1	44:DV:22:VAL:HG13	1.75	0.51
45:DW:88:ARG:HB2	45:DW:92:ARG:CB	2.39	0.51
46:DX:59:VAL:HG21	46:DX:78:LYS:HD2	1.92	0.51
46:DX:63:LYS:HE3	46:DX:72:LYS:HG3	1.91	0.51
55:D6:15:GLU:HB3	55:D6:18:ARG:CG	2.40	0.51
1:AA:477:A:O2'	1:AA:479:C:H5'	2.10	0.51
1:AA:494:U:O5'	1:AA:494:U:H6	1.94	0.51
3:AC:152:ILE:HG22	3:AC:153:VAL:N	2.25	0.51
4:AD:178:VAL:C	4:AD:180:GLY:N	2.63	0.51
13:AM:104:ARG:CG	13:AM:105:THR:N	2.71	0.51
15:AO:62:GLN:HE21	15:AO:66:LEU:HD13	1.76	0.51
20:AT:73:HIS:CG	20:AT:74:LYS:H	2.29	0.51
20:AT:78:ALA:HA	20:AT:81:LYS:HD3	1.92	0.51
20:AT:90:GLN:O	20:AT:91:LEU:HD23	2.11	0.51
27:BA:68:G:N2	27:BA:74:A:O4'	2.43	0.51
27:BA:142(A):C:C2'	27:BA:143:G:H5'	2.40	0.51
27:BA:188:G:C2'	27:BA:189:G:H5'	2.40	0.51
27:BA:377:C:H2'	27:BA:378:C:C6	2.45	0.51
27:BA:628:G:H2'	27:BA:629:G:C8	2.46	0.51
27:BA:2013:A:H4'	45:BW:96:ILE:HD12	1.91	0.51
27:BA:2159:G:O2'	27:BA:2160:G:O5'	2.28	0.51
27:BA:2208:A:H1'	27:BA:2219:G:C4	2.46	0.51
27:BA:2271:G:C5	27:BA:2272:U:C5	2.97	0.51
27:BA:2817:G:H21	27:BA:2836:U:C1'	2.24	0.51
28:BB:43:C:H3'	28:BB:44:G:H5'	1.92	0.51
28:BB:47:C:O2'	41:BS:93:LYS:HG2	2.11	0.51
29:BC:36:LYS:HB2	29:BC:36:LYS:NZ	2.24	0.51
30:BD:197:GLY:O	30:BD:198:ASN:CB	2.58	0.51
30:BD:238:GLY:O	30:BD:239:ARG:HB3	2.10	0.51

*Continued on next page...*

*Continued from previous page...*

Atom-1	Atom-2	Interatomic distance (Å)	Clash overlap (Å)
31:BE:9:VAL:CG1	31:BE:25:VAL:HG12	2.38	0.51
31:BE:36:ARG:HH22	31:BE:88:GLY:CA	2.19	0.51
31:BE:86:PRO:C	31:BE:88:GLY:N	2.64	0.51
34:BH:85:LYS:HZ2	34:BH:133:VAL:CG2	2.23	0.51
34:BH:89:ILE:HG12	34:BH:129:THR:HA	1.91	0.51
36:BN:17:ASP:HB2	36:BN:55:VAL:HG12	1.89	0.51
36:BN:55:VAL:HG22	36:BN:56:ASN:N	2.26	0.51
38:BP:8:PRO:O	38:BP:9:ASN:HB3	2.10	0.51
40:BR:79:LEU:HA	40:BR:83:ILE:HB	1.92	0.51
42:BT:129:ARG:NH1	42:BT:131:ALA:N	2.58	0.51
43:BU:66:ASN:CB	43:BU:76:TYR:HB2	2.40	0.51
44:BV:19:LYS:HB2	44:BV:96:ILE:HG12	1.91	0.51
48:BZ:9:ARG:NH2	48:BZ:25:GLY:O	2.44	0.51
54:B5:37:LYS:HG3	54:B5:38:ALA:N	2.26	0.51
1:CA:224:C:O2'	1:CA:225:C:H5'	2.11	0.51
1:CA:841:U:H3'	1:CA:848:C:O4'	2.10	0.51
1:CA:992:U:H4'	1:CA:993:G:C5'	2.39	0.51
1:CA:1026:G:H5'	1:CA:1027:C:OP2	2.11	0.51
1:CA:1095:U:N3	1:CA:1096:C:C4	2.78	0.51
1:CA:1368:G:H5''	9:CL:112:LYS:HG2	1.92	0.51
1:CA:1398:A:C8	1:CA:1398:A:C5'	2.92	0.51
1:CA:1441:G:H5''	1:CA:1442:G:O4'	2.11	0.51
1:CA:1445:C:H2'	1:CA:1446:U:C5'	2.40	0.51
2:CB:14:GLY:C	2:CB:15:VAL:HG22	2.31	0.51
3:CC:6:HIS:O	3:CC:8:ILE:N	2.43	0.51
3:CC:23:TYR:CG	3:CC:24:ALA:N	2.78	0.51
3:CC:72:LYS:N	3:CC:73:PRO:CD	2.73	0.51
3:CC:142:MET:C	3:CC:144:SER:H	2.14	0.51
6:CF:6:VAL:HG22	6:CF:90:VAL:CG1	2.40	0.51
7:CG:24:THR:C	7:CG:28:ASN:HD22	2.14	0.51
10:CJ:82:ILE:HA	10:CJ:85:LEU:HD12	1.92	0.51
12:CL:24:LEU:HD13	12:CL:24:LEU:N	2.25	0.51
15:CO:79:ARG:HA	15:CO:82:ILE:CG2	2.41	0.51
16:CP:58:TYR:C	16:CP:60:LEU:H	2.13	0.51
19:CS:6:LYS:HE3	19:CS:6:LYS:N	2.25	0.51
24:CX:17:C:H5''	24:CX:17(B):U:H2'	1.92	0.51
27:DA:252:G:H2'	27:DA:253:C:H6	1.75	0.51
27:DA:1435:G:H2'	27:DA:1436:G:O4'	2.09	0.51
27:DA:1814:G:H2'	27:DA:1815:A:C8	2.45	0.51
27:DA:2197:U:O2'	27:DA:2198:A:P	2.68	0.51
27:DA:2402:C:H2'	27:DA:2403:C:O5'	2.11	0.51

*Continued on next page...*

*Continued from previous page...*

Atom-1	Atom-2	Interatomic distance (Å)	Clash overlap (Å)
27:DA:2500:U:C2'	27:DA:2504:U:H5	2.24	0.51
27:DA:2721:A:H2'	27:DA:2722:G:O4'	2.10	0.51
27:DA:2751:G:H3'	27:DA:2752:C:H5	1.74	0.51
29:DC:78:ALA:CB	29:DC:82:LYS:HD2	2.40	0.51
30:DD:25:THR:O	30:DD:26:LYS:C	2.49	0.51
34:DH:93:GLY:C	34:DH:94:TYR:HD1	2.14	0.51
35:DI:73:GLU:OE2	35:DI:137:PRO:HD2	2.11	0.51
37:DO:40:VAL:HG12	37:DO:41:ALA:N	2.26	0.51
38:DP:101:VAL:C	38:DP:103:ALA:H	2.13	0.51
39:DQ:110:THR:CG2	39:DQ:113:GLN:HB2	2.40	0.51
41:DS:22:GLY:O	41:DS:23:ARG:O	2.27	0.51
41:DS:36:TYR:N	41:DS:36:TYR:CD1	2.78	0.51
47:DY:20:TYR:CZ	47:DY:42:VAL:HA	2.46	0.51
47:DY:95:LYS:HG2	47:DY:100:ALA:HA	1.93	0.51
51:D2:2:LYS:N	51:D2:5:GLU:OE1	2.43	0.51
58:D9:17:ILE:CG2	58:D9:19:ARG:HG2	2.39	0.51
1:AA:547:A:H5'	1:AA:548:G:OP1	2.11	0.51
1:AA:865:A:H5'	1:AA:1078:U:C4	2.45	0.51
1:AA:1049:U:H4'	1:AA:1050:G:OP2	2.10	0.51
1:AA:1203:C:H2'	1:AA:1204:A:C8	2.43	0.51
1:AA:1245:A:H61	1:AA:1292:U:H3	1.57	0.51
1:AA:1305:G:N2	1:AA:1331:G:C2'	2.68	0.51
1:AA:1371:G:O2'	1:AA:1372:U:H5'	2.11	0.51
2:AB:16:HIS:CD2	2:AB:210:SER:HA	2.46	0.51
2:AB:110:GLN:HA	2:AB:113:HIS:HB2	1.92	0.51
3:AC:86:VAL:O	3:AC:90:GLU:HG2	2.11	0.51
5:AE:127:ASN:O	5:AE:131:ILE:HG12	2.11	0.51
6:AF:8:ILE:HG12	6:AF:88:VAL:HG22	1.93	0.51
9:AI:120:ARG:O	9:AI:121:ARG:C	2.48	0.51
12:AL:10:LYS:HD2	12:AL:10:LYS:H	1.71	0.51
13:AM:83:ASP:C	13:AM:85:GLY:H	2.13	0.51
13:AM:91:ARG:HD3	19:AS:81:ARG:HH21	1.76	0.51
27:BA:438:G:H2'	27:BA:440:G:H8	1.76	0.51
27:BA:481:G:C1'	27:BA:506:G:N2	2.72	0.51
27:BA:536:A:H2'	27:BA:537:C:H6	1.73	0.51
27:BA:744:G:C6	27:BA:745:G:C4	2.98	0.51
27:BA:1659:U:O2'	27:BA:1660:C:H5'	2.11	0.51
27:BA:2121:G:H21	29:BC:172:HIS:CB	2.23	0.51
27:BA:2164:C:H2'	27:BA:2165:G:O4'	2.10	0.51
27:BA:2305:A:N6	33:BG:43:LEU:H	2.06	0.51
29:BC:56:GLN:NE2	29:BC:173:ALA:HB1	2.26	0.51

*Continued on next page...*



*Continued from previous page...*

Atom-1	Atom-2	Interatomic distance (Å)	Clash overlap (Å)
30:BD:270:ILE:C	30:BD:271:ILE:HG12	2.30	0.51
31:BE:81:ILE:HG21	31:BE:84:PHE:CD1	2.45	0.51
33:BG:33:ARG:O	33:BG:161:THR:HG22	2.10	0.51
36:BN:28:THR:HG23	36:BN:29:LYS:N	2.25	0.51
36:BN:53:VAL:O	36:BN:54:VAL:C	2.49	0.51
38:BP:63:PRO:O	38:BP:65:ARG:N	2.44	0.51
39:BQ:41:TRP:C	39:BQ:42:ILE:HD12	2.31	0.51
41:BS:96:GLY:O	41:BS:98:VAL:HG12	2.10	0.51
47:BY:2:ARG:O	47:BY:4:LYS:N	2.44	0.51
47:BY:7:VAL:CB	47:BY:8:LYS:NZ	2.72	0.51
48:BZ:44:ASP:O	48:BZ:45:LYS:C	2.49	0.51
48:BZ:152:SER:CB	48:BZ:166:PRO:HB3	2.40	0.51
49:B0:45:PHE:CZ	49:B0:77:ARG:NH2	2.79	0.51
51:B2:33:MET:C	51:B2:35:LEU:N	2.60	0.51
53:B4:40:ILE:HD12	53:B4:40:ILE:N	2.26	0.51
56:B7:37:LYS:HD3	56:B7:39:ARG:CD	2.40	0.51
1:CA:237:C:O2'	1:CA:238:G:H5'	2.10	0.51
1:CA:502:G:OP1	12:CL:115:SER:N	2.44	0.51
1:CA:607:A:H2'	1:CA:608:A:H5'	1.93	0.51
1:CA:741:G:H2'	1:CA:742:G:H8	1.75	0.51
1:CA:859:A:H2'	1:CA:860:A:C5'	2.40	0.51
1:CA:859:A:H2'	1:CA:860:A:H5'	1.91	0.51
1:CA:985:C:O2'	1:CA:986:A:C8	2.59	0.51
1:CA:1014:A:H2'	1:CA:1015:A:N9	2.25	0.51
1:CA:1101:A:C4'	1:CA:1102:A:O5'	2.35	0.51
1:CA:1161:C:H42	1:CA:1176:A:H61	1.59	0.51
1:CA:1440:C:H2'	1:CA:1440:C:O2	2.10	0.51
1:CA:1492:A:H5'	26:CZ:6:5OH:CB	2.40	0.51
1:CA:1505:G:H4'	1:CA:1506:U:H5'	1.93	0.51
4:CD:25:ARG:NH1	4:CD:30:LYS:O	2.44	0.51
5:CE:47:LYS:O	5:CE:48:ALA:HB2	2.10	0.51
5:CE:79:GLU:HA	5:CE:91:LEU:O	2.10	0.51
7:CG:111:ARG:HB3	7:CG:111:ARG:NH1	2.25	0.51
10:CJ:33:GLN:OE1	10:CJ:75:ILE:HD11	2.10	0.51
10:CJ:87:THR:OG1	10:CJ:88:LEU:N	2.42	0.51
13:CM:12:ASN:OD1	13:CM:46:LYS:HE2	2.10	0.51
13:CM:106:ASN:O	13:CM:107:ALA:HB3	2.10	0.51
27:DA:76:C:O5'	27:DA:76:C:H6	1.93	0.51
27:DA:272(G):C:N4	27:DA:363(C):G:H1	2.08	0.51
27:DA:363(D):G:H2'	27:DA:363(D):G:N3	2.26	0.51
27:DA:536:A:OP1	43:DU:53:ARG:NH1	2.44	0.51

*Continued on next page...*

*Continued from previous page...*

Atom-1	Atom-2	Interatomic distance (Å)	Clash overlap (Å)
27:DA:773:U:H4'	30:DD:47:GLY:HA3	1.93	0.51
27:DA:1339:G:N2	27:DA:1603:A:H1'	2.25	0.51
27:DA:1654:A:OP1	40:DR:3:HIS:HB2	2.09	0.51
27:DA:1817:G:H2'	27:DA:1818:U:H5'	1.93	0.51
27:DA:1932:A:C2'	27:DA:1933:G:H5'	2.41	0.51
27:DA:1935:G:C6	27:DA:1962:C:C6	2.99	0.51
27:DA:1980:G:O2'	27:DA:1982:C:OP2	2.27	0.51
27:DA:2258:C:C4'	27:DA:2259:G:OP2	2.57	0.51
27:DA:2580:U:H5'	27:DA:2581:G:OP2	2.10	0.51
27:DA:2656:U:HO2'	27:DA:2657:A:H8	1.59	0.51
27:DA:2672:G:C3'	27:DA:2673:G:H5''	2.41	0.51
30:DD:176:ARG:HG2	30:DD:177:LEU:N	2.26	0.51
31:DE:52:LEU:HD23	31:DE:76:ARG:HB2	1.92	0.51
34:DH:12:PRO:HG2	34:DH:49:VAL:CA	2.30	0.51
34:DH:74:ASN:N	34:DH:74:ASN:HD22	2.09	0.51
35:DI:26:ALA:HB1	35:DI:31:LEU:CD1	2.41	0.51
40:DR:93:GLY:C	40:DR:95:THR:H	2.14	0.51
43:DU:49:HIS:CA	43:DU:52:ARG:HB2	2.33	0.51
52:D3:49:LYS:HG2	52:D3:49:LYS:O	2.11	0.51
54:D5:8:LYS:O	54:D5:9:LYS:HG2	2.11	0.51
54:D5:57:VAL:HG23	54:D5:58:LEU:N	2.26	0.51
1:AA:815:A:O2'	1:AA:816:A:P	2.69	0.51
1:AA:1350:A:OP2	9:AI:118:LYS:HE3	2.11	0.51
8:AH:109:ILE:HD11	8:AH:120:THR:CG2	2.41	0.51
11:AK:34:ASP:HB2	11:AK:35:PRO:HD2	1.91	0.51
12:AL:25:LYS:HB2	12:AL:30:ARG:NH1	2.20	0.51
13:AM:3:ARG:CZ	13:AM:7:VAL:HG13	2.40	0.51
19:AS:19:VAL:HG11	19:AS:44:MET:HG3	1.93	0.51
25:AY:62:U:H2'	25:AY:63:C:C6	2.46	0.51
27:BA:6:A:H2	27:BA:7:G:C4	2.28	0.51
27:BA:15:G:H2'	27:BA:16:G:C8	2.44	0.51
27:BA:150:C:O2'	27:BA:151:C:H5'	2.11	0.51
27:BA:229:A:C8	27:BA:229:A:OP1	2.64	0.51
27:BA:598:G:H2'	27:BA:599:G:O4'	2.10	0.51
27:BA:796:C:H2'	27:BA:797:C:C6	2.45	0.51
27:BA:813:U:H2'	27:BA:814:C:C6	2.46	0.51
27:BA:876:C:H2'	27:BA:877:U:H6	1.76	0.51
27:BA:2070:G:N2	27:BA:2071:A:N3	2.59	0.51
27:BA:2172:U:C1'	27:BA:2173:A:OP1	2.52	0.51
27:BA:2481:G:O2'	27:BA:2482:G:OP2	2.28	0.51
27:BA:2571:C:C5'	27:BA:2572:A:C5'	2.79	0.51

*Continued on next page...*

*Continued from previous page...*

Atom-1	Atom-2	Interatomic distance (Å)	Clash overlap (Å)
31:BE:69:LYS:O	31:BE:71:GLY:N	2.43	0.51
36:BN:93:THR:O	36:BN:93:THR:CG2	2.56	0.51
39:BQ:37:LEU:HD21	39:BQ:130:LYS:HB2	1.92	0.51
41:BS:96:GLY:O	41:BS:98:VAL:N	2.44	0.51
43:BU:47:TYR:CE2	44:BV:74:LYS:NZ	2.79	0.51
43:BU:92:ARG:HH21	44:BV:11:GLN:N	2.07	0.51
47:BY:37:VAL:O	47:BY:38:ILE:HG12	2.11	0.51
48:BZ:71:ARG:HE	48:BZ:88:PHE:HD1	1.59	0.51
49:B0:25:ARG:HG2	49:B0:25:ARG:NH1	2.25	0.51
1:CA:63:C:O2'	1:CA:380:G:H4'	2.10	0.51
1:CA:229:U:O2'	1:CA:230:G:H5'	2.10	0.51
1:CA:571:U:H3'	1:CA:572:A:C5'	2.40	0.51
1:CA:896:C:C2'	1:CA:897:C:H5'	2.40	0.51
1:CA:969:A:H2'	1:CA:970:C:O4'	2.11	0.51
1:CA:992:U:C4'	1:CA:993:G:O5'	2.48	0.51
1:CA:1074:G:C1'	2:CB:104:ASN:HD22	2.24	0.51
1:CA:1452:C:H1'	1:CA:1456:G:N2	2.25	0.51
2:CB:74:LYS:HD3	2:CB:165:VAL:HG21	1.93	0.51
2:CB:142:LEU:CD1	2:CB:146:GLN:HB2	2.41	0.51
4:CD:33:MET:HE1	4:CD:37:PRO:HA	1.93	0.51
4:CD:61:LYS:HZ2	4:CD:62:GLN:HE21	1.59	0.51
4:CD:80:GLU:OE2	4:CD:80:GLU:HA	2.10	0.51
7:CG:48:LYS:O	7:CG:52:GLU:HB2	2.10	0.51
7:CG:146:GLU:O	7:CG:149:ARG:HB2	2.10	0.51
12:CL:5:ASN:HA	12:CL:8:VAL:HG23	1.93	0.51
14:CN:22:THR:OG1	14:CN:33:VAL:CG2	2.58	0.51
27:DA:139:G:H2'	27:DA:139(A):G:H5''	1.92	0.51
27:DA:630:G:N2	27:DA:633:A:OP2	2.44	0.51
27:DA:671:C:C5	38:DP:36:LYS:HE2	2.45	0.51
27:DA:857:C:P	49:D0:77:ARG:NH2	2.83	0.51
27:DA:966:G:H2'	27:DA:967:C:H6	1.75	0.51
27:DA:1433:U:H2'	27:DA:1433:U:O2	2.09	0.51
27:DA:2019:A:O3'	43:DU:27:LEU:HD12	2.11	0.51
27:DA:2061:G:N7	27:DA:2501:C:H1'	2.26	0.51
27:DA:2306:C:H5	27:DA:2307:G:HO2'	1.56	0.51
27:DA:2314:C:H2'	27:DA:2315:G:C8	2.46	0.51
27:DA:2318:G:O2'	27:DA:2319:G:OP1	2.26	0.51
29:DC:52:ARG:NH2	29:DC:53:ARG:NH2	2.58	0.51
30:DD:11:PRO:O	30:DD:12:SER:C	2.49	0.51
33:DG:46:ALA:O	33:DG:82:LEU:HD11	2.09	0.51
34:DH:45:VAL:HG12	34:DH:45:VAL:O	2.11	0.51

*Continued on next page...*

*Continued from previous page...*

Atom-1	Atom-2	Interatomic distance (Å)	Clash overlap (Å)
41:DS:85:VAL:O	41:DS:106:ARG:HG3	2.10	0.51
43:DU:65:ILE:CD1	43:DU:96:ALA:CB	2.89	0.51
43:DU:69:CYS:HG	43:DU:79:PHE:HD1	1.58	0.51
43:DU:113:ALA:C	43:DU:115:ALA:H	2.13	0.51
46:DX:12:VAL:O	46:DX:13:LEU:HB2	2.10	0.51
46:DX:36:LYS:HG2	46:DX:56:THR:HG23	1.91	0.51
48:DZ:13:LYS:N	48:DZ:14:PRO:CD	2.74	0.51
52:D3:54:VAL:CG1	52:D3:55:ARG:N	2.73	0.51
1:AA:266:G:H5'	1:AA:266:G:C8	2.46	0.51
1:AA:376:G:C5'	16:AP:5:ARG:HB2	2.27	0.51
1:AA:495:A:HO2'	1:AA:496:A:P	2.33	0.51
1:AA:610:G:O2'	1:AA:611:A:H5'	2.09	0.51
1:AA:1264:C:C6	1:AA:1264:C:H3'	2.44	0.51
1:AA:1306:A:H2'	1:AA:1307:U:H6	1.75	0.51
1:AA:1435:G:H2'	1:AA:1436:U:C6	2.45	0.51
4:AD:64:LEU:HB2	4:AD:198:VAL:HG11	1.93	0.51
7:AG:63:LYS:NZ	7:AG:67:GLU:HB2	2.24	0.51
8:AH:2:LEU:HD22	8:AH:3:THR:H	1.76	0.51
8:AH:86:ILE:CG1	8:AH:135:CYS:HA	2.40	0.51
8:AH:94:TYR:HE1	8:AH:132:GLU:HB2	1.76	0.51
10:AJ:16:LEU:HD11	10:AJ:70:ARG:NE	2.26	0.51
10:AJ:49:VAL:CG2	10:AJ:50:ILE:N	2.73	0.51
11:AK:48:ILE:CG1	11:AK:64:ALA:HA	2.41	0.51
13:AM:3:ARG:HG2	13:AM:9:ILE:HG13	1.92	0.51
14:AN:24:CYS:N	14:AN:33:VAL:HG11	2.26	0.51
15:AO:81:LEU:O	15:AO:84:LYS:HD3	2.11	0.51
27:BA:104:U:C6	27:BA:105:C:C6	2.99	0.51
27:BA:382:G:O2'	27:BA:383:U:H5'	2.10	0.51
27:BA:521:G:H2'	27:BA:522:G:C8	2.45	0.51
27:BA:703:U:H2'	27:BA:704:G:C5'	2.40	0.51
27:BA:826:U:C4	27:BA:828:U:H1'	2.46	0.51
27:BA:1164:G:H2'	27:BA:1165:U:C6	2.46	0.51
27:BA:1439:A:C2	27:BA:1553:A:C5	2.98	0.51
27:BA:1625:C:H2'	27:BA:1626:G:H5'	1.92	0.51
27:BA:1843:C:O2'	30:BD:256:GLY:HA3	2.11	0.51
27:BA:2362:G:C2'	27:BA:2363:C:H5'	2.40	0.51
27:BA:2580:U:H5'	31:BE:131:ALA:H	1.74	0.51
27:BA:2590:A:O2'	27:BA:2591:C:H5'	2.11	0.51
27:BA:2765:A:H5'	27:BA:2766:G:OP2	2.10	0.51
27:BA:2853:C:H2'	27:BA:2854:G:H8	1.72	0.51
27:BA:2862:G:O2'	27:BA:2863:C:H5'	2.11	0.51

*Continued on next page...*

*Continued from previous page...*

Atom-1	Atom-2	Interatomic distance (Å)	Clash overlap (Å)
27:BA:2873:A:C2	40:BR:6:SER:CB	2.93	0.51
28:BB:43:C:H3'	28:BB:44:G:C5'	2.40	0.51
29:BC:68:LEU:HD11	29:BC:180:PHE:CB	2.40	0.51
31:BE:105:THR:HG21	31:BE:164:ARG:HH11	1.76	0.51
31:BE:119:ARG:CD	31:BE:120:TRP:CE2	2.93	0.51
31:BE:167:VAL:CG1	31:BE:189:PRO:HD3	2.41	0.51
32:BF:10:PRO:HA	32:BF:127:GLU:HB3	1.93	0.51
32:BF:186:ILE:HD13	32:BF:192:LEU:HD11	1.93	0.51
34:BH:12:PRO:O	34:BH:13:LYS:HB2	2.09	0.51
36:BN:18:ALA:HB1	36:BN:21:LYS:CB	2.40	0.51
36:BN:63:THR:O	36:BN:64:GLY:C	2.49	0.51
38:BP:71:VAL:HG13	38:BP:72:PRO:CD	2.41	0.51
39:BQ:37:LEU:HD23	39:BQ:129:THR:HA	1.93	0.51
40:BR:73:VAL:O	40:BR:76:VAL:HG12	2.11	0.51
42:BT:112:ARG:O	42:BT:115:ARG:HG2	2.11	0.51
48:BZ:107:PRO:CG	48:BZ:116:LEU:HB2	2.40	0.51
50:B1:93:GLU:C	50:B1:95:LEU:N	2.62	0.51
55:B6:9:LEU:HD13	55:B6:28:ARG:HG3	1.93	0.51
1:CA:257:G:C2	1:CA:270:A:N1	2.79	0.51
1:CA:277:C:P	17:CQ:41:LYS:HZ2	2.34	0.51
1:CA:576:G:H3'	1:CA:577:G:H5''	1.93	0.51
1:CA:876:G:O5'	8:CH:14:ARG:NH1	2.43	0.51
1:CA:893:C:H2'	1:CA:894:G:C8	2.44	0.51
1:CA:1349:A:OP2	9:CI:118:LYS:NZ	2.43	0.51
4:CD:3:ARG:HG2	4:CD:118:ARG:CD	2.41	0.51
8:CH:72:PRO:O	8:CH:73:ASP:CB	2.58	0.51
11:CK:110:ASP:O	18:CR:84:LYS:CG	2.59	0.51
12:CL:79:VAL:HB	12:CL:103:ASP:OD1	2.11	0.51
15:CO:54:ARG:O	15:CO:54:ARG:HD2	2.10	0.51
18:CR:59:SER:H	18:CR:62:GLU:HB2	1.76	0.51
19:CS:22:LEU:HD13	19:CS:27:GLU:HB3	1.92	0.51
27:DA:126:A:OP2	56:D7:19:ARG:CB	2.58	0.51
27:DA:194:G:N2	27:DA:251:A:C2	2.79	0.51
27:DA:226:G:O2'	27:DA:227:A:C8	2.53	0.51
27:DA:1877:A:H3'	27:DA:1878:G:O4'	2.10	0.51
27:DA:1903:G:N2	27:DA:1904:G:C4	2.78	0.51
27:DA:2470:G:H2'	27:DA:2471:C:H6	1.75	0.51
27:DA:2650:U:H2'	27:DA:2651:C:H6	1.76	0.51
27:DA:2841:C:H2'	27:DA:2842:G:C8	2.46	0.51
29:DC:47:LEU:CB	29:DC:207:THR:HA	2.40	0.51
32:DF:41:LEU:HD11	32:DF:184:TYR:HE1	1.74	0.51

*Continued on next page...*

*Continued from previous page...*

Atom-1	Atom-2	Interatomic distance (Å)	Clash overlap (Å)
33:DG:137:GLU:HA	33:DG:152:LEU:HD11	1.92	0.51
34:DH:108:GLY:O	34:DH:109:PHE:O	2.29	0.51
36:DN:2:LYS:NZ	44:DV:13:ARG:N	2.55	0.51
38:DP:112:LEU:HD13	38:DP:112:LEU:C	2.31	0.51
47:DY:45:VAL:HG12	47:DY:46:LYS:N	2.24	0.51
48:DZ:29:ASN:O	48:DZ:30:ARG:HB2	2.11	0.51
51:D2:5:GLU:O	51:D2:8:LYS:N	2.37	0.51
1:AA:686:U:O2'	1:AA:687:A:H8	1.94	0.51
1:AA:1090:U:O2'	1:AA:1091:U:H5'	2.10	0.51
1:AA:1221:G:P	19:AS:36:ARG:HD3	2.51	0.51
2:AB:178:ARG:NH2	8:AH:68:ARG:HH22	2.09	0.51
3:AC:11:ARG:HA	3:AC:14:ILE:CG2	2.41	0.51
3:AC:99:VAL:O	3:AC:99:VAL:HG23	2.11	0.51
4:AD:94:LEU:O	4:AD:97:LEU:N	2.44	0.51
4:AD:145:GLU:O	4:AD:147:ALA:N	2.43	0.51
4:AD:205:GLU:C	4:AD:207:TYR:N	2.65	0.51
8:AH:20:TYR:CA	8:AH:65:TYR:HE2	2.17	0.51
10:AJ:3:LYS:HB2	10:AJ:77:PRO:HG3	1.92	0.51
12:AL:54:LYS:HA	12:AL:64:THR:HA	1.93	0.51
14:AN:45:ARG:HA	14:AN:48:ALA:HB3	1.93	0.51
18:AR:87:ARG:HH11	18:AR:87:ARG:HG2	1.76	0.51
19:AS:6:LYS:O	19:AS:7:LYS:HD3	2.11	0.51
21:AU:6:ARG:O	21:AU:12:LYS:HE2	2.11	0.51
24:AX:31:G:C2	24:AX:40:C:C2	2.99	0.51
27:BA:142:A:H1'	27:BA:1408:C:C1'	2.41	0.51
27:BA:486:C:H4'	45:BW:60:ASN:OD1	2.11	0.51
27:BA:663:G:H2'	27:BA:664:C:C6	2.45	0.51
27:BA:950:G:C6	27:BA:951:C:N3	2.79	0.51
27:BA:1195:G:C2'	27:BA:1196:C:H5'	2.40	0.51
27:BA:1210:A:H5''	27:BA:1211:U:H2'	1.92	0.51
27:BA:2109:U:O5'	27:BA:2109:U:H6	1.94	0.51
27:BA:2870:C:O2'	27:BA:2871:C:H5'	2.10	0.51
31:BE:4:ILE:HD13	31:BE:91:VAL:HG12	1.92	0.51
32:BF:132:VAL:HG22	32:BF:133:ASN:N	2.26	0.51
34:BH:88:LEU:HD12	34:BH:130:ARG:HG3	1.93	0.51
35:BI:31:LEU:HD21	35:BI:38:LEU:HG	1.93	0.51
37:BO:87:ILE:HG22	37:BO:88:ASN:N	2.26	0.51
43:BU:91:ASP:OD2	43:BU:96:ALA:CB	2.54	0.51
44:BV:99:ILE:N	44:BV:99:ILE:CD1	2.74	0.51
45:BW:99:ARG:HG2	45:BW:99:ARG:HH11	1.76	0.51
47:BY:2:ARG:HA	47:BY:2:ARG:HH11	1.76	0.51

*Continued on next page...*

*Continued from previous page...*

Atom-1	Atom-2	Interatomic distance (Å)	Clash overlap (Å)
50:B1:5:CYS:SG	50:B1:8:SER:N	2.81	0.51
50:B1:19:GLN:HE21	50:B1:19:GLN:CA	2.23	0.51
51:B2:31:GLU:O	51:B2:35:LEU:HD12	2.11	0.51
53:B4:62:CYS:SG	53:B4:64:LYS:CG	2.99	0.51
54:B5:40:LYS:HD3	54:B5:41:PRO:O	2.11	0.51
57:B8:31:HIS:C	57:B8:33:ASN:HD22	2.13	0.51
57:B8:34:TRP:CZ2	57:B8:35:GLN:HB3	2.45	0.51
58:B9:32:HIS:O	58:B9:34:GLN:CG	2.59	0.51
1:CA:406:G:H5'	4:CD:5:ILE:HG21	1.93	0.51
1:CA:539:A:OP1	12:CL:111:LYS:HE2	2.11	0.51
1:CA:544:G:H2'	1:CA:545:C:H6	1.76	0.51
1:CA:895:G:H2'	1:CA:896:C:C6	2.46	0.51
1:CA:939:G:H5''	7:CG:102:ARG:CZ	2.40	0.51
1:CA:1074:G:O4'	2:CB:104:ASN:ND2	2.44	0.51
2:CB:82:ARG:HG2	2:CB:86:GLU:CD	2.31	0.51
3:CC:92:ALA:HA	3:CC:95:THR:O	2.10	0.51
3:CC:103:VAL:O	3:CC:103:VAL:HG12	2.11	0.51
4:CD:4:TYR:HD2	4:CD:5:ILE:N	2.08	0.51
4:CD:108:LEU:HD11	4:CD:174:LEU:HB3	1.93	0.51
4:CD:138:TYR:CD2	4:CD:138:TYR:C	2.85	0.51
5:CE:110:LEU:HA	5:CE:113:ALA:HB3	1.93	0.51
8:CH:97:VAL:HG13	8:CH:98:LYS:N	2.25	0.51
10:CJ:30:SER:HB3	10:CJ:80:LYS:HE2	1.93	0.51
13:CM:68:GLY:O	13:CM:71:ARG:CB	2.53	0.51
16:CP:42:ARG:C	16:CP:43:LYS:HD2	2.31	0.51
16:CP:82:GLN:O	16:CP:83:GLU:CB	2.58	0.51
17:CQ:83:ASP:OD1	17:CQ:84:LEU:HG	2.11	0.51
27:DA:227:A:N6	27:DA:410:G:H21	2.01	0.51
27:DA:783:A:C2'	27:DA:784:A:O5'	2.58	0.51
27:DA:1131:G:N7	36:DN:75:TYR:CD2	2.79	0.51
27:DA:1385:G:O6	27:DA:1403:C:N4	2.43	0.51
27:DA:1550:C:H2'	27:DA:1551:C:C6	2.45	0.51
27:DA:1558:A:O2'	27:DA:1559:G:P	2.68	0.51
27:DA:2134:A:H62	27:DA:2157:G:H1'	1.75	0.51
27:DA:2790:A:H2'	27:DA:2791:C:H5''	1.93	0.51
27:DA:2821:A:H2'	27:DA:2822:G:O4'	2.11	0.51
30:DD:139:GLY:O	30:DD:140:THR:C	2.49	0.51
31:DE:182:LEU:HG	31:DE:184:VAL:HG23	1.93	0.51
32:DF:7:TYR:O	32:DF:8:GLN:CB	2.58	0.51
32:DF:16:GLY:O	32:DF:17:ARG:CG	2.50	0.51
33:DG:125:PHE:CD2	33:DG:131:TYR:HB2	2.46	0.51

*Continued on next page...*



*Continued from previous page...*

Atom-1	Atom-2	Interatomic distance (Å)	Clash overlap (Å)
37:DO:104:ARG:HB3	37:DO:104:ARG:NH1	2.26	0.51
37:DO:112:MET:O	37:DO:115:VAL:HB	2.10	0.51
40:DR:26:LYS:NZ	40:DR:71:GLN:CB	2.74	0.51
43:DU:83:LEU:CG	43:DU:88:ILE:HD11	2.33	0.51
50:D1:51:VAL:HG22	50:D1:52:ARG:H	1.76	0.51
58:D9:11:CYS:SG	58:D9:32:HIS:ND1	2.84	0.51
1:AA:186:C:H2'	1:AA:187:C:H6	1.75	0.51
1:AA:279:A:C5'	1:AA:281:G:H5'	2.40	0.51
1:AA:324:G:N2	1:AA:327:A:H8	2.09	0.51
1:AA:418:C:H1'	1:AA:540:G:O2'	2.10	0.51
1:AA:616:G:H1'	1:AA:625:G:N2	2.26	0.51
1:AA:687:A:H1'	1:AA:688:G:OP2	2.11	0.51
1:AA:750:G:N3	15:AO:23:GLY:HA3	2.25	0.51
1:AA:784:C:N3	1:AA:799:G:C2	2.79	0.51
1:AA:1298:C:H4'	1:AA:1299:A:C4	2.46	0.51
1:AA:1437:C:N4	1:AA:1464:G:H1	2.07	0.51
1:AA:1514:C:H2'	1:AA:1515:C:H6	1.76	0.51
2:AB:41:ILE:HD12	2:AB:41:ILE:N	2.26	0.51
2:AB:48:MET:O	2:AB:50:GLU:N	2.44	0.51
3:AC:52:LEU:HD23	3:AC:52:LEU:H	1.76	0.51
4:AD:173:TRP:O	4:AD:174:LEU:HD23	2.11	0.51
8:AH:53:VAL:HB	8:AH:56:LYS:HB2	1.93	0.51
15:AO:39:LEU:O	15:AO:43:LEU:HG	2.11	0.51
25:AY:68:C:C3'	25:AY:69:C:H5''	2.40	0.51
27:BA:238:C:H1'	27:BA:609:A:H1'	1.93	0.51
27:BA:624:C:H41	38:BP:107:LYS:HZ2	1.59	0.51
27:BA:968:G:H2'	27:BA:969:U:C6	2.46	0.51
27:BA:1487:G:H1	27:BA:1502:C:N4	2.09	0.51
27:BA:1549:C:O2'	27:BA:1550:C:H5'	2.10	0.51
27:BA:1657:C:O2'	27:BA:1658:C:H5'	2.11	0.51
27:BA:1799:G:N1	30:BD:178:PRO:HD2	2.26	0.51
27:BA:2048:G:C2	27:BA:2621:A:C2	2.99	0.51
27:BA:2550:G:C2'	27:BA:2551:C:H5'	2.41	0.51
33:BG:37:VAL:HB	33:BG:99:MET:HG3	1.93	0.51
35:BI:73:GLU:CB	35:BI:136:VAL:HG23	2.40	0.51
37:BO:24:VAL:HB	37:BO:33:ALA:HB2	1.93	0.51
38:BP:105:LEU:O	38:BP:106:LEU:HB3	2.11	0.51
39:BQ:43:THR:O	39:BQ:47:ILE:HG13	2.11	0.51
40:BR:96:ARG:O	40:BR:114:VAL:HA	2.11	0.51
43:BU:96:ALA:C	43:BU:98:LEU:N	2.64	0.51
47:BY:27:VAL:CA	47:BY:28:LYS:NZ	2.67	0.51

*Continued on next page...*

*Continued from previous page...*

Atom-1	Atom-2	Interatomic distance (Å)	Clash overlap (Å)
48:BZ:96:GLU:O	48:BZ:97:MET:HB3	2.10	0.51
53:B4:44:CYS:SG	53:B4:64:LYS:HB2	2.51	0.51
1:CA:155:C:H6	1:CA:155:C:O5'	1.93	0.51
1:CA:579:G:C6	1:CA:580:U:C4	2.99	0.51
1:CA:652:U:C2'	1:CA:653:A:H5''	2.41	0.51
1:CA:1226:C:C6	13:CM:103:THR:O	2.64	0.51
2:CB:41:ILE:HD12	2:CB:41:ILE:N	2.26	0.51
2:CB:136:VAL:O	2:CB:140:HIS:HB2	2.11	0.51
3:CC:14:ILE:HG23	3:CC:15:THR:N	2.26	0.51
3:CC:41:GLY:O	3:CC:45:LYS:HG3	2.11	0.51
4:CD:150:GLU:CD	4:CD:150:GLU:N	2.60	0.51
5:CE:121:LYS:HG3	5:CE:122:GLU:N	2.26	0.51
9:CI:15:ALA:HB2	9:CI:65:VAL:CG2	2.41	0.51
12:CL:52:VAL:HG22	12:CL:66:TYR:CA	2.25	0.51
13:CM:24:GLY:C	13:CM:25:ILE:HD12	2.30	0.51
14:CN:16:PHE:O	14:CN:18:VAL:N	2.44	0.51
20:CT:12:ALA:O	20:CT:15:ARG:HB2	2.11	0.51
20:CT:26:ASN:HD22	20:CT:27:LYS:H	1.59	0.51
25:CY:20:A:O2'	25:CY:21:A:P	2.69	0.51
25:CY:40:C:H2'	25:CY:41:G:C8	2.40	0.51
27:DA:77:C:H2'	27:DA:78:A:H8	1.75	0.51
27:DA:272(E):G:H2'	27:DA:272(F):C:C6	2.46	0.51
27:DA:543:C:O3'	27:DA:547:A:P	2.70	0.51
27:DA:784:A:OP1	27:DA:2588:G:OP1	2.29	0.51
27:DA:814:C:H41	38:DP:27:HIS:CD2	2.29	0.51
27:DA:849:A:H2'	27:DA:850:C:O4'	2.11	0.51
27:DA:992:C:OP1	43:DU:47:TYR:OH	2.24	0.51
27:DA:1419:A:H62	27:DA:1578:U:H3	1.59	0.51
27:DA:1567:A:H2'	30:DD:86:PRO:HG3	1.93	0.51
27:DA:1799:G:O2'	27:DA:1800:C:OP2	2.28	0.51
27:DA:1947:C:H2'	27:DA:1947:C:O2	2.10	0.51
27:DA:2043:C:O2	27:DA:2043:C:H2'	2.10	0.51
27:DA:2248:C:O2	27:DA:2248:C:H2'	2.10	0.51
27:DA:2831:G:OP2	31:DE:58:ARG:NH2	2.43	0.51
27:DA:2866:U:H5''	27:DA:2867:G:OP1	2.11	0.51
29:DC:41:VAL:HG23	29:DC:178:ALA:CB	2.35	0.51
31:DE:13:ARG:CB	31:DE:22:PRO:HA	2.41	0.51
31:DE:51:PHE:CG	31:DE:52:LEU:N	2.79	0.51
32:DF:144:LYS:C	32:DF:146:ALA:H	2.14	0.51
32:DF:163:VAL:O	32:DF:166:ALA:HB3	2.11	0.51
32:DF:167:ALA:HB1	32:DF:173:VAL:HG21	1.94	0.51

*Continued on next page...*

*Continued from previous page...*

Atom-1	Atom-2	Interatomic distance (Å)	Clash overlap (Å)
34:DH:170:ARG:HG2	34:DH:171:LEU:N	2.26	0.51
36:DN:3:THR:HG22	36:DN:5:VAL:HG12	1.93	0.51
38:DP:9:ASN:O	38:DP:10:PRO:C	2.48	0.51
42:DT:96:ARG:HG2	42:DT:96:ARG:NH1	2.18	0.51
44:DV:34:GLU:O	44:DV:36:PRO:HD3	2.10	0.51
47:DY:28:LYS:NZ	47:DY:28:LYS:N	2.57	0.51
47:DY:28:LYS:O	47:DY:38:ILE:HB	2.11	0.51
51:D2:9:GLN:OE1	51:D2:56:GLN:HG2	2.11	0.51
1:AA:153:C:N3	1:AA:169:C:N4	2.59	0.50
1:AA:169:C:C6	1:AA:170:U:H5	2.28	0.50
1:AA:332:G:OP2	20:AT:10:LEU:HD13	2.12	0.50
1:AA:392:G:H4'	16:AP:13:HIS:CE1	2.47	0.50
1:AA:471:G:O2'	1:AA:472:A:H8	1.94	0.50
1:AA:667:G:H4'	15:AO:51:HIS:CE1	2.46	0.50
1:AA:1163:C:H2'	1:AA:1164:G:H8	1.76	0.50
1:AA:1213:A:H2'	1:AA:1215:G:N7	2.26	0.50
1:AA:1428:A:H2'	1:AA:1429:C:H6	1.76	0.50
5:AE:15:ARG:CZ	5:AE:26:PHE:CE2	2.95	0.50
5:AE:110:LEU:HD13	5:AE:118:ILE:HG21	1.93	0.50
8:AH:44:PHE:HE2	8:AH:109:ILE:HG22	1.76	0.50
8:AH:108:GLY:CA	8:AH:138:TRP:HB3	2.40	0.50
11:AK:18:ARG:O	11:AK:33:THR:N	2.39	0.50
11:AK:97:ALA:O	11:AK:100:ALA:O	2.30	0.50
13:AM:92:HIS:O	13:AM:93:ARG:C	2.50	0.50
14:AN:36:PHE:CD1	14:AN:36:PHE:C	2.84	0.50
15:AO:81:LEU:C	15:AO:81:LEU:HD12	2.32	0.50
18:AR:62:GLU:O	18:AR:63:GLN:C	2.50	0.50
20:AT:75:ASN:H	20:AT:75:ASN:HD22	1.53	0.50
27:BA:528:A:N7	36:BN:114:ARG:NH1	2.58	0.50
27:BA:571:A:C8	27:BA:2030:A:N6	2.79	0.50
27:BA:715:G:H2'	27:BA:716:A:H8	1.76	0.50
27:BA:924:C:H2'	27:BA:925:C:H6	1.76	0.50
27:BA:1303:G:N3	27:BA:1304:C:C6	2.79	0.50
27:BA:1464:C:HO2'	27:BA:1528:A:H8	1.56	0.50
27:BA:2264:C:C4	27:BA:2265:U:C4	2.98	0.50
27:BA:2308:G:O6	27:BA:2310:A:H3'	2.11	0.50
27:BA:2328:A:O2'	27:BA:2329:G:H5'	2.11	0.50
27:BA:2516:G:H2'	27:BA:2517:C:C5'	2.40	0.50
27:BA:2639:A:N6	27:BA:2640:G:C2	2.79	0.50
27:BA:2680:C:H4'	31:BE:8:LYS:HZ2	1.76	0.50
28:BB:44:G:H1'	28:BB:47:C:N4	2.26	0.50

*Continued on next page...*

*Continued from previous page...*

Atom-1	Atom-2	Interatomic distance (Å)	Clash overlap (Å)
28:BB:57:A:C8	28:BB:57:A:H5'	2.46	0.50
34:BH:103:LEU:HD22	34:BH:123:PHE:HE2	1.75	0.50
36:BN:67:LEU:HA	36:BN:87:LEU:HB3	1.93	0.50
42:BT:48:ILE:O	42:BT:50:ILE:HD13	2.11	0.50
48:BZ:156:LEU:HD21	48:BZ:162:LEU:HD12	1.92	0.50
49:B0:70:GLN:HG2	49:B0:71:ASP:H	1.76	0.50
51:B2:64:LEU:O	51:B2:67:LYS:HB2	2.11	0.50
57:B8:61:LEU:N	57:B8:61:LEU:CD1	2.72	0.50
57:B8:63:PRO:HG2	57:B8:64:TYR:HD1	1.76	0.50
1:CA:426:G:H2'	1:CA:427:U:C6	2.46	0.50
1:CA:486:U:O2'	1:CA:487:A:H8	1.93	0.50
1:CA:538:G:O3'	12:CL:111:LYS:NZ	2.41	0.50
1:CA:577:G:N3	1:CA:578:C:C5	2.79	0.50
1:CA:741:G:C2	1:CA:742:G:C4	2.99	0.50
1:CA:757:U:H2'	1:CA:758:G:O4'	2.11	0.50
1:CA:984:C:N4	1:CA:1221:G:O6	2.44	0.50
1:CA:1038:C:H2'	1:CA:1039:C:N3	2.27	0.50
1:CA:1188:A:H4'	14:CN:58:LYS:HZ2	1.76	0.50
2:CB:131:PRO:HG2	2:CB:134:GLU:CG	2.42	0.50
3:CC:150:LYS:CD	3:CC:201:TYR:HD1	2.24	0.50
8:CH:48:TYR:HA	8:CH:60:ARG:O	2.11	0.50
10:CJ:37:PRO:HA	10:CJ:72:VAL:HG22	1.93	0.50
10:CJ:47:PHE:N	10:CJ:47:PHE:CD1	2.79	0.50
12:CL:81:LEU:HB3	12:CL:98:VAL:HB	1.92	0.50
15:CO:70:LEU:CD2	15:CO:78:TYR:HA	2.41	0.50
20:CT:51:GLU:O	20:CT:55:ILE:HG12	2.11	0.50
27:DA:194:G:C2	27:DA:202:U:H1'	2.45	0.50
27:DA:686:G:H21	27:DA:788:A:H61	1.55	0.50
27:DA:691:C:H42	27:DA:771:G:H1	1.60	0.50
27:DA:909:A:H2'	27:DA:912:C:H5	1.76	0.50
27:DA:919:G:H4'	28:DB:81:G:C4'	2.42	0.50
27:DA:1412:A:H8	27:DA:1412:A:O5'	1.94	0.50
27:DA:2158:A:HO2'	27:DA:2159:G:H8	1.57	0.50
27:DA:2195:C:O2'	27:DA:2196:C:H5'	2.11	0.50
27:DA:2298:A:H2'	27:DA:2299:G:C8	2.44	0.50
27:DA:2428:G:N2	38:DP:60:MET:CE	2.74	0.50
28:DB:7:G:O2'	41:DS:38:GLN:NE2	2.44	0.50
28:DB:77:U:H4'	48:DZ:83:GLU:OE1	2.11	0.50
30:DD:142:VAL:HG22	30:DD:143:HIS:N	2.26	0.50
30:DD:158:ALA:O	30:DD:161:THR:OG1	2.26	0.50
34:DH:105:LEU:N	34:DH:105:LEU:HD22	2.26	0.50

*Continued on next page...*

*Continued from previous page...*

Atom-1	Atom-2	Interatomic distance (Å)	Clash overlap (Å)
35:DI:10:GLU:OE1	35:DI:11:ASN:HB2	2.11	0.50
35:DI:115:ALA:HB3	35:DI:129:THR:OG1	2.11	0.50
38:DP:102:ARG:HB3	38:DP:102:ARG:NH2	2.26	0.50
41:DS:96:GLY:C	41:DS:98:VAL:H	2.15	0.50
43:DU:33:ARG:C	43:DU:35:ALA:N	2.65	0.50
1:AA:128:G:H5'	17:AQ:2:PRO:HA	1.93	0.50
1:AA:129(A):G:N2	1:AA:189(E):U:HO2'	2.09	0.50
1:AA:336:C:H1'	1:AA:1468:A:H2	1.77	0.50
1:AA:424:G:H2'	1:AA:425:G:C8	2.46	0.50
1:AA:562:C:H41	1:AA:884:U:H2'	1.76	0.50
1:AA:575:G:H4'	1:AA:576:G:C5'	2.41	0.50
1:AA:610:G:H2'	1:AA:611:A:H8	1.75	0.50
1:AA:736:C:H5''	18:AR:72:ARG:HE	1.76	0.50
1:AA:836:G:C6	1:AA:851:G:C6	3.00	0.50
1:AA:963:G:H21	10:AJ:55:LYS:CE	2.24	0.50
1:AA:1011:G:O2'	1:AA:1012:U:H5'	2.11	0.50
1:AA:1151:A:O2'	1:AA:1152:A:C8	2.56	0.50
1:AA:1278:U:H3'	1:AA:1278:U:C6	2.45	0.50
1:AA:1326:C:OP1	21:AU:12:LYS:HD2	2.11	0.50
1:AA:1403:C:O2'	1:AA:1404:C:H5'	2.11	0.50
3:AC:73:PRO:HG3	3:AC:105:GLU:HG3	1.92	0.50
7:AG:15:ASP:HB3	7:AG:19:GLY:N	2.26	0.50
10:AJ:6:ILE:CG1	10:AJ:72:VAL:O	2.57	0.50
10:AJ:30:SER:OG	10:AJ:81:THR:CG2	2.58	0.50
15:AO:66:LEU:C	15:AO:68:ARG:H	2.14	0.50
16:AP:74:LEU:HA	16:AP:77:ALA:HB3	1.93	0.50
17:AQ:74:LEU:O	17:AQ:75:ARG:HB3	2.12	0.50
18:AR:19:LYS:O	18:AR:20:ALA:HB2	2.11	0.50
18:AR:71:LYS:O	18:AR:73:ALA:N	2.45	0.50
24:AX:6:G:N2	24:AX:68:C:C2	2.79	0.50
27:BA:39:C:H2'	27:BA:40:C:C6	2.46	0.50
27:BA:251:A:H5''	38:BP:51:PHE:CZ	2.46	0.50
27:BA:303:U:O2'	27:BA:304:G:H5'	2.11	0.50
27:BA:624:C:O2'	27:BA:625:G:H5'	2.11	0.50
27:BA:1175:U:H5''	27:BA:1176:G:H8	1.75	0.50
27:BA:1281:G:H2'	27:BA:1281:G:N3	2.27	0.50
27:BA:1593:G:H3'	27:BA:1594:G:H8	1.76	0.50
27:BA:1810:A:H2'	27:BA:1811:G:H5'	1.93	0.50
27:BA:2302:G:C2'	27:BA:2303:G:H5'	2.41	0.50
27:BA:2313:C:C5	27:BA:2314:C:H5	2.29	0.50
28:BB:17:C:H2'	28:BB:18:G:O4'	2.11	0.50

*Continued on next page...*

*Continued from previous page...*

Atom-1	Atom-2	Interatomic distance (Å)	Clash overlap (Å)
34:BH:38:SER:OG	34:BH:40:GLU:HG3	2.11	0.50
34:BH:83:TYR:HA	34:BH:135:GLY:H	1.76	0.50
35:BI:129:THR:HA	35:BI:137:PRO:HA	1.92	0.50
42:BT:28:VAL:HG11	42:BT:46:GLU:HB2	1.94	0.50
42:BT:57:PHE:CG	42:BT:58:ASN:N	2.80	0.50
42:BT:65:LYS:HZ1	42:BT:66:VAL:HG23	1.74	0.50
42:BT:78:LEU:C	42:BT:79:HIS:ND1	2.65	0.50
46:BX:82:GLN:HG3	46:BX:83:VAL:N	2.26	0.50
51:B2:4:SER:HA	51:B2:7:ARG:HH11	1.77	0.50
1:CA:37:U:H2'	1:CA:38:G:O4'	2.10	0.50
1:CA:263:A:H2'	1:CA:264:U:C6	2.46	0.50
1:CA:293:G:H1	1:CA:304:U:H3	1.59	0.50
1:CA:708:C:O2'	1:CA:709:G:H5'	2.11	0.50
1:CA:885:G:H1'	1:CA:914:A:N1	2.26	0.50
1:CA:913:A:O2'	1:CA:914:A:OP2	2.30	0.50
1:CA:1301:U:OP2	1:CA:1303:C:N4	2.44	0.50
1:CA:1408:A:O2'	1:CA:1409:C:H5'	2.10	0.50
2:CB:224:GLN:CG	2:CB:229:VAL:HG22	2.41	0.50
3:CC:189:ALA:O	3:CC:195:VAL:HG12	2.11	0.50
7:CG:26:PHE:CG	7:CG:62:PHE:HE1	2.30	0.50
7:CG:72:ARG:C	7:CG:73:MET:HG3	2.31	0.50
8:CH:82:HIS:O	8:CH:83:ILE:HB	2.11	0.50
13:CM:14:ARG:N	13:CM:44:ARG:NH1	2.56	0.50
20:CT:48:LYS:HB3	20:CT:51:GLU:CG	2.42	0.50
27:DA:45:C:H2'	27:DA:47:C:H6	1.76	0.50
27:DA:356:G:H2'	27:DA:356:G:N3	2.26	0.50
27:DA:507:A:H4'	27:DA:509:C:C5	2.46	0.50
27:DA:1055:G:H2'	27:DA:1108:U:C6	2.46	0.50
27:DA:1348:G:C2'	27:DA:1349:A:H5''	2.41	0.50
27:DA:1455:G:H2'	27:DA:1456:G:H8	1.76	0.50
27:DA:1700:A:H2'	27:DA:1701:A:O4'	2.11	0.50
27:DA:1794:U:O4'	27:DA:1900:A:C2	2.64	0.50
27:DA:1823:G:O2'	27:DA:1824:G:H5'	2.11	0.50
27:DA:2140:C:H1'	27:DA:2152:G:N2	2.26	0.50
28:DB:35:U:O2'	28:DB:36:C:O5'	2.17	0.50
28:DB:45:A:C1'	33:DG:95:ARG:NH1	2.74	0.50
29:DC:20:TYR:CG	29:DC:21:THR:N	2.78	0.50
31:DE:29:GLY:CA	31:DE:180:ASN:HB3	2.41	0.50
31:DE:92:THR:O	31:DE:95:ILE:HB	2.11	0.50
33:DG:105:LYS:HE2	33:DG:143:GLU:OE2	2.11	0.50
34:DH:65:HIS:ND1	34:DH:65:HIS:O	2.44	0.50

*Continued on next page...*

*Continued from previous page...*

Atom-1	Atom-2	Interatomic distance (Å)	Clash overlap (Å)
34:DH:98:LEU:HG	34:DH:98:LEU:O	2.12	0.50
36:DN:112:LEU:O	36:DN:115:ARG:HB3	2.11	0.50
38:DP:83:VAL:O	38:DP:115:LEU:HD23	2.12	0.50
38:DP:135:LEU:HD13	38:DP:135:LEU:C	2.32	0.50
40:DR:56:LYS:HD2	40:DR:88:ARG:HA	1.93	0.50
42:DT:129:ARG:NH1	42:DT:131:ALA:O	2.44	0.50
46:DX:28:PHE:O	46:DX:30:VAL:HG13	2.11	0.50
47:DY:96:ILE:HG22	47:DY:97:ARG:H	1.76	0.50
1:AA:139:G:H2'	1:AA:140:A:H8	1.77	0.50
1:AA:274:A:O2'	1:AA:275:G:H8	1.94	0.50
1:AA:450:G:H4'	16:AP:41:PRO:O	2.10	0.50
1:AA:472:A:H5''	16:AP:80:PHE:HB3	1.93	0.50
1:AA:486:U:H5'	1:AA:486:U:C6	2.42	0.50
1:AA:577:G:N3	1:AA:578:C:C5	2.79	0.50
1:AA:605:U:O2'	1:AA:606:G:H5'	2.11	0.50
1:AA:784:C:H4'	27:BA:1837:C:OP1	2.11	0.50
1:AA:862:C:O2'	1:AA:863:U:H5'	2.10	0.50
1:AA:1357:A:N7	1:AA:1358:U:C4	2.79	0.50
2:AB:14:GLY:C	2:AB:15:VAL:HG22	2.31	0.50
2:AB:28:PHE:CD2	2:AB:194:PRO:HD3	2.46	0.50
3:AC:73:PRO:C	3:AC:75:VAL:N	2.65	0.50
3:AC:125:GLU:HG2	3:AC:190:ARG:O	2.10	0.50
4:AD:59:ARG:NH2	4:AD:66:ARG:NH2	2.59	0.50
11:AK:23:ALA:HB1	11:AK:88:GLY:HA3	1.92	0.50
16:AP:1:MET:HG2	16:AP:2:VAL:N	2.26	0.50
20:AT:63:ILE:O	20:AT:65:LYS:N	2.44	0.50
23:AW:42:G:H3'	23:AW:43:C:H5''	1.92	0.50
24:AX:51:C:H2'	24:AX:52:G:C8	2.46	0.50
27:BA:25:U:C2'	27:BA:26:G:O5'	2.59	0.50
27:BA:70:G:O2'	27:BA:114:U:C5	2.60	0.50
27:BA:271(M):G:O2'	27:BA:271(N):U:H3'	2.11	0.50
27:BA:399:G:C2	27:BA:400:G:H1'	2.46	0.50
27:BA:689:A:O2'	27:BA:690:G:H5'	2.10	0.50
27:BA:1006:C:H1'	36:BN:106:MET:CG	2.37	0.50
27:BA:1293:C:H2'	27:BA:1294:U:C6	2.46	0.50
27:BA:1331:A:HO2'	27:BA:1332:G:H8	1.58	0.50
27:BA:1480:G:C5	27:BA:1481:U:C5	3.00	0.50
27:BA:1803:A:O2'	30:BD:259:THR:HG21	2.10	0.50
27:BA:1957:C:H2'	27:BA:1958:C:H6	1.76	0.50
27:BA:2175:C:H1'	29:BC:215:THR:N	2.26	0.50
27:BA:2228:G:OP1	30:BD:261:LYS:CE	2.60	0.50

*Continued on next page...*



*Continued from previous page...*

Atom-1	Atom-2	Interatomic distance (Å)	Clash overlap (Å)
27:BA:2287:A:C5	27:BA:2289:G:C5	3.00	0.50
27:BA:2492:U:H2'	27:BA:2493:U:C6	2.46	0.50
30:BD:158:ALA:HB3	30:BD:161:THR:HG23	1.92	0.50
30:BD:230:ASP:O	30:BD:231:HIS:HB2	2.11	0.50
31:BE:9:VAL:HG11	31:BE:25:VAL:CG1	2.40	0.50
32:BF:21:ALA:C	32:BF:23:ASP:N	2.64	0.50
33:BG:172:LEU:O	33:BG:175:LEU:N	2.43	0.50
35:BI:29:TYR:O	35:BI:33:ARG:HB2	2.11	0.50
37:BO:51:ALA:O	37:BO:52:VAL:HB	2.11	0.50
38:BP:7:ARG:O	38:BP:10:PRO:HD3	2.11	0.50
43:BU:48:ALA:O	43:BU:51:LYS:HB2	2.12	0.50
44:BV:45:THR:O	44:BV:46:VAL:HG12	2.12	0.50
45:BW:35:ILE:HG23	54:B5:28:PRO:HD2	1.93	0.50
47:BY:17:SER:O	47:BY:21:LYS:HB2	2.12	0.50
47:BY:24:VAL:HG12	47:BY:25:GLY:N	2.25	0.50
1:CA:274:A:HO2'	1:CA:275:G:C5'	2.23	0.50
1:CA:383:A:H2'	1:CA:384:G:H5'	1.94	0.50
1:CA:653:A:H1'	8:CH:56:LYS:NZ	2.26	0.50
1:CA:762:C:H2'	1:CA:763:G:H8	1.75	0.50
1:CA:848:C:O2'	1:CA:849:C:H5'	2.10	0.50
1:CA:973:G:C5	1:CA:974:A:N7	2.79	0.50
1:CA:1001(A):G:C8	1:CA:1002:G:C8	2.99	0.50
1:CA:1036:G:H5''	1:CA:1037:C:C5	2.46	0.50
1:CA:1139:G:H5'	1:CA:1140:C:OP1	2.12	0.50
1:CA:1181:G:H2'	1:CA:1182:G:C5	2.43	0.50
1:CA:1212:U:H4'	1:CA:1212:U:OP1	2.11	0.50
1:CA:1385:G:C2'	1:CA:1386:G:H5'	2.41	0.50
3:CC:140:ARG:O	3:CC:143:GLU:N	2.45	0.50
3:CC:162:GLN:OE1	3:CC:162:GLN:HA	2.10	0.50
4:CD:3:ARG:HG2	4:CD:118:ARG:NE	2.27	0.50
4:CD:8:VAL:CG1	4:CD:21:LEU:HD13	2.36	0.50
5:CE:101:ILE:HG12	5:CE:119:LEU:HA	1.92	0.50
5:CE:126:ARG:HG3	5:CE:126:ARG:NH1	2.25	0.50
8:CH:21:LYS:O	8:CH:65:TYR:OH	2.28	0.50
12:CL:5:ASN:HB2	17:CQ:34:LYS:NZ	2.26	0.50
12:CL:23:ALA:HA	12:CL:95:TYR:HE2	1.76	0.50
12:CL:31:ARG:O	12:CL:58:THR:HG23	2.12	0.50
15:CO:53:HIS:O	15:CO:56:LEU:N	2.44	0.50
27:DA:111:A:H4'	51:D2:69:ARG:HH21	1.76	0.50
27:DA:329:G:O2'	27:DA:330:A:OP1	2.25	0.50
27:DA:944:G:H5''	27:DA:945:A:H5'	1.93	0.50

*Continued on next page...*

*Continued from previous page...*

Atom-1	Atom-2	Interatomic distance (Å)	Clash overlap (Å)
27:DA:1150:C:O2'	27:DA:1151:G:H5'	2.11	0.50
27:DA:1818:U:C6	30:DD:157:ARG:NH1	2.79	0.50
27:DA:1818:U:H2'	30:DD:157:ARG:HG3	1.92	0.50
27:DA:2261:C:OP1	49:D0:17:GLN:CD	2.50	0.50
27:DA:2295:C:C2	27:DA:2296:U:H5	2.29	0.50
27:DA:2315:G:H2'	27:DA:2316:C:C6	2.46	0.50
27:DA:2425:A:H5''	27:DA:2427:C:H5'	1.91	0.50
27:DA:2500:U:H2'	27:DA:2504:U:H5	1.76	0.50
29:DC:36:LYS:HZ2	29:DC:36:LYS:HA	1.77	0.50
29:DC:66:HIS:HB2	29:DC:189:ILE:CB	2.42	0.50
29:DC:187:ASP:C	29:DC:189:ILE:H	2.15	0.50
30:DD:43:ARG:HH11	30:DD:44:ASN:CG	2.14	0.50
30:DD:124:PRO:HG2	30:DD:129:ASN:ND2	2.26	0.50
30:DD:253:GLN:HB2	30:DD:257:LEU:HD12	1.93	0.50
31:DE:111:ARG:HD2	31:DE:160:TYR:HE1	1.71	0.50
31:DE:119:ARG:CG	31:DE:160:TYR:HB2	2.40	0.50
32:DF:170:LEU:HD21	32:DF:172:TRP:CZ2	2.47	0.50
34:DH:147:ASN:ND2	34:DH:147:ASN:H	2.08	0.50
35:DI:72:LEU:CD2	35:DI:75:LEU:HD23	2.41	0.50
36:DN:47:ALA:O	36:DN:119:ARG:NH2	2.44	0.50
40:DR:14:SER:C	40:DR:16:HIS:N	2.64	0.50
40:DR:63:ARG:NH1	40:DR:80:PHE:CG	2.79	0.50
41:DS:59:LYS:NZ	41:DS:68:GLN:NE2	2.58	0.50
41:DS:82:ILE:CG2	41:DS:83:LYS:N	2.74	0.50
43:DU:65:ILE:HG12	43:DU:96:ALA:HB1	1.93	0.50
47:DY:95:LYS:HD3	47:DY:99:CYS:O	2.11	0.50
48:DZ:44:ASP:O	48:DZ:45:LYS:C	2.49	0.50
1:AA:221:C:C2'	1:AA:222:U:H5'	2.41	0.50
1:AA:234:C:O2'	1:AA:235:C:H5'	2.11	0.50
1:AA:339:C:H2'	1:AA:340:U:H6	1.76	0.50
1:AA:797:C:O2'	1:AA:798:G:H5'	2.11	0.50
1:AA:1008:C:H2'	1:AA:1009:G:O4'	2.10	0.50
1:AA:1350:A:H8	1:AA:1350:A:O5'	1.94	0.50
1:AA:1358:U:OP1	14:AN:35:ARG:HG3	2.12	0.50
2:AB:181:PHE:HE1	8:AH:70:GLN:HB2	1.76	0.50
3:AC:28:GLN:HA	3:AC:31:HIS:NE2	2.26	0.50
3:AC:155:GLY:CA	3:AC:163:ALA:HB1	2.28	0.50
3:AC:184:TYR:CG	3:AC:185:GLY:N	2.79	0.50
5:AE:7:GLU:O	5:AE:8:GLU:HB3	2.11	0.50
6:AF:88:VAL:HG12	6:AF:89:MET:N	2.26	0.50
9:AI:71:SER:O	9:AI:74:ILE:HB	2.10	0.50

*Continued on next page...*

*Continued from previous page...*

Atom-1	Atom-2	Interatomic distance (Å)	Clash overlap (Å)
11:AK:79:SER:HB2	11:AK:106:LYS:CE	2.40	0.50
12:AL:31:ARG:HG3	12:AL:102:TYR:HE1	1.75	0.50
13:AM:96:LEU:HD23	13:AM:97:PRO:HD2	1.92	0.50
18:AR:55:ARG:HG3	18:AR:55:ARG:NH1	2.24	0.50
19:AS:19:VAL:HG13	19:AS:47:HIS:NE2	2.26	0.50
20:AT:77:ALA:O	20:AT:81:LYS:HG3	2.11	0.50
25:AY:10:G:H8	25:AY:10:G:OP1	1.94	0.50
27:BA:397:G:H2'	27:BA:398:G:H8	1.76	0.50
27:BA:459:U:OP2	56:B7:39:ARG:NH1	2.44	0.50
27:BA:482:A:H1'	27:BA:498:G:N2	2.26	0.50
27:BA:523:C:H4'	27:BA:540:C:O2	2.12	0.50
27:BA:686:G:H21	27:BA:788:A:H61	1.58	0.50
27:BA:1045:A:H4'	27:BA:1047:G:O4'	2.11	0.50
27:BA:1333:C:H2'	27:BA:1334:G:H8	1.76	0.50
27:BA:1651:G:OP2	40:BR:40:LYS:HE2	2.11	0.50
27:BA:1849:G:H2'	27:BA:1850:G:H8	1.75	0.50
27:BA:2160:G:H2'	27:BA:2161:C:C6	2.47	0.50
31:BE:11:MET:HB2	31:BE:23:VAL:O	2.12	0.50
32:BF:70:THR:C	32:BF:72:ARG:N	2.64	0.50
32:BF:160:ASN:C	32:BF:162:LEU:N	2.65	0.50
32:BF:160:ASN:HD22	32:BF:162:LEU:H	1.60	0.50
34:BH:32:GLU:HG2	34:BH:33:LEU:N	2.27	0.50
34:BH:53:GLU:O	34:BH:54:ARG:CB	2.60	0.50
36:BN:4:TYR:HB2	43:BU:64:ARG:NH2	2.26	0.50
36:BN:94:HIS:N	36:BN:95:PRO:CD	2.75	0.50
38:BP:35:HIS:O	38:BP:36:LYS:CB	2.59	0.50
38:BP:140:ALA:O	38:BP:141:ALA:HB3	2.11	0.50
39:BQ:137:TYR:O	39:BQ:138:ASP:C	2.48	0.50
41:BS:16:ASN:O	41:BS:19:LYS:HB3	2.10	0.50
41:BS:95:HIS:O	41:BS:97:ARG:HG3	2.12	0.50
42:BT:91:ARG:HA	42:BT:116:ALA:HA	1.92	0.50
43:BU:24:TYR:CD1	43:BU:38:THR:HG21	2.46	0.50
44:BV:19:LYS:HG3	44:BV:20:LEU:N	2.27	0.50
47:BY:51:VAL:O	47:BY:52:SER:CB	2.60	0.50
1:CA:101:A:C2'	1:CA:102:G:H5'	2.42	0.50
1:CA:273:A:H1'	17:CQ:16:GLN:OE1	2.11	0.50
1:CA:769:G:HO2'	1:CA:770:C:H5'	1.76	0.50
1:CA:986:A:N1	1:CA:1220:G:C2	2.80	0.50
1:CA:1096:C:H2'	1:CA:1097:C:C6	2.46	0.50
1:CA:1202:G:O2'	1:CA:1203:C:H5'	2.11	0.50
1:CA:1346:A:C5	7:CG:10:ARG:CZ	2.94	0.50

*Continued on next page...*

*Continued from previous page...*

Atom-1	Atom-2	Interatomic distance (Å)	Clash overlap (Å)
1:CA:1521:G:C5	1:CA:1522:U:C5	2.99	0.50
5:CE:11:ILE:HG22	5:CE:12:LEU:N	2.19	0.50
7:CG:49:ILE:O	7:CG:53:LYS:HB2	2.12	0.50
7:CG:100:ALA:O	7:CG:101:LEU:C	2.50	0.50
8:CH:11:THR:O	8:CH:15:ASN:ND2	2.45	0.50
11:CK:59:TYR:OH	11:CK:63:LEU:HD21	2.12	0.50
13:CM:4:ILE:CG2	13:CM:5:ALA:H	2.10	0.50
13:CM:20:THR:O	13:CM:22:ILE:N	2.42	0.50
15:CO:12:ILE:C	15:CO:14:GLU:N	2.62	0.50
27:DA:204:A:H1'	27:DA:206:U:C6	2.46	0.50
27:DA:416:C:O2	27:DA:416:C:H2'	2.11	0.50
27:DA:614(C):A:O2'	27:DA:615:G:C8	2.64	0.50
27:DA:743:G:C2'	27:DA:744:G:H5'	2.42	0.50
27:DA:747:U:O2	27:DA:2014:A:H1'	2.12	0.50
27:DA:870:A:OP1	39:DQ:6:ARG:NE	2.44	0.50
27:DA:925:C:H2'	27:DA:926:A:O4'	2.12	0.50
27:DA:1824:G:O2'	27:DA:1825:A:H5'	2.12	0.50
27:DA:2645:G:H3'	27:DA:2646:C:H5'	1.92	0.50
27:DA:2683:C:P	42:DT:53:ARG:NH2	2.77	0.50
27:DA:2853:C:H2'	27:DA:2854:G:C8	2.46	0.50
29:DC:83:ILE:HD11	29:DC:95:GLY:O	2.12	0.50
32:DF:177:ALA:HB1	32:DF:178:PRO:CD	2.40	0.50
34:DH:86:GLU:HB3	34:DH:132:ARG:HD3	1.93	0.50
36:DN:89:LYS:NZ	36:DN:89:LYS:CB	2.74	0.50
37:DO:106:LEU:HB3	37:DO:111:PHE:HB2	1.93	0.50
38:DP:58:THR:C	38:DP:60:MET:N	2.64	0.50
38:DP:95:VAL:CG2	38:DP:100:LEU:HD21	2.42	0.50
39:DQ:18:LYS:HB2	39:DQ:98:LYS:NZ	2.27	0.50
41:DS:49:VAL:HG12	41:DS:50:SER:N	2.26	0.50
44:DV:68:LYS:HZ2	44:DV:68:LYS:HA	1.77	0.50
46:DX:60:ARG:NH2	56:D7:47:ARG:NE	2.59	0.50
49:D0:53:MET:HE3	49:D0:57:PHE:HD1	1.76	0.50
51:D2:14:ARG:HH11	51:D2:14:ARG:HG3	1.77	0.50
57:D8:63:PRO:O	57:D8:64:TYR:O	2.29	0.50
1:AA:346:G:O2'	1:AA:347:G:O4'	2.30	0.50
1:AA:875:C:H1'	8:AH:15:ASN:OD1	2.12	0.50
1:AA:1316:G:H1'	1:AA:1360:A:C2	2.47	0.50
2:AB:91:PRO:HG2	2:AB:155:LEU:HB2	1.92	0.50
2:AB:95:GLN:HG3	2:AB:148:TYR:HD1	1.77	0.50
3:AC:11:ARG:O	3:AC:15:THR:N	2.44	0.50
3:AC:70:VAL:CG1	3:AC:71:ALA:N	2.74	0.50

*Continued on next page...*

*Continued from previous page...*

Atom-1	Atom-2	Interatomic distance (Å)	Clash overlap (Å)
4:AD:92:VAL:O	4:AD:93:PHE:C	2.50	0.50
6:AF:99:ALA:HB2	18:AR:31:LEU:HD13	1.93	0.50
12:AL:49:LEU:HD22	12:AL:49:LEU:N	2.27	0.50
13:AM:38:GLY:C	13:AM:39:ILE:HG13	2.32	0.50
19:AS:29:ARG:HD2	19:AS:29:ARG:C	2.32	0.50
27:BA:61:G:H1	27:BA:94:C:H42	1.58	0.50
27:BA:423:A:H8	27:BA:423:A:O5'	1.95	0.50
27:BA:778:G:C6	27:BA:779:U:N3	2.78	0.50
27:BA:1339:G:OP1	46:BX:14:SER:HB2	2.10	0.50
27:BA:1681:G:H1'	27:BA:1763:G:H5'	1.94	0.50
27:BA:1718:G:H5'	27:BA:1718:G:C8	2.42	0.50
27:BA:1986:A:C2'	27:BA:1987:G:H5'	2.42	0.50
27:BA:2287:A:O2'	27:BA:2288:A:H5''	2.11	0.50
27:BA:2555:U:O2'	27:BA:2556:C:H5'	2.11	0.50
27:BA:2586:C:H5'	27:BA:2586:C:C6	2.47	0.50
29:BC:19:VAL:HG12	29:BC:20:TYR:CD1	2.45	0.50
30:BD:97:TYR:HB2	30:BD:101:GLU:O	2.11	0.50
30:BD:204:ILE:O	30:BD:204:ILE:HG13	2.12	0.50
33:BG:4:ASP:OD1	33:BG:4:ASP:O	2.29	0.50
33:BG:24:GLY:O	33:BG:26:GLN:NE2	2.45	0.50
35:BI:5:LEU:CD2	35:BI:13:GLY:HA2	2.33	0.50
38:BP:104:GLY:N	38:BP:105:LEU:HD23	2.27	0.50
38:BP:138:LEU:O	38:BP:140:ALA:N	2.43	0.50
39:BQ:19:GLY:O	39:BQ:20:ALA:CB	2.59	0.50
44:BV:22:VAL:O	44:BV:23:GLU:CB	2.57	0.50
50:B1:5:CYS:HA	50:B1:61:ARG:O	2.10	0.50
52:B3:8:LEU:HA	52:B3:54:VAL:HG22	1.94	0.50
57:B8:17:THR:O	57:B8:19:SER:N	2.41	0.50
1:CA:37:U:H2'	1:CA:38:G:C8	2.47	0.50
1:CA:192:U:H1'	20:CT:103:GLY:O	2.12	0.50
1:CA:357:G:O2'	1:CA:358:U:H5'	2.11	0.50
1:CA:599:C:H5''	8:CH:96:GLY:CA	2.41	0.50
1:CA:930:C:O2'	1:CA:931:C:H5'	2.11	0.50
1:CA:1004:A:C5'	1:CA:1025:U:H3	2.24	0.50
1:CA:1098:C:H2'	1:CA:1099:G:O4'	2.12	0.50
1:CA:1125:U:H2'	1:CA:1126:U:OP2	2.12	0.50
1:CA:1244:C:H2'	1:CA:1245:A:C8	2.46	0.50
1:CA:1505:G:H4'	1:CA:1506:U:C5'	2.41	0.50
3:CC:3:ASN:OD1	3:CC:3:ASN:N	2.44	0.50
4:CD:25:ARG:C	4:CD:27:TYR:N	2.65	0.50
8:CH:95:VAL:O	8:CH:95:VAL:HG23	2.12	0.50

*Continued on next page...*

*Continued from previous page...*

Atom-1	Atom-2	Interatomic distance (Å)	Clash overlap (Å)
8:CH:102:ARG:HE	8:CH:102:ARG:N	2.09	0.50
9:CI:27:THR:HG22	9:CI:31:GLN:H	1.75	0.50
9:CI:92:TYR:O	9:CI:95:LYS:HG3	2.12	0.50
10:CJ:44:VAL:CG1	10:CJ:46:ARG:HG3	2.42	0.50
16:CP:49:LEU:HD11	16:CP:51:VAL:CG2	2.42	0.50
19:CS:6:LYS:HD3	19:CS:7:LYS:HE2	1.93	0.50
20:CT:85:MET:C	20:CT:87:LYS:N	2.64	0.50
20:CT:90:GLN:O	20:CT:91:LEU:HD23	2.11	0.50
27:DA:475:U:O2'	27:DA:476:G:C8	2.53	0.50
27:DA:696:G:N2	27:DA:697:C:H1'	2.26	0.50
27:DA:714:U:O2	27:DA:717:G:H8	1.94	0.50
27:DA:935:C:H2'	27:DA:936:C:H6	1.76	0.50
27:DA:1603:A:C2	27:DA:1604:C:C2	3.00	0.50
27:DA:1914:C:H2'	27:DA:1915:U:C6	2.46	0.50
27:DA:1952:A:N6	27:DA:1953:A:N6	2.59	0.50
27:DA:2196:C:H2'	27:DA:2197:U:H6	1.76	0.50
27:DA:2447:G:C4	27:DA:2501:C:C5	3.00	0.50
27:DA:2636:U:OP1	31:DE:80:GLU:HB2	2.10	0.50
28:DB:29:A:OP2	41:DS:32:LEU:HG	2.11	0.50
29:DC:36:LYS:HZ3	29:DC:36:LYS:CB	2.20	0.50
31:DE:84:PHE:HE2	31:DE:86:PRO:HB3	1.76	0.50
32:DF:170:LEU:HD21	32:DF:172:TRP:CE2	2.47	0.50
33:DG:141:PHE:CB	33:DG:142:PRO:HD2	2.42	0.50
34:DH:20:ALA:HB3	34:DH:23:ARG:HB2	1.93	0.50
34:DH:68:THR:HG23	34:DH:72:ILE:HD11	1.94	0.50
35:DI:110:ASP:O	35:DI:112:LYS:N	2.35	0.50
40:DR:63:ARG:HG3	40:DR:63:ARG:HH11	1.76	0.50
40:DR:94:TYR:CD1	40:DR:94:TYR:N	2.79	0.50
44:DV:19:LYS:HZ3	44:DV:20:LEU:N	2.09	0.50
47:DY:2:ARG:O	47:DY:3:VAL:HB	2.11	0.50
55:D6:43:CYS:SG	55:D6:43:CYS:O	2.70	0.50
1:AA:235:C:H5'	17:AQ:70:ARG:HG2	1.94	0.50
1:AA:259:G:H2'	1:AA:260:G:C8	2.45	0.50
1:AA:939:G:H5''	7:AG:102:ARG:NH2	2.26	0.50
1:AA:986:A:H2'	1:AA:987:G:H8	1.77	0.50
1:AA:1205:U:H4'	3:AC:195:VAL:HG22	1.94	0.50
1:AA:1278:U:H5''	1:AA:1279:A:O4'	2.11	0.50
2:AB:239:VAL:HG12	2:AB:239:VAL:O	2.11	0.50
5:AE:48:ALA:HB3	5:AE:54:ALA:HB2	1.94	0.50
5:AE:145:LYS:O	5:AE:148:VAL:HB	2.11	0.50
6:AF:44:GLY:HA2	6:AF:59:TYR:CD2	2.47	0.50

*Continued on next page...*

*Continued from previous page...*

Atom-1	Atom-2	Interatomic distance (Å)	Clash overlap (Å)
10:AJ:83:GLU:C	10:AJ:85:LEU:H	2.15	0.50
11:AK:21:ILE:HG13	11:AK:30:VAL:CG1	2.42	0.50
16:AP:75:ARG:C	16:AP:77:ALA:H	2.14	0.50
23:AW:42:G:C2'	23:AW:43:C:H5''	2.41	0.50
27:BA:142:A:H1'	27:BA:1408:C:O4'	2.12	0.50
27:BA:271(U):G:C2	27:BA:271(V):G:C8	3.00	0.50
27:BA:373:U:O2	27:BA:423:A:C2	2.64	0.50
27:BA:524:U:H4'	27:BA:555:U:H4'	1.93	0.50
27:BA:1279:G:C2	27:BA:1292:U:C2	2.99	0.50
27:BA:1338:G:H2'	27:BA:1339:G:C8	2.46	0.50
27:BA:1447:G:H2'	27:BA:1448:G:C8	2.41	0.50
27:BA:1466:G:H2'	27:BA:1547:C:N4	2.27	0.50
27:BA:1721:G:C6	27:BA:1739:U:H5'	2.45	0.50
27:BA:1799:G:C2	27:BA:1819:A:N7	2.79	0.50
27:BA:1991:U:H6	27:BA:1991:U:C5'	2.24	0.50
27:BA:2093:G:C6	27:BA:2225:A:C8	3.00	0.50
27:BA:2439:A:H1'	27:BA:2587:A:OP1	2.12	0.50
30:BD:31:LYS:HE2	30:BD:94:LEU:HD11	1.93	0.50
30:BD:35:LYS:N	30:BD:36:PRO:CD	2.68	0.50
31:BE:102:VAL:HG12	31:BE:199:ARG:O	2.10	0.50
32:BF:65:TRP:HB3	32:BF:66:PRO:CD	2.40	0.50
32:BF:179:GLU:OE2	32:BF:179:GLU:N	2.38	0.50
33:BG:135:LEU:HD13	33:BG:155:MET:HG3	1.94	0.50
37:BO:4:PRO:O	37:BO:5:GLN:CB	2.59	0.50
38:BP:96:THR:HB	38:BP:97:PRO:CD	2.42	0.50
43:BU:95:LEU:HD22	44:BV:4:ILE:HD11	1.93	0.50
44:BV:5:VAL:HG23	44:BV:6:LYS:N	2.26	0.50
44:BV:15:GLU:O	44:BV:17:GLY:N	2.45	0.50
50:B1:5:CYS:SG	50:B1:8:SER:OG	2.58	0.50
57:B8:21:LYS:CD	57:B8:48:PHE:CZ	2.94	0.50
1:CA:14:U:C6	1:CA:16:A:OP2	2.65	0.50
1:CA:216:G:C5	1:CA:217:C:N4	2.80	0.50
1:CA:801:U:O2'	1:CA:802:A:H5'	2.11	0.50
1:CA:1362:C:O2	1:CA:1363:C:C5	2.65	0.50
2:CB:164:VAL:HG12	2:CB:166:ASP:H	1.76	0.50
2:CB:231:GLU:O	2:CB:231:GLU:HG3	2.11	0.50
3:CC:196:LEU:HD12	3:CC:197:GLY:H	1.77	0.50
4:CD:4:TYR:O	4:CD:5:ILE:HB	2.10	0.50
4:CD:70:ILE:HD12	4:CD:100:ARG:CD	2.42	0.50
5:CE:26:PHE:N	5:CE:26:PHE:CD1	2.80	0.50
5:CE:33:VAL:HG12	5:CE:34:VAL:H	1.75	0.50

*Continued on next page...*



*Continued from previous page...*

Atom-1	Atom-2	Interatomic distance (Å)	Clash overlap (Å)
5:CE:50:GLU:HG3	5:CE:51:VAL:H	1.76	0.50
5:CE:94:ALA:HB3	5:CE:117:ASP:C	2.32	0.50
7:CG:77:SER:O	7:CG:78:ARG:HB2	2.11	0.50
11:CK:32:ILE:HG12	11:CK:41:THR:O	2.12	0.50
12:CL:107:VAL:HG23	12:CL:117:TYR:HB3	1.92	0.50
14:CN:34:TYR:CD1	14:CN:34:TYR:N	2.80	0.50
18:CR:26:LEU:HD21	18:CR:42:ARG:HD2	1.93	0.50
18:CR:66:LEU:HD11	18:CR:70:ILE:HD11	1.94	0.50
20:CT:20:LEU:O	20:CT:21:LYS:C	2.50	0.50
22:CV:9:G:N7	22:CV:10:U:C5	2.80	0.50
23:CW:38:U:H2'	23:CW:39:C:C6	2.47	0.50
25:CY:18:G:C1'	25:CY:56:G:H22	2.23	0.50
25:CY:27:C:H2'	25:CY:28:G:C8	2.47	0.50
27:DA:99:U:H3'	27:DA:99:U:O2	2.12	0.50
27:DA:304:G:O2'	27:DA:305:U:H5'	2.12	0.50
27:DA:336:C:O2'	27:DA:337:C:H5'	2.12	0.50
27:DA:503:A:C6	27:DA:506:G:C6	2.99	0.50
27:DA:662:G:H5'	38:DP:18:ARG:CA	2.41	0.50
27:DA:1204:A:N1	27:DA:1241:A:H2	2.08	0.50
27:DA:1275:A:H4'	27:DA:1276:A:OP1	2.12	0.50
27:DA:1669:A:O2'	27:DA:2549:G:OP1	2.29	0.50
27:DA:1889:A:C6	27:DA:1890:A:C5	3.00	0.50
27:DA:1889:A:H2'	27:DA:1890:A:O4'	2.10	0.50
27:DA:1902:C:O2'	30:DD:244:ARG:HB2	2.11	0.50
27:DA:1931:U:O2'	27:DA:1932:A:H5'	2.11	0.50
27:DA:1980:G:H4'	27:DA:1981:A:OP2	2.11	0.50
27:DA:2016:U:O2	54:D5:7:PRO:HG2	2.11	0.50
27:DA:2551:C:H2'	27:DA:2552:U:C5	2.46	0.50
27:DA:2824:C:C5	27:DA:2825:C:C4	3.00	0.50
28:DB:29:A:H2'	28:DB:30:C:C6	2.47	0.50
30:DD:87:ASN:O	30:DD:88:ARG:HB3	2.11	0.50
30:DD:182:LEU:CB	30:DD:271:ILE:HG13	2.42	0.50
31:DE:4:ILE:HD11	31:DE:31:CYS:SG	2.52	0.50
31:DE:117:MET:SD	31:DE:136:ARG:HA	2.51	0.50
35:DI:7:GLU:OE1	35:DI:8:PRO:HD2	2.11	0.50
35:DI:9:LEU:O	35:DI:13:GLY:HA3	2.11	0.50
36:DN:16:ILE:HG23	36:DN:54:VAL:HA	1.94	0.50
39:DQ:29:PHE:HB2	39:DQ:105:GLU:OE2	2.11	0.50
39:DQ:114:ALA:O	39:DQ:115:MET:C	2.50	0.50
41:DS:24:LEU:HB3	41:DS:85:VAL:CG1	2.24	0.50
41:DS:31:SER:O	41:DS:33:LYS:N	2.44	0.50

*Continued on next page...*

*Continued from previous page...*

Atom-1	Atom-2	Interatomic distance (Å)	Clash overlap (Å)
42:DT:28:VAL:HG11	42:DT:46:GLU:HG3	1.93	0.50
45:DW:18:ARG:C	45:DW:20:VAL:N	2.65	0.50
57:D8:61:LEU:C	57:D8:63:PRO:HD2	2.32	0.50
1:AA:60:A:C4'	1:AA:61:G:O5'	2.57	0.50
1:AA:100:C:H2'	1:AA:101:A:H8	1.67	0.50
1:AA:232:G:C4	1:AA:233:C:C6	2.99	0.50
1:AA:660:G:H2'	1:AA:661:G:C8	2.47	0.50
1:AA:712:A:H2'	1:AA:713:G:C8	2.47	0.50
1:AA:943:U:C4	1:AA:944:G:N7	2.80	0.50
1:AA:1255:G:OP1	10:AJ:45:ARG:NH2	2.45	0.50
1:AA:1367:C:N3	1:AA:1368:G:C8	2.80	0.50
2:AB:73:THR:HG23	2:AB:170:GLU:HG2	1.94	0.50
2:AB:182:ILE:O	2:AB:183:PRO:C	2.50	0.50
4:AD:119:GLN:NE2	4:AD:123:HIS:NE2	2.58	0.50
5:AE:18:ARG:HG3	5:AE:25:ARG:O	2.12	0.50
5:AE:91:LEU:CD1	5:AE:120:THR:HG22	2.40	0.50
8:AH:26:VAL:HG23	8:AH:27:PRO:HD2	1.94	0.50
10:AJ:33:GLN:O	10:AJ:75:ILE:HG23	2.12	0.50
15:AO:76:GLU:OE2	15:AO:76:GLU:HA	2.12	0.50
21:AU:7:ARG:O	21:AU:8:THR:HG22	2.12	0.50
27:BA:132:G:H2'	27:BA:133:C:H6	1.77	0.50
27:BA:460:A:C2	27:BA:461:C:H1'	2.47	0.50
27:BA:660:G:O2'	27:BA:661:C:H5'	2.12	0.50
27:BA:942:G:H2'	27:BA:943:U:H5'	1.92	0.50
27:BA:1144:G:H2'	27:BA:1145:C:C6	2.46	0.50
27:BA:1166:C:H2'	27:BA:1167:U:C6	2.47	0.50
27:BA:1353:A:H4'	30:BD:38:LYS:CE	2.36	0.50
27:BA:1381:G:O2'	27:BA:1382:G:H5'	2.12	0.50
27:BA:1526:G:C6	27:BA:1527:G:C2	2.99	0.50
27:BA:1565:C:H1'	27:BA:1566:A:H2'	1.93	0.50
27:BA:1627:G:H2'	27:BA:1628:G:H8	1.77	0.50
27:BA:1658:C:H42	27:BA:2002:G:H1	1.60	0.50
27:BA:1936:A:H3'	27:BA:1937:A:C5'	2.42	0.50
27:BA:2114:A:H8	27:BA:2114:A:O5'	1.94	0.50
27:BA:2158:A:H4'	27:BA:2159:G:O5'	2.12	0.50
27:BA:2230:G:H1'	50:B1:45:ASN:ND2	2.27	0.50
27:BA:2291:U:H2'	27:BA:2292:C:C6	2.46	0.50
30:BD:78:LYS:HG2	30:BD:79:VAL:H	1.77	0.50
32:BF:46:ARG:O	32:BF:48:THR:N	2.45	0.50
32:BF:175:THR:O	32:BF:175:THR:CG2	2.59	0.50
33:BG:118:ARG:N	33:BG:181:ARG:HH21	2.00	0.50

*Continued on next page...*

*Continued from previous page...*

Atom-1	Atom-2	Interatomic distance (Å)	Clash overlap (Å)
33:BG:166:ASP:O	33:BG:167:GLU:C	2.50	0.50
33:BG:166:ASP:O	33:BG:169:ALA:HB3	2.12	0.50
34:BH:153:LYS:HD2	34:BH:153:LYS:H	1.77	0.50
35:BI:4:ILE:HG12	35:BI:18:VAL:HG22	1.93	0.50
36:BN:57:ALA:C	36:BN:58:ASP:O	2.50	0.50
36:BN:95:PRO:HG2	36:BN:96:GLU:OE2	2.11	0.50
39:BQ:18:LYS:O	39:BQ:19:GLY:O	2.30	0.50
42:BT:54:ARG:O	42:BT:55:ASN:HB2	2.11	0.50
47:BY:2:ARG:HD3	47:BY:2:ARG:C	2.32	0.50
51:B2:15:LYS:C	51:B2:16:LEU:HD23	2.32	0.50
55:B6:8:LYS:O	55:B6:9:LEU:HB3	2.11	0.50
55:B6:15:GLU:HG2	55:B6:18:ARG:CZ	2.42	0.50
1:CA:163:C:H2'	1:CA:164:U:H6	1.75	0.50
1:CA:346:G:H5''	42:DT:41:ARG:HH22	1.77	0.50
1:CA:452:A:N3	16:CP:72:ARG:NH1	2.59	0.50
1:CA:486:U:H2'	1:CA:487:A:H8	1.77	0.50
1:CA:518:C:OP2	1:CA:530:G:H4'	2.11	0.50
1:CA:1073:U:OP2	5:CE:57:LYS:HE3	2.11	0.50
3:CC:173:VAL:HG12	3:CC:175:LEU:HD12	1.93	0.50
4:CD:3:ARG:NH2	4:CD:5:ILE:HD11	2.27	0.50
4:CD:154:ASN:C	4:CD:155:LEU:HD23	2.31	0.50
7:CG:76:ARG:HH11	7:CG:76:ARG:HG2	1.76	0.50
10:CJ:4:ILE:HB	10:CJ:74:ILE:CG1	2.41	0.50
11:CK:21:ILE:HG23	11:CK:30:VAL:HG12	1.94	0.50
13:CM:49:THR:HG22	13:CM:50:GLU:N	2.27	0.50
27:DA:81:G:H21	47:DY:2:ARG:CZ	2.24	0.50
27:DA:560:C:H4'	43:DU:52:ARG:CZ	2.42	0.50
27:DA:603:A:H4'	27:DA:604:G:O5'	2.11	0.50
27:DA:849:A:H8	27:DA:849:A:O5'	1.95	0.50
27:DA:890:A:H4'	27:DA:890:A:OP1	2.12	0.50
27:DA:1582:C:O2'	27:DA:1586:A:H8	1.94	0.50
27:DA:1842:G:H2'	27:DA:1843:C:C6	2.47	0.50
27:DA:2063:C:C6	27:DA:2064:C:C5	2.99	0.50
27:DA:2140:C:H1'	27:DA:2152:G:H22	1.77	0.50
27:DA:2382:G:OP1	27:DA:2382:G:H3'	2.12	0.50
27:DA:2392:A:OP1	57:D8:32:LEU:HD22	2.11	0.50
27:DA:2406:U:C4	38:DP:72:PRO:HD2	2.47	0.50
27:DA:2495:G:OP2	39:DQ:82:ARG:NH2	2.45	0.50
28:DB:25:A:H2'	28:DB:26:A:C8	2.47	0.50
30:DD:53:PHE:CE2	30:DD:220:HIS:CD2	3.00	0.50
30:DD:132:PRO:HD3	30:DD:190:TYR:CZ	2.46	0.50

*Continued on next page...*

*Continued from previous page...*

Atom-1	Atom-2	Interatomic distance (Å)	Clash overlap (Å)
31:DE:40:GLU:OE2	31:DE:41:LYS:HG3	2.12	0.50
31:DE:203:LYS:HE3	31:DE:204:ALA:N	2.27	0.50
33:DG:27:ASN:O	33:DG:29:TRP:N	2.43	0.50
33:DG:39:ILE:HD13	33:DG:157:ILE:HG22	1.93	0.50
34:DH:143:GLN:NE2	34:DH:147:ASN:HD21	2.10	0.50
37:DO:86:ILE:CG2	37:DO:94:ARG:HD2	2.42	0.50
38:DP:16:ARG:HD3	38:DP:16:ARG:C	2.32	0.50
38:DP:131:SER:O	38:DP:133:SER:N	2.45	0.50
42:DT:92:GLY:H	42:DT:116:ALA:HA	1.76	0.50
44:DV:59:ALA:HA	44:DV:97:LYS:HG2	1.92	0.50
47:DY:31:LEU:HD23	47:DY:36:ALA:HB3	1.94	0.50
47:DY:96:ILE:CD1	47:DY:99:CYS:CB	2.89	0.50
48:DZ:50:ALA:O	48:DZ:51:SER:HB3	2.12	0.50
52:D3:8:LEU:HD22	52:D3:31:LEU:CD2	2.41	0.50
55:D6:20:ASN:CG	55:D6:21:TYR:N	2.65	0.50
1:AA:235:C:H2'	1:AA:236:G:H8	1.77	0.50
1:AA:451:A:H61	1:AA:481:G:C5'	2.25	0.50
1:AA:737:A:O2'	6:AF:72:VAL:HG11	2.11	0.50
1:AA:762:C:H2'	1:AA:763:G:C8	2.44	0.50
1:AA:779:C:N4	1:AA:780:A:C6	2.80	0.50
1:AA:1076:C:N4	1:AA:1081:G:H1	2.06	0.50
1:AA:1088:G:C4	1:AA:1089:G:C8	3.00	0.50
1:AA:1380:U:H4'	1:AA:1381:U:C5'	2.41	0.50
1:AA:1402:C:O2'	1:AA:1403:C:H5'	2.12	0.50
1:AA:1525:G:H2'	1:AA:1526:G:C8	2.46	0.50
2:AB:107:THR:O	2:AB:110:GLN:HG3	2.12	0.50
2:AB:140:HIS:O	2:AB:144:ARG:HG2	2.12	0.50
4:AD:138:TYR:HE2	4:AD:140:VAL:HA	1.77	0.50
5:AE:11:ILE:HD13	5:AE:105:VAL:HA	1.94	0.50
8:AH:33:GLU:C	8:AH:35:ILE:N	2.65	0.50
14:AN:27:CYS:HG	14:AN:43:CYS:HG	1.35	0.50
18:AR:53:ARG:HH21	18:AR:59:SER:HA	1.76	0.50
25:AY:47:C:N3	25:AY:58:A:H1'	2.27	0.50
27:BA:114:U:O2	27:BA:114:U:H2'	2.12	0.50
27:BA:171:G:O2'	27:BA:172:C:C6	2.56	0.50
27:BA:676:A:N1	27:BA:802:A:N1	2.59	0.50
27:BA:872:A:N6	27:BA:906:G:C6	2.79	0.50
27:BA:888:C:H3'	27:BA:889:C:C5'	2.41	0.50
27:BA:1141:U:O4	36:BN:64:GLY:HA3	2.12	0.50
27:BA:1240:U:O2'	27:BA:1241:A:H5'	2.12	0.50
27:BA:1248:G:H3'	27:BA:1249:U:H5''	1.93	0.50

*Continued on next page...*

*Continued from previous page...*

Atom-1	Atom-2	Interatomic distance (Å)	Clash overlap (Å)
27:BA:1260:G:H2'	27:BA:1261:C:C6	2.47	0.50
27:BA:1293:C:C2	27:BA:1294:U:C5	3.00	0.50
27:BA:1332:G:H5'	27:BA:1333:C:H5	1.76	0.50
27:BA:1374:G:H2'	27:BA:1375:C:C6	2.47	0.50
27:BA:1630:G:H2'	27:BA:1631:C:C6	2.47	0.50
27:BA:1812:A:C1'	30:BD:46:GLN:HE22	2.25	0.50
27:BA:1837:C:O2'	27:BA:1927:A:N3	2.36	0.50
27:BA:2036:C:O2'	27:BA:2037:G:C8	2.65	0.50
27:BA:2088:G:H2'	27:BA:2089:U:C6	2.47	0.50
27:BA:2278:A:H5''	49:B0:12:ASN:HD22	1.77	0.50
27:BA:2462:U:O5'	27:BA:2462:U:H6	1.95	0.50
27:BA:2728:U:H2'	27:BA:2729:G:H5'	1.93	0.50
30:BD:30:GLU:OE2	30:BD:63:ARG:NH2	2.44	0.50
33:BG:99:MET:O	33:BG:103:LEU:HD12	2.12	0.50
35:BI:93:THR:O	35:BI:94:ALA:C	2.49	0.50
36:BN:4:TYR:CG	43:BU:64:ARG:NH2	2.66	0.50
40:BR:21:TYR:OH	40:BR:43:GLU:HG2	2.12	0.50
42:BT:130:ALA:O	42:BT:131:ALA:C	2.51	0.50
43:BU:91:ASP:CG	43:BU:96:ALA:HB2	2.31	0.50
58:B9:14:CYS:O	58:B9:15:LYS:CB	2.51	0.50
1:CA:598:U:H2'	1:CA:599:C:C6	2.46	0.50
1:CA:717:C:C4	1:CA:734:G:N7	2.80	0.50
1:CA:757:U:O2'	1:CA:758:G:H5'	2.11	0.50
1:CA:810:C:O2'	1:CA:811:C:H5'	2.12	0.50
1:CA:889:A:H1'	1:CA:891:U:C5	2.47	0.50
1:CA:1027:C:C2	1:CA:1028:C:N4	2.80	0.50
1:CA:1104:G:H4'	2:CB:111:ARG:NH1	2.26	0.50
1:CA:1394:A:O2'	1:CA:1501:C:H1'	2.11	0.50
2:CB:142:LEU:O	2:CB:146:GLN:N	2.38	0.50
2:CB:193:ASP:O	2:CB:194:PRO:O	2.29	0.50
3:CC:21:ARG:C	3:CC:22:TRP:CD1	2.85	0.50
9:CI:16:ARG:HE	9:CI:64:THR:CG2	2.24	0.50
10:CJ:83:GLU:C	10:CJ:85:LEU:H	2.13	0.50
15:CO:34:LEU:HD12	15:CO:34:LEU:O	2.11	0.50
18:CR:79:LEU:HB3	18:CR:80:PRO:HD2	1.93	0.50
20:CT:28:ALA:C	20:CT:30:LYS:N	2.65	0.50
23:CW:29:G:H2'	23:CW:30:A:H8	1.76	0.50
25:CY:5:G:O2'	25:CY:6:U:H5'	2.12	0.50
27:DA:23:G:C2	27:DA:24:G:C8	3.00	0.50
27:DA:284:U:O2'	27:DA:285:C:C6	2.64	0.50
27:DA:300:A:N3	27:DA:319:C:H1'	2.26	0.50

*Continued on next page...*

*Continued from previous page...*

Atom-1	Atom-2	Interatomic distance (Å)	Clash overlap (Å)
27:DA:421:U:O2'	27:DA:422:A:OP2	2.27	0.50
27:DA:515:A:O2'	27:DA:516:C:H5'	2.12	0.50
27:DA:684:G:O2'	27:DA:788:A:N7	2.45	0.50
27:DA:768:G:C6	27:DA:769:G:C6	2.99	0.50
27:DA:861:A:O2'	27:DA:862:G:H5'	2.12	0.50
27:DA:910:A:H3'	27:DA:911:A:C8	2.45	0.50
27:DA:972:G:H2'	27:DA:973:A:C8	2.47	0.50
27:DA:980:A:H2'	27:DA:981:A:O4'	2.11	0.50
27:DA:1171:G:H3'	27:DA:1173:G:H4'	1.93	0.50
27:DA:1236:G:OP2	27:DA:1236:G:C8	2.65	0.50
27:DA:1311:G:O2'	27:DA:1312:U:H5	1.95	0.50
27:DA:1566:A:N7	30:DD:214:TRP:CZ3	2.80	0.50
27:DA:2612:C:HO2'	27:DA:2613:U:H5'	1.76	0.50
27:DA:2819:G:OP2	40:DR:8:ARG:NH1	2.45	0.50
30:DD:155:LEU:N	30:DD:155:LEU:CD1	2.74	0.50
32:DF:164:ARG:HH11	32:DF:164:ARG:HG2	1.76	0.50
32:DF:187:VAL:C	38:DP:7:ARG:NH2	2.63	0.50
36:DN:134:ARG:N	36:DN:135:PRO:HD3	2.26	0.50
39:DQ:89:ASN:N	39:DQ:89:ASN:OD1	2.44	0.50
42:DT:109:GLU:O	42:DT:112:ARG:HB2	2.12	0.50
45:DW:84:ARG:CG	45:DW:98:LYS:HZ3	2.25	0.50
47:DY:8:LYS:HD2	47:DY:8:LYS:N	2.26	0.50
48:DZ:28:TYR:O	48:DZ:29:ASN:HB3	2.12	0.50
50:D1:80:LEU:HB3	50:D1:82:LEU:CD2	2.42	0.50
50:D1:84:GLY:O	50:D1:86:SER:N	2.45	0.50
58:D9:13:LYS:HD3	58:D9:28:GLU:HB2	1.94	0.50
1:AA:230:G:H4'	16:AP:23:ASP:OD2	2.11	0.50
1:AA:800:G:HO2'	1:AA:801:U:H6	1.56	0.50
1:AA:818:G:C3'	1:AA:819:A:C5'	2.90	0.50
1:AA:839:U:H5'	1:AA:840:C:C5	2.46	0.50
1:AA:1313:U:OP1	19:AS:6:LYS:HG3	2.12	0.50
1:AA:1413:A:C6	1:AA:1414:U:C4	3.00	0.50
1:AA:1494:G:O6	26:AZ:1:KBE:HAA	2.11	0.50
2:AB:220:ASP:O	2:AB:224:GLN:HB2	2.12	0.50
4:AD:3:ARG:HB3	4:AD:118:ARG:HE	1.77	0.50
4:AD:90:GLY:HA3	4:AD:201:GLN:NE2	2.26	0.50
4:AD:203:VAL:O	4:AD:204:ILE:C	2.50	0.50
5:AE:80:ILE:HD11	5:AE:142:LEU:HD21	1.94	0.50
5:AE:132:ALA:C	5:AE:134:ALA:N	2.66	0.50
7:AG:23:VAL:HG12	7:AG:24:THR:N	2.27	0.50
17:AQ:40:LYS:HE2	17:AQ:42:TYR:CZ	2.47	0.50

*Continued on next page...*

*Continued from previous page...*

Atom-1	Atom-2	Interatomic distance (Å)	Clash overlap (Å)
18:AR:58:LEU:HD12	18:AR:58:LEU:N	2.27	0.50
21:AU:9:ARG:O	21:AU:10:ARG:C	2.49	0.50
27:BA:83:G:C2	27:BA:102:G:O2'	2.63	0.50
27:BA:187:G:N3	27:BA:1365:A:H2	2.10	0.50
27:BA:196:A:C4	27:BA:805:G:O6	2.64	0.50
27:BA:370:G:H4'	27:BA:371:A:OP2	2.11	0.50
27:BA:458:G:N2	27:BA:469:G:H2'	2.26	0.50
27:BA:463:G:N2	27:BA:467:G:C5	2.80	0.50
27:BA:633:A:N3	27:BA:2403:C:H4'	2.27	0.50
27:BA:814:C:N4	38:BP:27:HIS:HD2	1.99	0.50
27:BA:1048:A:N6	27:BA:1054:A:C5	2.79	0.50
27:BA:1193:G:H5'	27:BA:1193:G:C8	2.44	0.50
27:BA:1385:G:O3'	27:BA:1396:U:H5	1.94	0.50
27:BA:1450:G:H2'	27:BA:1450(A):C:C5'	2.42	0.50
27:BA:1686:C:C2'	27:BA:1687:G:H5'	2.42	0.50
27:BA:1695:G:N2	27:BA:1696:G:C5	2.80	0.50
27:BA:2590:A:C2	27:BA:2605:U:O2	2.64	0.50
30:BD:17:THR:HG1	30:BD:205:VAL:H	1.59	0.50
30:BD:131:LEU:O	30:BD:190:TYR:HA	2.12	0.50
30:BD:270:ILE:HD12	30:BD:270:ILE:C	2.33	0.50
32:BF:33:LEU:HD13	32:BF:112:MET:HE2	1.93	0.50
38:BP:86:LYS:HB2	38:BP:117:GLU:O	2.11	0.50
44:BV:20:LEU:N	44:BV:20:LEU:HD12	2.27	0.50
44:BV:82:ARG:HG2	44:BV:82:ARG:NH1	2.27	0.50
44:BV:95:LEU:HD22	44:BV:95:LEU:C	2.33	0.50
48:BZ:32:LEU:HG	48:BZ:33:ASN:N	2.27	0.50
48:BZ:44:ASP:O	48:BZ:46:VAL:N	2.45	0.50
48:BZ:165:SER:HB2	48:BZ:166:PRO:C	2.32	0.50
51:B2:53:LEU:O	51:B2:54:LYS:C	2.51	0.50
57:B8:50:LEU:O	57:B8:51:ALA:CB	2.59	0.50
1:CA:487:A:O2'	1:CA:488:C:H5'	2.11	0.50
1:CA:604:G:C6	1:CA:635:G:C6	3.00	0.50
1:CA:720:C:O5'	1:CA:720:C:H6	1.94	0.50
1:CA:885:G:N3	1:CA:914:A:H2	2.08	0.50
1:CA:1003:G:H2'	1:CA:1004:A:O4'	2.10	0.50
1:CA:1363:C:H5'	1:CA:1363(A):A:P	2.52	0.50
2:CB:58:ILE:N	2:CB:58:ILE:HD13	2.27	0.50
2:CB:170:GLU:O	2:CB:173:ALA:HB3	2.12	0.50
3:CC:178:LEU:HD22	3:CC:178:LEU:H	1.76	0.50
3:CC:189:ALA:O	3:CC:195:VAL:CG1	2.60	0.50
4:CD:13:ARG:HA	4:CD:33:MET:SD	2.52	0.50

*Continued on next page...*



*Continued from previous page...*

Atom-1	Atom-2	Interatomic distance (Å)	Clash overlap (Å)
4:CD:59:ARG:HA	4:CD:59:ARG:NE	2.26	0.50
6:CF:5:GLU:OE1	6:CF:62:TRP:HZ2	1.95	0.50
7:CG:117:ALA:O	7:CG:120:ILE:N	2.44	0.50
9:CI:105:ASP:OD1	9:CI:107:ARG:HD3	2.12	0.50
15:CO:8:LYS:O	15:CO:11:VAL:HB	2.11	0.50
16:CP:6:LEU:HD23	16:CP:17:TYR:CD2	2.47	0.50
27:DA:61:G:O2'	27:DA:62:C:H6	1.94	0.50
27:DA:553:G:O2'	27:DA:554:U:H5'	2.11	0.50
27:DA:1140:C:H5''	36:DN:66:LYS:HZ3	1.76	0.50
27:DA:1527:G:H5''	27:DA:1528:A:OP1	2.12	0.50
27:DA:1548:C:H2'	27:DA:1549:C:C6	2.42	0.50
27:DA:1805:U:H5''	30:DD:250:TRP:CG	2.47	0.50
27:DA:2146:C:H4'	27:DA:2147:G:O5'	2.12	0.50
27:DA:2354:G:N2	27:DA:2355:C:C2	2.80	0.50
30:DD:184:LYS:HG3	30:DD:269:PHE:HA	1.92	0.50
30:DD:218:ARG:CB	30:DD:219:PRO:CD	2.90	0.50
37:DO:14:THR:O	37:DO:14:THR:HG22	2.12	0.50
38:DP:101:VAL:CG2	38:DP:102:ARG:N	2.74	0.50
38:DP:132:LYS:O	38:DP:136:GLU:HG2	2.12	0.50
40:DR:11:ASN:O	40:DR:12:ARG:HB2	2.12	0.50
42:DT:13:ARG:HH12	42:DT:15:VAL:HG11	1.77	0.50
42:DT:49:VAL:O	42:DT:50:ILE:HD12	2.12	0.50
44:DV:21:ARG:HD3	44:DV:21:ARG:N	2.26	0.50
44:DV:79:VAL:O	44:DV:80:GLN:HB2	2.12	0.50
45:DW:6:ILE:HG21	45:DW:8:ARG:HG3	1.93	0.50
45:DW:25:ARG:HH11	45:DW:25:ARG:CB	2.25	0.50
45:DW:25:ARG:NH1	45:DW:25:ARG:HB2	2.27	0.50
45:DW:35:ILE:HG23	54:D5:28:PRO:HD2	1.94	0.50
47:DY:90:LEU:HD12	47:DY:91:GLU:N	2.27	0.50
48:DZ:36:VAL:O	48:DZ:37:TYR:HB3	2.11	0.50
48:DZ:140:VAL:O	48:DZ:140:VAL:HG13	2.11	0.50
1:AA:232:G:C5	1:AA:233:C:C5	3.00	0.49
1:AA:277:C:P	17:AQ:41:LYS:HZ1	2.35	0.49
1:AA:530:G:HO2'	1:AA:531:U:P	2.34	0.49
1:AA:758:G:H5''	1:AA:880:C:H1'	1.93	0.49
1:AA:799:G:C2'	1:AA:800:G:H5'	2.41	0.49
1:AA:799:G:H2'	1:AA:800:G:H5'	1.93	0.49
1:AA:848:C:O2'	1:AA:849:C:H5'	2.12	0.49
1:AA:938:A:O2'	1:AA:939:G:H5'	2.11	0.49
1:AA:1089:G:O2'	1:AA:1090:U:H5'	2.12	0.49
1:AA:1149:C:O2'	1:AA:1150:U:H5'	2.12	0.49

*Continued on next page...*

*Continued from previous page...*

Atom-1	Atom-2	Interatomic distance (Å)	Clash overlap (Å)
1:AA:1154:G:H2'	1:AA:1155:G:C8	2.46	0.49
1:AA:1234:C:H2'	1:AA:1235:U:H6	1.77	0.49
1:AA:1278:U:H5'	1:AA:1279:A:N9	2.26	0.49
1:AA:1377:A:H2'	7:AG:7:ALA:HB2	1.94	0.49
2:AB:108:ILE:O	2:AB:111:ARG:HB2	2.12	0.49
4:AD:168:ARG:HH11	4:AD:168:ARG:CG	2.25	0.49
5:AE:40:ARG:HB3	5:AE:66:MET:HE1	1.94	0.49
6:AF:15:ASP:O	6:AF:16:GLN:C	2.50	0.49
8:AH:102:ARG:HD2	8:AH:105:ARG:HH12	1.77	0.49
8:AH:119:LEU:HD12	8:AH:124:ALA:HA	1.94	0.49
11:AK:32:ILE:HD11	11:AK:41:THR:CB	2.33	0.49
12:AL:66:TYR:HB2	12:AL:93:VAL:HG11	1.93	0.49
13:AM:57:ARG:NH1	53:B4:60:GLU:HG3	2.27	0.49
18:AR:56:THR:O	18:AR:58:LEU:HD12	2.12	0.49
27:BA:65:C:O2'	27:BA:66:C:H5'	2.12	0.49
27:BA:77:C:C2	27:BA:110:G:N2	2.80	0.49
27:BA:465:G:C6	27:BA:466:A:N6	2.80	0.49
27:BA:601:C:O2'	27:BA:605:C:OP1	2.23	0.49
27:BA:787:U:H5''	27:BA:788:A:C5'	2.42	0.49
27:BA:997:G:OP1	43:BU:92:ARG:C	2.50	0.49
27:BA:1009:A:H5''	43:BU:63:VAL:CG2	2.43	0.49
27:BA:1055:G:C2'	27:BA:1108:U:H5'	2.42	0.49
27:BA:1450:G:C2'	27:BA:1450(A):C:H5'	2.41	0.49
27:BA:1582:C:O2'	27:BA:1586:A:C8	2.65	0.49
27:BA:1759:A:H1'	27:BA:2711:A:C2	2.47	0.49
27:BA:1773:A:C2'	27:BA:1774:C:H5'	2.42	0.49
27:BA:1789:A:OP1	30:BD:222:ARG:HG3	2.11	0.49
27:BA:1973:G:H2'	27:BA:1974:C:C6	2.44	0.49
27:BA:2070:G:C2	27:BA:2071:A:C4	2.99	0.49
27:BA:2220:G:H2'	27:BA:2221:G:C8	2.47	0.49
27:BA:2289:G:H2'	27:BA:2290:G:H5''	1.93	0.49
28:BB:37:C:H2'	28:BB:38:C:O4'	2.11	0.49
30:BD:105:ILE:O	30:BD:106:ILE:C	2.50	0.49
30:BD:126:GLN:O	30:BD:127:VAL:C	2.50	0.49
30:BD:261:LYS:NZ	30:BD:263:ARG:NH2	2.60	0.49
31:BE:40:GLU:N	31:BE:40:GLU:CD	2.65	0.49
32:BF:3:GLU:HA	32:BF:24:LEU:CB	2.42	0.49
32:BF:38:ARG:HG3	32:BF:38:ARG:NH1	2.24	0.49
33:BG:77:ILE:HG22	33:BG:80:PHE:H	1.77	0.49
34:BH:138:LYS:N	34:BH:141:VAL:HG23	2.21	0.49
36:BN:55:VAL:HG22	36:BN:56:ASN:H	1.77	0.49

*Continued on next page...*

*Continued from previous page...*

Atom-1	Atom-2	Interatomic distance (Å)	Clash overlap (Å)
38:BP:34:GLY:O	38:BP:35:HIS:CB	2.60	0.49
43:BU:31:SER:OG	43:BU:34:LYS:N	2.35	0.49
43:BU:52:ARG:O	43:BU:56:ASP:N	2.42	0.49
44:BV:2:PHE:CE1	44:BV:13:ARG:HG3	2.46	0.49
44:BV:38:LEU:HD23	44:BV:39:LEU:N	2.27	0.49
47:BY:49:VAL:O	47:BY:50:ARG:HB2	2.13	0.49
48:BZ:106:THR:HB	48:BZ:107:PRO:HD2	1.93	0.49
50:B1:18:ILE:CG2	50:B1:20:ARG:HG3	2.42	0.49
1:CA:18:C:H2'	1:CA:19:C:O4'	2.12	0.49
1:CA:40:C:O2'	1:CA:41:G:H5'	2.12	0.49
1:CA:59:A:H5''	1:CA:60:A:H5'	1.93	0.49
1:CA:77:G:N3	1:CA:77:G:H2'	2.27	0.49
1:CA:103:C:OP1	20:CT:17:ARG:NH1	2.45	0.49
1:CA:748:C:HO2'	1:CA:749:C:P	2.35	0.49
1:CA:936:C:H2'	1:CA:937:A:O4'	2.12	0.49
1:CA:1016:A:H2'	1:CA:1017:G:O4'	2.12	0.49
1:CA:1030:C:C5	1:CA:1031:G:N2	2.79	0.49
1:CA:1296:C:H3'	1:CA:1297:C:C6	2.46	0.49
1:CA:1382:C:O2'	1:CA:1383:C:H5'	2.12	0.49
4:CD:146:ILE:N	4:CD:146:ILE:CD1	2.71	0.49
9:CI:17:VAL:HG12	9:CI:17:VAL:O	2.11	0.49
10:CJ:84:GLN:H	10:CJ:84:GLN:CD	2.14	0.49
11:CK:24:SER:OG	11:CK:25:TYR:N	2.42	0.49
12:CL:49:LEU:O	12:CL:51:LYS:HD2	2.12	0.49
15:CO:56:LEU:O	15:CO:57:LEU:C	2.50	0.49
16:CP:59:TRP:O	16:CP:64:ALA:HB3	2.12	0.49
18:CR:46:GLU:HB3	18:CR:85:LEU:HD13	1.93	0.49
20:CT:40:ALA:C	20:CT:42:GLN:H	2.15	0.49
24:CX:34:C:O2	24:CX:35:A:C8	2.64	0.49
27:DA:242:G:N7	57:D8:5:LYS:HG2	2.27	0.49
27:DA:481:G:O2'	27:DA:482:A:P	2.70	0.49
27:DA:811:U:H2'	38:DP:24:GLY:O	2.12	0.49
27:DA:869:G:C4	27:DA:870:A:C8	3.01	0.49
27:DA:1400:G:O2'	27:DA:1401:G:H5'	2.12	0.49
27:DA:1615:C:C2	45:DW:87:PRO:HG3	2.46	0.49
27:DA:1770:G:H2'	27:DA:1771:C:C6	2.46	0.49
27:DA:1823:G:H2'	27:DA:1824:G:H8	1.77	0.49
27:DA:1932:A:O2'	27:DA:1933:G:H5'	2.11	0.49
27:DA:1952:A:C6	27:DA:1953:A:C6	3.00	0.49
27:DA:2259:G:H1'	27:DA:2427:C:C2	2.47	0.49
27:DA:2543:G:C2	27:DA:2544:G:C4	2.99	0.49

*Continued on next page...*

*Continued from previous page...*

Atom-1	Atom-2	Interatomic distance (Å)	Clash overlap (Å)
27:DA:2755:C:H2'	27:DA:2755:C:O2	2.12	0.49
28:DB:25:A:H3'	28:DB:26:A:H5''	1.93	0.49
30:DD:126:GLN:HG2	30:DD:129:ASN:ND2	2.27	0.49
31:DE:52:LEU:HD22	31:DE:76:ARG:HB2	1.94	0.49
31:DE:96:PHE:HE2	31:DE:198:VAL:HG12	1.77	0.49
33:DG:135:LEU:HD12	33:DG:135:LEU:N	2.25	0.49
37:DO:88:ASN:ND2	37:DO:92:GLU:HB2	2.27	0.49
44:DV:47:VAL:O	44:DV:47:VAL:HG23	2.12	0.49
46:DX:71:GLY:C	46:DX:72:LYS:HD2	2.32	0.49
50:D1:50:ARG:HH11	50:D1:50:ARG:CG	2.23	0.49
56:D7:22:MET:SD	56:D7:31:LEU:CD1	3.00	0.49
57:D8:33:ASN:HA	57:D8:36:LYS:HD2	1.94	0.49
58:D9:27:CYS:SG	58:D9:29:ASN:ND2	2.85	0.49
1:AA:297:G:N2	1:AA:300:A:OP2	2.39	0.49
1:AA:806:C:H2'	1:AA:807:A:C8	2.47	0.49
1:AA:875:C:H1'	8:AH:15:ASN:ND2	2.27	0.49
1:AA:937:A:N6	1:AA:938:A:C6	2.80	0.49
1:AA:1147:C:O2'	9:AI:16:ARG:HD3	2.12	0.49
1:AA:1179:A:H2'	1:AA:1180:A:O4'	2.12	0.49
1:AA:1248:A:C2'	1:AA:1249:C:H5'	2.42	0.49
1:AA:1342:C:O2'	1:AA:1343:G:H5'	2.12	0.49
2:AB:80:ILE:HD13	2:AB:211:ILE:HG22	1.92	0.49
3:AC:200:ALA:C	3:AC:201:TYR:HD1	2.15	0.49
8:AH:127:LEU:HD12	8:AH:129:VAL:CG1	2.38	0.49
9:AI:43:ALA:HA	9:AI:74:ILE:HD13	1.94	0.49
13:AM:22:ILE:HG22	13:AM:25:ILE:HD13	1.92	0.49
14:AN:26:ARG:HD2	14:AN:43:CYS:SG	2.52	0.49
15:AO:38:ARG:HH11	15:AO:38:ARG:CG	2.25	0.49
20:AT:13:LEU:O	20:AT:16:HIS:HB3	2.12	0.49
21:AU:12:LYS:HB3	21:AU:22:ARG:HD3	1.94	0.49
25:AY:67:C:H2'	25:AY:68:C:C6	2.45	0.49
26:AZ:3:SER:O	26:AZ:4:SER:HB3	2.12	0.49
27:BA:125:G:H21	56:B7:48:LYS:HZ3	1.57	0.49
27:BA:153:C:OP1	50:B1:92:LYS:HE2	2.11	0.49
27:BA:218:A:H2	27:BA:235:U:H4'	1.75	0.49
27:BA:271(K):U:H3'	27:BA:271(L):U:C5'	2.42	0.49
27:BA:461:C:O2	27:BA:461:C:H2'	2.12	0.49
27:BA:486:C:H2'	27:BA:487:C:C6	2.47	0.49
27:BA:511:U:C5	27:BA:512:G:C4	3.00	0.49
27:BA:533:G:O2'	43:BU:42:ALA:HA	2.12	0.49
27:BA:711:G:N2	27:BA:721:C:C2	2.79	0.49

*Continued on next page...*

*Continued from previous page...*

Atom-1	Atom-2	Interatomic distance (Å)	Clash overlap (Å)
27:BA:886:C:H2'	27:BA:889:C:H42	1.76	0.49
27:BA:903:C:H2'	27:BA:904:C:C6	2.46	0.49
27:BA:1338:G:H2'	27:BA:1339:G:H8	1.77	0.49
27:BA:1602:U:H4'	27:BA:1603:A:OP2	2.13	0.49
27:BA:1788:C:H5''	30:BD:225:ALA:HB1	1.92	0.49
27:BA:2287:A:C4	27:BA:2289:G:N7	2.80	0.49
27:BA:2450:A:C2	27:BA:2451:A:C4	3.00	0.49
27:BA:2817:G:H21	27:BA:2836:U:H1'	1.78	0.49
27:BA:2887:U:O2'	27:BA:2888:C:H5'	2.12	0.49
31:BE:75:VAL:O	31:BE:77:ILE:N	2.45	0.49
32:BF:150:GLY:HA2	32:BF:172:TRP:CE3	2.46	0.49
33:BG:54:GLU:C	33:BG:56:ALA:N	2.64	0.49
34:BH:85:LYS:HB3	34:BH:133:VAL:HG23	1.92	0.49
36:BN:1:MET:O	36:BN:2:LYS:CG	2.61	0.49
37:BO:22:ILE:HG12	37:BO:42:SER:N	2.27	0.49
37:BO:97:ARG:HA	37:BO:117:LEU:HD22	1.94	0.49
38:BP:83:VAL:HG22	38:BP:83:VAL:O	2.12	0.49
38:BP:85:LEU:HA	38:BP:88:LEU:HB2	1.94	0.49
38:BP:96:THR:O	38:BP:100:LEU:HD22	2.13	0.49
39:BQ:27:VAL:H	39:BQ:137:TYR:HD1	1.60	0.49
47:BY:96:ILE:CG1	47:BY:99:CYS:HB2	2.43	0.49
51:B2:32:LEU:HB2	51:B2:53:LEU:CD1	2.42	0.49
1:CA:336:C:H2'	1:CA:337:C:H5'	1.94	0.49
1:CA:709:G:H2'	1:CA:710:G:H8	1.76	0.49
1:CA:718:G:N2	18:CR:49:LYS:HD3	2.27	0.49
1:CA:925:G:C2	1:CA:927:G:C8	3.00	0.49
1:CA:937:A:O5'	1:CA:937:A:H8	1.95	0.49
1:CA:1260:C:H3'	1:CA:1260:C:H6	1.78	0.49
4:CD:100:ARG:O	4:CD:101:LEU:C	2.50	0.49
5:CE:50:GLU:HB3	5:CE:53:LEU:CD1	2.33	0.49
6:CF:34:GLY:HA3	6:CF:71:ARG:HH21	1.77	0.49
6:CF:76:ALA:O	6:CF:80:ARG:HG2	2.12	0.49
11:CK:83:ILE:HG12	11:CK:109:VAL:HB	1.94	0.49
12:CL:5:ASN:CA	12:CL:8:VAL:HG23	2.42	0.49
12:CL:84:GLY:HA2	12:CL:95:TYR:HA	1.92	0.49
16:CP:20:VAL:HG22	16:CP:21:VAL:H	1.76	0.49
17:CQ:3:LYS:HD3	17:CQ:61:GLU:O	2.13	0.49
17:CQ:76:LEU:C	17:CQ:76:LEU:HD12	2.32	0.49
27:DA:18:C:N4	27:DA:19:C:N4	2.60	0.49
27:DA:30:G:C5	27:DA:31:C:C4	3.00	0.49
27:DA:205:G:O2'	27:DA:206:U:OP2	2.29	0.49

*Continued on next page...*

*Continued from previous page...*

Atom-1	Atom-2	Interatomic distance (Å)	Clash overlap (Å)
27:DA:330:A:O2'	27:DA:331:A:H2'	2.12	0.49
27:DA:434:U:C4'	27:DA:435:C:OP1	2.55	0.49
27:DA:746:A:C1'	27:DA:748:G:N2	2.76	0.49
27:DA:860:U:O4'	27:DA:2268:A:H5'	2.13	0.49
27:DA:953:A:N3	27:DA:954:G:C8	2.79	0.49
27:DA:1545:A:H3'	27:DA:1546:C:C6	2.47	0.49
27:DA:1952:A:H62	27:DA:1953:A:N6	2.08	0.49
27:DA:2376:A:H2'	27:DA:2377:A:O4'	2.11	0.49
27:DA:2479:G:H5''	27:DA:2537:U:H4'	1.94	0.49
27:DA:2712:U:H5''	27:DA:2714:G:H4'	1.93	0.49
27:DA:2747:G:O6	27:DA:2755:C:H5''	2.12	0.49
28:DB:39:A:O2'	28:DB:46:A:N1	2.41	0.49
29:DC:52:ARG:HH21	29:DC:53:ARG:HH21	1.59	0.49
30:DD:35:LYS:NZ	30:DD:104:TYR:H	2.08	0.49
30:DD:176:ARG:HA	30:DD:181:GLU:O	2.11	0.49
33:DG:48:GLU:O	33:DG:51:ARG:NE	2.45	0.49
33:DG:77:ILE:O	33:DG:81:LYS:O	2.30	0.49
36:DN:16:ILE:CG2	36:DN:54:VAL:HG23	2.42	0.49
36:DN:78:TYR:HB3	36:DN:79:PRO:HD3	1.92	0.49
43:DU:100:VAL:HG12	43:DU:101:ARG:HG3	1.95	0.49
48:DZ:9:ARG:HD3	48:DZ:11:GLY:HA2	1.93	0.49
49:D0:14:ARG:O	49:D0:15:ASP:HB2	2.11	0.49
51:D2:4:SER:CA	51:D2:7:ARG:HH11	2.07	0.49
51:D2:30:ARG:O	51:D2:31:GLU:C	2.51	0.49
1:AA:109:A:C4	1:AA:326:G:C2	3.00	0.49
1:AA:128:G:O2'	1:AA:129:U:H5'	2.12	0.49
1:AA:220:G:H2'	1:AA:220:G:N3	2.28	0.49
1:AA:436:C:H2'	1:AA:437:U:C6	2.47	0.49
1:AA:455:C:C2'	1:AA:456:C:H5'	2.42	0.49
1:AA:619:U:H3	4:AD:135:LEU:HD13	1.76	0.49
1:AA:965:A:H4'	1:AA:966:G:H5''	1.94	0.49
2:AB:67:THR:HG21	2:AB:155:LEU:CD2	2.42	0.49
2:AB:137:ARG:C	2:AB:137:ARG:HD3	2.33	0.49
2:AB:235:SER:HG	2:AB:236:TYR:HD1	1.60	0.49
3:AC:73:PRO:O	3:AC:75:VAL:N	2.44	0.49
7:AG:52:GLU:C	7:AG:54:THR:H	2.16	0.49
7:AG:103:TRP:HZ3	7:AG:138:LYS:HA	1.77	0.49
9:AI:48:GLU:C	9:AI:50:LEU:N	2.63	0.49
9:AI:73:GLN:O	9:AI:76:ALA:HB3	2.12	0.49
13:AM:23:TYR:HB3	13:AM:67:GLU:HB2	1.94	0.49
13:AM:116:THR:HG22	13:AM:117:VAL:N	2.27	0.49

*Continued on next page...*

*Continued from previous page...*

Atom-1	Atom-2	Interatomic distance (Å)	Clash overlap (Å)
14:AN:27:CYS:HG	14:AN:40:CYS:HG	1.53	0.49
17:AQ:13:ASP:C	17:AQ:15:MET:H	2.15	0.49
19:AS:19:VAL:O	19:AS:23:ASN:HB2	2.12	0.49
20:AT:20:LEU:O	20:AT:23:ARG:HB3	2.12	0.49
27:BA:32:C:O2'	27:BA:33:U:H5'	2.11	0.49
27:BA:188:G:H2'	27:BA:189:G:H5'	1.93	0.49
27:BA:440:G:N2	32:BF:46:ARG:HH22	2.10	0.49
27:BA:451:C:C4	27:BA:453:C:C5	3.01	0.49
27:BA:638:G:C6	27:BA:639:U:C4	3.00	0.49
27:BA:671:C:H5	38:BP:42:SER:HA	1.76	0.49
27:BA:876:C:H2'	27:BA:877:U:C6	2.47	0.49
27:BA:1026:U:O2'	27:BA:1027:A:H5'	2.11	0.49
27:BA:1710:C:C6	27:BA:1710:C:C3'	2.95	0.49
27:BA:2039:C:O2'	27:BA:2040:C:H5'	2.12	0.49
27:BA:2093:G:C6	27:BA:2225:A:N7	2.81	0.49
27:BA:2251:G:OP2	39:BQ:82:ARG:NH1	2.46	0.49
27:BA:2534:A:H2'	27:BA:2535:G:O5'	2.11	0.49
27:BA:2657:A:C2'	27:BA:2658:C:H5'	2.42	0.49
30:BD:64:ILE:O	30:BD:64:ILE:CG2	2.58	0.49
30:BD:70:TRP:HZ3	30:BD:146:GLU:CD	2.15	0.49
34:BH:44:VAL:C	34:BH:46:GLU:H	2.15	0.49
35:BI:6:LEU:O	35:BI:7:GLU:C	2.51	0.49
39:BQ:38:GLU:HA	39:BQ:99:PRO:HG3	1.93	0.49
40:BR:30:THR:HG22	40:BR:31:HIS:N	2.27	0.49
43:BU:69:CYS:HB2	43:BU:74:LEU:CD1	2.39	0.49
48:BZ:37:TYR:O	48:BZ:37:TYR:CG	2.64	0.49
58:B9:27:CYS:CB	58:B9:32:HIS:HB2	2.42	0.49
1:CA:123:C:H2'	1:CA:124:G:O4'	2.11	0.49
1:CA:296:U:H1'	1:CA:556:C:O2'	2.12	0.49
1:CA:422:C:H4'	1:CA:423:G:OP1	2.11	0.49
1:CA:601:C:H6	1:CA:601:C:O5'	1.96	0.49
1:CA:814:A:H2'	1:CA:816:A:H5''	1.95	0.49
1:CA:872:A:C8	1:CA:874:G:C8	3.00	0.49
1:CA:891:U:O2'	1:CA:892:A:H5'	2.12	0.49
1:CA:949:A:C1'	1:CA:1364:U:H3	2.25	0.49
1:CA:1112:C:O2	3:CC:179:ARG:HD3	2.12	0.49
1:CA:1223:C:H5''	1:CA:1224:G:H5''	1.94	0.49
1:CA:1269:A:H5''	1:CA:1270:C:OP2	2.12	0.49
1:CA:1328:C:P	21:CU:21:TYR:OH	2.70	0.49
1:CA:1380:U:H4'	1:CA:1381:U:O5'	2.12	0.49
2:CB:114:ARG:HD3	2:CB:117:GLU:OE1	2.12	0.49

*Continued on next page...*



*Continued from previous page...*

Atom-1	Atom-2	Interatomic distance (Å)	Clash overlap (Å)
3:CC:64:VAL:O	3:CC:100:ALA:HB3	2.13	0.49
6:CF:3:ARG:HG3	6:CF:3:ARG:NH1	2.22	0.49
6:CF:93:SER:C	6:CF:94:GLN:HG3	2.33	0.49
7:CG:14:PRO:HB3	7:CG:19:GLY:O	2.12	0.49
8:CH:113:SER:O	8:CH:131:GLY:HA3	2.12	0.49
12:CL:7:LEU:O	12:CL:11:GLY:N	2.45	0.49
17:CQ:59:ILE:CG2	17:CQ:71:PHE:HB3	2.43	0.49
27:DA:20:C:O2'	27:DA:21:A:H5'	2.12	0.49
27:DA:271(A):A:C5'	27:DA:271(B):C:OP2	2.60	0.49
27:DA:363(E):U:O2	27:DA:363(E):U:C2'	2.59	0.49
27:DA:534:U:H1'	43:DU:49:HIS:CD2	2.46	0.49
27:DA:555:U:O2'	27:DA:556:G:H8	1.95	0.49
27:DA:907:U:O2'	27:DA:908:C:H5'	2.12	0.49
27:DA:1171:G:H5''	27:DA:1173:G:H5''	1.95	0.49
27:DA:1289:C:O2'	27:DA:1290:C:C6	2.62	0.49
27:DA:1291:C:H2'	27:DA:1292:U:C6	2.47	0.49
27:DA:1324:G:C2	27:DA:1331:A:C2	2.99	0.49
27:DA:1557:C:H5''	27:DA:1558:A:OP2	2.12	0.49
27:DA:1684:C:H2'	27:DA:1685:C:C6	2.47	0.49
27:DA:1767:C:C2'	27:DA:1768:U:H5'	2.41	0.49
27:DA:2308:G:N7	27:DA:2310:A:H5'	2.26	0.49
28:DB:7:G:H3'	28:DB:8:U:H5''	1.94	0.49
29:DC:19:VAL:HG12	29:DC:20:TYR:HD1	1.78	0.49
31:DE:131:ALA:CB	31:DE:134:ILE:HD11	2.42	0.49
33:DG:125:PHE:H	33:DG:125:PHE:HD1	1.59	0.49
34:DH:84:SER:O	34:DH:85:LYS:CB	2.60	0.49
34:DH:167:GLU:N	34:DH:167:GLU:OE1	2.45	0.49
35:DI:110:ASP:O	35:DI:114:LEU:HD21	2.13	0.49
36:DN:42:TRP:CD1	43:DU:63:VAL:CG1	2.95	0.49
37:DO:59:LYS:O	37:DO:86:ILE:HA	2.13	0.49
38:DP:50:ARG:HG2	38:DP:50:ARG:NH2	2.27	0.49
38:DP:65:ARG:HH11	57:D8:46:ARG:NH2	2.05	0.49
38:DP:91:PHE:N	38:DP:91:PHE:HD1	2.07	0.49
38:DP:113:LYS:O	38:DP:115:LEU:HD22	2.11	0.49
38:DP:135:LEU:HD12	38:DP:136:GLU:OE1	2.13	0.49
42:DT:50:ILE:HA	42:DT:99:LEU:HD11	1.93	0.49
43:DU:34:LYS:HA	43:DU:34:LYS:HE2	1.95	0.49
43:DU:59:ARG:O	43:DU:62:ILE:HB	2.12	0.49
43:DU:97:ASP:HA	43:DU:100:VAL:HG23	1.94	0.49
47:DY:67:LEU:O	47:DY:68:HIS:O	2.30	0.49
48:DZ:107:PRO:O	48:DZ:109:GLY:N	2.45	0.49

*Continued on next page...*

*Continued from previous page...*

Atom-1	Atom-2	Interatomic distance (Å)	Clash overlap (Å)
55:D6:11:LEU:CD1	55:D6:52:VAL:O	2.56	0.49
57:D8:16:ILE:HG22	57:D8:64:TYR:HB3	1.94	0.49
57:D8:62:LEU:N	57:D8:63:PRO:HD2	2.28	0.49
1:AA:175:C:H2'	1:AA:176:C:H6	1.77	0.49
1:AA:353:A:C2'	1:AA:354:G:OP2	2.59	0.49
1:AA:471:G:HO2'	1:AA:472:A:H8	1.60	0.49
1:AA:865:A:C2	1:AA:918:A:H4'	2.47	0.49
1:AA:994:A:N1	1:AA:1047:G:H4'	2.27	0.49
1:AA:1190:G:OP1	3:AC:5:ILE:HG13	2.12	0.49
1:AA:1221:G:OP1	19:AS:36:ARG:HD3	2.13	0.49
1:AA:1257:U:C6	1:AA:1257:U:C3'	2.95	0.49
1:AA:1417:G:N2	1:AA:1482:G:H2'	2.26	0.49
10:AJ:7:LYS:HD3	10:AJ:71:LEU:HD13	1.94	0.49
11:AK:80:VAL:O	11:AK:80:VAL:HG23	2.12	0.49
12:AL:3:THR:O	12:AL:6:GLN:N	2.43	0.49
19:AS:19:VAL:HG13	19:AS:47:HIS:CD2	2.47	0.49
27:BA:296:C:N3	27:BA:343:C:O2	2.45	0.49
27:BA:662:G:O3'	38:BP:20:GLY:HA2	2.13	0.49
27:BA:1159:U:OP1	52:B3:30:ARG:NH2	2.46	0.49
27:BA:1257:C:O2'	32:BF:83:PHE:O	2.29	0.49
27:BA:1777:U:O5'	27:BA:1777:U:H6	1.95	0.49
27:BA:2297:C:O5'	27:BA:2297:C:H6	1.96	0.49
27:BA:2623:G:H4'	27:BA:2825:C:O2	2.12	0.49
28:BB:78:A:C2	28:BB:100:A:C4	3.00	0.49
29:BC:64:LEU:O	29:BC:66:HIS:N	2.39	0.49
29:BC:193:ILE:C	29:BC:195:ALA:N	2.66	0.49
31:BE:1:MET:CB	31:BE:84:PHE:HB2	2.39	0.49
32:BF:136:THR:HG22	32:BF:166:ALA:O	2.13	0.49
33:BG:128:ARG:N	33:BG:128:ARG:NE	2.61	0.49
39:BQ:81:VAL:CG2	39:BQ:82:ARG:N	2.76	0.49
40:BR:34:ILE:CG2	40:BR:35:THR:N	2.76	0.49
40:BR:81:ASP:OD2	40:BR:81:ASP:N	2.45	0.49
41:BS:88:ASP:O	41:BS:89:ARG:O	2.31	0.49
42:BT:28:VAL:CG2	42:BT:46:GLU:CA	2.86	0.49
46:BX:8:ILE:HD11	46:BX:43:VAL:HA	1.95	0.49
46:BX:64:LYS:HZ2	46:BX:73:ARG:NH2	2.08	0.49
47:BY:50:ARG:HG3	47:BY:58:GLY:CA	2.39	0.49
47:BY:87:LYS:NZ	47:BY:89:PHE:HE1	2.11	0.49
55:B6:26:ASN:HB3	55:B6:32:ASN:OD1	2.13	0.49
57:B8:39:LYS:O	57:B8:43:GLN:HG3	2.13	0.49
1:CA:218:C:O2'	1:CA:219:C:C6	2.64	0.49

*Continued on next page...*

*Continued from previous page...*

Atom-1	Atom-2	Interatomic distance (Å)	Clash overlap (Å)
1:CA:438:G:H22	1:CA:494:U:H3'	1.77	0.49
1:CA:538:G:O3'	12:CL:111:LYS:CE	2.61	0.49
1:CA:964:A:H2	1:CA:969:A:O2'	1.95	0.49
1:CA:982:U:C6	1:CA:983:A:N6	2.81	0.49
1:CA:1057:G:H5''	3:CC:154:SER:CB	2.41	0.49
1:CA:1320:C:O2	19:CS:36:ARG:NH2	2.46	0.49
1:CA:1327:C:OP1	21:CU:20:LYS:N	2.44	0.49
2:CB:80:ILE:HG12	2:CB:80:ILE:O	2.11	0.49
5:CE:10:MET:CA	5:CE:32:VAL:HG13	2.36	0.49
5:CE:28:PHE:HE1	5:CE:49:PRO:O	1.95	0.49
5:CE:34:VAL:O	5:CE:41:VAL:HA	2.12	0.49
6:CF:16:GLN:CD	6:CF:16:GLN:H	2.13	0.49
7:CG:47:CYS:SG	7:CG:58:PRO:HB3	2.52	0.49
9:CI:97:LYS:HB3	9:CI:98:PRO:CD	2.38	0.49
15:CO:28:GLN:O	15:CO:32:LEU:HG	2.13	0.49
17:CQ:10:VAL:HA	17:CQ:20:THR:O	2.12	0.49
21:CU:12:LYS:HD2	21:CU:17:THR:OG1	2.12	0.49
27:DA:552:G:C1'	27:DA:1220:A:C2	2.95	0.49
27:DA:663:G:H2'	27:DA:664:C:H6	1.76	0.49
27:DA:1022:G:OP2	36:DN:69:GLN:OE1	2.30	0.49
27:DA:1419:A:C8	27:DA:1421:G:C6	3.01	0.49
27:DA:1630:G:O2'	27:DA:1631:C:H5'	2.12	0.49
27:DA:1776:G:O2'	27:DA:1777:U:H5'	2.13	0.49
27:DA:1946:U:H2'	27:DA:1947:C:C6	2.40	0.49
27:DA:2008:C:O2'	27:DA:2009:G:H5'	2.12	0.49
27:DA:2266:A:H1'	27:DA:2272:U:C4	2.48	0.49
27:DA:2266:A:H1'	27:DA:2272:U:O4	2.12	0.49
27:DA:2291:U:H2'	27:DA:2292:C:C5	2.46	0.49
27:DA:2296:U:O2	27:DA:2333:A:N3	2.45	0.49
27:DA:2397:G:H2'	27:DA:2398:U:H6	1.78	0.49
27:DA:2726:U:O2	27:DA:2726:U:O4'	2.31	0.49
27:DA:2779:U:H3'	27:DA:2779:U:OP1	2.12	0.49
27:DA:2881:C:O2'	27:DA:2882:A:H5'	2.12	0.49
30:DD:24:ILE:O	30:DD:26:LYS:CE	2.60	0.49
30:DD:30:GLU:OE2	30:DD:83:GLU:OE1	2.29	0.49
31:DE:6:GLY:HA2	31:DE:51:PHE:CE2	2.47	0.49
31:DE:9:VAL:CG2	42:DT:8:LYS:HD2	2.42	0.49
31:DE:59:VAL:CG2	31:DE:60:ASN:N	2.69	0.49
36:DN:35:ARG:HB3	36:DN:42:TRP:CH2	2.46	0.49
36:DN:56:ASN:O	36:DN:57:ALA:O	2.30	0.49
37:DO:7:TYR:CD1	37:DO:20:MET:HE3	2.47	0.49

*Continued on next page...*

*Continued from previous page...*

Atom-1	Atom-2	Interatomic distance (Å)	Clash overlap (Å)
38:DP:84:ASN:ND2	38:DP:116:GLY:HA3	2.26	0.49
38:DP:130:PHE:N	38:DP:130:PHE:HD2	2.09	0.49
38:DP:146:VAL:CG2	38:DP:147:LEU:H	2.14	0.49
42:DT:23:ARG:HE	42:DT:120:ARG:NH1	2.08	0.49
48:DZ:18:ARG:CB	48:DZ:81:ARG:HH22	2.17	0.49
48:DZ:52:ILE:H	48:DZ:52:ILE:CD1	2.14	0.49
50:D1:46:LEU:H	50:D1:46:LEU:HD22	1.77	0.49
51:D2:56:GLN:O	51:D2:58:ALA:N	2.45	0.49
53:D4:40:ILE:HG22	53:D4:41:ILE:N	2.27	0.49
1:AA:136:C:H1'	16:AP:1:MET:HG3	1.95	0.49
1:AA:309:G:H2'	1:AA:310:G:H8	1.78	0.49
1:AA:960:U:O2'	1:AA:1223:C:C5'	2.58	0.49
1:AA:1158:C:O2'	1:AA:1159:U:H4'	2.12	0.49
1:AA:1278:U:H5'	1:AA:1279:A:C8	2.47	0.49
1:AA:1330:U:O3'	13:AM:23:TYR:HE2	1.94	0.49
1:AA:1524:C:H2'	1:AA:1525:G:O4'	2.13	0.49
2:AB:95:GLN:NE2	2:AB:147:LYS:HE2	2.26	0.49
3:AC:191:THR:HB	3:AC:193:TYR:CE2	2.48	0.49
8:AH:49:GLU:O	8:AH:51:VAL:HG13	2.12	0.49
8:AH:100:ILE:HG22	8:AH:125:ARG:HH22	1.77	0.49
9:AI:118:LYS:HD3	9:AI:121:ARG:CB	2.43	0.49
12:AL:25:LYS:C	12:AL:27:ALA:N	2.61	0.49
19:AS:10:PHE:HZ	19:AS:70:LYS:NZ	1.92	0.49
23:AW:72:G:OP1	23:AW:72:G:H4'	2.12	0.49
24:AX:48:C:N4	24:AX:59:A:C8	2.80	0.49
25:AY:26:C:O2'	25:AY:27:C:H5'	2.12	0.49
27:BA:265:A:H1'	27:BA:266:G:O4'	2.12	0.49
27:BA:1048:A:N7	27:BA:1054:A:N6	2.61	0.49
27:BA:1165:U:H2'	27:BA:1166:C:C6	2.47	0.49
27:BA:1296:G:HO2'	27:BA:1297:C:H5'	1.75	0.49
27:BA:1818:U:HO2'	30:BD:155:LEU:HA	1.77	0.49
27:BA:2150:U:H2'	27:BA:2151:G:C8	2.47	0.49
27:BA:2378:A:C5	27:BA:2379:G:H1'	2.47	0.49
27:BA:2565:A:H2'	27:BA:2566:A:O4'	2.12	0.49
27:BA:2670:A:O2'	27:BA:2671:A:H5'	2.12	0.49
27:BA:2724:C:OP1	31:BE:118:LYS:HE3	2.12	0.49
30:BD:65:ILE:CG1	30:BD:105:ILE:HA	2.42	0.49
30:BD:146:GLU:HG2	30:BD:152:GLY:C	2.32	0.49
31:BE:82:ARG:O	31:BE:83:ASP:C	2.50	0.49
31:BE:170:LEU:HB3	31:BE:184:VAL:CG1	2.42	0.49
33:BG:43:LEU:HB2	33:BG:88:ILE:HD13	1.94	0.49

*Continued on next page...*

*Continued from previous page...*

Atom-1	Atom-2	Interatomic distance (Å)	Clash overlap (Å)
35:BI:82:ARG:O	35:BI:88:ILE:HG23	2.13	0.49
37:BO:69:ILE:HG13	37:BO:77:ILE:HG22	1.93	0.49
38:BP:10:PRO:O	38:BP:11:GLY:C	2.48	0.49
38:BP:111:ARG:NH1	38:BP:149:GLU:HG3	2.27	0.49
39:BQ:2:LEU:HB3	39:BQ:44:ALA:HB1	1.94	0.49
42:BT:67:SER:O	42:BT:68:TYR:HB2	2.10	0.49
47:BY:51:VAL:O	47:BY:51:VAL:HG12	2.11	0.49
48:BZ:25:GLY:HA2	48:BZ:84:HIS:CD2	2.47	0.49
52:B3:31:LEU:O	52:B3:32:GLN:HB2	2.12	0.49
55:B6:11:LEU:CG	55:B6:51:GLU:HG2	2.43	0.49
1:CA:217:C:HO2'	1:CA:218:C:H6	1.53	0.49
1:CA:244:U:C6	1:CA:894:G:N2	2.80	0.49
1:CA:273:A:C2'	1:CA:274:A:H5'	2.43	0.49
1:CA:398:C:H2'	1:CA:399:G:C8	2.47	0.49
1:CA:405:U:H5''	1:CA:495:A:H2	1.76	0.49
1:CA:443:C:H2'	1:CA:444:C:C6	2.47	0.49
1:CA:491:G:C6	1:CA:492:G:C5	3.00	0.49
1:CA:509:A:C2	1:CA:510:A:C2	3.00	0.49
1:CA:591:U:C2	1:CA:649:G:N2	2.80	0.49
1:CA:762:C:H6	1:CA:762:C:O5'	1.94	0.49
1:CA:979:C:C5	1:CA:980:C:C6	3.01	0.49
3:CC:3:ASN:O	3:CC:4:LYS:CB	2.57	0.49
5:CE:59:GLY:O	5:CE:62:ALA:HB3	2.12	0.49
10:CJ:85:LEU:C	10:CJ:87:THR:N	2.65	0.49
12:CL:98:VAL:CG1	12:CL:101:VAL:HG21	2.42	0.49
13:CM:25:ILE:CD1	13:CM:25:ILE:N	2.75	0.49
13:CM:83:ASP:HB2	19:CS:66:MET:CE	2.42	0.49
14:CN:24:CYS:HB3	14:CN:29:ARG:HB3	1.94	0.49
15:CO:70:LEU:HD11	15:CO:77:ARG:HE	1.77	0.49
15:CO:78:TYR:O	15:CO:82:ILE:HG22	2.12	0.49
18:CR:51:LEU:HB2	18:CR:56:THR:HG22	1.94	0.49
25:CY:25:A:C2'	25:CY:26:C:H5'	2.42	0.49
27:DA:124:G:C5	56:D7:19:ARG:NH2	2.80	0.49
27:DA:240:G:C6	27:DA:241:A:N6	2.80	0.49
27:DA:297:C:O2'	27:DA:298:G:H5'	2.12	0.49
27:DA:372:G:H22	27:DA:400:G:H2'	1.76	0.49
27:DA:448:U:H3'	27:DA:449:A:H5'	1.95	0.49
27:DA:647:G:N2	27:DA:2350:C:H4'	2.14	0.49
27:DA:1133:U:O2'	27:DA:1135:C:H5''	2.12	0.49
27:DA:1137:G:N2	36:DN:106:MET:HG2	2.26	0.49
27:DA:1248:G:H3'	27:DA:1249:U:C5'	2.40	0.49

*Continued on next page...*

*Continued from previous page...*

Atom-1	Atom-2	Interatomic distance (Å)	Clash overlap (Å)
27:DA:1306:C:O2	27:DA:1623:G:C6	2.65	0.49
27:DA:1348:G:C3'	27:DA:1349:A:H5''	2.41	0.49
27:DA:1569:A:O2'	27:DA:1570:A:H5'	2.12	0.49
27:DA:1697:G:H3'	27:DA:1698:A:C5'	2.42	0.49
27:DA:1754:C:N4	27:DA:1755:A:N6	2.60	0.49
27:DA:1794:U:H1'	27:DA:1900:A:N3	2.27	0.49
27:DA:1865:G:N2	27:DA:1878:G:C5	2.80	0.49
27:DA:2425:A:H4'	27:DA:2426:A:O5'	2.13	0.49
27:DA:2731:G:C6	27:DA:2732:G:O6	2.65	0.49
27:DA:2804:C:O2'	27:DA:2805:G:H5'	2.13	0.49
30:DD:28:GLU:H	30:DD:29:PRO:HD2	1.77	0.49
30:DD:34:VAL:O	30:DD:34:VAL:HG13	2.11	0.49
30:DD:118:VAL:CG2	30:DD:119:ALA:N	2.60	0.49
33:DG:33:ARG:CZ	33:DG:162:THR:HG21	2.43	0.49
33:DG:104:GLU:HG2	53:D4:50:THR:HG21	1.93	0.49
34:DH:150:ALA:C	34:DH:152:ARG:N	2.66	0.49
36:DN:48:MET:HE2	36:DN:48:MET:H	1.76	0.49
36:DN:66:LYS:O	36:DN:70:LYS:HB2	2.13	0.49
38:DP:29:LYS:HD2	38:DP:29:LYS:N	2.28	0.49
40:DR:34:ILE:O	40:DR:113:LEU:HD12	2.12	0.49
40:DR:62:ALA:O	40:DR:66:VAL:HG23	2.12	0.49
41:DS:96:GLY:O	41:DS:98:VAL:N	2.46	0.49
45:DW:50:VAL:HG21	45:DW:105:VAL:HG23	1.93	0.49
46:DX:36:LYS:HE2	46:DX:56:THR:H	1.78	0.49
47:DY:9:LYS:O	47:DY:28:LYS:NZ	2.41	0.49
47:DY:54:LYS:O	47:DY:55:TYR:CD1	2.66	0.49
48:DZ:60:LEU:CD2	48:DZ:60:LEU:N	2.76	0.49
48:DZ:158:PRO:C	48:DZ:160:VAL:H	2.16	0.49
50:D1:51:VAL:HG22	50:D1:52:ARG:N	2.27	0.49
1:AA:802:A:H2'	1:AA:803:G:O4'	2.13	0.49
1:AA:939:G:C6	1:AA:940:C:N4	2.80	0.49
1:AA:1265:G:C8	1:AA:1265:G:C3'	2.96	0.49
1:AA:1271:G:H2'	1:AA:1272:G:H8	1.76	0.49
2:AB:70:PHE:CE2	2:AB:163:PHE:HD1	2.31	0.49
2:AB:114:ARG:CA	2:AB:117:GLU:HB2	2.41	0.49
2:AB:166:ASP:OD1	2:AB:169:LYS:HB2	2.11	0.49
5:AE:81:GLU:HA	5:AE:89:ILE:O	2.12	0.49
5:AE:107:ARG:HG3	5:AE:111:GLU:HG3	1.93	0.49
8:AH:4:ASP:OD2	8:AH:85:ARG:NH1	2.39	0.49
11:AK:80:VAL:HG22	11:AK:103:LEU:HD12	1.94	0.49
12:AL:24:LEU:O	12:AL:26:GLY:N	2.46	0.49

*Continued on next page...*



*Continued from previous page...*

Atom-1	Atom-2	Interatomic distance (Å)	Clash overlap (Å)
12:AL:119:THR:CG2	12:AL:120:LYS:H	2.26	0.49
13:AM:8:GLU:OE1	13:AM:22:ILE:HG23	2.12	0.49
13:AM:105:THR:O	13:AM:106:ASN:HB2	2.12	0.49
17:AQ:79:SER:O	17:AQ:80:GLY:C	2.50	0.49
18:AR:37:VAL:CG1	18:AR:78:LEU:HB3	2.43	0.49
27:BA:195:A:H61	27:BA:198:C:H3'	1.77	0.49
27:BA:538:G:C2	27:BA:556:G:C6	3.01	0.49
27:BA:1049:C:O2'	27:BA:1050:A:C8	2.61	0.49
27:BA:1128:A:H3'	27:BA:1128:A:OP2	2.12	0.49
27:BA:1409:C:H2'	27:BA:1410:G:C8	2.48	0.49
27:BA:2173:A:H2'	27:BA:2174:C:C6	2.48	0.49
27:BA:2323:G:H2'	27:BA:2324:C:O4'	2.12	0.49
27:BA:2331:G:O4'	49:B0:42:GLY:HA3	2.13	0.49
27:BA:2336:A:H61	49:B0:43:THR:HG21	1.77	0.49
27:BA:2849:U:H1'	27:BA:2866:U:H6	1.77	0.49
27:BA:2875:C:C4	27:BA:2876:G:N7	2.80	0.49
30:BD:28:GLU:HB2	30:BD:29:PRO:CD	2.42	0.49
30:BD:31:LYS:CE	30:BD:94:LEU:HD11	2.43	0.49
31:BE:116:VAL:HG21	31:BE:122:PHE:CE2	2.47	0.49
32:BF:19:GLU:N	32:BF:19:GLU:OE2	2.46	0.49
32:BF:132:VAL:CG1	32:BF:133:ASN:N	2.67	0.49
33:BG:181:ARG:HG2	33:BG:181:ARG:O	2.13	0.49
36:BN:133:GLN:C	36:BN:134:ARG:CG	2.81	0.49
41:BS:59:LYS:HE3	41:BS:68:GLN:OE1	2.13	0.49
42:BT:78:LEU:HB3	42:BT:79:HIS:CE1	2.47	0.49
43:BU:25:TRP:HD1	43:BU:26:GLY:N	2.07	0.49
51:B2:7:ARG:HH11	51:B2:7:ARG:CG	2.26	0.49
54:B5:52:TYR:O	54:B5:52:TYR:CD1	2.65	0.49
56:B7:31:LEU:HD22	56:B7:42:LEU:HD13	1.94	0.49
57:B8:42:ARG:C	57:B8:44:LYS:H	2.15	0.49
1:CA:25:C:H5'	1:CA:524:G:O2'	2.13	0.49
1:CA:28:G:C2	1:CA:556:C:N3	2.81	0.49
1:CA:182:U:OP2	1:CA:183:G:N7	2.46	0.49
1:CA:199:G:O2'	1:CA:200:G:O5'	2.30	0.49
1:CA:619:U:N3	4:CD:135:LEU:HD21	2.27	0.49
1:CA:653:A:H1'	8:CH:56:LYS:HZ3	1.78	0.49
1:CA:1321:C:H4'	13:CM:87:TYR:CZ	2.46	0.49
1:CA:1325:C:H4'	21:CU:17:THR:HG21	1.95	0.49
4:CD:79:PHE:HA	4:CD:93:PHE:CD2	2.47	0.49
7:CG:86:GLN:NE2	25:CY:30:A:H2	2.09	0.49
11:CK:96:ARG:HA	11:CK:99:GLN:CG	2.41	0.49

*Continued on next page...*



*Continued from previous page...*

Atom-1	Atom-2	Interatomic distance (Å)	Clash overlap (Å)
14:CN:34:TYR:N	14:CN:34:TYR:HD1	2.10	0.49
20:CT:50:GLU:HG3	20:CT:51:GLU:N	2.28	0.49
27:DA:174:C:H2'	27:DA:174:C:O2	2.11	0.49
27:DA:495:G:H1'	45:DW:57:ASN:ND2	2.26	0.49
27:DA:579:G:C2	27:DA:1262:A:C5	3.01	0.49
27:DA:588:U:O2'	27:DA:589:C:C5'	2.60	0.49
27:DA:627:A:N7	38:DP:84:ASN:ND2	2.60	0.49
27:DA:629:G:C6	27:DA:630:G:C6	3.00	0.49
27:DA:695:G:C2	27:DA:768:G:C5	3.01	0.49
27:DA:1494:A:N3	27:DA:1494:A:H2'	2.27	0.49
27:DA:1569:A:C1'	30:DD:38:LYS:HZ3	2.25	0.49
27:DA:1578:U:H2'	27:DA:1579:A:C5'	2.43	0.49
27:DA:1659:U:C4	27:DA:1660:C:C5	3.01	0.49
27:DA:1991:U:C2'	27:DA:1992:G:C5'	2.90	0.49
27:DA:2067:G:N2	27:DA:2444:G:C4	2.81	0.49
27:DA:2126:A:N1	27:DA:2163:C:H4'	2.27	0.49
27:DA:2355:C:H1'	49:D0:36:ILE:HD11	1.93	0.49
27:DA:2396:G:H4'	50:D1:30:VAL:H	1.78	0.49
27:DA:2422:A:H4'	27:DA:2423:U:OP1	2.12	0.49
27:DA:2542:A:O2'	27:DA:2543:G:C8	2.61	0.49
27:DA:2656:U:H2'	27:DA:2657:A:H8	1.77	0.49
27:DA:2830:G:O2'	27:DA:2883:A:N1	2.39	0.49
28:DB:45:A:H2'	28:DB:46:A:H5'	1.93	0.49
28:DB:88:C:H2'	28:DB:89:G:H8	1.76	0.49
29:DC:107:TRP:O	29:DC:108:MET:CB	2.61	0.49
30:DD:90:ALA:CB	30:DD:106:ILE:HG13	2.42	0.49
30:DD:108:PRO:HG3	30:DD:143:HIS:NE2	2.27	0.49
30:DD:124:PRO:HG2	30:DD:129:ASN:HD21	1.76	0.49
30:DD:183:ARG:HH11	30:DD:183:ARG:HG2	1.78	0.49
34:DH:18:GLU:HB2	34:DH:25:LYS:HG2	1.93	0.49
34:DH:41:MET:HG2	34:DH:52:VAL:HG13	1.94	0.49
36:DN:22:THR:HG22	36:DN:23:LEU:HD23	1.94	0.49
36:DN:87:LEU:HD21	36:DN:98:VAL:HG11	1.94	0.49
36:DN:125:GLY:CA	36:DN:126:PRO:O	2.58	0.49
37:DO:7:TYR:HE1	37:DO:20:MET:HE3	1.75	0.49
38:DP:107:LYS:O	38:DP:107:LYS:HG3	2.12	0.49
40:DR:104:ARG:HG3	40:DR:111:LEU:HD21	1.94	0.49
41:DS:58:LEU:HD21	41:DS:69:VAL:HB	1.94	0.49
41:DS:78:LEU:HD21	41:DS:103:GLU:HB3	1.95	0.49
41:DS:97:ARG:HH12	41:DS:99:LYS:CD	2.25	0.49
42:DT:16:ARG:HH12	42:DT:19:LEU:HD21	1.77	0.49

*Continued on next page...*

*Continued from previous page...*

Atom-1	Atom-2	Interatomic distance (Å)	Clash overlap (Å)
45:DW:62:HIS:O	45:DW:63:ASP:C	2.49	0.49
45:DW:86:LEU:HD23	45:DW:96:ILE:HB	1.95	0.49
47:DY:10:GLY:O	47:DY:27:VAL:HG22	2.13	0.49
56:D7:34:ARG:HH11	56:D7:42:LEU:HA	1.75	0.49
1:AA:444:C:N4	1:AA:490:G:H1	2.11	0.49
1:AA:514:C:O2'	1:AA:515:G:H5'	2.12	0.49
1:AA:865:A:H5'	1:AA:1078:U:O4	2.13	0.49
1:AA:1164:G:H2'	1:AA:1165:C:H6	1.76	0.49
1:AA:1229:A:H2'	1:AA:1230:C:H6	1.78	0.49
1:AA:1373:G:H5''	7:AG:36:LYS:HB2	1.94	0.49
2:AB:75:LYS:HA	2:AB:78:GLN:HB2	1.94	0.49
3:AC:150:LYS:HE3	3:AC:167:TRP:CD1	2.47	0.49
4:AD:76:ARG:O	4:AD:77:ASN:C	2.51	0.49
10:AJ:32:ALA:H	10:AJ:76:ASN:CB	2.25	0.49
12:AL:87:VAL:HG12	12:AL:90:LEU:H	1.77	0.49
27:BA:64:A:C1'	46:BX:66:LEU:HB2	2.38	0.49
27:BA:92:A:H1'	27:BA:93:G:C8	2.45	0.49
27:BA:510:C:O5'	27:BA:510:C:H6	1.94	0.49
27:BA:707:G:H5'	27:BA:708:C:P	2.53	0.49
27:BA:817:C:O2'	27:BA:839:U:OP1	2.30	0.49
27:BA:875:G:C2'	27:BA:876:C:H5'	2.43	0.49
27:BA:894:C:H2'	27:BA:895:U:C6	2.46	0.49
27:BA:1050:A:O2'	27:BA:1051:G:H8	1.93	0.49
27:BA:1458:C:H5'	27:BA:1459:G:C8	2.48	0.49
27:BA:2056:G:H1	54:B5:4:HIS:HD2	1.61	0.49
27:BA:2163:C:OP2	27:BA:2164:C:H5	1.95	0.49
27:BA:2321:G:N3	27:BA:2321:G:C2'	2.65	0.49
27:BA:2889:C:H2'	27:BA:2889:C:O2	2.12	0.49
32:BF:127:GLU:HG2	32:BF:196:LEU:CD1	2.42	0.49
33:BG:55:LYS:NZ	33:BG:148:MET:HE3	2.28	0.49
34:BH:47:GLU:C	34:BH:49:VAL:H	2.15	0.49
34:BH:99:VAL:O	34:BH:102:ALA:HB3	2.12	0.49
34:BH:156:ALA:H	34:BH:158:HIS:H	1.60	0.49
37:BO:6:THR:HG22	37:BO:7:TYR:N	2.28	0.49
38:BP:64:LYS:O	38:BP:65:ARG:C	2.48	0.49
38:BP:107:LYS:C	38:BP:109:GLY:N	2.58	0.49
42:BT:31:SER:HB2	42:BT:32:TYR:CD2	2.48	0.49
46:BX:3:THR:O	46:BX:4:ALA:HB3	2.12	0.49
47:BY:77:PRO:O	47:BY:99:CYS:SG	2.71	0.49
48:BZ:43:PHE:CE2	48:BZ:85:VAL:HG11	2.48	0.49
48:BZ:156:LEU:HB3	48:BZ:160:VAL:CG1	2.41	0.49

*Continued on next page...*

*Continued from previous page...*

Atom-1	Atom-2	Interatomic distance (Å)	Clash overlap (Å)
51:B2:25:VAL:O	51:B2:26:ARG:C	2.50	0.49
53:B4:42:CYS:HA	53:B4:59:VAL:HB	1.95	0.49
57:B8:10:ALA:O	57:B8:13:ARG:N	2.36	0.49
1:CA:30:U:H4'	1:CA:31:G:OP1	2.10	0.49
1:CA:346:G:H5'	42:DT:41:ARG:CZ	2.41	0.49
1:CA:668:G:H2'	1:CA:669:U:C6	2.47	0.49
1:CA:827:U:H2'	1:CA:870:U:O4	2.13	0.49
1:CA:1060:C:C5'	14:CN:45:ARG:NH2	2.72	0.49
1:CA:1138:G:N2	1:CA:1140:C:C4	2.81	0.49
1:CA:1220:G:O3'	19:CS:36:ARG:HD3	2.12	0.49
1:CA:1254:C:N4	10:CJ:43:ARG:HH12	2.11	0.49
1:CA:1343:G:C5	1:CA:1344:C:C4	3.01	0.49
3:CC:11:ARG:O	3:CC:12:LEU:C	2.50	0.49
8:CH:28:ALA:HA	8:CH:59:LEU:CG	2.42	0.49
9:CI:97:LYS:HB2	9:CI:97:LYS:HZ3	1.78	0.49
13:CM:88:ARG:HA	13:CM:98:VAL:HG11	1.91	0.49
15:CO:6:GLU:O	15:CO:9:GLN:N	2.46	0.49
24:CX:47:U:C2	24:CX:50:U:OP1	2.66	0.49
27:DA:7:G:H2'	27:DA:8:A:C8	2.48	0.49
27:DA:271(C):C:H2'	27:DA:271(D):G:C8	2.48	0.49
27:DA:951:C:O2'	27:DA:952:G:H5'	2.12	0.49
27:DA:1152:C:H2'	27:DA:1153:C:C6	2.47	0.49
27:DA:1170:G:H8	27:DA:1170:G:OP2	1.96	0.49
27:DA:1174:A:OP1	27:DA:1175:U:H5''	2.12	0.49
27:DA:1629:U:H6	27:DA:1629:U:O5'	1.96	0.49
27:DA:1885:A:C8	27:DA:1886:C:C6	3.00	0.49
27:DA:1934:C:H2'	27:DA:1935:G:C8	2.47	0.49
27:DA:1982:C:O2'	27:DA:1983:C:H5'	2.12	0.49
27:DA:1987:G:H5'	27:DA:1988:C:OP2	2.12	0.49
27:DA:2292:C:H42	27:DA:2340:G:H1	1.60	0.49
30:DD:40:THR:HG22	30:DD:41:GLY:O	2.13	0.49
31:DE:143:ASN:HB2	31:DE:146:THR:O	2.12	0.49
32:DF:3:GLU:CD	32:DF:3:GLU:H	2.14	0.49
32:DF:32:LEU:HD23	32:DF:32:LEU:C	2.33	0.49
32:DF:132:VAL:HG13	32:DF:133:ASN:H	1.77	0.49
33:DG:4:ASP:HA	33:DG:8:LYS:HD2	1.95	0.49
33:DG:50:ALA:O	33:DG:52:ILE:N	2.45	0.49
34:DH:20:ALA:HB1	34:DH:21:PRO:CD	2.42	0.49
35:DI:75:LEU:HD21	35:DI:105:HIS:ND1	2.27	0.49
37:DO:35:VAL:HG22	37:DO:65:THR:HG23	1.95	0.49
42:DT:106:SER:HB2	42:DT:110:ILE:HD12	1.95	0.49

*Continued on next page...*

*Continued from previous page...*

Atom-1	Atom-2	Interatomic distance (Å)	Clash overlap (Å)
45:DW:25:ARG:CB	45:DW:25:ARG:NH1	2.76	0.49
47:DY:13:VAL:HG23	47:DY:14:LEU:N	2.28	0.49
48:DZ:150:HIS:HA	48:DZ:169:THR:HA	1.94	0.49
50:D1:71:TYR:H	50:D1:71:TYR:HD1	1.60	0.49
51:D2:4:SER:HA	51:D2:7:ARG:HG2	1.94	0.49
1:AA:314:C:O5'	1:AA:314:C:H6	1.94	0.49
1:AA:492:G:C5	1:AA:493:G:N7	2.81	0.49
1:AA:569:C:H5''	1:AA:570:G:OP1	2.13	0.49
1:AA:852:G:O2'	1:AA:853:G:H5'	2.13	0.49
1:AA:1038:C:H2'	1:AA:1039:C:C5	2.47	0.49
1:AA:1142:G:H3'	1:AA:1143:G:H8	1.78	0.49
1:AA:1293:G:H2'	1:AA:1294:G:C8	2.47	0.49
1:AA:1452:C:H4'	1:AA:1456:G:N3	2.28	0.49
1:AA:1515:C:H2'	1:AA:1515:C:O2	2.13	0.49
2:AB:140:HIS:O	2:AB:143:GLU:HB2	2.12	0.49
3:AC:36:ASP:OD2	3:AC:57:ILE:HG21	2.13	0.49
3:AC:143:GLU:C	3:AC:145:GLY:N	2.66	0.49
5:AE:8:GLU:HB2	5:AE:34:VAL:HG22	1.95	0.49
6:AF:44:GLY:C	6:AF:59:TYR:HA	2.33	0.49
6:AF:72:VAL:HG13	6:AF:73:ASN:N	2.28	0.49
11:AK:32:ILE:CD1	11:AK:41:THR:HB	2.33	0.49
13:AM:14:ARG:HE	13:AM:42:ALA:HA	1.78	0.49
19:AS:52:TYR:CE1	19:AS:56:GLN:HA	2.48	0.49
23:AW:39:C:C2	23:AW:40:C:C5	3.01	0.49
27:BA:200:U:C5	27:BA:201:C:C6	3.01	0.49
27:BA:274:G:N2	27:BA:274:G:OP2	2.40	0.49
27:BA:760:G:C2	27:BA:761:A:H1'	2.48	0.49
27:BA:878:A:H61	27:BA:899:A:H1'	1.78	0.49
27:BA:936:C:O2'	27:BA:937:U:H5'	2.13	0.49
27:BA:954:G:C5'	39:BQ:13:GLN:HG2	2.27	0.49
27:BA:1138:G:N3	36:BN:106:MET:HE2	2.28	0.49
27:BA:1360:A:C6	27:BA:1372:U:C5	3.01	0.49
27:BA:1492:G:N2	27:BA:1499:C:C2	2.81	0.49
27:BA:1556:C:O2'	27:BA:1557:C:C5'	2.61	0.49
27:BA:1569:A:O2'	30:BD:38:LYS:HE2	2.13	0.49
27:BA:1591:G:C6	27:BA:1592:C:N4	2.81	0.49
27:BA:2313:C:N4	27:BA:2314:C:H41	2.11	0.49
27:BA:2416:C:H2'	27:BA:2417:C:H6	1.77	0.49
27:BA:2461:C:H2'	27:BA:2461:C:O2	2.12	0.49
27:BA:2468:G:N2	27:BA:2481:G:O2'	2.45	0.49
27:BA:2582:G:N2	27:BA:2583:G:H1'	2.28	0.49

*Continued on next page...*

*Continued from previous page...*

Atom-1	Atom-2	Interatomic distance (Å)	Clash overlap (Å)
27:BA:2723:C:H2'	27:BA:2724:C:H5'	1.94	0.49
27:BA:2777:G:C5'	27:BA:2778:A:H5''	2.37	0.49
33:BG:122:PRO:HG2	33:BG:123:ASN:OD1	2.13	0.49
34:BH:20:ALA:O	34:BH:21:PRO:C	2.50	0.49
34:BH:85:LYS:HE2	34:BH:141:VAL:O	2.12	0.49
34:BH:97:ARG:CG	34:BH:98:LEU:H	2.11	0.49
35:BI:12:LEU:CD1	35:BI:19:VAL:HG11	2.40	0.49
36:BN:46:VAL:HG13	36:BN:47:ALA:H	1.77	0.49
36:BN:73:THR:HG22	36:BN:74:ARG:N	2.28	0.49
37:BO:90:GLN:HB2	37:BO:92:GLU:OE2	2.12	0.49
38:BP:80:TYR:CZ	38:BP:111:ARG:HD3	2.47	0.49
42:BT:26:ASP:O	42:BT:27:THR:O	2.30	0.49
43:BU:106:PHE:O	43:BU:110:VAL:HG23	2.13	0.49
44:BV:2:PHE:CD2	44:BV:42:GLY:HA2	2.45	0.49
47:BY:48:ALA:HB1	47:BY:50:ARG:H	1.77	0.49
48:BZ:26:VAL:HG22	48:BZ:27:MET:H	1.78	0.49
55:B6:32:ASN:C	55:B6:33:LYS:HG2	2.32	0.49
56:B7:8:ASN:ND2	56:B7:11:LYS:N	2.53	0.49
1:CA:7:G:O6	5:CE:92:LYS:HD2	2.13	0.49
1:CA:67:C:OP1	1:CA:199:G:H5''	2.12	0.49
1:CA:189(E):U:H6	1:CA:189(E):U:OP2	1.96	0.49
1:CA:259:G:H2'	1:CA:260:G:O4'	2.13	0.49
1:CA:1015:A:O2'	1:CA:1219:U:H5'	2.13	0.49
1:CA:1166:G:N2	1:CA:1170:A:OP2	2.46	0.49
6:CF:97:PHE:HD2	18:CR:65:ILE:HD13	1.76	0.49
11:CK:65:ALA:HB1	11:CK:98:LEU:HD21	1.93	0.49
20:CT:75:ASN:O	20:CT:78:ALA:HB3	2.12	0.49
24:CX:8:U:C5	24:CX:15:G:O6	2.65	0.49
24:CX:17:C:C2	24:CX:17(B):U:C5	3.01	0.49
27:DA:80:G:H1'	27:DA:346:A:C6	2.47	0.49
27:DA:122:G:O2'	27:DA:123:G:H5'	2.11	0.49
27:DA:142:A:H8	27:DA:1595:G:N2	2.09	0.49
27:DA:204:A:O2'	27:DA:205:G:C4'	2.61	0.49
27:DA:247:G:O6	57:D8:8:LYS:HB3	2.13	0.49
27:DA:324:A:C2	27:DA:325:G:C1'	2.96	0.49
27:DA:391:G:C2'	27:DA:392:C:H5'	2.43	0.49
27:DA:459:U:H5''	56:D7:40:TRP:CE3	2.48	0.49
27:DA:491:G:H2'	27:DA:492:A:O5'	2.13	0.49
27:DA:588:U:O2'	27:DA:589:C:O5'	2.31	0.49
27:DA:745:G:OP2	31:DE:133:LYS:HE3	2.12	0.49
27:DA:2420:C:OP1	57:D8:33:ASN:O	2.30	0.49

*Continued on next page...*

*Continued from previous page...*

Atom-1	Atom-2	Interatomic distance (Å)	Clash overlap (Å)
27:DA:2645:G:H8	27:DA:2645:G:OP2	1.96	0.49
27:DA:2845:G:O2'	27:DA:2846:G:H5'	2.12	0.49
28:DB:61:G:O2'	28:DB:62:C:H5'	2.12	0.49
29:DC:41:VAL:CG1	29:DC:213:TYR:HA	2.43	0.49
30:DD:242:ARG:HG2	30:DD:246:PRO:HD3	1.94	0.49
32:DF:119:ARG:HG2	32:DF:119:ARG:HH11	1.77	0.49
33:DG:125:PHE:HB3	33:DG:130:ASN:O	2.13	0.49
34:DH:86:GLU:CB	34:DH:132:ARG:HH11	2.26	0.49
36:DN:46:VAL:CG1	36:DN:48:MET:HG3	2.42	0.49
38:DP:64:LYS:C	38:DP:66:GLY:N	2.64	0.49
38:DP:100:LEU:HB2	38:DP:106:LEU:HD22	1.95	0.49
48:DZ:3:ARG:HB2	48:DZ:57:VAL:HB	1.94	0.49
48:DZ:41:VAL:HG13	48:DZ:42:GLU:N	2.28	0.49
49:D0:56:ASP:CG	49:D0:58:THR:HG1	2.15	0.49
57:D8:38:GLY:O	57:D8:42:ARG:N	2.43	0.49
1:AA:376:G:O3'	16:AP:5:ARG:HD2	2.12	0.49
1:AA:472:A:C4'	16:AP:80:PHE:O	2.58	0.49
1:AA:942:G:H21	9:AI:124:GLN:HE22	1.56	0.49
1:AA:1349:A:H62	1:AA:1373:G:H21	1.60	0.49
1:AA:1434:A:C2'	1:AA:1435:G:H5'	2.43	0.49
2:AB:104:ASN:O	2:AB:105:PHE:C	2.51	0.49
2:AB:123:ALA:O	2:AB:124:SER:HB2	2.13	0.49
3:AC:8:ILE:O	3:AC:12:LEU:N	2.45	0.49
4:AD:162:LEU:O	4:AD:165:MET:HB2	2.12	0.49
5:AE:10:MET:HB2	5:AE:31:LEU:O	2.12	0.49
5:AE:34:VAL:HG12	5:AE:35:GLY:N	2.27	0.49
5:AE:59:GLY:O	5:AE:62:ALA:HB3	2.11	0.49
6:AF:62:TRP:CD1	18:AR:35:ARG:NH1	2.81	0.49
6:AF:77:ARG:O	6:AF:78:GLU:C	2.51	0.49
7:AG:153:HIS:O	7:AG:154:TYR:HD2	1.95	0.49
10:AJ:4:ILE:HA	10:AJ:100:THR:HG22	1.94	0.49
10:AJ:46:ARG:HD3	14:AN:61:TRP:CH2	2.48	0.49
10:AJ:81:THR:O	10:AJ:83:GLU:N	2.46	0.49
15:AO:82:ILE:O	15:AO:86:GLY:N	2.44	0.49
19:AS:49:ILE:HD12	19:AS:49:ILE:N	2.21	0.49
23:AW:71:A:H2'	23:AW:72:G:O4'	2.13	0.49
24:AX:4:G:H1'	24:AX:70:G:N2	2.28	0.49
25:AY:4:G:C2	25:AY:69:C:C2	3.00	0.49
25:AY:5:G:H2'	25:AY:6:U:O4'	2.12	0.49
27:BA:402:A:C2'	27:BA:403:U:H5'	2.43	0.49
27:BA:440:G:H22	32:BF:46:ARG:HH22	1.60	0.49

*Continued on next page...*



*Continued from previous page...*

Atom-1	Atom-2	Interatomic distance (Å)	Clash overlap (Å)
27:BA:658:C:H2'	27:BA:659:C:C6	2.48	0.49
27:BA:794:G:C6	27:BA:795:C:C4	3.01	0.49
27:BA:833:U:H2'	27:BA:834:C:H6	1.77	0.49
27:BA:1711:C:O2'	27:BA:1712:C:H5'	2.12	0.49
27:BA:2534:A:C5'	27:BA:2534:A:H8	2.25	0.49
28:BB:75:G:C5'	48:BZ:35:LYS:HE2	2.41	0.49
30:BD:186:HIS:CD2	30:BD:187:GLY:N	2.81	0.49
30:BD:267:SER:C	30:BD:269:PHE:N	2.59	0.49
31:BE:14:ILE:HD12	42:BT:14:TYR:OH	2.13	0.49
32:BF:160:ASN:ND2	32:BF:162:LEU:CB	2.74	0.49
33:BG:23:PHE:HB2	33:BG:25:TYR:CE2	2.47	0.49
34:BH:156:ALA:O	34:BH:157:TYR:HB3	2.13	0.49
35:BI:133:HIS:CD2	35:BI:133:HIS:N	2.78	0.49
36:BN:85:ILE:HG21	36:BN:90:MET:HE3	1.94	0.49
36:BN:90:MET:HB3	36:BN:98:VAL:HG22	1.94	0.49
37:BO:38:VAL:HG12	37:BO:39:ILE:H	1.78	0.49
37:BO:119:PRO:HB2	42:BT:68:TYR:CE1	2.44	0.49
39:BQ:118:LEU:O	39:BQ:121:ALA:N	2.46	0.49
40:BR:22:ARG:O	40:BR:24:GLN:N	2.46	0.49
42:BT:28:VAL:CG1	42:BT:46:GLU:HB2	2.42	0.49
43:BU:91:ASP:O	43:BU:92:ARG:C	2.51	0.49
52:B3:24:LYS:HA	52:B3:24:LYS:HE3	1.95	0.49
1:CA:390:C:O2'	16:CP:28:ARG:NH2	2.46	0.49
1:CA:450:G:H5''	16:CP:41:PRO:O	2.13	0.49
1:CA:532:A:O2'	1:CA:533:A:H5''	2.13	0.49
1:CA:532:A:H2	1:CA:1207:G:O4'	1.96	0.49
1:CA:921:U:O2'	5:CE:19:MET:O	2.20	0.49
1:CA:945:G:C2	1:CA:946:A:C8	3.00	0.49
1:CA:1041:A:H2'	1:CA:1042:G:H8	1.75	0.49
1:CA:1113:C:H2'	1:CA:1114:C:H6	1.77	0.49
1:CA:1407:C:O2	1:CA:1495:U:O2	2.30	0.49
3:CC:95:THR:O	3:CC:97:LYS:N	2.46	0.49
4:CD:61:LYS:HE3	4:CD:206:PHE:CE2	2.48	0.49
5:CE:109:ILE:O	5:CE:113:ALA:HB2	2.13	0.49
17:CQ:51:TYR:HE2	17:CQ:76:LEU:H	1.60	0.49
20:CT:57:ARG:HB2	20:CT:57:ARG:NH1	2.28	0.49
21:CU:20:LYS:HG2	21:CU:20:LYS:O	2.12	0.49
27:DA:77:C:H2'	27:DA:78:A:C8	2.47	0.49
27:DA:139:G:H1	27:DA:142(A):C:H42	1.58	0.49
27:DA:635:C:O2'	27:DA:636:G:H5'	2.12	0.49
27:DA:1252:G:C2	43:DU:33:ARG:HD2	2.47	0.49

*Continued on next page...*



*Continued from previous page...*

Atom-1	Atom-2	Interatomic distance (Å)	Clash overlap (Å)
27:DA:1322:A:OP1	45:DW:11:ARG:HG3	2.13	0.49
27:DA:1352:U:O2	27:DA:1570:A:H2	1.96	0.49
27:DA:1366:A:H2'	27:DA:1367:A:O4'	2.13	0.49
27:DA:1771:C:C1'	27:DA:1786:A:C8	2.95	0.49
27:DA:1782:C:N4	27:DA:2586:C:H42	2.07	0.49
27:DA:1849:G:C2	27:DA:1850:G:N7	2.80	0.49
27:DA:2066:C:H2'	27:DA:2067:G:O5'	2.13	0.49
27:DA:2100:G:H2'	27:DA:2101:G:H8	1.68	0.49
27:DA:2249:U:N3	27:DA:2253:G:OP2	2.45	0.49
27:DA:2508:G:H2'	27:DA:2509:G:H8	1.77	0.49
27:DA:2595:G:C2	27:DA:2599:G:C6	3.00	0.49
31:DE:97:LYS:O	31:DE:99:GLY:N	2.46	0.49
32:DF:57:VAL:CG1	32:DF:58:ALA:N	2.76	0.49
33:DG:5:VAL:H	33:DG:8:LYS:HB2	1.78	0.49
33:DG:111:LEU:O	33:DG:112:PRO:C	2.49	0.49
33:DG:120:LEU:HD11	33:DG:179:PRO:HD2	1.95	0.49
34:DH:100:GLY:C	34:DH:102:ALA:H	2.15	0.49
39:DQ:21:THR:HG22	39:DQ:22:LYS:H	1.77	0.49
40:DR:12:ARG:HD3	40:DR:16:HIS:CE1	2.47	0.49
41:DS:78:LEU:C	41:DS:80:LEU:H	2.14	0.49
48:DZ:109:GLY:O	48:DZ:114:GLY:O	2.31	0.49
49:D0:23:VAL:HB	49:D0:26:TYR:HE2	1.77	0.49
49:D0:41:ARG:HD2	49:D0:41:ARG:N	2.06	0.49
49:D0:70:GLN:HG3	49:D0:80:HIS:CD2	2.48	0.49
51:D2:22:GLU:HG3	51:D2:64:LEU:HD11	1.95	0.49
52:D3:4:LEU:HD21	52:D3:56:VAL:CG1	2.43	0.49
56:D7:19:ARG:HG3	56:D7:19:ARG:NH1	2.27	0.49
1:AA:189(J):G:H2'	1:AA:189(K):U:C6	2.48	0.49
1:AA:408:A:H4'	4:AD:112:VAL:HG21	1.94	0.49
1:AA:782:A:C2'	1:AA:783:C:H5'	2.42	0.49
1:AA:887:G:C2	1:AA:911:U:O2	2.66	0.49
2:AB:28:PHE:CZ	2:AB:189:ASP:HA	2.47	0.49
5:AE:71:LEU:HD21	5:AE:115:VAL:HG22	1.95	0.49
13:AM:7:VAL:O	13:AM:8:GLU:C	2.51	0.49
13:AM:11:ARG:HB3	13:AM:12:ASN:OD1	2.13	0.49
16:AP:44:THR:O	16:AP:45:THR:HB	2.13	0.49
17:AQ:10:VAL:CG2	17:AQ:21:VAL:HG22	2.43	0.49
23:AW:1:U:H2'	23:AW:1:U:O2	2.13	0.49
27:BA:245:G:O5'	38:BP:73:GLY:HA2	2.13	0.49
27:BA:374:A:C8	27:BA:375:C:C5	3.01	0.49
27:BA:511:U:H5	27:BA:512:G:C5	2.31	0.49

*Continued on next page...*

*Continued from previous page...*

Atom-1	Atom-2	Interatomic distance (Å)	Clash overlap (Å)
27:BA:564:C:O2'	27:BA:565:C:H5'	2.13	0.49
27:BA:674:G:P	32:BF:54:ARG:HH22	2.36	0.49
27:BA:757:U:O2'	27:BA:758:C:H5'	2.13	0.49
27:BA:825:C:O2'	38:BP:55:ARG:HD3	2.12	0.49
27:BA:914:C:H2'	27:BA:915:C:O5'	2.12	0.49
27:BA:1011:G:OP2	43:BU:66:ASN:OD1	2.31	0.49
27:BA:1273:U:C5'	27:BA:1273:U:C6	2.89	0.49
27:BA:1558:A:HO2'	27:BA:1559:G:P	2.34	0.49
27:BA:2111:C:C5	27:BA:2145:C:N3	2.81	0.49
27:BA:2713:A:H4'	27:BA:2713:A:OP2	2.11	0.49
27:BA:2816:C:O2	27:BA:2831:G:C2	2.66	0.49
27:BA:2850:A:N1	27:BA:2851:A:C5	2.81	0.49
30:BD:131:LEU:HD13	30:BD:136:ILE:HD11	1.95	0.49
31:BE:132:HIS:HD2	31:BE:135:HIS:CE1	2.30	0.49
33:BG:51:ARG:NH1	33:BG:53:LEU:HD21	2.27	0.49
34:BH:10:PRO:CG	34:BH:50:VAL:N	2.75	0.49
37:BO:106:LEU:C	37:BO:108:GLU:N	2.66	0.49
39:BQ:16:ARG:CG	39:BQ:17:LEU:N	2.76	0.49
40:BR:50:HIS:HD2	40:BR:51:LEU:HD12	1.78	0.49
43:BU:14:HIS:CD2	43:BU:32:PHE:CB	2.95	0.49
45:BW:38:TYR:HH	54:B5:47:PRO:HG3	1.75	0.49
48:BZ:58:LEU:O	48:BZ:60:LEU:HD23	2.12	0.49
48:BZ:70:VAL:HG22	48:BZ:87:PHE:HE2	1.75	0.49
1:CA:36:C:OP1	12:CL:120:LYS:NZ	2.36	0.49
1:CA:791:G:H8	1:CA:791:G:O5'	1.96	0.49
1:CA:1363:C:H5'	1:CA:1363(A):A:O5'	2.13	0.49
2:CB:37:ASN:O	2:CB:39:ILE:HG13	2.12	0.49
2:CB:120:ALA:C	2:CB:122:PHE:H	2.15	0.49
2:CB:132:LYS:HA	2:CB:135:GLN:CG	2.42	0.49
3:CC:35:GLU:O	3:CC:39:ILE:HG13	2.12	0.49
3:CC:110:ASN:O	3:CC:111:LEU:HD23	2.13	0.49
3:CC:165:THR:HG22	3:CC:165:THR:O	2.13	0.49
4:CD:79:PHE:HD2	4:CD:80:GLU:N	2.10	0.49
11:CK:123:LYS:CA	11:CK:126:ARG:HG3	2.42	0.49
14:CN:24:CYS:O	14:CN:25:VAL:C	2.52	0.49
16:CP:22:THR:OG1	16:CP:23:ASP:N	2.46	0.49
27:DA:904:C:H2'	27:DA:905:U:C5'	2.34	0.49
27:DA:965:C:H2'	27:DA:966:G:H5'	1.94	0.49
27:DA:1175:U:O3'	27:DA:1176:G:H3'	2.13	0.49
27:DA:1287:A:C5	27:DA:1288:U:C4	3.01	0.49
27:DA:1479:G:H5'	27:DA:1558:A:H2	1.78	0.49

*Continued on next page...*

*Continued from previous page...*

Atom-1	Atom-2	Interatomic distance (Å)	Clash overlap (Å)
27:DA:1654:A:OP2	40:DR:3:HIS:CD2	2.66	0.49
27:DA:2139:C:N3	27:DA:2153:G:N1	2.60	0.49
27:DA:2524:G:H2'	27:DA:2741:A:C2	2.48	0.49
31:DE:69:LYS:C	31:DE:71:GLY:N	2.66	0.49
31:DE:71:GLY:O	31:DE:72:VAL:HB	2.13	0.49
32:DF:67:GLN:O	32:DF:68:LYS:HB2	2.13	0.49
33:DG:77:ILE:CG2	33:DG:79:ASN:HB2	2.43	0.49
33:DG:91:ARG:HD2	33:DG:92:VAL:N	2.28	0.49
35:DI:13:GLY:O	35:DI:17:GLN:OE1	2.31	0.49
36:DN:2:LYS:O	36:DN:4:TYR:CZ	2.65	0.49
36:DN:42:TRP:HA	36:DN:42:TRP:HE3	1.77	0.49
39:DQ:51:ARG:HH11	39:DQ:51:ARG:CB	2.24	0.49
40:DR:77:ARG:O	40:DR:79:LEU:N	2.46	0.49
41:DS:25:ARG:HH12	41:DS:40:ILE:CD1	2.26	0.49
41:DS:68:GLN:O	41:DS:71:ARG:HB2	2.13	0.49
41:DS:87:PHE:HZ	41:DS:99:LYS:CG	2.26	0.49
46:DX:4:ALA:HB3	46:DX:5:TYR:CD1	2.47	0.49
46:DX:64:LYS:NZ	46:DX:73:ARG:HH22	2.11	0.49
49:D0:27:GLU:HB2	49:D0:69:PHE:HD1	1.77	0.49
58:D9:26:ILE:HD12	58:D9:26:ILE:N	2.27	0.49
1:AA:115:G:C2	1:AA:289:G:N7	2.81	0.48
1:AA:235:C:C5'	17:AQ:70:ARG:HG2	2.44	0.48
1:AA:376:G:O2'	1:AA:377:G:H5'	2.12	0.48
1:AA:533:A:OP1	1:AA:533:A:H3'	2.13	0.48
1:AA:655:A:H2'	1:AA:656:C:C6	2.47	0.48
1:AA:818:G:C3'	1:AA:819:A:H5''	2.43	0.48
1:AA:922:G:H2'	1:AA:923:A:C8	2.48	0.48
1:AA:1004:A:C5'	1:AA:1025:U:H3	2.16	0.48
1:AA:1145:C:H4'	1:AA:1146:A:C5'	2.43	0.48
1:AA:1146:A:O2'	1:AA:1147:C:H5''	2.13	0.48
2:AB:144:ARG:HG3	2:AB:145:LEU:H	1.78	0.48
9:AI:93:ARG:C	9:AI:95:LYS:H	2.16	0.48
14:AN:43:CYS:O	14:AN:47:LEU:HG	2.12	0.48
15:AO:17:ARG:HG3	15:AO:17:ARG:NH1	2.24	0.48
16:AP:8:ARG:O	16:AP:9:PHE:CD1	2.66	0.48
20:AT:79:ARG:NH2	20:AT:80:ARG:NH2	2.60	0.48
27:BA:25:U:H2'	27:BA:26:G:O5'	2.12	0.48
27:BA:56:A:C2	27:BA:57:C:C2	3.01	0.48
27:BA:66:C:C2'	27:BA:67:U:H5'	2.42	0.48
27:BA:709:U:C2	27:BA:710:G:C8	3.00	0.48
27:BA:764:A:C5	30:BD:209:ALA:HB1	2.47	0.48

*Continued on next page...*

*Continued from previous page...*

Atom-1	Atom-2	Interatomic distance (Å)	Clash overlap (Å)
27:BA:1043:C:O2'	27:BA:1044:G:C8	2.57	0.48
27:BA:1225:G:O2'	27:BA:1226:A:H5'	2.12	0.48
27:BA:1451:C:O2'	27:BA:1457:A:N6	2.45	0.48
27:BA:1469:A:C2	27:BA:1524:G:C2	3.01	0.48
27:BA:1887:C:H3'	27:BA:1888:G:H5''	1.95	0.48
27:BA:1948:G:C2'	27:BA:1949:G:H5'	2.43	0.48
27:BA:2078:C:H2'	27:BA:2079:U:C6	2.48	0.48
27:BA:2125:G:N2	27:BA:2174:C:N4	2.61	0.48
27:BA:2270:G:H2'	27:BA:2271:G:C8	2.47	0.48
27:BA:2776:A:H4'	27:BA:2777:G:O5'	2.13	0.48
27:BA:2837:G:C6	27:BA:2838:G:N7	2.80	0.48
29:BC:195:ALA:O	29:BC:197:GLU:N	2.46	0.48
31:BE:1:MET:HB2	31:BE:83:ASP:O	2.13	0.48
32:BF:53:THR:O	32:BF:56:GLU:N	2.44	0.48
33:BG:71:THR:O	33:BG:89:GLY:HA3	2.12	0.48
34:BH:68:THR:O	34:BH:70:THR:O	2.31	0.48
35:BI:90:GLY:O	35:BI:91:SER:C	2.52	0.48
35:BI:115:ALA:CB	35:BI:129:THR:OG1	2.58	0.48
36:BN:35:ARG:C	36:BN:37:LYS:H	2.16	0.48
41:BS:54:LEU:C	41:BS:56:LEU:N	2.67	0.48
42:BT:89:VAL:HB	42:BT:91:ARG:NE	2.06	0.48
43:BU:89:GLU:H	43:BU:89:GLU:HG2	1.39	0.48
43:BU:96:ALA:C	43:BU:98:LEU:H	2.16	0.48
44:BV:35:LEU:CB	44:BV:37:VAL:HG23	2.40	0.48
48:BZ:51:SER:OG	48:BZ:52:ILE:N	2.46	0.48
54:B5:52:TYR:O	54:B5:52:TYR:HD1	1.96	0.48
58:B9:29:ASN:N	58:B9:29:ASN:ND2	2.44	0.48
1:CA:36:C:H5''	12:CL:120:LYS:HD3	1.93	0.48
1:CA:263:A:H2'	1:CA:264:U:H6	1.77	0.48
1:CA:270:A:C6	1:CA:271:C:N3	2.80	0.48
1:CA:742:G:C5'	15:CO:58:MET:CE	2.86	0.48
1:CA:830:G:H1	1:CA:856:C:N4	2.10	0.48
1:CA:958:A:N7	19:CS:55:LYS:HD2	2.28	0.48
1:CA:1002:G:H21	1:CA:1003:G:H1'	1.74	0.48
1:CA:1157:A:C6	1:CA:1180:A:C5	3.01	0.48
1:CA:1226:C:OP1	19:CS:81:ARG:NH2	2.44	0.48
1:CA:1292:U:H2'	1:CA:1293:G:H8	1.78	0.48
1:CA:1363(A):A:H2'	1:CA:1363(A):A:N3	2.27	0.48
3:CC:90:GLU:HA	3:CC:93:LYS:HB2	1.93	0.48
4:CD:10:ARG:O	4:CD:13:ARG:HB2	2.13	0.48
6:CF:43:LEU:H	6:CF:43:LEU:CD1	2.24	0.48

*Continued on next page...*

*Continued from previous page...*

Atom-1	Atom-2	Interatomic distance (Å)	Clash overlap (Å)
11:CK:110:ASP:O	18:CR:84:LYS:HB3	2.12	0.48
16:CP:67:THR:HB	16:CP:70:ALA:H	1.77	0.48
16:CP:82:GLN:O	16:CP:83:GLU:HG2	2.12	0.48
17:CQ:82:MET:O	17:CQ:86:GLU:HG2	2.13	0.48
24:CX:4:G:O2'	24:CX:5:G:H5'	2.13	0.48
27:DA:37:C:C2	27:DA:38:A:C8	3.00	0.48
27:DA:237:C:O5'	27:DA:237:C:H6	1.96	0.48
27:DA:271(M):G:C2'	27:DA:271(N):U:H5''	2.39	0.48
27:DA:321:G:O2'	27:DA:322:A:OP1	2.23	0.48
27:DA:346:A:C2'	27:DA:347:A:H5'	2.43	0.48
27:DA:1721:G:O6	27:DA:1739:U:H5'	2.13	0.48
27:DA:1844:C:H2'	27:DA:1845:G:O4'	2.13	0.48
27:DA:1861:G:H1	27:DA:1881:C:H42	1.61	0.48
27:DA:2307:G:H3'	27:DA:2308:G:C5'	2.43	0.48
27:DA:2469:A:N6	27:DA:2470:G:C2	2.81	0.48
27:DA:2579:C:O2'	31:DE:131:ALA:CB	2.61	0.48
30:DD:67:PHE:CE1	30:DD:157:ARG:NH2	2.81	0.48
30:DD:176:ARG:O	30:DD:177:LEU:HD23	2.13	0.48
30:DD:265:PRO:C	30:DD:267:SER:N	2.65	0.48
31:DE:1:MET:O	31:DE:2:LYS:C	2.52	0.48
32:DF:66:PRO:O	32:DF:67:GLN:C	2.52	0.48
36:DN:3:THR:O	36:DN:3:THR:HG22	2.13	0.48
37:DO:1:MET:HE2	37:DO:1:MET:N	2.28	0.48
37:DO:4:PRO:O	37:DO:5:GLN:CB	2.61	0.48
39:DQ:118:LEU:HD13	39:DQ:131:ILE:HG12	1.94	0.48
40:DR:4:LEU:C	40:DR:5:LYS:HD2	2.33	0.48
41:DS:16:ASN:C	41:DS:20:ARG:NH2	2.65	0.48
43:DU:55:ARG:HA	43:DU:58:ARG:CB	2.23	0.48
44:DV:19:LYS:HB2	44:DV:96:ILE:CG1	2.39	0.48
45:DW:4:LYS:HG2	45:DW:106:ILE:HG21	1.94	0.48
49:D0:56:ASP:O	49:D0:57:PHE:HB2	2.13	0.48
52:D3:16:PRO:HB2	52:D3:19:GLN:HG3	1.93	0.48
53:D4:40:ILE:N	53:D4:40:ILE:HD12	2.27	0.48
1:AA:115:G:H1'	1:AA:116:A:N7	2.27	0.48
1:AA:189(I):G:HO2'	1:AA:189(J):G:H8	1.59	0.48
1:AA:511:C:O2'	1:AA:512:U:H6	1.95	0.48
1:AA:740:U:H4'	15:AO:39:LEU:CD2	2.43	0.48
1:AA:829:G:O2'	1:AA:830:G:H5'	2.14	0.48
1:AA:875:C:O2'	8:AH:14:ARG:HD2	2.13	0.48
1:AA:939:G:OP1	7:AG:102:ARG:NH2	2.46	0.48
1:AA:960:U:O2'	1:AA:1223:C:C4'	2.61	0.48

*Continued on next page...*

*Continued from previous page...*

Atom-1	Atom-2	Interatomic distance (Å)	Clash overlap (Å)
1:AA:1225:A:H5''	13:AM:103:THR:HG21	1.96	0.48
1:AA:1305:G:O2'	1:AA:1306:A:O5'	2.30	0.48
3:AC:139:GLN:O	3:AC:143:GLU:CB	2.61	0.48
7:AG:154:TYR:C	7:AG:156:TRP:H	2.15	0.48
9:AI:24:GLY:HA2	9:AI:59:PHE:O	2.13	0.48
9:AI:53:VAL:HG12	9:AI:92:TYR:HD2	1.77	0.48
10:AJ:22:LYS:HZ2	10:AJ:23:ILE:HA	1.79	0.48
12:AL:123:LYS:CD	12:AL:124:GLU:H	2.25	0.48
13:AM:16:ASP:OD2	13:AM:17:VAL:HG23	2.13	0.48
16:AP:21:VAL:O	16:AP:32:TYR:HB2	2.13	0.48
19:AS:29:ARG:O	19:AS:31:ILE:N	2.46	0.48
20:AT:57:ARG:NH1	20:AT:57:ARG:HB2	2.27	0.48
23:AW:74:C:H4'	27:BA:2573:C:N4	2.29	0.48
27:BA:65:C:H2'	27:BA:66:C:H6	1.79	0.48
27:BA:154(A):C:O4'	27:BA:154(A):C:O2	2.31	0.48
27:BA:239:U:O4'	27:BA:621:A:H2	1.95	0.48
27:BA:271(G):C:C2	27:BA:271(H):G:N7	2.81	0.48
27:BA:663:G:C5	27:BA:664:C:C5	3.01	0.48
27:BA:680:G:O2'	27:BA:681:G:H5'	2.12	0.48
27:BA:793:A:OP2	27:BA:2072:G:H5'	2.13	0.48
27:BA:2238:G:N3	27:BA:2238:G:H2'	2.28	0.48
27:BA:2476:A:C2	27:BA:2477:C:C6	3.00	0.48
27:BA:2701:C:C2'	27:BA:2702:U:H5''	2.40	0.48
27:BA:2832:U:O4	27:BA:2884:U:H5''	2.13	0.48
28:BB:11:C:H3'	28:BB:12:C:H6	1.77	0.48
28:BB:105:A:N7	28:BB:106:G:C8	2.81	0.48
29:BC:20:TYR:CD2	29:BC:21:THR:N	2.78	0.48
30:BD:158:ALA:O	30:BD:196:VAL:HG11	2.13	0.48
31:BE:51:PHE:CE1	31:BE:52:LEU:HD13	2.48	0.48
33:BG:53:LEU:HD22	33:BG:53:LEU:H	1.77	0.48
34:BH:10:PRO:CG	34:BH:50:VAL:O	2.54	0.48
34:BH:94:TYR:CE1	34:BH:108:GLY:N	2.80	0.48
35:BI:4:ILE:HG12	35:BI:18:VAL:CG2	2.43	0.48
35:BI:12:LEU:HD12	35:BI:19:VAL:CG1	2.38	0.48
46:BX:28:PHE:CE2	46:BX:92:LEU:HD11	2.48	0.48
50:B1:86:SER:O	50:B1:90:ILE:HG12	2.12	0.48
57:B8:6:THR:HG22	57:B8:63:PRO:CD	2.43	0.48
1:CA:153:C:H2'	1:CA:154:C:C6	2.48	0.48
1:CA:159:G:H21	1:CA:161:A:H3'	1.77	0.48
1:CA:189(K):U:O5'	1:CA:189(K):U:H6	1.97	0.48
1:CA:515:G:N2	1:CA:537:G:C4	2.81	0.48

*Continued on next page...*



*Continued from previous page...*

Atom-1	Atom-2	Interatomic distance (Å)	Clash overlap (Å)
1:CA:532:A:C2'	1:CA:533:A:H5'	2.42	0.48
1:CA:933:G:OP1	7:CG:4:ARG:HD2	2.13	0.48
1:CA:1252:A:C2	1:CA:1253:G:C4	3.01	0.48
1:CA:1267:C:O2	1:CA:1267:C:C2'	2.57	0.48
2:CB:55:PHE:HA	2:CB:58:ILE:CG1	2.31	0.48
2:CB:118:LEU:HD11	2:CB:141:GLU:CD	2.33	0.48
4:CD:2:GLY:C	4:CD:4:TYR:H	2.16	0.48
4:CD:25:ARG:O	4:CD:27:TYR:N	2.46	0.48
4:CD:70:ILE:HD12	4:CD:100:ARG:HD2	1.94	0.48
4:CD:173:TRP:HB2	4:CD:187:ARG:O	2.13	0.48
8:CH:61:VAL:O	8:CH:63:LEU:HD13	2.12	0.48
10:CJ:46:ARG:HG2	10:CJ:64:GLU:HB3	1.94	0.48
12:CL:52:VAL:CG1	12:CL:53:ALA:N	2.76	0.48
12:CL:83:ARG:HH21	12:CL:96:HIS:CG	2.31	0.48
20:CT:54:LYS:HA	20:CT:57:ARG:CZ	2.41	0.48
21:CU:22:ARG:H	21:CU:23:PRO:HD3	1.78	0.48
27:DA:149:A:H2'	27:DA:150:C:O5'	2.12	0.48
27:DA:407:G:H2'	27:DA:408:G:H8	1.74	0.48
27:DA:819:A:N1	27:DA:820:A:C4	2.81	0.48
27:DA:822:U:O2'	27:DA:823:G:H5'	2.13	0.48
27:DA:1006:C:O2'	27:DA:1007:C:H5'	2.13	0.48
27:DA:1011:G:C6	27:DA:1013:C:C4	3.01	0.48
27:DA:1212:G:N3	27:DA:1236:G:C2	2.82	0.48
27:DA:1257:C:O2'	32:DF:83:PHE:O	2.31	0.48
27:DA:1309:G:H5''	56:D7:9:ARG:HG3	1.95	0.48
27:DA:1341:U:C5	27:DA:1395:A:H2	2.31	0.48
27:DA:1429:G:C8	27:DA:1568:G:C5	3.01	0.48
27:DA:1462:C:H2'	27:DA:1463:C:C6	2.47	0.48
27:DA:1491:G:O2'	30:DD:101:GLU:HB2	2.13	0.48
27:DA:1505:C:O4'	27:DA:1505:C:O2	2.28	0.48
27:DA:1844:C:C2	27:DA:1845:G:C8	3.01	0.48
27:DA:2012:G:O3'	45:DW:96:ILE:CD1	2.61	0.48
27:DA:2065:C:N4	27:DA:2066:C:N4	2.61	0.48
27:DA:2081:C:O2'	27:DA:2082:A:H5'	2.12	0.48
27:DA:2111:C:H42	27:DA:2147:G:H22	1.60	0.48
27:DA:2432:A:N6	27:DA:2433:A:C6	2.81	0.48
27:DA:2461:C:C5	27:DA:2462:U:H5	2.32	0.48
27:DA:2580:U:P	31:DE:131:ALA:HB2	2.54	0.48
27:DA:2840:C:H2'	27:DA:2841:C:H6	1.77	0.48
32:DF:54:ARG:CZ	32:DF:80:ALA:HB2	2.43	0.48
33:DG:175:LEU:HD12	33:DG:175:LEU:H	1.78	0.48

*Continued on next page...*



*Continued from previous page...*

Atom-1	Atom-2	Interatomic distance (Å)	Clash overlap (Å)
37:DO:9:GLU:O	37:DO:83:ALA:HA	2.13	0.48
40:DR:25:ALA:C	40:DR:27:SER:N	2.65	0.48
40:DR:28:LEU:HA	40:DR:34:ILE:CG1	2.43	0.48
40:DR:38:VAL:CB	40:DR:39:PRO:CD	2.91	0.48
40:DR:99:LYS:NZ	54:D5:43:HIS:HB3	2.27	0.48
42:DT:35:LYS:NZ	42:DT:41:ARG:HH21	2.11	0.48
42:DT:101:PHE:O	42:DT:102:ILE:C	2.51	0.48
44:DV:19:LYS:HE2	44:DV:19:LYS:HA	1.95	0.48
44:DV:28:GLU:O	44:DV:29:PRO:O	2.31	0.48
44:DV:71:LEU:HD11	44:DV:84:LYS:HE2	1.94	0.48
44:DV:80:GLN:HA	44:DV:80:GLN:HE21	1.78	0.48
45:DW:31:GLU:HA	45:DW:31:GLU:OE2	2.13	0.48
47:DY:26:LYS:HG2	47:DY:27:VAL:HG23	1.95	0.48
47:DY:28:LYS:C	47:DY:38:ILE:HB	2.34	0.48
47:DY:39:VAL:O	47:DY:40:GLU:CD	2.52	0.48
1:AA:428:G:O4'	1:AA:430:A:C8	2.66	0.48
1:AA:451:A:H61	1:AA:481:G:H5'	1.77	0.48
1:AA:1102:A:H2'	1:AA:1103:C:H6	1.77	0.48
1:AA:1344:C:C2'	1:AA:1345:U:H5'	2.43	0.48
1:AA:1381:U:C6	1:AA:1381:U:H5''	2.49	0.48
2:AB:19:HIS:CG	2:AB:20:GLU:N	2.81	0.48
2:AB:204:ASN:ND2	2:AB:206:ASP:H	2.10	0.48
3:AC:5:ILE:O	3:AC:5:ILE:CD1	2.60	0.48
6:AF:75:LEU:O	6:AF:77:ARG:N	2.46	0.48
8:AH:50:ARG:HA	8:AH:59:LEU:HD23	1.94	0.48
10:AJ:63:PHE:CD2	10:AJ:63:PHE:N	2.82	0.48
13:AM:20:THR:O	13:AM:22:ILE:N	2.39	0.48
15:AO:26:GLU:CD	15:AO:77:ARG:HD2	2.33	0.48
17:AQ:68:ARG:N	17:AQ:70:ARG:HH12	2.11	0.48
18:AR:64:ARG:HH11	18:AR:64:ARG:HG3	1.78	0.48
27:BA:251:A:H2'	27:BA:252:G:O4'	2.12	0.48
27:BA:263:C:O2'	27:BA:429:A:N3	2.43	0.48
27:BA:356:G:H2'	27:BA:356:G:N3	2.28	0.48
27:BA:486:C:H2'	27:BA:487:C:H6	1.77	0.48
27:BA:670:A:O5'	27:BA:670:A:H8	1.93	0.48
27:BA:671:C:C5'	27:BA:671:C:C6	2.96	0.48
27:BA:729:G:C6	30:BD:208:LYS:HB2	2.48	0.48
27:BA:788:A:OP1	27:BA:791:C:N4	2.45	0.48
27:BA:907:U:H5'	39:BQ:23:GLY:HA3	1.95	0.48
27:BA:1605:C:C5	27:BA:1606:G:C5	3.01	0.48
27:BA:1814:G:C6	27:BA:1815:A:C6	3.02	0.48

*Continued on next page...*

*Continued from previous page...*

Atom-1	Atom-2	Interatomic distance (Å)	Clash overlap (Å)
27:BA:2075:U:H2'	27:BA:2238:G:N2	2.28	0.48
27:BA:2330:G:N2	49:B0:42:GLY:HA2	2.29	0.48
27:BA:2348:U:H2'	27:BA:2349:G:H5''	1.95	0.48
27:BA:2686:G:H2'	27:BA:2687:U:O4'	2.13	0.48
33:BG:23:PHE:CD1	33:BG:23:PHE:N	2.81	0.48
33:BG:114:ILE:O	33:BG:115:ARG:O	2.31	0.48
34:BH:118:PRO:HG3	34:BH:144:VAL:HG21	1.94	0.48
35:BI:1:MET:C	35:BI:20:ASP:HB2	2.33	0.48
36:BN:94:HIS:H	36:BN:95:PRO:HD2	1.78	0.48
38:BP:50:ARG:HD3	57:B8:7:HIS:CD2	2.48	0.48
39:BQ:12:GLN:HG3	39:BQ:73:PRO:HD2	1.95	0.48
39:BQ:20:ALA:O	39:BQ:98:LYS:HB2	2.13	0.48
39:BQ:62:GLY:O	39:BQ:63:LYS:O	2.30	0.48
41:BS:92:TYR:C	41:BS:94:TYR:N	2.66	0.48
43:BU:66:ASN:O	43:BU:70:ARG:HB2	2.13	0.48
45:BW:22:ASP:HA	45:BW:25:ARG:HH12	1.78	0.48
45:BW:57:ASN:HD22	45:BW:57:ASN:N	2.10	0.48
48:BZ:100:PRO:O	48:BZ:101:LEU:HD12	2.13	0.48
49:B0:50:ASN:O	49:B0:81:VAL:HG21	2.13	0.48
50:B1:11:ARG:HB2	50:B1:12:PRO:HD2	1.95	0.48
52:B3:8:LEU:HD13	52:B3:31:LEU:CD2	2.43	0.48
55:B6:28:ARG:HG2	55:B6:28:ARG:NH1	2.28	0.48
1:CA:131:C:O2	1:CA:262:A:H2	1.96	0.48
1:CA:162:A:H8	1:CA:162:A:O5'	1.97	0.48
1:CA:444:C:H2'	1:CA:445:G:C8	2.48	0.48
1:CA:702:A:H4'	1:CA:703:G:OP2	2.12	0.48
1:CA:797:C:O2'	1:CA:798:G:H5'	2.13	0.48
1:CA:834:C:H2'	1:CA:835:U:O5'	2.12	0.48
1:CA:1101:A:H1'	1:CA:1102:A:O4'	2.13	0.48
1:CA:1305:G:N2	1:CA:1331:G:C2'	2.72	0.48
1:CA:1478:C:C2	1:CA:1479:C:C5	3.01	0.48
7:CG:143:ARG:NH2	25:CY:41:G:H5'	2.28	0.48
10:CJ:22:LYS:HZ2	10:CJ:23:ILE:HG12	1.77	0.48
14:CN:24:CYS:O	14:CN:27:CYS:O	2.31	0.48
17:CQ:21:VAL:HG12	17:CQ:23:VAL:HG22	1.95	0.48
18:CR:36:ASN:N	18:CR:36:ASN:HD22	2.09	0.48
20:CT:25:ARG:HH11	20:CT:25:ARG:HG3	1.78	0.48
23:CW:73:C:C2'	23:CW:74:C:H5'	2.25	0.48
27:DA:106:C:O2'	27:DA:107:C:H5'	2.12	0.48
27:DA:194:G:H2'	27:DA:195:A:O4'	2.12	0.48
27:DA:336:C:H2'	27:DA:337:C:C6	2.48	0.48

*Continued on next page...*

*Continued from previous page...*

Atom-1	Atom-2	Interatomic distance (Å)	Clash overlap (Å)
27:DA:430:G:O5'	27:DA:430:G:H8	1.95	0.48
27:DA:464:U:H4'	56:D7:5:TRP:CZ3	2.47	0.48
27:DA:587:C:C3'	38:DP:33:ARG:NH2	2.74	0.48
27:DA:957:A:C6	27:DA:2459:A:C8	3.02	0.48
27:DA:1157:G:O2'	27:DA:1158:C:H5'	2.14	0.48
27:DA:1247:A:OP1	32:DF:95:ARG:NH2	2.46	0.48
27:DA:1366:A:O2'	27:DA:1367:A:H5'	2.13	0.48
27:DA:1495:A:H2'	27:DA:1496:A:H2	1.76	0.48
27:DA:1764:G:N2	27:DA:1765:C:H1'	2.29	0.48
27:DA:1805:U:C5'	30:DD:250:TRP:CD2	2.96	0.48
27:DA:1897:G:N2	27:DA:1898:U:H1'	2.28	0.48
28:DB:12:C:O2'	28:DB:13:A:OP2	2.31	0.48
28:DB:98:G:H2'	28:DB:99:G:H8	1.76	0.48
30:DD:134:ARG:HG3	30:DD:135:PHE:CE2	2.48	0.48
30:DD:259:THR:O	30:DD:259:THR:HG23	2.13	0.48
34:DH:52:VAL:HG12	34:DH:53:GLU:O	2.14	0.48
35:DI:38:LEU:HD12	35:DI:38:LEU:N	2.28	0.48
40:DR:17:ARG:O	40:DR:20:LEU:HB3	2.13	0.48
40:DR:28:LEU:HA	40:DR:34:ILE:HG13	1.95	0.48
41:DS:43:GLU:O	41:DS:44:LYS:HB2	2.12	0.48
43:DU:90:VAL:O	43:DU:92:ARG:N	2.38	0.48
43:DU:95:LEU:HD12	44:DV:11:GLN:HE21	1.77	0.48
43:DU:101:ARG:C	43:DU:102:GLU:HG2	2.33	0.48
50:D1:18:ILE:HG21	50:D1:20:ARG:NH2	2.28	0.48
50:D1:44:PRO:O	50:D1:46:LEU:HD22	2.13	0.48
52:D3:7:LYS:NZ	52:D3:32:GLN:HE22	2.11	0.48
57:D8:32:LEU:HB3	57:D8:36:LYS:HZ3	1.78	0.48
57:D8:53:PRO:O	57:D8:56:GLU:HB2	2.12	0.48
57:D8:62:LEU:HB2	57:D8:63:PRO:HD3	1.94	0.48
1:AA:18:C:H4'	1:AA:1078:U:O2	2.13	0.48
1:AA:243:A:C2	1:AA:245:C:C2	3.01	0.48
1:AA:423:G:H2'	1:AA:424:G:H5'	1.95	0.48
1:AA:817:C:O5'	1:AA:817:C:H6	1.96	0.48
1:AA:916:G:H2'	1:AA:917:G:H8	1.78	0.48
1:AA:1019:C:H2'	1:AA:1020:U:O4'	2.14	0.48
1:AA:1069:C:H2'	1:AA:1070:U:O5'	2.14	0.48
1:AA:1145:C:H5'	1:AA:1146:A:OP1	2.12	0.48
1:AA:1190:G:H5'	3:AC:176:HIS:HE2	1.78	0.48
1:AA:1246:C:O2'	1:AA:1247:U:H5'	2.13	0.48
1:AA:1309:G:O2'	13:AM:77:ASN:ND2	2.46	0.48
1:AA:1530:G:O2'	1:AA:1531:A:O5'	2.27	0.48

*Continued on next page...*

*Continued from previous page...*

Atom-1	Atom-2	Interatomic distance (Å)	Clash overlap (Å)
4:AD:57:ARG:O	4:AD:206:PHE:HB2	2.13	0.48
4:AD:162:LEU:CD1	4:AD:181:MET:SD	3.02	0.48
5:AE:43:LEU:HD12	5:AE:44:GLY:H	1.78	0.48
5:AE:56:GLN:O	5:AE:59:GLY:N	2.46	0.48
7:AG:11:GLN:HG3	7:AG:12:LEU:N	2.29	0.48
7:AG:69:VAL:HG11	7:AG:104:LEU:HD22	1.95	0.48
12:AL:50:ARG:HG2	12:AL:50:ARG:NH1	2.27	0.48
14:AN:23:ARG:HH11	14:AN:30:ALA:HB2	1.79	0.48
16:AP:7:ALA:O	16:AP:9:PHE:CD2	2.66	0.48
19:AS:32:LYS:HB3	19:AS:57:HIS:ND1	2.28	0.48
23:AW:74:C:H4'	27:BA:2573:C:H42	1.77	0.48
24:AX:2:G:H4'	49:B0:7:LEU:O	2.13	0.48
27:BA:141:A:C8	27:BA:1408:C:O2'	2.59	0.48
27:BA:271(T):C:H2'	27:BA:271(U):G:H8	1.78	0.48
27:BA:336:C:H2'	27:BA:337:C:C6	2.48	0.48
27:BA:681:G:C4	27:BA:682:G:C8	3.02	0.48
27:BA:759:G:C2	27:BA:760:G:C8	3.02	0.48
27:BA:951:C:C4	27:BA:952:G:N7	2.81	0.48
27:BA:1017:G:H2'	27:BA:1018:C:H6	1.77	0.48
27:BA:1344:G:H5'	27:BA:1384:A:C6	2.48	0.48
27:BA:1476:C:H2'	27:BA:1477:A:C8	2.45	0.48
27:BA:1846:G:N2	27:BA:1895:C:C2	2.81	0.48
27:BA:2594:C:H2'	27:BA:2595:G:H8	1.76	0.48
27:BA:2783:G:C6	27:BA:2784:C:C4	3.02	0.48
27:BA:2834:G:H8	27:BA:2834:G:H5''	1.79	0.48
27:BA:2879:C:C4'	27:BA:2880:C:OP1	2.53	0.48
29:BC:58:VAL:HG21	29:BC:166:ASP:N	2.28	0.48
31:BE:86:PRO:O	31:BE:88:GLY:N	2.33	0.48
32:BF:125:LEU:HD21	32:BF:199:TRP:CD2	2.48	0.48
33:BG:18:GLU:HB3	33:BG:175:LEU:HD21	1.94	0.48
34:BH:16:SER:HB2	34:BH:27:LYS:HB2	1.94	0.48
35:BI:28:ASN:N	35:BI:28:ASN:ND2	2.61	0.48
35:BI:29:TYR:HD1	35:BI:33:ARG:HE	1.61	0.48
36:BN:131:GLN:HE22	36:BN:134:ARG:HD2	1.78	0.48
37:BO:60:ALA:HA	37:BO:87:ILE:HG12	1.96	0.48
41:BS:101:LEU:C	41:BS:101:LEU:HD22	2.34	0.48
42:BT:28:VAL:O	42:BT:29:ARG:HB2	2.12	0.48
42:BT:72:VAL:HG12	42:BT:73:GLU:N	2.27	0.48
45:BW:85:VAL:CG1	45:BW:86:LEU:H	2.25	0.48
47:BY:43:ASN:C	47:BY:44:ILE:HG13	2.34	0.48
47:BY:101:LYS:HG2	47:BY:102:CYS:N	2.29	0.48

*Continued on next page...*

*Continued from previous page...*

Atom-1	Atom-2	Interatomic distance (Å)	Clash overlap (Å)
48:BZ:76:ASP:OD2	48:BZ:78:ARG:O	2.31	0.48
48:BZ:116:LEU:HG	48:BZ:172:ALA:O	2.12	0.48
50:B1:3:LYS:HD2	50:B1:4:VAL:HG12	1.96	0.48
1:CA:130:A:H1'	1:CA:263:A:O2'	2.13	0.48
1:CA:338:A:N6	1:CA:351:G:H1	2.12	0.48
1:CA:407:G:H2'	1:CA:408:A:C8	2.41	0.48
1:CA:409:G:OP1	4:CD:23:GLY:O	2.31	0.48
1:CA:559:A:H1'	1:CA:561:U:H2'	1.95	0.48
1:CA:1013:G:H2'	1:CA:1015:A:OP2	2.13	0.48
1:CA:1293:G:O2'	1:CA:1294:G:H5'	2.14	0.48
1:CA:1329:A:H4'	13:CM:24:GLY:O	2.13	0.48
2:CB:69:LEU:O	2:CB:162:ILE:HA	2.13	0.48
3:CC:51:GLY:O	3:CC:70:VAL:HG13	2.13	0.48
3:CC:184:TYR:HD1	3:CC:201:TYR:CE2	2.31	0.48
8:CH:39:LEU:H	8:CH:39:LEU:CD2	2.22	0.48
11:CK:125:PHE:HD1	11:CK:125:PHE:N	2.11	0.48
17:CQ:4:LYS:HE3	17:CQ:6:LEU:CD1	2.39	0.48
17:CQ:82:MET:HA	17:CQ:85:VAL:CG2	2.42	0.48
18:CR:25:THR:C	18:CR:26:LEU:HD23	2.34	0.48
27:DA:267:C:C2	27:DA:268:C:C5	3.01	0.48
27:DA:271(D):G:H2'	27:DA:271(E):U:C6	2.48	0.48
27:DA:704:G:C1'	27:DA:727:A:N6	2.76	0.48
27:DA:704:G:HO2'	27:DA:705:A:P	2.36	0.48
27:DA:831:G:C8	27:DA:831:G:H5''	2.49	0.48
27:DA:833:U:H5''	38:DP:48:PRO:HB3	1.94	0.48
27:DA:876:C:C2'	27:DA:877:U:H5'	2.43	0.48
27:DA:1170:G:H1	27:DA:1179:C:H42	1.61	0.48
27:DA:2012:G:C4'	45:DW:96:ILE:HD11	2.43	0.48
27:DA:2192:G:C3'	27:DA:2193:G:H5''	2.42	0.48
27:DA:2371:G:O2'	55:D6:46:HIS:ND1	2.46	0.48
31:DE:52:LEU:HD12	31:DE:52:LEU:HA	1.73	0.48
33:DG:96:ARG:O	33:DG:99:MET:HB3	2.13	0.48
36:DN:46:VAL:O	36:DN:47:ALA:CB	2.55	0.48
39:DQ:1:MET:O	39:DQ:1:MET:HE3	2.13	0.48
39:DQ:81:VAL:CG2	39:DQ:82:ARG:H	2.27	0.48
42:DT:19:LEU:HA	42:DT:20:PRO:HD3	1.69	0.48
42:DT:80:SER:OG	42:DT:81:PRO:HD2	2.13	0.48
43:DU:47:TYR:HA	43:DU:50:ARG:CZ	2.43	0.48
51:D2:52:ASP:O	51:D2:53:LEU:C	2.52	0.48
54:D5:16:ARG:HH11	54:D5:16:ARG:HG2	1.78	0.48
57:D8:6:THR:HG22	57:D8:63:PRO:HG3	1.95	0.48

*Continued on next page...*

*Continued from previous page...*

Atom-1	Atom-2	Interatomic distance (Å)	Clash overlap (Å)
1:AA:142:G:N3	1:AA:142:G:H2'	2.29	0.48
1:AA:372:C:N4	1:AA:389:A:H62	2.11	0.48
1:AA:486:U:O2'	1:AA:487:A:O5'	2.31	0.48
1:AA:1173:G:C4	1:AA:1174:G:C8	3.01	0.48
1:AA:1313:U:O4	19:AS:4:SER:N	2.47	0.48
1:AA:1381:U:C5	7:AG:156:TRP:HZ3	2.31	0.48
2:AB:171:ALA:O	2:AB:172:ILE:C	2.51	0.48
2:AB:197:VAL:CB	2:AB:200:ILE:HG12	2.42	0.48
4:AD:152:SER:C	4:AD:154:ASN:N	2.66	0.48
9:AI:11:LYS:C	9:AI:13:ALA:H	2.16	0.48
9:AI:53:VAL:CG2	9:AI:54:ASP:N	2.54	0.48
11:AK:33:THR:HA	11:AK:39:PRO:HA	1.95	0.48
11:AK:66:LEU:O	11:AK:69:ALA:N	2.45	0.48
13:AM:102:ARG:HH11	13:AM:102:ARG:CG	2.27	0.48
15:AO:77:ARG:O	15:AO:81:LEU:HB3	2.13	0.48
18:AR:87:ARG:HG2	18:AR:87:ARG:NH1	2.28	0.48
20:AT:60:GLU:HG3	20:AT:81:LYS:HE3	1.95	0.48
23:AW:30:A:H2'	23:AW:31:U:C5'	2.26	0.48
27:BA:27:G:O2'	27:BA:28:A:P	2.72	0.48
27:BA:68:G:N2	27:BA:74:A:C4	2.81	0.48
27:BA:464:U:H4'	56:B7:5:TRP:CH2	2.48	0.48
27:BA:535:C:C2'	27:BA:536:A:H5'	2.43	0.48
27:BA:558:G:OP1	36:BN:111:PRO:HD2	2.13	0.48
27:BA:696:G:H2'	27:BA:697:C:H6	1.79	0.48
27:BA:764:A:C5	30:BD:209:ALA:HB3	2.49	0.48
27:BA:785:G:H2'	27:BA:785:G:N3	2.27	0.48
27:BA:875:G:C6	27:BA:876:C:C2	3.02	0.48
27:BA:1001:A:H2'	27:BA:1002:G:O4'	2.13	0.48
27:BA:2031:A:C6	27:BA:2498:C:H1'	2.48	0.48
27:BA:2346:A:C8	27:BA:2383:G:C6	3.01	0.48
27:BA:2536:G:C6	27:BA:2537:U:C4	3.02	0.48
28:BB:42:C:H2'	28:BB:43:C:H6	1.78	0.48
28:BB:45:A:C2'	28:BB:46:A:H5'	2.43	0.48
30:BD:72:LYS:HG3	30:BD:97:TYR:CE2	2.48	0.48
30:BD:130:ALA:C	30:BD:131:LEU:HD12	2.33	0.48
30:BD:238:GLY:O	30:BD:239:ARG:O	2.31	0.48
33:BG:56:ALA:O	33:BG:60:LEU:HB2	2.13	0.48
34:BH:29:PRO:O	34:BH:30:LYS:CE	2.60	0.48
34:BH:61:HIS:O	34:BH:62:LYS:C	2.52	0.48
34:BH:137:ASP:O	34:BH:138:LYS:CB	2.61	0.48
36:BN:70:LYS:HB3	36:BN:87:LEU:HD12	1.95	0.48

*Continued on next page...*



*Continued from previous page...*

Atom-1	Atom-2	Interatomic distance (Å)	Clash overlap (Å)
38:BP:16:ARG:HG3	38:BP:17:LYS:N	2.28	0.48
38:BP:50:ARG:HB3	57:B8:59:LYS:CD	2.37	0.48
39:BQ:57:HIS:HE1	39:BQ:116:GLU:CG	2.25	0.48
39:BQ:118:LEU:O	39:BQ:119:ARG:C	2.52	0.48
44:BV:13:ARG:HG2	44:BV:13:ARG:NH1	2.23	0.48
44:BV:49:THR:HG22	44:BV:50:PRO:CD	2.39	0.48
47:BY:14:LEU:HD12	47:BY:15:VAL:N	2.28	0.48
48:BZ:152:SER:N	48:BZ:166:PRO:HB3	2.24	0.48
1:CA:344:A:H3'	1:CA:346:G:O6	2.13	0.48
1:CA:613:C:H2'	1:CA:614:A:C8	2.45	0.48
1:CA:985:C:N3	1:CA:1221:G:C2	2.82	0.48
1:CA:1053:G:N7	1:CA:1199:U:H2'	2.28	0.48
1:CA:1113:C:O5'	1:CA:1113:C:H6	1.96	0.48
1:CA:1157:A:C4'	1:CA:1158:C:O5'	2.54	0.48
1:CA:1326:C:H2'	1:CA:1327:C:C6	2.49	0.48
3:CC:206:GLU:O	3:CC:207:VAL:C	2.51	0.48
4:CD:92:VAL:O	4:CD:93:PHE:C	2.52	0.48
6:CF:42:GLU:O	6:CF:44:GLY:N	2.46	0.48
11:CK:33:THR:HB	11:CK:37:GLY:O	2.12	0.48
12:CL:98:VAL:HG12	12:CL:101:VAL:CG2	2.43	0.48
15:CO:62:GLN:O	15:CO:66:LEU:HD22	2.14	0.48
20:CT:67:ALA:HA	20:CT:73:HIS:HA	1.95	0.48
27:DA:271(A):A:N1	27:DA:272(D):G:O2'	2.46	0.48
27:DA:448:U:H3'	27:DA:449:A:C5'	2.42	0.48
27:DA:481:G:H1'	27:DA:506:G:N2	2.25	0.48
27:DA:536:A:H2'	27:DA:537:C:H6	1.75	0.48
27:DA:805:G:H22	27:DA:828:U:H5''	1.78	0.48
27:DA:1764:G:N2	27:DA:1765:C:C2	2.81	0.48
27:DA:1893:C:H2'	27:DA:1894:C:O5'	2.13	0.48
27:DA:1916:A:H2'	27:DA:1917:U:O4'	2.14	0.48
27:DA:2020:A:OP1	43:DU:27:LEU:HG	2.12	0.48
27:DA:2122:U:H2'	27:DA:2123:G:H8	1.77	0.48
27:DA:2206:G:H5''	27:DA:2206:G:N3	2.29	0.48
27:DA:2318:G:C2'	27:DA:2319:G:OP1	2.60	0.48
27:DA:2440:C:H2'	27:DA:2441:C:O5'	2.13	0.48
27:DA:2562:U:O2	27:DA:2562:U:C2'	2.52	0.48
29:DC:82:LYS:C	29:DC:83:ILE:HD13	2.34	0.48
30:DD:58:HIS:CD2	30:DD:58:HIS:C	2.86	0.48
31:DE:111:ARG:CD	31:DE:160:TYR:CE1	2.91	0.48
32:DF:18:ARG:HG3	32:DF:19:GLU:N	2.29	0.48
35:DI:81:VAL:HG11	35:DI:88:ILE:HG21	1.96	0.48

*Continued on next page...*



*Continued from previous page...*

Atom-1	Atom-2	Interatomic distance (Å)	Clash overlap (Å)
37:DO:23:ARG:HD2	37:DO:24:VAL:N	2.27	0.48
38:DP:100:LEU:O	38:DP:103:ALA:HB3	2.14	0.48
39:DQ:2:LEU:HG	39:DQ:70:PRO:HG3	1.96	0.48
39:DQ:98:LYS:HB3	39:DQ:99:PRO:HD2	1.94	0.48
40:DR:9:LYS:O	40:DR:10:LEU:HG	2.14	0.48
41:DS:36:TYR:N	41:DS:36:TYR:HD1	2.11	0.48
42:DT:73:GLU:OE1	42:DT:103:ARG:NE	2.47	0.48
45:DW:55:ALA:O	45:DW:57:ASN:N	2.37	0.48
48:DZ:8:TYR:HE1	48:DZ:62:ASP:OD2	1.95	0.48
55:D6:11:LEU:O	55:D6:24:GLU:N	2.47	0.48
1:AA:115:G:H4'	1:AA:116:A:O5'	2.13	0.48
1:AA:148:G:H2'	1:AA:149:A:C8	2.48	0.48
1:AA:191:G:O2'	1:AA:192:U:H5'	2.14	0.48
1:AA:372:C:H42	1:AA:389:A:N6	2.12	0.48
1:AA:422:C:O2'	1:AA:423:G:OP2	2.29	0.48
1:AA:437:U:O2'	4:AD:123:HIS:HD2	1.96	0.48
1:AA:706:A:H5''	11:AK:22:HIS:CD2	2.49	0.48
1:AA:924:C:O2'	1:AA:1502:A:N6	2.47	0.48
1:AA:1278:U:C6	1:AA:1278:U:C3'	2.95	0.48
2:AB:39:ILE:O	2:AB:41:ILE:HD12	2.14	0.48
2:AB:102:LEU:H	2:AB:102:LEU:HD12	1.78	0.48
3:AC:175:LEU:HD12	3:AC:175:LEU:H	1.77	0.48
4:AD:161:ASN:OD1	4:AD:161:ASN:N	2.46	0.48
7:AG:73:MET:HA	7:AG:91:VAL:HG23	1.96	0.48
7:AG:108:ALA:O	7:AG:111:ARG:HB2	2.13	0.48
8:AH:42:GLU:HG3	8:AH:109:ILE:HD12	1.96	0.48
8:AH:109:ILE:HG12	8:AH:110:ALA:N	2.28	0.48
11:AK:116:HIS:ND1	11:AK:116:HIS:N	2.61	0.48
11:AK:126:ARG:HB3	11:AK:126:ARG:HH11	1.78	0.48
12:AL:76:GLU:O	12:AL:77:HIS:CB	2.55	0.48
12:AL:112:LYS:C	12:AL:114:ARG:H	2.17	0.48
13:AM:13:LYS:C	13:AM:44:ARG:HD2	2.34	0.48
20:AT:100:ILE:O	20:AT:102:GLY:N	2.47	0.48
27:BA:286:C:O2'	27:BA:287:C:C5'	2.61	0.48
27:BA:355:G:C4	27:BA:356:G:C8	3.02	0.48
27:BA:358:U:H2'	27:BA:358:U:O2	2.12	0.48
27:BA:388:G:H5'	50:B1:25:LYS:HG2	1.95	0.48
27:BA:435:C:O2'	27:BA:436:C:H5'	2.13	0.48
27:BA:686:G:O6	56:B7:12:ARG:HA	2.14	0.48
27:BA:794:G:C2	27:BA:795:C:C2	3.01	0.48
27:BA:1943:U:C1'	27:BA:1945:G:H5'	2.43	0.48

*Continued on next page...*

*Continued from previous page...*

Atom-1	Atom-2	Interatomic distance (Å)	Clash overlap (Å)
27:BA:1971:A:C5	30:BD:241:PRO:HG3	2.48	0.48
27:BA:2355:C:H1'	49:B0:39:ARG:NH2	2.21	0.48
27:BA:2631:G:H1	27:BA:2787:C:H42	1.62	0.48
30:BD:118:VAL:N	30:BD:129:ASN:OD1	2.46	0.48
34:BH:43:VAL:HG11	34:BH:52:VAL:CA	2.44	0.48
34:BH:54:ARG:HG2	34:BH:65:HIS:CD2	2.45	0.48
35:BI:33:ARG:O	35:BI:35:LEU:HD23	2.14	0.48
35:BI:107:VAL:O	35:BI:109:ILE:HD13	2.13	0.48
44:BV:43:GLU:HA	44:BV:43:GLU:OE1	2.11	0.48
46:BX:5:TYR:CE1	51:B2:30:ARG:HB2	2.48	0.48
48:BZ:75:LEU:HD22	48:BZ:82:PRO:HA	1.95	0.48
51:B2:47:ASN:O	51:B2:50:ILE:N	2.41	0.48
1:CA:189(D):C:N3	1:CA:189(E):U:C2	2.81	0.48
1:CA:218:C:O2'	1:CA:219:C:H6	1.97	0.48
1:CA:260:G:H2'	1:CA:261:U:H6	1.79	0.48
1:CA:725:G:H2'	1:CA:726:C:H6	1.79	0.48
1:CA:876:G:P	8:CH:14:ARG:NH1	2.87	0.48
1:CA:923:A:C6	1:CA:924:C:N3	2.81	0.48
1:CA:977:A:C8	1:CA:982:U:O4	2.67	0.48
1:CA:1354:C:H2'	1:CA:1355:G:C8	2.49	0.48
2:CB:178:ARG:NH2	8:CH:68:ARG:NH2	2.51	0.48
4:CD:98:GLU:OE2	4:CD:103:ASN:ND2	2.44	0.48
6:CF:61:LEU:HD23	6:CF:63:TYR:OH	2.13	0.48
6:CF:82:ARG:CB	6:CF:85:VAL:HG23	2.44	0.48
8:CH:104:ARG:O	8:CH:106:GLY:N	2.46	0.48
9:CI:32:ASP:OD1	9:CI:33:PHE:N	2.47	0.48
10:CJ:85:LEU:O	10:CJ:87:THR:N	2.46	0.48
10:CJ:94:VAL:CG1	10:CJ:95:GLU:H	2.25	0.48
12:CL:99:ARG:NH2	12:CL:107:VAL:HG22	2.29	0.48
25:CY:31:U:O2'	25:CY:32:U:H5'	2.14	0.48
27:DA:143:G:H1'	46:DX:37:THR:CG2	2.43	0.48
27:DA:345:A:C4'	27:DA:346:A:OP1	2.60	0.48
27:DA:458:G:C8	56:D7:37:LYS:NZ	2.81	0.48
27:DA:533:G:H5'	43:DU:24:TYR:CD2	2.49	0.48
27:DA:841:A:H2'	27:DA:842:G:C8	2.49	0.48
27:DA:869:G:N3	27:DA:870:A:C8	2.82	0.48
27:DA:969:U:P	52:D3:17:LYS:HG2	2.54	0.48
27:DA:992:C:C6	27:DA:992:C:H3'	2.48	0.48
27:DA:1558:A:HO2'	27:DA:1559:G:P	2.37	0.48
27:DA:1693:U:O2'	27:DA:1694:C:OP1	2.31	0.48
27:DA:2765:A:H3'	27:DA:2765:A:N3	2.28	0.48

*Continued on next page...*

*Continued from previous page...*

Atom-1	Atom-2	Interatomic distance (Å)	Clash overlap (Å)
29:DC:77:ILE:HG21	29:DC:123:VAL:N	2.25	0.48
30:DD:51:VAL:HG11	30:DD:54:ARG:HE	1.78	0.48
30:DD:119:ALA:HB2	30:DD:130:ALA:HB3	1.96	0.48
30:DD:142:VAL:CG2	30:DD:143:HIS:N	2.76	0.48
34:DH:38:SER:C	34:DH:40:GLU:N	2.67	0.48
36:DN:10:GLU:HA	36:DN:11:PRO:HD3	1.75	0.48
37:DO:10:VAL:HG22	37:DO:10:VAL:O	2.14	0.48
40:DR:2:ARG:NH2	40:DR:5:LYS:CE	2.77	0.48
41:DS:21:THR:O	41:DS:23:ARG:N	2.46	0.48
41:DS:40:ILE:HG22	41:DS:40:ILE:O	2.14	0.48
50:D1:12:PRO:HB2	50:D1:41:ARG:HD3	1.96	0.48
50:D1:29:GLY:O	50:D1:30:VAL:CG2	2.62	0.48
57:D8:55:ALA:O	57:D8:59:LYS:HG3	2.13	0.48
1:AA:275:G:H4'	17:AQ:14:LYS:O	2.13	0.48
1:AA:442:C:H42	1:AA:492:G:H1	1.62	0.48
1:AA:505:G:H2'	1:AA:506:G:H8	1.78	0.48
1:AA:1033:G:H2'	1:AA:1034:G:H5'	1.96	0.48
1:AA:1221:G:H4'	19:AS:77:THR:CG2	2.44	0.48
1:AA:1321:C:OP2	1:AA:1322:C:H2'	2.14	0.48
2:AB:95:GLN:OE1	2:AB:95:GLN:HA	2.14	0.48
3:AC:89:GLU:HG3	3:AC:90:GLU:N	2.28	0.48
4:AD:3:ARG:CB	4:AD:118:ARG:HH11	2.25	0.48
5:AE:29:GLY:HA2	5:AE:46:GLY:O	2.14	0.48
10:AJ:24:VAL:O	10:AJ:28:ARG:HB2	2.14	0.48
11:AK:44:SER:H	11:AK:47:VAL:CG2	2.26	0.48
13:AM:88:ARG:HH21	19:AS:69:HIS:HE1	1.62	0.48
20:AT:87:LYS:HG3	20:AT:91:LEU:CD1	2.43	0.48
24:AX:20:U:H3'	24:AX:21:A:H5''	1.96	0.48
27:BA:185:U:H4'	27:BA:218:A:H4'	1.96	0.48
27:BA:232:G:C4'	27:BA:233:A:OP1	2.53	0.48
27:BA:271(D):G:O2'	27:BA:271(E):U:H5'	2.14	0.48
27:BA:826:U:H5''	27:BA:826:U:C6	2.47	0.48
27:BA:1303:G:H1'	27:BA:1641:A:N1	2.29	0.48
27:BA:1675:C:O2	31:BE:129:HIS:N	2.46	0.48
27:BA:1846:G:C5'	27:BA:1847:A:OP2	2.62	0.48
27:BA:1980:G:H4'	27:BA:1981:A:OP2	2.13	0.48
27:BA:2010:G:H5'	45:BW:42:ARG:HB2	1.95	0.48
27:BA:2534:A:H8	27:BA:2534:A:H5'	1.79	0.48
27:BA:2553:G:H2'	27:BA:2554:U:O4'	2.13	0.48
27:BA:2594:C:O2'	27:BA:2595:G:H5'	2.14	0.48
27:BA:2600:A:H2'	27:BA:2601:C:C6	2.49	0.48

*Continued on next page...*

*Continued from previous page...*

Atom-1	Atom-2	Interatomic distance (Å)	Clash overlap (Å)
27:BA:2615:U:C2	54:B5:7:PRO:HA	2.49	0.48
27:BA:2706:G:O5'	27:BA:2706:G:H8	1.96	0.48
27:BA:2832:U:O2	27:BA:2834:G:N1	2.46	0.48
29:BC:49:ILE:HD12	29:BC:49:ILE:N	2.21	0.48
30:BD:70:TRP:CH2	30:BD:150:LYS:HA	2.48	0.48
32:BF:167:ALA:O	32:BF:169:ASN:N	2.47	0.48
35:BI:79:ILE:HG23	35:BI:80:PRO:HD2	1.95	0.48
36:BN:31:ALA:O	36:BN:34:LEU:HB2	2.13	0.48
38:BP:65:ARG:NH2	57:B8:15:LYS:HD2	2.29	0.48
39:BQ:27:VAL:HG23	39:BQ:137:TYR:HE1	1.78	0.48
40:BR:24:GLN:O	40:BR:25:ALA:C	2.51	0.48
40:BR:101:ALA:HB2	54:B5:44:THR:CB	2.43	0.48
41:BS:67:ARG:NH2	41:BS:100:ALA:HB3	2.28	0.48
42:BT:28:VAL:HG22	42:BT:46:GLU:C	2.34	0.48
42:BT:65:LYS:NZ	42:BT:66:VAL:N	2.62	0.48
43:BU:92:ARG:HE	43:BU:95:LEU:HD12	1.78	0.48
44:BV:36:PRO:HA	44:BV:56:SER:HA	1.95	0.48
50:B1:75:GLU:C	50:B1:77:ALA:H	2.16	0.48
1:CA:173:U:H1'	1:CA:197:A:C6	2.49	0.48
1:CA:189(E):U:O2'	1:CA:189(F):U:H5''	2.13	0.48
1:CA:317:G:H2'	1:CA:318:G:C8	2.49	0.48
1:CA:375:U:H2'	1:CA:376:G:H8	1.79	0.48
1:CA:434:U:H2'	1:CA:435:C:C6	2.48	0.48
1:CA:473:G:H5''	16:CP:81:ARG:HE	1.77	0.48
1:CA:540:G:H2'	1:CA:541:G:H8	1.79	0.48
1:CA:647:C:C4	1:CA:648:A:N7	2.81	0.48
1:CA:651:C:N4	1:CA:753:A:OP2	2.40	0.48
1:CA:790:A:OP1	24:CX:38:A:O2'	2.31	0.48
1:CA:960:U:O2'	1:CA:1223:C:H5'	2.13	0.48
1:CA:982:U:OP1	1:CA:982:U:H6	1.97	0.48
1:CA:1096:C:C2	1:CA:1097:C:C5	3.02	0.48
2:CB:131:PRO:HG2	2:CB:134:GLU:CB	2.44	0.48
2:CB:174:VAL:HG12	2:CB:174:VAL:O	2.14	0.48
2:CB:189:ASP:OD2	2:CB:191:ASP:HB2	2.14	0.48
4:CD:9:CYS:SG	4:CD:12:CYS:SG	3.11	0.48
4:CD:15:GLU:N	4:CD:15:GLU:OE1	2.46	0.48
8:CH:73:ASP:C	8:CH:73:ASP:OD2	2.52	0.48
9:CI:19:LEU:HD23	9:CI:61:ALA:HB2	1.95	0.48
9:CI:27:THR:HG23	9:CI:31:GLN:O	2.14	0.48
13:CM:29:ARG:HD3	13:CM:64:TRP:CZ3	2.47	0.48
13:CM:37:THR:OG1	13:CM:39:ILE:HG13	2.14	0.48

*Continued on next page...*

*Continued from previous page...*

Atom-1	Atom-2	Interatomic distance (Å)	Clash overlap (Å)
16:CP:31:LYS:CG	16:CP:32:TYR:H	2.24	0.48
25:CY:68:C:H2'	25:CY:69:C:C5'	2.36	0.48
27:DA:304:G:H2'	27:DA:305:U:C6	2.49	0.48
27:DA:425:G:O2'	27:DA:426:C:H5'	2.13	0.48
27:DA:475:U:C5	27:DA:481:G:O6	2.66	0.48
27:DA:669:G:C2	27:DA:801:G:C6	3.02	0.48
27:DA:674:G:C1'	32:DF:74:ARG:HD3	2.44	0.48
27:DA:682:G:O2'	27:DA:683:C:H5'	2.13	0.48
27:DA:704:G:O2'	27:DA:705:A:P	2.71	0.48
27:DA:851:U:O2'	52:D3:45:GLY:HA3	2.14	0.48
27:DA:858:U:C2	27:DA:920:G:N2	2.82	0.48
27:DA:870:A:H5''	39:DQ:6:ARG:O	2.14	0.48
27:DA:952:G:N1	27:DA:966:G:C6	2.82	0.48
27:DA:1019:U:O2'	27:DA:1021:A:C2	2.55	0.48
27:DA:1644:C:H2'	27:DA:1644:C:O2	2.11	0.48
27:DA:1953:A:H2	27:DA:2549:G:N3	2.12	0.48
27:DA:2247:A:C5	27:DA:2248:C:C5	3.02	0.48
27:DA:2347:C:H2'	27:DA:2348:U:C6	2.48	0.48
27:DA:2367:G:H2'	27:DA:2368:C:C6	2.47	0.48
27:DA:2539:C:C2	27:DA:2540:C:C5	3.02	0.48
27:DA:2571:C:H5''	27:DA:2572:A:C5'	2.44	0.48
30:DD:102:LYS:C	30:DD:103:ARG:HG2	2.34	0.48
30:DD:176:ARG:HD2	30:DD:180:GLY:HA2	1.94	0.48
31:DE:200:GLU:OE2	31:DE:200:GLU:N	2.46	0.48
33:DG:2:PRO:O	33:DG:3:LEU:CB	2.62	0.48
35:DI:78:THR:CG2	35:DI:143:SER:HB2	2.42	0.48
38:DP:39:LYS:O	38:DP:41:ARG:HG2	2.13	0.48
38:DP:138:LEU:O	38:DP:139:LYS:C	2.51	0.48
44:DV:40:LEU:CD1	44:DV:46:VAL:HA	2.42	0.48
45:DW:12:ILE:HD13	45:DW:17:VAL:CG1	2.43	0.48
48:DZ:151:ALA:HB3	48:DZ:153:ASP:OD2	2.14	0.48
48:DZ:174:VAL:HB	48:DZ:175:PRO:HD2	1.95	0.48
52:D3:59:VAL:CG1	52:D3:60:GLU:N	2.66	0.48
1:AA:35:G:C2'	1:AA:36:C:H5'	2.43	0.48
1:AA:736:C:N4	1:AA:737:A:H62	2.12	0.48
1:AA:878:G:H8	1:AA:878:G:O5'	1.96	0.48
1:AA:922:G:H1'	5:AE:19:MET:HB3	1.95	0.48
1:AA:960:U:C4	1:AA:1225:A:C4	3.00	0.48
1:AA:963:G:H21	10:AJ:55:LYS:HZ3	1.60	0.48
1:AA:1508:G:C5	1:AA:1509:C:C5	3.01	0.48
2:AB:15:VAL:N	2:AB:16:HIS:CE1	2.82	0.48

*Continued on next page...*

*Continued from previous page...*

Atom-1	Atom-2	Interatomic distance (Å)	Clash overlap (Å)
2:AB:112:VAL:O	2:AB:115:LEU:HB3	2.13	0.48
2:AB:214:ILE:HG22	2:AB:215:LEU:N	2.28	0.48
3:AC:202:ILE:O	3:AC:204:LEU:HG	2.13	0.48
4:AD:4:TYR:CG	4:AD:5:ILE:N	2.80	0.48
4:AD:9:CYS:HA	4:AD:12:CYS:HB2	1.96	0.48
4:AD:12:CYS:HA	4:AD:19:LEU:HB2	1.96	0.48
4:AD:123:HIS:O	4:AD:124:GLY:C	2.52	0.48
4:AD:154:ASN:HA	4:AD:159:ARG:NH2	2.28	0.48
8:AH:17:THR:HG22	8:AH:65:TYR:CZ	2.49	0.48
12:AL:83:ARG:HB2	12:AL:98:VAL:HG22	1.95	0.48
13:AM:9:ILE:HD12	13:AM:9:ILE:N	2.29	0.48
20:AT:26:ASN:CB	20:AT:71:THR:HG23	2.44	0.48
20:AT:54:LYS:HA	20:AT:57:ARG:NH1	2.28	0.48
27:BA:38:A:C2	27:BA:442:G:C2	3.02	0.48
27:BA:54:G:H8	27:BA:54:G:OP2	1.97	0.48
27:BA:242:G:O5'	57:B8:62:LEU:HD22	2.14	0.48
27:BA:269:U:C5	27:BA:271(Y):U:C4	3.02	0.48
27:BA:709:U:O2'	27:BA:710:G:H5'	2.13	0.48
27:BA:807:U:H2'	27:BA:808:G:O4'	2.13	0.48
27:BA:1450:G:H2'	27:BA:1450(A):C:O5'	2.14	0.48
27:BA:1500:G:C2'	27:BA:1501:C:O5'	2.62	0.48
27:BA:1668:A:N7	27:BA:1674:G:C6	2.81	0.48
27:BA:1721:G:O6	27:BA:1739:U:H5'	2.14	0.48
27:BA:1747(A):G:H2'	27:BA:1748:G:C5'	2.17	0.48
27:BA:1761:C:H3'	27:BA:1762:A:C8	2.49	0.48
27:BA:1987:G:C2	27:BA:1988:C:C4	3.01	0.48
27:BA:2746:U:H2'	27:BA:2747:G:H5'	1.95	0.48
27:BA:2838:G:H1'	40:BR:45:ARG:NH1	2.28	0.48
29:BC:187:ASP:O	29:BC:189:ILE:N	2.47	0.48
30:BD:35:LYS:O	30:BD:64:ILE:N	2.43	0.48
30:BD:72:LYS:NZ	30:BD:103:ARG:HH12	2.11	0.48
30:BD:109:ASP:HB2	30:BD:197:GLY:CA	2.43	0.48
32:BF:202:PHE:HA	32:BF:205:ARG:HB2	1.95	0.48
34:BH:159:GLU:OE1	34:BH:159:GLU:CA	2.57	0.48
35:BI:111:PRO:HA	35:BI:114:LEU:CD2	2.34	0.48
35:BI:128:LEU:O	35:BI:137:PRO:HA	2.13	0.48
36:BN:3:THR:HG22	36:BN:5:VAL:H	1.78	0.48
36:BN:35:ARG:HB3	36:BN:42:TRP:CH2	2.49	0.48
36:BN:48:MET:HE2	36:BN:48:MET:H	1.77	0.48
37:BO:35:VAL:CG2	37:BO:65:THR:HG23	2.44	0.48
38:BP:79:ARG:O	38:BP:111:ARG:HB2	2.12	0.48

*Continued on next page...*



*Continued from previous page...*

Atom-1	Atom-2	Interatomic distance (Å)	Clash overlap (Å)
39:BQ:12:GLN:NE2	39:BQ:73:PRO:HD3	2.29	0.48
41:BS:92:TYR:N	41:BS:92:TYR:HD1	2.10	0.48
42:BT:55:ASN:C	42:BT:59:THR:HG22	2.34	0.48
44:BV:18:LEU:O	44:BV:19:LYS:O	2.31	0.48
44:BV:34:GLU:OE2	44:BV:56:SER:HB2	2.13	0.48
48:BZ:134:GLU:O	48:BZ:135:PHE:HB3	2.12	0.48
49:B0:50:ASN:C	49:B0:62:LEU:HD12	2.34	0.48
50:B1:47:GLN:N	50:B1:62:VAL:O	2.42	0.48
1:CA:571:U:H5''	1:CA:819:A:N3	2.29	0.48
1:CA:571:U:H3'	1:CA:572:A:H5''	1.96	0.48
1:CA:1104:G:C2'	1:CA:1105:A:H5'	2.43	0.48
1:CA:1306:A:N6	1:CA:1331:G:H1'	2.29	0.48
1:CA:1325:C:O3'	21:CU:17:THR:HG21	2.14	0.48
1:CA:1489:G:O2'	1:CA:1490:C:H5'	2.14	0.48
3:CC:156:ARG:HH11	3:CC:193:TYR:HB2	1.77	0.48
4:CD:99:SER:O	4:CD:140:VAL:HG23	2.14	0.48
4:CD:177:ASP:OD1	4:CD:177:ASP:O	2.31	0.48
5:CE:53:LEU:H	5:CE:53:LEU:CD1	2.24	0.48
5:CE:67:VAL:CG2	5:CE:68:GLU:N	2.75	0.48
23:CW:70:C:O2'	23:CW:71:A:C5'	2.62	0.48
27:DA:71:A:C4'	27:DA:72:U:OP2	2.62	0.48
27:DA:199:A:C5	27:DA:2434:A:N6	2.81	0.48
27:DA:324:A:N6	27:DA:338:G:O2'	2.37	0.48
27:DA:736:C:C2'	27:DA:737:C:H5'	2.44	0.48
27:DA:849:A:OP2	27:DA:850:C:C5	2.67	0.48
27:DA:921:G:H4'	27:DA:2269:A:C6	2.49	0.48
27:DA:997:G:C2	27:DA:1159:U:N3	2.82	0.48
27:DA:997:G:OP1	43:DU:93:LYS:HD3	2.13	0.48
27:DA:1332:G:N2	27:DA:1609:A:HO2'	2.12	0.48
27:DA:1354:A:H2'	27:DA:1355:G:O4'	2.14	0.48
27:DA:1385:G:C4	27:DA:1386:C:C5	3.02	0.48
27:DA:1479:G:H2'	27:DA:1480:G:H8	1.78	0.48
27:DA:2003:G:C2'	27:DA:2004:G:O5'	2.62	0.48
27:DA:2011:U:H2'	27:DA:2012:G:O4'	2.14	0.48
27:DA:2203:U:H1'	30:DD:151:LYS:HE3	1.96	0.48
27:DA:2527:C:C4	27:DA:2528:U:C5	3.01	0.48
27:DA:2544:G:C4	27:DA:2545:G:C8	3.02	0.48
27:DA:2566:A:O2'	27:DA:2567:G:P	2.72	0.48
27:DA:2653:U:H3'	27:DA:2654:A:H8	1.79	0.48
27:DA:2817:G:C2	27:DA:2818:G:H1'	2.49	0.48
27:DA:2849:U:O2'	27:DA:2866:U:C6	2.67	0.48

*Continued on next page...*



*Continued from previous page...*

Atom-1	Atom-2	Interatomic distance (Å)	Clash overlap (Å)
28:DB:21:G:H1	28:DB:62:C:H42	1.61	0.48
28:DB:46:A:C5	28:DB:47:C:C4	3.01	0.48
31:DE:59:VAL:CG2	31:DE:60:ASN:H	2.06	0.48
33:DG:125:PHE:CD1	33:DG:125:PHE:N	2.82	0.48
36:DN:2:LYS:HE2	43:DU:95:LEU:HD21	1.95	0.48
36:DN:38:HIS:HA	43:DU:67:ALA:HB1	1.96	0.48
39:DQ:34:LEU:HB2	39:DQ:118:LEU:HD22	1.96	0.48
42:DT:13:ARG:C	42:DT:15:VAL:H	2.17	0.48
42:DT:96:ARG:NH1	42:DT:96:ARG:CG	2.70	0.48
45:DW:35:ILE:HG23	54:D5:28:PRO:CD	2.43	0.48
45:DW:50:VAL:HG13	45:DW:51:LEU:N	2.23	0.48
45:DW:105:VAL:HG12	45:DW:107:LEU:HD12	1.95	0.48
48:DZ:120:HIS:C	48:DZ:122:ASP:H	2.17	0.48
52:D3:31:LEU:C	52:D3:33:GLN:H	2.17	0.48
55:D6:34:LEU:N	55:D6:51:GLU:OE1	2.47	0.48
1:AA:145:G:H5'	1:AA:146:G:OP2	2.13	0.48
1:AA:559:A:OP1	5:AE:126:ARG:NH2	2.46	0.48
1:AA:1009:G:H2'	1:AA:1009:G:N3	2.28	0.48
3:AC:133:ALA:O	3:AC:137:ALA:N	2.45	0.48
6:AF:75:LEU:C	6:AF:77:ARG:N	2.67	0.48
8:AH:85:ARG:HH11	8:AH:85:ARG:HG3	1.78	0.48
8:AH:118:VAL:C	8:AH:119:LEU:HD23	2.33	0.48
9:AI:23:ASN:HB2	9:AI:60:ASP:CG	2.33	0.48
10:AJ:5:ARG:HG2	10:AJ:6:ILE:N	2.28	0.48
10:AJ:54:PHE:CG	10:AJ:55:LYS:HE3	2.49	0.48
14:AN:13:THR:O	14:AN:14:PRO:C	2.51	0.48
16:AP:72:ARG:O	16:AP:75:ARG:HB3	2.14	0.48
17:AQ:22:LEU:HD12	17:AQ:22:LEU:HA	1.65	0.48
18:AR:63:GLN:OE1	18:AR:66:LEU:HD23	2.14	0.48
20:AT:58:LYS:O	20:AT:61:SER:HB3	2.13	0.48
24:AX:17:C:H2'	24:AX:17(B):U:C6	2.48	0.48
27:BA:415:A:H2'	27:BA:416:C:C6	2.49	0.48
27:BA:552:G:C6	27:BA:553:G:C5	3.02	0.48
27:BA:560:C:C2'	27:BA:561:G:O5'	2.62	0.48
27:BA:840:C:H2'	27:BA:841:A:C8	2.49	0.48
27:BA:1441:G:H2'	27:BA:1442:G:C8	2.40	0.48
27:BA:1961:C:H2'	27:BA:1962:C:H5'	1.96	0.48
27:BA:2012:G:C3'	45:BW:96:ILE:HD11	2.43	0.48
27:BA:2109:U:N3	27:BA:2110:G:O6	2.46	0.48
27:BA:2266:A:H4'	27:BA:2267:A:H5'	1.96	0.48
27:BA:2736:G:O2'	27:BA:2737:G:H5'	2.14	0.48

*Continued on next page...*

*Continued from previous page...*

Atom-1	Atom-2	Interatomic distance (Å)	Clash overlap (Å)
28:BB:24:G:H4'	28:BB:25:A:C5'	2.44	0.48
29:BC:184:LYS:C	29:BC:186:ALA:N	2.67	0.48
30:BD:44:ASN:CB	30:BD:48:ARG:O	2.59	0.48
30:BD:222:ARG:HH21	30:BD:225:ALA:HB2	1.78	0.48
31:BE:78:LEU:C	31:BE:79:ARG:HD2	2.34	0.48
33:BG:81:LYS:O	33:BG:82:LEU:O	2.32	0.48
33:BG:142:PRO:HG2	33:BG:143:GLU:H	1.78	0.48
34:BH:24:VAL:HG23	34:BH:24:VAL:O	2.14	0.48
37:BO:10:VAL:O	37:BO:10:VAL:HG23	2.14	0.48
37:BO:10:VAL:HG22	37:BO:17:ARG:O	2.13	0.48
39:BQ:43:THR:OG1	39:BQ:46:GLN:NE2	2.47	0.48
39:BQ:89:ASN:HB2	39:BQ:91:GLU:OE2	2.14	0.48
40:BR:18:LEU:HD13	40:BR:18:LEU:C	2.33	0.48
40:BR:33:ARG:N	40:BR:33:ARG:HD2	2.29	0.48
42:BT:31:SER:O	42:BT:82:LEU:HA	2.13	0.48
49:B0:66:VAL:N	49:B0:82:ARG:O	2.46	0.48
53:B4:62:CYS:SG	53:B4:63:SER:N	2.87	0.48
57:B8:10:ALA:O	57:B8:11:LYS:C	2.52	0.48
1:CA:369:C:N3	1:CA:393:A:C2	2.81	0.48
1:CA:540:G:C4	1:CA:541:G:C8	3.01	0.48
1:CA:600:C:H2'	1:CA:601:C:C6	2.49	0.48
1:CA:834:C:C2'	1:CA:835:U:O5'	2.62	0.48
1:CA:1290:G:H3'	1:CA:1291:G:H8	1.78	0.48
2:CB:9:GLU:O	2:CB:12:GLU:OE1	2.32	0.48
3:CC:44:GLU:HG3	3:CC:52:LEU:HD11	1.96	0.48
3:CC:83:ARG:HG2	3:CC:83:ARG:NH1	2.28	0.48
4:CD:11:LEU:O	4:CD:12:CYS:C	2.52	0.48
4:CD:114:ARG:O	4:CD:117:ALA:HB3	2.14	0.48
6:CF:19:LEU:HD11	6:CF:59:TYR:CE2	2.48	0.48
7:CG:83:ALA:O	7:CG:85:TYR:N	2.47	0.48
8:CH:84:ARG:O	8:CH:135:CYS:HB2	2.13	0.48
12:CL:120:LYS:O	12:CL:121:LYS:C	2.51	0.48
15:CO:2:PRO:CG	15:CO:3:ILE:H	2.25	0.48
15:CO:21:ASP:OD2	15:CO:24:SER:HB2	2.12	0.48
17:CQ:12:SER:HA	17:CQ:14:LYS:HZ1	1.77	0.48
18:CR:75:ILE:C	18:CR:77:GLY:H	2.14	0.48
24:CX:15:G:N2	24:CX:21:A:N3	2.62	0.48
24:CX:39:C:O2'	25:CX:33:G:N2	2.46	0.48
27:DA:131:G:C2	27:DA:132:G:C5	3.02	0.48
27:DA:157:U:P	27:DA:157:U:O4'	2.72	0.48
27:DA:397:G:H5''	50:D1:45:ASN:HB3	1.94	0.48

*Continued on next page...*

*Continued from previous page...*

Atom-1	Atom-2	Interatomic distance (Å)	Clash overlap (Å)
27:DA:671:C:H5	38:DP:36:LYS:HE2	1.79	0.48
27:DA:783:A:C2	27:DA:785:G:H1'	2.48	0.48
27:DA:807:U:OP2	38:DP:39:LYS:HD2	2.13	0.48
27:DA:856:C:C6	27:DA:856:C:H5''	2.49	0.48
27:DA:887:A:H1'	27:DA:889:C:C4	2.49	0.48
27:DA:1022:G:O2'	27:DA:1023:U:OP2	2.32	0.48
27:DA:1230:C:O2'	27:DA:1231:G:H5'	2.13	0.48
27:DA:1237:A:H2	27:DA:1238:G:C2	2.31	0.48
27:DA:1322:A:C5	27:DA:1323:U:C5	3.02	0.48
27:DA:1444:G:N1	27:DA:1548:C:N4	2.62	0.48
27:DA:1567:A:H4'	30:DD:58:HIS:NE2	2.29	0.48
27:DA:2189:U:H5'	27:DA:2190:G:OP2	2.14	0.48
27:DA:2206:G:N2	27:DA:2207:G:H4'	2.28	0.48
29:DC:129:ARG:C	29:DC:131:LEU:H	2.17	0.48
30:DD:67:PHE:CG	30:DD:153:ALA:HB3	2.49	0.48
30:DD:123:ALA:HB3	30:DD:131:LEU:HG	1.95	0.48
32:DF:36:VAL:CG1	32:DF:183:VAL:HG21	2.36	0.48
33:DG:53:LEU:N	33:DG:53:LEU:HD22	2.28	0.48
35:DI:29:TYR:CE2	35:DI:35:LEU:HD12	2.49	0.48
38:DP:9:ASN:N	38:DP:10:PRO:CD	2.72	0.48
43:DU:15:LYS:O	43:DU:15:LYS:HG2	2.13	0.48
43:DU:34:LYS:HA	43:DU:34:LYS:CE	2.44	0.48
47:DY:53:PRO:HB3	47:DY:56:PRO:O	2.13	0.48
56:D7:12:ARG:HD3	56:D7:46:VAL:CG2	2.43	0.48
58:D9:22:ARG:HD3	58:D9:35:ARG:HD2	1.95	0.48
1:AA:405:U:O2	1:AA:498:U:C6	2.67	0.48
1:AA:713:G:O2'	1:AA:714:G:H5'	2.14	0.48
1:AA:839:U:O2	1:AA:839:U:C2'	2.62	0.48
1:AA:917:G:C6	1:AA:918:A:C6	3.02	0.48
1:AA:1030(A):G:H2'	1:AA:1030(B):C:H5''	1.95	0.48
1:AA:1205:U:H4'	3:AC:195:VAL:CG2	2.44	0.48
1:AA:1229:A:N6	13:AM:105:THR:HG22	2.28	0.48
1:AA:1457:G:P	20:AT:39:LYS:HZ2	2.36	0.48
2:AB:97:TRP:HH2	2:AB:176:GLU:CD	2.17	0.48
2:AB:200:ILE:O	2:AB:201:ILE:HD13	2.14	0.48
3:AC:58:GLU:N	3:AC:65:ALA:HB3	2.29	0.48
3:AC:134:ILE:O	3:AC:136:GLN:N	2.47	0.48
10:AJ:32:ALA:HB3	10:AJ:75:ILE:CG1	2.44	0.48
13:AM:11:ARG:O	13:AM:13:LYS:N	2.47	0.48
17:AQ:89:LEU:O	17:AQ:93:GLN:HG3	2.13	0.48
20:AT:77:ALA:C	20:AT:79:ARG:H	2.16	0.48

*Continued on next page...*

*Continued from previous page...*

Atom-1	Atom-2	Interatomic distance (Å)	Clash overlap (Å)
23:AW:40:C:O2'	23:AW:41:G:H5'	2.14	0.48
27:BA:42:G:C2	27:BA:43:A:H1'	2.49	0.48
27:BA:192:C:C2'	27:BA:193:U:H5'	2.42	0.48
27:BA:424:G:O2'	27:BA:425:G:H5'	2.13	0.48
27:BA:947:G:H2'	27:BA:948:G:H8	1.77	0.48
27:BA:1556:C:C2'	27:BA:1557:C:H6	2.27	0.48
27:BA:2628:C:H4'	27:BA:2781:A:C6	2.49	0.48
27:BA:2716:U:H2'	27:BA:2717:G:C8	2.49	0.48
31:BE:11:MET:HB3	31:BE:24:THR:HA	1.95	0.48
31:BE:60:ASN:OD1	31:BE:62:PRO:HD2	2.14	0.48
34:BH:147:ASN:O	34:BH:150:ALA:CB	2.61	0.48
34:BH:156:ALA:N	34:BH:158:HIS:H	2.10	0.48
37:BO:87:ILE:HG21	37:BO:91:LEU:HA	1.95	0.48
39:BQ:76:LYS:HG3	39:BQ:77:LYS:O	2.14	0.48
43:BU:40:PHE:O	43:BU:41:ALA:C	2.52	0.48
46:BX:31:HIS:HD2	46:BX:32:PRO:CD	2.27	0.48
47:BY:51:VAL:O	47:BY:52:SER:HB3	2.14	0.48
48:BZ:150:HIS:HA	48:BZ:169:THR:HA	1.96	0.48
49:B0:31:VAL:HB	49:B0:35:ASN:HD22	1.78	0.48
50:B1:7:ILE:HD13	50:B1:62:VAL:HG23	1.96	0.48
53:B4:51:TYR:CD1	53:B4:51:TYR:N	2.82	0.48
1:CA:10:A:H2'	1:CA:11:G:H8	1.79	0.48
1:CA:132:C:H5'	1:CA:262:A:H1'	1.95	0.48
1:CA:335:C:H2'	1:CA:336:C:H6	1.75	0.48
1:CA:349:A:C2'	1:CA:350:G:H5'	2.44	0.48
1:CA:590:C:C4	1:CA:650:G:N1	2.82	0.48
1:CA:794:A:O2'	1:CA:795:C:H5'	2.14	0.48
1:CA:815:A:H5'	1:CA:816:A:C5'	2.44	0.48
1:CA:935:A:O2'	1:CA:936:C:P	2.72	0.48
1:CA:1036:G:H3'	1:CA:1037:C:C6	2.49	0.48
1:CA:1253:G:H2'	1:CA:1254:C:C6	2.49	0.48
1:CA:1286:A:H2	21:CU:22:ARG:NH2	2.10	0.48
1:CA:1346:A:C5	7:CG:10:ARG:NH2	2.82	0.48
2:CB:77:ALA:O	2:CB:81:VAL:HG23	2.14	0.48
3:CC:14:ILE:CG1	3:CC:15:THR:H	2.18	0.48
3:CC:122:GLU:O	3:CC:126:ARG:HG3	2.14	0.48
4:CD:5:ILE:H	4:CD:115:ARG:HH12	1.62	0.48
4:CD:78:LEU:O	4:CD:79:PHE:C	2.52	0.48
4:CD:98:GLU:OE1	4:CD:194:LEU:HD11	2.14	0.48
4:CD:110:PHE:H	4:CD:110:PHE:HD1	1.60	0.48
6:CF:23:LYS:HG2	6:CF:61:LEU:HD21	1.96	0.48

*Continued on next page...*

*Continued from previous page...*

Atom-1	Atom-2	Interatomic distance (Å)	Clash overlap (Å)
8:CH:86:ILE:HB	8:CH:133:LEU:CD2	2.43	0.48
11:CK:16:SER:O	11:CK:35:PRO:HG3	2.14	0.48
14:CN:24:CYS:HB3	14:CN:27:CYS:O	2.12	0.48
16:CP:53:VAL:HG12	16:CP:79:VAL:HG22	1.95	0.48
19:CS:9:VAL:C	19:CS:11:VAL:N	2.68	0.48
20:CT:81:LYS:O	20:CT:85:MET:HG2	2.14	0.48
27:DA:140:G:N2	27:DA:142:A:C2	2.75	0.48
27:DA:796:C:H2'	27:DA:797:C:H6	1.71	0.48
27:DA:859:G:H22	27:DA:916:G:H3'	1.79	0.48
27:DA:920:G:H8	27:DA:920:G:O5'	1.97	0.48
27:DA:953:A:C2	27:DA:954:G:C8	3.02	0.48
27:DA:1152:C:H1'	43:DU:77:SER:CB	2.44	0.48
27:DA:1700:A:O2'	27:DA:1701:A:O4'	2.32	0.48
27:DA:1830:C:N4	27:DA:1975:G:H1	2.11	0.48
27:DA:2156:G:C5	27:DA:2157:G:N2	2.82	0.48
27:DA:2175:C:H1'	29:DC:215:THR:HA	1.95	0.48
27:DA:2177:C:O2'	27:DA:2178:C:H5'	2.14	0.48
27:DA:2271:G:C5	27:DA:2272:U:C5	3.02	0.48
27:DA:2299:G:C2	27:DA:2318:G:H8	2.32	0.48
27:DA:2428:G:H21	38:DP:60:MET:CE	2.27	0.48
27:DA:2508:G:C2	27:DA:2582:G:C6	3.02	0.48
27:DA:2556:C:H2'	27:DA:2557:G:O4'	2.14	0.48
27:DA:2787:C:O2	31:DE:61:ARG:NH1	2.46	0.48
31:DE:176:ILE:HG22	31:DE:176:ILE:O	2.13	0.48
32:DF:89:VAL:CG1	32:DF:90:PHE:H	2.20	0.48
37:DO:35:VAL:HG13	37:DO:62:VAL:HG12	1.96	0.48
38:DP:144:GLU:O	38:DP:145:PRO:C	2.53	0.48
40:DR:26:LYS:HE2	40:DR:71:GLN:N	2.27	0.48
41:DS:10:ARG:O	41:DS:11:LYS:O	2.31	0.48
41:DS:87:PHE:CD1	41:DS:106:ARG:NH2	2.81	0.48
42:DT:55:ASN:HD22	42:DT:55:ASN:C	2.17	0.48
44:DV:75:PHE:CE2	44:DV:82:ARG:NE	2.78	0.48
45:DW:54:ALA:O	45:DW:57:ASN:HB2	2.14	0.48
47:DY:95:LYS:CG	47:DY:100:ALA:HA	2.44	0.48
48:DZ:150:HIS:CD2	48:DZ:169:THR:HG22	2.48	0.48
57:D8:23:VAL:CG1	57:D8:46:ARG:HB3	2.43	0.48
1:AA:434:U:C2'	1:AA:435:C:O4'	2.61	0.47
1:AA:865:A:H5'	1:AA:1078:U:C5	2.49	0.47
1:AA:974:A:P	14:AN:29:ARG:HH22	2.37	0.47
1:AA:1054:C:N3	23:AW:33:C:H1'	2.29	0.47
1:AA:1275:A:H2'	1:AA:1276:G:H8	1.79	0.47

*Continued on next page...*

*Continued from previous page...*

Atom-1	Atom-2	Interatomic distance (Å)	Clash overlap (Å)
1:AA:1281:U:O4	10:AJ:7:LYS:NZ	2.37	0.47
1:AA:1431:C:H2'	1:AA:1432:G:O4'	2.14	0.47
1:AA:1442:G:H1	1:AA:1461:G:H21	1.62	0.47
2:AB:144:ARG:O	2:AB:145:LEU:C	2.52	0.47
4:AD:200:GLU:HG2	4:AD:201:GLN:N	2.28	0.47
5:AE:109:ILE:O	5:AE:113:ALA:N	2.47	0.47
12:AL:25:LYS:CE	12:AL:30:ARG:HH22	2.27	0.47
12:AL:86:ARG:CA	12:AL:94:ARG:HA	2.44	0.47
13:AM:19:LEU:HD11	13:AM:56:LEU:HD11	1.96	0.47
17:AQ:58:GLU:O	17:AQ:73:VAL:HA	2.14	0.47
17:AQ:59:ILE:HA	17:AQ:72:ARG:O	2.14	0.47
20:AT:73:HIS:O	20:AT:74:LYS:O	2.31	0.47
23:AW:4:G:H3'	23:AW:5:G:H5''	1.96	0.47
24:AX:25:C:H2'	24:AX:26:G:C8	2.48	0.47
27:BA:196:A:C5	27:BA:805:G:C6	3.02	0.47
27:BA:242:G:C5'	57:B8:62:LEU:HD22	2.44	0.47
27:BA:340:A:H2'	27:BA:341:G:O4'	2.14	0.47
27:BA:922:U:C2	27:BA:923:C:C5	3.01	0.47
27:BA:1303:G:C2	27:BA:1304:C:C6	3.02	0.47
27:BA:1310:G:H2'	27:BA:1311:G:H5'	1.96	0.47
27:BA:1315:C:O2	27:BA:1392:A:H2	1.97	0.47
27:BA:1797:C:O2	27:BA:1823:G:C2	2.67	0.47
27:BA:1963:U:OP1	27:BA:1963:U:H3'	2.13	0.47
27:BA:1984:G:O2'	27:BA:1985:G:H5'	2.14	0.47
27:BA:2091:U:O4	27:BA:2092:U:C4	2.67	0.47
27:BA:2305:A:C2	27:BA:2306:C:H1'	2.49	0.47
27:BA:2354:G:H2'	27:BA:2355:C:C6	2.48	0.47
27:BA:2884:U:O2	54:B5:51:TYR:CE1	2.66	0.47
28:BB:105:A:C2'	28:BB:106:G:C5'	2.90	0.47
29:BC:47:LEU:CB	29:BC:207:THR:HA	2.44	0.47
30:BD:227:ASN:HB3	30:BD:228:PRO:CD	2.44	0.47
31:BE:63:LEU:O	31:BE:64:LYS:C	2.52	0.47
33:BG:2:PRO:C	33:BG:4:ASP:N	2.60	0.47
33:BG:60:LEU:C	33:BG:62:LEU:H	2.17	0.47
41:BS:85:VAL:O	41:BS:86:ALA:HB2	2.14	0.47
42:BT:92:GLY:O	42:BT:93:ARG:HB3	2.13	0.47
44:BV:81:TYR:CE2	44:BV:83:ARG:HG3	2.49	0.47
45:BW:14:PRO:O	45:BW:15:ARG:C	2.52	0.47
46:BX:31:HIS:HD2	46:BX:33:LYS:H	1.57	0.47
48:BZ:103:PHE:N	48:BZ:103:PHE:CD1	2.82	0.47
48:BZ:150:HIS:CA	48:BZ:169:THR:HA	2.44	0.47

*Continued on next page...*



*Continued from previous page...*

Atom-1	Atom-2	Interatomic distance (Å)	Clash overlap (Å)
51:B2:28:LYS:HB2	51:B2:57:ILE:HD12	1.96	0.47
53:B4:62:CYS:SG	53:B4:64:LYS:CB	3.02	0.47
55:B6:42:TRP:HA	55:B6:42:TRP:CE3	2.49	0.47
56:B7:11:LYS:O	56:B7:12:ARG:C	2.52	0.47
56:B7:35:ARG:HG3	56:B7:42:LEU:HD21	1.96	0.47
1:CA:197:A:O2'	1:CA:198:G:O4'	2.31	0.47
1:CA:338:A:H61	1:CA:351:G:H1	1.62	0.47
1:CA:471:G:C2'	1:CA:472:A:H8	2.26	0.47
1:CA:520:A:N1	1:CA:536:C:O2	2.47	0.47
1:CA:949:A:C2	1:CA:1233:G:N3	2.82	0.47
1:CA:984:C:O2'	1:CA:985:C:C6	2.65	0.47
1:CA:1028:C:C2'	1:CA:1029:C:H5'	2.44	0.47
1:CA:1057:G:H2'	1:CA:1058:G:O5'	2.14	0.47
1:CA:1068:G:C8	1:CA:1094:G:C8	3.02	0.47
1:CA:1106:G:OP1	3:CC:172:ARG:HD3	2.14	0.47
1:CA:1186:G:H21	14:CN:61:TRP:C	2.17	0.47
1:CA:1199:U:H5''	1:CA:1200:C:OP2	2.13	0.47
1:CA:1383:C:O2'	1:CA:1384:C:H5'	2.13	0.47
2:CB:100:GLY:O	2:CB:104:ASN:N	2.46	0.47
4:CD:68:TYR:O	4:CD:69:GLY:C	2.52	0.47
4:CD:101:LEU:HD23	4:CD:138:TYR:HB3	1.96	0.47
8:CH:28:ALA:HA	8:CH:59:LEU:HG	1.96	0.47
11:CK:15:ALA:HB1	11:CK:78:GLN:HB2	1.95	0.47
14:CN:23:ARG:O	14:CN:24:CYS:C	2.51	0.47
15:CO:65:ARG:NH1	15:CO:65:ARG:HG2	2.28	0.47
17:CQ:20:THR:HA	17:CQ:43:LEU:CD2	2.44	0.47
20:CT:63:ILE:HD13	20:CT:80:ARG:HB3	1.96	0.47
25:CY:52:G:N2	25:CY:60:C:O2	2.47	0.47
25:CY:75:A:C2	27:DA:2422:A:C6	3.02	0.47
27:DA:27:G:HO2'	27:DA:28:A:H8	1.62	0.47
27:DA:34:C:O2'	27:DA:35:G:C5'	2.52	0.47
27:DA:475:U:H2'	27:DA:476:G:C8	2.49	0.47
27:DA:518:G:H4'	45:DW:18:ARG:NH2	2.29	0.47
27:DA:869:G:H5'	39:DQ:6:ARG:NH2	2.28	0.47
27:DA:1025:G:HO2'	27:DA:1026:U:P	2.36	0.47
27:DA:1037:G:H1	27:DA:1118:C:N4	2.11	0.47
27:DA:2308:G:C5	27:DA:2310:A:H5'	2.49	0.47
27:DA:2363:C:H2'	27:DA:2364:C:H6	1.79	0.47
27:DA:2439:A:H5'	27:DA:2439:A:C8	2.49	0.47
27:DA:2653:U:H2'	27:DA:2654:A:C8	2.49	0.47
30:DD:20:ASP:OD1	30:DD:20:ASP:C	2.52	0.47

*Continued on next page...*



*Continued from previous page...*

Atom-1	Atom-2	Interatomic distance (Å)	Clash overlap (Å)
30:DD:72:LYS:CE	30:DD:101:GLU:OE2	2.58	0.47
31:DE:34:VAL:HG23	31:DE:48:GLN:HG2	1.96	0.47
31:DE:84:PHE:CD2	31:DE:84:PHE:C	2.87	0.47
32:DF:108:LYS:HB3	32:DF:112:MET:HE2	1.96	0.47
32:DF:152:GLU:HB3	32:DF:191:ARG:HD2	1.96	0.47
33:DG:152:LEU:HG	33:DG:153:ARG:N	2.29	0.47
35:DI:43:ASN:O	35:DI:44:LEU:C	2.52	0.47
35:DI:54:GLN:O	35:DI:58:LEU:HB2	2.14	0.47
35:DI:68:LEU:HD23	35:DI:68:LEU:C	2.34	0.47
37:DO:101:PRO:O	37:DO:102:VAL:HG12	2.14	0.47
38:DP:58:THR:O	38:DP:61:ARG:HG3	2.14	0.47
46:DX:63:LYS:HA	46:DX:72:LYS:HA	1.96	0.47
48:DZ:2:TYR:O	48:DZ:56:ILE:HA	2.14	0.47
51:D2:31:GLU:O	51:D2:34:GLU:N	2.47	0.47
1:AA:255:G:O6	1:AA:266:G:O6	2.33	0.47
1:AA:260:G:H2'	1:AA:261:U:C6	2.48	0.47
1:AA:415:A:H2'	1:AA:416:G:H8	1.77	0.47
1:AA:823:G:H2'	1:AA:824:C:O4'	2.14	0.47
1:AA:859:A:C2'	1:AA:860:A:H5'	2.44	0.47
1:AA:953:G:H5''	1:AA:965:A:H61	1.78	0.47
2:AB:55:PHE:C	2:AB:57:PHE:N	2.67	0.47
3:AC:92:ALA:CB	3:AC:99:VAL:HG11	2.40	0.47
3:AC:188:LEU:HD12	3:AC:195:VAL:HG11	1.96	0.47
5:AE:101:ILE:N	5:AE:101:ILE:CD1	2.67	0.47
9:AI:28:VAL:HG11	9:AI:36:TYR:CE2	2.50	0.47
12:AL:24:LEU:C	12:AL:26:GLY:N	2.67	0.47
15:AO:23:GLY:O	15:AO:27:VAL:HB	2.14	0.47
18:AR:32:ARG:NH1	18:AR:65:ILE:HD13	2.29	0.47
18:AR:46:GLU:HB2	18:AR:85:LEU:HD21	1.96	0.47
20:AT:96:GLY:O	20:AT:97:ALA:O	2.33	0.47
24:AX:40:C:H2'	24:AX:41:C:H6	1.77	0.47
27:BA:381:G:OP1	50:B1:16:ASN:ND2	2.47	0.47
27:BA:588:U:H1'	32:BF:90:PHE:CG	2.50	0.47
27:BA:925:C:C2'	27:BA:926:A:O5'	2.62	0.47
27:BA:1048:A:O2'	27:BA:1049:C:P	2.71	0.47
27:BA:1170:G:N2	27:BA:1180:C:C2	2.82	0.47
27:BA:1847:A:C4'	27:BA:1848:A:OP2	2.62	0.47
27:BA:1980:G:O2'	27:BA:1982:C:OP2	2.30	0.47
27:BA:2302:G:H21	33:BG:128:ARG:CG	2.26	0.47
27:BA:2317:C:C3'	27:BA:2318:G:H5'	2.41	0.47
27:BA:2366:A:H2'	27:BA:2367:G:O4'	2.13	0.47

*Continued on next page...*

*Continued from previous page...*

Atom-1	Atom-2	Interatomic distance (Å)	Clash overlap (Å)
27:BA:2370:G:H2'	27:BA:2371:G:C8	2.48	0.47
27:BA:2427:C:C5'	27:BA:2429:G:H5'	2.44	0.47
27:BA:2458:G:H2'	27:BA:2490:G:H1	1.80	0.47
27:BA:2710:C:OP1	40:BR:15:SER:HB2	2.14	0.47
27:BA:2729:G:H4'	31:BE:185:LYS:O	2.13	0.47
28:BB:1:U:C5	28:BB:2:C:C4	3.01	0.47
28:BB:51:G:OP2	41:BS:61:ASN:O	2.32	0.47
28:BB:87:G:H3'	28:BB:88:C:C5'	2.44	0.47
30:BD:112:GLN:HB2	30:BD:115:GLN:NE2	2.24	0.47
31:BE:49:LEU:N	31:BE:49:LEU:CD1	2.77	0.47
32:BF:22:ALA:CA	32:BF:26:ALA:HB2	2.44	0.47
33:BG:9:ARG:O	33:BG:11:TYR:N	2.47	0.47
33:BG:83:ARG:HH11	33:BG:84:LYS:HD2	1.79	0.47
33:BG:110:ALA:HB2	33:BG:141:PHE:HA	1.96	0.47
34:BH:13:LYS:HD3	34:BH:14:GLY:H	1.76	0.47
34:BH:85:LYS:NZ	34:BH:133:VAL:CG2	2.73	0.47
34:BH:155:SER:OG	34:BH:156:ALA:N	2.47	0.47
37:BO:38:VAL:O	37:BO:39:ILE:CG2	2.62	0.47
38:BP:9:ASN:H	38:BP:10:PRO:CD	2.27	0.47
43:BU:18:LEU:O	43:BU:19:LYS:C	2.52	0.47
43:BU:21:ALA:HB1	43:BU:24:TYR:CE1	2.49	0.47
48:BZ:129:PRO:HA	48:BZ:132:ILE:HD11	1.96	0.47
55:B6:27:LYS:CB	55:B6:29:ASN:OD1	2.61	0.47
56:B7:8:ASN:CG	56:B7:11:LYS:HB3	2.35	0.47
57:B8:4:MET:O	57:B8:62:LEU:CD1	2.62	0.47
1:CA:76:C:N4	1:CA:93:G:H1	2.12	0.47
1:CA:191:G:O2'	20:CT:102:GLY:O	2.30	0.47
1:CA:321:A:H8	1:CA:321:A:O5'	1.96	0.47
1:CA:472:A:O2'	1:CA:473:G:H5'	2.14	0.47
1:CA:545:C:C4	1:CA:546:G:N7	2.82	0.47
1:CA:834:C:H42	1:CA:852:G:H1	1.62	0.47
1:CA:862:C:H1'	1:CA:874:G:H4'	1.95	0.47
1:CA:867:G:H21	1:CA:873:A:H2	1.62	0.47
1:CA:942:G:C6	1:CA:1342:C:N3	2.81	0.47
1:CA:1020:U:H2'	1:CA:1021:G:H8	1.80	0.47
1:CA:1367:C:OP1	9:CI:115:GLY:N	2.44	0.47
1:CA:1390:U:H2'	1:CA:1391:U:C6	2.44	0.47
2:CB:10:LEU:O	2:CB:14:GLY:N	2.47	0.47
4:CD:101:LEU:HA	4:CD:140:VAL:CG2	2.44	0.47
4:CD:112:VAL:HG12	4:CD:161:ASN:ND2	2.29	0.47
4:CD:137:SER:O	4:CD:138:TYR:C	2.52	0.47

*Continued on next page...*

*Continued from previous page...*

Atom-1	Atom-2	Interatomic distance (Å)	Clash overlap (Å)
10:CJ:94:VAL:CG1	10:CJ:95:GLU:N	2.77	0.47
17:CQ:84:LEU:HA	17:CQ:87:LYS:HG2	1.96	0.47
27:DA:8:A:H2'	27:DA:9:U:C5	2.46	0.47
27:DA:106:C:O4'	47:DY:2:ARG:HG3	2.15	0.47
27:DA:295:G:N3	27:DA:295:G:H2'	2.29	0.47
27:DA:529:A:C5'	27:DA:530:G:OP1	2.61	0.47
27:DA:553:G:C2'	27:DA:554:U:H5'	2.44	0.47
27:DA:723:G:C2	27:DA:724:U:C2	3.03	0.47
27:DA:768:G:H5'	27:DA:1622:G:H4'	1.97	0.47
27:DA:970:C:O2	27:DA:984:A:O2'	2.29	0.47
27:DA:1127:A:C2'	27:DA:1128:A:H5''	2.43	0.47
27:DA:1416:G:O2'	27:DA:1417:C:C6	2.54	0.47
27:DA:1824:G:N3	30:DD:254:THR:OG1	2.47	0.47
27:DA:1924:C:N4	27:DA:1925:C:N4	2.62	0.47
27:DA:2249:U:H1'	27:DA:2275:C:N4	2.28	0.47
27:DA:2423:U:O3'	27:DA:2425:A:H2'	2.14	0.47
27:DA:2473:U:O2	27:DA:2473:U:C2'	2.54	0.47
28:DB:104:U:O2'	28:DB:105:A:H5'	2.14	0.47
29:DC:168:THR:HA	29:DC:173:ALA:HB1	1.96	0.47
30:DD:206:LEU:HD22	30:DD:211:ARG:HG2	1.96	0.47
35:DI:25:TYR:HE2	35:DI:29:TYR:CD2	2.32	0.47
36:DN:111:PRO:HA	36:DN:114:ARG:NH2	2.28	0.47
38:DP:32:THR:O	38:DP:33:ARG:CB	2.62	0.47
38:DP:48:PRO:O	38:DP:50:ARG:N	2.46	0.47
39:DQ:79:LEU:CD2	39:DQ:80:GLU:N	2.77	0.47
41:DS:69:VAL:O	41:DS:70:GLY:C	2.52	0.47
41:DS:85:VAL:HB	41:DS:86:ALA:H	1.49	0.47
41:DS:106:ARG:O	41:DS:107:GLU:CB	2.62	0.47
42:DT:28:VAL:HG11	42:DT:46:GLU:CD	2.34	0.47
42:DT:129:ARG:CZ	42:DT:131:ALA:O	2.62	0.47
43:DU:79:PHE:HD2	43:DU:83:LEU:HD13	1.80	0.47
43:DU:111:GLU:O	43:DU:112:ARG:C	2.51	0.47
45:DW:51:LEU:HD13	45:DW:51:LEU:C	2.34	0.47
45:DW:59:VAL:HG12	45:DW:60:ASN:HD22	1.79	0.47
45:DW:85:VAL:HG13	45:DW:86:LEU:N	2.28	0.47
46:DX:5:TYR:CE2	51:D2:30:ARG:HB2	2.49	0.47
46:DX:36:LYS:O	46:DX:39:ILE:HB	2.14	0.47
47:DY:14:LEU:HD12	47:DY:15:VAL:N	2.28	0.47
48:DZ:51:SER:OG	48:DZ:52:ILE:N	2.47	0.47
50:D1:8:SER:HB3	50:D1:66:HIS:CD2	2.49	0.47
50:D1:58:ILE:HD12	50:D1:60:PHE:HE2	1.79	0.47

*Continued on next page...*

*Continued from previous page...*

Atom-1	Atom-2	Interatomic distance (Å)	Clash overlap (Å)
57:D8:40:GLU:C	57:D8:42:ARG:N	2.67	0.47
58:D9:29:ASN:HD22	58:D9:29:ASN:H	1.61	0.47
1:AA:1225:A:OP2	1:AA:1226:C:C5	2.63	0.47
1:AA:1340:A:C2'	1:AA:1341:U:H5'	2.44	0.47
2:AB:121:LEU:O	2:AB:121:LEU:HD23	2.14	0.47
8:AH:9:MET:HE3	8:AH:35:ILE:HG21	1.95	0.47
8:AH:104:ARG:HD3	8:AH:138:TRP:CG	2.48	0.47
9:AI:45:ALA:O	9:AI:48:GLU:HB2	2.14	0.47
9:AI:95:LYS:CG	9:AI:96:LEU:N	2.77	0.47
10:AJ:88:LEU:O	10:AJ:88:LEU:HG	2.14	0.47
12:AL:21:VAL:O	12:AL:21:VAL:HG12	2.14	0.47
12:AL:55:VAL:O	12:AL:62:GLU:HA	2.14	0.47
13:AM:76:ALA:O	13:AM:79:LYS:N	2.46	0.47
14:AN:23:ARG:O	14:AN:24:CYS:C	2.52	0.47
15:AO:35:ARG:NH1	15:AO:59:MET:SD	2.87	0.47
17:AQ:58:GLU:OE1	17:AQ:75:ARG:NE	2.48	0.47
19:AS:79:THR:O	19:AS:80:TYR:HB2	2.15	0.47
25:AY:19:U:H2'	25:AY:20:A:H4'	1.94	0.47
25:AY:69:C:H5'	25:AY:69:C:H6	1.79	0.47
27:BA:69:C:H4'	27:BA:75:G:C5	2.48	0.47
27:BA:181:A:C4	27:BA:435:C:C6	3.02	0.47
27:BA:355:G:H2'	27:BA:356:G:C1'	2.44	0.47
27:BA:652:C:C6	27:BA:652:C:H5''	2.49	0.47
27:BA:750:A:H2'	27:BA:751:A:H5''	1.96	0.47
27:BA:764:A:C6	30:BD:209:ALA:CB	2.97	0.47
27:BA:985:C:C2	27:BA:986:C:C5	3.02	0.47
27:BA:1505:C:H3'	27:BA:1506:C:C6	2.49	0.47
27:BA:1909:C:O2	27:BA:1909:C:H2'	2.13	0.47
27:BA:1925:C:H2'	27:BA:1926:U:O5'	2.14	0.47
27:BA:1935:G:O2'	27:BA:1936:A:H5'	2.13	0.47
27:BA:1996:C:C4'	27:BA:1997:G:O5'	2.62	0.47
27:BA:2092:U:O4'	27:BA:2092:U:O2	2.31	0.47
27:BA:2266:A:H5''	27:BA:2267:A:H5''	1.96	0.47
27:BA:2285:C:O2'	27:BA:2288:A:H2'	2.14	0.47
27:BA:2286:A:H5''	27:BA:2287:A:O5'	2.14	0.47
27:BA:2352:A:H2'	27:BA:2353:G:H5'	1.94	0.47
27:BA:2670:A:H2'	27:BA:2671:A:H5'	1.96	0.47
31:BE:187:ALA:O	31:BE:188:VAL:C	2.50	0.47
33:BG:73:ALA:O	33:BG:85:GLY:HA2	2.14	0.47
33:BG:130:ASN:HB3	33:BG:160:VAL:HA	1.96	0.47
34:BH:88:LEU:HD13	34:BH:130:ARG:HG3	1.94	0.47

*Continued on next page...*

*Continued from previous page...*

Atom-1	Atom-2	Interatomic distance (Å)	Clash overlap (Å)
38:BP:61:ARG:HD3	57:B8:13:ARG:HD2	1.95	0.47
38:BP:81:GLN:OE1	38:BP:106:LEU:HA	2.14	0.47
44:BV:41:GLY:CA	44:BV:45:THR:OG1	2.46	0.47
45:BW:111:HIS:CD2	45:BW:112:GLY:N	2.83	0.47
46:BX:26:TYR:HD2	46:BX:92:LEU:HD12	1.79	0.47
46:BX:28:PHE:N	46:BX:28:PHE:CD1	2.82	0.47
47:BY:28:LYS:HE3	47:BY:28:LYS:N	2.29	0.47
47:BY:81:LYS:HZ2	47:BY:97:ARG:CG	2.26	0.47
50:B1:53:VAL:HG21	50:B1:74:VAL:HG22	1.95	0.47
51:B2:28:LYS:O	51:B2:53:LEU:HD11	2.14	0.47
1:CA:495:A:C2	1:CA:496:A:C2	3.03	0.47
1:CA:499:A:H4'	1:CA:500:G:OP1	2.14	0.47
1:CA:538:G:C4'	12:CL:111:LYS:HD3	2.45	0.47
1:CA:557:G:H3'	1:CA:558:G:C8	2.49	0.47
1:CA:831:U:OP1	2:CB:22:LYS:HD2	2.14	0.47
1:CA:1050:G:H2'	1:CA:1051:C:H6	1.78	0.47
2:CB:120:ALA:C	2:CB:122:PHE:N	2.66	0.47
2:CB:239:VAL:O	2:CB:241:GLU:N	2.47	0.47
3:CC:173:VAL:HG12	3:CC:175:LEU:CD1	2.44	0.47
6:CF:49:ALA:HB3	18:CR:79:LEU:O	2.14	0.47
7:CG:145:ALA:O	7:CG:146:GLU:CB	2.59	0.47
9:CI:7:THR:O	9:CI:79:LEU:HD12	2.12	0.47
9:CI:55:ALA:HB2	9:CI:59:PHE:HE1	1.79	0.47
9:CI:82:ALA:CB	9:CI:96:LEU:HD11	2.33	0.47
10:CJ:56:HIS:O	10:CJ:58:ASP:N	2.47	0.47
10:CJ:80:LYS:HE3	10:CJ:80:LYS:O	2.15	0.47
12:CL:114:ARG:CZ	12:CL:114:ARG:HB2	2.45	0.47
13:CM:80:ARG:C	13:CM:82:MET:H	2.17	0.47
14:CN:59:ALA:O	14:CN:60:SER:HB2	2.14	0.47
16:CP:17:TYR:CD1	16:CP:17:TYR:N	2.81	0.47
18:CR:66:LEU:HD12	18:CR:70:ILE:HG12	1.95	0.47
27:DA:35:G:O2'	27:DA:454:A:O4'	2.31	0.47
27:DA:266:G:C2'	27:DA:267:C:O5'	2.63	0.47
27:DA:317:G:H2'	27:DA:318:C:O4'	2.13	0.47
27:DA:639:U:C4	27:DA:640:C:N4	2.82	0.47
27:DA:873:G:H4'	39:DQ:63:LYS:CE	2.44	0.47
27:DA:1170:G:H22	27:DA:1179:C:N4	2.11	0.47
27:DA:1236:G:OP2	27:DA:1236:G:H8	1.97	0.47
27:DA:1754:C:H5''	42:DT:113:LYS:HZ2	1.79	0.47
27:DA:1831:G:C6	27:DA:1832:C:C4	3.03	0.47
27:DA:1925:C:H2'	27:DA:1926:U:H5'	1.95	0.47

*Continued on next page...*

*Continued from previous page...*

Atom-1	Atom-2	Interatomic distance (Å)	Clash overlap (Å)
27:DA:2018:G:H2'	27:DA:2019:A:O4'	2.14	0.47
27:DA:2303:G:H2'	27:DA:2304:G:C8	2.48	0.47
27:DA:2373:G:C2'	27:DA:2374:C:H5'	2.44	0.47
27:DA:2396:G:H1'	50:D1:30:VAL:HG13	1.96	0.47
27:DA:2509:G:C4	27:DA:2510:C:C5	3.02	0.47
27:DA:2515:C:H2'	27:DA:2516:G:C8	2.44	0.47
27:DA:2520:C:H2'	27:DA:2521:C:O4'	2.15	0.47
28:DB:110:G:O2'	28:DB:111:G:H5'	2.13	0.47
30:DD:70:TRP:CZ2	30:DD:150:LYS:HA	2.49	0.47
33:DG:77:ILE:N	33:DG:83:ARG:HB3	2.25	0.47
34:DH:105:LEU:N	34:DH:105:LEU:CD2	2.77	0.47
36:DN:2:LYS:HZ1	44:DV:13:ARG:H	1.62	0.47
36:DN:112:LEU:HA	36:DN:115:ARG:HB3	1.95	0.47
37:DO:100:GLY:O	37:DO:101:PRO:O	2.31	0.47
40:DR:2:ARG:HH21	40:DR:5:LYS:HZ1	1.60	0.47
43:DU:100:VAL:HG12	43:DU:101:ARG:N	2.28	0.47
44:DV:34:GLU:O	44:DV:36:PRO:CD	2.62	0.47
50:D1:24:ALA:HB3	50:D1:27:GLU:CD	2.34	0.47
57:D8:52:LYS:O	57:D8:55:ALA:HB3	2.13	0.47
1:AA:328:C:O2	1:AA:328:C:C2'	2.62	0.47
1:AA:642:A:H2'	1:AA:643:C:H6	1.79	0.47
1:AA:643:C:C2'	1:AA:644:G:H5'	2.43	0.47
3:AC:24:ALA:HB1	3:AC:29:TYR:HA	1.97	0.47
3:AC:42:LEU:HA	3:AC:45:LYS:CD	2.45	0.47
4:AD:20:TYR:CD2	4:AD:27:TYR:CE2	3.02	0.47
6:AF:1:MET:HE2	6:AF:68:PRO:HA	1.96	0.47
9:AI:77:ILE:HG22	9:AI:81:ILE:HG12	1.97	0.47
13:AM:20:THR:C	13:AM:22:ILE:H	2.15	0.47
13:AM:76:ALA:HB2	13:AM:79:LYS:NZ	2.28	0.47
15:AO:62:GLN:HA	15:AO:65:ARG:NH1	2.23	0.47
19:AS:28:LYS:HB3	19:AS:29:ARG:H	1.42	0.47
23:AW:59:U:H5'	23:AW:60:C:OP2	2.14	0.47
27:BA:83:G:O2'	27:BA:84:A:OP2	2.32	0.47
27:BA:180:G:N2	27:BA:215:G:O6	2.47	0.47
27:BA:215:G:H4'	27:BA:216:A:O5'	2.14	0.47
27:BA:664:C:H1'	27:BA:940:G:OP1	2.14	0.47
27:BA:666:G:O2'	27:BA:667:U:H5'	2.15	0.47
27:BA:795:C:C2	27:BA:796:C:C5	3.02	0.47
27:BA:943:U:H2'	27:BA:944:G:O4'	2.14	0.47
27:BA:971:C:O2'	27:BA:972:G:H5'	2.15	0.47
27:BA:1400:G:C6	27:BA:1401:G:C6	3.03	0.47

*Continued on next page...*

*Continued from previous page...*

Atom-1	Atom-2	Interatomic distance (Å)	Clash overlap (Å)
27:BA:1714:G:H2'	27:BA:1717:G:O4'	2.13	0.47
27:BA:2050:C:H2'	27:BA:2051:A:C8	2.50	0.47
27:BA:2115:G:H8	27:BA:2115:G:O5'	1.97	0.47
27:BA:2416:C:OP1	38:BP:64:LYS:O	2.32	0.47
27:BA:2772:C:N3	27:BA:2773:C:C4	2.83	0.47
28:BB:12:C:H6	28:BB:12:C:OP2	1.97	0.47
30:BD:134:ARG:HG2	30:BD:135:PHE:CD1	2.50	0.47
31:BE:171:GLU:HB3	31:BE:185:LYS:HG2	1.96	0.47
32:BF:192:LEU:HD23	32:BF:192:LEU:C	2.33	0.47
34:BH:157:TYR:O	34:BH:158:HIS:HD2	1.97	0.47
35:BI:82:ARG:O	35:BI:88:ILE:CG2	2.62	0.47
36:BN:86:PRO:O	36:BN:89:LYS:HB2	2.14	0.47
39:BQ:135:ASP:HB2	39:BQ:136:ALA:H	1.52	0.47
42:BT:125:ARG:O	42:BT:128:GLU:CG	2.54	0.47
44:BV:47:VAL:O	44:BV:49:THR:O	2.32	0.47
45:BW:88:ARG:HB2	45:BW:92:ARG:CB	2.30	0.47
48:BZ:30:ARG:HG2	48:BZ:30:ARG:O	2.13	0.47
1:CA:223:U:H2'	1:CA:224:C:C6	2.49	0.47
1:CA:584:G:O2'	1:CA:585:G:H5'	2.15	0.47
1:CA:1117:G:H21	1:CA:1180:A:H1'	1.79	0.47
1:CA:1336:C:H4'	1:CA:1337:G:N3	2.30	0.47
1:CA:1488:G:O2'	1:CA:1489:G:H5'	2.13	0.47
2:CB:142:LEU:HD11	2:CB:146:GLN:HB2	1.97	0.47
5:CE:103:GLY:C	5:CE:105:VAL:N	2.68	0.47
10:CJ:78:ASN:ND2	10:CJ:80:LYS:CB	2.77	0.47
11:CK:48:ILE:O	11:CK:50:TYR:N	2.48	0.47
16:CP:4:ILE:HG12	16:CP:21:VAL:CG2	2.40	0.47
17:CQ:76:LEU:O	17:CQ:76:LEU:HG	2.14	0.47
23:CW:30:A:H2'	23:CW:31:U:H5'	1.95	0.47
25:CY:21:A:H8	25:CY:21:A:OP2	1.98	0.47
27:DA:181:A:H1'	27:DA:435:C:H5''	1.96	0.47
27:DA:307:G:N1	27:DA:310:A:OP2	2.45	0.47
27:DA:527:C:O4'	27:DA:527:C:O2	2.31	0.47
27:DA:531:C:OP1	27:DA:561:G:N2	2.47	0.47
27:DA:779:U:O4	27:DA:780:G:C6	2.67	0.47
27:DA:955:C:H5''	39:DQ:87:LYS:HE2	1.96	0.47
27:DA:997:G:OP1	43:DU:93:LYS:HB2	2.14	0.47
27:DA:1051:G:H21	27:DA:1052:C:H6	1.60	0.47
27:DA:1053:C:C2'	27:DA:1053:C:O2	2.62	0.47
27:DA:1138:G:N2	36:DN:106:MET:SD	2.80	0.47
27:DA:1159:U:H5''	27:DA:1159:U:H6	1.79	0.47

*Continued on next page...*



*Continued from previous page...*

Atom-1	Atom-2	Interatomic distance (Å)	Clash overlap (Å)
27:DA:2184:G:H2'	27:DA:2185:C:C6	2.49	0.47
27:DA:2400:G:O2'	55:D6:19:ARG:HG3	2.14	0.47
27:DA:2542:A:C8	27:DA:2544:G:O6	2.67	0.47
28:DB:47:C:C2'	28:DB:48:A:H5'	2.44	0.47
29:DC:49:ILE:HG22	29:DC:50:ASP:OD1	2.14	0.47
30:DD:16:MET:HA	30:DD:205:VAL:O	2.15	0.47
30:DD:61:LEU:CB	30:DD:63:ARG:NH1	2.70	0.47
30:DD:70:TRP:O	30:DD:73:VAL:CG2	2.63	0.47
30:DD:94:LEU:HB2	30:DD:104:TYR:CE2	2.49	0.47
30:DD:221:VAL:HG23	30:DD:226:MET:CE	2.44	0.47
31:DE:197:ILE:HG13	31:DE:198:VAL:N	2.26	0.47
32:DF:110:LEU:HD13	32:DF:110:LEU:C	2.34	0.47
33:DG:39:ILE:HG22	33:DG:92:VAL:O	2.14	0.47
35:DI:1:MET:O	35:DI:20:ASP:HA	2.14	0.47
36:DN:2:LYS:HZ1	44:DV:13:ARG:N	2.12	0.47
38:DP:30:THR:CG2	38:DP:31:ALA:H	2.27	0.47
45:DW:59:VAL:HG12	45:DW:60:ASN:N	2.29	0.47
45:DW:73:ALA:O	45:DW:106:ILE:CG1	2.53	0.47
48:DZ:167:GLU:O	48:DZ:168:GLU:C	2.52	0.47
49:D0:51:VAL:HG23	49:D0:81:VAL:HG23	1.95	0.47
56:D7:28:ARG:O	56:D7:31:LEU:N	2.47	0.47
1:AA:60:A:OP2	1:AA:387:U:H4'	2.15	0.47
1:AA:198:G:O2'	1:AA:199:G:O4'	2.29	0.47
2:AB:122:PHE:HD1	2:AB:139:LYS:NZ	2.12	0.47
2:AB:236:TYR:N	2:AB:236:TYR:CD1	2.82	0.47
4:AD:68:TYR:HA	4:AD:114:ARG:HD3	1.96	0.47
5:AE:37:ARG:O	5:AE:38:GLN:HG2	2.15	0.47
7:AG:95:ARG:NH1	7:AG:99:LEU:HD21	2.29	0.47
8:AH:84:ARG:CB	8:AH:84:ARG:NH1	2.78	0.47
8:AH:124:ALA:HB1	8:AH:129:VAL:HG23	1.97	0.47
9:AI:118:LYS:O	9:AI:120:ARG:N	2.40	0.47
11:AK:76:GLY:O	11:AK:77:MET:O	2.32	0.47
13:AM:3:ARG:HB2	53:B4:60:GLU:HG2	1.95	0.47
16:AP:71:ARG:O	16:AP:75:ARG:N	2.45	0.47
23:AW:75:A:H4'	27:BA:2506:U:O2'	2.15	0.47
27:BA:7:G:H2'	27:BA:8:A:H8	1.73	0.47
27:BA:80:G:C2'	27:BA:81:G:H5'	2.44	0.47
27:BA:286:C:C2	27:BA:356:G:C2	3.03	0.47
27:BA:449:A:OP1	32:BF:84:VAL:O	2.32	0.47
27:BA:636:G:OP2	38:BP:131:SER:HA	2.14	0.47
27:BA:717:G:C6	27:BA:718:A:C4	3.02	0.47

*Continued on next page...*

*Continued from previous page...*

Atom-1	Atom-2	Interatomic distance (Å)	Clash overlap (Å)
27:BA:951:C:O5'	27:BA:951:C:H6	1.97	0.47
27:BA:1222:C:C2	27:BA:1223:G:C8	3.02	0.47
27:BA:1314:C:H2'	27:BA:1315:C:H6	1.79	0.47
27:BA:1434:A:H2'	27:BA:1435:G:C8	2.49	0.47
27:BA:1515:G:O2'	27:BA:1516:C:H5'	2.14	0.47
27:BA:1822:G:O3'	30:BD:54:ARG:NH2	2.47	0.47
27:BA:1835:G:N3	27:BA:1835:G:C2'	2.76	0.47
27:BA:2437:U:C2	27:BA:2438:U:C5	3.02	0.47
27:BA:2787:C:O2	27:BA:2787:C:C2'	2.62	0.47
30:BD:142:VAL:HG21	30:BD:191:ALA:HB1	1.96	0.47
30:BD:214:TRP:C	30:BD:216:GLY:H	2.16	0.47
31:BE:32:PRO:HB3	31:BE:69:LYS:HG2	1.96	0.47
31:BE:65:GLY:O	31:BE:66:HIS:C	2.53	0.47
31:BE:203:LYS:O	31:BE:203:LYS:CD	2.58	0.47
32:BF:1:MET:CG	32:BF:26:ALA:HA	2.44	0.47
32:BF:182:ASN:ND2	32:BF:185:ASP:OD2	2.44	0.47
34:BH:115:VAL:HG21	34:BH:148:ILE:HD11	1.97	0.47
35:BI:77:LEU:HD13	35:BI:79:ILE:HD11	1.97	0.47
35:BI:89:TYR:C	35:BI:121:LYS:HZ2	2.17	0.47
38:BP:132:LYS:H	38:BP:132:LYS:HG2	1.48	0.47
40:BR:87:TYR:HE1	40:BR:117:VAL:O	1.97	0.47
41:BS:30:ARG:HH22	41:BS:62:LYS:CD	2.19	0.47
50:B1:53:VAL:HG22	50:B1:74:VAL:HG13	1.95	0.47
50:B1:70:VAL:C	50:B1:72:GLU:N	2.68	0.47
51:B2:9:GLN:NE2	51:B2:56:GLN:HG2	2.29	0.47
52:B3:30:ARG:HD3	52:B3:33:GLN:HE21	1.79	0.47
1:CA:100:C:O2	1:CA:100:C:H2'	2.14	0.47
1:CA:372:C:H2'	1:CA:387:U:O4	2.14	0.47
1:CA:516:U:O4	1:CA:533:A:OP2	2.32	0.47
1:CA:1188:A:H4'	14:CN:58:LYS:NZ	2.30	0.47
1:CA:1204:A:OP2	14:CN:3:ARG:NH1	2.47	0.47
1:CA:1394:A:H2'	1:CA:1501:C:O2'	2.14	0.47
3:CC:11:ARG:HG2	3:CC:11:ARG:NH1	2.22	0.47
3:CC:76:VAL:HG23	3:CC:77:ILE:HG13	1.97	0.47
3:CC:119:ARG:HG3	3:CC:119:ARG:NH1	2.29	0.47
5:CE:50:GLU:CB	5:CE:53:LEU:HD13	2.33	0.47
5:CE:148:VAL:O	5:CE:152:ARG:HG3	2.14	0.47
6:CF:44:GLY:O	6:CF:45:LEU:C	2.53	0.47
7:CG:44:TYR:C	7:CG:46:ALA:N	2.67	0.47
7:CG:92:SER:OG	7:CG:93:PRO:HD2	2.14	0.47
8:CH:65:TYR:N	8:CH:65:TYR:CD1	2.82	0.47

*Continued on next page...*

*Continued from previous page...*

Atom-1	Atom-2	Interatomic distance (Å)	Clash overlap (Å)
9:CI:82:ALA:C	9:CI:84:ALA:N	2.67	0.47
9:CI:91:ASP:C	9:CI:93:ARG:H	2.18	0.47
12:CL:35:THR:CG2	12:CL:56:ARG:HH12	2.27	0.47
13:CM:23:TYR:CE1	13:CM:70:LEU:CD2	2.97	0.47
15:CO:18:PHE:O	15:CO:20:GLY:N	2.48	0.47
15:CO:82:ILE:O	15:CO:86:GLY:N	2.47	0.47
17:CQ:60:ILE:C	17:CQ:71:PHE:CD1	2.87	0.47
25:CY:18:G:H1'	25:CY:56:G:H22	1.79	0.47
27:DA:49:A:N6	27:DA:177:G:C4	2.82	0.47
27:DA:146:G:C2	27:DA:147:U:C2	3.02	0.47
27:DA:237:C:O2'	27:DA:238:C:H5'	2.15	0.47
27:DA:301:G:H1	27:DA:316:C:H42	1.63	0.47
27:DA:319:C:H2'	27:DA:320:A:C8	2.46	0.47
27:DA:380:U:H5'	50:D1:18:ILE:HD12	1.96	0.47
27:DA:559:G:O2'	27:DA:560:C:H5'	2.14	0.47
27:DA:592:G:N3	57:D8:4:MET:HE2	2.30	0.47
27:DA:596:G:C6	27:DA:597:U:C4	3.02	0.47
27:DA:829:A:H5'	27:DA:831:G:N7	2.29	0.47
27:DA:998:C:N4	27:DA:1158:C:H42	2.13	0.47
27:DA:1140:C:H1'	27:DA:1143:A:N3	2.29	0.47
27:DA:1213:A:C4	27:DA:1214:A:C8	3.03	0.47
27:DA:1683:C:N4	27:DA:1705:G:H1	2.13	0.47
27:DA:2118:U:OP1	27:DA:2148:G:H4'	2.14	0.47
27:DA:2141:G:C6	27:DA:2151:G:C2	3.02	0.47
27:DA:2751:G:C2'	27:DA:2751:G:N3	2.78	0.47
27:DA:2848:G:C4'	27:DA:2849:U:OP1	2.61	0.47
28:DB:41:U:C5	33:DG:69:ALA:HB1	2.50	0.47
31:DE:24:THR:HG22	31:DE:24:THR:O	2.15	0.47
33:DG:28:VAL:O	33:DG:31:VAL:CG1	2.60	0.47
33:DG:181:ARG:O	33:DG:182:LYS:OXT	2.32	0.47
39:DQ:58:PHE:HD1	39:DQ:58:PHE:O	1.96	0.47
43:DU:79:PHE:CD2	43:DU:83:LEU:HD13	2.50	0.47
43:DU:95:LEU:HD13	44:DV:4:ILE:CG2	2.45	0.47
44:DV:38:LEU:HD12	44:DV:56:SER:C	2.35	0.47
46:DX:78:LYS:HG2	46:DX:78:LYS:O	2.15	0.47
55:D6:33:LYS:O	55:D6:34:LEU:HB2	2.13	0.47
55:D6:40:CYS:HB2	55:D6:46:HIS:CG	2.49	0.47
1:AA:246:A:C4'	1:AA:247:G:OP1	2.62	0.47
1:AA:458:C:H2'	1:AA:460:G:H8	1.80	0.47
1:AA:663:A:C2'	1:AA:664:G:H5'	2.44	0.47
1:AA:835:U:O2'	1:AA:836:G:H5'	2.14	0.47

*Continued on next page...*

*Continued from previous page...*

Atom-1	Atom-2	Interatomic distance (Å)	Clash overlap (Å)
1:AA:864:A:N1	1:AA:917:G:O2'	2.37	0.47
1:AA:928:G:H2'	1:AA:929:G:C8	2.50	0.47
1:AA:1152:A:H3'	10:AJ:13:HIS:NE2	2.30	0.47
3:AC:61:ALA:O	3:AC:62:ASP:HB2	2.13	0.47
3:AC:105:GLU:HG2	3:AC:106:VAL:H	1.80	0.47
4:AD:19:LEU:O	4:AD:26:CYS:SG	2.72	0.47
5:AE:130:ASN:C	5:AE:132:ALA:N	2.65	0.47
7:AG:23:VAL:O	7:AG:24:THR:C	2.53	0.47
8:AH:67:PRO:O	8:AH:76:PRO:HB3	2.13	0.47
9:AI:14:VAL:O	9:AI:65:VAL:HG23	2.14	0.47
9:AI:114:TYR:HD2	9:AI:114:TYR:N	2.13	0.47
10:AJ:83:GLU:HB3	10:AJ:84:GLN:NE2	2.29	0.47
10:AJ:95:GLU:OE2	10:AJ:95:GLU:HA	2.14	0.47
14:AN:14:PRO:O	14:AN:15:LYS:O	2.32	0.47
18:AR:53:ARG:HH21	18:AR:60:ALA:N	2.07	0.47
19:AS:27:GLU:O	19:AS:28:LYS:O	2.33	0.47
24:AX:12:G:H4'	27:BA:1908:C:O2	2.14	0.47
27:BA:6:A:N3	27:BA:6:A:H2'	2.29	0.47
27:BA:271(J):C:H5'	27:BA:271(K):U:OP2	2.15	0.47
27:BA:282:A:C4	27:BA:359:A:C2	3.02	0.47
27:BA:352:G:N3	27:BA:352:G:C2'	2.77	0.47
27:BA:466:A:C2'	27:BA:467:G:H5'	2.45	0.47
27:BA:572:A:H5'	27:BA:572:A:H8	1.74	0.47
27:BA:859:G:N2	27:BA:917:A:OP2	2.48	0.47
27:BA:1050:A:C4	27:BA:1051:G:N7	2.83	0.47
27:BA:1141:U:P	36:BN:25:ARG:HH12	2.38	0.47
27:BA:1213:A:C8	27:BA:1213:A:C5'	2.92	0.47
27:BA:1380:G:N2	27:BA:1570:A:C2	2.81	0.47
27:BA:1632:A:C5	27:BA:1633:G:C6	3.02	0.47
27:BA:1945:G:O5'	27:BA:1945:G:H8	1.98	0.47
27:BA:1949:G:H2'	27:BA:1950:G:C8	2.50	0.47
27:BA:2261:C:C2	27:BA:2280:G:C2	3.03	0.47
27:BA:2832:U:O4	27:BA:2884:U:C5'	2.63	0.47
30:BD:147:LEU:O	30:BD:185:VAL:HG13	2.14	0.47
31:BE:179:GLU:O	31:BE:180:ASN:HB2	2.13	0.47
32:BF:35:GLU:O	32:BF:38:ARG:HB3	2.14	0.47
33:BG:51:ARG:NE	33:BG:51:ARG:CA	2.72	0.47
33:BG:57:ALA:O	33:BG:60:LEU:HB3	2.14	0.47
34:BH:68:THR:C	34:BH:70:THR:H	2.18	0.47
34:BH:85:LYS:HE2	34:BH:145:ALA:N	2.29	0.47
35:BI:5:LEU:O	35:BI:6:LEU:HD23	2.14	0.47

*Continued on next page...*

*Continued from previous page...*

Atom-1	Atom-2	Interatomic distance (Å)	Clash overlap (Å)
35:BI:12:LEU:N	35:BI:12:LEU:CD2	2.78	0.47
36:BN:123:TYR:N	36:BN:123:TYR:CD1	2.82	0.47
42:BT:34:VAL:HG22	42:BT:39:ARG:HG2	1.96	0.47
44:BV:5:VAL:HG11	44:BV:57:VAL:CG1	2.31	0.47
45:BW:13:SER:O	45:BW:14:PRO:C	2.52	0.47
47:BY:16:ALA:HA	47:BY:21:LYS:CD	2.45	0.47
47:BY:81:LYS:HA	47:BY:82:PRO:HD3	1.78	0.47
1:CA:9:G:O2'	1:CA:10:A:O5'	2.33	0.47
1:CA:55:A:OP2	1:CA:352:C:N4	2.45	0.47
1:CA:690:G:H2'	1:CA:691:G:C8	2.50	0.47
1:CA:853:G:C4	1:CA:854:G:C8	3.03	0.47
1:CA:855:G:C2'	1:CA:856:C:H5'	2.44	0.47
1:CA:1310:G:C5'	13:CM:77:ASN:HD21	2.28	0.47
4:CD:38:TYR:HB2	4:CD:39:PRO:HD2	1.97	0.47
5:CE:90:VAL:O	5:CE:91:LEU:HD12	2.14	0.47
7:CG:104:LEU:HD22	7:CG:104:LEU:H	1.79	0.47
10:CJ:22:LYS:C	10:CJ:24:VAL:H	2.18	0.47
10:CJ:50:ILE:HG21	10:CJ:57:LYS:HA	1.97	0.47
11:CK:60:ALA:O	11:CK:61:ALA:C	2.52	0.47
13:CM:105:THR:O	13:CM:106:ASN:CB	2.61	0.47
14:CN:46:GLU:O	14:CN:49:HIS:HB2	2.14	0.47
17:CQ:7:THR:HG23	17:CQ:58:GLU:HG2	1.96	0.47
17:CQ:9:VAL:HG12	17:CQ:55:ASP:O	2.14	0.47
20:CT:30:LYS:HZ1	20:CT:80:ARG:NH2	2.12	0.47
23:CW:18:G:H5'	23:CW:59:U:O4	2.14	0.47
27:DA:148:C:H2'	27:DA:149:A:H5'	1.95	0.47
27:DA:768:G:C6	27:DA:769:G:C5	3.03	0.47
27:DA:854:G:O2'	27:DA:855:G:H5'	2.15	0.47
27:DA:919:G:C2	27:DA:920:G:C4	3.02	0.47
27:DA:969:U:P	52:D3:17:LYS:HZ3	2.38	0.47
27:DA:971:C:C2'	27:DA:972:G:H5'	2.44	0.47
27:DA:1279:G:H2'	27:DA:1280:G:H8	1.78	0.47
27:DA:1300:U:O2	27:DA:1300:U:O4'	2.32	0.47
27:DA:1560:G:C8	27:DA:1560:G:H5'	2.49	0.47
27:DA:1666:G:O3'	37:DO:6:THR:HG23	2.14	0.47
27:DA:1792:G:H2'	27:DA:1793:C:H6	1.79	0.47
27:DA:1849:G:H2'	27:DA:1849:G:N3	2.29	0.47
27:DA:1930:G:N2	27:DA:1968:G:H2'	2.30	0.47
27:DA:2016:U:H1'	54:D5:6:VAL:CG1	2.45	0.47
27:DA:2077:A:C4	27:DA:2435:A:C5	3.03	0.47
27:DA:2334:G:H21	41:DS:18:ILE:HD11	1.80	0.47

*Continued on next page...*

*Continued from previous page...*

Atom-1	Atom-2	Interatomic distance (Å)	Clash overlap (Å)
27:DA:2338:G:O2'	27:DA:2339:G:H5'	2.15	0.47
27:DA:2499:C:N4	27:DA:2500:U:H3	2.13	0.47
27:DA:2499:C:C4	27:DA:2500:U:N3	2.82	0.47
29:DC:56:GLN:C	29:DC:56:GLN:OE1	2.53	0.47
30:DD:130:ALA:O	30:DD:131:LEU:HD12	2.15	0.47
31:DE:23:VAL:HA	31:DE:186:GLY:H	1.79	0.47
32:DF:109:GLY:CA	32:DF:112:MET:HB3	2.35	0.47
32:DF:152:GLU:CB	32:DF:191:ARG:HD2	2.45	0.47
33:DG:39:ILE:HD13	33:DG:157:ILE:HG23	1.97	0.47
36:DN:3:THR:HG22	36:DN:5:VAL:CG1	2.44	0.47
36:DN:40:PRO:O	43:DU:64:ARG:HG2	2.15	0.47
38:DP:46:LYS:HG2	38:DP:52:GLU:CD	2.34	0.47
41:DS:69:VAL:O	41:DS:72:ALA:HB3	2.14	0.47
43:DU:50:ARG:CZ	44:DV:72:VAL:HG12	2.44	0.47
44:DV:12:TYR:CE2	44:DV:22:VAL:HG12	2.48	0.47
55:D6:42:TRP:O	55:D6:44:ARG:N	2.46	0.47
1:AA:622:A:C8	1:AA:623:C:C5	3.02	0.47
1:AA:816:A:O2'	1:AA:817:C:P	2.73	0.47
1:AA:1038:C:H6	1:AA:1038:C:O5'	1.98	0.47
1:AA:1091:U:H2'	1:AA:1093:A:OP2	2.15	0.47
1:AA:1228:C:H4'	13:AM:116:THR:O	2.15	0.47
1:AA:1286:A:C2	21:AU:22:ARG:NH2	2.83	0.47
1:AA:1302:U:OP1	13:AM:13:LYS:NZ	2.41	0.47
1:AA:1342:C:H1'	9:AI:124:GLN:HG2	1.96	0.47
1:AA:1399:C:C2	1:AA:1502:A:N6	2.83	0.47
1:AA:1412:C:H2'	1:AA:1413:A:H8	1.78	0.47
2:AB:114:ARG:O	2:AB:118:LEU:HG	2.15	0.47
2:AB:187:LEU:CD2	2:AB:201:ILE:O	2.63	0.47
3:AC:41:GLY:O	3:AC:45:LYS:HG3	2.15	0.47
3:AC:167:TRP:O	3:AC:168:ALA:HB2	2.13	0.47
4:AD:98:GLU:HA	4:AD:103:ASN:ND2	2.30	0.47
4:AD:175:SER:OG	4:AD:184:LYS:HB2	2.14	0.47
5:AE:53:LEU:CD1	5:AE:53:LEU:H	2.28	0.47
7:AG:115:ARG:HB2	7:AG:118:VAL:CG1	2.45	0.47
7:AG:146:GLU:C	7:AG:148:ASN:N	2.68	0.47
8:AH:12:ARG:HD3	8:AH:25:ASP:O	2.13	0.47
8:AH:50:ARG:HG2	8:AH:59:LEU:CD2	2.45	0.47
8:AH:53:VAL:HG12	8:AH:56:LYS:HE2	1.96	0.47
8:AH:101:PRO:HG2	8:AH:133:LEU:CD1	2.39	0.47
9:AI:114:TYR:N	9:AI:114:TYR:CD2	2.83	0.47
10:AJ:63:PHE:HB3	14:AN:58:LYS:CA	2.43	0.47

*Continued on next page...*



*Continued from previous page...*

Atom-1	Atom-2	Interatomic distance (Å)	Clash overlap (Å)
10:AJ:95:GLU:CG	10:AJ:96:ILE:N	2.77	0.47
12:AL:114:ARG:HH22	12:AL:121:LYS:CD	2.26	0.47
14:AN:9:LYS:HG3	14:AN:12:ARG:CZ	2.45	0.47
15:AO:76:GLU:C	15:AO:78:TYR:H	2.17	0.47
16:AP:6:LEU:HG	16:AP:19:ILE:HD13	1.97	0.47
18:AR:34:TYR:HB3	18:AR:69:THR:HG22	1.96	0.47
18:AR:37:VAL:O	18:AR:38:GLU:C	2.53	0.47
19:AS:31:ILE:HG23	19:AS:49:ILE:HA	1.96	0.47
19:AS:40:ILE:HG13	19:AS:69:HIS:O	2.15	0.47
24:AX:2:G:N2	24:AX:72:A:H1'	2.30	0.47
25:AY:75:A:O2'	27:BA:2394:C:N3	2.40	0.47
27:BA:30:G:O2'	27:BA:1214:A:N3	2.44	0.47
27:BA:81:G:H1	27:BA:105:C:N4	2.08	0.47
27:BA:113:G:H8	27:BA:113:G:OP2	1.97	0.47
27:BA:237:C:H2'	27:BA:238:C:C6	2.50	0.47
27:BA:250:G:H2'	27:BA:251:A:H8	1.78	0.47
27:BA:355:G:H2'	27:BA:356:G:O4'	2.14	0.47
27:BA:405:U:O2'	27:BA:406:G:H5'	2.15	0.47
27:BA:638:G:O2'	27:BA:639:U:H5'	2.14	0.47
27:BA:684:G:O2'	27:BA:788:A:N7	2.47	0.47
27:BA:686:G:C6	56:B7:12:ARG:HA	2.50	0.47
27:BA:847:U:OP2	27:BA:928:G:O6	2.32	0.47
27:BA:1033:U:C5'	27:BA:1034:G:OP1	2.61	0.47
27:BA:1159:U:O2'	27:BA:1160:G:H5'	2.15	0.47
27:BA:1249:U:H6	27:BA:1249:U:C5'	2.10	0.47
27:BA:1411:C:N4	27:BA:1412:A:N6	2.62	0.47
27:BA:1599:C:H5''	46:BX:35:THR:HG22	1.96	0.47
27:BA:1613:G:O2'	56:B7:3:ARG:NE	2.47	0.47
27:BA:1722:A:N6	27:BA:1740:G:C8	2.83	0.47
27:BA:1826:G:O2'	30:BD:242:ARG:NH2	2.46	0.47
27:BA:1848:A:C4	27:BA:1849:G:C8	3.03	0.47
27:BA:1904:G:H2'	27:BA:1905:C:O4'	2.15	0.47
27:BA:2115:G:N2	27:BA:2119:A:N7	2.63	0.47
27:BA:2416:C:O2'	27:BA:2417:C:H5'	2.14	0.47
27:BA:2470:G:P	39:BQ:56:ARG:HH21	2.38	0.47
27:BA:2554:U:H5'	27:BA:2554:U:H6	1.79	0.47
27:BA:2680:C:H4'	31:BE:188:VAL:O	2.15	0.47
27:BA:2771:C:H2'	27:BA:2772:C:H6	1.78	0.47
27:BA:2782:G:N2	27:BA:2783:G:H1'	2.29	0.47
28:BB:15:A:H4'	28:BB:16:G:OP2	2.15	0.47
29:BC:49:ILE:O	29:BC:51:PRO:CD	2.63	0.47

*Continued on next page...*



*Continued from previous page...*

Atom-1	Atom-2	Interatomic distance (Å)	Clash overlap (Å)
29:BC:197:GLU:O	29:BC:199:HIS:N	2.44	0.47
30:BD:4:LYS:HE3	30:BD:21:PHE:HE1	1.80	0.47
30:BD:10:THR:O	30:BD:11:PRO:O	2.32	0.47
30:BD:26:LYS:HG2	30:BD:26:LYS:O	2.15	0.47
31:BE:52:LEU:CD1	42:BT:1:MET:CE	2.93	0.47
31:BE:102:VAL:N	31:BE:170:LEU:O	2.48	0.47
33:BG:18:GLU:O	33:BG:21:ARG:HB3	2.15	0.47
33:BG:135:LEU:HD12	33:BG:135:LEU:N	2.30	0.47
34:BH:25:LYS:HA	34:BH:33:LEU:O	2.14	0.47
35:BI:117:GLU:HG3	35:BI:118:LYS:N	2.28	0.47
35:BI:120:ILE:O	35:BI:121:LYS:CB	2.63	0.47
36:BN:133:GLN:O	36:BN:134:ARG:CG	2.58	0.47
37:BO:106:LEU:O	37:BO:108:GLU:N	2.47	0.47
38:BP:146:VAL:HG13	38:BP:147:LEU:H	1.76	0.47
39:BQ:3:MET:HB2	39:BQ:4:PRO:HD2	1.96	0.47
39:BQ:108:GLY:CA	48:BZ:115:VAL:HG11	2.43	0.47
41:BS:93:LYS:O	41:BS:95:HIS:N	2.48	0.47
42:BT:3:ARG:C	42:BT:5:ALA:N	2.63	0.47
43:BU:76:TYR:CE1	43:BU:80:ILE:HD11	2.50	0.47
43:BU:83:LEU:HD12	43:BU:88:ILE:HD11	1.96	0.47
46:BX:21:PHE:O	46:BX:23:GLU:O	2.32	0.47
46:BX:64:LYS:HE3	46:BX:64:LYS:HB2	1.61	0.47
47:BY:14:LEU:O	47:BY:72:VAL:HA	2.15	0.47
47:BY:26:LYS:HE3	47:BY:27:VAL:HG23	1.97	0.47
48:BZ:18:ARG:NH1	48:BZ:81:ARG:NH2	2.61	0.47
48:BZ:68:THR:HG22	48:BZ:89:VAL:CA	2.29	0.47
48:BZ:108:ALA:C	48:BZ:144:GLU:HG2	2.35	0.47
51:B2:49:LYS:O	51:B2:52:ASP:HB2	2.15	0.47
54:B5:45:VAL:O	54:B5:47:PRO:HD3	2.14	0.47
54:B5:49:CYS:O	54:B5:50:GLY:O	2.32	0.47
1:CA:96:U:H2'	1:CA:97:G:H8	1.77	0.47
1:CA:252:U:H2'	1:CA:253:U:H6	1.80	0.47
1:CA:321:A:H4'	1:CA:1436:U:C4'	2.44	0.47
1:CA:322:C:O2	1:CA:332:G:N2	2.46	0.47
1:CA:391:G:C6	1:CA:392:G:N7	2.83	0.47
1:CA:397:A:C6	1:CA:548:G:N7	2.83	0.47
1:CA:659:U:C4	1:CA:660:G:N7	2.83	0.47
1:CA:665:A:C8	1:CA:725:G:C2	3.03	0.47
1:CA:814:A:N7	1:CA:816:A:C4	2.83	0.47
1:CA:1315:U:H2'	1:CA:1316:G:C5'	2.45	0.47
1:CA:1404:C:O2	1:CA:1519:A:O2'	2.32	0.47

*Continued on next page...*

*Continued from previous page...*

Atom-1	Atom-2	Interatomic distance (Å)	Clash overlap (Å)
2:CB:56:ARG:HG2	2:CB:56:ARG:NH1	2.29	0.47
2:CB:71:VAL:HG22	2:CB:93:VAL:HG22	1.96	0.47
2:CB:85:ALA:HB3	2:CB:92:TYR:HD2	1.78	0.47
3:CC:84:ILE:O	3:CC:88:ARG:HG3	2.14	0.47
4:CD:187:ARG:NH1	4:CD:187:ARG:HG2	2.29	0.47
5:CE:79:GLU:O	5:CE:80:ILE:HG23	2.15	0.47
6:CF:97:PHE:HD2	18:CR:31:LEU:HD21	1.75	0.47
7:CG:140:ASP:HA	7:CG:143:ARG:NH2	2.30	0.47
9:CI:19:LEU:CD2	9:CI:61:ALA:HB2	2.44	0.47
10:CJ:78:ASN:ND2	10:CJ:80:LYS:H	2.13	0.47
12:CL:72:HIS:HD2	12:CL:74:LEU:HB2	1.79	0.47
15:CO:81:LEU:HD11	15:CO:85:LEU:HD12	1.95	0.47
17:CQ:12:SER:HB3	17:CQ:20:THR:HB	1.96	0.47
17:CQ:64:PRO:HB3	17:CQ:70:ARG:HE	1.78	0.47
19:CS:22:LEU:O	19:CS:26:GLY:HA2	2.15	0.47
19:CS:39:THR:HG22	19:CS:40:ILE:N	2.29	0.47
20:CT:53:LEU:HD12	20:CT:100:ILE:HB	1.96	0.47
22:CV:2:A:H2'	22:CV:3:A:H8	1.80	0.47
24:CX:59:A:O2'	24:CX:60:U:H5'	2.15	0.47
25:CY:29:G:C2	25:CY:40:C:O2	2.67	0.47
27:DA:71:A:H5'	27:DA:71:A:C8	2.50	0.47
27:DA:209:C:H2'	27:DA:210:C:O4'	2.14	0.47
27:DA:211:A:H2'	27:DA:212:G:H8	1.80	0.47
27:DA:324:A:OP2	27:DA:1205:U:O4	2.33	0.47
27:DA:388:G:OP2	50:D1:25:LYS:HB2	2.14	0.47
27:DA:501:A:H2'	27:DA:502:A:C8	2.49	0.47
27:DA:501:A:H2'	27:DA:502:A:H8	1.79	0.47
27:DA:588:U:O2'	27:DA:589:C:O4'	2.32	0.47
27:DA:682:G:H1	27:DA:795:C:H42	1.63	0.47
27:DA:973:A:O4'	27:DA:1188:U:C6	2.67	0.47
27:DA:1209:G:HO2'	27:DA:1237:A:H61	1.61	0.47
27:DA:1368:G:C2	27:DA:1369:G:C8	3.03	0.47
27:DA:1844:C:C4	27:DA:1845:G:N7	2.82	0.47
27:DA:1952:A:N6	27:DA:1953:A:C6	2.83	0.47
27:DA:1995:U:H2'	27:DA:1996:C:C5	2.49	0.47
27:DA:2083:G:H2'	27:DA:2084:C:H6	1.80	0.47
27:DA:2249:U:H4'	27:DA:2250:G:OP2	2.13	0.47
27:DA:2253:G:H2'	27:DA:2254:C:H6	1.80	0.47
27:DA:2396:G:N1	27:DA:2421:G:C6	2.82	0.47
27:DA:2661:G:O2'	27:DA:2662:A:H5'	2.15	0.47
27:DA:2684:U:C4	27:DA:2685:G:N7	2.83	0.47

*Continued on next page...*

*Continued from previous page...*

Atom-1	Atom-2	Interatomic distance (Å)	Clash overlap (Å)
27:DA:2803:C:OP1	27:DA:2803:C:H4'	2.13	0.47
27:DA:2822:G:OP2	40:DR:2:ARG:HD3	2.15	0.47
27:DA:2823:A:OP1	31:DE:113:PHE:HB3	2.15	0.47
27:DA:2839:G:C6	27:DA:2840:C:N3	2.83	0.47
27:DA:2891:G:H8	27:DA:2891:G:O5'	1.96	0.47
29:DC:19:VAL:HB	29:DC:22:ILE:HG12	1.95	0.47
30:DD:26:LYS:HZ2	30:DD:82:ILE:HB	1.79	0.47
30:DD:208:LYS:HG3	30:DD:210:GLY:N	2.29	0.47
31:DE:14:ILE:O	31:DE:14:ILE:HG13	2.15	0.47
31:DE:61:ARG:HD2	31:DE:62:PRO:HD3	1.97	0.47
31:DE:84:PHE:O	31:DE:84:PHE:CG	2.67	0.47
31:DE:151:TYR:O	31:DE:154:LYS:N	2.45	0.47
31:DE:179:GLU:OE1	31:DE:179:GLU:CA	2.62	0.47
32:DF:18:ARG:NH2	32:DF:20:LEU:HD13	2.26	0.47
32:DF:84:VAL:C	32:DF:86:GLY:N	2.62	0.47
32:DF:202:PHE:CG	32:DF:203:GLN:N	2.82	0.47
36:DN:61:ARG:H	36:DN:61:ARG:HG2	1.54	0.47
38:DP:101:VAL:HG23	38:DP:102:ARG:N	2.30	0.47
39:DQ:16:ARG:CG	39:DQ:17:LEU:N	2.71	0.47
39:DQ:42:ILE:H	39:DQ:42:ILE:CD1	2.23	0.47
41:DS:14:VAL:O	41:DS:16:ASN:N	2.47	0.47
42:DT:35:LYS:HG3	42:DT:36:GLU:N	2.30	0.47
42:DT:51:ARG:CD	42:DT:62:THR:HG23	2.32	0.47
42:DT:53:ARG:HH11	42:DT:53:ARG:HG2	1.80	0.47
42:DT:64:ARG:HA	42:DT:72:VAL:O	2.15	0.47
42:DT:132:LYS:C	42:DT:134:GLU:N	2.68	0.47
43:DU:33:ARG:C	43:DU:35:ALA:H	2.18	0.47
47:DY:26:LYS:NZ	47:DY:27:VAL:CG2	2.77	0.47
47:DY:28:LYS:CB	47:DY:37:VAL:HB	2.43	0.47
48:DZ:27:MET:HG2	48:DZ:34:ARG:O	2.15	0.47
50:D1:6:GLU:OE1	50:D1:61:ARG:N	2.43	0.47
50:D1:57:GLU:O	50:D1:58:ILE:O	2.33	0.47
50:D1:75:GLU:HA	50:D1:75:GLU:OE2	2.15	0.47
56:D7:29:LYS:HG2	56:D7:33:ARG:NH2	2.29	0.47
1:AA:30:U:H4'	1:AA:31:G:OP1	2.10	0.47
1:AA:306:G:H2'	1:AA:307:C:C6	2.50	0.47
1:AA:1157:A:C4'	1:AA:1158:C:O5'	2.54	0.47
1:AA:1381:U:H2'	1:AA:1381:U:O2	2.13	0.47
1:AA:1420:C:H2'	1:AA:1421:G:H8	1.80	0.47
2:AB:96:ARG:O	2:AB:97:TRP:C	2.53	0.47
3:AC:41:GLY:C	3:AC:45:LYS:NZ	2.68	0.47

*Continued on next page...*

*Continued from previous page...*

Atom-1	Atom-2	Interatomic distance (Å)	Clash overlap (Å)
4:AD:28:SER:HB2	4:AD:30:LYS:HG2	1.97	0.47
6:AF:44:GLY:O	6:AF:59:TYR:HA	2.15	0.47
6:AF:65:VAL:HG23	6:AF:66:GLU:N	2.29	0.47
7:AG:23:VAL:O	7:AG:27:ILE:HG13	2.15	0.47
8:AH:56:LYS:O	8:AH:58:TYR:HD1	1.97	0.47
8:AH:57:PRO:O	8:AH:58:TYR:CD1	2.67	0.47
10:AJ:34:VAL:HG22	10:AJ:74:ILE:HA	1.97	0.47
11:AK:95:ILE:O	11:AK:98:LEU:N	2.48	0.47
13:AM:116:THR:O	13:AM:117:VAL:CB	2.63	0.47
14:AN:27:CYS:C	14:AN:29:ARG:H	2.12	0.47
15:AO:16:ALA:HB1	15:AO:21:ASP:HB3	1.97	0.47
17:AQ:63:ARG:HG2	17:AQ:64:PRO:CD	2.43	0.47
18:AR:40:LEU:C	18:AR:42:ARG:N	2.67	0.47
23:AW:72:G:H5'	23:AW:73:C:OP1	2.13	0.47
24:AX:15:G:N2	24:AX:21:A:N3	2.62	0.47
24:AX:51:C:H2'	24:AX:52:G:H8	1.79	0.47
25:AY:23:G:H2'	25:AY:24:C:C6	2.50	0.47
27:BA:413:C:H4'	27:BA:1880:C:O2'	2.14	0.47
27:BA:854:G:C2	27:BA:855:G:C5	3.03	0.47
27:BA:969:U:O3'	52:B3:14:GLY:HA2	2.15	0.47
27:BA:1167:U:C2	27:BA:1183:G:N2	2.83	0.47
27:BA:1491:G:OP1	27:BA:1494:A:N6	2.48	0.47
27:BA:2228:G:OP1	30:BD:261:LYS:HE3	2.14	0.47
27:BA:2259:G:O4'	27:BA:2427:C:H2'	2.15	0.47
27:BA:2586:C:O2'	27:BA:2587:A:H5'	2.15	0.47
27:BA:2716:U:H2'	27:BA:2717:G:H8	1.79	0.47
27:BA:2790:A:H2'	27:BA:2791:C:H5''	1.96	0.47
28:BB:82:G:H2'	28:BB:83:G:O4'	2.15	0.47
30:BD:75:ILE:HG22	30:BD:76:PRO:HD2	1.97	0.47
33:BG:88:ILE:HG13	33:BG:89:GLY:N	2.27	0.47
37:BO:113:LYS:O	37:BO:114:ILE:C	2.50	0.47
40:BR:10:LEU:HA	40:BR:17:ARG:CD	2.40	0.47
42:BT:57:PHE:O	42:BT:58:ASN:C	2.52	0.47
43:BU:101:ARG:O	43:BU:102:GLU:CB	2.62	0.47
47:BY:28:LYS:HG3	47:BY:30:VAL:HG23	1.97	0.47
48:BZ:36:VAL:HG23	48:BZ:37:TYR:N	2.28	0.47
50:B1:57:GLU:C	50:B1:58:ILE:HG23	2.36	0.47
53:B4:41:ILE:O	53:B4:59:VAL:N	2.46	0.47
57:B8:14:VAL:CG2	57:B8:22:VAL:HG12	2.45	0.47
57:B8:25:MET:O	57:B8:47:LYS:NZ	2.45	0.47
58:B9:2:LYS:O	58:B9:35:ARG:N	2.48	0.47

*Continued on next page...*

*Continued from previous page...*

Atom-1	Atom-2	Interatomic distance (Å)	Clash overlap (Å)
1:CA:142:G:H1	1:CA:221:C:N4	2.08	0.47
1:CA:393:A:OP2	16:CP:12:LYS:HE2	2.15	0.47
1:CA:530:G:O2'	23:CW:34:U:H4'	2.14	0.47
1:CA:731:G:N2	1:CA:732:C:O2	2.48	0.47
1:CA:975:A:N6	10:CJ:48:THR:HB	2.20	0.47
1:CA:1063:C:H6	1:CA:1063:C:H3'	1.79	0.47
1:CA:1239:A:H4'	1:CA:1240:U:O5'	2.15	0.47
1:CA:1272:G:H5''	1:CA:1272:G:H8	1.80	0.47
1:CA:1480:G:C5	1:CA:1481:U:C5	3.03	0.47
3:CC:19:GLU:O	3:CC:20:SER:HB2	2.15	0.47
4:CD:23:GLY:O	4:CD:25:ARG:N	2.48	0.47
5:CE:55:VAL:O	5:CE:58:ALA:HB3	2.14	0.47
7:CG:116:ALA:O	7:CG:119:ARG:HB2	2.15	0.47
8:CH:29:SER:O	8:CH:30:ARG:C	2.52	0.47
8:CH:63:LEU:HD22	8:CH:63:LEU:H	1.79	0.47
9:CI:27:THR:HG23	9:CI:31:GLN:C	2.35	0.47
9:CI:52:ALA:HB3	9:CI:95:LYS:CE	2.44	0.47
10:CJ:34:VAL:HG13	10:CJ:73:ASP:O	2.14	0.47
11:CK:29:ILE:CD1	11:CK:44:SER:HB3	2.43	0.47
13:CM:69:GLU:OE1	13:CM:72:ALA:CB	2.60	0.47
16:CP:72:ARG:HH21	16:CP:73:LEU:HD21	1.80	0.47
20:CT:87:LYS:C	20:CT:89:ARG:H	2.17	0.47
25:CY:68:C:H3'	25:CY:69:C:H5''	1.97	0.47
27:DA:52:A:N3	27:DA:53:A:C8	2.83	0.47
27:DA:90:U:O2	27:DA:90:U:C2'	2.63	0.47
27:DA:271(W):G:H5'	27:DA:271(X):G:OP2	2.15	0.47
27:DA:558:G:H4'	36:DN:44:PRO:O	2.14	0.47
27:DA:763:G:C2	27:DA:765:G:H1'	2.50	0.47
27:DA:1011:G:OP1	43:DU:77:SER:CB	2.62	0.47
27:DA:1385:G:O2'	27:DA:1396:U:H6	1.98	0.47
27:DA:1395:A:OP1	27:DA:1603:A:OP1	2.32	0.47
27:DA:1665:A:H1'	37:DO:1:MET:CE	2.45	0.47
27:DA:1833:U:O2'	27:DA:1969:A:N1	2.44	0.47
27:DA:1927:A:OP1	27:DA:1927:A:H8	1.98	0.47
27:DA:2019:A:C6	27:DA:2020:A:C5	3.03	0.47
27:DA:2055:C:H2'	27:DA:2055:C:O2	2.13	0.47
27:DA:2078:C:H2'	27:DA:2079:U:C6	2.50	0.47
27:DA:2121:G:C2	27:DA:2122:U:C2	3.03	0.47
27:DA:2291:U:H5''	27:DA:2380:C:O2'	2.15	0.47
27:DA:2674:G:H2'	27:DA:2675:A:C8	2.50	0.47
27:DA:2758:A:C3'	27:DA:2759:G:H5''	2.45	0.47

*Continued on next page...*

*Continued from previous page...*

Atom-1	Atom-2	Interatomic distance (Å)	Clash overlap (Å)
31:DE:127:ASP:HA	31:DE:135:HIS:ND1	2.29	0.47
31:DE:129:HIS:O	31:DE:130:GLY:O	2.32	0.47
31:DE:199:ARG:HB3	31:DE:200:GLU:H	1.39	0.47
32:DF:3:GLU:O	32:DF:4:VAL:C	2.53	0.47
34:DH:127:GLU:C	34:DH:129:THR:H	2.18	0.47
35:DI:37:VAL:CG1	35:DI:38:LEU:N	2.75	0.47
35:DI:94:ALA:CB	35:DI:114:LEU:HD11	2.45	0.47
37:DO:16:ALA:CB	37:DO:52:VAL:HG11	2.43	0.47
37:DO:20:MET:CG	37:DO:21:CYS:N	2.78	0.47
43:DU:90:VAL:C	43:DU:92:ARG:H	2.18	0.47
45:DW:60:ASN:HD22	45:DW:60:ASN:N	2.12	0.47
45:DW:105:VAL:HG12	45:DW:107:LEU:CD1	2.45	0.47
46:DX:12:VAL:HB	46:DX:17:ALA:CB	2.45	0.47
46:DX:26:TYR:CE1	46:DX:89:ILE:HD12	2.50	0.47
47:DY:90:LEU:HD12	47:DY:91:GLU:H	1.80	0.47
49:D0:51:VAL:N	49:D0:62:LEU:HD12	2.30	0.47
50:D1:69:LYS:HA	50:D1:72:GLU:HB3	1.95	0.47
55:D6:22:ALA:C	55:D6:23:THR:HG23	2.35	0.47
1:AA:60:A:OP1	1:AA:111:G:N2	2.47	0.47
1:AA:370:C:H2'	1:AA:371:G:H8	1.79	0.47
1:AA:652:U:O2'	1:AA:653:A:O5'	2.33	0.47
1:AA:976:G:N7	1:AA:1358:U:C2	2.82	0.47
1:AA:1060:C:P	14:AN:45:ARG:NH2	2.88	0.47
1:AA:1206:G:H2'	1:AA:1207:G:C5'	2.42	0.47
1:AA:1246:C:O2	1:AA:1246:C:H2'	2.14	0.47
1:AA:1500:A:H5''	1:AA:1508:G:H5''	1.96	0.47
2:AB:71:VAL:HB	2:AB:164:VAL:HG22	1.96	0.47
3:AC:42:LEU:HA	3:AC:45:LYS:CG	2.45	0.47
5:AE:133:TYR:N	5:AE:133:TYR:CD1	2.81	0.47
7:AG:45:ASP:HB3	7:AG:117:ALA:HB1	1.97	0.47
9:AI:96:LEU:HG	9:AI:102:LEU:HB2	1.96	0.47
12:AL:38:ARG:NH2	12:AL:54:LYS:NZ	2.62	0.47
13:AM:91:ARG:HB3	13:AM:98:VAL:HG13	1.97	0.47
17:AQ:22:LEU:CD1	17:AQ:41:LYS:HG2	2.43	0.47
17:AQ:67:LYS:HA	17:AQ:70:ARG:HH12	1.79	0.47
18:AR:82:THR:HG22	18:AR:83:GLU:N	2.30	0.47
27:BA:27:G:H1'	27:BA:513:A:H62	1.80	0.47
27:BA:56:A:O2'	27:BA:57:C:C5'	2.59	0.47
27:BA:119:A:O2'	27:BA:120:U:O5'	2.28	0.47
27:BA:127:A:H5''	27:BA:128:C:C6	2.50	0.47
27:BA:577:G:H5'	27:BA:2502:G:C2	2.50	0.47

*Continued on next page...*

*Continued from previous page...*

Atom-1	Atom-2	Interatomic distance (Å)	Clash overlap (Å)
27:BA:660:G:O3'	32:BF:38:ARG:NH2	2.47	0.47
27:BA:675:A:C6	27:BA:676:A:C6	3.03	0.47
27:BA:689:A:N3	27:BA:779:U:O2'	2.42	0.47
27:BA:904:C:H2'	27:BA:905:U:H5'	1.96	0.47
27:BA:1612:C:N3	27:BA:1620:G:C2	2.82	0.47
27:BA:1987:G:H2'	27:BA:1988:C:C6	2.49	0.47
27:BA:2087:G:O2'	27:BA:2088:G:H5'	2.15	0.47
27:BA:2637:U:H5'	31:BE:44:TYR:CD1	2.49	0.47
27:BA:2644:G:H2'	27:BA:2645:G:C8	2.50	0.47
27:BA:2842:G:C2	27:BA:2876:G:C2	3.02	0.47
31:BE:154:LYS:O	31:BE:156:MET:HG3	2.15	0.47
40:BR:20:LEU:C	40:BR:22:ARG:N	2.68	0.47
41:BS:66:ALA:O	41:BS:69:VAL:HG13	2.14	0.47
41:BS:101:LEU:HD22	41:BS:102:ALA:O	2.15	0.47
43:BU:47:TYR:O	43:BU:51:LYS:HG2	2.15	0.47
43:BU:106:PHE:O	43:BU:107:ALA:C	2.52	0.47
44:BV:47:VAL:HG23	44:BV:47:VAL:O	2.15	0.47
49:B0:51:VAL:HG21	49:B0:79:VAL:O	2.15	0.47
55:B6:15:GLU:OE1	55:B6:41:PRO:HB3	2.15	0.47
55:B6:51:GLU:O	55:B6:52:VAL:CG2	2.62	0.47
1:CA:153:C:H2'	1:CA:154:C:H6	1.80	0.47
1:CA:285:G:N1	1:CA:286:G:C5	2.82	0.47
1:CA:426:G:OP1	4:CD:36:ARG:NE	2.47	0.47
1:CA:624:C:O2'	16:CP:10:GLY:HA2	2.14	0.47
1:CA:754:C:O2	1:CA:754:C:C2'	2.54	0.47
1:CA:1472:U:H2'	1:CA:1473:A:C8	2.49	0.47
3:CC:11:ARG:HB3	3:CC:15:THR:HB	1.97	0.47
3:CC:59:ARG:HA	3:CC:63:ASN:O	2.15	0.47
4:CD:91:SER:O	4:CD:94:LEU:N	2.48	0.47
4:CD:148:VAL:HG21	4:CD:181:MET:HE2	1.96	0.47
5:CE:52:PRO:HD2	5:CE:53:LEU:HD12	1.96	0.47
7:CG:139:GLU:C	7:CG:141:VAL:N	2.64	0.47
9:CI:24:GLY:O	9:CI:26:VAL:HG23	2.15	0.47
10:CJ:3:LYS:O	10:CJ:100:THR:HA	2.14	0.47
10:CJ:97:GLU:C	10:CJ:98:ILE:HD12	2.34	0.47
12:CL:34:CYS:HA	12:CL:55:VAL:HG22	1.95	0.47
15:CO:2:PRO:O	15:CO:38:ARG:NE	2.44	0.47
19:CS:12:ASP:HB3	19:CS:14:HIS:CE1	2.50	0.47
23:CW:10:G:H1	23:CW:25:A:H1'	1.80	0.47
23:CW:10:G:N2	23:CW:25:A:H1'	2.30	0.47
24:CX:5:G:H1	24:CX:68:C:H42	1.63	0.47

*Continued on next page...*



*Continued from previous page...*

Atom-1	Atom-2	Interatomic distance (Å)	Clash overlap (Å)
25:CY:67:C:H2'	25:CY:68:C:C6	2.49	0.47
27:DA:7:G:H1	27:DA:2896:C:H42	1.62	0.47
27:DA:30:G:O2'	27:DA:31:C:H5'	2.14	0.47
27:DA:81:G:H21	47:DY:2:ARG:NH2	2.13	0.47
27:DA:203:C:O5'	27:DA:204:A:H5''	2.15	0.47
27:DA:208:C:O2'	27:DA:209:C:H5'	2.15	0.47
27:DA:286:C:H2'	27:DA:287:C:C5'	2.45	0.47
27:DA:459:U:OP1	56:D7:39:ARG:HA	2.13	0.47
27:DA:484:C:O5'	27:DA:484:C:H6	1.97	0.47
27:DA:587:C:H2'	38:DP:33:ARG:NH2	2.30	0.47
27:DA:682:G:H1	27:DA:795:C:N4	2.12	0.47
27:DA:1024:G:OP2	27:DA:1025:G:H3'	2.15	0.47
27:DA:1170:G:N2	27:DA:1179:C:H42	2.12	0.47
27:DA:1291:C:O2'	27:DA:1292:U:C5'	2.63	0.47
27:DA:1427:A:O2'	27:DA:1428:C:OP2	2.29	0.47
27:DA:1658:C:O5'	27:DA:1658:C:H6	1.96	0.47
27:DA:1662:C:O2'	27:DA:2687:U:OP1	2.30	0.47
27:DA:1764:G:H21	27:DA:1765:C:H1'	1.80	0.47
27:DA:1842:G:C6	27:DA:1843:C:N3	2.83	0.47
27:DA:2468:G:H22	27:DA:2481:G:C2'	2.27	0.47
27:DA:2788:C:O2'	27:DA:2809:A:N3	2.43	0.47
30:DD:193:VAL:HG22	30:DD:194:GLY:N	2.30	0.47
30:DD:221:VAL:HG23	30:DD:226:MET:HE2	1.96	0.47
32:DF:50:SER:HB2	32:DF:94:PRO:HG3	1.96	0.47
33:DG:70:VAL:HA	33:DG:89:GLY:O	2.15	0.47
36:DN:118:LYS:C	36:DN:120:LEU:N	2.66	0.47
39:DQ:35:VAL:HG23	39:DQ:101:ARG:O	2.15	0.47
40:DR:2:ARG:HB2	40:DR:3:HIS:H	1.48	0.47
42:DT:11:GLU:CD	42:DT:11:GLU:H	2.16	0.47
43:DU:59:ARG:O	43:DU:62:ILE:N	2.42	0.47
46:DX:66:LEU:HD23	46:DX:66:LEU:C	2.35	0.47
47:DY:46:LYS:HB3	47:DY:47:LYS:H	1.54	0.47
52:D3:11:SER:HA	52:D3:12:PRO:HD3	1.61	0.47
54:D5:45:VAL:HG22	54:D5:51:TYR:HD2	1.79	0.47
57:D8:7:HIS:C	57:D8:7:HIS:HD1	2.18	0.47
57:D8:37:SER:OG	57:D8:40:GLU:N	2.47	0.47
1:AA:105:G:C6	1:AA:106:C:N3	2.83	0.47
1:AA:169:C:C2'	1:AA:170:U:H5'	2.45	0.47
1:AA:659:U:P	15:AO:8:LYS:HE2	2.54	0.47
1:AA:749:C:H2'	1:AA:750:G:H8	1.79	0.47
1:AA:1026:G:N3	1:AA:1026:G:H2'	2.28	0.47

*Continued on next page...*

*Continued from previous page...*

Atom-1	Atom-2	Interatomic distance (Å)	Clash overlap (Å)
1:AA:1118:C:O2'	1:AA:1119:C:H5'	2.15	0.47
1:AA:1202:G:C4	14:AN:42:ILE:HD13	2.50	0.47
1:AA:1286:A:H2	21:AU:22:ARG:NH2	2.13	0.47
1:AA:1305:G:P	21:AU:2:GLY:N	2.87	0.47
1:AA:1459:C:O2'	1:AA:1460:A:H5'	2.15	0.47
2:AB:48:MET:O	2:AB:49:GLU:C	2.52	0.47
4:AD:119:GLN:NE2	4:AD:123:HIS:CD2	2.79	0.47
4:AD:187:ARG:HH11	4:AD:187:ARG:HG2	1.80	0.47
5:AE:33:VAL:HG22	5:AE:42:GLY:O	2.15	0.47
7:AG:64:GLN:O	7:AG:68:ASN:HB2	2.15	0.47
7:AG:70:LYS:HB3	7:AG:96:GLN:CG	2.44	0.47
8:AH:74:PRO:CG	8:AH:75:ARG:H	2.28	0.47
9:AI:45:ALA:C	9:AI:47:LEU:H	2.16	0.47
11:AK:93:GLN:OE1	11:AK:93:GLN:HA	2.15	0.47
12:AL:63:VAL:HG21	12:AL:95:TYR:CD1	2.50	0.47
15:AO:62:GLN:O	15:AO:65:ARG:HB2	2.15	0.47
18:AR:33:ASP:OD2	18:AR:35:ARG:N	2.46	0.47
25:AY:32:U:O2'	25:AY:35:G:N7	2.39	0.47
27:BA:140:G:N3	27:BA:142:A:N1	2.63	0.47
27:BA:272(E):G:C6	27:BA:364:C:N4	2.83	0.47
27:BA:295:G:N1	27:BA:296:C:C4	2.83	0.47
27:BA:339:U:C2'	27:BA:340:A:H5'	2.45	0.47
27:BA:614(C):A:H4'	27:BA:615:G:OP1	2.15	0.47
27:BA:978:G:O4'	27:BA:1001:A:C2	2.68	0.47
27:BA:1213:A:C2	27:BA:1214:A:C4	3.02	0.47
27:BA:1310:G:O2'	27:BA:1311:G:H5'	2.15	0.47
27:BA:1332:G:H22	27:BA:1609:A:H2'	1.79	0.47
27:BA:1465:G:C4	27:BA:1466:G:C8	3.03	0.47
27:BA:1912:A:H5'	27:BA:1918:A:N1	2.28	0.47
27:BA:2533:A:H3'	27:BA:2534:A:H5''	1.96	0.47
27:BA:2563:U:H2'	27:BA:2564:A:H3'	1.96	0.47
27:BA:2642:G:C6	27:BA:2643:G:C5	3.03	0.47
27:BA:2692:C:H2'	27:BA:2693:A:C8	2.50	0.47
27:BA:2773:C:H2'	27:BA:2774:C:C6	2.43	0.47
27:BA:2834:G:C4	27:BA:2879:C:N4	2.83	0.47
30:BD:24:ILE:O	30:BD:26:LYS:HD3	2.14	0.47
31:BE:3:GLY:HA3	31:BE:81:ILE:CG2	2.45	0.47
31:BE:26:ILE:HB	31:BE:182:LEU:HB3	1.96	0.47
34:BH:82:GLY:O	34:BH:83:TYR:O	2.32	0.47
36:BN:30:ILE:CG2	36:BN:52:VAL:HG11	2.35	0.47
37:BO:97:ARG:C	37:BO:98:VAL:HG12	2.35	0.47

*Continued on next page...*

*Continued from previous page...*

Atom-1	Atom-2	Interatomic distance (Å)	Clash overlap (Å)
38:BP:63:PRO:C	38:BP:65:ARG:N	2.69	0.47
39:BQ:39:PRO:HD3	39:BQ:99:PRO:HG3	1.96	0.47
47:BY:42:VAL:O	47:BY:65:ALA:HB3	2.15	0.47
47:BY:79:CYS:O	47:BY:80:GLY:C	2.53	0.47
48:BZ:16:ALA:O	48:BZ:19:ARG:N	2.48	0.47
1:CA:50:A:H1'	1:CA:52:G:C8	2.49	0.47
1:CA:182:U:H2'	1:CA:182:U:O2	2.14	0.47
1:CA:274:A:O2'	1:CA:275:G:H8	1.96	0.47
1:CA:699:C:C2'	1:CA:700:G:H5'	2.44	0.47
1:CA:962:C:H2'	1:CA:963:G:H8	1.79	0.47
1:CA:973:G:OP1	10:CJ:57:LYS:HD3	2.15	0.47
1:CA:978:A:C8	1:CA:978:A:C5'	2.98	0.47
1:CA:1058:G:H2'	1:CA:1059:C:O4'	2.15	0.47
2:CB:87:ARG:NE	2:CB:233:SER:HB2	2.30	0.47
4:CD:13:ARG:O	4:CD:16:GLY:N	2.44	0.47
4:CD:64:LEU:O	4:CD:65:ARG:C	2.54	0.47
6:CF:30:LEU:C	6:CF:35:ALA:HB3	2.35	0.47
6:CF:99:ALA:HB3	18:CR:29:PHE:CZ	2.50	0.47
7:CG:26:PHE:CD2	7:CG:62:PHE:HE1	2.33	0.47
7:CG:143:ARG:NH1	7:CG:143:ARG:HB2	2.30	0.47
9:CI:112:LYS:NZ	9:CI:113:LYS:O	2.48	0.47
12:CL:5:ASN:CB	17:CQ:34:LYS:HZ3	2.27	0.47
12:CL:33:VAL:C	12:CL:55:VAL:HG13	2.35	0.47
14:CN:24:CYS:CB	14:CN:29:ARG:HB3	2.45	0.47
14:CN:36:PHE:HE1	14:CN:37:PHE:CZ	2.33	0.47
15:CO:9:GLN:O	15:CO:12:ILE:HB	2.15	0.47
16:CP:74:LEU:O	16:CP:75:ARG:C	2.54	0.47
20:CT:46:GLU:HG2	20:CT:48:LYS:HE2	1.96	0.47
21:CU:24:ARG:HH11	21:CU:24:ARG:HG2	1.79	0.47
27:DA:191:A:C2	27:DA:192:C:C2	3.02	0.47
27:DA:200:U:C6	27:DA:200:U:C5'	2.91	0.47
27:DA:271(A):A:C8	27:DA:271(B):C:C6	2.99	0.47
27:DA:614:U:O2	27:DA:614:U:O4'	2.31	0.47
27:DA:792:G:H3'	27:DA:792:G:OP1	2.14	0.47
27:DA:845:G:H8	27:DA:845:G:H5''	1.79	0.47
27:DA:968:G:C2	27:DA:969:U:C2	3.03	0.47
27:DA:1155:A:H4'	43:DU:55:ARG:NH1	2.30	0.47
27:DA:1722:A:C2	27:DA:1740:G:H8	2.33	0.47
27:DA:1791:A:O2'	30:DD:207:GLY:CA	2.63	0.47
27:DA:1982:C:H2'	27:DA:1983:C:C6	2.49	0.47
27:DA:1991:U:O2'	27:DA:1992:G:C5'	2.62	0.47

*Continued on next page...*

*Continued from previous page...*

Atom-1	Atom-2	Interatomic distance (Å)	Clash overlap (Å)
27:DA:2136:C:H2'	27:DA:2137:C:C6	2.47	0.47
27:DA:2481:G:O2'	27:DA:2482:G:P	2.73	0.47
27:DA:2543:G:H2'	27:DA:2544:G:O4'	2.15	0.47
27:DA:2572:A:OP1	31:DE:143:ASN:HB3	2.14	0.47
27:DA:2610:C:H4'	27:DA:2611:U:OP2	2.14	0.47
27:DA:2716:U:C2'	27:DA:2717:G:H5'	2.44	0.47
27:DA:2807:G:C2'	27:DA:2808:U:H5''	2.44	0.47
30:DD:43:ARG:CB	30:DD:54:ARG:HB3	2.45	0.47
31:DE:88:GLY:O	31:DE:89:ASP:HB2	2.14	0.47
33:DG:20:ILE:HA	33:DG:25:TYR:CD2	2.48	0.47
35:DI:125:GLU:OE1	35:DI:125:GLU:HA	2.14	0.47
37:DO:29:ASN:O	37:DO:30:ALA:C	2.53	0.47
38:DP:95:VAL:HG22	38:DP:125:VAL:HB	1.96	0.47
39:DQ:109:VAL:CG1	39:DQ:113:GLN:HB3	2.44	0.47
40:DR:28:LEU:HD23	40:DR:34:ILE:HG12	1.97	0.47
40:DR:43:GLU:C	40:DR:45:ARG:N	2.67	0.47
41:DS:29:PHE:CD2	41:DS:30:ARG:N	2.83	0.47
42:DT:65:LYS:NZ	42:DT:65:LYS:HA	2.30	0.47
48:DZ:109:GLY:HA3	48:DZ:144:GLU:OE1	2.15	0.47
55:D6:10:LEU:HA	55:D6:25:LYS:HA	1.97	0.47
55:D6:40:CYS:HB2	55:D6:46:HIS:CB	2.44	0.47
57:D8:14:VAL:CG2	57:D8:15:LYS:N	2.77	0.47
1:AA:183:G:H2'	1:AA:184:G:H8	1.80	0.46
1:AA:189(C):C:N3	1:AA:189(I):G:N1	2.63	0.46
1:AA:222:U:H2'	1:AA:223:U:C6	2.50	0.46
1:AA:377:G:OP1	16:AP:3:LYS:HD3	2.15	0.46
1:AA:620:C:H2'	1:AA:621:A:O4'	2.14	0.46
1:AA:673:G:C6	1:AA:734:G:C6	3.03	0.46
1:AA:886:G:H2'	1:AA:887:G:O4'	2.15	0.46
1:AA:1225:A:H3'	13:AM:103:THR:OG1	2.15	0.46
1:AA:1255:G:H5''	3:AC:26:LYS:HZ2	1.79	0.46
1:AA:1326:C:O2'	1:AA:1327:C:H5'	2.15	0.46
1:AA:1331:G:H4'	1:AA:1331:G:OP1	2.15	0.46
2:AB:28:PHE:HD2	2:AB:194:PRO:HD3	1.78	0.46
2:AB:52:GLU:O	2:AB:56:ARG:HG2	2.15	0.46
2:AB:189:ASP:OD1	2:AB:205:ASP:OD1	2.32	0.46
4:AD:9:CYS:HB2	4:AD:22:LYS:NZ	2.29	0.46
5:AE:73:ASN:O	5:AE:75:THR:N	2.42	0.46
5:AE:144:THR:O	5:AE:145:LYS:C	2.53	0.46
5:AE:144:THR:C	5:AE:146:ALA:N	2.66	0.46
7:AG:69:VAL:HG12	7:AG:69:VAL:O	2.15	0.46

*Continued on next page...*

*Continued from previous page...*

Atom-1	Atom-2	Interatomic distance (Å)	Clash overlap (Å)
7:AG:153:HIS:HB3	11:AK:58:PRO:HG3	1.98	0.46
8:AH:38:ILE:HD11	8:AH:118:VAL:HB	1.97	0.46
8:AH:38:ILE:O	8:AH:42:GLU:HG2	2.15	0.46
13:AM:54:VAL:O	13:AM:58:GLU:N	2.30	0.46
13:AM:68:GLY:HA2	13:AM:71:ARG:NH2	2.19	0.46
13:AM:91:ARG:HH22	13:AM:103:THR:HG22	1.80	0.46
15:AO:81:LEU:CG	15:AO:82:ILE:N	2.78	0.46
19:AS:5:LEU:C	19:AS:6:LYS:HE3	2.36	0.46
20:AT:26:ASN:HB3	20:AT:71:THR:HG23	1.96	0.46
27:BA:283:A:H4'	27:BA:284:U:OP2	2.14	0.46
27:BA:559:G:C2'	27:BA:560:C:H5'	2.45	0.46
27:BA:930:U:H4'	27:BA:931:G:O5'	2.16	0.46
27:BA:945:A:H5'	27:BA:946:G:OP2	2.15	0.46
27:BA:1006:C:C2	27:BA:1138:G:N2	2.83	0.46
27:BA:1049:C:C4	27:BA:1111:A:C2	3.03	0.46
27:BA:1310:G:C2'	27:BA:1311:G:H5'	2.45	0.46
27:BA:1479:G:C5	27:BA:1480:G:C8	3.03	0.46
27:BA:1613:G:N1	27:BA:1617:C:C2	2.83	0.46
27:BA:1632:A:H2'	27:BA:1633:G:C8	2.50	0.46
27:BA:1657:C:H2'	27:BA:1658:C:C6	2.51	0.46
27:BA:2162:G:O2'	27:BA:2163:C:H5'	2.15	0.46
27:BA:2656:U:O2	27:BA:2656:U:H2'	2.14	0.46
27:BA:2808:U:C5'	27:BA:2891:G:O6	2.61	0.46
30:BD:13:ARG:NH1	30:BD:13:ARG:HG3	2.30	0.46
32:BF:2:LYS:HG2	32:BF:25:PRO:HB2	1.97	0.46
34:BH:109:PHE:H	34:BH:109:PHE:HD1	1.62	0.46
35:BI:109:ILE:HG22	35:BI:111:PRO:CD	2.44	0.46
36:BN:41:ASP:O	43:BU:64:ARG:NE	2.44	0.46
38:BP:17:LYS:C	38:BP:19:VAL:N	2.68	0.46
38:BP:124:LYS:HG3	38:BP:143:GLY:HA3	1.97	0.46
39:BQ:56:ARG:O	39:BQ:57:HIS:O	2.33	0.46
42:BT:36:GLU:HB3	42:BT:38:ASN:OD1	2.16	0.46
43:BU:65:ILE:O	43:BU:68:ALA:N	2.44	0.46
47:BY:46:LYS:C	47:BY:47:LYS:CG	2.83	0.46
47:BY:62:GLU:OE1	47:BY:62:GLU:CA	2.63	0.46
48:BZ:174:VAL:HB	48:BZ:175:PRO:HD2	1.97	0.46
51:B2:55:ARG:O	51:B2:56:GLN:C	2.53	0.46
53:B4:40:ILE:HG23	53:B4:59:VAL:CG2	2.45	0.46
53:B4:62:CYS:C	53:B4:64:LYS:H	2.18	0.46
55:B6:16:CYS:O	55:B6:16:CYS:SG	2.74	0.46
55:B6:32:ASN:O	55:B6:33:LYS:CB	2.63	0.46

*Continued on next page...*

*Continued from previous page...*

Atom-1	Atom-2	Interatomic distance (Å)	Clash overlap (Å)
1:CA:42:G:H2'	1:CA:43:C:O4'	2.15	0.46
1:CA:47:C:H4'	1:CA:48:C:O5'	2.15	0.46
1:CA:66:G:O2'	1:CA:173:U:C5	2.53	0.46
1:CA:68:G:N1	1:CA:102:G:N1	2.63	0.46
1:CA:189(A):C:H2'	1:CA:189(B):C:H6	1.81	0.46
1:CA:218:C:O2'	1:CA:219:C:O5'	2.33	0.46
1:CA:258:G:H2'	1:CA:259:G:H8	1.79	0.46
1:CA:570:G:C6	1:CA:873:A:C6	3.02	0.46
1:CA:836:G:H2'	1:CA:837:G:H8	1.80	0.46
1:CA:838:G:H22	1:CA:840:C:H5'	1.80	0.46
1:CA:1256:A:O3'	1:CA:1257:U:H4'	2.15	0.46
1:CA:1523:G:H2'	1:CA:1524:C:C6	2.50	0.46
2:CB:75:LYS:C	2:CB:77:ALA:H	2.16	0.46
2:CB:168:THR:HA	2:CB:171:ALA:HB2	1.97	0.46
3:CC:50:ALA:HB1	3:CC:70:VAL:HG11	1.98	0.46
4:CD:204:ILE:H	4:CD:204:ILE:HG12	1.47	0.46
5:CE:91:LEU:HG	5:CE:120:THR:HG21	1.96	0.46
6:CF:89:MET:SD	18:CR:76:LEU:CD2	2.96	0.46
7:CG:139:GLU:O	7:CG:140:ASP:C	2.52	0.46
9:CI:126:SER:O	9:CI:127:LYS:HB3	2.15	0.46
16:CP:45:THR:C	16:CP:47:ASP:N	2.68	0.46
17:CQ:76:LEU:O	17:CQ:76:LEU:CG	2.63	0.46
20:CT:84:LEU:HD13	20:CT:88:VAL:HG23	1.96	0.46
27:DA:249:C:O2	27:DA:249:C:C2'	2.63	0.46
27:DA:749:C:H4'	27:DA:1271:G:N3	2.30	0.46
27:DA:753:C:O2	27:DA:753:C:C2'	2.63	0.46
27:DA:811:U:OP2	38:DP:25:SER:N	2.47	0.46
27:DA:819:A:C4	27:DA:1189:A:C2	3.02	0.46
27:DA:847:U:H2'	27:DA:848:G:C5'	2.42	0.46
27:DA:887:A:H2'	27:DA:888:C:H5''	1.97	0.46
27:DA:999:U:O2	27:DA:1000:A:C8	2.67	0.46
27:DA:1151:G:O2'	43:DU:77:SER:O	2.32	0.46
27:DA:1162:G:HO2'	27:DA:1163:G:H5'	1.79	0.46
27:DA:1312:U:C4	27:DA:1603:A:N6	2.83	0.46
27:DA:1335:U:O2'	27:DA:1336:A:H5'	2.16	0.46
27:DA:1677:A:H8	27:DA:1677:A:O5'	1.99	0.46
27:DA:1812:A:H2'	27:DA:1813:G:C8	2.51	0.46
27:DA:1830:C:O2'	27:DA:1831:G:H5'	2.16	0.46
27:DA:2016:U:H5''	27:DA:2058:A:OP1	2.15	0.46
27:DA:2160:G:H2'	27:DA:2161:C:C5	2.50	0.46
27:DA:2334:G:O4'	41:DS:15:ARG:HG3	2.15	0.46

*Continued on next page...*



*Continued from previous page...*

Atom-1	Atom-2	Interatomic distance (Å)	Clash overlap (Å)
27:DA:2418:A:C2	27:DA:2419:U:C2	3.03	0.46
27:DA:2543:G:C2	27:DA:2544:G:N3	2.83	0.46
27:DA:2559:C:O2	27:DA:2559:C:H2'	2.14	0.46
27:DA:2581:G:C8	27:DA:2582:G:O6	2.68	0.46
27:DA:2755:C:C4	58:D9:19:ARG:NH1	2.83	0.46
28:DB:17:C:H2'	28:DB:18:G:C8	2.48	0.46
32:DF:132:VAL:CG2	32:DF:133:ASN:H	2.12	0.46
34:DH:12:PRO:HG3	34:DH:50:VAL:HG23	1.96	0.46
34:DH:53:GLU:O	34:DH:65:HIS:HD2	1.98	0.46
34:DH:89:ILE:HD11	34:DH:129:THR:HG22	1.97	0.46
35:DI:120:ILE:HG22	35:DI:122:GLU:H	1.80	0.46
36:DN:38:HIS:HA	43:DU:67:ALA:CB	2.45	0.46
36:DN:90:MET:O	36:DN:92:ALA:N	2.48	0.46
36:DN:112:LEU:HD12	36:DN:112:LEU:O	2.14	0.46
36:DN:133:GLN:HG2	36:DN:135:PRO:CD	2.31	0.46
39:DQ:49:ALA:O	39:DQ:53:ALA:HB2	2.14	0.46
41:DS:99:LYS:O	41:DS:101:LEU:HD12	2.15	0.46
42:DT:110:ILE:HG22	42:DT:111:ARG:N	2.30	0.46
42:DT:125:ARG:O	42:DT:128:GLU:HG2	2.14	0.46
44:DV:76:LYS:O	44:DV:77:ALA:O	2.33	0.46
47:DY:28:LYS:HG3	47:DY:37:VAL:HB	1.96	0.46
47:DY:97:ARG:O	47:DY:98:VAL:HB	2.16	0.46
48:DZ:94:PRO:HB2	48:DZ:126:LYS:NZ	2.30	0.46
48:DZ:144:GLU:OE1	48:DZ:145:ILE:HG23	2.15	0.46
48:DZ:157:PRO:HB2	48:DZ:158:PRO:CD	2.46	0.46
49:D0:11:ARG:O	49:D0:14:ARG:NH2	2.48	0.46
49:D0:40:GLN:HE21	49:D0:43:THR:HA	1.77	0.46
50:D1:11:ARG:CB	50:D1:12:PRO:HD2	2.28	0.46
1:AA:250:A:H2	1:AA:274:A:N6	2.12	0.46
1:AA:265:G:C2	1:AA:267:C:O4'	2.68	0.46
1:AA:295:C:H2'	1:AA:296:U:O4'	2.15	0.46
1:AA:920:U:C1'	1:AA:1080:A:C2	2.99	0.46
1:AA:940:C:OP1	7:AG:102:ARG:HD3	2.16	0.46
1:AA:1192:C:N4	1:AA:1193:G:C4	2.83	0.46
1:AA:1206:G:O6	1:AA:1207:G:C6	2.68	0.46
2:AB:80:ILE:HG21	2:AB:208:ILE:HG23	1.97	0.46
2:AB:109:SER:C	2:AB:111:ARG:H	2.18	0.46
2:AB:164:VAL:HB	2:AB:186:ALA:HB2	1.97	0.46
2:AB:229:VAL:CG1	2:AB:230:VAL:N	2.78	0.46
8:AH:14:ARG:C	8:AH:16:ALA:H	2.18	0.46
11:AK:105:VAL:O	11:AK:105:VAL:HG23	2.15	0.46

*Continued on next page...*



*Continued from previous page...*

Atom-1	Atom-2	Interatomic distance (Å)	Clash overlap (Å)
15:AO:77:ARG:HA	15:AO:80:ALA:HB3	1.97	0.46
16:AP:6:LEU:N	16:AP:6:LEU:CD1	2.77	0.46
18:AR:22:VAL:O	18:AR:24:ALA:N	2.48	0.46
20:AT:53:LEU:HA	20:AT:56:MET:HB3	1.97	0.46
27:BA:83:G:N2	27:BA:102:G:O2'	2.47	0.46
27:BA:107:C:C4	27:BA:108:U:C5	3.03	0.46
27:BA:319:C:H2'	27:BA:320:A:O4'	2.15	0.46
27:BA:478:A:C6	27:BA:480:A:C6	3.04	0.46
27:BA:616:G:C6	27:BA:618:C:C4	3.04	0.46
27:BA:839:U:H1'	27:BA:1191:G:H1'	1.96	0.46
27:BA:1055:G:H2'	27:BA:1108:U:H5'	1.97	0.46
27:BA:1411:C:N4	27:BA:1412:A:H62	2.13	0.46
27:BA:1479:G:H5'	27:BA:1558:A:H2	1.80	0.46
27:BA:2001:A:C2	27:BA:2002:G:C4	3.03	0.46
27:BA:2024:G:O2'	27:BA:2025:C:H5'	2.14	0.46
27:BA:2118:U:H5	27:BA:2149:G:H5'	1.79	0.46
27:BA:2548:G:H8	27:BA:2548:G:O5'	1.99	0.46
29:BC:141:LYS:O	29:BC:142:ALA:HB2	2.14	0.46
29:BC:212:VAL:O	29:BC:213:TYR:CB	2.63	0.46
30:BD:13:ARG:HG3	30:BD:13:ARG:HH11	1.80	0.46
30:BD:26:LYS:O	30:BD:27:THR:HB	2.15	0.46
31:BE:89:ASP:O	31:BE:90:THR:HB	2.16	0.46
31:BE:134:ILE:HD13	31:BE:134:ILE:H	1.80	0.46
32:BF:154:VAL:HG22	32:BF:191:ARG:CB	2.45	0.46
33:BG:97:ASP:O	33:BG:101:ILE:HG23	2.15	0.46
37:BO:108:GLU:C	37:BO:110:GLY:N	2.64	0.46
38:BP:91:PHE:CD2	38:BP:95:VAL:HG12	2.50	0.46
41:BS:96:GLY:C	41:BS:98:VAL:N	2.68	0.46
46:BX:17:ALA:O	46:BX:20:GLY:N	2.47	0.46
46:BX:63:LYS:O	46:BX:63:LYS:HG3	2.15	0.46
47:BY:27:VAL:HG12	47:BY:29:GLU:OE1	2.15	0.46
50:B1:8:SER:HB3	50:B1:66:HIS:CD2	2.50	0.46
54:B5:40:LYS:HB2	54:B5:41:PRO:HD2	1.97	0.46
55:B6:18:ARG:HB2	55:B6:19:ARG:H	1.39	0.46
55:B6:35:GLU:OE1	55:B6:36:LEU:N	2.48	0.46
1:CA:16:A:N1	1:CA:919:A:C2	2.75	0.46
1:CA:152:A:N6	1:CA:170:U:C2	2.84	0.46
1:CA:163:C:H2'	1:CA:164:U:C6	2.50	0.46
1:CA:624:C:O2'	1:CA:625:G:C5'	2.62	0.46
1:CA:810:C:H2'	1:CA:811:C:H5'	1.96	0.46
1:CA:823:G:O2'	1:CA:824:C:H5'	2.15	0.46

*Continued on next page...*

*Continued from previous page...*

Atom-1	Atom-2	Interatomic distance (Å)	Clash overlap (Å)
1:CA:974:A:OP2	14:CN:41:ARG:NH1	2.48	0.46
1:CA:1075:C:P	2:CB:103:THR:HG21	2.55	0.46
1:CA:1115:C:H1'	14:CN:61:TRP:O	2.15	0.46
1:CA:1207:G:H2'	1:CA:1208:C:H6	1.81	0.46
1:CA:1401:G:H8	1:CA:1401:G:O5'	1.97	0.46
1:CA:1405:G:O2'	1:CA:1406:U:H5'	2.15	0.46
2:CB:19:HIS:ND1	2:CB:20:GLU:HG2	2.28	0.46
2:CB:97:TRP:HE3	2:CB:97:TRP:O	1.98	0.46
2:CB:208:ILE:HA	2:CB:211:ILE:HB	1.97	0.46
3:CC:148:GLY:HA3	3:CC:203:PHE:HB3	1.97	0.46
4:CD:57:ARG:NH2	5:CE:107:ARG:CZ	2.78	0.46
8:CH:69:ARG:HH11	8:CH:77:GLU:N	2.13	0.46
9:CI:125:TYR:HD2	9:CI:126:SER:N	2.12	0.46
13:CM:112:GLY:HA2	13:CM:113:PRO:HD2	1.73	0.46
16:CP:82:GLN:O	16:CP:83:GLU:HB2	2.16	0.46
22:CV:4:A:C2	22:CV:5:U:O2	2.68	0.46
27:DA:9:U:O5'	27:DA:9:U:H6	1.98	0.46
27:DA:307:G:H22	27:DA:309:G:H3'	1.77	0.46
27:DA:314:A:H2'	27:DA:315:G:C8	2.51	0.46
27:DA:418:G:H2'	27:DA:419:C:H6	1.81	0.46
27:DA:475:U:C2'	27:DA:476:G:C8	2.98	0.46
27:DA:532:A:H4'	27:DA:533:G:C8	2.51	0.46
27:DA:714:U:C2'	27:DA:715:G:H5''	2.43	0.46
27:DA:888:C:H3'	27:DA:889:C:H5'	1.96	0.46
27:DA:971:C:OP1	27:DA:974:G:C8	2.69	0.46
27:DA:975(A):G:H2'	27:DA:976:C:H6	1.81	0.46
27:DA:1033:U:N3	27:DA:2750:A:N1	2.63	0.46
27:DA:1210:A:H5'	27:DA:1211:U:H3'	1.96	0.46
27:DA:1385:G:O2'	27:DA:1396:U:C6	2.67	0.46
27:DA:1669:A:H2'	27:DA:1670:C:H5'	1.96	0.46
27:DA:1722:A:C6	27:DA:1741:A:C6	3.03	0.46
27:DA:1952:A:C6	27:DA:1953:A:N1	2.83	0.46
27:DA:1998:G:H4'	27:DA:2724:C:O2'	2.15	0.46
27:DA:2093:G:C6	27:DA:2225:A:C8	3.03	0.46
27:DA:2230:G:C6	27:DA:2231:C:C4	3.03	0.46
27:DA:2276:G:N2	27:DA:2277:G:C5	2.83	0.46
27:DA:2295:C:O2	27:DA:2338:G:C2	2.68	0.46
27:DA:2303:G:H1'	33:DG:132:ASN:HD22	1.78	0.46
27:DA:2406:U:C2	38:DP:72:PRO:HB2	2.49	0.46
27:DA:2428:G:N2	38:DP:60:MET:HE1	2.30	0.46
27:DA:2458:G:H8	27:DA:2458:G:O5'	1.98	0.46

*Continued on next page...*

*Continued from previous page...*

Atom-1	Atom-2	Interatomic distance (Å)	Clash overlap (Å)
27:DA:2571:C:C3'	27:DA:2572:A:C5'	2.93	0.46
29:DC:182:PRO:O	29:DC:183:GLU:CB	2.61	0.46
30:DD:270:ILE:C	30:DD:271:ILE:HG12	2.35	0.46
31:DE:89:ASP:O	31:DE:90:THR:CB	2.63	0.46
35:DI:19:VAL:HG22	35:DI:20:ASP:N	2.30	0.46
35:DI:64:GLU:HA	35:DI:64:GLU:OE1	2.14	0.46
36:DN:134:ARG:H	36:DN:135:PRO:HD3	1.80	0.46
39:DQ:35:VAL:HB	39:DQ:102:VAL:HG22	1.97	0.46
40:DR:51:LEU:CA	40:DR:54:LEU:HB2	2.43	0.46
41:DS:38:GLN:HB3	41:DS:47:THR:HG23	1.96	0.46
42:DT:27:THR:HG23	42:DT:28:VAL:N	2.30	0.46
48:DZ:13:LYS:HB3	48:DZ:16:ALA:HB3	1.96	0.46
48:DZ:73:VAL:HG12	48:DZ:75:LEU:HD22	1.98	0.46
48:DZ:157:PRO:CB	48:DZ:158:PRO:CD	2.93	0.46
53:D4:37:PRO:O	53:D4:55:PRO:HG3	2.15	0.46
54:D5:40:LYS:HB2	54:D5:41:PRO:HD2	1.96	0.46
1:AA:29:G:H1	1:AA:554:C:H42	1.63	0.46
1:AA:1152:A:H5''	10:AJ:13:HIS:CD2	2.50	0.46
2:AB:194:PRO:HA	2:AB:200:ILE:CD1	2.44	0.46
2:AB:223:ILE:HA	2:AB:226:ARG:HB3	1.97	0.46
3:AC:23:TYR:HA	10:AJ:11:PHE:CE1	2.51	0.46
3:AC:48:TYR:O	3:AC:50:ALA:N	2.48	0.46
5:AE:28:PHE:N	5:AE:28:PHE:CD1	2.83	0.46
5:AE:46:GLY:O	5:AE:54:ALA:HB1	2.16	0.46
7:AG:38:LEU:O	7:AG:40:ALA:N	2.48	0.46
8:AH:17:THR:CB	8:AH:78:GLN:OE1	2.54	0.46
8:AH:65:TYR:N	8:AH:65:TYR:CD1	2.84	0.46
8:AH:84:ARG:O	8:AH:135:CYS:HB2	2.16	0.46
12:AL:30:ARG:HA	12:AL:30:ARG:HE	1.80	0.46
13:AM:116:THR:HG22	13:AM:117:VAL:H	1.79	0.46
14:AN:13:THR:HG23	14:AN:20:ALA:HB2	1.97	0.46
14:AN:40:CYS:HG	14:AN:43:CYS:HG	1.58	0.46
15:AO:85:LEU:N	15:AO:85:LEU:HD23	2.31	0.46
19:AS:24:ALA:O	19:AS:25:LYS:CB	2.60	0.46
23:AW:23:G:H5'	23:AW:23:G:C8	2.45	0.46
25:AY:42:G:H8	25:AY:42:G:OP2	1.98	0.46
25:AY:69:C:H2'	25:AY:70:C:O4'	2.16	0.46
27:BA:250:G:C6	27:BA:251:A:C6	3.04	0.46
27:BA:468:G:N7	56:B7:39:ARG:NH2	2.64	0.46
27:BA:512:G:HO2'	27:BA:513:A:H8	1.63	0.46
27:BA:592:G:H2'	57:B8:4:MET:HE3	1.97	0.46

*Continued on next page...*

*Continued from previous page...*

Atom-1	Atom-2	Interatomic distance (Å)	Clash overlap (Å)
27:BA:614:U:H5''	27:BA:614(A):U:OP2	2.16	0.46
27:BA:643:A:N7	55:B6:42:TRP:HH2	2.14	0.46
27:BA:845:G:H8	27:BA:845:G:OP2	1.97	0.46
27:BA:1022:G:O6	36:BN:66:LYS:HE3	2.16	0.46
27:BA:1138:G:N3	36:BN:106:MET:HE1	2.31	0.46
27:BA:1138:G:H2'	27:BA:1139:G:O4'	2.15	0.46
27:BA:1438:U:C4	27:BA:1552:G:N2	2.83	0.46
27:BA:1523:U:O2'	27:BA:1524:G:H5'	2.15	0.46
27:BA:1705:G:H2'	27:BA:1706:U:O4'	2.15	0.46
27:BA:2019:A:H2'	27:BA:2020:A:O5'	2.15	0.46
27:BA:2033:A:C5	27:BA:2036:C:C4	3.03	0.46
27:BA:2533:A:H2'	27:BA:2534:A:C5'	2.43	0.46
27:BA:2858:C:H2'	27:BA:2859:G:O4'	2.16	0.46
28:BB:1:U:H5	28:BB:2:C:C4	2.34	0.46
30:BD:16:MET:HG3	30:BD:206:LEU:O	2.16	0.46
31:BE:125:GLY:HA3	31:BE:134:ILE:O	2.15	0.46
32:BF:34:TRP:HB2	38:BP:10:PRO:HB3	1.98	0.46
33:BG:9:ARG:C	33:BG:11:TYR:N	2.67	0.46
35:BI:49:ALA:O	35:BI:53:ALA:N	2.46	0.46
38:BP:114:ILE:HD12	38:BP:115:LEU:H	1.81	0.46
39:BQ:58:PHE:O	39:BQ:59:ARG:O	2.34	0.46
39:BQ:75:THR:CB	39:BQ:87:LYS:HZ2	2.27	0.46
41:BS:85:VAL:HB	41:BS:86:ALA:H	1.44	0.46
42:BT:28:VAL:HG13	42:BT:45:PHE:O	2.14	0.46
43:BU:27:LEU:N	43:BU:27:LEU:CD2	2.69	0.46
45:BW:14:PRO:O	45:BW:16:LYS:N	2.48	0.46
47:BY:2:ARG:C	47:BY:4:LYS:N	2.68	0.46
48:BZ:107:PRO:C	48:BZ:109:GLY:N	2.67	0.46
49:B0:41:ARG:HD2	49:B0:41:ARG:N	2.29	0.46
1:CA:71:C:H2'	1:CA:72:C:H6	1.80	0.46
1:CA:391:G:C6	1:CA:392:G:C5	3.04	0.46
1:CA:522:C:O4'	1:CA:536:C:H4'	2.15	0.46
1:CA:738:C:H2'	1:CA:739:C:C6	2.50	0.46
1:CA:977:A:H8	1:CA:982:U:O4	1.99	0.46
1:CA:1104:G:H2'	1:CA:1105:A:O4'	2.15	0.46
1:CA:1216:G:H5'	14:CN:5:ALA:HB2	1.98	0.46
2:CB:21:ARG:O	2:CB:22:LYS:HB2	2.15	0.46
7:CG:2:ALA:HB1	7:CG:5:ARG:O	2.14	0.46
8:CH:24:THR:HG22	8:CH:25:ASP:N	2.22	0.46
10:CJ:4:ILE:HD11	10:CJ:77:PRO:HA	1.96	0.46
12:CL:94:ARG:C	12:CL:95:TYR:CD1	2.89	0.46

*Continued on next page...*

*Continued from previous page...*

Atom-1	Atom-2	Interatomic distance (Å)	Clash overlap (Å)
18:CR:74:ARG:HG3	18:CR:79:LEU:HD12	1.95	0.46
20:CT:33:ILE:CD1	20:CT:62:LEU:HB3	2.43	0.46
21:CU:12:LYS:HD2	21:CU:17:THR:HG1	1.81	0.46
27:DA:80:G:O2'	27:DA:81:G:H5'	2.15	0.46
27:DA:96:G:N2	27:DA:97:C:C2	2.83	0.46
27:DA:245:G:O6	57:D8:8:LYS:NZ	2.40	0.46
27:DA:319:C:C4	27:DA:320:A:N7	2.84	0.46
27:DA:374:A:H3'	27:DA:375:C:C6	2.51	0.46
27:DA:562:U:O2'	27:DA:572:A:O4'	2.33	0.46
27:DA:977:G:H1'	27:DA:1000:A:H61	1.81	0.46
27:DA:998:C:H42	27:DA:1158:C:N4	2.14	0.46
27:DA:1030:G:H21	58:D9:5:ALA:HB1	1.80	0.46
27:DA:1048:A:C2	27:DA:1109:C:N4	2.81	0.46
27:DA:1242:A:C2	38:DP:8:PRO:HG3	2.50	0.46
27:DA:1311:G:O2'	27:DA:1312:U:C5	2.68	0.46
27:DA:1628:G:O2'	27:DA:1629:U:H5'	2.15	0.46
27:DA:1790:C:H2'	27:DA:1791:A:C5	2.50	0.46
27:DA:1855:G:C2	27:DA:1856:G:C8	3.02	0.46
27:DA:2553:G:C6	27:DA:2583:G:O2'	2.69	0.46
27:DA:2618:G:O2'	27:DA:2619:C:H5'	2.16	0.46
27:DA:2751:G:N3	27:DA:2751:G:H2'	2.30	0.46
28:DB:11:C:H3'	28:DB:12:C:H6	1.80	0.46
32:DF:61:GLY:O	32:DF:62:ARG:C	2.53	0.46
33:DG:123:ASN:O	33:DG:126:ASP:CG	2.54	0.46
33:DG:126:ASP:O	33:DG:128:ARG:N	2.41	0.46
34:DH:132:ARG:HH11	34:DH:132:ARG:HG2	1.81	0.46
36:DN:79:PRO:C	36:DN:81:GLY:H	2.17	0.46
36:DN:120:LEU:HD13	36:DN:122:VAL:HG23	1.96	0.46
37:DO:17:ARG:H	37:DO:46:ALA:HA	1.80	0.46
38:DP:86:LYS:N	38:DP:117:GLU:O	2.48	0.46
39:DQ:11:LYS:NZ	39:DQ:88:GLY:O	2.46	0.46
40:DR:28:LEU:HD23	40:DR:34:ILE:CG1	2.46	0.46
40:DR:51:LEU:HA	40:DR:54:LEU:HD22	1.98	0.46
41:DS:21:THR:C	41:DS:23:ARG:N	2.68	0.46
44:DV:38:LEU:HD13	44:DV:55:ALA:CB	2.43	0.46
44:DV:72:VAL:HG23	44:DV:85:LYS:HB3	1.97	0.46
47:DY:76:CYS:CB	47:DY:77:PRO:HD2	2.45	0.46
48:DZ:96:GLU:CB	48:DZ:124:LEU:HD11	2.42	0.46
50:D1:69:LYS:O	50:D1:72:GLU:HB3	2.15	0.46
52:D3:5:LYS:HE2	52:D3:57:GLU:HB3	1.96	0.46
52:D3:11:SER:OG	52:D3:12:PRO:HD2	2.15	0.46

*Continued on next page...*

*Continued from previous page...*

Atom-1	Atom-2	Interatomic distance (Å)	Clash overlap (Å)
1:AA:44:G:H2'	1:AA:45:U:O4'	2.15	0.46
1:AA:99:U:H2'	1:AA:100:C:C6	2.49	0.46
1:AA:268:C:C5	1:AA:269:C:C5	3.04	0.46
1:AA:289:G:N2	1:AA:290:C:C2	2.83	0.46
1:AA:473:G:C4	1:AA:474:G:N7	2.84	0.46
1:AA:481:G:H1'	1:AA:483:C:N4	2.29	0.46
1:AA:828:A:H62	1:AA:858:G:H21	1.64	0.46
1:AA:967:C:H2'	1:AA:968:A:N7	2.30	0.46
1:AA:1087:G:H2'	1:AA:1088:G:H8	1.79	0.46
1:AA:1446:U:O2'	1:AA:1447:A:C8	2.66	0.46
2:AB:69:LEU:HD22	2:AB:159:PRO:HG2	1.96	0.46
2:AB:75:LYS:HD3	2:AB:78:GLN:CB	2.46	0.46
2:AB:106:LYS:HG2	2:AB:107:THR:N	2.31	0.46
2:AB:114:ARG:HD3	2:AB:117:GLU:OE1	2.16	0.46
3:AC:179:ARG:HD2	3:AC:207:VAL:HA	1.97	0.46
4:AD:38:TYR:HB2	4:AD:44:GLY:O	2.16	0.46
5:AE:72:GLN:NE2	5:AE:144:THR:CG2	2.78	0.46
6:AF:33:TYR:CB	6:AF:75:LEU:HD12	2.41	0.46
7:AG:38:LEU:C	7:AG:40:ALA:H	2.18	0.46
11:AK:38:ASN:ND2	11:AK:38:ASN:H	2.12	0.46
27:BA:574:C:H1'	27:BA:2055:C:C6	2.51	0.46
27:BA:836:G:C5	27:BA:837:C:C4	3.04	0.46
27:BA:906:G:H5'	39:BQ:26:TYR:HH	1.76	0.46
27:BA:906:G:O3'	39:BQ:67:ARG:NH2	2.49	0.46
27:BA:1178:C:C6	27:BA:1179:C:C5	3.04	0.46
27:BA:1303:G:H2'	27:BA:1304:C:H6	1.81	0.46
27:BA:2144:U:H4'	27:BA:2145:C:C5	2.49	0.46
27:BA:2366:A:H3'	27:BA:2367:G:H8	1.81	0.46
27:BA:2508:G:O2'	27:BA:2509:G:H5'	2.14	0.46
27:BA:2628:C:H4'	27:BA:2781:A:C5	2.51	0.46
28:BB:79:C:O2'	28:BB:80:U:H5'	2.15	0.46
28:BB:91:C:H2'	28:BB:92:C:O5'	2.15	0.46
32:BF:38:ARG:HH11	32:BF:38:ARG:CG	2.25	0.46
34:BH:151:ILE:O	34:BH:152:ARG:HG2	2.15	0.46
35:BI:92:VAL:HG12	35:BI:120:ILE:HB	1.97	0.46
38:BP:146:VAL:CG2	38:BP:147:LEU:H	2.02	0.46
42:BT:28:VAL:CG1	42:BT:46:GLU:HA	2.45	0.46
42:BT:29:ARG:HD3	42:BT:29:ARG:HA	1.49	0.46
47:BY:10:GLY:HA2	47:BY:27:VAL:CG1	2.34	0.46
50:B1:4:VAL:HG22	50:B1:4:VAL:O	2.15	0.46
51:B2:3:LEU:HA	51:B2:6:VAL:HG23	1.97	0.46

*Continued on next page...*



*Continued from previous page...*

Atom-1	Atom-2	Interatomic distance (Å)	Clash overlap (Å)
54:B5:17:ASP:O	54:B5:20:ARG:HB2	2.16	0.46
1:CA:23:C:C2'	1:CA:24:U:H5'	2.45	0.46
1:CA:402:G:H4'	1:CA:620:C:O2	2.15	0.46
1:CA:986:A:O2'	1:CA:987:G:H5'	2.15	0.46
1:CA:1128:C:H1'	1:CA:1146:A:H61	1.81	0.46
1:CA:1261:A:H5'	1:CA:1283:G:O3'	2.16	0.46
4:CD:202:LEU:HA	4:CD:205:GLU:OE2	2.16	0.46
5:CE:129:ILE:HD12	5:CE:129:ILE:N	2.27	0.46
10:CJ:39:PRO:HB3	10:CJ:70:ARG:HE	1.79	0.46
10:CJ:80:LYS:HE3	10:CJ:80:LYS:C	2.36	0.46
25:CY:67:C:H2'	25:CY:68:C:H6	1.81	0.46
27:DA:58:G:O2'	27:DA:59:U:H5'	2.14	0.46
27:DA:93:G:C2'	27:DA:94:C:O4'	2.58	0.46
27:DA:302:C:H2'	27:DA:303:U:C6	2.50	0.46
27:DA:363(B):G:H2'	27:DA:363(C):G:C8	2.50	0.46
27:DA:600:G:O3'	32:DF:108:LYS:HE3	2.15	0.46
27:DA:691:C:H2'	27:DA:692:C:H6	1.79	0.46
27:DA:992:C:C6	27:DA:992:C:C3'	2.98	0.46
27:DA:1009:A:O2'	27:DA:1010:A:H5'	2.15	0.46
27:DA:1021:A:C2	27:DA:1023:U:C2	3.02	0.46
27:DA:1140:C:P	36:DN:66:LYS:HZ3	2.38	0.46
27:DA:1142(A):A:H5'	27:DA:1142(A):A:C8	2.43	0.46
27:DA:1224:C:OP1	27:DA:1224:C:H6	1.97	0.46
27:DA:1568:G:P	30:DD:61:LEU:HB2	2.55	0.46
27:DA:1701:A:C3'	27:DA:1702:G:H5'	2.46	0.46
27:DA:1772:G:N2	27:DA:1774:C:C5'	2.76	0.46
27:DA:1956:U:C2'	27:DA:1957:C:H5'	2.45	0.46
27:DA:2027:G:C5	27:DA:2028:U:C5	3.04	0.46
27:DA:2371:G:H4'	55:D6:45:LYS:HB2	1.95	0.46
27:DA:2673:G:O2'	27:DA:2674:G:H5'	2.16	0.46
30:DD:63:ARG:CD	30:DD:63:ARG:N	2.79	0.46
31:DE:4:ILE:CD1	31:DE:31:CYS:SG	3.04	0.46
32:DF:109:GLY:HA2	32:DF:112:MET:HE3	1.98	0.46
32:DF:124:LEU:HG	32:DF:126:VAL:CG1	2.45	0.46
33:DG:15:VAL:HG13	33:DG:175:LEU:CD2	2.44	0.46
35:DI:37:VAL:HG12	35:DI:38:LEU:CD1	2.34	0.46
38:DP:80:TYR:CD1	38:DP:111:ARG:HB3	2.50	0.46
38:DP:114:ILE:O	38:DP:114:ILE:HG23	2.15	0.46
40:DR:6:SER:C	40:DR:7:GLY:O	2.54	0.46
41:DS:97:ARG:NH2	41:DS:99:LYS:N	2.62	0.46
43:DU:12:ARG:HA	43:DU:15:LYS:NZ	2.31	0.46

*Continued on next page...*



*Continued from previous page...*

Atom-1	Atom-2	Interatomic distance (Å)	Clash overlap (Å)
47:DY:28:LYS:CA	47:DY:39:VAL:H	2.29	0.46
48:DZ:79:ARG:O	48:DZ:81:ARG:N	2.49	0.46
53:D4:48:ILE:HG22	53:D4:50:THR:HG23	1.96	0.46
56:D7:13:ALA:O	56:D7:14:LYS:C	2.53	0.46
58:D9:22:ARG:CD	58:D9:35:ARG:HD2	2.46	0.46
58:D9:32:HIS:O	58:D9:34:GLN:HG3	2.15	0.46
1:AA:292:G:C5	1:AA:293:G:H1'	2.51	0.46
1:AA:658:G:C6	1:AA:749:C:N4	2.84	0.46
2:AB:75:LYS:HE3	2:AB:78:GLN:NE2	2.31	0.46
3:AC:154:SER:OG	3:AC:155:GLY:N	2.48	0.46
3:AC:175:LEU:C	3:AC:177:THR:H	2.19	0.46
8:AH:20:TYR:HD1	8:AH:65:TYR:HD2	1.63	0.46
9:AI:53:VAL:CG2	9:AI:55:ALA:H	2.12	0.46
10:AJ:21:GLN:HG2	10:AJ:21:GLN:O	2.15	0.46
12:AL:2:PRO:HA	12:AL:6:GLN:NE2	2.31	0.46
12:AL:22:PRO:O	12:AL:24:LEU:HD22	2.15	0.46
13:AM:24:GLY:O	13:AM:25:ILE:HD12	2.15	0.46
17:AQ:66:SER:O	17:AQ:67:LYS:C	2.52	0.46
18:AR:22:VAL:O	18:AR:23:LYS:C	2.54	0.46
27:BA:196:A:OP2	38:BP:46:LYS:NZ	2.44	0.46
27:BA:245:G:C2'	27:BA:246:C:H5'	2.45	0.46
27:BA:374:A:C2	27:BA:401:A:C4	3.04	0.46
27:BA:489:G:C4	27:BA:1284:A:C6	3.04	0.46
27:BA:566:U:O4	44:BV:78:LYS:HE3	2.15	0.46
27:BA:571:A:O2'	27:BA:573:G:O5'	2.23	0.46
27:BA:826:U:H5'	27:BA:827:U:P	2.55	0.46
27:BA:1042:G:H1	27:BA:1112:G:H22	1.63	0.46
27:BA:1224:C:H6	27:BA:1224:C:OP1	1.98	0.46
27:BA:1468:C:C4	27:BA:1525:G:C2	3.04	0.46
27:BA:1802:A:C6	27:BA:1803:A:C6	3.03	0.46
27:BA:2350:C:H5'	57:B8:42:ARG:HD3	1.98	0.46
27:BA:2729:G:C1'	31:BE:187:ALA:HB2	2.23	0.46
29:BC:41:VAL:HG23	29:BC:178:ALA:CB	2.45	0.46
30:BD:226:MET:HB3	30:BD:230:ASP:HB3	1.97	0.46
31:BE:145:LYS:O	31:BE:148:GLY:CA	2.62	0.46
32:BF:119:ARG:C	32:BF:121:GLY:N	2.67	0.46
33:BG:58:GLN:HG3	33:BG:59:GLU:N	2.30	0.46
33:BG:149:VAL:O	33:BG:149:VAL:CG2	2.64	0.46
35:BI:131:LYS:CG	35:BI:132:PRO:CD	2.92	0.46
36:BN:43:THR:HG22	36:BN:45:ASN:H	1.79	0.46
36:BN:91:LEU:HD23	36:BN:98:VAL:HG21	1.97	0.46

*Continued on next page...*

*Continued from previous page...*

Atom-1	Atom-2	Interatomic distance (Å)	Clash overlap (Å)
39:BQ:103:MET:HB2	39:BQ:104:PHE:CD1	2.50	0.46
40:BR:79:LEU:HD23	40:BR:83:ILE:HB	1.95	0.46
41:BS:20:ARG:HG2	41:BS:20:ARG:HH11	1.81	0.46
43:BU:62:ILE:O	43:BU:65:ILE:N	2.48	0.46
47:BY:27:VAL:O	47:BY:29:GLU:OE1	2.33	0.46
47:BY:74:PRO:O	47:BY:75:ILE:HB	2.15	0.46
50:B1:52:ARG:O	50:B1:56:GLN:O	2.33	0.46
51:B2:5:GLU:O	51:B2:9:GLN:HB2	2.15	0.46
1:CA:25:C:C2'	1:CA:26:A:H5'	2.45	0.46
1:CA:260:G:H2'	1:CA:261:U:C6	2.50	0.46
1:CA:725:G:H2'	1:CA:726:C:C6	2.50	0.46
1:CA:935:A:HO2'	1:CA:936:C:P	2.39	0.46
1:CA:995:C:O2'	1:CA:996:A:OP2	2.27	0.46
1:CA:1046:A:H2'	1:CA:1047:G:O4'	2.16	0.46
1:CA:1049:U:O2	1:CA:1049:U:H2'	2.15	0.46
1:CA:1225:A:C5'	13:CM:103:THR:OG1	2.63	0.46
1:CA:1273:G:H2'	1:CA:1274:G:C8	2.49	0.46
2:CB:76:GLN:O	2:CB:77:ALA:CB	2.64	0.46
2:CB:84:GLU:OE2	2:CB:216:SER:HA	2.15	0.46
2:CB:152:PHE:O	2:CB:154:LEU:N	2.48	0.46
2:CB:228:GLY:O	2:CB:229:VAL:C	2.53	0.46
3:CC:134:ILE:HG22	3:CC:135:LYS:N	2.30	0.46
5:CE:70:PRO:HB3	5:CE:144:THR:HG23	1.97	0.46
27:DA:84:A:P	47:DY:9:LYS:NZ	2.89	0.46
27:DA:149:A:C2'	27:DA:150:C:O5'	2.63	0.46
27:DA:245:G:C6	27:DA:254:G:N2	2.83	0.46
27:DA:608:A:OP1	32:DF:100:THR:HG21	2.15	0.46
27:DA:675:A:OP1	32:DF:63:LYS:NZ	2.40	0.46
27:DA:704:G:O2'	27:DA:705:A:O5'	2.30	0.46
27:DA:727:A:O2'	27:DA:728:G:O4'	2.34	0.46
27:DA:845:G:O2'	27:DA:846:C:C5	2.67	0.46
27:DA:984:A:H8	27:DA:984:A:O5'	1.99	0.46
27:DA:986:C:O2	27:DA:986:C:H2'	2.15	0.46
27:DA:1218:C:H2'	27:DA:1218:C:O2	2.15	0.46
27:DA:1246:A:P	38:DP:16:ARG:NH2	2.89	0.46
27:DA:1300:U:O2'	27:DA:1301:A:C5'	2.64	0.46
27:DA:1349:A:N6	27:DA:1598:C:H42	2.12	0.46
27:DA:1590:U:C2'	27:DA:1591:G:H5''	2.40	0.46
27:DA:1920:C:O2'	27:DA:1921:G:H5'	2.15	0.46
27:DA:2247:A:C4	27:DA:2248:C:C5	3.04	0.46
27:DA:2290:G:H2'	27:DA:2291:U:O4'	2.15	0.46

*Continued on next page...*

*Continued from previous page...*

Atom-1	Atom-2	Interatomic distance (Å)	Clash overlap (Å)
27:DA:2508:G:N1	27:DA:2582:G:O6	2.49	0.46
27:DA:2657:A:C2'	27:DA:2658:C:H5'	2.46	0.46
27:DA:2712:U:H6	27:DA:2712(A):A:C8	2.34	0.46
28:DB:24:G:H4'	28:DB:25:A:C5'	2.44	0.46
29:DC:37:PHE:CD1	29:DC:39:GLU:HG3	2.51	0.46
29:DC:194:ARG:O	29:DC:196:LEU:N	2.48	0.46
30:DD:154:LYS:HB2	30:DD:155:LEU:HD13	1.97	0.46
31:DE:55:ASN:HD22	31:DE:55:ASN:HA	1.50	0.46
31:DE:59:VAL:HG13	31:DE:60:ASN:H	1.78	0.46
31:DE:59:VAL:HG21	31:DE:63:LEU:CG	2.44	0.46
31:DE:61:ARG:HB3	31:DE:62:PRO:CD	2.45	0.46
31:DE:117:MET:O	31:DE:118:LYS:CB	2.59	0.46
33:DG:101:ILE:HD13	33:DG:101:ILE:C	2.36	0.46
35:DI:66:GLU:C	35:DI:68:LEU:H	2.18	0.46
37:DO:87:ILE:HG23	37:DO:92:GLU:N	2.30	0.46
37:DO:104:ARG:HB3	37:DO:104:ARG:CZ	2.45	0.46
39:DQ:37:LEU:HB2	39:DQ:128:LYS:O	2.16	0.46
40:DR:11:ASN:O	40:DR:12:ARG:CB	2.63	0.46
40:DR:69:ASP:N	40:DR:69:ASP:OD2	2.49	0.46
41:DS:10:ARG:O	41:DS:11:LYS:C	2.54	0.46
42:DT:62:THR:CA	42:DT:74:ARG:O	2.62	0.46
42:DT:124:ASP:C	42:DT:126:ALA:H	2.19	0.46
46:DX:36:LYS:HG2	46:DX:56:THR:CG2	2.45	0.46
49:D0:84:LEU:H	49:D0:84:LEU:HD12	1.81	0.46
1:AA:66:G:H5'	1:AA:173:U:O4	2.16	0.46
1:AA:457:C:N3	1:AA:475:G:C2	2.83	0.46
1:AA:1392:G:N2	1:AA:1502:A:C8	2.83	0.46
1:AA:1514:C:C4	1:AA:1515:C:C5	3.03	0.46
2:AB:229:VAL:HG12	2:AB:230:VAL:N	2.31	0.46
3:AC:59:ARG:O	10:AJ:93:GLY:HA2	2.16	0.46
4:AD:173:TRP:CE2	4:AD:189:PRO:HB3	2.50	0.46
5:AE:80:ILE:CD1	5:AE:142:LEU:HD21	2.46	0.46
7:AG:116:ALA:O	7:AG:120:ILE:HG12	2.15	0.46
7:AG:143:ARG:O	7:AG:145:ALA:O	2.33	0.46
8:AH:65:TYR:HD1	8:AH:65:TYR:N	2.13	0.46
9:AI:111:ARG:HD2	14:AN:61:TRP:NE1	2.30	0.46
10:AJ:95:GLU:CD	10:AJ:96:ILE:N	2.67	0.46
12:AL:42:PRO:HB3	12:AL:89:ASP:HB3	1.98	0.46
12:AL:84:GLY:HA2	12:AL:95:TYR:HA	1.97	0.46
13:AM:84:ILE:HG22	19:AS:74:PHE:HD1	1.81	0.46
14:AN:32:SER:OG	14:AN:41:ARG:HG2	2.15	0.46

*Continued on next page...*

*Continued from previous page...*

Atom-1	Atom-2	Interatomic distance (Å)	Clash overlap (Å)
24:AX:25:C:C2	24:AX:26:G:C8	3.03	0.46
25:AY:47:C:C2	25:AY:58:A:H1'	2.51	0.46
27:BA:92:A:O2'	27:BA:93:G:P	2.73	0.46
27:BA:363(A):A:H5'	27:BA:363(B):G:P	2.56	0.46
27:BA:489:G:C6	27:BA:491:G:C6	3.04	0.46
27:BA:517:C:C2'	27:BA:518:G:H5'	2.45	0.46
27:BA:628:G:H2'	27:BA:629:G:H8	1.80	0.46
27:BA:753:C:C2'	27:BA:754:C:C5'	2.93	0.46
27:BA:784:A:C5	30:BD:229:VAL:HG21	2.50	0.46
27:BA:819:A:H2'	27:BA:820:A:O5'	2.16	0.46
27:BA:844:C:H2'	27:BA:845:G:C8	2.50	0.46
27:BA:1230:C:H2'	27:BA:1231:G:C8	2.51	0.46
27:BA:2005:A:H2'	27:BA:2006:C:H5'	1.98	0.46
27:BA:2171:A:HO2'	27:BA:2172:U:P	2.38	0.46
27:BA:2726:U:O2	27:BA:2726:U:O4'	2.30	0.46
27:BA:2741:A:H2'	27:BA:2742:C:O4'	2.15	0.46
30:BD:4:LYS:HD2	30:BD:18:VAL:CG2	2.46	0.46
30:BD:31:LYS:O	30:BD:35:LYS:HB2	2.15	0.46
30:BD:45:ASN:CG	30:BD:46:GLN:N	2.68	0.46
31:BE:45:THR:O	31:BE:46:ALA:CB	2.64	0.46
31:BE:47:VAL:O	31:BE:80:GLU:HA	2.16	0.46
37:BO:17:ARG:NE	37:BO:47:ILE:HD13	2.28	0.46
40:BR:30:THR:OG1	40:BR:75:LEU:HD21	2.14	0.46
43:BU:96:ALA:O	43:BU:98:LEU:N	2.49	0.46
47:BY:87:LYS:NZ	47:BY:89:PHE:CE1	2.83	0.46
47:BY:88:LYS:HB3	47:BY:90:LEU:CD1	2.46	0.46
48:BZ:111:ARG:HG2	48:BZ:111:ARG:NH1	2.25	0.46
49:B0:14:ARG:O	49:B0:15:ASP:HB2	2.14	0.46
55:B6:26:ASN:CB	55:B6:32:ASN:OD1	2.63	0.46
57:B8:23:VAL:HG13	57:B8:47:LYS:O	2.16	0.46
1:CA:46:G:H2'	1:CA:366:C:C5	2.51	0.46
1:CA:147:G:H1	1:CA:175:C:N4	2.12	0.46
1:CA:250:A:H2	1:CA:274:A:N6	2.10	0.46
1:CA:251:G:H4'	1:CA:252:U:O5'	2.16	0.46
1:CA:264:U:C4	1:CA:265:G:C5	3.04	0.46
1:CA:274:A:O2'	1:CA:275:G:P	2.74	0.46
1:CA:399:G:C6	1:CA:400:C:C4	3.03	0.46
1:CA:542:G:H5'	4:CD:41:GLY:HA3	1.98	0.46
1:CA:658:G:O2'	1:CA:659:U:H5'	2.15	0.46
1:CA:668:G:H2'	1:CA:669:U:H6	1.81	0.46
1:CA:715:A:H2'	1:CA:716:A:C8	2.51	0.46

*Continued on next page...*

*Continued from previous page...*

Atom-1	Atom-2	Interatomic distance (Å)	Clash overlap (Å)
1:CA:775:G:O2'	1:CA:776:G:H5'	2.15	0.46
1:CA:876:G:P	8:CH:14:ARG:HH11	2.38	0.46
1:CA:949:A:H1'	1:CA:1364:U:H3	1.80	0.46
1:CA:1057:G:C5	1:CA:1204:A:C2	3.03	0.46
3:CC:114:PRO:HA	3:CC:185:GLY:HA3	1.98	0.46
6:CF:42:GLU:C	6:CF:44:GLY:N	2.68	0.46
8:CH:68:ARG:NH1	8:CH:68:ARG:CG	2.78	0.46
8:CH:109:ILE:CG1	8:CH:120:THR:HB	2.46	0.46
20:CT:50:GLU:HA	20:CT:100:ILE:CG1	2.30	0.46
20:CT:75:ASN:O	20:CT:76:ALA:C	2.54	0.46
27:DA:96:G:N1	27:DA:97:C:C4	2.84	0.46
27:DA:271(Y):U:O2'	27:DA:271(Z):C:OP2	2.34	0.46
27:DA:284:U:O2'	27:DA:285:C:O4'	2.33	0.46
27:DA:460:A:H3'	27:DA:461:C:H6	1.81	0.46
27:DA:509:C:O2'	27:DA:510:C:C5'	2.64	0.46
27:DA:560:C:H5''	43:DU:52:ARG:HH22	1.79	0.46
27:DA:565:C:H2'	27:DA:566:U:O4'	2.15	0.46
27:DA:631:A:O2'	27:DA:632:A:H5'	2.15	0.46
27:DA:675:A:C8	27:DA:804:A:C6	3.03	0.46
27:DA:887:A:O2'	27:DA:888:C:H5''	2.16	0.46
27:DA:906:G:C3'	27:DA:907:U:H5''	2.45	0.46
27:DA:942:G:H1'	27:DA:1189:A:C2	2.51	0.46
27:DA:957:A:H2	27:DA:2459:A:OP1	1.98	0.46
27:DA:1205:U:H3'	27:DA:1206:G:H5'	1.98	0.46
27:DA:1263:U:C4	27:DA:1264:G:C6	3.04	0.46
27:DA:1349:A:H5'	27:DA:1349:A:N3	2.30	0.46
27:DA:1599:C:H2'	27:DA:1600:C:C6	2.50	0.46
27:DA:1628:G:H2'	27:DA:1629:U:C6	2.50	0.46
27:DA:2282:G:H5''	27:DA:2283:C:O4'	2.16	0.46
27:DA:2515:C:O2'	27:DA:2516:G:H5'	2.16	0.46
27:DA:2572:A:O3'	27:DA:2574:G:H5''	2.16	0.46
27:DA:2645:G:OP2	27:DA:2645:G:C8	2.69	0.46
29:DC:56:GLN:HE22	29:DC:173:ALA:HB1	1.81	0.46
31:DE:9:VAL:HG13	31:DE:10:GLY:H	1.80	0.46
32:DF:179:GLU:CD	32:DF:179:GLU:H	2.19	0.46
33:DG:97:ASP:O	33:DG:101:ILE:HG22	2.15	0.46
34:DH:16:SER:HB3	34:DH:18:GLU:HG3	1.98	0.46
37:DO:71:ARG:HH12	42:DT:74:ARG:NH2	2.07	0.46
38:DP:16:ARG:O	38:DP:18:ARG:N	2.48	0.46
41:DS:19:LYS:O	41:DS:19:LYS:HG2	2.15	0.46
41:DS:61:ASN:O	41:DS:62:LYS:CG	2.63	0.46

*Continued on next page...*

*Continued from previous page...*

Atom-1	Atom-2	Interatomic distance (Å)	Clash overlap (Å)
42:DT:28:VAL:HG11	42:DT:46:GLU:CG	2.46	0.46
45:DW:6:ILE:CG2	45:DW:8:ARG:HG3	2.45	0.46
45:DW:11:ARG:C	45:DW:11:ARG:NE	2.69	0.46
46:DX:31:HIS:CE1	46:DX:32:PRO:HG2	2.51	0.46
47:DY:95:LYS:CD	47:DY:100:ALA:HA	2.45	0.46
48:DZ:156:LEU:HD12	48:DZ:156:LEU:H	1.80	0.46
50:D1:56:GLN:OE1	50:D1:87:PRO:HD3	2.16	0.46
52:D3:7:LYS:HB2	52:D3:34:GLU:HG2	1.98	0.46
52:D3:8:LEU:HD22	52:D3:31:LEU:HD21	1.97	0.46
52:D3:23:LEU:CA	52:D3:26:LEU:HD12	2.37	0.46
57:D8:36:LYS:O	57:D8:37:SER:C	2.54	0.46
1:AA:9:G:OP2	5:AE:121:LYS:NZ	2.48	0.46
1:AA:184:G:O4'	1:AA:224:C:H4'	2.16	0.46
1:AA:203:U:H1'	1:AA:216:G:N1	2.30	0.46
1:AA:255:G:O3'	17:AQ:17:LYS:NZ	2.49	0.46
1:AA:671:G:O2'	1:AA:672:U:H5'	2.15	0.46
1:AA:756:C:H2'	1:AA:757:U:C6	2.51	0.46
1:AA:1301:U:H3'	1:AA:1302:U:H5''	1.98	0.46
2:AB:178:ARG:HH12	2:AB:196:LEU:HB3	1.77	0.46
3:AC:64:VAL:O	3:AC:66:VAL:HG23	2.16	0.46
5:AE:132:ALA:O	5:AE:135:THR:N	2.49	0.46
6:AF:9:VAL:O	6:AF:86:ARG:N	2.49	0.46
6:AF:61:LEU:HB3	6:AF:62:TRP:H	1.53	0.46
13:AM:13:LYS:O	13:AM:44:ARG:HA	2.15	0.46
13:AM:67:GLU:OE2	13:AM:68:GLY:N	2.49	0.46
27:BA:96:G:O2'	27:BA:97:C:H5'	2.15	0.46
27:BA:158:U:O3'	27:BA:171:G:C8	2.62	0.46
27:BA:293:U:O2	27:BA:348:G:C2	2.69	0.46
27:BA:565:C:O2'	27:BA:566:U:H5'	2.16	0.46
27:BA:911:A:N6	39:BQ:9:TYR:HB3	2.30	0.46
27:BA:950:G:N2	27:BA:968:G:H1'	2.31	0.46
27:BA:1141:U:P	36:BN:25:ARG:NH1	2.88	0.46
27:BA:1280:G:N3	27:BA:1280:G:H2'	2.30	0.46
27:BA:1300:U:O2'	27:BA:1301:A:H5'	2.16	0.46
27:BA:1365:A:N6	27:BA:1366:A:C6	2.84	0.46
27:BA:1385:G:O2'	27:BA:1386:C:C6	2.68	0.46
27:BA:1710:C:O2	27:BA:1749:A:C2	2.69	0.46
27:BA:1799:G:H1	30:BD:178:PRO:HD2	1.79	0.46
27:BA:1879:C:H2'	27:BA:1880:C:C5'	2.30	0.46
27:BA:2277:G:H5''	39:BQ:87:LYS:HB2	1.98	0.46
27:BA:2371:G:H4'	55:B6:45:LYS:HB2	1.98	0.46

*Continued on next page...*



*Continued from previous page...*

Atom-1	Atom-2	Interatomic distance (Å)	Clash overlap (Å)
27:BA:2375:G:N2	27:BA:2378:A:OP2	2.46	0.46
27:BA:2642:G:C2	27:BA:2773:C:C2	3.04	0.46
27:BA:2767:C:H2'	27:BA:2768:C:H6	1.80	0.46
27:BA:2839:G:C4	27:BA:2840:C:C5	3.03	0.46
27:BA:2882:A:OP1	40:BR:96:ARG:NE	2.48	0.46
28:BB:35:U:O4	28:BB:50:G:H1'	2.16	0.46
30:BD:35:LYS:NZ	30:BD:102:LYS:C	2.68	0.46
30:BD:72:LYS:HD3	30:BD:75:ILE:CD1	2.41	0.46
30:BD:134:ARG:HG2	30:BD:135:PHE:N	2.31	0.46
31:BE:199:ARG:C	31:BE:200:GLU:O	2.52	0.46
33:BG:2:PRO:HG2	53:B4:51:TYR:CG	2.49	0.46
33:BG:59:GLU:OE1	33:BG:153:ARG:NH2	2.49	0.46
33:BG:64:THR:HG23	33:BG:66:GLN:H	1.80	0.46
34:BH:28:GLY:O	34:BH:30:LYS:N	2.37	0.46
34:BH:103:LEU:HG	34:BH:104:GLU:N	2.31	0.46
36:BN:67:LEU:O	36:BN:68:GLU:CG	2.57	0.46
38:BP:16:ARG:HD3	38:BP:16:ARG:C	2.36	0.46
38:BP:85:LEU:CD2	38:BP:85:LEU:N	2.74	0.46
39:BQ:39:PRO:HD3	39:BQ:99:PRO:HG2	1.98	0.46
42:BT:87:ASP:OD1	42:BT:87:ASP:N	2.49	0.46
46:BX:64:LYS:HD3	46:BX:73:ARG:NH2	2.30	0.46
47:BY:86:ARG:NH1	47:BY:95:LYS:HE2	2.31	0.46
47:BY:96:ILE:CD1	47:BY:99:CYS:HB2	2.46	0.46
48:BZ:166:PRO:O	48:BZ:167:GLU:HB2	2.15	0.46
48:BZ:172:ALA:O	48:BZ:173:VAL:CG2	2.63	0.46
58:B9:13:LYS:HD3	58:B9:28:GLU:CG	2.40	0.46
1:CA:22:G:O2'	1:CA:23:C:H5'	2.16	0.46
1:CA:117:G:O2'	1:CA:118:U:H5'	2.16	0.46
1:CA:139:G:O2'	1:CA:140:A:H5'	2.16	0.46
1:CA:945:G:N1	1:CA:1337:G:C2	2.84	0.46
1:CA:1330:U:O3'	13:CM:23:TYR:HE2	1.99	0.46
1:CA:1442(B):A:H2'	1:CA:1442(B):A:N3	2.31	0.46
4:CD:23:GLY:C	4:CD:24:GLU:HG2	2.36	0.46
4:CD:206:PHE:CE2	4:CD:207:TYR:CE2	3.03	0.46
5:CE:6:PHE:H	5:CE:6:PHE:HD1	1.61	0.46
8:CH:21:LYS:O	8:CH:22:GLU:C	2.53	0.46
9:CI:27:THR:HA	9:CI:31:GLN:O	2.15	0.46
9:CI:96:LEU:HG	9:CI:102:LEU:HB2	1.98	0.46
14:CN:29:ARG:CG	14:CN:40:CYS:HB2	2.37	0.46
16:CP:4:ILE:HB	16:CP:66:PRO:HG3	1.97	0.46
17:CQ:51:TYR:CD2	17:CQ:73:VAL:HG11	2.51	0.46

*Continued on next page...*



*Continued from previous page...*

Atom-1	Atom-2	Interatomic distance (Å)	Clash overlap (Å)
24:CX:71:C:H2'	24:CX:72:A:O4'	2.16	0.46
25:CY:30:A:C2'	25:CY:31:U:H5'	2.46	0.46
27:DA:84:A:N1	27:DA:98:G:H2'	2.30	0.46
27:DA:377:C:H2'	27:DA:378:C:C6	2.46	0.46
27:DA:476:G:HO2'	27:DA:477:A:P	2.38	0.46
27:DA:534:U:H5'	43:DU:42:ALA:CB	2.45	0.46
27:DA:610:G:N2	27:DA:619:G:H1'	2.31	0.46
27:DA:675:A:C8	27:DA:804:A:N6	2.84	0.46
27:DA:848:G:H2'	27:DA:849:A:C8	2.51	0.46
27:DA:1260:G:O2'	27:DA:1261:C:H5'	2.16	0.46
27:DA:2121:G:N1	27:DA:2178:C:O2	2.49	0.46
27:DA:2308:G:H2'	27:DA:2309:A:H8	1.76	0.46
27:DA:2393:A:H2'	27:DA:2394:C:O4'	2.15	0.46
27:DA:2411:A:H2'	27:DA:2412:A:H8	1.79	0.46
27:DA:2552:U:N3	27:DA:2554:U:C5'	2.78	0.46
27:DA:2611:U:H3'	27:DA:2611:U:OP1	2.16	0.46
27:DA:2789:C:N3	27:DA:2894:G:O6	2.49	0.46
27:DA:2818:G:OP2	40:DR:42:LYS:NZ	2.37	0.46
27:DA:2893:G:H5'	27:DA:2894:G:OP1	2.16	0.46
28:DB:7:G:H4'	41:DS:29:PHE:CD1	2.51	0.46
31:DE:32:PRO:HA	31:DE:90:THR:CA	2.46	0.46
31:DE:92:THR:O	31:DE:95:ILE:HD13	2.15	0.46
31:DE:96:PHE:CE2	31:DE:198:VAL:HG12	2.51	0.46
31:DE:188:VAL:HG22	31:DE:189:PRO:CD	2.41	0.46
32:DF:130:ALA:O	32:DF:132:VAL:N	2.48	0.46
33:DG:83:ARG:N	33:DG:83:ARG:HD2	2.31	0.46
33:DG:115:ARG:NH1	33:DG:136:ARG:HD3	2.31	0.46
36:DN:68:GLU:HA	36:DN:68:GLU:OE1	2.15	0.46
38:DP:49:ARG:HD2	57:D8:58:ILE:HG21	1.96	0.46
39:DQ:20:ALA:O	39:DQ:98:LYS:CB	2.59	0.46
39:DQ:110:THR:O	39:DQ:113:GLN:HB2	2.16	0.46
40:DR:58:GLY:HA2	40:DR:80:PHE:CE1	2.51	0.46
42:DT:12:SER:O	42:DT:13:ARG:NH2	2.49	0.46
42:DT:16:ARG:NH1	42:DT:16:ARG:HG3	2.30	0.46
42:DT:28:VAL:HG22	42:DT:46:GLU:HA	1.98	0.46
42:DT:50:ILE:O	42:DT:50:ILE:CG2	2.63	0.46
44:DV:2:PHE:HB3	44:DV:42:GLY:HA2	1.90	0.46
48:DZ:60:LEU:HD23	48:DZ:60:LEU:H	1.81	0.46
48:DZ:156:LEU:HB3	48:DZ:160:VAL:O	2.16	0.46
49:D0:32:ARG:H	49:D0:35:ASN:CG	2.19	0.46
49:D0:37:LEU:HG	49:D0:60:PHE:HA	1.98	0.46

*Continued on next page...*

*Continued from previous page...*

Atom-1	Atom-2	Interatomic distance (Å)	Clash overlap (Å)
49:D0:45:PHE:HZ	49:D0:77:ARG:NH1	2.14	0.46
49:D0:56:ASP:OD2	49:D0:58:THR:OG1	2.33	0.46
50:D1:90:ILE:HG13	50:D1:90:ILE:H	1.46	0.46
55:D6:22:ALA:O	55:D6:23:THR:HG23	2.16	0.46
56:D7:46:VAL:CG1	56:D7:48:LYS:HZ1	2.28	0.46
1:AA:129:U:H4'	1:AA:130:A:OP1	2.16	0.46
1:AA:265:G:N2	1:AA:267:C:H5'	2.31	0.46
1:AA:293:G:C5	1:AA:305:G:N2	2.84	0.46
1:AA:498:U:O2'	1:AA:499:A:O5'	2.30	0.46
1:AA:595:G:C6	1:AA:641:U:H2'	2.50	0.46
1:AA:689:C:H2'	1:AA:690:G:C8	2.51	0.46
1:AA:741:G:OP1	15:AO:35:ARG:NH2	2.49	0.46
1:AA:747:C:H2'	1:AA:748:C:O5'	2.15	0.46
1:AA:950:U:H2'	1:AA:951:G:H8	1.81	0.46
1:AA:1073:U:H3	1:AA:1102:A:N6	2.13	0.46
1:AA:1104:G:H4'	2:AB:111:ARG:HD2	1.97	0.46
1:AA:1157:A:O4'	1:AA:1158:C:O2	2.34	0.46
1:AA:1360:A:C2'	1:AA:1361:G:H5'	2.45	0.46
2:AB:78:GLN:HG2	2:AB:94:ASN:HB3	1.98	0.46
4:AD:123:HIS:O	4:AD:125:HIS:N	2.49	0.46
6:AF:16:GLN:H	6:AF:16:GLN:HE21	1.59	0.46
7:AG:50:ILE:O	7:AG:54:THR:O	2.33	0.46
9:AI:96:LEU:CG	9:AI:102:LEU:HB2	2.46	0.46
12:AL:44:LYS:CB	12:AL:45:PRO:CD	2.81	0.46
14:AN:37:PHE:CE1	14:AN:53:LEU:HD13	2.51	0.46
16:AP:24:ALA:O	16:AP:26:ARG:N	2.48	0.46
16:AP:53:VAL:O	16:AP:54:GLU:C	2.53	0.46
24:AX:74:C:O2'	24:AX:75:C:H5'	2.16	0.46
27:BA:211:A:H2'	27:BA:212:G:H8	1.80	0.46
27:BA:271(K):U:H3'	27:BA:271(L):U:H5'	1.97	0.46
27:BA:706:A:C8	27:BA:707:G:C8	3.04	0.46
27:BA:766:C:C4	27:BA:767:U:C4	3.04	0.46
27:BA:819:A:C4	27:BA:1189:A:C2	3.04	0.46
27:BA:1281:G:C6	27:BA:1282:U:C4	3.03	0.46
27:BA:1314:C:H42	27:BA:1338:G:H1	1.63	0.46
27:BA:1594:G:H5'	27:BA:1595:G:OP2	2.16	0.46
27:BA:1741:A:O2'	27:BA:1742:G:P	2.73	0.46
27:BA:2023:G:C5'	27:BA:2617:C:H4'	2.42	0.46
27:BA:2203:U:O2'	27:BA:2205:C:H5'	2.15	0.46
27:BA:2587:A:C2'	27:BA:2588:G:H5'	2.43	0.46
27:BA:2817:G:O2'	27:BA:2836:U:O2	2.22	0.46

*Continued on next page...*

*Continued from previous page...*

Atom-1	Atom-2	Interatomic distance (Å)	Clash overlap (Å)
27:BA:2862:G:C5	27:BA:2863:C:C5	3.04	0.46
28:BB:40:U:N3	28:BB:43:C:C5'	2.63	0.46
28:BB:107:G:O2'	28:BB:108:U:H5'	2.15	0.46
30:BD:10:THR:C	30:BD:11:PRO:O	2.54	0.46
30:BD:26:LYS:HZ1	30:BD:82:ILE:H	1.52	0.46
30:BD:173:VAL:O	30:BD:184:LYS:HA	2.16	0.46
30:BD:182:LEU:H	30:BD:272:ALA:CB	2.25	0.46
30:BD:182:LEU:HB3	30:BD:271:ILE:HG13	1.97	0.46
30:BD:261:LYS:CE	30:BD:263:ARG:NH2	2.78	0.46
34:BH:10:PRO:CG	34:BH:10:PRO:O	2.63	0.46
35:BI:5:LEU:HD22	35:BI:13:GLY:CA	2.33	0.46
35:BI:114:LEU:O	35:BI:115:ALA:CB	2.63	0.46
38:BP:79:ARG:NH2	38:BP:109:GLY:HA3	2.31	0.46
40:BR:48:VAL:O	40:BR:49:ASP:C	2.55	0.46
40:BR:98:LEU:HD12	40:BR:113:LEU:CD2	2.33	0.46
42:BT:89:VAL:CG1	42:BT:91:ARG:NE	2.79	0.46
47:BY:28:LYS:C	47:BY:38:ILE:HB	2.34	0.46
48:BZ:43:PHE:O	48:BZ:46:VAL:HB	2.16	0.46
48:BZ:79:ARG:O	48:BZ:80:ARG:C	2.53	0.46
50:B1:53:VAL:HG12	50:B1:54:ALA:N	2.31	0.46
57:B8:6:THR:CG2	57:B8:63:PRO:HD3	2.46	0.46
1:CA:107:G:OP1	1:CA:325:A:N6	2.49	0.46
1:CA:230:G:H2'	1:CA:231:G:O4'	2.16	0.46
1:CA:447:G:H2'	1:CA:485:G:N2	2.31	0.46
1:CA:522:C:H41	12:CL:50:ARG:HH22	1.62	0.46
1:CA:738:C:H2'	1:CA:739:C:H6	1.80	0.46
1:CA:800:G:H8	1:CA:800:G:O5'	1.98	0.46
1:CA:812:C:OP1	1:CA:903:G:H1'	2.15	0.46
1:CA:1321:C:H5''	1:CA:1322:C:C5'	2.31	0.46
1:CA:1419:G:N3	1:CA:1420:C:C6	2.84	0.46
3:CC:23:TYR:HB2	10:CJ:10:GLY:HA2	1.98	0.46
4:CD:150:GLU:HA	4:CD:153:ARG:HD2	1.97	0.46
7:CG:41:ARG:O	7:CG:42:ILE:C	2.54	0.46
13:CM:47:ASP:O	13:CM:48:LEU:CB	2.61	0.46
13:CM:90:LEU:O	13:CM:91:ARG:HG2	2.16	0.46
17:CQ:10:VAL:HG11	17:CQ:19:VAL:HB	1.98	0.46
27:DA:85:G:H1	27:DA:97:C:H42	1.63	0.46
27:DA:118:A:H1'	27:DA:178:G:O4'	2.16	0.46
27:DA:136:G:H2'	27:DA:137:C:H6	1.80	0.46
27:DA:186:G:H2'	27:DA:187:G:H8	1.80	0.46
27:DA:284:U:O2'	27:DA:285:C:C5'	2.63	0.46

*Continued on next page...*

*Continued from previous page...*

Atom-1	Atom-2	Interatomic distance (Å)	Clash overlap (Å)
27:DA:311:A:O2'	27:DA:332:A:C5'	2.63	0.46
27:DA:330:A:O2'	27:DA:331:A:C8	2.57	0.46
27:DA:459:U:H4'	56:D7:40:TRP:CH2	2.50	0.46
27:DA:567:A:C2'	27:DA:568:U:O5'	2.64	0.46
27:DA:574:C:O3'	27:DA:2055:C:H5	1.99	0.46
27:DA:588:U:H2'	27:DA:589:C:C6	2.51	0.46
27:DA:701:G:H4'	27:DA:1631(A):A:H2	1.81	0.46
27:DA:719:C:O2'	27:DA:720:C:H5'	2.16	0.46
27:DA:865:C:C4'	27:DA:866:A:OP1	2.57	0.46
27:DA:1247:A:O2'	27:DA:1248:G:C5'	2.64	0.46
27:DA:1297:C:OP1	27:DA:2710:C:H4'	2.15	0.46
27:DA:1648:C:N3	27:DA:2010:G:C2	2.84	0.46
27:DA:1650:G:C4	27:DA:1651:G:C8	3.04	0.46
27:DA:1697:G:H4'	27:DA:1978:A:H5''	1.98	0.46
27:DA:2208:A:H1'	27:DA:2219:G:C5	2.50	0.46
27:DA:2241:A:H2'	27:DA:2242:G:C8	2.51	0.46
27:DA:2260:C:O5'	27:DA:2260:C:H6	1.98	0.46
27:DA:2439:A:C5'	27:DA:2439:A:H8	2.29	0.46
27:DA:2507:C:H4'	27:DA:2573:C:N4	2.30	0.46
27:DA:2523:G:H1'	27:DA:2764:A:O2'	2.15	0.46
27:DA:2807:G:H2'	27:DA:2808:U:H5''	1.96	0.46
30:DD:44:ASN:OD1	30:DD:44:ASN:N	2.49	0.46
30:DD:45:ASN:ND2	30:DD:50:THR:CG2	2.78	0.46
30:DD:63:ARG:N	30:DD:63:ARG:HD3	2.30	0.46
31:DE:2:LYS:O	31:DE:199:ARG:CA	2.63	0.46
31:DE:37:ARG:HB2	31:DE:46:ALA:HB3	1.97	0.46
32:DF:132:VAL:CG1	32:DF:133:ASN:N	2.72	0.46
34:DH:27:LYS:HG2	34:DH:32:GLU:CB	2.46	0.46
34:DH:74:ASN:HD22	34:DH:74:ASN:H	1.62	0.46
38:DP:18:ARG:HB3	38:DP:18:ARG:HH11	1.77	0.46
38:DP:85:LEU:HD23	38:DP:115:LEU:O	2.15	0.46
39:DQ:10:ARG:NH1	39:DQ:10:ARG:CG	2.75	0.46
39:DQ:60:ARG:HG2	48:DZ:176:PRO:HB2	1.98	0.46
40:DR:47:PHE:O	40:DR:47:PHE:CD2	2.68	0.46
40:DR:86:ARG:HB3	40:DR:118:GLU:OE2	2.15	0.46
42:DT:8:LYS:CA	42:DT:11:GLU:OE2	2.64	0.46
42:DT:114:LEU:O	42:DT:115:ARG:O	2.34	0.46
44:DV:27:ALA:O	44:DV:28:GLU:C	2.54	0.46
44:DV:61:VAL:HA	44:DV:94:LEU:CD2	2.38	0.46
45:DW:19:LEU:O	45:DW:23:LEU:HD13	2.16	0.46
45:DW:57:ASN:HD22	45:DW:57:ASN:HA	1.50	0.46

*Continued on next page...*

*Continued from previous page...*

Atom-1	Atom-2	Interatomic distance (Å)	Clash overlap (Å)
49:D0:20:ARG:HH11	49:D0:20:ARG:HG3	1.69	0.46
52:D3:11:SER:OG	52:D3:13:ILE:HD12	2.16	0.46
52:D3:19:GLN:NE2	52:D3:52:HIS:HE1	2.13	0.46
52:D3:43:ILE:O	52:D3:44:ARG:C	2.54	0.46
57:D8:61:LEU:O	57:D8:62:LEU:C	2.54	0.46
1:AA:230:G:H5'	16:AP:23:ASP:OD2	2.16	0.46
1:AA:578:C:O2'	1:AA:579:G:P	2.74	0.46
1:AA:916:G:C2	1:AA:917:G:C8	3.04	0.46
1:AA:1118:C:H5'	1:AA:1118:C:H6	1.81	0.46
1:AA:1200:C:O2'	1:AA:1201:A:P	2.74	0.46
1:AA:1494:G:H2'	1:AA:1494:G:N3	2.31	0.46
2:AB:53:ARG:NH2	2:AB:199:TYR:CE2	2.84	0.46
2:AB:141:GLU:O	2:AB:145:LEU:HB2	2.16	0.46
2:AB:236:TYR:HD1	2:AB:236:TYR:N	2.13	0.46
6:AF:62:TRP:CD1	18:AR:35:ARG:CZ	2.99	0.46
9:AI:48:GLU:HB2	9:AI:78:LYS:HZ1	1.80	0.46
13:AM:83:ASP:O	13:AM:85:GLY:N	2.48	0.46
27:BA:34:C:HO2'	27:BA:35:G:H5'	1.78	0.46
27:BA:93:G:H2'	27:BA:94:C:C6	2.51	0.46
27:BA:139:G:C4	27:BA:140:G:N7	2.84	0.46
27:BA:252:G:OP2	38:BP:50:ARG:NH1	2.48	0.46
27:BA:271(I):G:H2'	27:BA:271(J):C:C1'	2.46	0.46
27:BA:310:A:C4	27:BA:312:G:C8	3.04	0.46
27:BA:674:G:H1'	32:BF:74:ARG:HD3	1.98	0.46
27:BA:807:U:O2'	27:BA:808:G:C5'	2.52	0.46
27:BA:845:G:O2'	27:BA:846:C:C6	2.66	0.46
27:BA:1603:A:H3'	27:BA:1604:C:H6	1.80	0.46
27:BA:1806:C:O2'	27:BA:1807:G:H5'	2.15	0.46
27:BA:1827:C:N4	27:BA:1828:G:C6	2.84	0.46
27:BA:2010:G:C5'	45:BW:42:ARG:HB2	2.46	0.46
27:BA:2129:C:N3	27:BA:2160:G:C6	2.84	0.46
27:BA:2310:A:H62	33:BG:75:LYS:NZ	2.14	0.46
27:BA:2358:G:H21	57:B8:52:LYS:HE2	1.80	0.46
27:BA:2453:A:H2'	27:BA:2454:G:C8	2.51	0.46
27:BA:2863:C:H2'	27:BA:2863:C:O2	2.15	0.46
28:BB:28:C:H2'	28:BB:29:A:O4'	2.16	0.46
28:BB:70:C:H2'	28:BB:71:C:H6	1.81	0.46
30:BD:182:LEU:N	30:BD:272:ALA:HB3	2.27	0.46
30:BD:248:SER:O	30:BD:250:TRP:N	2.49	0.46
30:BD:271:ILE:O	30:BD:272:ALA:HB2	2.16	0.46
33:BG:21:ARG:CD	33:BG:21:ARG:C	2.84	0.46

*Continued on next page...*

*Continued from previous page...*

Atom-1	Atom-2	Interatomic distance (Å)	Clash overlap (Å)
34:BH:8:PRO:HD3	34:BH:65:HIS:HE1	1.81	0.46
34:BH:26:VAL:HG12	34:BH:26:VAL:O	2.16	0.46
34:BH:38:SER:C	34:BH:40:GLU:N	2.69	0.46
36:BN:32:THR:O	36:BN:35:ARG:O	2.34	0.46
38:BP:105:LEU:O	38:BP:106:LEU:CB	2.62	0.46
41:BS:97:ARG:NE	41:BS:98:VAL:N	2.58	0.46
42:BT:35:LYS:C	42:BT:37:GLY:N	2.69	0.46
43:BU:12:ARG:O	43:BU:13:LYS:C	2.54	0.46
44:BV:19:LYS:NZ	44:BV:20:LEU:HB2	2.31	0.46
45:BW:57:ASN:N	45:BW:57:ASN:ND2	2.63	0.46
47:BY:6:HIS:HB2	47:BY:7:VAL:H	1.54	0.46
48:BZ:150:HIS:O	48:BZ:151:ALA:O	2.34	0.46
49:B0:56:ASP:O	49:B0:57:PHE:CB	2.62	0.46
50:B1:64:ALA:HA	50:B1:67:ILE:HD12	1.97	0.46
53:B4:44:CYS:HB2	53:B4:64:LYS:HD2	1.97	0.46
1:CA:197:A:N6	1:CA:221:C:C5'	2.75	0.46
1:CA:563:A:HO2'	1:CA:567:G:H8	1.61	0.46
1:CA:694:A:H2'	1:CA:695:A:O4'	2.15	0.46
1:CA:718:G:H21	18:CR:49:LYS:HZ2	1.60	0.46
1:CA:760:G:H3'	1:CA:761:G:H8	1.81	0.46
1:CA:836:G:H2'	1:CA:837:G:C8	2.51	0.46
1:CA:972:C:H4'	10:CJ:57:LYS:HG3	1.96	0.46
1:CA:1059:C:O2'	1:CA:1060:C:H5'	2.16	0.46
1:CA:1336:C:H4'	1:CA:1337:G:C4	2.51	0.46
3:CC:150:LYS:HD3	3:CC:201:TYR:CD1	2.40	0.46
4:CD:155:LEU:HB2	4:CD:158:ILE:HG12	1.98	0.46
6:CF:38:GLU:O	6:CF:39:LYS:CB	2.49	0.46
7:CG:153:HIS:ND1	7:CG:153:HIS:N	2.64	0.46
8:CH:89:PRO:HA	8:CH:92:ARG:NH1	2.31	0.46
11:CK:60:ALA:O	11:CK:63:LEU:N	2.49	0.46
13:CM:29:ARG:HB3	13:CM:64:TRP:CH2	2.51	0.46
13:CM:88:ARG:HG3	13:CM:98:VAL:CG1	2.46	0.46
20:CT:14:LYS:CB	20:CT:17:ARG:HH21	2.16	0.46
23:CW:16:C:O5'	23:CW:16:C:H6	1.98	0.46
24:CX:59:A:H2'	24:CX:60:U:H5'	1.98	0.46
27:DA:1419:A:H2'	27:DA:1421:G:C5	2.51	0.46
27:DA:1558:A:H4'	27:DA:1559:G:O5'	2.15	0.46
27:DA:1674:G:H5'	27:DA:1675:C:OP1	2.16	0.46
27:DA:1882:C:H2'	27:DA:1882:C:O2	2.15	0.46
27:DA:1893:C:H2'	27:DA:1894:C:H6	1.81	0.46
27:DA:2235:G:N2	27:DA:2236:C:C2	2.84	0.46

*Continued on next page...*



*Continued from previous page...*

Atom-1	Atom-2	Interatomic distance (Å)	Clash overlap (Å)
27:DA:2582:G:H2'	27:DA:2583:G:O4'	2.15	0.46
27:DA:2791:C:H1'	27:DA:2792:G:C8	2.51	0.46
27:DA:2884:U:H2'	27:DA:2885:C:C5'	2.42	0.46
28:DB:25:A:H5'	28:DB:25:A:C8	2.51	0.46
28:DB:25:A:C3'	28:DB:26:A:H5''	2.46	0.46
28:DB:87:G:H1	28:DB:91:C:N4	2.13	0.46
32:DF:187:VAL:CB	38:DP:7:ARG:NH2	2.77	0.46
33:DG:5:VAL:CG2	33:DG:8:LYS:HG3	2.35	0.46
33:DG:59:GLU:O	33:DG:62:LEU:HB2	2.16	0.46
34:DH:13:LYS:HE2	34:DH:13:LYS:CA	2.39	0.46
34:DH:126:PRO:O	34:DH:127:GLU:CB	2.54	0.46
34:DH:135:GLY:HA3	34:DH:141:VAL:CG2	2.46	0.46
37:DO:36:GLY:HA2	37:DO:106:LEU:CD2	2.46	0.46
39:DQ:29:PHE:O	39:DQ:30:GLY:O	2.34	0.46
40:DR:18:LEU:HD11	40:DR:22:ARG:NH1	2.30	0.46
41:DS:27:SER:HA	41:DS:88:ASP:HB3	1.98	0.46
41:DS:69:VAL:O	41:DS:72:ALA:N	2.49	0.46
42:DT:2:ASN:O	42:DT:3:ARG:CD	2.63	0.46
42:DT:129:ARG:HD2	42:DT:131:ALA:CB	2.46	0.46
44:DV:38:LEU:CD1	44:DV:55:ALA:HB1	2.46	0.46
51:D2:65:ASN:HB3	51:D2:69:ARG:HH22	1.81	0.46
57:D8:51:ALA:HA	57:D8:54:GLU:OE2	2.15	0.46
57:D8:61:LEU:HD12	57:D8:62:LEU:H	1.79	0.46
58:D9:17:ILE:HG22	58:D9:19:ARG:H	1.80	0.46
1:AA:494:U:O5'	1:AA:494:U:C6	2.69	0.46
1:AA:741:G:O2'	1:AA:742:G:H5'	2.16	0.46
1:AA:1183:A:H3'	1:AA:1184:G:H5''	1.98	0.46
4:AD:166:LYS:HD3	4:AD:179:GLU:OE2	2.16	0.46
7:AG:11:GLN:O	7:AG:12:LEU:HG	2.15	0.46
7:AG:18:TYR:O	7:AG:19:GLY:C	2.54	0.46
8:AH:65:TYR:HA	8:AH:79:VAL:HG23	1.97	0.46
12:AL:73:ASN:O	12:AL:74:LEU:C	2.54	0.46
13:AM:96:LEU:HD21	13:AM:111:LYS:HD2	1.98	0.46
15:AO:74:ASP:OD2	15:AO:77:ARG:N	2.32	0.46
19:AS:47:HIS:O	19:AS:62:ILE:HG21	2.15	0.46
27:BA:70:G:H2'	27:BA:113:G:O2'	2.15	0.46
27:BA:271(O):C:HO2'	27:BA:271(P):C:H5	1.61	0.46
27:BA:299:A:C5	27:BA:322:A:C2	3.04	0.46
27:BA:340:A:H2'	27:BA:341:G:O5'	2.16	0.46
27:BA:745:G:O2'	27:BA:750:A:N6	2.49	0.46
27:BA:782:A:H4'	27:BA:783:A:O5'	2.17	0.46

*Continued on next page...*



*Continued from previous page...*

Atom-1	Atom-2	Interatomic distance (Å)	Clash overlap (Å)
27:BA:828:U:H4'	27:BA:831:G:H1	1.79	0.46
27:BA:893:C:H2'	27:BA:894:C:O4'	2.15	0.46
27:BA:996:A:O2'	27:BA:997:G:O5'	2.32	0.46
27:BA:1322:A:C5	27:BA:1323:U:C5	3.04	0.46
27:BA:1416:G:HO2'	27:BA:1417:C:H6	1.60	0.46
27:BA:1632:A:C6	27:BA:1633:G:C6	3.04	0.46
27:BA:1698:A:O4'	27:BA:1700:A:C4'	2.64	0.46
27:BA:2176:A:H2'	27:BA:2177:C:C6	2.51	0.46
27:BA:2367:G:H2'	27:BA:2368:C:H6	1.81	0.46
27:BA:2448:A:OP1	27:BA:2499:C:OP1	2.34	0.46
27:BA:2646:C:H2'	27:BA:2647:U:H6	1.80	0.46
27:BA:2692:C:H2'	27:BA:2693:A:H8	1.81	0.46
27:BA:2844:G:C2'	27:BA:2845:G:H5'	2.46	0.46
27:BA:2848:G:H1'	27:BA:2868:A:N6	2.30	0.46
30:BD:31:LYS:NZ	30:BD:102:LYS:HZ3	2.14	0.46
30:BD:132:PRO:HD3	30:BD:190:TYR:CE2	2.51	0.46
30:BD:186:HIS:CD2	30:BD:188:GLU:CG	2.99	0.46
30:BD:218:ARG:HB3	30:BD:219:PRO:HD2	1.98	0.46
31:BE:120:TRP:CD1	31:BE:155:LYS:HB3	2.51	0.46
35:BI:38:LEU:HD12	35:BI:38:LEU:N	2.17	0.46
36:BN:43:THR:HB	36:BN:46:VAL:HG12	1.97	0.46
36:BN:134:ARG:O	36:BN:135:PRO:C	2.53	0.46
37:BO:4:PRO:O	37:BO:5:GLN:HB2	2.16	0.46
38:BP:59:LEU:CA	38:BP:61:ARG:NH1	2.70	0.46
38:BP:114:ILE:O	38:BP:115:LEU:HB3	2.16	0.46
44:BV:39:LEU:CA	44:BV:47:VAL:HG11	2.45	0.46
48:BZ:47:PHE:CD1	48:BZ:51:SER:HA	2.51	0.46
49:B0:50:ASN:HB2	49:B0:81:VAL:HB	1.98	0.46
55:B6:41:PRO:HD2	55:B6:46:HIS:N	2.30	0.46
56:B7:8:ASN:HD22	56:B7:9:ARG:N	2.10	0.46
1:CA:134:A:C6	1:CA:135:C:N3	2.84	0.46
1:CA:578:C:O2'	1:CA:579:G:H5'	2.16	0.46
1:CA:601:C:C2	1:CA:602:A:C8	3.04	0.46
1:CA:781:A:H4'	1:CA:1522:U:O2'	2.16	0.46
1:CA:947:G:H4'	13:CM:109:THR:OG1	2.16	0.46
1:CA:1030(A):G:H3'	1:CA:1030(B):C:C5'	2.46	0.46
1:CA:1049:U:O2'	1:CA:1050:G:P	2.74	0.46
1:CA:1054:C:C5	1:CA:1196:U:H2'	2.50	0.46
1:CA:1126:U:C2'	1:CA:1127:G:O5'	2.64	0.46
1:CA:1232:U:C4	1:CA:1233:G:N7	2.84	0.46
1:CA:1466:C:C2'	1:CA:1467:G:H5'	2.45	0.46

*Continued on next page...*

*Continued from previous page...*

Atom-1	Atom-2	Interatomic distance (Å)	Clash overlap (Å)
2:CB:187:LEU:C	2:CB:187:LEU:HD22	2.36	0.46
6:CF:17:SER:O	6:CF:21:LEU:HD23	2.16	0.46
9:CI:8:GLY:O	9:CI:14:VAL:HA	2.16	0.46
11:CK:17:GLY:O	11:CK:80:VAL:HA	2.16	0.46
12:CL:4:ILE:O	12:CL:7:LEU:N	2.49	0.46
12:CL:43:LYS:HD3	12:CL:44:LYS:HG2	1.98	0.46
17:CQ:12:SER:HB3	17:CQ:20:THR:CB	2.46	0.46
20:CT:16:HIS:O	20:CT:19:SER:HB3	2.15	0.46
24:CX:38:A:H2'	24:CX:39:C:H6	1.80	0.46
25:CY:38:U:O2	25:CY:38:U:C3'	2.64	0.46
27:DA:30:G:H4'	27:DA:1215:G:H5'	1.98	0.46
27:DA:52:A:C5	27:DA:118:A:C2	3.04	0.46
27:DA:84:A:N1	27:DA:98:G:O2'	2.41	0.46
27:DA:483:A:H1'	47:DY:60:PHE:CZ	2.51	0.46
27:DA:620:G:C4'	27:DA:621:A:OP1	2.63	0.46
27:DA:631:A:H2	27:DA:2403:C:O2	1.99	0.46
27:DA:674:G:H1'	32:DF:74:ARG:HD3	1.97	0.46
27:DA:878:A:N6	27:DA:899:A:O2'	2.48	0.46
27:DA:969:U:P	52:D3:17:LYS:NZ	2.89	0.46
27:DA:1170:G:N2	27:DA:1180:C:C4	2.83	0.46
27:DA:1482:G:H22	27:DA:1507:A:H1'	1.80	0.46
27:DA:1718:G:O2'	27:DA:1719:G:H5'	2.15	0.46
27:DA:2189:U:O2	27:DA:2189:U:H2'	2.16	0.46
27:DA:2248:C:H5''	27:DA:2249:U:OP2	2.15	0.46
30:DD:45:ASN:CG	30:DD:46:GLN:H	2.19	0.46
30:DD:264:LYS:HA	30:DD:265:PRO:HD3	1.79	0.46
32:DF:8:GLN:NE2	32:DF:9:ILE:HG13	2.31	0.46
32:DF:20:LEU:HB3	32:DF:23:ASP:OD2	2.16	0.46
32:DF:99:TYR:CD2	32:DF:99:TYR:C	2.90	0.46
35:DI:58:LEU:C	35:DI:60:GLU:N	2.70	0.46
38:DP:110:TYR:HE2	38:DP:111:ARG:HH21	1.64	0.46
38:DP:140:ALA:O	38:DP:141:ALA:CB	2.64	0.46
39:DQ:61:GLY:O	39:DQ:62:GLY:O	2.34	0.46
39:DQ:61:GLY:O	39:DQ:62:GLY:C	2.54	0.46
41:DS:30:ARG:NH1	41:DS:34:HIS:O	2.49	0.46
43:DU:60:LEU:HA	43:DU:63:VAL:HG23	1.98	0.46
44:DV:35:LEU:HB2	44:DV:57:VAL:HG13	1.98	0.46
45:DW:10:VAL:O	45:DW:11:ARG:CB	2.63	0.46
45:DW:65:LEU:HD13	45:DW:68:ARG:CG	2.46	0.46
47:DY:7:VAL:HG21	47:DY:8:LYS:HZ3	1.81	0.46
47:DY:96:ILE:CD1	47:DY:99:CYS:HB2	2.46	0.46

*Continued on next page...*

*Continued from previous page...*

Atom-1	Atom-2	Interatomic distance (Å)	Clash overlap (Å)
48:DZ:149:LEU:HD13	48:DZ:149:LEU:N	2.31	0.46
51:D2:4:SER:O	51:D2:7:ARG:HG3	2.16	0.46
1:AA:155:C:O2	1:AA:167:G:C2	2.69	0.45
1:AA:172:A:N7	1:AA:174:C:C4	2.84	0.45
1:AA:247:G:O6	1:AA:278:G:C6	2.69	0.45
1:AA:577:G:C2	1:AA:578:C:C5	3.03	0.45
1:AA:814:A:N7	1:AA:816:A:C5	2.84	0.45
1:AA:839:U:O2	1:AA:839:U:H2'	2.16	0.45
1:AA:920:U:H1'	1:AA:1080:A:N3	2.31	0.45
1:AA:960:U:O2'	1:AA:1223:C:H4'	2.16	0.45
1:AA:1145:C:H4'	1:AA:1146:A:OP1	2.15	0.45
1:AA:1355:G:H2'	1:AA:1356:G:C8	2.51	0.45
1:AA:1355:G:O2'	1:AA:1356:G:H5'	2.16	0.45
2:AB:57:PHE:CE2	2:AB:185:ILE:HD11	2.50	0.45
2:AB:81:VAL:O	2:AB:85:ALA:HB2	2.16	0.45
3:AC:182:ILE:CG1	3:AC:203:PHE:HD1	2.29	0.45
4:AD:17:VAL:CG1	4:AD:197:PRO:HG3	2.31	0.45
9:AI:19:LEU:HB3	9:AI:59:PHE:CD2	2.51	0.45
10:AJ:3:LYS:HB2	10:AJ:77:PRO:CG	2.46	0.45
13:AM:66:LEU:O	13:AM:67:GLU:C	2.53	0.45
16:AP:14:ASN:N	16:AP:15:PRO:CD	2.68	0.45
23:AW:4:G:C2'	23:AW:5:G:H5''	2.45	0.45
23:AW:44:A:O2'	23:AW:45:U:OP1	2.29	0.45
25:AY:24:C:H2'	25:AY:25:A:H8	1.80	0.45
27:BA:36:G:N1	27:BA:445:C:C4	2.84	0.45
27:BA:563:G:N1	27:BA:564:C:C4	2.84	0.45
27:BA:636:G:P	38:BP:131:SER:HB2	2.55	0.45
27:BA:705:A:C2	27:BA:727:A:H1'	2.51	0.45
27:BA:792:G:O2'	27:BA:2440:C:N3	2.42	0.45
27:BA:940:G:N2	27:BA:941:A:C4	2.84	0.45
27:BA:1010:A:H8	27:BA:1010:A:O5'	1.98	0.45
27:BA:1188:U:H4'	44:BV:79:VAL:HG22	1.97	0.45
27:BA:1310:G:C2	27:BA:1313:U:O4	2.69	0.45
27:BA:1333:C:H2'	27:BA:1334:G:C8	2.51	0.45
27:BA:1668:A:C8	27:BA:1674:G:C5	3.04	0.45
27:BA:1782:C:C4	27:BA:2587:A:C2	3.04	0.45
27:BA:1783:A:N1	27:BA:2587:A:C4	2.84	0.45
27:BA:1923:U:H2'	27:BA:1924:C:H6	1.82	0.45
27:BA:2111:C:C6	27:BA:2111:C:OP2	2.69	0.45
27:BA:2384:G:OP1	49:B0:55:ARG:NH1	2.49	0.45
27:BA:2439:A:H8	27:BA:2439:A:C5'	2.24	0.45

*Continued on next page...*

*Continued from previous page...*

Atom-1	Atom-2	Interatomic distance (Å)	Clash overlap (Å)
27:BA:2459:A:H5'	27:BA:2460:U:OP2	2.16	0.45
27:BA:2484:G:O2'	39:BQ:124:LYS:O	2.34	0.45
27:BA:2720:U:O4	27:BA:2873:A:N7	2.49	0.45
28:BB:29:A:H2'	28:BB:30:C:H6	1.80	0.45
30:BD:201:HIS:C	30:BD:201:HIS:ND1	2.68	0.45
31:BE:130:GLY:C	31:BE:131:ALA:O	2.55	0.45
32:BF:192:LEU:HD21	32:BF:194:MET:HG2	1.99	0.45
33:BG:167:GLU:O	33:BG:168:GLU:C	2.55	0.45
36:BN:58:ASP:C	36:BN:60:ILE:N	2.70	0.45
36:BN:76:SER:O	36:BN:78:TYR:HD1	1.99	0.45
39:BQ:16:ARG:C	39:BQ:17:LEU:HD23	2.36	0.45
40:BR:19:ALA:O	40:BR:23:ASN:ND2	2.49	0.45
41:BS:74:ALA:O	41:BS:77:ALA:HB3	2.16	0.45
41:BS:97:ARG:CZ	41:BS:98:VAL:HA	2.38	0.45
42:BT:82:LEU:HD12	42:BT:82:LEU:N	2.31	0.45
44:BV:87:HIS:CD2	44:BV:87:HIS:C	2.89	0.45
50:B1:19:GLN:N	50:B1:36:GLY:O	2.48	0.45
58:B9:27:CYS:SG	58:B9:32:HIS:CB	3.05	0.45
1:CA:460:G:C8	1:CA:460:G:O5'	2.69	0.45
1:CA:736:C:H2'	1:CA:737:A:C8	2.51	0.45
1:CA:862:C:H1'	1:CA:874:G:C5'	2.46	0.45
1:CA:965:A:H5''	1:CA:966:G:OP1	2.15	0.45
1:CA:971:G:N2	1:CA:1363(A):A:OP2	2.38	0.45
1:CA:1016:A:H8	1:CA:1016:A:O5'	2.00	0.45
1:CA:1057:G:C2'	1:CA:1058:G:O5'	2.64	0.45
1:CA:1162:C:H2'	1:CA:1163:C:C6	2.51	0.45
1:CA:1168:A:H8	1:CA:1168:A:OP1	1.99	0.45
1:CA:1209:C:C2'	1:CA:1210:C:H5'	2.45	0.45
1:CA:1484:C:H4'	27:DA:1960:A:O2'	2.16	0.45
5:CE:80:ILE:CD1	5:CE:91:LEU:HB2	2.45	0.45
8:CH:71:GLY:O	8:CH:73:ASP:N	2.49	0.45
17:CQ:53:LEU:HD12	17:CQ:54:GLY:N	2.31	0.45
19:CS:63:THR:HG22	19:CS:66:MET:HE2	1.98	0.45
20:CT:80:ARG:O	20:CT:84:LEU:N	2.49	0.45
23:CW:1:U:P	23:CW:1:U:H6	2.39	0.45
27:DA:18:C:O2'	43:DU:23:GLY:HA2	2.16	0.45
27:DA:27:G:O2'	27:DA:28:A:H8	1.99	0.45
27:DA:52:A:N6	27:DA:118:A:C4	2.84	0.45
27:DA:153:C:OP1	50:D1:92:LYS:NZ	2.44	0.45
27:DA:258:G:H2'	27:DA:259:G:H8	1.81	0.45
27:DA:283:A:C2	27:DA:427:U:H1'	2.50	0.45

*Continued on next page...*

*Continued from previous page...*

Atom-1	Atom-2	Interatomic distance (Å)	Clash overlap (Å)
27:DA:763:G:H3'	27:DA:763:G:C8	2.50	0.45
27:DA:845:G:C5'	27:DA:845:G:C8	2.99	0.45
27:DA:991:C:C2	27:DA:1164:G:C2	3.05	0.45
27:DA:1410:G:H2'	27:DA:1411:C:C5	2.47	0.45
27:DA:2056:G:H1	54:D5:4:HIS:HD2	1.64	0.45
27:DA:2197:U:HO2'	27:DA:2198:A:P	2.39	0.45
27:DA:2266:A:H5''	27:DA:2267:A:O5'	2.16	0.45
28:DB:24:G:H1'	28:DB:27:C:N4	2.31	0.45
29:DC:48:GLY:O	29:DC:49:ILE:O	2.34	0.45
30:DD:69:ARG:HG2	30:DD:69:ARG:O	2.16	0.45
30:DD:190:TYR:O	30:DD:191:ALA:HB2	2.16	0.45
31:DE:9:VAL:HG22	42:DT:8:LYS:HD2	1.98	0.45
31:DE:116:VAL:CG2	31:DE:122:PHE:CG	2.98	0.45
33:DG:99:MET:O	33:DG:103:LEU:HD12	2.16	0.45
33:DG:114:ILE:CG2	33:DG:115:ARG:N	2.80	0.45
34:DH:119:GLU:O	34:DH:140:LYS:NZ	2.47	0.45
35:DI:88:ILE:O	35:DI:89:TYR:C	2.52	0.45
37:DO:10:VAL:HG13	37:DO:17:ARG:C	2.36	0.45
37:DO:116:SER:C	37:DO:118:ALA:H	2.17	0.45
38:DP:24:GLY:O	38:DP:25:SER:HB3	2.17	0.45
39:DQ:98:LYS:CB	39:DQ:99:PRO:CD	2.92	0.45
41:DS:14:VAL:HG12	41:DS:15:ARG:N	2.31	0.45
41:DS:34:HIS:ND1	41:DS:54:LEU:HB2	2.29	0.45
44:DV:16:PRO:O	44:DV:96:ILE:HB	2.17	0.45
44:DV:34:GLU:O	44:DV:36:PRO:N	2.49	0.45
45:DW:92:ARG:NH1	45:DW:94:ASP:OD2	2.49	0.45
50:D1:95:LEU:HD12	50:D1:95:LEU:HA	1.80	0.45
52:D3:18:ASP:N	52:D3:18:ASP:OD1	2.48	0.45
1:AA:129(A):G:O6	1:AA:189(D):C:O2'	2.34	0.45
1:AA:262:A:H2'	1:AA:263:A:C8	2.51	0.45
1:AA:279:A:O2'	1:AA:280:C:OP2	2.29	0.45
1:AA:355:C:H5'	1:AA:389:A:OP2	2.16	0.45
1:AA:404:U:O2'	1:AA:405:U:H5'	2.16	0.45
1:AA:455:C:H2'	1:AA:456:C:H5'	1.97	0.45
1:AA:641:U:C4'	1:AA:642:A:OP1	2.64	0.45
1:AA:942:G:C2	1:AA:943:U:C2	3.04	0.45
1:AA:1030(C):G:O2'	1:AA:1030(D):A:H5'	2.16	0.45
1:AA:1097:C:H1'	1:AA:1170:A:H1'	1.97	0.45
1:AA:1166:G:H2'	1:AA:1169:A:OP2	2.16	0.45
1:AA:1226:C:N4	13:AM:104:ARG:HD3	2.32	0.45
1:AA:1363(A):A:C4	1:AA:1365:G:C6	3.04	0.45

*Continued on next page...*

*Continued from previous page...*

Atom-1	Atom-2	Interatomic distance (Å)	Clash overlap (Å)
1:AA:1376:U:O4	7:AG:10:ARG:NH2	2.46	0.45
2:AB:144:ARG:O	2:AB:147:LYS:N	2.49	0.45
2:AB:171:ALA:HA	2:AB:174:VAL:HG23	1.98	0.45
4:AD:7:PRO:CB	4:AD:10:ARG:HD2	2.23	0.45
4:AD:170:VAL:CG1	4:AD:174:LEU:HD12	2.46	0.45
12:AL:34:CYS:HA	12:AL:55:VAL:HA	1.99	0.45
13:AM:76:ALA:N	13:AM:79:LYS:NZ	2.60	0.45
13:AM:93:ARG:CA	13:AM:93:ARG:HE	2.30	0.45
20:AT:31:SER:O	20:AT:34:LYS:HB2	2.16	0.45
23:AW:16:C:H3'	23:AW:16:C:O2	2.16	0.45
27:BA:140:G:H1'	27:BA:141:A:H2	1.79	0.45
27:BA:335:C:C2	27:BA:336:C:C5	3.04	0.45
27:BA:476:G:N2	27:BA:478:A:H3'	2.32	0.45
27:BA:482:A:H8	27:BA:482:A:O5'	1.98	0.45
27:BA:547:A:H8	27:BA:549:G:O6	1.99	0.45
27:BA:563:G:H1	27:BA:578:A:H61	1.64	0.45
27:BA:675:A:H2	27:BA:2443:C:O2	1.99	0.45
27:BA:715:G:C2	27:BA:716:A:C4	3.04	0.45
27:BA:748:G:OP1	27:BA:2612:C:N4	2.45	0.45
27:BA:778:G:C2	27:BA:787:U:C2	3.04	0.45
27:BA:1346:G:C4	27:BA:1347:G:N7	2.84	0.45
27:BA:1759:A:C5'	27:BA:2715:C:H1'	2.47	0.45
27:BA:1835:G:C5	27:BA:1931:U:C4	3.04	0.45
27:BA:2283:C:H2'	27:BA:2284:C:C5'	2.35	0.45
27:BA:2512:C:H4'	31:BE:122:PHE:CE2	2.51	0.45
27:BA:2642:G:C2	27:BA:2643:G:C4	3.04	0.45
29:BC:181:PRO:O	29:BC:182:PRO:CB	2.64	0.45
31:BE:39:PRO:HD3	31:BE:45:THR:OG1	2.17	0.45
32:BF:8:GLN:HB3	32:BF:126:VAL:HA	1.98	0.45
32:BF:83:PHE:O	32:BF:84:VAL:CB	2.44	0.45
33:BG:11:TYR:CZ	33:BG:16:ARG:HG2	2.51	0.45
33:BG:169:ALA:O	33:BG:172:LEU:HB3	2.15	0.45
34:BH:101:ARG:CB	34:BH:117:PRO:HG3	2.44	0.45
34:BH:149:ARG:HD3	34:BH:164:TYR:CE1	2.51	0.45
35:BI:5:LEU:N	35:BI:5:LEU:CD1	2.77	0.45
35:BI:111:PRO:C	35:BI:114:LEU:HD11	2.37	0.45
37:BO:64:ARG:CZ	42:BT:70:VAL:HG21	2.46	0.45
40:BR:116:LEU:HD23	40:BR:116:LEU:HA	1.77	0.45
41:BS:17:ARG:O	41:BS:18:ILE:CG2	2.64	0.45
42:BT:20:PRO:O	42:BT:21:GLU:C	2.55	0.45
45:BW:97:LYS:NZ	45:BW:99:ARG:HH12	2.15	0.45

*Continued on next page...*

*Continued from previous page...*

Atom-1	Atom-2	Interatomic distance (Å)	Clash overlap (Å)
47:BY:26:LYS:CG	47:BY:27:VAL:H	2.04	0.45
48:BZ:25:GLY:O	48:BZ:26:VAL:HB	2.16	0.45
48:BZ:152:SER:OG	48:BZ:162:LEU:HD11	2.16	0.45
51:B2:13:ALA:HA	51:B2:16:LEU:CD2	2.46	0.45
1:CA:51:A:C6	1:CA:353:A:C2	3.04	0.45
1:CA:109:A:C8	1:CA:327:A:O4'	2.69	0.45
1:CA:176:C:H2'	1:CA:177:C:C6	2.49	0.45
1:CA:523:A:H61	12:CL:89:ASP:HB2	1.81	0.45
1:CA:711:G:N2	1:CA:712:A:N3	2.64	0.45
1:CA:833:U:H3	1:CA:853:G:H1	1.64	0.45
1:CA:877:C:H1'	8:CH:3:THR:OG1	2.16	0.45
1:CA:963:G:N2	10:CJ:55:LYS:NZ	2.64	0.45
1:CA:978:A:H8	1:CA:978:A:C5'	2.28	0.45
1:CA:1270:C:O3'	1:CA:1314:C:H4'	2.15	0.45
2:CB:75:LYS:HD3	2:CB:78:GLN:HB2	1.97	0.45
3:CC:186:PHE:CD1	3:CC:198:VAL:O	2.68	0.45
4:CD:58:LEU:HD12	4:CD:59:ARG:NH1	2.31	0.45
5:CE:58:ALA:O	5:CE:61:TYR:HB2	2.15	0.45
5:CE:101:ILE:N	5:CE:101:ILE:CD1	2.71	0.45
7:CG:14:PRO:O	7:CG:15:ASP:O	2.34	0.45
7:CG:143:ARG:HH11	7:CG:143:ARG:HB3	1.81	0.45
8:CH:128:GLY:O	8:CH:129:VAL:HG13	2.17	0.45
10:CJ:54:PHE:CD1	10:CJ:55:LYS:HE3	2.52	0.45
14:CN:4:LYS:O	14:CN:8:GLU:HB2	2.15	0.45
17:CQ:76:LEU:HD12	17:CQ:76:LEU:O	2.16	0.45
17:CQ:80:GLY:O	17:CQ:81:ARG:HG2	2.15	0.45
19:CS:39:THR:HG22	19:CS:40:ILE:O	2.16	0.45
23:CW:74:C:H1'	27:DA:2507:C:O2'	2.16	0.45
25:CY:3:G:H8	25:CY:3:G:O5'	1.99	0.45
27:DA:481:G:O5'	47:DY:47:LYS:HE2	2.16	0.45
27:DA:867:C:H2'	27:DA:868:U:C5	2.50	0.45
27:DA:1409:C:H2'	27:DA:1410:G:C8	2.50	0.45
27:DA:1411:C:C6	27:DA:1411:C:O5'	2.69	0.45
27:DA:1558:A:O2'	27:DA:1559:G:OP2	2.30	0.45
27:DA:1701:A:H2'	27:DA:1702:G:H5'	1.97	0.45
27:DA:1763:G:H2'	27:DA:1764:G:H5'	1.98	0.45
27:DA:1920:C:O2	27:DA:1920:C:H2'	2.16	0.45
27:DA:1951:U:O2	27:DA:1953:A:H3'	2.15	0.45
27:DA:2240:C:O2'	27:DA:2241:A:H5'	2.16	0.45
27:DA:2638:G:P	31:DE:82:ARG:NH2	2.89	0.45
27:DA:2705:A:H8	27:DA:2705:A:O5'	1.99	0.45

*Continued on next page...*



*Continued from previous page...*

Atom-1	Atom-2	Interatomic distance (Å)	Clash overlap (Å)
28:DB:8:U:O2'	41:DS:40:ILE:HD13	2.16	0.45
28:DB:68:C:O2'	28:DB:69:G:H5'	2.16	0.45
31:DE:16:ARG:HH11	31:DE:173:VAL:CG2	2.28	0.45
32:DF:23:ASP:C	32:DF:24:LEU:HD22	2.35	0.45
33:DG:4:ASP:O	33:DG:4:ASP:OD1	2.34	0.45
33:DG:111:LEU:HD21	33:DG:120:LEU:HD21	1.97	0.45
34:DH:19:VAL:HG13	34:DH:24:VAL:CG1	2.45	0.45
34:DH:43:VAL:CG1	34:DH:53:GLU:H	2.30	0.45
34:DH:157:TYR:O	34:DH:158:HIS:CB	2.64	0.45
35:DI:4:ILE:O	35:DI:36:ALA:HB1	2.15	0.45
37:DO:66:LYS:H	37:DO:82:ASN:HD21	1.63	0.45
37:DO:111:PHE:O	37:DO:112:MET:C	2.55	0.45
38:DP:21:ARG:O	38:DP:23:PRO:HD3	2.15	0.45
46:DX:39:ILE:O	46:DX:40:LYS:C	2.54	0.45
48:DZ:54:HIS:CE1	48:DZ:134:GLU:HA	2.50	0.45
48:DZ:60:LEU:CD2	48:DZ:60:LEU:H	2.29	0.45
54:D5:56:LYS:HD2	54:D5:56:LYS:H	1.81	0.45
1:AA:966:G:O2'	1:AA:967:C:C5'	2.64	0.45
1:AA:1073:U:H2'	1:AA:1074:G:C8	2.49	0.45
1:AA:1128:C:H1'	1:AA:1146:A:H61	1.81	0.45
1:AA:1342:C:H2'	1:AA:1343:G:C8	2.51	0.45
1:AA:1382:C:H2'	1:AA:1383:C:H6	1.81	0.45
2:AB:69:LEU:HB2	2:AB:159:PRO:HB3	1.98	0.45
2:AB:108:ILE:HD13	2:AB:108:ILE:HA	1.78	0.45
8:AH:53:VAL:O	8:AH:56:LYS:CG	2.63	0.45
8:AH:76:PRO:O	8:AH:77:GLU:O	2.34	0.45
12:AL:114:ARG:NH2	12:AL:121:LYS:CD	2.80	0.45
15:AO:58:MET:O	15:AO:59:MET:C	2.54	0.45
16:AP:1:MET:SD	16:AP:3:LYS:HG3	2.57	0.45
20:AT:26:ASN:HB3	20:AT:71:THR:CG2	2.46	0.45
24:AX:1:C:O2	49:B0:5:LYS:HB3	2.15	0.45
24:AX:69:C:H2'	24:AX:70:G:O4'	2.16	0.45
25:AY:57:A:C4'	25:AY:58:A:OP1	2.63	0.45
27:BA:25:U:O5'	27:BA:25:U:H6	1.98	0.45
27:BA:56:A:C2	27:BA:115:C:O2	2.69	0.45
27:BA:174:C:O2	27:BA:174:C:H2'	2.15	0.45
27:BA:766:C:C2	27:BA:767:U:C6	3.04	0.45
27:BA:849:A:N6	27:BA:928:G:O2'	2.47	0.45
27:BA:1453:U:OP1	40:BR:77:ARG:NH1	2.45	0.45
27:BA:1480:G:H2'	27:BA:1480:G:N3	2.32	0.45
27:BA:1640:C:O2	27:BA:1640:C:C2'	2.60	0.45

*Continued on next page...*

*Continued from previous page...*

Atom-1	Atom-2	Interatomic distance (Å)	Clash overlap (Å)
27:BA:2323:G:O2'	27:BA:2324:C:H5'	2.16	0.45
28:BB:87:G:C2'	28:BB:88:C:H5''	2.46	0.45
28:BB:95:C:O2'	28:BB:96:U:H5'	2.16	0.45
29:BC:83:ILE:HD12	29:BC:94:VAL:HB	1.97	0.45
31:BE:119:ARG:CD	31:BE:120:TRP:NE1	2.77	0.45
32:BF:4:VAL:HA	32:BF:19:GLU:HB3	1.99	0.45
32:BF:43:LYS:C	32:BF:45:ARG:H	2.19	0.45
32:BF:89:VAL:CG1	32:BF:90:PHE:H	2.11	0.45
33:BG:33:ARG:H	33:BG:162:THR:CG2	2.30	0.45
33:BG:170:ARG:NH2	33:BG:182:LYS:HZ2	2.13	0.45
37:BO:77:ILE:HD11	42:BT:72:VAL:HG12	1.96	0.45
37:BO:91:LEU:N	37:BO:91:LEU:HD22	2.31	0.45
48:BZ:15:SER:HA	48:BZ:18:ARG:HD2	1.98	0.45
48:BZ:124:LEU:HD23	48:BZ:163:ALA:O	2.16	0.45
49:B0:23:VAL:O	49:B0:24:LYS:HD3	2.16	0.45
55:B6:25:LYS:HD2	55:B6:27:LYS:NZ	2.31	0.45
55:B6:27:LYS:O	55:B6:28:ARG:C	2.54	0.45
56:B7:17:GLY:O	56:B7:21:ARG:HG2	2.16	0.45
57:B8:11:LYS:HE2	57:B8:64:TYR:HE1	1.81	0.45
1:CA:192:U:H4'	20:CT:103:GLY:CA	2.40	0.45
1:CA:500:G:C2	1:CA:501:C:C2	3.04	0.45
1:CA:662:G:O2'	1:CA:836:G:H5''	2.16	0.45
1:CA:751:U:H1'	15:CO:24:SER:HA	1.98	0.45
1:CA:1067:A:H4'	1:CA:1068:G:O5'	2.16	0.45
1:CA:1096:C:O2'	1:CA:1097:C:H5'	2.16	0.45
1:CA:1298:C:H4'	1:CA:1299:A:C4	2.52	0.45
1:CA:1319:A:H2'	1:CA:1323:G:N7	2.31	0.45
2:CB:107:THR:O	2:CB:110:GLN:CG	2.64	0.45
3:CC:147:LYS:CB	3:CC:203:PHE:CD2	3.00	0.45
4:CD:49:ARG:O	4:CD:50:ARG:C	2.54	0.45
4:CD:61:LYS:NZ	4:CD:62:GLN:HE21	2.12	0.45
8:CH:6:ILE:CD1	8:CH:6:ILE:N	2.80	0.45
8:CH:84:ARG:HG2	8:CH:84:ARG:HH11	1.82	0.45
13:CM:81:LEU:HB3	13:CM:89:GLY:HA2	1.97	0.45
24:CX:10:G:H2'	24:CX:11:A:H8	1.80	0.45
24:CX:25:C:O2'	24:CX:26:G:H5'	2.16	0.45
27:DA:69:C:H2'	27:DA:69:C:O2	2.16	0.45
27:DA:271(J):C:H6	27:DA:271(J):C:OP2	1.98	0.45
27:DA:272(J):C:H3'	27:DA:274:G:H21	1.81	0.45
27:DA:405:U:O2'	27:DA:406:G:OP1	2.34	0.45
27:DA:557:U:O5'	27:DA:557:U:H6	1.98	0.45

*Continued on next page...*

*Continued from previous page...*

Atom-1	Atom-2	Interatomic distance (Å)	Clash overlap (Å)
27:DA:566:U:H4'	27:DA:809:G:OP2	2.16	0.45
27:DA:580:C:O3'	43:DU:31:SER:OG	2.32	0.45
27:DA:612:C:C2'	27:DA:613:G:H5'	2.47	0.45
27:DA:740:U:C4	27:DA:758:C:O2	2.70	0.45
27:DA:776:G:C4	27:DA:793:A:C2	3.04	0.45
27:DA:783:A:H2'	27:DA:784:A:C5'	2.46	0.45
27:DA:942:G:C6	27:DA:943:U:N3	2.84	0.45
27:DA:955:C:O2'	27:DA:956:G:H5'	2.16	0.45
27:DA:1012:U:C4	36:DN:25:ARG:HD3	2.51	0.45
27:DA:1341:U:C4	27:DA:1395:A:H2	2.34	0.45
27:DA:1374:G:C2	27:DA:1375:C:C2	3.04	0.45
27:DA:1497:U:C5'	27:DA:1498:C:C5	2.99	0.45
27:DA:1693:U:C2'	30:DD:14:ARG:NH2	2.79	0.45
27:DA:1770:G:C5	27:DA:1771:C:C5	3.05	0.45
27:DA:1773:A:C2'	27:DA:1774:C:H5'	2.46	0.45
27:DA:2016:U:C4	27:DA:2017:U:C4	3.04	0.45
27:DA:2093:G:H2'	27:DA:2094:G:H8	1.81	0.45
27:DA:2126:A:H5'	29:DC:36:LYS:HG2	1.99	0.45
27:DA:2256:G:O2'	49:D0:9:SER:HB2	2.16	0.45
27:DA:2749:A:O2'	34:DH:59:ARG:HG3	2.15	0.45
30:DD:27:THR:CG2	30:DD:27:THR:O	2.63	0.45
30:DD:177:LEU:HB3	30:DD:178:PRO:HD2	1.98	0.45
31:DE:47:VAL:HG21	31:DE:85:ASN:HA	1.98	0.45
32:DF:2:LYS:H	32:DF:2:LYS:CD	2.30	0.45
34:DH:139:GLN:HG3	34:DH:140:LYS:N	2.32	0.45
35:DI:76:THR:O	35:DI:77:LEU:O	2.33	0.45
36:DN:28:THR:HG23	36:DN:29:LYS:HG3	1.97	0.45
39:DQ:10:ARG:O	39:DQ:10:ARG:CG	2.64	0.45
44:DV:38:LEU:O	44:DV:39:LEU:HD13	2.15	0.45
45:DW:24:ILE:HA	45:DW:27:LYS:HD2	1.97	0.45
48:DZ:51:SER:OG	48:DZ:52:ILE:HD12	2.16	0.45
48:DZ:55:VAL:HA	48:DZ:69:LEU:HD21	1.99	0.45
48:DZ:101:LEU:HB3	48:DZ:103:PHE:CE1	2.51	0.45
48:DZ:143:LEU:HD22	48:DZ:143:LEU:N	2.31	0.45
50:D1:6:GLU:C	50:D1:7:ILE:HD12	2.36	0.45
56:D7:24:THR:CG2	56:D7:27:GLY:H	2.26	0.45
57:D8:4:MET:O	57:D8:62:LEU:CD1	2.57	0.45
1:AA:5:U:N3	4:AD:86:LYS:HE2	2.32	0.45
1:AA:409:G:OP1	4:AD:25:ARG:N	2.43	0.45
1:AA:559:A:O2'	1:AA:560:U:OP2	2.28	0.45
1:AA:601:C:C2'	1:AA:602:A:H5'	2.45	0.45

*Continued on next page...*

*Continued from previous page...*

Atom-1	Atom-2	Interatomic distance (Å)	Clash overlap (Å)
1:AA:781:A:O2'	1:AA:1522:U:O2	2.34	0.45
1:AA:997:U:H2'	1:AA:998:G:C8	2.51	0.45
1:AA:1444:C:O2'	1:AA:1445:C:H5'	2.17	0.45
2:AB:83:MET:HA	2:AB:83:MET:HE2	1.97	0.45
4:AD:57:ARG:HD3	4:AD:205:GLU:HB3	1.97	0.45
4:AD:100:ARG:CZ	4:AD:137:SER:HB3	2.46	0.45
8:AH:97:VAL:HG13	8:AH:98:LYS:HG3	1.98	0.45
19:AS:6:LYS:CG	19:AS:7:LYS:HE3	2.46	0.45
20:AT:48:LYS:O	20:AT:49:ALA:HB2	2.16	0.45
23:AW:66:A:C5	23:AW:67:C:C4	3.05	0.45
25:AY:37:U:H2'	25:AY:38:U:O4'	2.17	0.45
27:BA:97:C:H5''	51:B2:2:LYS:HB3	1.99	0.45
27:BA:230:U:H6	27:BA:230:U:O5'	1.98	0.45
27:BA:389:G:H1	38:BP:71:VAL:CG1	2.21	0.45
27:BA:481:G:O2'	27:BA:482:A:OP2	2.22	0.45
27:BA:533:G:C6	27:BA:561:G:N2	2.85	0.45
27:BA:625:G:O6	38:BP:107:LYS:HD2	2.16	0.45
27:BA:873:G:N1	27:BA:905:U:C2	2.85	0.45
27:BA:958:U:O2'	27:BA:959:A:OP1	2.26	0.45
27:BA:1050:A:O2'	27:BA:1051:G:P	2.75	0.45
27:BA:1204:A:HO2'	27:BA:1205:U:P	2.36	0.45
27:BA:1290:C:H2'	27:BA:1291:C:H6	1.82	0.45
27:BA:1587:A:H3'	27:BA:1588:C:H6	1.81	0.45
27:BA:1692:U:O2'	27:BA:1693:U:H2'	2.16	0.45
27:BA:1899:G:N2	27:BA:1902:C:C5	2.85	0.45
27:BA:2063:C:C5	27:BA:2064:C:C4	3.05	0.45
27:BA:2735:G:H2'	27:BA:2736:G:H8	1.81	0.45
28:BB:45:A:C2	28:BB:46:A:C1'	2.99	0.45
29:BC:22:ILE:CG2	29:BC:24:GLU:HB2	2.46	0.45
29:BC:78:ALA:HB2	29:BC:82:LYS:HD2	1.98	0.45
30:BD:34:VAL:O	30:BD:34:VAL:CG1	2.57	0.45
30:BD:48:ARG:H	30:BD:48:ARG:HG2	1.33	0.45
30:BD:53:PHE:O	30:BD:218:ARG:HG3	2.15	0.45
30:BD:58:HIS:CD2	30:BD:59:LYS:N	2.84	0.45
30:BD:65:ILE:HG12	30:BD:104:TYR:C	2.36	0.45
32:BF:172:TRP:CD1	32:BF:172:TRP:N	2.85	0.45
33:BG:51:ARG:HA	33:BG:51:ARG:HE	1.78	0.45
34:BH:71:LEU:H	34:BH:74:ASN:HD22	1.64	0.45
34:BH:158:HIS:ND1	34:BH:168:PRO:HB2	2.30	0.45
37:BO:35:VAL:HG21	37:BO:69:ILE:HD13	1.99	0.45
38:BP:97:PRO:C	38:BP:99:LEU:N	2.70	0.45

*Continued on next page...*

*Continued from previous page...*

Atom-1	Atom-2	Interatomic distance (Å)	Clash overlap (Å)
39:BQ:25:ASP:O	48:BZ:80:ARG:NH2	2.48	0.45
40:BR:71:GLN:HE21	40:BR:71:GLN:HB2	1.57	0.45
41:BS:85:VAL:CG2	41:BS:106:ARG:HB2	2.45	0.45
42:BT:134:GLU:O	42:BT:135:ALA:CB	2.62	0.45
43:BU:66:ASN:HB2	43:BU:76:TYR:HB2	1.99	0.45
49:B0:69:PHE:N	49:B0:69:PHE:HD1	2.14	0.45
52:B3:31:LEU:O	52:B3:32:GLN:CB	2.65	0.45
1:CA:59:A:C5'	1:CA:60:A:C5'	2.94	0.45
1:CA:123:C:H5''	1:CA:311:C:O2'	2.17	0.45
1:CA:237:C:C5'	17:CQ:25:ARG:NH1	2.77	0.45
1:CA:266:G:H1	1:CA:271:C:H42	1.64	0.45
1:CA:508:C:C4'	1:CA:509:A:OP1	2.60	0.45
1:CA:583:A:H8	1:CA:583:A:O5'	1.99	0.45
1:CA:638:G:O2'	1:CA:639:G:H5'	2.17	0.45
1:CA:789:U:O2	1:CA:792:A:C8	2.69	0.45
1:CA:913:A:C1'	1:CA:914:A:O4'	2.65	0.45
1:CA:1286:A:H2'	1:CA:1287:A:H4'	1.98	0.45
1:CA:1494:G:N2	1:CA:1495:U:C2	2.85	0.45
2:CB:43:ASP:OD2	2:CB:46:LYS:N	2.49	0.45
3:CC:36:ASP:OD2	3:CC:57:ILE:HG21	2.16	0.45
3:CC:196:LEU:HD12	3:CC:197:GLY:N	2.32	0.45
4:CD:138:TYR:C	4:CD:138:TYR:HD2	2.20	0.45
5:CE:40:ARG:HB3	5:CE:66:MET:HE1	1.95	0.45
6:CF:23:LYS:HB3	6:CF:23:LYS:HE2	1.78	0.45
6:CF:32:ASN:C	6:CF:34:GLY:N	2.69	0.45
7:CG:79:ARG:HA	7:CG:84:ASN:HA	1.98	0.45
9:CI:17:VAL:HG11	9:CI:81:ILE:HD13	1.98	0.45
9:CI:18:PHE:CD1	9:CI:62:TYR:HD2	2.35	0.45
12:CL:66:TYR:HB2	12:CL:93:VAL:HG11	1.98	0.45
13:CM:99:ARG:HB2	13:CM:101:GLN:NE2	2.31	0.45
18:CR:50:ILE:CD1	18:CR:70:ILE:HG21	2.45	0.45
20:CT:18:GLN:O	20:CT:19:SER:C	2.54	0.45
27:DA:573:G:O6	27:DA:2029:G:H2'	2.17	0.45
27:DA:691:C:O2'	27:DA:692:C:H5'	2.15	0.45
27:DA:736:C:HO2'	27:DA:737:C:H5'	1.81	0.45
27:DA:815:C:H2'	27:DA:816:C:C6	2.52	0.45
27:DA:832:G:N3	38:DP:53:GLY:HA2	2.32	0.45
27:DA:839:U:H2'	27:DA:840:C:C5	2.52	0.45
27:DA:1275:A:H2	27:DA:1295:C:O2	1.99	0.45
27:DA:1292:U:H2'	27:DA:1293:C:H6	1.79	0.45
27:DA:1478:G:N2	27:DA:1558:A:OP1	2.50	0.45

*Continued on next page...*

*Continued from previous page...*

Atom-1	Atom-2	Interatomic distance (Å)	Clash overlap (Å)
27:DA:1599:C:OP1	46:DX:35:THR:HA	2.16	0.45
27:DA:1845:G:C4	27:DA:1896:G:C2	3.04	0.45
27:DA:1862:G:H1	27:DA:1880:C:N4	2.04	0.45
27:DA:2308:G:N2	27:DA:2309:A:N1	2.65	0.45
27:DA:2420:C:OP1	57:D8:34:TRP:HA	2.16	0.45
27:DA:2642:G:H2'	27:DA:2643:G:O4'	2.15	0.45
27:DA:2702:U:O2	27:DA:2702:U:C2'	2.63	0.45
27:DA:2715:C:H2'	27:DA:2716:U:H6	1.81	0.45
27:DA:2746:U:H6	27:DA:2746:U:O5'	2.00	0.45
29:DC:18:LYS:CD	29:DC:19:VAL:H	2.27	0.45
29:DC:41:VAL:CA	29:DC:213:TYR:HA	2.46	0.45
33:DG:7:LEU:HD23	33:DG:7:LEU:HA	1.67	0.45
35:DI:30:LEU:O	35:DI:31:LEU:C	2.55	0.45
36:DN:57:ALA:O	36:DN:58:ASP:O	2.34	0.45
37:DO:13:ASN:O	37:DO:15:GLY:N	2.49	0.45
38:DP:125:VAL:CG2	38:DP:125:VAL:O	2.64	0.45
43:DU:76:TYR:OH	43:DU:93:LYS:HE3	2.17	0.45
44:DV:71:LEU:HD13	44:DV:84:LYS:HE2	1.97	0.45
45:DW:54:ALA:HB1	45:DW:107:LEU:HD13	1.99	0.45
48:DZ:69:LEU:HD23	48:DZ:69:LEU:HA	1.79	0.45
48:DZ:126:LYS:O	48:DZ:126:LYS:HG2	2.17	0.45
51:D2:56:GLN:O	51:D2:57:ILE:C	2.55	0.45
55:D6:32:ASN:ND2	55:D6:33:LYS:N	2.44	0.45
55:D6:34:LEU:O	55:D6:36:LEU:HG	2.16	0.45
1:AA:109:A:C8	1:AA:326:G:H2'	2.51	0.45
1:AA:318:G:H1	1:AA:335:C:H42	1.64	0.45
1:AA:401:C:OP2	4:AD:73:ARG:NH2	2.50	0.45
1:AA:504:C:C2	1:AA:542:G:N2	2.85	0.45
1:AA:775:G:O2'	1:AA:776:G:H5'	2.17	0.45
1:AA:939:G:P	7:AG:102:ARG:HH12	2.40	0.45
1:AA:946:A:O2'	1:AA:1333:A:N3	2.28	0.45
1:AA:1156:G:H8	1:AA:1156:G:O5'	1.99	0.45
1:AA:1264:C:H3'	1:AA:1264:C:H6	1.79	0.45
1:AA:1270:C:C2'	1:AA:1271:G:H5'	2.46	0.45
1:AA:1306:A:H2'	1:AA:1307:U:C6	2.51	0.45
1:AA:1339:A:N6	1:AA:1340:A:N3	2.64	0.45
1:AA:1511:G:H2'	1:AA:1512:U:O4'	2.17	0.45
2:AB:76:GLN:O	2:AB:208:ILE:HG12	2.17	0.45
2:AB:77:ALA:HB2	2:AB:211:ILE:CD1	2.47	0.45
6:AF:61:LEU:HD23	6:AF:63:TYR:HE2	1.81	0.45
6:AF:74:ASP:O	6:AF:77:ARG:HB3	2.17	0.45

*Continued on next page...*

*Continued from previous page...*

Atom-1	Atom-2	Interatomic distance (Å)	Clash overlap (Å)
7:AG:4:ARG:HD3	7:AG:5:ARG:NH1	2.31	0.45
8:AH:104:ARG:NH2	8:AH:138:TRP:CH2	2.84	0.45
9:AI:50:LEU:O	9:AI:54:ASP:N	2.50	0.45
10:AJ:7:LYS:HB2	10:AJ:97:GLU:HB2	1.99	0.45
10:AJ:32:ALA:CB	10:AJ:76:ASN:HB2	2.46	0.45
12:AL:73:ASN:O	12:AL:74:LEU:O	2.34	0.45
12:AL:110:ARG:HH11	12:AL:110:ARG:HG2	1.81	0.45
16:AP:8:ARG:NH2	16:AP:15:PRO:HG3	2.32	0.45
17:AQ:26:GLN:HB3	17:AQ:37:LYS:CG	2.39	0.45
17:AQ:27:PHE:HB2	17:AQ:28:PRO:CD	2.46	0.45
18:AR:45:SER:OG	18:AR:49:LYS:N	2.49	0.45
18:AR:63:GLN:O	18:AR:66:LEU:HB3	2.16	0.45
19:AS:31:ILE:HG23	19:AS:31:ILE:O	2.16	0.45
23:AW:64:G:H5'	23:AW:65:U:OP2	2.17	0.45
27:BA:23:G:H1	27:BA:517:C:H42	1.63	0.45
27:BA:92:A:O2'	27:BA:93:G:OP2	2.26	0.45
27:BA:142:A:H1'	27:BA:1408:C:H1'	1.98	0.45
27:BA:182:A:H2'	27:BA:183:C:C6	2.52	0.45
27:BA:391:G:C6	27:BA:392:C:C4	3.04	0.45
27:BA:576:U:H2'	27:BA:577:G:H8	1.75	0.45
27:BA:607:U:OP1	32:BF:103:LYS:HG3	2.17	0.45
27:BA:642:G:N1	27:BA:645:C:OP2	2.50	0.45
27:BA:711:G:C2	27:BA:721:C:C2	3.04	0.45
27:BA:975(A):G:O2'	27:BA:976:C:H5'	2.16	0.45
27:BA:1331:A:H2'	27:BA:1333:C:H5	1.82	0.45
27:BA:1450:G:H2'	27:BA:1450(A):C:H5'	1.99	0.45
27:BA:1838:C:O2'	27:BA:1898:U:C5	2.69	0.45
27:BA:1992:G:C6	27:BA:1997:G:N1	2.84	0.45
27:BA:2082:A:H2'	27:BA:2083:G:H8	1.80	0.45
27:BA:2291:U:OP1	27:BA:2381:C:H5'	2.17	0.45
27:BA:2482:G:H2'	27:BA:2483:C:C6	2.49	0.45
27:BA:2737:G:H2'	27:BA:2738:A:C8	2.52	0.45
27:BA:2745:C:H42	27:BA:2759:G:H1	1.63	0.45
30:BD:138:VAL:HG23	30:BD:165:ILE:HG22	1.98	0.45
30:BD:232:PRO:HD2	30:BD:249:PRO:HA	1.97	0.45
31:BE:36:ARG:HG2	31:BE:36:ARG:NH1	2.32	0.45
32:BF:3:GLU:C	32:BF:19:GLU:HB3	2.37	0.45
32:BF:34:TRP:CE2	38:BP:12:ALA:HB2	2.51	0.45
32:BF:67:GLN:O	32:BF:68:LYS:CB	2.54	0.45
37:BO:87:ILE:HG23	37:BO:92:GLU:O	2.16	0.45
38:BP:75:ILE:HD12	38:BP:75:ILE:N	2.32	0.45

*Continued on next page...*



*Continued from previous page...*

Atom-1	Atom-2	Interatomic distance (Å)	Clash overlap (Å)
40:BR:4:LEU:O	40:BR:6:SER:N	2.49	0.45
41:BS:17:ARG:CA	41:BS:20:ARG:NH1	2.79	0.45
41:BS:66:ALA:O	41:BS:67:ARG:C	2.55	0.45
42:BT:19:LEU:HA	42:BT:20:PRO:HD3	1.78	0.45
46:BX:35:THR:OG1	46:BX:38:GLU:HB2	2.16	0.45
47:BY:5:MET:CE	47:BY:5:MET:HA	2.47	0.45
48:BZ:33:ASN:O	48:BZ:33:ASN:OD1	2.34	0.45
48:BZ:131:ASN:N	48:BZ:131:ASN:ND2	2.64	0.45
57:B8:11:LYS:H	57:B8:60:LEU:HD21	1.82	0.45
58:B9:27:CYS:SG	58:B9:32:HIS:HB2	2.57	0.45
58:B9:27:CYS:HB2	58:B9:32:HIS:HB2	1.97	0.45
1:CA:39:G:O2'	1:CA:40:C:H5'	2.16	0.45
1:CA:266:G:H5''	1:CA:267:C:C5	2.51	0.45
1:CA:336:C:O2'	1:CA:337:C:H5'	2.16	0.45
1:CA:514:C:O2'	1:CA:515:G:H5'	2.16	0.45
1:CA:707:C:O2	11:CK:39:PRO:HD3	2.16	0.45
1:CA:735:C:O2'	1:CA:736:C:H5'	2.16	0.45
1:CA:818:G:N3	1:CA:820:U:C6	2.84	0.45
1:CA:978:A:H1'	1:CA:1322:C:O2	2.16	0.45
1:CA:1198:G:C2	1:CA:1199:U:C2	3.05	0.45
1:CA:1232:U:C2'	1:CA:1233:G:O5'	2.64	0.45
1:CA:1239:A:H5'	1:CA:1240:U:OP1	2.17	0.45
1:CA:1255:G:O2'	1:CA:1258:G:H1'	2.15	0.45
1:CA:1311:G:N2	1:CA:1327:C:C2	2.84	0.45
1:CA:1499:A:C2	1:CA:1500:A:C8	3.05	0.45
2:CB:91:PRO:HG2	2:CB:155:LEU:HD23	1.98	0.45
2:CB:140:HIS:O	2:CB:143:GLU:HB2	2.16	0.45
2:CB:213:LEU:O	2:CB:213:LEU:HD23	2.16	0.45
4:CD:88:VAL:HG13	5:CE:97:GLY:HA3	1.98	0.45
4:CD:182:LYS:HB2	4:CD:183:GLY:H	1.41	0.45
5:CE:31:LEU:HD11	5:CE:43:LEU:HD21	1.97	0.45
5:CE:87:SER:CB	5:CE:131:ILE:HD13	2.47	0.45
7:CG:32:ARG:O	7:CG:33:ASP:CB	2.65	0.45
10:CJ:87:THR:O	10:CJ:88:LEU:C	2.54	0.45
13:CM:91:ARG:O	13:CM:96:LEU:O	2.34	0.45
27:DA:8:A:H2'	27:DA:9:U:H6	1.73	0.45
27:DA:205:G:O2'	27:DA:206:U:P	2.74	0.45
27:DA:271(Q):G:OP1	35:DI:42:SER:HB2	2.17	0.45
27:DA:271(W):G:C5'	27:DA:271(X):G:OP2	2.64	0.45
27:DA:555:U:C2'	27:DA:556:G:C8	3.00	0.45
27:DA:614(C):A:C4'	27:DA:615:G:OP1	2.64	0.45

*Continued on next page...*

*Continued from previous page...*

Atom-1	Atom-2	Interatomic distance (Å)	Clash overlap (Å)
27:DA:700:G:H2'	27:DA:701:G:C8	2.51	0.45
27:DA:1187:G:O5'	27:DA:1187:G:C8	2.56	0.45
27:DA:1216:G:N3	27:DA:1216:G:H2'	2.32	0.45
27:DA:1321:A:H2'	27:DA:1322:A:H8	1.80	0.45
27:DA:1746:G:N3	27:DA:1746:G:H2'	2.31	0.45
27:DA:2242:G:H2'	27:DA:2243:U:O4'	2.17	0.45
27:DA:2363:C:O2'	27:DA:2364:C:H5'	2.16	0.45
27:DA:2392:A:H2'	27:DA:2393:A:O4'	2.16	0.45
27:DA:2649:U:O2'	27:DA:2650:U:H5'	2.17	0.45
29:DC:59:ARG:N	29:DC:59:ARG:CD	2.78	0.45
30:DD:117:VAL:HG23	30:DD:118:VAL:N	2.31	0.45
30:DD:172:TYR:HD1	30:DD:186:HIS:N	2.15	0.45
33:DG:22:ARG:HH11	33:DG:22:ARG:CB	2.08	0.45
35:DI:51:ILE:CG2	35:DI:52:ARG:N	2.79	0.45
37:DO:101:PRO:HD2	42:DT:70:VAL:HG21	1.95	0.45
38:DP:21:ARG:HG2	38:DP:29:LYS:HE3	1.99	0.45
39:DQ:32:TYR:O	39:DQ:106:VAL:HG22	2.17	0.45
41:DS:67:ARG:CG	41:DS:67:ARG:NH1	2.77	0.45
42:DT:96:ARG:HG3	42:DT:99:LEU:HB3	1.99	0.45
44:DV:18:LEU:N	44:DV:18:LEU:CD1	2.79	0.45
46:DX:57:LEU:CD1	46:DX:78:LYS:HD3	2.43	0.45
46:DX:88:LYS:HE3	46:DX:90:GLU:OE2	2.16	0.45
48:DZ:43:PHE:HE2	48:DZ:87:PHE:CZ	2.34	0.45
57:D8:63:PRO:HB2	57:D8:64:TYR:CD1	2.51	0.45
1:AA:106:C:H2'	1:AA:107:G:H8	1.82	0.45
1:AA:203:U:H4'	1:AA:204:U:OP1	2.17	0.45
1:AA:225:C:H2'	1:AA:226:G:C8	2.51	0.45
1:AA:262:A:H5'	20:AT:74:LYS:HB2	1.97	0.45
1:AA:336:C:H1'	1:AA:1468:A:C2	2.52	0.45
1:AA:413:G:H1'	1:AA:428:G:N2	2.31	0.45
1:AA:428:G:HO2'	1:AA:429:U:P	2.39	0.45
1:AA:636:U:H2'	1:AA:637:G:H8	1.82	0.45
1:AA:797:C:H2'	1:AA:798:G:H8	1.81	0.45
1:AA:823:G:C2'	1:AA:824:C:H5'	2.46	0.45
1:AA:1112:C:O2	3:AC:179:ARG:HG2	2.16	0.45
1:AA:1131:G:C2	1:AA:1132:C:N4	2.85	0.45
2:AB:137:ARG:C	2:AB:137:ARG:CD	2.84	0.45
3:AC:58:GLU:O	3:AC:59:ARG:HG2	2.17	0.45
4:AD:13:ARG:C	4:AD:15:GLU:H	2.19	0.45
4:AD:33:MET:HE1	4:AD:37:PRO:HA	1.93	0.45
4:AD:127:THR:HA	4:AD:132:ARG:HA	1.98	0.45

*Continued on next page...*

*Continued from previous page...*

Atom-1	Atom-2	Interatomic distance (Å)	Clash overlap (Å)
16:AP:48:TRP:HE3	16:AP:48:TRP:O	1.99	0.45
17:AQ:67:LYS:CA	17:AQ:70:ARG:HH12	2.30	0.45
27:BA:247:G:H4'	27:BA:386:G:C6	2.50	0.45
27:BA:528:A:C2	27:BA:2042:A:H2'	2.52	0.45
27:BA:705:A:C6	27:BA:706:A:C5	3.04	0.45
27:BA:858:U:O2'	27:BA:2268:A:H1'	2.16	0.45
27:BA:1167:U:H2'	27:BA:1168:G:C8	2.51	0.45
27:BA:1722:A:O2'	27:BA:1739:U:C5'	2.60	0.45
27:BA:2059:A:O2'	32:BF:69:HIS:HD2	1.99	0.45
27:BA:2267:A:N3	27:BA:2267:A:C2'	2.77	0.45
27:BA:2392:A:H1'	38:BP:60:MET:HB3	1.99	0.45
27:BA:2552:U:C2	27:BA:2554:U:H5'	2.50	0.45
27:BA:2643:G:H1	27:BA:2771:C:H42	1.65	0.45
27:BA:2706:G:H2'	27:BA:2707:G:O4'	2.17	0.45
27:BA:2722:G:H2'	27:BA:2723:C:C6	2.51	0.45
27:BA:2742:C:P	58:B9:35:ARG:HH11	2.40	0.45
27:BA:2846:G:H2'	27:BA:2847:U:C6	2.52	0.45
27:BA:2852:G:P	40:BR:64:ARG:HH22	2.40	0.45
27:BA:2888:C:H2'	27:BA:2889:C:O4'	2.17	0.45
30:BD:12:SER:O	30:BD:14:ARG:N	2.50	0.45
30:BD:69:ARG:NH2	30:BD:192:THR:HB	2.32	0.45
31:BE:170:LEU:HB3	31:BE:184:VAL:HG13	1.99	0.45
33:BG:97:ASP:O	33:BG:100:TRP:N	2.49	0.45
34:BH:64:LEU:O	34:BH:65:HIS:C	2.53	0.45
34:BH:138:LYS:O	34:BH:142:GLY:N	2.47	0.45
35:BI:27:ARG:HD2	50:B1:71:TYR:CE1	2.52	0.45
35:BI:52:ARG:HA	35:BI:55:ALA:HB3	1.99	0.45
36:BN:62:VAL:HG22	36:BN:66:LYS:HB2	1.92	0.45
36:BN:94:HIS:N	36:BN:95:PRO:HD2	2.32	0.45
42:BT:123:GLN:O	42:BT:123:GLN:HG3	2.15	0.45
43:BU:114:LYS:O	43:BU:117:GLN:O	2.35	0.45
44:BV:99:ILE:O	44:BV:99:ILE:CG1	2.58	0.45
46:BX:12:VAL:HG12	46:BX:27:THR:HG23	1.98	0.45
46:BX:14:SER:C	46:BX:16:LYS:N	2.67	0.45
47:BY:32:PRO:HB2	47:BY:35:TYR:HA	1.99	0.45
50:B1:3:LYS:C	50:B1:4:VAL:HG12	2.37	0.45
50:B1:86:SER:O	50:B1:87:PRO:C	2.52	0.45
55:B6:41:PRO:CD	55:B6:46:HIS:N	2.80	0.45
57:B8:7:HIS:CB	57:B8:59:LYS:HB3	2.46	0.45
1:CA:66:G:N2	1:CA:67:C:C1'	2.80	0.45
1:CA:486:U:C2'	1:CA:487:A:H8	2.29	0.45

*Continued on next page...*

*Continued from previous page...*

Atom-1	Atom-2	Interatomic distance (Å)	Clash overlap (Å)
1:CA:498:U:O2'	1:CA:499:A:P	2.75	0.45
1:CA:538:G:OP1	12:CL:110:ARG:HD2	2.17	0.45
1:CA:542:G:O2'	1:CA:543:C:H5'	2.15	0.45
1:CA:606:G:H2'	1:CA:631:G:H22	1.81	0.45
1:CA:634:C:H2'	1:CA:635:G:H8	1.82	0.45
1:CA:683:G:C6	1:CA:684:A:C6	3.05	0.45
1:CA:725:G:O2'	1:CA:726:C:H5'	2.17	0.45
1:CA:865:A:C6	1:CA:866:C:N3	2.85	0.45
1:CA:1010:G:N2	1:CA:1020:U:H1'	2.32	0.45
1:CA:1028:C:H2'	1:CA:1033:G:H22	1.81	0.45
1:CA:1110:A:H8	1:CA:1110:A:O5'	1.99	0.45
1:CA:1120:G:O2'	1:CA:1121:U:H5'	2.17	0.45
1:CA:1228:C:H2'	1:CA:1229:A:H8	1.82	0.45
1:CA:1240:U:O3'	7:CG:38:LEU:HD21	2.16	0.45
2:CB:91:PRO:HG2	2:CB:155:LEU:HG	1.99	0.45
4:CD:153:ARG:HH11	4:CD:153:ARG:CB	2.14	0.45
6:CF:43:LEU:HD12	6:CF:43:LEU:N	2.29	0.45
6:CF:67:MET:HB2	6:CF:68:PRO:HD2	1.99	0.45
6:CF:69:GLU:CD	6:CF:69:GLU:H	2.20	0.45
6:CF:72:VAL:O	6:CF:72:VAL:CG2	2.65	0.45
7:CG:67:GLU:O	7:CG:70:LYS:HB2	2.16	0.45
8:CH:6:ILE:O	8:CH:7:ALA:C	2.54	0.45
9:CI:64:THR:HG23	9:CI:64:THR:O	2.16	0.45
10:CJ:22:LYS:CE	10:CJ:23:ILE:HG12	2.46	0.45
12:CL:48:ALA:O	12:CL:49:LEU:HD22	2.17	0.45
14:CN:44:LEU:HD12	14:CN:44:LEU:C	2.36	0.45
16:CP:12:LYS:HD3	16:CP:13:HIS:CD2	2.52	0.45
16:CP:57:ARG:NH1	16:CP:79:VAL:O	2.49	0.45
17:CQ:76:LEU:HD12	17:CQ:78:GLU:H	1.81	0.45
20:CT:62:LEU:O	20:CT:65:LYS:HB2	2.16	0.45
22:CV:7:C:H2'	22:CV:8:A:C8	2.49	0.45
23:CW:20:A:N6	23:CW:44:A:C2'	2.79	0.45
27:DA:200:U:H2'	27:DA:201:C:H5'	1.98	0.45
27:DA:272(I):U:H2'	27:DA:272(J):C:C6	2.52	0.45
27:DA:442:G:O2'	27:DA:443:A:OP1	2.32	0.45
27:DA:1286:A:O2'	27:DA:1288:U:OP2	2.19	0.45
27:DA:1418:G:H8	27:DA:1418:G:O5'	2.00	0.45
27:DA:1560:G:C2	27:DA:1561:G:H1'	2.52	0.45
27:DA:1754:C:H5''	42:DT:113:LYS:NZ	2.31	0.45
27:DA:2027:G:O6	27:DA:2033:A:C8	2.70	0.45
27:DA:2060:A:OP1	32:DF:68:LYS:O	2.34	0.45

*Continued on next page...*

*Continued from previous page...*

Atom-1	Atom-2	Interatomic distance (Å)	Clash overlap (Å)
27:DA:2077:A:C5	27:DA:2435:A:C6	3.04	0.45
27:DA:2392:A:P	57:D8:31:HIS:HE1	2.39	0.45
27:DA:2697:G:H1	27:DA:2710:C:N4	2.14	0.45
28:DB:6:C:H2'	28:DB:7:G:O4'	2.16	0.45
29:DC:67:GLY:O	29:DC:68:LEU:HB2	2.15	0.45
29:DC:77:ILE:CG2	29:DC:123:VAL:H	2.26	0.45
32:DF:170:LEU:HD12	32:DF:171:PRO:HD3	1.99	0.45
33:DG:6:ALA:HB3	33:DG:104:GLU:OE2	2.17	0.45
33:DG:181:ARG:O	33:DG:182:LYS:C	2.55	0.45
34:DH:116:GLU:HG2	34:DH:117:PRO:N	2.31	0.45
38:DP:7:ARG:O	38:DP:10:PRO:HD3	2.16	0.45
38:DP:46:LYS:HG2	38:DP:52:GLU:OE2	2.16	0.45
39:DQ:137:TYR:HD2	39:DQ:137:TYR:H	1.63	0.45
41:DS:62:LYS:O	41:DS:65:VAL:N	2.50	0.45
42:DT:2:ASN:C	42:DT:3:ARG:HG2	2.37	0.45
44:DV:39:LEU:HB3	44:DV:47:VAL:HG11	1.99	0.45
45:DW:65:LEU:CD2	45:DW:67:ASP:H	2.29	0.45
46:DX:8:ILE:HD11	46:DX:42:ALA:CB	2.47	0.45
48:DZ:55:VAL:HG13	48:DZ:68:THR:O	2.16	0.45
50:D1:70:VAL:O	50:D1:73:LEU:N	2.49	0.45
51:D2:4:SER:OG	51:D2:7:ARG:HD2	2.16	0.45
51:D2:38:GLN:O	51:D2:45:SER:HB2	2.17	0.45
52:D3:8:LEU:HD13	52:D3:31:LEU:HD23	1.98	0.45
1:AA:113:G:H2'	1:AA:114:U:O5'	2.16	0.45
1:AA:228:A:H2'	1:AA:229:U:C6	2.52	0.45
1:AA:279:A:H5''	1:AA:281:G:O4'	2.16	0.45
1:AA:296:U:O2'	1:AA:297:G:H5'	2.15	0.45
1:AA:389:A:C2'	1:AA:390:C:H5'	2.46	0.45
1:AA:563:A:C2	1:AA:567:G:C5	3.04	0.45
1:AA:618:C:H3'	1:AA:619:U:C5'	2.44	0.45
1:AA:1228:C:H4'	13:AM:116:THR:N	2.32	0.45
1:AA:1393:U:H6	1:AA:1393:U:H3'	1.82	0.45
1:AA:1406:U:C5	1:AA:1407:C:C5	3.05	0.45
2:AB:35:GLU:C	2:AB:36:ARG:HE	2.20	0.45
2:AB:84:GLU:O	2:AB:219:VAL:HG21	2.16	0.45
3:AC:115:LEU:O	3:AC:118:GLN:HB2	2.17	0.45
4:AD:11:LEU:HD13	4:AD:66:ARG:HD3	1.97	0.45
5:AE:76:ILE:HG23	5:AE:93:PRO:HB3	1.99	0.45
6:AF:19:LEU:HD11	6:AF:59:TYR:CD1	2.51	0.45
6:AF:39:LYS:HG2	6:AF:40:VAL:N	2.32	0.45
8:AH:7:ALA:HA	8:AH:10:LEU:HD12	1.98	0.45

*Continued on next page...*

*Continued from previous page...*

Atom-1	Atom-2	Interatomic distance (Å)	Clash overlap (Å)
8:AH:82:HIS:N	8:AH:138:TRP:O	2.44	0.45
9:AI:53:VAL:O	9:AI:54:ASP:CB	2.65	0.45
10:AJ:29:ARG:NH2	10:AJ:84:GLN:HG2	2.31	0.45
11:AK:34:ASP:HB2	11:AK:35:PRO:CD	2.47	0.45
18:AR:86:VAL:HG12	18:AR:87:ARG:HD2	1.98	0.45
19:AS:61:TYR:O	19:AS:62:ILE:CG2	2.65	0.45
20:AT:89:ARG:C	20:AT:91:LEU:H	2.18	0.45
24:AX:62:C:H2'	24:AX:63:G:C8	2.51	0.45
27:BA:125:G:C5'	27:BA:126:A:OP2	2.60	0.45
27:BA:657:U:OP2	27:BA:657:U:H6	1.99	0.45
27:BA:843:G:C2	27:BA:936:C:C2	3.04	0.45
27:BA:843:G:N2	27:BA:936:C:C2	2.85	0.45
27:BA:856:C:H2'	27:BA:857:C:H6	1.81	0.45
27:BA:1171:G:H5''	27:BA:1173:G:OP2	2.16	0.45
27:BA:1565:C:P	30:BD:4:LYS:HZ2	2.40	0.45
27:BA:1627:G:N1	27:BA:1640:C:C5	2.85	0.45
27:BA:1674:G:H1'	27:BA:1676:A:N6	2.32	0.45
27:BA:1779:U:H5	27:BA:1784:A:N7	2.12	0.45
27:BA:1826:G:OP1	30:BD:224:ALA:HB2	2.16	0.45
27:BA:1843:C:H5'	30:BD:253:GLN:HE22	1.76	0.45
27:BA:2036:C:O2'	27:BA:2037:G:O5'	2.35	0.45
27:BA:2320:A:C2	27:BA:2333:A:C8	3.04	0.45
27:BA:2402:C:H41	27:BA:2415:G:N2	2.15	0.45
27:BA:2745:C:N4	27:BA:2759:G:H1	2.15	0.45
29:BC:59:ARG:HD3	29:BC:59:ARG:N	2.32	0.45
32:BF:3:GLU:O	32:BF:19:GLU:HB3	2.16	0.45
32:BF:64:ILE:HG23	32:BF:65:TRP:N	2.31	0.45
33:BG:28:VAL:C	33:BG:30:GLU:H	2.20	0.45
34:BH:121:ILE:CG2	34:BH:122:THR:N	2.80	0.45
37:BO:98:VAL:HG12	37:BO:117:LEU:HD22	1.97	0.45
39:BQ:35:VAL:CG1	39:BQ:130:LYS:HB3	2.47	0.45
40:BR:18:LEU:HD22	40:BR:18:LEU:HA	1.71	0.45
42:BT:28:VAL:HG13	42:BT:46:GLU:CA	2.45	0.45
43:BU:65:ILE:O	43:BU:67:ALA:N	2.50	0.45
43:BU:92:ARG:CD	44:BV:11:GLN:NE2	2.80	0.45
48:BZ:4:LEU:HD22	48:BZ:43:PHE:HA	1.97	0.45
49:B0:41:ARG:O	49:B0:57:PHE:HD2	1.99	0.45
49:B0:41:ARG:CD	49:B0:41:ARG:N	2.80	0.45
52:B3:19:GLN:O	52:B3:23:LEU:CD1	2.64	0.45
55:B6:16:CYS:SG	55:B6:48:VAL:HG21	2.57	0.45
57:B8:22:VAL:HB	57:B8:49:VAL:CG2	2.47	0.45

*Continued on next page...*

*Continued from previous page...*

Atom-1	Atom-2	Interatomic distance (Å)	Clash overlap (Å)
1:CA:184:G:H2'	1:CA:185:A:C8	2.40	0.45
1:CA:280:C:H4'	1:CA:281:G:OP2	2.17	0.45
1:CA:502:G:C2	1:CA:544:G:C2	3.05	0.45
1:CA:513:C:N3	1:CA:539:A:C2	2.83	0.45
1:CA:681:C:H2'	1:CA:682:G:H8	1.81	0.45
1:CA:711:G:C2	1:CA:712:A:C4	3.05	0.45
1:CA:720:C:N3	1:CA:721:G:C6	2.85	0.45
1:CA:1283:G:H2'	1:CA:1284:C:C6	2.52	0.45
1:CA:1344:C:O5'	1:CA:1344:C:H6	1.99	0.45
3:CC:84:ILE:HA	3:CC:87:LEU:CG	2.46	0.45
3:CC:110:ASN:HA	3:CC:116:VAL:HG22	1.97	0.45
3:CC:182:ILE:HG23	3:CC:202:ILE:C	2.37	0.45
4:CD:4:TYR:CD2	4:CD:5:ILE:N	2.85	0.45
7:CG:44:TYR:C	7:CG:46:ALA:H	2.19	0.45
7:CG:99:LEU:O	7:CG:100:ALA:C	2.55	0.45
9:CI:8:GLY:HA2	9:CI:79:LEU:HB3	1.98	0.45
11:CK:31:THR:OG1	11:CK:42:TRP:HB3	2.16	0.45
12:CL:25:LYS:O	12:CL:26:GLY:C	2.55	0.45
13:CM:40:ASN:HA	13:CM:41:PRO:HD3	1.76	0.45
17:CQ:51:TYR:HE2	17:CQ:76:LEU:N	2.15	0.45
19:CS:51:VAL:HG22	19:CS:71:LEU:HD13	1.99	0.45
27:DA:461:C:C2'	27:DA:462:C:H5'	2.46	0.45
27:DA:543:C:N4	27:DA:551:G:N1	2.50	0.45
27:DA:778:G:H2'	27:DA:779:U:O4'	2.16	0.45
27:DA:910:A:C4	39:DQ:13:GLN:NE2	2.85	0.45
27:DA:995:C:C2	43:DU:57:PHE:CD1	3.04	0.45
27:DA:1158:C:O2'	27:DA:1159:U:H6	2.00	0.45
27:DA:1701:A:C2'	27:DA:1702:G:H5'	2.47	0.45
27:DA:1817:G:C2'	27:DA:1818:U:H5'	2.46	0.45
27:DA:2437:U:H2'	27:DA:2438:U:H6	1.82	0.45
27:DA:2496:C:OP2	39:DQ:82:ARG:NH2	2.49	0.45
27:DA:2508:G:H2'	27:DA:2509:G:C8	2.51	0.45
27:DA:2524:G:H2'	27:DA:2741:A:H2	1.80	0.45
27:DA:2584:U:O2	27:DA:2585:U:C5	2.69	0.45
27:DA:2667:C:H1'	34:DH:109:PHE:CE2	2.51	0.45
27:DA:2714:G:H2'	27:DA:2715:C:C6	2.50	0.45
27:DA:2727:G:C2	27:DA:2728:U:C4	3.04	0.45
29:DC:19:VAL:HG21	29:DC:22:ILE:HD11	1.99	0.45
30:DD:119:ALA:CB	30:DD:130:ALA:HB3	2.47	0.45
30:DD:146:GLU:HB2	30:DD:152:GLY:O	2.17	0.45
31:DE:65:GLY:O	31:DE:67:PHE:N	2.49	0.45

*Continued on next page...*



*Continued from previous page...*

Atom-1	Atom-2	Interatomic distance (Å)	Clash overlap (Å)
32:DF:198:ALA:O	32:DF:201:VAL:HG12	2.17	0.45
33:DG:86:MET:N	33:DG:87:PRO:HD2	2.32	0.45
34:DH:17:VAL:O	34:DH:17:VAL:HG12	2.17	0.45
34:DH:86:GLU:HB2	34:DH:132:ARG:NH1	2.32	0.45
35:DI:126:TYR:O	35:DI:139:GLN:HG3	2.16	0.45
37:DO:6:THR:CG2	37:DO:7:TYR:N	2.78	0.45
39:DQ:81:VAL:HG23	39:DQ:82:ARG:H	1.81	0.45
40:DR:16:HIS:O	40:DR:19:ALA:N	2.49	0.45
40:DR:36:THR:O	40:DR:37:THR:C	2.55	0.45
40:DR:84:ALA:N	40:DR:85:PRO:CD	2.79	0.45
42:DT:27:THR:O	42:DT:28:VAL:HB	2.16	0.45
42:DT:33:LYS:HE3	42:DT:74:ARG:NH2	2.31	0.45
42:DT:80:SER:OG	42:DT:81:PRO:CD	2.64	0.45
43:DU:76:TYR:O	43:DU:78:THR:N	2.49	0.45
47:DY:16:ALA:HA	47:DY:21:LYS:CD	2.47	0.45
48:DZ:38:VAL:CG2	48:DZ:43:PHE:HB2	2.43	0.45
48:DZ:129:PRO:C	48:DZ:130:ARG:HG3	2.36	0.45
48:DZ:143:LEU:HD12	48:DZ:147:ASP:O	2.17	0.45
48:DZ:150:HIS:CG	48:DZ:169:THR:HG22	2.52	0.45
49:D0:68:GLU:OE2	49:D0:82:ARG:HB3	2.16	0.45
51:D2:53:LEU:HD23	51:D2:53:LEU:HA	1.75	0.45
53:D4:53:THR:O	53:D4:54:LYS:CG	2.59	0.45
57:D8:32:LEU:O	57:D8:33:ASN:C	2.54	0.45
1:AA:23:C:O2'	1:AA:24:U:H5'	2.17	0.45
1:AA:60:A:O2'	1:AA:61:G:OP2	2.29	0.45
1:AA:119:A:O2'	1:AA:120:A:OP2	2.25	0.45
1:AA:1014:A:H3'	1:AA:1015:A:H8	1.82	0.45
1:AA:1058:G:H5'	3:AC:186:PHE:CE1	2.51	0.45
1:AA:1146:A:O2'	1:AA:1147:C:C5'	2.65	0.45
1:AA:1308:U:OP1	13:AM:97:PRO:HA	2.17	0.45
1:AA:1420:C:O2'	1:AA:1421:G:H5'	2.17	0.45
1:AA:1466:C:O2'	1:AA:1467:G:H5'	2.16	0.45
3:AC:62:ASP:O	3:AC:98:ASN:HB3	2.17	0.45
7:AG:27:ILE:O	7:AG:30:ILE:N	2.33	0.45
7:AG:65:ALA:O	7:AG:69:VAL:HG23	2.17	0.45
7:AG:95:ARG:HG2	7:AG:99:LEU:HD11	1.97	0.45
9:AI:53:VAL:O	9:AI:54:ASP:HB2	2.17	0.45
9:AI:95:LYS:HG3	9:AI:96:LEU:N	2.32	0.45
10:AJ:62:HIS:CE1	14:AN:61:TRP:CH2	3.05	0.45
10:AJ:81:THR:HA	10:AJ:84:GLN:OE1	2.17	0.45
12:AL:25:LYS:O	12:AL:27:ALA:N	2.50	0.45

*Continued on next page...*

*Continued from previous page...*

Atom-1	Atom-2	Interatomic distance (Å)	Clash overlap (Å)
13:AM:84:ILE:CG2	19:AS:74:PHE:HD1	2.29	0.45
15:AO:25:THR:O	15:AO:26:GLU:C	2.55	0.45
21:AU:3:LYS:O	21:AU:11:GLY:HA2	2.17	0.45
25:AY:66:A:C2	25:AY:67:C:C2	3.05	0.45
27:BA:271(J):C:N3	27:BA:271(M):G:O6	2.50	0.45
27:BA:309:G:N3	27:BA:329:G:O2'	2.47	0.45
27:BA:310:A:OP1	47:BY:17:SER:O	2.35	0.45
27:BA:467:G:O2'	27:BA:468:G:H5'	2.17	0.45
27:BA:533:G:C5	27:BA:561:G:N2	2.85	0.45
27:BA:819:A:O2'	27:BA:820:A:H5'	2.17	0.45
27:BA:838:C:C4	27:BA:839:U:C5	3.05	0.45
27:BA:860:U:H2'	27:BA:861:A:C8	2.52	0.45
27:BA:1030:G:C2'	27:BA:1031:G:O5'	2.64	0.45
27:BA:1114:G:H3'	27:BA:1115:G:C5'	2.40	0.45
27:BA:1317:A:C6	27:BA:1336:A:N1	2.85	0.45
27:BA:1434:A:N6	27:BA:1558:A:N6	2.47	0.45
27:BA:1665:A:C2'	27:BA:1666:G:H5'	2.45	0.45
27:BA:1739:U:O2	27:BA:1739:U:O4'	2.35	0.45
27:BA:1754:C:P	42:BT:96:ARG:HH12	2.38	0.45
27:BA:1812:A:O2'	30:BD:45:ASN:HB2	2.17	0.45
27:BA:1818:U:O2'	30:BD:155:LEU:HA	2.17	0.45
27:BA:1892:C:H2'	27:BA:1893:C:H5'	1.99	0.45
27:BA:2337:G:C2	27:BA:2338:G:N7	2.85	0.45
27:BA:2420:C:OP1	57:B8:33:ASN:O	2.35	0.45
27:BA:2805:G:H2'	27:BA:2807:G:H5''	1.99	0.45
28:BB:3:C:C4	28:BB:4:C:C5	3.04	0.45
32:BF:3:GLU:HB3	32:BF:24:LEU:HG	1.98	0.45
33:BG:147:ASP:OD1	33:BG:148:MET:N	2.50	0.45
33:BG:176:LEU:HD12	33:BG:176:LEU:N	2.32	0.45
34:BH:8:PRO:CD	34:BH:65:HIS:HE1	2.29	0.45
34:BH:44:VAL:O	34:BH:46:GLU:OE2	2.35	0.45
35:BI:42:SER:O	35:BI:44:LEU:N	2.50	0.45
39:BQ:118:LEU:HD23	39:BQ:118:LEU:HA	1.74	0.45
40:BR:79:LEU:HA	40:BR:83:ILE:CB	2.47	0.45
42:BT:28:VAL:HB	42:BT:88:ILE:HD12	1.97	0.45
42:BT:85:LYS:C	42:BT:85:LYS:HZ1	2.19	0.45
42:BT:96:ARG:HE	42:BT:96:ARG:HB3	1.55	0.45
43:BU:66:ASN:HA	43:BU:76:TYR:HB2	1.99	0.45
43:BU:71:GLN:C	43:BU:72:HIS:CD2	2.90	0.45
43:BU:77:SER:OG	43:BU:78:THR:N	2.49	0.45
43:BU:98:LEU:HA	43:BU:101:ARG:O	2.16	0.45

*Continued on next page...*

*Continued from previous page...*

Atom-1	Atom-2	Interatomic distance (Å)	Clash overlap (Å)
44:BV:5:VAL:HG13	44:BV:14:VAL:CG2	2.47	0.45
47:BY:31:LEU:N	47:BY:31:LEU:CD2	2.78	0.45
47:BY:42:VAL:C	47:BY:65:ALA:HB3	2.37	0.45
49:B0:19:LYS:HA	49:B0:19:LYS:HD2	1.88	0.45
49:B0:46:LYS:HE3	49:B0:76:GLY:HA3	1.98	0.45
51:B2:32:LEU:CA	51:B2:53:LEU:HD12	2.47	0.45
1:CA:31:G:N2	1:CA:47:C:H4'	2.32	0.45
1:CA:56:U:O2	1:CA:56:U:H2'	2.16	0.45
1:CA:117:G:H8	1:CA:117:G:O5'	1.99	0.45
1:CA:537:G:H8	1:CA:537:G:O5'	1.99	0.45
1:CA:663:A:H5'	1:CA:836:G:OP1	2.17	0.45
1:CA:832:C:C2'	1:CA:833:U:H5'	2.47	0.45
1:CA:1061:G:H1'	10:CJ:56:HIS:CE1	2.51	0.45
1:CA:1165:C:H42	1:CA:1172:C:H42	1.63	0.45
1:CA:1229:A:H2'	1:CA:1230:C:C6	2.52	0.45
1:CA:1502:A:C2	1:CA:1505:G:N1	2.57	0.45
2:CB:115:LEU:HD12	2:CB:115:LEU:O	2.16	0.45
4:CD:3:ARG:HH21	4:CD:5:ILE:HD11	1.82	0.45
4:CD:24:GLU:O	4:CD:27:TYR:HB2	2.16	0.45
5:CE:42:GLY:CA	5:CE:65:ASN:O	2.60	0.45
7:CG:22:LEU:HD23	7:CG:62:PHE:HE2	1.82	0.45
7:CG:42:ILE:HD13	7:CG:116:ALA:HB1	1.98	0.45
9:CI:65:VAL:HG13	9:CI:73:GLN:NE2	2.32	0.45
11:CK:38:ASN:HA	11:CK:39:PRO:HD3	1.87	0.45
15:CO:76:GLU:HA	15:CO:76:GLU:OE1	2.16	0.45
16:CP:19:ILE:HG22	16:CP:36:ILE:HD11	1.98	0.45
18:CR:82:THR:CG2	18:CR:83:GLU:N	2.64	0.45
19:CS:25:LYS:HB3	19:CS:27:GLU:OE1	2.16	0.45
20:CT:26:ASN:CB	20:CT:71:THR:HG23	2.28	0.45
23:CW:7:A:C2	23:CW:66:A:C2	3.04	0.45
23:CW:22:G:H2'	23:CW:23:G:H8	1.81	0.45
23:CW:28:G:O6	23:CW:40:C:N3	2.50	0.45
27:DA:718:A:H2'	27:DA:719:C:H5'	1.99	0.45
27:DA:779:U:C4	27:DA:780:G:C5	3.05	0.45
27:DA:794:G:C6	27:DA:795:C:C4	3.04	0.45
27:DA:918:A:H1'	28:DB:80:U:O2'	2.17	0.45
27:DA:1034:G:O2'	27:DA:1035:U:O4'	2.34	0.45
27:DA:1037:G:N2	27:DA:1119:C:C2	2.85	0.45
27:DA:1141:U:OP1	36:DN:25:ARG:NH1	2.50	0.45
27:DA:1208:C:C2'	27:DA:1209:G:H5'	2.47	0.45
27:DA:1287:A:O4'	40:DR:104:ARG:NH2	2.49	0.45

*Continued on next page...*

*Continued from previous page...*

Atom-1	Atom-2	Interatomic distance (Å)	Clash overlap (Å)
27:DA:1288:U:H4'	27:DA:1289:C:OP2	2.16	0.45
27:DA:1579:A:H2'	27:DA:1580:A:C8	2.52	0.45
27:DA:1661:G:C4	27:DA:2000:G:N2	2.85	0.45
27:DA:1876:A:H3'	27:DA:1877:A:H8	1.82	0.45
27:DA:1917:U:H2'	27:DA:1918:A:O4'	2.17	0.45
27:DA:2152:G:H2'	27:DA:2153:G:C8	2.34	0.45
27:DA:2261:C:P	49:D0:17:GLN:OE1	2.75	0.45
27:DA:2743:C:H2'	27:DA:2744:G:O5'	2.16	0.45
28:DB:43:C:C4	28:DB:45:A:C6	3.04	0.45
30:DD:43:ARG:HB2	30:DD:54:ARG:HB2	1.98	0.45
30:DD:105:ILE:HA	30:DD:105:ILE:HD12	1.64	0.45
30:DD:213:ARG:HD3	30:DD:218:ARG:HA	1.98	0.45
31:DE:76:ARG:CG	31:DE:195:LEU:HD13	2.40	0.45
33:DG:5:VAL:HG23	33:DG:8:LYS:CG	2.35	0.45
33:DG:131:TYR:O	33:DG:159:VAL:CG1	2.65	0.45
35:DI:79:ILE:O	35:DI:143:SER:N	2.39	0.45
36:DN:67:LEU:HD12	36:DN:67:LEU:H	1.82	0.45
42:DT:64:ARG:HG3	42:DT:72:VAL:O	2.17	0.45
42:DT:109:GLU:HG2	42:DT:112:ARG:HH12	1.80	0.45
44:DV:19:LYS:HZ3	44:DV:20:LEU:HB2	1.82	0.45
44:DV:45:THR:O	44:DV:46:VAL:HG12	2.16	0.45
45:DW:3:ALA:HB2	45:DW:62:HIS:ND1	2.32	0.45
45:DW:44:ALA:O	45:DW:45:TYR:C	2.54	0.45
47:DY:25:GLY:HA3	47:DY:40:GLU:HG2	1.99	0.45
47:DY:95:LYS:CE	47:DY:100:ALA:HB2	2.47	0.45
49:D0:32:ARG:HB2	49:D0:35:ASN:OD1	2.16	0.45
50:D1:43:TYR:HA	50:D1:44:PRO:HD3	1.78	0.45
52:D3:23:LEU:HD11	52:D3:50:VAL:HG11	1.99	0.45
52:D3:39:ASP:OD1	52:D3:44:ARG:NE	2.49	0.45
54:D5:52:TYR:O	54:D5:53:ALA:C	2.55	0.45
1:AA:9:G:H5''	5:AE:122:GLU:OE1	2.17	0.45
1:AA:57:G:C8	1:AA:58:C:C5	3.05	0.45
1:AA:264:U:O2'	17:AQ:64:PRO:O	2.34	0.45
1:AA:502:G:OP1	12:AL:115:SER:N	2.25	0.45
1:AA:657:G:C2	1:AA:750:G:C5	3.05	0.45
1:AA:667:G:O2'	1:AA:668:G:H5'	2.17	0.45
1:AA:1205:U:OP1	3:AC:190:ARG:NH2	2.49	0.45
1:AA:1225:A:H5''	13:AM:103:THR:OG1	2.17	0.45
1:AA:1264:C:C6	1:AA:1264:C:C3'	2.99	0.45
1:AA:1275:A:O2'	1:AA:1276:G:H5'	2.17	0.45
1:AA:1321:C:H3'	1:AA:1322:C:H5''	1.99	0.45

*Continued on next page...*

*Continued from previous page...*

Atom-1	Atom-2	Interatomic distance (Å)	Clash overlap (Å)
2:AB:45:GLN:O	2:AB:48:MET:HB3	2.17	0.45
2:AB:97:TRP:CH2	2:AB:173:ALA:HA	2.52	0.45
2:AB:236:TYR:CG	2:AB:239:VAL:HG21	2.51	0.45
3:AC:87:LEU:O	3:AC:89:GLU:N	2.50	0.45
3:AC:90:GLU:O	3:AC:93:LYS:CB	2.65	0.45
4:AD:104:VAL:HA	4:AD:107:ARG:HB2	1.99	0.45
4:AD:105:VAL:HG12	4:AD:105:VAL:O	2.17	0.45
6:AF:6:VAL:CG1	6:AF:90:VAL:HG22	2.47	0.45
7:AG:127:ALA:C	7:AG:129:GLU:N	2.68	0.45
8:AH:18:ARG:NH2	8:AH:81:HIS:O	2.49	0.45
10:AJ:98:ILE:HG22	10:AJ:98:ILE:O	2.17	0.45
12:AL:5:ASN:ND2	17:AQ:34:LYS:HE2	2.31	0.45
13:AM:91:ARG:NH1	13:AM:96:LEU:HD13	2.32	0.45
13:AM:91:ARG:NH1	19:AS:81:ARG:HH22	2.14	0.45
15:AO:3:ILE:O	15:AO:3:ILE:HG13	2.16	0.45
15:AO:5:LYS:HE2	15:AO:5:LYS:HB3	1.84	0.45
15:AO:74:ASP:O	15:AO:75:PRO:C	2.55	0.45
17:AQ:81:ARG:O	17:AQ:83:ASP:N	2.50	0.45
20:AT:24:LEU:O	20:AT:27:LYS:N	2.47	0.45
27:BA:107:C:H6	27:BA:107:C:O5'	2.00	0.45
27:BA:146:G:H2'	27:BA:147:U:H5'	1.99	0.45
27:BA:251:A:C5	27:BA:252:G:H1'	2.52	0.45
27:BA:530:G:C5	27:BA:2022:U:H5''	2.52	0.45
27:BA:838:C:H2'	27:BA:839:U:C6	2.45	0.45
27:BA:838:C:C2	27:BA:839:U:C5	3.05	0.45
27:BA:863:A:H3'	39:BQ:22:LYS:HD2	1.99	0.45
27:BA:867:C:O2	27:BA:913:U:H5'	2.16	0.45
27:BA:1179:C:H2'	27:BA:1180:C:C6	2.50	0.45
27:BA:1298:C:N4	27:BA:1299:G:C6	2.84	0.45
27:BA:1354:A:H2'	27:BA:1355:G:O4'	2.17	0.45
27:BA:1384:A:H1'	27:BA:1405:U:O4'	2.17	0.45
27:BA:1427:A:H4'	27:BA:1428:C:O5'	2.16	0.45
27:BA:1718:G:C2	27:BA:1745:C:C2	3.04	0.45
27:BA:1997:G:OP1	31:BE:123:ALA:HA	2.17	0.45
27:BA:2041:U:H2'	27:BA:2042:A:O4'	2.16	0.45
27:BA:2488:A:H2'	27:BA:2489:G:H8	1.79	0.45
27:BA:2543:G:H5'	27:BA:2543:G:C8	2.42	0.45
27:BA:2580:U:C4'	31:BE:131:ALA:H	2.28	0.45
27:BA:2857:G:H5''	27:BA:2858:C:OP2	2.16	0.45
30:BD:146:GLU:CB	30:BD:189:CYS:HB3	2.47	0.45
31:BE:144:ARG:HB3	31:BE:145:LYS:H	1.45	0.45

*Continued on next page...*

*Continued from previous page...*

Atom-1	Atom-2	Interatomic distance (Å)	Clash overlap (Å)
33:BG:123:ASN:O	33:BG:126:ASP:CG	2.55	0.45
34:BH:82:GLY:O	34:BH:83:TYR:C	2.55	0.45
37:BO:14:THR:CG2	37:BO:16:ALA:H	2.28	0.45
39:BQ:5:ARG:O	39:BQ:6:ARG:CB	2.65	0.45
41:BS:54:LEU:HD11	41:BS:59:LYS:O	2.17	0.45
44:BV:21:ARG:NH1	44:BV:91:TYR:CE2	2.85	0.45
46:BX:47:PHE:CD2	46:BX:89:ILE:HD13	2.52	0.45
46:BX:64:LYS:HZ3	46:BX:73:ARG:NE	1.87	0.45
48:BZ:52:ILE:HG22	48:BZ:70:VAL:O	2.17	0.45
49:B0:43:THR:O	49:B0:43:THR:CG2	2.64	0.45
55:B6:52:VAL:HG12	55:B6:52:VAL:O	2.17	0.45
56:B7:23:ARG:O	56:B7:28:ARG:CZ	2.65	0.45
1:CA:35:G:C2	1:CA:550:G:N3	2.85	0.45
1:CA:198:G:C2	1:CA:199:G:C4	3.05	0.45
1:CA:236:G:O2'	1:CA:237:C:H5'	2.17	0.45
1:CA:301:G:H2'	1:CA:302:G:H8	1.82	0.45
1:CA:511:C:H2'	1:CA:534:U:O2	2.17	0.45
1:CA:593:G:C2	1:CA:594:G:C4	3.05	0.45
1:CA:602:A:N6	1:CA:637:G:C6	2.85	0.45
1:CA:806:C:H2'	1:CA:807:A:C8	2.51	0.45
1:CA:815:A:N6	1:CA:1509:C:H1'	2.32	0.45
1:CA:862:C:N3	1:CA:863:U:C5	2.85	0.45
1:CA:937:A:H62	1:CA:938:A:N6	2.14	0.45
1:CA:983:A:C2'	1:CA:984:C:H5'	2.47	0.45
1:CA:1262:C:H2'	1:CA:1263:C:C6	2.52	0.45
1:CA:1341:U:O2'	1:CA:1342:C:H5'	2.17	0.45
2:CB:134:GLU:O	2:CB:138:LEU:HG	2.17	0.45
3:CC:126:ARG:HH11	3:CC:126:ARG:HG2	1.81	0.45
3:CC:180:ALA:HB1	3:CC:182:ILE:CD1	2.46	0.45
4:CD:79:PHE:CD2	4:CD:80:GLU:N	2.84	0.45
4:CD:173:TRP:CA	4:CD:187:ARG:NH1	2.79	0.45
6:CF:44:GLY:O	6:CF:45:LEU:O	2.35	0.45
10:CJ:30:SER:CB	10:CJ:80:LYS:HD3	2.47	0.45
10:CJ:85:LEU:C	10:CJ:87:THR:H	2.19	0.45
17:CQ:10:VAL:CG1	17:CQ:19:VAL:HB	2.47	0.45
17:CQ:11:VAL:HG11	17:CQ:88:TYR:HD2	1.81	0.45
21:CU:18:TYR:HD2	21:CU:22:ARG:HD3	1.81	0.45
27:DA:36:G:N2	27:DA:37:C:H1'	2.32	0.45
27:DA:84:A:C2	27:DA:98:G:N3	2.85	0.45
27:DA:271(H):G:H1	27:DA:271(P):C:H42	1.63	0.45
27:DA:308:G:C8	27:DA:501:A:H1'	2.52	0.45

*Continued on next page...*



*Continued from previous page...*

Atom-1	Atom-2	Interatomic distance (Å)	Clash overlap (Å)
27:DA:354:G:H2'	27:DA:355:G:H8	1.82	0.45
27:DA:431:U:O2'	27:DA:432:A:H5'	2.16	0.45
27:DA:495:G:N2	45:DW:61:ASN:HD21	2.14	0.45
27:DA:675:A:H5'	32:DF:63:LYS:CE	2.47	0.45
27:DA:862:G:N2	28:DB:101:G:H1'	2.32	0.45
27:DA:864:G:C6	27:DA:865:C:H5	2.34	0.45
27:DA:932:G:O2'	27:DA:933:A:OP2	2.29	0.45
27:DA:995:C:C2	36:DN:4:TYR:OH	2.68	0.45
27:DA:1130:U:C2	27:DA:2025:C:H5''	2.52	0.45
27:DA:1187:G:H5''	44:DV:81:TYR:CZ	2.52	0.45
27:DA:1204:A:C8	27:DA:1206:G:C6	3.05	0.45
27:DA:1256:G:N3	27:DA:1256:G:H2'	2.31	0.45
27:DA:1345:C:H2'	27:DA:1346:G:H8	1.81	0.45
27:DA:1639:U:C2'	27:DA:1640:C:C5'	2.93	0.45
27:DA:1668:A:C8	27:DA:1674:G:C6	3.05	0.45
27:DA:2327:A:H2'	27:DA:2328:A:H8	1.76	0.45
27:DA:2343:C:O2'	27:DA:2373:G:H4'	2.17	0.45
27:DA:2447:G:C2	27:DA:2501:C:N4	2.85	0.45
27:DA:2483:C:N3	39:DQ:124:LYS:NZ	2.56	0.45
27:DA:2629:A:N3	27:DA:2629:A:C5'	2.76	0.45
30:DD:65:ILE:N	30:DD:65:ILE:CD1	2.74	0.45
30:DD:208:LYS:HE3	30:DD:208:LYS:HB2	1.84	0.45
31:DE:4:ILE:O	31:DE:4:ILE:CG2	2.63	0.45
33:DG:39:ILE:HD12	33:DG:40:ASN:H	1.82	0.45
33:DG:55:LYS:HD3	33:DG:55:LYS:O	2.16	0.45
34:DH:65:HIS:O	34:DH:69:ARG:HB2	2.17	0.45
35:DI:92:VAL:HG23	35:DI:96:ASP:HB2	1.98	0.45
37:DO:3:GLN:HB2	37:DO:4:PRO:HD2	1.99	0.45
38:DP:18:ARG:O	38:DP:20:GLY:N	2.50	0.45
38:DP:115:LEU:HB2	38:DP:131:SER:OG	2.17	0.45
39:DQ:111:GLU:CD	39:DQ:133:ARG:HH21	2.17	0.45
41:DS:88:ASP:OD2	41:DS:89:ARG:N	2.50	0.45
42:DT:89:VAL:HB	42:DT:91:ARG:NE	2.32	0.45
43:DU:85:LYS:C	43:DU:87:GLY:N	2.69	0.45
44:DV:19:LYS:NZ	44:DV:20:LEU:C	2.70	0.45
44:DV:73:SER:HB2	44:DV:83:ARG:O	2.17	0.45
46:DX:44:GLU:C	46:DX:46:ALA:H	2.18	0.45
48:DZ:3:ARG:CG	48:DZ:57:VAL:HB	2.47	0.45
48:DZ:114:GLY:HA2	48:DZ:173:VAL:CG1	2.47	0.45
51:D2:43:GLN:O	51:D2:43:GLN:HG3	2.16	0.45
56:D7:8:ASN:ND2	56:D7:10:ARG:N	2.65	0.45

*Continued on next page...*



*Continued from previous page...*

Atom-1	Atom-2	Interatomic distance (Å)	Clash overlap (Å)
1:AA:55:A:O2'	1:AA:56:U:H5'	2.17	0.45
1:AA:183:G:H2'	1:AA:184:G:C8	2.52	0.45
1:AA:226:G:H2'	1:AA:226:G:N3	2.30	0.45
1:AA:506:G:C5	1:AA:507:C:C5	3.05	0.45
1:AA:606:G:H2'	1:AA:631:G:H1	1.80	0.45
1:AA:664:G:OP1	18:AR:64:ARG:NH2	2.46	0.45
1:AA:714:G:O2'	1:AA:715:A:H5'	2.17	0.45
1:AA:1057:G:N2	1:AA:1204:A:H1'	2.32	0.45
1:AA:1136:U:O5'	1:AA:1136:U:H6	1.99	0.45
1:AA:1267:C:O2	1:AA:1267:C:H2'	2.17	0.45
1:AA:1495:U:O5'	1:AA:1495:U:H6	1.99	0.45
2:AB:155:LEU:HD13	2:AB:156:LYS:N	2.31	0.45
3:AC:131:ARG:HH12	3:AC:135:LYS:HE3	1.82	0.45
3:AC:155:GLY:O	3:AC:196:LEU:HD13	2.16	0.45
4:AD:100:ARG:NH2	4:AD:118:ARG:NH2	2.65	0.45
5:AE:118:ILE:HG13	5:AE:119:LEU:N	2.31	0.45
6:AF:67:MET:CB	6:AF:68:PRO:HD2	2.34	0.45
10:AJ:46:ARG:CG	10:AJ:64:GLU:OE1	2.55	0.45
13:AM:7:VAL:HG12	13:AM:9:ILE:CD1	2.38	0.45
16:AP:55:ARG:O	16:AP:56:ALA:C	2.55	0.45
20:AT:43:LEU:HB3	20:AT:48:LYS:CG	2.46	0.45
20:AT:88:VAL:O	20:AT:91:LEU:HB2	2.17	0.45
23:AW:59:U:H5''	23:AW:60:C:H5	1.82	0.45
24:AX:19:G:H5'	24:AX:20:U:C6	2.51	0.45
27:BA:81:G:H2'	27:BA:82:G:O4'	2.17	0.45
27:BA:248:G:C2	27:BA:2431:U:H4'	2.52	0.45
27:BA:291:C:H2'	27:BA:292:C:H6	1.82	0.45
27:BA:332:A:C2	27:BA:335:C:C5	3.04	0.45
27:BA:446:G:OP1	43:BU:3:ARG:NH1	2.48	0.45
27:BA:638:G:C6	27:BA:639:U:N3	2.85	0.45
27:BA:722:A:N6	27:BA:723:G:C6	2.85	0.45
27:BA:1375:C:H2'	27:BA:1376:C:C6	2.48	0.45
27:BA:1386:C:H2'	27:BA:1387:C:C5	2.52	0.45
27:BA:1406:U:H2'	27:BA:1407:C:H6	1.79	0.45
27:BA:1490:A:N3	27:BA:1490:A:C2'	2.77	0.45
27:BA:1702:G:H2'	27:BA:1703:G:O4'	2.16	0.45
27:BA:1813:G:O4'	30:BD:45:ASN:HB3	2.16	0.45
27:BA:1824:G:O3'	30:BD:249:PRO:HD3	2.17	0.45
27:BA:2199:A:H3'	27:BA:2200:C:H5''	1.98	0.45
27:BA:2302:G:C6	27:BA:2315:G:C6	3.06	0.45
27:BA:2313:C:C4	27:BA:2314:C:C5	3.05	0.45

*Continued on next page...*

*Continued from previous page...*

Atom-1	Atom-2	Interatomic distance (Å)	Clash overlap (Å)
27:BA:2445:G:C2'	27:BA:2446:G:H5'	2.47	0.45
27:BA:2525:G:N3	27:BA:2525:G:H2'	2.32	0.45
27:BA:2803:C:H2'	27:BA:2804:C:C5	2.52	0.45
31:BE:47:VAL:HG12	31:BE:48:GLN:N	2.32	0.45
31:BE:51:PHE:O	31:BE:52:LEU:HB2	2.17	0.45
31:BE:52:LEU:HD12	31:BE:52:LEU:HA	1.74	0.45
32:BF:3:GLU:C	32:BF:19:GLU:CB	2.85	0.45
32:BF:64:ILE:HG23	32:BF:65:TRP:CD1	2.52	0.45
34:BH:45:VAL:O	34:BH:45:VAL:CG1	2.59	0.45
35:BI:83:ALA:CB	35:BI:88:ILE:HA	2.47	0.45
35:BI:92:VAL:O	35:BI:93:THR:C	2.55	0.45
36:BN:73:THR:CG2	36:BN:74:ARG:N	2.80	0.45
38:BP:96:THR:HG22	38:BP:126:VAL:HB	1.99	0.45
40:BR:63:ARG:HA	40:BR:80:PHE:CZ	2.51	0.45
41:BS:96:GLY:C	41:BS:98:VAL:H	2.20	0.45
42:BT:12:SER:O	42:BT:13:ARG:NH1	2.49	0.45
43:BU:42:ALA:C	43:BU:44:ASN:N	2.70	0.45
55:B6:20:ASN:C	55:B6:21:TYR:CG	2.89	0.45
1:CA:152:A:H2'	1:CA:153:C:H5'	1.99	0.45
1:CA:436:C:H2'	1:CA:437:U:C6	2.52	0.45
1:CA:511:C:HO2'	1:CA:512:U:H6	1.62	0.45
1:CA:525:C:H5''	12:CL:88:LYS:HZ3	1.81	0.45
1:CA:883:C:N3	1:CA:884:U:C4	2.85	0.45
1:CA:1223:C:H5	1:CA:1224:G:N7	2.15	0.45
1:CA:1281:U:H5''	1:CA:1282:C:H5	1.82	0.45
3:CC:23:TYR:CD2	3:CC:24:ALA:N	2.85	0.45
4:CD:22:LYS:HG3	4:CD:26:CYS:SG	2.56	0.45
4:CD:79:PHE:O	4:CD:82:ALA:N	2.40	0.45
6:CF:89:MET:SD	18:CR:76:LEU:HD11	2.57	0.45
9:CI:18:PHE:HD1	9:CI:62:TYR:CD2	2.34	0.45
9:CI:79:LEU:HD13	9:CI:79:LEU:C	2.36	0.45
15:CO:2:PRO:HB2	15:CO:3:ILE:HD13	1.98	0.45
17:CQ:12:SER:HB3	17:CQ:20:THR:OG1	2.17	0.45
19:CS:62:ILE:O	19:CS:62:ILE:CG2	2.63	0.45
23:CW:28:G:C2	23:CW:29:G:H1'	2.52	0.45
27:DA:254:G:H22	57:D8:8:LYS:NZ	2.15	0.45
27:DA:292:C:C2'	27:DA:293:U:H5'	2.47	0.45
27:DA:377:C:C4	27:DA:378:C:C5	3.05	0.45
27:DA:468:G:N7	56:D7:39:ARG:NH2	2.58	0.45
27:DA:667:U:H3'	27:DA:668:G:H5''	1.99	0.45
27:DA:675:A:H2'	27:DA:676:A:H5'	1.99	0.45

*Continued on next page...*

*Continued from previous page...*

Atom-1	Atom-2	Interatomic distance (Å)	Clash overlap (Å)
27:DA:815:C:OP1	44:DV:85:LYS:NZ	2.47	0.45
27:DA:836:G:C5	27:DA:837:C:C4	3.05	0.45
27:DA:1296:G:H2'	27:DA:1297:C:C6	2.52	0.45
27:DA:1323:U:OP1	45:DW:84:ARG:NE	2.50	0.45
27:DA:1380:G:O2'	27:DA:1569:A:N6	2.50	0.45
27:DA:1417:C:H2'	27:DA:1418:G:O4'	2.16	0.45
27:DA:1491:G:O4'	30:DD:99:ASP:OD2	2.34	0.45
27:DA:1549:C:O2	27:DA:1549:C:H2'	2.17	0.45
27:DA:1700:A:C2'	27:DA:1701:A:O4'	2.64	0.45
27:DA:1799:G:C5'	27:DA:1819:A:N6	2.77	0.45
27:DA:1892:C:O2'	27:DA:1893:C:H5'	2.17	0.45
27:DA:2069:G:N2	27:DA:2442:C:C2	2.81	0.45
27:DA:2201:C:H42	27:DA:2222:G:H1	1.64	0.45
27:DA:2261:C:O4'	27:DA:2388:A:H1'	2.17	0.45
27:DA:2391:G:H1	27:DA:2424:C:H2'	1.82	0.45
28:DB:43:C:C5	28:DB:45:A:N6	2.85	0.45
30:DD:208:LYS:HG2	30:DD:211:ARG:HB3	1.98	0.45
31:DE:49:LEU:HD12	31:DE:49:LEU:N	2.32	0.45
31:DE:196:VAL:O	31:DE:196:VAL:CG2	2.64	0.45
31:DE:199:ARG:HB3	31:DE:200:GLU:OE2	2.16	0.45
32:DF:32:LEU:HD22	32:DF:112:MET:HE1	1.99	0.45
32:DF:65:TRP:CH2	32:DF:75:HIS:HD2	2.34	0.45
34:DH:26:VAL:O	34:DH:79:VAL:HG11	2.17	0.45
34:DH:102:ALA:HB1	34:DH:116:GLU:HA	1.99	0.45
37:DO:97:ARG:O	37:DO:98:VAL:CG1	2.61	0.45
37:DO:116:SER:C	37:DO:118:ALA:N	2.70	0.45
38:DP:6:LEU:HD12	38:DP:8:PRO:HG2	1.99	0.45
39:DQ:132:VAL:HB	48:DZ:80:ARG:HH22	1.81	0.45
39:DQ:134:ARG:HH12	48:DZ:118:GLU:CD	2.20	0.45
40:DR:43:GLU:C	40:DR:45:ARG:H	2.20	0.45
40:DR:83:ILE:O	40:DR:84:ALA:C	2.55	0.45
42:DT:28:VAL:O	42:DT:29:ARG:CB	2.54	0.45
42:DT:30:VAL:HG23	42:DT:31:SER:N	2.31	0.45
45:DW:14:PRO:HG3	45:DW:101:SER:OG	2.16	0.45
46:DX:64:LYS:HZ3	46:DX:73:ARG:CZ	2.28	0.45
47:DY:87:LYS:HG3	47:DY:88:LYS:H	1.81	0.45
48:DZ:97:MET:H	48:DZ:124:LEU:CD1	2.30	0.45
49:D0:7:LEU:HD23	49:D0:7:LEU:HA	1.70	0.45
49:D0:50:ASN:O	49:D0:51:VAL:HG23	2.16	0.45
50:D1:16:ASN:HA	50:D1:38:SER:O	2.16	0.45
51:D2:64:LEU:O	51:D2:64:LEU:HD23	2.17	0.45

*Continued on next page...*

*Continued from previous page...*

Atom-1	Atom-2	Interatomic distance (Å)	Clash overlap (Å)
58:D9:27:CYS:SG	58:D9:28:GLU:N	2.89	0.45
1:AA:63:C:N4	1:AA:105:G:C6	2.85	0.44
1:AA:270:A:O2'	1:AA:271:C:H5'	2.16	0.44
1:AA:393:A:O2'	1:AA:394:G:H5'	2.17	0.44
1:AA:592:G:C6	1:AA:648:A:N1	2.86	0.44
1:AA:624:C:H4'	16:AP:10:GLY:HA2	1.99	0.44
1:AA:641:U:H4'	1:AA:642:A:OP1	2.17	0.44
1:AA:939:G:C2	1:AA:940:C:N3	2.85	0.44
1:AA:952:U:C5	13:AM:104:ARG:NH2	2.83	0.44
1:AA:1055:A:H1'	3:AC:156:ARG:NH1	2.31	0.44
1:AA:1264:C:O2'	1:AA:1265:G:H5'	2.18	0.44
2:AB:132:LYS:HA	2:AB:135:GLN:HB2	1.98	0.44
3:AC:16:ARG:HB2	3:AC:16:ARG:CZ	2.45	0.44
5:AE:78:HIS:ND1	5:AE:78:HIS:N	2.65	0.44
6:AF:75:LEU:C	6:AF:75:LEU:CD2	2.82	0.44
8:AH:97:VAL:O	8:AH:99:GLU:N	2.49	0.44
15:AO:24:SER:O	15:AO:28:GLN:NE2	2.34	0.44
15:AO:63:ARG:O	15:AO:66:LEU:HB2	2.16	0.44
16:AP:65:GLN:N	16:AP:65:GLN:OE1	2.50	0.44
25:AY:57:A:P	25:AY:57:A:H3'	2.57	0.44
27:BA:363(A):A:H3'	27:BA:363(B):G:H8	1.82	0.44
27:BA:480:A:OP2	47:BY:46:LYS:NZ	2.48	0.44
27:BA:699:A:C8	27:BA:700:G:C8	3.05	0.44
27:BA:745:G:H2'	27:BA:746:A:H5'	1.99	0.44
27:BA:992:C:C2'	27:BA:993:G:H5'	2.46	0.44
27:BA:1007:C:OP1	36:BN:37:LYS:NZ	2.46	0.44
27:BA:1022:G:C6	27:BA:1141:U:C5	3.05	0.44
27:BA:1141:U:H4'	27:BA:1142(A):A:O4'	2.17	0.44
27:BA:1230:C:H2'	27:BA:1231:G:H8	1.82	0.44
27:BA:1359:A:H5'	27:BA:1359:A:H8	1.81	0.44
27:BA:1380:G:N2	27:BA:1570:A:H2	2.15	0.44
27:BA:1419:A:H2'	27:BA:1421:G:N7	2.32	0.44
27:BA:1495:A:H2'	27:BA:1496:A:N3	2.33	0.44
27:BA:1499:C:C3'	27:BA:1500:G:H5'	2.47	0.44
27:BA:1555:G:H2'	27:BA:1556:C:C6	2.51	0.44
27:BA:1787:A:O2'	27:BA:2589:A:H4'	2.17	0.44
27:BA:1853:A:N3	27:BA:2233:U:O2'	2.48	0.44
29:BC:100:ILE:HG23	29:BC:131:LEU:O	2.17	0.44
30:BD:270:ILE:O	30:BD:271:ILE:CG2	2.60	0.44
32:BF:113:ALA:HB1	32:BF:186:ILE:CG2	2.45	0.44
34:BH:44:VAL:HG12	34:BH:45:VAL:HG23	1.98	0.44

*Continued on next page...*

*Continued from previous page...*

Atom-1	Atom-2	Interatomic distance (Å)	Clash overlap (Å)
36:BN:3:THR:HG22	36:BN:4:TYR:H	1.82	0.44
37:BO:57:VAL:HG12	37:BO:57:VAL:O	2.17	0.44
39:BQ:12:GLN:NE2	39:BQ:73:PRO:CD	2.80	0.44
39:BQ:69:PHE:CD2	39:BQ:69:PHE:C	2.90	0.44
40:BR:87:TYR:CE1	40:BR:117:VAL:O	2.70	0.44
41:BS:12:PHE:O	41:BS:14:VAL:HG23	2.18	0.44
41:BS:24:LEU:HD12	41:BS:82:ILE:CG2	2.47	0.44
46:BX:12:VAL:CG2	46:BX:13:LEU:N	2.75	0.44
47:BY:83:THR:O	47:BY:84:ARG:HG3	2.17	0.44
48:BZ:38:VAL:HG21	48:BZ:43:PHE:HB2	1.98	0.44
48:BZ:55:VAL:HG12	48:BZ:56:ILE:N	2.31	0.44
55:B6:11:LEU:O	55:B6:23:THR:HA	2.17	0.44
1:CA:637:G:C2	1:CA:638:G:C5	3.06	0.44
1:CA:667:G:O2'	1:CA:668:G:H5'	2.16	0.44
1:CA:945:G:C2	1:CA:1337:G:C2	3.05	0.44
1:CA:1014:A:C2	1:CA:1219:U:H1'	2.52	0.44
1:CA:1459:C:C2	1:CA:1460:A:C8	3.05	0.44
2:CB:89:GLY:O	2:CB:154:LEU:HD13	2.17	0.44
2:CB:91:PRO:HG2	2:CB:155:LEU:CD2	2.47	0.44
2:CB:114:ARG:HH12	2:CB:118:LEU:HD21	1.82	0.44
2:CB:139:LYS:HD3	2:CB:139:LYS:HA	1.77	0.44
2:CB:168:THR:O	2:CB:169:LYS:C	2.55	0.44
6:CF:6:VAL:HA	6:CF:90:VAL:HG13	1.99	0.44
8:CH:20:TYR:CE2	8:CH:75:ARG:HB3	2.53	0.44
8:CH:104:ARG:NH2	8:CH:138:TRP:CH2	2.86	0.44
12:CL:29:PHE:O	12:CL:30:ARG:HB2	2.17	0.44
17:CQ:77:VAL:O	17:CQ:78:GLU:CB	2.62	0.44
19:CS:32:LYS:HB3	19:CS:57:HIS:NE2	2.32	0.44
19:CS:45:VAL:C	19:CS:47:HIS:H	2.21	0.44
20:CT:51:GLU:O	20:CT:52:ALA:C	2.54	0.44
23:CW:37:U:O2'	23:CW:38:U:H5'	2.17	0.44
23:CW:52:G:H1	23:CW:60:C:H42	1.65	0.44
27:DA:15:G:C4	27:DA:16:G:C8	3.05	0.44
27:DA:27:G:H22	27:DA:512:G:H2'	1.77	0.44
27:DA:45:C:H2'	27:DA:47:C:C6	2.52	0.44
27:DA:271(C):C:H2'	27:DA:271(D):G:H8	1.81	0.44
27:DA:320:A:H2'	32:DF:136:THR:HG21	1.99	0.44
27:DA:571:A:H1'	27:DA:573:G:H8	1.77	0.44
27:DA:574:C:C1'	27:DA:2055:C:H6	2.25	0.44
27:DA:630:G:N2	27:DA:634:C:C4	2.85	0.44
27:DA:671:C:H41	38:DP:42:SER:HA	1.82	0.44

*Continued on next page...*

*Continued from previous page...*

Atom-1	Atom-2	Interatomic distance (Å)	Clash overlap (Å)
27:DA:753:C:O2	27:DA:754:C:C6	2.70	0.44
27:DA:864:G:C6	27:DA:865:C:C5	3.06	0.44
27:DA:956:G:N2	27:DA:959:A:C3'	2.75	0.44
27:DA:1021:A:C6	27:DA:1023:U:C4	3.05	0.44
27:DA:1042:G:C1'	27:DA:1114:G:N2	2.78	0.44
27:DA:1045:A:H4'	27:DA:1047:G:O4'	2.16	0.44
27:DA:2236:C:H2'	27:DA:2237:G:H5'	1.98	0.44
27:DA:2250:G:C8	27:DA:2496:C:H5''	2.52	0.44
27:DA:2404:C:N4	27:DA:2414:G:O6	2.50	0.44
27:DA:2406:U:O4	38:DP:70:GLN:HB3	2.17	0.44
27:DA:2552:U:H3	27:DA:2554:U:H5'	1.81	0.44
28:DB:30:C:N3	28:DB:31:C:H1'	2.32	0.44
29:DC:45:ALA:O	29:DC:46:LYS:CB	2.65	0.44
30:DD:58:HIS:NE2	30:DD:59:LYS:O	2.50	0.44
31:DE:19:ARG:O	31:DE:20:ALA:C	2.55	0.44
33:DG:20:ILE:HG23	33:DG:25:TYR:HB2	1.99	0.44
33:DG:98:ARG:HD3	33:DG:98:ARG:H	1.82	0.44
33:DG:98:ARG:H	33:DG:98:ARG:CD	2.30	0.44
34:DH:89:ILE:O	34:DH:90:LYS:C	2.55	0.44
36:DN:66:LYS:O	36:DN:70:LYS:CB	2.64	0.44
39:DQ:34:LEU:CD1	39:DQ:118:LEU:HD22	2.41	0.44
39:DQ:43:THR:CG2	39:DQ:94:VAL:HG12	2.44	0.44
41:DS:16:ASN:ND2	41:DS:92:TYR:CE1	2.85	0.44
41:DS:59:LYS:CE	41:DS:68:GLN:NE2	2.80	0.44
46:DX:5:TYR:HE2	51:D2:30:ARG:NE	2.14	0.44
50:D1:49:VAL:O	50:D1:59:THR:HA	2.17	0.44
1:AA:28:G:O2'	1:AA:296:U:H5''	2.17	0.44
1:AA:230:G:C4'	16:AP:23:ASP:OD2	2.65	0.44
1:AA:264:U:O2'	1:AA:265:G:H5'	2.18	0.44
1:AA:374:A:C4	1:AA:375:U:C5	3.04	0.44
1:AA:407:G:H1	1:AA:435:C:H42	1.65	0.44
1:AA:409:G:H2'	1:AA:410:G:H5'	1.98	0.44
1:AA:423:G:O2'	1:AA:424:G:H5'	2.17	0.44
1:AA:500:G:C6	1:AA:546:G:C2	3.05	0.44
1:AA:568:G:N3	1:AA:568:G:H2'	2.32	0.44
1:AA:895:G:H2'	1:AA:896:C:C6	2.52	0.44
1:AA:1092:A:H5''	7:AG:4:ARG:NH2	2.31	0.44
1:AA:1102:A:C5	1:AA:1103:C:C5	3.06	0.44
1:AA:1142:G:C8	1:AA:1143:G:N7	2.86	0.44
2:AB:17:PHE:CD2	2:AB:17:PHE:O	2.70	0.44
2:AB:92:TYR:O	2:AB:151:GLY:O	2.35	0.44

*Continued on next page...*

*Continued from previous page...*

Atom-1	Atom-2	Interatomic distance (Å)	Clash overlap (Å)
3:AC:112:SER:HB3	3:AC:115:LEU:CD1	2.36	0.44
3:AC:182:ILE:HD11	3:AC:203:PHE:HD1	1.77	0.44
3:AC:186:PHE:C	3:AC:186:PHE:CD2	2.90	0.44
5:AE:20:GLN:O	5:AE:23:GLY:O	2.36	0.44
8:AH:21:LYS:O	8:AH:22:GLU:C	2.55	0.44
9:AI:42:ARG:O	9:AI:43:ALA:C	2.55	0.44
10:AJ:88:LEU:HD11	10:AJ:90:LEU:CD1	2.48	0.44
13:AM:48:LEU:O	13:AM:49:THR:O	2.36	0.44
13:AM:80:ARG:C	13:AM:82:MET:N	2.71	0.44
15:AO:58:MET:O	15:AO:61:GLY:N	2.51	0.44
19:AS:46:GLY:H	19:AS:62:ILE:HG23	1.81	0.44
19:AS:61:TYR:C	19:AS:62:ILE:HG22	2.38	0.44
27:BA:119:A:O2'	27:BA:120:U:P	2.75	0.44
27:BA:480:A:OP2	47:BY:46:LYS:HE3	2.17	0.44
27:BA:571:A:OP2	27:BA:2030:A:N6	2.50	0.44
27:BA:1007:C:C5	27:BA:1008:C:H2'	2.53	0.44
27:BA:1248:G:C3'	27:BA:1249:U:H5''	2.47	0.44
27:BA:1579:A:H2'	27:BA:1580:A:H8	1.79	0.44
27:BA:2173:A:O2'	27:BA:2174:C:C5'	2.59	0.44
27:BA:2266:A:H5'	27:BA:2267:A:N7	2.32	0.44
27:BA:2355:C:H2'	27:BA:2356:C:O4'	2.18	0.44
27:BA:2516:G:C2'	27:BA:2517:C:C5'	2.85	0.44
27:BA:2701:C:C3'	27:BA:2702:U:C5'	2.67	0.44
29:BC:41:VAL:HG23	29:BC:178:ALA:HB3	1.98	0.44
29:BC:58:VAL:CG2	29:BC:166:ASP:H	2.30	0.44
32:BF:19:GLU:O	32:BF:20:LEU:HD12	2.17	0.44
32:BF:60:SER:OG	32:BF:61:GLY:N	2.50	0.44
33:BG:7:LEU:HA	33:BG:10:LYS:HB2	2.00	0.44
33:BG:139:LEU:HD23	33:BG:139:LEU:H	1.82	0.44
34:BH:29:PRO:O	34:BH:30:LYS:CD	2.65	0.44
35:BI:37:VAL:HG12	35:BI:38:LEU:HD12	2.00	0.44
35:BI:83:ALA:HB2	35:BI:88:ILE:HA	1.98	0.44
36:BN:23:LEU:CD1	36:BN:99:LEU:HA	2.47	0.44
37:BO:35:VAL:HA	37:BO:62:VAL:CG1	2.47	0.44
37:BO:60:ALA:CB	37:BO:86:ILE:HA	2.47	0.44
42:BT:19:LEU:N	42:BT:19:LEU:CD1	2.80	0.44
42:BT:34:VAL:HA	42:BT:39:ARG:O	2.17	0.44
42:BT:67:SER:C	42:BT:68:TYR:O	2.55	0.44
45:BW:97:LYS:HE3	45:BW:99:ARG:CZ	2.47	0.44
47:BY:76:CYS:HB2	47:BY:96:ILE:HD11	1.99	0.44
50:B1:53:VAL:CG1	50:B1:54:ALA:N	2.80	0.44

*Continued on next page...*



*Continued from previous page...*

Atom-1	Atom-2	Interatomic distance (Å)	Clash overlap (Å)
1:CA:129(A):G:N2	1:CA:189(E):U:O2'	2.51	0.44
1:CA:275:G:H5'	17:CQ:14:LYS:HB3	1.99	0.44
1:CA:658:G:H2'	1:CA:659:U:H6	1.81	0.44
1:CA:946:A:C2	1:CA:1236:A:C2	3.04	0.44
1:CA:982:U:C5'	14:CN:6:LEU:HD11	2.43	0.44
1:CA:1138:G:C2	1:CA:1140:C:C4	3.05	0.44
1:CA:1225:A:H5'	13:CM:103:THR:OG1	2.16	0.44
1:CA:1386:G:C2	1:CA:1387:G:C8	3.04	0.44
1:CA:1513:A:C6	1:CA:1514:C:N4	2.85	0.44
2:CB:132:LYS:HG2	2:CB:132:LYS:O	2.17	0.44
4:CD:209:ARG:OXT	4:CD:209:ARG:HG2	2.17	0.44
5:CE:63:ARG:C	5:CE:65:ASN:H	2.21	0.44
12:CL:57:LEU:C	12:CL:59:SER:N	2.70	0.44
15:CO:43:LEU:C	15:CO:45:VAL:N	2.69	0.44
20:CT:91:LEU:C	20:CT:93:GLU:N	2.70	0.44
21:CU:18:TYR:CD2	21:CU:22:ARG:HD3	2.52	0.44
23:CW:8:U:O4	23:CW:13:A:H2'	2.17	0.44
27:DA:83:G:O2'	27:DA:84:A:C8	2.66	0.44
27:DA:751:A:O4'	45:DW:90:ARG:HD3	2.17	0.44
27:DA:823:G:H2'	27:DA:824:A:C8	2.52	0.44
27:DA:1157:G:H2'	27:DA:1158:C:H6	1.74	0.44
27:DA:1429:G:C2	27:DA:1430:C:C2	3.05	0.44
27:DA:1566:A:C8	30:DD:214:TRP:CZ3	3.06	0.44
27:DA:1765:C:O5'	27:DA:1765:C:H6	2.00	0.44
27:DA:1827:C:H2'	27:DA:1828:G:O4'	2.17	0.44
27:DA:1839:G:C8	27:DA:1927:A:H1'	2.51	0.44
27:DA:1963:U:O2	27:DA:1963:U:C2'	2.65	0.44
27:DA:1986:A:H2'	27:DA:1986:A:N3	2.32	0.44
27:DA:2019:A:H5''	43:DU:27:LEU:HD12	1.98	0.44
27:DA:2145:C:HO2'	27:DA:2146:C:P	2.40	0.44
27:DA:2283:C:C2	27:DA:2389:G:C2	3.05	0.44
27:DA:2290:G:C6	27:DA:2291:U:C4	3.05	0.44
27:DA:2587:A:N6	27:DA:2608:G:O2'	2.46	0.44
30:DD:77:ALA:HB2	30:DD:97:TYR:HE2	1.76	0.44
30:DD:148:GLU:HB2	30:DD:151:LYS:HD2	1.98	0.44
31:DE:59:VAL:O	31:DE:60:ASN:CB	2.65	0.44
32:DF:20:LEU:HB3	32:DF:23:ASP:CG	2.37	0.44
33:DG:53:LEU:C	33:DG:55:LYS:N	2.68	0.44
34:DH:85:LYS:O	34:DH:133:VAL:N	2.47	0.44
35:DI:82:ARG:NH1	35:DI:82:ARG:HG3	2.31	0.44
38:DP:21:ARG:CG	38:DP:29:LYS:HE3	2.47	0.44

*Continued on next page...*

*Continued from previous page...*

Atom-1	Atom-2	Interatomic distance (Å)	Clash overlap (Å)
39:DQ:58:PHE:CD1	39:DQ:58:PHE:O	2.71	0.44
39:DQ:116:GLU:O	39:DQ:119:ARG:N	2.50	0.44
40:DR:38:VAL:HB	40:DR:39:PRO:CD	2.35	0.44
41:DS:19:LYS:HB3	41:DS:20:ARG:NH1	2.33	0.44
41:DS:49:VAL:HG21	41:DS:76:LYS:O	2.17	0.44
43:DU:14:HIS:C	43:DU:16:LYS:N	2.70	0.44
43:DU:49:HIS:O	43:DU:53:ARG:N	2.47	0.44
43:DU:52:ARG:HD3	43:DU:55:ARG:HE	1.82	0.44
43:DU:88:ILE:HG22	44:DV:47:VAL:O	2.17	0.44
44:DV:66:ARG:O	44:DV:67:GLY:O	2.35	0.44
44:DV:97:LYS:HA	44:DV:97:LYS:HD3	1.85	0.44
45:DW:29:LEU:O	45:DW:33:ARG:HG3	2.18	0.44
48:DZ:43:PHE:C	48:DZ:43:PHE:CD1	2.91	0.44
48:DZ:96:GLU:OE2	48:DZ:124:LEU:HD21	2.17	0.44
54:D5:31:VAL:CG1	54:D5:42:PRO:HB3	2.48	0.44
54:D5:41:PRO:HA	54:D5:42:PRO:HD2	1.88	0.44
55:D6:14:THR:C	55:D6:16:CYS:H	2.21	0.44
57:D8:41:ILE:H	57:D8:41:ILE:HG13	1.58	0.44
1:AA:588:G:C6	1:AA:753:A:C8	3.05	0.44
1:AA:959:A:C2'	1:AA:960:U:H4'	2.46	0.44
1:AA:978:A:H5''	1:AA:978:A:H8	1.82	0.44
1:AA:1054:C:P	1:AA:1197:G:OP2	2.75	0.44
1:AA:1080:A:H5''	5:AE:16:THR:HG21	1.99	0.44
1:AA:1346:A:H5'	9:AI:120:ARG:HH12	1.82	0.44
2:AB:127:ILE:HG22	2:AB:127:ILE:O	2.17	0.44
2:AB:204:ASN:ND2	2:AB:206:ASP:N	2.65	0.44
4:AD:13:ARG:O	4:AD:15:GLU:N	2.47	0.44
4:AD:38:TYR:O	4:AD:39:PRO:O	2.35	0.44
9:AI:48:GLU:N	9:AI:49:PRO:CD	2.81	0.44
10:AJ:38:ILE:HD11	10:AJ:71:LEU:HD23	2.00	0.44
10:AJ:49:VAL:O	10:AJ:60:ARG:HB3	2.17	0.44
11:AK:98:LEU:HA	11:AK:101:SER:HB3	1.98	0.44
12:AL:37:VAL:HG11	12:AL:74:LEU:O	2.17	0.44
15:AO:18:PHE:O	15:AO:19:PRO:C	2.55	0.44
17:AQ:63:ARG:HB3	17:AQ:63:ARG:HH11	1.80	0.44
23:AW:56:G:H2'	23:AW:57:A:H5'	1.99	0.44
24:AX:29:G:H2'	24:AX:30:G:C8	2.47	0.44
27:BA:26:G:H1'	27:BA:514:A:N6	2.32	0.44
27:BA:36:G:H4'	27:BA:451:C:C2	2.51	0.44
27:BA:102:G:H4'	27:BA:102:G:OP1	2.16	0.44
27:BA:237:C:O2'	27:BA:238:C:H5'	2.17	0.44

*Continued on next page...*

*Continued from previous page...*

Atom-1	Atom-2	Interatomic distance (Å)	Clash overlap (Å)
27:BA:271(L):U:H4'	27:BA:271(M):G:C5	2.53	0.44
27:BA:335:C:H5''	47:BY:73:ARG:CZ	2.48	0.44
27:BA:481:G:O2'	27:BA:482:A:P	2.76	0.44
27:BA:519:U:H6	27:BA:519:U:O5'	1.99	0.44
27:BA:528:A:H2	27:BA:2043:C:H5'	1.81	0.44
27:BA:887:A:C2'	27:BA:888:C:H5''	2.48	0.44
27:BA:1013:C:C2'	27:BA:1014:U:H5'	2.48	0.44
27:BA:1440:G:H2'	27:BA:1441:G:O4'	2.18	0.44
27:BA:1799:G:N1	27:BA:1819:A:N7	2.65	0.44
27:BA:1924:C:H2'	27:BA:1925:C:H5'	1.99	0.44
27:BA:2302:G:C6	27:BA:2303:G:C5	3.05	0.44
27:BA:2481:G:HO2'	27:BA:2482:G:P	2.38	0.44
27:BA:2611:U:H5'	27:BA:2611:U:C6	2.41	0.44
27:BA:2654:A:C4'	27:BA:2655:G:OP1	2.62	0.44
29:BC:90:GLY:O	29:BC:91:ALA:HB2	2.17	0.44
30:BD:60:ARG:HG2	30:BD:61:LEU:H	1.83	0.44
32:BF:51:THR:CG2	32:BF:92:PRO:HD2	2.46	0.44
33:BG:72:ARG:HG2	33:BG:86:MET:O	2.17	0.44
34:BH:85:LYS:CE	34:BH:141:VAL:O	2.65	0.44
36:BN:82:LEU:HD12	36:BN:82:LEU:HA	1.73	0.44
38:BP:9:ASN:O	38:BP:10:PRO:C	2.55	0.44
39:BQ:56:ARG:HH11	39:BQ:56:ARG:CG	2.26	0.44
39:BQ:114:ALA:O	39:BQ:116:GLU:N	2.50	0.44
40:BR:27:SER:C	40:BR:34:ILE:HD11	2.37	0.44
48:BZ:4:LEU:HD11	48:BZ:42:GLU:HB3	2.00	0.44
48:BZ:8:TYR:OH	48:BZ:34:ARG:HG3	2.17	0.44
48:BZ:128:SER:C	48:BZ:130:ARG:H	2.19	0.44
49:B0:17:GLN:O	49:B0:18:ALA:O	2.35	0.44
49:B0:29:GLN:O	49:B0:67:VAL:HG23	2.18	0.44
50:B1:44:PRO:O	50:B1:46:LEU:HD13	2.17	0.44
55:B6:19:ARG:H	55:B6:19:ARG:CD	2.21	0.44
57:B8:63:PRO:HB2	57:B8:64:TYR:CD1	2.52	0.44
1:CA:227:G:H2'	1:CA:228:A:C8	2.45	0.44
1:CA:416:G:H2'	1:CA:417:C:C6	2.53	0.44
1:CA:507:C:C2'	1:CA:508:C:H5	2.22	0.44
1:CA:721:G:C4'	1:CA:722:A:O5'	2.42	0.44
1:CA:1054:C:H5	1:CA:1196:U:C6	2.34	0.44
1:CA:1105:A:C2	1:CA:1106:G:C5	3.05	0.44
1:CA:1177:G:H22	1:CA:1181:G:H1	1.64	0.44
1:CA:1250:A:O2'	1:CA:1251:A:H5'	2.17	0.44
1:CA:1278:U:H5''	1:CA:1279:A:H5'	2.00	0.44

*Continued on next page...*

*Continued from previous page...*

Atom-1	Atom-2	Interatomic distance (Å)	Clash overlap (Å)
1:CA:1324:A:C4'	1:CA:1362:C:H4'	2.46	0.44
1:CA:1349:A:C2	1:CA:1350:A:C4	3.06	0.44
2:CB:14:GLY:O	2:CB:15:VAL:CG1	2.54	0.44
2:CB:124:SER:C	2:CB:126:GLU:H	2.21	0.44
2:CB:127:ILE:O	2:CB:128:GLU:C	2.54	0.44
4:CD:185:PHE:O	4:CD:185:PHE:CD2	2.70	0.44
5:CE:20:GLN:O	5:CE:21:ALA:C	2.55	0.44
6:CF:1:MET:HE1	6:CF:68:PRO:HD3	1.99	0.44
7:CG:15:ASP:CG	7:CG:16:LEU:H	2.21	0.44
8:CH:9:MET:HB2	8:CH:26:VAL:CG2	2.48	0.44
8:CH:48:TYR:CD1	8:CH:48:TYR:C	2.90	0.44
9:CI:8:GLY:HA3	9:CI:76:ALA:O	2.18	0.44
9:CI:25:LYS:O	9:CI:25:LYS:HG3	2.16	0.44
12:CL:5:ASN:O	12:CL:8:VAL:CB	2.65	0.44
20:CT:94:ALA:O	20:CT:95:ALA:HB3	2.17	0.44
27:DA:125:G:N2	56:D7:48:LYS:HE3	2.18	0.44
27:DA:154:G:C5	27:DA:154(A):C:N3	2.86	0.44
27:DA:271(J):C:C3'	27:DA:271(K):U:H5''	2.47	0.44
27:DA:310:A:C6	27:DA:330:A:C6	3.05	0.44
27:DA:376:C:H2'	27:DA:377:C:H6	1.81	0.44
27:DA:386:G:O2'	27:DA:387:U:OP1	2.31	0.44
27:DA:587:C:C5	38:DP:33:ARG:HD3	2.51	0.44
27:DA:677:A:H2'	27:DA:678:C:C6	2.52	0.44
27:DA:777:A:C2'	27:DA:778:G:H5'	2.48	0.44
27:DA:1114:G:C3'	27:DA:1115:G:H5''	2.47	0.44
27:DA:1322:A:C8	27:DA:1323:U:H5	2.35	0.44
27:DA:1432:C:C4	27:DA:1433:U:C5	3.05	0.44
27:DA:1450(A):C:O5'	27:DA:1450(A):C:H6	2.00	0.44
27:DA:1485:G:H5'	27:DA:1485:G:H8	1.83	0.44
27:DA:1705:G:H2'	27:DA:1706:U:O4'	2.18	0.44
27:DA:1852:C:H3'	27:DA:1852:C:H6	1.83	0.44
27:DA:1896:G:C6	27:DA:1897:G:N7	2.86	0.44
27:DA:2089:U:H6	27:DA:2089:U:H5''	1.83	0.44
27:DA:2187:G:C5	27:DA:2188:C:C4	3.06	0.44
27:DA:2297:C:H2'	27:DA:2298:A:C8	2.52	0.44
27:DA:2437:U:H2'	27:DA:2438:U:C6	2.52	0.44
27:DA:2462:U:H2'	27:DA:2463:C:O4'	2.17	0.44
27:DA:2534:A:N6	27:DA:2535:G:C5	2.85	0.44
27:DA:2815:C:O2'	54:D5:43:HIS:CD2	2.71	0.44
28:DB:30:C:C2	28:DB:31:C:H1'	2.53	0.44
29:DC:39:GLU:HG2	29:DC:180:PHE:CB	2.48	0.44

*Continued on next page...*

*Continued from previous page...*

Atom-1	Atom-2	Interatomic distance (Å)	Clash overlap (Å)
29:DC:189:ILE:C	29:DC:191:ALA:N	2.71	0.44
30:DD:157:ARG:HG3	30:DD:157:ARG:HH11	1.82	0.44
30:DD:158:ALA:HB3	30:DD:161:THR:CG2	2.48	0.44
31:DE:13:ARG:HD2	31:DE:20:ALA:HB1	1.99	0.44
31:DE:26:ILE:CB	31:DE:182:LEU:HB3	2.42	0.44
31:DE:110:GLY:HA2	31:DE:161:GLY:HA3	1.98	0.44
32:DF:65:TRP:O	32:DF:67:GLN:N	2.51	0.44
34:DH:54:ARG:NH2	34:DH:57:ASP:OD1	2.50	0.44
34:DH:139:GLN:HG3	34:DH:140:LYS:H	1.83	0.44
35:DI:39:ALA:O	35:DI:40:THR:O	2.36	0.44
36:DN:11:PRO:O	36:DN:13:TRP:N	2.50	0.44
36:DN:131:GLN:HE22	36:DN:134:ARG:HD2	1.82	0.44
37:DO:71:ARG:NE	37:DO:105:GLU:OE2	2.39	0.44
38:DP:79:ARG:NH2	38:DP:109:GLY:CA	2.80	0.44
39:DQ:40:ALA:HB3	39:DQ:127:ILE:HD13	1.99	0.44
39:DQ:70:PRO:HA	39:DQ:94:VAL:O	2.18	0.44
40:DR:30:THR:O	40:DR:30:THR:CG2	2.63	0.44
42:DT:74:ARG:HD3	42:DT:76:PHE:CZ	2.51	0.44
46:DX:72:LYS:N	46:DX:72:LYS:CD	2.81	0.44
48:DZ:162:LEU:H	48:DZ:162:LEU:HD12	1.83	0.44
50:D1:19:GLN:O	50:D1:35:THR:N	2.47	0.44
51:D2:7:ARG:O	51:D2:11:GLU:HG3	2.17	0.44
52:D3:47:VAL:HA	52:D3:50:VAL:CG2	2.47	0.44
58:D9:25:VAL:HG21	58:D9:34:GLN:OE1	2.17	0.44
1:AA:52:G:O2'	1:AA:53:A:O5'	2.36	0.44
1:AA:200:G:N2	1:AA:218:C:N3	2.65	0.44
1:AA:225:C:H2'	1:AA:226:G:H8	1.83	0.44
1:AA:232:G:H2'	1:AA:233:C:C6	2.49	0.44
1:AA:384:G:H2'	1:AA:385:C:C6	2.53	0.44
1:AA:528:C:H41	12:AL:46:ASN:ND2	2.14	0.44
1:AA:640:A:N3	8:AH:115:SER:HB2	2.32	0.44
1:AA:667:G:N2	1:AA:740:U:H1'	2.32	0.44
1:AA:956:U:O2'	1:AA:957:U:H5'	2.18	0.44
1:AA:1226:C:O2'	13:AM:103:THR:O	2.24	0.44
1:AA:1400:C:C4	24:AX:34:C:C2	3.06	0.44
2:AB:196:LEU:H	2:AB:196:LEU:HG	1.41	0.44
2:AB:224:GLN:HE21	2:AB:229:VAL:CG2	2.30	0.44
3:AC:57:ILE:HA	3:AC:65:ALA:HB3	1.98	0.44
3:AC:82:GLU:O	3:AC:86:VAL:HG13	2.16	0.44
8:AH:74:PRO:CG	8:AH:75:ARG:N	2.80	0.44
9:AI:19:LEU:HB3	9:AI:59:PHE:HD2	1.82	0.44

*Continued on next page...*

*Continued from previous page...*

Atom-1	Atom-2	Interatomic distance (Å)	Clash overlap (Å)
13:AM:3:ARG:HH21	33:BG:139:LEU:HD11	1.83	0.44
13:AM:4:ILE:CG2	13:AM:5:ALA:N	2.79	0.44
14:AN:9:LYS:HA	14:AN:12:ARG:NH1	2.32	0.44
18:AR:33:ASP:OD2	18:AR:33:ASP:C	2.55	0.44
20:AT:28:ALA:C	20:AT:30:LYS:N	2.71	0.44
20:AT:30:LYS:HD3	20:AT:30:LYS:C	2.38	0.44
23:AW:23:G:H2'	23:AW:24:C:H6	1.81	0.44
27:BA:149:A:C2	27:BA:150:C:C2	3.05	0.44
27:BA:258:G:C4	27:BA:259:G:C8	3.06	0.44
27:BA:374:A:H61	27:BA:400:G:C2'	2.31	0.44
27:BA:391:G:C8	27:BA:391:G:H5''	2.53	0.44
27:BA:615:G:H2'	27:BA:616:G:O4'	2.17	0.44
27:BA:662:G:OP1	38:BP:18:ARG:NH1	2.50	0.44
27:BA:692:C:N3	27:BA:771:G:C2	2.86	0.44
27:BA:758:C:O2	27:BA:1981:A:H2	2.00	0.44
27:BA:1140:C:P	36:BN:66:LYS:NZ	2.90	0.44
27:BA:1286:A:C2	27:BA:1289:C:C6	3.05	0.44
27:BA:1391:U:O2	27:BA:1393:A:H8	1.99	0.44
27:BA:1408:C:H2'	27:BA:1408:C:O2	2.16	0.44
27:BA:1689:A:O2'	27:BA:1690:A:H5'	2.17	0.44
27:BA:1695:G:N2	27:BA:1696:G:N7	2.65	0.44
27:BA:1739:U:O2'	27:BA:1740:G:C5'	2.63	0.44
27:BA:1991:U:C2'	27:BA:1992:G:H5''	2.47	0.44
27:BA:2121:G:H2'	27:BA:2122:U:O4'	2.17	0.44
27:BA:2174:C:O2'	27:BA:2175:C:C6	2.71	0.44
27:BA:2203:U:O2	27:BA:2221:G:C2	2.70	0.44
27:BA:2256:G:N2	27:BA:2275:C:C4	2.85	0.44
27:BA:2534:A:C2	27:BA:2535:G:H1'	2.53	0.44
27:BA:2760:C:O5'	27:BA:2760:C:H6	2.01	0.44
27:BA:2895:U:H5	27:BA:2896:C:N3	2.16	0.44
28:BB:20:C:C2'	28:BB:21:G:H5'	2.47	0.44
31:BE:33:VAL:O	31:BE:33:VAL:HG22	2.17	0.44
32:BF:2:LYS:HG2	32:BF:25:PRO:CG	2.47	0.44
32:BF:41:LEU:CD1	32:BF:184:TYR:HE1	2.22	0.44
33:BG:77:ILE:HG22	33:BG:77:ILE:O	2.17	0.44
33:BG:119:GLY:HA3	33:BG:181:ARG:HB2	1.99	0.44
34:BH:121:ILE:HG23	34:BH:133:VAL:HG12	1.99	0.44
35:BI:133:HIS:O	35:BI:135:GLU:N	2.51	0.44
36:BN:73:THR:HA	36:BN:83:LYS:O	2.18	0.44
36:BN:121:LYS:HB3	36:BN:123:TYR:CE1	2.48	0.44
38:BP:99:LEU:HA	38:BP:102:ARG:NH1	2.32	0.44

*Continued on next page...*

*Continued from previous page...*

Atom-1	Atom-2	Interatomic distance (Å)	Clash overlap (Å)
38:BP:106:LEU:O	38:BP:107:LYS:CG	2.65	0.44
41:BS:54:LEU:HD13	41:BS:58:LEU:HB2	1.98	0.44
41:BS:88:ASP:CG	41:BS:89:ARG:H	2.18	0.44
42:BT:22:PHE:N	42:BT:22:PHE:CD2	2.86	0.44
42:BT:48:ILE:O	42:BT:50:ILE:CD1	2.66	0.44
42:BT:133:GLU:OE2	42:BT:137:LYS:HB2	2.17	0.44
46:BX:11:PRO:HA	46:BX:28:PHE:HA	1.99	0.44
48:BZ:142:GLY:O	48:BZ:143:LEU:HD22	2.17	0.44
48:BZ:150:HIS:HB2	48:BZ:167:GLU:O	2.17	0.44
49:B0:24:LYS:O	49:B0:25:ARG:HD3	2.18	0.44
49:B0:35:ASN:O	49:B0:60:PHE:HB2	2.16	0.44
50:B1:46:LEU:HD22	50:B1:46:LEU:H	1.79	0.44
50:B1:53:VAL:O	50:B1:54:ALA:C	2.55	0.44
55:B6:15:GLU:OE1	55:B6:41:PRO:CB	2.66	0.44
57:B8:41:ILE:H	57:B8:41:ILE:HG13	1.34	0.44
1:CA:122:G:H2'	1:CA:123:C:O4'	2.18	0.44
1:CA:742:G:P	15:CO:35:ARG:NH2	2.90	0.44
1:CA:806:C:H2'	1:CA:807:A:H8	1.82	0.44
1:CA:979:C:C3'	1:CA:980:C:C5'	2.87	0.44
1:CA:999:C:C2'	1:CA:1000:U:H5'	2.47	0.44
1:CA:1004:A:H5'	1:CA:1025:U:H3	1.82	0.44
2:CB:168:THR:O	2:CB:170:GLU:N	2.50	0.44
4:CD:122:ARG:HA	4:CD:134:ASP:O	2.18	0.44
4:CD:166:LYS:HG3	4:CD:178:VAL:HG11	1.99	0.44
4:CD:175:SER:HB3	4:CD:186:LEU:HD11	1.99	0.44
5:CE:147:ASP:O	5:CE:151:LEU:HG	2.18	0.44
8:CH:44:PHE:HD1	8:CH:79:VAL:HG12	1.83	0.44
11:CK:12:ARG:HG2	11:CK:13:GLN:N	2.32	0.44
12:CL:41:THR:HG21	26:CZ:6:5OH:OS	2.18	0.44
15:CO:33:THR:HG23	15:CO:63:ARG:NH1	2.32	0.44
25:CY:7:A:N6	25:CY:48:C:C5	2.85	0.44
25:CY:45:U:H5''	25:CY:46:U:OP1	2.18	0.44
25:CY:71:A:O2'	25:CY:72:G:H5'	2.17	0.44
27:DA:245:G:H2'	27:DA:246:C:H6	1.82	0.44
27:DA:313:C:O2'	27:DA:314:A:O4'	2.36	0.44
27:DA:477:A:O2'	27:DA:478:A:O4'	2.34	0.44
27:DA:621:A:H3'	27:DA:622:G:H8	1.82	0.44
27:DA:660:G:C2'	27:DA:661:C:H5'	2.48	0.44
27:DA:907:U:H5'	27:DA:907:U:H6	1.82	0.44
27:DA:962:G:H2'	27:DA:963:U:H6	1.82	0.44
27:DA:1429:G:N2	27:DA:1430:C:C2	2.85	0.44

*Continued on next page...*



*Continued from previous page...*

Atom-1	Atom-2	Interatomic distance (Å)	Clash overlap (Å)
27:DA:1505:C:H2'	27:DA:1506:C:O5'	2.18	0.44
27:DA:1624:G:H2'	27:DA:1625:C:H6	1.83	0.44
27:DA:1679:U:H2'	27:DA:1680:U:O4'	2.17	0.44
27:DA:1771:C:O2'	27:DA:1786:A:H8	2.01	0.44
27:DA:1907:G:C2'	27:DA:1908:C:H5'	2.48	0.44
27:DA:1932:A:H2'	27:DA:1933:G:C5'	2.47	0.44
27:DA:1970:A:H4'	27:DA:1971:A:OP1	2.16	0.44
27:DA:2162:G:C2	27:DA:2163:C:C2	3.05	0.44
27:DA:2220:G:N2	27:DA:2221:G:H1'	2.33	0.44
27:DA:2315:G:H2'	27:DA:2316:C:H6	1.82	0.44
27:DA:2355:C:C1'	49:D0:36:ILE:HD11	2.48	0.44
27:DA:2423:U:C2	27:DA:2425:A:C2	3.05	0.44
27:DA:2426:A:H3'	27:DA:2427:C:H5'	1.97	0.44
27:DA:2846:G:H2'	27:DA:2847:U:C6	2.52	0.44
28:DB:27:C:H6	28:DB:27:C:C5'	2.30	0.44
28:DB:54:G:H21	33:DG:29:TRP:HE1	1.65	0.44
31:DE:170:LEU:HD23	31:DE:185:LYS:O	2.18	0.44
32:DF:8:GLN:O	32:DF:9:ILE:C	2.56	0.44
34:DH:97:ARG:HB3	34:DH:98:LEU:H	1.54	0.44
34:DH:111:HIS:HA	34:DH:112:PRO:HD2	1.78	0.44
35:DI:77:LEU:HD12	35:DI:101:LEU:HD22	1.98	0.44
36:DN:12:ARG:O	36:DN:13:TRP:C	2.54	0.44
36:DN:97:ARG:O	36:DN:100:GLU:N	2.50	0.44
36:DN:128:HIS:ND1	36:DN:128:HIS:N	2.65	0.44
39:DQ:58:PHE:HB3	39:DQ:113:GLN:NE2	2.31	0.44
42:DT:27:THR:OG1	42:DT:28:VAL:N	2.44	0.44
43:DU:66:ASN:ND2	43:DU:70:ARG:HE	2.16	0.44
46:DX:47:PHE:O	46:DX:49:VAL:HG13	2.17	0.44
47:DY:68:HIS:HB3	47:DY:71:LYS:CG	2.47	0.44
49:D0:47:PRO:HA	49:D0:51:VAL:HG12	1.98	0.44
50:D1:40:ARG:HD3	50:D1:40:ARG:O	2.17	0.44
50:D1:46:LEU:HA	50:D1:63:ALA:HA	1.98	0.44
57:D8:29:LYS:HE2	57:D8:44:LYS:HB3	1.99	0.44
1:AA:43:C:H2'	1:AA:44:G:O5'	2.18	0.44
1:AA:277:C:OP1	17:AQ:41:LYS:HE3	2.18	0.44
1:AA:316:G:H2'	1:AA:317:G:H8	1.83	0.44
1:AA:322:C:H2'	1:AA:323:U:C6	2.36	0.44
1:AA:392:G:H5'	16:AP:13:HIS:CE1	2.52	0.44
1:AA:580:U:C2'	1:AA:581:G:O4'	2.60	0.44
1:AA:599:C:H4'	8:AH:130:GLY:C	2.37	0.44
1:AA:742:G:O2'	1:AA:743:U:H5'	2.17	0.44

*Continued on next page...*

*Continued from previous page...*

Atom-1	Atom-2	Interatomic distance (Å)	Clash overlap (Å)
1:AA:992:U:H3	1:AA:1044:A:N6	2.08	0.44
1:AA:1014:A:H2'	1:AA:1015:A:C8	2.53	0.44
1:AA:1316:G:H1'	1:AA:1360:A:H2	1.82	0.44
1:AA:1380:U:O2'	1:AA:1381:U:OP2	2.33	0.44
3:AC:63:ASN:OD1	3:AC:63:ASN:N	2.50	0.44
3:AC:114:PRO:HG3	3:AC:185:GLY:CA	2.45	0.44
4:AD:193:ASP:C	4:AD:194:LEU:HD22	2.38	0.44
5:AE:33:VAL:HG21	5:AE:109:ILE:CD1	2.47	0.44
8:AH:54:ASP:HB2	8:AH:56:LYS:CE	2.45	0.44
10:AJ:34:VAL:HG22	10:AJ:74:ILE:HG22	1.99	0.44
13:AM:11:ARG:HB3	13:AM:12:ASN:CG	2.37	0.44
19:AS:18:LYS:HD2	19:AS:22:LEU:HD21	1.99	0.44
19:AS:39:THR:HG23	19:AS:70:LYS:HE2	1.98	0.44
24:AX:56:C:H1'	33:BG:76:SER:HB3	2.00	0.44
27:BA:176:G:H2'	27:BA:177:G:O4'	2.17	0.44
27:BA:270:A:O2'	27:BA:271:A:H5'	2.18	0.44
27:BA:491:G:C2'	27:BA:492:A:O5'	2.65	0.44
27:BA:528:A:C2	27:BA:2043:C:H5'	2.53	0.44
27:BA:541:C:N4	27:BA:553:G:O6	2.50	0.44
27:BA:608:A:C2	27:BA:621:A:C4	3.05	0.44
27:BA:754:C:C2	27:BA:755:C:C5	3.05	0.44
27:BA:828:U:H4'	27:BA:831:G:C6	2.52	0.44
27:BA:845:G:C8	27:BA:845:G:OP2	2.71	0.44
27:BA:1300:U:C2'	27:BA:1301:A:OP2	2.66	0.44
27:BA:1357:U:H2'	27:BA:1358:G:C8	2.52	0.44
27:BA:1464:C:O2'	27:BA:1528:A:C8	2.70	0.44
27:BA:2078:C:H2'	27:BA:2079:U:H6	1.83	0.44
27:BA:2119:A:O2'	27:BA:2120:G:H5''	2.17	0.44
27:BA:2151:G:O2'	27:BA:2152:G:H5'	2.18	0.44
27:BA:2553:G:H3'	27:BA:2554:U:C5'	2.44	0.44
27:BA:2748:A:OP1	34:BH:70:THR:HG21	2.17	0.44
27:BA:2778:A:C4'	27:BA:2779:U:OP2	2.64	0.44
30:BD:268:ARG:HB3	30:BD:268:ARG:NH1	2.33	0.44
31:BE:188:VAL:HG13	31:BE:188:VAL:O	2.16	0.44
32:BF:18:ARG:CG	32:BF:199:TRP:HZ3	2.29	0.44
36:BN:35:ARG:O	36:BN:37:LYS:N	2.50	0.44
38:BP:136:GLU:O	38:BP:139:LYS:HB3	2.17	0.44
41:BS:89:ARG:HB3	41:BS:92:TYR:HB3	2.00	0.44
46:BX:9:LEU:CA	51:B2:36:ARG:HH21	2.16	0.44
47:BY:38:ILE:O	47:BY:39:VAL:CB	2.65	0.44
48:BZ:24:PRO:O	48:BZ:84:HIS:HA	2.17	0.44

*Continued on next page...*

*Continued from previous page...*

Atom-1	Atom-2	Interatomic distance (Å)	Clash overlap (Å)
48:BZ:126:LYS:HD3	48:BZ:161:GLU:OE1	2.18	0.44
55:B6:48:VAL:C	55:B6:49:HIS:ND1	2.71	0.44
58:B9:19:ARG:HG3	58:B9:24:TYR:HE1	1.81	0.44
1:CA:135:C:H2'	1:CA:136:C:C5'	2.45	0.44
1:CA:324:G:N2	1:CA:327:A:C8	2.86	0.44
1:CA:450:G:H2'	1:CA:451:A:OP1	2.17	0.44
1:CA:648:A:C6	1:CA:649:G:C6	3.06	0.44
1:CA:926:G:H8	1:CA:926:G:O5'	2.01	0.44
1:CA:962:C:H2'	1:CA:963:G:C8	2.52	0.44
1:CA:980:C:O2	1:CA:980:C:C2'	2.64	0.44
1:CA:1001(A):G:O2'	1:CA:1002:G:H5'	2.18	0.44
1:CA:1138:G:N2	1:CA:1140:C:N4	2.65	0.44
1:CA:1149:C:OP1	9:CI:14:VAL:HG21	2.16	0.44
1:CA:1190:G:OP1	3:CC:5:ILE:HG13	2.17	0.44
1:CA:1304:G:N2	1:CA:1332:A:N7	2.65	0.44
1:CA:1305:G:O2'	1:CA:1306:A:OP2	2.29	0.44
2:CB:39:ILE:HG22	2:CB:40:HIS:N	2.32	0.44
2:CB:217:ARG:O	2:CB:221:LEU:HD23	2.18	0.44
3:CC:76:VAL:HG21	3:CC:103:VAL:HG11	1.98	0.44
5:CE:67:VAL:HG22	5:CE:68:GLU:N	2.31	0.44
7:CG:24:THR:O	7:CG:28:ASN:ND2	2.46	0.44
9:CI:27:THR:HG22	9:CI:28:VAL:N	2.33	0.44
9:CI:93:ARG:HA	9:CI:93:ARG:HD2	1.85	0.44
10:CJ:9:ARG:O	10:CJ:94:VAL:HG13	2.17	0.44
13:CM:81:LEU:HB3	13:CM:89:GLY:CA	2.47	0.44
14:CN:39:LEU:HD13	14:CN:44:LEU:HA	1.99	0.44
18:CR:33:ASP:HB3	18:CR:36:ASN:HD21	1.81	0.44
20:CT:33:ILE:HD12	20:CT:63:ILE:HG12	1.99	0.44
23:CW:44:A:H2'	23:CW:46:U:H6	1.82	0.44
25:CY:7:A:C2	25:CY:66:A:C2	3.06	0.44
25:CY:20:A:C8	25:CY:47:C:N4	2.85	0.44
27:DA:227:A:C2	27:DA:2407:G:H1'	2.52	0.44
27:DA:286:C:H2'	27:DA:287:C:H5'	1.98	0.44
27:DA:864:G:H2'	27:DA:865:C:H6	1.82	0.44
27:DA:1000:A:H3'	27:DA:1001:A:C8	2.53	0.44
27:DA:1287:A:C2'	27:DA:1288:U:O5'	2.65	0.44
27:DA:1592:C:H2'	27:DA:1593:G:O4'	2.18	0.44
27:DA:1663:C:O2'	27:DA:1664:A:H5'	2.18	0.44
27:DA:2054:A:C2	27:DA:2616:C:C2	3.06	0.44
27:DA:2130:U:C2	27:DA:2159:G:O6	2.71	0.44
27:DA:2836:U:H6	27:DA:2836:U:O5'	2.01	0.44

*Continued on next page...*

*Continued from previous page...*

Atom-1	Atom-2	Interatomic distance (Å)	Clash overlap (Å)
27:DA:2881:C:C2'	27:DA:2882:A:H5'	2.48	0.44
28:DB:11:C:H3'	28:DB:12:C:C6	2.53	0.44
32:DF:20:LEU:HD22	32:DF:203:GLN:HE22	1.83	0.44
35:DI:5:LEU:CD1	35:DI:17:GLN:HB3	2.42	0.44
35:DI:12:LEU:CB	35:DI:19:VAL:HG21	2.47	0.44
35:DI:110:ASP:HA	35:DI:111:PRO:HD2	1.82	0.44
36:DN:78:TYR:HB3	36:DN:79:PRO:HD2	1.98	0.44
36:DN:100:GLU:O	36:DN:104:LYS:HB2	2.17	0.44
39:DQ:137:TYR:O	39:DQ:138:ASP:C	2.55	0.44
40:DR:16:HIS:C	40:DR:18:LEU:H	2.20	0.44
47:DY:85:VAL:HG12	47:DY:86:ARG:H	1.82	0.44
57:D8:40:GLU:O	57:D8:42:ARG:N	2.50	0.44
1:AA:43:C:C2'	1:AA:44:G:O5'	2.65	0.44
1:AA:189(C):C:O5'	1:AA:189(C):C:H6	2.00	0.44
1:AA:246:A:C2	1:AA:279:A:N1	2.85	0.44
1:AA:928:G:C2	1:AA:1390:U:O2	2.71	0.44
1:AA:935:A:C2	1:AA:936:C:C2	3.05	0.44
1:AA:1147:C:H2'	1:AA:1148:U:O4'	2.17	0.44
2:AB:126:GLU:C	2:AB:128:GLU:H	2.17	0.44
3:AC:114:PRO:O	3:AC:118:GLN:HG3	2.17	0.44
3:AC:165:THR:CG2	3:AC:166:GLU:N	2.81	0.44
4:AD:194:LEU:HD22	4:AD:194:LEU:N	2.33	0.44
6:AF:28:ARG:O	6:AF:32:ASN:CG	2.56	0.44
7:AG:98:SER:O	7:AG:99:LEU:C	2.55	0.44
11:AK:12:ARG:HG3	11:AK:13:GLN:H	1.81	0.44
13:AM:76:ALA:HA	13:AM:79:LYS:CB	2.47	0.44
13:AM:76:ALA:C	13:AM:78:ILE:N	2.71	0.44
13:AM:82:MET:O	13:AM:82:MET:CG	2.66	0.44
15:AO:74:ASP:C	15:AO:76:GLU:H	2.20	0.44
21:AU:13:ILE:HG12	21:AU:22:ARG:HE	1.83	0.44
23:AW:34:U:H2'	23:AW:35:G:O5'	2.17	0.44
25:AY:23:G:H2'	25:AY:24:C:H6	1.83	0.44
27:BA:41:C:O2	27:BA:41:C:H2'	2.17	0.44
27:BA:272:G:O6	27:BA:421:U:H2'	2.18	0.44
27:BA:840:C:N3	27:BA:939:G:C6	2.85	0.44
27:BA:911:A:C6	39:BQ:9:TYR:CG	3.06	0.44
27:BA:1024:G:HO2'	27:BA:1144:G:HO2'	1.62	0.44
27:BA:1265:A:H4'	27:BA:1266:G:OP1	2.18	0.44
27:BA:1284:A:H2	45:BW:45:TYR:OH	2.00	0.44
27:BA:1311:G:C5	56:B7:47:ARG:NH2	2.86	0.44
27:BA:1442:G:H2'	27:BA:1443:G:C8	2.52	0.44

*Continued on next page...*

*Continued from previous page...*

Atom-1	Atom-2	Interatomic distance (Å)	Clash overlap (Å)
27:BA:1443:G:H8	27:BA:1443:G:O5'	2.00	0.44
27:BA:1453:U:H4'	27:BA:1455:G:OP1	2.18	0.44
27:BA:1565:C:P	30:BD:4:LYS:HZ1	2.41	0.44
27:BA:1773:A:H2'	27:BA:1774:C:O4'	2.18	0.44
27:BA:2017:U:H4'	54:B5:9:LYS:HE2	1.98	0.44
27:BA:2027:G:C6	27:BA:2028:U:C4	3.06	0.44
27:BA:2074:U:O2'	27:BA:2075:U:H5'	2.17	0.44
27:BA:2127:G:C2	27:BA:2128:C:C2	3.06	0.44
27:BA:2286:A:H4'	27:BA:2287:A:OP2	2.17	0.44
27:BA:2415:G:C3'	38:BP:66:GLY:HA3	2.47	0.44
27:BA:2486:G:H8	27:BA:2486:G:O5'	2.00	0.44
27:BA:2525:G:C2	27:BA:2526:G:C8	3.06	0.44
28:BB:16:G:H2'	28:BB:17:C:H6	1.83	0.44
29:BC:195:ALA:C	29:BC:197:GLU:H	2.21	0.44
30:BD:2:ALA:O	30:BD:3:VAL:O	2.35	0.44
30:BD:201:HIS:C	30:BD:201:HIS:HD1	2.21	0.44
30:BD:205:VAL:O	30:BD:207:GLY:N	2.50	0.44
32:BF:32:LEU:CD2	32:BF:105:VAL:HG13	2.40	0.44
33:BG:138:GLN:HB2	33:BG:155:MET:CE	2.48	0.44
36:BN:43:THR:HB	36:BN:46:VAL:CG1	2.48	0.44
36:BN:134:ARG:O	36:BN:136:GLU:N	2.51	0.44
41:BS:12:PHE:HD1	41:BS:14:VAL:HG23	1.81	0.44
41:BS:89:ARG:HB3	41:BS:92:TYR:CB	2.47	0.44
42:BT:81:PRO:HD2	42:BT:82:LEU:HD11	1.98	0.44
43:BU:66:ASN:CA	43:BU:76:TYR:HB2	2.48	0.44
43:BU:71:GLN:HB2	43:BU:72:HIS:CD2	2.52	0.44
47:BY:45:VAL:HG12	47:BY:46:LYS:N	2.32	0.44
50:B1:67:ILE:N	50:B1:68:PRO:CD	2.75	0.44
54:B5:31:VAL:HG11	54:B5:42:PRO:HB3	2.00	0.44
55:B6:32:ASN:O	55:B6:33:LYS:HB2	2.17	0.44
55:B6:48:VAL:H	55:B6:48:VAL:HG22	1.40	0.44
1:CA:133:U:C1'	1:CA:230:G:N2	2.79	0.44
1:CA:243:A:C2	1:CA:245:C:C2	3.06	0.44
1:CA:363:A:H8	12:CL:30:ARG:HH21	1.64	0.44
1:CA:793:U:O4	1:CA:1517:G:H5''	2.18	0.44
1:CA:894:G:C6	1:CA:895:G:C5	3.05	0.44
1:CA:1049:U:C5	1:CA:1201:A:O4'	2.70	0.44
1:CA:1099:G:H5'	1:CA:1100:C:OP2	2.18	0.44
1:CA:1399:C:N3	1:CA:1401:G:C2	2.85	0.44
1:CA:1436:U:H2'	1:CA:1437:C:O4'	2.18	0.44
2:CB:236:TYR:HD2	2:CB:239:VAL:CB	2.28	0.44

*Continued on next page...*

*Continued from previous page...*

Atom-1	Atom-2	Interatomic distance (Å)	Clash overlap (Å)
3:CC:139:GLN:O	3:CC:143:GLU:HB2	2.18	0.44
3:CC:147:LYS:HB3	3:CC:203:PHE:CD2	2.52	0.44
4:CD:3:ARG:O	4:CD:4:TYR:CB	2.65	0.44
6:CF:93:SER:O	6:CF:94:GLN:HG3	2.18	0.44
9:CI:48:GLU:HG3	9:CI:101:PHE:CZ	2.52	0.44
10:CJ:78:ASN:HD21	10:CJ:80:LYS:HB3	1.82	0.44
11:CK:41:THR:HG23	11:CK:42:TRP:N	2.32	0.44
13:CM:6:GLY:O	13:CM:7:VAL:HG23	2.17	0.44
16:CP:12:LYS:O	16:CP:13:HIS:HB2	2.17	0.44
19:CS:61:TYR:CG	19:CS:62:ILE:N	2.86	0.44
27:DA:214:G:H2'	27:DA:215:G:OP2	2.18	0.44
27:DA:246:C:N3	27:DA:247:G:C8	2.86	0.44
27:DA:321:G:O2'	27:DA:340:A:O2'	2.28	0.44
27:DA:422:A:C6	27:DA:423:A:C6	3.06	0.44
27:DA:459:U:H5''	56:D7:40:TRP:CD2	2.52	0.44
27:DA:463:G:N2	27:DA:467:G:C5	2.86	0.44
27:DA:470:A:O2'	27:DA:471:A:H5'	2.17	0.44
27:DA:531:C:OP1	27:DA:561:G:C2	2.70	0.44
27:DA:627:A:N6	38:DP:116:GLY:HA2	2.33	0.44
27:DA:750:A:C2	27:DA:753:C:C6	3.05	0.44
27:DA:1300:U:O2'	27:DA:1301:A:P	2.75	0.44
27:DA:1491:G:N1	27:DA:1492:G:C5	2.86	0.44
27:DA:1614:A:H62	45:DW:93:ALA:CB	2.16	0.44
27:DA:1847:A:H5'	27:DA:1848:A:OP2	2.18	0.44
27:DA:1896:G:O2'	27:DA:1897:G:H5'	2.18	0.44
27:DA:1985:G:N2	27:DA:1986:A:H1'	2.32	0.44
27:DA:2066:C:O2'	27:DA:2067:G:H5'	2.17	0.44
27:DA:2141:G:H2'	27:DA:2142:C:C6	2.52	0.44
27:DA:2146:C:O4'	27:DA:2147:G:C5	2.71	0.44
27:DA:2253:G:H2'	27:DA:2254:C:C6	2.52	0.44
27:DA:2344:U:C4'	27:DA:2345:G:OP1	2.65	0.44
27:DA:2581:G:N3	27:DA:2581:G:H2'	2.33	0.44
27:DA:2801:A:H1'	27:DA:2801(A):A:N7	2.33	0.44
27:DA:2848:G:H21	27:DA:2867:G:H1'	1.83	0.44
28:DB:40:U:H1'	28:DB:45:A:H61	1.82	0.44
28:DB:43:C:H1'	33:DG:93:THR:HB	1.99	0.44
28:DB:71:C:H2'	28:DB:72:G:C5'	2.47	0.44
28:DB:85:G:H2'	28:DB:86:G:C8	2.53	0.44
34:DH:158:HIS:NE2	34:DH:170:ARG:O	2.50	0.44
35:DI:6:LEU:O	35:DI:7:GLU:C	2.55	0.44
35:DI:10:GLU:HG2	35:DI:11:ASN:H	1.82	0.44

*Continued on next page...*

*Continued from previous page...*

Atom-1	Atom-2	Interatomic distance (Å)	Clash overlap (Å)
38:DP:10:PRO:O	38:DP:11:GLY:C	2.56	0.44
38:DP:16:ARG:CZ	38:DP:18:ARG:CG	2.94	0.44
40:DR:48:VAL:HA	40:DR:51:LEU:CD1	2.47	0.44
42:DT:16:ARG:HB3	42:DT:19:LEU:CD1	2.42	0.44
43:DU:38:THR:O	43:DU:41:ALA:HB3	2.17	0.44
44:DV:82:ARG:N	44:DV:82:ARG:HD2	2.33	0.44
45:DW:20:VAL:HG11	45:DW:47:VAL:HG21	1.98	0.44
47:DY:13:VAL:O	47:DY:24:VAL:HG13	2.18	0.44
47:DY:45:VAL:CA	47:DY:62:GLU:HG2	2.47	0.44
47:DY:54:LYS:CE	47:DY:55:TYR:HE2	2.31	0.44
57:D8:32:LEU:HB3	57:D8:36:LYS:NZ	2.33	0.44
57:D8:54:GLU:HA	57:D8:57:ARG:NE	2.32	0.44
1:AA:713:G:N2	1:AA:714:G:C2	2.86	0.44
1:AA:979:C:C3'	1:AA:980:C:C5'	2.88	0.44
1:AA:992:U:O2	1:AA:992:U:H2'	2.18	0.44
1:AA:1014:A:H3'	1:AA:1015:A:C8	2.53	0.44
1:AA:1133:G:H22	1:AA:1143:G:H1'	1.81	0.44
1:AA:1261:A:C8	1:AA:1275:A:C6	3.06	0.44
2:AB:53:ARG:CZ	2:AB:199:TYR:CE2	3.00	0.44
4:AD:52:SER:O	4:AD:53:ASP:C	2.55	0.44
4:AD:96:LEU:HG	4:AD:139:ARG:NH1	2.33	0.44
4:AD:101:LEU:HD12	4:AD:105:VAL:HG23	2.00	0.44
5:AE:101:ILE:CG1	5:AE:119:LEU:HD23	2.48	0.44
6:AF:19:LEU:O	6:AF:23:LYS:HG3	2.18	0.44
6:AF:23:LYS:HB3	6:AF:23:LYS:HE2	1.76	0.44
6:AF:45:LEU:HD11	6:AF:57:GLN:OE1	2.17	0.44
7:AG:38:LEU:C	7:AG:40:ALA:N	2.72	0.44
8:AH:39:LEU:CB	8:AH:45:ILE:HD11	2.45	0.44
10:AJ:75:ILE:HG13	10:AJ:76:ASN:N	2.32	0.44
10:AJ:81:THR:C	10:AJ:83:GLU:H	2.21	0.44
12:AL:21:VAL:HG13	12:AL:95:TYR:HE2	1.82	0.44
13:AM:91:ARG:HB2	13:AM:98:VAL:CG1	2.48	0.44
13:AM:94:ARG:NH2	27:BA:887:A:O5'	2.50	0.44
16:AP:43:LYS:HA	16:AP:48:TRP:CD1	2.52	0.44
18:AR:40:LEU:O	18:AR:41:LYS:C	2.56	0.44
27:BA:318:C:O2'	27:BA:319:C:H5'	2.17	0.44
27:BA:324:A:H2'	27:BA:325:G:O4'	2.17	0.44
27:BA:702:G:N2	27:BA:703:U:C2	2.86	0.44
27:BA:772:C:H2'	27:BA:773:U:H6	1.83	0.44
27:BA:852:G:O2'	52:B3:41:PRO:HB3	2.18	0.44
27:BA:941:A:C6	27:BA:942:G:C6	3.05	0.44

*Continued on next page...*



*Continued from previous page...*

Atom-1	Atom-2	Interatomic distance (Å)	Clash overlap (Å)
27:BA:1200:C:C2	27:BA:1201:C:C5	3.05	0.44
27:BA:1266:G:O4'	45:BW:15:ARG:NH2	2.51	0.44
27:BA:1337:G:C4	27:BA:1338:G:C8	3.06	0.44
27:BA:1473:G:O2'	27:BA:1474:C:H5'	2.18	0.44
27:BA:1663:C:O2'	27:BA:2686:G:H4'	2.17	0.44
27:BA:1975:G:C2'	27:BA:1976:U:H5'	2.48	0.44
27:BA:2279:G:N2	27:BA:2280:G:H1'	2.32	0.44
27:BA:2286:A:N6	55:B6:24:GLU:OE2	2.51	0.44
27:BA:2388:A:H2'	27:BA:2389:G:H5'	2.00	0.44
27:BA:2753:A:O2'	27:BA:2754:U:H5'	2.17	0.44
30:BD:28:GLU:OE1	30:BD:29:PRO:HD2	2.17	0.44
30:BD:76:PRO:HG2	30:BD:98:VAL:CG2	2.46	0.44
30:BD:138:VAL:HG22	30:BD:139:GLY:N	2.32	0.44
32:BF:122:LYS:O	32:BF:191:ARG:NH1	2.50	0.44
34:BH:54:ARG:O	34:BH:54:ARG:HG3	2.18	0.44
34:BH:94:TYR:CD2	34:BH:107:VAL:HG12	2.52	0.44
35:BI:91:SER:O	35:BI:92:VAL:HG12	2.18	0.44
36:BN:2:LYS:NZ	43:BU:95:LEU:CG	2.76	0.44
36:BN:56:ASN:HA	36:BN:56:ASN:HD22	1.62	0.44
36:BN:87:LEU:HD21	36:BN:98:VAL:CG1	2.42	0.44
39:BQ:63:LYS:HD2	48:BZ:174:VAL:HG21	1.99	0.44
40:BR:22:ARG:O	40:BR:23:ASN:C	2.55	0.44
40:BR:27:SER:HA	40:BR:30:THR:HB	2.00	0.44
43:BU:25:TRP:C	43:BU:28:ARG:HB2	2.38	0.44
50:B1:86:SER:CB	50:B1:89:GLU:HB2	2.43	0.44
51:B2:15:LYS:O	51:B2:15:LYS:HG3	2.17	0.44
1:CA:407:G:H1	1:CA:435:C:H42	1.64	0.44
1:CA:658:G:C2	1:CA:749:C:N3	2.86	0.44
1:CA:723:U:C6	1:CA:723:U:OP1	2.71	0.44
1:CA:1053:G:C6	1:CA:1199:U:C2	3.06	0.44
1:CA:1170:A:H2'	1:CA:1171:G:C5'	2.48	0.44
1:CA:1231:G:O2'	1:CA:1232:U:H5'	2.18	0.44
1:CA:1252:A:H2'	1:CA:1253:G:O4'	2.17	0.44
1:CA:1284:C:H3'	1:CA:1285:A:H8	1.83	0.44
2:CB:142:LEU:HD11	2:CB:146:GLN:HE21	1.82	0.44
3:CC:86:VAL:O	3:CC:90:GLU:HG2	2.18	0.44
4:CD:142:PRO:HA	4:CD:185:PHE:O	2.17	0.44
5:CE:43:LEU:HD21	5:CE:132:ALA:HB1	2.00	0.44
6:CF:9:VAL:C	6:CF:10:LEU:HD12	2.38	0.44
6:CF:29:ALA:O	6:CF:32:ASN:HB2	2.17	0.44
8:CH:83:ILE:HG23	8:CH:83:ILE:O	2.18	0.44

*Continued on next page...*

*Continued from previous page...*

Atom-1	Atom-2	Interatomic distance (Å)	Clash overlap (Å)
10:CJ:9:ARG:O	10:CJ:16:LEU:HG	2.18	0.44
12:CL:82:ILE:HG21	12:CL:95:TYR:CD2	2.52	0.44
13:CM:8:GLU:CD	13:CM:22:ILE:HG12	2.38	0.44
21:CU:18:TYR:CE2	21:CU:22:ARG:NH1	2.86	0.44
27:DA:10:G:C6	27:DA:2629:A:C8	3.06	0.44
27:DA:84:A:N1	27:DA:98:G:C2'	2.80	0.44
27:DA:139:G:H2'	27:DA:140:G:N7	2.33	0.44
27:DA:634:C:O2'	27:DA:635:C:O5'	2.36	0.44
27:DA:644:A:H4'	27:DA:645:C:H5	1.76	0.44
27:DA:651:G:OP1	57:D8:19:SER:OG	2.34	0.44
27:DA:811:U:C2	27:DA:1251:C:C5	3.06	0.44
27:DA:888:C:C3'	27:DA:889:C:H5'	2.47	0.44
27:DA:997:G:C2	27:DA:998:C:C4	3.06	0.44
27:DA:1278:A:O2'	27:DA:1279:G:H5'	2.17	0.44
27:DA:1660:C:O2'	27:DA:1661:G:H5'	2.17	0.44
27:DA:1721:G:N1	27:DA:1739:U:OP2	2.51	0.44
27:DA:1826:G:C4	27:DA:1827:C:C5	3.05	0.44
27:DA:1932:A:H2'	27:DA:1933:G:H5'	2.00	0.44
27:DA:2397:G:N2	27:DA:2398:U:H1'	2.31	0.44
27:DA:2466:C:N4	27:DA:2485:G:C6	2.86	0.44
27:DA:2511:U:O4	27:DA:2575:C:N3	2.51	0.44
27:DA:2808:U:H3'	27:DA:2891:G:H1	1.83	0.44
27:DA:2853:C:O2'	27:DA:2854:G:H5'	2.18	0.44
30:DD:122:ASP:OD1	30:DD:122:ASP:C	2.56	0.44
30:DD:137:PRO:HB2	30:DD:140:THR:CG2	2.48	0.44
35:DI:11:ASN:O	35:DI:12:LEU:CB	2.62	0.44
36:DN:28:THR:CG2	36:DN:29:LYS:H	2.21	0.44
36:DN:55:VAL:HG13	36:DN:126:PRO:HB3	1.99	0.44
37:DO:110:GLY:C	37:DO:112:MET:H	2.21	0.44
38:DP:48:PRO:O	38:DP:49:ARG:C	2.54	0.44
40:DR:65:LEU:O	40:DR:67:LEU:N	2.51	0.44
43:DU:81:HIS:O	43:DU:85:LYS:CB	2.65	0.44
45:DW:47:VAL:HA	45:DW:50:VAL:CG1	2.48	0.44
45:DW:48:ALA:O	45:DW:49:LYS:C	2.56	0.44
52:D3:46:ASN:O	52:D3:49:LYS:N	2.51	0.44
1:AA:224:C:H2'	1:AA:225:C:C6	2.52	0.44
1:AA:230:G:C5'	16:AP:23:ASP:OD2	2.66	0.44
1:AA:402:G:H4'	1:AA:620:C:O2	2.18	0.44
1:AA:442:C:H2'	1:AA:442:C:O2	2.17	0.44
1:AA:912:C:O3'	12:AL:43:LYS:NZ	2.51	0.44
1:AA:920:U:H2'	1:AA:920:U:O2	2.16	0.44

*Continued on next page...*

*Continued from previous page...*

Atom-1	Atom-2	Interatomic distance (Å)	Clash overlap (Å)
1:AA:1443:G:C6	1:AA:1460:A:C2	3.06	0.44
2:AB:32:ILE:CG1	2:AB:33:TYR:H	2.29	0.44
2:AB:155:LEU:HD22	2:AB:155:LEU:HA	1.63	0.44
2:AB:168:THR:HG23	2:AB:192:SER:HA	2.00	0.44
3:AC:173:VAL:HG12	3:AC:175:LEU:CD1	2.48	0.44
4:AD:3:ARG:HH21	4:AD:3:ARG:HG2	1.82	0.44
7:AG:62:PHE:O	7:AG:65:ALA:HB3	2.18	0.44
7:AG:88:PRO:HG3	7:AG:149:ARG:HA	1.99	0.44
9:AI:4:TYR:CA	9:AI:88:TYR:CE1	2.95	0.44
10:AJ:3:LYS:N	10:AJ:77:PRO:HG3	2.33	0.44
15:AO:66:LEU:C	15:AO:68:ARG:N	2.70	0.44
20:AT:89:ARG:CD	20:AT:104:LEU:HD11	2.44	0.44
23:AW:67:C:O2'	23:AW:68:C:H5'	2.18	0.44
27:BA:72:U:H3	51:B2:62:THR:HG1	1.66	0.44
27:BA:157:U:H2'	27:BA:158:U:OP2	2.17	0.44
27:BA:310:A:H1'	27:BA:311:A:H2'	2.00	0.44
27:BA:353:G:N3	27:BA:354:G:C8	2.86	0.44
27:BA:441:U:O2	32:BF:46:ARG:NH2	2.50	0.44
27:BA:644:A:O2'	27:BA:645:C:H5''	2.18	0.44
27:BA:740:U:H6	27:BA:740:U:C5'	2.12	0.44
27:BA:781:A:H2	27:BA:1776:G:N3	2.16	0.44
27:BA:861:A:C2	27:BA:917:A:C4	3.06	0.44
27:BA:1048:A:OP2	27:BA:1110:G:N2	2.38	0.44
27:BA:1248:G:OP1	32:BF:92:PRO:HB3	2.18	0.44
27:BA:1486:A:H2'	27:BA:1487:G:C8	2.52	0.44
27:BA:1658:C:OP1	31:BE:132:HIS:CE1	2.71	0.44
27:BA:1780:A:H3'	27:BA:1781:C:H2'	2.00	0.44
27:BA:1999:C:H1'	27:BA:2687:U:O2'	2.18	0.44
27:BA:2388:A:C2'	27:BA:2389:G:H5'	2.48	0.44
27:BA:2505:G:C2'	27:BA:2506:U:H5'	2.47	0.44
27:BA:2875:C:N3	27:BA:2876:G:N7	2.65	0.44
28:BB:105:A:H2'	28:BB:106:G:C4'	2.48	0.44
30:BD:32:SER:HA	30:BD:36:PRO:HG3	2.00	0.44
31:BE:59:VAL:O	31:BE:60:ASN:HB3	2.17	0.44
31:BE:100:GLU:O	31:BE:172:VAL:CG2	2.64	0.44
33:BG:32:PRO:O	33:BG:33:ARG:HG3	2.17	0.44
33:BG:35:GLU:CB	33:BG:160:VAL:O	2.63	0.44
34:BH:103:LEU:HD22	34:BH:123:PHE:CE2	2.52	0.44
37:BO:3:GLN:HE21	37:BO:32:TYR:HD1	1.66	0.44
38:BP:16:ARG:CG	38:BP:17:LYS:N	2.80	0.44
38:BP:81:GLN:CG	38:BP:82:GLY:N	2.80	0.44

*Continued on next page...*

*Continued from previous page...*

Atom-1	Atom-2	Interatomic distance (Å)	Clash overlap (Å)
38:BP:99:LEU:O	38:BP:99:LEU:HD23	2.18	0.44
41:BS:77:ALA:O	41:BS:78:LEU:C	2.55	0.44
42:BT:42:ILE:O	42:BT:42:ILE:CD1	2.65	0.44
43:BU:72:HIS:CD2	43:BU:72:HIS:N	2.85	0.44
43:BU:83:LEU:CD1	43:BU:113:ALA:HB2	2.47	0.44
44:BV:46:VAL:CG2	44:BV:47:VAL:H	2.12	0.44
51:B2:12:GLU:O	51:B2:16:LEU:HD21	2.17	0.44
51:B2:23:LYS:O	51:B2:26:ARG:HB2	2.18	0.44
51:B2:38:GLN:HB3	51:B2:44:LEU:O	2.18	0.44
55:B6:13:CYS:HB2	55:B6:22:ALA:CB	2.47	0.44
1:CA:133:U:OP1	20:CT:74:LYS:HE2	2.17	0.44
1:CA:380:G:N2	1:CA:384:G:C5	2.86	0.44
1:CA:390:C:O3'	16:CP:28:ARG:NH2	2.50	0.44
1:CA:529:G:H4'	1:CA:533:A:C2	2.53	0.44
1:CA:582:U:C2	1:CA:760:G:C6	3.06	0.44
1:CA:748:C:O2'	1:CA:749:C:P	2.76	0.44
1:CA:978:A:H3'	1:CA:979:C:C5	2.52	0.44
1:CA:1493:A:OP2	26:CZ:6:5OH:NP	2.50	0.44
2:CB:9:GLU:HA	2:CB:12:GLU:OE1	2.17	0.44
3:CC:182:ILE:HD11	3:CC:203:PHE:CD1	2.51	0.44
5:CE:127:ASN:O	5:CE:131:ILE:HG12	2.17	0.44
5:CE:140:ARG:O	5:CE:143:ARG:NH2	2.51	0.44
6:CF:93:SER:O	6:CF:94:GLN:CG	2.66	0.44
7:CG:43:PHE:O	7:CG:46:ALA:HB3	2.18	0.44
7:CG:151:TYR:OH	11:CK:54:ARG:HD3	2.18	0.44
8:CH:90:GLY:O	8:CH:91:ARG:HB2	2.17	0.44
8:CH:129:VAL:HB	8:CH:130:GLY:H	1.72	0.44
8:CH:133:LEU:HD23	8:CH:133:LEU:C	2.37	0.44
17:CQ:64:PRO:HA	17:CQ:70:ARG:CG	2.47	0.44
24:CX:10:G:H2'	24:CX:11:A:C8	2.52	0.44
27:DA:150:C:H2'	27:DA:151:C:H6	1.81	0.44
27:DA:154:G:C6	27:DA:173:G:C6	3.06	0.44
27:DA:245:G:C4	27:DA:246:C:C5	3.05	0.44
27:DA:312:G:C4	27:DA:313:C:C5	3.06	0.44
27:DA:766:C:O2'	27:DA:767:U:H5'	2.17	0.44
27:DA:941:A:O2'	27:DA:1190:G:H4'	2.18	0.44
27:DA:1303:G:N2	27:DA:1304:C:C2	2.86	0.44
27:DA:1332:G:C4'	27:DA:1333:C:OP2	2.66	0.44
27:DA:1460:A:O2'	27:DA:1461:G:OP1	2.32	0.44
27:DA:1624:G:H2'	27:DA:1625:C:C6	2.52	0.44
27:DA:1625:C:O2'	27:DA:1626:G:H5'	2.18	0.44

*Continued on next page...*

*Continued from previous page...*

Atom-1	Atom-2	Interatomic distance (Å)	Clash overlap (Å)
27:DA:1658:C:OP1	31:DE:132:HIS:CE1	2.71	0.44
27:DA:1858:G:O2'	27:DA:1859:A:H8	2.01	0.44
27:DA:1906:G:C2	27:DA:1925:C:O2	2.71	0.44
27:DA:2528:U:C5'	58:D9:31:LYS:HE2	2.48	0.44
27:DA:2605:U:H2'	27:DA:2606:C:C5	2.51	0.44
27:DA:2637:U:H1'	27:DA:2782:G:N2	2.33	0.44
27:DA:2657:A:H2'	27:DA:2658:C:O4'	2.17	0.44
27:DA:2714:G:C5	27:DA:2715:C:C5	3.06	0.44
27:DA:2768:C:N4	27:DA:2769:C:N4	2.66	0.44
28:DB:14:U:O3'	28:DB:108:U:O2'	2.32	0.44
29:DC:77:ILE:CG2	29:DC:123:VAL:N	2.81	0.44
30:DD:146:GLU:CB	30:DD:152:GLY:O	2.65	0.44
30:DD:206:LEU:HD22	30:DD:211:ARG:CG	2.48	0.44
31:DE:25:VAL:C	31:DE:26:ILE:HD13	2.38	0.44
31:DE:77:ILE:C	31:DE:78:LEU:HD23	2.38	0.44
32:DF:3:GLU:CB	32:DF:24:LEU:HG	2.48	0.44
32:DF:18:ARG:O	32:DF:19:GLU:HB3	2.18	0.44
32:DF:68:LYS:HG3	32:DF:69:HIS:CE1	2.53	0.44
33:DG:101:ILE:CD1	33:DG:105:LYS:NZ	2.79	0.44
33:DG:129:GLY:O	33:DG:161:THR:N	2.51	0.44
34:DH:54:ARG:O	34:DH:54:ARG:CG	2.65	0.44
34:DH:64:LEU:C	34:DH:66:GLY:H	2.20	0.44
34:DH:143:GLN:NE2	34:DH:147:ASN:ND2	2.65	0.44
36:DN:125:GLY:HA3	36:DN:126:PRO:C	2.38	0.44
37:DO:38:VAL:HG22	37:DO:111:PHE:HZ	1.83	0.44
39:DQ:73:PRO:HA	39:DQ:93:TYR:CD2	2.53	0.44
42:DT:11:GLU:C	42:DT:13:ARG:H	2.17	0.44
43:DU:24:TYR:HD1	43:DU:28:ARG:O	2.01	0.44
43:DU:83:LEU:O	43:DU:88:ILE:N	2.51	0.44
43:DU:87:GLY:O	44:DV:50:PRO:CD	2.56	0.44
44:DV:68:LYS:HA	44:DV:68:LYS:NZ	2.32	0.44
50:D1:5:CYS:SG	50:D1:62:VAL:HG23	2.58	0.44
51:D2:21:LEU:O	51:D2:22:GLU:C	2.56	0.44
57:D8:13:ARG:O	57:D8:14:VAL:HB	2.18	0.44
1:AA:203:U:OP2	1:AA:203:U:C6	2.69	0.44
1:AA:609:A:O2'	1:AA:610:G:H5'	2.16	0.44
1:AA:640:A:N3	8:AH:115:SER:CB	2.81	0.44
1:AA:758:G:H4'	1:AA:880:C:H4'	2.00	0.44
1:AA:984:C:N3	1:AA:1222:G:C2	2.86	0.44
1:AA:1231:G:H2'	1:AA:1232:U:O4'	2.18	0.44
1:AA:1291:G:O2'	9:AI:38:GLN:HB3	2.18	0.44

*Continued on next page...*

*Continued from previous page...*

Atom-1	Atom-2	Interatomic distance (Å)	Clash overlap (Å)
1:AA:1305:G:O2'	1:AA:1306:A:C8	2.70	0.44
1:AA:1520:G:H2'	1:AA:1521:G:H8	1.82	0.44
2:AB:16:HIS:HD2	2:AB:210:SER:HA	1.81	0.44
2:AB:236:TYR:O	2:AB:237:ALA:C	2.56	0.44
3:AC:120:VAL:HA	3:AC:123:GLN:HG3	2.00	0.44
4:AD:138:TYR:CE2	4:AD:139:ARG:O	2.71	0.44
5:AE:12:LEU:HD22	5:AE:13:ILE:N	2.33	0.44
5:AE:109:ILE:HD13	5:AE:136:MET:SD	2.57	0.44
6:AF:50:TYR:CZ	18:AR:77:GLY:HA2	2.53	0.44
9:AI:27:THR:HG23	9:AI:31:GLN:O	2.17	0.44
12:AL:22:PRO:C	12:AL:24:LEU:H	2.16	0.44
17:AQ:56:VAL:O	17:AQ:77:VAL:HG23	2.18	0.44
20:AT:53:LEU:HD22	20:AT:56:MET:CE	2.48	0.44
25:AY:29:G:H2'	25:AY:30:A:H8	1.83	0.44
27:BA:643:A:N7	55:B6:42:TRP:CH2	2.86	0.44
27:BA:887:A:H2'	27:BA:887:A:N3	2.32	0.44
27:BA:919:G:C2'	27:BA:920:G:H5'	2.48	0.44
27:BA:953:A:C2	27:BA:965:C:O2	2.71	0.44
27:BA:1018:C:O2	27:BA:1018:C:C2'	2.63	0.44
27:BA:1018:C:O3'	27:BA:1120:G:N2	2.51	0.44
27:BA:1278:A:N1	27:BA:1279:G:C5	2.86	0.44
27:BA:1399:C:O2'	27:BA:1400:G:H5'	2.18	0.44
27:BA:1433:U:H5''	27:BA:1433:U:C6	2.50	0.44
27:BA:1448:G:H1'	27:BA:1528:A:H62	1.82	0.44
27:BA:1465:G:N2	27:BA:1466:G:H1'	2.32	0.44
27:BA:1472:A:O2'	27:BA:1473:G:H5'	2.18	0.44
27:BA:1892:C:C2'	27:BA:1893:C:H5'	2.47	0.44
27:BA:2476:A:C3'	27:BA:2477:C:H5''	2.48	0.44
27:BA:2539:C:C4	27:BA:2540:C:C5	3.06	0.44
27:BA:2615:U:N1	54:B5:7:PRO:HA	2.33	0.44
27:BA:2639:A:C2'	27:BA:2640:G:H5'	2.48	0.44
27:BA:2702:U:H1'	27:BA:2703:C:C5	2.53	0.44
27:BA:2727:G:C2	27:BA:2728:U:C4	3.06	0.44
27:BA:2804:C:C2'	27:BA:2805:G:C8	3.01	0.44
28:BB:14:U:OP2	28:BB:70:C:O2'	2.23	0.44
30:BD:3:VAL:HG13	30:BD:4:LYS:O	2.17	0.44
31:BE:52:LEU:CD1	42:BT:1:MET:HE1	2.48	0.44
31:BE:76:ARG:O	31:BE:77:ILE:O	2.36	0.44
34:BH:20:ALA:O	34:BH:21:PRO:O	2.35	0.44
34:BH:72:ILE:O	34:BH:76:VAL:HG23	2.18	0.44
35:BI:77:LEU:HD22	35:BI:78:THR:N	2.33	0.44

*Continued on next page...*



*Continued from previous page...*

Atom-1	Atom-2	Interatomic distance (Å)	Clash overlap (Å)
35:BI:94:ALA:O	35:BI:97:ILE:N	2.51	0.44
36:BN:75:TYR:HA	36:BN:81:GLY:O	2.18	0.44
37:BO:105:GLU:O	37:BO:108:GLU:HB2	2.18	0.44
38:BP:49:ARG:O	57:B8:55:ALA:HB1	2.18	0.44
40:BR:99:LYS:NZ	54:B5:43:HIS:HB3	2.32	0.44
40:BR:103:ARG:HH11	45:BW:40:ASN:ND2	2.15	0.44
42:BT:28:VAL:CG2	42:BT:47:GLY:N	2.62	0.44
44:BV:17:GLY:HA2	44:BV:96:ILE:O	2.18	0.44
47:BY:77:PRO:O	47:BY:78:ALA:CB	2.64	0.44
47:BY:88:LYS:HZ3	47:BY:93:GLY:CA	2.17	0.44
48:BZ:152:SER:HB2	48:BZ:166:PRO:HB3	1.98	0.44
55:B6:9:LEU:HD23	55:B6:9:LEU:C	2.37	0.44
1:CA:192:U:C1'	20:CT:103:GLY:CA	2.95	0.44
1:CA:319:G:H2'	1:CA:319:G:N3	2.33	0.44
1:CA:568:G:N2	1:CA:883:C:N1	2.66	0.44
1:CA:815:A:H5'	1:CA:816:A:O5'	2.18	0.44
1:CA:1033:G:H2'	1:CA:1034:G:O4'	2.18	0.44
1:CA:1092:A:H2'	1:CA:1093:A:C8	2.53	0.44
1:CA:1273:G:H3'	1:CA:1274:G:C8	2.53	0.44
1:CA:1492:A:H5'	26:CZ:6:5OH:NP	2.32	0.44
2:CB:132:LYS:HA	2:CB:135:GLN:CB	2.48	0.44
5:CE:12:LEU:HD13	5:CE:13:ILE:N	2.33	0.44
5:CE:95:ALA:O	5:CE:96:PRO:C	2.56	0.44
6:CF:97:PHE:O	18:CR:31:LEU:CD2	2.66	0.44
7:CG:146:GLU:HA	7:CG:149:ARG:HB2	1.99	0.44
8:CH:86:ILE:O	8:CH:87:SER:C	2.54	0.44
13:CM:66:LEU:N	13:CM:66:LEU:CD1	2.81	0.44
14:CN:41:ARG:HG2	14:CN:41:ARG:HH11	1.82	0.44
14:CN:47:LEU:O	14:CN:48:ALA:C	2.56	0.44
17:CQ:6:LEU:HD12	17:CQ:6:LEU:N	2.33	0.44
19:CS:11:VAL:O	19:CS:11:VAL:HG13	2.18	0.44
23:CW:31:U:H2'	23:CW:32:U:H6	1.83	0.44
27:DA:7:G:H5''	36:DN:121:LYS:HZ3	1.82	0.44
27:DA:188:G:H2'	27:DA:189:G:O4'	2.18	0.44
27:DA:258:G:O2'	27:DA:259:G:H5'	2.18	0.44
27:DA:370:G:HO2'	27:DA:371:A:P	2.41	0.44
27:DA:481:G:N2	27:DA:507:A:C8	2.86	0.44
27:DA:675:A:H4'	32:DF:67:GLN:CD	2.38	0.44
27:DA:781:A:H2	27:DA:1776:G:N3	2.16	0.44
27:DA:1010:A:O2'	27:DA:1011:G:C5'	2.66	0.44
27:DA:1394:U:C4	27:DA:1395:A:C6	3.06	0.44

*Continued on next page...*



*Continued from previous page...*

Atom-1	Atom-2	Interatomic distance (Å)	Clash overlap (Å)
27:DA:1547:C:O2'	27:DA:1548:C:H5'	2.17	0.44
27:DA:1620:G:C6	27:DA:1621:U:C4	3.05	0.44
27:DA:1998:G:O2'	27:DA:1999:C:H5'	2.18	0.44
27:DA:2043:C:N3	27:DA:2044:C:C5	2.86	0.44
27:DA:2263:C:N4	27:DA:2278:A:N6	2.66	0.44
27:DA:2340:G:O2'	27:DA:2341:G:H5'	2.18	0.44
27:DA:2365:G:HO2'	27:DA:2366:A:H8	1.62	0.44
27:DA:2428:G:H4'	27:DA:2429:G:C5	2.53	0.44
27:DA:2832:U:O2'	27:DA:2833:G:OP2	2.33	0.44
29:DC:36:LYS:CB	29:DC:36:LYS:NZ	2.79	0.44
30:DD:143:HIS:HA	30:DD:156:ALA:HB1	2.00	0.44
32:DF:117:ARG:CZ	38:DP:5:ASP:N	2.81	0.44
32:DF:187:VAL:CG1	38:DP:7:ARG:NH2	2.74	0.44
33:DG:41:GLN:HG2	33:DG:155:MET:CB	2.48	0.44
33:DG:96:ARG:O	33:DG:97:ASP:C	2.55	0.44
33:DG:111:LEU:HD21	33:DG:120:LEU:CD2	2.48	0.44
33:DG:167:GLU:HA	33:DG:170:ARG:HB3	1.99	0.44
34:DH:127:GLU:O	34:DH:129:THR:N	2.51	0.44
35:DI:30:LEU:HD23	35:DI:35:LEU:HD12	1.99	0.44
38:DP:85:LEU:N	38:DP:115:LEU:O	2.51	0.44
38:DP:107:LYS:C	38:DP:109:GLY:H	2.21	0.44
45:DW:83:LYS:CA	45:DW:97:LYS:HG2	2.43	0.44
48:DZ:101:LEU:N	48:DZ:121:ARG:O	2.51	0.44
48:DZ:124:LEU:HD12	48:DZ:125:VAL:N	2.30	0.44
51:D2:64:LEU:HD23	51:D2:64:LEU:C	2.38	0.44
51:D2:65:ASN:O	51:D2:68:ARG:N	2.49	0.44
54:D5:23:HIS:O	54:D5:24:ALA:C	2.55	0.44
55:D6:35:GLU:HB3	55:D6:51:GLU:HG2	1.99	0.44
1:AA:408:A:C2	1:AA:409:G:C4	3.05	0.43
1:AA:573:A:N3	1:AA:883:C:O2'	2.43	0.43
1:AA:573:A:C2	1:AA:574:A:C2	3.06	0.43
1:AA:589:C:O5'	1:AA:589:C:H6	2.00	0.43
1:AA:606:G:O2'	1:AA:631:G:N2	2.51	0.43
1:AA:992:U:HO2'	1:AA:993:G:H5''	1.82	0.43
1:AA:1073:U:OP2	5:AE:57:LYS:NZ	2.50	0.43
1:AA:1151:A:O2'	1:AA:1152:A:O5'	2.36	0.43
1:AA:1245:A:O2'	1:AA:1246:C:H5'	2.17	0.43
1:AA:1349:A:O2'	1:AA:1350:A:H5'	2.18	0.43
1:AA:1408:A:C2'	1:AA:1409:C:H5'	2.47	0.43
2:AB:187:LEU:HD23	2:AB:201:ILE:O	2.18	0.43
2:AB:204:ASN:HD21	2:AB:206:ASP:N	2.16	0.43

*Continued on next page...*

*Continued from previous page...*

Atom-1	Atom-2	Interatomic distance (Å)	Clash overlap (Å)
2:AB:235:SER:OG	2:AB:236:TYR:HD1	2.01	0.43
3:AC:42:LEU:O	3:AC:45:LYS:N	2.50	0.43
4:AD:10:ARG:HH11	4:AD:10:ARG:CG	2.30	0.43
7:AG:4:ARG:HH11	7:AG:5:ARG:HH12	1.64	0.43
7:AG:116:ALA:HA	7:AG:119:ARG:NE	2.25	0.43
7:AG:116:ALA:HB2	7:AG:119:ARG:HH21	1.83	0.43
8:AH:2:LEU:HD22	8:AH:3:THR:N	2.32	0.43
11:AK:120:ARG:HA	11:AK:121:PRO:HD3	1.84	0.43
15:AO:12:ILE:C	15:AO:14:GLU:H	2.20	0.43
16:AP:26:ARG:HH12	16:AP:31:LYS:HD3	1.83	0.43
17:AQ:18:THR:CG2	17:AQ:69:LYS:HE3	2.26	0.43
18:AR:59:SER:O	18:AR:61:LYS:N	2.50	0.43
22:AV:4:A:H2'	22:AV:5:U:O4'	2.17	0.43
23:AW:10:G:H22	23:AW:25:A:H1'	1.81	0.43
27:BA:458:G:H1'	27:BA:459:U:H5	1.82	0.43
27:BA:1310:G:H2'	27:BA:1311:G:C5'	2.48	0.43
27:BA:1328:G:O2'	27:BA:1329:U:H2'	2.18	0.43
27:BA:1387:C:H2'	27:BA:1388:G:H8	1.83	0.43
27:BA:1506:C:H2'	27:BA:1506:C:O2	2.16	0.43
27:BA:1549:C:H4'	27:BA:1742:G:H21	1.82	0.43
27:BA:2000:G:O2'	27:BA:2001:A:H5'	2.18	0.43
27:BA:2105:C:C2'	27:BA:2106:G:H5'	2.47	0.43
27:BA:2282:G:H4'	27:BA:2283:C:O5'	2.18	0.43
27:BA:2306:C:C6	27:BA:2307:G:H1'	2.53	0.43
27:BA:2436:G:H2'	27:BA:2437:U:C6	2.53	0.43
27:BA:2511:U:C2'	27:BA:2512:C:H5'	2.47	0.43
27:BA:2748:A:H8	27:BA:2754:U:O4	2.01	0.43
28:BB:105:A:C8	28:BB:106:G:C8	3.06	0.43
29:BC:45:ALA:O	29:BC:46:LYS:CB	2.65	0.43
29:BC:85:GLU:O	29:BC:152:ILE:O	2.36	0.43
33:BG:111:LEU:N	33:BG:112:PRO:CD	2.80	0.43
35:BI:31:LEU:N	35:BI:31:LEU:CD1	2.81	0.43
35:BI:92:VAL:O	35:BI:92:VAL:HG13	2.16	0.43
38:BP:16:ARG:CZ	38:BP:18:ARG:CG	2.84	0.43
38:BP:115:LEU:N	38:BP:115:LEU:HD23	2.33	0.43
40:BR:87:TYR:HB3	40:BR:90:ARG:HB3	2.01	0.43
41:BS:71:ARG:O	41:BS:74:ALA:HB3	2.18	0.43
42:BT:7:ILE:O	42:BT:10:VAL:N	2.51	0.43
42:BT:52:ILE:HA	42:BT:61:PHE:HA	2.00	0.43
44:BV:38:LEU:C	44:BV:38:LEU:CD2	2.77	0.43
44:BV:39:LEU:N	44:BV:39:LEU:HD13	2.33	0.43

*Continued on next page...*

*Continued from previous page...*

Atom-1	Atom-2	Interatomic distance (Å)	Clash overlap (Å)
46:BX:12:VAL:CG1	46:BX:27:THR:OG1	2.62	0.43
47:BY:46:LYS:HB3	47:BY:47:LYS:H	1.69	0.43
51:B2:55:ARG:C	51:B2:57:ILE:N	2.68	0.43
53:B4:54:LYS:C	53:B4:56:GLU:H	2.22	0.43
55:B6:40:CYS:HA	55:B6:41:PRO:HD3	1.74	0.43
57:B8:51:ALA:C	57:B8:53:PRO:CD	2.83	0.43
1:CA:147:G:H2'	1:CA:148:G:C8	2.52	0.43
1:CA:232:G:C4	1:CA:233:C:C5	3.06	0.43
1:CA:301:G:H2'	1:CA:302:G:C8	2.53	0.43
1:CA:426:G:H2'	1:CA:427:U:H6	1.80	0.43
1:CA:472:A:H4'	16:CP:80:PHE:O	2.18	0.43
1:CA:631:G:H5''	1:CA:632:A:OP1	2.16	0.43
1:CA:1002:G:H5''	1:CA:1003:G:OP2	2.18	0.43
1:CA:1068:G:C8	1:CA:1094:G:H8	2.35	0.43
1:CA:1086:U:O2'	1:CA:1087:G:H5'	2.18	0.43
1:CA:1316:G:H2'	1:CA:1317:C:H5''	2.00	0.43
2:CB:31:TYR:O	2:CB:32:ILE:HB	2.18	0.43
3:CC:92:ALA:CA	3:CC:99:VAL:HG11	2.48	0.43
4:CD:135:LEU:HA	4:CD:136:PRO:HD3	1.87	0.43
5:CE:9:LYS:HB3	5:CE:112:LEU:HD11	2.00	0.43
5:CE:28:PHE:CE1	5:CE:49:PRO:O	2.71	0.43
9:CI:40:LEU:O	9:CI:42:ARG:N	2.49	0.43
11:CK:48:ILE:HD11	11:CK:67:ASP:HB2	2.00	0.43
18:CR:67:ALA:C	18:CR:69:THR:H	2.20	0.43
20:CT:100:ILE:HD12	20:CT:100:ILE:H	1.79	0.43
22:CV:1:A:C2'	22:CV:2:A:H5'	2.47	0.43
23:CW:8:U:H3'	23:CW:13:A:N6	2.33	0.43
27:DA:35:G:O4'	27:DA:454:A:H1'	2.17	0.43
27:DA:71:A:H8	27:DA:71:A:C5'	2.31	0.43
27:DA:271(M):G:H2'	27:DA:271(N):U:C5'	2.43	0.43
27:DA:303:U:O5'	27:DA:303:U:H6	2.00	0.43
27:DA:464:U:C4	27:DA:465:G:C6	3.05	0.43
27:DA:473:G:H5''	27:DA:508:G:H22	1.81	0.43
27:DA:481:G:HO2'	27:DA:482:A:P	2.39	0.43
27:DA:504:U:C6	27:DA:504:U:O5'	2.71	0.43
27:DA:522:G:C5	27:DA:523:C:C5	3.06	0.43
27:DA:751:A:H2'	27:DA:789:A:C2	2.52	0.43
27:DA:800:A:H4'	27:DA:801:G:O5'	2.17	0.43
27:DA:866:A:C6	27:DA:914:C:C6	3.06	0.43
27:DA:867:C:O5'	27:DA:867:C:H6	2.00	0.43
27:DA:869:G:N1	27:DA:909:A:C6	2.86	0.43

*Continued on next page...*

*Continued from previous page...*

Atom-1	Atom-2	Interatomic distance (Å)	Clash overlap (Å)
27:DA:910:A:H2'	27:DA:911:A:C8	2.53	0.43
27:DA:985:C:C2'	27:DA:986:C:H5'	2.48	0.43
27:DA:986:C:C2	27:DA:987:G:C8	3.06	0.43
27:DA:1033:U:OP1	58:D9:16:VAL:HG21	2.18	0.43
27:DA:1044:G:H1'	27:DA:1111:A:N1	2.31	0.43
27:DA:1165:U:H3	27:DA:1184:G:H1	1.65	0.43
27:DA:1184:G:C6	27:DA:1185:C:N4	2.86	0.43
27:DA:1210:A:P	27:DA:1212:G:H5'	2.58	0.43
27:DA:1324:G:C2	27:DA:1331:A:N1	2.86	0.43
27:DA:1392:A:C6	27:DA:1393:A:N1	2.86	0.43
27:DA:1401:G:H2'	27:DA:1402:C:H6	1.81	0.43
27:DA:1485:G:N2	27:DA:1505:C:N3	2.57	0.43
27:DA:1504:C:C3'	27:DA:1505:C:H5''	2.44	0.43
27:DA:1562:A:H2'	27:DA:1563:G:C8	2.53	0.43
27:DA:2114:A:C2	27:DA:2168:G:O4'	2.68	0.43
27:DA:2274:A:C5	27:DA:2276:G:C8	3.06	0.43
27:DA:2321:G:C2'	27:DA:2321:G:N3	2.80	0.43
27:DA:2325:G:H8	27:DA:2325:G:P	2.41	0.43
27:DA:2666:C:H42	34:DH:109:PHE:HA	1.82	0.43
29:DC:214:VAL:O	29:DC:215:THR:C	2.56	0.43
30:DD:35:LYS:NZ	30:DD:104:TYR:HB2	2.31	0.43
30:DD:146:GLU:HB3	30:DD:153:ALA:HA	2.00	0.43
31:DE:111:ARG:CD	31:DE:160:TYR:HE1	2.31	0.43
33:DG:38:VAL:HG13	33:DG:93:THR:HA	1.99	0.43
34:DH:19:VAL:HA	34:DH:24:VAL:HG12	2.00	0.43
35:DI:102:SER:C	35:DI:103:ARG:HG3	2.39	0.43
38:DP:136:GLU:O	38:DP:139:LYS:HB2	2.18	0.43
39:DQ:35:VAL:HG23	39:DQ:100:GLY:O	2.18	0.43
44:DV:99:ILE:N	44:DV:99:ILE:CD1	2.77	0.43
45:DW:11:ARG:HE	45:DW:11:ARG:CA	2.31	0.43
46:DX:25:LYS:HZ2	46:DX:80:ILE:HD11	1.76	0.43
47:DY:3:VAL:O	47:DY:4:LYS:C	2.55	0.43
47:DY:30:VAL:HG12	47:DY:31:LEU:N	2.32	0.43
47:DY:46:LYS:HD3	47:DY:47:LYS:HZ1	1.81	0.43
48:DZ:8:TYR:CZ	48:DZ:60:LEU:HD12	2.53	0.43
48:DZ:47:PHE:O	48:DZ:48:ARG:C	2.56	0.43
48:DZ:68:THR:HG22	48:DZ:89:VAL:HA	1.99	0.43
51:D2:53:LEU:O	51:D2:54:LYS:C	2.55	0.43
51:D2:65:ASN:HB3	51:D2:69:ARG:HH12	1.83	0.43
52:D3:7:LYS:CG	52:D3:8:LEU:N	2.70	0.43
52:D3:8:LEU:HB3	52:D3:31:LEU:HA	2.00	0.43

*Continued on next page...*

*Continued from previous page...*

Atom-1	Atom-2	Interatomic distance (Å)	Clash overlap (Å)
55:D6:9:LEU:HD23	55:D6:10:LEU:N	2.33	0.43
1:AA:103:C:C5	1:AA:104:G:N7	2.86	0.43
1:AA:411:A:N6	1:AA:429:U:C5	2.86	0.43
1:AA:741:G:O2'	15:AO:55:GLY:HA3	2.18	0.43
1:AA:1016:A:H2'	1:AA:1017:G:C5'	2.48	0.43
1:AA:1508:G:C4	1:AA:1509:C:C6	3.05	0.43
2:AB:22:LYS:HG2	2:AB:35:GLU:OE1	2.17	0.43
3:AC:173:VAL:O	3:AC:173:VAL:HG12	2.17	0.43
4:AD:22:LYS:HB2	4:AD:26:CYS:CB	2.45	0.43
4:AD:205:GLU:O	4:AD:206:PHE:C	2.57	0.43
6:AF:18:GLN:CA	6:AF:21:LEU:HB2	2.43	0.43
10:AJ:26:ALA:HA	10:AJ:29:ARG:HH21	1.83	0.43
10:AJ:81:THR:O	10:AJ:85:LEU:HG	2.18	0.43
12:AL:38:ARG:HG2	12:AL:39:THR:N	2.15	0.43
12:AL:112:LYS:O	12:AL:114:ARG:N	2.48	0.43
27:BA:55:G:C2	27:BA:56:A:N7	2.85	0.43
27:BA:329:G:H1	47:BY:19:LYS:HZ1	1.64	0.43
27:BA:415:A:H3'	27:BA:416:C:H6	1.81	0.43
27:BA:527:C:C5	27:BA:2779:U:C2'	3.01	0.43
27:BA:685:A:C8	27:BA:774:A:C6	3.05	0.43
27:BA:817:C:O2'	27:BA:839:U:H5''	2.18	0.43
27:BA:933:A:C2	27:BA:934:G:N7	2.86	0.43
27:BA:941:A:HO2'	38:BP:35:HIS:CE1	2.36	0.43
27:BA:1158:C:H4'	52:B3:31:LEU:O	2.18	0.43
27:BA:1216:G:O2'	27:BA:1217:C:H5'	2.18	0.43
27:BA:1373:A:C2'	27:BA:1374:G:H5'	2.48	0.43
27:BA:1412:A:H2'	27:BA:1413:G:O4'	2.17	0.43
27:BA:1441:G:N2	27:BA:1551:C:C2	2.86	0.43
27:BA:1654:A:OP2	40:BR:3:HIS:CD2	2.72	0.43
27:BA:2138:C:O2'	27:BA:2139:C:H5'	2.17	0.43
27:BA:2221:G:H2'	27:BA:2221:G:N3	2.33	0.43
27:BA:2262:U:N3	27:BA:2279:G:C2	2.86	0.43
27:BA:2476:A:C2	27:BA:2477:C:H6	2.36	0.43
29:BC:24:GLU:CD	29:BC:24:GLU:H	2.22	0.43
29:BC:200:LYS:O	29:BC:202:GLU:N	2.51	0.43
32:BF:28:ILE:O	32:BF:28:ILE:CD1	2.64	0.43
32:BF:157:VAL:HG13	32:BF:178:PRO:HA	1.99	0.43
32:BF:192:LEU:HD21	32:BF:194:MET:CE	2.48	0.43
32:BF:202:PHE:O	32:BF:205:ARG:N	2.51	0.43
37:BO:23:ARG:HA	37:BO:23:ARG:HD3	1.81	0.43
39:BQ:12:GLN:HE21	39:BQ:73:PRO:HD2	1.82	0.43

*Continued on next page...*

*Continued from previous page...*

Atom-1	Atom-2	Interatomic distance (Å)	Clash overlap (Å)
39:BQ:74:TYR:HB3	39:BQ:92:GLY:O	2.18	0.43
39:BQ:116:GLU:O	39:BQ:120:ILE:HG12	2.18	0.43
39:BQ:141:GLN:OE1	48:BZ:71:ARG:O	2.36	0.43
41:BS:17:ARG:C	41:BS:19:LYS:H	2.20	0.43
41:BS:67:ARG:HH11	41:BS:67:ARG:HG2	1.82	0.43
41:BS:99:LYS:H	41:BS:99:LYS:HG2	1.61	0.43
42:BT:56:GLY:O	42:BT:59:THR:CG2	2.66	0.43
42:BT:108:ARG:C	42:BT:111:ARG:HG3	2.38	0.43
44:BV:4:ILE:HB	44:BV:39:LEU:O	2.17	0.43
46:BX:40:LYS:HG3	46:BX:51:VAL:HB	1.99	0.43
47:BY:7:VAL:HG12	47:BY:83:THR:HG21	2.00	0.43
47:BY:84:ARG:HH11	47:BY:97:ARG:HA	1.83	0.43
48:BZ:26:VAL:HG23	48:BZ:35:LYS:HA	1.99	0.43
48:BZ:140:VAL:CG2	48:BZ:143:LEU:HD23	2.41	0.43
48:BZ:149:LEU:O	48:BZ:170:ILE:CD1	2.65	0.43
57:B8:36:LYS:HE3	57:B8:40:GLU:OE2	2.18	0.43
57:B8:61:LEU:O	57:B8:63:PRO:O	2.36	0.43
1:CA:101:A:H2'	1:CA:102:G:C5'	2.48	0.43
1:CA:338:A:H2'	1:CA:339:C:C6	2.52	0.43
1:CA:545:C:OP1	4:CD:61:LYS:NZ	2.51	0.43
1:CA:560:U:C5'	1:CA:566:G:N2	2.81	0.43
1:CA:628:G:C2'	1:CA:629:G:H5'	2.48	0.43
1:CA:948:C:C5	13:CM:106:ASN:ND2	2.87	0.43
1:CA:1057:G:O2'	1:CA:1058:G:H5'	2.18	0.43
1:CA:1064:G:O2'	1:CA:1065:U:O5'	2.25	0.43
1:CA:1116:C:C3'	1:CA:1117:G:H5''	2.48	0.43
1:CA:1117:G:H4'	9:CI:104:ARG:NH1	2.33	0.43
1:CA:1193:G:C5	1:CA:1194:U:C5	3.06	0.43
1:CA:1459:C:H4'	20:CT:24:LEU:HD21	2.00	0.43
1:CA:1466:C:C5	1:CA:1467:G:N7	2.87	0.43
2:CB:77:ALA:CB	2:CB:211:ILE:HG21	2.48	0.43
2:CB:171:ALA:C	2:CB:173:ALA:N	2.70	0.43
6:CF:22:GLU:OE1	6:CF:82:ARG:NH2	2.51	0.43
6:CF:91:VAL:O	6:CF:92:LYS:C	2.56	0.43
7:CG:57:GLU:O	7:CG:57:GLU:HG3	2.17	0.43
8:CH:20:TYR:HD1	8:CH:65:TYR:CD2	2.36	0.43
8:CH:109:ILE:CG1	8:CH:110:ALA:H	2.22	0.43
12:CL:23:ALA:O	12:CL:24:LEU:HD22	2.18	0.43
13:CM:7:VAL:HG12	13:CM:7:VAL:O	2.17	0.43
16:CP:21:VAL:O	16:CP:21:VAL:CG1	2.65	0.43
25:CY:54:U:C6	25:CY:57:A:N7	2.86	0.43

*Continued on next page...*

*Continued from previous page...*

Atom-1	Atom-2	Interatomic distance (Å)	Clash overlap (Å)
27:DA:35:G:C6	27:DA:36:G:N7	2.85	0.43
27:DA:51:G:N3	27:DA:119:A:H2	2.15	0.43
27:DA:108:U:C2	27:DA:109:G:C8	3.06	0.43
27:DA:147:U:O2'	27:DA:148:C:H5'	2.17	0.43
27:DA:534:U:O2'	43:DU:46:ALA:HA	2.18	0.43
27:DA:630:G:N2	27:DA:634:C:N3	2.66	0.43
27:DA:693:C:H2'	27:DA:694:U:O4'	2.18	0.43
27:DA:826:U:C5	27:DA:828:U:H1'	2.53	0.43
27:DA:850:C:O2'	52:D3:46:ASN:ND2	2.51	0.43
27:DA:968:G:C6	27:DA:969:U:C4	3.05	0.43
27:DA:977:G:C2	27:DA:978:G:C8	3.06	0.43
27:DA:1000:A:C5	27:DA:1155:A:C5	3.06	0.43
27:DA:1204:A:C5	27:DA:1206:G:N1	2.86	0.43
27:DA:1257:C:H4'	32:DF:83:PHE:CE2	2.53	0.43
27:DA:1311:G:C4	56:D7:47:ARG:NH2	2.86	0.43
27:DA:1567:A:C5'	30:DD:58:HIS:CD2	2.98	0.43
27:DA:1679:U:H1'	27:DA:1989:G:N2	2.33	0.43
27:DA:1741:A:O2'	27:DA:1742:G:O4'	2.36	0.43
27:DA:1829:A:N3	30:DD:15:PHE:CZ	2.85	0.43
27:DA:1911:U:C2'	27:DA:1912:A:H5''	2.48	0.43
27:DA:2470:G:C4	27:DA:2471:C:C5	3.06	0.43
27:DA:2522:U:H2'	27:DA:2523:G:H5'	2.00	0.43
27:DA:2653:U:H3'	27:DA:2654:A:C8	2.53	0.43
27:DA:2803:C:H2'	27:DA:2804:C:C6	2.53	0.43
27:DA:2848:G:N3	27:DA:2867:G:C2	2.86	0.43
29:DC:86:ALA:HB3	29:DC:94:VAL:HG11	2.00	0.43
30:DD:25:THR:O	30:DD:27:THR:HG22	2.18	0.43
30:DD:123:ALA:CB	30:DD:131:LEU:HD11	2.48	0.43
30:DD:141:VAL:HG23	30:DD:142:VAL:N	2.32	0.43
30:DD:182:LEU:HB2	30:DD:271:ILE:HG13	1.99	0.43
32:DF:96:ASP:OD2	32:DF:98:SER:OG	2.30	0.43
33:DG:9:ARG:O	33:DG:11:TYR:N	2.51	0.43
34:DH:107:VAL:O	34:DH:109:PHE:N	2.44	0.43
35:DI:76:THR:HG22	35:DI:139:GLN:HB3	2.00	0.43
37:DO:64:ARG:O	37:DO:82:ASN:HA	2.18	0.43
38:DP:58:THR:C	38:DP:60:MET:H	2.22	0.43
39:DQ:18:LYS:HB2	39:DQ:98:LYS:HZ1	1.83	0.43
44:DV:64:HIS:ND1	44:DV:92:THR:HG23	2.33	0.43
47:DY:16:ALA:HA	47:DY:21:LYS:HD3	1.99	0.43
50:D1:45:ASN:O	50:D1:45:ASN:CG	2.56	0.43
54:D5:45:VAL:HG22	54:D5:51:TYR:CD2	2.53	0.43

*Continued on next page...*



*Continued from previous page...*

Atom-1	Atom-2	Interatomic distance (Å)	Clash overlap (Å)
55:D6:8:LYS:O	55:D6:8:LYS:CG	2.66	0.43
1:AA:254:G:OP1	17:AQ:67:LYS:O	2.36	0.43
1:AA:374:A:H2'	1:AA:375:U:C6	2.54	0.43
1:AA:392:G:H5'	16:AP:13:HIS:NE2	2.32	0.43
1:AA:417:C:O2'	1:AA:418:C:H5'	2.18	0.43
1:AA:448:A:C2	1:AA:449:C:C4	3.07	0.43
1:AA:576:G:C2	1:AA:881:G:H4'	2.53	0.43
1:AA:695:A:H2'	1:AA:696:A:C8	2.53	0.43
1:AA:877:C:H5''	8:AH:88:LYS:HD3	2.00	0.43
1:AA:937:A:C2	1:AA:1379:G:C6	3.06	0.43
1:AA:944:G:H1'	1:AA:1340:A:H2	1.82	0.43
1:AA:1010:G:N2	1:AA:1020:U:H1'	2.33	0.43
1:AA:1047:G:O2'	1:AA:1048:G:H5'	2.18	0.43
1:AA:1403:C:H2'	1:AA:1404:C:C6	2.53	0.43
1:AA:1509:C:O2'	1:AA:1510:U:H5'	2.18	0.43
2:AB:9:GLU:O	2:AB:11:LEU:N	2.51	0.43
2:AB:73:THR:O	2:AB:74:LYS:C	2.56	0.43
2:AB:152:PHE:C	2:AB:154:LEU:N	2.69	0.43
4:AD:138:TYR:CD2	4:AD:138:TYR:C	2.91	0.43
7:AG:52:GLU:O	7:AG:54:THR:N	2.51	0.43
7:AG:92:SER:HB2	7:AG:94:ARG:HH21	1.83	0.43
8:AH:75:ARG:HE	8:AH:75:ARG:HB2	1.50	0.43
8:AH:102:ARG:HD2	8:AH:105:ARG:NH1	2.33	0.43
8:AH:124:ALA:CA	8:AH:129:VAL:HG22	2.48	0.43
9:AI:76:ALA:O	9:AI:79:LEU:HB3	2.19	0.43
10:AJ:13:HIS:O	10:AJ:17:ASP:HB2	2.18	0.43
10:AJ:45:ARG:HG3	10:AJ:45:ARG:HH11	1.83	0.43
10:AJ:51:ARG:HG3	10:AJ:60:ARG:C	2.38	0.43
11:AK:62:GLN:O	11:AK:63:LEU:C	2.57	0.43
12:AL:2:PRO:HA	12:AL:6:GLN:HE21	1.83	0.43
12:AL:15:VAL:O	12:AL:16:ARG:HB3	2.18	0.43
13:AM:12:ASN:HB3	13:AM:46:LYS:HE2	1.99	0.43
13:AM:81:LEU:H	13:AM:81:LEU:HD12	1.84	0.43
13:AM:81:LEU:HD12	13:AM:81:LEU:N	2.33	0.43
19:AS:4:SER:O	19:AS:5:LEU:CB	2.60	0.43
21:AU:13:ILE:CG1	21:AU:22:ARG:HE	2.30	0.43
22:AV:9:G:N2	23:AW:34:U:N3	2.66	0.43
23:AW:16:C:H5'	23:AW:58:A:N1	2.32	0.43
27:BA:118:A:N3	27:BA:178:G:H1'	2.33	0.43
27:BA:463:G:N2	27:BA:467:G:C4	2.86	0.43
27:BA:728:G:H4'	30:BD:13:ARG:CD	2.48	0.43

*Continued on next page...*

*Continued from previous page...*

Atom-1	Atom-2	Interatomic distance (Å)	Clash overlap (Å)
27:BA:1007:C:OP1	36:BN:35:ARG:NH1	2.50	0.43
27:BA:1050:A:O2'	27:BA:1051:G:C8	2.61	0.43
27:BA:1167:U:H2'	27:BA:1168:G:H8	1.83	0.43
27:BA:1178:C:C6	27:BA:1179:C:H5	2.34	0.43
27:BA:1391:U:O2	27:BA:1393:A:C8	2.71	0.43
27:BA:1468:C:O2	27:BA:1468:C:H2'	2.17	0.43
27:BA:1523:U:H2'	27:BA:1524:G:O4'	2.19	0.43
27:BA:1556:C:HO2'	27:BA:1557:C:H6	1.66	0.43
27:BA:1955:U:H2'	27:BA:1955:U:O2	2.19	0.43
27:BA:2047:U:C2'	27:BA:2048:G:H5''	2.48	0.43
27:BA:2145:C:H4'	27:BA:2146:C:OP2	2.18	0.43
27:BA:2171:A:O2'	27:BA:2172:U:H6	2.01	0.43
27:BA:2192:G:C2	27:BA:2193:G:C8	3.06	0.43
27:BA:2439:A:C8	27:BA:2439:A:C5'	2.94	0.43
27:BA:2580:U:C5	27:BA:2581:G:C6	3.06	0.43
27:BA:2692:C:O2'	27:BA:2693:A:H5'	2.19	0.43
27:BA:2716:U:O2'	27:BA:2717:G:H5'	2.18	0.43
27:BA:2759:G:C2	27:BA:2760:C:C2	3.05	0.43
27:BA:2761:G:N2	27:BA:2762:G:H1'	2.34	0.43
27:BA:2805:G:C2	27:BA:2807:G:C5	3.06	0.43
28:BB:23:G:N2	28:BB:61:G:C4	2.86	0.43
28:BB:87:G:H2'	28:BB:88:C:H5''	2.00	0.43
31:BE:39:PRO:HG3	31:BE:45:THR:OG1	2.18	0.43
32:BF:110:LEU:C	32:BF:110:LEU:CD1	2.87	0.43
34:BH:23:ARG:HD3	34:BH:23:ARG:N	2.33	0.43
35:BI:3:VAL:HA	35:BI:39:ALA:CB	2.42	0.43
37:BO:7:TYR:O	37:BO:8:LEU:HD13	2.18	0.43
37:BO:23:ARG:HG2	37:BO:23:ARG:NH1	2.33	0.43
37:BO:23:ARG:HH11	37:BO:23:ARG:CG	2.31	0.43
44:BV:19:LYS:NZ	44:BV:20:LEU:H	2.16	0.43
44:BV:47:VAL:CB	44:BV:49:THR:O	2.63	0.43
45:BW:15:ARG:O	45:BW:19:LEU:HD22	2.19	0.43
46:BX:32:PRO:HA	46:BX:77:LYS:CB	2.48	0.43
48:BZ:15:SER:O	48:BZ:18:ARG:HB2	2.18	0.43
49:B0:71:ASP:HA	49:B0:77:ARG:HA	2.00	0.43
51:B2:10:LEU:HD23	51:B2:10:LEU:HA	1.88	0.43
51:B2:36:ARG:C	51:B2:38:GLN:H	2.21	0.43
52:B3:4:LEU:HA	52:B3:4:LEU:HD23	1.86	0.43
54:B5:16:ARG:NH1	54:B5:17:ASP:OD1	2.51	0.43
1:CA:61:G:C6	1:CA:107:G:C2	3.07	0.43
1:CA:346:G:C5'	42:DT:41:ARG:NH2	2.82	0.43

*Continued on next page...*

*Continued from previous page...*

Atom-1	Atom-2	Interatomic distance (Å)	Clash overlap (Å)
1:CA:501:C:H2'	1:CA:502:G:H8	1.80	0.43
1:CA:519:C:H2'	1:CA:520:A:O4'	2.18	0.43
1:CA:577:G:C4	1:CA:578:C:C5	3.06	0.43
1:CA:623:C:N3	1:CA:624:C:C5	2.86	0.43
1:CA:775:G:H2'	1:CA:776:G:O4'	2.18	0.43
1:CA:841:U:H3'	1:CA:848:C:C6	2.53	0.43
1:CA:1185:G:C4	1:CA:1186:G:C8	3.07	0.43
1:CA:1238:A:N7	1:CA:1303:C:O4'	2.52	0.43
1:CA:1246:C:O5'	1:CA:1246:C:H6	2.01	0.43
1:CA:1288:A:H2'	1:CA:1289:A:O4'	2.17	0.43
1:CA:1418:A:H1'	27:DA:1959:G:H4'	2.00	0.43
3:CC:179:ARG:O	3:CC:181:ASN:N	2.52	0.43
4:CD:25:ARG:C	4:CD:27:TYR:H	2.21	0.43
4:CD:73:ARG:HG3	4:CD:77:ASN:OD1	2.18	0.43
5:CE:33:VAL:HA	5:CE:43:LEU:HD12	1.98	0.43
5:CE:105:VAL:CB	5:CE:106:PRO:CD	2.96	0.43
6:CF:50:TYR:CE2	6:CF:52:ILE:HD11	2.53	0.43
8:CH:127:LEU:HD22	8:CH:127:LEU:HA	1.79	0.43
10:CJ:54:PHE:CE1	10:CJ:55:LYS:HE3	2.53	0.43
10:CJ:85:LEU:O	10:CJ:87:THR:O	2.36	0.43
12:CL:81:LEU:O	12:CL:97:ILE:HA	2.17	0.43
15:CO:7:GLU:O	15:CO:10:LYS:HE3	2.19	0.43
19:CS:20:LEU:CA	19:CS:23:ASN:HB3	2.49	0.43
19:CS:61:TYR:O	19:CS:62:ILE:CB	2.65	0.43
20:CT:50:GLU:O	20:CT:54:LYS:CB	2.66	0.43
25:CY:27:C:H42	25:CY:41:G:H1	1.64	0.43
27:DA:133:C:N3	27:DA:146:G:N2	2.49	0.43
27:DA:271(F):C:O5'	27:DA:271(F):C:H6	2.01	0.43
27:DA:271(I):G:H2'	27:DA:271(J):C:H1'	2.00	0.43
27:DA:358:U:OP2	27:DA:358:U:H6	2.00	0.43
27:DA:552:G:H2'	27:DA:553:G:H5'	1.98	0.43
27:DA:1274:A:H2	27:DA:1644:C:O2	2.00	0.43
27:DA:1301:A:C4	27:DA:1303:G:N7	2.87	0.43
27:DA:1857:G:O2'	27:DA:1885:A:N6	2.51	0.43
27:DA:1924:C:O2'	27:DA:1925:C:H5'	2.17	0.43
27:DA:2294:C:O2	27:DA:2294:C:H2'	2.18	0.43
27:DA:2374:C:H2'	27:DA:2375:G:O4'	2.18	0.43
27:DA:2472:G:H1	27:DA:2477:C:P	2.40	0.43
27:DA:2528:U:H2'	27:DA:2530:A:O5'	2.18	0.43
27:DA:2681:C:C5	27:DA:2724:C:N4	2.87	0.43
27:DA:2776:A:C5'	27:DA:2778:A:OP1	2.67	0.43

*Continued on next page...*

*Continued from previous page...*

Atom-1	Atom-2	Interatomic distance (Å)	Clash overlap (Å)
29:DC:82:LYS:O	29:DC:86:ALA:HB3	2.18	0.43
30:DD:28:GLU:HB2	30:DD:29:PRO:HD3	2.00	0.43
33:DG:75:LYS:HB3	33:DG:76:SER:H	1.57	0.43
37:DO:66:LYS:HD3	37:DO:79:PHE:C	2.38	0.43
37:DO:77:ILE:HD11	42:DT:72:VAL:HG13	1.99	0.43
38:DP:23:PRO:CB	38:DP:33:ARG:NE	2.80	0.43
38:DP:30:THR:HG22	38:DP:31:ALA:N	2.33	0.43
40:DR:20:LEU:HG	40:DR:21:TYR:N	2.32	0.43
42:DT:65:LYS:NZ	42:DT:66:VAL:N	2.31	0.43
43:DU:62:ILE:O	43:DU:63:VAL:C	2.55	0.43
44:DV:49:THR:O	44:DV:50:PRO:C	2.56	0.43
46:DX:41:ASN:N	46:DX:41:ASN:ND2	2.67	0.43
46:DX:57:LEU:HD13	46:DX:78:LYS:HG2	1.96	0.43
50:D1:23:LYS:HE2	50:D1:28:GLY:CA	2.49	0.43
52:D3:7:LYS:HG3	52:D3:34:GLU:CG	2.41	0.43
57:D8:23:VAL:HG12	57:D8:46:ARG:HB3	2.00	0.43
57:D8:50:LEU:O	57:D8:51:ALA:CB	2.66	0.43
1:AA:18:C:H2'	1:AA:19:C:O4'	2.18	0.43
1:AA:176:C:C2	1:AA:177:C:C5	3.05	0.43
1:AA:335:C:O2'	1:AA:336:C:H5'	2.18	0.43
1:AA:355:C:H2'	1:AA:356:A:O5'	2.18	0.43
1:AA:600:C:N3	1:AA:639:G:C2	2.86	0.43
1:AA:859:A:H2'	1:AA:860:A:H8	1.84	0.43
1:AA:1047:G:H1	1:AA:1210:C:N4	2.16	0.43
1:AA:1060:C:C5'	14:AN:45:ARG:NH2	2.78	0.43
1:AA:1066:C:C6	1:AA:1066:C:H5''	2.53	0.43
1:AA:1380:U:O4	7:AG:3:ARG:HA	2.18	0.43
1:AA:1405:G:C2'	1:AA:1406:U:O5'	2.67	0.43
1:AA:1495:U:H2'	1:AA:1496:C:H6	1.84	0.43
2:AB:21:ARG:C	2:AB:23:ARG:H	2.21	0.43
2:AB:166:ASP:O	2:AB:167:PRO:C	2.56	0.43
3:AC:29:TYR:HE2	3:AC:33:LEU:HD13	1.83	0.43
3:AC:60:ALA:O	3:AC:61:ALA:HB2	2.18	0.43
3:AC:166:GLU:OE2	3:AC:166:GLU:HA	2.18	0.43
3:AC:172:ARG:HB3	3:AC:174:PRO:HD3	1.99	0.43
5:AE:96:PRO:HA	5:AE:117:ASP:OD2	2.18	0.43
6:AF:80:ARG:C	6:AF:82:ARG:N	2.71	0.43
7:AG:86:GLN:NE2	25:AY:30:A:C2	2.85	0.43
7:AG:120:ILE:O	7:AG:124:LEU:HG	2.18	0.43
13:AM:48:LEU:HD23	13:AM:48:LEU:N	2.33	0.43
13:AM:93:ARG:HE	13:AM:93:ARG:HA	1.83	0.43

*Continued on next page...*

*Continued from previous page...*

Atom-1	Atom-2	Interatomic distance (Å)	Clash overlap (Å)
23:AW:8:U:HO2'	23:AW:44:A:H2	1.65	0.43
23:AW:65:U:O2'	23:AW:66:A:H5'	2.18	0.43
25:AY:14:A:H1'	25:AY:21:A:N1	2.33	0.43
27:BA:481:G:HO2'	27:BA:482:A:P	2.38	0.43
27:BA:846:C:C2	27:BA:930:U:C4	3.06	0.43
27:BA:1598:C:H5'	46:BX:36:LYS:HG3	1.99	0.43
27:BA:1686:C:H2'	27:BA:1687:G:H5'	2.00	0.43
27:BA:1703:G:N2	27:BA:1704:G:C4	2.87	0.43
27:BA:2056:G:H1	54:B5:4:HIS:CD2	2.36	0.43
27:BA:2072:G:C5	27:BA:2073:C:C5	3.07	0.43
27:BA:2088:G:H2'	27:BA:2089:U:H6	1.81	0.43
27:BA:2163:C:C2'	27:BA:2164:C:H5'	2.48	0.43
27:BA:2264:C:N4	27:BA:2265:U:O4	2.51	0.43
27:BA:2353:G:C5	27:BA:2365:G:N2	2.85	0.43
27:BA:2460:U:C4	27:BA:2461:C:C5	3.06	0.43
27:BA:2591:C:H2'	27:BA:2592:G:H8	1.83	0.43
27:BA:2673:G:O2'	27:BA:2674:G:H5'	2.18	0.43
27:BA:2766:G:C2	27:BA:2767:C:C6	3.06	0.43
27:BA:2772:C:H5'	31:BE:168:MET:HE2	1.99	0.43
27:BA:2788:C:H4'	27:BA:2810:A:O4'	2.18	0.43
27:BA:2842:G:C4	27:BA:2876:G:N2	2.86	0.43
30:BD:60:ARG:CD	30:BD:86:PRO:CG	2.84	0.43
31:BE:35:GLN:NE2	31:BE:37:ARG:NH1	2.66	0.43
35:BI:37:VAL:HG12	35:BI:38:LEU:CD1	2.48	0.43
36:BN:40:PRO:HB3	43:BU:68:ALA:HB2	1.99	0.43
38:BP:85:LEU:HA	38:BP:88:LEU:HD22	2.01	0.43
40:BR:62:ALA:O	40:BR:63:ARG:C	2.56	0.43
42:BT:13:ARG:O	42:BT:15:VAL:HG12	2.18	0.43
42:BT:106:SER:C	42:BT:107:ASP:CG	2.76	0.43
48:BZ:23:LEU:O	48:BZ:37:TYR:HA	2.17	0.43
48:BZ:165:SER:CB	48:BZ:166:PRO:C	2.87	0.43
50:B1:6:GLU:C	50:B1:7:ILE:HD12	2.38	0.43
1:CA:103:C:P	20:CT:17:ARG:HH12	2.41	0.43
1:CA:130:A:C8	17:CQ:63:ARG:HG3	2.52	0.43
1:CA:185:A:C6	1:CA:186:C:C4	3.07	0.43
1:CA:320:C:O2'	1:CA:1435:G:H1'	2.18	0.43
1:CA:327:A:O3'	1:CA:328:C:C4'	2.66	0.43
1:CA:353:A:H5'	1:CA:353:A:C8	2.52	0.43
1:CA:880:C:C6	12:CL:6:GLN:OE1	2.71	0.43
1:CA:995:C:O2'	1:CA:996:A:P	2.77	0.43
1:CA:1038:C:H2'	1:CA:1039:C:C5	2.53	0.43

*Continued on next page...*

*Continued from previous page...*

Atom-1	Atom-2	Interatomic distance (Å)	Clash overlap (Å)
1:CA:1126:U:O2'	1:CA:1127:G:H5'	2.18	0.43
1:CA:1356:G:H2'	1:CA:1357:A:C8	2.53	0.43
1:CA:1375:A:H4'	7:CG:29:LYS:NZ	2.34	0.43
1:CA:1419:G:C4	1:CA:1420:C:C5	3.07	0.43
1:CA:1494:G:C8	1:CA:1494:G:OP2	2.72	0.43
2:CB:185:ILE:HA	2:CB:199:TYR:O	2.18	0.43
3:CC:79:ARG:C	3:CC:81:GLY:N	2.71	0.43
3:CC:84:ILE:HA	3:CC:87:LEU:CD1	2.48	0.43
4:CD:8:VAL:C	4:CD:10:ARG:H	2.18	0.43
4:CD:113:SER:O	4:CD:114:ARG:C	2.57	0.43
4:CD:144:ASP:N	4:CD:144:ASP:OD1	2.51	0.43
6:CF:22:GLU:OE2	6:CF:22:GLU:HA	2.18	0.43
8:CH:30:ARG:O	8:CH:33:GLU:N	2.52	0.43
8:CH:44:PHE:HA	8:CH:79:VAL:HG11	2.00	0.43
8:CH:49:GLU:OE1	8:CH:62:TYR:OH	2.35	0.43
10:CJ:71:LEU:O	10:CJ:72:VAL:HG23	2.18	0.43
11:CK:32:ILE:HG13	11:CK:40:ILE:HB	2.00	0.43
11:CK:67:ASP:O	11:CK:68:ALA:C	2.57	0.43
12:CL:32:GLY:HA3	12:CL:57:LEU:CD1	2.47	0.43
13:CM:16:ASP:CB	13:CM:31:LYS:HE2	2.48	0.43
13:CM:69:GLU:HA	13:CM:72:ALA:H	1.80	0.43
16:CP:58:TYR:C	16:CP:60:LEU:N	2.72	0.43
17:CQ:64:PRO:CA	17:CQ:70:ARG:HG2	2.48	0.43
20:CT:65:LYS:C	20:CT:67:ALA:H	2.22	0.43
23:CW:30:A:C2'	23:CW:31:U:C5'	2.95	0.43
25:CY:37:U:H2'	25:CY:38:U:C4'	2.48	0.43
27:DA:127:A:H5''	27:DA:128:C:C6	2.53	0.43
27:DA:142(A):C:O2'	27:DA:143:G:H5'	2.19	0.43
27:DA:469:G:C6	56:D7:39:ARG:NH1	2.87	0.43
27:DA:674:G:H5''	32:DF:76:GLY:N	2.33	0.43
27:DA:1006:C:O2	36:DN:106:MET:HG2	2.17	0.43
27:DA:1019:U:N3	27:DA:1142(A):A:N6	2.55	0.43
27:DA:1053:C:O2	27:DA:1053:C:H2'	2.19	0.43
27:DA:1169:G:H8	27:DA:1169:G:O5'	2.02	0.43
27:DA:1208:C:N3	27:DA:1239:G:C2	2.86	0.43
27:DA:1247:A:C5	27:DA:1249:U:C5	3.06	0.43
27:DA:1300:U:C6	27:DA:1626:G:C6	3.06	0.43
27:DA:1429:G:H1'	27:DA:1568:G:N3	2.33	0.43
27:DA:1469:A:H2'	27:DA:1470:G:C8	2.54	0.43
27:DA:1525:G:H2'	27:DA:1526:G:H8	1.83	0.43
27:DA:1754:C:OP1	42:DT:95:ARG:HB2	2.19	0.43

*Continued on next page...*

*Continued from previous page...*

Atom-1	Atom-2	Interatomic distance (Å)	Clash overlap (Å)
27:DA:1826:G:C6	27:DA:1827:C:C4	3.06	0.43
27:DA:1914:C:H2'	27:DA:1915:U:H6	1.83	0.43
27:DA:2056:G:C2'	27:DA:2057:A:H5'	2.49	0.43
27:DA:2063:C:O2'	27:DA:2064:C:H5'	2.18	0.43
27:DA:2263:C:O2'	27:DA:2264:C:H5'	2.18	0.43
27:DA:2297:C:C2	27:DA:2321:G:N2	2.81	0.43
27:DA:2308:G:C2'	27:DA:2309:A:C8	2.97	0.43
27:DA:2320:A:N3	27:DA:2320:A:H2'	2.32	0.43
27:DA:2393:A:O3'	38:DP:63:PRO:HD2	2.18	0.43
27:DA:2523:G:H5'	27:DA:2523:G:C8	2.46	0.43
27:DA:2597:G:C6	27:DA:2598:A:N6	2.86	0.43
28:DB:66:A:O2'	28:DB:67:G:OP2	2.33	0.43
28:DB:87:G:N1	28:DB:91:C:N4	2.65	0.43
30:DD:39:LYS:HD2	30:DD:60:ARG:HD2	1.99	0.43
31:DE:25:VAL:HG12	31:DE:26:ILE:N	2.33	0.43
31:DE:61:ARG:CB	31:DE:62:PRO:CD	2.97	0.43
32:DF:135:LYS:HE3	32:DF:137:LYS:HG3	2.00	0.43
33:DG:9:ARG:O	33:DG:10:LYS:C	2.56	0.43
36:DN:17:ASP:CG	36:DN:17:ASP:O	2.55	0.43
37:DO:85:VAL:HG21	37:DO:98:VAL:HG23	2.00	0.43
40:DR:83:ILE:C	40:DR:85:PRO:HD2	2.38	0.43
40:DR:92:GLY:N	40:DR:94:TYR:CE1	2.86	0.43
42:DT:27:THR:HA	42:DT:87:ASP:HB2	2.00	0.43
42:DT:96:ARG:HB3	42:DT:96:ARG:CZ	2.48	0.43
45:DW:41:LYS:O	45:DW:42:ARG:C	2.56	0.43
47:DY:80:GLY:O	47:DY:81:LYS:O	2.37	0.43
50:D1:82:LEU:HD22	50:D1:82:LEU:N	2.34	0.43
51:D2:18:PRO:CG	51:D2:19:VAL:H	2.28	0.43
54:D5:55:ARG:HD2	54:D5:56:LYS:H	1.84	0.43
57:D8:64:TYR:CD1	57:D8:64:TYR:N	2.86	0.43
1:AA:16:A:N1	1:AA:920:U:C2	2.86	0.43
1:AA:20:U:H2'	1:AA:21:G:H5'	2.00	0.43
1:AA:61:G:H2'	1:AA:62:U:C6	2.53	0.43
1:AA:106:C:H2'	1:AA:107:G:C8	2.53	0.43
1:AA:268:C:C5	1:AA:269:C:H5	2.37	0.43
1:AA:457:C:H2'	1:AA:458:C:C6	2.52	0.43
1:AA:1049:U:O2'	1:AA:1050:G:P	2.76	0.43
1:AA:1053:G:O2'	1:AA:1054:C:P	2.77	0.43
1:AA:1102:A:H2'	1:AA:1103:C:C6	2.54	0.43
1:AA:1296:C:H4'	1:AA:1302:U:C5	2.54	0.43
1:AA:1296:C:H5''	1:AA:1297:C:OP2	2.19	0.43

*Continued on next page...*



*Continued from previous page...*

Atom-1	Atom-2	Interatomic distance (Å)	Clash overlap (Å)
1:AA:1494:G:N7	26:AZ:1:KBE:HAA	2.33	0.43
2:AB:19:HIS:CG	2:AB:20:GLU:H	2.37	0.43
3:AC:24:ALA:HB3	3:AC:29:TYR:CD1	2.53	0.43
3:AC:55:VAL:HG12	3:AC:55:VAL:O	2.18	0.43
3:AC:183:ASP:O	3:AC:201:TYR:HA	2.19	0.43
4:AD:28:SER:HB2	4:AD:30:LYS:CG	2.48	0.43
4:AD:153:ARG:HH21	4:AD:181:MET:HB2	1.83	0.43
4:AD:204:ILE:H	4:AD:204:ILE:HG12	1.71	0.43
5:AE:33:VAL:HG23	5:AE:43:LEU:CD1	2.26	0.43
5:AE:148:VAL:CG2	8:AH:107:LEU:HD13	2.48	0.43
6:AF:77:ARG:O	6:AF:80:ARG:N	2.51	0.43
8:AH:23:SER:HA	8:AH:63:LEU:HD22	2.00	0.43
8:AH:100:ILE:CD1	8:AH:124:ALA:HB3	2.48	0.43
9:AI:95:LYS:HD3	9:AI:96:LEU:N	2.33	0.43
17:AQ:19:VAL:O	17:AQ:43:LEU:HA	2.18	0.43
17:AQ:81:ARG:C	17:AQ:83:ASP:H	2.21	0.43
20:AT:86:ARG:HG3	20:AT:86:ARG:HH11	1.83	0.43
23:AW:24:C:H2'	23:AW:25:A:H5'	2.01	0.43
24:AX:8:U:H5'	24:AX:48:C:O2'	2.18	0.43
27:BA:321:G:O2'	27:BA:322:A:OP1	2.26	0.43
27:BA:447:A:C8	27:BA:473:G:C6	3.07	0.43
27:BA:580:C:H2'	27:BA:581:C:C6	2.54	0.43
27:BA:770:G:C6	27:BA:771:G:N7	2.87	0.43
27:BA:775:G:O2'	27:BA:794:G:N7	2.43	0.43
27:BA:1204:A:C2	27:BA:1241:A:N1	2.87	0.43
27:BA:1281:G:H5'	27:BA:1282:U:OP2	2.19	0.43
27:BA:1813:G:H2'	27:BA:1814:G:H5'	1.99	0.43
27:BA:1855:G:O2'	27:BA:1856:G:H5'	2.19	0.43
27:BA:1936:A:H4'	27:BA:1937:A:H5'	2.01	0.43
27:BA:1956:U:O2'	27:BA:1957:C:H5'	2.17	0.43
27:BA:2093:G:O6	27:BA:2225:A:C8	2.72	0.43
27:BA:2115:G:C2	27:BA:2117:A:N7	2.86	0.43
27:BA:2182:G:H2'	27:BA:2183:C:C6	2.53	0.43
27:BA:2199:A:N1	27:BA:2226:C:N4	2.55	0.43
27:BA:2283:C:C2	27:BA:2389:G:C2	3.07	0.43
27:BA:2439:A:H4'	27:BA:2440:C:H3'	2.00	0.43
27:BA:2732:G:C3'	27:BA:2733:A:C5'	2.88	0.43
27:BA:2811:G:OP1	31:BE:60:ASN:HB2	2.18	0.43
28:BB:66:A:O2'	28:BB:67:G:OP2	2.31	0.43
28:BB:69:G:O2'	28:BB:70:C:H5'	2.18	0.43
31:BE:14:ILE:HD12	42:BT:14:TYR:CZ	2.53	0.43

*Continued on next page...*

*Continued from previous page...*

Atom-1	Atom-2	Interatomic distance (Å)	Clash overlap (Å)
31:BE:51:PHE:C	31:BE:74:PRO:HB2	2.39	0.43
33:BG:102:PHE:O	33:BG:105:LYS:HG3	2.19	0.43
33:BG:125:PHE:O	33:BG:126:ASP:O	2.35	0.43
33:BG:166:ASP:O	33:BG:170:ARG:N	2.43	0.43
35:BI:123:LEU:HD11	35:BI:144:VAL:CG1	2.48	0.43
36:BN:95:PRO:O	36:BN:96:GLU:C	2.57	0.43
38:BP:38:GLN:CG	38:BP:39:LYS:H	2.29	0.43
38:BP:139:LYS:O	38:BP:141:ALA:N	2.42	0.43
39:BQ:80:GLU:HB2	49:B0:5:LYS:HE3	2.00	0.43
40:BR:55:ALA:CB	40:BR:79:LEU:HD22	2.48	0.43
40:BR:67:LEU:HD22	40:BR:76:VAL:CG2	2.46	0.43
40:BR:73:VAL:O	40:BR:76:VAL:HB	2.19	0.43
42:BT:109:GLU:O	42:BT:112:ARG:N	2.51	0.43
48:BZ:8:TYR:HE2	48:BZ:34:ARG:CD	2.30	0.43
48:BZ:68:THR:CA	48:BZ:90:LEU:HD12	2.46	0.43
50:B1:51:VAL:O	50:B1:52:ARG:C	2.57	0.43
52:B3:24:LYS:O	52:B3:27:GLY:HA2	2.18	0.43
55:B6:28:ARG:HG2	55:B6:28:ARG:HH11	1.83	0.43
57:B8:10:ALA:C	57:B8:12:LYS:N	2.71	0.43
58:B9:26:ILE:HG22	58:B9:27:CYS:N	2.33	0.43
1:CA:17:U:H2'	1:CA:18:C:H6	1.75	0.43
1:CA:179:A:C4	1:CA:180:U:H5	2.35	0.43
1:CA:200:G:H2'	1:CA:201:C:H6	1.81	0.43
1:CA:260:G:C4	1:CA:261:U:C5	3.07	0.43
1:CA:355:C:C4	1:CA:356:A:C5	3.07	0.43
1:CA:367:U:OP1	1:CA:395:C:H1'	2.18	0.43
1:CA:838:G:O2'	1:CA:839:U:H5''	2.19	0.43
1:CA:857:C:H2'	1:CA:858:G:O4'	2.19	0.43
1:CA:947:G:H4'	13:CM:109:THR:HG1	1.83	0.43
1:CA:961:U:O2'	1:CA:962:C:O5'	2.37	0.43
1:CA:1050:G:N2	1:CA:1209:C:H1'	2.33	0.43
1:CA:1175:G:C2	1:CA:1176:A:C5	3.06	0.43
2:CB:7:VAL:O	2:CB:11:LEU:HG	2.19	0.43
2:CB:105:PHE:C	2:CB:107:THR:N	2.71	0.43
3:CC:6:HIS:HD2	3:CC:8:ILE:H	1.65	0.43
3:CC:27:LYS:HB3	3:CC:27:LYS:HZ3	1.83	0.43
3:CC:192:THR:O	3:CC:192:THR:CG2	2.65	0.43
4:CD:11:LEU:O	4:CD:13:ARG:N	2.51	0.43
6:CF:3:ARG:HG2	6:CF:93:SER:OG	2.18	0.43
6:CF:100:ASN:HD22	18:CR:23:LYS:HE3	1.82	0.43
7:CG:120:ILE:HG22	7:CG:124:LEU:CD1	2.46	0.43

*Continued on next page...*

*Continued from previous page...*

Atom-1	Atom-2	Interatomic distance (Å)	Clash overlap (Å)
7:CG:149:ARG:O	7:CG:150:ALA:C	2.57	0.43
13:CM:6:GLY:C	13:CM:7:VAL:HG23	2.39	0.43
16:CP:9:PHE:HE2	16:CP:18:ARG:HB3	1.83	0.43
16:CP:15:PRO:O	16:CP:16:HIS:ND1	2.52	0.43
16:CP:75:ARG:O	16:CP:77:ALA:N	2.51	0.43
20:CT:34:LYS:O	20:CT:37:SER:HB2	2.19	0.43
20:CT:74:LYS:HB3	20:CT:75:ASN:H	1.50	0.43
25:CY:25:A:H2'	25:CY:26:C:H5'	2.00	0.43
27:DA:95:G:H4'	51:D2:46:GLN:OE1	2.18	0.43
27:DA:195:A:H61	27:DA:198:C:H3'	1.84	0.43
27:DA:353:G:N2	27:DA:354:G:C4	2.86	0.43
27:DA:524:U:C2	27:DA:525:U:C5	3.06	0.43
27:DA:534:U:O2'	27:DA:535:C:H5'	2.18	0.43
27:DA:565:C:O2'	27:DA:566:U:H5'	2.18	0.43
27:DA:815:C:C2	27:DA:816:C:C5	3.07	0.43
27:DA:971:C:H2'	27:DA:972:G:O4'	2.19	0.43
27:DA:1157:G:O2'	27:DA:1158:C:C5'	2.67	0.43
27:DA:1191:G:C2	27:DA:1192:G:C8	3.06	0.43
27:DA:1192:G:O2'	27:DA:1193:G:H5'	2.19	0.43
27:DA:1304:C:C4	27:DA:1305:C:C5	3.07	0.43
27:DA:1385:G:C4'	27:DA:1386:C:OP1	2.63	0.43
27:DA:1479:G:H5'	27:DA:1558:A:C2	2.52	0.43
27:DA:1833:U:C4	27:DA:1834:U:C4	3.07	0.43
27:DA:2016:U:O2'	27:DA:2017:U:H5'	2.18	0.43
27:DA:2070:G:C4	27:DA:2071:A:C8	3.06	0.43
27:DA:2125:G:H21	27:DA:2174:C:N4	2.14	0.43
27:DA:2134:A:C8	27:DA:2158:A:C2	3.06	0.43
27:DA:2141:G:H2'	27:DA:2142:C:O4'	2.18	0.43
27:DA:2159:G:C3'	27:DA:2160:G:H5''	2.48	0.43
27:DA:2287:A:O2'	27:DA:2288:A:O5'	2.36	0.43
27:DA:2382:G:O2'	27:DA:2383:G:P	2.77	0.43
27:DA:2721:A:C2	27:DA:2873:A:C4	3.06	0.43
27:DA:2756:U:H1'	27:DA:2757:A:C5'	2.40	0.43
28:DB:16:G:C6	28:DB:17:C:C4	3.07	0.43
29:DC:56:GLN:NE2	29:DC:173:ALA:CB	2.82	0.43
30:DD:139:GLY:O	30:DD:164:GLN:HG3	2.19	0.43
32:DF:32:LEU:HD22	32:DF:112:MET:HE3	1.99	0.43
32:DF:46:ARG:HB3	32:DF:48:THR:HG23	1.99	0.43
33:DG:18:GLU:HB3	33:DG:175:LEU:CD2	2.48	0.43
35:DI:25:TYR:CE2	35:DI:29:TYR:CD2	3.06	0.43
35:DI:39:ALA:O	35:DI:44:LEU:HD22	2.19	0.43

*Continued on next page...*

*Continued from previous page...*

Atom-1	Atom-2	Interatomic distance (Å)	Clash overlap (Å)
35:DI:82:ARG:HG3	35:DI:82:ARG:HH11	1.84	0.43
35:DI:88:ILE:CG2	35:DI:90:GLY:O	2.66	0.43
35:DI:128:LEU:O	35:DI:137:PRO:HA	2.19	0.43
38:DP:114:ILE:O	38:DP:130:PHE:HA	2.17	0.43
39:DQ:126:PRO:O	39:DQ:127:ILE:HG23	2.17	0.43
40:DR:88:ARG:HD2	40:DR:89:ASP:CG	2.39	0.43
42:DT:35:LYS:C	42:DT:37:GLY:H	2.22	0.43
50:D1:70:VAL:O	50:D1:73:LEU:HB2	2.19	0.43
54:D5:25:LEU:HD23	54:D5:26:THR:H	1.83	0.43
54:D5:31:VAL:CG2	54:D5:40:LYS:HE2	2.48	0.43
57:D8:52:LYS:H	57:D8:53:PRO:HD2	1.78	0.43
1:AA:345:C:H5'	42:BT:36:GLU:HG3	2.00	0.43
1:AA:674:G:C6	1:AA:675:A:N6	2.87	0.43
1:AA:973:G:H4'	10:AJ:54:PHE:O	2.19	0.43
1:AA:1051:C:O5'	1:AA:1051:C:H6	2.01	0.43
1:AA:1096:C:O2'	1:AA:1097:C:H5'	2.18	0.43
1:AA:1106:G:H2'	1:AA:1107:C:H6	1.83	0.43
1:AA:1305:G:OP2	21:AU:2:GLY:N	2.51	0.43
1:AA:1343:G:H1'	9:AI:121:ARG:NH1	2.33	0.43
1:AA:1434:A:H2'	1:AA:1435:G:H5'	2.00	0.43
2:AB:71:VAL:HA	2:AB:93:VAL:HG23	2.00	0.43
3:AC:12:LEU:HD12	3:AC:18:TRP:CZ2	2.53	0.43
3:AC:89:GLU:HG3	3:AC:90:GLU:OE1	2.19	0.43
5:AE:101:ILE:HG12	5:AE:119:LEU:HD23	2.00	0.43
6:AF:91:VAL:HG13	18:AR:72:ARG:CZ	2.48	0.43
7:AG:23:VAL:O	7:AG:26:PHE:N	2.51	0.43
9:AI:5:TYR:CG	9:AI:6:GLY:N	2.86	0.43
9:AI:10:ARG:HD3	9:AI:75:ASP:HB3	2.00	0.43
13:AM:80:ARG:O	13:AM:83:ASP:N	2.48	0.43
13:AM:114:ARG:HH11	13:AM:114:ARG:HG2	1.83	0.43
15:AO:30:ALA:HA	15:AO:33:THR:HB	2.00	0.43
15:AO:44:LYS:HB2	15:AO:44:LYS:HE3	1.79	0.43
17:AQ:9:VAL:HA	17:AQ:55:ASP:O	2.18	0.43
17:AQ:86:GLU:OE1	17:AQ:86:GLU:HA	2.19	0.43
18:AR:53:ARG:CZ	18:AR:60:ALA:N	2.80	0.43
25:AY:14:A:C8	25:AY:21:A:N6	2.87	0.43
25:AY:48:C:N4	25:AY:64:G:H1	2.17	0.43
27:BA:71:A:C2	46:BX:31:HIS:CE1	2.94	0.43
27:BA:105:C:O2'	47:BY:2:ARG:CB	2.65	0.43
27:BA:271(R):G:H2'	27:BA:271(S):G:H8	1.83	0.43
27:BA:287:C:C2	27:BA:288:C:C6	3.07	0.43

*Continued on next page...*

*Continued from previous page...*

Atom-1	Atom-2	Interatomic distance (Å)	Clash overlap (Å)
27:BA:287:C:H2'	27:BA:288:C:H6	1.83	0.43
27:BA:563:G:C2	27:BA:564:C:C4	3.07	0.43
27:BA:769:G:O2'	27:BA:770:G:H5'	2.18	0.43
27:BA:1300:U:H1'	27:BA:1626:G:C2	2.54	0.43
27:BA:1477:A:C4	27:BA:1515:G:N2	2.87	0.43
27:BA:1658:C:O2	27:BA:2003:G:C2	2.72	0.43
27:BA:1741:A:O2'	27:BA:1742:G:O4'	2.37	0.43
27:BA:1999:C:O2'	27:BA:2000:G:H5'	2.18	0.43
27:BA:2048:G:C6	27:BA:2621:A:C2	3.06	0.43
27:BA:2405:G:O2'	27:BA:2411:A:N6	2.51	0.43
27:BA:2525:G:N1	27:BA:2526:G:C5	2.86	0.43
27:BA:2619:C:OP1	31:BE:152:LYS:HE3	2.18	0.43
27:BA:2731:G:O5'	27:BA:2731:G:C8	2.69	0.43
27:BA:2748:A:C8	27:BA:2754:U:O4	2.72	0.43
30:BD:14:ARG:HG3	30:BD:15:PHE:CE1	2.54	0.43
30:BD:24:ILE:CG1	30:BD:25:THR:H	2.24	0.43
30:BD:117:VAL:HG13	30:BD:118:VAL:N	2.33	0.43
32:BF:11:VAL:CG1	32:BF:12:LEU:N	2.79	0.43
34:BH:71:LEU:H	34:BH:74:ASN:ND2	2.15	0.43
35:BI:130:TYR:O	35:BI:131:LYS:O	2.35	0.43
36:BN:118:LYS:O	36:BN:121:LYS:HE3	2.18	0.43
38:BP:58:THR:O	38:BP:61:ARG:CZ	2.66	0.43
39:BQ:55:VAL:O	39:BQ:59:ARG:HA	2.18	0.43
40:BR:13:HIS:O	40:BR:16:HIS:N	2.43	0.43
40:BR:48:VAL:O	40:BR:50:HIS:N	2.51	0.43
41:BS:33:LYS:O	41:BS:34:HIS:CD2	2.72	0.43
41:BS:93:LYS:O	41:BS:93:LYS:HG3	2.18	0.43
42:BT:35:LYS:O	42:BT:37:GLY:N	2.52	0.43
42:BT:65:LYS:HA	42:BT:65:LYS:HZ3	1.83	0.43
43:BU:85:LYS:HD3	43:BU:117:GLN:NE2	2.32	0.43
44:BV:82:ARG:HH11	44:BV:82:ARG:CG	2.31	0.43
45:BW:2:GLU:HA	45:BW:107:LEU:O	2.19	0.43
46:BX:31:HIS:CD2	46:BX:32:PRO:CD	3.01	0.43
48:BZ:150:HIS:HB2	48:BZ:168:GLU:C	2.39	0.43
50:B1:3:LYS:HG3	50:B1:4:VAL:HG12	2.00	0.43
51:B2:3:LEU:O	51:B2:6:VAL:HG23	2.19	0.43
51:B2:42:GLY:C	51:B2:44:LEU:H	2.20	0.43
1:CA:16:A:C2	1:CA:920:U:C2	3.06	0.43
1:CA:125:U:H2'	1:CA:126:G:C8	2.52	0.43
1:CA:228:A:H2'	1:CA:229:U:C6	2.52	0.43
1:CA:256:U:C2	1:CA:257:G:C8	3.06	0.43

*Continued on next page...*

*Continued from previous page...*

Atom-1	Atom-2	Interatomic distance (Å)	Clash overlap (Å)
1:CA:338:A:O2'	1:CA:339:C:H5'	2.19	0.43
1:CA:390:C:H4'	16:CP:28:ARG:NH2	2.33	0.43
1:CA:422:C:H5'	1:CA:423:G:OP1	2.18	0.43
1:CA:693:G:O2'	1:CA:694:A:H5'	2.18	0.43
1:CA:737:A:O2'	6:CF:72:VAL:CG1	2.64	0.43
1:CA:784:C:C4	1:CA:799:G:N1	2.87	0.43
1:CA:787:A:O2'	1:CA:788:U:H5'	2.19	0.43
1:CA:1400:C:O4'	22:CV:6:G:C6	2.72	0.43
1:CA:1428:A:C6	1:CA:1429:C:N4	2.87	0.43
1:CA:1465:C:O2'	1:CA:1466:C:H5'	2.19	0.43
2:CB:19:HIS:CE1	2:CB:205:ASP:OD1	2.71	0.43
4:CD:98:GLU:HG2	4:CD:189:PRO:HG2	2.00	0.43
4:CD:207:TYR:HD2	4:CD:207:TYR:HA	1.61	0.43
5:CE:105:VAL:O	5:CE:108:ALA:CB	2.62	0.43
5:CE:139:LEU:HD22	5:CE:142:LEU:HD11	2.00	0.43
7:CG:143:ARG:CB	7:CG:143:ARG:NH1	2.81	0.43
8:CH:6:ILE:HD11	8:CH:31:PHE:CD2	2.53	0.43
8:CH:38:ILE:O	8:CH:41:ARG:HG2	2.18	0.43
8:CH:48:TYR:O	8:CH:49:GLU:CB	2.67	0.43
11:CK:116:HIS:O	11:CK:117:ASN:HB2	2.19	0.43
13:CM:45:VAL:C	13:CM:47:ASP:H	2.21	0.43
13:CM:86:CYS:HA	19:CS:73:GLU:O	2.18	0.43
17:CQ:25:ARG:HB3	17:CQ:38:ARG:O	2.19	0.43
18:CR:66:LEU:O	18:CR:70:ILE:N	2.51	0.43
20:CT:42:GLN:HG3	20:CT:43:LEU:HD23	2.01	0.43
20:CT:57:ARG:HB2	20:CT:57:ARG:HH11	1.83	0.43
25:CY:25:A:O2'	25:CY:26:C:H5'	2.18	0.43
27:DA:97:C:C5'	51:D2:2:LYS:HB2	2.48	0.43
27:DA:154:G:H2'	27:DA:154(A):C:O2	2.18	0.43
27:DA:332:A:H4'	27:DA:333:G:OP1	2.17	0.43
27:DA:374:A:H3'	27:DA:375:C:H6	1.82	0.43
27:DA:622:G:O2'	27:DA:623:G:H5'	2.19	0.43
27:DA:776:G:H1'	27:DA:793:A:C2	2.54	0.43
27:DA:921:G:N2	49:D0:26:TYR:CD1	2.86	0.43
27:DA:966:G:C6	27:DA:967:C:N4	2.86	0.43
27:DA:972:G:N1	27:DA:973:A:N6	2.67	0.43
27:DA:1028:A:H2'	27:DA:1029:A:C8	2.54	0.43
27:DA:1190:G:H2'	27:DA:1191:G:H8	1.84	0.43
27:DA:1286:A:P	40:DR:105:ARG:HH11	2.42	0.43
27:DA:1332:G:C5'	27:DA:1333:C:OP2	2.63	0.43
27:DA:1405:U:H2'	27:DA:1406:U:C6	2.53	0.43

*Continued on next page...*

*Continued from previous page...*

Atom-1	Atom-2	Interatomic distance (Å)	Clash overlap (Å)
27:DA:1450(A):C:H2'	27:DA:1451:C:C6	2.54	0.43
27:DA:1525:G:O2'	27:DA:1526:G:H5'	2.18	0.43
27:DA:1695:G:O2'	27:DA:1696:G:P	2.77	0.43
27:DA:1835:G:C5'	27:DA:1836:C:OP2	2.66	0.43
27:DA:1883:G:O2'	27:DA:1884:A:H8	2.01	0.43
27:DA:1895:C:H2'	27:DA:1896:G:O4'	2.18	0.43
27:DA:2007:C:H5'	27:DA:2824:C:O4'	2.18	0.43
27:DA:2027:G:C4	27:DA:2028:U:C6	3.07	0.43
27:DA:2036:C:H5'	27:DA:2036:C:C6	2.54	0.43
27:DA:2228:G:P	30:DD:263:ARG:HH12	2.41	0.43
27:DA:2261:C:OP2	49:D0:17:GLN:HG2	2.19	0.43
27:DA:2466:C:H2'	27:DA:2467:C:C5'	2.47	0.43
28:DB:103:G:C2'	28:DB:104:U:H5'	2.49	0.43
29:DC:56:GLN:NE2	29:DC:173:ALA:HB1	2.34	0.43
29:DC:99:ILE:HA	29:DC:103:ILE:CB	2.49	0.43
30:DD:143:HIS:HA	30:DD:156:ALA:HB3	2.00	0.43
33:DG:36:LYS:O	33:DG:160:VAL:HG23	2.19	0.43
33:DG:125:PHE:CZ	33:DG:170:ARG:HA	2.53	0.43
34:DH:102:ALA:CB	34:DH:116:GLU:HA	2.49	0.43
38:DP:6:LEU:HD23	38:DP:6:LEU:H	1.83	0.43
38:DP:11:GLY:O	38:DP:12:ALA:C	2.55	0.43
38:DP:146:VAL:CG1	38:DP:147:LEU:H	2.26	0.43
40:DR:48:VAL:HA	40:DR:51:LEU:HD11	2.00	0.43
42:DT:1:MET:C	42:DT:3:ARG:N	2.71	0.43
42:DT:92:GLY:O	42:DT:94:ALA:N	2.43	0.43
48:DZ:27:MET:HE1	48:DZ:32:LEU:HD11	1.99	0.43
48:DZ:62:ASP:C	48:DZ:64:GLN:H	2.22	0.43
49:D0:43:THR:O	49:D0:43:THR:HG23	2.19	0.43
52:D3:50:VAL:HB	52:D3:53:LEU:HD12	2.00	0.43
58:D9:29:ASN:HB2	58:D9:30:PRO:HD2	2.00	0.43
1:AA:159:G:H21	1:AA:161:A:H3'	1.84	0.43
1:AA:189(B):C:N4	1:AA:189(I):G:H1	2.17	0.43
1:AA:297:G:C5	1:AA:299:G:OP2	2.72	0.43
1:AA:321:A:N7	1:AA:328:C:O2'	2.48	0.43
1:AA:705:U:H5	1:AA:706:A:C5	2.36	0.43
1:AA:976:G:OP1	14:AN:32:SER:N	2.51	0.43
1:AA:1073:U:OP2	5:AE:57:LYS:HE3	2.18	0.43
1:AA:1097:C:O2	1:AA:1169:A:H2	2.01	0.43
1:AA:1158:C:O3'	2:AB:133:LYS:NZ	2.52	0.43
1:AA:1248:A:C2'	1:AA:1249:C:C5'	2.97	0.43
1:AA:1285:A:C5'	1:AA:1286:A:C8	2.99	0.43

*Continued on next page...*



*Continued from previous page...*

Atom-1	Atom-2	Interatomic distance (Å)	Clash overlap (Å)
1:AA:1286:A:H2	21:AU:22:ARG:HH21	1.65	0.43
2:AB:97:TRP:CZ2	2:AB:173:ALA:HA	2.54	0.43
2:AB:161:ALA:HA	2:AB:182:ILE:HG22	2.01	0.43
8:AH:17:THR:C	8:AH:20:TYR:H	2.20	0.43
10:AJ:78:ASN:O	10:AJ:82:ILE:HG12	2.18	0.43
15:AO:62:GLN:NE2	15:AO:66:LEU:CD1	2.82	0.43
17:AQ:67:LYS:O	17:AQ:68:ARG:HB3	2.19	0.43
18:AR:32:ARG:HH11	18:AR:65:ILE:HD13	1.84	0.43
24:AX:43:A:C2	24:AX:44:A:C2	3.06	0.43
26:AZ:5:UAL:C	26:AZ:6:5OH:HS	2.49	0.43
27:BA:92:A:O2'	27:BA:93:G:H8	2.01	0.43
27:BA:224:G:N7	27:BA:420:C:H4'	2.34	0.43
27:BA:252:G:H2'	27:BA:253:C:C6	2.52	0.43
27:BA:302:C:H2'	27:BA:303:U:H6	1.82	0.43
27:BA:341:G:N1	27:BA:342:G:C5	2.87	0.43
27:BA:538:G:H5'	36:BN:5:VAL:HG21	2.00	0.43
27:BA:563:G:C6	27:BA:564:C:N4	2.87	0.43
27:BA:564:C:O2	27:BA:1253:A:H2	2.01	0.43
27:BA:587:C:O5'	27:BA:587:C:C6	2.57	0.43
27:BA:819:A:H2	27:BA:943:U:O4'	2.02	0.43
27:BA:910:A:C6	39:BQ:13:GLN:NE2	2.86	0.43
27:BA:951:C:N4	27:BA:952:G:O6	2.52	0.43
27:BA:1015:G:H5''	27:BA:1015:G:C8	2.51	0.43
27:BA:1109:C:H5	27:BA:1110:G:C5	2.36	0.43
27:BA:1231:G:H2'	27:BA:1232:G:C8	2.54	0.43
27:BA:1722:A:N1	27:BA:1740:G:C8	2.77	0.43
27:BA:1750:G:N2	27:BA:1751:C:C2	2.87	0.43
27:BA:1801:G:OP2	30:BD:154:LYS:HE2	2.18	0.43
27:BA:2197:U:C4	27:BA:2224:G:C2	3.06	0.43
27:BA:2294:C:OP1	41:BS:92:TYR:HE1	2.02	0.43
27:BA:2393:A:C2'	27:BA:2394:C:H5'	2.48	0.43
27:BA:2460:U:C2'	27:BA:2461:C:H5'	2.49	0.43
27:BA:2467:C:H2'	27:BA:2468:G:O4'	2.18	0.43
27:BA:2694:G:C2'	27:BA:2695:C:O5'	2.66	0.43
28:BB:43:C:C4	28:BB:45:A:N6	2.86	0.43
29:BC:72:VAL:HG11	29:BC:161:ILE:HA	2.00	0.43
30:BD:101:GLU:OE1	30:BD:103:ARG:CD	2.57	0.43
31:BE:57:LYS:C	31:BE:59:VAL:HG12	2.39	0.43
31:BE:59:VAL:CG2	31:BE:60:ASN:N	2.52	0.43
32:BF:7:TYR:HB3	32:BF:16:GLY:H	1.84	0.43
32:BF:130:ALA:O	32:BF:132:VAL:N	2.52	0.43

*Continued on next page...*

*Continued from previous page...*

Atom-1	Atom-2	Interatomic distance (Å)	Clash overlap (Å)
33:BG:26:GLN:O	33:BG:28:VAL:N	2.49	0.43
33:BG:145:THR:OG1	33:BG:147:ASP:CG	2.57	0.43
35:BI:45:LYS:HA	35:BI:48:GLU:HG3	2.01	0.43
36:BN:30:ILE:HD13	36:BN:54:VAL:CG2	2.49	0.43
36:BN:130:HIS:O	36:BN:132:ALA:N	2.51	0.43
37:BO:88:ASN:ND2	37:BO:90:GLN:OE1	2.51	0.43
38:BP:47:ASP:CB	38:BP:48:PRO:CA	2.88	0.43
38:BP:91:PHE:CD1	38:BP:91:PHE:N	2.86	0.43
38:BP:97:PRO:C	38:BP:99:LEU:H	2.12	0.43
39:BQ:31:ASP:N	39:BQ:106:VAL:O	2.49	0.43
40:BR:44:LEU:C	40:BR:44:LEU:HD13	2.38	0.43
40:BR:76:VAL:HG13	40:BR:77:ARG:N	2.34	0.43
46:BX:18:TYR:C	46:BX:20:GLY:N	2.72	0.43
47:BY:11:ASP:O	47:BY:27:VAL:N	2.51	0.43
47:BY:30:VAL:HG22	47:BY:37:VAL:HG12	2.00	0.43
48:BZ:75:LEU:HD22	48:BZ:75:LEU:HA	1.79	0.43
48:BZ:99:VAL:O	48:BZ:101:LEU:HD13	2.19	0.43
48:BZ:127:VAL:HG22	48:BZ:128:SER:N	2.34	0.43
50:B1:52:ARG:CG	50:B1:53:VAL:N	2.81	0.43
51:B2:9:GLN:OE1	51:B2:56:GLN:HG2	2.19	0.43
51:B2:28:LYS:CB	51:B2:57:ILE:HD12	2.48	0.43
54:B5:33:CYS:O	54:B5:34:PRO:C	2.57	0.43
1:CA:328:C:O2	1:CA:328:C:C2'	2.66	0.43
1:CA:397:A:C2'	1:CA:399:G:OP2	2.64	0.43
1:CA:445:G:H1	1:CA:489:C:N4	2.13	0.43
1:CA:453:A:C6	1:CA:454:C:C4	3.07	0.43
1:CA:533:A:C6	1:CA:536:C:C4	3.07	0.43
1:CA:629:G:N2	1:CA:630:G:N3	2.67	0.43
1:CA:878:G:H1'	8:CH:3:THR:HG21	2.01	0.43
1:CA:965:A:C5'	1:CA:966:G:OP1	2.66	0.43
1:CA:1097:C:H2'	1:CA:1097:C:O2	2.18	0.43
1:CA:1288:A:C6	1:CA:1289:A:C5	3.07	0.43
1:CA:1354:C:H2'	1:CA:1355:G:H8	1.83	0.43
2:CB:97:TRP:O	2:CB:97:TRP:CE3	2.71	0.43
5:CE:72:GLN:O	5:CE:73:ASN:HB3	2.18	0.43
6:CF:5:GLU:O	6:CF:90:VAL:HA	2.19	0.43
6:CF:80:ARG:HG2	6:CF:80:ARG:H	1.63	0.43
13:CM:14:ARG:HB2	13:CM:41:PRO:O	2.19	0.43
13:CM:23:TYR:HE1	13:CM:71:ARG:CA	2.31	0.43
13:CM:83:ASP:N	13:CM:83:ASP:OD2	2.50	0.43
13:CM:115:LYS:O	13:CM:117:VAL:HG23	2.18	0.43

*Continued on next page...*

*Continued from previous page...*

Atom-1	Atom-2	Interatomic distance (Å)	Clash overlap (Å)
17:CQ:40:LYS:HD3	17:CQ:42:TYR:CE2	2.54	0.43
19:CS:4:SER:O	19:CS:5:LEU:HB3	2.17	0.43
23:CW:20:A:C2	23:CW:47:C:C2	3.06	0.43
25:CY:71:A:H2'	25:CY:72:G:O4'	2.19	0.43
27:DA:190:A:C4	27:DA:207:A:C2	3.07	0.43
27:DA:195:A:C8	27:DA:197:A:OP1	2.71	0.43
27:DA:280:C:N4	27:DA:361:G:C6	2.85	0.43
27:DA:413:C:O2'	27:DA:1880:C:H1'	2.18	0.43
27:DA:543:C:N3	27:DA:551:G:C2	2.86	0.43
27:DA:626:U:H5'	27:DA:627:A:C5'	2.49	0.43
27:DA:882:G:H2'	27:DA:883:G:C8	2.54	0.43
27:DA:985:C:C6	27:DA:986:C:H5	2.36	0.43
27:DA:1223:G:H5'	27:DA:1224:C:OP2	2.18	0.43
27:DA:1237:A:C2	27:DA:1238:G:N3	2.82	0.43
27:DA:1623:G:O2'	27:DA:1624:G:H5'	2.19	0.43
27:DA:1648:C:C2	27:DA:2010:G:N2	2.86	0.43
27:DA:2428:G:H4'	27:DA:2429:G:C8	2.53	0.43
27:DA:2432:A:C5	27:DA:2433:A:C5	3.07	0.43
27:DA:2469:A:N6	27:DA:2481:G:C1'	2.82	0.43
27:DA:2693:A:H2'	27:DA:2694:G:H8	1.84	0.43
28:DB:12:C:H6	28:DB:12:C:OP2	2.01	0.43
31:DE:9:VAL:CG2	31:DE:10:GLY:N	2.81	0.43
31:DE:173:VAL:O	31:DE:174:ASP:O	2.37	0.43
32:DF:141:ALA:O	32:DF:144:LYS:CB	2.61	0.43
34:DH:86:GLU:HB2	34:DH:132:ARG:HH11	1.84	0.43
35:DI:100:ALA:O	35:DI:101:LEU:HB2	2.18	0.43
36:DN:19:GLU:HB2	36:DN:59:LYS:HB3	2.00	0.43
36:DN:97:ARG:HA	36:DN:100:GLU:HG3	2.01	0.43
39:DQ:29:PHE:HB3	39:DQ:30:GLY:H	1.43	0.43
41:DS:40:ILE:O	41:DS:42:ASP:OD1	2.36	0.43
46:DX:5:TYR:HD1	46:DX:5:TYR:H	1.66	0.43
46:DX:47:PHE:C	46:DX:48:LYS:HD2	2.38	0.43
47:DY:6:HIS:CD2	47:DY:35:TYR:CE1	3.07	0.43
47:DY:28:LYS:CA	47:DY:38:ILE:HB	2.48	0.43
47:DY:46:LYS:N	47:DY:62:GLU:CD	2.72	0.43
48:DZ:78:ARG:HD2	48:DZ:78:ARG:H	1.82	0.43
48:DZ:94:PRO:CB	48:DZ:126:LYS:NZ	2.82	0.43
49:D0:65:GLY:HA3	49:D0:81:VAL:HG12	2.01	0.43
1:AA:148:G:H2'	1:AA:149:A:H8	1.83	0.43
1:AA:154:C:C2	1:AA:168:G:N2	2.87	0.43
1:AA:219:C:H2'	1:AA:220:G:O4'	2.19	0.43

*Continued on next page...*

*Continued from previous page...*

Atom-1	Atom-2	Interatomic distance (Å)	Clash overlap (Å)
1:AA:619:U:O2	4:AD:133:VAL:HA	2.18	0.43
1:AA:768:A:N3	1:AA:1512:U:O2'	2.49	0.43
1:AA:824:C:O2'	1:AA:825:G:H5'	2.19	0.43
1:AA:905:U:C5	1:AA:906:G:C5	3.07	0.43
1:AA:1358:U:C5	1:AA:1359:C:C4	3.06	0.43
2:AB:113:HIS:C	2:AB:115:LEU:H	2.22	0.43
4:AD:173:TRP:HB3	4:AD:187:ARG:NH1	2.33	0.43
5:AE:69:VAL:HA	5:AE:70:PRO:HD3	1.80	0.43
7:AG:26:PHE:O	7:AG:30:ILE:HG12	2.18	0.43
10:AJ:8:LEU:HD21	10:AJ:96:ILE:HG22	1.99	0.43
12:AL:116:LYS:O	12:AL:117:TYR:CB	2.63	0.43
14:AN:40:CYS:O	14:AN:42:ILE:N	2.52	0.43
19:AS:32:LYS:HE3	19:AS:32:LYS:HB2	1.88	0.43
19:AS:49:ILE:HG22	19:AS:50:ALA:N	2.34	0.43
20:AT:32:ALA:O	20:AT:33:ILE:C	2.57	0.43
24:AX:2:G:C4	24:AX:3:C:C5	3.07	0.43
25:AY:63:C:H2'	25:AY:64:G:H8	1.78	0.43
27:BA:116:C:C2'	27:BA:117:G:O5'	2.67	0.43
27:BA:121:G:C8	27:BA:121:G:C5'	3.01	0.43
27:BA:319:C:H2'	27:BA:320:A:C8	2.54	0.43
27:BA:372:G:H5'	50:B1:66:HIS:NE2	2.34	0.43
27:BA:615:G:O2'	32:BF:205:ARG:NH2	2.51	0.43
27:BA:729:G:H8	27:BA:764:A:OP1	2.02	0.43
27:BA:1222:C:H2'	27:BA:1223:G:C8	2.54	0.43
27:BA:1450(A):C:H2'	27:BA:1451:C:H6	1.83	0.43
27:BA:1596:A:C3'	27:BA:1597:A:H5'	2.48	0.43
27:BA:2298:A:N3	27:BA:2299:G:H1'	2.33	0.43
27:BA:2355:C:O5'	27:BA:2355:C:H6	2.01	0.43
27:BA:2544:G:C4	27:BA:2545:G:C8	3.07	0.43
27:BA:2646:C:C4	27:BA:2647:U:C5	3.07	0.43
27:BA:2657:A:C4	27:BA:2665:A:C6	3.07	0.43
27:BA:2717:G:H2'	27:BA:2718:G:O4'	2.18	0.43
27:BA:2720:U:H5'	27:BA:2721:A:OP2	2.18	0.43
27:BA:2823:A:O2'	27:BA:2824:C:H5'	2.19	0.43
27:BA:2833:G:HO2'	27:BA:2834:G:P	2.42	0.43
30:BD:44:ASN:HB2	30:BD:45:ASN:H	1.68	0.43
30:BD:146:GLU:HA	30:BD:152:GLY:O	2.18	0.43
31:BE:144:ARG:O	31:BE:148:GLY:HA2	2.19	0.43
32:BF:113:ALA:O	32:BF:116:ASP:HB3	2.18	0.43
32:BF:124:LEU:O	32:BF:193:VAL:HA	2.19	0.43
32:BF:160:ASN:ND2	32:BF:162:LEU:HB2	2.29	0.43

*Continued on next page...*

*Continued from previous page...*

Atom-1	Atom-2	Interatomic distance (Å)	Clash overlap (Å)
34:BH:54:ARG:HD2	34:BH:56:SER:O	2.18	0.43
34:BH:156:ALA:CB	34:BH:159:GLU:HB3	2.48	0.43
36:BN:36:GLY:N	36:BN:42:TRP:HZ3	2.17	0.43
37:BO:14:THR:HG22	37:BO:15:GLY:N	2.33	0.43
37:BO:59:LYS:NZ	37:BO:89:ASN:HD21	2.17	0.43
37:BO:75:SER:O	37:BO:76:ALA:CB	2.67	0.43
38:BP:123:LEU:O	38:BP:123:LEU:HD12	2.18	0.43
38:BP:138:LEU:O	38:BP:139:LYS:C	2.57	0.43
39:BQ:27:VAL:HG23	39:BQ:137:TYR:CE1	2.53	0.43
39:BQ:36:ALA:C	39:BQ:37:LEU:HD22	2.38	0.43
39:BQ:109:VAL:HG12	39:BQ:110:THR:N	2.33	0.43
40:BR:87:TYR:O	40:BR:88:ARG:C	2.56	0.43
42:BT:16:ARG:H	42:BT:79:HIS:CD2	2.31	0.43
42:BT:109:GLU:O	42:BT:112:ARG:HB2	2.19	0.43
43:BU:90:VAL:HG11	44:BV:40:LEU:CD2	2.43	0.43
44:BV:18:LEU:CD1	44:BV:18:LEU:N	2.82	0.43
44:BV:52:VAL:HG22	44:BV:55:ALA:CB	2.49	0.43
47:BY:95:LYS:HG2	47:BY:100:ALA:CA	2.47	0.43
51:B2:28:LYS:O	51:B2:29:LYS:C	2.57	0.43
51:B2:45:SER:O	51:B2:46:GLN:NE2	2.51	0.43
55:B6:9:LEU:HD21	55:B6:11:LEU:HD23	2.00	0.43
56:B7:45:ALA:C	56:B7:46:VAL:HG23	2.39	0.43
57:B8:8:LYS:HG3	57:B8:12:LYS:HE3	2.01	0.43
1:CA:198:G:O2'	1:CA:199:G:H5'	2.19	0.43
1:CA:250:A:C1'	1:CA:252:U:C6	3.02	0.43
1:CA:276:G:H2'	1:CA:277:C:H5'	2.01	0.43
1:CA:340:U:H2'	1:CA:341:C:C6	2.54	0.43
1:CA:409:G:H2'	1:CA:410:G:O4'	2.19	0.43
1:CA:431:A:H3'	1:CA:432:A:H8	1.83	0.43
1:CA:502:G:N1	1:CA:544:G:C2	2.87	0.43
1:CA:648:A:N1	1:CA:649:G:C6	2.86	0.43
1:CA:718:G:N2	18:CR:49:LYS:NZ	2.54	0.43
1:CA:737:A:OP1	6:CF:91:VAL:HG13	2.19	0.43
1:CA:741:G:H2'	1:CA:742:G:O4'	2.18	0.43
1:CA:862:C:O2'	1:CA:874:G:H5''	2.18	0.43
1:CA:1057:G:C6	1:CA:1204:A:C2	3.06	0.43
1:CA:1147:C:HO2'	9:CI:5:TYR:HH	1.67	0.43
2:CB:96:ARG:CD	2:CB:96:ARG:N	2.74	0.43
2:CB:119:GLU:O	2:CB:122:PHE:HB3	2.18	0.43
4:CD:60:GLU:O	4:CD:63:LYS:N	2.52	0.43
5:CE:53:LEU:HD12	5:CE:53:LEU:N	2.26	0.43

*Continued on next page...*

*Continued from previous page...*

Atom-1	Atom-2	Interatomic distance (Å)	Clash overlap (Å)
7:CG:26:PHE:CD2	7:CG:62:PHE:CE1	3.07	0.43
7:CG:77:SER:O	7:CG:78:ARG:CB	2.66	0.43
8:CH:6:ILE:HG23	8:CH:10:LEU:HD12	2.00	0.43
9:CI:17:VAL:CG1	9:CI:81:ILE:HD13	2.49	0.43
12:CL:114:ARG:HH21	12:CL:121:LYS:N	2.17	0.43
13:CM:25:ILE:HD11	13:CM:66:LEU:HB3	1.99	0.43
13:CM:36:LYS:C	13:CM:38:GLY:N	2.70	0.43
13:CM:88:ARG:O	13:CM:98:VAL:HG11	2.19	0.43
15:CO:79:ARG:C	15:CO:81:LEU:N	2.72	0.43
17:CQ:56:VAL:HB	17:CQ:78:GLU:HG3	2.00	0.43
17:CQ:92:ARG:O	17:CQ:93:GLN:C	2.56	0.43
20:CT:16:HIS:O	20:CT:16:HIS:CG	2.71	0.43
27:DA:272(E):G:C2	27:DA:272(F):C:C2	3.07	0.43
27:DA:760:G:C2'	27:DA:761:A:H5'	2.48	0.43
27:DA:856:C:H5''	27:DA:856:C:H6	1.84	0.43
27:DA:1049:C:O2'	27:DA:1050:A:C8	2.65	0.43
27:DA:1216:G:N1	27:DA:1234:U:C2	2.87	0.43
27:DA:1673:U:O4	31:DE:129:HIS:HD2	2.02	0.43
27:DA:1815:A:HO2'	27:DA:1816:G:C5'	2.32	0.43
27:DA:1858:G:C2	27:DA:1883:G:C2	3.07	0.43
27:DA:2022:U:O2'	27:DA:2617:C:H5'	2.19	0.43
27:DA:2056:G:C5	27:DA:2577:A:C8	3.06	0.43
27:DA:2287:A:O2'	27:DA:2288:A:P	2.77	0.43
27:DA:2302:G:C6	27:DA:2303:G:C5	3.07	0.43
27:DA:2542:A:H8	27:DA:2544:G:O6	2.02	0.43
28:DB:45:A:H2'	28:DB:46:A:C5'	2.49	0.43
29:DC:56:GLN:OE1	29:DC:56:GLN:O	2.37	0.43
30:DD:265:PRO:C	30:DD:267:SER:H	2.22	0.43
31:DE:111:ARG:O	31:DE:112:GLY:O	2.36	0.43
31:DE:150:VAL:O	31:DE:152:LYS:N	2.52	0.43
32:DF:132:VAL:O	32:DF:133:ASN:O	2.37	0.43
33:DG:18:GLU:O	33:DG:22:ARG:HG3	2.18	0.43
33:DG:46:ALA:CA	33:DG:51:ARG:HG3	2.49	0.43
33:DG:126:ASP:C	33:DG:128:ARG:N	2.71	0.43
34:DH:158:HIS:HE2	34:DH:170:ARG:C	2.22	0.43
36:DN:85:ILE:HG12	36:DN:89:LYS:HB3	2.00	0.43
37:DO:11:ALA:CB	37:DO:64:ARG:HH21	2.30	0.43
37:DO:53:LYS:O	37:DO:54:GLU:C	2.57	0.43
38:DP:64:LYS:HB3	57:D8:25:MET:CG	2.48	0.43
39:DQ:47:ILE:HG22	39:DQ:48:GLU:N	2.34	0.43
40:DR:11:ASN:OD1	40:DR:12:ARG:N	2.52	0.43

*Continued on next page...*



*Continued from previous page...*

Atom-1	Atom-2	Interatomic distance (Å)	Clash overlap (Å)
40:DR:71:GLN:HE21	40:DR:71:GLN:HB2	1.63	0.43
43:DU:5:LYS:HG2	43:DU:7:GLY:N	2.31	0.43
43:DU:95:LEU:HA	43:DU:95:LEU:HD23	1.80	0.43
43:DU:98:LEU:HD21	44:DV:2:PHE:CZ	2.54	0.43
45:DW:26:GLY:N	45:DW:71:VAL:HB	2.25	0.43
51:D2:45:SER:O	51:D2:46:GLN:NE2	2.52	0.43
1:AA:197:A:N6	1:AA:221:C:C5'	2.81	0.43
1:AA:321:A:C6	1:AA:333:G:N1	2.86	0.43
1:AA:452:A:H4'	16:AP:72:ARG:NH2	2.34	0.43
1:AA:660:G:C2	1:AA:746:A:C2	3.06	0.43
1:AA:678:U:H2'	1:AA:679:C:C6	2.53	0.43
1:AA:681:C:N3	1:AA:710:G:C6	2.87	0.43
1:AA:719:C:O2'	18:AR:49:LYS:HB3	2.18	0.43
1:AA:792:A:H1'	1:AA:794:A:N7	2.34	0.43
1:AA:824:C:H2'	1:AA:825:G:C8	2.53	0.43
1:AA:975:A:H5''	1:AA:1365:G:H22	1.82	0.43
1:AA:1055:A:C5	1:AA:1206:G:C2	3.07	0.43
1:AA:1264:C:O2	1:AA:1271:G:N2	2.49	0.43
1:AA:1306:A:N6	1:AA:1331:G:O2'	2.51	0.43
1:AA:1375:A:C5	1:AA:1376:U:C4	3.07	0.43
1:AA:1432:G:OP2	42:BT:108:ARG:NH1	2.52	0.43
4:AD:68:TYR:O	4:AD:69:GLY:C	2.57	0.43
5:AE:91:LEU:HD12	5:AE:91:LEU:HA	1.80	0.43
7:AG:22:LEU:HD13	7:AG:97:GLN:HE21	1.82	0.43
7:AG:155:ARG:O	7:AG:156:TRP:CD1	2.72	0.43
8:AH:14:ARG:HG3	8:AH:18:ARG:HH11	1.84	0.43
8:AH:127:LEU:HD13	8:AH:127:LEU:C	2.39	0.43
9:AI:49:PRO:HG2	9:AI:81:ILE:HG21	2.00	0.43
10:AJ:94:VAL:CG1	10:AJ:95:GLU:N	2.81	0.43
11:AK:32:ILE:O	11:AK:40:ILE:HG12	2.18	0.43
11:AK:54:ARG:NH1	25:AY:39:C:OP1	2.52	0.43
12:AL:7:LEU:HB3	17:AQ:32:TYR:CE1	2.54	0.43
13:AM:96:LEU:HD21	13:AM:111:LYS:CD	2.49	0.43
14:AN:44:LEU:HG	14:AN:45:ARG:N	2.34	0.43
15:AO:62:GLN:HE21	15:AO:66:LEU:CD1	2.31	0.43
18:AR:36:ASN:HB2	18:AR:39:VAL:HG23	2.01	0.43
19:AS:28:LYS:HD3	19:AS:28:LYS:HA	1.66	0.43
27:BA:147:U:H2'	27:BA:148:C:H6	1.82	0.43
27:BA:299:A:C4	27:BA:322:A:C2	3.07	0.43
27:BA:340:A:C2'	27:BA:341:G:O5'	2.66	0.43
27:BA:745:G:C2'	27:BA:746:A:H5'	2.49	0.43

*Continued on next page...*



*Continued from previous page...*

Atom-1	Atom-2	Interatomic distance (Å)	Clash overlap (Å)
27:BA:775:G:C4	27:BA:794:G:C8	3.06	0.43
27:BA:864:G:H1'	27:BA:914:C:N4	2.33	0.43
27:BA:1268:A:H2'	27:BA:1269:A:O4'	2.19	0.43
27:BA:1321:A:C8	27:BA:1321:A:H5''	2.54	0.43
27:BA:1453:U:P	40:BR:77:ARG:HH11	2.42	0.43
27:BA:1785:A:N7	27:BA:1787:A:C5	2.87	0.43
27:BA:1848:A:C2'	27:BA:1849:G:C8	2.98	0.43
27:BA:2124:G:N2	27:BA:2175:C:O2	2.52	0.43
27:BA:2192:G:C6	27:BA:2193:G:N7	2.87	0.43
27:BA:2294:C:OP1	41:BS:92:TYR:CE1	2.71	0.43
27:BA:2406:U:C4	38:BP:72:PRO:HD2	2.54	0.43
27:BA:2449:U:H6	27:BA:2449:U:O5'	2.02	0.43
27:BA:2657:A:C6	27:BA:2665:A:C8	3.07	0.43
27:BA:2822:G:OP2	31:BE:110:GLY:HA3	2.18	0.43
30:BD:213:ARG:O	30:BD:214:TRP:C	2.56	0.43
30:BD:241:PRO:O	30:BD:242:ARG:HD3	2.18	0.43
31:BE:75:VAL:O	31:BE:76:ARG:C	2.57	0.43
32:BF:167:ALA:O	32:BF:168:ARG:C	2.57	0.43
32:BF:170:LEU:HA	32:BF:171:PRO:HD3	1.69	0.43
33:BG:45:GLU:HB3	33:BG:53:LEU:HG	1.99	0.43
36:BN:91:LEU:CD2	36:BN:98:VAL:HG21	2.49	0.43
38:BP:122:PRO:HA	38:BP:141:ALA:O	2.19	0.43
43:BU:90:VAL:CG1	43:BU:91:ASP:N	2.73	0.43
43:BU:91:ASP:OD2	43:BU:91:ASP:C	2.57	0.43
45:BW:7:ALA:O	45:BW:102:HIS:HA	2.19	0.43
46:BX:18:TYR:O	46:BX:20:GLY:N	2.52	0.43
51:B2:17:SER:H	51:B2:67:LYS:NZ	2.17	0.43
54:B5:49:CYS:C	54:B5:50:GLY:O	2.57	0.43
1:CA:9:G:O2'	1:CA:10:A:O4'	2.37	0.43
1:CA:362:G:H3'	1:CA:362:G:C8	2.54	0.43
1:CA:525:C:H5''	12:CL:88:LYS:HZ1	1.83	0.43
1:CA:549:C:H2'	1:CA:550:G:O4'	2.19	0.43
1:CA:671:G:N2	1:CA:736:C:C2	2.87	0.43
1:CA:716:A:H1'	11:CK:117:ASN:O	2.19	0.43
1:CA:811:C:H5	1:CA:812:C:C4	2.37	0.43
1:CA:945:G:H2'	1:CA:945:G:N3	2.33	0.43
1:CA:1055:A:N1	1:CA:1056:U:C2	2.87	0.43
1:CA:1063:C:C5	1:CA:1064:G:C4	3.06	0.43
1:CA:1075:C:H4'	1:CA:1101:A:N6	2.34	0.43
1:CA:1151:A:H5'	10:CJ:41:PRO:HA	2.01	0.43
1:CA:1171:G:O2'	1:CA:1172:C:H5'	2.19	0.43

*Continued on next page...*

*Continued from previous page...*

Atom-1	Atom-2	Interatomic distance (Å)	Clash overlap (Å)
1:CA:1315:U:HO2'	1:CA:1360:A:H1'	1.82	0.43
1:CA:1409:C:H2'	1:CA:1410:G:H8	1.84	0.43
2:CB:54:THR:HG21	2:CB:201:ILE:HD11	2.01	0.43
2:CB:112:VAL:CG1	2:CB:153:ARG:HG2	2.48	0.43
2:CB:131:PRO:C	2:CB:135:GLN:HG3	2.39	0.43
4:CD:133:VAL:HG21	4:CD:138:TYR:CE1	2.54	0.43
7:CG:156:TRP:OXT	7:CG:156:TRP:CG	2.69	0.43
8:CH:86:ILE:CG2	8:CH:87:SER:N	2.79	0.43
9:CI:23:ASN:N	9:CI:23:ASN:HD22	2.16	0.43
13:CM:48:LEU:HB2	13:CM:52:GLU:CB	2.48	0.43
15:CO:74:ASP:O	15:CO:75:PRO:C	2.57	0.43
19:CS:27:GLU:HB3	19:CS:28:LYS:H	1.45	0.43
20:CT:67:ALA:O	20:CT:73:HIS:CG	2.72	0.43
20:CT:87:LYS:C	20:CT:89:ARG:N	2.72	0.43
24:CX:19:G:C5'	24:CX:20:U:C5	3.00	0.43
27:DA:28:A:H2'	27:DA:29:U:H5'	2.01	0.43
27:DA:211:A:H2'	27:DA:212:G:C8	2.54	0.43
27:DA:289:A:H5''	27:DA:290:G:OP2	2.19	0.43
27:DA:345:A:O2'	27:DA:347:A:N7	2.51	0.43
27:DA:400:G:H8	27:DA:400:G:O5'	2.01	0.43
27:DA:529:A:C5	27:DA:2042:A:C2	3.07	0.43
27:DA:743:G:H2'	27:DA:744:G:H5'	1.99	0.43
27:DA:746:A:C8	27:DA:2612:C:OP1	2.72	0.43
27:DA:784:A:C8	27:DA:792:G:C5	3.07	0.43
27:DA:1191:G:N3	27:DA:1192:G:C8	2.87	0.43
27:DA:1246:A:OP1	38:DP:18:ARG:HD3	2.19	0.43
27:DA:1362:C:C2'	27:DA:1363:C:H5'	2.49	0.43
27:DA:1619:G:H2'	27:DA:1620:G:H8	1.84	0.43
27:DA:1649:G:N2	27:DA:2009:G:C4	2.87	0.43
27:DA:1650:G:C2	27:DA:1651:G:N9	2.87	0.43
27:DA:1651:G:H21	27:DA:1652:A:H1'	1.84	0.43
27:DA:1651:G:H1	27:DA:2006:C:H42	1.67	0.43
27:DA:1816:G:C6	30:DD:37:LEU:HD11	2.53	0.43
27:DA:1967:C:H2'	27:DA:1968:G:H5'	2.00	0.43
27:DA:2253:G:O2'	27:DA:2254:C:H5'	2.18	0.43
27:DA:2346:A:C5	27:DA:2383:G:C6	3.07	0.43
27:DA:2548:G:C2'	27:DA:2549:G:O5'	2.67	0.43
27:DA:2582:G:H2'	27:DA:2583:G:H8	1.83	0.43
27:DA:2611:U:O2	54:D5:3:LYS:HE3	2.18	0.43
27:DA:2616:C:H2'	27:DA:2617:C:H6	1.84	0.43
27:DA:2657:A:O2'	34:DH:160:LYS:HE3	2.19	0.43

*Continued on next page...*

*Continued from previous page...*

Atom-1	Atom-2	Interatomic distance (Å)	Clash overlap (Å)
27:DA:2759:G:N2	34:DH:139:GLN:OE1	2.51	0.43
27:DA:2774:C:H2'	27:DA:2775:A:O4'	2.19	0.43
27:DA:2778:A:H4'	27:DA:2779:U:OP2	2.19	0.43
27:DA:2787:C:O2	27:DA:2787:C:H2'	2.18	0.43
27:DA:2816:C:O2	27:DA:2883:A:O2'	2.36	0.43
28:DB:28:C:N4	28:DB:29:A:N6	2.67	0.43
31:DE:116:VAL:CG2	31:DE:122:PHE:HB2	2.48	0.43
31:DE:116:VAL:HG23	31:DE:122:PHE:CG	2.53	0.43
32:DF:160:ASN:C	32:DF:162:LEU:H	2.22	0.43
33:DG:104:GLU:HG2	53:D4:50:THR:CG2	2.49	0.43
34:DH:94:TYR:CD2	34:DH:107:VAL:HG12	2.53	0.43
34:DH:169:VAL:O	34:DH:169:VAL:HG13	2.18	0.43
38:DP:88:LEU:HD13	38:DP:114:ILE:HD11	2.00	0.43
43:DU:52:ARG:HD3	43:DU:55:ARG:NE	2.33	0.43
43:DU:94:ASN:C	43:DU:94:ASN:OD1	2.57	0.43
44:DV:19:LYS:HG2	44:DV:94:LEU:O	2.19	0.43
47:DY:18:GLY:O	47:DY:20:TYR:N	2.51	0.43
48:DZ:138:VAL:HG12	48:DZ:139:ASP:N	2.34	0.43
50:D1:94:LEU:HA	50:D1:94:LEU:HD23	1.68	0.43
51:D2:4:SER:HA	51:D2:7:ARG:NH1	2.05	0.43
51:D2:4:SER:O	51:D2:7:ARG:CG	2.67	0.43
56:D7:47:ARG:O	56:D7:48:LYS:HD3	2.18	0.43
1:AA:236:G:O2'	1:AA:237:C:H5'	2.19	0.43
1:AA:443:C:C2	1:AA:492:G:C2	3.07	0.43
1:AA:483:C:OP2	1:AA:484:G:H3'	2.18	0.43
1:AA:751:U:C4'	15:AO:24:SER:CA	2.92	0.43
1:AA:816:A:HO2'	1:AA:817:C:P	2.41	0.43
1:AA:818:G:H3'	1:AA:819:A:H5'	1.99	0.43
1:AA:828:A:H61	1:AA:858:G:H2'	1.84	0.43
1:AA:876:G:C4	1:AA:877:C:C5	3.07	0.43
1:AA:1054:C:OP1	1:AA:1198:G:OP2	2.36	0.43
1:AA:1067:A:O3'	1:AA:1094:G:OP1	2.37	0.43
1:AA:1157:A:O4'	1:AA:1158:C:C2	2.72	0.43
2:AB:47:THR:O	2:AB:51:LEU:HG	2.18	0.43
4:AD:98:GLU:HA	4:AD:103:ASN:HD22	1.84	0.43
5:AE:16:THR:OG1	5:AE:17:ALA:N	2.51	0.43
5:AE:151:LEU:HD21	8:AH:66:GLY:HA2	2.00	0.43
7:AG:152:ALA:HB1	7:AG:155:ARG:HH12	1.84	0.43
8:AH:44:PHE:HB3	8:AH:80:ILE:HG12	1.99	0.43
9:AI:6:GLY:HA2	9:AI:83:ARG:HG2	2.01	0.43
9:AI:37:PHE:HB3	9:AI:40:LEU:HB2	2.01	0.43

*Continued on next page...*

*Continued from previous page...*

Atom-1	Atom-2	Interatomic distance (Å)	Clash overlap (Å)
9:AI:81:ILE:C	9:AI:83:ARG:H	2.22	0.43
10:AJ:32:ALA:CB	10:AJ:75:ILE:HD11	2.49	0.43
15:AO:34:LEU:C	15:AO:36:ILE:N	2.72	0.43
19:AS:79:THR:O	19:AS:80:TYR:CB	2.67	0.43
20:AT:14:LYS:HA	20:AT:17:ARG:NE	2.33	0.43
27:BA:10:G:O6	27:BA:2629:A:H8	2.02	0.43
27:BA:52:A:C5	27:BA:118:A:C2	3.07	0.43
27:BA:477:A:H2'	27:BA:478:A:O4'	2.19	0.43
27:BA:528:A:O5'	27:BA:528:A:H8	2.01	0.43
27:BA:624:C:H41	38:BP:107:LYS:HZ3	1.66	0.43
27:BA:751:A:C4'	45:BW:90:ARG:HG2	2.48	0.43
27:BA:833:U:H2'	27:BA:834:C:C6	2.52	0.43
27:BA:947:G:N2	27:BA:971:C:C2	2.87	0.43
27:BA:1207:C:H2'	27:BA:1208:C:C6	2.53	0.43
27:BA:1221(A):C:C2	27:BA:1229:G:N2	2.87	0.43
27:BA:1467:C:C4	27:BA:1546:C:O2	2.72	0.43
27:BA:1645:G:H4'	27:BA:1646:C:C6	2.53	0.43
27:BA:1654:A:OP2	40:BR:3:HIS:CB	2.65	0.43
27:BA:2245:U:H5'	27:BA:2246:G:H5'	2.00	0.43
27:BA:2462:U:H2'	27:BA:2463:C:C6	2.54	0.43
27:BA:2704:C:H2'	27:BA:2705:A:O4'	2.19	0.43
27:BA:2742:C:P	58:B9:35:ARG:NH1	2.92	0.43
27:BA:2838:G:C1'	40:BR:45:ARG:NH1	2.82	0.43
30:BD:4:LYS:HE3	30:BD:21:PHE:CE1	2.54	0.43
30:BD:31:LYS:O	30:BD:32:SER:C	2.57	0.43
31:BE:24:THR:HG21	31:BE:188:VAL:HB	2.01	0.43
31:BE:146:THR:HA	31:BE:147:PRO:C	2.39	0.43
32:BF:8:GLN:HB2	32:BF:124:LEU:HD11	2.00	0.43
32:BF:21:ALA:O	32:BF:24:LEU:N	2.49	0.43
32:BF:82:ILE:O	32:BF:82:ILE:HG12	2.18	0.43
32:BF:89:VAL:CG1	32:BF:90:PHE:N	2.77	0.43
33:BG:55:LYS:HZ3	33:BG:148:MET:C	2.23	0.43
33:BG:138:GLN:HB2	33:BG:155:MET:HE2	2.01	0.43
38:BP:126:VAL:HG12	38:BP:148:LEU:HD11	2.00	0.43
40:BR:21:TYR:CZ	40:BR:43:GLU:HG2	2.54	0.43
40:BR:79:LEU:CA	40:BR:83:ILE:HG13	2.32	0.43
40:BR:87:TYR:O	40:BR:90:ARG:N	2.52	0.43
42:BT:23:ARG:NH2	42:BT:120:ARG:HD3	2.33	0.43
43:BU:12:ARG:HB3	43:BU:15:LYS:NZ	2.33	0.43
43:BU:88:ILE:C	43:BU:90:VAL:N	2.73	0.43
52:B3:53:LEU:O	52:B3:54:VAL:HG23	2.19	0.43

*Continued on next page...*

*Continued from previous page...*

Atom-1	Atom-2	Interatomic distance (Å)	Clash overlap (Å)
1:CA:27:G:C4'	4:CD:209:ARG:OXT	2.67	0.43
1:CA:33:A:N3	12:CL:29:PHE:HE2	2.17	0.43
1:CA:232:G:HO2'	1:CA:263:A:H2	1.67	0.43
1:CA:363:A:O2'	1:CA:364:A:H5'	2.19	0.43
1:CA:442:C:H6	1:CA:442:C:H3'	1.84	0.43
1:CA:473:G:C5'	16:CP:81:ARG:HE	2.32	0.43
1:CA:563:A:C2'	1:CA:567:G:C8	3.02	0.43
1:CA:747:C:C5	1:CA:748:C:N3	2.87	0.43
1:CA:754:C:O4'	15:CO:69:TYR:CD1	2.72	0.43
1:CA:876:G:OP1	8:CH:14:ARG:NH1	2.52	0.43
1:CA:878:G:C6	1:CA:879:C:C4	3.07	0.43
1:CA:989:C:H2'	1:CA:990:C:H6	1.83	0.43
1:CA:1053:G:C2	1:CA:1199:U:C4	3.07	0.43
1:CA:1348:U:H2'	1:CA:1349:A:C8	2.47	0.43
1:CA:1349:A:H2'	1:CA:1350:A:H8	1.84	0.43
2:CB:116:GLU:HA	2:CB:119:GLU:HB2	2.00	0.43
2:CB:189:ASP:OD1	2:CB:189:ASP:N	2.51	0.43
4:CD:111:ALA:HA	4:CD:116:GLN:OE1	2.19	0.43
4:CD:170:VAL:CG1	4:CD:174:LEU:HB2	2.49	0.43
5:CE:45:PHE:C	5:CE:45:PHE:CD1	2.92	0.43
6:CF:22:GLU:OE1	6:CF:84:ASN:HB2	2.19	0.43
6:CF:41:GLU:HB2	6:CF:62:TRP:CE3	2.54	0.43
8:CH:29:SER:HB3	8:CH:32:LYS:CG	2.46	0.43
10:CJ:53:PRO:HG2	10:CJ:54:PHE:H	1.84	0.43
10:CJ:89:ASP:C	10:CJ:90:LEU:HD12	2.40	0.43
11:CK:120:ARG:HE	11:CK:120:ARG:HB2	1.66	0.43
12:CL:3:THR:O	12:CL:4:ILE:C	2.57	0.43
12:CL:38:ARG:CZ	12:CL:38:ARG:CB	2.96	0.43
13:CM:60:VAL:HG12	13:CM:66:LEU:HD21	2.01	0.43
14:CN:57:ARG:HG2	14:CN:58:LYS:H	1.81	0.43
17:CQ:22:LEU:HD11	17:CQ:39:SER:OG	2.19	0.43
20:CT:40:ALA:C	20:CT:42:GLN:N	2.72	0.43
20:CT:63:ILE:HD13	20:CT:80:ARG:HB2	2.01	0.43
23:CW:17:G:H1'	23:CW:56:G:N2	2.34	0.43
23:CW:56:G:C2'	23:CW:57:A:C5'	2.96	0.43
25:CY:14:A:H1'	25:CY:21:A:N1	2.33	0.43
25:CY:37:U:H2'	25:CY:38:U:C5'	2.48	0.43
25:CY:42:G:H8	25:CY:42:G:OP2	2.01	0.43
27:DA:55:G:N3	27:DA:56:A:C8	2.87	0.43
27:DA:456:C:O2'	27:DA:457:A:OP2	2.32	0.43
27:DA:663:G:C6	27:DA:664:C:C4	3.07	0.43

*Continued on next page...*

*Continued from previous page...*

Atom-1	Atom-2	Interatomic distance (Å)	Clash overlap (Å)
27:DA:860:U:C2	27:DA:2268:A:C8	3.07	0.43
27:DA:948:G:H2'	27:DA:949:C:H6	1.81	0.43
27:DA:1022:G:O2'	27:DA:1023:U:O5'	2.36	0.43
27:DA:1210:A:OP1	27:DA:1212:G:H5'	2.18	0.43
27:DA:1333:C:O2'	27:DA:1334:G:H5'	2.19	0.43
27:DA:1484:G:N2	27:DA:1505:C:N4	2.67	0.43
27:DA:1611:C:H5'	27:DA:1611:C:C6	2.52	0.43
27:DA:1668:A:H2	27:DA:1670:C:N3	2.17	0.43
27:DA:1827:C:H5'	27:DA:1972:A:OP2	2.19	0.43
27:DA:1926:U:O2'	27:DA:1928:A:N7	2.37	0.43
27:DA:1968:G:H2'	27:DA:1969:A:H5''	1.98	0.43
27:DA:1984:G:O2'	27:DA:1985:G:C5'	2.62	0.43
27:DA:2301:C:H3'	27:DA:2301:C:C6	2.52	0.43
27:DA:2340:G:H2'	27:DA:2341:G:H8	1.82	0.43
27:DA:2363:C:C2	27:DA:2364:C:C5	3.07	0.43
27:DA:2417:C:H2'	27:DA:2418:A:H8	1.84	0.43
28:DB:20:C:H2'	28:DB:21:G:C5'	2.49	0.43
28:DB:70:C:O2'	28:DB:71:C:H5'	2.18	0.43
30:DD:52:ARG:HB2	30:DD:53:PHE:CE2	2.54	0.43
30:DD:130:ALA:C	30:DD:131:LEU:HD12	2.39	0.43
31:DE:16:ARG:O	31:DE:18:ASP:N	2.43	0.43
31:DE:65:GLY:O	31:DE:67:PHE:O	2.37	0.43
33:DG:27:ASN:C	33:DG:29:TRP:H	2.21	0.43
33:DG:166:ASP:O	33:DG:170:ARG:N	2.50	0.43
34:DH:64:LEU:O	34:DH:68:THR:CB	2.67	0.43
36:DN:98:VAL:O	36:DN:102:ALA:HB2	2.18	0.43
38:DP:105:LEU:O	38:DP:106:LEU:CB	2.54	0.43
42:DT:125:ARG:O	42:DT:128:GLU:CG	2.67	0.43
43:DU:65:ILE:O	43:DU:68:ALA:HB3	2.19	0.43
44:DV:5:VAL:HG23	44:DV:37:VAL:HG21	1.97	0.43
45:DW:35:ILE:O	54:D5:28:PRO:HG3	2.18	0.43
45:DW:70:TYR:C	45:DW:70:TYR:CD2	2.92	0.43
48:DZ:95:VAL:CG1	48:DZ:96:GLU:N	2.82	0.43
51:D2:23:LYS:O	51:D2:25:VAL:N	2.52	0.43
51:D2:39:ALA:O	51:D2:42:GLY:N	2.45	0.43
54:D5:37:LYS:HG3	54:D5:38:ALA:N	2.33	0.43
56:D7:46:VAL:CG1	56:D7:48:LYS:NZ	2.82	0.43
58:D9:9:ARG:H	58:D9:9:ARG:HG3	1.44	0.43
1:AA:266:G:O2'	1:AA:267:C:OP2	2.31	0.42
1:AA:390:C:O5'	1:AA:390:C:H6	2.01	0.42
1:AA:402:G:C2'	1:AA:403:C:H5'	2.48	0.42

*Continued on next page...*

*Continued from previous page...*

Atom-1	Atom-2	Interatomic distance (Å)	Clash overlap (Å)
1:AA:420:U:C2	1:AA:422:C:N3	2.87	0.42
1:AA:495:A:O2'	1:AA:496:A:O5'	2.35	0.42
1:AA:758:G:C5'	1:AA:880:C:H1'	2.49	0.42
1:AA:1015:A:N3	1:AA:1218:C:O2'	2.50	0.42
1:AA:1084:G:OP1	1:AA:1086:U:N3	2.52	0.42
1:AA:1087:G:C2	1:AA:1088:G:C5	3.07	0.42
1:AA:1239:A:H1'	1:AA:1241:G:C5	2.53	0.42
1:AA:1240:U:H3'	1:AA:1241:G:C5'	2.48	0.42
1:AA:1346:A:C5	7:AG:10:ARG:CZ	3.02	0.42
1:AA:1385:G:O2'	1:AA:1386:G:H5'	2.19	0.42
1:AA:1413:A:C2	1:AA:1488:G:C2	3.07	0.42
2:AB:130:ARG:HA	2:AB:131:PRO:HD2	1.86	0.42
5:AE:126:ARG:HH11	5:AE:126:ARG:CG	2.29	0.42
7:AG:24:THR:O	7:AG:27:ILE:N	2.51	0.42
8:AH:97:VAL:C	8:AH:99:GLU:H	2.23	0.42
9:AI:70:LYS:HA	9:AI:73:GLN:HE21	1.83	0.42
10:AJ:25:GLU:H	10:AJ:25:GLU:HG2	1.67	0.42
10:AJ:34:VAL:CG1	10:AJ:73:ASP:O	2.66	0.42
12:AL:2:PRO:C	12:AL:6:GLN:HE21	2.21	0.42
13:AM:15:VAL:C	13:AM:17:VAL:H	2.22	0.42
17:AQ:56:VAL:CG2	17:AQ:81:ARG:HG3	2.49	0.42
18:AR:37:VAL:HG12	18:AR:78:LEU:HB3	2.01	0.42
20:AT:100:ILE:N	20:AT:100:ILE:HD12	2.34	0.42
27:BA:19:C:H6	27:BA:19:C:O5'	2.01	0.42
27:BA:73:A:O2'	27:BA:74:A:P	2.77	0.42
27:BA:143:G:H1'	46:BX:37:THR:CG2	2.43	0.42
27:BA:266:G:C2'	27:BA:267:C:O5'	2.67	0.42
27:BA:271(Y):U:O2'	27:BA:271(Z):C:P	2.77	0.42
27:BA:687:C:C2	27:BA:788:A:H5'	2.54	0.42
27:BA:693:C:C2'	27:BA:694:U:H5'	2.49	0.42
27:BA:1113:U:H2'	27:BA:1113:U:O2	2.18	0.42
27:BA:1249:U:C6	27:BA:1249:U:C5'	2.90	0.42
27:BA:1555:G:C2	27:BA:1556:C:C4	3.07	0.42
27:BA:1689:A:H62	27:BA:1698:A:H2	1.66	0.42
27:BA:1822:G:N1	27:BA:1823:G:C5	2.87	0.42
27:BA:2283:C:C3'	27:BA:2284:C:H5'	2.47	0.42
27:BA:2371:G:C4'	55:B6:45:LYS:HB3	2.49	0.42
27:BA:2590:A:H2'	27:BA:2591:C:C6	2.54	0.42
27:BA:2657:A:H2'	27:BA:2658:C:H5'	2.01	0.42
27:BA:2831:G:H1'	27:BA:2883:A:H2'	2.00	0.42
28:BB:66:A:C2'	28:BB:67:G:OP2	2.67	0.42

*Continued on next page...*



*Continued from previous page...*

Atom-1	Atom-2	Interatomic distance (Å)	Clash overlap (Å)
29:BC:193:ILE:O	29:BC:194:ARG:C	2.57	0.42
30:BD:31:LYS:HB3	30:BD:35:LYS:CG	2.45	0.42
30:BD:68:LYS:CE	30:BD:70:TRP:NE1	2.82	0.42
32:BF:37:VAL:HG12	32:BF:41:LEU:HD12	2.01	0.42
33:BG:51:ARG:HA	33:BG:53:LEU:HD23	2.01	0.42
34:BH:100:GLY:C	34:BH:102:ALA:H	2.21	0.42
38:BP:82:GLY:HA2	38:BP:113:LYS:O	2.19	0.42
41:BS:61:ASN:OD1	41:BS:64:GLU:CB	2.67	0.42
42:BT:16:ARG:HH22	42:BT:82:LEU:CD1	2.32	0.42
43:BU:92:ARG:CZ	44:BV:11:GLN:HB2	2.48	0.42
46:BX:12:VAL:HG11	46:BX:27:THR:HG23	2.01	0.42
49:B0:37:LEU:HD11	49:B0:61:ALA:N	2.34	0.42
1:CA:122:G:O3'	1:CA:312:C:H4'	2.19	0.42
1:CA:161:A:O2'	1:CA:162:A:H5'	2.19	0.42
1:CA:200:G:N1	1:CA:218:C:N3	2.66	0.42
1:CA:252:U:C4	1:CA:253:U:O4	2.72	0.42
1:CA:407:G:C4	1:CA:408:A:C8	3.06	0.42
1:CA:453:A:C5	1:CA:454:C:C5	3.07	0.42
1:CA:686:U:N3	1:CA:703:G:N2	2.64	0.42
1:CA:1038:C:O5'	1:CA:1038:C:H6	2.02	0.42
1:CA:1238:A:C8	1:CA:1303:C:H1'	2.54	0.42
1:CA:1429:C:O2'	1:CA:1430:C:H5'	2.19	0.42
2:CB:57:PHE:O	2:CB:61:LEU:N	2.42	0.42
2:CB:236:TYR:CD2	2:CB:239:VAL:HG21	2.54	0.42
6:CF:36:ARG:O	6:CF:65:VAL:HB	2.19	0.42
8:CH:83:ILE:HG12	8:CH:83:ILE:O	2.18	0.42
8:CH:86:ILE:CG2	8:CH:87:SER:H	2.26	0.42
10:CJ:16:LEU:HD13	10:CJ:70:ARG:NE	2.33	0.42
10:CJ:32:ALA:CB	10:CJ:76:ASN:CB	2.92	0.42
12:CL:3:THR:CG2	12:CL:6:GLN:HB2	2.47	0.42
12:CL:25:LYS:C	12:CL:27:ALA:H	2.23	0.42
14:CN:26:ARG:HG3	14:CN:27:CYS:H	1.84	0.42
14:CN:26:ARG:CZ	14:CN:47:LEU:HD21	2.49	0.42
14:CN:42:ILE:H	14:CN:42:ILE:HG12	1.54	0.42
15:CO:87:ILE:CG2	15:CO:88:ARG:H	2.12	0.42
16:CP:18:ARG:HG3	16:CP:35:LYS:HE3	2.01	0.42
16:CP:18:ARG:O	16:CP:19:ILE:C	2.57	0.42
17:CQ:11:VAL:HG11	17:CQ:88:TYR:CD2	2.54	0.42
17:CQ:83:ASP:O	17:CQ:87:LYS:HG2	2.19	0.42
18:CR:32:ARG:CA	18:CR:69:THR:HG21	2.45	0.42
25:CY:7:A:N6	25:CY:48:C:C4	2.82	0.42

*Continued on next page...*

*Continued from previous page...*

Atom-1	Atom-2	Interatomic distance (Å)	Clash overlap (Å)
27:DA:13:A:C4	27:DA:15:G:O6	2.72	0.42
27:DA:14:A:C6	27:DA:526:A:C2	3.06	0.42
27:DA:151:C:H2'	27:DA:152:G:H5'	1.98	0.42
27:DA:203:C:C3'	27:DA:204:A:H5''	2.45	0.42
27:DA:223:A:H2	27:DA:407:G:N3	2.17	0.42
27:DA:484:C:O2'	27:DA:485:C:H5'	2.19	0.42
27:DA:593:G:C6	27:DA:594:U:C4	3.07	0.42
27:DA:678:C:H2'	27:DA:679:C:C6	2.54	0.42
27:DA:732:C:C4	27:DA:733:G:C6	3.07	0.42
27:DA:992:C:H3'	27:DA:992:C:H6	1.84	0.42
27:DA:1499:C:C2'	27:DA:1500:G:H5'	2.48	0.42
27:DA:1897:G:N1	27:DA:1898:U:C2	2.87	0.42
27:DA:2199:A:C6	27:DA:2200:C:C2	3.06	0.42
27:DA:2439:A:C8	27:DA:2439:A:C5'	3.02	0.42
27:DA:2454:G:C2'	27:DA:2455:G:H5'	2.49	0.42
27:DA:2536:G:H2'	27:DA:2537:U:C6	2.53	0.42
27:DA:2570:G:H2'	27:DA:2571:C:O4'	2.18	0.42
27:DA:2637:U:H4'	31:DE:44:TYR:CD1	2.54	0.42
27:DA:2746:U:O4'	34:DH:139:GLN:HA	2.19	0.42
27:DA:2839:G:C5	27:DA:2840:C:C4	3.07	0.42
27:DA:2850:A:C4	27:DA:2851:A:C8	3.07	0.42
27:DA:2879:C:H4'	27:DA:2880:C:C5	2.54	0.42
28:DB:4:C:C2	28:DB:118:G:C2	3.07	0.42
28:DB:51:G:H5'	28:DB:52:A:OP2	2.19	0.42
29:DC:36:LYS:HA	29:DC:36:LYS:NZ	2.34	0.42
31:DE:179:GLU:OE1	31:DE:179:GLU:HA	2.19	0.42
32:DF:178:PRO:HB3	32:DF:201:VAL:HG11	2.01	0.42
33:DG:172:LEU:O	33:DG:176:LEU:HG	2.19	0.42
36:DN:3:THR:C	36:DN:5:VAL:N	2.72	0.42
36:DN:35:ARG:NH2	36:DN:108:PRO:HG2	2.34	0.42
37:DO:12:ASP:OD1	37:DO:86:ILE:CD1	2.67	0.42
37:DO:101:PRO:CG	42:DT:67:SER:HB3	2.48	0.42
39:DQ:85:LYS:HG3	49:D0:7:LEU:CG	2.49	0.42
43:DU:60:LEU:HD13	43:DU:60:LEU:C	2.39	0.42
45:DW:17:VAL:O	45:DW:18:ARG:C	2.56	0.42
45:DW:17:VAL:O	45:DW:20:VAL:HB	2.18	0.42
45:DW:84:ARG:N	45:DW:96:ILE:O	2.39	0.42
47:DY:76:CYS:C	47:DY:78:ALA:N	2.72	0.42
48:DZ:156:LEU:HD22	48:DZ:162:LEU:HD12	2.01	0.42
52:D3:47:VAL:O	52:D3:50:VAL:HG22	2.18	0.42
57:D8:7:HIS:C	57:D8:7:HIS:ND1	2.72	0.42

*Continued on next page...*

*Continued from previous page...*

Atom-1	Atom-2	Interatomic distance (Å)	Clash overlap (Å)
57:D8:37:SER:OG	57:D8:39:LYS:HB3	2.19	0.42
1:AA:20:U:C2'	1:AA:21:G:H5'	2.49	0.42
1:AA:917:G:C2	1:AA:918:A:C4	3.07	0.42
1:AA:939:G:C5'	7:AG:102:ARG:NH1	2.77	0.42
1:AA:1125:U:C2'	1:AA:1126:U:OP2	2.67	0.42
1:AA:1157:A:H1'	1:AA:1181:G:H21	1.84	0.42
1:AA:1310:G:O2'	1:AA:1311:G:H5'	2.18	0.42
1:AA:1343:G:H1'	9:AI:121:ARG:HH12	1.84	0.42
2:AB:8:LYS:O	2:AB:11:LEU:HB2	2.19	0.42
3:AC:113:ALA:O	3:AC:116:VAL:N	2.52	0.42
4:AD:9:CYS:N	4:AD:22:LYS:NZ	2.57	0.42
6:AF:82:ARG:HD2	6:AF:82:ARG:HA	1.91	0.42
9:AI:113:LYS:H	9:AI:119:ALA:HA	1.84	0.42
10:AJ:63:PHE:HA	14:AN:59:ALA:H	1.82	0.42
11:AK:44:SER:H	11:AK:47:VAL:HB	1.84	0.42
12:AL:2:PRO:O	12:AL:3:THR:C	2.58	0.42
13:AM:17:VAL:O	13:AM:21:TYR:HD1	2.01	0.42
14:AN:24:CYS:N	14:AN:33:VAL:CG1	2.82	0.42
15:AO:42:HIS:O	15:AO:42:HIS:CG	2.72	0.42
16:AP:31:LYS:HG2	16:AP:32:TYR:N	2.34	0.42
27:BA:31:C:C2'	27:BA:32:C:H5'	2.49	0.42
27:BA:235:U:H2'	27:BA:236:C:C6	2.54	0.42
27:BA:415:A:H2'	27:BA:415:A:N3	2.35	0.42
27:BA:445:C:C4	27:BA:446:G:C6	3.07	0.42
27:BA:642:G:H21	27:BA:646:A:H2	1.66	0.42
27:BA:723:G:C6	27:BA:724:U:C4	3.06	0.42
27:BA:962:G:H2'	27:BA:963:U:H6	1.84	0.42
27:BA:1049:C:N4	27:BA:1111:A:C2	2.87	0.42
27:BA:1158:C:H1'	52:B3:32:GLN:HG3	2.01	0.42
27:BA:1242:A:N1	38:BP:8:PRO:HG3	2.35	0.42
27:BA:1268:A:C2	27:BA:2013:A:C4	3.07	0.42
27:BA:1404:C:O2	27:BA:1404:C:C2'	2.62	0.42
27:BA:1558:A:O2'	27:BA:1559:G:OP2	2.30	0.42
27:BA:1612:C:H2'	27:BA:1613:G:O5'	2.19	0.42
27:BA:1645:G:O3'	27:BA:1646:C:H6	2.01	0.42
27:BA:2018:G:H2'	27:BA:2019:A:C8	2.54	0.42
27:BA:2785:C:H2'	27:BA:2786:U:O4'	2.19	0.42
27:BA:2842:G:H2'	27:BA:2843:G:O4'	2.20	0.42
28:BB:88:C:C4	28:BB:89:G:C6	3.08	0.42
30:BD:31:LYS:O	30:BD:33:LEU:N	2.53	0.42
30:BD:85:ASP:CB	30:BD:92:ILE:HG23	2.49	0.42

*Continued on next page...*

*Continued from previous page...*

Atom-1	Atom-2	Interatomic distance (Å)	Clash overlap (Å)
32:BF:63:LYS:HG3	32:BF:75:HIS:O	2.19	0.42
32:BF:187:VAL:O	32:BF:189:THR:N	2.52	0.42
33:BG:16:ARG:CB	33:BG:17:PRO:CD	2.97	0.42
33:BG:172:LEU:O	33:BG:173:LEU:C	2.56	0.42
35:BI:69:LYS:O	35:BI:73:GLU:CB	2.67	0.42
38:BP:105:LEU:N	38:BP:105:LEU:CD2	2.77	0.42
40:BR:28:LEU:CD2	40:BR:114:VAL:HG12	2.48	0.42
40:BR:37:THR:HA	40:BR:110:PRO:O	2.19	0.42
41:BS:54:LEU:HD13	41:BS:58:LEU:CB	2.49	0.42
45:BW:12:ILE:CD1	45:BW:17:VAL:HG12	2.48	0.42
50:B1:90:ILE:HD13	50:B1:90:ILE:HA	1.82	0.42
56:B7:29:LYS:O	56:B7:33:ARG:N	2.46	0.42
58:B9:3:VAL:O	58:B9:4:ARG:HB3	2.19	0.42
1:CA:54:C:N4	1:CA:353:A:OP2	2.52	0.42
1:CA:102:G:C4	1:CA:103:C:C5	3.07	0.42
1:CA:144:G:H2'	1:CA:145:G:O4'	2.20	0.42
1:CA:157:G:H2'	1:CA:158:G:H8	1.84	0.42
1:CA:184:G:C4'	1:CA:224:C:H4'	2.49	0.42
1:CA:922:G:N3	1:CA:1398:A:H2	2.17	0.42
1:CA:972:C:O2'	1:CA:973:G:H5'	2.19	0.42
1:CA:1137:C:C4'	1:CA:1138:G:N2	2.73	0.42
1:CA:1305:G:HO2'	1:CA:1306:A:P	2.41	0.42
1:CA:1310:G:C2	1:CA:1328:C:N3	2.86	0.42
1:CA:1311:G:N1	1:CA:1312:G:C5	2.87	0.42
1:CA:1331:G:OP2	13:CM:23:TYR:CD2	2.72	0.42
1:CA:1462:G:O2'	1:CA:1463:C:H5'	2.19	0.42
3:CC:73:PRO:O	3:CC:75:VAL:N	2.51	0.42
3:CC:140:ARG:HH11	3:CC:140:ARG:HG3	1.83	0.42
3:CC:184:TYR:HD1	3:CC:201:TYR:HE2	1.67	0.42
4:CD:79:PHE:C	4:CD:79:PHE:CD2	2.92	0.42
6:CF:3:ARG:NH1	6:CF:38:GLU:OE1	2.52	0.42
8:CH:114:THR:N	8:CH:117:GLY:O	2.51	0.42
9:CI:125:TYR:CD2	9:CI:125:TYR:C	2.93	0.42
10:CJ:32:ALA:H	10:CJ:76:ASN:HD22	1.67	0.42
10:CJ:84:GLN:CD	10:CJ:84:GLN:N	2.73	0.42
11:CK:124:LYS:HB2	11:CK:124:LYS:HE3	1.54	0.42
12:CL:87:VAL:O	12:CL:88:LYS:C	2.56	0.42
15:CO:67:LEU:HA	15:CO:67:LEU:HD23	1.81	0.42
16:CP:68:ASP:HA	16:CP:71:ARG:CD	2.49	0.42
19:CS:22:LEU:O	19:CS:26:GLY:CA	2.67	0.42
19:CS:49:ILE:O	19:CS:60:VAL:HG12	2.19	0.42

*Continued on next page...*

*Continued from previous page...*

Atom-1	Atom-2	Interatomic distance (Å)	Clash overlap (Å)
19:CS:79:THR:O	19:CS:80:TYR:CB	2.67	0.42
24:CX:62:C:O2	24:CX:62:C:H2'	2.17	0.42
24:CX:63:G:O2'	24:CX:64:G:H5'	2.19	0.42
27:DA:134:C:H2'	27:DA:135:G:O4'	2.18	0.42
27:DA:280:C:C5	27:DA:281:G:N7	2.86	0.42
27:DA:355:G:H2'	27:DA:356:G:O4'	2.19	0.42
27:DA:411:G:H4'	27:DA:412:A:O5'	2.19	0.42
27:DA:494:G:H4'	45:DW:6:ILE:HG22	2.00	0.42
27:DA:530:G:C5	27:DA:2022:U:H5''	2.54	0.42
27:DA:533:G:H5'	43:DU:24:TYR:HD2	1.84	0.42
27:DA:541:C:C4	27:DA:542:C:N4	2.87	0.42
27:DA:614(A):U:H5''	27:DA:614(B):G:OP1	2.19	0.42
27:DA:697:C:N4	27:DA:698:C:N4	2.67	0.42
27:DA:909:A:N1	27:DA:912:C:H1'	2.34	0.42
27:DA:1206:G:O2'	27:DA:1207:C:C5'	2.67	0.42
27:DA:1327:C:H2'	27:DA:1328:G:C8	2.55	0.42
27:DA:1381:G:C2'	27:DA:1382:G:H5'	2.49	0.42
27:DA:1394:U:C4	27:DA:1395:A:C5	3.07	0.42
27:DA:1429:G:C4	27:DA:1568:G:C2	3.06	0.42
27:DA:1441:G:O2'	27:DA:1442:G:H5'	2.18	0.42
27:DA:1787:A:N3	27:DA:1787:A:H2'	2.34	0.42
27:DA:2016:U:H1'	54:D5:6:VAL:HG13	2.00	0.42
27:DA:2060:A:O2'	27:DA:2061:G:P	2.77	0.42
27:DA:2113:U:O2'	27:DA:2114:A:P	2.77	0.42
27:DA:2231:C:H2'	27:DA:2232:U:C6	2.54	0.42
27:DA:2351:G:O2'	27:DA:2366:A:N6	2.52	0.42
27:DA:2432:A:H2'	27:DA:2433:A:C8	2.54	0.42
27:DA:2520:C:N3	27:DA:2521:C:C4	2.87	0.42
27:DA:2647:U:H2'	27:DA:2648:C:H6	1.84	0.42
27:DA:2696:U:H2'	27:DA:2697:G:C8	2.54	0.42
27:DA:2772:C:C2	27:DA:2773:C:C5	3.07	0.42
30:DD:144:ALA:HB3	30:DD:192:THR:CG2	2.48	0.42
30:DD:176:ARG:CG	30:DD:177:LEU:N	2.82	0.42
30:DD:245:PRO:O	30:DD:246:PRO:C	2.56	0.42
31:DE:119:ARG:HG2	31:DE:160:TYR:CG	2.54	0.42
32:DF:46:ARG:O	32:DF:48:THR:N	2.46	0.42
32:DF:47:GLY:O	32:DF:94:PRO:HA	2.19	0.42
32:DF:202:PHE:O	32:DF:205:ARG:N	2.37	0.42
33:DG:122:PRO:HG2	33:DG:123:ASN:OD1	2.19	0.42
34:DH:16:SER:HB2	34:DH:27:LYS:HB2	2.01	0.42
34:DH:107:VAL:O	34:DH:107:VAL:HG23	2.19	0.42

*Continued on next page...*

*Continued from previous page...*

Atom-1	Atom-2	Interatomic distance (Å)	Clash overlap (Å)
35:DI:4:ILE:HD11	35:DI:44:LEU:HD12	2.00	0.42
35:DI:123:LEU:HD23	35:DI:142:VAL:HG12	2.01	0.42
36:DN:86:PRO:HG2	36:DN:89:LYS:HB2	2.01	0.42
39:DQ:111:GLU:OE2	39:DQ:133:ARG:NH2	2.52	0.42
41:DS:61:ASN:O	41:DS:62:LYS:CB	2.68	0.42
43:DU:65:ILE:HG23	43:DU:106:PHE:HZ	1.85	0.42
43:DU:98:LEU:O	43:DU:101:ARG:O	2.37	0.42
44:DV:79:VAL:HG22	44:DV:79:VAL:O	2.19	0.42
52:D3:7:LYS:CE	52:D3:32:GLN:NE2	2.82	0.42
52:D3:46:ASN:O	52:D3:47:VAL:C	2.58	0.42
55:D6:17:LYS:HD3	55:D6:17:LYS:HA	1.66	0.42
1:AA:34:C:O5'	1:AA:34:C:H6	2.02	0.42
1:AA:279:A:O2'	1:AA:280:C:P	2.77	0.42
1:AA:293:G:H2'	1:AA:293:G:N3	2.35	0.42
1:AA:406:G:H5'	4:AD:5:ILE:HD13	2.01	0.42
1:AA:443:C:N3	1:AA:491:G:O6	2.52	0.42
1:AA:506:G:H2'	1:AA:507:C:H6	1.84	0.42
1:AA:965:A:O2'	1:AA:966:G:O5'	2.34	0.42
1:AA:992:U:H1'	1:AA:993:G:N3	2.33	0.42
1:AA:1030(A):G:H1'	1:AA:1031:G:N2	2.33	0.42
1:AA:1036:G:H3'	1:AA:1037:C:C6	2.54	0.42
1:AA:1245:A:C6	1:AA:1293:G:N1	2.87	0.42
1:AA:1279:A:H4'	1:AA:1280:A:OP1	2.19	0.42
1:AA:1320:C:H41	19:AS:37:ARG:HB3	1.84	0.42
1:AA:1359:C:O2'	1:AA:1361:G:N7	2.52	0.42
3:AC:11:ARG:HA	3:AC:14:ILE:HG23	2.01	0.42
3:AC:119:ARG:HG2	3:AC:119:ARG:O	2.18	0.42
4:AD:121:VAL:HG12	4:AD:134:ASP:HA	2.01	0.42
6:AF:92:LYS:O	6:AF:93:SER:C	2.58	0.42
7:AG:109:ASN:N	7:AG:109:ASN:HD22	2.17	0.42
8:AH:26:VAL:CG2	8:AH:27:PRO:N	2.82	0.42
8:AH:56:LYS:HB3	8:AH:58:TYR:HE1	1.84	0.42
8:AH:69:ARG:HH12	8:AH:76:PRO:CA	2.24	0.42
12:AL:74:LEU:CD2	12:AL:104:ALA:HB2	2.49	0.42
16:AP:58:TYR:CD1	16:AP:59:TRP:N	2.87	0.42
23:AW:6:U:C3'	23:AW:7:A:C5'	2.91	0.42
23:AW:35:G:C6	23:AW:36:A:C5	3.08	0.42
23:AW:67:C:H2'	23:AW:68:C:H6	1.83	0.42
24:AX:23:C:O2'	24:AX:24:U:H5'	2.19	0.42
27:BA:527:C:O2	27:BA:527:C:O4'	2.36	0.42
27:BA:675:A:C6	27:BA:676:A:N6	2.87	0.42

*Continued on next page...*

*Continued from previous page...*

Atom-1	Atom-2	Interatomic distance (Å)	Clash overlap (Å)
27:BA:817:C:HO2'	27:BA:818:G:H5'	1.83	0.42
27:BA:996:A:HO2'	27:BA:997:G:P	2.42	0.42
27:BA:1028:A:H2'	27:BA:1029:A:C8	2.53	0.42
27:BA:1171:G:C5'	27:BA:1173:G:OP2	2.67	0.42
27:BA:1179:C:O2'	27:BA:1180:C:C5'	2.66	0.42
27:BA:1204:A:N1	27:BA:1241:A:C2	2.86	0.42
27:BA:1328:G:H2'	27:BA:1330:C:N4	2.34	0.42
27:BA:1367:A:C5	27:BA:1368:G:H1'	2.54	0.42
27:BA:1385:G:O3'	27:BA:1396:U:C5	2.72	0.42
27:BA:1418:G:OP1	27:BA:1588:C:O2'	2.37	0.42
27:BA:1491:G:C5	27:BA:1500:G:N2	2.88	0.42
27:BA:1509(B):A:H2'	27:BA:1510:G:O4'	2.18	0.42
27:BA:1554:A:C2	27:BA:1634:A:N6	2.87	0.42
27:BA:1558:A:O4'	27:BA:1558:A:N3	2.53	0.42
27:BA:1654:A:OP2	40:BR:3:HIS:CG	2.72	0.42
27:BA:1829:A:H2'	27:BA:1830:C:C5'	2.49	0.42
27:BA:2092:U:HO2'	27:BA:2093:G:P	2.41	0.42
27:BA:2248:C:H3'	27:BA:2249:U:H6	1.85	0.42
27:BA:2345:G:OP2	55:B6:39:TYR:HD1	2.02	0.42
27:BA:2631:G:C6	27:BA:2632:A:N7	2.88	0.42
27:BA:2642:G:C2	27:BA:2773:C:N3	2.87	0.42
28:BB:50:G:OP1	41:BS:63:THR:HG23	2.19	0.42
30:BD:13:ARG:HA	30:BD:16:MET:HE3	2.01	0.42
30:BD:72:LYS:CB	30:BD:97:TYR:CE2	3.02	0.42
31:BE:23:VAL:HA	31:BE:184:VAL:O	2.19	0.42
31:BE:55:ASN:HD22	31:BE:55:ASN:HA	1.54	0.42
32:BF:128:ALA:O	32:BF:129:PHE:C	2.58	0.42
32:BF:178:PRO:HG2	32:BF:179:GLU:CD	2.39	0.42
33:BG:58:GLN:O	33:BG:62:LEU:HD12	2.19	0.42
33:BG:71:THR:O	33:BG:88:ILE:O	2.37	0.42
33:BG:135:LEU:HB2	33:BG:155:MET:HG3	2.01	0.42
33:BG:145:THR:HG1	33:BG:147:ASP:CG	2.21	0.42
35:BI:37:VAL:HG12	35:BI:38:LEU:H	1.85	0.42
35:BI:98:ALA:O	35:BI:102:SER:N	2.45	0.42
35:BI:129:THR:O	35:BI:130:TYR:HB2	2.18	0.42
36:BN:93:THR:O	36:BN:94:HIS:CB	2.68	0.42
37:BO:3:GLN:HB2	37:BO:4:PRO:HD2	2.02	0.42
38:BP:16:ARG:HG3	38:BP:17:LYS:H	1.84	0.42
38:BP:59:LEU:CA	38:BP:61:ARG:NH2	2.77	0.42
40:BR:33:ARG:HE	40:BR:115:GLU:CB	2.32	0.42
42:BT:23:ARG:HB2	42:BT:24:PRO:HD2	1.99	0.42

*Continued on next page...*



*Continued from previous page...*

Atom-1	Atom-2	Interatomic distance (Å)	Clash overlap (Å)
42:BT:65:LYS:CG	42:BT:66:VAL:N	2.80	0.42
44:BV:62:LEU:HD11	44:BV:95:LEU:HB2	2.02	0.42
45:BW:15:ARG:HA	45:BW:18:ARG:HB2	2.01	0.42
45:BW:90:ARG:CB	45:BW:90:ARG:NH1	2.68	0.42
45:BW:92:ARG:O	45:BW:93:ALA:CB	2.67	0.42
49:B0:55:ARG:H	49:B0:55:ARG:HG3	1.57	0.42
51:B2:2:LYS:O	51:B2:6:VAL:HG23	2.19	0.42
53:B4:40:ILE:HA	53:B4:57:ILE:HG21	1.99	0.42
55:B6:44:ARG:HD3	55:B6:44:ARG:HA	1.75	0.42
57:B8:11:LYS:N	57:B8:60:LEU:HD21	2.34	0.42
1:CA:22:G:H2'	1:CA:23:C:C6	2.55	0.42
1:CA:153:C:N3	1:CA:169:C:N4	2.67	0.42
1:CA:189(C):C:N3	1:CA:189(I):G:C2	2.88	0.42
1:CA:342:C:H2'	1:CA:343:U:C6	2.54	0.42
1:CA:428:G:H4'	1:CA:429:U:O5'	2.18	0.42
1:CA:577:G:C4	1:CA:816:A:C2	3.06	0.42
1:CA:643:C:H2'	1:CA:644:G:H8	1.85	0.42
1:CA:983:A:N3	1:CA:983:A:C2'	2.79	0.42
1:CA:1182:G:H5'	1:CA:1184:G:H5''	2.01	0.42
1:CA:1198:G:H2'	1:CA:1199:U:O4'	2.19	0.42
1:CA:1216:G:N2	1:CA:1217:C:N3	2.67	0.42
1:CA:1402:C:O5'	1:CA:1402:C:H6	2.03	0.42
4:CD:17:VAL:HG13	4:CD:18:LYS:N	2.34	0.42
4:CD:31:CYS:O	4:CD:31:CYS:SG	2.78	0.42
4:CD:39:PRO:HB2	4:CD:44:GLY:HA2	2.01	0.42
4:CD:72:GLU:O	4:CD:73:ARG:C	2.57	0.42
4:CD:88:VAL:HG12	4:CD:90:GLY:H	1.83	0.42
4:CD:120:LEU:HD23	4:CD:120:LEU:HA	1.83	0.42
5:CE:40:ARG:NH1	5:CE:40:ARG:HG2	2.34	0.42
8:CH:10:LEU:HD13	8:CH:85:ARG:CG	2.48	0.42
9:CI:2:GLU:O	9:CI:2:GLU:CD	2.58	0.42
10:CJ:51:ARG:NE	10:CJ:60:ARG:O	2.52	0.42
10:CJ:90:LEU:N	10:CJ:91:PRO:HD3	2.34	0.42
12:CL:8:VAL:HG11	17:CQ:36:ILE:HG21	2.01	0.42
15:CO:78:TYR:O	15:CO:81:LEU:HB3	2.20	0.42
15:CO:83:GLU:C	15:CO:86:GLY:H	2.20	0.42
17:CQ:60:ILE:HG23	17:CQ:61:GLU:O	2.19	0.42
18:CR:65:ILE:O	18:CR:66:LEU:C	2.58	0.42
24:CX:66:C:H2'	24:CX:67:C:O4'	2.19	0.42
27:DA:475:U:O4'	27:DA:509:C:C2	2.73	0.42
27:DA:486:C:O2	27:DA:495:G:C2	2.73	0.42

*Continued on next page...*

*Continued from previous page...*

Atom-1	Atom-2	Interatomic distance (Å)	Clash overlap (Å)
27:DA:542:C:H2'	27:DA:542:C:O2	2.18	0.42
27:DA:574:C:HO2'	27:DA:2055:C:H5	1.65	0.42
27:DA:596:G:C2	27:DA:597:U:C2	3.07	0.42
27:DA:746:A:C1'	27:DA:748:G:H21	2.32	0.42
27:DA:957:A:N1	27:DA:2459:A:C8	2.87	0.42
27:DA:962:G:H21	39:DQ:83:MET:HE1	1.85	0.42
27:DA:1138:G:O2'	36:DN:102:ALA:O	2.38	0.42
27:DA:1215:G:H1	27:DA:1235:G:H1'	1.84	0.42
27:DA:1286:A:C2'	27:DA:1288:U:OP2	2.68	0.42
27:DA:1491:G:H5'	30:DD:99:ASP:OD1	2.19	0.42
27:DA:1669:A:C2'	27:DA:1670:C:H5'	2.49	0.42
27:DA:1685:C:C2'	27:DA:1686:C:H5''	2.47	0.42
27:DA:1688:U:O2	27:DA:1700:A:H5'	2.19	0.42
27:DA:1773:A:O2'	27:DA:1774:C:H5'	2.20	0.42
27:DA:1932:A:H2'	27:DA:1933:G:O4'	2.18	0.42
27:DA:1953:A:C2	27:DA:2549:G:N3	2.87	0.42
27:DA:2195:C:O2	27:DA:2195:C:H2'	2.19	0.42
27:DA:2255:G:O2'	27:DA:2256:G:H5'	2.18	0.42
27:DA:2399:G:C2	27:DA:2418:A:C2	3.06	0.42
27:DA:2420:C:OP2	57:D8:33:ASN:O	2.36	0.42
27:DA:2468:G:N2	27:DA:2481:G:C2'	2.83	0.42
27:DA:2650:U:H2'	27:DA:2651:C:C6	2.53	0.42
27:DA:2748:A:H62	27:DA:2754:U:H3	1.65	0.42
27:DA:2749:A:C1'	34:DH:63:SER:OG	2.68	0.42
27:DA:2793:G:O2'	27:DA:2794:C:P	2.78	0.42
28:DB:71:C:C2'	28:DB:72:G:H5'	2.49	0.42
29:DC:68:LEU:HD21	29:DC:180:PHE:CB	2.49	0.42
30:DD:198:ASN:O	30:DD:198:ASN:CG	2.58	0.42
31:DE:7:VAL:O	31:DE:26:ILE:HA	2.18	0.42
31:DE:44:TYR:O	31:DE:45:THR:C	2.57	0.42
31:DE:54:GLN:HA	31:DE:72:VAL:CG1	2.48	0.42
35:DI:121:LYS:O	35:DI:121:LYS:HG3	2.19	0.42
36:DN:34:LEU:HD11	36:DN:120:LEU:CD2	2.27	0.42
38:DP:50:ARG:HD3	57:D8:7:HIS:CD2	2.54	0.42
38:DP:125:VAL:O	38:DP:125:VAL:HG23	2.20	0.42
39:DQ:109:VAL:HG13	39:DQ:113:GLN:CB	2.49	0.42
43:DU:117:GLN:O	43:DU:118:GLY:C	2.57	0.42
44:DV:18:LEU:O	44:DV:19:LYS:HB3	2.18	0.42
44:DV:58:VAL:O	44:DV:59:ALA:HB2	2.20	0.42
44:DV:62:LEU:CD2	44:DV:94:LEU:HA	2.49	0.42
47:DY:47:LYS:N	47:DY:47:LYS:CD	2.80	0.42

*Continued on next page...*

*Continued from previous page...*

Atom-1	Atom-2	Interatomic distance (Å)	Clash overlap (Å)
47:DY:67:LEU:O	47:DY:67:LEU:HG	2.19	0.42
48:DZ:19:ARG:C	48:DZ:21:GLY:N	2.72	0.42
49:D0:49:LYS:CB	49:D0:80:HIS:HB3	2.46	0.42
55:D6:34:LEU:HD23	55:D6:34:LEU:HA	1.84	0.42
58:D9:22:ARG:HB3	58:D9:23:VAL:H	1.61	0.42
1:AA:18:C:H2'	1:AA:19:C:C6	2.54	0.42
1:AA:27:G:H2'	1:AA:28:G:H8	1.85	0.42
1:AA:227:G:O2'	1:AA:228:A:H5'	2.19	0.42
1:AA:403:C:HO2'	1:AA:404:U:H5'	1.83	0.42
1:AA:445:G:N1	1:AA:446:G:C5	2.87	0.42
1:AA:592:G:C2	1:AA:593:G:C8	3.07	0.42
1:AA:1086:U:C2'	1:AA:1087:G:H5'	2.49	0.42
1:AA:1226:C:OP1	19:AS:81:ARG:NH1	2.53	0.42
1:AA:1288:A:H1'	1:AA:1352:C:O2'	2.19	0.42
1:AA:1320:C:O2	19:AS:72:GLY:HA3	2.20	0.42
1:AA:1338:G:C6	1:AA:1339:A:C6	3.07	0.42
2:AB:102:LEU:HD12	2:AB:102:LEU:N	2.34	0.42
6:AF:2:ARG:HB2	6:AF:4:TYR:CE2	2.54	0.42
6:AF:32:ASN:C	6:AF:34:GLY:H	2.23	0.42
8:AH:4:ASP:OD1	8:AH:7:ALA:CB	2.67	0.42
8:AH:44:PHE:CE2	8:AH:109:ILE:HG22	2.52	0.42
9:AI:69:GLY:C	9:AI:73:GLN:HG3	2.40	0.42
10:AJ:26:ALA:CA	10:AJ:29:ARG:HH21	2.32	0.42
11:AK:117:ASN:HD22	11:AK:117:ASN:HA	1.68	0.42
12:AL:9:ARG:HB2	12:AL:10:LYS:H	1.57	0.42
17:AQ:93:GLN:HE21	17:AQ:93:GLN:HB3	1.63	0.42
25:AY:18:G:C6	27:BA:2112:G:N7	2.87	0.42
25:AY:42:G:C2	25:AY:43:C:H1'	2.54	0.42
25:AY:43:C:OP2	25:AY:44:U:O4	2.37	0.42
27:BA:65:C:P	46:BX:71:GLY:HA3	2.59	0.42
27:BA:89:G:H3'	27:BA:90:U:C5'	2.46	0.42
27:BA:268:C:H42	27:BA:424:G:H1	1.66	0.42
27:BA:271(V):G:C2	27:BA:271(W):G:H1'	2.54	0.42
27:BA:389:G:O6	38:BP:71:VAL:HB	2.19	0.42
27:BA:495:G:C6	27:BA:496:G:C5	3.08	0.42
27:BA:704:G:O2'	27:BA:726:G:N2	2.32	0.42
27:BA:1044:G:O2'	27:BA:1111:A:N6	2.52	0.42
27:BA:1109:C:C5'	27:BA:1110:G:OP2	2.67	0.42
27:BA:1447:G:C2	27:BA:1465:G:C4	3.07	0.42
27:BA:1465:G:H5'	27:BA:1528:A:H1'	2.01	0.42
27:BA:1466:G:H2'	27:BA:1547:C:C4	2.54	0.42

*Continued on next page...*

*Continued from previous page...*

Atom-1	Atom-2	Interatomic distance (Å)	Clash overlap (Å)
27:BA:1469:A:N6	27:BA:1470:G:C6	2.88	0.42
27:BA:2008:C:H2'	27:BA:2009:G:H8	1.84	0.42
27:BA:2048:G:H2'	27:BA:2049:G:O5'	2.19	0.42
27:BA:2073:C:H42	27:BA:2436:G:H1	1.68	0.42
27:BA:2145:C:H3'	27:BA:2145:C:C6	2.54	0.42
27:BA:2158:A:O2'	27:BA:2159:G:C8	2.68	0.42
27:BA:2870:C:C2'	27:BA:2871:C:C5'	2.85	0.42
27:BA:2873:A:N3	40:BR:6:SER:HB2	2.34	0.42
28:BB:15:A:H5'	28:BB:16:G:C8	2.55	0.42
28:BB:60:C:H2'	28:BB:61:G:H8	1.84	0.42
29:BC:45:ALA:HA	29:BC:210:ARG:HA	2.01	0.42
29:BC:128:GLY:O	29:BC:130:ILE:N	2.43	0.42
30:BD:16:MET:O	30:BD:17:THR:HG23	2.19	0.42
30:BD:174:ILE:HG22	30:BD:174:ILE:O	2.17	0.42
31:BE:52:LEU:HA	31:BE:53:PRO:HD3	1.85	0.42
31:BE:52:LEU:HD11	42:BT:1:MET:CE	2.48	0.42
31:BE:69:LYS:HZ2	31:BE:89:ASP:HA	1.83	0.42
32:BF:114:VAL:O	32:BF:115:ALA:C	2.58	0.42
32:BF:117:ARG:NH1	32:BF:189:THR:O	2.51	0.42
33:BG:119:GLY:C	33:BG:181:ARG:HB2	2.39	0.42
36:BN:38:HIS:ND1	36:BN:39:ARG:HG3	2.34	0.42
37:BO:78:ARG:HH11	37:BO:78:ARG:CB	2.16	0.42
40:BR:61:HIS:O	40:BR:65:LEU:HD13	2.19	0.42
42:BT:108:ARG:O	42:BT:108:ARG:HG3	2.19	0.42
43:BU:5:LYS:HE3	43:BU:5:LYS:HB2	1.84	0.42
43:BU:76:TYR:O	43:BU:80:ILE:HG12	2.18	0.42
43:BU:112:ARG:HH11	43:BU:112:ARG:HG2	1.85	0.42
46:BX:10:ALA:HA	51:B2:37:PHE:CE1	2.54	0.42
48:BZ:104:VAL:O	48:BZ:104:VAL:HG22	2.19	0.42
1:CA:102:G:O2'	1:CA:103:C:H5'	2.19	0.42
1:CA:426:G:H4'	4:CD:41:GLY:O	2.19	0.42
1:CA:452:A:H1'	16:CP:72:ARG:NH1	2.34	0.42
1:CA:662:G:C2	1:CA:744:C:C2	3.07	0.42
1:CA:671:G:O2'	1:CA:672:U:H5'	2.18	0.42
1:CA:695:A:H2'	1:CA:696:A:C8	2.54	0.42
1:CA:737:A:C2	1:CA:738:C:C2	3.08	0.42
1:CA:852:G:O2'	1:CA:853:G:H5'	2.20	0.42
1:CA:874:G:O2'	1:CA:875:C:O5'	2.38	0.42
1:CA:1055:A:O2'	3:CC:161:GLU:HG3	2.19	0.42
1:CA:1056:U:H4'	3:CC:163:ALA:HB2	2.01	0.42
1:CA:1059:C:O2'	14:CN:45:ARG:NH2	2.52	0.42

*Continued on next page...*

*Continued from previous page...*

Atom-1	Atom-2	Interatomic distance (Å)	Clash overlap (Å)
1:CA:1315:U:H2'	1:CA:1316:G:C4'	2.50	0.42
1:CA:1372:U:O2'	1:CA:1373:G:H5'	2.19	0.42
1:CA:1399:C:O2	1:CA:1401:G:C6	2.71	0.42
1:CA:1417:G:H2'	1:CA:1482:G:H22	1.84	0.42
2:CB:26:PRO:O	2:CB:28:PHE:N	2.52	0.42
2:CB:76:GLN:O	2:CB:208:ILE:CG1	2.67	0.42
3:CC:34:LEU:HD23	3:CC:34:LEU:C	2.40	0.42
5:CE:105:VAL:HB	5:CE:106:PRO:HD3	1.98	0.42
6:CF:19:LEU:O	6:CF:19:LEU:HG	2.19	0.42
9:CI:5:TYR:HA	9:CI:17:VAL:O	2.20	0.42
20:CT:50:GLU:O	20:CT:54:LYS:HB2	2.19	0.42
23:CW:18:G:H1'	23:CW:19:U:C4	2.54	0.42
25:CY:14:A:H2'	25:CY:15:G:O4'	2.19	0.42
27:DA:80:G:C2'	27:DA:81:G:H5'	2.49	0.42
27:DA:130:C:C2'	27:DA:131:G:O5'	2.67	0.42
27:DA:494:G:H4'	45:DW:6:ILE:CG2	2.49	0.42
27:DA:753:C:O2'	27:DA:754:C:H5'	2.19	0.42
27:DA:754:C:H2'	27:DA:755:C:C5	2.54	0.42
27:DA:797:C:H6	27:DA:797:C:O5'	2.02	0.42
27:DA:873:G:N2	27:DA:905:U:C1'	2.77	0.42
27:DA:957:A:OP1	39:DQ:76:LYS:NZ	2.43	0.42
27:DA:1391:U:O2	27:DA:1394:U:C4	2.71	0.42
27:DA:1449:A:C6	27:DA:1450:G:C4	3.07	0.42
27:DA:1612:C:O3'	56:D7:5:TRP:CD1	2.66	0.42
27:DA:1666:G:H2'	27:DA:1667:G:O4'	2.19	0.42
27:DA:2122:U:H2'	27:DA:2123:G:O4'	2.19	0.42
27:DA:2126:A:N1	27:DA:2163:C:C4'	2.82	0.42
27:DA:2335:A:O3'	27:DA:2336:A:H8	2.01	0.42
27:DA:2358:G:O2'	27:DA:2359:C:H5'	2.20	0.42
27:DA:2403:C:H2'	27:DA:2404:C:H6	1.83	0.42
27:DA:2864:G:O2'	27:DA:2865:U:H5'	2.19	0.42
27:DA:2873:A:N3	40:DR:6:SER:HB3	2.34	0.42
30:DD:94:LEU:HD23	30:DD:95:LEU:H	1.83	0.42
30:DD:148:GLU:C	30:DD:189:CYS:SG	2.98	0.42
31:DE:72:VAL:O	31:DE:73:GLU:C	2.57	0.42
31:DE:82:ARG:HB3	31:DE:83:ASP:H	1.55	0.42
31:DE:167:VAL:O	31:DE:168:MET:HG2	2.19	0.42
35:DI:133:HIS:ND1	35:DI:134:PRO:HD2	2.34	0.42
37:DO:52:VAL:HG13	37:DO:52:VAL:O	2.19	0.42
38:DP:107:LYS:C	38:DP:109:GLY:N	2.72	0.42
39:DQ:122:GLY:HA2	39:DQ:125:LEU:HD12	2.01	0.42

*Continued on next page...*

*Continued from previous page...*

Atom-1	Atom-2	Interatomic distance (Å)	Clash overlap (Å)
41:DS:49:VAL:CG1	41:DS:50:SER:N	2.83	0.42
42:DT:65:LYS:HZ2	42:DT:65:LYS:HA	1.83	0.42
42:DT:126:ALA:C	42:DT:128:GLU:N	2.72	0.42
44:DV:19:LYS:HG3	44:DV:20:LEU:N	2.34	0.42
47:DY:74:PRO:O	47:DY:80:GLY:HA2	2.19	0.42
48:DZ:47:PHE:O	48:DZ:48:ARG:O	2.37	0.42
51:D2:47:ASN:O	51:D2:48:HIS:C	2.56	0.42
51:D2:57:ILE:HD13	51:D2:57:ILE:HA	1.74	0.42
55:D6:19:ARG:HH11	55:D6:43:CYS:HB2	1.85	0.42
1:AA:50:A:H1'	1:AA:52:G:C8	2.54	0.42
1:AA:353:A:H2'	1:AA:354:G:OP2	2.18	0.42
1:AA:498:U:O2'	1:AA:499:A:H8	2.02	0.42
1:AA:555:C:H2'	1:AA:556:C:C6	2.54	0.42
1:AA:736:C:C5'	18:AR:72:ARG:HE	2.32	0.42
1:AA:1007:C:H2'	1:AA:1008:C:H6	1.84	0.42
1:AA:1030:C:C5	1:AA:1032:G:N2	2.88	0.42
1:AA:1138:G:C2	1:AA:1140:C:C4	3.07	0.42
2:AB:230:VAL:HB	2:AB:231:GLU:H	1.66	0.42
3:AC:132:ARG:O	3:AC:136:GLN:CB	2.67	0.42
3:AC:137:ALA:O	3:AC:141:VAL:HG23	2.20	0.42
4:AD:110:PHE:CE2	4:AD:148:VAL:HG23	2.53	0.42
4:AD:149:ALA:HB3	4:AD:152:SER:OG	2.18	0.42
5:AE:67:VAL:HG22	5:AE:68:GLU:N	2.34	0.42
5:AE:110:LEU:O	5:AE:111:GLU:C	2.58	0.42
6:AF:45:LEU:O	6:AF:46:ARG:HG2	2.18	0.42
6:AF:75:LEU:HD23	6:AF:76:ALA:N	2.34	0.42
7:AG:41:ARG:O	7:AG:45:ASP:N	2.40	0.42
7:AG:120:ILE:HG22	7:AG:124:LEU:CD1	2.48	0.42
9:AI:5:TYR:CD2	9:AI:6:GLY:N	2.87	0.42
9:AI:115:GLY:HA2	10:AJ:58:ASP:OD1	2.19	0.42
11:AK:19:ALA:HA	11:AK:32:ILE:HA	2.01	0.42
11:AK:38:ASN:HA	11:AK:39:PRO:HD3	1.86	0.42
11:AK:95:ILE:O	11:AK:96:ARG:C	2.57	0.42
11:AK:107:SER:OG	18:AR:86:VAL:CG1	2.67	0.42
12:AL:31:ARG:HE	12:AL:31:ARG:HB3	1.56	0.42
14:AN:14:PRO:O	14:AN:15:LYS:C	2.56	0.42
16:AP:82:GLN:CD	16:AP:82:GLN:N	2.67	0.42
18:AR:47:THR:HA	18:AR:83:GLU:O	2.19	0.42
24:AX:31:G:C2	24:AX:40:C:N3	2.87	0.42
24:AX:52:G:O2'	24:AX:53:G:H5'	2.20	0.42
24:AX:63:G:C2	24:AX:64:G:C8	3.08	0.42

*Continued on next page...*

*Continued from previous page...*

Atom-1	Atom-2	Interatomic distance (Å)	Clash overlap (Å)
25:AY:43:C:H2'	25:AY:43:C:O2	2.20	0.42
27:BA:76:C:H42	27:BA:110:G:H1	1.67	0.42
27:BA:146:G:C5	27:BA:147:U:C5	3.08	0.42
27:BA:181:A:C2	27:BA:435:C:C5	3.05	0.42
27:BA:181:A:C2	27:BA:182:A:N3	2.87	0.42
27:BA:290:G:O2'	27:BA:291:C:H5'	2.19	0.42
27:BA:370:G:O2'	27:BA:371:A:OP1	2.28	0.42
27:BA:491:G:O2'	27:BA:492:A:C5'	2.67	0.42
27:BA:521:G:H2'	27:BA:522:G:H8	1.82	0.42
27:BA:562:U:C2	27:BA:572:A:N7	2.88	0.42
27:BA:593:G:O4'	57:B8:4:MET:HE3	2.19	0.42
27:BA:817:C:HO2'	27:BA:839:U:H5''	1.85	0.42
27:BA:838:C:N3	27:BA:839:U:C5	2.87	0.42
27:BA:1130:U:O2	27:BA:2025:C:H5''	2.20	0.42
27:BA:1223:G:C5'	27:BA:1224:C:OP2	2.67	0.42
27:BA:1347:G:H2'	27:BA:1347:G:N3	2.34	0.42
27:BA:1885:A:H3'	27:BA:1886:C:C6	2.54	0.42
27:BA:1899:G:C2	27:BA:1903:G:C6	3.07	0.42
27:BA:2144:U:HO2'	27:BA:2145:C:H6	1.65	0.42
27:BA:2232:U:O2'	27:BA:2233:U:H5'	2.20	0.42
27:BA:2644:G:H2'	27:BA:2645:G:O4'	2.19	0.42
28:BB:86:G:O2'	28:BB:87:G:H5'	2.19	0.42
29:BC:51:PRO:O	29:BC:52:ARG:C	2.57	0.42
30:BD:105:ILE:HD12	30:BD:106:ILE:HG23	2.02	0.42
30:BD:105:ILE:HD12	30:BD:106:ILE:N	2.35	0.42
30:BD:165:ILE:HG22	30:BD:166:GLN:N	2.35	0.42
30:BD:210:GLY:HA2	30:BD:213:ARG:CG	2.49	0.42
30:BD:263:ARG:CZ	30:BD:263:ARG:HB2	2.49	0.42
31:BE:116:VAL:CG2	31:BE:122:PHE:CD2	3.01	0.42
32:BF:4:VAL:O	32:BF:4:VAL:HG23	2.20	0.42
32:BF:56:GLU:OE2	32:BF:93:LYS:NZ	2.42	0.42
35:BI:102:SER:O	35:BI:106:GLY:HA2	2.19	0.42
35:BI:131:LYS:HD2	35:BI:132:PRO:HD3	2.02	0.42
36:BN:62:VAL:HG22	36:BN:63:THR:H	1.84	0.42
37:BO:31:LYS:HD3	37:BO:31:LYS:HA	1.91	0.42
37:BO:80:ASP:OD2	42:BT:64:ARG:NH2	2.52	0.42
37:BO:103:ALA:O	37:BO:105:GLU:N	2.52	0.42
39:BQ:1:MET:SD	39:BQ:2:LEU:N	2.92	0.42
42:BT:76:PHE:HA	42:BT:77:PRO:HD3	1.76	0.42
43:BU:92:ARG:NH2	44:BV:11:GLN:HG3	2.35	0.42
43:BU:111:GLU:OE2	43:BU:111:GLU:HA	2.18	0.42

*Continued on next page...*



*Continued from previous page...*

Atom-1	Atom-2	Interatomic distance (Å)	Clash overlap (Å)
45:BW:69:LEU:HD22	45:BW:107:LEU:HB3	2.01	0.42
47:BY:39:VAL:O	47:BY:40:GLU:CB	2.68	0.42
48:BZ:116:LEU:HA	48:BZ:172:ALA:O	2.20	0.42
48:BZ:130:ARG:HG2	48:BZ:130:ARG:NH1	2.35	0.42
48:BZ:139:ASP:N	48:BZ:139:ASP:OD2	2.52	0.42
50:B1:63:ALA:C	50:B1:65:SER:N	2.72	0.42
1:CA:248:C:H2'	1:CA:248:C:O2	2.20	0.42
1:CA:324:G:OP1	20:CT:70:SER:HB2	2.19	0.42
1:CA:507:C:O5'	1:CA:508:C:H3'	2.19	0.42
1:CA:563:A:O2'	1:CA:567:G:C8	2.71	0.42
1:CA:811:C:C5	1:CA:812:C:C4	3.08	0.42
1:CA:1028:C:H42	1:CA:1034:G:N2	2.09	0.42
1:CA:1126:U:OP1	1:CA:1126:U:H6	2.02	0.42
1:CA:1168:A:H2'	1:CA:1169:A:C8	2.54	0.42
1:CA:1287:A:C2	1:CA:1353:G:H1'	2.53	0.42
3:CC:151:VAL:HG12	3:CC:152:ILE:N	2.34	0.42
8:CH:6:ILE:HG22	8:CH:10:LEU:HD12	2.00	0.42
9:CI:27:THR:O	9:CI:63:ILE:HB	2.20	0.42
9:CI:69:GLY:O	9:CI:73:GLN:HG3	2.19	0.42
9:CI:79:LEU:CD2	9:CI:102:LEU:HD22	2.49	0.42
10:CJ:47:PHE:CZ	14:CN:37:PHE:HE2	2.37	0.42
11:CK:15:ALA:HB1	11:CK:78:GLN:HG3	2.01	0.42
11:CK:53:SER:O	11:CK:55:LYS:N	2.52	0.42
11:CK:123:LYS:HA	11:CK:126:ARG:CG	2.47	0.42
12:CL:71:GLY:O	12:CL:72:HIS:HB3	2.19	0.42
27:DA:229:A:H3'	27:DA:229:A:C8	2.55	0.42
27:DA:408:G:O2'	27:DA:409:C:H5'	2.20	0.42
27:DA:632:A:O2'	27:DA:633:A:H5'	2.20	0.42
27:DA:849:A:OP2	27:DA:850:C:H5	2.01	0.42
27:DA:1167:U:H2'	27:DA:1168:G:C8	2.55	0.42
27:DA:1478:G:H4'	27:DA:1478:G:OP1	2.18	0.42
27:DA:1629:U:H2'	27:DA:1630:G:C8	2.54	0.42
27:DA:1792:G:H5''	30:DD:205:VAL:HG13	2.00	0.42
27:DA:1973:G:H2'	27:DA:1974:C:C5	2.53	0.42
27:DA:2052:G:N2	31:DE:149:ARG:HA	2.17	0.42
27:DA:2366:A:C6	27:DA:2367:G:C4	3.07	0.42
27:DA:2510:C:O2	27:DA:2510:C:H2'	2.18	0.42
27:DA:2544:G:N3	27:DA:2545:G:C8	2.88	0.42
27:DA:2733:A:C2	31:DE:203:LYS:HA	2.51	0.42
27:DA:2792:G:O2'	27:DA:2793:G:C8	2.69	0.42
27:DA:2805:G:C2	27:DA:2807:G:C4	3.08	0.42

*Continued on next page...*

*Continued from previous page...*

Atom-1	Atom-2	Interatomic distance (Å)	Clash overlap (Å)
28:DB:11:C:P	28:DB:12:C:H5	2.43	0.42
29:DC:51:PRO:HG3	29:DC:204:ALA:CB	2.42	0.42
32:DF:152:GLU:O	32:DF:154:VAL:HG23	2.18	0.42
35:DI:120:ILE:O	35:DI:121:LYS:HB3	2.20	0.42
36:DN:132:ALA:O	36:DN:133:GLN:CB	2.66	0.42
37:DO:53:LYS:N	37:DO:53:LYS:CD	2.80	0.42
38:DP:13:ASN:ND2	38:DP:14:LYS:HG3	2.34	0.42
38:DP:75:ILE:CG2	38:DP:76:LYS:N	2.81	0.42
38:DP:88:LEU:C	38:DP:90:ARG:H	2.21	0.42
39:DQ:52:VAL:O	39:DQ:55:VAL:HG12	2.20	0.42
40:DR:51:LEU:O	40:DR:54:LEU:HB2	2.20	0.42
40:DR:93:GLY:C	40:DR:95:THR:N	2.73	0.42
43:DU:33:ARG:O	43:DU:35:ALA:N	2.52	0.42
43:DU:92:ARG:O	43:DU:94:ASN:N	2.50	0.42
43:DU:105:VAL:O	43:DU:108:GLU:HB2	2.19	0.42
44:DV:59:ALA:CB	44:DV:96:ILE:HA	2.44	0.42
47:DY:27:VAL:CG1	47:DY:29:GLU:OE1	2.67	0.42
47:DY:31:LEU:CB	47:DY:32:PRO:HA	2.49	0.42
48:DZ:88:PHE:O	48:DZ:90:LEU:CD1	2.68	0.42
48:DZ:107:PRO:CG	48:DZ:116:LEU:HB2	2.50	0.42
50:D1:72:GLU:OE1	50:D1:76:ARG:HD3	2.20	0.42
51:D2:30:ARG:O	51:D2:33:MET:N	2.53	0.42
55:D6:48:VAL:CG2	55:D6:49:HIS:N	2.82	0.42
57:D8:21:LYS:HD3	57:D8:48:PHE:CE1	2.54	0.42
1:AA:38:G:H4'	1:AA:547:A:C6	2.55	0.42
1:AA:56:U:O2'	1:AA:57:G:H5'	2.20	0.42
1:AA:110:C:H2'	1:AA:111:G:H5'	2.02	0.42
1:AA:158:G:C6	1:AA:159:G:N7	2.88	0.42
1:AA:690:G:C6	1:AA:691:G:C6	3.07	0.42
1:AA:740:U:H4'	15:AO:39:LEU:HD23	2.02	0.42
1:AA:758:G:H2'	1:AA:759:A:OP2	2.20	0.42
1:AA:818:G:HO2'	1:AA:820:U:H6	1.64	0.42
1:AA:840:C:C4'	1:AA:841:U:OP1	2.68	0.42
1:AA:1124:G:H5'	10:AJ:35:SER:HB2	2.01	0.42
1:AA:1333:A:C2'	1:AA:1334:G:O5'	2.67	0.42
1:AA:1498:U:H5''	1:AA:1499:A:OP1	2.19	0.42
2:AB:32:ILE:CG1	2:AB:33:TYR:N	2.81	0.42
3:AC:14:ILE:HG12	3:AC:15:THR:N	2.35	0.42
5:AE:26:PHE:H	5:AE:26:PHE:HD1	1.67	0.42
5:AE:53:LEU:N	5:AE:53:LEU:CD1	2.83	0.42
5:AE:132:ALA:C	5:AE:134:ALA:H	2.23	0.42

*Continued on next page...*

*Continued from previous page...*

Atom-1	Atom-2	Interatomic distance (Å)	Clash overlap (Å)
8:AH:87:SER:HA	8:AH:93:VAL:HG23	2.01	0.42
10:AJ:30:SER:CB	10:AJ:81:THR:HG23	2.49	0.42
12:AL:31:ARG:O	12:AL:57:LEU:HD12	2.19	0.42
16:AP:68:ASP:C	16:AP:70:ALA:N	2.73	0.42
23:AW:7:A:O2'	23:AW:8:U:P	2.77	0.42
23:AW:12:C:OP2	23:AW:12:C:H6	2.03	0.42
25:AY:34:U:O2'	25:AY:35:G:H5'	2.20	0.42
27:BA:18:C:H2'	27:BA:19:C:C6	2.54	0.42
27:BA:49:A:N6	27:BA:118:A:C8	2.87	0.42
27:BA:106:C:O5'	27:BA:106:C:H6	2.02	0.42
27:BA:251:A:H2'	27:BA:252:G:C4'	2.49	0.42
27:BA:355:G:C5	27:BA:356:G:N7	2.88	0.42
27:BA:463:G:C2	27:BA:467:G:C6	3.08	0.42
27:BA:479:A:H4'	27:BA:480:A:H5'	2.01	0.42
27:BA:500:G:N2	27:BA:502:A:H3'	2.34	0.42
27:BA:866:A:O5'	27:BA:866:A:C8	2.73	0.42
27:BA:1238:G:H2'	27:BA:1239:G:O4'	2.20	0.42
27:BA:1421:G:C2	27:BA:1422:G:C8	3.08	0.42
27:BA:1603:A:H3'	27:BA:1604:C:C6	2.54	0.42
27:BA:1673:U:C2'	27:BA:1674:G:H5''	2.47	0.42
27:BA:2070:G:C2	27:BA:2071:A:N3	2.87	0.42
27:BA:2420:C:OP1	57:B8:34:TRP:HB2	2.20	0.42
27:BA:2562:U:H2'	27:BA:2563:U:C5'	2.47	0.42
29:BC:49:ILE:O	29:BC:51:PRO:N	2.52	0.42
30:BD:31:LYS:CE	30:BD:33:LEU:HD22	2.33	0.42
30:BD:43:ARG:HB2	30:BD:54:ARG:HB2	2.02	0.42
30:BD:166:GLN:HB3	30:BD:174:ILE:CG2	2.48	0.42
31:BE:175:VAL:HG12	31:BE:182:LEU:HD12	2.01	0.42
32:BF:66:PRO:HD2	32:BF:70:THR:CG2	2.32	0.42
33:BG:95:ARG:O	33:BG:96:ARG:O	2.37	0.42
35:BI:68:LEU:HA	35:BI:71:ILE:CD1	2.50	0.42
37:BO:114:ILE:O	37:BO:115:VAL:C	2.57	0.42
38:BP:18:ARG:NH1	38:BP:18:ARG:HB3	2.34	0.42
39:BQ:63:LYS:NZ	48:BZ:174:VAL:HG21	2.34	0.42
41:BS:14:VAL:CG1	41:BS:15:ARG:H	2.25	0.42
42:BT:89:VAL:HG11	42:BT:91:ARG:NE	2.35	0.42
47:BY:60:PHE:CA	47:BY:62:GLU:OE2	2.67	0.42
50:B1:46:LEU:N	50:B1:46:LEU:CD2	2.82	0.42
51:B2:21:LEU:CD1	51:B2:64:LEU:HA	2.48	0.42
52:B3:11:SER:HA	52:B3:31:LEU:HD21	2.01	0.42
55:B6:15:GLU:CD	55:B6:18:ARG:HG3	2.40	0.42

*Continued on next page...*

*Continued from previous page...*

Atom-1	Atom-2	Interatomic distance (Å)	Clash overlap (Å)
1:CA:135:C:C2'	1:CA:136:C:H5'	2.46	0.42
1:CA:252:U:C2	1:CA:253:U:H5	2.37	0.42
1:CA:373:A:N3	1:CA:374:A:C8	2.88	0.42
1:CA:383:A:H2'	1:CA:384:G:C5'	2.49	0.42
1:CA:486:U:H2'	1:CA:487:A:C8	2.54	0.42
1:CA:507:C:C2'	1:CA:508:C:C5	3.00	0.42
1:CA:898:G:N2	1:CA:901:A:C8	2.87	0.42
1:CA:922:G:C5	1:CA:923:A:C5	3.07	0.42
1:CA:1069:C:H42	1:CA:1106:G:H1	1.67	0.42
1:CA:1111:A:N1	3:CC:177:THR:HG23	2.35	0.42
1:CA:1206:G:C4'	3:CC:192:THR:O	2.64	0.42
1:CA:1303:C:H2'	1:CA:1304:G:O4'	2.19	0.42
2:CB:228:GLY:O	2:CB:230:VAL:HG13	2.19	0.42
4:CD:77:ASN:O	4:CD:78:LEU:C	2.56	0.42
5:CE:8:GLU:OE2	5:CE:63:ARG:NH2	2.53	0.42
7:CG:15:ASP:CG	7:CG:44:TYR:HH	2.22	0.42
7:CG:75:VAL:HA	7:CG:88:PRO:HA	2.01	0.42
7:CG:80:VAL:HG11	7:CG:154:TYR:CZ	2.54	0.42
7:CG:103:TRP:HB3	7:CG:134:ALA:HB1	2.01	0.42
7:CG:108:ALA:C	7:CG:110:GLN:H	2.22	0.42
10:CJ:4:ILE:CG1	10:CJ:77:PRO:HG3	2.50	0.42
10:CJ:51:ARG:HG3	10:CJ:60:ARG:HA	2.01	0.42
10:CJ:63:PHE:CD2	10:CJ:63:PHE:N	2.88	0.42
17:CQ:27:PHE:N	17:CQ:27:PHE:HD2	2.17	0.42
20:CT:30:LYS:O	20:CT:31:SER:C	2.57	0.42
27:DA:81:G:C2	27:DA:106:C:N3	2.88	0.42
27:DA:94:C:O2	27:DA:94:C:H2'	2.18	0.42
27:DA:182:A:N3	27:DA:433:C:O2'	2.43	0.42
27:DA:220:G:N2	27:DA:427:U:H2'	2.34	0.42
27:DA:272(B):G:O2'	27:DA:272(C):G:P	2.78	0.42
27:DA:638:G:H2'	27:DA:639:U:O4'	2.20	0.42
27:DA:669:G:N3	27:DA:669:G:H2'	2.35	0.42
27:DA:682:G:N2	27:DA:796:C:C2	2.88	0.42
27:DA:691:C:H1'	30:DD:43:ARG:CZ	2.50	0.42
27:DA:845:G:C8	27:DA:845:G:OP2	2.72	0.42
27:DA:868:U:H2'	27:DA:869:G:O4'	2.20	0.42
27:DA:907:U:H6	27:DA:907:U:C5'	2.33	0.42
27:DA:942:G:H5''	38:DP:36:LYS:O	2.19	0.42
27:DA:1210:A:C6	27:DA:1237:A:N7	2.88	0.42
27:DA:1695:G:N3	27:DA:1695:G:C2'	2.80	0.42
27:DA:1777:U:C2'	27:DA:1778:U:O5'	2.67	0.42

*Continued on next page...*

*Continued from previous page...*

Atom-1	Atom-2	Interatomic distance (Å)	Clash overlap (Å)
27:DA:1796:U:O2'	27:DA:1797:C:H5'	2.20	0.42
27:DA:2069:G:C2'	27:DA:2070:G:H5'	2.49	0.42
27:DA:2463:C:O2	27:DA:2488:A:C2	2.73	0.42
27:DA:2681:C:H5	27:DA:2725:A:N6	2.06	0.42
27:DA:2683:C:O2'	27:DA:2684:U:H5'	2.20	0.42
27:DA:2808:U:HO2'	27:DA:2809:A:H5'	1.78	0.42
27:DA:2824:C:C4	27:DA:2825:C:C2	3.08	0.42
29:DC:51:PRO:HB3	29:DC:203:GLY:C	2.39	0.42
29:DC:64:LEU:C	29:DC:66:HIS:H	2.23	0.42
29:DC:128:GLY:C	29:DC:130:ILE:H	2.22	0.42
30:DD:134:ARG:HG3	30:DD:135:PHE:CD2	2.55	0.42
31:DE:54:GLN:HB2	31:DE:55:ASN:H	1.48	0.42
32:DF:101:LEU:O	32:DF:106:ARG:NH1	2.50	0.42
34:DH:20:ALA:HB1	34:DH:21:PRO:HD2	2.02	0.42
35:DI:97:ILE:O	35:DI:97:ILE:HG22	2.19	0.42
36:DN:57:ALA:C	36:DN:58:ASP:OD1	2.57	0.42
37:DO:43:VAL:O	37:DO:54:GLU:HA	2.20	0.42
37:DO:67:LYS:O	37:DO:68:GLU:C	2.57	0.42
38:DP:9:ASN:H	38:DP:10:PRO:HD3	1.84	0.42
39:DQ:3:MET:HB2	39:DQ:93:TYR:CE1	2.54	0.42
39:DQ:38:GLU:CG	39:DQ:127:ILE:HG22	2.46	0.42
39:DQ:85:LYS:HG3	49:D0:7:LEU:HB3	2.01	0.42
39:DQ:132:VAL:CG1	48:DZ:80:ARG:NH2	2.83	0.42
40:DR:28:LEU:HD21	40:DR:114:VAL:HG12	2.01	0.42
42:DT:35:LYS:CE	42:DT:41:ARG:HE	2.32	0.42
44:DV:12:TYR:O	44:DV:14:VAL:HG13	2.19	0.42
45:DW:29:LEU:HD23	45:DW:69:LEU:HD12	2.01	0.42
47:DY:32:PRO:O	47:DY:35:TYR:N	2.53	0.42
51:D2:31:GLU:O	51:D2:32:LEU:C	2.58	0.42
55:D6:22:ALA:O	55:D6:23:THR:CB	2.67	0.42
55:D6:27:LYS:HB3	55:D6:29:ASN:OD1	2.20	0.42
1:AA:108:G:O6	20:AT:15:ARG:HD2	2.20	0.42
1:AA:113:G:O2'	1:AA:114:U:P	2.78	0.42
1:AA:520:A:OP2	12:AL:48:ALA:HB1	2.19	0.42
1:AA:684:A:C6	1:AA:685:G:C6	3.07	0.42
1:AA:687:A:O2'	1:AA:688:G:OP2	2.31	0.42
1:AA:859:A:H2'	1:AA:860:A:O4'	2.18	0.42
1:AA:913:A:O2'	1:AA:914:A:OP2	2.24	0.42
1:AA:1084:G:C5	1:AA:1085:U:C4	3.07	0.42
1:AA:1123:A:O3'	10:AJ:36:GLY:HA3	2.19	0.42
1:AA:1278:U:H5'	1:AA:1279:A:C4	2.55	0.42

*Continued on next page...*

*Continued from previous page...*

Atom-1	Atom-2	Interatomic distance (Å)	Clash overlap (Å)
1:AA:1340:A:C2	1:AA:1341:U:O2	2.73	0.42
1:AA:1401:G:H2'	1:AA:1402:C:O4'	2.20	0.42
1:AA:1504:G:OP1	1:AA:1507:A:H4'	2.20	0.42
3:AC:130:VAL:O	3:AC:134:ILE:HG12	2.20	0.42
3:AC:134:ILE:HD12	3:AC:151:VAL:CG1	2.49	0.42
5:AE:76:ILE:CG1	5:AE:77:PRO:CD	2.95	0.42
5:AE:149:GLU:C	5:AE:151:LEU:N	2.73	0.42
6:AF:17:SER:O	6:AF:21:LEU:HD23	2.19	0.42
7:AG:51:GLN:O	7:AG:54:THR:O	2.36	0.42
7:AG:95:ARG:HH11	7:AG:95:ARG:HG3	1.85	0.42
7:AG:151:TYR:CD1	7:AG:151:TYR:N	2.87	0.42
10:AJ:22:LYS:HZ2	10:AJ:23:ILE:HG12	1.85	0.42
10:AJ:42:THR:HG23	10:AJ:68:HIS:HA	2.00	0.42
11:AK:126:ARG:HB3	11:AK:126:ARG:CZ	2.50	0.42
12:AL:25:LYS:HG3	12:AL:30:ARG:HH12	1.85	0.42
14:AN:19:ARG:O	14:AN:21:TYR:CD1	2.72	0.42
15:AO:41:GLU:C	15:AO:43:LEU:N	2.72	0.42
20:AT:35:THR:O	20:AT:38:LYS:HB2	2.20	0.42
20:AT:57:ARG:HB2	20:AT:57:ARG:HH11	1.84	0.42
27:BA:40:C:H2'	27:BA:41:C:C6	2.43	0.42
27:BA:94:C:H5'	27:BA:94(A):G:OP2	2.20	0.42
27:BA:227:A:H5'	27:BA:228:A:C2	2.55	0.42
27:BA:451:C:C4	27:BA:453:C:C6	3.08	0.42
27:BA:699:A:C2'	27:BA:700:G:H5'	2.50	0.42
27:BA:843:G:C2	27:BA:936:C:N3	2.87	0.42
27:BA:950:G:C2	27:BA:968:G:N3	2.88	0.42
27:BA:959:A:C6	27:BA:960:A:C6	3.08	0.42
27:BA:1146:C:C4	27:BA:1147:C:C5	3.08	0.42
27:BA:1303:G:C2	27:BA:1304:C:C5	3.07	0.42
27:BA:1649:G:O2'	27:BA:1650:G:H5'	2.20	0.42
27:BA:1745(A):C:H5''	27:BA:1746:G:OP2	2.19	0.42
27:BA:1922:G:H2'	27:BA:1923:U:H6	1.84	0.42
27:BA:2080:G:C4	27:BA:2081:C:C5	3.07	0.42
27:BA:2082:A:H2'	27:BA:2083:G:C8	2.54	0.42
27:BA:2386:C:H2'	27:BA:2387:U:H6	1.82	0.42
27:BA:2424:C:O2'	27:BA:2425:A:OP1	2.37	0.42
27:BA:2436:G:C6	27:BA:2437:U:C4	3.07	0.42
27:BA:2483:C:C2'	39:BQ:49:ALA:HB1	2.49	0.42
27:BA:2518:A:H8	27:BA:2518:A:H5'	1.85	0.42
27:BA:2568:C:H2'	27:BA:2569:G:O4'	2.19	0.42
27:BA:2654:A:OP1	27:BA:2654:A:H8	2.02	0.42

*Continued on next page...*

*Continued from previous page...*

Atom-1	Atom-2	Interatomic distance (Å)	Clash overlap (Å)
28:BB:43:C:H5'	28:BB:44:G:OP2	2.19	0.42
29:BC:47:LEU:HB3	29:BC:207:THR:HA	2.02	0.42
29:BC:98:GLU:C	29:BC:100:ILE:H	2.21	0.42
29:BC:121:GLY:CA	29:BC:145:VAL:HA	2.48	0.42
29:BC:155:GLU:O	29:BC:156:ILE:CB	2.67	0.42
30:BD:123:ALA:HB3	30:BD:131:LEU:HG	2.02	0.42
31:BE:143:ASN:OD1	31:BE:147:PRO:CD	2.67	0.42
32:BF:124:LEU:O	32:BF:125:LEU:HD12	2.19	0.42
33:BG:29:TRP:HA	33:BG:33:ARG:NH1	2.34	0.42
33:BG:96:ARG:O	33:BG:97:ASP:C	2.57	0.42
34:BH:150:ALA:C	34:BH:152:ARG:H	2.23	0.42
35:BI:79:ILE:HG12	35:BI:140:LEU:HD11	2.01	0.42
39:BQ:42:ILE:HD12	39:BQ:42:ILE:N	2.34	0.42
40:BR:62:ALA:O	40:BR:65:LEU:HB2	2.20	0.42
41:BS:67:ARG:HG2	41:BS:67:ARG:NH1	2.35	0.42
42:BT:29:ARG:HH21	42:BT:88:ILE:HD11	1.85	0.42
44:BV:10:LYS:HD2	44:BV:12:TYR:OH	2.19	0.42
45:BW:18:ARG:HG2	45:BW:18:ARG:HH11	1.85	0.42
45:BW:64:MET:HB3	45:BW:109:GLU:CD	2.39	0.42
48:BZ:124:LEU:HG	48:BZ:163:ALA:CB	2.50	0.42
51:B2:41:ILE:O	51:B2:42:GLY:C	2.58	0.42
51:B2:53:LEU:HD23	51:B2:53:LEU:HA	1.83	0.42
54:B5:51:TYR:HB3	54:B5:52:TYR:H	1.44	0.42
57:B8:2:PRO:O	57:B8:3:LYS:C	2.58	0.42
1:CA:53:A:C6	1:CA:54:C:C2	3.08	0.42
1:CA:119:A:H5''	1:CA:120:A:C5'	2.47	0.42
1:CA:189(F):U:H5	17:CQ:3:LYS:NZ	2.17	0.42
1:CA:227:G:C4	1:CA:228:A:C8	3.08	0.42
1:CA:431:A:H2'	1:CA:432:A:C8	2.55	0.42
1:CA:650:G:O2'	1:CA:651:C:H5'	2.20	0.42
1:CA:652:U:C5	1:CA:752:G:C5	3.08	0.42
1:CA:749:C:O2'	1:CA:750:G:C5'	2.66	0.42
1:CA:768:A:H8	1:CA:768:A:O5'	2.02	0.42
1:CA:979:C:C2'	1:CA:980:C:H5''	2.49	0.42
1:CA:1045:C:O2	1:CA:1045:C:H2'	2.19	0.42
1:CA:1060:C:H4'	10:CJ:52:GLY:N	2.35	0.42
1:CA:1218:C:H2'	1:CA:1219:U:C6	2.54	0.42
1:CA:1427:U:H2'	1:CA:1428:A:H8	1.79	0.42
3:CC:20:SER:OG	3:CC:57:ILE:HB	2.20	0.42
4:CD:178:VAL:O	4:CD:179:GLU:C	2.57	0.42
5:CE:107:ARG:CG	5:CE:108:ALA:N	2.82	0.42

*Continued on next page...*



*Continued from previous page...*

Atom-1	Atom-2	Interatomic distance (Å)	Clash overlap (Å)
7:CG:6:ARG:HG2	7:CG:6:ARG:O	2.18	0.42
7:CG:137:LYS:O	7:CG:138:LYS:C	2.58	0.42
8:CH:75:ARG:HA	8:CH:76:PRO:HD2	1.80	0.42
9:CI:27:THR:CG2	9:CI:31:GLN:N	2.82	0.42
15:CO:9:GLN:HB3	15:CO:13:GLN:NE2	2.34	0.42
24:CX:34:C:O2	24:CX:34:C:C2'	2.62	0.42
27:DA:154:G:C6	27:DA:154(A):C:C4	3.08	0.42
27:DA:171:G:C5	27:DA:172:C:N4	2.88	0.42
27:DA:185:U:H4'	27:DA:218:A:H4'	2.01	0.42
27:DA:234:C:H6	27:DA:234:C:O5'	2.02	0.42
27:DA:469:G:O6	56:D7:37:LYS:NZ	2.40	0.42
27:DA:592:G:H21	57:D8:4:MET:HE1	1.84	0.42
27:DA:660:G:N1	27:DA:661:C:C2	2.87	0.42
27:DA:858:U:N3	27:DA:920:G:N2	2.67	0.42
27:DA:864:G:H8	27:DA:864:G:O5'	2.03	0.42
27:DA:872:A:C2	27:DA:906:G:C4	3.08	0.42
27:DA:995:C:H5''	43:DU:54:LYS:HE3	2.02	0.42
27:DA:1484:G:N1	27:DA:1506:C:C2	2.88	0.42
27:DA:1649:G:C6	27:DA:2009:G:C6	3.08	0.42
27:DA:1831:G:C5	27:DA:1975:G:C2	3.08	0.42
27:DA:2110:G:C6	27:DA:2120:G:N7	2.87	0.42
27:DA:2291:U:O2'	27:DA:2374:C:H1'	2.20	0.42
27:DA:2347:C:H6	27:DA:2347:C:H5''	1.85	0.42
27:DA:2448:A:O2'	27:DA:2449:U:H5	2.02	0.42
27:DA:2450:A:H2'	27:DA:2451:A:H8	1.84	0.42
27:DA:2520:C:C2	27:DA:2521:C:C6	3.08	0.42
27:DA:2645:G:H4'	27:DA:2646:C:OP2	2.19	0.42
27:DA:2693:A:H2'	27:DA:2694:G:C8	2.55	0.42
30:DD:33:LEU:H	30:DD:33:LEU:CD1	2.32	0.42
30:DD:254:THR:OG1	30:DD:254:THR:O	2.37	0.42
33:DG:5:VAL:C	33:DG:7:LEU:H	2.23	0.42
33:DG:42:GLY:O	33:DG:88:ILE:HG13	2.20	0.42
33:DG:81:LYS:O	33:DG:82:LEU:C	2.57	0.42
33:DG:128:ARG:HB2	33:DG:130:ASN:O	2.20	0.42
35:DI:83:ALA:HA	35:DI:89:TYR:HD1	1.82	0.42
37:DO:104:ARG:NH1	37:DO:121:VAL:HG12	2.34	0.42
43:DU:102:GLU:HA	43:DU:103:PRO:HD2	1.88	0.42
45:DW:90:ARG:NH1	45:DW:90:ARG:HG3	2.35	0.42
45:DW:100:THR:OG1	45:DW:101:SER:N	2.52	0.42
47:DY:2:ARG:O	47:DY:3:VAL:CG2	2.68	0.42
48:DZ:132:ILE:HA	48:DZ:133:PRO:HD2	1.75	0.42

*Continued on next page...*

*Continued from previous page...*

Atom-1	Atom-2	Interatomic distance (Å)	Clash overlap (Å)
52:D3:39:ASP:OD2	52:D3:44:ARG:NE	2.53	0.42
56:D7:27:GLY:O	56:D7:28:ARG:C	2.58	0.42
57:D8:33:ASN:HA	57:D8:36:LYS:CD	2.50	0.42
1:AA:129(A):G:C2	1:AA:189(H):G:N7	2.88	0.42
1:AA:253:U:H5'	1:AA:253:U:C6	2.50	0.42
1:AA:254:G:H1	1:AA:272:C:N4	2.11	0.42
1:AA:530:G:O2'	1:AA:531:U:P	2.76	0.42
1:AA:546:G:H5'	1:AA:549:C:OP1	2.20	0.42
1:AA:701:C:O2'	1:AA:703:G:C5	2.64	0.42
1:AA:825:G:H2'	1:AA:826:C:H6	1.84	0.42
1:AA:840:C:H4'	1:AA:841:U:OP1	2.18	0.42
1:AA:923:A:C2	1:AA:924:C:C2	3.08	0.42
1:AA:961:U:OP2	1:AA:1223:C:C1'	2.68	0.42
1:AA:988:G:H21	1:AA:1015:A:H2	1.68	0.42
1:AA:1065:U:C4	1:AA:1190:G:H1'	2.55	0.42
1:AA:1138:G:H2'	1:AA:1140:C:C6	2.55	0.42
1:AA:1152:A:O2'	1:AA:1153:C:OP2	2.36	0.42
1:AA:1183:A:H3'	1:AA:1184:G:C5'	2.49	0.42
1:AA:1242:C:O2'	1:AA:1243:C:H5'	2.19	0.42
1:AA:1285:A:O4'	1:AA:1286:A:C8	2.71	0.42
2:AB:185:ILE:HG23	2:AB:199:TYR:O	2.20	0.42
4:AD:20:TYR:CE2	4:AD:27:TYR:HE2	2.37	0.42
5:AE:136:MET:O	5:AE:140:ARG:HB2	2.19	0.42
7:AG:151:TYR:OH	11:AK:54:ARG:HD3	2.19	0.42
8:AH:97:VAL:C	8:AH:99:GLU:N	2.72	0.42
9:AI:56:LEU:O	9:AI:56:LEU:HD23	2.19	0.42
10:AJ:38:ILE:HA	10:AJ:39:PRO:HD3	1.67	0.42
10:AJ:46:ARG:NH1	14:AN:61:TRP:CZ2	2.88	0.42
10:AJ:54:PHE:CE1	10:AJ:55:LYS:HE3	2.55	0.42
11:AK:65:ALA:O	11:AK:68:ALA:HB3	2.20	0.42
12:AL:27:ALA:HA	12:AL:28:PRO:HD3	1.75	0.42
12:AL:39:THR:HA	12:AL:50:ARG:O	2.20	0.42
12:AL:56:ARG:HD3	12:AL:62:GLU:OE1	2.19	0.42
15:AO:14:GLU:OE1	15:AO:14:GLU:HA	2.19	0.42
16:AP:26:ARG:HH11	16:AP:31:LYS:HB3	1.81	0.42
17:AQ:29:HIS:ND1	17:AQ:29:HIS:C	2.73	0.42
22:AV:9:G:N2	23:AW:34:U:C2	2.88	0.42
24:AX:11:A:C6	24:AX:12:G:C6	3.07	0.42
24:AX:16:C:O2'	24:AX:60:U:H4'	2.20	0.42
27:BA:61:G:O2'	27:BA:62:C:O5'	2.36	0.42
27:BA:111:A:C5	27:BA:112:U:C5	3.07	0.42

*Continued on next page...*

*Continued from previous page...*

Atom-1	Atom-2	Interatomic distance (Å)	Clash overlap (Å)
27:BA:258:G:N3	27:BA:259:G:C8	2.88	0.42
27:BA:483:A:H2'	27:BA:484:C:C5'	2.50	0.42
27:BA:485:C:O2'	27:BA:486:C:H5'	2.19	0.42
27:BA:747:U:OP2	54:B5:3:LYS:HD3	2.19	0.42
27:BA:761:A:H8	27:BA:761:A:O5'	2.03	0.42
27:BA:769:G:H2'	27:BA:770:G:O5'	2.20	0.42
27:BA:770:G:O5'	27:BA:770:G:H8	2.03	0.42
27:BA:782:A:OP1	27:BA:783:A:N1	2.53	0.42
27:BA:1322:A:C4	27:BA:1323:U:C5	3.08	0.42
27:BA:1437:C:H42	27:BA:1555:G:H1	1.68	0.42
27:BA:1553:A:C8	27:BA:1555:G:C6	3.08	0.42
27:BA:1662:C:H2'	27:BA:1663:C:C6	2.55	0.42
27:BA:1664:A:H2'	27:BA:1664:A:N3	2.34	0.42
27:BA:1668:A:C8	27:BA:1674:G:C6	3.07	0.42
27:BA:1776:G:N3	27:BA:1776:G:H2'	2.35	0.42
27:BA:2438:U:O2	27:BA:2441:C:C4	2.72	0.42
28:BB:24:G:H1'	28:BB:27:C:N4	2.35	0.42
30:BD:21:PHE:CD1	30:BD:21:PHE:N	2.86	0.42
30:BD:31:LYS:HD2	30:BD:33:LEU:CD1	2.46	0.42
30:BD:32:SER:O	30:BD:34:VAL:N	2.40	0.42
30:BD:136:ILE:O	30:BD:137:PRO:C	2.57	0.42
30:BD:147:LEU:HD12	30:BD:147:LEU:HA	1.74	0.42
31:BE:63:LEU:HD23	31:BE:63:LEU:C	2.40	0.42
32:BF:37:VAL:HG13	32:BF:184:TYR:CD1	2.54	0.42
32:BF:113:ALA:CB	32:BF:186:ILE:HG21	2.48	0.42
32:BF:139:PHE:O	32:BF:142:TRP:HB3	2.18	0.42
33:BG:123:ASN:OD1	33:BG:123:ASN:N	2.53	0.42
34:BH:10:PRO:HG3	34:BH:50:VAL:N	2.34	0.42
34:BH:156:ALA:HB3	34:BH:159:GLU:HB2	2.02	0.42
34:BH:158:HIS:CE1	34:BH:168:PRO:C	2.93	0.42
36:BN:18:ALA:HB3	36:BN:26:LEU:HD22	2.00	0.42
37:BO:24:VAL:HG22	37:BO:24:VAL:O	2.20	0.42
39:BQ:97:VAL:HG11	39:BQ:103:MET:HE3	2.02	0.42
39:BQ:118:LEU:HD12	39:BQ:131:ILE:CG2	2.50	0.42
42:BT:101:PHE:O	42:BT:102:ILE:C	2.58	0.42
45:BW:7:ALA:O	45:BW:10:VAL:CG2	2.67	0.42
45:BW:36:LEU:HD11	45:BW:47:VAL:HG12	2.02	0.42
47:BY:18:GLY:O	47:BY:20:TYR:N	2.52	0.42
47:BY:30:VAL:HG13	47:BY:31:LEU:N	2.35	0.42
50:B1:13:ILE:CG1	50:B1:42:GLN:HB2	2.50	0.42
52:B3:46:ASN:O	52:B3:47:VAL:C	2.58	0.42

*Continued on next page...*

*Continued from previous page...*

Atom-1	Atom-2	Interatomic distance (Å)	Clash overlap (Å)
55:B6:11:LEU:CD1	55:B6:12:GLU:H	2.33	0.42
57:B8:40:GLU:O	57:B8:43:GLN:N	2.47	0.42
1:CA:10:A:O2'	1:CA:11:G:H5'	2.20	0.42
1:CA:62:U:H2'	1:CA:63:C:H6	1.85	0.42
1:CA:128:G:H5'	17:CQ:2:PRO:O	2.20	0.42
1:CA:147:G:H2'	1:CA:148:G:H8	1.83	0.42
1:CA:243:A:C5	1:CA:281:G:N2	2.87	0.42
1:CA:282:A:H2'	1:CA:283:C:H6	1.85	0.42
1:CA:422:C:C4'	1:CA:423:G:OP1	2.68	0.42
1:CA:435:C:C2	1:CA:436:C:C5	3.08	0.42
1:CA:818:G:H3'	1:CA:819:A:C5'	2.49	0.42
1:CA:831:U:H2'	1:CA:832:C:C5'	2.48	0.42
1:CA:914:A:H2'	1:CA:915:A:H8	1.85	0.42
1:CA:960:U:C2	1:CA:1225:A:N7	2.88	0.42
1:CA:1210:C:H4'	1:CA:1214:C:C5	2.54	0.42
1:CA:1229:A:C2	1:CA:1230:C:C2	3.08	0.42
1:CA:1258:G:O2'	1:CA:1259:C:C5'	2.68	0.42
1:CA:1270:C:C2'	1:CA:1271:G:H5'	2.50	0.42
1:CA:1286:A:H2'	1:CA:1287:A:O3'	2.19	0.42
1:CA:1421:G:C6	1:CA:1422:G:C5	3.08	0.42
1:CA:1521:G:H2'	1:CA:1522:U:H6	1.83	0.42
3:CC:138:VAL:CG2	3:CC:151:VAL:HG23	2.49	0.42
4:CD:70:ILE:HD12	4:CD:100:ARG:NE	2.35	0.42
5:CE:31:LEU:HD21	5:CE:43:LEU:HG	2.00	0.42
6:CF:87:ARG:HG2	6:CF:87:ARG:HH11	1.85	0.42
6:CF:91:VAL:HG12	6:CF:92:LYS:O	2.19	0.42
7:CG:20:ASP:HB3	7:CG:23:VAL:CG2	2.44	0.42
7:CG:50:ILE:O	7:CG:54:THR:HG23	2.20	0.42
7:CG:73:MET:HA	7:CG:91:VAL:HG23	2.02	0.42
8:CH:109:ILE:HG13	8:CH:122:ARG:HH12	1.85	0.42
11:CK:33:THR:HB	11:CK:37:GLY:C	2.40	0.42
11:CK:52:GLY:O	11:CK:55:LYS:HB2	2.20	0.42
15:CO:2:PRO:HG2	15:CO:3:ILE:HD13	2.00	0.42
16:CP:27:LYS:H	16:CP:27:LYS:HG2	1.42	0.42
19:CS:42:PRO:O	19:CS:44:MET:SD	2.77	0.42
24:CX:72:A:H5'	24:CX:73:A:OP2	2.19	0.42
25:CY:49:G:HO2'	25:CY:50:A:P	2.43	0.42
27:DA:13:A:C2	27:DA:526:A:C5	3.08	0.42
27:DA:40:C:H42	27:DA:438:G:H1	1.67	0.42
27:DA:214:G:H21	27:DA:216:A:H1'	1.85	0.42
27:DA:243:U:C2'	27:DA:244:A:H5'	2.50	0.42

*Continued on next page...*

*Continued from previous page...*

Atom-1	Atom-2	Interatomic distance (Å)	Clash overlap (Å)
27:DA:310:A:C4	27:DA:312:G:N7	2.88	0.42
27:DA:510:C:OP1	27:DA:511:U:OP2	2.38	0.42
27:DA:775:G:P	27:DA:777:A:H1'	2.60	0.42
27:DA:784:A:C6	27:DA:792:G:O4'	2.73	0.42
27:DA:817:C:O2'	27:DA:818:G:H5'	2.20	0.42
27:DA:1159:U:H2'	27:DA:1160:G:O4'	2.20	0.42
27:DA:1309:G:C5'	56:D7:9:ARG:HG3	2.49	0.42
27:DA:1449:A:N3	27:DA:1449:A:H2'	2.35	0.42
27:DA:1669:A:H2'	27:DA:1669:A:N3	2.35	0.42
27:DA:1695:G:O2'	27:DA:1696:G:O5'	2.37	0.42
27:DA:1858:G:H2'	27:DA:1883:G:H22	1.83	0.42
27:DA:1906:G:N2	27:DA:1907:G:C4	2.88	0.42
27:DA:2048:G:H4'	27:DA:2823:A:C2	2.55	0.42
27:DA:2053:G:C2'	27:DA:2054:A:H5'	2.50	0.42
27:DA:2287:A:H62	27:DA:2344:U:H3	1.68	0.42
27:DA:2499:C:C4	27:DA:2500:U:C2	3.08	0.42
27:DA:2579:C:H4'	31:DE:134:ILE:HD12	2.01	0.42
27:DA:2611:U:HO2'	27:DA:2612:C:P	2.42	0.42
27:DA:2723:C:OP2	31:DE:109:LYS:NZ	2.49	0.42
28:DB:85:G:H2'	28:DB:86:G:H8	1.85	0.42
30:DD:111:LEU:HD13	30:DD:111:LEU:C	2.40	0.42
31:DE:167:VAL:HG21	31:DE:170:LEU:HD11	2.02	0.42
32:DF:70:THR:OG1	32:DF:71:GLY:N	2.52	0.42
32:DF:115:ALA:O	32:DF:116:ASP:C	2.58	0.42
34:DH:102:ALA:CA	34:DH:117:PRO:HD3	2.47	0.42
35:DI:116:LEU:O	35:DI:117:GLU:O	2.36	0.42
36:DN:34:LEU:O	36:DN:116:LEU:HD22	2.19	0.42
36:DN:79:PRO:C	36:DN:81:GLY:N	2.73	0.42
36:DN:128:HIS:HA	36:DN:129:PRO:HD2	1.88	0.42
41:DS:31:SER:O	41:DS:34:HIS:N	2.36	0.42
41:DS:78:LEU:CD1	41:DS:103:GLU:HB3	2.44	0.42
43:DU:109:LEU:HD23	43:DU:109:LEU:HA	1.84	0.42
45:DW:90:ARG:HG3	45:DW:90:ARG:HH11	1.85	0.42
47:DY:87:LYS:NZ	47:DY:89:PHE:CE1	2.88	0.42
51:D2:8:LYS:O	51:D2:9:GLN:C	2.58	0.42
1:AA:14:U:O2	1:AA:16:A:H3'	2.20	0.42
1:AA:321:A:H4'	1:AA:1435:G:O2'	2.20	0.42
1:AA:389:A:H2'	1:AA:390:C:O4'	2.20	0.42
1:AA:456:C:H2'	1:AA:457:C:C6	2.55	0.42
1:AA:673:G:N2	1:AA:674:G:C2	2.88	0.42
1:AA:730:G:C6	1:AA:731:G:H1'	2.55	0.42

*Continued on next page...*

*Continued from previous page...*

Atom-1	Atom-2	Interatomic distance (Å)	Clash overlap (Å)
1:AA:825:G:N1	1:AA:876:G:C6	2.88	0.42
1:AA:995:C:H6	1:AA:995:C:O5'	2.03	0.42
1:AA:1081:G:C2	1:AA:1082:G:C8	3.08	0.42
1:AA:1268:A:H4'	21:AU:20:LYS:N	2.35	0.42
2:AB:188:ALA:O	2:AB:203:GLY:N	2.44	0.42
4:AD:195:ALA:O	4:AD:196:LEU:C	2.58	0.42
5:AE:33:VAL:HG21	5:AE:109:ILE:HD11	2.01	0.42
5:AE:102:ALA:O	5:AE:107:ARG:NH1	2.53	0.42
7:AG:49:ILE:HG22	7:AG:49:ILE:O	2.19	0.42
8:AH:14:ARG:C	8:AH:16:ALA:N	2.73	0.42
9:AI:14:VAL:HG12	9:AI:15:ALA:N	2.35	0.42
10:AJ:63:PHE:HB3	14:AN:59:ALA:H	1.85	0.42
10:AJ:79:ARG:O	10:AJ:80:LYS:C	2.57	0.42
13:AM:15:VAL:CG2	13:AM:16:ASP:N	2.83	0.42
19:AS:33:THR:OG1	19:AS:34:TRP:N	2.53	0.42
20:AT:61:SER:O	20:AT:65:LYS:HB2	2.20	0.42
23:AW:60:C:H2'	23:AW:61:C:C6	2.55	0.42
27:BA:13:A:C2	27:BA:526:A:N7	2.88	0.42
27:BA:193:U:O2'	27:BA:194:G:H5'	2.20	0.42
27:BA:321:G:O3'	27:BA:322:A:H8	2.03	0.42
27:BA:644:A:H4'	27:BA:645:C:H5	1.81	0.42
27:BA:706:A:C5	27:BA:707:G:C8	3.08	0.42
27:BA:1175:U:P	27:BA:1176:G:H5'	2.59	0.42
27:BA:1296:G:N2	27:BA:1645:G:C4	2.88	0.42
27:BA:1451:C:H2'	27:BA:1451:C:O2	2.19	0.42
27:BA:1505:C:HO2'	27:BA:1506:C:P	2.43	0.42
27:BA:1524:G:N2	27:BA:1525:G:H1'	2.35	0.42
27:BA:1750:G:C2	27:BA:1751:C:C2	3.08	0.42
27:BA:1783:A:C2	27:BA:2587:A:C5	3.08	0.42
27:BA:1884:A:C3'	27:BA:1885:A:H5''	2.48	0.42
27:BA:1899:G:N2	27:BA:1903:G:C5	2.87	0.42
27:BA:1900:A:H1'	27:BA:1970:A:H2'	2.01	0.42
27:BA:2246:G:H1'	27:BA:2426:A:C2	2.55	0.42
27:BA:2337:G:C2	27:BA:2338:G:C5	3.08	0.42
27:BA:2371:G:H4'	55:B6:45:LYS:HB3	2.02	0.42
27:BA:2406:U:H4'	27:BA:2407:G:O5'	2.20	0.42
27:BA:2447:G:O2'	27:BA:2500:U:OP2	2.24	0.42
27:BA:2471:C:O2	27:BA:2471:C:H2'	2.19	0.42
27:BA:2725:A:O2'	27:BA:2726:U:O5'	2.36	0.42
28:BB:47:C:O2'	28:BB:48:A:H5'	2.20	0.42
29:BC:214:VAL:O	29:BC:216:THR:N	2.53	0.42

*Continued on next page...*

*Continued from previous page...*

Atom-1	Atom-2	Interatomic distance (Å)	Clash overlap (Å)
31:BE:3:GLY:O	31:BE:4:ILE:CB	2.64	0.42
32:BF:116:ASP:OD2	38:BP:5:ASP:HB2	2.20	0.42
32:BF:157:VAL:HB	32:BF:194:MET:HB3	2.01	0.42
33:BG:84:LYS:HB3	33:BG:85:GLY:H	1.62	0.42
35:BI:25:TYR:CD1	35:BI:30:LEU:HD11	2.55	0.42
37:BO:59:LYS:HZ3	37:BO:89:ASN:HD21	1.68	0.42
41:BS:46:VAL:HG12	41:BS:47:THR:O	2.19	0.42
41:BS:90:GLY:O	41:BS:92:TYR:HD1	2.03	0.42
41:BS:106:ARG:NE	41:BS:107:GLU:O	2.53	0.42
42:BT:9:LEU:C	42:BT:11:GLU:N	2.74	0.42
44:BV:91:TYR:O	44:BV:92:THR:CG2	2.66	0.42
45:BW:41:LYS:C	45:BW:43:GLY:N	2.72	0.42
45:BW:97:LYS:HE3	45:BW:99:ARG:NH1	2.34	0.42
50:B1:13:ILE:HD11	50:B1:42:GLN:OE1	2.20	0.42
51:B2:50:ILE:C	51:B2:52:ASP:N	2.73	0.42
52:B3:23:LEU:O	52:B3:27:GLY:N	2.52	0.42
53:B4:40:ILE:HA	53:B4:57:ILE:CG2	2.49	0.42
1:CA:126:G:H5'	1:CA:633:G:N2	2.35	0.42
1:CA:151:A:H2'	1:CA:152:A:O4'	2.20	0.42
1:CA:309:G:O2'	1:CA:310:G:H5'	2.20	0.42
1:CA:679:C:O2'	1:CA:680:C:H5'	2.20	0.42
1:CA:705:U:C5	1:CA:706:A:C5	3.08	0.42
1:CA:750:G:H21	15:CO:23:GLY:CA	2.33	0.42
1:CA:860:A:C8	1:CA:861:G:C8	3.07	0.42
1:CA:884:U:H4'	1:CA:885:G:H5''	2.01	0.42
1:CA:891:U:H2'	1:CA:892:A:H8	1.85	0.42
1:CA:1098:C:C4	1:CA:1099:G:C8	3.08	0.42
1:CA:1152:A:H5'	10:CJ:70:ARG:HH22	1.84	0.42
1:CA:1260:C:OP1	1:CA:1284:C:H4'	2.19	0.42
1:CA:1273:G:C5	1:CA:1274:G:C5	3.08	0.42
1:CA:1283:G:H2'	1:CA:1284:C:H6	1.85	0.42
1:CA:1308:U:O3'	13:CM:92:HIS:HE1	2.03	0.42
1:CA:1478:C:H2'	1:CA:1479:C:C6	2.50	0.42
1:CA:1508:G:H2'	1:CA:1509:C:C6	2.55	0.42
2:CB:59:GLU:O	2:CB:62:ALA:HB3	2.19	0.42
2:CB:131:PRO:O	2:CB:135:GLN:HG3	2.20	0.42
6:CF:12:PRO:HB3	6:CF:58:GLY:CA	2.50	0.42
8:CH:9:MET:O	8:CH:12:ARG:HB3	2.20	0.42
8:CH:111:ILE:CG2	8:CH:112:LEU:H	2.24	0.42
11:CK:20:TYR:C	11:CK:21:ILE:HD12	2.40	0.42
11:CK:52:GLY:N	11:CK:55:LYS:HG3	2.35	0.42

*Continued on next page...*



*Continued from previous page...*

Atom-1	Atom-2	Interatomic distance (Å)	Clash overlap (Å)
13:CM:14:ARG:NH2	13:CM:42:ALA:HA	2.35	0.42
13:CM:70:LEU:HD23	13:CM:71:ARG:H	1.80	0.42
14:CN:26:ARG:HD2	14:CN:43:CYS:CB	2.49	0.42
15:CO:8:LYS:O	15:CO:12:ILE:HG13	2.20	0.42
15:CO:65:ARG:HG2	15:CO:65:ARG:HH11	1.85	0.42
17:CQ:64:PRO:HG3	17:CQ:70:ARG:HG2	2.02	0.42
18:CR:76:LEU:N	18:CR:76:LEU:HD22	2.35	0.42
19:CS:52:TYR:HE1	19:CS:56:GLN:HA	1.83	0.42
23:CW:2:G:C2	23:CW:71:A:C2	3.08	0.42
27:DA:175:G:C5	27:DA:176:G:N7	2.88	0.42
27:DA:300:A:N6	27:DA:334:C:H5'	2.35	0.42
27:DA:534:U:O2'	43:DU:49:HIS:CD2	2.71	0.42
27:DA:574:C:O3'	27:DA:2055:C:C5	2.73	0.42
27:DA:636:G:OP2	38:DP:113:LYS:NZ	2.34	0.42
27:DA:811:U:OP2	38:DP:24:GLY:CA	2.67	0.42
27:DA:847:U:N3	27:DA:934:G:N2	2.68	0.42
27:DA:857:C:C5'	49:D0:77:ARG:HH22	2.32	0.42
27:DA:1109:C:H5''	27:DA:1110:G:OP2	2.20	0.42
27:DA:1200:C:H2'	27:DA:1201:C:C6	2.55	0.42
27:DA:1210:A:H1'	27:DA:1212:G:C4	2.54	0.42
27:DA:1261:C:C2'	27:DA:1262:A:O5'	2.68	0.42
27:DA:1652:A:C2	27:DA:2006:C:N3	2.88	0.42
27:DA:1815:A:O2'	27:DA:1816:G:O5'	2.35	0.42
27:DA:1847:A:P	27:DA:1847:A:O4'	2.78	0.42
27:DA:2189:U:H3'	27:DA:2190:G:H5''	2.02	0.42
27:DA:2399:G:C6	27:DA:2418:A:C6	3.08	0.42
27:DA:2709:G:H2'	27:DA:2710:C:O4'	2.20	0.42
27:DA:2711:A:N6	27:DA:2714:G:C5	2.88	0.42
27:DA:2850:A:H2'	27:DA:2851:A:C8	2.55	0.42
27:DA:2850:A:H2'	27:DA:2851:A:H8	1.84	0.42
29:DC:99:ILE:HG23	29:DC:110:PHE:CB	2.50	0.42
30:DD:147:LEU:CD2	30:DD:155:LEU:HD11	2.50	0.42
30:DD:173:VAL:HG23	30:DD:174:ILE:N	2.35	0.42
32:DF:22:ALA:O	32:DF:24:LEU:O	2.37	0.42
33:DG:45:GLU:C	33:DG:47:LYS:H	2.22	0.42
34:DH:166:GLY:C	34:DH:167:GLU:OE1	2.58	0.42
35:DI:138:ILE:HG13	35:DI:139:GLN:N	2.24	0.42
36:DN:87:LEU:HD23	36:DN:87:LEU:C	2.40	0.42
37:DO:78:ARG:NE	42:DT:73:GLU:OE2	2.53	0.42
39:DQ:51:ARG:HH11	39:DQ:51:ARG:CG	2.33	0.42
40:DR:38:VAL:HG12	40:DR:39:PRO:N	2.34	0.42

*Continued on next page...*

*Continued from previous page...*

Atom-1	Atom-2	Interatomic distance (Å)	Clash overlap (Å)
42:DT:11:GLU:C	42:DT:13:ARG:N	2.73	0.42
44:DV:12:TYR:CE2	44:DV:22:VAL:CG1	3.03	0.42
47:DY:27:VAL:C	47:DY:28:LYS:HD3	2.40	0.42
47:DY:28:LYS:HA	47:DY:38:ILE:HB	2.02	0.42
47:DY:54:LYS:HZ3	47:DY:55:TYR:HE2	1.65	0.42
50:D1:23:LYS:HE2	50:D1:28:GLY:N	2.35	0.42
50:D1:56:GLN:HA	50:D1:56:GLN:NE2	2.34	0.42
52:D3:33:GLN:C	52:D3:34:GLU:HG3	2.40	0.42
57:D8:63:PRO:O	57:D8:64:TYR:C	2.58	0.42
1:AA:92:C:H2'	1:AA:93:G:H8	1.84	0.42
1:AA:113:G:C1'	1:AA:354:G:H5'	2.49	0.42
1:AA:137:C:C2'	1:AA:138:G:H5'	2.50	0.42
1:AA:261:U:H2'	1:AA:263:A:C8	2.55	0.42
1:AA:383:A:H2'	1:AA:384:G:C5'	2.50	0.42
1:AA:451:A:O4'	1:AA:452:A:N7	2.52	0.42
1:AA:578:C:O2'	1:AA:579:G:O5'	2.37	0.42
1:AA:643:C:C2	1:AA:644:G:C8	3.08	0.42
1:AA:728:A:C8	15:AO:54:ARG:NE	2.87	0.42
1:AA:911:U:C2	1:AA:912:C:C5	3.08	0.42
1:AA:1147:C:O2'	1:AA:1148:U:H5'	2.19	0.42
1:AA:1240:U:H3'	1:AA:1241:G:H5'	2.01	0.42
1:AA:1284:C:H3'	1:AA:1285:A:H8	1.83	0.42
1:AA:1360:A:H2'	1:AA:1361:G:O4'	2.20	0.42
1:AA:1401:G:C2	1:AA:1402:C:H1'	2.55	0.42
3:AC:51:GLY:C	3:AC:52:LEU:HD23	2.40	0.42
3:AC:142:MET:HG3	3:AC:170:GLN:NE2	2.34	0.42
5:AE:148:VAL:HG12	5:AE:149:GLU:N	2.34	0.42
6:AF:2:ARG:HD3	6:AF:4:TYR:OH	2.20	0.42
7:AG:27:ILE:HG22	7:AG:39:ALA:CB	2.49	0.42
13:AM:49:THR:HG1	13:AM:52:GLU:HG3	1.84	0.42
13:AM:52:GLU:HA	13:AM:55:ARG:HH21	1.83	0.42
14:AN:17:LYS:O	14:AN:17:LYS:HG3	2.20	0.42
15:AO:4:THR:O	15:AO:7:GLU:HB2	2.20	0.42
15:AO:38:ARG:NH1	15:AO:38:ARG:CG	2.81	0.42
18:AR:87:ARG:HG2	18:AR:87:ARG:O	2.20	0.42
20:AT:54:LYS:HA	20:AT:57:ARG:CZ	2.50	0.42
27:BA:31:C:O2'	27:BA:32:C:H5'	2.19	0.42
27:BA:92:A:O2'	27:BA:93:G:C8	2.73	0.42
27:BA:431:U:O5'	27:BA:431:U:C6	2.72	0.42
27:BA:675:A:C5	27:BA:676:A:C6	3.08	0.42
27:BA:1042:G:H3'	27:BA:1043:C:O4'	2.20	0.42

*Continued on next page...*

*Continued from previous page...*

Atom-1	Atom-2	Interatomic distance (Å)	Clash overlap (Å)
27:BA:1212:G:C2	27:BA:1236:G:C5	3.08	0.42
27:BA:1398:C:C2'	27:BA:1399:C:H5'	2.50	0.42
27:BA:1761:C:H3'	27:BA:1762:A:H8	1.83	0.42
27:BA:2206:G:H3'	27:BA:2206:G:N3	2.35	0.42
27:BA:2245:U:C5'	27:BA:2246:G:H5'	2.50	0.42
27:BA:2320:A:N3	27:BA:2320:A:C2'	2.81	0.42
27:BA:2453:A:H2'	27:BA:2454:G:H8	1.85	0.42
27:BA:2662:A:H2'	27:BA:2663:G:O4'	2.20	0.42
27:BA:2676:C:H2'	27:BA:2677:G:H8	1.85	0.42
27:BA:2807:G:H1	27:BA:2892:A:H62	1.68	0.42
28:BB:13:A:N1	28:BB:69:G:O2'	2.44	0.42
30:BD:4:LYS:HD2	30:BD:18:VAL:HG23	2.02	0.42
30:BD:126:GLN:HG2	30:BD:129:ASN:ND2	2.34	0.42
31:BE:116:VAL:O	31:BE:117:MET:CB	2.56	0.42
32:BF:64:ILE:HG23	32:BF:65:TRP:CG	2.54	0.42
32:BF:161:GLU:O	32:BF:165:ARG:HG3	2.20	0.42
32:BF:183:VAL:HA	32:BF:186:ILE:HB	2.02	0.42
34:BH:12:PRO:HD2	34:BH:49:VAL:HG12	2.02	0.42
34:BH:111:HIS:HA	34:BH:112:PRO:HD2	1.68	0.42
37:BO:97:ARG:HA	37:BO:117:LEU:HD21	2.01	0.42
40:BR:4:LEU:C	40:BR:6:SER:N	2.71	0.42
40:BR:39:PRO:O	40:BR:40:LYS:C	2.58	0.42
40:BR:44:LEU:HD13	40:BR:48:VAL:CG2	2.50	0.42
40:BR:83:ILE:O	40:BR:86:ARG:HG3	2.19	0.42
41:BS:37:ALA:O	41:BS:73:LEU:HD11	2.20	0.42
41:BS:53:SER:O	41:BS:55:ALA:N	2.53	0.42
41:BS:65:VAL:HG12	41:BS:66:ALA:N	2.34	0.42
42:BT:53:ARG:HH11	42:BT:53:ARG:HG2	1.85	0.42
44:BV:92:THR:O	44:BV:92:THR:OG1	2.38	0.42
46:BX:12:VAL:HG12	46:BX:27:THR:CG2	2.50	0.42
50:B1:51:VAL:O	50:B1:51:VAL:CG1	2.68	0.42
1:CA:108:G:N2	1:CA:109:A:N1	2.68	0.42
1:CA:323:U:C6	1:CA:323:U:H3'	2.55	0.42
1:CA:472:A:H1'	16:CP:82:GLN:OE1	2.20	0.42
1:CA:548:G:O2'	1:CA:549:C:H5'	2.20	0.42
1:CA:862:C:C2	1:CA:863:U:C5	3.07	0.42
1:CA:913:A:H1'	1:CA:914:A:C1'	2.50	0.42
1:CA:961:U:C4	1:CA:983:A:N6	2.87	0.42
1:CA:974:A:OP1	1:CA:974:A:C8	2.73	0.42
1:CA:1009:G:H22	1:CA:1021:G:H1'	1.85	0.42
1:CA:1066:C:H2'	1:CA:1067:A:H8	1.83	0.42

*Continued on next page...*

*Continued from previous page...*

Atom-1	Atom-2	Interatomic distance (Å)	Clash overlap (Å)
1:CA:1072:G:C5	1:CA:1073:U:C4	3.08	0.42
1:CA:1118:C:H1'	1:CA:1179:A:C5	2.54	0.42
1:CA:1159:U:C4	1:CA:1182:G:C5	3.08	0.42
4:CD:14:ARG:C	4:CD:16:GLY:H	2.23	0.42
4:CD:105:VAL:HG21	4:CD:126:ILE:HG13	2.01	0.42
5:CE:50:GLU:O	5:CE:54:ALA:HB2	2.20	0.42
6:CF:8:ILE:CG2	6:CF:10:LEU:HD11	2.39	0.42
9:CI:40:LEU:C	9:CI:42:ARG:N	2.71	0.42
10:CJ:8:LEU:HD23	10:CJ:8:LEU:HA	1.74	0.42
13:CM:37:THR:O	13:CM:55:ARG:NH2	2.52	0.42
17:CQ:5:VAL:O	17:CQ:5:VAL:HG12	2.19	0.42
19:CS:33:THR:HG23	19:CS:51:VAL:HA	2.02	0.42
20:CT:25:ARG:HG2	20:CT:29:LYS:HE3	2.01	0.42
21:CU:9:ARG:O	21:CU:13:ILE:HG13	2.20	0.42
24:CX:30:G:C6	24:CX:31:G:N7	2.88	0.42
24:CX:44:A:O2'	24:CX:45:G:H5'	2.19	0.42
25:CY:24:C:H2'	25:CY:25:A:C8	2.53	0.42
27:DA:17:G:H1	27:DA:523:C:N4	2.15	0.42
27:DA:254:G:H22	57:D8:8:LYS:HZ1	1.67	0.42
27:DA:271(D):G:C6	27:DA:271(E):U:C4	3.08	0.42
27:DA:412:A:N6	27:DA:2412:A:O4'	2.53	0.42
27:DA:522:G:C4	27:DA:523:C:C6	3.08	0.42
27:DA:552:G:C2'	27:DA:553:G:H5'	2.50	0.42
27:DA:590:A:H2'	27:DA:591:C:C6	2.54	0.42
27:DA:695:G:C4	27:DA:768:G:C6	3.08	0.42
27:DA:999:U:C2'	27:DA:999:U:O2	2.67	0.42
27:DA:1042:G:H5''	27:DA:1043:C:H6	1.81	0.42
27:DA:1140:C:H1'	27:DA:1143:A:C2	2.55	0.42
27:DA:1180:C:H2'	27:DA:1181:C:H5'	2.02	0.42
27:DA:1268:A:C2'	27:DA:1269:A:H5'	2.50	0.42
27:DA:1334:G:C6	27:DA:1335:U:C4	3.08	0.42
27:DA:1338:G:C6	27:DA:1339:G:N7	2.88	0.42
27:DA:1495:A:C8	27:DA:1495:A:OP1	2.73	0.42
27:DA:1568:G:C5'	30:DD:61:LEU:HB2	2.50	0.42
27:DA:1709:U:H2'	27:DA:1710:C:C6	2.55	0.42
27:DA:1750:G:O2'	27:DA:1751:C:H5'	2.20	0.42
27:DA:1793:C:C2	27:DA:1794:U:C5	3.08	0.42
27:DA:2297:C:H2'	27:DA:2298:A:H8	1.83	0.42
27:DA:2349:G:OP2	57:D8:42:ARG:NH2	2.49	0.42
27:DA:2413:G:H2'	27:DA:2414:G:H8	1.85	0.42
27:DA:2554:U:C6	27:DA:2555:U:C5	2.94	0.42

*Continued on next page...*

*Continued from previous page...*

Atom-1	Atom-2	Interatomic distance (Å)	Clash overlap (Å)
27:DA:2615:U:H6	27:DA:2615:U:O5'	2.03	0.42
27:DA:2652:C:H42	27:DA:2668:G:H1	1.67	0.42
27:DA:2741:A:N6	27:DA:2763:G:O2'	2.47	0.42
29:DC:38:ASP:HB2	29:DC:181:PRO:CB	2.50	0.42
30:DD:35:LYS:HA	30:DD:35:LYS:HD3	1.75	0.42
30:DD:72:LYS:HE2	30:DD:101:GLU:CD	2.40	0.42
30:DD:183:ARG:HG2	30:DD:184:LYS:O	2.20	0.42
30:DD:247:ALA:HA	30:DD:254:THR:HG22	2.01	0.42
31:DE:14:ILE:HD11	31:DE:173:VAL:HG11	2.00	0.42
31:DE:16:ARG:C	31:DE:18:ASP:N	2.72	0.42
31:DE:151:TYR:O	31:DE:152:LYS:C	2.58	0.42
32:DF:203:GLN:O	32:DF:206:ILE:HG13	2.20	0.42
33:DG:73:ALA:HB3	33:DG:85:GLY:O	2.20	0.42
33:DG:178:PHE:HA	33:DG:179:PRO:HD3	1.68	0.42
33:DG:180:PHE:C	33:DG:182:LYS:N	2.72	0.42
34:DH:43:VAL:O	34:DH:43:VAL:HG23	2.20	0.42
34:DH:97:ARG:O	34:DH:125:VAL:HG21	2.20	0.42
34:DH:127:GLU:C	34:DH:129:THR:N	2.72	0.42
35:DI:117:GLU:O	35:DI:118:LYS:C	2.59	0.42
36:DN:75:TYR:CD1	36:DN:81:GLY:O	2.73	0.42
37:DO:20:MET:O	37:DO:41:ALA:HA	2.20	0.42
38:DP:99:LEU:HG	38:DP:102:ARG:HH11	1.84	0.42
42:DT:23:ARG:HB2	42:DT:120:ARG:NH1	2.35	0.42
42:DT:27:THR:C	42:DT:28:VAL:HG23	2.40	0.42
43:DU:80:ILE:HG22	43:DU:81:HIS:N	2.34	0.42
44:DV:21:ARG:HD3	44:DV:21:ARG:H	1.83	0.42
45:DW:1:MET:HB3	45:DW:64:MET:HE3	2.01	0.42
45:DW:50:VAL:HG22	45:DW:51:LEU:N	2.35	0.42
47:DY:11:ASP:HB2	47:DY:12:THR:H	1.64	0.42
48:DZ:96:GLU:O	48:DZ:97:MET:HB3	2.20	0.42
48:DZ:119:ILE:O	48:DZ:170:ILE:CA	2.65	0.42
48:DZ:120:HIS:O	48:DZ:122:ASP:N	2.53	0.42
48:DZ:150:HIS:HB3	48:DZ:169:THR:CB	2.50	0.42
52:D3:39:ASP:CG	52:D3:44:ARG:NE	2.73	0.42
58:D9:24:TYR:HB3	58:D9:25:VAL:H	1.66	0.42
1:AA:8:A:N7	4:AD:208:SER:CB	2.79	0.41
1:AA:62:U:H2'	1:AA:63:C:C6	2.54	0.41
1:AA:67:C:H2'	1:AA:68:G:C8	2.54	0.41
1:AA:155:C:O2	1:AA:167:G:N2	2.53	0.41
1:AA:278:G:OP2	17:AQ:41:LYS:NZ	2.53	0.41
1:AA:687:A:C2	1:AA:704:A:C6	3.08	0.41

*Continued on next page...*

*Continued from previous page...*

Atom-1	Atom-2	Interatomic distance (Å)	Clash overlap (Å)
1:AA:1126:U:O2'	1:AA:1127:G:C5'	2.67	0.41
1:AA:1145:C:C4'	1:AA:1146:A:OP1	2.68	0.41
1:AA:1221:G:H2'	1:AA:1222:G:H8	1.85	0.41
1:AA:1410:G:H2'	1:AA:1411:C:C6	2.54	0.41
2:AB:12:GLU:H	2:AB:12:GLU:HG3	1.63	0.41
2:AB:80:ILE:O	2:AB:81:VAL:C	2.58	0.41
3:AC:134:ILE:C	3:AC:136:GLN:N	2.72	0.41
3:AC:139:GLN:O	3:AC:143:GLU:HB3	2.20	0.41
7:AG:59:LEU:HD23	7:AG:60:LYS:N	2.35	0.41
9:AI:91:ASP:C	9:AI:93:ARG:N	2.69	0.41
9:AI:106:ALA:O	9:AI:108:VAL:N	2.52	0.41
11:AK:107:SER:OG	18:AR:86:VAL:HG13	2.19	0.41
12:AL:114:ARG:NH2	12:AL:121:LYS:HD3	2.32	0.41
20:AT:13:LEU:CD1	20:AT:17:ARG:HH21	2.33	0.41
20:AT:89:ARG:CZ	20:AT:104:LEU:HD11	2.50	0.41
24:AX:19:G:H5'	24:AX:20:U:C5	2.56	0.41
24:AX:72:A:C6	24:AX:73:A:C6	3.08	0.41
27:BA:271(M):G:O2'	27:BA:271(N):U:H5''	2.19	0.41
27:BA:429:A:C6	27:BA:430:G:N1	2.88	0.41
27:BA:497:A:N6	27:BA:498:G:C6	2.88	0.41
27:BA:794:G:C5	27:BA:795:C:C4	3.07	0.41
27:BA:932:G:H4'	27:BA:933:A:O5'	2.20	0.41
27:BA:1222:C:H2'	27:BA:1223:G:H8	1.84	0.41
27:BA:1278:A:C2	27:BA:1279:G:C4	3.08	0.41
27:BA:1419:A:HO2'	27:BA:1420:U:H6	1.68	0.41
27:BA:1655:A:H3'	27:BA:1656:C:H6	1.85	0.41
27:BA:1714:G:H8	27:BA:1714:G:O5'	2.02	0.41
27:BA:2126:A:H8	27:BA:2126:A:OP2	2.03	0.41
27:BA:2299:G:C6	27:BA:2318:G:C8	3.07	0.41
27:BA:2404:C:O2	38:BP:67:MET:HE1	2.19	0.41
27:BA:2524:G:C5'	27:BA:2525:G:OP2	2.57	0.41
27:BA:2848:G:H3'	42:BT:95:ARG:O	2.20	0.41
27:BA:2864:G:H8	27:BA:2864:G:H5'	1.84	0.41
29:BC:128:GLY:C	29:BC:130:ILE:H	2.22	0.41
30:BD:176:ARG:HA	30:BD:182:LEU:HD23	2.02	0.41
30:BD:183:ARG:HH11	30:BD:183:ARG:CG	2.33	0.41
30:BD:186:HIS:CD2	30:BD:188:GLU:N	2.59	0.41
31:BE:46:ALA:HB1	31:BE:82:ARG:N	2.34	0.41
31:BE:52:LEU:CG	42:BT:1:MET:HE1	2.49	0.41
31:BE:59:VAL:HG21	31:BE:63:LEU:CG	2.44	0.41
31:BE:181:LEU:HD21	42:BT:7:ILE:HD12	2.02	0.41

*Continued on next page...*

*Continued from previous page...*

Atom-1	Atom-2	Interatomic distance (Å)	Clash overlap (Å)
32:BF:80:ALA:O	32:BF:86:GLY:HA3	2.20	0.41
32:BF:158:THR:C	32:BF:178:PRO:HD3	2.40	0.41
35:BI:9:LEU:HB2	35:BI:12:LEU:O	2.20	0.41
35:BI:51:ILE:O	35:BI:55:ALA:HB2	2.20	0.41
35:BI:77:LEU:HD22	35:BI:78:THR:H	1.81	0.41
36:BN:3:THR:HA	36:BN:4:TYR:CE1	2.54	0.41
38:BP:7:ARG:O	38:BP:7:ARG:HD3	2.20	0.41
38:BP:9:ASN:H	38:BP:10:PRO:HD2	1.85	0.41
38:BP:35:HIS:O	38:BP:36:LYS:HB2	2.20	0.41
41:BS:75:GLU:C	41:BS:77:ALA:N	2.73	0.41
41:BS:89:ARG:O	41:BS:90:GLY:O	2.38	0.41
42:BT:38:ASN:O	42:BT:39:ARG:C	2.59	0.41
42:BT:111:ARG:HE	42:BT:111:ARG:HB3	1.69	0.41
42:BT:113:LYS:HD2	42:BT:113:LYS:HA	1.78	0.41
42:BT:129:ARG:O	42:BT:129:ARG:CG	2.64	0.41
43:BU:8:VAL:HG11	43:BU:12:ARG:CZ	2.49	0.41
43:BU:95:LEU:HD13	44:BV:4:ILE:HG23	2.01	0.41
47:BY:14:LEU:N	47:BY:73:ARG:O	2.53	0.41
47:BY:19:LYS:HB2	47:BY:19:LYS:NZ	2.35	0.41
48:BZ:21:GLY:O	48:BZ:40:LEU:HB2	2.20	0.41
56:B7:20:ALA:O	56:B7:21:ARG:C	2.58	0.41
58:B9:28:GLU:HB3	58:B9:29:ASN:H	1.70	0.41
1:CA:284:G:C4	1:CA:285:G:C8	3.07	0.41
1:CA:322:C:H6	1:CA:322:C:O5'	2.03	0.41
1:CA:419:C:C3'	1:CA:420:U:H5'	2.50	0.41
1:CA:495:A:H4'	1:CA:496:A:O5'	2.20	0.41
1:CA:512:U:H2'	1:CA:513:C:C6	2.55	0.41
1:CA:515:G:H2'	1:CA:516:U:O4'	2.19	0.41
1:CA:645:C:H2'	1:CA:646:U:C6	2.53	0.41
1:CA:732:C:H3'	1:CA:732:C:C6	2.55	0.41
1:CA:818:G:C3'	1:CA:819:A:C5'	2.98	0.41
1:CA:864:A:H2'	1:CA:865:A:O4'	2.20	0.41
1:CA:925:G:H1'	1:CA:1502:A:N9	2.35	0.41
1:CA:1219:U:H2'	1:CA:1220:G:C8	2.55	0.41
1:CA:1286:A:C2	21:CU:18:TYR:OH	2.71	0.41
1:CA:1349:A:OP1	9:CI:118:LYS:O	2.38	0.41
1:CA:1435:G:H2'	1:CA:1436:U:H6	1.85	0.41
2:CB:55:PHE:O	2:CB:59:GLU:HB3	2.20	0.41
4:CD:14:ARG:C	4:CD:16:GLY:N	2.73	0.41
4:CD:106:TYR:CG	4:CD:114:ARG:HG2	2.54	0.41
5:CE:11:ILE:HD11	5:CE:33:VAL:CG2	2.50	0.41

*Continued on next page...*



*Continued from previous page...*

Atom-1	Atom-2	Interatomic distance (Å)	Clash overlap (Å)
8:CH:13:ILE:N	8:CH:13:ILE:HD12	2.35	0.41
8:CH:38:ILE:HD12	8:CH:111:ILE:HG23	2.02	0.41
9:CI:40:LEU:HD23	9:CI:40:LEU:N	2.35	0.41
12:CL:14:LYS:O	12:CL:15:VAL:C	2.58	0.41
12:CL:45:PRO:HB3	22:CV:9:G:H4'	2.00	0.41
12:CL:61:TYR:HB3	12:CL:62:GLU:H	1.50	0.41
13:CM:69:GLU:OE1	13:CM:72:ALA:N	2.53	0.41
16:CP:48:TRP:CD1	16:CP:48:TRP:N	2.85	0.41
24:CX:10:G:C2	24:CX:26:G:H1'	2.54	0.41
25:CY:46:U:O2'	25:CY:47:C:OP1	2.33	0.41
27:DA:141:A:H8	27:DA:1408:C:HO2'	1.51	0.41
27:DA:143(A):C:O2'	27:DA:144:C:H5'	2.20	0.41
27:DA:221:A:N7	27:DA:266:G:O6	2.53	0.41
27:DA:241:A:O4'	27:DA:243:U:C6	2.73	0.41
27:DA:321:G:C2	27:DA:341:G:H4'	2.55	0.41
27:DA:359:A:H2'	27:DA:360:G:O4'	2.20	0.41
27:DA:363(A):A:N3	27:DA:363(A):A:H2'	2.34	0.41
27:DA:782:A:H5'	27:DA:783:A:C2	2.55	0.41
27:DA:888:C:H3'	27:DA:889:C:C5'	2.50	0.41
27:DA:888:C:H2'	27:DA:889:C:H5'	2.02	0.41
27:DA:957:A:N1	27:DA:2459:A:H8	2.18	0.41
27:DA:974:G:OP1	44:DV:76:LYS:HE3	2.19	0.41
27:DA:1016:G:N1	27:DA:1017:G:C5	2.88	0.41
27:DA:1131:G:O2'	27:DA:1132:A:H8	2.00	0.41
27:DA:1278:A:C5'	40:DR:36:THR:HG22	2.44	0.41
27:DA:1336:A:O2'	27:DA:1337:G:H5'	2.19	0.41
27:DA:1387:C:H2'	27:DA:1388:G:C8	2.51	0.41
27:DA:1677:A:H2'	27:DA:1678:G:C8	2.54	0.41
27:DA:2171:A:C4'	27:DA:2172:U:OP1	2.68	0.41
27:DA:2355:C:H4'	49:D0:24:LYS:CG	2.47	0.41
27:DA:2428:G:H4'	27:DA:2429:G:N7	2.35	0.41
27:DA:2465:C:O2'	27:DA:2466:C:H5'	2.20	0.41
27:DA:2591:C:P	30:DD:239:ARG:HB3	2.60	0.41
27:DA:2648:C:H2'	27:DA:2649:U:H6	1.81	0.41
27:DA:2772:C:O5'	27:DA:2772:C:H6	2.03	0.41
27:DA:2784:C:O2	31:DE:37:ARG:NH2	2.52	0.41
27:DA:2790:A:O2'	27:DA:2893:G:N3	2.46	0.41
28:DB:92:C:O2'	28:DB:93:G:H5'	2.20	0.41
30:DD:8:PRO:O	30:DD:10:THR:N	2.53	0.41
32:DF:114:VAL:HG21	32:DF:202:PHE:CZ	2.55	0.41
33:DG:14:GLU:O	33:DG:17:PRO:HG2	2.20	0.41

*Continued on next page...*

*Continued from previous page...*

Atom-1	Atom-2	Interatomic distance (Å)	Clash overlap (Å)
33:DG:64:THR:HG23	33:DG:66:GLN:N	2.34	0.41
33:DG:77:ILE:HG22	33:DG:80:PHE:H	1.85	0.41
33:DG:131:TYR:O	33:DG:159:VAL:HG13	2.20	0.41
33:DG:170:ARG:O	33:DG:170:ARG:HD2	2.19	0.41
35:DI:68:LEU:HA	35:DI:71:ILE:HG12	2.02	0.41
36:DN:54:VAL:O	36:DN:54:VAL:HG12	2.19	0.41
36:DN:136:GLU:OE1	36:DN:137:LYS:N	2.50	0.41
40:DR:47:PHE:CD2	40:DR:47:PHE:C	2.94	0.41
43:DU:74:LEU:HD21	43:DU:110:VAL:HG13	2.02	0.41
45:DW:12:ILE:HG13	45:DW:42:ARG:HH12	1.84	0.41
46:DX:13:LEU:HD23	46:DX:13:LEU:HA	1.88	0.41
47:DY:54:LYS:NZ	47:DY:55:TYR:HE2	2.18	0.41
47:DY:95:LYS:HD3	47:DY:100:ALA:HA	2.02	0.41
47:DY:96:ILE:CG2	47:DY:97:ARG:H	2.30	0.41
48:DZ:18:ARG:HA	48:DZ:22:LYS:O	2.20	0.41
1:AA:36:C:C4'	12:AL:119:THR:O	2.68	0.41
1:AA:381:C:H2'	1:AA:382:A:O4'	2.20	0.41
1:AA:528:C:H5'	1:AA:535:A:C6	2.54	0.41
1:AA:637:G:C2'	1:AA:638:G:H5'	2.50	0.41
1:AA:661:G:H1	1:AA:744:C:H42	1.66	0.41
1:AA:728:A:C5	15:AO:54:ARG:CD	3.04	0.41
1:AA:740:U:OP2	15:AO:2:PRO:HG3	2.20	0.41
1:AA:914:A:H2'	1:AA:915:A:H8	1.85	0.41
1:AA:1172:C:H2'	1:AA:1173:G:H8	1.82	0.41
1:AA:1233:G:H2'	1:AA:1234:C:H6	1.80	0.41
1:AA:1314:C:OP2	19:AS:6:LYS:HD3	2.20	0.41
1:AA:1442:G:H2'	1:AA:1442(A):G:H5''	2.01	0.41
2:AB:95:GLN:O	2:AB:97:TRP:N	2.53	0.41
2:AB:207:ALA:O	2:AB:209:ARG:N	2.54	0.41
3:AC:33:LEU:O	3:AC:36:ASP:HB2	2.20	0.41
4:AD:33:MET:HE3	4:AD:33:MET:HA	2.02	0.41
4:AD:94:LEU:HA	4:AD:97:LEU:HD12	2.01	0.41
4:AD:122:ARG:HD3	4:AD:122:ARG:O	2.20	0.41
4:AD:163:GLU:C	4:AD:165:MET:H	2.23	0.41
10:AJ:7:LYS:CD	10:AJ:71:LEU:HD13	2.50	0.41
10:AJ:84:GLN:C	10:AJ:85:LEU:HD23	2.41	0.41
12:AL:24:LEU:C	12:AL:26:GLY:H	2.23	0.41
14:AN:58:LYS:O	14:AN:59:ALA:O	2.38	0.41
18:AR:62:GLU:O	18:AR:65:ILE:N	2.53	0.41
19:AS:15:LEU:HD13	19:AS:15:LEU:HA	1.87	0.41
21:AU:24:ARG:O	21:AU:25:LYS:CB	2.68	0.41

*Continued on next page...*

*Continued from previous page...*

Atom-1	Atom-2	Interatomic distance (Å)	Clash overlap (Å)
23:AW:10:G:C2	23:AW:25:A:H1'	2.54	0.41
25:AY:11:C:H2'	25:AY:12:C:C6	2.55	0.41
27:BA:211:A:H2'	27:BA:212:G:C8	2.54	0.41
27:BA:299:A:H62	27:BA:300:A:N6	2.18	0.41
27:BA:528:A:C2	27:BA:2043:C:H4'	2.55	0.41
27:BA:631:A:OP1	38:BP:64:LYS:HE3	2.20	0.41
27:BA:846:C:C1'	27:BA:847:U:C5	3.03	0.41
27:BA:1246:A:P	38:BP:18:ARG:HG3	2.59	0.41
27:BA:1307:A:C2	27:BA:1308:A:C4	3.08	0.41
27:BA:1308:A:H2'	27:BA:1309:G:O4'	2.20	0.41
27:BA:1417:C:H2'	27:BA:1418:G:O4'	2.19	0.41
27:BA:1509(B):A:C4	27:BA:1510:G:C8	3.08	0.41
27:BA:1656:C:H5''	31:BE:136:ARG:HB2	2.02	0.41
27:BA:1668:A:N7	27:BA:1674:G:C5	2.88	0.41
27:BA:1722:A:C6	27:BA:1741:A:N1	2.89	0.41
27:BA:1836:C:H2'	27:BA:1837:C:H5'	2.01	0.41
27:BA:2240:C:C2	27:BA:2241:A:C8	3.08	0.41
27:BA:2446:G:C2	27:BA:2501:C:C5	3.09	0.41
27:BA:2694:G:C6	27:BA:2695:C:C4	3.09	0.41
27:BA:2809:A:N3	27:BA:2892:A:N3	2.68	0.41
28:BB:7:G:H3'	28:BB:8:U:C5'	2.41	0.41
29:BC:76:ALA:O	29:BC:78:ALA:N	2.53	0.41
30:BD:133:LEU:HD13	30:BD:173:VAL:HG11	2.01	0.41
30:BD:228:PRO:O	30:BD:229:VAL:C	2.58	0.41
32:BF:77:ASP:OD1	32:BF:77:ASP:N	2.52	0.41
32:BF:140:LEU:HD21	32:BF:170:LEU:HD11	2.02	0.41
32:BF:152:GLU:O	32:BF:154:VAL:HG23	2.20	0.41
32:BF:184:TYR:HE2	32:BF:188:ARG:HD2	1.82	0.41
32:BF:188:ARG:HB2	38:BP:7:ARG:NH2	2.34	0.41
33:BG:99:MET:O	33:BG:102:PHE:HB3	2.19	0.41
34:BH:106:THR:O	34:BH:106:THR:OG1	2.34	0.41
34:BH:137:ASP:HB3	34:BH:138:LYS:H	1.63	0.41
35:BI:81:VAL:HG12	35:BI:82:ARG:H	1.85	0.41
39:BQ:12:GLN:HE21	39:BQ:73:PRO:HD3	1.85	0.41
39:BQ:43:THR:OG1	39:BQ:46:GLN:HG3	2.20	0.41
39:BQ:56:ARG:CG	39:BQ:56:ARG:NH1	2.82	0.41
40:BR:109:ALA:O	40:BR:111:LEU:CD2	2.69	0.41
42:BT:20:PRO:HG2	42:BT:85:LYS:O	2.20	0.41
42:BT:30:VAL:HG12	42:BT:44:ASP:OD2	2.20	0.41
44:BV:62:LEU:HD23	44:BV:93:GLU:CB	2.48	0.41
44:BV:91:TYR:C	44:BV:92:THR:CG2	2.89	0.41

*Continued on next page...*

*Continued from previous page...*

Atom-1	Atom-2	Interatomic distance (Å)	Clash overlap (Å)
45:BW:92:ARG:HH11	45:BW:92:ARG:HB3	1.84	0.41
46:BX:34:ALA:O	46:BX:35:THR:HG23	2.19	0.41
46:BX:63:LYS:HA	46:BX:72:LYS:HA	2.02	0.41
48:BZ:2:TYR:O	48:BZ:3:ARG:HB2	2.19	0.41
50:B1:6:GLU:HG3	50:B1:61:ARG:O	2.19	0.41
51:B2:9:GLN:NE2	51:B2:56:GLN:CD	2.73	0.41
51:B2:42:GLY:O	51:B2:43:GLN:C	2.58	0.41
51:B2:59:ARG:O	51:B2:62:THR:HB	2.20	0.41
58:B9:29:ASN:ND2	58:B9:32:HIS:ND1	2.64	0.41
1:CA:172:A:N7	1:CA:174:C:C4	2.88	0.41
1:CA:221:C:HO2'	1:CA:222:U:H5'	1.84	0.41
1:CA:312:C:H2'	1:CA:313:A:C8	2.55	0.41
1:CA:653:A:C4'	8:CH:56:LYS:HZ3	2.32	0.41
1:CA:701:C:O2'	1:CA:703:G:C5	2.71	0.41
1:CA:923:A:C6	1:CA:924:C:C4	3.09	0.41
1:CA:926:G:C6	1:CA:1505:G:C6	3.08	0.41
1:CA:938:A:N6	1:CA:939:G:C6	2.89	0.41
1:CA:968:A:H4'	1:CA:969:A:OP2	2.20	0.41
1:CA:1014:A:C5	1:CA:1015:A:C6	3.08	0.41
1:CA:1043:C:H2'	1:CA:1044:A:C8	2.54	0.41
1:CA:1102:A:C6	1:CA:1103:C:N4	2.87	0.41
1:CA:1186:G:N2	14:CN:61:TRP:C	2.73	0.41
1:CA:1222:G:H2'	1:CA:1223:C:O4'	2.19	0.41
2:CB:153:ARG:H	2:CB:153:ARG:HG3	1.49	0.41
4:CD:96:LEU:HG	4:CD:139:ARG:NH1	2.35	0.41
4:CD:113:SER:O	4:CD:116:GLN:N	2.53	0.41
5:CE:45:PHE:HD1	5:CE:45:PHE:C	2.22	0.41
5:CE:101:ILE:HD11	5:CE:118:ILE:O	2.21	0.41
6:CF:1:MET:HB3	6:CF:66:GLU:OE2	2.19	0.41
10:CJ:6:ILE:O	10:CJ:71:LEU:HD12	2.19	0.41
10:CJ:30:SER:CA	10:CJ:80:LYS:HD3	2.50	0.41
10:CJ:38:ILE:HA	10:CJ:39:PRO:HD3	1.82	0.41
12:CL:112:LYS:O	12:CL:114:ARG:HG3	2.20	0.41
13:CM:90:LEU:O	13:CM:91:ARG:CG	2.68	0.41
20:CT:54:LYS:HB2	20:CT:54:LYS:HE3	1.79	0.41
24:CX:52:G:H2'	24:CX:53:G:H8	1.85	0.41
27:DA:241:A:H2	27:DA:242:G:N2	2.18	0.41
27:DA:371:A:O3'	27:DA:372:G:H4'	2.20	0.41
27:DA:397:G:C6	27:DA:398:G:N7	2.88	0.41
27:DA:479:A:H4'	27:DA:480:A:O5'	2.20	0.41
27:DA:573:G:O2'	27:DA:574:C:H3'	2.20	0.41

*Continued on next page...*

*Continued from previous page...*

Atom-1	Atom-2	Interatomic distance (Å)	Clash overlap (Å)
27:DA:588:U:C2	32:DF:90:PHE:CD1	3.08	0.41
27:DA:634:C:O2'	27:DA:635:C:C6	2.70	0.41
27:DA:918:A:H3'	27:DA:919:G:C8	2.49	0.41
27:DA:959:A:O2'	27:DA:960:A:H5'	2.20	0.41
27:DA:1151:G:C6	27:DA:1152:C:C4	3.07	0.41
27:DA:1208:C:H2'	27:DA:1209:G:H5'	2.01	0.41
27:DA:1680:U:H2'	27:DA:1681:G:O4'	2.20	0.41
27:DA:1764:G:N2	27:DA:1765:C:C1'	2.83	0.41
27:DA:1859:A:N6	27:DA:1860:G:C2	2.88	0.41
27:DA:1866:C:H2'	27:DA:1876:A:O4'	2.19	0.41
27:DA:1933:G:H2'	27:DA:1934:C:H6	1.82	0.41
27:DA:2306:C:H5	27:DA:2307:G:O2'	2.02	0.41
27:DA:2581:G:H22	27:DA:2610:C:H2'	1.85	0.41
27:DA:2611:U:C6	54:D5:4:HIS:HE1	2.38	0.41
27:DA:2635:C:H4'	31:DE:78:LEU:O	2.20	0.41
27:DA:2645:G:H3'	27:DA:2646:C:C5'	2.50	0.41
27:DA:2848:G:C2	27:DA:2867:G:C4	3.08	0.41
30:DD:76:PRO:HG2	30:DD:98:VAL:HG21	2.02	0.41
33:DG:51:ARG:NH1	33:DG:53:LEU:HD21	2.35	0.41
33:DG:64:THR:CG2	33:DG:65:GLY:N	2.83	0.41
33:DG:119:GLY:O	33:DG:181:ARG:CZ	2.69	0.41
36:DN:15:LEU:HD22	36:DN:16:ILE:N	2.28	0.41
37:DO:73:ASP:OD1	37:DO:73:ASP:C	2.58	0.41
37:DO:107:ARG:NH1	42:DT:36:GLU:H	2.18	0.41
38:DP:87:ASP:OD1	38:DP:87:ASP:N	2.53	0.41
40:DR:111:LEU:HD13	40:DR:111:LEU:HA	1.84	0.41
41:DS:17:ARG:O	41:DS:18:ILE:CB	2.48	0.41
43:DU:60:LEU:HA	43:DU:60:LEU:HD22	1.64	0.41
47:DY:88:LYS:HB3	47:DY:90:LEU:HD12	2.02	0.41
49:D0:41:ARG:CD	49:D0:41:ARG:N	2.66	0.41
49:D0:45:PHE:CZ	49:D0:77:ARG:NH1	2.88	0.41
49:D0:72:ARG:HB3	49:D0:75:LEU:HB3	2.02	0.41
51:D2:10:LEU:O	51:D2:14:ARG:CG	2.68	0.41
52:D3:19:GLN:NE2	52:D3:52:HIS:CE1	2.88	0.41
52:D3:56:VAL:HG12	52:D3:57:GLU:N	2.35	0.41
56:D7:41:ARG:NH1	56:D7:41:ARG:N	2.68	0.41
57:D8:40:GLU:O	57:D8:41:ILE:C	2.58	0.41
58:D9:17:ILE:O	58:D9:24:TYR:N	2.40	0.41
1:AA:61:G:C6	1:AA:62:U:O4	2.73	0.41
1:AA:261:U:H3'	1:AA:263:A:OP2	2.20	0.41
1:AA:279:A:O5'	1:AA:281:G:H5'	2.20	0.41

*Continued on next page...*

*Continued from previous page...*

Atom-1	Atom-2	Interatomic distance (Å)	Clash overlap (Å)
1:AA:492:G:C5	1:AA:493:G:C8	3.09	0.41
1:AA:573:A:C6	1:AA:574:A:N1	2.88	0.41
1:AA:690:G:H2'	1:AA:691:G:O4'	2.20	0.41
1:AA:782:A:N1	1:AA:801:U:C2	2.88	0.41
1:AA:825:G:C6	1:AA:876:G:C6	3.09	0.41
1:AA:900:A:H2'	1:AA:901:A:O4'	2.20	0.41
1:AA:1026:G:C3'	1:AA:1027:C:H5'	2.48	0.41
1:AA:1074:G:H1	1:AA:1083:U:H3	1.68	0.41
1:AA:1278:U:H3'	1:AA:1278:U:H6	1.84	0.41
1:AA:1486:G:H2'	1:AA:1487:G:C1'	2.50	0.41
2:AB:15:VAL:H	2:AB:16:HIS:CE1	2.39	0.41
4:AD:162:LEU:HD12	4:AD:181:MET:SD	2.61	0.41
5:AE:56:GLN:O	5:AE:57:LYS:C	2.58	0.41
7:AG:50:ILE:O	7:AG:54:THR:CG2	2.68	0.41
7:AG:71:PRO:HG3	7:AG:99:LEU:HD12	2.02	0.41
7:AG:72:ARG:HA	7:AG:72:ARG:HD2	1.93	0.41
7:AG:108:ALA:C	7:AG:110:GLN:N	2.74	0.41
7:AG:120:ILE:HG22	7:AG:124:LEU:HD11	2.02	0.41
8:AH:1:MET:SD	8:AH:2:LEU:N	2.92	0.41
8:AH:100:ILE:CB	8:AH:125:ARG:HH12	2.32	0.41
8:AH:105:ARG:HA	8:AH:105:ARG:HD3	1.70	0.41
10:AJ:32:ALA:HB3	10:AJ:75:ILE:HD11	2.02	0.41
10:AJ:40:LEU:HD23	10:AJ:40:LEU:H	1.83	0.41
10:AJ:58:ASP:O	10:AJ:59:SER:C	2.58	0.41
13:AM:5:ALA:HB1	13:AM:66:LEU:HD22	2.01	0.41
13:AM:65:LYS:CB	13:AM:70:LEU:HB2	2.49	0.41
20:AT:13:LEU:HD12	20:AT:14:LYS:N	2.35	0.41
20:AT:24:LEU:O	20:AT:25:ARG:C	2.58	0.41
23:AW:30:A:H3'	23:AW:31:U:H5''	2.01	0.41
27:BA:51:G:H4'	27:BA:52:A:H5'	2.02	0.41
27:BA:81:G:C2	27:BA:106:C:C2	3.08	0.41
27:BA:272(H):C:O2	27:BA:272(H):C:H2'	2.20	0.41
27:BA:452:G:C6	27:BA:453:C:C5	3.08	0.41
27:BA:459:U:C2	27:BA:460:A:C8	3.08	0.41
27:BA:482:A:H5''	47:BY:47:LYS:HG2	2.03	0.41
27:BA:495:G:O2'	45:BW:62:HIS:HE1	2.03	0.41
27:BA:533:G:H2'	27:BA:534:U:O4'	2.21	0.41
27:BA:620:G:C4'	27:BA:621:A:OP1	2.68	0.41
27:BA:840:C:C2	27:BA:939:G:N1	2.88	0.41
27:BA:861:A:C6	27:BA:917:A:C8	3.08	0.41
27:BA:1139:G:C2'	27:BA:1140:C:O5'	2.68	0.41

*Continued on next page...*

*Continued from previous page...*

Atom-1	Atom-2	Interatomic distance (Å)	Clash overlap (Å)
27:BA:1452:A:O2'	27:BA:1453:U:H6	2.03	0.41
27:BA:1624:G:N2	27:BA:1625:C:H1'	2.35	0.41
27:BA:1627:G:O2'	27:BA:1628:G:H5'	2.21	0.41
27:BA:1762:A:H8	27:BA:1762:A:P	2.43	0.41
27:BA:1815:A:H4'	27:BA:1816:G:OP1	2.18	0.41
27:BA:1926:U:O2	27:BA:1928:A:C8	2.73	0.41
27:BA:2027:G:C2'	27:BA:2028:U:H5'	2.50	0.41
27:BA:2223:G:C2'	27:BA:2224:G:H5'	2.49	0.41
27:BA:2791:C:H5'	27:BA:2792:G:OP1	2.20	0.41
27:BA:2844:G:H2'	27:BA:2845:G:H5'	2.02	0.41
27:BA:2846:G:H2'	27:BA:2847:U:O4'	2.20	0.41
27:BA:2848:G:HO2'	27:BA:2867:G:H22	1.68	0.41
30:BD:24:ILE:HD12	30:BD:27:THR:HG23	2.02	0.41
30:BD:69:ARG:NH2	30:BD:128:GLY:O	2.53	0.41
33:BG:11:TYR:O	33:BG:16:ARG:HB2	2.20	0.41
34:BH:55:PRO:HG2	34:BH:61:HIS:CE1	2.54	0.41
34:BH:148:ILE:HD13	34:BH:148:ILE:HA	1.90	0.41
34:BH:169:VAL:O	34:BH:169:VAL:HG13	2.20	0.41
35:BI:11:ASN:HB3	35:BI:12:LEU:CD2	2.51	0.41
36:BN:27:ALA:O	36:BN:28:THR:C	2.58	0.41
39:BQ:67:ARG:HD2	39:BQ:105:GLU:OE1	2.19	0.41
41:BS:102:ALA:O	41:BS:103:GLU:C	2.59	0.41
42:BT:106:SER:O	42:BT:107:ASP:OD1	2.39	0.41
43:BU:31:SER:C	43:BU:33:ARG:N	2.72	0.41
45:BW:6:ILE:HA	45:BW:104:THR:HA	2.02	0.41
45:BW:54:ALA:HB1	45:BW:107:LEU:HD22	2.01	0.41
45:BW:68:ARG:HD3	45:BW:110:LYS:HB3	2.02	0.41
47:BY:7:VAL:CA	47:BY:8:LYS:HD2	2.50	0.41
47:BY:38:ILE:HA	47:BY:38:ILE:HD13	1.79	0.41
52:B3:22:ALA:HA	52:B3:46:ASN:HD22	1.85	0.41
56:B7:45:ALA:O	56:B7:46:VAL:HG23	2.18	0.41
58:B9:2:LYS:HD3	58:B9:2:LYS:C	2.40	0.41
1:CA:59:A:H1'	1:CA:354:G:C2	2.55	0.41
1:CA:481:G:O2'	1:CA:483:C:N4	2.53	0.41
1:CA:622:A:C8	1:CA:623:C:C6	3.07	0.41
1:CA:943:U:H1'	9:CI:124:GLN:HE22	1.85	0.41
1:CA:1229:A:O2'	1:CA:1230:C:O4'	2.34	0.41
1:CA:1335:C:H5''	1:CA:1336:C:O5'	2.21	0.41
1:CA:1435:G:H2'	1:CA:1436:U:C6	2.55	0.41
2:CB:177:ALA:HB1	2:CB:182:ILE:HB	2.02	0.41
3:CC:84:ILE:HA	3:CC:87:LEU:HG	2.02	0.41

*Continued on next page...*



*Continued from previous page...*

Atom-1	Atom-2	Interatomic distance (Å)	Clash overlap (Å)
3:CC:99:VAL:CG2	3:CC:99:VAL:O	2.68	0.41
4:CD:102:ASP:O	4:CD:117:ALA:HB1	2.19	0.41
4:CD:121:VAL:HG22	4:CD:126:ILE:CG1	2.50	0.41
4:CD:154:ASN:O	4:CD:155:LEU:HD23	2.20	0.41
6:CF:10:LEU:N	6:CF:10:LEU:CD1	2.79	0.41
8:CH:69:ARG:HD3	8:CH:76:PRO:HA	2.02	0.41
8:CH:104:ARG:HA	8:CH:104:ARG:HD2	1.74	0.41
9:CI:125:TYR:HD2	9:CI:125:TYR:C	2.23	0.41
12:CL:35:THR:CG2	12:CL:56:ARG:NH1	2.83	0.41
12:CL:35:THR:HG22	12:CL:56:ARG:HH12	1.85	0.41
16:CP:33:ILE:HG21	16:CP:59:TRP:CH2	2.55	0.41
16:CP:49:LEU:O	16:CP:49:LEU:HG	2.20	0.41
16:CP:57:ARG:O	16:CP:58:TYR:C	2.58	0.41
17:CQ:85:VAL:O	17:CQ:89:LEU:HB2	2.21	0.41
18:CR:70:ILE:HG22	18:CR:71:LYS:N	2.34	0.41
27:DA:108:U:H2'	27:DA:109:G:C8	2.51	0.41
27:DA:143:G:H1'	46:DX:37:THR:HG21	1.99	0.41
27:DA:272(E):G:C6	27:DA:272(F):C:N3	2.88	0.41
27:DA:391:G:H1'	27:DA:411:G:O4'	2.20	0.41
27:DA:913:U:O5'	27:DA:913:U:H6	2.04	0.41
27:DA:1188:U:C4'	44:DV:79:VAL:CG2	2.92	0.41
27:DA:1381:G:H1'	27:DA:1571:A:N1	2.34	0.41
27:DA:1719:G:O2'	27:DA:1720:U:H5'	2.19	0.41
27:DA:1797:C:O2	27:DA:1797:C:H2'	2.19	0.41
27:DA:1905:C:N4	27:DA:1930:G:N1	2.68	0.41
27:DA:1945:G:O2'	27:DA:1946:U:O5'	2.38	0.41
27:DA:2008:C:H2'	27:DA:2009:G:H8	1.86	0.41
27:DA:2074:U:H4'	27:DA:2598:A:O4'	2.20	0.41
27:DA:2550:G:N7	27:DA:2551:C:C5	2.88	0.41
27:DA:2620:C:OP1	31:DE:152:LYS:O	2.38	0.41
27:DA:2854:G:H2'	27:DA:2855:C:C6	2.55	0.41
30:DD:49:ILE:HD11	30:DD:52:ARG:HA	2.02	0.41
30:DD:52:ARG:C	30:DD:53:PHE:CG	2.92	0.41
30:DD:123:ALA:HB3	30:DD:131:LEU:HD11	2.03	0.41
32:DF:3:GLU:HG2	32:DF:4:VAL:H	1.84	0.41
32:DF:63:LYS:HZ2	32:DF:67:GLN:HB3	1.85	0.41
32:DF:101:LEU:O	32:DF:102:PRO:C	2.58	0.41
32:DF:140:LEU:O	32:DF:143:ALA:HB3	2.21	0.41
34:DH:58:GLU:C	34:DH:60:ARG:N	2.73	0.41
35:DI:8:PRO:HA	35:DI:14:ASP:H	1.84	0.41
38:DP:9:ASN:ND2	38:DP:9:ASN:N	2.65	0.41

*Continued on next page...*

*Continued from previous page...*

Atom-1	Atom-2	Interatomic distance (Å)	Clash overlap (Å)
40:DR:4:LEU:C	40:DR:4:LEU:HD22	2.39	0.41
42:DT:13:ARG:NH1	42:DT:15:VAL:HG11	2.35	0.41
42:DT:30:VAL:HG21	42:DT:83:ILE:CG1	2.50	0.41
42:DT:61:PHE:O	42:DT:61:PHE:CG	2.73	0.41
44:DV:62:LEU:N	44:DV:62:LEU:CD2	2.81	0.41
45:DW:7:ALA:CB	45:DW:103:ILE:HB	2.23	0.41
45:DW:107:LEU:N	45:DW:107:LEU:HD12	2.35	0.41
46:DX:92:LEU:C	46:DX:94:GLY:H	2.15	0.41
47:DY:2:ARG:C	47:DY:3:VAL:HG23	2.41	0.41
47:DY:46:LYS:HD3	47:DY:47:LYS:HZ2	1.84	0.41
48:DZ:86:ASP:O	48:DZ:87:PHE:CD2	2.73	0.41
48:DZ:127:VAL:CG2	48:DZ:131:ASN:HB2	2.50	0.41
50:D1:25:LYS:HD3	50:D1:31:GLY:H	1.84	0.41
51:D2:47:ASN:C	51:D2:49:LYS:N	2.74	0.41
53:D4:36:VAL:HG21	53:D4:53:THR:HA	2.02	0.41
1:AA:171:A:N6	1:AA:172:A:C6	2.89	0.41
1:AA:376:G:C4'	16:AP:5:ARG:HD2	2.49	0.41
1:AA:472:A:C6	1:AA:473:G:N3	2.88	0.41
1:AA:616:G:C2	1:AA:617:G:C8	3.08	0.41
1:AA:632:A:C8	1:AA:633:G:C8	3.08	0.41
1:AA:680:C:C2	1:AA:711:G:N2	2.88	0.41
1:AA:773:G:H1	1:AA:806:C:H42	1.68	0.41
1:AA:912:C:O2'	1:AA:913:A:H5'	2.20	0.41
1:AA:1066:C:O2'	1:AA:1067:A:C5'	2.68	0.41
1:AA:1192:C:O2	5:AE:25:ARG:NH2	2.47	0.41
2:AB:173:ALA:O	2:AB:174:VAL:C	2.58	0.41
2:AB:213:LEU:O	2:AB:214:ILE:C	2.59	0.41
3:AC:143:GLU:O	3:AC:145:GLY:N	2.53	0.41
3:AC:201:TYR:N	3:AC:201:TYR:HD1	2.16	0.41
4:AD:176:LEU:HG	4:AD:178:VAL:CG2	2.51	0.41
4:AD:192:GLU:OE2	4:AD:192:GLU:HA	2.19	0.41
5:AE:84:PHE:O	5:AE:86:ALA:N	2.53	0.41
5:AE:106:PRO:HG2	5:AE:107:ARG:H	1.86	0.41
7:AG:80:VAL:HG21	7:AG:85:TYR:CE1	2.56	0.41
11:AK:48:ILE:HG22	11:AK:49:GLY:H	1.84	0.41
11:AK:84:VAL:HG12	11:AK:95:ILE:HD11	2.02	0.41
11:AK:104:GLN:NE2	11:AK:106:LYS:HD2	2.35	0.41
13:AM:31:LYS:O	13:AM:32:GLU:C	2.58	0.41
13:AM:71:ARG:HE	13:AM:71:ARG:HB3	1.65	0.41
13:AM:91:ARG:HB2	13:AM:98:VAL:HG13	2.01	0.41
15:AO:24:SER:OG	15:AO:25:THR:N	2.54	0.41

*Continued on next page...*

*Continued from previous page...*

Atom-1	Atom-2	Interatomic distance (Å)	Clash overlap (Å)
15:AO:76:GLU:C	15:AO:78:TYR:N	2.72	0.41
17:AQ:29:HIS:O	17:AQ:33:GLY:HA2	2.20	0.41
27:BA:29:U:C2	27:BA:30:G:C8	3.08	0.41
27:BA:463:G:N2	27:BA:466:A:OP2	2.51	0.41
27:BA:636:G:H2'	38:BP:115:LEU:HD12	2.02	0.41
27:BA:813:U:O2'	27:BA:1225:G:H1'	2.19	0.41
27:BA:995:C:OP1	43:BU:53:ARG:CZ	2.68	0.41
27:BA:1373:A:H2'	27:BA:1374:G:H5'	2.02	0.41
27:BA:1439:A:H61	27:BA:1552:G:H1'	1.86	0.41
27:BA:1464:C:C4	27:BA:1465:G:N7	2.88	0.41
27:BA:1545:A:H3'	27:BA:1546:C:C6	2.54	0.41
27:BA:1625:C:C2'	27:BA:1626:G:H5'	2.50	0.41
27:BA:1789:A:H2'	27:BA:1790:C:O4'	2.20	0.41
27:BA:2074:U:H2'	27:BA:2075:U:H6	1.82	0.41
27:BA:2208:A:N3	27:BA:2219:G:C2	2.89	0.41
27:BA:2230:G:C4'	50:B1:43:TYR:HB2	2.50	0.41
27:BA:2356:C:N4	27:BA:2357:U:H3	2.18	0.41
27:BA:2468:G:O2'	27:BA:2469:A:P	2.78	0.41
27:BA:2850:A:C6	27:BA:2851:A:C5	3.09	0.41
30:BD:246:PRO:CG	30:BD:255:LYS:HG3	2.40	0.41
31:BE:94:GLU:H	31:BE:94:GLU:HG2	1.59	0.41
31:BE:172:VAL:HG13	31:BE:182:LEU:HD11	2.01	0.41
32:BF:164:ARG:CG	32:BF:175:THR:OG1	2.66	0.41
33:BG:110:ALA:N	33:BG:112:PRO:HD2	2.35	0.41
34:BH:10:PRO:HG3	34:BH:50:VAL:H	1.84	0.41
34:BH:19:VAL:HG22	34:BH:24:VAL:HG12	2.01	0.41
34:BH:158:HIS:HE1	34:BH:168:PRO:C	2.24	0.41
35:BI:112:LYS:N	35:BI:114:LEU:HD11	2.35	0.41
35:BI:122:GLU:OE2	35:BI:123:LEU:N	2.53	0.41
36:BN:60:ILE:H	36:BN:60:ILE:HG13	1.52	0.41
37:BO:7:TYR:HE2	37:BO:44:LYS:HG3	1.84	0.41
38:BP:85:LEU:O	38:BP:88:LEU:N	2.54	0.41
38:BP:132:LYS:O	38:BP:136:GLU:HG2	2.21	0.41
39:BQ:133:ARG:O	39:BQ:134:ARG:CB	2.66	0.41
40:BR:44:LEU:O	40:BR:47:PHE:HB3	2.21	0.41
41:BS:92:TYR:CD1	41:BS:93:LYS:N	2.82	0.41
42:BT:78:LEU:HB3	42:BT:79:HIS:ND1	2.34	0.41
44:BV:47:VAL:O	44:BV:48:GLY:C	2.57	0.41
48:BZ:143:LEU:CD1	48:BZ:147:ASP:HB3	2.50	0.41
50:B1:57:GLU:C	50:B1:58:ILE:CG2	2.89	0.41
50:B1:63:ALA:O	50:B1:65:SER:N	2.52	0.41

*Continued on next page...*

*Continued from previous page...*

Atom-1	Atom-2	Interatomic distance (Å)	Clash overlap (Å)
50:B1:73:LEU:O	50:B1:74:VAL:C	2.58	0.41
50:B1:73:LEU:C	50:B1:75:GLU:H	2.22	0.41
51:B2:13:ALA:CA	51:B2:16:LEU:HD21	2.46	0.41
53:B4:40:ILE:HD13	53:B4:48:ILE:O	2.20	0.41
1:CA:35:G:N2	1:CA:550:G:N3	2.69	0.41
1:CA:72:C:C2'	1:CA:73:G:H5'	2.51	0.41
1:CA:178:C:O2'	1:CA:179:A:H5'	2.20	0.41
1:CA:276:G:O5'	1:CA:276:G:C8	2.71	0.41
1:CA:404:U:O2'	1:CA:405:U:H5'	2.19	0.41
1:CA:460:G:H1	1:CA:470:C:H5''	1.85	0.41
1:CA:505:G:H8	1:CA:505:G:O5'	2.04	0.41
1:CA:515:G:O2'	1:CA:516:U:H5'	2.20	0.41
1:CA:533:A:O2'	1:CA:534:U:H3'	2.20	0.41
1:CA:602:A:HO2'	1:CA:603:U:H5'	1.85	0.41
1:CA:663:A:O2'	1:CA:664:G:H5'	2.20	0.41
1:CA:678:U:H1'	1:CA:777:A:O3'	2.21	0.41
1:CA:745:C:H5'	1:CA:851:G:H21	1.84	0.41
1:CA:751:U:C1'	15:CO:24:SER:HA	2.51	0.41
1:CA:779:C:H4'	11:CK:120:ARG:O	2.20	0.41
1:CA:795:C:H5	1:CA:796:C:C4	2.37	0.41
1:CA:949:A:C6	1:CA:950:U:N3	2.89	0.41
1:CA:970:C:H41	9:CI:126:SER:CB	2.30	0.41
1:CA:1165:C:H2'	1:CA:1166:G:H5'	2.01	0.41
1:CA:1207:G:H2'	1:CA:1208:C:C6	2.55	0.41
1:CA:1316:G:N1	1:CA:1319:A:OP2	2.53	0.41
1:CA:1346:A:C4	1:CA:1348:U:C4	3.08	0.41
1:CA:1375:A:H2'	1:CA:1376:U:C6	2.55	0.41
2:CB:236:TYR:HA	2:CB:239:VAL:CG2	2.47	0.41
4:CD:58:LEU:CD1	4:CD:59:ARG:NH1	2.84	0.41
9:CI:106:ALA:O	9:CI:108:VAL:HG22	2.19	0.41
10:CJ:49:VAL:HG21	14:CN:41:ARG:HB2	2.01	0.41
10:CJ:61:GLU:HG2	14:CN:58:LYS:NZ	2.35	0.41
13:CM:16:ASP:HB2	13:CM:31:LYS:CE	2.51	0.41
13:CM:38:GLY:O	13:CM:55:ARG:NH2	2.54	0.41
13:CM:81:LEU:HB3	13:CM:86:CYS:SG	2.61	0.41
17:CQ:21:VAL:HG21	17:CQ:59:ILE:HD11	2.01	0.41
17:CQ:55:ASP:OD1	17:CQ:79:SER:HA	2.20	0.41
20:CT:51:GLU:H	20:CT:51:GLU:HG2	1.59	0.41
24:CX:32:C:C2'	24:CX:33:U:H5'	2.50	0.41
25:CY:1:U:O4	25:CY:71:A:N1	2.53	0.41
25:CY:26:C:N3	25:CY:27:C:N4	2.68	0.41

*Continued on next page...*

*Continued from previous page...*

Atom-1	Atom-2	Interatomic distance (Å)	Clash overlap (Å)
27:DA:88:G:OP1	27:DA:90:U:C4	2.74	0.41
27:DA:240:G:O2'	27:DA:257:A:N6	2.46	0.41
27:DA:458:G:O2'	27:DA:459:U:P	2.79	0.41
27:DA:464:U:H2'	27:DA:465:G:O4'	2.20	0.41
27:DA:524:U:H2'	27:DA:525:U:C6	2.55	0.41
27:DA:587:C:N3	38:DP:33:ARG:HG2	2.35	0.41
27:DA:632:A:C6	27:DA:633:A:N6	2.89	0.41
27:DA:748:G:C6	27:DA:750:A:C2	3.08	0.41
27:DA:1016:G:C6	27:DA:1017:G:N7	2.89	0.41
27:DA:1109:C:C5	27:DA:1110:G:C4	3.08	0.41
27:DA:1227:G:OP1	43:DU:13:LYS:HE2	2.20	0.41
27:DA:1355:G:C6	27:DA:1356:G:N7	2.89	0.41
27:DA:1433:U:H1'	27:DA:1561:G:N2	2.36	0.41
27:DA:1596:A:C2	27:DA:1597:A:C4	3.08	0.41
27:DA:2082:A:H2'	27:DA:2083:G:O4'	2.19	0.41
27:DA:2201:C:O2'	27:DA:2202:C:H5'	2.21	0.41
27:DA:2293:C:C2	27:DA:2340:G:N2	2.88	0.41
27:DA:2478:A:N6	27:DA:2479:G:C2	2.88	0.41
27:DA:2694:G:C5	27:DA:2695:C:C5	3.09	0.41
27:DA:2866:U:C6	27:DA:2868:A:H1'	2.55	0.41
28:DB:43:C:H3'	28:DB:44:G:H5'	2.01	0.41
28:DB:93:G:H2'	28:DB:94:C:C6	2.54	0.41
30:DD:75:ILE:HA	30:DD:76:PRO:HD2	1.76	0.41
30:DD:186:HIS:HD2	30:DD:188:GLU:H	1.68	0.41
31:DE:167:VAL:HG22	31:DE:170:LEU:HD11	2.03	0.41
31:DE:175:VAL:O	31:DE:177:PRO:HD3	2.20	0.41
32:DF:65:TRP:O	32:DF:65:TRP:CE3	2.65	0.41
33:DG:34:LEU:O	33:DG:35:GLU:C	2.58	0.41
37:DO:40:VAL:O	37:DO:41:ALA:HB2	2.20	0.41
38:DP:58:THR:C	38:DP:61:ARG:NE	2.73	0.41
38:DP:111:ARG:NH1	38:DP:149:GLU:HG3	2.36	0.41
41:DS:16:ASN:O	41:DS:20:ARG:NH2	2.53	0.41
42:DT:16:ARG:H	42:DT:79:HIS:HD2	1.67	0.41
42:DT:29:ARG:HD3	42:DT:29:ARG:HA	1.75	0.41
42:DT:120:ARG:O	42:DT:123:GLN:HG2	2.20	0.41
45:DW:64:MET:O	45:DW:65:LEU:CB	2.68	0.41
47:DY:97:ARG:HA	47:DY:97:ARG:HD2	1.87	0.41
48:DZ:22:LYS:HG3	48:DZ:38:VAL:O	2.20	0.41
57:D8:6:THR:CG2	57:D8:63:PRO:CG	2.97	0.41
1:AA:40:C:H2'	1:AA:41:G:O4'	2.20	0.41
1:AA:66:G:O4'	1:AA:173:U:C4	2.73	0.41

*Continued on next page...*

*Continued from previous page...*

Atom-1	Atom-2	Interatomic distance (Å)	Clash overlap (Å)
1:AA:69:G:N2	1:AA:101:A:C2	2.89	0.41
1:AA:169:C:C5	1:AA:170:U:H5	2.39	0.41
1:AA:443:C:C2	1:AA:444:C:C5	3.08	0.41
1:AA:624:C:O3'	16:AP:10:GLY:HA2	2.21	0.41
1:AA:758:G:C2'	1:AA:759:A:OP2	2.68	0.41
1:AA:1064:G:O2'	1:AA:1065:U:P	2.79	0.41
1:AA:1118:C:OP1	9:AI:104:ARG:NH1	2.53	0.41
1:AA:1178:G:N7	9:AI:97:LYS:HE3	2.36	0.41
1:AA:1258:G:H2'	1:AA:1259:C:H6	1.85	0.41
5:AE:18:ARG:CG	5:AE:25:ARG:O	2.68	0.41
6:AF:34:GLY:O	6:AF:67:MET:HB2	2.20	0.41
7:AG:118:VAL:O	7:AG:121:ALA:HB3	2.21	0.41
10:AJ:43:ARG:HB2	10:AJ:67:THR:HG23	2.02	0.41
11:AK:18:ARG:O	11:AK:32:ILE:HA	2.21	0.41
14:AN:21:TYR:HD2	14:AN:22:THR:O	2.03	0.41
15:AO:23:GLY:C	15:AO:24:SER:O	2.58	0.41
20:AT:56:MET:SD	20:AT:88:VAL:HG21	2.60	0.41
20:AT:74:LYS:C	20:AT:76:ALA:H	2.22	0.41
20:AT:87:LYS:O	20:AT:91:LEU:CG	2.66	0.41
27:BA:27:G:H1'	27:BA:513:A:N6	2.34	0.41
27:BA:489:G:C2	27:BA:491:G:C4	3.09	0.41
27:BA:538:G:C6	27:BA:539:G:N7	2.88	0.41
27:BA:847:U:O4	27:BA:933:A:N6	2.54	0.41
27:BA:1218:C:H42	27:BA:1231:G:H1	1.68	0.41
27:BA:1797:C:C5'	30:BD:257:LEU:O	2.68	0.41
27:BA:1866:C:H6	27:BA:1866:C:O5'	2.04	0.41
27:BA:2025:C:H2'	27:BA:2026:C:C6	2.55	0.41
27:BA:2079:U:O3'	50:B1:35:THR:OG1	2.26	0.41
27:BA:2261:C:C2	27:BA:2280:G:N2	2.89	0.41
27:BA:2649:U:O2'	27:BA:2650:U:H5'	2.19	0.41
28:BB:42:C:C5	28:BB:43:C:C5	3.08	0.41
29:BC:19:VAL:CG1	29:BC:20:TYR:HD1	2.30	0.41
29:BC:36:LYS:HB2	29:BC:36:LYS:HZ3	1.86	0.41
30:BD:226:MET:SD	30:BD:230:ASP:HB3	2.59	0.41
31:BE:3:GLY:HA3	31:BE:81:ILE:HG21	2.01	0.41
34:BH:142:GLY:O	34:BH:143:GLN:C	2.57	0.41
36:BN:36:GLY:H	36:BN:48:MET:HE3	1.85	0.41
37:BO:77:ILE:HG13	37:BO:78:ARG:N	2.36	0.41
37:BO:77:ILE:CD1	42:BT:74:ARG:HG2	2.51	0.41
38:BP:65:ARG:HH21	57:B8:15:LYS:HD2	1.84	0.41
39:BQ:65:PHE:HB2	39:BQ:105:GLU:CG	2.46	0.41

*Continued on next page...*

*Continued from previous page...*

Atom-1	Atom-2	Interatomic distance (Å)	Clash overlap (Å)
40:BR:10:LEU:CA	40:BR:17:ARG:HD2	2.44	0.41
43:BU:111:GLU:O	43:BU:112:ARG:C	2.58	0.41
44:BV:47:VAL:O	44:BV:49:THR:N	2.53	0.41
44:BV:64:HIS:ND1	44:BV:92:THR:HB	2.36	0.41
45:BW:52:GLU:O	45:BW:55:ALA:HB3	2.20	0.41
50:B1:45:ASN:HD22	50:B1:45:ASN:HA	1.64	0.41
50:B1:83:GLU:O	50:B1:84:GLY:O	2.39	0.41
51:B2:24:LEU:CD1	51:B2:28:LYS:HE2	2.50	0.41
52:B3:29:ARG:HB2	52:B3:30:ARG:CD	2.50	0.41
52:B3:54:VAL:HG12	52:B3:56:VAL:HG22	2.03	0.41
57:B8:28:GLY:O	57:B8:32:LEU:CD2	2.61	0.41
1:CA:9:G:OP1	5:CE:122:GLU:CB	2.68	0.41
1:CA:129(A):G:C2	1:CA:189(H):G:C8	3.08	0.41
1:CA:590:C:OP1	8:CH:30:ARG:N	2.49	0.41
1:CA:643:C:H5'	8:CH:31:PHE:CG	2.55	0.41
1:CA:736:C:H4'	6:CF:91:VAL:HG22	2.01	0.41
1:CA:769:G:N1	1:CA:811:C:O2	2.54	0.41
1:CA:860:A:H4'	8:CH:75:ARG:HH22	1.86	0.41
1:CA:1058:G:O2'	1:CA:1059:C:H5'	2.21	0.41
1:CA:1132:C:HO2'	1:CA:1133:G:H5'	1.81	0.41
1:CA:1191:A:C5'	3:CC:4:LYS:HZ1	2.32	0.41
1:CA:1316:G:N2	1:CA:1319:A:OP2	2.53	0.41
1:CA:1518:A:H2'	1:CA:1519:A:O4'	2.20	0.41
4:CD:8:VAL:HG11	4:CD:21:LEU:CB	2.51	0.41
5:CE:78:HIS:HB2	5:CE:79:GLU:H	1.69	0.41
5:CE:143:ARG:O	5:CE:144:THR:O	2.38	0.41
6:CF:10:LEU:HD21	6:CF:26:ILE:HD11	2.02	0.41
12:CL:53:ALA:O	12:CL:65:ALA:N	2.34	0.41
13:CM:58:GLU:O	13:CM:59:TYR:C	2.59	0.41
14:CN:45:ARG:O	14:CN:46:GLU:C	2.59	0.41
19:CS:22:LEU:HD13	19:CS:27:GLU:HB2	2.01	0.41
20:CT:25:ARG:HB2	20:CT:25:ARG:CZ	2.51	0.41
24:CX:37:A:H2'	24:CX:38:A:O4'	2.20	0.41
27:DA:381:G:OP1	50:D1:16:ASN:HB2	2.20	0.41
27:DA:480:A:P	47:DY:46:LYS:HE2	2.60	0.41
27:DA:494:G:H2'	27:DA:495:G:C8	2.56	0.41
27:DA:555:U:C2'	27:DA:556:G:H8	2.33	0.41
27:DA:662:G:H5''	38:DP:18:ARG:C	2.39	0.41
27:DA:870:A:C2	27:DA:871:U:C2	3.08	0.41
27:DA:1111:A:O2'	27:DA:1112:G:H4'	2.21	0.41
27:DA:1424:G:C6	27:DA:1425:G:C4	3.08	0.41

*Continued on next page...*



*Continued from previous page...*

Atom-1	Atom-2	Interatomic distance (Å)	Clash overlap (Å)
27:DA:1482:G:H2'	27:DA:1484:G:O4'	2.20	0.41
27:DA:1578:U:C2'	27:DA:1579:A:H5''	2.49	0.41
27:DA:1838:C:H6	27:DA:1838:C:H2'	1.64	0.41
27:DA:1999:C:H2'	27:DA:2000:G:H8	1.85	0.41
27:DA:2255:G:C6	27:DA:2256:G:C5	3.08	0.41
27:DA:2301:C:C6	27:DA:2301:C:C3'	3.04	0.41
27:DA:2509:G:N2	27:DA:2580:U:C2	2.89	0.41
27:DA:2591:C:OP1	30:DD:239:ARG:NH2	2.54	0.41
27:DA:2748:A:O2'	34:DH:63:SER:HA	2.20	0.41
27:DA:2811:G:H8	27:DA:2811:G:OP2	2.04	0.41
28:DB:31:C:C5'	28:DB:32:C:OP2	2.69	0.41
28:DB:91:C:OP1	39:DQ:16:ARG:HG3	2.20	0.41
29:DC:20:TYR:CD1	29:DC:20:TYR:N	2.88	0.41
29:DC:59:ARG:HB2	29:DC:62:VAL:HG22	2.03	0.41
31:DE:175:VAL:O	31:DE:175:VAL:CG2	2.68	0.41
32:DF:3:GLU:HB3	32:DF:24:LEU:HG	2.03	0.41
34:DH:152:ARG:HB2	34:DH:162:ILE:HD11	2.03	0.41
36:DN:2:LYS:CE	44:DV:13:ARG:HB3	2.49	0.41
36:DN:104:LYS:C	36:DN:106:MET:H	2.23	0.41
38:DP:49:ARG:HD2	57:D8:58:ILE:HG22	2.00	0.41
41:DS:102:ALA:O	41:DS:104:GLY:N	2.54	0.41
42:DT:74:ARG:HD3	42:DT:76:PHE:HE2	1.82	0.41
42:DT:83:ILE:CG1	42:DT:84:GLN:N	2.80	0.41
43:DU:35:ALA:O	43:DU:38:THR:HB	2.20	0.41
43:DU:90:VAL:HG21	44:DV:47:VAL:HG21	2.03	0.41
45:DW:51:LEU:O	45:DW:54:ALA:HB3	2.20	0.41
46:DX:35:THR:CG2	46:DX:37:THR:HB	2.50	0.41
47:DY:26:LYS:HZ2	47:DY:27:VAL:HG23	1.86	0.41
47:DY:54:LYS:C	47:DY:55:TYR:CG	2.94	0.41
52:D3:6:VAL:O	52:D3:34:GLU:HB3	2.20	0.41
52:D3:47:VAL:CA	52:D3:50:VAL:HG22	2.51	0.41
56:D7:30:VAL:O	56:D7:31:LEU:C	2.58	0.41
1:AA:136:C:H42	1:AA:227:G:H1	1.68	0.41
1:AA:244:U:O4	1:AA:893:C:N3	2.52	0.41
1:AA:299:G:C5	1:AA:300:A:C6	3.08	0.41
1:AA:344:A:C2'	1:AA:346:G:O6	2.67	0.41
1:AA:355:C:C2'	1:AA:356:A:O5'	2.69	0.41
1:AA:461:A:C5	1:AA:471:G:C5	3.09	0.41
1:AA:577:G:O2'	1:AA:578:C:C5'	2.68	0.41
1:AA:619:U:C4	4:AD:135:LEU:HD11	2.55	0.41
1:AA:652:U:O2'	1:AA:653:A:C5'	2.69	0.41

*Continued on next page...*

*Continued from previous page...*

Atom-1	Atom-2	Interatomic distance (Å)	Clash overlap (Å)
1:AA:683:G:H21	11:AK:38:ASN:HA	1.86	0.41
1:AA:704:A:C2	1:AA:705:U:C2	3.08	0.41
1:AA:1258:G:C5	1:AA:1259:C:H5	2.38	0.41
1:AA:1271:G:H2'	1:AA:1272:G:C8	2.54	0.41
1:AA:1321:C:H5'	1:AA:1322:C:H5'	1.99	0.41
1:AA:1492:A:H3'	26:AZ:6:5OH:HNP	1.86	0.41
2:AB:8:LYS:HD3	2:AB:8:LYS:N	2.36	0.41
3:AC:64:VAL:CG2	3:AC:99:VAL:HA	2.51	0.41
4:AD:16:GLY:O	4:AD:17:VAL:C	2.59	0.41
4:AD:28:SER:C	4:AD:30:LYS:H	2.23	0.41
6:AF:9:VAL:CG2	6:AF:60:PHE:CE2	3.04	0.41
6:AF:89:MET:SD	18:AR:76:LEU:CD2	3.06	0.41
8:AH:14:ARG:O	8:AH:16:ALA:N	2.54	0.41
10:AJ:78:ASN:ND2	10:AJ:81:THR:H	2.18	0.41
11:AK:123:LYS:O	11:AK:126:ARG:HB2	2.21	0.41
13:AM:70:LEU:O	13:AM:73:GLU:HB3	2.20	0.41
18:AR:37:VAL:O	18:AR:39:VAL:N	2.54	0.41
19:AS:6:LYS:HD2	19:AS:7:LYS:HE3	2.02	0.41
22:AV:7:C:N3	23:AW:36:A:C2	2.88	0.41
24:AX:56:C:H1'	33:BG:76:SER:CB	2.51	0.41
27:BA:257:A:H2'	27:BA:258:G:C5'	2.50	0.41
27:BA:382:G:H2'	27:BA:383:U:C5'	2.48	0.41
27:BA:385:C:O2'	27:BA:388:G:N2	2.54	0.41
27:BA:508:G:C5'	27:BA:509:C:OP1	2.69	0.41
27:BA:829:A:N7	27:BA:2248:C:H5'	2.35	0.41
27:BA:952:G:C6	27:BA:966:G:C6	3.08	0.41
27:BA:978:G:O4'	27:BA:1001:A:H2	2.03	0.41
27:BA:1111:A:C2'	27:BA:1112:G:H4'	2.49	0.41
27:BA:1175:U:O2	27:BA:1175:U:C2'	2.67	0.41
27:BA:1278:A:HO2'	27:BA:1279:G:H5'	1.85	0.41
27:BA:1464:C:O2'	27:BA:1465:G:H5'	2.21	0.41
27:BA:1518:U:O4	27:BA:1519:G:C6	2.73	0.41
27:BA:1816:G:H2'	30:BD:62:TYR:CE2	2.55	0.41
27:BA:1877:A:H5''	27:BA:1878:G:OP2	2.21	0.41
27:BA:2224:G:O2'	27:BA:2225:A:O4'	2.39	0.41
27:BA:2416:C:H2'	27:BA:2417:C:C6	2.55	0.41
27:BA:2476:A:N1	27:BA:2477:C:C6	2.88	0.41
27:BA:2653:U:OP2	27:BA:2654:A:H3'	2.20	0.41
27:BA:2752:C:H5'	27:BA:2753:A:OP2	2.21	0.41
29:BC:182:PRO:O	29:BC:183:GLU:CB	2.69	0.41
30:BD:12:SER:OG	30:BD:13:ARG:N	2.53	0.41

*Continued on next page...*

*Continued from previous page...*

Atom-1	Atom-2	Interatomic distance (Å)	Clash overlap (Å)
30:BD:202:LYS:HG3	30:BD:203:ASN:OD1	2.20	0.41
30:BD:257:LEU:HD23	30:BD:257:LEU:HA	1.82	0.41
31:BE:38:THR:HB	31:BE:40:GLU:CD	2.41	0.41
31:BE:64:LYS:O	31:BE:64:LYS:HG2	2.20	0.41
32:BF:202:PHE:HA	32:BF:205:ARG:HB3	2.01	0.41
34:BH:115:VAL:HG21	34:BH:148:ILE:CD1	2.50	0.41
35:BI:22:LYS:O	35:BI:23:PRO:C	2.59	0.41
35:BI:101:LEU:HD23	35:BI:109:ILE:HD11	2.03	0.41
36:BN:94:HIS:O	36:BN:95:PRO:C	2.57	0.41
37:BO:19:ILE:CG2	37:BO:43:VAL:HG13	2.41	0.41
37:BO:36:GLY:CA	37:BO:109:LYS:HG3	2.50	0.41
38:BP:30:THR:CG2	38:BP:31:ALA:H	2.14	0.41
38:BP:41:ARG:HE	38:BP:45:LEU:HD12	1.86	0.41
39:BQ:56:ARG:O	39:BQ:57:HIS:C	2.56	0.41
41:BS:15:ARG:O	41:BS:17:ARG:O	2.38	0.41
41:BS:87:PHE:CD2	41:BS:88:ASP:N	2.65	0.41
42:BT:35:LYS:HG3	42:BT:36:GLU:HB2	2.03	0.41
42:BT:106:SER:HB3	42:BT:110:ILE:HD12	1.98	0.41
44:BV:91:TYR:C	44:BV:91:TYR:CD1	2.94	0.41
45:BW:47:VAL:O	45:BW:50:VAL:CG1	2.69	0.41
46:BX:50:LYS:HE3	46:BX:84:ALA:HB2	2.02	0.41
47:BY:28:LYS:CB	47:BY:38:ILE:H	2.33	0.41
47:BY:46:LYS:CG	47:BY:47:LYS:HE3	2.49	0.41
48:BZ:117:GLN:HG2	48:BZ:119:ILE:HG13	2.02	0.41
49:B0:31:VAL:HG22	49:B0:65:GLY:O	2.20	0.41
55:B6:19:ARG:CG	55:B6:20:ASN:N	2.76	0.41
1:CA:31:G:N2	1:CA:47:C:O5'	2.53	0.41
1:CA:47:C:O2'	1:CA:48:C:P	2.78	0.41
1:CA:189(D):C:H2'	1:CA:189(E):U:C1'	2.51	0.41
1:CA:678:U:N3	1:CA:713:G:N2	2.69	0.41
1:CA:758:G:H8	1:CA:758:G:O5'	2.03	0.41
1:CA:961:U:C4	1:CA:983:A:C6	3.09	0.41
1:CA:1194:U:N3	1:CA:1195:C:C4	2.89	0.41
1:CA:1255:G:C5	1:CA:1283:G:N2	2.89	0.41
1:CA:1275:A:H2'	1:CA:1276:G:O4'	2.20	0.41
1:CA:1281:U:H5'	1:CA:1282:C:OP2	2.21	0.41
1:CA:1483:A:H3'	1:CA:1484:C:H6	1.86	0.41
1:CA:1509:C:O2'	1:CA:1510:U:H5'	2.21	0.41
2:CB:85:ALA:CB	2:CB:92:TYR:HD2	2.33	0.41
3:CC:177:THR:HG22	3:CC:179:ARG:HG2	2.01	0.41
4:CD:19:LEU:O	4:CD:26:CYS:SG	2.78	0.41

*Continued on next page...*

*Continued from previous page...*

Atom-1	Atom-2	Interatomic distance (Å)	Clash overlap (Å)
5:CE:7:GLU:HB2	5:CE:35:GLY:O	2.21	0.41
5:CE:110:LEU:HD21	5:CE:139:LEU:HD11	2.02	0.41
6:CF:25:ILE:HD13	6:CF:25:ILE:HA	1.91	0.41
7:CG:115:ARG:O	7:CG:116:ALA:C	2.58	0.41
7:CG:146:GLU:CA	7:CG:149:ARG:HB2	2.51	0.41
8:CH:38:ILE:C	8:CH:40:ALA:N	2.74	0.41
8:CH:109:ILE:HG23	8:CH:110:ALA:N	2.35	0.41
10:CJ:35:SER:O	10:CJ:36:GLY:C	2.59	0.41
12:CL:59:SER:C	12:CL:61:TYR:H	2.23	0.41
12:CL:61:TYR:O	12:CL:62:GLU:HB2	2.20	0.41
15:CO:61:GLY:O	15:CO:65:ARG:CD	2.67	0.41
15:CO:71:GLN:HE21	15:CO:71:GLN:HB3	1.70	0.41
15:CO:83:GLU:C	15:CO:85:LEU:N	2.73	0.41
17:CQ:78:GLU:CD	17:CQ:81:ARG:HD2	2.39	0.41
20:CT:86:ARG:HG3	20:CT:86:ARG:NH1	2.31	0.41
21:CU:9:ARG:C	21:CU:11:GLY:H	2.23	0.41
27:DA:21:A:C2	27:DA:22:C:O2	2.74	0.41
27:DA:52:A:C2	27:DA:53:A:C5	3.09	0.41
27:DA:74:A:H2'	27:DA:74:A:N3	2.36	0.41
27:DA:175:G:O2'	27:DA:176:G:H5'	2.21	0.41
27:DA:216:A:C2	27:DA:217:G:C4	3.09	0.41
27:DA:499:U:H6	27:DA:499:U:H3'	1.86	0.41
27:DA:661:C:H2'	27:DA:662:G:C8	2.54	0.41
27:DA:745:G:OP1	31:DE:133:LYS:NZ	2.44	0.41
27:DA:747:U:C4	54:D5:2:ALA:N	2.88	0.41
27:DA:771:G:H2'	27:DA:772:C:H6	1.86	0.41
27:DA:773:U:C4'	30:DD:47:GLY:HA3	2.50	0.41
27:DA:797:C:OP1	32:DF:60:SER:OG	2.31	0.41
27:DA:873:G:O2'	27:DA:874:G:H5'	2.20	0.41
27:DA:958:U:H3	39:DQ:17:LEU:HD11	1.85	0.41
27:DA:963:U:H2'	27:DA:964:C:C6	2.55	0.41
27:DA:995:C:O2'	27:DA:996:A:OP2	2.38	0.41
27:DA:1267:U:O2'	27:DA:1268:A:O5'	2.38	0.41
27:DA:1334:G:O2'	27:DA:1335:U:H5'	2.20	0.41
27:DA:1348:G:C5	27:DA:1349:A:C2	3.08	0.41
27:DA:1408:C:C2	27:DA:1595:G:N2	2.88	0.41
27:DA:1495:A:OP1	27:DA:1495:A:H8	2.03	0.41
27:DA:1562:A:C2	27:DA:1563:G:C4	3.09	0.41
27:DA:1578:U:O2	27:DA:1578:U:C2'	2.69	0.41
27:DA:1586:A:C2	27:DA:1587:A:C5	3.09	0.41
27:DA:1591:G:O2'	27:DA:1592:C:H5'	2.21	0.41

*Continued on next page...*

*Continued from previous page...*

Atom-1	Atom-2	Interatomic distance (Å)	Clash overlap (Å)
27:DA:1684:C:N3	27:DA:1704:G:O6	2.54	0.41
27:DA:1797:C:H4'	30:DD:257:LEU:O	2.20	0.41
27:DA:1862:G:C2	27:DA:1863:G:C5	3.09	0.41
27:DA:1941:C:C4	27:DA:1965:C:C6	3.09	0.41
27:DA:1971:A:C2	30:DD:239:ARG:O	2.73	0.41
27:DA:2050:C:H1'	31:DE:156:MET:CE	2.51	0.41
27:DA:2102:U:H5'	27:DA:2103:C:P	2.61	0.41
27:DA:2156:G:C6	27:DA:2157:G:N2	2.89	0.41
27:DA:2344:U:OP1	55:D6:38:LYS:HD2	2.20	0.41
27:DA:2507:C:C4	27:DA:2583:G:N1	2.89	0.41
27:DA:2526:G:N3	58:D9:2:LYS:HE2	2.35	0.41
27:DA:2790:A:C2	27:DA:2791:C:H3'	2.55	0.41
27:DA:2832:U:C4'	27:DA:2833:G:H5''	2.45	0.41
27:DA:2840:C:O2'	40:DR:91:GLN:HG2	2.20	0.41
29:DC:61:THR:HA	29:DC:164:ARG:HA	2.01	0.41
30:DD:208:LYS:HG2	30:DD:210:GLY:C	2.40	0.41
31:DE:150:VAL:O	31:DE:151:TYR:C	2.58	0.41
32:DF:164:ARG:HG2	32:DF:164:ARG:NH1	2.36	0.41
33:DG:111:LEU:HD23	33:DG:114:ILE:HD11	2.03	0.41
35:DI:43:ASN:O	35:DI:46:ALA:HB3	2.21	0.41
37:DO:35:VAL:HA	37:DO:62:VAL:CG1	2.50	0.41
39:DQ:108:GLY:O	39:DQ:109:VAL:HB	2.21	0.41
40:DR:41:ALA:O	40:DR:43:GLU:N	2.53	0.41
40:DR:74:LYS:O	40:DR:76:VAL:N	2.53	0.41
42:DT:32:TYR:O	42:DT:33:LYS:HB2	2.21	0.41
42:DT:54:ARG:O	42:DT:55:ASN:HB2	2.20	0.41
43:DU:21:ALA:HA	43:DU:24:TYR:CE1	2.55	0.41
43:DU:35:ALA:O	43:DU:39:LEU:HG	2.21	0.41
43:DU:103:PRO:O	43:DU:104:GLN:C	2.57	0.41
44:DV:81:TYR:HE2	44:DV:83:ARG:CZ	2.32	0.41
48:DZ:115:VAL:O	48:DZ:116:LEU:C	2.59	0.41
57:D8:62:LEU:N	57:D8:63:PRO:CD	2.82	0.41
1:AA:70:G:C6	1:AA:71:C:C4	3.09	0.41
1:AA:128:G:H5''	17:AQ:2:PRO:HA	2.03	0.41
1:AA:255:G:N2	1:AA:272:C:C2	2.88	0.41
1:AA:301:G:H5''	1:AA:301:G:H8	1.86	0.41
1:AA:322:C:O2'	1:AA:323:U:H5'	2.20	0.41
1:AA:522:C:H5''	12:AL:117:TYR:OH	2.21	0.41
1:AA:759:A:H4'	1:AA:881:G:OP1	2.21	0.41
1:AA:767:A:H8	1:AA:767:A:O5'	2.04	0.41
1:AA:955:U:O2'	1:AA:956:U:H5'	2.21	0.41

*Continued on next page...*

*Continued from previous page...*

Atom-1	Atom-2	Interatomic distance (Å)	Clash overlap (Å)
1:AA:1053:G:O2'	1:AA:1199:U:H5	2.03	0.41
1:AA:1055:A:C6	1:AA:1206:G:C5	3.08	0.41
1:AA:1404:C:O2'	1:AA:1405:G:H5'	2.21	0.41
1:AA:1422:G:H2'	1:AA:1423:G:C8	2.55	0.41
2:AB:132:LYS:HA	2:AB:135:GLN:CG	2.50	0.41
3:AC:28:GLN:HE21	3:AC:28:GLN:HB3	1.56	0.41
4:AD:4:TYR:HE2	4:AD:7:PRO:O	2.03	0.41
4:AD:201:GLN:OE1	4:AD:204:ILE:HG13	2.21	0.41
6:AF:21:LEU:HD13	6:AF:21:LEU:HA	1.90	0.41
7:AG:23:VAL:CG1	7:AG:27:ILE:HD11	2.48	0.41
9:AI:53:VAL:HG12	9:AI:92:TYR:CD2	2.55	0.41
10:AJ:5:ARG:HG3	10:AJ:71:LEU:HD11	2.03	0.41
10:AJ:78:ASN:HD22	10:AJ:80:LYS:CB	2.34	0.41
11:AK:52:GLY:H	11:AK:55:LYS:HG3	1.86	0.41
12:AL:21:VAL:HG11	12:AL:23:ALA:HB2	2.00	0.41
12:AL:38:ARG:NH2	12:AL:54:LYS:HZ3	2.17	0.41
14:AN:45:ARG:O	14:AN:49:HIS:HD2	2.03	0.41
20:AT:29:LYS:HA	20:AT:32:ALA:HB3	2.03	0.41
20:AT:57:ARG:O	20:AT:58:LYS:C	2.59	0.41
20:AT:63:ILE:C	20:AT:65:LYS:N	2.74	0.41
26:AZ:4:SER:O	27:BA:1914:C:OP2	2.39	0.41
27:BA:286:C:C3'	27:BA:287:C:H5'	2.48	0.41
27:BA:382:G:H1	27:BA:392:C:N4	2.18	0.41
27:BA:383:U:H5	27:BA:385:C:H3'	1.86	0.41
27:BA:754:C:H6	27:BA:754:C:C5'	2.33	0.41
27:BA:781:A:OP1	30:BD:218:ARG:NH2	2.54	0.41
27:BA:1048:A:O2'	27:BA:1049:C:O5'	2.36	0.41
27:BA:1315:C:H2'	27:BA:1316:U:H5'	2.01	0.41
27:BA:1442:G:N1	27:BA:1550:C:O2	2.54	0.41
27:BA:1666:G:O3'	37:BO:6:THR:HG23	2.20	0.41
27:BA:1773:A:H2'	27:BA:1774:C:H5'	2.03	0.41
27:BA:1796:U:H2'	27:BA:1797:C:C6	2.55	0.41
27:BA:1800:C:P	30:BD:266:SER:HG	2.44	0.41
27:BA:1891:G:C4	27:BA:1892:C:C5	3.08	0.41
27:BA:2019:A:C2'	27:BA:2020:A:O5'	2.69	0.41
27:BA:2228:G:H2'	27:BA:2229:C:C6	2.56	0.41
27:BA:2248:C:H2'	27:BA:2249:U:O4'	2.21	0.41
27:BA:2276:G:O2'	27:BA:2277:G:H5'	2.21	0.41
27:BA:2287:A:C4	27:BA:2289:G:C8	3.08	0.41
27:BA:2358:G:C5	27:BA:2359:C:C5	3.09	0.41
27:BA:2437:U:H2'	27:BA:2438:U:C6	2.56	0.41

*Continued on next page...*

*Continued from previous page...*

Atom-1	Atom-2	Interatomic distance (Å)	Clash overlap (Å)
27:BA:2468:G:OP1	39:BQ:119:ARG:NH1	2.45	0.41
27:BA:2725:A:O2'	27:BA:2726:U:C2	2.73	0.41
27:BA:2842:G:C6	27:BA:2876:G:C6	3.09	0.41
29:BC:78:ALA:CB	29:BC:82:LYS:HB2	2.51	0.41
29:BC:82:LYS:O	29:BC:86:ALA:HB3	2.20	0.41
30:BD:54:ARG:O	30:BD:218:ARG:HG3	2.21	0.41
30:BD:65:ILE:HG13	30:BD:105:ILE:HA	2.02	0.41
30:BD:143:HIS:ND1	30:BD:143:HIS:N	2.68	0.41
30:BD:212:SER:O	30:BD:217:ARG:HB2	2.21	0.41
30:BD:261:LYS:CE	30:BD:263:ARG:HH22	2.32	0.41
31:BE:1:MET:CB	31:BE:83:ASP:O	2.68	0.41
31:BE:9:VAL:CG1	31:BE:25:VAL:O	2.65	0.41
31:BE:93:VAL:C	31:BE:95:ILE:N	2.68	0.41
31:BE:105:THR:HG21	31:BE:164:ARG:HH12	1.82	0.41
31:BE:176:ILE:HD12	31:BE:176:ILE:N	2.36	0.41
32:BF:33:LEU:HD13	32:BF:112:MET:CE	2.49	0.41
33:BG:125:PHE:CG	33:BG:131:TYR:HD1	2.38	0.41
34:BH:157:TYR:O	34:BH:158:HIS:HB2	2.20	0.41
36:BN:99:LEU:O	36:BN:102:ALA:HB3	2.21	0.41
39:BQ:58:PHE:CE1	39:BQ:61:GLY:HA3	2.56	0.41
42:BT:93:ARG:O	42:BT:94:ALA:C	2.57	0.41
42:BT:129:ARG:HH11	42:BT:131:ALA:N	2.19	0.41
43:BU:22:LYS:HD3	43:BU:22:LYS:HA	1.92	0.41
43:BU:52:ARG:HH11	43:BU:52:ARG:CG	2.33	0.41
43:BU:65:ILE:C	43:BU:67:ALA:N	2.73	0.41
43:BU:85:LYS:CD	43:BU:117:GLN:HE22	2.33	0.41
44:BV:2:PHE:HE1	44:BV:13:ARG:HG3	1.85	0.41
44:BV:21:ARG:HD3	44:BV:21:ARG:H	1.86	0.41
44:BV:62:LEU:H	44:BV:62:LEU:CD2	2.21	0.41
47:BY:15:VAL:HG12	47:BY:17:SER:H	1.86	0.41
47:BY:97:ARG:O	47:BY:98:VAL:CB	2.68	0.41
48:BZ:63:GLY:O	48:BZ:64:GLN:O	2.38	0.41
48:BZ:127:VAL:HG11	48:BZ:132:ILE:HG12	2.02	0.41
50:B1:58:ILE:HD11	50:B1:60:PHE:CZ	2.55	0.41
56:B7:29:LYS:NZ	56:B7:32:LYS:NZ	2.68	0.41
58:B9:8:LYS:O	58:B9:34:GLN:OE1	2.38	0.41
1:CA:15:G:N7	1:CA:1396:A:C4	2.88	0.41
1:CA:414:A:C2	1:CA:415:A:H1'	2.56	0.41
1:CA:532:A:O2'	1:CA:533:A:H5'	2.21	0.41
1:CA:575:G:H4'	1:CA:576:G:O5'	2.20	0.41
1:CA:922:G:H4'	5:CE:20:GLN:HA	2.03	0.41

*Continued on next page...*



*Continued from previous page...*

Atom-1	Atom-2	Interatomic distance (Å)	Clash overlap (Å)
1:CA:1096:C:H2'	1:CA:1097:C:H6	1.83	0.41
1:CA:1125:U:H2'	1:CA:1125:U:O2	2.19	0.41
2:CB:26:PRO:C	2:CB:28:PHE:H	2.23	0.41
2:CB:114:ARG:NH1	2:CB:118:LEU:HD21	2.35	0.41
2:CB:178:ARG:HH21	8:CH:68:ARG:HH12	1.69	0.41
3:CC:37:GLN:OE1	3:CC:37:GLN:HA	2.19	0.41
4:CD:64:LEU:CD2	4:CD:93:PHE:HE1	2.34	0.41
4:CD:101:LEU:HD22	4:CD:138:TYR:HB3	2.02	0.41
4:CD:128:VAL:CG1	4:CD:129:ASN:ND2	2.84	0.41
4:CD:128:VAL:HG13	4:CD:129:ASN:ND2	2.36	0.41
4:CD:147:ALA:HB2	4:CD:182:LYS:HB3	2.02	0.41
5:CE:33:VAL:HG12	5:CE:34:VAL:N	2.35	0.41
8:CH:78:GLN:O	8:CH:81:HIS:CE1	2.74	0.41
12:CL:56:ARG:HA	12:CL:62:GLU:HA	2.03	0.41
12:CL:114:ARG:NH2	12:CL:121:LYS:HB2	2.34	0.41
15:CO:36:ILE:O	15:CO:40:SER:N	2.43	0.41
15:CO:45:VAL:HG12	15:CO:46:HIS:N	2.36	0.41
17:CQ:4:LYS:HG3	17:CQ:6:LEU:HD11	2.01	0.41
19:CS:66:MET:HG3	19:CS:66:MET:O	2.20	0.41
27:DA:81:G:H21	47:DY:2:ARG:NH1	2.18	0.41
27:DA:230:U:H2'	27:DA:231:C:C6	2.53	0.41
27:DA:308:G:N2	27:DA:477:A:C8	2.89	0.41
27:DA:312:G:C5	27:DA:313:C:C5	3.09	0.41
27:DA:416:C:C2	27:DA:417:C:C6	3.09	0.41
27:DA:458:G:H3'	56:D7:38:GLY:O	2.21	0.41
27:DA:574:C:H1'	27:DA:2055:C:C5	2.53	0.41
27:DA:592:G:H21	57:D8:4:MET:CE	2.33	0.41
27:DA:971:C:H2'	27:DA:972:G:H5'	2.02	0.41
27:DA:1336:A:C2	27:DA:1337:G:C5	3.08	0.41
27:DA:1427:A:HO2'	27:DA:1428:C:P	2.42	0.41
27:DA:1502:C:O2	27:DA:1502:C:H2'	2.19	0.41
27:DA:1567:A:H5''	30:DD:58:HIS:NE2	2.36	0.41
27:DA:1844:C:H2'	27:DA:1845:G:H8	1.84	0.41
27:DA:2048:G:C2'	27:DA:2049:G:O5'	2.69	0.41
27:DA:2092:U:O2'	27:DA:2093:G:OP2	2.30	0.41
27:DA:2277:G:C2'	27:DA:2278:A:H5'	2.51	0.41
27:DA:2293:C:N3	27:DA:2340:G:C2	2.89	0.41
27:DA:2314:C:H2'	27:DA:2315:G:H8	1.84	0.41
27:DA:2467:C:C4	27:DA:2468:G:C2	3.09	0.41
27:DA:2729:G:H2'	27:DA:2730:C:H6	1.85	0.41
27:DA:2810:A:C8	27:DA:2811:G:C8	3.08	0.41

*Continued on next page...*

*Continued from previous page...*

Atom-1	Atom-2	Interatomic distance (Å)	Clash overlap (Å)
28:DB:94:C:O2	28:DB:94:C:H2'	2.20	0.41
29:DC:56:GLN:OE1	29:DC:168:THR:CB	2.69	0.41
29:DC:95:GLY:HA3	29:DC:99:ILE:HD12	2.02	0.41
33:DG:173:LEU:HD22	33:DG:178:PHE:CE1	2.55	0.41
34:DH:92:ILE:CG2	34:DH:93:GLY:H	2.22	0.41
35:DI:126:TYR:O	35:DI:139:GLN:HA	2.20	0.41
36:DN:27:ALA:CB	36:DN:106:MET:HE1	2.49	0.41
37:DO:97:ARG:NE	37:DO:99:PHE:HE1	2.16	0.41
38:DP:67:MET:HG3	38:DP:67:MET:O	2.21	0.41
39:DQ:94:VAL:HG23	39:DQ:95:ALA:N	2.35	0.41
42:DT:11:GLU:CD	42:DT:11:GLU:N	2.74	0.41
42:DT:16:ARG:HG3	42:DT:16:ARG:HH11	1.84	0.41
44:DV:19:LYS:HG2	44:DV:94:LEU:HB2	2.03	0.41
45:DW:29:LEU:CD1	45:DW:51:LEU:HD11	2.50	0.41
46:DX:47:PHE:HD2	46:DX:89:ILE:HG12	1.85	0.41
47:DY:31:LEU:HD13	47:DY:31:LEU:HA	1.69	0.41
49:D0:30:VAL:CG1	49:D0:66:VAL:HG22	2.50	0.41
51:D2:25:VAL:O	51:D2:29:LYS:HG2	2.20	0.41
1:AA:123:C:N3	1:AA:238:G:N2	2.62	0.41
1:AA:189(I):G:C2'	1:AA:189(J):G:H8	2.34	0.41
1:AA:223:U:H2'	1:AA:224:C:O4'	2.20	0.41
1:AA:373:A:C2	1:AA:374:A:C8	3.09	0.41
1:AA:927:G:C2'	1:AA:928:G:H5'	2.50	0.41
1:AA:1064:G:H1'	1:AA:1066:C:C6	2.56	0.41
1:AA:1088:G:C5	1:AA:1089:G:N7	2.89	0.41
1:AA:1327:C:H2'	1:AA:1328:C:C6	2.55	0.41
1:AA:1339:A:H1'	24:AX:41:C:H1'	2.03	0.41
1:AA:1508:G:C4	1:AA:1509:C:C5	3.08	0.41
2:AB:210:SER:O	2:AB:211:ILE:C	2.59	0.41
3:AC:184:TYR:HA	3:AC:200:ALA:O	2.20	0.41
6:AF:24:GLU:CG	6:AF:25:ILE:H	2.33	0.41
7:AG:26:PHE:CE2	7:AG:30:ILE:HD11	2.55	0.41
7:AG:27:ILE:HG22	7:AG:39:ALA:HB1	2.02	0.41
7:AG:63:LYS:HZ1	7:AG:67:GLU:HB2	1.86	0.41
7:AG:94:ARG:O	7:AG:97:GLN:N	2.53	0.41
7:AG:115:ARG:O	7:AG:118:VAL:HG22	2.21	0.41
11:AK:85:ARG:O	11:AK:86:GLY:O	2.39	0.41
12:AL:25:LYS:HE2	12:AL:30:ARG:NH2	2.36	0.41
12:AL:88:LYS:HB2	12:AL:88:LYS:HE2	1.79	0.41
13:AM:40:ASN:C	13:AM:42:ALA:H	2.24	0.41
13:AM:45:VAL:C	13:AM:47:ASP:H	2.23	0.41

*Continued on next page...*

*Continued from previous page...*

Atom-1	Atom-2	Interatomic distance (Å)	Clash overlap (Å)
14:AN:40:CYS:C	14:AN:42:ILE:H	2.24	0.41
16:AP:19:ILE:CD1	16:AP:73:LEU:HD12	2.48	0.41
17:AQ:68:ARG:H	17:AQ:70:ARG:HH12	1.67	0.41
18:AR:37:VAL:CG2	18:AR:38:GLU:H	2.22	0.41
27:BA:18:C:H5''	43:BU:24:TYR:O	2.20	0.41
27:BA:105:C:O2	27:BA:105:C:C2'	2.60	0.41
27:BA:237:C:N3	27:BA:261:G:C2	2.89	0.41
27:BA:258:G:H2'	27:BA:259:G:C8	2.52	0.41
27:BA:729:G:C4	27:BA:1775:U:O2	2.74	0.41
27:BA:914:C:C2'	27:BA:915:C:O5'	2.68	0.41
27:BA:970:C:H2'	27:BA:971:C:C6	2.56	0.41
27:BA:1028:A:H61	27:BA:1125:G:H2'	1.81	0.41
27:BA:1826:G:OP1	30:BD:224:ALA:N	2.47	0.41
27:BA:1846:G:H5''	27:BA:1847:A:OP2	2.20	0.41
27:BA:1905:C:H1'	27:BA:1928:A:H2	1.85	0.41
27:BA:1936:A:C3'	27:BA:1937:A:H5''	2.43	0.41
27:BA:2010:G:H5''	45:BW:42:ARG:HB3	2.02	0.41
27:BA:2065:C:H1'	27:BA:2449:U:O2	2.20	0.41
27:BA:2171:A:H4'	27:BA:2172:U:C5'	2.47	0.41
27:BA:2703:C:H2'	27:BA:2704:C:H6	1.85	0.41
27:BA:2788:C:H4'	27:BA:2810:A:C4'	2.51	0.41
27:BA:2843:G:C5	27:BA:2844:G:C8	3.09	0.41
28:BB:58:A:C5	28:BB:59:A:C8	3.09	0.41
29:BC:100:ILE:HG22	29:BC:101:GLN:CG	2.46	0.41
30:BD:106:ILE:CD1	30:BD:157:ARG:HA	2.51	0.41
30:BD:165:ILE:O	30:BD:166:GLN:NE2	2.54	0.41
31:BE:102:VAL:HG12	31:BE:200:GLU:HA	2.03	0.41
32:BF:157:VAL:HG21	32:BF:181:LEU:HD13	2.02	0.41
33:BG:71:THR:OG1	33:BG:89:GLY:HA3	2.20	0.41
33:BG:121:ASN:HA	33:BG:122:PRO:HD2	1.79	0.41
34:BH:23:ARG:O	34:BH:24:VAL:HG13	2.21	0.41
36:BN:4:TYR:HE2	43:BU:61:TRP:HE1	1.65	0.41
37:BO:122:LEU:HD23	42:BT:43:GLN:NE2	2.36	0.41
38:BP:101:VAL:CG1	38:BP:106:LEU:HD23	2.51	0.41
39:BQ:31:ASP:O	39:BQ:133:ARG:O	2.38	0.41
41:BS:68:GLN:O	41:BS:71:ARG:HB2	2.21	0.41
42:BT:28:VAL:HG12	42:BT:29:ARG:NE	2.36	0.41
44:BV:35:LEU:N	44:BV:35:LEU:CD2	2.83	0.41
46:BX:14:SER:O	46:BX:15:GLU:C	2.59	0.41
48:BZ:46:VAL:HG12	48:BZ:50:ALA:HB3	2.03	0.41
48:BZ:67:PRO:O	48:BZ:68:THR:HG23	2.21	0.41

*Continued on next page...*

*Continued from previous page...*

Atom-1	Atom-2	Interatomic distance (Å)	Clash overlap (Å)
55:B6:9:LEU:HD21	55:B6:26:ASN:HD22	1.85	0.41
1:CA:133:U:H1'	1:CA:230:G:H21	1.84	0.41
1:CA:217:C:O2'	1:CA:218:C:P	2.79	0.41
1:CA:407:G:N2	1:CA:436:C:C2	2.89	0.41
1:CA:594:G:C2'	1:CA:595:G:H5'	2.51	0.41
1:CA:658:G:H2'	1:CA:659:U:C6	2.55	0.41
1:CA:854:G:H3'	1:CA:871:U:O4	2.21	0.41
1:CA:865:A:C2	1:CA:866:C:O2	2.74	0.41
1:CA:894:G:C6	1:CA:895:G:C6	3.09	0.41
1:CA:932:C:O2	1:CA:932:C:C2'	2.66	0.41
1:CA:1058:G:C5	1:CA:1059:C:C4	3.09	0.41
1:CA:1076:C:H2'	1:CA:1077:G:H8	1.86	0.41
1:CA:1316:G:O6	19:CS:5:LEU:HD22	2.20	0.41
1:CA:1350:A:H2'	1:CA:1351:U:C6	2.55	0.41
1:CA:1407:C:O2	27:DA:1912:A:C2	2.68	0.41
1:CA:1412:C:H2'	1:CA:1413:A:H8	1.79	0.41
1:CA:1494:G:H8	1:CA:1494:G:OP2	2.02	0.41
2:CB:57:PHE:CE2	2:CB:185:ILE:HD11	2.56	0.41
2:CB:87:ARG:HE	2:CB:233:SER:HB2	1.86	0.41
3:CC:68:VAL:HG12	3:CC:70:VAL:CG2	2.51	0.41
3:CC:90:GLU:O	3:CC:93:LYS:HB3	2.21	0.41
3:CC:91:LEU:O	3:CC:94:LEU:HD12	2.21	0.41
4:CD:8:VAL:O	4:CD:10:ARG:N	2.43	0.41
4:CD:11:LEU:HD23	4:CD:11:LEU:H	1.85	0.41
4:CD:91:SER:O	4:CD:92:VAL:C	2.59	0.41
4:CD:114:ARG:O	4:CD:117:ALA:N	2.53	0.41
5:CE:6:PHE:CD1	5:CE:6:PHE:N	2.88	0.41
5:CE:146:ALA:O	5:CE:147:ASP:C	2.58	0.41
7:CG:15:ASP:OD2	7:CG:16:LEU:N	2.47	0.41
7:CG:134:ALA:O	7:CG:137:LYS:N	2.54	0.41
12:CL:30:ARG:HA	12:CL:30:ARG:HE	1.84	0.41
14:CN:40:CYS:SG	14:CN:43:CYS:SG	3.09	0.41
20:CT:30:LYS:HZ2	20:CT:80:ARG:NH2	2.16	0.41
26:CZ:6:5OH:N	26:CZ:6:5OH:CS	2.83	0.41
27:DA:61:G:H8	27:DA:61:G:O5'	2.02	0.41
27:DA:319:C:H2'	27:DA:320:A:O4'	2.20	0.41
27:DA:370:G:O2'	27:DA:371:A:OP1	2.31	0.41
27:DA:583:G:C5	27:DA:584:C:C5	3.09	0.41
27:DA:930:U:H4'	27:DA:931:G:N3	2.35	0.41
27:DA:1031:G:C4'	58:D9:6:SER:OG	2.66	0.41
27:DA:1152:C:C1'	43:DU:77:SER:HB2	2.50	0.41

*Continued on next page...*

*Continued from previous page...*

Atom-1	Atom-2	Interatomic distance (Å)	Clash overlap (Å)
27:DA:1157:G:H2'	27:DA:1158:C:C5	2.53	0.41
27:DA:1236:G:O2'	27:DA:1237:A:P	2.78	0.41
27:DA:1285:G:O3'	40:DR:105:ARG:NH1	2.54	0.41
27:DA:1294:U:H5''	27:DA:1295:C:OP2	2.21	0.41
27:DA:1494:A:HO2'	27:DA:1495:A:H5''	1.77	0.41
27:DA:1615:C:O2'	27:DA:1616:A:P	2.79	0.41
27:DA:1788:C:C2'	27:DA:1789:A:H5'	2.50	0.41
27:DA:1792:G:H8	27:DA:1792:G:O5'	2.03	0.41
27:DA:1843:C:H6	27:DA:1843:C:O5'	2.04	0.41
27:DA:1899:G:H21	27:DA:1902:C:N4	2.18	0.41
27:DA:1902:C:OP1	30:DD:242:ARG:HD3	2.21	0.41
27:DA:1906:G:C2	27:DA:1907:G:C5	3.09	0.41
27:DA:1946:U:C2'	27:DA:1947:C:H6	2.27	0.41
27:DA:2244:U:O5'	27:DA:2244:U:H6	2.04	0.41
27:DA:2321:G:N3	27:DA:2321:G:H2'	2.34	0.41
27:DA:2335:A:O2'	27:DA:2336:A:H5''	2.20	0.41
27:DA:2468:G:HO2'	27:DA:2469:A:P	2.44	0.41
27:DA:2569:G:H2'	27:DA:2570:G:H5'	2.02	0.41
27:DA:2691:C:C6	27:DA:2691:C:H5'	2.56	0.41
27:DA:2826:A:H3'	27:DA:2827:C:H6	1.85	0.41
27:DA:2835:A:C6	27:DA:2879:C:C6	3.09	0.41
27:DA:2840:C:O2'	27:DA:2841:C:H5'	2.21	0.41
28:DB:105:A:H2'	28:DB:106:G:O4'	2.20	0.41
29:DC:51:PRO:HB3	29:DC:203:GLY:O	2.20	0.41
31:DE:52:LEU:CD2	31:DE:76:ARG:HD3	2.50	0.41
31:DE:57:LYS:C	31:DE:59:VAL:N	2.73	0.41
32:DF:2:LYS:N	32:DF:2:LYS:CD	2.69	0.41
32:DF:156:LEU:HD12	32:DF:156:LEU:HA	1.79	0.41
33:DG:39:ILE:HG23	33:DG:92:VAL:CG1	2.40	0.41
33:DG:129:GLY:O	33:DG:161:THR:CB	2.68	0.41
33:DG:130:ASN:HB3	33:DG:160:VAL:HA	2.02	0.41
33:DG:165:THR:OG1	33:DG:168:GLU:HB2	2.20	0.41
35:DI:9:LEU:O	35:DI:12:LEU:O	2.39	0.41
35:DI:45:LYS:O	35:DI:48:GLU:CB	2.69	0.41
35:DI:69:LYS:O	35:DI:73:GLU:CB	2.69	0.41
36:DN:89:LYS:HD2	36:DN:89:LYS:HA	1.77	0.41
37:DO:86:ILE:H	37:DO:86:ILE:CD1	2.28	0.41
37:DO:101:PRO:CG	42:DT:67:SER:OG	2.65	0.41
40:DR:12:ARG:O	40:DR:17:ARG:NH2	2.54	0.41
41:DS:25:ARG:NH1	41:DS:40:ILE:HB	2.35	0.41
42:DT:13:ARG:HA	42:DT:13:ARG:NH1	2.36	0.41

*Continued on next page...*

*Continued from previous page...*

Atom-1	Atom-2	Interatomic distance (Å)	Clash overlap (Å)
42:DT:50:ILE:CG2	42:DT:100:TYR:HA	2.49	0.41
45:DW:12:ILE:CG1	45:DW:42:ARG:NH1	2.84	0.41
47:DY:18:GLY:C	47:DY:20:TYR:N	2.74	0.41
48:DZ:51:SER:HB3	48:DZ:53:HIS:HD2	1.86	0.41
48:DZ:71:ARG:HD3	48:DZ:71:ARG:HA	1.62	0.41
51:D2:29:LYS:CD	51:D2:57:ILE:HD12	2.51	0.41
55:D6:18:ARG:HB2	55:D6:19:ARG:H	1.78	0.41
55:D6:42:TRP:CE3	55:D6:42:TRP:HA	2.55	0.41
1:AA:19:C:H5''	5:AE:86:ALA:HB3	2.03	0.41
1:AA:22:G:O2'	1:AA:23:C:H5'	2.21	0.41
1:AA:92:C:H2'	1:AA:93:G:C8	2.56	0.41
1:AA:162:A:OP2	1:AA:163:C:C4	2.74	0.41
1:AA:255:G:C4	1:AA:256:U:C5	3.09	0.41
1:AA:289:G:C2	1:AA:312:C:O2	2.73	0.41
1:AA:295:C:C4	1:AA:296:U:C5	3.08	0.41
1:AA:336:C:C1'	1:AA:1468:A:H2	2.34	0.41
1:AA:453:A:C6	1:AA:454:C:N4	2.88	0.41
1:AA:460:G:N1	1:AA:470:C:H5''	2.34	0.41
1:AA:579:G:N1	1:AA:763:G:C6	2.89	0.41
1:AA:721:G:H4'	1:AA:722:A:C5'	2.48	0.41
1:AA:747:C:C2'	1:AA:748:C:O5'	2.68	0.41
1:AA:755:G:C6	1:AA:756:C:C4	3.09	0.41
1:AA:782:A:N1	1:AA:801:U:N1	2.68	0.41
1:AA:837:G:C2	1:AA:850:U:O2	2.74	0.41
1:AA:852:G:C2'	1:AA:853:G:O5'	2.69	0.41
1:AA:864:A:H3'	1:AA:865:A:C8	2.56	0.41
1:AA:969:A:C2	1:AA:970:C:C2	3.08	0.41
1:AA:1045:C:C6	1:AA:1045:C:C3'	3.04	0.41
1:AA:1070:U:H2'	1:AA:1071:C:H6	1.80	0.41
1:AA:1077:G:C8	1:AA:1077:G:H3'	2.56	0.41
1:AA:1152:A:H3'	10:AJ:13:HIS:CD2	2.56	0.41
1:AA:1152:A:O2'	1:AA:1153:C:P	2.79	0.41
1:AA:1191:A:OP2	3:AC:3:ASN:ND2	2.54	0.41
1:AA:1217:C:O2'	1:AA:1218:C:H5'	2.21	0.41
1:AA:1239:A:N3	1:AA:1241:G:N1	2.69	0.41
1:AA:1256:A:C5'	1:AA:1257:U:OP1	2.62	0.41
1:AA:1365:G:O2'	1:AA:1366:C:C5'	2.69	0.41
1:AA:1399:C:C2	1:AA:1401:G:C6	3.09	0.41
1:AA:1499:A:C1'	1:AA:1520:G:H5'	2.49	0.41
2:AB:178:ARG:C	2:AB:180:LEU:N	2.73	0.41
3:AC:33:LEU:O	3:AC:36:ASP:CB	2.68	0.41

*Continued on next page...*

*Continued from previous page...*

Atom-1	Atom-2	Interatomic distance (Å)	Clash overlap (Å)
3:AC:54:ARG:O	3:AC:55:VAL:HG23	2.21	0.41
3:AC:62:ASP:O	3:AC:98:ASN:CB	2.68	0.41
4:AD:3:ARG:HB3	4:AD:118:ARG:NH1	2.33	0.41
5:AE:34:VAL:CG1	5:AE:35:GLY:N	2.83	0.41
5:AE:53:LEU:HD12	5:AE:53:LEU:H	1.85	0.41
7:AG:40:ALA:O	7:AG:41:ARG:C	2.59	0.41
8:AH:2:LEU:HD13	8:AH:3:THR:N	2.36	0.41
8:AH:84:ARG:HG3	8:AH:85:ARG:N	2.35	0.41
8:AH:97:VAL:HG22	8:AH:98:LYS:N	2.36	0.41
10:AJ:45:ARG:HB3	10:AJ:47:PHE:CZ	2.56	0.41
10:AJ:67:THR:HG23	10:AJ:67:THR:O	2.20	0.41
10:AJ:78:ASN:ND2	10:AJ:81:THR:OG1	2.54	0.41
11:AK:24:SER:HB3	11:AK:25:TYR:H	1.49	0.41
11:AK:51:LYS:HB3	11:AK:51:LYS:HZ3	1.86	0.41
12:AL:24:LEU:HD22	12:AL:24:LEU:N	2.35	0.41
12:AL:43:LYS:N	12:AL:89:ASP:O	2.53	0.41
13:AM:3:ARG:HA	13:AM:8:GLU:O	2.20	0.41
13:AM:108:ARG:NH1	13:AM:111:LYS:O	2.54	0.41
13:AM:117:VAL:HG12	13:AM:118:ALA:O	2.21	0.41
14:AN:26:ARG:CG	14:AN:27:CYS:H	2.17	0.41
14:AN:40:CYS:C	14:AN:42:ILE:N	2.74	0.41
16:AP:3:LYS:O	16:AP:21:VAL:HA	2.21	0.41
16:AP:44:THR:O	16:AP:45:THR:CB	2.69	0.41
17:AQ:16:GLN:O	17:AQ:18:THR:N	2.54	0.41
18:AR:85:LEU:HA	18:AR:85:LEU:HD12	1.75	0.41
19:AS:38:SER:O	19:AS:70:LYS:HD2	2.21	0.41
20:AT:92:LEU:HD23	20:AT:92:LEU:HA	1.67	0.41
21:AU:9:ARG:HD3	21:AU:22:ARG:HD2	2.02	0.41
24:AX:4:G:C5	24:AX:70:G:C6	3.09	0.41
25:AY:8:U:H5'	25:AY:48:C:OP2	2.21	0.41
25:AY:75:A:H1'	27:BA:2421:G:N2	2.36	0.41
27:BA:115:C:C4	27:BA:116:C:H5	2.39	0.41
27:BA:193:U:C2'	27:BA:194:G:H5'	2.51	0.41
27:BA:301:G:O2'	27:BA:302:C:P	2.78	0.41
27:BA:397:G:H2'	27:BA:398:G:C8	2.56	0.41
27:BA:501:A:H2'	27:BA:502:A:C8	2.55	0.41
27:BA:523:C:O5'	27:BA:523:C:H6	2.03	0.41
27:BA:557:U:O2'	27:BA:558:G:C5'	2.68	0.41
27:BA:603:A:H4'	27:BA:604:G:OP1	2.21	0.41
27:BA:604:G:C6	27:BA:605:C:C4	3.08	0.41
27:BA:607:U:C5	27:BA:620:G:C5	3.09	0.41

*Continued on next page...*



*Continued from previous page...*

Atom-1	Atom-2	Interatomic distance (Å)	Clash overlap (Å)
27:BA:627:A:OP1	27:BA:627:A:H8	2.04	0.41
27:BA:700:G:C2	27:BA:701:G:C4	3.08	0.41
27:BA:722:A:N1	27:BA:723:G:C4	2.88	0.41
27:BA:723:G:C6	27:BA:724:U:N3	2.89	0.41
27:BA:726:G:O2'	27:BA:727:A:P	2.78	0.41
27:BA:732:C:O2'	27:BA:733:G:H5'	2.20	0.41
27:BA:766:C:H2'	27:BA:767:U:H6	1.86	0.41
27:BA:778:G:C5	27:BA:779:U:C4	3.09	0.41
27:BA:873:G:H1	27:BA:904:C:H42	1.69	0.41
27:BA:888:C:C3'	27:BA:889:C:C5'	2.99	0.41
27:BA:1139:G:N3	27:BA:1143:A:H2	2.19	0.41
27:BA:1204:A:H2	27:BA:1241:A:N1	2.18	0.41
27:BA:1283:G:N2	27:BA:1286:A:C8	2.88	0.41
27:BA:1407:C:O2	27:BA:1407:C:H2'	2.20	0.41
27:BA:1450:G:C2'	27:BA:1450(A):C:C5'	2.98	0.41
27:BA:1450:G:C2'	27:BA:1450(A):C:O5'	2.68	0.41
27:BA:1465:G:H4'	27:BA:1528:A:H1'	2.02	0.41
27:BA:1465:G:C5'	27:BA:1528:A:H1'	2.51	0.41
27:BA:1593:G:C3'	27:BA:1594:G:H8	2.33	0.41
27:BA:1613:G:C6	27:BA:1619:G:C6	3.09	0.41
27:BA:1658:C:N4	27:BA:2002:G:H1	2.19	0.41
27:BA:1665:A:N6	27:BA:1666:G:C6	2.88	0.41
27:BA:1685:C:C3'	27:BA:1686:C:H5''	2.51	0.41
27:BA:1765:C:N4	27:BA:1987:G:H1	2.19	0.41
27:BA:1806:C:C2'	27:BA:1807:G:H5'	2.50	0.41
27:BA:1905:C:N4	27:BA:1930:G:C2	2.88	0.41
27:BA:1975:G:H2'	27:BA:1976:U:H5'	2.03	0.41
27:BA:1992:G:C4	27:BA:1997:G:C6	3.09	0.41
27:BA:2007:C:O2	27:BA:2007:C:H2'	2.21	0.41
27:BA:2029:G:O6	27:BA:2032:G:H3'	2.20	0.41
27:BA:2109:U:C4	27:BA:2110:G:O6	2.74	0.41
27:BA:2136:C:N4	27:BA:2155:G:H1	2.18	0.41
27:BA:2228:G:P	30:BD:261:LYS:HZ1	2.43	0.41
27:BA:2425:A:O4'	27:BA:2427:C:C2	2.74	0.41
27:BA:2468:G:H22	27:BA:2481:G:C2'	2.34	0.41
27:BA:2476:A:N1	27:BA:2477:C:C5	2.89	0.41
27:BA:2487:G:O2'	27:BA:2488:A:H5'	2.21	0.41
27:BA:2536:G:C5	27:BA:2537:U:C5	3.08	0.41
27:BA:2641:G:N1	27:BA:2774:C:C4	2.89	0.41
27:BA:2694:G:H8	27:BA:2694:G:C5'	2.23	0.41
27:BA:2720:U:C4	27:BA:2873:A:N7	2.89	0.41

*Continued on next page...*

*Continued from previous page...*

Atom-1	Atom-2	Interatomic distance (Å)	Clash overlap (Å)
27:BA:2848:G:O2'	27:BA:2849:U:H5'	2.21	0.41
28:BB:11:C:P	49:B0:72:ARG:HD2	2.61	0.41
28:BB:31:C:H41	41:BS:32:LEU:HD13	1.84	0.41
28:BB:40:U:O2	28:BB:43:C:H5''	2.21	0.41
28:BB:40:U:H1'	28:BB:45:A:H61	1.85	0.41
28:BB:61:G:N2	28:BB:62:C:C2	2.88	0.41
28:BB:64:C:C4	28:BB:65:C:C5	3.08	0.41
28:BB:70:C:H42	28:BB:107:G:H1	1.69	0.41
29:BC:169:GLY:O	29:BC:170:ALA:C	2.59	0.41
30:BD:27:THR:HG21	30:BD:83:GLU:CA	2.51	0.41
30:BD:33:LEU:HD12	30:BD:33:LEU:N	2.25	0.41
30:BD:240:ALA:HA	30:BD:241:PRO:HD3	1.48	0.41
31:BE:34:VAL:O	31:BE:34:VAL:CG2	2.69	0.41
31:BE:54:GLN:HB2	31:BE:55:ASN:H	1.53	0.41
31:BE:128:SER:OG	31:BE:129:HIS:ND1	2.45	0.41
31:BE:200:GLU:HG2	31:BE:201:THR:H	1.85	0.41
32:BF:53:THR:HG22	32:BF:55:GLY:N	2.34	0.41
32:BF:111:ALA:HB2	32:BF:206:ILE:HG21	2.02	0.41
32:BF:149:ASP:N	32:BF:149:ASP:OD2	2.54	0.41
32:BF:177:ALA:O	32:BF:180:GLY:N	2.43	0.41
33:BG:7:LEU:HD23	33:BG:10:LYS:HB2	2.02	0.41
33:BG:11:TYR:HE2	33:BG:12:TYR:CE2	2.39	0.41
33:BG:51:ARG:CA	33:BG:51:ARG:HE	2.34	0.41
33:BG:105:LYS:C	33:BG:107:LEU:N	2.74	0.41
34:BH:19:VAL:CG2	34:BH:44:VAL:HG13	2.51	0.41
34:BH:54:ARG:O	34:BH:54:ARG:CG	2.69	0.41
34:BH:80:SER:O	34:BH:81:GLU:CB	2.68	0.41
34:BH:127:GLU:OE2	34:BH:130:ARG:NH2	2.54	0.41
34:BH:137:ASP:O	34:BH:138:LYS:HB2	2.20	0.41
35:BI:19:VAL:HG22	35:BI:20:ASP:N	2.36	0.41
35:BI:29:TYR:O	35:BI:33:ARG:HD2	2.21	0.41
35:BI:68:LEU:HA	35:BI:71:ILE:HD11	2.03	0.41
35:BI:88:ILE:O	35:BI:89:TYR:CD2	2.74	0.41
37:BO:3:GLN:O	37:BO:4:PRO:C	2.58	0.41
37:BO:97:ARG:CA	37:BO:117:LEU:HD22	2.51	0.41
37:BO:98:VAL:HG13	37:BO:118:ALA:HA	2.03	0.41
38:BP:83:VAL:CG1	38:BP:112:LEU:HD21	2.51	0.41
39:BQ:16:ARG:CG	39:BQ:17:LEU:H	2.32	0.41
39:BQ:70:PRO:HA	39:BQ:94:VAL:C	2.41	0.41
40:BR:22:ARG:C	40:BR:24:GLN:N	2.74	0.41
40:BR:45:ARG:O	40:BR:47:PHE:N	2.54	0.41

*Continued on next page...*

*Continued from previous page...*

Atom-1	Atom-2	Interatomic distance (Å)	Clash overlap (Å)
42:BT:28:VAL:O	42:BT:86:ILE:O	2.39	0.41
43:BU:76:TYR:O	43:BU:77:SER:C	2.58	0.41
43:BU:95:LEU:HD13	44:BV:4:ILE:CG2	2.51	0.41
44:BV:18:LEU:CG	44:BV:19:LYS:H	2.33	0.41
44:BV:38:LEU:C	44:BV:39:LEU:HD13	2.41	0.41
45:BW:34:ASN:HD22	45:BW:34:ASN:HA	1.70	0.41
47:BY:84:ARG:NH1	47:BY:97:ARG:HA	2.35	0.41
47:BY:98:VAL:O	47:BY:98:VAL:HG12	2.20	0.41
48:BZ:38:VAL:HG23	48:BZ:43:PHE:HB2	2.01	0.41
48:BZ:43:PHE:CD1	48:BZ:44:ASP:N	2.88	0.41
48:BZ:44:ASP:C	48:BZ:46:VAL:N	2.73	0.41
48:BZ:69:LEU:HD23	48:BZ:69:LEU:HA	1.88	0.41
51:B2:19:VAL:HG12	51:B2:20:GLU:N	2.35	0.41
54:B5:33:CYS:O	54:B5:33:CYS:SG	2.78	0.41
54:B5:57:VAL:C	54:B5:58:LEU:HD23	2.41	0.41
55:B6:9:LEU:HD13	55:B6:28:ARG:CG	2.51	0.41
55:B6:11:LEU:HD12	55:B6:12:GLU:N	2.35	0.41
55:B6:19:ARG:CG	55:B6:20:ASN:H	2.22	0.41
55:B6:25:LYS:HD2	55:B6:27:LYS:HZ3	1.84	0.41
55:B6:41:PRO:CD	55:B6:46:HIS:HB3	2.46	0.41
55:B6:47:THR:HB	55:B6:48:VAL:H	1.59	0.41
1:CA:27:G:C6	1:CA:28:G:C5	3.09	0.41
1:CA:71:C:C2'	1:CA:72:C:H5'	2.51	0.41
1:CA:119:A:N7	1:CA:288:A:C2	2.89	0.41
1:CA:188:C:O4'	20:CT:89:ARG:NH2	2.53	0.41
1:CA:288:A:H2'	1:CA:289:G:H4'	2.03	0.41
1:CA:342:C:H2'	1:CA:343:U:O4'	2.21	0.41
1:CA:452:A:C6	1:CA:453:A:C5	3.09	0.41
1:CA:485:G:O2'	1:CA:486:U:P	2.79	0.41
1:CA:504:C:N3	1:CA:542:G:C2	2.89	0.41
1:CA:548:G:H8	1:CA:548:G:H5''	1.86	0.41
1:CA:563:A:C8	1:CA:567:G:O4'	2.74	0.41
1:CA:607:A:O2'	1:CA:608:A:H5'	2.21	0.41
1:CA:608:A:H2'	1:CA:609:A:O4'	2.20	0.41
1:CA:610:G:O5'	1:CA:610:G:C8	2.74	0.41
1:CA:687:A:N1	1:CA:700:G:O2'	2.49	0.41
1:CA:689:C:H4'	1:CA:705:U:H1'	2.02	0.41
1:CA:707:C:O2'	1:CA:708:C:H5'	2.21	0.41
1:CA:710:G:N1	1:CA:711:G:C5	2.89	0.41
1:CA:834:C:N4	1:CA:853:G:C6	2.89	0.41
1:CA:913:A:O2'	1:CA:914:A:P	2.79	0.41

*Continued on next page...*

*Continued from previous page...*

Atom-1	Atom-2	Interatomic distance (Å)	Clash overlap (Å)
1:CA:926:G:C6	1:CA:1505:G:C5	3.08	0.41
1:CA:1061:G:C6	1:CA:1197:G:C6	3.09	0.41
1:CA:1065:U:C5	1:CA:1190:G:H1'	2.55	0.41
1:CA:1190:G:OP1	3:CC:4:LYS:HA	2.21	0.41
1:CA:1353:G:O2'	1:CA:1354:C:H5'	2.20	0.41
1:CA:1473:A:H2'	1:CA:1474:G:C8	2.55	0.41
1:CA:1480:G:C4	1:CA:1481:U:C6	3.09	0.41
1:CA:1498:U:H5''	1:CA:1499:A:OP1	2.20	0.41
2:CB:144:ARG:HG3	2:CB:145:LEU:N	2.36	0.41
3:CC:50:ALA:HB2	3:CC:75:VAL:HG11	2.03	0.41
3:CC:113:ALA:O	3:CC:115:LEU:N	2.53	0.41
3:CC:130:VAL:HG21	3:CC:157:ILE:HG23	2.03	0.41
4:CD:80:GLU:C	4:CD:84:LYS:HE2	2.40	0.41
4:CD:162:LEU:HA	4:CD:162:LEU:HD23	1.88	0.41
5:CE:40:ARG:HG2	5:CE:40:ARG:HH11	1.85	0.41
5:CE:129:ILE:O	5:CE:132:ALA:HB3	2.21	0.41
7:CG:75:VAL:HG11	7:CG:144:MET:HB3	2.02	0.41
7:CG:142:GLU:HA	7:CG:142:GLU:OE2	2.21	0.41
8:CH:44:PHE:HD1	8:CH:79:VAL:CG1	2.34	0.41
10:CJ:8:LEU:HD23	10:CJ:96:ILE:HA	2.02	0.41
11:CK:27:ASN:CG	11:CK:28:THR:N	2.74	0.41
11:CK:52:GLY:H	11:CK:55:LYS:NZ	2.19	0.41
11:CK:57:THR:HG22	11:CK:60:ALA:H	1.85	0.41
11:CK:86:GLY:C	11:CK:87:THR:O	2.57	0.41
12:CL:99:ARG:HE	12:CL:99:ARG:HB3	1.54	0.41
12:CL:114:ARG:HH11	12:CL:114:ARG:CG	2.33	0.41
13:CM:14:ARG:N	13:CM:44:ARG:HH11	2.18	0.41
13:CM:31:LYS:HA	13:CM:34:LEU:HB2	2.03	0.41
14:CN:57:ARG:CG	14:CN:58:LYS:N	2.82	0.41
15:CO:58:MET:HB3	15:CO:58:MET:HE3	1.90	0.41
18:CR:22:VAL:O	18:CR:26:LEU:HG	2.20	0.41
18:CR:55:ARG:HH11	18:CR:55:ARG:HG3	1.84	0.41
19:CS:38:SER:O	19:CS:70:LYS:HA	2.20	0.41
19:CS:41:VAL:HA	19:CS:42:PRO:HD3	1.77	0.41
20:CT:50:GLU:N	20:CT:100:ILE:HG12	2.34	0.41
20:CT:60:GLU:O	20:CT:64:ASP:HB2	2.21	0.41
23:CW:48:C:H42	23:CW:64:G:H1	1.68	0.41
23:CW:66:A:C6	23:CW:67:C:N4	2.88	0.41
24:CX:7:G:C6	24:CX:49:G:N7	2.89	0.41
27:DA:64:A:C6	46:DX:66:LEU:HD13	2.56	0.41
27:DA:118:A:O2'	27:DA:178:G:H5'	2.20	0.41

*Continued on next page...*

*Continued from previous page...*

Atom-1	Atom-2	Interatomic distance (Å)	Clash overlap (Å)
27:DA:250:G:H2'	27:DA:251:A:C8	2.56	0.41
27:DA:271(T):C:H2'	27:DA:271(U):G:O4'	2.20	0.41
27:DA:323:G:C6	27:DA:333:G:C5	3.09	0.41
27:DA:412:A:OP1	27:DA:413:C:H5	2.04	0.41
27:DA:418:G:H2'	27:DA:419:C:C6	2.56	0.41
27:DA:524:U:O2'	27:DA:525:U:H5'	2.21	0.41
27:DA:698:C:OP1	27:DA:1634:A:N6	2.40	0.41
27:DA:700:G:H2'	27:DA:701:G:O4'	2.21	0.41
27:DA:859:G:H21	27:DA:916:G:C2'	2.33	0.41
27:DA:921:G:C6	27:DA:922:U:C4	3.09	0.41
27:DA:1017:G:H2'	27:DA:1018:C:H5'	2.00	0.41
27:DA:1034:G:C5'	58:D9:18:ARG:HD2	2.36	0.41
27:DA:1169:G:H1	27:DA:1180:C:H42	1.69	0.41
27:DA:1197:G:O2'	27:DA:1198:U:C5'	2.64	0.41
27:DA:1231:G:N1	27:DA:1232:G:C6	2.89	0.41
27:DA:1300:U:C4	27:DA:1626:G:N7	2.88	0.41
27:DA:1301:A:H62	27:DA:1641:A:N6	2.18	0.41
27:DA:1313:U:H3'	27:DA:1314:C:H5'	2.03	0.41
27:DA:1341:U:H3'	27:DA:1397:U:O2	2.20	0.41
27:DA:1457:A:O2'	27:DA:1459:G:H8	2.02	0.41
27:DA:1696:G:H2'	27:DA:1697:G:O4'	2.21	0.41
27:DA:1721:G:H2'	27:DA:1741:A:H62	1.86	0.41
27:DA:1779:U:H5	27:DA:1784:A:C8	2.39	0.41
27:DA:1897:G:H2'	27:DA:1898:U:O4'	2.21	0.41
27:DA:2031:A:O2'	27:DA:2032:G:OP2	2.36	0.41
27:DA:2228:G:C6	27:DA:2229:C:C4	3.09	0.41
27:DA:2241:A:O2'	27:DA:2242:G:H5'	2.20	0.41
27:DA:2280:G:N7	49:D0:14:ARG:NH1	2.69	0.41
27:DA:2281:C:O2'	27:DA:2282:G:H5'	2.21	0.41
27:DA:2415:G:H2'	27:DA:2416:C:H6	1.81	0.41
27:DA:2476:A:N1	27:DA:2477:C:C5	2.89	0.41
27:DA:2478:A:C5'	58:D9:31:LYS:NZ	2.82	0.41
27:DA:2545:G:H2'	27:DA:2545:G:N3	2.35	0.41
27:DA:2668:G:C2'	27:DA:2669:G:H5'	2.51	0.41
28:DB:24:G:O2'	28:DB:25:A:P	2.78	0.41
28:DB:42:C:H4'	33:DG:67:LYS:O	2.20	0.41
29:DC:100:ILE:CD1	29:DC:132:GLY:HA3	2.45	0.41
30:DD:33:LEU:O	30:DD:34:VAL:CG1	2.66	0.41
30:DD:57:GLY:HA2	30:DD:214:TRP:O	2.20	0.41
31:DE:9:VAL:O	31:DE:192:ASN:ND2	2.54	0.41
31:DE:37:ARG:HB2	31:DE:46:ALA:CA	2.50	0.41

*Continued on next page...*

*Continued from previous page...*

Atom-1	Atom-2	Interatomic distance (Å)	Clash overlap (Å)
31:DE:54:GLN:HA	31:DE:72:VAL:HG12	2.02	0.41
31:DE:154:LYS:HE3	31:DE:154:LYS:HA	2.01	0.41
32:DF:58:ALA:O	32:DF:59:TYR:O	2.39	0.41
32:DF:110:LEU:C	32:DF:110:LEU:CD1	2.90	0.41
32:DF:156:LEU:HD12	32:DF:193:VAL:O	2.20	0.41
33:DG:105:LYS:HD2	33:DG:142:PRO:HG3	2.03	0.41
33:DG:154:GLY:O	33:DG:155:MET:HB3	2.21	0.41
34:DH:54:ARG:HA	34:DH:55:PRO:HD2	1.86	0.41
34:DH:113:VAL:HG12	34:DH:115:VAL:CG2	2.51	0.41
36:DN:70:LYS:HG2	36:DN:87:LEU:CD1	2.19	0.41
37:DO:37:ASP:O	37:DO:61:VAL:HG23	2.21	0.41
37:DO:91:LEU:HA	37:DO:91:LEU:HD13	1.88	0.41
38:DP:23:PRO:CG	38:DP:33:ARG:NE	2.84	0.41
38:DP:46:LYS:O	38:DP:47:ASP:HB2	2.20	0.41
38:DP:58:THR:O	38:DP:61:ARG:CD	2.69	0.41
39:DQ:27:VAL:HB	39:DQ:137:TYR:CD1	2.56	0.41
40:DR:10:LEU:HD23	40:DR:17:ARG:HD2	2.02	0.41
40:DR:20:LEU:C	40:DR:20:LEU:HD12	2.41	0.41
41:DS:35:ILE:O	41:DS:53:SER:HB2	2.20	0.41
41:DS:82:ILE:CG2	41:DS:83:LYS:H	2.33	0.41
42:DT:19:LEU:HD12	42:DT:19:LEU:N	2.33	0.41
42:DT:118:ARG:O	42:DT:119:LYS:C	2.59	0.41
46:DX:11:PRO:O	46:DX:12:VAL:C	2.59	0.41
47:DY:26:LYS:CG	47:DY:27:VAL:N	2.83	0.41
47:DY:39:VAL:CG1	47:DY:40:GLU:N	2.63	0.41
48:DZ:19:ARG:O	48:DZ:21:GLY:N	2.54	0.41
48:DZ:44:ASP:CG	48:DZ:48:ARG:HG2	2.42	0.41
48:DZ:99:VAL:HA	48:DZ:100:PRO:HD3	1.90	0.41
50:D1:7:ILE:HD13	50:D1:62:VAL:CB	2.49	0.41
50:D1:71:TYR:CD1	50:D1:71:TYR:N	2.89	0.41
50:D1:80:LEU:HD22	50:D1:82:LEU:CD1	2.50	0.41
50:D1:94:LEU:O	50:D1:96:LYS:N	2.54	0.41
51:D2:16:LEU:O	51:D2:17:SER:O	2.39	0.41
51:D2:19:VAL:C	51:D2:21:LEU:N	2.74	0.41
52:D3:19:GLN:HE22	52:D3:52:HIS:CE1	2.39	0.41
52:D3:31:LEU:HD23	52:D3:31:LEU:HA	1.84	0.41
53:D4:40:ILE:O	53:D4:41:ILE:HD13	2.20	0.41
54:D5:37:LYS:O	54:D5:38:ALA:O	2.38	0.41
55:D6:16:CYS:O	55:D6:18:ARG:NH2	2.54	0.41
57:D8:53:PRO:O	57:D8:55:ALA:N	2.53	0.41
1:AA:15:G:C4'	5:AE:24:ARG:HH12	2.17	0.41

*Continued on next page...*

*Continued from previous page...*

Atom-1	Atom-2	Interatomic distance (Å)	Clash overlap (Å)
1:AA:60:A:P	1:AA:60:A:H8	2.44	0.41
1:AA:137:C:H2'	1:AA:138:G:H5'	2.03	0.41
1:AA:219:C:C4	1:AA:220:G:C8	3.10	0.41
1:AA:366:C:O2'	1:AA:367:U:H5''	2.21	0.41
1:AA:374:A:H2'	1:AA:375:U:H6	1.86	0.41
1:AA:787:A:C5	1:AA:788:U:C5	3.09	0.41
1:AA:813:U:OP2	1:AA:816:A:N6	2.54	0.41
1:AA:973:G:C3'	1:AA:974:A:H5''	2.47	0.41
1:AA:977:A:H1'	1:AA:982:U:O4	2.21	0.41
1:AA:1363(A):A:C8	1:AA:1363(A):A:OP1	2.74	0.41
2:AB:80:ILE:HD13	2:AB:211:ILE:CG2	2.51	0.41
3:AC:54:ARG:HH11	3:AC:54:ARG:HG2	1.86	0.41
8:AH:14:ARG:HG3	8:AH:18:ARG:NH1	2.36	0.41
9:AI:99:LEU:HB3	9:AI:101:PHE:HE1	1.80	0.41
11:AK:33:THR:C	11:AK:40:ILE:HD11	2.42	0.41
12:AL:24:LEU:N	12:AL:24:LEU:HD13	2.35	0.41
12:AL:57:LEU:HD22	12:AL:57:LEU:N	2.36	0.41
12:AL:124:GLU:O	12:AL:125:ALA:C	2.59	0.41
16:AP:23:ASP:OD1	16:AP:23:ASP:C	2.59	0.41
18:AR:52:PRO:O	18:AR:56:THR:HG23	2.21	0.41
27:BA:60:G:C8	27:BA:63:U:C5	3.09	0.41
27:BA:88:G:N2	27:BA:89:G:C4	2.89	0.41
27:BA:173:G:C2	27:BA:174:C:C2	3.09	0.41
27:BA:491:G:H2'	27:BA:492:A:O5'	2.20	0.41
27:BA:592:G:O2'	57:B8:4:MET:HB2	2.21	0.41
27:BA:662:G:P	38:BP:18:ARG:HD2	2.61	0.41
27:BA:675:A:N6	27:BA:676:A:N6	2.69	0.41
27:BA:681:G:H2'	27:BA:682:G:O4'	2.21	0.41
27:BA:781:A:C2	27:BA:1776:G:N3	2.89	0.41
27:BA:942:G:H2'	27:BA:943:U:C5'	2.50	0.41
27:BA:1200:C:C2	27:BA:1246:A:C2	3.08	0.41
27:BA:1740:G:O2'	27:BA:1741:A:H5'	2.21	0.41
27:BA:1798:U:O2	27:BA:1802:A:H2	2.03	0.41
27:BA:1836:C:C2'	27:BA:1837:C:H5'	2.51	0.41
27:BA:2265:U:O2	27:BA:2276:G:C2	2.74	0.41
27:BA:2544:G:H2'	27:BA:2545:G:H8	1.86	0.41
27:BA:2792:G:C8	27:BA:2893:G:O6	2.74	0.41
28:BB:25:A:H2'	28:BB:25:A:N3	2.35	0.41
29:BC:83:ILE:HA	29:BC:94:VAL:CG2	2.47	0.41
30:BD:84:TYR:CD2	30:BD:85:ASP:N	2.89	0.41
30:BD:142:VAL:HG23	30:BD:143:HIS:N	2.36	0.41

*Continued on next page...*



*Continued from previous page...*

Atom-1	Atom-2	Interatomic distance (Å)	Clash overlap (Å)
30:BD:211:ARG:HA	30:BD:214:TRP:CD2	2.56	0.41
32:BF:51:THR:HB	32:BF:88:VAL:HG11	2.03	0.41
32:BF:61:GLY:O	32:BF:62:ARG:O	2.38	0.41
33:BG:154:GLY:C	33:BG:155:MET:HG2	2.41	0.41
33:BG:176:LEU:HD12	33:BG:176:LEU:H	1.86	0.41
35:BI:48:GLU:O	35:BI:52:ARG:HG2	2.21	0.41
35:BI:91:SER:O	35:BI:92:VAL:CG1	2.68	0.41
35:BI:95:LYS:O	35:BI:98:ALA:HB3	2.21	0.41
38:BP:6:LEU:HD23	38:BP:6:LEU:N	2.31	0.41
38:BP:21:ARG:O	38:BP:23:PRO:HD3	2.20	0.41
39:BQ:26:TYR:CD1	39:BQ:26:TYR:O	2.74	0.41
42:BT:81:PRO:HD2	42:BT:82:LEU:CD1	2.51	0.41
42:BT:109:GLU:HA	42:BT:112:ARG:CD	2.50	0.41
47:BY:8:LYS:N	47:BY:8:LYS:CD	2.82	0.41
50:B1:53:VAL:CG2	50:B1:74:VAL:HG22	2.51	0.41
51:B2:13:ALA:HA	51:B2:16:LEU:CD1	2.51	0.41
55:B6:30:THR:O	55:B6:31:PRO:C	2.59	0.41
58:B9:29:ASN:OD1	58:B9:31:LYS:HB3	2.21	0.41
1:CA:189(B):C:H2'	1:CA:189(C):C:C6	2.55	0.41
1:CA:201:C:N4	1:CA:203:U:N3	2.69	0.41
1:CA:271:C:H2'	1:CA:272:C:C6	2.56	0.41
1:CA:344:A:C3'	1:CA:346:G:O6	2.69	0.41
1:CA:619:U:O4	4:CD:135:LEU:HD11	2.21	0.41
1:CA:690:G:H2'	1:CA:691:G:N9	2.36	0.41
1:CA:709:G:H2'	1:CA:710:G:C8	2.56	0.41
1:CA:722:A:O2'	1:CA:723:U:H2'	2.21	0.41
1:CA:752:G:O2'	1:CA:753:A:H5'	2.21	0.41
1:CA:832:C:H2'	1:CA:833:U:O4'	2.21	0.41
1:CA:892:A:C2	1:CA:893:C:C2	3.09	0.41
1:CA:1009:G:C6	1:CA:1021:G:C5	3.09	0.41
1:CA:1311:G:C2	1:CA:1327:C:N3	2.89	0.41
2:CB:167:PRO:CD	2:CB:188:ALA:HB2	2.51	0.41
5:CE:20:GLN:O	5:CE:23:GLY:O	2.39	0.41
6:CF:27:GLN:O	6:CF:28:ARG:C	2.59	0.41
8:CH:97:VAL:HA	8:CH:100:ILE:CD1	2.51	0.41
9:CI:63:ILE:HD13	9:CI:77:ILE:HG23	2.02	0.41
12:CL:53:ALA:O	12:CL:64:THR:HA	2.21	0.41
13:CM:8:GLU:OE2	13:CM:22:ILE:HG23	2.21	0.41
16:CP:68:ASP:HA	16:CP:71:ARG:HD3	2.03	0.41
18:CR:65:ILE:H	18:CR:65:ILE:HG13	1.74	0.41
24:CX:24:U:O2'	27:DA:1923:U:H5''	2.20	0.41

*Continued on next page...*

*Continued from previous page...*

Atom-1	Atom-2	Interatomic distance (Å)	Clash overlap (Å)
27:DA:242:G:C8	57:D8:5:LYS:HG2	2.56	0.41
27:DA:271(D):G:H2'	27:DA:271(E):U:H6	1.85	0.41
27:DA:385:C:O2	27:DA:390:A:C2	2.74	0.41
27:DA:463:G:N2	27:DA:467:G:C4	2.89	0.41
27:DA:489:G:N3	27:DA:1284:A:C6	2.89	0.41
27:DA:513:A:C2	27:DA:514:A:N9	2.89	0.41
27:DA:530:G:C2	27:DA:2021:C:O2'	2.68	0.41
27:DA:620:G:H5'	27:DA:621:A:OP1	2.21	0.41
27:DA:686:G:C8	56:D7:7:PRO:HA	2.55	0.41
27:DA:695:G:C4	27:DA:768:G:N1	2.89	0.41
27:DA:775:G:N1	27:DA:787:U:C4	2.89	0.41
27:DA:994:C:OP1	43:DU:53:ARG:NH2	2.54	0.41
27:DA:1037:G:H2'	27:DA:1038:C:O4'	2.21	0.41
27:DA:1167:U:H1'	27:DA:1183:G:N2	2.34	0.41
27:DA:1191:G:H21	27:DA:1192:G:H1'	1.86	0.41
27:DA:1209:G:O2'	27:DA:1237:A:N6	2.40	0.41
27:DA:1458:C:C4'	27:DA:1459:G:O5'	2.67	0.41
27:DA:1526:G:C6	27:DA:1527:G:C2	3.09	0.41
27:DA:1678:G:H21	27:DA:1989:G:H1	1.67	0.41
27:DA:1941:C:C2	27:DA:1965:C:C2	3.08	0.41
27:DA:1954:G:H1'	27:DA:1956:U:O4	2.21	0.41
27:DA:2070:G:C6	27:DA:2442:C:C4	3.09	0.41
27:DA:2249:U:O2'	27:DA:2250:G:OP1	2.33	0.41
27:DA:2555:U:O4	27:DA:2556:C:O2	2.38	0.41
27:DA:2566:A:O2'	27:DA:2567:G:OP2	2.31	0.41
27:DA:2673:G:H2'	27:DA:2674:G:H8	1.85	0.41
27:DA:2682:U:O4	27:DA:2728:U:H1'	2.21	0.41
27:DA:2747:G:H21	27:DA:2748:A:N6	2.18	0.41
27:DA:2770:G:C5'	27:DA:2771:C:OP2	2.69	0.41
27:DA:2801:A:O2'	27:DA:2895:U:H4'	2.21	0.41
27:DA:2855:C:H2'	27:DA:2856:C:C6	2.53	0.41
29:DC:39:GLU:HA	29:DC:179:SER:O	2.21	0.41
30:DD:138:VAL:HG12	30:DD:168:ARG:NE	2.35	0.41
31:DE:59:VAL:HG21	31:DE:63:LEU:CD1	2.51	0.41
32:DF:9:ILE:CG1	32:DF:14:PRO:HA	2.49	0.41
33:DG:31:VAL:CG2	33:DG:32:PRO:HD2	2.50	0.41
33:DG:115:ARG:HH12	33:DG:136:ARG:HD3	1.86	0.41
34:DH:44:VAL:C	34:DH:46:GLU:H	2.25	0.41
34:DH:70:THR:HB	34:DH:71:LEU:H	1.57	0.41
35:DI:39:ALA:O	35:DI:40:THR:C	2.59	0.41
37:DO:79:PHE:CD1	37:DO:79:PHE:N	2.89	0.41

*Continued on next page...*

*Continued from previous page...*

Atom-1	Atom-2	Interatomic distance (Å)	Clash overlap (Å)
38:DP:106:LEU:HD12	38:DP:106:LEU:HA	1.96	0.41
39:DQ:108:GLY:CA	48:DZ:115:VAL:HG11	2.47	0.41
40:DR:26:LYS:HG2	40:DR:70:LEU:HD23	2.02	0.41
40:DR:63:ARG:NH1	40:DR:63:ARG:HG3	2.36	0.41
42:DT:74:ARG:O	42:DT:75:ILE:HG13	2.21	0.41
47:DY:45:VAL:CG1	47:DY:46:LYS:N	2.84	0.41
47:DY:87:LYS:HG3	47:DY:88:LYS:N	2.36	0.41
48:DZ:94:PRO:O	48:DZ:95:VAL:O	2.39	0.41
49:D0:53:MET:CE	49:D0:57:PHE:HD1	2.33	0.41
55:D6:17:LYS:CB	55:D6:18:ARG:NH1	2.81	0.41
1:AA:129(A):G:H22	1:AA:189(E):U:H1'	1.85	0.40
1:AA:138:G:N2	1:AA:226:G:C4	2.89	0.40
1:AA:177:C:OP1	20:AT:65:LYS:NZ	2.51	0.40
1:AA:323:U:O2	1:AA:323:U:H2'	2.21	0.40
1:AA:414:A:H2'	1:AA:415:A:O4'	2.21	0.40
1:AA:528:C:O2'	1:AA:529:G:H5'	2.21	0.40
1:AA:541:G:O2'	1:AA:542:G:H5'	2.20	0.40
1:AA:545:C:O2'	1:AA:549:C:OP1	2.38	0.40
1:AA:619:U:O4	4:AD:135:LEU:HD11	2.20	0.40
1:AA:841:U:H2'	1:AA:848:C:O4'	2.21	0.40
1:AA:1049:U:HO2'	1:AA:1050:G:P	2.44	0.40
1:AA:1049:U:O2	1:AA:1201:A:C4	2.74	0.40
1:AA:1058:G:C5	1:AA:1059:C:C4	3.09	0.40
1:AA:1104:G:H4'	2:AB:111:ARG:HH11	1.85	0.40
1:AA:1243:C:H2'	1:AA:1244:C:C6	2.51	0.40
1:AA:1346:A:C8	1:AA:1348:U:C2	3.09	0.40
1:AA:1351:U:H2'	1:AA:1352:C:C6	2.56	0.40
1:AA:1458:G:C2'	1:AA:1459:C:H5'	2.51	0.40
2:AB:80:ILE:HD12	2:AB:212:GLN:HA	2.02	0.40
2:AB:167:PRO:HG3	2:AB:188:ALA:HB2	2.04	0.40
2:AB:178:ARG:HH11	2:AB:178:ARG:CG	2.32	0.40
3:AC:24:ALA:CB	3:AC:32:LEU:HD12	2.51	0.40
3:AC:30:ARG:CZ	14:AN:35:ARG:O	2.69	0.40
4:AD:162:LEU:HA	4:AD:165:MET:HG2	2.02	0.40
4:AD:196:LEU:O	4:AD:198:VAL:N	2.53	0.40
7:AG:108:ALA:C	7:AG:110:GLN:H	2.25	0.40
7:AG:151:TYR:HA	7:AG:153:HIS:HE1	1.80	0.40
8:AH:12:ARG:NH1	8:AH:26:VAL:HA	2.36	0.40
8:AH:72:PRO:O	8:AH:73:ASP:C	2.60	0.40
9:AI:116:LYS:O	9:AI:118:LYS:N	2.54	0.40
11:AK:79:SER:HB2	11:AK:106:LYS:CD	2.51	0.40

*Continued on next page...*

*Continued from previous page...*

Atom-1	Atom-2	Interatomic distance (Å)	Clash overlap (Å)
14:AN:51:GLY:C	14:AN:53:LEU:N	2.71	0.40
15:AO:51:HIS:ND1	15:AO:51:HIS:N	2.69	0.40
20:AT:104:LEU:HD23	20:AT:105:SER:N	2.36	0.40
24:AX:49:G:H1	24:AX:65:C:H42	1.67	0.40
25:AY:4:G:N2	25:AY:69:C:C2	2.89	0.40
26:AZ:3:SER:HB2	27:BA:1913:A:O2'	2.19	0.40
27:BA:14:A:H2'	27:BA:15:G:O4'	2.21	0.40
27:BA:68:G:C6	27:BA:69:C:C4	3.08	0.40
27:BA:177:G:O2'	27:BA:178:G:OP1	2.36	0.40
27:BA:281:G:N2	27:BA:358:U:C5	2.90	0.40
27:BA:344:G:N2	27:BA:345:A:N7	2.69	0.40
27:BA:610:G:O2'	27:BA:611:C:H5'	2.21	0.40
27:BA:819:A:OP2	27:BA:1187:G:N2	2.38	0.40
27:BA:1049:C:N4	27:BA:1111:A:N1	2.69	0.40
27:BA:1448:G:N3	27:BA:1528(A):A:H2	2.19	0.40
27:BA:2064:C:H2'	27:BA:2065:C:C6	2.56	0.40
27:BA:2259:G:N2	27:BA:2282:G:C6	2.89	0.40
27:BA:2545:G:N3	27:BA:2565:A:H2	2.18	0.40
27:BA:2611:U:O2	54:B5:3:LYS:HE3	2.20	0.40
27:BA:2706:G:O2'	40:BR:64:ARG:HD3	2.20	0.40
28:BB:16:G:N3	28:BB:17:C:C6	2.89	0.40
28:BB:83:G:H4'	52:B3:52:HIS:HD2	1.83	0.40
30:BD:185:VAL:HG12	30:BD:186:HIS:N	2.36	0.40
31:BE:77:ILE:CG2	31:BE:78:LEU:HD23	2.51	0.40
32:BF:13:SER:HA	32:BF:14:PRO:HD3	1.73	0.40
32:BF:160:ASN:ND2	32:BF:162:LEU:N	2.65	0.40
35:BI:42:SER:C	35:BI:44:LEU:N	2.74	0.40
39:BQ:3:MET:O	39:BQ:5:ARG:N	2.54	0.40
39:BQ:68:ILE:HD13	39:BQ:103:MET:CE	2.51	0.40
40:BR:118:GLU:OXT	40:BR:118:GLU:HG3	2.19	0.40
42:BT:85:LYS:CB	42:BT:85:LYS:NZ	2.82	0.40
51:B2:24:LEU:HD11	51:B2:28:LYS:CE	2.51	0.40
51:B2:32:LEU:O	51:B2:35:LEU:CB	2.68	0.40
52:B3:22:ALA:CB	52:B3:46:ASN:HD22	2.34	0.40
52:B3:29:ARG:H	52:B3:33:GLN:NE2	2.18	0.40
55:B6:11:LEU:HD12	55:B6:12:GLU:O	2.21	0.40
55:B6:15:GLU:OE2	55:B6:18:ARG:CD	2.69	0.40
1:CA:134:A:H61	16:CP:25:ARG:NH1	2.14	0.40
1:CA:144:G:C2	1:CA:179:A:C2	3.10	0.40
1:CA:187:C:O4'	20:CT:85:MET:HG3	2.21	0.40
1:CA:243:A:H4'	1:CA:244:U:O5'	2.22	0.40

*Continued on next page...*

*Continued from previous page...*

Atom-1	Atom-2	Interatomic distance (Å)	Clash overlap (Å)
1:CA:244:U:C6	1:CA:894:G:C2	3.09	0.40
1:CA:310:G:OP2	16:CP:27:LYS:NZ	2.50	0.40
1:CA:334:C:O5'	1:CA:334:C:H6	2.04	0.40
1:CA:507:C:P	1:CA:508:C:H3'	2.62	0.40
1:CA:664:G:N2	1:CA:741:G:H1	2.04	0.40
1:CA:716:A:H2'	1:CA:717:C:O4'	2.21	0.40
1:CA:719:C:H6	1:CA:720:C:C5	2.39	0.40
1:CA:832:C:HO2'	1:CA:833:U:H5'	1.84	0.40
1:CA:991:U:O2	1:CA:991:U:C2'	2.61	0.40
1:CA:1136:U:H5''	1:CA:1137:C:C5	2.56	0.40
1:CA:1439:C:H2'	1:CA:1440:C:O4'	2.21	0.40
2:CB:129:GLU:O	2:CB:130:ARG:HB2	2.21	0.40
3:CC:159:GLY:HA3	3:CC:193:TYR:CE2	2.55	0.40
4:CD:127:THR:HG22	4:CD:132:ARG:CB	2.51	0.40
4:CD:152:SER:O	4:CD:158:ILE:HG13	2.21	0.40
4:CD:154:ASN:OD1	4:CD:154:ASN:N	2.54	0.40
5:CE:144:THR:O	5:CE:147:ASP:OD2	2.39	0.40
6:CF:4:TYR:CD1	6:CF:92:LYS:HA	2.55	0.40
6:CF:69:GLU:HG2	6:CF:70:ASP:N	2.36	0.40
7:CG:29:LYS:O	7:CG:105:VAL:HG21	2.21	0.40
7:CG:137:LYS:O	7:CG:141:VAL:CG2	2.65	0.40
11:CK:57:THR:HB	11:CK:60:ALA:CB	2.51	0.40
12:CL:27:ALA:HA	12:CL:28:PRO:HD3	1.89	0.40
12:CL:55:VAL:O	12:CL:57:LEU:HD22	2.21	0.40
13:CM:35:GLU:CG	13:CM:36:LYS:N	2.84	0.40
20:CT:14:LYS:HA	20:CT:17:ARG:HE	1.85	0.40
24:CX:17:C:C2'	24:CX:17(B):U:H5'	2.51	0.40
25:CY:75:A:O2'	27:DA:2395:C:C2	2.73	0.40
27:DA:7:G:H5''	36:DN:121:LYS:HZ1	1.86	0.40
27:DA:154(A):C:N4	27:DA:172:C:N4	2.53	0.40
27:DA:382:G:C2	27:DA:393:C:C2	3.09	0.40
27:DA:389:G:N1	38:DP:71:VAL:CG1	2.76	0.40
27:DA:453:C:O2'	27:DA:472:A:N6	2.55	0.40
27:DA:775:G:C2	27:DA:777:A:N6	2.89	0.40
27:DA:942:G:N1	27:DA:943:U:C2	2.89	0.40
27:DA:955:C:C2'	27:DA:956:G:H5'	2.50	0.40
27:DA:1024:G:OP2	27:DA:1026:U:OP1	2.39	0.40
27:DA:1228:G:O2'	27:DA:1229:G:H5'	2.22	0.40
27:DA:1309:G:H2'	27:DA:1310:G:H5'	2.02	0.40
27:DA:1416:G:O2'	27:DA:1417:C:O4'	2.38	0.40
27:DA:1459:G:H2'	27:DA:1459:G:N3	2.36	0.40

*Continued on next page...*

*Continued from previous page...*

Atom-1	Atom-2	Interatomic distance (Å)	Clash overlap (Å)
27:DA:1789:A:OP1	30:DD:222:ARG:HG3	2.21	0.40
27:DA:1889:A:C2	27:DA:1890:A:C4	3.08	0.40
27:DA:1905:C:H4'	27:DA:1928:A:C2	2.56	0.40
27:DA:2069:G:N2	27:DA:2070:G:N9	2.69	0.40
27:DA:2232:U:HO2'	27:DA:2233:U:H5'	1.86	0.40
27:DA:2241:A:C6	27:DA:2242:G:C6	3.09	0.40
27:DA:2360:A:C2	27:DA:2361:A:H1'	2.56	0.40
27:DA:2548:G:H2'	27:DA:2549:G:O5'	2.21	0.40
27:DA:2552:U:O2	27:DA:2554:U:H5''	2.20	0.40
27:DA:2588:G:H2'	27:DA:2589:A:C8	2.56	0.40
27:DA:2595:G:N2	27:DA:2599:G:C5	2.89	0.40
28:DB:114:C:H2'	28:DB:115:G:C8	2.56	0.40
29:DC:54:SER:HB2	29:DC:55:ASP:H	1.74	0.40
29:DC:72:VAL:HG21	29:DC:161:ILE:CA	2.50	0.40
30:DD:24:ILE:O	30:DD:26:LYS:HD3	2.21	0.40
31:DE:141:ILE:O	31:DE:150:VAL:HG22	2.20	0.40
33:DG:11:TYR:HD2	33:DG:12:TYR:CD2	2.39	0.40
35:DI:120:ILE:HG22	35:DI:121:LYS:N	2.36	0.40
36:DN:4:TYR:HB2	43:DU:64:ARG:CZ	2.51	0.40
36:DN:126:PRO:HB2	36:DN:127:ASP:H	1.76	0.40
37:DO:11:ALA:CB	37:DO:64:ARG:NH2	2.84	0.40
38:DP:95:VAL:HB	38:DP:100:LEU:HD21	2.03	0.40
42:DT:2:ASN:O	42:DT:3:ARG:HG2	2.21	0.40
42:DT:77:PRO:O	42:DT:78:LEU:HB3	2.21	0.40
46:DX:43:VAL:O	46:DX:44:GLU:O	2.38	0.40
50:D1:51:VAL:HG13	50:D1:53:VAL:HG23	2.02	0.40
55:D6:15:GLU:CD	55:D6:18:ARG:HG3	2.42	0.40
55:D6:20:ASN:CG	55:D6:21:TYR:H	2.24	0.40
1:AA:36:C:N4	1:AA:37:U:C4	2.89	0.40
1:AA:62:U:C2	1:AA:63:C:C5	3.10	0.40
1:AA:192:U:H2'	1:AA:193:C:H6	1.86	0.40
1:AA:344:A:C3'	1:AA:346:G:O6	2.69	0.40
1:AA:454:C:H2'	1:AA:455:C:C5	2.55	0.40
1:AA:533:A:H1'	1:AA:534:U:OP1	2.21	0.40
1:AA:577:G:H4'	1:AA:816:A:HO2'	1.85	0.40
1:AA:681:C:O2	1:AA:710:G:C2	2.73	0.40
1:AA:796:C:OP1	11:AK:123:LYS:NZ	2.50	0.40
1:AA:870:U:H4'	1:AA:871:U:O5'	2.21	0.40
1:AA:966:G:O2'	1:AA:967:C:O5'	2.39	0.40
1:AA:1002:G:H3'	1:AA:1003:G:C8	2.56	0.40
1:AA:1061:G:H1'	10:AJ:56:HIS:CE1	2.57	0.40

*Continued on next page...*

*Continued from previous page...*

Atom-1	Atom-2	Interatomic distance (Å)	Clash overlap (Å)
1:AA:1117:G:H2'	1:AA:1118:C:H5'	2.04	0.40
1:AA:1258:G:C4	1:AA:1259:C:C5	3.10	0.40
1:AA:1279:A:C4'	1:AA:1280:A:OP1	2.69	0.40
1:AA:1332:A:O2'	1:AA:1333:A:H5'	2.22	0.40
1:AA:1378:C:H5''	7:AG:94:ARG:HH12	1.85	0.40
1:AA:1420:C:H2'	1:AA:1421:G:C8	2.56	0.40
1:AA:1494:G:C6	26:AZ:1:KBE:HAA	2.56	0.40
2:AB:77:ALA:CB	2:AB:211:ILE:HD13	2.50	0.40
2:AB:188:ALA:O	2:AB:202:PRO:HA	2.21	0.40
3:AC:10:PHE:O	3:AC:10:PHE:CD1	2.74	0.40
3:AC:173:VAL:N	3:AC:174:PRO:CD	2.85	0.40
4:AD:162:LEU:HD12	4:AD:181:MET:CE	2.51	0.40
5:AE:20:GLN:O	5:AE:21:ALA:O	2.39	0.40
6:AF:8:ILE:HG23	6:AF:87:ARG:O	2.21	0.40
10:AJ:22:LYS:C	10:AJ:22:LYS:CD	2.89	0.40
12:AL:27:ALA:CB	12:AL:30:ARG:NH2	2.84	0.40
13:AM:48:LEU:HG	13:AM:53:VAL:HG23	2.03	0.40
13:AM:76:ALA:CA	13:AM:79:LYS:NZ	2.84	0.40
14:AN:32:SER:O	14:AN:40:CYS:HA	2.21	0.40
16:AP:67:THR:H	16:AP:70:ALA:CB	2.34	0.40
19:AS:64:GLU:O	19:AS:65:ASN:C	2.60	0.40
20:AT:74:LYS:C	20:AT:76:ALA:N	2.73	0.40
24:AX:59:A:O2'	24:AX:60:U:C5'	2.70	0.40
24:AX:74:C:H2'	24:AX:75:C:H5'	2.03	0.40
27:BA:45:C:H2'	27:BA:47:C:H6	1.83	0.40
27:BA:126:A:C5	27:BA:127:A:C6	3.09	0.40
27:BA:271(P):C:H5'	27:BA:271(P):C:C6	2.49	0.40
27:BA:372:G:HO2'	27:BA:373:U:P	2.44	0.40
27:BA:552:G:C6	27:BA:553:G:N7	2.89	0.40
27:BA:606:U:OP1	32:BF:104:LYS:HD2	2.22	0.40
27:BA:729:G:OP2	30:BD:13:ARG:HD2	2.21	0.40
27:BA:731:C:O2'	27:BA:732:C:H5'	2.20	0.40
27:BA:754:C:C2'	27:BA:755:C:O5'	2.70	0.40
27:BA:921:G:H4'	27:BA:2269:A:C5	2.56	0.40
27:BA:1119:C:O5'	27:BA:1119:C:H6	2.04	0.40
27:BA:1452:A:O3'	40:BR:77:ARG:NH1	2.54	0.40
27:BA:1567:A:OP2	30:BD:84:TYR:OH	2.29	0.40
27:BA:1591:G:C4	27:BA:1592:C:C5	3.10	0.40
27:BA:1861:G:C2	27:BA:1862:G:C8	3.09	0.40
27:BA:1998:G:H2'	27:BA:1999:C:H6	1.85	0.40
27:BA:2070:G:N1	27:BA:2071:A:C2	2.90	0.40

*Continued on next page...*



*Continued from previous page...*

Atom-1	Atom-2	Interatomic distance (Å)	Clash overlap (Å)
27:BA:2106:G:C2	27:BA:2184:G:C2	3.09	0.40
27:BA:2110:G:C5	27:BA:2120:G:C8	3.10	0.40
27:BA:2126:A:C5'	29:BC:36:LYS:HG2	2.52	0.40
27:BA:2187:G:C6	27:BA:2188:C:N3	2.90	0.40
27:BA:2193:G:H2'	27:BA:2194:G:H8	1.87	0.40
27:BA:2197:U:O2'	27:BA:2198:A:OP2	2.32	0.40
27:BA:2199:A:C5'	27:BA:2199:A:H8	2.30	0.40
27:BA:2203:U:H2'	27:BA:2205:C:C6	2.56	0.40
27:BA:2259:G:H8	27:BA:2259:G:O5'	2.03	0.40
27:BA:2261:C:P	49:B0:17:GLN:OE1	2.79	0.40
27:BA:2292:C:C2'	27:BA:2293:C:H5'	2.52	0.40
27:BA:2534:A:C2'	27:BA:2535:G:O5'	2.69	0.40
27:BA:2652:C:H5'	27:BA:2653:U:OP2	2.20	0.40
27:BA:2813:A:C2	27:BA:2888:C:O2	2.74	0.40
27:BA:2861:G:H2'	27:BA:2862:G:H8	1.85	0.40
29:BC:147:PHE:O	29:BC:148:ASN:CB	2.69	0.40
33:BG:148:MET:HE3	33:BG:148:MET:HA	2.03	0.40
33:BG:148:MET:O	33:BG:148:MET:HG3	2.20	0.40
37:BO:97:ARG:CB	37:BO:99:PHE:CE1	3.03	0.40
39:BQ:109:VAL:CG1	39:BQ:110:THR:N	2.84	0.40
40:BR:23:ASN:H	40:BR:23:ASN:ND2	2.13	0.40
41:BS:26:LEU:HA	41:BS:39:ILE:HG12	2.02	0.40
46:BX:41:ASN:H	46:BX:41:ASN:HD22	1.69	0.40
48:BZ:11:GLY:C	48:BZ:12:GLU:CD	2.80	0.40
48:BZ:52:ILE:HG22	48:BZ:70:VAL:HB	1.95	0.40
48:BZ:99:VAL:HA	48:BZ:100:PRO:HD3	1.90	0.40
1:CA:9:G:OP2	5:CE:121:LYS:HD2	2.21	0.40
1:CA:145:G:C2	1:CA:146:G:H1'	2.56	0.40
1:CA:238:G:O2'	1:CA:239:U:H5'	2.21	0.40
1:CA:482:A:H2'	1:CA:483:C:O4'	2.21	0.40
1:CA:543:C:O2'	1:CA:544:G:H5'	2.21	0.40
1:CA:557:G:H3'	1:CA:558:G:H8	1.86	0.40
1:CA:570:G:C2	1:CA:571:U:C5	3.09	0.40
1:CA:578:C:O2	1:CA:579:G:N9	2.54	0.40
1:CA:764:C:C2	1:CA:765:G:C8	3.09	0.40
1:CA:937:A:H1'	1:CA:1379:G:N2	2.36	0.40
1:CA:1278:U:H5	10:CJ:99:LYS:HZ3	1.70	0.40
1:CA:1315:U:C4	1:CA:1316:G:C4	3.09	0.40
2:CB:17:PHE:N	2:CB:17:PHE:CD2	2.89	0.40
6:CF:27:GLN:HE21	6:CF:27:GLN:HB3	1.61	0.40
7:CG:5:ARG:C	7:CG:7:ALA:H	2.25	0.40

*Continued on next page...*

*Continued from previous page...*

Atom-1	Atom-2	Interatomic distance (Å)	Clash overlap (Å)
7:CG:94:ARG:HE	7:CG:94:ARG:HB2	1.51	0.40
7:CG:143:ARG:O	7:CG:144:MET:C	2.60	0.40
8:CH:112:LEU:HD12	8:CH:114:THR:CG2	2.51	0.40
9:CI:3:GLN:HA	9:CI:20:ARG:HH12	1.86	0.40
12:CL:42:PRO:HB2	12:CL:89:ASP:OD2	2.21	0.40
14:CN:24:CYS:H	14:CN:33:VAL:CG1	2.33	0.40
14:CN:41:ARG:NH1	14:CN:41:ARG:HG2	2.36	0.40
18:CR:76:LEU:HD22	18:CR:76:LEU:H	1.86	0.40
25:CY:58:A:O2'	25:CY:59:U:H5'	2.21	0.40
27:DA:9:U:O4	27:DA:2629:A:N7	2.55	0.40
27:DA:51:G:N2	27:DA:119:A:N3	2.69	0.40
27:DA:142(A):C:C2'	27:DA:143:G:H5'	2.51	0.40
27:DA:191:A:O2'	27:DA:192:C:H5'	2.20	0.40
27:DA:242:G:C5'	57:D8:62:LEU:HD13	2.22	0.40
27:DA:242:G:O2'	27:DA:243:U:P	2.79	0.40
27:DA:389:G:O5'	27:DA:389:G:C8	2.71	0.40
27:DA:403:U:H4'	27:DA:404:C:H5'	2.03	0.40
27:DA:596:G:H2'	27:DA:597:U:C6	2.56	0.40
27:DA:1171:G:C6	27:DA:1173:G:O2'	2.74	0.40
27:DA:1229:G:C2	27:DA:1230:C:C2	3.10	0.40
27:DA:1340:U:C2	27:DA:1603:A:H8	2.39	0.40
27:DA:1352:U:H3	27:DA:1378:A:N6	2.12	0.40
27:DA:1355:G:C6	27:DA:1356:G:C5	3.09	0.40
27:DA:1447:G:C6	27:DA:1448:G:C6	3.09	0.40
27:DA:1565:C:H3'	30:DD:21:PHE:CZ	2.56	0.40
27:DA:1845:G:OP1	30:DD:258:LYS:HD2	2.21	0.40
27:DA:2352:A:C6	27:DA:2366:A:C4	3.09	0.40
27:DA:2445:G:C2'	27:DA:2446:G:O5'	2.69	0.40
27:DA:2517:C:H2'	27:DA:2542:A:C2	2.55	0.40
27:DA:2536:G:H2'	27:DA:2537:U:H6	1.85	0.40
27:DA:2601:C:C2'	27:DA:2602:A:OP2	2.69	0.40
28:DB:57:A:H8	28:DB:57:A:O5'	2.04	0.40
30:DD:228:PRO:HD3	30:DD:235:GLY:CA	2.51	0.40
30:DD:242:ARG:HG2	30:DD:246:PRO:HG3	2.03	0.40
31:DE:14:ILE:HD12	42:DT:14:TYR:CE2	2.56	0.40
31:DE:81:ILE:HG21	31:DE:84:PHE:HD1	1.86	0.40
31:DE:112:GLY:O	31:DE:114:ALA:N	2.55	0.40
31:DE:168:MET:CE	31:DE:202:LYS:HE2	2.51	0.40
32:DF:196:LEU:HA	32:DF:196:LEU:HD23	1.81	0.40
34:DH:113:VAL:HG21	34:DH:151:ILE:HG21	2.03	0.40
35:DI:2:LYS:O	35:DI:39:ALA:HB2	2.21	0.40

*Continued on next page...*

*Continued from previous page...*

Atom-1	Atom-2	Interatomic distance (Å)	Clash overlap (Å)
36:DN:85:ILE:O	36:DN:85:ILE:CG2	2.69	0.40
39:DQ:32:TYR:O	39:DQ:105:GLU:HA	2.21	0.40
41:DS:78:LEU:C	41:DS:80:LEU:N	2.74	0.40
41:DS:97:ARG:C	41:DS:97:ARG:CZ	2.90	0.40
42:DT:120:ARG:O	42:DT:124:ASP:OD1	2.39	0.40
43:DU:39:LEU:O	43:DU:42:ALA:N	2.54	0.40
43:DU:60:LEU:HA	43:DU:63:VAL:CG2	2.51	0.40
45:DW:20:VAL:C	45:DW:22:ASP:N	2.74	0.40
46:DX:14:SER:O	46:DX:15:GLU:C	2.59	0.40
48:DZ:3:ARG:HA	48:DZ:57:VAL:H	1.86	0.40
48:DZ:157:PRO:O	48:DZ:160:VAL:HB	2.21	0.40
52:D3:22:ALA:HB3	52:D3:23:LEU:HD12	2.03	0.40
54:D5:45:VAL:O	54:D5:45:VAL:HG12	2.20	0.40
1:AA:119:A:C8	1:AA:240:C:N4	2.89	0.40
1:AA:189(J):G:C2	1:AA:189(K):U:C2	3.09	0.40
1:AA:203:U:H5'	1:AA:204:U:OP1	2.21	0.40
1:AA:222:U:H2'	1:AA:222:U:O2	2.22	0.40
1:AA:241:C:C2	1:AA:286:G:C2	3.09	0.40
1:AA:259:G:C4	1:AA:260:G:C8	3.09	0.40
1:AA:556:C:H2'	1:AA:557:G:H8	1.86	0.40
1:AA:885:G:N2	1:AA:886:G:C4	2.89	0.40
1:AA:1127:G:O6	1:AA:1145:C:N4	2.54	0.40
1:AA:1238:A:OP1	1:AA:1335:C:H1'	2.21	0.40
1:AA:1333:A:H2'	1:AA:1334:G:O5'	2.21	0.40
1:AA:1452:C:O2'	1:AA:1456:G:N2	2.55	0.40
1:AA:1483:A:C8	1:AA:1484:C:C6	3.08	0.40
1:AA:1502:A:H2	1:AA:1505:G:H1	1.70	0.40
2:AB:46:LYS:C	2:AB:48:MET:N	2.74	0.40
2:AB:87:ARG:HE	2:AB:233:SER:HB2	1.86	0.40
2:AB:113:HIS:C	2:AB:115:LEU:N	2.75	0.40
2:AB:217:ARG:HD3	2:AB:217:ARG:HA	1.74	0.40
2:AB:228:GLY:O	2:AB:229:VAL:C	2.60	0.40
3:AC:119:ARG:HA	3:AC:122:GLU:CD	2.41	0.40
3:AC:131:ARG:NH1	3:AC:135:LYS:HE3	2.35	0.40
3:AC:142:MET:HA	3:AC:146:ALA:HB3	2.02	0.40
4:AD:17:VAL:HG12	4:AD:18:LYS:O	2.21	0.40
4:AD:23:GLY:HA3	4:AD:112:VAL:O	2.20	0.40
4:AD:52:SER:O	4:AD:55:ALA:CB	2.69	0.40
4:AD:76:ARG:O	4:AD:79:PHE:N	2.55	0.40
4:AD:176:LEU:HD12	4:AD:182:LYS:O	2.22	0.40
6:AF:39:LYS:CG	6:AF:40:VAL:N	2.85	0.40

*Continued on next page...*

*Continued from previous page...*

Atom-1	Atom-2	Interatomic distance (Å)	Clash overlap (Å)
7:AG:71:PRO:HG3	7:AG:99:LEU:CD1	2.52	0.40
7:AG:127:ALA:C	7:AG:129:GLU:H	2.25	0.40
7:AG:137:LYS:O	7:AG:141:VAL:CG2	2.66	0.40
8:AH:35:ILE:O	8:AH:38:ILE:HB	2.21	0.40
8:AH:83:ILE:CB	8:AH:137:VAL:HG13	2.45	0.40
9:AI:50:LEU:CA	9:AI:53:VAL:HG22	2.48	0.40
13:AM:116:THR:CG2	13:AM:117:VAL:H	2.34	0.40
20:AT:30:LYS:C	20:AT:32:ALA:N	2.75	0.40
23:AW:14:A:H1'	23:AW:21:A:C6	2.57	0.40
27:BA:42:G:C6	27:BA:43:A:C4	3.09	0.40
27:BA:61:G:N7	51:B2:51:ARG:NH2	2.68	0.40
27:BA:74:A:HO2'	27:BA:88:G:H8	1.69	0.40
27:BA:86:C:O2	27:BA:86:C:H2'	2.21	0.40
27:BA:217:G:C6	27:BA:218:A:C5	3.10	0.40
27:BA:241:A:O3'	27:BA:242:G:H4'	2.22	0.40
27:BA:271(O):C:O2'	27:BA:271(P):C:C5	2.71	0.40
27:BA:530:G:C2	27:BA:2022:U:OP1	2.75	0.40
27:BA:560:C:H2'	27:BA:561:G:O5'	2.21	0.40
27:BA:807:U:H2'	27:BA:808:G:O5'	2.21	0.40
27:BA:1002:G:C2	27:BA:1003:G:H1'	2.57	0.40
27:BA:1443:G:N2	27:BA:1549:C:C2	2.88	0.40
27:BA:1594:G:C2	27:BA:1595:G:C4	3.10	0.40
27:BA:1794:U:H2'	27:BA:1795:C:C6	2.56	0.40
27:BA:1806:C:N4	27:BA:1812:A:C6	2.90	0.40
27:BA:2303:G:N2	27:BA:2314:C:C2	2.89	0.40
27:BA:2368:C:O2	27:BA:2369:A:C8	2.74	0.40
27:BA:2642:G:O2'	27:BA:2643:G:H5'	2.20	0.40
27:BA:2671:A:C2	27:BA:2672:G:N3	2.90	0.40
27:BA:2746:U:C2'	27:BA:2747:G:H5'	2.50	0.40
29:BC:195:ALA:C	29:BC:197:GLU:N	2.74	0.40
30:BD:35:LYS:HA	30:BD:64:ILE:CG2	2.48	0.40
30:BD:233:HIS:CD2	30:BD:233:HIS:N	2.90	0.40
31:BE:117:MET:O	31:BE:117:MET:CG	2.69	0.40
32:BF:33:LEU:HA	32:BF:33:LEU:HD12	1.86	0.40
32:BF:57:VAL:HG13	32:BF:59:TYR:H	1.86	0.40
32:BF:68:LYS:C	32:BF:70:THR:N	2.71	0.40
32:BF:106:ARG:O	32:BF:107:LYS:C	2.59	0.40
34:BH:17:VAL:O	34:BH:45:VAL:HG22	2.20	0.40
34:BH:54:ARG:HA	34:BH:55:PRO:HD2	1.79	0.40
34:BH:61:HIS:O	34:BH:64:LEU:N	2.42	0.40
34:BH:137:ASP:CG	34:BH:140:LYS:HB3	2.42	0.40

*Continued on next page...*

*Continued from previous page...*

Atom-1	Atom-2	Interatomic distance (Å)	Clash overlap (Å)
35:BI:41:GLU:O	35:BI:44:LEU:CB	2.70	0.40
35:BI:116:LEU:HD12	35:BI:117:GLU:N	2.35	0.40
35:BI:124:GLY:O	35:BI:125:GLU:OE1	2.40	0.40
38:BP:6:LEU:CD1	38:BP:8:PRO:HG2	2.50	0.40
38:BP:57:THR:HG1	38:BP:59:LEU:HB3	1.87	0.40
40:BR:81:ASP:O	40:BR:82:GLU:HB2	2.20	0.40
43:BU:107:ALA:O	43:BU:110:VAL:HB	2.22	0.40
44:BV:14:VAL:O	44:BV:15:GLU:HG3	2.21	0.40
44:BV:80:GLN:NE2	44:BV:80:GLN:HA	2.37	0.40
46:BX:41:ASN:O	46:BX:42:ALA:C	2.59	0.40
47:BY:3:VAL:C	47:BY:5:MET:H	2.23	0.40
48:BZ:81:ARG:CZ	48:BZ:82:PRO:O	2.69	0.40
50:B1:52:ARG:CG	50:B1:53:VAL:H	2.14	0.40
51:B2:13:ALA:HA	51:B2:16:LEU:CG	2.51	0.40
51:B2:28:LYS:O	51:B2:53:LEU:CD1	2.69	0.40
55:B6:17:LYS:HB3	55:B6:18:ARG:NH1	2.36	0.40
58:B9:24:TYR:CZ	58:B9:35:ARG:HD2	2.55	0.40
1:CA:28:G:O2'	1:CA:296:U:OP1	2.40	0.40
1:CA:225:C:O2	1:CA:225:C:C2'	2.64	0.40
1:CA:392:G:C2	1:CA:393:A:C4	3.09	0.40
1:CA:504:C:O4'	1:CA:510:A:C6	2.74	0.40
1:CA:606:G:H3'	1:CA:607:A:C5'	2.50	0.40
1:CA:690:G:H3'	1:CA:691:G:C8	2.55	0.40
1:CA:781:A:H5'	1:CA:782:A:OP2	2.21	0.40
1:CA:918:A:C4	1:CA:919:A:C8	3.09	0.40
1:CA:1076:C:H2'	1:CA:1077:G:C8	2.56	0.40
1:CA:1410:G:C2	1:CA:1491:G:C2	3.10	0.40
1:CA:1442(A):G:N3	1:CA:1442(A):G:H2'	2.36	0.40
2:CB:85:ALA:HB3	2:CB:92:TYR:CD2	2.55	0.40
2:CB:178:ARG:NH2	8:CH:74:PRO:HB3	2.36	0.40
3:CC:148:GLY:CA	3:CC:203:PHE:HB3	2.51	0.40
5:CE:78:HIS:HD2	5:CE:79:GLU:O	2.03	0.40
5:CE:82:VAL:O	5:CE:89:ILE:HG22	2.21	0.40
6:CF:2:ARG:O	6:CF:66:GLU:HG3	2.21	0.40
8:CH:25:ASP:O	8:CH:26:VAL:HB	2.22	0.40
9:CI:15:ALA:HB2	9:CI:65:VAL:HB	2.03	0.40
9:CI:42:ARG:O	9:CI:74:ILE:HD13	2.21	0.40
11:CK:29:ILE:HD11	11:CK:42:TRP:CE3	2.57	0.40
15:CO:42:HIS:CE1	15:CO:46:HIS:ND1	2.89	0.40
16:CP:71:ARG:O	16:CP:72:ARG:C	2.58	0.40
19:CS:22:LEU:CD1	19:CS:27:GLU:HB3	2.50	0.40

*Continued on next page...*

*Continued from previous page...*

Atom-1	Atom-2	Interatomic distance (Å)	Clash overlap (Å)
21:CU:24:ARG:HG2	21:CU:24:ARG:NH1	2.37	0.40
26:CZ:4:SER:O	27:DA:1914:C:OP2	2.40	0.40
27:DA:52:A:N6	27:DA:118:A:N3	2.69	0.40
27:DA:54:G:H1'	56:D7:35:ARG:HH11	1.86	0.40
27:DA:444:C:H4'	32:DF:49:ALA:HB2	2.03	0.40
27:DA:451:C:H41	27:DA:453:C:H3'	1.86	0.40
27:DA:555:U:HO2'	27:DA:556:G:H8	1.68	0.40
27:DA:599:G:N2	27:DA:659:C:C2	2.89	0.40
27:DA:645:C:O2	27:DA:645:C:H2'	2.20	0.40
27:DA:729:G:H5'	27:DA:730:C:H5''	2.02	0.40
27:DA:889:C:O2'	27:DA:890:A:P	2.79	0.40
27:DA:1200:C:H2'	27:DA:1201:C:H6	1.85	0.40
27:DA:1443:G:C6	27:DA:1444:G:C5	3.10	0.40
27:DA:1553:A:C8	27:DA:1555:G:C6	3.10	0.40
27:DA:1887:C:H3'	27:DA:1888:G:C5'	2.46	0.40
27:DA:1945:G:O2'	27:DA:1946:U:C5'	2.69	0.40
27:DA:1951:U:O2	27:DA:1953:A:H8	2.04	0.40
27:DA:1986:A:N3	27:DA:1987:G:C8	2.90	0.40
27:DA:2016:U:H2'	27:DA:2017:U:H6	1.86	0.40
27:DA:2046:G:C2	27:DA:2047:U:C6	3.09	0.40
27:DA:2074:U:O2	27:DA:2436:G:C2	2.74	0.40
27:DA:2313:C:C6	27:DA:2313:C:C3'	3.04	0.40
27:DA:2347:C:H4'	55:D6:39:TYR:HE1	1.87	0.40
27:DA:2467:C:N4	27:DA:2468:G:N1	2.68	0.40
27:DA:2470:G:O2'	27:DA:2471:C:H5'	2.21	0.40
27:DA:2517:C:C6	27:DA:2542:A:C2	3.09	0.40
27:DA:2533:A:H2'	27:DA:2534:A:O4'	2.20	0.40
27:DA:2641:G:H4'	36:DN:76:SER:HB3	2.03	0.40
27:DA:2844:G:C2	27:DA:2874:C:N3	2.89	0.40
30:DD:31:LYS:HD3	30:DD:94:LEU:HD11	2.03	0.40
30:DD:134:ARG:HD3	30:DD:135:PHE:CZ	2.57	0.40
30:DD:263:ARG:O	30:DD:264:LYS:C	2.60	0.40
33:DG:105:LYS:HB3	33:DG:142:PRO:HG3	2.03	0.40
35:DI:72:LEU:HD21	35:DI:75:LEU:HD23	2.03	0.40
35:DI:88:ILE:HD11	35:DI:123:LEU:N	2.36	0.40
35:DI:139:GLN:HG3	35:DI:140:LEU:H	1.85	0.40
36:DN:24:GLY:O	36:DN:28:THR:HG22	2.21	0.40
36:DN:100:GLU:O	36:DN:104:LYS:CB	2.70	0.40
37:DO:110:GLY:O	37:DO:112:MET:N	2.55	0.40
38:DP:65:ARG:O	38:DP:68:GLN:OE1	2.39	0.40
39:DQ:132:VAL:HB	48:DZ:80:ARG:NH2	2.37	0.40

*Continued on next page...*

*Continued from previous page...*

Atom-1	Atom-2	Interatomic distance (Å)	Clash overlap (Å)
42:DT:106:SER:HA	42:DT:110:ILE:CG1	2.50	0.40
43:DU:6:THR:HG21	43:DU:10:ARG:HE	1.86	0.40
43:DU:33:ARG:O	43:DU:36:ARG:N	2.52	0.40
49:D0:21:LEU:HD23	49:D0:39:ARG:HB3	2.02	0.40
51:D2:19:VAL:O	51:D2:21:LEU:N	2.54	0.40
52:D3:7:LYS:NZ	52:D3:32:GLN:NE2	2.68	0.40
52:D3:22:ALA:O	52:D3:26:LEU:HG	2.21	0.40
55:D6:27:LYS:O	55:D6:29:ASN:OD1	2.39	0.40
55:D6:43:CYS:O	55:D6:44:ARG:O	2.40	0.40
57:D8:28:GLY:HA2	57:D8:32:LEU:HD21	2.03	0.40
1:AA:9:G:H5'	5:AE:122:GLU:CD	2.42	0.40
1:AA:169:C:H2'	1:AA:170:U:H6	1.85	0.40
1:AA:218:C:H2'	1:AA:219:C:O4'	2.21	0.40
1:AA:268:C:H2'	1:AA:269:C:H6	1.86	0.40
1:AA:506:G:H2'	1:AA:507:C:C6	2.56	0.40
1:AA:577:G:C6	1:AA:765:G:C2	3.09	0.40
1:AA:592:G:C2	1:AA:593:G:N7	2.90	0.40
1:AA:953:G:O6	13:AM:104:ARG:HD2	2.21	0.40
1:AA:1047:G:O2'	1:AA:1215:G:O2'	2.25	0.40
1:AA:1060:C:C4	3:AC:2:GLY:HA2	2.57	0.40
1:AA:1173:G:C5	1:AA:1174:G:N7	2.89	0.40
1:AA:1295:G:C6	1:AA:1296:C:C4	3.09	0.40
1:AA:1316:G:N2	1:AA:1319:A:OP2	2.53	0.40
1:AA:1330:U:OP1	13:AM:25:ILE:O	2.40	0.40
1:AA:1401:G:O2'	1:AA:1402:C:H5'	2.21	0.40
2:AB:44:LEU:O	2:AB:47:THR:HB	2.20	0.40
2:AB:97:TRP:CH2	2:AB:176:GLU:OE2	2.75	0.40
3:AC:42:LEU:HA	3:AC:45:LYS:HG3	2.03	0.40
5:AE:32:VAL:CG2	5:AE:58:ALA:HB3	2.52	0.40
8:AH:34:GLU:OE1	8:AH:34:GLU:HA	2.21	0.40
11:AK:88:GLY:C	11:AK:90:GLY:N	2.74	0.40
15:AO:5:LYS:HA	15:AO:8:LYS:CB	2.50	0.40
19:AS:37:ARG:HD3	19:AS:37:ARG:C	2.41	0.40
19:AS:41:VAL:HA	19:AS:42:PRO:HD3	1.88	0.40
20:AT:44:ALA:O	20:AT:92:LEU:HD23	2.21	0.40
20:AT:59:ALA:C	20:AT:61:SER:N	2.74	0.40
23:AW:58:A:H2'	23:AW:59:U:O4'	2.21	0.40
25:AY:75:A:N6	27:BA:2422:A:O4'	2.55	0.40
27:BA:206:U:O2'	27:BA:207:A:H5'	2.22	0.40
27:BA:240:G:C6	27:BA:241:A:N6	2.90	0.40
27:BA:251:A:C5'	38:BP:51:PHE:HZ	2.34	0.40

*Continued on next page...*



*Continued from previous page...*

Atom-1	Atom-2	Interatomic distance (Å)	Clash overlap (Å)
27:BA:271(R):G:H2'	27:BA:271(S):G:C8	2.57	0.40
27:BA:363(B):G:H5'	27:BA:363(C):G:OP2	2.22	0.40
27:BA:569:U:H2'	27:BA:570:G:O4'	2.21	0.40
27:BA:681:G:H2'	27:BA:682:G:C8	2.54	0.40
27:BA:791:C:H4'	27:BA:792:G:OP1	2.21	0.40
27:BA:807:U:C2'	27:BA:808:G:C5'	2.99	0.40
27:BA:866:A:O2'	27:BA:867:C:H5'	2.21	0.40
27:BA:1346:G:N3	27:BA:1347:G:C8	2.88	0.40
27:BA:1481:U:O2	27:BA:1481:U:C2'	2.62	0.40
27:BA:1505:C:H3'	27:BA:1506:C:C5	2.56	0.40
27:BA:1707:G:C8	27:BA:1707:G:OP2	2.73	0.40
27:BA:1905:C:H1'	27:BA:1928:A:C2	2.57	0.40
27:BA:2072:G:C6	27:BA:2073:C:C4	3.09	0.40
27:BA:2228:G:C5	27:BA:2229:C:C4	3.09	0.40
27:BA:2402:C:C3'	27:BA:2403:C:H5'	2.51	0.40
27:BA:2842:G:C6	27:BA:2876:G:N1	2.89	0.40
29:BC:134:ARG:O	29:BC:136:LEU:N	2.42	0.40
30:BD:146:GLU:HB3	30:BD:189:CYS:HB3	2.04	0.40
31:BE:47:VAL:HB	31:BE:49:LEU:HD11	2.02	0.40
31:BE:120:TRP:CG	31:BE:155:LYS:HB3	2.56	0.40
32:BF:127:GLU:HG2	32:BF:196:LEU:HD12	2.04	0.40
32:BF:191:ARG:HH11	32:BF:191:ARG:HG2	1.86	0.40
33:BG:63:ILE:H	33:BG:63:ILE:HG12	1.66	0.40
35:BI:116:LEU:HD12	35:BI:117:GLU:H	1.86	0.40
36:BN:35:ARG:C	36:BN:37:LYS:N	2.74	0.40
37:BO:2:ILE:HG12	37:BO:33:ALA:O	2.21	0.40
37:BO:22:ILE:CG1	37:BO:41:ALA:HA	2.35	0.40
37:BO:38:VAL:C	37:BO:39:ILE:HG23	2.42	0.40
38:BP:71:VAL:HG13	38:BP:72:PRO:N	2.37	0.40
38:BP:81:GLN:OE1	38:BP:106:LEU:CA	2.70	0.40
39:BQ:52:VAL:HG13	39:BQ:56:ARG:HG3	2.03	0.40
40:BR:5:LYS:HD2	40:BR:5:LYS:N	2.37	0.40
41:BS:103:GLU:CD	41:BS:103:GLU:N	2.74	0.40
41:BS:106:ARG:O	41:BS:106:ARG:HG2	2.21	0.40
42:BT:46:GLU:HG3	42:BT:47:GLY:N	2.36	0.40
43:BU:31:SER:HG	43:BU:34:LYS:N	2.17	0.40
45:BW:68:ARG:O	45:BW:110:LYS:N	2.54	0.40
46:BX:5:TYR:HD1	51:B2:29:LYS:HB2	1.87	0.40
47:BY:79:CYS:SG	47:BY:80:GLY:N	2.94	0.40
49:B0:65:GLY:CA	49:B0:83:PRO:HA	2.46	0.40
52:B3:3:ARG:HB3	52:B3:59:VAL:HB	2.03	0.40

*Continued on next page...*

*Continued from previous page...*

Atom-1	Atom-2	Interatomic distance (Å)	Clash overlap (Å)
54:B5:18:ALA:C	54:B5:20:ARG:N	2.69	0.40
1:CA:109:A:H2'	1:CA:326:G:H21	1.87	0.40
1:CA:112:G:HO2'	1:CA:354:G:HO2'	1.66	0.40
1:CA:238:G:P	17:CQ:25:ARG:HH22	2.43	0.40
1:CA:270:A:C6	1:CA:271:C:C4	3.09	0.40
1:CA:321:A:O2'	1:CA:322:C:C5'	2.64	0.40
1:CA:332:G:C4	1:CA:333:G:C8	3.09	0.40
1:CA:600:C:N3	1:CA:639:G:C2	2.90	0.40
1:CA:866:C:C5	1:CA:867:G:H1'	2.55	0.40
1:CA:1066:C:C6	1:CA:1066:C:C5'	2.88	0.40
1:CA:1198:G:C6	1:CA:1199:U:C4	3.10	0.40
1:CA:1253:G:H5'	10:CJ:44:VAL:O	2.21	0.40
1:CA:1305:G:C8	1:CA:1305:G:OP2	2.75	0.40
1:CA:1308:U:O3'	13:CM:92:HIS:CE1	2.74	0.40
1:CA:1328:C:P	21:CU:21:TYR:HH	2.44	0.40
1:CA:1523:G:C5	1:CA:1524:C:C4	3.10	0.40
3:CC:119:ARG:HE	3:CC:140:ARG:NE	2.19	0.40
4:CD:108:LEU:CD1	4:CD:174:LEU:HD13	2.51	0.40
4:CD:165:MET:SD	4:CD:168:ARG:HD3	2.61	0.40
9:CI:29:ASN:OD1	9:CI:64:THR:HA	2.21	0.40
10:CJ:4:ILE:HB	10:CJ:74:ILE:HG13	2.02	0.40
10:CJ:13:HIS:HB3	10:CJ:68:HIS:NE2	2.36	0.40
12:CL:82:ILE:HD13	12:CL:82:ILE:HA	1.85	0.40
13:CM:23:TYR:HE1	13:CM:71:ARG:HA	1.87	0.40
13:CM:80:ARG:C	13:CM:82:MET:N	2.75	0.40
14:CN:15:LYS:HB3	14:CN:16:PHE:CD2	2.57	0.40
14:CN:21:TYR:CD2	14:CN:22:THR:O	2.72	0.40
17:CQ:31:LEU:HD23	17:CQ:32:TYR:CE2	2.56	0.40
18:CR:46:GLU:OE2	18:CR:46:GLU:HA	2.22	0.40
23:CW:47:C:C2	23:CW:58:A:H1'	2.56	0.40
24:CX:61:C:O2'	24:CX:62:C:P	2.79	0.40
27:DA:405:U:HO2'	27:DA:406:G:P	2.45	0.40
27:DA:581:C:OP1	43:DU:31:SER:OG	2.40	0.40
27:DA:660:G:C6	27:DA:661:C:C2	3.10	0.40
27:DA:675:A:O2'	32:DF:67:GLN:NE2	2.55	0.40
27:DA:864:G:C4	27:DA:865:C:H5	2.39	0.40
27:DA:869:G:C4	27:DA:870:A:N7	2.90	0.40
27:DA:969:U:OP1	52:D3:17:LYS:CG	2.58	0.40
27:DA:1158:C:O2'	27:DA:1159:U:C5'	2.61	0.40
27:DA:1525:G:H2'	27:DA:1526:G:C8	2.56	0.40
27:DA:1560:G:H5'	27:DA:1560:G:H8	1.86	0.40

*Continued on next page...*

*Continued from previous page...*

Atom-1	Atom-2	Interatomic distance (Å)	Clash overlap (Å)
27:DA:1576:U:H2'	27:DA:1577:C:H6	1.87	0.40
27:DA:1629:U:O2'	27:DA:2698:U:OP1	2.39	0.40
27:DA:1750:G:H2'	27:DA:1751:C:C6	2.57	0.40
27:DA:1752:C:H2'	27:DA:1753:G:C8	2.57	0.40
27:DA:1790:C:H2'	27:DA:1791:A:C4	2.56	0.40
27:DA:1819:A:C5'	30:DD:158:ALA:CB	2.95	0.40
27:DA:1836:C:O2	27:DA:1836:C:H2'	2.21	0.40
27:DA:1855:G:O2'	27:DA:1856:G:H5'	2.21	0.40
27:DA:1856:G:C2	27:DA:1857:G:H1'	2.57	0.40
27:DA:2258:C:C2'	27:DA:2426:A:H4'	2.52	0.40
27:DA:2302:G:N3	27:DA:2302:G:H2'	2.36	0.40
27:DA:2495:G:C2	27:DA:2496:C:C2	3.10	0.40
27:DA:2554:U:H2'	27:DA:2555:U:H6	1.87	0.40
27:DA:2561:A:C2	27:DA:2562:U:C6	3.10	0.40
27:DA:2848:G:O2'	27:DA:2867:G:N1	2.35	0.40
27:DA:2854:G:C2	27:DA:2864:G:C2	3.10	0.40
29:DC:62:VAL:O	29:DC:63:SER:C	2.60	0.40
30:DD:40:THR:O	30:DD:41:GLY:C	2.56	0.40
30:DD:174:ILE:C	30:DD:175:LEU:HD23	2.40	0.40
31:DE:15:PHE:CZ	42:DT:80:SER:CB	3.04	0.40
31:DE:81:ILE:O	31:DE:82:ARG:CB	2.66	0.40
34:DH:122:THR:HB	34:DH:134:SER:HB2	2.04	0.40
34:DH:147:ASN:HD22	34:DH:147:ASN:H	1.57	0.40
34:DH:160:LYS:HG3	34:DH:160:LYS:H	1.70	0.40
36:DN:74:ARG:O	36:DN:82:LEU:HA	2.21	0.40
36:DN:89:LYS:HZ3	36:DN:89:LYS:C	2.25	0.40
37:DO:16:ALA:HB1	37:DO:43:VAL:CG1	2.52	0.40
39:DQ:55:VAL:O	39:DQ:56:ARG:C	2.59	0.40
40:DR:59:ASP:O	40:DR:62:ALA:HB3	2.21	0.40
40:DR:103:ARG:HB3	40:DR:109:ALA:O	2.21	0.40
42:DT:62:THR:HG22	42:DT:75:ILE:HG13	2.03	0.40
42:DT:118:ARG:C	42:DT:120:ARG:N	2.70	0.40
43:DU:67:ALA:HA	43:DU:70:ARG:HB2	2.04	0.40
43:DU:80:ILE:HA	43:DU:83:LEU:HB2	2.03	0.40
43:DU:104:GLN:O	43:DU:105:VAL:C	2.60	0.40
44:DV:2:PHE:CB	44:DV:42:GLY:CA	2.91	0.40
45:DW:20:VAL:O	45:DW:23:LEU:HB2	2.21	0.40
47:DY:17:SER:HB2	47:DY:71:LYS:HB3	2.02	0.40
47:DY:50:ARG:NH2	47:DY:55:TYR:HE1	2.19	0.40
47:DY:84:ARG:HB3	47:DY:85:VAL:H	1.74	0.40
48:DZ:102:ARG:HD3	48:DZ:135:PHE:CD1	2.57	0.40

*Continued on next page...*

*Continued from previous page...*

Atom-1	Atom-2	Interatomic distance (Å)	Clash overlap (Å)
48:DZ:144:GLU:HB3	48:DZ:145:ILE:H	1.52	0.40
49:D0:19:LYS:O	49:D0:20:ARG:C	2.59	0.40
50:D1:47:GLN:HE21	50:D1:47:GLN:CA	2.34	0.40
53:D4:43:GLY:H	53:D4:59:VAL:HG12	1.86	0.40
56:D7:14:LYS:H	56:D7:14:LYS:HG2	1.67	0.40
57:D8:17:THR:HG23	57:D8:23:VAL:CG2	2.51	0.40
1:AA:441:A:N6	1:AA:494:U:C6	2.89	0.40
1:AA:738:C:H5'	6:AF:72:VAL:HG11	2.02	0.40
1:AA:930:C:O2'	1:AA:931:C:H5'	2.21	0.40
1:AA:996:A:C2	1:AA:1046:A:H4'	2.56	0.40
1:AA:1056:U:O2'	1:AA:1057:G:H5'	2.22	0.40
1:AA:1164:G:N1	1:AA:1173:G:C6	2.90	0.40
1:AA:1199:U:C4'	10:AJ:54:PHE:CE2	3.05	0.40
1:AA:1279:A:N3	1:AA:1279:A:H3'	2.36	0.40
1:AA:1342:C:H2'	1:AA:1343:G:H8	1.86	0.40
1:AA:1347:G:HO2'	1:AA:1348:U:P	2.41	0.40
1:AA:1351:U:H2'	1:AA:1352:C:H6	1.87	0.40
2:AB:209:ARG:O	2:AB:210:SER:C	2.59	0.40
3:AC:6:HIS:ND1	14:AN:49:HIS:HB3	2.37	0.40
3:AC:122:GLU:O	3:AC:126:ARG:HG3	2.22	0.40
5:AE:31:LEU:HD23	5:AE:31:LEU:HA	1.87	0.40
5:AE:146:ALA:O	5:AE:147:ASP:C	2.60	0.40
7:AG:115:ARG:CB	7:AG:118:VAL:HG13	2.51	0.40
8:AH:6:ILE:HB	8:AH:85:ARG:NH2	2.36	0.40
8:AH:32:LYS:HA	8:AH:35:ILE:CD1	2.47	0.40
10:AJ:33:GLN:O	10:AJ:75:ILE:HG12	2.20	0.40
11:AK:65:ALA:O	11:AK:66:LEU:C	2.59	0.40
12:AL:2:PRO:CA	12:AL:6:GLN:HE21	2.34	0.40
12:AL:55:VAL:CG1	12:AL:56:ARG:N	2.85	0.40
13:AM:89:GLY:C	13:AM:90:LEU:O	2.55	0.40
15:AO:35:ARG:HH12	15:AO:59:MET:CE	2.34	0.40
20:AT:22:ARG:O	20:AT:23:ARG:C	2.60	0.40
27:BA:30:G:C6	27:BA:31:C:N4	2.89	0.40
27:BA:56:A:H2'	27:BA:57:C:C6	2.56	0.40
27:BA:107:C:C4	27:BA:108:U:H5	2.39	0.40
27:BA:173:G:N2	27:BA:174:C:C2	2.89	0.40
27:BA:744:G:P	31:BE:132:HIS:HB3	2.60	0.40
27:BA:1424:G:H2'	27:BA:1425:G:O4'	2.21	0.40
27:BA:2048:G:N1	27:BA:2621:A:C2	2.89	0.40
27:BA:2188:C:H2'	27:BA:2189:U:O4'	2.20	0.40
27:BA:2271:G:OP1	49:B0:20:ARG:HA	2.22	0.40

*Continued on next page...*

*Continued from previous page...*

Atom-1	Atom-2	Interatomic distance (Å)	Clash overlap (Å)
27:BA:2353:G:C6	27:BA:2365:G:N2	2.89	0.40
27:BA:2525:G:N2	27:BA:2526:G:C4	2.89	0.40
27:BA:2579:C:H2'	27:BA:2580:U:O4'	2.22	0.40
27:BA:2765:A:C3'	27:BA:2766:G:H5'	2.52	0.40
30:BD:68:LYS:HE3	30:BD:68:LYS:HB2	1.79	0.40
30:BD:68:LYS:HE3	30:BD:70:TRP:NE1	2.37	0.40
30:BD:85:ASP:OD2	30:BD:92:ILE:HG21	2.21	0.40
33:BG:140:ILE:H	33:BG:140:ILE:HG13	1.69	0.40
35:BI:79:ILE:HG22	35:BI:81:VAL:HG22	2.03	0.40
35:BI:110:ASP:HA	35:BI:111:PRO:HD2	1.87	0.40
38:BP:90:ARG:HE	38:BP:90:ARG:HB2	1.57	0.40
38:BP:100:LEU:O	38:BP:105:LEU:O	2.40	0.40
38:BP:111:ARG:CZ	38:BP:149:GLU:HG3	2.51	0.40
42:BT:82:LEU:O	42:BT:83:ILE:O	2.40	0.40
44:BV:21:ARG:HG3	44:BV:93:GLU:HG3	2.02	0.40
45:BW:12:ILE:HG12	45:BW:13:SER:N	2.37	0.40
45:BW:13:SER:HA	45:BW:14:PRO:HD3	2.00	0.40
47:BY:46:LYS:HE2	47:BY:47:LYS:CE	2.49	0.40
47:BY:61:ILE:O	47:BY:62:GLU:O	2.39	0.40
48:BZ:33:ASN:O	48:BZ:34:ARG:C	2.60	0.40
49:B0:17:GLN:O	49:B0:18:ALA:C	2.59	0.40
52:B3:17:LYS:O	52:B3:20:LYS:N	2.55	0.40
54:B5:31:VAL:HB	54:B5:32:PRO:CD	2.50	0.40
55:B6:4:GLU:O	55:B6:5:VAL:C	2.60	0.40
58:B9:17:ILE:HD13	58:B9:17:ILE:HA	1.93	0.40
1:CA:134:A:N6	16:CP:25:ARG:NH1	2.66	0.40
1:CA:275:G:H2'	1:CA:276:G:C8	2.56	0.40
1:CA:321:A:C2	1:CA:333:G:C2	3.09	0.40
1:CA:401:C:O2'	1:CA:402:G:H5'	2.22	0.40
1:CA:509:A:N3	1:CA:543:C:O2'	2.43	0.40
1:CA:528:C:O2'	1:CA:529:G:H5'	2.21	0.40
1:CA:681:C:H2'	1:CA:682:G:C8	2.56	0.40
1:CA:751:U:O4	1:CA:752:G:C2	2.74	0.40
1:CA:929:G:O5'	1:CA:929:G:H8	2.05	0.40
1:CA:1154:G:O2'	1:CA:1155:G:O5'	2.39	0.40
1:CA:1168:A:H3'	1:CA:1169:A:C8	2.49	0.40
1:CA:1168:A:C3'	1:CA:1169:A:H8	2.32	0.40
1:CA:1188:A:H2'	1:CA:1189:C:H5'	2.02	0.40
1:CA:1400:C:N4	24:CX:34:C:C6	2.89	0.40
2:CB:134:GLU:HA	2:CB:137:ARG:HB2	2.04	0.40
3:CC:14:ILE:O	3:CC:15:THR:C	2.60	0.40

*Continued on next page...*

*Continued from previous page...*

Atom-1	Atom-2	Interatomic distance (Å)	Clash overlap (Å)
3:CC:39:ILE:HG22	3:CC:43:LEU:HD11	1.99	0.40
3:CC:89:GLU:OE2	3:CC:89:GLU:O	2.39	0.40
4:CD:77:ASN:O	4:CD:80:GLU:HB2	2.22	0.40
5:CE:86:ALA:CB	5:CE:130:ASN:HD22	2.32	0.40
5:CE:139:LEU:C	5:CE:141:GLN:H	2.24	0.40
7:CG:144:MET:O	7:CG:147:ALA:HB3	2.21	0.40
7:CG:155:ARG:O	7:CG:156:TRP:C	2.60	0.40
8:CH:45:ILE:C	8:CH:47:GLY:N	2.74	0.40
9:CI:65:VAL:CG1	9:CI:73:GLN:NE2	2.85	0.40
9:CI:89:ASN:HA	9:CI:90:PRO:HD2	1.91	0.40
13:CM:46:LYS:HG2	13:CM:47:ASP:OD1	2.20	0.40
15:CO:41:GLU:O	15:CO:44:LYS:HB3	2.22	0.40
16:CP:11:SER:HB2	16:CP:12:LYS:H	1.60	0.40
24:CX:32:C:O2'	24:CX:33:U:H5'	2.22	0.40
24:CX:47:U:H2'	24:CX:50:U:OP1	2.21	0.40
27:DA:68:G:H2'	27:DA:68:G:N3	2.36	0.40
27:DA:219:G:H2'	27:DA:220:G:C8	2.56	0.40
27:DA:245:G:C5	27:DA:246:C:C5	3.09	0.40
27:DA:287:C:H6	27:DA:287:C:C5'	2.27	0.40
27:DA:311:A:N9	27:DA:332:A:N7	2.70	0.40
27:DA:389:G:N1	38:DP:70:GLN:HG3	2.37	0.40
27:DA:460:A:H3'	27:DA:461:C:C6	2.56	0.40
27:DA:500:G:N1	27:DA:503:A:OP2	2.54	0.40
27:DA:529:A:H62	27:DA:2041:U:H3	1.69	0.40
27:DA:831:G:H5'	27:DA:944:G:H22	1.87	0.40
27:DA:960:A:C8	27:DA:962:G:C8	3.10	0.40
27:DA:1041:C:H5'	27:DA:1042:G:OP2	2.22	0.40
27:DA:1170:G:H1	27:DA:1179:C:N4	2.19	0.40
27:DA:1444:G:H2'	27:DA:1445(A):C:C5	2.56	0.40
27:DA:1629:U:O2'	27:DA:1630:G:H5'	2.21	0.40
27:DA:1793:C:O2	27:DA:1970:A:C2	2.75	0.40
27:DA:2158:A:H1'	27:DA:2159:G:C8	2.56	0.40
27:DA:2163:C:OP1	27:DA:2165:G:O6	2.40	0.40
27:DA:2182:G:C2	27:DA:2183:C:N3	2.89	0.40
27:DA:2218:U:H3'	27:DA:2218:U:H6	1.87	0.40
27:DA:2255:G:H2'	27:DA:2256:G:C8	2.57	0.40
27:DA:2280:G:O2'	27:DA:2281:C:H5'	2.22	0.40
27:DA:2348:U:OP2	57:D8:38:GLY:HA3	2.22	0.40
27:DA:2369:A:H2'	27:DA:2370:G:H8	1.86	0.40
27:DA:2393:A:H5'	38:DP:62:LEU:HB2	2.03	0.40
27:DA:2561:A:C4	27:DA:2562:U:C6	3.10	0.40

*Continued on next page...*

Continued from previous page...

Atom-1	Atom-2	Interatomic distance (Å)	Clash overlap (Å)
27:DA:2600:A:C6	27:DA:2601:C:N4	2.90	0.40
27:DA:2683:C:C6	27:DA:2684:U:C5	3.09	0.40
28:DB:45:A:O4'	33:DG:95:ARG:NH1	2.55	0.40
28:DB:66:A:C2'	28:DB:67:G:OP2	2.69	0.40
30:DD:29:PRO:O	30:DD:29:PRO:HG2	2.20	0.40
30:DD:57:GLY:N	30:DD:216:GLY:HA2	2.36	0.40
32:DF:107:LYS:HD3	32:DF:205:ARG:O	2.22	0.40
32:DF:170:LEU:HD12	32:DF:170:LEU:HA	1.88	0.40
33:DG:106:LEU:HA	33:DG:110:ALA:HB3	2.03	0.40
33:DG:111:LEU:HD11	33:DG:120:LEU:CD2	2.39	0.40
35:DI:11:ASN:O	35:DI:12:LEU:HD22	2.20	0.40
36:DN:86:PRO:HG2	36:DN:89:LYS:CB	2.50	0.40
38:DP:61:ARG:HH11	57:D8:13:ARG:HD2	1.86	0.40
45:DW:17:VAL:HG23	45:DW:18:ARG:N	2.37	0.40
45:DW:111:HIS:CG	45:DW:112:GLY:H	2.39	0.40
48:DZ:43:PHE:CZ	48:DZ:85:VAL:HG11	2.57	0.40
48:DZ:78:ARG:O	48:DZ:79:ARG:HB2	2.21	0.40
49:D0:5:LYS:O	49:D0:6:GLY:C	2.60	0.40
51:D2:41:ILE:HG13	51:D2:42:GLY:O	2.22	0.40
51:D2:43:GLN:O	51:D2:44:LEU:CB	2.61	0.40
52:D3:20:LYS:C	52:D3:22:ALA:H	2.24	0.40
52:D3:40:THR:C	52:D3:42:ALA:N	2.74	0.40
54:D5:46:CYS:HA	54:D5:47:PRO:HD2	1.93	0.40
56:D7:16:HIS:O	56:D7:44:PRO:HD2	2.21	0.40

There are no symmetry-related clashes.

## 5.3 Torsion angles [i](#)

### 5.3.1 Protein backbone [i](#)

In the following table, the Percentiles column shows the percent Ramachandran outliers of the chain as a percentile score with respect to all X-ray entries followed by that with respect to entries of similar resolution.

The Analysed column shows the number of residues for which the backbone conformation was analysed, and the total number of residues.

Mol	Chain	Analysed	Favoured	Allowed	Outliers	Percentiles
2	AB	233/256 (91%)	126 (54%)	73 (31%)	34 (15%)	<b>0</b> <b>1</b>

Continued on next page...



*Continued from previous page...*

Mol	Chain	Analysed	Favoured	Allowed	Outliers	Percentiles	
2	CB	233/256 (91%)	151 (65%)	50 (22%)	32 (14%)	0	1
3	AC	205/239 (86%)	123 (60%)	54 (26%)	28 (14%)	0	1
3	CC	205/239 (86%)	121 (59%)	59 (29%)	25 (12%)	0	1
4	AD	206/209 (99%)	129 (63%)	52 (25%)	25 (12%)	0	1
4	CD	206/209 (99%)	126 (61%)	51 (25%)	29 (14%)	0	1
5	AE	149/162 (92%)	94 (63%)	38 (26%)	17 (11%)	0	1
5	CE	149/162 (92%)	103 (69%)	27 (18%)	19 (13%)	0	1
6	AF	99/101 (98%)	71 (72%)	18 (18%)	10 (10%)	0	2
6	CF	99/101 (98%)	76 (77%)	16 (16%)	7 (7%)	1	4
7	AG	153/156 (98%)	101 (66%)	39 (26%)	13 (8%)	0	3
7	CG	153/156 (98%)	102 (67%)	38 (25%)	13 (8%)	0	3
8	AH	136/138 (99%)	98 (72%)	27 (20%)	11 (8%)	1	3
8	CH	136/138 (99%)	81 (60%)	38 (28%)	17 (12%)	0	1
9	AI	125/128 (98%)	83 (66%)	29 (23%)	13 (10%)	0	2
9	CI	125/128 (98%)	82 (66%)	26 (21%)	17 (14%)	0	1
10	AJ	97/105 (92%)	64 (66%)	26 (27%)	7 (7%)	1	4
10	CJ	97/105 (92%)	55 (57%)	28 (29%)	14 (14%)	0	1
11	AK	117/129 (91%)	70 (60%)	34 (29%)	13 (11%)	0	1
11	CK	117/129 (91%)	87 (74%)	22 (19%)	8 (7%)	1	5
12	AL	123/132 (93%)	75 (61%)	25 (20%)	23 (19%)	0	0
12	CL	123/132 (93%)	76 (62%)	24 (20%)	23 (19%)	0	0
13	AM	118/126 (94%)	64 (54%)	33 (28%)	21 (18%)	0	0
13	CM	117/126 (93%)	64 (55%)	29 (25%)	24 (20%)	0	0
14	AN	58/61 (95%)	29 (50%)	19 (33%)	10 (17%)	0	0
14	CN	58/61 (95%)	35 (60%)	12 (21%)	11 (19%)	0	0
15	AO	86/89 (97%)	56 (65%)	19 (22%)	11 (13%)	0	1
15	CO	86/89 (97%)	49 (57%)	28 (33%)	9 (10%)	0	2
16	AP	82/88 (93%)	49 (60%)	21 (26%)	12 (15%)	0	1
16	CP	82/88 (93%)	45 (55%)	28 (34%)	9 (11%)	0	1
17	AQ	98/105 (93%)	73 (74%)	15 (15%)	10 (10%)	0	2
17	CQ	98/105 (93%)	70 (71%)	22 (22%)	6 (6%)	1	7

*Continued on next page...*

*Continued from previous page...*

Mol	Chain	Analysed	Favoured	Allowed	Outliers	Percentiles	
18	AR	68/88 (77%)	35 (52%)	21 (31%)	12 (18%)	0	0
18	CR	68/88 (77%)	41 (60%)	16 (24%)	11 (16%)	0	0
19	AS	77/93 (83%)	51 (66%)	15 (20%)	11 (14%)	0	1
19	CS	77/93 (83%)	46 (60%)	18 (23%)	13 (17%)	0	0
20	AT	97/106 (92%)	59 (61%)	20 (21%)	18 (19%)	0	0
20	CT	97/106 (92%)	52 (54%)	36 (37%)	9 (9%)	0	2
21	AU	23/27 (85%)	16 (70%)	4 (17%)	3 (13%)	0	1
21	CU	23/27 (85%)	14 (61%)	5 (22%)	4 (17%)	0	0
26	AZ	2/6 (33%)	1 (50%)	1 (50%)	0	100	100
26	CZ	2/6 (33%)	1 (50%)	1 (50%)	0	100	100
29	BC	183/229 (80%)	69 (38%)	49 (27%)	65 (36%)	0	0
29	DC	183/229 (80%)	69 (38%)	59 (32%)	55 (30%)	0	0
30	BD	270/276 (98%)	172 (64%)	66 (24%)	32 (12%)	0	1
30	DD	270/276 (98%)	180 (67%)	57 (21%)	33 (12%)	0	1
31	BE	203/206 (98%)	130 (64%)	38 (19%)	35 (17%)	0	0
31	DE	203/206 (98%)	125 (62%)	34 (17%)	44 (22%)	0	0
32	BF	206/210 (98%)	137 (66%)	31 (15%)	38 (18%)	0	0
32	DF	206/210 (98%)	125 (61%)	40 (19%)	41 (20%)	0	0
33	BG	179/182 (98%)	107 (60%)	47 (26%)	25 (14%)	0	1
33	DG	179/182 (98%)	109 (61%)	42 (24%)	28 (16%)	0	0
34	BH	162/180 (90%)	87 (54%)	43 (26%)	32 (20%)	0	0
34	DH	158/180 (88%)	88 (56%)	35 (22%)	35 (22%)	0	0
35	BI	144/148 (97%)	73 (51%)	33 (23%)	38 (26%)	0	0
35	DI	144/148 (97%)	80 (56%)	41 (28%)	23 (16%)	0	0
36	BN	137/140 (98%)	91 (66%)	27 (20%)	19 (14%)	0	1
36	DN	137/140 (98%)	82 (60%)	28 (20%)	27 (20%)	0	0
37	BO	120/122 (98%)	84 (70%)	25 (21%)	11 (9%)	0	2
37	DO	120/122 (98%)	80 (67%)	23 (19%)	17 (14%)	0	1
38	BP	144/150 (96%)	71 (49%)	42 (29%)	31 (22%)	0	0
38	DP	144/150 (96%)	72 (50%)	36 (25%)	36 (25%)	0	0
39	BQ	139/141 (99%)	98 (70%)	21 (15%)	20 (14%)	0	1

*Continued on next page...*

*Continued from previous page...*

Mol	Chain	Analysed	Favoured	Allowed	Outliers	Percentiles	
39	DQ	137/141 (97%)	88 (64%)	29 (21%)	20 (15%)	0	1
40	BR	115/118 (98%)	75 (65%)	25 (22%)	15 (13%)	0	1
40	DR	115/118 (98%)	66 (57%)	31 (27%)	18 (16%)	0	0
41	BS	97/112 (87%)	45 (46%)	24 (25%)	28 (29%)	0	0
41	DS	99/112 (88%)	51 (52%)	14 (14%)	34 (34%)	0	0
42	BT	136/146 (93%)	78 (57%)	26 (19%)	32 (24%)	0	0
42	DT	136/146 (93%)	68 (50%)	32 (24%)	36 (26%)	0	0
43	BU	115/118 (98%)	70 (61%)	27 (24%)	18 (16%)	0	0
43	DU	115/118 (98%)	69 (60%)	30 (26%)	16 (14%)	0	1
44	BV	99/101 (98%)	61 (62%)	24 (24%)	14 (14%)	0	1
44	DV	99/101 (98%)	61 (62%)	19 (19%)	19 (19%)	0	0
45	BW	111/113 (98%)	77 (69%)	23 (21%)	11 (10%)	0	2
45	DW	111/113 (98%)	71 (64%)	29 (26%)	11 (10%)	0	2
46	BX	91/96 (95%)	67 (74%)	16 (18%)	8 (9%)	0	3
46	DX	91/96 (95%)	60 (66%)	17 (19%)	14 (15%)	0	0
47	BY	99/110 (90%)	42 (42%)	22 (22%)	35 (35%)	0	0
47	DY	99/110 (90%)	37 (37%)	29 (29%)	33 (33%)	0	0
48	BZ	175/206 (85%)	99 (57%)	49 (28%)	27 (15%)	0	0
48	DZ	175/206 (85%)	97 (55%)	51 (29%)	27 (15%)	0	0
49	B0	82/85 (96%)	62 (76%)	12 (15%)	8 (10%)	0	2
49	D0	82/85 (96%)	61 (74%)	14 (17%)	7 (8%)	0	3
50	B1	92/98 (94%)	60 (65%)	20 (22%)	12 (13%)	0	1
50	D1	92/98 (94%)	65 (71%)	16 (17%)	11 (12%)	0	1
51	B2	69/72 (96%)	46 (67%)	14 (20%)	9 (13%)	0	1
51	D2	69/72 (96%)	37 (54%)	20 (29%)	12 (17%)	0	0
52	B3	58/60 (97%)	49 (84%)	7 (12%)	2 (3%)	3	17
52	D3	58/60 (97%)	46 (79%)	10 (17%)	2 (3%)	3	17
53	B4	29/71 (41%)	18 (62%)	6 (21%)	5 (17%)	0	0
53	D4	29/71 (41%)	17 (59%)	9 (31%)	3 (10%)	0	2
54	B5	57/60 (95%)	34 (60%)	13 (23%)	10 (18%)	0	0
54	D5	57/60 (95%)	33 (58%)	14 (25%)	10 (18%)	0	0

*Continued on next page...*

*Continued from previous page...*

Mol	Chain	Analysed	Favoured	Allowed	Outliers	Percentiles	
55	B6	49/54 (91%)	17 (35%)	14 (29%)	18 (37%)	0	0
55	D6	44/54 (82%)	16 (36%)	11 (25%)	17 (39%)	0	0
56	B7	47/49 (96%)	35 (74%)	8 (17%)	4 (8%)	0	3
56	D7	47/49 (96%)	30 (64%)	13 (28%)	4 (8%)	0	3
57	B8	62/65 (95%)	34 (55%)	19 (31%)	9 (14%)	0	1
57	D8	62/65 (95%)	32 (52%)	15 (24%)	15 (24%)	0	0
58	B9	34/37 (92%)	25 (74%)	8 (24%)	1 (3%)	3	20
58	D9	34/37 (92%)	18 (53%)	13 (38%)	3 (9%)	0	3
All	All	11702/12598 (93%)	7090 (61%)	2747 (24%)	1865 (16%)	0	0

All (1865) Ramachandran outliers are listed below:

Mol	Chain	Res	Type
2	AB	9	GLU
2	AB	15	VAL
2	AB	20	GLU
2	AB	96	ARG
2	AB	101	MET
2	AB	194	PRO
2	AB	229	VAL
3	AC	51	GLY
3	AC	61	ALA
3	AC	101	LEU
3	AC	113	ALA
3	AC	127	ARG
3	AC	135	LYS
3	AC	165	THR
4	AD	146	ILE
4	AD	179	GLU
5	AE	21	ALA
5	AE	129	ILE
5	AE	130	ASN
5	AE	141	GLN
6	AF	13	ASN
6	AF	16	GLN
6	AF	62	TRP
7	AG	7	ALA
7	AG	52	GLU
7	AG	53	LYS

*Continued on next page...*

*Continued from previous page...*

Mol	Chain	Res	Type
7	AG	58	PRO
7	AG	155	ARG
8	AH	6	ILE
8	AH	49	GLU
8	AH	77	GLU
8	AH	91	ARG
8	AH	97	VAL
9	AI	12	GLU
9	AI	23	ASN
9	AI	54	ASP
9	AI	61	ALA
9	AI	107	ARG
10	AJ	32	ALA
11	AK	24	SER
11	AK	48	ILE
11	AK	77	MET
11	AK	86	GLY
11	AK	89	ALA
12	AL	38	ARG
12	AL	44	LYS
12	AL	74	LEU
12	AL	86	ARG
12	AL	125	ALA
13	AM	12	ASN
13	AM	95	GLY
13	AM	117	VAL
14	AN	14	PRO
14	AN	15	LYS
14	AN	16	PHE
14	AN	28	GLY
14	AN	52	GLN
14	AN	59	ALA
15	AO	29	VAL
16	AP	24	ALA
16	AP	25	ARG
16	AP	45	THR
17	AQ	33	GLY
18	AR	20	ALA
18	AR	37	VAL
18	AR	87	ARG
19	AS	6	LYS
19	AS	10	PHE

*Continued on next page...*

*Continued from previous page...*

Mol	Chain	Res	Type
19	AS	25	LYS
19	AS	28	LYS
19	AS	30	LEU
19	AS	61	TYR
19	AS	62	ILE
19	AS	80	TYR
20	AT	28	ALA
20	AT	49	ALA
20	AT	63	ILE
20	AT	74	LYS
29	BC	38	ASP
29	BC	46	LYS
29	BC	52	ARG
29	BC	55	ASP
29	BC	140	PRO
29	BC	142	ALA
29	BC	148	ASN
29	BC	153	ILE
29	BC	156	ILE
29	BC	162	GLU
29	BC	166	ASP
29	BC	167	LYS
29	BC	170	ALA
29	BC	173	ALA
29	BC	174	PRO
29	BC	182	PRO
29	BC	193	ILE
29	BC	194	ARG
29	BC	195	ALA
29	BC	211	SER
29	BC	216	THR
29	BC	220	PRO
29	BC	222	VAL
30	BD	3	VAL
30	BD	25	THR
30	BD	33	LEU
30	BD	118	VAL
30	BD	169	GLU
30	BD	198	ASN
30	BD	211	ARG
30	BD	242	ARG
30	BD	268	ARG

*Continued on next page...*

*Continued from previous page...*

Mol	Chain	Res	Type
30	BD	271	ILE
31	BE	4	ILE
31	BE	18	ASP
31	BE	46	ALA
31	BE	53	PRO
31	BE	54	GLN
31	BE	55	ASN
31	BE	72	VAL
31	BE	75	VAL
31	BE	77	ILE
31	BE	82	ARG
31	BE	94	GLU
31	BE	118	LYS
31	BE	129	HIS
31	BE	131	ALA
31	BE	174	ASP
31	BE	187	ALA
31	BE	200	GLU
32	BF	4	VAL
32	BF	5	ALA
32	BF	22	ALA
32	BF	25	PRO
32	BF	62	ARG
32	BF	65	TRP
32	BF	68	LYS
32	BF	69	HIS
32	BF	74	ARG
32	BF	84	VAL
32	BF	90	PHE
32	BF	123	LEU
32	BF	127	GLU
32	BF	132	VAL
32	BF	160	ASN
33	BG	27	ASN
33	BG	47	LYS
33	BG	81	LYS
33	BG	82	LEU
33	BG	87	PRO
33	BG	96	ARG
33	BG	97	ASP
33	BG	115	ARG
33	BG	124	SER

*Continued on next page...*



*Continued from previous page...*

Mol	Chain	Res	Type
33	BG	126	ASP
33	BG	179	PRO
34	BH	9	ILE
34	BH	10	PRO
34	BH	12	PRO
34	BH	13	LYS
34	BH	21	PRO
34	BH	45	VAL
34	BH	54	ARG
34	BH	71	LEU
34	BH	83	TYR
34	BH	90	LYS
34	BH	92	ILE
34	BH	99	VAL
34	BH	108	GLY
34	BH	127	GLU
34	BH	138	LYS
34	BH	155	SER
34	BH	156	ALA
34	BH	158	HIS
34	BH	159	GLU
34	BH	165	ALA
34	BH	169	VAL
34	BH	170	ARG
35	BI	42	SER
35	BI	68	LEU
35	BI	83	ALA
35	BI	87	LYS
35	BI	91	SER
35	BI	92	VAL
35	BI	120	ILE
36	BN	47	ALA
36	BN	58	ASP
36	BN	68	GLU
36	BN	77	GLY
36	BN	94	HIS
36	BN	120	LEU
37	BO	58	VAL
37	BO	98	VAL
37	BO	109	LYS
38	BP	9	ASN
38	BP	11	GLY

*Continued on next page...*

*Continued from previous page...*

Mol	Chain	Res	Type
38	BP	14	LYS
38	BP	25	SER
38	BP	31	ALA
38	BP	47	ASP
38	BP	89	ALA
38	BP	106	LEU
38	BP	108	LYS
39	BQ	6	ARG
39	BQ	19	GLY
39	BQ	20	ALA
39	BQ	47	ILE
39	BQ	57	HIS
39	BQ	63	LYS
39	BQ	115	MET
39	BQ	134	ARG
39	BQ	136	ALA
40	BR	8	ARG
40	BR	14	SER
40	BR	102	GLU
41	BS	18	ILE
41	BS	23	ARG
41	BS	35	ILE
41	BS	53	SER
41	BS	58	LEU
41	BS	62	LYS
41	BS	78	LEU
41	BS	82	ILE
41	BS	88	ASP
41	BS	94	TYR
41	BS	96	GLY
41	BS	102	ALA
42	BT	14	TYR
42	BT	27	THR
42	BT	28	VAL
42	BT	30	VAL
42	BT	33	LYS
42	BT	35	LYS
42	BT	39	ARG
42	BT	41	ARG
42	BT	55	ASN
42	BT	69	GLY
42	BT	80	SER

*Continued on next page...*

*Continued from previous page...*

Mol	Chain	Res	Type
42	BT	81	PRO
42	BT	83	ILE
42	BT	94	ALA
42	BT	107	ASP
42	BT	116	ALA
43	BU	9	VAL
43	BU	26	GLY
43	BU	32	PHE
43	BU	42	ALA
43	BU	43	GLY
43	BU	74	LEU
43	BU	76	TYR
43	BU	90	VAL
43	BU	91	ASP
43	BU	93	LYS
44	BV	3	ALA
44	BV	16	PRO
44	BV	19	LYS
44	BV	29	PRO
44	BV	46	VAL
44	BV	49	THR
44	BV	50	PRO
45	BW	14	PRO
45	BW	44	ALA
45	BW	65	LEU
46	BX	12	VAL
46	BX	34	ALA
46	BX	93	GLU
47	BY	3	VAL
47	BY	5	MET
47	BY	31	LEU
47	BY	38	ILE
47	BY	40	GLU
47	BY	48	ALA
47	BY	50	ARG
47	BY	52	SER
47	BY	53	PRO
47	BY	56	PRO
47	BY	62	GLU
47	BY	64	GLU
47	BY	66	PRO
47	BY	68	HIS

*Continued on next page...*

*Continued from previous page...*

Mol	Chain	Res	Type
47	BY	75	ILE
47	BY	77	PRO
47	BY	78	ALA
47	BY	87	LYS
47	BY	88	LYS
47	BY	98	VAL
48	BZ	29	ASN
48	BZ	34	ARG
48	BZ	64	GLN
48	BZ	80	ARG
48	BZ	104	VAL
48	BZ	120	HIS
48	BZ	145	ILE
48	BZ	150	HIS
48	BZ	151	ALA
48	BZ	167	GLU
49	B0	18	ALA
49	B0	55	ARG
50	B1	4	VAL
50	B1	30	VAL
50	B1	38	SER
50	B1	52	ARG
50	B1	53	VAL
50	B1	76	ARG
51	B2	43	GLN
51	B2	47	ASN
52	B3	2	PRO
53	B4	61	VAL
54	B5	4	HIS
54	B5	32	PRO
54	B5	33	CYS
54	B5	35	GLU
55	B6	5	VAL
55	B6	7	ILE
55	B6	16	CYS
55	B6	17	LYS
55	B6	20	ASN
55	B6	29	ASN
55	B6	34	LEU
55	B6	46	HIS
55	B6	48	VAL
55	B6	52	VAL

*Continued on next page...*

*Continued from previous page...*

Mol	Chain	Res	Type
57	B8	18	ALA
57	B8	34	TRP
57	B8	61	LEU
58	B9	15	LYS
2	CB	9	GLU
2	CB	15	VAL
2	CB	77	ALA
2	CB	159	PRO
2	CB	189	ASP
2	CB	194	PRO
2	CB	195	ASP
2	CB	208	ILE
3	CC	7	PRO
3	CC	12	LEU
3	CC	15	THR
3	CC	60	ALA
3	CC	134	ILE
3	CC	154	SER
3	CC	156	ARG
3	CC	180	ALA
3	CC	207	VAL
4	CD	14	ARG
4	CD	30	LYS
4	CD	39	PRO
4	CD	101	LEU
5	CE	7	GLU
5	CE	21	ALA
5	CE	129	ILE
5	CE	144	THR
5	CE	146	ALA
5	CE	147	ASP
6	CF	39	LYS
6	CF	44	GLY
6	CF	45	LEU
7	CG	15	ASP
7	CG	58	PRO
7	CG	77	SER
7	CG	78	ARG
7	CG	84	ASN
8	CH	2	LEU
8	CH	22	GLU
8	CH	83	ILE

*Continued on next page...*

*Continued from previous page...*

Mol	Chain	Res	Type
8	CH	91	ARG
9	CI	54	ASP
9	CI	107	ARG
10	CJ	32	ALA
10	CJ	36	GLY
10	CJ	57	LYS
10	CJ	82	ILE
10	CJ	92	THR
11	CK	87	THR
12	CL	4	ILE
12	CL	15	VAL
12	CL	44	LYS
12	CL	61	TYR
12	CL	74	LEU
12	CL	112	LYS
12	CL	113	SER
13	CM	7	VAL
13	CM	48	LEU
13	CM	60	VAL
13	CM	67	GLU
13	CM	83	ASP
13	CM	95	GLY
13	CM	96	LEU
13	CM	113	PRO
14	CN	14	PRO
14	CN	16	PHE
14	CN	24	CYS
15	CO	13	GLN
16	CP	16	HIS
16	CP	77	ALA
17	CQ	34	LYS
17	CQ	78	GLU
18	CR	20	ALA
18	CR	54	ARG
18	CR	64	ARG
18	CR	65	ILE
18	CR	83	GLU
18	CR	87	ARG
19	CS	10	PHE
19	CS	25	LYS
19	CS	28	LYS
19	CS	31	ILE

*Continued on next page...*

*Continued from previous page...*

Mol	Chain	Res	Type
19	CS	61	TYR
19	CS	62	ILE
20	CT	48	LYS
20	CT	49	ALA
20	CT	71	THR
20	CT	97	ALA
21	CU	9	ARG
21	CU	22	ARG
21	CU	25	LYS
29	DC	38	ASP
29	DC	46	LYS
29	DC	49	ILE
29	DC	63	SER
29	DC	108	MET
29	DC	122	ALA
29	DC	133	PRO
29	DC	148	ASN
29	DC	151	GLU
29	DC	153	ILE
29	DC	156	ILE
29	DC	166	ASP
29	DC	167	LYS
29	DC	173	ALA
29	DC	174	PRO
29	DC	182	PRO
29	DC	183	GLU
29	DC	209	LEU
29	DC	211	SER
29	DC	217	THR
29	DC	220	PRO
29	DC	222	VAL
30	DD	12	SER
30	DD	24	ILE
30	DD	27	THR
30	DD	33	LEU
30	DD	45	ASN
30	DD	76	PRO
30	DD	118	VAL
30	DD	224	ALA
30	DD	242	ARG
30	DD	245	PRO
30	DD	246	PRO

*Continued on next page...*



*Continued from previous page...*

Mol	Chain	Res	Type
30	DD	271	ILE
31	DE	4	ILE
31	DE	18	ASP
31	DE	20	ALA
31	DE	30	PRO
31	DE	35	GLN
31	DE	45	THR
31	DE	54	GLN
31	DE	55	ASN
31	DE	59	VAL
31	DE	60	ASN
31	DE	71	GLY
31	DE	75	VAL
31	DE	77	ILE
31	DE	117	MET
31	DE	131	ALA
31	DE	174	ASP
31	DE	185	LYS
32	DF	4	VAL
32	DF	8	GLN
32	DF	11	VAL
32	DF	25	PRO
32	DF	59	TYR
32	DF	62	ARG
32	DF	64	ILE
32	DF	66	PRO
32	DF	67	GLN
32	DF	68	LYS
32	DF	89	VAL
32	DF	116	ASP
32	DF	129	PHE
32	DF	132	VAL
32	DF	133	ASN
32	DF	168	ARG
32	DF	202	PHE
32	DF	203	GLN
33	DG	34	LEU
33	DG	47	LYS
33	DG	51	ARG
33	DG	52	ILE
33	DG	82	LEU
33	DG	87	PRO

*Continued on next page...*

*Continued from previous page...*

Mol	Chain	Res	Type
33	DG	96	ARG
33	DG	97	ASP
33	DG	117	PHE
33	DG	126	ASP
33	DG	142	PRO
34	DH	24	VAL
34	DH	54	ARG
34	DH	55	PRO
34	DH	71	LEU
34	DH	83	TYR
34	DH	90	LYS
34	DH	92	ILE
34	DH	93	GLY
34	DH	109	PHE
34	DH	127	GLU
34	DH	155	SER
34	DH	156	ALA
34	DH	159	GLU
34	DH	160	LYS
35	DI	12	LEU
35	DI	40	THR
35	DI	42	SER
35	DI	77	LEU
35	DI	101	LEU
35	DI	117	GLU
35	DI	120	ILE
35	DI	130	TYR
35	DI	132	PRO
36	DN	4	TYR
36	DN	37	LYS
36	DN	42	TRP
36	DN	57	ALA
36	DN	59	LYS
36	DN	60	ILE
36	DN	77	GLY
36	DN	129	PRO
37	DO	6	THR
37	DO	48	PRO
37	DO	54	GLU
37	DO	101	PRO
38	DP	9	ASN
38	DP	11	GLY

*Continued on next page...*

*Continued from previous page...*

Mol	Chain	Res	Type
38	DP	17	LYS
38	DP	19	VAL
38	DP	31	ALA
38	DP	33	ARG
38	DP	35	HIS
38	DP	47	ASP
38	DP	65	ARG
38	DP	69	GLY
38	DP	106	LEU
38	DP	107	LYS
38	DP	108	LYS
38	DP	122	PRO
39	DQ	2	LEU
39	DQ	5	ARG
39	DQ	62	GLY
39	DQ	83	MET
39	DQ	109	VAL
39	DQ	138	ASP
40	DR	9	LYS
40	DR	15	SER
40	DR	20	LEU
40	DR	45	ARG
40	DR	58	GLY
40	DR	102	GLU
41	DS	10	ARG
41	DS	11	LYS
41	DS	15	ARG
41	DS	19	LYS
41	DS	23	ARG
41	DS	32	LEU
41	DS	35	ILE
41	DS	44	LYS
41	DS	57	LYS
41	DS	58	LEU
41	DS	59	LYS
41	DS	62	LYS
41	DS	83	LYS
41	DS	92	TYR
41	DS	97	ARG
41	DS	100	ALA
41	DS	103	GLU
42	DT	17	THR

*Continued on next page...*

*Continued from previous page...*

Mol	Chain	Res	Type
42	DT	24	PRO
42	DT	28	VAL
42	DT	30	VAL
42	DT	36	GLU
42	DT	39	ARG
42	DT	40	THR
42	DT	55	ASN
42	DT	81	PRO
42	DT	82	LEU
42	DT	83	ILE
42	DT	115	ARG
42	DT	136	GLN
43	DU	25	TRP
43	DU	79	PHE
43	DU	100	VAL
44	DV	3	ALA
44	DV	18	LEU
44	DV	29	PRO
44	DV	46	VAL
44	DV	77	ALA
44	DV	78	LYS
44	DV	79	VAL
46	DX	12	VAL
46	DX	44	GLU
46	DX	45	THR
46	DX	57	LEU
46	DX	91	ALA
46	DX	93	GLU
47	DY	3	VAL
47	DY	5	MET
47	DY	30	VAL
47	DY	44	ILE
47	DY	53	PRO
47	DY	56	PRO
47	DY	68	HIS
47	DY	77	PRO
47	DY	78	ALA
47	DY	82	PRO
47	DY	90	LEU
47	DY	101	LYS
48	DZ	29	ASN
48	DZ	30	ARG

*Continued on next page...*

*Continued from previous page...*

Mol	Chain	Res	Type
48	DZ	48	ARG
48	DZ	64	GLN
48	DZ	80	ARG
48	DZ	95	VAL
48	DZ	104	VAL
48	DZ	110	VAL
48	DZ	144	GLU
48	DZ	157	PRO
48	DZ	171	ALA
50	D1	31	GLY
50	D1	58	ILE
51	D2	44	LEU
51	D2	47	ASN
51	D2	48	HIS
51	D2	70	GLN
52	D3	2	PRO
53	D4	52	SER
54	D5	4	HIS
54	D5	12	SER
54	D5	38	ALA
54	D5	57	VAL
55	D6	9	LEU
55	D6	16	CYS
55	D6	17	LYS
55	D6	20	ASN
55	D6	23	THR
55	D6	29	ASN
55	D6	46	HIS
55	D6	52	VAL
56	D7	13	ALA
56	D7	15	THR
57	D8	32	LEU
57	D8	33	ASN
57	D8	35	GLN
57	D8	64	TYR
2	AB	10	LEU
2	AB	29	ALA
2	AB	30	ARG
2	AB	65	GLY
2	AB	88	ALA
2	AB	152	PHE
2	AB	157	ARG

*Continued on next page...*

*Continued from previous page...*

Mol	Chain	Res	Type
2	AB	174	VAL
2	AB	208	ILE
2	AB	214	ILE
2	AB	227	GLY
3	AC	3	ASN
3	AC	41	GLY
3	AC	49	SER
3	AC	81	GLY
3	AC	160	ALA
3	AC	176	HIS
4	AD	5	ILE
4	AD	124	GLY
5	AE	7	GLU
5	AE	16	THR
5	AE	74	GLY
5	AE	103	GLY
5	AE	150	ARG
6	AF	39	LYS
6	AF	78	GLU
7	AG	14	PRO
7	AG	23	VAL
7	AG	128	ALA
8	AH	2	LEU
9	AI	38	GLN
9	AI	41	VAL
9	AI	46	ALA
9	AI	117	HIS
10	AJ	6	ILE
10	AJ	82	ILE
11	AK	124	LYS
12	AL	4	ILE
12	AL	9	ARG
12	AL	24	LEU
12	AL	43	LYS
12	AL	59	SER
12	AL	113	SER
12	AL	114	ARG
12	AL	118	GLY
13	AM	8	GLU
13	AM	15	VAL
13	AM	21	TYR
13	AM	49	THR

*Continued on next page...*

*Continued from previous page...*

Mol	Chain	Res	Type
13	AM	70	LEU
13	AM	83	ASP
13	AM	90	LEU
13	AM	91	ARG
13	AM	100	GLY
13	AM	104	ARG
13	AM	105	THR
13	AM	112	GLY
14	AN	23	ARG
14	AN	29	ARG
14	AN	58	LYS
15	AO	86	GLY
16	AP	63	GLY
17	AQ	79	SER
17	AQ	80	GLY
17	AQ	82	MET
18	AR	23	LYS
18	AR	41	LYS
18	AR	57	GLY
18	AR	61	LYS
18	AR	72	ARG
20	AT	29	LYS
20	AT	48	LYS
20	AT	64	ASP
20	AT	71	THR
20	AT	97	ALA
20	AT	99	LEU
21	AU	7	ARG
29	BC	20	TYR
29	BC	48	GLY
29	BC	49	ILE
29	BC	69	GLY
29	BC	76	ALA
29	BC	77	ILE
29	BC	91	ALA
29	BC	109	ASP
29	BC	129	ARG
29	BC	133	PRO
29	BC	151	GLU
29	BC	164	ARG
29	BC	183	GLU
29	BC	201	PRO

*Continued on next page...*



*Continued from previous page...*

Mol	Chain	Res	Type
30	BD	13	ARG
30	BD	27	THR
30	BD	34	VAL
30	BD	35	LYS
30	BD	267	SER
31	BE	35	GLN
31	BE	59	VAL
31	BE	60	ASN
31	BE	69	LYS
31	BE	76	ARG
31	BE	88	GLY
31	BE	157	ALA
32	BF	7	TYR
32	BF	14	PRO
32	BF	21	ALA
32	BF	57	VAL
32	BF	129	PHE
32	BF	134	GLY
32	BF	146	ALA
32	BF	161	GLU
32	BF	168	ARG
32	BF	188	ARG
33	BG	3	LEU
33	BG	14	GLU
33	BG	86	MET
33	BG	153	ARG
33	BG	154	GLY
34	BH	24	VAL
34	BH	91	GLY
34	BH	93	GLY
34	BH	154	PRO
35	BI	15	VAL
35	BI	26	ALA
35	BI	43	ASN
35	BI	49	ALA
35	BI	85	GLU
35	BI	94	ALA
35	BI	111	PRO
35	BI	121	LYS
35	BI	122	GLU
35	BI	131	LYS
35	BI	135	GLU

*Continued on next page...*

*Continued from previous page...*

Mol	Chain	Res	Type
35	BI	139	GLN
35	BI	140	LEU
35	BI	145	VAL
36	BN	37	LYS
36	BN	42	TRP
36	BN	64	GLY
37	BO	52	VAL
37	BO	115	VAL
38	BP	23	PRO
38	BP	30	THR
38	BP	34	GLY
38	BP	65	ARG
38	BP	139	LYS
39	BQ	4	PRO
39	BQ	13	GLN
39	BQ	59	ARG
39	BQ	108	GLY
40	BR	5	LYS
40	BR	23	ASN
40	BR	42	LYS
40	BR	45	ARG
40	BR	82	GLU
41	BS	24	LEU
41	BS	57	LYS
41	BS	85	VAL
41	BS	86	ALA
41	BS	87	PHE
41	BS	89	ARG
41	BS	90	GLY
41	BS	97	ARG
41	BS	104	GLY
42	BT	24	PRO
42	BT	26	ASP
42	BT	29	ARG
42	BT	88	ILE
42	BT	128	GLU
42	BT	132	LYS
43	BU	62	ILE
43	BU	66	ASN
44	BV	18	LEU
44	BV	51	VAL
44	BV	55	ALA

*Continued on next page...*

*Continued from previous page...*

Mol	Chain	Res	Type
44	BV	79	VAL
45	BW	15	ARG
45	BW	45	TYR
45	BW	63	ASP
45	BW	110	LYS
46	BX	68	ARG
47	BY	17	SER
47	BY	41	GLY
47	BY	44	ILE
47	BY	47	LYS
47	BY	49	VAL
48	BZ	26	VAL
48	BZ	110	VAL
48	BZ	165	SER
49	B0	72	ARG
49	B0	73	GLY
50	B1	45	ASN
50	B1	58	ILE
50	B1	85	LEU
53	B4	52	SER
53	B4	65	CYS
54	B5	51	TYR
54	B5	57	VAL
55	B6	49	HIS
56	B7	12	ARG
57	B8	11	LYS
57	B8	41	ILE
57	B8	51	ALA
2	CB	32	ILE
2	CB	38	GLY
2	CB	88	ALA
2	CB	150	SER
2	CB	153	ARG
2	CB	240	GLN
3	CC	20	SER
3	CC	101	LEU
3	CC	145	GLY
3	CC	189	ALA
4	CD	4	TYR
4	CD	9	CYS
4	CD	47	ARG
4	CD	69	GLY

*Continued on next page...*

*Continued from previous page...*

Mol	Chain	Res	Type
4	CD	76	ARG
4	CD	85	LYS
4	CD	88	VAL
4	CD	110	PHE
4	CD	166	LYS
4	CD	171	GLY
5	CE	12	LEU
5	CE	70	PRO
5	CE	85	GLY
5	CE	104	ALA
6	CF	34	GLY
7	CG	116	ALA
8	CH	72	PRO
8	CH	76	PRO
8	CH	121	ASP
8	CH	129	VAL
9	CI	41	VAL
9	CI	61	ALA
9	CI	67	GLY
9	CI	94	ALA
9	CI	100	GLY
9	CI	119	ALA
9	CI	126	SER
10	CJ	23	ILE
10	CJ	59	SER
10	CJ	88	LEU
11	CK	49	GLY
12	CL	16	ARG
12	CL	62	GLU
12	CL	77	HIS
12	CL	118	GLY
12	CL	124	GLU
13	CM	58	GLU
13	CM	71	ARG
13	CM	81	LEU
13	CM	91	ARG
13	CM	100	GLY
13	CM	106	ASN
13	CM	117	VAL
14	CN	17	LYS
14	CN	23	ARG
14	CN	41	ARG

*Continued on next page...*

*Continued from previous page...*

Mol	Chain	Res	Type
14	CN	46	GLU
15	CO	26	GLU
15	CO	86	GLY
16	CP	59	TRP
16	CP	83	GLU
18	CR	27	GLY
19	CS	14	HIS
19	CS	29	ARG
19	CS	70	LYS
19	CS	80	TYR
20	CT	73	HIS
21	CU	3	LYS
29	DC	19	VAL
29	DC	22	ILE
29	DC	43	VAL
29	DC	52	ARG
29	DC	120	MET
29	DC	144	THR
29	DC	149	ILE
29	DC	152	ILE
29	DC	195	ALA
29	DC	210	ARG
30	DD	3	VAL
30	DD	16	MET
30	DD	57	GLY
30	DD	147	LEU
30	DD	191	ALA
30	DD	236	GLY
30	DD	239	ARG
30	DD	268	ARG
30	DD	272	ALA
31	DE	40	GLU
31	DE	53	PRO
31	DE	66	HIS
31	DE	70	ALA
31	DE	72	VAL
31	DE	82	ARG
31	DE	84	PHE
31	DE	94	GLU
31	DE	98	PRO
31	DE	102	VAL
31	DE	112	GLY

*Continued on next page...*

*Continued from previous page...*

Mol	Chain	Res	Type
31	DE	113	PHE
31	DE	118	LYS
31	DE	129	HIS
31	DE	130	GLY
31	DE	152	LYS
31	DE	162	ALA
31	DE	169	ASN
32	DF	5	ALA
32	DF	14	PRO
32	DF	21	ALA
32	DF	26	ALA
32	DF	69	HIS
32	DF	78	ILE
32	DF	81	PRO
32	DF	127	GLU
32	DF	134	GLY
32	DF	160	ASN
33	DG	110	ALA
33	DG	112	PRO
33	DG	123	ASN
33	DG	143	GLU
34	DH	21	PRO
34	DH	29	PRO
34	DH	41	MET
34	DH	84	SER
34	DH	98	LEU
34	DH	151	ILE
34	DH	158	HIS
34	DH	170	ARG
35	DI	21	VAL
35	DI	111	PRO
36	DN	47	ALA
36	DN	49	GLY
36	DN	58	ASP
36	DN	91	LEU
36	DN	105	GLY
36	DN	119	ARG
37	DO	7	TYR
37	DO	26	LYS
37	DO	68	GLU
37	DO	80	ASP
37	DO	98	VAL

*Continued on next page...*

*Continued from previous page...*

Mol	Chain	Res	Type
37	DO	111	PHE
37	DO	120	GLU
38	DP	26	GLY
38	DP	34	GLY
38	DP	48	PRO
38	DP	57	THR
38	DP	74	GLU
38	DP	110	TYR
38	DP	132	LYS
38	DP	141	ALA
38	DP	147	LEU
39	DQ	13	GLN
39	DQ	30	GLY
39	DQ	108	GLY
39	DQ	134	ARG
39	DQ	137	TYR
40	DR	7	GLY
40	DR	14	SER
40	DR	17	ARG
41	DS	14	VAL
41	DS	53	SER
41	DS	74	ALA
41	DS	90	GLY
41	DS	96	GLY
41	DS	98	VAL
41	DS	102	ALA
42	DT	10	VAL
42	DT	12	SER
42	DT	27	THR
42	DT	54	ARG
42	DT	58	ASN
42	DT	80	SER
42	DT	87	ASP
42	DT	94	ALA
42	DT	107	ASP
43	DU	7	GLY
43	DU	9	VAL
43	DU	26	GLY
43	DU	32	PHE
43	DU	54	LYS
43	DU	77	SER
43	DU	90	VAL

*Continued on next page...*



*Continued from previous page...*

Mol	Chain	Res	Type
44	DV	23	GLU
44	DV	40	LEU
44	DV	48	GLY
44	DV	50	PRO
44	DV	67	GLY
45	DW	11	ARG
45	DW	21	VAL
45	DW	56	ALA
45	DW	63	ASP
45	DW	111	HIS
46	DX	4	ALA
46	DX	11	PRO
46	DX	40	LYS
47	DY	9	LYS
47	DY	19	LYS
47	DY	41	GLY
47	DY	47	LYS
47	DY	81	LYS
47	DY	99	CYS
48	DZ	20	ALA
48	DZ	108	ALA
48	DZ	116	LEU
48	DZ	135	PHE
48	DZ	164	VAL
48	DZ	168	GLU
49	D0	33	ALA
49	D0	55	ARG
49	D0	83	PRO
51	D2	14	ARG
51	D2	18	PRO
51	D2	51	ARG
51	D2	57	ILE
52	D3	45	GLY
55	D6	15	GLU
55	D6	31	PRO
55	D6	41	PRO
57	D8	34	TRP
57	D8	40	GLU
57	D8	61	LEU
2	AB	48	MET
2	AB	49	GLU
2	AB	74	LYS

*Continued on next page...*

*Continued from previous page...*

Mol	Chain	Res	Type
2	AB	97	TRP
2	AB	130	ARG
2	AB	183	PRO
2	AB	195	ASP
3	AC	62	ASP
3	AC	144	SER
3	AC	146	ALA
3	AC	168	ALA
3	AC	181	ASN
4	AD	39	PRO
4	AD	63	LYS
4	AD	68	TYR
4	AD	99	SER
4	AD	149	ALA
4	AD	191	ARG
4	AD	193	ASP
5	AE	73	ASN
5	AE	98	THR
5	AE	108	ALA
5	AE	146	ALA
5	AE	154	GLY
6	AF	76	ALA
6	AF	93	SER
7	AG	39	ALA
8	AH	98	LYS
10	AJ	90	LEU
10	AJ	93	GLY
11	AK	87	THR
12	AL	45	PRO
12	AL	72	HIS
12	AL	77	HIS
12	AL	80	VAL
12	AL	102	TYR
13	AM	5	ALA
13	AM	7	VAL
14	AN	44	LEU
15	AO	18	PHE
15	AO	80	ALA
16	AP	31	LYS
16	AP	34	GLU
16	AP	68	ASP
16	AP	70	ALA

*Continued on next page...*

*Continued from previous page...*

Mol	Chain	Res	Type
16	AP	71	ARG
17	AQ	49	GLU
17	AQ	75	ARG
19	AS	5	LEU
19	AS	29	ARG
20	AT	42	GLN
21	AU	25	LYS
29	BC	37	PHE
29	BC	57	ASN
29	BC	89	ALA
29	BC	122	ALA
29	BC	130	ILE
29	BC	188	ASN
29	BC	196	LEU
29	BC	197	GLU
29	BC	213	TYR
30	BD	202	LYS
30	BD	239	ARG
30	BD	241	PRO
30	BD	244	ARG
31	BE	71	GLY
31	BE	83	ASP
31	BE	84	PHE
31	BE	108	SER
31	BE	151	TYR
32	BF	26	ALA
32	BF	158	THR
33	BG	112	PRO
33	BG	172	LEU
34	BH	27	LYS
34	BH	29	PRO
34	BH	62	LYS
35	BI	8	PRO
35	BI	11	ASN
35	BI	14	ASP
35	BI	24	GLY
35	BI	86	THR
35	BI	88	ILE
35	BI	133	HIS
36	BN	7	LYS
36	BN	40	PRO
36	BN	93	THR

*Continued on next page...*

*Continued from previous page...*

Mol	Chain	Res	Type
36	BN	110	GLY
37	BO	76	ALA
37	BO	89	ASN
38	BP	35	HIS
38	BP	36	LYS
38	BP	64	LYS
38	BP	111	ARG
38	BP	140	ALA
38	BP	144	GLU
38	BP	147	LEU
39	BQ	5	ARG
39	BQ	15	GLY
39	BQ	40	ALA
39	BQ	80	GLU
40	BR	46	GLY
40	BR	72	ASP
40	BR	73	VAL
41	BS	61	ASN
41	BS	83	LYS
42	BT	68	TYR
42	BT	82	LEU
42	BT	97	ALA
42	BT	123	GLN
43	BU	97	ASP
45	BW	6	ILE
46	BX	19	ALA
46	BX	23	GLU
47	BY	19	LYS
47	BY	82	PRO
48	BZ	113	GLY
48	BZ	133	PRO
49	B0	57	PHE
50	B1	74	VAL
50	B1	84	GLY
51	B2	14	ARG
51	B2	15	LYS
51	B2	37	PHE
51	B2	44	LEU
51	B2	48	HIS
51	B2	54	LYS
54	B5	34	PRO
54	B5	47	PRO

*Continued on next page...*

*Continued from previous page...*

Mol	Chain	Res	Type
54	B5	56	LYS
55	B6	8	LYS
55	B6	15	GLU
55	B6	28	ARG
55	B6	31	PRO
56	B7	11	LYS
56	B7	23	ARG
57	B8	33	ASN
2	CB	19	HIS
2	CB	27	LYS
2	CB	125	PRO
2	CB	128	GLU
2	CB	196	LEU
2	CB	229	VAL
2	CB	238	LEU
3	CC	4	LYS
3	CC	14	ILE
3	CC	55	VAL
3	CC	62	ASP
4	CD	3	ARG
4	CD	7	PRO
4	CD	26	CYS
4	CD	37	PRO
4	CD	92	VAL
4	CD	131	ARG
4	CD	138	TYR
4	CD	159	ARG
4	CD	165	MET
5	CE	16	THR
5	CE	37	ARG
5	CE	105	VAL
5	CE	108	ALA
5	CE	153	LYS
5	CE	154	GLY
7	CG	42	ILE
8	CH	49	GLU
8	CH	105	ARG
9	CI	11	LYS
9	CI	39	GLY
9	CI	53	VAL
9	CI	111	ARG
10	CJ	52	GLY

*Continued on next page...*

*Continued from previous page...*

Mol	Chain	Res	Type
11	CK	12	ARG
11	CK	77	MET
12	CL	25	LYS
12	CL	88	LYS
12	CL	102	TYR
13	CM	61	GLU
13	CM	109	THR
14	CN	25	VAL
14	CN	60	SER
15	CO	21	ASP
15	CO	27	VAL
15	CO	76	GLU
16	CP	54	GLU
16	CP	63	GLY
17	CQ	33	GLY
17	CQ	49	GLU
19	CS	27	GLU
20	CT	54	LYS
20	CT	95	ALA
29	DC	67	GLY
29	DC	130	ILE
29	DC	132	GLY
29	DC	154	ARG
29	DC	158	ALA
29	DC	170	ALA
29	DC	172	HIS
30	DD	134	ARG
30	DD	140	THR
30	DD	150	LYS
30	DD	225	ALA
31	DE	2	LYS
31	DE	27	LEU
31	DE	56	PRO
31	DE	90	THR
31	DE	122	PHE
31	DE	151	TYR
32	DF	117	ARG
32	DF	140	LEU
32	DF	150	GLY
32	DF	171	PRO
33	DG	3	LEU
33	DG	4	ASP

*Continued on next page...*

*Continued from previous page...*

Mol	Chain	Res	Type
33	DG	10	LYS
33	DG	172	LEU
34	DH	108	GLY
35	DI	14	ASP
35	DI	85	GLU
35	DI	145	VAL
36	DN	11	PRO
36	DN	12	ARG
36	DN	35	ARG
36	DN	40	PRO
36	DN	133	GLN
36	DN	135	PRO
38	DP	14	LYS
38	DP	30	THR
38	DP	42	SER
38	DP	55	ARG
38	DP	56	SER
38	DP	111	ARG
38	DP	145	PRO
38	DP	146	VAL
39	DQ	4	PRO
39	DQ	16	ARG
39	DQ	56	ARG
39	DQ	85	LYS
39	DQ	117	ALA
40	DR	94	TYR
40	DR	107	ASP
41	DS	24	LEU
41	DS	42	ASP
41	DS	78	LEU
41	DS	89	ARG
41	DS	93	LYS
41	DS	107	GLU
42	DT	29	ARG
42	DT	31	SER
42	DT	61	PHE
42	DT	68	TYR
43	DU	43	GLY
43	DU	63	VAL
44	DV	16	PRO
45	DW	9	TYR
45	DW	40	ASN

*Continued on next page...*



*Continued from previous page...*

Mol	Chain	Res	Type
45	DW	80	PRO
45	DW	109	GLU
46	DX	13	LEU
46	DX	60	ARG
47	DY	10	GLY
47	DY	62	GLU
47	DY	67	LEU
47	DY	100	ALA
48	DZ	107	PRO
48	DZ	163	ALA
48	DZ	165	SER
50	D1	56	GLN
50	D1	95	LEU
51	D2	17	SER
51	D2	23	LYS
51	D2	24	LEU
51	D2	43	GLN
54	D5	10	LYS
54	D5	32	PRO
55	D6	18	ARG
55	D6	28	ARG
55	D6	33	LYS
55	D6	43	CYS
55	D6	44	ARG
56	D7	14	LYS
57	D8	53	PRO
58	D9	31	LYS
2	AB	78	GLN
2	AB	237	ALA
3	AC	20	SER
3	AC	107	GLN
3	AC	119	ARG
4	AD	4	TYR
4	AD	42	GLN
4	AD	66	ARG
4	AD	85	LYS
4	AD	91	SER
4	AD	206	PHE
5	AE	85	GLY
5	AE	133	TYR
6	AF	17	SER
6	AF	84	ASN

*Continued on next page...*

*Continued from previous page...*

Mol	Chain	Res	Type
7	AG	6	ARG
8	AH	15	ASN
8	AH	20	TYR
9	AI	49	PRO
9	AI	103	THR
11	AK	40	ILE
11	AK	43	SER
11	AK	62	GLN
11	AK	106	LYS
11	AK	125	PHE
12	AL	88	LYS
13	AM	48	LEU
15	AO	33	THR
15	AO	40	SER
15	AO	73	GLU
15	AO	76	GLU
15	AO	88	ARG
17	AQ	14	LYS
18	AR	60	ALA
20	AT	12	ALA
20	AT	25	ARG
20	AT	65	LYS
20	AT	84	LEU
20	AT	98	PRO
29	BC	35	ALA
29	BC	54	SER
29	BC	66	HIS
30	BD	11	PRO
30	BD	12	SER
30	BD	28	GLU
30	BD	30	GLU
30	BD	32	SER
30	BD	80	ALA
30	BD	108	PRO
30	BD	127	VAL
30	BD	206	LEU
30	BD	238	GLY
30	BD	262	ARG
31	BE	117	MET
32	BF	71	GLY
32	BF	131	GLY
33	BG	46	ALA

*Continued on next page...*

*Continued from previous page...*

Mol	Chain	Res	Type
33	BG	120	LEU
34	BH	40	GLU
34	BH	41	MET
35	BI	12	LEU
35	BI	40	THR
35	BI	119	PRO
35	BI	130	TYR
35	BI	132	PRO
36	BN	126	PRO
37	BO	120	GLU
38	BP	48	PRO
38	BP	49	ARG
38	BP	56	SER
38	BP	98	GLU
38	BP	110	TYR
38	BP	149	GLU
39	BQ	133	ARG
40	BR	41	ALA
40	BR	49	ASP
41	BS	14	VAL
41	BS	46	VAL
41	BS	103	GLU
42	BT	20	PRO
42	BT	101	PHE
43	BU	60	LEU
45	BW	37	ARG
45	BW	105	VAL
46	BX	40	LYS
47	BY	11	ASP
48	BZ	45	LYS
48	BZ	107	PRO
48	BZ	171	ALA
48	BZ	172	ALA
49	B0	35	ASN
49	B0	71	ASP
51	B2	34	GLU
53	B4	54	LYS
55	B6	18	ARG
55	B6	44	ARG
57	B8	31	HIS
57	B8	40	GLU
2	CB	91	PRO

*Continued on next page...*

*Continued from previous page...*

Mol	Chain	Res	Type
2	CB	106	LYS
2	CB	130	ARG
2	CB	167	PRO
3	CC	46	GLU
3	CC	77	ILE
3	CC	98	ASN
3	CC	195	VAL
4	CD	13	ARG
4	CD	24	GLU
4	CD	80	GLU
4	CD	179	GLU
5	CE	130	ASN
6	CF	43	LEU
7	CG	7	ALA
8	CH	6	ILE
8	CH	73	ASP
9	CI	35	GLU
9	CI	117	HIS
10	CJ	41	PRO
10	CJ	86	MET
11	CK	50	TYR
11	CK	117	ASN
12	CL	48	ALA
12	CL	72	HIS
12	CL	78	SER
13	CM	59	TYR
13	CM	104	ARG
14	CN	19	ARG
15	CO	12	ILE
15	CO	19	PRO
17	CQ	64	PRO
18	CR	68	LYS
19	CS	12	ASP
29	DC	64	LEU
29	DC	125	SER
29	DC	145	VAL
29	DC	161	ILE
29	DC	168	THR
29	DC	213	TYR
30	DD	244	ARG
31	DE	204	ALA
32	DF	108	LYS

*Continued on next page...*

*Continued from previous page...*

Mol	Chain	Res	Type
32	DF	158	THR
33	DG	49	ASP
33	DG	153	ARG
33	DG	179	PRO
34	DH	13	LYS
34	DH	47	GLU
34	DH	53	GLU
34	DH	68	THR
34	DH	97	ARG
35	DI	30	LEU
35	DI	83	ALA
35	DI	89	TYR
36	DN	134	ARG
37	DO	5	GLN
39	DQ	29	PHE
39	DQ	67	ARG
40	DR	106	GLY
41	DS	18	ILE
41	DS	85	VAL
41	DS	91	PRO
42	DT	4	GLY
42	DT	20	PRO
42	DT	57	PHE
42	DT	88	ILE
42	DT	97	ALA
43	DU	45	TYR
43	DU	111	GLU
44	DV	24	LYS
44	DV	30	GLY
45	DW	75	TYR
46	DX	85	PRO
47	DY	31	LEU
47	DY	39	VAL
47	DY	50	ARG
47	DY	55	TYR
47	DY	66	PRO
48	DZ	46	VAL
48	DZ	65	SER
49	D0	35	ASN
50	D1	6	GLU
50	D1	45	ASN
50	D1	53	VAL

*Continued on next page...*

*Continued from previous page...*

Mol	Chain	Res	Type
53	D4	61	VAL
54	D5	11	THR
54	D5	24	ALA
54	D5	33	CYS
55	D6	49	HIS
57	D8	29	LYS
57	D8	37	SER
57	D8	54	GLU
58	D9	35	ARG
2	AB	159	PRO
2	AB	191	ASP
2	AB	192	SER
3	AC	54	ARG
4	AD	65	ARG
5	AE	27	ARG
7	AG	41	ARG
7	AG	100	ALA
9	AI	82	ALA
11	AK	39	PRO
12	AL	25	LYS
13	AM	81	LEU
15	AO	13	GLN
15	AO	87	ILE
17	AQ	78	GLU
18	AR	54	ARG
18	AR	55	ARG
21	AU	9	ARG
29	BC	64	LEU
29	BC	78	ALA
29	BC	152	ILE
29	BC	200	LYS
29	BC	215	THR
30	BD	23	GLU
31	BE	70	ALA
32	BF	102	PRO
33	BG	142	PRO
34	BH	55	PRO
35	BI	17	GLN
35	BI	101	LEU
36	BN	57	ALA
36	BN	127	ASP
39	BQ	28	ALA

*Continued on next page...*

*Continued from previous page...*

Mol	Chain	Res	Type
39	BQ	119	ARG
41	BS	21	THR
42	BT	32	TYR
43	BU	92	ARG
44	BV	53	GLU
45	BW	93	ALA
47	BY	57	GLN
47	BY	67	LEU
47	BY	81	LYS
48	BZ	163	ALA
48	BZ	173	VAL
49	B0	74	ARG
50	B1	37	ILE
52	B3	41	PRO
56	B7	46	VAL
2	CB	96	ARG
2	CB	169	LYS
3	CC	22	TRP
4	CD	5	ILE
5	CE	8	GLU
7	CG	33	ASP
8	CH	30	ARG
8	CH	68	ARG
8	CH	87	SER
8	CH	107	LEU
10	CJ	27	ALA
12	CL	73	ASN
13	CM	36	LYS
13	CM	116	THR
14	CN	59	ALA
15	CO	46	HIS
16	CP	28	ARG
16	CP	46	PRO
18	CR	36	ASN
18	CR	71	LYS
29	DC	54	SER
29	DC	57	ASN
29	DC	71	GLN
29	DC	78	ALA
29	DC	175	VAL
30	DD	11	PRO
30	DD	35	LYS

*Continued on next page...*



*Continued from previous page...*

Mol	Chain	Res	Type
30	DD	44	ASN
32	DF	9	ILE
32	DF	70	THR
32	DF	84	VAL
32	DF	161	GLU
32	DF	178	PRO
33	DG	86	MET
34	DH	45	VAL
34	DH	85	LYS
34	DH	154	PRO
35	DI	71	ILE
35	DI	87	LYS
35	DI	133	HIS
36	DN	5	VAL
36	DN	94	HIS
37	DO	14	THR
37	DO	93	PRO
37	DO	112	MET
38	DP	25	SER
38	DP	40	SER
40	DR	10	LEU
40	DR	90	ARG
40	DR	93	GLY
41	DS	22	GLY
42	DT	3	ARG
42	DT	35	LYS
42	DT	102	ILE
43	DU	65	ILE
44	DV	22	VAL
44	DV	35	LEU
44	DV	38	LEU
47	DY	17	SER
47	DY	27	VAL
47	DY	57	GLN
47	DY	96	ILE
48	DZ	38	VAL
50	D1	27	GLU
50	D1	52	ARG
53	D4	54	LYS
57	D8	18	ALA
57	D8	51	ALA
2	AB	143	GLU

*Continued on next page...*

*Continued from previous page...*

Mol	Chain	Res	Type
3	AC	96	GLY
4	AD	88	VAL
4	AD	129	ASN
4	AD	164	ALA
4	AD	196	LEU
9	AI	97	LYS
12	AL	11	GLY
12	AL	16	ARG
16	AP	28	ARG
17	AQ	17	LYS
17	AQ	66	SER
19	AS	26	GLY
20	AT	78	ALA
20	AT	96	GLY
29	BC	44	HIS
29	BC	50	ASP
29	BC	203	GLY
31	BE	45	THR
31	BE	66	HIS
32	BF	89	VAL
32	BF	178	PRO
33	BG	144	ILE
35	BI	89	TYR
37	BO	26	LYS
37	BO	48	PRO
37	BO	107	ARG
40	BR	39	PRO
40	BR	92	GLY
42	BT	56	GLY
42	BT	135	ALA
43	BU	25	TRP
47	BY	55	TYR
48	BZ	135	PHE
48	BZ	164	VAL
54	B5	50	GLY
2	CB	183	PRO
2	CB	237	ALA
3	CC	72	LYS
3	CC	197	GLY
5	CE	22	GLY
6	CF	33	TYR
7	CG	100	ALA

*Continued on next page...*

*Continued from previous page...*

Mol	Chain	Res	Type
7	CG	112	PRO
8	CH	53	VAL
9	CI	123	PRO
11	CK	54	ARG
11	CK	90	GLY
12	CL	9	ARG
12	CL	24	LEU
19	CS	17	GLU
20	CT	23	ARG
29	DC	200	LYS
30	DD	200	ASP
33	DG	14	GLU
35	DI	15	VAL
35	DI	37	VAL
36	DN	81	GLY
37	DO	102	VAL
38	DP	115	LEU
38	DP	144	GLU
40	DR	85	PRO
42	DT	92	GLY
43	DU	15	LYS
46	DX	94	GLY
49	D0	30	VAL
50	D1	30	VAL
50	D1	76	ARG
56	D7	32	LYS
57	D8	3	LYS
57	D8	14	VAL
58	D9	30	PRO
2	AB	167	PRO
3	AC	141	VAL
3	AC	207	VAL
7	AG	34	GLY
8	AH	75	ARG
8	AH	129	VAL
10	AJ	23	ILE
16	AP	78	GLY
29	BC	43	VAL
29	BC	161	ILE
29	BC	175	VAL
31	BE	29	GLY
32	BF	9	ILE

*Continued on next page...*

*Continued from previous page...*

Mol	Chain	Res	Type
32	BF	66	PRO
32	BF	171	PRO
35	BI	134	PRO
38	BP	146	VAL
43	BU	65	ILE
46	BX	94	GLY
47	BY	37	VAL
2	CB	80	ILE
4	CD	29	PRO
7	CG	81	GLY
18	CR	70	ILE
20	CT	33	ILE
29	DC	74	VAL
29	DC	140	PRO
29	DC	212	VAL
30	DD	108	PRO
30	DD	232	PRO
31	DE	39	PRO
34	DH	66	GLY
39	DQ	100	GLY
44	DV	47	VAL
45	DW	91	GLY
47	DY	98	VAL
48	DZ	158	PRO
49	D0	47	PRO
4	AD	69	GLY
18	AR	22	VAL
29	BC	58	VAL
29	BC	145	VAL
31	BE	52	LEU
32	BF	126	VAL
36	BN	135	PRO
44	BV	99	ILE
48	BZ	21	GLY
48	BZ	138	VAL
6	CF	11	ASN
9	CI	21	PRO
10	CJ	24	VAL
10	CJ	75	ILE
12	CL	22	PRO
12	CL	84	GLY
31	DE	9	VAL

*Continued on next page...*

*Continued from previous page...*

Mol	Chain	Res	Type
33	DG	109	VAL
33	DG	159	VAL
37	DO	52	VAL
38	DP	7	ARG
46	DX	39	ILE
47	DY	38	ILE
49	D0	6	GLY
54	D5	31	VAL
2	AB	172	ILE
3	AC	74	GLY
6	AF	40	VAL
12	AL	91	PRO
13	AM	38	GLY
13	AM	41	PRO
16	AP	62	VAL
29	BC	65	PRO
29	BC	90	GLY
33	BG	140	ILE
35	BI	84	GLY
36	BN	54	VAL
38	BP	116	GLY
43	BU	102	GLU
44	BV	48	GLY
47	BY	27	VAL
48	BZ	36	VAL
48	BZ	157	PRO
53	B4	55	PRO
3	CC	141	VAL
7	CG	88	PRO
16	CP	33	ILE
17	CQ	28	PRO
32	DF	102	PRO
32	DF	131	GLY
33	DG	122	PRO
34	DH	17	VAL
36	DN	16	ILE
39	DQ	126	PRO
40	DR	66	VAL
48	DZ	173	VAL
3	AC	55	VAL
3	AC	114	PRO
4	AD	92	VAL

*Continued on next page...*

*Continued from previous page...*

Mol	Chain	Res	Type
32	BF	64	ILE
32	BF	207	GLY
33	BG	70	VAL
38	BP	97	PRO
42	BT	25	GLY
47	BY	39	VAL
55	B6	41	PRO
2	CB	93	VAL
13	CM	85	GLY
29	DC	65	PRO
30	DD	127	VAL
33	DG	127	GLY
36	DN	78	TYR
40	DR	38	VAL
42	DT	42	ILE
48	DZ	115	VAL
2	AB	202	PRO
4	AD	204	ILE
10	AJ	36	GLY
29	BC	171	ILE
33	BG	63	ILE
36	BN	36	GLY
38	BP	63	PRO
41	BS	98	VAL
2	CB	72	GLY
13	CM	4	ILE
13	CM	6	GLY
34	DH	39	PRO
34	DH	44	VAL
35	DI	7	GLU
48	DZ	160	VAL
36	DN	126	PRO
30	BD	245	PRO

### 5.3.2 Protein sidechains ⓘ

In the following table, the Percentiles column shows the percent sidechain outliers of the chain as a percentile score with respect to all X-ray entries followed by that with respect to entries of similar resolution.

The Analysed column shows the number of residues for which the sidechain conformation was analysed, and the total number of residues.

Mol	Chain	Analysed	Rotameric	Outliers	Percentiles	
2	AB	202/220 (92%)	169 (84%)	33 (16%)	2	9
2	CB	202/220 (92%)	174 (86%)	28 (14%)	3	14
3	AC	160/188 (85%)	129 (81%)	31 (19%)	1	6
3	CC	160/188 (85%)	140 (88%)	20 (12%)	3	17
4	AD	180/181 (99%)	147 (82%)	33 (18%)	1	7
4	CD	180/181 (99%)	147 (82%)	33 (18%)	1	7
5	AE	115/123 (94%)	101 (88%)	14 (12%)	4	18
5	CE	115/123 (94%)	96 (84%)	19 (16%)	2	9
6	AF	90/90 (100%)	80 (89%)	10 (11%)	5	21
6	CF	90/90 (100%)	78 (87%)	12 (13%)	3	15
7	AG	126/127 (99%)	106 (84%)	20 (16%)	2	10
7	CG	126/127 (99%)	106 (84%)	20 (16%)	2	10
8	AH	119/119 (100%)	96 (81%)	23 (19%)	1	6
8	CH	119/119 (100%)	105 (88%)	14 (12%)	4	19
9	AI	97/99 (98%)	80 (82%)	17 (18%)	1	8
9	CI	97/99 (98%)	85 (88%)	12 (12%)	4	17
10	AJ	88/92 (96%)	68 (77%)	20 (23%)	0	3
10	CJ	88/92 (96%)	74 (84%)	14 (16%)	2	10
11	AK	90/99 (91%)	74 (82%)	16 (18%)	1	8
11	CK	90/99 (91%)	78 (87%)	12 (13%)	3	15
12	AL	104/109 (95%)	87 (84%)	17 (16%)	2	9
12	CL	104/109 (95%)	90 (86%)	14 (14%)	3	14
13	AM	94/101 (93%)	75 (80%)	19 (20%)	1	5
13	CM	88/101 (87%)	69 (78%)	19 (22%)	1	4
14	AN	49/50 (98%)	39 (80%)	10 (20%)	1	5
14	CN	49/50 (98%)	37 (76%)	12 (24%)	0	2
15	AO	79/80 (99%)	63 (80%)	16 (20%)	1	5
15	CO	79/80 (99%)	65 (82%)	14 (18%)	1	8
16	AP	72/74 (97%)	63 (88%)	9 (12%)	3	17
16	CP	72/74 (97%)	60 (83%)	12 (17%)	2	9
17	AQ	94/97 (97%)	80 (85%)	14 (15%)	2	12
17	CQ	94/97 (97%)	84 (89%)	10 (11%)	5	23

Continued on next page...



*Continued from previous page...*

Mol	Chain	Analysed	Rotameric	Outliers	Percentiles	
18	AR	61/77 (79%)	53 (87%)	8 (13%)	3	15
18	CR	61/77 (79%)	55 (90%)	6 (10%)	6	26
19	AS	69/80 (86%)	53 (77%)	16 (23%)	0	3
19	CS	69/80 (86%)	51 (74%)	18 (26%)	0	2
20	AT	76/82 (93%)	63 (83%)	13 (17%)	1	8
20	CT	76/82 (93%)	65 (86%)	11 (14%)	2	13
21	AU	19/22 (86%)	16 (84%)	3 (16%)	2	10
21	CU	19/22 (86%)	18 (95%)	1 (5%)	19	51
26	AZ	2/2 (100%)	2 (100%)	0	100	100
26	CZ	2/2 (100%)	2 (100%)	0	100	100
29	BC	61/181 (34%)	56 (92%)	5 (8%)	9	34
29	DC	61/181 (34%)	51 (84%)	10 (16%)	2	9
30	BD	213/218 (98%)	162 (76%)	51 (24%)	0	3
30	DD	213/218 (98%)	173 (81%)	40 (19%)	1	7
31	BE	165/166 (99%)	127 (77%)	38 (23%)	0	3
31	DE	165/166 (99%)	121 (73%)	44 (27%)	0	2
32	BF	165/166 (99%)	136 (82%)	29 (18%)	1	8
32	DF	165/166 (99%)	138 (84%)	27 (16%)	2	9
33	BG	155/156 (99%)	117 (76%)	38 (24%)	0	2
33	DG	155/156 (99%)	125 (81%)	30 (19%)	1	6
34	BH	136/148 (92%)	111 (82%)	25 (18%)	1	7
34	DH	132/148 (89%)	111 (84%)	21 (16%)	2	10
35	BI	102/124 (82%)	79 (78%)	23 (22%)	1	3
35	DI	103/124 (83%)	85 (82%)	18 (18%)	1	8
36	BN	117/119 (98%)	88 (75%)	29 (25%)	0	2
36	DN	117/119 (98%)	92 (79%)	25 (21%)	1	4
37	BO	100/100 (100%)	81 (81%)	19 (19%)	1	7
37	DO	100/100 (100%)	75 (75%)	25 (25%)	0	2
38	BP	112/116 (97%)	76 (68%)	36 (32%)	0	1
38	DP	112/116 (97%)	79 (70%)	33 (30%)	0	1
39	BQ	111/111 (100%)	85 (77%)	26 (23%)	0	3

*Continued on next page...*

*Continued from previous page...*

Mol	Chain	Analysed	Rotameric	Outliers	Percentiles	
39	DQ	110/111 (99%)	91 (83%)	19 (17%)	1	8
40	BR	100/101 (99%)	77 (77%)	23 (23%)	0	3
40	DR	100/101 (99%)	67 (67%)	33 (33%)	0	1
41	BS	77/88 (88%)	60 (78%)	17 (22%)	1	4
41	DS	76/88 (86%)	62 (82%)	14 (18%)	1	7
42	BT	120/127 (94%)	81 (68%)	39 (32%)	0	1
42	DT	120/127 (94%)	88 (73%)	32 (27%)	0	2
43	BU	92/94 (98%)	71 (77%)	21 (23%)	0	3
43	DU	92/94 (98%)	81 (88%)	11 (12%)	4	18
44	BV	82/82 (100%)	59 (72%)	23 (28%)	0	1
44	DV	82/82 (100%)	60 (73%)	22 (27%)	0	2
45	BW	91/92 (99%)	74 (81%)	17 (19%)	1	7
45	DW	91/92 (99%)	72 (79%)	19 (21%)	1	4
46	BX	74/78 (95%)	60 (81%)	14 (19%)	1	7
46	DX	74/78 (95%)	58 (78%)	16 (22%)	1	4
47	BY	84/91 (92%)	62 (74%)	22 (26%)	0	2
47	DY	84/91 (92%)	63 (75%)	21 (25%)	0	2
48	BZ	155/179 (87%)	127 (82%)	28 (18%)	1	7
48	DZ	155/179 (87%)	135 (87%)	20 (13%)	3	16
49	B0	66/67 (98%)	53 (80%)	13 (20%)	1	6
49	D0	66/67 (98%)	58 (88%)	8 (12%)	4	18
50	B1	74/83 (89%)	56 (76%)	18 (24%)	0	3
50	D1	78/83 (94%)	63 (81%)	15 (19%)	1	6
51	B2	66/67 (98%)	50 (76%)	16 (24%)	0	3
51	D2	66/67 (98%)	53 (80%)	13 (20%)	1	6
52	B3	51/52 (98%)	42 (82%)	9 (18%)	1	8
52	D3	51/52 (98%)	44 (86%)	7 (14%)	3	14
53	B4	27/63 (43%)	23 (85%)	4 (15%)	2	12
53	D4	27/63 (43%)	25 (93%)	2 (7%)	11	38
54	B5	51/52 (98%)	39 (76%)	12 (24%)	0	3
54	D5	51/52 (98%)	42 (82%)	9 (18%)	1	8

*Continued on next page...*

*Continued from previous page...*

Mol	Chain	Analysed	Rotameric	Outliers	Percentiles	
55	B6	43/52 (83%)	30 (70%)	13 (30%)	0	1
55	D6	44/52 (85%)	28 (64%)	16 (36%)	0	1
56	B7	41/42 (98%)	34 (83%)	7 (17%)	1	8
56	D7	41/42 (98%)	36 (88%)	5 (12%)	4	18
57	B8	53/55 (96%)	44 (83%)	9 (17%)	1	9
57	D8	53/55 (96%)	39 (74%)	14 (26%)	0	2
58	B9	33/34 (97%)	24 (73%)	9 (27%)	0	2
58	D9	33/34 (97%)	28 (85%)	5 (15%)	2	11
All	All	9600/10432 (92%)	7750 (81%)	1850 (19%)	1	6

All (1850) residues with a non-rotameric sidechain are listed below:

Mol	Chain	Res	Type
2	AB	8	LYS
2	AB	15	VAL
2	AB	16	HIS
2	AB	17	PHE
2	AB	36	ARG
2	AB	44	LEU
2	AB	45	GLN
2	AB	53	ARG
2	AB	61	LEU
2	AB	64	ARG
2	AB	69	LEU
2	AB	74	LYS
2	AB	78	GLN
2	AB	80	ILE
2	AB	110	GLN
2	AB	113	HIS
2	AB	130	ARG
2	AB	137	ARG
2	AB	153	ARG
2	AB	155	LEU
2	AB	165	VAL
2	AB	175	ARG
2	AB	178	ARG
2	AB	183	PRO
2	AB	189	ASP
2	AB	196	LEU

*Continued on next page...*

*Continued from previous page...*

Mol	Chain	Res	Type
2	AB	198	ASP
2	AB	204	ASN
2	AB	206	ASP
2	AB	212	GLN
2	AB	213	LEU
2	AB	215	LEU
2	AB	238	LEU
3	AC	3	ASN
3	AC	5	ILE
3	AC	10	PHE
3	AC	11	ARG
3	AC	12	LEU
3	AC	16	ARG
3	AC	17	ASP
3	AC	21	ARG
3	AC	28	GLN
3	AC	29	TYR
3	AC	31	HIS
3	AC	36	ASP
3	AC	47	LEU
3	AC	52	LEU
3	AC	62	ASP
3	AC	63	ASN
3	AC	76	VAL
3	AC	77	ILE
3	AC	79	ARG
3	AC	94	LEU
3	AC	124	ILE
3	AC	151	VAL
3	AC	154	SER
3	AC	165	THR
3	AC	178	LEU
3	AC	192	THR
3	AC	193	TYR
3	AC	195	VAL
3	AC	198	VAL
3	AC	201	TYR
3	AC	204	LEU
4	AD	3	ARG
4	AD	9	CYS
4	AD	10	ARG
4	AD	11	LEU

*Continued on next page...*

*Continued from previous page...*

Mol	Chain	Res	Type
4	AD	12	CYS
4	AD	15	GLU
4	AD	25	ARG
4	AD	26	CYS
4	AD	28	SER
4	AD	31	CYS
4	AD	42	GLN
4	AD	50	ARG
4	AD	58	LEU
4	AD	72	GLU
4	AD	86	LYS
4	AD	92	VAL
4	AD	96	LEU
4	AD	98	GLU
4	AD	101	LEU
4	AD	118	ARG
4	AD	120	LEU
4	AD	122	ARG
4	AD	131	ARG
4	AD	135	LEU
4	AD	139	ARG
4	AD	146	ILE
4	AD	150	GLU
4	AD	161	ASN
4	AD	168	ARG
4	AD	188	LEU
4	AD	196	LEU
4	AD	208	SER
4	AD	209	ARG
5	AE	5	ASP
5	AE	10	MET
5	AE	16	THR
5	AE	20	GLN
5	AE	31	LEU
5	AE	43	LEU
5	AE	64	ARG
5	AE	73	ASN
5	AE	75	THR
5	AE	91	LEU
5	AE	101	ILE
5	AE	133	TYR
5	AE	141	GLN

*Continued on next page...*

*Continued from previous page...*

Mol	Chain	Res	Type
5	AE	147	ASP
6	AF	6	VAL
6	AF	10	LEU
6	AF	15	ASP
6	AF	16	GLN
6	AF	43	LEU
6	AF	55	ASP
6	AF	64	GLN
6	AF	80	ARG
6	AF	94	GLN
6	AF	98	LEU
7	AG	5	ARG
7	AG	21	VAL
7	AG	45	ASP
7	AG	57	GLU
7	AG	59	LEU
7	AG	61	VAL
7	AG	68	ASN
7	AG	78	ARG
7	AG	79	ARG
7	AG	89	MET
7	AG	92	SER
7	AG	104	LEU
7	AG	109	ASN
7	AG	114	ARG
7	AG	118	VAL
7	AG	141	VAL
7	AG	142	GLU
7	AG	143	ARG
7	AG	151	TYR
7	AG	156	TRP
8	AH	1	MET
8	AH	4	ASP
8	AH	19	VAL
8	AH	25	ASP
8	AH	26	VAL
8	AH	30	ARG
8	AH	41	ARG
8	AH	52	ASP
8	AH	63	LEU
8	AH	65	TYR
8	AH	75	ARG

*Continued on next page...*

*Continued from previous page...*

Mol	Chain	Res	Type
8	AH	78	GLN
8	AH	84	ARG
8	AH	85	ARG
8	AH	87	SER
8	AH	91	ARG
8	AH	103	VAL
8	AH	104	ARG
8	AH	107	LEU
8	AH	112	LEU
8	AH	118	VAL
8	AH	119	LEU
8	AH	133	LEU
9	AI	4	TYR
9	AI	10	ARG
9	AI	38	GLN
9	AI	41	VAL
9	AI	54	ASP
9	AI	62	TYR
9	AI	66	ARG
9	AI	78	LYS
9	AI	85	LEU
9	AI	91	ASP
9	AI	95	LYS
9	AI	102	LEU
9	AI	108	VAL
9	AI	114	TYR
9	AI	118	LYS
9	AI	121	ARG
9	AI	124	GLN
10	AJ	13	HIS
10	AJ	17	ASP
10	AJ	22	LYS
10	AJ	25	GLU
10	AJ	35	SER
10	AJ	40	LEU
10	AJ	49	VAL
10	AJ	54	PHE
10	AJ	55	LYS
10	AJ	57	LYS
10	AJ	59	SER
10	AJ	62	HIS
10	AJ	63	PHE

*Continued on next page...*



*Continued from previous page...*

Mol	Chain	Res	Type
10	AJ	67	THR
10	AJ	70	ARG
10	AJ	74	ILE
10	AJ	80	LYS
10	AJ	81	THR
10	AJ	90	LEU
10	AJ	96	ILE
11	AK	18	ARG
11	AK	24	SER
11	AK	26	ASN
11	AK	29	ILE
11	AK	30	VAL
11	AK	32	ILE
11	AK	38	ASN
11	AK	40	ILE
11	AK	51	LYS
11	AK	63	LEU
11	AK	92	GLU
11	AK	103	LEU
11	AK	116	HIS
11	AK	117	ASN
11	AK	125	PHE
11	AK	127	LYS
12	AL	10	LYS
12	AL	18	LYS
12	AL	24	LEU
12	AL	30	ARG
12	AL	33	VAL
12	AL	34	CYS
12	AL	35	THR
12	AL	40	VAL
12	AL	50	ARG
12	AL	64	THR
12	AL	70	GLU
12	AL	73	ASN
12	AL	78	SER
12	AL	80	VAL
12	AL	81	LEU
12	AL	86	ARG
12	AL	109	ASP
13	AM	12	ASN
13	AM	47	ASP

*Continued on next page...*

*Continued from previous page...*

Mol	Chain	Res	Type
13	AM	48	LEU
13	AM	50	GLU
13	AM	56	LEU
13	AM	58	GLU
13	AM	64	TRP
13	AM	65	LYS
13	AM	67	GLU
13	AM	69	GLU
13	AM	82	MET
13	AM	91	ARG
13	AM	93	ARG
13	AM	98	VAL
13	AM	102	ARG
13	AM	104	ARG
13	AM	108	ARG
13	AM	109	THR
13	AM	115	LYS
14	AN	12	ARG
14	AN	14	PRO
14	AN	16	PHE
14	AN	25	VAL
14	AN	33	VAL
14	AN	35	ARG
14	AN	41	ARG
14	AN	45	ARG
14	AN	53	LEU
14	AN	60	SER
15	AO	10	LYS
15	AO	24	SER
15	AO	26	GLU
15	AO	34	LEU
15	AO	35	ARG
15	AO	37	ASN
15	AO	38	ARG
15	AO	39	LEU
15	AO	41	GLU
15	AO	47	LYS
15	AO	49	ASP
15	AO	56	LEU
15	AO	65	ARG
15	AO	71	GLN
15	AO	82	ILE

*Continued on next page...*

*Continued from previous page...*

Mol	Chain	Res	Type
15	AO	83	GLU
16	AP	1	MET
16	AP	26	ARG
16	AP	27	LYS
16	AP	32	TYR
16	AP	62	VAL
16	AP	65	GLN
16	AP	69	THR
16	AP	71	ARG
16	AP	82	GLN
17	AQ	9	VAL
17	AQ	11	VAL
17	AQ	26	GLN
17	AQ	48	GLU
17	AQ	50	LYS
17	AQ	52	LYS
17	AQ	59	ILE
17	AQ	60	ILE
17	AQ	66	SER
17	AQ	77	VAL
17	AQ	78	GLU
17	AQ	81	ARG
17	AQ	94	ASN
17	AQ	98	LEU
18	AR	25	THR
18	AR	31	LEU
18	AR	32	ARG
18	AR	40	LEU
18	AR	53	ARG
18	AR	69	THR
18	AR	74	ARG
18	AR	87	ARG
19	AS	4	SER
19	AS	5	LEU
19	AS	6	LYS
19	AS	7	LYS
19	AS	13	ASP
19	AS	16	LEU
19	AS	22	LEU
19	AS	27	GLU
19	AS	29	ARG
19	AS	37	ARG

*Continued on next page...*

*Continued from previous page...*

Mol	Chain	Res	Type
19	AS	39	THR
19	AS	41	VAL
19	AS	44	MET
19	AS	49	ILE
19	AS	67	VAL
19	AS	79	THR
20	AT	18	GLN
20	AT	19	SER
20	AT	26	ASN
20	AT	35	THR
20	AT	36	LEU
20	AT	41	ILE
20	AT	64	ASP
20	AT	72	LEU
20	AT	75	ASN
20	AT	82	SER
20	AT	84	LEU
20	AT	86	ARG
20	AT	93	GLU
21	AU	8	THR
21	AU	12	LYS
21	AU	25	LYS
29	BC	24	GLU
29	BC	36	LYS
29	BC	64	LEU
29	BC	77	ILE
29	BC	94	VAL
30	BD	7	LYS
30	BD	10	THR
30	BD	13	ARG
30	BD	14	ARG
30	BD	15	PHE
30	BD	20	ASP
30	BD	21	PHE
30	BD	24	ILE
30	BD	26	LYS
30	BD	36	PRO
30	BD	44	ASN
30	BD	46	GLN
30	BD	48	ARG
30	BD	49	ILE
30	BD	50	THR

*Continued on next page...*

*Continued from previous page...*

Mol	Chain	Res	Type
30	BD	52	ARG
30	BD	61	LEU
30	BD	65	ILE
30	BD	69	ARG
30	BD	73	VAL
30	BD	75	ILE
30	BD	76	PRO
30	BD	94	LEU
30	BD	106	ILE
30	BD	111	LEU
30	BD	112	GLN
30	BD	113	VAL
30	BD	117	VAL
30	BD	122	ASP
30	BD	127	VAL
30	BD	131	LEU
30	BD	142	VAL
30	BD	146	GLU
30	BD	166	GLN
30	BD	192	THR
30	BD	198	ASN
30	BD	201	HIS
30	BD	211	ARG
30	BD	212	SER
30	BD	213	ARG
30	BD	218	ARG
30	BD	219	PRO
30	BD	220	HIS
30	BD	221	VAL
30	BD	229	VAL
30	BD	232	PRO
30	BD	252	TRP
30	BD	254	THR
30	BD	259	THR
30	BD	260	ARG
30	BD	271	ILE
31	BE	7	VAL
31	BE	14	ILE
31	BE	19	ARG
31	BE	24	THR
31	BE	33	VAL
31	BE	36	ARG

*Continued on next page...*

*Continued from previous page...*

Mol	Chain	Res	Type
31	BE	40	GLU
31	BE	52	LEU
31	BE	55	ASN
31	BE	61	ARG
31	BE	78	LEU
31	BE	79	ARG
31	BE	82	ARG
31	BE	86	PRO
31	BE	89	ASP
31	BE	92	THR
31	BE	94	GLU
31	BE	95	ILE
31	BE	102	VAL
31	BE	107	THR
31	BE	113	PHE
31	BE	118	LYS
31	BE	119	ARG
31	BE	134	ILE
31	BE	140	SER
31	BE	144	ARG
31	BE	146	THR
31	BE	150	VAL
31	BE	154	LYS
31	BE	164	ARG
31	BE	167	VAL
31	BE	173	VAL
31	BE	179	GLU
31	BE	181	LEU
31	BE	189	PRO
31	BE	197	ILE
31	BE	202	LYS
31	BE	203	LYS
32	BF	2	LYS
32	BF	3	GLU
32	BF	20	LEU
32	BF	25	PRO
32	BF	35	GLU
32	BF	38	ARG
32	BF	44	ARG
32	BF	57	VAL
32	BF	67	GLN
32	BF	78	ILE

*Continued on next page...*

*Continued from previous page...*

Mol	Chain	Res	Type
32	BF	82	ILE
32	BF	84	VAL
32	BF	88	VAL
32	BF	100	THR
32	BF	102	PRO
32	BF	106	ARG
32	BF	107	LYS
32	BF	108	LYS
32	BF	117	ARG
32	BF	125	LEU
32	BF	140	LEU
32	BF	151	SER
32	BF	160	ASN
32	BF	164	ARG
32	BF	183	VAL
32	BF	186	ILE
32	BF	194	MET
32	BF	202	PHE
32	BF	203	GLN
33	BG	3	LEU
33	BG	4	ASP
33	BG	8	LYS
33	BG	16	ARG
33	BG	21	ARG
33	BG	26	GLN
33	BG	40	ASN
33	BG	52	ILE
33	BG	53	LEU
33	BG	62	LEU
33	BG	63	ILE
33	BG	64	THR
33	BG	70	VAL
33	BG	87	PRO
33	BG	88	ILE
33	BG	90	LEU
33	BG	93	THR
33	BG	101	ILE
33	BG	103	LEU
33	BG	104	GLU
33	BG	105	LYS
33	BG	111	LEU
33	BG	113	ARG

*Continued on next page...*



*Continued from previous page...*

Mol	Chain	Res	Type
33	BG	114	ILE
33	BG	116	ASP
33	BG	123	ASN
33	BG	130	ASN
33	BG	136	ARG
33	BG	139	LEU
33	BG	149	VAL
33	BG	150	ASP
33	BG	153	ARG
33	BG	157	ILE
33	BG	159	VAL
33	BG	161	THR
33	BG	162	THR
33	BG	170	ARG
33	BG	175	LEU
34	BH	10	PRO
34	BH	12	PRO
34	BH	13	LYS
34	BH	17	VAL
34	BH	21	PRO
34	BH	25	LYS
34	BH	34	GLU
34	BH	41	MET
34	BH	46	GLU
34	BH	54	ARG
34	BH	61	HIS
34	BH	68	THR
34	BH	76	VAL
34	BH	84	SER
34	BH	85	LYS
34	BH	88	LEU
34	BH	103	LEU
34	BH	116	GLU
34	BH	133	VAL
34	BH	139	GLN
34	BH	151	ILE
34	BH	153	LYS
34	BH	157	TYR
34	BH	159	GLU
34	BH	170	ARG
35	BI	7	GLU
35	BI	14	ASP

*Continued on next page...*

*Continued from previous page...*

Mol	Chain	Res	Type
35	BI	23	PRO
35	BI	28	ASN
35	BI	37	VAL
35	BI	38	LEU
35	BI	43	ASN
35	BI	47	LEU
35	BI	60	GLU
35	BI	72	LEU
35	BI	77	LEU
35	BI	82	ARG
35	BI	89	TYR
35	BI	93	THR
35	BI	96	ASP
35	BI	99	GLU
35	BI	114	LEU
35	BI	121	LYS
35	BI	122	GLU
35	BI	130	TYR
35	BI	134	PRO
35	BI	138	ILE
35	BI	143	SER
36	BN	4	TYR
36	BN	8	GLN
36	BN	9	VAL
36	BN	12	ARG
36	BN	15	LEU
36	BN	17	ASP
36	BN	23	LEU
36	BN	32	THR
36	BN	34	LEU
36	BN	38	HIS
36	BN	39	ARG
36	BN	48	MET
36	BN	56	ASN
36	BN	60	ILE
36	BN	65	LYS
36	BN	67	LEU
36	BN	68	GLU
36	BN	87	LEU
36	BN	98	VAL
36	BN	99	LEU
36	BN	106	MET

*Continued on next page...*

*Continued from previous page...*

Mol	Chain	Res	Type
36	BN	112	LEU
36	BN	115	ARG
36	BN	120	LEU
36	BN	121	LYS
36	BN	127	ASP
36	BN	134	ARG
36	BN	135	PRO
36	BN	136	GLU
37	BO	1	MET
37	BO	2	ILE
37	BO	3	GLN
37	BO	8	LEU
37	BO	14	THR
37	BO	17	ARG
37	BO	23	ARG
37	BO	24	VAL
37	BO	25	LEU
37	BO	31	LYS
37	BO	32	TYR
37	BO	48	PRO
37	BO	52	VAL
37	BO	68	GLU
37	BO	73	ASP
37	BO	78	ARG
37	BO	92	GLU
37	BO	99	PHE
37	BO	117	LEU
38	BP	9	ASN
38	BP	10	PRO
38	BP	13	ASN
38	BP	15	ARG
38	BP	16	ARG
38	BP	19	VAL
38	BP	21	ARG
38	BP	32	THR
38	BP	38	GLN
38	BP	39	LYS
38	BP	41	ARG
38	BP	42	SER
38	BP	45	LEU
38	BP	49	ARG
38	BP	59	LEU

*Continued on next page...*

*Continued from previous page...*

Mol	Chain	Res	Type
38	BP	61	ARG
38	BP	63	PRO
38	BP	64	LYS
38	BP	65	ARG
38	BP	67	MET
38	BP	68	GLN
38	BP	83	VAL
38	BP	85	LEU
38	BP	88	LEU
38	BP	91	PHE
38	BP	98	GLU
38	BP	100	LEU
38	BP	105	LEU
38	BP	108	LYS
38	BP	110	TYR
38	BP	114	ILE
38	BP	117	GLU
38	BP	119	GLU
38	BP	123	LEU
38	BP	130	PHE
38	BP	132	LYS
39	BQ	1	MET
39	BQ	5	ARG
39	BQ	6	ARG
39	BQ	11	LYS
39	BQ	13	GLN
39	BQ	21	THR
39	BQ	25	ASP
39	BQ	51	ARG
39	BQ	52	VAL
39	BQ	55	VAL
39	BQ	58	PHE
39	BQ	76	LYS
39	BQ	81	VAL
39	BQ	103	MET
39	BQ	110	THR
39	BQ	111	GLU
39	BQ	112	GLU
39	BQ	113	GLN
39	BQ	115	MET
39	BQ	116	GLU
39	BQ	125	LEU

*Continued on next page...*

*Continued from previous page...*

Mol	Chain	Res	Type
39	BQ	133	ARG
39	BQ	134	ARG
39	BQ	135	ASP
39	BQ	137	TYR
39	BQ	139	GLU
40	BR	2	ARG
40	BR	4	LEU
40	BR	5	LYS
40	BR	6	SER
40	BR	8	ARG
40	BR	14	SER
40	BR	16	HIS
40	BR	18	LEU
40	BR	27	SER
40	BR	35	THR
40	BR	48	VAL
40	BR	49	ASP
40	BR	51	LEU
40	BR	54	LEU
40	BR	56	LYS
40	BR	60	LEU
40	BR	67	LEU
40	BR	71	GLN
40	BR	75	LEU
40	BR	76	VAL
40	BR	79	LEU
40	BR	81	ASP
40	BR	103	ARG
41	BS	11	LYS
41	BS	18	ILE
41	BS	20	ARG
41	BS	21	THR
41	BS	24	LEU
41	BS	26	LEU
41	BS	42	ASP
41	BS	65	VAL
41	BS	82	ILE
41	BS	85	VAL
41	BS	89	ARG
41	BS	92	TYR
41	BS	97	ARG
41	BS	99	LYS

*Continued on next page...*

*Continued from previous page...*

Mol	Chain	Res	Type
41	BS	101	LEU
41	BS	103	GLU
41	BS	106	ARG
42	BT	3	ARG
42	BT	6	LEU
42	BT	11	GLU
42	BT	13	ARG
42	BT	14	TYR
42	BT	16	ARG
42	BT	17	THR
42	BT	29	ARG
42	BT	31	SER
42	BT	32	TYR
42	BT	41	ARG
42	BT	44	ASP
42	BT	49	VAL
42	BT	51	ARG
42	BT	53	ARG
42	BT	59	THR
42	BT	62	THR
42	BT	65	LYS
42	BT	66	VAL
42	BT	68	TYR
42	BT	74	ARG
42	BT	78	LEU
42	BT	82	LEU
42	BT	84	GLN
42	BT	85	LYS
42	BT	90	GLN
42	BT	91	ARG
42	BT	106	SER
42	BT	107	ASP
42	BT	108	ARG
42	BT	110	ILE
42	BT	111	ARG
42	BT	114	LEU
42	BT	121	ILE
42	BT	122	ASP
42	BT	124	ASP
42	BT	125	ARG
42	BT	128	GLU
42	BT	132	LYS

*Continued on next page...*

*Continued from previous page...*

Mol	Chain	Res	Type
43	BU	5	LYS
43	BU	9	VAL
43	BU	15	LYS
43	BU	16	LYS
43	BU	19	LYS
43	BU	20	LEU
43	BU	27	LEU
43	BU	31	SER
43	BU	33	ARG
43	BU	49	HIS
43	BU	52	ARG
43	BU	60	LEU
43	BU	69	CYS
43	BU	70	ARG
43	BU	72	HIS
43	BU	74	LEU
43	BU	78	THR
43	BU	89	GLU
43	BU	92	ARG
43	BU	97	ASP
43	BU	104	GLN
44	BV	2	PHE
44	BV	14	VAL
44	BV	16	PRO
44	BV	18	LEU
44	BV	19	LYS
44	BV	35	LEU
44	BV	37	VAL
44	BV	39	LEU
44	BV	43	GLU
44	BV	49	THR
44	BV	52	VAL
44	BV	62	LEU
44	BV	64	HIS
44	BV	66	ARG
44	BV	69	LYS
44	BV	79	VAL
44	BV	82	ARG
44	BV	88	ARG
44	BV	91	TYR
44	BV	92	THR
44	BV	95	LEU

*Continued on next page...*



*Continued from previous page...*

Mol	Chain	Res	Type
44	BV	99	ILE
44	BV	100	ARG
45	BW	6	ILE
45	BW	11	ARG
45	BW	13	SER
45	BW	19	LEU
45	BW	33	ARG
45	BW	34	ASN
45	BW	36	LEU
45	BW	39	THR
45	BW	51	LEU
45	BW	60	ASN
45	BW	66	GLU
45	BW	67	ASP
45	BW	83	LYS
45	BW	90	ARG
45	BW	92	ARG
45	BW	106	ILE
45	BW	107	LEU
46	BX	11	PRO
46	BX	13	LEU
46	BX	27	THR
46	BX	28	PHE
46	BX	30	VAL
46	BX	38	GLU
46	BX	48	LYS
46	BX	57	LEU
46	BX	66	LEU
46	BX	68	ARG
46	BX	70	LEU
46	BX	76	ARG
46	BX	80	ILE
46	BX	81	VAL
47	BY	2	ARG
47	BY	6	HIS
47	BY	7	VAL
47	BY	8	LYS
47	BY	21	LYS
47	BY	28	LYS
47	BY	29	GLU
47	BY	32	PRO
47	BY	47	LYS

*Continued on next page...*

*Continued from previous page...*

Mol	Chain	Res	Type
47	BY	53	PRO
47	BY	56	PRO
47	BY	62	GLU
47	BY	66	PRO
47	BY	67	LEU
47	BY	70	SER
47	BY	73	ARG
47	BY	76	CYS
47	BY	77	PRO
47	BY	79	CYS
47	BY	89	PHE
47	BY	90	LEU
47	BY	97	ARG
48	BZ	5	LYS
48	BZ	22	LYS
48	BZ	30	ARG
48	BZ	38	VAL
48	BZ	40	LEU
48	BZ	49	GLN
48	BZ	52	ILE
48	BZ	66	LEU
48	BZ	71	ARG
48	BZ	75	LEU
48	BZ	78	ARG
48	BZ	79	ARG
48	BZ	80	ARG
48	BZ	81	ARG
48	BZ	85	VAL
48	BZ	88	PHE
48	BZ	101	LEU
48	BZ	103	PHE
48	BZ	123	ILE
48	BZ	131	ASN
48	BZ	137	GLU
48	BZ	144	GLU
48	BZ	147	ASP
48	BZ	149	LEU
48	BZ	153	ASP
48	BZ	154	LEU
48	BZ	167	GLU
48	BZ	170	ILE
49	B0	7	LEU

*Continued on next page...*

*Continued from previous page...*

Mol	Chain	Res	Type
49	B0	12	ASN
49	B0	14	ARG
49	B0	30	VAL
49	B0	36	ILE
49	B0	37	LEU
49	B0	40	GLN
49	B0	41	ARG
49	B0	53	MET
49	B0	55	ARG
49	B0	69	PHE
49	B0	75	LEU
49	B0	84	LEU
50	B1	5	CYS
50	B1	14	VAL
50	B1	16	ASN
50	B1	18	ILE
50	B1	30	VAL
50	B1	35	THR
50	B1	40	ARG
50	B1	41	ARG
50	B1	45	ASN
50	B1	46	LEU
50	B1	48	LYS
50	B1	58	ILE
50	B1	61	ARG
50	B1	65	SER
50	B1	72	GLU
50	B1	83	GLU
50	B1	94	LEU
50	B1	95	LEU
51	B2	7	ARG
51	B2	9	GLN
51	B2	14	ARG
51	B2	16	LEU
51	B2	17	SER
51	B2	30	ARG
51	B2	32	LEU
51	B2	35	LEU
51	B2	43	GLN
51	B2	44	LEU
51	B2	48	HIS
51	B2	52	ASP

*Continued on next page...*

*Continued from previous page...*

Mol	Chain	Res	Type
51	B2	53	LEU
51	B2	62	THR
51	B2	64	LEU
51	B2	71	ASN
52	B3	6	VAL
52	B3	8	LEU
52	B3	17	LYS
52	B3	18	ASP
52	B3	23	LEU
52	B3	24	LYS
52	B3	30	ARG
52	B3	35	ARG
52	B3	37	LEU
53	B4	44	CYS
53	B4	46	ASN
53	B4	51	TYR
53	B4	56	GLU
54	B5	3	LYS
54	B5	4	HIS
54	B5	6	VAL
54	B5	16	ARG
54	B5	29	THR
54	B5	30	LEU
54	B5	32	PRO
54	B5	40	LYS
54	B5	52	TYR
54	B5	56	LYS
54	B5	57	VAL
54	B5	60	VAL
55	B6	9	LEU
55	B6	10	LEU
55	B6	11	LEU
55	B6	17	LYS
55	B6	18	ARG
55	B6	19	ARG
55	B6	20	ASN
55	B6	36	LEU
55	B6	42	TRP
55	B6	47	THR
55	B6	48	VAL
55	B6	49	HIS
55	B6	51	GLU

*Continued on next page...*

*Continued from previous page...*

Mol	Chain	Res	Type
56	B7	1	MET
56	B7	4	THR
56	B7	8	ASN
56	B7	9	ARG
56	B7	10	ARG
56	B7	16	HIS
56	B7	24	THR
57	B8	8	LYS
57	B8	13	ARG
57	B8	30	ARG
57	B8	31	HIS
57	B8	33	ASN
57	B8	34	TRP
57	B8	35	GLN
57	B8	44	LYS
57	B8	61	LEU
58	B9	2	LYS
58	B9	11	CYS
58	B9	17	ILE
58	B9	20	HIS
58	B9	23	VAL
58	B9	27	CYS
58	B9	28	GLU
58	B9	29	ASN
58	B9	34	GLN
2	CB	15	VAL
2	CB	16	HIS
2	CB	17	PHE
2	CB	20	GLU
2	CB	36	ARG
2	CB	44	LEU
2	CB	69	LEU
2	CB	73	THR
2	CB	74	LYS
2	CB	80	ILE
2	CB	90	MET
2	CB	92	TYR
2	CB	110	GLN
2	CB	111	ARG
2	CB	112	VAL
2	CB	115	LEU
2	CB	137	ARG

*Continued on next page...*

*Continued from previous page...*

Mol	Chain	Res	Type
2	CB	145	LEU
2	CB	155	LEU
2	CB	158	LEU
2	CB	172	ILE
2	CB	187	LEU
2	CB	190	THR
2	CB	196	LEU
2	CB	198	ASP
2	CB	210	SER
2	CB	233	SER
2	CB	238	LEU
3	CC	12	LEU
3	CC	20	SER
3	CC	21	ARG
3	CC	29	TYR
3	CC	30	ARG
3	CC	34	LEU
3	CC	42	LEU
3	CC	52	LEU
3	CC	55	VAL
3	CC	94	LEU
3	CC	104	GLN
3	CC	127	ARG
3	CC	128	PHE
3	CC	131	ARG
3	CC	156	ARG
3	CC	165	THR
3	CC	188	LEU
3	CC	193	TYR
3	CC	196	LEU
3	CC	202	ILE
4	CD	3	ARG
4	CD	7	PRO
4	CD	9	CYS
4	CD	10	ARG
4	CD	11	LEU
4	CD	24	GLU
4	CD	26	CYS
4	CD	28	SER
4	CD	31	CYS
4	CD	33	MET
4	CD	49	ARG

*Continued on next page...*

*Continued from previous page...*

Mol	Chain	Res	Type
4	CD	53	ASP
4	CD	78	LEU
4	CD	96	LEU
4	CD	119	GLN
4	CD	120	LEU
4	CD	131	ARG
4	CD	135	LEU
4	CD	138	TYR
4	CD	140	VAL
4	CD	144	ASP
4	CD	146	ILE
4	CD	153	ARG
4	CD	163	GLU
4	CD	173	TRP
4	CD	175	SER
4	CD	177	ASP
4	CD	182	LYS
4	CD	185	PHE
4	CD	192	GLU
4	CD	193	ASP
4	CD	194	LEU
4	CD	204	ILE
5	CE	10	MET
5	CE	20	GLN
5	CE	41	VAL
5	CE	45	PHE
5	CE	64	ARG
5	CE	68	GLU
5	CE	73	ASN
5	CE	76	ILE
5	CE	79	GLU
5	CE	80	ILE
5	CE	87	SER
5	CE	101	ILE
5	CE	115	VAL
5	CE	116	THR
5	CE	125	SER
5	CE	126	ARG
5	CE	128	PRO
5	CE	147	ASP
5	CE	148	VAL
6	CF	10	LEU

*Continued on next page...*



*Continued from previous page...*

Mol	Chain	Res	Type
6	CF	16	GLN
6	CF	19	LEU
6	CF	21	LEU
6	CF	27	GLN
6	CF	69	GLU
6	CF	73	ASN
6	CF	80	ARG
6	CF	83	ASP
6	CF	90	VAL
6	CF	93	SER
6	CF	100	ASN
7	CG	4	ARG
7	CG	12	LEU
7	CG	17	VAL
7	CG	24	THR
7	CG	30	ILE
7	CG	32	ARG
7	CG	38	LEU
7	CG	45	ASP
7	CG	52	GLU
7	CG	58	PRO
7	CG	60	LYS
7	CG	77	SER
7	CG	79	ARG
7	CG	84	ASN
7	CG	88	PRO
7	CG	92	SER
7	CG	114	ARG
7	CG	124	LEU
7	CG	131	LYS
7	CG	142	GLU
8	CH	1	MET
8	CH	4	ASP
8	CH	8	ASP
8	CH	10	LEU
8	CH	52	ASP
8	CH	63	LEU
8	CH	65	TYR
8	CH	85	ARG
8	CH	102	ARG
8	CH	104	ARG
8	CH	105	ARG

*Continued on next page...*

*Continued from previous page...*

Mol	Chain	Res	Type
8	CH	119	LEU
8	CH	127	LEU
8	CH	129	VAL
9	CI	10	ARG
9	CI	40	LEU
9	CI	53	VAL
9	CI	95	LYS
9	CI	99	LEU
9	CI	103	THR
9	CI	104	ARG
9	CI	112	LYS
9	CI	114	TYR
9	CI	121	ARG
9	CI	125	TYR
9	CI	128	ARG
10	CJ	6	ILE
10	CJ	16	LEU
10	CJ	22	LYS
10	CJ	40	LEU
10	CJ	45	ARG
10	CJ	47	PHE
10	CJ	50	ILE
10	CJ	62	HIS
10	CJ	63	PHE
10	CJ	67	THR
10	CJ	80	LYS
10	CJ	86	MET
10	CJ	92	THR
10	CJ	96	ILE
11	CK	18	ARG
11	CK	33	THR
11	CK	50	TYR
11	CK	51	LYS
11	CK	87	THR
11	CK	103	LEU
11	CK	109	VAL
11	CK	114	VAL
11	CK	119	CYS
11	CK	124	LYS
11	CK	125	PHE
11	CK	129	SER
12	CL	18	LYS

*Continued on next page...*

*Continued from previous page...*

Mol	Chain	Res	Type
12	CL	24	LEU
12	CL	30	ARG
12	CL	39	THR
12	CL	41	THR
12	CL	50	ARG
12	CL	66	TYR
12	CL	70	GLU
12	CL	73	ASN
12	CL	77	HIS
12	CL	81	LEU
12	CL	86	ARG
12	CL	89	ASP
12	CL	124	GLU
13	CM	12	ASN
13	CM	14	ARG
13	CM	32	GLU
13	CM	47	ASP
13	CM	48	LEU
13	CM	50	GLU
13	CM	64	TRP
13	CM	65	LYS
13	CM	66	LEU
13	CM	67	GLU
13	CM	69	GLU
13	CM	70	LEU
13	CM	71	ARG
13	CM	82	MET
13	CM	84	ILE
13	CM	92	HIS
13	CM	93	ARG
13	CM	98	VAL
13	CM	110	ARG
14	CN	8	GLU
14	CN	12	ARG
14	CN	14	PRO
14	CN	18	VAL
14	CN	23	ARG
14	CN	26	ARG
14	CN	27	CYS
14	CN	33	VAL
14	CN	34	TYR
14	CN	35	ARG

*Continued on next page...*

*Continued from previous page...*

Mol	Chain	Res	Type
14	CN	42	ILE
14	CN	44	LEU
15	CO	3	ILE
15	CO	10	LYS
15	CO	22	THR
15	CO	37	ASN
15	CO	39	LEU
15	CO	47	LYS
15	CO	51	HIS
15	CO	54	ARG
15	CO	62	GLN
15	CO	65	ARG
15	CO	66	LEU
15	CO	71	GLN
15	CO	82	ILE
15	CO	83	GLU
16	CP	1	MET
16	CP	11	SER
16	CP	12	LYS
16	CP	16	HIS
16	CP	26	ARG
16	CP	27	LYS
16	CP	53	VAL
16	CP	61	SER
16	CP	65	GLN
16	CP	67	THR
16	CP	69	THR
16	CP	82	GLN
17	CQ	5	VAL
17	CQ	9	VAL
17	CQ	10	VAL
17	CQ	14	LYS
17	CQ	23	VAL
17	CQ	52	LYS
17	CQ	56	VAL
17	CQ	83	ASP
17	CQ	89	LEU
17	CQ	97	SER
18	CR	19	LYS
18	CR	26	LEU
18	CR	36	ASN
18	CR	38	GLU

*Continued on next page...*

*Continued from previous page...*

Mol	Chain	Res	Type
18	CR	69	THR
18	CR	87	ARG
19	CS	5	LEU
19	CS	6	LYS
19	CS	7	LYS
19	CS	11	VAL
19	CS	13	ASP
19	CS	22	LEU
19	CS	23	ASN
19	CS	27	GLU
19	CS	28	LYS
19	CS	29	ARG
19	CS	32	LYS
19	CS	37	ARG
19	CS	43	GLU
19	CS	44	MET
19	CS	49	ILE
19	CS	64	GLU
19	CS	65	ASN
19	CS	79	THR
20	CT	14	LYS
20	CT	26	ASN
20	CT	36	LEU
20	CT	41	ILE
20	CT	62	LEU
20	CT	64	ASP
20	CT	75	ASN
20	CT	82	SER
20	CT	90	GLN
20	CT	93	GLU
20	CT	104	LEU
21	CU	12	LYS
29	DC	20	TYR
29	DC	24	GLU
29	DC	36	LYS
29	DC	47	LEU
29	DC	55	ASP
29	DC	56	GLN
29	DC	58	VAL
29	DC	64	LEU
29	DC	77	ILE
29	DC	93	TYR

*Continued on next page...*

*Continued from previous page...*

Mol	Chain	Res	Type
30	DD	10	THR
30	DD	13	ARG
30	DD	18	VAL
30	DD	20	ASP
30	DD	26	LYS
30	DD	29	PRO
30	DD	37	LEU
30	DD	43	ARG
30	DD	58	HIS
30	DD	61	LEU
30	DD	65	ILE
30	DD	73	VAL
30	DD	86	PRO
30	DD	92	ILE
30	DD	94	LEU
30	DD	98	VAL
30	DD	104	TYR
30	DD	105	ILE
30	DD	140	THR
30	DD	147	LEU
30	DD	154	LYS
30	DD	155	LEU
30	DD	165	ILE
30	DD	168	ARG
30	DD	173	VAL
30	DD	178	PRO
30	DD	192	THR
30	DD	202	LYS
30	DD	204	ILE
30	DD	208	LYS
30	DD	218	ARG
30	DD	228	PRO
30	DD	230	ASP
30	DD	231	HIS
30	DD	239	ARG
30	DD	242	ARG
30	DD	246	PRO
30	DD	254	THR
30	DD	259	THR
30	DD	260	ARG
31	DE	1	MET
31	DE	4	ILE

*Continued on next page...*

*Continued from previous page...*

Mol	Chain	Res	Type
31	DE	7	VAL
31	DE	9	VAL
31	DE	16	ARG
31	DE	18	ASP
31	DE	22	PRO
31	DE	23	VAL
31	DE	24	THR
31	DE	30	PRO
31	DE	40	GLU
31	DE	52	LEU
31	DE	55	ASN
31	DE	57	LYS
31	DE	76	ARG
31	DE	78	LEU
31	DE	79	ARG
31	DE	82	ARG
31	DE	84	PHE
31	DE	86	PRO
31	DE	89	ASP
31	DE	92	THR
31	DE	101	ARG
31	DE	105	THR
31	DE	107	THR
31	DE	113	PHE
31	DE	116	VAL
31	DE	118	LYS
31	DE	119	ARG
31	DE	121	ASN
31	DE	127	ASP
31	DE	128	SER
31	DE	134	ILE
31	DE	144	ARG
31	DE	150	VAL
31	DE	154	LYS
31	DE	159	HIS
31	DE	166	THR
31	DE	168	MET
31	DE	179	GLU
31	DE	185	LYS
31	DE	197	ILE
31	DE	202	LYS
31	DE	203	LYS

*Continued on next page...*



*Continued from previous page...*

Mol	Chain	Res	Type
32	DF	2	LYS
32	DF	4	VAL
32	DF	25	PRO
32	DF	28	ILE
32	DF	38	ARG
32	DF	46	ARG
32	DF	53	THR
32	DF	65	TRP
32	DF	66	PRO
32	DF	67	GLN
32	DF	78	ILE
32	DF	81	PRO
32	DF	88	VAL
32	DF	99	TYR
32	DF	100	THR
32	DF	102	PRO
32	DF	112	MET
32	DF	125	LEU
32	DF	136	THR
32	DF	149	ASP
32	DF	158	THR
32	DF	175	THR
32	DF	183	VAL
32	DF	186	ILE
32	DF	190	GLU
32	DF	195	ASP
32	DF	201	VAL
33	DG	4	ASP
33	DG	5	VAL
33	DG	14	GLU
33	DG	16	ARG
33	DG	21	ARG
33	DG	22	ARG
33	DG	29	TRP
33	DG	35	GLU
33	DG	80	PHE
33	DG	83	ARG
33	DG	87	PRO
33	DG	92	VAL
33	DG	98	ARG
33	DG	101	ILE
33	DG	112	PRO

*Continued on next page...*

*Continued from previous page...*

Mol	Chain	Res	Type
33	DG	113	ARG
33	DG	114	ILE
33	DG	116	ASP
33	DG	117	PHE
33	DG	125	PHE
33	DG	130	ASN
33	DG	131	TYR
33	DG	132	ASN
33	DG	139	LEU
33	DG	143	GLU
33	DG	147	ASP
33	DG	153	ARG
33	DG	157	ILE
33	DG	162	THR
33	DG	166	ASP
34	DH	13	LYS
34	DH	24	VAL
34	DH	25	LYS
34	DH	41	MET
34	DH	46	GLU
34	DH	50	VAL
34	DH	54	ARG
34	DH	70	THR
34	DH	72	ILE
34	DH	74	ASN
34	DH	86	GLU
34	DH	88	LEU
34	DH	95	ARG
34	DH	103	LEU
34	DH	106	THR
34	DH	111	HIS
34	DH	147	ASN
34	DH	152	ARG
34	DH	153	LYS
34	DH	157	TYR
34	DH	170	ARG
35	DI	2	LYS
35	DI	5	LEU
35	DI	6	LEU
35	DI	12	LEU
35	DI	43	ASN
35	DI	47	LEU

*Continued on next page...*

*Continued from previous page...*

Mol	Chain	Res	Type
35	DI	51	ILE
35	DI	68	LEU
35	DI	72	LEU
35	DI	77	LEU
35	DI	86	THR
35	DI	102	SER
35	DI	109	ILE
35	DI	114	LEU
35	DI	122	GLU
35	DI	133	HIS
35	DI	138	ILE
35	DI	143	SER
36	DN	4	TYR
36	DN	23	LEU
36	DN	25	ARG
36	DN	28	THR
36	DN	34	LEU
36	DN	39	ARG
36	DN	41	ASP
36	DN	48	MET
36	DN	50	ASP
36	DN	54	VAL
36	DN	55	VAL
36	DN	56	ASN
36	DN	61	ARG
36	DN	63	THR
36	DN	73	THR
36	DN	88	GLU
36	DN	89	LYS
36	DN	98	VAL
36	DN	99	LEU
36	DN	119	ARG
36	DN	121	LYS
36	DN	127	ASP
36	DN	130	HIS
36	DN	134	ARG
36	DN	136	GLU
37	DO	1	MET
37	DO	7	TYR
37	DO	8	LEU
37	DO	9	GLU
37	DO	10	VAL

*Continued on next page...*

*Continued from previous page...*

Mol	Chain	Res	Type
37	DO	18	LYS
37	DO	19	ILE
37	DO	22	ILE
37	DO	35	VAL
37	DO	38	VAL
37	DO	42	SER
37	DO	45	GLU
37	DO	48	PRO
37	DO	49	ARG
37	DO	58	VAL
37	DO	59	LYS
37	DO	69	ILE
37	DO	75	SER
37	DO	79	PHE
37	DO	81	ASP
37	DO	87	ILE
37	DO	97	ARG
37	DO	98	VAL
37	DO	102	VAL
37	DO	117	LEU
38	DP	5	ASP
38	DP	6	LEU
38	DP	9	ASN
38	DP	13	ASN
38	DP	16	ARG
38	DP	18	ARG
38	DP	19	VAL
38	DP	21	ARG
38	DP	27	HIS
38	DP	30	THR
38	DP	39	LYS
38	DP	41	ARG
38	DP	47	ASP
38	DP	50	ARG
38	DP	51	PHE
38	DP	58	THR
38	DP	59	LEU
38	DP	61	ARG
38	DP	64	LYS
38	DP	68	GLN
38	DP	71	VAL
38	DP	83	VAL

*Continued on next page...*

*Continued from previous page...*

Mol	Chain	Res	Type
38	DP	85	LEU
38	DP	87	ASP
38	DP	91	PHE
38	DP	95	VAL
38	DP	98	GLU
38	DP	105	LEU
38	DP	108	LYS
38	DP	112	LEU
38	DP	122	PRO
38	DP	125	VAL
38	DP	130	PHE
39	DQ	17	LEU
39	DQ	27	VAL
39	DQ	29	PHE
39	DQ	45	GLN
39	DQ	51	ARG
39	DQ	52	VAL
39	DQ	59	ARG
39	DQ	63	LYS
39	DQ	66	ILE
39	DQ	76	LYS
39	DQ	79	LEU
39	DQ	81	VAL
39	DQ	82	ARG
39	DQ	89	ASN
39	DQ	106	VAL
39	DQ	112	GLU
39	DQ	129	THR
39	DQ	134	ARG
39	DQ	135	ASP
40	DR	2	ARG
40	DR	4	LEU
40	DR	5	LYS
40	DR	8	ARG
40	DR	15	SER
40	DR	17	ARG
40	DR	27	SER
40	DR	28	LEU
40	DR	29	LEU
40	DR	30	THR
40	DR	33	ARG
40	DR	51	LEU

*Continued on next page...*

*Continued from previous page...*

Mol	Chain	Res	Type
40	DR	54	LEU
40	DR	56	LYS
40	DR	57	ARG
40	DR	60	LEU
40	DR	67	LEU
40	DR	69	ASP
40	DR	71	GLN
40	DR	75	LEU
40	DR	79	LEU
40	DR	80	PHE
40	DR	81	ASP
40	DR	85	PRO
40	DR	88	ARG
40	DR	91	GLN
40	DR	94	TYR
40	DR	95	THR
40	DR	100	LEU
40	DR	103	ARG
40	DR	104	ARG
40	DR	111	LEU
40	DR	118	GLU
41	DS	12	PHE
41	DS	36	TYR
41	DS	58	LEU
41	DS	63	THR
41	DS	67	ARG
41	DS	73	LEU
41	DS	85	VAL
41	DS	87	PHE
41	DS	89	ARG
41	DS	92	TYR
41	DS	93	LYS
41	DS	97	ARG
41	DS	101	LEU
41	DS	106	ARG
42	DT	9	LEU
42	DT	11	GLU
42	DT	13	ARG
42	DT	14	TYR
42	DT	19	LEU
42	DT	22	PHE
42	DT	24	PRO

*Continued on next page...*

*Continued from previous page...*

Mol	Chain	Res	Type
42	DT	29	ARG
42	DT	30	VAL
42	DT	38	ASN
42	DT	41	ARG
42	DT	42	ILE
42	DT	46	GLU
42	DT	51	ARG
42	DT	55	ASN
42	DT	78	LEU
42	DT	80	SER
42	DT	81	PRO
42	DT	82	LEU
42	DT	84	GLN
42	DT	85	LYS
42	DT	86	ILE
42	DT	95	ARG
42	DT	96	ARG
42	DT	99	LEU
42	DT	100	TYR
42	DT	110	ILE
42	DT	113	LYS
42	DT	115	ARG
42	DT	119	LYS
42	DT	128	GLU
42	DT	132	LYS
43	DU	5	LYS
43	DU	15	LYS
43	DU	29	SER
43	DU	34	LYS
43	DU	52	ARG
43	DU	60	LEU
43	DU	63	VAL
43	DU	84	LYS
43	DU	92	ARG
43	DU	104	GLN
43	DU	105	VAL
44	DV	5	VAL
44	DV	18	LEU
44	DV	19	LYS
44	DV	21	ARG
44	DV	29	PRO
44	DV	32	THR

*Continued on next page...*



*Continued from previous page...*

Mol	Chain	Res	Type
44	DV	33	VAL
44	DV	38	LEU
44	DV	39	LEU
44	DV	40	LEU
44	DV	46	VAL
44	DV	49	THR
44	DV	56	SER
44	DV	61	VAL
44	DV	62	LEU
44	DV	68	LYS
44	DV	69	LYS
44	DV	71	LEU
44	DV	78	LYS
44	DV	89	GLN
44	DV	92	THR
44	DV	99	ILE
45	DW	6	ILE
45	DW	8	ARG
45	DW	11	ARG
45	DW	13	SER
45	DW	19	LEU
45	DW	23	LEU
45	DW	27	LYS
45	DW	50	VAL
45	DW	52	GLU
45	DW	57	ASN
45	DW	60	ASN
45	DW	63	ASP
45	DW	67	ASP
45	DW	70	TYR
45	DW	85	VAL
45	DW	86	LEU
45	DW	90	ARG
45	DW	96	ILE
45	DW	107	LEU
46	DX	5	TYR
46	DX	7	VAL
46	DX	8	ILE
46	DX	15	GLU
46	DX	27	THR
46	DX	51	VAL
46	DX	52	VAL

*Continued on next page...*

*Continued from previous page...*

Mol	Chain	Res	Type
46	DX	53	LYS
46	DX	57	LEU
46	DX	60	ARG
46	DX	68	ARG
46	DX	70	LEU
46	DX	76	ARG
46	DX	78	LYS
46	DX	80	ILE
46	DX	83	VAL
47	DY	6	HIS
47	DY	7	VAL
47	DY	8	LYS
47	DY	19	LYS
47	DY	28	LYS
47	DY	29	GLU
47	DY	32	PRO
47	DY	42	VAL
47	DY	47	LYS
47	DY	53	PRO
47	DY	55	TYR
47	DY	56	PRO
47	DY	60	PHE
47	DY	67	LEU
47	DY	71	LYS
47	DY	72	VAL
47	DY	76	CYS
47	DY	77	PRO
47	DY	79	CYS
47	DY	89	PHE
47	DY	90	LEU
48	DZ	7	TYR
48	DZ	18	ARG
48	DZ	22	LYS
48	DZ	31	HIS
48	DZ	40	LEU
48	DZ	52	ILE
48	DZ	60	LEU
48	DZ	72	GLN
48	DZ	78	ARG
48	DZ	79	ARG
48	DZ	90	LEU
48	DZ	92	ASP

*Continued on next page...*

*Continued from previous page...*

Mol	Chain	Res	Type
48	DZ	103	PHE
48	DZ	118	GLU
48	DZ	128	SER
48	DZ	130	ARG
48	DZ	131	ASN
48	DZ	144	GLU
48	DZ	147	ASP
48	DZ	149	LEU
49	D0	5	LYS
49	D0	20	ARG
49	D0	30	VAL
49	D0	41	ARG
49	D0	64	ASP
49	D0	70	GLN
49	D0	75	LEU
49	D0	84	LEU
50	D1	21	ARG
50	D1	30	VAL
50	D1	38	SER
50	D1	40	ARG
50	D1	45	ASN
50	D1	46	LEU
50	D1	47	GLN
50	D1	50	ARG
50	D1	58	ILE
50	D1	59	THR
50	D1	61	ARG
50	D1	80	LEU
50	D1	82	LEU
50	D1	90	ILE
50	D1	95	LEU
51	D2	2	LYS
51	D2	3	LEU
51	D2	4	SER
51	D2	5	GLU
51	D2	17	SER
51	D2	20	GLU
51	D2	32	LEU
51	D2	44	LEU
51	D2	53	LEU
51	D2	57	ILE
51	D2	60	LEU

*Continued on next page...*

*Continued from previous page...*

Mol	Chain	Res	Type
51	D2	63	VAL
51	D2	69	ARG
52	D3	4	LEU
52	D3	6	VAL
52	D3	8	LEU
52	D3	18	ASP
52	D3	23	LEU
52	D3	38	GLU
52	D3	52	HIS
53	D4	36	VAL
53	D4	56	GLU
54	D5	11	THR
54	D5	23	HIS
54	D5	25	LEU
54	D5	33	CYS
54	D5	36	CYS
54	D5	37	LYS
54	D5	40	LYS
54	D5	49	CYS
54	D5	56	LYS
55	D6	8	LYS
55	D6	10	LEU
55	D6	11	LEU
55	D6	13	CYS
55	D6	18	ARG
55	D6	19	ARG
55	D6	31	PRO
55	D6	32	ASN
55	D6	33	LYS
55	D6	36	LEU
55	D6	37	ARG
55	D6	40	CYS
55	D6	41	PRO
55	D6	42	TRP
55	D6	43	CYS
55	D6	47	THR
56	D7	1	MET
56	D7	4	THR
56	D7	8	ASN
56	D7	41	ARG
56	D7	42	LEU
57	D8	8	LYS

*Continued on next page...*

*Continued from previous page...*

Mol	Chain	Res	Type
57	D8	16	ILE
57	D8	19	SER
57	D8	30	ARG
57	D8	32	LEU
57	D8	33	ASN
57	D8	34	TRP
57	D8	42	ARG
57	D8	44	LYS
57	D8	52	LYS
57	D8	54	GLU
57	D8	56	GLU
57	D8	61	LEU
57	D8	63	PRO
58	D9	2	LYS
58	D9	9	ARG
58	D9	18	ARG
58	D9	28	GLU
58	D9	29	ASN

Sometimes sidechains can be flipped to improve hydrogen bonding and reduce clashes. All (293) such sidechains are listed below:

Mol	Chain	Res	Type
2	AB	45	GLN
2	AB	78	GLN
2	AB	104	ASN
2	AB	110	GLN
2	AB	204	ASN
2	AB	224	GLN
3	AC	6	HIS
3	AC	28	GLN
3	AC	170	GLN
4	AD	119	GLN
4	AD	123	HIS
4	AD	125	HIS
4	AD	201	GLN
5	AE	72	GLN
5	AE	73	ASN
5	AE	78	HIS
6	AF	16	GLN
6	AF	18	GLN
6	AF	27	GLN
6	AF	32	ASN

*Continued on next page...*

*Continued from previous page...*

Mol	Chain	Res	Type
6	AF	64	GLN
6	AF	73	ASN
6	AF	94	GLN
6	AF	100	ASN
7	AG	13	GLN
7	AG	96	GLN
7	AG	97	GLN
7	AG	148	ASN
9	AI	23	ASN
9	AI	31	GLN
9	AI	73	GLN
9	AI	89	ASN
9	AI	124	GLN
10	AJ	56	HIS
10	AJ	62	HIS
11	AK	22	HIS
11	AK	38	ASN
11	AK	99	GLN
11	AK	117	ASN
12	AL	5	ASN
12	AL	6	GLN
12	AL	46	ASN
12	AL	73	ASN
12	AL	96	HIS
13	AM	40	ASN
13	AM	77	ASN
13	AM	101	GLN
15	AO	37	ASN
15	AO	62	GLN
16	AP	76	GLN
16	AP	82	GLN
17	AQ	16	GLN
17	AQ	26	GLN
17	AQ	93	GLN
20	AT	18	GLN
20	AT	26	ASN
20	AT	75	ASN
30	BD	58	HIS
30	BD	96	HIS
30	BD	115	GLN
30	BD	166	GLN
30	BD	186	HIS

*Continued on next page...*

*Continued from previous page...*

Mol	Chain	Res	Type
30	BD	198	ASN
30	BD	220	HIS
30	BD	227	ASN
30	BD	253	GLN
31	BE	35	GLN
31	BE	54	GLN
31	BE	55	ASN
31	BE	66	HIS
31	BE	121	ASN
31	BE	132	HIS
32	BF	69	HIS
32	BF	75	HIS
32	BF	160	ASN
32	BF	169	ASN
32	BF	203	GLN
32	BF	204	ASN
33	BG	26	GLN
33	BG	66	GLN
33	BG	108	ASN
34	BH	65	HIS
34	BH	147	ASN
34	BH	158	HIS
35	BI	17	GLN
35	BI	28	ASN
35	BI	43	ASN
35	BI	54	GLN
35	BI	105	HIS
35	BI	133	HIS
36	BN	56	ASN
36	BN	69	GLN
36	BN	94	HIS
36	BN	130	HIS
36	BN	131	GLN
37	BO	3	GLN
37	BO	13	ASN
37	BO	82	ASN
38	BP	9	ASN
38	BP	27	HIS
38	BP	38	GLN
38	BP	68	GLN
38	BP	84	ASN
38	BP	128	HIS

*Continued on next page...*



*Continued from previous page...*

Mol	Chain	Res	Type
39	BQ	12	GLN
39	BQ	46	GLN
39	BQ	57	HIS
39	BQ	123	HIS
40	BR	3	HIS
40	BR	16	HIS
40	BR	23	ASN
40	BR	24	GLN
40	BR	50	HIS
40	BR	53	HIS
40	BR	71	GLN
41	BS	68	GLN
42	BT	90	GLN
43	BU	49	HIS
43	BU	72	HIS
43	BU	104	GLN
43	BU	117	GLN
44	BV	11	GLN
45	BW	34	ASN
45	BW	40	ASN
45	BW	57	ASN
45	BW	61	ASN
45	BW	62	HIS
45	BW	102	HIS
45	BW	111	HIS
46	BX	31	HIS
46	BX	41	ASN
46	BX	55	ASN
48	BZ	33	ASN
48	BZ	54	HIS
48	BZ	117	GLN
48	BZ	131	ASN
49	B0	29	GLN
50	B1	19	GLN
50	B1	45	ASN
51	B2	9	GLN
51	B2	43	GLN
51	B2	46	GLN
52	B3	19	GLN
52	B3	33	GLN
52	B3	46	ASN
53	B4	46	ASN

*Continued on next page...*

*Continued from previous page...*

Mol	Chain	Res	Type
54	B5	4	HIS
54	B5	43	HIS
55	B6	20	ASN
55	B6	26	ASN
56	B7	6	GLN
56	B7	8	ASN
57	B8	31	HIS
57	B8	33	ASN
57	B8	35	GLN
57	B8	43	GLN
58	B9	29	ASN
58	B9	34	GLN
2	CB	16	HIS
2	CB	40	HIS
2	CB	110	GLN
2	CB	135	GLN
2	CB	146	GLN
3	CC	6	HIS
3	CC	28	GLN
3	CC	69	HIS
3	CC	123	GLN
3	CC	170	GLN
4	CD	62	GLN
4	CD	160	GLN
4	CD	161	ASN
5	CE	73	ASN
6	CF	7	ASN
6	CF	18	GLN
6	CF	27	GLN
6	CF	32	ASN
6	CF	94	GLN
6	CF	100	ASN
7	CG	11	GLN
7	CG	28	ASN
7	CG	84	ASN
7	CG	96	GLN
7	CG	97	GLN
8	CH	15	ASN
9	CI	23	ASN
9	CI	73	GLN
10	CJ	13	HIS
10	CJ	78	ASN

*Continued on next page...*

*Continued from previous page...*

Mol	Chain	Res	Type
11	CK	13	GLN
11	CK	38	ASN
12	CL	5	ASN
12	CL	72	HIS
13	CM	77	ASN
13	CM	92	HIS
13	CM	101	GLN
13	CM	106	ASN
15	CO	9	GLN
15	CO	13	GLN
15	CO	37	ASN
15	CO	50	HIS
15	CO	71	GLN
16	CP	82	GLN
17	CQ	93	GLN
18	CR	36	ASN
19	CS	14	HIS
19	CS	23	ASN
19	CS	47	HIS
19	CS	53	ASN
19	CS	57	HIS
20	CT	26	ASN
30	DD	87	ASN
30	DD	115	GLN
30	DD	186	HIS
30	DD	220	HIS
30	DD	253	GLN
31	DE	54	GLN
31	DE	55	ASN
31	DE	66	HIS
31	DE	129	HIS
31	DE	192	ASN
32	DF	8	GLN
32	DF	31	HIS
32	DF	75	HIS
33	DG	41	GLN
33	DG	132	ASN
34	DH	61	HIS
34	DH	74	ASN
34	DH	143	GLN
34	DH	147	ASN
35	DI	17	GLN

*Continued on next page...*

*Continued from previous page...*

Mol	Chain	Res	Type
35	DI	105	HIS
36	DN	38	HIS
36	DN	56	ASN
36	DN	69	GLN
36	DN	131	GLN
37	DO	5	GLN
37	DO	82	ASN
38	DP	9	ASN
38	DP	13	ASN
38	DP	27	HIS
38	DP	35	HIS
38	DP	38	GLN
38	DP	68	GLN
38	DP	84	ASN
38	DP	128	HIS
39	DQ	12	GLN
39	DQ	45	GLN
40	DR	16	HIS
40	DR	23	ASN
40	DR	24	GLN
40	DR	31	HIS
40	DR	53	HIS
40	DR	71	GLN
41	DS	16	ASN
41	DS	34	HIS
41	DS	68	GLN
42	DT	43	GLN
42	DT	90	GLN
42	DT	123	GLN
43	DU	49	HIS
43	DU	81	HIS
44	DV	11	GLN
44	DV	80	GLN
45	DW	34	ASN
45	DW	57	ASN
45	DW	102	HIS
46	DX	41	ASN
46	DX	58	HIS
47	DY	43	ASN
48	DZ	53	HIS
48	DZ	72	GLN
48	DZ	74	ASN

*Continued on next page...*

*Continued from previous page...*

Mol	Chain	Res	Type
48	DZ	117	GLN
48	DZ	120	HIS
48	DZ	131	ASN
49	D0	29	GLN
49	D0	70	GLN
50	D1	45	ASN
51	D2	43	GLN
51	D2	47	ASN
52	D3	19	GLN
52	D3	32	GLN
52	D3	46	ASN
52	D3	52	HIS
53	D4	46	ASN
54	D5	4	HIS
54	D5	43	HIS
55	D6	32	ASN
56	D7	8	ASN
56	D7	36	GLN
57	D8	31	HIS
57	D8	33	ASN
58	D9	29	ASN

### 5.3.3 RNA ⓘ

Mol	Chain	Analysed	Backbone Outliers	Pucker Outliers
1	AA	1493/1509 (98%)	351 (23%)	136 (9%)
1	CA	1493/1509 (98%)	365 (24%)	120 (8%)
22	AV	9/30 (30%)	0	0
22	CV	9/30 (30%)	0	0
23	AW	74/75 (98%)	17 (22%)	2 (2%)
23	CW	74/75 (98%)	16 (21%)	4 (5%)
24	AX	76/77 (98%)	19 (25%)	1 (1%)
24	CX	76/77 (98%)	19 (25%)	0
25	AY	74/75 (98%)	23 (31%)	1 (1%)
25	CY	74/75 (98%)	22 (29%)	1 (1%)
27	BA	2792/2915 (95%)	798 (28%)	220 (7%)
27	DA	2793/2915 (95%)	905 (32%)	280 (10%)
28	BB	116/122 (95%)	26 (22%)	5 (4%)
28	DB	116/122 (95%)	28 (24%)	8 (6%)
All	All	9269/9606 (96%)	2589 (27%)	778 (8%)

All (2589) RNA backbone outliers are listed below:

Mol	Chain	Res	Type
1	AA	8	A
1	AA	9	G
1	AA	13	U
1	AA	31	G
1	AA	32	A
1	AA	39	G
1	AA	41	G
1	AA	47	C
1	AA	48	C
1	AA	51	A
1	AA	52	G
1	AA	53	A
1	AA	61	G
1	AA	64	G
1	AA	65	U
1	AA	107	G
1	AA	110	C
1	AA	114	U
1	AA	116	A
1	AA	120	A
1	AA	121	C
1	AA	129(A)	G
1	AA	131	C
1	AA	132	C
1	AA	137	C
1	AA	143	A
1	AA	146	G
1	AA	170	U
1	AA	174	C
1	AA	181	G
1	AA	182	U
1	AA	183	G
1	AA	189(F)	U
1	AA	189(H)	G
1	AA	189(I)	G
1	AA	195	A
1	AA	198	G
1	AA	199	G
1	AA	203	U
1	AA	204	U
1	AA	216	G
1	AA	220	G
1	AA	237	C

*Continued on next page...*

*Continued from previous page...*

Mol	Chain	Res	Type
1	AA	244	U
1	AA	247	G
1	AA	251	G
1	AA	253	U
1	AA	258	G
1	AA	262	A
1	AA	266	G
1	AA	267	C
1	AA	274	A
1	AA	275	G
1	AA	279	A
1	AA	280	C
1	AA	281	G
1	AA	287	U
1	AA	289	G
1	AA	306	G
1	AA	316	G
1	AA	328	C
1	AA	330	C
1	AA	332	G
1	AA	344	A
1	AA	345	C
1	AA	346	G
1	AA	347	G
1	AA	352	C
1	AA	353	A
1	AA	354	G
1	AA	358	U
1	AA	367	U
1	AA	369	C
1	AA	373	A
1	AA	374	A
1	AA	389	A
1	AA	390	C
1	AA	397	A
1	AA	406	G
1	AA	412	A
1	AA	413	G
1	AA	414	A
1	AA	415	A
1	AA	421	U
1	AA	422	C

*Continued on next page...*



*Continued from previous page...*

Mol	Chain	Res	Type
1	AA	423	G
1	AA	424	G
1	AA	428	G
1	AA	429	U
1	AA	430	A
1	AA	435	C
1	AA	439	A
1	AA	442	C
1	AA	451	A
1	AA	452	A
1	AA	453	A
1	AA	454	C
1	AA	455	C
1	AA	461	A
1	AA	470	C
1	AA	471	G
1	AA	472	A
1	AA	482	A
1	AA	484	G
1	AA	485	G
1	AA	486	U
1	AA	487	A
1	AA	495	A
1	AA	496	A
1	AA	498	U
1	AA	499	A
1	AA	508	C
1	AA	509	A
1	AA	511	C
1	AA	518	C
1	AA	521	G
1	AA	527	G
1	AA	531	U
1	AA	532	A
1	AA	533	A
1	AA	534	U
1	AA	535	A
1	AA	548	G
1	AA	559	A
1	AA	560	U
1	AA	562	C
1	AA	566	G

*Continued on next page...*

*Continued from previous page...*

Mol	Chain	Res	Type
1	AA	569	C
1	AA	572	A
1	AA	573	A
1	AA	575	G
1	AA	576	G
1	AA	577	G
1	AA	578	C
1	AA	579	G
1	AA	595	G
1	AA	596	C
1	AA	607	A
1	AA	623	C
1	AA	632	A
1	AA	642	A
1	AA	653	A
1	AA	665	A
1	AA	666	G
1	AA	687	A
1	AA	688	G
1	AA	693	G
1	AA	699	C
1	AA	701	C
1	AA	702	A
1	AA	703	G
1	AA	717	C
1	AA	718	G
1	AA	721	G
1	AA	722	A
1	AA	724	G
1	AA	731	G
1	AA	733	A
1	AA	748	C
1	AA	749	C
1	AA	752	G
1	AA	753	A
1	AA	755	G
1	AA	759	A
1	AA	767	A
1	AA	773	G
1	AA	777	A
1	AA	790	A
1	AA	793	U

*Continued on next page...*

*Continued from previous page...*

Mol	Chain	Res	Type
1	AA	801	U
1	AA	815	A
1	AA	816	A
1	AA	817	C
1	AA	818	G
1	AA	819	A
1	AA	821	G
1	AA	828	A
1	AA	839	U
1	AA	841	U
1	AA	848	C
1	AA	853	G
1	AA	855	G
1	AA	859	A
1	AA	871	U
1	AA	884	U
1	AA	885	G
1	AA	890	G
1	AA	902	G
1	AA	914	A
1	AA	922	G
1	AA	926	G
1	AA	927	G
1	AA	934	C
1	AA	935	A
1	AA	954	G
1	AA	960	U
1	AA	961	U
1	AA	966	G
1	AA	968	A
1	AA	969	A
1	AA	972	C
1	AA	974	A
1	AA	975	A
1	AA	976	G
1	AA	977	A
1	AA	978	A
1	AA	980	C
1	AA	981	U
1	AA	982	U
1	AA	983	A
1	AA	984	C

*Continued on next page...*

*Continued from previous page...*

Mol	Chain	Res	Type
1	AA	991	U
1	AA	992	U
1	AA	993	G
1	AA	1001(A)	G
1	AA	1005	A
1	AA	1006	C
1	AA	1009	G
1	AA	1016	A
1	AA	1017	G
1	AA	1027	C
1	AA	1030	C
1	AA	1030(A)	G
1	AA	1030(B)	C
1	AA	1030(C)	G
1	AA	1045	C
1	AA	1050	G
1	AA	1053	G
1	AA	1054	C
1	AA	1062	U
1	AA	1064	G
1	AA	1065	U
1	AA	1066	C
1	AA	1068	G
1	AA	1070	U
1	AA	1085	U
1	AA	1086	U
1	AA	1087	G
1	AA	1094	G
1	AA	1095	U
1	AA	1101	A
1	AA	1102	A
1	AA	1117	G
1	AA	1118	C
1	AA	1125	U
1	AA	1126	U
1	AA	1127	G
1	AA	1129	C
1	AA	1130	A
1	AA	1136	U
1	AA	1137	C
1	AA	1139	G
1	AA	1140	C

*Continued on next page...*

*Continued from previous page...*

Mol	Chain	Res	Type
1	AA	1141	C
1	AA	1142	G
1	AA	1146	A
1	AA	1147	C
1	AA	1148	U
1	AA	1153	C
1	AA	1154	G
1	AA	1158	C
1	AA	1159	U
1	AA	1160	G
1	AA	1181	G
1	AA	1183	A
1	AA	1184	G
1	AA	1190	G
1	AA	1196	U
1	AA	1197	G
1	AA	1200	C
1	AA	1201	A
1	AA	1202	G
1	AA	1212	U
1	AA	1213	A
1	AA	1214	C
1	AA	1225	A
1	AA	1226	C
1	AA	1227	A
1	AA	1238	A
1	AA	1239	A
1	AA	1240	U
1	AA	1241	G
1	AA	1242	C
1	AA	1249	C
1	AA	1253	G
1	AA	1256	A
1	AA	1257	U
1	AA	1262	C
1	AA	1267	C
1	AA	1273	G
1	AA	1278	U
1	AA	1279	A
1	AA	1280	A
1	AA	1281	U
1	AA	1285	A

*Continued on next page...*

*Continued from previous page...*

Mol	Chain	Res	Type
1	AA	1286	A
1	AA	1287	A
1	AA	1296	C
1	AA	1297	C
1	AA	1298	C
1	AA	1299	A
1	AA	1300	G
1	AA	1301	U
1	AA	1302	U
1	AA	1305	G
1	AA	1306	A
1	AA	1317	C
1	AA	1320	C
1	AA	1322	C
1	AA	1323	G
1	AA	1325	C
1	AA	1331	G
1	AA	1335	C
1	AA	1336	C
1	AA	1337	G
1	AA	1347	G
1	AA	1353	G
1	AA	1363(A)	A
1	AA	1364	U
1	AA	1365	G
1	AA	1370	G
1	AA	1379	G
1	AA	1381	U
1	AA	1382	C
1	AA	1395	C
1	AA	1397	C
1	AA	1398	A
1	AA	1399	C
1	AA	1400	C
1	AA	1419	G
1	AA	1425	U
1	AA	1438	G
1	AA	1442	G
1	AA	1442(A)	G
1	AA	1442(B)	A
1	AA	1443	G
1	AA	1447	A

*Continued on next page...*

*Continued from previous page...*

Mol	Chain	Res	Type
1	AA	1452	C
1	AA	1456	G
1	AA	1487	G
1	AA	1492	A
1	AA	1498	U
1	AA	1499	A
1	AA	1504	G
1	AA	1506	U
1	AA	1507	A
1	AA	1517	G
1	AA	1519	A
1	AA	1520	G
1	AA	1529	G
1	AA	1531	A
23	AW	2	G
23	AW	5	G
23	AW	7	A
23	AW	8	U
23	AW	12	C
23	AW	16	C
23	AW	17	G
23	AW	18	G
23	AW	20	A
23	AW	23	G
23	AW	31	U
23	AW	43	C
23	AW	45	U
23	AW	48	C
23	AW	72	G
23	AW	73	C
23	AW	74	C
24	AX	3	C
24	AX	8	U
24	AX	13	C
24	AX	17	C
24	AX	17(B)	U
24	AX	18	G
24	AX	19	G
24	AX	20	U
24	AX	21	A
24	AX	47	U
24	AX	48	C

*Continued on next page...*



*Continued from previous page...*

Mol	Chain	Res	Type
24	AX	49	G
24	AX	59	A
24	AX	60	U
24	AX	63	G
24	AX	65	C
24	AX	73	A
24	AX	74	C
24	AX	75	C
25	AY	8	U
25	AY	11	C
25	AY	15	G
25	AY	16	C
25	AY	17	G
25	AY	18	G
25	AY	20	A
25	AY	21	A
25	AY	36	A
25	AY	38	U
25	AY	39	C
25	AY	42	G
25	AY	44	U
25	AY	45	U
25	AY	46	U
25	AY	48	C
25	AY	50	A
25	AY	57	A
25	AY	58	A
25	AY	60	C
25	AY	61	C
25	AY	69	C
25	AY	73	C
27	BA	13	A
27	BA	26	G
27	BA	28	A
27	BA	33	U
27	BA	34	C
27	BA	45	C
27	BA	49	A
27	BA	50	U
27	BA	55	G
27	BA	62	C
27	BA	64	A

*Continued on next page...*

*Continued from previous page...*

<b>Mol</b>	<b>Chain</b>	<b>Res</b>	<b>Type</b>
27	BA	69	C
27	BA	71	A
27	BA	72	U
27	BA	74	A
27	BA	75	G
27	BA	84	A
27	BA	85	G
27	BA	88	G
27	BA	90	U
27	BA	92	A
27	BA	93	G
27	BA	94	C
27	BA	99	U
27	BA	100	G
27	BA	102	G
27	BA	113	G
27	BA	117	G
27	BA	118	A
27	BA	119	A
27	BA	120	U
27	BA	121	G
27	BA	122	G
27	BA	125	G
27	BA	126	A
27	BA	128	C
27	BA	129	C
27	BA	131	G
27	BA	139(A)	G
27	BA	141	A
27	BA	148	C
27	BA	154	G
27	BA	154(A)	C
27	BA	157	U
27	BA	158	U
27	BA	174	C
27	BA	175	G
27	BA	178	G
27	BA	182	A
27	BA	196	A
27	BA	197	A
27	BA	199	A
27	BA	200	U

*Continued on next page...*

*Continued from previous page...*

Mol	Chain	Res	Type
27	BA	201	C
27	BA	204	A
27	BA	205	G
27	BA	206	U
27	BA	215	G
27	BA	216	A
27	BA	221	A
27	BA	222	A
27	BA	226	G
27	BA	227	A
27	BA	228	A
27	BA	229	A
27	BA	230	U
27	BA	232	G
27	BA	233	A
27	BA	239	U
27	BA	248	G
27	BA	261	G
27	BA	264	C
27	BA	266	G
27	BA	271(A)	A
27	BA	271(G)	C
27	BA	271(H)	G
27	BA	271(J)	C
27	BA	271(K)	U
27	BA	271(L)	U
27	BA	271(P)	C
27	BA	271(T)	C
27	BA	271(W)	G
27	BA	271(Y)	U
27	BA	271(Z)	C
27	BA	272	G
27	BA	272(H)	C
27	BA	272(J)	C
27	BA	275	G
27	BA	283	A
27	BA	284	U
27	BA	286	C
27	BA	287	C
27	BA	295	G
27	BA	301	G
27	BA	302	C

*Continued on next page...*

*Continued from previous page...*

<b>Mol</b>	<b>Chain</b>	<b>Res</b>	<b>Type</b>
27	BA	305	U
27	BA	310	A
27	BA	311	A
27	BA	316	C
27	BA	322	A
27	BA	323	G
27	BA	329	G
27	BA	330	A
27	BA	335	C
27	BA	341	G
27	BA	346	A
27	BA	352	G
27	BA	356	G
27	BA	358	U
27	BA	362	U
27	BA	363(B)	G
27	BA	363(E)	U
27	BA	363(F)	A
27	BA	365	C
27	BA	371	A
27	BA	372	G
27	BA	386	G
27	BA	387	U
27	BA	391	G
27	BA	392	C
27	BA	394	A
27	BA	396	G
27	BA	398	G
27	BA	400	G
27	BA	402	A
27	BA	405	U
27	BA	406	G
27	BA	411	G
27	BA	412	A
27	BA	416	C
27	BA	421	U
27	BA	422	A
27	BA	428	A
27	BA	434	U
27	BA	435	C
27	BA	441	U
27	BA	443	A

*Continued on next page...*

*Continued from previous page...*

Mol	Chain	Res	Type
27	BA	448	U
27	BA	455	C
27	BA	456	C
27	BA	457	A
27	BA	470	A
27	BA	471	A
27	BA	473	G
27	BA	475	U
27	BA	479	A
27	BA	480	A
27	BA	481	G
27	BA	482	A
27	BA	494	G
27	BA	503	A
27	BA	504	U
27	BA	505	A
27	BA	508	G
27	BA	509	C
27	BA	510	C
27	BA	512	G
27	BA	525	U
27	BA	528	A
27	BA	530	G
27	BA	531	C
27	BA	532	A
27	BA	543	C
27	BA	548	A
27	BA	549	G
27	BA	551	G
27	BA	556	G
27	BA	561	G
27	BA	562	U
27	BA	563	G
27	BA	571	A
27	BA	572	A
27	BA	573	G
27	BA	574	C
27	BA	575	A
27	BA	588	U
27	BA	603	A
27	BA	604	G
27	BA	607	U

*Continued on next page...*

*Continued from previous page...*

Mol	Chain	Res	Type
27	BA	610	G
27	BA	614	U
27	BA	614(B)	G
27	BA	615	G
27	BA	620	G
27	BA	621	A
27	BA	622	G
27	BA	627	A
27	BA	628	G
27	BA	634	C
27	BA	637	A
27	BA	638	G
27	BA	645	C
27	BA	646	A
27	BA	652	C
27	BA	657	U
27	BA	668	G
27	BA	669	G
27	BA	670	A
27	BA	671	C
27	BA	686	G
27	BA	708	C
27	BA	717	G
27	BA	721	C
27	BA	722	A
27	BA	726	G
27	BA	729	G
27	BA	730	C
27	BA	740	U
27	BA	747	U
27	BA	748	G
27	BA	753	C
27	BA	754	C
27	BA	755	C
27	BA	762	U
27	BA	763	G
27	BA	764	A
27	BA	776	G
27	BA	779	U
27	BA	782	A
27	BA	784	A
27	BA	785	G

*Continued on next page...*

*Continued from previous page...*

Mol	Chain	Res	Type
27	BA	790	C
27	BA	791	C
27	BA	792	G
27	BA	793	A
27	BA	805	G
27	BA	806	C
27	BA	812	C
27	BA	819	A
27	BA	826	U
27	BA	827	U
27	BA	828	U
27	BA	830	G
27	BA	841	A
27	BA	845	G
27	BA	846	C
27	BA	848	G
27	BA	857	C
27	BA	859	G
27	BA	866	A
27	BA	888	C
27	BA	890	A
27	BA	896	A
27	BA	897	C
27	BA	900	A
27	BA	904	C
27	BA	907	U
27	BA	910	A
27	BA	914	C
27	BA	917	A
27	BA	932	G
27	BA	933	A
27	BA	941	A
27	BA	946	G
27	BA	952	G
27	BA	958	U
27	BA	959	A
27	BA	961	C
27	BA	964	C
27	BA	974	G
27	BA	975	C
27	BA	983	A
27	BA	985	C

*Continued on next page...*



*Continued from previous page...*

<b>Mol</b>	<b>Chain</b>	<b>Res</b>	<b>Type</b>
27	BA	990	A
27	BA	991	C
27	BA	994	C
27	BA	996	A
27	BA	997	G
27	BA	1005	C
27	BA	1008	C
27	BA	1009	A
27	BA	1012	U
27	BA	1013	C
27	BA	1017	G
27	BA	1020	A
27	BA	1021	A
27	BA	1022	G
27	BA	1023	U
27	BA	1024	G
27	BA	1025	G
27	BA	1026	U
27	BA	1031	G
27	BA	1033	U
27	BA	1034	G
27	BA	1035	U
27	BA	1042	G
27	BA	1043	C
27	BA	1044	G
27	BA	1045	A
27	BA	1046	A
27	BA	1047	G
27	BA	1049	C
27	BA	1050	A
27	BA	1051	G
27	BA	1052	C
27	BA	1053	C
27	BA	1054	A
27	BA	1110	G
27	BA	1111	A
27	BA	1112	G
27	BA	1113	U
27	BA	1115	G
27	BA	1122	G
27	BA	1126	A
27	BA	1127	A

*Continued on next page...*

*Continued from previous page...*

<b>Mol</b>	<b>Chain</b>	<b>Res</b>	<b>Type</b>
27	BA	1128	A
27	BA	1129	A
27	BA	1130	U
27	BA	1131	G
27	BA	1132	A
27	BA	1135	C
27	BA	1136	G
27	BA	1140	C
27	BA	1141	U
27	BA	1142	U
27	BA	1142(A)	A
27	BA	1143	A
27	BA	1155	A
27	BA	1170	G
27	BA	1171	G
27	BA	1173	G
27	BA	1174	A
27	BA	1175	U
27	BA	1176	G
27	BA	1177	A
27	BA	1178	C
27	BA	1179	C
27	BA	1180	C
27	BA	1186	G
27	BA	1190	G
27	BA	1193	G
27	BA	1195	G
27	BA	1204	A
27	BA	1205	U
27	BA	1211	U
27	BA	1212	G
27	BA	1213	A
27	BA	1214	A
27	BA	1220	A
27	BA	1221	C
27	BA	1224	C
27	BA	1226	A
27	BA	1230	C
27	BA	1233	C
27	BA	1236	G
27	BA	1237	A
27	BA	1248	G

*Continued on next page...*

*Continued from previous page...*

<b>Mol</b>	<b>Chain</b>	<b>Res</b>	<b>Type</b>
27	BA	1249	U
27	BA	1250	G
27	BA	1251	C
27	BA	1253	A
27	BA	1256	G
27	BA	1265	A
27	BA	1271	G
27	BA	1272	A
27	BA	1273	U
27	BA	1274	A
27	BA	1276	A
27	BA	1281	G
27	BA	1287	A
27	BA	1289	C
27	BA	1294	U
27	BA	1300	U
27	BA	1301	A
27	BA	1314	C
27	BA	1319	G
27	BA	1320	C
27	BA	1321	A
27	BA	1322	A
27	BA	1328	G
27	BA	1332	G
27	BA	1338	G
27	BA	1341	U
27	BA	1349	A
27	BA	1352	U
27	BA	1354	A
27	BA	1359	A
27	BA	1360	A
27	BA	1365	A
27	BA	1368	G
27	BA	1379	A
27	BA	1380	G
27	BA	1384	A
27	BA	1386	C
27	BA	1406	U
27	BA	1407	C
27	BA	1415	U
27	BA	1416	G
27	BA	1419	A

*Continued on next page...*

*Continued from previous page...*

Mol	Chain	Res	Type
27	BA	1420	U
27	BA	1427	A
27	BA	1428	C
27	BA	1429	G
27	BA	1430	C
27	BA	1437	C
27	BA	1445	A
27	BA	1445(A)	C
27	BA	1449	A
27	BA	1450	G
27	BA	1455	G
27	BA	1459	G
27	BA	1460	A
27	BA	1461	G
27	BA	1467	C
27	BA	1471	A
27	BA	1482	G
27	BA	1485	G
27	BA	1490	A
27	BA	1491	G
27	BA	1493	C
27	BA	1494	A
27	BA	1495	A
27	BA	1497	U
27	BA	1498	C
27	BA	1500	G
27	BA	1501	C
27	BA	1502	C
27	BA	1505	C
27	BA	1506	C
27	BA	1509	C
27	BA	1509(A)	A
27	BA	1518	U
27	BA	1525	G
27	BA	1547	C
27	BA	1554	A
27	BA	1558	A
27	BA	1559	G
27	BA	1566	A
27	BA	1568	G
27	BA	1569	A
27	BA	1578	U

*Continued on next page...*

*Continued from previous page...*

<b>Mol</b>	<b>Chain</b>	<b>Res</b>	<b>Type</b>
27	BA	1579	A
27	BA	1584	C
27	BA	1586	A
27	BA	1588	C
27	BA	1594	G
27	BA	1595	G
27	BA	1597	A
27	BA	1598	C
27	BA	1603	A
27	BA	1604	C
27	BA	1608	A
27	BA	1609	A
27	BA	1610	A
27	BA	1615	C
27	BA	1616	A
27	BA	1617	C
27	BA	1618	A
27	BA	1622	G
27	BA	1635	G
27	BA	1636	C
27	BA	1640	C
27	BA	1648	C
27	BA	1651	G
27	BA	1670	C
27	BA	1674	G
27	BA	1675	C
27	BA	1681	G
27	BA	1682	G
27	BA	1686	C
27	BA	1699	G
27	BA	1700	A
27	BA	1703	G
27	BA	1707	G
27	BA	1717	G
27	BA	1718	G
27	BA	1721	G
27	BA	1722	A
27	BA	1739	U
27	BA	1740	G
27	BA	1742	G
27	BA	1745(A)	C
27	BA	1748	G

*Continued on next page...*

*Continued from previous page...*

Mol	Chain	Res	Type
27	BA	1754	C
27	BA	1758	G
27	BA	1759	A
27	BA	1763	G
27	BA	1764	G
27	BA	1771	C
27	BA	1773	A
27	BA	1776	G
27	BA	1780	A
27	BA	1781	C
27	BA	1785	A
27	BA	1788	C
27	BA	1791	A
27	BA	1799	G
27	BA	1800	C
27	BA	1802	A
27	BA	1815	A
27	BA	1816	G
27	BA	1820	U
27	BA	1829	A
27	BA	1835	G
27	BA	1838	C
27	BA	1839	G
27	BA	1840	G
27	BA	1847	A
27	BA	1848	A
27	BA	1858	G
27	BA	1865	G
27	BA	1877	A
27	BA	1878	G
27	BA	1880	C
27	BA	1882	C
27	BA	1885	A
27	BA	1888	G
27	BA	1889	A
27	BA	1892	C
27	BA	1900	A
27	BA	1905	C
27	BA	1906	G
27	BA	1912	A
27	BA	1913	A
27	BA	1915	U

*Continued on next page...*

*Continued from previous page...*

Mol	Chain	Res	Type
27	BA	1919	A
27	BA	1926	U
27	BA	1930	G
27	BA	1931	U
27	BA	1936	A
27	BA	1937	A
27	BA	1938	A
27	BA	1940	U
27	BA	1946	U
27	BA	1954	G
27	BA	1955	U
27	BA	1963	U
27	BA	1964	G
27	BA	1965	C
27	BA	1967	C
27	BA	1969	A
27	BA	1970	A
27	BA	1971	A
27	BA	1972	A
27	BA	1981	A
27	BA	1982	C
27	BA	1991	U
27	BA	1993	U
27	BA	1996	C
27	BA	1997	G
27	BA	2006	C
27	BA	2019	A
27	BA	2020	A
27	BA	2021	C
27	BA	2022	U
27	BA	2023	G
27	BA	2026	C
27	BA	2030	A
27	BA	2031	A
27	BA	2032	G
27	BA	2033	A
27	BA	2036	C
27	BA	2037	G
27	BA	2041	U
27	BA	2043	C
27	BA	2048	G
27	BA	2049	G

*Continued on next page...*



*Continued from previous page...*

<b>Mol</b>	<b>Chain</b>	<b>Res</b>	<b>Type</b>
27	BA	2051	A
27	BA	2052	G
27	BA	2055	C
27	BA	2056	G
27	BA	2058	A
27	BA	2059	A
27	BA	2060	A
27	BA	2061	G
27	BA	2062	A
27	BA	2068	U
27	BA	2069	G
27	BA	2092	U
27	BA	2093	G
27	BA	2099	U
27	BA	2100	G
27	BA	2101	G
27	BA	2103	C
27	BA	2104	G
27	BA	2110	G
27	BA	2111	C
27	BA	2112	G
27	BA	2113	U
27	BA	2116	G
27	BA	2117	A
27	BA	2118	U
27	BA	2119	A
27	BA	2120	G
27	BA	2121	G
27	BA	2126	A
27	BA	2127	G
27	BA	2128	C
27	BA	2131	G
27	BA	2132	U
27	BA	2133	G
27	BA	2136	C
27	BA	2146	C
27	BA	2147	G
27	BA	2157	G
27	BA	2159	G
27	BA	2160	G
27	BA	2172	U
27	BA	2173	A

*Continued on next page...*

*Continued from previous page...*

Mol	Chain	Res	Type
27	BA	2174	C
27	BA	2175	C
27	BA	2178	C
27	BA	2185	C
27	BA	2187	G
27	BA	2190	G
27	BA	2192	G
27	BA	2193	G
27	BA	2198	A
27	BA	2199	A
27	BA	2200	C
27	BA	2201	C
27	BA	2207	G
27	BA	2208	A
27	BA	2218	U
27	BA	2219	G
27	BA	2226	C
27	BA	2238	G
27	BA	2239	G
27	BA	2240	C
27	BA	2250	G
27	BA	2251	G
27	BA	2252	G
27	BA	2266	A
27	BA	2267	A
27	BA	2268	A
27	BA	2273	A
27	BA	2275	C
27	BA	2283	C
27	BA	2287	A
27	BA	2288	A
27	BA	2290	G
27	BA	2293	C
27	BA	2297	C
27	BA	2305	A
27	BA	2306	C
27	BA	2307	G
27	BA	2308	G
27	BA	2309	A
27	BA	2310	A
27	BA	2311	A
27	BA	2312	U

*Continued on next page...*

*Continued from previous page...*

<b>Mol</b>	<b>Chain</b>	<b>Res</b>	<b>Type</b>
27	BA	2314	C
27	BA	2318	G
27	BA	2319	G
27	BA	2320	A
27	BA	2321	G
27	BA	2325	G
27	BA	2326	C
27	BA	2327	A
27	BA	2329	G
27	BA	2334	G
27	BA	2335	A
27	BA	2336	A
27	BA	2342	C
27	BA	2345	G
27	BA	2347	C
27	BA	2349	G
27	BA	2350	C
27	BA	2358	G
27	BA	2383	G
27	BA	2384	G
27	BA	2385	C
27	BA	2387	U
27	BA	2388	A
27	BA	2391	G
27	BA	2392	A
27	BA	2399	G
27	BA	2400	G
27	BA	2402	C
27	BA	2407	G
27	BA	2411	A
27	BA	2414	G
27	BA	2424	C
27	BA	2425	A
27	BA	2427	C
27	BA	2429	G
27	BA	2430	A
27	BA	2435	A
27	BA	2439	A
27	BA	2440	C
27	BA	2441	C
27	BA	2448	A
27	BA	2459	A

*Continued on next page...*

*Continued from previous page...*

Mol	Chain	Res	Type
27	BA	2469	A
27	BA	2470	G
27	BA	2474	C
27	BA	2476	A
27	BA	2477	C
27	BA	2478	A
27	BA	2482	G
27	BA	2484	G
27	BA	2486	G
27	BA	2487	G
27	BA	2491	U
27	BA	2495	G
27	BA	2502	G
27	BA	2503	A
27	BA	2504	U
27	BA	2505	G
27	BA	2506	U
27	BA	2513	G
27	BA	2518	A
27	BA	2520	C
27	BA	2523	G
27	BA	2525	G
27	BA	2529	G
27	BA	2534	A
27	BA	2535	G
27	BA	2543	G
27	BA	2546	U
27	BA	2550	G
27	BA	2554	U
27	BA	2559	C
27	BA	2566	A
27	BA	2567	G
27	BA	2573	C
27	BA	2577	A
27	BA	2582	G
27	BA	2586	C
27	BA	2602	A
27	BA	2610	C
27	BA	2611	U
27	BA	2612	C
27	BA	2614	A
27	BA	2615	U

*Continued on next page...*

*Continued from previous page...*

Mol	Chain	Res	Type
27	BA	2630	G
27	BA	2639	A
27	BA	2646	C
27	BA	2654	A
27	BA	2655	G
27	BA	2656	U
27	BA	2670	A
27	BA	2682	U
27	BA	2690	C
27	BA	2691	C
27	BA	2694	G
27	BA	2702	U
27	BA	2703	C
27	BA	2707	G
27	BA	2712	U
27	BA	2712(A)	A
27	BA	2713	A
27	BA	2725	A
27	BA	2726	U
27	BA	2727	G
27	BA	2729	G
27	BA	2732	G
27	BA	2733	A
27	BA	2739	U
27	BA	2744	G
27	BA	2751	G
27	BA	2752	C
27	BA	2757	A
27	BA	2761	G
27	BA	2764	A
27	BA	2765	A
27	BA	2777	G
27	BA	2778	A
27	BA	2779	U
27	BA	2789	C
27	BA	2790	A
27	BA	2791	C
27	BA	2792	G
27	BA	2793	G
27	BA	2794	C
27	BA	2796	U
27	BA	2799	C

*Continued on next page...*

*Continued from previous page...*

Mol	Chain	Res	Type
27	BA	2801	A
27	BA	2801(A)	A
27	BA	2802	G
27	BA	2803	C
27	BA	2804	C
27	BA	2807	G
27	BA	2808	U
27	BA	2813	A
27	BA	2817	G
27	BA	2818	G
27	BA	2820	A
27	BA	2821	A
27	BA	2833	G
27	BA	2834	G
27	BA	2835	A
27	BA	2836	U
27	BA	2848	G
27	BA	2849	U
27	BA	2857	G
27	BA	2864	G
27	BA	2868	A
27	BA	2872	G
27	BA	2874	C
27	BA	2875	C
27	BA	2876	G
27	BA	2877	G
27	BA	2879	C
27	BA	2880	C
27	BA	2893	G
27	BA	2894	G
27	BA	2895	U
28	BB	2	C
28	BB	8	U
28	BB	12	C
28	BB	13	A
28	BB	14	U
28	BB	15	A
28	BB	24	G
28	BB	25	A
28	BB	26	A
28	BB	32	C
28	BB	35	U

*Continued on next page...*

*Continued from previous page...*

Mol	Chain	Res	Type
28	BB	42	C
28	BB	45	A
28	BB	47	C
28	BB	52	A
28	BB	53	A
28	BB	58	A
28	BB	67	G
28	BB	73	A
28	BB	86	G
28	BB	88	C
28	BB	91	C
28	BB	92	C
28	BB	95	C
28	BB	110	G
28	BB	113	G
1	CA	8	A
1	CA	9	G
1	CA	10	A
1	CA	14	U
1	CA	22	G
1	CA	31	G
1	CA	32	A
1	CA	39	G
1	CA	47	C
1	CA	48	C
1	CA	51	A
1	CA	60	A
1	CA	61	G
1	CA	64	G
1	CA	65	U
1	CA	66	G
1	CA	101	A
1	CA	109	A
1	CA	110	C
1	CA	116	A
1	CA	120	A
1	CA	121	C
1	CA	129(A)	G
1	CA	130	A
1	CA	131	C
1	CA	132	C
1	CA	137	C

*Continued on next page...*



*Continued from previous page...*

Mol	Chain	Res	Type
1	CA	144	G
1	CA	146	G
1	CA	173	U
1	CA	174	C
1	CA	182	U
1	CA	189(E)	U
1	CA	194	C
1	CA	195	A
1	CA	198	G
1	CA	200	G
1	CA	203	U
1	CA	204	U
1	CA	216	G
1	CA	217	C
1	CA	218	C
1	CA	219	C
1	CA	220	G
1	CA	231	G
1	CA	241	C
1	CA	244	U
1	CA	246	A
1	CA	247	G
1	CA	251	G
1	CA	266	G
1	CA	267	C
1	CA	275	G
1	CA	279	A
1	CA	280	C
1	CA	289	G
1	CA	305	G
1	CA	306	G
1	CA	316	G
1	CA	321	A
1	CA	328	C
1	CA	330	C
1	CA	332	G
1	CA	342	C
1	CA	344	A
1	CA	345	C
1	CA	346	G
1	CA	347	G
1	CA	348	G

*Continued on next page...*

*Continued from previous page...*

Mol	Chain	Res	Type
1	CA	351	G
1	CA	352	C
1	CA	353	A
1	CA	354	G
1	CA	366	C
1	CA	367	U
1	CA	373	A
1	CA	389	A
1	CA	397	A
1	CA	398	C
1	CA	406	G
1	CA	411	A
1	CA	412	A
1	CA	413	G
1	CA	414	A
1	CA	421	U
1	CA	422	C
1	CA	423	G
1	CA	424	G
1	CA	428	G
1	CA	429	U
1	CA	430	A
1	CA	431	A
1	CA	435	C
1	CA	438	G
1	CA	439	A
1	CA	442	C
1	CA	444	C
1	CA	451	A
1	CA	452	A
1	CA	453	A
1	CA	454	C
1	CA	455	C
1	CA	461	A
1	CA	471	G
1	CA	472	A
1	CA	481	G
1	CA	482	A
1	CA	484	G
1	CA	485	G
1	CA	494	U
1	CA	495	A

*Continued on next page...*

*Continued from previous page...*

Mol	Chain	Res	Type
1	CA	496	A
1	CA	498	U
1	CA	499	A
1	CA	508	C
1	CA	509	A
1	CA	510	A
1	CA	511	C
1	CA	512	U
1	CA	517	G
1	CA	518	C
1	CA	527	G
1	CA	529	G
1	CA	531	U
1	CA	532	A
1	CA	533	A
1	CA	534	U
1	CA	547	A
1	CA	548	G
1	CA	559	A
1	CA	560	U
1	CA	561	U
1	CA	563	A
1	CA	564	C
1	CA	566	G
1	CA	567	G
1	CA	572	A
1	CA	573	A
1	CA	575	G
1	CA	576	G
1	CA	577	G
1	CA	587	G
1	CA	596	C
1	CA	598	U
1	CA	629	G
1	CA	630	G
1	CA	632	A
1	CA	641	U
1	CA	642	A
1	CA	643	C
1	CA	653	A
1	CA	654	G
1	CA	665	A

*Continued on next page...*

*Continued from previous page...*

Mol	Chain	Res	Type
1	CA	666	G
1	CA	687	A
1	CA	688	G
1	CA	701	C
1	CA	702	A
1	CA	703	G
1	CA	720	C
1	CA	721	G
1	CA	722	A
1	CA	729	A
1	CA	731	G
1	CA	748	C
1	CA	749	C
1	CA	754	C
1	CA	755	G
1	CA	774	G
1	CA	777	A
1	CA	793	U
1	CA	794	A
1	CA	811	C
1	CA	813	U
1	CA	815	A
1	CA	816	A
1	CA	817	C
1	CA	818	G
1	CA	819	A
1	CA	821	G
1	CA	827	U
1	CA	828	A
1	CA	835	U
1	CA	839	U
1	CA	841	U
1	CA	848	C
1	CA	851	G
1	CA	859	A
1	CA	871	U
1	CA	874	G
1	CA	875	C
1	CA	884	U
1	CA	885	G
1	CA	889	A
1	CA	890	G

*Continued on next page...*

*Continued from previous page...*

Mol	Chain	Res	Type
1	CA	902	G
1	CA	914	A
1	CA	916	G
1	CA	927	G
1	CA	934	C
1	CA	935	A
1	CA	936	C
1	CA	960	U
1	CA	962	C
1	CA	965	A
1	CA	966	G
1	CA	967	C
1	CA	968	A
1	CA	969	A
1	CA	971	G
1	CA	972	C
1	CA	974	A
1	CA	975	A
1	CA	976	G
1	CA	977	A
1	CA	978	A
1	CA	980	C
1	CA	981	U
1	CA	983	A
1	CA	984	C
1	CA	985	C
1	CA	986	A
1	CA	991	U
1	CA	992	U
1	CA	993	G
1	CA	994	A
1	CA	995	C
1	CA	996	A
1	CA	1001(A)	G
1	CA	1004	A
1	CA	1006	C
1	CA	1016	A
1	CA	1024	G
1	CA	1027	C
1	CA	1030	C
1	CA	1030(A)	G
1	CA	1030(C)	G

*Continued on next page...*

*Continued from previous page...*

Mol	Chain	Res	Type
1	CA	1031	G
1	CA	1042	G
1	CA	1050	G
1	CA	1053	G
1	CA	1054	C
1	CA	1055	A
1	CA	1058	G
1	CA	1064	G
1	CA	1065	U
1	CA	1066	C
1	CA	1068	G
1	CA	1085	U
1	CA	1086	U
1	CA	1094	G
1	CA	1099	G
1	CA	1101	A
1	CA	1102	A
1	CA	1105	A
1	CA	1108	G
1	CA	1117	G
1	CA	1118	C
1	CA	1124	G
1	CA	1125	U
1	CA	1126	U
1	CA	1127	G
1	CA	1129	C
1	CA	1130	A
1	CA	1131	G
1	CA	1137	C
1	CA	1139	G
1	CA	1140	C
1	CA	1141	C
1	CA	1145	C
1	CA	1146	A
1	CA	1155	G
1	CA	1157	A
1	CA	1158	C
1	CA	1159	U
1	CA	1160	G
1	CA	1161	C
1	CA	1162	C
1	CA	1171	G

*Continued on next page...*

*Continued from previous page...*

Mol	Chain	Res	Type
1	CA	1182	G
1	CA	1183	A
1	CA	1184	G
1	CA	1195	C
1	CA	1196	U
1	CA	1197	G
1	CA	1200	C
1	CA	1201	A
1	CA	1202	G
1	CA	1212	U
1	CA	1213	A
1	CA	1216	G
1	CA	1224	G
1	CA	1225	A
1	CA	1226	C
1	CA	1227	A
1	CA	1232	U
1	CA	1238	A
1	CA	1239	A
1	CA	1240	U
1	CA	1241	G
1	CA	1256	A
1	CA	1257	U
1	CA	1258	G
1	CA	1260	C
1	CA	1263	C
1	CA	1273	G
1	CA	1280	A
1	CA	1281	U
1	CA	1285	A
1	CA	1286	A
1	CA	1287	A
1	CA	1297	C
1	CA	1299	A
1	CA	1300	G
1	CA	1301	U
1	CA	1302	U
1	CA	1305	G
1	CA	1306	A
1	CA	1317	C
1	CA	1319	A
1	CA	1320	C

*Continued on next page...*



*Continued from previous page...*

Mol	Chain	Res	Type
1	CA	1322	C
1	CA	1323	G
1	CA	1331	G
1	CA	1334	G
1	CA	1336	C
1	CA	1338	G
1	CA	1347	G
1	CA	1363(A)	A
1	CA	1364	U
1	CA	1365	G
1	CA	1370	G
1	CA	1378	C
1	CA	1381	U
1	CA	1394	A
1	CA	1395	C
1	CA	1397	C
1	CA	1398	A
1	CA	1419	G
1	CA	1429	C
1	CA	1442	G
1	CA	1442(A)	G
1	CA	1442(B)	A
1	CA	1443	G
1	CA	1444	C
1	CA	1447	A
1	CA	1452	C
1	CA	1456	G
1	CA	1492	A
1	CA	1498	U
1	CA	1499	A
1	CA	1502	A
1	CA	1503	A
1	CA	1504	G
1	CA	1505	G
1	CA	1506	U
1	CA	1507	A
1	CA	1517	G
1	CA	1519	A
1	CA	1520	G
1	CA	1521	G
1	CA	1525	G
1	CA	1528	U

*Continued on next page...*

*Continued from previous page...*

Mol	Chain	Res	Type
1	CA	1529	G
1	CA	1530	G
23	CW	8	U
23	CW	9	C
23	CW	16	C
23	CW	17	G
23	CW	20	A
23	CW	31	U
23	CW	36	A
23	CW	43	C
23	CW	45	U
23	CW	48	C
23	CW	53	U
23	CW	60	C
23	CW	71	A
23	CW	72	G
23	CW	73	C
23	CW	74	C
24	CX	8	U
24	CX	13	C
24	CX	17	C
24	CX	17(B)	U
24	CX	19	G
24	CX	20	U
24	CX	21	A
24	CX	47	U
24	CX	48	C
24	CX	49	G
24	CX	51	C
24	CX	61	C
24	CX	62	C
24	CX	63	G
24	CX	65	C
24	CX	68	C
24	CX	73	A
24	CX	74	C
24	CX	75	C
25	CY	8	U
25	CY	9	C
25	CY	11	C
25	CY	12	C
25	CY	16	C

*Continued on next page...*

*Continued from previous page...*

Mol	Chain	Res	Type
25	CY	17	G
25	CY	18	G
25	CY	20	A
25	CY	21	A
25	CY	36	A
25	CY	38	U
25	CY	42	G
25	CY	46	U
25	CY	47	C
25	CY	49	G
25	CY	50	A
25	CY	55	C
25	CY	57	A
25	CY	58	A
25	CY	60	C
25	CY	69	C
25	CY	73	C
27	DA	19	C
27	DA	33	U
27	DA	34	C
27	DA	35	G
27	DA	45	C
27	DA	49	A
27	DA	50	U
27	DA	51	G
27	DA	53	A
27	DA	61	G
27	DA	62	C
27	DA	64	A
27	DA	69	C
27	DA	71	A
27	DA	72	U
27	DA	73	A
27	DA	74	A
27	DA	75	G
27	DA	83	G
27	DA	84	A
27	DA	88	G
27	DA	90	U
27	DA	92	A
27	DA	93	G
27	DA	94	C

*Continued on next page...*

*Continued from previous page...*

Mol	Chain	Res	Type
27	DA	95	G
27	DA	99	U
27	DA	100	G
27	DA	102	G
27	DA	113	G
27	DA	118	A
27	DA	119	A
27	DA	120	U
27	DA	126	A
27	DA	129	C
27	DA	139(A)	G
27	DA	140	G
27	DA	141	A
27	DA	146	G
27	DA	149	A
27	DA	150	C
27	DA	154	G
27	DA	157	U
27	DA	158	U
27	DA	172	C
27	DA	173	G
27	DA	175	G
27	DA	177	G
27	DA	181	A
27	DA	182	A
27	DA	196	A
27	DA	197	A
27	DA	199	A
27	DA	200	U
27	DA	201	C
27	DA	204	A
27	DA	205	G
27	DA	214	G
27	DA	216	A
27	DA	217	G
27	DA	221	A
27	DA	222	A
27	DA	224	G
27	DA	227	A
27	DA	228	A
27	DA	232	G
27	DA	233	A

*Continued on next page...*

*Continued from previous page...*

<b>Mol</b>	<b>Chain</b>	<b>Res</b>	<b>Type</b>
27	DA	241	A
27	DA	242	G
27	DA	248	G
27	DA	249	C
27	DA	250	G
27	DA	252	G
27	DA	256	A
27	DA	261	G
27	DA	266	G
27	DA	267	C
27	DA	271(J)	C
27	DA	271(K)	U
27	DA	271(M)	G
27	DA	271(O)	C
27	DA	271(P)	C
27	DA	271(T)	C
27	DA	271(Y)	U
27	DA	271(Z)	C
27	DA	272	G
27	DA	272(C)	G
27	DA	272(H)	C
27	DA	272(J)	C
27	DA	274	G
27	DA	275	G
27	DA	283	A
27	DA	284	U
27	DA	285	C
27	DA	287	C
27	DA	288	C
27	DA	289	A
27	DA	301	G
27	DA	302	C
27	DA	310	A
27	DA	311	A
27	DA	313	C
27	DA	314	A
27	DA	316	C
27	DA	322	A
27	DA	323	G
27	DA	324	A
27	DA	329	G
27	DA	330	A

*Continued on next page...*

*Continued from previous page...*

Mol	Chain	Res	Type
27	DA	332	A
27	DA	333	G
27	DA	334	C
27	DA	338	G
27	DA	345	A
27	DA	346	A
27	DA	352	G
27	DA	353	G
27	DA	356	G
27	DA	358	U
27	DA	362	U
27	DA	363(B)	G
27	DA	363(E)	U
27	DA	363(F)	A
27	DA	364	C
27	DA	371	A
27	DA	372	G
27	DA	374	A
27	DA	387	U
27	DA	395	U
27	DA	396	G
27	DA	404	C
27	DA	405	U
27	DA	406	G
27	DA	411	G
27	DA	412	A
27	DA	413	C
27	DA	416	C
27	DA	422	A
27	DA	423	A
27	DA	428	A
27	DA	435	C
27	DA	443	A
27	DA	444	C
27	DA	445	C
27	DA	446	G
27	DA	447	A
27	DA	448	U
27	DA	449	A
27	DA	455	C
27	DA	456	C
27	DA	457	A

*Continued on next page...*

*Continued from previous page...*

<b>Mol</b>	<b>Chain</b>	<b>Res</b>	<b>Type</b>
27	DA	458	G
27	DA	460	A
27	DA	467	G
27	DA	470	A
27	DA	473	G
27	DA	475	U
27	DA	476	G
27	DA	478	A
27	DA	479	A
27	DA	480	A
27	DA	481	G
27	DA	482	A
27	DA	483	A
27	DA	492	A
27	DA	503	A
27	DA	504	U
27	DA	505	A
27	DA	506	G
27	DA	507	A
27	DA	509	C
27	DA	510	C
27	DA	512	G
27	DA	515	A
27	DA	527	C
27	DA	528	A
27	DA	530	G
27	DA	531	C
27	DA	532	A
27	DA	533	G
27	DA	542	C
27	DA	543	C
27	DA	548	A
27	DA	549	G
27	DA	551	G
27	DA	555	U
27	DA	561	G
27	DA	563	G
27	DA	568	U
27	DA	571	A
27	DA	572	A
27	DA	573	G
27	DA	575	A

*Continued on next page...*



*Continued from previous page...*

Mol	Chain	Res	Type
27	DA	583	G
27	DA	587	C
27	DA	588	U
27	DA	594	U
27	DA	602	G
27	DA	604	G
27	DA	607	U
27	DA	614(B)	G
27	DA	614(C)	A
27	DA	615	G
27	DA	620	G
27	DA	621	A
27	DA	622	G
27	DA	623	G
27	DA	627	A
27	DA	628	G
27	DA	629	G
27	DA	631	A
27	DA	632	A
27	DA	634	C
27	DA	635	C
27	DA	638	G
27	DA	645	C
27	DA	646	A
27	DA	657	U
27	DA	668	G
27	DA	669	G
27	DA	676	A
27	DA	686	G
27	DA	702	G
27	DA	705	A
27	DA	707	G
27	DA	708	C
27	DA	715	G
27	DA	720	C
27	DA	722	A
27	DA	726	G
27	DA	727	A
27	DA	728	G
27	DA	730	C
27	DA	740	U
27	DA	741	G

*Continued on next page...*

*Continued from previous page...*

Mol	Chain	Res	Type
27	DA	747	U
27	DA	748	G
27	DA	753	C
27	DA	762	U
27	DA	763	G
27	DA	764	A
27	DA	765	G
27	DA	776	G
27	DA	782	A
27	DA	784	A
27	DA	785	G
27	DA	792	G
27	DA	794	G
27	DA	795	C
27	DA	800	A
27	DA	801	G
27	DA	805	G
27	DA	806	C
27	DA	812	C
27	DA	817	C
27	DA	819	A
27	DA	822	U
27	DA	827	U
27	DA	828	U
27	DA	830	G
27	DA	831	G
27	DA	848	G
27	DA	856	C
27	DA	857	C
27	DA	859	G
27	DA	863	A
27	DA	865	C
27	DA	866	A
27	DA	867	C
27	DA	872	A
27	DA	888	C
27	DA	890	A
27	DA	896	A
27	DA	897	C
27	DA	900	A
27	DA	904	C
27	DA	907	U

*Continued on next page...*

*Continued from previous page...*

Mol	Chain	Res	Type
27	DA	910	A
27	DA	917	A
27	DA	926	A
27	DA	927	G
27	DA	928	G
27	DA	932	G
27	DA	933	A
27	DA	941	A
27	DA	945	A
27	DA	946	G
27	DA	955	C
27	DA	957	A
27	DA	958	U
27	DA	959	A
27	DA	960	A
27	DA	961	C
27	DA	965	C
27	DA	966	G
27	DA	970	C
27	DA	974	G
27	DA	975	C
27	DA	980	A
27	DA	983	A
27	DA	986	C
27	DA	989	G
27	DA	990	A
27	DA	991	C
27	DA	996	A
27	DA	997	G
27	DA	999	U
27	DA	1000	A
27	DA	1004	C
27	DA	1005	C
27	DA	1008	C
27	DA	1009	A
27	DA	1010	A
27	DA	1011	G
27	DA	1012	U
27	DA	1013	C
27	DA	1015	G
27	DA	1020	A
27	DA	1021	A

*Continued on next page...*

*Continued from previous page...*

Mol	Chain	Res	Type
27	DA	1022	G
27	DA	1023	U
27	DA	1025	G
27	DA	1026	U
27	DA	1027	A
27	DA	1031	G
27	DA	1033	U
27	DA	1034	G
27	DA	1035	U
27	DA	1036	G
27	DA	1039	G
27	DA	1040	C
27	DA	1044	G
27	DA	1045	A
27	DA	1047	G
27	DA	1049	C
27	DA	1050	A
27	DA	1051	G
27	DA	1053	C
27	DA	1054	A
27	DA	1055	G
27	DA	1110	G
27	DA	1111	A
27	DA	1112	G
27	DA	1115	G
27	DA	1126	A
27	DA	1127	A
27	DA	1128	A
27	DA	1130	U
27	DA	1132	A
27	DA	1133	U
27	DA	1135	C
27	DA	1136	G
27	DA	1142	U
27	DA	1142(A)	A
27	DA	1143	A
27	DA	1144	G
27	DA	1155	A
27	DA	1157	G
27	DA	1158	C
27	DA	1159	U
27	DA	1171	G

*Continued on next page...*

*Continued from previous page...*

Mol	Chain	Res	Type
27	DA	1173	G
27	DA	1174	A
27	DA	1175	U
27	DA	1176	G
27	DA	1177	A
27	DA	1179	C
27	DA	1180	C
27	DA	1186	G
27	DA	1195	G
27	DA	1204	A
27	DA	1205	U
27	DA	1206	G
27	DA	1207	C
27	DA	1208	C
27	DA	1210	A
27	DA	1211	U
27	DA	1216	G
27	DA	1220	A
27	DA	1221	C
27	DA	1236	G
27	DA	1237	A
27	DA	1238	G
27	DA	1243	G
27	DA	1247	A
27	DA	1248	G
27	DA	1251	C
27	DA	1252	G
27	DA	1253	A
27	DA	1255	U
27	DA	1256	G
27	DA	1265	A
27	DA	1267	U
27	DA	1268	A
27	DA	1271	G
27	DA	1272	A
27	DA	1273	U
27	DA	1276	A
27	DA	1281	G
27	DA	1285	G
27	DA	1288	U
27	DA	1289	C
27	DA	1290	C

*Continued on next page...*

*Continued from previous page...*

Mol	Chain	Res	Type
27	DA	1294	U
27	DA	1300	U
27	DA	1301	A
27	DA	1302	A
27	DA	1311	G
27	DA	1312	U
27	DA	1314	C
27	DA	1319	G
27	DA	1320	C
27	DA	1321	A
27	DA	1322	A
27	DA	1325	G
27	DA	1329	U
27	DA	1332	G
27	DA	1333	C
27	DA	1341	U
27	DA	1345	C
27	DA	1349	A
27	DA	1352	U
27	DA	1354	A
27	DA	1355	G
27	DA	1359	A
27	DA	1365	A
27	DA	1368	G
27	DA	1379	A
27	DA	1380	G
27	DA	1384	A
27	DA	1386	C
27	DA	1387	C
27	DA	1393	A
27	DA	1395	A
27	DA	1396	U
27	DA	1397	U
27	DA	1398	C
27	DA	1399	C
27	DA	1407	C
27	DA	1416	G
27	DA	1419	A
27	DA	1420	U
27	DA	1421	G
27	DA	1427	A
27	DA	1428	C

*Continued on next page...*

*Continued from previous page...*

Mol	Chain	Res	Type
27	DA	1437	C
27	DA	1445	A
27	DA	1445(A)	C
27	DA	1448	G
27	DA	1449	A
27	DA	1452	A
27	DA	1453	U
27	DA	1455	G
27	DA	1459	G
27	DA	1460	A
27	DA	1461	G
27	DA	1467	C
27	DA	1471	A
27	DA	1478	G
27	DA	1481	U
27	DA	1482	G
27	DA	1484	G
27	DA	1485	G
27	DA	1490	A
27	DA	1493	C
27	DA	1494	A
27	DA	1495	A
27	DA	1496	A
27	DA	1497	U
27	DA	1498	C
27	DA	1502	C
27	DA	1505	C
27	DA	1507	A
27	DA	1509	C
27	DA	1509(A)	A
27	DA	1516	C
27	DA	1519	G
27	DA	1520	G
27	DA	1523	U
27	DA	1546	C
27	DA	1547	C
27	DA	1549	C
27	DA	1554	A
27	DA	1555	G
27	DA	1558	A
27	DA	1559	G
27	DA	1560	G

*Continued on next page...*



*Continued from previous page...*

Mol	Chain	Res	Type
27	DA	1566	A
27	DA	1569	A
27	DA	1575	C
27	DA	1578	U
27	DA	1579	A
27	DA	1580	A
27	DA	1581	G
27	DA	1584	C
27	DA	1586	A
27	DA	1588	C
27	DA	1591	G
27	DA	1602	U
27	DA	1603	A
27	DA	1604	C
27	DA	1607	C
27	DA	1608	A
27	DA	1609	A
27	DA	1610	A
27	DA	1611	C
27	DA	1615	C
27	DA	1616	A
27	DA	1617	C
27	DA	1618	A
27	DA	1622	G
27	DA	1625	C
27	DA	1631(A)	A
27	DA	1634	A
27	DA	1635	G
27	DA	1640	C
27	DA	1648	C
27	DA	1654	A
27	DA	1674	G
27	DA	1675	C
27	DA	1681	G
27	DA	1682	G
27	DA	1686	C
27	DA	1688	U
27	DA	1694	C
27	DA	1695	G
27	DA	1696	G
27	DA	1699	G
27	DA	1700	A

*Continued on next page...*

*Continued from previous page...*

Mol	Chain	Res	Type
27	DA	1701	A
27	DA	1702	G
27	DA	1703	G
27	DA	1718	G
27	DA	1721	G
27	DA	1722	A
27	DA	1739	U
27	DA	1740	G
27	DA	1741	A
27	DA	1742	G
27	DA	1744	C
27	DA	1745(A)	C
27	DA	1748	G
27	DA	1753	G
27	DA	1754	C
27	DA	1756	G
27	DA	1758	G
27	DA	1759	A
27	DA	1763	G
27	DA	1764	G
27	DA	1773	A
27	DA	1778	U
27	DA	1780	A
27	DA	1782	C
27	DA	1783	A
27	DA	1785	A
27	DA	1787	A
27	DA	1791	A
27	DA	1799	G
27	DA	1800	C
27	DA	1801	G
27	DA	1803	A
27	DA	1815	A
27	DA	1816	G
27	DA	1819	A
27	DA	1820	U
27	DA	1827	C
27	DA	1828	G
27	DA	1829	A
27	DA	1838	C
27	DA	1839	G
27	DA	1847	A

*Continued on next page...*

*Continued from previous page...*

Mol	Chain	Res	Type
27	DA	1848	A
27	DA	1858	G
27	DA	1865	G
27	DA	1877	A
27	DA	1878	G
27	DA	1882	C
27	DA	1885	A
27	DA	1888	G
27	DA	1889	A
27	DA	1894	C
27	DA	1900	A
27	DA	1901	A
27	DA	1906	G
27	DA	1908	C
27	DA	1912	A
27	DA	1913	A
27	DA	1926	U
27	DA	1929	G
27	DA	1930	G
27	DA	1937	A
27	DA	1938	A
27	DA	1943	U
27	DA	1944	U
27	DA	1945	G
27	DA	1954	G
27	DA	1955	U
27	DA	1956	U
27	DA	1957	C
27	DA	1962	C
27	DA	1963	U
27	DA	1965	C
27	DA	1966	A
27	DA	1967	C
27	DA	1969	A
27	DA	1970	A
27	DA	1971	A
27	DA	1972	A
27	DA	1982	C
27	DA	1987	G
27	DA	1993	U
27	DA	1996	C
27	DA	1997	G

*Continued on next page...*

*Continued from previous page...*

Mol	Chain	Res	Type
27	DA	2004	G
27	DA	2019	A
27	DA	2021	C
27	DA	2022	U
27	DA	2023	G
27	DA	2024	G
27	DA	2025	C
27	DA	2030	A
27	DA	2031	A
27	DA	2032	G
27	DA	2033	A
27	DA	2034	U
27	DA	2035	G
27	DA	2036	C
27	DA	2037	G
27	DA	2039	C
27	DA	2043	C
27	DA	2052	G
27	DA	2055	C
27	DA	2056	G
27	DA	2060	A
27	DA	2061	G
27	DA	2062	A
27	DA	2063	C
27	DA	2066	C
27	DA	2067	G
27	DA	2068	U
27	DA	2069	G
27	DA	2090	G
27	DA	2092	U
27	DA	2093	G
27	DA	2098	U
27	DA	2099	U
27	DA	2103	C
27	DA	2104	G
27	DA	2111	C
27	DA	2113	U
27	DA	2114	A
27	DA	2116	G
27	DA	2117	A
27	DA	2118	U
27	DA	2119	A

*Continued on next page...*

*Continued from previous page...*

Mol	Chain	Res	Type
27	DA	2120	G
27	DA	2121	G
27	DA	2126	A
27	DA	2127	G
27	DA	2128	C
27	DA	2131	G
27	DA	2133	G
27	DA	2136	C
27	DA	2144	U
27	DA	2146	C
27	DA	2147	G
27	DA	2148	G
27	DA	2157	G
27	DA	2159	G
27	DA	2160	G
27	DA	2172	U
27	DA	2173	A
27	DA	2174	C
27	DA	2175	C
27	DA	2176	A
27	DA	2179	C
27	DA	2187	G
27	DA	2189	U
27	DA	2190	G
27	DA	2192	G
27	DA	2193	G
27	DA	2196	C
27	DA	2197	U
27	DA	2198	A
27	DA	2199	A
27	DA	2200	C
27	DA	2207	G
27	DA	2208	A
27	DA	2218	U
27	DA	2219	G
27	DA	2222	G
27	DA	2225	A
27	DA	2226	C
27	DA	2227	A
27	DA	2234	G
27	DA	2238	G
27	DA	2239	G

*Continued on next page...*

*Continued from previous page...*

Mol	Chain	Res	Type
27	DA	2246	G
27	DA	2250	G
27	DA	2251	G
27	DA	2255	G
27	DA	2259	G
27	DA	2266	A
27	DA	2267	A
27	DA	2268	A
27	DA	2275	C
27	DA	2276	G
27	DA	2277	G
27	DA	2283	C
27	DA	2286	A
27	DA	2287	A
27	DA	2288	A
27	DA	2289	G
27	DA	2290	G
27	DA	2296	U
27	DA	2297	C
27	DA	2304	G
27	DA	2305	A
27	DA	2307	G
27	DA	2308	G
27	DA	2309	A
27	DA	2310	A
27	DA	2311	A
27	DA	2312	U
27	DA	2313	C
27	DA	2316	C
27	DA	2319	G
27	DA	2320	A
27	DA	2321	G
27	DA	2322	A
27	DA	2325	G
27	DA	2327	A
27	DA	2330	G
27	DA	2334	G
27	DA	2335	A
27	DA	2336	A
27	DA	2338	G
27	DA	2345	G
27	DA	2346	A

*Continued on next page...*

*Continued from previous page...*

Mol	Chain	Res	Type
27	DA	2347	C
27	DA	2349	G
27	DA	2355	C
27	DA	2383	G
27	DA	2384	G
27	DA	2385	C
27	DA	2387	U
27	DA	2392	A
27	DA	2395	C
27	DA	2398	U
27	DA	2399	G
27	DA	2400	G
27	DA	2402	C
27	DA	2403	C
27	DA	2406	U
27	DA	2422	A
27	DA	2423	U
27	DA	2424	C
27	DA	2425	A
27	DA	2427	C
27	DA	2428	G
27	DA	2429	G
27	DA	2430	A
27	DA	2431	U
27	DA	2434	A
27	DA	2439	A
27	DA	2440	C
27	DA	2441	C
27	DA	2447	G
27	DA	2448	A
27	DA	2452	C
27	DA	2458	G
27	DA	2459	A
27	DA	2460	U
27	DA	2469	A
27	DA	2470	G
27	DA	2476	A
27	DA	2477	C
27	DA	2482	G
27	DA	2483	C
27	DA	2484	G
27	DA	2490	G

*Continued on next page...*



*Continued from previous page...*

<b>Mol</b>	<b>Chain</b>	<b>Res</b>	<b>Type</b>
27	DA	2491	U
27	DA	2495	G
27	DA	2498	C
27	DA	2499	C
27	DA	2502	G
27	DA	2505	G
27	DA	2518	A
27	DA	2520	C
27	DA	2522	U
27	DA	2523	G
27	DA	2527	C
27	DA	2529	G
27	DA	2534	A
27	DA	2538	C
27	DA	2543	G
27	DA	2546	U
27	DA	2547	U
27	DA	2553	G
27	DA	2554	U
27	DA	2566	A
27	DA	2567	G
27	DA	2569	G
27	DA	2572	A
27	DA	2573	C
27	DA	2577	A
27	DA	2579	C
27	DA	2580	U
27	DA	2581	G
27	DA	2585	U
27	DA	2586	C
27	DA	2587	A
27	DA	2598	A
27	DA	2599	G
27	DA	2602	A
27	DA	2603	G
27	DA	2608	G
27	DA	2609	U
27	DA	2610	C
27	DA	2611	U
27	DA	2612	C
27	DA	2613	U
27	DA	2629	A

*Continued on next page...*

*Continued from previous page...*

Mol	Chain	Res	Type
27	DA	2630	G
27	DA	2632	A
27	DA	2636	U
27	DA	2639	A
27	DA	2645	G
27	DA	2646	C
27	DA	2654	A
27	DA	2655	G
27	DA	2656	U
27	DA	2657	A
27	DA	2673	G
27	DA	2682	U
27	DA	2683	C
27	DA	2686	G
27	DA	2690	C
27	DA	2691	C
27	DA	2702	U
27	DA	2703	C
27	DA	2707	G
27	DA	2712	U
27	DA	2712(A)	A
27	DA	2713	A
27	DA	2714	G
27	DA	2715	C
27	DA	2726	U
27	DA	2727	G
27	DA	2730	C
27	DA	2732	G
27	DA	2733	A
27	DA	2739	U
27	DA	2748	A
27	DA	2750	A
27	DA	2751	G
27	DA	2752	C
27	DA	2754	U
27	DA	2756	U
27	DA	2757	A
27	DA	2758	A
27	DA	2759	G
27	DA	2762	G
27	DA	2763	G
27	DA	2764	A

*Continued on next page...*

*Continued from previous page...*

Mol	Chain	Res	Type
27	DA	2765	A
27	DA	2777	G
27	DA	2778	A
27	DA	2780	G
27	DA	2789	C
27	DA	2791	C
27	DA	2792	G
27	DA	2794	C
27	DA	2795	G
27	DA	2796	U
27	DA	2799	C
27	DA	2801(A)	A
27	DA	2802	G
27	DA	2803	C
27	DA	2804	C
27	DA	2805	G
27	DA	2807	G
27	DA	2808	U
27	DA	2818	G
27	DA	2820	A
27	DA	2821	A
27	DA	2827	C
27	DA	2833	G
27	DA	2834	G
27	DA	2835	A
27	DA	2849	U
27	DA	2861	G
27	DA	2866	U
27	DA	2867	G
27	DA	2872	G
27	DA	2874	C
27	DA	2875	C
27	DA	2879	C
27	DA	2880	C
27	DA	2883	A
27	DA	2889	C
27	DA	2893	G
27	DA	2894	G
27	DA	2895	U
27	DA	2896	C
28	DB	2	C
28	DB	8	U

*Continued on next page...*

*Continued from previous page...*

Mol	Chain	Res	Type
28	DB	12	C
28	DB	13	A
28	DB	15	A
28	DB	25	A
28	DB	26	A
28	DB	27	C
28	DB	28	C
28	DB	34	U
28	DB	35	U
28	DB	36	C
28	DB	40	U
28	DB	42	C
28	DB	45	A
28	DB	46	A
28	DB	52	A
28	DB	53	A
28	DB	60	C
28	DB	63	G
28	DB	67	G
28	DB	73	A
28	DB	77	U
28	DB	88	C
28	DB	90	A
28	DB	91	C
28	DB	110	G
28	DB	113	G

All (778) RNA pucker outliers are listed below:

Mol	Chain	Res	Type
1	AA	7	G
1	AA	13	U
1	AA	30	U
1	AA	52	G
1	AA	60	A
1	AA	63	C
1	AA	64	G
1	AA	109	A
1	AA	113	G
1	AA	115	G
1	AA	119	A
1	AA	129(A)	G

*Continued on next page...*

*Continued from previous page...*

Mol	Chain	Res	Type
1	AA	131	C
1	AA	173	U
1	AA	181	G
1	AA	182	U
1	AA	189(H)	G
1	AA	189(I)	G
1	AA	197	A
1	AA	198	G
1	AA	203	U
1	AA	204	U
1	AA	243	A
1	AA	246	A
1	AA	250	A
1	AA	266	G
1	AA	274	A
1	AA	279	A
1	AA	305	G
1	AA	306	G
1	AA	315	A
1	AA	327	A
1	AA	344	A
1	AA	346	G
1	AA	353	A
1	AA	366	C
1	AA	368	U
1	AA	372	C
1	AA	373	A
1	AA	412	A
1	AA	414	A
1	AA	422	C
1	AA	423	G
1	AA	428	G
1	AA	429	U
1	AA	438	G
1	AA	451	A
1	AA	453	A
1	AA	454	C
1	AA	461	A
1	AA	471	G
1	AA	484	G
1	AA	486	U
1	AA	495	A

*Continued on next page...*

*Continued from previous page...*

Mol	Chain	Res	Type
1	AA	498	U
1	AA	508	C
1	AA	530	G
1	AA	531	U
1	AA	533	A
1	AA	547	A
1	AA	559	A
1	AA	560	U
1	AA	577	G
1	AA	578	C
1	AA	595	G
1	AA	641	U
1	AA	653	A
1	AA	686	U
1	AA	687	A
1	AA	702	A
1	AA	717	C
1	AA	721	G
1	AA	722	A
1	AA	723	U
1	AA	748	C
1	AA	752	G
1	AA	758	G
1	AA	792	A
1	AA	815	A
1	AA	817	C
1	AA	819	A
1	AA	820	U
1	AA	840	C
1	AA	870	U
1	AA	884	U
1	AA	889	A
1	AA	913	A
1	AA	934	C
1	AA	960	U
1	AA	965	A
1	AA	968	A
1	AA	974	A
1	AA	977	A
1	AA	978	A
1	AA	983	A
1	AA	992	U

*Continued on next page...*

*Continued from previous page...*

Mol	Chain	Res	Type
1	AA	1049	U
1	AA	1053	G
1	AA	1064	G
1	AA	1065	U
1	AA	1067	A
1	AA	1085	U
1	AA	1086	U
1	AA	1101	A
1	AA	1125	U
1	AA	1126	U
1	AA	1139	G
1	AA	1145	C
1	AA	1146	A
1	AA	1147	C
1	AA	1151	A
1	AA	1154	G
1	AA	1157	A
1	AA	1158	C
1	AA	1182	G
1	AA	1196	U
1	AA	1200	C
1	AA	1201	A
1	AA	1211	U
1	AA	1224	G
1	AA	1239	A
1	AA	1279	A
1	AA	1285	A
1	AA	1297	C
1	AA	1299	A
1	AA	1305	G
1	AA	1319	A
1	AA	1336	C
1	AA	1337	G
1	AA	1380	U
1	AA	1381	U
1	AA	1394	A
1	AA	1399	C
1	AA	1442(A)	G
1	AA	1498	U
1	AA	1528	U
23	AW	7	A
23	AW	44	A

*Continued on next page...*

*Continued from previous page...*

Mol	Chain	Res	Type
24	AX	58	A
25	AY	57	A
27	BA	25	U
27	BA	27	G
27	BA	33	U
27	BA	49	A
27	BA	60	G
27	BA	61	G
27	BA	63	U
27	BA	71	A
27	BA	83	G
27	BA	99	U
27	BA	119	A
27	BA	121	G
27	BA	125	G
27	BA	140	G
27	BA	157	U
27	BA	177	G
27	BA	199	A
27	BA	204	A
27	BA	215	G
27	BA	221	A
27	BA	232	G
27	BA	271(Y)	U
27	BA	283	A
27	BA	301	G
27	BA	310	A
27	BA	311	A
27	BA	321	G
27	BA	329	G
27	BA	345	A
27	BA	370	G
27	BA	386	G
27	BA	390	A
27	BA	391	G
27	BA	411	G
27	BA	421	U
27	BA	434	U
27	BA	442	G
27	BA	454	A
27	BA	474	G
27	BA	479	A

*Continued on next page...*



*Continued from previous page...*

Mol	Chain	Res	Type
27	BA	481	G
27	BA	503	A
27	BA	530	G
27	BA	542	C
27	BA	571	A
27	BA	572	A
27	BA	587	C
27	BA	603	A
27	BA	614(A)	U
27	BA	614(B)	G
27	BA	614(C)	A
27	BA	620	G
27	BA	627	A
27	BA	637	A
27	BA	670	A
27	BA	685	A
27	BA	728	G
27	BA	729	G
27	BA	740	U
27	BA	752	A
27	BA	762	U
27	BA	790	C
27	BA	805	G
27	BA	827	U
27	BA	845	G
27	BA	856	C
27	BA	858	U
27	BA	945	A
27	BA	959	A
27	BA	974	G
27	BA	989	G
27	BA	995	C
27	BA	996	A
27	BA	1008	C
27	BA	1020	A
27	BA	1022	G
27	BA	1033	U
27	BA	1048	A
27	BA	1049	C
27	BA	1126	A
27	BA	1128	A
27	BA	1129	A

*Continued on next page...*

*Continued from previous page...*

Mol	Chain	Res	Type
27	BA	1132	A
27	BA	1141	U
27	BA	1142(A)	A
27	BA	1176	G
27	BA	1179	C
27	BA	1204	A
27	BA	1210	A
27	BA	1213	A
27	BA	1220	A
27	BA	1236	G
27	BA	1249	U
27	BA	1272	A
27	BA	1273	U
27	BA	1275	A
27	BA	1286	A
27	BA	1300	U
27	BA	1320	C
27	BA	1321	A
27	BA	1332	G
27	BA	1378	A
27	BA	1385	G
27	BA	1395	A
27	BA	1427	A
27	BA	1429	G
27	BA	1445	A
27	BA	1458	C
27	BA	1459	G
27	BA	1461	G
27	BA	1490	A
27	BA	1491	G
27	BA	1493	C
27	BA	1494	A
27	BA	1495	A
27	BA	1558	A
27	BA	1602	U
27	BA	1603	A
27	BA	1607	C
27	BA	1609	A
27	BA	1615	C
27	BA	1634	A
27	BA	1674	G
27	BA	1681	G

*Continued on next page...*

*Continued from previous page...*

Mol	Chain	Res	Type
27	BA	1686	C
27	BA	1722	A
27	BA	1758	G
27	BA	1780	A
27	BA	1784	A
27	BA	1799	G
27	BA	1815	A
27	BA	1819	A
27	BA	1838	C
27	BA	1839	G
27	BA	1847	A
27	BA	1912	A
27	BA	1913	A
27	BA	1929	G
27	BA	1931	U
27	BA	1945	G
27	BA	1962	C
27	BA	1992	G
27	BA	1996	C
27	BA	2021	C
27	BA	2035	G
27	BA	2036	C
27	BA	2048	G
27	BA	2068	U
27	BA	2092	U
27	BA	2111	C
27	BA	2116	G
27	BA	2120	G
27	BA	2126	A
27	BA	2128	C
27	BA	2145	C
27	BA	2158	A
27	BA	2159	G
27	BA	2160	G
27	BA	2171	A
27	BA	2172	U
27	BA	2173	A
27	BA	2174	C
27	BA	2197	U
27	BA	2199	A
27	BA	2200	C
27	BA	2225	A

*Continued on next page...*

*Continued from previous page...*

Mol	Chain	Res	Type
27	BA	2238	G
27	BA	2249	U
27	BA	2266	A
27	BA	2267	A
27	BA	2282	G
27	BA	2286	A
27	BA	2290	G
27	BA	2296	U
27	BA	2308	G
27	BA	2311	A
27	BA	2318	G
27	BA	2321	G
27	BA	2326	C
27	BA	2334	G
27	BA	2335	A
27	BA	2344	U
27	BA	2391	G
27	BA	2423	U
27	BA	2424	C
27	BA	2438	U
27	BA	2439	A
27	BA	2458	G
27	BA	2468	G
27	BA	2481	G
27	BA	2490	G
27	BA	2503	A
27	BA	2572	A
27	BA	2581	G
27	BA	2585	U
27	BA	2602	A
27	BA	2611	U
27	BA	2613	U
27	BA	2645	G
27	BA	2654	A
27	BA	2655	G
27	BA	2682	U
27	BA	2689	U
27	BA	2712	U
27	BA	2726	U
27	BA	2732	G
27	BA	2750	A
27	BA	2756	U

*Continued on next page...*

*Continued from previous page...*

Mol	Chain	Res	Type
27	BA	2776	A
27	BA	2778	A
27	BA	2791	C
27	BA	2792	G
27	BA	2803	C
27	BA	2804	C
27	BA	2820	A
27	BA	2832	U
27	BA	2835	A
27	BA	2848	G
27	BA	2873	A
27	BA	2879	C
28	BB	12	C
28	BB	24	G
28	BB	25	A
28	BB	34	U
28	BB	66	A
1	CA	7	G
1	CA	30	U
1	CA	47	C
1	CA	60	A
1	CA	64	G
1	CA	109	A
1	CA	115	G
1	CA	119	A
1	CA	129(A)	G
1	CA	131	C
1	CA	173	U
1	CA	181	G
1	CA	189(E)	U
1	CA	197	A
1	CA	199	G
1	CA	202	U
1	CA	204	U
1	CA	218	C
1	CA	243	A
1	CA	250	A
1	CA	266	G
1	CA	274	A
1	CA	279	A
1	CA	327	A
1	CA	344	A

*Continued on next page...*

*Continued from previous page...*

Mol	Chain	Res	Type
1	CA	347	G
1	CA	351	G
1	CA	352	C
1	CA	366	C
1	CA	372	C
1	CA	389	A
1	CA	422	C
1	CA	423	G
1	CA	428	G
1	CA	429	U
1	CA	451	A
1	CA	470	C
1	CA	481	G
1	CA	484	G
1	CA	486	U
1	CA	495	A
1	CA	508	C
1	CA	509	A
1	CA	511	C
1	CA	517	G
1	CA	533	A
1	CA	547	A
1	CA	548	G
1	CA	559	A
1	CA	560	U
1	CA	566	G
1	CA	595	G
1	CA	641	U
1	CA	687	A
1	CA	702	A
1	CA	721	G
1	CA	748	C
1	CA	753	A
1	CA	792	A
1	CA	815	A
1	CA	817	C
1	CA	870	U
1	CA	873	A
1	CA	874	G
1	CA	884	U
1	CA	889	A
1	CA	913	A

*Continued on next page...*

*Continued from previous page...*

Mol	Chain	Res	Type
1	CA	934	C
1	CA	960	U
1	CA	965	A
1	CA	967	C
1	CA	971	G
1	CA	978	A
1	CA	982	U
1	CA	983	A
1	CA	984	C
1	CA	992	U
1	CA	994	A
1	CA	1049	U
1	CA	1053	G
1	CA	1054	C
1	CA	1064	G
1	CA	1065	U
1	CA	1066	C
1	CA	1067	A
1	CA	1085	U
1	CA	1086	U
1	CA	1101	A
1	CA	1139	G
1	CA	1145	C
1	CA	1154	G
1	CA	1157	A
1	CA	1160	G
1	CA	1161	C
1	CA	1182	G
1	CA	1196	U
1	CA	1200	C
1	CA	1201	A
1	CA	1211	U
1	CA	1224	G
1	CA	1225	A
1	CA	1239	A
1	CA	1285	A
1	CA	1297	C
1	CA	1299	A
1	CA	1305	G
1	CA	1335	C
1	CA	1345	U
1	CA	1363(A)	A

*Continued on next page...*

*Continued from previous page...*

Mol	Chain	Res	Type
1	CA	1380	U
1	CA	1394	A
1	CA	1397	C
1	CA	1398	A
1	CA	1442(A)	G
1	CA	1443	G
1	CA	1498	U
1	CA	1502	A
1	CA	1504	G
1	CA	1505	G
1	CA	1528	U
23	CW	7	A
23	CW	16	C
23	CW	44	A
23	CW	70	C
25	CY	46	U
27	DA	33	U
27	DA	49	A
27	DA	50	U
27	DA	60	G
27	DA	63	U
27	DA	71	A
27	DA	73	A
27	DA	92	A
27	DA	99	U
27	DA	119	A
27	DA	125	G
27	DA	140	G
27	DA	142	A
27	DA	171	G
27	DA	172	C
27	DA	177	G
27	DA	196	A
27	DA	197	A
27	DA	199	A
27	DA	200	U
27	DA	216	A
27	DA	221	A
27	DA	226	G
27	DA	232	G
27	DA	241	A
27	DA	249	C

*Continued on next page...*



*Continued from previous page...*

Mol	Chain	Res	Type
27	DA	265	A
27	DA	271(N)	U
27	DA	271(Y)	U
27	DA	283	A
27	DA	284	U
27	DA	301	G
27	DA	313	C
27	DA	321	G
27	DA	324	A
27	DA	329	G
27	DA	331	A
27	DA	332	A
27	DA	333	G
27	DA	334	C
27	DA	345	A
27	DA	363(F)	A
27	DA	370	G
27	DA	386	G
27	DA	395	U
27	DA	403	U
27	DA	411	G
27	DA	412	A
27	DA	421	U
27	DA	434	U
27	DA	435	C
27	DA	442	G
27	DA	446	G
27	DA	454	A
27	DA	455	C
27	DA	474	G
27	DA	477	A
27	DA	479	A
27	DA	481	G
27	DA	503	A
27	DA	504	U
27	DA	506	G
27	DA	507	A
27	DA	509	C
27	DA	527	C
27	DA	529	A
27	DA	542	C
27	DA	562	U

*Continued on next page...*

*Continued from previous page...*

Mol	Chain	Res	Type
27	DA	571	A
27	DA	587	C
27	DA	588	U
27	DA	603	A
27	DA	614(A)	U
27	DA	614(C)	A
27	DA	620	G
27	DA	627	A
27	DA	628	G
27	DA	634	C
27	DA	637	A
27	DA	669	G
27	DA	704	G
27	DA	726	G
27	DA	727	A
27	DA	740	U
27	DA	752	A
27	DA	762	U
27	DA	800	A
27	DA	805	G
27	DA	829	A
27	DA	830	G
27	DA	845	G
27	DA	856	C
27	DA	858	U
27	DA	865	C
27	DA	866	A
27	DA	932	G
27	DA	945	A
27	DA	959	A
27	DA	973	A
27	DA	1008	C
27	DA	1009	A
27	DA	1010	A
27	DA	1020	A
27	DA	1022	G
27	DA	1025	G
27	DA	1034	G
27	DA	1048	A
27	DA	1052	C
27	DA	1053	C
27	DA	1126	A

*Continued on next page...*

*Continued from previous page...*

<b>Mol</b>	<b>Chain</b>	<b>Res</b>	<b>Type</b>
27	DA	1128	A
27	DA	1132	A
27	DA	1142	U
27	DA	1142(A)	A
27	DA	1143	A
27	DA	1156	A
27	DA	1157	G
27	DA	1158	C
27	DA	1176	G
27	DA	1179	C
27	DA	1204	A
27	DA	1206	G
27	DA	1210	A
27	DA	1220	A
27	DA	1236	G
27	DA	1247	A
27	DA	1250	G
27	DA	1254	A
27	DA	1273	U
27	DA	1275	A
27	DA	1286	A
27	DA	1288	U
27	DA	1289	C
27	DA	1290	C
27	DA	1300	U
27	DA	1301	A
27	DA	1311	G
27	DA	1320	C
27	DA	1321	A
27	DA	1332	G
27	DA	1340	U
27	DA	1378	A
27	DA	1379	A
27	DA	1385	G
27	DA	1386	C
27	DA	1396	U
27	DA	1398	C
27	DA	1419	A
27	DA	1427	A
27	DA	1452	A
27	DA	1458	C
27	DA	1459	G

*Continued on next page...*

*Continued from previous page...*

Mol	Chain	Res	Type
27	DA	1460	A
27	DA	1495	A
27	DA	1554	A
27	DA	1558	A
27	DA	1565	C
27	DA	1602	U
27	DA	1603	A
27	DA	1607	C
27	DA	1615	C
27	DA	1634	A
27	DA	1653	G
27	DA	1674	G
27	DA	1681	G
27	DA	1693	U
27	DA	1695	G
27	DA	1696	G
27	DA	1700	A
27	DA	1706	U
27	DA	1722	A
27	DA	1741	A
27	DA	1758	G
27	DA	1780	A
27	DA	1782	C
27	DA	1784	A
27	DA	1799	G
27	DA	1815	A
27	DA	1819	A
27	DA	1828	G
27	DA	1847	A
27	DA	1893	C
27	DA	1900	A
27	DA	1929	G
27	DA	1936	A
27	DA	1939	U
27	DA	1943	U
27	DA	1945	G
27	DA	1953	A
27	DA	1962	C
27	DA	1992	G
27	DA	1996	C
27	DA	2021	C
27	DA	2022	U

*Continued on next page...*

*Continued from previous page...*

Mol	Chain	Res	Type
27	DA	2031	A
27	DA	2034	U
27	DA	2035	G
27	DA	2036	C
27	DA	2051	A
27	DA	2060	A
27	DA	2062	A
27	DA	2066	C
27	DA	2067	G
27	DA	2068	U
27	DA	2092	U
27	DA	2110	G
27	DA	2112	G
27	DA	2113	U
27	DA	2116	G
27	DA	2120	G
27	DA	2126	A
27	DA	2127	G
27	DA	2128	C
27	DA	2145	C
27	DA	2147	G
27	DA	2158	A
27	DA	2159	G
27	DA	2160	G
27	DA	2171	A
27	DA	2172	U
27	DA	2173	A
27	DA	2197	U
27	DA	2225	A
27	DA	2249	U
27	DA	2258	C
27	DA	2266	A
27	DA	2275	C
27	DA	2282	G
27	DA	2286	A
27	DA	2296	U
27	DA	2311	A
27	DA	2318	G
27	DA	2321	G
27	DA	2334	G
27	DA	2344	U
27	DA	2347	C

*Continued on next page...*

*Continued from previous page...*

Mol	Chain	Res	Type
27	DA	2382	G
27	DA	2383	G
27	DA	2391	G
27	DA	2402	C
27	DA	2405	G
27	DA	2422	A
27	DA	2424	C
27	DA	2427	C
27	DA	2458	G
27	DA	2468	G
27	DA	2481	G
27	DA	2482	G
27	DA	2490	G
27	DA	2497	A
27	DA	2498	C
27	DA	2517	C
27	DA	2566	A
27	DA	2585	U
27	DA	2610	C
27	DA	2612	C
27	DA	2629	A
27	DA	2638	G
27	DA	2645	G
27	DA	2654	A
27	DA	2656	U
27	DA	2681	C
27	DA	2682	U
27	DA	2689	U
27	DA	2712	U
27	DA	2726	U
27	DA	2750	A
27	DA	2756	U
27	DA	2757	A
27	DA	2777	G
27	DA	2791	C
27	DA	2803	C
27	DA	2805	G
27	DA	2832	U
27	DA	2834	G
27	DA	2848	G
27	DA	2866	U
27	DA	2873	A

*Continued on next page...*

*Continued from previous page...*

Mol	Chain	Res	Type
27	DA	2874	C
27	DA	2879	C
28	DB	12	C
28	DB	24	G
28	DB	25	A
28	DB	26	A
28	DB	27	C
28	DB	34	U
28	DB	35	U
28	DB	66	A

## 5.4 Non-standard residues in protein, DNA, RNA chains [i](#)

8 non-standard protein/DNA/RNA residues are modelled in this entry.

In the following table, the Counts columns list the number of bonds (or angles) for which Mogul statistics could be retrieved, the number of bonds (or angles) that are observed in the model and the number of bonds (or angles) that are defined in the Chemical Component Dictionary. The Link column lists molecule types, if any, to which the group is linked. The Z score for a bond length (or angle) is the number of standard deviations the observed value is removed from the expected value. A bond length (or angle) with  $|Z| > 2$  is considered an outlier worth inspection. RMSZ is the root-mean-square of all Z scores of the bond lengths (or angles).

Mol	Type	Chain	Res	Link	Bond lengths			Bond angles		
					Counts	RMSZ	$\# Z  > 2$	Counts	RMSZ	$\# Z  > 2$
26	5OH	CZ	6	26	7,12,13	0.76	0	4,16,18	0.94	0
26	UAL	AZ	5	26	6,8,9	2.55	2 (33%)	4,9,11	1.30	1 (25%)
26	KBE	CZ	1	26	8,8,9	0.62	0	6,8,10	0.78	0
26	DPP	CZ	2	26	4,5,6	0.71	0	1,5,7	0.01	0
26	5OH	AZ	6	26	7,12,13	0.54	0	4,16,18	0.73	0
26	KBE	AZ	1	26	8,8,9	0.57	0	6,8,10	1.30	1 (16%)
26	UAL	CZ	5	26	6,8,9	3.20	2 (33%)	4,9,11	3.50	3 (75%)
26	DPP	AZ	2	26	4,5,6	0.38	0	1,5,7	0.18	0

In the following table, the Chirals column lists the number of chiral outliers, the number of chiral centers analysed, the number of these observed in the model and the number defined in the Chemical Component Dictionary. Similar counts are reported in the Torsion and Rings columns. '-' means no outliers of that kind were identified.

Mol	Type	Chain	Res	Link	Chirals	Torsions	Rings
26	5OH	CZ	6	26	-	0/2/18/20	0/1/1/1
26	UAL	AZ	5	26	-	0/3/7/9	-

*Continued on next page...*

*Continued from previous page...*

Mol	Type	Chain	Res	Link	Chirals	Torsions	Rings
26	KBE	CZ	1	26	-	0/7/7/8	-
26	DPP	CZ	2	26	-	0/2/4/6	-
26	5OH	AZ	6	26	-	0/2/18/20	0/1/1/1
26	KBE	AZ	1	26	-	1/7/7/8	-
26	UAL	CZ	5	26	-	0/3/7/9	-
26	DPP	AZ	2	26	-	0/2/4/6	-

All (4) bond length outliers are listed below:

Mol	Chain	Res	Type	Atoms	Z	Observed(Å)	Ideal(Å)
26	CZ	5	UAL	C1-N1	-6.82	1.29	1.40
26	AZ	5	UAL	C-CA	4.93	1.53	1.45
26	CZ	5	UAL	C-CA	3.55	1.51	1.45
26	AZ	5	UAL	C1-N1	-3.16	1.35	1.40

All (5) bond angle outliers are listed below:

Mol	Chain	Res	Type	Atoms	Z	Observed(°)	Ideal(°)
26	CZ	5	UAL	O2-C1-N2	-5.59	111.92	123.18
26	CZ	5	UAL	N2-C1-N1	2.82	121.55	115.39
26	CZ	5	UAL	O2-C1-N1	2.63	126.51	120.37
26	AZ	1	KBE	CB-CA-C	2.59	116.35	112.17
26	AZ	5	UAL	O-C-CA	-2.35	122.45	125.39

There are no chirality outliers.

All (1) torsion outliers are listed below:

Mol	Chain	Res	Type	Atoms
26	AZ	1	KBE	C-CA-CB-N

There are no ring outliers.

6 monomers are involved in 23 short contacts:

Mol	Chain	Res	Type	Clashes	Symm-Clashes
26	CZ	6	5OH	11	0
26	AZ	5	UAL	3	0
26	CZ	1	KBE	1	0
26	AZ	6	5OH	3	0
26	AZ	1	KBE	3	0
26	CZ	5	UAL	4	0



## 5.5 Carbohydrates [i](#)

There are no oligosaccharides in this entry.

## 5.6 Ligand geometry [i](#)

Of 973 ligands modelled in this entry, 973 are monoatomic - leaving 0 for Mogul analysis.

There are no bond length outliers.

There are no bond angle outliers.

There are no chirality outliers.

There are no torsion outliers.

There are no ring outliers.

No monomer is involved in short contacts.

## 5.7 Other polymers [i](#)

There are no such residues in this entry.

## 5.8 Polymer linkage issues [i](#)

The following chains have linkage breaks:

Mol	Chain	Number of breaks
55	D6	1

All chain breaks are listed below:

Model	Chain	Residue-1	Atom-1	Residue-2	Atom-2	Distance (Å)
1	D6	46:HIS	C	47:THR	N	1.18

## 6 Fit of model and data ⓘ

### 6.1 Protein, DNA and RNA chains ⓘ

In the following table, the column labelled ‘#RSRZ > 2’ contains the number (and percentage) of RSRZ outliers, followed by percent RSRZ outliers for the chain as percentile scores relative to all X-ray entries and entries of similar resolution. The OWAB column contains the minimum, median, 95<sup>th</sup> percentile and maximum values of the occupancy-weighted average B-factor per residue. The column labelled ‘Q < 0.9’ lists the number of (and percentage) of residues with an average occupancy less than 0.9.

Mol	Chain	Analysed	<RSRZ>	#RSRZ>2	OWAB(Å <sup>2</sup> )	Q<0.9
1	AA	1495/1509 (99%)	-0.02	24 (1%) 70 49	48, 83, 149, 196	0
1	CA	1495/1509 (99%)	0.07	30 (2%) 64 43	59, 91, 155, 196	0
2	AB	235/256 (91%)	0.34	10 (4%) 40 23	80, 114, 144, 161	0
2	CB	235/256 (91%)	0.41	8 (3%) 48 28	81, 118, 152, 171	0
3	AC	207/239 (86%)	0.15	3 (1%) 73 52	76, 101, 140, 153	0
3	CC	207/239 (86%)	0.48	18 (8%) 17 10	89, 109, 136, 147	0
4	AD	208/209 (99%)	0.24	12 (5%) 30 17	65, 84, 101, 114	0
4	CD	208/209 (99%)	0.01	3 (1%) 73 52	55, 77, 98, 107	0
5	AE	151/162 (93%)	-0.04	3 (1%) 64 43	59, 81, 107, 122	0
5	CE	151/162 (93%)	0.03	0 100 100	72, 88, 109, 145	0
6	AF	101/101 (100%)	-0.22	0 100 100	63, 84, 93, 110	0
6	CF	101/101 (100%)	-0.24	0 100 100	76, 88, 101, 134	0
7	AG	155/156 (99%)	0.23	9 (5%) 30 17	74, 94, 129, 151	0
7	CG	155/156 (99%)	0.40	10 (6%) 26 15	84, 103, 128, 140	0
8	AH	138/138 (100%)	-0.07	0 100 100	69, 84, 96, 107	0
8	CH	138/138 (100%)	0.07	3 (2%) 62 40	74, 91, 102, 117	0
9	AI	127/128 (99%)	0.51	7 (5%) 32 18	76, 115, 136, 144	0
9	CI	127/128 (99%)	0.69	7 (5%) 32 18	89, 121, 139, 143	0
10	AJ	99/105 (94%)	0.89	10 (10%) 14 8	80, 127, 152, 164	0
10	CJ	99/105 (94%)	0.97	14 (14%) 7 4	88, 125, 148, 154	0
11	AK	119/129 (92%)	-0.00	1 (0%) 82 66	55, 79, 107, 127	0
11	CK	119/129 (92%)	0.25	10 (8%) 18 10	69, 88, 108, 124	0
12	AL	125/132 (94%)	-0.06	2 (1%) 70 49	55, 69, 91, 126	0
12	CL	125/132 (94%)	0.19	4 (3%) 50 30	66, 82, 98, 129	0

*Continued on next page...*

*Continued from previous page...*

Mol	Chain	Analysed	<RSRZ>	#RSRZ>2	OWAB(Å <sup>2</sup> )	Q<0.9
13	AM	120/126 (95%)	0.19	5 (4%) 41 24	58, 86, 98, 107	0
13	CM	119/126 (94%)	0.53	9 (7%) 21 12	80, 108, 125, 136	0
14	AN	60/61 (98%)	0.61	5 (8%) 19 10	76, 92, 110, 122	0
14	CN	60/61 (98%)	0.78	3 (5%) 35 20	90, 105, 120, 123	0
15	AO	88/89 (98%)	0.10	4 (4%) 39 22	64, 76, 99, 114	0
15	CO	88/89 (98%)	0.18	2 (2%) 61 39	71, 84, 106, 117	0
16	AP	84/88 (95%)	0.43	6 (7%) 23 13	68, 86, 108, 124	0
16	CP	84/88 (95%)	0.02	0 100 100	71, 81, 105, 136	0
17	AQ	100/105 (95%)	0.05	3 (3%) 52 31	62, 79, 95, 99	0
17	CQ	100/105 (95%)	0.15	2 (2%) 64 43	64, 85, 100, 103	0
18	AR	70/88 (79%)	-0.10	0 100 100	67, 83, 106, 134	0
18	CR	70/88 (79%)	-0.13	0 100 100	72, 86, 107, 134	0
19	AS	79/93 (84%)	0.66	7 (8%) 17 9	87, 105, 127, 134	0
19	CS	79/93 (84%)	0.77	7 (8%) 17 9	101, 122, 143, 154	0
20	AT	99/106 (93%)	0.60	11 (11%) 12 7	71, 89, 118, 130	0
20	CT	99/106 (93%)	0.51	8 (8%) 19 11	74, 90, 114, 125	0
21	AU	25/27 (92%)	1.21	2 (8%) 20 11	86, 92, 100, 118	0
21	CU	25/27 (92%)	0.91	0 100 100	89, 104, 116, 119	0
22	AV	10/30 (33%)	0.41	2 (20%) 3 2	63, 73, 124, 133	0
22	CV	10/30 (33%)	0.59	0 100 100	68, 85, 125, 130	0
23	AW	75/75 (100%)	0.38	2 (2%) 56 34	46, 119, 161, 185	0
23	CW	75/75 (100%)	0.56	4 (5%) 33 19	79, 141, 174, 184	0
24	AX	77/77 (100%)	0.05	1 (1%) 74 54	48, 89, 121, 130	0
24	CX	77/77 (100%)	0.11	0 100 100	69, 98, 125, 132	0
25	AY	75/75 (100%)	0.76	10 (13%) 8 5	51, 157, 193, 194	0
25	CY	75/75 (100%)	0.95	11 (14%) 7 4	67, 167, 194, 194	0
26	AZ	2/6 (33%)	0.53	0 100 100	85, 85, 85, 88	0
26	CZ	2/6 (33%)	1.58	1 (50%) 0 0	99, 99, 99, 100	0
27	BA	2800/2915 (96%)	-0.34	34 (1%) 76 56	30, 56, 157, 198	0
27	DA	2800/2915 (96%)	0.00	52 (1%) 66 44	49, 77, 168, 197	0
28	BB	118/122 (96%)	-0.11	6 (5%) 34 19	47, 76, 119, 164	0

*Continued on next page...*

*Continued from previous page...*

Mol	Chain	Analysed	<RSRZ>	#RSRZ>2	OWAB(Å <sup>2</sup> )	Q<0.9
28	DB	118/122 (96%)	0.45	8 (6%) 25 14	80, 104, 136, 162	0
29	BC	191/229 (83%)	1.10	28 (14%) 7 4	130, 167, 187, 195	0
29	DC	191/229 (83%)	1.23	36 (18%) 4 3	122, 173, 188, 191	0
30	BD	272/276 (98%)	-0.30	6 (2%) 62 40	32, 52, 68, 79	0
30	DD	272/276 (98%)	-0.05	5 (1%) 67 45	46, 61, 78, 92	0
31	BE	205/206 (99%)	-0.15	3 (1%) 71 50	33, 58, 93, 104	0
31	DE	205/206 (99%)	0.27	6 (2%) 54 32	57, 84, 112, 121	0
32	BF	208/210 (99%)	-0.18	4 (1%) 66 44	29, 60, 125, 149	0
32	DF	208/210 (99%)	0.25	14 (6%) 25 14	54, 86, 132, 152	0
33	BG	181/182 (99%)	0.16	6 (3%) 49 29	64, 83, 116, 146	0
33	DG	181/182 (99%)	0.37	7 (3%) 44 26	79, 106, 132, 153	0
34	BH	164/180 (91%)	0.47	11 (6%) 25 14	68, 97, 124, 142	0
34	DH	160/180 (88%)	0.63	16 (10%) 14 8	110, 139, 159, 163	0
35	BI	146/148 (98%)	0.37	0 100 100	62, 119, 140, 144	0
35	DI	146/148 (98%)	0.14	2 (1%) 73 52	67, 105, 128, 136	0
36	BN	139/140 (99%)	-0.20	3 (2%) 62 40	42, 57, 86, 104	0
36	DN	139/140 (99%)	0.41	11 (7%) 20 11	65, 91, 115, 124	0
37	BO	122/122 (100%)	-0.22	2 (1%) 70 49	38, 57, 75, 88	0
37	DO	122/122 (100%)	-0.12	0 100 100	60, 77, 93, 100	0
38	BP	146/150 (97%)	0.40	7 (4%) 36 21	37, 69, 102, 156	0
38	DP	146/150 (97%)	0.61	8 (5%) 32 18	61, 93, 122, 148	0
39	BQ	141/141 (100%)	0.16	7 (4%) 35 20	42, 60, 92, 118	0
39	DQ	139/141 (98%)	0.38	7 (5%) 35 20	68, 90, 120, 134	0
40	BR	117/118 (99%)	-0.20	6 (5%) 34 19	35, 52, 69, 82	0
40	DR	117/118 (99%)	0.20	8 (6%) 25 14	58, 71, 83, 96	0
41	BS	99/112 (88%)	0.25	5 (5%) 34 19	48, 76, 94, 105	0
41	DS	101/112 (90%)	0.63	8 (7%) 20 11	68, 100, 117, 122	0
42	BT	138/146 (94%)	0.15	9 (6%) 26 15	51, 70, 126, 152	0
42	DT	138/146 (94%)	0.51	13 (9%) 15 9	61, 90, 149, 175	0
43	BU	117/118 (99%)	-0.18	2 (1%) 69 47	37, 49, 73, 95	0
43	DU	117/118 (99%)	0.50	7 (5%) 29 16	60, 91, 111, 124	0

*Continued on next page...*

Continued from previous page...

Mol	Chain	Analysed	<RSRZ>	#RSRZ>2	OWAB(Å <sup>2</sup> )	Q<0.9
44	BV	101/101 (100%)	0.01	2 (1%) 64 43	35, 65, 90, 116	0
44	DV	101/101 (100%)	0.24	2 (1%) 64 43	59, 106, 121, 129	0
45	BW	113/113 (100%)	-0.52	2 (1%) 67 45	32, 46, 76, 136	0
45	DW	113/113 (100%)	-0.24	1 (0%) 81 63	43, 64, 95, 130	0
46	BX	93/96 (96%)	-0.28	0 100 100	43, 53, 70, 91	0
46	DX	93/96 (96%)	-0.01	0 100 100	56, 71, 89, 95	0
47	BY	101/110 (91%)	0.76	10 (9%) 14 8	58, 78, 145, 163	0
47	DY	101/110 (91%)	0.71	11 (10%) 12 7	73, 94, 149, 156	0
48	BZ	177/206 (85%)	0.74	28 (15%) 6 4	65, 107, 169, 177	0
48	DZ	177/206 (85%)	0.98	31 (17%) 5 3	104, 130, 177, 191	0
49	B0	84/85 (98%)	-0.08	6 (7%) 23 13	43, 56, 83, 103	0
49	D0	84/85 (98%)	0.31	5 (5%) 29 16	71, 83, 100, 118	0
50	B1	94/98 (95%)	0.03	3 (3%) 50 30	44, 61, 92, 109	0
50	D1	94/98 (95%)	0.22	3 (3%) 50 30	54, 70, 94, 110	0
51	B2	71/72 (98%)	-0.10	4 (5%) 31 18	46, 66, 86, 117	0
51	D2	71/72 (98%)	0.05	3 (4%) 41 24	65, 86, 103, 107	0
52	B3	60/60 (100%)	-0.08	1 (1%) 69 47	43, 58, 85, 110	0
52	D3	60/60 (100%)	0.46	2 (3%) 49 29	75, 90, 112, 116	0
53	B4	31/71 (43%)	0.19	0 100 100	92, 107, 120, 126	0
53	D4	31/71 (43%)	0.20	3 (9%) 15 8	108, 119, 128, 135	0
54	B5	59/60 (98%)	0.12	6 (10%) 13 8	33, 51, 115, 135	0
54	D5	59/60 (98%)	0.28	1 (1%) 69 47	60, 71, 143, 177	0
55	B6	51/54 (94%)	1.14	5 (9%) 14 8	59, 83, 106, 112	0
55	D6	46/54 (85%)	1.56	12 (26%) 2 2	56, 103, 116, 117	0
56	B7	49/49 (100%)	-0.08	0 100 100	28, 44, 84, 115	0
56	D7	49/49 (100%)	0.20	3 (6%) 28 16	46, 59, 90, 101	0
57	B8	64/65 (98%)	0.30	6 (9%) 15 9	40, 56, 73, 97	0
57	D8	64/65 (98%)	0.92	9 (14%) 7 4	60, 74, 87, 118	0
58	B9	36/37 (97%)	0.03	0 100 100	46, 63, 80, 93	0
58	D9	36/37 (97%)	1.19	8 (22%) 3 2	88, 122, 133, 137	0
All	All	21214/22204 (95%)	0.12	807 (3%) 44 26	28, 83, 154, 198	0

All (807) RSRZ outliers are listed below:

Mol	Chain	Res	Type	RSRZ
48	DZ	175	PRO	11.3
39	BQ	140	ALA	9.7
27	BA	2802	G	8.9
27	DA	2802	G	8.5
28	DB	88	C	8.5
34	DH	171	LEU	8.3
55	B6	42	TRP	8.3
39	BQ	141	GLN	8.0
14	CN	2	ALA	7.7
55	B6	20	ASN	7.4
7	CG	82	GLY	7.3
25	AY	59	U	6.7
29	DC	150	GLY	6.4
47	BY	51	VAL	6.4
54	D5	2	ALA	6.3
3	CC	155	GLY	6.3
54	B5	2	ALA	6.3
55	D6	42	TRP	6.2
34	BH	171	LEU	6.2
49	D0	13	GLY	6.1
48	DZ	174	VAL	6.0
16	AP	13	HIS	5.8
42	DT	115	ARG	5.6
33	DG	2	PRO	5.5
30	BD	244	ARG	5.4
16	AP	12	LYS	5.4
3	CC	158	GLY	5.3
51	B2	51	ARG	5.2
38	BP	51	PHE	5.1
43	DU	2	PRO	5.1
27	DA	2125	G	5.1
55	B6	21	TYR	5.0
13	AM	6	GLY	5.0
48	BZ	96	GLU	5.0
29	BC	43	VAL	4.9
48	DZ	71	ARG	4.8
48	BZ	169	THR	4.8
4	AD	209	ARG	4.7
1	CA	1117	G	4.6
19	AS	82	GLY	4.6
41	DS	37	ALA	4.6
47	BY	52	SER	4.5

*Continued on next page...*

*Continued from previous page...*

<b>Mol</b>	<b>Chain</b>	<b>Res</b>	<b>Type</b>	<b>RSRZ</b>
48	DZ	112	ALA	4.5
3	CC	196	LEU	4.4
4	AD	134	ASP	4.4
37	BO	28	SER	4.4
49	D0	14	ARG	4.4
48	BZ	178	ASP	4.4
1	CA	1442(A)	G	4.4
48	DZ	111	ARG	4.4
49	D0	41	ARG	4.4
13	CM	120	LYS	4.4
44	BV	48	GLY	4.4
27	BA	652	C	4.4
1	CA	1030(A)	G	4.3
55	D6	20	ASN	4.3
1	CA	1030(B)	C	4.3
27	DA	2795	G	4.3
29	BC	179	SER	4.3
29	DC	149	ILE	4.3
48	DZ	95	VAL	4.2
7	AG	83	ALA	4.2
55	D6	24	GLU	4.2
28	DB	6	C	4.2
1	AA	104	G	4.2
27	BA	2795	G	4.2
36	DN	139	GLU	4.2
20	AT	80	ARG	4.2
31	DE	186	GLY	4.1
3	CC	153	VAL	4.1
29	DC	47	LEU	4.1
28	BB	1	U	4.0
5	AE	80	ILE	4.0
25	CY	55	C	4.0
7	AG	84	ASN	4.0
3	CC	159	GLY	4.0
43	BU	118	GLY	4.0
42	DT	117	ASP	4.0
48	BZ	115	VAL	4.0
27	DA	2801(A)	A	4.0
48	DZ	172	ALA	4.0
47	BY	49	VAL	3.9
11	CK	89	ALA	3.9
4	CD	209	ARG	3.9

*Continued on next page...*

*Continued from previous page...*

Mol	Chain	Res	Type	RSRZ
27	DA	275	G	3.9
42	DT	116	ALA	3.9
48	DZ	96	GLU	3.9
27	DA	896	A	3.9
3	CC	2	GLY	3.9
28	DB	87	G	3.9
20	CT	104	LEU	3.9
29	DC	49	ILE	3.9
10	CJ	46	ARG	3.9
12	CL	13	GLU	3.8
47	BY	2	ARG	3.8
27	BA	275	G	3.8
3	CC	193	TYR	3.8
14	AN	32	SER	3.8
3	CC	189	ALA	3.8
29	DC	139	ASN	3.8
49	D0	12	ASN	3.8
1	AA	1027	C	3.8
50	B1	93	GLU	3.8
20	CT	64	ASP	3.8
57	D8	29	LYS	3.8
29	BC	76	ALA	3.8
27	DA	919	G	3.7
36	BN	83	LYS	3.7
13	CM	84	ILE	3.7
57	D8	65	GLU	3.7
9	AI	4	TYR	3.7
36	DN	77	GLY	3.7
47	DY	49	VAL	3.7
2	CB	215	LEU	3.7
48	DZ	116	LEU	3.7
13	CM	102	ARG	3.7
30	DD	34	VAL	3.7
10	AJ	66	ARG	3.7
19	CS	36	ARG	3.7
10	AJ	55	LYS	3.6
29	DC	41	VAL	3.6
1	AA	64	G	3.6
27	DA	11	G	3.6
27	DA	2120	G	3.6
11	CK	42	TRP	3.6
20	AT	68	LYS	3.6

*Continued on next page...*



*Continued from previous page...*

Mol	Chain	Res	Type	RSRZ
2	AB	137	ARG	3.6
20	CT	101	GLY	3.6
33	DG	89	GLY	3.6
52	D3	1	MET	3.6
27	BA	2801	A	3.6
11	AK	95	ILE	3.6
25	CY	54	U	3.6
10	AJ	43	ARG	3.6
1	AA	1036	G	3.6
27	BA	2402	C	3.6
47	BY	3	VAL	3.6
29	DC	148	ASN	3.6
30	DD	238	GLY	3.5
27	BA	2804	C	3.5
25	AY	17	G	3.5
28	BB	87	G	3.5
40	DR	2	ARG	3.5
1	CA	91	C	3.5
32	BF	23	ASP	3.5
29	DC	77	ILE	3.5
30	DD	273	ARG	3.5
42	DT	122	ASP	3.5
42	DT	2	ASN	3.5
29	BC	41	VAL	3.5
47	BY	57	GLN	3.5
57	D8	46	ARG	3.5
28	BB	88	C	3.4
25	CY	57	A	3.4
29	DC	76	ALA	3.4
28	DB	5	C	3.4
27	DA	2893	G	3.4
29	BC	178	ALA	3.4
2	CB	106	LYS	3.4
55	D6	39	TYR	3.4
58	D9	24	TYR	3.4
3	CC	154	SER	3.4
3	CC	197	GLY	3.4
29	DC	48	GLY	3.4
16	AP	42	ARG	3.4
1	CA	1320	C	3.4
2	AB	133	LYS	3.4
39	DQ	128	LYS	3.4

*Continued on next page...*

*Continued from previous page...*

Mol	Chain	Res	Type	RSRZ
27	DA	181	A	3.4
8	CH	1	MET	3.3
11	CK	22	HIS	3.3
10	CJ	10	GLY	3.3
1	CA	1027	C	3.3
50	D1	47	GLN	3.3
38	DP	51	PHE	3.3
42	DT	118	ARG	3.3
48	BZ	168	GLU	3.3
4	AD	4	TYR	3.3
30	BD	33	LEU	3.3
1	CA	1030	C	3.3
17	CQ	100	LYS	3.3
41	DS	9	ARG	3.3
41	DS	30	ARG	3.3
52	D3	29	ARG	3.3
28	DB	90	A	3.3
55	D6	21	TYR	3.3
27	BA	2803	C	3.3
27	DA	2348	U	3.3
1	AA	1286	A	3.3
50	D1	95	LEU	3.3
29	BC	207	THR	3.3
20	CT	103	GLY	3.3
1	CA	1223	C	3.2
29	DC	151	GLU	3.2
42	DT	93	ARG	3.2
51	B2	55	ARG	3.2
29	DC	179	SER	3.2
9	CI	62	TYR	3.2
39	DQ	139	GLU	3.2
1	AA	218	C	3.2
25	CY	48	C	3.2
1	CA	1224	G	3.2
47	BY	42	VAL	3.2
48	BZ	174	VAL	3.2
12	CL	10	LYS	3.2
29	DC	140	PRO	3.2
32	DF	133	ASN	3.2
57	D8	64	TYR	3.2
27	DA	2796	U	3.2
32	BF	34	TRP	3.2

*Continued on next page...*

*Continued from previous page...*

Mol	Chain	Res	Type	RSRZ
43	DU	91	ASP	3.2
10	CJ	66	ARG	3.2
49	B0	3	HIS	3.2
29	DC	207	THR	3.2
33	BG	71	THR	3.2
40	BR	8	ARG	3.2
42	BT	93	ARG	3.2
28	DB	91	C	3.2
32	BF	133	ASN	3.2
27	BA	896	A	3.2
30	BD	34	VAL	3.2
48	DZ	103	PHE	3.2
13	AM	102	ARG	3.1
47	DY	99	CYS	3.1
1	CA	1225	A	3.1
42	DT	40	THR	3.1
27	DA	2894	G	3.1
3	AC	161	GLU	3.1
48	BZ	116	LEU	3.1
27	BA	2136	C	3.1
27	DA	2169	A	3.1
48	BZ	97	MET	3.1
48	DZ	77	LYS	3.1
2	CB	32	ILE	3.1
34	BH	60	ARG	3.1
47	DY	61	ILE	3.1
4	CD	156	GLU	3.1
57	B8	65	GLU	3.1
19	CS	82	GLY	3.1
23	AW	17	G	3.1
25	CY	22	G	3.1
27	DA	2645	G	3.1
14	AN	2	ALA	3.1
42	BT	115	ARG	3.1
48	BZ	170	ILE	3.1
9	CI	4	TYR	3.1
42	DT	11	GLU	3.0
19	CS	34	TRP	3.0
27	DA	92	A	3.0
27	DA	2310	A	3.0
44	BV	74	LYS	3.0
10	AJ	90	LEU	3.0

*Continued on next page...*

*Continued from previous page...*

Mol	Chain	Res	Type	RSRZ
29	DC	178	ALA	3.0
27	DA	656	G	3.0
32	BF	134	GLY	3.0
42	DT	92	GLY	3.0
32	DF	136	THR	3.0
9	AI	9	ARG	3.0
27	DA	2799	C	3.0
27	BA	1048	A	3.0
27	BA	2173	A	3.0
33	BG	35	GLU	3.0
41	DS	32	LEU	3.0
1	AA	105	G	3.0
57	D8	51	ALA	3.0
2	CB	133	LYS	3.0
25	AY	48	C	3.0
29	BC	220	PRO	3.0
48	DZ	97	MET	3.0
54	B5	60	VAL	3.0
57	D8	39	LYS	2.9
7	AG	4	ARG	2.9
20	CT	102	GLY	2.9
3	CC	52	LEU	2.9
20	CT	86	ARG	2.9
13	CM	119	GLY	2.9
34	BH	48	GLY	2.9
40	DR	43	GLU	2.9
48	BZ	103	PHE	2.9
1	CA	1094	G	2.9
27	BA	10	G	2.9
58	D9	5	ALA	2.9
27	DA	1026	U	2.9
10	CJ	72	VAL	2.9
44	DV	38	LEU	2.9
55	D6	40	CYS	2.9
34	BH	165	ALA	2.9
10	CJ	59	SER	2.9
11	CK	129	SER	2.9
56	D7	49	ARG	2.9
27	BA	2174	C	2.9
29	DC	220	PRO	2.9
48	DZ	106	THR	2.9
42	BT	118	ARG	2.9

*Continued on next page...*

*Continued from previous page...*

Mol	Chain	Res	Type	RSRZ
49	D0	44	ARG	2.9
34	DH	37	VAL	2.9
29	BC	177	LYS	2.9
48	DZ	142	GLY	2.9
29	BC	201	PRO	2.9
57	D8	48	PHE	2.9
1	CA	1001(A)	G	2.8
29	DC	91	ALA	2.8
4	AD	12	CYS	2.8
9	CI	109	VAL	2.8
29	BC	92	ASP	2.8
34	BH	44	VAL	2.8
34	BH	166	GLY	2.8
29	BC	165	ASN	2.8
10	CJ	50	ILE	2.8
42	BT	36	GLU	2.8
19	CS	37	ARG	2.8
24	AX	1	C	2.8
10	CJ	49	VAL	2.8
26	CZ	4	SER	2.8
48	BZ	175	PRO	2.8
12	CL	65	ALA	2.8
32	DF	167	ALA	2.8
34	DH	170	ARG	2.8
38	DP	33	ARG	2.8
5	AE	91	LEU	2.8
50	B1	95	LEU	2.8
27	DA	1053	C	2.8
48	DZ	176	PRO	2.8
20	AT	83	ARG	2.8
25	CY	23	G	2.8
32	DF	166	ALA	2.8
29	DC	58	VAL	2.8
1	CA	1281	U	2.8
47	DY	57	GLN	2.8
48	BZ	117	GLN	2.8
1	CA	1447	A	2.8
32	DF	170	LEU	2.8
2	AB	214	ILE	2.8
40	DR	6	SER	2.7
27	BA	2799	C	2.7
48	DZ	173	VAL	2.7

*Continued on next page...*

*Continued from previous page...*

Mol	Chain	Res	Type	RSRZ
29	BC	206	GLY	2.7
35	DI	23	PRO	2.7
42	DT	24	PRO	2.7
1	AA	391	G	2.7
25	CY	17	G	2.7
31	BE	205	ALA	2.7
41	BS	99	LYS	2.7
39	BQ	80	GLU	2.7
51	B2	71	ASN	2.7
29	BC	48	GLY	2.7
29	BC	144	THR	2.7
34	DH	39	PRO	2.7
39	DQ	136	ALA	2.7
10	CJ	86	MET	2.7
41	BS	98	VAL	2.7
38	DP	16	ARG	2.7
33	BG	2	PRO	2.7
56	D7	29	LYS	2.7
1	CA	1115	C	2.7
33	BG	70	VAL	2.7
40	DR	8	ARG	2.7
10	AJ	59	SER	2.7
34	BH	135	GLY	2.7
41	BS	29	PHE	2.7
7	AG	36	LYS	2.7
39	DQ	63	LYS	2.7
11	CK	115	PRO	2.7
1	AA	1026	G	2.7
10	AJ	85	LEU	2.7
15	AO	67	LEU	2.7
27	DA	1470	G	2.7
27	DA	2124	G	2.7
35	DI	72	LEU	2.7
48	DZ	143	LEU	2.7
28	BB	90	A	2.7
1	AA	980	C	2.7
25	AY	60	C	2.7
27	BA	1547	C	2.7
2	CB	42	ILE	2.6
29	DC	203	GLY	2.6
7	CG	37	ASN	2.6
29	BC	25	ALA	2.6

*Continued on next page...*

*Continued from previous page...*

Mol	Chain	Res	Type	RSRZ
29	BC	122	ALA	2.6
29	DC	170	ALA	2.6
34	DH	67	LEU	2.6
47	DY	78	ALA	2.6
57	B8	51	ALA	2.6
13	CM	98	VAL	2.6
14	AN	25	VAL	2.6
29	BC	62	VAL	2.6
42	BT	39	ARG	2.6
51	D2	55	ARG	2.6
1	CA	1503	A	2.6
41	DS	33	LYS	2.6
42	BT	101	PHE	2.6
40	BR	11	ASN	2.6
51	B2	72	ALA	2.6
42	BT	1	MET	2.6
7	CG	78	ARG	2.6
13	CM	104	ARG	2.6
48	DZ	117	GLN	2.6
11	CK	11	LYS	2.6
13	CM	6	GLY	2.6
32	DF	86	GLY	2.6
4	CD	31	CYS	2.6
33	DG	4	ASP	2.6
55	D6	22	ALA	2.6
1	CA	1030(C)	G	2.6
11	CK	117	ASN	2.6
9	CI	9	ARG	2.6
25	AY	63	C	2.6
27	DA	2347	C	2.6
40	BR	2	ARG	2.6
38	BP	46	LYS	2.6
7	AG	85	TYR	2.6
15	AO	89	GLY	2.6
36	DN	18	ALA	2.6
45	BW	63	ASP	2.6
48	BZ	71	ARG	2.6
23	CW	17	G	2.6
27	DA	2803	C	2.6
29	BC	77	ILE	2.6
48	DZ	145	ILE	2.6
25	CY	32	U	2.6

*Continued on next page...*

*Continued from previous page...*

Mol	Chain	Res	Type	RSRZ
3	CC	156	ARG	2.6
3	CC	160	ALA	2.6
3	CC	187	ALA	2.6
29	BC	204	ALA	2.6
38	BP	50	ARG	2.6
39	DQ	10	ARG	2.6
38	BP	107	LYS	2.6
58	D9	20	HIS	2.6
27	DA	2135	A	2.5
43	DU	76	TYR	2.5
29	BC	176	GLY	2.5
27	BA	1049	C	2.5
48	BZ	108	ALA	2.5
1	CA	78	G	2.5
14	AN	8	GLU	2.5
7	CG	48	LYS	2.5
25	AY	19	U	2.5
47	DY	102	CYS	2.5
29	BC	139	ASN	2.5
4	AD	167	GLY	2.5
49	B0	2	ALA	2.5
25	CY	7	A	2.5
2	CB	141	GLU	2.5
34	DH	40	GLU	2.5
48	BZ	177	GLU	2.5
13	AM	7	VAL	2.5
27	DA	271(B)	C	2.5
1	AA	351	G	2.5
27	BA	2116	G	2.5
29	BC	47	LEU	2.5
29	DC	37	PHE	2.5
32	DF	139	PHE	2.5
19	AS	81	ARG	2.5
55	D6	53	LYS	2.5
43	DU	89	GLU	2.5
48	BZ	140	VAL	2.5
48	DZ	138	VAL	2.5
2	CB	41	ILE	2.5
10	CJ	38	ILE	2.5
40	BR	3	HIS	2.5
1	AA	1129	C	2.5
16	AP	8	ARG	2.5

*Continued on next page...*



*Continued from previous page...*

Mol	Chain	Res	Type	RSRZ
48	DZ	148	SER	2.5
1	CA	1150	U	2.5
40	DR	7	GLY	2.5
29	DC	46	LYS	2.5
32	DF	137	LYS	2.5
27	BA	2125	G	2.5
10	CJ	39	PRO	2.5
29	BC	74	VAL	2.5
20	AT	99	LEU	2.5
27	DA	2119	A	2.5
16	AP	11	SER	2.5
4	AD	38	TYR	2.5
7	CG	84	ASN	2.5
36	DN	75	TYR	2.5
45	BW	60	ASN	2.5
34	DH	43	VAL	2.5
36	DN	44	PRO	2.5
10	CJ	75	ILE	2.4
9	CI	19	LEU	2.4
25	CY	33	G	2.4
27	DA	10	G	2.4
27	DA	1051	G	2.4
39	DQ	21	THR	2.4
29	DC	107	TRP	2.4
30	BD	42	GLY	2.4
47	BY	48	ALA	2.4
55	B6	22	ALA	2.4
29	DC	166	ASP	2.4
2	AB	222	ILE	2.4
10	CJ	85	LEU	2.4
27	DA	1957	C	2.4
9	AI	18	PHE	2.4
40	DR	3	HIS	2.4
55	D6	47	THR	2.4
47	BY	59	GLY	2.4
34	DH	96	ALA	2.4
2	AB	136	VAL	2.4
23	AW	15	G	2.4
27	DA	1184	G	2.4
34	DH	169	VAL	2.4
48	DZ	110	VAL	2.4
29	DC	50	ASP	2.4

*Continued on next page...*

*Continued from previous page...*

<b>Mol</b>	<b>Chain</b>	<b>Res</b>	<b>Type</b>	<b>RSRZ</b>
29	DC	133	PRO	2.4
8	CH	75	ARG	2.4
38	BP	15	ARG	2.4
57	D8	50	LEU	2.4
27	DA	2173	A	2.4
9	CI	103	THR	2.4
12	AL	69	GLY	2.4
36	DN	113	GLY	2.4
12	CL	53	ALA	2.4
7	CG	86	GLN	2.4
48	BZ	173	VAL	2.4
19	CS	81	ARG	2.4
42	BT	3	ARG	2.4
27	DA	1044	G	2.4
27	BA	2801(A)	A	2.4
8	CH	66	GLY	2.4
11	CK	90	GLY	2.4
28	DB	28	C	2.4
10	AJ	71	LEU	2.4
29	DC	171	ILE	2.4
55	D6	41	PRO	2.4
57	D8	4	MET	2.4
1	CA	69	G	2.4
1	AA	65	U	2.4
1	AA	1025	U	2.4
11	CK	32	ILE	2.3
13	AM	84	ILE	2.3
47	DY	77	PRO	2.3
50	B1	82	LEU	2.3
29	DC	205	LYS	2.3
1	AA	219	C	2.3
7	CG	113	GLU	2.3
38	DP	34	GLY	2.3
2	AB	7	VAL	2.3
10	CJ	88	LEU	2.3
34	BH	85	LYS	2.3
22	AV	1	A	2.3
27	DA	864	G	2.3
27	DA	1055	G	2.3
17	CQ	83	ASP	2.3
29	DC	165	ASN	2.3
32	DF	56	GLU	2.3

*Continued on next page...*

*Continued from previous page...*

Mol	Chain	Res	Type	RSRZ
4	AD	26	CYS	2.3
2	AB	40	HIS	2.3
4	AD	32	ALA	2.3
21	AU	19	GLY	2.3
29	BC	170	ALA	2.3
2	AB	8	LYS	2.3
38	BP	64	LYS	2.3
40	DR	10	LEU	2.3
57	B8	34	TRP	2.3
21	AU	17	THR	2.3
48	BZ	106	THR	2.3
57	B8	64	TYR	2.3
9	CI	18	PHE	2.3
48	BZ	87	PHE	2.3
20	AT	64	ASP	2.3
27	BA	2310	A	2.3
29	BC	148	ASN	2.3
30	BD	273	ARG	2.3
32	DF	169	ASN	2.3
36	DN	1	MET	2.3
49	B0	12	ASN	2.3
20	AT	106	ALA	2.3
31	DE	75	VAL	2.3
34	DH	44	VAL	2.3
47	DY	3	VAL	2.3
58	D9	22	ARG	2.3
10	AJ	88	LEU	2.3
28	DB	89	G	2.3
32	DF	135	LYS	2.3
36	BN	70	LYS	2.3
42	DT	119	LYS	2.3
3	AC	208	ILE	2.3
1	AA	345	C	2.3
19	AS	33	THR	2.3
2	AB	163	PHE	2.3
17	AQ	24	GLU	2.3
29	DC	155	GLU	2.3
31	BE	204	ALA	2.3
32	DF	134	GLY	2.3
57	B8	59	LYS	2.3
55	D6	46	HIS	2.3
29	DC	201	PRO	2.3

*Continued on next page...*

*Continued from previous page...*

Mol	Chain	Res	Type	RSRZ
43	BU	117	GLN	2.3
1	CA	1003	G	2.3
23	CW	16	C	2.3
27	DA	1185	C	2.3
28	BB	91	C	2.3
4	AD	3	ARG	2.3
12	AL	83	ARG	2.3
36	DN	74	ARG	2.3
49	B0	41	ARG	2.3
52	B3	1	MET	2.3
41	DS	62	LYS	2.3
48	DZ	118	GLU	2.3
4	AD	9	CYS	2.2
16	AP	41	PRO	2.2
30	BD	219	PRO	2.2
55	B6	43	CYS	2.2
11	CK	13	GLN	2.2
13	AM	87	TYR	2.2
48	BZ	98	TYR	2.2
54	B5	51	TYR	2.2
2	CB	137	ARG	2.2
9	AI	10	ARG	2.2
41	BS	11	LYS	2.2
1	CA	153	C	2.2
27	BA	1892	C	2.2
27	DA	2156	G	2.2
48	BZ	120	HIS	2.2
14	AN	14	PRO	2.2
17	AQ	7	THR	2.2
29	BC	53	ARG	2.2
34	DH	59	ARG	2.2
53	D4	51	TYR	2.2
54	B5	52	TYR	2.2
39	BQ	35	VAL	2.2
25	AY	58	A	2.2
42	BT	105	LEU	2.2
48	DZ	132	ILE	2.2
19	CS	10	PHE	2.2
27	BA	897	C	2.2
27	BA	2695	C	2.2
45	DW	94	ASP	2.2
7	AG	32	ARG	2.2

*Continued on next page...*

*Continued from previous page...*

Mol	Chain	Res	Type	RSRZ
38	DP	21	ARG	2.2
25	AY	49	G	2.2
27	BA	1044	G	2.2
28	BB	89	G	2.2
3	CC	184	TYR	2.2
29	BC	120	MET	2.2
36	DN	67	LEU	2.2
29	DC	45	ALA	2.2
48	DZ	171	ALA	2.2
48	BZ	132	ILE	2.2
29	DC	110	PHE	2.2
34	BH	8	PRO	2.2
33	DG	97	ASP	2.2
20	AT	18	GLN	2.2
27	DA	2174	C	2.2
40	BR	10	LEU	2.2
48	DZ	115	VAL	2.2
30	DD	272	ALA	2.2
48	BZ	172	ALA	2.2
58	D9	37	GLY	2.2
1	CA	220	G	2.2
1	CA	1442	G	2.2
15	AO	87	ILE	2.2
25	AY	33	G	2.2
25	CY	56	G	2.2
27	BA	1176	G	2.2
7	AG	79	ARG	2.2
29	DC	202	GLU	2.2
39	BQ	22	LYS	2.2
48	DZ	87	PHE	2.2
55	D6	27	LYS	2.2
34	DH	36	PRO	2.2
48	DZ	82	PRO	2.2
19	AS	35	SER	2.2
34	DH	134	SER	2.2
48	BZ	143	LEU	2.2
9	AI	106	ALA	2.1
17	AQ	80	GLY	2.1
29	DC	206	GLY	2.1
49	B0	8	GLY	2.1
15	CO	87	ILE	2.1
1	CA	805	C	2.1

*Continued on next page...*

*Continued from previous page...*

Mol	Chain	Res	Type	RSRZ
27	BA	87	C	2.1
7	CG	4	ARG	2.1
9	AI	12	GLU	2.1
19	AS	10	PHE	2.1
53	D4	66	HIS	2.1
58	D9	28	GLU	2.1
1	AA	70	G	2.1
47	DY	82	PRO	2.1
48	BZ	107	PRO	2.1
20	AT	70	SER	2.1
33	BG	31	VAL	2.1
47	DY	45	VAL	2.1
13	CM	105	THR	2.1
30	DD	171	ASP	2.1
1	AA	344	A	2.1
33	DG	88	ILE	2.1
34	BH	136	ILE	2.1
47	BY	61	ILE	2.1
48	DZ	136	ILE	2.1
48	DZ	170	ILE	2.1
9	AI	104	ARG	2.1
43	DU	58	ARG	2.1
29	DC	79	LYS	2.1
36	DN	84	LYS	2.1
7	AG	74	GLU	2.1
39	BQ	139	GLU	2.1
1	AA	1028	C	2.1
23	CW	74	C	2.1
27	DA	1043	C	2.1
39	DQ	37	LEU	2.1
1	CA	1025	U	2.1
1	CA	1219	U	2.1
32	DF	15	SER	2.1
3	CC	60	ALA	2.1
31	DE	123	ALA	2.1
32	DF	175	THR	2.1
1	AA	317	G	2.1
7	CG	81	GLY	2.1
27	BA	11	G	2.1
27	BA	2120	G	2.1
27	DA	508	G	2.1
56	D7	32	LYS	2.1

*Continued on next page...*

*Continued from previous page...*

Mol	Chain	Res	Type	RSRZ
22	AV	2	A	2.1
27	DA	863	A	2.1
36	BN	139	GLU	2.1
4	AD	19	LEU	2.1
41	DS	73	LEU	2.1
34	DH	19	VAL	2.1
34	DH	52	VAL	2.1
48	BZ	73	VAL	2.1
1	CA	1217	C	2.1
27	BA	884	C	2.1
27	DA	87	C	2.1
19	CS	38	SER	2.1
29	BC	49	ILE	2.1
33	BG	88	ILE	2.1
37	BO	65	THR	2.1
7	AG	82	GLY	2.1
20	AT	86	ARG	2.1
27	BA	1175	U	2.1
27	DA	1035	U	2.1
31	DE	133	LYS	2.1
33	DG	74	LYS	2.1
38	DP	43	GLY	2.1
1	AA	1190	G	2.1
5	AE	128	PRO	2.1
19	AS	76	PRO	2.1
27	DA	1115	G	2.1
38	DP	35	HIS	2.1
38	DP	48	PRO	2.1
40	DR	4	LEU	2.1
20	CT	60	GLU	2.1
27	DA	271(A)	A	2.1
27	DA	2892	A	2.1
48	BZ	99	VAL	2.1
39	BQ	136	ALA	2.1
31	DE	176	ILE	2.1
33	DG	72	ARG	2.1
51	D2	51	ARG	2.1
51	D2	62	THR	2.1
10	CJ	47	PHE	2.1
25	AY	47	C	2.1
27	DA	1052	C	2.1
27	DA	1403	C	2.1

*Continued on next page...*

*Continued from previous page...*

Mol	Chain	Res	Type	RSRZ
43	DU	32	PHE	2.1
15	CO	57	LEU	2.1
44	DV	39	LEU	2.1
3	AC	195	VAL	2.1
53	D4	36	VAL	2.1
54	B5	57	VAL	2.1
57	B8	63	PRO	2.1
54	B5	59	GLU	2.1
14	CN	61	TRP	2.0
1	AA	1287	A	2.0
1	AA	1447	A	2.0
23	CW	49	G	2.0
3	CC	29	TYR	2.0
36	DN	43	THR	2.0
38	BP	57	THR	2.0
19	AS	4	SER	2.0
42	DT	38	ASN	2.0
2	AB	215	LEU	2.0
20	AT	84	LEU	2.0
41	BS	101	LEU	2.0
48	DZ	101	LEU	2.0
1	CA	1126	U	2.0
27	BA	2118	U	2.0
34	BH	169	VAL	2.0
27	BA	2896	C	2.0
47	DY	56	PRO	2.0
31	BE	159	HIS	2.0
4	AD	13	ARG	2.0
7	CG	79	ARG	2.0
41	DS	99	LYS	2.0
50	D1	27	GLU	2.0
10	AJ	26	ALA	2.0
31	DE	204	ALA	2.0
49	B0	13	GLY	2.0
58	D9	21	GLY	2.0
13	CM	101	GLN	2.0
1	AA	1285	A	2.0
27	BA	1759	A	2.0
43	DU	83	LEU	2.0
10	AJ	44	VAL	2.0
15	AO	60	VAL	2.0
34	DH	12	PRO	2.0

*Continued on next page...*



*Continued from previous page...*

Mol	Chain	Res	Type	RSRZ
20	CT	83	ARG	2.0
58	D9	33	LYS	2.0
14	CN	5	ALA	2.0
27	DA	12	U	2.0
48	BZ	171	ALA	2.0
3	CC	25	GLY	2.0
20	AT	103	GLY	2.0
27	DA	897	C	2.0
40	BR	92	GLY	2.0

## 6.2 Non-standard residues in protein, DNA, RNA chains [i](#)

In the following table, the Atoms column lists the number of modelled atoms in the group and the number defined in the chemical component dictionary. The B-factors column lists the minimum, median, 95<sup>th</sup> percentile and maximum values of B factors of atoms in the group. The column labelled 'Q< 0.9' lists the number of atoms with occupancy less than 0.9.

Mol	Type	Chain	Res	Atoms	RSCC	RSR	B-factors(Å <sup>2</sup> )	Q<0.9
26	UAL	AZ	5	9/10	0.69	0.16	81,82,83,84	0
26	UAL	CZ	5	9/10	0.74	0.18	97,99,99,99	0
26	KBE	CZ	1	9/10	0.75	0.29	89,91,93,94	0
26	5OH	AZ	6	12/13	0.78	0.13	84,89,92,94	0
26	5OH	CZ	6	12/13	0.81	0.14	99,101,102,102	0
26	KBE	AZ	1	9/10	0.84	0.23	78,79,82,82	0
26	DPP	CZ	2	6/7	0.88	0.12	94,96,97,97	0
26	DPP	AZ	2	6/7	0.94	0.10	79,82,82,84	0

## 6.3 Carbohydrates [i](#)

There are no monosaccharides in this entry.

## 6.4 Ligands [i](#)

In the following table, the Atoms column lists the number of modelled atoms in the group and the number defined in the chemical component dictionary. The B-factors column lists the minimum, median, 95<sup>th</sup> percentile and maximum values of B factors of atoms in the group. The column labelled 'Q< 0.9' lists the number of atoms with occupancy less than 0.9.

Mol	Type	Chain	Res	Atoms	RSCC	RSR	B-factors(Å <sup>2</sup> )	Q<0.9
59	MG	CA	1675	1/1	0.08	0.29	150,150,150,150	0

*Continued on next page...*

*Continued from previous page...*

Mol	Type	Chain	Res	Atoms	RSCC	RSR	B-factors( $\text{\AA}^2$ )	Q<0.9
59	MG	DA	3203	1/1	0.42	0.49	97,97,97,97	0
59	MG	CA	1605	1/1	0.45	0.15	99,99,99,99	0
59	MG	DD	301	1/1	0.48	0.22	110,110,110,110	0
59	MG	DA	3236	1/1	0.50	0.53	91,91,91,91	0
59	MG	BA	3290	1/1	0.54	0.20	69,69,69,69	0
59	MG	CA	1619	1/1	0.56	0.30	80,80,80,80	0
59	MG	DA	3183	1/1	0.59	0.13	100,100,100,100	0
59	MG	BA	3297	1/1	0.60	0.34	95,95,95,95	0
59	MG	AW	106	1/1	0.62	0.29	94,94,94,94	0
59	MG	AX	105	1/1	0.63	0.29	82,82,82,82	0
59	MG	AA	1671	1/1	0.64	0.24	83,83,83,83	0
59	MG	DA	3171	1/1	0.64	0.36	75,75,75,75	0
59	MG	BA	3298	1/1	0.64	0.69	178,178,178,178	0
59	MG	AW	101	1/1	0.65	0.32	135,135,135,135	0
59	MG	AA	1710	1/1	0.67	0.28	113,113,113,113	0
59	MG	CA	1639	1/1	0.67	0.17	74,74,74,74	0
59	MG	BA	3322	1/1	0.68	0.44	147,147,147,147	0
59	MG	AT	201	1/1	0.70	0.19	92,92,92,92	0
59	MG	CA	1603	1/1	0.71	0.34	113,113,113,113	0
59	MG	DA	3271	1/1	0.72	0.13	80,80,80,80	0
59	MG	AX	107	1/1	0.72	0.28	80,80,80,80	0
59	MG	DA	3197	1/1	0.73	0.34	84,84,84,84	0
59	MG	DA	3273	1/1	0.75	0.46	106,106,106,106	0
59	MG	AA	1707	1/1	0.75	0.23	59,59,59,59	0
59	MG	BA	3332	1/1	0.76	0.36	105,105,105,105	0
59	MG	DA	3234	1/1	0.76	0.47	84,84,84,84	0
59	MG	DA	3172	1/1	0.76	0.27	55,55,55,55	0
59	MG	DA	3181	1/1	0.76	0.18	52,52,52,52	0
59	MG	BA	3004	1/1	0.76	0.31	81,81,81,81	0
59	MG	DA	3095	1/1	0.76	0.21	64,64,64,64	0
59	MG	AA	1667	1/1	0.77	0.21	59,59,59,59	0
59	MG	CA	1686	1/1	0.77	0.21	64,64,64,64	0
59	MG	DA	3229	1/1	0.78	0.20	76,76,76,76	0
59	MG	AA	1620	1/1	0.78	0.12	45,45,45,45	0
59	MG	BA	3165	1/1	0.78	0.28	60,60,60,60	0
59	MG	BA	3174	1/1	0.79	0.12	43,43,43,43	0
59	MG	BA	3227	1/1	0.79	0.18	69,69,69,69	0
59	MG	BA	3275	1/1	0.79	0.13	93,93,93,93	0
59	MG	DA	3218	1/1	0.79	0.28	75,75,75,75	0
59	MG	BA	3333	1/1	0.79	0.28	55,55,55,55	0
59	MG	BA	3357	1/1	0.79	0.22	54,54,54,54	0
59	MG	DA	3112	1/1	0.79	0.12	70,70,70,70	0

*Continued on next page...*

*Continued from previous page...*

Mol	Type	Chain	Res	Atoms	RSCC	RSR	B-factors( $\text{\AA}^2$ )	Q<0.9
59	MG	BA	3360	1/1	0.79	0.35	68,68,68,68	0
59	MG	AA	1634	1/1	0.79	0.15	72,72,72,72	0
59	MG	AY	102	1/1	0.79	0.29	96,96,96,96	0
59	MG	DD	303	1/1	0.79	0.24	95,95,95,95	0
59	MG	CA	1674	1/1	0.80	0.27	63,63,63,63	0
59	MG	DA	3238	1/1	0.80	0.44	101,101,101,101	0
59	MG	BA	3347	1/1	0.80	0.27	78,78,78,78	0
59	MG	AK	202	1/1	0.81	0.17	90,90,90,90	0
59	MG	CA	1652	1/1	0.81	0.26	86,86,86,86	0
59	MG	DA	3152	1/1	0.81	0.20	54,54,54,54	0
59	MG	BA	3243	1/1	0.81	0.19	35,35,35,35	0
59	MG	CA	1612	1/1	0.81	0.29	80,80,80,80	0
59	MG	BA	3320	1/1	0.81	0.76	89,89,89,89	0
59	MG	BA	3246	1/1	0.82	0.12	46,46,46,46	0
59	MG	DA	3045	1/1	0.82	0.09	41,41,41,41	0
59	MG	DA	3175	1/1	0.82	0.23	53,53,53,53	0
59	MG	CA	1638	1/1	0.82	0.21	46,46,46,46	0
59	MG	DA	3097	1/1	0.82	0.35	65,65,65,65	0
59	MG	DA	3184	1/1	0.82	0.07	50,50,50,50	0
59	MG	BA	3341	1/1	0.82	0.36	86,86,86,86	0
59	MG	CA	1683	1/1	0.82	0.29	55,55,55,55	0
59	MG	DA	3211	1/1	0.82	0.35	78,78,78,78	0
59	MG	BA	3260	1/1	0.83	0.23	58,58,58,58	0
59	MG	BA	3269	1/1	0.83	0.45	83,83,83,83	0
59	MG	CA	1618	1/1	0.83	0.30	69,69,69,69	0
59	MG	AA	1676	1/1	0.83	0.14	77,77,77,77	0
59	MG	CA	1630	1/1	0.83	0.22	55,55,55,55	0
59	MG	DA	3077	1/1	0.83	0.42	73,73,73,73	0
59	MG	AC	301	1/1	0.83	0.13	64,64,64,64	0
59	MG	BA	3373	1/1	0.83	0.23	55,55,55,55	0
59	MG	BA	3205	1/1	0.83	0.50	86,86,86,86	0
59	MG	DA	3210	1/1	0.83	0.25	57,57,57,57	0
59	MG	BA	3389	1/1	0.84	0.17	44,44,44,44	0
59	MG	DA	3102	1/1	0.84	0.19	84,84,84,84	0
59	MG	AA	1624	1/1	0.84	0.08	54,54,54,54	0
59	MG	BA	3170	1/1	0.84	0.20	57,57,57,57	0
59	MG	DA	3163	1/1	0.84	0.21	62,62,62,62	0
59	MG	AY	101	1/1	0.84	0.18	71,71,71,71	0
59	MG	BA	3299	1/1	0.84	0.55	85,85,85,85	0
59	MG	BA	3307	1/1	0.84	0.23	64,64,64,64	0
59	MG	CA	1623	1/1	0.84	0.23	91,91,91,91	0
59	MG	DA	3074	1/1	0.84	0.20	59,59,59,59	0

*Continued on next page...*

*Continued from previous page...*

Mol	Type	Chain	Res	Atoms	RSCC	RSR	B-factors( $\text{\AA}^2$ )	Q<0.9
59	MG	AA	1626	1/1	0.84	0.14	48,48,48,48	0
59	MG	AA	1725	1/1	0.84	0.20	84,84,84,84	0
59	MG	BA	3392	1/1	0.85	0.27	63,63,63,63	0
59	MG	CA	1672	1/1	0.85	0.10	45,45,45,45	0
59	MG	BQ	201	1/1	0.85	0.17	48,48,48,48	0
59	MG	BA	3224	1/1	0.85	0.09	63,63,63,63	0
59	MG	AA	1603	1/1	0.85	0.35	58,58,58,58	0
59	MG	CA	1608	1/1	0.85	0.22	57,57,57,57	0
59	MG	CA	1691	1/1	0.85	0.12	55,55,55,55	0
59	MG	DA	3009	1/1	0.85	0.11	20,20,20,20	0
59	MG	AW	103	1/1	0.85	0.29	73,73,73,73	0
59	MG	DA	3053	1/1	0.85	0.13	47,47,47,47	0
59	MG	AE	201	1/1	0.85	0.18	87,87,87,87	0
59	MG	AK	201	1/1	0.85	0.22	66,66,66,66	0
59	MG	AA	1632	1/1	0.85	0.23	53,53,53,53	0
59	MG	BA	3366	1/1	0.85	0.18	64,64,64,64	0
59	MG	CA	1631	1/1	0.85	0.21	45,45,45,45	0
59	MG	AA	1700	1/1	0.85	0.21	58,58,58,58	0
59	MG	BA	3325	1/1	0.85	0.09	61,61,61,61	0
59	MG	DA	3157	1/1	0.85	0.20	62,62,62,62	0
59	MG	CA	1650	1/1	0.85	0.28	69,69,69,69	0
60	ZN	D4	101	1/1	0.85	0.15	147,147,147,147	0
59	MG	CA	1688	1/1	0.86	0.20	59,59,59,59	0
59	MG	DA	3213	1/1	0.86	0.26	62,62,62,62	0
59	MG	DA	3078	1/1	0.86	0.21	58,58,58,58	0
59	MG	BA	3177	1/1	0.86	0.28	65,65,65,65	0
59	MG	CA	1692	1/1	0.86	0.22	73,73,73,73	0
59	MG	CQ	201	1/1	0.86	0.18	94,94,94,94	0
59	MG	AA	1646	1/1	0.86	0.10	61,61,61,61	0
59	MG	DA	3245	1/1	0.86	0.26	86,86,86,86	0
59	MG	DA	3253	1/1	0.86	0.12	46,46,46,46	0
59	MG	DA	3189	1/1	0.86	0.44	92,92,92,92	0
59	MG	BX	101	1/1	0.86	0.30	53,53,53,53	0
59	MG	DA	3200	1/1	0.86	0.09	46,46,46,46	0
59	MG	BA	3270	1/1	0.86	0.19	64,64,64,64	0
59	MG	CA	1670	1/1	0.86	0.24	67,67,67,67	0
59	MG	CA	1651	1/1	0.87	0.07	50,50,50,50	0
59	MG	BA	3112	1/1	0.87	0.09	52,52,52,52	0
59	MG	DA	3091	1/1	0.87	0.13	67,67,67,67	0
59	MG	AA	1728	1/1	0.87	0.07	59,59,59,59	0
59	MG	BZ	301	1/1	0.87	0.10	42,42,42,42	0
59	MG	AA	1691	1/1	0.87	0.28	56,56,56,56	0

*Continued on next page...*

*Continued from previous page...*

Mol	Type	Chain	Res	Atoms	RSCC	RSR	B-factors( $\text{\AA}^2$ )	Q<0.9
59	MG	AA	1699	1/1	0.87	0.21	61,61,61,61	0
59	MG	DA	3227	1/1	0.87	0.09	72,72,72,72	0
59	MG	DA	3120	1/1	0.87	0.08	55,55,55,55	0
59	MG	DA	3232	1/1	0.87	0.18	80,80,80,80	0
59	MG	AA	1689	1/1	0.87	0.23	73,73,73,73	0
59	MG	BA	3182	1/1	0.87	0.20	81,81,81,81	0
59	MG	BA	3276	1/1	0.87	0.20	45,45,45,45	0
59	MG	AW	104	1/1	0.87	0.14	57,57,57,57	0
59	MG	DA	3247	1/1	0.87	0.14	82,82,82,82	0
59	MG	BA	3296	1/1	0.87	0.15	61,61,61,61	0
59	MG	AW	105	1/1	0.87	0.06	41,41,41,41	0
59	MG	BA	3110	1/1	0.87	0.16	39,39,39,39	0
59	MG	BA	3230	1/1	0.87	0.16	48,48,48,48	0
59	MG	BA	3390	1/1	0.87	0.12	53,53,53,53	0
59	MG	DR	201	1/1	0.87	0.22	65,65,65,65	0
59	MG	BA	3240	1/1	0.87	0.17	60,60,60,60	0
59	MG	DA	3164	1/1	0.88	0.20	51,51,51,51	0
59	MG	CA	1614	1/1	0.88	0.11	49,49,49,49	0
59	MG	BA	3132	1/1	0.88	0.20	87,87,87,87	0
59	MG	AA	1657	1/1	0.88	0.17	53,53,53,53	0
59	MG	DA	3176	1/1	0.88	0.19	51,51,51,51	0
59	MG	AA	1712	1/1	0.88	0.21	53,53,53,53	0
59	MG	CA	1626	1/1	0.88	0.26	46,46,46,46	0
59	MG	BA	3367	1/1	0.88	0.21	35,35,35,35	0
59	MG	DA	3020	1/1	0.88	0.12	45,45,45,45	0
59	MG	AA	1641	1/1	0.88	0.07	62,62,62,62	0
59	MG	DA	3050	1/1	0.88	0.22	70,70,70,70	0
59	MG	AT	202	1/1	0.88	0.31	70,70,70,70	0
59	MG	DA	3209	1/1	0.88	0.27	69,69,69,69	0
59	MG	DA	3069	1/1	0.88	0.38	78,78,78,78	0
59	MG	BA	3261	1/1	0.88	0.21	53,53,53,53	0
59	MG	DA	3076	1/1	0.88	0.20	48,48,48,48	0
59	MG	CA	1643	1/1	0.88	0.13	51,51,51,51	0
59	MG	DA	3220	1/1	0.88	0.23	64,64,64,64	0
59	MG	BA	3262	1/1	0.88	0.12	27,27,27,27	0
59	MG	BA	3323	1/1	0.88	0.12	61,61,61,61	0
59	MG	AA	1727	1/1	0.88	0.21	71,71,71,71	0
59	MG	CA	1657	1/1	0.88	0.27	62,62,62,62	0
59	MG	AA	1645	1/1	0.88	0.25	64,64,64,64	0
59	MG	DA	3111	1/1	0.88	0.19	71,71,71,71	0
59	MG	BA	3213	1/1	0.88	0.21	54,54,54,54	0
59	MG	DA	3119	1/1	0.88	0.16	62,62,62,62	0

*Continued on next page...*

*Continued from previous page...*

Mol	Type	Chain	Res	Atoms	RSCC	RSR	B-factors( $\text{\AA}^2$ )	Q<0.9
59	MG	DA	3250	1/1	0.88	0.27	61,61,61,61	0
59	MG	BA	3338	1/1	0.88	0.13	60,60,60,60	0
59	MG	DA	3266	1/1	0.88	0.19	72,72,72,72	0
59	MG	DA	3132	1/1	0.88	0.21	60,60,60,60	0
59	MG	DA	3136	1/1	0.88	0.13	47,47,47,47	0
59	MG	DA	3144	1/1	0.88	0.33	57,57,57,57	0
59	MG	AA	1602	1/1	0.88	0.17	44,44,44,44	0
59	MG	CA	1682	1/1	0.88	0.28	61,61,61,61	0
59	MG	AA	1685	1/1	0.88	0.18	50,50,50,50	0
59	MG	BA	3034	1/1	0.89	0.20	37,37,37,37	0
59	MG	BA	3084	1/1	0.89	0.13	19,19,19,19	0
59	MG	DA	3108	1/1	0.89	0.12	51,51,51,51	0
59	MG	AA	1719	1/1	0.89	0.24	58,58,58,58	0
59	MG	AA	1721	1/1	0.89	0.13	54,54,54,54	0
59	MG	AX	102	1/1	0.89	0.19	51,51,51,51	0
59	MG	BA	3134	1/1	0.89	0.33	39,39,39,39	0
59	MG	DA	3224	1/1	0.89	0.07	53,53,53,53	0
59	MG	BA	3302	1/1	0.89	0.10	42,42,42,42	0
59	MG	AA	1647	1/1	0.89	0.30	80,80,80,80	0
59	MG	AX	106	1/1	0.89	0.11	43,43,43,43	0
59	MG	DA	3014	1/1	0.89	0.14	79,79,79,79	0
59	MG	DA	3235	1/1	0.89	0.21	68,68,68,68	0
59	MG	DA	3016	1/1	0.89	0.14	54,54,54,54	0
59	MG	AA	1654	1/1	0.89	0.06	100,100,100,100	0
59	MG	BA	3175	1/1	0.89	0.16	43,43,43,43	0
59	MG	CA	1647	1/1	0.89	0.27	51,51,51,51	0
59	MG	AA	1604	1/1	0.89	0.24	56,56,56,56	0
59	MG	AA	1677	1/1	0.89	0.20	75,75,75,75	0
59	MG	DA	3260	1/1	0.89	0.13	35,35,35,35	0
59	MG	DA	3262	1/1	0.89	0.10	58,58,58,58	0
59	MG	B0	101	1/1	0.89	0.22	58,58,58,58	0
59	MG	BA	3274	1/1	0.89	0.06	36,36,36,36	0
59	MG	CA	1666	1/1	0.89	0.19	68,68,68,68	0
59	MG	AA	1716	1/1	0.89	0.15	44,44,44,44	0
59	MG	DA	3088	1/1	0.89	0.08	36,36,36,36	0
59	MG	DE	302	1/1	0.89	0.42	65,65,65,65	0
59	MG	CA	1607	1/1	0.89	0.26	36,36,36,36	0
59	MG	BA	3340	1/1	0.89	0.05	42,42,42,42	0
59	MG	BA	3184	1/1	0.90	0.24	56,56,56,56	0
59	MG	AA	1605	1/1	0.90	0.19	54,54,54,54	0
59	MG	BA	3102	1/1	0.90	0.10	49,49,49,49	0
59	MG	AW	107	1/1	0.90	0.07	41,41,41,41	0

*Continued on next page...*

*Continued from previous page...*

Mol	Type	Chain	Res	Atoms	RSCC	RSR	B-factors( $\text{\AA}^2$ )	Q<0.9
59	MG	B0	102	1/1	0.90	0.31	49,49,49,49	0
59	MG	CA	1689	1/1	0.90	0.22	63,63,63,63	0
59	MG	CA	1690	1/1	0.90	0.13	46,46,46,46	0
59	MG	CA	1602	1/1	0.90	0.20	46,46,46,46	0
59	MG	AA	1665	1/1	0.90	0.07	49,49,49,49	0
59	MG	CE	201	1/1	0.90	0.13	71,71,71,71	0
59	MG	BA	3113	1/1	0.90	0.19	34,34,34,34	0
59	MG	DA	3193	1/1	0.90	0.13	40,40,40,40	0
59	MG	CA	1606	1/1	0.90	0.28	52,52,52,52	0
59	MG	BA	3308	1/1	0.90	0.25	49,49,49,49	0
59	MG	BA	3315	1/1	0.90	0.11	46,46,46,46	0
59	MG	CA	1609	1/1	0.90	0.25	52,52,52,52	0
59	MG	DA	3039	1/1	0.90	0.22	58,58,58,58	0
59	MG	BA	3127	1/1	0.90	0.06	48,48,48,48	0
59	MG	BA	3241	1/1	0.90	0.15	38,38,38,38	0
59	MG	DA	3217	1/1	0.90	0.31	85,85,85,85	0
59	MG	AA	1666	1/1	0.90	0.29	75,75,75,75	0
59	MG	AA	1693	1/1	0.90	0.07	41,41,41,41	0
59	MG	CA	1622	1/1	0.90	0.18	49,49,49,49	0
59	MG	BA	3249	1/1	0.90	0.29	50,50,50,50	0
59	MG	BA	3159	1/1	0.90	0.17	46,46,46,46	0
59	MG	BA	3164	1/1	0.90	0.27	37,37,37,37	0
59	MG	AA	1627	1/1	0.90	0.29	55,55,55,55	0
59	MG	BA	3265	1/1	0.90	0.07	28,28,28,28	0
59	MG	AA	1640	1/1	0.90	0.16	37,37,37,37	0
59	MG	CA	1642	1/1	0.90	0.13	29,29,29,29	0
59	MG	DA	3098	1/1	0.90	0.06	37,37,37,37	0
59	MG	BA	3353	1/1	0.90	0.24	50,50,50,50	0
59	MG	AA	1649	1/1	0.90	0.35	71,71,71,71	0
59	MG	DA	3251	1/1	0.90	0.15	44,44,44,44	0
59	MG	AA	1729	1/1	0.90	0.17	57,57,57,57	0
59	MG	DA	3254	1/1	0.90	0.10	54,54,54,54	0
59	MG	DA	3257	1/1	0.90	0.20	40,40,40,40	0
59	MG	BA	3016	1/1	0.90	0.23	27,27,27,27	0
59	MG	BA	3181	1/1	0.90	0.07	46,46,46,46	0
59	MG	DA	3265	1/1	0.90	0.20	51,51,51,51	0
59	MG	BA	3277	1/1	0.90	0.16	60,60,60,60	0
59	MG	DA	3267	1/1	0.90	0.24	53,53,53,53	0
59	MG	DA	3126	1/1	0.90	0.11	48,48,48,48	0
59	MG	DA	3127	1/1	0.90	0.20	48,48,48,48	0
59	MG	BA	3284	1/1	0.90	0.17	33,33,33,33	0
59	MG	BA	3287	1/1	0.90	0.16	56,56,56,56	0

*Continued on next page...*



*Continued from previous page...*

Mol	Type	Chain	Res	Atoms	RSCC	RSR	B-factors( $\text{\AA}^2$ )	Q<0.9
59	MG	AA	1629	1/1	0.90	0.07	78,78,78,78	0
59	MG	DA	3146	1/1	0.90	0.21	70,70,70,70	0
59	MG	BH	201	1/1	0.90	0.09	71,71,71,71	0
59	MG	BA	3271	1/1	0.91	0.18	64,64,64,64	0
59	MG	AA	1638	1/1	0.91	0.14	50,50,50,50	0
59	MG	DA	3082	1/1	0.91	0.21	37,37,37,37	0
59	MG	CA	1669	1/1	0.91	0.10	36,36,36,36	0
59	MG	BA	3329	1/1	0.91	0.07	48,48,48,48	0
59	MG	BA	3331	1/1	0.91	0.15	52,52,52,52	0
59	MG	BA	3219	1/1	0.91	0.08	43,43,43,43	0
59	MG	BA	3009	1/1	0.91	0.12	30,30,30,30	0
59	MG	BA	3144	1/1	0.91	0.12	37,37,37,37	0
59	MG	DA	3103	1/1	0.91	0.05	38,38,38,38	0
59	MG	AA	1659	1/1	0.91	0.19	73,73,73,73	0
59	MG	BA	3026	1/1	0.91	0.17	29,29,29,29	0
59	MG	DA	3226	1/1	0.91	0.29	70,70,70,70	0
59	MG	AA	1726	1/1	0.91	0.12	32,32,32,32	0
59	MG	BA	3291	1/1	0.91	0.16	42,42,42,42	0
59	MG	CA	1616	1/1	0.91	0.21	46,46,46,46	0
59	MG	DA	3233	1/1	0.91	0.22	58,58,58,58	0
59	MG	DA	3123	1/1	0.91	0.17	32,32,32,32	0
59	MG	BA	3166	1/1	0.91	0.11	35,35,35,35	0
59	MG	BA	3035	1/1	0.91	0.11	22,22,22,22	0
59	MG	AA	1651	1/1	0.91	0.17	37,37,37,37	0
59	MG	DA	3239	1/1	0.91	0.38	78,78,78,78	0
59	MG	DA	3240	1/1	0.91	0.07	49,49,49,49	0
59	MG	DA	3135	1/1	0.91	0.20	58,58,58,58	0
59	MG	BA	3255	1/1	0.91	0.06	22,22,22,22	0
59	MG	AA	1614	1/1	0.91	0.10	45,45,45,45	0
59	MG	DA	3145	1/1	0.91	0.19	45,45,45,45	0
59	MG	DA	3011	1/1	0.91	0.20	37,37,37,37	0
59	MG	BA	3376	1/1	0.91	0.45	66,66,66,66	0
59	MG	BA	3379	1/1	0.91	0.18	52,52,52,52	0
59	MG	BA	3106	1/1	0.91	0.17	29,29,29,29	0
59	MG	AA	1714	1/1	0.91	0.28	66,66,66,66	0
59	MG	DA	3043	1/1	0.91	0.18	48,48,48,48	0
59	MG	BA	3313	1/1	0.91	0.26	55,55,55,55	0
59	MG	DA	3173	1/1	0.91	0.05	57,57,57,57	0
59	MG	DA	3270	1/1	0.91	0.12	61,61,61,61	0
59	MG	BA	3397	1/1	0.91	0.25	66,66,66,66	0
59	MG	AA	1695	1/1	0.91	0.07	55,55,55,55	0
59	MG	DA	3178	1/1	0.91	0.23	36,36,36,36	0

*Continued on next page...*



*Continued from previous page...*

Mol	Type	Chain	Res	Atoms	RSCC	RSR	B-factors( $\text{\AA}^2$ )	Q<0.9
59	MG	DA	3068	1/1	0.91	0.18	60,60,60,60	0
59	MG	BA	3317	1/1	0.91	0.26	50,50,50,50	0
59	MG	AA	1680	1/1	0.91	0.22	63,63,63,63	0
59	MG	BA	3001	1/1	0.91	0.29	72,72,72,72	0
59	MG	BA	3091	1/1	0.92	0.13	34,34,34,34	0
59	MG	BA	3253	1/1	0.92	0.15	56,56,56,56	0
59	MG	DA	3166	1/1	0.92	0.10	41,41,41,41	0
59	MG	DA	3169	1/1	0.92	0.07	37,37,37,37	0
59	MG	CV	101	1/1	0.92	0.19	36,36,36,36	0
59	MG	CX	101	1/1	0.92	0.10	42,42,42,42	0
59	MG	DA	3002	1/1	0.92	0.11	31,31,31,31	0
59	MG	BA	3099	1/1	0.92	0.39	51,51,51,51	0
59	MG	BA	3002	1/1	0.92	0.16	59,59,59,59	0
59	MG	AA	1698	1/1	0.92	0.10	49,49,49,49	0
59	MG	AW	102	1/1	0.92	0.05	53,53,53,53	0
59	MG	AA	1637	1/1	0.92	0.06	40,40,40,40	0
59	MG	DA	3027	1/1	0.92	0.19	28,28,28,28	0
59	MG	BA	3024	1/1	0.92	0.08	22,22,22,22	0
59	MG	DA	3190	1/1	0.92	0.05	33,33,33,33	0
59	MG	DA	3191	1/1	0.92	0.13	77,77,77,77	0
59	MG	DA	3192	1/1	0.92	0.15	39,39,39,39	0
59	MG	BA	3185	1/1	0.92	0.14	62,62,62,62	0
59	MG	BA	3199	1/1	0.92	0.24	54,54,54,54	0
59	MG	DA	3049	1/1	0.92	0.10	41,41,41,41	0
59	MG	BA	3272	1/1	0.92	0.18	30,30,30,30	0
59	MG	DA	3207	1/1	0.92	0.53	69,69,69,69	0
59	MG	BA	3200	1/1	0.92	0.12	51,51,51,51	0
59	MG	DA	3055	1/1	0.92	0.17	42,42,42,42	0
59	MG	AA	1711	1/1	0.92	0.16	68,68,68,68	0
59	MG	BA	3027	1/1	0.92	0.12	35,35,35,35	0
59	MG	DA	3214	1/1	0.92	0.05	34,34,34,34	0
59	MG	BA	3216	1/1	0.92	0.22	42,42,42,42	0
59	MG	BA	3348	1/1	0.92	0.20	62,62,62,62	0
59	MG	BA	3352	1/1	0.92	0.25	51,51,51,51	0
59	MG	DA	3223	1/1	0.92	0.22	61,61,61,61	0
59	MG	BA	3283	1/1	0.92	0.21	46,46,46,46	0
59	MG	DA	3079	1/1	0.92	0.11	16,16,16,16	0
59	MG	DA	3081	1/1	0.92	0.16	48,48,48,48	0
59	MG	BA	3133	1/1	0.92	0.06	20,20,20,20	0
59	MG	DA	3083	1/1	0.92	0.17	35,35,35,35	0
59	MG	BA	3359	1/1	0.92	0.12	51,51,51,51	0
59	MG	AO	101	1/1	0.92	0.11	62,62,62,62	0

*Continued on next page...*

*Continued from previous page...*

Mol	Type	Chain	Res	Atoms	RSCC	RSR	B-factors( $\text{\AA}^2$ )	Q<0.9
59	MG	CA	1645	1/1	0.92	0.06	27,27,27,27	0
59	MG	BA	3288	1/1	0.92	0.12	33,33,33,33	0
59	MG	AA	1672	1/1	0.92	0.14	51,51,51,51	0
59	MG	BA	3371	1/1	0.92	0.18	57,57,57,57	0
59	MG	BA	3054	1/1	0.92	0.07	22,22,22,22	0
59	MG	DA	3241	1/1	0.92	0.16	42,42,42,42	0
59	MG	DA	3243	1/1	0.92	0.17	35,35,35,35	0
59	MG	DA	3104	1/1	0.92	0.07	36,36,36,36	0
59	MG	BA	3293	1/1	0.92	0.26	44,44,44,44	0
59	MG	DA	3109	1/1	0.92	0.14	65,65,65,65	0
59	MG	CA	1665	1/1	0.92	0.13	34,34,34,34	0
59	MG	BA	3294	1/1	0.92	0.38	72,72,72,72	0
59	MG	BA	3381	1/1	0.92	0.08	43,43,43,43	0
59	MG	BA	3233	1/1	0.92	0.12	32,32,32,32	0
59	MG	BA	3235	1/1	0.92	0.19	51,51,51,51	0
59	MG	BA	3391	1/1	0.92	0.11	31,31,31,31	0
59	MG	DA	3263	1/1	0.92	0.29	62,62,62,62	0
59	MG	BA	3238	1/1	0.92	0.10	26,26,26,26	0
59	MG	BA	3161	1/1	0.92	0.20	16,16,16,16	0
59	MG	DA	3133	1/1	0.92	0.06	69,69,69,69	0
59	MG	DA	3268	1/1	0.92	0.20	47,47,47,47	0
59	MG	BA	3300	1/1	0.92	0.15	40,40,40,40	0
59	MG	BA	3056	1/1	0.92	0.26	59,59,59,59	0
59	MG	BA	3303	1/1	0.92	0.31	91,91,91,91	0
59	MG	AA	1713	1/1	0.92	0.15	57,57,57,57	0
59	MG	BA	3088	1/1	0.92	0.18	22,22,22,22	0
59	MG	BA	3311	1/1	0.92	0.20	54,54,54,54	0
59	MG	CA	1601	1/1	0.92	0.15	29,29,29,29	0
59	MG	D6	101	1/1	0.92	0.12	37,37,37,37	0
59	MG	DA	3162	1/1	0.92	0.08	40,40,40,40	0
59	MG	BA	3321	1/1	0.93	0.08	51,51,51,51	0
59	MG	AA	1670	1/1	0.93	0.17	36,36,36,36	0
59	MG	AA	1644	1/1	0.93	0.20	48,48,48,48	0
59	MG	BA	3008	1/1	0.93	0.15	13,13,13,13	0
59	MG	AA	1622	1/1	0.93	0.23	44,44,44,44	0
59	MG	DA	3036	1/1	0.93	0.21	31,31,31,31	0
59	MG	AA	1658	1/1	0.93	0.27	42,42,42,42	0
59	MG	AA	1619	1/1	0.93	0.28	47,47,47,47	0
59	MG	DA	3186	1/1	0.93	0.04	41,41,41,41	0
59	MG	DA	3044	1/1	0.93	0.12	22,22,22,22	0
59	MG	BA	3187	1/1	0.93	0.21	35,35,35,35	0
59	MG	BA	3337	1/1	0.93	0.13	61,61,61,61	0

*Continued on next page...*

*Continued from previous page...*

Mol	Type	Chain	Res	Atoms	RSCC	RSR	B-factors( $\text{\AA}^2$ )	Q<0.9
59	MG	BA	3192	1/1	0.93	0.11	29,29,29,29	0
59	MG	BA	3197	1/1	0.93	0.29	45,45,45,45	0
59	MG	BA	3116	1/1	0.93	0.12	54,54,54,54	0
59	MG	DA	3066	1/1	0.93	0.14	31,31,31,31	0
59	MG	CA	1629	1/1	0.93	0.16	52,52,52,52	0
59	MG	BA	3117	1/1	0.93	0.18	38,38,38,38	0
59	MG	DA	3208	1/1	0.93	0.35	62,62,62,62	0
59	MG	BA	3120	1/1	0.93	0.08	49,49,49,49	0
59	MG	CA	1633	1/1	0.93	0.15	38,38,38,38	0
59	MG	BA	3278	1/1	0.93	0.25	50,50,50,50	0
59	MG	BA	3280	1/1	0.93	0.21	54,54,54,54	0
59	MG	AA	1678	1/1	0.93	0.07	52,52,52,52	0
59	MG	DA	3215	1/1	0.93	0.27	63,63,63,63	0
59	MG	BA	3214	1/1	0.93	0.22	87,87,87,87	0
59	MG	BA	3128	1/1	0.93	0.17	34,34,34,34	0
59	MG	BA	3362	1/1	0.93	0.21	51,51,51,51	0
59	MG	DA	3222	1/1	0.93	0.13	50,50,50,50	0
59	MG	DA	3087	1/1	0.93	0.41	59,59,59,59	0
59	MG	AX	101	1/1	0.93	0.20	57,57,57,57	0
59	MG	BA	3223	1/1	0.93	0.09	46,46,46,46	0
59	MG	AA	1660	1/1	0.93	0.26	40,40,40,40	0
59	MG	CA	1653	1/1	0.93	0.10	46,46,46,46	0
59	MG	DA	3230	1/1	0.93	0.12	46,46,46,46	0
59	MG	AA	1661	1/1	0.93	0.08	34,34,34,34	0
59	MG	CA	1658	1/1	0.93	0.12	40,40,40,40	0
59	MG	CA	1659	1/1	0.93	0.14	64,64,64,64	0
59	MG	BA	3139	1/1	0.93	0.06	15,15,15,15	0
59	MG	BA	3231	1/1	0.93	0.17	54,54,54,54	0
59	MG	BA	3037	1/1	0.93	0.22	27,27,27,27	0
59	MG	BA	3384	1/1	0.93	0.12	39,39,39,39	0
59	MG	CA	1671	1/1	0.93	0.20	54,54,54,54	0
59	MG	DA	3116	1/1	0.93	0.09	43,43,43,43	0
59	MG	BA	3156	1/1	0.93	0.14	25,25,25,25	0
59	MG	DA	3244	1/1	0.93	0.10	33,33,33,33	0
59	MG	BA	3052	1/1	0.93	0.24	37,37,37,37	0
59	MG	DA	3121	1/1	0.93	0.08	37,37,37,37	0
59	MG	AA	1687	1/1	0.93	0.05	27,27,27,27	0
59	MG	BA	3162	1/1	0.93	0.27	66,66,66,66	0
59	MG	BA	3394	1/1	0.93	0.11	49,49,49,49	0
59	MG	AA	1639	1/1	0.93	0.08	54,54,54,54	0
59	MG	CA	1687	1/1	0.93	0.20	56,56,56,56	0
59	MG	BF	302	1/1	0.93	0.05	26,26,26,26	0

*Continued on next page...*

*Continued from previous page...*

Mol	Type	Chain	Res	Atoms	RSCC	RSR	B-factors( $\text{\AA}^2$ )	Q<0.9
59	MG	DA	3261	1/1	0.93	0.17	50,50,50,50	0
59	MG	BA	3305	1/1	0.93	0.16	32,32,32,32	0
59	MG	DA	3141	1/1	0.93	0.12	46,46,46,46	0
59	MG	BA	3078	1/1	0.93	0.06	20,20,20,20	0
59	MG	BA	3247	1/1	0.93	0.16	29,29,29,29	0
59	MG	BA	3248	1/1	0.93	0.16	37,37,37,37	0
59	MG	AA	1690	1/1	0.93	0.10	40,40,40,40	0
59	MG	DA	3156	1/1	0.93	0.20	28,28,28,28	0
59	MG	AA	1628	1/1	0.93	0.21	46,46,46,46	0
59	MG	BA	3316	1/1	0.93	0.43	68,68,68,68	0
59	MG	DA	3274	1/1	0.93	0.12	62,62,62,62	0
59	MG	DA	3275	1/1	0.93	0.19	54,54,54,54	0
59	MG	DB	201	1/1	0.93	0.07	44,44,44,44	0
59	MG	CV	102	1/1	0.93	0.14	44,44,44,44	0
59	MG	AA	1635	1/1	0.93	0.10	46,46,46,46	0
59	MG	CX	102	1/1	0.93	0.40	78,78,78,78	0
59	MG	DA	3168	1/1	0.93	0.13	43,43,43,43	0
59	MG	BA	3318	1/1	0.93	0.13	41,41,41,41	0
59	MG	BA	3257	1/1	0.93	0.10	21,21,21,21	0
59	MG	DA	3004	1/1	0.94	0.16	54,54,54,54	0
59	MG	BA	3196	1/1	0.94	0.18	49,49,49,49	0
59	MG	BA	3326	1/1	0.94	0.06	35,35,35,35	0
59	MG	DA	3167	1/1	0.94	0.11	42,42,42,42	0
59	MG	DA	3013	1/1	0.94	0.17	32,32,32,32	0
59	MG	BA	3327	1/1	0.94	0.24	44,44,44,44	0
59	MG	BA	3328	1/1	0.94	0.11	35,35,35,35	0
59	MG	AA	1674	1/1	0.94	0.05	42,42,42,42	0
59	MG	AA	1648	1/1	0.94	0.20	48,48,48,48	0
59	MG	DA	3028	1/1	0.94	0.17	35,35,35,35	0
59	MG	BA	3061	1/1	0.94	0.18	21,21,21,21	0
59	MG	BA	3064	1/1	0.94	0.16	32,32,32,32	0
59	MG	BA	3208	1/1	0.94	0.24	54,54,54,54	0
59	MG	BA	3210	1/1	0.94	0.14	57,57,57,57	0
59	MG	BA	3339	1/1	0.94	0.28	66,66,66,66	0
59	MG	DA	3185	1/1	0.94	0.06	42,42,42,42	0
59	MG	DA	3048	1/1	0.94	0.12	48,48,48,48	0
59	MG	DA	3187	1/1	0.94	0.23	51,51,51,51	0
59	MG	BA	3067	1/1	0.94	0.23	36,36,36,36	0
59	MG	BA	3075	1/1	0.94	0.17	32,32,32,32	0
59	MG	BA	3140	1/1	0.94	0.09	30,30,30,30	0
59	MG	DA	3054	1/1	0.94	0.11	42,42,42,42	0
59	MG	BA	3282	1/1	0.94	0.05	48,48,48,48	0

*Continued on next page...*

*Continued from previous page...*

Mol	Type	Chain	Res	Atoms	RSCC	RSR	B-factors( $\text{\AA}^2$ )	Q<0.9
59	MG	DA	3196	1/1	0.94	0.27	48,48,48,48	0
59	MG	DA	3063	1/1	0.94	0.08	53,53,53,53	0
59	MG	DA	3198	1/1	0.94	0.28	56,56,56,56	0
59	MG	DA	3064	1/1	0.94	0.12	48,48,48,48	0
59	MG	DA	3201	1/1	0.94	0.07	33,33,33,33	0
59	MG	BA	3349	1/1	0.94	0.18	53,53,53,53	0
59	MG	BA	3351	1/1	0.94	0.23	60,60,60,60	0
59	MG	CA	1640	1/1	0.94	0.08	47,47,47,47	0
59	MG	BA	3003	1/1	0.94	0.16	42,42,42,42	0
59	MG	BA	3079	1/1	0.94	0.11	23,23,23,23	0
59	MG	BA	3286	1/1	0.94	0.14	26,26,26,26	0
59	MG	DA	3212	1/1	0.94	0.27	61,61,61,61	0
59	MG	AA	1730	1/1	0.94	0.11	60,60,60,60	0
59	MG	CA	1649	1/1	0.94	0.04	48,48,48,48	0
59	MG	BA	3087	1/1	0.94	0.09	39,39,39,39	0
59	MG	DA	3216	1/1	0.94	0.09	35,35,35,35	0
59	MG	BA	3229	1/1	0.94	0.09	37,37,37,37	0
59	MG	AA	1733	1/1	0.94	0.06	30,30,30,30	0
59	MG	DA	3084	1/1	0.94	0.09	48,48,48,48	0
59	MG	AA	1617	1/1	0.94	0.07	48,48,48,48	0
59	MG	BA	3095	1/1	0.94	0.12	30,30,30,30	0
59	MG	DA	3089	1/1	0.94	0.24	26,26,26,26	0
59	MG	BA	3234	1/1	0.94	0.19	35,35,35,35	0
59	MG	DA	3093	1/1	0.94	0.21	40,40,40,40	0
59	MG	DA	3094	1/1	0.94	0.16	27,27,27,27	0
59	MG	BA	3375	1/1	0.94	0.16	38,38,38,38	0
59	MG	AA	1642	1/1	0.94	0.09	55,55,55,55	0
59	MG	BA	3019	1/1	0.94	0.22	21,21,21,21	0
59	MG	BA	3380	1/1	0.94	0.11	47,47,47,47	0
59	MG	BA	3172	1/1	0.94	0.19	40,40,40,40	0
59	MG	BA	3103	1/1	0.94	0.24	65,65,65,65	0
59	MG	DA	3106	1/1	0.94	0.20	51,51,51,51	0
59	MG	BA	3386	1/1	0.94	0.08	20,20,20,20	0
59	MG	BA	3242	1/1	0.94	0.24	44,44,44,44	0
59	MG	AF	201	1/1	0.94	0.07	39,39,39,39	0
59	MG	DA	3242	1/1	0.94	0.13	34,34,34,34	0
59	MG	CA	1677	1/1	0.94	0.11	53,53,53,53	0
59	MG	CA	1680	1/1	0.94	0.14	59,59,59,59	0
59	MG	DA	3118	1/1	0.94	0.19	41,41,41,41	0
59	MG	CA	1681	1/1	0.94	0.07	58,58,58,58	0
59	MG	AA	1653	1/1	0.94	0.16	47,47,47,47	0
59	MG	BA	3306	1/1	0.94	0.10	29,29,29,29	0

*Continued on next page...*

*Continued from previous page...*

Mol	Type	Chain	Res	Atoms	RSCC	RSR	B-factors( $\text{\AA}^2$ )	Q<0.9
59	MG	CA	1684	1/1	0.94	0.23	49,49,49,49	0
59	MG	DA	3124	1/1	0.94	0.04	43,43,43,43	0
59	MG	AA	1606	1/1	0.94	0.18	63,63,63,63	0
59	MG	AA	1686	1/1	0.94	0.10	58,58,58,58	0
59	MG	DA	3128	1/1	0.94	0.13	26,26,26,26	0
59	MG	DA	3129	1/1	0.94	0.15	35,35,35,35	0
59	MG	AA	1703	1/1	0.94	0.09	41,41,41,41	0
59	MG	BA	3251	1/1	0.94	0.20	34,34,34,34	0
59	MG	DA	3134	1/1	0.94	0.15	42,42,42,42	0
59	MG	BA	3314	1/1	0.94	0.22	68,68,68,68	0
59	MG	AA	1663	1/1	0.94	0.27	53,53,53,53	0
59	MG	BA	3119	1/1	0.94	0.09	20,20,20,20	0
59	MG	BA	3188	1/1	0.94	0.19	22,22,22,22	0
59	MG	DA	3272	1/1	0.94	0.26	60,60,60,60	0
59	MG	BA	3189	1/1	0.94	0.18	18,18,18,18	0
59	MG	BA	3319	1/1	0.94	0.16	25,25,25,25	0
59	MG	DA	3149	1/1	0.94	0.20	42,42,42,42	0
59	MG	BA	3191	1/1	0.94	0.07	31,31,31,31	0
59	MG	DA	3153	1/1	0.94	0.18	28,28,28,28	0
59	MG	DA	3154	1/1	0.94	0.12	64,64,64,64	0
59	MG	DA	3155	1/1	0.94	0.12	56,56,56,56	0
59	MG	AA	1673	1/1	0.94	0.10	35,35,35,35	0
59	MG	D5	101	1/1	0.94	0.10	28,28,28,28	0
59	MG	BA	3193	1/1	0.94	0.10	58,58,58,58	0
59	MG	BA	3268	1/1	0.94	0.30	44,44,44,44	0
59	MG	DA	3005	1/1	0.95	0.22	50,50,50,50	0
59	MG	DA	3160	1/1	0.95	0.14	28,28,28,28	0
59	MG	DA	3006	1/1	0.95	0.14	20,20,20,20	0
59	MG	BA	3131	1/1	0.95	0.35	68,68,68,68	0
59	MG	AA	1688	1/1	0.95	0.23	47,47,47,47	0
59	MG	DA	3012	1/1	0.95	0.07	33,33,33,33	0
59	MG	AA	1715	1/1	0.95	0.08	34,34,34,34	0
59	MG	BA	3334	1/1	0.95	0.07	32,32,32,32	0
59	MG	BA	3335	1/1	0.95	0.33	52,52,52,52	0
59	MG	BA	3336	1/1	0.95	0.17	23,23,23,23	0
59	MG	BA	3010	1/1	0.95	0.16	29,29,29,29	0
59	MG	BA	3012	1/1	0.95	0.16	31,31,31,31	0
59	MG	DA	3029	1/1	0.95	0.09	34,34,34,34	0
59	MG	DA	3035	1/1	0.95	0.45	63,63,63,63	0
59	MG	CA	1617	1/1	0.95	0.10	39,39,39,39	0
59	MG	DA	3180	1/1	0.95	0.18	27,27,27,27	0
59	MG	BA	3281	1/1	0.95	0.19	41,41,41,41	0

*Continued on next page...*

*Continued from previous page...*

Mol	Type	Chain	Res	Atoms	RSCC	RSR	B-factors( $\text{\AA}^2$ )	Q<0.9
59	MG	DA	3182	1/1	0.95	0.11	33,33,33,33	0
59	MG	BA	3080	1/1	0.95	0.08	26,26,26,26	0
59	MG	BA	3142	1/1	0.95	0.07	18,18,18,18	0
59	MG	BA	3220	1/1	0.95	0.27	52,52,52,52	0
59	MG	CA	1625	1/1	0.95	0.39	54,54,54,54	0
59	MG	BA	3082	1/1	0.95	0.06	15,15,15,15	0
59	MG	DA	3188	1/1	0.95	0.14	40,40,40,40	0
59	MG	CA	1628	1/1	0.95	0.04	27,27,27,27	0
59	MG	DA	3051	1/1	0.95	0.32	51,51,51,51	0
59	MG	BA	3145	1/1	0.95	0.13	13,13,13,13	0
59	MG	BA	3225	1/1	0.95	0.10	43,43,43,43	0
59	MG	BA	3147	1/1	0.95	0.20	33,33,33,33	0
59	MG	DA	3194	1/1	0.95	0.09	52,52,52,52	0
59	MG	DA	3061	1/1	0.95	0.14	28,28,28,28	0
59	MG	CA	1632	1/1	0.95	0.23	47,47,47,47	0
59	MG	BA	3149	1/1	0.95	0.16	31,31,31,31	0
59	MG	BA	3354	1/1	0.95	0.13	41,41,41,41	0
59	MG	BA	3292	1/1	0.95	0.17	40,40,40,40	0
59	MG	AA	1621	1/1	0.95	0.20	54,54,54,54	0
59	MG	DA	3204	1/1	0.95	0.08	41,41,41,41	0
59	MG	CA	1641	1/1	0.95	0.13	28,28,28,28	0
59	MG	AA	1717	1/1	0.95	0.17	50,50,50,50	0
59	MG	BA	3361	1/1	0.95	0.06	25,25,25,25	0
59	MG	CA	1644	1/1	0.95	0.44	68,68,68,68	0
59	MG	BA	3020	1/1	0.95	0.13	22,22,22,22	0
59	MG	DA	3080	1/1	0.95	0.16	41,41,41,41	0
59	MG	CA	1646	1/1	0.95	0.20	40,40,40,40	0
59	MG	BA	3363	1/1	0.95	0.08	56,56,56,56	0
59	MG	BA	3090	1/1	0.95	0.10	32,32,32,32	0
59	MG	AA	1701	1/1	0.95	0.09	36,36,36,36	0
59	MG	BA	3369	1/1	0.95	0.23	38,38,38,38	0
59	MG	BA	3370	1/1	0.95	0.10	28,28,28,28	0
59	MG	BA	3094	1/1	0.95	0.04	12,12,12,12	0
59	MG	DA	3221	1/1	0.95	0.14	59,59,59,59	0
59	MG	CA	1655	1/1	0.95	0.14	41,41,41,41	0
59	MG	CA	1656	1/1	0.95	0.19	51,51,51,51	0
59	MG	BA	3372	1/1	0.95	0.10	26,26,26,26	0
59	MG	DA	3225	1/1	0.95	0.30	55,55,55,55	0
59	MG	AX	103	1/1	0.95	0.11	32,32,32,32	0
59	MG	DA	3096	1/1	0.95	0.16	38,38,38,38	0
59	MG	BA	3097	1/1	0.95	0.04	21,21,21,21	0
59	MG	CA	1663	1/1	0.95	0.08	50,50,50,50	0

*Continued on next page...*



*Continued from previous page...*

Mol	Type	Chain	Res	Atoms	RSCC	RSR	B-factors( $\text{\AA}^2$ )	Q<0.9
59	MG	DA	3099	1/1	0.95	0.12	45,45,45,45	0
59	MG	DA	3100	1/1	0.95	0.06	57,57,57,57	0
59	MG	AA	1702	1/1	0.95	0.33	59,59,59,59	0
59	MG	BA	3173	1/1	0.95	0.04	17,17,17,17	0
59	MG	CA	1668	1/1	0.95	0.04	42,42,42,42	0
59	MG	BA	3028	1/1	0.95	0.18	41,41,41,41	0
59	MG	BA	3029	1/1	0.95	0.23	23,23,23,23	0
59	MG	BA	3104	1/1	0.95	0.24	52,52,52,52	0
59	MG	BA	3031	1/1	0.95	0.12	12,12,12,12	0
59	MG	CA	1673	1/1	0.95	0.05	71,71,71,71	0
59	MG	BA	3108	1/1	0.95	0.08	44,44,44,44	0
59	MG	AL	201	1/1	0.95	0.14	44,44,44,44	0
59	MG	AA	1724	1/1	0.95	0.16	56,56,56,56	0
59	MG	CA	1679	1/1	0.95	0.15	46,46,46,46	0
59	MG	DA	3248	1/1	0.95	0.28	60,60,60,60	0
59	MG	AA	1611	1/1	0.95	0.14	52,52,52,52	0
59	MG	BA	3259	1/1	0.95	0.07	35,35,35,35	0
59	MG	BA	3396	1/1	0.95	0.05	37,37,37,37	0
59	MG	DA	3125	1/1	0.95	0.27	59,59,59,59	0
59	MG	BA	3115	1/1	0.95	0.17	22,22,22,22	0
59	MG	DA	3258	1/1	0.95	0.07	29,29,29,29	0
59	MG	BA	3398	1/1	0.95	0.23	66,66,66,66	0
59	MG	BE	301	1/1	0.95	0.11	12,12,12,12	0
59	MG	BF	301	1/1	0.95	0.10	37,37,37,37	0
59	MG	DA	3130	1/1	0.95	0.17	27,27,27,27	0
59	MG	DA	3264	1/1	0.95	0.11	41,41,41,41	0
59	MG	BA	3042	1/1	0.95	0.10	22,22,22,22	0
59	MG	AA	1656	1/1	0.95	0.07	42,42,42,42	0
59	MG	BA	3264	1/1	0.95	0.18	34,34,34,34	0
59	MG	BR	201	1/1	0.95	0.25	41,41,41,41	0
59	MG	DA	3269	1/1	0.95	0.05	43,43,43,43	0
59	MG	BU	201	1/1	0.95	0.16	22,22,22,22	0
59	MG	DA	3137	1/1	0.95	0.05	28,28,28,28	0
59	MG	AA	1613	1/1	0.95	0.07	51,51,51,51	0
59	MG	DA	3142	1/1	0.95	0.10	44,44,44,44	0
59	MG	AA	1694	1/1	0.95	0.13	24,24,24,24	0
59	MG	BA	3122	1/1	0.95	0.11	38,38,38,38	0
59	MG	BA	3123	1/1	0.95	0.11	45,45,45,45	0
59	MG	DA	3147	1/1	0.95	0.22	44,44,44,44	0
59	MG	B5	101	1/1	0.95	0.20	37,37,37,37	0
59	MG	AA	1607	1/1	0.95	0.31	43,43,43,43	0
59	MG	DE	303	1/1	0.95	0.08	32,32,32,32	0

*Continued on next page...*



*Continued from previous page...*

Mol	Type	Chain	Res	Atoms	RSCC	RSR	B-factors( $\text{\AA}^2$ )	Q<0.9
59	MG	CX	103	1/1	0.95	0.07	50,50,50,50	0
59	MG	AA	1633	1/1	0.95	0.04	37,37,37,37	0
59	MG	DA	3003	1/1	0.95	0.17	36,36,36,36	0
60	ZN	B4	101	1/1	0.95	0.09	117,117,117,117	0
59	MG	BA	3202	1/1	0.95	0.11	28,28,28,28	0
59	MG	DA	3031	1/1	0.96	0.12	31,31,31,31	0
59	MG	BA	3071	1/1	0.96	0.05	42,42,42,42	0
59	MG	BA	3013	1/1	0.96	0.08	6,6,6,6	0
59	MG	DA	3165	1/1	0.96	0.04	49,49,49,49	0
59	MG	DA	3037	1/1	0.96	0.10	26,26,26,26	0
59	MG	BA	3204	1/1	0.96	0.03	2,2,2,2	0
59	MG	BA	3076	1/1	0.96	0.22	34,34,34,34	0
59	MG	BA	3358	1/1	0.96	0.09	49,49,49,49	0
59	MG	DA	3170	1/1	0.96	0.06	52,52,52,52	0
59	MG	AA	1684	1/1	0.96	0.04	42,42,42,42	0
59	MG	DA	3047	1/1	0.96	0.05	25,25,25,25	0
59	MG	CA	1635	1/1	0.96	0.10	32,32,32,32	0
59	MG	DA	3174	1/1	0.96	0.05	47,47,47,47	0
59	MG	CA	1636	1/1	0.96	0.18	55,55,55,55	0
59	MG	BA	3017	1/1	0.96	0.07	14,14,14,14	0
59	MG	BA	3135	1/1	0.96	0.13	38,38,38,38	0
59	MG	DA	3052	1/1	0.96	0.08	30,30,30,30	0
59	MG	BA	3018	1/1	0.96	0.08	23,23,23,23	0
59	MG	AA	1652	1/1	0.96	0.27	55,55,55,55	0
59	MG	BA	3365	1/1	0.96	0.13	36,36,36,36	0
59	MG	DA	3056	1/1	0.96	0.10	31,31,31,31	0
59	MG	DA	3057	1/1	0.96	0.04	21,21,21,21	0
59	MG	DA	3058	1/1	0.96	0.04	33,33,33,33	0
59	MG	BA	3141	1/1	0.96	0.12	1,1,1,1	0
59	MG	BA	3083	1/1	0.96	0.12	6,6,6,6	0
59	MG	AA	1612	1/1	0.96	0.04	32,32,32,32	0
59	MG	BA	3085	1/1	0.96	0.18	18,18,18,18	0
59	MG	DA	3067	1/1	0.96	0.20	50,50,50,50	0
59	MG	AX	104	1/1	0.96	0.24	45,45,45,45	0
59	MG	CA	1648	1/1	0.96	0.11	56,56,56,56	0
59	MG	BA	3226	1/1	0.96	0.05	33,33,33,33	0
59	MG	AA	1718	1/1	0.96	0.13	36,36,36,36	0
59	MG	BA	3374	1/1	0.96	0.10	31,31,31,31	0
59	MG	BA	3228	1/1	0.96	0.17	21,21,21,21	0
59	MG	BA	3151	1/1	0.96	0.16	22,22,22,22	0
59	MG	CA	1654	1/1	0.96	0.13	63,63,63,63	0
59	MG	BA	3377	1/1	0.96	0.31	43,43,43,43	0

*Continued on next page...*

*Continued from previous page...*

Mol	Type	Chain	Res	Atoms	RSCC	RSR	B-factors( $\text{\AA}^2$ )	Q<0.9
59	MG	AA	1609	1/1	0.96	0.07	23,23,23,23	0
59	MG	DA	3205	1/1	0.96	0.11	27,27,27,27	0
59	MG	BA	3157	1/1	0.96	0.04	42,42,42,42	0
59	MG	BA	3232	1/1	0.96	0.20	25,25,25,25	0
59	MG	DA	3085	1/1	0.96	0.10	22,22,22,22	0
59	MG	DA	3086	1/1	0.96	0.15	26,26,26,26	0
59	MG	BA	3382	1/1	0.96	0.16	37,37,37,37	0
59	MG	CA	1660	1/1	0.96	0.10	45,45,45,45	0
59	MG	BA	3383	1/1	0.96	0.08	36,36,36,36	0
59	MG	DA	3090	1/1	0.96	0.12	24,24,24,24	0
59	MG	CA	1664	1/1	0.96	0.16	44,44,44,44	0
59	MG	DA	3092	1/1	0.96	0.25	51,51,51,51	0
59	MG	BA	3304	1/1	0.96	0.17	22,22,22,22	0
59	MG	AA	1662	1/1	0.96	0.15	23,23,23,23	0
59	MG	DA	3219	1/1	0.96	0.17	40,40,40,40	0
59	MG	AA	1723	1/1	0.96	0.05	36,36,36,36	0
59	MG	AA	1655	1/1	0.96	0.20	28,28,28,28	0
59	MG	BA	3237	1/1	0.96	0.28	32,32,32,32	0
59	MG	BA	3033	1/1	0.96	0.10	26,26,26,26	0
59	MG	BA	3393	1/1	0.96	0.06	40,40,40,40	0
59	MG	BA	3312	1/1	0.96	0.09	42,42,42,42	0
59	MG	DA	3101	1/1	0.96	0.04	28,28,28,28	0
59	MG	BA	3395	1/1	0.96	0.05	46,46,46,46	0
59	MG	AA	1706	1/1	0.96	0.13	43,43,43,43	0
59	MG	BA	3100	1/1	0.96	0.18	22,22,22,22	0
59	MG	DA	3231	1/1	0.96	0.16	43,43,43,43	0
59	MG	DA	3105	1/1	0.96	0.11	28,28,28,28	0
59	MG	AA	1675	1/1	0.96	0.26	38,38,38,38	0
59	MG	DA	3107	1/1	0.96	0.04	32,32,32,32	0
59	MG	BA	3400	1/1	0.96	0.13	39,39,39,39	0
59	MG	BA	3171	1/1	0.96	0.20	51,51,51,51	0
59	MG	BA	3244	1/1	0.96	0.06	31,31,31,31	0
59	MG	BA	3245	1/1	0.96	0.34	48,48,48,48	0
59	MG	DA	3115	1/1	0.96	0.06	59,59,59,59	0
59	MG	AA	1643	1/1	0.96	0.13	51,51,51,51	0
59	MG	BN	201	1/1	0.96	0.14	67,67,67,67	0
59	MG	BA	3038	1/1	0.96	0.15	20,20,20,20	0
59	MG	AA	1623	1/1	0.96	0.09	27,27,27,27	0
59	MG	BA	3047	1/1	0.96	0.21	30,30,30,30	0
59	MG	DA	3122	1/1	0.96	0.10	31,31,31,31	0
59	MG	BA	3109	1/1	0.96	0.10	34,34,34,34	0
59	MG	DA	3249	1/1	0.96	0.15	54,54,54,54	0

*Continued on next page...*

*Continued from previous page...*

Mol	Type	Chain	Res	Atoms	RSCC	RSR	B-factors( $\text{\AA}^2$ )	Q<0.9
59	MG	BA	3179	1/1	0.96	0.19	31,31,31,31	0
59	MG	BA	3180	1/1	0.96	0.19	22,22,22,22	0
59	MG	DA	3252	1/1	0.96	0.20	47,47,47,47	0
59	MG	BA	3049	1/1	0.96	0.05	12,12,12,12	0
59	MG	CE	202	1/1	0.96	0.13	40,40,40,40	0
59	MG	DA	3255	1/1	0.96	0.04	13,13,13,13	0
59	MG	BA	3005	1/1	0.96	0.03	17,17,17,17	0
59	MG	BA	3183	1/1	0.96	0.07	37,37,37,37	0
59	MG	BA	3053	1/1	0.96	0.14	11,11,11,11	0
59	MG	DA	3131	1/1	0.96	0.17	38,38,38,38	0
59	MG	BA	3007	1/1	0.96	0.18	39,39,39,39	0
59	MG	CA	1604	1/1	0.96	0.07	21,21,21,21	0
59	MG	BA	3186	1/1	0.96	0.16	30,30,30,30	0
59	MG	AA	1601	1/1	0.96	0.06	38,38,38,38	0
59	MG	BA	3266	1/1	0.96	0.15	27,27,27,27	0
59	MG	BA	3057	1/1	0.96	0.06	23,23,23,23	0
59	MG	BA	3118	1/1	0.96	0.11	18,18,18,18	0
59	MG	BA	3058	1/1	0.96	0.12	20,20,20,20	0
59	MG	DA	3143	1/1	0.96	0.10	30,30,30,30	0
59	MG	BA	3059	1/1	0.96	0.04	33,33,33,33	0
59	MG	BA	3121	1/1	0.96	0.10	38,38,38,38	0
59	MG	BA	3273	1/1	0.96	0.06	26,26,26,26	0
59	MG	BA	3346	1/1	0.96	0.17	35,35,35,35	0
59	MG	BA	3195	1/1	0.96	0.11	79,79,79,79	0
59	MG	DA	3150	1/1	0.96	0.05	43,43,43,43	0
59	MG	DA	3015	1/1	0.96	0.23	37,37,37,37	0
59	MG	AA	1669	1/1	0.96	0.10	36,36,36,36	0
59	MG	DE	301	1/1	0.96	0.10	43,43,43,43	0
59	MG	AA	1732	1/1	0.96	0.06	32,32,32,32	0
59	MG	DA	3024	1/1	0.96	0.06	29,29,29,29	0
59	MG	BA	3350	1/1	0.96	0.05	20,20,20,20	0
59	MG	DZ	301	1/1	0.96	0.16	55,55,55,55	0
59	MG	AA	1697	1/1	0.96	0.10	73,73,73,73	0
59	MG	D5	102	1/1	0.96	0.08	91,91,91,91	0
59	MG	DA	3158	1/1	0.96	0.21	38,38,38,38	0
59	MG	CA	1627	1/1	0.96	0.10	62,62,62,62	0
59	MG	DA	3161	1/1	0.96	0.09	32,32,32,32	0
59	MG	DA	3075	1/1	0.97	0.08	32,32,32,32	0
59	MG	AA	1615	1/1	0.97	0.12	42,42,42,42	0
59	MG	BA	3324	1/1	0.97	0.21	35,35,35,35	0
59	MG	CA	1667	1/1	0.97	0.19	37,37,37,37	0
59	MG	AA	1616	1/1	0.97	0.04	16,16,16,16	0

*Continued on next page...*

*Continued from previous page...*

Mol	Type	Chain	Res	Atoms	RSCC	RSR	B-factors( $\text{\AA}^2$ )	Q<0.9
59	MG	BA	3148	1/1	0.97	0.14	27,27,27,27	0
59	MG	BA	3263	1/1	0.97	0.06	37,37,37,37	0
59	MG	BA	3060	1/1	0.97	0.05	13,13,13,13	0
59	MG	BA	3105	1/1	0.97	0.10	14,14,14,14	0
59	MG	BA	3152	1/1	0.97	0.14	18,18,18,18	0
59	MG	BP	201	1/1	0.97	0.04	21,21,21,21	0
59	MG	BA	3206	1/1	0.97	0.18	36,36,36,36	0
59	MG	CA	1676	1/1	0.97	0.06	55,55,55,55	0
59	MG	BA	3207	1/1	0.97	0.07	24,24,24,24	0
59	MG	BA	3154	1/1	0.97	0.15	44,44,44,44	0
59	MG	BA	3209	1/1	0.97	0.06	27,27,27,27	0
59	MG	AA	1625	1/1	0.97	0.18	32,32,32,32	0
59	MG	BA	3211	1/1	0.97	0.04	16,16,16,16	0
59	MG	DA	3199	1/1	0.97	0.20	38,38,38,38	0
59	MG	AA	1731	1/1	0.97	0.03	22,22,22,22	0
59	MG	BA	3158	1/1	0.97	0.09	40,40,40,40	0
59	MG	AA	1610	1/1	0.97	0.04	29,29,29,29	0
59	MG	BA	3217	1/1	0.97	0.13	11,11,11,11	0
59	MG	BA	3342	1/1	0.97	0.06	21,21,21,21	0
59	MG	BA	3343	1/1	0.97	0.06	34,34,34,34	0
59	MG	BA	3345	1/1	0.97	0.07	31,31,31,31	0
59	MG	BA	3218	1/1	0.97	0.05	21,21,21,21	0
59	MG	BA	3160	1/1	0.97	0.13	13,13,13,13	0
59	MG	BA	3068	1/1	0.97	0.11	15,15,15,15	0
59	MG	BA	3221	1/1	0.97	0.04	25,25,25,25	0
59	MG	CA	1610	1/1	0.97	0.13	27,27,27,27	0
59	MG	BA	3014	1/1	0.97	0.09	63,63,63,63	0
59	MG	CA	1613	1/1	0.97	0.05	66,66,66,66	0
59	MG	BA	3163	1/1	0.97	0.04	22,22,22,22	0
59	MG	CA	1615	1/1	0.97	0.27	51,51,51,51	0
59	MG	BA	3285	1/1	0.97	0.04	28,28,28,28	0
59	MG	DA	3110	1/1	0.97	0.03	38,38,38,38	0
59	MG	BA	3072	1/1	0.97	0.15	16,16,16,16	0
59	MG	BA	3114	1/1	0.97	0.40	53,53,53,53	0
59	MG	DA	3113	1/1	0.97	0.05	49,49,49,49	0
59	MG	BA	3355	1/1	0.97	0.07	33,33,33,33	0
59	MG	CA	1621	1/1	0.97	0.24	42,42,42,42	0
59	MG	BA	3036	1/1	0.97	0.18	20,20,20,20	0
59	MG	DA	3007	1/1	0.97	0.28	42,42,42,42	0
59	MG	DA	3008	1/1	0.97	0.07	39,39,39,39	0
59	MG	BA	3289	1/1	0.97	0.16	36,36,36,36	0
59	MG	CA	1624	1/1	0.97	0.13	24,24,24,24	0

*Continued on next page...*

*Continued from previous page...*

Mol	Type	Chain	Res	Atoms	RSCC	RSR	B-factors( $\text{\AA}^2$ )	Q<0.9
59	MG	BA	3168	1/1	0.97	0.05	37,37,37,37	0
59	MG	BA	3015	1/1	0.97	0.19	25,25,25,25	0
59	MG	AA	1722	1/1	0.97	0.04	35,35,35,35	0
59	MG	BA	3039	1/1	0.97	0.19	18,18,18,18	0
59	MG	BA	3041	1/1	0.97	0.05	20,20,20,20	0
59	MG	BA	3295	1/1	0.97	0.06	47,47,47,47	0
59	MG	DA	3237	1/1	0.97	0.04	39,39,39,39	0
59	MG	DA	3021	1/1	0.97	0.12	28,28,28,28	0
59	MG	AA	1618	1/1	0.97	0.15	22,22,22,22	0
59	MG	DA	3026	1/1	0.97	0.07	36,36,36,36	0
59	MG	BA	3044	1/1	0.97	0.17	28,28,28,28	0
59	MG	BA	3046	1/1	0.97	0.05	30,30,30,30	0
59	MG	BA	3236	1/1	0.97	0.14	23,23,23,23	0
59	MG	BA	3178	1/1	0.97	0.07	11,11,11,11	0
59	MG	DA	3034	1/1	0.97	0.04	30,30,30,30	0
59	MG	AD	301	1/1	0.97	0.11	49,49,49,49	0
59	MG	DA	3139	1/1	0.97	0.04	18,18,18,18	0
59	MG	DA	3140	1/1	0.97	0.14	38,38,38,38	0
59	MG	BA	3239	1/1	0.97	0.10	25,25,25,25	0
59	MG	BA	3126	1/1	0.97	0.15	52,52,52,52	0
59	MG	DA	3038	1/1	0.97	0.05	25,25,25,25	0
59	MG	BA	3086	1/1	0.97	0.17	46,46,46,46	0
59	MG	DA	3041	1/1	0.97	0.07	7,7,7,7	0
59	MG	DA	3042	1/1	0.97	0.18	41,41,41,41	0
59	MG	AA	1681	1/1	0.97	0.05	30,30,30,30	0
59	MG	DA	3148	1/1	0.97	0.34	40,40,40,40	0
59	MG	DA	3259	1/1	0.97	0.23	43,43,43,43	0
59	MG	BA	3050	1/1	0.97	0.12	4,4,4,4	0
59	MG	BA	3378	1/1	0.97	0.06	25,25,25,25	0
59	MG	DA	3151	1/1	0.97	0.03	14,14,14,14	0
59	MG	BA	3089	1/1	0.97	0.07	55,55,55,55	0
59	MG	BA	3309	1/1	0.97	0.08	41,41,41,41	0
59	MG	BA	3310	1/1	0.97	0.25	55,55,55,55	0
59	MG	BA	3051	1/1	0.97	0.08	1,1,1,1	0
59	MG	AA	1683	1/1	0.97	0.06	31,31,31,31	0
59	MG	BA	3092	1/1	0.97	0.05	20,20,20,20	0
59	MG	BA	3385	1/1	0.97	0.04	32,32,32,32	0
59	MG	BA	3138	1/1	0.97	0.10	17,17,17,17	0
59	MG	BA	3387	1/1	0.97	0.10	46,46,46,46	0
59	MG	BA	3388	1/1	0.97	0.07	13,13,13,13	0
59	MG	BA	3023	1/1	0.97	0.11	23,23,23,23	0
59	MG	AH	201	1/1	0.97	0.15	31,31,31,31	0

*Continued on next page...*

*Continued from previous page...*

Mol	Type	Chain	Res	Atoms	RSCC	RSR	B-factors( $\text{\AA}^2$ )	Q<0.9
59	MG	DA	3060	1/1	0.97	0.03	16,16,16,16	0
59	MG	BA	3252	1/1	0.97	0.04	18,18,18,18	0
59	MG	BA	3055	1/1	0.97	0.05	21,21,21,21	0
59	MG	DD	302	1/1	0.97	0.25	34,34,34,34	0
59	MG	AA	1692	1/1	0.97	0.04	55,55,55,55	0
59	MG	DA	3065	1/1	0.97	0.21	51,51,51,51	0
59	MG	BA	3256	1/1	0.97	0.22	56,56,56,56	0
59	MG	CA	1661	1/1	0.97	0.26	42,42,42,42	0
59	MG	CA	1662	1/1	0.97	0.05	23,23,23,23	0
59	MG	BA	3143	1/1	0.97	0.27	37,37,37,37	0
59	MG	DA	3071	1/1	0.97	0.09	27,27,27,27	0
59	MG	DA	3072	1/1	0.97	0.10	28,28,28,28	0
59	MG	DA	3073	1/1	0.97	0.07	18,18,18,18	0
59	MG	DA	3177	1/1	0.97	0.14	29,29,29,29	0
60	ZN	B5	102	1/1	0.97	0.15	75,75,75,75	0
59	MG	AA	1668	1/1	0.97	0.09	194,194,194,194	0
60	ZN	D5	103	1/1	0.97	0.09	92,92,92,92	0
59	MG	BA	3077	1/1	0.98	0.04	23,23,23,23	0
59	MG	BA	3125	1/1	0.98	0.17	43,43,43,43	0
59	MG	DA	3228	1/1	0.98	0.03	16,16,16,16	0
59	MG	BA	3101	1/1	0.98	0.05	25,25,25,25	0
59	MG	AA	1720	1/1	0.98	0.04	52,52,52,52	0
59	MG	BA	3267	1/1	0.98	0.10	31,31,31,31	0
59	MG	BA	3190	1/1	0.98	0.09	29,29,29,29	0
59	MG	AA	1682	1/1	0.98	0.07	53,53,53,53	0
59	MG	BA	3043	1/1	0.98	0.14	22,22,22,22	0
59	MG	BA	3030	1/1	0.98	0.09	18,18,18,18	0
59	MG	BA	3194	1/1	0.98	0.07	33,33,33,33	0
59	MG	BA	3399	1/1	0.98	0.07	41,41,41,41	0
59	MG	BA	3045	1/1	0.98	0.03	23,23,23,23	0
59	MG	BB	201	1/1	0.98	0.03	18,18,18,18	0
59	MG	BD	301	1/1	0.98	0.07	13,13,13,13	0
59	MG	BA	3356	1/1	0.98	0.07	41,41,41,41	0
59	MG	BA	3107	1/1	0.98	0.07	13,13,13,13	0
59	MG	BA	3011	1/1	0.98	0.13	31,31,31,31	0
59	MG	DA	3117	1/1	0.98	0.10	32,32,32,32	0
59	MG	AA	1636	1/1	0.98	0.13	21,21,21,21	0
59	MG	DA	3246	1/1	0.98	0.09	23,23,23,23	0
59	MG	BA	3167	1/1	0.98	0.17	31,31,31,31	0
59	MG	BA	3201	1/1	0.98	0.09	111,111,111,111	0
59	MG	DA	3059	1/1	0.98	0.03	28,28,28,28	0
59	MG	BA	3279	1/1	0.98	0.10	62,62,62,62	0

*Continued on next page...*

*Continued from previous page...*

Mol	Type	Chain	Res	Atoms	RSCC	RSR	B-factors( $\text{\AA}^2$ )	Q<0.9
59	MG	BA	3063	1/1	0.98	0.09	19,19,19,19	0
59	MG	BA	3364	1/1	0.98	0.06	8,8,8,8	0
59	MG	BA	3203	1/1	0.98	0.10	38,38,38,38	0
59	MG	BY	201	1/1	0.98	0.13	32,32,32,32	0
59	MG	BA	3169	1/1	0.98	0.05	51,51,51,51	0
59	MG	BA	3111	1/1	0.98	0.11	28,28,28,28	0
59	MG	BA	3368	1/1	0.98	0.04	24,24,24,24	0
59	MG	BA	3048	1/1	0.98	0.05	6,6,6,6	0
59	MG	BA	3066	1/1	0.98	0.14	20,20,20,20	0
59	MG	BA	3021	1/1	0.98	0.09	3,3,3,3	0
59	MG	DA	3195	1/1	0.98	0.11	38,38,38,38	0
59	MG	BA	3022	1/1	0.98	0.09	12,12,12,12	0
59	MG	BA	3069	1/1	0.98	0.12	20,20,20,20	0
59	MG	DA	3010	1/1	0.98	0.16	39,39,39,39	0
59	MG	BA	3176	1/1	0.98	0.16	27,27,27,27	0
59	MG	AA	1705	1/1	0.98	0.04	47,47,47,47	0
59	MG	DA	3138	1/1	0.98	0.04	19,19,19,19	0
59	MG	DA	3202	1/1	0.98	0.04	34,34,34,34	0
59	MG	BA	3250	1/1	0.98	0.06	21,21,21,21	0
59	MG	BA	3006	1/1	0.98	0.18	16,16,16,16	0
59	MG	BA	3215	1/1	0.98	0.05	12,12,12,12	0
59	MG	BA	3073	1/1	0.98	0.09	10,10,10,10	0
59	MG	DA	3017	1/1	0.98	0.12	16,16,16,16	0
59	MG	DA	3018	1/1	0.98	0.08	14,14,14,14	0
59	MG	DA	3019	1/1	0.98	0.06	13,13,13,13	0
59	MG	CA	1611	1/1	0.98	0.10	38,38,38,38	0
59	MG	BA	3150	1/1	0.98	0.04	33,33,33,33	0
59	MG	DA	3022	1/1	0.98	0.07	14,14,14,14	0
59	MG	AA	1696	1/1	0.98	0.17	34,34,34,34	0
59	MG	BA	3098	1/1	0.98	0.16	18,18,18,18	0
59	MG	BA	3153	1/1	0.98	0.06	37,37,37,37	0
59	MG	DF	301	1/1	0.98	0.05	31,31,31,31	0
59	MG	AA	1664	1/1	0.98	0.05	20,20,20,20	0
59	MG	BA	3222	1/1	0.98	0.08	18,18,18,18	0
59	MG	DA	3030	1/1	0.98	0.03	17,17,17,17	0
59	MG	BA	3301	1/1	0.98	0.04	21,21,21,21	0
59	MG	DA	3033	1/1	0.98	0.04	10,10,10,10	0
59	MG	BA	3155	1/1	0.98	0.08	9,9,9,9	0
59	MG	CA	1620	1/1	0.98	0.15	40,40,40,40	0
59	MG	DA	3159	1/1	0.98	0.03	16,16,16,16	0
59	MG	BA	3344	1/1	0.98	0.04	37,37,37,37	0
59	MG	BA	3096	1/1	0.99	0.03	17,17,17,17	0

*Continued on next page...*



*Continued from previous page...*

Mol	Type	Chain	Res	Atoms	RSCC	RSR	B-factors( $\text{\AA}^2$ )	Q<0.9
59	MG	BA	3081	1/1	0.99	0.15	6,6,6,6	0
59	MG	AA	1630	1/1	0.99	0.07	26,26,26,26	0
59	MG	BA	3040	1/1	0.99	0.03	9,9,9,9	0
59	MG	BA	3198	1/1	0.99	0.03	16,16,16,16	0
59	MG	DA	3256	1/1	0.99	0.03	27,27,27,27	0
59	MG	BA	3070	1/1	0.99	0.03	14,14,14,14	0
59	MG	DA	3023	1/1	0.99	0.02	33,33,33,33	0
59	MG	CA	1634	1/1	0.99	0.03	17,17,17,17	0
59	MG	DA	3025	1/1	0.99	0.05	5,5,5,5	0
59	MG	DA	3062	1/1	0.99	0.03	24,24,24,24	0
59	MG	DA	3179	1/1	0.99	0.10	33,33,33,33	0
59	MG	BA	3136	1/1	0.99	0.05	30,30,30,30	0
59	MG	BA	3137	1/1	0.99	0.10	34,34,34,34	0
59	MG	CA	1637	1/1	0.99	0.04	29,29,29,29	0
59	MG	BA	3032	1/1	0.99	0.09	21,21,21,21	0
59	MG	BA	3025	1/1	0.99	0.03	20,20,20,20	0
59	MG	AA	1650	1/1	0.99	0.07	26,26,26,26	0
59	MG	DA	3032	1/1	0.99	0.04	9,9,9,9	0
59	MG	DA	3070	1/1	0.99	0.09	10,10,10,10	0
59	MG	BA	3074	1/1	0.99	0.04	12,12,12,12	0
59	MG	BA	3062	1/1	0.99	0.04	14,14,14,14	0
59	MG	DA	3001	1/1	0.99	0.03	25,25,25,25	0
59	MG	AA	1608	1/1	0.99	0.04	26,26,26,26	0
59	MG	BA	3254	1/1	0.99	0.05	43,43,43,43	0
59	MG	DA	3114	1/1	0.99	0.03	42,42,42,42	0
59	MG	BA	3330	1/1	0.99	0.07	21,21,21,21	0
59	MG	AA	1708	1/1	0.99	0.03	64,64,64,64	0
59	MG	DA	3040	1/1	0.99	0.03	34,34,34,34	0
59	MG	BA	3124	1/1	0.99	0.14	27,27,27,27	0
59	MG	BA	3146	1/1	0.99	0.15	12,12,12,12	0
59	MG	BA	3258	1/1	0.99	0.05	26,26,26,26	0
59	MG	CA	1678	1/1	0.99	0.03	45,45,45,45	0
59	MG	BA	3065	1/1	0.99	0.06	13,13,13,13	0
59	MG	DA	3046	1/1	0.99	0.08	15,15,15,15	0
59	MG	BA	3212	1/1	0.99	0.04	25,25,25,25	0
59	MG	BA	3093	1/1	0.99	0.08	10,10,10,10	0
59	MG	AA	1679	1/1	0.99	0.02	27,27,27,27	0
60	ZN	AD	302	1/1	0.99	0.12	67,67,67,67	0
59	MG	DA	3206	1/1	0.99	0.11	27,27,27,27	0
59	MG	AA	1704	1/1	0.99	0.03	40,40,40,40	0
60	ZN	B9	101	1/1	0.99	0.04	64,64,64,64	0
60	ZN	CD	301	1/1	0.99	0.14	61,61,61,61	0

*Continued on next page...*



*Continued from previous page...*

Mol	Type	Chain	Res	Atoms	RSCC	RSR	B-factors( $\text{\AA}^2$ )	Q<0.9
59	MG	BA	3130	1/1	0.99	0.06	13,13,13,13	0
59	MG	CA	1685	1/1	0.99	0.03	36,36,36,36	0
60	ZN	D9	101	1/1	0.99	0.04	109,109,109,109	0
59	MG	AA	1709	1/1	1.00	0.02	44,44,44,44	0
59	MG	AA	1631	1/1	1.00	0.02	25,25,25,25	0
59	MG	BA	3129	1/1	1.00	0.06	27,27,27,27	0

## 6.5 Other polymers [i](#)

There are no such residues in this entry.