



# Full wwPDB X-ray Structure Validation Report ⓘ

Oct 23, 2024 – 12:17 AM EDT

PDB ID : 4V6D  
Title : Crystal structure of the E. coli 70S ribosome in an intermediate state of ratcheting  
Authors : Zhang, W.; Dunkle, J.A.; Cate, J.H.D.  
Deposited on : 2009-06-27  
Resolution : 3.81 Å(reported)

This is a Full wwPDB X-ray Structure Validation Report for a publicly released PDB entry.

We welcome your comments at [validation@mail.wwpdb.org](mailto:validation@mail.wwpdb.org)

A user guide is available at

<https://www.wwpdb.org/validation/2017/XrayValidationReportHelp>

with specific help available everywhere you see the ⓘ symbol.

The types of validation reports are described at

<http://www.wwpdb.org/validation/2017/FAQs#types>.

---

The following versions of software and data (see [references ⓘ](#)) were used in the production of this report:

MolProbity	:	4.02b-467
Xtriage (Phenix)	:	1.20.1
EDS	:	3.0
Percentile statistics	:	20231227.v01 (using entries in the PDB archive December 27th 2023)
CCP4	:	9.0.003 (Gargrove)
Density-Fitness	:	1.0.11
Ideal geometry (proteins)	:	Engh & Huber (2001)
Ideal geometry (DNA, RNA)	:	Parkinson et al. (1996)
Validation Pipeline (wwPDB-VP)	:	2.39

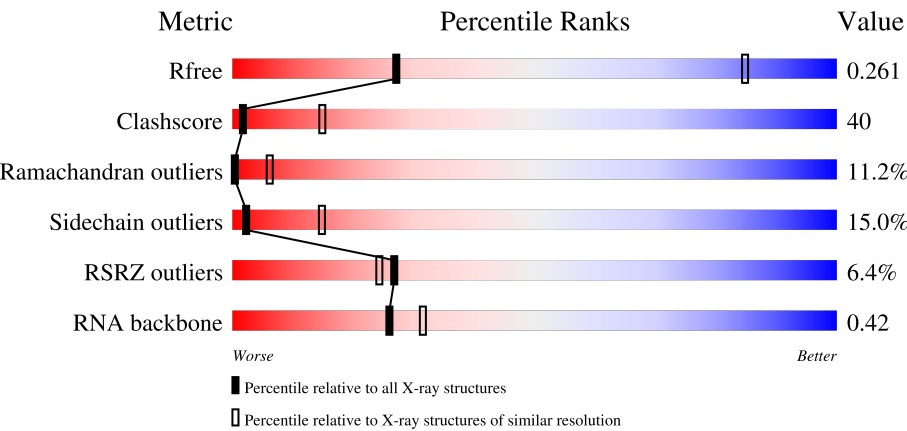
# 1 Overall quality at a glance i

The following experimental techniques were used to determine the structure:

*X-RAY DIFFRACTION*

The reported resolution of this entry is 3.81 Å.

Percentile scores (ranging between 0-100) for global validation metrics of the entry are shown in the following graphic. The table shows the number of entries on which the scores are based.



Metric	Whole archive (#Entries)	Similar resolution (#Entries, resolution range(Å))
R <sub>free</sub>	164625	1155 (4.00-3.64)
Clashscore	180529	1222 (4.00-3.64)
Ramachandran outliers	177936	1182 (4.00-3.64)
Sidechain outliers	177891	1174 (4.00-3.64)
RSRZ outliers	164620	1156 (4.00-3.64)
RNA backbone	3690	1132 (4.62-3.00)

The table below summarises the geometric issues observed across the polymeric chains and their fit to the electron density. The red, orange, yellow and green segments of the lower bar indicate the fraction of residues that contain outliers for  $\geq 3$ , 2, 1 and 0 types of geometric quality criteria respectively. A grey segment represents the fraction of residues that are not modelled. The numeric value for each fraction is indicated below the corresponding segment, with a dot representing fractions  $\leq 5\%$ . The upper red bar (where present) indicates the fraction of residues that have poor fit to the electron density. The numeric value is given above the bar.

Mol	Chain	Length	Quality of chain
1	AB	241	<div><div>24%</div><div>17%55%15%10%</div></div>
1	CB	241	<div><div>7%</div><div>20%56%13%10%</div></div>
2	AC	233	<div><div>33%44%10%12%</div></div>
2	CC	233	<div><div>%32%45%11%12%</div></div>

Continued on next page...

Continued from previous page...

Mol	Chain	Length	Quality of chain
3	AD	206	
3	CD	206	
4	AE	167	
4	CE	167	
5	AF	135	
5	CF	135	
6	AG	179	
6	CG	179	
7	AH	130	
7	CH	130	
8	AI	130	
8	CI	130	
9	AJ	103	
9	CJ	103	
10	AK	129	
10	CK	129	
11	AL	124	
11	CL	124	
12	AM	118	
12	CM	118	
13	AN	101	
13	CN	101	
14	AO	89	
14	CO	89	
15	AP	82	

Continued on next page...

Continued from previous page...

Mol	Chain	Length	Quality of chain
15	CP	82	
16	AQ	84	
16	CQ	84	
17	AR	75	
17	CR	75	
18	AS	92	
18	CS	92	
19	AT	87	
19	CT	87	
20	AU	71	
20	CU	71	
21	AA	1533	
22	AV	17	
22	CV	17	
23	AW	6	
23	CW	6	
24	BA	2903	
24	DA	2903	
25	BB	118	
26	BC	273	
26	DC	273	
27	BD	209	
27	DD	209	
28	BE	201	
28	DE	201	

Continued on next page...

Continued from previous page...

Mol	Chain	Length	Quality of chain
29	BF	179	
29	DF	179	
30	BG	177	
30	DG	177	
31	BH	149	
31	DH	149	
32	BI	142	
32	DI	142	
33	BJ	142	
33	DJ	142	
34	BK	123	
34	DK	123	
35	BL	144	
35	DL	144	
36	BM	136	
36	DM	136	
37	BN	127	
37	DN	127	
38	BO	117	
38	DO	117	
39	BP	115	
39	DP	115	
40	BQ	118	
40	DQ	118	
41	BR	103	





Continued on next page...

Continued from previous page...

Mol	Chain	Length	Quality of chain
41	DR	103	
42	BS	110	
42	DS	110	
43	BT	100	
43	DT	100	
44	BU	104	
44	DU	104	
45	BV	94	
45	DV	94	
46	BW	85	
46	DW	85	
47	BX	78	
47	DX	78	
48	BY	63	
48	DY	63	
49	BZ	59	
49	DZ	59	
50	B0	57	
50	D0	57	
51	B1	55	
51	D1	55	
52	B2	46	
52	D2	46	
53	B3	65	
53	D3	65	

Continued on next page...

Continued from previous page...

Mol	Chain	Length	Quality of chain
54	B4	38	
54	D4	38	
55	CA	1530	
56	DB	117	

The following table lists non-polymeric compounds, carbohydrate monomers and non-standard residues in protein, DNA, RNA chains that are outliers for geometric or electron-density-fit criteria:

Mol	Type	Chain	Res	Chirality	Geometry	Clashes	Electron density
57	MG	BA	3015	-	-	-	X
57	MG	BA	3131	-	-	-	X
57	MG	BA	3132	-	-	-	X
57	MG	BA	3133	-	-	-	X
57	MG	CA	1624	-	-	-	X
57	MG	DA	3004	-	-	-	X
57	MG	DA	3016	-	-	-	X
57	MG	DA	3062	-	-	-	X
57	MG	DA	3065	-	-	-	X
57	MG	DA	3076	-	-	-	X
57	MG	DA	3110	-	-	-	X
57	MG	DA	3131	-	-	-	X
57	MG	DA	3134	-	-	-	X

## 2 Entry composition [i](#)

There are 59 unique types of molecules in this entry. The entry contains 285420 atoms, of which 0 are hydrogens and 0 are deuteriums.

In the tables below, the ZeroOcc column contains the number of atoms modelled with zero occupancy, the AltConf column contains the number of residues with at least one atom in alternate conformation and the Trace column contains the number of residues modelled with at most 2 atoms.

- Molecule 1 is a protein called 30S ribosomal protein S2.

Mol	Chain	Residues	Atoms					ZeroOcc	AltConf	Trace
1	AB	218	Total	C	N	O	S	0	0	0
			1704	1081	305	311	7			
1	CB	218	Total	C	N	O	S	0	0	0
			1704	1081	305	311	7			

- Molecule 2 is a protein called 30S ribosomal protein S3.

Mol	Chain	Residues	Atoms					ZeroOcc	AltConf	Trace
2	AC	206	Total	C	N	O	S	0	0	0
			1624	1028	305	288	3			
2	CC	206	Total	C	N	O	S	0	0	0
			1624	1028	305	288	3			

- Molecule 3 is a protein called 30S ribosomal protein S4.

Mol	Chain	Residues	Atoms					ZeroOcc	AltConf	Trace
3	AD	205	Total	C	N	O	S	0	0	0
			1643	1026	315	298	4			
3	CD	205	Total	C	N	O	S	0	0	0
			1643	1026	315	298	4			

- Molecule 4 is a protein called 30S ribosomal protein S5.

Mol	Chain	Residues	Atoms					ZeroOcc	AltConf	Trace
4	AE	150	Total	C	N	O	S	0	0	0
			1105	687	211	201	6			
4	CE	150	Total	C	N	O	S	0	0	0
			1105	687	211	201	6			

- Molecule 5 is a protein called 30S ribosomal protein S6.



Mol	Chain	Residues	Atoms					ZeroOcc	AltConf	Trace
5	AF	100	Total	C	N	O	S	0	0	0
			817	515	148	148	6			
5	CF	100	Total	C	N	O	S	0	0	0
			817	515	148	148	6			

- Molecule 6 is a protein called 30S ribosomal protein S7.

Mol	Chain	Residues	Atoms					ZeroOcc	AltConf	Trace
6	AG	151	Total	C	N	O	S	0	0	0
			1181	735	227	215	4			
6	CG	150	Total	C	N	O	S	0	0	0
			1174	730	226	214	4			

- Molecule 7 is a protein called 30S ribosomal protein S8.

Mol	Chain	Residues	Atoms					ZeroOcc	AltConf	Trace
7	AH	129	Total	C	N	O	S	0	0	0
			979	616	173	184	6			
7	CH	129	Total	C	N	O	S	0	0	0
			979	616	173	184	6			

- Molecule 8 is a protein called 30S ribosomal protein S9.

Mol	Chain	Residues	Atoms					ZeroOcc	AltConf	Trace
8	AI	127	Total	C	N	O	S	0	0	0
			1022	634	206	179	3			
8	CI	127	Total	C	N	O	S	0	0	0
			1022	634	206	179	3			

- Molecule 9 is a protein called 30S ribosomal protein S10.

Mol	Chain	Residues	Atoms					ZeroOcc	AltConf	Trace
9	AJ	98	Total	C	N	O	S	0	0	0
			786	493	150	142	1			
9	CJ	98	Total	C	N	O	S	0	0	0
			786	493	150	142	1			

- Molecule 10 is a protein called 30S ribosomal protein S11.

Mol	Chain	Residues	Atoms					ZeroOcc	AltConf	Trace
10	AK	117	Total	C	N	O	S	0	0	0
			877	540	174	160	3			

*Continued on next page...*

*Continued from previous page...*

Mol	Chain	Residues	Atoms					ZeroOcc	AltConf	Trace
10	CK	117	Total	C	N	O	S	0	0	0
			877	540	174	160	3			

- Molecule 11 is a protein called 30S ribosomal protein S12.

Mol	Chain	Residues	Atoms					ZeroOcc	AltConf	Trace
11	AL	123	Total	C	N	O	S	0	0	0
			955	590	196	165	4			
11	CL	123	Total	C	N	O	S	0	0	0
			955	590	196	165	4			

- Molecule 12 is a protein called 30S ribosomal protein S13.

Mol	Chain	Residues	Atoms					ZeroOcc	AltConf	Trace
12	AM	114	Total	C	N	O	S	0	0	0
			883	546	178	156	3			
12	CM	113	Total	C	N	O	S	0	0	0
			876	541	177	155	3			

- Molecule 13 is a protein called 30S ribosomal protein S14.

Mol	Chain	Residues	Atoms					ZeroOcc	AltConf	Trace
13	AN	96	Total	C	N	O	S	0	0	0
			774	483	160	128	3			
13	CN	95	Total	C	N	O	S	0	0	0
			769	480	159	127	3			

- Molecule 14 is a protein called 30S ribosomal protein S15.

Mol	Chain	Residues	Atoms					ZeroOcc	AltConf	Trace
14	AO	88	Total	C	N	O	S	0	0	0
			714	439	144	130	1			
14	CO	88	Total	C	N	O	S	0	0	0
			714	439	144	130	1			

- Molecule 15 is a protein called 30S ribosomal protein S16.

Mol	Chain	Residues	Atoms					ZeroOcc	AltConf	Trace
15	AP	82	Total	C	N	O	S	0	0	0
			649	406	128	114	1			
15	CP	80	Total	C	N	O	S	0	0	0
			638	400	126	111	1			

- Molecule 16 is a protein called 30S ribosomal protein S17.

Mol	Chain	Residues	Atoms					ZeroOcc	AltConf	Trace
16	AQ	80	Total	C	N	O	S	0	0	0
			648	411	121	113	3			
16	CQ	80	Total	C	N	O	S	0	0	0
			648	411	121	113	3			

- Molecule 17 is a protein called 30S ribosomal protein S18.

Mol	Chain	Residues	Atoms				ZeroOcc	AltConf	Trace
17	AR	55	Total	C	N	O	0	0	0
			455	288	86	81			
17	CR	55	Total	C	N	O	0	0	0
			455	288	86	81			

- Molecule 18 is a protein called 30S ribosomal protein S19.

Mol	Chain	Residues	Atoms					ZeroOcc	AltConf	Trace
18	AS	79	Total	C	N	O	S	0	0	0
			637	408	120	107	2			
18	CS	79	Total	C	N	O	S	0	0	0
			637	408	120	107	2			

- Molecule 19 is a protein called 30S ribosomal protein S20.

Mol	Chain	Residues	Atoms					ZeroOcc	AltConf	Trace
19	AT	85	Total	C	N	O	S	0	0	0
			665	411	137	114	3			
19	CT	85	Total	C	N	O	S	0	0	0
			665	411	137	114	3			

- Molecule 20 is a protein called 30S ribosomal protein S21.

Mol	Chain	Residues	Atoms					ZeroOcc	AltConf	Trace
20	AU	51	Total	C	N	O	S	0	0	0
			425	265	86	73	1			
20	CU	51	Total	C	N	O	S	0	0	0
			425	265	86	73	1			

- Molecule 21 is a RNA chain called 16S rRNA.

Mol	Chain	Residues	Atoms					ZeroOcc	AltConf	Trace
21	AA	1533	Total	C	N	O	P	0	0	0
			32895	14671	6036	10655	1533			

- Molecule 22 is a RNA chain called P-site tRNA ASL fragment.

Mol	Chain	Residues	Atoms					ZeroOcc	AltConf	Trace
22	AV	17	Total	C	N	O	P	0	0	0
			360	161	64	118	17			
22	CV	17	Total	C	N	O	P	0	0	0
			360	161	64	118	17			

- Molecule 23 is a RNA chain called messenger RNA.

Mol	Chain	Residues	Atoms					ZeroOcc	AltConf	Trace
23	AW	6	Total	C	N	O	P	0	0	0
			125	56	18	45	6			
23	CW	6	Total	C	N	O	P	0	0	0
			125	56	18	45	6			

- Molecule 24 is a RNA chain called 23S rRNA.

Mol	Chain	Residues	Atoms					ZeroOcc	AltConf	Trace
24	BA	2854	Total	C	N	O	P	0	0	0
			61274	27334	11279	19807	2854			
24	DA	2841	Total	C	N	O	P	0	0	0
			60995	27210	11229	19715	2841			

- Molecule 25 is a RNA chain called 5S rRNA.

Mol	Chain	Residues	Atoms					ZeroOcc	AltConf	Trace
25	BB	118	Total	C	N	O	P	0	0	0
			2529	1126	464	821	118			

- Molecule 26 is a protein called 50S ribosomal protein L2.

Mol	Chain	Residues	Atoms					ZeroOcc	AltConf	Trace
26	BC	271	Total	C	N	O	S	0	0	0
			2082	1288	423	364	7			
26	DC	271	Total	C	N	O	S	0	0	0
			2082	1288	423	364	7			

- Molecule 27 is a protein called 50S ribosomal protein L3.

Mol	Chain	Residues	Atoms					ZeroOcc	AltConf	Trace
27	BD	209	Total	C	N	O	S	0	0	0
			1565	979	288	294	4			
27	DD	209	Total	C	N	O	S	0	0	0
			1565	979	288	294	4			

- Molecule 28 is a protein called 50S ribosomal protein L4.

Mol	Chain	Residues	Atoms					ZeroOcc	AltConf	Trace
28	BE	201	Total	C	N	O	S	0	0	0
			1552	974	283	290	5			
28	DE	201	Total	C	N	O	S	0	0	0
			1552	974	283	290	5			

- Molecule 29 is a protein called 50S ribosomal protein L5.

Mol	Chain	Residues	Atoms					ZeroOcc	AltConf	Trace
29	BF	177	Total	C	N	O	S	0	0	0
			1410	899	249	256	6			
29	DF	178	Total	C	N	O	S	0	0	0
			1420	905	251	258	6			

- Molecule 30 is a protein called 50S ribosomal protein L6.

Mol	Chain	Residues	Atoms					ZeroOcc	AltConf	Trace
30	BG	176	Total	C	N	O	S	0	0	0
			1323	832	243	246	2			
30	DG	176	Total	C	N	O	S	0	0	0
			1323	832	243	246	2			

- Molecule 31 is a protein called 50S ribosomal protein L9.

Mol	Chain	Residues	Atoms					ZeroOcc	AltConf	Trace
31	BH	149	Total	C	N	O	S	0	0	0
			1111	699	197	214	1			
31	DH	149	Total	C	N	O	S	0	0	0
			1111	699	197	214	1			

- Molecule 32 is a protein called 50S ribosomal protein L11.

Mol	Chain	Residues	Atoms					ZeroOcc	AltConf	Trace
32	BI	141	Total	C	N	O	S	0	0	0
			1032	651	179	196	6			

*Continued on next page...*

*Continued from previous page...*

Mol	Chain	Residues	Atoms					ZeroOcc	AltConf	Trace
32	DI	141	Total	C	N	O	S	0	0	0
			1032	651	179	196	6			

- Molecule 33 is a protein called 50S ribosomal protein L13.

Mol	Chain	Residues	Atoms					ZeroOcc	AltConf	Trace
33	BJ	142	Total	C	N	O	S	0	0	0
			1129	714	212	199	4			
33	DJ	142	Total	C	N	O	S	0	0	0
			1129	714	212	199	4			

- Molecule 34 is a protein called 50S ribosomal protein L14.

Mol	Chain	Residues	Atoms					ZeroOcc	AltConf	Trace
34	BK	122	Total	C	N	O	S	0	0	0
			938	587	180	165	6			
34	DK	122	Total	C	N	O	S	0	0	0
			938	587	180	165	6			

- Molecule 35 is a protein called 50S ribosomal protein L15.

Mol	Chain	Residues	Atoms					ZeroOcc	AltConf	Trace
35	BL	143	Total	C	N	O	S	0	0	0
			1045	649	206	189	1			
35	DL	143	Total	C	N	O	S	0	0	0
			1045	649	206	189	1			

- Molecule 36 is a protein called 50S ribosomal protein L16.

Mol	Chain	Residues	Atoms					ZeroOcc	AltConf	Trace
36	BM	136	Total	C	N	O	S	0	0	0
			1074	686	205	177	6			
36	DM	136	Total	C	N	O	S	0	0	0
			1074	686	205	177	6			

- Molecule 37 is a protein called 50S ribosomal protein L17.

Mol	Chain	Residues	Atoms					ZeroOcc	AltConf	Trace
37	BN	120	Total	C	N	O	S	0	0	0
			960	593	196	166	5			
37	DN	120	Total	C	N	O	S	0	0	0
			960	593	196	166	5			

- Molecule 38 is a protein called 50S ribosomal protein L18.

Mol	Chain	Residues	Atoms				ZeroOcc	AltConf	Trace
38	BO	116	Total	C	N	O	0	0	0
			892	552	178	162			
38	DO	116	Total	C	N	O	0	0	0
			892	552	178	162			

- Molecule 39 is a protein called 50S ribosomal protein L19.

Mol	Chain	Residues	Atoms					ZeroOcc	AltConf	Trace
39	BP	114	Total	C	N	O	S	0	0	0
			917	574	179	163	1			
39	DP	114	Total	C	N	O	S	0	0	0
			917	574	179	163	1			

- Molecule 40 is a protein called 50S ribosomal protein L20.

Mol	Chain	Residues	Atoms				ZeroOcc	AltConf	Trace
40	BQ	117	Total	C	N	O	0	0	0
			947	604	192	151			
40	DQ	117	Total	C	N	O	0	0	0
			947	604	192	151			

- Molecule 41 is a protein called 50S ribosomal protein L21.

Mol	Chain	Residues	Atoms					ZeroOcc	AltConf	Trace
41	BR	103	Total	C	N	O	S	0	0	0
			816	516	153	145	2			
41	DR	103	Total	C	N	O	S	0	0	0
			816	516	153	145	2			

- Molecule 42 is a protein called 50S ribosomal protein L22.

Mol	Chain	Residues	Atoms					ZeroOcc	AltConf	Trace
42	BS	110	Total	C	N	O	S	0	0	0
			857	532	166	156	3			
42	DS	110	Total	C	N	O	S	0	0	0
			857	532	166	156	3			

- Molecule 43 is a protein called 50S ribosomal protein L23.

Mol	Chain	Residues	Atoms					ZeroOcc	AltConf	Trace
43	BT	93	Total	C	N	O	S	0	0	0
			738	466	139	131	2			
43	DT	93	Total	C	N	O	S	0	0	0
			738	466	139	131	2			

- Molecule 44 is a protein called 50S ribosomal protein L24.

Mol	Chain	Residues	Atoms					ZeroOcc	AltConf	Trace
44	BU	102	Total	C	N	O	S	0	0	0
			779	492	146	141				
44	DU	102	Total	C	N	O	S	0	0	0
			779	492	146	141				

- Molecule 45 is a protein called 50S ribosomal protein L25.

Mol	Chain	Residues	Atoms					ZeroOcc	AltConf	Trace
45	BV	94	Total	C	N	O	S	0	0	0
			753	479	137	134	3			
45	DV	94	Total	C	N	O	S	0	0	0
			753	479	137	134	3			

- Molecule 46 is a protein called 50S ribosomal protein L27.

Mol	Chain	Residues	Atoms					ZeroOcc	AltConf	Trace
46	BW	79	Total	C	N	O	S	0	0	0
			596	367	120	108	1			
46	DW	79	Total	C	N	O	S	0	0	0
			596	367	120	108	1			

- Molecule 47 is a protein called 50S ribosomal protein L28.

Mol	Chain	Residues	Atoms					ZeroOcc	AltConf	Trace
47	BX	77	Total	C	N	O	S	0	0	0
			625	388	129	106	2			
47	DX	77	Total	C	N	O	S	0	0	0
			625	388	129	106	2			

- Molecule 48 is a protein called 50S ribosomal protein L29.

Mol	Chain	Residues	Atoms					ZeroOcc	AltConf	Trace
48	BY	63	Total	C	N	O	S	0	0	0
			509	313	99	95	2			

*Continued on next page...*



*Continued from previous page...*

Mol	Chain	Residues	Atoms					ZeroOcc	AltConf	Trace
48	DY	63	Total	C	N	O	S	0	0	0
			509	313	99	95	2			

- Molecule 49 is a protein called 50S ribosomal protein L30.

Mol	Chain	Residues	Atoms					ZeroOcc	AltConf	Trace
49	BZ	58	Total	C	N	O	S	0	0	0
			449	281	87	79	2			
49	DZ	58	Total	C	N	O	S	0	0	0
			449	281	87	79	2			

- Molecule 50 is a protein called 50S ribosomal protein L32.

Mol	Chain	Residues	Atoms					ZeroOcc	AltConf	Trace
50	B0	56	Total	C	N	O	S	0	0	0
			444	269	94	80	1			
50	D0	56	Total	C	N	O	S	0	0	0
			444	269	94	80	1			

- Molecule 51 is a protein called 50S ribosomal protein L33.

Mol	Chain	Residues	Atoms				ZeroOcc	AltConf	Trace
51	B1	50	Total	C	N	O	0	0	0
			409	263	75	71			
51	D1	50	Total	C	N	O	0	0	0
			409	263	75	71			

- Molecule 52 is a protein called 50S ribosomal protein L34.

Mol	Chain	Residues	Atoms					ZeroOcc	AltConf	Trace
52	B2	46	Total	C	N	O	S	0	0	0
			377	228	90	57	2			
52	D2	46	Total	C	N	O	S	0	0	0
			377	228	90	57	2			

- Molecule 53 is a protein called 50S ribosomal protein L35.

Mol	Chain	Residues	Atoms					ZeroOcc	AltConf	Trace
53	B3	64	Total	C	N	O	S	0	0	0
			504	323	105	74	2			
53	D3	64	Total	C	N	O	S	0	0	0
			504	323	105	74	2			

- Molecule 54 is a protein called 50S ribosomal protein L36.

Mol	Chain	Residues	Atoms					ZeroOcc	AltConf	Trace
54	B4	38	Total	C	N	O	S	0	0	0
			302	185	65	48	4			
54	D4	38	Total	C	N	O	S	0	0	0
			302	185	65	48	4			

- Molecule 55 is a RNA chain called 16S rRNA.

Mol	Chain	Residues	Atoms					ZeroOcc	AltConf	Trace
55	CA	1530	Total	C	N	O	P	0	0	0
			32831	14642	6024	10635	1530			

- Molecule 56 is a RNA chain called 5S rRNA.

Mol	Chain	Residues	Atoms					ZeroOcc	AltConf	Trace
56	DB	117	Total	C	N	O	P	0	0	0
			2507	1116	459	815	117			

- Molecule 57 is MAGNESIUM ION (three-letter code: MG) (formula: Mg).

Mol	Chain	Residues	Atoms		ZeroOcc	AltConf
57	AA	43	Total	Mg	0	0
			43	43		
57	BA	136	Total	Mg	0	0
			136	136		
57	BB	4	Total	Mg	0	0
			4	4		
57	BD	1	Total	Mg	0	0
			1	1		
57	CA	42	Total	Mg	0	0
			42	42		
57	DC	1	Total	Mg	0	0
			1	1		
57	DJ	1	Total	Mg	0	0
			1	1		
57	DA	134	Total	Mg	0	0
			134	134		
57	DB	1	Total	Mg	0	0
			1	1		

- Molecule 58 is ZINC ION (three-letter code: ZN) (formula: Zn).

Mol	Chain	Residues	Atoms	ZeroOcc	AltConf
58	B4	1	Total Zn 1 1	0	0
58	D4	1	Total Zn 1 1	0	0

- Molecule 59 is water.

Mol	Chain	Residues	Atoms	ZeroOcc	AltConf
59	AE	1	Total O 1 1	0	0
59	AL	3	Total O 3 3	0	0
59	AN	5	Total O 5 5	0	0
59	AT	3	Total O 3 3	0	0
59	AU	1	Total O 1 1	0	0
59	AA	195	Total O 195 195	0	0
59	BA	615	Total O 615 615	0	0
59	BB	19	Total O 19 19	0	0
59	BC	7	Total O 7 7	0	0
59	BD	2	Total O 2 2	0	0
59	BE	1	Total O 1 1	0	0
59	BL	4	Total O 4 4	0	0
59	BN	2	Total O 2 2	0	0
59	BQ	1	Total O 1 1	0	0
59	BT	1	Total O 1 1	0	0
59	BV	1	Total O 1 1	0	0
59	B2	2	Total O 2 2	0	0
59	B3	3	Total O 3 3	0	0

*Continued on next page...*

*Continued from previous page...*

Mol	Chain	Residues	Atoms		ZeroOcc	AltConf
59	B4	2	Total 2	O 2	0	0
59	CE	3	Total 3	O 3	0	0
59	CI	1	Total 1	O 1	0	0
59	CL	1	Total 1	O 1	0	0
59	CN	2	Total 2	O 2	0	0
59	CT	2	Total 2	O 2	0	0
59	CU	2	Total 2	O 2	0	0
59	CA	196	Total 196	O 196	0	0
59	DC	14	Total 14	O 14	0	0
59	DD	4	Total 4	O 4	0	0
59	DE	2	Total 2	O 2	0	0
59	DJ	3	Total 3	O 3	0	0
59	DL	5	Total 5	O 5	0	0
59	DN	2	Total 2	O 2	0	0
59	DT	2	Total 2	O 2	0	0
59	DU	1	Total 1	O 1	0	0
59	DV	1	Total 1	O 1	0	0
59	D2	1	Total 1	O 1	0	0
59	D3	1	Total 1	O 1	0	0
59	D4	5	Total 5	O 5	0	0
59	DA	598	Total 598	O 598	0	0

*Continued on next page...*

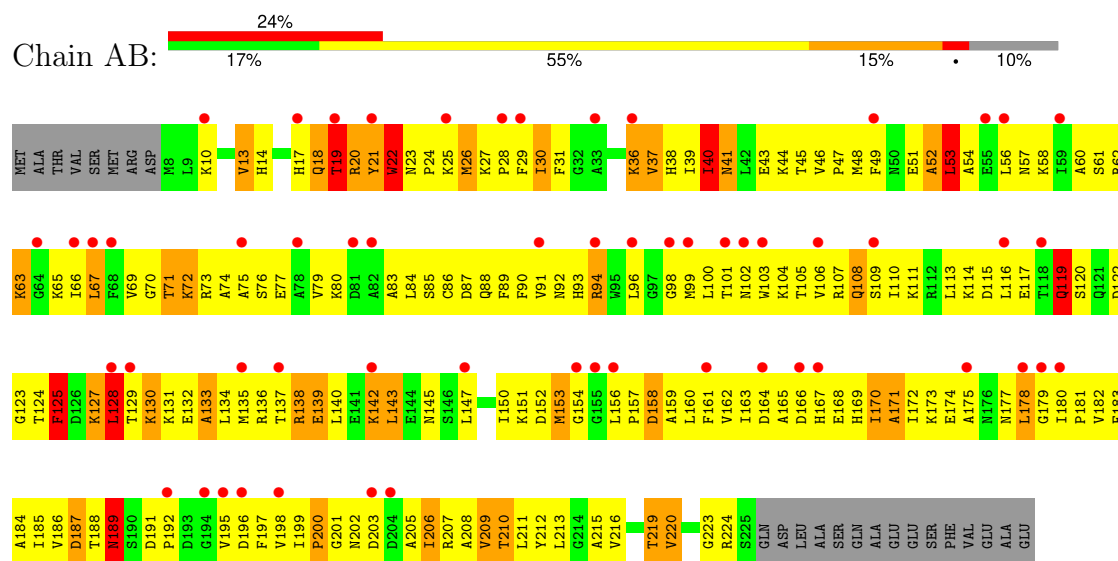
*Continued from previous page...*

Mol	Chain	Residues	Atoms		ZeroOcc	AltConf
59	DB	4	Total	O	0	0
			4	4		

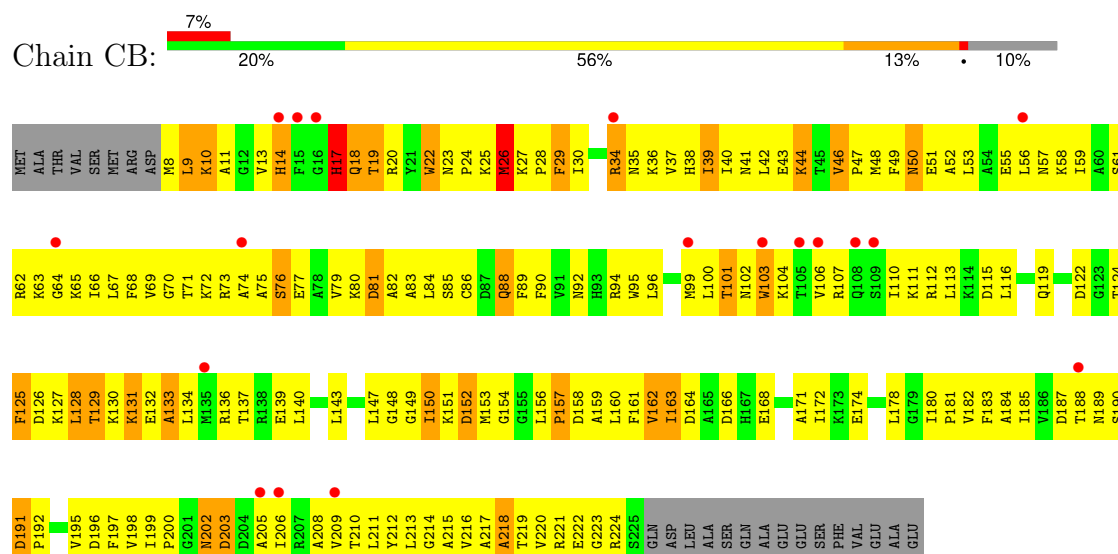
### 3 Residue-property plots

These plots are drawn for all protein, RNA, DNA and oligosaccharide chains in the entry. The first graphic for a chain summarises the proportions of the various outlier classes displayed in the second graphic. The second graphic shows the sequence view annotated by issues in geometry and electron density. Residues are color-coded according to the number of geometric quality criteria for which they contain at least one outlier: green = 0, yellow = 1, orange = 2 and red = 3 or more. A red dot above a residue indicates a poor fit to the electron density ( $RSRZ > 2$ ). Stretches of 2 or more consecutive residues without any outlier are shown as a green connector. Residues present in the sample, but not in the model, are shown in grey.

#### • Molecule 1: 30S ribosomal protein S2

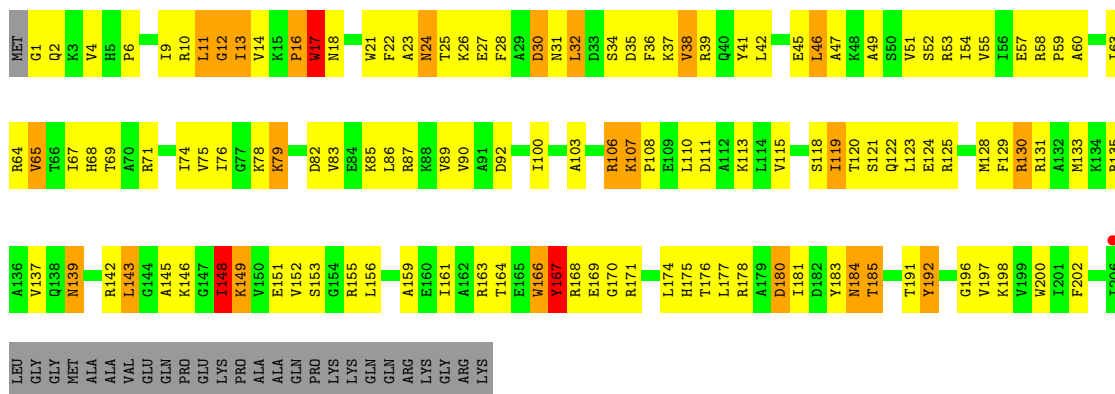
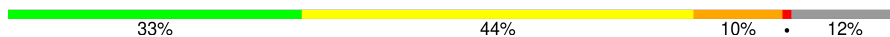


#### • Molecule 1: 30S ribosomal protein S2



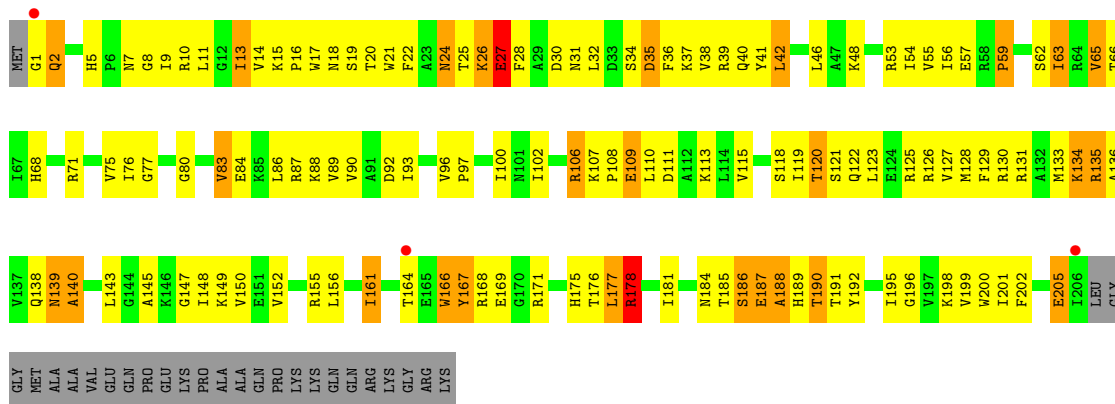
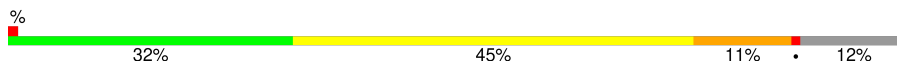
#### • Molecule 2: 30S ribosomal protein S3

Chain AC:



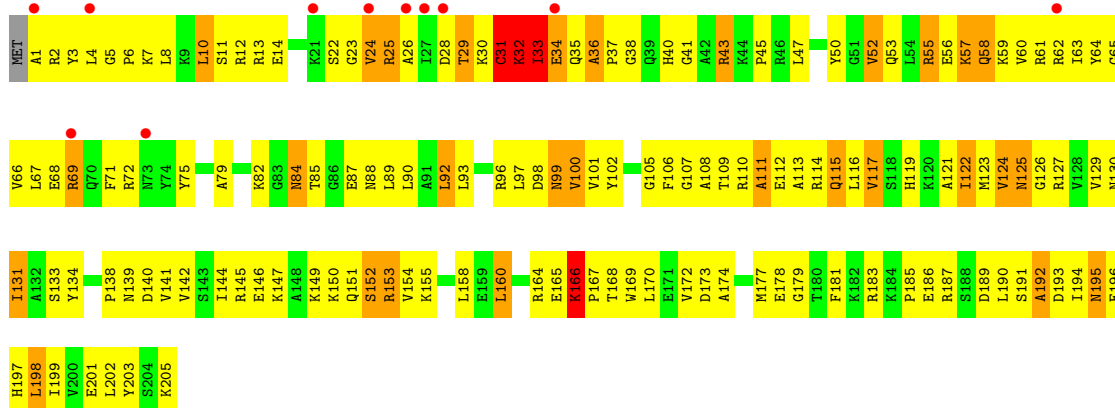
- Molecule 2: 30S ribosomal protein S3

Chain CC:

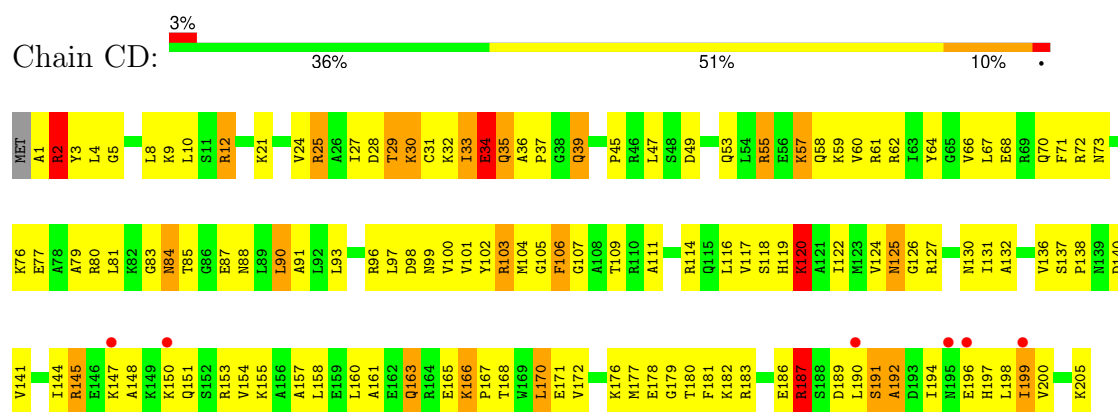


- Molecule 3: 30S ribosomal protein S4

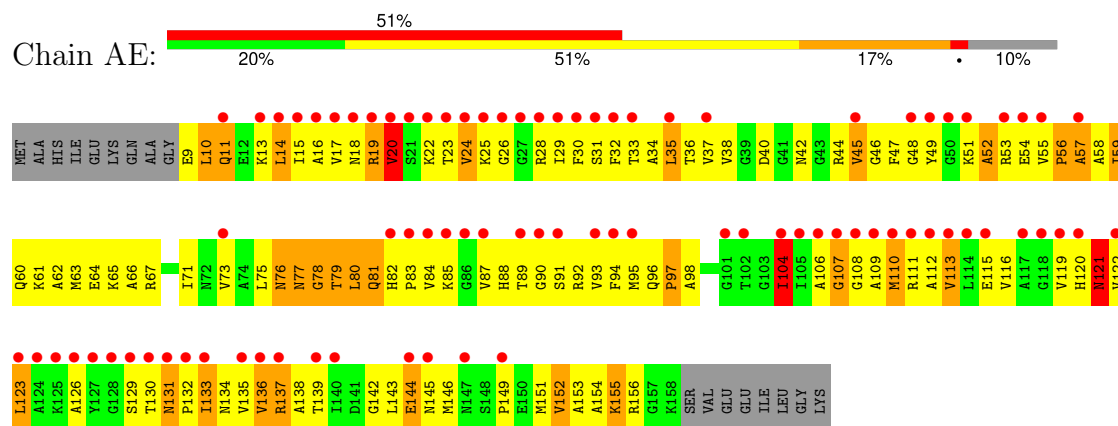
Chain AD:



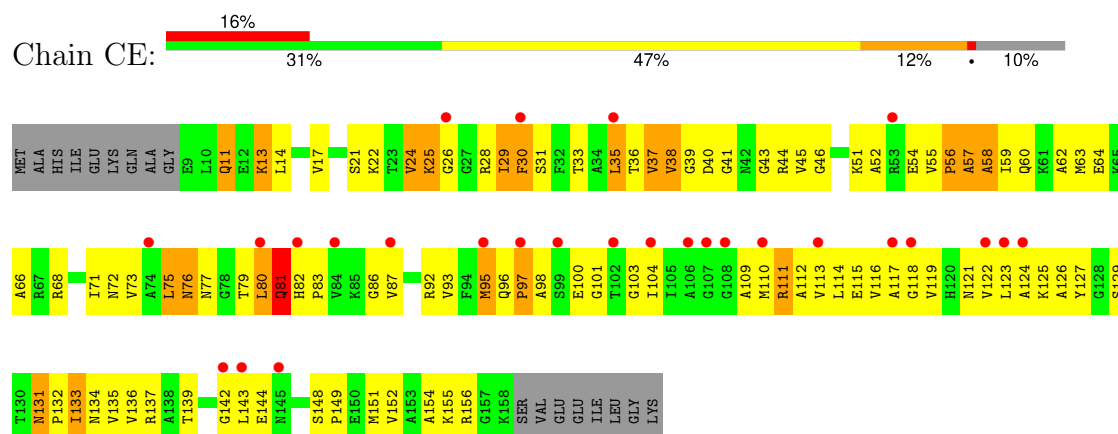
- Molecule 3: 30S ribosomal protein S4



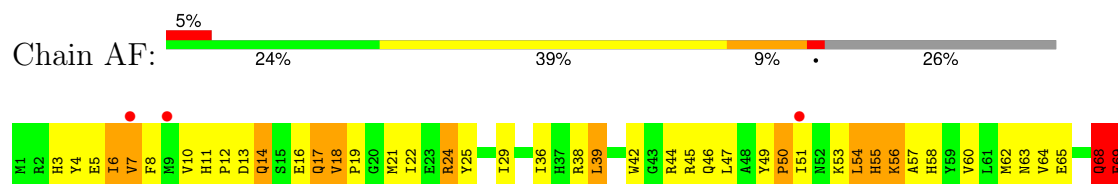
• Molecule 4: 30S ribosomal protein S5



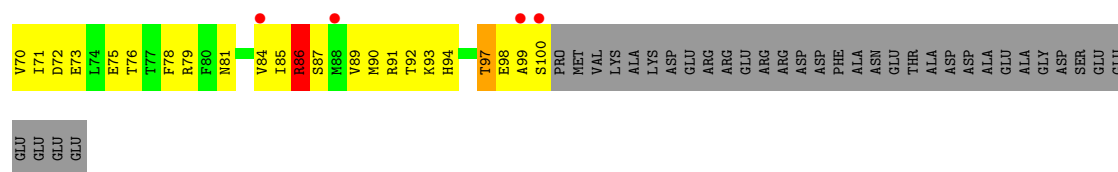
• Molecule 4: 30S ribosomal protein S5



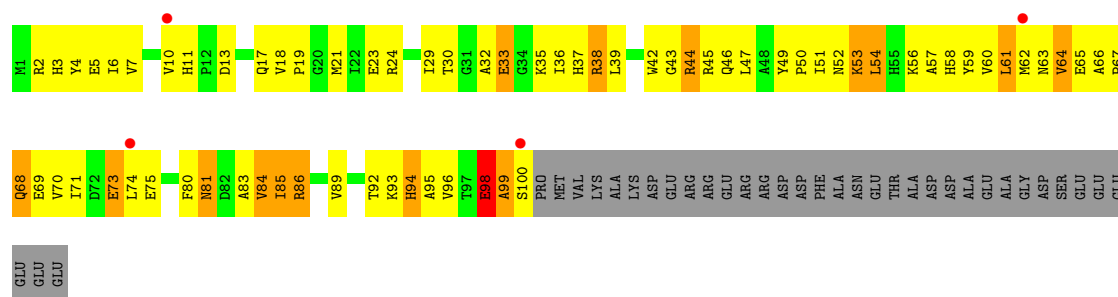
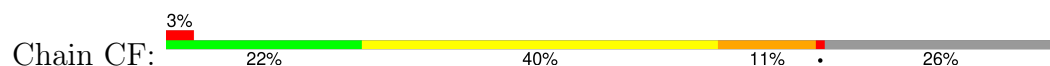
• Molecule 5: 30S ribosomal protein S6



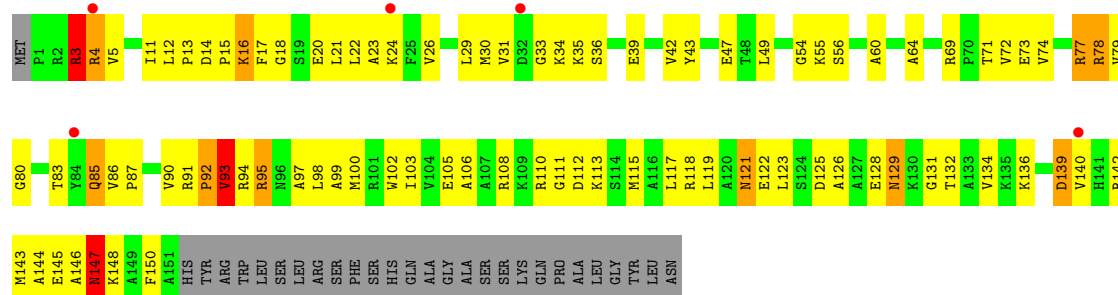




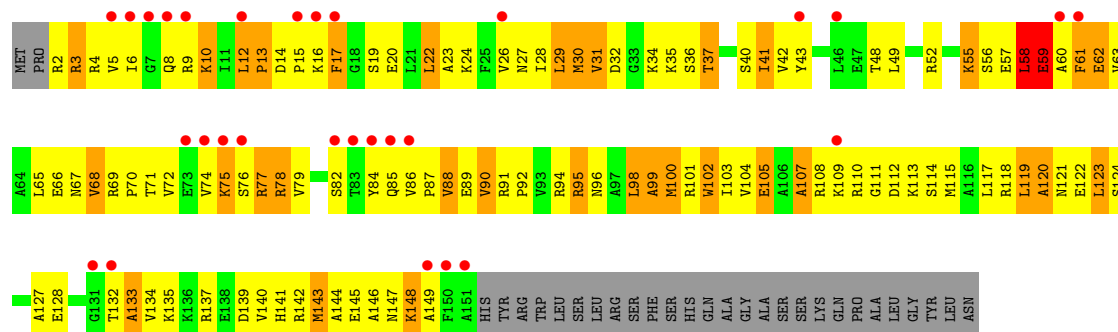
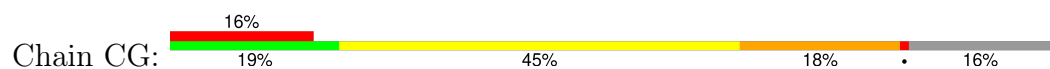
• Molecule 5: 30S ribosomal protein S6



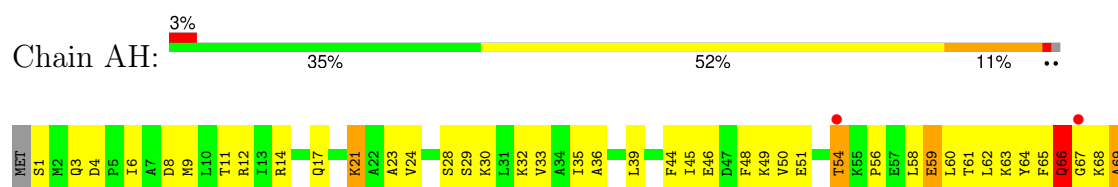
• Molecule 6: 30S ribosomal protein S7



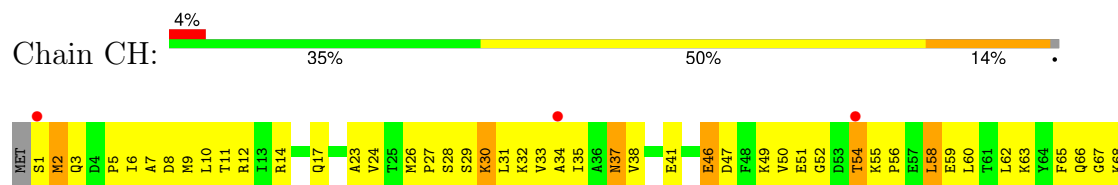
• Molecule 6: 30S ribosomal protein S7



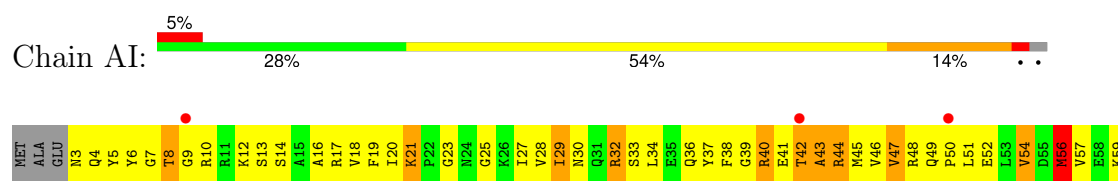
• Molecule 7: 30S ribosomal protein S8



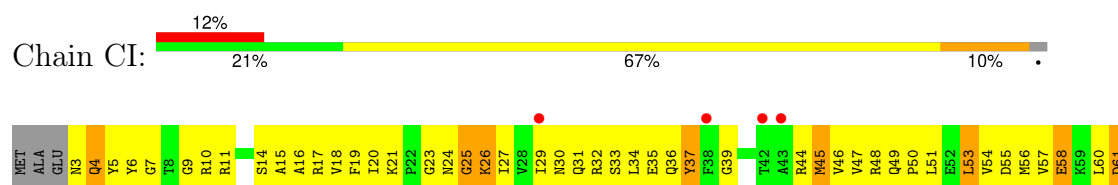
• Molecule 7: 30S ribosomal protein S8



• Molecule 8: 30S ribosomal protein S9

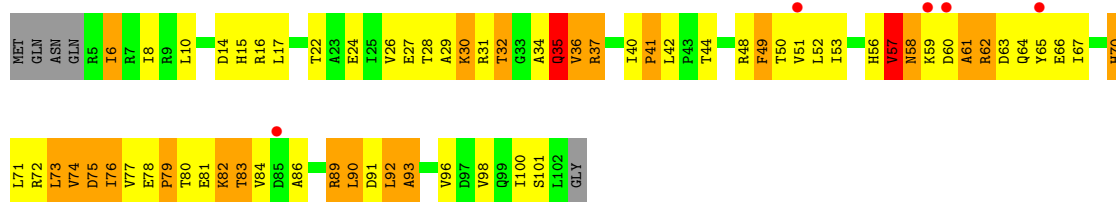


• Molecule 8: 30S ribosomal protein S9

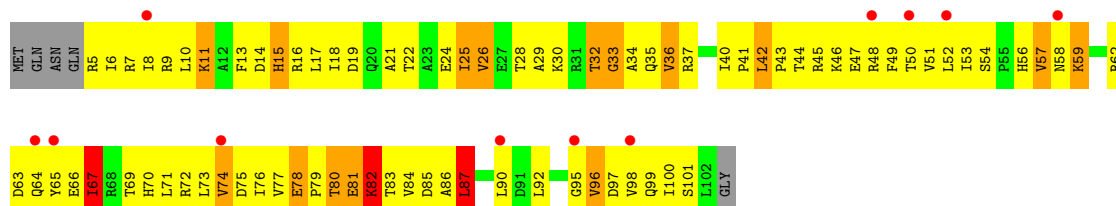


• Molecule 9: 30S ribosomal protein S10

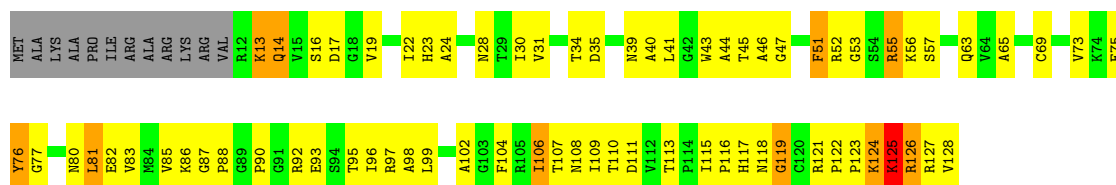




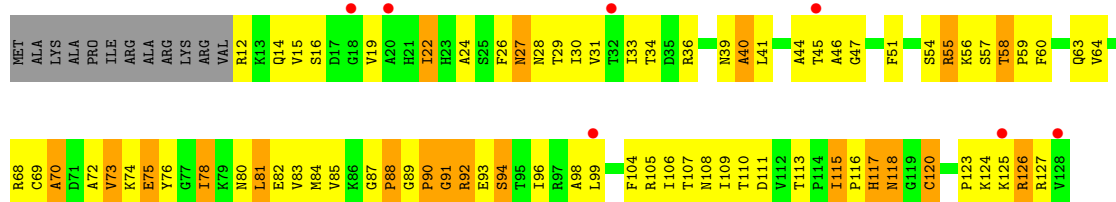
• Molecule 9: 30S ribosomal protein S10



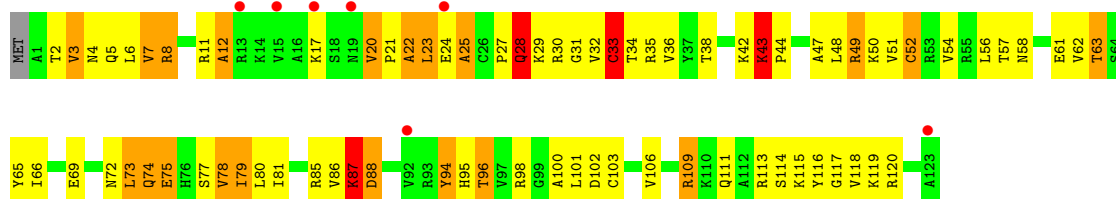
• Molecule 10: 30S ribosomal protein S11



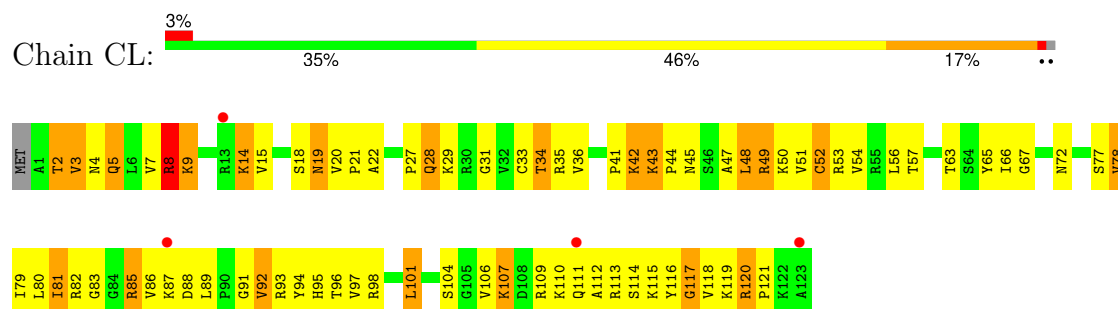
• Molecule 10: 30S ribosomal protein S11



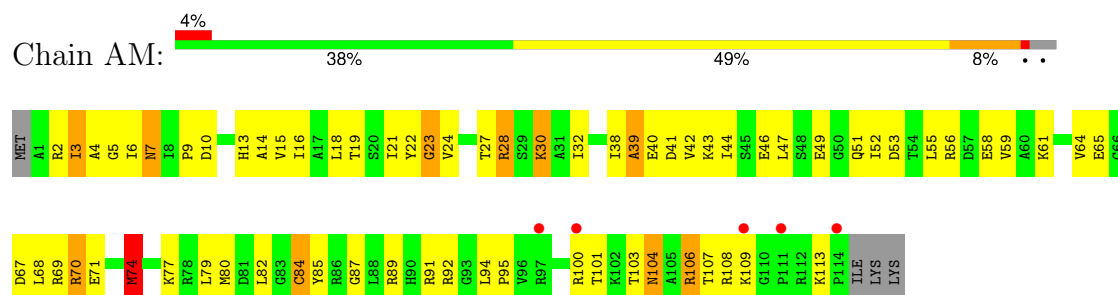
• Molecule 11: 30S ribosomal protein S12



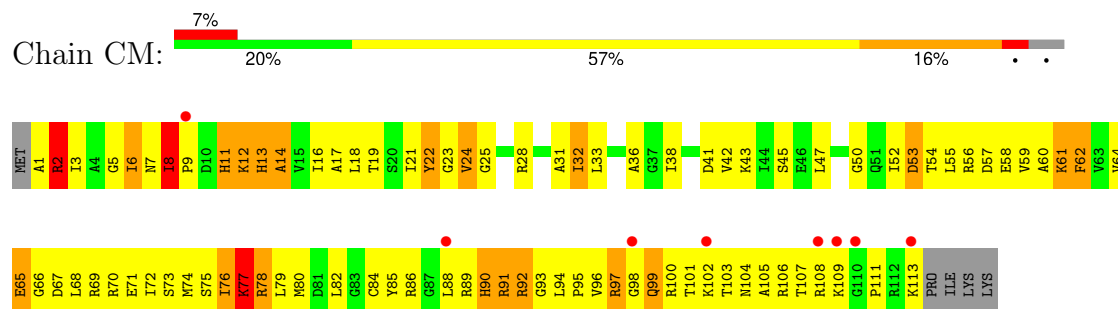
- Molecule 11: 30S ribosomal protein S12



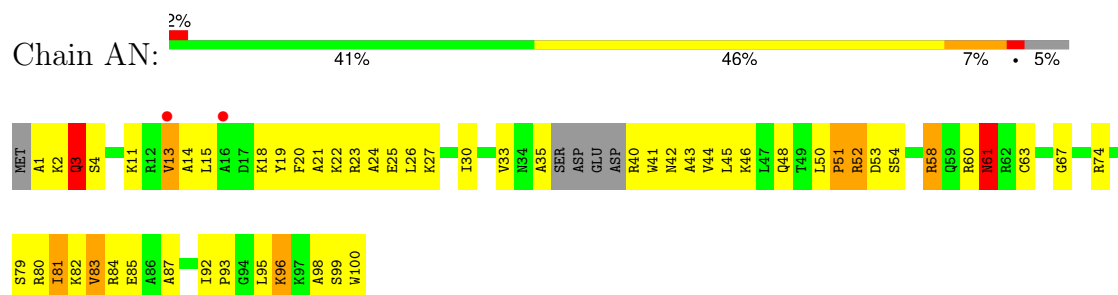
- Molecule 12: 30S ribosomal protein S13



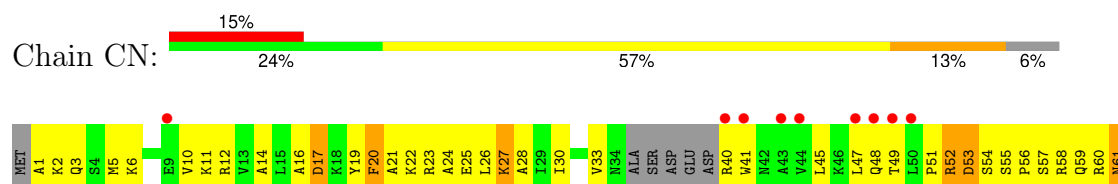
- Molecule 12: 30S ribosomal protein S13

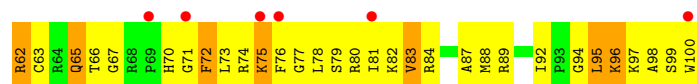


- Molecule 13: 30S ribosomal protein S14

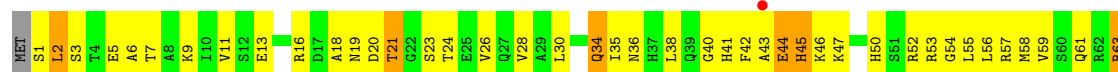


- Molecule 13: 30S ribosomal protein S14

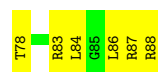
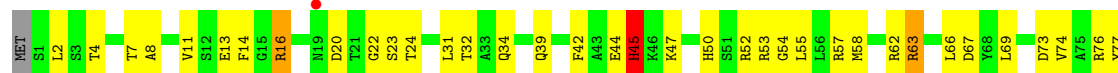





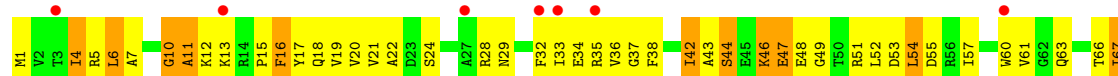
- Molecule 14: 30S ribosomal protein S15



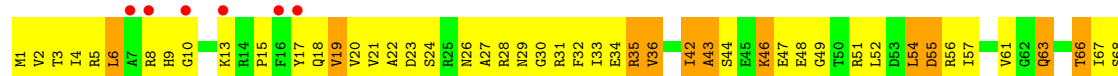
- Molecule 14: 30S ribosomal protein S15



- Molecule 15: 30S ribosomal protein S16

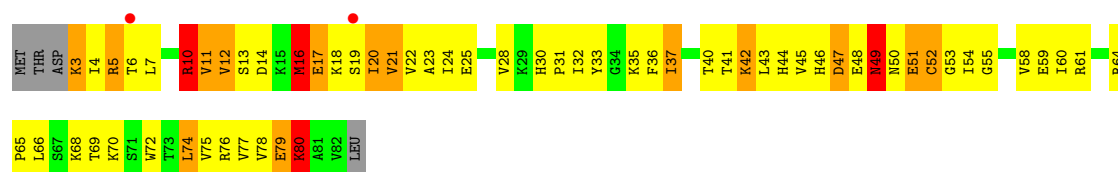


- Molecule 15: 30S ribosomal protein S16

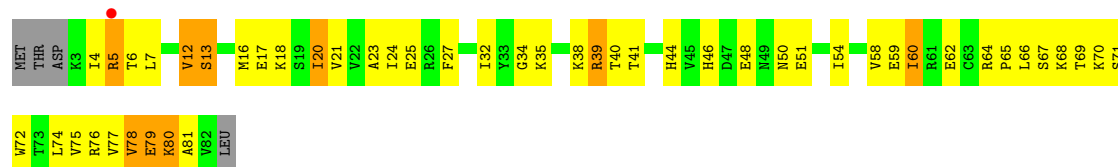


- Molecule 16: 30S ribosomal protein S17

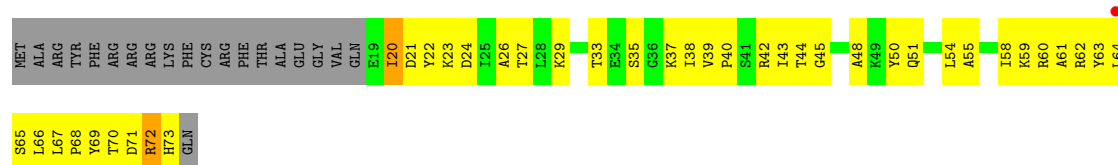




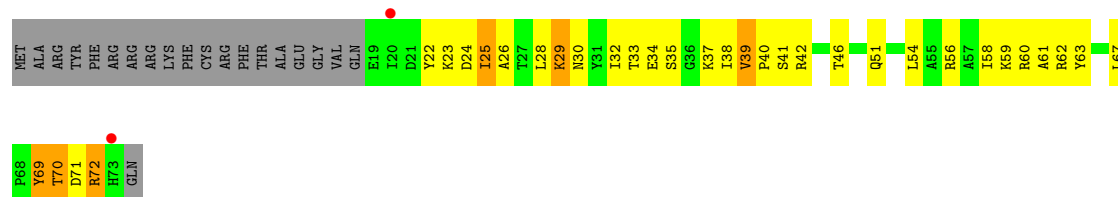
- Molecule 16: 30S ribosomal protein S17



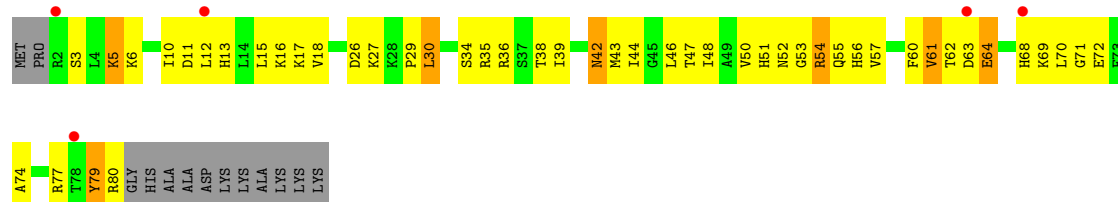
- Molecule 17: 30S ribosomal protein S18



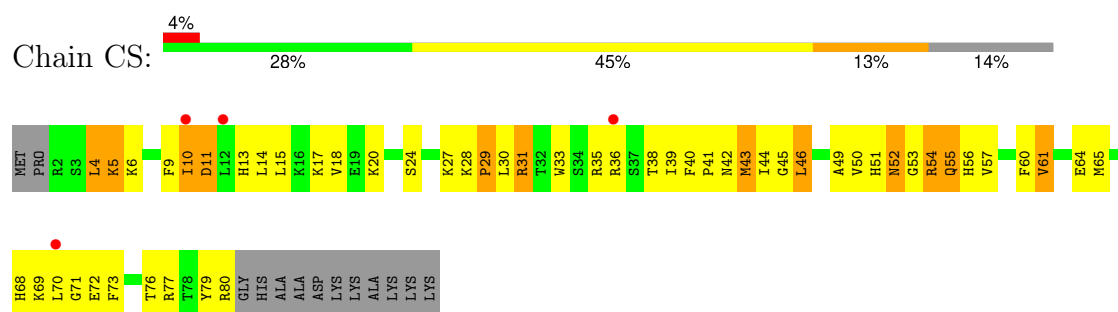
- Molecule 17: 30S ribosomal protein S18



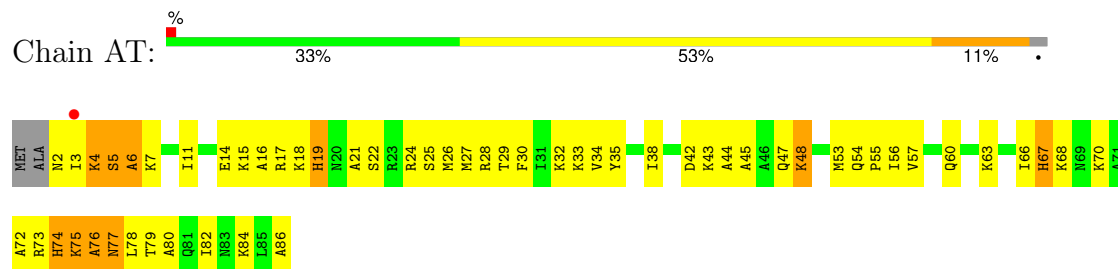
- Molecule 18: 30S ribosomal protein S19



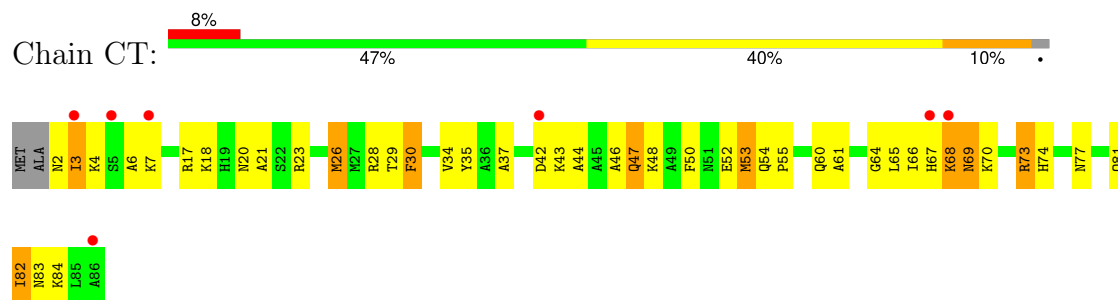
- Molecule 18: 30S ribosomal protein S19



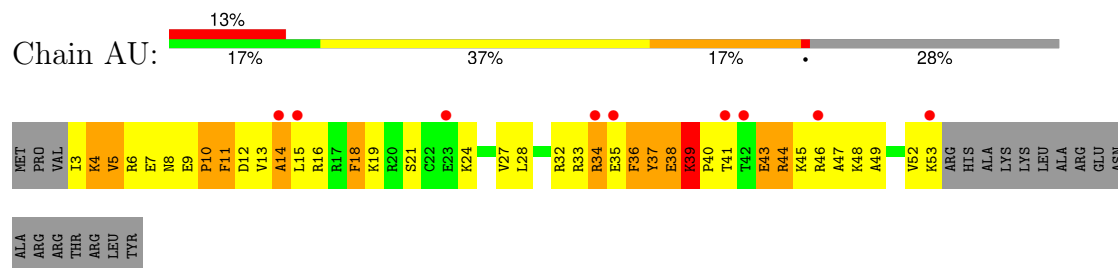
- Molecule 19: 30S ribosomal protein S20



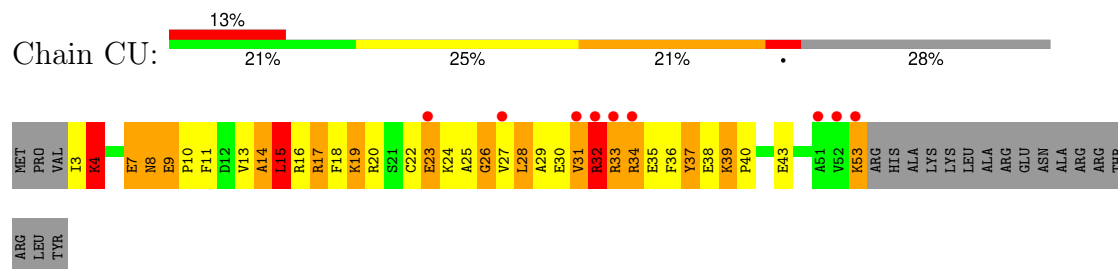
- Molecule 19: 30S ribosomal protein S20



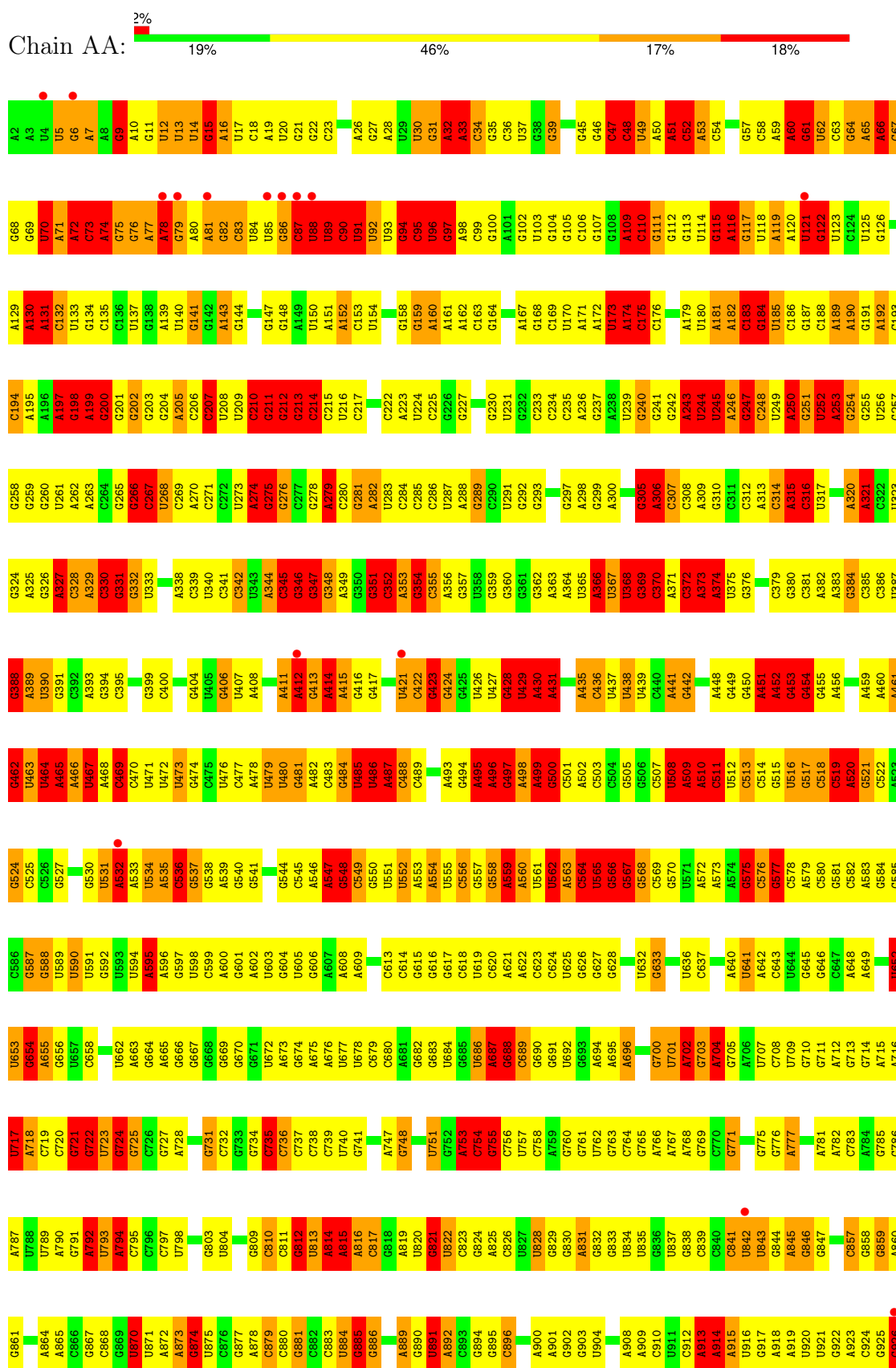
- Molecule 20: 30S ribosomal protein S21



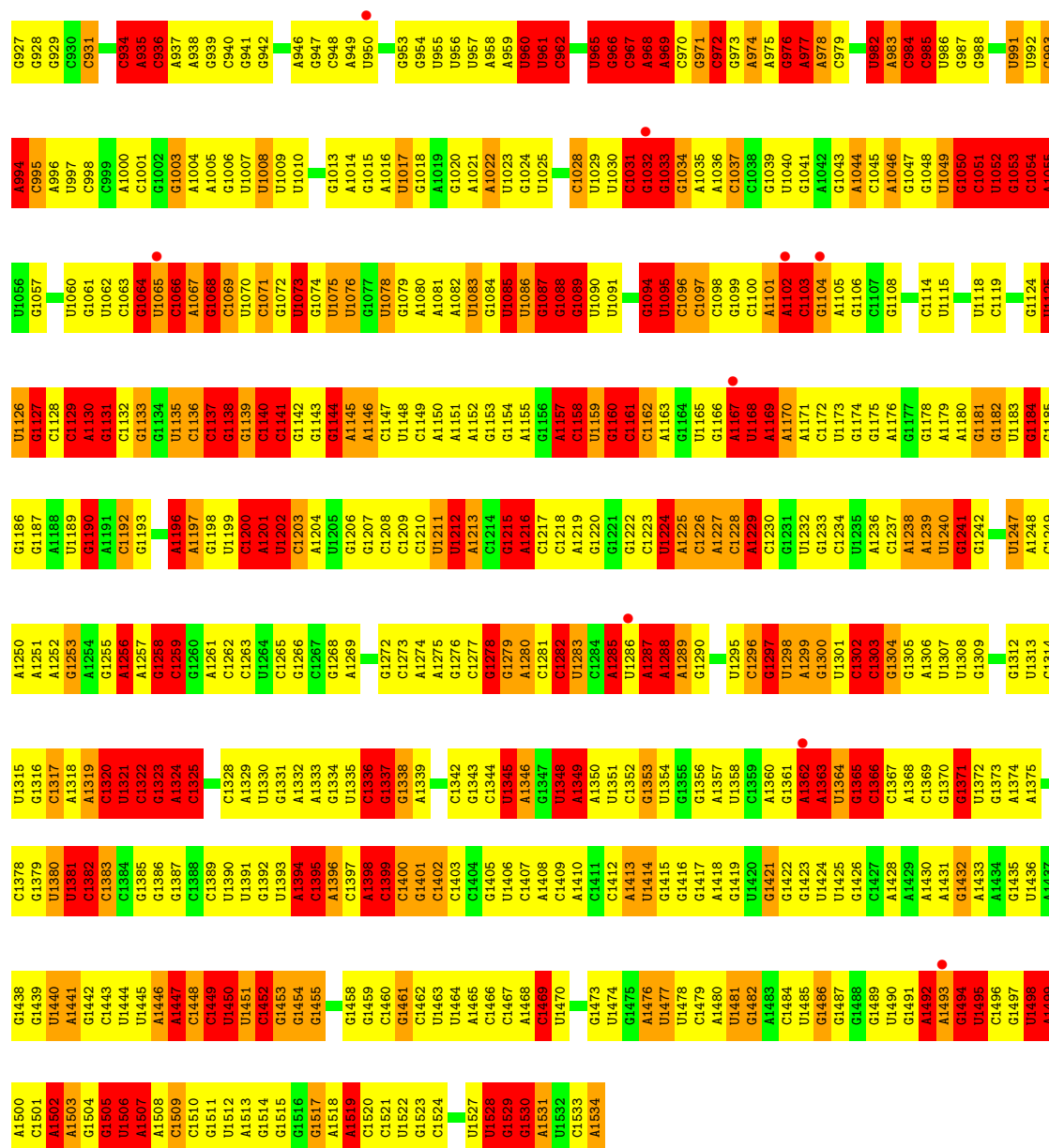
- Molecule 20: 30S ribosomal protein S21



- Molecule 21: 16S rRNA

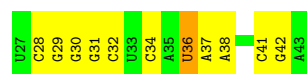







- Molecule 22: P-site tRNA ASL fragment

Chain AV: 

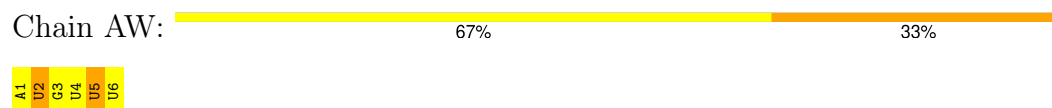


- Molecule 22: P-site tRNA ASL fragment

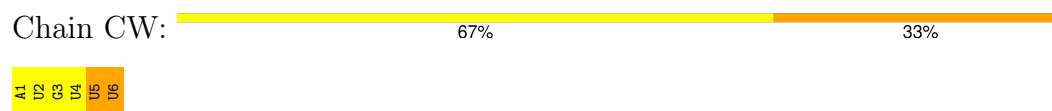
Chain CV: 



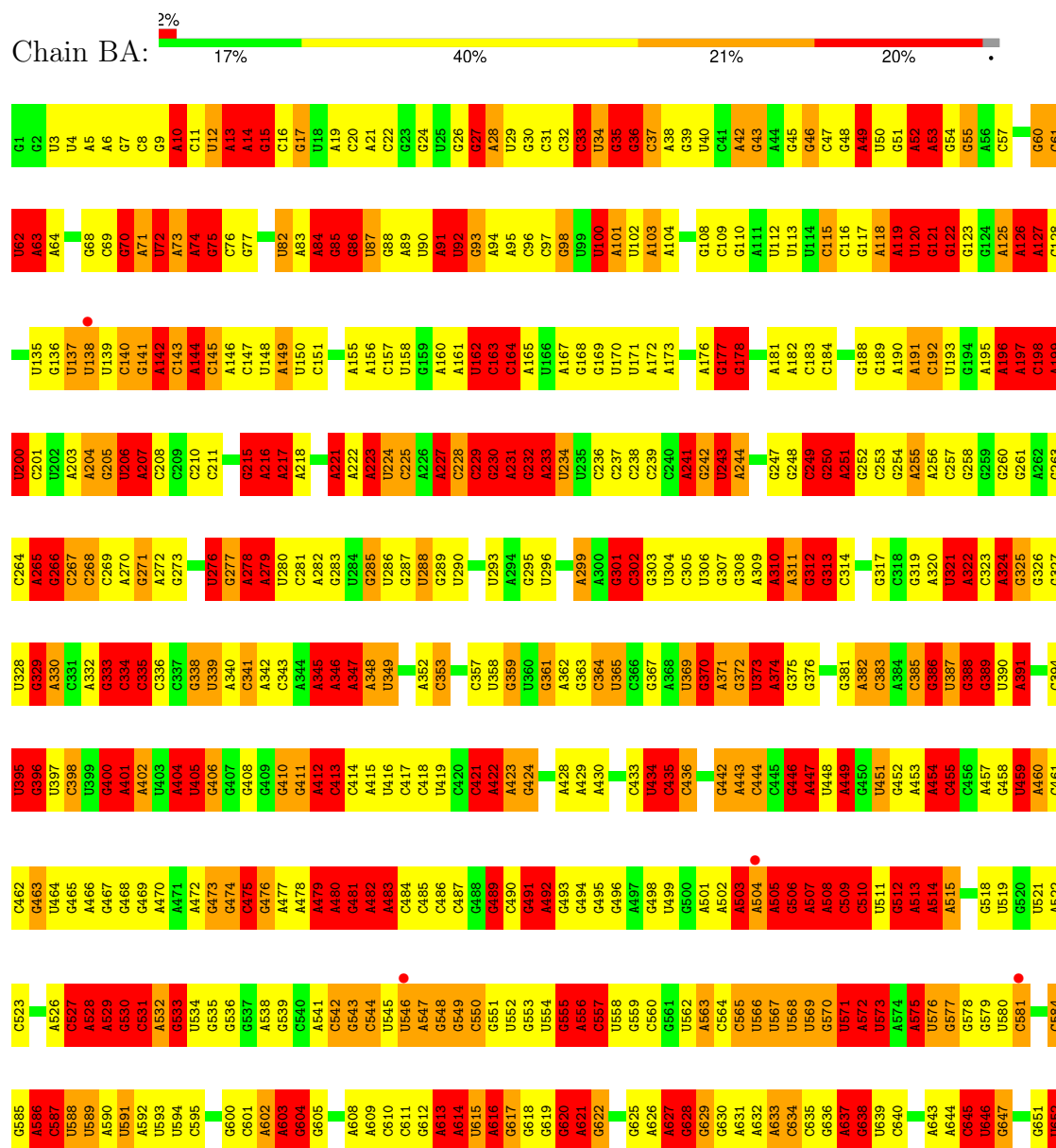
- Molecule 23: messenger RNA



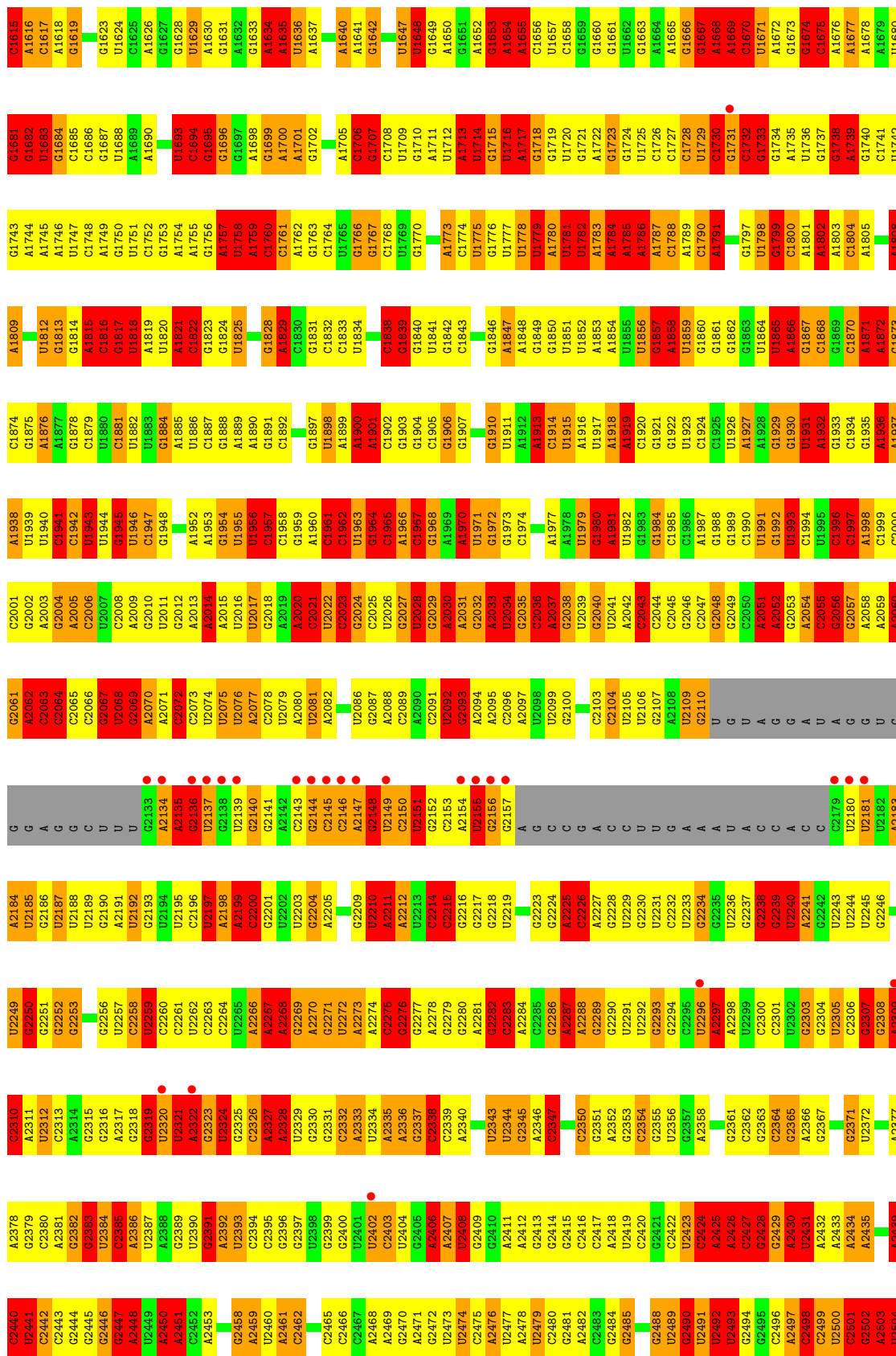
- Molecule 23: messenger RNA

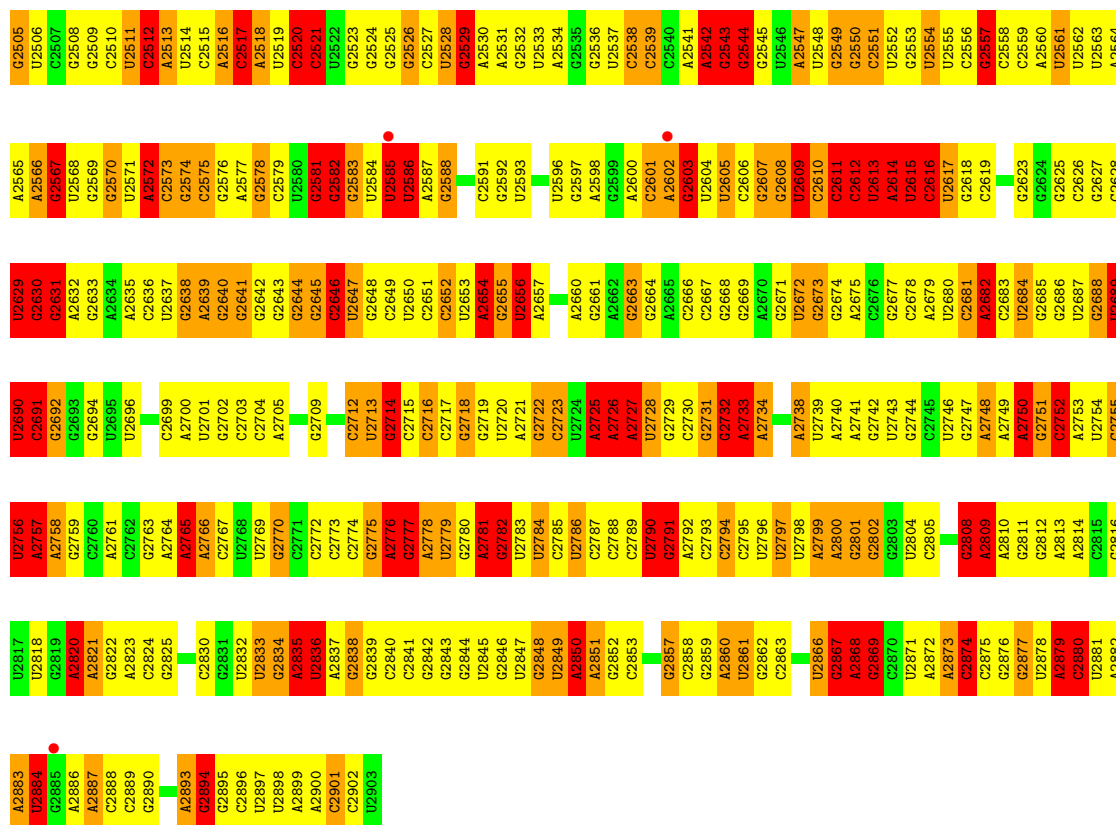


- Molecule 24: 23S rRNA

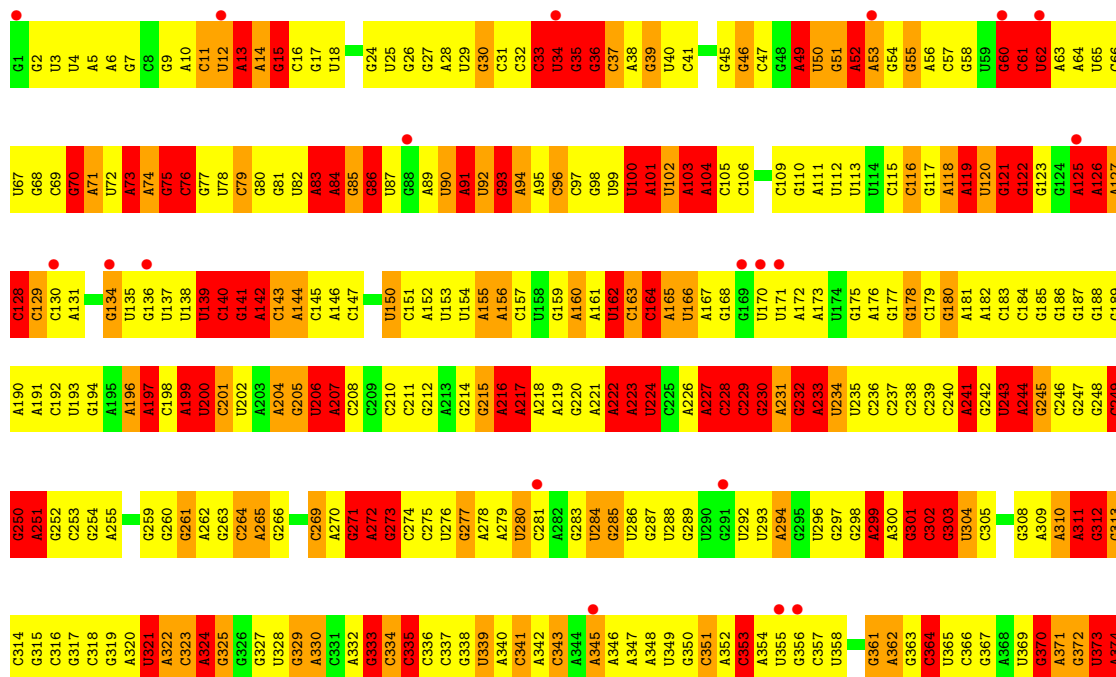
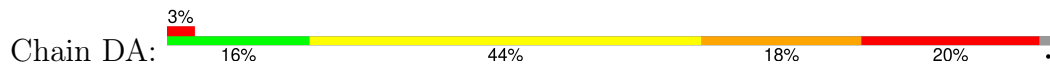









## ● Molecule 24: 23S rRNA




U1199	G1137	C1075	A1014	G953	A821	G760	U694	G628	C565	G500	C436	G375
C1200	G1138	C1076	U1015	G954	G822	G760	G695	G629	U566	A501	U437	G376
G1201	G1139	U1077	G1016	U955	C823	A761	G696	G630	U567	A502	G438	G377
G1202	G1140	U1078	G956	U956	U824	U762	G697	A631	U568	A503	U439	G378
U1203	U1141	C1079	U1018	C957	U825	G763	C698	A632	U569	A504	C440	G379
A1204	A1142	U1080	U1019	U958	U826	A764	A699	A633	G570	A505	U441	G380
A1205	A1143	U1081	U1020	A859	U827	G765	G700	G634	U571	G506	G442	G381
G1206	A1144	U1082	A1021	A860	U828	U766	G701	C635	A572	A507	A443	G382
C1207	C1145	U1083	G1022	C961	A829	U767	G702	G636	U573	A508	C444	G383
C1208	A1146	A1084	U1023	G962	C830	U768	G703	A637	A574	C509	C445	G384
U1209	A1085	U963	G1024	U963	C831	U769	A706	U639	U575	A510	C446	G385
G1210	G1087	C964	G1025	C964	U832	U773	A707	G640	U576	U511	A447	G386
C1211	G1087	C965	G1026	C966	A833	G774	G708	G641	G578	G512	A448	G387
G1212	A1088	U967	A1027	U967	C834	G775	G709	C642	G579	A513	A449	G388
A1213	A1089	C968	A1028	C968	C835	G776	G710	U646	U580	A514	A450	G389
A1214	C1152	C969	A1029	G969	U839	G777	G711	G647	U581	G515	A451	U390
G1215	G1154	U970	G1030	U970	U840	G778	A715	G648	A582	U516	U452	U391
U1219	A1155	G1092	A1032	G971	G841	U779	A716	G649	G583	U517	C392	U392
G1220	C1156	U1093	U1033	G971	U842	G780	C717	G650	C584	U521	C454	C393
C1221	C1157	U1094	U1034	A972	G843	A781	A718	G651	U585	A522	C455	C394
U1222	C1158	A1095	G1035	A973	U844	A782	C719	U652	A586	C523	C456	U395
G1223	A1096	U1096	U1036	G974	A845	A783	U720	U653	C587	C524	A457	U397
U1224	A1097	G1097	G1036	A975	A846	G784	A721	A654	U588	U525	U458	C398
G1225	A1098	G976	A910	G976	U847	G785	A722	A655	U589	A526	U459	U399
A1226	G977	G977	A911	G977	C848	C786	C723	G656	A590	C527	C460	G400
G1227	G978	G978	C912	G978	A849	C787	U724	U657	A528	C528	C461	A401
U1230	A979	A979	G913	U979	U850	A788	G725	U658	A529	G536	C462	A402
A1231	C982	C982	G914	C982	C851	A789	G726	G659	G463	U537	C463	U403
U1232	A983	U983	A916	G983	U852	A790	A727	C660	U593	C531	U464	A404
G1233	A984	C984	C916	C984	U853	C791	G728	A661	U594	A532	C465	U405
U1234	C985	U985	U919	C985	C854	A792	U729	G662	C595	G533	C466	G406
G1235	C986	C986	A920	C986	A849	A793	A730	U663	G600	U534	C467	G407
C1236	A987	A987	C921	U987	U855	A794	G731	U664	C601	U535	C468	G408
U1237	A988	C988	G922	C988	G857	C795	C732	U665	A602	G536	G469	G409
G1238	G989	G989	G923	G989	C858	C796	G733	A668	A603	G537	A472	G410
C1239	C990	C990	G924	U990	G859	G797	A734	G669	G604	U538	C473	G411
U1240	C991	C991	A925	U991	U860	U798	A735	A670	G605	C539	C474	A412
A1241	C992	C992	G926	C992	A861	C798	C736	C671	U606	C540	C475	C413
U1242	A993	A993	U927	C993	A862	G799	A736	C672	U607	A541	C476	C414
G1243	C994	C994	A928	C994	A863	G801	G738	C673	A608	C544	A477	A415
U1244	A995	U995	U929	U995	C864	A802	A739	C674	A609	U545	A478	U416
A1245	C996	C996	G930	C996	A865	A803	C740	A675	C610	U546	A479	C417
G1246	C997	C997	U931	C997	C866	A804	U741	A676	C611	A547	A480	C418
A1247	U998	U998	U932	U998	C867	G805	A742	A677	G612	A548	G481	U419
U1248	C999	C999	A933	U999	U868	C806	A743	C680	A613	C549	A482	C420
G1249	A1000	A1000	U934	C1000	C869	U807	U744	G681	U614	C550	A483	C421
C1250	A1001	A1001	G940	U1001	U870	G745	G746	G682	U615	C551	C484	A422
U1251	G1002	G1002	U941	U1002	U871	G809	U747	U683	A616	G553	C485	A423
G1252	U1003	U1003	G942	C1003	U872	U810	U748	G684	G617	U554	G486	G424
A1253	C1005	C1005	G943	C1005	C873	U811	G749	A685	G618	U555	C487	G425
U1254	A1006	A1006	A943	U1006	C874	C812	A749	U686	G619	C556	C488	C426
G1255	C1007	C1007	C944	C1007	C875	U813	A750	U687	G620	C557	C489	U427
U1256	A1008	A1008	A945	C1008	C876	U814	A751	U688	A621	U558	C491	A428
C1257	A1009	A1009	C946	U1009	A877	C815	A752	U689	G622	C559	A492	A429
U1258	A1010	A1010	A947	C1010	A878	C816	A753	A689	G623	C560	C493	A430
G1259	C1013	C1013	C948	U1013	G	C817	U754	G690	C624	G561	C494	U431
A1260	C1135	C1135	G949	U1012	G	G818	U755	C691	A625	U562	A497	A432
C1261	U1198	U1198	G952	C1013	G	A819	A756	C692	A626	A563	C498	C433
A1262						A820	G757	A693	A627	C564	U499	C434



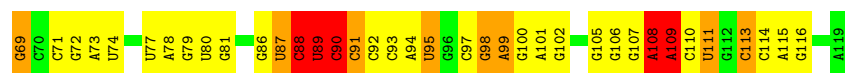


● Molecule 25: 5S rRNA

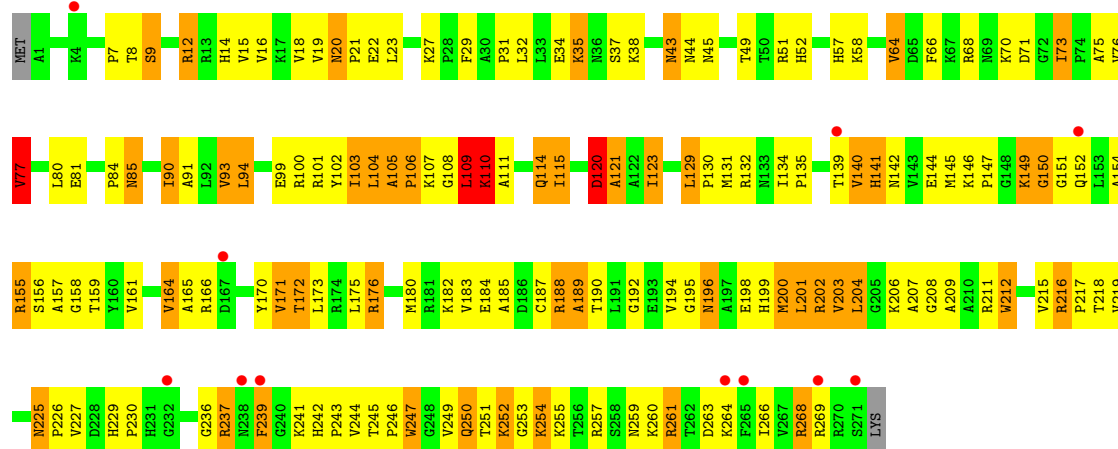
Chain BB:



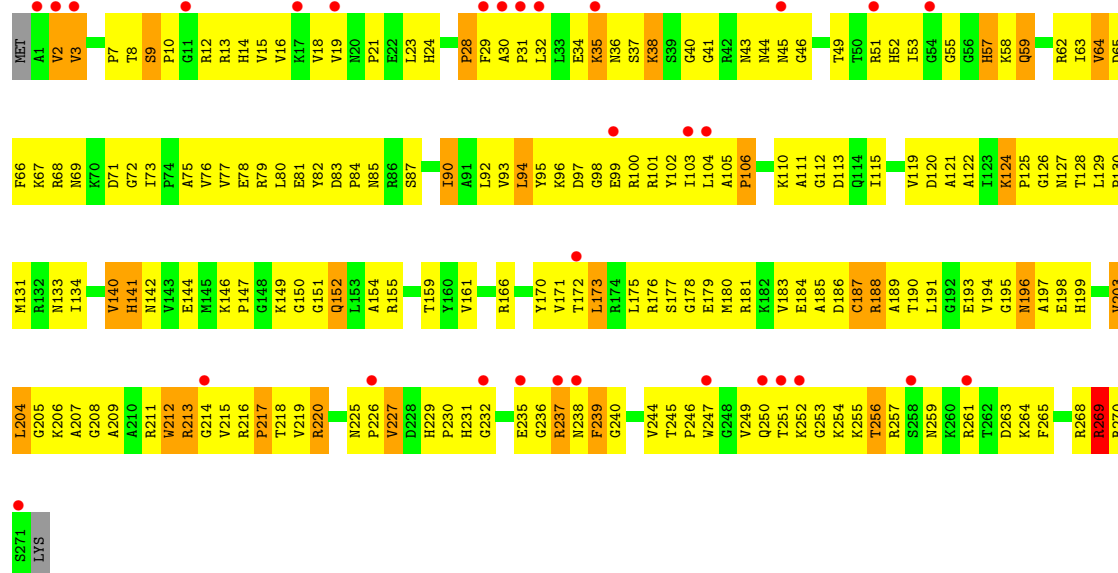




• Molecule 26: 50S ribosomal protein L2

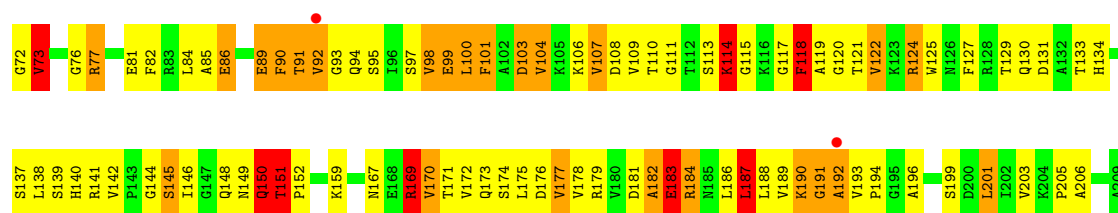


• Molecule 26: 50S ribosomal protein L2

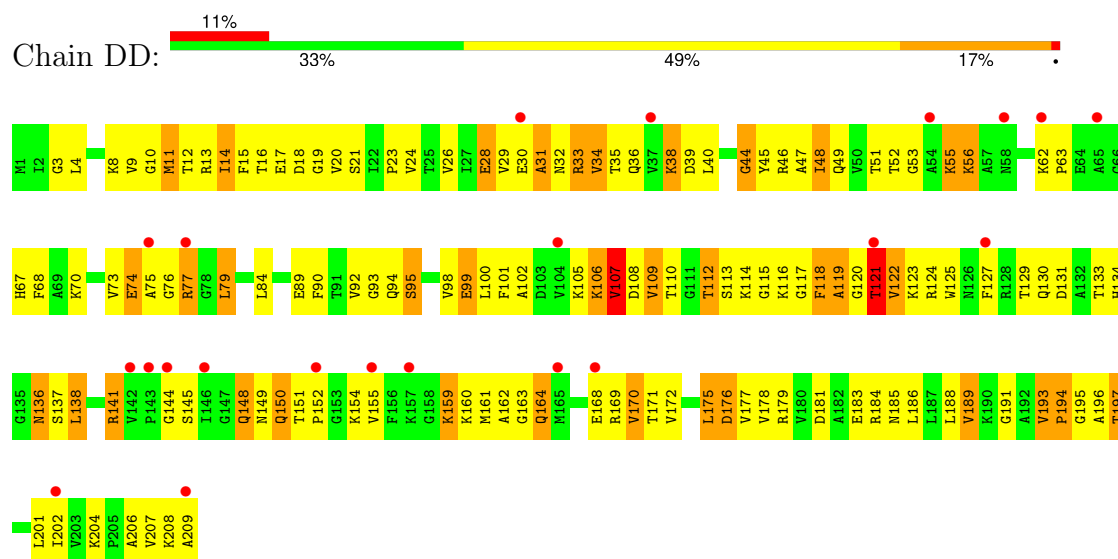


• Molecule 27: 50S ribosomal protein L3

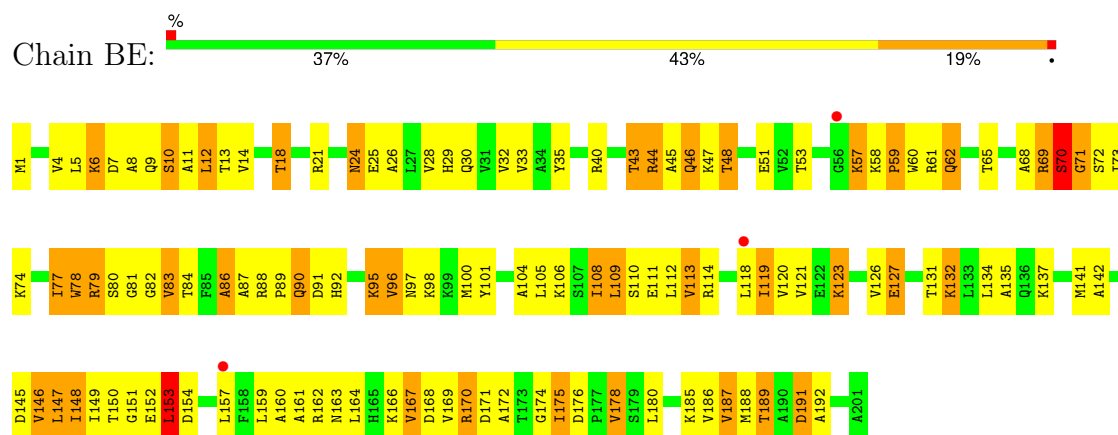




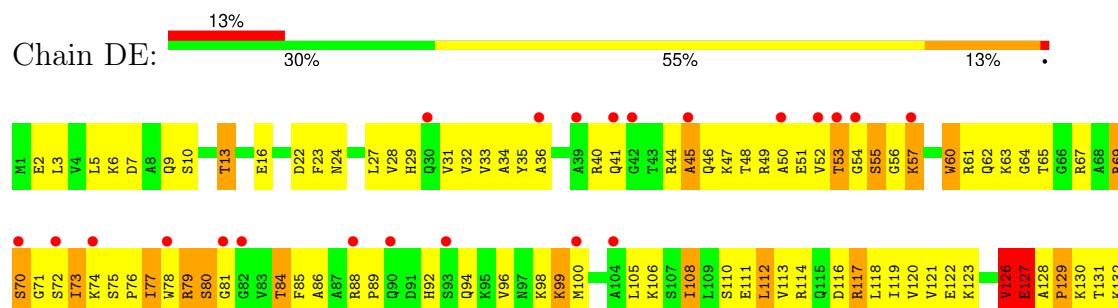
- Molecule 27: 50S ribosomal protein L3

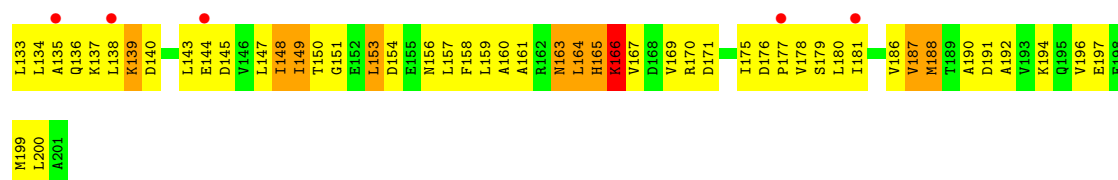


- Molecule 28: 50S ribosomal protein L4

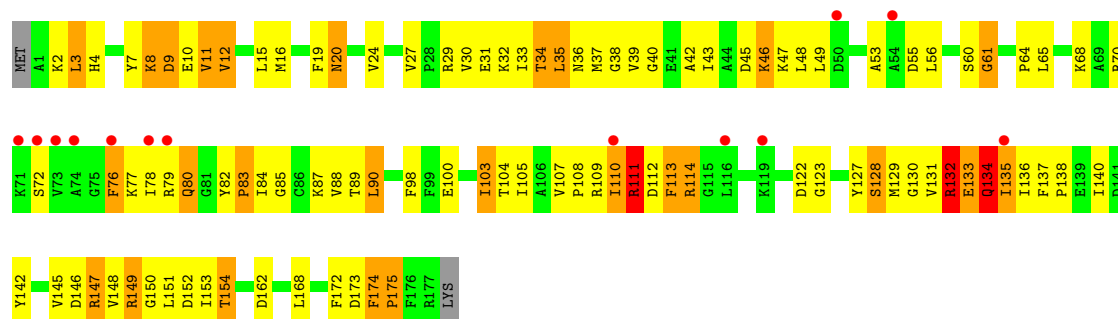
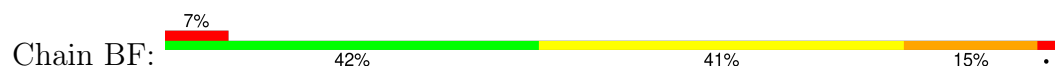


- Molecule 28: 50S ribosomal protein L4

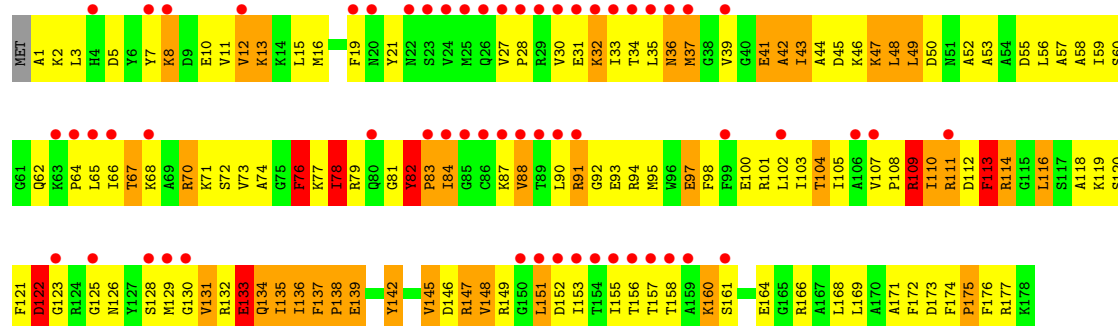




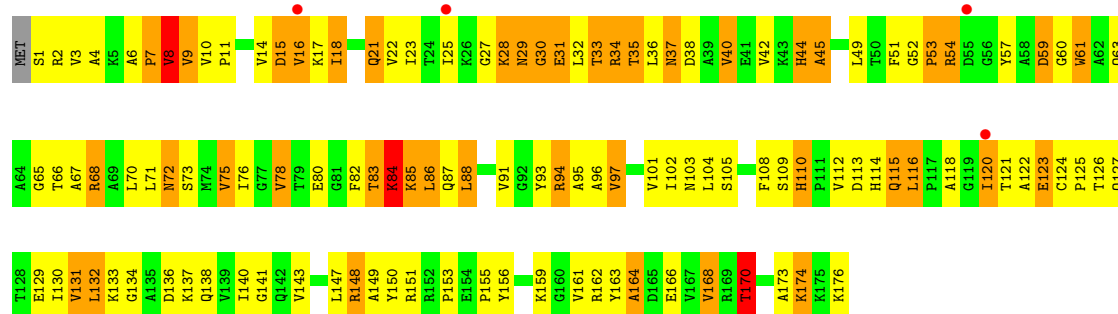
• Molecule 29: 50S ribosomal protein L5



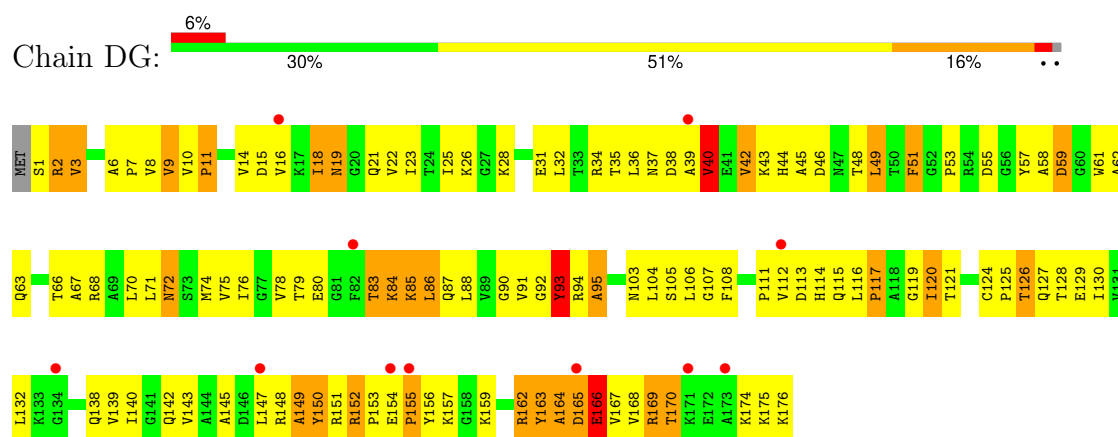
• Molecule 29: 50S ribosomal protein L5



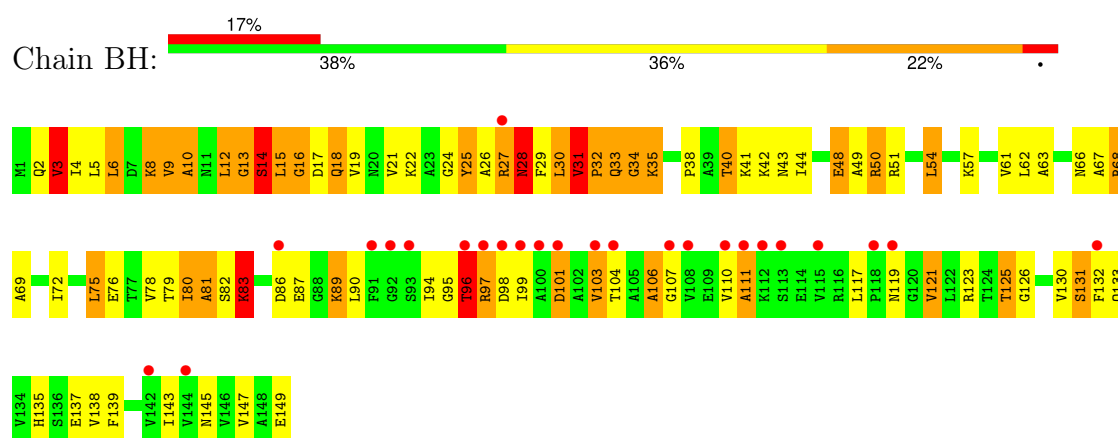
• Molecule 30: 50S ribosomal protein L6



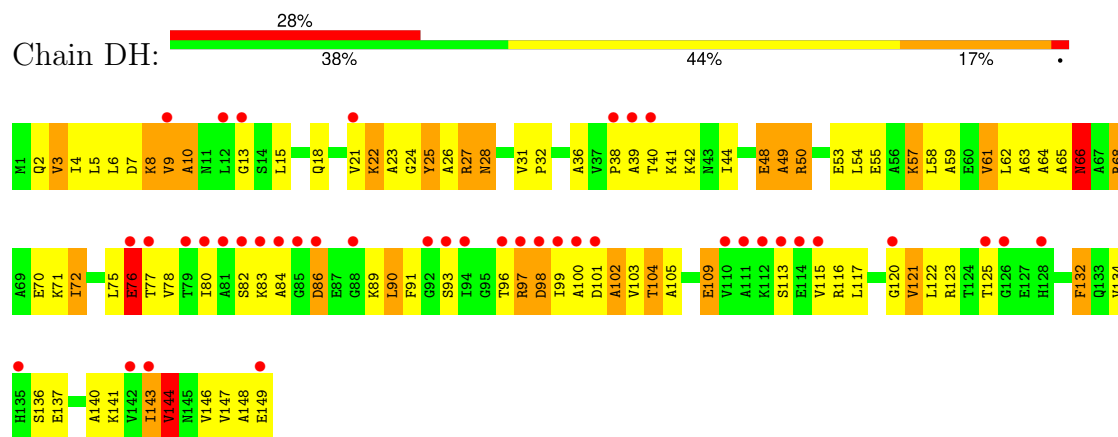
• Molecule 30: 50S ribosomal protein L6



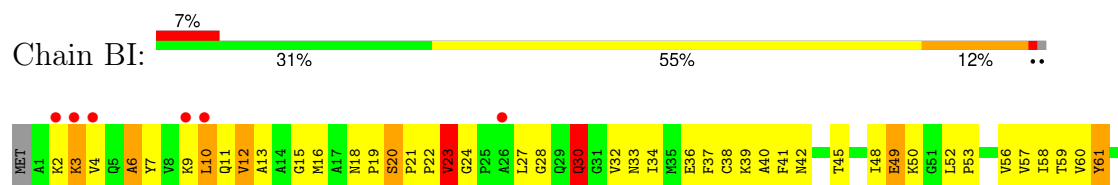
- Molecule 31: 50S ribosomal protein L9

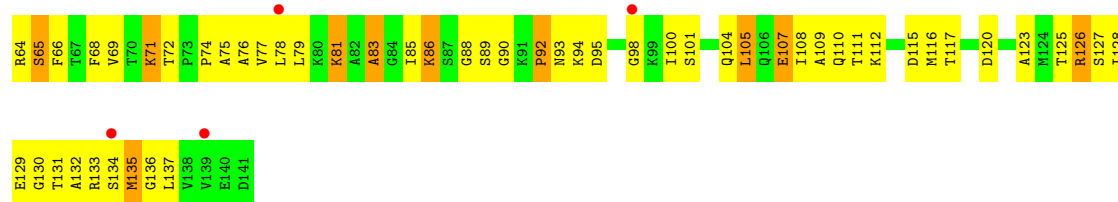


- Molecule 31: 50S ribosomal protein L9

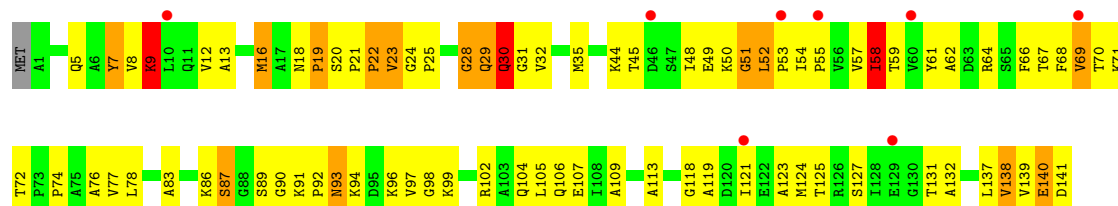
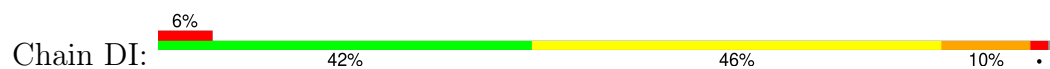


- Molecule 32: 50S ribosomal protein L11

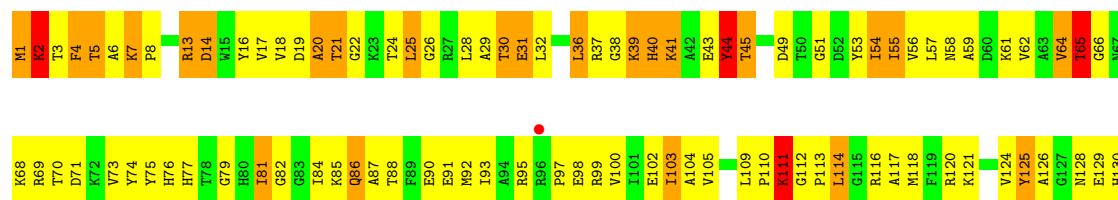




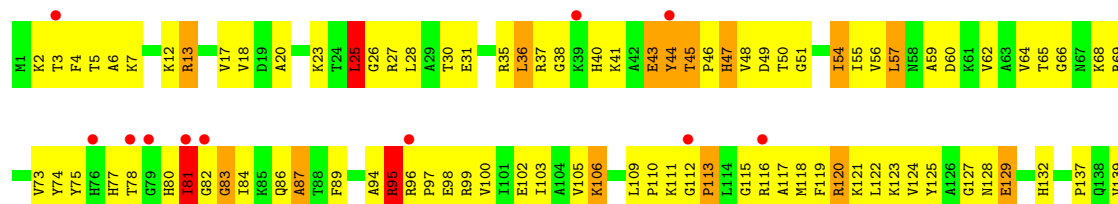
• Molecule 32: 50S ribosomal protein L11



• Molecule 33: 50S ribosomal protein L13

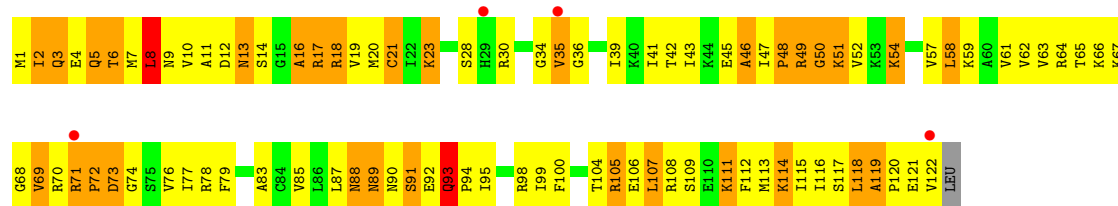


• Molecule 33: 50S ribosomal protein L13

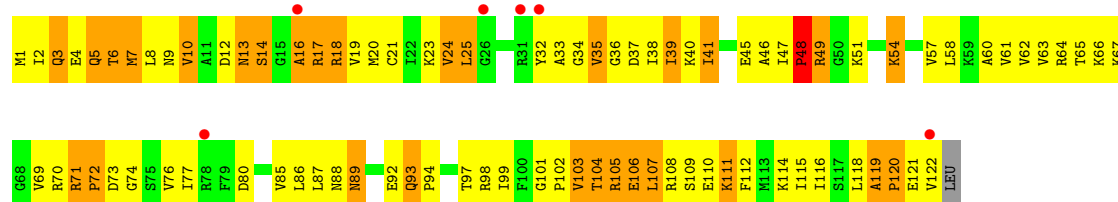


• Molecule 34: 50S ribosomal protein L14

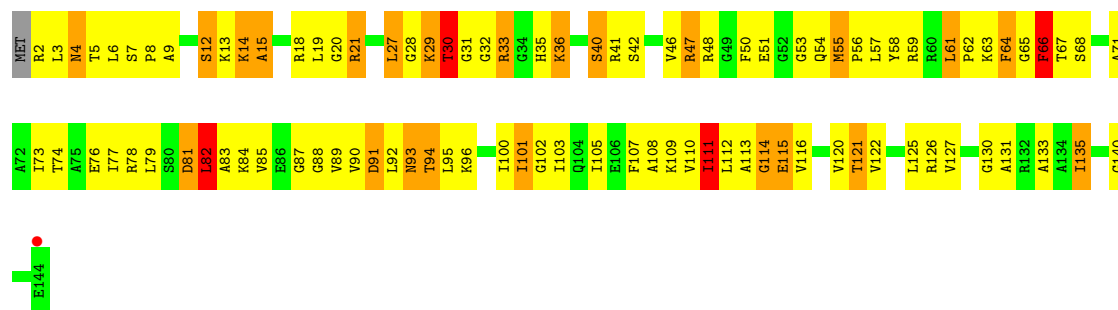




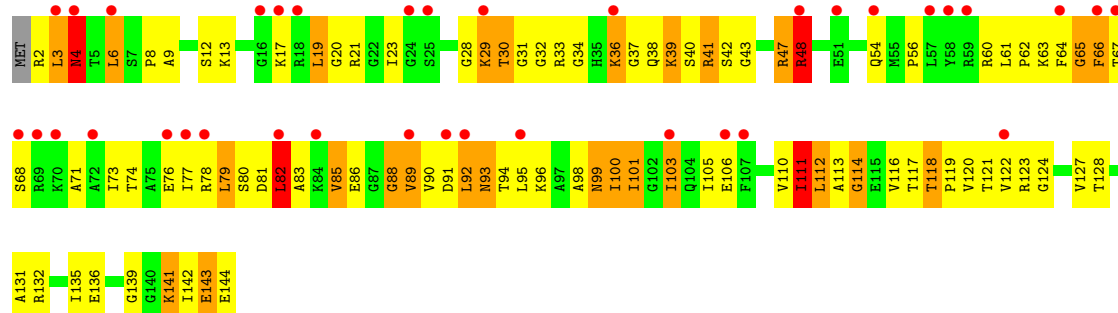
• Molecule 34: 50S ribosomal protein L14



• Molecule 35: 50S ribosomal protein L15

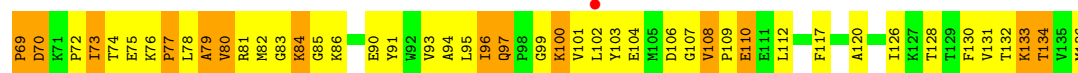


• Molecule 35: 50S ribosomal protein L15



• Molecule 36: 50S ribosomal protein L16






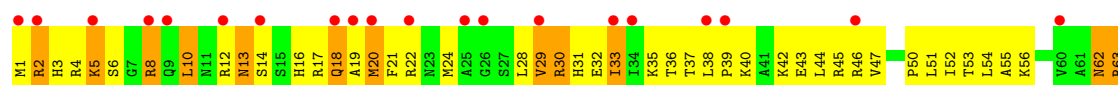
• Molecule 36: 50S ribosomal protein L16



• Molecule 37: 50S ribosomal protein L17



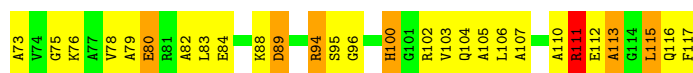
• Molecule 37: 50S ribosomal protein L17



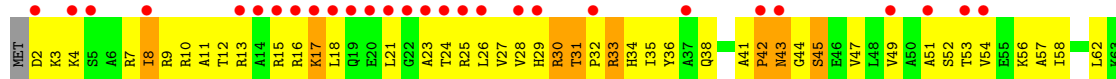
GLU

• Molecule 38: 50S ribosomal protein L18


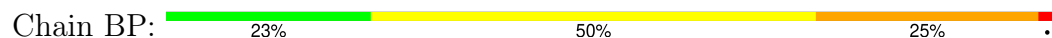




• Molecule 38: 50S ribosomal protein L18



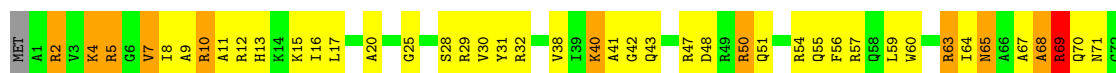
• Molecule 39: 50S ribosomal protein L19



• Molecule 39: 50S ribosomal protein L19



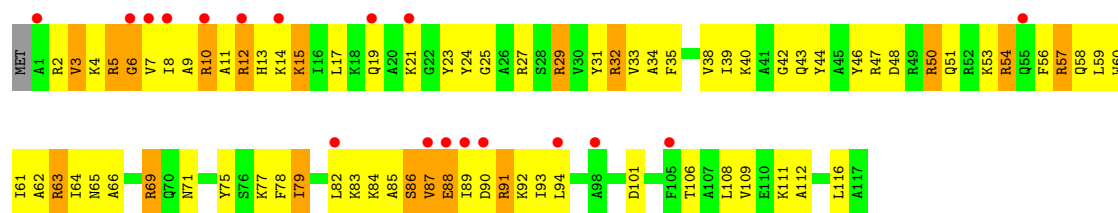
• Molecule 40: 50S ribosomal protein L20



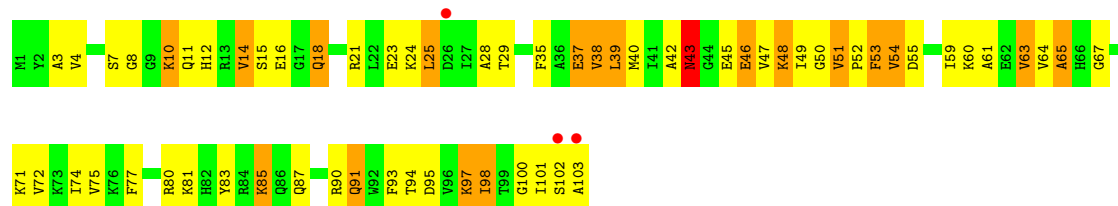
• Molecule 40: 50S ribosomal protein L20



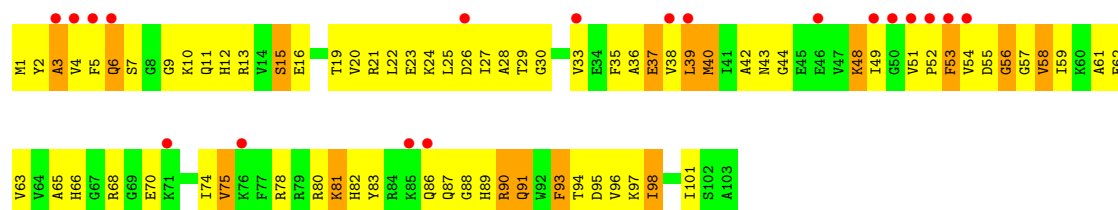




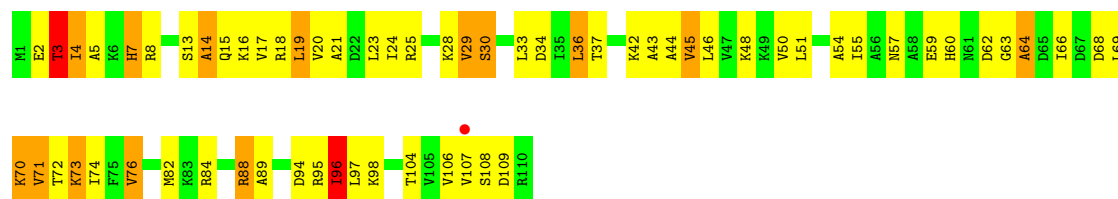
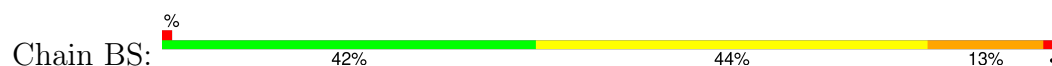
• Molecule 41: 50S ribosomal protein L21



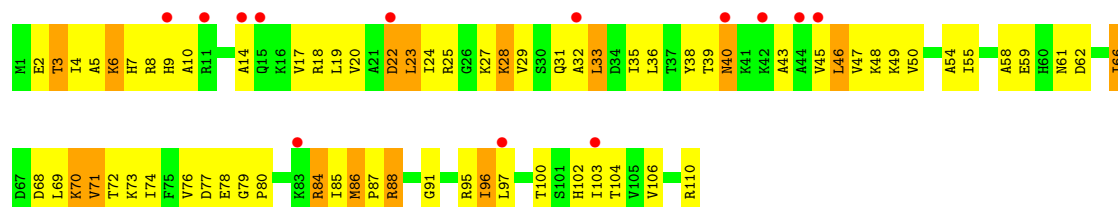
• Molecule 41: 50S ribosomal protein L21



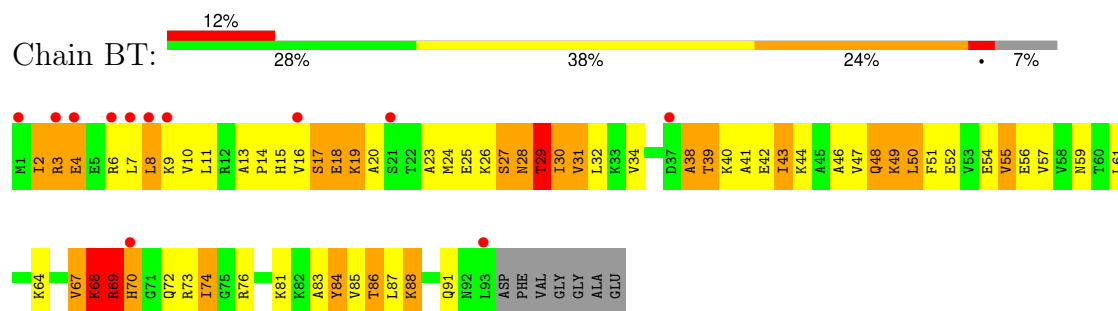
• Molecule 42: 50S ribosomal protein L22



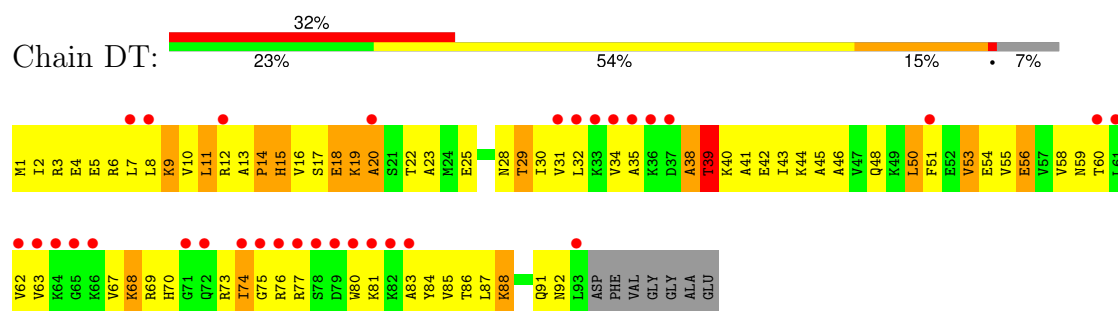
• Molecule 42: 50S ribosomal protein L22



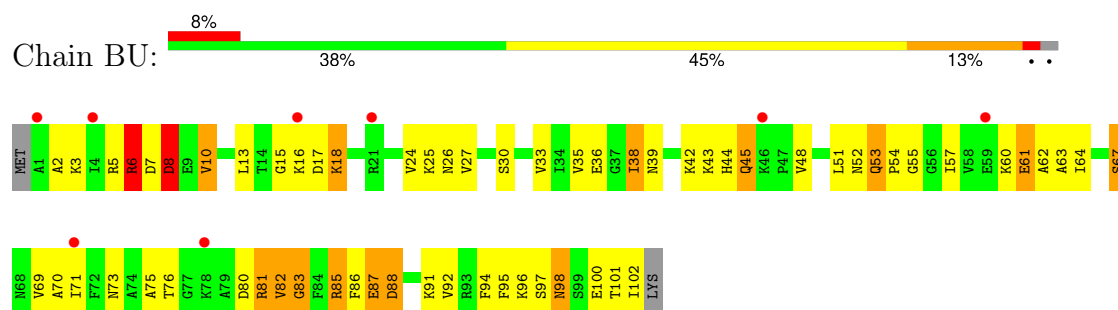
- Molecule 43: 50S ribosomal protein L23



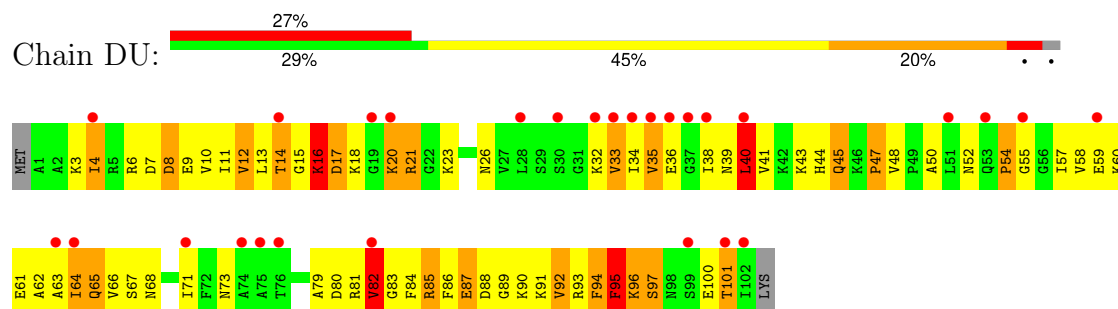
- Molecule 43: 50S ribosomal protein L23



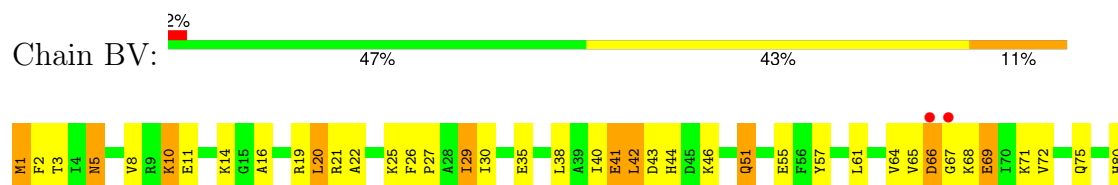
- Molecule 44: 50S ribosomal protein L24



- Molecule 44: 50S ribosomal protein L24

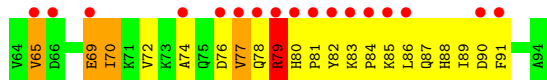


- Molecule 45: 50S ribosomal protein L25

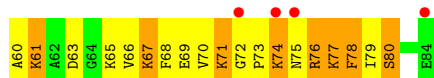




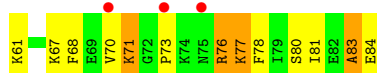
- Molecule 45: 50S ribosomal protein L25



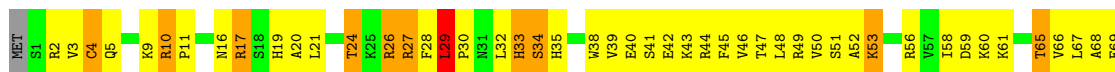
- Molecule 46: 50S ribosomal protein L27



- Molecule 46: 50S ribosomal protein L27

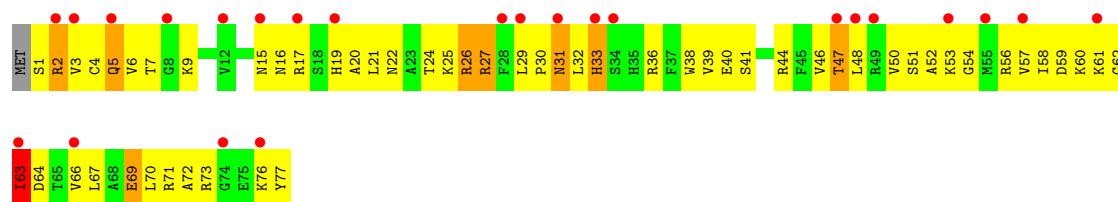


- Molecule 47: 50S ribosomal protein L28

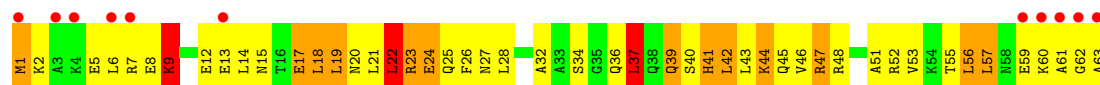


- Molecule 47: 50S ribosomal protein L28





- Molecule 48: 50S ribosomal protein L29



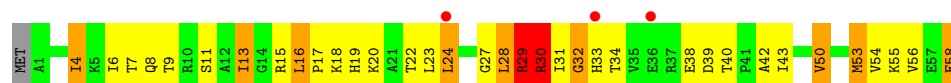
- Molecule 48: 50S ribosomal protein L29




- Molecule 49: 50S ribosomal protein L30



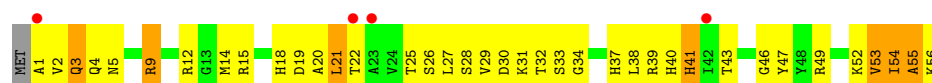
- Molecule 49: 50S ribosomal protein L30



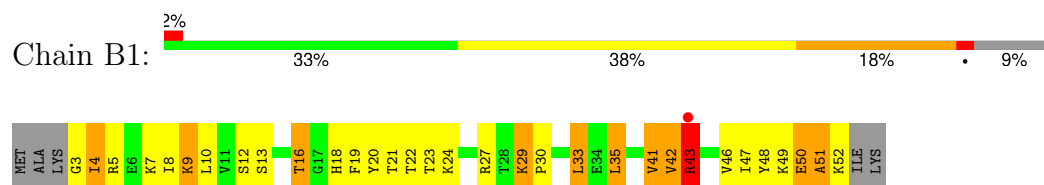
- Molecule 50: 50S ribosomal protein L32



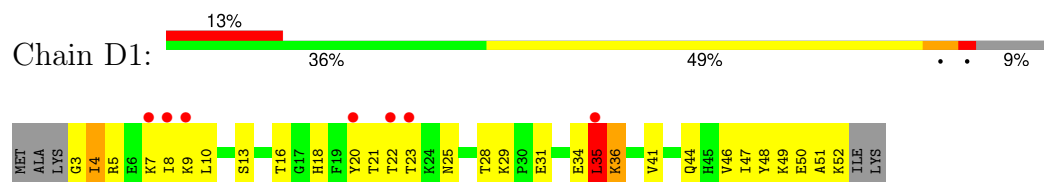
- Molecule 50: 50S ribosomal protein L32



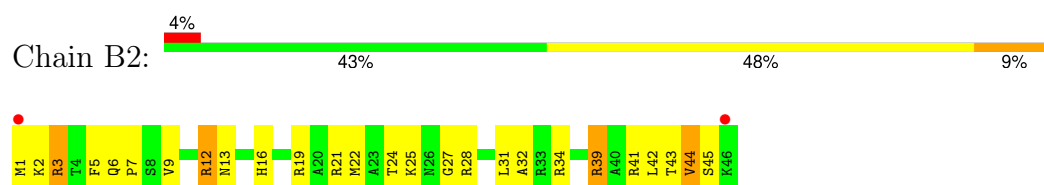
- Molecule 51: 50S ribosomal protein L33



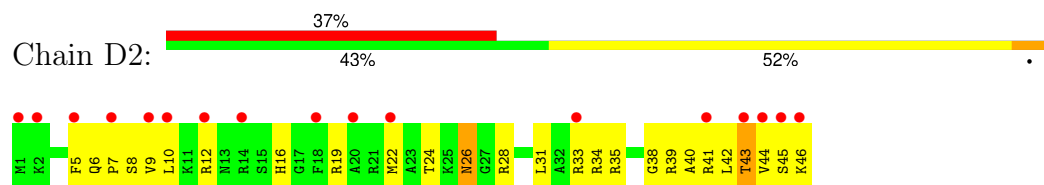
- Molecule 51: 50S ribosomal protein L33



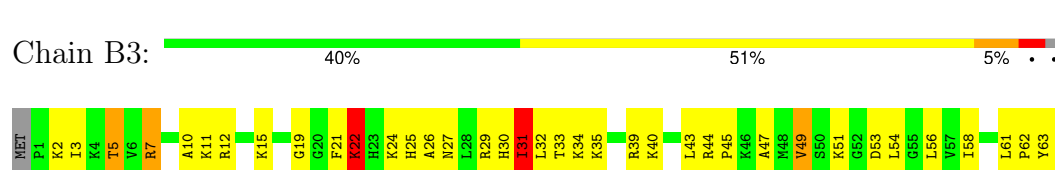
- Molecule 52: 50S ribosomal protein L34



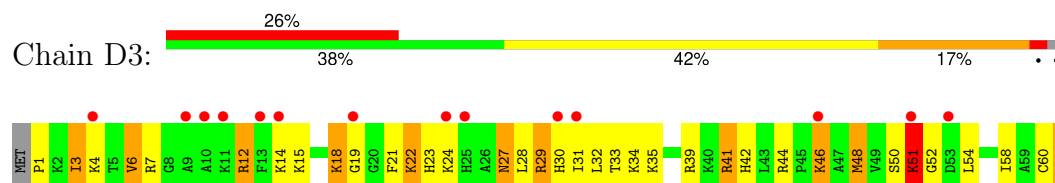
- Molecule 52: 50S ribosomal protein L34




- Molecule 53: 50S ribosomal protein L35



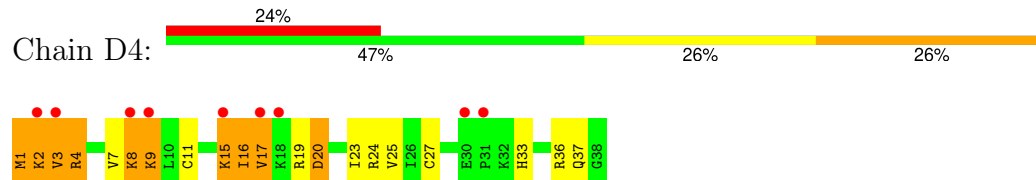
- Molecule 53: 50S ribosomal protein L35



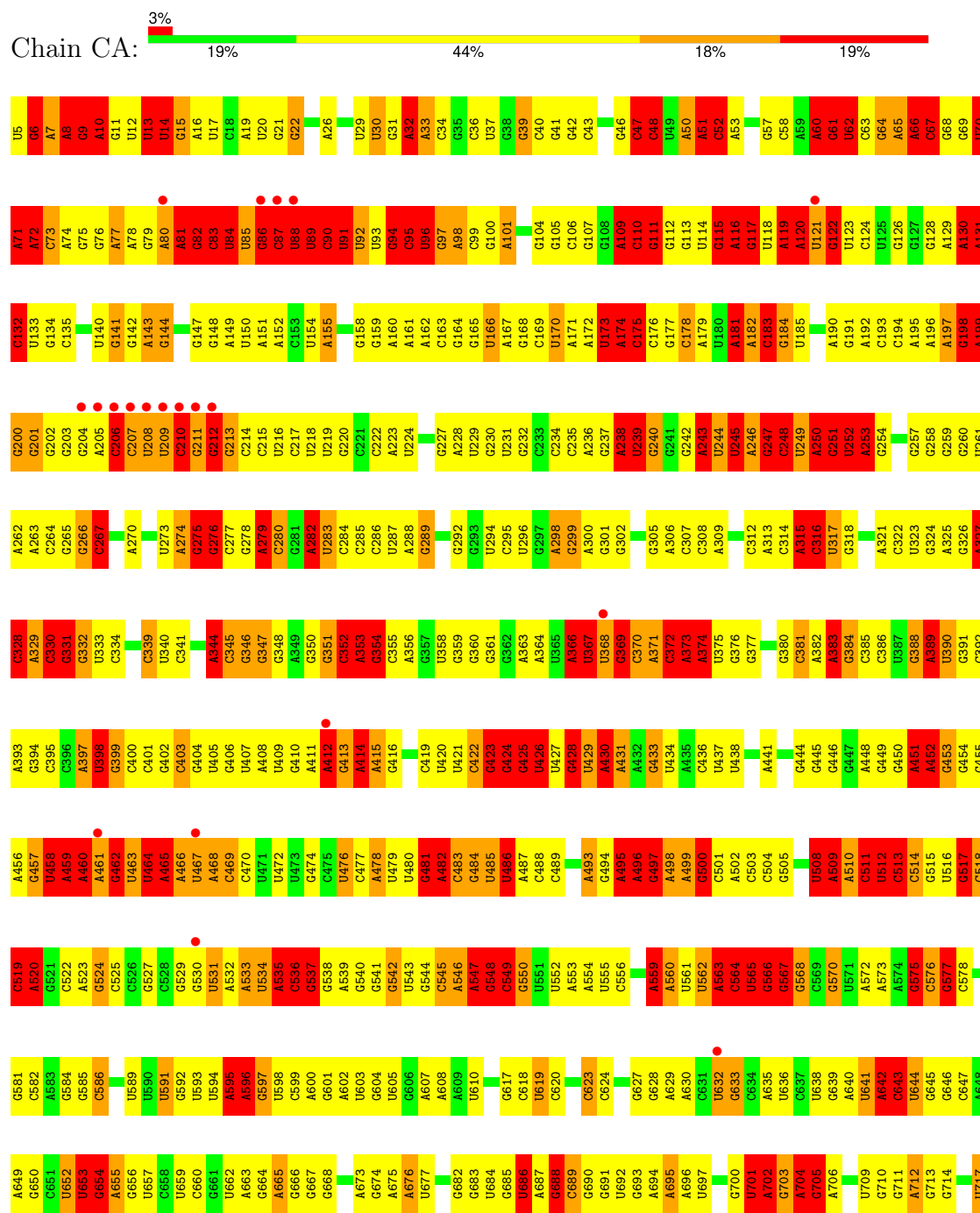
- Molecule 54: 50S ribosomal protein L36




## ● Molecule 54: 50S ribosomal protein L36



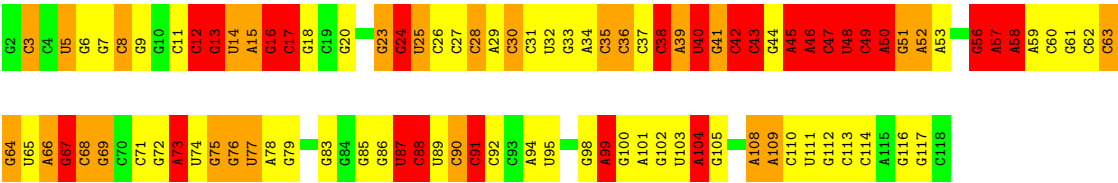
## ● Molecule 55: 16S rRNA





- Molecule 56: 5S rRNA

Chain DB: 





## 4 Data and refinement statistics

Property	Value	Source
Space group	P 21 21 21	Depositor
Cell constants a, b, c, $\alpha$ , $\beta$ , $\gamma$	210.72Å 435.07Å 628.73Å 90.00° 90.00° 90.00°	Depositor
Resolution (Å)	75.71 – 3.81 75.71 – 3.81	Depositor EDS
% Data completeness (in resolution range)	78.6 (75.71-3.81) 78.6 (75.71-3.81)	Depositor EDS
$R_{merge}$	0.11	Depositor
$R_{sym}$	(Not available)	Depositor
$\langle I/\sigma(I) \rangle$ <sup>1</sup>	1.59 (at 3.77Å)	Xtriage
Refinement program	PHENIX	Depositor
R, $R_{free}$	0.207 , 0.253 0.218 , 0.261	Depositor DCC
$R_{free}$ test set	8842 reflections (2.02%)	wwPDB-VP
Wilson B-factor (Å <sup>2</sup> )	99.2	Xtriage
Anisotropy	0.140	Xtriage
Bulk solvent $k_{sol}$ (e/Å <sup>3</sup> ), $B_{sol}$ (Å <sup>2</sup> )	0.24 , 67.1	EDS
L-test for twinning <sup>2</sup>	$\langle  L  \rangle = 0.46$ , $\langle L^2 \rangle = 0.28$	Xtriage
Estimated twinning fraction	No twinning to report.	Xtriage
$F_o, F_c$ correlation	0.92	EDS
Total number of atoms	285420	wwPDB-VP
Average B, all atoms (Å <sup>2</sup> )	125.0	wwPDB-VP

Xtriage's analysis on translational NCS is as follows: *The largest off-origin peak in the Patterson function is 2.11% of the height of the origin peak. No significant pseudotranslation is detected.*

<sup>1</sup>Intensities estimated from amplitudes.

<sup>2</sup>Theoretical values of  $\langle |L| \rangle$ ,  $\langle L^2 \rangle$  for acentric reflections are 0.5, 0.333 respectively for untwinned datasets, and 0.375, 0.2 for perfectly twinned datasets.

## 5 Model quality

### 5.1 Standard geometry

Bond lengths and bond angles in the following residue types are not validated in this section: ZN, MG

The Z score for a bond length (or angle) is the number of standard deviations the observed value is removed from the expected value. A bond length (or angle) with  $|Z| > 5$  is considered an outlier worth inspection. RMSZ is the root-mean-square of all Z scores of the bond lengths (or angles).

Mol	Chain	Bond lengths		Bond angles	
		RMSZ	$\# Z  > 5$	RMSZ	$\# Z  > 5$
1	AB	0.27	0/1735	0.48	0/2338
1	CB	0.28	0/1735	0.52	0/2338
2	AC	0.28	0/1651	0.50	0/2225
2	CC	0.29	0/1651	0.48	0/2225
3	AD	0.29	0/1665	0.48	0/2227
3	CD	0.36	0/1665	0.53	0/2227
4	AE	0.35	0/1118	0.64	1/1504 (0.1%)
4	CE	0.34	0/1118	0.55	0/1504
5	AF	0.27	0/835	0.49	0/1128
5	CF	0.26	0/835	0.48	0/1128
6	AG	0.26	0/1195	0.45	0/1602
6	CG	0.30	0/1187	0.51	0/1591
7	AH	0.31	0/989	0.49	0/1326
7	CH	0.30	0/989	0.50	0/1326
8	AI	0.26	0/1034	0.46	0/1375
8	CI	0.26	0/1034	0.46	0/1375
9	AJ	0.26	0/796	0.49	0/1077
9	CJ	0.26	0/796	0.50	0/1077
10	AK	0.26	0/893	0.48	0/1205
10	CK	0.30	0/893	0.52	0/1205
11	AL	0.34	0/969	0.60	0/1300
11	CL	0.30	0/969	0.56	0/1300
12	AM	0.27	0/892	0.54	1/1193 (0.1%)
12	CM	0.36	0/884	1.04	4/1181 (0.3%)
13	AN	0.25	0/785	0.45	0/1043
13	CN	0.26	0/780	0.45	0/1036
14	AO	0.25	0/722	0.45	0/964
14	CO	0.26	0/722	0.47	0/964
15	AP	0.30	0/659	0.50	0/884
15	CP	0.30	0/648	0.49	0/870
16	AQ	0.32	0/657	0.57	0/881
16	CQ	0.31	0/657	0.49	0/881

Mol	Chain	Bond lengths		Bond angles	
		RMSZ	# Z  >5	RMSZ	# Z  >5
17	AR	0.25	0/462	0.46	0/621
17	CR	0.31	0/462	0.49	0/621
18	AS	0.25	0/652	0.44	0/877
18	CS	0.25	0/652	0.46	0/877
19	AT	0.30	0/671	0.51	0/888
19	CT	0.27	0/671	0.46	0/888
20	AU	0.28	0/430	0.53	0/570
20	CU	0.33	0/430	0.57	0/570
21	AA	0.57	0/36834	1.45	646/57462 (1.1%)
22	AV	0.56	0/401	1.20	2/622 (0.3%)
22	CV	0.55	0/401	1.18	1/622 (0.2%)
23	AW	0.76	0/138	1.54	3/212 (1.4%)
23	CW	0.79	0/138	1.93	4/212 (1.9%)
24	BA	0.77	12/68626 (0.0%)	1.70	1788/107056 (1.7%)
24	DA	0.57	3/68314 (0.0%)	1.49	1376/106569 (1.3%)
25	BB	0.71	0/2828	1.59	62/4410 (1.4%)
26	BC	0.47	0/2121	0.73	1/2852 (0.0%)
26	DC	0.35	0/2121	0.58	0/2852
27	BD	0.52	0/1586	0.81	1/2134 (0.0%)
27	DD	0.32	0/1586	0.60	0/2134
28	BE	0.45	0/1571	0.67	0/2113
28	DE	0.33	0/1571	0.53	0/2113
29	BF	0.44	1/1434 (0.1%)	0.62	1/1926 (0.1%)
29	DF	0.45	3/1444 (0.2%)	0.79	5/1937 (0.3%)
30	BG	0.38	0/1343	0.64	0/1816
30	DG	0.28	0/1343	0.50	0/1816
31	BH	0.48	1/1122 (0.1%)	0.62	1/1515 (0.1%)
31	DH	0.39	0/1122	0.54	0/1515
32	BI	0.24	0/1046	0.50	0/1410
32	DI	0.24	0/1046	0.44	0/1410
33	BJ	0.56	0/1152	0.77	1/1551 (0.1%)
33	DJ	0.37	0/1152	0.62	0/1551
34	BK	0.53	0/947	0.82	1/1268 (0.1%)
34	DK	0.35	0/947	0.61	0/1268
35	BL	0.47	0/1054	0.76	1/1403 (0.1%)
35	DL	0.34	0/1054	0.58	0/1403
36	BM	0.50	0/1093	0.70	0/1460
36	DM	0.45	0/1093	0.63	0/1460
37	BN	0.48	0/973	0.73	1/1301 (0.1%)
37	DN	0.32	0/973	0.56	0/1301
38	BO	0.41	0/902	0.61	0/1209
38	DO	0.44	0/902	0.71	2/1209 (0.2%)
39	BP	0.48	0/929	0.74	0/1242

Mol	Chain	Bond lengths		Bond angles	
		RMSZ	# Z  >5	RMSZ	# Z  >5
39	DP	0.33	0/929	0.52	0/1242
40	BQ	0.58	0/960	0.74	0/1278
40	DQ	0.36	0/960	0.54	0/1278
41	BR	0.57	0/829	0.77	0/1107
41	DR	0.38	0/829	0.58	0/1107
42	BS	0.54	0/864	0.78	0/1156
42	DS	0.30	0/864	0.56	0/1156
43	BT	0.44	0/744	0.67	0/994
43	DT	0.27	0/744	0.51	0/994
44	BU	0.42	0/787	0.71	1/1051 (0.1%)
44	DU	0.35	0/787	0.56	1/1051 (0.1%)
45	BV	0.47	0/766	0.68	0/1025
45	DV	0.68	3/766 (0.4%)	0.81	3/1025 (0.3%)
46	BW	0.54	0/603	0.84	0/797
46	DW	0.34	0/603	0.55	0/797
47	BX	0.41	0/635	0.68	1/848 (0.1%)
47	DX	0.32	0/635	0.55	0/848
48	BY	0.42	0/510	0.67	0/677
48	DY	0.28	0/510	0.49	0/677
49	BZ	0.47	0/453	0.73	0/605
49	DZ	0.32	0/453	0.58	0/605
50	B0	0.40	0/450	0.70	0/599
50	D0	0.31	0/450	0.55	0/599
51	B1	0.40	0/416	0.59	0/554
51	D1	0.31	0/416	0.49	0/554
52	B2	0.48	0/380	0.80	0/498
52	D2	0.31	0/380	0.53	0/498
53	B3	0.46	0/513	0.67	0/676
53	D3	0.36	0/513	0.57	0/676
54	B4	0.50	0/303	0.80	0/397
54	D4	0.41	0/303	0.60	0/397
55	CA	0.55	1/36762 (0.0%)	1.45	694/57350 (1.2%)
56	DB	0.68	4/2803 (0.1%)	1.79	112/4371 (2.6%)
All	All	0.57	28/307815 (0.0%)	1.37	4715/460233 (1.0%)

Chiral center outliers are detected by calculating the chiral volume of a chiral center and verifying if the center is modelled as a planar moiety or with the opposite hand. A planarity outlier is detected by checking planarity of atoms in a peptide group, atoms in a mainchain group or atoms of a sidechain that are expected to be planar.

Mol	Chain	#Chirality outliers	#Planarity outliers
27	BD	0	2

*Continued on next page...*

*Continued from previous page...*

Mol	Chain	#Chirality outliers	#Planarity outliers
29	DF	0	1
36	DM	0	1
All	All	0	4

All (28) bond length outliers are listed below:

Mol	Chain	Res	Type	Atoms	Z	Observed(Å)	Ideal(Å)
24	BA	1142	A	N9-C4	-11.34	1.31	1.37
45	DV	31	TYR	CE1-CZ	10.97	1.52	1.38
24	DA	1060	U	C2-N3	7.54	1.43	1.37
24	BA	1142	A	C8-N7	7.36	1.36	1.31
24	BA	2857	G	N3-C4	7.16	1.40	1.35
24	BA	2451	A	C8-N7	7.10	1.36	1.31
24	BA	630	G	N3-C4	6.86	1.40	1.35
24	BA	1876	A	N7-C5	6.83	1.43	1.39
24	DA	1142	A	N9-C4	-6.62	1.33	1.37
24	BA	2860	A	C6-N6	6.51	1.39	1.33
24	DA	2311	A	C6-N6	-6.42	1.28	1.33
45	DV	31	TYR	CG-CD2	6.41	1.47	1.39
24	BA	1060	U	C2-N3	6.40	1.42	1.37
24	BA	633	A	C6-N6	6.29	1.39	1.33
31	BH	48	GLU	C-O	-6.14	1.11	1.23
29	DF	78	ILE	CA-CB	5.89	1.68	1.54
56	DB	104	A	N9-C4	5.88	1.41	1.37
29	DF	109	ARG	CZ-NH1	-5.83	1.25	1.33
24	BA	2447	G	C6-N1	5.80	1.43	1.39
29	BF	76	PHE	CD2-CE2	-5.70	1.27	1.39
29	DF	109	ARG	CZ-NH2	5.59	1.40	1.33
55	CA	1301	U	C1'-N1	5.57	1.57	1.48
24	BA	1606	C	C1'-N1	5.50	1.57	1.48
56	DB	104	A	N7-C5	-5.33	1.36	1.39
24	BA	2884	U	C1'-N1	5.27	1.56	1.48
56	DB	76	G	N9-C4	-5.11	1.33	1.38
45	DV	31	TYR	CD1-CE1	5.08	1.47	1.39
56	DB	8	C	C1'-N1	5.07	1.56	1.48

All (4715) bond angle outliers are listed below:

Mol	Chain	Res	Type	Atoms	Z	Observed(°)	Ideal(°)
12	CM	2	ARG	NE-CZ-NH1	-22.49	109.06	120.30
24	BA	2447	G	C6-N1-C2	-18.42	114.05	125.10
12	CM	2	ARG	NE-CZ-NH2	17.95	129.28	120.30

*Continued on next page...*

*Continued from previous page...*

Mol	Chain	Res	Type	Atoms	Z	Observed(°)	Ideal(°)
24	BA	1330	C	N1-C1'-C2'	-17.28	91.53	114.00
56	DB	104	A	C8-N9-C4	-16.28	99.29	105.80
24	DA	2311	A	N1-C2-N3	16.22	137.41	129.30
29	DF	109	ARG	NE-CZ-NH2	15.96	128.28	120.30
21	AA	1103	C	N1-C1'-C2'	-15.59	93.73	114.00
24	BA	2451	A	C5-N7-C8	-15.57	96.12	103.90
21	AA	972	C	N1-C1'-C2'	-15.46	93.90	114.00
55	CA	352	C	N1-C1'-C2'	-15.30	94.11	114.00
24	BA	249	C	P-O3'-C3'	14.98	137.67	119.70
24	DA	961	C	P-O3'-C3'	14.97	137.66	119.70
24	DA	1214	A	P-O3'-C3'	-14.92	101.80	119.70
56	DB	104	A	P-O3'-C3'	-14.91	101.80	119.70
24	BA	1681	G	P-O3'-C3'	14.83	137.49	119.70
24	BA	373	U	N1-C1'-C2'	-14.82	94.73	114.00
24	BA	1461	C	N1-C1'-C2'	-14.77	94.80	114.00
24	DA	1325	U	P-O3'-C3'	14.60	137.22	119.70
24	DA	1060	U	C5-C4-O4	-14.51	117.19	125.90
24	BA	2616	C	N1-C1'-C2'	-14.50	95.16	114.00
24	BA	2857	G	C2-N3-C4	-14.46	104.67	111.90
55	CA	913	A	P-O3'-C3'	14.45	137.04	119.70
24	DA	2460	U	N1-C1'-C2'	-14.45	95.22	114.00
24	DA	364	C	N1-C1'-C2'	-14.36	95.33	114.00
24	BA	1956	U	N1-C1'-C2'	-14.32	95.38	114.00
24	BA	1250	G	P-O3'-C3'	14.20	136.74	119.70
24	BA	2691	C	N1-C1'-C2'	-14.14	95.61	114.00
25	BB	52	A	P-O3'-C3'	14.13	136.66	119.70
21	AA	1140	C	N1-C1'-C2'	-14.12	95.64	114.00
24	BA	2447	G	P-O3'-C3'	14.11	136.63	119.70
24	BA	2036	C	N1-C1'-C2'	-14.09	95.69	114.00
24	DA	1536	C	P-O3'-C3'	14.01	136.51	119.70
24	DA	1997	C	N1-C1'-C2'	-13.84	96.00	114.00
24	BA	1698	A	P-O3'-C3'	13.83	136.30	119.70
24	DA	1499	C	N1-C1'-C2'	-13.72	96.17	114.00
24	DA	2267	A	N1-C6-N6	13.71	126.83	118.60
55	CA	960	U	O4'-C1'-N1	13.69	119.16	108.20
55	CA	1381	U	N1-C1'-C2'	-13.64	96.27	114.00
24	BA	2283	C	N1-C1'-C2'	-13.60	96.32	114.00
24	BA	2200	C	N1-C1'-C2'	-13.55	96.39	114.00
55	CA	972	C	N1-C1'-C2'	-13.51	96.44	114.00
24	DA	2497	A	P-O3'-C3'	13.48	135.88	119.70
24	BA	2440	C	N1-C1'-C2'	-13.46	96.50	114.00
24	DA	739	A	P-O3'-C3'	13.44	135.82	119.70

*Continued on next page...*

*Continued from previous page...*

Mol	Chain	Res	Type	Atoms	Z	Observed(°)	Ideal(°)
56	DB	90	C	N1-C1'-C2'	-13.43	96.54	114.00
24	BA	790	U	N1-C1'-C2'	-13.38	96.61	114.00
24	DA	2849	U	P-O3'-C3'	13.36	135.74	119.70
24	BA	2645	G	P-O3'-C3'	13.36	135.73	119.70
24	BA	2860	A	N1-C6-N6	13.36	126.61	118.60
24	DA	2440	C	N1-C1'-C2'	-13.36	96.64	114.00
24	BA	2493	U	P-O3'-C3'	-13.31	103.72	119.70
24	BA	1019	U	C2-N3-C4	-13.24	119.06	127.00
24	BA	2424	C	N1-C1'-C2'	-13.22	96.81	114.00
24	BA	2504	U	N1-C1'-C2'	-13.22	96.81	114.00
24	BA	1142	A	C5-N7-C8	-13.17	97.31	103.90
55	CA	398	U	N1-C1'-C2'	-13.13	96.93	114.00
24	BA	812	C	N1-C1'-C2'	-13.08	97.00	114.00
24	BA	1060	U	C5-C4-O4	-13.06	118.06	125.90
56	DB	17	C	N1-C1'-C2'	-13.05	97.03	114.00
55	CA	1283	U	N1-C1'-C2'	-13.04	97.05	114.00
24	DA	2836	U	N1-C1'-C2'	-13.03	97.06	114.00
24	BA	2447	G	C5-C6-O6	-13.02	120.79	128.60
21	AA	352	C	N1-C1'-C2'	-12.99	97.11	114.00
24	DA	2520	C	N1-C1'-C2'	-12.98	97.12	114.00
24	BA	2725	A	P-O3'-C3'	12.95	135.24	119.70
24	DA	1966	A	P-O3'-C3'	12.90	135.19	119.70
21	AA	1159	U	P-O3'-C3'	12.83	135.09	119.70
24	BA	2441	U	N1-C1'-C2'	-12.82	97.33	114.00
55	CA	1224	U	P-O3'-C3'	12.82	135.08	119.70
24	DA	589	U	N1-C1'-C2'	-12.82	97.33	114.00
55	CA	1228	C	N1-C1'-C2'	-12.82	97.34	114.00
23	CW	5	U	P-O3'-C3'	12.81	135.07	119.70
24	BA	70	G	P-O3'-C3'	12.79	135.05	119.70
24	BA	481	G	P-O3'-C3'	12.78	135.03	119.70
24	BA	991	C	N1-C1'-C2'	-12.75	97.42	114.00
24	DA	2283	C	N1-C1'-C2'	-12.72	97.46	114.00
24	BA	2752	C	N1-C1'-C2'	-12.64	97.56	114.00
24	BA	633	A	N1-C6-N6	12.64	126.18	118.60
24	DA	670	A	P-O3'-C3'	12.64	134.86	119.70
24	DA	2881	U	P-O3'-C3'	-12.63	104.55	119.70
24	BA	196	A	P-O3'-C3'	12.62	134.85	119.70
24	BA	1386	C	N1-C1'-C2'	-12.59	97.63	114.00
24	BA	200	U	N1-C1'-C2'	-12.58	97.64	114.00
55	CA	245	U	N1-C1'-C2'	-12.58	97.64	114.00
55	CA	317	U	N1-C1'-C2'	-12.58	97.65	114.00
24	BA	946	C	N1-C1'-C2'	-12.57	97.65	114.00

*Continued on next page...*

*Continued from previous page...*

Mol	Chain	Res	Type	Atoms	Z	Observed(°)	Ideal(°)
24	BA	435	C	N1-C1'-C2'	-12.57	97.66	114.00
55	CA	328	C	P-O3'-C3'	12.55	134.76	119.70
24	DA	806	C	N1-C1'-C2'	-12.54	97.69	114.00
24	BA	2857	G	N9-C4-C5	-12.54	100.39	105.40
24	DA	766	U	N1-C1'-C2'	-12.53	97.71	114.00
21	AA	169	C	O4'-C1'-N1	12.52	118.21	108.20
24	BA	589	U	N1-C1'-C2'	-12.52	97.73	114.00
24	DA	1023	U	N1-C1'-C2'	-12.51	97.74	114.00
24	BA	2646	C	N1-C1'-C2'	-12.51	97.74	114.00
24	BA	2214	C	N1-C1'-C2'	-12.49	97.76	114.00
24	BA	931	U	O4'-C1'-N1	-12.48	98.22	108.20
24	BA	1499	C	N1-C1'-C2'	-12.46	97.80	114.00
24	DA	2338	C	N1-C1'-C2'	-12.46	97.80	114.00
24	DA	436	C	N1-C1'-C2'	-12.46	97.80	114.00
24	DA	250	G	P-O3'-C3'	-12.46	104.75	119.70
24	DA	224	U	N1-C1'-C2'	-12.45	97.82	114.00
24	DA	588	U	N1-C1'-C2'	-12.45	97.82	114.00
24	BA	919	U	N1-C2-O2	12.44	131.51	122.80
24	DA	76	C	N1-C1'-C2'	-12.41	97.87	114.00
24	BA	571	U	P-O3'-C3'	12.39	134.57	119.70
24	BA	790	U	P-O3'-C3'	-12.38	104.85	119.70
24	DA	2752	C	N1-C1'-C2'	-12.37	97.92	114.00
24	DA	1803	A	P-O3'-C3'	-12.37	104.86	119.70
21	AA	370	C	N1-C1'-C2'	-12.36	97.93	114.00
24	BA	2586	U	N1-C1'-C2'	-12.35	97.94	114.00
24	BA	302	C	N1-C1'-C2'	-12.31	98.00	114.00
55	CA	753	A	P-O3'-C3'	12.31	134.47	119.70
24	BA	53	A	P-O3'-C3'	-12.28	104.96	119.70
21	AA	431	A	P-O3'-C3'	-12.27	104.98	119.70
24	BA	2893	A	P-O3'-C3'	12.26	134.41	119.70
55	CA	1141	C	N1-C1'-C2'	-12.24	98.09	114.00
24	BA	413	C	P-O3'-C3'	-12.24	105.02	119.70
21	AA	577	G	P-O3'-C3'	-12.23	105.03	119.70
55	CA	1503	A	P-O3'-C3'	12.23	134.37	119.70
55	CA	425	G	P-O3'-C3'	-12.21	105.04	119.70
21	AA	330	C	N1-C1'-C2'	-12.21	98.13	114.00
24	BA	2542	A	P-O3'-C3'	12.17	134.31	119.70
55	CA	1301	U	P-O3'-C3'	-12.15	105.12	119.70
24	BA	2326	C	P-O3'-C3'	12.14	134.27	119.70
24	BA	1972	G	P-O3'-C3'	-12.12	105.16	119.70
24	BA	803	U	N1-C1'-C2'	-12.08	98.30	114.00
21	AA	812	G	P-O3'-C3'	12.06	134.17	119.70

*Continued on next page...*



*Continued from previous page...*

Mol	Chain	Res	Type	Atoms	Z	Observed(°)	Ideal(°)
24	DA	740	C	N1-C1'-C2'	-12.05	98.33	114.00
21	AA	565	U	N1-C1'-C2'	-12.04	98.35	114.00
24	BA	2879	A	P-O3'-C3'	12.03	134.14	119.70
24	BA	2338	C	N1-C1'-C2'	-12.03	98.36	114.00
21	AA	173	U	O4'-C1'-N1	12.02	117.81	108.20
24	DA	1810	A	P-O3'-C3'	-12.02	105.28	119.70
24	DA	2267	A	C6-C5-N7	-12.02	123.89	132.30
24	DA	2023	C	N1-C1'-C2'	-11.99	98.42	114.00
21	AA	984	C	N1-C1'-C2'	-11.98	98.43	114.00
24	BA	1398	C	N1-C1'-C2'	-11.98	98.42	114.00
56	DB	51	G	O4'-C1'-N9	11.98	117.78	108.20
24	BA	1732	C	P-O3'-C3'	11.97	134.07	119.70
24	BA	2447	G	C5-C6-N1	11.96	117.48	111.50
24	BA	1142	A	N3-C4-N9	-11.96	117.83	127.40
24	BA	1272	A	P-O3'-C3'	11.96	134.05	119.70
24	DA	364	C	P-O3'-C3'	-11.95	105.36	119.70
21	AA	735	C	N1-C1'-C2'	-11.95	98.47	114.00
24	BA	217	A	P-O3'-C3'	-11.94	105.37	119.70
21	AA	590	U	N1-C1'-C2'	-11.93	98.49	114.00
24	DA	313	G	P-O3'-C3'	-11.92	105.39	119.70
55	CA	1298	U	P-O3'-C3'	11.92	134.01	119.70
24	BA	1142	A	C4-C5-C6	-11.91	111.05	117.00
24	BA	1399	C	N1-C1'-C2'	-11.88	98.55	114.00
24	BA	739	A	P-O3'-C3'	11.88	133.96	119.70
24	BA	1838	C	P-O3'-C3'	11.88	133.96	119.70
24	DA	2646	C	N1-C1'-C2'	-11.86	98.58	114.00
24	DA	2267	A	C5-C6-N6	-11.85	114.22	123.70
24	DA	2504	U	N1-C1'-C2'	-11.85	98.60	114.00
55	CA	1202	U	N1-C1'-C2'	-11.84	98.60	114.00
55	CA	1449	C	N1-C1'-C2'	-11.84	98.61	114.00
55	CA	132	C	N1-C1'-C2'	-11.84	98.61	114.00
55	CA	915	A	P-O3'-C3'	-11.84	105.49	119.70
21	AA	14	U	N1-C1'-C2'	-11.83	98.62	114.00
55	CA	96	U	N1-C1'-C2'	-11.83	98.62	114.00
24	BA	800	A	P-O3'-C3'	11.82	133.89	119.70
24	BA	2347	C	N1-C1'-C2'	-11.81	98.64	114.00
24	DA	2200	C	N1-C1'-C2'	-11.80	98.65	114.00
55	CA	565	U	N1-C1'-C2'	-11.80	98.66	114.00
21	AA	245	U	N1-C1'-C2'	-11.79	98.68	114.00
21	AA	1345	U	P-O3'-C3'	11.78	133.84	119.70
55	CA	1096	C	N1-C1'-C2'	-11.78	98.69	114.00
24	DA	2334	U	P-O3'-C3'	11.76	133.81	119.70

*Continued on next page...*

*Continued from previous page...*

Mol	Chain	Res	Type	Atoms	Z	Observed(°)	Ideal(°)
24	DA	229	C	N1-C1'-C2'	-11.75	98.72	114.00
29	DF	78	ILE	CB-CA-C	-11.75	88.10	111.60
24	BA	2575	C	C2-N3-C4	-11.74	114.03	119.90
24	BA	2383	G	P-O3'-C3'	-11.74	105.61	119.70
24	BA	91	A	P-O3'-C3'	11.73	133.78	119.70
24	DA	2572	A	P-O3'-C3'	11.73	133.78	119.70
24	DA	1963	U	N1-C1'-C2'	-11.72	98.76	114.00
24	DA	2314	A	P-O3'-C3'	-11.69	105.68	119.70
24	BA	2497	A	P-O3'-C3'	11.68	133.72	119.70
55	CA	52	C	N1-C1'-C2'	-11.68	98.82	114.00
55	CA	117	G	P-O3'-C3'	-11.66	105.70	119.70
24	DA	1556	C	P-O3'-C3'	-11.65	105.71	119.70
24	DA	2611	C	N1-C1'-C2'	-11.65	98.85	114.00
24	DA	1049	C	N1-C1'-C2'	-11.64	98.87	114.00
24	DA	1972	G	P-O3'-C3'	-11.64	105.73	119.70
24	DA	1956	U	N1-C1'-C2'	-11.63	98.88	114.00
24	BA	2428	G	P-O3'-C3'	-11.60	105.79	119.70
24	DA	224	U	P-O3'-C3'	-11.59	105.80	119.70
55	CA	962	C	P-O3'-C3'	-11.58	105.81	119.70
24	DA	1386	C	N1-C1'-C2'	-11.57	98.95	114.00
21	AA	1192	C	N1-C1'-C2'	-11.56	98.97	114.00
55	CA	1086	U	N1-C1'-C2'	-11.56	98.97	114.00
55	CA	173	U	O4'-C1'-N1	11.51	117.40	108.20
24	BA	1967	C	N1-C1'-C2'	-11.50	99.05	114.00
24	DA	2347	C	N1-C1'-C2'	-11.49	99.06	114.00
21	AA	1033	G	P-O3'-C3'	-11.49	105.91	119.70
21	AA	1495	U	P-O3'-C3'	-11.49	105.91	119.70
55	CA	995	C	N1-C1'-C2'	-11.48	99.08	114.00
56	DB	91	C	N1-C1'-C2'	-11.46	99.10	114.00
24	BA	2866	U	P-O3'-C3'	11.46	133.46	119.70
24	DA	859	G	P-O3'-C3'	11.46	133.45	119.70
24	BA	2517	C	O4'-C1'-N1	11.46	117.37	108.20
24	DA	1265	A	P-O3'-C3'	11.45	133.43	119.70
24	BA	1865	U	C2-N3-C4	-11.41	120.16	127.00
55	CA	1068	G	P-O3'-C3'	-11.41	106.01	119.70
24	DA	527	C	O4'-C1'-N1	11.41	117.33	108.20
21	AA	122	G	P-O3'-C3'	-11.38	106.04	119.70
21	AA	331	G	P-O3'-C3'	-11.39	106.04	119.70
24	BA	961	C	P-O3'-C3'	11.38	133.36	119.70
24	DA	435	C	N1-C1'-C2'	-11.38	99.21	114.00
24	BA	1648	U	N1-C1'-C2'	-11.36	99.23	114.00
21	AA	454	G	P-O3'-C3'	-11.35	106.08	119.70

*Continued on next page...*

*Continued from previous page...*

Mol	Chain	Res	Type	Atoms	Z	Observed(°)	Ideal(°)
24	BA	142	A	P-O3'-C3'	-11.35	106.08	119.70
55	CA	1325	C	N1-C1'-C2'	-11.34	99.25	114.00
24	DA	2024	G	P-O3'-C3'	-11.33	106.10	119.70
24	DA	688	U	N1-C1'-C2'	-11.32	99.28	114.00
55	CA	330	C	N1-C1'-C2'	-11.32	99.29	114.00
24	BA	509	C	P-O3'-C3'	-11.31	106.12	119.70
24	DA	2492	U	N1-C1'-C2'	-11.31	99.30	114.00
21	AA	52	C	N1-C1'-C2'	-11.30	99.31	114.00
24	BA	92	U	N1-C1'-C2'	-11.30	99.31	114.00
56	DB	17	C	O4'-C1'-N1	11.27	117.22	108.20
24	BA	1931	U	N1-C1'-C2'	-11.23	99.40	114.00
24	BA	279	A	P-O3'-C3'	-11.22	106.24	119.70
24	DA	1249	U	N1-C1'-C2'	-11.21	99.43	114.00
21	AA	985	C	P-O3'-C3'	-11.21	106.25	119.70
21	AA	130	A	P-O3'-C3'	11.18	133.12	119.70
24	DA	1799	G	P-O3'-C3'	11.18	133.11	119.70
24	BA	1635	A	P-O3'-C3'	-11.17	106.29	119.70
24	DA	812	C	N1-C1'-C2'	-11.16	99.49	114.00
24	DA	1788	C	N1-C1'-C2'	-11.16	99.49	114.00
24	BA	1331	G	P-O3'-C3'	-11.16	106.31	119.70
55	CA	1147	C	N1-C1'-C2'	-11.15	99.50	114.00
24	DA	2310	C	N1-C1'-C2'	-11.12	99.55	114.00
24	DA	2581	G	P-O3'-C3'	11.11	133.03	119.70
55	CA	961	U	N1-C1'-C2'	-11.10	99.56	114.00
21	AA	1495	U	N1-C1'-C2'	-11.10	99.57	114.00
21	AA	1506	U	P-O3'-C3'	11.10	133.02	119.70
21	AA	891	U	N1-C1'-C2'	-11.09	99.59	114.00
24	DA	2752	C	O4'-C1'-N1	11.08	117.07	108.20
24	BA	2408	U	N1-C1'-C2'	-11.08	99.60	114.00
24	BA	1247	A	P-O3'-C3'	11.07	132.98	119.70
24	BA	2820	A	P-O3'-C3'	11.07	132.98	119.70
24	DA	1967	C	N1-C1'-C2'	-11.07	99.61	114.00
21	AA	934	C	P-O3'-C3'	11.06	132.97	119.70
45	DV	31	TYR	CB-CG-CD1	-11.06	114.36	121.00
24	BA	251	A	P-O3'-C3'	-11.06	106.43	119.70
24	BA	1022	G	P-O3'-C3'	11.05	132.97	119.70
24	DA	2586	U	N1-C1'-C2'	-11.05	99.63	114.00
24	BA	1289	C	N1-C1'-C2'	-11.04	99.64	114.00
24	DA	915	C	N1-C1'-C2'	-11.05	99.64	114.00
24	BA	932	U	P-O3'-C3'	11.04	132.95	119.70
24	DA	1782	U	N1-C1'-C2'	-11.04	99.65	114.00
24	BA	1210	G	P-O3'-C3'	11.03	132.94	119.70

*Continued on next page...*

*Continued from previous page...*

Mol	Chain	Res	Type	Atoms	Z	Observed(°)	Ideal(°)
24	DA	1648	U	N1-C1'-C2'	-11.02	99.67	114.00
25	BB	88	C	O4'-C1'-N1	-11.02	99.39	108.20
55	CA	547	A	P-O3'-C3'	11.01	132.91	119.70
21	AA	961	U	N1-C1'-C2'	-11.01	99.69	114.00
24	DA	241	A	P-O3'-C3'	11.01	132.91	119.70
21	AA	1202	U	N1-C1'-C2'	-11.00	99.70	114.00
24	BA	1993	U	N1-C1'-C2'	-11.00	99.70	114.00
55	CA	184	G	P-O3'-C3'	-11.00	106.50	119.70
24	BA	1023	U	N1-C1'-C2'	-10.99	99.71	114.00
24	BA	1675	C	N1-C1'-C2'	-10.99	99.71	114.00
24	BA	630	G	C2-N3-C4	-10.99	106.41	111.90
24	BA	74	A	P-O3'-C3'	10.98	132.88	119.70
24	BA	335	C	N1-C1'-C2'	-10.97	99.74	114.00
24	BA	449	A	P-O3'-C3'	-10.97	106.53	119.70
24	DA	1478	G	P-O3'-C3'	-10.97	106.54	119.70
24	DA	741	U	N1-C1'-C2'	-10.93	99.79	114.00
24	DA	1849	G	P-O3'-C3'	-10.93	106.59	119.70
55	CA	520	A	P-O3'-C3'	-10.92	106.60	119.70
24	DA	2403	C	N1-C1'-C2'	-10.90	99.83	114.00
21	AA	119	A	P-O3'-C3'	10.89	132.76	119.70
24	BA	1329	U	P-O3'-C3'	10.88	132.75	119.70
24	BA	806	C	N1-C1'-C2'	-10.87	99.87	114.00
24	BA	531	C	N1-C1'-C2'	10.87	128.12	114.00
24	DA	775	G	P-O3'-C3'	10.87	132.74	119.70
24	DA	2402	U	N1-C1'-C2'	-10.85	99.90	114.00
24	BA	2517	C	P-O3'-C3'	10.84	132.70	119.70
24	DA	860	U	N1-C1'-C2'	-10.83	99.92	114.00
55	CA	962	C	N1-C1'-C2'	-10.82	99.94	114.00
24	BA	764	A	P-O3'-C3'	10.81	132.68	119.70
55	CA	1161	C	P-O3'-C3'	-10.81	106.73	119.70
24	DA	1020	A	P-O3'-C3'	10.81	132.67	119.70
24	DA	128	C	N1-C1'-C2'	-10.81	99.95	114.00
55	CA	995	C	P-O3'-C3'	-10.80	106.74	119.70
55	CA	13	U	P-O3'-C3'	10.79	132.64	119.70
24	BA	241	A	P-O3'-C3'	10.78	132.63	119.70
24	DA	1566	A	P-O3'-C3'	10.78	132.63	119.70
24	BA	227	A	P-O3'-C3'	10.76	132.61	119.70
24	BA	1129	A	P-O3'-C3'	-10.75	106.80	119.70
55	CA	936	C	N1-C1'-C2'	-10.75	100.02	114.00
24	BA	1033	U	P-O3'-C3'	10.75	132.60	119.70
24	BA	1345	C	N1-C1'-C2'	-10.75	100.03	114.00
24	BA	531	C	P-O3'-C3'	10.74	132.59	119.70

*Continued on next page...*

*Continued from previous page...*

Mol	Chain	Res	Type	Atoms	Z	Observed(°)	Ideal(°)
24	DA	1013	C	N1-C1'-C2'	-10.74	100.04	114.00
24	DA	2023	C	O4'-C1'-N1	10.73	116.78	108.20
24	BA	1539	U	N1-C1'-C2'	-10.72	100.06	114.00
24	DA	2037	A	P-O3'-C3'	-10.72	106.84	119.70
24	DA	2034	U	N1-C1'-C2'	-10.69	100.11	114.00
24	BA	1013	C	N1-C1'-C2'	-10.67	100.12	114.00
24	BA	267	C	N1-C1'-C2'	-10.66	100.14	114.00
55	CA	1382	C	N1-C1'-C2'	-10.65	100.15	114.00
21	AA	316	C	N1-C1'-C2'	-10.65	100.15	114.00
24	BA	589	U	P-O3'-C3'	-10.65	106.92	119.70
55	CA	1161	C	N1-C1'-C2'	-10.64	100.16	114.00
24	DA	1681	G	P-O3'-C3'	10.61	132.44	119.70
24	BA	1602	U	P-O3'-C3'	10.61	132.43	119.70
24	DA	1158	C	N1-C1'-C2'	-10.61	100.21	114.00
24	DA	2251	G	P-O3'-C3'	-10.60	106.98	119.70
24	BA	2808	G	P-O3'-C3'	10.60	132.42	119.70
24	DA	2713	U	O4'-C1'-N1	-10.60	99.72	108.20
21	AA	536	C	N1-C1'-C2'	-10.60	100.22	114.00
55	CA	643	C	N1-C1'-C2'	-10.60	100.22	114.00
55	CA	1142	G	P-O3'-C3'	-10.58	107.00	119.70
24	BA	2581	G	P-O3'-C3'	10.57	132.39	119.70
55	CA	169	C	O4'-C1'-N1	10.54	116.63	108.20
21	AA	495	A	P-O3'-C3'	10.54	132.34	119.70
24	BA	231	A	P-O3'-C3'	-10.54	107.06	119.70
21	AA	97	G	P-O3'-C3'	-10.53	107.06	119.70
24	BA	2498	C	N1-C1'-C2'	-10.53	100.31	114.00
24	DA	752	A	P-O3'-C3'	10.53	132.33	119.70
24	BA	2439	A	P-O3'-C3'	10.53	132.33	119.70
24	BA	795	C	P-O3'-C3'	-10.52	107.08	119.70
24	DA	646	U	P-O3'-C3'	10.52	132.32	119.70
55	CA	87	C	N1-C1'-C2'	-10.51	100.34	114.00
24	BA	1385	A	P-O3'-C3'	10.50	132.29	119.70
24	BA	2310	C	N1-C1'-C2'	10.50	127.64	114.00
25	BB	90	C	N1-C1'-C2'	-10.49	100.36	114.00
24	BA	2585	U	P-O3'-C3'	10.49	132.28	119.70
55	CA	1192	C	N1-C1'-C2'	-10.48	100.37	114.00
24	DA	1267	U	N1-C1'-C2'	-10.47	100.39	114.00
24	DA	200	U	N1-C1'-C2'	-10.46	100.40	114.00
24	DA	976	G	P-O3'-C3'	-10.46	107.14	119.70
55	CA	316	C	N1-C1'-C2'	-10.46	100.40	114.00
55	CA	111	G	P-O3'-C3'	-10.46	107.15	119.70
24	BA	1997	C	P-O3'-C3'	-10.45	107.16	119.70

*Continued on next page...*

*Continued from previous page...*

Mol	Chain	Res	Type	Atoms	Z	Observed(°)	Ideal(°)
55	CA	248	C	P-O3'-C3'	-10.44	107.17	119.70
24	DA	2778	A	P-O3'-C3'	10.44	132.22	119.70
24	BA	803	U	P-O3'-C3'	-10.43	107.18	119.70
21	AA	1140	C	O4'-C1'-N1	10.43	116.54	108.20
24	DA	2851	A	P-O3'-C3'	-10.42	107.19	119.70
24	DA	1971	U	N1-C1'-C2'	-10.42	100.45	114.00
24	DA	973	A	P-O3'-C3'	10.41	132.19	119.70
24	DA	1982	U	N1-C1'-C2'	-10.40	100.48	114.00
24	DA	2068	U	N1-C1'-C2'	-10.39	100.49	114.00
56	DB	50	A	P-O3'-C3'	10.38	132.15	119.70
24	BA	2287	A	P-O3'-C3'	10.37	132.14	119.70
55	CA	110	C	N1-C1'-C2'	-10.36	100.53	114.00
24	DA	390	U	P-O3'-C3'	10.36	132.13	119.70
24	BA	138	U	N1-C1'-C2'	-10.35	100.54	114.00
56	DB	38	C	O4'-C1'-N1	10.35	116.48	108.20
24	BA	27	G	P-O3'-C3'	10.35	132.12	119.70
24	BA	1634	A	P-O3'-C3'	10.35	132.12	119.70
24	BA	805	G	P-O3'-C3'	10.34	132.11	119.70
24	DA	243	U	N1-C1'-C2'	-10.34	100.56	114.00
21	AA	315	A	P-O3'-C3'	10.32	132.08	119.70
24	BA	334	C	N1-C1'-C2'	-10.32	100.59	114.00
24	DA	1019	U	C2-N3-C4	-10.32	120.81	127.00
55	CA	705	G	P-O3'-C3'	-10.31	107.32	119.70
24	DA	2896	C	N1-C1'-C2'	-10.31	100.60	114.00
24	BA	1206	G	P-O3'-C3'	-10.30	107.33	119.70
56	DB	90	C	P-O3'-C3'	-10.30	107.34	119.70
24	BA	73	A	P-O3'-C3'	-10.29	107.35	119.70
24	BA	784	G	P-O3'-C3'	10.29	132.05	119.70
24	BA	752	A	P-O3'-C3'	10.29	132.04	119.70
24	BA	782	A	P-O3'-C3'	10.29	132.04	119.70
24	DA	2272	U	O4'-C1'-N1	-10.29	99.97	108.20
24	BA	1965	C	N1-C1'-C2'	-10.28	100.63	114.00
24	DA	1304	A	P-O3'-C3'	-10.28	107.36	119.70
24	BA	301	G	P-O3'-C3'	10.27	132.02	119.70
24	BA	1267	U	N1-C1'-C2'	-10.27	100.66	114.00
24	DA	2338	C	O4'-C1'-N1	10.26	116.41	108.20
21	AA	451	A	P-O3'-C3'	10.26	132.01	119.70
24	BA	603	A	P-O3'-C3'	10.25	132.00	119.70
21	AA	266	G	P-O3'-C3'	10.25	132.00	119.70
24	DA	1247	A	P-O3'-C3'	10.25	132.00	119.70
24	BA	2275	C	O4'-C1'-N1	10.25	116.40	108.20
24	BA	1499	C	P-O3'-C3'	-10.22	107.44	119.70

*Continued on next page...*

*Continued from previous page...*

Mol	Chain	Res	Type	Atoms	Z	Observed(°)	Ideal(°)
24	DA	865	C	P-O3'-C3'	10.22	131.97	119.70
21	AA	931	C	O4'-C1'-N1	10.21	116.37	108.20
24	BA	206	U	N1-C1'-C2'	-10.21	100.72	114.00
24	BA	2520	C	N1-C1'-C2'	-10.21	100.73	114.00
24	BA	1142	A	N3-C4-C5	10.20	133.94	126.80
24	BA	2874	C	N1-C1'-C2'	-10.20	100.74	114.00
55	CA	1285	A	P-O3'-C3'	10.19	131.93	119.70
56	DB	49	C	O3'-P-O5'	10.18	123.35	104.00
21	AA	1066	C	P-O3'-C3'	-10.18	107.49	119.70
24	BA	1462	C	N1-C1'-C2'	-10.18	100.77	114.00
24	BA	1012	U	O4'-C1'-N1	10.17	116.34	108.20
24	DA	206	U	N1-C1'-C2'	-10.17	100.78	114.00
24	BA	763	G	P-O3'-C3'	-10.16	107.51	119.70
24	BA	962	G	P-O3'-C3'	-10.16	107.51	119.70
24	BA	2857	G	C4-C5-N7	10.16	114.86	110.80
24	DA	2249	U	P-O3'-C3'	10.16	131.89	119.70
21	AA	564	C	N1-C1'-C2'	-10.15	100.80	114.00
24	BA	1856	U	O4'-C1'-N1	10.15	116.32	108.20
24	DA	2311	A	C6-N1-C2	-10.15	112.51	118.60
21	AA	354	G	P-O3'-C3'	-10.15	107.53	119.70
21	AA	965	U	P-O3'-C3'	10.14	131.87	119.70
24	BA	765	C	N1-C1'-C2'	-10.13	100.83	114.00
24	DA	483	A	P-O3'-C3'	-10.13	107.54	119.70
55	CA	1284	C	N1-C1'-C2'	-10.13	100.83	114.00
24	DA	1649	G	P-O3'-C3'	-10.13	107.55	119.70
24	DA	503	A	P-O3'-C3'	10.12	131.84	119.70
21	AA	1494	G	P-O3'-C3'	-10.11	107.57	119.70
55	CA	701	U	P-O3'-C3'	10.11	131.83	119.70
55	CA	723	U	N1-C1'-C2'	-10.11	100.86	114.00
55	CA	1259	C	N1-C1'-C2'	-10.10	100.87	114.00
24	DA	1931	U	N1-C1'-C2'	-10.09	100.88	114.00
24	DA	527	C	P-O3'-C3'	10.09	131.81	119.70
55	CA	1097	C	N1-C1'-C2'	-10.07	100.91	114.00
24	DA	2061	G	P-O3'-C3'	10.07	131.78	119.70
21	AA	1366	C	P-O3'-C3'	-10.06	107.62	119.70
21	AA	47	C	P-O3'-C3'	10.05	131.77	119.70
24	DA	1207	C	N1-C1'-C2'	-10.05	100.93	114.00
24	BA	555	G	P-O3'-C3'	10.05	131.76	119.70
21	AA	1161	C	P-O3'-C3'	-10.05	107.64	119.70
24	BA	506	G	P-O3'-C3'	10.04	131.75	119.70
55	CA	1153	G	P-O3'-C3'	-10.03	107.66	119.70
24	DA	1865	U	C2-N3-C4	-10.02	120.99	127.00

*Continued on next page...*



*Continued from previous page...*

Mol	Chain	Res	Type	Atoms	Z	Observed(°)	Ideal(°)
24	BA	2681	C	P-O3'-C3'	10.02	131.72	119.70
21	AA	467	U	N1-C1'-C2'	-10.02	100.98	114.00
24	BA	2266	A	P-O3'-C3'	10.02	131.72	119.70
21	AA	513	C	N1-C1'-C2'	-9.99	101.01	112.00
21	AA	1283	U	P-O3'-C3'	-9.99	107.72	119.70
24	BA	2451	A	C4-C5-N7	9.98	115.69	110.70
24	DA	1126	A	P-O3'-C3'	9.98	131.68	119.70
55	CA	537	G	P-O3'-C3'	-9.98	107.73	119.70
24	BA	1654	A	P-O3'-C3'	-9.96	107.75	119.70
24	DA	36	G	P-O3'-C3'	-9.95	107.75	119.70
21	AA	374	A	P-O3'-C3'	-9.95	107.76	119.70
24	DA	1400	U	N1-C1'-C2'	-9.95	101.05	112.00
24	DA	1936	A	P-O3'-C3'	9.95	131.64	119.70
24	BA	1326	U	P-O3'-C3'	-9.95	107.76	119.70
24	BA	84	A	P-O3'-C3'	9.95	131.64	119.70
55	CA	1052	U	N1-C1'-C2'	-9.94	101.06	112.00
24	DA	1611	C	N1-C1'-C2'	-9.94	101.06	112.00
24	DA	1314	C	P-O3'-C3'	-9.94	107.77	119.70
24	BA	1394	U	O4'-C1'-N1	-9.94	100.25	108.20
55	CA	549	C	N1-C1'-C2'	-9.94	101.06	112.00
55	CA	992	U	P-O3'-C3'	9.93	131.62	119.70
24	BA	1997	C	N1-C1'-C2'	-9.93	101.08	112.00
24	BA	1759	A	P-O3'-C3'	-9.92	107.80	119.70
24	BA	1019	U	N1-C2-N3	9.90	120.84	114.90
24	BA	1524	G	P-O3'-C3'	-9.90	107.82	119.70
24	DA	946	C	N1-C1'-C2'	-9.89	101.12	112.00
24	DA	2613	U	P-O3'-C3'	9.89	131.57	119.70
24	DA	1498	C	N1-C1'-C2'	-9.88	101.13	112.00
21	AA	370	C	P-O3'-C3'	-9.88	107.85	119.70
21	AA	687	A	P-O3'-C3'	9.88	131.55	119.70
21	AA	115	G	P-O3'-C3'	9.87	131.55	119.70
24	DA	2214	C	N1-C1'-C2'	-9.87	101.14	112.00
24	DA	2691	C	N1-C1'-C2'	-9.85	101.16	112.00
24	DA	1291	C	N1-C1'-C2'	-9.84	101.17	112.00
24	DA	1993	U	N1-C1'-C2'	-9.84	101.17	112.00
24	BA	1112	G	P-O3'-C3'	-9.84	107.89	119.70
21	AA	547	A	P-O3'-C3'	9.84	131.50	119.70
24	DA	989	G	P-O3'-C3'	9.83	131.50	119.70
24	BA	197	A	P-O3'-C3'	-9.83	107.91	119.70
55	CA	719	C	P-O3'-C3'	-9.83	107.91	119.70
24	DA	1556	C	N1-C1'-C2'	-9.83	101.19	112.00
24	DA	961	C	O4'-C1'-N1	9.82	116.06	108.20

*Continued on next page...*



*Continued from previous page...*

Mol	Chain	Res	Type	Atoms	Z	Observed(°)	Ideal(°)
24	BA	2492	U	N1-C1'-C2'	-9.82	101.20	112.00
24	DA	1867	G	P-O3'-C3'	-9.82	107.91	119.70
24	BA	1865	U	C5-C4-O4	-9.81	120.01	125.90
24	DA	2585	U	P-O3'-C3'	9.81	131.47	119.70
24	BA	2275	C	P-O3'-C3'	9.81	131.47	119.70
24	BA	795	C	N1-C1'-C2'	-9.80	101.22	112.00
21	AA	422	C	P-O3'-C3'	9.80	131.46	119.70
24	BA	919	U	C2-N1-C1'	9.79	129.45	117.70
25	BB	42	C	N1-C1'-C2'	-9.80	101.22	112.00
24	DA	1636	U	N1-C1'-C2'	-9.80	101.22	112.00
21	AA	814	A	P-O3'-C3'	-9.79	107.95	119.70
24	BA	2894	G	P-O3'-C3'	-9.79	107.95	119.70
24	DA	622	G	P-O3'-C3'	-9.79	107.96	119.70
55	CA	84	U	P-O3'-C3'	9.78	131.43	119.70
56	DB	104	A	N7-C8-N9	9.78	118.69	113.80
21	AA	1141	C	N1-C1'-C2'	-9.77	101.25	112.00
55	CA	210	C	P-O3'-C3'	9.76	131.42	119.70
24	BA	313	G	P-O3'-C3'	-9.76	107.99	119.70
24	BA	1126	A	P-O3'-C3'	9.76	131.41	119.70
21	AA	753	A	P-O3'-C3'	9.75	131.40	119.70
21	AA	1303	C	N1-C1'-C2'	-9.75	101.27	112.00
24	BA	224	U	N1-C1'-C2'	-9.75	101.28	112.00
21	AA	1095	U	N1-C1'-C2'	-9.74	101.28	112.00
24	BA	1716	U	N1-C1'-C2'	-9.73	101.29	112.00
55	CA	967	C	N1-C1'-C2'	-9.73	101.30	112.00
24	DA	1607	C	P-O3'-C3'	9.73	131.37	119.70
56	DB	76	G	N3-C4-N9	-9.73	120.16	126.00
24	DA	1811	G	P-O3'-C3'	-9.72	108.03	119.70
55	CA	252	U	N1-C1'-C2'	-9.72	101.31	112.00
21	AA	347	G	P-O3'-C3'	-9.70	108.06	119.70
24	BA	1667	G	P-O3'-C3'	9.69	131.32	119.70
24	BA	2423	U	N1-C1'-C2'	9.68	126.58	114.00
24	BA	913	U	P-O3'-C3'	9.67	131.31	119.70
24	BA	2319	G	P-O3'-C3'	9.66	131.29	119.70
24	BA	2615	U	N1-C1'-C2'	-9.66	101.37	112.00
21	AA	5	U	P-O3'-C3'	9.66	131.29	119.70
24	DA	775	G	O4'-C1'-N9	9.65	115.92	108.20
21	AA	1201	A	P-O3'-C3'	9.64	131.26	119.70
24	BA	62	U	P-O3'-C3'	9.62	131.25	119.70
55	CA	83	C	O4'-C1'-N1	9.62	115.90	108.20
24	BA	1962	C	P-O3'-C3'	9.62	131.24	119.70
24	DA	2069	G	P-O3'-C3'	-9.61	108.17	119.70

*Continued on next page...*

*Continued from previous page...*

Mol	Chain	Res	Type	Atoms	Z	Observed(°)	Ideal(°)
21	AA	1455	G	P-O3'-C3'	-9.60	108.18	119.70
24	BA	2451	A	N7-C8-N9	9.60	118.60	113.80
24	DA	638	G	P-O3'-C3'	-9.60	108.18	119.70
56	DB	48	U	P-O3'-C3'	-9.60	108.18	119.70
25	BB	16	G	P-O3'-C3'	-9.60	108.19	119.70
24	DA	2337	G	P-O3'-C3'	-9.58	108.20	119.70
25	BB	14	U	P-O3'-C3'	9.58	131.19	119.70
24	DA	2267	A	N9-C4-C5	-9.57	101.97	105.80
21	AA	962	C	N1-C1'-C2'	-9.57	101.48	112.00
55	CA	130	A	P-O3'-C3'	9.57	131.18	119.70
24	BA	1265	A	P-O3'-C3'	9.56	131.18	119.70
55	CA	81	A	P-O3'-C3'	9.56	131.17	119.70
24	BA	1082	U	O4'-C1'-N1	9.56	115.84	108.20
24	DA	444	C	N1-C1'-C2'	-9.56	101.49	112.00
55	CA	821	G	P-O3'-C3'	-9.55	108.24	119.70
24	BA	1954	G	P-O3'-C3'	9.54	131.15	119.70
24	BA	1778	U	C2-N3-C4	-9.54	121.27	127.00
24	BA	364	C	N1-C1'-C2'	-9.54	101.51	112.00
24	DA	2311	A	C4-C5-C6	9.54	121.77	117.00
24	DA	1569	A	P-O3'-C3'	-9.53	108.26	119.70
24	DA	1088	A	C5-C6-N1	-9.53	112.94	117.70
24	DA	1080	A	P-O3'-C3'	-9.53	108.27	119.70
24	DA	510	C	N1-C1'-C2'	-9.52	101.53	112.00
24	BA	61	C	N1-C1'-C2'	-9.52	101.53	112.00
24	BA	1971	U	N1-C1'-C2'	-9.52	101.53	112.00
24	BA	1964	G	P-O3'-C3'	9.51	131.12	119.70
24	DA	688	U	P-O3'-C3'	-9.51	108.29	119.70
21	AA	109	A	P-O3'-C3'	9.51	131.11	119.70
55	CA	251	G	P-O3'-C3'	9.51	131.11	119.70
24	DA	1708	C	P-O3'-C3'	-9.51	108.29	119.70
24	DA	2408	U	N1-C1'-C2'	-9.51	101.54	112.00
24	BA	1683	U	N1-C1'-C2'	-9.50	101.55	112.00
24	BA	2866	U	O4'-C1'-N1	9.49	115.80	108.20
24	DA	60	G	P-O3'-C3'	9.49	131.09	119.70
24	BA	2408	U	P-O3'-C3'	-9.49	108.31	119.70
24	BA	1784	A	P-O3'-C3'	9.49	131.09	119.70
24	BA	933	A	P-O3'-C3'	-9.48	108.32	119.70
21	AA	1278	G	P-O3'-C3'	9.46	131.06	119.70
21	AA	1506	U	O4'-C1'-N1	9.46	115.77	108.20
55	CA	1259	C	P-O3'-C3'	-9.46	108.35	119.70
24	BA	1785	A	C5-N7-C8	-9.46	99.17	103.90
55	CA	1124	G	P-O3'-C3'	9.45	131.04	119.70

*Continued on next page...*

*Continued from previous page...*

Mol	Chain	Res	Type	Atoms	Z	Observed(°)	Ideal(°)
56	DB	91	C	O4'-C1'-N1	9.44	115.75	108.20
24	BA	2051	A	P-O3'-C3'	9.43	131.02	119.70
55	CA	460	A	P-O3'-C3'	-9.43	108.38	119.70
24	DA	271	G	P-O3'-C3'	9.43	131.01	119.70
24	BA	413	C	N1-C1'-C2'	-9.42	101.64	112.00
21	AA	13	U	P-O3'-C3'	9.42	131.00	119.70
55	CA	1192	C	P-O3'-C3'	-9.42	108.40	119.70
24	DA	2881	U	N1-C1'-C2'	-9.42	101.64	112.00
55	CA	1215	G	P-O3'-C3'	-9.40	108.42	119.70
24	DA	2200	C	P-O3'-C3'	-9.40	108.42	119.70
24	BA	1498	C	N1-C1'-C2'	-9.39	101.67	112.00
24	BA	1558	C	P-O3'-C3'	9.38	130.96	119.70
24	BA	2611	C	N1-C1'-C2'	-9.38	101.68	112.00
21	AA	965	U	O4'-C1'-N1	9.38	115.71	108.20
24	DA	997	G	P-O3'-C3'	-9.38	108.44	119.70
21	AA	1528	U	N1-C1'-C2'	9.38	126.19	114.00
24	DA	104	A	P-O3'-C3'	-9.37	108.45	119.70
24	DA	164	C	P-O3'-C3'	-9.37	108.45	119.70
24	BA	2197	U	P-O3'-C3'	9.37	130.94	119.70
24	BA	2629	U	P-O3'-C3'	9.37	130.94	119.70
24	BA	2447	G	N3-C4-C5	-9.36	123.92	128.60
55	CA	1358	U	O4'-C1'-N1	9.35	115.68	108.20
24	DA	774	G	P-O3'-C3'	9.34	130.91	119.70
24	BA	459	U	N1-C1'-C2'	-9.34	101.73	112.00
24	DA	1932	A	P-O3'-C3'	-9.34	108.50	119.70
55	CA	517	G	P-O3'-C3'	9.33	130.89	119.70
24	BA	2572	A	P-O3'-C3'	9.32	130.89	119.70
55	CA	1145	A	P-O3'-C3'	9.32	130.88	119.70
24	DA	2439	A	P-O3'-C3'	9.32	130.89	119.70
24	DA	423	A	P-O3'-C3'	-9.32	108.52	119.70
24	BA	386	G	O4'-C1'-N9	9.32	115.65	108.20
24	DA	217	A	P-O3'-C3'	-9.31	108.52	119.70
55	CA	1097	C	O4'-C1'-N1	9.30	115.64	108.20
24	BA	2832	U	P-O3'-C3'	9.30	130.86	119.70
24	DA	1957	C	P-O3'-C3'	-9.29	108.55	119.70
24	BA	1033	U	O4'-C1'-N1	9.29	115.63	108.20
55	CA	653	U	P-O3'-C3'	9.28	130.83	119.70
24	BA	1965	C	P-O3'-C3'	-9.28	108.57	119.70
24	DA	1060	U	N3-C4-O4	9.27	125.89	119.40
24	BA	374	A	P-O3'-C3'	-9.26	108.58	119.70
24	BA	1782	U	N1-C1'-C2'	-9.26	101.81	112.00
24	DA	1931	U	P-O3'-C3'	-9.26	108.58	119.70

*Continued on next page...*

*Continued from previous page...*

Mol	Chain	Res	Type	Atoms	Z	Observed(°)	Ideal(°)
24	DA	1158	C	P-O3'-C3'	-9.26	108.59	119.70
21	AA	214	C	N1-C1'-C2'	-9.26	101.82	112.00
21	AA	1337	G	P-O3'-C3'	-9.25	108.60	119.70
24	DA	2681	C	P-O3'-C3'	9.25	130.80	119.70
24	DA	1236	G	P-O3'-C3'	9.24	130.79	119.70
24	BA	2210	U	P-O3'-C3'	9.23	130.78	119.70
24	BA	483	A	P-O3'-C3'	-9.23	108.62	119.70
24	BA	995	C	P-O3'-C3'	9.23	130.78	119.70
24	BA	2458	G	P-O3'-C3'	9.23	130.78	119.70
21	AA	1449	C	O4'-C1'-N1	9.23	115.58	108.20
55	CA	1382	C	P-O3'-C3'	-9.22	108.63	119.70
24	DA	436	C	O4'-C1'-N1	9.22	115.58	108.20
55	CA	519	C	N1-C1'-C2'	-9.21	101.87	112.00
24	DA	1524	G	P-O3'-C3'	-9.21	108.64	119.70
24	DA	389	G	P-O3'-C3'	-9.21	108.65	119.70
24	BA	215	G	P-O3'-C3'	9.21	130.75	119.70
24	BA	1287	A	P-O3'-C3'	-9.21	108.65	119.70
21	AA	1320	C	N1-C1'-C2'	-9.21	101.87	112.00
24	DA	830	G	P-O3'-C3'	9.21	130.75	119.70
24	BA	2063	C	N1-C1'-C2'	-9.20	101.88	112.00
24	BA	2612	C	P-O3'-C3'	-9.20	108.66	119.70
24	BA	859	G	P-O3'-C3'	9.20	130.73	119.70
21	AA	1401	G	P-O3'-C3'	-9.19	108.67	119.70
24	DA	671	C	N1-C1'-C2'	-9.19	101.89	112.00
56	DB	56	G	P-O3'-C3'	9.19	130.73	119.70
55	CA	238	A	P-O3'-C3'	9.19	130.73	119.70
24	DA	2777	G	P-O3'-C3'	-9.19	108.67	119.70
24	DA	2447	G	P-O3'-C3'	9.19	130.73	119.70
21	AA	1297	G	P-O3'-C3'	9.18	130.72	119.70
24	DA	335	C	N1-C1'-C2'	-9.18	101.90	112.00
21	AA	1452	C	P-O3'-C3'	9.17	130.71	119.70
24	DA	2101	A	P-O3'-C3'	-9.17	108.69	119.70
21	AA	370	C	O4'-C1'-N1	9.17	115.53	108.20
24	DA	302	C	O4'-C1'-N1	9.16	115.53	108.20
24	BA	100	U	P-O3'-C3'	9.16	130.69	119.70
21	AA	267	C	N1-C1'-C2'	-9.16	101.93	112.00
24	BA	2575	C	C5-C4-N4	-9.16	113.79	120.20
24	DA	1110	G	P-O3'-C3'	9.16	130.69	119.70
24	BA	1268	A	P-O3'-C3'	-9.15	108.72	119.70
24	BA	1072	C	P-O3'-C3'	-9.14	108.73	119.70
24	DA	916	G	P-O3'-C3'	-9.14	108.73	119.70
24	BA	2551	C	O4'-C1'-N1	9.14	115.51	108.20

*Continued on next page...*

*Continued from previous page...*

Mol	Chain	Res	Type	Atoms	Z	Observed(°)	Ideal(°)
24	DA	603	A	P-O3'-C3'	9.13	130.66	119.70
24	BA	436	C	N1-C1'-C2'	-9.12	101.97	112.00
24	BA	1731	G	N3-C4-N9	-9.12	120.53	126.00
24	DA	2312	U	C6-N1-C2	-9.12	115.53	121.00
24	BA	2249	U	N1-C1'-C2'	9.11	125.85	114.00
24	DA	1491	G	P-O3'-C3'	-9.11	108.77	119.70
24	BA	2860	A	C4-C5-C6	9.10	121.55	117.00
21	AA	110	C	N1-C1'-C2'	-9.10	101.99	112.00
24	BA	2797	U	O4'-C1'-N1	9.10	115.48	108.20
24	DA	1207	C	P-O3'-C3'	-9.10	108.78	119.70
24	BA	1027	A	P-O3'-C3'	-9.10	108.78	119.70
24	BA	2034	U	N1-C1'-C2'	-9.10	102.00	112.00
24	BA	2860	A	C6-C5-N7	-9.10	125.93	132.30
24	DA	945	A	P-O3'-C3'	9.09	130.61	119.70
24	DA	2033	A	C6-N1-C2	9.09	124.05	118.60
24	BA	2770	G	C2-N3-C4	-9.09	107.36	111.90
24	BA	2021	C	P-O3'-C3'	9.08	130.60	119.70
24	BA	207	A	N9-C1'-C2'	-9.07	102.02	112.00
24	BA	2136	G	P-O3'-C3'	-9.07	108.81	119.70
24	DA	2726	A	P-O3'-C3'	9.07	130.59	119.70
24	DA	1320	C	P-O3'-C3'	9.06	130.57	119.70
21	AA	96	U	N1-C1'-C2'	-9.06	102.03	112.00
55	CA	14	U	N1-C1'-C2'	-9.06	102.03	112.00
55	CA	936	C	P-O3'-C3'	-9.06	108.83	119.70
24	DA	2348	U	N1-C1'-C2'	-9.06	102.04	112.00
24	BA	1653	G	P-O3'-C3'	9.05	130.56	119.70
24	BA	1072	C	N1-C1'-C2'	-9.05	102.05	112.00
24	BA	1675	C	P-O3'-C3'	-9.05	108.84	119.70
21	AA	513	C	P-O3'-C3'	-9.04	108.85	119.70
24	BA	196	A	O4'-C1'-N9	9.04	115.43	108.20
55	CA	132	C	P-O3'-C3'	-9.03	108.86	119.70
24	BA	728	G	P-O3'-C3'	9.03	130.54	119.70
24	DA	802	A	P-O3'-C3'	-9.03	108.86	119.70
24	DA	2297	A	P-O3'-C3'	-9.03	108.86	119.70
24	BA	2756	U	P-O3'-C3'	9.03	130.53	119.70
24	DA	2188	U	O4'-C1'-N1	9.03	115.42	108.20
24	BA	1757	A	P-O3'-C3'	9.02	130.53	119.70
24	BA	1021	A	P-O3'-C3'	-9.02	108.87	119.70
55	CA	508	U	P-O3'-C3'	9.01	130.51	119.70
21	AA	1228	C	N1-C1'-C2'	-9.01	102.09	112.00
24	DA	1615	C	N1-C1'-C2'	9.01	125.71	114.00
24	DA	2656	U	N1-C1'-C2'	-9.00	102.10	112.00

*Continued on next page...*

*Continued from previous page...*

Mol	Chain	Res	Type	Atoms	Z	Observed(°)	Ideal(°)
24	DA	1647	U	O4'-C1'-N1	9.00	115.40	108.20
21	AA	1303	C	P-O3'-C3'	-9.00	108.90	119.70
24	BA	1045	C	P-O3'-C3'	8.99	130.48	119.70
24	DA	2282	G	P-O3'-C3'	8.98	130.48	119.70
56	DB	88	C	N1-C1'-C2'	8.98	125.68	114.00
24	BA	204	A	P-O3'-C3'	8.98	130.48	119.70
24	DA	62	U	P-O3'-C3'	-8.97	108.94	119.70
24	DA	142	A	P-O3'-C3'	-8.97	108.94	119.70
24	DA	1291	C	O4'-C1'-N1	8.97	115.38	108.20
24	DA	1667	G	P-O3'-C3'	8.97	130.46	119.70
24	DA	2716	C	O4'-C1'-N1	8.97	115.37	108.20
24	DA	2267	A	C4-C5-N7	8.96	115.18	110.70
24	BA	1345	C	P-O5'-C5'	-8.96	106.56	120.90
24	DA	1079	C	N1-C1'-C2'	-8.96	102.15	112.00
55	CA	1052	U	P-O3'-C3'	-8.96	108.95	119.70
24	DA	1135	C	N1-C1'-C2'	-8.95	102.15	112.00
24	DA	2645	G	P-O3'-C3'	8.95	130.44	119.70
24	BA	2616	C	O4'-C1'-N1	8.95	115.36	108.20
55	CA	566	G	C4-N9-C1'	-8.95	114.86	126.50
24	BA	685	A	P-O3'-C3'	8.95	130.44	119.70
24	DA	311	A	P-O3'-C3'	8.95	130.44	119.70
55	CA	276	G	P-O3'-C3'	-8.94	108.97	119.70
24	DA	1511	G	P-O3'-C3'	-8.94	108.97	119.70
55	CA	62	U	P-O3'-C3'	-8.93	108.98	119.70
24	DA	116	C	O4'-C1'-N1	8.93	115.35	108.20
24	BA	973	A	P-O3'-C3'	8.93	130.42	119.70
24	DA	1758	U	N1-C1'-C2'	8.93	125.60	114.00
24	DA	803	U	N1-C1'-C2'	-8.92	102.19	112.00
55	CA	565	U	P-O3'-C3'	-8.91	109.00	119.70
24	DA	2586	U	P-O3'-C3'	-8.91	109.01	119.70
21	AA	83	C	O4'-C1'-N1	8.91	115.33	108.20
24	BA	1142	A	C8-N9-C1'	8.91	143.74	127.70
24	DA	84	A	P-O3'-C3'	8.91	130.39	119.70
24	DA	273	G	P-O3'-C3'	-8.90	109.01	119.70
24	BA	633	A	C6-C5-N7	-8.89	126.07	132.30
24	BA	746	U	P-O3'-C3'	8.89	130.37	119.70
55	CA	717	U	N1-C1'-C2'	8.88	125.55	114.00
21	AA	87	C	N1-C1'-C2'	-8.87	102.24	112.00
55	CA	317	U	P-O3'-C3'	-8.87	109.06	119.70
56	DB	104	A	C4-C5-C6	8.87	121.43	117.00
24	DA	1963	U	O4'-C1'-N1	8.87	115.29	108.20
24	DA	436	C	P-O3'-C3'	-8.86	109.07	119.70

*Continued on next page...*

*Continued from previous page...*

Mol	Chain	Res	Type	Atoms	Z	Observed(°)	Ideal(°)
24	BA	2503	A	P-O3'-C3'	8.86	130.33	119.70
24	DA	1061	U	C5-C6-N1	8.86	127.13	122.70
24	BA	1158	C	N1-C1'-C2'	-8.85	102.26	112.00
24	DA	1290	C	N1-C1'-C2'	-8.85	102.26	112.00
24	DA	1915	U	N1-C1'-C2'	-8.85	102.26	112.00
24	DA	672	C	P-O3'-C3'	-8.85	109.08	119.70
24	DA	2280	G	P-O3'-C3'	-8.85	109.08	119.70
24	BA	1247	A	O4'-C1'-N9	8.85	115.28	108.20
24	BA	2354	C	O4'-C1'-N1	-8.85	101.12	108.20
55	CA	512	U	O4'-C1'-N1	8.85	115.28	108.20
24	DA	2307	G	P-O3'-C3'	8.85	130.32	119.70
24	DA	729	G	P-O3'-C3'	-8.84	109.10	119.70
24	BA	1606	C	P-O3'-C3'	8.83	130.30	119.70
24	BA	1971	U	P-O3'-C3'	-8.83	109.10	119.70
24	BA	2511	U	C2-N3-C4	-8.83	121.70	127.00
55	CA	96	U	P-O3'-C3'	-8.83	109.10	119.70
24	BA	2310	C	O4'-C1'-N1	-8.83	101.14	108.20
25	BB	40	U	P-O3'-C3'	8.83	130.29	119.70
24	DA	1326	U	O4'-C1'-N1	8.83	115.26	108.20
24	BA	2344	U	P-O3'-C3'	8.83	130.29	119.70
21	AA	967	C	N1-C1'-C2'	-8.82	102.30	112.00
25	BB	11	C	O4'-C1'-N1	8.82	115.25	108.20
24	DA	2036	C	N1-C1'-C2'	-8.82	102.30	112.00
24	DA	633	A	N1-C6-N6	8.81	123.89	118.60
24	DA	1655	A	P-O3'-C3'	-8.81	109.13	119.70
24	BA	1345	C	P-O3'-C3'	-8.80	109.14	119.70
55	CA	936	C	O4'-C1'-N1	8.79	115.24	108.20
21	AA	51	A	P-O3'-C3'	8.79	130.25	119.70
55	CA	512	U	N1-C1'-C2'	-8.79	102.33	112.00
24	DA	2833	U	P-O3'-C3'	8.78	130.24	119.70
55	CA	1399	C	P-O3'-C3'	8.78	130.24	119.70
55	CA	965	U	P-O3'-C3'	8.78	130.23	119.70
24	DA	867	C	P-O3'-C3'	-8.77	109.17	119.70
24	BA	2225	A	P-O3'-C3'	8.77	130.22	119.70
24	BA	1802	A	P-O3'-C3'	-8.77	109.18	119.70
24	BA	1113	U	P-O3'-C3'	-8.76	109.18	119.70
55	CA	721	G	P-O3'-C3'	8.76	130.21	119.70
24	DA	614	A	P-O3'-C3'	8.76	130.22	119.70
21	AA	968	A	P-O3'-C3'	8.76	130.21	119.70
21	AA	1321	U	N1-C1'-C2'	-8.76	102.36	112.00
55	CA	935	A	P-O3'-C3'	-8.76	109.19	119.70
24	BA	587	C	C6-N1-C2	8.75	123.80	120.30

*Continued on next page...*



*Continued from previous page...*

Mol	Chain	Res	Type	Atoms	Z	Observed(°)	Ideal(°)
55	CA	366	A	P-O3'-C3'	8.75	130.20	119.70
24	BA	811	U	N1-C1'-C2'	8.75	125.37	114.00
21	AA	534	U	N1-C1'-C2'	-8.75	102.38	112.00
55	CA	1528	U	P-O3'-C3'	8.73	130.18	119.70
55	CA	89	U	N1-C1'-C2'	-8.73	102.40	112.00
55	CA	595	A	P-O3'-C3'	8.72	130.17	119.70
24	DA	2503	A	P-O3'-C3'	8.72	130.16	119.70
24	BA	1865	U	N1-C1'-C2'	8.72	125.33	114.00
24	BA	2857	G	C6-C5-N7	-8.72	125.17	130.40
21	AA	754	C	P-O3'-C3'	-8.71	109.25	119.70
24	BA	1178	C	O4'-C1'-N1	8.71	115.17	108.20
24	DA	1400	U	P-O3'-C3'	-8.71	109.25	119.70
24	BA	620	G	P-O3'-C3'	8.71	130.15	119.70
21	AA	1381	U	N1-C1'-C2'	-8.70	102.42	112.00
21	AA	1363	A	P-O3'-C3'	8.70	130.14	119.70
24	DA	370	G	N3-C4-N9	-8.70	120.78	126.00
21	AA	1449	C	N1-C1'-C2'	-8.70	102.43	112.00
24	DA	2847	U	P-O3'-C3'	8.70	130.14	119.70
21	AA	1288	A	P-O3'-C3'	-8.69	109.27	119.70
24	DA	765	C	N1-C1'-C2'	-8.69	102.44	112.00
24	DA	1615	C	P-O3'-C3'	8.69	130.13	119.70
24	DA	2713	U	N1-C1'-C2'	8.69	125.30	114.00
24	BA	2860	A	N9-C4-C5	-8.69	102.33	105.80
24	DA	442	G	P-O3'-C3'	8.69	130.13	119.70
24	DA	1956	U	O4'-C1'-N1	8.69	115.15	108.20
24	DA	1957	C	N1-C1'-C2'	-8.68	102.45	112.00
24	BA	2836	U	N1-C1'-C2'	-8.67	102.46	112.00
24	DA	1072	C	N1-C1'-C2'	-8.67	102.46	112.00
24	DA	1019	U	O4'-C1'-N1	8.67	115.14	108.20
24	DA	1142	A	C5-N7-C8	-8.66	99.57	103.90
24	DA	1499	C	O4'-C1'-N1	8.66	115.13	108.20
21	AA	94	G	P-O3'-C3'	8.66	130.09	119.70
24	BA	2566	A	P-O3'-C3'	8.66	130.09	119.70
24	BA	865	C	P-O3'-C3'	8.64	130.07	119.70
24	BA	957	C	O4'-C1'-N1	-8.64	101.29	108.20
24	BA	503	A	P-O3'-C3'	8.63	130.06	119.70
24	BA	2451	A	C4-C5-C6	-8.63	112.68	117.00
24	DA	2239	G	P-O3'-C3'	-8.63	109.34	119.70
24	BA	990	A	P-O3'-C3'	-8.63	109.35	119.70
55	CA	367	U	N1-C2-N3	-8.63	109.72	114.90
24	BA	2539	C	P-O3'-C3'	-8.63	109.35	119.70
21	AA	1283	U	N1-C1'-C2'	-8.62	102.52	112.00

*Continued on next page...*



*Continued from previous page...*

Mol	Chain	Res	Type	Atoms	Z	Observed(°)	Ideal(°)
24	DA	164	C	N1-C1'-C2'	-8.61	102.52	112.00
24	DA	2322	A	P-O3'-C3'	-8.61	109.37	119.70
24	BA	1490	A	P-O3'-C3'	8.61	130.03	119.70
24	DA	476	G	P-O3'-C3'	-8.61	109.37	119.70
24	BA	2902	C	O4'-C1'-N1	8.60	115.08	108.20
24	BA	1427	A	P-O3'-C3'	8.60	130.02	119.70
55	CA	934	C	P-O3'-C3'	8.59	130.01	119.70
24	BA	1311	G	P-O3'-C3'	8.59	130.01	119.70
21	AA	1182	G	P-O3'-C3'	8.59	130.00	119.70
55	CA	874	G	P-O3'-C3'	-8.58	109.40	119.70
24	BA	1957	C	P-O3'-C3'	-8.58	109.41	119.70
55	CA	331	G	P-O3'-C3'	-8.58	109.41	119.70
24	BA	783	A	P-O3'-C3'	-8.57	109.41	119.70
24	BA	613	A	P-O3'-C3'	8.57	129.99	119.70
24	BA	1963	U	N1-C1'-C2'	-8.57	102.57	112.00
24	BA	573	U	O4'-C1'-N1	8.57	115.06	108.20
55	CA	875	U	N1-C1'-C2'	-8.57	102.58	112.00
24	DA	2267	A	N3-C4-N9	8.56	134.25	127.40
24	DA	2575	C	C2-N3-C4	-8.56	115.62	119.90
55	CA	688	G	P-O3'-C3'	-8.56	109.43	119.70
24	BA	627	A	P-O3'-C3'	8.56	129.97	119.70
55	CA	531	U	P-O3'-C3'	8.56	129.97	119.70
55	CA	1399	C	O4'-C1'-N1	8.56	115.05	108.20
21	AA	913	A	P-O3'-C3'	8.55	129.97	119.70
55	CA	367	U	P-O3'-C3'	8.55	129.96	119.70
24	DA	1499	C	P-O3'-C3'	-8.55	109.44	119.70
24	DA	1326	U	N1-C1'-C2'	-8.54	102.61	112.00
21	AA	962	C	P-O3'-C3'	-8.53	109.46	119.70
24	DA	2447	G	O4'-C1'-N9	8.53	115.03	108.20
24	BA	803	U	N3-C2-O2	-8.53	116.23	122.20
24	BA	2385	C	P-O3'-C3'	-8.53	109.47	119.70
24	BA	2645	G	O4'-C1'-N9	8.53	115.02	108.20
21	AA	1432	G	P-O3'-C3'	8.52	129.93	119.70
55	CA	1096	C	P-O3'-C3'	-8.52	109.48	119.70
24	BA	645	C	N1-C1'-C2'	8.52	125.07	114.00
24	BA	588	U	N1-C1'-C2'	-8.51	102.64	112.00
24	BA	2450	A	P-O3'-C3'	-8.51	109.48	119.70
55	CA	566	G	P-O3'-C3'	8.51	129.91	119.70
24	DA	86	G	P-O3'-C3'	-8.51	109.49	119.70
24	DA	984	A	P-O3'-C3'	8.51	129.91	119.70
55	CA	1345	U	O4'-C1'-N1	8.51	115.01	108.20
24	BA	335	C	P-O3'-C3'	-8.51	109.49	119.70

*Continued on next page...*

*Continued from previous page...*

Mol	Chain	Res	Type	Atoms	Z	Observed(°)	Ideal(°)
24	BA	1786	A	O4'-C1'-N9	8.51	115.00	108.20
24	BA	2712	C	P-O3'-C3'	8.50	129.90	119.70
24	BA	1174	U	N1-C1'-C2'	-8.50	102.65	112.00
24	BA	1091	G	P-O3'-C3'	-8.49	109.51	119.70
55	CA	510	A	P-O3'-C3'	-8.49	109.51	119.70
24	DA	2266	A	P-O3'-C3'	8.49	129.89	119.70
21	AA	14	U	P-O3'-C3'	-8.49	109.51	119.70
24	DA	531	C	N1-C1'-C2'	8.49	125.04	114.00
24	DA	1455	G	P-O3'-C3'	-8.49	109.51	119.70
55	CA	931	C	O4'-C1'-N1	8.49	114.99	108.20
24	BA	633	A	C4-C5-C6	8.49	121.24	117.00
55	CA	500	G	P-O3'-C3'	-8.49	109.52	119.70
21	AA	169	C	C5-C4-N4	8.48	126.14	120.20
24	BA	1286	A	P-O3'-C3'	8.48	129.88	119.70
55	CA	316	C	O4'-C1'-N1	8.48	114.98	108.20
24	DA	2407	A	P-O3'-C3'	-8.47	109.53	119.70
21	AA	480	U	O4'-C1'-N1	8.47	114.98	108.20
24	BA	1020	A	P-O3'-C3'	8.47	129.86	119.70
55	CA	1448	C	N1-C1'-C2'	-8.46	102.69	112.00
56	DB	52	A	C8-N9-C4	-8.46	102.42	105.80
24	BA	489	G	P-O3'-C3'	8.46	129.85	119.70
21	AA	1192	C	P-O3'-C3'	-8.45	109.56	119.70
24	BA	919	U	N3-C2-O2	-8.45	116.28	122.20
24	BA	2575	C	N3-C4-C5	8.45	125.28	121.90
55	CA	451	A	P-O3'-C3'	8.45	129.84	119.70
55	CA	481	G	P-O3'-C3'	8.45	129.84	119.70
24	BA	1396	U	O4'-C1'-N1	8.45	114.96	108.20
24	DA	229	C	P-O3'-C3'	-8.45	109.57	119.70
24	DA	103	A	P-O3'-C3'	-8.44	109.57	119.70
24	BA	1455	G	P-O3'-C3'	-8.44	109.57	119.70
24	BA	1554	U	P-O3'-C3'	8.44	129.82	119.70
24	DA	302	C	N1-C1'-C2'	-8.44	102.72	112.00
24	DA	861	A	P-O3'-C3'	-8.43	109.58	119.70
24	DA	1142	A	C4-C5-C6	-8.43	112.79	117.00
24	BA	2423	U	P-O3'-C3'	8.42	129.80	119.70
24	BA	653	U	N1-C1'-C2'	-8.41	102.74	112.00
24	DA	125	A	P-O3'-C3'	8.41	129.80	119.70
24	DA	2312	U	P-O3'-C3'	-8.41	109.61	119.70
24	BA	2733	A	N9-C1'-C2'	-8.41	102.75	112.00
21	AA	566	G	P-O3'-C3'	8.41	129.79	119.70
24	DA	91	A	P-O3'-C3'	8.40	129.78	119.70
24	DA	589	U	O4'-C1'-N1	8.40	114.92	108.20

*Continued on next page...*

*Continued from previous page...*

Mol	Chain	Res	Type	Atoms	Z	Observed(°)	Ideal(°)
21	AA	121	U	N1-C1'-C2'	-8.40	102.76	112.00
21	AA	247	G	P-O3'-C3'	-8.40	109.62	119.70
24	BA	1300	G	P-O3'-C3'	8.40	129.78	119.70
24	BA	389	G	P-O3'-C3'	-8.39	109.63	119.70
55	CA	393	A	C6-N1-C2	8.39	123.63	118.60
24	DA	49	A	P-O3'-C3'	8.39	129.77	119.70
24	BA	2681	C	O4'-C1'-N1	8.39	114.91	108.20
24	DA	867	C	N1-C1'-C2'	-8.39	102.77	112.00
21	AA	972	C	O4'-C1'-N1	8.38	114.91	108.20
55	CA	1381	U	P-O3'-C3'	-8.38	109.64	119.70
24	DA	335	C	P-O3'-C3'	-8.38	109.64	119.70
24	BA	442	G	P-O3'-C3'	8.38	129.76	119.70
24	BA	604	G	P-O3'-C3'	-8.38	109.64	119.70
24	BA	2064	C	P-O3'-C3'	-8.38	109.64	119.70
24	DA	1740	G	N9-C1'-C2'	-8.38	102.78	112.00
56	DB	48	U	O4'-C1'-N1	-8.38	101.50	108.20
55	CA	347	G	P-O3'-C3'	-8.38	109.64	119.70
24	BA	2060	A	P-O3'-C3'	8.37	129.75	119.70
21	AA	1528	U	P-O3'-C3'	8.37	129.75	119.70
55	CA	644	U	O4'-C1'-N1	8.37	114.90	108.20
55	CA	566	G	C8-N9-C1'	8.37	137.88	127.00
55	CA	891	U	N1-C1'-C2'	-8.37	102.80	112.00
55	CA	974	A	P-O3'-C3'	8.37	129.74	119.70
24	DA	672	C	N1-C1'-C2'	-8.36	102.80	112.00
24	BA	162	U	P-O3'-C3'	8.36	129.73	119.70
24	DA	492	A	P-O3'-C3'	-8.36	109.67	119.70
24	BA	1340	U	P-O3'-C3'	8.36	129.73	119.70
24	DA	1289	C	N1-C1'-C2'	-8.36	102.81	112.00
21	AA	1161	C	O4'-C1'-N1	8.35	114.88	108.20
24	BA	1838	C	O4'-C1'-N1	8.35	114.88	108.20
21	AA	914	A	P-O3'-C3'	-8.35	109.68	119.70
24	BA	2757	A	P-O3'-C3'	-8.34	109.69	119.70
24	BA	656	G	P-O3'-C3'	-8.34	109.69	119.70
21	AA	1380	U	P-O3'-C3'	8.34	129.71	119.70
55	CA	534	U	N1-C1'-C2'	-8.34	102.83	112.00
55	CA	577	G	P-O3'-C3'	-8.34	109.70	119.70
55	CA	1055	A	P-O3'-C3'	-8.33	109.70	119.70
24	BA	633	A	C5-C6-N1	-8.33	113.53	117.70
24	DA	1312	U	P-O3'-C3'	8.33	129.70	119.70
56	DB	43	C	O4'-C1'-N1	8.32	114.86	108.20
55	CA	1452	C	P-O3'-C3'	8.32	129.69	119.70
24	BA	1060	U	N3-C4-O4	8.32	125.22	119.40

*Continued on next page...*

*Continued from previous page...*

Mol	Chain	Res	Type	Atoms	Z	Observed(°)	Ideal(°)
24	BA	1799	G	P-O3'-C3'	8.32	129.68	119.70
55	CA	1449	C	P-O3'-C3'	-8.31	109.73	119.70
24	BA	1204	A	P-O3'-C3'	8.31	129.67	119.70
24	DA	811	U	P-O3'-C3'	8.31	129.67	119.70
24	BA	2226	C	N1-C1'-C2'	-8.29	102.88	112.00
24	BA	345	A	P-O3'-C3'	8.29	129.64	119.70
24	BA	1936	A	P-O3'-C3'	8.28	129.64	119.70
24	BA	2238	G	P-O3'-C3'	8.28	129.64	119.70
24	DA	2575	C	C5-C4-N4	-8.28	114.40	120.20
55	CA	495	A	P-O3'-C3'	8.28	129.63	119.70
24	BA	2240	U	N1-C1'-C2'	-8.27	102.90	112.00
21	AA	590	U	O4'-C1'-N1	8.26	114.81	108.20
55	CA	723	U	P-O3'-C3'	-8.26	109.78	119.70
24	DA	2498	C	N1-C1'-C2'	-8.26	102.92	112.00
24	DA	207	A	P-O3'-C3'	-8.26	109.79	119.70
21	AA	575	G	P-O3'-C3'	8.25	129.60	119.70
24	BA	36	G	P-O3'-C3'	-8.25	109.80	119.70
24	DA	450	G	P-O3'-C3'	-8.25	109.80	119.70
24	DA	767	U	N1-C1'-C2'	-8.25	102.92	112.00
21	AA	1159	U	O4'-C1'-N1	8.25	114.80	108.20
55	CA	422	C	P-O3'-C3'	8.25	129.60	119.70
24	DA	1076	C	O4'-C1'-N1	8.25	114.80	108.20
25	BB	12	C	O4'-C1'-N1	8.25	114.80	108.20
55	CA	1297	G	P-O3'-C3'	8.25	129.60	119.70
21	AA	985	C	N1-C1'-C2'	-8.24	102.93	112.00
24	BA	2064	C	N1-C1'-C2'	-8.24	102.94	112.00
24	BA	2490	G	P-O3'-C3'	8.24	129.59	119.70
55	CA	1348	U	N1-C1'-C2'	-8.24	102.94	112.00
24	DA	1255	U	O4'-C1'-N1	8.24	114.79	108.20
21	AA	199	A	P-O3'-C3'	-8.24	109.81	119.70
24	BA	229	C	N1-C1'-C2'	-8.23	102.95	112.00
24	DA	2267	A	N9-C1'-C2'	-8.23	102.94	112.00
24	DA	2612	C	N1-C1'-C2'	-8.23	102.94	112.00
24	DA	1026	G	P-O3'-C3'	-8.23	109.83	119.70
55	CA	724	G	P-O3'-C3'	-8.22	109.83	119.70
55	CA	183	C	O4'-C1'-N1	8.22	114.78	108.20
24	DA	957	C	P-O3'-C3'	8.22	129.57	119.70
24	DA	2033	A	C5-C6-N1	-8.22	113.59	117.70
24	DA	1399	C	N1-C1'-C2'	-8.21	102.97	112.00
55	CA	305	G	P-O3'-C3'	8.21	129.56	119.70
24	DA	2866	U	P-O3'-C3'	8.21	129.56	119.70
24	BA	1714	U	P-O3'-C3'	-8.21	109.85	119.70

*Continued on next page...*

*Continued from previous page...*

Mol	Chain	Res	Type	Atoms	Z	Observed(°)	Ideal(°)
23	CW	6	U	O4'-C1'-N1	-8.21	101.63	108.20
24	DA	529	A	P-O3'-C3'	8.21	129.55	119.70
24	DA	1962	C	P-O3'-C3'	8.21	129.55	119.70
24	DA	321	U	O4'-C1'-N1	8.20	114.76	108.20
24	DA	2689	U	P-O3'-C3'	8.20	129.54	119.70
24	DA	995	C	P-O3'-C3'	8.20	129.54	119.70
24	BA	931	U	P-O3'-C3'	8.20	129.53	119.70
21	AA	121	U	P-O3'-C3'	-8.19	109.87	119.70
55	CA	1240	U	P-O3'-C3'	8.19	129.53	119.70
21	AA	194	C	O4'-C1'-N1	8.19	114.75	108.20
24	BA	919	U	C5-C6-N1	8.19	126.79	122.70
24	BA	783	A	N9-C1'-C2'	-8.19	103.00	112.00
24	BA	1329	U	N1-C1'-C2'	8.19	124.64	114.00
24	BA	1359	A	P-O3'-C3'	-8.19	109.88	119.70
56	DB	43	C	P-O3'-C3'	-8.18	109.88	119.70
55	CA	686	U	N1-C1'-C2'	8.18	124.63	114.00
24	BA	2656	U	N1-C1'-C2'	-8.18	103.01	112.00
24	DA	1277	G	P-O3'-C3'	-8.18	109.89	119.70
55	CA	1184	G	P-O3'-C3'	-8.17	109.89	119.70
21	AA	1161	C	N1-C1'-C2'	-8.17	103.01	112.00
24	BA	2493	U	N1-C1'-C2'	-8.17	103.02	112.00
24	DA	2099	U	N1-C1'-C2'	-8.17	103.02	112.00
24	BA	451	U	O4'-C1'-N1	8.16	114.73	108.20
24	BA	2273	A	P-O3'-C3'	-8.16	109.91	119.70
55	CA	1147	C	O4'-C1'-N1	8.16	114.73	108.20
56	DB	49	C	C2-N1-C1'	-8.16	109.82	118.80
24	BA	137	U	O4'-C1'-N1	-8.16	101.67	108.20
24	BA	1333	G	P-O3'-C3'	-8.16	109.91	119.70
56	DB	42	C	P-O3'-C3'	-8.16	109.91	119.70
55	CA	422	C	N1-C1'-C2'	8.15	124.60	114.00
21	AA	976	G	P-O3'-C3'	-8.15	109.92	119.70
24	BA	2447	G	N1-C2-N3	8.15	128.79	123.90
24	BA	2836	U	P-O5'-C5'	-8.15	107.86	120.90
24	DA	1075	C	N1-C1'-C2'	-8.15	103.04	112.00
24	DA	1738	G	P-O3'-C3'	8.14	129.47	119.70
24	BA	646	U	N1-C1'-C2'	-8.14	103.05	112.00
24	BA	919	U	C2-N3-C4	8.14	131.88	127.00
55	CA	1127	G	P-O3'-C3'	-8.13	109.94	119.70
24	BA	1943	U	P-O3'-C3'	8.13	129.46	119.70
55	CA	328	C	O4'-C1'-N1	-8.13	101.69	108.20
55	CA	792	A	P-O3'-C3'	8.13	129.46	119.70
24	DA	1272	A	P-O3'-C3'	8.13	129.45	119.70

*Continued on next page...*

*Continued from previous page...*

Mol	Chain	Res	Type	Atoms	Z	Observed(°)	Ideal(°)
24	BA	119	A	P-O3'-C3'	8.13	129.45	119.70
24	BA	2451	A	C5-C6-N1	8.13	121.76	117.70
55	CA	1096	C	O4'-C1'-N1	8.13	114.70	108.20
55	CA	1259	C	O4'-C1'-N1	8.12	114.70	108.20
24	BA	970	U	P-O3'-C3'	-8.12	109.96	119.70
24	BA	1213	A	P-O3'-C3'	-8.12	109.96	119.70
24	BA	1818	U	P-O3'-C3'	8.12	129.44	119.70
24	DA	1634	A	P-O3'-C3'	8.12	129.44	119.70
21	AA	1190	G	P-O3'-C3'	8.11	129.43	119.70
24	BA	2326	C	N1-C1'-C2'	8.11	124.55	114.00
55	CA	1283	U	P-O3'-C3'	-8.11	109.97	119.70
24	BA	1332	G	P-O3'-C3'	8.11	129.43	119.70
55	CA	1300	G	P-O3'-C3'	-8.11	109.97	119.70
24	DA	975	A	P-O3'-C3'	-8.10	109.98	119.70
21	AA	517	G	P-O3'-C3'	8.10	129.42	119.70
24	BA	1648	U	P-O3'-C3'	-8.10	109.98	119.70
24	DA	2458	G	P-O3'-C3'	8.10	129.42	119.70
24	DA	122	G	P-O3'-C3'	-8.09	109.99	119.70
24	DA	2657	A	P-O3'-C3'	-8.09	109.99	119.70
24	BA	976	G	P-O3'-C3'	-8.09	109.99	119.70
21	AA	870	U	P-O3'-C3'	8.09	129.40	119.70
24	DA	2313	C	N1-C1'-C2'	-8.08	103.11	112.00
24	BA	2567	G	P-O3'-C3'	-8.08	110.01	119.70
21	AA	122	G	P-O5'-C5'	-8.07	107.98	120.90
24	BA	1110	G	P-O3'-C3'	8.07	129.39	119.70
55	CA	564	C	P-O3'-C3'	-8.07	110.02	119.70
24	DA	962	G	N3-C4-N9	-8.07	121.16	126.00
24	BA	1141	U	P-O3'-C3'	8.06	129.38	119.70
24	DA	589	U	P-O3'-C3'	-8.06	110.02	119.70
24	DA	687	C	N1-C1'-C2'	-8.06	103.13	112.00
24	DA	671	C	O4'-C1'-N1	8.06	114.65	108.20
24	BA	2296	U	N1-C1'-C2'	8.05	124.47	114.00
55	CA	1401	G	P-O3'-C3'	-8.05	110.04	119.70
24	DA	70	G	P-O3'-C3'	8.05	129.36	119.70
24	DA	446	G	P-O3'-C3'	8.05	129.36	119.70
24	BA	2586	U	P-O3'-C3'	-8.05	110.04	119.70
21	AA	1348	U	P-O3'-C3'	-8.04	110.05	119.70
55	CA	95	C	N1-C1'-C2'	-8.04	103.16	112.00
55	CA	1332	A	P-O3'-C3'	-8.04	110.06	119.70
21	AA	74	A	P-O3'-C3'	-8.03	110.06	119.70
24	DA	647	G	P-O3'-C3'	-8.03	110.06	119.70
24	DA	1073	A	P-O3'-C3'	-8.03	110.06	119.70

*Continued on next page...*



*Continued from previous page...*

Mol	Chain	Res	Type	Atoms	Z	Observed(°)	Ideal(°)
24	DA	73	A	P-O3'-C3'	-8.03	110.07	119.70
24	DA	1555	G	P-O3'-C3'	-8.03	110.07	119.70
24	BA	2068	U	N1-C1'-C2'	-8.03	103.17	112.00
21	AA	548	G	P-O3'-C3'	-8.02	110.08	119.70
24	DA	616	A	P-O3'-C3'	-8.02	110.08	119.70
21	AA	1131	G	N9-C1'-C2'	-8.01	103.18	112.00
24	DA	1997	C	O4'-C1'-N1	8.01	114.61	108.20
24	DA	251	A	P-O3'-C3'	-8.01	110.09	119.70
24	DA	2258	C	P-O3'-C3'	8.00	129.31	119.70
56	DB	42	C	N1-C1'-C2'	-8.00	103.20	112.00
24	DA	1787	A	C6-N1-C2	8.00	123.40	118.60
24	BA	1695	G	P-O3'-C3'	-7.99	110.11	119.70
21	AA	344	A	O4'-C1'-N9	7.99	114.59	108.20
24	BA	2836	U	P-O3'-C3'	-7.99	110.11	119.70
24	DA	280	U	O4'-C1'-N1	7.99	114.59	108.20
24	DA	1896	G	P-O3'-C3'	-7.99	110.12	119.70
21	AA	1348	U	N1-C1'-C2'	-7.98	103.23	112.00
24	BA	2656	U	P-O3'-C3'	-7.98	110.13	119.70
24	DA	933	A	P-O3'-C3'	-7.98	110.13	119.70
24	BA	1461	C	P-O3'-C3'	-7.96	110.15	119.70
24	BA	803	U	N1-C2-O2	7.96	128.37	122.80
55	CA	1366	C	P-O3'-C3'	-7.96	110.15	119.70
24	DA	1286	A	P-O3'-C3'	7.96	129.25	119.70
56	DB	17	C	P-O3'-C3'	-7.95	110.16	119.70
24	DA	2585	U	N1-C1'-C2'	7.95	124.34	114.00
55	CA	47	C	P-O3'-C3'	7.95	129.24	119.70
55	CA	564	C	N1-C1'-C2'	-7.95	103.26	112.00
24	BA	1019	U	O4'-C1'-N1	7.94	114.55	108.20
55	CA	60	A	P-O3'-C3'	7.94	129.22	119.70
24	DA	2267	A	C4-N9-C1'	7.94	140.59	126.30
24	DA	790	U	O4'-C1'-N1	7.94	114.55	108.20
21	AA	686	U	O4'-C1'-N1	7.93	114.55	108.20
24	BA	1828	G	P-O3'-C3'	7.93	129.22	119.70
24	DA	1291	C	P-O3'-C3'	-7.93	110.18	119.70
24	DA	1708	C	N1-C1'-C2'	-7.93	103.27	112.00
24	BA	2062	A	N1-C6-N6	7.93	123.36	118.60
24	BA	1156	A	P-O3'-C3'	7.93	129.21	119.70
24	BA	1499	C	O4'-C1'-N1	7.93	114.54	108.20
24	BA	1858	A	P-O3'-C3'	-7.93	110.19	119.70
21	AA	81	A	O4'-C1'-N9	7.92	114.54	108.20
24	BA	740	C	P-O3'-C3'	-7.92	110.19	119.70
24	BA	1868	C	O4'-C1'-N1	7.92	114.54	108.20

*Continued on next page...*

*Continued from previous page...*

Mol	Chain	Res	Type	Atoms	Z	Observed(°)	Ideal(°)
55	CA	1181	G	P-O3'-C3'	7.92	129.20	119.70
21	AA	1052	U	P-O3'-C3'	-7.91	110.20	119.70
24	BA	1714	U	O4'-C1'-N1	-7.91	101.87	108.20
24	BA	630	G	N9-C4-C5	-7.91	102.24	105.40
25	BB	26	C	N1-C1'-C2'	-7.91	103.30	112.00
24	DA	605	G	P-O3'-C3'	-7.91	110.21	119.70
24	BA	92	U	P-O3'-C3'	-7.90	110.22	119.70
24	BA	60	G	P-O3'-C3'	7.90	129.18	119.70
24	DA	2800	A	N9-C1'-C2'	-7.90	103.31	112.00
24	BA	790	U	O4'-C1'-N1	7.90	114.52	108.20
24	BA	2639	A	P-O3'-C3'	-7.90	110.22	119.70
24	BA	127	A	P-O3'-C3'	-7.90	110.22	119.70
24	BA	2424	C	P-O3'-C3'	-7.89	110.23	119.70
24	BA	1082	U	C2-N3-C4	-7.89	122.27	127.00
24	DA	370	G	C4-N9-C1'	-7.89	116.24	126.50
24	BA	990	A	P-O5'-C5'	-7.89	108.28	120.90
55	CA	327	A	P-O3'-C3'	7.89	129.16	119.70
24	DA	140	C	N1-C1'-C2'	7.89	124.25	114.00
24	BA	2681	C	C2-N3-C4	-7.88	115.96	119.90
24	DA	2101	A	N9-C1'-C2'	-7.88	103.33	112.00
21	AA	243	A	P-O3'-C3'	7.88	129.16	119.70
21	AA	89	U	O4'-C1'-N1	7.87	114.50	108.20
24	BA	2860	A	C5-C6-N1	-7.87	113.76	117.70
24	BA	2726	A	P-O3'-C3'	7.87	129.15	119.70
55	CA	32	A	P-O3'-C3'	-7.87	110.25	119.70
24	DA	2425	A	P-O3'-C3'	7.87	129.15	119.70
24	BA	230	G	P-O3'-C3'	-7.87	110.26	119.70
24	BA	1671	U	C5-C4-O4	-7.86	121.18	125.90
21	AA	1064	G	P-O3'-C3'	7.86	129.13	119.70
55	CA	122	G	P-O3'-C3'	-7.86	110.27	119.70
24	DA	2267	A	C4-C5-C6	7.86	120.93	117.00
24	BA	436	C	P-O3'-C3'	-7.86	110.27	119.70
21	AA	717	U	P-O3'-C3'	7.85	129.12	119.70
21	AA	1168	U	P-O3'-C3'	7.85	129.12	119.70
24	BA	476	G	P-O3'-C3'	-7.85	110.28	119.70
25	BB	53	A	N9-C1'-C2'	-7.85	103.36	112.00
24	DA	1082	U	O4'-C1'-N1	7.85	114.48	108.20
24	BA	321	U	O4'-C1'-N1	7.84	114.47	108.20
24	DA	2311	A	C8-N9-C4	-7.84	102.66	105.80
56	DB	104	A	C2-N3-C4	7.84	114.52	110.60
21	AA	1087	G	P-O3'-C3'	-7.84	110.29	119.70
24	BA	1313	U	P-O3'-C3'	-7.84	110.29	119.70

*Continued on next page...*



*Continued from previous page...*

Mol	Chain	Res	Type	Atoms	Z	Observed(°)	Ideal(°)
24	DA	1010	A	P-O3'-C3'	-7.84	110.29	119.70
24	DA	1008	A	P-O3'-C3'	7.84	129.10	119.70
24	DA	1782	U	O4'-C1'-N1	7.84	114.47	108.20
21	AA	116	A	P-O3'-C3'	-7.83	110.30	119.70
24	BA	321	U	P-O3'-C3'	7.83	129.10	119.70
24	BA	2385	C	N1-C1'-C2'	-7.83	103.38	112.00
24	BA	2052	A	N1-C6-N6	-7.83	113.90	118.60
24	DA	1144	A	P-O3'-C3'	-7.83	110.31	119.70
24	BA	587	C	N3-C4-C5	7.83	125.03	121.90
55	CA	945	G	C6-N1-C2	-7.83	120.41	125.10
24	BA	1671	U	N3-C2-O2	7.82	127.68	122.20
24	DA	1498	C	P-O3'-C3'	-7.82	110.31	119.70
21	AA	1095	U	P-O3'-C3'	-7.82	110.31	119.70
21	AA	1078	U	O4'-C1'-N1	7.82	114.45	108.20
24	DA	622	G	N9-C1'-C2'	-7.82	103.40	112.00
55	CA	51	A	P-O3'-C3'	7.82	129.08	119.70
45	DV	31	TYR	CB-CG-CD2	7.82	125.69	121.00
55	CA	1365	G	P-O3'-C3'	-7.81	110.33	119.70
24	DA	686	U	N1-C1'-C2'	-7.81	103.41	112.00
24	BA	944	C	P-O5'-C5'	-7.81	108.41	120.90
24	BA	1249	U	N1-C1'-C2'	-7.81	103.41	112.00
21	AA	81	A	P-O3'-C3'	7.80	129.07	119.70
55	CA	1031	C	P-O3'-C3'	7.80	129.07	119.70
21	AA	991	U	O4'-C1'-N1	7.80	114.44	108.20
24	BA	61	C	P-O3'-C3'	-7.80	110.34	119.70
24	DA	1129	A	P-O3'-C3'	-7.80	110.34	119.70
21	AA	755	G	P-O3'-C3'	-7.80	110.34	119.70
24	BA	1509	A	P-O3'-C3'	7.80	129.06	119.70
24	BA	1981	A	P-O3'-C3'	-7.80	110.34	119.70
21	AA	15	G	P-O3'-C3'	-7.80	110.34	119.70
24	BA	945	A	P-O3'-C3'	7.79	129.05	119.70
21	AA	1469	C	O4'-C1'-N1	-7.79	101.97	108.20
24	BA	2688	G	C5-C6-O6	-7.79	123.93	128.60
56	DB	40	U	P-O3'-C3'	7.79	129.04	119.70
55	CA	181	A	P-O3'-C3'	7.79	129.04	119.70
24	DA	945	A	O4'-C1'-N9	7.79	114.43	108.20
24	BA	1615	C	P-O3'-C3'	7.78	129.04	119.70
24	DA	1942	C	N1-C1'-C2'	-7.78	103.45	112.00
24	DA	2249	U	N1-C1'-C2'	7.77	124.11	114.00
24	BA	968	C	N1-C2-O2	7.77	123.56	118.90
24	BA	2654	A	P-O3'-C3'	7.77	129.02	119.70
24	DA	1091	G	P-O3'-C3'	-7.77	110.38	119.70

*Continued on next page...*

*Continued from previous page...*

Mol	Chain	Res	Type	Atoms	Z	Observed(°)	Ideal(°)
24	DA	2304	G	C8-N9-C4	-7.76	103.29	106.40
24	BA	783	A	C4-C5-N7	7.76	114.58	110.70
21	AA	1216	A	P-O3'-C3'	-7.76	110.39	119.70
55	CA	86	G	P-O3'-C3'	7.76	129.01	119.70
24	DA	2850	A	P-O3'-C3'	-7.76	110.39	119.70
24	BA	1019	U	N1-C2-O2	-7.75	117.37	122.80
24	DA	272	A	P-O3'-C3'	-7.75	110.40	119.70
24	BA	1963	U	P-O3'-C3'	-7.75	110.40	119.70
24	BA	177	G	P-O3'-C3'	7.74	128.99	119.70
24	BA	1142	A	C4-N9-C1'	-7.74	112.36	126.30
24	DA	1345	C	N1-C1'-C2'	-7.74	103.48	112.00
56	DB	104	A	N3-C4-C5	-7.74	121.38	126.80
25	BB	53	A	P-O3'-C3'	-7.74	110.41	119.70
24	BA	1060	U	C2-N3-C4	-7.74	122.36	127.00
21	AA	1158	C	P-O3'-C3'	-7.74	110.42	119.70
56	DB	87	U	P-O3'-C3'	7.74	128.98	119.70
24	BA	510	C	N1-C1'-C2'	-7.73	103.50	112.00
24	BA	1731	G	N9-C4-C5	7.73	108.49	105.40
24	DA	2631	G	P-O3'-C3'	-7.72	110.43	119.70
21	AA	510	A	P-O3'-C3'	-7.72	110.43	119.70
24	BA	995	C	O4'-C1'-N1	-7.72	102.02	108.20
24	DA	2310	C	P-O3'-C3'	-7.72	110.43	119.70
24	BA	1714	U	N1-C1'-C2'	-7.72	103.51	112.00
56	DB	91	C	P-O3'-C3'	-7.72	110.44	119.70
24	DA	958	U	P-O3'-C3'	-7.72	110.44	119.70
24	BA	479	A	P-O3'-C3'	7.71	128.96	119.70
21	AA	1228	C	P-O3'-C3'	-7.71	110.44	119.70
24	DA	957	C	O4'-C1'-N1	7.71	114.37	108.20
24	DA	1839	G	N9-C1'-C2'	-7.71	103.52	112.00
24	BA	1654	A	N9-C1'-C2'	-7.71	103.52	112.00
21	AA	1492	A	P-O3'-C3'	7.71	128.95	119.70
55	CA	1211	U	P-O3'-C3'	7.71	128.95	119.70
24	DA	100	U	P-O3'-C3'	7.71	128.95	119.70
24	DA	1019	U	N1-C2-N3	7.71	119.52	114.90
24	BA	1157	G	N9-C1'-C2'	-7.70	103.53	112.00
24	BA	2605	U	P-O3'-C3'	-7.70	110.46	119.70
21	AA	486	U	N1-C1'-C2'	-7.70	103.53	112.00
24	BA	686	U	O4'-C1'-N1	7.70	114.36	108.20
21	AA	1448	C	N1-C1'-C2'	-7.70	103.53	112.00
24	DA	2459	A	P-O3'-C3'	-7.70	110.46	119.70
21	AA	252	U	N1-C1'-C2'	-7.70	103.53	112.00
24	DA	1560	G	P-O3'-C3'	-7.70	110.47	119.70

*Continued on next page...*

*Continued from previous page...*

Mol	Chain	Res	Type	Atoms	Z	Observed(°)	Ideal(°)
24	DA	2615	U	P-O3'-C3'	-7.70	110.47	119.70
21	AA	974	A	P-O3'-C3'	7.69	128.93	119.70
24	BA	1324	G	P-O3'-C3'	7.69	128.93	119.70
24	BA	671	C	P-O3'-C3'	-7.69	110.48	119.70
21	AA	169	C	N3-C4-N4	-7.69	112.62	118.00
55	CA	372	C	O4'-C1'-N1	7.68	114.35	108.20
24	DA	1561	C	N1-C1'-C2'	-7.68	103.55	112.00
21	AA	721	G	P-O3'-C3'	7.68	128.91	119.70
21	AA	1157	A	P-O3'-C3'	7.68	128.91	119.70
24	DA	1993	U	O4'-C1'-N1	7.67	114.34	108.20
24	BA	2282	G	P-O3'-C3'	7.67	128.91	119.70
55	CA	972	C	O4'-C1'-N1	7.67	114.34	108.20
55	CA	722	G	P-O3'-C3'	-7.67	110.50	119.70
24	BA	586	A	P-O5'-C5'	-7.67	108.63	120.90
24	BA	2750	A	P-O3'-C3'	7.67	128.90	119.70
24	BA	1339	G	P-O3'-C3'	-7.67	110.50	119.70
24	BA	1992	G	P-O3'-C3'	7.67	128.90	119.70
24	BA	2406	A	P-O3'-C3'	7.67	128.90	119.70
24	BA	2689	U	P-O3'-C3'	7.66	128.90	119.70
21	AA	1088	G	P-O3'-C3'	-7.66	110.51	119.70
24	DA	2067	G	P-O3'-C3'	7.66	128.89	119.70
24	BA	2638	G	P-O3'-C3'	7.65	128.88	119.70
55	CA	1202	U	P-O3'-C3'	-7.65	110.52	119.70
24	DA	1346	G	P-O3'-C3'	-7.65	110.52	119.70
24	DA	2776	A	P-O3'-C3'	7.65	128.88	119.70
55	CA	1160	G	P-O3'-C3'	-7.65	110.52	119.70
24	BA	164	C	P-O3'-C3'	-7.65	110.52	119.70
24	DA	395	U	O4'-C1'-N1	7.65	114.32	108.20
24	BA	1396	U	P-O3'-C3'	7.64	128.87	119.70
24	BA	1136	G	N9-C4-C5	7.64	108.45	105.40
24	DA	1943	U	P-O3'-C3'	7.64	128.86	119.70
24	DA	2612	C	O4'-C1'-N1	7.63	114.31	108.20
24	BA	1024	G	P-O3'-C3'	-7.63	110.54	119.70
55	CA	61	G	P-O3'-C3'	-7.63	110.55	119.70
56	DB	76	G	C4-N9-C1'	-7.63	116.58	126.50
24	DA	546	U	O4'-C1'-N1	7.62	114.30	108.20
21	AA	1366	C	N1-C1'-C2'	-7.62	103.61	112.00
24	DA	630	G	C2-N3-C4	-7.62	108.09	111.90
24	BA	265	A	P-O3'-C3'	7.62	128.85	119.70
24	DA	199	A	P-O3'-C3'	7.62	128.84	119.70
24	DA	2603	G	P-O3'-C3'	-7.62	110.56	119.70
24	BA	1301	A	P-O3'-C3'	7.62	128.84	119.70

*Continued on next page...*

*Continued from previous page...*

Mol	Chain	Res	Type	Atoms	Z	Observed(°)	Ideal(°)
24	BA	934	U	N1-C1'-C2'	-7.62	103.62	112.00
21	AA	74	A	N9-C1'-C2'	-7.61	103.63	112.00
55	CA	1284	C	P-O3'-C3'	-7.61	110.57	119.70
21	AA	1085	U	N1-C1'-C2'	7.61	123.89	114.00
21	AA	1502	A	P-O3'-C3'	7.61	128.83	119.70
24	DA	573	U	O4'-C1'-N1	7.61	114.28	108.20
21	AA	936	C	P-O3'-C3'	-7.60	110.58	119.70
21	AA	1371	G	C8-N9-C4	-7.60	103.36	106.40
24	DA	782	A	P-O3'-C3'	7.60	128.82	119.70
56	DB	99	A	P-O3'-C3'	7.60	128.82	119.70
21	AA	1031	C	P-O3'-C3'	7.59	128.81	119.70
24	BA	178	G	P-O3'-C3'	-7.59	110.59	119.70
55	CA	1124	G	O4'-C1'-N9	7.59	114.27	108.20
24	DA	637	A	P-O3'-C3'	7.59	128.81	119.70
55	CA	794	A	P-O3'-C3'	-7.58	110.60	119.70
24	BA	279	A	N9-C1'-C2'	-7.58	103.66	112.00
25	BB	66	A	P-O3'-C3'	7.58	128.80	119.70
24	DA	1740	G	P-O3'-C3'	-7.58	110.60	119.70
24	BA	2868	A	P-O3'-C3'	-7.58	110.60	119.70
24	DA	1329	U	P-O3'-C3'	7.58	128.80	119.70
55	CA	109	A	P-O3'-C3'	7.58	128.79	119.70
24	BA	1817	G	P-O3'-C3'	-7.58	110.61	119.70
24	DA	989	G	O4'-C1'-N9	7.58	114.26	108.20
25	BB	90	C	P-O3'-C3'	-7.58	110.61	119.70
21	AA	462	G	P-O3'-C3'	7.57	128.78	119.70
55	CA	248	C	N1-C1'-C2'	-7.57	103.67	112.00
21	AA	414	A	P-O3'-C3'	-7.57	110.62	119.70
21	AA	565	U	O4'-C1'-N1	7.57	114.25	108.20
24	DA	1022	G	P-O3'-C3'	7.57	128.78	119.70
21	AA	969	A	P-O3'-C3'	-7.57	110.62	119.70
55	CA	1239	A	P-O3'-C3'	7.57	128.78	119.70
24	DA	1674	G	P-O3'-C3'	7.56	128.78	119.70
24	DA	2267	A	C8-N9-C1'	-7.56	114.09	127.70
24	DA	1606	C	P-O3'-C3'	7.56	128.77	119.70
24	BA	989	G	P-O3'-C3'	7.56	128.77	119.70
55	CA	70	U	P-O3'-C3'	7.56	128.77	119.70
24	BA	512	G	P-O3'-C3'	7.55	128.77	119.70
55	CA	368	U	N1-C1'-C2'	-7.55	103.69	112.00
21	AA	233	C	O4'-C1'-N1	7.55	114.24	108.20
55	CA	1128	C	N1-C1'-C2'	-7.55	103.70	112.00
21	AA	962	C	O4'-C1'-N1	7.55	114.24	108.20
55	CA	464	U	N1-C1'-C2'	-7.54	103.70	112.00

*Continued on next page...*

*Continued from previous page...*

Mol	Chain	Res	Type	Atoms	Z	Observed(°)	Ideal(°)
24	DA	1021	A	N9-C1'-C2'	-7.54	103.70	112.00
21	AA	464	U	P-O3'-C3'	-7.54	110.65	119.70
21	AA	1241	G	P-O3'-C3'	-7.54	110.65	119.70
55	CA	464	U	P-O3'-C3'	-7.54	110.65	119.70
21	AA	960	U	N1-C1'-C2'	7.54	123.80	114.00
55	CA	403	C	P-O3'-C3'	-7.54	110.65	119.70
56	DB	16	G	P-O3'-C3'	-7.54	110.65	119.70
21	AA	508	U	N1-C1'-C2'	7.54	123.80	114.00
24	BA	2777	G	P-O3'-C3'	-7.54	110.66	119.70
55	CA	83	C	P-O3'-C3'	7.54	128.74	119.70
21	AA	1530	G	P-O3'-C3'	-7.53	110.67	119.70
24	BA	310	A	P-O3'-C3'	7.53	128.73	119.70
24	BA	2249	U	P-O3'-C3'	7.52	128.73	119.70
24	DA	2836	U	O4'-C1'-N1	7.52	114.22	108.20
24	DA	620	G	P-O3'-C3'	7.52	128.72	119.70
24	BA	474	G	P-O3'-C3'	7.52	128.72	119.70
24	BA	1981	A	P-O5'-C5'	-7.52	108.87	120.90
24	BA	2276	G	P-O3'-C3'	-7.52	110.68	119.70
21	AA	1068	G	P-O3'-C3'	-7.51	110.69	119.70
21	AA	1336	C	P-O3'-C3'	7.51	128.71	119.70
55	CA	94	G	P-O3'-C3'	7.51	128.71	119.70
24	BA	1707	G	N9-C1'-C2'	-7.50	103.74	112.00
24	DA	746	U	N1-C1'-C2'	7.50	123.76	114.00
24	BA	15	G	N9-C1'-C2'	-7.50	103.75	112.00
55	CA	752	G	P-O3'-C3'	7.50	128.70	119.70
24	DA	1430	G	P-O3'-C3'	-7.50	110.70	119.70
24	DA	788	A	P-O3'-C3'	7.50	128.70	119.70
24	DA	2874	C	N1-C1'-C2'	-7.50	103.75	112.00
24	DA	249	C	O4'-C1'-N1	7.49	114.20	108.20
24	BA	121	G	P-O3'-C3'	-7.49	110.71	119.70
24	BA	2609	U	N1-C1'-C2'	7.49	123.74	114.00
24	DA	546	U	P-O3'-C3'	7.49	128.69	119.70
21	AA	275	G	P-O3'-C3'	-7.49	110.71	119.70
24	BA	1706	C	O4'-C1'-N1	7.49	114.19	108.20
24	DA	1865	U	O4'-C1'-N1	7.49	114.19	108.20
24	DA	2427	C	P-O3'-C3'	-7.49	110.72	119.70
24	BA	233	A	P-O3'-C3'	-7.49	110.72	119.70
55	CA	875	U	O4'-C1'-N1	7.49	114.19	108.20
24	BA	557	C	N1-C2-O2	-7.48	114.41	118.90
24	BA	974	G	C4-C5-N7	7.48	113.79	110.80
24	BA	1779	U	O4'-C1'-N1	-7.48	102.21	108.20
24	BA	1273	U	P-O5'-C5'	-7.48	108.93	120.90

*Continued on next page...*

*Continued from previous page...*

Mol	Chain	Res	Type	Atoms	Z	Observed(°)	Ideal(°)
24	DA	1021	A	P-O3'-C3'	-7.47	110.73	119.70
25	BB	58	A	P-O3'-C3'	-7.47	110.73	119.70
24	DA	2615	U	N1-C1'-C2'	-7.47	103.78	112.00
24	DA	2403	C	O4'-C1'-N1	7.47	114.17	108.20
55	CA	239	U	O4'-C1'-N1	-7.47	102.22	108.20
24	BA	479	A	O4'-C1'-N9	7.47	114.17	108.20
55	CA	559	A	P-O3'-C3'	7.47	128.66	119.70
24	DA	75	G	P-O3'-C3'	-7.47	110.74	119.70
24	DA	370	G	N3-C4-C5	7.47	132.33	128.60
24	DA	2520	C	P-O3'-C3'	-7.47	110.74	119.70
24	DA	2267	A	C6-N1-C2	-7.46	114.12	118.60
24	BA	748	G	N3-C4-C5	-7.46	124.87	128.60
24	BA	1865	U	O4'-C1'-N1	7.46	114.17	108.20
24	BA	783	A	C5-N7-C8	-7.46	100.17	103.90
21	AA	1349	A	P-O3'-C3'	-7.46	110.75	119.70
55	CA	1502	A	P-O3'-C3'	7.46	128.65	119.70
24	DA	789	A	C8-N9-C4	7.46	108.78	105.80
24	BA	404	A	P-O3'-C3'	7.45	128.64	119.70
21	AA	1369	C	O4'-C1'-N1	7.45	114.16	108.20
24	DA	958	U	N1-C1'-C2'	-7.44	103.82	112.00
24	BA	369	U	N1-C1'-C2'	7.44	123.67	114.00
24	BA	2874	C	P-O3'-C3'	-7.44	110.78	119.70
24	DA	2724	U	P-O3'-C3'	7.43	128.62	119.70
24	BA	777	G	N9-C1'-C2'	-7.43	103.83	112.00
24	BA	302	C	P-O3'-C3'	-7.42	110.79	119.70
24	DA	2638	G	P-O3'-C3'	7.42	128.60	119.70
24	BA	329	G	P-O3'-C3'	7.42	128.60	119.70
24	DA	1734	G	P-O3'-C3'	-7.42	110.80	119.70
24	BA	974	G	P-O3'-C3'	7.42	128.60	119.70
21	AA	1085	U	O4'-C1'-N1	-7.41	102.27	108.20
24	BA	812	C	P-O3'-C3'	-7.41	110.81	119.70
55	CA	1229	A	N9-C1'-C2'	-7.41	103.85	112.00
55	CA	972	C	P-O3'-C3'	-7.41	110.81	119.70
24	DA	2143	C	P-O3'-C3'	7.41	128.59	119.70
25	BB	68	C	P-O3'-C3'	-7.41	110.81	119.70
24	BA	2581	G	O4'-C1'-N9	7.41	114.13	108.20
21	AA	1399	C	P-O3'-C3'	7.41	128.59	119.70
24	DA	1045	C	N1-C1'-C2'	7.41	123.63	114.00
21	AA	641	U	P-O3'-C3'	7.40	128.59	119.70
24	BA	633	A	N9-C4-C5	-7.40	102.84	105.80
55	CA	82	G	P-O3'-C3'	-7.40	110.81	119.70
24	BA	527	C	P-O3'-C3'	7.40	128.58	119.70

*Continued on next page...*



*Continued from previous page...*

Mol	Chain	Res	Type	Atoms	Z	Observed(°)	Ideal(°)
24	BA	1626	A	P-O3'-C3'	7.40	128.58	119.70
55	CA	632	U	P-O3'-C3'	-7.40	110.82	119.70
21	AA	131	A	P-O3'-C3'	-7.40	110.82	119.70
24	BA	2030	A	P-O3'-C3'	7.39	128.57	119.70
24	DA	2063	C	N1-C1'-C2'	-7.39	103.86	112.00
24	BA	2835	A	P-O3'-C3'	7.39	128.57	119.70
56	DB	49	C	P-O5'-C5'	7.39	132.73	120.90
24	DA	2756	U	P-O3'-C3'	7.39	128.57	119.70
24	BA	508	A	P-O3'-C3'	-7.39	110.83	119.70
24	BA	1495	A	P-O3'-C3'	-7.39	110.83	119.70
24	BA	514	A	P-O3'-C3'	-7.39	110.83	119.70
55	CA	459	A	P-O3'-C3'	7.39	128.56	119.70
55	CA	995	C	O4'-C1'-N1	7.39	114.11	108.20
24	DA	1207	C	O4'-C1'-N1	7.38	114.11	108.20
21	AA	1282	C	N1-C1'-C2'	-7.38	103.88	112.00
24	BA	422	A	P-O3'-C3'	-7.38	110.84	119.70
24	BA	851	C	C2-N3-C4	7.38	123.59	119.90
24	BA	1238	G	P-O3'-C3'	-7.38	110.84	119.70
24	BA	1539	U	P-O3'-C3'	-7.38	110.84	119.70
24	DA	1011	G	P-O3'-C3'	7.38	128.56	119.70
24	BA	1815	A	P-O3'-C3'	7.38	128.55	119.70
24	BA	49	A	P-O3'-C3'	7.37	128.55	119.70
24	BA	2681	C	N3-C4-C5	7.37	124.85	121.90
24	DA	1626	A	P-O3'-C3'	7.37	128.55	119.70
55	CA	344	A	P-O3'-C3'	7.37	128.55	119.70
24	DA	1013	C	P-O3'-C3'	-7.37	110.86	119.70
24	DA	1027	A	P-O3'-C3'	-7.37	110.86	119.70
24	DA	531	C	P-O3'-C3'	7.37	128.54	119.70
21	AA	821	G	N9-C1'-C2'	-7.37	103.90	112.00
24	BA	746	U	O4'-C1'-N1	7.36	114.09	108.20
24	DA	2063	C	P-O3'-C3'	-7.36	110.86	119.70
24	DA	2312	U	N3-C4-C5	-7.36	110.18	114.60
24	DA	273	G	N9-C1'-C2'	-7.36	103.90	112.00
24	BA	2093	G	N9-C1'-C2'	-7.36	103.90	112.00
55	CA	567	G	C3'-C2'-C1'	7.36	107.39	101.50
24	DA	2049	G	O4'-C1'-N9	7.36	114.09	108.20
24	DA	2403	C	P-O3'-C3'	-7.36	110.87	119.70
24	DA	1141	U	P-O3'-C3'	7.36	128.53	119.70
24	BA	729	G	P-O3'-C3'	-7.35	110.88	119.70
24	DA	1019	U	N1-C2-O2	-7.35	117.65	122.80
55	CA	81	A	O4'-C1'-N9	7.35	114.08	108.20
24	BA	675	A	N1-C6-N6	7.35	123.01	118.60

*Continued on next page...*

*Continued from previous page...*

Mol	Chain	Res	Type	Atoms	Z	Observed(°)	Ideal(°)
25	BB	108	A	P-O3'-C3'	7.35	128.52	119.70
24	BA	588	U	P-O3'-C3'	-7.34	110.89	119.70
24	DA	370	G	C8-N9-C1'	7.34	136.55	127.00
55	CA	62	U	N1-C1'-C2'	-7.34	103.92	112.00
24	DA	766	U	P-O3'-C3'	-7.34	110.89	119.70
25	BB	88	C	P-O3'-C3'	7.34	128.51	119.70
24	DA	2860	A	N1-C6-N6	7.34	123.00	118.60
24	DA	2199	A	P-O3'-C3'	-7.34	110.89	119.70
24	BA	976	G	P-O5'-C5'	-7.34	109.16	120.90
24	BA	278	A	P-O3'-C3'	7.33	128.50	119.70
24	BA	364	C	P-O3'-C3'	-7.33	110.90	119.70
24	DA	2226	C	N1-C1'-C2'	-7.33	103.93	112.00
24	BA	374	A	N9-C1'-C2'	-7.33	103.93	112.00
24	BA	475	C	P-O3'-C3'	-7.33	110.90	119.70
24	BA	2035	G	P-O3'-C3'	7.33	128.50	119.70
24	BA	783	A	N1-C6-N6	7.33	123.00	118.60
24	DA	1941	C	N1-C1'-C2'	-7.33	103.94	112.00
21	AA	1302	C	N1-C1'-C2'	-7.32	103.94	112.00
21	AA	1485	U	O4'-C1'-N1	7.32	114.06	108.20
24	DA	2408	U	P-O3'-C3'	-7.32	110.91	119.70
21	AA	9	G	N9-C1'-C2'	-7.32	103.95	112.00
21	AA	519	C	N1-C1'-C2'	-7.32	103.95	112.00
24	DA	1829	A	P-O3'-C3'	-7.32	110.92	119.70
55	CA	992	U	N1-C1'-C2'	7.31	123.51	114.00
24	DA	1808	A	P-O3'-C3'	7.31	128.48	119.70
56	DB	104	A	N1-C6-N6	7.31	122.99	118.60
21	AA	810	C	O4'-C1'-N1	7.30	114.04	108.20
24	BA	1731	G	C8-N9-C1'	7.30	136.49	127.00
55	CA	381	C	N1-C1'-C2'	7.30	123.49	114.00
24	DA	475	C	N1-C1'-C2'	-7.30	103.97	112.00
24	BA	53	A	N9-C1'-C2'	-7.30	103.97	112.00
24	BA	1957	C	N1-C1'-C2'	-7.30	103.97	112.00
24	BA	2873	A	C8-N9-C4	7.30	108.72	105.80
24	DA	1838	C	O4'-C1'-N1	7.29	114.03	108.20
24	DA	2319	G	P-O3'-C3'	7.29	128.45	119.70
55	CA	66	A	P-O3'-C3'	-7.29	110.95	119.70
24	DA	2501	C	N1-C1'-C2'	7.29	123.48	114.00
21	AA	813	U	P-O3'-C3'	-7.29	110.95	119.70
24	DA	805	G	P-O3'-C3'	7.29	128.45	119.70
21	AA	366	A	P-O3'-C3'	7.29	128.44	119.70
24	DA	2629	U	O4'-C1'-N1	7.29	114.03	108.20
25	BB	58	A	N9-C1'-C2'	-7.28	103.99	112.00

*Continued on next page...*



*Continued from previous page...*

Mol	Chain	Res	Type	Atoms	Z	Observed(°)	Ideal(°)
24	DA	2267	A	C5-N7-C8	-7.28	100.26	103.90
21	AA	998	C	O4'-C1'-N1	7.28	114.02	108.20
24	DA	2286	G	P-O3'-C3'	7.28	128.44	119.70
56	DB	76	G	N9-C1'-C2'	-7.28	104.00	112.00
24	BA	2492	U	P-O3'-C3'	-7.28	110.97	119.70
56	DB	76	G	C8-N9-C1'	7.28	136.46	127.00
21	AA	520	A	P-O3'-C3'	-7.27	110.97	119.70
55	CA	510	A	P-O5'-C5'	-7.27	109.27	120.90
24	DA	656	G	P-O3'-C3'	-7.27	110.97	119.70
24	DA	1998	A	P-O3'-C3'	-7.27	110.97	119.70
21	AA	1075	U	P-O3'-C3'	-7.27	110.98	119.70
21	AA	190	A	N1-C6-N6	7.27	122.96	118.60
24	DA	476	G	N9-C1'-C2'	-7.27	104.00	112.00
24	DA	1475	G	P-O3'-C3'	7.27	128.42	119.70
24	DA	766	U	O4'-C1'-N1	7.26	114.01	108.20
21	AA	1141	C	P-O3'-C3'	-7.26	110.99	119.70
24	DA	459	U	P-O3'-C3'	-7.26	110.99	119.70
24	DA	1045	C	P-O3'-C3'	7.26	128.41	119.70
24	DA	1092	C	O4'-C1'-N1	7.26	114.00	108.20
24	DA	2712	C	P-O3'-C3'	7.26	128.41	119.70
21	AA	1256	A	P-O3'-C3'	7.25	128.41	119.70
24	BA	2425	A	P-O3'-C3'	7.25	128.41	119.70
24	BA	1073	A	N9-C1'-C2'	-7.25	104.02	112.00
24	BA	1127	A	P-O3'-C3'	-7.25	111.00	119.70
25	BB	88	C	C6-N1-C2	7.25	123.20	120.30
24	BA	2682	A	P-O3'-C3'	-7.25	111.00	119.70
24	BA	370	G	P-O3'-C3'	7.24	128.38	119.70
24	BA	2585	U	N1-C1'-C2'	7.24	123.41	114.00
21	AA	344	A	P-O3'-C3'	7.24	128.38	119.70
24	BA	628	G	P-O3'-C3'	-7.23	111.02	119.70
24	BA	2869	G	P-O3'-C3'	-7.23	111.02	119.70
55	CA	511	C	N1-C1'-C2'	7.23	123.40	114.00
24	BA	2880	C	N1-C1'-C2'	-7.23	104.05	112.00
24	DA	1784	A	P-O3'-C3'	7.23	128.37	119.70
55	CA	815	A	P-O3'-C3'	7.22	128.37	119.70
24	DA	1089	A	P-O3'-C3'	7.22	128.37	119.70
24	BA	1941	C	P-O3'-C3'	-7.22	111.03	119.70
21	AA	1461	G	C5-C6-O6	7.22	132.93	128.60
24	DA	1345	C	O4'-C1'-N1	7.22	113.97	108.20
24	BA	984	A	N1-C6-N6	7.22	122.93	118.60
55	CA	1398	A	P-O3'-C3'	-7.22	111.04	119.70
56	DB	58	A	P-O3'-C3'	-7.22	111.04	119.70

*Continued on next page...*

*Continued from previous page...*

Mol	Chain	Res	Type	Atoms	Z	Observed(°)	Ideal(°)
24	BA	1731	G	N3-C2-N2	-7.21	114.85	119.90
24	DA	1876	A	C4-C5-C6	-7.21	113.40	117.00
24	BA	749	A	N9-C1'-C2'	-7.21	104.07	112.00
24	BA	2603	G	N9-C1'-C2'	-7.21	104.07	112.00
55	CA	91	U	P-O3'-C3'	-7.21	111.05	119.70
24	DA	1535	A	P-O3'-C3'	7.21	128.35	119.70
24	BA	2525	G	P-O3'-C3'	-7.20	111.06	119.70
24	DA	1865	U	C5-C4-O4	-7.20	121.58	125.90
55	CA	967	C	P-O3'-C3'	-7.20	111.06	119.70
24	DA	2409	G	P-O3'-C3'	-7.20	111.06	119.70
56	DB	8	C	N1-C1'-C2'	7.20	123.35	114.00
24	BA	2092	U	P-O3'-C3'	7.19	128.33	119.70
55	CA	430	A	P-O3'-C3'	-7.19	111.07	119.70
24	BA	2451	A	C8-N9-C4	-7.19	102.92	105.80
21	AA	885	G	N9-C1'-C2'	-7.18	104.10	112.00
21	AA	792	A	P-O3'-C3'	7.17	128.31	119.70
24	BA	955	U	P-O3'-C3'	-7.17	111.09	119.70
24	BA	1344	U	N1-C1'-C2'	-7.17	104.11	112.00
21	AA	1184	G	P-O3'-C3'	-7.17	111.09	119.70
55	CA	641	U	P-O3'-C3'	7.17	128.31	119.70
24	BA	1872	A	P-O3'-C3'	-7.17	111.09	119.70
24	BA	2040	G	P-O3'-C3'	-7.16	111.11	119.70
24	DA	1456	G	P-O3'-C3'	-7.16	111.11	119.70
24	BA	13	A	P-O3'-C3'	7.16	128.29	119.70
24	BA	1699	G	P-O3'-C3'	7.16	128.29	119.70
55	CA	115	G	P-O3'-C3'	7.15	128.28	119.70
24	BA	1290	C	N1-C1'-C2'	-7.15	104.14	112.00
25	BB	69	G	P-O3'-C3'	-7.15	111.12	119.70
24	BA	1475	G	P-O3'-C3'	7.15	128.28	119.70
55	CA	511	C	P-O3'-C3'	7.15	128.28	119.70
24	DA	386	G	P-O3'-C3'	7.15	128.28	119.70
24	DA	1476	U	O4'-C1'-N1	7.14	113.92	108.20
24	DA	2833	U	O4'-C1'-N1	7.14	113.92	108.20
24	DA	919	U	C2-N1-C1'	7.14	126.27	117.70
24	DA	2225	A	P-O3'-C3'	7.14	128.27	119.70
21	AA	60	A	P-O3'-C3'	7.14	128.27	119.70
24	DA	301	G	P-O3'-C3'	7.14	128.27	119.70
24	BA	533	G	N9-C1'-C2'	-7.14	104.15	112.00
24	BA	931	U	N1-C1'-C2'	7.14	123.28	114.00
24	BA	312	G	P-O3'-C3'	-7.14	111.14	119.70
24	BA	2250	G	N3-C4-C5	7.13	132.17	128.60
24	DA	762	U	O4'-C1'-N1	7.13	113.91	108.20

*Continued on next page...*

*Continued from previous page...*

Mol	Chain	Res	Type	Atoms	Z	Observed(°)	Ideal(°)
21	AA	499	A	P-O3'-C3'	7.13	128.26	119.70
24	BA	565	C	C5-C4-N4	-7.13	115.21	120.20
56	DB	24	G	P-O3'-C3'	7.13	128.26	119.70
21	AA	1530	G	N9-C1'-C2'	-7.13	104.16	112.00
24	DA	919	U	N1-C2-O2	7.13	127.79	122.80
21	AA	173	U	P-O3'-C3'	7.12	128.25	119.70
24	BA	2727	A	P-O3'-C3'	-7.12	111.15	119.70
21	AA	244	U	P-O5'-C5'	-7.12	109.51	120.90
55	CA	1051	C	N1-C1'-C2'	-7.12	104.17	112.00
21	AA	279	A	P-O3'-C3'	7.12	128.24	119.70
21	AA	438	U	O4'-C1'-N1	7.12	113.89	108.20
21	AA	595	A	P-O3'-C3'	7.12	128.24	119.70
22	CV	34	C	O4'-C1'-N1	-7.12	102.51	108.20
24	DA	303	G	P-O3'-C3'	-7.11	111.17	119.70
24	DA	617	G	P-O3'-C3'	-7.11	111.17	119.70
55	CA	462	G	P-O3'-C3'	7.11	128.23	119.70
24	BA	800	A	N9-C4-C5	7.11	108.64	105.80
55	CA	77	A	C6-N1-C2	7.11	122.86	118.60
21	AA	1001	C	O4'-C1'-N1	7.11	113.88	108.20
21	AA	91	U	C5-C4-O4	-7.10	121.64	125.90
55	CA	248	C	O4'-C1'-N1	7.10	113.88	108.20
24	DA	2238	G	P-O3'-C3'	7.10	128.22	119.70
21	AA	874	G	P-O3'-C3'	-7.10	111.18	119.70
24	DA	249	C	P-O3'-C3'	7.10	128.22	119.70
24	DA	1332	G	P-O3'-C3'	7.10	128.22	119.70
21	AA	373	A	P-O3'-C3'	-7.09	111.19	119.70
24	DA	741	U	P-O3'-C3'	-7.09	111.19	119.70
24	DA	1815	A	P-O3'-C3'	7.09	128.21	119.70
21	AA	1094	G	P-O3'-C3'	7.09	128.21	119.70
21	AA	33	A	P-O3'-C3'	-7.09	111.19	119.70
21	AA	388	G	P-O3'-C3'	7.09	128.20	119.70
24	BA	2055	C	C6-N1-C2	7.09	123.14	120.30
24	DA	406	G	P-O3'-C3'	-7.09	111.20	119.70
24	DA	1072	C	O4'-C1'-N1	7.08	113.87	108.20
21	AA	1096	C	O4'-C1'-N1	7.08	113.87	108.20
24	DA	1821	A	P-O3'-C3'	-7.08	111.20	119.70
24	DA	2312	U	C5'-C4'-C3'	-7.08	104.67	116.00
21	AA	95	C	P-O3'-C3'	-7.08	111.20	119.70
24	BA	1180	U	P-O3'-C3'	7.08	128.20	119.70
24	BA	2447	G	N3-C4-N9	7.08	130.25	126.00
24	BA	2733	A	N1-C6-N6	7.08	122.85	118.60
24	DA	2520	C	O4'-C1'-N1	7.08	113.86	108.20

*Continued on next page...*

*Continued from previous page...*

Mol	Chain	Res	Type	Atoms	Z	Observed(°)	Ideal(°)
24	DA	2543	G	P-O3'-C3'	7.08	128.19	119.70
21	AA	1398	A	N9-C1'-C2'	-7.08	104.22	112.00
55	CA	48	C	O4'-C1'-N1	7.08	113.86	108.20
55	CA	719	C	O4'-C1'-N1	7.07	113.86	108.20
24	DA	2492	U	P-O3'-C3'	-7.07	111.22	119.70
55	CA	702	A	P-O3'-C3'	7.07	128.18	119.70
24	DA	2334	U	N1-C1'-C2'	7.07	123.19	114.00
24	DA	1119	U	O4'-C1'-N1	7.06	113.85	108.20
55	CA	1097	C	P-O3'-C3'	-7.06	111.23	119.70
24	BA	1566	A	P-O3'-C3'	-7.06	111.23	119.70
55	CA	374	A	P-O3'-C3'	-7.06	111.23	119.70
55	CA	1301	U	P-O5'-C5'	-7.06	109.61	120.90
21	AA	169	C	C2-N1-C1'	-7.05	111.04	118.80
24	BA	1008	A	P-O3'-C3'	7.05	128.16	119.70
55	CA	1301	U	O4'-C1'-N1	7.05	113.84	108.20
56	DB	38	C	C6-N1-C2	7.05	123.12	120.30
24	BA	1254	A	C3'-C2'-C1'	7.05	107.14	101.50
24	DA	1857	G	P-O3'-C3'	7.05	128.16	119.70
24	BA	1048	A	P-O3'-C3'	-7.05	111.25	119.70
24	BA	2734	A	P-O3'-C3'	-7.05	111.24	119.70
24	DA	244	A	P-O3'-C3'	-7.05	111.25	119.70
24	DA	1076	C	P-O3'-C3'	-7.05	111.24	119.70
24	DA	2311	A	C2-N3-C4	-7.05	107.08	110.60
21	AA	169	C	C6-N1-C1'	7.04	129.25	120.80
21	AA	330	C	P-O3'-C3'	-7.04	111.25	119.70
21	AA	486	U	P-O5'-C5'	-7.04	109.63	120.90
24	BA	1980	G	P-O3'-C3'	7.04	128.15	119.70
24	BA	2873	A	P-O3'-C3'	7.04	128.15	119.70
24	BA	1144	A	N9-C1'-C2'	-7.04	104.26	112.00
55	CA	1366	C	N1-C1'-C2'	-7.04	104.26	112.00
24	DA	2311	A	N7-C8-N9	7.04	117.32	113.80
24	BA	2273	A	P-O5'-C5'	-7.03	109.65	120.90
24	BA	2579	C	P-O3'-C3'	-7.03	111.26	119.70
55	CA	998	C	O4'-C1'-N1	7.03	113.82	108.20
24	DA	1327	A	P-O3'-C3'	-7.03	111.27	119.70
55	CA	480	U	C2-N3-C4	-7.03	122.78	127.00
21	AA	722	G	P-O3'-C3'	-7.02	111.27	119.70
55	CA	243	A	C5-C6-N6	7.02	129.32	123.70
24	BA	762	U	P-O3'-C3'	7.02	128.12	119.70
21	AA	972	C	P-O3'-C3'	-7.02	111.28	119.70
55	CA	1200	C	O4'-C1'-N1	-7.02	102.59	108.20
24	DA	2259	U	N1-C1'-C2'	-7.02	104.28	112.00

*Continued on next page...*

*Continued from previous page...*

Mol	Chain	Res	Type	Atoms	Z	Observed(°)	Ideal(°)
24	BA	1996	C	P-O3'-C3'	7.02	128.12	119.70
24	BA	2770	G	N1-C2-N3	7.01	128.11	123.90
24	DA	122	G	N9-C1'-C2'	-7.01	104.28	112.00
55	CA	173	U	P-O3'-C3'	7.01	128.12	119.70
24	DA	1780	A	P-O3'-C3'	7.01	128.12	119.70
21	AA	369	G	P-O3'-C3'	-7.00	111.29	119.70
24	BA	2036	C	C3'-C2'-C1'	7.00	107.10	101.50
56	DB	46	A	P-O3'-C3'	-7.00	111.29	119.70
24	BA	1006	C	P-O3'-C3'	-7.00	111.30	119.70
24	DA	1025	G	P-O3'-C3'	7.00	128.10	119.70
24	BA	2327	A	P-O3'-C3'	-7.00	111.30	119.70
24	DA	2066	C	C2-N3-C4	7.00	123.40	119.90
21	AA	369	G	N9-C1'-C2'	-7.00	104.30	112.00
24	DA	1786	A	P-O3'-C3'	7.00	128.10	119.70
24	BA	1615	C	N1-C1'-C2'	7.00	123.10	114.00
24	BA	434	U	O4'-C1'-N1	7.00	113.80	108.20
55	CA	1322	C	P-O3'-C3'	7.00	128.09	119.70
24	DA	2289	G	P-O3'-C3'	-7.00	111.31	119.70
55	CA	1141	C	P-O3'-C3'	-6.99	111.31	119.70
38	DO	102	ARG	NE-CZ-NH1	-6.99	116.80	120.30
56	DB	52	A	N7-C8-N9	6.99	117.30	113.80
55	CA	1323	G	P-O3'-C3'	6.99	128.09	119.70
24	BA	638	G	P-O3'-C3'	-6.99	111.31	119.70
24	BA	765	C	O4'-C1'-N1	6.99	113.79	108.20
24	DA	2406	A	P-O3'-C3'	6.99	128.09	119.70
21	AA	1229	A	P-O3'-C3'	-6.99	111.31	119.70
24	DA	946	C	O4'-C1'-N1	6.99	113.79	108.20
56	DB	51	G	N3-C4-C5	-6.99	125.11	128.60
21	AA	1052	U	N1-C1'-C2'	-6.98	104.32	112.00
55	CA	91	U	N1-C1'-C2'	-6.98	104.32	112.00
24	DA	449	A	P-O3'-C3'	-6.98	111.32	119.70
24	DA	1695	G	P-O3'-C3'	-6.98	111.32	119.70
24	DA	2100	G	P-O3'-C3'	-6.98	111.33	119.70
24	BA	35	G	P-O3'-C3'	-6.98	111.33	119.70
24	BA	1238	G	N9-C1'-C2'	-6.98	104.32	112.00
21	AA	175	C	N1-C1'-C2'	-6.98	104.33	112.00
24	BA	398	C	P-O5'-C5'	-6.98	109.73	120.90
24	DA	2179	C	C3'-C2'-C1'	6.98	107.08	101.50
24	BA	974	G	C5-N7-C8	-6.98	100.81	104.30
24	BA	754	U	P-O3'-C3'	-6.97	111.33	119.70
24	DA	1060	U	C2-N3-C4	-6.97	122.82	127.00
24	DA	803	U	P-O3'-C3'	-6.97	111.33	119.70

*Continued on next page...*

*Continued from previous page...*

Mol	Chain	Res	Type	Atoms	Z	Observed(°)	Ideal(°)
24	BA	836	G	P-O3'-C3'	6.97	128.06	119.70
24	DA	959	A	P-O3'-C3'	-6.97	111.34	119.70
21	AA	1125	U	P-O3'-C3'	6.97	128.06	119.70
55	CA	436	C	O4'-C1'-N1	-6.96	102.63	108.20
55	CA	1032	G	P-O3'-C3'	6.96	128.05	119.70
24	DA	1011	G	C4-N9-C1'	-6.96	117.46	126.50
24	BA	421	C	N1-C1'-C2'	6.95	123.04	114.00
24	DA	2267	A	N7-C8-N9	6.95	117.28	113.80
24	DA	1856	U	O4'-C1'-N1	6.95	113.76	108.20
24	DA	1619	G	P-O3'-C3'	-6.95	111.36	119.70
21	AA	688	G	P-O3'-C3'	-6.95	111.36	119.70
24	BA	614	A	P-O3'-C3'	6.95	128.03	119.70
24	DA	2566	A	P-O3'-C3'	6.95	128.03	119.70
24	DA	1980	G	P-O3'-C3'	6.94	128.03	119.70
55	CA	486	U	N1-C1'-C2'	-6.94	104.37	112.00
25	BB	12	C	P-O3'-C3'	6.93	128.02	119.70
55	CA	1296	C	O4'-C1'-N1	6.93	113.75	108.20
24	DA	2850	A	P-O5'-C5'	-6.93	109.81	120.90
21	AA	1103	C	P-O3'-C3'	-6.93	111.38	119.70
24	BA	946	C	C3'-C2'-C1'	6.93	107.04	101.50
24	DA	1142	A	N3-C4-N9	-6.93	121.86	127.40
24	BA	447	A	O4'-C1'-N9	-6.93	102.66	108.20
24	BA	2712	C	N1-C1'-C2'	6.93	123.00	114.00
24	DA	479	A	O4'-C1'-N9	6.93	113.74	108.20
24	DA	2758	A	P-O3'-C3'	-6.93	111.39	119.70
21	AA	704	A	P-O3'-C3'	-6.92	111.39	119.70
24	DA	789	A	P-O3'-C3'	6.92	128.00	119.70
24	DA	1696	G	P-O3'-C3'	-6.92	111.39	119.70
24	BA	1009	A	P-O5'-C5'	-6.92	109.83	120.90
24	BA	1857	G	P-O3'-C3'	6.92	128.00	119.70
21	AA	250	A	P-O3'-C3'	6.92	128.00	119.70
21	AA	1382	C	N1-C1'-C2'	-6.92	104.39	112.00
24	BA	396	G	P-O3'-C3'	-6.91	111.41	119.70
55	CA	1064	G	P-O3'-C3'	6.90	127.98	119.70
56	DB	43	C	N1-C1'-C2'	-6.90	104.41	112.00
21	AA	78	A	C6-N1-C2	-6.90	114.46	118.60
24	DA	1395	A	P-O3'-C3'	6.90	127.98	119.70
24	DA	1439	A	C8-N9-C1'	-6.90	115.28	127.70
24	BA	1941	C	N1-C1'-C2'	-6.90	104.41	112.00
24	DA	1049	C	P-O3'-C3'	-6.90	111.42	119.70
24	BA	680	C	C6-N1-C2	6.89	123.06	120.30
55	CA	511	C	O4'-C1'-N1	6.89	113.72	108.20

*Continued on next page...*

*Continued from previous page...*

Mol	Chain	Res	Type	Atoms	Z	Observed(°)	Ideal(°)
21	AA	430	A	P-O3'-C3'	-6.89	111.43	119.70
24	BA	2081	U	C5-C6-N1	-6.89	119.25	122.70
24	DA	629	G	P-O3'-C3'	-6.89	111.43	119.70
56	DB	88	C	P-O3'-C3'	6.89	127.97	119.70
24	DA	427	U	O4'-C1'-N1	6.89	113.71	108.20
24	DA	1237	A	P-O3'-C3'	6.88	127.95	119.70
24	DA	1552	A	O4'-C1'-N9	6.87	113.70	108.20
24	DA	2575	C	N3-C4-C5	6.87	124.65	121.90
24	DA	1399	C	P-O3'-C3'	-6.87	111.45	119.70
55	CA	367	U	C6-N1-C2	6.87	125.12	121.00
24	DA	2283	C	P-O3'-C3'	-6.87	111.46	119.70
21	AA	1285	A	P-O3'-C3'	6.87	127.94	119.70
24	BA	33	C	N1-C1'-C2'	6.87	122.93	114.00
24	BA	2688	G	N1-C6-O6	6.87	124.02	119.90
56	DB	104	A	O4'-C1'-N9	6.87	113.69	108.20
24	DA	1963	U	P-O3'-C3'	-6.87	111.46	119.70
24	BA	858	G	N3-C4-C5	-6.86	125.17	128.60
24	BA	2259	U	P-O3'-C3'	-6.86	111.46	119.70
55	CA	686	U	P-O3'-C3'	6.86	127.94	119.70
24	DA	1942	C	P-O3'-C3'	-6.86	111.46	119.70
24	BA	32	C	O4'-C1'-N1	6.86	113.69	108.20
24	BA	974	G	C3'-C2'-C1'	-6.86	96.01	101.50
56	DB	67	G	P-O3'-C3'	-6.86	111.47	119.70
21	AA	422	C	N1-C1'-C2'	6.86	122.92	114.00
55	CA	619	U	O4'-C1'-N1	-6.86	102.71	108.20
24	DA	1946	U	P-O3'-C3'	-6.86	111.47	119.70
21	AA	889	A	P-O3'-C3'	6.86	127.93	119.70
55	CA	1086	U	P-O3'-C3'	-6.86	111.47	119.70
24	BA	122	G	P-O3'-C3'	-6.86	111.47	119.70
24	BA	1222	U	N1-C1'-C2'	-6.86	104.46	112.00
24	DA	119	A	P-O3'-C3'	6.86	127.93	119.70
24	DA	2092	U	O4'-C1'-N1	6.86	113.69	108.20
24	DA	2458	G	O4'-C1'-N9	6.85	113.68	108.20
24	BA	2324	U	O4'-C1'-N1	-6.85	102.72	108.20
24	DA	2867	G	P-O3'-C3'	-6.85	111.48	119.70
24	BA	2873	A	N7-C8-N9	-6.85	110.38	113.80
24	DA	2064	C	P-O3'-C3'	-6.85	111.48	119.70
21	AA	1215	G	P-O3'-C3'	-6.84	111.49	119.70
24	DA	421	C	P-O3'-C3'	6.84	127.91	119.70
24	DA	2567	G	P-O3'-C3'	-6.84	111.49	119.70
21	AA	1087	G	N9-C1'-C2'	-6.84	104.48	112.00
24	BA	1568	G	C4-N9-C1'	6.84	135.39	126.50

*Continued on next page...*



*Continued from previous page...*

Mol	Chain	Res	Type	Atoms	Z	Observed(°)	Ideal(°)
25	BB	43	C	O4'-C1'-N1	6.84	113.67	108.20
24	BA	747	U	P-O3'-C3'	-6.83	111.50	119.70
55	CA	1160	G	N9-C1'-C2'	-6.83	104.48	112.00
24	BA	163	C	O4'-C1'-N1	6.83	113.67	108.20
55	CA	480	U	O4'-C1'-N1	6.83	113.66	108.20
24	DA	2276	G	P-O3'-C3'	-6.83	111.50	119.70
24	BA	2347	C	O4'-C1'-N1	6.83	113.66	108.20
21	AA	828	U	O4'-C1'-N1	6.83	113.66	108.20
24	DA	670	A	O4'-C1'-N9	-6.83	102.74	108.20
21	AA	1279	G	P-O3'-C3'	6.82	127.89	119.70
21	AA	73	C	P-O3'-C3'	-6.82	111.51	119.70
21	AA	1477	U	O4'-C1'-N1	6.82	113.66	108.20
23	AW	5	U	P-O3'-C3'	6.82	127.89	119.70
55	CA	210	C	N1-C1'-C2'	6.82	122.86	114.00
21	AA	1211	U	P-O3'-C3'	6.82	127.88	119.70
23	AW	5	U	N1-C1'-C2'	6.82	122.86	114.00
55	CA	1094	G	P-O3'-C3'	6.82	127.88	119.70
24	DA	1290	C	P-O3'-C3'	-6.82	111.52	119.70
24	DA	2311	A	C5'-C4'-O4'	6.82	117.28	109.10
24	DA	587	C	P-O3'-C3'	6.81	127.88	119.70
24	BA	1694	C	O4'-C1'-N1	6.81	113.65	108.20
55	CA	1200	C	N1-C1'-C2'	6.81	122.85	114.00
24	DA	573	U	P-O3'-C3'	6.81	127.87	119.70
24	BA	1731	G	C6-C5-N7	6.80	134.48	130.40
55	CA	547	A	O4'-C1'-N9	6.80	113.64	108.20
24	DA	2857	G	C2-N3-C4	-6.80	108.50	111.90
24	BA	2075	U	C2-N3-C4	6.80	131.08	127.00
56	DB	28	C	P-O5'-C5'	-6.80	110.02	120.90
21	AA	197	A	P-O3'-C3'	6.80	127.86	119.70
24	BA	197	A	N9-C1'-C2'	-6.80	104.52	112.00
24	BA	528	A	P-O3'-C3'	-6.80	111.54	119.70
24	DA	1996	C	P-O3'-C3'	6.80	127.86	119.70
55	CA	72	A	P-O3'-C3'	-6.80	111.55	119.70
24	DA	1902	C	O4'-C1'-N1	-6.80	102.76	108.20
55	CA	1240	U	O4'-C1'-N1	6.79	113.64	108.20
21	AA	1505	G	P-O3'-C3'	-6.79	111.55	119.70
24	BA	1330	C	O4'-C1'-N1	6.79	113.63	108.20
24	BA	1669	A	P-O3'-C3'	-6.79	111.56	119.70
24	BA	2582	G	N9-C1'-C2'	-6.79	104.53	112.00
55	CA	1153	G	N9-C1'-C2'	-6.79	104.53	112.00
24	DA	2350	C	O4'-C1'-N1	6.79	113.63	108.20
24	BA	1416	G	P-O3'-C3'	6.79	127.84	119.70

*Continued on next page...*



*Continued from previous page...*

Mol	Chain	Res	Type	Atoms	Z	Observed(°)	Ideal(°)
21	AA	1169	A	P-O3'-C3'	-6.79	111.56	119.70
55	CA	119	A	P-O3'-C3'	6.79	127.84	119.70
24	DA	492	A	N9-C1'-C2'	-6.79	104.54	112.00
24	DA	1276	A	P-O3'-C3'	-6.79	111.56	119.70
24	DA	2052	A	N9-C1'-C2'	-6.79	104.54	112.00
24	DA	2725	A	P-O3'-C3'	6.79	127.84	119.70
55	CA	1332	A	N9-C1'-C2'	-6.78	104.54	112.00
56	DB	51	G	O5'-P-OP2	-6.78	99.59	105.70
21	AA	984	C	P-O3'-C3'	-6.78	111.56	119.70
24	BA	1602	U	O4'-C1'-N1	6.78	113.62	108.20
21	AA	1247	U	O4'-C1'-N1	6.78	113.62	108.20
24	BA	436	C	N3-C2-O2	-6.78	117.16	121.90
24	BA	1402	U	C5-C4-O4	6.78	129.97	125.90
24	BA	2561	U	O4'-C1'-N1	6.78	113.62	108.20
24	BA	2769	U	O4'-C1'-N1	6.77	113.62	108.20
24	DA	1477	A	P-O3'-C3'	-6.77	111.57	119.70
24	DA	2312	U	C5-C6-N1	6.77	126.09	122.70
55	CA	30	U	O4'-C1'-N1	6.77	113.61	108.20
24	BA	2239	G	P-O5'-C5'	-6.76	110.08	120.90
55	CA	1299	A	P-O3'-C3'	-6.76	111.59	119.70
24	DA	1839	G	P-O5'-C5'	-6.76	110.08	120.90
24	BA	1156	A	P-O5'-C5'	6.76	131.71	120.90
24	BA	1770	G	P-O3'-C3'	-6.76	111.59	119.70
55	CA	1183	U	N1-C1'-C2'	-6.76	104.57	112.00
55	CA	1228	C	O4'-C1'-N1	6.76	113.61	108.20
24	BA	794	A	P-O3'-C3'	-6.75	111.59	119.70
24	BA	2499	C	P-O5'-C5'	-6.75	110.09	120.90
21	AA	1131	G	P-O3'-C3'	-6.75	111.60	119.70
25	BB	87	U	O4'-C1'-N1	6.75	113.60	108.20
24	BA	919	U	C6-N1-C1'	-6.75	111.75	121.20
21	AA	210	C	P-O3'-C3'	6.75	127.80	119.70
55	CA	1296	C	P-O3'-C3'	6.75	127.80	119.70
24	BA	645	C	P-O3'-C3'	6.75	127.80	119.70
24	DA	1802	A	P-O3'-C3'	-6.75	111.61	119.70
24	DA	1460	U	P-O3'-C3'	6.74	127.79	119.70
24	BA	1876	A	C4-C5-C6	-6.74	113.63	117.00
24	DA	913	U	P-O3'-C3'	6.74	127.79	119.70
24	DA	2311	A	C6-C5-N7	-6.74	127.58	132.30
21	AA	353	A	N9-C1'-C2'	-6.74	104.59	112.00
24	BA	1009	A	C3'-C2'-C1'	6.74	106.89	101.50
24	DA	456	C	N1-C1'-C2'	-6.74	104.59	112.00
24	BA	1728	C	O4'-C1'-N1	6.73	113.59	108.20

*Continued on next page...*

*Continued from previous page...*

Mol	Chain	Res	Type	Atoms	Z	Observed(°)	Ideal(°)
24	DA	572	A	P-O3'-C3'	-6.73	111.62	119.70
24	DA	1653	G	P-O3'-C3'	6.73	127.78	119.70
24	DA	2402	U	P-O3'-C3'	-6.73	111.62	119.70
24	BA	492	A	P-O3'-C3'	-6.73	111.62	119.70
55	CA	239	U	P-O3'-C3'	6.73	127.78	119.70
55	CA	175	C	N1-C1'-C2'	-6.73	104.60	112.00
24	DA	480	A	P-O3'-C3'	-6.73	111.63	119.70
55	CA	14	U	P-O3'-C3'	-6.73	111.63	119.70
24	DA	1331	G	P-O3'-C3'	-6.73	111.63	119.70
24	BA	36	G	N9-C4-C5	6.72	108.09	105.40
24	BA	2499	C	C6-N1-C2	6.72	122.99	120.30
24	BA	2850	A	N9-C1'-C2'	-6.72	104.60	112.00
24	DA	784	G	P-O3'-C3'	6.72	127.77	119.70
24	DA	15	G	P-O3'-C3'	-6.72	111.63	119.70
56	DB	51	G	P-O3'-C3'	6.72	127.77	119.70
24	DA	216	A	P-O3'-C3'	-6.72	111.64	119.70
55	CA	243	A	N1-C6-N6	-6.71	114.57	118.60
55	CA	1336	C	P-O3'-C3'	6.71	127.76	119.70
24	BA	421	C	P-O3'-C3'	6.71	127.75	119.70
24	BA	1462	C	P-O3'-C3'	-6.71	111.65	119.70
24	DA	1939	U	P-O3'-C3'	6.71	127.75	119.70
21	AA	1421	G	P-O3'-C3'	-6.71	111.65	119.70
24	BA	2052	A	C5-C6-N6	6.71	129.06	123.70
24	BA	1301	A	C8-N9-C4	-6.71	103.12	105.80
24	BA	2055	C	O4'-C1'-N1	-6.70	102.84	108.20
55	CA	90	C	N1-C1'-C2'	-6.70	104.63	112.00
24	DA	33	C	O4'-C1'-N1	6.70	113.56	108.20
24	DA	571	U	N1-C1'-C2'	6.70	122.71	114.00
24	DA	2447	G	C6-N1-C2	-6.70	121.08	125.10
56	DB	46	A	N9-C1'-C2'	-6.70	104.63	112.00
24	BA	1611	C	N1-C1'-C2'	-6.70	104.63	112.00
24	BA	1956	U	C3'-C2'-C1'	6.70	106.86	101.50
24	BA	2857	G	C8-N9-C4	6.70	109.08	106.40
24	DA	913	U	O4'-C1'-N1	6.70	113.56	108.20
21	AA	1450	U	O4'-C1'-N1	6.69	113.56	108.20
55	CA	821	G	N9-C1'-C2'	-6.69	104.64	112.00
24	DA	434	U	N1-C1'-C2'	6.69	122.70	114.00
24	DA	2897	U	P-O3'-C3'	-6.69	111.67	119.70
24	BA	1829	A	P-O3'-C3'	-6.69	111.67	119.70
55	CA	1324	A	P-O5'-C5'	-6.69	110.19	120.90
24	DA	1956	U	C3'-C2'-C1'	6.69	106.85	101.50
21	AA	286	C	P-O3'-C3'	-6.69	111.67	119.70

*Continued on next page...*

*Continued from previous page...*

Mol	Chain	Res	Type	Atoms	Z	Observed(°)	Ideal(°)
21	AA	587	G	P-O3'-C3'	6.69	127.72	119.70
24	BA	591	U	C5-C4-O4	6.69	129.91	125.90
24	BA	2021	C	O4'-C1'-N1	-6.69	102.85	108.20
24	BA	666	A	C5-C6-N6	6.68	129.05	123.70
56	DB	49	C	O5'-P-OP1	6.68	118.72	110.70
21	AA	1322	C	P-O3'-C3'	6.68	127.72	119.70
24	BA	827	U	O4'-C1'-N1	6.68	113.55	108.20
24	BA	2052	A	N9-C4-C5	6.68	108.47	105.80
24	DA	1398	C	P-O3'-C3'	-6.68	111.68	119.70
24	BA	975	A	N9-C1'-C2'	-6.68	104.65	112.00
24	BA	2640	G	N3-C4-N9	-6.68	121.99	126.00
22	AV	34	C	O4'-C1'-N1	-6.68	102.86	108.20
24	BA	732	C	N1-C2-O2	-6.68	114.89	118.90
24	DA	60	G	C4-N9-C1'	-6.68	117.82	126.50
24	DA	1997	C	P-O3'-C3'	-6.68	111.69	119.70
25	BB	98	G	C5-C6-O6	-6.68	124.59	128.60
55	CA	276	G	N9-C1'-C2'	-6.67	104.66	112.00
21	AA	1129	C	P-O3'-C3'	6.67	127.71	119.70
21	AA	1418	A	N1-C6-N6	6.67	122.60	118.60
24	DA	1822	C	O4'-C1'-N1	6.67	113.54	108.20
24	DA	1981	A	P-O3'-C3'	-6.67	111.69	119.70
24	BA	740	C	P-O5'-C5'	-6.67	110.23	120.90
24	DA	1113	U	O4'-C1'-N1	6.67	113.54	108.20
24	BA	1060	U	N1-C1'-C2'	6.67	122.67	114.00
24	BA	2725	A	N1-C6-N6	6.67	122.60	118.60
24	DA	2153	C	O4'-C1'-N1	-6.67	102.87	108.20
55	CA	428	G	P-O3'-C3'	6.67	127.70	119.70
24	BA	1011	G	P-O3'-C3'	6.66	127.70	119.70
21	AA	1493	A	O4'-C1'-N9	6.66	113.53	108.20
24	BA	512	G	O4'-C1'-N9	6.66	113.53	108.20
24	BA	1778	U	C5-C4-O4	-6.66	121.90	125.90
24	DA	1706	C	O4'-C1'-N1	6.66	113.53	108.20
24	DA	1785	A	P-O3'-C3'	-6.66	111.71	119.70
24	DA	391	A	P-O3'-C3'	-6.66	111.71	119.70
24	DA	942	G	P-O3'-C3'	-6.65	111.72	119.70
24	DA	509	C	N1-C1'-C2'	-6.65	104.69	112.00
21	AA	9	G	P-O3'-C3'	-6.65	111.72	119.70
24	DA	1439	A	C4-N9-C1'	6.65	138.27	126.30
24	BA	1717	A	P-O3'-C3'	-6.64	111.73	119.70
24	DA	767	U	P-O3'-C3'	-6.64	111.73	119.70
24	DA	2314	A	N9-C1'-C2'	-6.64	104.69	112.00
55	CA	389	A	P-O3'-C3'	-6.64	111.73	119.70

*Continued on next page...*

*Continued from previous page...*

Mol	Chain	Res	Type	Atoms	Z	Observed(°)	Ideal(°)
55	CA	1052	U	O4'-C1'-N1	6.64	113.51	108.20
24	BA	216	A	N9-C1'-C2'	-6.64	104.70	112.00
24	BA	120	U	C2-N3-C4	6.64	130.98	127.00
24	BA	1088	A	C5-C6-N1	-6.64	114.38	117.70
24	DA	1385	A	P-O3'-C3'	6.63	127.66	119.70
24	DA	2500	U	O4'-C1'-N1	6.63	113.51	108.20
24	BA	1289	C	C3'-C2'-C1'	6.63	106.80	101.50
24	BA	1326	U	N1-C1'-C2'	-6.63	104.71	112.00
55	CA	1085	U	P-O3'-C3'	6.63	127.66	119.70
24	BA	959	A	P-O3'-C3'	-6.63	111.75	119.70
24	BA	1654	A	C3'-C2'-C1'	6.63	106.80	101.50
12	CM	2	ARG	CB-CG-CD	-6.63	94.37	111.60
24	BA	2501	C	N1-C1'-C2'	6.62	122.61	114.00
24	BA	1669	A	N9-C4-C5	6.62	108.45	105.80
24	DA	62	U	N1-C1'-C2'	-6.62	104.72	112.00
55	CA	885	G	N9-C1'-C2'	-6.62	104.72	112.00
24	BA	2570	G	C6-N1-C2	6.62	129.07	125.10
55	CA	67	C	O4'-C1'-N1	6.62	113.49	108.20
24	BA	865	C	O4'-C1'-N1	6.61	113.49	108.20
55	CA	1500	A	P-O3'-C3'	-6.61	111.77	119.70
21	AA	1507	A	P-O3'-C3'	-6.61	111.77	119.70
29	BF	110	ILE	CB-CA-C	-6.61	98.38	111.60
21	AA	567	G	P-O3'-C3'	-6.61	111.77	119.70
24	BA	72	U	O4'-C1'-N1	6.61	113.48	108.20
24	DA	2259	U	O4'-C1'-N1	6.60	113.48	108.20
25	BB	48	U	P-O5'-C5'	-6.60	110.33	120.90
55	CA	500	G	N9-C1'-C2'	-6.60	104.74	112.00
24	DA	2756	U	N1-C1'-C2'	6.60	122.58	114.00
24	DA	128	C	P-O3'-C3'	-6.59	111.79	119.70
21	AA	982	U	P-O3'-C3'	6.59	127.61	119.70
24	BA	434	U	P-O3'-C3'	6.59	127.61	119.70
24	BA	1118	C	C6-N1-C2	-6.59	117.66	120.30
24	BA	1785	A	N9-C1'-C2'	-6.59	104.75	112.00
55	CA	976	G	P-O3'-C3'	-6.59	111.79	119.70
24	BA	1062	G	P-O3'-C3'	-6.59	111.79	119.70
24	BA	2321	U	N1-C1'-C2'	-6.59	104.75	112.00
24	BA	2880	C	P-O5'-C5'	-6.59	110.36	120.90
55	CA	88	U	O4'-C1'-N1	6.59	113.47	108.20
55	CA	253	A	N9-C1'-C2'	-6.59	104.75	112.00
55	CA	1241	G	P-O3'-C3'	-6.59	111.79	119.70
24	DA	2385	C	N1-C1'-C2'	-6.59	104.75	112.00
24	BA	1682	G	C3'-C2'-C1'	6.59	106.77	101.50

*Continued on next page...*

*Continued from previous page...*

Mol	Chain	Res	Type	Atoms	Z	Observed(°)	Ideal(°)
24	BA	2609	U	P-O3'-C3'	6.58	127.60	119.70
24	DA	1456	G	N9-C1'-C2'	-6.58	104.77	112.00
21	AA	575	G	N3-C4-N9	-6.58	122.06	126.00
55	CA	1170	A	P-O3'-C3'	-6.58	111.81	119.70
24	DA	2490	G	P-O3'-C3'	6.58	127.59	119.70
24	BA	410	G	C8-N9-C4	-6.57	103.77	106.40
24	BA	1782	U	C3'-C2'-C1'	6.57	106.76	101.50
24	DA	671	C	C3'-C2'-C1'	6.57	106.76	101.50
56	DB	104	A	C6-C5-N7	-6.57	127.70	132.30
21	AA	1054	C	N1-C1'-C2'	-6.57	104.77	112.00
24	BA	1113	U	P-O5'-C5'	-6.57	110.39	120.90
24	BA	1330	C	P-O3'-C3'	-6.57	111.82	119.70
24	DA	1325	U	N1-C1'-C2'	6.57	122.54	114.00
24	DA	1849	G	N9-C1'-C2'	-6.57	104.77	112.00
24	DA	2094	A	N9-C1'-C2'	-6.57	104.77	112.00
24	BA	838	C	C6-N1-C2	6.57	122.93	120.30
24	DA	1427	A	P-O3'-C3'	6.57	127.58	119.70
21	AA	90	C	N1-C1'-C2'	-6.56	104.78	112.00
24	BA	461	C	P-O3'-C3'	-6.56	111.83	119.70
24	BA	2382	G	P-O3'-C3'	6.56	127.57	119.70
24	BA	984	A	C8-N9-C4	6.56	108.42	105.80
24	BA	1533	C	O4'-C1'-N1	-6.56	102.95	108.20
24	BA	395	U	P-O3'-C3'	6.56	127.57	119.70
55	CA	448	A	O4'-C1'-N9	6.56	113.44	108.20
55	CA	1169	A	C3'-C2'-C1'	6.55	106.74	101.50
21	AA	575	G	C4-N9-C1'	-6.55	117.99	126.50
24	DA	2143	C	O4'-C1'-N1	6.55	113.44	108.20
24	BA	229	C	P-O3'-C3'	-6.55	111.84	119.70
24	DA	2874	C	C3'-C2'-C1'	6.55	106.74	101.50
21	AA	90	C	P-O3'-C3'	-6.54	111.85	119.70
24	DA	2304	G	N3-C2-N2	-6.54	115.32	119.90
24	BA	783	A	N9-C4-C5	-6.54	103.18	105.80
24	BA	1385	A	C6-N1-C2	6.54	122.53	118.60
24	BA	1761	C	N1-C1'-C2'	6.54	122.50	114.00
24	BA	2613	U	O4'-C1'-N1	6.54	113.43	108.20
24	DA	1489	C	P-O3'-C3'	6.54	127.55	119.70
24	DA	2895	G	P-O3'-C3'	-6.54	111.85	119.70
24	DA	1993	U	C3'-C2'-C1'	6.54	106.73	101.50
24	BA	2215	C	N1-C1'-C2'	-6.53	104.81	112.00
24	BA	2259	U	N1-C1'-C2'	-6.53	104.81	112.00
21	AA	12	U	N1-C2-O2	6.53	127.37	122.80
24	BA	628	G	N9-C1'-C2'	-6.53	104.81	112.00

*Continued on next page...*

*Continued from previous page...*

Mol	Chain	Res	Type	Atoms	Z	Observed(°)	Ideal(°)
55	CA	64	G	P-O3'-C3'	6.53	127.54	119.70
24	BA	565	C	C2-N3-C4	-6.53	116.64	119.90
21	AA	152	A	O4'-C1'-N9	6.53	113.42	108.20
24	BA	373	U	O4'-C1'-N1	6.53	113.42	108.20
24	DA	1635	A	P-O3'-C3'	-6.53	111.87	119.70
21	AA	500	G	N9-C1'-C2'	-6.53	104.82	112.00
24	BA	686	U	C2-N1-C1'	-6.53	109.87	117.70
55	CA	212	G	N9-C1'-C2'	-6.53	104.82	112.00
24	DA	1048	A	P-O3'-C3'	-6.53	111.87	119.70
24	BA	1984	G	P-O3'-C3'	6.52	127.53	119.70
21	AA	654	G	P-O3'-C3'	-6.52	111.88	119.70
24	DA	1760	C	N1-C1'-C2'	-6.52	104.83	112.00
21	AA	813	U	P-O5'-C5'	-6.52	110.47	120.90
24	BA	405	U	O4'-C1'-N1	6.51	113.41	108.20
24	BA	695	G	P-O3'-C3'	-6.51	111.88	119.70
24	DA	1460	U	O4'-C1'-N1	-6.51	102.99	108.20
24	DA	2021	C	O4'-C1'-N1	6.51	113.41	108.20
24	BA	216	A	C3'-C2'-C1'	6.51	106.71	101.50
24	BA	957	C	N1-C1'-C2'	6.51	122.46	114.00
55	CA	1301	U	N3-C2-O2	-6.51	117.64	122.20
24	BA	2067	G	P-O3'-C3'	6.51	127.51	119.70
24	BA	858	G	P-O3'-C3'	6.51	127.51	119.70
24	BA	2777	G	O4'-C1'-N9	-6.51	103.00	108.20
24	DA	60	G	C8-N9-C1'	6.51	135.46	127.00
55	CA	575	G	N3-C4-N9	-6.50	122.10	126.00
24	DA	1787	A	C5-C6-N1	-6.50	114.45	117.70
24	BA	1174	U	P-O3'-C3'	-6.50	111.90	119.70
24	BA	748	G	C3'-C2'-C1'	6.50	106.70	101.50
24	DA	753	A	C3'-C2'-C1'	6.50	106.70	101.50
24	BA	1157	G	C3'-C2'-C1'	6.50	106.70	101.50
24	BA	1267	U	P-O3'-C3'	-6.50	111.90	119.70
24	BA	1565	C	P-O3'-C3'	6.50	127.50	119.70
21	AA	1449	C	P-O3'-C3'	-6.50	111.90	119.70
24	DA	2311	A	O5'-P-OP1	6.50	118.50	110.70
24	BA	1767	G	P-O3'-C3'	-6.50	111.91	119.70
21	AA	314	C	C6-N1-C2	6.49	122.90	120.30
24	BA	774	G	C4-N9-C1'	-6.49	118.06	126.50
24	BA	1972	G	N9-C1'-C2'	-6.49	104.86	112.00
56	DB	47	C	N1-C1'-C2'	-6.49	104.86	112.00
24	DA	1300	G	P-O3'-C3'	6.49	127.49	119.70
55	CA	1336	C	N1-C1'-C2'	6.49	122.44	114.00
24	BA	2598	A	P-O3'-C3'	6.49	127.49	119.70

*Continued on next page...*



*Continued from previous page...*

Mol	Chain	Res	Type	Atoms	Z	Observed(°)	Ideal(°)
21	AA	1071	C	O4'-C1'-N1	6.49	113.39	108.20
24	BA	1451	C	N1-C1'-C2'	6.49	122.43	114.00
21	AA	184	G	P-O3'-C3'	-6.48	111.92	119.70
55	CA	1284	C	O4'-C1'-N1	6.48	113.39	108.20
21	AA	1102	A	C3'-C2'-C1'	6.48	106.68	101.50
24	BA	1304	A	P-O3'-C3'	6.48	127.47	119.70
24	DA	2296	U	P-O3'-C3'	6.48	127.47	119.70
56	DB	76	G	N3-C4-C5	6.48	131.84	128.60
24	DA	2682	A	C3'-C2'-C1'	6.47	106.68	101.50
24	DA	1304	A	N9-C1'-C2'	-6.47	104.88	112.00
56	DB	73	A	C5-N7-C8	-6.47	100.66	103.90
24	BA	1866	A	N9-C1'-C2'	-6.47	104.88	112.00
24	BA	2064	C	P-O5'-C5'	-6.47	110.55	120.90
24	DA	2550	G	P-O3'-C3'	-6.47	111.94	119.70
24	DA	2631	G	N9-C1'-C2'	-6.47	104.88	112.00
55	CA	1308	U	O4'-C1'-N1	6.47	113.37	108.20
24	DA	35	G	C3'-C2'-C1'	6.47	106.67	101.50
55	CA	653	U	N1-C1'-C2'	6.47	122.41	114.00
55	CA	962	C	O4'-C1'-N1	6.47	113.37	108.20
24	BA	1034	G	N9-C1'-C2'	-6.46	104.89	112.00
24	DA	1113	U	P-O3'-C3'	-6.46	111.94	119.70
55	CA	1500	A	C3'-C2'-C1'	6.46	106.67	101.50
24	DA	1238	G	C3'-C2'-C1'	6.46	106.67	101.50
24	BA	1494	A	C3'-C2'-C1'	6.46	106.67	101.50
56	DB	76	G	N9-C4-C5	6.46	107.98	105.40
25	BB	87	U	P-O3'-C3'	6.46	127.45	119.70
24	DA	93	G	P-O3'-C3'	-6.46	111.95	119.70
24	DA	1478	G	N9-C1'-C2'	-6.46	104.90	112.00
24	DA	2136	G	P-O3'-C3'	-6.46	111.95	119.70
24	BA	1655	A	P-O3'-C3'	-6.45	111.95	119.70
24	BA	2391	G	P-O3'-C3'	6.45	127.44	119.70
24	DA	230	G	P-O3'-C3'	-6.45	111.96	119.70
24	DA	1303	G	P-O3'-C3'	-6.45	111.95	119.70
56	DB	104	A	N9-C4-C5	6.45	108.38	105.80
21	AA	1196	A	P-O3'-C3'	6.45	127.44	119.70
24	BA	1458	U	P-O3'-C3'	6.45	127.44	119.70
24	BA	2053	G	P-O3'-C3'	-6.45	111.96	119.70
24	DA	860	U	P-O3'-C3'	-6.45	111.96	119.70
55	CA	317	U	O4'-C1'-N1	6.45	113.36	108.20
55	CA	755	G	P-O3'-C3'	-6.45	111.96	119.70
24	BA	2611	C	C3'-C2'-C1'	6.45	106.66	101.50
24	DA	749	A	P-O3'-C3'	-6.45	111.97	119.70

*Continued on next page...*

*Continued from previous page...*

Mol	Chain	Res	Type	Atoms	Z	Observed(°)	Ideal(°)
24	DA	1536	C	P-O5'-C5'	6.44	131.21	120.90
55	CA	1158	C	P-O3'-C3'	-6.44	111.97	119.70
24	DA	434	U	P-O3'-C3'	6.44	127.43	119.70
24	DA	2879	A	P-O3'-C3'	6.44	127.43	119.70
55	CA	1440	U	P-O3'-C3'	6.44	127.43	119.70
21	AA	518	C	O4'-C1'-N1	6.44	113.35	108.20
24	DA	2312	U	N3-C2-O2	-6.44	117.69	122.20
21	AA	248	C	P-O3'-C3'	-6.44	111.98	119.70
24	BA	1356	G	N3-C4-N9	-6.44	122.14	126.00
24	BA	435	C	P-O3'-C3'	-6.43	111.98	119.70
24	BA	1568	G	P-O3'-C3'	-6.43	111.98	119.70
21	AA	1168	U	O4'-C1'-N1	6.43	113.34	108.20
21	AA	1212	U	O4'-C1'-N1	-6.43	103.05	108.20
55	CA	430	A	N9-C1'-C2'	-6.43	104.92	112.00
24	DA	2542	A	P-O3'-C3'	6.43	127.42	119.70
56	DB	45	A	P-O3'-C3'	-6.43	111.98	119.70
24	BA	232	G	P-O3'-C3'	6.43	127.42	119.70
24	BA	2310	C	N3-C4-C5	-6.43	119.33	121.90
24	BA	2498	C	P-O3'-C3'	-6.43	111.98	119.70
24	DA	140	C	P-O3'-C3'	6.43	127.41	119.70
24	DA	995	C	C6-N1-C2	6.43	122.87	120.30
24	BA	2070	A	N1-C6-N6	-6.43	114.74	118.60
24	BA	373	U	P-O3'-C3'	-6.43	111.99	119.70
24	BA	687	C	P-O3'-C3'	-6.42	111.99	119.70
24	BA	568	U	N1-C1'-C2'	6.42	122.35	114.00
24	BA	2043	C	O4'-C1'-N1	-6.42	103.06	108.20
24	BA	2775	G	N1-C6-O6	6.42	123.75	119.90
24	DA	1698	A	P-O3'-C3'	6.42	127.41	119.70
21	AA	487	A	C3'-C2'-C1'	6.42	106.64	101.50
24	BA	2076	U	P-O3'-C3'	-6.42	112.00	119.70
24	DA	200	U	P-O3'-C3'	-6.42	112.00	119.70
24	DA	1440	U	O4'-C1'-N1	6.42	113.34	108.20
55	CA	969	A	P-O3'-C3'	-6.42	112.00	119.70
24	DA	2096	C	O4'-C1'-N1	6.42	113.33	108.20
24	DA	1838	C	C2-N1-C1'	-6.42	111.74	118.80
24	BA	781	A	P-O3'-C3'	6.42	127.40	119.70
21	AA	1158	C	C6-N1-C2	-6.41	117.74	120.30
24	BA	1268	A	C8-N9-C4	-6.41	103.24	105.80
24	BA	1731	G	C4-N9-C1'	-6.41	118.17	126.50
55	CA	383	A	C3'-C2'-C1'	6.41	106.63	101.50
24	DA	915	C	P-O3'-C3'	-6.41	112.01	119.70
24	DA	2287	A	P-O3'-C3'	6.41	127.39	119.70

*Continued on next page...*



*Continued from previous page...*

Mol	Chain	Res	Type	Atoms	Z	Observed(°)	Ideal(°)
24	DA	2312	U	N3-C4-O4	6.41	123.89	119.40
24	DA	2609	U	O4'-C1'-N1	6.41	113.33	108.20
24	BA	86	G	P-O3'-C3'	-6.41	112.01	119.70
55	CA	29	U	O4'-C1'-N1	6.41	113.33	108.20
25	BB	44	G	P-O3'-C3'	6.40	127.39	119.70
21	AA	73	C	N1-C1'-C2'	-6.40	104.96	112.00
24	BA	765	C	C3'-C2'-C1'	6.40	106.62	101.50
21	AA	519	C	O4'-C1'-N1	6.40	113.32	108.20
24	BA	15	G	P-O3'-C3'	-6.40	112.02	119.70
24	BA	2423	U	O4'-C1'-N1	-6.40	103.08	108.20
55	CA	1137	C	N1-C1'-C2'	6.40	122.32	114.00
24	BA	740	C	O5'-P-OP2	-6.40	99.94	105.70
24	BA	2716	C	O4'-C1'-N1	6.40	113.32	108.20
21	AA	372	C	P-O3'-C3'	6.39	127.37	119.70
24	BA	35	G	C3'-C2'-C1'	6.39	106.61	101.50
24	BA	2492	U	C3'-C2'-C1'	6.39	106.62	101.50
24	BA	654	A	P-O3'-C3'	-6.39	112.03	119.70
21	AA	78	A	C5-C6-N6	-6.39	118.59	123.70
21	AA	1398	A	P-O3'-C3'	-6.39	112.03	119.70
24	BA	753	A	P-O3'-C3'	-6.39	112.03	119.70
24	BA	207	A	C3'-C2'-C1'	6.39	106.61	101.50
56	DB	102	G	O3'-P-O5'	-6.39	91.87	104.00
21	AA	991	U	P-O3'-C3'	6.38	127.36	119.70
55	CA	414	A	C3'-C2'-C1'	6.38	106.61	101.50
21	AA	1521	C	N1-C2-O2	6.38	122.73	118.90
24	BA	975	A	P-O3'-C3'	-6.38	112.04	119.70
24	BA	2321	U	P-O3'-C3'	-6.38	112.04	119.70
25	BB	43	C	C6-N1-C2	-6.38	117.75	120.30
55	CA	828	U	O4'-C1'-N1	6.38	113.31	108.20
24	DA	389	G	N9-C1'-C2'	-6.38	104.98	112.00
24	DA	1592	C	O4'-C1'-N1	6.38	113.30	108.20
24	DA	2450	A	C3'-C2'-C1'	6.38	106.60	101.50
55	CA	733	G	P-O3'-C3'	6.38	127.35	119.70
24	DA	2758	A	N9-C1'-C2'	-6.38	104.98	112.00
24	BA	369	U	P-O3'-C3'	6.38	127.35	119.70
24	BA	528	A	N7-C8-N9	6.38	116.99	113.80
24	BA	831	G	P-O3'-C3'	-6.38	112.05	119.70
24	BA	1089	A	P-O3'-C3'	6.38	127.35	119.70
24	BA	1932	A	C3'-C2'-C1'	6.38	106.60	101.50
55	CA	15	G	P-O3'-C3'	-6.38	112.05	119.70
55	CA	1245	C	O4'-C1'-N1	6.38	113.30	108.20
55	CA	1452	C	O4'-C1'-N1	6.38	113.30	108.20

*Continued on next page...*

*Continued from previous page...*

Mol	Chain	Res	Type	Atoms	Z	Observed(°)	Ideal(°)
24	DA	1136	G	P-O3'-C3'	-6.38	112.05	119.70
24	DA	1568	G	P-O3'-C3'	-6.38	112.05	119.70
21	AA	1258	G	C3'-C2'-C1'	6.37	106.60	101.50
24	BA	221	A	P-O3'-C3'	6.37	127.35	119.70
55	CA	914	A	C3'-C2'-C1'	6.37	106.60	101.50
24	DA	2149	U	O4'-C1'-N1	6.37	113.30	108.20
21	AA	412	A	P-O5'-C5'	-6.37	110.71	120.90
24	BA	860	U	P-O3'-C3'	-6.37	112.06	119.70
24	DA	1072	C	P-O3'-C3'	-6.37	112.06	119.70
24	DA	2770	G	C2-N3-C4	-6.37	108.71	111.90
25	BB	26	C	P-O3'-C3'	-6.37	112.06	119.70
24	DA	777	G	N9-C1'-C2'	-6.37	104.99	112.00
24	DA	1088	A	C6-N1-C2	6.37	122.42	118.60
24	BA	335	C	P-O5'-C5'	-6.37	110.72	120.90
24	DA	449	A	C3'-C2'-C1'	6.37	106.59	101.50
24	BA	1006	C	N1-C2-O2	-6.36	115.08	118.90
21	AA	1336	C	O4'-C1'-N1	6.36	113.29	108.20
24	BA	373	U	C3'-C2'-C1'	6.36	106.59	101.50
24	DA	2033	A	C5-C6-N6	6.36	128.79	123.70
24	DA	2050	C	P-O3'-C3'	6.36	127.33	119.70
24	BA	2611	C	O4'-C1'-N1	6.36	113.29	108.20
24	DA	2691	C	P-O3'-C3'	-6.36	112.07	119.70
21	AA	214	C	P-O3'-C3'	-6.36	112.07	119.70
21	AA	724	G	P-O3'-C3'	-6.36	112.07	119.70
24	BA	223	A	C3'-C2'-C1'	6.36	106.58	101.50
24	BA	2332	C	C6-N1-C2	6.36	122.84	120.30
24	DA	15	G	N9-C1'-C2'	-6.36	105.01	112.00
24	DA	647	G	C3'-C2'-C1'	6.36	106.58	101.50
21	AA	70	U	P-O3'-C3'	6.35	127.32	119.70
24	BA	454	A	P-O3'-C3'	6.35	127.32	119.70
24	BA	2606	C	N1-C2-O2	-6.35	115.09	118.90
24	DA	33	C	P-O3'-C3'	6.35	127.32	119.70
24	DA	370	G	C6-C5-N7	6.35	134.21	130.40
24	DA	730	A	N9-C1'-C2'	-6.35	105.01	112.00
24	DA	1497	U	P-O3'-C3'	6.35	127.32	119.70
24	BA	2251	G	P-O3'-C3'	-6.35	112.08	119.70
56	DB	75	G	N9-C1'-C2'	-6.35	105.01	112.00
24	BA	2307	G	O4'-C1'-N9	6.35	113.28	108.20
24	BA	2607	G	N3-C4-N9	6.35	129.81	126.00
24	DA	2320	U	O3'-P-O5'	-6.35	91.94	104.00
56	DB	49	C	C6-N1-C1'	6.35	128.42	120.80
24	BA	386	G	P-O3'-C3'	6.35	127.32	119.70

*Continued on next page...*

*Continued from previous page...*

Mol	Chain	Res	Type	Atoms	Z	Observed(°)	Ideal(°)
55	CA	1199	U	N1-C2-O2	6.34	127.24	122.80
21	AA	1362	A	O4'-C1'-N9	6.34	113.27	108.20
21	AA	1399	C	N1-C1'-C2'	6.34	122.24	114.00
24	BA	934	U	P-O3'-C3'	-6.34	112.09	119.70
21	AA	267	C	C3'-C2'-C1'	6.34	106.57	101.50
24	DA	727	A	C3'-C2'-C1'	6.34	106.57	101.50
24	BA	2517	C	O3'-P-O5'	-6.33	91.97	104.00
24	DA	13	A	P-O3'-C3'	6.33	127.30	119.70
24	DA	396	G	P-O3'-C3'	-6.33	112.10	119.70
24	DA	2259	U	C3'-C2'-C1'	6.33	106.57	101.50
24	DA	2805	C	O4'-C1'-N1	6.33	113.27	108.20
56	DB	88	C	O4'-C1'-N1	-6.33	103.13	108.20
24	BA	1142	A	C4-C5-N7	6.33	113.87	110.70
24	BA	1009	A	O5'-P-OP2	-6.33	100.00	105.70
24	BA	1180	U	N1-C1'-C2'	6.33	122.23	114.00
24	BA	2303	G	P-O3'-C3'	-6.33	112.10	119.70
55	CA	1530	G	P-O3'-C3'	-6.33	112.10	119.70
24	BA	721	A	P-O3'-C3'	6.33	127.29	119.70
24	BA	2322	A	P-O3'-C3'	-6.33	112.11	119.70
24	DA	1865	U	P-O3'-C3'	6.33	127.29	119.70
24	DA	2727	A	C3'-C2'-C1'	6.33	106.56	101.50
24	BA	103	A	P-O3'-C3'	-6.33	112.11	119.70
24	BA	346	A	N9-C1'-C2'	-6.32	105.05	112.00
24	DA	2474	U	O4'-C1'-N1	6.32	113.26	108.20
24	BA	937	C	P-O3'-C3'	-6.32	112.11	119.70
24	BA	2337	G	C3'-C2'-C1'	6.32	106.56	101.50
21	AA	97	G	N9-C1'-C2'	-6.32	105.05	112.00
24	BA	1267	U	O4'-C1'-N1	6.32	113.26	108.20
24	BA	1865	U	N3-C4-C5	6.32	118.39	114.60
24	BA	2776	A	P-O3'-C3'	6.32	127.28	119.70
56	DB	3	C	O4'-C1'-N1	-6.32	103.14	108.20
24	DA	806	C	C3'-C2'-C1'	6.32	106.56	101.50
24	DA	2896	C	P-O3'-C3'	-6.32	112.12	119.70
24	BA	740	C	N1-C1'-C2'	-6.32	105.05	112.00
55	CA	77	A	C5-C6-N6	6.32	128.75	123.70
24	BA	2048	G	C8-N9-C4	-6.31	103.88	106.40
24	DA	244	A	C3'-C2'-C1'	6.31	106.55	101.50
24	DA	2385	C	C3'-C2'-C1'	6.31	106.55	101.50
56	DB	43	C	C6-N1-C2	-6.31	117.78	120.30
21	AA	18	C	P-O3'-C3'	-6.31	112.13	119.70
24	BA	815	C	P-O3'-C3'	-6.31	112.13	119.70
24	DA	1274	A	P-O3'-C3'	-6.31	112.13	119.70

*Continued on next page...*

*Continued from previous page...*

Mol	Chain	Res	Type	Atoms	Z	Observed(°)	Ideal(°)
55	CA	1401	G	C3'-C2'-C1'	6.30	106.54	101.50
55	CA	1449	C	O4'-C1'-N1	6.30	113.24	108.20
24	DA	1112	G	C3'-C2'-C1'	6.30	106.54	101.50
24	BA	2615	U	C3'-C2'-C1'	6.30	106.54	101.50
55	CA	1190	G	P-O3'-C3'	6.30	127.26	119.70
24	DA	627	A	P-O3'-C3'	6.30	127.25	119.70
24	DA	1142	A	N3-C4-C5	6.30	131.21	126.80
24	BA	1123	C	N1-C2-O2	6.29	122.68	118.90
21	AA	198	G	P-O3'-C3'	-6.29	112.15	119.70
55	CA	1349	A	P-O3'-C3'	-6.29	112.15	119.70
24	DA	2023	C	C3'-C2'-C1'	6.29	106.53	101.50
24	BA	1073	A	P-O3'-C3'	-6.29	112.16	119.70
24	BA	1324	G	O4'-C1'-N9	6.29	113.23	108.20
24	BA	2802	G	N3-C4-N9	-6.29	122.23	126.00
55	CA	52	C	O4'-C1'-N1	6.29	113.23	108.20
24	DA	388	G	C3'-C2'-C1'	6.29	106.53	101.50
24	DA	2333	A	P-O3'-C3'	6.29	127.25	119.70
21	AA	884	U	O4'-C1'-N1	6.29	113.23	108.20
24	BA	267	C	O4'-C1'-N1	6.29	113.23	108.20
24	BA	2541	A	N1-C6-N6	6.29	122.37	118.60
25	BB	88	C	N1-C1'-C2'	6.29	122.17	114.00
55	CA	52	C	P-O3'-C3'	-6.29	112.16	119.70
55	CA	915	A	N9-C1'-C2'	-6.29	105.09	112.00
21	AA	654	G	C3'-C2'-C1'	6.28	106.53	101.50
24	BA	2200	C	P-O3'-C3'	-6.28	112.16	119.70
24	DA	1386	C	C3'-C2'-C1'	6.28	106.53	101.50
24	DA	1515	A	O4'-C1'-N9	6.28	113.23	108.20
24	BA	823	C	O4'-C1'-N1	-6.28	103.17	108.20
24	BA	752	A	O4'-C1'-N9	6.28	113.22	108.20
24	BA	2616	C	C3'-C2'-C1'	6.28	106.53	101.50
24	BA	2901	C	O4'-C1'-N1	-6.28	103.17	108.20
55	CA	424	G	P-O3'-C3'	-6.28	112.16	119.70
24	DA	2468	A	P-O3'-C3'	6.28	127.23	119.70
24	BA	14	A	P-O5'-C5'	-6.28	110.86	120.90
24	BA	655	A	P-O3'-C3'	6.28	127.23	119.70
55	CA	1098	C	O4'-C1'-N1	6.28	113.22	108.20
24	BA	249	C	N1-C1'-C2'	6.27	122.16	114.00
24	BA	530	G	P-O3'-C3'	-6.27	112.17	119.70
24	BA	2391	G	O4'-C1'-N9	6.27	113.22	108.20
24	BA	1693	U	P-O3'-C3'	6.27	127.22	119.70
24	BA	2516	A	C8-N9-C4	-6.27	103.29	105.80
21	AA	1258	G	N9-C1'-C2'	-6.26	105.11	112.00

*Continued on next page...*

*Continued from previous page...*

Mol	Chain	Res	Type	Atoms	Z	Observed(°)	Ideal(°)
21	AA	590	U	P-O3'-C3'	-6.26	112.19	119.70
24	BA	1062	G	C3'-C2'-C1'	6.26	106.51	101.50
24	BA	2017	U	N1-C1'-C2'	6.26	122.14	114.00
55	CA	315	A	P-O3'-C3'	6.26	127.21	119.70
24	DA	2582	G	C3'-C2'-C1'	6.26	106.51	101.50
24	BA	250	G	C3'-C2'-C1'	6.26	106.51	101.50
24	DA	1060	U	C6-N1-C1'	-6.26	112.44	121.20
24	BA	572	A	P-O3'-C3'	-6.26	112.19	119.70
24	DA	1627	G	P-O3'-C3'	-6.26	112.19	119.70
24	BA	1560	G	C3'-C2'-C1'	6.25	106.50	101.50
24	BA	1884	G	P-O3'-C3'	6.25	127.20	119.70
24	DA	632	A	P-O3'-C3'	6.25	127.20	119.70
24	DA	1965	C	N1-C1'-C2'	-6.25	105.12	112.00
55	CA	566	G	C4-C5-C6	-6.25	115.05	118.80
24	BA	2135	A	P-O3'-C3'	-6.25	112.20	119.70
24	DA	1060	U	N1-C1'-C2'	6.25	122.12	114.00
24	BA	142	A	N9-C1'-C2'	-6.25	105.13	112.00
24	BA	1707	G	C3'-C2'-C1'	6.25	106.50	101.50
24	DA	2511	U	C2-N3-C4	-6.25	123.25	127.00
24	DA	2755	C	O4'-C1'-N1	-6.25	103.20	108.20
21	AA	1066	C	N1-C1'-C2'	-6.25	105.13	112.00
24	BA	396	G	N9-C1'-C2'	-6.24	105.13	112.00
24	BA	1007	C	O4'-C1'-N1	6.24	113.19	108.20
21	AA	81	A	C5-C6-N6	6.24	128.69	123.70
24	BA	800	A	C5-C6-N6	6.24	128.69	123.70
21	AA	1296	C	O4'-C1'-N1	6.24	113.19	108.20
24	BA	1668	A	P-O3'-C3'	6.24	127.19	119.70
24	BA	2427	C	C3'-C2'-C1'	6.24	106.49	101.50
24	BA	2200	C	N3-C2-O2	-6.24	117.54	121.90
25	BB	45	A	C3'-C2'-C1'	6.23	106.49	101.50
55	CA	15	G	N3-C4-C5	-6.23	125.48	128.60
55	CA	452	A	C3'-C2'-C1'	6.23	106.49	101.50
21	AA	1088	G	N9-C1'-C2'	-6.23	105.15	112.00
24	BA	1839	G	C3'-C2'-C1'	6.23	106.48	101.50
24	DA	206	U	C3'-C2'-C1'	6.23	106.48	101.50
24	DA	373	U	O4'-C1'-N1	6.23	113.18	108.20
24	DA	946	C	C3'-C2'-C1'	6.23	106.48	101.50
21	AA	1469	C	P-O5'-C5'	-6.23	110.93	120.90
55	CA	1236	A	C6-N1-C2	-6.23	114.86	118.60
24	DA	1061	U	P-O3'-C3'	-6.23	112.23	119.70
24	DA	2148	G	P-O3'-C3'	-6.23	112.23	119.70
24	BA	346	A	C3'-C2'-C1'	6.22	106.48	101.50

*Continued on next page...*

*Continued from previous page...*

Mol	Chain	Res	Type	Atoms	Z	Observed(°)	Ideal(°)
24	BA	851	C	C5-C4-N4	6.22	124.56	120.20
24	DA	2344	U	P-O3'-C3'	6.22	127.17	119.70
24	DA	2348	U	P-O3'-C3'	-6.22	112.23	119.70
24	BA	1019	U	C5-C4-O4	-6.22	122.17	125.90
24	BA	1462	C	O4'-C1'-N1	6.22	113.18	108.20
55	CA	513	C	N1-C1'-C2'	-6.22	105.16	112.00
55	CA	982	U	P-O3'-C3'	6.22	127.17	119.70
24	DA	763	G	C4-N9-C1'	6.22	134.59	126.50
55	CA	243	A	N9-C4-C5	6.22	108.29	105.80
21	AA	1064	G	O4'-C1'-N9	6.22	113.17	108.20
24	BA	121	G	C3'-C2'-C1'	6.22	106.47	101.50
24	BA	299	A	C5-N7-C8	-6.22	100.79	103.90
24	BA	2570	G	C5-C6-O6	6.22	132.33	128.60
24	BA	1476	U	C3'-C2'-C1'	6.21	106.47	101.50
55	CA	870	U	P-O3'-C3'	6.21	127.16	119.70
24	DA	1611	C	C3'-C2'-C1'	6.21	106.47	101.50
24	DA	390	U	N1-C1'-C2'	6.21	122.08	114.00
21	AA	567	G	C3'-C2'-C1'	6.21	106.47	101.50
21	AA	812	G	O3'-P-O5'	-6.21	92.20	104.00
25	BB	8	C	O4'-C1'-N1	6.21	113.17	108.20
24	BA	14	A	C3'-C2'-C1'	6.21	106.47	101.50
24	BA	1223	G	P-O3'-C3'	-6.21	112.25	119.70
24	BA	1963	U	O4'-C1'-N1	6.21	113.17	108.20
24	DA	2714	G	P-O3'-C3'	-6.21	112.25	119.70
21	AA	966	G	P-O3'-C3'	-6.21	112.25	119.70
24	BA	1611	C	C3'-C2'-C1'	6.21	106.46	101.50
24	BA	2781	A	N9-C1'-C2'	-6.20	105.17	112.00
24	DA	2035	G	P-O3'-C3'	-6.20	112.26	119.70
24	BA	302	C	O4'-C1'-N1	6.20	113.16	108.20
24	BA	1730	C	O4'-C1'-N1	6.20	113.16	108.20
24	BA	2214	C	C3'-C2'-C1'	6.20	106.46	101.50
24	DA	621	A	C3'-C2'-C1'	6.20	106.46	101.50
56	DB	5	U	O4'-C1'-N1	6.20	113.16	108.20
24	DA	2094	A	P-O3'-C3'	-6.20	112.26	119.70
24	BA	616	A	P-O3'-C3'	-6.20	112.26	119.70
21	AA	971	G	O4'-C1'-N9	6.20	113.16	108.20
24	BA	2151	U	O4'-C1'-N1	6.20	113.16	108.20
24	DA	1847	A	P-O3'-C3'	6.20	127.14	119.70
55	CA	458	U	P-O3'-C3'	6.19	127.13	119.70
24	DA	1821	A	N9-C1'-C2'	-6.19	105.19	112.00
21	AA	253	A	P-O3'-C3'	-6.19	112.27	119.70
21	AA	914	A	C3'-C2'-C1'	6.19	106.45	101.50

*Continued on next page...*

*Continued from previous page...*

Mol	Chain	Res	Type	Atoms	Z	Observed(°)	Ideal(°)
24	BA	906	U	C6-N1-C2	6.19	124.72	121.00
24	BA	1965	C	P-O5'-C5'	-6.19	110.99	120.90
24	BA	2588	G	P-O5'-C5'	-6.19	110.99	120.90
55	CA	531	U	O4'-C1'-N1	6.19	113.16	108.20
24	DA	1700	A	C3'-C2'-C1'	6.19	106.45	101.50
24	BA	512	G	C4-N9-C1'	-6.19	118.45	126.50
24	BA	1312	U	O4'-C1'-N1	-6.19	103.25	108.20
24	BA	2307	G	P-O3'-C3'	6.19	127.13	119.70
24	DA	104	A	N9-C1'-C2'	-6.19	105.19	112.00
24	BA	766	U	P-O3'-C3'	-6.18	112.28	119.70
24	BA	2614	A	P-O3'-C3'	6.18	127.12	119.70
24	DA	232	G	P-O3'-C3'	6.18	127.12	119.70
24	DA	1900	A	P-O3'-C3'	6.18	127.12	119.70
24	BA	491	G	P-O3'-C3'	-6.18	112.28	119.70
24	BA	2200	C	O4'-C1'-N1	6.18	113.15	108.20
24	DA	1820	U	P-O3'-C3'	6.18	127.12	119.70
24	DA	2580	U	P-O3'-C3'	6.18	127.12	119.70
55	CA	1161	C	O4'-C1'-N1	6.18	113.14	108.20
24	DA	1127	A	C3'-C2'-C1'	6.18	106.44	101.50
21	AA	96	U	O4'-C1'-N1	6.18	113.14	108.20
24	BA	382	A	P-O3'-C3'	-6.18	112.28	119.70
55	CA	132	C	O4'-C1'-N1	6.18	113.14	108.20
24	DA	139	U	N1-C1'-C2'	6.18	122.03	114.00
24	BA	719	C	O4'-C1'-N1	6.18	113.14	108.20
24	BA	1813	G	N9-C4-C5	6.18	107.87	105.40
24	BA	2283	C	P-O3'-C3'	-6.18	112.29	119.70
24	DA	776	G	O4'-C1'-N9	-6.18	103.26	108.20
24	DA	794	A	C3'-C2'-C1'	6.18	106.44	101.50
24	DA	762	U	P-O3'-C3'	6.17	127.11	119.70
24	DA	2492	U	C3'-C2'-C1'	6.17	106.44	101.50
24	BA	2857	G	N3-C4-C5	6.17	131.68	128.60
21	AA	1394	A	P-O3'-C3'	6.17	127.10	119.70
24	BA	1290	C	P-O3'-C3'	-6.17	112.30	119.70
24	DA	1779	U	P-O3'-C3'	6.17	127.10	119.70
24	DA	1008	A	O4'-C1'-N9	6.16	113.13	108.20
24	DA	2226	C	C3'-C2'-C1'	6.16	106.43	101.50
24	BA	1331	G	N9-C1'-C2'	-6.16	105.22	112.00
21	AA	253	A	N9-C1'-C2'	-6.16	105.22	112.00
24	BA	52	A	C3'-C2'-C1'	6.16	106.43	101.50
55	CA	518	C	O4'-C1'-N1	6.16	113.13	108.20
24	DA	1076	C	N1-C1'-C2'	-6.16	105.23	112.00
24	BA	199	A	O4'-C1'-N9	6.16	113.12	108.20

*Continued on next page...*



*Continued from previous page...*

Mol	Chain	Res	Type	Atoms	Z	Observed(°)	Ideal(°)
24	DA	1945	G	C3'-C2'-C1'	6.16	106.42	101.50
24	BA	1956	U	O4'-C1'-N1	6.15	113.12	108.20
24	BA	2052	A	C4-C5-N7	-6.15	107.62	110.70
24	BA	2148	G	C3'-C2'-C1'	6.15	106.42	101.50
24	BA	2250	G	O4'-C1'-N9	-6.15	103.28	108.20
24	DA	269	C	O4'-C1'-N1	6.15	113.12	108.20
24	DA	1204	A	P-O3'-C3'	6.15	127.08	119.70
24	DA	2440	C	C3'-C2'-C1'	6.15	106.42	101.50
24	DA	2308	G	C5-C6-O6	-6.15	124.91	128.60
21	AA	306	A	P-O3'-C3'	-6.14	112.33	119.70
24	BA	1785	A	N7-C8-N9	6.14	116.87	113.80
24	DA	767	U	O4'-C1'-N1	6.14	113.12	108.20
24	BA	333	G	C3'-C2'-C1'	6.14	106.41	101.50
24	BA	339	U	C2-N1-C1'	6.14	125.07	117.70
24	BA	2328	A	N1-C6-N6	-6.14	114.91	118.60
24	BA	2684	U	O4'-C1'-N1	-6.14	103.29	108.20
24	BA	1261	C	N1-C2-O2	-6.14	115.22	118.90
24	DA	1965	C	P-O3'-C3'	-6.14	112.33	119.70
24	BA	2520	C	P-O3'-C3'	-6.14	112.33	119.70
24	BA	1647	U	O4'-C1'-N1	6.14	113.11	108.20
24	BA	1733	G	C3'-C2'-C1'	6.14	106.41	101.50
24	BA	178	G	N9-C1'-C2'	-6.13	105.25	112.00
24	BA	855	G	N9-C4-C5	6.13	107.85	105.40
24	DA	2521	C	N1-C1'-C2'	-6.13	105.25	112.00
24	BA	968	C	N3-C2-O2	-6.13	117.61	121.90
55	CA	90	C	C3'-C2'-C1'	6.13	106.41	101.50
55	CA	354	G	P-O3'-C3'	-6.13	112.34	119.70
55	CA	1137	C	P-O3'-C3'	6.13	127.06	119.70
24	DA	162	U	N1-C1'-C2'	6.13	121.97	114.00
24	DA	1384	A	P-O3'-C3'	6.13	127.06	119.70
21	AA	1320	C	P-O3'-C3'	-6.13	112.35	119.70
24	BA	1143	A	P-O3'-C3'	6.13	127.05	119.70
24	BA	198	C	O5'-P-OP2	-6.12	100.19	105.70
24	BA	2070	A	C6-N1-C2	-6.12	114.92	118.60
24	BA	2093	G	C3'-C2'-C1'	6.12	106.40	101.50
24	BA	866	A	P-O3'-C3'	-6.12	112.35	119.70
55	CA	267	C	P-O3'-C3'	6.12	127.05	119.70
24	BA	1568	G	C8-N9-C1'	-6.12	119.04	127.00
55	CA	875	U	P-O5'-C5'	-6.12	111.10	120.90
24	DA	1334	G	P-O3'-C3'	-6.12	112.35	119.70
21	AA	465	A	P-O3'-C3'	-6.12	112.36	119.70
55	CA	596	A	N9-C1'-C2'	-6.12	105.27	112.00

*Continued on next page...*



*Continued from previous page...*

Mol	Chain	Res	Type	Atoms	Z	Observed(°)	Ideal(°)
24	DA	396	G	C3'-C2'-C1'	6.12	106.40	101.50
24	DA	1636	U	O4'-C1'-N1	6.12	113.10	108.20
24	DA	2064	C	N1-C1'-C2'	-6.12	105.27	112.00
24	BA	1132	U	O4'-C1'-N1	6.12	113.09	108.20
55	CA	977	A	P-O3'-C3'	-6.12	112.36	119.70
55	CA	247	G	C3'-C2'-C1'	6.12	106.39	101.50
24	DA	1811	G	N9-C1'-C2'	-6.12	105.27	112.00
24	BA	2057	G	N1-C6-O6	-6.11	116.23	119.90
24	BA	2441	U	O4'-C1'-N1	6.11	113.09	108.20
24	BA	485	C	P-O3'-C3'	-6.11	112.36	119.70
55	CA	803	G	C3'-C2'-C1'	6.11	106.39	101.50
24	DA	1929	G	P-O3'-C3'	6.11	127.03	119.70
24	BA	446	G	P-O3'-C3'	6.11	127.03	119.70
24	DA	1311	G	P-O3'-C3'	6.11	127.03	119.70
24	DA	1970	A	P-O3'-C3'	6.11	127.03	119.70
24	DA	2586	U	C3'-C2'-C1'	6.11	106.39	101.50
24	DA	1079	C	P-O3'-C3'	-6.11	112.37	119.70
55	CA	245	U	O4'-C1'-N1	6.11	113.08	108.20
24	DA	1206	G	C3'-C2'-C1'	6.11	106.39	101.50
24	DA	2075	U	C5-C4-O4	6.11	129.56	125.90
24	DA	2800	A	O4'-C1'-N9	6.11	113.08	108.20
21	AA	575	G	C8-N9-C1'	6.10	134.94	127.00
24	BA	115	C	P-O3'-C3'	6.10	127.02	119.70
24	BA	800	A	N1-C6-N6	-6.10	114.94	118.60
26	BC	109	LEU	CA-CB-CG	6.10	129.34	115.30
24	DA	2575	C	C6-N1-C2	6.10	122.74	120.30
24	BA	510	C	C3'-C2'-C1'	6.10	106.38	101.50
24	BA	1039	A	P-O3'-C3'	-6.10	112.38	119.70
24	BA	1315	C	P-O5'-C5'	-6.10	111.14	120.90
24	BA	1981	A	N9-C1'-C2'	-6.10	105.29	112.00
24	BA	2062	A	P-O3'-C3'	-6.10	112.38	119.70
24	BA	2199	A	P-O5'-C5'	-6.10	111.14	120.90
24	DA	1828	G	P-O3'-C3'	6.10	127.02	119.70
24	BA	1436	G	C8-N9-C4	-6.10	103.96	106.40
56	DB	57	A	C3'-C2'-C1'	6.10	106.38	101.50
24	BA	163	C	N1-C1'-C2'	-6.09	105.30	112.00
24	BA	1369	G	C8-N9-C4	-6.09	103.96	106.40
24	DA	1682	G	P-O3'-C3'	-6.09	112.39	119.70
24	DA	2752	C	C3'-C2'-C1'	6.09	106.37	101.50
21	AA	368	U	C2-N1-C1'	6.09	125.01	117.70
24	DA	2773	C	O4'-C1'-N1	6.09	113.07	108.20
56	DB	49	C	N1-C2-O2	-6.09	115.25	118.90

*Continued on next page...*

*Continued from previous page...*

Mol	Chain	Res	Type	Atoms	Z	Observed(°)	Ideal(°)
21	AA	32	A	C3'-C2'-C1'	6.09	106.37	101.50
24	BA	591	U	N3-C4-C5	-6.09	110.95	114.60
24	BA	2714	G	P-O3'-C3'	-6.09	112.39	119.70
24	BA	2860	A	N3-C4-N9	6.09	132.27	127.40
24	DA	121	G	P-O3'-C3'	-6.09	112.39	119.70
21	AA	1519	A	P-O3'-C3'	-6.09	112.39	119.70
24	DA	1113	U	N1-C1'-C2'	-6.09	105.30	112.00
24	BA	2155	U	N1-C2-O2	6.09	127.06	122.80
55	CA	131	A	C3'-C2'-C1'	6.09	106.37	101.50
24	BA	2192	U	O4'-C1'-N1	6.08	113.07	108.20
21	AA	316	C	C3'-C2'-C1'	6.08	106.37	101.50
24	BA	1416	G	O4'-C1'-N9	6.08	113.07	108.20
24	BA	2211	A	P-O3'-C3'	6.08	127.00	119.70
24	BA	2338	C	O4'-C1'-N1	6.08	113.07	108.20
24	DA	454	A	P-O3'-C3'	6.08	127.00	119.70
24	BA	2321	U	O4'-C1'-N1	-6.08	103.33	108.20
56	DB	103	U	N1-C2-N3	6.08	118.55	114.90
21	AA	885	G	C3'-C2'-C1'	6.08	106.36	101.50
24	BA	2732	G	P-O3'-C3'	6.08	126.99	119.70
24	BA	2770	G	N1-C2-N2	-6.08	110.73	116.20
24	DA	2214	C	C3'-C2'-C1'	6.08	106.36	101.50
24	BA	2335	A	C3'-C2'-C1'	6.08	106.36	101.50
21	AA	985	C	O4'-C1'-N1	6.07	113.06	108.20
24	BA	1759	A	C3'-C2'-C1'	6.07	106.36	101.50
24	DA	2021	C	P-O3'-C3'	6.07	126.99	119.70
24	DA	1334	G	C3'-C2'-C1'	6.07	106.36	101.50
24	DA	1788	C	C3'-C2'-C1'	6.07	106.36	101.50
24	DA	411	G	P-O3'-C3'	6.07	126.98	119.70
55	CA	930	C	O4'-C1'-N1	6.07	113.05	108.20
24	DA	2401	U	P-O3'-C3'	6.07	126.98	119.70
24	DA	1702	G	P-O3'-C3'	-6.07	112.42	119.70
24	BA	1640	A	P-O5'-C5'	-6.06	111.20	120.90
24	BA	2344	U	O4'-C1'-N1	-6.06	103.35	108.20
25	BB	13	G	N9-C1'-C2'	-6.06	105.33	112.00
21	AA	821	G	C3'-C2'-C1'	6.06	106.35	101.50
24	BA	1330	C	C3'-C2'-C1'	6.06	106.35	101.50
21	AA	428	G	P-O3'-C3'	6.06	126.97	119.70
24	BA	2559	C	N3-C4-C5	-6.06	119.48	121.90
24	BA	621	A	C3'-C2'-C1'	6.06	106.35	101.50
24	DA	1717	A	C3'-C2'-C1'	6.06	106.35	101.50
24	BA	386	G	P-O5'-C5'	6.06	130.59	120.90
24	BA	2791	G	N9-C1'-C2'	-6.06	105.34	112.00

*Continued on next page...*

*Continued from previous page...*

Mol	Chain	Res	Type	Atoms	Z	Observed(°)	Ideal(°)
55	CA	1461	G	C5-C6-O6	6.06	132.23	128.60
24	BA	666	A	N9-C4-C5	6.05	108.22	105.80
24	BA	2607	G	C4-N9-C1'	6.05	134.37	126.50
25	BB	16	G	C3'-C2'-C1'	6.05	106.34	101.50
24	BA	1142	A	N9-C4-C5	6.05	108.22	105.80
25	BB	36	C	O4'-C1'-N1	-6.05	103.36	108.20
55	CA	509	A	C3'-C2'-C1'	6.05	106.34	101.50
24	DA	1011	G	C8-N9-C1'	6.05	134.87	127.00
24	DA	1347	A	P-O3'-C3'	-6.05	112.44	119.70
24	DA	1783	A	P-O3'-C3'	-6.05	112.44	119.70
21	AA	486	U	O4'-C1'-N1	-6.05	103.36	108.20
24	BA	633	A	O4'-C1'-N9	-6.05	103.36	108.20
24	BA	2543	G	P-O3'-C3'	-6.05	112.44	119.70
24	BA	860	U	O5'-P-OP2	-6.04	100.26	105.70
55	CA	575	G	C4-N9-C1'	-6.04	118.64	126.50
24	DA	12	U	O4'-C1'-N1	6.04	113.04	108.20
24	DA	1090	A	P-O3'-C3'	-6.04	112.45	119.70
24	BA	2682	A	C3'-C2'-C1'	6.04	106.33	101.50
24	BA	1025	G	P-O3'-C3'	6.04	126.95	119.70
55	CA	1507	A	C3'-C2'-C1'	6.04	106.33	101.50
24	DA	831	G	P-O3'-C3'	-6.04	112.45	119.70
56	DB	13	G	P-O3'-C3'	-6.04	112.45	119.70
24	DA	1060	U	C2-N1-C1'	6.04	124.95	117.70
24	DA	1429	G	C3'-C2'-C1'	6.04	106.33	101.50
21	AA	1127	G	N9-C1'-C2'	-6.04	105.36	112.00
24	BA	1334	G	C5-C6-O6	6.04	132.22	128.60
21	AA	95	C	N1-C1'-C2'	-6.03	105.36	112.00
21	AA	1053	G	P-O3'-C3'	6.03	126.94	119.70
55	CA	570	G	P-O3'-C3'	6.03	126.94	119.70
24	BA	687	C	P-O5'-C5'	-6.03	111.25	120.90
55	CA	755	G	C3'-C2'-C1'	6.03	106.33	101.50
21	AA	962	C	C6-N1-C2	-6.03	117.89	120.30
24	BA	860	U	N1-C1'-C2'	-6.03	105.37	112.00
24	BA	2309	A	C3'-C2'-C1'	6.03	106.32	101.50
24	DA	2646	C	O4'-C1'-N1	6.03	113.02	108.20
24	BA	126	A	P-O3'-C3'	-6.03	112.47	119.70
24	BA	671	C	C3'-C2'-C1'	6.03	106.32	101.50
24	BA	2063	C	C3'-C2'-C1'	6.03	106.32	101.50
24	BA	507	A	P-O3'-C3'	-6.03	112.47	119.70
24	BA	1343	G	C3'-C2'-C1'	6.02	106.32	101.50
24	BA	1669	A	C8-N9-C4	-6.02	103.39	105.80
55	CA	170	U	O4'-C1'-N1	6.02	113.02	108.20

*Continued on next page...*

*Continued from previous page...*

Mol	Chain	Res	Type	Atoms	Z	Observed(°)	Ideal(°)
24	DA	2036	C	C3'-C2'-C1'	6.02	106.32	101.50
24	BA	2857	G	N1-C2-N2	-6.02	110.78	116.20
24	DA	1319	C	O4'-C1'-N1	6.02	113.02	108.20
21	AA	1032	G	C3'-C2'-C1'	6.02	106.31	101.50
24	BA	851	C	N1-C2-O2	6.02	122.51	118.90
24	BA	1979	U	P-O5'-C5'	-6.02	111.27	120.90
24	BA	2613	U	P-O3'-C3'	6.02	126.92	119.70
55	CA	9	G	C3'-C2'-C1'	6.02	106.31	101.50
24	BA	974	G	N9-C1'-C2'	6.01	121.82	114.00
24	BA	985	C	O4'-C1'-N1	-6.01	103.39	108.20
24	BA	2544	G	C8-N9-C4	-6.01	103.99	106.40
55	CA	110	C	C3'-C2'-C1'	6.01	106.31	101.50
24	BA	1779	U	C6-N1-C2	6.01	124.61	121.00
21	AA	174	A	C3'-C2'-C1'	6.01	106.31	101.50
21	AA	704	A	C3'-C2'-C1'	6.01	106.31	101.50
21	AA	961	U	C3'-C2'-C1'	6.01	106.31	101.50
24	BA	1254	A	C8-N9-C4	-6.01	103.39	105.80
55	CA	816	A	N9-C1'-C2'	-6.01	105.39	112.00
24	DA	1707	G	C3'-C2'-C1'	6.01	106.31	101.50
24	BA	1385	A	O4'-C1'-N9	6.01	113.01	108.20
24	BA	2830	C	O4'-C1'-N1	6.01	113.01	108.20
24	BA	657	U	N1-C1'-C2'	6.01	121.81	114.00
24	DA	312	G	C3'-C2'-C1'	6.01	106.31	101.50
24	BA	1683	U	C3'-C2'-C1'	6.00	106.30	101.50
24	BA	1858	A	N9-C1'-C2'	-6.00	105.39	112.00
21	AA	1046	A	P-O3'-C3'	-6.00	112.50	119.70
24	BA	1818	U	N1-C1'-C2'	6.00	121.80	114.00
55	CA	14	U	C3'-C2'-C1'	6.00	106.30	101.50
55	CA	884	U	P-O3'-C3'	6.00	126.90	119.70
55	CA	575	G	C8-N9-C1'	6.00	134.80	127.00
24	DA	1439	A	C4-C5-N7	6.00	113.70	110.70
24	BA	673	C	N1-C1'-C2'	-6.00	105.40	112.00
24	BA	1320	C	C6-N1-C2	6.00	122.70	120.30
24	BA	1670	C	P-O5'-C5'	6.00	130.50	120.90
24	DA	531	C	C2-N1-C1'	-6.00	112.20	118.80
21	AA	1224	U	C2-N3-C4	-6.00	123.40	127.00
24	BA	528	A	N9-C1'-C2'	-6.00	105.40	112.00
25	BB	67	G	P-O3'-C3'	-6.00	112.50	119.70
55	CA	316	C	C3'-C2'-C1'	6.00	106.30	101.50
21	AA	1451	U	N1-C1'-C2'	5.99	121.79	114.00
24	DA	376	G	P-O3'-C3'	-5.99	112.51	119.70
24	DA	2004	G	P-O3'-C3'	-5.99	112.51	119.70

*Continued on next page...*

*Continued from previous page...*

Mol	Chain	Res	Type	Atoms	Z	Observed(°)	Ideal(°)
24	DA	2087	G	N3-C4-N9	-5.99	122.40	126.00
24	DA	1948	G	P-O3'-C3'	-5.99	112.51	119.70
21	AA	777	A	O4'-C1'-N9	5.99	112.99	108.20
24	BA	164	C	N1-C1'-C2'	-5.99	105.41	112.00
24	BA	2860	A	C8-N9-C1'	-5.99	116.92	127.70
55	CA	1389	C	O4'-C1'-N1	5.99	112.99	108.20
24	BA	2550	G	P-O3'-C3'	-5.99	112.51	119.70
24	DA	1941	C	P-O3'-C3'	-5.99	112.52	119.70
21	AA	686	U	P-O3'-C3'	5.99	126.88	119.70
24	DA	324	A	P-O3'-C3'	-5.99	112.52	119.70
24	BA	509	C	N1-C1'-C2'	-5.99	105.42	112.00
24	BA	1866	A	C3'-C2'-C1'	5.99	106.29	101.50
24	BA	2009	A	C6-N1-C2	5.99	122.19	118.60
55	CA	1053	G	P-O3'-C3'	5.99	126.88	119.70
24	DA	302	C	P-O3'-C3'	-5.99	112.52	119.70
24	DA	2267	A	N1-C2-N3	5.99	132.29	129.30
55	CA	983	A	C3'-C2'-C1'	5.98	106.29	101.50
24	BA	1733	G	N9-C1'-C2'	-5.98	105.42	112.00
24	BA	1809	A	C3'-C2'-C1'	5.98	106.29	101.50
24	DA	533	G	N1-C6-O6	-5.98	116.31	119.90
24	BA	2440	C	C3'-C2'-C1'	5.98	106.28	101.50
24	BA	812	C	O4'-C1'-N1	5.98	112.98	108.20
55	CA	1282	C	P-O3'-C3'	-5.98	112.53	119.70
24	DA	227	A	P-O3'-C3'	5.98	126.87	119.70
24	DA	421	C	O4'-C1'-N1	5.98	112.98	108.20
24	DA	588	U	C3'-C2'-C1'	5.98	106.28	101.50
24	BA	783	A	C5-C6-N6	-5.98	118.92	123.70
24	BA	2447	G	O3'-P-O5'	5.98	115.35	104.00
24	BA	2714	G	N9-C1'-C2'	-5.98	105.43	112.00
21	AA	245	U	C3'-C2'-C1'	5.97	106.28	101.50
24	BA	412	A	C3'-C2'-C1'	5.97	106.28	101.50
24	BA	630	G	N1-C2-N3	5.97	127.48	123.90
55	CA	486	U	P-O3'-C3'	-5.97	112.53	119.70
55	CA	513	C	C3'-C2'-C1'	5.97	106.28	101.50
24	DA	1451	C	P-O3'-C3'	5.97	126.87	119.70
24	BA	759	G	P-O5'-C5'	-5.97	111.34	120.90
24	BA	1993	U	C3'-C2'-C1'	5.97	106.28	101.50
21	AA	1160	G	N9-C1'-C2'	-5.97	105.43	112.00
24	DA	2673	G	P-O3'-C3'	-5.97	112.53	119.70
21	AA	1366	C	C6-N1-C2	-5.97	117.91	120.30
24	DA	997	G	N9-C1'-C2'	-5.97	105.43	112.00
21	AA	718	A	C3'-C2'-C1'	5.97	106.27	101.50

*Continued on next page...*

*Continued from previous page...*

Mol	Chain	Res	Type	Atoms	Z	Observed(°)	Ideal(°)
24	BA	2520	C	C3'-C2'-C1'	5.97	106.27	101.50
21	AA	935	A	P-O3'-C3'	-5.96	112.54	119.70
24	BA	542	C	O4'-C1'-N1	5.96	112.97	108.20
24	BA	1303	G	P-O3'-C3'	-5.96	112.54	119.70
24	BA	1510	G	C3'-C2'-C1'	5.96	106.27	101.50
55	CA	1395	C	P-O3'-C3'	-5.96	112.54	119.70
24	DA	433	C	O4'-C1'-N1	5.96	112.97	108.20
24	DA	1034	G	C3'-C2'-C1'	5.96	106.27	101.50
24	DA	1866	A	C3'-C2'-C1'	5.96	106.27	101.50
24	DA	2312	U	C3'-C2'-C1'	5.96	106.27	101.50
24	BA	2763	G	P-O3'-C3'	5.96	126.86	119.70
21	AA	353	A	C3'-C2'-C1'	5.96	106.27	101.50
55	CA	183	C	N1-C1'-C2'	-5.96	105.44	112.00
55	CA	1102	A	N9-C1'-C2'	-5.96	105.44	112.00
24	DA	1669	A	C3'-C2'-C1'	5.96	106.27	101.50
24	DA	2517	C	N1-C1'-C2'	5.96	121.75	114.00
24	DA	2712	C	N1-C1'-C2'	5.96	121.75	114.00
24	DA	575	A	C3'-C2'-C1'	5.96	106.27	101.50
24	BA	1137	G	C2-N3-C4	-5.96	108.92	111.90
24	BA	2838	G	C4-C5-N7	5.96	113.18	110.80
24	DA	1439	A	C5-C6-N1	5.96	120.68	117.70
21	AA	559	A	O4'-C1'-N9	5.96	112.97	108.20
24	BA	1178	C	C6-N1-C2	-5.96	117.92	120.30
24	DA	1080	A	N9-C1'-C2'	-5.96	105.45	112.00
24	DA	1287	A	C3'-C2'-C1'	5.96	106.26	101.50
56	DB	51	G	P-O5'-C5'	-5.96	111.37	120.90
21	AA	926	G	P-O3'-C3'	5.95	126.84	119.70
24	BA	324	A	C3'-C2'-C1'	5.95	106.26	101.50
24	BA	1247	A	C8-N9-C4	5.95	108.18	105.80
24	BA	1288	G	N3-C4-N9	5.95	129.57	126.00
55	CA	71	A	C3'-C2'-C1'	5.95	106.26	101.50
21	AA	984	C	O4'-C1'-N1	5.95	112.96	108.20
21	AA	207	C	O4'-C1'-N1	5.95	112.96	108.20
21	AA	509	A	C3'-C2'-C1'	5.95	106.26	101.50
21	AA	1451	U	P-O3'-C3'	5.95	126.84	119.70
24	BA	2322	A	C3'-C2'-C1'	5.95	106.26	101.50
55	CA	968	A	P-O5'-C5'	-5.95	111.38	120.90
55	CA	1365	G	C3'-C2'-C1'	5.95	106.26	101.50
56	DB	12	C	P-O3'-C3'	5.95	126.84	119.70
56	DB	46	A	C3'-C2'-C1'	5.95	106.26	101.50
24	BA	841	G	N3-C4-N9	-5.95	122.43	126.00
24	BA	2077	A	C5-N7-C8	5.95	106.87	103.90

*Continued on next page...*

*Continued from previous page...*

Mol	Chain	Res	Type	Atoms	Z	Observed(°)	Ideal(°)
24	BA	2809	A	P-O3'-C3'	-5.95	112.56	119.70
55	CA	536	C	N1-C1'-C2'	-5.95	105.46	112.00
24	DA	528	A	C3'-C2'-C1'	5.95	106.26	101.50
21	AA	110	C	C3'-C2'-C1'	5.95	106.26	101.50
24	BA	1112	G	C3'-C2'-C1'	5.95	106.26	101.50
24	DA	688	U	P-O5'-C5'	-5.94	111.39	120.90
24	BA	401	A	C3'-C2'-C1'	5.94	106.25	101.50
24	BA	2521	C	N1-C1'-C2'	5.94	121.72	114.00
24	BA	2652	C	O4'-C1'-N1	5.94	112.95	108.20
55	CA	512	U	C3'-C2'-C1'	5.94	106.25	101.50
24	BA	654	A	N9-C1'-C2'	-5.94	105.47	112.00
55	CA	534	U	P-O3'-C3'	-5.94	112.57	119.70
55	CA	1528	U	O4'-C1'-N1	5.94	112.95	108.20
24	DA	52	A	C3'-C2'-C1'	5.94	106.25	101.50
24	DA	1347	A	N9-C1'-C2'	-5.94	105.47	112.00
24	DA	1799	G	N9-C4-C5	5.94	107.78	105.40
24	BA	512	G	C8-N9-C1'	5.94	134.72	127.00
25	BB	77	U	P-O3'-C3'	-5.94	112.57	119.70
24	DA	412	A	C3'-C2'-C1'	5.94	106.25	101.50
24	DA	2630	G	C3'-C2'-C1'	5.94	106.25	101.50
24	BA	144	A	C6-N1-C2	-5.94	115.04	118.60
24	BA	1273	U	C3'-C2'-C1'	5.93	106.25	101.50
24	BA	2056	G	P-O5'-C5'	-5.93	111.41	120.90
24	BA	2297	A	P-O3'-C3'	-5.93	112.58	119.70
24	BA	2574	G	P-O3'-C3'	5.93	126.82	119.70
24	DA	1867	G	N9-C1'-C2'	-5.93	105.47	112.00
24	BA	1647	U	P-O3'-C3'	5.93	126.82	119.70
24	DA	990	A	C3'-C2'-C1'	5.93	106.25	101.50
24	DA	2348	U	C3'-C2'-C1'	5.93	106.25	101.50
24	DA	2836	U	C3'-C2'-C1'	5.93	106.24	101.50
21	AA	289	G	P-O3'-C3'	5.93	126.81	119.70
24	DA	2239	G	C3'-C2'-C1'	5.93	106.24	101.50
24	DA	2867	G	C3'-C2'-C1'	5.93	106.24	101.50
24	BA	1967	C	P-O3'-C3'	-5.93	112.59	119.70
24	DA	1387	A	C3'-C2'-C1'	5.93	106.24	101.50
24	DA	2682	A	N9-C1'-C2'	-5.93	105.48	112.00
21	AA	516	U	O4'-C1'-N1	5.93	112.94	108.20
24	BA	1629	U	P-O3'-C3'	-5.93	112.59	119.70
24	BA	1919	A	P-O3'-C3'	-5.93	112.59	119.70
21	AA	345	C	C6-N1-C2	5.92	122.67	120.30
24	BA	138	U	P-O3'-C3'	-5.92	112.59	119.70
24	BA	271	G	N3-C4-N9	-5.92	122.44	126.00

*Continued on next page...*



*Continued from previous page...*

Mol	Chain	Res	Type	Atoms	Z	Observed(°)	Ideal(°)
24	BA	630	G	C6-C5-N7	-5.92	126.84	130.40
24	BA	802	A	C3'-C2'-C1'	5.92	106.24	101.50
24	BA	2054	A	C8-N9-C4	-5.92	103.43	105.80
24	BA	2756	U	N1-C1'-C2'	5.92	121.70	114.00
21	AA	1202	U	C3'-C2'-C1'	5.92	106.24	101.50
24	BA	2502	G	P-O3'-C3'	5.92	126.80	119.70
21	AA	934	C	O4'-C1'-N1	5.92	112.94	108.20
24	DA	222	A	N1-C6-N6	5.92	122.15	118.60
24	BA	2023	C	N1-C1'-C2'	-5.92	105.49	112.00
24	BA	2258	C	P-O3'-C3'	5.92	126.80	119.70
21	AA	935	A	C3'-C2'-C1'	5.92	106.23	101.50
24	BA	449	A	C3'-C2'-C1'	5.91	106.23	101.50
24	BA	1670	C	O4'-C1'-N1	5.91	112.93	108.20
55	CA	885	G	C3'-C2'-C1'	5.91	106.23	101.50
55	CA	1241	G	C3'-C2'-C1'	5.91	106.23	101.50
21	AA	1287	A	C3'-C2'-C1'	5.91	106.23	101.50
24	BA	669	G	P-O3'-C3'	5.91	126.79	119.70
24	BA	1236	G	P-O3'-C3'	5.91	126.79	119.70
24	BA	2608	G	C8-N9-C4	5.91	108.76	106.40
55	CA	465	A	P-O3'-C3'	-5.91	112.61	119.70
24	DA	748	G	P-O3'-C3'	-5.91	112.61	119.70
55	CA	174	A	C3'-C2'-C1'	5.91	106.22	101.50
24	BA	443	A	C3'-C2'-C1'	5.90	106.22	101.50
24	BA	799	G	C8-N9-C4	-5.90	104.04	106.40
24	DA	1430	G	N9-C1'-C2'	-5.90	105.51	112.00
21	AA	1169	A	C3'-C2'-C1'	5.90	106.22	101.50
24	BA	2619	C	O4'-C1'-N1	5.90	112.92	108.20
24	DA	629	G	C8-N9-C4	-5.90	104.04	106.40
24	BA	1871	A	C3'-C2'-C1'	5.90	106.22	101.50
21	AA	1144	G	P-O3'-C3'	5.90	126.78	119.70
24	DA	840	C	O4'-C1'-N1	5.90	112.92	108.20
24	DA	2239	G	P-O5'-C5'	-5.90	111.46	120.90
24	BA	229	C	C3'-C2'-C1'	5.90	106.22	101.50
24	BA	806	C	C3'-C2'-C1'	5.90	106.22	101.50
55	CA	972	C	C3'-C2'-C1'	5.90	106.22	101.50
24	BA	728	G	C8-N9-C4	5.89	108.76	106.40
24	BA	2241	A	C8-N9-C4	-5.89	103.44	105.80
24	DA	1636	U	P-O3'-C3'	-5.89	112.63	119.70
24	BA	637	A	P-O3'-C3'	5.89	126.77	119.70
24	BA	776	G	C5-C6-N1	-5.89	108.55	111.50
24	BA	1033	U	N1-C1'-C2'	5.89	121.66	114.00
24	BA	475	C	N1-C1'-C2'	-5.89	105.52	112.00

*Continued on next page...*



*Continued from previous page...*

Mol	Chain	Res	Type	Atoms	Z	Observed(°)	Ideal(°)
24	DA	443	A	P-O3'-C3'	-5.89	112.63	119.70
24	DA	988	A	P-O3'-C3'	5.89	126.77	119.70
24	BA	2270	A	P-O3'-C3'	5.89	126.77	119.70
55	CA	794	A	C3'-C2'-C1'	5.89	106.21	101.50
21	AA	368	U	N1-C1'-C2'	-5.89	105.53	112.00
24	BA	2017	U	O4'-C1'-N1	-5.89	103.49	108.20
24	DA	2903	U	P-O5'-C5'	5.89	130.32	120.90
21	AA	510	A	P-O5'-C5'	-5.88	111.48	120.90
25	BB	57	A	C3'-C2'-C1'	5.88	106.21	101.50
55	CA	122	G	N9-C1'-C2'	-5.88	105.53	112.00
55	CA	969	A	C3'-C2'-C1'	5.88	106.21	101.50
55	CA	1093	A	P-O3'-C3'	5.88	126.76	119.70
24	DA	530	G	C3'-C2'-C1'	5.88	106.21	101.50
21	AA	316	C	N3-C2-O2	-5.88	117.78	121.90
55	CA	1202	U	C3'-C2'-C1'	5.88	106.21	101.50
24	DA	672	C	C3'-C2'-C1'	5.88	106.20	101.50
24	DA	1634	A	O4'-C1'-N9	5.88	112.91	108.20
24	BA	1635	A	N9-C1'-C2'	-5.88	105.53	112.00
24	BA	1568	G	P-O5'-C5'	-5.88	111.50	120.90
21	AA	1440	U	P-O3'-C3'	5.88	126.75	119.70
24	BA	243	U	P-O3'-C3'	-5.88	112.65	119.70
24	DA	1213	A	C3'-C2'-C1'	5.88	106.20	101.50
24	DA	1818	U	N1-C1'-C2'	5.88	121.64	114.00
24	DA	2200	C	O4'-C1'-N1	5.88	112.90	108.20
24	BA	459	U	C3'-C2'-C1'	5.87	106.20	101.50
55	CA	885	G	P-O3'-C3'	-5.87	112.65	119.70
55	CA	1396	A	P-O3'-C3'	5.87	126.75	119.70
24	DA	230	G	N9-C1'-C2'	-5.87	105.54	112.00
24	DA	1551	A	C5-C6-N6	5.87	128.40	123.70
21	AA	519	C	C3'-C2'-C1'	5.87	106.20	101.50
24	BA	374	A	N1-C6-N6	5.87	122.12	118.60
24	DA	1090	A	C3'-C2'-C1'	5.87	106.20	101.50
24	BA	2136	G	N9-C1'-C2'	-5.87	105.54	112.00
21	AA	64	G	P-O3'-C3'	5.87	126.74	119.70
24	BA	395	U	N1-C1'-C2'	5.87	121.63	114.00
24	DA	2781	A	N9-C1'-C2'	-5.87	105.55	112.00
24	BA	1760	C	N1-C1'-C2'	-5.86	105.55	112.00
24	DA	1477	A	C3'-C2'-C1'	5.86	106.19	101.50
56	DB	40	U	N1-C1'-C2'	5.86	121.62	114.00
55	CA	354	G	P-O5'-C5'	-5.86	111.52	120.90
21	AA	994	A	P-O3'-C3'	-5.86	112.67	119.70
55	CA	549	C	C3'-C2'-C1'	5.86	106.19	101.50

*Continued on next page...*

*Continued from previous page...*

Mol	Chain	Res	Type	Atoms	Z	Observed(°)	Ideal(°)
24	DA	1783	A	C3'-C2'-C1'	5.86	106.19	101.50
24	DA	2275	C	P-O3'-C3'	5.86	126.73	119.70
21	AA	961	U	O4'-C1'-N1	5.86	112.89	108.20
24	BA	974	G	N1-C6-O6	5.86	123.42	119.90
55	CA	1201	A	P-O3'-C3'	5.86	126.73	119.70
24	BA	1288	G	N3-C4-C5	-5.86	125.67	128.60
24	DA	374	A	C3'-C2'-C1'	5.86	106.18	101.50
55	CA	9	G	N9-C1'-C2'	-5.85	105.56	112.00
55	CA	586	C	O4'-C1'-N1	5.85	112.88	108.20
24	BA	1395	A	P-O3'-C3'	5.85	126.72	119.70
24	BA	1541	C	P-O3'-C3'	-5.85	112.68	119.70
24	BA	1683	U	O4'-C1'-N1	5.85	112.88	108.20
24	BA	2723	C	P-O5'-C5'	-5.85	111.54	120.90
24	DA	1554	U	P-O3'-C3'	5.85	126.72	119.70
24	BA	1136	G	C4-C5-N7	-5.85	108.46	110.80
56	DB	67	G	C3'-C2'-C1'	5.85	106.18	101.50
24	BA	728	G	O4'-C1'-N9	5.85	112.88	108.20
24	BA	2794	C	C2-N3-C4	5.85	122.83	119.90
55	CA	808	C	O4'-C1'-N1	5.85	112.88	108.20
55	CA	334	C	O4'-C1'-N1	5.85	112.88	108.20
24	BA	1669	A	N1-C6-N6	-5.85	115.09	118.60
24	DA	1607	C	N1-C1'-C2'	5.85	121.60	114.00
24	DA	2179	C	N1-C2-O2	5.85	122.41	118.90
24	BA	2072	C	O4'-C1'-N1	-5.84	103.52	108.20
24	BA	2511	U	N3-C4-C5	5.84	118.11	114.60
24	BA	2020	A	C6-N1-C2	-5.84	115.09	118.60
24	DA	2781	A	C3'-C2'-C1'	5.84	106.17	101.50
24	BA	2215	C	O4'-C1'-N1	5.84	112.87	108.20
24	DA	2757	A	C3'-C2'-C1'	5.84	106.17	101.50
21	AA	628	G	C8-N9-C4	-5.84	104.06	106.40
55	CA	1348	U	C3'-C2'-C1'	5.84	106.17	101.50
24	BA	2293	G	N1-C6-O6	-5.84	116.40	119.90
55	CA	968	A	P-O3'-C3'	-5.84	112.70	119.70
24	DA	1127	A	P-O3'-C3'	-5.84	112.70	119.70
24	DA	1708	C	O4'-C1'-N1	5.83	112.87	108.20
24	BA	1955	U	N1-C1'-C2'	5.83	121.58	114.00
24	BA	2371	G	N9-C4-C5	5.83	107.73	105.40
24	BA	2518	A	P-O5'-C5'	-5.83	111.57	120.90
24	BA	2834	G	C3'-C2'-C1'	5.83	106.17	101.50
23	CW	5	U	OP1-P-O3'	5.83	118.03	105.20
56	DB	67	G	N9-C1'-C2'	-5.83	105.58	112.00
21	AA	564	C	P-O3'-C3'	-5.83	112.70	119.70

*Continued on next page...*

*Continued from previous page...*

Mol	Chain	Res	Type	Atoms	Z	Observed(°)	Ideal(°)
24	BA	192	C	O4'-C1'-N1	-5.83	103.53	108.20
55	CA	412	A	P-O3'-C3'	5.83	126.70	119.70
55	CA	497	G	P-O3'-C3'	-5.83	112.70	119.70
55	CA	803	G	N9-C1'-C2'	-5.83	105.58	112.00
24	DA	61	C	C3'-C2'-C1'	5.83	106.17	101.50
24	BA	952	G	P-O3'-C3'	5.83	126.70	119.70
24	BA	1127	A	N9-C1'-C2'	-5.83	105.59	112.00
55	CA	52	C	C3'-C2'-C1'	5.83	106.16	101.50
24	BA	1876	A	O4'-C1'-N9	5.83	112.86	108.20
55	CA	1454	G	C3'-C2'-C1'	5.83	106.16	101.50
24	DA	395	U	P-O3'-C3'	5.83	126.69	119.70
24	DA	480	A	N9-C1'-C2'	-5.83	105.59	112.00
55	CA	399	G	P-O3'-C3'	5.83	126.69	119.70
55	CA	1337	G	P-O3'-C3'	5.83	126.69	119.70
24	DA	783	A	C3'-C2'-C1'	5.83	106.16	101.50
21	AA	1414	U	N1-C2-O2	5.82	126.88	122.80
55	CA	253	A	P-O3'-C3'	-5.82	112.71	119.70
24	DA	2289	G	N9-C1'-C2'	-5.82	105.60	112.00
24	DA	763	G	C6-C5-N7	-5.82	126.91	130.40
24	DA	2034	U	C3'-C2'-C1'	5.82	106.16	101.50
56	DB	58	A	C3'-C2'-C1'	5.82	106.16	101.50
24	BA	528	A	C4-C5-C6	5.82	119.91	117.00
24	DA	345	A	P-O3'-C3'	5.82	126.68	119.70
24	BA	276	U	P-O3'-C3'	5.82	126.68	119.70
55	CA	966	G	P-O3'-C3'	5.81	126.68	119.70
24	BA	1188	U	O4'-C1'-N1	-5.81	103.55	108.20
24	BA	1967	C	C3'-C2'-C1'	5.81	106.15	101.50
55	CA	537	G	N9-C1'-C2'	-5.81	105.61	112.00
24	DA	2459	A	C3'-C2'-C1'	5.81	106.15	101.50
56	DB	87	U	O4'-C1'-N1	5.81	112.85	108.20
24	DA	2382	G	P-O3'-C3'	5.81	126.67	119.70
21	AA	1395	C	N1-C1'-C2'	-5.81	105.61	112.00
24	BA	687	C	C3'-C2'-C1'	5.81	106.15	101.50
24	BA	2775	G	C5-C6-O6	-5.81	125.11	128.60
24	DA	1511	G	C3'-C2'-C1'	5.81	106.15	101.50
21	AA	327	A	P-O3'-C3'	5.81	126.67	119.70
21	AA	984	C	C3'-C2'-C1'	5.81	106.15	101.50
24	DA	500	G	C2-N3-C4	-5.81	109.00	111.90
24	DA	1760	C	C3'-C2'-C1'	5.81	106.15	101.50
24	DA	1915	U	C3'-C2'-C1'	5.81	106.15	101.50
24	DA	2895	G	C3'-C2'-C1'	5.81	106.15	101.50
21	AA	1200	C	P-O3'-C3'	5.81	126.67	119.70

*Continued on next page...*

*Continued from previous page...*

Mol	Chain	Res	Type	Atoms	Z	Observed(°)	Ideal(°)
21	AA	1530	G	C3'-C2'-C1'	5.80	106.14	101.50
24	BA	943	A	P-O5'-C5'	-5.80	111.61	120.90
55	CA	994	A	P-O3'-C3'	-5.80	112.73	119.70
55	CA	1394	A	P-O3'-C3'	5.80	126.67	119.70
24	BA	313	G	N9-C1'-C2'	-5.80	105.62	112.00
24	BA	595	C	O4'-C1'-N1	-5.80	103.56	108.20
55	CA	252	U	C3'-C2'-C1'	5.80	106.14	101.50
24	DA	858	G	P-O3'-C3'	5.80	126.66	119.70
24	DA	1021	A	C3'-C2'-C1'	5.80	106.14	101.50
24	DA	1993	U	P-O3'-C3'	-5.80	112.74	119.70
21	AA	34	C	C6-N1-C2	-5.80	117.98	120.30
21	AA	211	G	C3'-C2'-C1'	5.80	106.14	101.50
21	AA	1365	G	C3'-C2'-C1'	5.80	106.14	101.50
24	BA	2430	A	N1-C6-N6	5.80	122.08	118.60
55	CA	567	G	N9-C1'-C2'	-5.80	105.62	112.00
24	DA	975	A	C3'-C2'-C1'	5.80	106.14	101.50
24	DA	1213	A	N9-C1'-C2'	-5.80	105.62	112.00
21	AA	1087	G	C3'-C2'-C1'	5.80	106.14	101.50
24	BA	1881	C	O4'-C1'-N1	5.80	112.84	108.20
24	DA	687	C	C3'-C2'-C1'	5.80	106.14	101.50
21	AA	1095	U	O4'-C1'-N1	5.79	112.84	108.20
24	BA	784	G	O3'-P-O5'	-5.79	92.99	104.00
24	BA	2239	G	C8-N9-C4	-5.79	104.08	106.40
24	DA	704	G	P-O3'-C3'	5.79	126.65	119.70
21	AA	431	A	N9-C1'-C2'	-5.79	105.63	112.00
24	BA	589	U	P-O5'-C5'	-5.79	111.63	120.90
55	CA	1498	U	P-O3'-C3'	5.79	126.65	119.70
55	CA	596	A	C3'-C2'-C1'	5.79	106.13	101.50
24	BA	73	A	C3'-C2'-C1'	5.79	106.13	101.50
24	BA	1024	G	N9-C1'-C2'	-5.79	105.63	112.00
56	DB	104	A	C5-C6-N6	-5.79	119.07	123.70
21	AA	1229	A	N9-C1'-C2'	-5.79	105.63	112.00
24	BA	748	G	N3-C4-N9	5.79	129.47	126.00
21	AA	960	U	P-O3'-C3'	5.79	126.64	119.70
21	AA	1323	G	C3'-C2'-C1'	5.79	106.13	101.50
55	CA	935	A	N9-C1'-C2'	-5.79	105.63	112.00
24	DA	2520	C	C3'-C2'-C1'	5.79	106.13	101.50
21	AA	253	A	C3'-C2'-C1'	5.79	106.13	101.50
21	AA	414	A	N9-C1'-C2'	-5.79	105.64	112.00
24	BA	1617	C	C6-N1-C2	5.79	122.61	120.30
21	AA	1216	A	N9-C1'-C2'	-5.78	105.64	112.00
24	BA	972	A	N9-C4-C5	5.78	108.11	105.80

*Continued on next page...*

*Continued from previous page...*

Mol	Chain	Res	Type	Atoms	Z	Observed(°)	Ideal(°)
24	BA	1142	A	N7-C8-N9	5.78	116.69	113.80
55	CA	199	A	C3'-C2'-C1'	5.78	106.13	101.50
24	DA	1290	C	O4'-C1'-N1	5.78	112.83	108.20
24	DA	1523	U	P-O3'-C3'	5.78	126.64	119.70
24	DA	2313	C	C3'-C2'-C1'	5.78	106.13	101.50
24	DA	2849	U	P-O5'-C5'	5.78	130.15	120.90
21	AA	652	U	P-O3'-C3'	5.78	126.64	119.70
24	DA	810	U	O4'-C1'-N1	5.78	112.83	108.20
21	AA	342	C	P-O3'-C3'	-5.78	112.76	119.70
24	BA	312	G	C3'-C2'-C1'	5.78	106.12	101.50
24	BA	2365	G	N1-C2-N2	-5.78	111.00	116.20
24	DA	1809	A	P-O3'-C3'	-5.78	112.76	119.70
21	AA	972	C	C3'-C2'-C1'	5.78	106.12	101.50
24	BA	85	G	P-O3'-C3'	-5.78	112.77	119.70
24	BA	2646	C	P-O3'-C3'	-5.78	112.77	119.70
55	CA	354	G	N9-C1'-C2'	-5.78	105.64	112.00
24	DA	2289	G	C3'-C2'-C1'	5.78	106.12	101.50
24	BA	581	C	O4'-C1'-N1	-5.78	103.58	108.20
24	BA	957	C	P-O3'-C3'	5.78	126.63	119.70
24	BA	1109	C	C6-N1-C2	-5.78	117.99	120.30
24	BA	1136	G	P-O3'-C3'	-5.78	112.77	119.70
24	BA	2335	A	C8-N9-C4	-5.78	103.49	105.80
24	BA	2857	G	N1-C6-O6	5.78	123.36	119.90
55	CA	426	U	P-O3'-C3'	-5.78	112.77	119.70
24	DA	1997	C	C3'-C2'-C1'	5.78	106.12	101.50
24	DA	2386	A	C3'-C2'-C1'	5.78	106.12	101.50
21	AA	175	C	O4'-C1'-N1	5.77	112.82	108.20
21	AA	1202	U	O4'-C1'-N1	5.77	112.82	108.20
24	BA	2426	A	P-O3'-C3'	5.77	126.63	119.70
55	CA	89	U	C3'-C2'-C1'	5.77	106.12	101.50
55	CA	327	A	O4'-C1'-N9	5.77	112.82	108.20
24	DA	2713	U	P-O5'-C5'	-5.77	111.66	120.90
24	BA	2215	C	C3'-C2'-C1'	5.77	106.12	101.50
55	CA	704	A	C3'-C2'-C1'	5.77	106.12	101.50
24	BA	829	A	C8-N9-C4	5.77	108.11	105.80
24	BA	945	A	O4'-C1'-N9	5.77	112.82	108.20
55	CA	116	A	C3'-C2'-C1'	5.77	106.12	101.50
55	CA	654	G	C3'-C2'-C1'	5.77	106.12	101.50
24	DA	509	C	N1-C2-O2	5.77	122.36	118.90
24	DA	510	C	C3'-C2'-C1'	5.77	106.11	101.50
21	AA	1494	G	N9-C1'-C2'	-5.77	105.66	112.00
21	AA	87	C	C3'-C2'-C1'	5.76	106.11	101.50

*Continued on next page...*

*Continued from previous page...*

Mol	Chain	Res	Type	Atoms	Z	Observed(°)	Ideal(°)
24	BA	616	A	N9-C1'-C2'	-5.76	105.66	112.00
24	BA	991	C	P-O3'-C3'	-5.76	112.78	119.70
24	BA	1495	A	C3'-C2'-C1'	5.76	106.11	101.50
24	DA	482	A	C3'-C2'-C1'	5.76	106.11	101.50
24	DA	1061	U	C6-N1-C2	-5.76	117.54	121.00
55	CA	1062	U	N1-C2-O2	5.76	126.83	122.80
21	AA	1073	U	O4'-C1'-N1	5.76	112.81	108.20
24	DA	396	G	N9-C1'-C2'	-5.76	105.66	112.00
24	DA	1802	A	C3'-C2'-C1'	5.76	106.11	101.50
24	BA	509	C	C6-N1-C2	-5.76	118.00	120.30
24	BA	996	A	N9-C4-C5	5.76	108.10	105.80
24	DA	2298	A	P-O3'-C3'	-5.76	112.79	119.70
21	AA	891	U	O4'-C1'-N1	5.76	112.81	108.20
24	BA	2038	G	P-O3'-C3'	-5.76	112.79	119.70
55	CA	934	C	N1-C1'-C2'	5.76	121.48	114.00
24	DA	233	A	C3'-C2'-C1'	5.76	106.11	101.50
24	BA	602	A	P-O3'-C3'	5.75	126.61	119.70
55	CA	116	A	N9-C1'-C2'	-5.75	105.67	112.00
24	DA	962	G	N9-C4-C5	5.75	107.70	105.40
21	AA	977	A	C3'-C2'-C1'	5.75	106.10	101.50
21	AA	1449	C	C3'-C2'-C1'	5.75	106.10	101.50
24	BA	2343	U	P-O3'-C3'	5.75	126.60	119.70
55	CA	482	A	C3'-C2'-C1'	5.75	106.10	101.50
21	AA	199	A	P-O5'-C5'	-5.75	111.70	120.90
24	BA	802	A	C8-N9-C4	-5.75	103.50	105.80
24	BA	1273	U	P-O3'-C3'	-5.75	112.80	119.70
24	BA	1798	U	C5-C4-O4	5.75	129.35	125.90
24	BA	2402	U	O4'-C1'-N1	5.75	112.80	108.20
25	BB	52	A	O4'-C1'-N9	5.75	112.80	108.20
24	DA	2893	A	P-O3'-C3'	5.75	126.60	119.70
55	CA	1200	C	P-O3'-C3'	5.75	126.60	119.70
24	DA	216	A	C3'-C2'-C1'	5.75	106.10	101.50
24	BA	505	A	C3'-C2'-C1'	5.75	106.10	101.50
24	DA	861	A	C3'-C2'-C1'	5.75	106.10	101.50
24	BA	958	U	N1-C1'-C2'	-5.75	105.68	112.00
24	DA	142	A	N9-C1'-C2'	-5.75	105.68	112.00
24	DA	860	U	C3'-C2'-C1'	5.75	106.10	101.50
24	DA	1156	A	P-O3'-C3'	5.75	126.60	119.70
24	DA	2237	G	P-O3'-C3'	5.75	126.59	119.70
24	DA	2238	G	O3'-P-O5'	5.75	114.92	104.00
55	CA	945	G	C5-C6-N1	5.74	114.37	111.50
24	DA	565	C	C2-N3-C4	-5.74	117.03	119.90

*Continued on next page...*

*Continued from previous page...*

Mol	Chain	Res	Type	Atoms	Z	Observed(°)	Ideal(°)
24	DA	997	G	C3'-C2'-C1'	5.74	106.09	101.50
24	BA	1816	C	N1-C1'-C2'	-5.74	105.69	112.00
21	AA	34	C	P-O3'-C3'	-5.74	112.81	119.70
24	BA	752	A	N1-C6-N6	5.74	122.04	118.60
55	CA	536	C	C3'-C2'-C1'	5.74	106.09	101.50
21	AA	754	C	N1-C1'-C2'	-5.74	105.69	112.00
24	DA	730	A	P-O3'-C3'	-5.74	112.82	119.70
24	DA	763	G	C8-N9-C1'	-5.74	119.54	127.00
21	AA	305	G	P-O3'-C3'	5.74	126.58	119.70
24	BA	2561	U	P-O3'-C3'	-5.74	112.82	119.70
55	CA	1192	C	C3'-C2'-C1'	5.74	106.09	101.50
24	BA	491	G	C3'-C2'-C1'	5.73	106.09	101.50
24	BA	1636	U	P-O5'-C5'	-5.73	111.73	120.90
24	DA	1799	G	N3-C4-N9	-5.73	122.56	126.00
24	BA	1716	U	C3'-C2'-C1'	5.73	106.09	101.50
24	BA	1963	U	C3'-C2'-C1'	5.73	106.08	101.50
24	DA	1839	G	P-O3'-C3'	-5.73	112.82	119.70
24	DA	2521	C	P-O3'-C3'	-5.73	112.82	119.70
24	DA	1713	A	P-O3'-C3'	5.73	126.58	119.70
24	BA	1134	A	P-O3'-C3'	-5.73	112.83	119.70
24	DA	505	A	P-O3'-C3'	-5.73	112.83	119.70
21	AA	1167	A	P-O3'-C3'	5.73	126.57	119.70
24	BA	122	G	N9-C1'-C2'	-5.73	105.70	112.00
24	BA	2267	A	C3'-C2'-C1'	5.73	106.08	101.50
55	CA	643	C	C3'-C2'-C1'	5.73	106.08	101.50
55	CA	718	A	C3'-C2'-C1'	5.73	106.08	101.50
24	DA	93	G	C3'-C2'-C1'	5.73	106.08	101.50
24	BA	1060	U	N1-C2-O2	-5.73	118.79	122.80
55	CA	199	A	P-O3'-C3'	-5.73	112.83	119.70
55	CA	331	G	N9-C1'-C2'	-5.73	105.70	112.00
24	DA	656	G	N9-C1'-C2'	-5.73	105.70	112.00
24	DA	2073	C	O4'-C1'-N1	5.73	112.78	108.20
55	CA	423	G	C3'-C2'-C1'	5.72	106.08	101.50
24	BA	224	U	P-O3'-C3'	-5.72	112.83	119.70
24	BA	2752	C	C3'-C2'-C1'	5.72	106.08	101.50
24	BA	2479	U	O4'-C1'-N1	5.72	112.78	108.20
24	BA	2733	A	C6-C5-N7	-5.72	128.30	132.30
21	AA	885	G	P-O3'-C3'	-5.72	112.84	119.70
24	BA	191	A	P-O3'-C3'	5.72	126.56	119.70
24	BA	576	U	C5-C4-O4	-5.72	122.47	125.90
24	BA	2582	G	C3'-C2'-C1'	5.72	106.08	101.50
24	BA	2639	A	N9-C1'-C2'	-5.72	105.71	112.00

*Continued on next page...*



*Continued from previous page...*

Mol	Chain	Res	Type	Atoms	Z	Observed(°)	Ideal(°)
24	DA	2629	U	P-O3'-C3'	5.72	126.56	119.70
55	CA	1129	C	P-O3'-C3'	5.72	126.56	119.70
24	DA	1999	C	P-O3'-C3'	-5.72	112.84	119.70
21	AA	771	G	C8-N9-C4	-5.72	104.11	106.40
55	CA	89	U	C5-C4-O4	-5.72	122.47	125.90
55	CA	498	A	P-O3'-C3'	-5.72	112.84	119.70
55	CA	1140	C	N1-C1'-C2'	-5.72	105.71	112.00
24	DA	2573	C	O4'-C1'-N1	-5.72	103.63	108.20
21	AA	183	C	O4'-C1'-N1	5.71	112.77	108.20
24	BA	266	G	C3'-C2'-C1'	5.71	106.07	101.50
24	BA	299	A	O4'-C1'-N9	5.71	112.77	108.20
24	BA	747	U	C3'-C2'-C1'	5.71	106.07	101.50
24	BA	2056	G	O4'-C1'-N9	-5.71	103.63	108.20
25	BB	16	G	N9-C1'-C2'	-5.71	105.71	112.00
24	DA	1157	G	C3'-C2'-C1'	5.71	106.07	101.50
21	AA	9	G	C3'-C2'-C1'	5.71	106.07	101.50
24	DA	2692	G	C3'-C2'-C1'	5.71	106.07	101.50
21	AA	282	A	C3'-C2'-C1'	5.71	106.07	101.50
21	AA	1397	C	O4'-C1'-N1	5.71	112.77	108.20
24	DA	962	G	C5-C6-O6	5.71	132.03	128.60
24	DA	2423	U	P-O3'-C3'	5.71	126.56	119.70
24	BA	1375	U	N1-C1'-C2'	5.71	121.42	114.00
24	BA	794	A	C3'-C2'-C1'	5.71	106.07	101.50
24	BA	2210	U	N1-C1'-C2'	5.71	121.42	114.00
55	CA	566	G	N1-C2-N3	-5.71	120.48	123.90
55	CA	1338	G	C3'-C2'-C1'	5.71	106.06	101.50
55	CA	1530	G	C3'-C2'-C1'	5.71	106.06	101.50
24	BA	1417	C	O4'-C1'-N1	5.70	112.76	108.20
24	BA	1839	G	P-O5'-C5'	-5.70	111.78	120.90
24	BA	2057	G	P-O3'-C3'	-5.70	112.86	119.70
24	BA	2528	U	P-O5'-C5'	-5.70	111.78	120.90
47	BX	29	LEU	CA-CB-CG	5.70	128.42	115.30
24	DA	1816	C	N1-C1'-C2'	-5.70	105.73	112.00
24	BA	482	A	C3'-C2'-C1'	5.70	106.06	101.50
24	BA	2538	C	C6-N1-C2	5.70	122.58	120.30
24	BA	2871	U	P-O3'-C3'	5.70	126.54	119.70
24	DA	1276	A	C3'-C2'-C1'	5.70	106.06	101.50
21	AA	423	G	C3'-C2'-C1'	5.70	106.06	101.50
55	CA	1206	G	P-O3'-C3'	-5.70	112.86	119.70
55	CA	1508	A	C3'-C2'-C1'	5.70	106.06	101.50
25	BB	95	U	C2-N3-C4	-5.69	123.58	127.00
24	DA	324	A	C3'-C2'-C1'	5.69	106.06	101.50

*Continued on next page...*



*Continued from previous page...*

Mol	Chain	Res	Type	Atoms	Z	Observed(°)	Ideal(°)
21	AA	72	A	P-O3'-C3'	-5.69	112.87	119.70
21	AA	116	A	N9-C1'-C2'	-5.69	105.74	112.00
21	AA	497	G	C3'-C2'-C1'	5.69	106.05	101.50
21	AA	1382	C	P-O3'-C3'	-5.69	112.87	119.70
24	BA	1606	C	N1-C1'-C2'	5.69	121.40	114.00
24	BA	2005	A	P-O3'-C3'	5.69	126.53	119.70
24	BA	2607	G	C8-N9-C1'	-5.69	119.60	127.00
55	CA	330	C	C3'-C2'-C1'	5.69	106.05	101.50
24	DA	1125	G	C6-C5-N7	-5.69	126.98	130.40
24	DA	1967	C	C3'-C2'-C1'	5.69	106.05	101.50
24	DA	1023	U	C3'-C2'-C1'	5.69	106.05	101.50
24	DA	1249	U	C3'-C2'-C1'	5.69	106.05	101.50
24	DA	2544	G	C3'-C2'-C1'	5.69	106.05	101.50
24	DA	2873	A	P-O3'-C3'	5.69	126.53	119.70
24	BA	973	A	O4'-C1'-N9	5.69	112.75	108.20
55	CA	961	U	C3'-C2'-C1'	5.69	106.05	101.50
24	BA	1742	U	N1-C2-O2	5.68	126.78	122.80
55	CA	1160	G	C3'-C2'-C1'	5.68	106.05	101.50
24	DA	1537	G	C3'-C2'-C1'	5.68	106.05	101.50
24	DA	2438	U	O4'-C1'-N1	5.68	112.75	108.20
24	BA	1362	C	O4'-C1'-N1	-5.68	103.65	108.20
24	DA	2646	C	C3'-C2'-C1'	5.68	106.05	101.50
24	BA	1900	A	P-O3'-C3'	5.68	126.52	119.70
21	AA	496	A	P-O3'-C3'	-5.68	112.89	119.70
24	BA	200	U	P-O5'-C5'	-5.68	111.81	120.90
24	BA	2226	C	C3'-C2'-C1'	5.68	106.04	101.50
24	BA	2459	A	P-O3'-C3'	5.68	126.52	119.70
55	CA	853	C	O4'-C1'-N1	5.68	112.74	108.20
24	DA	790	U	P-O3'-C3'	-5.68	112.89	119.70
24	DA	2848	G	P-O3'-C3'	5.68	126.52	119.70
24	BA	1607	C	O4'-C1'-N1	-5.68	103.66	108.20
24	BA	2034	U	C3'-C2'-C1'	5.68	106.04	101.50
24	DA	2521	C	C3'-C2'-C1'	5.68	106.04	101.50
24	DA	2654	A	P-O3'-C3'	5.68	126.51	119.70
24	BA	1941	C	C3'-C2'-C1'	5.68	106.04	101.50
24	BA	2240	U	C3'-C2'-C1'	5.68	106.04	101.50
55	CA	935	A	C3'-C2'-C1'	5.68	106.04	101.50
24	DA	2093	G	C3'-C2'-C1'	5.68	106.04	101.50
55	CA	1366	C	O4'-C1'-N1	5.67	112.74	108.20
24	DA	1327	A	C3'-C2'-C1'	5.67	106.04	101.50
24	DA	2048	G	N9-C4-C5	5.67	107.67	105.40
21	AA	1162	C	O4'-C1'-N1	5.67	112.74	108.20

*Continued on next page...*

*Continued from previous page...*

Mol	Chain	Res	Type	Atoms	Z	Observed(°)	Ideal(°)
24	BA	127	A	C3'-C2'-C1'	5.67	106.04	101.50
24	BA	2075	U	C5-C4-O4	5.67	129.30	125.90
21	AA	994	A	N9-C1'-C2'	-5.67	105.76	112.00
24	BA	22	C	P-O3'-C3'	-5.67	112.89	119.70
24	BA	1429	G	N9-C1'-C2'	-5.67	105.76	112.00
24	BA	1499	C	C3'-C2'-C1'	5.67	106.04	101.50
24	DA	962	G	C3'-C2'-C1'	5.67	106.04	101.50
21	AA	701	U	P-O3'-C3'	5.67	126.50	119.70
25	BB	13	G	P-O5'-C5'	-5.67	111.83	120.90
24	DA	435	C	C3'-C2'-C1'	5.67	106.03	101.50
21	AA	274	A	P-O3'-C3'	5.67	126.50	119.70
24	BA	996	A	C3'-C2'-C1'	5.67	106.03	101.50
24	BA	1123	C	P-O5'-C5'	-5.67	111.83	120.90
24	DA	2239	G	N9-C1'-C2'	-5.67	105.77	112.00
24	DA	2460	U	P-O3'-C3'	-5.67	112.90	119.70
24	BA	616	A	C3'-C2'-C1'	5.67	106.03	101.50
24	DA	1363	C	O4'-C1'-N1	-5.67	103.67	108.20
21	AA	369	G	C3'-C2'-C1'	5.66	106.03	101.50
55	CA	175	C	C3'-C2'-C1'	5.66	106.03	101.50
24	DA	313	G	P-O5'-C5'	-5.66	111.84	120.90
21	AA	52	C	C3'-C2'-C1'	5.66	106.03	101.50
24	BA	591	U	C2-N3-C4	5.66	130.40	127.00
24	BA	2727	A	N9-C4-C5	5.66	108.06	105.80
24	DA	310	A	P-O3'-C3'	5.66	126.49	119.70
24	DA	765	C	O4'-C1'-N1	5.66	112.73	108.20
24	DA	1865	U	N3-C4-C5	5.66	118.00	114.60
24	BA	1945	G	C3'-C2'-C1'	5.66	106.03	101.50
24	BA	1674	G	P-O3'-C3'	5.66	126.49	119.70
55	CA	754	C	P-O3'-C3'	-5.66	112.91	119.70
56	DB	51	G	C8-N9-C4	-5.66	104.14	106.40
24	BA	322	A	P-O3'-C3'	-5.66	112.91	119.70
24	BA	2064	C	O4'-C1'-N1	5.66	112.72	108.20
24	BA	2450	A	C3'-C2'-C1'	5.66	106.03	101.50
55	CA	282	A	C3'-C2'-C1'	5.66	106.02	101.50
55	CA	381	C	P-O3'-C3'	5.66	126.49	119.70
24	DA	1648	U	C3'-C2'-C1'	5.66	106.03	101.50
21	AA	1495	U	O4'-C1'-N1	5.65	112.72	108.20
24	BA	2539	C	N1-C2-O2	-5.65	115.51	118.90
24	DA	2052	A	P-O3'-C3'	-5.65	112.92	119.70
21	AA	559	A	P-O3'-C3'	5.65	126.48	119.70
24	BA	1760	C	C3'-C2'-C1'	5.65	106.02	101.50
55	CA	353	A	C3'-C2'-C1'	5.65	106.02	101.50

*Continued on next page...*

*Continued from previous page...*

Mol	Chain	Res	Type	Atoms	Z	Observed(°)	Ideal(°)
55	CA	914	A	N9-C1'-C2'	-5.65	105.78	112.00
24	DA	660	C	O4'-C1'-N1	5.65	112.72	108.20
24	DA	1128	G	P-O5'-C5'	-5.65	111.86	120.90
21	AA	479	U	O4'-C1'-N1	5.65	112.72	108.20
24	BA	984	A	N9-C4-C5	-5.65	103.54	105.80
24	BA	1775	U	P-O3'-C3'	-5.65	112.92	119.70
24	BA	2884	U	O4'-C1'-N1	5.65	112.72	108.20
55	CA	504	C	P-O3'-C3'	-5.65	112.92	119.70
55	CA	1146	A	C3'-C2'-C1'	5.65	106.02	101.50
24	DA	1712	U	O4'-C1'-N1	5.65	112.72	108.20
21	AA	536	C	C3'-C2'-C1'	5.65	106.02	101.50
55	CA	688	G	N9-C1'-C2'	-5.65	105.79	112.00
24	BA	1127	A	C3'-C2'-C1'	5.65	106.02	101.50
55	CA	367	U	C4-C5-C6	-5.65	116.31	119.70
24	BA	1082	U	C5-C4-O4	-5.65	122.51	125.90
24	BA	2723	C	O4'-C1'-N1	-5.65	103.68	108.20
24	DA	90	U	O4'-C1'-N1	5.65	112.72	108.20
24	DA	1946	U	N1-C1'-C2'	-5.65	105.79	112.00
55	CA	9	G	P-O3'-C3'	-5.64	112.93	119.70
24	DA	604	G	N9-C1'-C2'	-5.64	105.79	112.00
24	DA	2611	C	C3'-C2'-C1'	5.64	106.02	101.50
24	BA	184	C	O4'-C1'-N1	5.64	112.71	108.20
24	BA	1429	G	P-O3'-C3'	-5.64	112.93	119.70
24	BA	2037	A	C3'-C2'-C1'	5.64	106.01	101.50
55	CA	1398	A	N9-C1'-C2'	-5.64	105.79	112.00
24	DA	955	U	N1-C2-O2	-5.64	118.85	122.80
24	DA	1669	A	N1-C6-N6	-5.64	115.21	118.60
24	BA	1378	A	P-O3'-C3'	5.64	126.47	119.70
24	BA	2631	G	N9-C4-C5	5.64	107.66	105.40
55	CA	546	A	P-O3'-C3'	5.64	126.47	119.70
24	DA	1866	A	P-O3'-C3'	-5.64	112.93	119.70
24	DA	2521	C	P-O5'-C5'	-5.64	111.88	120.90
24	DA	2556	C	O4'-C1'-N1	5.64	112.71	108.20
24	BA	1713	A	C8-N9-C4	5.64	108.06	105.80
24	BA	1947	C	C6-N1-C2	5.64	122.56	120.30
55	CA	1184	G	C3'-C2'-C1'	5.64	106.01	101.50
55	CA	1532	U	P-O3'-C3'	-5.64	112.94	119.70
24	DA	1429	G	P-O3'-C3'	-5.64	112.94	119.70
21	AA	1158	C	C3'-C2'-C1'	5.63	106.01	101.50
24	DA	1154	G	P-O3'-C3'	5.63	126.46	119.70
24	DA	1254	A	C3'-C2'-C1'	5.63	106.01	101.50
24	DA	1331	G	C3'-C2'-C1'	5.63	106.01	101.50

*Continued on next page...*

*Continued from previous page...*

Mol	Chain	Res	Type	Atoms	Z	Observed(°)	Ideal(°)
55	CA	393	A	C5-C6-N1	-5.63	114.88	117.70
24	DA	1071	G	C3'-C2'-C1'	5.63	106.00	101.50
24	DA	1476	U	P-O3'-C3'	5.63	126.46	119.70
24	BA	1934	C	C6-N1-C2	5.63	122.55	120.30
24	BA	2601	C	P-O3'-C3'	5.63	126.46	119.70
24	BA	412	A	N9-C1'-C2'	-5.63	105.81	112.00
24	BA	1669	A	C3'-C2'-C1'	5.63	106.00	101.50
24	BA	2447	G	N3-C2-N2	-5.63	115.96	119.90
55	CA	1333	A	O4'-C1'-N9	5.63	112.70	108.20
24	DA	740	C	C3'-C2'-C1'	5.63	106.00	101.50
24	DA	1693	U	P-O3'-C3'	5.63	126.45	119.70
21	AA	1452	C	N1-C1'-C2'	5.63	121.31	114.00
24	BA	126	A	C3'-C2'-C1'	5.63	106.00	101.50
24	DA	1716	U	N1-C1'-C2'	-5.63	105.81	112.00
24	DA	1346	G	O4'-C1'-N9	5.62	112.70	108.20
24	BA	463	G	P-O3'-C3'	-5.62	112.95	119.70
24	BA	514	A	P-O5'-C5'	-5.62	111.90	120.90
56	DB	76	G	O4'-C1'-N9	-5.62	103.70	108.20
24	BA	565	C	C6-N1-C2	5.62	122.55	120.30
55	CA	367	U	C2-N3-C4	5.62	130.37	127.00
24	DA	373	U	N1-C1'-C2'	-5.62	105.82	112.00
24	DA	2603	G	N9-C1'-C2'	-5.62	105.82	112.00
21	AA	1381	U	P-O3'-C3'	-5.62	112.96	119.70
24	DA	1561	C	C3'-C2'-C1'	5.62	106.00	101.50
24	DA	1865	U	N1-C1'-C2'	5.62	121.31	114.00
56	DB	38	C	C3'-C2'-C1'	5.62	106.00	101.50
24	BA	1136	G	C8-N9-C4	-5.62	104.15	106.40
25	BB	5	U	O4'-C1'-N1	5.62	112.69	108.20
55	CA	870	U	N1-C1'-C2'	5.62	121.30	114.00
24	BA	435	C	C3'-C2'-C1'	5.62	105.99	101.50
21	AA	1129	C	N1-C1'-C2'	5.62	121.30	114.00
24	BA	752	A	C1'-O4'-C4'	-5.62	105.41	109.90
24	BA	853	C	P-O3'-C3'	-5.62	112.96	119.70
55	CA	87	C	C3'-C2'-C1'	5.62	105.99	101.50
55	CA	575	G	C6-C5-N7	5.62	133.77	130.40
55	CA	1451	U	P-O3'-C3'	5.62	126.44	119.70
24	DA	86	G	N9-C1'-C2'	-5.62	105.82	112.00
21	AA	815	A	P-O3'-C3'	5.61	126.44	119.70
55	CA	91	U	O4'-C1'-N1	5.61	112.69	108.20
21	AA	889	A	N9-C1'-C2'	5.61	121.29	114.00
21	AA	1215	G	C3'-C2'-C1'	5.61	105.99	101.50
24	BA	2309	A	P-O3'-C3'	-5.61	112.97	119.70

*Continued on next page...*

*Continued from previous page...*

Mol	Chain	Res	Type	Atoms	Z	Observed(°)	Ideal(°)
24	DA	2336	A	P-O3'-C3'	5.61	126.43	119.70
55	CA	275	G	N9-C1'-C2'	-5.61	105.83	112.00
24	DA	141	G	C3'-C2'-C1'	5.61	105.99	101.50
24	BA	483	A	N9-C1'-C2'	-5.61	105.83	112.00
24	BA	588	U	C3'-C2'-C1'	5.61	105.98	101.50
24	BA	1359	A	C3'-C2'-C1'	5.61	105.98	101.50
24	BA	2033	A	C5-C6-N1	-5.61	114.90	117.70
24	DA	690	G	C8-N9-C4	-5.61	104.16	106.40
24	DA	1255	U	C3'-C2'-C1'	5.61	105.98	101.50
56	DB	48	U	N1-C1'-C2'	-5.61	105.83	112.00
56	DB	76	G	N3-C2-N2	-5.60	115.98	119.90
21	AA	1053	G	C4-N9-C1'	-5.60	119.22	126.50
24	BA	1476	U	N1-C1'-C2'	-5.60	105.84	112.00
21	AA	12	U	N3-C2-O2	-5.60	118.28	122.20
21	AA	373	A	N9-C1'-C2'	-5.60	105.84	112.00
24	BA	75	G	P-O3'-C3'	-5.60	112.98	119.70
24	BA	1086	A	C8-N9-C4	-5.60	103.56	105.80
24	DA	2409	G	N9-C1'-C2'	-5.60	105.84	112.00
21	AA	817	C	O4'-C1'-N1	5.60	112.68	108.20
24	BA	729	G	N3-C4-C5	-5.60	125.80	128.60
24	BA	947	A	C3'-C2'-C1'	5.60	105.98	101.50
24	BA	1681	G	O4'-C1'-N9	5.60	112.68	108.20
24	DA	1268	A	C3'-C2'-C1'	5.60	105.98	101.50
24	BA	1666	G	O4'-C1'-N9	5.60	112.68	108.20
24	BA	1568	G	C3'-C2'-C1'	5.60	105.98	101.50
24	DA	726	G	P-O3'-C3'	5.60	126.42	119.70
24	BA	528	A	C6-C5-N7	-5.59	128.38	132.30
55	CA	1170	A	N9-C1'-C2'	-5.59	105.84	112.00
55	CA	1487	G	P-O3'-C3'	-5.59	112.99	119.70
24	BA	1398	C	P-O3'-C3'	-5.59	112.99	119.70
24	BA	1766	G	N1-C6-O6	-5.59	116.55	119.90
24	BA	2570	G	N3-C2-N2	5.59	123.81	119.90
25	BB	42	C	P-O3'-C3'	-5.59	112.99	119.70
55	CA	245	U	P-O3'-C3'	-5.59	112.99	119.70
24	DA	14	A	P-O3'-C3'	-5.59	112.99	119.70
24	DA	482	A	P-O3'-C3'	-5.59	112.99	119.70
24	DA	777	G	C3'-C2'-C1'	5.59	105.97	101.50
21	AA	1055	A	N9-C1'-C2'	-5.59	105.85	112.00
24	BA	2607	G	N3-C4-C5	-5.59	125.81	128.60
55	CA	1432	G	P-O3'-C3'	5.59	126.41	119.70
24	DA	391	A	C3'-C2'-C1'	5.59	105.97	101.50
24	DA	1111	A	P-O3'-C3'	5.59	126.41	119.70

*Continued on next page...*

*Continued from previous page...*

Mol	Chain	Res	Type	Atoms	Z	Observed(°)	Ideal(°)
24	DA	2502	G	C8-N9-C4	-5.59	104.17	106.40
24	BA	2718	G	N9-C1'-C2'	-5.59	105.85	112.00
21	AA	1097	C	O4'-C1'-N1	5.59	112.67	108.20
21	AA	1184	G	N9-C1'-C2'	-5.59	105.85	112.00
24	BA	1331	G	C3'-C2'-C1'	5.59	105.97	101.50
24	BA	2332	C	O4'-C1'-N1	5.59	112.67	108.20
24	BA	2494	G	C8-N9-C4	-5.58	104.17	106.40
55	CA	95	C	C3'-C2'-C1'	5.58	105.97	101.50
21	AA	436	C	O4'-C1'-N1	5.58	112.67	108.20
21	AA	879	C	O4'-C1'-N1	5.58	112.67	108.20
24	BA	251	A	C3'-C2'-C1'	5.58	105.97	101.50
24	DA	83	A	P-O3'-C3'	5.58	126.40	119.70
24	DA	765	C	C3'-C2'-C1'	5.58	105.97	101.50
56	DB	49	C	N3-C2-O2	5.58	125.81	121.90
24	BA	1060	U	O4'-C1'-N1	-5.58	103.74	108.20
21	AA	274	A	O4'-C1'-N9	5.58	112.66	108.20
24	BA	12	U	C2-N1-C1'	5.58	124.39	117.70
24	BA	1461	C	O4'-C1'-N1	5.58	112.66	108.20
55	CA	994	A	N9-C1'-C2'	-5.58	105.86	112.00
55	CA	1287	A	C3'-C2'-C1'	5.58	105.96	101.50
24	DA	335	C	P-O5'-C5'	-5.58	111.97	120.90
24	DA	2068	U	C3'-C2'-C1'	5.58	105.96	101.50
55	CA	389	A	C3'-C2'-C1'	5.58	105.96	101.50
55	CA	1366	C	C3'-C2'-C1'	5.58	105.96	101.50
24	BA	1025	G	N3-C4-N9	-5.57	122.66	126.00
24	BA	1298	C	N1-C2-O2	-5.57	115.56	118.90
24	BA	1876	A	C5-N7-C8	-5.57	101.11	103.90
55	CA	369	G	C3'-C2'-C1'	5.57	105.96	101.50
55	CA	889	A	P-O3'-C3'	5.57	126.39	119.70
24	DA	422	A	C3'-C2'-C1'	5.57	105.96	101.50
21	AA	15	G	N9-C1'-C2'	-5.57	105.87	112.00
24	BA	1459	G	C3'-C2'-C1'	5.57	105.96	101.50
24	BA	1809	A	N9-C1'-C2'	-5.57	105.87	112.00
24	DA	1551	A	C6-N1-C2	5.57	121.94	118.60
24	DA	2051	A	P-O3'-C3'	5.57	126.38	119.70
24	BA	1013	C	C3'-C2'-C1'	5.57	105.95	101.50
24	BA	1555	G	C3'-C2'-C1'	5.57	105.95	101.50
24	BA	1809	A	P-O5'-C5'	-5.57	111.99	120.90
55	CA	398	U	C3'-C2'-C1'	5.57	105.96	101.50
24	DA	916	G	N9-C1'-C2'	-5.57	105.87	112.00
24	DA	1981	A	C3'-C2'-C1'	5.57	105.95	101.50
24	DA	2322	A	N9-C1'-C2'	-5.57	105.87	112.00

*Continued on next page...*

*Continued from previous page...*

Mol	Chain	Res	Type	Atoms	Z	Observed(°)	Ideal(°)
21	AA	352	C	C3'-C2'-C1'	5.57	105.95	101.50
21	AA	701	U	N1-C1'-C2'	5.57	121.24	114.00
25	BB	2	G	N3-C4-C5	-5.57	125.82	128.60
24	DA	2570	G	C5-C6-O6	5.56	131.94	128.60
21	AA	32	A	N9-C1'-C2'	-5.56	105.88	112.00
21	AA	1228	C	C3'-C2'-C1'	5.56	105.95	101.50
24	DA	617	G	C3'-C2'-C1'	5.56	105.95	101.50
24	DA	1555	G	C3'-C2'-C1'	5.56	105.95	101.50
24	BA	1491	G	C3'-C2'-C1'	5.56	105.95	101.50
55	CA	1453	G	P-O3'-C3'	-5.56	113.03	119.70
21	AA	1455	G	N9-C1'-C2'	-5.56	105.89	112.00
21	AA	1498	U	N1-C1'-C2'	5.56	121.23	114.00
24	DA	2312	U	C2-N1-C1'	5.56	124.37	117.70
55	CA	400	C	P-O3'-C3'	-5.56	113.03	119.70
24	DA	223	A	C3'-C2'-C1'	5.56	105.95	101.50
24	DA	1135	C	C3'-C2'-C1'	5.56	105.95	101.50
24	DA	1636	U	C3'-C2'-C1'	5.56	105.94	101.50
56	DB	8	C	C6-N1-C2	-5.56	118.08	120.30
24	BA	666	A	N1-C6-N6	-5.56	115.27	118.60
55	CA	1136	C	O4'-C1'-N1	5.56	112.64	108.20
24	DA	1769	U	O4'-C1'-N1	5.56	112.64	108.20
24	BA	271	G	N9-C4-C5	5.55	107.62	105.40
24	BA	2440	C	P-O5'-C5'	-5.55	112.01	120.90
24	DA	388	G	P-O3'-C3'	-5.55	113.03	119.70
24	DA	1568	G	C3'-C2'-C1'	5.55	105.94	101.50
24	BA	1690	A	P-O3'-C3'	-5.55	113.04	119.70
24	BA	1716	U	P-O3'-C3'	-5.55	113.04	119.70
24	BA	1910	G	P-O3'-C3'	-5.55	113.04	119.70
21	AA	1324	A	P-O3'-C3'	-5.55	113.04	119.70
55	CA	652	U	N1-C1'-C2'	5.55	121.22	114.00
21	AA	1076	U	N3-C2-O2	-5.55	118.32	122.20
21	AA	1321	U	O4'-C1'-N1	5.55	112.64	108.20
24	BA	2081	U	C2-N3-C4	-5.55	123.67	127.00
55	CA	1051	C	P-O3'-C3'	-5.55	113.04	119.70
24	DA	1024	G	N9-C1'-C2'	-5.55	105.90	112.00
56	DB	38	C	N3-C4-C5	5.55	124.12	121.90
24	BA	2027	G	P-O3'-C3'	5.55	126.36	119.70
24	BA	2055	C	N3-C2-O2	5.55	125.78	121.90
24	BA	2755	C	C6-N1-C2	5.55	122.52	120.30
24	DA	1876	A	C5-N7-C8	-5.55	101.13	103.90
24	DA	2451	A	C8-N9-C4	-5.55	103.58	105.80
21	AA	1200	C	N1-C1'-C2'	5.55	121.21	114.00

*Continued on next page...*



*Continued from previous page...*

Mol	Chain	Res	Type	Atoms	Z	Observed(°)	Ideal(°)
21	AA	1371	G	N7-C8-N9	5.55	115.87	113.10
24	BA	436	C	P-O5'-C5'	-5.55	112.03	120.90
24	BA	831	G	C3'-C2'-C1'	5.55	105.94	101.50
24	BA	1287	A	N9-C1'-C2'	-5.55	105.90	112.00
55	CA	250	A	P-O3'-C3'	5.55	126.36	119.70
24	DA	1158	C	C3'-C2'-C1'	5.55	105.94	101.50
24	BA	919	U	O4'-C1'-N1	-5.54	103.76	108.20
21	AA	453	G	C3'-C2'-C1'	5.54	105.93	101.50
21	AA	1160	G	C3'-C2'-C1'	5.54	105.94	101.50
24	DA	2037	A	P-O5'-C5'	-5.54	112.03	120.90
56	DB	104	A	N9-C1'-C2'	5.54	121.20	114.00
21	AA	1505	G	C3'-C2'-C1'	5.54	105.93	101.50
24	BA	1931	U	P-O3'-C3'	-5.54	113.05	119.70
24	DA	2504	U	C3'-C2'-C1'	5.54	105.93	101.50
21	AA	430	A	C3'-C2'-C1'	5.54	105.93	101.50
55	CA	369	G	P-O3'-C3'	-5.54	113.05	119.70
24	DA	605	G	N9-C1'-C2'	-5.54	105.91	112.00
24	DA	2733	A	N1-C6-N6	5.54	121.92	118.60
21	AA	1085	U	P-O3'-C3'	5.54	126.34	119.70
55	CA	724	G	N9-C1'-C2'	-5.54	105.91	112.00
24	DA	685	A	P-O3'-C3'	5.54	126.34	119.70
24	DA	2348	U	O4'-C1'-N1	5.54	112.63	108.20
55	CA	1196	A	O3'-P-O5'	-5.54	93.48	104.00
24	BA	620	G	O3'-P-O5'	5.54	114.52	104.00
24	BA	777	G	P-O3'-C3'	-5.54	113.06	119.70
55	CA	1278	G	P-O3'-C3'	5.54	126.34	119.70
21	AA	1287	A	P-O3'-C3'	-5.53	113.06	119.70
24	BA	266	G	P-O3'-C3'	-5.53	113.06	119.70
24	BA	1538	G	P-O3'-C3'	-5.53	113.06	119.70
24	DA	491	G	C3'-C2'-C1'	5.53	105.93	101.50
24	DA	2612	C	C3'-C2'-C1'	5.53	105.93	101.50
24	BA	1913	A	P-O3'-C3'	5.53	126.34	119.70
24	BA	2722	G	N3-C4-C5	-5.53	125.83	128.60
24	DA	1664	A	P-O3'-C3'	5.53	126.34	119.70
24	BA	575	A	C3'-C2'-C1'	5.53	105.92	101.50
24	BA	575	A	P-O3'-C3'	-5.53	113.07	119.70
55	CA	875	U	P-O3'-C3'	-5.53	113.07	119.70
24	DA	1708	C	C3'-C2'-C1'	5.53	105.92	101.50
21	AA	511	C	O4'-C1'-N1	5.53	112.62	108.20
24	BA	1029	A	O4'-C1'-N9	-5.53	103.78	108.20
24	DA	1552	A	C5-C6-N1	-5.53	114.94	117.70
24	DA	1733	G	C3'-C2'-C1'	5.53	105.92	101.50

*Continued on next page...*



*Continued from previous page...*

Mol	Chain	Res	Type	Atoms	Z	Observed(°)	Ideal(°)
24	DA	1759	A	C3'-C2'-C1'	5.53	105.92	101.50
24	DA	2093	G	N9-C1'-C2'	-5.53	105.92	112.00
24	BA	1707	G	P-O3'-C3'	-5.52	113.07	119.70
24	BA	271	G	C8-N9-C1'	5.52	134.18	127.00
24	BA	2034	U	P-O3'-C3'	-5.52	113.07	119.70
55	CA	1331	G	P-O3'-C3'	5.52	126.33	119.70
24	DA	492	A	P-O5'-C5'	-5.52	112.06	120.90
24	BA	1091	G	N9-C1'-C2'	-5.52	105.93	112.00
24	DA	2589	A	N3-C4-N9	-5.52	122.98	127.40
24	BA	530	G	C3'-C2'-C1'	5.52	105.92	101.50
24	BA	1470	A	N1-C6-N6	5.52	121.91	118.60
24	DA	475	C	C3'-C2'-C1'	5.52	105.92	101.50
24	BA	2630	G	C3'-C2'-C1'	5.52	105.91	101.50
55	CA	1167	A	P-O3'-C3'	5.52	126.32	119.70
24	DA	1649	G	N9-C1'-C2'	-5.52	105.93	112.00
24	DA	2440	C	O4'-C1'-N1	5.52	112.61	108.20
12	CM	8	ILE	CB-CA-C	-5.52	100.57	111.60
24	DA	783	A	N9-C1'-C2'	-5.52	105.93	112.00
24	BA	774	G	C8-N9-C1'	5.51	134.17	127.00
24	DA	126	A	C3'-C2'-C1'	5.51	105.91	101.50
24	DA	572	A	C3'-C2'-C1'	5.51	105.91	101.50
24	DA	987	C	P-O3'-C3'	-5.51	113.08	119.70
21	AA	1499	A	N9-C1'-C2'	-5.51	105.94	112.00
21	AA	198	G	N9-C1'-C2'	-5.51	105.94	112.00
24	BA	509	C	C2-N1-C1'	5.51	124.86	118.80
24	BA	2408	U	O4'-C1'-N1	5.51	112.61	108.20
24	DA	459	U	C3'-C2'-C1'	5.51	105.91	101.50
24	DA	510	C	O4'-C1'-N1	5.51	112.61	108.20
55	CA	251	G	O4'-C1'-N9	5.51	112.61	108.20
55	CA	482	A	P-O3'-C3'	-5.51	113.09	119.70
55	CA	732	C	P-O3'-C3'	5.51	126.31	119.70
55	CA	1325	C	P-O3'-C3'	-5.51	113.09	119.70
24	DA	633	A	C6-C5-N7	-5.51	128.44	132.30
24	DA	812	C	C3'-C2'-C1'	5.51	105.91	101.50
24	DA	2660	A	P-O3'-C3'	5.51	126.31	119.70
24	BA	996	A	C8-N9-C4	-5.51	103.60	105.80
55	CA	1338	G	P-O3'-C3'	-5.51	113.09	119.70
21	AA	430	A	N9-C1'-C2'	-5.51	105.94	112.00
24	BA	958	U	C3'-C2'-C1'	5.51	105.91	101.50
55	CA	1025	U	P-O3'-C3'	5.51	126.31	119.70
55	CA	1050	G	P-O3'-C3'	-5.51	113.09	119.70
24	DA	1333	G	P-O3'-C3'	-5.51	113.09	119.70

*Continued on next page...*

*Continued from previous page...*

Mol	Chain	Res	Type	Atoms	Z	Observed(°)	Ideal(°)
24	DA	1817	G	P-O3'-C3'	-5.51	113.09	119.70
24	BA	1129	A	P-O5'-C5'	-5.50	112.09	120.90
24	BA	1665	A	P-O5'-C5'	-5.50	112.10	120.90
24	BA	2431	U	N1-C2-O2	-5.50	118.95	122.80
24	DA	228	C	O4'-C1'-N1	5.50	112.60	108.20
24	DA	2612	C	P-O3'-C3'	-5.50	113.10	119.70
55	CA	1319	A	P-O3'-C3'	5.50	126.30	119.70
24	DA	1787	A	N3-C4-N9	-5.50	123.00	127.40
24	BA	1821	A	C3'-C2'-C1'	5.50	105.90	101.50
24	DA	2428	G	C3'-C2'-C1'	5.50	105.90	101.50
24	DA	2335	A	C3'-C2'-C1'	5.49	105.89	101.50
21	AA	70	U	N1-C1'-C2'	5.49	121.14	114.00
24	BA	2512	C	C2-N3-C4	5.49	122.64	119.90
21	AA	1127	G	P-O3'-C3'	-5.49	113.11	119.70
24	BA	509	C	C3'-C2'-C1'	5.49	105.89	101.50
55	CA	353	A	O4'-C1'-N9	5.49	112.59	108.20
21	AA	1365	G	P-O3'-C3'	-5.49	113.12	119.70
24	BA	2868	A	C3'-C2'-C1'	5.49	105.89	101.50
55	CA	1132	C	O4'-C1'-N1	5.49	112.59	108.20
24	BA	1785	A	C3'-C2'-C1'	5.48	105.89	101.50
24	BA	2617	U	P-O3'-C3'	-5.48	113.12	119.70
24	DA	1717	A	P-O3'-C3'	-5.48	113.12	119.70
24	DA	2226	C	O4'-C1'-N1	5.48	112.59	108.20
24	DA	404	A	P-O3'-C3'	5.48	126.28	119.70
21	AA	198	G	C3'-C2'-C1'	5.48	105.88	101.50
21	AA	331	G	N9-C1'-C2'	-5.48	105.97	112.00
21	AA	411	A	P-O3'-C3'	5.48	126.28	119.70
21	AA	1102	A	N9-C1'-C2'	-5.48	105.97	112.00
55	CA	642	A	C3'-C2'-C1'	5.48	105.88	101.50
24	BA	1619	G	N1-C6-O6	-5.48	116.61	119.90
45	DV	57	TYR	CB-CG-CD2	-5.48	117.71	121.00
24	BA	2570	G	P-O3'-C3'	-5.48	113.13	119.70
24	BA	2820	A	O4'-C1'-N9	-5.48	103.82	108.20
33	BJ	140	LEU	CA-CB-CG	5.47	127.89	115.30
55	CA	875	U	C3'-C2'-C1'	5.47	105.88	101.50
21	AA	351	G	C4-N9-C1'	5.47	133.62	126.50
21	AA	966	G	C3'-C2'-C1'	5.47	105.88	101.50
55	CA	433	G	P-O3'-C3'	-5.47	113.13	119.70
24	BA	998	C	P-O3'-C3'	-5.47	113.14	119.70
24	BA	1655	A	C3'-C2'-C1'	5.47	105.88	101.50
24	BA	2681	C	C6-N1-C2	5.47	122.49	120.30
24	BA	2733	A	C4-C5-C6	5.47	119.74	117.00

*Continued on next page...*

*Continued from previous page...*

Mol	Chain	Res	Type	Atoms	Z	Observed(°)	Ideal(°)
24	DA	333	G	P-O3'-C3'	-5.47	113.14	119.70
24	DA	2063	C	C3'-C2'-C1'	5.47	105.88	101.50
21	AA	961	U	P-O3'-C3'	-5.47	113.14	119.70
55	CA	1258	G	P-O3'-C3'	5.47	126.26	119.70
24	DA	806	C	O4'-C1'-N1	5.47	112.58	108.20
24	DA	1655	A	C3'-C2'-C1'	5.47	105.88	101.50
56	DB	76	G	N1-C2-N2	5.47	121.12	116.20
24	BA	860	U	C3'-C2'-C1'	5.47	105.88	101.50
24	BA	523	C	C5-C6-N1	-5.47	118.27	121.00
55	CA	452	A	C5-N7-C8	-5.47	101.17	103.90
24	DA	513	A	N1-C6-N6	5.47	121.88	118.60
24	DA	932	U	P-O5'-C5'	-5.47	112.16	120.90
24	DA	1044	C	O4'-C1'-N1	-5.47	103.83	108.20
24	BA	653	U	P-O3'-C3'	-5.46	113.14	119.70
25	BB	11	C	C6-N1-C2	5.46	122.49	120.30
55	CA	705	G	N9-C1'-C2'	-5.46	105.99	112.00
24	DA	73	A	N9-C1'-C2'	-5.46	105.99	112.00
24	DA	1157	G	P-O3'-C3'	-5.46	113.14	119.70
24	BA	299	A	N7-C8-N9	5.46	116.53	113.80
24	BA	2310	C	C4-C5-C6	5.46	120.13	117.40
24	DA	1569	A	N9-C1'-C2'	-5.46	105.99	112.00
24	DA	2093	G	P-O3'-C3'	-5.46	113.14	119.70
24	BA	2322	A	N9-C1'-C2'	-5.46	105.99	112.00
24	DA	919	U	N3-C2-O2	-5.46	118.38	122.20
24	BA	630	G	N1-C2-N2	-5.46	111.29	116.20
24	BA	2573	C	N1-C1'-C2'	5.46	121.10	114.00
24	BA	2690	U	P-O3'-C3'	5.46	126.25	119.70
55	CA	535	A	C3'-C2'-C1'	5.46	105.87	101.50
55	CA	1298	U	O4'-C1'-N1	5.46	112.56	108.20
24	DA	321	U	P-O3'-C3'	5.46	126.25	119.70
24	BA	652	U	P-O3'-C3'	5.46	126.25	119.70
24	BA	1386	C	C6-N1-C2	-5.46	118.12	120.30
21	AA	654	G	N9-C1'-C2'	-5.45	106.00	112.00
21	AA	735	C	P-O3'-C3'	-5.45	113.16	119.70
24	BA	1706	C	P-O3'-C3'	5.45	126.25	119.70
24	BA	2215	C	P-O3'-C3'	-5.45	113.16	119.70
55	CA	1288	A	P-O3'-C3'	-5.45	113.16	119.70
55	CA	1499	A	C3'-C2'-C1'	5.45	105.86	101.50
21	AA	306	A	C3'-C2'-C1'	5.45	105.86	101.50
24	BA	1739	A	P-O3'-C3'	-5.45	113.16	119.70
24	BA	2067	G	O4'-C1'-N9	5.45	112.56	108.20
24	BA	2802	G	C5-C6-O6	5.45	131.87	128.60

*Continued on next page...*

*Continued from previous page...*

Mol	Chain	Res	Type	Atoms	Z	Observed(°)	Ideal(°)
24	DA	1619	G	N9-C1'-C2'	-5.45	106.00	112.00
24	BA	2028	U	N1-C2-O2	5.45	126.61	122.80
24	DA	196	A	P-O3'-C3'	5.45	126.24	119.70
24	DA	1947	C	P-O3'-C3'	-5.45	113.16	119.70
55	CA	61	G	C3'-C2'-C1'	5.45	105.86	101.50
55	CA	120	A	P-O3'-C3'	5.45	126.24	119.70
21	AA	373	A	C3'-C2'-C1'	5.45	105.86	101.50
24	BA	656	G	C8-N9-C4	-5.45	104.22	106.40
55	CA	701	U	N1-C1'-C2'	5.45	121.08	114.00
56	DB	41	G	C3'-C2'-C1'	5.45	105.86	101.50
24	DA	1682	G	C3'-C2'-C1'	5.44	105.86	101.50
21	AA	346	G	C3'-C2'-C1'	5.44	105.85	101.50
24	BA	412	A	P-O5'-C5'	-5.44	112.19	120.90
24	BA	2224	G	N9-C4-C5	-5.44	103.22	105.40
24	BA	2781	A	C3'-C2'-C1'	5.44	105.86	101.50
24	DA	2613	U	O4'-C1'-N1	5.44	112.56	108.20
21	AA	66	A	C3'-C2'-C1'	5.44	105.85	101.50
24	BA	2070	A	N9-C4-C5	5.44	107.98	105.80
55	CA	559	A	O4'-C1'-N9	5.44	112.55	108.20
24	DA	1237	A	O4'-C1'-N9	5.44	112.55	108.20
24	DA	2896	C	O4'-C1'-N1	5.44	112.55	108.20
55	CA	1448	C	C3'-C2'-C1'	5.44	105.85	101.50
21	AA	61	G	C3'-C2'-C1'	5.44	105.85	101.50
24	BA	120	U	P-O5'-C5'	-5.44	112.20	120.90
24	BA	929	U	O4'-C1'-N1	5.44	112.55	108.20
55	CA	821	G	C3'-C2'-C1'	5.44	105.85	101.50
55	CA	424	G	C3'-C2'-C1'	5.44	105.85	101.50
24	DA	2383	G	C3'-C2'-C1'	5.44	105.85	101.50
21	AA	1192	C	P-O5'-C5'	-5.43	112.21	120.90
24	BA	1213	A	P-O5'-C5'	-5.43	112.20	120.90
24	BA	1535	A	P-O3'-C3'	5.43	126.22	119.70
24	BA	2514	U	P-O5'-C5'	-5.43	112.20	120.90
55	CA	181	A	O4'-C1'-N9	5.43	112.55	108.20
24	DA	1136	G	N9-C4-C5	5.43	107.57	105.40
21	AA	877	G	N9-C4-C5	5.43	107.57	105.40
25	BB	87	U	N1-C1'-C2'	5.43	121.06	114.00
55	CA	709	U	O4'-C1'-N1	5.43	112.55	108.20
24	DA	2581	G	O4'-C1'-N9	5.43	112.55	108.20
24	BA	1386	C	C3'-C2'-C1'	5.43	105.84	101.50
55	CA	817	C	P-O5'-C5'	-5.43	112.21	120.90
24	DA	2689	U	O3'-P-O5'	-5.43	93.68	104.00
21	AA	321	A	P-O3'-C3'	5.43	126.22	119.70

*Continued on next page...*

*Continued from previous page...*

Mol	Chain	Res	Type	Atoms	Z	Observed(°)	Ideal(°)
24	BA	347	A	P-O3'-C3'	-5.43	113.19	119.70
24	BA	1957	C	C3'-C2'-C1'	5.43	105.84	101.50
24	BA	2271	G	P-O3'-C3'	5.43	126.22	119.70
24	DA	1838	C	C6-N1-C1'	5.43	127.32	120.80
24	BA	589	U	C2-N3-C4	5.43	130.26	127.00
24	DA	1303	G	C3'-C2'-C1'	5.43	105.84	101.50
24	DA	2297	A	C3'-C2'-C1'	5.43	105.84	101.50
24	DA	2499	C	C6-N1-C1'	-5.43	114.29	120.80
24	BA	1118	C	P-O3'-C3'	-5.42	113.19	119.70
24	BA	1642	G	P-O3'-C3'	-5.42	113.19	119.70
24	BA	1731	G	C4-C5-N7	-5.42	108.63	110.80
24	BA	1758	U	P-O3'-C3'	-5.42	113.19	119.70
24	BA	2324	U	N1-C1'-C2'	5.42	121.05	114.00
21	AA	467	U	O4'-C1'-N1	5.42	112.54	108.20
55	CA	1325	C	P-O5'-C5'	-5.42	112.22	120.90
24	DA	2200	C	C6-N1-C2	-5.42	118.13	120.30
24	DA	2250	G	O4'-C1'-N9	-5.42	103.86	108.20
24	BA	455	C	C6-N1-C2	5.42	122.47	120.30
24	BA	677	A	C6-N1-C2	-5.42	115.35	118.60
24	BA	1592	C	O4'-C1'-N1	5.42	112.54	108.20
24	BA	1931	U	C3'-C2'-C1'	5.42	105.84	101.50
24	DA	1251	C	C6-N1-C2	-5.42	118.13	120.30
24	DA	1385	A	C5-C6-N6	5.42	128.04	123.70
24	DA	1758	U	P-O3'-C3'	5.42	126.21	119.70
24	DA	1985	C	P-O3'-C3'	-5.42	113.19	119.70
24	BA	633	A	C8-N9-C1'	-5.42	117.94	127.70
55	CA	10	A	P-O3'-C3'	-5.42	113.20	119.70
24	DA	2337	G	O4'-C1'-N9	-5.42	103.86	108.20
24	DA	2518	A	O4'-C1'-N9	-5.42	103.86	108.20
21	AA	1324	A	C3'-C2'-C1'	5.42	105.83	101.50
55	CA	534	U	C3'-C2'-C1'	5.42	105.83	101.50
24	DA	789	A	N7-C8-N9	-5.42	111.09	113.80
24	BA	230	G	N9-C1'-C2'	-5.42	106.04	112.00
24	BA	2786	U	O4'-C1'-N1	5.42	112.53	108.20
21	AA	184	G	C3'-C2'-C1'	5.41	105.83	101.50
24	BA	36	G	C8-N9-C4	-5.41	104.23	106.40
24	BA	230	G	C3'-C2'-C1'	5.41	105.83	101.50
24	BA	2790	U	N1-C1'-C2'	5.41	121.04	114.00
24	BA	1026	G	C3'-C2'-C1'	5.41	105.83	101.50
24	BA	993	G	C8-N9-C4	-5.41	104.24	106.40
24	BA	2224	G	C2-N3-C4	-5.41	109.19	111.90
55	CA	915	A	P-O5'-C5'	-5.41	112.24	120.90

*Continued on next page...*

*Continued from previous page...*

Mol	Chain	Res	Type	Atoms	Z	Observed(°)	Ideal(°)
55	CA	206	C	N1-C1'-C2'	-5.41	106.05	112.00
55	CA	697	U	O4'-C1'-N1	5.41	112.53	108.20
24	DA	2832	U	P-O3'-C3'	5.41	126.19	119.70
21	AA	96	U	P-O3'-C3'	-5.41	113.21	119.70
24	BA	2263	C	P-O5'-C5'	-5.41	112.25	120.90
24	DA	604	G	C3'-C2'-C1'	5.41	105.83	101.50
24	DA	2611	C	P-O3'-C3'	-5.41	113.21	119.70
24	DA	1049	C	O4'-C1'-N1	5.41	112.52	108.20
24	DA	2304	G	N7-C8-N9	5.41	115.80	113.10
21	AA	81	A	N1-C6-N6	-5.40	115.36	118.60
24	BA	1135	C	N1-C1'-C2'	-5.40	106.06	112.00
24	BA	2850	A	P-O3'-C3'	-5.40	113.22	119.70
24	BA	2850	A	C3'-C2'-C1'	5.40	105.82	101.50
55	CA	1192	C	O4'-C1'-N1	5.40	112.52	108.20
24	DA	976	G	N9-C1'-C2'	-5.40	106.06	112.00
21	AA	480	U	C2-N3-C4	-5.40	123.76	127.00
21	AA	1336	C	N1-C1'-C2'	5.40	121.02	114.00
24	BA	1462	C	C3'-C2'-C1'	5.40	105.82	101.50
24	BA	1511	G	C8-N9-C4	-5.40	104.24	106.40
24	BA	2383	G	C3'-C2'-C1'	5.40	105.82	101.50
24	DA	2139	U	O4'-C1'-N1	-5.40	103.88	108.20
21	AA	351	G	O4'-C1'-N9	5.40	112.52	108.20
55	CA	82	G	N9-C1'-C2'	-5.40	106.06	112.00
55	CA	1101	A	P-O3'-C3'	5.40	126.18	119.70
24	DA	505	A	C3'-C2'-C1'	5.40	105.82	101.50
24	DA	591	U	C5-C4-O4	5.40	129.14	125.90
24	DA	1787	A	C5-C6-N6	5.40	128.02	123.70
24	DA	1800	C	N1-C2-O2	5.40	122.14	118.90
24	BA	243	U	C3'-C2'-C1'	5.40	105.82	101.50
24	BA	949	G	C8-N9-C4	-5.40	104.24	106.40
24	DA	1060	U	O4'-C1'-N1	-5.40	103.88	108.20
24	BA	385	C	P-O3'-C3'	5.40	126.18	119.70
24	BA	1290	C	C3'-C2'-C1'	5.40	105.82	101.50
24	DA	656	G	C3'-C2'-C1'	5.40	105.82	101.50
24	DA	2199	A	C3'-C2'-C1'	5.40	105.82	101.50
56	DB	49	C	C5-C4-N4	5.40	123.98	120.20
21	AA	688	G	N9-C1'-C2'	-5.39	106.06	112.00
24	BA	1320	C	N1-C1'-C2'	5.39	121.01	114.00
24	BA	1515	A	O4'-C1'-N9	5.39	112.52	108.20
29	DF	109	ARG	CD-NE-CZ	-5.39	116.05	123.60
24	DA	90	U	P-O3'-C3'	5.39	126.17	119.70
24	BA	85	G	C3'-C2'-C1'	5.39	105.81	101.50

*Continued on next page...*

*Continued from previous page...*

Mol	Chain	Res	Type	Atoms	Z	Observed(°)	Ideal(°)
24	BA	513	A	C3'-C2'-C1'	5.39	105.81	101.50
24	BA	581	C	N1-C1'-C2'	5.39	121.01	114.00
24	BA	849	A	P-O3'-C3'	-5.39	113.23	119.70
24	BA	1379	U	C3'-C2'-C1'	5.39	105.81	101.50
24	DA	919	U	O4'-C1'-N1	-5.39	103.89	108.20
24	DA	1803	A	P-O5'-C5'	-5.39	112.27	120.90
21	AA	452	A	C3'-C2'-C1'	5.39	105.81	101.50
24	BA	388	G	P-O3'-C3'	-5.39	113.23	119.70
24	DA	1695	G	C3'-C2'-C1'	5.39	105.81	101.50
24	DA	2297	A	N9-C1'-C2'	-5.39	106.07	112.00
24	BA	529	A	C8-N9-C4	5.39	107.95	105.80
24	DA	2347	C	O4'-C1'-N1	5.39	112.51	108.20
24	BA	2024	G	P-O3'-C3'	-5.39	113.24	119.70
55	CA	299	G	N3-C4-C5	-5.39	125.91	128.60
21	AA	52	C	O4'-C1'-N1	5.38	112.51	108.20
21	AA	88	U	O4'-C1'-N1	5.38	112.51	108.20
24	BA	514	A	C3'-C2'-C1'	5.38	105.81	101.50
24	BA	2062	A	C5-C6-N6	-5.38	119.39	123.70
24	DA	197	A	P-O3'-C3'	-5.38	113.24	119.70
24	DA	562	U	C2-N3-C4	5.38	130.23	127.00
24	DA	2510	C	O4'-C1'-N1	5.38	112.51	108.20
24	BA	1398	C	C3'-C2'-C1'	5.38	105.81	101.50
25	BB	67	G	C3'-C2'-C1'	5.38	105.81	101.50
24	BA	1313	U	C3'-C2'-C1'	5.38	105.81	101.50
24	BA	1313	U	P-O5'-C5'	-5.38	112.29	120.90
24	BA	2338	C	P-O5'-C5'	-5.38	112.29	120.90
55	CA	936	C	C6-N1-C2	-5.38	118.15	120.30
56	DB	50	A	C3'-C2'-C1'	-5.38	97.19	101.50
24	BA	536	G	C4-C5-N7	-5.38	108.65	110.80
24	DA	1234	U	O4'-C1'-N1	5.38	112.50	108.20
24	DA	2656	U	C3'-C2'-C1'	5.38	105.80	101.50
21	AA	1382	C	C3'-C2'-C1'	5.38	105.80	101.50
24	BA	1781	U	P-O5'-C5'	-5.38	112.29	120.90
55	CA	279	A	P-O3'-C3'	5.38	126.16	119.70
24	DA	30	G	C8-N9-C4	-5.38	104.25	106.40
55	CA	994	A	C3'-C2'-C1'	5.38	105.80	101.50
24	DA	2033	A	P-O3'-C3'	5.38	126.15	119.70
24	BA	2008	C	P-O3'-C3'	-5.38	113.25	119.70
24	BA	2239	G	N9-C4-C5	5.38	107.55	105.40
24	BA	125	A	P-O3'-C3'	5.37	126.15	119.70
24	BA	1287	A	C3'-C2'-C1'	5.37	105.80	101.50
24	BA	1509	A	O4'-C1'-N9	5.37	112.50	108.20

*Continued on next page...*



*Continued from previous page...*

Mol	Chain	Res	Type	Atoms	Z	Observed(°)	Ideal(°)
55	CA	1454	G	N9-C1'-C2'	-5.37	106.09	112.00
24	DA	303	G	C3'-C2'-C1'	5.37	105.80	101.50
24	DA	1049	C	C3'-C2'-C1'	5.37	105.80	101.50
24	BA	224	U	C3'-C2'-C1'	5.37	105.80	101.50
55	CA	1196	A	P-O3'-C3'	5.37	126.14	119.70
24	DA	2092	U	P-O3'-C3'	5.37	126.14	119.70
24	BA	678	C	P-O3'-C3'	5.37	126.14	119.70
24	BA	2857	G	N1-C2-N3	5.37	127.12	123.90
22	AV	36	U	P-O3'-C3'	-5.37	113.26	119.70
24	BA	556	A	P-O3'-C3'	-5.37	113.26	119.70
24	BA	777	G	C3'-C2'-C1'	5.37	105.80	101.50
55	CA	1401	G	N9-C1'-C2'	-5.37	106.09	112.00
24	DA	1341	G	P-O3'-C3'	5.37	126.14	119.70
24	BA	33	C	P-O3'-C3'	5.37	126.14	119.70
24	DA	919	U	C5-C6-N1	5.37	125.38	122.70
24	BA	958	U	P-O5'-C5'	-5.37	112.31	120.90
24	BA	1626	A	OP2-P-O3'	5.37	117.00	105.20
55	CA	15	G	N9-C1'-C2'	-5.37	106.10	112.00
24	DA	1075	C	P-O3'-C3'	-5.37	113.26	119.70
21	AA	1259	C	P-O3'-C3'	-5.36	113.26	119.70
24	BA	408	G	C5-C6-O6	5.36	131.82	128.60
24	BA	866	A	C3'-C2'-C1'	5.36	105.79	101.50
24	BA	2240	U	P-O5'-C5'	-5.36	112.32	120.90
55	CA	282	A	P-O3'-C3'	-5.36	113.27	119.70
55	CA	642	A	P-O5'-C5'	-5.36	112.32	120.90
21	AA	881	G	P-O3'-C3'	-5.36	113.27	119.70
24	BA	2543	G	N9-C1'-C2'	-5.36	106.10	112.00
24	BA	2689	U	N1-C1'-C2'	5.36	120.97	114.00
55	CA	82	G	C3'-C2'-C1'	5.36	105.79	101.50
55	CA	565	U	O4'-C1'-N1	5.36	112.49	108.20
24	DA	1271	G	P-O3'-C3'	5.36	126.13	119.70
56	DB	43	C	C3'-C2'-C1'	5.36	105.79	101.50
24	BA	2516	A	N1-C2-N3	-5.36	126.62	129.30
24	BA	1332	G	C4'-C3'-C2'	5.36	107.96	102.60
24	BA	1568	G	C6-C5-N7	-5.36	127.19	130.40
24	BA	2641	G	N9-C4-C5	5.36	107.54	105.40
55	CA	1447	A	P-O3'-C3'	5.36	126.13	119.70
21	AA	1050	G	C3'-C2'-C1'	5.36	105.78	101.50
24	BA	302	C	C3'-C2'-C1'	5.36	105.78	101.50
24	BA	812	C	C3'-C2'-C1'	5.36	105.78	101.50
24	BA	962	G	C3'-C2'-C1'	5.36	105.78	101.50
24	DA	509	C	C2-N1-C1'	5.36	124.69	118.80

*Continued on next page...*



*Continued from previous page...*

Mol	Chain	Res	Type	Atoms	Z	Observed(°)	Ideal(°)
24	BA	2465	C	N1-C2-O2	-5.35	115.69	118.90
55	CA	816	A	C3'-C2'-C1'	5.35	105.78	101.50
24	DA	1274	A	C3'-C2'-C1'	5.35	105.78	101.50
24	DA	1963	U	C3'-C2'-C1'	5.35	105.78	101.50
24	BA	2135	A	C3'-C2'-C1'	5.35	105.78	101.50
24	BA	2447	G	C2-N3-C4	5.35	114.58	111.90
24	DA	509	C	C3'-C2'-C1'	5.35	105.78	101.50
24	DA	1078	U	P-O3'-C3'	5.35	126.12	119.70
24	DA	1274	A	N9-C1'-C2'	-5.35	106.11	112.00
24	DA	1562	U	P-O3'-C3'	-5.35	113.28	119.70
21	AA	213	G	C3'-C2'-C1'	5.35	105.78	101.50
24	BA	729	G	C3'-C2'-C1'	5.35	105.78	101.50
55	CA	1397	C	O4'-C1'-N1	5.35	112.48	108.20
29	DF	70	ARG	NE-CZ-NH2	-5.35	117.62	120.30
21	AA	379	C	C6-N1-C2	5.35	122.44	120.30
21	AA	884	U	P-O3'-C3'	5.35	126.12	119.70
21	AA	1447	A	P-O3'-C3'	5.35	126.12	119.70
25	BB	43	C	C3'-C2'-C1'	5.35	105.78	101.50
55	CA	101	A	P-O3'-C3'	-5.35	113.28	119.70
55	CA	519	C	C3'-C2'-C1'	5.35	105.78	101.50
24	DA	633	A	N9-C4-C5	-5.35	103.66	105.80
24	DA	1010	A	C3'-C2'-C1'	5.35	105.78	101.50
24	DA	2583	G	N3-C4-C5	-5.35	125.92	128.60
24	BA	911	A	N1-C6-N6	5.35	121.81	118.60
24	DA	2430	A	N1-C6-N6	5.35	121.81	118.60
24	BA	1252	G	P-O5'-C5'	-5.34	112.35	120.90
24	BA	2014	A	O4'-C1'-N9	-5.34	103.92	108.20
24	BA	2752	C	O4'-C1'-N1	5.34	112.48	108.20
24	DA	12	U	N3-C2-O2	-5.34	118.46	122.20
56	DB	68	C	O4'-C1'-N1	5.34	112.47	108.20
21	AA	735	C	C3'-C2'-C1'	5.34	105.78	101.50
24	BA	704	G	P-O3'-C3'	5.34	126.11	119.70
34	BK	8	LEU	CA-CB-CG	5.34	127.59	115.30
24	BA	47	C	N1-C2-O2	-5.34	115.69	118.90
24	BA	939	G	N3-C4-N9	-5.34	122.80	126.00
25	BB	58	A	C3'-C2'-C1'	5.34	105.77	101.50
55	CA	497	G	C3'-C2'-C1'	5.34	105.77	101.50
29	DF	109	ARG	NE-CZ-NH1	-5.34	117.63	120.30
21	AA	1349	A	N9-C1'-C2'	-5.34	106.13	112.00
55	CA	1259	C	C6-N1-C2	-5.34	118.16	120.30
24	DA	1275	A	P-O3'-C3'	5.34	126.11	119.70
24	BA	70	G	O4'-C1'-N9	5.34	112.47	108.20

*Continued on next page...*

*Continued from previous page...*

Mol	Chain	Res	Type	Atoms	Z	Observed(°)	Ideal(°)
24	BA	189	G	N1-C6-O6	5.34	123.10	119.90
24	BA	2447	G	O4'-C1'-N9	5.34	112.47	108.20
24	BA	2488	G	C8-N9-C4	-5.34	104.27	106.40
24	DA	740	C	O4'-C1'-N1	5.34	112.47	108.20
24	DA	1206	G	N9-C1'-C2'	-5.34	106.13	112.00
24	BA	10	A	P-O3'-C3'	-5.34	113.30	119.70
24	BA	422	A	C3'-C2'-C1'	5.34	105.77	101.50
24	DA	2451	A	C5-C6-N1	5.34	120.37	117.70
56	DB	16	G	C3'-C2'-C1'	5.34	105.77	101.50
24	BA	236	C	P-O3'-C3'	-5.33	113.30	119.70
24	BA	1537	G	C3'-C2'-C1'	5.33	105.77	101.50
24	DA	531	C	C6-N1-C2	5.33	122.43	120.30
24	BA	2136	G	C6-N1-C2	-5.33	121.90	125.10
24	BA	1565	C	N1-C1'-C2'	5.33	120.93	114.00
24	BA	1821	A	C5-C6-N6	5.33	127.96	123.70
24	BA	2045	C	C2-N3-C4	-5.33	117.23	119.90
25	BB	24	G	P-O3'-C3'	5.33	126.10	119.70
24	DA	1313	U	C3'-C2'-C1'	5.33	105.77	101.50
24	DA	2335	A	N1-C6-N6	-5.33	115.40	118.60
4	AE	80	LEU	CA-CB-CG	5.33	127.56	115.30
24	BA	206	U	C3'-C2'-C1'	5.33	105.76	101.50
24	BA	2582	G	C8-N9-C4	-5.33	104.27	106.40
24	DA	1624	U	C5-C4-O4	5.33	129.10	125.90
24	BA	1461	C	C3'-C2'-C1'	5.33	105.76	101.50
24	BA	2338	C	C3'-C2'-C1'	5.33	105.76	101.50
24	DA	1090	A	N9-C1'-C2'	-5.33	106.14	112.00
24	DA	2714	G	C3'-C2'-C1'	5.33	105.76	101.50
56	DB	45	A	C3'-C2'-C1'	5.33	105.76	101.50
24	BA	2603	G	C3'-C2'-C1'	5.33	105.76	101.50
55	CA	642	A	P-O3'-C3'	-5.33	113.31	119.70
24	DA	141	G	P-O3'-C3'	-5.33	113.31	119.70
21	AA	1053	G	N3-C4-N9	-5.33	122.81	126.00
24	BA	633	A	C4-N9-C1'	5.33	135.88	126.30
55	CA	803	G	P-O3'-C3'	-5.33	113.31	119.70
24	DA	230	G	C3'-C2'-C1'	5.33	105.76	101.50
24	DA	984	A	O4'-C1'-N9	-5.33	103.94	108.20
24	DA	2605	U	O4'-C1'-N1	5.33	112.46	108.20
21	AA	1103	C	C3'-C2'-C1'	5.32	105.76	101.50
24	BA	1732	C	O4'-C1'-N1	5.32	112.46	108.20
24	BA	1812	U	O4'-C1'-N1	5.32	112.46	108.20
24	DA	1700	A	P-O3'-C3'	-5.32	113.31	119.70
24	DA	2072	C	O4'-C1'-N1	-5.32	103.94	108.20

*Continued on next page...*

*Continued from previous page...*

Mol	Chain	Res	Type	Atoms	Z	Observed(°)	Ideal(°)
21	AA	452	A	C5-N7-C8	-5.32	101.24	103.90
24	BA	589	U	O4'-C1'-N1	5.32	112.46	108.20
55	CA	1397	C	P-O3'-C3'	-5.32	113.31	119.70
55	CA	1507	A	N9-C1'-C2'	-5.32	106.15	112.00
12	AM	74	MET	CG-SD-CE	5.32	108.71	100.20
24	BA	1240	U	N1-C1'-C2'	5.32	120.92	114.00
24	BA	1539	U	O4'-C1'-N1	5.32	112.46	108.20
24	BA	1900	A	O4'-C1'-N9	-5.32	103.94	108.20
55	CA	641	U	O3'-P-O5'	5.32	114.11	104.00
24	DA	14	A	C3'-C2'-C1'	5.32	105.76	101.50
24	DA	1681	G	O4'-C1'-N9	5.32	112.46	108.20
24	DA	2347	C	C3'-C2'-C1'	5.32	105.76	101.50
56	DB	91	C	P-O5'-C5'	-5.32	112.39	120.90
21	AA	1461	G	N3-C2-N2	5.32	123.62	119.90
21	AA	879	C	P-O3'-C3'	-5.32	113.32	119.70
24	BA	1158	C	C3'-C2'-C1'	5.32	105.75	101.50
24	BA	1249	U	C3'-C2'-C1'	5.32	105.75	101.50
24	BA	1303	G	P-O5'-C5'	-5.32	112.39	120.90
24	BA	2200	C	C6-N1-C2	-5.32	118.17	120.30
55	CA	71	A	N9-C1'-C2'	-5.32	106.15	112.00
55	CA	212	G	C3'-C2'-C1'	5.32	105.75	101.50
24	BA	361	G	P-O3'-C3'	5.32	126.08	119.70
24	BA	507	A	P-O5'-C5'	-5.32	112.39	120.90
24	BA	1498	C	C3'-C2'-C1'	5.32	105.75	101.50
55	CA	1396	A	O4'-C1'-N9	5.32	112.45	108.20
24	DA	299	A	O4'-C1'-N9	5.32	112.45	108.20
24	DA	953	G	P-O3'-C3'	-5.32	113.32	119.70
21	AA	414	A	C3'-C2'-C1'	5.31	105.75	101.50
24	BA	788	A	C8-N9-C4	5.31	107.93	105.80
24	BA	1695	G	C3'-C2'-C1'	5.31	105.75	101.50
24	BA	75	G	C8-N9-C4	-5.31	104.28	106.40
24	BA	1091	G	O4'-C1'-N9	5.31	112.45	108.20
24	BA	1603	A	C3'-C2'-C1'	5.31	105.75	101.50
24	BA	1738	G	P-O3'-C3'	5.31	126.07	119.70
24	DA	103	A	C3'-C2'-C1'	5.31	105.75	101.50
24	BA	570	G	P-O3'-C3'	5.31	126.07	119.70
24	BA	1138	G	C8-N9-C4	-5.31	104.28	106.40
21	AA	33	A	C3'-C2'-C1'	5.31	105.75	101.50
24	BA	459	U	P-O5'-C5'	-5.31	112.41	120.90
24	BA	915	C	P-O5'-C5'	-5.31	112.41	120.90
24	BA	765	C	N3-C2-O2	-5.31	118.18	121.90
24	BA	993	G	N9-C4-C5	5.31	107.52	105.40

*Continued on next page...*

*Continued from previous page...*

Mol	Chain	Res	Type	Atoms	Z	Observed(°)	Ideal(°)
24	BA	2516	A	N9-C4-C5	5.31	107.92	105.80
55	CA	1043	G	O4'-C1'-N9	5.31	112.45	108.20
24	DA	629	G	N9-C1'-C2'	-5.31	106.16	112.00
21	AA	199	A	C3'-C2'-C1'	5.31	105.75	101.50
24	BA	539	G	N3-C4-N9	-5.31	122.82	126.00
24	BA	855	G	C8-N9-C4	-5.31	104.28	106.40
55	CA	109	A	O4'-C1'-N9	5.31	112.44	108.20
24	DA	2283	C	C3'-C2'-C1'	5.31	105.75	101.50
21	AA	814	A	N9-C1'-C2'	-5.30	106.17	112.00
21	AA	1053	G	C8-N9-C1'	5.30	133.90	127.00
24	BA	1113	U	N1-C1'-C2'	-5.30	106.17	112.00
24	BA	2794	C	C5-C4-N4	5.30	123.91	120.20
55	CA	1142	G	N9-C1'-C2'	-5.30	106.17	112.00
24	DA	1105	U	O4'-C1'-N1	5.30	112.44	108.20
24	BA	2335	A	C4-C5-C6	5.30	119.65	117.00
24	BA	365	U	C5-C4-O4	-5.30	122.72	125.90
24	DA	1982	U	C3'-C2'-C1'	5.30	105.74	101.50
24	BA	447	A	N1-C6-N6	5.30	121.78	118.60
24	BA	1947	C	P-O5'-C5'	-5.30	112.42	120.90
24	BA	2880	C	C3'-C2'-C1'	5.30	105.74	101.50
55	CA	460	A	P-O5'-C5'	-5.30	112.42	120.90
24	DA	443	A	C3'-C2'-C1'	5.30	105.74	101.50
24	DA	802	A	C3'-C2'-C1'	5.30	105.74	101.50
24	DA	2480	C	P-O3'-C3'	-5.30	113.34	119.70
21	AA	1158	C	C5-C4-N4	5.30	123.91	120.20
24	BA	668	A	C5-C6-N6	5.30	127.94	123.70
24	BA	774	G	N3-C4-N9	-5.30	122.82	126.00
55	CA	352	C	C3'-C2'-C1'	5.30	105.74	101.50
24	DA	1009	A	P-O3'-C3'	-5.30	113.34	119.70
24	DA	1799	G	C8-N9-C1'	5.30	133.88	127.00
21	AA	91	U	C2-N3-C4	-5.29	123.82	127.00
24	BA	2043	C	N1-C1'-C2'	5.29	120.88	114.00
55	CA	374	A	C3'-C2'-C1'	5.29	105.74	101.50
21	AA	152	A	C5-N7-C8	-5.29	101.25	103.90
21	AA	1486	G	C5-C6-O6	-5.29	125.42	128.60
24	BA	2155	U	C2-N1-C1'	5.29	124.05	117.70
55	CA	1397	C	N1-C1'-C2'	-5.29	106.18	112.00
24	DA	2589	A	C5-C6-N6	5.29	127.93	123.70
21	AA	794	A	C3'-C2'-C1'	5.29	105.73	101.50
24	BA	914	G	P-O3'-C3'	-5.29	113.35	119.70
24	BA	1779	U	C5-C6-N1	-5.29	120.05	122.70
24	BA	2461	A	C6-N1-C2	-5.29	115.42	118.60

*Continued on next page...*

*Continued from previous page...*

Mol	Chain	Res	Type	Atoms	Z	Observed(°)	Ideal(°)
24	BA	2549	G	P-O3'-C3'	5.29	126.05	119.70
24	BA	2644	G	C8-N9-C4	-5.29	104.28	106.40
24	BA	2867	G	P-O3'-C3'	5.29	126.05	119.70
24	DA	576	U	C2-N3-C4	-5.29	123.83	127.00
24	DA	1558	C	O4'-C1'-N1	5.29	112.43	108.20
24	DA	2585	U	P-O5'-C5'	-5.29	112.43	120.90
24	DA	2777	G	C3'-C2'-C1'	5.29	105.73	101.50
24	BA	1399	C	C3'-C2'-C1'	5.29	105.73	101.50
24	BA	2498	C	P-O5'-C5'	-5.29	112.44	120.90
24	DA	480	A	C3'-C2'-C1'	5.29	105.73	101.50
24	BA	536	G	N9-C4-C5	5.29	107.52	105.40
24	BA	742	A	C2-N3-C4	-5.29	107.96	110.60
23	CW	5	U	N1-C1'-C2'	5.29	120.88	114.00
24	DA	1026	G	C3'-C2'-C1'	5.29	105.73	101.50
24	DA	1351	C	O4'-C1'-N1	5.29	112.43	108.20
24	DA	1635	A	C3'-C2'-C1'	5.29	105.73	101.50
24	BA	1829	A	P-O5'-C5'	-5.29	112.44	120.90
21	AA	48	C	P-O3'-C3'	-5.29	113.36	119.70
24	BA	391	A	N9-C1'-C2'	-5.29	106.19	112.00
24	BA	825	A	P-O3'-C3'	5.29	126.04	119.70
24	BA	1128	G	P-O3'-C3'	-5.29	113.36	119.70
24	BA	1821	A	N9-C1'-C2'	-5.29	106.19	112.00
24	BA	2474	U	O4'-C1'-N1	5.29	112.43	108.20
24	DA	34	U	N1-C1'-C2'	-5.29	106.19	112.00
24	DA	1954	G	P-O3'-C3'	5.29	126.04	119.70
56	DB	73	A	N1-C6-N6	5.29	121.77	118.60
24	BA	1859	U	P-O3'-C3'	-5.28	113.36	119.70
55	CA	643	C	O4'-C1'-N1	5.28	112.43	108.20
24	DA	272	A	C3'-C2'-C1'	5.28	105.73	101.50
24	DA	2480	C	C6-N1-C2	5.28	122.41	120.30
21	AA	175	C	C3'-C2'-C1'	5.28	105.73	101.50
55	CA	373	A	C3'-C2'-C1'	5.28	105.73	101.50
24	BA	959	A	C3'-C2'-C1'	5.28	105.72	101.50
24	BA	803	U	O4'-C1'-N1	5.28	112.42	108.20
55	CA	1395	C	N1-C1'-C2'	-5.28	106.19	112.00
24	BA	633	A	N3-C4-N9	5.28	131.62	127.40
24	BA	1467	U	P-O3'-C3'	-5.28	113.37	119.70
24	BA	1498	C	P-O3'-C3'	-5.28	113.37	119.70
24	BA	2754	U	C2-N1-C1'	5.28	124.03	117.70
24	BA	2797	U	P-O3'-C3'	5.28	126.03	119.70
24	BA	2809	A	C3'-C2'-C1'	5.28	105.72	101.50
55	CA	537	G	C3'-C2'-C1'	5.28	105.72	101.50

*Continued on next page...*

*Continued from previous page...*

Mol	Chain	Res	Type	Atoms	Z	Observed(°)	Ideal(°)
21	AA	1095	U	C3'-C2'-C1'	5.28	105.72	101.50
24	BA	858	G	N3-C4-N9	5.28	129.16	126.00
24	BA	1294	U	P-O3'-C3'	-5.28	113.37	119.70
25	BB	81	G	C8-N9-C4	-5.28	104.29	106.40
55	CA	1441	A	P-O3'-C3'	5.28	126.03	119.70
55	CA	1496	C	O4'-C1'-N1	5.28	112.42	108.20
24	DA	1734	G	C3'-C2'-C1'	5.28	105.72	101.50
24	DA	2402	U	C3'-C2'-C1'	5.28	105.72	101.50
24	DA	388	G	C4-N9-C1'	5.27	133.36	126.50
24	BA	690	G	N3-C4-N9	-5.27	122.84	126.00
24	BA	2364	C	O4'-C1'-N1	5.27	112.42	108.20
55	CA	1127	G	N9-C1'-C2'	-5.27	106.20	112.00
24	DA	2691	C	C3'-C2'-C1'	5.27	105.72	101.50
24	BA	1238	G	C3'-C2'-C1'	5.27	105.72	101.50
24	BA	1731	G	N1-C2-N2	5.27	120.94	116.20
24	BA	2543	G	C3'-C2'-C1'	5.27	105.71	101.50
55	CA	1074	G	P-O3'-C3'	-5.27	113.38	119.70
24	DA	1440	U	P-O3'-C3'	-5.27	113.38	119.70
21	AA	1498	U	P-O3'-C3'	5.26	126.02	119.70
24	BA	386	G	C8-N9-C1'	5.26	133.84	127.00
24	BA	505	A	P-O5'-C5'	-5.26	112.48	120.90
24	DA	1663	G	P-O3'-C3'	5.26	126.02	119.70
55	CA	1228	C	C3'-C2'-C1'	5.26	105.71	101.50
21	AA	513	C	C3'-C2'-C1'	5.26	105.71	101.50
24	BA	1010	A	C3'-C2'-C1'	5.26	105.71	101.50
24	BA	2860	A	C4-N9-C1'	5.26	135.77	126.30
24	DA	1262	A	P-O3'-C3'	5.26	126.01	119.70
21	AA	1095	U	P-O5'-C5'	-5.26	112.48	120.90
24	BA	2287	A	N1-C6-N6	5.26	121.75	118.60
55	CA	8	A	P-O3'-C3'	-5.26	113.39	119.70
24	DA	811	U	O4'-C1'-N1	5.26	112.41	108.20
24	DA	866	A	C3'-C2'-C1'	5.26	105.71	101.50
24	DA	1971	U	P-O3'-C3'	-5.26	113.39	119.70
24	DA	2074	U	P-O3'-C3'	-5.26	113.39	119.70
24	DA	2589	A	N1-C6-N6	-5.26	115.44	118.60
21	AA	1348	U	C3'-C2'-C1'	5.26	105.71	101.50
24	BA	595	C	P-O5'-C5'	-5.26	112.49	120.90
24	BA	2867	G	N9-C4-C5	5.26	107.50	105.40
24	DA	955	U	N1-C2-N3	5.26	118.05	114.90
24	DA	2100	G	N9-C1'-C2'	-5.26	106.22	112.00
24	DA	2498	C	C3'-C2'-C1'	5.25	105.70	101.50
21	AA	891	U	C3'-C2'-C1'	5.25	105.70	101.50

*Continued on next page...*

*Continued from previous page...*

Mol	Chain	Res	Type	Atoms	Z	Observed(°)	Ideal(°)
24	BA	1739	A	C3'-C2'-C1'	5.25	105.70	101.50
24	BA	2656	U	C3'-C2'-C1'	5.25	105.70	101.50
31	BH	48	GLU	O-C-N	5.25	131.11	122.70
24	DA	865	C	O4'-C1'-N1	5.25	112.40	108.20
24	DA	973	A	O4'-C1'-N9	5.25	112.40	108.20
24	DA	1462	C	N1-C2-O2	-5.25	115.75	118.90
24	DA	1992	G	P-O3'-C3'	5.25	126.00	119.70
21	AA	1494	G	C3'-C2'-C1'	5.25	105.70	101.50
24	BA	349	U	O4'-C1'-N1	-5.25	104.00	108.20
24	DA	377	G	P-O3'-C3'	5.25	126.00	119.70
21	AA	874	G	C3'-C2'-C1'	5.25	105.70	101.50
24	BA	1804	C	O4'-C1'-N1	-5.25	104.00	108.20
24	BA	2268	A	N9-C1'-C2'	-5.25	106.22	112.00
24	DA	1523	U	N1-C1'-C2'	5.25	120.83	114.00
24	DA	2148	G	C3'-C2'-C1'	5.25	105.70	101.50
55	CA	530	G	P-O3'-C3'	5.25	126.00	119.70
55	CA	712	A	C6-N1-C2	-5.25	115.45	118.60
24	DA	2100	G	C3'-C2'-C1'	5.25	105.70	101.50
24	DA	766	U	C3'-C2'-C1'	5.25	105.70	101.50
24	BA	1382	G	N1-C6-O6	5.25	123.05	119.90
25	BB	42	C	O4'-C1'-N1	5.25	112.40	108.20
24	DA	75	G	C3'-C2'-C1'	5.24	105.69	101.50
24	DA	1076	C	C3'-C2'-C1'	5.24	105.69	101.50
24	BA	1455	G	P-O5'-C5'	-5.24	112.51	120.90
21	AA	81	A	N9-C4-C5	5.24	107.90	105.80
24	BA	1402	U	C2-N3-C4	5.24	130.14	127.00
24	BA	1817	G	C3'-C2'-C1'	5.24	105.69	101.50
24	BA	2250	G	N3-C4-N9	-5.24	122.86	126.00
55	CA	1282	C	N1-C1'-C2'	-5.24	106.23	112.00
24	DA	1146	C	O4'-C1'-N1	5.24	112.39	108.20
55	CA	131	A	N9-C1'-C2'	-5.24	106.24	112.00
24	DA	2356	U	O4'-C1'-N1	5.24	112.39	108.20
24	DA	2511	U	C5-C4-O4	-5.24	122.76	125.90
21	AA	72	A	C3'-C2'-C1'	5.24	105.69	101.50
21	AA	1140	C	P-O3'-C3'	-5.24	113.42	119.70
24	BA	197	A	C3'-C2'-C1'	5.24	105.69	101.50
24	BA	811	U	P-O3'-C3'	5.24	125.98	119.70
24	BA	2559	C	C6-N1-C2	-5.24	118.20	120.30
55	CA	84	U	N1-C1'-C2'	5.24	120.81	114.00
55	CA	116	A	P-O5'-C5'	-5.24	112.52	120.90
24	DA	61	C	N1-C1'-C2'	-5.24	106.24	112.00
24	DA	1240	U	P-O3'-C3'	5.24	125.98	119.70

*Continued on next page...*



*Continued from previous page...*

Mol	Chain	Res	Type	Atoms	Z	Observed(°)	Ideal(°)
21	AA	816	A	P-O5'-C5'	-5.23	112.53	120.90
24	BA	2727	A	C3'-C2'-C1'	5.23	105.69	101.50
55	CA	247	G	N9-C1'-C2'	-5.23	106.24	112.00
55	CA	1301	U	C3'-C2'-C1'	5.23	105.69	101.50
24	DA	526	A	P-O3'-C3'	5.23	125.98	119.70
24	DA	705	A	N1-C6-N6	5.23	121.74	118.60
21	AA	709	U	O4'-C1'-N1	5.23	112.39	108.20
24	BA	480	A	C3'-C2'-C1'	5.23	105.69	101.50
24	BA	725	G	P-O3'-C3'	5.23	125.98	119.70
24	BA	980	A	OP1-P-O3'	5.23	116.71	105.20
24	BA	1023	U	C3'-C2'-C1'	5.23	105.69	101.50
24	BA	1196	C	P-O3'-C3'	-5.23	113.42	119.70
21	AA	1454	G	P-O3'-C3'	-5.23	113.42	119.70
24	BA	189	G	C4-C5-N7	5.23	112.89	110.80
24	BA	1239	G	P-O5'-C5'	-5.23	112.53	120.90
24	BA	1323	C	O4'-C1'-N1	5.23	112.38	108.20
24	BA	2809	A	P-O5'-C5'	-5.23	112.53	120.90
24	BA	2880	C	P-O3'-C3'	-5.23	113.42	119.70
24	DA	2407	A	C3'-C2'-C1'	5.23	105.68	101.50
24	BA	1603	A	N9-C4-C5	5.23	107.89	105.80
55	CA	480	U	N1-C2-N3	5.23	118.04	114.90
55	CA	1051	C	O4'-C1'-N1	5.23	112.38	108.20
24	DA	1993	U	P-O5'-C5'	-5.23	112.54	120.90
24	DA	2851	A	N9-C1'-C2'	-5.23	106.25	112.00
56	DB	108	A	P-O3'-C3'	5.23	125.97	119.70
21	AA	464	U	N1-C1'-C2'	-5.23	106.25	112.00
24	BA	36	G	C3'-C2'-C1'	5.23	105.68	101.50
24	BA	339	U	N3-C2-O2	-5.23	118.54	122.20
24	BA	436	C	O4'-C1'-N1	5.23	112.38	108.20
24	DA	2797	U	N1-C1'-C2'	5.23	120.79	114.00
21	AA	1051	C	P-O3'-C3'	-5.22	113.43	119.70
24	BA	523	C	O4'-C1'-N1	5.22	112.38	108.20
24	BA	2327	A	C3'-C2'-C1'	5.22	105.68	101.50
35	BL	82	LEU	CA-CB-CG	5.22	127.31	115.30
24	DA	669	G	P-O3'-C3'	5.22	125.97	119.70
21	AA	702	A	C8-N9-C4	5.22	107.89	105.80
24	BA	757	G	N3-C4-N9	-5.22	122.87	126.00
24	BA	1261	C	N3-C2-O2	5.22	125.56	121.90
24	BA	1785	A	C4-C5-N7	5.22	113.31	110.70
24	BA	2091	C	N1-C2-O2	-5.22	115.77	118.90
24	DA	587	C	C6-N1-C2	5.22	122.39	120.30
24	DA	729	G	C3'-C2'-C1'	5.22	105.68	101.50

*Continued on next page...*



*Continued from previous page...*

Mol	Chain	Res	Type	Atoms	Z	Observed(°)	Ideal(°)
24	DA	2242	G	P-O3'-C3'	5.22	125.97	119.70
24	BA	565	C	N3-C4-C5	5.22	123.99	121.90
24	DA	121	G	C3'-C2'-C1'	5.22	105.68	101.50
24	BA	1206	G	C3'-C2'-C1'	5.22	105.67	101.50
24	BA	2791	G	C3'-C2'-C1'	5.22	105.68	101.50
55	CA	575	G	N9-C4-C5	5.22	107.49	105.40
24	DA	846	U	O4'-C1'-N1	5.22	112.38	108.20
24	DA	1267	U	C3'-C2'-C1'	5.22	105.67	101.50
24	DA	2429	G	P-O3'-C3'	-5.22	113.44	119.70
21	AA	554	A	P-O5'-C5'	-5.22	112.55	120.90
24	BA	536	G	N3-C4-N9	-5.22	122.87	126.00
24	BA	1335	C	P-O5'-C5'	-5.22	112.55	120.90
24	DA	967	U	O4'-C1'-N1	5.22	112.37	108.20
24	DA	1558	C	N1-C1'-C2'	5.22	120.78	114.00
21	AA	1137	C	C2-N1-C1'	5.21	124.54	118.80
24	BA	1583	A	P-O3'-C3'	5.21	125.96	119.70
55	CA	393	A	N1-C2-N3	-5.21	126.69	129.30
24	DA	398	C	O4'-C1'-N1	-5.21	104.03	108.20
24	BA	1808	A	O4'-C1'-N9	5.21	112.37	108.20
55	CA	925	G	C5-C6-O6	5.21	131.73	128.60
24	BA	861	A	C3'-C2'-C1'	5.21	105.67	101.50
24	BA	2049	G	P-O5'-C5'	-5.21	112.56	120.90
24	BA	2529	G	C8-N9-C4	-5.21	104.32	106.40
24	BA	2764	A	C8-N9-C4	5.21	107.89	105.80
55	CA	486	U	C3'-C2'-C1'	5.21	105.67	101.50
55	CA	1241	G	N9-C1'-C2'	-5.21	106.27	112.00
24	DA	2391	G	P-O3'-C3'	5.21	125.95	119.70
24	BA	656	G	N9-C1'-C2'	-5.21	106.27	112.00
24	BA	1898	U	O4'-C1'-N1	5.21	112.37	108.20
24	BA	2430	A	O4'-C1'-N9	5.21	112.37	108.20
24	BA	2784	U	O4'-C1'-N1	-5.21	104.03	108.20
55	CA	1127	G	C3'-C2'-C1'	5.21	105.67	101.50
55	CA	1147	C	P-O3'-C3'	-5.21	113.45	119.70
24	DA	1136	G	C3'-C2'-C1'	5.21	105.67	101.50
24	BA	974	G	C5-C6-O6	-5.21	125.48	128.60
24	BA	1970	A	P-O3'-C3'	5.21	125.95	119.70
24	DA	1027	A	C3'-C2'-C1'	5.21	105.67	101.50
24	DA	2136	G	N1-C6-O6	-5.21	116.78	119.90
56	DB	42	C	C3'-C2'-C1'	5.21	105.67	101.50
24	BA	1058	U	C5-C4-O4	5.21	129.02	125.90
24	DA	1888	G	O4'-C1'-N9	5.21	112.36	108.20
24	BA	2027	G	N9-C4-C5	5.20	107.48	105.40

*Continued on next page...*

*Continued from previous page...*

Mol	Chain	Res	Type	Atoms	Z	Observed(°)	Ideal(°)
24	BA	2268	A	C3'-C2'-C1'	5.20	105.66	101.50
24	BA	2765	A	P-O3'-C3'	5.20	125.94	119.70
24	BA	2848	G	P-O3'-C3'	5.20	125.94	119.70
55	CA	874	G	C3'-C2'-C1'	5.20	105.66	101.50
55	CA	925	G	C6-N1-C2	5.20	128.22	125.10
24	DA	2060	A	P-O3'-C3'	5.20	125.94	119.70
24	DA	2338	C	C3'-C2'-C1'	5.20	105.66	101.50
21	AA	252	U	C3'-C2'-C1'	5.20	105.66	101.50
24	BA	1267	U	C3'-C2'-C1'	5.20	105.66	101.50
55	CA	1215	G	C3'-C2'-C1'	5.20	105.66	101.50
24	DA	1378	A	P-O3'-C3'	5.20	125.94	119.70
24	BA	444	C	N1-C2-O2	-5.20	115.78	118.90
24	BA	489	G	O4'-C1'-N9	5.20	112.36	108.20
24	BA	1080	A	O4'-C1'-N9	5.20	112.36	108.20
24	BA	2731	G	C4-C5-N7	5.20	112.88	110.80
25	BB	12	C	N1-C1'-C2'	5.20	120.76	114.00
55	CA	62	U	O4'-C1'-N1	5.20	112.36	108.20
24	BA	2450	A	P-O5'-C5'	-5.20	112.58	120.90
24	DA	934	U	C5-C4-O4	-5.20	122.78	125.90
21	AA	78	A	C5-C6-N1	5.20	120.30	117.70
21	AA	969	A	C3'-C2'-C1'	5.20	105.66	101.50
21	AA	1283	U	O4'-C1'-N1	5.20	112.36	108.20
24	BA	993	G	N1-C6-O6	-5.20	116.78	119.90
55	CA	275	G	C3'-C2'-C1'	5.20	105.66	101.50
24	DA	915	C	C3'-C2'-C1'	5.20	105.66	101.50
21	AA	33	A	P-O5'-C5'	-5.19	112.59	120.90
24	DA	154	U	O4'-C1'-N1	5.19	112.36	108.20
24	BA	562	U	C5-C4-O4	5.19	129.02	125.90
24	BA	2328	A	N9-C4-C5	5.19	107.88	105.80
24	DA	2383	G	N9-C1'-C2'	-5.19	106.29	112.00
24	BA	942	G	N9-C4-C5	5.19	107.48	105.40
24	BA	1144	A	C3'-C2'-C1'	5.19	105.65	101.50
55	CA	1140	C	O4'-C1'-N1	5.19	112.35	108.20
24	DA	645	C	N1-C1'-C2'	5.19	120.75	114.00
24	DA	1189	A	P-O3'-C3'	5.19	125.93	119.70
24	DA	2567	G	C3'-C2'-C1'	5.19	105.65	101.50
24	BA	2424	C	C3'-C2'-C1'	5.19	105.65	101.50
24	DA	335	C	O4'-C1'-N1	5.19	112.35	108.20
25	BB	43	C	P-O3'-C3'	-5.19	113.48	119.70
55	CA	331	G	C3'-C2'-C1'	5.19	105.65	101.50
21	AA	520	A	C3'-C2'-C1'	5.18	105.65	101.50
24	BA	401	A	P-O3'-C3'	-5.18	113.48	119.70

*Continued on next page...*

*Continued from previous page...*

Mol	Chain	Res	Type	Atoms	Z	Observed(°)	Ideal(°)
24	BA	1082	U	P-O3'-C3'	5.18	125.92	119.70
55	CA	765	G	C3'-C2'-C1'	-5.18	97.35	101.50
24	DA	73	A	C3'-C2'-C1'	5.18	105.65	101.50
24	BA	790	U	C3'-C2'-C1'	5.18	105.65	101.50
24	BA	2322	A	O4'-C1'-N9	5.18	112.35	108.20
24	BA	2691	C	C3'-C2'-C1'	5.18	105.65	101.50
55	CA	719	C	N1-C1'-C2'	-5.18	106.30	112.00
55	CA	1325	C	O4'-C1'-N1	5.18	112.35	108.20
24	DA	2032	G	P-O3'-C3'	5.18	125.92	119.70
24	BA	577	G	OP2-P-O3'	5.18	116.60	105.20
55	CA	13	U	N1-C1'-C2'	5.18	120.73	114.00
24	DA	1971	U	C3'-C2'-C1'	5.18	105.64	101.50
21	AA	562	U	P-O3'-C3'	5.18	125.92	119.70
21	AA	1454	G	C3'-C2'-C1'	5.18	105.64	101.50
24	BA	1849	G	C8-N9-C4	-5.18	104.33	106.40
24	DA	1289	C	C3'-C2'-C1'	5.18	105.64	101.50
24	BA	996	A	N1-C6-N6	-5.18	115.49	118.60
21	AA	1046	A	O4'-C1'-N9	5.17	112.34	108.20
24	BA	791	C	P-O5'-C5'	-5.17	112.62	120.90
24	BA	1265	A	N1-C6-N6	5.17	121.70	118.60
25	BB	66	A	C8-N9-C4	5.17	107.87	105.80
55	CA	430	A	C3'-C2'-C1'	5.17	105.64	101.50
24	DA	773	U	C2-N3-C4	-5.17	123.90	127.00
24	DA	1498	C	C3'-C2'-C1'	5.17	105.64	101.50
56	DB	77	U	P-O3'-C3'	-5.17	113.49	119.70
24	BA	913	U	O4'-C1'-N1	5.17	112.34	108.20
24	BA	974	G	N7-C8-N9	5.17	115.69	113.10
24	BA	1251	C	P-O5'-C5'	-5.17	112.62	120.90
24	DA	685	A	O4'-C1'-N9	5.17	112.34	108.20
24	DA	2521	C	O4'-C1'-N1	5.17	112.34	108.20
21	AA	1046	A	P-O5'-C5'	-5.17	112.62	120.90
24	BA	1901	A	C3'-C2'-C1'	5.17	105.64	101.50
24	BA	2567	G	C3'-C2'-C1'	5.17	105.64	101.50
21	AA	330	C	C3'-C2'-C1'	5.17	105.64	101.50
24	BA	572	A	C3'-C2'-C1'	5.17	105.64	101.50
24	BA	2069	G	N9-C1'-C2'	-5.17	106.31	112.00
24	BA	2738	A	P-O5'-C5'	-5.17	112.63	120.90
55	CA	545	C	P-O3'-C3'	-5.17	113.50	119.70
55	CA	936	C	C3'-C2'-C1'	5.17	105.64	101.50
24	DA	1992	G	P-O5'-C5'	5.17	129.17	120.90
24	DA	2258	C	N1-C1'-C2'	5.17	120.72	114.00
21	AA	376	G	P-O3'-C3'	-5.17	113.50	119.70

*Continued on next page...*

*Continued from previous page...*

Mol	Chain	Res	Type	Atoms	Z	Observed(°)	Ideal(°)
24	BA	2057	G	C4-C5-N7	-5.17	108.73	110.80
24	BA	2365	G	C6-C5-N7	-5.17	127.30	130.40
55	CA	552	U	O4'-C1'-N1	5.17	112.33	108.20
24	BA	603	A	O4'-C1'-N9	5.17	112.33	108.20
24	BA	63	A	N9-C1'-C2'	-5.16	106.32	112.00
24	BA	345	A	O4'-C1'-N9	5.16	112.33	108.20
24	BA	2054	A	N1-C6-N6	-5.16	115.50	118.60
55	CA	1303	C	C2-N1-C1'	5.16	124.48	118.80
55	CA	1448	C	O4'-C1'-N1	5.16	112.33	108.20
24	DA	571	U	P-O3'-C3'	5.16	125.90	119.70
24	BA	2640	G	N3-C4-C5	5.16	131.18	128.60
25	BB	113	C	P-O3'-C3'	-5.16	113.51	119.70
24	DA	1699	G	N9-C1'-C2'	5.16	120.71	114.00
21	AA	1321	U	C3'-C2'-C1'	5.16	105.63	101.50
24	BA	812	C	C5-C4-N4	5.16	123.81	120.20
24	BA	972	A	N1-C6-N6	-5.16	115.50	118.60
24	DA	36	G	C3'-C2'-C1'	5.16	105.63	101.50
24	DA	1612	C	C6-N1-C2	5.16	122.36	120.30
24	DA	2298	A	C3'-C2'-C1'	5.16	105.63	101.50
24	BA	1791	A	O4'-C1'-N9	-5.16	104.07	108.20
55	CA	1128	C	C3'-C2'-C1'	5.16	105.63	101.50
24	DA	2391	G	P-O5'-C5'	-5.16	112.65	120.90
24	BA	512	G	N3-C4-N9	-5.16	122.91	126.00
55	CA	794	A	N9-C1'-C2'	-5.16	106.33	112.00
24	DA	361	G	P-O3'-C3'	5.16	125.89	119.70
24	DA	2609	U	N1-C1'-C2'	5.16	120.70	114.00
24	BA	531	C	C5-C6-N1	-5.15	118.42	121.00
24	BA	567	U	O4'-C1'-N1	5.15	112.32	108.20
24	BA	2613	U	O3'-P-O5'	-5.15	94.21	104.00
24	BA	2836	U	C3'-C2'-C1'	5.15	105.62	101.50
24	BA	12	U	N1-C2-O2	5.15	126.41	122.80
24	BA	1168	G	N3-C4-N9	5.15	129.09	126.00
21	AA	1320	C	C3'-C2'-C1'	5.15	105.62	101.50
24	BA	975	A	C3'-C2'-C1'	5.15	105.62	101.50
24	BA	2611	C	P-O3'-C3'	-5.15	113.52	119.70
24	DA	959	A	C3'-C2'-C1'	5.15	105.62	101.50
24	DA	2210	U	P-O3'-C3'	5.15	125.88	119.70
56	DB	8	C	N3-C4-C5	-5.15	119.84	121.90
24	BA	2630	G	P-O3'-C3'	-5.15	113.52	119.70
24	DA	1553	A	O4'-C1'-N9	5.15	112.32	108.20
55	CA	1457	G	C5-C6-O6	5.14	131.69	128.60
24	DA	933	A	C3'-C2'-C1'	5.14	105.62	101.50

*Continued on next page...*

*Continued from previous page...*

Mol	Chain	Res	Type	Atoms	Z	Observed(°)	Ideal(°)
24	DA	2136	G	N9-C1'-C2'	-5.14	106.34	112.00
21	AA	532	A	P-O3'-C3'	-5.14	113.53	119.70
24	BA	1822	C	O4'-C1'-N1	5.14	112.31	108.20
38	DO	102	ARG	NE-CZ-NH2	5.14	122.87	120.30
24	DA	812	C	P-O3'-C3'	-5.14	113.53	119.70
24	BA	223	A	N9-C1'-C2'	-5.14	106.34	112.00
21	AA	1325	C	P-O3'-C3'	-5.14	113.53	119.70
24	BA	861	A	P-O3'-C3'	-5.14	113.53	119.70
24	BA	1351	C	P-O5'-C5'	-5.14	112.68	120.90
24	BA	1802	A	C3'-C2'-C1'	5.14	105.61	101.50
24	BA	406	G	N9-C1'-C2'	-5.14	106.35	112.00
24	BA	544	C	P-O3'-C3'	5.14	125.87	119.70
24	BA	804	A	O4'-C1'-N9	5.14	112.31	108.20
24	BA	671	C	P-O5'-C5'	-5.14	112.68	120.90
24	BA	1271	G	C6-C5-N7	-5.14	127.32	130.40
24	BA	2608	G	P-O3'-C3'	5.14	125.86	119.70
21	AA	469	C	O4'-C1'-N1	5.13	112.31	108.20
21	AA	717	U	N1-C1'-C2'	5.13	120.68	114.00
24	BA	1514	G	C2-N3-C4	-5.13	109.33	111.90
55	CA	513	C	P-O3'-C3'	-5.13	113.54	119.70
24	DA	444	C	O4'-C1'-N1	5.13	112.31	108.20
56	DB	41	G	P-O3'-C3'	-5.13	113.54	119.70
55	CA	1288	A	C3'-C2'-C1'	5.13	105.61	101.50
21	AA	1496	C	P-O3'-C3'	-5.13	113.54	119.70
24	BA	528	A	C8-N9-C4	-5.13	103.75	105.80
24	BA	858	G	C3'-C2'-C1'	5.13	105.61	101.50
24	BA	942	G	C4-C5-N7	-5.13	108.75	110.80
24	BA	1147	A	N1-C6-N6	-5.13	115.52	118.60
55	CA	1128	C	P-O5'-C5'	-5.13	112.69	120.90
24	DA	777	G	P-O3'-C3'	-5.13	113.54	119.70
21	AA	565	U	P-O3'-C3'	-5.13	113.55	119.70
21	AA	789	U	O4'-C1'-N1	5.13	112.30	108.20
24	DA	406	G	N9-C1'-C2'	-5.13	106.36	112.00
24	DA	1603	A	C6-N1-C2	5.13	121.68	118.60
21	AA	485	U	P-O3'-C3'	5.13	125.86	119.70
55	CA	1505	G	C3'-C2'-C1'	5.13	105.60	101.50
24	DA	1144	A	C3'-C2'-C1'	5.13	105.60	101.50
21	AA	465	A	C3'-C2'-C1'	5.13	105.60	101.50
21	AA	1381	U	C3'-C2'-C1'	5.13	105.60	101.50
24	BA	103	A	C3'-C2'-C1'	5.13	105.60	101.50
24	BA	233	A	C3'-C2'-C1'	5.13	105.60	101.50
24	DA	2808	G	P-O3'-C3'	5.13	125.85	119.70

*Continued on next page...*

*Continued from previous page...*

Mol	Chain	Res	Type	Atoms	Z	Observed(°)	Ideal(°)
55	CA	10	A	C3'-C2'-C1'	5.12	105.60	101.50
55	CA	591	U	O4'-C1'-N1	5.12	112.30	108.20
56	DB	91	C	C3'-C2'-C1'	5.12	105.60	101.50
24	BA	988	A	P-O3'-C3'	5.12	125.85	119.70
24	BA	1136	G	C5-C6-O6	5.12	131.67	128.60
24	BA	1253	A	O4'-C1'-N9	-5.12	104.10	108.20
55	CA	1128	C	P-O3'-C3'	-5.12	113.55	119.70
24	DA	1129	A	C3'-C2'-C1'	5.12	105.60	101.50
24	DA	1429	G	N9-C1'-C2'	-5.12	106.36	112.00
24	DA	1837	C	P-O3'-C3'	-5.12	113.55	119.70
24	DA	2772	C	P-O3'-C3'	-5.12	113.55	119.70
21	AA	874	G	N9-C1'-C2'	-5.12	106.37	112.00
21	AA	1482	G	C2-N3-C4	-5.12	109.34	111.90
24	BA	1778	U	C5-C6-N1	-5.12	120.14	122.70
24	BA	1865	U	N1-C2-N3	5.12	117.97	114.90
24	BA	2772	C	O4'-C1'-N1	-5.12	104.10	108.20
55	CA	174	A	N9-C1'-C2'	-5.12	106.37	112.00
55	CA	1216	A	P-O3'-C3'	-5.12	113.55	119.70
24	DA	621	A	P-O3'-C3'	-5.12	113.55	119.70
21	AA	1046	A	C3'-C2'-C1'	5.12	105.60	101.50
24	BA	1779	U	P-O5'-C5'	-5.12	112.71	120.90
24	BA	1816	C	P-O3'-C3'	-5.12	113.56	119.70
24	BA	2239	G	C3'-C2'-C1'	5.12	105.60	101.50
24	DA	2189	U	O4'-C1'-N1	5.12	112.30	108.20
24	DA	2310	C	C3'-C2'-C1'	5.12	105.60	101.50
21	AA	370	C	C3'-C2'-C1'	5.12	105.59	101.50
24	BA	271	G	C4-N9-C1'	-5.12	119.84	126.50
24	BA	2782	G	C5-C6-O6	-5.12	125.53	128.60
21	AA	565	U	C3'-C2'-C1'	5.12	105.59	101.50
24	BA	389	G	N9-C1'-C2'	-5.12	106.37	112.00
24	BA	527	C	O4'-C1'-N1	5.12	112.29	108.20
24	BA	569	U	O4'-C1'-N1	-5.12	104.11	108.20
24	BA	2557	G	C8-N9-C4	-5.12	104.35	106.40
24	DA	995	C	N1-C1'-C2'	5.12	120.65	114.00
24	DA	2800	A	C3'-C2'-C1'	5.12	105.59	101.50
21	AA	212	G	C3'-C2'-C1'	5.12	105.59	101.50
24	BA	752	A	OP2-P-O3'	5.12	116.45	105.20
24	BA	2225	A	C8-N9-C4	5.12	107.85	105.80
24	BA	2612	C	C3'-C2'-C1'	5.12	105.59	101.50
55	CA	1138	G	P-O3'-C3'	5.12	125.84	119.70
24	DA	86	G	C3'-C2'-C1'	5.12	105.59	101.50
24	DA	1839	G	C3'-C2'-C1'	5.12	105.59	101.50

*Continued on next page...*

*Continued from previous page...*

Mol	Chain	Res	Type	Atoms	Z	Observed(°)	Ideal(°)
24	BA	1244	A	N3-C4-C5	5.11	130.38	126.80
24	BA	2016	U	N1-C1'-C2'	5.11	120.65	114.00
24	DA	370	G	C4'-C3'-C2'	5.11	107.71	102.60
24	DA	1972	G	C8-N9-C4	-5.11	104.36	106.40
24	BA	1247	A	C1'-O4'-C4'	-5.11	105.81	109.90
21	AA	686	U	C2-N3-C4	-5.11	123.93	127.00
24	BA	848	C	O4'-C1'-N1	5.11	112.29	108.20
55	CA	922	G	C8-N9-C4	-5.11	104.36	106.40
24	BA	1387	A	C3'-C2'-C1'	5.11	105.59	101.50
21	AA	1521	C	C2-N1-C1'	5.11	124.42	118.80
27	BD	187	LEU	CA-CB-CG	-5.11	103.55	115.30
55	CA	1453	G	C3'-C2'-C1'	5.11	105.58	101.50
24	DA	32	C	O4'-C1'-N1	5.11	112.29	108.20
24	DA	1207	C	P-O5'-C5'	-5.11	112.73	120.90
24	BA	788	A	P-O3'-C3'	5.11	125.83	119.70
24	BA	2572	A	O3'-P-O5'	-5.11	94.30	104.00
24	BA	2860	A	C5-C6-N6	-5.11	119.61	123.70
55	CA	991	U	P-O3'-C3'	5.11	125.83	119.70
24	DA	1455	G	C3'-C2'-C1'	5.11	105.58	101.50
24	DA	2259	U	P-O3'-C3'	-5.11	113.57	119.70
56	DB	52	A	C5-N7-C8	-5.11	101.35	103.90
21	AA	1088	G	C3'-C2'-C1'	5.10	105.58	101.50
55	CA	641	U	O4'-C1'-N1	5.10	112.28	108.20
24	BA	1267	U	N1-C2-N3	5.10	117.96	114.90
24	BA	2549	G	C5-C6-O6	5.10	131.66	128.60
55	CA	564	C	C3'-C2'-C1'	5.10	105.58	101.50
21	AA	131	A	N9-C1'-C2'	-5.10	106.39	112.00
21	AA	1130	A	P-O3'-C3'	-5.10	113.58	119.70
24	BA	1359	A	C4-C5-C6	-5.10	114.45	117.00
24	BA	35	G	N9-C1'-C2'	-5.10	106.39	112.00
24	BA	577	G	C8-N9-C4	-5.10	104.36	106.40
24	BA	1828	G	N9-C1'-C2'	5.10	120.63	114.00
55	CA	1151	A	P-O3'-C3'	5.10	125.82	119.70
56	DB	76	G	C6-C5-N7	5.10	133.46	130.40
21	AA	696	A	N1-C6-N6	5.10	121.66	118.60
21	AA	751	U	O4'-C1'-N1	5.10	112.28	108.20
21	AA	994	A	C3'-C2'-C1'	5.10	105.58	101.50
55	CA	1052	U	P-O5'-C5'	-5.10	112.74	120.90
21	AA	194	C	C5-C4-N4	5.10	123.77	120.20
21	AA	1303	C	C3'-C2'-C1'	5.10	105.58	101.50
24	BA	918	A	N7-C8-N9	5.10	116.35	113.80
24	BA	980	A	C8-N9-C4	-5.10	103.76	105.80

*Continued on next page...*



*Continued from previous page...*

Mol	Chain	Res	Type	Atoms	Z	Observed(°)	Ideal(°)
24	BA	61	C	P-O5'-C5'	-5.09	112.75	120.90
24	BA	2055	C	N1-C2-O2	-5.09	115.84	118.90
24	DA	1136	G	N9-C1'-C2'	-5.09	106.39	112.00
24	DA	2586	U	O4'-C1'-N1	5.09	112.28	108.20
21	AA	352	C	O5'-P-OP2	-5.09	101.12	105.70
55	CA	1348	U	P-O3'-C3'	-5.09	113.59	119.70
24	DA	990	A	P-O5'-C5'	-5.09	112.75	120.90
21	AA	1212	U	P-O3'-C3'	5.09	125.81	119.70
24	BA	1243	C	C6-N1-C2	5.09	122.34	120.30
24	BA	1817	G	N3-C4-N9	-5.09	122.94	126.00
24	BA	2544	G	N7-C8-N9	5.09	115.65	113.10
55	CA	548	G	P-O3'-C3'	-5.09	113.59	119.70
24	DA	30	G	N9-C4-C5	5.09	107.44	105.40
24	DA	1962	C	N1-C1'-C2'	5.09	120.62	114.00
21	AA	857	C	O4'-C1'-N1	5.09	112.27	108.20
24	BA	1825	U	O4'-C1'-N1	5.09	112.27	108.20
55	CA	184	G	N9-C1'-C2'	-5.09	106.40	112.00
24	DA	261	G	N9-C4-C5	5.09	107.44	105.40
24	DA	1838	C	N1-C1'-C2'	5.09	120.61	114.00
24	BA	2489	U	C2-N3-C4	-5.09	123.95	127.00
24	DA	1079	C	C3'-C2'-C1'	5.09	105.57	101.50
24	DA	1437	C	O4'-C1'-N1	5.09	112.27	108.20
24	DA	2048	G	C4-C5-N7	-5.09	108.77	110.80
24	BA	1387	A	P-O5'-C5'	-5.08	112.76	120.90
24	BA	1508	A	P-O3'-C3'	5.08	125.80	119.70
24	BA	968	C	C2-N1-C1'	5.08	124.39	118.80
24	BA	1233	C	O4'-C1'-N1	5.08	112.27	108.20
24	BA	1475	G	O4'-C1'-N9	5.08	112.27	108.20
25	BB	111	U	O4'-C1'-N1	5.08	112.27	108.20
55	CA	347	G	C3'-C2'-C1'	5.08	105.57	101.50
21	AA	1461	G	N1-C6-O6	-5.08	116.85	119.90
24	BA	1267	U	C5-C4-O4	5.08	128.95	125.90
24	BA	1510	G	P-O3'-C3'	-5.08	113.60	119.70
24	BA	1901	A	N1-C6-N6	-5.08	115.55	118.60
55	CA	6	G	C3'-C2'-C1'	5.08	105.56	101.50
55	CA	1055	A	C3'-C2'-C1'	5.08	105.57	101.50
24	DA	829	A	P-O3'-C3'	5.08	125.80	119.70
24	DA	1998	A	C3'-C2'-C1'	5.08	105.56	101.50
21	AA	1241	G	C3'-C2'-C1'	5.08	105.56	101.50
24	BA	2566	A	O4'-C1'-N9	5.08	112.26	108.20
55	CA	925	G	N3-C2-N2	5.08	123.46	119.90
24	BA	52	A	N9-C1'-C2'	-5.08	106.41	112.00

*Continued on next page...*



*Continued from previous page...*

Mol	Chain	Res	Type	Atoms	Z	Observed(°)	Ideal(°)
24	BA	858	G	C8-N9-C4	-5.08	104.37	106.40
24	BA	2371	G	N3-C2-N2	-5.08	116.34	119.90
24	BA	2462	C	P-O3'-C3'	-5.08	113.61	119.70
55	CA	542	G	C8-N9-C4	-5.08	104.37	106.40
24	DA	198	C	O4'-C1'-N1	-5.08	104.14	108.20
24	DA	1416	G	O4'-C1'-N9	5.08	112.26	108.20
24	BA	1322	A	C5-N7-C8	-5.08	101.36	103.90
24	BA	2542	A	O3'-P-O5'	5.08	113.65	104.00
21	AA	1210	C	P-O3'-C3'	-5.08	113.61	119.70
24	BA	2645	G	C4-N9-C1'	5.08	133.10	126.50
55	CA	563	A	C3'-C2'-C1'	5.08	105.56	101.50
55	CA	676	A	P-O3'-C3'	5.08	125.79	119.70
44	DU	16	LYS	CD-CE-NZ	5.08	123.37	111.70
24	DA	1619	G	C3'-C2'-C1'	5.08	105.56	101.50
21	AA	1083	U	P-O3'-C3'	5.07	125.79	119.70
24	BA	962	G	P-O5'-C5'	-5.07	112.78	120.90
24	BA	1487	U	O4'-C1'-N1	5.07	112.26	108.20
24	BA	1790	C	O4'-C1'-N1	5.07	112.26	108.20
24	BA	2347	C	C3'-C2'-C1'	5.07	105.56	101.50
24	BA	668	A	C6-N1-C2	5.07	121.64	118.60
55	CA	654	G	P-O3'-C3'	-5.07	113.61	119.70
24	DA	101	A	C3'-C2'-C1'	5.07	105.56	101.50
21	AA	1366	C	O4'-C1'-N1	5.07	112.26	108.20
24	BA	27	G	C8-N9-C4	5.07	108.43	106.40
24	BA	391	A	P-O3'-C3'	-5.07	113.62	119.70
24	BA	1088	A	C6-N1-C2	5.07	121.64	118.60
24	BA	2723	C	P-O3'-C3'	5.07	125.78	119.70
24	DA	333	G	C3'-C2'-C1'	5.07	105.56	101.50
24	DA	1838	C	C5-C4-N4	5.07	123.75	120.20
56	DB	73	A	C4-C5-N7	5.07	113.24	110.70
24	BA	2529	G	P-O3'-C3'	5.07	125.78	119.70
21	AA	1481	U	N1-C2-O2	-5.07	119.25	122.80
24	BA	1699	G	N3-C4-N9	-5.07	122.96	126.00
24	DA	246	C	O4'-C1'-N1	5.07	112.25	108.20
24	DA	828	U	O4'-C1'-N1	5.07	112.25	108.20
24	DA	1061	U	C2-N1-C1'	5.07	123.78	117.70
56	DB	104	A	C3'-C2'-C1'	5.07	105.56	101.50
24	BA	193	U	P-O3'-C3'	5.07	125.78	119.70
24	BA	2099	U	O4'-C1'-N1	5.07	112.25	108.20
55	CA	1229	A	P-O3'-C3'	-5.07	113.62	119.70
24	DA	1492	G	N9-C1'-C2'	-5.07	106.43	112.00
24	DA	2499	C	N1-C2-O2	5.07	121.94	118.90

*Continued on next page...*

*Continued from previous page...*

Mol	Chain	Res	Type	Atoms	Z	Observed(°)	Ideal(°)
21	AA	562	U	O4'-C1'-N1	-5.06	104.15	108.20
23	AW	2	U	O4'-C1'-N1	5.06	112.25	108.20
24	BA	2543	G	P-O5'-C5'	-5.06	112.80	120.90
24	DA	2308	G	C5-C6-N1	5.06	114.03	111.50
21	AA	239	U	P-O3'-C3'	5.06	125.78	119.70
21	AA	429	U	P-O3'-C3'	5.06	125.77	119.70
21	AA	982	U	N1-C1'-C2'	5.06	120.58	114.00
24	BA	1113	U	C3'-C2'-C1'	5.06	105.55	101.50
55	CA	722	G	C3'-C2'-C1'	5.06	105.55	101.50
21	AA	200	G	P-O3'-C3'	-5.06	113.63	119.70
24	BA	1025	G	N3-C4-C5	5.06	131.13	128.60
24	DA	2068	U	C2-N1-C1'	5.06	123.77	117.70
24	BA	906	U	C5-C6-N1	-5.06	120.17	122.70
24	BA	2296	U	P-O3'-C3'	5.06	125.77	119.70
21	AA	678	U	P-O3'-C3'	-5.06	113.63	119.70
24	BA	928	A	P-O3'-C3'	-5.06	113.63	119.70
24	BA	1340	U	OP1-P-O3'	5.06	116.33	105.20
24	BA	2287	A	N9-C1'-C2'	5.06	120.58	114.00
24	BA	2772	C	N1-C2-O2	-5.06	115.86	118.90
24	DA	1347	A	C3'-C2'-C1'	5.06	105.55	101.50
24	DA	1829	A	N9-C1'-C2'	-5.06	106.44	112.00
24	DA	2572	A	O3'-P-O5'	-5.06	94.39	104.00
24	BA	728	G	N3-C4-C5	5.06	131.13	128.60
24	BA	2877	G	P-O3'-C3'	5.06	125.77	119.70
24	DA	229	C	C3'-C2'-C1'	5.06	105.55	101.50
21	AA	891	U	P-O3'-C3'	-5.05	113.64	119.70
24	BA	389	G	C3'-C2'-C1'	5.05	105.54	101.50
24	BA	570	G	C4-N9-C1'	5.05	133.07	126.50
24	DA	2144	G	C3'-C2'-C1'	5.05	105.54	101.50
24	BA	964	C	P-O5'-C5'	-5.05	112.81	120.90
24	BA	1674	G	O4'-C1'-N9	-5.05	104.16	108.20
24	BA	2068	U	C3'-C2'-C1'	5.05	105.54	101.50
24	BA	557	C	N3-C2-O2	5.05	125.44	121.90
24	BA	1961	C	P-O3'-C3'	5.05	125.76	119.70
24	BA	2485	G	N1-C6-O6	5.05	122.93	119.90
55	CA	369	G	N9-C1'-C2'	-5.05	106.44	112.00
55	CA	548	G	C3'-C2'-C1'	5.05	105.54	101.50
24	DA	1076	C	C6-N1-C2	-5.05	118.28	120.30
24	BA	687	C	N1-C1'-C2'	-5.05	106.44	112.00
24	BA	737	C	O4'-C1'-N1	-5.05	104.16	108.20
24	BA	1223	G	N3-C4-N9	-5.05	122.97	126.00
24	BA	1956	U	P-O3'-C3'	-5.05	113.64	119.70

*Continued on next page...*

*Continued from previous page...*

Mol	Chain	Res	Type	Atoms	Z	Observed(°)	Ideal(°)
55	CA	496	A	C3'-C2'-C1'	5.05	105.54	101.50
55	CA	575	G	C4-C5-N7	-5.05	108.78	110.80
55	CA	1066	C	C3'-C2'-C1'	5.05	105.54	101.50
24	DA	962	G	N3-C4-C5	5.05	131.12	128.60
21	AA	896	C	O4'-C1'-N1	5.05	112.24	108.20
21	AA	1089	G	P-O3'-C3'	-5.05	113.64	119.70
21	AA	1486	G	C6-N1-C2	-5.05	122.07	125.10
24	BA	250	G	C8-N9-C4	-5.05	104.38	106.40
24	BA	686	U	C5-C6-N1	-5.05	120.18	122.70
24	BA	806	C	C5-C6-N1	5.05	123.52	121.00
24	BA	1254	A	P-O5'-C5'	-5.05	112.83	120.90
24	BA	1372	U	C2-N3-C4	-5.05	123.97	127.00
24	BA	2064	C	C3'-C2'-C1'	5.05	105.54	101.50
25	BB	89	U	C2-N1-C1'	5.05	123.76	117.70
24	DA	1924	C	O4'-C1'-N1	5.05	112.24	108.20
21	AA	552	U	O4'-C1'-N1	5.04	112.24	108.20
24	BA	338	G	N3-C4-C5	-5.04	126.08	128.60
25	BB	109	A	C3'-C2'-C1'	5.04	105.54	101.50
55	CA	368	U	C3'-C2'-C1'	5.04	105.54	101.50
24	BA	164	C	C3'-C2'-C1'	5.04	105.53	101.50
24	BA	1324	G	N3-C4-N9	-5.04	122.97	126.00
24	BA	1838	C	C6-N1-C2	5.04	122.32	120.30
24	BA	2286	G	N3-C4-C5	5.04	131.12	128.60
55	CA	498	A	N9-C1'-C2'	-5.04	106.45	112.00
24	DA	475	C	P-O5'-C5'	-5.04	112.83	120.90
24	BA	955	U	C2-N3-C4	-5.04	123.98	127.00
55	CA	766	A	O4'-C1'-N9	5.04	112.23	108.20
24	DA	2850	A	C3'-C2'-C1'	5.04	105.53	101.50
24	BA	535	G	P-O5'-C5'	-5.04	112.84	120.90
24	BA	675	A	C5-N7-C8	-5.04	101.38	103.90
24	BA	2722	G	P-O3'-C3'	-5.04	113.65	119.70
55	CA	87	C	O4'-C1'-N1	5.04	112.23	108.20
24	DA	301	G	C4-N9-C1'	-5.04	119.95	126.50
24	DA	353	C	N1-C1'-C2'	5.04	120.55	114.00
24	DA	506	G	P-O5'-C5'	-5.04	112.84	120.90
21	AA	1229	A	P-O5'-C5'	-5.04	112.84	120.90
24	DA	533	G	C3'-C2'-C1'	5.04	105.53	101.50
24	DA	2225	A	O4'-C1'-N9	5.04	112.23	108.20
21	AA	565	U	C2-N1-C1'	5.04	123.74	117.70
24	BA	765	C	N1-C2-O2	5.04	121.92	118.90
24	BA	2727	A	C5-C6-N6	5.04	127.73	123.70
24	DA	1439	A	C5-C6-N6	-5.04	119.67	123.70

*Continued on next page...*

*Continued from previous page...*

Mol	Chain	Res	Type	Atoms	Z	Observed(°)	Ideal(°)
21	AA	575	G	N3-C4-C5	5.03	131.12	128.60
21	AA	1282	C	C3'-C2'-C1'	5.03	105.53	101.50
24	BA	732	C	N3-C2-O2	5.03	125.42	121.90
24	DA	576	U	C5-C4-O4	-5.03	122.88	125.90
24	DA	2895	G	N9-C1'-C2'	-5.03	106.46	112.00
24	BA	1211	C	P-O3'-C3'	5.03	125.74	119.70
25	BB	15	A	P-O5'-C5'	-5.03	112.85	120.90
21	AA	189	A	P-O3'-C3'	5.03	125.74	119.70
24	BA	2044	C	O4'-C1'-N1	-5.03	104.18	108.20
24	BA	2526	G	P-O3'-C3'	-5.03	113.66	119.70
44	BU	82	VAL	N-CA-C	5.03	124.58	111.00
55	CA	169	C	C6-N1-C2	-5.03	118.29	120.30
24	DA	1682	G	N9-C1'-C2'	-5.03	106.47	112.00
56	DB	73	A	C5-C6-N6	-5.03	119.68	123.70
24	BA	400	G	P-O3'-C3'	5.03	125.73	119.70
24	BA	2869	G	C8-N9-C4	-5.03	104.39	106.40
24	DA	974	G	O4'-C1'-N9	5.03	112.22	108.20
24	DA	1291	C	C3'-C2'-C1'	5.03	105.52	101.50
21	AA	453	G	P-O3'-C3'	-5.03	113.67	119.70
21	AA	1288	A	C3'-C2'-C1'	5.03	105.52	101.50
24	BA	49	A	O3'-P-O5'	-5.03	94.45	104.00
24	BA	748	G	C4-N9-C1'	5.03	133.03	126.50
24	BA	836	G	C6-C5-N7	-5.03	127.38	130.40
24	DA	139	U	P-O3'-C3'	5.03	125.73	119.70
21	AA	1138	G	C3'-C2'-C1'	5.03	105.52	101.50
21	AA	1529	G	C8-N9-C4	-5.03	104.39	106.40
24	BA	1142	A	N1-C2-N3	-5.03	126.79	129.30
24	BA	1282	U	P-O5'-C5'	-5.03	112.86	120.90
24	BA	898	C	P-O3'-C3'	-5.02	113.67	119.70
24	BA	1322	A	C4-C5-N7	5.02	113.21	110.70
55	CA	976	G	C3'-C2'-C1'	5.02	105.52	101.50
24	BA	570	G	N3-C4-C5	-5.02	126.09	128.60
24	BA	1356	G	C8-N9-C4	-5.02	104.39	106.40
55	CA	472	U	O4'-C1'-N1	5.02	112.22	108.20
55	CA	1063	C	C6-N1-C2	5.02	122.31	120.30
24	DA	76	C	C3'-C2'-C1'	5.02	105.52	101.50
24	DA	646	U	N1-C1'-C2'	5.02	120.53	114.00
24	DA	789	A	O3'-P-O5'	-5.02	94.46	104.00
24	DA	150	U	O4'-C1'-N1	5.02	112.22	108.20
24	DA	2034	U	P-O3'-C3'	-5.02	113.67	119.70
24	BA	1230	A	P-O3'-C3'	-5.02	113.68	119.70
24	BA	1497	U	P-O3'-C3'	5.02	125.72	119.70

*Continued on next page...*

*Continued from previous page...*

Mol	Chain	Res	Type	Atoms	Z	Observed(°)	Ideal(°)
55	CA	465	A	C3'-C2'-C1'	5.02	105.52	101.50
24	DA	1696	G	C3'-C2'-C1'	5.02	105.52	101.50
24	DA	2615	U	C3'-C2'-C1'	5.02	105.52	101.50
24	BA	49	A	C5-N7-C8	5.02	106.41	103.90
24	BA	1728	C	N1-C2-O2	-5.02	115.89	118.90
24	BA	1785	A	C4-C5-C6	-5.02	114.49	117.00
24	BA	1971	U	C3'-C2'-C1'	5.02	105.52	101.50
24	BA	1981	A	C3'-C2'-C1'	5.02	105.52	101.50
24	BA	2150	C	O4'-C1'-N1	5.02	112.21	108.20
24	BA	1009	A	C8-N9-C4	-5.02	103.79	105.80
21	AA	368	U	C3'-C2'-C1'	5.01	105.51	101.50
24	BA	17	G	P-O3'-C3'	5.01	125.72	119.70
24	BA	1359	A	C5-N7-C8	-5.01	101.39	103.90
24	BA	1731	G	C5-C6-O6	5.01	131.61	128.60
24	BA	2607	G	C6-C5-N7	-5.01	127.39	130.40
55	CA	792	A	O4'-C1'-N9	5.01	112.21	108.20
55	CA	1059	C	O4'-C1'-N1	5.01	112.21	108.20
24	DA	1555	G	N9-C1'-C2'	-5.01	106.48	112.00
24	DA	2515	C	C2-N3-C4	5.01	122.41	119.90
55	CA	1213	A	P-O3'-C3'	5.01	125.72	119.70
24	BA	406	G	P-O3'-C3'	-5.01	113.69	119.70
24	BA	1475	G	C4-N9-C1'	-5.01	119.98	126.50
24	BA	2498	C	O5'-P-OP2	-5.01	101.19	105.70
55	CA	575	G	P-O3'-C3'	5.01	125.72	119.70
24	BA	527	C	C6-N1-C2	-5.01	118.30	120.30
24	BA	2448	A	O4'-C1'-N9	5.01	112.21	108.20
55	CA	705	G	P-O5'-C5'	-5.01	112.89	120.90
55	CA	968	A	O4'-C1'-N9	5.01	112.21	108.20
55	CA	1457	G	N3-C4-N9	-5.01	122.99	126.00
56	DB	13	G	C3'-C2'-C1'	5.01	105.51	101.50
24	BA	2029	G	P-O5'-C5'	-5.01	112.89	120.90
24	BA	2297	A	C3'-C2'-C1'	5.01	105.51	101.50
21	AA	1366	C	C3'-C2'-C1'	5.01	105.50	101.50
24	BA	15	G	C3'-C2'-C1'	5.01	105.50	101.50
24	DA	1142	A	C8-N9-C1'	5.01	136.71	127.70
37	BN	101	GLY	N-CA-C	5.00	125.61	113.10
55	CA	206	C	C3'-C2'-C1'	-5.00	97.50	101.50
24	DA	164	C	C3'-C2'-C1'	5.00	105.50	101.50
24	DA	831	G	C3'-C2'-C1'	5.00	105.50	101.50
24	BA	24	G	N3-C4-N9	-5.00	123.00	126.00
24	BA	1171	G	N9-C4-C5	5.00	107.40	105.40
55	CA	566	G	N3-C4-C5	5.00	131.10	128.60

*Continued on next page...*

*Continued from previous page...*

Mol	Chain	Res	Type	Atoms	Z	Observed(°)	Ideal(°)
24	DA	982	C	O4'-C1'-N1	5.00	112.20	108.20
24	DA	1382	G	O4'-C1'-N9	5.00	112.20	108.20
24	DA	1972	G	C3'-C2'-C1'	5.00	105.50	101.50
24	BA	1016	G	C8-N9-C4	-5.00	104.40	106.40
24	BA	2043	C	P-O3'-C3'	-5.00	113.70	119.70
55	CA	198	G	C3'-C2'-C1'	5.00	105.50	101.50
55	CA	317	U	C3'-C2'-C1'	5.00	105.50	101.50
24	DA	1865	U	N1-C2-N3	5.00	117.90	114.90

There are no chirality outliers.

All (4) planarity outliers are listed below:

Mol	Chain	Res	Type	Group
27	BD	10	GLY	Peptide
27	BD	9	VAL	Peptide
29	DF	78	ILE	Peptide
36	DM	135	VAL	Peptide

## 5.2 Too-close contacts ⓘ

In the following table, the Non-H and H(model) columns list the number of non-hydrogen atoms and hydrogen atoms in the chain respectively. The H(added) column lists the number of hydrogen atoms added and optimized by MolProbity. The Clashes column lists the number of clashes within the asymmetric unit, whereas Symm-Clashes lists symmetry-related clashes.

Mol	Chain	Non-H	H(model)	H(added)	Clashes	Symm-Clashes
1	AB	1704	0	1732	269	0
1	CB	1704	0	1732	208	0
2	AC	1624	0	1699	139	0
2	CC	1624	0	1699	159	0
3	AD	1643	0	1710	172	0
3	CD	1643	0	1710	143	0
4	AE	1105	0	1148	242	0
4	CE	1105	0	1148	122	0
5	AF	817	0	808	78	0
5	CF	817	0	808	79	0
6	AG	1181	0	1240	98	0
6	CG	1174	0	1230	151	0
7	AH	979	0	1034	118	0
7	CH	979	0	1034	95	0
8	AI	1022	0	1070	116	0

*Continued on next page...*

*Continued from previous page...*

Mol	Chain	Non-H	H(model)	H(added)	Clashes	Symm-Clashes
8	CI	1022	0	1070	141	0
9	AJ	786	0	828	77	0
9	CJ	786	0	828	124	0
10	AK	877	0	887	85	0
10	CK	877	0	887	99	0
11	AL	955	0	1019	96	0
11	CL	955	0	1019	102	0
12	AM	883	0	944	71	0
12	CM	876	0	937	137	0
13	AN	774	0	827	80	0
13	CN	769	0	822	89	0
14	AO	714	0	737	54	0
14	CO	714	0	737	40	0
15	AP	649	0	666	55	0
15	CP	638	0	656	65	0
16	AQ	648	0	691	82	0
16	CQ	648	0	691	47	0
17	AR	455	0	478	42	0
17	CR	455	0	478	40	0
18	AS	637	0	665	51	0
18	CS	637	0	665	78	0
19	AT	665	0	714	59	0
19	CT	665	0	714	47	0
20	AU	425	0	449	68	0
20	CU	425	0	449	76	0
21	AA	32895	0	16553	1701	0
22	AV	360	0	185	10	0
22	CV	360	0	185	12	0
23	AW	125	0	63	4	0
23	CW	125	0	63	6	0
24	BA	61274	0	30819	3143	0
24	DA	60995	0	30677	3530	0
25	BB	2529	0	1281	108	0
26	BC	2082	0	2157	200	0
26	DC	2082	0	2157	211	0
27	BD	1565	0	1616	189	0
27	DD	1565	0	1616	165	0
28	BE	1552	0	1619	150	0
28	DE	1552	0	1619	167	0
29	BF	1410	0	1447	123	0
29	DF	1420	0	1460	197	0
30	BG	1323	0	1374	163	0

*Continued on next page...*



*Continued from previous page...*

Mol	Chain	Non-H	H(model)	H(added)	Clashes	Symm-Clashes
30	DG	1323	0	1374	147	0
31	BH	1111	0	1148	109	0
31	DH	1111	0	1148	106	0
32	BI	1032	0	1088	110	0
32	DI	1032	0	1088	67	0
33	BJ	1129	0	1162	158	0
33	DJ	1129	0	1162	118	0
34	BK	938	0	1012	113	0
34	DK	938	0	1012	112	0
35	BL	1045	0	1117	123	0
35	DL	1045	0	1117	142	0
36	BM	1074	0	1157	111	0
36	DM	1074	0	1157	109	0
37	BN	960	0	1000	99	0
37	DN	960	0	1000	115	0
38	BO	892	0	923	67	0
38	DO	892	0	923	155	0
39	BP	917	0	965	134	0
39	DP	917	0	965	106	0
40	BQ	947	0	1022	130	0
40	DQ	947	0	1022	129	0
41	BR	816	0	839	88	0
41	DR	816	0	839	97	0
42	BS	857	0	922	69	0
42	DS	857	0	922	69	0
43	BT	738	0	807	108	0
43	DT	738	0	807	93	0
44	BU	779	0	834	54	0
44	DU	779	0	834	107	0
45	BV	753	0	780	53	0
45	DV	753	0	780	118	0
46	BW	596	0	610	179	0
46	DW	596	0	610	120	0
47	BX	625	0	655	69	0
47	DX	625	0	655	73	0
48	BY	509	0	543	67	0
48	DY	509	0	543	62	0
49	BZ	449	0	491	46	0
49	DZ	449	0	491	38	0
50	B0	444	0	461	32	0
50	D0	444	0	461	52	0
51	B1	409	0	440	37	0

*Continued on next page...*



*Continued from previous page...*

Mol	Chain	Non-H	H(model)	H(added)	Clashes	Symm-Clashes
51	D1	409	0	440	33	0
52	B2	377	0	418	32	0
52	D2	377	0	418	33	0
53	B3	504	0	574	46	0
53	D3	504	0	574	50	0
54	B4	302	0	340	32	0
54	D4	302	0	340	24	0
55	CA	32831	0	16521	1808	0
56	DB	2507	0	1270	203	0
57	AA	43	0	0	0	0
57	BA	136	0	0	0	0
57	BB	4	0	0	0	0
57	BD	1	0	0	0	0
57	CA	42	0	0	0	0
57	DA	134	0	0	0	0
57	DB	1	0	0	0	0
57	DC	1	0	0	0	0
57	DJ	1	0	0	0	0
58	B4	1	0	0	0	0
58	D4	1	0	0	0	0
59	AA	195	0	0	7	0
59	AE	1	0	0	0	0
59	AL	3	0	0	1	0
59	AN	5	0	0	0	0
59	AT	3	0	0	0	0
59	AU	1	0	0	0	0
59	B2	2	0	0	0	0
59	B3	3	0	0	1	0
59	B4	2	0	0	0	0
59	BA	615	0	0	31	0
59	BB	19	0	0	0	0
59	BC	7	0	0	1	0
59	BD	2	0	0	3	0
59	BE	1	0	0	1	0
59	BL	4	0	0	1	0
59	BN	2	0	0	0	0
59	BQ	1	0	0	0	0
59	BT	1	0	0	1	0
59	BV	1	0	0	1	0
59	CA	196	0	0	4	0
59	CE	3	0	0	1	0
59	CI	1	0	0	0	0

*Continued on next page...*

*Continued from previous page...*

Mol	Chain	Non-H	H(model)	H(added)	Clashes	Symm-Clashes
59	CL	1	0	0	0	0
59	CN	2	0	0	0	0
59	CT	2	0	0	0	0
59	CU	2	0	0	0	0
59	D2	1	0	0	0	0
59	D3	1	0	0	0	0
59	D4	5	0	0	0	0
59	DA	598	0	0	14	0
59	DB	4	0	0	0	0
59	DC	14	0	0	2	0
59	DD	4	0	0	0	0
59	DE	2	0	0	0	0
59	DJ	3	0	0	0	0
59	DL	5	0	0	0	0
59	DN	2	0	0	0	0
59	DT	2	0	0	0	0
59	DU	1	0	0	0	0
59	DV	1	0	0	0	0
All	All	285420	0	191332	18973	0

The all-atom clashscore is defined as the number of clashes found per 1000 atoms (including hydrogen atoms). The all-atom clashscore for this structure is 40.

All (18973) close contacts within the same asymmetric unit are listed below, sorted by their clash magnitude.

Atom-1	Atom-2	Interatomic distance (Å)	Clash overlap (Å)
24:DA:1439:A:C2	24:DA:1552:A:C6	2.21	1.28
24:DA:1439:A:N1	24:DA:1552:A:C5	2.03	1.26
24:DA:1439:A:C2	24:DA:1552:A:C5	2.25	1.25
38:DO:100:HIS:CE1	56:DB:48:U:O2'	1.89	1.25
38:DO:30:ARG:HB2	38:DO:30:ARG:NH1	1.53	1.21
24:BA:855:G:H21	46:BW:23:LYS:HG2	1.04	1.19
24:DA:2313:C:O2'	24:DA:2314:A:H5'	1.43	1.19
24:DA:2308:G:O6	24:DA:2311:A:C6	1.96	1.18
24:DA:616:A:H2'	24:DA:617:G:C8	1.79	1.16
24:DA:1439:A:H2	24:DA:1552:A:C6	1.60	1.14
29:DF:109:ARG:CZ	29:DF:109:ARG:CB	2.23	1.14
21:AA:967:C:H2'	21:AA:968:A:C8	1.83	1.13
35:DL:47:ARG:HH21	35:DL:47:ARG:HG2	1.15	1.12
33:BJ:73:VAL:HG23	33:BJ:74:TYR:H	1.14	1.12
3:CD:2:ARG:HH21	3:CD:114:ARG:HD3	1.07	1.11

*Continued on next page...*

*Continued from previous page...*

Atom-1	Atom-2	Interatomic distance (Å)	Clash overlap (Å)
41:DR:27:ILE:HG22	41:DR:28:ALA:H	1.16	1.11
56:DB:104:A:H2'	56:DB:105:G:O4'	1.51	1.10
24:DA:2867:G:H2'	24:DA:2867:G:N3	1.54	1.10
29:DF:73:VAL:H	29:DF:78:ILE:HD12	1.13	1.10
26:BC:251:THR:HG22	26:BC:252:LYS:H	1.13	1.09
29:DF:109:ARG:CZ	29:DF:109:ARG:HB2	1.77	1.09
24:DA:1537:G:H2'	24:DA:1538:G:H4'	1.13	1.09
6:CG:3:ARG:HD3	55:CA:932:C:H5'	1.33	1.08
16:AQ:12:VAL:HG13	16:AQ:13:SER:H	1.14	1.08
11:CL:43:LYS:HB3	11:CL:44:PRO:HD2	1.18	1.08
12:CM:2:ARG:HG3	12:CM:8:ILE:HG12	1.28	1.08
24:BA:919:U:H2'	24:BA:920:A:H8	1.18	1.07
24:DA:479:A:O2'	24:DA:480:A:H5'	1.54	1.07
5:AF:16:GLU:HG2	3:CD:191:SER:HB2	1.35	1.07
10:AK:87:GLY:H	10:AK:113:THR:HG22	1.14	1.07
29:BF:35:LEU:HB3	29:BF:153:ILE:HG22	1.15	1.07
27:DD:119:ALA:HB3	27:DD:163:GLY:H	1.20	1.07
24:BA:2136:G:H2'	24:BA:2137:U:H5	1.18	1.07
2:CC:106:ARG:HD3	2:CC:106:ARG:H	1.13	1.07
46:DW:28:GLU:H	46:DW:31:LEU:HD21	1.19	1.06
24:BA:1179:G:H3'	24:BA:1180:U:H4'	1.35	1.06
1:CB:47:PRO:HA	1:CB:50:ASN:HB2	1.36	1.06
9:CJ:52:LEU:HB2	13:CN:80:ARG:HE	1.20	1.06
40:DQ:87:VAL:HG21	41:DR:52:PRO:HD3	1.32	1.06
24:DA:740:C:H5'	24:DA:1784:A:H3'	1.37	1.06
15:AP:5:ARG:HH12	15:AP:24:SER:HA	1.16	1.06
55:CA:82:G:H2'	55:CA:83:C:H4'	1.37	1.05
31:BH:31:VAL:HB	31:BH:32:PRO:HD2	1.35	1.05
34:DK:71:ARG:HB3	34:DK:72:PRO:HD3	1.36	1.05
38:DO:100:HIS:CE1	56:DB:48:U:HO2'	1.65	1.05
45:DV:29:ILE:HD13	45:DV:31:TYR:CE2	1.91	1.05
24:BA:2136:G:H2'	24:BA:2137:U:C5	1.90	1.05
33:BJ:81:ILE:HG23	33:BJ:82:GLY:H	1.17	1.05
55:CA:974:A:H5''	55:CA:975:A:H5'	1.35	1.05
40:DQ:61:ILE:HD11	40:DQ:92:LYS:HD3	1.36	1.05
10:AK:119:GLY:HA2	21:AA:716:A:H1'	1.36	1.04
46:DW:40:ARG:HH11	46:DW:40:ARG:HG2	0.98	1.04
24:BA:2726:A:O2'	24:BA:2727:A:H5'	1.57	1.04
3:CD:2:ARG:NH2	3:CD:114:ARG:HD3	1.71	1.04
38:DO:68:LYS:N	56:DB:50:A:OP1	1.89	1.04
24:DA:1439:A:N1	24:DA:1552:A:N7	2.06	1.04

*Continued on next page...*

*Continued from previous page...*

Atom-1	Atom-2	Interatomic distance (Å)	Clash overlap (Å)
24:DA:2092:U:H4'	24:DA:2093:G:H5''	1.34	1.04
24:DA:1056:G:H1'	24:DA:1103:A:H61	1.22	1.04
27:BD:114:LYS:HE3	27:BD:114:LYS:N	1.71	1.04
20:AU:40:PRO:HA	20:AU:43:GLU:HB2	1.40	1.03
5:AF:3:HIS:H	5:AF:92:THR:HG23	1.21	1.03
46:DW:27:GLY:HA2	46:DW:31:LEU:HD11	1.39	1.03
24:BA:1330:C:O2'	24:BA:1331:G:H5'	1.57	1.03
46:BW:28:GLU:HB3	46:BW:31:LEU:HD21	1.38	1.03
47:DX:53:LYS:HA	47:DX:56:ARG:HB3	1.38	1.03
30:BG:84:LYS:HG3	30:BG:132:LEU:H	1.21	1.03
36:DM:136:MET:OXT	36:DM:136:MET:HG2	1.52	1.02
34:BK:18:ARG:HH11	34:BK:18:ARG:HG3	1.20	1.02
34:BK:111:LYS:HE2	34:BK:111:LYS:H	1.22	1.02
15:CP:22:ALA:HA	15:CP:33:ILE:HG13	1.40	1.02
24:DA:1782:U:O2'	24:DA:1783:A:H5'	1.59	1.02
21:AA:1007:U:H2'	21:AA:1008:U:H5''	1.42	1.01
26:BC:141:HIS:HD2	26:BC:192:GLY:O	1.42	1.01
26:BC:68:ARG:HD3	26:BC:103:ILE:HD11	1.42	1.01
52:B2:43:THR:O	52:B2:44:VAL:HB	1.61	1.01
39:BP:50:ARG:CB	39:BP:57:ALA:H	1.74	1.01
55:CA:1218:C:H2'	55:CA:1219:A:C8	1.94	1.01
37:DN:28:LEU:HD21	37:DN:115:LEU:HD21	1.43	1.01
50:D0:39:ARG:HD3	24:DA:2886:A:H62	1.24	1.01
39:BP:4:ILE:HG22	39:BP:5:LYS:H	1.23	1.01
56:DB:58:A:H2'	56:DB:59:A:C8	1.95	1.01
47:BX:34:SER:HA	47:BX:49:ARG:HA	1.43	1.01
9:CJ:52:LEU:HB2	13:CN:80:ARG:NE	1.76	1.01
55:CA:183:C:O2'	55:CA:184:G:H5'	1.61	1.01
33:DJ:44:TYR:HB2	40:DQ:63:ARG:CZ	1.90	1.01
34:DK:111:LYS:H	34:DK:111:LYS:HE3	1.26	1.01
55:CA:684:U:H3	55:CA:706:A:H61	1.03	1.00
55:CA:1101:A:H4'	55:CA:1102:A:O5'	1.61	1.00
43:BT:39:THR:HB	43:BT:42:GLU:HB2	1.43	1.00
55:CA:764:C:H3'	55:CA:765:G:H21	1.24	1.00
29:DF:74:ALA:H	29:DF:78:ILE:CD1	1.73	1.00
24:DA:2307:G:H1'	24:DA:2308:G:C5	1.95	1.00
21:AA:204:G:H3'	21:AA:205:A:H5''	1.44	1.00
24:BA:860:U:O2'	24:BA:861:A:H5'	1.62	1.00
26:DC:122:ALA:HB3	26:DC:127:ASN:ND2	1.77	1.00
35:DL:78:ARG:HH12	24:DA:627:A:H5''	1.25	1.00
24:DA:1537:G:C2'	24:DA:1538:G:H4'	1.91	1.00

*Continued on next page...*

*Continued from previous page...*

Atom-1	Atom-2	Interatomic distance (Å)	Clash overlap (Å)
46:BW:23:LYS:O	46:BW:66:VAL:HB	1.62	1.00
1:AB:158:ASP:HA	1:AB:180:ILE:HD12	1.43	0.99
21:AA:274:A:O2'	21:AA:275:G:H8	1.43	0.99
24:BA:919:U:C2	24:BA:920:A:N7	2.30	0.99
6:CG:118:ARG:HH22	55:CA:1239:A:H3'	1.20	0.99
29:DF:73:VAL:N	29:DF:78:ILE:HD12	1.76	0.99
24:DA:1346:G:HO2'	24:DA:1347:A:H8	1.07	0.99
12:AM:27:THR:HG21	21:AA:1328:C:H5''	1.43	0.99
24:DA:740:C:HO2'	24:DA:741:U:H6	1.03	0.99
24:BA:1179:G:C5	24:BA:1180:U:H1'	1.96	0.99
24:BA:2353:G:H1'	46:BW:30:VAL:CG1	1.92	0.99
3:AD:109:THR:HG23	3:AD:112:GLU:H	1.24	0.99
34:BK:63:VAL:HG22	34:BK:107:LEU:HD21	1.45	0.99
35:DL:79:LEU:HB2	35:DL:113:ALA:H	1.27	0.99
26:DC:146:LYS:HB2	26:DC:149:LYS:HB2	1.45	0.99
1:CB:162:VAL:HG13	1:CB:184:ALA:HB2	1.43	0.99
52:D2:19:ARG:HH21	52:D2:19:ARG:HB3	1.28	0.99
24:DA:1784:A:H4'	24:DA:1785:A:O5'	1.60	0.99
1:CB:79:VAL:HA	1:CB:213:LEU:HD21	1.40	0.99
27:BD:99:GLU:HG3	27:BD:100:LEU:H	1.22	0.98
35:BL:93:ASN:HD22	35:BL:94:THR:N	1.60	0.98
38:BO:31:THR:HG22	38:BO:34:HIS:H	1.27	0.98
40:BQ:63:ARG:NH1	40:BQ:96:ASP:HA	1.78	0.98
29:DF:137:PHE:HB2	29:DF:138:PRO:HD2	1.42	0.98
24:BA:2308:G:HO2'	24:BA:2310:C:H5	1.02	0.98
37:DN:45:ARG:HH22	24:DA:2838:G:H1'	1.26	0.98
55:CA:1493:A:H3'	24:DA:1913:A:N6	1.77	0.98
40:DQ:91:ARG:HD2	24:DA:996:A:H4'	1.45	0.98
24:BA:2680:U:P	27:BD:114:LYS:HE2	2.04	0.98
9:CJ:47:GLU:HB2	9:CJ:67:ILE:HG13	1.45	0.98
39:DP:20:ARG:HG2	39:DP:112:ARG:HH12	1.27	0.98
30:BG:8:VAL:HG11	30:BG:49:LEU:HB2	1.44	0.98
1:AB:67:LEU:HB3	1:AB:160:LEU:HD12	1.45	0.97
46:DW:27:GLY:CA	46:DW:31:LEU:HD11	1.93	0.97
46:BW:19:ARG:HA	46:BW:34:SER:HA	1.43	0.97
1:CB:19:THR:HB	1:CB:37:VAL:HA	1.43	0.97
33:DJ:117:ALA:HA	33:DJ:120:ARG:HD2	1.43	0.97
21:AA:982:U:H4'	21:AA:983:A:O5'	1.64	0.97
24:BA:1023:U:H5'	24:BA:1023:U:H6	1.26	0.97
46:DW:40:ARG:NH2	24:DA:2332:C:H4'	1.78	0.97
24:DA:1913:A:H4'	24:DA:1914:C:OP1	1.60	0.97

*Continued on next page...*

*Continued from previous page...*

Atom-1	Atom-2	Interatomic distance (Å)	Clash overlap (Å)
46:BW:37:VAL:HG12	46:BW:38:ARG:H	1.23	0.97
24:DA:616:A:H2'	24:DA:617:G:H8	1.18	0.97
46:BW:47:GLY:H	46:BW:80:SER:HB3	1.30	0.97
4:CE:149:PRO:HA	4:CE:152:VAL:HB	1.43	0.97
24:BA:491:G:H2'	24:BA:492:A:C8	2.00	0.97
24:DA:1654:A:O2'	24:DA:1655:A:H8	1.46	0.97
30:BG:120:ILE:HD11	30:BG:132:LEU:HB2	1.46	0.97
1:AB:40:ILE:HD13	1:AB:201:GLY:HA2	1.46	0.96
37:BN:24:MET:HG2	37:BN:44:LEU:HD22	1.47	0.96
38:DO:100:HIS:HE1	56:DB:48:U:O2'	1.48	0.96
9:AJ:10:LEU:HG	9:AJ:98:VAL:HG12	1.44	0.96
29:DF:72:SER:H	29:DF:78:ILE:HG21	1.29	0.96
51:D1:7:LYS:HD3	53:D3:33:THR:HG21	1.44	0.96
33:BJ:77:HIS:HD2	33:BJ:79:GLY:H	1.04	0.96
43:DT:39:THR:HG21	43:DT:42:GLU:HB2	1.44	0.96
40:BQ:4:LYS:HG3	40:BQ:5:ARG:H	1.30	0.96
14:CO:2:LEU:HD13	14:CO:34:GLN:HG2	1.48	0.96
24:DA:243:U:O2'	24:DA:244:A:H5'	1.64	0.96
4:AE:93:VAL:HG11	4:AE:139:THR:HG22	1.46	0.96
24:BA:859:G:O2'	24:BA:860:U:OP2	1.83	0.96
56:DB:42:C:H2'	56:DB:43:C:C6	2.00	0.96
2:AC:42:LEU:HD21	2:AC:67:ILE:HD11	1.43	0.96
21:AA:1441:A:H62	21:AA:1461:G:H21	1.09	0.96
21:AA:212:G:O2'	21:AA:213:G:H8	1.48	0.96
27:BD:106:LYS:HB3	27:BD:206:ALA:HB3	1.45	0.96
7:CH:106:SER:HA	55:CA:642:A:N7	1.81	0.96
46:DW:37:VAL:HG12	46:DW:55:ASP:HB2	1.48	0.96
48:DY:20:ASN:HD22	48:DY:50:VAL:HG22	1.28	0.96
29:DF:109:ARG:NH2	29:DF:109:ARG:HB3	1.81	0.95
31:DH:115:VAL:HG12	31:DH:132:PHE:HB2	1.47	0.95
16:AQ:22:VAL:HG21	16:AQ:60:ILE:HD11	1.48	0.95
24:DA:1731:G:O2'	24:DA:1732:C:H5''	1.67	0.95
24:BA:762:U:H4'	24:BA:763:G:O5'	1.63	0.95
27:BD:5:VAL:H	27:BD:32:ASN:HD21	1.02	0.95
9:CJ:42:LEU:HD22	9:CJ:71:LEU:HD23	1.44	0.95
55:CA:1378:C:H3'	55:CA:1379:G:H5''	1.48	0.95
1:AB:168:GLU:HB3	1:AB:171:ALA:HB3	1.48	0.95
43:BT:32:LEU:H	43:BT:83:ALA:HB3	1.31	0.95
24:DA:172:A:H2'	24:DA:173:A:H8	1.26	0.95
24:DA:302:C:O2'	24:DA:303:G:H8	1.47	0.95
24:DA:2585:U:O2'	24:DA:2586:U:H5'	1.65	0.95

*Continued on next page...*

*Continued from previous page...*

Atom-1	Atom-2	Interatomic distance (Å)	Clash overlap (Å)
31:BH:31:VAL:HB	31:BH:32:PRO:CD	1.97	0.95
54:B4:36:ARG:HG2	54:B4:37:GLN:H	1.30	0.95
46:DW:9:THR:HG23	46:DW:10:ARG:HG3	1.46	0.95
1:AB:137:THR:HA	1:AB:140:LEU:HD13	1.48	0.95
24:DA:729:G:H2'	24:DA:729:G:N3	1.78	0.95
24:BA:2425:A:H5'	24:BA:2427:C:H5'	1.48	0.95
43:BT:50:LEU:H	43:BT:50:LEU:HD12	1.31	0.95
24:DA:547:A:H2'	24:DA:548:G:H5'	1.49	0.95
38:DO:67:ASN:H	38:DO:70:ALA:HB3	1.30	0.94
39:DP:91:VAL:HG22	39:DP:109:ILE:HG21	1.48	0.94
24:BA:216:A:H2'	24:BA:217:A:C8	2.02	0.94
24:DA:363:G:O2'	24:DA:364:C:H5'	1.67	0.94
24:DA:721:A:H2'	24:DA:722:A:H8	1.32	0.94
3:CD:109:THR:HG22	3:CD:111:ALA:H	1.31	0.94
24:DA:1326:U:HO2'	24:DA:1327:A:H8	0.98	0.94
20:CU:36:PHE:HB3	20:CU:40:PRO:HD3	1.50	0.94
55:CA:1381:U:HO2'	55:CA:1382:C:H6	1.04	0.94
44:DU:16:LYS:HB2	24:DA:329:G:O6	1.67	0.94
12:CM:102:LYS:HG2	55:CA:1226:C:H41	1.32	0.94
24:DA:142:A:H2'	24:DA:143:C:C6	2.02	0.94
21:AA:94:G:H4'	21:AA:95:C:C5'	1.97	0.94
33:BJ:77:HIS:CD2	33:BJ:79:GLY:H	1.86	0.94
34:BK:21:CYS:HB2	34:BK:39:ILE:HD11	1.49	0.94
12:CM:47:LEU:HD11	12:CM:52:ILE:HB	1.48	0.94
32:DI:9:LYS:HD3	24:DA:1061:U:C6	2.01	0.94
36:DM:17:ASN:HB3	36:DM:38:ARG:HH22	1.29	0.94
24:DA:740:C:O2'	24:DA:741:U:H5'	1.66	0.94
24:DA:1386:C:HO2'	24:DA:1387:A:H8	1.11	0.94
31:BH:32:PRO:HB3	47:BX:38:TRP:HB3	1.50	0.94
24:DA:2199:A:H2'	24:DA:2200:C:H6	1.33	0.94
1:AB:20:ARG:HB3	21:AA:831:A:H5''	1.50	0.94
24:BA:142:A:H2'	24:BA:143:C:C6	2.03	0.94
40:DQ:69:ARG:HB2	40:DQ:69:ARG:HH21	1.33	0.94
24:DA:140:C:H5'	24:DA:141:G:H21	1.32	0.94
21:AA:563:A:H2'	21:AA:563:A:N3	1.82	0.93
26:DC:73:ILE:HD12	24:DA:1490:A:H8	1.31	0.93
41:DR:39:LEU:HA	41:DR:49:ILE:HG21	1.49	0.93
1:AB:94:ARG:HG2	21:AA:1100:C:OP1	1.68	0.93
24:DA:1476:U:O2'	24:DA:1477:A:O5'	1.86	0.93
46:DW:40:ARG:HG2	46:DW:40:ARG:NH1	1.78	0.93
24:DA:1381:G:H2'	24:DA:1382:G:H5'	1.50	0.93

*Continued on next page...*



*Continued from previous page...*

Atom-1	Atom-2	Interatomic distance (Å)	Clash overlap (Å)
35:DL:124:GLY:H	35:DL:143:GLU:HG3	1.33	0.93
36:DM:42:THR:HG22	36:DM:44:ARG:H	1.33	0.93
21:AA:71:A:HO2'	21:AA:72:A:H8	1.06	0.93
21:AA:926:G:C5	21:AA:1505:G:O6	2.21	0.93
24:BA:1784:A:H4'	24:BA:1785:A:O5'	1.67	0.93
34:BK:21:CYS:HA	34:BK:41:ILE:HD12	1.50	0.93
45:BV:80:HIS:HD2	45:BV:83:LYS:H	0.95	0.93
24:DA:1716:U:O2'	24:DA:1717:A:H8	1.50	0.93
10:CK:70:ALA:HA	10:CK:73:VAL:HG22	1.48	0.93
55:CA:1126:U:HO2'	55:CA:1127:G:H8	1.09	0.93
55:CA:1278:G:H4'	55:CA:1279:G:O5'	1.68	0.93
2:AC:76:ILE:HA	2:AC:83:VAL:HG23	1.50	0.93
1:CB:39:ILE:HD13	1:CB:40:ILE:H	1.32	0.93
24:DA:2143:C:H5'	24:DA:2144:G:OP2	1.69	0.93
11:AL:113:ARG:HB3	11:AL:118:VAL:HB	1.51	0.93
33:BJ:77:HIS:HD2	33:BJ:79:GLY:N	1.67	0.93
3:AD:69:ARG:HA	3:AD:69:ARG:HE	1.34	0.93
21:AA:202:G:H21	21:AA:466:A:H61	1.17	0.93
32:BI:15:GLY:HA2	32:BI:50:LYS:HB3	1.50	0.93
55:CA:664:G:H22	55:CA:741:G:H1	0.96	0.93
38:DO:30:ARG:HH22	38:DO:103:VAL:HG23	1.30	0.93
43:BT:29:THR:HB	43:BT:86:THR:HG22	1.49	0.92
35:BL:29:LYS:O	35:BL:31:GLY:N	2.03	0.92
24:BA:1064:C:H4'	32:BI:90:GLY:H	1.34	0.92
32:BI:79:LEU:HA	32:BI:83:ALA:HB3	1.48	0.92
37:BN:20:MET:HG3	37:BN:21:PHE:N	1.83	0.92
17:CR:72:ARG:HE	17:CR:72:ARG:H	1.05	0.92
54:D4:16:ILE:HG12	54:D4:25:VAL:HG22	1.52	0.92
24:BA:946:C:O2'	24:BA:947:A:H5'	1.68	0.92
24:DA:1112:G:H2'	24:DA:1113:U:C6	2.05	0.92
30:DG:124:CYS:HB3	30:DG:130:ILE:HA	1.51	0.92
9:CJ:82:LYS:HA	9:CJ:86:ALA:HB3	1.50	0.92
26:DC:119:VAL:HG13	26:DC:133:ASN:HD21	1.34	0.92
34:DK:61:VAL:HG11	34:DK:112:PHE:HE2	1.34	0.92
1:AB:84:LEU:HD13	1:AB:90:PHE:HE2	1.31	0.92
33:BJ:44:TYR:HB2	40:BQ:63:ARG:HB3	1.51	0.92
4:AE:37:VAL:HG21	4:AE:113:VAL:HG12	1.52	0.92
4:AE:76:ASN:HB3	4:AE:81:GLN:CG	1.99	0.92
4:CE:110:MET:HG2	4:CE:139:THR:HG21	1.52	0.92
55:CA:1157:A:H4'	55:CA:1158:C:O5'	1.67	0.92
44:DU:84:PHE:HB2	24:DA:297:G:H5''	1.52	0.92

*Continued on next page...*



*Continued from previous page...*

Atom-1	Atom-2	Interatomic distance (Å)	Clash overlap (Å)
24:DA:668:A:H2'	24:DA:670:A:H62	1.35	0.92
24:DA:687:C:H2'	24:DA:688:U:C6	2.05	0.92
24:BA:276:U:H1'	24:BA:278:A:H62	1.35	0.92
26:BC:12:ARG:HH11	26:BC:12:ARG:HG2	1.34	0.92
55:CA:496:A:N3	55:CA:496:A:H2'	1.84	0.92
37:DN:62:ASN:O	37:DN:63:ARG:HB2	1.69	0.92
1:AB:158:ASP:C	1:AB:180:ILE:HG23	1.90	0.91
21:AA:158:G:H2'	21:AA:159:G:H5''	1.48	0.91
21:AA:484:G:H4'	21:AA:485:U:O5'	1.70	0.91
30:DG:93:TYR:H	30:DG:93:TYR:HD2	1.15	0.91
24:DA:1676:A:C2	24:DA:1993:U:H5'	2.05	0.91
24:DA:2199:A:H2'	24:DA:2200:C:C6	2.05	0.91
4:AE:83:PRO:HD3	4:AE:97:PRO:HG3	1.50	0.91
34:BK:18:ARG:H	34:BK:45:GLU:HB2	1.35	0.91
36:BM:35:ALA:O	36:BM:36:VAL:HB	1.71	0.91
46:BW:29:SER:HA	46:BW:63:ASP:HB3	1.52	0.91
38:DO:102:ARG:HB2	56:DB:49:C:OP1	1.70	0.91
6:AG:78:ARG:HD2	6:AG:83:THR:HA	1.52	0.91
8:AI:9:GLY:HA2	8:AI:80:HIS:HD2	1.35	0.91
24:BA:1731:G:O2'	24:BA:1732:C:H5''	1.69	0.91
37:BN:103:ARG:HD3	37:BN:110:MET:HE3	1.49	0.91
56:DB:12:C:H4'	56:DB:13:G:OP1	1.70	0.91
29:BF:104:THR:HG22	29:BF:105:ILE:HG23	1.50	0.91
21:AA:1140:C:HO2'	21:AA:1141:C:H6	0.93	0.91
24:BA:1287:A:H5'	37:BN:103:ARG:HD2	1.51	0.91
36:BM:69:PRO:HA	36:BM:94:ALA:HB2	1.50	0.91
43:DT:29:THR:HB	43:DT:87:LEU:H	1.33	0.91
21:AA:1338:G:H2'	21:AA:1339:A:C8	2.05	0.91
46:BW:51:GLY:HA3	46:BW:59:PHE:CE2	2.04	0.91
24:DA:593:U:H2'	24:DA:594:U:C6	2.06	0.91
45:BV:80:HIS:CD2	45:BV:83:LYS:H	1.88	0.91
24:DA:1312:U:O2'	24:DA:1314:C:N4	2.04	0.91
24:DA:2051:A:H4'	24:DA:2052:A:OP1	1.70	0.91
49:BZ:29:ARG:HH21	49:BZ:29:ARG:HG3	1.36	0.91
36:DM:17:ASN:HB3	36:DM:38:ARG:NH2	1.83	0.91
42:DS:88:ARG:HG2	24:DA:747:U:O2'	1.71	0.91
45:DV:31:TYR:HD1	45:DV:31:TYR:O	1.52	0.91
24:DA:802:A:H2'	24:DA:803:U:C6	2.05	0.91
3:AD:36:ALA:HA	3:AD:41:GLY:HA3	1.52	0.91
10:AK:23:HIS:HB3	10:AK:30:ILE:HG13	1.50	0.91
24:BA:1458:U:H4'	24:BA:1459:G:O5'	1.69	0.91

*Continued on next page...*

*Continued from previous page...*

Atom-1	Atom-2	Interatomic distance (Å)	Clash overlap (Å)
11:CL:43:LYS:HB3	11:CL:44:PRO:CD	2.00	0.91
46:DW:39:GLN:HE22	46:DW:58:LEU:HD23	1.35	0.90
40:BQ:63:ARG:HH12	40:BQ:96:ASP:HB2	1.36	0.90
9:CJ:84:VAL:HG23	9:CJ:85:ASP:H	1.34	0.90
18:CS:52:ASN:HD21	18:CS:55:GLN:H	1.20	0.90
55:CA:181:A:HO2'	55:CA:182:A:H2	1.14	0.90
24:DA:2581:G:H2'	24:DA:2610:C:H41	1.34	0.90
21:AA:531:U:H4'	21:AA:532:A:O5'	1.68	0.90
29:BF:134:GLN:HG2	29:BF:135:ILE:H	1.35	0.90
36:DM:64:TRP:HE1	24:DA:873:C:H4'	1.35	0.90
38:DO:30:ARG:HB2	38:DO:30:ARG:CZ	1.98	0.90
29:DF:109:ARG:CZ	29:DF:109:ARG:HB3	1.98	0.90
28:BE:146:VAL:HG23	28:BE:167:VAL:HG23	1.53	0.90
55:CA:1361:G:H2'	55:CA:1362:A:H5''	1.54	0.90
36:DM:64:TRP:NE1	24:DA:873:C:H4'	1.87	0.90
1:AB:48:MET:HG2	1:AB:198:VAL:HG13	1.53	0.90
24:BA:855:G:N2	46:BW:23:LYS:HG2	1.85	0.90
24:BA:1063:G:H2'	24:BA:1064:C:O4'	1.72	0.90
8:CI:66:VAL:HG21	8:CI:74:GLN:HB3	1.52	0.90
38:DO:115:LEU:H	38:DO:115:LEU:HD13	1.34	0.90
24:DA:1290:C:HO2'	24:DA:1291:C:H6	0.93	0.90
20:AU:52:VAL:HG13	20:AU:53:LYS:H	1.37	0.90
36:DM:7:THR:HG22	36:DM:9:PHE:H	1.34	0.90
21:AA:1382:C:HO2'	21:AA:1383:C:H6	0.98	0.90
50:B0:43:THR:HG23	50:B0:47:TYR:O	1.71	0.90
40:DQ:4:LYS:HZ2	40:DQ:6:GLY:HA3	1.33	0.90
24:BA:545:U:H6	24:BA:545:U:H3'	1.35	0.90
44:BU:73:ASN:ND2	44:BU:76:THR:HG23	1.87	0.90
35:DL:23:ILE:HG13	41:DR:82:HIS:CE1	2.07	0.90
24:DA:491:G:H2'	24:DA:492:A:C8	2.07	0.90
24:DA:1069:A:O2'	24:DA:1070:A:H5'	1.72	0.90
24:DA:2631:G:H2'	24:DA:2632:A:H5''	1.52	0.90
55:CA:977:A:H8	55:CA:1223:C:N3	1.68	0.89
24:BA:919:U:H2'	24:BA:920:A:C8	2.06	0.89
6:CG:118:ARG:NH2	55:CA:1239:A:H3'	1.87	0.89
55:CA:1213:A:O2'	55:CA:1214:C:H5'	1.71	0.89
24:DA:250:G:H2'	24:DA:251:A:C8	2.06	0.89
56:DB:45:A:O2'	56:DB:46:A:H8	1.53	0.89
24:BA:1073:A:H2'	24:BA:1074:G:H5''	1.55	0.89
24:BA:1931:U:O2'	24:BA:1932:A:H5'	1.73	0.89
46:BW:39:GLN:HG2	46:BW:41:GLY:H	1.36	0.89

*Continued on next page...*

*Continued from previous page...*

Atom-1	Atom-2	Interatomic distance (Å)	Clash overlap (Å)
16:CQ:75:VAL:HG23	16:CQ:76:ARG:HG2	1.54	0.89
17:CR:71:ASP:HB3	17:CR:72:ARG:HH21	1.37	0.89
55:CA:977:A:H8	55:CA:1223:C:C4	1.90	0.89
55:CA:1322:C:O2'	55:CA:1323:G:H5'	1.72	0.89
26:BC:12:ARG:HH11	26:BC:12:ARG:CG	1.84	0.89
26:DC:144:GLU:HA	26:DC:151:GLY:HA2	1.52	0.89
24:DA:1328:A:H2'	24:DA:1330:C:C5	2.08	0.89
9:CJ:9:ARG:HH12	55:CA:1279:G:H5'	1.37	0.89
24:DA:1429:G:HO2'	24:DA:1430:G:H8	0.89	0.89
32:BI:23:VAL:HB	32:BI:27:LEU:HB3	1.53	0.89
55:CA:116:A:H2'	55:CA:117:G:H8	1.37	0.89
36:DM:27:SER:H	36:DM:66:ARG:NH2	1.70	0.89
24:DA:1669:A:H2'	24:DA:1669:A:N3	1.88	0.89
24:DA:2093:G:HO2'	24:DA:2094:A:H8	0.90	0.89
30:BG:60:GLY:O	30:BG:61:TRP:HB2	1.72	0.89
24:DA:1311:G:H21	24:DA:1603:A:H62	1.18	0.89
10:AK:22:ILE:HD11	10:AK:85:VAL:HG22	1.54	0.89
24:BA:250:G:H2'	24:BA:251:A:C8	2.08	0.89
39:BP:50:ARG:HB3	39:BP:57:ALA:H	1.35	0.89
12:AM:74:MET:HA	12:AM:74:MET:CE	2.03	0.89
24:BA:855:G:N3	46:BW:23:LYS:HD3	1.88	0.89
24:BA:2800:A:C2	24:BA:2895:G:H1'	2.08	0.89
30:BG:84:LYS:HG3	30:BG:132:LEU:N	1.88	0.89
5:CF:92:THR:HG22	5:CF:94:HIS:H	1.36	0.89
8:CI:90:ASP:HB3	8:CI:93:LEU:HD23	1.52	0.89
39:DP:63:ILE:HA	39:DP:68:GLY:HA2	1.54	0.89
24:DA:2211:A:OP2	24:DA:2211:A:H4'	1.69	0.89
1:AB:22:TRP:HA	1:AB:189:ASN:HA	1.54	0.89
3:AD:160:LEU:HD22	3:AD:160:LEU:H	1.38	0.89
7:AH:74:ILE:HD13	7:AH:128:VAL:HG13	1.52	0.89
21:AA:1076:U:H5	59:AA:1788:HOH:O	1.55	0.89
52:D2:19:ARG:HB3	52:D2:19:ARG:NH2	1.87	0.89
24:DA:962:G:H2'	24:DA:963:U:C6	2.07	0.89
24:DA:2714:G:H2'	24:DA:2715:C:C6	2.07	0.89
4:AE:96:GLN:HB2	4:AE:123:LEU:O	1.72	0.88
31:DH:97:ARG:O	31:DH:98:ASP:HB2	1.73	0.88
24:DA:1447:C:H2'	24:DA:1448:G:C8	2.08	0.88
28:BE:58:LYS:HG3	28:BE:71:GLY:HA2	1.54	0.88
29:BF:35:LEU:HB3	29:BF:153:ILE:CG2	2.03	0.88
21:AA:453:G:H2'	21:AA:454:G:H8	1.36	0.88
33:DJ:64:VAL:HG22	33:DJ:68:LYS:HE2	1.55	0.88

*Continued on next page...*

*Continued from previous page...*

Atom-1	Atom-2	Interatomic distance (Å)	Clash overlap (Å)
24:DA:411:G:H4'	24:DA:412:A:OP1	1.74	0.88
21:AA:89:U:O2'	21:AA:90:C:H5''	1.74	0.88
24:BA:1461:C:HO2'	24:BA:1462:C:H6	0.93	0.88
26:BC:244:VAL:HG12	26:BC:250:GLN:HA	1.53	0.88
26:DC:128:THR:HG22	26:DC:188:ARG:HB3	1.53	0.88
31:BH:96:THR:N	31:BH:97:ARG:HH12	1.72	0.88
50:B0:9:ARG:HH21	50:B0:9:ARG:HG3	1.38	0.88
24:BA:216:A:H2'	24:BA:217:A:H8	1.35	0.88
25:BB:90:C:H5''	25:BB:90:C:H6	1.36	0.88
37:BN:73:ASN:HA	37:BN:76:VAL:HG12	1.54	0.88
41:BR:49:ILE:HD12	41:BR:52:PRO:HA	1.56	0.88
24:DA:657:U:H2'	24:DA:658:U:C6	2.07	0.88
12:AM:74:MET:HA	12:AM:74:MET:HE2	1.53	0.88
21:AA:463:U:O2'	21:AA:464:U:H5'	1.72	0.88
21:AA:1446:A:H2'	21:AA:1447:A:H5''	1.52	0.88
24:BA:2492:U:O2'	24:BA:2493:U:H5'	1.72	0.88
11:AL:33:CYS:HA	11:AL:54:VAL:HA	1.53	0.88
24:BA:27:G:N2	24:BA:512:G:HO2'	1.71	0.88
46:BW:9:THR:HG23	46:BW:10:ARG:HD3	1.53	0.88
24:DA:449:A:H2'	24:DA:450:G:H8	1.37	0.88
24:DA:1062:G:O4'	24:DA:1088:A:N7	2.07	0.88
24:DA:2267:A:C3'	24:DA:2267:A:C8	2.57	0.88
46:DW:19:ARG:HA	46:DW:34:SER:HA	1.56	0.88
5:AF:16:GLU:CG	3:CD:191:SER:HB2	2.04	0.87
12:AM:106:ARG:HA	12:AM:106:ARG:HH11	1.39	0.87
13:AN:60:ARG:O	13:AN:61:ASN:HB2	1.72	0.87
26:BC:246:PRO:HG2	26:BC:247:TRP:CZ3	2.09	0.87
49:DZ:23:LEU:HD21	49:DZ:53:MET:HE1	1.56	0.87
24:BA:869:G:H4'	36:BM:8:LYS:HE2	1.56	0.87
24:BA:1757:A:H3'	24:BA:1758:U:H5'	1.56	0.87
46:BW:37:VAL:HG12	46:BW:38:ARG:N	1.88	0.87
17:AR:62:ARG:HH11	17:AR:69:TYR:HA	1.40	0.87
8:AI:113:LYS:HG3	8:AI:119:LYS:HA	1.53	0.87
24:BA:197:A:H62	24:BA:2430:A:H2'	1.38	0.87
39:BP:3:ILE:HD13	39:BP:3:ILE:O	1.74	0.87
48:BY:9:LYS:HB3	48:BY:12:GLU:HB2	1.55	0.87
46:DW:17:ALA:O	46:DW:18:LYS:HB3	1.74	0.87
21:AA:94:G:H4'	21:AA:95:C:H5''	1.53	0.87
24:BA:459:U:O2'	24:BA:460:A:H5'	1.74	0.87
24:BA:959:A:H2'	24:BA:960:A:C8	2.10	0.87
35:BL:29:LYS:HG2	35:BL:30:THR:HG23	1.57	0.87

*Continued on next page...*

*Continued from previous page...*

Atom-1	Atom-2	Interatomic distance (Å)	Clash overlap (Å)
55:CA:149:A:H1'	55:CA:1446:A:H2	1.38	0.87
24:DA:351:C:H2'	24:DA:352:A:C8	2.10	0.87
24:DA:1676:A:H2	24:DA:1993:U:H5'	1.36	0.87
6:AG:108:ARG:HH21	6:AG:118:ARG:HH22	1.17	0.87
21:AA:1319:A:H4'	21:AA:1320:C:OP1	1.75	0.87
21:AA:1513:A:H2'	21:AA:1514:G:H8	1.37	0.87
39:BP:29:VAL:HG12	39:BP:30:TRP:O	1.74	0.87
32:DI:45:THR:HG23	32:DI:54:ILE:HD13	1.56	0.87
24:DA:2502:G:H5'	24:DA:2503:A:H5''	1.57	0.87
1:AB:63:LYS:HG2	1:AB:224:ARG:CZ	2.05	0.87
21:AA:182:A:C6	21:AA:194:C:N4	2.41	0.87
24:BA:83:A:OP1	44:BU:91:LYS:HE3	1.74	0.87
24:BA:2502:G:H5'	24:BA:2503:A:H5''	1.56	0.87
24:BA:2615:U:O2'	24:BA:2616:C:H5'	1.74	0.87
52:B2:3:ARG:HH21	52:B2:3:ARG:HG2	1.40	0.87
1:CB:39:ILE:HD13	1:CB:40:ILE:N	1.88	0.87
5:CF:42:TRP:HE1	5:CF:61:LEU:HD23	1.38	0.87
28:DE:130:LYS:HB3	28:DE:133:LEU:HB3	1.55	0.87
24:DA:1508:A:H4'	24:DA:1509:A:OP1	1.72	0.87
8:AI:23:GLY:H	8:AI:60:LEU:HA	1.40	0.87
21:AA:274:A:O2'	21:AA:275:G:C8	2.28	0.87
55:CA:275:G:H2'	55:CA:276:G:H8	1.39	0.87
21:AA:1125:U:O2'	21:AA:1126:U:O5'	1.93	0.87
1:CB:79:VAL:HA	1:CB:213:LEU:CD2	2.04	0.87
27:DD:184:ARG:HH22	39:DP:6:GLN:HE21	1.22	0.87
46:DW:40:ARG:HH11	46:DW:40:ARG:CG	1.87	0.87
24:DA:36:G:O2'	24:DA:37:C:H5'	1.75	0.87
24:DA:103:A:H2'	24:DA:104:A:H8	1.39	0.87
24:DA:241:A:H1'	24:DA:243:U:C5	2.10	0.87
24:DA:459:U:H2'	24:DA:460:A:H8	1.37	0.87
24:DA:2307:G:H1'	24:DA:2308:G:N7	1.89	0.87
24:DA:2324:U:H5'	24:DA:2325:G:H5''	1.57	0.87
21:AA:977:A:O2'	21:AA:978:A:H5''	1.75	0.86
21:AA:1138:G:N3	21:AA:1138:G:H2'	1.86	0.86
32:BI:100:ILE:HG22	32:BI:101:SER:H	1.40	0.86
12:CM:2:ARG:HD3	12:CM:2:ARG:N	1.89	0.86
24:BA:2292:U:H2'	24:BA:2293:G:H8	1.40	0.86
45:BV:80:HIS:HD2	45:BV:83:LYS:N	1.73	0.86
34:DK:66:LYS:HD2	24:DA:1665:A:H5''	1.58	0.86
24:DA:1312:U:H4'	24:DA:1313:U:O5'	1.74	0.86
55:CA:575:G:H4'	55:CA:576:C:O5'	1.73	0.86

*Continued on next page...*

*Continued from previous page...*

Atom-1	Atom-2	Interatomic distance (Å)	Clash overlap (Å)
38:DO:11:ALA:HB2	38:DO:96:GLY:N	1.90	0.86
38:DO:30:ARG:NH1	38:DO:30:ARG:CB	2.38	0.86
46:DW:40:ARG:CZ	24:DA:2332:C:H4'	2.05	0.86
41:BR:42:ALA:HA	41:BR:46:GLU:HB2	1.57	0.86
24:DA:1056:G:H1'	24:DA:1103:A:N6	1.90	0.86
7:AH:24:VAL:HG23	7:AH:62:LEU:HD21	1.55	0.86
21:AA:466:A:H5'	21:AA:467:U:OP2	1.75	0.86
24:BA:528:A:OP2	33:BJ:116:ARG:NH2	2.07	0.86
54:B4:9:LYS:CD	54:B4:9:LYS:H	1.89	0.86
24:DA:589:U:HO2'	24:DA:590:A:H8	1.21	0.86
21:AA:967:C:H2'	21:AA:968:A:H8	1.33	0.86
21:AA:1239:A:H62	21:AA:1299:A:H62	1.23	0.86
24:BA:1060:U:H4'	24:BA:1061:U:H5'	1.55	0.86
24:BA:2269:G:H4'	46:BW:18:LYS:HE2	1.57	0.86
26:BC:109:LEU:HD23	26:BC:110:LYS:H	1.40	0.86
1:CB:130:LYS:HA	1:CB:133:ALA:HB3	1.57	0.86
24:DA:216:A:HO2'	24:DA:217:A:H8	0.90	0.86
2:AC:69:THR:HG21	2:AC:75:VAL:HG21	1.56	0.86
20:AU:39:LYS:H	20:AU:40:PRO:HD2	1.39	0.86
24:BA:2615:U:C2	50:B0:3:GLN:HA	2.10	0.86
34:DK:70:ARG:HB3	34:DK:76:VAL:HG22	1.57	0.86
38:DO:94:ARG:HD2	38:DO:97:PHE:O	1.76	0.86
46:BW:30:VAL:HA	46:BW:60:ALA:HB3	1.56	0.86
5:CF:62:MET:HG3	5:CF:64:VAL:HG13	1.57	0.86
45:DV:31:TYR:OH	45:DV:90:ASP:HB3	1.76	0.86
24:DA:67:U:H2'	24:DA:68:G:H8	1.39	0.86
24:DA:272:A:HO2'	24:DA:273:G:H8	1.23	0.86
4:AE:155:LYS:HD2	4:AE:156:ARG:HG2	1.55	0.86
6:AG:69:ARG:HG3	6:AG:95:ARG:HG2	1.58	0.86
21:AA:913:A:H4'	21:AA:914:A:O5'	1.73	0.86
3:CD:39:GLN:H	55:CA:426:U:H4'	1.40	0.86
8:CI:35:GLU:HA	8:CI:39:GLY:HA3	1.58	0.86
12:CM:2:ARG:CG	12:CM:8:ILE:HG12	2.05	0.86
55:CA:792:A:O2'	55:CA:794:A:N7	2.09	0.86
34:DK:13:ASN:HD21	34:DK:97:THR:H	1.19	0.86
46:DW:18:LYS:H	46:DW:36:ILE:HG12	1.38	0.86
24:DA:2064:C:H2'	24:DA:2065:C:C6	2.11	0.86
24:DA:2591:C:H2'	24:DA:2592:G:H8	1.40	0.86
21:AA:1239:A:H62	21:AA:1299:A:N6	1.73	0.86
33:BJ:81:ILE:HG23	33:BJ:82:GLY:N	1.89	0.86
55:CA:1096:C:O2'	55:CA:1097:C:H6	1.56	0.86

*Continued on next page...*



*Continued from previous page...*

Atom-1	Atom-2	Interatomic distance (Å)	Clash overlap (Å)
34:DK:35:VAL:HG23	34:DK:36:GLY:H	1.39	0.86
4:AE:37:VAL:HG11	4:AE:113:VAL:HA	1.58	0.85
8:AI:7:GLY:HA3	8:AI:85:ALA:HB2	1.58	0.85
8:AI:17:ARG:NH2	21:AA:1129:C:H5''	1.91	0.85
1:CB:160:LEU:HB2	1:CB:182:VAL:HG12	1.57	0.85
24:DA:1062:G:O2'	24:DA:1063:G:H8	1.58	0.85
7:AH:6:ILE:HB	7:AH:76:ARG:HH12	1.41	0.85
29:BF:110:ILE:HG22	29:BF:110:ILE:O	1.76	0.85
39:BP:25:VAL:HG11	39:BP:46:VAL:HG23	1.58	0.85
24:BA:802:A:H2'	24:BA:803:U:H6	1.42	0.85
28:BE:161:ALA:HA	28:BE:164:LEU:HB2	1.57	0.85
33:BJ:18:VAL:HG22	33:BJ:140:LEU:CD1	2.05	0.85
55:CA:1065:U:H5''	55:CA:1190:G:N2	1.91	0.85
55:CA:1528:U:O2'	55:CA:1529:G:H3'	1.76	0.85
24:DA:1270:C:H5''	24:DA:1271:G:H5'	1.57	0.85
24:DA:1945:G:O2'	24:DA:1946:U:H5'	1.74	0.85
21:AA:721:G:H4'	21:AA:722:G:O5'	1.75	0.85
39:BP:50:ARG:CG	39:BP:57:ALA:H	1.89	0.85
39:BP:50:ARG:HD3	39:BP:56:SER:HB3	1.55	0.85
40:BQ:25:GLY:O	40:BQ:29:ARG:HG3	1.76	0.85
55:CA:484:G:H4'	55:CA:485:U:O5'	1.74	0.85
1:AB:163:ILE:HG23	1:AB:164:ASP:H	1.42	0.85
21:AA:329:A:H2'	21:AA:332:G:N7	1.90	0.85
21:AA:822:U:H2'	21:AA:823:C:H6	1.38	0.85
28:DE:6:LYS:HB2	28:DE:121:VAL:HG12	1.59	0.85
21:AA:412:A:H4'	21:AA:413:G:O5'	1.75	0.85
24:BA:477:A:H2'	24:BA:478:A:C8	2.11	0.85
45:BV:44:HIS:HE1	45:BV:86:LEU:H	1.20	0.85
24:DA:2023:C:HO2'	24:DA:2024:G:H8	0.88	0.85
24:DA:2286:G:H4'	24:DA:2287:A:O4'	1.75	0.85
24:BA:782:A:H4'	24:BA:783:A:O5'	1.76	0.85
24:BA:848:C:H2'	24:BA:849:A:C8	2.11	0.85
26:BC:251:THR:HG22	26:BC:252:LYS:N	1.90	0.85
2:CC:166:TRP:O	2:CC:167:TYR:HB2	1.73	0.85
55:CA:1422:G:H5''	34:DK:48:PRO:HB3	1.59	0.85
26:DC:144:GLU:HB3	26:DC:187:CYS:HB2	1.58	0.85
29:DF:91:ARG:HH21	29:DF:91:ARG:HB3	1.40	0.85
33:DJ:25:LEU:HD22	33:DJ:26:GLY:N	1.91	0.85
36:DM:34:LYS:HD3	36:DM:131:VAL:HG21	1.59	0.85
56:DB:42:C:H2'	56:DB:43:C:H6	1.42	0.85
21:AA:550:G:H2'	21:AA:551:U:H6	1.42	0.85

*Continued on next page...*

*Continued from previous page...*

Atom-1	Atom-2	Interatomic distance (Å)	Clash overlap (Å)
17:CR:29:LYS:HE3	17:CR:30:ASN:N	1.92	0.85
55:CA:1258:G:O2'	55:CA:1259:C:H5'	1.76	0.85
38:DO:30:ARG:HB2	38:DO:30:ARG:HH11	1.40	0.85
21:AA:548:G:H2'	21:AA:549:C:H6	1.39	0.85
24:BA:1936:A:H5''	24:BA:1937:A:H5'	1.59	0.85
24:BA:2868:A:H2'	24:BA:2869:G:C8	2.12	0.85
1:CB:107:ARG:HA	1:CB:110:ILE:HG13	1.56	0.85
55:CA:1169:A:H2'	55:CA:1170:A:C8	2.12	0.85
37:DN:33:ILE:HG23	37:DN:114:GLU:HB2	1.58	0.85
45:DV:31:TYR:O	45:DV:31:TYR:CD1	2.29	0.85
45:DV:77:VAL:HA	45:DV:89:ILE:HG22	1.59	0.85
24:DA:2490:G:H4'	24:DA:2491:U:OP1	1.76	0.85
4:AE:155:LYS:HG2	7:AH:65:PHE:HB2	1.56	0.85
24:BA:347:A:H2'	24:BA:348:A:H8	1.40	0.85
24:BA:740:C:H5'	24:BA:1784:A:H3'	1.59	0.85
24:BA:2096:C:H2'	24:BA:2097:A:C8	2.10	0.85
8:CI:75:ALA:HA	8:CI:78:ILE:HD12	1.56	0.85
24:DA:103:A:H2'	24:DA:104:A:C8	2.12	0.85
35:BL:27:LEU:H	35:BL:27:LEU:HD12	1.42	0.84
55:CA:994:A:O2'	55:CA:995:C:H5'	1.76	0.84
27:DD:106:LYS:HB3	27:DD:206:ALA:HB3	1.58	0.84
46:DW:13:ARG:HG3	46:DW:14:ASP:H	1.42	0.84
24:DA:172:A:H2'	24:DA:173:A:C8	2.10	0.84
11:AL:42:LYS:HE2	11:AL:43:LYS:HZ2	1.42	0.84
24:BA:784:G:C6	26:BC:227:VAL:HG11	2.11	0.84
24:BA:1447:C:H2'	24:BA:1448:G:H8	1.42	0.84
34:DK:67:LYS:NZ	24:DA:2726:A:O2'	2.10	0.84
52:D2:31:LEU:HA	52:D2:34:ARG:HB2	1.58	0.84
24:DA:170:U:H2'	24:DA:171:U:H6	1.41	0.84
39:BP:67:GLU:HG3	39:BP:68:GLY:H	1.41	0.84
41:BR:24:LYS:HA	41:BR:94:THR:HG23	1.59	0.84
38:DO:44:GLY:HA2	56:DB:8:C:O2'	1.77	0.84
24:DA:206:U:O2'	24:DA:207:A:H5'	1.78	0.84
24:DA:1024:G:H3'	24:DA:1025:G:H5''	1.60	0.84
24:DA:2591:C:H2'	24:DA:2592:G:C8	2.12	0.84
8:AI:6:TYR:HE2	8:AI:17:ARG:HB2	1.42	0.84
35:DL:54:GLN:HE22	24:DA:2358:A:H61	1.25	0.84
24:DA:2267:A:H3'	24:DA:2267:A:H8	1.41	0.84
21:AA:60:A:H4'	21:AA:61:G:O5'	1.77	0.84
21:AA:243:A:H4'	21:AA:244:U:H5'	1.57	0.84
24:BA:118:A:C8	24:BA:119:A:C8	2.66	0.84

*Continued on next page...*



*Continued from previous page...*

Atom-1	Atom-2	Interatomic distance (Å)	Clash overlap (Å)
11:CL:80:LEU:HB2	11:CL:101:LEU:HD23	1.59	0.84
55:CA:211:G:H2'	55:CA:211:G:N3	1.90	0.84
55:CA:664:G:N2	55:CA:741:G:H1	1.75	0.84
4:AE:133:ILE:H	4:AE:133:ILE:HD12	1.41	0.84
24:BA:1427:A:H4'	24:BA:1428:C:O5'	1.76	0.84
34:BK:18:ARG:HH11	34:BK:18:ARG:CG	1.89	0.84
34:BK:71:ARG:HB2	34:BK:72:PRO:HD3	1.58	0.84
17:CR:62:ARG:HB3	17:CR:69:TYR:CE1	2.13	0.84
20:CU:24:LYS:HG3	20:CU:25:ALA:H	1.42	0.84
24:DA:333:G:O2'	24:DA:334:C:H5'	1.76	0.84
24:DA:1477:A:H2'	24:DA:1478:G:O4'	1.78	0.84
1:AB:168:GLU:HB2	1:AB:172:ILE:HG13	1.60	0.84
7:AH:106:SER:HA	21:AA:642:A:N7	1.93	0.84
21:AA:1399:C:H4'	21:AA:1400:C:O5'	1.78	0.84
34:BK:18:ARG:HG3	34:BK:18:ARG:NH1	1.89	0.84
52:B2:24:THR:HG23	52:B2:27:GLY:H	1.41	0.84
1:CB:90:PHE:HE1	1:CB:92:ASN:HD22	1.26	0.84
7:CH:76:ARG:HD3	7:CH:77:VAL:N	1.92	0.84
21:AA:373:A:HO2'	21:AA:374:A:H8	0.86	0.84
27:BD:5:VAL:N	27:BD:32:ASN:HD21	1.74	0.84
4:CE:95:MET:HA	4:CE:124:ALA:HB2	1.59	0.84
28:DE:148:ILE:HD13	28:DE:187:VAL:HG21	1.60	0.84
45:DV:14:LYS:CB	56:DB:98:G:H1	1.89	0.84
24:DA:685:A:H5'	24:DA:686:U:OP1	1.78	0.84
3:AD:10:LEU:HD21	3:AD:62:ARG:HG3	1.60	0.84
8:AI:113:LYS:HE2	8:AI:118:ARG:O	1.78	0.84
4:CE:45:VAL:HB	4:CE:117:ALA:HB2	1.59	0.84
55:CA:198:G:O2'	55:CA:199:A:H8	1.61	0.84
55:CA:1157:A:H1'	55:CA:1181:G:N2	1.93	0.84
24:DA:2023:C:O2'	24:DA:2024:G:H8	1.59	0.84
4:AE:79:THR:HA	4:AE:119:VAL:HB	1.58	0.84
21:AA:704:A:H2'	21:AA:705:G:H8	1.41	0.84
51:D1:5:ARG:HH21	51:D1:23:THR:HB	1.43	0.84
24:DA:1346:G:O2'	24:DA:1347:A:H8	1.60	0.84
24:DA:2267:A:C8	24:DA:2267:A:H3'	2.12	0.84
1:AB:24:PRO:HG3	21:AA:830:G:H5'	1.60	0.83
36:BM:66:ARG:HG3	36:BM:101:VAL:HG13	1.59	0.83
7:CH:17:GLN:HE21	7:CH:71:VAL:HG23	1.41	0.83
8:CI:118:ARG:HG3	8:CI:124:PRO:HG3	1.59	0.83
39:DP:59:THR:OG1	39:DP:72:VAL:HG12	1.77	0.83
44:DU:35:VAL:HB	44:DU:38:ILE:HD13	1.60	0.83

*Continued on next page...*

*Continued from previous page...*

Atom-1	Atom-2	Interatomic distance (Å)	Clash overlap (Å)
8:AI:59:LYS:HD2	8:AI:60:LEU:HD22	1.58	0.83
29:BF:132:ARG:O	29:BF:133:GLU:HB3	1.76	0.83
31:BH:96:THR:HG22	31:BH:97:ARG:NH1	1.93	0.83
17:CR:26:ALA:O	17:CR:29:LYS:HE2	1.78	0.83
20:CU:39:LYS:H	20:CU:40:PRO:HD2	1.40	0.83
30:DG:66:THR:HG22	24:DA:2748:A:H1'	1.58	0.83
32:DI:91:LYS:HB3	32:DI:94:LYS:HB2	1.61	0.83
21:AA:94:G:H4'	21:AA:95:C:O5'	1.78	0.83
24:BA:1956:U:O2'	24:BA:1957:C:H5'	1.77	0.83
24:BA:2305:U:H2'	24:BA:2306:C:O4'	1.78	0.83
33:BJ:6:ALA:HB3	33:BJ:45:THR:HG21	1.58	0.83
44:BU:97:SER:O	44:BU:98:ASN:HB3	1.76	0.83
12:CM:86:ARG:HD3	12:CM:96:VAL:HG11	1.59	0.83
24:DA:140:C:H5'	24:DA:141:G:N2	1.92	0.83
24:DA:1062:G:C8	24:DA:1088:A:C8	2.67	0.83
24:DA:1935:G:H1'	24:DA:1964:G:N2	1.92	0.83
56:DB:45:A:HO2'	56:DB:46:A:H8	0.86	0.83
1:AB:107:ARG:HE	1:AB:108:GLN:NE2	1.75	0.83
16:AQ:12:VAL:HG13	16:AQ:13:SER:N	1.93	0.83
20:AU:36:PHE:HA	20:AU:39:LYS:HE3	1.59	0.83
6:CG:14:ASP:HB2	6:CG:22:LEU:HD22	1.60	0.83
55:CA:90:C:H2'	55:CA:91:U:C6	2.13	0.83
55:CA:517:G:H5'	55:CA:519:C:C2	2.12	0.83
33:DJ:81:ILE:HG22	24:DA:2515:C:OP1	1.77	0.83
45:DV:80:HIS:HD2	45:DV:82:TYR:H	1.24	0.83
24:DA:435:C:O2'	24:DA:436:C:H5'	1.79	0.83
24:DA:1956:U:O2'	24:DA:1957:C:H5'	1.77	0.83
24:DA:2776:A:H4'	24:DA:2777:G:O5'	1.77	0.83
9:AJ:35:GLN:HG2	9:AJ:77:VAL:HB	1.60	0.83
24:BA:1179:G:C6	24:BA:1180:U:H1'	2.12	0.83
33:BJ:65:THR:HG22	33:BJ:68:LYS:HE3	1.61	0.83
37:BN:33:ILE:HG23	37:BN:114:GLU:HB3	1.61	0.83
48:BY:47:ARG:HH21	48:BY:47:ARG:HG3	1.43	0.83
32:DI:104:GLN:HA	32:DI:107:GLU:HB2	1.61	0.83
24:DA:364:C:H2'	24:DA:365:U:C6	2.12	0.83
24:DA:1476:U:HO2'	24:DA:1477:A:H8	1.27	0.83
5:CF:86:ARG:NH1	17:CR:63:TYR:HB3	1.94	0.83
24:DA:216:A:O2'	24:DA:217:A:H8	1.62	0.83
27:BD:9:VAL:HG22	27:BD:26:VAL:HB	1.60	0.83
34:BK:113:MET:O	34:BK:116:ILE:HG13	1.78	0.83
35:BL:30:THR:O	35:BL:33:ARG:HG2	1.77	0.83

*Continued on next page...*

*Continued from previous page...*

Atom-1	Atom-2	Interatomic distance (Å)	Clash overlap (Å)
38:BO:49:VAL:HG21	38:BO:82:ALA:HA	1.60	0.83
10:CK:124:LYS:HG3	20:CU:34:ARG:HD2	1.60	0.83
55:CA:275:G:H2'	55:CA:276:G:C8	2.13	0.83
34:DK:80:ASP:HB2	39:DP:67:GLU:OE1	1.78	0.83
24:BA:1026:G:H2'	24:BA:1027:A:H8	1.42	0.83
9:CJ:79:PRO:HA	9:CJ:84:VAL:HG11	1.58	0.83
55:CA:806:C:H2'	55:CA:807:A:H8	1.43	0.83
24:DA:632:A:H2'	24:DA:633:A:C8	2.13	0.83
24:DA:2674:G:H2'	24:DA:2675:A:C8	2.14	0.83
55:CA:565:U:H2'	55:CA:566:G:H8	1.44	0.83
38:DO:64:TYR:HE1	56:DB:52:A:C8	1.95	0.83
40:DQ:24:TYR:O	40:DQ:27:ARG:HB3	1.79	0.83
45:DV:77:VAL:HG11	45:DV:79:ARG:HH21	1.43	0.83
24:DA:176:A:H3'	24:DA:177:G:H21	1.43	0.83
4:AE:80:LEU:HD12	4:AE:146:MET:HE1	1.59	0.83
21:AA:174:A:O2'	21:AA:175:C:H5'	1.78	0.83
24:BA:848:C:H2'	24:BA:849:A:H8	1.40	0.83
26:BC:104:LEU:O	26:BC:105:ALA:HB2	1.79	0.83
34:BK:70:ARG:HD3	34:BK:76:VAL:HG22	1.60	0.83
55:CA:960:U:O2'	55:CA:1223:C:H5''	1.79	0.83
24:DA:2439:A:H4'	24:DA:2440:C:O5'	1.79	0.83
6:AG:106:ALA:HB1	6:AG:132:THR:HB	1.61	0.82
21:AA:423:G:H2'	21:AA:423:G:N3	1.92	0.82
24:BA:783:A:OP2	59:BA:3316:HOH:O	1.97	0.82
39:BP:50:ARG:HG2	39:BP:57:ALA:N	1.94	0.82
55:CA:6:G:H2'	55:CA:6:G:N3	1.93	0.82
55:CA:982:U:H1'	55:CA:983:A:N7	1.94	0.82
55:CA:1493:A:H3'	24:DA:1913:A:H61	1.39	0.82
32:DI:113:ALA:HB1	32:DI:124:MET:SD	2.17	0.82
34:DK:87:LEU:HD12	34:DK:92:GLU:HA	1.60	0.82
24:DA:1595:C:H2'	24:DA:1596:A:H8	1.44	0.82
17:AR:40:PRO:HB2	17:AR:42:ARG:HG2	1.59	0.82
24:BA:532:A:HO2'	24:BA:2021:C:H5	1.25	0.82
24:BA:1799:G:H4'	24:BA:1800:C:O5'	1.77	0.82
40:BQ:63:ARG:HH22	40:BQ:96:ASP:HB3	1.44	0.82
55:CA:33:A:H2'	55:CA:34:C:H6	1.43	0.82
55:CA:198:G:HO2'	55:CA:199:A:H8	0.84	0.82
33:DJ:18:VAL:HG13	33:DJ:56:VAL:HA	1.60	0.82
24:DA:1744:A:H3'	24:DA:1745:A:H8	1.43	0.82
55:CA:565:U:H2'	55:CA:566:G:C8	2.13	0.82
24:DA:1639:C:H2'	24:DA:1640:A:H5''	1.61	0.82

*Continued on next page...*

*Continued from previous page...*

Atom-1	Atom-2	Interatomic distance (Å)	Clash overlap (Å)
56:DB:50:A:C5	56:DB:51:G:C8	2.68	0.82
3:AD:61:ARG:HH21	3:AD:67:LEU:HA	1.42	0.82
24:BA:2742:G:O2'	24:BA:2743:U:H5'	1.80	0.82
31:BH:97:ARG:HG2	31:BH:111:ALA:HB1	1.60	0.82
55:CA:977:A:H2'	55:CA:1224:U:O4	1.79	0.82
24:DA:2308:G:C6	24:DA:2311:A:N6	2.48	0.82
46:BW:17:ALA:HA	46:BW:35:ILE:HG23	1.61	0.82
53:B3:26:ALA:O	53:B3:27:ASN:HB2	1.79	0.82
55:CA:747:A:H2'	55:CA:748:G:O4'	1.78	0.82
26:DC:122:ALA:HB3	26:DC:127:ASN:HD22	1.43	0.82
34:DK:25:LEU:HD23	34:DK:25:LEU:H	1.44	0.82
24:DA:2674:G:H2'	24:DA:2675:A:H8	1.42	0.82
4:AE:55:VAL:N	4:AE:56:PRO:HD2	1.95	0.82
7:AH:17:GLN:HE21	7:AH:71:VAL:HG23	1.45	0.82
24:BA:2720:U:H2'	24:BA:2721:A:H8	1.43	0.82
28:BE:95:LYS:O	28:BE:96:VAL:HB	1.78	0.82
33:BJ:73:VAL:HG23	33:BJ:74:TYR:N	1.93	0.82
8:CI:17:ARG:HB2	8:CI:65:THR:HB	1.62	0.82
55:CA:1031:C:H5'	55:CA:1032:G:H5''	1.59	0.82
48:DY:48:ARG:NH2	24:DA:75:G:H4'	1.94	0.82
2:AC:166:TRP:H	2:AC:166:TRP:HE3	1.25	0.82
21:AA:345:C:H3'	39:BP:33:GLU:OE1	1.80	0.82
21:AA:859:G:H2'	21:AA:860:A:C8	2.15	0.82
21:AA:1224:U:H4'	21:AA:1225:A:OP2	1.79	0.82
24:BA:1062:G:H2'	24:BA:1063:G:C8	2.13	0.82
55:CA:1507:A:O2'	55:CA:1508:A:H8	1.61	0.82
27:DD:119:ALA:HB3	27:DD:163:GLY:N	1.95	0.82
29:DF:49:LEU:H	29:DF:49:LEU:HD22	1.41	0.82
30:DG:126:THR:HG22	30:DG:127:GLN:H	1.43	0.82
24:DA:1469:A:H2'	24:DA:1470:A:H8	1.42	0.82
24:BA:1447:C:H2'	24:BA:1448:G:C8	2.15	0.82
24:BA:2210:U:H4'	24:BA:2211:A:H5'	1.59	0.82
24:BA:2211:A:OP2	24:BA:2211:A:H4'	1.79	0.82
24:BA:2352:A:H2'	24:BA:2353:G:O4'	1.79	0.82
11:CL:113:ARG:HB3	11:CL:118:VAL:HB	1.61	0.82
30:DG:120:ILE:HG13	30:DG:140:ILE:HG22	1.61	0.82
46:DW:18:LYS:HD3	46:DW:19:ARG:N	1.93	0.82
24:DA:752:A:O2'	24:DA:753:A:OP2	1.97	0.82
24:DA:1437:C:H2'	24:DA:1438:U:C6	2.14	0.82
56:DB:12:C:H5''	56:DB:15:A:N6	1.93	0.82
4:AE:80:LEU:HB2	4:AE:122:VAL:HG11	1.61	0.82

*Continued on next page...*

*Continued from previous page...*

Atom-1	Atom-2	Interatomic distance (Å)	Clash overlap (Å)
21:AA:792:A:O2'	21:AA:794:A:N7	2.12	0.82
24:BA:1813:G:N3	26:BC:49:THR:HG21	1.95	0.82
56:DB:75:G:O2'	56:DB:76:G:H5'	1.79	0.82
4:AE:38:VAL:HG13	4:AE:66:ALA:HB1	1.61	0.82
21:AA:753:A:H4'	21:AA:754:C:O5'	1.78	0.82
37:BN:73:ASN:O	37:BN:76:VAL:HG12	1.80	0.82
26:DC:73:ILE:HD12	24:DA:1490:A:C8	2.14	0.82
24:DA:142:A:H2'	24:DA:143:C:H6	1.42	0.82
24:DA:2438:U:O2'	24:DA:2439:A:H5''	1.80	0.82
24:BA:675:A:H4'	28:BE:62:GLN:NE2	1.95	0.81
35:BL:74:THR:HG22	35:BL:107:PHE:HB2	1.58	0.81
28:DE:122:GLU:HA	28:DE:190:ALA:HB2	1.62	0.81
37:DN:37:THR:HG22	37:DN:39:PRO:HD2	1.60	0.81
4:AE:25:LYS:HE2	21:AA:923:A:H5''	1.62	0.81
6:CG:91:ARG:HG2	6:CG:92:PRO:HD2	1.61	0.81
27:DD:38:LYS:HB3	27:DD:38:LYS:HZ3	1.45	0.81
24:DA:1817:G:O2'	24:DA:1818:U:H5'	1.79	0.81
21:AA:33:A:H2'	21:AA:34:C:C6	2.15	0.81
21:AA:373:A:O2'	21:AA:374:A:H5'	1.79	0.81
21:AA:513:C:H2'	21:AA:514:C:H6	1.43	0.81
21:AA:1160:G:O2'	21:AA:1161:C:H5'	1.80	0.81
21:AA:1239:A:H4'	21:AA:1240:U:C5'	2.10	0.81
24:BA:1996:C:H4'	24:BA:1997:C:OP1	1.79	0.81
40:BQ:65:ASN:ND2	40:BQ:69:ARG:HH22	1.77	0.81
1:CB:59:ILE:HA	1:CB:62:ARG:HD3	1.60	0.81
26:DC:140:VAL:HG22	26:DC:161:VAL:O	1.79	0.81
28:DE:79:ARG:HG2	28:DE:80:SER:H	1.45	0.81
44:DU:96:LYS:HD3	24:DA:300:A:OP2	1.80	0.81
24:DA:329:G:OP1	24:DA:329:G:H3'	1.79	0.81
24:DA:1569:A:H2'	24:DA:1570:A:C8	2.14	0.81
24:BA:1026:G:H2'	24:BA:1027:A:C8	2.16	0.81
24:BA:2500:U:H5''	24:BA:2501:C:OP2	1.80	0.81
30:BG:122:ALA:HB2	30:BG:132:LEU:HB3	1.61	0.81
24:DA:2476:A:H2	24:DA:2481:G:H1	1.27	0.81
21:AA:690:G:H2'	21:AA:691:G:O4'	1.80	0.81
21:AA:1225:A:H2'	21:AA:1226:C:C6	2.15	0.81
24:BA:765:C:H2'	24:BA:766:U:H6	1.44	0.81
24:BA:930:G:H1'	49:BZ:24:LEU:HD21	1.60	0.81
2:CC:106:ARG:H	2:CC:106:ARG:CD	1.90	0.81
2:CC:161:ILE:HD13	2:CC:161:ILE:H	1.43	0.81
55:CA:966:G:O2'	55:CA:967:C:H5'	1.80	0.81

*Continued on next page...*

*Continued from previous page...*

Atom-1	Atom-2	Interatomic distance (Å)	Clash overlap (Å)
44:DU:54:PRO:HG2	44:DU:55:GLY:H	1.45	0.81
24:DA:395:U:O2'	24:DA:396:G:C8	2.33	0.81
24:DA:1784:A:H4'	24:DA:1785:A:C5'	2.09	0.81
3:AD:187:ARG:HH12	3:AD:191:SER:HA	1.46	0.81
24:BA:2813:A:H2	24:BA:2887:A:H62	1.25	0.81
10:CK:51:PHE:HB3	10:CK:55:ARG:HB3	1.62	0.81
53:D3:1:PRO:HD2	24:DA:591:U:H1'	1.62	0.81
24:DA:1056:G:C1'	24:DA:1103:A:H61	1.93	0.81
24:DA:2225:A:H5'	24:DA:2226:C:H5'	1.61	0.81
1:AB:53:LEU:HA	1:AB:56:LEU:HB3	1.62	0.81
24:BA:859:G:OP2	24:BA:859:G:C8	2.34	0.81
24:DA:2660:A:H2	24:DA:2661:G:C4	1.98	0.81
3:AD:33:ILE:O	3:AD:34:GLU:HB3	1.79	0.81
24:BA:27:G:N2	24:BA:512:G:O2'	2.12	0.81
24:BA:932:U:H4'	24:BA:933:A:O5'	1.81	0.81
26:BC:141:HIS:HB2	26:BC:190:THR:HB	1.63	0.81
42:BS:51:LEU:O	42:BS:55:ILE:HG13	1.81	0.81
28:DE:170:ARG:HH22	28:DE:176:ASP:HB2	1.46	0.81
34:DK:61:VAL:HG11	34:DK:112:PHE:CE2	2.16	0.81
35:DL:79:LEU:HA	35:DL:82:LEU:HD11	1.61	0.81
21:AA:1444:U:H2'	21:AA:1445:U:H6	1.45	0.81
26:BC:14:HIS:O	26:BC:203:VAL:HG11	1.79	0.81
1:CB:206:ILE:HA	1:CB:209:VAL:HG22	1.61	0.81
3:CD:25:ARG:HH11	3:CD:30:LYS:HE2	1.44	0.81
55:CA:174:A:O2'	55:CA:175:C:H5'	1.81	0.81
27:DD:8:LYS:HB2	27:DD:201:LEU:HD11	1.62	0.81
44:DU:95:PHE:HD1	44:DU:95:PHE:H	1.29	0.81
3:AD:25:ARG:NH1	3:AD:30:LYS:HE3	1.95	0.81
21:AA:924:C:H2'	21:AA:925:G:C8	2.16	0.81
24:BA:1385:A:O2'	24:BA:1386:C:H5''	1.81	0.81
24:BA:1839:G:H2'	24:BA:1840:G:H8	1.46	0.81
29:DF:74:ALA:HB1	29:DF:76:PHE:CD2	2.16	0.81
24:DA:1283:G:H22	24:DA:1286:A:H5'	1.44	0.81
24:DA:2239:G:H5''	59:DA:3532:HOH:O	1.81	0.81
4:AE:110:MET:SD	4:AE:139:THR:HG21	2.20	0.80
5:AF:86:ARG:NH1	17:AR:63:TYR:HB3	1.94	0.80
21:AA:702:A:O2'	21:AA:703:G:OP1	1.99	0.80
24:BA:347:A:H2'	24:BA:348:A:C8	2.16	0.80
44:BU:73:ASN:HD22	44:BU:76:THR:H	1.29	0.80
2:CC:109:GLU:HB3	2:CC:143:LEU:HD22	1.62	0.80
4:CE:114:LEU:HD13	4:CE:122:VAL:HG11	1.62	0.80

*Continued on next page...*



*Continued from previous page...*

Atom-1	Atom-2	Interatomic distance (Å)	Clash overlap (Å)
9:CJ:5:ARG:HH21	9:CJ:77:VAL:HG13	1.45	0.80
7:AH:74:ILE:CD1	7:AH:128:VAL:HG13	2.11	0.80
24:BA:251:A:H2'	24:BA:252:G:O4'	1.81	0.80
4:CE:149:PRO:HG3	7:CH:98:LEU:HD21	1.60	0.80
9:CJ:59:LYS:HG2	55:CA:972:C:H4'	1.63	0.80
29:DF:43:ILE:HG23	29:DF:44:ALA:H	1.46	0.80
34:DK:17:ARG:HG2	34:DK:18:ARG:H	1.45	0.80
24:DA:2498:C:O2'	24:DA:2499:C:H5'	1.81	0.80
1:AB:143:LEU:HB2	1:AB:147:LEU:HD12	1.62	0.80
2:AC:152:VAL:HG12	2:AC:197:VAL:HG22	1.62	0.80
6:AG:94:ARG:HE	6:AG:98:LEU:HD11	1.46	0.80
21:AA:338:A:N1	21:AA:351:G:O6	2.14	0.80
27:BD:99:GLU:HG3	27:BD:100:LEU:N	1.95	0.80
54:B4:9:LYS:H	54:B4:9:LYS:HD3	1.43	0.80
26:DC:159:THR:O	26:DC:194:VAL:HG12	1.81	0.80
53:D3:41:ARG:HG3	53:D3:41:ARG:HH21	1.47	0.80
24:DA:671:C:O2'	24:DA:672:C:H5'	1.81	0.80
21:AA:32:A:H2'	21:AA:33:A:C8	2.16	0.80
21:AA:859:G:H2'	21:AA:860:A:H8	1.46	0.80
24:BA:637:A:H4'	24:BA:638:G:O5'	1.80	0.80
20:CU:24:LYS:HZ1	20:CU:25:ALA:HB2	1.45	0.80
55:CA:78:A:H2'	55:CA:79:G:C8	2.16	0.80
55:CA:116:A:H2'	55:CA:117:G:C8	2.16	0.80
28:DE:128:ALA:HB1	28:DE:129:PRO:HD2	1.62	0.80
24:BA:395:U:O2'	24:BA:396:G:N7	2.13	0.80
24:BA:636:G:C6	35:BL:111:ILE:HD11	2.16	0.80
24:BA:1602:U:O4	59:BA:3721:HOH:O	1.99	0.80
39:BP:4:ILE:HG22	39:BP:5:LYS:N	1.97	0.80
45:BV:40:ILE:HG22	45:BV:41:GLU:N	1.95	0.80
13:CN:63:CYS:HB3	13:CN:67:GLY:H	1.46	0.80
28:DE:47:LYS:HB3	28:DE:51:GLU:HB2	1.64	0.80
31:DH:3:VAL:HG12	31:DH:38:PRO:HA	1.64	0.80
24:DA:1407:G:H2'	24:DA:1408:G:H8	1.44	0.80
21:AA:82:G:H21	21:AA:84:U:H3	1.30	0.80
24:BA:206:U:O2'	24:BA:207:A:H5'	1.80	0.80
48:BY:9:LYS:HA	48:BY:9:LYS:CE	2.11	0.80
9:CJ:57:VAL:HG22	9:CJ:58:ASN:H	1.47	0.80
12:CM:82:LEU:HB2	18:CS:73:PHE:HE2	1.45	0.80
55:CA:142:G:C5	55:CA:143:A:C8	2.70	0.80
55:CA:735:C:H2'	55:CA:736:C:H6	1.45	0.80
40:DQ:4:LYS:NZ	40:DQ:6:GLY:HA3	1.96	0.80

*Continued on next page...*

*Continued from previous page...*

Atom-1	Atom-2	Interatomic distance (Å)	Clash overlap (Å)
40:DQ:91:ARG:HG3	41:DR:11:GLN:CD	2.01	0.80
13:AN:50:LEU:HB3	13:AN:51:PRO:HD2	1.63	0.80
16:AQ:76:ARG:HG2	16:AQ:77:VAL:H	1.46	0.80
24:BA:181:A:H1'	24:BA:435:C:H5'	1.63	0.80
24:BA:1398:C:O2'	24:BA:1399:C:H5'	1.82	0.80
39:BP:50:ARG:HG2	39:BP:57:ALA:H	1.46	0.80
6:CG:74:VAL:HG13	6:CG:140:VAL:HG13	1.64	0.80
29:DF:64:PRO:HA	29:DF:88:VAL:HG22	1.62	0.80
30:DG:16:VAL:HG11	30:DG:44:HIS:CD2	2.17	0.80
11:AL:21:PRO:HD2	11:AL:94:TYR:OH	1.81	0.80
17:AR:35:SER:HA	17:AR:71:ASP:HB3	1.64	0.80
46:BW:18:LYS:HA	46:BW:36:ILE:HG13	1.64	0.80
9:CJ:52:LEU:CB	13:CN:80:ARG:HE	1.94	0.80
24:DA:477:A:H2'	24:DA:478:A:H8	1.45	0.80
24:DA:616:A:C2'	24:DA:617:G:H8	1.93	0.80
24:DA:1815:A:H4'	24:DA:1816:C:OP1	1.81	0.80
24:DA:2671:G:H2'	24:DA:2672:U:H6	1.45	0.80
24:BA:994:C:H1'	41:BR:10:LYS:NZ	1.97	0.80
33:BJ:21:THR:HG22	33:BJ:22:GLY:N	1.97	0.80
46:BW:24:ARG:HD2	46:BW:25:PHE:N	1.96	0.80
55:CA:818:G:O2'	55:CA:819:A:H5''	1.82	0.80
48:DY:41:HIS:CD2	24:DA:96:C:H4'	2.16	0.80
50:D0:39:ARG:CD	24:DA:2886:A:H62	1.95	0.80
1:AB:162:VAL:HG21	1:AB:172:ILE:HD11	1.62	0.80
5:AF:29:ILE:HG12	5:AF:64:VAL:HG11	1.62	0.80
24:BA:1309:G:OP1	52:B2:9:VAL:HG12	1.81	0.80
26:BC:29:PHE:CE2	26:BC:31:PRO:HG2	2.17	0.80
27:BD:110:THR:HG23	27:BD:171:THR:HG22	1.64	0.80
30:BG:148:ARG:HA	30:BG:161:VAL:HG11	1.62	0.80
46:BW:47:GLY:N	46:BW:80:SER:HB3	1.96	0.80
40:DQ:91:ARG:NH1	41:DR:10:LYS:HB3	1.97	0.80
24:DA:1447:C:H2'	24:DA:1448:G:H8	1.47	0.80
13:AN:42:ASN:HD21	13:AN:46:LYS:NZ	1.80	0.79
24:BA:395:U:O2'	24:BA:396:G:C8	2.36	0.79
24:BA:1026:G:O2'	24:BA:1027:A:H5'	1.82	0.79
24:BA:2543:G:H2'	24:BA:2544:G:C8	2.16	0.79
24:BA:2714:G:O2'	24:BA:2715:C:H5'	1.82	0.79
35:BL:81:ASP:O	35:BL:82:LEU:HB3	1.82	0.79
1:CB:128:LEU:HB3	1:CB:131:LYS:HB3	1.64	0.79
12:CM:8:ILE:HD11	29:DF:136:ILE:HG13	1.64	0.79
55:CA:1135:U:H5'	55:CA:1136:C:OP2	1.82	0.79

*Continued on next page...*



*Continued from previous page...*

Atom-1	Atom-2	Interatomic distance (Å)	Clash overlap (Å)
37:DN:38:LEU:HB3	37:DN:39:PRO:HD3	1.63	0.79
38:DO:30:ARG:HH22	38:DO:103:VAL:CG2	1.95	0.79
24:DA:2308:G:C6	24:DA:2311:A:C6	2.71	0.79
1:AB:159:ALA:HB1	1:AB:183:PHE:HE2	1.47	0.79
21:AA:1046:A:O2'	21:AA:1047:G:H5'	1.82	0.79
24:BA:2210:U:H4'	24:BA:2211:A:C5'	2.11	0.79
24:BA:2355:G:H4'	46:BW:20:LEU:HD13	1.64	0.79
28:BE:148:ILE:HD13	28:BE:187:VAL:HG21	1.65	0.79
8:CI:45:MET:HA	8:CI:48:ARG:HG2	1.64	0.79
16:CQ:44:HIS:HB2	16:CQ:69:THR:O	1.81	0.79
18:CS:35:ARG:HA	18:CS:70:LEU:HB2	1.64	0.79
55:CA:874:G:O2'	55:CA:875:U:H5'	1.80	0.79
24:DA:973:A:OP1	24:DA:973:A:H8	1.66	0.79
24:DA:1929:G:H4'	24:DA:1930:G:OP1	1.81	0.79
24:DA:2311:A:H5'	24:DA:2312:U:C5	2.17	0.79
24:DA:2671:G:H2'	24:DA:2672:U:C6	2.17	0.79
24:DA:2714:G:H2'	24:DA:2715:C:H6	1.44	0.79
10:AK:83:VAL:HB	10:AK:109:ILE:HG12	1.65	0.79
21:AA:274:A:HO2'	21:AA:275:G:H8	1.22	0.79
24:BA:1157:G:O2'	24:BA:1158:C:H5'	1.81	0.79
28:BE:97:ASN:HB2	28:BE:100:MET:HG3	1.65	0.79
34:BK:57:VAL:C	34:BK:58:LEU:HD23	2.03	0.79
6:CG:101:ARG:HH21	55:CA:940:C:H5'	1.47	0.79
43:DT:69:ARG:HG2	24:DA:64:A:O2'	1.83	0.79
24:BA:161:A:H3'	24:BA:162:U:H5''	1.64	0.79
24:BA:1252:G:N2	40:BQ:32:ARG:HG2	1.97	0.79
10:AK:116:PRO:HB3	21:AA:676:A:H1'	1.64	0.79
24:BA:513:A:O2'	24:BA:514:A:H5'	1.82	0.79
24:BA:2796:U:H3	24:BA:2799:A:H61	1.31	0.79
33:BJ:5:THR:HG22	33:BJ:5:THR:O	1.80	0.79
40:BQ:10:ARG:HB2	40:BQ:10:ARG:NH1	1.97	0.79
11:CL:43:LYS:CB	11:CL:44:PRO:HD2	2.08	0.79
55:CA:33:A:H2'	55:CA:34:C:C6	2.17	0.79
37:DN:45:ARG:NH2	24:DA:2838:G:H1'	1.97	0.79
24:BA:2531:A:H5''	30:BG:156:TYR:CZ	2.18	0.79
38:BO:31:THR:CG2	38:BO:34:HIS:H	1.94	0.79
9:CJ:51:VAL:HB	13:CN:80:ARG:HB2	1.63	0.79
55:CA:243:A:H4'	55:CA:244:U:H5'	1.65	0.79
35:DL:78:ARG:NH1	24:DA:627:A:H5''	1.96	0.79
35:DL:79:LEU:HB3	35:DL:114:GLY:H	1.45	0.79
43:DT:44:LYS:O	43:DT:48:GLN:HG2	1.81	0.79

*Continued on next page...*

*Continued from previous page...*

Atom-1	Atom-2	Interatomic distance (Å)	Clash overlap (Å)
13:AN:20:PHE:C	13:AN:22:LYS:H	1.85	0.79
24:BA:855:G:H21	46:BW:23:LYS:CG	1.91	0.79
24:BA:1335:C:H2'	24:BA:1336:A:H8	1.46	0.79
24:BA:2291:U:H2'	24:BA:2292:U:C6	2.17	0.79
33:BJ:64:VAL:O	33:BJ:65:THR:HB	1.82	0.79
35:BL:93:ASN:HD22	35:BL:94:THR:H	1.30	0.79
42:BS:73:LYS:HE3	42:BS:74:ILE:N	1.97	0.79
2:CC:190:THR:HG22	2:CC:192:TYR:H	1.47	0.79
38:DO:53:THR:HB	38:DO:65:THR:HG22	1.62	0.79
50:D0:12:ARG:HG3	50:D0:15:ARG:HH11	1.48	0.79
24:DA:637:A:N6	24:DA:652:U:H4'	1.98	0.79
24:DA:1499:C:O2'	24:DA:1500:G:H5'	1.83	0.79
7:AH:54:THR:O	7:AH:56:PRO:HD3	1.82	0.79
21:AA:867:G:H2'	21:AA:868:C:H6	1.47	0.79
27:BD:91:THR:O	27:BD:93:GLY:N	2.15	0.79
4:CE:13:LYS:HE2	4:CE:13:LYS:HA	1.63	0.79
55:CA:463:U:H2'	55:CA:464:U:C5	2.17	0.79
42:DS:8:ARG:O	42:DS:9:HIS:HB2	1.82	0.79
44:DU:92:VAL:HB	44:DU:101:THR:HG21	1.64	0.79
24:DA:33:C:O2'	24:DA:34:U:H5'	1.82	0.79
24:DA:272:A:O2'	24:DA:273:G:C8	2.36	0.79
24:DA:2491:U:H5''	24:DA:2570:G:H5''	1.64	0.79
26:BC:158:GLY:H	26:BC:194:VAL:HG13	1.47	0.79
35:BL:14:LYS:HG3	35:BL:15:ALA:N	1.98	0.79
47:BX:5:GLN:NE2	47:BX:49:ARG:H	1.80	0.79
29:DF:41:GLU:HG2	29:DF:42:ALA:H	1.48	0.79
21:AA:1412:C:H2'	21:AA:1413:A:C8	2.18	0.79
31:BH:94:ILE:HG21	31:BH:99:ILE:HG12	1.64	0.79
17:CR:54:LEU:HG	17:CR:58:ILE:HD11	1.64	0.79
55:CA:10:A:H2'	55:CA:11:G:H8	1.47	0.79
55:CA:120:A:C3'	55:CA:121:U:H5''	2.13	0.79
44:DU:92:VAL:HB	44:DU:101:THR:CG2	2.13	0.79
24:DA:83:A:N6	24:DA:101:A:H5'	1.98	0.79
24:DA:669:G:N2	24:DA:670:A:C2	2.50	0.79
24:DA:1307:A:H62	24:DA:1606:C:H6	1.29	0.79
24:DA:1655:A:H2'	24:DA:1656:C:C6	2.18	0.79
1:AB:84:LEU:HD13	1:AB:90:PHE:CE2	2.17	0.78
21:AA:158:G:C2'	21:AA:159:G:H5''	2.13	0.78
21:AA:922:G:H2'	21:AA:923:A:C8	2.18	0.78
21:AA:1239:A:H1'	21:AA:1241:G:C5	2.18	0.78
24:BA:242:G:N2	24:BA:255:A:OP2	2.14	0.78

*Continued on next page...*

*Continued from previous page...*

Atom-1	Atom-2	Interatomic distance (Å)	Clash overlap (Å)
28:BE:151:GLY:HA2	28:BE:192:ALA:HB2	1.64	0.78
31:BH:2:GLN:O	31:BH:3:VAL:HG22	1.83	0.78
1:CB:101:THR:HG22	1:CB:178:LEU:HD13	1.62	0.78
2:CC:2:GLN:HB3	55:CA:1191:A:OP1	1.81	0.78
18:CS:35:ARG:NH2	55:CA:1221:G:H4'	1.97	0.78
34:DK:60:ALA:HA	34:DK:87:LEU:CD2	2.13	0.78
56:DB:11:C:C5	56:DB:12:C:H5	2.01	0.78
1:AB:113:LEU:HD13	1:AB:143:LEU:HG	1.63	0.78
4:AE:75:LEU:HD21	4:AE:119:VAL:HG12	1.65	0.78
13:AN:19:TYR:O	13:AN:22:LYS:HB3	1.82	0.78
21:AA:212:G:HO2'	21:AA:213:G:H8	1.14	0.78
21:AA:1441:A:H62	21:AA:1461:G:N2	1.78	0.78
26:BC:123:ILE:O	26:BC:123:ILE:HG12	1.83	0.78
30:BG:23:ILE:H	30:BG:23:ILE:HD12	1.48	0.78
14:CO:45:HIS:HB3	55:CA:668:G:O2'	1.83	0.78
24:BA:1061:U:H3'	24:BA:1062:G:H5''	1.66	0.78
55:CA:1448:C:HO2'	55:CA:1449:C:H6	1.30	0.78
24:DA:61:C:O2'	24:DA:62:U:H5'	1.84	0.78
24:DA:616:A:C2'	24:DA:617:G:C8	2.65	0.78
24:DA:627:A:H61	24:DA:636:G:H2'	1.47	0.78
24:DA:2425:A:C5'	24:DA:2427:C:H5'	2.12	0.78
24:DA:2654:A:H4'	24:DA:2655:G:OP1	1.81	0.78
24:BA:1993:U:H2'	24:BA:1994:C:H6	1.48	0.78
27:BD:140:HIS:HE1	59:BD:402:HOH:O	1.67	0.78
28:DE:166:LYS:HE2	28:DE:166:LYS:HA	1.64	0.78
31:DH:41:LYS:HA	31:DH:44:ILE:HG12	1.63	0.78
24:DA:232:G:H4'	24:DA:233:A:OP1	1.82	0.78
1:AB:137:THR:HG22	1:AB:140:LEU:HD22	1.66	0.78
1:AB:209:VAL:HG23	1:AB:210:THR:H	1.48	0.78
21:AA:575:G:H4'	21:AA:576:C:C5'	2.13	0.78
24:BA:675:A:H4'	28:BE:62:GLN:HE22	1.49	0.78
24:BA:989:G:H4'	24:BA:990:A:OP1	1.81	0.78
31:BH:89:LYS:HG2	31:BH:90:LEU:H	1.48	0.78
39:BP:50:ARG:CD	39:BP:51:ASN:H	1.97	0.78
8:CI:109:GLN:HG2	8:CI:110:VAL:H	1.47	0.78
55:CA:1507:A:HO2'	55:CA:1508:A:H8	0.80	0.78
24:DA:223:A:N6	24:DA:422:A:C6	2.52	0.78
24:BA:38:A:O2'	28:BE:43:THR:HA	1.82	0.78
24:BA:1082:U:H5'	32:BI:117:THR:O	1.83	0.78
37:BN:70:THR:HB	37:BN:75:ILE:HD11	1.66	0.78
12:CM:104:ASN:HB3	55:CA:948:C:H5''	1.66	0.78

*Continued on next page...*

*Continued from previous page...*

Atom-1	Atom-2	Interatomic distance (Å)	Clash overlap (Å)
55:CA:960:U:H5'	55:CA:961:U:H5''	1.65	0.78
44:DU:45:GLN:HA	44:DU:45:GLN:HE21	1.47	0.78
53:D3:61:LEU:HB2	53:D3:64:ALA:HB3	1.65	0.78
56:DB:57:A:H2'	56:DB:58:A:C8	2.17	0.78
4:AE:113:VAL:HG11	4:AE:136:VAL:HG23	1.65	0.78
16:AQ:58:VAL:HG23	16:AQ:76:ARG:O	1.84	0.78
24:BA:802:A:H2'	24:BA:803:U:C6	2.17	0.78
32:BI:115:ASP:O	32:BI:116:MET:HG2	1.84	0.78
33:BJ:45:THR:O	33:BJ:45:THR:HG23	1.83	0.78
35:BL:78:ARG:HB3	35:BL:113:ALA:HB3	1.65	0.78
2:CC:122:GLN:HB2	2:CC:127:VAL:HG21	1.66	0.78
8:CI:51:LEU:HB2	8:CI:56:MET:SD	2.24	0.78
12:CM:64:VAL:HG12	12:CM:65:GLU:HG3	1.66	0.78
55:CA:899:C:H2'	55:CA:900:A:C8	2.18	0.78
54:D4:19:ARG:O	54:D4:20:ASP:HB2	1.80	0.78
24:BA:36:G:O2'	24:BA:37:C:H5'	1.84	0.78
18:CS:11:ASP:H	18:CS:14:LEU:HD21	1.49	0.78
24:DA:1320:C:O2'	24:DA:1321:A:H5''	1.84	0.78
24:DA:2311:A:H2'	24:DA:2311:A:N3	1.98	0.78
24:DA:2579:C:H6	24:DA:2579:C:O5'	1.66	0.78
56:DB:45:A:C2'	56:DB:46:A:H8	1.97	0.78
26:DC:181:ARG:HG3	26:DC:265:PHE:O	1.83	0.78
29:DF:12:VAL:HA	29:DF:15:LEU:HB2	1.65	0.78
48:DY:39:GLN:O	48:DY:42:LEU:HB2	1.83	0.78
24:DA:2638:G:H1'	24:DA:2778:A:N6	1.98	0.78
24:DA:2758:A:O2'	24:DA:2759:G:H5'	1.84	0.78
4:AE:87:VAL:HG12	4:AE:92:ARG:HA	1.65	0.78
4:AE:95:MET:HE2	4:AE:143:LEU:HD21	1.66	0.78
24:BA:632:A:H2'	24:BA:633:A:C8	2.19	0.78
32:BI:104:GLN:O	32:BI:105:LEU:HB2	1.84	0.78
2:CC:106:ARG:HD3	2:CC:106:ARG:N	1.97	0.78
38:DO:100:HIS:O	38:DO:100:HIS:CD2	2.36	0.78
46:DW:22:VAL:HG21	24:DA:922:C:H1'	1.65	0.78
2:AC:21:TRP:HB3	2:AC:58:ARG:H	1.50	0.77
24:BA:52:A:O2'	24:BA:53:A:H5'	1.83	0.77
37:BN:23:ASN:N	37:BN:23:ASN:HD22	1.81	0.77
1:CB:122:ASP:HB3	1:CB:124:THR:HG22	1.66	0.77
3:CD:144:ILE:HD12	3:CD:177:MET:HB3	1.63	0.77
6:CG:71:THR:HG23	6:CG:72:VAL:HG23	1.65	0.77
55:CA:519:C:O2'	55:CA:520:A:H5'	1.83	0.77
55:CA:1299:A:H2'	55:CA:1299:A:N3	1.98	0.77

*Continued on next page...*

*Continued from previous page...*

Atom-1	Atom-2	Interatomic distance (Å)	Clash overlap (Å)
55:CA:1507:A:N6	55:CA:1530:G:C6	2.51	0.77
36:DM:72:PRO:O	36:DM:73:ILE:HB	1.82	0.77
48:DY:1:MET:HG2	48:DY:4:LYS:HZ1	1.47	0.77
24:DA:2210:U:H4'	24:DA:2211:A:O5'	1.82	0.77
24:DA:2503:A:H4'	24:DA:2504:U:OP1	1.82	0.77
1:AB:41:ASN:HB3	1:AB:44:LYS:HB3	1.64	0.77
24:DA:449:A:O2'	24:DA:450:G:H5'	1.85	0.77
24:DA:649:G:H2'	24:DA:650:C:C6	2.19	0.77
24:DA:1080:A:H2'	24:DA:1081:U:C6	2.20	0.77
24:DA:1714:U:H3'	24:DA:1715:G:H5'	1.66	0.77
19:AT:68:LYS:HB2	19:AT:68:LYS:NZ	1.99	0.77
24:BA:529:A:H4'	24:BA:530:G:OP1	1.84	0.77
24:BA:571:U:O3'	41:BR:80:ARG:NH2	2.17	0.77
47:BX:34:SER:CA	47:BX:49:ARG:HA	2.14	0.77
34:DK:71:ARG:HB3	34:DK:72:PRO:CD	2.11	0.77
36:DM:84:LYS:HA	24:DA:2275:C:O2'	1.83	0.77
37:DN:2:ARG:HG2	37:DN:5:LYS:HD3	1.67	0.77
27:BD:99:GLU:CG	27:BD:100:LEU:H	1.98	0.77
35:BL:85:VAL:HG21	35:BL:94:THR:HG23	1.65	0.77
42:BS:96:ILE:O	42:BS:96:ILE:HG13	1.84	0.77
55:CA:1218:C:H2'	55:CA:1219:A:H8	1.43	0.77
28:DE:60:TRP:HZ2	24:DA:675:A:OP1	1.67	0.77
35:DL:73:ILE:O	35:DL:105:ILE:HG23	1.83	0.77
48:DY:28:LEU:HD11	48:DY:43:LEU:HD13	1.66	0.77
24:DA:1515:A:H2'	24:DA:1516:G:O4'	1.84	0.77
37:BN:24:MET:HG2	37:BN:44:LEU:CD2	2.15	0.77
46:BW:46:ALA:HB3	46:BW:79:ILE:O	1.83	0.77
55:CA:721:G:H4'	55:CA:722:G:O5'	1.84	0.77
55:CA:1467:C:H2'	55:CA:1468:A:C8	2.20	0.77
34:DK:87:LEU:HB2	34:DK:92:GLU:O	1.85	0.77
39:DP:88:ARG:HE	39:DP:112:ARG:HH21	1.29	0.77
50:D0:12:ARG:HG3	50:D0:15:ARG:NH1	1.99	0.77
24:DA:1803:A:H5''	24:DA:1804:C:OP2	1.84	0.77
3:AD:119:HIS:CD2	21:AA:438:U:H4'	2.19	0.77
7:AH:98:LEU:HD23	7:AH:98:LEU:N	1.98	0.77
24:BA:742:A:H2'	24:BA:743:A:C8	2.18	0.77
24:BA:2067:G:H4'	24:BA:2068:U:OP2	1.84	0.77
36:BM:73:ILE:HG21	36:BM:91:TYR:CZ	2.20	0.77
54:B4:10:LEU:HD12	54:B4:33:HIS:CD2	2.20	0.77
3:CD:109:THR:HG22	3:CD:111:ALA:N	1.98	0.77
12:CM:21:ILE:HG22	12:CM:23:GLY:H	1.49	0.77

*Continued on next page...*

*Continued from previous page...*

Atom-1	Atom-2	Interatomic distance (Å)	Clash overlap (Å)
13:CN:52:ARG:NH1	13:CN:52:ARG:HA	2.00	0.77
55:CA:397:A:H3'	55:CA:397:A:N3	1.99	0.77
55:CA:757:U:O2'	55:CA:879:C:H1'	1.85	0.77
39:DP:9:GLN:HA	39:DP:12:MET:HG3	1.64	0.77
40:DQ:87:VAL:HG11	41:DR:52:PRO:HG3	1.67	0.77
50:D0:39:ARG:HD3	24:DA:2886:A:N6	1.97	0.77
21:AA:1098:C:H2'	21:AA:1099:G:H8	1.50	0.77
24:BA:945:A:C4	24:BA:2448:A:C2	2.72	0.77
24:BA:1331:G:O2'	24:BA:1332:G:H3'	1.84	0.77
24:BA:2776:A:O2'	24:BA:2777:G:OP2	2.02	0.77
32:BI:79:LEU:HD13	32:BI:135:MET:SD	2.24	0.77
41:BR:49:ILE:HB	41:BR:51:VAL:O	1.85	0.77
4:CE:155:LYS:HB3	7:CH:70:VAL:HG23	1.66	0.77
24:DA:800:A:H4'	24:DA:801:G:O5'	1.82	0.77
24:DA:2689:U:H4'	24:DA:2690:U:OP2	1.84	0.77
21:AA:450:G:N7	21:AA:481:G:O6	2.17	0.77
21:AA:1441:A:N6	21:AA:1461:G:H21	1.82	0.77
24:BA:181:A:H2'	24:BA:182:A:C8	2.19	0.77
24:BA:752:A:O2'	24:BA:753:A:OP2	2.02	0.77
26:BC:230:PRO:HD2	26:BC:246:PRO:HA	1.66	0.77
9:CJ:15:HIS:HA	9:CJ:18:ILE:HG22	1.67	0.77
55:CA:1234:C:H1'	55:CA:1364:U:H6	1.48	0.77
31:DH:90:LEU:HB2	31:DH:123:ARG:HB3	1.66	0.77
11:AL:62:VAL:HG21	11:AL:94:TYR:HE2	1.48	0.77
13:AN:52:ARG:NH2	21:AA:1219:A:H5''	1.99	0.77
21:AA:486:U:C6	21:AA:486:U:H5''	2.18	0.77
24:BA:2096:C:H2'	24:BA:2097:A:H8	1.50	0.77
26:BC:144:GLU:HA	26:BC:151:GLY:HA2	1.67	0.77
42:BS:17:VAL:HG12	42:BS:76:VAL:HG11	1.66	0.77
28:DE:46:GLN:HB3	28:DE:86:ALA:HB1	1.66	0.77
35:DL:47:ARG:HG2	35:DL:47:ARG:NH2	1.95	0.77
41:DR:27:ILE:HG22	41:DR:28:ALA:N	1.96	0.77
24:DA:860:U:O2'	24:DA:861:A:H5'	1.85	0.77
1:AB:113:LEU:HB2	1:AB:143:LEU:HD12	1.65	0.77
4:AE:59:ILE:O	4:AE:62:ALA:HB3	1.85	0.77
21:AA:131:A:H2'	21:AA:132:C:H6	1.49	0.77
24:BA:333:G:O2'	24:BA:334:C:H5'	1.85	0.77
24:BA:1422:G:H2'	24:BA:1423:G:H8	1.48	0.77
24:BA:1967:C:H2'	24:BA:1968:G:H8	1.48	0.77
24:BA:2680:U:OP1	27:BD:114:LYS:HE2	1.84	0.77
25:BB:7:G:O2'	38:BO:38:GLN:NE2	2.17	0.77

*Continued on next page...*



*Continued from previous page...*

Atom-1	Atom-2	Interatomic distance (Å)	Clash overlap (Å)
25:BB:91:C:H2'	25:BB:92:C:H6	1.48	0.77
27:DD:164:GLN:HE22	24:DA:2822:G:H5''	1.50	0.77
28:DE:108:ILE:HD11	28:DE:181:ILE:HB	1.65	0.77
24:DA:721:A:H2'	24:DA:722:A:C8	2.19	0.77
24:DA:2425:A:H5'	24:DA:2427:C:H5'	1.67	0.77
24:DA:2860:A:H8	24:DA:2860:A:O5'	1.67	0.77
21:AA:451:A:H1'	21:AA:452:A:N7	2.00	0.76
21:AA:519:C:H2'	21:AA:520:A:C8	2.20	0.76
24:BA:2722:G:H2'	24:BA:2723:C:H6	1.49	0.76
24:BA:2726:A:O2'	24:BA:2727:A:C5'	2.33	0.76
28:BE:47:LYS:HB3	28:BE:51:GLU:HG3	1.65	0.76
32:BI:78:LEU:HD13	32:BI:108:ILE:HG23	1.67	0.76
47:BX:32:LEU:O	47:BX:33:HIS:CD2	2.38	0.76
55:CA:373:A:H2'	55:CA:374:A:H8	1.49	0.76
55:CA:704:A:H2'	55:CA:705:G:C8	2.20	0.76
28:DE:27:LEU:HD22	24:DA:600:G:H5''	1.67	0.76
46:DW:23:LYS:NZ	24:DA:923:G:H1'	2.00	0.76
46:DW:23:LYS:HD2	46:DW:24:ARG:N	1.99	0.76
24:DA:647:G:H2'	24:DA:648:G:H8	1.48	0.76
24:DA:2800:A:H2'	24:DA:2801:G:O4'	1.85	0.76
1:AB:67:LEU:HB3	1:AB:160:LEU:CD1	2.14	0.76
14:AO:54:GLY:O	14:AO:58:MET:HG3	1.85	0.76
16:AQ:46:HIS:NE2	16:AQ:48:GLU:HB2	1.99	0.76
21:AA:211:G:H2'	21:AA:212:G:O4'	1.85	0.76
21:AA:509:A:O2'	21:AA:510:A:H5'	1.85	0.76
21:AA:1157:A:H1'	21:AA:1181:G:N2	2.00	0.76
24:BA:1286:A:H4'	24:BA:1287:A:OP1	1.85	0.76
30:BG:10:VAL:O	30:BG:10:VAL:HG23	1.83	0.76
13:CN:20:PHE:HE1	13:CN:54:SER:HB2	1.50	0.76
55:CA:1228:C:O2'	55:CA:1229:A:H8	1.67	0.76
29:DF:74:ALA:N	29:DF:78:ILE:CD1	2.48	0.76
32:DI:9:LYS:HD3	24:DA:1061:U:C5	2.21	0.76
24:DA:1079:C:N3	24:DA:1088:A:H2	1.82	0.76
24:DA:2309:A:H2'	24:DA:2310:C:C6	2.19	0.76
3:AD:43:ARG:O	3:AD:45:PRO:HD3	1.85	0.76
21:AA:513:C:H2'	21:AA:514:C:C6	2.20	0.76
21:AA:1215:G:O2'	21:AA:1216:A:H5'	1.85	0.76
24:BA:1495:A:H2'	24:BA:1496:A:C8	2.21	0.76
47:BX:32:LEU:O	47:BX:33:HIS:CG	2.38	0.76
48:BY:45:GLN:O	48:BY:46:VAL:HB	1.84	0.76
18:CS:79:TYR:O	18:CS:80:ARG:HB2	1.82	0.76

*Continued on next page...*

*Continued from previous page...*

Atom-1	Atom-2	Interatomic distance (Å)	Clash overlap (Å)
55:CA:92:U:H2'	55:CA:93:U:C6	2.20	0.76
55:CA:312:C:H2'	55:CA:313:A:H8	1.51	0.76
28:DE:110:SER:O	28:DE:113:VAL:HG12	1.85	0.76
30:DG:112:VAL:HG12	30:DG:114:HIS:H	1.50	0.76
31:DH:72:ILE:HD11	31:DH:141:LYS:H	1.47	0.76
51:D1:51:ALA:O	51:D1:52:LYS:HB2	1.85	0.76
24:DA:833:A:H2'	24:DA:834:G:C8	2.21	0.76
21:AA:822:U:H2'	21:AA:823:C:C6	2.21	0.76
24:BA:2790:U:H4'	24:BA:2791:G:OP1	1.84	0.76
37:BN:103:ARG:CD	37:BN:110:MET:HE3	2.15	0.76
4:CE:155:LYS:O	4:CE:156:ARG:HG2	1.86	0.76
20:CU:28:LEU:HD23	20:CU:29:ALA:N	2.01	0.76
55:CA:462:G:O5'	55:CA:463:U:OP2	2.03	0.76
55:CA:1018:G:H2'	55:CA:1019:A:O4'	1.86	0.76
35:DL:63:LYS:HE3	24:DA:2394:C:H5''	1.68	0.76
38:DO:30:ARG:CB	38:DO:30:ARG:HH11	1.97	0.76
46:DW:23:LYS:HZ2	24:DA:923:G:H1'	1.49	0.76
24:DA:312:G:H2'	24:DA:313:G:H8	1.50	0.76
24:DA:919:U:H2'	24:DA:920:A:C8	2.20	0.76
24:BA:1079:C:N4	24:BA:1088:A:H2	1.81	0.76
24:BA:1450:G:C6	24:BA:1451:C:N4	2.54	0.76
24:BA:1872:A:H2'	24:BA:1873:G:O4'	1.85	0.76
32:BI:89:SER:HB3	32:BI:92:PRO:HG3	1.67	0.76
49:BZ:29:ARG:HH21	49:BZ:29:ARG:CG	1.99	0.76
13:CN:63:CYS:SG	13:CN:82:LYS:HG3	2.26	0.76
55:CA:1265:C:H2'	55:CA:1266:G:H5'	1.67	0.76
24:DA:303:G:O2'	24:DA:304:U:O4'	2.03	0.76
4:AE:111:ARG:HG2	4:AE:111:ARG:O	1.84	0.76
7:AH:106:SER:HA	21:AA:642:A:C8	2.21	0.76
31:BH:31:VAL:CB	31:BH:32:PRO:HD2	2.16	0.76
6:CG:101:ARG:HB3	6:CG:102:TRP:CD1	2.20	0.76
15:CP:5:ARG:O	15:CP:19:VAL:HA	1.85	0.76
55:CA:495:A:H4'	55:CA:496:A:O5'	1.85	0.76
55:CA:1278:G:H4'	55:CA:1279:G:C5'	2.16	0.76
30:DG:48:THR:O	30:DG:49:LEU:HB2	1.85	0.76
24:DA:477:A:H2'	24:DA:478:A:C8	2.20	0.76
24:DA:2233:U:H2'	24:DA:2234:G:C8	2.20	0.76
24:DA:2638:G:H1'	24:DA:2778:A:H61	1.49	0.76
3:AD:172:VAL:HG22	3:AD:173:ASP:H	1.51	0.76
21:AA:922:G:H2'	21:AA:923:A:H8	1.51	0.76
21:AA:1435:G:H2'	21:AA:1436:U:C6	2.21	0.76

*Continued on next page...*



*Continued from previous page...*

Atom-1	Atom-2	Interatomic distance (Å)	Clash overlap (Å)
24:BA:831:G:O2'	24:BA:832:U:H5'	1.86	0.76
24:BA:1289:C:O2'	24:BA:1290:C:H5'	1.86	0.76
35:BL:91:ASP:H	35:BL:94:THR:HG21	1.49	0.76
42:BS:73:LYS:HE3	42:BS:74:ILE:H	1.50	0.76
43:BT:29:THR:HB	43:BT:86:THR:CG2	2.15	0.76
26:DC:43:ASN:ND2	26:DC:44:ASN:H	1.83	0.76
33:DJ:73:VAL:HG23	33:DJ:74:TYR:H	1.51	0.76
35:DL:119:PRO:HB3	35:DL:139:GLY:O	1.85	0.76
24:DA:1288:G:C8	24:DA:1327:A:C6	2.74	0.76
24:DA:1469:A:H2'	24:DA:1470:A:C8	2.20	0.76
24:DA:1760:C:H2'	24:DA:1761:C:H6	1.50	0.76
24:DA:2092:U:H5''	24:DA:2093:G:OP1	1.86	0.76
24:DA:2872:A:O2'	24:DA:2873:A:H5'	1.86	0.76
3:AD:96:ARG:HH21	3:AD:114:ARG:HH21	1.32	0.76
4:AE:10:LEU:HD23	4:AE:10:LEU:H	1.51	0.76
9:AJ:8:ILE:HB	9:AJ:74:VAL:HG21	1.65	0.76
24:BA:1062:G:O2'	24:BA:1063:G:O4'	2.03	0.76
59:BA:3787:HOH:O	33:BJ:39:LYS:HE3	1.86	0.76
30:BG:84:LYS:O	30:BG:85:LYS:HB2	1.84	0.76
55:CA:120:A:C2'	55:CA:121:U:H5''	2.16	0.76
24:DA:657:U:H2'	24:DA:658:U:H6	1.48	0.76
24:DA:1313:U:H2'	24:DA:1313:U:O2	1.83	0.76
24:DA:1439:A:H2	24:DA:1552:A:N1	1.82	0.76
8:AI:51:LEU:HA	8:AI:54:VAL:HG23	1.68	0.76
11:AL:11:ARG:HB3	21:AA:562:U:H1'	1.66	0.76
21:AA:1239:A:H1'	21:AA:1241:G:C4	2.21	0.76
24:BA:545:U:H3'	24:BA:545:U:C6	2.20	0.76
24:BA:2239:G:O2'	24:BA:2240:U:H5'	1.86	0.76
27:BD:5:VAL:H	27:BD:32:ASN:ND2	1.81	0.76
36:BM:69:PRO:CA	36:BM:94:ALA:HB2	2.16	0.76
54:B4:3:VAL:O	54:B4:4:ARG:O	2.04	0.76
4:CE:77:ASN:HB3	4:CE:79:THR:HG22	1.67	0.76
55:CA:46:G:C6	55:CA:366:A:C2	2.74	0.76
28:DE:33:VAL:HG11	24:DA:1245:G:H4'	1.66	0.76
29:DF:109:ARG:HH11	29:DF:135:ILE:CG2	1.99	0.76
33:DJ:113:PRO:HD2	24:DA:558:U:OP1	1.84	0.76
36:DM:27:SER:H	36:DM:66:ARG:HH22	1.34	0.76
43:DT:87:LEU:HD23	43:DT:88:LYS:N	1.99	0.76
24:DA:176:A:H3'	24:DA:177:G:N2	2.01	0.76
24:DA:395:U:O2'	24:DA:396:G:H8	1.69	0.76
24:DA:480:A:H3'	24:DA:481:G:H5''	1.67	0.76

*Continued on next page...*

*Continued from previous page...*

Atom-1	Atom-2	Interatomic distance (Å)	Clash overlap (Å)
24:DA:637:A:H4'	24:DA:638:G:O5'	1.86	0.76
24:DA:1138:G:H2'	24:DA:1139:G:O4'	1.86	0.76
24:DA:1439:A:C2	24:DA:1552:A:N6	2.54	0.76
15:AP:52:LEU:HD21	15:AP:75:ILE:HG12	1.66	0.76
21:AA:1151:A:C4	21:AA:1152:A:N7	2.54	0.76
24:BA:1059:G:H5''	24:BA:1060:U:H3'	1.67	0.76
26:BC:141:HIS:CD2	26:BC:192:GLY:O	2.34	0.76
27:BD:13:ARG:HH12	39:BP:74:GLN:HE21	1.34	0.76
46:BW:37:VAL:CG1	46:BW:38:ARG:H	1.98	0.76
46:BW:51:GLY:HA3	46:BW:59:PHE:CZ	2.20	0.76
55:CA:1096:C:HO2'	55:CA:1097:C:H6	0.78	0.76
55:CA:1119:C:H2'	55:CA:1120:C:H6	1.51	0.76
47:DX:30:PRO:HG2	47:DX:32:LEU:HD21	1.67	0.76
24:DA:49:A:H4'	24:DA:50:U:O5'	1.84	0.76
24:DA:1853:A:N1	24:DA:2087:G:H1'	2.00	0.76
9:AJ:44:THR:OG1	21:AA:1151:A:H5''	1.86	0.75
24:BA:28:A:O2'	24:BA:29:U:H5'	1.87	0.75
24:BA:1132:U:H3'	24:BA:1133:A:H5''	1.66	0.75
30:BG:73:SER:HA	30:BG:76:ILE:CG2	2.16	0.75
34:BK:70:ARG:HD3	34:BK:76:VAL:CG2	2.16	0.75
46:BW:37:VAL:HG22	46:BW:55:ASP:O	1.86	0.75
16:CQ:68:LYS:O	55:CA:254:G:OP1	2.04	0.75
40:DQ:91:ARG:HD3	41:DR:11:GLN:HG3	1.68	0.75
41:DR:39:LEU:O	41:DR:40:MET:HB2	1.84	0.75
24:DA:279:A:N6	24:DA:361:G:H1'	2.01	0.75
24:DA:480:A:H3'	24:DA:481:G:C5'	2.15	0.75
2:AC:142:ARG:HB3	2:AC:143:LEU:HD13	1.68	0.75
24:BA:49:A:H5''	24:BA:51:G:H5'	1.69	0.75
24:BA:1105:U:H2'	24:BA:1106:G:H8	1.52	0.75
50:B0:10:SER:O	50:B0:14:MET:HG3	1.84	0.75
6:CG:29:LEU:HD21	6:CG:41:ILE:HD12	1.65	0.75
11:CL:29:LYS:O	11:CL:80:LEU:HD12	1.85	0.75
43:DT:67:VAL:HB	43:DT:76:ARG:HG3	1.69	0.75
24:DA:1011:G:O2'	24:DA:1013:C:H5''	1.86	0.75
24:DA:1662:U:H2'	24:DA:1663:G:H5''	1.69	0.75
24:DA:2230:G:H2'	24:DA:2231:U:C6	2.21	0.75
4:AE:36:THR:OG1	4:AE:66:ALA:HB2	1.87	0.75
24:BA:84:A:H62	24:BA:101:A:H2	1.35	0.75
46:DW:18:LYS:H	46:DW:36:ILE:CG1	1.99	0.75
54:D4:7:VAL:HG13	54:D4:8:LYS:H	1.51	0.75
24:DA:455:C:H4'	24:DA:456:C:OP2	1.86	0.75

*Continued on next page...*

*Continued from previous page...*

Atom-1	Atom-2	Interatomic distance (Å)	Clash overlap (Å)
24:DA:794:A:H2'	24:DA:795:C:C6	2.22	0.75
24:DA:2430:A:H5'	24:DA:2431:U:OP2	1.86	0.75
24:BA:1784:A:H4'	24:BA:1785:A:C5'	2.15	0.75
8:CI:56:MET:HG3	8:CI:57:VAL:HG23	1.69	0.75
55:CA:908:A:H2'	55:CA:909:A:H8	1.50	0.75
27:DD:125:TRP:CD1	27:DD:160:LYS:HB3	2.22	0.75
24:DA:1177:G:H2'	24:DA:1178:C:C6	2.21	0.75
24:DA:1537:G:C2	24:DA:1538:G:H1'	2.20	0.75
24:BA:1223:G:N2	24:BA:1227:G:C4	2.54	0.75
43:BT:48:GLN:HE21	43:BT:48:GLN:HA	1.51	0.75
1:CB:9:LEU:HD23	1:CB:9:LEU:H	1.50	0.75
1:CB:67:LEU:HG	1:CB:157:PRO:HB3	1.68	0.75
8:CI:112:ARG:HH22	9:CJ:64:GLN:HE21	1.31	0.75
55:CA:1249:C:H2'	55:CA:1250:A:H5''	1.68	0.75
24:DA:2758:A:C2'	24:DA:2759:G:H5'	2.16	0.75
1:AB:24:PRO:HG2	21:AA:829:G:O2'	1.87	0.75
5:AF:53:LYS:NZ	21:AA:710:G:H5''	2.02	0.75
12:AM:38:ILE:HG13	12:AM:55:LEU:HD21	1.67	0.75
24:BA:1657:U:H2'	24:BA:1658:C:H6	1.51	0.75
28:BE:110:SER:O	28:BE:113:VAL:HG12	1.86	0.75
48:BY:9:LYS:HA	48:BY:9:LYS:NZ	2.02	0.75
1:CB:161:PHE:CE2	1:CB:216:VAL:HG21	2.21	0.75
15:CP:20:VAL:HG21	15:CP:32:PHE:HB2	1.68	0.75
55:CA:1296:C:H1'	55:CA:1302:C:N3	2.01	0.75
33:DJ:127:GLY:O	33:DJ:129:GLU:HG3	1.87	0.75
53:D3:32:LEU:HA	53:D3:35:LYS:HG3	1.67	0.75
24:DA:2216:G:H2'	24:DA:2217:G:C8	2.22	0.75
24:DA:2267:A:C3'	24:DA:2267:A:H8	1.90	0.75
5:AF:97:THR:O	5:AF:98:GLU:HG2	1.87	0.75
21:AA:31:G:H5'	21:AA:306:A:N1	2.00	0.75
21:AA:1007:U:C2'	21:AA:1008:U:H5''	2.15	0.75
24:BA:2259:U:O2'	24:BA:2260:C:H5'	1.86	0.75
27:BD:34:VAL:HA	27:BD:50:VAL:HG12	1.68	0.75
33:BJ:44:TYR:O	33:BJ:45:THR:HB	1.86	0.75
49:DZ:4:ILE:HD12	49:DZ:58:GLU:HA	1.69	0.75
24:DA:2233:U:H2'	24:DA:2234:G:H8	1.50	0.75
2:AC:24:ASN:HD22	2:AC:25:THR:H	1.35	0.75
15:AP:5:ARG:NH1	15:AP:24:SER:HA	1.99	0.75
24:BA:1144:A:H2'	24:BA:1145:C:C6	2.21	0.75
36:BM:2:LEU:HD23	36:BM:69:PRO:HD2	1.69	0.75
38:BO:76:LYS:O	38:BO:80:GLU:HG2	1.86	0.75

*Continued on next page...*

*Continued from previous page...*

Atom-1	Atom-2	Interatomic distance (Å)	Clash overlap (Å)
43:BT:61:LEU:C	43:BT:61:LEU:HD12	2.07	0.75
48:BY:56:LEU:O	48:BY:57:LEU:HB3	1.86	0.75
27:DD:33:ARG:HD2	27:DD:33:ARG:H	1.52	0.75
34:DK:19:VAL:HG12	34:DK:41:ILE:HG12	1.69	0.75
24:DA:373:U:O2'	24:DA:374:A:H8	1.69	0.75
24:DA:647:G:C2'	24:DA:648:G:H8	1.99	0.75
24:DA:2141:G:H2'	24:DA:2142:A:C8	2.22	0.75
26:BC:16:VAL:H	26:BC:203:VAL:HG12	1.52	0.75
30:BG:96:ALA:HB3	30:BG:103:ASN:HB3	1.69	0.75
36:BM:13:HIS:O	36:BM:14:LYS:HB2	1.87	0.75
27:DD:125:TRP:CG	27:DD:160:LYS:HB3	2.21	0.75
30:DG:83:THR:C	30:DG:84:LYS:HD3	2.07	0.75
35:DL:33:ARG:NH2	24:DA:587:C:N3	2.34	0.75
40:DQ:10:ARG:HA	40:DQ:13:HIS:HB2	1.69	0.75
41:DR:4:VAL:HG23	41:DR:39:LEU:HG	1.69	0.75
24:DA:747:U:C5	24:DA:2613:U:C5	2.75	0.75
24:DA:2063:C:O2'	24:DA:2064:C:H5'	1.86	0.75
21:AA:1227:A:N3	21:AA:1227:A:H2'	2.02	0.74
24:BA:313:G:O2'	24:BA:314:C:H5'	1.86	0.74
24:BA:491:G:H2'	24:BA:492:A:H8	1.52	0.74
24:BA:1654:A:H1'	27:BD:118:PHE:CD1	2.22	0.74
29:BF:134:GLN:HG2	29:BF:135:ILE:N	2.02	0.74
38:BO:67:ASN:O	38:BO:69:ASP:N	2.21	0.74
43:BT:56:GLU:HG2	43:BT:57:VAL:HG12	1.69	0.74
2:CC:18:ASN:HD21	2:CC:53:ARG:NH1	1.85	0.74
11:CL:19:ASN:ND2	11:CL:19:ASN:H	1.85	0.74
55:CA:1269:A:H2	55:CA:1312:G:H21	1.32	0.74
26:DC:94:LEU:HA	26:DC:100:ARG:HG2	1.69	0.74
31:DH:68:ARG:CD	31:DH:71:LYS:HD3	2.17	0.74
34:DK:17:ARG:CG	34:DK:18:ARG:H	1.98	0.74
34:DK:60:ALA:HA	34:DK:87:LEU:HD23	1.67	0.74
42:DS:70:LYS:H	42:DS:70:LYS:HE3	1.50	0.74
24:DA:747:U:C4	24:DA:2613:U:C5	2.74	0.74
4:AE:18:ASN:O	4:AE:32:PHE:HA	1.85	0.74
21:AA:901:A:N7	21:AA:902:G:H1'	2.01	0.74
21:AA:1086:U:O2'	21:AA:1087:G:H5'	1.87	0.74
24:BA:1144:A:H2'	24:BA:1145:C:H6	1.53	0.74
26:BC:257:ARG:NH1	26:BC:263:ASP:OD2	2.21	0.74
30:BG:123:GLU:CD	30:BG:124:CYS:H	1.91	0.74
39:BP:25:VAL:CG1	39:BP:46:VAL:HG23	2.17	0.74
44:BU:15:GLY:O	44:BU:17:ASP:N	2.20	0.74

*Continued on next page...*

*Continued from previous page...*

Atom-1	Atom-2	Interatomic distance (Å)	Clash overlap (Å)
3:CD:105:GLY:HA3	3:CD:158:LEU:HD23	1.69	0.74
7:CH:77:VAL:HG12	7:CH:84:ILE:HG13	1.69	0.74
8:CI:50:PRO:HB2	8:CI:51:LEU:HD12	1.68	0.74
35:DL:64:PHE:HD2	53:D3:24:LYS:HG2	1.51	0.74
24:DA:740:C:H5'	24:DA:1784:A:C3'	2.16	0.74
24:DA:1333:G:C8	24:DA:1333:G:H5'	2.23	0.74
24:DA:2713:U:O2'	24:DA:2714:G:OP1	2.04	0.74
24:BA:45:G:H5''	24:BA:46:G:H5'	1.68	0.74
27:BD:69:ALA:HA	27:BD:73:VAL:HG13	1.69	0.74
28:BE:46:GLN:HG3	28:BE:87:ALA:H	1.53	0.74
31:BH:96:THR:C	31:BH:97:ARG:NH1	2.40	0.74
43:BT:43:ILE:O	43:BT:47:VAL:HG23	1.86	0.74
2:CC:5:HIS:ND1	13:CN:88:MET:HB3	2.01	0.74
34:DK:99:ILE:HD12	34:DK:118:LEU:HB2	1.67	0.74
24:DA:16:C:O2'	24:DA:17:G:H5'	1.86	0.74
24:DA:1439:A:N7	24:DA:1440:U:H1'	2.02	0.74
24:DA:1760:C:H2'	24:DA:1761:C:C6	2.21	0.74
24:DA:1808:A:H3'	24:DA:1809:A:H8	1.51	0.74
25:BB:28:C:H2'	25:BB:29:A:O4'	1.87	0.74
27:BD:97:SER:C	27:BD:99:GLU:HG2	2.07	0.74
28:BE:111:GLU:HG2	28:BE:114:ARG:NH1	2.02	0.74
10:CK:28:ASN:OD1	10:CK:46:ALA:HB3	1.87	0.74
12:CM:23:GLY:HA3	12:CM:64:VAL:HG13	1.67	0.74
26:DC:7:PRO:HB2	24:DA:1695:G:C8	2.23	0.74
27:DD:159:LYS:HE2	27:DD:160:LYS:H	1.52	0.74
3:AD:109:THR:HG23	3:AD:112:GLU:N	2.00	0.74
4:AE:91:SER:OG	4:AE:134:ASN:HB2	1.87	0.74
21:AA:1081:A:C2	21:AA:1082:A:C8	2.75	0.74
24:BA:1073:A:H3'	24:BA:1074:G:C5'	2.16	0.74
40:BQ:63:ARG:HH22	40:BQ:96:ASP:CB	2.00	0.74
40:BQ:97:ILE:HD11	40:BQ:105:PHE:HA	1.70	0.74
9:CJ:26:VAL:O	9:CJ:30:LYS:HB3	1.86	0.74
20:CU:24:LYS:CG	20:CU:25:ALA:H	1.99	0.74
35:DL:92:LEU:HD22	35:DL:124:GLY:HA3	1.68	0.74
24:DA:590:A:H2'	24:DA:591:U:C6	2.23	0.74
24:DA:1439:A:N7	24:DA:1440:U:C1'	2.51	0.74
24:DA:1941:C:H5'	24:DA:1941:C:H6	1.50	0.74
56:DB:37:C:C4	56:DB:49:C:O4'	2.40	0.74
21:AA:1140:C:O2'	21:AA:1141:C:H6	1.70	0.74
24:BA:690:G:H2'	24:BA:691:C:O4'	1.86	0.74
24:BA:915:C:H2'	24:BA:915:C:O2	1.88	0.74

*Continued on next page...*

*Continued from previous page...*

Atom-1	Atom-2	Interatomic distance (Å)	Clash overlap (Å)
24:BA:1790:C:O2'	26:BC:207:ALA:HB2	1.87	0.74
24:BA:2627:G:H2'	24:BA:2628:C:C6	2.23	0.74
30:BG:88:LEU:HD11	30:BG:95:ALA:HB2	1.67	0.74
31:BH:76:GLU:HB3	31:BH:103:VAL:HG12	1.70	0.74
34:BK:72:PRO:O	34:BK:74:GLY:N	2.19	0.74
1:CB:44:LYS:O	1:CB:48:MET:HG3	1.88	0.74
24:DA:1782:U:O2'	24:DA:1783:A:C5'	2.36	0.74
24:DA:2391:G:H2'	24:DA:2424:C:H41	1.53	0.74
4:AE:25:LYS:NZ	4:AE:25:LYS:HB3	2.01	0.74
24:BA:860:U:H2'	24:BA:861:A:H8	1.51	0.74
24:BA:1238:G:O2'	24:BA:1239:G:H5'	1.88	0.74
27:BD:186:LEU:HD11	39:BP:3:ILE:HD11	1.69	0.74
32:BI:33:ASN:HD22	32:BI:64:ARG:NH2	1.85	0.74
4:CE:80:LEU:HD12	4:CE:97:PRO:HD3	1.69	0.74
6:CG:88:VAL:HG22	6:CG:89:GLU:H	1.53	0.74
9:CJ:5:ARG:HH22	9:CJ:7:ARG:HH22	1.35	0.74
45:DV:14:LYS:HB3	56:DB:98:G:H1	1.52	0.74
24:DA:120:U:H4'	24:DA:121:G:H5'	1.70	0.74
24:DA:2147:A:N3	24:DA:2147:A:H2'	2.02	0.74
24:DA:2851:A:H2'	24:DA:2852:G:C8	2.22	0.74
13:AN:20:PHE:HA	13:AN:24:ALA:HB3	1.68	0.74
14:AO:63:ARG:HD3	14:AO:87:ARG:HH22	1.51	0.74
21:AA:82:G:N2	21:AA:84:U:H3	1.85	0.74
21:AA:792:A:H4'	21:AA:793:U:O5'	1.87	0.74
24:BA:919:U:C2'	24:BA:920:A:H8	1.98	0.74
24:BA:2183:A:H2'	24:BA:2184:A:C8	2.23	0.74
25:BB:90:C:H5''	25:BB:90:C:C6	2.22	0.74
28:BE:72:SER:C	28:BE:74:LYS:H	1.91	0.74
29:BF:114:ARG:HD2	29:BF:114:ARG:H	1.53	0.74
35:BL:110:VAL:O	35:BL:111:ILE:HB	1.85	0.74
8:CI:33:SER:OG	8:CI:36:GLN:HG2	1.87	0.74
55:CA:977:A:C8	55:CA:1223:C:N3	2.53	0.74
33:DJ:3:THR:HG21	40:DQ:60:TRP:HE1	1.51	0.74
43:DT:3:ARG:HD2	43:DT:42:GLU:HG2	1.70	0.74
43:DT:50:LEU:HD23	43:DT:51:PHE:H	1.53	0.74
45:DV:14:LYS:HA	56:DB:77:U:OP2	1.88	0.74
45:DV:44:HIS:NE2	45:DV:85:LYS:HB2	2.03	0.74
24:DA:638:G:H2'	24:DA:639:U:C6	2.23	0.74
24:DA:2001:C:H4'	24:DA:2689:U:H2'	1.68	0.74
6:AG:115:MET:HA	6:AG:118:ARG:HD3	1.69	0.74
24:BA:320:A:H4'	24:BA:322:A:N7	2.02	0.74

*Continued on next page...*



*Continued from previous page...*

Atom-1	Atom-2	Interatomic distance (Å)	Clash overlap (Å)
24:BA:1328:A:HO2'	24:BA:1329:U:H6	1.35	0.74
31:BH:96:THR:C	31:BH:97:ARG:HH11	1.90	0.74
46:BW:39:GLN:HG3	46:BW:42:THR:N	2.03	0.74
6:CG:118:ARG:HH22	55:CA:1239:A:C3'	2.00	0.74
13:CN:40:ARG:NH1	18:CS:6:LYS:HB2	2.02	0.74
42:DS:71:VAL:O	42:DS:71:VAL:HG13	1.87	0.74
45:DV:80:HIS:CD2	45:DV:82:TYR:H	2.05	0.74
48:DY:1:MET:HE2	48:DY:1:MET:H3	1.52	0.74
24:DA:2713:U:HO2'	24:DA:2714:G:P	2.11	0.74
21:AA:1102:A:H8	21:AA:1102:A:OP2	1.71	0.74
21:AA:1236:A:H4'	21:AA:1304:G:H4'	1.69	0.74
24:BA:1815:A:H1'	24:BA:1817:G:C8	2.23	0.74
24:BA:2104:C:H2'	24:BA:2105:U:O4'	1.86	0.74
25:BB:109:A:H2'	25:BB:110:C:C6	2.23	0.74
36:BM:1:MET:O	36:BM:2:LEU:HB2	1.86	0.74
40:BQ:63:ARG:HH12	40:BQ:96:ASP:CB	1.99	0.74
10:CK:55:ARG:H	10:CK:55:ARG:HD2	1.52	0.74
55:CA:1323:G:H2'	55:CA:1324:A:H8	1.51	0.74
27:DD:105:LYS:HA	27:DD:177:VAL:HG22	1.70	0.74
32:DI:74:PRO:HB2	32:DI:77:VAL:HG22	1.68	0.74
24:DA:414:C:H2'	24:DA:415:A:C8	2.23	0.74
24:DA:2727:A:H2'	24:DA:2728:U:C6	2.23	0.74
24:BA:1213:A:O2'	24:BA:1214:A:H5'	1.88	0.73
24:BA:1656:C:H2'	24:BA:1657:U:C6	2.23	0.73
55:CA:41:G:H2'	55:CA:42:G:H8	1.52	0.73
55:CA:247:G:O2'	55:CA:248:C:H5'	1.88	0.73
24:DA:532:A:N1	24:DA:2020:A:H1'	2.03	0.73
24:DA:1439:A:N1	24:DA:1552:A:C8	2.57	0.73
1:AB:164:ASP:HB3	1:AB:167:HIS:HB3	1.70	0.73
24:BA:1759:A:O2'	24:BA:1760:C:H5'	1.88	0.73
24:BA:2021:C:P	50:B0:8:THR:HG21	2.27	0.73
1:CB:30:ILE:HG21	1:CB:38:HIS:ND1	2.03	0.73
6:CG:101:ARG:HB3	6:CG:102:TRP:HD1	1.53	0.73
8:CI:18:VAL:HG11	8:CI:82:ILE:HA	1.70	0.73
15:CP:52:LEU:HD21	15:CP:75:ILE:HG12	1.71	0.73
55:CA:990:C:H2'	55:CA:991:U:O4'	1.87	0.73
34:DK:18:ARG:HB2	34:DK:45:GLU:HB2	1.70	0.73
37:DN:2:ARG:HD2	37:DN:5:LYS:HB3	1.70	0.73
24:DA:405:U:H3'	24:DA:406:G:H5'	1.69	0.73
24:DA:1635:A:H2'	24:DA:1636:U:C6	2.23	0.73
21:AA:1050:G:HO2'	21:AA:1051:C:H6	1.32	0.73

*Continued on next page...*

*Continued from previous page...*

Atom-1	Atom-2	Interatomic distance (Å)	Clash overlap (Å)
21:AA:1055:A:N6	21:AA:1206:G:C6	2.56	0.73
24:BA:1682:G:H2'	24:BA:1683:U:C6	2.24	0.73
24:BA:1853:A:N1	24:BA:2087:G:H1'	2.04	0.73
24:BA:2148:G:H2'	24:BA:2149:U:O4'	1.88	0.73
24:BA:2680:U:OP2	27:BD:114:LYS:HE2	1.87	0.73
26:BC:251:THR:CG2	26:BC:252:LYS:H	1.95	0.73
1:CB:69:VAL:HB	1:CB:162:VAL:HB	1.69	0.73
12:CM:71:GLU:O	12:CM:74:MET:HB3	1.87	0.73
14:CO:24:THR:HG21	14:CO:69:LEU:HB2	1.70	0.73
20:CU:39:LYS:N	20:CU:40:PRO:HD2	2.02	0.73
55:CA:91:U:H2'	55:CA:92:U:C6	2.22	0.73
55:CA:122:G:O2'	55:CA:123:U:H5'	1.87	0.73
55:CA:129:A:O2'	55:CA:130:A:C8	2.41	0.73
55:CA:279:A:H5''	55:CA:280:C:H3'	1.71	0.73
55:CA:397:A:N7	55:CA:547:A:O2'	2.20	0.73
24:DA:1537:G:H2'	24:DA:1538:G:C4'	2.08	0.73
8:AI:32:ARG:HG2	8:AI:36:GLN:HB3	1.69	0.73
21:AA:1102:A:H2'	21:AA:1103:C:C5	2.24	0.73
29:BF:9:ASP:O	29:BF:10:GLU:HB2	1.86	0.73
30:BG:22:VAL:HG22	30:BG:36:LEU:HD11	1.68	0.73
31:BH:90:LEU:HB2	31:BH:123:ARG:HB3	1.68	0.73
2:CC:84:GLU:HA	2:CC:87:ARG:HB2	1.69	0.73
3:CD:8:LEU:HB2	55:CA:430:A:OP1	1.89	0.73
55:CA:1062:U:H2'	55:CA:1063:C:C6	2.23	0.73
33:DJ:99:ARG:HA	33:DJ:102:GLU:HB3	1.69	0.73
24:DA:747:U:C5	24:DA:2613:U:H5	2.05	0.73
1:AB:13:VAL:HG23	1:AB:207:ARG:NH2	2.04	0.73
5:AF:71:ILE:HD11	5:AF:89:VAL:HG21	1.71	0.73
21:AA:201:G:H2'	21:AA:202:G:O4'	1.88	0.73
21:AA:1157:A:H4'	21:AA:1158:C:O5'	1.88	0.73
21:AA:1338:G:H2'	21:AA:1339:A:H8	1.53	0.73
24:BA:1032:A:O2'	24:BA:1033:U:H5'	1.88	0.73
26:BC:145:MET:HB2	26:BC:152:GLN:HE22	1.52	0.73
28:BE:147:LEU:HB3	28:BE:186:VAL:HG23	1.69	0.73
39:BP:63:ILE:HA	39:BP:68:GLY:HA2	1.69	0.73
45:BV:26:PHE:CZ	45:BV:42:LEU:HD12	2.22	0.73
55:CA:407:U:H2'	55:CA:408:A:H8	1.53	0.73
55:CA:979:C:H1'	55:CA:1317:C:H41	1.53	0.73
37:DN:5:LYS:HG2	37:DN:6:SER:H	1.51	0.73
39:DP:56:SER:O	39:DP:75:THR:HG22	1.88	0.73
45:DV:63:ILE:O	45:DV:70:ILE:HD11	1.89	0.73

*Continued on next page...*



*Continued from previous page...*

Atom-1	Atom-2	Interatomic distance (Å)	Clash overlap (Å)
24:DA:142:A:H5''	24:DA:142:A:H8	1.53	0.73
24:DA:1097:U:H2'	24:DA:1098:A:O4'	1.87	0.73
24:DA:1918:A:O2'	24:DA:1919:A:N7	2.22	0.73
24:DA:2468:A:C8	24:DA:2476:A:N1	2.57	0.73
3:AD:7:LYS:HG2	21:AA:430:A:OP2	1.88	0.73
4:AE:104:ILE:HD11	4:AE:115:GLU:HB2	1.70	0.73
8:AI:34:LEU:HD11	8:AI:47:VAL:HG21	1.69	0.73
16:AQ:10:ARG:NH2	16:AQ:55:GLY:HA2	2.04	0.73
16:AQ:22:VAL:O	16:AQ:42:LYS:HA	1.86	0.73
24:BA:1011:G:O2'	24:BA:1013:C:H5''	1.88	0.73
27:BD:61:THR:OG1	27:BD:64:GLU:HG3	1.88	0.73
28:BE:148:ILE:HD13	28:BE:187:VAL:CG2	2.18	0.73
40:BQ:63:ARG:CZ	40:BQ:96:ASP:HA	2.18	0.73
46:BW:19:ARG:NH1	46:BW:22:VAL:HG11	2.02	0.73
48:BY:57:LEU:HA	48:BY:60:LYS:HB3	1.69	0.73
12:CM:1:ALA:N	12:CM:2:ARG:NH1	2.36	0.73
12:CM:36:ALA:HB3	12:CM:55:LEU:HD11	1.69	0.73
24:DA:633:A:O5'	24:DA:633:A:H8	1.71	0.73
1:AB:185:ILE:HG22	1:AB:199:ILE:HB	1.69	0.73
6:AG:71:THR:O	6:AG:90:VAL:HG12	1.88	0.73
7:AH:112:ASP:HB2	7:AH:116:ARG:HH21	1.54	0.73
21:AA:1323:G:O2'	21:AA:1324:A:H8	1.71	0.73
24:BA:1060:U:H5''	24:BA:1061:U:H5'	1.70	0.73
32:BI:33:ASN:HD22	32:BI:64:ARG:HH22	1.34	0.73
11:CL:27:PRO:HB2	11:CL:28:GLN:OE1	1.89	0.73
12:CM:77:LYS:HE3	12:CM:77:LYS:O	1.88	0.73
55:CA:806:C:H2'	55:CA:807:A:C8	2.23	0.73
55:CA:1508:A:C2	55:CA:1509:C:C2	2.76	0.73
24:DA:979:A:H2'	24:DA:982:C:H41	1.52	0.73
24:DA:1053:C:H2'	24:DA:1054:A:C8	2.24	0.73
24:DA:1220:G:H2'	24:DA:1221:C:C6	2.24	0.73
24:DA:2250:G:H8	24:DA:2250:G:O5'	1.70	0.73
56:DB:58:A:H2'	56:DB:59:A:H8	1.52	0.73
24:BA:869:G:O2'	36:BM:8:LYS:HD3	1.87	0.73
24:BA:1069:A:O2'	24:BA:1070:A:H5''	1.87	0.73
2:CC:149:LYS:HG3	2:CC:168:ARG:HB2	1.69	0.73
8:CI:33:SER:H	8:CI:36:GLN:HG3	1.52	0.73
34:DK:69:VAL:HG11	34:DK:106:GLU:HG2	1.69	0.73
24:DA:1429:G:O2'	24:DA:1430:G:H8	1.67	0.73
1:AB:209:VAL:HB	1:AB:213:LEU:HB2	1.70	0.73
2:AC:143:LEU:H	2:AC:143:LEU:HD22	1.54	0.73

*Continued on next page...*

*Continued from previous page...*

Atom-1	Atom-2	Interatomic distance (Å)	Clash overlap (Å)
2:AC:146:LYS:HB2	2:AC:202:PHE:CD2	2.24	0.73
4:AE:14:LEU:HD22	4:AE:15:ILE:N	2.04	0.73
5:AF:3:HIS:N	5:AF:92:THR:HG23	2.02	0.73
21:AA:1050:G:O2'	21:AA:1051:C:H6	1.72	0.73
24:BA:1301:A:C2	24:BA:1303:G:C6	2.76	0.73
24:BA:2275:C:O2'	36:BM:84:LYS:HA	1.88	0.73
26:BC:141:HIS:N	26:BC:190:THR:O	2.16	0.73
35:BL:29:LYS:C	35:BL:31:GLY:H	1.92	0.73
46:BW:30:VAL:HG22	46:BW:30:VAL:O	1.88	0.73
2:CC:59:PRO:HG2	2:CC:62:SER:HB3	1.68	0.73
9:CJ:42:LEU:HB3	9:CJ:43:PRO:HD2	1.69	0.73
55:CA:704:A:H2'	55:CA:705:G:H8	1.53	0.73
55:CA:1157:A:H1'	55:CA:1181:G:C2	2.23	0.73
24:DA:1595:C:H2'	24:DA:1596:A:C8	2.24	0.73
21:AA:1157:A:H1'	21:AA:1181:G:C2	2.24	0.73
21:AA:1288:A:O2'	21:AA:1289:A:O4'	2.05	0.73
21:AA:1342:C:H2'	21:AA:1343:G:H8	1.54	0.73
24:BA:983:A:C6	24:BA:984:A:C2	2.76	0.73
49:BZ:13:ILE:HG22	49:BZ:14:GLY:N	2.02	0.73
55:CA:1283:U:O2'	55:CA:1284:C:H5'	1.89	0.73
29:DF:46:LYS:O	29:DF:46:LYS:HD3	1.88	0.73
31:DH:21:VAL:HG22	31:DH:22:LYS:H	1.53	0.73
34:DK:63:VAL:HG21	34:DK:85:VAL:HG23	1.71	0.73
44:DU:10:VAL:HG12	44:DU:71:ILE:HA	1.70	0.73
24:DA:2656:U:O2'	24:DA:2657:A:H5'	1.88	0.73
10:AK:124:LYS:HE3	20:AU:34:ARG:HD2	1.71	0.72
12:AM:71:GLU:O	12:AM:74:MET:HB3	1.88	0.72
21:AA:373:A:O2'	21:AA:374:A:H8	1.68	0.72
24:BA:372:G:H5'	47:BX:60:LYS:HE3	1.70	0.72
26:BC:145:MET:HB2	26:BC:152:GLN:NE2	2.05	0.72
46:BW:9:THR:CG2	46:BW:10:ARG:HD3	2.18	0.72
1:CB:9:LEU:HG	1:CB:10:LYS:H	1.53	0.72
12:CM:13:HIS:HA	12:CM:43:LYS:HG2	1.71	0.72
35:DL:20:GLY:HA2	35:DL:28:GLY:HA2	1.71	0.72
39:DP:50:ARG:HB3	39:DP:57:ALA:H	1.53	0.72
24:DA:45:G:H5'	24:DA:46:G:OP1	1.88	0.72
24:DA:2093:G:O2'	24:DA:2094:A:H8	1.69	0.72
11:AL:78:VAL:O	11:AL:102:ASP:HB2	1.89	0.72
21:AA:512:U:H2'	21:AA:513:C:C6	2.23	0.72
24:BA:363:G:O2'	24:BA:364:C:H5'	1.89	0.72
28:BE:148:ILE:HA	28:BE:187:VAL:HB	1.71	0.72

*Continued on next page...*

*Continued from previous page...*

Atom-1	Atom-2	Interatomic distance (Å)	Clash overlap (Å)
30:BG:86:LEU:HD12	30:BG:86:LEU:N	2.04	0.72
31:BH:27:ARG:NH1	31:BH:38:PRO:HG3	2.04	0.72
33:BJ:73:VAL:CG2	33:BJ:74:TYR:H	1.97	0.72
36:BM:50:ARG:HA	36:BM:53:MET:HE3	1.70	0.72
46:BW:23:LYS:HG3	46:BW:24:ARG:O	1.88	0.72
55:CA:219:U:H2'	55:CA:220:G:H8	1.54	0.72
55:CA:346:G:H2'	55:CA:346:G:N3	2.01	0.72
35:DL:100:ILE:O	35:DL:101:ILE:HB	1.87	0.72
24:DA:1069:A:N6	24:DA:1073:A:H5''	2.04	0.72
24:DA:1090:A:H2'	24:DA:1091:G:H5''	1.70	0.72
24:DA:1427:A:H4'	24:DA:1428:C:O5'	1.89	0.72
3:AD:84:ASN:HB3	3:AD:87:GLU:HG2	1.71	0.72
12:AM:5:GLY:HA3	12:AM:65:GLU:HG3	1.70	0.72
21:AA:496:A:H2'	21:AA:496:A:N3	2.04	0.72
24:BA:84:A:H4'	24:BA:85:G:O5'	1.89	0.72
24:BA:1059:G:C8	24:BA:1060:U:H2'	2.24	0.72
24:BA:1169:A:H8	24:BA:1169:A:OP2	1.71	0.72
24:BA:1509:A:O2'	24:BA:1510:G:O5'	2.07	0.72
24:BA:1585:C:H2'	24:BA:1586:A:O4'	1.89	0.72
24:BA:2093:G:C6	24:BA:2225:A:C8	2.77	0.72
24:BA:2386:A:H2'	24:BA:2387:U:H6	1.54	0.72
24:BA:2490:G:H4'	24:BA:2491:U:O5'	1.88	0.72
36:BM:133:LYS:O	36:BM:134:THR:HB	1.90	0.72
43:BT:73:ARG:HB3	43:BT:73:ARG:CZ	2.18	0.72
4:CE:110:MET:HG2	4:CE:139:THR:CG2	2.19	0.72
55:CA:9:G:H2'	55:CA:10:A:H8	1.52	0.72
55:CA:16:A:N1	55:CA:919:A:H2	1.88	0.72
30:DG:1:SER:HB2	30:DG:61:TRP:HB3	1.70	0.72
34:DK:19:VAL:CG1	34:DK:41:ILE:HG12	2.19	0.72
24:DA:419:U:H2'	24:DA:420:C:C6	2.24	0.72
24:DA:1474:U:H2'	24:DA:1475:G:H5'	1.71	0.72
24:DA:1496:A:H4'	24:DA:1497:U:H5	1.54	0.72
24:DA:2308:G:O6	24:DA:2311:A:N6	2.22	0.72
10:AK:44:ALA:HB3	10:AK:69:CYS:HB2	1.72	0.72
24:BA:373:U:O2	24:BA:423:A:H2	1.73	0.72
24:BA:2297:A:C5	24:BA:2320:U:N3	2.57	0.72
30:BG:104:LEU:HB2	30:BG:112:VAL:CG2	2.18	0.72
2:CC:149:LYS:HD2	2:CC:200:TRP:CE3	2.25	0.72
55:CA:794:A:H2'	55:CA:795:C:C6	2.24	0.72
55:CA:815:A:O2'	55:CA:816:A:P	2.47	0.72
34:DK:101:GLY:O	34:DK:120:PRO:HB3	1.90	0.72

*Continued on next page...*

*Continued from previous page...*

Atom-1	Atom-2	Interatomic distance (Å)	Clash overlap (Å)
40:DQ:44:TYR:CE1	24:DA:533:G:N2	2.56	0.72
43:DT:29:THR:H	43:DT:87:LEU:HB2	1.54	0.72
43:DT:43:ILE:HG21	43:DT:58:VAL:HG11	1.70	0.72
49:DZ:16:LEU:HD23	49:DZ:19:HIS:CD2	2.23	0.72
24:DA:647:G:H2'	24:DA:648:G:C8	2.24	0.72
24:DA:2631:G:C2'	24:DA:2632:A:H5''	2.19	0.72
21:AA:819:A:H4'	21:AA:820:U:OP2	1.88	0.72
24:BA:312:G:O2'	24:BA:313:G:H5'	1.89	0.72
24:BA:2328:A:H2'	24:BA:2329:U:C6	2.23	0.72
32:BI:53:PRO:HD2	32:BI:77:VAL:HG21	1.71	0.72
40:BQ:57:ARG:NH2	40:BQ:92:LYS:HD2	2.03	0.72
8:CI:53:LEU:HD11	8:CI:96:GLU:HB3	1.71	0.72
55:CA:1292:G:H2'	55:CA:1293:C:C6	2.24	0.72
32:DI:57:VAL:HG12	32:DI:58:ILE:H	1.51	0.72
24:DA:685:A:H2'	24:DA:773:U:O4	1.89	0.72
24:DA:1062:G:HO2'	24:DA:1063:G:H8	0.77	0.72
4:AE:76:ASN:HB3	4:AE:81:GLN:HG3	1.71	0.72
11:AL:43:LYS:HD3	11:AL:43:LYS:H	1.51	0.72
13:AN:19:TYR:CD2	13:AN:50:LEU:HD13	2.25	0.72
24:BA:2313:C:H5''	29:BF:87:LYS:HD3	1.71	0.72
24:BA:2440:C:H5'	24:BA:2440:C:H6	1.54	0.72
28:BE:46:GLN:CG	28:BE:87:ALA:H	2.01	0.72
33:BJ:88:THR:HG22	33:BJ:91:GLU:HB2	1.71	0.72
37:BN:73:ASN:HA	37:BN:76:VAL:CG1	2.18	0.72
39:BP:96:LEU:HB3	39:BP:99:LEU:HD22	1.69	0.72
40:BQ:68:ALA:O	40:BQ:71:ASN:N	2.21	0.72
55:CA:814:A:H5'	55:CA:1511:G:H4'	1.72	0.72
55:CA:1255:G:N2	55:CA:1283:U:H3	1.88	0.72
24:DA:13:A:O2'	24:DA:15:G:N7	2.22	0.72
24:DA:1112:G:H2'	24:DA:1113:U:H6	1.54	0.72
3:AD:2:ARG:HH21	3:AD:114:ARG:HD3	1.53	0.72
4:AE:121:ASN:HD22	4:AE:122:VAL:N	1.86	0.72
19:AT:43:LYS:HB3	19:AT:86:ALA:HB1	1.71	0.72
21:AA:204:G:H3'	21:AA:205:A:C5'	2.19	0.72
24:BA:1652:A:H62	37:BN:11:ASN:HD21	1.35	0.72
24:BA:2023:C:O2'	24:BA:2024:G:H5'	1.89	0.72
24:BA:2109:U:H2'	24:BA:2110:G:H5'	1.71	0.72
30:BG:148:ARG:HA	30:BG:161:VAL:CG1	2.19	0.72
34:BK:21:CYS:HB2	34:BK:39:ILE:CD1	2.19	0.72
40:BQ:57:ARG:NH2	40:BQ:92:LYS:CE	2.53	0.72
4:CE:80:LEU:HB3	4:CE:97:PRO:HB3	1.71	0.72

*Continued on next page...*

*Continued from previous page...*

Atom-1	Atom-2	Interatomic distance (Å)	Clash overlap (Å)
7:CH:65:PHE:CD2	7:CH:66:GLN:HG2	2.25	0.72
55:CA:1228:C:HO2'	55:CA:1229:A:H8	1.34	0.72
24:DA:391:A:H2'	24:DA:391:A:N3	2.03	0.72
24:DA:1563:U:H2'	24:DA:1564:C:C6	2.24	0.72
24:DA:1714:U:H3'	24:DA:1715:G:C5'	2.20	0.72
24:DA:1783:A:N1	24:DA:2587:A:H2'	2.04	0.72
24:DA:2199:A:O2'	24:DA:2200:C:H5'	1.89	0.72
24:DA:2682:A:H61	24:DA:2728:U:H1'	1.54	0.72
5:AF:38:ARG:HG3	5:AF:39:LEU:N	2.03	0.72
21:AA:338:A:N1	21:AA:351:G:C6	2.58	0.72
21:AA:841:C:C2	21:AA:843:U:H5'	2.25	0.72
24:BA:2354:C:H4'	46:BW:31:LEU:HD22	1.70	0.72
24:BA:2733:A:H8	24:BA:2733:A:O5'	1.71	0.72
25:BB:45:A:H2'	25:BB:46:A:C8	2.24	0.72
31:BH:8:LYS:O	31:BH:9:VAL:HB	1.89	0.72
46:BW:67:LYS:HB3	46:BW:80:SER:H	1.54	0.72
11:CL:53:ARG:HA	11:CL:63:THR:HG22	1.72	0.72
18:CS:4:LEU:HD11	55:CA:1319:A:OP2	1.90	0.72
18:CS:52:ASN:ND2	18:CS:55:GLN:H	1.87	0.72
27:DD:194:PRO:HA	24:DA:2680:U:H5'	1.72	0.72
37:DN:12:ARG:HG3	37:DN:13:ASN:H	1.53	0.72
40:DQ:60:TRP:O	40:DQ:63:ARG:HG2	1.90	0.72
45:DV:18:ARG:HG3	56:DB:77:U:OP1	1.90	0.72
24:DA:851:C:H2'	24:DA:852:U:C6	2.24	0.72
24:DA:1231:U:H2'	24:DA:1232:G:H8	1.54	0.72
24:DA:1476:U:O2'	24:DA:1477:A:H8	1.72	0.72
24:DA:1938:A:O2'	24:DA:1939:U:H5''	1.90	0.72
4:AE:83:PRO:HG2	7:AH:95:MET:HG2	1.72	0.72
24:BA:2264:C:H41	46:BW:11:ASN:ND2	1.88	0.72
37:BN:103:ARG:HB2	37:BN:110:MET:CE	2.20	0.72
2:CC:133:MET:HE2	2:CC:150:VAL:HG23	1.70	0.72
28:DE:71:GLY:H	24:DA:674:G:H5''	1.53	0.72
33:DJ:84:ILE:HG12	24:DA:1132:U:H5''	1.72	0.72
43:DT:14:PRO:O	43:DT:15:HIS:HB2	1.88	0.72
45:DV:31:TYR:CE2	56:DB:73:A:N6	2.57	0.72
24:DA:1127:A:O2'	24:DA:1128:G:H5'	1.89	0.72
24:DA:2499:C:OP2	59:DA:3674:HOH:O	2.07	0.72
1:AB:130:LYS:HA	1:AB:130:LYS:NZ	2.05	0.72
4:AE:11:GLN:O	4:AE:11:GLN:HG3	1.90	0.72
4:AE:132:PRO:HG2	4:AE:133:ILE:HD12	1.72	0.72
8:AI:6:TYR:CE2	8:AI:17:ARG:HB2	2.23	0.72

*Continued on next page...*

*Continued from previous page...*

Atom-1	Atom-2	Interatomic distance (Å)	Clash overlap (Å)
9:AJ:62:ARG:NH1	21:AA:1367:C:H5'	2.05	0.72
21:AA:1021:A:H2'	21:AA:1022:A:H5''	1.70	0.72
24:BA:1124:G:H1'	54:B4:38:GLY:OXT	1.90	0.72
24:BA:1287:A:OP2	37:BN:103:ARG:HG3	1.90	0.72
25:BB:79:G:C5	25:BB:80:U:C5	2.77	0.72
28:BE:72:SER:OG	28:BE:74:LYS:HB2	1.90	0.72
29:BF:7:TYR:OH	29:BF:29:ARG:HB3	1.89	0.72
30:BG:155:PRO:O	30:BG:170:THR:HA	1.88	0.72
36:BM:81:ARG:HG3	36:BM:82:MET:H	1.52	0.72
10:CK:22:ILE:HD11	10:CK:31:VAL:HG22	1.72	0.72
55:CA:209:U:H5''	55:CA:210:C:OP2	1.89	0.72
55:CA:790:A:H2'	55:CA:791:G:C8	2.24	0.72
26:DC:79:ARG:HD3	26:DC:81:GLU:OE1	1.90	0.72
52:D2:19:ARG:HH21	52:D2:19:ARG:CB	2.02	0.72
24:DA:109:C:H4'	24:DA:348:A:H4'	1.72	0.72
24:DA:590:A:H2'	24:DA:591:U:H6	1.55	0.72
24:DA:2148:G:O2'	24:DA:2149:U:C6	2.43	0.72
24:DA:2459:A:O2'	24:DA:2460:U:H5'	1.90	0.72
56:DB:56:G:H4'	56:DB:57:A:O5'	1.90	0.72
6:AG:74:VAL:HG21	6:AG:143:MET:HG2	1.72	0.71
20:AU:38:GLU:OE2	20:AU:41:THR:HG21	1.90	0.71
24:BA:1584:U:H2'	24:BA:1585:C:H5'	1.72	0.71
24:BA:1717:A:H2'	24:BA:1718:G:O4'	1.89	0.71
26:BC:108:GLY:O	26:BC:109:LEU:HD22	1.90	0.71
1:CB:76:SER:O	1:CB:79:VAL:HG12	1.89	0.71
9:CJ:10:LEU:HB2	9:CJ:72:ARG:HB2	1.72	0.71
12:CM:47:LEU:HD21	12:CM:52:ILE:HG22	1.72	0.71
18:CS:40:PHE:HB3	18:CS:41:PRO:HD2	1.71	0.71
38:DO:64:TYR:HD1	56:DB:52:A:OP2	1.73	0.71
1:AB:212:TYR:HA	1:AB:215:ALA:HB3	1.71	0.71
4:AE:82:HIS:HB2	7:AH:95:MET:SD	2.30	0.71
19:AT:4:LYS:NZ	19:AT:5:SER:HB3	2.03	0.71
21:AA:306:A:H2'	21:AA:307:C:C6	2.25	0.71
24:BA:1060:U:H4'	24:BA:1061:U:C5'	2.20	0.71
24:BA:1461:C:O2'	24:BA:1462:C:H6	1.71	0.71
24:BA:2093:G:O2'	24:BA:2094:A:H5'	1.90	0.71
24:BA:2276:G:OP2	36:BM:83:GLY:O	2.08	0.71
24:BA:2403:C:H2'	24:BA:2404:U:H6	1.54	0.71
43:BT:32:LEU:N	43:BT:32:LEU:HD23	2.05	0.71
51:B1:47:ILE:HD12	51:B1:47:ILE:H	1.55	0.71
33:DJ:30:THR:HG21	24:DA:1012:U:O4	1.89	0.71

*Continued on next page...*

*Continued from previous page...*

Atom-1	Atom-2	Interatomic distance (Å)	Clash overlap (Å)
38:DO:45:SER:HA	56:DB:112:G:N2	2.04	0.71
38:DO:64:TYR:CD1	56:DB:51:G:H3'	2.25	0.71
3:AD:164:ARG:HG2	3:AD:165:GLU:H	1.53	0.71
11:AL:111:GLN:HB2	21:AA:538:G:OP2	1.91	0.71
21:AA:1068:G:O2'	21:AA:1069:C:H5'	1.90	0.71
24:BA:470:A:H61	43:BT:72:GLN:HE22	1.37	0.71
24:BA:765:C:H2'	24:BA:766:U:C6	2.23	0.71
27:BD:51:THR:OG1	27:BD:76:GLY:HA3	1.89	0.71
36:BM:64:TRP:CZ3	36:BM:106:ASP:HB2	2.25	0.71
41:BR:39:LEU:CB	41:BR:49:ILE:HD13	2.21	0.71
46:BW:39:GLN:HG3	46:BW:42:THR:HB	1.71	0.71
4:CE:44:ARG:HG2	4:CE:72:ASN:HA	1.72	0.71
5:CF:92:THR:O	5:CF:93:LYS:HG2	1.90	0.71
10:CK:106:ILE:HD11	10:CK:109:ILE:HD11	1.70	0.71
15:CP:74:LEU:O	15:CP:78:VAL:HG23	1.90	0.71
55:CA:451:A:H1'	55:CA:452:A:C8	2.25	0.71
51:D1:34:GLU:HG3	51:D1:49:LYS:HB2	1.72	0.71
24:DA:145:C:H2'	24:DA:146:A:H8	1.55	0.71
24:DA:1078:U:H4'	24:DA:1079:C:O5'	1.90	0.71
24:DA:2850:A:O2'	24:DA:2851:A:H5'	1.90	0.71
21:AA:198:G:HO2'	21:AA:199:A:H8	1.38	0.71
24:BA:2600:A:H2'	24:BA:2601:C:H6	1.55	0.71
34:BK:111:LYS:H	34:BK:111:LYS:CE	2.01	0.71
39:BP:112:ARG:C	39:BP:113:LEU:HD23	2.11	0.71
42:BS:19:LEU:O	50:B0:21:LEU:HD12	1.91	0.71
51:B1:5:ARG:NH1	51:B1:24:LYS:HA	2.05	0.71
10:CK:55:ARG:O	10:CK:58:THR:HG23	1.89	0.71
55:CA:812:G:H2'	55:CA:812:G:N3	2.03	0.71
31:DH:41:LYS:H	31:DH:44:ILE:HG23	1.55	0.71
33:DJ:116:ARG:HG3	33:DJ:120:ARG:HH22	1.56	0.71
37:DN:24:MET:HG2	37:DN:44:LEU:HD22	1.73	0.71
37:DN:63:ARG:O	37:DN:67:PHE:HB2	1.89	0.71
45:DV:9:ARG:HH22	45:DV:17:SER:HB2	1.52	0.71
24:DA:100:U:H1'	24:DA:101:A:C8	2.25	0.71
24:DA:960:A:H2'	24:DA:962:G:H5'	1.72	0.71
2:AC:86:LEU:O	2:AC:90:VAL:HG23	1.90	0.71
4:AE:11:GLN:HG3	4:AE:116:VAL:HG12	1.72	0.71
5:AF:16:GLU:HG2	3:CD:191:SER:CB	2.17	0.71
24:BA:994:C:H1'	41:BR:10:LYS:HZ1	1.53	0.71
27:BD:101:PHE:HE2	27:BD:203:VAL:HG22	1.54	0.71
33:BJ:65:THR:HG22	33:BJ:68:LYS:CE	2.21	0.71

*Continued on next page...*



*Continued from previous page...*

Atom-1	Atom-2	Interatomic distance (Å)	Clash overlap (Å)
41:BR:90:ARG:O	41:BR:91:GLN:HB3	1.90	0.71
55:CA:328:C:H2'	55:CA:328:C:O2	1.88	0.71
55:CA:1144:G:H21	55:CA:1146:A:H62	1.37	0.71
37:DN:37:THR:HB	37:DN:40:LYS:HB2	1.73	0.71
42:DS:6:LYS:NZ	42:DS:104:THR:HG23	2.05	0.71
24:DA:962:G:H2'	24:DA:963:U:H6	1.54	0.71
24:DA:2100:G:O2'	24:DA:2101:A:H5'	1.90	0.71
1:AB:86:CYS:HB2	1:AB:88:GLN:HG3	1.71	0.71
4:AE:89:THR:HG22	4:AE:90:GLY:N	2.06	0.71
17:AR:62:ARG:NH1	17:AR:69:TYR:HA	2.05	0.71
24:BA:871:U:OP1	36:BM:5:LYS:HG3	1.90	0.71
24:BA:1023:U:H5'	24:BA:1023:U:C6	2.19	0.71
24:BA:1064:C:H4'	32:BI:90:GLY:N	2.03	0.71
24:BA:2297:A:C2	24:BA:2298:A:C8	2.78	0.71
26:BC:245:THR:OG1	26:BC:249:VAL:HB	1.90	0.71
40:BQ:63:ARG:HD2	40:BQ:64:ILE:N	2.06	0.71
41:BR:39:LEU:HD23	41:BR:39:LEU:N	2.06	0.71
8:CI:30:ASN:O	8:CI:31:GLN:HG3	1.90	0.71
26:DC:52:HIS:HA	26:DC:216:ARG:HB2	1.72	0.71
32:DI:51:GLY:O	32:DI:52:LEU:HB2	1.90	0.71
44:DU:16:LYS:HD3	44:DU:17:ASP:H	1.56	0.71
54:D4:7:VAL:HG12	24:DA:1031:G:O2'	1.90	0.71
24:DA:527:C:OP1	59:DA:3247:HOH:O	2.09	0.71
24:DA:646:U:H2'	24:DA:647:G:O4'	1.89	0.71
24:DA:704:G:H1'	24:DA:727:A:N6	2.06	0.71
24:DA:1341:G:H21	24:DA:1398:C:H4'	1.56	0.71
24:DA:2601:C:H4'	24:DA:2602:A:OP2	1.90	0.71
8:AI:110:VAL:HG21	21:AA:1370:G:O5'	1.89	0.71
16:AQ:14:ASP:O	16:AQ:20:ILE:HD11	1.90	0.71
19:AT:38:ILE:HD11	19:AT:82:ILE:HG22	1.73	0.71
21:AA:243:A:N3	21:AA:245:U:H2'	2.05	0.71
24:BA:74:A:H4'	24:BA:75:G:O5'	1.89	0.71
27:BD:8:LYS:HB2	27:BD:201:LEU:HD22	1.71	0.71
30:BG:11:PRO:O	30:BG:14:VAL:HG22	1.91	0.71
33:BJ:75:TYR:CD1	33:BJ:86:GLN:HB3	2.25	0.71
34:BK:111:LYS:HE2	34:BK:111:LYS:N	2.03	0.71
41:BR:16:GLU:HA	41:BR:98:ILE:HG22	1.73	0.71
41:BR:51:VAL:HB	41:BR:52:PRO:CD	2.20	0.71
43:BT:32:LEU:N	43:BT:83:ALA:HB3	2.06	0.71
53:B3:31:ILE:HD11	53:B3:34:LYS:HD2	1.72	0.71
1:CB:208:ALA:HA	1:CB:211:LEU:HB2	1.73	0.71

*Continued on next page...*



*Continued from previous page...*

Atom-1	Atom-2	Interatomic distance (Å)	Clash overlap (Å)
3:CD:39:GLN:N	55:CA:426:U:H4'	2.06	0.71
29:DF:104:THR:HG22	29:DF:105:ILE:HG13	1.72	0.71
33:DJ:45:THR:HG21	33:DJ:50:THR:HG23	1.72	0.71
37:DN:103:ARG:HD2	24:DA:1287:A:H5'	1.73	0.71
42:DS:24:ILE:HG22	42:DS:35:ILE:HD11	1.71	0.71
44:DU:14:THR:HB	44:DU:68:ASN:HB3	1.73	0.71
47:DX:63:ILE:CD1	47:DX:64:ASP:H	2.04	0.71
24:DA:548:G:H5''	24:DA:549:G:H5'	1.71	0.71
1:AB:108:GLN:NE2	1:AB:108:GLN:H	1.89	0.71
4:AE:37:VAL:HG12	4:AE:116:VAL:HG21	1.73	0.71
4:AE:131:ASN:HD21	4:AE:133:ILE:HD13	1.56	0.71
24:BA:100:U:H4'	24:BA:101:A:O5'	1.91	0.71
24:BA:636:G:C5	35:BL:111:ILE:HD11	2.26	0.71
3:CD:131:ILE:HG21	55:CA:620:C:C2	2.25	0.71
6:CG:3:ARG:CD	55:CA:932:C:H5'	2.17	0.71
7:CH:52:GLY:HA3	7:CH:56:PRO:HA	1.72	0.71
10:CK:44:ALA:HB3	10:CK:69:CYS:HB2	1.72	0.71
27:DD:122:VAL:HA	27:DD:127:PHE:H	1.54	0.71
35:DL:36:LYS:HE2	24:DA:2448:A:H61	1.54	0.71
40:DQ:78:PHE:CE1	40:DQ:82:LEU:HD11	2.25	0.71
45:DV:70:ILE:N	45:DV:70:ILE:HD13	2.05	0.71
24:DA:1068:G:H2'	24:DA:1069:A:C8	2.25	0.71
1:AB:71:THR:HG22	1:AB:72:LYS:H	1.55	0.71
10:AK:87:GLY:N	10:AK:113:THR:HG22	1.98	0.71
21:AA:519:C:O2'	21:AA:520:A:H5'	1.91	0.71
24:BA:282:A:H2'	24:BA:283:G:C8	2.26	0.71
24:BA:1847:A:H8	24:BA:1848:A:N7	1.88	0.71
24:BA:2786:U:H2'	24:BA:2787:C:H6	1.53	0.71
27:BD:110:THR:HA	27:BD:171:THR:HA	1.73	0.71
31:BH:96:THR:CA	31:BH:97:ARG:NH1	2.54	0.71
1:CB:151:LYS:HG3	1:CB:152:ASP:H	1.56	0.71
10:CK:126:ARG:HB2	20:CU:33:ARG:HD2	1.73	0.71
16:CQ:59:GLU:O	16:CQ:75:VAL:HG22	1.91	0.71
55:CA:246:A:C4	55:CA:282:A:N6	2.59	0.71
55:CA:1234:C:H1'	55:CA:1364:U:C6	2.26	0.71
55:CA:1349:A:H2'	55:CA:1350:A:H8	1.55	0.71
29:DF:71:LYS:HB3	29:DF:78:ILE:HD13	1.71	0.71
49:DZ:16:LEU:H	49:DZ:16:LEU:HD22	1.56	0.71
24:DA:656:G:H2'	24:DA:657:U:C6	2.26	0.71
24:DA:2660:A:C2	24:DA:2661:G:C4	2.78	0.71
56:DB:75:G:H2'	56:DB:76:G:H8	1.55	0.71

*Continued on next page...*

*Continued from previous page...*

Atom-1	Atom-2	Interatomic distance (Å)	Clash overlap (Å)
6:AG:139:ASP:HA	6:AG:142:ARG:HB2	1.73	0.71
12:AM:14:ALA:O	12:AM:18:LEU:HD23	1.89	0.71
15:AP:4:ILE:HA	15:AP:20:VAL:O	1.90	0.71
21:AA:198:G:O2'	21:AA:199:A:C8	2.43	0.71
21:AA:1240:U:H3'	21:AA:1241:G:H5'	1.73	0.71
24:BA:250:G:C6	24:BA:251:A:C6	2.78	0.71
24:BA:856:G:H1'	46:BW:23:LYS:HB3	1.73	0.71
36:BM:101:VAL:HG13	36:BM:101:VAL:O	1.90	0.71
55:CA:32:A:H2'	55:CA:33:A:C8	2.26	0.71
55:CA:560:A:H5'	55:CA:566:G:H22	1.53	0.71
42:DS:73:LYS:HB2	42:DS:106:VAL:HB	1.72	0.71
43:DT:19:LYS:HE2	43:DT:23:ALA:HB3	1.73	0.71
46:DW:71:LYS:HD3	56:DB:11:C:H5'	1.71	0.71
24:DA:271:G:O2'	24:DA:272:A:H5''	1.91	0.71
24:DA:1241:A:H2'	24:DA:1242:U:H5'	1.73	0.71
3:AD:169:TRP:CE3	3:AD:185:PRO:HB3	2.26	0.70
13:AN:4:SER:HB2	21:AA:1216:A:OP1	1.91	0.70
21:AA:566:G:H4'	21:AA:567:G:OP1	1.89	0.70
24:BA:976:G:C2	24:BA:977:G:C8	2.78	0.70
24:BA:2225:A:H5'	24:BA:2226:C:H5'	1.73	0.70
27:BD:140:HIS:CE1	59:BD:402:HOH:O	2.43	0.70
5:CF:18:VAL:HG21	5:CF:58:HIS:HD2	1.55	0.70
55:CA:566:G:H4'	55:CA:567:G:OP1	1.90	0.70
55:CA:1134:G:C5	55:CA:1135:U:H1'	2.26	0.70
55:CA:1303:C:H3'	55:CA:1304:G:C8	2.26	0.70
53:D3:22:LYS:H	53:D3:48:MET:HB3	1.56	0.70
24:DA:579:G:C8	24:DA:2017:U:C4	2.79	0.70
24:DA:615:U:H3'	24:DA:616:A:H5'	1.73	0.70
1:AB:24:PRO:CG	21:AA:830:G:H5'	2.21	0.70
4:AE:37:VAL:HG21	4:AE:113:VAL:CG1	2.20	0.70
24:BA:2239:G:H5'	24:BA:2239:G:C8	2.26	0.70
24:BA:2291:U:H2'	24:BA:2292:U:C5	2.26	0.70
24:BA:2756:U:H1'	24:BA:2757:A:H5''	1.72	0.70
32:BI:33:ASN:HB3	32:BI:36:GLU:HB2	1.73	0.70
41:BR:39:LEU:HB3	41:BR:49:ILE:HD13	1.73	0.70
9:CJ:52:LEU:HD23	9:CJ:62:ARG:HG2	1.71	0.70
55:CA:330:C:O2'	55:CA:331:G:H5'	1.91	0.70
24:DA:197:A:H62	24:DA:2430:A:H2'	1.55	0.70
24:DA:1364:G:H1'	24:DA:1368:G:H22	1.56	0.70
24:DA:1560:G:O2'	24:DA:1561:C:H5'	1.90	0.70
4:AE:80:LEU:HD21	4:AE:95:MET:HE2	1.73	0.70

*Continued on next page...*

*Continued from previous page...*

Atom-1	Atom-2	Interatomic distance (Å)	Clash overlap (Å)
9:AJ:56:HIS:O	9:AJ:57:VAL:HG12	1.91	0.70
11:AL:6:LEU:HD23	16:AQ:33:TYR:CE2	2.27	0.70
24:BA:1140:C:P	33:BJ:68:LYS:HZ3	2.14	0.70
24:BA:2197:U:HO2'	24:BA:2198:A:H2'	1.56	0.70
24:BA:2813:A:H2	24:BA:2887:A:N6	1.90	0.70
30:BG:82:PHE:CE2	30:BG:137:LYS:HB2	2.25	0.70
30:BG:126:THR:HG22	30:BG:127:GLN:H	1.54	0.70
32:BI:3:LYS:HD2	32:BI:4:VAL:HG23	1.74	0.70
35:BL:93:ASN:ND2	35:BL:94:THR:N	2.37	0.70
39:BP:24:THR:HG21	39:BP:87:ARG:HB3	1.72	0.70
55:CA:804:U:H5''	55:CA:805:C:OP2	1.91	0.70
55:CA:1127:G:O2'	55:CA:1128:C:H5'	1.91	0.70
55:CA:1418:A:C2	55:CA:1483:A:C2	2.80	0.70
26:DC:14:HIS:O	26:DC:203:VAL:HG11	1.91	0.70
45:DV:31:TYR:HD1	45:DV:31:TYR:C	1.94	0.70
24:DA:1156:A:OP1	24:DA:1156:A:H8	1.73	0.70
24:DA:2582:G:O2'	24:DA:2583:G:H5'	1.90	0.70
24:BA:2308:G:C6	29:BF:76:PHE:HE2	2.08	0.70
30:BG:140:ILE:HD12	30:BG:141:GLY:N	2.06	0.70
33:BJ:30:THR:HG22	33:BJ:31:GLU:N	2.06	0.70
46:BW:39:GLN:O	46:BW:41:GLY:N	2.25	0.70
51:B1:27:ARG:O	51:B1:30:PRO:HD3	1.91	0.70
14:CO:47:LYS:HD2	14:CO:47:LYS:H	1.55	0.70
26:DC:38:LYS:HE2	26:DC:55:GLY:H	1.55	0.70
27:DD:110:THR:OG1	27:DD:171:THR:HG22	1.91	0.70
34:DK:13:ASN:H	34:DK:13:ASN:HD22	1.39	0.70
24:DA:249:C:H5''	24:DA:2394:C:O2'	1.91	0.70
24:DA:2902:C:O2'	24:DA:2903:U:O4'	2.09	0.70
3:AD:96:ARG:HB3	3:AD:98:ASP:OD1	1.91	0.70
20:AU:36:PHE:HD1	20:AU:39:LYS:HB3	1.57	0.70
24:BA:996:A:O3'	40:BQ:91:ARG:HG2	1.92	0.70
24:BA:1235:G:C2	24:BA:1236:G:N2	2.59	0.70
24:BA:1945:G:H2'	24:BA:1946:U:C6	2.26	0.70
24:BA:2502:G:H5'	24:BA:2503:A:C5'	2.20	0.70
24:BA:2512:C:H5''	24:BA:2513:A:OP2	1.90	0.70
50:B0:9:ARG:HH21	50:B0:9:ARG:CG	2.03	0.70
3:CD:8:LEU:O	3:CD:12:ARG:HB2	1.91	0.70
10:CK:16:SER:HA	10:CK:78:ILE:HA	1.73	0.70
12:CM:33:LEU:HB3	12:CM:38:ILE:HB	1.73	0.70
15:CP:6:LEU:HG	55:CA:376:G:OP1	1.91	0.70
20:CU:39:LYS:H	20:CU:40:PRO:CD	2.04	0.70

*Continued on next page...*

*Continued from previous page...*

Atom-1	Atom-2	Interatomic distance (Å)	Clash overlap (Å)
55:CA:116:A:O2'	55:CA:117:G:H5'	1.91	0.70
28:DE:24:ASN:HB3	28:DE:27:LEU:HB3	1.71	0.70
29:DF:39:VAL:HA	29:DF:49:LEU:HG	1.73	0.70
33:DJ:20:ALA:HA	33:DJ:23:LYS:HG3	1.74	0.70
37:DN:22:ARG:HG3	37:DN:70:THR:HA	1.73	0.70
42:DS:4:ILE:HG22	42:DS:106:VAL:HG13	1.73	0.70
43:DT:20:ALA:HB1	43:DT:31:VAL:HG21	1.74	0.70
24:DA:449:A:C4	24:DA:450:G:C8	2.79	0.70
24:DA:620:G:H4'	24:DA:621:A:O5'	1.90	0.70
24:DA:2065:C:H1'	24:DA:2449:U:H3	1.56	0.70
56:DB:11:C:C5	56:DB:12:C:C5	2.79	0.70
3:AD:55:ARG:HA	3:AD:55:ARG:HH11	1.54	0.70
16:AQ:45:VAL:HG21	16:AQ:60:ILE:HD13	1.73	0.70
21:AA:428:G:H1'	21:AA:430:A:N7	2.06	0.70
24:BA:2386:A:H2'	24:BA:2387:U:C6	2.27	0.70
24:BA:2834:G:H2'	24:BA:2879:A:N6	2.06	0.70
30:BG:83:THR:HA	30:BG:84:LYS:NZ	2.06	0.70
35:BL:85:VAL:CG2	35:BL:94:THR:HG23	2.21	0.70
38:BO:11:ALA:HB2	38:BO:96:GLY:N	2.07	0.70
40:BQ:91:ARG:NH2	40:BQ:93:ILE:HD13	2.07	0.70
43:BT:87:LEU:HB2	43:BT:91:GLN:HG2	1.71	0.70
26:DC:7:PRO:HB2	24:DA:1695:G:H8	1.57	0.70
26:DC:68:ARG:HD3	26:DC:103:ILE:HD13	1.73	0.70
26:DC:94:LEU:HB2	26:DC:100:ARG:HD2	1.74	0.70
35:DL:66:PHE:HB2	24:DA:2415:G:H4'	1.74	0.70
36:DM:42:THR:HG22	36:DM:44:ARG:N	2.05	0.70
39:DP:28:LYS:HB2	39:DP:28:LYS:HZ2	1.55	0.70
24:DA:279:A:H61	24:DA:361:G:H1'	1.57	0.70
24:DA:478:A:H5''	24:DA:479:A:OP2	1.91	0.70
24:DA:1314:C:OP1	24:DA:1332:G:H5''	1.90	0.70
24:DA:2210:U:H4'	24:DA:2211:A:C5'	2.20	0.70
3:AD:31:CYS:O	3:AD:32:LYS:HB2	1.90	0.70
4:AE:32:PHE:HD2	4:AE:54:GLU:CA	2.05	0.70
4:AE:156:ARG:HA	7:AH:63:LYS:HE2	1.72	0.70
8:AI:121:ARG:HG3	21:AA:1348:U:H4'	1.72	0.70
12:AM:101:THR:OG1	21:AA:1225:A:H5''	1.91	0.70
21:AA:548:G:H2'	21:AA:549:C:C6	2.26	0.70
24:BA:568:U:O4	41:BR:81:LYS:HE2	1.92	0.70
24:BA:2795:C:C2	24:BA:2802:G:N2	2.59	0.70
29:BF:134:GLN:O	29:BF:136:ILE:N	2.24	0.70
35:BL:96:LYS:HD3	35:BL:103:ILE:HA	1.73	0.70

*Continued on next page...*

*Continued from previous page...*

Atom-1	Atom-2	Interatomic distance (Å)	Clash overlap (Å)
6:CG:57:GLU:HG3	6:CG:60:ALA:HB2	1.71	0.70
12:CM:2:ARG:HB3	12:CM:6:ILE:HA	1.74	0.70
55:CA:1102:A:H2'	55:CA:1103:C:C6	2.27	0.70
32:DI:55:PRO:HG2	32:DI:70:THR:HG23	1.73	0.70
32:DI:106:GLN:HA	32:DI:109:ALA:HB3	1.72	0.70
33:DJ:110:PRO:HG2	33:DJ:111:LYS:HG2	1.74	0.70
24:DA:656:G:H8	24:DA:656:G:O5'	1.74	0.70
24:DA:1328:A:H2'	24:DA:1330:C:C4	2.26	0.70
6:AG:86:VAL:HG22	6:AG:150:PHE:HB3	1.74	0.70
21:AA:113:G:H2'	21:AA:114:U:H6	1.55	0.70
11:CL:109:ARG:C	11:CL:110:LYS:HD2	2.11	0.70
12:CM:28:ARG:HA	12:CM:31:ALA:HB3	1.74	0.70
12:CM:70:ARG:HH12	29:DF:114:ARG:NH2	1.90	0.70
26:DC:166:ARG:HG3	26:DC:166:ARG:O	1.92	0.70
29:DF:28:PRO:HB2	29:DF:168:LEU:HD21	1.73	0.70
29:DF:91:ARG:HB3	29:DF:91:ARG:NH2	2.06	0.70
35:DL:123:ARG:HA	35:DL:143:GLU:HB3	1.73	0.70
36:DM:17:ASN:CB	36:DM:38:ARG:HH22	2.05	0.70
38:DO:45:SER:OG	56:DB:113:C:H1'	1.92	0.70
40:DQ:69:ARG:HB2	40:DQ:69:ARG:NH2	2.04	0.70
48:DY:1:MET:HE2	48:DY:1:MET:N	2.06	0.70
24:DA:1287:A:H2'	24:DA:1288:G:C2	2.26	0.70
24:DA:1731:G:H4'	24:DA:1732:C:OP1	1.89	0.70
24:DA:2460:U:O2	24:DA:2493:U:N3	2.25	0.70
24:DA:2881:U:O2'	24:DA:2882:A:H5'	1.92	0.70
1:AB:29:PHE:HA	1:AB:44:LYS:HG2	1.74	0.70
3:AD:34:GLU:O	3:AD:37:PRO:HD3	1.91	0.70
21:AA:269:C:H2'	21:AA:270:A:C8	2.26	0.70
21:AA:924:C:H2'	21:AA:925:G:H8	1.52	0.70
24:BA:2292:U:H2'	24:BA:2293:G:C8	2.24	0.70
1:CB:127:LYS:HE3	1:CB:132:GLU:HG3	1.74	0.70
3:CD:34:GLU:O	3:CD:36:ALA:N	2.25	0.70
55:CA:511:C:N3	55:CA:512:U:C4	2.59	0.70
55:CA:1140:C:O2'	55:CA:1141:C:C6	2.43	0.70
44:DU:90:LYS:HE2	44:DU:92:VAL:HG12	1.73	0.70
24:DA:118:A:C8	24:DA:119:A:C8	2.80	0.70
24:DA:740:C:O2'	24:DA:741:U:C5'	2.39	0.70
24:DA:1799:G:N2	24:DA:1818:U:O2'	2.25	0.70
24:DA:2216:G:H2'	24:DA:2217:G:H8	1.57	0.70
4:AE:83:PRO:HD3	4:AE:97:PRO:CG	2.21	0.70
18:AS:77:ARG:HH22	21:AA:1322:C:P	2.15	0.70

*Continued on next page...*

*Continued from previous page...*

Atom-1	Atom-2	Interatomic distance (Å)	Clash overlap (Å)
21:AA:704:A:H2'	21:AA:705:G:C8	2.25	0.70
21:AA:908:A:H2'	21:AA:909:A:H8	1.57	0.70
24:BA:1048:A:C5	24:BA:1049:C:C5	2.80	0.70
24:BA:2197:U:H1'	24:BA:2198:A:H2'	1.73	0.70
40:BQ:68:ALA:O	40:BQ:69:ARG:C	2.29	0.70
47:BX:76:LYS:HG3	47:BX:77:TYR:H	1.57	0.70
24:DA:448:U:H4'	24:DA:449:A:OP2	1.91	0.70
24:DA:2311:A:O2'	24:DA:2312:U:OP2	2.08	0.70
56:DB:5:U:H2'	56:DB:6:G:C8	2.27	0.70
21:AA:269:C:H2'	21:AA:270:A:H8	1.55	0.69
21:AA:1371:G:H5''	21:AA:1372:U:OP2	1.91	0.69
10:CK:74:LYS:HG3	10:CK:78:ILE:HG12	1.72	0.69
10:CK:124:LYS:HE3	20:CU:34:ARG:CZ	2.22	0.69
55:CA:266:G:O2'	55:CA:267:C:H3'	1.92	0.69
55:CA:977:A:C8	55:CA:1223:C:C4	2.78	0.69
55:CA:1152:A:H2'	55:CA:1153:G:C8	2.27	0.69
30:DG:66:THR:CG2	24:DA:2748:A:H1'	2.21	0.69
31:DH:80:ILE:HB	31:DH:101:ASP:CB	2.22	0.69
38:DO:44:GLY:CA	56:DB:8:C:O2'	2.40	0.69
24:DA:1070:A:H5'	24:DA:1071:G:H5''	1.74	0.69
24:DA:2783:U:H2'	24:DA:2784:U:H6	1.56	0.69
11:AL:43:LYS:HD3	11:AL:43:LYS:N	2.07	0.69
16:AQ:12:VAL:CG1	16:AQ:13:SER:H	1.95	0.69
20:AU:38:GLU:HG3	21:AA:1527:U:OP2	1.91	0.69
21:AA:251:G:H4'	21:AA:252:U:O5'	1.92	0.69
21:AA:1478:U:H2'	21:AA:1479:C:H6	1.57	0.69
24:BA:947:A:H2'	24:BA:948:C:C6	2.27	0.69
24:BA:1349:C:H42	24:BA:1382:G:H1	1.39	0.69
24:BA:1737:G:C6	24:BA:1738:G:N2	2.60	0.69
24:BA:2720:U:H2'	24:BA:2721:A:C8	2.26	0.69
26:BC:188:ARG:O	26:BC:189:ALA:HB2	1.92	0.69
27:BD:182:ALA:O	27:BD:184:ARG:N	2.25	0.69
28:BE:149:ILE:O	28:BE:188:MET:HA	1.92	0.69
40:BQ:85:ALA:O	40:BQ:86:SER:C	2.29	0.69
1:CB:79:VAL:O	1:CB:83:ALA:HB3	1.92	0.69
55:CA:109:A:H2'	55:CA:326:G:N2	2.07	0.69
55:CA:1038:C:H2'	55:CA:1039:G:C8	2.27	0.69
29:DF:122:ASP:HB3	29:DF:126:ASN:ND2	2.06	0.69
24:DA:973:A:H1'	24:DA:1188:U:C5	2.27	0.69
24:DA:1061:U:O2'	24:DA:1062:G:H5''	1.93	0.69
1:AB:108:GLN:HA	1:AB:111:LYS:HB2	1.74	0.69

*Continued on next page...*

*Continued from previous page...*

Atom-1	Atom-2	Interatomic distance (Å)	Clash overlap (Å)
4:AE:152:VAL:HG21	4:AE:156:ARG:NH1	2.07	0.69
6:AG:35:LYS:HB2	21:AA:1373:G:H5''	1.74	0.69
21:AA:547:A:H4'	21:AA:548:G:O5'	1.91	0.69
24:BA:686:U:O2	52:B2:6:GLN:O	2.10	0.69
24:BA:856:G:H21	46:BW:19:ARG:HH22	1.39	0.69
24:BA:1073:A:C2'	24:BA:1074:G:H5''	2.22	0.69
24:BA:2021:C:OP1	50:B0:8:THR:HG21	1.92	0.69
24:BA:2183:A:H2'	24:BA:2184:A:H8	1.54	0.69
26:BC:166:ARG:O	26:BC:166:ARG:HG3	1.92	0.69
38:BO:88:LYS:O	38:BO:89:ASP:HB2	1.90	0.69
48:BY:7:ARG:H	48:BY:60:LYS:HZ1	1.38	0.69
6:CG:110:ARG:HG3	6:CG:111:GLY:H	1.56	0.69
16:CQ:46:HIS:HB2	16:CQ:70:LYS:HE3	1.74	0.69
19:CT:70:LYS:HD2	19:CT:73:ARG:HE	1.57	0.69
55:CA:764:C:H2'	55:CA:765:G:H5'	1.74	0.69
46:DW:18:LYS:HE2	24:DA:2269:G:O3'	1.93	0.69
46:DW:23:LYS:HZ2	24:DA:855:G:H21	1.39	0.69
24:DA:152:A:C2	24:DA:175:G:C2	2.80	0.69
24:DA:449:A:H2'	24:DA:450:G:C8	2.25	0.69
24:DA:668:A:H2'	24:DA:670:A:N6	2.07	0.69
24:DA:1399:C:H2'	24:DA:1400:U:C6	2.27	0.69
24:DA:1681:G:O2'	24:DA:1762:A:H2'	1.92	0.69
24:DA:2308:G:O2'	24:DA:2309:A:OP1	2.10	0.69
56:DB:57:A:H2'	56:DB:58:A:H8	1.56	0.69
1:AB:13:VAL:HG23	1:AB:207:ARG:HH22	1.56	0.69
1:AB:174:GLU:O	1:AB:177:ASN:HB3	1.92	0.69
4:AE:19:ARG:HA	4:AE:31:SER:O	1.92	0.69
5:AF:3:HIS:H	5:AF:92:THR:CG2	2.03	0.69
11:AL:23:LEU:HG	11:AL:24:GLU:H	1.58	0.69
33:BJ:2:LYS:HD3	33:BJ:2:LYS:N	2.07	0.69
40:BQ:68:ALA:HB1	40:BQ:73:ILE:HG23	1.75	0.69
43:BT:30:ILE:HG23	43:BT:85:VAL:HB	1.74	0.69
46:BW:39:GLN:C	46:BW:41:GLY:N	2.42	0.69
50:B0:29:VAL:HG13	50:B0:34:GLY:O	1.92	0.69
55:CA:60:A:H4'	55:CA:61:G:O5'	1.91	0.69
26:DC:219:VAL:HG21	24:DA:782:A:N7	2.07	0.69
44:DU:58:VAL:HG12	44:DU:60:LYS:H	1.57	0.69
54:D4:23:ILE:HD13	24:DA:1032:A:H1'	1.74	0.69
24:DA:963:U:H2'	24:DA:964:C:H6	1.57	0.69
24:DA:1275:A:H2'	24:DA:1275:A:N3	2.07	0.69
24:DA:2321:U:H2'	24:DA:2321:U:O2	1.91	0.69

*Continued on next page...*



*Continued from previous page...*

Atom-1	Atom-2	Interatomic distance (Å)	Clash overlap (Å)
24:BA:1381:G:H2'	24:BA:1382:G:H5'	1.75	0.69
24:BA:1658:C:OP1	59:BA:3660:HOH:O	2.09	0.69
24:BA:2897:U:H2'	24:BA:2898:U:H6	1.57	0.69
42:BS:24:ILE:HD11	42:BS:36:LEU:HD13	1.73	0.69
47:BX:4:CYS:HB2	47:BX:51:SER:HB3	1.75	0.69
16:CQ:17:GLU:HG3	55:CA:254:G:H21	1.57	0.69
17:CR:39:VAL:HG12	17:CR:40:PRO:HD2	1.74	0.69
55:CA:197:A:O2'	55:CA:198:G:C8	2.45	0.69
55:CA:1038:C:H2'	55:CA:1039:G:H8	1.57	0.69
55:CA:1265:C:C2'	55:CA:1266:G:H5'	2.22	0.69
55:CA:1293:C:H2'	55:CA:1294:G:C8	2.27	0.69
26:DC:71:ASP:O	26:DC:73:ILE:HG12	1.93	0.69
29:DF:110:ILE:HD13	29:DF:110:ILE:H	1.58	0.69
31:DH:8:LYS:C	31:DH:8:LYS:HD2	2.13	0.69
39:DP:9:GLN:HB3	39:DP:12:MET:CE	2.22	0.69
24:DA:655:A:O2'	24:DA:656:G:C8	2.44	0.69
24:DA:1519:G:H5'	24:DA:1520:U:OP2	1.93	0.69
13:AN:25:GLU:HG3	13:AN:26:LEU:HD12	1.72	0.69
16:AQ:12:VAL:HG11	16:AQ:21:VAL:HG22	1.73	0.69
16:AQ:79:GLU:O	16:AQ:80:LYS:HD3	1.91	0.69
21:AA:486:U:H5''	21:AA:486:U:H6	1.57	0.69
21:AA:1446:A:C2'	21:AA:1447:A:H5''	2.22	0.69
21:AA:1513:A:H2'	21:AA:1514:G:C8	2.25	0.69
24:BA:976:G:C2	24:BA:977:G:N7	2.61	0.69
24:BA:1343:G:H2'	24:BA:1344:U:H6	1.58	0.69
24:BA:1777:U:O2'	24:BA:1778:U:H5'	1.91	0.69
24:BA:2020:A:H5'	50:B0:8:THR:HG22	1.74	0.69
25:BB:45:A:H2'	25:BB:46:A:H8	1.57	0.69
40:BQ:4:LYS:HG3	40:BQ:5:ARG:N	2.06	0.69
40:BQ:91:ARG:NH1	41:BR:10:LYS:HB3	2.07	0.69
49:BZ:6:ILE:O	49:BZ:34:THR:HA	1.92	0.69
8:CI:122:ARG:NH1	55:CA:1343:G:H1'	2.06	0.69
17:CR:72:ARG:H	17:CR:72:ARG:NE	1.86	0.69
20:CU:3:ILE:HG21	20:CU:18:PHE:HB3	1.73	0.69
27:DD:119:ALA:CB	27:DD:163:GLY:H	2.01	0.69
48:DY:19:LEU:HA	48:DY:22:LEU:HB2	1.73	0.69
24:DA:975:A:H2'	24:DA:976:G:H8	1.58	0.69
24:DA:2628:C:O2'	24:DA:2781:A:H2'	1.93	0.69
2:AC:146:LYS:HB2	2:AC:202:PHE:CE2	2.26	0.69
21:AA:994:A:O2'	21:AA:995:C:H5'	1.93	0.69
21:AA:1089:G:C2	21:AA:1090:U:H1'	2.27	0.69

*Continued on next page...*



*Continued from previous page...*

Atom-1	Atom-2	Interatomic distance (Å)	Clash overlap (Å)
24:BA:2063:C:O2'	24:BA:2064:C:H5'	1.93	0.69
25:BB:109:A:H2'	25:BB:110:C:H6	1.56	0.69
32:BI:20:SER:HB3	32:BI:21:PRO:HD3	1.74	0.69
36:BM:57:VAL:HA	36:BM:112:LEU:HD21	1.75	0.69
2:CC:126:ARG:HH22	2:CC:190:THR:HG23	1.55	0.69
8:CI:48:ARG:HH21	8:CI:57:VAL:HG21	1.58	0.69
14:CO:77:TYR:OH	14:CO:87:ARG:HD3	1.92	0.69
55:CA:154:U:H2'	55:CA:155:A:H5'	1.75	0.69
55:CA:765:G:C5	55:CA:812:G:C5	2.80	0.69
27:DD:36:GLN:HE21	27:DD:38:LYS:HZ1	1.41	0.69
31:DH:8:LYS:HD2	31:DH:9:VAL:N	2.08	0.69
48:DY:57:LEU:O	48:DY:60:LYS:HB3	1.92	0.69
1:AB:139:GLU:O	1:AB:139:GLU:HG2	1.92	0.69
4:AE:136:VAL:HG22	4:AE:136:VAL:O	1.92	0.69
5:AF:21:MET:HB3	5:AF:25:TYR:CE1	2.27	0.69
7:AH:3:GLN:HA	21:AA:587:G:H4'	1.74	0.69
10:AK:51:PHE:HB2	10:AK:55:ARG:HB3	1.74	0.69
14:AO:52:ARG:O	14:AO:56:LEU:HG	1.93	0.69
19:AT:80:ALA:O	19:AT:84:LYS:HB2	1.93	0.69
21:AA:507:C:H3'	21:AA:508:U:H5''	1.74	0.69
21:AA:1452:C:H5'	21:AA:1453:G:C5	2.28	0.69
24:BA:232:G:H4'	24:BA:233:A:OP1	1.92	0.69
24:BA:1376:C:H2'	24:BA:1377:G:H5'	1.75	0.69
24:BA:1797:G:O3'	26:BC:255:LYS:HA	1.93	0.69
24:BA:2209:G:C2	24:BA:2216:G:C2	2.81	0.69
24:BA:2691:C:H5'	24:BA:2691:C:H6	1.57	0.69
25:BB:57:A:O2'	25:BB:58:A:H5'	1.93	0.69
28:BE:146:VAL:HG23	28:BE:167:VAL:CG2	2.21	0.69
41:BR:25:LEU:H	41:BR:94:THR:HG21	1.56	0.69
46:BW:24:ARG:HB2	46:BW:65:LYS:HD3	1.74	0.69
49:BZ:8:GLN:HG3	49:BZ:28:LEU:HB3	1.73	0.69
52:B2:3:ARG:HG2	52:B2:3:ARG:NH2	2.03	0.69
8:CI:125:GLN:H	8:CI:125:GLN:HE21	1.40	0.69
11:CL:5:GLN:HE21	55:CA:882:C:H41	1.40	0.69
12:CM:96:VAL:C	12:CM:98:GLY:H	1.96	0.69
14:CO:20:ASP:HB2	55:CA:750:C:H4'	1.73	0.69
55:CA:147:G:H2'	55:CA:148:G:C8	2.27	0.69
55:CA:204:G:H2'	55:CA:205:A:O4'	1.93	0.69
55:CA:312:C:H2'	55:CA:313:A:C8	2.28	0.69
55:CA:824:G:O2'	55:CA:825:A:H5'	1.93	0.69
55:CA:1412:C:H2'	55:CA:1413:A:C8	2.28	0.69

*Continued on next page...*

*Continued from previous page...*

Atom-1	Atom-2	Interatomic distance (Å)	Clash overlap (Å)
37:DN:103:ARG:HG3	37:DN:104:ALA:H	1.57	0.69
38:DO:23:ALA:HB1	38:DO:90:VAL:HG12	1.74	0.69
42:DS:86:MET:CE	42:DS:87:PRO:HD2	2.23	0.69
44:DU:47:PRO:HB3	44:DU:54:PRO:CG	2.21	0.69
46:DW:18:LYS:N	46:DW:36:ILE:HG12	2.07	0.69
24:DA:288:U:H2'	24:DA:289:G:C8	2.26	0.69
24:DA:365:U:H2'	24:DA:366:C:O4'	1.93	0.69
24:DA:412:A:N6	24:DA:2412:A:O4'	2.26	0.69
24:DA:593:U:H2'	24:DA:594:U:H6	1.56	0.69
24:DA:726:G:H3'	24:DA:1432:G:O2'	1.92	0.69
24:DA:827:U:H2'	24:DA:2068:U:C2	2.28	0.69
24:DA:1297:C:OP1	24:DA:2710:C:H4'	1.93	0.69
24:DA:1529:G:H2'	24:DA:1530:G:O4'	1.93	0.69
24:DA:2276:G:O2'	24:DA:2277:G:H5'	1.92	0.69
24:DA:2517:C:O2'	24:DA:2518:A:H3'	1.93	0.69
1:AB:143:LEU:HD23	1:AB:143:LEU:H	1.57	0.69
2:AC:59:PRO:HD2	2:AC:63:ILE:HA	1.74	0.69
5:AF:86:ARG:CZ	17:AR:63:TYR:HB3	2.22	0.69
9:AJ:40:ILE:HD12	9:AJ:73:LEU:HD12	1.75	0.69
20:AU:16:ARG:NH1	20:AU:19:LYS:HG2	2.07	0.69
24:BA:1166:G:C2	24:BA:1184:U:O2	2.46	0.69
24:BA:2146:C:H4'	24:BA:2147:A:O5'	1.91	0.69
34:BK:47:ILE:HG13	34:BK:48:PRO:HD2	1.74	0.69
34:BK:78:ARG:NH1	39:BP:70:GLU:OE2	2.26	0.69
36:BM:49:ALA:HB1	36:BM:120:ALA:HB1	1.74	0.69
43:BT:44:LYS:HG3	43:BT:55:VAL:HG11	1.75	0.69
2:CC:150:VAL:HG12	2:CC:199:VAL:HG12	1.74	0.69
55:CA:313:A:H2'	55:CA:314:C:H6	1.58	0.69
55:CA:560:A:H4'	55:CA:561:U:H5''	1.75	0.69
55:CA:577:G:N2	55:CA:578:C:C2	2.59	0.69
55:CA:1277:C:HO2'	55:CA:1279:G:H8	1.39	0.69
55:CA:1277:C:O2'	55:CA:1279:G:C8	2.44	0.69
55:CA:1303:C:H5'	55:CA:1304:G:OP2	1.93	0.69
28:DE:28:VAL:O	28:DE:32:VAL:HG13	1.93	0.69
24:DA:52:A:H2'	24:DA:53:A:C8	2.28	0.69
56:DB:17:C:O2'	56:DB:18:G:H5'	1.92	0.69
21:AA:1173:U:H2'	21:AA:1174:G:H8	1.58	0.69
21:AA:1414:U:H2'	21:AA:1415:G:H8	1.57	0.69
24:BA:1429:G:O2'	24:BA:1430:G:H5'	1.93	0.69
24:BA:1667:G:O2'	24:BA:1991:U:O4	2.10	0.69
24:BA:2092:U:H4'	24:BA:2093:G:O5'	1.93	0.69

*Continued on next page...*

*Continued from previous page...*

Atom-1	Atom-2	Interatomic distance (Å)	Clash overlap (Å)
24:BA:2897:U:H2'	24:BA:2898:U:C6	2.28	0.69
28:BE:32:VAL:HG23	28:BE:33:VAL:N	2.08	0.69
55:CA:1349:A:H2'	55:CA:1350:A:C8	2.27	0.69
26:DC:52:HIS:HD2	26:DC:217:PRO:O	1.76	0.69
29:DF:136:ILE:O	29:DF:137:PHE:O	2.11	0.69
38:DO:57:ALA:C	38:DO:58:ILE:HD12	2.12	0.69
38:DO:67:ASN:H	38:DO:70:ALA:CB	2.03	0.69
24:DA:814:C:H1'	24:DA:1225:G:H21	1.58	0.69
1:AB:30:ILE:HG12	1:AB:39:ILE:O	1.93	0.68
1:AB:185:ILE:HD12	1:AB:202:ASN:O	1.93	0.68
24:BA:503:A:C2	24:BA:505:A:C4	2.81	0.68
33:BJ:18:VAL:HG22	33:BJ:140:LEU:HD12	1.73	0.68
50:B0:5:ASN:O	50:B0:7:PRO:HD3	1.92	0.68
6:CG:102:TRP:CD1	6:CG:102:TRP:N	2.56	0.68
55:CA:958:A:C2'	55:CA:959:A:H5'	2.23	0.68
55:CA:1323:G:H2'	55:CA:1324:A:C8	2.28	0.68
26:DC:15:VAL:HG22	26:DC:205:GLY:HA3	1.75	0.68
27:DD:118:PHE:CD1	27:DD:119:ALA:N	2.61	0.68
27:DD:159:LYS:HE2	27:DD:160:LYS:N	2.06	0.68
30:DG:88:LEU:HD13	30:DG:93:TYR:HB3	1.75	0.68
30:DG:103:ASN:HD22	30:DG:111:PRO:HB2	1.58	0.68
37:DN:103:ARG:HG3	37:DN:104:ALA:N	2.09	0.68
38:DO:67:ASN:C	56:DB:50:A:OP1	2.32	0.68
47:DX:27:ARG:NH1	24:DA:1808:A:N7	2.41	0.68
47:DX:52:ALA:O	47:DX:53:LYS:HB3	1.92	0.68
24:DA:661:A:H2'	24:DA:662:G:O4'	1.93	0.68
24:DA:2595:G:N2	24:DA:2597:G:H3'	2.07	0.68
24:DA:2638:G:O2'	24:DA:2639:A:C8	2.46	0.68
24:DA:2868:A:H2'	24:DA:2869:G:C8	2.28	0.68
4:AE:24:VAL:HG23	4:AE:26:GLY:H	1.58	0.68
8:AI:41:GLU:O	8:AI:44:ARG:HG2	1.93	0.68
13:AN:15:LEU:HD12	13:AN:53:ASP:HB2	1.73	0.68
19:AT:68:LYS:HB2	19:AT:68:LYS:HZ2	1.58	0.68
20:AU:44:ARG:N	20:AU:44:ARG:HD2	2.08	0.68
24:BA:512:G:N7	59:BA:3777:HOH:O	2.26	0.68
24:BA:585:G:H5''	24:BA:586:A:OP1	1.93	0.68
24:BA:2543:G:H2'	24:BA:2544:G:H8	1.58	0.68
27:BD:106:LYS:O	27:BD:175:LEU:O	2.11	0.68
28:BE:112:LEU:HD13	28:BE:186:VAL:HG11	1.75	0.68
35:BL:91:ASP:H	35:BL:94:THR:CG2	2.04	0.68
3:CD:205:LYS:HG3	55:CA:8:A:C5	2.29	0.68

*Continued on next page...*

*Continued from previous page...*

Atom-1	Atom-2	Interatomic distance (Å)	Clash overlap (Å)
6:CG:148:LYS:NZ	6:CG:148:LYS:HB2	2.07	0.68
15:CP:19:VAL:HG22	15:CP:36:VAL:HG13	1.75	0.68
55:CA:79:G:H2'	55:CA:80:A:H8	1.58	0.68
55:CA:1241:G:O2'	55:CA:1242:G:H8	1.77	0.68
26:DC:16:VAL:H	26:DC:203:VAL:HG12	1.58	0.68
29:DF:103:ILE:HA	29:DF:107:VAL:HG21	1.75	0.68
41:DR:33:VAL:HG23	41:DR:61:ALA:HB3	1.76	0.68
41:DR:89:HIS:NE2	41:DR:91:GLN:HB2	2.08	0.68
48:DY:18:LEU:O	48:DY:22:LEU:HD13	1.92	0.68
53:D3:3:ILE:HG21	53:D3:62:PRO:HG2	1.75	0.68
56:DB:48:U:H2'	56:DB:48:U:O2	1.93	0.68
3:AD:31:CYS:HA	21:AA:413:G:H1	1.57	0.68
21:AA:1101:A:O2'	21:AA:1102:A:OP2	2.11	0.68
21:AA:1222:G:OP1	21:AA:1321:U:O2'	2.10	0.68
21:AA:1225:A:H2'	21:AA:1226:C:C5	2.28	0.68
24:BA:5:A:H2'	24:BA:6:A:C8	2.29	0.68
24:BA:1576:U:O2'	24:BA:1577:C:H5'	1.94	0.68
24:BA:1681:G:O2'	24:BA:1762:A:O2'	2.12	0.68
24:BA:2197:U:O2'	24:BA:2198:A:H2'	1.93	0.68
24:BA:2574:G:OP1	59:BA:3719:HOH:O	2.11	0.68
33:BJ:31:GLU:HG3	33:BJ:142:ILE:HG21	1.75	0.68
38:BO:68:LYS:O	38:BO:71:ALA:HB3	1.94	0.68
39:BP:24:THR:HG22	39:BP:87:ARG:H	1.57	0.68
53:B3:56:LEU:HD22	53:B3:56:LEU:H	1.57	0.68
10:CK:74:LYS:HA	10:CK:78:ILE:HD11	1.74	0.68
12:CM:1:ALA:N	12:CM:2:ARG:HH11	1.91	0.68
55:CA:181:A:O2'	55:CA:182:A:H2	1.76	0.68
55:CA:462:G:H3'	55:CA:463:U:C6	2.28	0.68
55:CA:994:A:C5	55:CA:1216:A:H4'	2.29	0.68
28:DE:48:THR:O	28:DE:52:VAL:HG23	1.94	0.68
28:DE:69:ARG:O	28:DE:70:SER:HB3	1.93	0.68
29:DF:73:VAL:H	29:DF:78:ILE:CD1	2.00	0.68
30:DG:164:ALA:O	30:DG:165:ASP:HB2	1.92	0.68
39:DP:50:ARG:HB3	39:DP:57:ALA:N	2.09	0.68
43:DT:18:GLU:HA	43:DT:22:THR:HG21	1.74	0.68
24:DA:288:U:H2'	24:DA:289:G:H8	1.58	0.68
24:DA:335:C:H2'	24:DA:336:C:H6	1.58	0.68
24:DA:502:A:H5'	24:DA:503:A:OP2	1.94	0.68
24:DA:603:A:H4'	24:DA:604:G:O5'	1.94	0.68
21:AA:1064:G:N2	21:AA:1190:G:O2'	2.26	0.68
21:AA:1171:A:C2	21:AA:1172:C:C2	2.82	0.68

*Continued on next page...*

*Continued from previous page...*

Atom-1	Atom-2	Interatomic distance (Å)	Clash overlap (Å)
24:BA:702:U:H2'	24:BA:703:U:C6	2.27	0.68
24:BA:923:G:N3	46:BW:23:LYS:HE2	2.08	0.68
24:BA:1656:C:H2'	24:BA:1657:U:H6	1.56	0.68
27:BD:172:VAL:O	27:BD:173:GLN:HB2	1.93	0.68
32:BI:7:TYR:HB3	32:BI:58:ILE:H	1.58	0.68
34:BK:76:VAL:HB	39:BP:72:VAL:CG2	2.24	0.68
51:B1:42:VAL:O	51:B1:42:VAL:CG1	2.40	0.68
3:CD:55:ARG:HA	3:CD:55:ARG:HH11	1.58	0.68
55:CA:21:G:H2'	55:CA:22:G:C8	2.28	0.68
55:CA:1356:G:H2'	55:CA:1357:A:C8	2.29	0.68
28:DE:29:HIS:HA	28:DE:32:VAL:HG22	1.75	0.68
37:DN:93:GLY:HA3	24:DA:2881:U:O4'	1.93	0.68
40:DQ:111:LYS:HE3	41:DR:48:LYS:HD3	1.76	0.68
44:DU:83:GLY:O	44:DU:93:ARG:HA	1.93	0.68
24:DA:273:G:H2'	24:DA:274:C:C6	2.28	0.68
24:DA:800:A:OP1	24:DA:800:A:H8	1.76	0.68
12:AM:82:LEU:HD21	18:AS:64:GLU:OE1	1.92	0.68
21:AA:80:A:C2	21:AA:81:A:H1'	2.28	0.68
21:AA:105:G:H2'	21:AA:106:C:C6	2.29	0.68
21:AA:198:G:O2'	21:AA:199:A:H8	1.75	0.68
21:AA:1389:C:H2'	21:AA:1390:U:O4'	1.92	0.68
21:AA:1499:A:O2'	21:AA:1500:A:H5'	1.94	0.68
24:BA:371:A:H61	24:BA:401:A:H3'	1.59	0.68
24:BA:1085:A:H3'	24:BA:1086:A:H2	1.56	0.68
26:BC:43:ASN:HB3	26:BC:45:ASN:H	1.59	0.68
30:BG:7:PRO:O	30:BG:8:VAL:HB	1.92	0.68
31:BH:18:GLN:HE21	31:BH:18:GLN:HA	1.58	0.68
31:BH:82:SER:O	31:BH:83:LYS:HB2	1.93	0.68
33:BJ:88:THR:HG23	33:BJ:91:GLU:H	1.59	0.68
35:BL:29:LYS:HG2	35:BL:30:THR:CG2	2.23	0.68
43:BT:50:LEU:O	43:BT:51:PHE:HB2	1.93	0.68
52:B2:43:THR:O	52:B2:44:VAL:CB	2.39	0.68
7:CH:54:THR:HG23	7:CH:55:LYS:H	1.59	0.68
12:CM:12:LYS:HA	12:CM:12:LYS:HE3	1.75	0.68
28:DE:108:ILE:HD13	28:DE:108:ILE:O	1.93	0.68
29:DF:47:LYS:HA	29:DF:50:ASP:HB3	1.75	0.68
45:DV:17:SER:OG	45:DV:27:PRO:HG3	1.93	0.68
24:DA:705:A:N6	24:DA:726:G:H1'	2.08	0.68
24:DA:1386:C:O2'	24:DA:1387:A:H8	1.76	0.68
24:DA:2716:C:O2'	24:DA:2717:C:H5'	1.94	0.68
2:AC:68:HIS:HA	2:AC:103:ALA:O	1.94	0.68

*Continued on next page...*

*Continued from previous page...*

Atom-1	Atom-2	Interatomic distance (Å)	Clash overlap (Å)
6:AG:12:LEU:H	6:AG:12:LEU:HD22	1.59	0.68
20:AU:44:ARG:HA	20:AU:47:ALA:HB3	1.75	0.68
21:AA:682:G:H2'	21:AA:683:G:H8	1.58	0.68
24:BA:856:G:H21	46:BW:19:ARG:NH2	1.92	0.68
24:BA:1289:C:HO2'	24:BA:1290:C:H6	1.41	0.68
24:BA:1303:G:H2'	24:BA:1304:A:H8	1.59	0.68
24:BA:1340:U:C5	24:BA:1603:A:C8	2.81	0.68
24:BA:2611:C:O2'	24:BA:2612:C:H5'	1.94	0.68
48:BY:9:LYS:HA	48:BY:9:LYS:HE3	1.76	0.68
55:CA:147:G:H2'	55:CA:148:G:H8	1.56	0.68
55:CA:724:G:H5''	55:CA:724:G:H8	1.59	0.68
55:CA:920:U:H2'	55:CA:921:U:C6	2.28	0.68
45:DV:79:ARG:HB3	45:DV:79:ARG:CZ	2.23	0.68
24:DA:589:U:O2'	24:DA:590:A:H8	1.76	0.68
24:DA:1906:G:H8	24:DA:1929:G:H2'	1.57	0.68
24:DA:1970:A:H5'	24:DA:1971:U:OP1	1.93	0.68
24:BA:825:A:C2	24:BA:826:U:C2	2.82	0.68
24:BA:2353:G:H1'	46:BW:30:VAL:HG12	1.76	0.68
24:BA:2793:C:H2'	24:BA:2794:C:C6	2.28	0.68
31:BH:76:GLU:HG2	31:BH:106:ALA:HB2	1.74	0.68
39:BP:50:ARG:HB3	39:BP:57:ALA:N	2.08	0.68
40:BQ:56:PHE:O	40:BQ:57:ARG:C	2.32	0.68
41:BR:25:LEU:H	41:BR:94:THR:CG2	2.06	0.68
51:B1:12:SER:HB2	51:B1:48:TYR:CZ	2.27	0.68
15:CP:10:GLY:O	55:CA:624:C:H4'	1.93	0.68
55:CA:110:C:H2'	55:CA:111:G:C8	2.28	0.68
55:CA:1084:G:H2'	55:CA:1085:U:H5	1.59	0.68
55:CA:1507:A:C2	55:CA:1508:A:C5	2.82	0.68
35:DL:142:ILE:HG22	35:DL:144:GLU:H	1.58	0.68
43:DT:29:THR:HB	43:DT:87:LEU:N	2.08	0.68
45:DV:61:LEU:HD23	45:DV:61:LEU:H	1.59	0.68
24:DA:507:A:H5''	24:DA:509:C:O4'	1.94	0.68
24:DA:594:U:H2'	24:DA:595:C:C6	2.29	0.68
24:DA:1407:G:H2'	24:DA:1408:G:C8	2.28	0.68
24:DA:1590:A:H2'	24:DA:1591:A:C8	2.29	0.68
24:DA:2343:U:H2'	24:DA:2344:U:C6	2.29	0.68
7:AH:95:MET:HE3	7:AH:129:ALA:HB1	1.75	0.68
21:AA:143:A:N3	21:AA:143:A:H2'	2.09	0.68
24:BA:1050:A:C2	24:BA:2751:G:C4	2.82	0.68
24:BA:1343:G:O2'	24:BA:1344:U:H5'	1.94	0.68
25:BB:79:G:C4	25:BB:80:U:C5	2.81	0.68

*Continued on next page...*



*Continued from previous page...*

Atom-1	Atom-2	Interatomic distance (Å)	Clash overlap (Å)
27:BD:151:THR:HG22	27:BD:152:PRO:HD3	1.76	0.68
30:BG:8:VAL:HG12	30:BG:49:LEU:H	1.57	0.68
30:BG:104:LEU:HB2	30:BG:112:VAL:HG22	1.75	0.68
35:BL:93:ASN:O	35:BL:95:LEU:N	2.25	0.68
39:BP:37:LYS:N	39:BP:37:LYS:HD3	2.09	0.68
40:BQ:38:VAL:O	40:BQ:41:ALA:HB3	1.94	0.68
2:CC:127:VAL:O	2:CC:128:MET:HB2	1.94	0.68
6:CG:19:SER:OG	6:CG:22:LEU:HB3	1.94	0.68
55:CA:1284:C:H2'	55:CA:1285:A:C8	2.28	0.68
28:DE:84:THR:HG21	24:DA:586:A:H5'	1.74	0.68
29:DF:76:PHE:HD2	29:DF:76:PHE:H	1.41	0.68
31:DH:59:ALA:HA	31:DH:63:ALA:HB3	1.74	0.68
38:DO:33:ARG:HB3	38:DO:34:HIS:ND1	2.07	0.68
47:DX:27:ARG:HD2	24:DA:1808:A:N6	2.08	0.68
52:D2:5:PHE:HZ	52:D2:12:ARG:HH11	1.39	0.68
24:DA:567:U:H4'	24:DA:808:G:OP1	1.94	0.68
24:DA:627:A:O2'	24:DA:628:G:O4'	2.12	0.68
24:DA:1364:G:H1'	24:DA:1368:G:N2	2.07	0.68
24:DA:1376:C:H5''	59:DA:3413:HOH:O	1.94	0.68
24:DA:2337:G:OP1	24:DA:2385:C:H5''	1.93	0.68
24:BA:195:A:N7	59:BA:3767:HOH:O	2.27	0.68
24:BA:528:A:H3'	24:BA:528:A:H8	1.57	0.68
32:BI:74:PRO:O	32:BI:77:VAL:HG22	1.94	0.68
44:BU:73:ASN:HD22	44:BU:76:THR:N	1.90	0.68
48:BY:7:ARG:H	48:BY:60:LYS:NZ	1.91	0.68
1:CB:103:TRP:HA	1:CB:106:VAL:HG23	1.76	0.68
3:CD:144:ILE:HG22	3:CD:148:ALA:HB3	1.76	0.68
11:CL:72:ASN:HD21	11:CL:104:SER:H	1.39	0.68
29:DF:49:LEU:HA	29:DF:52:ALA:HB3	1.74	0.68
31:DH:78:VAL:HB	31:DH:144:VAL:HA	1.76	0.68
33:DJ:17:VAL:HG23	33:DJ:137:PRO:HB2	1.75	0.68
45:DV:44:HIS:CD2	45:DV:85:LYS:HB2	2.29	0.68
47:DX:63:ILE:HD12	47:DX:64:ASP:H	1.58	0.68
24:DA:262:A:H5'	24:DA:610:C:O2'	1.94	0.68
24:DA:664:G:H4'	24:DA:941:A:OP1	1.94	0.68
24:DA:1060:U:H4'	24:DA:1061:U:C5'	2.24	0.68
24:DA:1181:U:H2'	24:DA:1182:G:C8	2.28	0.68
24:DA:2053:G:C2'	24:DA:2054:A:H5'	2.24	0.68
24:DA:2250:G:OP1	24:DA:2275:C:H2'	1.94	0.68
56:DB:12:C:H5''	56:DB:15:A:H62	1.56	0.68
1:AB:40:ILE:HD13	1:AB:201:GLY:CA	2.21	0.68

*Continued on next page...*



*Continued from previous page...*

Atom-1	Atom-2	Interatomic distance (Å)	Clash overlap (Å)
16:AQ:49:ASN:HD21	16:AQ:51:GLU:HB3	1.59	0.68
21:AA:1091:U:H1'	21:AA:1095:U:O2	1.93	0.68
21:AA:1234:C:H1'	21:AA:1364:U:H6	1.59	0.68
24:BA:215:G:H4'	24:BA:216:A:H4'	1.74	0.68
24:BA:1156:A:C8	40:BQ:50:ARG:HG2	2.29	0.68
24:BA:1267:U:O2'	24:BA:1268:A:H5'	1.93	0.68
24:BA:2385:C:O2'	24:BA:2386:A:H5'	1.94	0.68
24:BA:2430:A:H5'	24:BA:2431:U:OP2	1.94	0.68
24:BA:2713:U:H3'	24:BA:2714:G:H5''	1.76	0.68
25:BB:52:A:N7	38:BO:64:TYR:OH	2.27	0.68
29:BF:35:LEU:HD13	29:BF:56:LEU:HD22	1.74	0.68
29:BF:68:LYS:HD2	29:BF:68:LYS:H	1.58	0.68
31:BH:62:LEU:HD12	31:BH:63:ALA:N	2.09	0.68
33:BJ:13:ARG:O	33:BJ:14:ASP:HB2	1.94	0.68
34:BK:19:VAL:HG22	34:BK:41:ILE:HG13	1.76	0.68
35:BL:78:ARG:HB3	35:BL:113:ALA:CB	2.24	0.68
37:BN:73:ASN:CA	37:BN:76:VAL:HG12	2.24	0.68
53:B3:31:ILE:O	53:B3:35:LYS:HE3	1.94	0.68
15:CP:1:MET:HB2	55:CA:135:C:O2	1.92	0.68
55:CA:1051:C:O2'	55:CA:1052:U:C6	2.46	0.68
55:CA:1287:A:H2'	55:CA:1288:A:C8	2.29	0.68
38:DO:4:LYS:O	38:DO:8:ILE:HD13	1.94	0.68
45:DV:17:SER:HA	45:DV:20:LEU:HG	1.75	0.68
24:DA:178:G:H8	24:DA:178:G:OP2	1.77	0.68
24:DA:718:A:H5'	24:DA:719:C:OP2	1.93	0.68
1:AB:51:GLU:O	1:AB:54:ALA:HB3	1.93	0.67
1:AB:187:ASP:CG	1:AB:188:THR:H	1.94	0.67
2:AC:137:VAL:HG22	2:AC:148:ILE:HD13	1.75	0.67
3:AD:53:GLN:HE21	3:AD:202:LEU:HA	1.57	0.67
11:AL:28:GLN:HB2	11:AL:81:ILE:O	1.94	0.67
21:AA:205:A:OP1	21:AA:205:A:H4'	1.92	0.67
24:BA:973:A:H1'	24:BA:1188:U:C5	2.29	0.67
24:BA:1474:U:C2'	24:BA:1475:G:H5'	2.24	0.67
30:BG:33:THR:CA	30:BG:34:ARG:HH11	2.07	0.67
30:BG:33:THR:HA	30:BG:34:ARG:HH11	1.57	0.67
8:CI:32:ARG:HH21	8:CI:37:TYR:HB3	1.59	0.67
8:CI:34:LEU:HD11	8:CI:44:ARG:HE	1.58	0.67
20:CU:16:ARG:HG3	20:CU:19:LYS:HG2	1.76	0.67
55:CA:464:U:O4	55:CA:466:A:H4'	1.93	0.67
55:CA:548:G:H2'	55:CA:549:C:C6	2.29	0.67
38:DO:30:ARG:HE	56:DB:48:U:H5'	1.58	0.67

*Continued on next page...*

*Continued from previous page...*

Atom-1	Atom-2	Interatomic distance (Å)	Clash overlap (Å)
49:DZ:30:ARG:NH2	49:DZ:33:HIS:HB2	2.09	0.67
53:D3:34:LYS:HE2	24:DA:2390:U:OP2	1.94	0.67
24:DA:639:U:H2'	24:DA:640:C:C6	2.28	0.67
24:DA:671:C:O2'	24:DA:672:C:C5'	2.42	0.67
24:DA:1274:A:O2'	24:DA:1275:A:H5''	1.94	0.67
24:DA:1345:C:HO2'	24:DA:1346:G:H8	1.40	0.67
24:DA:2308:G:O6	24:DA:2311:A:C5	2.46	0.67
1:AB:22:TRP:HA	1:AB:189:ASN:CA	2.24	0.67
10:AK:125:LYS:O	10:AK:126:ARG:HB2	1.93	0.67
21:AA:254:G:O2'	21:AA:255:G:H5'	1.93	0.67
21:AA:1081:A:C2	21:AA:1082:A:N9	2.62	0.67
24:BA:720:U:H2'	24:BA:721:A:C8	2.30	0.67
24:BA:2498:C:O2'	24:BA:2499:C:H5'	1.94	0.67
30:BG:168:VAL:O	30:BG:170:THR:HG23	1.94	0.67
33:BJ:44:TYR:O	33:BJ:45:THR:CB	2.42	0.67
8:CI:44:ARG:HH21	8:CI:48:ARG:NH1	1.92	0.67
8:CI:46:VAL:HG21	8:CI:75:ALA:HB1	1.76	0.67
10:CK:81:LEU:HD21	10:CK:104:PHE:HB3	1.76	0.67
55:CA:1499:A:O2'	55:CA:1500:A:H5'	1.95	0.67
29:DF:65:LEU:HD23	29:DF:65:LEU:H	1.60	0.67
45:DV:57:TYR:HD2	45:DV:74:ALA:CB	2.07	0.67
24:DA:136:G:H2'	24:DA:137:U:C6	2.30	0.67
24:DA:2314:A:H2'	24:DA:2315:G:C8	2.29	0.67
24:DA:2758:A:H2'	24:DA:2759:G:H5'	1.75	0.67
4:AE:84:VAL:HB	4:AE:146:MET:HE3	1.74	0.67
8:AI:46:VAL:HA	8:AI:49:GLN:HE21	1.59	0.67
19:AT:66:ILE:HG13	19:AT:70:LYS:HG2	1.75	0.67
21:AA:183:C:O2'	21:AA:184:G:H5'	1.94	0.67
21:AA:194:C:O2'	21:AA:195:A:H5'	1.94	0.67
21:AA:253:A:HO2'	21:AA:254:G:H8	1.40	0.67
24:BA:742:A:H2'	24:BA:743:A:H8	1.59	0.67
24:BA:974:G:C4	24:BA:1186:G:C2	2.82	0.67
24:BA:2417:C:C2	24:BA:2418:A:C8	2.82	0.67
32:BI:126:ARG:HA	32:BI:129:GLU:HB2	1.77	0.67
7:CH:97:GLY:O	7:CH:99:GLY:N	2.28	0.67
55:CA:9:G:H2'	55:CA:10:A:C8	2.29	0.67
55:CA:95:C:O2'	55:CA:96:U:H5'	1.95	0.67
26:DC:128:THR:CG2	26:DC:188:ARG:HB3	2.23	0.67
45:DV:55:GLU:O	45:DV:57:TYR:N	2.28	0.67
46:DW:19:ARG:CZ	24:DA:857:G:O2'	2.42	0.67
46:DW:31:LEU:C	46:DW:33:GLY:H	1.97	0.67

*Continued on next page...*

*Continued from previous page...*

Atom-1	Atom-2	Interatomic distance (Å)	Clash overlap (Å)
54:D4:7:VAL:HG13	54:D4:8:LYS:N	2.09	0.67
24:DA:77:G:H2'	24:DA:78:U:O4'	1.95	0.67
12:AM:28:ARG:O	12:AM:32:ILE:HG12	1.94	0.67
21:AA:78:A:N6	21:AA:79:G:C6	2.62	0.67
24:BA:373:U:HO2'	24:BA:374:A:H8	1.40	0.67
24:BA:580:U:H2'	24:BA:581:C:H6	1.58	0.67
24:BA:1343:G:H2'	24:BA:1344:U:C6	2.28	0.67
24:BA:1885:A:C2	24:BA:1886:U:H1'	2.29	0.67
30:BG:86:LEU:HD11	30:BG:132:LEU:HD21	1.77	0.67
35:BL:76:GLU:C	35:BL:77:ILE:HD12	2.14	0.67
39:BP:56:SER:O	39:BP:75:THR:HG23	1.94	0.67
46:BW:67:LYS:O	46:BW:68:PHE:HB2	1.93	0.67
3:CD:102:TYR:C	3:CD:104:MET:H	1.96	0.67
5:CF:38:ARG:HH11	5:CF:63:ASN:ND2	1.92	0.67
55:CA:202:G:O2'	55:CA:468:A:C8	2.47	0.67
55:CA:1152:A:H2'	55:CA:1153:G:H8	1.59	0.67
33:DJ:44:TYR:HD1	40:DQ:63:ARG:NH2	1.92	0.67
35:DL:62:PRO:HG2	53:D3:24:LYS:HB3	1.77	0.67
37:DN:98:LEU:O	37:DN:112:TYR:HB2	1.94	0.67
39:DP:52:ARG:NH2	24:DA:2720:U:H5''	2.08	0.67
51:D1:5:ARG:HD2	51:D1:25:ASN:HB2	1.76	0.67
24:DA:351:C:H2'	24:DA:352:A:H8	1.60	0.67
24:DA:573:U:H4'	24:DA:574:A:OP1	1.92	0.67
24:DA:639:U:H2'	24:DA:640:C:H6	1.58	0.67
24:DA:866:A:HO2'	24:DA:867:C:H6	1.42	0.67
24:DA:1335:C:H2'	24:DA:1336:A:C8	2.29	0.67
24:DA:1716:U:HO2'	24:DA:1717:A:H8	0.75	0.67
24:DA:2520:C:HO2'	24:DA:2521:C:H6	1.42	0.67
56:DB:50:A:C6	56:DB:51:G:N7	2.62	0.67
15:AP:21:VAL:HG12	15:AP:33:ILE:HD12	1.76	0.67
18:AS:46:LEU:H	18:AS:61:VAL:HG23	1.59	0.67
21:AA:512:U:H2'	21:AA:513:C:H6	1.60	0.67
21:AA:1005:A:H2'	21:AA:1006:G:O4'	1.94	0.67
21:AA:1234:C:H1'	21:AA:1364:U:C6	2.30	0.67
24:BA:86:G:O2'	24:BA:87:U:H5'	1.94	0.67
24:BA:826:U:O2'	35:BL:53:GLY:HA3	1.94	0.67
24:BA:849:A:H2'	24:BA:850:U:C6	2.29	0.67
24:BA:1328:A:H2'	24:BA:1330:C:C4	2.29	0.67
27:BD:97:SER:OG	27:BD:98:VAL:N	2.28	0.67
24:DA:2271:G:O2'	24:DA:2272:U:H5'	1.95	0.67
7:AH:28:SER:HB3	7:AH:56:PRO:HB2	1.76	0.67

*Continued on next page...*

*Continued from previous page...*

Atom-1	Atom-2	Interatomic distance (Å)	Clash overlap (Å)
11:AL:43:LYS:HB2	11:AL:44:PRO:CD	2.24	0.67
13:AN:40:ARG:HG2	13:AN:41:TRP:H	1.59	0.67
21:AA:575:G:C6	21:AA:821:G:N7	2.62	0.67
21:AA:1101:A:H4'	21:AA:1102:A:O5'	1.95	0.67
24:BA:288:U:H2'	24:BA:289:G:H8	1.58	0.67
24:BA:831:G:H2'	24:BA:832:U:H6	1.59	0.67
24:BA:2076:U:H5''	24:BA:2238:G:H22	1.59	0.67
26:BC:259:ASN:C	26:BC:261:ARG:H	1.97	0.67
33:BJ:130:HIS:HD2	33:BJ:132:HIS:H	1.43	0.67
34:BK:116:ILE:HD12	34:BK:117:SER:N	2.09	0.67
1:CB:212:TYR:O	1:CB:216:VAL:HG23	1.95	0.67
4:CE:25:LYS:HB2	4:CE:25:LYS:NZ	2.10	0.67
6:CG:101:ARG:HH12	55:CA:1375:A:H4'	1.57	0.67
17:CR:54:LEU:O	17:CR:58:ILE:HG13	1.94	0.67
29:DF:56:LEU:HD13	29:DF:56:LEU:O	1.95	0.67
38:DO:8:ILE:H	38:DO:8:ILE:HD12	1.59	0.67
38:DO:30:ARG:CZ	38:DO:30:ARG:CB	2.73	0.67
46:DW:18:LYS:HD3	46:DW:19:ARG:HG2	1.76	0.67
21:AA:867:G:H2'	21:AA:868:C:C6	2.30	0.67
21:AA:1125:U:HO2'	21:AA:1126:U:P	2.17	0.67
24:BA:404:A:H1'	24:BA:406:G:C5	2.30	0.67
24:BA:854:C:O2	24:BA:924:G:C2	2.47	0.67
24:BA:1832:C:N4	24:BA:1833:C:C4	2.63	0.67
43:BT:28:ASN:OD1	43:BT:29:THR:HG22	1.95	0.67
6:CG:108:ARG:CZ	55:CA:1240:U:C6	2.77	0.67
6:CG:119:LEU:HD23	6:CG:120:ALA:N	2.09	0.67
8:CI:96:GLU:HA	8:CI:99:LYS:HE2	1.76	0.67
9:CJ:9:ARG:HH22	55:CA:1279:G:H5''	1.58	0.67
24:DA:1001:A:H2'	24:DA:1002:G:O4'	1.95	0.67
24:DA:1654:A:HO2'	24:DA:1655:A:H8	0.73	0.67
12:AM:69:ARG:HH22	21:AA:1330:U:H4'	1.60	0.67
18:AS:43:MET:O	18:AS:61:VAL:HG21	1.94	0.67
21:AA:86:G:C2	21:AA:87:C:N4	2.62	0.67
21:AA:131:A:H2'	21:AA:132:C:C6	2.29	0.67
24:BA:1023:U:H6	24:BA:1023:U:C5'	2.05	0.67
24:BA:1287:A:O2'	24:BA:1288:G:H5'	1.94	0.67
24:BA:2156:G:H2'	24:BA:2157:G:H21	1.59	0.67
24:BA:2503:A:H4'	24:BA:2504:U:OP1	1.95	0.67
38:BO:31:THR:HG22	38:BO:34:HIS:N	2.07	0.67
40:BQ:48:ASP:HA	40:BQ:51:GLN:HB2	1.77	0.67
51:B1:8:ILE:HG22	51:B1:9:LYS:N	2.09	0.67

*Continued on next page...*

*Continued from previous page...*

Atom-1	Atom-2	Interatomic distance (Å)	Clash overlap (Å)
6:CG:26:VAL:HG23	6:CG:27:ASN:OD1	1.94	0.67
6:CG:135:LYS:O	6:CG:139:ASP:HB2	1.95	0.67
6:CG:148:LYS:HD2	10:CK:60:PHE:CD2	2.30	0.67
18:CS:20:LYS:NZ	18:CS:27:LYS:HD3	2.10	0.67
30:DG:85:LYS:HG3	30:DG:163:TYR:HB2	1.76	0.67
24:DA:506:G:H4'	24:DA:507:A:H5'	1.75	0.67
24:DA:1565:C:HO2'	24:DA:1566:A:H8	1.43	0.67
24:DA:2311:A:O2'	24:DA:2312:U:P	2.53	0.67
2:AC:34:SER:HA	2:AC:37:LYS:NZ	2.10	0.67
3:AD:8:LEU:HB2	21:AA:430:A:OP1	1.95	0.67
6:AG:129:ASN:HA	6:AG:134:VAL:HG11	1.76	0.67
9:AJ:59:LYS:HG2	21:AA:972:C:H4'	1.76	0.67
10:AK:28:ASN:OD1	10:AK:46:ALA:HB3	1.94	0.67
11:AL:3:VAL:O	11:AL:7:VAL:HG23	1.95	0.67
13:AN:1:ALA:HB2	13:AN:67:GLY:HA3	1.76	0.67
21:AA:1129:C:H2'	21:AA:1139:G:N7	2.10	0.67
24:BA:5:A:H2'	24:BA:6:A:H8	1.60	0.67
24:BA:923:G:H1'	46:BW:23:LYS:HE2	1.77	0.67
24:BA:1057:A:C8	24:BA:1086:A:C8	2.83	0.67
24:BA:1098:A:H3'	24:BA:1099:G:C8	2.29	0.67
24:BA:2185:U:H2'	24:BA:2186:G:H8	1.58	0.67
4:CE:17:VAL:HG23	4:CE:33:THR:O	1.93	0.67
11:CL:49:ARG:HH22	55:CA:522:C:H41	1.39	0.67
11:CL:85:ARG:HG2	11:CL:86:VAL:H	1.59	0.67
24:DA:247:G:C2	24:DA:252:G:O6	2.48	0.67
24:DA:849:A:H2'	24:DA:850:U:H6	1.60	0.67
11:AL:51:VAL:O	11:AL:66:ILE:HD11	1.95	0.67
16:AQ:76:ARG:HG2	16:AQ:77:VAL:N	2.10	0.67
24:BA:528:A:C2	24:BA:2042:A:H2'	2.29	0.67
24:BA:794:A:H2'	24:BA:795:C:C6	2.30	0.67
24:BA:1569:A:H2'	24:BA:1570:A:C8	2.30	0.67
35:BL:4:ASN:H	35:BL:4:ASN:HD22	1.43	0.67
42:BS:74:ILE:HD12	42:BS:104:THR:O	1.94	0.67
43:BT:50:LEU:HD12	43:BT:50:LEU:N	2.08	0.67
6:CG:108:ARG:HG3	6:CG:115:MET:SD	2.35	0.67
55:CA:14:U:H2'	55:CA:16:A:OP2	1.95	0.67
55:CA:820:U:H4'	55:CA:821:G:OP2	1.95	0.67
26:DC:166:ARG:HB2	26:DC:171:VAL:HG22	1.77	0.67
30:DG:18:ILE:HD12	30:DG:42:VAL:HG13	1.75	0.67
31:DH:48:GLU:O	31:DH:48:GLU:OE1	2.12	0.67
40:DQ:12:ARG:HD2	40:DQ:12:ARG:H	1.60	0.67

*Continued on next page...*

*Continued from previous page...*

Atom-1	Atom-2	Interatomic distance (Å)	Clash overlap (Å)
24:DA:27:G:C6	24:DA:512:G:C6	2.83	0.67
24:DA:241:A:H1'	24:DA:243:U:C4	2.30	0.67
24:DA:1197:G:H2'	24:DA:1198:U:H6	1.60	0.67
24:DA:2517:C:C2	24:DA:2542:A:N6	2.63	0.67
8:AI:39:GLY:O	8:AI:40:ARG:HB2	1.94	0.66
15:AP:20:VAL:HG23	15:AP:34:GLU:O	1.95	0.66
15:AP:22:ALA:HA	15:AP:33:ILE:HG13	1.76	0.66
21:AA:537:G:H2'	21:AA:538:G:H8	1.60	0.66
21:AA:736:C:H2'	21:AA:737:C:C6	2.30	0.66
21:AA:1239:A:H4'	21:AA:1240:U:O5'	1.94	0.66
24:BA:335:C:H5''	44:BU:81:ARG:HD3	1.76	0.66
24:BA:1514:G:H5''	24:BA:1515:A:OP1	1.95	0.66
24:BA:1716:U:HO2'	24:BA:1717:A:H8	1.41	0.66
24:BA:1757:A:C3'	24:BA:1758:U:H5'	2.22	0.66
24:BA:1817:G:O2'	24:BA:1818:U:H5'	1.95	0.66
27:BD:98:VAL:O	27:BD:99:GLU:C	2.34	0.66
29:BF:134:GLN:H	29:BF:134:GLN:NE2	1.94	0.66
47:BX:65:THR:O	47:BX:68:ALA:HB3	1.95	0.66
48:BY:9:LYS:HB3	48:BY:12:GLU:CB	2.24	0.66
3:CD:10:LEU:HD23	3:CD:62:ARG:HD3	1.75	0.66
18:CS:45:GLY:H	18:CS:61:VAL:HB	1.60	0.66
55:CA:262:A:C6	55:CA:263:A:C6	2.83	0.66
55:CA:982:U:H4'	55:CA:983:A:O5'	1.94	0.66
55:CA:994:A:O2'	55:CA:995:C:C5'	2.43	0.66
35:DL:47:ARG:HH21	35:DL:47:ARG:CG	1.97	0.66
24:DA:9:G:H1	24:DA:2629:U:H2'	1.59	0.66
24:DA:77:G:N2	24:DA:110:G:H1'	2.10	0.66
24:DA:272:A:O2'	24:DA:273:G:H8	1.72	0.66
24:DA:1000:A:C6	24:DA:1001:A:C6	2.83	0.66
24:DA:1810:A:H8	24:DA:1810:A:H5''	1.60	0.66
3:AD:2:ARG:HB3	3:AD:4:LEU:HD13	1.78	0.66
4:AE:53:ARG:HH21	21:AA:1071:C:H5''	1.59	0.66
7:AH:29:SER:O	7:AH:33:VAL:HG23	1.96	0.66
10:AK:19:VAL:HG22	10:AK:82:GLU:HG2	1.76	0.66
24:BA:749:A:C6	24:BA:1618:A:C2	2.84	0.66
24:BA:769:U:C2	24:BA:770:G:C8	2.83	0.66
24:BA:2404:U:H1'	24:BA:2414:G:N2	2.09	0.66
27:BD:89:GLU:HG3	27:BD:94:GLN:OE1	1.96	0.66
46:BW:28:GLU:HB3	46:BW:31:LEU:CD2	2.22	0.66
2:CC:136:ALA:HA	2:CC:139:ASN:HD21	1.60	0.66
4:CE:76:ASN:O	4:CE:79:THR:HG22	1.93	0.66

*Continued on next page...*



*Continued from previous page...*

Atom-1	Atom-2	Interatomic distance (Å)	Clash overlap (Å)
55:CA:243:A:H2	55:CA:245:U:HO2'	1.42	0.66
30:DG:72:ASN:O	30:DG:76:ILE:HG12	1.95	0.66
24:DA:539:G:C5	24:DA:540:C:C5	2.82	0.66
24:DA:1028:A:N6	24:DA:1125:G:H2'	2.11	0.66
24:DA:1345:C:O2'	24:DA:1346:G:H8	1.79	0.66
24:DA:1700:A:H2'	24:DA:1701:A:O4'	1.94	0.66
24:DA:2849:U:O4	24:DA:2867:G:C8	2.48	0.66
24:BA:49:A:H5''	24:BA:51:G:C5'	2.25	0.66
24:BA:528:A:C3'	24:BA:528:A:C8	2.78	0.66
24:BA:2135:A:H2'	24:BA:2136:G:C8	2.30	0.66
30:BG:115:GLN:CD	30:BG:115:GLN:H	1.98	0.66
43:BT:39:THR:HG22	43:BT:39:THR:O	1.94	0.66
44:BU:52:ASN:C	44:BU:54:PRO:HD2	2.16	0.66
27:DD:112:THR:HG22	27:DD:113:SER:N	2.11	0.66
30:DG:8:VAL:HB	30:DG:49:LEU:HB3	1.77	0.66
42:DS:24:ILE:HG21	42:DS:36:LEU:HD21	1.78	0.66
44:DU:44:HIS:HB3	24:DA:483:A:O4'	1.94	0.66
24:DA:2805:C:H2'	24:DA:2806:C:O4'	1.96	0.66
6:AG:147:ASN:H	6:AG:147:ASN:HD22	1.43	0.66
9:AJ:66:GLU:O	13:AN:95:LEU:HD12	1.93	0.66
11:AL:36:VAL:HG21	11:AL:74:GLN:HA	1.77	0.66
13:AN:46:LYS:HD2	18:AS:12:LEU:HD21	1.78	0.66
21:AA:558:G:OP1	59:AA:1842:HOH:O	2.13	0.66
24:BA:126:A:H5''	24:BA:126:A:H8	1.58	0.66
24:BA:616:A:H2'	24:BA:617:G:C8	2.30	0.66
24:BA:638:G:H2'	24:BA:639:U:C6	2.30	0.66
25:BB:91:C:H2'	25:BB:92:C:C6	2.29	0.66
26:BC:104:LEU:O	26:BC:105:ALA:CB	2.43	0.66
33:BJ:84:ILE:O	33:BJ:84:ILE:HG23	1.95	0.66
48:BY:39:GLN:HB2	48:BY:41:HIS:CD2	2.30	0.66
7:CH:5:PRO:O	7:CH:8:ASP:HB3	1.95	0.66
55:CA:151:A:H2'	55:CA:152:A:O4'	1.95	0.66
55:CA:769:G:H4'	55:CA:1513:A:H4'	1.76	0.66
55:CA:1347:G:N2	55:CA:1373:G:H2'	2.11	0.66
26:DC:103:ILE:HD12	26:DC:104:LEU:H	1.59	0.66
47:DX:30:PRO:HG2	47:DX:32:LEU:CD2	2.26	0.66
47:DX:30:PRO:HA	24:DA:397:U:OP1	1.94	0.66
48:DY:20:ASN:ND2	48:DY:50:VAL:HG22	2.06	0.66
24:DA:70:G:O2'	24:DA:71:A:H5''	1.94	0.66
24:DA:245:G:H22	24:DA:254:G:H1'	1.61	0.66
1:AB:23:ASN:H	1:AB:189:ASN:HA	1.59	0.66

*Continued on next page...*



*Continued from previous page...*

Atom-1	Atom-2	Interatomic distance (Å)	Clash overlap (Å)
2:AC:52:SER:HB2	2:AC:111:ASP:OD2	1.96	0.66
11:AL:81:ILE:HD11	11:AL:94:TYR:HB2	1.77	0.66
18:AS:5:LYS:HD2	21:AA:1314:C:OP2	1.96	0.66
21:AA:1215:G:C2	21:AA:1216:A:C8	2.83	0.66
21:AA:1486:G:H2'	21:AA:1487:G:O4'	1.96	0.66
24:BA:243:U:OP1	53:B3:5:THR:HG21	1.94	0.66
24:BA:531:C:H5''	24:BA:532:A:C4	2.31	0.66
24:BA:962:G:H2'	24:BA:963:U:C6	2.31	0.66
24:BA:1179:G:H3'	24:BA:1180:U:C4'	2.18	0.66
24:BA:1438:U:O2'	24:BA:1439:A:H5'	1.96	0.66
24:BA:2804:U:C2	24:BA:2805:C:C5	2.84	0.66
43:BT:39:THR:CB	43:BT:42:GLU:HB2	2.22	0.66
2:CC:39:ARG:HG2	2:CC:54:ILE:HD13	1.76	0.66
4:CE:22:LYS:HD2	55:CA:1081:A:H5'	1.77	0.66
8:CI:114:LYS:HD2	8:CI:120:ALA:O	1.96	0.66
55:CA:547:A:H4'	55:CA:548:G:O5'	1.94	0.66
55:CA:1129:C:O2'	55:CA:1130:A:C8	2.47	0.66
55:CA:1533:C:H2'	55:CA:1534:A:H5''	1.78	0.66
46:DW:28:GLU:H	46:DW:31:LEU:CD2	2.02	0.66
24:DA:833:A:H2'	24:DA:834:G:H8	1.57	0.66
24:DA:861:A:H2'	24:DA:862:G:C8	2.30	0.66
24:DA:2741:A:H2'	24:DA:2742:G:O4'	1.96	0.66
1:AB:182:VAL:HG12	1:AB:183:PHE:H	1.59	0.66
11:AL:20:VAL:HG12	11:AL:94:TYR:CE1	2.31	0.66
12:AM:40:GLU:HG3	12:AM:41:ASP:H	1.59	0.66
21:AA:370:C:O2'	21:AA:371:A:H5'	1.96	0.66
21:AA:760:G:H2'	21:AA:761:G:H5'	1.76	0.66
21:AA:872:A:C5	21:AA:874:G:C8	2.83	0.66
21:AA:946:A:H2'	21:AA:947:G:C8	2.30	0.66
21:AA:1468:A:H8	21:AA:1468:A:O5'	1.78	0.66
24:BA:924:G:H4'	46:BW:24:ARG:HH21	1.59	0.66
25:BB:116:G:H4'	38:BO:54:VAL:HG22	1.77	0.66
54:B4:9:LYS:HD3	54:B4:9:LYS:N	2.11	0.66
1:CB:55:GLU:O	1:CB:58:LYS:HB3	1.95	0.66
2:CC:56:ILE:HG12	2:CC:65:VAL:HG13	1.78	0.66
9:CJ:47:GLU:HB2	9:CJ:67:ILE:CG1	2.24	0.66
11:CL:19:ASN:H	11:CL:19:ASN:HD22	1.41	0.66
15:CP:68:SER:HB3	15:CP:71:VAL:HG12	1.76	0.66
55:CA:383:A:H2'	55:CA:384:G:O4'	1.95	0.66
55:CA:428:G:H1'	55:CA:430:A:N7	2.10	0.66
55:CA:1135:U:H2'	55:CA:1137:C:O2	1.95	0.66

*Continued on next page...*

*Continued from previous page...*

Atom-1	Atom-2	Interatomic distance (Å)	Clash overlap (Å)
27:DD:29:VAL:HB	27:DD:98:VAL:CG1	2.25	0.66
28:DE:149:ILE:O	28:DE:188:MET:HA	1.95	0.66
34:DK:16:ALA:HB2	34:DK:47:ILE:HG13	1.77	0.66
36:DM:42:THR:HB	36:DM:45:GLN:HG3	1.76	0.66
39:DP:56:SER:HB2	39:DP:75:THR:HG21	1.77	0.66
43:DT:6:ARG:O	43:DT:9:LYS:HD2	1.95	0.66
43:DT:39:THR:HG21	43:DT:42:GLU:CB	2.24	0.66
24:DA:244:A:H2'	24:DA:245:G:O4'	1.95	0.66
24:DA:649:G:H2'	24:DA:650:C:H6	1.59	0.66
24:DA:740:C:C5'	24:DA:1784:A:H3'	2.22	0.66
24:DA:1042:G:H2'	24:DA:1043:C:H6	1.60	0.66
24:DA:1314:C:P	24:DA:1332:G:H5''	2.36	0.66
2:AC:39:ARG:HG2	2:AC:54:ILE:HD11	1.77	0.66
10:AK:88:PRO:HD3	20:AU:28:LEU:HD13	1.76	0.66
21:AA:1323:G:O2'	21:AA:1324:A:C8	2.48	0.66
21:AA:1463:U:H5''	39:BP:108:ARG:HH11	1.60	0.66
24:BA:1062:G:C8	24:BA:1088:A:C8	2.84	0.66
42:BS:13:SER:O	42:BS:14:ALA:HB2	1.95	0.66
8:CI:27:ILE:HD13	8:CI:62:LEU:HB3	1.76	0.66
55:CA:502:A:H2'	55:CA:503:C:O4'	1.96	0.66
24:DA:1312:U:HO2'	24:DA:1314:C:N4	1.92	0.66
24:DA:1496:A:H4'	24:DA:1497:U:C5	2.31	0.66
24:DA:1744:A:H3'	24:DA:1745:A:C8	2.30	0.66
24:DA:1830:C:H2'	24:DA:1831:G:H8	1.60	0.66
4:AE:49:TYR:HE1	21:AA:1079:G:H5''	1.60	0.66
4:AE:113:VAL:HG11	4:AE:136:VAL:CG2	2.26	0.66
10:AK:88:PRO:HD3	20:AU:28:LEU:CD1	2.25	0.66
17:AR:24:ASP:HB3	17:AR:27:THR:OG1	1.96	0.66
21:AA:366:A:O2'	21:AA:394:G:N2	2.29	0.66
21:AA:1067:A:H1'	21:AA:1068:G:C8	2.31	0.66
21:AA:1394:A:H62	21:AA:1501:C:H4'	1.58	0.66
24:BA:143:C:H2'	24:BA:144:A:H8	1.61	0.66
24:BA:249:C:O2'	24:BA:250:G:OP2	2.13	0.66
24:BA:849:A:H2'	24:BA:850:U:H6	1.60	0.66
24:BA:1599:U:H2'	24:BA:1600:C:C6	2.30	0.66
24:BA:1866:A:C2	24:BA:1867:G:H1'	2.30	0.66
24:BA:2377:A:H2'	24:BA:2378:A:C8	2.31	0.66
25:BB:57:A:H2'	25:BB:58:A:C8	2.31	0.66
26:BC:109:LEU:CD2	26:BC:110:LYS:H	2.08	0.66
28:BE:169:VAL:O	28:BE:170:ARG:HD2	1.95	0.66
32:BI:76:ALA:HB2	32:BI:131:THR:HG23	1.77	0.66

*Continued on next page...*

*Continued from previous page...*

Atom-1	Atom-2	Interatomic distance (Å)	Clash overlap (Å)
33:BJ:56:VAL:HG12	33:BJ:57:LEU:N	2.11	0.66
36:BM:40:ARG:HD3	36:BM:93:VAL:HG21	1.77	0.66
40:BQ:68:ALA:O	40:BQ:70:GLN:N	2.29	0.66
43:BT:29:THR:HA	43:BT:86:THR:HA	1.78	0.66
46:BW:29:SER:CA	46:BW:63:ASP:HB3	2.24	0.66
1:CB:95:TRP:CH2	1:CB:171:ALA:HA	2.30	0.66
9:CJ:8:ILE:HG22	9:CJ:100:ILE:HG12	1.77	0.66
27:DD:34:VAL:HG12	27:DD:48:ILE:HD11	1.78	0.66
37:DN:73:ASN:HA	37:DN:76:VAL:HG22	1.77	0.66
44:DU:16:LYS:HD3	44:DU:17:ASP:N	2.11	0.66
44:DU:84:PHE:CB	24:DA:297:G:H5''	2.26	0.66
4:AE:31:SER:HB3	4:AE:52:ALA:O	1.96	0.66
11:AL:27:PRO:O	11:AL:28:GLN:HB3	1.95	0.66
20:AU:44:ARG:HD2	20:AU:44:ARG:H	1.61	0.66
21:AA:98:A:H2'	21:AA:99:C:H6	1.61	0.66
24:BA:628:G:O2'	24:BA:629:G:H5'	1.96	0.66
24:BA:1570:A:C6	24:BA:1571:A:C6	2.84	0.66
26:BC:131:MET:HA	26:BC:134:ILE:HD12	1.77	0.66
45:BV:80:HIS:CD2	45:BV:82:TYR:H	2.14	0.66
51:B1:24:LYS:HE2	51:B1:52:LYS:HB2	1.78	0.66
1:CB:132:GLU:C	1:CB:134:LEU:H	1.98	0.66
55:CA:428:G:H1'	55:CA:430:A:C8	2.30	0.66
55:CA:895:G:C5	55:CA:896:C:C5	2.83	0.66
31:DH:57:LYS:O	31:DH:57:LYS:HD2	1.96	0.66
34:DK:118:LEU:C	34:DK:120:PRO:HD2	2.15	0.66
38:DO:64:TYR:CD1	56:DB:52:A:OP2	2.48	0.66
46:DW:40:ARG:NH2	24:DA:2336:A:N7	2.44	0.66
24:DA:191:A:H2'	24:DA:192:C:H6	1.61	0.66
24:DA:456:C:H6	24:DA:456:C:H5''	1.61	0.66
24:DA:1181:U:H2'	24:DA:1182:G:H8	1.60	0.66
24:DA:1268:A:H2'	24:DA:1269:A:C8	2.31	0.66
24:DA:1524:G:H2'	24:DA:1525:A:H8	1.61	0.66
24:DA:2038:G:H2'	24:DA:2039:U:O4'	1.95	0.66
24:DA:2868:A:H2'	24:DA:2869:G:H8	1.61	0.66
7:AH:17:GLN:NE2	7:AH:71:VAL:HG23	2.11	0.66
13:AN:42:ASN:HD21	13:AN:46:LYS:CE	2.09	0.66
19:AT:25:SER:HB3	21:AA:1458:G:H5''	1.77	0.66
24:BA:191:A:H2'	24:BA:192:C:C6	2.31	0.66
24:BA:1252:G:H21	40:BQ:32:ARG:HG2	1.60	0.66
24:BA:1335:C:H2'	24:BA:1336:A:C8	2.29	0.66
24:BA:1964:G:H4'	24:BA:1965:C:OP2	1.95	0.66

*Continued on next page...*

*Continued from previous page...*

Atom-1	Atom-2	Interatomic distance (Å)	Clash overlap (Å)
26:BC:20:ASN:HD22	26:BC:20:ASN:C	1.98	0.66
28:BE:189:THR:OG1	28:BE:191:ASP:HB3	1.95	0.66
31:BH:97:ARG:NH1	31:BH:97:ARG:N	2.44	0.66
43:BT:15:HIS:O	43:BT:17:SER:N	2.29	0.66
43:BT:50:LEU:H	43:BT:50:LEU:CD1	2.06	0.66
45:BV:44:HIS:CE1	45:BV:86:LEU:H	2.09	0.66
48:BY:61:ALA:C	48:BY:63:ALA:H	1.97	0.66
12:CM:18:LEU:H	12:CM:18:LEU:HD12	1.61	0.66
55:CA:499:A:O2'	55:CA:500:G:C8	2.49	0.66
55:CA:563:A:H2'	55:CA:563:A:N3	2.09	0.66
27:DD:124:ARG:HD3	27:DD:125:TRP:CD1	2.31	0.66
30:DG:104:LEU:H	30:DG:112:VAL:HG23	1.61	0.66
30:DG:162:ARG:HB2	30:DG:166:GLU:HB3	1.78	0.66
43:DT:1:MET:HG2	43:DT:4:GLU:HA	1.77	0.66
24:DA:579:G:C8	24:DA:2017:U:O4	2.49	0.66
24:DA:647:G:HO2'	24:DA:648:G:H8	1.41	0.66
24:DA:959:A:H2'	24:DA:960:A:C8	2.31	0.66
24:DA:1340:U:H4'	24:DA:1340:U:OP1	1.95	0.66
24:DA:1681:G:O2'	24:DA:1762:A:C2'	2.44	0.66
24:DA:2026:U:H2'	24:DA:2027:G:O4'	1.96	0.66
24:DA:2611:C:O2'	24:DA:2612:C:H5'	1.96	0.66
3:AD:130:ASN:HB3	21:AA:619:U:H3	1.61	0.65
4:AE:109:ALA:C	4:AE:111:ARG:N	2.50	0.65
11:AL:51:VAL:O	11:AL:52:CYS:HB3	1.95	0.65
21:AA:1094:G:O2'	21:AA:1095:U:OP2	2.14	0.65
21:AA:1343:G:H2'	21:AA:1344:C:C6	2.31	0.65
24:BA:90:U:C2	24:BA:91:A:N7	2.64	0.65
30:BG:32:LEU:O	30:BG:33:THR:HG23	1.96	0.65
39:BP:67:GLU:OE1	39:BP:67:GLU:HA	1.95	0.65
40:BQ:63:ARG:HH12	40:BQ:96:ASP:HA	1.57	0.65
43:BT:39:THR:HB	43:BT:42:GLU:H	1.61	0.65
12:CM:2:ARG:HA	12:CM:7:ASN:O	1.95	0.65
13:CN:72:PHE:HE2	13:CN:77:GLY:HA2	1.61	0.65
55:CA:373:A:H2'	55:CA:374:A:C8	2.30	0.65
55:CA:687:A:C2	55:CA:704:A:C5	2.84	0.65
37:DN:96:ARG:HD3	24:DA:2882:A:H5''	1.78	0.65
24:DA:749:A:C2	24:DA:750:A:C8	2.84	0.65
24:DA:979:A:H2'	24:DA:982:C:N4	2.11	0.65
3:AD:57:LYS:HZ2	3:AD:61:ARG:HD3	1.60	0.65
3:AD:109:THR:CG2	3:AD:112:GLU:H	2.05	0.65
21:AA:182:A:N6	21:AA:194:C:H42	1.94	0.65

*Continued on next page...*

*Continued from previous page...*

Atom-1	Atom-2	Interatomic distance (Å)	Clash overlap (Å)
21:AA:373:A:N3	21:AA:374:A:C8	2.64	0.65
21:AA:1261:A:C2	21:AA:1275:A:C6	2.83	0.65
24:BA:949:G:N2	24:BA:969:G:C4	2.65	0.65
24:BA:1567:G:H2'	26:BC:84:PRO:HG3	1.77	0.65
24:BA:1956:U:O2'	24:BA:1957:C:C5'	2.43	0.65
24:BA:2446:G:H2'	24:BA:2447:G:H5''	1.77	0.65
42:BS:71:VAL:HG22	42:BS:71:VAL:O	1.97	0.65
1:CB:19:THR:HG23	1:CB:20:ARG:H	1.61	0.65
3:CD:21:LYS:HG3	55:CA:409:U:OP2	1.96	0.65
5:CF:17:GLN:O	5:CF:21:MET:HG3	1.96	0.65
28:DE:33:VAL:CG1	24:DA:1245:G:H4'	2.25	0.65
34:DK:108:ARG:HB2	34:DK:116:ILE:HD13	1.78	0.65
45:DV:29:ILE:CD1	45:DV:31:TYR:CE2	2.75	0.65
24:DA:274:C:H2'	24:DA:275:C:O4'	1.96	0.65
24:DA:1441:G:H2'	24:DA:1442:U:C6	2.30	0.65
24:DA:2282:G:H5''	24:DA:2283:C:O4'	1.96	0.65
4:AE:25:LYS:HE2	21:AA:923:A:C5'	2.26	0.65
8:AI:9:GLY:HA2	8:AI:80:HIS:CD2	2.25	0.65
20:AU:33:ARG:HE	20:AU:34:ARG:HG3	1.61	0.65
21:AA:71:A:O2'	21:AA:72:A:H5''	1.96	0.65
21:AA:174:A:H2'	21:AA:175:C:H6	1.60	0.65
21:AA:1084:G:C5	21:AA:1085:U:C4	2.84	0.65
21:AA:1378:C:C5	21:AA:1379:G:C8	2.85	0.65
24:BA:13:A:O2'	24:BA:15:G:N7	2.29	0.65
24:BA:859:G:O2'	24:BA:860:U:P	2.53	0.65
24:BA:1344:U:O2'	24:BA:1345:C:OP1	2.15	0.65
24:BA:2210:U:H4'	24:BA:2211:A:O5'	1.96	0.65
24:BA:2627:G:H2'	24:BA:2628:C:H6	1.60	0.65
29:BF:128:SER:OG	29:BF:154:THR:HB	1.95	0.65
36:BM:21:ALA:HA	36:BM:97:GLN:HG2	1.77	0.65
7:CH:24:VAL:HG12	7:CH:62:LEU:HD21	1.79	0.65
55:CA:71:A:C2	55:CA:72:A:C8	2.84	0.65
55:CA:960:U:O2'	55:CA:1223:C:C5'	2.45	0.65
30:DG:138:GLN:HG3	24:DA:2746:U:H1'	1.77	0.65
40:DQ:24:TYR:HE1	24:DA:17:G:H4'	1.60	0.65
42:DS:5:ALA:HB3	42:DS:54:ALA:HB2	1.78	0.65
44:DU:81:ARG:HB2	44:DU:96:LYS:HD2	1.78	0.65
54:D4:36:ARG:HG2	54:D4:37:GLN:H	1.61	0.65
24:DA:1078:U:H4'	24:DA:1079:C:C5'	2.26	0.65
24:DA:1497:U:H5''	24:DA:1498:C:OP2	1.96	0.65
24:DA:1838:C:N4	24:DA:1899:A:O4'	2.28	0.65

*Continued on next page...*

*Continued from previous page...*

Atom-1	Atom-2	Interatomic distance (Å)	Clash overlap (Å)
3:AD:153:ARG:NH2	21:AA:437:U:H4'	2.11	0.65
4:AE:19:ARG:HB2	4:AE:32:PHE:CD1	2.32	0.65
6:AG:12:LEU:HB3	6:AG:13:PRO:HD2	1.77	0.65
21:AA:109:A:C6	21:AA:326:G:C6	2.85	0.65
21:AA:982:U:H3	21:AA:1223:C:H42	1.44	0.65
21:AA:1095:U:P	21:AA:1108:G:H22	2.19	0.65
24:BA:1181:U:H2'	24:BA:1182:G:H8	1.61	0.65
24:BA:1993:U:H2'	24:BA:1994:C:C6	2.30	0.65
24:BA:2353:G:H1'	46:BW:30:VAL:HG13	1.75	0.65
42:BS:24:ILE:HG22	42:BS:71:VAL:HG21	1.78	0.65
45:BV:14:LYS:HD2	59:BV:101:HOH:O	1.97	0.65
45:BV:44:HIS:HE1	45:BV:86:LEU:N	1.91	0.65
4:CE:54:GLU:HG3	4:CE:56:PRO:HG2	1.79	0.65
55:CA:1504:G:OP1	55:CA:1507:A:H4'	1.97	0.65
27:DD:169:ARG:O	27:DD:170:VAL:HG22	1.96	0.65
30:DG:162:ARG:H	30:DG:162:ARG:HD2	1.61	0.65
41:DR:27:ILE:CG2	41:DR:28:ALA:H	1.95	0.65
3:AD:121:ALA:HA	3:AD:145:ARG:HG3	1.78	0.65
4:AE:55:VAL:O	4:AE:58:ALA:HB3	1.97	0.65
21:AA:26:A:N6	21:AA:558:G:H1'	2.11	0.65
21:AA:62:U:H2'	21:AA:63:C:H6	1.62	0.65
21:AA:923:A:H2'	21:AA:924:C:C6	2.31	0.65
24:BA:49:A:H5''	24:BA:51:G:O4'	1.97	0.65
24:BA:2383:G:H2'	24:BA:2384:U:C6	2.31	0.65
24:BA:2755:C:HO2'	24:BA:2756:U:H6	1.43	0.65
36:BM:54:THR:O	36:BM:56:ALA:N	2.29	0.65
46:BW:8:SER:O	46:BW:9:THR:HB	1.97	0.65
48:BY:17:GLU:HB2	48:BY:53:VAL:HG11	1.78	0.65
48:BY:32:ALA:HB2	48:BY:37:LEU:HD12	1.79	0.65
53:B3:22:LYS:HA	53:B3:47:ALA:O	1.97	0.65
16:CQ:13:SER:HB3	16:CQ:21:VAL:HB	1.79	0.65
55:CA:428:G:C1'	55:CA:430:A:C8	2.79	0.65
55:CA:1003:G:N2	55:CA:1005:A:H5''	2.11	0.65
55:CA:1320:C:H2'	55:CA:1321:U:O4'	1.97	0.65
26:DC:2:VAL:O	26:DC:3:VAL:HB	1.96	0.65
28:DE:130:LYS:H	28:DE:160:ALA:HB2	1.62	0.65
40:DQ:101:ASP:HB2	41:DR:2:TYR:OH	1.96	0.65
41:DR:98:ILE:HG22	41:DR:98:ILE:O	1.96	0.65
42:DS:9:HIS:NE2	24:DA:508:A:N6	2.45	0.65
24:DA:1385:A:H4'	24:DA:1386:C:OP1	1.97	0.65
24:DA:1997:C:O2'	24:DA:1998:A:H8	1.78	0.65

*Continued on next page...*



*Continued from previous page...*

Atom-1	Atom-2	Interatomic distance (Å)	Clash overlap (Å)
24:DA:2240:U:O2'	24:DA:2241:A:H5'	1.97	0.65
24:DA:2324:U:H5'	24:DA:2325:G:C5'	2.26	0.65
24:DA:2408:U:O2'	24:DA:2409:G:C8	2.48	0.65
24:DA:2588:G:OP2	59:DA:3584:HOH:O	2.13	0.65
24:DA:2626:C:O2'	24:DA:2627:G:H5'	1.95	0.65
24:DA:2752:C:H2'	24:DA:2753:A:C8	2.32	0.65
24:DA:2825:G:H3'	24:DA:2826:A:H8	1.61	0.65
4:AE:139:THR:O	4:AE:143:LEU:HG	1.96	0.65
13:AN:58:ARG:HH21	21:AA:979:C:H2'	1.61	0.65
21:AA:21:G:H1'	21:AA:915:A:H61	1.62	0.65
21:AA:533:A:O2'	21:AA:535:A:OP2	2.13	0.65
24:BA:276:U:H1'	24:BA:278:A:N6	2.10	0.65
24:BA:1064:C:O3'	32:BI:90:GLY:HA2	1.97	0.65
24:BA:1082:U:N3	24:BA:1086:A:C6	2.64	0.65
31:BH:31:VAL:O	31:BH:32:PRO:C	2.35	0.65
32:BI:42:ASN:HA	32:BI:45:THR:HB	1.79	0.65
34:BK:70:ARG:CD	34:BK:76:VAL:HG22	2.27	0.65
40:BQ:13:HIS:HD2	40:BQ:31:TYR:CD1	2.14	0.65
42:BS:18:ARG:HA	42:BS:21:ALA:HB3	1.79	0.65
6:CG:77:ARG:CZ	55:CA:1381:U:H3	2.09	0.65
55:CA:275:G:O2'	55:CA:276:G:H5'	1.96	0.65
29:DF:74:ALA:H	29:DF:78:ILE:CG1	2.10	0.65
36:DM:86:LYS:HE3	24:DA:955:U:OP1	1.96	0.65
38:DO:62:LEU:HD11	38:DO:65:THR:N	2.12	0.65
24:DA:99:U:O3'	24:DA:100:U:H3'	1.96	0.65
24:DA:126:A:O2'	24:DA:127:A:H5'	1.95	0.65
24:DA:783:A:C4	24:DA:785:G:H1'	2.31	0.65
24:DA:1495:A:C2	24:DA:1578:U:H1'	2.31	0.65
24:DA:1946:U:H2'	24:DA:1947:C:C6	2.32	0.65
1:AB:177:ASN:OD1	1:AB:178:LEU:HD13	1.96	0.65
5:AF:53:LYS:HZ3	21:AA:710:G:H5'	1.62	0.65
13:AN:43:ALA:HA	13:AN:46:LYS:HB2	1.77	0.65
21:AA:182:A:N3	21:AA:184:G:C8	2.65	0.65
21:AA:234:C:H2'	21:AA:235:C:H6	1.62	0.65
21:AA:539:A:H2'	21:AA:540:G:C8	2.32	0.65
21:AA:702:A:HO2'	21:AA:703:G:P	2.20	0.65
24:BA:1867:G:N2	24:BA:1875:G:H1'	2.11	0.65
24:BA:2287:A:C4	24:BA:2289:G:N7	2.65	0.65
28:BE:24:ASN:C	28:BE:24:ASN:HD22	2.00	0.65
52:B2:42:LEU:H	52:B2:42:LEU:HD22	1.61	0.65
55:CA:373:A:O2'	55:CA:374:A:H5'	1.95	0.65

*Continued on next page...*



*Continued from previous page...*

Atom-1	Atom-2	Interatomic distance (Å)	Clash overlap (Å)
55:CA:533:A:O2'	55:CA:535:A:OP2	2.14	0.65
55:CA:1239:A:N7	55:CA:1298:U:N3	2.45	0.65
55:CA:1448:C:O2'	55:CA:1449:C:H6	1.79	0.65
26:DC:52:HIS:NE2	26:DC:218:THR:HG23	2.12	0.65
26:DC:204:LEU:HD12	24:DA:1791:A:H5''	1.77	0.65
27:DD:121:THR:HG21	27:DD:127:PHE:CD1	2.31	0.65
36:DM:61:GLY:HA2	36:DM:107:GLY:HA3	1.78	0.65
52:D2:7:PRO:HB2	24:DA:1309:G:H4'	1.78	0.65
24:DA:463:G:N2	24:DA:466:A:OP2	2.26	0.65
24:DA:548:G:C5'	24:DA:549:G:H5'	2.26	0.65
24:DA:1023:U:H5'	24:DA:1023:U:H6	1.61	0.65
24:DA:1069:A:H4'	24:DA:1070:A:O5'	1.95	0.65
24:DA:2543:G:H2'	24:DA:2544:G:C8	2.31	0.65
24:DA:2783:U:H2'	24:DA:2784:U:C6	2.32	0.65
11:AL:115:LYS:O	11:AL:116:TYR:HB2	1.97	0.65
14:AO:3:SER:OG	14:AO:5:GLU:HG2	1.96	0.65
20:AU:36:PHE:HA	20:AU:39:LYS:CE	2.26	0.65
21:AA:1145:A:O2'	21:AA:1146:A:H8	1.80	0.65
24:BA:1060:U:C4'	24:BA:1061:U:H5'	2.27	0.65
24:BA:1303:G:O2'	24:BA:1304:A:H5'	1.97	0.65
24:BA:2156:G:H2'	24:BA:2157:G:N2	2.12	0.65
24:BA:2304:G:H1'	29:BF:128:SER:HB3	1.77	0.65
24:BA:2742:G:C2'	24:BA:2743:U:H5'	2.27	0.65
28:BE:150:THR:HG21	28:BE:153:LEU:HA	1.78	0.65
30:BG:3:VAL:O	30:BG:68:ARG:HG3	1.97	0.65
31:BH:67:ALA:HA	31:BH:138:VAL:HB	1.79	0.65
36:BM:132:THR:HG22	36:BM:133:LYS:H	1.61	0.65
1:CB:185:ILE:HA	1:CB:199:ILE:O	1.96	0.65
2:CC:119:ILE:HA	2:CC:122:GLN:CG	2.27	0.65
2:CC:185:THR:HG22	2:CC:186:SER:H	1.60	0.65
13:CN:72:PHE:CE2	13:CN:77:GLY:HA2	2.32	0.65
55:CA:160:A:H2'	55:CA:161:A:O4'	1.96	0.65
27:DD:114:LYS:HD2	27:DD:116:LYS:NZ	2.12	0.65
31:DH:21:VAL:HG22	31:DH:22:LYS:N	2.12	0.65
31:DH:78:VAL:HG22	31:DH:100:ALA:HA	1.79	0.65
46:DW:27:GLY:HA3	46:DW:31:LEU:HD11	1.79	0.65
47:DX:9:LYS:HE2	24:DA:397:U:OP2	1.95	0.65
24:DA:142:A:H5''	24:DA:142:A:C8	2.32	0.65
24:DA:412:A:H2'	24:DA:413:C:C6	2.32	0.65
24:DA:1071:G:N7	24:DA:1089:A:C5	2.65	0.65
24:DA:1331:G:C2	24:DA:1333:G:C8	2.85	0.65

*Continued on next page...*

*Continued from previous page...*

Atom-1	Atom-2	Interatomic distance (Å)	Clash overlap (Å)
24:DA:1930:G:N2	24:DA:1968:G:H2'	2.12	0.65
1:AB:117:GLU:HA	1:AB:120:SER:HB2	1.78	0.65
7:AH:105:THR:HG21	7:AH:120:LEU:HD13	1.79	0.65
8:AI:54:VAL:HG11	8:AI:86:LEU:HD21	1.79	0.65
21:AA:1170:A:H2'	21:AA:1171:A:O4'	1.97	0.65
24:BA:494:G:OP1	42:BS:8:ARG:HD3	1.97	0.65
24:BA:528:A:H3'	24:BA:528:A:C8	2.32	0.65
26:BC:159:THR:O	26:BC:194:VAL:HG12	1.96	0.65
30:BG:85:LYS:HG2	30:BG:131:VAL:HG12	1.79	0.65
34:BK:61:VAL:HG22	34:BK:87:LEU:HD11	1.78	0.65
37:BN:55:ALA:HA	37:BN:80:PHE:CE1	2.32	0.65
49:BZ:2:LYS:O	49:BZ:2:LYS:HE2	1.96	0.65
1:CB:57:ASN:OD1	1:CB:223:GLY:HA3	1.96	0.65
1:CB:128:LEU:HB2	1:CB:132:GLU:HG2	1.78	0.65
5:CF:68:GLN:O	5:CF:71:ILE:HG22	1.97	0.65
6:CG:100:MET:HA	6:CG:103:ILE:HD12	1.79	0.65
8:CI:10:ARG:HA	8:CI:14:SER:O	1.97	0.65
13:CN:40:ARG:HH12	18:CS:6:LYS:HB2	1.62	0.65
55:CA:197:A:H4'	55:CA:198:G:O5'	1.97	0.65
55:CA:1288:A:HO2'	55:CA:1289:A:H8	1.43	0.65
26:DC:57:HIS:CE1	24:DA:1568:G:H21	2.15	0.65
27:DD:118:PHE:CD1	24:DA:1655:A:H5'	2.32	0.65
33:DJ:44:TYR:O	33:DJ:45:THR:HB	1.95	0.65
39:DP:50:ARG:HB3	39:DP:56:SER:HB3	1.79	0.65
24:DA:182:A:C6	24:DA:183:C:C4	2.85	0.65
24:DA:2092:U:H4'	24:DA:2093:G:C5'	2.21	0.65
56:DB:37:C:N4	56:DB:49:C:C1'	2.60	0.65
56:DB:46:A:H2'	56:DB:47:C:C6	2.30	0.65
1:AB:182:VAL:HG12	1:AB:183:PHE:N	2.12	0.65
4:AE:76:ASN:HD22	4:AE:81:GLN:HB3	1.61	0.65
7:AH:79:ARG:HB2	7:AH:80:PRO:HD2	1.79	0.65
8:AI:46:VAL:HA	8:AI:49:GLN:HG3	1.78	0.65
21:AA:143:A:H5'	21:AA:144:G:H5'	1.78	0.65
21:AA:182:A:N6	21:AA:194:C:N4	2.45	0.65
21:AA:579:A:H5'	21:AA:728:A:H1'	1.78	0.65
24:BA:121:G:HO2'	24:BA:122:G:H8	1.42	0.65
24:BA:621:A:H2'	24:BA:622:G:O4'	1.97	0.65
24:BA:790:U:O2'	24:BA:791:C:H5'	1.97	0.65
24:BA:1660:G:H2'	24:BA:1661:G:H8	1.61	0.65
24:BA:1759:A:H2'	24:BA:1760:C:C6	2.31	0.65
24:BA:2389:G:H5''	24:BA:2390:U:H5'	1.78	0.65

*Continued on next page...*

*Continued from previous page...*

Atom-1	Atom-2	Interatomic distance (Å)	Clash overlap (Å)
24:BA:2630:G:H2'	24:BA:2631:G:H8	1.61	0.65
33:BJ:56:VAL:O	33:BJ:124:VAL:O	2.15	0.65
35:BL:100:ILE:HD12	35:BL:101:ILE:HD13	1.79	0.65
45:BV:10:LYS:HD3	45:BV:10:LYS:H	1.62	0.65
48:BY:9:LYS:CB	48:BY:12:GLU:HG3	2.27	0.65
12:CM:68:LEU:O	12:CM:72:ILE:HG22	1.97	0.65
55:CA:66:A:H2'	55:CA:66:A:N3	2.10	0.65
55:CA:1365:G:O2'	55:CA:1366:C:H5'	1.95	0.65
26:DC:94:LEU:HD13	26:DC:100:ARG:HD3	1.79	0.65
30:DG:86:LEU:HA	30:DG:163:TYR:HB3	1.79	0.65
31:DH:24:GLY:O	31:DH:26:ALA:O	2.15	0.65
31:DH:48:GLU:O	31:DH:49:ALA:HB2	1.94	0.65
24:DA:545:U:C2	24:DA:547:A:H5''	2.32	0.65
24:DA:1079:C:H41	24:DA:1088:A:H5''	1.61	0.65
24:DA:1439:A:N1	24:DA:1552:A:C4	2.63	0.65
4:AE:108:GLY:HA2	4:AE:111:ARG:HH22	1.61	0.64
11:AL:22:ALA:O	11:AL:23:LEU:O	2.16	0.64
21:AA:22:G:H4'	21:AA:885:G:C8	2.32	0.64
24:BA:423:A:H5''	24:BA:424:G:H5'	1.78	0.64
24:BA:1833:C:H2'	24:BA:1834:U:H6	1.62	0.64
28:BE:59:PRO:HB2	28:BE:70:SER:OG	1.97	0.64
28:BE:82:GLY:O	28:BE:83:VAL:HB	1.96	0.64
29:BF:34:THR:HG23	29:BF:89:THR:HG23	1.79	0.64
43:BT:40:LYS:CA	43:BT:43:ILE:HG23	2.27	0.64
6:CG:57:GLU:C	6:CG:59:GLU:H	1.98	0.64
7:CH:106:SER:HA	55:CA:642:A:C8	2.32	0.64
19:CT:47:GLN:HG2	19:CT:82:ILE:HD12	1.77	0.64
55:CA:41:G:H2'	55:CA:42:G:C8	2.30	0.64
55:CA:248:C:O2'	55:CA:249:U:O5'	2.15	0.64
44:DU:32:LYS:HE2	44:DU:65:GLN:OE1	1.97	0.64
47:DX:31:ASN:HB2	47:DX:33:HIS:HE1	1.62	0.64
24:DA:270:A:N1	24:DA:369:U:H1'	2.12	0.64
24:DA:2458:G:O2'	24:DA:2460:U:O4	2.12	0.64
12:AM:113:LYS:HE2	12:AM:113:LYS:HA	1.77	0.64
21:AA:351:G:H4'	21:AA:352:C:OP1	1.97	0.64
24:BA:510:C:O2'	24:BA:511:U:H5'	1.97	0.64
24:BA:653:U:H4'	24:BA:653:U:OP1	1.96	0.64
24:BA:729:G:H2'	24:BA:1775:U:H1'	1.79	0.64
24:BA:945:A:H5'	24:BA:946:C:OP2	1.97	0.64
24:BA:1067:A:H3'	24:BA:1068:G:C8	2.32	0.64
24:BA:1687:G:C4	24:BA:1688:U:C5	2.85	0.64

*Continued on next page...*

*Continued from previous page...*

Atom-1	Atom-2	Interatomic distance (Å)	Clash overlap (Å)
24:BA:1818:U:H2'	26:BC:152:GLN:O	1.96	0.64
24:BA:1839:G:H2'	24:BA:1840:G:C8	2.31	0.64
24:BA:2047:C:O2'	24:BA:2048:G:H5'	1.97	0.64
24:BA:2650:U:H2'	24:BA:2651:C:H6	1.62	0.64
31:BH:5:LEU:HD13	31:BH:13:GLY:HA2	1.77	0.64
2:CC:18:ASN:HD21	2:CC:53:ARG:HH11	1.45	0.64
2:CC:133:MET:HB2	2:CC:150:VAL:HG21	1.80	0.64
12:CM:106:ARG:HD2	55:CA:947:G:OP1	1.97	0.64
55:CA:1117:A:C2	55:CA:1184:G:C6	2.85	0.64
55:CA:1171:A:H2'	55:CA:1172:C:C6	2.32	0.64
27:DD:115:GLY:O	37:DN:3:HIS:HE1	1.80	0.64
30:DG:167:VAL:HG23	30:DG:168:VAL:H	1.62	0.64
39:DP:109:ILE:O	39:DP:110:LYS:HG3	1.97	0.64
52:D2:34:ARG:HB3	52:D2:42:LEU:HD11	1.78	0.64
24:DA:5:A:C2	24:DA:2899:A:C2	2.85	0.64
24:DA:84:A:C4	24:DA:103:A:N6	2.65	0.64
24:DA:671:C:HO2'	24:DA:672:C:H6	1.40	0.64
24:DA:1457:U:H5''	24:DA:1458:U:OP1	1.96	0.64
24:DA:2658:C:H2'	24:DA:2659:G:O4'	1.96	0.64
56:DB:47:C:H2'	56:DB:48:U:O4'	1.98	0.64
4:AE:76:ASN:O	4:AE:77:ASN:HB3	1.97	0.64
21:AA:1450:U:H2'	21:AA:1452:C:C5	2.32	0.64
24:BA:93:G:O2'	24:BA:94:A:H5'	1.97	0.64
24:BA:141:G:H5''	24:BA:142:A:C8	2.33	0.64
24:BA:1813:G:N3	26:BC:49:THR:CG2	2.60	0.64
24:BA:2204:G:O5'	26:BC:149:LYS:HE3	1.98	0.64
24:BA:2432:A:N6	24:BA:2433:A:N6	2.45	0.64
27:BD:110:THR:CG2	27:BD:171:THR:HG22	2.27	0.64
29:BF:131:VAL:HG22	29:BF:151:LEU:H	1.60	0.64
30:BG:102:ILE:HD12	30:BG:147:LEU:HD11	1.79	0.64
2:CC:115:VAL:O	2:CC:118:SER:HB3	1.96	0.64
7:CH:85:TYR:HD2	55:CA:598:U:HO2'	1.43	0.64
55:CA:316:C:N4	55:CA:351:G:C6	2.66	0.64
55:CA:1460:C:H2'	55:CA:1461:G:O4'	1.97	0.64
27:DD:106:LYS:HB3	27:DD:206:ALA:CB	2.26	0.64
30:DG:148:ARG:HB2	30:DG:152:ARG:NH2	2.12	0.64
35:DL:17:LYS:NZ	35:DL:19:LEU:HD22	2.13	0.64
38:DO:30:ARG:HH11	38:DO:30:ARG:CG	2.11	0.64
24:DA:275:C:H2'	24:DA:276:U:O4'	1.97	0.64
24:DA:1206:G:H2'	24:DA:1207:C:C6	2.31	0.64
3:AD:109:THR:HG21	21:AA:408:A:P	2.37	0.64

*Continued on next page...*

*Continued from previous page...*

Atom-1	Atom-2	Interatomic distance (Å)	Clash overlap (Å)
6:AG:23:ALA:O	6:AG:26:VAL:HG22	1.96	0.64
6:AG:108:ARG:NH2	6:AG:118:ARG:HH22	1.92	0.64
7:AH:63:LYS:O	7:AH:70:VAL:HG23	1.98	0.64
24:BA:364:C:H2'	24:BA:365:U:C6	2.31	0.64
24:BA:1011:G:H5''	40:BQ:76:SER:OG	1.97	0.64
24:BA:1919:A:H2'	24:BA:1919:A:N3	2.11	0.64
24:BA:2439:A:H4'	24:BA:2440:C:O5'	1.98	0.64
24:BA:2549:G:N2	24:BA:2560:A:C4	2.65	0.64
24:BA:2602:A:H4'	24:BA:2603:G:H5'	1.78	0.64
26:BC:156:SER:O	26:BC:194:VAL:HG11	1.97	0.64
44:BU:35:VAL:HB	44:BU:38:ILE:HG13	1.79	0.64
54:B4:36:ARG:HG2	54:B4:37:GLN:N	2.09	0.64
1:CB:80:LYS:HD3	1:CB:90:PHE:CZ	2.32	0.64
9:CJ:11:LYS:HZ1	9:CJ:99:GLN:HB3	1.62	0.64
11:CL:85:ARG:HG2	11:CL:86:VAL:N	2.11	0.64
29:DF:109:ARG:NH1	29:DF:135:ILE:HG22	2.12	0.64
31:DH:68:ARG:HD3	31:DH:71:LYS:HB2	1.80	0.64
43:DT:17:SER:HB3	24:DA:1338:G:H5''	1.77	0.64
24:DA:141:G:H3'	24:DA:142:A:O4'	1.97	0.64
24:DA:511:U:H4'	24:DA:1235:G:H4'	1.79	0.64
24:DA:2384:U:H5''	24:DA:2386:A:OP1	1.97	0.64
1:AB:67:LEU:HD21	1:AB:91:VAL:HG23	1.80	0.64
4:AE:109:ALA:C	4:AE:111:ARG:H	1.99	0.64
12:AM:28:ARG:HH11	12:AM:28:ARG:HB3	1.62	0.64
21:AA:95:C:H2'	21:AA:96:U:C6	2.32	0.64
21:AA:1055:A:C5	21:AA:1206:G:C2	2.85	0.64
21:AA:1253:G:N1	21:AA:1285:A:N6	2.44	0.64
21:AA:1261:A:H61	21:AA:1274:A:H2'	1.63	0.64
21:AA:1502:A:H8	21:AA:1505:G:H22	1.44	0.64
24:BA:577:G:N2	24:BA:578:G:C2	2.66	0.64
24:BA:666:A:H4'	35:BL:48:ARG:HD2	1.79	0.64
24:BA:856:G:H2'	24:BA:857:G:C8	2.32	0.64
24:BA:1693:U:O4	24:BA:1977:A:C5	2.50	0.64
24:BA:2037:A:H2'	24:BA:2038:G:C8	2.31	0.64
26:BC:52:HIS:NE2	26:BC:218:THR:HG23	2.12	0.64
28:BE:5:LEU:HD12	28:BE:10:SER:HB3	1.79	0.64
31:BH:117:LEU:HD11	31:BH:130:VAL:HG11	1.79	0.64
32:BI:71:LYS:HG2	32:BI:72:THR:H	1.63	0.64
37:BN:71:ARG:HH21	37:BN:71:ARG:CG	2.11	0.64
41:BR:61:ALA:HB2	41:BR:98:ILE:HA	1.77	0.64
43:BT:32:LEU:H	43:BT:83:ALA:CB	2.07	0.64

*Continued on next page...*

*Continued from previous page...*

Atom-1	Atom-2	Interatomic distance (Å)	Clash overlap (Å)
1:CB:140:LEU:HA	1:CB:143:LEU:HD12	1.79	0.64
2:CC:90:VAL:HA	2:CC:93:ILE:HG22	1.79	0.64
55:CA:1239:A:H62	55:CA:1299:A:N6	1.94	0.64
29:DF:74:ALA:HB1	29:DF:76:PHE:CE2	2.33	0.64
30:DG:74:MET:O	30:DG:78:VAL:HG13	1.97	0.64
35:DL:78:ARG:HH12	24:DA:627:A:C5'	2.06	0.64
35:DL:110:VAL:HB	35:DL:127:VAL:HA	1.78	0.64
41:DR:10:LYS:HG2	24:DA:996:A:OP1	1.96	0.64
43:DT:13:ALA:O	43:DT:32:LEU:HB2	1.97	0.64
44:DU:3:LYS:HG2	44:DU:84:PHE:HZ	1.62	0.64
45:DV:31:TYR:OH	45:DV:90:ASP:OD2	2.11	0.64
47:DX:29:LEU:HB2	47:DX:30:PRO:CD	2.27	0.64
47:DX:58:ILE:HA	47:DX:66:VAL:HG21	1.79	0.64
24:DA:33:C:O2'	24:DA:34:U:C5'	2.45	0.64
24:DA:919:U:C2	24:DA:920:A:N7	2.65	0.64
24:DA:1207:C:H2'	24:DA:1208:C:C6	2.31	0.64
24:DA:1324:G:O2'	24:DA:1616:A:C6	2.51	0.64
24:DA:1558:C:H4'	24:DA:1559:U:H5'	1.78	0.64
24:DA:1570:A:H2'	24:DA:1571:A:C8	2.33	0.64
24:DA:1717:A:H2'	24:DA:1718:G:O4'	1.96	0.64
24:DA:2197:U:O2'	24:DA:2198:A:C8	2.49	0.64
24:DA:2469:A:H2'	24:DA:2470:G:O4'	1.97	0.64
2:AC:6:PRO:O	2:AC:10:ARG:HG2	1.97	0.64
4:AE:32:PHE:CD2	4:AE:54:GLU:HA	2.33	0.64
5:AF:75:GLU:O	5:AF:78:PHE:HB2	1.97	0.64
21:AA:346:G:N2	21:AA:347:G:C4	2.65	0.64
24:BA:321:U:C6	28:BE:159:LEU:HD23	2.33	0.64
24:BA:580:U:H2'	24:BA:581:C:C6	2.32	0.64
24:BA:603:A:H4'	24:BA:604:G:O5'	1.97	0.64
24:BA:1911:U:C2	24:BA:1918:A:C2	2.85	0.64
29:BF:7:TYR:O	29:BF:11:VAL:HB	1.98	0.64
31:BH:96:THR:CG2	31:BH:97:ARG:NH1	2.60	0.64
40:BQ:16:ILE:O	40:BQ:17:LEU:C	2.34	0.64
46:BW:50:VAL:O	46:BW:52:CYS:N	2.27	0.64
3:CD:104:MET:HG2	3:CD:104:MET:O	1.98	0.64
8:CI:6:TYR:HE2	8:CI:17:ARG:HA	1.62	0.64
15:CP:26:ASN:OD1	15:CP:31:ARG:HD3	1.97	0.64
55:CA:451:A:H4'	55:CA:452:A:O5'	1.98	0.64
55:CA:954:G:N1	55:CA:1228:C:N4	2.45	0.64
55:CA:961:U:H5	55:CA:1223:C:H1'	1.61	0.64
30:DG:106:LEU:HB2	30:DG:108:PHE:HE1	1.62	0.64

*Continued on next page...*



*Continued from previous page...*

Atom-1	Atom-2	Interatomic distance (Å)	Clash overlap (Å)
34:DK:99:ILE:HG13	34:DK:118:LEU:HD12	1.80	0.64
37:DN:114:GLU:HG3	37:DN:118:ARG:HD3	1.78	0.64
40:DQ:91:ARG:CZ	41:DR:11:GLN:H	2.10	0.64
46:DW:30:VAL:HG13	24:DA:2353:G:H1'	1.78	0.64
24:DA:1284:A:C6	24:DA:1285:A:C6	2.86	0.64
24:DA:2183:A:H2'	24:DA:2184:A:C8	2.33	0.64
1:AB:184:ALA:HB3	1:AB:195:VAL:HG22	1.80	0.64
21:AA:284:C:H2'	21:AA:285:C:H6	1.63	0.64
21:AA:501:C:H2'	21:AA:502:A:C8	2.33	0.64
24:BA:171:U:H2'	24:BA:172:A:H8	1.61	0.64
24:BA:205:G:O2'	24:BA:206:U:P	2.56	0.64
24:BA:276:U:O2'	24:BA:278:A:N7	2.29	0.64
24:BA:777:G:H2'	24:BA:778:G:H8	1.62	0.64
24:BA:957:C:C2	24:BA:959:A:C8	2.86	0.64
24:BA:1084:A:H2'	24:BA:1085:A:C8	2.32	0.64
24:BA:1376:C:C2'	24:BA:1377:G:H5'	2.27	0.64
24:BA:2017:U:H4'	50:B0:4:GLN:O	1.98	0.64
24:BA:2074:U:O2'	24:BA:2075:U:H5'	1.98	0.64
42:BS:97:LEU:N	42:BS:97:LEU:HD22	2.13	0.64
47:BX:52:ALA:O	47:BX:53:LYS:HB3	1.95	0.64
1:CB:53:LEU:HD22	1:CB:212:TYR:OH	1.97	0.64
3:CD:76:LYS:O	3:CD:79:ALA:HB3	1.98	0.64
12:CM:94:LEU:HD22	12:CM:101:THR:HG22	1.79	0.64
55:CA:375:U:C2	55:CA:376:G:C8	2.86	0.64
55:CA:519:C:H2'	55:CA:520:A:C8	2.32	0.64
55:CA:874:G:H2'	55:CA:875:U:H6	1.61	0.64
55:CA:1364:U:O2'	55:CA:1365:G:H5'	1.97	0.64
26:DC:9:SER:O	26:DC:12:ARG:HB2	1.96	0.64
26:DC:95:TYR:C	26:DC:97:ASP:H	1.97	0.64
29:DF:84:ILE:HD11	24:DA:2307:G:O6	1.98	0.64
29:DF:147:ARG:HG2	29:DF:149:ARG:HH12	1.62	0.64
29:DF:147:ARG:O	29:DF:148:VAL:HG22	1.97	0.64
35:DL:56:PRO:O	35:DL:60:ARG:HG3	1.98	0.64
45:DV:59:GLU:HG2	45:DV:60:VAL:H	1.61	0.64
51:D1:16:THR:CG2	51:D1:41:VAL:HB	2.27	0.64
24:DA:444:C:O2'	24:DA:445:C:H5'	1.98	0.64
24:DA:686:U:H2'	24:DA:788:A:C2	2.32	0.64
24:DA:1364:G:N3	24:DA:1368:G:C2	2.66	0.64
24:DA:2750:A:O2'	24:DA:2752:C:N4	2.30	0.64
24:DA:2793:C:H2'	24:DA:2794:C:C6	2.32	0.64
2:AC:155:ARG:HG2	2:AC:159:ALA:O	1.98	0.64

*Continued on next page...*



*Continued from previous page...*

Atom-1	Atom-2	Interatomic distance (Å)	Clash overlap (Å)
5:AF:70:VAL:HA	5:AF:73:GLU:HB3	1.79	0.64
21:AA:35:G:C4	21:AA:550:G:N2	2.66	0.64
21:AA:121:U:H6	21:AA:121:U:H5''	1.61	0.64
21:AA:1352:C:H2'	21:AA:1353:G:C8	2.33	0.64
24:BA:563:A:C2	24:BA:564:C:C2	2.86	0.64
24:BA:1310:G:N2	24:BA:1313:U:C5	2.65	0.64
33:BJ:57:LEU:O	33:BJ:58:ASN:HB2	1.97	0.64
33:BJ:77:HIS:CD2	33:BJ:79:GLY:N	2.56	0.64
33:BJ:130:HIS:CD2	33:BJ:132:HIS:H	2.16	0.64
40:BQ:86:SER:HB2	41:BR:50:GLY:O	1.97	0.64
54:B4:33:HIS:O	54:B4:35:GLN:HG3	1.96	0.64
3:CD:2:ARG:HH21	3:CD:114:ARG:CD	1.97	0.64
8:CI:66:VAL:O	8:CI:67:LYS:HD2	1.98	0.64
9:CJ:24:GLU:O	9:CJ:28:THR:HG22	1.97	0.64
55:CA:920:U:H2'	55:CA:921:U:H6	1.62	0.64
29:DF:59:ILE:HD13	29:DF:137:PHE:HZ	1.62	0.64
46:DW:18:LYS:HE3	46:DW:19:ARG:NH2	2.12	0.64
49:DZ:30:ARG:HH21	49:DZ:33:HIS:HB2	1.62	0.64
24:DA:170:U:H2'	24:DA:171:U:C6	2.30	0.64
24:DA:245:G:N2	24:DA:254:G:H1'	2.13	0.64
24:DA:503:A:N3	24:DA:505:A:H2'	2.13	0.64
24:DA:1080:A:H2'	24:DA:1081:U:H6	1.63	0.64
21:AA:926:G:C6	21:AA:1505:G:O6	2.51	0.64
24:BA:1560:G:H2'	24:BA:1561:C:C6	2.33	0.64
24:BA:1581:G:C6	24:BA:1582:C:N4	2.66	0.64
24:BA:2699:C:H2'	24:BA:2700:A:H8	1.63	0.64
26:BC:195:GLY:O	26:BC:196:ASN:HB3	1.98	0.64
29:BF:134:GLN:CG	29:BF:135:ILE:H	2.08	0.64
30:BG:82:PHE:CZ	30:BG:137:LYS:HB2	2.33	0.64
33:BJ:111:LYS:HD3	33:BJ:112:GLY:H	1.63	0.64
37:BN:32:GLU:OE1	37:BN:86:ARG:NH2	2.31	0.64
38:BO:24:THR:HG22	38:BO:42:PRO:HD3	1.79	0.64
1:CB:19:THR:O	1:CB:38:HIS:HD2	1.81	0.64
1:CB:48:MET:SD	1:CB:200:PRO:HG2	2.38	0.64
2:CC:155:ARG:HD3	55:CA:1055:A:O2'	1.98	0.64
8:CI:85:ALA:HA	8:CI:88:GLU:OE1	1.98	0.64
10:CK:87:GLY:H	10:CK:113:THR:HG23	1.61	0.64
29:DF:109:ARG:HH11	29:DF:135:ILE:HG22	1.63	0.64
51:D1:5:ARG:NH2	51:D1:23:THR:HB	2.11	0.64
24:DA:374:A:H2'	24:DA:375:G:C8	2.32	0.64
24:DA:975:A:C5	24:DA:990:A:N7	2.65	0.64

*Continued on next page...*

*Continued from previous page...*

Atom-1	Atom-2	Interatomic distance (Å)	Clash overlap (Å)
24:DA:1608:A:C5	24:DA:1611:C:C4	2.86	0.64
24:DA:1810:A:H2'	24:DA:1811:G:O4'	1.98	0.64
24:DA:2063:C:H2'	24:DA:2064:C:H6	1.63	0.64
3:AD:145:ARG:HH11	3:AD:147:LYS:HE3	1.62	0.64
4:AE:108:GLY:HA2	4:AE:111:ARG:NH2	2.13	0.64
11:AL:42:LYS:HG3	11:AL:88:ASP:O	1.98	0.64
21:AA:76:G:H2'	21:AA:76:G:N3	2.13	0.64
21:AA:202:G:H21	21:AA:466:A:N6	1.91	0.64
21:AA:486:U:H2'	21:AA:487:A:H8	1.63	0.64
21:AA:1453:G:N3	21:AA:1453:G:H2'	2.13	0.64
24:BA:735:A:N7	24:BA:761:A:H2	1.96	0.64
24:BA:949:G:C2	24:BA:969:G:C2	2.86	0.64
24:BA:1687:G:H2'	24:BA:1688:U:H6	1.62	0.64
37:BN:79:LEU:O	37:BN:80:PHE:HB2	1.98	0.64
45:BV:40:ILE:CG2	45:BV:41:GLU:N	2.61	0.64
55:CA:90:C:H2'	55:CA:91:U:C5	2.33	0.64
55:CA:93:U:H2'	55:CA:95:C:H5	1.63	0.64
55:CA:927:G:H4'	55:CA:1503:A:N7	2.13	0.64
41:DR:21:ARG:HB2	41:DR:93:PHE:HD1	1.63	0.64
41:DR:87:GLN:HG2	41:DR:88:GLY:N	2.12	0.64
53:D3:4:LYS:HE2	24:DA:254:G:N7	2.13	0.64
24:DA:374:A:H2'	24:DA:375:G:H8	1.63	0.64
24:DA:2183:A:H2'	24:DA:2184:A:H8	1.61	0.64
24:DA:2756:U:H4'	24:DA:2757:A:O5'	1.98	0.64
9:AJ:36:VAL:HG22	9:AJ:76:ILE:HG23	1.80	0.63
13:AN:20:PHE:HA	13:AN:24:ALA:CB	2.28	0.63
21:AA:1095:U:O2'	21:AA:1096:C:O4'	2.10	0.63
24:BA:991:C:O2'	24:BA:992:C:H5'	1.97	0.63
24:BA:2214:C:H6	24:BA:2214:C:H5'	1.62	0.63
25:BB:49:C:OP1	38:BO:102:ARG:HG3	1.98	0.63
26:BC:20:ASN:HD21	26:BC:22:GLU:HG2	1.62	0.63
32:BI:10:LEU:HD13	32:BI:27:LEU:HA	1.80	0.63
34:BK:12:ASP:OD1	34:BK:14:SER:OG	2.15	0.63
53:B3:21:PHE:HB2	53:B3:49:VAL:CG1	2.28	0.63
4:CE:24:VAL:HG23	4:CE:26:GLY:H	1.62	0.63
4:CE:54:GLU:CG	4:CE:56:PRO:HG2	2.28	0.63
4:CE:95:MET:HA	4:CE:124:ALA:CB	2.27	0.63
12:CM:22:TYR:HB2	12:CM:65:GLU:HG2	1.81	0.63
55:CA:143:A:H2'	55:CA:143:A:N3	2.13	0.63
55:CA:775:G:O2'	55:CA:776:G:H5'	1.98	0.63
27:DD:114:LYS:HD2	27:DD:116:LYS:HZ2	1.63	0.63

*Continued on next page...*

*Continued from previous page...*

Atom-1	Atom-2	Interatomic distance (Å)	Clash overlap (Å)
29:DF:33:ILE:HB	29:DF:90:LEU:HB2	1.80	0.63
30:DG:3:VAL:HG11	24:DA:2751:G:H4'	1.80	0.63
34:DK:17:ARG:HG2	34:DK:18:ARG:N	2.13	0.63
35:DL:30:THR:HG22	24:DA:810:U:O4	1.98	0.63
38:DO:23:ALA:O	38:DO:42:PRO:HG3	1.98	0.63
24:DA:615:U:C3'	24:DA:616:A:H5'	2.27	0.63
24:DA:1827:U:H2'	24:DA:1828:G:O4'	1.98	0.63
24:DA:2493:U:H3'	24:DA:2494:G:H5''	1.79	0.63
3:AD:69:ARG:HA	3:AD:69:ARG:NE	2.10	0.63
6:AG:147:ASN:HD22	6:AG:147:ASN:N	1.96	0.63
9:AJ:40:ILE:HB	9:AJ:73:LEU:CB	2.28	0.63
19:AT:4:LYS:HZ3	19:AT:5:SER:HB3	1.62	0.63
21:AA:115:G:C2	21:AA:313:A:C2	2.86	0.63
21:AA:130:A:O2'	21:AA:263:A:O2'	2.16	0.63
21:AA:1363:A:C5	21:AA:1365:G:C6	2.86	0.63
24:BA:329:G:O4'	24:BA:477:A:H1'	1.98	0.63
29:BF:27:VAL:O	29:BF:27:VAL:HG13	1.98	0.63
29:BF:127:TYR:CE2	29:BF:129:MET:HG2	2.33	0.63
46:BW:39:GLN:NE2	46:BW:43:LYS:N	2.45	0.63
6:CG:75:LYS:HB3	6:CG:86:VAL:O	1.98	0.63
9:CJ:53:ILE:HG13	13:CN:84:ARG:CZ	2.27	0.63
15:CP:71:VAL:O	15:CP:75:ILE:HG13	1.98	0.63
55:CA:1084:G:H2'	55:CA:1085:U:C5	2.33	0.63
55:CA:1140:C:HO2'	55:CA:1141:C:H6	1.41	0.63
27:DD:114:LYS:HD3	24:DA:2680:U:OP2	1.98	0.63
36:DM:14:LYS:HB3	24:DA:954:G:OP1	1.97	0.63
41:DR:49:ILE:HB	41:DR:51:VAL:O	1.98	0.63
49:DZ:18:LYS:O	49:DZ:22:THR:HG23	1.98	0.63
49:DZ:40:THR:H	49:DZ:43:ILE:HD11	1.63	0.63
52:D2:46:LYS:HE2	24:DA:126:A:H8	1.63	0.63
24:DA:915:C:H2'	24:DA:916:G:C8	2.34	0.63
24:DA:1311:G:H21	24:DA:1603:A:N6	1.92	0.63
24:DA:1583:A:H4'	24:DA:1585:C:N4	2.13	0.63
24:DA:2385:C:O2'	24:DA:2386:A:H5'	1.97	0.63
24:DA:2895:G:N2	24:DA:2896:C:C2	2.66	0.63
4:AE:73:VAL:HG13	4:AE:143:LEU:HB3	1.79	0.63
21:AA:1087:G:C2	21:AA:1088:G:N7	2.67	0.63
21:AA:1381:U:O2'	21:AA:1382:C:H5'	1.99	0.63
21:AA:1398:A:H8	21:AA:1398:A:H5''	1.62	0.63
24:BA:136:G:C6	24:BA:142:A:N6	2.66	0.63
24:BA:171:U:C2	24:BA:172:A:C8	2.86	0.63

*Continued on next page...*

*Continued from previous page...*

Atom-1	Atom-2	Interatomic distance (Å)	Clash overlap (Å)
24:BA:271:G:O2'	24:BA:272:A:O5'	2.15	0.63
24:BA:342:A:N1	24:BA:343:C:C2	2.66	0.63
24:BA:659:G:H21	28:BE:30:GLN:HE22	1.45	0.63
24:BA:858:G:H21	24:BA:2268:A:H2'	1.63	0.63
24:BA:1139:G:O2'	24:BA:1140:C:H5'	1.98	0.63
24:BA:1805:A:N3	26:BC:49:THR:HG23	2.13	0.63
24:BA:2305:U:C4	24:BA:2306:C:N3	2.66	0.63
32:BI:105:LEU:HA	32:BI:108:ILE:HB	1.81	0.63
35:BL:18:ARG:O	35:BL:19:LEU:HB3	1.96	0.63
40:BQ:67:ALA:HB1	40:BQ:105:PHE:CE1	2.32	0.63
41:BR:64:VAL:O	41:BR:65:ALA:HB3	1.98	0.63
43:BT:4:GLU:OE1	43:BT:6:ARG:HG3	1.98	0.63
18:CS:40:PHE:CB	18:CS:41:PRO:HD2	2.27	0.63
55:CA:374:A:H2'	55:CA:375:U:H6	1.63	0.63
40:DQ:44:TYR:HE1	24:DA:533:G:N2	1.94	0.63
43:DT:58:VAL:HG23	43:DT:85:VAL:HA	1.80	0.63
24:DA:72:U:O2'	24:DA:73:A:H5'	1.98	0.63
24:DA:704:G:H1'	24:DA:727:A:H61	1.62	0.63
24:DA:1214:A:H2'	24:DA:1215:G:H8	1.63	0.63
24:DA:2338:C:HO2'	24:DA:2339:C:H6	1.47	0.63
24:DA:2407:A:O2'	24:DA:2408:U:H5'	1.98	0.63
24:DA:2902:C:O2'	24:DA:2903:U:C5'	2.47	0.63
1:AB:53:LEU:HD13	1:AB:56:LEU:HD12	1.81	0.63
10:AK:86:LYS:HE3	21:AA:707:U:OP1	1.99	0.63
21:AA:313:A:H2'	21:AA:314:C:C6	2.33	0.63
21:AA:1145:A:HO2'	21:AA:1146:A:H8	1.47	0.63
24:BA:68:G:H2'	24:BA:69:C:C6	2.33	0.63
24:BA:181:A:H2'	24:BA:182:A:H8	1.63	0.63
24:BA:270:A:H5''	24:BA:271:G:H5''	1.78	0.63
24:BA:656:G:C8	24:BA:656:G:H5''	2.33	0.63
24:BA:752:A:H62	24:BA:2609:U:H3	1.44	0.63
24:BA:836:G:H2'	24:BA:837:C:C6	2.33	0.63
24:BA:1902:C:C5	24:BA:1903:G:C8	2.85	0.63
24:BA:2582:G:C2	24:BA:2583:G:C8	2.87	0.63
24:BA:2602:A:H5''	24:BA:2603:G:H5''	1.80	0.63
26:BC:183:VAL:HG12	26:BC:184:GLU:H	1.62	0.63
34:BK:121:GLU:HG2	34:BK:122:VAL:H	1.63	0.63
37:BN:63:ARG:HA	37:BN:80:PHE:CE2	2.33	0.63
20:CU:38:GLU:HG3	55:CA:1526:G:OP1	1.98	0.63
55:CA:814:A:H2'	55:CA:816:A:H5''	1.80	0.63
55:CA:1414:U:H2'	55:CA:1415:G:H8	1.63	0.63

*Continued on next page...*

*Continued from previous page...*

Atom-1	Atom-2	Interatomic distance (Å)	Clash overlap (Å)
26:DC:58:LYS:O	26:DC:59:GLN:HB2	1.97	0.63
33:DJ:37:ARG:HG3	33:DJ:118:MET:SD	2.38	0.63
33:DJ:74:TYR:OH	33:DJ:100:VAL:HG13	1.99	0.63
35:DL:112:LEU:HD22	24:DA:637:A:OP2	1.99	0.63
54:D4:36:ARG:HG2	54:D4:37:GLN:N	2.12	0.63
24:DA:3:U:H2'	24:DA:4:U:H6	1.63	0.63
24:DA:412:A:N7	24:DA:2412:A:H1'	2.12	0.63
24:DA:1356:G:H2'	24:DA:1357:C:H6	1.62	0.63
24:DA:1569:A:H2'	24:DA:1570:A:H8	1.63	0.63
4:AE:155:LYS:NZ	4:AE:156:ARG:HH11	1.95	0.63
19:AT:28:ARG:O	19:AT:32:LYS:HG2	1.98	0.63
21:AA:184:G:HO2'	21:AA:185:U:H6	1.47	0.63
24:BA:549:G:H5''	24:BA:550:C:C5	2.32	0.63
24:BA:702:U:H2'	24:BA:703:U:H6	1.63	0.63
24:BA:751:A:H5''	24:BA:752:A:OP1	1.98	0.63
24:BA:1060:U:C5'	24:BA:1061:U:H5'	2.28	0.63
24:BA:1085:A:H3'	24:BA:1086:A:C2	2.33	0.63
24:BA:1731:G:C2	24:BA:1733:G:C5	2.86	0.63
24:BA:1779:U:C5	24:BA:1784:A:N7	2.66	0.63
26:BC:16:VAL:HB	26:BC:203:VAL:HB	1.81	0.63
26:BC:77:VAL:HA	26:BC:93:VAL:HA	1.81	0.63
27:BD:107:VAL:O	27:BD:174:SER:O	2.16	0.63
28:BE:40:ARG:NH1	28:BE:92:HIS:CE1	2.66	0.63
30:BG:33:THR:C	30:BG:34:ARG:HD3	2.19	0.63
36:BM:23:GLY:H	36:BM:100:LYS:NZ	1.97	0.63
45:BV:40:ILE:HG22	45:BV:41:GLU:H	1.62	0.63
54:B4:9:LYS:CD	54:B4:9:LYS:N	2.60	0.63
1:CB:125:PHE:HA	1:CB:136:ARG:HH22	1.63	0.63
1:CB:139:GLU:O	1:CB:143:LEU:HG	1.98	0.63
2:CC:120:THR:HG22	2:CC:120:THR:O	1.98	0.63
4:CE:80:LEU:N	4:CE:121:ASN:HD21	1.94	0.63
12:CM:82:LEU:HD13	18:CS:65:MET:HE1	1.80	0.63
55:CA:219:U:H2'	55:CA:220:G:C8	2.34	0.63
55:CA:477:C:H5'	55:CA:478:A:OP1	1.97	0.63
28:DE:105:LEU:HB3	28:DE:200:LEU:HD11	1.81	0.63
29:DF:42:ALA:HB2	29:DF:49:LEU:HD21	1.81	0.63
32:DI:109:ALA:HB1	32:DI:125:THR:HG22	1.79	0.63
33:DJ:44:TYR:HD1	40:DQ:63:ARG:HH21	1.45	0.63
37:DN:16:HIS:HD2	24:DA:1275:A:C4	2.16	0.63
51:D1:5:ARG:HH21	51:D1:23:THR:CB	2.10	0.63
53:D3:54:LEU:O	53:D3:58:ILE:HG13	1.99	0.63

*Continued on next page...*

*Continued from previous page...*

Atom-1	Atom-2	Interatomic distance (Å)	Clash overlap (Å)
54:D4:1:MET:HG2	54:D4:2:LYS:N	2.12	0.63
24:DA:1289:C:O2'	24:DA:1290:C:H5'	1.97	0.63
24:DA:1524:G:H2'	24:DA:1525:A:C8	2.34	0.63
24:DA:1720:U:H2'	24:DA:1721:G:O4'	1.99	0.63
24:DA:2308:G:H2'	24:DA:2310:C:H5	1.63	0.63
24:DA:2849:U:O4	24:DA:2867:G:H8	1.81	0.63
2:AC:21:TRP:CG	2:AC:58:ARG:HG2	2.33	0.63
5:AF:44:ARG:HA	5:AF:57:ALA:O	1.99	0.63
8:AI:129:ARG:NH2	21:AA:966:G:H21	1.96	0.63
14:AO:18:ALA:O	14:AO:19:ASN:HB2	1.98	0.63
21:AA:600:A:H2'	21:AA:601:G:C8	2.34	0.63
24:BA:807:U:OP2	35:BL:36:LYS:HD3	1.99	0.63
24:BA:976:G:H5''	24:BA:977:G:OP2	1.99	0.63
24:BA:1079:C:C4	24:BA:1088:A:H2	2.17	0.63
24:BA:1330:C:HO2'	24:BA:1331:G:H5'	1.61	0.63
24:BA:1579:A:H2'	24:BA:1580:A:C8	2.33	0.63
24:BA:1669:A:H2'	24:BA:1669:A:N3	2.12	0.63
24:BA:1779:U:H5	24:BA:1784:A:N7	1.97	0.63
24:BA:2352:A:C6	46:BW:30:VAL:HG11	2.34	0.63
24:BA:2742:G:OP1	54:B4:36:ARG:HD3	1.99	0.63
28:BE:46:GLN:HG3	28:BE:86:ALA:HA	1.80	0.63
32:BI:7:TYR:HA	32:BI:58:ILE:HB	1.80	0.63
34:BK:34:GLY:O	34:BK:35:VAL:C	2.35	0.63
40:BQ:69:ARG:HH21	40:BQ:69:ARG:HB2	1.61	0.63
43:BT:32:LEU:O	43:BT:83:ALA:HB2	1.99	0.63
46:BW:50:VAL:HB	46:BW:61:LYS:NZ	2.14	0.63
3:CD:29:THR:O	3:CD:30:LYS:HB2	1.99	0.63
11:CL:42:LYS:HG2	11:CL:43:LYS:H	1.64	0.63
15:CP:48:GLU:HG2	15:CP:49:GLY:H	1.63	0.63
55:CA:79:G:H2'	55:CA:80:A:C8	2.33	0.63
26:DC:10:PRO:HB2	24:DA:1774:C:O2	1.98	0.63
41:DR:37:GLU:HB2	41:DR:53:PHE:CD2	2.34	0.63
46:DW:70:VAL:HG22	46:DW:70:VAL:O	1.99	0.63
24:DA:362:A:C4	24:DA:363:G:C8	2.86	0.63
24:DA:973:A:OP1	24:DA:973:A:C8	2.51	0.63
24:DA:1048:A:C2	24:DA:1049:C:N3	2.67	0.63
24:DA:2029:G:H2'	24:DA:2031:A:OP1	1.98	0.63
24:DA:2692:G:O2'	24:DA:2693:G:O4'	2.11	0.63
6:AG:144:ALA:C	6:AG:146:ALA:H	2.01	0.63
9:AJ:57:VAL:O	9:AJ:58:ASN:HB2	1.98	0.63
15:AP:10:GLY:O	21:AA:624:C:H4'	1.98	0.63

*Continued on next page...*



*Continued from previous page...*

Atom-1	Atom-2	Interatomic distance (Å)	Clash overlap (Å)
21:AA:373:A:O2'	21:AA:374:A:C5'	2.46	0.63
21:AA:968:A:H4'	21:AA:969:A:OP2	1.97	0.63
21:AA:1219:A:H2'	21:AA:1220:G:C8	2.34	0.63
24:BA:538:A:O2'	33:BJ:8:PRO:HD2	1.99	0.63
24:BA:709:U:H2'	24:BA:710:U:O4'	1.99	0.63
24:BA:1341:G:N2	43:BT:84:TYR:HB3	2.13	0.63
24:BA:1752:C:O2'	24:BA:1753:G:H5'	1.99	0.63
24:BA:2611:C:O2'	24:BA:2612:C:C5'	2.46	0.63
26:BC:250:GLN:N	26:BC:250:GLN:HE21	1.97	0.63
27:BD:151:THR:HG22	27:BD:152:PRO:CD	2.29	0.63
40:BQ:93:ILE:HG12	40:BQ:93:ILE:O	1.98	0.63
50:B0:2:VAL:HG22	50:B0:3:GLN:HG2	1.81	0.63
1:CB:156:LEU:HD23	1:CB:156:LEU:H	1.63	0.63
4:CE:125:LYS:HG2	4:CE:126:ALA:N	2.12	0.63
6:CG:22:LEU:HD23	6:CG:22:LEU:C	2.19	0.63
17:CR:72:ARG:HE	17:CR:72:ARG:N	1.89	0.63
55:CA:250:A:H1'	55:CA:252:U:C4	2.32	0.63
55:CA:415:A:H3'	55:CA:416:G:H8	1.62	0.63
38:DO:92:PHE:HB3	24:DA:2376:A:C2	2.33	0.63
24:DA:373:U:HO2'	24:DA:374:A:H8	1.37	0.63
24:DA:578:G:H21	24:DA:1252:G:N2	1.97	0.63
24:DA:1166:G:C2	24:DA:1184:U:O2	2.52	0.63
24:DA:1291:C:O2'	24:DA:1292:G:H5'	1.99	0.63
1:AB:61:SER:O	1:AB:224:ARG:HB3	1.98	0.63
7:AH:24:VAL:HB	7:AH:60:LEU:HB2	1.79	0.63
21:AA:6:G:O2'	21:AA:7:A:H8	1.81	0.63
24:BA:1063:G:OP1	32:BI:76:ALA:HB3	1.99	0.63
27:BD:70:LYS:O	27:BD:71:ALA:HB3	1.99	0.63
1:CB:216:VAL:O	1:CB:220:VAL:HG23	1.99	0.63
5:CF:3:HIS:CD2	5:CF:95:ALA:HB2	2.34	0.63
5:CF:44:ARG:HD3	5:CF:56:LYS:NZ	2.14	0.63
6:CG:59:GLU:OE2	6:CG:63:VAL:HG23	1.98	0.63
11:CL:51:VAL:HG12	11:CL:52:CYS:N	2.14	0.63
55:CA:370:C:C2'	55:CA:371:A:H5'	2.29	0.63
26:DC:183:VAL:HG13	26:DC:185:ALA:H	1.63	0.63
26:DC:217:PRO:HG3	24:DA:764:A:H2	1.64	0.63
34:DK:1:MET:HB2	34:DK:32:TYR:HB3	1.79	0.63
24:DA:405:U:H3'	24:DA:406:G:C5'	2.28	0.63
24:DA:581:C:H2'	24:DA:582:A:H8	1.63	0.63
24:DA:1256:G:C6	24:DA:1257:C:N4	2.67	0.63
24:DA:1381:G:C2'	24:DA:1382:G:H5'	2.27	0.63

*Continued on next page...*



*Continued from previous page...*

Atom-1	Atom-2	Interatomic distance (Å)	Clash overlap (Å)
24:DA:1809:A:O2'	24:DA:1810:A:C8	2.51	0.63
24:DA:2048:G:C6	24:DA:2049:G:C5	2.87	0.63
24:DA:2369:A:O2'	24:DA:2370:G:H5'	1.99	0.63
7:AH:36:ALA:HB1	7:AH:48:PHE:HB3	1.80	0.63
7:AH:58:LEU:HD22	7:AH:59:GLU:H	1.64	0.63
8:AI:28:VAL:HB	8:AI:63:TYR:HD2	1.64	0.63
13:AN:19:TYR:HD2	13:AN:50:LEU:HD13	1.62	0.63
21:AA:1160:G:O2'	21:AA:1161:C:C5'	2.47	0.63
24:BA:53:A:O2'	24:BA:54:G:H5'	1.99	0.63
24:BA:434:U:H4'	24:BA:435:C:OP1	1.98	0.63
24:BA:1079:C:C4	24:BA:1080:A:N7	2.67	0.63
24:BA:1328:A:O2'	24:BA:1329:U:H6	1.82	0.63
24:BA:1778:U:C5	24:BA:1784:A:C2	2.87	0.63
24:BA:2100:G:C6	24:BA:2190:G:C6	2.87	0.63
24:BA:2835:A:H4'	24:BA:2836:U:OP1	1.97	0.63
31:BH:96:THR:CA	31:BH:97:ARG:HH12	2.10	0.63
2:CC:178:ARG:HD2	2:CC:205:GLU:O	1.99	0.63
6:CG:75:LYS:HE2	6:CG:76:SER:H	1.63	0.63
8:CI:24:ASN:HB2	8:CI:26:LYS:NZ	2.14	0.63
14:CO:54:GLY:O	14:CO:58:MET:HG3	1.99	0.63
55:CA:150:U:H2'	55:CA:151:A:H8	1.62	0.63
55:CA:374:A:H2'	55:CA:375:U:C6	2.34	0.63
55:CA:812:G:O2'	55:CA:813:U:C6	2.50	0.63
26:DC:119:VAL:HG13	26:DC:133:ASN:ND2	2.11	0.63
27:DD:68:PHE:HB3	27:DD:73:VAL:HA	1.81	0.63
28:DE:147:LEU:HB3	28:DE:186:VAL:HG23	1.81	0.63
29:DF:147:ARG:HD3	29:DF:149:ARG:HH22	1.63	0.63
30:DG:163:TYR:HD2	30:DG:163:TYR:N	1.97	0.63
38:DO:94:ARG:NH1	24:DA:2293:G:O3'	2.32	0.63
39:DP:9:GLN:HB3	39:DP:12:MET:HE2	1.80	0.63
46:DW:16:GLU:HG3	24:DA:2356:U:H4'	1.80	0.63
24:DA:575:A:O2'	24:DA:576:U:H5'	1.99	0.63
24:DA:2052:A:O2'	24:DA:2053:G:H5'	1.99	0.63
24:DA:2291:U:H2'	24:DA:2292:U:C6	2.33	0.63
1:AB:107:ARG:HE	1:AB:108:GLN:HE21	1.45	0.62
3:AD:96:ARG:HH21	3:AD:114:ARG:NH2	1.97	0.62
3:AD:195:ASN:HD22	3:AD:195:ASN:N	1.97	0.62
13:AN:20:PHE:C	13:AN:22:LYS:N	2.51	0.62
16:AQ:31:PRO:HB2	16:AQ:32:ILE:HD12	1.81	0.62
18:AS:51:HIS:CD2	18:AS:53:GLY:H	2.17	0.62
21:AA:1444:U:H2'	21:AA:1445:U:C6	2.31	0.62

*Continued on next page...*

*Continued from previous page...*

Atom-1	Atom-2	Interatomic distance (Å)	Clash overlap (Å)
24:BA:372:G:N2	24:BA:401:A:OP2	2.31	0.62
24:BA:481:G:O2'	24:BA:482:A:OP2	2.17	0.62
24:BA:656:G:H5''	24:BA:656:G:H8	1.63	0.62
24:BA:1016:G:C2	24:BA:1147:A:C2	2.87	0.62
24:BA:1188:U:O2'	24:BA:1189:A:H5'	1.99	0.62
24:BA:2309:A:H2'	24:BA:2310:C:C5	2.33	0.62
24:BA:2757:A:N1	30:BG:66:THR:HG21	2.14	0.62
33:BJ:88:THR:HG22	33:BJ:91:GLU:CB	2.28	0.62
44:BU:38:ILE:HG22	44:BU:39:ASN:N	2.12	0.62
47:BX:34:SER:HA	47:BX:48:LEU:O	1.99	0.62
2:CC:5:HIS:CE1	2:CC:7:ASN:HB3	2.34	0.62
2:CC:166:TRP:HE3	2:CC:166:TRP:H	1.46	0.62
55:CA:120:A:H3'	55:CA:121:U:H5''	1.80	0.62
55:CA:765:G:C4	55:CA:812:G:C6	2.87	0.62
27:DD:10:GLY:O	27:DD:11:MET:HB2	1.99	0.62
29:DF:74:ALA:N	29:DF:78:ILE:HD11	2.14	0.62
29:DF:122:ASP:HB3	29:DF:126:ASN:HD22	1.64	0.62
30:DG:10:VAL:HB	30:DG:14:VAL:HG21	1.81	0.62
35:DL:81:ASP:O	35:DL:83:ALA:N	2.32	0.62
41:DR:81:LYS:O	41:DR:82:HIS:C	2.38	0.62
24:DA:75:G:HO2'	24:DA:76:C:H6	1.46	0.62
24:DA:206:U:H2'	24:DA:207:A:H8	1.63	0.62
24:DA:273:G:H2'	24:DA:274:C:H6	1.64	0.62
24:DA:389:G:C8	24:DA:2413:G:H4'	2.34	0.62
24:DA:547:A:C2'	24:DA:548:G:H5'	2.24	0.62
24:DA:1785:A:H2'	24:DA:1787:A:N7	2.14	0.62
24:DA:1942:C:H6	24:DA:1942:C:O5'	1.81	0.62
24:DA:2307:G:H1'	24:DA:2308:G:C8	2.32	0.62
10:AK:108:ASN:HB3	20:AU:6:ARG:HG2	1.81	0.62
21:AA:1143:G:O2'	21:AA:1144:G:H5'	1.99	0.62
21:AA:1356:G:H2'	21:AA:1357:A:C8	2.33	0.62
24:BA:250:G:OP2	53:B3:12:ARG:NH1	2.32	0.62
24:BA:1349:C:N4	24:BA:1382:G:H1	1.95	0.62
24:BA:2813:A:C2	24:BA:2887:A:N6	2.66	0.62
28:BE:98:LYS:HE2	59:BE:301:HOH:O	1.99	0.62
31:BH:131:SER:HB2	31:BH:139:PHE:HD2	1.64	0.62
43:BT:29:THR:N	43:BT:91:GLN:HE22	1.97	0.62
49:BZ:5:LYS:HD2	49:BZ:5:LYS:H	1.64	0.62
3:CD:2:ARG:CZ	3:CD:114:ARG:HD3	2.29	0.62
4:CE:81:GLN:OE1	4:CE:149:PRO:HD2	1.98	0.62
5:CF:45:ARG:HB3	5:CF:59:TYR:CD1	2.34	0.62

*Continued on next page...*

*Continued from previous page...*

Atom-1	Atom-2	Interatomic distance (Å)	Clash overlap (Å)
18:CS:14:LEU:HD12	18:CS:15:LEU:N	2.14	0.62
19:CT:66:ILE:HG13	19:CT:67:HIS:H	1.64	0.62
55:CA:120:A:O2'	55:CA:121:U:H5''	1.99	0.62
55:CA:463:U:H2'	55:CA:464:U:C6	2.33	0.62
33:DJ:45:THR:H	33:DJ:46:PRO:HD3	1.64	0.62
33:DJ:94:ALA:O	33:DJ:95:ARG:HB3	1.99	0.62
37:DN:33:ILE:HG23	37:DN:114:GLU:CB	2.29	0.62
49:DZ:32:GLY:C	49:DZ:34:THR:H	2.02	0.62
24:DA:532:A:H4'	24:DA:533:G:C8	2.35	0.62
24:DA:1994:C:O2'	24:DA:1995:U:H5'	1.99	0.62
24:DA:2267:A:N6	24:DA:2271:G:O6	2.32	0.62
24:DA:2308:G:HO2'	24:DA:2309:A:P	2.22	0.62
14:AO:23:SER:HA	21:AA:751:U:H4'	1.81	0.62
21:AA:555:U:H2'	21:AA:556:C:C6	2.34	0.62
21:AA:792:A:C2	21:AA:794:A:C2	2.87	0.62
21:AA:1081:A:C2	21:AA:1082:A:C4	2.87	0.62
24:BA:363:G:H2'	24:BA:364:C:C6	2.34	0.62
24:BA:1570:A:H5'	26:BC:35:LYS:HG2	1.82	0.62
35:BL:55:MET:HE3	35:BL:55:MET:HA	1.81	0.62
35:BL:91:ASP:HB2	35:BL:94:THR:HB	1.81	0.62
36:BM:36:VAL:HG22	45:BV:82:TYR:CD1	2.35	0.62
40:BQ:8:ILE:HG13	40:BQ:9:ALA:N	2.14	0.62
41:BR:14:VAL:HA	41:BR:18:GLN:OE1	1.99	0.62
43:BT:59:ASN:O	43:BT:83:ALA:O	2.18	0.62
9:CJ:48:ARG:HA	13:CN:100:TRP:HZ2	1.64	0.62
10:CK:30:ILE:HG23	10:CK:45:THR:HG22	1.81	0.62
55:CA:970:C:H5''	55:CA:971:G:OP1	1.99	0.62
55:CA:1296:C:O2'	55:CA:1302:C:C4	2.49	0.62
55:CA:1391:U:H2'	55:CA:1392:G:C8	2.34	0.62
55:CA:1490:U:H5'	55:CA:1491:G:OP2	2.00	0.62
27:DD:79:LEU:N	27:DD:79:LEU:HD22	2.13	0.62
27:DD:107:VAL:HG13	27:DD:109:VAL:HG23	1.80	0.62
29:DF:46:LYS:HD3	29:DF:50:ASP:HB2	1.82	0.62
32:DI:71:LYS:HG3	32:DI:72:THR:H	1.64	0.62
35:DL:62:PRO:O	53:D3:12:ARG:HB3	1.99	0.62
44:DU:43:LYS:HG2	44:DU:45:GLN:HG2	1.80	0.62
53:D3:41:ARG:HH21	53:D3:41:ARG:CG	2.12	0.62
24:DA:150:U:H2'	24:DA:151:C:C6	2.35	0.62
24:DA:478:A:N6	24:DA:480:A:C6	2.68	0.62
24:DA:627:A:N6	24:DA:636:G:H2'	2.12	0.62
24:DA:1869:G:H5'	24:DA:1870:C:OP2	1.98	0.62

*Continued on next page...*

*Continued from previous page...*

Atom-1	Atom-2	Interatomic distance (Å)	Clash overlap (Å)
24:DA:2311:A:H4'	24:DA:2312:U:OP2	2.00	0.62
1:AB:46:VAL:HB	1:AB:47:PRO:HD3	1.81	0.62
3:AD:57:LYS:HG2	3:AD:202:LEU:HD22	1.81	0.62
7:AH:29:SER:HB3	7:AH:32:LYS:HG3	1.81	0.62
21:AA:792:A:N3	21:AA:794:A:C6	2.68	0.62
24:BA:401:A:H2'	24:BA:402:A:C8	2.34	0.62
24:BA:971:G:OP1	24:BA:974:G:O2'	2.16	0.62
24:BA:1071:G:C8	24:BA:1089:A:N6	2.68	0.62
24:BA:1491:G:O2'	24:BA:1492:G:H5'	1.99	0.62
24:BA:1967:C:H2'	24:BA:1968:G:C8	2.31	0.62
24:BA:2059:A:N6	24:BA:2503:A:H2'	2.14	0.62
31:BH:49:ALA:HB3	31:BH:50:ARG:NH2	2.14	0.62
33:BJ:88:THR:HG22	33:BJ:91:GLU:CG	2.29	0.62
35:BL:28:GLY:O	35:BL:29:LYS:HB3	1.98	0.62
39:BP:4:ILE:O	39:BP:6:GLN:N	2.33	0.62
40:BQ:91:ARG:CZ	40:BQ:93:ILE:HG21	2.29	0.62
53:B3:31:ILE:CG1	53:B3:34:LYS:HD2	2.30	0.62
1:CB:67:LEU:HD11	1:CB:157:PRO:HG3	1.82	0.62
1:CB:127:LYS:HG2	1:CB:136:ARG:HH21	1.64	0.62
20:CU:39:LYS:N	20:CU:40:PRO:CD	2.61	0.62
55:CA:1446:A:H2'	55:CA:1447:A:H5'	1.81	0.62
30:DG:139:VAL:HA	30:DG:142:GLN:HB3	1.80	0.62
32:DI:104:GLN:HA	32:DI:107:GLU:CB	2.28	0.62
35:DL:62:PRO:HG2	53:D3:24:LYS:CB	2.30	0.62
38:DO:26:LEU:HD23	38:DO:92:PHE:CE1	2.34	0.62
40:DQ:2:ARG:HD3	24:DA:446:G:OP1	1.99	0.62
24:DA:1204:A:H4'	24:DA:1205:A:O5'	1.99	0.62
24:DA:1437:C:H2'	24:DA:1438:U:H6	1.58	0.62
24:DA:1560:G:C2'	24:DA:1561:C:H5'	2.29	0.62
24:DA:1598:A:C2	24:DA:1599:U:C2	2.88	0.62
56:DB:45:A:H2'	56:DB:46:A:C8	2.35	0.62
56:DB:104:A:H2'	56:DB:105:G:C4'	2.29	0.62
6:AG:115:MET:HG2	21:AA:1240:U:C5	2.35	0.62
8:AI:107:ALA:O	8:AI:109:GLN:HG2	2.00	0.62
9:AJ:52:LEU:HD23	9:AJ:62:ARG:HG3	1.82	0.62
12:AM:18:LEU:O	12:AM:21:ILE:HD13	2.00	0.62
21:AA:908:A:H2'	21:AA:909:A:C8	2.34	0.62
24:BA:28:A:H2'	24:BA:29:U:H6	1.64	0.62
24:BA:320:A:HO2'	24:BA:322:A:H8	1.47	0.62
24:BA:1001:A:C2'	24:BA:1002:G:H5'	2.29	0.62
24:BA:1243:C:H1'	35:BL:4:ASN:O	2.00	0.62

*Continued on next page...*

*Continued from previous page...*

Atom-1	Atom-2	Interatomic distance (Å)	Clash overlap (Å)
24:BA:2650:U:H2'	24:BA:2651:C:C6	2.34	0.62
27:BD:169:ARG:C	27:BD:170:VAL:HG13	2.19	0.62
32:BI:86:LYS:HD2	32:BI:86:LYS:H	1.63	0.62
34:BK:21:CYS:CB	34:BK:39:ILE:HD11	2.26	0.62
38:BO:53:THR:HB	38:BO:65:THR:HG22	1.81	0.62
42:BS:63:GLY:O	42:BS:64:ALA:HB3	2.00	0.62
7:CH:111:THR:HG21	7:CH:113:ARG:NH2	2.15	0.62
11:CL:50:LYS:HD2	11:CL:50:LYS:N	2.15	0.62
55:CA:1005:A:C5	55:CA:1006:G:H1'	2.34	0.62
29:DF:16:MET:HA	29:DF:21:TYR:HB2	1.81	0.62
32:DI:50:LYS:HA	32:DI:50:LYS:HE2	1.80	0.62
24:DA:607:U:H5	24:DA:619:G:C4	2.18	0.62
24:DA:696:G:N2	24:DA:697:G:H1'	2.14	0.62
24:DA:1135:C:H2'	24:DA:1137:G:OP2	1.99	0.62
24:DA:1645:G:OP1	24:DA:1646:C:H5'	2.00	0.62
24:DA:2584:U:H2'	24:DA:2585:U:H5'	1.80	0.62
21:AA:244:U:C2	21:AA:894:G:N3	2.67	0.62
21:AA:977:A:H8	21:AA:1223:C:C4	2.17	0.62
24:BA:860:U:HO2'	24:BA:861:A:H5'	1.61	0.62
24:BA:1132:U:C3'	24:BA:1133:A:H5''	2.29	0.62
24:BA:1509:A:O2'	24:BA:1510:G:P	2.58	0.62
24:BA:2060:A:O2'	24:BA:2061:G:OP2	2.18	0.62
28:BE:131:THR:HG22	28:BE:160:ALA:HA	1.81	0.62
35:BL:4:ASN:HD22	35:BL:4:ASN:N	1.98	0.62
37:BN:103:ARG:HB2	37:BN:110:MET:HE3	1.81	0.62
2:CC:84:GLU:C	2:CC:86:LEU:H	2.03	0.62
2:CC:133:MET:HE3	2:CC:152:VAL:HG13	1.80	0.62
5:CF:18:VAL:HA	5:CF:21:MET:SD	2.40	0.62
55:CA:149:A:H1'	55:CA:1446:A:C2	2.28	0.62
55:CA:355:C:O4'	55:CA:388:G:O2'	2.18	0.62
55:CA:430:A:O2'	55:CA:431:A:H5'	2.00	0.62
55:CA:1130:A:C5	55:CA:1146:A:C6	2.88	0.62
24:DA:223:A:C6	24:DA:422:A:C5	2.87	0.62
24:DA:1695:G:H2'	24:DA:1695:G:N3	2.15	0.62
24:DA:2238:G:H8	59:DA:3526:HOH:O	1.80	0.62
3:AD:96:ARG:NH2	3:AD:114:ARG:HH21	1.98	0.62
3:AD:129:VAL:HG13	3:AD:131:ILE:HD12	1.82	0.62
4:AE:76:ASN:HB3	4:AE:81:GLN:HG2	1.80	0.62
4:AE:155:LYS:O	7:AH:63:LYS:HG2	1.99	0.62
10:AK:35:ASP:OD2	10:AK:39:ASN:HB2	2.00	0.62
21:AA:252:U:O2'	21:AA:253:A:H5'	2.00	0.62

*Continued on next page...*

*Continued from previous page...*

Atom-1	Atom-2	Interatomic distance (Å)	Clash overlap (Å)
24:BA:620:G:H4'	24:BA:621:A:O5'	1.99	0.62
24:BA:1738:G:O2'	24:BA:1739:A:H8	1.82	0.62
24:BA:1840:G:N2	24:BA:1841:U:C2	2.68	0.62
24:BA:2014:A:H2'	24:BA:2015:A:C8	2.35	0.62
24:BA:2440:C:HO2'	24:BA:2441:U:P	2.21	0.62
24:BA:2804:U:H2'	24:BA:2805:C:C6	2.35	0.62
27:BD:51:THR:HG21	27:BD:68:PHE:HE2	1.64	0.62
33:BJ:74:TYR:HB2	33:BJ:87:ALA:O	1.98	0.62
34:BK:71:ARG:CB	34:BK:72:PRO:HD3	2.30	0.62
40:BQ:96:ASP:C	40:BQ:98:ALA:N	2.50	0.62
43:BT:24:MET:HG3	43:BT:29:THR:HG23	1.82	0.62
50:B0:39:ARG:HB2	50:B0:39:ARG:HH11	1.63	0.62
3:CD:125:ASN:N	3:CD:141:VAL:O	2.31	0.62
55:CA:642:A:C2	55:CA:643:C:C2	2.88	0.62
55:CA:1299:A:C8	55:CA:1301:U:H1'	2.35	0.62
28:DE:55:SER:O	28:DE:74:LYS:NZ	2.27	0.62
28:DE:119:ILE:O	28:DE:119:ILE:HG13	1.99	0.62
33:DJ:111:LYS:HB2	33:DJ:115:GLY:H	1.65	0.62
46:DW:23:LYS:HD2	46:DW:24:ARG:H	1.65	0.62
24:DA:197:A:N6	24:DA:2430:A:H2'	2.13	0.62
24:DA:729:G:N3	24:DA:729:G:C2'	2.60	0.62
24:DA:1535:A:H2'	24:DA:1535:A:N3	2.15	0.62
24:DA:2200:C:O2'	24:DA:2201:G:H5'	2.00	0.62
12:AM:15:VAL:HG23	12:AM:16:ILE:HG13	1.80	0.62
20:AU:5:VAL:HG21	20:AU:16:ARG:HD3	1.82	0.62
21:AA:942:G:C2	21:AA:1342:C:C2	2.87	0.62
21:AA:1299:A:HO2'	21:AA:1301:U:H6	1.47	0.62
24:BA:858:G:N2	24:BA:2268:A:H2'	2.14	0.62
24:BA:1343:G:C4	24:BA:1344:U:C5	2.88	0.62
24:BA:1558:C:H4'	24:BA:1559:U:O5'	2.00	0.62
24:BA:1655:A:H4'	27:BD:119:ALA:O	1.99	0.62
24:BA:1782:U:O2'	24:BA:1783:A:H5'	1.98	0.62
24:BA:1945:G:H2'	24:BA:1946:U:H6	1.62	0.62
24:BA:2185:U:H2'	24:BA:2186:G:C8	2.35	0.62
24:BA:2262:U:H4'	24:BA:2328:A:H2	1.64	0.62
27:BD:21:SER:O	27:BD:23:PRO:HD3	2.00	0.62
30:BG:115:GLN:CD	30:BG:115:GLN:N	2.53	0.62
33:BJ:43:GLU:O	33:BJ:45:THR:N	2.33	0.62
4:CE:80:LEU:HB3	4:CE:97:PRO:CB	2.29	0.62
20:CU:3:ILE:HG22	20:CU:19:LYS:HZ1	1.64	0.62
55:CA:725:G:O2'	55:CA:726:C:H5'	1.99	0.62

*Continued on next page...*



*Continued from previous page...*

Atom-1	Atom-2	Interatomic distance (Å)	Clash overlap (Å)
26:DC:170:TYR:HD2	26:DC:183:VAL:O	1.81	0.62
30:DG:85:LYS:O	30:DG:86:LEU:HG	1.99	0.62
30:DG:112:VAL:HG13	30:DG:150:TYR:HE1	1.63	0.62
31:DH:84:ALA:H	31:DH:148:ALA:HA	1.64	0.62
45:DV:29:ILE:HD13	45:DV:31:TYR:HE2	1.55	0.62
24:DA:729:G:O2'	24:DA:1775:U:H1'	2.00	0.62
24:DA:1075:C:O2'	24:DA:1076:C:H5'	1.99	0.62
24:DA:1149:G:H2'	24:DA:1150:C:C6	2.35	0.62
24:DA:1644:C:H2'	24:DA:1644:C:O2	1.99	0.62
24:DA:2860:A:O5'	24:DA:2860:A:C8	2.52	0.62
1:AB:43:GLU:O	1:AB:47:PRO:HG2	2.00	0.62
1:AB:60:ALA:C	1:AB:223:GLY:HA3	2.20	0.62
4:AE:48:GLY:HA3	4:AE:65:LYS:HB2	1.81	0.62
13:AN:74:ARG:HG3	13:AN:74:ARG:HH11	1.65	0.62
21:AA:414:A:O2'	21:AA:415:A:H5'	1.99	0.62
24:BA:1799:G:N2	24:BA:1818:U:O2'	2.33	0.62
24:BA:1865:U:HO2'	24:BA:1866:A:H8	1.45	0.62
26:BC:209:ALA:HA	26:BC:212:TRP:NE1	2.15	0.62
29:BF:72:SER:HB2	29:BF:80:GLN:HB2	1.80	0.62
40:BQ:65:ASN:ND2	40:BQ:69:ARG:NH2	2.48	0.62
42:BS:13:SER:O	42:BS:14:ALA:CB	2.48	0.62
43:BT:51:PHE:O	43:BT:52:GLU:HG2	2.00	0.62
43:BT:68:LYS:HG2	43:BT:69:ARG:H	1.64	0.62
46:BW:14:ASP:O	46:BW:15:SER:HB2	1.98	0.62
53:B3:53:ASP:HA	53:B3:56:LEU:HD23	1.82	0.62
1:CB:64:GLY:HA2	1:CB:158:ASP:OD2	2.00	0.62
2:CC:76:ILE:HD11	2:CC:102:ILE:CD1	2.30	0.62
17:CR:29:LYS:HE3	17:CR:29:LYS:C	2.20	0.62
55:CA:511:C:C2	55:CA:512:U:C5	2.88	0.62
55:CA:560:A:H5'	55:CA:566:G:N2	2.14	0.62
55:CA:1381:U:O2'	55:CA:1382:C:C5'	2.47	0.62
29:DF:160:LYS:HD3	29:DF:161:SER:N	2.15	0.62
30:DG:115:GLN:HG2	30:DG:116:LEU:N	2.15	0.62
33:DJ:35:ARG:HG2	33:DJ:40:HIS:CD2	2.35	0.62
38:DO:35:ILE:CD1	38:DO:102:ARG:HD2	2.30	0.62
39:DP:5:LYS:HE2	39:DP:9:GLN:HE22	1.65	0.62
49:DZ:7:THR:O	49:DZ:54:VAL:HA	1.99	0.62
24:DA:716:A:H3'	24:DA:717:C:H5''	1.81	0.62
24:DA:1111:A:O2'	24:DA:1112:G:O4'	2.15	0.62
24:DA:1746:A:H2'	24:DA:1747:U:C6	2.35	0.62
24:DA:2808:G:N2	24:DA:2891:U:C6	2.68	0.62

*Continued on next page...*



*Continued from previous page...*

Atom-1	Atom-2	Interatomic distance (Å)	Clash overlap (Å)
2:AC:78:LYS:HG2	2:AC:79:LYS:HD2	1.80	0.62
4:AE:40:ASP:OD1	4:AE:44:ARG:HB2	2.00	0.62
10:AK:23:HIS:HB3	10:AK:30:ILE:CG1	2.27	0.62
11:AL:79:ILE:HD12	11:AL:96:THR:HG21	1.81	0.62
12:AM:7:ASN:O	12:AM:9:PRO:HD3	2.00	0.62
21:AA:488:C:H2'	21:AA:489:C:H6	1.64	0.62
21:AA:834:U:H2'	21:AA:835:U:C6	2.35	0.62
21:AA:1229:A:H2'	21:AA:1230:C:H6	1.64	0.62
21:AA:1378:C:H5	21:AA:1379:G:C8	2.17	0.62
21:AA:1504:G:C3'	21:AA:1505:G:H5'	2.30	0.62
24:BA:39:G:H2'	24:BA:40:U:C6	2.35	0.62
24:BA:503:A:H4'	24:BA:504:A:O5'	1.99	0.62
24:BA:2250:G:H8	24:BA:2250:G:O5'	1.82	0.62
28:BE:72:SER:C	28:BE:74:LYS:N	2.53	0.62
31:BH:68:ARG:NH2	31:BH:72:ILE:HG21	2.14	0.62
39:BP:105:LYS:HA	39:BP:108:ARG:HH21	1.65	0.62
48:BY:7:ARG:HA	48:BY:60:LYS:HZ3	1.63	0.62
7:CH:23:ALA:HA	7:CH:62:LEU:HD23	1.82	0.62
8:CI:11:ARG:HD3	8:CI:106:ASP:OD1	1.99	0.62
11:CL:19:ASN:HD22	11:CL:19:ASN:N	1.96	0.62
12:CM:1:ALA:H3	12:CM:2:ARG:HH11	1.46	0.62
19:CT:4:LYS:NZ	55:CA:107:G:H22	1.98	0.62
19:CT:84:LYS:HB2	19:CT:84:LYS:NZ	2.15	0.62
55:CA:356:A:O2'	55:CA:367:U:O2'	2.17	0.62
28:DE:131:THR:HG22	28:DE:161:ALA:H	1.65	0.62
28:DE:133:LEU:O	28:DE:137:LYS:HB2	2.00	0.62
34:DK:13:ASN:HD22	34:DK:13:ASN:N	1.96	0.62
24:DA:181:A:H1'	24:DA:435:C:O4'	2.00	0.62
24:DA:1157:G:H2'	24:DA:1158:C:C6	2.34	0.62
24:DA:1267:U:HO2'	24:DA:1268:A:C5'	2.12	0.62
24:DA:1886:U:H6	24:DA:1886:U:O5'	1.83	0.62
1:AB:110:ILE:HG23	1:AB:113:LEU:HB3	1.82	0.61
3:AD:68:GLU:O	3:AD:72:ARG:HG2	2.01	0.61
3:AD:109:THR:HG21	21:AA:408:A:OP1	2.00	0.61
11:AL:42:LYS:HE2	11:AL:43:LYS:NZ	2.14	0.61
21:AA:26:A:H61	21:AA:558:G:H1'	1.63	0.61
21:AA:32:A:H2'	21:AA:33:A:H8	1.64	0.61
21:AA:236:A:H2'	21:AA:237:G:C8	2.35	0.61
21:AA:428:G:C2	21:AA:430:A:N6	2.68	0.61
24:BA:286:U:H2'	24:BA:287:G:C8	2.35	0.61
24:BA:1230:A:H2'	24:BA:1231:U:H6	1.65	0.61

*Continued on next page...*

*Continued from previous page...*

Atom-1	Atom-2	Interatomic distance (Å)	Clash overlap (Å)
24:BA:1258:U:C2	24:BA:1259:G:C8	2.88	0.61
24:BA:1997:C:O2'	24:BA:1998:A:H5'	1.99	0.61
24:BA:2136:G:H8	24:BA:2136:G:H5''	1.65	0.61
24:BA:2287:A:C8	24:BA:2289:G:C8	2.88	0.61
27:BD:186:LEU:HD11	39:BP:3:ILE:CD1	2.30	0.61
39:BP:4:ILE:CG2	39:BP:5:LYS:H	2.07	0.61
46:BW:33:GLY:O	46:BW:34:SER:HB3	2.00	0.61
4:CE:80:LEU:H	4:CE:121:ASN:HD21	1.48	0.61
55:CA:1067:A:H1'	55:CA:1068:G:C8	2.35	0.61
55:CA:1151:A:C6	55:CA:1152:A:N6	2.68	0.61
27:DD:148:GLN:HG2	27:DD:152:PRO:HG2	1.82	0.61
34:DK:41:ILE:HG22	34:DK:58:LEU:O	1.99	0.61
35:DL:3:LEU:HG	35:DL:4:ASN:N	2.15	0.61
35:DL:63:LYS:HB3	53:D3:12:ARG:HD2	1.82	0.61
36:DM:35:ALA:HB3	36:DM:99:GLY:H	1.65	0.61
40:DQ:89:ILE:HG22	40:DQ:91:ARG:H	1.64	0.61
51:D1:36:LYS:HD2	24:DA:2344:U:OP1	2.00	0.61
24:DA:85:G:H22	24:DA:98:G:H1'	1.64	0.61
24:DA:324:A:O2'	24:DA:325:G:O4'	2.10	0.61
24:DA:1220:G:H2'	24:DA:1221:C:H6	1.65	0.61
24:DA:2145:C:C2'	24:DA:2146:C:H3'	2.29	0.61
24:DA:2345:G:C6	24:DA:2347:C:N4	2.66	0.61
3:AD:190:LEU:HD12	3:AD:190:LEU:O	2.00	0.61
21:AA:284:C:H2'	21:AA:285:C:C6	2.35	0.61
21:AA:448:A:C8	21:AA:487:A:C6	2.87	0.61
21:AA:531:U:C4'	21:AA:532:A:O5'	2.44	0.61
24:BA:447:A:C4	24:BA:473:G:N7	2.69	0.61
24:BA:532:A:N7	24:BA:2021:C:H2'	2.14	0.61
24:BA:827:U:H2'	24:BA:2068:U:O2	2.00	0.61
24:BA:1422:G:H2'	24:BA:1423:G:C8	2.33	0.61
24:BA:1474:U:H2'	24:BA:1475:G:H5'	1.82	0.61
24:BA:1568:G:H1'	26:BC:57:HIS:HE1	1.65	0.61
24:BA:2094:A:H2'	24:BA:2095:A:C8	2.35	0.61
27:BD:133:THR:HG23	27:BD:134:HIS:CD2	2.35	0.61
46:BW:18:LYS:HA	46:BW:36:ILE:CG1	2.30	0.61
1:CB:208:ALA:CA	1:CB:211:LEU:HB2	2.30	0.61
5:CF:44:ARG:HA	5:CF:58:HIS:HA	1.82	0.61
8:CI:47:VAL:HG23	8:CI:48:ARG:HD2	1.81	0.61
10:CK:63:GLN:HG3	10:CK:64:VAL:N	2.15	0.61
10:CK:81:LEU:HD11	10:CK:104:PHE:HD2	1.64	0.61
19:CT:66:ILE:HG13	19:CT:67:HIS:N	2.15	0.61

*Continued on next page...*

*Continued from previous page...*

Atom-1	Atom-2	Interatomic distance (Å)	Clash overlap (Å)
55:CA:934:C:H4'	55:CA:935:A:OP1	2.00	0.61
55:CA:1072:G:H2'	55:CA:1073:U:C6	2.35	0.61
27:DD:36:GLN:HE21	27:DD:38:LYS:NZ	1.98	0.61
31:DH:84:ALA:HA	31:DH:89:LYS:O	1.99	0.61
24:DA:52:A:H2	24:DA:179:C:O4'	1.83	0.61
24:DA:79:C:H2'	24:DA:80:G:O4'	2.00	0.61
24:DA:571:U:H4'	24:DA:573:U:H5	1.65	0.61
24:DA:727:A:H2'	24:DA:728:G:C8	2.35	0.61
24:DA:1713:A:H1'	24:DA:1716:U:H5'	1.82	0.61
24:DA:2770:G:H8	24:DA:2770:G:O5'	1.83	0.61
56:DB:33:G:C2	56:DB:50:A:C2	2.88	0.61
56:DB:45:A:C2'	56:DB:46:A:C8	2.81	0.61
1:AB:131:LYS:O	1:AB:135:MET:HB2	1.99	0.61
2:AC:42:LEU:HD21	2:AC:67:ILE:CD1	2.25	0.61
2:AC:119:ILE:O	2:AC:122:GLN:HB2	2.00	0.61
13:AN:40:ARG:HH12	13:AN:44:VAL:HG11	1.63	0.61
21:AA:564:C:O2'	21:AA:565:U:H5'	2.00	0.61
21:AA:584:G:H2'	21:AA:585:G:C8	2.35	0.61
24:BA:528:A:C2'	24:BA:529:A:H5''	2.30	0.61
30:BG:84:LYS:CG	30:BG:132:LEU:H	2.05	0.61
40:BQ:91:ARG:HH21	40:BQ:93:ILE:HD13	1.64	0.61
42:BS:42:LYS:O	42:BS:45:VAL:HG13	2.00	0.61
7:CH:1:SER:HB3	7:CH:3:GLN:HG3	1.81	0.61
55:CA:974:A:C5'	55:CA:975:A:H5'	2.20	0.61
55:CA:1118:U:H1'	55:CA:1179:A:C4	2.34	0.61
55:CA:1151:A:N6	55:CA:1152:A:N6	2.48	0.61
44:DU:81:ARG:HD2	44:DU:81:ARG:H	1.63	0.61
47:DX:31:ASN:ND2	47:DX:31:ASN:H	1.98	0.61
50:D0:1:ALA:H3	24:DA:2056:G:H21	1.48	0.61
24:DA:459:U:H2'	24:DA:460:A:C8	2.28	0.61
24:DA:1113:U:HO2'	24:DA:1114:C:H6	1.48	0.61
24:DA:1330:C:O2'	24:DA:1331:G:H5'	2.01	0.61
24:DA:1372:U:H2'	24:DA:1373:A:C8	2.35	0.61
24:DA:2145:C:O2'	24:DA:2146:C:H3'	2.00	0.61
24:DA:2798:U:H5'	24:DA:2800:A:C5	2.36	0.61
56:DB:35:C:H2'	56:DB:36:C:H4'	1.82	0.61
56:DB:116:G:H2'	56:DB:117:G:H8	1.64	0.61
8:AI:17:ARG:HH22	21:AA:1129:C:H5''	1.61	0.61
11:AL:43:LYS:HB2	11:AL:44:PRO:HD3	1.82	0.61
11:AL:109:ARG:NH1	21:AA:537:G:H5''	2.15	0.61
21:AA:1081:A:N1	21:AA:1082:A:C5	2.68	0.61

*Continued on next page...*

*Continued from previous page...*

Atom-1	Atom-2	Interatomic distance (Å)	Clash overlap (Å)
21:AA:1468:A:H3'	21:AA:1469:C:H5''	1.81	0.61
24:BA:10:A:C8	24:BA:2800:A:N6	2.68	0.61
24:BA:923:G:N3	46:BW:23:LYS:NZ	2.48	0.61
24:BA:1059:G:O2'	32:BI:128:ILE:HD13	2.01	0.61
24:BA:1181:U:H2'	24:BA:1182:G:C8	2.35	0.61
24:BA:1310:G:N2	24:BA:1313:U:C4	2.68	0.61
24:BA:1332:G:C4	24:BA:1609:A:C2	2.89	0.61
24:BA:1508:A:O2'	24:BA:1509:A:O4'	2.17	0.61
24:BA:1560:G:H2'	24:BA:1561:C:H6	1.66	0.61
24:BA:1681:G:O2'	24:BA:1762:A:C2'	2.49	0.61
24:BA:1962:C:O2'	24:BA:1964:G:OP2	2.18	0.61
24:BA:2309:A:H2'	24:BA:2310:C:C6	2.35	0.61
24:BA:2323:G:C2'	24:BA:2324:U:H5'	2.30	0.61
24:BA:2450:A:O2'	24:BA:2451:A:H5'	2.00	0.61
31:BH:147:VAL:HG12	31:BH:149:GLU:HG3	1.82	0.61
51:B1:33:LEU:N	51:B1:51:ALA:HB3	2.15	0.61
51:B1:49:LYS:HG2	51:B1:50:GLU:H	1.65	0.61
9:CJ:80:THR:HG22	9:CJ:82:LYS:NZ	2.14	0.61
10:CK:106:ILE:O	10:CK:106:ILE:HG23	2.01	0.61
20:CU:40:PRO:HA	20:CU:43:GLU:CB	2.30	0.61
55:CA:635:A:H2'	55:CA:636:U:C6	2.34	0.61
55:CA:765:G:C6	55:CA:812:G:N7	2.68	0.61
55:CA:1179:A:H2'	55:CA:1180:A:O4'	1.99	0.61
26:DC:63:ILE:O	26:DC:64:VAL:HB	2.01	0.61
28:DE:69:ARG:HB3	24:DA:674:G:H4'	1.82	0.61
34:DK:54:LYS:H	34:DK:54:LYS:HD2	1.65	0.61
34:DK:111:LYS:HE3	34:DK:111:LYS:N	2.07	0.61
41:DR:49:ILE:HD13	41:DR:53:PHE:H	1.66	0.61
24:DA:83:A:H61	24:DA:101:A:H5'	1.64	0.61
24:DA:250:G:H2'	24:DA:251:A:H8	1.64	0.61
24:DA:1090:A:C2'	24:DA:1091:G:H5''	2.31	0.61
24:DA:1303:G:H2'	24:DA:1304:A:H8	1.65	0.61
24:DA:1335:C:H2'	24:DA:1336:A:H8	1.64	0.61
24:DA:1458:U:O3'	24:DA:1459:G:H4'	1.99	0.61
24:DA:1799:G:H4'	24:DA:1800:C:O5'	2.00	0.61
56:DB:24:G:H5'	56:DB:25:U:C5	2.35	0.61
1:AB:14:HIS:O	1:AB:14:HIS:CG	2.54	0.61
13:AN:22:LYS:HG3	13:AN:23:ARG:H	1.64	0.61
21:AA:105:G:H2'	21:AA:106:C:H6	1.64	0.61
21:AA:548:G:O2'	21:AA:549:C:H5'	2.00	0.61
21:AA:1229:A:H2'	21:AA:1230:C:C6	2.35	0.61

*Continued on next page...*

*Continued from previous page...*

Atom-1	Atom-2	Interatomic distance (Å)	Clash overlap (Å)
24:BA:321:U:O2'	24:BA:340:A:O2'	2.16	0.61
24:BA:528:A:H2'	24:BA:529:A:H5''	1.82	0.61
24:BA:999:U:C5	24:BA:1154:G:C5	2.88	0.61
24:BA:1059:G:C6	24:BA:1060:U:N3	2.68	0.61
24:BA:2440:C:H2'	24:BA:2441:U:O4'	2.01	0.61
24:BA:2685:G:OP1	34:BK:78:ARG:NH2	2.33	0.61
25:BB:40:U:O2'	25:BB:43:C:C5	2.54	0.61
26:BC:77:VAL:HG22	26:BC:111:ALA:HA	1.81	0.61
27:BD:118:PHE:HD2	27:BD:119:ALA:H	1.45	0.61
36:BM:42:THR:HG22	36:BM:93:VAL:HG23	1.83	0.61
47:BX:52:ALA:O	47:BX:53:LYS:CB	2.47	0.61
7:CH:11:THR:HG22	7:CH:14:ARG:HH12	1.66	0.61
9:CJ:42:LEU:HD23	55:CA:1280:A:H5'	1.81	0.61
13:CN:96:LYS:HD2	13:CN:96:LYS:H	1.66	0.61
55:CA:735:C:H2'	55:CA:736:C:C6	2.31	0.61
55:CA:881:G:H2'	55:CA:882:C:O4'	2.00	0.61
55:CA:960:U:O2'	55:CA:1223:C:H4'	1.99	0.61
55:CA:1303:C:H3'	55:CA:1304:G:H8	1.64	0.61
27:DD:141:ARG:HB2	24:DA:1656:C:H5''	1.82	0.61
27:DD:149:ASN:O	27:DD:152:PRO:HD2	1.99	0.61
31:DH:41:LYS:HA	31:DH:44:ILE:CG1	2.29	0.61
24:DA:69:C:H6	24:DA:69:C:O5'	1.84	0.61
24:DA:279:A:C2	24:DA:362:A:H4'	2.35	0.61
24:DA:478:A:C6	24:DA:480:A:C5	2.89	0.61
24:DA:600:G:H2'	24:DA:601:C:O4'	2.01	0.61
24:DA:615:U:H3'	24:DA:616:A:C5'	2.29	0.61
24:DA:1042:G:H2'	24:DA:1043:C:C6	2.35	0.61
24:DA:1738:G:O2'	24:DA:1739:A:H8	1.83	0.61
6:AG:110:ARG:NH1	6:AG:122:GLU:HG2	2.16	0.61
6:AG:112:ASP:HB2	6:AG:118:ARG:HG2	1.82	0.61
7:AH:46:GLU:HB3	7:AH:61:THR:HB	1.82	0.61
12:AM:44:ILE:HD12	12:AM:44:ILE:N	2.15	0.61
21:AA:1032:G:H2'	21:AA:1033:G:O4'	2.00	0.61
22:AV:37:A:C6	23:AW:1:A:N6	2.68	0.61
24:BA:241:A:O2'	53:B3:2:LYS:NZ	2.34	0.61
24:BA:286:U:H2'	24:BA:287:G:H8	1.65	0.61
24:BA:1122:G:N3	24:BA:1122:G:H2'	2.13	0.61
24:BA:1656:C:O2'	24:BA:1657:U:H5'	1.99	0.61
24:BA:1700:A:H2'	24:BA:1701:A:H5'	1.81	0.61
24:BA:1987:A:H2'	24:BA:1988:G:H8	1.64	0.61
24:BA:2850:A:H2'	24:BA:2851:A:C8	2.36	0.61

*Continued on next page...*

*Continued from previous page...*

Atom-1	Atom-2	Interatomic distance (Å)	Clash overlap (Å)
26:BC:106:PRO:HA	26:BC:141:HIS:CE1	2.36	0.61
29:BF:76:PHE:O	29:BF:77:LYS:HB2	2.01	0.61
31:BH:130:VAL:HG23	31:BH:131:SER:H	1.65	0.61
33:BJ:75:TYR:HD1	33:BJ:86:GLN:HB3	1.66	0.61
34:BK:12:ASP:O	34:BK:13:ASN:O	2.19	0.61
1:CB:139:GLU:HG3	1:CB:140:LEU:N	2.16	0.61
4:CE:39:GLY:HA2	4:CE:44:ARG:O	2.01	0.61
5:CF:63:ASN:HD22	5:CF:96:VAL:HB	1.65	0.61
6:CG:65:LEU:HD11	6:CG:96:ASN:OD1	1.99	0.61
8:CI:125:GLN:HE21	8:CI:125:GLN:N	1.98	0.61
9:CJ:40:ILE:HB	9:CJ:73:LEU:HD12	1.83	0.61
55:CA:582:C:C4	55:CA:760:G:O6	2.54	0.61
55:CA:677:U:H3	55:CA:713:G:H22	1.47	0.61
55:CA:1134:G:C4	55:CA:1135:U:H1'	2.35	0.61
55:CA:1194:U:H2'	55:CA:1195:C:C6	2.35	0.61
55:CA:1528:U:H4'	55:CA:1529:G:OP1	2.00	0.61
43:DT:29:THR:H	43:DT:87:LEU:CB	2.14	0.61
46:DW:46:ALA:HA	46:DW:50:VAL:HG12	1.82	0.61
47:DX:53:LYS:HA	47:DX:56:ARG:CB	2.22	0.61
24:DA:312:G:H2'	24:DA:313:G:C8	2.36	0.61
24:DA:479:A:O2'	24:DA:480:A:C5'	2.41	0.61
1:AB:80:LYS:HG3	1:AB:90:PHE:CZ	2.36	0.61
1:AB:137:THR:HA	1:AB:140:LEU:CD1	2.29	0.61
16:AQ:60:ILE:HG22	16:AQ:72:TRP:HE3	1.65	0.61
21:AA:782:A:H2'	21:AA:783:C:O4'	2.00	0.61
24:BA:16:C:C3'	50:B0:10:SER:HG	2.13	0.61
24:BA:207:A:H2'	24:BA:208:C:O4'	2.01	0.61
24:BA:273:G:N2	24:BA:365:U:C2	2.69	0.61
24:BA:464:U:O4	24:BA:465:G:N1	2.34	0.61
24:BA:1378:A:O2'	24:BA:1379:U:O5'	2.18	0.61
24:BA:2305:U:C4'	29:BF:130:GLY:HA3	2.30	0.61
25:BB:94:A:H2'	25:BB:95:U:C6	2.36	0.61
26:BC:12:ARG:HG2	26:BC:12:ARG:NH1	2.10	0.61
30:BG:1:SER:O	30:BG:3:VAL:N	2.32	0.61
33:BJ:2:LYS:HD3	33:BJ:2:LYS:H	1.64	0.61
40:BQ:57:ARG:HA	40:BQ:60:TRP:CE3	2.36	0.61
48:BY:45:GLN:O	48:BY:46:VAL:CB	2.46	0.61
54:B4:9:LYS:H	54:B4:9:LYS:CE	2.14	0.61
1:CB:44:LYS:O	1:CB:47:PRO:HD2	2.01	0.61
6:CG:3:ARG:HB3	55:CA:932:C:OP1	2.00	0.61
8:CI:9:GLY:HA3	8:CI:16:ALA:HB3	1.82	0.61

*Continued on next page...*

*Continued from previous page...*

Atom-1	Atom-2	Interatomic distance (Å)	Clash overlap (Å)
55:CA:725:G:H2'	55:CA:726:C:H6	1.66	0.61
55:CA:1160:G:HO2'	55:CA:1161:C:H6	1.47	0.61
55:CA:1299:A:HO2'	55:CA:1301:U:H6	1.49	0.61
35:DL:3:LEU:HG	35:DL:4:ASN:H	1.66	0.61
35:DL:96:LYS:HD3	35:DL:103:ILE:HA	1.82	0.61
47:DX:39:VAL:O	47:DX:40:GLU:HB2	2.00	0.61
24:DA:56:A:H2'	24:DA:57:C:C6	2.35	0.61
24:DA:391:A:O2'	24:DA:392:U:H5'	2.01	0.61
24:DA:1022:G:C6	24:DA:1140:C:C4	2.88	0.61
24:DA:1430:G:H2'	24:DA:1431:A:C8	2.36	0.61
2:AC:148:ILE:HG12	2:AC:149:LYS:N	2.16	0.61
4:AE:109:ALA:H	4:AE:111:ARG:HH21	1.48	0.61
7:AH:4:ASP:HB2	7:AH:80:PRO:HG3	1.81	0.61
18:AS:36:ARG:O	18:AS:69:LYS:HD2	2.00	0.61
21:AA:98:A:H2'	21:AA:99:C:C6	2.35	0.61
21:AA:1137:C:H4'	21:AA:1138:G:OP1	2.00	0.61
21:AA:1219:A:H2'	21:AA:1220:G:H8	1.66	0.61
21:AA:1253:G:C6	21:AA:1285:A:N6	2.68	0.61
24:BA:288:U:H2'	24:BA:289:G:C8	2.35	0.61
24:BA:855:G:H1'	46:BW:23:LYS:HD3	1.82	0.61
24:BA:2287:A:C5	24:BA:2289:G:C8	2.89	0.61
29:BF:131:VAL:HG22	29:BF:151:LEU:O	2.00	0.61
33:BJ:13:ARG:O	33:BJ:14:ASP:CB	2.48	0.61
39:BP:39:LEU:HD21	39:BP:81:ASP:OD2	2.01	0.61
41:BR:51:VAL:HB	41:BR:52:PRO:HD3	1.82	0.61
46:BW:23:LYS:HD2	46:BW:24:ARG:H	1.66	0.61
3:CD:68:GLU:HB2	55:CA:545:C:H5'	1.81	0.61
3:CD:186:GLU:O	3:CD:187:ARG:CB	2.49	0.61
8:CI:35:GLU:HA	8:CI:39:GLY:CA	2.31	0.61
9:CJ:44:THR:HG22	9:CJ:45:ARG:H	1.66	0.61
13:CN:76:PHE:HE2	13:CN:92:ILE:HG21	1.66	0.61
55:CA:704:A:C2'	55:CA:705:G:H8	2.14	0.61
26:DC:127:ASN:O	26:DC:190:THR:HA	2.01	0.61
27:DD:51:THR:CG2	27:DD:76:GLY:HA3	2.31	0.61
29:DF:32:LYS:HD2	29:DF:156:THR:HG21	1.83	0.61
29:DF:43:ILE:HG12	29:DF:77:LYS:HD3	1.83	0.61
36:DM:69:PRO:O	36:DM:70:ASP:HB3	1.99	0.61
37:DN:12:ARG:HG2	37:DN:16:HIS:CG	2.36	0.61
40:DQ:57:ARG:C	40:DQ:59:LEU:H	2.03	0.61
41:DR:25:LEU:H	41:DR:94:THR:HG21	1.65	0.61
47:DX:6:VAL:HG13	47:DX:7:THR:N	2.16	0.61

*Continued on next page...*



*Continued from previous page...*

Atom-1	Atom-2	Interatomic distance (Å)	Clash overlap (Å)
54:D4:7:VAL:CG1	54:D4:8:LYS:H	2.14	0.61
24:DA:728:G:O2'	24:DA:730:A:H5''	2.01	0.61
24:DA:1056:G:N2	24:DA:1102:C:H5	1.98	0.61
24:DA:1386:C:C2	24:DA:1387:A:N7	2.69	0.61
24:DA:1439:A:H1'	24:DA:1553:A:N6	2.15	0.61
24:DA:1563:U:H2'	24:DA:1564:C:H6	1.65	0.61
24:DA:1784:A:H4'	24:DA:1785:A:H5''	1.82	0.61
24:DA:2100:G:C6	24:DA:2190:G:C5	2.89	0.61
1:AB:24:PRO:HG3	21:AA:830:G:C5'	2.31	0.61
2:AC:131:ARG:NH2	2:AC:135:ARG:NH2	2.49	0.61
2:AC:139:ASN:HA	2:AC:142:ARG:HB2	1.81	0.61
2:AC:152:VAL:HG12	2:AC:197:VAL:CG2	2.31	0.61
10:AK:88:PRO:HA	20:AU:24:LYS:HE2	1.82	0.61
18:AS:46:LEU:H	18:AS:61:VAL:CG2	2.13	0.61
21:AA:1064:G:C2	21:AA:1066:C:N4	2.69	0.61
24:BA:140:C:H4'	24:BA:141:G:H21	1.66	0.61
24:BA:1274:A:N3	24:BA:1297:C:H1'	2.16	0.61
24:BA:2134:A:N6	24:BA:2157:G:C5	2.69	0.61
24:BA:2654:A:H4'	24:BA:2655:G:OP1	2.00	0.61
29:BF:151:LEU:C	29:BF:151:LEU:HD12	2.21	0.61
33:BJ:3:THR:HB	33:BJ:44:TYR:OH	1.99	0.61
35:BL:95:LEU:HB3	35:BL:100:ILE:HD11	1.82	0.61
38:BO:18:LEU:HD23	38:BO:25:ARG:HD2	1.82	0.61
40:BQ:63:ARG:CZ	40:BQ:95:ALA:O	2.49	0.61
47:BX:2:ARG:O	47:BX:11:PRO:HD3	2.01	0.61
4:CE:55:VAL:N	4:CE:56:PRO:HD2	2.16	0.61
55:CA:1169:A:C2'	55:CA:1170:A:C8	2.83	0.61
28:DE:105:LEU:HD12	28:DE:200:LEU:HD11	1.82	0.61
30:DG:84:LYS:HB2	30:DG:132:LEU:H	1.66	0.61
30:DG:103:ASN:HA	30:DG:112:VAL:HB	1.83	0.61
30:DG:162:ARG:HG3	30:DG:166:GLU:HG3	1.83	0.61
40:DQ:87:VAL:HG12	40:DQ:88:GLU:H	1.65	0.61
42:DS:14:ALA:O	42:DS:18:ARG:HB2	1.99	0.61
43:DT:5:GLU:HA	43:DT:8:LEU:HD12	1.83	0.61
46:DW:39:GLN:O	46:DW:56:HIS:HB3	2.01	0.61
47:DX:53:LYS:CA	47:DX:56:ARG:HB3	2.24	0.61
49:DZ:23:LEU:HD21	49:DZ:53:MET:CE	2.30	0.61
24:DA:407:G:N2	24:DA:421:C:C2	2.68	0.61
24:DA:520:G:H2'	24:DA:521:U:C6	2.36	0.61
24:DA:1144:A:H2'	24:DA:1145:C:H6	1.64	0.61
24:DA:1237:A:O2'	24:DA:1238:G:O4'	2.18	0.61

*Continued on next page...*

*Continued from previous page...*

Atom-1	Atom-2	Interatomic distance (Å)	Clash overlap (Å)
24:DA:2210:U:H4'	24:DA:2211:A:H5'	1.81	0.61
24:DA:2705:A:H2'	24:DA:2706:A:O4'	2.01	0.61
21:AA:978:A:OP2	21:AA:1362:A:N6	2.33	0.61
21:AA:1055:A:C6	21:AA:1206:G:C5	2.89	0.61
24:BA:96:C:O2'	24:BA:97:C:H5'	2.01	0.61
24:BA:416:U:H2'	24:BA:417:C:O4'	2.01	0.61
24:BA:979:A:H2'	24:BA:982:C:H42	1.66	0.61
24:BA:1141:U:H4'	24:BA:1142:A:O4'	1.99	0.61
24:BA:1812:U:O2'	26:BC:44:ASN:HB3	2.01	0.61
24:BA:1906:G:C2	24:BA:1907:G:C8	2.89	0.61
24:BA:2267:A:H2'	24:BA:2267:A:N3	2.16	0.61
24:BA:2563:U:O2	24:BA:2565:A:H8	1.84	0.61
24:BA:2702:G:H2'	24:BA:2703:C:C6	2.35	0.61
24:BA:2800:A:H3'	24:BA:2801:G:C5'	2.31	0.61
26:BC:203:VAL:O	26:BC:204:LEU:HB2	2.01	0.61
30:BG:30:GLY:HA3	30:BG:78:VAL:HG12	1.83	0.61
36:BM:132:THR:HG22	36:BM:133:LYS:N	2.16	0.61
37:BN:20:MET:HE1	37:BN:40:LYS:HE2	1.83	0.61
46:BW:37:VAL:HG13	46:BW:55:ASP:C	2.21	0.61
55:CA:82:G:C5	55:CA:89:U:C5	2.88	0.61
55:CA:113:G:C2	55:CA:315:A:C2	2.88	0.61
55:CA:397:A:H4'	55:CA:398:U:OP1	2.01	0.61
55:CA:1326:U:C4	55:CA:1327:C:N4	2.69	0.61
27:DD:115:GLY:O	37:DN:3:HIS:CE1	2.53	0.61
31:DH:15:LEU:N	31:DH:15:LEU:HD22	2.16	0.61
33:DJ:55:ILE:O	33:DJ:55:ILE:HG13	2.00	0.61
33:DJ:80:HIS:HB3	33:DJ:81:ILE:HG13	1.83	0.61
34:DK:87:LEU:HD23	34:DK:87:LEU:N	2.14	0.61
41:DR:3:ALA:HB2	41:DR:101:ILE:HD13	1.83	0.61
43:DT:67:VAL:HG23	43:DT:75:GLY:O	2.01	0.61
47:DX:67:LEU:HD22	47:DX:77:TYR:CE1	2.36	0.61
50:D0:4:GLN:HG2	50:D0:4:GLN:O	2.00	0.61
24:DA:100:U:H1'	24:DA:101:A:N7	2.16	0.61
24:DA:1060:U:H4'	24:DA:1061:U:H5''	1.83	0.61
24:DA:1063:G:H2'	24:DA:1064:C:C6	2.36	0.61
24:DA:1698:A:H4'	24:DA:1699:G:O5'	2.00	0.61
24:DA:1738:G:O2'	24:DA:1739:A:C8	2.53	0.61
24:DA:2226:C:H2'	24:DA:2227:A:C8	2.35	0.61
24:DA:2544:G:O2'	24:DA:2545:G:O4'	2.17	0.61
1:AB:110:ILE:HG21	1:AB:151:LYS:O	2.00	0.60
1:AB:110:ILE:CD1	1:AB:147:LEU:HD13	2.31	0.60

*Continued on next page...*

*Continued from previous page...*

Atom-1	Atom-2	Interatomic distance (Å)	Clash overlap (Å)
5:AF:7:VAL:HG22	5:AF:7:VAL:O	2.00	0.60
21:AA:394:G:C5	21:AA:395:C:C5	2.89	0.60
21:AA:461:A:H3'	21:AA:461:A:N3	2.15	0.60
21:AA:1394:A:H62	21:AA:1501:C:C4'	2.13	0.60
21:AA:1438:G:O2'	21:AA:1439:G:H5'	2.01	0.60
24:BA:1082:U:N3	24:BA:1086:A:C5	2.68	0.60
24:BA:1506:U:H2'	24:BA:1507:C:C6	2.36	0.60
24:BA:2103:C:H2'	24:BA:2104:C:H5'	1.82	0.60
24:BA:2329:U:H2'	24:BA:2330:G:O4'	2.01	0.60
27:BD:113:SER:C	27:BD:114:LYS:HE3	2.21	0.60
9:CJ:52:LEU:H	13:CN:80:ARG:HD2	1.66	0.60
12:CM:24:VAL:HA	55:CA:1329:A:H5''	1.83	0.60
55:CA:195:A:H2'	55:CA:196:A:C8	2.37	0.60
55:CA:206:C:C6	55:CA:206:C:H3'	2.36	0.60
55:CA:313:A:H2'	55:CA:314:C:C6	2.35	0.60
26:DC:179:GLU:OE1	24:DA:1799:G:H2'	2.00	0.60
28:DE:111:GLU:HA	28:DE:114:ARG:HE	1.65	0.60
29:DF:39:VAL:HG22	29:DF:49:LEU:HG	1.82	0.60
29:DF:74:ALA:H	29:DF:78:ILE:HD12	1.61	0.60
46:DW:38:ARG:HH12	24:DA:2387:U:H1'	1.65	0.60
24:DA:277:G:H2'	24:DA:361:G:C6	2.36	0.60
24:DA:527:C:H1'	24:DA:528:A:C5	2.36	0.60
24:DA:975:A:O2'	24:DA:976:G:H5'	2.01	0.60
24:DA:1017:G:H2'	24:DA:1018:U:H6	1.65	0.60
24:DA:1639:C:C2'	24:DA:1640:A:H5''	2.30	0.60
24:DA:1998:A:H2'	24:DA:1999:C:C6	2.36	0.60
7:AH:21:LYS:HE2	7:AH:21:LYS:HA	1.81	0.60
21:AA:692:U:H2'	21:AA:694:A:OP2	2.01	0.60
21:AA:1034:G:H2'	21:AA:1035:A:C8	2.37	0.60
21:AA:1374:A:H2'	21:AA:1375:A:H8	1.66	0.60
24:BA:545:U:C6	24:BA:545:U:C3'	2.82	0.60
24:BA:572:A:C2	24:BA:2033:A:C2	2.89	0.60
24:BA:923:G:H4'	46:BW:25:PHE:CZ	2.36	0.60
24:BA:1421:G:C2	24:BA:1422:G:N7	2.69	0.60
24:BA:2346:A:H3'	24:BA:2347:C:H5''	1.81	0.60
24:BA:2889:C:O2'	24:BA:2890:G:H5'	2.00	0.60
26:BC:142:ASN:HB2	26:BC:155:ARG:HD3	1.83	0.60
32:BI:98:GLY:HA3	32:BI:137:LEU:HD23	1.81	0.60
3:CD:124:VAL:O	3:CD:125:ASN:C	2.38	0.60
12:CM:47:LEU:HD21	12:CM:52:ILE:CG2	2.31	0.60
12:CM:52:ILE:HD12	12:CM:55:LEU:HB2	1.83	0.60

*Continued on next page...*

*Continued from previous page...*

Atom-1	Atom-2	Interatomic distance (Å)	Clash overlap (Å)
12:CM:61:LYS:O	12:CM:62:PHE:HB2	2.01	0.60
12:CM:85:TYR:HE2	12:CM:96:VAL:HG13	1.65	0.60
55:CA:77:A:H2'	55:CA:78:A:C8	2.35	0.60
55:CA:352:C:H6	55:CA:352:C:H5''	1.65	0.60
55:CA:407:U:H2'	55:CA:408:A:C8	2.35	0.60
55:CA:1236:A:H4'	55:CA:1304:G:H4'	1.83	0.60
55:CA:1381:U:O2'	55:CA:1382:C:H5'	2.01	0.60
26:DC:8:THR:O	26:DC:9:SER:HB3	2.02	0.60
27:DD:14:ILE:HG13	39:DP:11:GLN:HE22	1.65	0.60
29:DF:48:LEU:HD23	29:DF:48:LEU:H	1.66	0.60
29:DF:52:ALA:HA	29:DF:55:ASP:HB2	1.82	0.60
30:DG:156:TYR:OH	24:DA:2530:A:C8	2.50	0.60
36:DM:29:GLY:CA	36:DM:64:TRP:HZ3	2.14	0.60
24:DA:85:G:N2	24:DA:98:G:H1'	2.16	0.60
24:DA:271:G:O2'	24:DA:272:A:C5'	2.50	0.60
24:DA:476:G:O2'	24:DA:477:A:C8	2.54	0.60
24:DA:814:C:H1'	24:DA:1225:G:N2	2.16	0.60
24:DA:975:A:C8	24:DA:990:A:N6	2.69	0.60
24:DA:1036:G:H1'	24:DA:1120:G:N2	2.16	0.60
24:DA:1701:A:C8	24:DA:1702:G:C8	2.88	0.60
24:DA:2867:G:N3	24:DA:2867:G:C2'	2.44	0.60
1:AB:53:LEU:HA	1:AB:56:LEU:CB	2.31	0.60
3:AD:1:ALA:O	3:AD:67:LEU:HD11	2.01	0.60
6:AG:86:VAL:HG13	6:AG:150:PHE:O	2.02	0.60
7:AH:95:MET:CE	7:AH:129:ALA:HB1	2.31	0.60
8:AI:5:TYR:CD1	8:AI:88:GLU:HB2	2.37	0.60
21:AA:174:A:H2'	21:AA:175:C:C6	2.37	0.60
21:AA:1508:A:H2'	21:AA:1509:C:O4'	2.01	0.60
24:BA:590:A:H2'	24:BA:591:U:C6	2.36	0.60
24:BA:639:U:H2'	24:BA:640:C:C6	2.35	0.60
24:BA:830:G:H4'	24:BA:831:G:OP2	2.00	0.60
24:BA:1161:C:H1'	41:BR:8:GLY:O	2.01	0.60
24:BA:1289:C:H2'	24:BA:1290:C:C6	2.37	0.60
24:BA:1443:U:H2'	24:BA:1444:G:C8	2.36	0.60
25:BB:40:U:H1'	25:BB:45:A:N6	2.17	0.60
42:BS:13:SER:OG	42:BS:16:LYS:HD2	2.01	0.60
4:CE:95:MET:CA	4:CE:124:ALA:HB2	2.30	0.60
5:CF:18:VAL:HG21	5:CF:58:HIS:CD2	2.35	0.60
5:CF:52:ASN:O	5:CF:53:LYS:HB3	2.00	0.60
10:CK:15:VAL:HG13	10:CK:36:ARG:HH12	1.66	0.60
55:CA:533:A:C2	55:CA:536:C:C5	2.89	0.60

*Continued on next page...*

*Continued from previous page...*

Atom-1	Atom-2	Interatomic distance (Å)	Clash overlap (Å)
55:CA:692:U:H2'	55:CA:694:A:OP2	2.00	0.60
55:CA:1215:G:C2	55:CA:1216:A:C8	2.89	0.60
26:DC:130:PRO:N	26:DC:188:ARG:HG3	2.15	0.60
30:DG:38:ASP:OD2	30:DG:63:GLN:NE2	2.34	0.60
35:DL:48:ARG:HG3	35:DL:48:ARG:HH11	1.66	0.60
40:DQ:91:ARG:NE	41:DR:11:GLN:HB2	2.16	0.60
45:DV:14:LYS:HB3	56:DB:98:G:N1	2.15	0.60
24:DA:164:C:H2'	24:DA:165:A:O4'	2.01	0.60
24:DA:822:G:O6	24:DA:943:A:H2	1.84	0.60
24:DA:1024:G:OP2	24:DA:1025:G:H3'	2.01	0.60
24:DA:2402:U:H5'	24:DA:2402:U:H6	1.66	0.60
1:AB:98:GLY:O	1:AB:102:ASN:HB3	2.02	0.60
4:AE:56:PRO:C	4:AE:58:ALA:H	2.03	0.60
4:AE:97:PRO:O	4:AE:122:VAL:HG12	2.02	0.60
15:AP:54:LEU:H	15:AP:54:LEU:HD12	1.66	0.60
21:AA:113:G:C4	21:AA:114:U:C6	2.90	0.60
21:AA:1049:U:H4'	21:AA:1050:G:H5'	1.84	0.60
21:AA:1240:U:H3'	21:AA:1241:G:C5'	2.32	0.60
21:AA:1322:C:O2'	21:AA:1323:G:H5'	2.02	0.60
21:AA:1391:U:H2'	21:AA:1392:G:C8	2.36	0.60
24:BA:372:G:O4'	47:BX:60:LYS:HE3	2.01	0.60
24:BA:729:G:H2'	24:BA:729:G:N3	2.17	0.60
24:BA:935:C:H2'	24:BA:936:A:H8	1.66	0.60
24:BA:1630:A:H2'	24:BA:1631:G:H5'	1.82	0.60
24:BA:2086:U:H2'	24:BA:2087:G:C8	2.37	0.60
36:BM:40:ARG:HB2	36:BM:93:VAL:CG2	2.31	0.60
48:BY:9:LYS:HB3	48:BY:12:GLU:HG3	1.83	0.60
2:CC:87:ARG:HG2	2:CC:100:ILE:HG21	1.82	0.60
3:CD:66:VAL:HG13	3:CD:70:GLN:OE1	2.01	0.60
4:CE:38:VAL:O	4:CE:116:VAL:HB	2.01	0.60
6:CG:35:LYS:HB3	55:CA:1373:G:H5''	1.83	0.60
12:CM:21:ILE:C	12:CM:23:GLY:H	2.04	0.60
55:CA:89:U:O2'	55:CA:90:C:O4'	2.18	0.60
55:CA:174:A:H2'	55:CA:175:C:H6	1.67	0.60
55:CA:246:A:C6	55:CA:279:A:C5	2.89	0.60
22:CV:35:A:C2	23:CW:3:G:C2	2.89	0.60
27:DD:118:PHE:CE1	27:DD:119:ALA:O	2.54	0.60
29:DF:74:ALA:HB1	29:DF:76:PHE:HD2	1.66	0.60
39:DP:88:ARG:HH11	39:DP:112:ARG:NH2	1.99	0.60
41:DR:48:LYS:HD2	41:DR:48:LYS:H	1.66	0.60
48:DY:48:ARG:HG3	48:DY:48:ARG:HH11	1.63	0.60

*Continued on next page...*

*Continued from previous page...*

Atom-1	Atom-2	Interatomic distance (Å)	Clash overlap (Å)
24:DA:345:A:O2'	24:DA:346:A:C2	2.52	0.60
24:DA:1024:G:N2	24:DA:1142:A:H2	1.99	0.60
56:DB:38:C:O2'	56:DB:39:A:O5'	2.19	0.60
1:AB:162:VAL:HG21	1:AB:172:ILE:CD1	2.31	0.60
4:AE:14:LEU:HD22	4:AE:15:ILE:C	2.22	0.60
5:AF:78:PHE:HB3	5:AF:79:ARG:HH21	1.66	0.60
9:AJ:44:THR:HG23	9:AJ:70:HIS:HA	1.84	0.60
12:AM:13:HIS:ND1	12:AM:41:ASP:HB2	2.17	0.60
21:AA:1087:G:C2	21:AA:1088:G:C5	2.89	0.60
21:AA:1165:U:H2'	21:AA:1166:G:O4'	2.02	0.60
24:BA:387:U:O2	24:BA:388:G:N7	2.35	0.60
24:BA:669:G:C5	24:BA:801:G:C6	2.89	0.60
24:BA:1581:G:C6	24:BA:1582:C:C4	2.89	0.60
24:BA:1820:U:OP1	26:BC:176:ARG:HG2	2.00	0.60
24:BA:2037:A:O2'	24:BA:2038:G:H5'	2.01	0.60
24:BA:2846:G:H2'	24:BA:2847:U:O4'	2.02	0.60
30:BG:60:GLY:O	30:BG:61:TRP:CB	2.46	0.60
31:BH:78:VAL:HG11	31:BH:145:ASN:HB3	1.84	0.60
45:BV:80:HIS:NE2	45:BV:83:LYS:HG3	2.16	0.60
47:BX:39:VAL:HG22	47:BX:44:ARG:O	2.02	0.60
48:BY:43:LEU:O	48:BY:47:ARG:HB2	2.01	0.60
6:CG:14:ASP:HB2	6:CG:22:LEU:CD2	2.30	0.60
7:CH:12:ARG:NH1	7:CH:26:MET:HB2	2.17	0.60
8:CI:50:PRO:HG3	8:CI:79:ARG:HG3	1.83	0.60
9:CJ:11:LYS:NZ	9:CJ:99:GLN:HB3	2.15	0.60
13:CN:20:PHE:HE1	13:CN:54:SER:CB	2.14	0.60
55:CA:79:G:N1	55:CA:80:A:N6	2.49	0.60
55:CA:94:G:H4'	55:CA:95:C:OP1	2.00	0.60
55:CA:496:A:HO2'	55:CA:497:G:H8	1.46	0.60
55:CA:543:U:O2'	55:CA:544:G:H5'	2.02	0.60
55:CA:728:A:H2'	55:CA:729:A:C8	2.37	0.60
28:DE:149:ILE:HG23	28:DE:188:MET:N	2.17	0.60
29:DF:7:TYR:O	29:DF:8:LYS:HG3	2.01	0.60
33:DJ:44:TYR:CD1	40:DQ:63:ARG:NH2	2.69	0.60
36:DM:41:LEU:HD23	36:DM:46:ILE:HG22	1.82	0.60
37:DN:35:LYS:HZ2	37:DN:112:TYR:HE1	1.47	0.60
24:DA:1060:U:H5''	24:DA:1061:U:OP1	2.01	0.60
24:DA:1144:A:H2'	24:DA:1145:C:C6	2.36	0.60
24:DA:2149:U:H2'	24:DA:2150:C:C6	2.36	0.60
9:AJ:37:ARG:HB2	9:AJ:75:ASP:HB3	1.84	0.60
16:AQ:13:SER:HB3	16:AQ:16:MET:HE3	1.84	0.60

*Continued on next page...*

*Continued from previous page...*

Atom-1	Atom-2	Interatomic distance (Å)	Clash overlap (Å)
21:AA:511:C:O2'	21:AA:512:U:O5'	2.20	0.60
21:AA:545:C:H2'	21:AA:545:C:O2	2.02	0.60
21:AA:976:G:N7	21:AA:1358:U:C2	2.70	0.60
21:AA:1064:G:O2'	21:AA:1190:G:N2	2.35	0.60
21:AA:1533:C:H2'	21:AA:1534:A:H5''	1.83	0.60
24:BA:738:G:C6	24:BA:739:A:C2	2.89	0.60
24:BA:1001:A:H2'	24:BA:1002:G:O4'	2.01	0.60
24:BA:2232:C:H2'	24:BA:2233:U:H6	1.65	0.60
24:BA:2297:A:N7	24:BA:2320:U:C4	2.69	0.60
24:BA:2432:A:H2'	24:BA:2433:A:C8	2.36	0.60
24:BA:2553:G:H2'	24:BA:2554:U:O4'	2.02	0.60
30:BG:120:ILE:HD13	30:BG:121:THR:N	2.16	0.60
31:BH:38:PRO:HB2	31:BH:40:THR:HG23	1.84	0.60
34:BK:71:ARG:HG3	34:BK:106:GLU:OE2	2.01	0.60
42:BS:29:VAL:HB	42:BS:69:LEU:O	2.01	0.60
1:CB:86:CYS:SG	1:CB:220:VAL:HB	2.41	0.60
9:CJ:80:THR:HG22	9:CJ:82:LYS:HZ1	1.64	0.60
10:CK:126:ARG:HB2	20:CU:33:ARG:CD	2.32	0.60
55:CA:424:G:H2'	55:CA:425:G:H8	1.66	0.60
55:CA:1333:A:H2'	55:CA:1334:G:O4'	2.02	0.60
26:DC:16:VAL:N	26:DC:203:VAL:HG12	2.17	0.60
31:DH:27:ARG:NH1	47:DX:59:ASP:HA	2.17	0.60
33:DJ:7:LYS:HZ3	24:DA:538:A:H5''	1.67	0.60
38:DO:36:TYR:HD1	38:DO:52:SER:HG	1.49	0.60
44:DU:39:ASN:HD21	44:DU:64:ILE:HG22	1.66	0.60
44:DU:57:ILE:CG2	24:DA:483:A:H1'	2.31	0.60
54:D4:3:VAL:O	54:D4:4:ARG:HB2	2.02	0.60
24:DA:145:C:H2'	24:DA:146:A:C8	2.36	0.60
24:DA:779:U:O2'	24:DA:780:G:H5'	2.02	0.60
24:DA:1386:C:C2'	24:DA:1387:A:H8	2.13	0.60
24:DA:1558:C:H1'	24:DA:1560:G:N7	2.15	0.60
24:DA:2345:G:N3	24:DA:2381:A:H2'	2.17	0.60
21:AA:464:U:O2'	21:AA:465:A:H3'	2.01	0.60
21:AA:1342:C:H2'	21:AA:1343:G:C8	2.36	0.60
24:BA:558:U:H5''	33:BJ:111:LYS:HE3	1.84	0.60
24:BA:1070:A:HO2'	24:BA:1071:G:P	2.25	0.60
24:BA:2225:A:H4'	24:BA:2226:C:H6	1.66	0.60
24:BA:2553:G:C2	24:BA:2554:U:O2	2.55	0.60
25:BB:15:A:O2'	25:BB:16:G:H5'	2.01	0.60
39:BP:61:ARG:HG2	39:BP:70:GLU:HG2	1.84	0.60
40:BQ:57:ARG:HH22	40:BQ:92:LYS:CE	2.15	0.60

*Continued on next page...*



*Continued from previous page...*

Atom-1	Atom-2	Interatomic distance (Å)	Clash overlap (Å)
40:BQ:86:SER:O	40:BQ:88:GLU:N	2.34	0.60
49:BZ:53:MET:O	49:BZ:54:VAL:HG13	2.01	0.60
2:CC:161:ILE:HG12	2:CC:161:ILE:O	2.02	0.60
2:CC:198:LYS:HE2	55:CA:1058:G:OP1	2.01	0.60
7:CH:31:LEU:O	7:CH:35:ILE:HG13	2.02	0.60
7:CH:106:SER:HA	55:CA:642:A:C5	2.35	0.60
8:CI:74:GLN:O	8:CI:78:ILE:HG13	2.02	0.60
9:CJ:37:ARG:HB3	9:CJ:74:VAL:O	2.01	0.60
14:CO:16:ARG:HB2	14:CO:23:SER:HB2	1.83	0.60
19:CT:2:ASN:N	19:CT:7:LYS:HZ3	2.00	0.60
20:CU:15:LEU:O	20:CU:15:LEU:HG	2.02	0.60
55:CA:109:A:H61	55:CA:324:G:H1'	1.66	0.60
55:CA:545:C:C2'	55:CA:546:A:H5'	2.32	0.60
34:DK:21:CYS:SG	34:DK:39:ILE:CG2	2.90	0.60
39:DP:95:LYS:HG3	24:DA:2718:G:O3'	2.02	0.60
43:DT:43:ILE:CG2	43:DT:58:VAL:HG11	2.31	0.60
45:DV:16:ALA:HA	45:DV:19:ARG:CZ	2.32	0.60
45:DV:30:ILE:HG13	45:DV:40:ILE:HD11	1.82	0.60
51:D1:5:ARG:HD3	24:DA:2285:C:OP2	2.02	0.60
24:DA:647:G:O2'	24:DA:648:G:H8	1.85	0.60
24:DA:1287:A:H2'	24:DA:1288:G:N3	2.16	0.60
3:AD:2:ARG:NH2	3:AD:114:ARG:HD3	2.17	0.60
3:AD:160:LEU:HD22	3:AD:160:LEU:N	2.06	0.60
4:AE:154:ALA:HB3	7:AH:65:PHE:CD1	2.37	0.60
10:AK:34:THR:OG1	10:AK:39:ASN:N	2.34	0.60
24:BA:265:A:O2'	24:BA:266:G:O4'	2.20	0.60
24:BA:1091:G:O2'	24:BA:1092:C:C6	2.54	0.60
24:BA:1107:G:H2'	24:BA:1108:U:H6	1.67	0.60
24:BA:1155:A:N7	24:BA:1157:G:C6	2.70	0.60
24:BA:1738:G:O2'	24:BA:1739:A:C8	2.53	0.60
24:BA:2051:A:N6	24:BA:2614:A:C8	2.70	0.60
24:BA:2327:A:H2'	24:BA:2328:A:C8	2.37	0.60
24:BA:2557:G:H2'	24:BA:2558:C:C6	2.37	0.60
24:BA:2804:U:H2'	24:BA:2805:C:H6	1.67	0.60
24:BA:2839:G:H2'	24:BA:2840:C:H6	1.66	0.60
26:BC:106:PRO:HA	26:BC:141:HIS:HE2	1.67	0.60
30:BG:59:ASP:HB2	30:BG:63:GLN:HG2	1.84	0.60
37:BN:8:ARG:HB3	37:BN:10:LEU:HD22	1.83	0.60
39:BP:27:VAL:HG22	39:BP:83:ILE:HG12	1.84	0.60
40:BQ:63:ARG:HH12	40:BQ:96:ASP:CA	2.14	0.60
46:BW:14:ASP:OD2	46:BW:16:GLU:OE1	2.20	0.60

*Continued on next page...*

*Continued from previous page...*

Atom-1	Atom-2	Interatomic distance (Å)	Clash overlap (Å)
48:BY:5:GLU:O	48:BY:8:GLU:HB2	2.02	0.60
1:CB:68:PHE:CE2	1:CB:83:ALA:HB1	2.37	0.60
4:CE:103:GLY:O	4:CE:104:ILE:HG22	2.01	0.60
7:CH:59:GLU:HG2	7:CH:60:LEU:N	2.16	0.60
7:CH:102:VAL:HG22	7:CH:126:CYS:SG	2.42	0.60
9:CJ:84:VAL:HG23	9:CJ:85:ASP:N	2.13	0.60
10:CK:51:PHE:HB3	10:CK:55:ARG:CB	2.29	0.60
55:CA:701:U:H1'	55:CA:703:G:C2	2.36	0.60
55:CA:977:A:O2'	55:CA:1223:C:N4	2.34	0.60
55:CA:1363:A:C8	55:CA:1365:G:C5	2.89	0.60
26:DC:259:ASN:C	26:DC:261:ARG:H	2.05	0.60
28:DE:60:TRP:CZ2	24:DA:675:A:OP1	2.53	0.60
29:DF:76:PHE:HZ	24:DA:2310:C:H42	1.49	0.60
38:DO:13:ARG:O	38:DO:17:LYS:HB2	2.01	0.60
39:DP:92:ARG:HG2	39:DP:92:ARG:O	2.01	0.60
24:DA:604:G:N2	24:DA:605:G:C4	2.70	0.60
24:DA:1219:U:C2	24:DA:1220:G:C8	2.89	0.60
24:DA:1661:G:H1'	24:DA:2689:U:O4	2.00	0.60
24:DA:1802:A:C2	24:DA:1803:A:C2	2.90	0.60
24:DA:2098:U:H2'	24:DA:2099:U:C6	2.37	0.60
24:DA:2370:G:C6	24:DA:2371:G:C5	2.89	0.60
24:DA:2447:G:C8	24:DA:2500:U:C6	2.90	0.60
24:DA:2516:A:C4	24:DA:2569:G:N2	2.70	0.60
24:DA:2570:G:N2	24:DA:2571:U:H1'	2.17	0.60
56:DB:73:A:C4	56:DB:104:A:C2	2.90	0.60
1:AB:136:ARG:O	1:AB:140:LEU:HD13	2.02	0.60
3:AD:50:TYR:O	3:AD:53:GLN:HB3	2.02	0.60
10:AK:22:ILE:HG13	10:AK:85:VAL:HA	1.84	0.60
10:AK:52:ARG:O	10:AK:55:ARG:HB2	2.01	0.60
21:AA:1050:G:O2'	21:AA:1051:C:C6	2.46	0.60
24:BA:121:G:O2'	24:BA:122:G:H8	1.85	0.60
24:BA:518:G:H2'	24:BA:519:U:C6	2.36	0.60
24:BA:1636:U:H2'	24:BA:1637:A:H8	1.65	0.60
24:BA:1787:A:C5	24:BA:1788:C:H5	2.20	0.60
24:BA:1967:C:O2'	24:BA:1968:G:H5'	2.02	0.60
24:BA:2471:A:C2	24:BA:2480:C:O2	2.55	0.60
24:BA:2739:U:C2'	24:BA:2740:A:H5'	2.31	0.60
25:BB:79:G:H2'	25:BB:80:U:H6	1.67	0.60
26:BC:106:PRO:HA	26:BC:141:HIS:NE2	2.17	0.60
48:BY:8:GLU:O	48:BY:9:LYS:CB	2.50	0.60
4:CE:156:ARG:HA	7:CH:63:LYS:NZ	2.16	0.60

*Continued on next page...*

*Continued from previous page...*

Atom-1	Atom-2	Interatomic distance (Å)	Clash overlap (Å)
8:CI:44:ARG:HH21	8:CI:48:ARG:HH11	1.47	0.60
10:CK:82:GLU:HB2	10:CK:108:ASN:O	2.02	0.60
55:CA:1102:A:H8	55:CA:1102:A:H5''	1.67	0.60
26:DC:122:ALA:HB3	26:DC:127:ASN:HD21	1.64	0.60
30:DG:19:ASN:N	30:DG:19:ASN:HD22	2.00	0.60
46:DW:38:ARG:HB3	24:DA:2330:G:H1'	1.83	0.60
46:DW:77:LYS:N	46:DW:77:LYS:HZ2	2.00	0.60
24:DA:335:C:H2'	24:DA:336:C:C6	2.35	0.60
24:DA:510:C:H2'	24:DA:511:U:C6	2.37	0.60
24:DA:1313:U:C6	24:DA:1610:A:C8	2.90	0.60
24:DA:2145:C:H3'	24:DA:2147:A:OP2	2.01	0.60
24:DA:2450:A:C2	24:DA:2451:A:C4	2.90	0.60
24:DA:2638:G:H2'	24:DA:2775:G:H22	1.65	0.60
24:DA:2663:G:H2'	24:DA:2664:G:H8	1.66	0.60
3:AD:53:GLN:NE2	3:AD:201:GLU:HG2	2.16	0.60
4:AE:93:VAL:CG1	4:AE:139:THR:HG22	2.29	0.60
21:AA:158:G:H2'	21:AA:159:G:C5'	2.26	0.60
21:AA:172:A:C5	21:AA:174:A:N7	2.70	0.60
21:AA:188:C:O2	21:AA:188:C:H2'	2.02	0.60
24:BA:5:A:C2	24:BA:2899:A:C2	2.90	0.60
24:BA:27:G:O2'	24:BA:28:A:OP2	2.18	0.60
24:BA:42:A:H3'	24:BA:43:G:H5''	1.84	0.60
24:BA:632:A:H2'	24:BA:633:A:N7	2.16	0.60
24:BA:812:C:H4'	40:BQ:12:ARG:HH22	1.66	0.60
24:BA:976:G:N3	24:BA:977:G:C8	2.70	0.60
24:BA:1064:C:C4'	32:BI:90:GLY:H	2.13	0.60
24:BA:1190:G:OP1	35:BL:32:GLY:HA2	2.02	0.60
24:BA:1464:G:H2'	24:BA:1465:G:C8	2.37	0.60
24:BA:1496:A:H2'	24:BA:1498:C:C5	2.36	0.60
24:BA:2747:G:O2'	30:BG:66:THR:HG22	2.01	0.60
27:BD:12:THR:HG22	27:BD:13:ARG:N	2.17	0.60
30:BG:73:SER:HA	30:BG:76:ILE:HG22	1.82	0.60
32:BI:120:ASP:HB3	32:BI:123:ALA:HB3	1.82	0.60
33:BJ:111:LYS:HD3	33:BJ:112:GLY:N	2.16	0.60
37:BN:73:ASN:HD22	37:BN:76:VAL:HG11	1.67	0.60
4:CE:110:MET:O	4:CE:114:LEU:HG	2.02	0.60
10:CK:22:ILE:CD1	10:CK:31:VAL:HG22	2.32	0.60
17:CR:38:ILE:HG13	17:CR:62:ARG:HH22	1.67	0.60
18:CS:18:VAL:HG21	18:CS:42:ASN:HB3	1.83	0.60
20:CU:14:ALA:O	20:CU:15:LEU:HG	2.01	0.60
20:CU:24:LYS:HG3	20:CU:25:ALA:N	2.16	0.60

*Continued on next page...*

*Continued from previous page...*

Atom-1	Atom-2	Interatomic distance (Å)	Clash overlap (Å)
55:CA:577:G:C6	55:CA:812:G:N2	2.70	0.60
55:CA:1160:G:C6	55:CA:1181:G:O6	2.55	0.60
55:CA:1363:A:O2'	55:CA:1364:U:H5''	2.01	0.60
27:DD:149:ASN:O	27:DD:151:THR:N	2.35	0.60
33:DJ:43:GLU:O	33:DJ:45:THR:N	2.34	0.60
34:DK:111:LYS:HG2	34:DK:112:PHE:CD1	2.36	0.60
39:DP:5:LYS:O	39:DP:9:GLN:HG2	2.02	0.60
43:DT:73:ARG:HG3	24:DA:456:C:O2'	2.02	0.60
47:DX:31:ASN:HB2	47:DX:33:HIS:CE1	2.37	0.60
52:D2:46:LYS:HD2	52:D2:46:LYS:N	2.17	0.60
24:DA:810:U:OP1	59:DA:3344:HOH:O	2.17	0.60
24:DA:1033:U:H4'	24:DA:1034:G:OP1	2.01	0.60
24:DA:1847:A:O2'	24:DA:1848:A:C8	2.54	0.60
24:DA:2100:G:H2'	24:DA:2101:A:C8	2.37	0.60
24:DA:2346:A:H3'	24:DA:2347:C:H5''	1.83	0.60
56:DB:50:A:H2'	56:DB:51:G:O4'	2.01	0.60
10:AK:57:SER:O	10:AK:90:PRO:HG3	2.02	0.59
13:AN:2:LYS:HG3	21:AA:1048:G:H5''	1.83	0.59
14:AO:50:HIS:O	14:AO:53:ARG:HB3	2.01	0.59
21:AA:427:U:H2'	21:AA:428:G:C8	2.37	0.59
21:AA:453:G:H2'	21:AA:454:G:C8	2.27	0.59
24:BA:747:U:C5	24:BA:2613:U:C5	2.90	0.59
24:BA:1276:A:O2'	24:BA:1277:G:H5'	2.02	0.59
29:BF:68:LYS:HD2	29:BF:68:LYS:N	2.16	0.59
31:BH:125:THR:HG23	31:BH:126:GLY:H	1.67	0.59
36:BM:53:MET:O	36:BM:56:ALA:HB3	2.00	0.59
40:BQ:63:ARG:NH1	40:BQ:96:ASP:CA	2.60	0.59
3:CD:39:GLN:HA	55:CA:426:U:H4'	1.84	0.59
11:CL:3:VAL:O	11:CL:7:VAL:HG23	2.02	0.59
15:CP:42:ILE:HG22	15:CP:43:ALA:N	2.15	0.59
55:CA:453:G:H2'	55:CA:454:G:C8	2.37	0.59
55:CA:968:A:N3	55:CA:1062:U:H4'	2.17	0.59
55:CA:981:U:H2'	55:CA:982:U:C5	2.37	0.59
55:CA:1057:G:H2'	55:CA:1058:G:O4'	2.02	0.59
26:DC:7:PRO:O	24:DA:1695:G:H8	1.85	0.59
27:DD:133:THR:HG23	27:DD:134:HIS:N	2.17	0.59
28:DE:98:LYS:O	28:DE:99:LYS:HB2	2.01	0.59
38:DO:45:SER:HA	56:DB:112:G:H21	1.64	0.59
48:DY:28:LEU:HG	48:DY:42:LEU:HD22	1.84	0.59
24:DA:1054:A:C4	24:DA:1055:G:H1'	2.36	0.59
24:DA:1270:C:N3	24:DA:1648:U:C5	2.70	0.59

*Continued on next page...*

*Continued from previous page...*

Atom-1	Atom-2	Interatomic distance (Å)	Clash overlap (Å)
24:DA:1476:U:H2'	24:DA:1514:G:H22	1.66	0.59
24:DA:2602:A:OP1	24:DA:2602:A:H3'	2.01	0.59
24:DA:2896:C:H2'	24:DA:2897:U:H6	1.66	0.59
56:DB:50:A:C6	56:DB:51:G:C5	2.89	0.59
4:AE:84:VAL:HG11	4:AE:143:LEU:HD23	1.84	0.59
8:AI:32:ARG:HG2	8:AI:36:GLN:CB	2.33	0.59
10:AK:28:ASN:HD21	10:AK:47:GLY:H	1.50	0.59
21:AA:441:A:C2	21:AA:497:G:C6	2.90	0.59
21:AA:948:C:H5'	21:AA:1306:A:O2'	2.01	0.59
21:AA:967:C:H2'	21:AA:968:A:N7	2.16	0.59
24:BA:659:G:H4'	28:BE:95:LYS:HD3	1.84	0.59
24:BA:1223:G:C2	24:BA:1227:G:C5	2.90	0.59
24:BA:1266:G:OP1	50:B0:15:ARG:NE	2.34	0.59
24:BA:1724:G:C6	24:BA:1725:U:C4	2.90	0.59
24:BA:1847:A:C8	24:BA:1848:A:N7	2.69	0.59
24:BA:2472:G:C5	24:BA:2475:C:C4	2.90	0.59
28:BE:146:VAL:HA	28:BE:185:LYS:O	2.01	0.59
30:BG:95:ALA:HB2	30:BG:104:LEU:HD23	1.84	0.59
32:BI:126:ARG:HA	32:BI:129:GLU:CG	2.32	0.59
38:BO:36:TYR:CD2	38:BO:36:TYR:N	2.70	0.59
43:BT:73:ARG:NH2	43:BT:74:ILE:H	1.99	0.59
54:B4:7:VAL:HG23	54:B4:8:LYS:H	1.66	0.59
8:CI:16:ALA:HA	8:CI:65:THR:O	2.01	0.59
19:CT:23:ARG:HB3	19:CT:60:GLN:NE2	2.16	0.59
55:CA:140:U:H2'	55:CA:141:G:O4'	2.02	0.59
55:CA:461:A:N3	55:CA:461:A:H2'	2.16	0.59
55:CA:982:U:O2	55:CA:1222:G:O6	2.20	0.59
55:CA:1031:C:H5'	55:CA:1032:G:C5'	2.31	0.59
55:CA:1326:U:H2'	55:CA:1327:C:C6	2.37	0.59
34:DK:35:VAL:HG23	34:DK:36:GLY:N	2.16	0.59
42:DS:6:LYS:NZ	42:DS:6:LYS:HB3	2.17	0.59
42:DS:6:LYS:HB3	42:DS:6:LYS:HZ3	1.67	0.59
24:DA:167:A:H2'	24:DA:168:G:O4'	2.02	0.59
24:DA:826:U:H5''	24:DA:2429:G:OP2	2.02	0.59
24:DA:1008:A:N6	24:DA:1136:G:C6	2.71	0.59
24:DA:1079:C:C4	24:DA:1088:A:H2	2.20	0.59
24:DA:1549:A:H2'	24:DA:1550:C:C6	2.37	0.59
24:DA:2100:G:O6	24:DA:2190:G:C5	2.55	0.59
2:AC:156:LEU:N	2:AC:156:LEU:HD12	2.17	0.59
4:AE:83:PRO:HB3	4:AE:96:GLN:HA	1.82	0.59
8:AI:71:ILE:HD11	21:AA:1248:A:C2	2.37	0.59

*Continued on next page...*

*Continued from previous page...*

Atom-1	Atom-2	Interatomic distance (Å)	Clash overlap (Å)
10:AK:34:THR:HG1	10:AK:39:ASN:H	1.49	0.59
13:AN:51:PRO:O	13:AN:52:ARG:HB2	2.02	0.59
14:AO:21:THR:HG21	21:AA:658:C:H1'	1.83	0.59
17:AR:39:VAL:HG13	17:AR:40:PRO:HD2	1.84	0.59
21:AA:600:A:H2'	21:AA:601:G:H8	1.66	0.59
21:AA:1151:A:C5	21:AA:1152:A:N7	2.69	0.59
21:AA:1287:A:H2'	21:AA:1288:A:C8	2.38	0.59
21:AA:1468:A:C3'	21:AA:1469:C:H5''	2.33	0.59
24:BA:92:U:H6	24:BA:92:U:H5''	1.67	0.59
24:BA:228:C:H4'	24:BA:229:C:H5''	1.85	0.59
24:BA:311:A:C8	24:BA:332:A:N7	2.70	0.59
24:BA:628:G:H8	24:BA:628:G:O5'	1.85	0.59
24:BA:675:A:C8	24:BA:804:A:C6	2.90	0.59
24:BA:687:C:O2'	24:BA:1780:A:N1	2.34	0.59
24:BA:807:U:P	35:BL:36:LYS:HD3	2.42	0.59
24:BA:973:A:C5'	41:BR:81:LYS:HZ3	2.16	0.59
24:BA:1787:A:C4	24:BA:1788:C:H5	2.20	0.59
24:BA:1859:U:H2'	24:BA:1860:G:O4'	2.02	0.59
33:BJ:54:ILE:HD11	33:BJ:56:VAL:CG2	2.32	0.59
39:BP:33:GLU:HB2	39:BP:38:ARG:HH11	1.68	0.59
39:BP:59:THR:HG23	39:BP:72:VAL:HG12	1.83	0.59
1:CB:20:ARG:HG3	55:CA:831:A:OP1	2.02	0.59
2:CC:8:GLY:HA2	2:CC:11:LEU:HG	1.83	0.59
8:CI:51:LEU:C	8:CI:53:LEU:H	2.06	0.59
55:CA:282:A:H2'	55:CA:283:U:C6	2.38	0.59
55:CA:577:G:O2'	55:CA:578:C:H5'	2.02	0.59
55:CA:1250:A:H2'	55:CA:1251:A:O4'	2.02	0.59
26:DC:110:LYS:HB3	26:DC:113:ASP:OD1	2.02	0.59
27:DD:38:LYS:HB3	27:DD:38:LYS:NZ	2.16	0.59
27:DD:40:LEU:HA	27:DD:44:GLY:HA2	1.83	0.59
28:DE:69:ARG:HG2	24:DA:674:G:O2'	2.03	0.59
34:DK:57:VAL:O	34:DK:57:VAL:HG13	2.01	0.59
36:DM:26:VAL:HG21	36:DM:132:THR:O	2.02	0.59
38:DO:35:ILE:HD11	38:DO:102:ARG:HD2	1.84	0.59
38:DO:64:TYR:CE1	56:DB:52:A:C8	2.85	0.59
47:DX:19:HIS:C	47:DX:21:LEU:H	2.05	0.59
53:D3:23:HIS:O	53:D3:46:LYS:HB2	2.03	0.59
24:DA:191:A:H2'	24:DA:192:C:C6	2.38	0.59
24:DA:1063:G:C6	24:DA:1064:C:N4	2.70	0.59
24:DA:1311:G:N2	24:DA:1603:A:H62	1.96	0.59
24:DA:1952:A:C6	24:DA:1953:A:N1	2.70	0.59

*Continued on next page...*



*Continued from previous page...*

Atom-1	Atom-2	Interatomic distance (Å)	Clash overlap (Å)
56:DB:34:A:C2	56:DB:49:C:C2	2.91	0.59
2:AC:170:GLY:O	21:AA:1106:G:H4'	2.02	0.59
5:AF:62:MET:O	5:AF:63:ASN:HB2	2.01	0.59
6:AG:29:LEU:HD13	6:AG:42:VAL:HG22	1.84	0.59
9:AJ:65:TYR:HB3	13:AN:95:LEU:HD11	1.83	0.59
21:AA:1073:U:O2'	21:AA:1074:G:H5'	2.01	0.59
21:AA:1184:G:O2'	21:AA:1185:G:H5'	2.02	0.59
21:AA:1247:U:O2'	21:AA:1248:A:H5'	2.02	0.59
24:BA:592:A:O2'	53:B3:2:LYS:HA	2.01	0.59
24:BA:831:G:C5	24:BA:832:U:C5	2.89	0.59
24:BA:1935:G:H1'	24:BA:1964:G:N2	2.17	0.59
24:BA:2027:G:C2	24:BA:2028:U:C6	2.91	0.59
24:BA:2722:G:C4	24:BA:2723:C:C5	2.90	0.59
39:BP:26:GLU:HB2	39:BP:43:GLU:HB2	1.84	0.59
41:BR:93:PHE:C	41:BR:93:PHE:CD1	2.76	0.59
51:B1:35:LEU:O	51:B1:35:LEU:HD23	2.01	0.59
2:CC:185:THR:HG22	2:CC:186:SER:N	2.17	0.59
4:CE:95:MET:HB3	4:CE:124:ALA:HB2	1.84	0.59
4:CE:116:VAL:HG23	4:CE:117:ALA:H	1.67	0.59
19:CT:74:HIS:HE1	55:CA:260:G:OP1	1.84	0.59
55:CA:87:C:O2'	55:CA:88:U:H4'	2.02	0.59
55:CA:501:C:H2'	55:CA:502:A:C8	2.37	0.59
55:CA:915:A:H2'	55:CA:916:U:O4'	2.02	0.59
55:CA:1453:G:H2'	55:CA:1453:G:N3	2.18	0.59
28:DE:79:ARG:CG	28:DE:80:SER:H	2.14	0.59
28:DE:130:LYS:CB	28:DE:133:LEU:HB3	2.29	0.59
30:DG:163:TYR:N	30:DG:163:TYR:CD2	2.69	0.59
33:DJ:6:ALA:HB3	33:DJ:45:THR:HB	1.83	0.59
34:DK:19:VAL:HG12	34:DK:41:ILE:CG1	2.32	0.59
35:DL:48:ARG:HG3	35:DL:48:ARG:NH1	2.17	0.59
35:DL:79:LEU:CA	35:DL:82:LEU:HD11	2.30	0.59
36:DM:74:THR:HB	36:DM:87:GLY:O	2.02	0.59
24:DA:1079:C:O2'	24:DA:1080:A:C8	2.51	0.59
24:DA:1957:C:H2'	24:DA:1958:C:C6	2.38	0.59
1:AB:29:PHE:C	1:AB:41:ASN:HB2	2.22	0.59
1:AB:67:LEU:HD22	1:AB:160:LEU:HD11	1.83	0.59
2:AC:113:LYS:HB2	2:AC:184:ASN:OD1	2.02	0.59
3:AD:61:ARG:NH2	3:AD:67:LEU:HA	2.14	0.59
4:AE:45:VAL:HG12	4:AE:116:VAL:HG23	1.83	0.59
9:AJ:28:THR:HG22	9:AJ:86:ALA:HB1	1.83	0.59
21:AA:356:A:C2	21:AA:368:U:O2	2.54	0.59

*Continued on next page...*



*Continued from previous page...*

Atom-1	Atom-2	Interatomic distance (Å)	Clash overlap (Å)
21:AA:390:U:H2'	21:AA:391:G:H8	1.66	0.59
21:AA:487:A:H2'	21:AA:488:C:C6	2.37	0.59
21:AA:625:U:H2'	21:AA:626:G:H8	1.67	0.59
21:AA:803:G:H2'	21:AA:804:U:C6	2.38	0.59
24:BA:323:C:H6	24:BA:1205:A:N1	1.99	0.59
24:BA:324:A:N6	24:BA:338:G:H2'	2.17	0.59
24:BA:1675:C:O5'	24:BA:1675:C:H6	1.85	0.59
24:BA:1941:C:H2'	24:BA:1942:C:C6	2.37	0.59
24:BA:1965:C:H6	24:BA:1965:C:C5'	2.15	0.59
26:BC:109:LEU:HD23	26:BC:110:LYS:N	2.15	0.59
27:BD:150:GLN:O	27:BD:150:GLN:HG3	2.01	0.59
28:BE:83:VAL:HG12	28:BE:86:ALA:H	1.67	0.59
34:BK:112:PHE:O	34:BK:115:ILE:HG22	2.03	0.59
36:BM:80:VAL:HG22	36:BM:81:ARG:O	2.02	0.59
40:BQ:57:ARG:NH2	40:BQ:92:LYS:CD	2.65	0.59
47:BX:30:PRO:HB2	47:BX:32:LEU:CD1	2.33	0.59
1:CB:107:ARG:HA	1:CB:110:ILE:CG1	2.32	0.59
6:CG:59:GLU:HB2	6:CG:62:GLU:HB2	1.85	0.59
10:CK:22:ILE:HB	10:CK:85:VAL:HG22	1.84	0.59
12:CM:13:HIS:HB3	12:CM:16:ILE:HD13	1.85	0.59
12:CM:82:LEU:HB2	18:CS:73:PHE:CE2	2.33	0.59
55:CA:82:G:C2'	55:CA:83:C:H4'	2.25	0.59
55:CA:970:C:H5	55:CA:1231:G:HO2'	1.48	0.59
55:CA:1356:G:H2'	55:CA:1357:A:H8	1.67	0.59
26:DC:131:MET:HE2	26:DC:187:CYS:O	2.02	0.59
29:DF:56:LEU:O	29:DF:60:SER:HB3	2.02	0.59
30:DG:94:ARG:NH2	30:DG:111:PRO:HB3	2.17	0.59
46:DW:16:GLU:O	46:DW:17:ALA:HB3	2.03	0.59
47:DX:1:SER:HB2	24:DA:1364:G:C5	2.37	0.59
24:DA:311:A:O2'	24:DA:312:G:H5'	2.03	0.59
24:DA:518:G:H2'	24:DA:519:U:C6	2.36	0.59
24:DA:855:G:N2	24:DA:923:G:C4	2.70	0.59
24:DA:1091:G:O2'	24:DA:1092:C:O4'	2.17	0.59
24:DA:1737:G:C6	24:DA:1738:G:N1	2.71	0.59
24:DA:2093:G:C6	24:DA:2225:A:C8	2.90	0.59
56:DB:38:C:O2'	56:DB:39:A:H8	1.86	0.59
56:DB:75:G:H2'	56:DB:76:G:C8	2.37	0.59
4:AE:135:VAL:HG13	4:AE:136:VAL:HG12	1.85	0.59
7:AH:1:SER:OG	21:AA:824:G:H1'	2.02	0.59
21:AA:878:A:H2'	21:AA:879:C:O4'	2.02	0.59
21:AA:895:G:C5	21:AA:896:C:C5	2.90	0.59

*Continued on next page...*

*Continued from previous page...*

Atom-1	Atom-2	Interatomic distance (Å)	Clash overlap (Å)
24:BA:255:A:C2	24:BA:256:A:C4	2.91	0.59
24:BA:370:G:OP2	24:BA:370:G:C8	2.55	0.59
24:BA:2498:C:H6	24:BA:2498:C:O5'	1.85	0.59
29:BF:24:VAL:O	29:BF:27:VAL:HG12	2.02	0.59
29:BF:53:ALA:O	29:BF:64:PRO:HG2	2.03	0.59
35:BL:101:ILE:HG22	35:BL:102:GLY:N	2.18	0.59
39:BP:83:ILE:C	39:BP:83:ILE:HD13	2.22	0.59
47:BX:46:VAL:HG21	47:BX:67:LEU:HD11	1.83	0.59
1:CB:49:PHE:HB3	1:CB:199:ILE:HG22	1.84	0.59
3:CD:106:PHE:HA	3:CD:154:VAL:HG23	1.85	0.59
5:CF:5:GLU:OE2	17:CR:23:LYS:HE2	2.02	0.59
17:CR:63:TYR:CE2	55:CA:734:G:N2	2.68	0.59
55:CA:83:C:O2	55:CA:83:C:H2'	2.02	0.59
55:CA:274:A:O2'	55:CA:275:G:C8	2.54	0.59
55:CA:559:A:H4'	55:CA:560:A:O5'	2.01	0.59
55:CA:1067:A:H4'	55:CA:1068:G:O5'	2.02	0.59
27:DD:124:ARG:HD3	27:DD:125:TRP:NE1	2.17	0.59
29:DF:134:GLN:NE2	29:DF:136:ILE:H	1.99	0.59
34:DK:2:ILE:HG22	34:DK:3:GLN:N	2.17	0.59
39:DP:67:GLU:CD	39:DP:68:GLY:H	2.06	0.59
50:D0:30:ASP:OD1	50:D0:47:TYR:HB3	2.03	0.59
51:D1:16:THR:HG21	51:D1:41:VAL:HB	1.85	0.59
54:D4:3:VAL:O	54:D4:4:ARG:CB	2.50	0.59
24:DA:27:G:H1'	24:DA:513:A:N6	2.17	0.59
24:DA:100:U:O2'	24:DA:101:A:P	2.60	0.59
24:DA:357:C:H2'	24:DA:358:U:C6	2.37	0.59
24:DA:1303:G:N3	24:DA:1304:A:C8	2.70	0.59
24:DA:1839:G:O2'	24:DA:1840:G:H5'	2.02	0.59
4:AE:79:THR:HA	4:AE:119:VAL:CB	2.32	0.59
8:AI:104:THR:HG23	21:AA:1179:A:O3'	2.01	0.59
21:AA:872:A:C4	21:AA:874:G:N7	2.70	0.59
21:AA:1006:G:H2'	21:AA:1007:U:H6	1.67	0.59
21:AA:1160:G:C6	21:AA:1181:G:O6	2.56	0.59
21:AA:1314:C:H2'	21:AA:1315:U:C6	2.37	0.59
24:BA:309:A:N3	24:BA:329:G:O2'	2.35	0.59
24:BA:919:U:C2	24:BA:920:A:C8	2.91	0.59
24:BA:1027:A:N1	24:BA:1126:A:C4	2.70	0.59
24:BA:1257:C:H2'	24:BA:1258:U:H6	1.67	0.59
24:BA:1867:G:O2'	24:BA:1868:C:H5'	2.03	0.59
24:BA:2259:U:H2'	24:BA:2260:C:H6	1.67	0.59
25:BB:27:C:OP1	38:BO:34:HIS:CE1	2.55	0.59

*Continued on next page...*

*Continued from previous page...*

Atom-1	Atom-2	Interatomic distance (Å)	Clash overlap (Å)
30:BG:35:THR:C	30:BG:36:LEU:HD22	2.22	0.59
44:BU:3:LYS:HD3	44:BU:82:VAL:HB	1.84	0.59
48:BY:57:LEU:HD12	48:BY:57:LEU:O	2.02	0.59
6:CG:19:SER:O	6:CG:23:ALA:HB2	2.02	0.59
20:CU:16:ARG:CG	20:CU:19:LYS:HG2	2.33	0.59
55:CA:1251:A:H2	55:CA:1369:C:O2	1.84	0.59
26:DC:67:LYS:HB3	26:DC:150:GLY:HA2	1.85	0.59
29:DF:73:VAL:O	29:DF:73:VAL:HG12	2.02	0.59
29:DF:78:ILE:HG22	29:DF:79:ARG:O	2.02	0.59
41:DR:62:GLU:HB3	41:DR:97:LYS:HB3	1.84	0.59
41:DR:68:ARG:CZ	41:DR:90:ARG:HG2	2.33	0.59
47:DX:39:VAL:HG22	47:DX:44:ARG:O	2.02	0.59
48:DY:19:LEU:HG	48:DY:22:LEU:HD22	1.84	0.59
50:D0:2:VAL:HG11	24:DA:2015:A:C2	2.38	0.59
24:DA:571:U:C4	24:DA:575:A:C5	2.90	0.59
24:DA:831:G:O2'	24:DA:832:U:H5'	2.03	0.59
24:DA:2327:A:H2'	24:DA:2328:A:C8	2.38	0.59
24:DA:2615:U:H2'	24:DA:2616:C:C6	2.37	0.59
56:DB:11:C:H3'	56:DB:12:C:H5'	1.85	0.59
4:AE:11:GLN:CG	4:AE:116:VAL:HG12	2.33	0.59
21:AA:97:G:O2'	21:AA:98:A:H5'	2.03	0.59
21:AA:243:A:C2	21:AA:245:U:H2'	2.37	0.59
21:AA:747:A:H5'	21:AA:748:G:OP2	2.03	0.59
24:BA:869:G:C5	24:BA:870:U:C5	2.91	0.59
24:BA:1936:A:C5	24:BA:1945:G:C6	2.91	0.59
24:BA:2491:U:H5''	24:BA:2570:G:H5''	1.83	0.59
28:BE:152:GLU:O	28:BE:153:LEU:HG	2.02	0.59
33:BJ:88:THR:CG2	33:BJ:90:GLU:HG3	2.33	0.59
34:BK:1:MET:HG3	34:BK:67:LYS:HG3	1.85	0.59
39:BP:28:LYS:HB2	39:BP:82:SER:HB3	1.85	0.59
46:BW:39:GLN:HE21	46:BW:43:LYS:N	2.00	0.59
2:CC:76:ILE:HD11	2:CC:102:ILE:HD13	1.85	0.59
5:CF:66:ALA:HB1	5:CF:70:VAL:HG23	1.85	0.59
6:CG:12:LEU:HD22	6:CG:13:PRO:O	2.02	0.59
10:CK:81:LEU:HD11	10:CK:104:PHE:CD2	2.37	0.59
13:CN:62:ARG:NH1	13:CN:62:ARG:HB3	2.17	0.59
20:CU:24:LYS:CG	20:CU:25:ALA:N	2.66	0.59
55:CA:644:U:H2'	55:CA:645:G:H8	1.68	0.59
55:CA:1117:A:C6	55:CA:1184:G:O6	2.55	0.59
55:CA:1135:U:H3'	55:CA:1137:C:N3	2.17	0.59
26:DC:77:VAL:HG23	26:DC:112:GLY:H	1.67	0.59

*Continued on next page...*

*Continued from previous page...*

Atom-1	Atom-2	Interatomic distance (Å)	Clash overlap (Å)
31:DH:132:PHE:CZ	31:DH:134:VAL:HB	2.38	0.59
34:DK:87:LEU:HD23	34:DK:87:LEU:H	1.67	0.59
34:DK:104:THR:O	34:DK:107:LEU:HD22	2.02	0.59
36:DM:19:GLY:H	36:DM:38:ARG:HH21	1.51	0.59
40:DQ:10:ARG:CZ	40:DQ:10:ARG:HB2	2.32	0.59
24:DA:1494:A:P	24:DA:1494:A:H3'	2.42	0.59
24:DA:1788:C:H2'	24:DA:1789:A:C8	2.37	0.59
24:DA:1809:A:C2	24:DA:1810:A:C4	2.90	0.59
24:DA:1998:A:H2'	24:DA:1999:C:H6	1.66	0.59
24:DA:2399:G:C2	24:DA:2418:A:C2	2.90	0.59
4:AE:37:VAL:HG11	4:AE:113:VAL:CA	2.31	0.59
4:AE:49:TYR:CE1	21:AA:1079:G:H5''	2.37	0.59
4:AE:63:MET:O	4:AE:67:ARG:HG2	2.03	0.59
9:AJ:57:VAL:HG22	9:AJ:58:ASN:H	1.68	0.59
11:AL:23:LEU:HG	11:AL:24:GLU:N	2.17	0.59
21:AA:113:G:C4	21:AA:114:U:C5	2.91	0.59
21:AA:682:G:H2'	21:AA:683:G:C8	2.37	0.59
24:BA:391:A:C6	24:BA:411:G:C2	2.91	0.59
24:BA:813:U:H2'	24:BA:814:C:C6	2.38	0.59
24:BA:1700:A:C2'	24:BA:1701:A:H5'	2.31	0.59
36:BM:21:ALA:HB1	36:BM:100:LYS:HG2	1.85	0.59
37:BN:25:ALA:O	37:BN:29:VAL:HG23	2.03	0.59
38:BO:31:THR:HG23	38:BO:33:ARG:H	1.68	0.59
38:BO:67:ASN:O	38:BO:67:ASN:CG	2.41	0.59
4:CE:82:HIS:HB2	4:CE:83:PRO:HD2	1.84	0.59
55:CA:198:G:N3	55:CA:199:A:C8	2.71	0.59
55:CA:954:G:H1	55:CA:1228:C:N4	2.01	0.59
55:CA:1507:A:C6	55:CA:1530:G:C5	2.90	0.59
28:DE:136:GLN:HA	28:DE:139:LYS:HG2	1.84	0.59
38:DO:21:LEU:HD13	24:DA:2378:A:H2'	1.85	0.59
47:DX:9:LYS:NZ	24:DA:396:G:OP2	2.36	0.59
48:DY:38:GLN:O	24:DA:95:A:H4'	2.03	0.59
24:DA:70:G:O3'	24:DA:113:U:H4'	2.02	0.59
24:DA:247:G:C2	24:DA:252:G:C6	2.91	0.59
24:DA:422:A:O2'	24:DA:423:A:H5'	2.02	0.59
24:DA:529:A:H4'	24:DA:530:G:OP1	2.02	0.59
24:DA:1023:U:O2'	24:DA:1024:G:H5'	2.03	0.59
24:DA:1071:G:O4'	24:DA:1088:A:O2'	2.21	0.59
24:DA:1178:C:H2'	24:DA:1179:G:O4'	2.03	0.59
24:DA:1511:G:O2'	24:DA:1512:C:O4'	2.21	0.59
24:DA:1916:A:H2'	24:DA:1917:U:O4'	2.01	0.59

*Continued on next page...*

*Continued from previous page...*

Atom-1	Atom-2	Interatomic distance (Å)	Clash overlap (Å)
24:DA:2074:U:H2'	24:DA:2075:U:C6	2.37	0.59
24:DA:2315:G:H2'	24:DA:2316:G:O4'	2.02	0.59
3:AD:194:ILE:C	3:AD:195:ASN:HD22	2.06	0.59
4:AE:59:ILE:O	4:AE:59:ILE:HD12	2.03	0.59
5:AF:68:GLN:CD	5:AF:68:GLN:H	2.04	0.59
8:AI:10:ARG:HG3	8:AI:105:ARG:CZ	2.32	0.59
18:AS:39:ILE:HG13	18:AS:68:HIS:O	2.03	0.59
21:AA:198:G:O2'	21:AA:199:A:C5'	2.51	0.59
21:AA:1143:G:H2'	21:AA:1144:G:H8	1.68	0.59
24:BA:655:A:O2'	24:BA:656:G:C8	2.52	0.59
24:BA:1682:G:H2'	24:BA:1683:U:C5	2.38	0.59
24:BA:1716:U:O2'	24:BA:1717:A:H8	1.85	0.59
24:BA:2225:A:H4'	24:BA:2226:C:C6	2.38	0.59
24:BA:2320:U:H4'	24:BA:2321:U:H5''	1.84	0.59
24:BA:2674:G:H2'	24:BA:2675:A:C8	2.38	0.59
24:BA:2691:C:H6	24:BA:2691:C:C5'	2.15	0.59
25:BB:14:U:C3'	25:BB:15:A:H5''	2.31	0.59
27:BD:182:ALA:C	27:BD:184:ARG:H	2.07	0.59
31:BH:21:VAL:HG21	31:BH:25:TYR:HD2	1.66	0.59
31:BH:32:PRO:HB3	47:BX:38:TRP:CB	2.29	0.59
38:BO:49:VAL:HG12	38:BO:50:ALA:N	2.18	0.59
8:CI:33:SER:H	8:CI:36:GLN:CG	2.16	0.59
9:CJ:59:LYS:CG	55:CA:972:C:H4'	2.32	0.59
14:CO:7:THR:O	14:CO:11:VAL:HG23	2.03	0.59
55:CA:459:A:O2'	55:CA:460:A:H5'	2.03	0.59
55:CA:640:A:H2	55:CA:642:A:N6	2.00	0.59
55:CA:721:G:H4'	55:CA:722:G:C5'	2.33	0.59
55:CA:817:C:H1'	55:CA:819:A:H5'	1.84	0.59
55:CA:1261:A:N7	55:CA:1274:A:H2	2.01	0.59
32:DI:8:VAL:C	32:DI:9:LYS:HG2	2.23	0.59
35:DL:17:LYS:HZ3	35:DL:19:LEU:HD22	1.67	0.59
52:D2:45:SER:C	52:D2:46:LYS:HD2	2.24	0.59
24:DA:277:G:H2'	24:DA:361:G:O6	2.02	0.59
24:DA:394:C:C2'	24:DA:395:U:H5'	2.32	0.59
24:DA:866:A:O2'	24:DA:867:C:H6	1.85	0.59
24:DA:1372:U:O2'	24:DA:2212:A:C8	2.56	0.59
24:DA:1476:U:O2'	24:DA:1477:A:P	2.60	0.59
24:DA:2024:G:C5	24:DA:2040:G:C2	2.91	0.59
56:DB:34:A:C2	56:DB:49:C:O2	2.56	0.59
56:DB:59:A:H2'	56:DB:60:C:C6	2.37	0.59
16:AQ:16:MET:HB2	16:AQ:19:SER:HB3	1.85	0.58

*Continued on next page...*

*Continued from previous page...*

Atom-1	Atom-2	Interatomic distance (Å)	Clash overlap (Å)
19:AT:4:LYS:HE2	19:AT:5:SER:N	2.18	0.58
21:AA:19:A:H1'	21:AA:917:G:N2	2.17	0.58
21:AA:707:U:H2'	21:AA:708:C:C6	2.38	0.58
21:AA:1348:U:H2'	21:AA:1349:A:C8	2.37	0.58
24:BA:83:A:P	44:BU:91:LYS:HE3	2.42	0.58
24:BA:335:C:O2'	24:BA:336:C:H5'	2.03	0.58
24:BA:669:G:C6	24:BA:801:G:O6	2.56	0.58
24:BA:1317:G:C5	24:BA:1318:U:C5	2.91	0.58
24:BA:1636:U:H2'	24:BA:1637:A:C8	2.38	0.58
24:BA:2003:A:H2'	24:BA:2004:G:O5'	2.02	0.58
24:BA:2071:A:H2'	24:BA:2072:C:C6	2.38	0.58
24:BA:2492:U:O2'	24:BA:2493:U:C5'	2.48	0.58
24:BA:2727:A:O2'	24:BA:2728:U:H5'	2.01	0.58
39:BP:85:VAL:O	39:BP:86:LYS:HB2	2.03	0.58
2:CC:31:ASN:O	2:CC:35:ASP:HB2	2.02	0.58
4:CE:11:GLN:HB2	4:CE:38:VAL:O	2.03	0.58
12:CM:21:ILE:HG22	12:CM:23:GLY:N	2.16	0.58
12:CM:89:ARG:HD3	12:CM:94:LEU:HB2	1.85	0.58
15:CP:20:VAL:HG23	15:CP:34:GLU:O	2.03	0.58
16:CQ:74:LEU:HD12	16:CQ:75:VAL:N	2.18	0.58
55:CA:111:G:H2'	55:CA:112:G:H8	1.67	0.58
55:CA:1365:G:H2'	55:CA:1366:C:C6	2.38	0.58
36:DM:36:VAL:HG22	45:DV:82:TYR:HD1	1.68	0.58
47:DX:31:ASN:H	47:DX:31:ASN:HD22	1.50	0.58
24:DA:465:G:H2'	24:DA:466:A:C8	2.38	0.58
24:DA:604:G:C2	24:DA:605:G:C5	2.91	0.58
24:DA:1199:U:H2'	24:DA:1200:C:C6	2.38	0.58
24:DA:2832:U:O4	24:DA:2883:A:H5''	2.02	0.58
56:DB:28:C:H2'	56:DB:29:A:O4'	2.03	0.58
56:DB:46:A:O2'	56:DB:47:C:H5'	2.03	0.58
2:AC:31:ASN:HD21	2:AC:58:ARG:HG3	1.68	0.58
3:AD:110:ARG:O	3:AD:113:ALA:HB3	2.03	0.58
8:AI:19:PHE:O	8:AI:62:LEU:HA	2.03	0.58
17:AR:35:SER:OG	17:AR:37:LYS:HG3	2.03	0.58
18:AS:35:ARG:HB3	18:AS:71:GLY:CA	2.33	0.58
21:AA:524:G:C6	21:AA:525:C:N4	2.71	0.58
21:AA:792:A:C4	21:AA:794:A:C6	2.91	0.58
21:AA:1064:G:OP1	21:AA:1386:G:H4'	2.03	0.58
24:BA:514:A:O2'	24:BA:515:A:H5'	2.03	0.58
24:BA:1079:C:N4	24:BA:1088:A:C2	2.67	0.58
24:BA:1374:G:C5	24:BA:1375:U:C5	2.91	0.58

*Continued on next page...*



*Continued from previous page...*

Atom-1	Atom-2	Interatomic distance (Å)	Clash overlap (Å)
24:BA:1889:A:C2	24:BA:1890:A:C4	2.90	0.58
24:BA:2821:A:H2'	24:BA:2822:G:O4'	2.03	0.58
26:BC:20:ASN:CG	26:BC:23:LEU:HD23	2.23	0.58
26:BC:183:VAL:HG12	26:BC:184:GLU:N	2.17	0.58
27:BD:182:ALA:C	27:BD:184:ARG:N	2.56	0.58
33:BJ:6:ALA:CB	33:BJ:45:THR:HG21	2.32	0.58
49:BZ:3:THR:HA	49:BZ:37:ARG:O	2.02	0.58
9:CJ:17:LEU:HG	9:CJ:96:VAL:HG13	1.84	0.58
9:CJ:45:ARG:NH2	55:CA:1279:G:H2'	2.18	0.58
12:CM:102:LYS:HG2	55:CA:1226:C:N4	2.13	0.58
15:CP:3:THR:OG1	15:CP:66:THR:HB	2.03	0.58
55:CA:84:U:O2'	55:CA:85:U:H5'	2.03	0.58
55:CA:229:U:H2'	55:CA:230:G:O4'	2.02	0.58
55:CA:824:G:H2'	55:CA:825:A:H8	1.67	0.58
37:DN:35:LYS:HG3	24:DA:1279:G:OP1	2.03	0.58
38:DO:99:TYR:CD1	38:DO:99:TYR:O	2.55	0.58
40:DQ:39:ILE:O	40:DQ:43:GLN:HG3	2.03	0.58
40:DQ:91:ARG:CD	41:DR:11:GLN:HG3	2.33	0.58
44:DU:48:VAL:HG22	44:DU:50:ALA:H	1.68	0.58
46:DW:18:LYS:HD3	46:DW:19:ARG:H	1.67	0.58
46:DW:23:LYS:HG2	24:DA:855:G:N3	2.19	0.58
24:DA:428:A:O2'	24:DA:429:A:H5'	2.03	0.58
24:DA:622:G:O2'	24:DA:623:C:H5'	2.03	0.58
24:DA:1492:G:H3'	24:DA:1493:C:C5'	2.32	0.58
24:DA:1557:C:C5	24:DA:1558:C:H2'	2.38	0.58
1:AB:70:GLY:HA3	1:AB:79:VAL:HG21	1.85	0.58
1:AB:113:LEU:HB2	1:AB:143:LEU:CD1	2.31	0.58
2:AC:32:LEU:O	2:AC:35:ASP:HB3	2.03	0.58
4:AE:89:THR:HG22	4:AE:90:GLY:H	1.68	0.58
4:AE:152:VAL:HB	4:AE:155:LYS:NZ	2.17	0.58
16:AQ:78:VAL:HG12	16:AQ:79:GLU:OE1	2.04	0.58
21:AA:96:U:O2'	21:AA:97:G:H8	1.85	0.58
21:AA:1338:G:C2	21:AA:1339:A:C4	2.91	0.58
24:BA:656:G:H2'	24:BA:657:U:O4'	2.04	0.58
24:BA:2297:A:N3	24:BA:2298:A:C8	2.71	0.58
24:BA:2530:A:N6	30:BG:155:PRO:HG3	2.19	0.58
27:BD:121:THR:O	27:BD:122:VAL:HG23	2.03	0.58
27:BD:139:SER:HB3	27:BD:142:VAL:HG21	1.85	0.58
28:BE:83:VAL:HG11	28:BE:86:ALA:HB2	1.85	0.58
37:BN:20:MET:CG	37:BN:21:PHE:N	2.63	0.58
40:BQ:60:TRP:O	40:BQ:63:ARG:HG3	2.02	0.58

*Continued on next page...*



*Continued from previous page...*

Atom-1	Atom-2	Interatomic distance (Å)	Clash overlap (Å)
3:CD:148:ALA:O	3:CD:151:GLN:HB2	2.03	0.58
12:CM:65:GLU:O	12:CM:69:ARG:HD3	2.02	0.58
20:CU:3:ILE:CG2	20:CU:19:LYS:HZ1	2.16	0.58
55:CA:960:U:O4	55:CA:1225:A:H1'	2.03	0.58
55:CA:1134:G:C6	55:CA:1135:U:H1'	2.37	0.58
55:CA:1512:U:H2'	55:CA:1513:A:C8	2.38	0.58
28:DE:35:TYR:CE1	24:DA:615:U:N3	2.72	0.58
28:DE:40:ARG:NH2	28:DE:92:HIS:NE2	2.51	0.58
30:DG:8:VAL:HA	30:DG:68:ARG:HH21	1.68	0.58
39:DP:91:VAL:HG11	39:DP:96:LEU:HD11	1.85	0.58
48:DY:2:LYS:HD2	48:DY:4:LYS:HE3	1.85	0.58
24:DA:699:A:H4'	24:DA:1634:A:N7	2.18	0.58
24:DA:1197:G:H2'	24:DA:1198:U:C6	2.38	0.58
24:DA:1627:G:O2'	24:DA:1628:G:H5'	2.02	0.58
24:DA:1866:A:H2'	24:DA:1867:G:C8	2.38	0.58
24:DA:2307:G:C1'	24:DA:2308:G:C5	2.79	0.58
24:DA:2344:U:H4'	24:DA:2345:G:OP1	2.03	0.58
56:DB:37:C:N4	56:DB:49:C:H1'	2.17	0.58
5:AF:14:GLN:OE1	5:AF:17:GLN:HB2	2.03	0.58
11:AL:6:LEU:HB3	16:AQ:33:TYR:CE1	2.39	0.58
16:AQ:16:MET:HG3	16:AQ:19:SER:C	2.22	0.58
21:AA:501:C:H2'	21:AA:502:A:H8	1.67	0.58
21:AA:1138:G:O2'	21:AA:1139:G:H4'	2.04	0.58
24:BA:396:G:OP2	47:BX:9:LYS:NZ	2.33	0.58
24:BA:514:A:H1'	24:BA:581:C:O2'	2.04	0.58
24:BA:533:G:H2'	24:BA:534:U:C6	2.38	0.58
24:BA:753:A:H2'	24:BA:754:U:H6	1.67	0.58
24:BA:999:U:C5	24:BA:1154:G:C6	2.90	0.58
24:BA:2471:A:C2	24:BA:2480:C:C2	2.91	0.58
27:BD:101:PHE:HD1	27:BD:101:PHE:N	2.02	0.58
38:BO:75:GLY:HA2	38:BO:106:LEU:HD12	1.85	0.58
38:BO:75:GLY:HA3	38:BO:106:LEU:HA	1.84	0.58
38:BO:105:ALA:O	38:BO:106:LEU:HB3	2.01	0.58
39:BP:74:GLN:O	39:BP:77:SER:HB3	2.03	0.58
47:BX:3:VAL:HG22	47:BX:10:ARG:HB3	1.84	0.58
51:B1:8:ILE:CG2	51:B1:9:LYS:N	2.66	0.58
1:CB:96:LEU:HD12	1:CB:99:MET:HE2	1.85	0.58
4:CE:24:VAL:HA	55:CA:922:G:H4'	1.85	0.58
7:CH:88:LYS:HG3	7:CH:89:ASP:OD1	2.03	0.58
9:CJ:45:ARG:HH21	55:CA:1279:G:H2'	1.68	0.58
13:CN:19:TYR:CE2	13:CN:51:PRO:HB3	2.38	0.58

*Continued on next page...*

*Continued from previous page...*

Atom-1	Atom-2	Interatomic distance (Å)	Clash overlap (Å)
15:CP:20:VAL:CG2	15:CP:32:PHE:HB2	2.34	0.58
18:CS:9:PHE:C	18:CS:10:ILE:HG13	2.24	0.58
19:CT:54:GLN:N	19:CT:55:PRO:HD2	2.19	0.58
55:CA:705:G:O2'	55:CA:706:A:H5'	2.03	0.58
55:CA:818:G:C2'	55:CA:819:A:H5''	2.33	0.58
55:CA:1241:G:HO2'	55:CA:1242:G:H8	1.45	0.58
55:CA:1327:C:C4	55:CA:1328:C:N4	2.71	0.58
27:DD:208:LYS:O	27:DD:209:ALA:CB	2.51	0.58
28:DE:105:LEU:HD23	28:DE:177:PRO:HG3	1.85	0.58
30:DG:1:SER:C	30:DG:3:VAL:H	2.07	0.58
31:DH:96:THR:O	31:DH:97:ARG:HG3	2.02	0.58
33:DJ:44:TYR:HB2	40:DQ:63:ARG:NH1	2.18	0.58
35:DL:141:LYS:O	35:DL:142:ILE:HD12	2.02	0.58
24:DA:3:U:H2'	24:DA:4:U:C6	2.38	0.58
24:DA:62:U:O2'	24:DA:63:A:O4'	2.22	0.58
24:DA:315:G:H2'	24:DA:316:C:O4'	2.01	0.58
24:DA:337:C:H2'	24:DA:338:G:O4'	2.03	0.58
24:DA:1127:A:C2	24:DA:2518:A:C4	2.91	0.58
24:DA:1436:G:C6	24:DA:1437:C:C4	2.91	0.58
24:DA:2347:C:HO2'	24:DA:2348:U:H6	1.46	0.58
24:DA:2581:G:H2'	24:DA:2610:C:N4	2.12	0.58
24:DA:2691:C:O2'	24:DA:2692:G:H5'	2.03	0.58
24:DA:2733:A:H2'	24:DA:2734:A:O4'	2.03	0.58
24:DA:2901:C:N4	24:DA:2902:C:N4	2.52	0.58
56:DB:28:C:C2	56:DB:29:A:C8	2.92	0.58
56:DB:62:C:H2'	56:DB:63:C:O4'	2.04	0.58
1:AB:119:GLN:C	1:AB:119:GLN:HE21	2.07	0.58
4:AE:80:LEU:HD21	4:AE:95:MET:CE	2.32	0.58
8:AI:18:VAL:HG22	8:AI:64:ILE:HG23	1.84	0.58
10:AK:22:ILE:HG22	10:AK:31:VAL:HG22	1.83	0.58
12:AM:79:LEU:O	12:AM:87:GLY:HA3	2.03	0.58
14:AO:23:SER:HB3	14:AO:26:VAL:HG23	1.86	0.58
21:AA:731:G:O2'	21:AA:732:C:H5'	2.03	0.58
21:AA:841:C:N3	21:AA:843:U:H5'	2.18	0.58
24:BA:992:C:C2	24:BA:1163:G:C2	2.91	0.58
24:BA:1174:U:H5''	24:BA:1174:U:O2	2.02	0.58
24:BA:1387:A:H2'	24:BA:1388:G:H8	1.67	0.58
24:BA:1668:A:H4'	24:BA:1669:A:H5'	1.84	0.58
24:BA:1735:A:H2'	24:BA:1736:U:C6	2.38	0.58
24:BA:2269:G:O2'	46:BW:18:LYS:HG2	2.02	0.58
24:BA:2560:A:C6	24:BA:2561:U:N3	2.72	0.58

*Continued on next page...*

*Continued from previous page...*

Atom-1	Atom-2	Interatomic distance (Å)	Clash overlap (Å)
26:BC:227:VAL:HG23	26:BC:227:VAL:O	2.03	0.58
28:BE:119:ILE:HD13	28:BE:119:ILE:H	1.69	0.58
33:BJ:16:TYR:HA	33:BJ:138:GLN:O	2.04	0.58
40:BQ:81:GLY:HA2	40:BQ:116:LEU:HD13	1.86	0.58
40:BQ:96:ASP:C	40:BQ:98:ALA:H	2.07	0.58
16:CQ:67:SER:OG	16:CQ:70:LYS:HB2	2.03	0.58
55:CA:751:U:H2'	55:CA:752:G:O4'	2.02	0.58
55:CA:1201:A:O2'	55:CA:1202:U:OP2	2.19	0.58
55:CA:1507:A:N6	55:CA:1530:G:C5	2.70	0.58
26:DC:207:ALA:HB2	24:DA:1790:C:O2'	2.03	0.58
28:DE:126:VAL:HG21	28:DE:134:LEU:HD13	1.85	0.58
29:DF:139:GLU:HB3	29:DF:142:TYR:HB3	1.85	0.58
33:DJ:86:GLN:O	33:DJ:87:ALA:HB2	2.04	0.58
34:DK:104:THR:C	34:DK:106:GLU:H	2.06	0.58
38:DO:62:LEU:HD13	38:DO:64:TYR:N	2.17	0.58
44:DU:3:LYS:HG2	44:DU:84:PHE:CZ	2.39	0.58
24:DA:482:A:N6	24:DA:506:G:C4	2.71	0.58
24:DA:996:A:H2'	24:DA:997:G:H8	1.68	0.58
24:DA:1075:C:O2'	24:DA:1076:C:C5'	2.51	0.58
24:DA:1303:G:HO2'	24:DA:1304:A:H8	1.50	0.58
24:DA:1341:G:N2	24:DA:1398:C:H4'	2.18	0.58
24:DA:1579:A:H2'	24:DA:1580:A:C8	2.37	0.58
24:DA:1707:G:C8	24:DA:1756:G:C5	2.91	0.58
56:DB:13:G:H8	56:DB:13:G:H5''	1.67	0.58
4:AE:71:ILE:CD1	4:AE:144:GLU:HG3	2.33	0.58
6:AG:110:ARG:HH11	6:AG:122:GLU:HG2	1.68	0.58
8:AI:56:MET:SD	8:AI:57:VAL:N	2.76	0.58
21:AA:182:A:C2	21:AA:184:G:C8	2.91	0.58
21:AA:486:U:H2'	21:AA:487:A:C8	2.39	0.58
21:AA:662:U:H2'	21:AA:663:A:C8	2.37	0.58
21:AA:1211:U:H1'	21:AA:1213:A:C2	2.39	0.58
21:AA:1503:A:H5'	21:AA:1531:A:H1'	1.86	0.58
21:AA:1504:G:H3'	21:AA:1505:G:H5'	1.84	0.58
24:BA:370:G:O2'	24:BA:424:G:OP1	2.22	0.58
24:BA:718:A:H5''	24:BA:719:C:OP2	2.04	0.58
24:BA:770:G:N2	24:BA:771:G:H1'	2.18	0.58
24:BA:1753:G:H5''	39:BP:92:ARG:HE	1.68	0.58
24:BA:1838:C:C2	24:BA:1898:U:C4	2.92	0.58
24:BA:2006:C:O2'	24:BA:2823:A:N3	2.35	0.58
24:BA:2144:G:H22	24:BA:2147:A:H4'	1.67	0.58
24:BA:2197:U:OP1	3:CD:150:LYS:HE3	2.03	0.58

*Continued on next page...*

*Continued from previous page...*

Atom-1	Atom-2	Interatomic distance (Å)	Clash overlap (Å)
24:BA:2210:U:C5	24:BA:2212:A:N6	2.72	0.58
24:BA:2674:G:H2'	24:BA:2675:A:H8	1.67	0.58
24:BA:2776:A:H4'	24:BA:2777:G:C5'	2.34	0.58
24:BA:2861:U:O2'	24:BA:2862:G:H5'	2.04	0.58
24:BA:2880:C:H2'	24:BA:2881:U:H6	1.69	0.58
27:BD:97:SER:H	27:BD:99:GLU:CD	2.06	0.58
30:BG:88:LEU:N	30:BG:88:LEU:HD23	2.19	0.58
34:BK:85:VAL:HG11	34:BK:115:ILE:HD11	1.84	0.58
36:BM:109:PRO:O	36:BM:110:GLU:C	2.41	0.58
1:CB:127:LYS:HG2	1:CB:136:ARG:NH2	2.19	0.58
2:CC:27:GLU:HA	2:CC:30:ASP:OD1	2.04	0.58
2:CC:110:LEU:O	2:CC:110:LEU:HD23	2.03	0.58
20:CU:35:GLU:HG3	20:CU:36:PHE:N	2.19	0.58
55:CA:71:A:C8	55:CA:100:G:C2	2.92	0.58
55:CA:874:G:C5	55:CA:875:U:C5	2.91	0.58
55:CA:1500:A:O2'	55:CA:1501:C:H5'	2.04	0.58
55:CA:1508:A:O2'	55:CA:1509:C:O4'	2.16	0.58
28:DE:94:GLN:OE1	24:DA:660:C:H5''	2.03	0.58
35:DL:90:VAL:HG13	35:DL:95:LEU:HD21	1.84	0.58
37:DN:1:MET:N	24:DA:1654:A:OP2	2.27	0.58
39:DP:50:ARG:HA	39:DP:57:ALA:O	2.03	0.58
44:DU:84:PHE:H	24:DA:298:G:P	2.25	0.58
24:DA:172:A:O2'	24:DA:173:A:H5'	2.04	0.58
24:DA:439:A:H2'	24:DA:440:C:O4'	2.03	0.58
24:DA:594:U:H2'	24:DA:595:C:H6	1.67	0.58
24:DA:1707:G:O2'	24:DA:1708:C:H5'	2.03	0.58
24:DA:1807:G:H2'	24:DA:1808:A:H5'	1.86	0.58
24:DA:2425:A:H5''	24:DA:2427:C:H5'	1.86	0.58
24:DA:2630:G:C5	24:DA:2894:G:C6	2.92	0.58
24:DA:2788:C:H2'	24:DA:2789:C:C6	2.39	0.58
1:AB:219:THR:HG23	1:AB:220:VAL:H	1.69	0.58
3:AD:57:LYS:HE3	3:AD:58:GLN:HE21	1.69	0.58
5:AF:18:VAL:HB	5:AF:19:PRO:CD	2.34	0.58
13:AN:52:ARG:C	13:AN:54:SER:H	2.05	0.58
18:AS:48:ILE:HD11	18:AS:61:VAL:HG13	1.86	0.58
24:BA:249:C:HO2'	24:BA:250:G:P	2.26	0.58
24:BA:373:U:O2'	24:BA:374:A:H8	1.86	0.58
24:BA:491:G:N2	24:BA:492:A:H1'	2.19	0.58
24:BA:855:G:N3	46:BW:23:LYS:CD	2.63	0.58
24:BA:1534:U:H5'	24:BA:1535:A:OP1	2.03	0.58
24:BA:1866:A:O2'	24:BA:1867:G:H5'	2.03	0.58

*Continued on next page...*

*Continued from previous page...*

Atom-1	Atom-2	Interatomic distance (Å)	Clash overlap (Å)
24:BA:1897:G:C2	24:BA:1898:U:C2	2.92	0.58
24:BA:2064:C:H2'	24:BA:2065:C:C6	2.38	0.58
29:BF:134:GLN:HG3	29:BF:140:ILE:HG12	1.85	0.58
30:BG:15:ASP:CG	30:BG:16:VAL:N	2.57	0.58
31:BH:9:VAL:O	31:BH:10:ALA:O	2.22	0.58
34:BK:113:MET:SD	34:BK:116:ILE:HD11	2.43	0.58
35:BL:94:THR:HG22	35:BL:95:LEU:H	1.67	0.58
40:BQ:94:LEU:C	40:BQ:96:ASP:H	2.05	0.58
43:BT:48:GLN:HB2	43:BT:49:LYS:HE3	1.84	0.58
49:BZ:43:ILE:HD12	49:BZ:43:ILE:O	2.03	0.58
15:CP:13:LYS:HE2	55:CA:483:C:O2	2.03	0.58
55:CA:274:A:O2'	55:CA:275:G:O5'	2.22	0.58
55:CA:652:U:O2'	55:CA:653:U:H6	1.86	0.58
55:CA:989:U:C2'	55:CA:990:C:H5'	2.33	0.58
55:CA:1130:A:H61	55:CA:1144:G:H1'	1.69	0.58
55:CA:1348:U:HO2'	55:CA:1349:A:H8	1.52	0.58
26:DC:41:GLY:HA3	26:DC:53:ILE:HG21	1.86	0.58
26:DC:77:VAL:HG23	26:DC:111:ALA:HA	1.86	0.58
26:DC:119:VAL:CG1	26:DC:133:ASN:HD21	2.10	0.58
26:DC:204:LEU:CD1	24:DA:1791:A:H5''	2.34	0.58
28:DE:147:LEU:O	28:DE:148:ILE:HB	2.03	0.58
29:DF:72:SER:N	29:DF:78:ILE:HG21	2.11	0.58
29:DF:113:PHE:CE2	29:DF:116:LEU:HD22	2.38	0.58
29:DF:118:ALA:HB2	29:DF:176:PHE:HB3	1.85	0.58
33:DJ:116:ARG:HG3	33:DJ:120:ARG:NH2	2.18	0.58
35:DL:100:ILE:HD12	35:DL:101:ILE:H	1.69	0.58
38:DO:71:ALA:CB	38:DO:102:ARG:HB3	2.34	0.58
40:DQ:13:HIS:O	40:DQ:17:LEU:HB2	2.03	0.58
43:DT:28:ASN:HB2	43:DT:87:LEU:HB3	1.84	0.58
44:DU:91:LYS:NZ	24:DA:296:U:H5''	2.18	0.58
45:DV:61:LEU:O	45:DV:72:VAL:HG22	2.04	0.58
24:DA:219:A:N3	24:DA:234:U:O2'	2.35	0.58
24:DA:352:A:C4	24:DA:353:C:H1'	2.38	0.58
24:DA:672:C:O2'	24:DA:673:C:O4'	2.21	0.58
24:DA:1069:A:H2'	24:DA:1072:C:OP2	2.04	0.58
24:DA:1439:A:C8	24:DA:1440:U:O4'	2.56	0.58
4:AE:53:ARG:HG2	4:AE:53:ARG:O	2.04	0.58
8:AI:50:PRO:HD3	8:AI:79:ARG:HG2	1.85	0.58
12:AM:74:MET:CE	12:AM:74:MET:CA	2.80	0.58
21:AA:394:G:C4	21:AA:395:C:C5	2.92	0.58
21:AA:591:U:H2'	21:AA:592:G:H8	1.69	0.58

*Continued on next page...*

*Continued from previous page...*

Atom-1	Atom-2	Interatomic distance (Å)	Clash overlap (Å)
21:AA:959:A:H5''	21:AA:960:U:OP2	2.04	0.58
21:AA:1319:A:H2'	21:AA:1323:G:N7	2.19	0.58
24:BA:1579:A:H2'	24:BA:1580:A:H8	1.69	0.58
24:BA:1605:C:O2'	24:BA:1606:C:H5'	2.04	0.58
24:BA:2636:C:H4'	27:BD:81:GLU:OE1	2.04	0.58
35:BL:79:LEU:HB2	35:BL:114:GLY:O	2.04	0.58
37:BN:23:ASN:N	37:BN:23:ASN:ND2	2.52	0.58
43:BT:26:LYS:O	43:BT:27:SER:HB2	2.03	0.58
3:CD:131:ILE:HG21	55:CA:620:C:O2	2.03	0.58
10:CK:110:THR:HG22	20:CU:4:LYS:HA	1.84	0.58
18:CS:10:ILE:HG22	18:CS:14:LEU:HD21	1.86	0.58
55:CA:121:U:OP1	55:CA:121:U:H3'	2.04	0.58
55:CA:936:C:H2'	55:CA:937:A:C8	2.39	0.58
55:CA:1242:G:N2	55:CA:1243:C:H1'	2.17	0.58
55:CA:1450:U:H4'	55:CA:1451:U:H5	1.69	0.58
26:DC:75:ALA:HB2	26:DC:95:TYR:CD1	2.38	0.58
27:DD:16:THR:HG23	27:DD:19:GLY:H	1.67	0.58
37:DN:71:ARG:HH21	37:DN:71:ARG:HB2	1.68	0.58
37:DN:77:ALA:HB2	24:DA:1453:A:C2	2.38	0.58
42:DS:4:ILE:CG2	42:DS:106:VAL:HG22	2.34	0.58
45:DV:77:VAL:HG23	45:DV:89:ILE:CG2	2.34	0.58
49:DZ:16:LEU:H	49:DZ:16:LEU:CD2	2.17	0.58
24:DA:89:A:C6	24:DA:90:U:C4	2.92	0.58
24:DA:301:G:C5	24:DA:302:C:N4	2.72	0.58
24:DA:2734:A:H2'	24:DA:2735:G:H5'	1.85	0.58
3:AD:82:LYS:HB2	3:AD:82:LYS:NZ	2.19	0.58
4:AE:95:MET:CE	4:AE:143:LEU:HD21	2.33	0.58
4:AE:132:PRO:HG2	4:AE:133:ILE:CD1	2.33	0.58
6:AG:43:TYR:O	6:AG:47:GLU:HB2	2.04	0.58
20:AU:9:GLU:CG	20:AU:10:PRO:HD3	2.34	0.58
21:AA:1425:U:O2'	21:AA:1426:G:H5'	2.04	0.58
24:BA:506:G:H4'	24:BA:509:C:O2	2.04	0.58
24:BA:850:U:O2	49:BZ:46:MET:HE1	2.04	0.58
24:BA:2280:G:C2	24:BA:2281:A:C8	2.91	0.58
28:BE:108:ILE:HD11	28:BE:180:LEU:HD13	1.86	0.58
36:BM:83:GLY:O	36:BM:85:GLY:N	2.35	0.58
40:BQ:65:ASN:HD21	40:BQ:69:ARG:HH22	1.50	0.58
52:B2:12:ARG:HG2	52:B2:13:ASN:ND2	2.18	0.58
3:CD:8:LEU:HD11	3:CD:31:CYS:HA	1.86	0.58
4:CE:104:ILE:HG23	4:CE:104:ILE:O	2.03	0.58
55:CA:426:U:H2'	55:CA:427:U:C6	2.38	0.58

*Continued on next page...*



*Continued from previous page...*

Atom-1	Atom-2	Interatomic distance (Å)	Clash overlap (Å)
55:CA:1095:U:O2'	55:CA:1096:C:H5'	2.04	0.58
55:CA:1242:G:C2	55:CA:1243:C:H1'	2.39	0.58
28:DE:119:ILE:HD13	28:DE:143:LEU:HD21	1.86	0.58
30:DG:174:LYS:CD	24:DA:2529:G:H4'	2.34	0.58
35:DL:105:ILE:HG22	35:DL:106:GLU:N	2.19	0.58
37:DN:19:ALA:HA	37:DN:22:ARG:HB3	1.86	0.58
38:DO:94:ARG:NH1	24:DA:2294:G:P	2.77	0.58
45:DV:56:PHE:CD1	45:DV:57:TYR:CE2	2.91	0.58
48:DY:18:LEU:O	48:DY:18:LEU:HD13	2.04	0.58
48:DY:57:LEU:HD13	48:DY:60:LYS:HE3	1.85	0.58
53:D3:41:ARG:HG2	53:D3:44:ARG:NH2	2.19	0.58
24:DA:669:G:N3	24:DA:669:G:H2'	2.19	0.58
24:DA:862:G:H2'	24:DA:863:A:O4'	2.04	0.58
24:DA:1345:C:H5'	24:DA:1396:U:C5	2.38	0.58
56:DB:30:C:H2'	56:DB:31:C:H5'	1.85	0.58
3:AD:57:LYS:HG2	3:AD:202:LEU:CD2	2.34	0.58
8:AI:122:ARG:CZ	21:AA:1343:G:H1'	2.32	0.58
10:AK:124:LYS:HE3	20:AU:34:ARG:CD	2.34	0.58
11:AL:24:GLU:O	11:AL:25:ALA:C	2.43	0.58
21:AA:181:A:N6	21:AA:194:C:H3'	2.19	0.58
21:AA:587:G:O2'	21:AA:588:G:H5'	2.03	0.58
21:AA:1157:A:C5	21:AA:1180:A:C6	2.91	0.58
24:BA:653:U:H3'	24:BA:654:A:C5'	2.34	0.58
24:BA:658:U:H2'	24:BA:659:G:O5'	2.04	0.58
24:BA:770:G:C2	24:BA:771:G:C8	2.92	0.58
24:BA:775:G:C4	24:BA:794:A:N7	2.72	0.58
24:BA:786:C:C2'	24:BA:787:C:H5'	2.34	0.58
24:BA:1815:A:C5	24:BA:1817:G:C6	2.92	0.58
24:BA:2393:U:H2'	24:BA:2394:C:H6	1.68	0.58
35:BL:95:LEU:HD22	35:BL:100:ILE:HD11	1.85	0.58
36:BM:65:ILE:HG12	36:BM:103:TYR:CD2	2.39	0.58
41:BR:3:ALA:HA	41:BR:40:MET:O	2.03	0.58
46:BW:40:ARG:HD3	46:BW:45:HIS:CE1	2.37	0.58
47:BX:67:LEU:O	47:BX:69:GLU:O	2.22	0.58
8:CI:125:GLN:H	8:CI:125:GLN:NE2	2.02	0.58
12:CM:2:ARG:HD2	12:CM:8:ILE:HD13	1.84	0.58
55:CA:441:A:H61	55:CA:493:A:H62	1.50	0.58
55:CA:459:A:C2'	55:CA:460:A:H5'	2.34	0.58
55:CA:1029:U:H4'	55:CA:1032:G:H1	1.69	0.58
55:CA:1094:G:O2'	55:CA:1095:U:OP2	2.22	0.58
31:DH:109:GLU:HA	31:DH:109:GLU:OE2	2.03	0.58

*Continued on next page...*



*Continued from previous page...*

Atom-1	Atom-2	Interatomic distance (Å)	Clash overlap (Å)
32:DI:98:GLY:HA3	32:DI:137:LEU:HA	1.86	0.58
39:DP:77:SER:OG	39:DP:79:VAL:HG22	2.04	0.58
41:DR:87:GLN:HG2	41:DR:88:GLY:H	1.67	0.58
45:DV:27:PRO:O	45:DV:88:HIS:HA	2.04	0.58
24:DA:740:C:O2'	24:DA:741:U:H6	1.76	0.58
24:DA:952:G:C4	24:DA:966:G:N2	2.71	0.58
24:DA:1196:C:H2'	24:DA:1197:G:C8	2.38	0.58
24:DA:1334:G:H2'	24:DA:1335:C:C6	2.39	0.58
24:DA:2312:U:H2'	24:DA:2312:U:O2	2.04	0.58
24:DA:2875:C:H2'	24:DA:2876:G:H8	1.69	0.58
3:AD:61:ARG:NH1	3:AD:68:GLU:HG2	2.19	0.57
4:AE:32:PHE:HD2	4:AE:54:GLU:HA	1.68	0.57
7:AH:87:ARG:O	7:AH:121:GLY:HA3	2.04	0.57
8:AI:6:TYR:CG	8:AI:7:GLY:N	2.72	0.57
21:AA:342:C:C2	21:AA:348:G:N2	2.72	0.57
24:BA:215:G:H4'	24:BA:216:A:OP1	2.04	0.57
24:BA:1640:A:C2'	24:BA:1641:A:H5'	2.34	0.57
24:BA:1695:G:H5''	24:BA:1695:G:N3	2.19	0.57
24:BA:1695:G:H2'	24:BA:1696:G:O4'	2.04	0.57
24:BA:2834:G:O6	24:BA:2879:A:H2'	2.04	0.57
25:BB:28:C:OP1	38:BO:31:THR:HG21	2.04	0.57
26:BC:263:ASP:O	26:BC:264:LYS:C	2.42	0.57
30:BG:72:ASN:O	30:BG:76:ILE:HG22	2.04	0.57
31:BH:32:PRO:O	31:BH:33:GLN:HB2	2.03	0.57
31:BH:94:ILE:HD12	31:BH:98:ASP:O	2.04	0.57
32:BI:23:VAL:HG23	32:BI:24:GLY:H	1.69	0.57
38:BO:30:ARG:HG2	38:BO:31:THR:H	1.69	0.57
47:BX:16:ASN:HB2	47:BX:24:THR:OG1	2.04	0.57
53:B3:30:HIS:O	53:B3:31:ILE:C	2.43	0.57
2:CC:119:ILE:C	2:CC:121:SER:H	2.07	0.57
3:CD:29:THR:C	3:CD:30:LYS:HD3	2.25	0.57
7:CH:26:MET:HB2	7:CH:27:PRO:HD2	1.86	0.57
11:CL:42:LYS:HD2	11:CL:43:LYS:NZ	2.19	0.57
13:CN:66:THR:HG23	13:CN:82:LYS:HE3	1.86	0.57
15:CP:78:VAL:HG12	15:CP:78:VAL:O	2.03	0.57
19:CT:47:GLN:HG2	19:CT:82:ILE:CD1	2.34	0.57
55:CA:524:G:C6	55:CA:525:C:N4	2.72	0.57
55:CA:1129:C:O2'	55:CA:1130:A:H8	1.85	0.57
55:CA:1223:C:H3'	55:CA:1224:U:H5'	1.86	0.57
55:CA:1237:C:O2'	55:CA:1300:G:N2	2.37	0.57
26:DC:99:GLU:HG2	26:DC:100:ARG:N	2.19	0.57

*Continued on next page...*

*Continued from previous page...*

Atom-1	Atom-2	Interatomic distance (Å)	Clash overlap (Å)
29:DF:91:ARG:HA	29:DF:95:MET:SD	2.44	0.57
34:DK:66:LYS:CD	24:DA:1665:A:H5''	2.32	0.57
43:DT:25:GLU:HA	43:DT:29:THR:O	2.03	0.57
24:DA:730:A:O2'	24:DA:731:C:H5'	2.04	0.57
24:DA:1028:A:H2'	24:DA:1029:A:C8	2.38	0.57
24:DA:2297:A:N6	24:DA:2319:G:O2'	2.37	0.57
24:DA:2333:A:H1'	24:DA:2335:A:C8	2.39	0.57
56:DB:7:G:H2'	56:DB:8:C:O4'	2.04	0.57
1:AB:22:TRP:CA	1:AB:189:ASN:HA	2.30	0.57
13:AN:42:ASN:HD21	13:AN:46:LYS:HE2	1.68	0.57
21:AA:246:A:C4	21:AA:282:A:N6	2.72	0.57
21:AA:429:U:H1'	21:AA:430:A:H5''	1.86	0.57
21:AA:521:G:O2'	21:AA:522:C:H5'	2.05	0.57
21:AA:577:G:N2	21:AA:578:C:C2	2.72	0.57
21:AA:1028:C:C2	21:AA:1034:G:C2	2.93	0.57
21:AA:1314:C:O2'	21:AA:1315:U:H5'	2.03	0.57
24:BA:30:G:H2'	24:BA:31:C:C6	2.38	0.57
24:BA:1422:G:C4	24:BA:1423:G:C8	2.92	0.57
24:BA:1561:C:H2'	24:BA:1562:U:C6	2.39	0.57
24:BA:1747:U:O2'	24:BA:1748:C:H5'	2.03	0.57
24:BA:1937:A:C8	24:BA:1939:U:C6	2.92	0.57
24:BA:1965:C:H6	24:BA:1965:C:H5''	1.67	0.57
24:BA:2068:U:H6	24:BA:2068:U:H5''	1.69	0.57
24:BA:2078:C:H2'	24:BA:2079:U:O4'	2.04	0.57
24:BA:2252:G:C2'	24:BA:2253:G:H5'	2.35	0.57
24:BA:2355:G:H4'	46:BW:20:LEU:CD1	2.32	0.57
24:BA:2428:G:H5''	24:BA:2429:G:OP1	2.04	0.57
24:BA:2889:C:C2'	24:BA:2890:G:H5'	2.34	0.57
26:BC:158:GLY:N	26:BC:194:VAL:HG13	2.19	0.57
43:BT:39:THR:HB	43:BT:42:GLU:CB	2.26	0.57
44:BU:17:ASP:O	44:BU:18:LYS:C	2.41	0.57
53:B3:15:LYS:HE2	53:B3:19:GLY:HA2	1.85	0.57
1:CB:59:ILE:HA	1:CB:62:ARG:CD	2.33	0.57
2:CC:118:SER:C	2:CC:122:GLN:HE21	2.07	0.57
6:CG:100:MET:CE	6:CG:100:MET:H	2.17	0.57
8:CI:44:ARG:NH2	8:CI:48:ARG:HH11	2.02	0.57
12:CM:103:THR:HG22	12:CM:104:ASN:H	1.68	0.57
55:CA:702:A:O2'	55:CA:703:G:OP1	2.20	0.57
55:CA:1150:A:H1'	55:CA:1280:A:N6	2.19	0.57
36:DM:42:THR:HB	36:DM:45:GLN:CG	2.34	0.57
39:DP:1:SER:HB3	39:DP:4:ILE:HB	1.86	0.57

*Continued on next page...*

*Continued from previous page...*

Atom-1	Atom-2	Interatomic distance (Å)	Clash overlap (Å)
39:DP:2:ASN:HD21	24:DA:2876:G:H4'	1.69	0.57
43:DT:2:ILE:HD12	24:DA:141:G:H1	1.68	0.57
45:DV:42:LEU:HD13	45:DV:47:VAL:HG21	1.85	0.57
24:DA:199:A:O2'	24:DA:200:U:H5'	2.04	0.57
24:DA:861:A:H2'	24:DA:862:G:H8	1.67	0.57
24:DA:1078:U:H4'	24:DA:1079:C:H5''	1.86	0.57
24:DA:2135:A:H8	24:DA:2135:A:OP2	1.87	0.57
24:DA:2212:A:N7	24:DA:2214:C:N4	2.52	0.57
24:DA:2297:A:N6	24:DA:2319:G:H1'	2.20	0.57
24:DA:2395:C:H2'	24:DA:2396:G:O4'	2.03	0.57
4:AE:79:THR:CB	4:AE:121:ASN:HD21	2.16	0.57
6:AG:145:GLU:HA	6:AG:148:LYS:HB2	1.86	0.57
18:AS:10:ILE:HD11	18:AS:15:LEU:HD22	1.87	0.57
21:AA:359:G:O2'	21:AA:360:G:H5'	2.04	0.57
21:AA:1089:G:N2	21:AA:1090:U:H1'	2.18	0.57
21:AA:1324:A:O2'	21:AA:1325:C:C6	2.56	0.57
24:BA:1250:G:OP2	35:BL:21:ARG:NH2	2.37	0.57
24:BA:1682:G:H2'	24:BA:1683:U:H6	1.69	0.57
24:BA:2259:U:O4'	24:BA:2427:C:H2'	2.05	0.57
24:BA:2523:G:O2'	24:BA:2524:G:H5'	2.04	0.57
24:BA:2603:G:O2'	24:BA:2604:U:H5'	2.04	0.57
24:BA:2630:G:H2'	24:BA:2631:G:C8	2.38	0.57
24:BA:2722:G:H2'	24:BA:2723:C:C6	2.37	0.57
24:BA:2748:A:C2	24:BA:2749:A:C4	2.92	0.57
29:BF:76:PHE:O	29:BF:77:LYS:CB	2.52	0.57
34:BK:9:ASN:O	34:BK:83:ALA:HA	2.04	0.57
35:BL:14:LYS:HG3	35:BL:15:ALA:H	1.68	0.57
35:BL:101:ILE:CG2	35:BL:102:GLY:N	2.67	0.57
36:BM:40:ARG:HB2	36:BM:93:VAL:HG22	1.86	0.57
40:BQ:77:LYS:HE2	40:BQ:116:LEU:HD23	1.85	0.57
43:BT:28:ASN:HA	43:BT:91:GLN:NE2	2.19	0.57
52:B2:12:ARG:NH2	52:B2:12:ARG:HB2	2.19	0.57
2:CC:10:ARG:HG2	2:CC:177:LEU:HD23	1.86	0.57
11:CL:80:LEU:O	11:CL:97:VAL:HG22	2.04	0.57
55:CA:16:A:C2'	55:CA:17:U:H5'	2.33	0.57
55:CA:977:A:H5''	55:CA:977:A:N3	2.19	0.57
55:CA:1269:A:C2	55:CA:1313:U:H1'	2.39	0.57
55:CA:1434:A:H2'	55:CA:1435:G:O4'	2.03	0.57
26:DC:144:GLU:HG3	26:DC:151:GLY:CA	2.34	0.57
30:DG:15:ASP:HB3	30:DG:26:LYS:H	1.69	0.57
31:DH:96:THR:O	31:DH:97:ARG:CG	2.53	0.57

*Continued on next page...*

*Continued from previous page...*

Atom-1	Atom-2	Interatomic distance (Å)	Clash overlap (Å)
33:DJ:64:VAL:HG11	33:DJ:69:ARG:HA	1.86	0.57
38:DO:11:ALA:HB2	38:DO:96:GLY:H	1.66	0.57
38:DO:101:GLY:HA3	56:DB:49:C:C5'	2.34	0.57
24:DA:27:G:HO2'	24:DA:28:A:H8	1.50	0.57
24:DA:300:A:N7	24:DA:334:C:H4'	2.19	0.57
24:DA:323:C:OP1	24:DA:324:A:H8	1.87	0.57
24:DA:433:C:H2'	24:DA:434:U:H6	1.69	0.57
24:DA:726:G:O2'	24:DA:727:A:P	2.61	0.57
24:DA:800:A:OP1	24:DA:800:A:C8	2.57	0.57
24:DA:1069:A:O2'	24:DA:1071:G:H5''	2.04	0.57
24:DA:1878:G:C6	24:DA:1879:C:C4	2.92	0.57
24:DA:2552:U:N3	24:DA:2554:U:H5'	2.18	0.57
24:DA:2815:C:C2	24:DA:2816:G:C8	2.92	0.57
56:DB:42:C:O2'	56:DB:43:C:H5'	2.03	0.57
2:AC:34:SER:HA	2:AC:37:LYS:HZ2	1.67	0.57
3:AD:192:ALA:C	3:AD:194:ILE:H	2.06	0.57
4:AE:36:THR:HG23	4:AE:62:ALA:CB	2.33	0.57
7:AH:24:VAL:O	7:AH:59:GLU:HA	2.05	0.57
11:AL:72:ASN:CG	11:AL:73:LEU:H	2.08	0.57
21:AA:399:G:H2'	21:AA:400:C:H6	1.68	0.57
21:AA:606:G:H1'	21:AA:633:G:C2	2.40	0.57
21:AA:922:G:C6	21:AA:923:A:C6	2.91	0.57
24:BA:720:U:H2'	24:BA:721:A:H8	1.67	0.57
24:BA:976:G:N3	24:BA:976:G:H2'	2.17	0.57
24:BA:1278:C:H2'	24:BA:1279:G:H8	1.69	0.57
24:BA:1653:G:H4'	24:BA:1654:A:O5'	2.04	0.57
24:BA:1725:U:H2'	24:BA:1726:C:C6	2.40	0.57
24:BA:2356:U:H4'	46:BW:16:GLU:HG3	1.86	0.57
35:BL:109:LYS:HG2	35:BL:126:ARG:HB3	1.84	0.57
37:BN:13:ASN:O	37:BN:14:SER:C	2.42	0.57
41:BR:23:GLU:O	41:BR:25:LEU:HD13	2.03	0.57
44:BU:10:VAL:HB	44:BU:70:ALA:O	2.05	0.57
53:B3:31:ILE:CD1	53:B3:34:LYS:HD2	2.34	0.57
3:CD:31:CYS:O	3:CD:32:LYS:HB2	2.04	0.57
4:CE:111:ARG:NH2	55:CA:8:A:C2	2.69	0.57
15:CP:54:LEU:HG	15:CP:55:ASP:H	1.68	0.57
55:CA:247:G:O6	55:CA:278:G:C6	2.58	0.57
23:CW:1:A:H2'	23:CW:2:U:H6	1.69	0.57
28:DE:158:PHE:HA	28:DE:169:VAL:HG11	1.86	0.57
33:DJ:30:THR:HG23	33:DJ:31:GLU:N	2.19	0.57
39:DP:5:LYS:HE2	39:DP:9:GLN:NE2	2.19	0.57

*Continued on next page...*

*Continued from previous page...*

Atom-1	Atom-2	Interatomic distance (Å)	Clash overlap (Å)
24:DA:449:A:O2'	24:DA:450:G:C5'	2.50	0.57
24:DA:482:A:C6	24:DA:506:G:C4	2.92	0.57
24:DA:1079:C:N4	24:DA:1088:A:N3	2.52	0.57
24:DA:1510:G:C8	24:DA:1510:G:H5'	2.39	0.57
24:DA:1662:U:C2'	24:DA:1663:G:H5''	2.33	0.57
1:AB:133:ALA:O	1:AB:137:THR:HG23	2.04	0.57
3:AD:56:GLU:OE2	3:AD:194:ILE:HA	2.05	0.57
3:AD:138:PRO:O	3:AD:139:ASN:HB2	2.05	0.57
4:AE:17:VAL:HA	4:AE:33:THR:O	2.05	0.57
4:AE:78:GLY:C	4:AE:79:THR:HG22	2.25	0.57
4:AE:155:LYS:HD3	7:AH:63:LYS:HZ3	1.68	0.57
5:AF:69:GLU:H	5:AF:71:ILE:HG22	1.70	0.57
16:AQ:49:ASN:ND2	16:AQ:51:GLU:HB3	2.19	0.57
21:AA:589:U:O2'	21:AA:590:U:H5'	2.05	0.57
21:AA:925:G:H1'	21:AA:1502:A:C4	2.40	0.57
21:AA:1517:G:H1'	24:BA:1919:A:O3'	2.05	0.57
24:BA:415:A:C2	24:BA:2409:G:C2	2.92	0.57
24:BA:565:C:H4'	59:BA:3336:HOH:O	2.04	0.57
24:BA:1062:G:C6	24:BA:1063:G:C6	2.92	0.57
24:BA:1073:A:C3'	24:BA:1074:G:H5''	2.35	0.57
24:BA:1301:A:C4	24:BA:1303:G:N7	2.73	0.57
24:BA:1317:G:C4	24:BA:1318:U:C6	2.93	0.57
25:BB:74:U:O2	45:BV:29:ILE:HD12	2.04	0.57
33:BJ:17:VAL:HG23	33:BJ:137:PRO:HB2	1.87	0.57
39:BP:80:VAL:HG12	39:BP:81:ASP:N	2.18	0.57
5:CF:86:ARG:HH12	17:CR:63:TYR:HB3	1.70	0.57
6:CG:118:ARG:NH1	55:CA:1240:U:OP1	2.37	0.57
7:CH:28:SER:HA	7:CH:58:LEU:HD12	1.86	0.57
12:CM:102:LYS:HA	55:CA:1226:C:C5	2.39	0.57
16:CQ:74:LEU:HD12	16:CQ:75:VAL:H	1.68	0.57
55:CA:82:G:N7	55:CA:89:U:C4	2.73	0.57
55:CA:227:G:H2'	55:CA:228:A:O4'	2.04	0.57
55:CA:710:G:H2'	55:CA:711:G:O4'	2.05	0.57
55:CA:1091:U:C2	55:CA:1093:A:OP2	2.58	0.57
55:CA:1401:G:C2	55:CA:1402:C:H1'	2.40	0.57
26:DC:75:ALA:HB1	26:DC:93:VAL:HG22	1.86	0.57
29:DF:109:ARG:NH1	29:DF:135:ILE:CG2	2.66	0.57
42:DS:7:HIS:CE1	42:DS:10:ALA:HA	2.39	0.57
43:DT:40:LYS:O	43:DT:43:ILE:HG22	2.05	0.57
24:DA:68:G:C2	24:DA:69:C:C2	2.93	0.57
24:DA:91:A:O2'	24:DA:92:U:H5''	2.05	0.57

*Continued on next page...*

*Continued from previous page...*

Atom-1	Atom-2	Interatomic distance (Å)	Clash overlap (Å)
24:DA:204:A:H4'	24:DA:205:G:OP1	2.04	0.57
24:DA:755:U:H2'	24:DA:756:A:H8	1.69	0.57
24:DA:1060:U:C4'	24:DA:1061:U:H5''	2.35	0.57
24:DA:1283:G:N2	24:DA:1286:A:H5'	2.16	0.57
24:DA:1817:G:HO2'	24:DA:1818:U:H5'	1.69	0.57
24:DA:2142:A:C5	24:DA:2143:C:O2'	2.57	0.57
24:DA:2615:U:H2'	24:DA:2616:C:H6	1.69	0.57
5:AF:98:GLU:HG3	5:AF:99:ALA:N	2.19	0.57
10:AK:124:LYS:HG2	20:AU:34:ARG:HG2	1.87	0.57
19:AT:66:ILE:HD12	19:AT:70:LYS:HE3	1.86	0.57
19:AT:82:ILE:O	19:AT:86:ALA:HB3	2.05	0.57
21:AA:113:G:C5	21:AA:114:U:C5	2.93	0.57
21:AA:720:C:N3	21:AA:721:G:C6	2.73	0.57
21:AA:1033:G:H2'	21:AA:1033:G:N3	2.17	0.57
21:AA:1169:A:C2	21:AA:1170:A:C4	2.93	0.57
21:AA:1202:U:H2'	21:AA:1203:C:C6	2.40	0.57
21:AA:1498:U:H2'	23:AW:2:U:OP1	2.03	0.57
24:BA:364:C:H2'	24:BA:365:U:H6	1.69	0.57
24:BA:1847:A:H2'	24:BA:1848:A:H8	1.70	0.57
24:BA:2393:U:O2'	24:BA:2394:C:H5'	2.05	0.57
25:BB:57:A:O2'	25:BB:58:A:C5'	2.52	0.57
32:BI:58:ILE:O	32:BI:60:VAL:HG23	2.04	0.57
35:BL:47:ARG:HG3	35:BL:50:PHE:HB2	1.87	0.57
41:BR:48:LYS:O	41:BR:48:LYS:HD2	2.03	0.57
46:BW:39:GLN:NE2	46:BW:43:LYS:H	2.03	0.57
54:B4:10:LEU:HD12	54:B4:33:HIS:HD2	1.68	0.57
3:CD:170:LEU:O	3:CD:170:LEU:HD12	2.04	0.57
16:CQ:7:LEU:HB2	16:CQ:60:ILE:HD11	1.86	0.57
55:CA:505:G:C6	55:CA:535:A:C2	2.93	0.57
55:CA:540:G:C6	55:CA:541:G:C5	2.93	0.57
55:CA:597:G:C2	55:CA:644:U:C2	2.93	0.57
30:DG:162:ARG:HB2	30:DG:166:GLU:CB	2.35	0.57
36:DM:40:ARG:HB2	36:DM:93:VAL:HG21	1.86	0.57
38:DO:18:LEU:HD21	38:DO:91:SER:HB2	1.86	0.57
41:DR:36:ALA:HA	41:DR:58:VAL:HA	1.86	0.57
24:DA:753:A:H2'	24:DA:754:U:C6	2.39	0.57
24:DA:973:A:H1'	24:DA:1188:U:C6	2.39	0.57
24:DA:1717:A:C2	24:DA:1718:G:H1'	2.39	0.57
24:DA:2691:C:O2'	24:DA:2692:G:C5'	2.52	0.57
2:AC:151:GLU:O	2:AC:197:VAL:HA	2.05	0.57
3:AD:114:ARG:HA	3:AD:117:VAL:HG23	1.85	0.57

*Continued on next page...*



*Continued from previous page...*

Atom-1	Atom-2	Interatomic distance (Å)	Clash overlap (Å)
7:AH:92:PRO:HG3	7:AH:124:ILE:HG21	1.85	0.57
13:AN:22:LYS:HG3	13:AN:23:ARG:N	2.19	0.57
18:AS:68:HIS:HD2	18:AS:72:GLU:OE1	1.87	0.57
21:AA:22:G:H5'	21:AA:885:G:H5'	1.87	0.57
21:AA:89:U:O2'	21:AA:90:C:C5'	2.49	0.57
21:AA:190:A:H8	21:AA:190:A:O5'	1.86	0.57
21:AA:1323:G:H4'	21:AA:1362:A:C2	2.38	0.57
24:BA:141:G:O6	43:BT:2:ILE:HD12	2.04	0.57
24:BA:509:C:H5''	24:BA:509:C:H6	1.70	0.57
24:BA:804:A:H5''	24:BA:805:G:OP1	2.03	0.57
24:BA:2244:U:H2'	24:BA:2245:U:H6	1.68	0.57
24:BA:2274:A:C5	24:BA:2276:G:C8	2.93	0.57
24:BA:2572:A:C8	27:BD:149:ASN:ND2	2.73	0.57
24:BA:2752:C:C5	24:BA:2753:A:N7	2.72	0.57
25:BB:73:A:C5	25:BB:74:U:C5	2.92	0.57
26:BC:141:HIS:CB	26:BC:190:THR:HB	2.33	0.57
27:BD:70:LYS:O	27:BD:71:ALA:CB	2.52	0.57
27:BD:169:ARG:O	27:BD:170:VAL:HG13	2.04	0.57
32:BI:48:ILE:HG13	32:BI:49:GLU:H	1.69	0.57
32:BI:135:MET:HG2	32:BI:137:LEU:HG	1.86	0.57
34:BK:63:VAL:HG12	34:BK:64:ARG:HG3	1.86	0.57
34:BK:118:LEU:O	34:BK:119:ALA:O	2.22	0.57
36:BM:64:TRP:CH2	36:BM:106:ASP:HB2	2.40	0.57
38:BO:111:ARG:O	38:BO:113:ALA:N	2.38	0.57
2:CC:177:LEU:O	2:CC:178:ARG:HB3	2.05	0.57
4:CE:98:ALA:HB2	4:CE:123:LEU:HG	1.85	0.57
8:CI:4:GLN:NE2	8:CI:21:LYS:HD3	2.20	0.57
13:CN:19:TYR:CZ	13:CN:51:PRO:HB3	2.40	0.57
55:CA:1134:G:C2	55:CA:1141:C:C2	2.93	0.57
27:DD:4:LEU:HD23	27:DD:101:PHE:CE1	2.40	0.57
35:DL:38:GLN:O	35:DL:40:SER:N	2.36	0.57
36:DM:8:LYS:HA	36:DM:8:LYS:HE3	1.87	0.57
36:DM:126:ILE:O	36:DM:128:THR:HG23	2.05	0.57
39:DP:50:ARG:CB	39:DP:57:ALA:H	2.17	0.57
42:DS:22:ASP:HA	42:DS:25:ARG:HH12	1.70	0.57
46:DW:18:LYS:CD	46:DW:19:ARG:HG2	2.35	0.57
24:DA:1079:C:H41	24:DA:1088:A:C5'	2.17	0.57
1:AB:129:THR:O	1:AB:132:GLU:HB3	2.05	0.57
2:AC:28:PHE:HZ	13:AN:93:PRO:HD2	1.69	0.57
3:AD:187:ARG:HH22	3:AD:194:ILE:HG13	1.68	0.57
6:AG:49:LEU:CD1	6:AG:60:ALA:HB1	2.34	0.57

*Continued on next page...*



*Continued from previous page...*

Atom-1	Atom-2	Interatomic distance (Å)	Clash overlap (Å)
21:AA:192:A:H5'	21:AA:193:C:OP2	2.04	0.57
21:AA:984:C:HO2'	21:AA:985:C:H6	1.52	0.57
24:BA:36:G:C2	24:BA:37:C:C6	2.93	0.57
24:BA:447:A:C4	24:BA:473:G:C8	2.93	0.57
24:BA:615:U:C4	28:BE:35:TYR:CE1	2.93	0.57
24:BA:633:A:H8	24:BA:633:A:O5'	1.88	0.57
24:BA:770:G:H21	24:BA:771:G:H1'	1.69	0.57
24:BA:860:U:C4	24:BA:2268:A:C5	2.93	0.57
24:BA:1316:U:H2'	24:BA:1317:G:H8	1.70	0.57
24:BA:1787:A:C4	24:BA:1788:C:C5	2.93	0.57
24:BA:2362:C:H2'	24:BA:2363:G:O4'	2.05	0.57
25:BB:40:U:O2'	25:BB:43:C:H5	1.88	0.57
26:BC:229:HIS:HD2	26:BC:246:PRO:HB3	1.70	0.57
35:BL:94:THR:CG2	35:BL:95:LEU:N	2.66	0.57
36:BM:64:TRP:HZ3	36:BM:106:ASP:HB2	1.68	0.57
37:BN:74:GLU:O	37:BN:77:ALA:HB3	2.05	0.57
43:BT:34:VAL:O	43:BT:34:VAL:HG23	2.03	0.57
43:BT:67:VAL:HG12	43:BT:76:ARG:HG3	1.85	0.57
46:BW:9:THR:OG1	46:BW:10:ARG:N	2.37	0.57
10:CK:124:LYS:HA	20:CU:34:ARG:HG3	1.87	0.57
55:CA:80:A:C6	55:CA:81:A:O2'	2.58	0.57
55:CA:315:A:N7	55:CA:330:C:H5''	2.19	0.57
55:CA:495:A:O2'	55:CA:496:A:H5''	2.05	0.57
55:CA:1266:G:N1	55:CA:1270:G:C6	2.73	0.57
55:CA:1406:U:H1'	55:CA:1518:A:H4'	1.85	0.57
55:CA:1505:G:OP2	59:CA:1873:HOH:O	2.17	0.57
30:DG:174:LYS:HD3	24:DA:2529:G:H4'	1.85	0.57
37:DN:71:ARG:HB2	37:DN:71:ARG:NH2	2.20	0.57
38:DO:94:ARG:HH11	24:DA:2294:G:P	2.28	0.57
40:DQ:9:ALA:C	40:DQ:11:ALA:N	2.58	0.57
45:DV:17:SER:CB	56:DB:76:G:H5''	2.35	0.57
53:D3:41:ARG:HG2	53:D3:44:ARG:HH22	1.70	0.57
24:DA:100:U:HO2'	24:DA:101:A:C5'	2.18	0.57
24:DA:356:G:H2'	24:DA:357:C:O4'	2.05	0.57
24:DA:655:A:O2'	24:DA:656:G:N7	2.36	0.57
24:DA:1087:G:H1'	24:DA:1089:A:H1'	1.87	0.57
24:DA:2023:C:O2'	24:DA:2024:G:H5'	2.04	0.57
24:DA:2468:A:C8	24:DA:2476:A:C2	2.92	0.57
3:AD:10:LEU:CD2	3:AD:62:ARG:HG3	2.34	0.57
3:AD:97:LEU:O	3:AD:97:LEU:HD23	2.04	0.57
9:AJ:40:ILE:HB	9:AJ:73:LEU:HB3	1.86	0.57

*Continued on next page...*

*Continued from previous page...*

Atom-1	Atom-2	Interatomic distance (Å)	Clash overlap (Å)
16:AQ:45:VAL:HG21	16:AQ:60:ILE:CD1	2.35	0.57
21:AA:212:G:O2'	21:AA:213:G:C8	2.31	0.57
21:AA:1171:A:H2'	21:AA:1172:C:C6	2.40	0.57
21:AA:1189:U:H5''	21:AA:1190:G:OP2	2.04	0.57
21:AA:1192:C:N4	21:AA:1193:G:C4	2.73	0.57
21:AA:1299:A:H2'	21:AA:1299:A:N3	2.20	0.57
24:BA:2046:G:O2'	24:BA:2047:C:H5'	2.05	0.57
24:BA:2776:A:H4'	24:BA:2777:G:H5''	1.87	0.57
24:BA:2799:A:C5	24:BA:2801:G:C8	2.93	0.57
26:BC:20:ASN:HD22	26:BC:21:PRO:N	2.01	0.57
34:BK:18:ARG:N	34:BK:45:GLU:HB2	2.13	0.57
36:BM:35:ALA:HB3	36:BM:99:GLY:H	1.70	0.57
53:B3:25:HIS:HB3	53:B3:43:LEU:HD22	1.87	0.57
4:CE:96:GLN:NE2	4:CE:97:PRO:HG2	2.19	0.57
6:CG:101:ARG:NH2	55:CA:940:C:H5'	2.17	0.57
7:CH:11:THR:HG21	55:CA:876:C:H1'	1.86	0.57
7:CH:101:ALA:O	7:CH:112:ASP:HB2	2.04	0.57
8:CI:114:LYS:HB2	8:CI:117:LEU:HD12	1.87	0.57
12:CM:18:LEU:HD12	12:CM:18:LEU:N	2.18	0.57
55:CA:545:C:H2'	55:CA:546:A:H5'	1.87	0.57
55:CA:956:U:H2'	55:CA:957:U:C6	2.40	0.57
55:CA:1507:A:O2'	55:CA:1508:A:C8	2.43	0.57
26:DC:196:ASN:OD1	26:DC:199:HIS:HB2	2.04	0.57
27:DD:29:VAL:HB	27:DD:98:VAL:HG12	1.86	0.57
29:DF:11:VAL:HG12	29:DF:12:VAL:N	2.19	0.57
30:DG:94:ARG:CZ	30:DG:105:SER:HB2	2.35	0.57
31:DH:7:ASP:O	31:DH:15:LEU:HA	2.05	0.57
39:DP:51:ASN:HB2	24:DA:2846:G:OP1	2.04	0.57
43:DT:10:VAL:HG23	43:DT:11:LEU:H	1.70	0.57
44:DU:82:VAL:H	44:DU:96:LYS:HZ2	1.52	0.57
24:DA:260:G:N2	24:DA:261:G:H1'	2.20	0.57
24:DA:1213:A:O2'	24:DA:1214:A:H5'	2.04	0.57
24:DA:1510:G:H5'	24:DA:1510:G:H8	1.70	0.57
24:DA:1809:A:H2'	24:DA:1810:A:C8	2.40	0.57
24:DA:2645:G:H4'	24:DA:2732:G:H2'	1.87	0.57
56:DB:18:G:C2	56:DB:67:G:C6	2.93	0.57
56:DB:50:A:C6	56:DB:51:G:C8	2.92	0.57
4:AE:38:VAL:HG22	4:AE:46:GLY:O	2.05	0.57
6:AG:145:GLU:CA	6:AG:148:LYS:HB2	2.35	0.57
15:AP:28:ARG:HH11	15:AP:29:ASN:HD21	1.52	0.57
20:AU:10:PRO:O	20:AU:11:PHE:HB3	2.05	0.57

*Continued on next page...*

*Continued from previous page...*

Atom-1	Atom-2	Interatomic distance (Å)	Clash overlap (Å)
21:AA:207:C:H2'	21:AA:208:U:N3	2.19	0.57
21:AA:241:G:C2	21:AA:242:G:C4	2.92	0.57
21:AA:407:U:H2'	21:AA:408:A:H8	1.70	0.57
21:AA:428:G:H1'	21:AA:430:A:C8	2.40	0.57
21:AA:438:U:C5	21:AA:494:G:C6	2.93	0.57
21:AA:830:G:H2'	21:AA:831:A:C8	2.40	0.57
21:AA:1350:A:C5	21:AA:1351:U:C4	2.92	0.57
24:BA:608:A:C6	24:BA:609:A:C6	2.93	0.57
24:BA:740:C:C6	24:BA:1981:A:C2	2.92	0.57
24:BA:1842:G:H2'	24:BA:1843:C:C6	2.40	0.57
24:BA:2056:G:H2'	24:BA:2056:G:N3	2.18	0.57
24:BA:2748:A:N1	24:BA:2749:A:C4	2.73	0.57
33:BJ:64:VAL:O	33:BJ:65:THR:CB	2.53	0.57
40:BQ:57:ARG:NH2	40:BQ:92:LYS:HE2	2.19	0.57
47:BX:26:ARG:NH2	47:BX:28:PHE:CE2	2.73	0.57
11:CL:72:ASN:ND2	11:CL:104:SER:H	2.03	0.57
16:CQ:46:HIS:NE2	16:CQ:48:GLU:HG2	2.20	0.57
55:CA:16:A:H2'	55:CA:17:U:H5'	1.87	0.57
55:CA:512:U:O2'	55:CA:513:C:C6	2.55	0.57
55:CA:938:A:C6	55:CA:939:G:C5	2.93	0.57
55:CA:1063:C:H2'	55:CA:1064:G:C8	2.39	0.57
55:CA:1140:C:O2'	55:CA:1141:C:H6	1.84	0.57
55:CA:1479:C:H2'	55:CA:1480:A:H8	1.70	0.57
30:DG:149:ALA:O	30:DG:151:ARG:N	2.38	0.57
32:DI:76:ALA:HB2	32:DI:131:THR:HB	1.87	0.57
36:DM:29:GLY:N	36:DM:64:TRP:CZ3	2.73	0.57
45:DV:88:HIS:CD2	56:DB:75:G:H21	2.23	0.57
51:D1:25:ASN:HB3	51:D1:28:THR:OG1	2.05	0.57
52:D2:22:MET:HG2	52:D2:22:MET:O	2.03	0.57
53:D3:18:LYS:HD2	53:D3:19:GLY:H	1.69	0.57
24:DA:66:C:C4	24:DA:67:U:C4	2.92	0.57
24:DA:1313:U:O2	24:DA:1313:U:C2'	2.51	0.57
24:DA:1669:A:N3	24:DA:1669:A:C2'	2.65	0.57
24:DA:1782:U:HO2'	24:DA:1783:A:H5'	1.66	0.57
24:DA:2210:U:O2	24:DA:2212:A:H5''	2.05	0.57
4:AE:36:THR:HG23	4:AE:62:ALA:HB1	1.86	0.56
15:AP:6:LEU:HD13	15:AP:71:VAL:HG22	1.87	0.56
21:AA:315:A:O2'	21:AA:316:C:OP2	2.20	0.56
21:AA:430:A:O2'	21:AA:431:A:H5'	2.05	0.56
21:AA:677:U:H3	21:AA:713:G:H22	1.53	0.56
21:AA:920:U:H2'	21:AA:921:U:C6	2.40	0.56

*Continued on next page...*

*Continued from previous page...*

Atom-1	Atom-2	Interatomic distance (Å)	Clash overlap (Å)
21:AA:954:G:C6	21:AA:955:U:N3	2.73	0.56
21:AA:1084:G:C5	21:AA:1085:U:O4	2.58	0.56
24:BA:163:C:HO2'	24:BA:164:C:H5''	1.70	0.56
24:BA:1230:A:H2'	24:BA:1231:U:C6	2.40	0.56
24:BA:1243:C:H2'	24:BA:1244:A:O4'	2.05	0.56
24:BA:1476:U:O2'	24:BA:1477:A:H5'	2.04	0.56
24:BA:2046:G:H2'	24:BA:2047:C:C6	2.40	0.56
24:BA:2197:U:O2'	24:BA:2198:A:P	2.63	0.56
25:BB:33:G:C2'	25:BB:34:A:H5'	2.35	0.56
25:BB:110:C:H2'	25:BB:111:U:O4'	2.05	0.56
29:BF:107:VAL:CG1	29:BF:113:PHE:CZ	2.87	0.56
30:BG:35:THR:O	30:BG:36:LEU:HD22	2.04	0.56
6:CG:124:SER:O	6:CG:128:GLU:HG2	2.05	0.56
8:CI:72:SER:HB2	55:CA:1372:U:OP1	2.05	0.56
11:CL:51:VAL:HG12	11:CL:52:CYS:H	1.67	0.56
11:CL:65:TYR:HB3	11:CL:95:HIS:CD2	2.40	0.56
55:CA:373:A:N3	55:CA:374:A:C8	2.72	0.56
55:CA:1213:A:C4	55:CA:1215:G:C8	2.93	0.56
55:CA:1242:G:H2'	55:CA:1243:C:O5'	2.05	0.56
26:DC:77:VAL:CG2	26:DC:112:GLY:H	2.17	0.56
27:DD:9:VAL:O	39:DP:4:ILE:HD11	2.05	0.56
30:DG:84:LYS:O	30:DG:85:LYS:HB3	2.05	0.56
33:DJ:89:PHE:HE2	33:DJ:100:VAL:HG11	1.69	0.56
36:DM:71:LYS:HD3	36:DM:95:LEU:HD13	1.87	0.56
41:DR:24:LYS:HA	41:DR:94:THR:HG23	1.86	0.56
45:DV:30:ILE:HG12	45:DV:91:PHE:HB2	1.87	0.56
48:DY:4:LYS:HD3	48:DY:4:LYS:H	1.69	0.56
53:D3:22:LYS:H	53:D3:48:MET:CB	2.17	0.56
24:DA:308:G:C6	24:DA:309:A:C6	2.93	0.56
24:DA:476:G:N2	24:DA:479:A:O4'	2.36	0.56
24:DA:664:G:H2'	24:DA:665:U:H6	1.71	0.56
24:DA:686:U:H6	24:DA:788:A:N1	2.03	0.56
24:DA:708:G:N2	24:DA:724:U:H1'	2.19	0.56
24:DA:792:A:C3'	24:DA:793:A:H5'	2.34	0.56
24:DA:1506:U:H2'	24:DA:1507:C:O4'	2.05	0.56
24:DA:1862:G:C2	24:DA:1881:C:C2	2.92	0.56
24:DA:2314:A:H2'	24:DA:2315:G:H8	1.70	0.56
24:DA:2686:G:H2'	24:DA:2687:U:C6	2.40	0.56
1:AB:75:ALA:O	1:AB:79:VAL:HG23	2.06	0.56
1:AB:202:ASN:ND2	1:AB:205:ALA:HB2	2.21	0.56
3:AD:97:LEU:HD23	3:AD:97:LEU:C	2.25	0.56

*Continued on next page...*

*Continued from previous page...*

Atom-1	Atom-2	Interatomic distance (Å)	Clash overlap (Å)
10:AK:24:ALA:O	10:AK:88:PRO:O	2.22	0.56
21:AA:71:A:N3	21:AA:72:A:C8	2.73	0.56
21:AA:584:G:H2'	21:AA:585:G:H8	1.68	0.56
21:AA:830:G:H2'	21:AA:831:A:H8	1.69	0.56
21:AA:1021:A:C2'	21:AA:1022:A:H5''	2.35	0.56
21:AA:1154:G:C2	21:AA:1155:A:C8	2.93	0.56
24:BA:271:G:C6	24:BA:272:A:N6	2.73	0.56
24:BA:527:C:H4'	24:BA:528:A:O5'	2.04	0.56
24:BA:1380:G:C2	24:BA:1381:G:C8	2.93	0.56
24:BA:1906:G:C6	24:BA:1907:G:N7	2.73	0.56
24:BA:2256:G:H2'	24:BA:2257:U:H6	1.70	0.56
24:BA:2551:C:H2'	24:BA:2552:U:C6	2.40	0.56
25:BB:99:A:H3'	25:BB:100:G:H8	1.70	0.56
26:BC:230:PRO:CD	26:BC:246:PRO:HA	2.34	0.56
26:BC:252:LYS:HZ3	26:BC:252:LYS:HB2	1.69	0.56
27:BD:35:THR:CG2	27:BD:51:THR:HG22	2.35	0.56
27:BD:137:SER:O	27:BD:138:LEU:HB2	2.05	0.56
28:BE:134:LEU:HD21	28:BE:161:ALA:HB2	1.88	0.56
32:BI:53:PRO:O	32:BI:74:PRO:HD2	2.04	0.56
33:BJ:93:ILE:O	33:BJ:97:PRO:HG3	2.05	0.56
36:BM:78:LEU:C	36:BM:80:VAL:H	2.08	0.56
37:BN:75:ILE:HG13	37:BN:76:VAL:N	2.19	0.56
48:BY:40:SER:O	48:BY:42:LEU:N	2.38	0.56
1:CB:9:LEU:O	1:CB:10:LYS:HB3	2.04	0.56
1:CB:90:PHE:HE1	1:CB:92:ASN:ND2	1.98	0.56
6:CG:78:ARG:HA	6:CG:84:TYR:HB2	1.87	0.56
20:CU:19:LYS:HZ3	20:CU:19:LYS:N	2.03	0.56
55:CA:129:A:O2'	55:CA:130:A:H8	1.85	0.56
55:CA:452:A:H2'	55:CA:453:G:O4'	2.05	0.56
55:CA:511:C:O2'	55:CA:512:U:H5''	2.05	0.56
55:CA:1064:G:O2'	55:CA:1190:G:N2	2.38	0.56
55:CA:1293:C:H2'	55:CA:1294:G:H8	1.69	0.56
26:DC:82:TYR:O	26:DC:84:PRO:HD3	2.05	0.56
26:DC:144:GLU:HG3	26:DC:151:GLY:N	2.19	0.56
26:DC:147:PRO:HD3	26:DC:184:GLU:HG3	1.85	0.56
29:DF:136:ILE:HG22	29:DF:142:TYR:CG	2.40	0.56
31:DH:102:ALA:C	31:DH:104:THR:H	2.08	0.56
33:DJ:43:GLU:O	33:DJ:45:THR:HG22	2.05	0.56
39:DP:22:GLY:HA3	39:DP:91:VAL:CG2	2.35	0.56
40:DQ:50:ARG:HD2	40:DQ:50:ARG:N	2.20	0.56
40:DQ:78:PHE:CZ	40:DQ:82:LEU:HD11	2.40	0.56

*Continued on next page...*

*Continued from previous page...*

Atom-1	Atom-2	Interatomic distance (Å)	Clash overlap (Å)
42:DS:66:ILE:HA	42:DS:69:LEU:HD13	1.86	0.56
43:DT:69:ARG:O	43:DT:74:ILE:HD12	2.04	0.56
46:DW:18:LYS:HZ3	46:DW:18:LYS:HB2	1.68	0.56
50:D0:38:LEU:N	50:D0:41:HIS:CE1	2.73	0.56
24:DA:1310:G:N2	24:DA:1605:C:C2	2.74	0.56
24:DA:2043:C:C2	24:DA:2044:C:C5	2.93	0.56
24:DA:2064:C:H2'	24:DA:2065:C:H6	1.66	0.56
24:DA:2691:C:HO2'	24:DA:2692:G:H8	1.53	0.56
24:DA:2825:G:H2'	24:DA:2826:A:O4'	2.04	0.56
1:AB:137:THR:CA	1:AB:140:LEU:HD13	2.29	0.56
1:AB:205:ALA:HB3	1:AB:208:ALA:HB2	1.87	0.56
1:AB:206:ILE:HD13	1:AB:206:ILE:H	1.70	0.56
4:AE:45:VAL:CG1	4:AE:116:VAL:HG23	2.35	0.56
4:AE:155:LYS:HZ2	4:AE:156:ARG:HH11	1.51	0.56
5:AF:55:HIS:O	5:AF:56:LYS:HB2	2.05	0.56
8:AI:6:TYR:HD2	8:AI:19:PHE:CE1	2.22	0.56
12:AM:19:THR:HA	12:AM:24:VAL:HG23	1.86	0.56
12:AM:21:ILE:O	12:AM:24:VAL:HG22	2.05	0.56
12:AM:67:ASP:O	12:AM:70:ARG:HB3	2.06	0.56
15:AP:4:ILE:HD12	15:AP:67:ILE:HD13	1.86	0.56
20:AU:9:GLU:HG3	20:AU:10:PRO:HD3	1.87	0.56
20:AU:36:PHE:CD1	20:AU:39:LYS:HB3	2.40	0.56
21:AA:382:A:O2'	21:AA:383:A:H5'	2.06	0.56
21:AA:532:A:C6	21:AA:1207:G:H4'	2.40	0.56
21:AA:669:G:H2'	21:AA:670:G:H8	1.71	0.56
21:AA:821:G:N1	21:AA:822:U:C4	2.73	0.56
21:AA:1098:C:H2'	21:AA:1099:G:C8	2.35	0.56
21:AA:1256:A:C6	21:AA:1278:G:C2	2.93	0.56
21:AA:1365:G:HO2'	21:AA:1366:C:H6	1.53	0.56
21:AA:1367:C:H2'	21:AA:1368:A:O4'	2.05	0.56
21:AA:1501:C:C2	21:AA:1504:G:C6	2.94	0.56
24:BA:397:U:H2'	24:BA:398:C:H6	1.69	0.56
24:BA:448:U:H4'	24:BA:449:A:OP2	2.05	0.56
24:BA:532:A:C8	24:BA:2021:C:C6	2.93	0.56
24:BA:646:U:H3'	24:BA:647:G:H5''	1.86	0.56
24:BA:686:U:H4'	24:BA:687:C:OP2	2.04	0.56
24:BA:790:U:HO2'	24:BA:791:C:C5'	2.18	0.56
24:BA:923:G:N3	46:BW:23:LYS:CE	2.67	0.56
24:BA:975:A:C2	24:BA:990:A:C8	2.93	0.56
24:BA:1062:G:H1'	32:BI:134:SER:HB3	1.87	0.56
24:BA:1313:U:H2'	24:BA:1313:U:O2	2.04	0.56

*Continued on next page...*



*Continued from previous page...*

Atom-1	Atom-2	Interatomic distance (Å)	Clash overlap (Å)
24:BA:1324:G:C4	24:BA:1328:A:N6	2.74	0.56
24:BA:1350:C:N3	24:BA:1382:G:C2	2.73	0.56
24:BA:1421:G:N2	24:BA:1422:G:C8	2.74	0.56
24:BA:1712:U:C4	24:BA:1713:A:C6	2.93	0.56
24:BA:1735:A:H2'	24:BA:1736:U:H6	1.70	0.56
24:BA:1748:C:H2'	24:BA:1749:A:C8	2.41	0.56
24:BA:1797:G:H5'	26:BC:253:GLY:HA2	1.86	0.56
24:BA:1874:C:H2'	24:BA:1875:G:O4'	2.05	0.56
24:BA:1936:A:C2	24:BA:1945:G:C8	2.93	0.56
24:BA:2320:U:C2	24:BA:2333:A:N6	2.70	0.56
24:BA:2321:U:H5''	24:BA:2321:U:H6	1.70	0.56
24:BA:2756:U:H1'	24:BA:2757:A:C5'	2.34	0.56
24:BA:2756:U:C1'	24:BA:2757:A:H5''	2.35	0.56
26:BC:12:ARG:CG	26:BC:12:ARG:NH1	2.53	0.56
26:BC:141:HIS:HB2	26:BC:190:THR:CB	2.35	0.56
27:BD:149:ASN:CG	27:BD:150:GLN:H	2.09	0.56
28:BE:24:ASN:O	28:BE:25:GLU:C	2.42	0.56
28:BE:132:LYS:O	28:BE:135:ALA:HB3	2.05	0.56
29:BF:46:LYS:HD2	29:BF:46:LYS:H	1.69	0.56
33:BJ:88:THR:O	33:BJ:92:MET:HG2	2.05	0.56
38:BO:116:GLN:O	38:BO:117:PHE:HB3	2.06	0.56
43:BT:29:THR:HA	43:BT:86:THR:H	1.71	0.56
48:BY:18:LEU:O	48:BY:22:LEU:HB2	2.05	0.56
1:CB:14:HIS:CE1	1:CB:39:ILE:HD11	2.40	0.56
1:CB:128:LEU:HB3	1:CB:131:LYS:CB	2.35	0.56
2:CC:118:SER:O	2:CC:122:GLN:HG2	2.05	0.56
8:CI:48:ARG:NH2	8:CI:57:VAL:HG21	2.20	0.56
11:CL:49:ARG:HG2	11:CL:89:LEU:HD21	1.87	0.56
12:CM:60:ALA:O	12:CM:62:PHE:N	2.39	0.56
15:CP:19:VAL:HG13	15:CP:36:VAL:O	2.05	0.56
55:CA:177:G:H2'	55:CA:178:C:H5'	1.86	0.56
55:CA:202:G:H21	55:CA:465:A:H61	1.51	0.56
55:CA:205:A:C6	55:CA:206:C:N4	2.72	0.56
55:CA:366:A:O2'	55:CA:394:G:N2	2.38	0.56
55:CA:375:U:C4	55:CA:376:G:N7	2.73	0.56
55:CA:451:A:C1'	55:CA:452:A:C8	2.88	0.56
55:CA:750:C:H2'	55:CA:751:U:H6	1.71	0.56
55:CA:794:A:H2'	55:CA:795:C:H6	1.66	0.56
55:CA:1050:G:C2	55:CA:1051:C:C4	2.93	0.56
55:CA:1233:G:H2'	55:CA:1234:C:H6	1.70	0.56
55:CA:1306:A:N6	55:CA:1331:G:H1'	2.20	0.56

*Continued on next page...*



*Continued from previous page...*

Atom-1	Atom-2	Interatomic distance (Å)	Clash overlap (Å)
55:CA:1378:C:H3'	55:CA:1379:G:C5'	2.29	0.56
55:CA:1449:C:O2'	55:CA:1450:U:H5'	2.06	0.56
55:CA:1504:G:C3'	55:CA:1505:G:H5'	2.35	0.56
27:DD:133:THR:CG2	24:DA:1993:U:H4'	2.35	0.56
27:DD:202:ILE:HD12	27:DD:202:ILE:N	2.19	0.56
28:DE:126:VAL:HG22	28:DE:127:GLU:OE2	2.06	0.56
28:DE:149:ILE:HG23	28:DE:188:MET:CA	2.35	0.56
29:DF:5:ASP:C	29:DF:7:TYR:H	2.09	0.56
35:DL:128:THR:HG21	24:DA:636:G:H3'	1.87	0.56
38:DO:24:THR:HG22	38:DO:41:ALA:HA	1.86	0.56
38:DO:67:ASN:HB2	56:DB:51:G:P	2.46	0.56
40:DQ:12:ARG:CZ	24:DA:1227:G:OP1	2.53	0.56
45:DV:31:TYR:OH	45:DV:90:ASP:CB	2.51	0.56
48:DY:51:ALA:HB1	24:DA:72:U:O2	2.04	0.56
49:DZ:6:ILE:O	49:DZ:34:THR:HA	2.05	0.56
54:D4:19:ARG:O	54:D4:20:ASP:CB	2.50	0.56
24:DA:84:A:C5	24:DA:103:A:N6	2.73	0.56
24:DA:608:A:H2'	24:DA:609:A:C8	2.39	0.56
24:DA:686:U:C6	24:DA:788:A:N1	2.73	0.56
24:DA:777:G:H2'	24:DA:778:G:H8	1.69	0.56
24:DA:843:G:C2	24:DA:844:A:C5	2.94	0.56
24:DA:956:G:C2	24:DA:962:G:O6	2.57	0.56
24:DA:1326:U:O2'	24:DA:1327:A:H5'	2.06	0.56
24:DA:1378:A:C5	24:DA:1380:G:C5	2.93	0.56
24:DA:2271:G:C2'	24:DA:2272:U:H5'	2.35	0.56
24:DA:2308:G:H2'	24:DA:2310:C:C5	2.40	0.56
24:DA:2425:A:H5'	24:DA:2427:C:O4'	2.06	0.56
24:DA:2833:U:H4'	24:DA:2834:G:OP2	2.04	0.56
1:AB:159:ALA:HB1	1:AB:183:PHE:CE2	2.36	0.56
3:AD:25:ARG:NH1	3:AD:30:LYS:CE	2.69	0.56
4:AE:47:PHE:HZ	4:AE:137:ARG:CZ	2.18	0.56
4:AE:57:ALA:O	4:AE:61:LYS:HB2	2.04	0.56
4:AE:57:ALA:HB1	4:AE:61:LYS:HZ2	1.69	0.56
11:AL:38:THR:HG22	11:AL:50:LYS:HA	1.87	0.56
11:AL:42:LYS:HB3	11:AL:43:LYS:HZ3	1.69	0.56
16:AQ:30:HIS:HB2	16:AQ:37:ILE:HD11	1.87	0.56
21:AA:791:G:C6	21:AA:792:A:N7	2.73	0.56
21:AA:1323:G:C2	21:AA:1324:A:C5	2.94	0.56
24:BA:548:G:O2'	24:BA:549:G:C5	2.59	0.56
24:BA:1154:G:O5'	24:BA:1154:G:H8	1.88	0.56
24:BA:1608:A:C5	24:BA:1611:C:C4	2.94	0.56

*Continued on next page...*

*Continued from previous page...*

Atom-1	Atom-2	Interatomic distance (Å)	Clash overlap (Å)
24:BA:1710:G:C2	24:BA:1749:A:C2	2.93	0.56
24:BA:2274:A:C6	24:BA:2276:G:C8	2.93	0.56
24:BA:2277:G:C6	24:BA:2278:A:N7	2.74	0.56
24:BA:2308:G:C5	29:BF:76:PHE:HE2	2.23	0.56
24:BA:2649:C:H2'	24:BA:2650:U:C6	2.40	0.56
32:BI:123:ALA:C	32:BI:125:THR:H	2.07	0.56
33:BJ:55:ILE:O	33:BJ:55:ILE:HG13	2.05	0.56
34:BK:11:ALA:O	34:BK:99:ILE:HA	2.04	0.56
35:BL:116:VAL:O	35:BL:116:VAL:HG13	2.06	0.56
40:BQ:114:ALA:O	40:BQ:116:LEU:N	2.38	0.56
46:BW:37:VAL:CG2	46:BW:55:ASP:O	2.54	0.56
2:CC:125:ARG:HB2	2:CC:127:VAL:HG13	1.87	0.56
9:CJ:28:THR:O	9:CJ:32:THR:HG22	2.05	0.56
14:CO:45:HIS:CB	55:CA:668:G:O2'	2.54	0.56
17:CR:22:TYR:CD1	17:CR:23:LYS:N	2.74	0.56
55:CA:98:A:H2'	55:CA:99:C:H6	1.69	0.56
55:CA:373:A:C8	55:CA:482:A:C8	2.94	0.56
55:CA:596:A:C6	55:CA:645:G:C2	2.94	0.56
55:CA:878:A:H2'	55:CA:879:C:H6	1.69	0.56
55:CA:1400:C:C5	22:CV:34:C:N3	2.74	0.56
26:DC:218:THR:O	24:DA:1789:A:H5''	2.05	0.56
27:DD:141:ARG:NH2	24:DA:1998:A:OP2	2.38	0.56
28:DE:23:PHE:HB2	28:DE:114:ARG:HH22	1.70	0.56
29:DF:58:ALA:HB1	29:DF:139:GLU:HG2	1.87	0.56
32:DI:28:GLY:O	32:DI:30:GLN:HG3	2.06	0.56
34:DK:87:LEU:HD12	34:DK:92:GLU:CA	2.34	0.56
43:DT:62:VAL:HG12	43:DT:63:VAL:N	2.20	0.56
48:DY:4:LYS:HZ3	48:DY:4:LYS:HB2	1.71	0.56
51:D1:8:ILE:HD11	51:D1:52:LYS:HE3	1.87	0.56
24:DA:402:A:H2'	24:DA:403:U:O4'	2.05	0.56
24:DA:671:C:O2'	24:DA:672:C:H6	1.87	0.56
24:DA:1095:A:N6	24:DA:1096:A:H62	2.03	0.56
24:DA:1430:G:H2'	24:DA:1431:A:H8	1.70	0.56
24:DA:1823:G:O2'	24:DA:1824:G:H5'	2.05	0.56
24:DA:2297:A:H61	24:DA:2319:G:H1'	1.70	0.56
24:DA:2369:A:H2'	24:DA:2370:G:H8	1.71	0.56
24:DA:2797:U:HO2'	24:DA:2798:U:P	2.28	0.56
56:DB:24:G:H5'	56:DB:25:U:H5	1.70	0.56
4:AE:155:LYS:CG	7:AH:65:PHE:HB2	2.32	0.56
21:AA:265:G:O2'	21:AA:266:G:H5'	2.05	0.56
21:AA:530:G:H3'	21:AA:530:G:N3	2.21	0.56

*Continued on next page...*

*Continued from previous page...*

Atom-1	Atom-2	Interatomic distance (Å)	Clash overlap (Å)
21:AA:563:A:N3	21:AA:563:A:C2'	2.63	0.56
21:AA:1138:G:N3	21:AA:1138:G:C2'	2.66	0.56
21:AA:1142:G:C2	21:AA:1143:G:H1'	2.40	0.56
24:BA:15:G:N2	24:BA:16:C:C2	2.73	0.56
24:BA:264:C:H2'	24:BA:265:A:H5''	1.88	0.56
24:BA:548:G:H5''	24:BA:549:G:H5'	1.87	0.56
24:BA:684:G:N1	24:BA:774:G:C2	2.73	0.56
24:BA:711:G:H8	24:BA:711:G:OP2	1.88	0.56
24:BA:752:A:O2'	24:BA:753:A:P	2.64	0.56
24:BA:827:U:H2'	24:BA:2068:U:C2	2.41	0.56
24:BA:839:U:H2'	24:BA:840:C:H6	1.70	0.56
24:BA:996:A:C6	24:BA:1160:G:C2	2.94	0.56
24:BA:2386:A:O2'	24:BA:2387:U:H5'	2.04	0.56
24:BA:2432:A:C6	24:BA:2433:A:C6	2.93	0.56
24:BA:2510:C:C4	24:BA:2511:U:C4	2.93	0.56
24:BA:2636:C:H4'	27:BD:81:GLU:CD	2.26	0.56
24:BA:2734:A:H61	24:BA:2770:G:H1'	1.69	0.56
24:BA:2845:U:O2'	24:BA:2846:G:H5'	2.06	0.56
32:BI:104:GLN:O	32:BI:105:LEU:CB	2.53	0.56
33:BJ:38:GLY:O	33:BJ:43:GLU:HB2	2.05	0.56
38:BO:88:LYS:HE2	38:BO:116:GLN:HE22	1.70	0.56
48:BY:8:GLU:O	48:BY:9:LYS:HB3	2.06	0.56
6:CG:61:PHE:O	6:CG:63:VAL:N	2.38	0.56
6:CG:87:PRO:HB3	6:CG:144:ALA:HA	1.87	0.56
20:CU:40:PRO:HA	20:CU:43:GLU:HB3	1.86	0.56
55:CA:39:G:C5	55:CA:40:C:C5	2.94	0.56
55:CA:315:A:C5	55:CA:330:C:H5''	2.40	0.56
55:CA:764:C:H3'	55:CA:765:G:N2	2.07	0.56
55:CA:954:G:C5	55:CA:955:U:C4	2.94	0.56
55:CA:992:U:O2'	55:CA:993:G:OP2	2.20	0.56
55:CA:1316:G:N2	55:CA:1319:A:OP2	2.38	0.56
27:DD:89:GLU:HG2	27:DD:94:GLN:NE2	2.20	0.56
33:DJ:44:TYR:HB2	40:DQ:63:ARG:NH2	2.19	0.56
34:DK:13:ASN:H	34:DK:13:ASN:ND2	2.02	0.56
36:DM:29:GLY:N	36:DM:64:TRP:HZ3	2.03	0.56
37:DN:2:ARG:CD	37:DN:5:LYS:HB3	2.36	0.56
53:D3:6:VAL:HG23	53:D3:60:CYS:O	2.05	0.56
24:DA:75:G:O2'	24:DA:76:C:H6	1.89	0.56
24:DA:1130:U:C2	24:DA:2025:C:H5''	2.41	0.56
24:DA:1395:A:H4'	24:DA:1397:U:C5	2.40	0.56
24:DA:1637:A:H2'	24:DA:1638:C:O4'	2.05	0.56

*Continued on next page...*

*Continued from previous page...*

Atom-1	Atom-2	Interatomic distance (Å)	Clash overlap (Å)
24:DA:1787:A:H2'	24:DA:1788:C:C6	2.40	0.56
24:DA:2298:A:H2'	24:DA:2299:U:C6	2.41	0.56
24:DA:2357:G:C2	24:DA:2361:G:C6	2.93	0.56
24:DA:2385:C:H2'	24:DA:2386:A:C8	2.41	0.56
24:DA:2391:G:HO2'	24:DA:2392:A:H8	1.53	0.56
2:AC:110:LEU:HD21	2:AC:143:LEU:HD23	1.86	0.56
2:AC:119:ILE:HA	2:AC:122:GLN:HG3	1.87	0.56
3:AD:191:SER:O	3:AD:192:ALA:HB2	2.05	0.56
8:AI:9:GLY:CA	8:AI:80:HIS:HD2	2.13	0.56
8:AI:9:GLY:HA3	8:AI:81:GLY:CA	2.35	0.56
11:AL:50:LYS:N	11:AL:50:LYS:HD2	2.21	0.56
21:AA:299:G:H2'	21:AA:300:A:C8	2.41	0.56
21:AA:374:A:H2'	21:AA:375:U:C6	2.40	0.56
21:AA:928:G:N1	21:AA:1390:U:C2	2.74	0.56
21:AA:1102:A:O2'	21:AA:1103:C:H5'	2.06	0.56
24:BA:364:C:O2'	24:BA:365:U:O4'	2.20	0.56
24:BA:1002:G:H2'	24:BA:1003:G:O5'	2.05	0.56
24:BA:1083:U:O2	24:BA:1086:A:N6	2.38	0.56
24:BA:1186:G:H5''	24:BA:1187:G:OP2	2.06	0.56
24:BA:1399:C:O2'	24:BA:1400:U:H5'	2.06	0.56
24:BA:1993:U:H4'	27:BD:133:THR:CG2	2.36	0.56
24:BA:2682:A:C8	27:BD:11:MET:CG	2.89	0.56
24:BA:2725:A:C4	24:BA:2727:A:C8	2.93	0.56
25:BB:62:C:H2'	25:BB:63:C:H6	1.70	0.56
27:BD:53:GLY:HA3	27:BD:77:ARG:HB2	1.87	0.56
30:BG:23:ILE:HD12	30:BG:23:ILE:N	2.20	0.56
39:BP:57:ALA:HB1	39:BP:73:PHE:O	2.06	0.56
39:BP:89:GLY:O	39:BP:112:ARG:CD	2.53	0.56
40:BQ:10:ARG:HB2	40:BQ:10:ARG:HH11	1.70	0.56
46:BW:72:GLY:N	46:BW:73:PRO:HD2	2.20	0.56
48:BY:9:LYS:HB3	48:BY:12:GLU:CG	2.36	0.56
2:CC:181:ILE:HG23	2:CC:201:ILE:C	2.25	0.56
4:CE:55:VAL:O	4:CE:59:ILE:HG22	2.05	0.56
8:CI:5:TYR:O	8:CI:19:PHE:HA	2.06	0.56
55:CA:1400:C:C5	22:CV:34:C:C4	2.94	0.56
55:CA:1498:U:H2'	23:CW:2:U:OP1	2.05	0.56
27:DD:138:LEU:N	27:DD:138:LEU:HD13	2.21	0.56
28:DE:27:LEU:HD22	24:DA:600:G:C5'	2.34	0.56
28:DE:128:ALA:HB1	28:DE:129:PRO:CD	2.34	0.56
30:DG:3:VAL:CG1	24:DA:2751:G:H4'	2.36	0.56
34:DK:76:VAL:HB	39:DP:72:VAL:CG2	2.35	0.56

*Continued on next page...*

*Continued from previous page...*

Atom-1	Atom-2	Interatomic distance (Å)	Clash overlap (Å)
38:DO:4:LYS:HG3	38:DO:8:ILE:HD11	1.87	0.56
46:DW:25:PHE:O	46:DW:27:GLY:N	2.37	0.56
50:D0:28:SER:HB3	50:D0:39:ARG:NH2	2.21	0.56
24:DA:121:G:H2'	24:DA:122:G:C8	2.41	0.56
24:DA:327:G:H2'	24:DA:328:U:H6	1.70	0.56
24:DA:634:C:H2'	24:DA:635:C:C6	2.40	0.56
24:DA:941:A:H2'	24:DA:942:G:O4'	2.05	0.56
24:DA:1009:A:H8	24:DA:1009:A:H5'	1.71	0.56
24:DA:1884:G:H8	24:DA:1884:G:OP2	1.89	0.56
24:DA:2025:C:H2'	24:DA:2026:U:C6	2.41	0.56
1:AB:108:GLN:HA	1:AB:111:LYS:CB	2.36	0.56
3:AD:187:ARG:NH2	3:AD:194:ILE:HG13	2.20	0.56
5:AF:21:MET:HB3	5:AF:25:TYR:CZ	2.40	0.56
7:AH:58:LEU:HD22	7:AH:59:GLU:N	2.20	0.56
10:AK:63:GLN:HG3	10:AK:98:ALA:CB	2.36	0.56
11:AL:87:LYS:HB2	11:AL:87:LYS:NZ	2.21	0.56
15:AP:73:ALA:O	15:AP:77:GLU:HB2	2.05	0.56
21:AA:96:U:HO2'	21:AA:97:G:H8	1.45	0.56
21:AA:373:A:C2	21:AA:374:A:C8	2.94	0.56
21:AA:1438:G:C2'	21:AA:1439:G:H5'	2.35	0.56
24:BA:90:U:C6	24:BA:91:A:C8	2.94	0.56
24:BA:324:A:H61	24:BA:338:G:C2'	2.18	0.56
24:BA:1538:G:N2	24:BA:1539:U:C2	2.74	0.56
24:BA:1677:A:C6	24:BA:1678:A:C6	2.94	0.56
24:BA:2239:G:H5'	24:BA:2239:G:H8	1.69	0.56
24:BA:2743:U:H2'	24:BA:2744:G:O4'	2.06	0.56
26:BC:229:HIS:CD2	26:BC:246:PRO:HB3	2.41	0.56
27:BD:4:LEU:HD13	27:BD:100:LEU:HD23	1.87	0.56
31:BH:14:SER:O	31:BH:16:GLY:N	2.39	0.56
37:BN:17:ARG:HH21	37:BN:17:ARG:HG3	1.70	0.56
45:BV:40:ILE:CG2	45:BV:41:GLU:H	2.18	0.56
46:BW:72:GLY:O	46:BW:74:LYS:N	2.37	0.56
7:CH:63:LYS:HB2	7:CH:70:VAL:HG11	1.87	0.56
12:CM:80:MET:SD	12:CM:91:ARG:HB3	2.45	0.56
13:CN:25:GLU:HA	13:CN:28:ALA:HB2	1.87	0.56
13:CN:65:GLN:HE21	13:CN:78:LEU:HD21	1.71	0.56
19:CT:20:ASN:HD22	55:CA:323:U:H5''	1.71	0.56
55:CA:198:G:O6	55:CA:220:G:C4	2.59	0.56
55:CA:441:A:H61	55:CA:493:A:N6	2.04	0.56
55:CA:1005:A:H4'	55:CA:1037:C:O2	2.05	0.56
29:DF:136:ILE:HD13	29:DF:145:VAL:HG11	1.88	0.56

*Continued on next page...*

*Continued from previous page...*

Atom-1	Atom-2	Interatomic distance (Å)	Clash overlap (Å)
34:DK:62:VAL:HG11	34:DK:65:THR:HG23	1.87	0.56
36:DM:38:ARG:O	36:DM:126:ILE:HG21	2.05	0.56
41:DR:7:SER:OG	41:DR:12:HIS:CE1	2.59	0.56
45:DV:56:PHE:C	45:DV:58:SER:H	2.07	0.56
24:DA:74:A:H4'	24:DA:75:G:O5'	2.04	0.56
24:DA:192:C:N4	24:DA:193:U:C2	2.73	0.56
24:DA:1053:C:H2'	24:DA:1054:A:H8	1.71	0.56
24:DA:1631:G:H1'	24:DA:1635:A:N6	2.21	0.56
24:DA:2219:U:H2'	24:DA:2220:U:O4'	2.06	0.56
24:DA:2600:A:C2	24:DA:2601:C:C2	2.94	0.56
24:DA:2692:G:OP1	24:DA:2871:U:H5'	2.05	0.56
24:DA:2758:A:H2'	24:DA:2759:G:C5'	2.36	0.56
1:AB:86:CYS:C	1:AB:88:GLN:H	2.07	0.56
1:AB:150:ILE:HG12	1:AB:150:ILE:O	2.06	0.56
2:AC:57:GLU:HG2	2:AC:64:ARG:HB3	1.87	0.56
10:AK:110:THR:HG22	20:AU:4:LYS:HA	1.87	0.56
21:AA:115:G:H4'	21:AA:116:A:O5'	2.05	0.56
21:AA:159:G:H8	21:AA:159:G:H5'	1.70	0.56
21:AA:811:C:C5	21:AA:812:G:C6	2.94	0.56
24:BA:117:G:C6	24:BA:119:A:N6	2.74	0.56
24:BA:276:U:C1'	24:BA:278:A:H62	2.15	0.56
24:BA:528:A:H8	24:BA:528:A:C3'	2.18	0.56
24:BA:1326:U:H2'	24:BA:1327:A:H8	1.71	0.56
24:BA:1378:A:HO2'	24:BA:1379:U:P	2.28	0.56
24:BA:1406:U:H2'	24:BA:1407:G:H8	1.71	0.56
24:BA:1748:C:H2'	24:BA:1749:A:H8	1.71	0.56
24:BA:2032:G:H1'	27:BD:150:GLN:OE1	2.05	0.56
24:BA:2209:G:C6	24:BA:2210:U:C4	2.94	0.56
24:BA:2268:A:H8	24:BA:2268:A:O5'	1.89	0.56
24:BA:2305:U:C5	24:BA:2306:C:C4	2.94	0.56
24:BA:2442:C:H2'	24:BA:2443:C:H6	1.70	0.56
25:BB:30:C:H2'	25:BB:31:C:H5'	1.87	0.56
27:BD:114:LYS:HE3	27:BD:114:LYS:H	1.62	0.56
29:BF:10:GLU:O	29:BF:11:VAL:HB	2.06	0.56
29:BF:35:LEU:HD12	29:BF:88:VAL:HB	1.88	0.56
39:BP:50:ARG:HD2	39:BP:51:ASN:H	1.70	0.56
46:BW:8:SER:O	46:BW:9:THR:CB	2.53	0.56
52:B2:12:ARG:HB2	52:B2:12:ARG:HH21	1.71	0.56
2:CC:46:LEU:HD22	2:CC:75:VAL:HG22	1.87	0.56
8:CI:11:ARG:HB3	8:CI:77:ALA:N	2.20	0.56
13:CN:30:ILE:HB	13:CN:45:LEU:HD21	1.88	0.56

*Continued on next page...*



*Continued from previous page...*

Atom-1	Atom-2	Interatomic distance (Å)	Clash overlap (Å)
14:CO:8:ALA:O	14:CO:11:VAL:HB	2.06	0.56
16:CQ:25:GLU:HA	16:CQ:39:ARG:O	2.04	0.56
18:CS:5:LYS:HA	55:CA:1313:U:OP2	2.05	0.56
55:CA:109:A:N6	55:CA:324:G:H1'	2.20	0.56
55:CA:413:G:N2	55:CA:428:G:O2'	2.39	0.56
55:CA:764:C:C4	55:CA:812:G:O6	2.59	0.56
55:CA:954:G:N2	55:CA:1228:C:C4	2.74	0.56
55:CA:1268:G:H2'	55:CA:1269:A:C8	2.40	0.56
27:DD:107:VAL:H	27:DD:206:ALA:H	1.51	0.56
28:DE:29:HIS:HA	28:DE:32:VAL:CG2	2.36	0.56
34:DK:104:THR:OG1	34:DK:106:GLU:HB2	2.06	0.56
38:DO:7:ARG:NH2	38:DO:29:HIS:HD2	2.03	0.56
44:DU:95:PHE:N	44:DU:95:PHE:CD1	2.68	0.56
44:DU:95:PHE:O	44:DU:97:SER:N	2.38	0.56
24:DA:82:U:H2'	24:DA:83:A:H5''	1.87	0.56
24:DA:390:U:O2'	24:DA:391:A:C8	2.59	0.56
24:DA:624:C:O2'	24:DA:657:U:H5''	2.05	0.56
24:DA:1241:A:N3	24:DA:1241:A:H5'	2.20	0.56
24:DA:1432:G:H2'	24:DA:1433:A:C8	2.40	0.56
24:DA:1956:U:H2'	24:DA:1957:C:C6	2.41	0.56
24:DA:2053:G:O2'	24:DA:2054:A:H5'	2.05	0.56
24:DA:2902:C:OP2	24:DA:2902:C:H6	1.89	0.56
56:DB:111:U:H2'	56:DB:112:G:C8	2.40	0.56
1:AB:26:MET:CE	1:AB:192:PRO:HG3	2.36	0.56
3:AD:40:HIS:O	3:AD:43:ARG:HB2	2.05	0.56
7:AH:12:ARG:HH21	21:AA:826:C:H5'	1.70	0.56
7:AH:49:LYS:HD3	7:AH:51:GLU:OE1	2.06	0.56
12:AM:18:LEU:O	12:AM:24:VAL:HG21	2.05	0.56
15:AP:57:ILE:O	15:AP:61:VAL:HG23	2.06	0.56
19:AT:66:ILE:O	19:AT:70:LYS:HB3	2.06	0.56
21:AA:215:C:H2'	21:AA:216:U:O4'	2.06	0.56
21:AA:384:G:H2'	21:AA:385:C:C6	2.41	0.56
21:AA:953:G:C5	21:AA:954:G:C5	2.94	0.56
21:AA:1491:G:H5'	21:AA:1492:A:OP1	2.06	0.56
24:BA:521:U:H2'	24:BA:522:A:H8	1.70	0.56
24:BA:572:A:OP2	41:BR:80:ARG:NH2	2.39	0.56
24:BA:729:G:C4	24:BA:1775:U:O2	2.59	0.56
24:BA:857:G:H5''	24:BA:858:G:OP2	2.06	0.56
24:BA:935:C:H2'	24:BA:936:A:C8	2.40	0.56
24:BA:1265:A:N6	24:BA:2014:A:OP2	2.25	0.56
24:BA:1734:G:H2'	24:BA:1735:A:H8	1.71	0.56

*Continued on next page...*



*Continued from previous page...*

Atom-1	Atom-2	Interatomic distance (Å)	Clash overlap (Å)
24:BA:1784:A:H4'	24:BA:1785:A:H5''	1.87	0.56
24:BA:1952:A:C6	24:BA:1953:A:N1	2.74	0.56
24:BA:2567:G:H2'	24:BA:2568:U:C6	2.41	0.56
24:BA:2780:G:OP2	33:BJ:120:ARG:HD3	2.06	0.56
26:BC:77:VAL:HG22	26:BC:77:VAL:O	2.06	0.56
29:BF:133:GLU:H	29:BF:150:GLY:HA3	1.71	0.56
33:BJ:25:LEU:HD22	33:BJ:26:GLY:N	2.21	0.56
39:BP:3:ILE:HD13	39:BP:3:ILE:C	2.26	0.56
41:BR:4:VAL:HG23	41:BR:4:VAL:O	2.05	0.56
47:BX:29:LEU:HB2	47:BX:30:PRO:CD	2.36	0.56
53:B3:54:LEU:O	53:B3:58:ILE:HG13	2.05	0.56
6:CG:10:LYS:H	6:CG:10:LYS:HE3	1.71	0.56
6:CG:105:GLU:O	6:CG:109:LYS:HD3	2.05	0.56
13:CN:27:LYS:HD2	13:CN:27:LYS:C	2.26	0.56
14:CO:50:HIS:ND1	55:CA:667:G:H4'	2.21	0.56
17:CR:60:ARG:HA	17:CR:63:TYR:HD1	1.70	0.56
30:DG:7:PRO:O	30:DG:8:VAL:HB	2.05	0.56
41:DR:61:ALA:HB1	41:DR:96:VAL:HB	1.88	0.56
43:DT:18:GLU:HA	43:DT:22:THR:CG2	2.36	0.56
46:DW:37:VAL:CG2	46:DW:38:ARG:NH1	2.68	0.56
50:D0:26:SER:O	50:D0:27:LEU:HD13	2.05	0.56
24:DA:121:G:H2'	24:DA:122:G:H8	1.71	0.56
24:DA:1713:A:H4'	24:DA:1714:U:OP1	2.04	0.56
24:DA:1770:G:C6	24:DA:1983:G:C5	2.94	0.56
24:DA:1833:C:O2	24:DA:1969:A:H2	1.89	0.56
24:DA:2093:G:O2'	24:DA:2094:A:O5'	2.24	0.56
24:DA:2226:C:O2'	24:DA:2227:A:O4'	2.23	0.56
24:DA:2720:U:C2	24:DA:2872:A:C5	2.94	0.56
5:AF:50:PRO:HD2	17:AR:73:HIS:CD2	2.40	0.56
21:AA:370:C:O2'	21:AA:371:A:C5'	2.54	0.56
21:AA:1055:A:N6	21:AA:1206:G:C5	2.74	0.56
21:AA:1238:A:N3	21:AA:1238:A:H2'	2.21	0.56
24:BA:250:G:H2'	24:BA:251:A:H8	1.63	0.56
24:BA:494:G:N2	42:BS:57:ASN:HD21	2.03	0.56
24:BA:528:A:H2	24:BA:2042:A:H2'	1.71	0.56
24:BA:616:A:H2'	24:BA:617:G:H8	1.68	0.56
24:BA:626:A:H2'	35:BL:78:ARG:NH1	2.21	0.56
24:BA:920:A:C2	24:BA:921:C:N1	2.73	0.56
24:BA:1178:C:O2	24:BA:1179:G:N7	2.39	0.56
24:BA:1623:G:C2	24:BA:1624:U:C6	2.93	0.56
24:BA:1731:G:C2'	24:BA:1732:C:H5''	2.34	0.56

*Continued on next page...*

*Continued from previous page...*

Atom-1	Atom-2	Interatomic distance (Å)	Clash overlap (Å)
24:BA:2063:C:H5'	24:BA:2063:C:H6	1.70	0.56
24:BA:2784:U:H4'	27:BD:42:ASN:ND2	2.20	0.56
27:BD:45:TYR:N	27:BD:45:TYR:CD1	2.74	0.56
27:BD:174:SER:O	27:BD:175:LEU:HB2	2.05	0.56
28:BE:174:GLY:O	28:BE:175:ILE:O	2.24	0.56
30:BG:132:LEU:N	30:BG:132:LEU:HD23	2.21	0.56
31:BH:81:ALA:HB2	31:BH:147:VAL:HG23	1.87	0.56
35:BL:92:LEU:HA	35:BL:125:LEU:HD21	1.87	0.56
42:BS:2:GLU:O	42:BS:107:VAL:O	2.23	0.56
1:CB:14:HIS:O	1:CB:14:HIS:CG	2.59	0.56
3:CD:205:LYS:HG3	55:CA:8:A:N7	2.21	0.56
4:CE:82:HIS:ND1	7:CH:95:MET:HG2	2.21	0.56
5:CF:7:VAL:HA	5:CF:60:VAL:O	2.06	0.56
6:CG:108:ARG:HH22	55:CA:1240:U:H3'	1.70	0.56
8:CI:21:LYS:O	8:CI:60:LEU:HB2	2.06	0.56
55:CA:190:A:O5'	55:CA:190:A:H8	1.89	0.56
55:CA:211:G:N3	55:CA:211:G:C2'	2.65	0.56
55:CA:704:A:HO2'	55:CA:705:G:H8	1.54	0.56
55:CA:1229:A:C2	55:CA:1230:C:C2	2.94	0.56
28:DE:79:ARG:HG2	28:DE:80:SER:N	2.16	0.56
31:DH:22:LYS:O	31:DH:24:GLY:N	2.39	0.56
35:DL:9:ALA:HB3	35:DL:12:SER:HB3	1.88	0.56
37:DN:97:ILE:HD11	37:DN:99:LYS:NZ	2.21	0.56
37:DN:103:ARG:HG3	24:DA:1287:A:OP1	2.06	0.56
43:DT:18:GLU:HG3	24:DA:1338:G:O2'	2.06	0.56
44:DU:3:LYS:HD3	44:DU:82:VAL:HG21	1.87	0.56
50:D0:31:LYS:HG2	24:DA:2885:G:N2	2.21	0.56
51:D1:5:ARG:NH2	51:D1:23:THR:CB	2.69	0.56
24:DA:61:C:O2'	24:DA:62:U:C5'	2.51	0.56
24:DA:93:G:H2'	24:DA:94:A:H8	1.71	0.56
24:DA:915:C:H6	24:DA:915:C:H5''	1.70	0.56
24:DA:1087:G:C5	24:DA:1089:A:C2	2.94	0.56
24:DA:2607:G:H2'	24:DA:2608:G:O4'	2.05	0.56
3:AD:29:THR:HB	3:AD:30:LYS:HD3	1.87	0.55
7:AH:95:MET:HB2	7:AH:98:LEU:O	2.06	0.55
21:AA:214:C:HO2'	21:AA:215:C:H6	1.53	0.55
21:AA:330:C:O2'	21:AA:331:G:H5'	2.05	0.55
21:AA:441:A:H5'	21:AA:442:G:OP2	2.06	0.55
21:AA:1478:U:H2'	21:AA:1479:C:C6	2.39	0.55
24:BA:860:U:C4	24:BA:2268:A:C4	2.94	0.55
24:BA:1235:G:C6	24:BA:1236:G:N1	2.74	0.55

*Continued on next page...*

*Continued from previous page...*

Atom-1	Atom-2	Interatomic distance (Å)	Clash overlap (Å)
24:BA:1635:A:C6	24:BA:1636:U:C2	2.93	0.55
24:BA:2338:C:O2'	24:BA:2339:C:H5'	2.06	0.55
24:BA:2392:A:H2'	24:BA:2392:A:N3	2.22	0.55
24:BA:2426:A:H3'	24:BA:2427:C:H5'	1.88	0.55
24:BA:2722:G:C5	24:BA:2723:C:C5	2.93	0.55
24:BA:2746:U:H2'	24:BA:2747:G:H5'	1.88	0.55
2:CC:168:ARG:HG2	2:CC:168:ARG:HH11	1.70	0.55
15:CP:77:GLU:C	15:CP:79:ASN:H	2.08	0.55
18:CS:5:LYS:HE3	18:CS:6:LYS:N	2.21	0.55
18:CS:41:PRO:O	18:CS:44:ILE:HB	2.06	0.55
55:CA:82:G:C2	55:CA:83:C:O2'	2.58	0.55
55:CA:312:C:C2	55:CA:313:A:C8	2.94	0.55
55:CA:1051:C:O2'	55:CA:1052:U:O5'	2.24	0.55
55:CA:1096:C:O2'	55:CA:1097:C:O5'	2.25	0.55
38:DO:25:ARG:HB3	38:DO:93:ASP:HB2	1.88	0.55
40:DQ:40:LYS:HD2	40:DQ:44:TYR:CE2	2.41	0.55
40:DQ:57:ARG:O	40:DQ:61:ILE:HD13	2.06	0.55
45:DV:14:LYS:H	56:DB:98:G:H1	1.52	0.55
48:DY:4:LYS:HB2	48:DY:4:LYS:NZ	2.20	0.55
24:DA:63:A:N6	24:DA:91:A:N6	2.54	0.55
24:DA:216:A:O2'	24:DA:217:A:O5'	2.24	0.55
24:DA:217:A:H2'	24:DA:218:A:O4'	2.06	0.55
24:DA:309:A:N3	24:DA:329:G:O2'	2.32	0.55
24:DA:436:C:O2'	24:DA:437:U:H5'	2.06	0.55
24:DA:945:A:H5'	24:DA:946:C:OP2	2.05	0.55
24:DA:1111:A:O2'	24:DA:1112:G:O5'	2.24	0.55
24:DA:1682:G:C8	24:DA:1757:A:N3	2.74	0.55
24:DA:2660:A:C2	24:DA:2661:G:C5	2.94	0.55
5:AF:51:ILE:HG13	21:AA:674:G:OP1	2.06	0.55
21:AA:184:G:O2'	21:AA:185:U:H6	1.89	0.55
21:AA:544:G:C5	21:AA:545:C:C5	2.94	0.55
21:AA:613:C:O5'	21:AA:613:C:H6	1.89	0.55
21:AA:1417:G:C6	21:AA:1482:G:C6	2.94	0.55
24:BA:117:G:C6	24:BA:119:A:C6	2.94	0.55
24:BA:1314:C:C2	24:BA:1339:G:N2	2.74	0.55
24:BA:1870:C:H3'	24:BA:1871:A:C2	2.41	0.55
28:BE:111:GLU:HG2	28:BE:114:ARG:HH12	1.69	0.55
31:BH:41:LYS:HA	31:BH:44:ILE:HG12	1.88	0.55
32:BI:89:SER:OG	32:BI:135:MET:HA	2.06	0.55
33:BJ:49:ASP:C	33:BJ:49:ASP:OD2	2.45	0.55
34:BK:54:LYS:NZ	34:BK:54:LYS:HB3	2.20	0.55

*Continued on next page...*

*Continued from previous page...*

Atom-1	Atom-2	Interatomic distance (Å)	Clash overlap (Å)
35:BL:57:LEU:HD22	53:B3:53:ASP:HB3	1.87	0.55
36:BM:108:VAL:HG13	36:BM:109:PRO:HD2	1.88	0.55
40:BQ:43:GLN:NE2	41:BR:77:PHE:HB3	2.21	0.55
46:BW:17:ALA:HB1	46:BW:36:ILE:HA	1.86	0.55
46:BW:47:GLY:CA	46:BW:80:SER:HB3	2.35	0.55
1:CB:58:LYS:O	1:CB:62:ARG:HG3	2.06	0.55
1:CB:65:LYS:HE2	1:CB:89:PHE:HE1	1.71	0.55
3:CD:125:ASN:HB2	3:CD:141:VAL:H	1.72	0.55
5:CF:23:GLU:HG3	5:CF:24:ARG:H	1.72	0.55
5:CF:51:ILE:O	5:CF:54:LEU:HB2	2.07	0.55
6:CG:10:LYS:HE3	6:CG:10:LYS:N	2.21	0.55
6:CG:107:ALA:HB1	6:CG:115:MET:HE1	1.89	0.55
9:CJ:15:HIS:O	9:CJ:19:ASP:HB2	2.06	0.55
14:CO:73:ASP:HB3	14:CO:76:ARG:HD3	1.87	0.55
18:CS:20:LYS:HZ2	18:CS:27:LYS:HD3	1.71	0.55
55:CA:47:C:H4'	55:CA:48:C:O5'	2.07	0.55
55:CA:1236:A:O2'	55:CA:1237:C:H5'	2.06	0.55
26:DC:220:ARG:HD3	24:DA:1789:A:OP1	2.06	0.55
26:DC:257:ARG:NH1	24:DA:1799:G:OP1	2.39	0.55
29:DF:169:LEU:HB3	29:DF:174:PHE:HB2	1.88	0.55
31:DH:31:VAL:HB	31:DH:32:PRO:HD3	1.87	0.55
35:DL:93:ASN:CG	35:DL:94:THR:H	2.08	0.55
37:DN:20:MET:C	37:DN:22:ARG:H	2.10	0.55
38:DO:97:PHE:HA	56:DB:48:U:OP2	2.06	0.55
47:DX:15:ASN:HD22	24:DA:381:G:H5'	1.72	0.55
24:DA:563:A:C4	24:DA:2018:G:C2	2.93	0.55
24:DA:1051:G:H5'	24:DA:2752:C:H1'	1.88	0.55
24:DA:1290:C:O2'	24:DA:1291:C:H6	1.74	0.55
24:DA:1474:U:C2'	24:DA:1475:G:H5'	2.36	0.55
24:DA:1633:G:C6	24:DA:1635:A:C5	2.94	0.55
24:DA:2287:A:N7	24:DA:2289:G:C8	2.74	0.55
18:AS:17:LYS:HB3	18:AS:30:LEU:HD23	1.88	0.55
19:AT:38:ILE:CD1	19:AT:82:ILE:HG22	2.36	0.55
20:AU:35:GLU:O	20:AU:36:PHE:C	2.44	0.55
24:BA:604:G:C5	24:BA:625:G:C2	2.94	0.55
24:BA:839:U:H2'	24:BA:840:C:C6	2.41	0.55
24:BA:923:G:N2	46:BW:23:LYS:HZ3	2.05	0.55
24:BA:1022:G:N2	24:BA:1142:A:N1	2.54	0.55
24:BA:2070:A:H2'	24:BA:2071:A:C8	2.41	0.55
24:BA:2136:G:H2'	24:BA:2137:U:C6	2.38	0.55
26:BC:147:PRO:HD3	26:BC:187:CYS:SG	2.46	0.55

*Continued on next page...*

*Continued from previous page...*

Atom-1	Atom-2	Interatomic distance (Å)	Clash overlap (Å)
27:BD:104:VAL:O	27:BD:177:VAL:HG21	2.06	0.55
28:BE:7:ASP:O	28:BE:9:GLN:N	2.39	0.55
28:BE:149:ILE:HG23	28:BE:188:MET:HG3	1.88	0.55
40:BQ:67:ALA:O	40:BQ:70:GLN:N	2.39	0.55
41:BR:39:LEU:HA	41:BR:49:ILE:HG21	1.87	0.55
43:BT:13:ALA:HB1	43:BT:14:PRO:HD2	1.87	0.55
1:CB:103:TRP:HA	1:CB:106:VAL:CG2	2.37	0.55
1:CB:133:ALA:HA	1:CB:137:THR:HG21	1.88	0.55
2:CC:18:ASN:HD22	2:CC:55:VAL:HG12	1.71	0.55
3:CD:197:HIS:O	3:CD:200:VAL:HB	2.06	0.55
7:CH:1:SER:C	7:CH:3:GLN:H	2.09	0.55
7:CH:6:ILE:HB	7:CH:76:ARG:HH12	1.72	0.55
8:CI:29:ILE:HG13	8:CI:64:ILE:HG22	1.89	0.55
10:CK:74:LYS:HD2	10:CK:104:PHE:CE1	2.40	0.55
12:CM:28:ARG:O	12:CM:28:ARG:HD2	2.05	0.55
13:CN:62:ARG:HH12	13:CN:67:GLY:C	2.09	0.55
55:CA:266:G:HO2'	55:CA:267:C:H3'	1.69	0.55
55:CA:424:G:H2'	55:CA:425:G:C8	2.41	0.55
55:CA:582:C:C4	55:CA:760:G:C6	2.95	0.55
55:CA:754:C:H2'	55:CA:754:C:O2	2.05	0.55
55:CA:815:A:C2	55:CA:1529:G:C2	2.94	0.55
55:CA:819:A:N7	55:CA:1529:G:C2	2.75	0.55
55:CA:1084:G:C5	55:CA:1085:U:C4	2.95	0.55
55:CA:1283:U:O2'	55:CA:1284:C:C5'	2.55	0.55
55:CA:1452:C:H4'	55:CA:1453:G:O5'	2.06	0.55
22:CV:38:A:C8	22:CV:39:C:C5	2.93	0.55
26:DC:229:HIS:ND1	26:DC:230:PRO:HD2	2.21	0.55
31:DH:66:ASN:HD22	31:DH:137:GLU:HB3	1.72	0.55
39:DP:64:SER:O	39:DP:66:GLY:N	2.39	0.55
45:DV:77:VAL:HG23	45:DV:89:ILE:HG21	1.89	0.55
48:DY:48:ARG:HH11	48:DY:48:ARG:CG	2.19	0.55
24:DA:11:C:H2'	24:DA:12:U:H5'	1.89	0.55
24:DA:310:A:C8	24:DA:312:G:C6	2.94	0.55
24:DA:508:A:H3'	24:DA:509:C:H5'	1.88	0.55
24:DA:1062:G:OP1	24:DA:1070:A:OP2	2.25	0.55
24:DA:1092:C:H2'	24:DA:1093:G:O4'	2.06	0.55
24:DA:1401:G:C5	24:DA:1402:U:C4	2.95	0.55
24:DA:1421:G:N3	24:DA:1421:G:H2'	2.21	0.55
24:DA:2230:G:H2'	24:DA:2231:U:H6	1.70	0.55
24:DA:2251:G:H2'	24:DA:2252:G:C8	2.42	0.55
24:DA:2822:G:H2'	24:DA:2823:A:H5''	1.88	0.55

*Continued on next page...*

*Continued from previous page...*

Atom-1	Atom-2	Interatomic distance (Å)	Clash overlap (Å)
4:AE:155:LYS:HB2	7:AH:63:LYS:HB3	1.88	0.55
5:AF:91:ARG:HG2	5:AF:93:LYS:HE2	1.89	0.55
19:AT:53:MET:HA	19:AT:56:ILE:HG22	1.89	0.55
21:AA:160:A:OP1	21:AA:160:A:H8	1.89	0.55
21:AA:309:A:H2'	21:AA:310:G:H8	1.71	0.55
21:AA:550:G:C4	21:AA:551:U:C5	2.95	0.55
21:AA:554:A:O2'	21:AA:555:U:H5'	2.06	0.55
21:AA:1006:G:H2'	21:AA:1007:U:C6	2.40	0.55
21:AA:1151:A:N6	21:AA:1152:A:H62	2.05	0.55
21:AA:1345:U:H4'	21:AA:1346:A:O5'	2.06	0.55
21:AA:1408:A:N1	21:AA:1494:G:C6	2.75	0.55
24:BA:141:G:H3'	24:BA:142:A:C5'	2.37	0.55
24:BA:334:C:O2'	24:BA:335:C:P	2.63	0.55
24:BA:466:A:N3	24:BA:683:U:H1'	2.21	0.55
24:BA:612:G:C6	24:BA:614:A:C2	2.95	0.55
24:BA:1612:C:H4'	52:B2:5:PHE:O	2.07	0.55
24:BA:1778:U:C5	24:BA:1784:A:N3	2.75	0.55
24:BA:1865:U:C5	24:BA:1875:G:N1	2.74	0.55
24:BA:2311:A:H5'	24:BA:2312:U:OP2	2.06	0.55
30:BG:34:ARG:HD3	30:BG:34:ARG:N	2.22	0.55
35:BL:27:LEU:HD12	35:BL:27:LEU:N	2.13	0.55
36:BM:1:MET:O	36:BM:2:LEU:CB	2.53	0.55
42:BS:63:GLY:O	42:BS:64:ALA:CB	2.53	0.55
44:BU:100:GLU:O	44:BU:101:THR:HB	2.07	0.55
47:BX:48:LEU:HD11	47:BX:67:LEU:HD21	1.89	0.55
5:CF:42:TRP:HB2	5:CF:59:TYR:HB2	1.87	0.55
8:CI:112:ARG:HH22	9:CJ:64:GLN:NE2	2.01	0.55
55:CA:243:A:H5''	55:CA:244:U:H5'	1.87	0.55
55:CA:307:C:H5''	55:CA:308:C:OP2	2.06	0.55
55:CA:857:C:N4	55:CA:858:G:C6	2.74	0.55
55:CA:1400:C:C5	22:CV:34:C:C2	2.94	0.55
27:DD:108:ASP:N	27:DD:204:LYS:O	2.35	0.55
27:DD:148:GLN:CG	27:DD:152:PRO:HG2	2.36	0.55
27:DD:178:VAL:HG12	27:DD:179:ARG:HG3	1.88	0.55
33:DJ:43:GLU:O	33:DJ:44:TYR:C	2.45	0.55
33:DJ:119:PHE:O	33:DJ:121:LYS:N	2.40	0.55
35:DL:47:ARG:NH2	35:DL:47:ARG:CG	2.62	0.55
35:DL:88:GLY:O	35:DL:89:VAL:HG12	2.06	0.55
37:DN:51:LEU:HA	37:DN:54:LEU:CD2	2.36	0.55
45:DV:31:TYR:CD1	45:DV:31:TYR:C	2.68	0.55
47:DX:29:LEU:HB2	47:DX:30:PRO:HD2	1.87	0.55

*Continued on next page...*



*Continued from previous page...*

Atom-1	Atom-2	Interatomic distance (Å)	Clash overlap (Å)
48:DY:41:HIS:HD2	24:DA:96:C:H4'	1.70	0.55
24:DA:2:G:C6	24:DA:3:U:C4	2.94	0.55
24:DA:301:G:C6	24:DA:302:C:N4	2.75	0.55
24:DA:346:A:C8	24:DA:347:A:C8	2.94	0.55
24:DA:454:A:H4'	24:DA:455:C:OP2	2.05	0.55
24:DA:849:A:H2'	24:DA:850:U:C6	2.41	0.55
24:DA:1303:G:C2'	24:DA:1304:A:H8	2.19	0.55
24:DA:1496:A:O3'	24:DA:1497:U:H6	1.88	0.55
1:AB:182:VAL:O	1:AB:196:ASP:HB2	2.07	0.55
2:AC:168:ARG:HH22	21:AA:1106:G:H1'	1.70	0.55
3:AD:100:VAL:HG12	3:AD:100:VAL:O	2.06	0.55
4:AE:155:LYS:HD3	7:AH:63:LYS:NZ	2.22	0.55
8:AI:14:SER:HA	8:AI:67:LYS:O	2.06	0.55
8:AI:56:MET:CE	8:AI:57:VAL:H	2.19	0.55
12:AM:95:PRO:HG3	12:AM:101:THR:HG22	1.89	0.55
18:AS:5:LYS:HA	21:AA:1313:U:OP2	2.06	0.55
19:AT:2:ASN:CG	19:AT:3:ILE:N	2.59	0.55
21:AA:390:U:H2'	21:AA:391:G:C8	2.40	0.55
24:BA:143:C:H2'	24:BA:144:A:C8	2.42	0.55
24:BA:264:C:C2'	24:BA:265:A:H5''	2.36	0.55
24:BA:677:A:O2'	24:BA:678:C:H5'	2.07	0.55
24:BA:838:C:O2'	24:BA:839:U:H5'	2.06	0.55
24:BA:1105:U:C2	24:BA:1106:G:C8	2.95	0.55
24:BA:1233:C:H2'	24:BA:1234:U:H6	1.71	0.55
24:BA:1289:C:H2'	24:BA:1290:C:H6	1.71	0.55
24:BA:1509:A:C4	24:BA:1510:G:C8	2.94	0.55
24:BA:2702:G:H2'	24:BA:2703:C:H6	1.72	0.55
28:BE:108:ILE:CD1	28:BE:180:LEU:HD13	2.37	0.55
29:BF:37:MET:HE2	29:BF:149:ARG:HG2	1.88	0.55
30:BG:123:GLU:CD	30:BG:124:CYS:N	2.59	0.55
32:BI:60:VAL:HG22	32:BI:66:PHE:HB2	1.88	0.55
54:B4:37:GLN:O	54:B4:37:GLN:HG2	2.06	0.55
1:CB:89:PHE:HB3	1:CB:150:ILE:HA	1.87	0.55
1:CB:99:MET:HA	1:CB:106:VAL:HG21	1.88	0.55
1:CB:158:ASP:C	1:CB:180:ILE:HG23	2.27	0.55
3:CD:102:TYR:O	3:CD:104:MET:N	2.37	0.55
4:CE:87:VAL:HG12	4:CE:92:ARG:HA	1.89	0.55
7:CH:76:ARG:HD3	7:CH:77:VAL:H	1.72	0.55
18:CS:31:ARG:HD3	18:CS:33:TRP:HH2	1.72	0.55
55:CA:90:C:C2'	55:CA:91:U:C6	2.89	0.55
55:CA:155:A:C6	55:CA:167:A:C6	2.94	0.55

*Continued on next page...*



*Continued from previous page...*

Atom-1	Atom-2	Interatomic distance (Å)	Clash overlap (Å)
55:CA:243:A:N3	55:CA:245:U:H2'	2.21	0.55
55:CA:596:A:N6	55:CA:645:G:N1	2.53	0.55
55:CA:1055:A:N7	55:CA:1206:G:C2	2.75	0.55
55:CA:1361:G:C2'	55:CA:1362:A:H5''	2.32	0.55
55:CA:1375:A:H2'	55:CA:1376:U:C6	2.41	0.55
26:DC:255:LYS:O	24:DA:1797:G:O3'	2.23	0.55
28:DE:126:VAL:HG13	28:DE:127:GLU:N	2.22	0.55
36:DM:1:MET:O	36:DM:2:LEU:O	2.24	0.55
40:DQ:87:VAL:HG11	41:DR:52:PRO:CG	2.36	0.55
44:DU:6:ARG:HB2	24:DA:85:G:OP2	2.07	0.55
47:DX:51:SER:OG	47:DX:54:GLY:HA3	2.06	0.55
24:DA:1071:G:N7	24:DA:1089:A:C6	2.75	0.55
24:DA:1103:A:H8	24:DA:1103:A:O5'	1.90	0.55
24:DA:1206:G:C2	24:DA:1207:C:C2	2.95	0.55
24:DA:1479:G:O2'	24:DA:1480:C:H5'	2.05	0.55
24:DA:1499:C:C4	24:DA:1500:G:N7	2.75	0.55
24:DA:2287:A:O2'	24:DA:2288:A:O5'	2.25	0.55
24:DA:2449:U:H4'	24:DA:2450:A:OP1	2.07	0.55
56:DB:16:G:O2'	56:DB:17:C:H5'	2.07	0.55
56:DB:65:U:H2'	56:DB:108:A:N6	2.21	0.55
1:AB:28:PRO:O	1:AB:44:LYS:HE2	2.06	0.55
2:AC:68:HIS:CD2	2:AC:68:HIS:H	2.24	0.55
5:AF:5:GLU:HG3	5:AF:63:ASN:OD1	2.06	0.55
6:AG:131:GLY:O	6:AG:134:VAL:HG22	2.07	0.55
16:AQ:16:MET:SD	16:AQ:20:ILE:HG13	2.47	0.55
21:AA:502:A:H2'	21:AA:503:C:O4'	2.06	0.55
21:AA:550:G:H2'	21:AA:551:U:C6	2.32	0.55
21:AA:550:G:C5	21:AA:551:U:C5	2.95	0.55
24:BA:704:G:O2'	24:BA:726:G:N2	2.39	0.55
24:BA:1163:G:H2'	24:BA:1164:C:H6	1.72	0.55
24:BA:1430:G:H2'	24:BA:1431:A:O4'	2.06	0.55
24:BA:1731:G:C4	24:BA:1733:G:N7	2.75	0.55
24:BA:2776:A:H4'	24:BA:2777:G:O5'	2.06	0.55
25:BB:71:C:H2'	25:BB:72:G:H5'	1.88	0.55
26:BC:66:PHE:HB3	26:BC:150:GLY:O	2.06	0.55
26:BC:91:ALA:HB3	26:BC:103:ILE:HG22	1.87	0.55
28:BE:12:LEU:O	28:BE:13:THR:HB	2.06	0.55
29:BF:45:ASP:HB2	29:BF:48:LEU:HB2	1.88	0.55
30:BG:29:ASN:CG	30:BG:30:GLY:N	2.59	0.55
38:BO:70:ALA:O	38:BO:73:ALA:HB3	2.06	0.55
40:BQ:40:LYS:O	40:BQ:43:GLN:HB2	2.07	0.55

*Continued on next page...*

*Continued from previous page...*

Atom-1	Atom-2	Interatomic distance (Å)	Clash overlap (Å)
44:BU:94:PHE:CD1	44:BU:94:PHE:O	2.59	0.55
44:BU:97:SER:O	44:BU:98:ASN:CB	2.50	0.55
48:BY:47:ARG:HH21	48:BY:47:ARG:CG	2.17	0.55
3:CD:53:GLN:HG2	3:CD:198:LEU:HD22	1.88	0.55
55:CA:1052:U:O2'	55:CA:1055:A:OP2	2.20	0.55
55:CA:1352:C:O2	55:CA:1371:G:C2	2.60	0.55
35:DL:117:THR:HG22	35:DL:118:THR:H	1.70	0.55
43:DT:29:THR:N	43:DT:87:LEU:HB2	2.20	0.55
43:DT:67:VAL:O	43:DT:68:LYS:HG3	2.05	0.55
47:DX:6:VAL:HG13	47:DX:7:THR:H	1.71	0.55
49:DZ:28:LEU:HD23	49:DZ:28:LEU:N	2.21	0.55
24:DA:218:A:H2'	24:DA:219:A:H8	1.71	0.55
24:DA:300:A:C5	24:DA:334:C:H4'	2.41	0.55
24:DA:1707:G:H2'	24:DA:1708:C:C6	2.41	0.55
24:DA:2281:A:C2	24:DA:2282:G:C5	2.95	0.55
24:DA:2553:G:N1	24:DA:2554:U:O2	2.40	0.55
24:DA:2592:G:C6	24:DA:2593:U:C4	2.94	0.55
56:DB:40:U:O2'	56:DB:45:A:N6	2.32	0.55
1:AB:70:GLY:HA2	1:AB:163:ILE:HG22	1.88	0.55
1:AB:138:ARG:NH2	21:AA:1170:A:OP1	2.36	0.55
4:AE:13:LYS:HE2	4:AE:112:ALA:CB	2.36	0.55
4:AE:75:LEU:HA	4:AE:81:GLN:HE21	1.71	0.55
13:AN:44:VAL:HG23	13:AN:45:LEU:H	1.72	0.55
17:AR:24:ASP:O	17:AR:27:THR:N	2.39	0.55
20:AU:33:ARG:HG2	20:AU:34:ARG:H	1.70	0.55
21:AA:32:A:C2'	21:AA:33:A:H8	2.20	0.55
21:AA:636:U:H2'	21:AA:637:C:C6	2.42	0.55
21:AA:794:A:O2'	21:AA:795:C:H5'	2.06	0.55
21:AA:953:G:H2'	21:AA:954:G:O4'	2.06	0.55
21:AA:1406:U:C5	21:AA:1407:C:C5	2.95	0.55
24:BA:10:A:C4	24:BA:2800:A:C6	2.95	0.55
24:BA:590:A:H2'	24:BA:591:U:H6	1.71	0.55
24:BA:609:A:H2'	24:BA:610:C:O4'	2.06	0.55
24:BA:627:A:C6	24:BA:637:A:C8	2.94	0.55
24:BA:1022:G:O2'	24:BA:1023:U:OP2	2.23	0.55
24:BA:1258:U:O2	24:BA:1259:G:C8	2.60	0.55
24:BA:1570:A:H8	24:BA:1570:A:O5'	1.90	0.55
24:BA:1829:A:N3	26:BC:14:HIS:HE1	2.04	0.55
24:BA:2383:G:H2'	24:BA:2384:U:H6	1.71	0.55
26:BC:250:GLN:H	26:BC:250:GLN:NE2	2.05	0.55
26:BC:255:LYS:C	26:BC:257:ARG:H	2.10	0.55

*Continued on next page...*

*Continued from previous page...*

Atom-1	Atom-2	Interatomic distance (Å)	Clash overlap (Å)
26:BC:261:ARG:O	26:BC:261:ARG:HG2	2.05	0.55
40:BQ:98:ALA:HB2	40:BQ:105:PHE:CE2	2.42	0.55
42:BS:3:THR:HB	42:BS:62:ASP:OD2	2.07	0.55
45:BV:80:HIS:CD2	45:BV:83:LYS:HG3	2.41	0.55
48:BY:48:ARG:O	48:BY:51:ALA:HB3	2.07	0.55
53:B3:56:LEU:HD22	53:B3:56:LEU:N	2.22	0.55
4:CE:22:LYS:O	4:CE:29:ILE:HB	2.06	0.55
5:CF:3:HIS:ND1	5:CF:92:THR:HG23	2.21	0.55
9:CJ:10:LEU:HD23	9:CJ:98:VAL:HG22	1.87	0.55
11:CL:19:ASN:ND2	11:CL:19:ASN:N	2.51	0.55
11:CL:56:LEU:HD11	11:CL:81:ILE:HG21	1.87	0.55
11:CL:98:ARG:O	11:CL:117:GLY:HA3	2.05	0.55
17:CR:46:THR:HG21	17:CR:51:GLN:OE1	2.06	0.55
18:CS:51:HIS:CD2	18:CS:53:GLY:H	2.25	0.55
55:CA:1086:U:O2'	55:CA:1087:G:H5'	2.07	0.55
55:CA:1241:G:C2	55:CA:1242:G:C5	2.95	0.55
28:DE:164:LEU:HD12	28:DE:167:VAL:HG12	1.89	0.55
30:DG:138:GLN:HE21	24:DA:2746:U:H1'	1.70	0.55
35:DL:3:LEU:C	35:DL:3:LEU:HD12	2.27	0.55
35:DL:128:THR:HG21	24:DA:637:A:P	2.46	0.55
45:DV:30:ILE:HD12	45:DV:38:LEU:HD23	1.89	0.55
46:DW:73:PRO:HA	56:DB:12:C:N3	2.22	0.55
52:D2:41:ARG:HH12	24:DA:460:A:P	2.30	0.55
24:DA:216:A:C2'	24:DA:217:A:H8	2.19	0.55
24:DA:634:C:H2'	24:DA:635:C:H6	1.71	0.55
24:DA:1492:G:C5	24:DA:1496:A:N6	2.74	0.55
24:DA:2094:A:H2'	24:DA:2095:A:H8	1.72	0.55
24:DA:2283:C:C5	24:DA:2389:G:C4	2.95	0.55
24:DA:2638:G:O2'	24:DA:2639:A:H8	1.88	0.55
24:DA:2665:A:C2	24:DA:2666:C:C2	2.94	0.55
24:DA:2731:G:N2	24:DA:2732:G:N7	2.55	0.55
4:AE:79:THR:CA	4:AE:119:VAL:HB	2.33	0.55
5:AF:72:ASP:O	5:AF:76:THR:HG23	2.07	0.55
12:AM:44:ILE:HG22	12:AM:44:ILE:O	2.06	0.55
19:AT:79:THR:HA	19:AT:82:ILE:HG12	1.89	0.55
21:AA:591:U:O2'	21:AA:592:G:H5'	2.07	0.55
24:BA:270:A:H5''	24:BA:271:G:C5'	2.36	0.55
24:BA:335:C:H2'	24:BA:336:C:H6	1.72	0.55
24:BA:612:G:O6	24:BA:614:A:C2	2.60	0.55
24:BA:651:G:C6	24:BA:652:U:C4	2.95	0.55
24:BA:675:A:OP1	28:BE:58:LYS:HE2	2.05	0.55

*Continued on next page...*

*Continued from previous page...*

Atom-1	Atom-2	Interatomic distance (Å)	Clash overlap (Å)
24:BA:882:G:H2'	24:BA:883:G:H8	1.71	0.55
24:BA:1027:A:C6	24:BA:1126:A:N3	2.74	0.55
24:BA:1731:G:N3	24:BA:1733:G:C8	2.74	0.55
24:BA:1867:G:C2'	24:BA:1868:C:H5'	2.37	0.55
24:BA:2271:G:H2'	24:BA:2272:U:C6	2.42	0.55
24:BA:2470:G:O2'	24:BA:2471:A:H5'	2.07	0.55
29:BF:133:GLU:H	29:BF:150:GLY:CA	2.19	0.55
35:BL:55:MET:HE2	35:BL:56:PRO:HD2	1.87	0.55
35:BL:77:ILE:O	35:BL:110:VAL:O	2.25	0.55
37:BN:18:GLN:HE21	37:BN:22:ARG:NH1	2.05	0.55
39:BP:50:ARG:HD2	39:BP:51:ASN:N	2.21	0.55
40:BQ:10:ARG:HB2	40:BQ:10:ARG:CZ	2.37	0.55
40:BQ:97:ILE:HD11	40:BQ:105:PHE:CA	2.37	0.55
44:BU:43:LYS:O	44:BU:57:ILE:HA	2.07	0.55
1:CB:160:LEU:O	1:CB:183:PHE:HD1	1.90	0.55
6:CG:12:LEU:HD13	6:CG:12:LEU:O	2.06	0.55
6:CG:29:LEU:HG	55:CA:1240:U:C4	2.42	0.55
6:CG:115:MET:C	6:CG:117:LEU:H	2.10	0.55
8:CI:109:GLN:HG2	8:CI:110:VAL:N	2.20	0.55
10:CK:75:GLU:CD	10:CK:75:GLU:N	2.59	0.55
17:CR:70:THR:OG1	17:CR:71:ASP:N	2.39	0.55
55:CA:653:U:O2'	55:CA:654:G:H5'	2.06	0.55
55:CA:725:G:N3	55:CA:726:C:C6	2.74	0.55
55:CA:1102:A:O2'	55:CA:1103:C:H5'	2.07	0.55
55:CA:1305:G:H22	55:CA:1331:G:H2'	1.72	0.55
55:CA:1338:G:C2	55:CA:1339:A:C2	2.95	0.55
55:CA:1493:A:C3'	24:DA:1913:A:N6	2.63	0.55
26:DC:52:HIS:CD2	26:DC:217:PRO:O	2.59	0.55
30:DG:62:ALA:O	30:DG:66:THR:HG23	2.06	0.55
34:DK:2:ILE:HD11	34:DK:65:THR:HG22	1.88	0.55
34:DK:14:SER:OG	34:DK:51:LYS:N	2.40	0.55
36:DM:23:GLY:O	36:DM:101:VAL:HG12	2.07	0.55
39:DP:22:GLY:HA3	39:DP:91:VAL:HG21	1.88	0.55
41:DR:1:MET:HG3	41:DR:101:ILE:HD12	1.89	0.55
42:DS:55:ILE:O	42:DS:59:GLU:HG2	2.06	0.55
46:DW:30:VAL:CG1	24:DA:2353:G:H1'	2.36	0.55
46:DW:39:GLN:HG2	46:DW:42:THR:HB	1.89	0.55
24:DA:600:G:C6	24:DA:601:C:N3	2.74	0.55
24:DA:825:A:C6	24:DA:826:U:C4	2.95	0.55
24:DA:1465:G:H2'	24:DA:1466:U:O4'	2.06	0.55
24:DA:1483:G:C2	24:DA:1484:U:C2	2.95	0.55

*Continued on next page...*

*Continued from previous page...*

Atom-1	Atom-2	Interatomic distance (Å)	Clash overlap (Å)
24:DA:1880:U:H2'	24:DA:1881:C:C6	2.42	0.55
24:DA:2097:A:H2'	24:DA:2098:U:C6	2.41	0.55
24:DA:2104:C:HO2'	24:DA:2105:U:H6	1.49	0.55
24:DA:2287:A:C8	24:DA:2289:G:C8	2.95	0.55
24:DA:2348:U:O2'	24:DA:2349:G:O4'	2.23	0.55
24:DA:2691:C:O2'	24:DA:2692:G:H8	1.89	0.55
1:AB:202:ASN:HB3	1:AB:208:ALA:HB2	1.89	0.55
4:AE:85:LYS:HD3	4:AE:94:PHE:HB2	1.89	0.55
8:AI:122:ARG:NH1	21:AA:1343:G:H1'	2.22	0.55
15:AP:68:SER:HB2	15:AP:71:VAL:HG23	1.89	0.55
21:AA:90:C:O2'	21:AA:91:U:C6	2.56	0.55
21:AA:98:A:H2'	21:AA:99:C:O4'	2.06	0.55
21:AA:438:U:C5	21:AA:494:G:C5	2.95	0.55
21:AA:815:A:C2	21:AA:1529:G:C4	2.94	0.55
21:AA:1087:G:HO2'	21:AA:1088:G:H8	1.53	0.55
21:AA:1363:A:C8	21:AA:1365:G:C5	2.94	0.55
24:BA:42:A:C3'	24:BA:43:G:H5''	2.37	0.55
24:BA:141:G:N1	43:BT:2:ILE:HG23	2.22	0.55
24:BA:754:U:H2'	24:BA:755:U:C6	2.42	0.55
24:BA:827:U:H1'	24:BA:2246:G:O2'	2.06	0.55
24:BA:960:A:H5''	24:BA:961:C:OP2	2.06	0.55
24:BA:1421:G:C2	24:BA:1422:G:C8	2.95	0.55
24:BA:1465:G:N1	24:BA:1466:U:C2	2.75	0.55
24:BA:1566:A:O2'	24:BA:1567:G:H5'	2.07	0.55
24:BA:2093:G:C6	24:BA:2225:A:N7	2.74	0.55
24:BA:2717:C:H2'	24:BA:2718:G:O4'	2.07	0.55
24:BA:2801:G:O2'	24:BA:2802:G:H5'	2.06	0.55
26:BC:199:HIS:O	26:BC:202:ARG:HG3	2.07	0.55
27:BD:42:ASN:O	27:BD:43:ASP:O	2.24	0.55
28:BE:60:TRP:CZ2	28:BE:70:SER:HB3	2.42	0.55
31:BH:96:THR:O	31:BH:97:ARG:HG3	2.06	0.55
35:BL:55:MET:HA	35:BL:55:MET:CE	2.37	0.55
40:BQ:42:GLY:HA3	41:BR:75:VAL:HG21	1.87	0.55
40:BQ:57:ARG:HH22	40:BQ:92:LYS:NZ	2.04	0.55
46:BW:35:ILE:O	46:BW:37:VAL:N	2.40	0.55
2:CC:19:SER:HB3	2:CC:21:TRP:NE1	2.21	0.55
8:CI:4:GLN:HB3	8:CI:21:LYS:CG	2.37	0.55
8:CI:90:ASP:CB	8:CI:93:LEU:HD23	2.33	0.55
13:CN:30:ILE:O	13:CN:45:LEU:HD11	2.07	0.55
16:CQ:4:ILE:O	16:CQ:5:ARG:C	2.45	0.55
55:CA:243:A:C4'	55:CA:244:U:H5'	2.35	0.55

*Continued on next page...*

*Continued from previous page...*

Atom-1	Atom-2	Interatomic distance (Å)	Clash overlap (Å)
55:CA:250:A:H1'	55:CA:252:U:N3	2.22	0.55
55:CA:385:C:N4	55:CA:386:C:N4	2.55	0.55
33:DJ:4:PHE:CG	33:DJ:5:THR:N	2.75	0.55
34:DK:38:ILE:HG12	34:DK:61:VAL:HG12	1.88	0.55
36:DM:19:GLY:H	36:DM:38:ARG:NH2	2.05	0.55
43:DT:55:VAL:HG23	43:DT:86:THR:O	2.07	0.55
50:D0:1:ALA:N	24:DA:2056:G:N2	2.55	0.55
24:DA:755:U:H2'	24:DA:756:A:C8	2.41	0.55
24:DA:1210:G:H21	24:DA:1212:G:H22	1.55	0.55
24:DA:1363:C:H2'	24:DA:1364:G:O4'	2.07	0.55
24:DA:1945:G:H2'	24:DA:1946:U:C6	2.42	0.55
24:DA:2287:A:C5	24:DA:2289:G:C8	2.95	0.55
5:AF:4:TYR:O	5:AF:63:ASN:HA	2.06	0.55
8:AI:83:THR:HG21	8:AI:102:PHE:HB3	1.88	0.55
21:AA:792:A:C2	21:AA:794:A:N1	2.75	0.55
21:AA:1087:G:N2	21:AA:1088:G:C5	2.75	0.55
21:AA:1256:A:C5	21:AA:1278:G:C4	2.95	0.55
24:BA:216:A:C2'	24:BA:217:A:H8	2.14	0.55
24:BA:401:A:H2'	24:BA:402:A:H8	1.72	0.55
24:BA:764:A:C2	24:BA:781:A:C2	2.94	0.55
24:BA:973:A:H8	24:BA:973:A:OP1	1.90	0.55
24:BA:1179:G:N7	24:BA:1180:U:H1'	2.22	0.55
24:BA:1653:G:H3'	37:BN:2:ARG:HG3	1.88	0.55
24:BA:1715:G:N2	24:BA:1743:G:H2'	2.22	0.55
24:BA:1933:G:N2	24:BA:1968:G:H1'	2.23	0.55
26:BC:80:LEU:HA	26:BC:90:ILE:O	2.07	0.55
31:BH:43:ASN:N	31:BH:43:ASN:HD22	2.05	0.55
35:BL:87:GLY:O	35:BL:89:VAL:N	2.40	0.55
37:BN:73:ASN:C	37:BN:76:VAL:HG12	2.27	0.55
1:CB:100:LEU:C	1:CB:102:ASN:H	2.10	0.55
5:CF:98:GLU:O	5:CF:99:ALA:HB3	2.07	0.55
7:CH:33:VAL:HG22	7:CH:58:LEU:HD11	1.88	0.55
11:CL:49:ARG:HH12	55:CA:523:A:H61	1.54	0.55
13:CN:60:ARG:NH2	55:CA:977:A:OP2	2.41	0.55
55:CA:205:A:C5	55:CA:206:C:N4	2.75	0.55
55:CA:332:G:O2'	55:CA:333:U:H5'	2.07	0.55
55:CA:465:A:O2'	55:CA:467:U:OP2	2.24	0.55
55:CA:724:G:H2'	55:CA:725:G:H8	1.72	0.55
55:CA:815:A:C2	55:CA:1529:G:C4	2.95	0.55
28:DE:5:LEU:HA	28:DE:120:VAL:HG13	1.89	0.55
31:DH:80:ILE:HB	31:DH:101:ASP:HB3	1.89	0.55

*Continued on next page...*



*Continued from previous page...*

Atom-1	Atom-2	Interatomic distance (Å)	Clash overlap (Å)
39:DP:102:ARG:HD2	39:DP:106:ALA:O	2.06	0.55
44:DU:20:LYS:HD3	44:DU:20:LYS:C	2.27	0.55
44:DU:54:PRO:HG2	44:DU:55:GLY:N	2.20	0.55
44:DU:81:ARG:HD2	44:DU:81:ARG:N	2.21	0.55
49:DZ:32:GLY:C	49:DZ:34:THR:N	2.58	0.55
24:DA:78:U:C2'	24:DA:79:C:H5'	2.37	0.55
24:DA:186:G:N2	24:DA:211:C:C2	2.75	0.55
24:DA:188:G:H2'	24:DA:189:G:H5'	1.88	0.55
24:DA:214:G:N2	24:DA:215:G:C2	2.74	0.55
24:DA:333:G:C4	24:DA:334:C:C5	2.94	0.55
24:DA:335:C:O2'	24:DA:336:C:H5'	2.07	0.55
24:DA:476:G:HO2'	24:DA:477:A:H8	1.53	0.55
24:DA:739:A:H8	24:DA:739:A:OP2	1.90	0.55
24:DA:805:G:O2'	24:DA:831:G:H4'	2.07	0.55
24:DA:1051:G:H2'	24:DA:1052:C:C6	2.42	0.55
24:DA:1062:G:C8	24:DA:1088:A:H8	2.23	0.55
24:DA:1238:G:O2'	24:DA:1239:G:C5'	2.55	0.55
24:DA:1733:G:C2	24:DA:1734:G:C8	2.95	0.55
24:DA:2553:G:H2'	24:DA:2554:U:O4'	2.07	0.55
1:AB:63:LYS:HZ3	1:AB:224:ARG:NH2	2.05	0.54
4:AE:14:LEU:HD13	4:AE:14:LEU:C	2.28	0.54
4:AE:94:PHE:CD1	4:AE:94:PHE:C	2.79	0.54
10:AK:125:LYS:O	10:AK:126:ARG:CB	2.55	0.54
16:AQ:18:LYS:HA	16:AQ:47:ASP:HB2	1.90	0.54
16:AQ:49:ASN:C	16:AQ:49:ASN:HD22	2.10	0.54
18:AS:5:LYS:HD3	21:AA:1314:C:C6	2.42	0.54
20:AU:18:PHE:C	20:AU:19:LYS:HE2	2.27	0.54
21:AA:94:G:C4'	21:AA:95:C:H5''	2.32	0.54
21:AA:199:A:O2'	21:AA:200:G:O4'	2.23	0.54
21:AA:1078:U:H2'	21:AA:1079:G:O4'	2.08	0.54
21:AA:1169:A:H2'	21:AA:1170:A:C8	2.41	0.54
24:BA:169:G:H2'	24:BA:170:U:H6	1.72	0.54
24:BA:795:C:O2'	24:BA:796:C:H5'	2.06	0.54
24:BA:1073:A:H3'	24:BA:1074:G:H5''	1.89	0.54
24:BA:1131:G:OP1	33:BJ:82:GLY:HA2	2.07	0.54
24:BA:1179:G:C5	24:BA:1180:U:C1'	2.83	0.54
24:BA:1489:C:O2'	24:BA:1490:A:H5'	2.07	0.54
24:BA:1816:C:HO2'	24:BA:1817:G:P	2.30	0.54
24:BA:2822:G:P	27:BD:115:GLY:HA3	2.47	0.54
25:BB:13:G:O2'	25:BB:14:U:H5''	2.06	0.54
33:BJ:81:ILE:CG2	33:BJ:82:GLY:N	2.60	0.54

*Continued on next page...*



*Continued from previous page...*

Atom-1	Atom-2	Interatomic distance (Å)	Clash overlap (Å)
33:BJ:110:PRO:HB2	33:BJ:111:LYS:HG3	1.88	0.54
34:BK:12:ASP:HA	34:BK:98:ARG:O	2.07	0.54
34:BK:17:ARG:HG3	34:BK:47:ILE:HD13	1.89	0.54
36:BM:17:ASN:O	36:BM:38:ARG:HD3	2.07	0.54
40:BQ:91:ARG:NH2	40:BQ:93:ILE:HG21	2.22	0.54
42:BS:70:LYS:N	42:BS:70:LYS:HD2	2.22	0.54
44:BU:25:LYS:O	44:BU:26:ASN:HB3	2.07	0.54
46:BW:37:VAL:HG13	46:BW:55:ASP:O	2.07	0.54
46:BW:77:LYS:O	46:BW:78:PHE:HB2	2.05	0.54
51:B1:9:LYS:NZ	51:B1:50:GLU:OE2	2.34	0.54
1:CB:49:PHE:HA	1:CB:52:ALA:HB3	1.88	0.54
19:CT:81:GLN:HA	19:CT:84:LYS:NZ	2.22	0.54
55:CA:247:G:O2'	55:CA:248:C:C5'	2.55	0.54
55:CA:369:G:N2	55:CA:370:C:C2	2.75	0.54
55:CA:1068:G:N2	55:CA:1069:C:C2	2.75	0.54
55:CA:1475:G:H4'	24:DA:1689:A:H4'	1.88	0.54
27:DD:89:GLU:HG2	27:DD:94:GLN:HE22	1.71	0.54
28:DE:57:LYS:HG2	24:DA:797:G:OP1	2.07	0.54
29:DF:78:ILE:O	29:DF:79:ARG:HG2	2.07	0.54
35:DL:92:LEU:CD2	35:DL:124:GLY:HA3	2.37	0.54
36:DM:57:VAL:HA	36:DM:112:LEU:HD11	1.89	0.54
44:DU:95:PHE:HD1	44:DU:95:PHE:N	2.01	0.54
45:DV:6:ALA:HB3	45:DV:65:VAL:HB	1.89	0.54
48:DY:17:GLU:HG3	48:DY:53:VAL:HG11	1.89	0.54
50:D0:37:HIS:CG	50:D0:43:THR:HG22	2.42	0.54
52:D2:12:ARG:HG3	24:DA:686:U:O4	2.06	0.54
24:DA:167:A:C6	24:DA:168:G:C4	2.95	0.54
24:DA:531:C:O5'	24:DA:532:A:C8	2.60	0.54
24:DA:544:C:OP1	24:DA:544:C:H4'	2.06	0.54
24:DA:1846:G:H5''	24:DA:1847:A:OP2	2.07	0.54
24:DA:2184:A:H2'	24:DA:2185:U:C6	2.42	0.54
15:AP:33:ILE:O	15:AP:34:GLU:HB3	2.08	0.54
18:AS:35:ARG:HB2	21:AA:1320:C:N4	2.21	0.54
21:AA:32:A:C2'	21:AA:33:A:C8	2.89	0.54
21:AA:49:U:O4	21:AA:362:G:N2	2.32	0.54
24:BA:1017:G:C5	24:BA:1018:U:C5	2.96	0.54
24:BA:1315:C:OP2	59:BA:3770:HOH:O	2.18	0.54
24:BA:1433:A:H2'	24:BA:1434:A:O4'	2.06	0.54
24:BA:1608:A:C8	24:BA:1611:C:N4	2.75	0.54
24:BA:2214:C:H2'	24:BA:2215:C:C6	2.42	0.54
24:BA:2391:G:O6	24:BA:2425:A:H8	1.91	0.54

*Continued on next page...*

*Continued from previous page...*

Atom-1	Atom-2	Interatomic distance (Å)	Clash overlap (Å)
24:BA:2800:A:H2	24:BA:2895:G:H1'	1.66	0.54
33:BJ:26:GLY:HA2	33:BJ:29:ALA:HB3	1.89	0.54
35:BL:61:LEU:O	53:B3:12:ARG:HD3	2.06	0.54
36:BM:126:ILE:O	36:BM:128:THR:HG23	2.07	0.54
37:BN:65:LEU:O	37:BN:68:ALA:N	2.40	0.54
45:BV:75:GLN:HB2	45:BV:92:VAL:HG23	1.87	0.54
51:B1:8:ILE:HG23	51:B1:51:ALA:HA	1.89	0.54
6:CG:22:LEU:HD23	6:CG:23:ALA:N	2.23	0.54
6:CG:59:GLU:HG3	6:CG:60:ALA:H	1.71	0.54
13:CN:61:ASN:C	13:CN:62:ARG:HG3	2.28	0.54
16:CQ:68:LYS:HG2	16:CQ:69:THR:HG23	1.89	0.54
55:CA:737:C:H2'	55:CA:738:C:C6	2.42	0.54
55:CA:1064:G:H4'	55:CA:1065:U:O5'	2.06	0.54
55:CA:1239:A:H62	55:CA:1299:A:H62	1.55	0.54
55:CA:1365:G:O2'	55:CA:1366:C:C5'	2.54	0.54
55:CA:1390:U:H2'	55:CA:1391:U:C6	2.42	0.54
29:DF:101:ARG:HH11	29:DF:138:PRO:HB3	1.71	0.54
31:DH:125:THR:HG22	31:DH:146:VAL:HG11	1.88	0.54
40:DQ:59:LEU:O	40:DQ:62:ALA:HB3	2.08	0.54
43:DT:10:VAL:HG23	43:DT:11:LEU:CD1	2.36	0.54
43:DT:45:ALA:HA	43:DT:48:GLN:CG	2.36	0.54
52:D2:10:LEU:HG	24:DA:125:A:C2	2.43	0.54
24:DA:27:G:H1'	24:DA:513:A:H61	1.72	0.54
24:DA:518:G:H2'	24:DA:519:U:H6	1.72	0.54
24:DA:915:C:H3'	24:DA:916:G:H8	1.71	0.54
24:DA:1051:G:H2'	24:DA:1052:C:H6	1.73	0.54
24:DA:1057:A:C8	24:DA:1086:A:C8	2.95	0.54
24:DA:1060:U:O4'	24:DA:1061:U:H2'	2.07	0.54
24:DA:1555:G:H2'	24:DA:1556:C:C6	2.43	0.54
24:DA:1802:A:O2'	24:DA:1803:A:O4'	2.22	0.54
24:DA:2064:C:H1'	24:DA:2450:A:C6	2.42	0.54
24:DA:2273:A:H2'	24:DA:2274:A:C8	2.42	0.54
1:AB:46:VAL:HG13	1:AB:49:PHE:CZ	2.42	0.54
1:AB:52:ALA:HA	1:AB:197:PHE:CD1	2.42	0.54
1:AB:142:LYS:HE2	21:AA:1098:C:OP2	2.07	0.54
1:AB:162:VAL:CG2	1:AB:172:ILE:HD11	2.36	0.54
3:AD:169:TRP:CD2	3:AD:185:PRO:HB3	2.41	0.54
17:AR:54:LEU:O	17:AR:58:ILE:HG13	2.06	0.54
21:AA:918:A:H2'	21:AA:919:A:C8	2.42	0.54
21:AA:1349:A:O2'	21:AA:1350:A:H5'	2.08	0.54
21:AA:1391:U:H2'	21:AA:1392:G:H8	1.72	0.54

*Continued on next page...*

*Continued from previous page...*

Atom-1	Atom-2	Interatomic distance (Å)	Clash overlap (Å)
21:AA:1421:G:C2	21:AA:1480:A:C2	2.95	0.54
24:BA:102:U:O4	48:BY:2:LYS:HB2	2.08	0.54
24:BA:447:A:C8	24:BA:473:G:C6	2.96	0.54
24:BA:1536:C:H4'	24:BA:1537:G:O5'	2.06	0.54
24:BA:1676:A:C2	24:BA:1993:U:H5'	2.42	0.54
24:BA:2453:A:O2'	24:BA:2572:A:H1'	2.07	0.54
26:BC:242:HIS:O	26:BC:244:VAL:HG13	2.07	0.54
28:BE:151:GLY:CA	28:BE:192:ALA:HB2	2.36	0.54
35:BL:14:LYS:CG	35:BL:15:ALA:N	2.70	0.54
39:BP:37:LYS:HD3	39:BP:37:LYS:H	1.68	0.54
43:BT:61:LEU:HA	59:BT:201:HOH:O	2.07	0.54
45:BV:38:LEU:CD2	45:BV:40:ILE:HD11	2.37	0.54
52:B2:3:ARG:HH21	52:B2:3:ARG:CG	2.15	0.54
2:CC:83:VAL:HA	2:CC:86:LEU:HD12	1.89	0.54
3:CD:187:ARG:HG3	3:CD:191:SER:OG	2.08	0.54
4:CE:131:ASN:HD22	4:CE:132:PRO:CD	2.19	0.54
11:CL:87:LYS:HG2	11:CL:87:LYS:O	2.08	0.54
12:CM:69:ARG:HD2	12:CM:69:ARG:N	2.23	0.54
15:CP:36:VAL:HG13	15:CP:36:VAL:O	2.07	0.54
16:CQ:12:VAL:HG22	16:CQ:12:VAL:O	2.07	0.54
55:CA:10:A:N3	55:CA:11:G:C8	2.74	0.54
55:CA:1168:U:O2'	55:CA:1169:A:H5'	2.07	0.54
55:CA:1234:C:C1'	55:CA:1364:U:H6	2.20	0.54
55:CA:1312:G:H2'	55:CA:1313:U:H6	1.72	0.54
33:DJ:123:LYS:HG2	33:DJ:132:HIS:NE2	2.22	0.54
34:DK:118:LEU:O	34:DK:120:PRO:HD2	2.07	0.54
36:DM:136:MET:OXT	36:DM:136:MET:CG	2.39	0.54
43:DT:38:ALA:HB1	43:DT:81:LYS:NZ	2.22	0.54
44:DU:14:THR:HG23	44:DU:15:GLY:H	1.72	0.54
45:DV:82:TYR:CE1	45:DV:83:LYS:HG2	2.42	0.54
24:DA:60:G:HO2'	24:DA:61:C:P	2.31	0.54
24:DA:866:A:O2'	24:DA:867:C:C5'	2.56	0.54
24:DA:987:C:H2'	24:DA:988:A:O4'	2.06	0.54
24:DA:1289:C:HO2'	24:DA:1290:C:H6	1.54	0.54
24:DA:1331:G:N3	24:DA:1333:G:C8	2.75	0.54
24:DA:1333:G:O2'	24:DA:1334:G:H5'	2.07	0.54
24:DA:1399:C:H2'	24:DA:1400:U:H6	1.70	0.54
24:DA:1830:C:H2'	24:DA:1831:G:C8	2.42	0.54
24:DA:1993:U:H2'	24:DA:1994:C:C6	2.42	0.54
24:DA:2068:U:H5''	24:DA:2068:U:H6	1.72	0.54
24:DA:2756:U:H1'	24:DA:2757:A:H5''	1.88	0.54

*Continued on next page...*

*Continued from previous page...*

Atom-1	Atom-2	Interatomic distance (Å)	Clash overlap (Å)
24:DA:2821:A:H2'	24:DA:2822:G:O4'	2.07	0.54
1:AB:170:ILE:HD13	1:AB:170:ILE:H	1.71	0.54
2:AC:22:PHE:CG	2:AC:23:ALA:N	2.74	0.54
4:AE:29:ILE:HG13	4:AE:30:PHE:N	2.22	0.54
4:AE:83:PRO:CG	7:AH:95:MET:HG2	2.37	0.54
11:AL:74:GLN:O	11:AL:75:GLU:C	2.45	0.54
12:AM:89:ARG:HD2	12:AM:95:PRO:O	2.08	0.54
13:AN:14:ALA:HB1	13:AN:18:LYS:NZ	2.22	0.54
16:AQ:40:THR:HG22	16:AQ:41:THR:N	2.23	0.54
19:AT:26:MET:HA	19:AT:29:THR:OG1	2.07	0.54
21:AA:158:G:C3'	21:AA:159:G:H5''	2.37	0.54
21:AA:844:G:C2	21:AA:846:G:O2'	2.61	0.54
21:AA:1088:G:C2	21:AA:1089:G:C8	2.95	0.54
21:AA:1361:G:H2'	21:AA:1362:A:H5''	1.89	0.54
24:BA:975:A:C5	24:BA:990:A:N7	2.75	0.54
24:BA:1061:U:H3'	24:BA:1062:G:C5'	2.37	0.54
24:BA:1285:A:N7	24:BA:1329:U:N3	2.56	0.54
24:BA:1498:C:O4'	24:BA:1577:C:H4'	2.07	0.54
24:BA:2392:A:H4'	53:B3:27:ASN:ND2	2.23	0.54
41:BR:28:ALA:O	41:BR:63:VAL:HG21	2.06	0.54
41:BR:67:GLY:HA3	41:BR:93:PHE:CZ	2.43	0.54
2:CC:63:ILE:HG12	2:CC:65:VAL:HG23	1.87	0.54
2:CC:120:THR:HG23	2:CC:187:GLU:O	2.08	0.54
7:CH:121:GLY:HA3	55:CA:599:C:H4'	1.88	0.54
8:CI:51:LEU:HG	8:CI:86:LEU:HD22	1.88	0.54
10:CK:64:VAL:O	10:CK:68:ARG:HB2	2.07	0.54
11:CL:85:ARG:HA	11:CL:93:ARG:HA	1.89	0.54
13:CN:52:ARG:HA	13:CN:52:ARG:HH11	1.72	0.54
55:CA:242:G:C2	55:CA:245:U:C4	2.95	0.54
55:CA:979:C:C6	55:CA:1318:A:N1	2.76	0.54
55:CA:1125:U:C2	55:CA:1127:G:N7	2.76	0.54
55:CA:1167:A:N7	55:CA:1169:A:N6	2.56	0.54
55:CA:1258:G:O2'	55:CA:1259:C:C5'	2.52	0.54
55:CA:1363:A:C5	55:CA:1365:G:C6	2.95	0.54
38:DO:43:ASN:OD1	38:DO:44:GLY:N	2.40	0.54
39:DP:61:ARG:CZ	39:DP:100:ARG:HA	2.37	0.54
39:DP:113:LEU:HD23	39:DP:113:LEU:C	2.27	0.54
41:DR:23:GLU:O	41:DR:25:LEU:HD22	2.06	0.54
42:DS:84:ARG:HB3	42:DS:96:ILE:HG23	1.87	0.54
43:DT:9:LYS:HG3	48:DY:21:LEU:HD13	1.88	0.54
44:DU:40:LEU:HA	44:DU:61:GLU:HA	1.90	0.54

*Continued on next page...*

*Continued from previous page...*

Atom-1	Atom-2	Interatomic distance (Å)	Clash overlap (Å)
49:DZ:4:ILE:CG2	49:DZ:56:VAL:HG13	2.37	0.54
49:DZ:31:ILE:O	49:DZ:31:ILE:HG13	2.08	0.54
24:DA:411:G:O2'	24:DA:412:A:H5'	2.08	0.54
24:DA:866:A:O2'	24:DA:867:C:H5'	2.07	0.54
24:DA:1314:C:C2	24:DA:1339:G:N2	2.76	0.54
24:DA:2100:G:C6	24:DA:2190:G:C6	2.96	0.54
24:DA:2370:G:O6	24:DA:2371:G:C6	2.60	0.54
24:DA:2408:U:O2'	24:DA:2409:G:H8	1.90	0.54
24:DA:2542:A:H5''	24:DA:2543:G:OP1	2.08	0.54
1:AB:71:THR:O	1:AB:72:LYS:HG2	2.07	0.54
1:AB:130:LYS:HA	1:AB:130:LYS:HZ2	1.72	0.54
1:AB:172:ILE:O	1:AB:175:ALA:HB3	2.08	0.54
3:AD:57:LYS:C	3:AD:57:LYS:HD2	2.27	0.54
6:AG:74:VAL:HG12	6:AG:87:PRO:HA	1.90	0.54
8:AI:27:ILE:HD13	8:AI:34:LEU:HB2	1.89	0.54
21:AA:412:A:H4'	21:AA:413:G:C5'	2.38	0.54
21:AA:476:U:H2'	21:AA:477:C:C6	2.43	0.54
21:AA:483:C:N3	21:AA:484:G:C6	2.75	0.54
21:AA:583:A:H2'	21:AA:584:G:O4'	2.07	0.54
21:AA:642:A:H2'	21:AA:643:C:C6	2.43	0.54
21:AA:766:A:C2	21:AA:814:A:C2	2.95	0.54
21:AA:1023:U:H2'	21:AA:1024:G:C8	2.43	0.54
21:AA:1084:G:C6	21:AA:1085:U:O4	2.60	0.54
21:AA:1158:C:N3	21:AA:1160:G:C8	2.76	0.54
21:AA:1323:G:C2'	21:AA:1324:A:H8	2.19	0.54
21:AA:1350:A:C6	21:AA:1351:U:C4	2.95	0.54
21:AA:1422:G:C6	21:AA:1423:G:N7	2.76	0.54
24:BA:9:G:C6	24:BA:2629:U:C6	2.95	0.54
24:BA:753:A:H2'	24:BA:754:U:C6	2.42	0.54
24:BA:856:G:C1'	46:BW:23:LYS:HB3	2.38	0.54
24:BA:858:G:N2	24:BA:2269:G:OP2	2.39	0.54
24:BA:914:G:C8	24:BA:914:G:H5''	2.42	0.54
24:BA:923:G:H21	46:BW:23:LYS:HZ3	1.55	0.54
24:BA:942:G:C5	24:BA:943:A:C8	2.95	0.54
24:BA:1328:A:H2'	24:BA:1330:C:C5	2.42	0.54
24:BA:1628:G:H2'	24:BA:1629:U:H6	1.71	0.54
24:BA:1798:U:OP1	26:BC:257:ARG:HB2	2.07	0.54
24:BA:2036:C:O2'	24:BA:2037:A:H5'	2.07	0.54
24:BA:2200:C:O2'	24:BA:2201:G:H5'	2.07	0.54
25:BB:12:C:H4'	25:BB:13:G:OP1	2.08	0.54
30:BG:148:ARG:HD2	30:BG:163:TYR:CE2	2.43	0.54

*Continued on next page...*

*Continued from previous page...*

Atom-1	Atom-2	Interatomic distance (Å)	Clash overlap (Å)
39:BP:95:LYS:HG2	39:BP:97:TYR:CZ	2.43	0.54
47:BX:5:GLN:HE21	47:BX:49:ARG:HB3	1.73	0.54
47:BX:53:LYS:HD3	47:BX:53:LYS:C	2.28	0.54
1:CB:65:LYS:HE2	1:CB:89:PHE:CE1	2.42	0.54
1:CB:218:ALA:HA	1:CB:221:ARG:CZ	2.38	0.54
3:CD:205:LYS:HD3	55:CA:8:A:N6	2.23	0.54
10:CK:91:GLY:O	10:CK:93:GLU:N	2.41	0.54
19:CT:30:PHE:CE2	19:CT:52:GLU:HG2	2.42	0.54
20:CU:34:ARG:HG2	20:CU:35:GLU:N	2.23	0.54
55:CA:22:G:H4'	55:CA:885:G:C8	2.42	0.54
55:CA:213:G:H2'	55:CA:213:G:N3	2.21	0.54
55:CA:554:A:C2	55:CA:555:U:C4	2.96	0.54
55:CA:1072:G:C5	55:CA:1073:U:C4	2.95	0.54
55:CA:1258:G:N2	55:CA:1259:C:C2	2.75	0.54
26:DC:28:PRO:HB3	26:DC:62:ARG:HH22	1.72	0.54
26:DC:58:LYS:HB2	24:DA:1568:G:H4'	1.89	0.54
28:DE:45:ALA:HB1	24:DA:37:C:O2'	2.08	0.54
30:DG:84:LYS:HB3	30:DG:132:LEU:O	2.07	0.54
36:DM:9:PHE:CD1	24:DA:911:A:C6	2.95	0.54
46:DW:16:GLU:OE2	24:DA:2271:G:H5'	2.07	0.54
46:DW:37:VAL:C	46:DW:39:GLN:H	2.09	0.54
46:DW:40:ARG:HB3	24:DA:2331:G:O2'	2.08	0.54
24:DA:155:A:C2'	24:DA:156:A:H5'	2.38	0.54
24:DA:352:A:C6	24:DA:353:C:C2	2.96	0.54
24:DA:845:A:C2	24:DA:847:U:N1	2.75	0.54
24:DA:999:U:O2	24:DA:1157:G:C2	2.61	0.54
24:DA:1055:G:H2'	24:DA:1055:G:N3	2.21	0.54
24:DA:1079:C:C4	24:DA:1088:A:C2	2.96	0.54
24:DA:1441:G:H2'	24:DA:1442:U:H6	1.73	0.54
24:DA:1668:A:O4'	24:DA:1669:A:C2	2.60	0.54
24:DA:1760:C:H2'	24:DA:1761:C:O4'	2.07	0.54
24:DA:2135:A:OP2	24:DA:2135:A:C8	2.60	0.54
24:DA:2287:A:HO2'	24:DA:2288:A:P	2.31	0.54
24:DA:2333:A:H4'	24:DA:2334:U:H3'	1.89	0.54
24:DA:2347:C:O2'	24:DA:2348:U:H6	1.90	0.54
24:DA:2467:C:H2'	24:DA:2468:A:O4'	2.08	0.54
24:DA:2513:A:C6	24:DA:2514:U:C4	2.95	0.54
56:DB:76:G:C2	56:DB:77:U:C2	2.95	0.54
1:AB:52:ALA:HB2	1:AB:197:PHE:HB3	1.89	0.54
1:AB:63:LYS:NZ	1:AB:224:ARG:NH2	2.56	0.54
1:AB:137:THR:O	1:AB:140:LEU:HB2	2.08	0.54

*Continued on next page...*



*Continued from previous page...*

Atom-1	Atom-2	Interatomic distance (Å)	Clash overlap (Å)
8:AI:49:GLN:N	8:AI:50:PRO:HD2	2.22	0.54
9:AJ:6:ILE:HD12	9:AJ:76:ILE:HB	1.88	0.54
17:AR:38:ILE:HD13	17:AR:55:ALA:HA	1.88	0.54
21:AA:481:G:H2'	21:AA:482:A:C8	2.42	0.54
21:AA:1052:U:H5'	21:AA:1053:G:OP2	2.08	0.54
21:AA:1350:A:C6	21:AA:1351:U:N3	2.76	0.54
21:AA:1494:G:HO2'	21:AA:1495:U:H6	1.55	0.54
24:BA:112:U:H2'	24:BA:113:U:H5'	1.89	0.54
24:BA:301:G:OP2	44:BU:81:ARG:NH1	2.41	0.54
24:BA:747:U:C4	24:BA:2613:U:C5	2.96	0.54
24:BA:959:A:N6	36:BM:82:MET:HE3	2.22	0.54
24:BA:1760:C:H2'	24:BA:1761:C:O4'	2.07	0.54
24:BA:2652:C:C4	24:BA:2653:U:C4	2.95	0.54
24:BA:2784:U:H4'	27:BD:42:ASN:HD21	1.73	0.54
25:BB:15:A:H1'	25:BB:109:A:N7	2.23	0.54
25:BB:66:A:H61	25:BB:107:G:H3'	1.71	0.54
28:BE:58:LYS:HE3	28:BE:62:GLN:HE21	1.73	0.54
28:BE:104:ALA:O	28:BE:108:ILE:HG22	2.07	0.54
29:BF:84:ILE:O	29:BF:84:ILE:HG13	2.08	0.54
30:BG:86:LEU:HD12	30:BG:86:LEU:H	1.72	0.54
36:BM:72:PRO:O	36:BM:91:TYR:O	2.25	0.54
41:BR:49:ILE:CB	41:BR:51:VAL:O	2.55	0.54
45:BV:1:MET:HG3	45:BV:2:PHE:N	2.23	0.54
51:B1:29:LYS:NZ	51:B1:29:LYS:HB3	2.22	0.54
53:B3:7:ARG:O	53:B3:10:ALA:HB3	2.07	0.54
53:B3:56:LEU:H	53:B3:56:LEU:CD2	2.19	0.54
2:CC:166:TRP:O	2:CC:167:TYR:CB	2.50	0.54
4:CE:80:LEU:CB	4:CE:97:PRO:HB3	2.38	0.54
6:CG:114:SER:O	6:CG:118:ARG:HG3	2.07	0.54
7:CH:34:ALA:O	7:CH:38:VAL:HG23	2.07	0.54
8:CI:51:LEU:HD13	8:CI:56:MET:SD	2.48	0.54
9:CJ:9:ARG:NH1	55:CA:1279:G:H5'	2.15	0.54
20:CU:3:ILE:O	20:CU:4:LYS:HG2	2.08	0.54
55:CA:10:A:H2'	55:CA:11:G:C8	2.36	0.54
55:CA:428:G:C8	55:CA:430:A:C4	2.95	0.54
55:CA:565:U:C6	55:CA:566:G:C8	2.95	0.54
26:DC:225:ASN:O	26:DC:226:PRO:C	2.46	0.54
28:DE:170:ARG:NH2	28:DE:176:ASP:HB2	2.21	0.54
30:DG:90:GLY:HA2	30:DG:159:LYS:HE3	1.89	0.54
30:DG:120:ILE:O	30:DG:120:ILE:HG23	2.06	0.54
30:DG:159:LYS:NZ	24:DA:2657:A:O3'	2.41	0.54

*Continued on next page...*



*Continued from previous page...*

Atom-1	Atom-2	Interatomic distance (Å)	Clash overlap (Å)
31:DH:2:GLN:O	31:DH:3:VAL:O	2.26	0.54
35:DL:141:LYS:C	35:DL:142:ILE:HD12	2.28	0.54
36:DM:135:VAL:HB	45:DV:57:TYR:HE1	1.72	0.54
37:DN:72:ASP:O	37:DN:76:VAL:HG13	2.08	0.54
38:DO:67:ASN:OD1	38:DO:68:LYS:N	2.40	0.54
40:DQ:9:ALA:C	40:DQ:11:ALA:H	2.10	0.54
43:DT:10:VAL:HG23	43:DT:11:LEU:HD12	1.89	0.54
44:DU:33:VAL:O	44:DU:34:ILE:HG13	2.07	0.54
51:D1:5:ARG:NH2	24:DA:2285:C:C5	2.76	0.54
24:DA:85:G:O2'	24:DA:86:G:C8	2.60	0.54
24:DA:373:U:H2'	24:DA:400:G:H22	1.72	0.54
24:DA:1010:A:O2'	24:DA:1011:G:H5''	2.07	0.54
24:DA:1087:G:H2'	24:DA:1089:A:C8	2.42	0.54
24:DA:1277:G:H2'	24:DA:1278:C:C6	2.42	0.54
24:DA:1383:A:C2	24:DA:1384:A:C5	2.95	0.54
24:DA:1561:C:H2'	24:DA:1562:U:C6	2.42	0.54
24:DA:1731:G:C2	24:DA:1733:G:N7	2.76	0.54
24:DA:2148:G:O3'	24:DA:2149:U:O4'	2.25	0.54
24:DA:2574:G:O2'	24:DA:2575:C:H5'	2.07	0.54
24:DA:2815:C:H2'	24:DA:2816:G:H8	1.71	0.54
24:DA:2896:C:H2'	24:DA:2897:U:C6	2.42	0.54
3:AD:196:GLU:C	3:AD:198:LEU:H	2.10	0.54
12:AM:94:LEU:HD22	12:AM:95:PRO:HD2	1.90	0.54
20:AU:48:LYS:HD3	21:AA:723:U:OP1	2.08	0.54
21:AA:198:G:O2'	21:AA:199:A:H5'	2.08	0.54
21:AA:255:G:H2'	21:AA:256:U:H6	1.72	0.54
21:AA:282:A:H2'	21:AA:283:U:C6	2.43	0.54
21:AA:428:G:C4	21:AA:430:A:C6	2.95	0.54
21:AA:842:U:O2'	21:AA:846:G:N1	2.41	0.54
24:BA:1338:G:O2'	24:BA:1339:G:H5'	2.07	0.54
24:BA:1548:A:H2'	24:BA:1549:A:C8	2.42	0.54
24:BA:1670:C:O2'	24:BA:1994:C:H4'	2.08	0.54
24:BA:1695:G:H8	26:BC:7:PRO:O	1.90	0.54
24:BA:2001:C:H4'	24:BA:2689:U:H2'	1.89	0.54
24:BA:2094:A:H2'	24:BA:2095:A:H8	1.71	0.54
24:BA:2406:A:O2'	24:BA:2407:A:OP2	2.26	0.54
35:BL:47:ARG:NH2	35:BL:47:ARG:HG2	2.22	0.54
46:BW:17:ALA:O	46:BW:18:LYS:HB3	2.08	0.54
49:BZ:48:ASN:O	49:BZ:51:SER:HB3	2.08	0.54
2:CC:22:PHE:HD1	9:CJ:13:PHE:CD1	2.26	0.54
4:CE:80:LEU:H	4:CE:121:ASN:ND2	2.05	0.54

*Continued on next page...*

*Continued from previous page...*

Atom-1	Atom-2	Interatomic distance (Å)	Clash overlap (Å)
7:CH:1:SER:N	55:CA:824:G:H1'	2.23	0.54
8:CI:53:LEU:HD13	8:CI:53:LEU:O	2.08	0.54
13:CN:30:ILE:O	13:CN:40:ARG:HA	2.08	0.54
15:CP:4:ILE:HG23	15:CP:19:VAL:HG23	1.90	0.54
55:CA:51:A:H4'	55:CA:52:C:C5'	2.37	0.54
55:CA:113:G:H2'	55:CA:114:U:C6	2.42	0.54
55:CA:242:G:C6	55:CA:245:U:O4	2.61	0.54
55:CA:339:C:H2'	55:CA:340:U:H6	1.73	0.54
29:DF:35:LEU:HD11	29:DF:153:ILE:HG23	1.90	0.54
29:DF:45:ASP:C	29:DF:47:LYS:H	2.11	0.54
30:DG:78:VAL:HG23	30:DG:79:THR:HG23	1.90	0.54
32:DI:16:MET:SD	32:DI:19:PRO:HG2	2.48	0.54
34:DK:24:VAL:HG13	34:DK:33:ALA:HB2	1.89	0.54
38:DO:28:VAL:HG23	38:DO:106:LEU:HD23	1.89	0.54
41:DR:7:SER:OG	41:DR:12:HIS:HE1	1.91	0.54
46:DW:28:GLU:N	46:DW:31:LEU:HD21	2.04	0.54
49:DZ:53:MET:O	49:DZ:54:VAL:HG13	2.07	0.54
24:DA:1126:A:H4'	24:DA:1127:A:O5'	2.08	0.54
24:DA:1475:G:H4'	24:DA:1732:C:H5	1.73	0.54
24:DA:1735:A:C2	24:DA:1736:U:C2	2.96	0.54
24:DA:2052:A:C2	24:DA:2053:G:C8	2.95	0.54
24:DA:2626:C:C2'	24:DA:2627:G:H5'	2.37	0.54
24:DA:2654:A:H1'	24:DA:2656:U:C5	2.42	0.54
1:AB:103:TRP:CZ2	1:AB:154:GLY:HA2	2.43	0.54
1:AB:186:VAL:CG2	1:AB:198:VAL:HG23	2.38	0.54
3:AD:131:ILE:HG21	21:AA:620:C:C2	2.42	0.54
5:AF:99:ALA:O	5:AF:100:SER:CB	2.56	0.54
7:AH:62:LEU:N	7:AH:62:LEU:HD22	2.23	0.54
10:AK:117:HIS:NE2	21:AA:675:A:H1'	2.23	0.54
14:AO:40:GLY:O	14:AO:43:ALA:HB3	2.07	0.54
21:AA:245:U:O2'	21:AA:246:A:H5'	2.08	0.54
21:AA:645:G:C2'	21:AA:646:G:H5'	2.38	0.54
21:AA:654:G:H2'	21:AA:655:A:C8	2.43	0.54
24:BA:96:C:H4'	48:BY:41:HIS:ND1	2.23	0.54
24:BA:463:G:N1	24:BA:467:G:C6	2.76	0.54
24:BA:533:G:H5''	24:BA:533:G:H8	1.73	0.54
24:BA:786:C:O2'	24:BA:787:C:H5'	2.07	0.54
24:BA:811:U:N3	35:BL:21:ARG:NH2	2.56	0.54
24:BA:852:U:C2	24:BA:926:G:N2	2.76	0.54
24:BA:1374:G:C6	24:BA:1375:U:C4	2.95	0.54
24:BA:1820:U:C2	26:BC:200:MET:HB2	2.43	0.54

*Continued on next page...*

*Continued from previous page...*

Atom-1	Atom-2	Interatomic distance (Å)	Clash overlap (Å)
24:BA:2355:G:C6	24:BA:2356:U:C4	2.96	0.54
24:BA:2836:U:H2'	24:BA:2837:A:H8	1.71	0.54
34:BK:69:VAL:O	34:BK:76:VAL:HA	2.08	0.54
37:BN:45:ARG:HG2	37:BN:95:THR:HG21	1.90	0.54
1:CB:104:LYS:HD2	1:CB:104:LYS:H	1.73	0.54
3:CD:118:SER:HA	3:CD:130:ASN:HB2	1.89	0.54
3:CD:205:LYS:HB2	55:CA:8:A:H62	1.72	0.54
5:CF:43:GLY:HA2	5:CF:58:HIS:CE1	2.42	0.54
6:CG:143:MET:O	6:CG:147:ASN:HB3	2.08	0.54
10:CK:19:VAL:HB	10:CK:34:THR:O	2.08	0.54
10:CK:124:LYS:HG3	20:CU:34:ARG:CD	2.36	0.54
55:CA:70:U:H4'	55:CA:71:A:OP1	2.07	0.54
55:CA:1097:C:O2'	55:CA:1098:C:H5'	2.08	0.54
26:DC:30:ALA:HB3	26:DC:31:PRO:HD3	1.90	0.54
26:DC:171:VAL:N	26:DC:185:ALA:HB2	2.22	0.54
29:DF:164:GLU:O	29:DF:168:LEU:HD12	2.07	0.54
31:DH:68:ARG:CG	31:DH:71:LYS:HD3	2.37	0.54
41:DR:4:VAL:HG22	41:DR:40:MET:HB3	1.89	0.54
43:DT:84:TYR:CE2	24:DA:1341:G:C4	2.96	0.54
44:DU:81:ARG:CB	44:DU:96:LYS:HD2	2.37	0.54
24:DA:693:A:C5	24:DA:694:U:C5	2.95	0.54
24:DA:760:G:H2'	24:DA:761:A:O4'	2.08	0.54
24:DA:763:G:C5	24:DA:765:C:C4	2.96	0.54
24:DA:794:A:H2'	24:DA:795:C:C5	2.42	0.54
24:DA:859:G:HO2'	24:DA:860:U:P	2.31	0.54
24:DA:1009:A:H5'	24:DA:1009:A:C8	2.42	0.54
24:DA:1385:A:C4	24:DA:1386:C:C5	2.95	0.54
24:DA:1956:U:O2'	24:DA:1957:C:C5'	2.52	0.54
24:DA:2189:U:H2'	24:DA:2190:G:H5''	1.90	0.54
24:DA:2308:G:O6	24:DA:2311:A:N1	2.38	0.54
24:DA:2727:A:H2'	24:DA:2728:U:H6	1.73	0.54
24:DA:2797:U:O2	24:DA:2797:U:H2'	2.06	0.54
56:DB:23:G:O6	56:DB:59:A:N6	2.41	0.54
6:AG:94:ARG:O	6:AG:95:ARG:C	2.46	0.54
6:AG:102:TRP:CD1	6:AG:136:LYS:HG2	2.43	0.54
15:AP:10:GLY:HA3	15:AP:15:PRO:HA	1.90	0.54
15:AP:28:ARG:NH1	15:AP:29:ASN:HD21	2.06	0.54
19:AT:4:LYS:HE2	19:AT:4:LYS:C	2.28	0.54
21:AA:34:C:H2'	21:AA:35:G:H8	1.72	0.54
21:AA:66:A:O2'	21:AA:67:C:H5'	2.07	0.54
21:AA:323:U:H2'	21:AA:324:G:O4'	2.08	0.54

*Continued on next page...*

*Continued from previous page...*

Atom-1	Atom-2	Interatomic distance (Å)	Clash overlap (Å)
21:AA:1082:A:C6	21:AA:1083:U:C4	2.96	0.54
21:AA:1262:C:C5	21:AA:1263:C:C4	2.96	0.54
24:BA:90:U:H2'	24:BA:91:A:C8	2.43	0.54
24:BA:455:C:H42	24:BA:472:A:H2'	1.73	0.54
24:BA:807:U:C2	24:BA:808:G:C8	2.96	0.54
24:BA:1022:G:C2	24:BA:1141:U:C4	2.96	0.54
24:BA:2013:A:C2'	24:BA:2014:A:H5'	2.38	0.54
24:BA:2585:U:O2'	24:BA:2586:U:H5'	2.08	0.54
26:BC:16:VAL:N	26:BC:203:VAL:HG12	2.22	0.54
26:BC:195:GLY:O	26:BC:196:ASN:CB	2.56	0.54
33:BJ:65:THR:CG2	33:BJ:68:LYS:HE3	2.36	0.54
34:BK:59:LYS:HG3	34:BK:89:ASN:HD22	1.73	0.54
43:BT:19:LYS:O	43:BT:20:ALA:C	2.47	0.54
45:BV:88:HIS:CG	45:BV:89:ILE:N	2.76	0.54
48:BY:34:SER:O	48:BY:36:GLN:HG3	2.08	0.54
3:CD:39:GLN:CA	55:CA:426:U:H4'	2.38	0.54
6:CG:2:ARG:HG2	6:CG:3:ARG:N	2.22	0.54
6:CG:59:GLU:HG3	6:CG:60:ALA:N	2.23	0.54
9:CJ:48:ARG:HA	13:CN:100:TRP:CZ2	2.43	0.54
9:CJ:78:GLU:HB3	9:CJ:80:THR:OG1	2.07	0.54
19:CT:3:ILE:O	19:CT:4:LYS:HG2	2.08	0.54
20:CU:9:GLU:HB3	20:CU:10:PRO:HD2	1.88	0.54
55:CA:79:G:N2	55:CA:91:U:C2	2.76	0.54
55:CA:298:A:H2'	55:CA:299:G:O4'	2.07	0.54
55:CA:1375:A:H2'	55:CA:1376:U:H6	1.73	0.54
55:CA:1508:A:H2'	55:CA:1509:C:C6	2.43	0.54
27:DD:36:GLN:NE2	27:DD:38:LYS:HZ1	2.05	0.54
27:DD:185:ASN:O	27:DD:186:LEU:HD12	2.08	0.54
31:DH:93:SER:CB	31:DH:121:VAL:HG21	2.38	0.54
32:DI:98:GLY:HA2	32:DI:137:LEU:HD23	1.90	0.54
36:DM:99:GLY:HA2	45:DV:82:TYR:HB3	1.89	0.54
41:DR:37:GLU:O	41:DR:53:PHE:CD1	2.61	0.54
42:DS:47:VAL:O	42:DS:50:VAL:HB	2.08	0.54
42:DS:55:ILE:HG23	42:DS:66:ILE:HG21	1.90	0.54
44:DU:91:LYS:O	44:DU:92:VAL:HG22	2.08	0.54
45:DV:69:GLU:C	45:DV:70:ILE:HD13	2.27	0.54
47:DX:1:SER:O	47:DX:3:VAL:N	2.41	0.54
49:DZ:23:LEU:HD12	49:DZ:28:LEU:HD21	1.90	0.54
51:D1:13:SER:OG	51:D1:46:VAL:HG22	2.08	0.54
24:DA:219:A:C6	24:DA:220:G:C6	2.96	0.54
24:DA:362:A:C5	24:DA:363:G:N7	2.76	0.54

*Continued on next page...*

*Continued from previous page...*

Atom-1	Atom-2	Interatomic distance (Å)	Clash overlap (Å)
24:DA:648:G:O2'	24:DA:649:G:H5'	2.08	0.54
24:DA:1189:A:H2'	24:DA:1190:G:O4'	2.08	0.54
24:DA:1192:G:C2'	24:DA:1193:G:H5'	2.38	0.54
24:DA:1390:U:O2'	24:DA:1391:U:H5'	2.08	0.54
24:DA:1439:A:C6	24:DA:1552:A:N7	2.73	0.54
24:DA:1555:G:N2	24:DA:1556:C:C2	2.75	0.54
24:DA:1808:A:H3'	24:DA:1809:A:C8	2.39	0.54
24:DA:1867:G:H2'	24:DA:1868:C:C6	2.43	0.54
24:DA:2552:U:C2	24:DA:2554:U:H5'	2.42	0.54
24:DA:2663:G:H2'	24:DA:2664:G:C8	2.43	0.54
1:AB:127:LYS:HG3	1:AB:128:LEU:H	1.71	0.54
2:AC:46:LEU:HB3	2:AC:49:ALA:HB3	1.90	0.54
3:AD:116:LEU:HB3	3:AD:122:ILE:HD11	1.90	0.54
7:AH:30:LYS:HG2	21:AA:590:U:OP1	2.08	0.54
8:AI:93:LEU:HD12	8:AI:94:ARG:N	2.23	0.54
10:AK:124:LYS:HA	20:AU:34:ARG:HG2	1.90	0.54
14:AO:79:GLN:O	14:AO:83:ARG:HB2	2.07	0.54
15:AP:19:VAL:HG12	15:AP:37:GLY:C	2.28	0.54
21:AA:984:C:O2'	21:AA:985:C:H6	1.91	0.54
24:BA:19:A:H2'	24:BA:20:C:H6	1.73	0.54
24:BA:197:A:N6	24:BA:2430:A:H2'	2.16	0.54
24:BA:1020:A:H4'	24:BA:1021:A:O5'	2.07	0.54
24:BA:1026:G:HO2'	24:BA:1027:A:H5'	1.70	0.54
24:BA:1106:G:O2'	24:BA:1107:G:H5'	2.08	0.54
24:BA:1465:G:N1	24:BA:1466:U:O2	2.41	0.54
24:BA:2055:C:N3	59:BA:3539:HOH:O	2.34	0.54
24:BA:2209:G:C6	24:BA:2210:U:N3	2.76	0.54
24:BA:2472:G:C8	24:BA:2475:C:N4	2.76	0.54
24:BA:2592:G:C6	24:BA:2593:U:C4	2.96	0.54
25:BB:53:A:H8	25:BB:53:A:O5'	1.91	0.54
26:BC:106:PRO:CA	26:BC:141:HIS:CE1	2.91	0.54
27:BD:106:LYS:H	27:BD:106:LYS:HD2	1.73	0.54
29:BF:47:LYS:HB3	29:BF:47:LYS:NZ	2.23	0.54
33:BJ:4:PHE:CG	33:BJ:5:THR:N	2.76	0.54
1:CB:182:VAL:C	1:CB:183:PHE:CD1	2.80	0.54
2:CC:136:ALA:CA	2:CC:139:ASN:HD21	2.21	0.54
4:CE:11:GLN:HG3	4:CE:39:GLY:C	2.28	0.54
6:CG:14:ASP:OD1	6:CG:22:LEU:HD21	2.08	0.54
8:CI:93:LEU:HD13	8:CI:96:GLU:HG3	1.90	0.54
12:CM:94:LEU:HD21	55:CA:1226:C:C5'	2.38	0.54
12:CM:101:THR:HG21	55:CA:1225:A:H3'	1.90	0.54

*Continued on next page...*

*Continued from previous page...*

Atom-1	Atom-2	Interatomic distance (Å)	Clash overlap (Å)
55:CA:536:C:OP1	59:CA:1886:HOH:O	2.18	0.54
55:CA:560:A:C8	55:CA:566:G:C2	2.95	0.54
55:CA:1015:G:H2'	55:CA:1016:A:C8	2.42	0.54
55:CA:1306:A:H61	55:CA:1331:G:H1'	1.72	0.54
55:CA:1493:A:H3'	24:DA:1913:A:H62	1.68	0.54
55:CA:1521:C:C4	55:CA:1522:U:C5	2.96	0.54
26:DC:120:ASP:CG	26:DC:121:ALA:H	2.11	0.54
27:DD:121:THR:CG2	27:DD:127:PHE:CD1	2.91	0.54
30:DG:43:LYS:O	30:DG:49:LEU:HD12	2.07	0.54
30:DG:95:ALA:HB3	30:DG:127:GLN:HA	1.89	0.54
31:DH:5:LEU:HD11	31:DH:13:GLY:HA3	1.90	0.54
31:DH:93:SER:HB3	31:DH:121:VAL:HG21	1.88	0.54
36:DM:36:VAL:HG22	45:DV:82:TYR:CD1	2.43	0.54
36:DM:64:TRP:CD1	24:DA:873:C:H4'	2.42	0.54
45:DV:77:VAL:HG11	45:DV:79:ARG:NH2	2.19	0.54
24:DA:181:A:C2	24:DA:182:A:C4	2.96	0.54
24:DA:647:G:C2'	24:DA:648:G:C8	2.86	0.54
24:DA:716:A:C3'	24:DA:717:C:H5''	2.37	0.54
24:DA:749:A:N7	24:DA:1618:A:C6	2.76	0.54
24:DA:765:C:O2'	24:DA:766:U:C6	2.57	0.54
24:DA:1085:A:H3'	24:DA:1086:A:N3	2.22	0.54
24:DA:1385:A:C4	24:DA:1386:C:C4	2.96	0.54
24:DA:1932:A:H2'	24:DA:1933:G:O4'	2.08	0.54
24:DA:2259:U:C4	24:DA:2427:C:N4	2.76	0.54
24:DA:2590:A:H2'	24:DA:2591:C:C6	2.42	0.54
24:DA:2893:A:H5''	24:DA:2894:G:H5'	1.89	0.54
1:AB:71:THR:HG22	1:AB:72:LYS:N	2.20	0.53
3:AD:90:LEU:HD21	3:AD:194:ILE:HD12	1.89	0.53
3:AD:116:LEU:HB3	3:AD:122:ILE:CD1	2.37	0.53
4:AE:17:VAL:HG23	4:AE:33:THR:O	2.08	0.53
4:AE:25:LYS:HB3	4:AE:25:LYS:HZ3	1.73	0.53
4:AE:31:SER:CB	4:AE:52:ALA:O	2.56	0.53
5:AF:81:ASN:HB3	5:AF:84:VAL:HG12	1.89	0.53
8:AI:51:LEU:HB3	8:AI:56:MET:CG	2.38	0.53
14:AO:42:PHE:HE1	14:AO:55:LEU:HD22	1.73	0.53
21:AA:955:U:H2'	21:AA:956:U:H6	1.72	0.53
21:AA:1089:G:C2	21:AA:1090:U:C1'	2.91	0.53
24:BA:483:A:C2	24:BA:484:C:H1'	2.43	0.53
24:BA:686:U:H2'	24:BA:788:A:C2	2.44	0.53
24:BA:752:A:HO2'	24:BA:753:A:P	2.31	0.53
24:BA:831:G:C4	24:BA:832:U:C6	2.97	0.53

*Continued on next page...*



*Continued from previous page...*

Atom-1	Atom-2	Interatomic distance (Å)	Clash overlap (Å)
24:BA:923:G:H21	46:BW:23:LYS:NZ	2.06	0.53
24:BA:1187:G:H5''	41:BR:83:TYR:CE2	2.43	0.53
24:BA:1316:U:C2	24:BA:1317:G:C8	2.96	0.53
24:BA:1359:A:H2'	24:BA:1360:G:O4'	2.08	0.53
24:BA:1746:A:H2'	24:BA:1747:U:C6	2.43	0.53
24:BA:1773:A:H2'	24:BA:1774:C:O4'	2.08	0.53
24:BA:1936:A:C4	24:BA:1945:G:C5	2.96	0.53
24:BA:2024:G:N2	24:BA:2040:G:H1'	2.23	0.53
24:BA:2839:G:H2'	24:BA:2840:C:C6	2.43	0.53
24:BA:2897:U:C2	24:BA:2898:U:C6	2.96	0.53
27:BD:101:PHE:N	27:BD:101:PHE:CD1	2.73	0.53
33:BJ:4:PHE:O	33:BJ:44:TYR:HE1	1.91	0.53
33:BJ:45:THR:O	33:BJ:45:THR:CG2	2.55	0.53
37:BN:73:ASN:ND2	37:BN:76:VAL:HG11	2.22	0.53
47:BX:39:VAL:C	47:BX:41:SER:H	2.10	0.53
51:B1:3:GLY:C	51:B1:5:ARG:H	2.11	0.53
53:B3:21:PHE:HB2	53:B3:49:VAL:HG11	1.90	0.53
1:CB:26:MET:HA	1:CB:29:PHE:CE2	2.43	0.53
3:CD:124:VAL:O	3:CD:126:GLY:N	2.41	0.53
4:CE:39:GLY:HA2	4:CE:45:VAL:HA	1.89	0.53
55:CA:190:A:H2'	55:CA:191:G:O4'	2.08	0.53
55:CA:325:A:H2'	55:CA:326:G:O4'	2.08	0.53
55:CA:483:C:C4	55:CA:484:G:C6	2.96	0.53
55:CA:539:A:H2'	55:CA:540:G:C8	2.42	0.53
55:CA:988:G:H2'	55:CA:989:U:O4'	2.07	0.53
55:CA:1238:A:OP1	55:CA:1336:C:H5	1.92	0.53
27:DD:184:ARG:HH22	39:DP:6:GLN:NE2	2.01	0.53
28:DE:118:LEU:HD11	28:DE:188:MET:HE2	1.90	0.53
34:DK:94:PRO:HG3	34:DK:115:ILE:HD12	1.89	0.53
40:DQ:40:LYS:HD2	40:DQ:44:TYR:HE2	1.73	0.53
42:DS:66:ILE:HD13	42:DS:66:ILE:H	1.73	0.53
52:D2:16:HIS:CE1	24:DA:684:G:H5'	2.43	0.53
54:D4:16:ILE:CG1	54:D4:25:VAL:HG22	2.31	0.53
24:DA:871:U:H2'	24:DA:872:U:C6	2.43	0.53
24:DA:1264:A:N7	24:DA:1265:A:C5	2.76	0.53
24:DA:1517:G:C5	24:DA:1518:C:C5	2.96	0.53
24:DA:1775:U:C2'	24:DA:1776:G:O5'	2.55	0.53
24:DA:2313:C:O2'	24:DA:2314:A:C5'	2.37	0.53
24:DA:2752:C:H2'	24:DA:2753:A:H8	1.72	0.53
56:DB:43:C:H2'	56:DB:45:A:N7	2.23	0.53
7:AH:58:LEU:HD11	7:AH:60:LEU:HG	1.90	0.53

*Continued on next page...*



*Continued from previous page...*

Atom-1	Atom-2	Interatomic distance (Å)	Clash overlap (Å)
8:AI:18:VAL:HG22	8:AI:64:ILE:CG2	2.38	0.53
12:AM:21:ILE:HB	12:AM:24:VAL:CG2	2.39	0.53
13:AN:14:ALA:O	13:AN:18:LYS:HG3	2.07	0.53
21:AA:15:G:C5	21:AA:1396:A:C2	2.97	0.53
21:AA:20:U:H2'	21:AA:21:G:O4'	2.07	0.53
21:AA:27:G:H2'	21:AA:28:A:O4'	2.08	0.53
21:AA:451:A:N6	21:AA:481:G:O4'	2.41	0.53
21:AA:722:G:N3	21:AA:722:G:H2'	2.22	0.53
21:AA:926:G:C5	21:AA:1505:G:C6	2.96	0.53
21:AA:953:G:C6	21:AA:954:G:C5	2.96	0.53
21:AA:1530:G:O2'	21:AA:1531:A:H8	1.92	0.53
24:BA:37:C:O2'	24:BA:38:A:H5'	2.08	0.53
24:BA:243:U:O2'	24:BA:244:A:H5'	2.08	0.53
24:BA:728:G:HO2'	24:BA:730:A:H8	1.56	0.53
24:BA:1381:G:C2'	24:BA:1382:G:H5'	2.37	0.53
24:BA:1459:G:C5	24:BA:1461:C:C4	2.96	0.53
24:BA:1493:C:H4'	24:BA:1494:A:OP2	2.08	0.53
24:BA:1857:G:O2'	24:BA:1858:A:H8	1.91	0.53
24:BA:2093:G:O2'	24:BA:2094:A:C5'	2.56	0.53
24:BA:2231:U:OP1	47:BX:29:LEU:HD23	2.08	0.53
24:BA:2262:U:H4'	24:BA:2328:A:C2	2.43	0.53
24:BA:2531:A:C5'	30:BG:156:TYR:CZ	2.90	0.53
26:BC:81:GLU:N	26:BC:90:ILE:O	2.41	0.53
27:BD:90:PHE:HB2	27:BD:92:VAL:HG23	1.89	0.53
28:BE:83:VAL:CG1	28:BE:86:ALA:HB2	2.38	0.53
31:BH:96:THR:CG2	31:BH:97:ARG:HH11	2.20	0.53
48:BY:17:GLU:HG3	48:BY:18:LEU:N	2.22	0.53
1:CB:56:LEU:HD23	1:CB:183:PHE:CE1	2.43	0.53
6:CG:142:ARG:O	6:CG:146:ALA:HB3	2.09	0.53
9:CJ:54:SER:HB2	55:CA:1060:U:H4'	1.91	0.53
16:CQ:18:LYS:HE3	16:CQ:48:GLU:OE2	2.08	0.53
55:CA:174:A:H2'	55:CA:175:C:C6	2.43	0.53
55:CA:330:C:O2'	55:CA:331:G:C5'	2.56	0.53
55:CA:596:A:N6	55:CA:645:G:C6	2.77	0.53
55:CA:936:C:O2'	55:CA:937:A:H5'	2.08	0.53
55:CA:1096:C:O2'	55:CA:1097:C:C6	2.43	0.53
55:CA:1347:G:H22	55:CA:1373:G:H2'	1.73	0.53
31:DH:61:VAL:HG13	31:DH:62:LEU:HG	1.89	0.53
38:DO:30:ARG:HG2	38:DO:31:THR:N	2.22	0.53
40:DQ:59:LEU:O	40:DQ:59:LEU:HD22	2.08	0.53
53:D3:15:LYS:NZ	53:D3:19:GLY:HA2	2.23	0.53

*Continued on next page...*

*Continued from previous page...*

Atom-1	Atom-2	Interatomic distance (Å)	Clash overlap (Å)
24:DA:35:G:O4'	24:DA:454:A:H1'	2.09	0.53
24:DA:239:C:H1'	24:DA:259:G:N2	2.22	0.53
24:DA:447:A:C2	24:DA:473:G:C8	2.96	0.53
24:DA:1049:C:O2	24:DA:1113:U:H4'	2.08	0.53
24:DA:1313:U:O2'	24:DA:1314:C:H5'	2.08	0.53
24:DA:2584:U:C2'	24:DA:2585:U:H5'	2.38	0.53
24:DA:2636:C:H2'	24:DA:2637:U:C6	2.44	0.53
2:AC:4:VAL:HG12	21:AA:1190:G:OP1	2.08	0.53
2:AC:82:ASP:O	2:AC:86:LEU:HG	2.07	0.53
3:AD:151:GLN:H	3:AD:154:VAL:HG12	1.73	0.53
4:AE:55:VAL:N	4:AE:56:PRO:CD	2.71	0.53
7:AH:81:GLY:O	16:AQ:35:LYS:HE2	2.08	0.53
10:AK:124:LYS:O	20:AU:33:ARG:NE	2.41	0.53
17:AR:51:GLN:HA	17:AR:51:GLN:OE1	2.07	0.53
19:AT:78:LEU:O	19:AT:82:ILE:HG23	2.07	0.53
21:AA:10:A:H2'	21:AA:11:G:H8	1.74	0.53
21:AA:62:U:H2'	21:AA:63:C:C6	2.43	0.53
21:AA:88:U:O2	21:AA:89:U:C6	2.61	0.53
21:AA:483:C:C4	21:AA:484:G:C6	2.97	0.53
21:AA:493:A:C5	21:AA:494:G:C6	2.97	0.53
21:AA:560:A:H5'	21:AA:566:G:N2	2.23	0.53
21:AA:1022:A:H2'	21:AA:1023:U:O4'	2.08	0.53
21:AA:1125:U:O2'	21:AA:1126:U:P	2.66	0.53
21:AA:1322:C:O4'	21:AA:1322:C:O2	2.24	0.53
24:BA:122:G:O2'	24:BA:123:G:H5'	2.08	0.53
24:BA:279:A:H2'	24:BA:280:U:H6	1.73	0.53
24:BA:455:C:N3	24:BA:472:A:H2'	2.23	0.53
24:BA:585:G:N2	24:BA:1256:G:C6	2.76	0.53
24:BA:723:C:H2'	24:BA:724:U:O4'	2.08	0.53
24:BA:959:A:C6	24:BA:960:A:C6	2.96	0.53
24:BA:1840:G:C2	24:BA:1841:U:C2	2.95	0.53
24:BA:1915:U:O5'	24:BA:1915:U:H6	1.92	0.53
24:BA:1987:A:H2'	24:BA:1988:G:C8	2.42	0.53
24:BA:2064:C:O2	24:BA:2450:A:N6	2.41	0.53
24:BA:2199:A:O2'	47:BX:35:HIS:NE2	2.41	0.53
24:BA:2307:G:C2	24:BA:2311:A:N7	2.76	0.53
24:BA:2411:A:H2'	24:BA:2412:A:C8	2.44	0.53
24:BA:2749:A:C5	24:BA:2750:A:N7	2.76	0.53
35:BL:114:GLY:C	35:BL:115:GLU:HG3	2.28	0.53
37:BN:22:ARG:HG3	37:BN:70:THR:H	1.74	0.53
1:CB:14:HIS:HE1	1:CB:42:LEU:CD2	2.21	0.53

*Continued on next page...*

*Continued from previous page...*

Atom-1	Atom-2	Interatomic distance (Å)	Clash overlap (Å)
1:CB:103:TRP:O	1:CB:107:ARG:HG2	2.08	0.53
1:CB:159:ALA:O	1:CB:160:LEU:HD12	2.09	0.53
3:CD:49:ASP:O	3:CD:53:GLN:HG3	2.09	0.53
6:CG:30:MET:O	6:CG:31:VAL:HB	2.08	0.53
9:CJ:65:TYR:HB3	13:CN:95:LEU:HD11	1.90	0.53
55:CA:351:G:H4'	55:CA:352:C:OP1	2.08	0.53
55:CA:881:G:C4	55:CA:882:C:C6	2.96	0.53
55:CA:1126:U:O2'	55:CA:1127:G:H5'	2.08	0.53
55:CA:1251:A:C8	55:CA:1252:A:N7	2.76	0.53
55:CA:1372:U:C5	55:CA:1373:G:C5	2.96	0.53
55:CA:1446:A:H2'	55:CA:1447:A:C5'	2.38	0.53
26:DC:212:TRP:O	26:DC:212:TRP:CD1	2.61	0.53
26:DC:239:PHE:HD1	26:DC:240:GLY:H	1.54	0.53
29:DF:107:VAL:N	29:DF:108:PRO:CD	2.71	0.53
31:DH:2:GLN:HB3	31:DH:18:GLN:HG2	1.90	0.53
33:DJ:57:LEU:HG	33:DJ:128:ASN:H	1.74	0.53
33:DJ:74:TYR:HE2	33:DJ:103:ILE:HD11	1.74	0.53
37:DN:62:ASN:O	37:DN:63:ARG:CB	2.50	0.53
40:DQ:24:TYR:CE1	24:DA:17:G:H4'	2.42	0.53
40:DQ:85:ALA:O	40:DQ:86:SER:O	2.27	0.53
45:DV:14:LYS:HB2	56:DB:98:G:H1	1.71	0.53
50:D0:18:HIS:HE1	24:DA:2624:G:H1'	1.73	0.53
52:D2:19:ARG:HB2	24:DA:125:A:H5''	1.91	0.53
24:DA:57:C:H2'	24:DA:58:G:O4'	2.08	0.53
24:DA:705:A:H61	24:DA:726:G:H1'	1.73	0.53
24:DA:1056:G:H1'	24:DA:1103:A:C6	2.43	0.53
24:DA:1510:G:O2'	24:DA:1511:G:H5'	2.08	0.53
2:AC:121:SER:HA	2:AC:124:GLU:HB2	1.89	0.53
3:AD:117:VAL:N	3:AD:122:ILE:HD11	2.23	0.53
4:AE:20:VAL:HG11	21:AA:1080:A:H4'	1.89	0.53
4:AE:132:PRO:HA	4:AE:135:VAL:HG12	1.91	0.53
6:AG:11:ILE:HD11	6:AG:24:LYS:HG2	1.91	0.53
9:AJ:41:PRO:O	9:AJ:42:LEU:HB2	2.07	0.53
21:AA:113:G:O4'	21:AA:354:G:H4'	2.09	0.53
21:AA:247:G:O6	21:AA:278:G:C6	2.62	0.53
21:AA:315:A:HO2'	21:AA:316:C:P	2.31	0.53
21:AA:764:C:C2	21:AA:765:G:C8	2.96	0.53
21:AA:1306:A:N6	21:AA:1331:G:H1'	2.23	0.53
24:BA:301:G:O2'	24:BA:302:C:O5'	2.25	0.53
24:BA:479:A:O2'	24:BA:481:G:H5'	2.08	0.53
24:BA:489:G:C5	24:BA:1284:A:C2	2.95	0.53

*Continued on next page...*

*Continued from previous page...*

Atom-1	Atom-2	Interatomic distance (Å)	Clash overlap (Å)
24:BA:817:C:P	59:BA:3588:HOH:O	2.66	0.53
24:BA:954:G:C5	24:BA:955:U:C5	2.96	0.53
24:BA:1131:G:C4	33:BJ:77:HIS:ND1	2.76	0.53
24:BA:1471:G:O2'	24:BA:1472:C:H5'	2.08	0.53
24:BA:1693:U:O4	24:BA:1977:A:N7	2.42	0.53
24:BA:2088:A:H2'	24:BA:2089:C:C6	2.44	0.53
24:BA:2136:G:O6	24:BA:2156:G:N2	2.41	0.53
24:BA:2488:G:C2'	24:BA:2489:U:H5'	2.39	0.53
24:BA:2668:G:H21	24:BA:2669:G:H1'	1.72	0.53
24:BA:2786:U:H2'	24:BA:2787:C:C6	2.40	0.53
26:BC:250:GLN:N	26:BC:250:GLN:NE2	2.57	0.53
28:BE:57:LYS:HG3	28:BE:58:LYS:N	2.23	0.53
37:BN:2:ARG:O	37:BN:3:HIS:C	2.46	0.53
43:BT:39:THR:O	43:BT:39:THR:CG2	2.57	0.53
46:BW:23:LYS:HD2	46:BW:24:ARG:N	2.23	0.53
46:BW:25:PHE:O	46:BW:26:GLY:C	2.47	0.53
1:CB:19:THR:HA	1:CB:38:HIS:H	1.73	0.53
1:CB:53:LEU:HD11	1:CB:219:THR:HG21	1.90	0.53
1:CB:115:ASP:O	1:CB:119:GLN:HB2	2.07	0.53
1:CB:128:LEU:O	1:CB:129:THR:C	2.47	0.53
2:CC:63:ILE:HG12	2:CC:65:VAL:CG2	2.39	0.53
5:CF:45:ARG:N	5:CF:57:ALA:O	2.38	0.53
7:CH:89:ASP:OD1	7:CH:89:ASP:N	2.40	0.53
11:CL:5:GLN:NE2	55:CA:882:C:H41	2.06	0.53
12:CM:67:ASP:HA	12:CM:70:ARG:HB3	1.90	0.53
55:CA:105:G:C6	55:CA:106:C:C4	2.95	0.53
55:CA:193:C:H2'	55:CA:194:C:C6	2.43	0.53
55:CA:423:G:H2'	55:CA:423:G:N3	2.22	0.53
55:CA:865:A:C5	55:CA:866:C:C4	2.97	0.53
55:CA:1507:A:N3	55:CA:1508:A:C8	2.76	0.53
27:DD:115:GLY:N	24:DA:2821:A:OP2	2.41	0.53
27:DD:116:LYS:HD3	37:DN:1:MET:CE	2.38	0.53
32:DI:12:VAL:HG12	32:DI:13:ALA:N	2.23	0.53
37:DN:90:ARG:NH2	37:DN:116:VAL:HG11	2.23	0.53
38:DO:111:ARG:HA	38:DO:115:LEU:O	2.09	0.53
39:DP:9:GLN:HB3	39:DP:12:MET:HE3	1.87	0.53
41:DR:9:GLY:H	41:DR:10:LYS:HD2	1.74	0.53
42:DS:8:ARG:HA	42:DS:102:HIS:ND1	2.23	0.53
43:DT:29:THR:CB	43:DT:86:THR:H	2.21	0.53
44:DU:16:LYS:O	44:DU:18:LYS:N	2.42	0.53
44:DU:58:VAL:HG13	44:DU:60:LYS:HG2	1.89	0.53

*Continued on next page...*

*Continued from previous page...*

Atom-1	Atom-2	Interatomic distance (Å)	Clash overlap (Å)
44:DU:91:LYS:HZ2	24:DA:83:A:P	2.31	0.53
47:DX:69:GLU:O	47:DX:71:ARG:N	2.42	0.53
50:D0:3:GLN:HA	24:DA:2615:U:C2	2.43	0.53
50:D0:38:LEU:HB2	50:D0:41:HIS:CE1	2.44	0.53
24:DA:81:G:H2'	24:DA:82:U:O4'	2.08	0.53
24:DA:323:C:OP1	24:DA:324:A:C8	2.62	0.53
24:DA:357:C:H2'	24:DA:358:U:H6	1.74	0.53
24:DA:1238:G:O2'	24:DA:1239:G:H5'	2.09	0.53
24:DA:1500:G:N1	24:DA:1501:G:C5	2.77	0.53
24:DA:1750:G:O2'	24:DA:1751:U:H5'	2.09	0.53
24:DA:1805:A:C2	24:DA:1813:G:C2	2.96	0.53
24:DA:2720:U:C2	24:DA:2872:A:C6	2.97	0.53
2:AC:10:ARG:NH2	2:AC:181:ILE:HG13	2.24	0.53
2:AC:24:ASN:HD22	2:AC:25:THR:N	2.03	0.53
6:AG:102:TRP:NE1	6:AG:136:LYS:HG2	2.23	0.53
8:AI:29:ILE:HA	8:AI:64:ILE:O	2.08	0.53
11:AL:32:VAL:O	11:AL:33:CYS:O	2.27	0.53
20:AU:52:VAL:HG13	20:AU:53:LYS:N	2.15	0.53
21:AA:925:G:H5''	21:AA:926:G:OP1	2.09	0.53
21:AA:1200:C:O3'	21:AA:1201:A:H3'	2.08	0.53
21:AA:1385:G:H2'	21:AA:1386:G:O4'	2.09	0.53
21:AA:1506:U:H3'	59:AA:1802:HOH:O	2.09	0.53
24:BA:92:U:H5''	24:BA:92:U:C6	2.44	0.53
24:BA:150:U:N3	24:BA:151:C:C5	2.76	0.53
24:BA:161:A:C3'	24:BA:162:U:H5''	2.36	0.53
24:BA:477:A:H2'	24:BA:478:A:H8	1.68	0.53
24:BA:654:A:N3	24:BA:654:A:H5'	2.23	0.53
24:BA:923:G:H5'	46:BW:25:PHE:CZ	2.43	0.53
24:BA:1600:C:OP1	43:BT:81:LYS:NZ	2.42	0.53
24:BA:1660:G:H2'	24:BA:1661:G:C8	2.42	0.53
24:BA:1788:C:O2'	24:BA:1789:A:H5'	2.09	0.53
24:BA:1851:U:C4	24:BA:1852:U:C4	2.97	0.53
24:BA:1998:A:OP2	27:BD:141:ARG:NH2	2.41	0.53
24:BA:2149:U:H2'	24:BA:2150:C:O4'	2.08	0.53
24:BA:2252:G:H2'	24:BA:2253:G:H5'	1.91	0.53
24:BA:2352:A:N1	46:BW:30:VAL:HG21	2.23	0.53
24:BA:2519:U:C6	24:BA:2542:A:N6	2.76	0.53
29:BF:134:GLN:H	29:BF:134:GLN:HE21	1.57	0.53
32:BI:15:GLY:CA	32:BI:50:LYS:HB3	2.31	0.53
35:BL:2:ARG:HA	35:BL:5:THR:OG1	2.09	0.53
43:BT:68:LYS:O	43:BT:69:ARG:O	2.26	0.53

*Continued on next page...*

*Continued from previous page...*

Atom-1	Atom-2	Interatomic distance (Å)	Clash overlap (Å)
54:B4:9:LYS:C	54:B4:10:LEU:HD23	2.29	0.53
4:CE:131:ASN:HD21	4:CE:133:ILE:HG23	1.73	0.53
15:CP:20:VAL:HA	15:CP:36:VAL:HG12	1.89	0.53
18:CS:33:TRP:NE1	18:CS:56:HIS:CE1	2.77	0.53
55:CA:501:C:O2'	55:CA:502:A:H5'	2.07	0.53
55:CA:581:G:H8	55:CA:581:G:O5'	1.91	0.53
55:CA:604:G:C2	55:CA:635:A:C2	2.97	0.53
55:CA:649:A:H2'	55:CA:650:G:O4'	2.09	0.53
55:CA:725:G:C2	55:CA:726:C:C6	2.96	0.53
55:CA:976:G:N2	55:CA:1362:A:H2'	2.24	0.53
55:CA:1015:G:H2'	55:CA:1016:A:H8	1.72	0.53
55:CA:1021:A:C2	55:CA:1022:A:H1'	2.42	0.53
55:CA:1391:U:H2'	55:CA:1392:G:H8	1.73	0.53
28:DE:77:ILE:HG22	24:DA:1256:G:N3	2.24	0.53
31:DH:48:GLU:O	31:DH:48:GLU:CD	2.46	0.53
33:DJ:66:GLY:C	33:DJ:68:LYS:H	2.12	0.53
39:DP:88:ARG:NE	39:DP:112:ARG:HH21	2.04	0.53
49:DZ:4:ILE:CD1	49:DZ:58:GLU:HA	2.39	0.53
50:D0:47:TYR:CE2	50:D0:52:LYS:HG3	2.43	0.53
52:D2:12:ARG:HB2	24:DA:686:U:H3	1.74	0.53
24:DA:6:A:C6	24:DA:7:G:C6	2.96	0.53
24:DA:444:C:O2'	24:DA:445:C:C5'	2.56	0.53
24:DA:845:A:N6	24:DA:932:U:C2	2.77	0.53
24:DA:1430:G:O2'	24:DA:1431:A:O4'	2.24	0.53
24:DA:1555:G:H2'	24:DA:1556:C:H6	1.72	0.53
24:DA:1684:G:H2'	24:DA:1685:C:C6	2.42	0.53
24:DA:1917:U:C2'	24:DA:1918:A:H5'	2.39	0.53
24:DA:2022:U:O2'	24:DA:2617:U:H5'	2.09	0.53
56:DB:36:C:H5'	56:DB:38:C:H41	1.74	0.53
3:AD:125:ASN:OD1	3:AD:140:ASP:HA	2.08	0.53
4:AE:121:ASN:HD22	4:AE:122:VAL:H	1.53	0.53
11:AL:85:ARG:CZ	11:AL:87:LYS:HB3	2.38	0.53
18:AS:30:LEU:HD12	18:AS:30:LEU:N	2.23	0.53
21:AA:399:G:H2'	21:AA:400:C:C6	2.43	0.53
21:AA:513:C:C2	21:AA:514:C:C5	2.97	0.53
21:AA:575:G:H4'	21:AA:576:C:H5''	1.90	0.53
21:AA:669:G:H2'	21:AA:670:G:C8	2.43	0.53
21:AA:1016:A:H3'	21:AA:1017:U:O4'	2.09	0.53
21:AA:1131:G:C2'	21:AA:1132:C:O5'	2.56	0.53
24:BA:171:U:H2'	24:BA:172:A:C8	2.42	0.53
24:BA:1017:G:C4	24:BA:1018:U:C5	2.97	0.53

*Continued on next page...*



*Continued from previous page...*

Atom-1	Atom-2	Interatomic distance (Å)	Clash overlap (Å)
24:BA:1687:G:C5	24:BA:1688:U:C5	2.96	0.53
24:BA:1816:C:O2'	24:BA:1817:G:P	2.67	0.53
24:BA:1824:G:C5	24:BA:1825:U:C5	2.96	0.53
24:BA:2063:C:O2	24:BA:2450:A:N1	2.42	0.53
24:BA:2630:G:C5	24:BA:2894:G:C6	2.97	0.53
25:BB:105:G:C2'	25:BB:106:G:H5'	2.38	0.53
26:BC:34:GLU:O	26:BC:35:LYS:O	2.27	0.53
27:BD:191:GLY:O	27:BD:192:ALA:HB3	2.09	0.53
29:BF:42:ALA:HA	29:BF:45:ASP:O	2.09	0.53
42:BS:20:VAL:HG21	42:BS:43:ALA:HB3	1.89	0.53
44:BU:27:VAL:HG23	44:BU:33:VAL:HG12	1.91	0.53
1:CB:206:ILE:C	1:CB:208:ALA:H	2.11	0.53
3:CD:71:PHE:HZ	3:CD:199:ILE:HD12	1.73	0.53
9:CJ:5:ARG:NH1	9:CJ:7:ARG:HH12	2.06	0.53
11:CL:109:ARG:O	11:CL:110:LYS:HD2	2.09	0.53
55:CA:98:A:H2'	55:CA:99:C:C6	2.43	0.53
55:CA:159:G:H5'	55:CA:160:A:OP2	2.09	0.53
55:CA:192:A:H8	55:CA:192:A:O5'	1.91	0.53
55:CA:516:U:C4	55:CA:517:G:C6	2.97	0.53
55:CA:536:C:O2'	55:CA:537:G:H5'	2.09	0.53
55:CA:903:G:C6	55:CA:904:U:C4	2.96	0.53
55:CA:1102:A:H2'	55:CA:1103:C:H6	1.73	0.53
55:CA:1297:G:C8	55:CA:1297:G:OP2	2.62	0.53
26:DC:179:GLU:HA	26:DC:269:ARG:O	2.07	0.53
27:DD:39:ASP:CG	27:DD:40:LEU:H	2.10	0.53
29:DF:42:ALA:CB	29:DF:49:LEU:HD21	2.39	0.53
29:DF:147:ARG:HD2	29:DF:147:ARG:H	1.74	0.53
33:DJ:7:LYS:NZ	24:DA:538:A:H5''	2.23	0.53
33:DJ:99:ARG:HG2	33:DJ:102:GLU:OE2	2.09	0.53
35:DL:3:LEU:O	35:DL:4:ASN:C	2.46	0.53
38:DO:31:THR:HG23	38:DO:34:HIS:C	2.29	0.53
42:DS:68:ASP:OD1	42:DS:68:ASP:N	2.42	0.53
44:DU:52:ASN:CG	44:DU:54:PRO:HD3	2.29	0.53
46:DW:44:PHE:HB3	46:DW:78:PHE:CD1	2.44	0.53
24:DA:55:G:C2	24:DA:116:C:C2	2.97	0.53
24:DA:237:C:N3	24:DA:238:C:C5	2.76	0.53
24:DA:871:U:H2'	24:DA:872:U:H6	1.74	0.53
24:DA:1021:A:H2'	24:DA:1022:G:H4'	1.91	0.53
24:DA:1347:A:O2'	24:DA:1348:C:H5'	2.08	0.53
24:DA:1386:C:H2'	24:DA:1387:A:C8	2.44	0.53
24:DA:1552:A:O2'	24:DA:1553:A:H5'	2.09	0.53

*Continued on next page...*



*Continued from previous page...*

Atom-1	Atom-2	Interatomic distance (Å)	Clash overlap (Å)
24:DA:1753:G:N2	24:DA:1756:G:OP2	2.39	0.53
24:DA:1814:G:C6	24:DA:1815:A:C6	2.97	0.53
24:DA:1854:A:H2	24:DA:2087:G:N3	2.07	0.53
24:DA:1992:G:C4	24:DA:1997:C:N4	2.77	0.53
24:DA:2098:U:C2	24:DA:2099:U:C4	2.97	0.53
24:DA:2204:G:H2'	24:DA:2205:A:H8	1.73	0.53
24:DA:2438:U:O3'	24:DA:2439:A:H3'	2.09	0.53
24:DA:2850:A:N7	24:DA:2868:A:O2'	2.35	0.53
1:AB:45:THR:HA	1:AB:200:PRO:HG2	1.91	0.53
5:AF:98:GLU:HG3	5:AF:99:ALA:H	1.73	0.53
6:AG:15:PRO:O	6:AG:16:LYS:HB2	2.07	0.53
14:AO:85:GLY:O	14:AO:86:LEU:HB3	2.09	0.53
18:AS:50:VAL:HG21	18:AS:70:LEU:HB3	1.91	0.53
21:AA:187:G:C2	21:AA:191:G:C6	2.97	0.53
21:AA:485:U:O2'	21:AA:486:U:OP1	2.25	0.53
21:AA:1144:G:N2	21:AA:1146:A:H62	2.06	0.53
21:AA:1504:G:O4'	21:AA:1505:G:C2	2.61	0.53
24:BA:3:U:H2'	24:BA:4:U:C6	2.43	0.53
24:BA:278:A:N3	24:BA:278:A:H2'	2.23	0.53
24:BA:586:A:C2	24:BA:1254:A:C2	2.97	0.53
24:BA:656:G:H8	24:BA:656:G:C5'	2.22	0.53
24:BA:714:U:H5'	24:BA:715:A:OP2	2.08	0.53
24:BA:975:A:H2'	24:BA:976:G:H8	1.74	0.53
24:BA:1062:G:N9	24:BA:1088:A:N7	2.56	0.53
24:BA:2365:G:H4'	46:BW:59:PHE:CE2	2.43	0.53
24:BA:2725:A:O2'	24:BA:2726:A:H2'	2.09	0.53
25:BB:65:U:C4	25:BB:108:A:C4	2.97	0.53
28:BE:48:THR:HG22	28:BE:86:ALA:HB3	1.90	0.53
29:BF:30:VAL:O	29:BF:30:VAL:HG13	2.08	0.53
29:BF:45:ASP:CB	29:BF:48:LEU:HB2	2.37	0.53
42:BS:69:LEU:HG	42:BS:107:VAL:HG13	1.89	0.53
43:BT:40:LYS:HA	43:BT:43:ILE:HG23	1.91	0.53
45:BV:41:GLU:C	45:BV:42:LEU:HD23	2.29	0.53
49:BZ:5:LYS:HA	49:BZ:35:VAL:O	2.09	0.53
49:BZ:23:LEU:HD21	49:BZ:53:MET:HE2	1.90	0.53
2:CC:80:GLY:HA2	2:CC:83:VAL:HG13	1.91	0.53
2:CC:108:PRO:C	2:CC:110:LEU:H	2.11	0.53
2:CC:149:LYS:CG	2:CC:168:ARG:HB2	2.37	0.53
10:CK:26:PHE:CE1	10:CK:88:PRO:HG2	2.44	0.53
12:CM:96:VAL:O	12:CM:98:GLY:N	2.42	0.53
14:CO:62:ARG:HH22	14:CO:88:ARG:NH2	2.06	0.53

*Continued on next page...*

*Continued from previous page...*

Atom-1	Atom-2	Interatomic distance (Å)	Clash overlap (Å)
16:CQ:66:LEU:HB2	16:CQ:70:LYS:HE2	1.91	0.53
55:CA:928:G:C2	55:CA:1390:U:O2	2.62	0.53
55:CA:1055:A:C8	55:CA:1206:G:N2	2.77	0.53
55:CA:1077:G:N2	55:CA:1081:A:C4	2.76	0.53
55:CA:1229:A:H2'	55:CA:1230:C:C6	2.44	0.53
26:DC:180:MET:CE	26:DC:268:ARG:HE	2.21	0.53
29:DF:134:GLN:HB2	29:DF:137:PHE:HE2	1.73	0.53
37:DN:96:ARG:HD3	24:DA:2882:A:C5'	2.39	0.53
38:DO:21:LEU:HD22	24:DA:2379:G:H4'	1.91	0.53
24:DA:332:A:C5	24:DA:335:C:N4	2.77	0.53
24:DA:673:C:C2'	24:DA:674:G:H5'	2.38	0.53
24:DA:1105:U:H2'	24:DA:1106:G:C8	2.43	0.53
24:DA:2138:G:C6	24:DA:2139:U:C4	2.97	0.53
24:DA:2144:G:N3	24:DA:2147:A:OP1	2.42	0.53
24:DA:2358:A:H2'	24:DA:2359:C:O4'	2.09	0.53
56:DB:46:A:O2'	56:DB:47:C:C5'	2.56	0.53
1:AB:19:THR:HG23	1:AB:21:TYR:HE1	1.73	0.53
1:AB:22:TRP:CG	1:AB:38:HIS:CE1	2.96	0.53
2:AC:39:ARG:CG	2:AC:54:ILE:HD11	2.39	0.53
2:AC:196:GLY:HA3	21:AA:1057:G:O3'	2.09	0.53
4:AE:22:LYS:HE2	21:AA:1082:A:P	2.48	0.53
5:AF:11:HIS:CE1	5:AF:13:ASP:HB2	2.44	0.53
6:AG:79:VAL:HG12	6:AG:80:GLY:N	2.23	0.53
8:AI:21:LYS:NZ	8:AI:23:GLY:HA3	2.24	0.53
15:AP:21:VAL:HG21	15:AP:60:TRP:CD1	2.44	0.53
17:AR:20:ILE:HD12	17:AR:21:ASP:H	1.72	0.53
20:AU:16:ARG:HH11	20:AU:16:ARG:HG2	1.74	0.53
21:AA:66:A:N6	21:AA:104:G:C2	2.77	0.53
21:AA:140:U:H2'	21:AA:141:G:O4'	2.08	0.53
21:AA:367:U:O4'	21:AA:394:G:N2	2.41	0.53
21:AA:384:G:H2'	21:AA:385:C:H6	1.73	0.53
21:AA:423:G:HO2'	21:AA:424:G:C4'	2.22	0.53
21:AA:909:A:H2'	21:AA:910:C:O4'	2.09	0.53
21:AA:1268:G:C6	21:AA:1269:A:N6	2.77	0.53
21:AA:1382:C:O2'	21:AA:1383:C:H5'	2.09	0.53
24:BA:322:A:H5'	24:BA:340:A:H1'	1.90	0.53
24:BA:2668:G:N2	24:BA:2669:G:H1'	2.23	0.53
24:BA:2839:G:C5	24:BA:2840:C:C5	2.97	0.53
24:BA:2839:G:OP1	37:BN:46:ARG:HD2	2.09	0.53
26:BC:8:THR:O	26:BC:9:SER:HB3	2.08	0.53
28:BE:168:ASP:OD1	28:BE:169:VAL:N	2.39	0.53

*Continued on next page...*

*Continued from previous page...*

Atom-1	Atom-2	Interatomic distance (Å)	Clash overlap (Å)
29:BF:38:GLY:HA2	29:BF:85:GLY:HA3	1.90	0.53
33:BJ:44:TYR:O	33:BJ:45:THR:HG22	2.09	0.53
45:BV:10:LYS:H	45:BV:10:LYS:CD	2.21	0.53
46:BW:29:SER:N	46:BW:63:ASP:HB3	2.24	0.53
53:B3:3:ILE:CG2	53:B3:62:PRO:HG3	2.39	0.53
3:CD:205:LYS:HA	55:CA:8:A:N7	2.24	0.53
6:CG:29:LEU:O	6:CG:30:MET:O	2.27	0.53
8:CI:44:ARG:HA	8:CI:46:VAL:HG22	1.90	0.53
8:CI:44:ARG:O	8:CI:47:VAL:HG22	2.09	0.53
9:CJ:26:VAL:HG13	9:CJ:30:LYS:CB	2.39	0.53
9:CJ:35:GLN:OE1	9:CJ:77:VAL:HB	2.08	0.53
9:CJ:56:HIS:ND1	55:CA:973:G:H1'	2.23	0.53
10:CK:24:ALA:HA	10:CK:29:THR:HG23	1.90	0.53
10:CK:92:ARG:HH22	20:CU:19:LYS:HD2	1.73	0.53
16:CQ:78:VAL:O	16:CQ:80:LYS:N	2.42	0.53
55:CA:274:A:O2'	55:CA:275:G:H8	1.92	0.53
55:CA:425:G:H2'	55:CA:426:U:C6	2.44	0.53
55:CA:908:A:C4	55:CA:909:A:C8	2.96	0.53
55:CA:969:A:O2'	55:CA:970:C:H5'	2.08	0.53
55:CA:1049:U:H4'	55:CA:1050:G:OP2	2.09	0.53
55:CA:1160:G:O2'	55:CA:1161:C:C5'	2.56	0.53
55:CA:1444:U:H2'	55:CA:1445:U:C6	2.43	0.53
26:DC:179:GLU:OE1	24:DA:1799:G:H8	1.91	0.53
27:DD:45:TYR:HE2	27:DD:47:ALA:HB3	1.74	0.53
28:DE:151:GLY:HA3	28:DE:191:ASP:OD1	2.08	0.53
36:DM:34:LYS:O	36:DM:128:THR:HB	2.08	0.53
36:DM:76:LYS:NZ	36:DM:84:LYS:H	2.07	0.53
38:DO:7:ARG:HH22	38:DO:29:HIS:HD2	1.57	0.53
38:DO:26:LEU:HD23	38:DO:92:PHE:HE1	1.74	0.53
39:DP:19:PHE:O	39:DP:20:ARG:HB3	2.09	0.53
44:DU:11:ILE:HG21	44:DU:79:ALA:HB2	1.90	0.53
44:DU:26:ASN:OD1	44:DU:34:ILE:HD12	2.09	0.53
45:DV:9:ARG:HD3	45:DV:39:ALA:HB1	1.91	0.53
24:DA:455:C:N3	24:DA:472:A:H2'	2.23	0.53
24:DA:750:A:OP1	24:DA:1615:C:N4	2.41	0.53
24:DA:927:A:H2'	24:DA:928:A:C8	2.44	0.53
24:DA:1073:A:H3'	24:DA:1074:G:C8	2.42	0.53
24:DA:1643:G:C5	24:DA:1644:C:C5	2.97	0.53
24:DA:1682:G:C8	24:DA:1757:A:C2	2.96	0.53
24:DA:1760:C:O2'	24:DA:1761:C:H5'	2.09	0.53
24:DA:2064:C:H1'	24:DA:2450:A:C5	2.44	0.53

*Continued on next page...*

*Continued from previous page...*

Atom-1	Atom-2	Interatomic distance (Å)	Clash overlap (Å)
24:DA:2311:A:O3'	24:DA:2312:U:H6	1.91	0.53
24:DA:2447:G:O6	24:DA:2504:U:O4	2.25	0.53
24:DA:2555:U:H2'	24:DA:2556:C:H5'	1.91	0.53
24:DA:2755:C:HO2'	24:DA:2756:U:H6	1.57	0.53
4:AE:35:LEU:HD11	4:AE:47:PHE:CD2	2.44	0.53
7:AH:23:ALA:N	7:AH:62:LEU:HD23	2.24	0.53
8:AI:79:ARG:HD3	8:AI:102:PHE:CD1	2.44	0.53
13:AN:60:ARG:O	13:AN:61:ASN:CB	2.53	0.53
21:AA:116:A:H2'	21:AA:117:G:H8	1.73	0.53
21:AA:382:A:C6	21:AA:383:A:C6	2.97	0.53
21:AA:833:G:C6	21:AA:834:U:C4	2.97	0.53
21:AA:1394:A:H62	21:AA:1501:C:C5'	2.22	0.53
24:BA:143:C:O5'	24:BA:143:C:H6	1.92	0.53
24:BA:564:C:H5''	41:BR:77:PHE:HE1	1.74	0.53
24:BA:1021:A:H5''	24:BA:1021:A:N3	2.24	0.53
24:BA:1031:G:O2'	54:B4:7:VAL:HG22	2.09	0.53
24:BA:1291:C:O2'	24:BA:1292:G:H5'	2.09	0.53
24:BA:1296:G:H2'	24:BA:1297:C:H6	1.74	0.53
24:BA:1787:A:C2	24:BA:1788:C:C5	2.97	0.53
24:BA:2027:G:C2'	24:BA:2028:U:H5'	2.39	0.53
24:BA:2287:A:N7	24:BA:2289:G:C8	2.77	0.53
26:BC:144:GLU:HA	26:BC:151:GLY:CA	2.39	0.53
27:BD:118:PHE:CD2	27:BD:119:ALA:N	2.76	0.53
29:BF:110:ILE:O	29:BF:111:ARG:C	2.47	0.53
32:BI:64:ARG:HG3	32:BI:65:SER:N	2.24	0.53
37:BN:33:ILE:HG12	37:BN:118:ARG:CZ	2.39	0.53
43:BT:61:LEU:HD12	43:BT:61:LEU:O	2.09	0.53
46:BW:30:VAL:CA	46:BW:60:ALA:HB3	2.33	0.53
4:CE:56:PRO:O	4:CE:58:ALA:N	2.41	0.53
8:CI:25:GLY:HA3	8:CI:57:VAL:C	2.28	0.53
11:CL:116:TYR:O	11:CL:118:VAL:HG23	2.08	0.53
13:CN:72:PHE:HA	13:CN:79:SER:HA	1.91	0.53
17:CR:56:ARG:O	17:CR:60:ARG:HG3	2.09	0.53
17:CR:59:LYS:HD3	55:CA:735:C:H5'	1.91	0.53
26:DC:220:ARG:NH1	59:DC:407:HOH:O	2.41	0.53
28:DE:46:GLN:HB3	28:DE:86:ALA:CB	2.36	0.53
30:DG:8:VAL:HG11	30:DG:49:LEU:HD23	1.90	0.53
31:DH:4:ILE:O	31:DH:36:ALA:HB1	2.08	0.53
34:DK:80:ASP:CB	39:DP:67:GLU:OE1	2.56	0.53
35:DL:33:ARG:NH2	24:DA:671:C:C5	2.77	0.53
35:DL:93:ASN:O	35:DL:94:THR:HB	2.09	0.53

*Continued on next page...*

*Continued from previous page...*

Atom-1	Atom-2	Interatomic distance (Å)	Clash overlap (Å)
41:DR:21:ARG:HB2	41:DR:93:PHE:CD1	2.43	0.53
50:D0:38:LEU:O	50:D0:41:HIS:ND1	2.42	0.53
24:DA:140:C:C5'	24:DA:141:G:H21	2.14	0.53
24:DA:156:A:H2'	24:DA:157:C:O4'	2.08	0.53
24:DA:223:A:C5	24:DA:422:A:N7	2.77	0.53
24:DA:329:G:H4'	24:DA:330:A:OP1	2.08	0.53
24:DA:533:G:H2'	24:DA:534:U:C6	2.44	0.53
24:DA:860:U:O2'	24:DA:861:A:C5'	2.55	0.53
24:DA:1517:G:H2'	24:DA:1518:C:H6	1.73	0.53
24:DA:1663:G:H5'	24:DA:1663:G:H8	1.74	0.53
24:DA:1707:G:O2'	24:DA:1708:C:C5'	2.57	0.53
24:DA:1723:G:H2'	24:DA:1724:G:H8	1.73	0.53
24:DA:1759:A:C2	24:DA:1760:C:C2	2.97	0.53
24:DA:2287:A:O2'	24:DA:2288:A:H3'	2.09	0.53
56:DB:63:C:O2	56:DB:63:C:H2'	2.08	0.53
4:AE:97:PRO:HG2	7:AH:96:ALA:HB3	1.91	0.53
6:AG:87:PRO:HD2	6:AG:150:PHE:HB2	1.91	0.53
21:AA:6:G:HO2'	21:AA:7:A:P	2.31	0.53
21:AA:328:C:O2	21:AA:328:C:H2'	2.08	0.53
21:AA:1198:G:C6	21:AA:1199:U:C4	2.97	0.53
24:BA:90:U:H2'	24:BA:91:A:H8	1.74	0.53
24:BA:279:A:C5	24:BA:280:U:C5	2.97	0.53
24:BA:352:A:C6	24:BA:353:C:C4	2.97	0.53
24:BA:387:U:C2	24:BA:388:G:N7	2.77	0.53
24:BA:684:G:O2'	24:BA:788:A:N7	2.41	0.53
24:BA:765:C:C2	24:BA:766:U:C6	2.97	0.53
24:BA:1583:A:H1'	24:BA:1585:C:N4	2.24	0.53
24:BA:2404:U:H2'	24:BA:2404:U:O2	2.07	0.53
24:BA:2419:U:O2'	24:BA:2420:C:H5'	2.08	0.53
24:BA:2570:G:N1	24:BA:2571:U:C2	2.77	0.53
26:BC:19:VAL:HG23	26:BC:19:VAL:O	2.09	0.53
26:BC:120:ASP:O	26:BC:121:ALA:O	2.26	0.53
27:BD:117:GLY:C	27:BD:118:PHE:CD1	2.82	0.53
29:BF:134:GLN:HE22	29:BF:150:GLY:H	1.55	0.53
35:BL:93:ASN:O	35:BL:94:THR:HG22	2.09	0.53
48:BY:7:ARG:CA	48:BY:60:LYS:HZ3	2.22	0.53
52:B2:34:ARG:NH1	52:B2:39:ARG:HG2	2.24	0.53
1:CB:122:ASP:C	1:CB:124:THR:H	2.12	0.53
1:CB:187:ASP:HB3	1:CB:189:ASN:OD1	2.09	0.53
1:CB:209:VAL:HG23	1:CB:210:THR:N	2.24	0.53
5:CF:45:ARG:HB3	5:CF:59:TYR:CE1	2.44	0.53

*Continued on next page...*

*Continued from previous page...*

Atom-1	Atom-2	Interatomic distance (Å)	Clash overlap (Å)
7:CH:54:THR:OG1	7:CH:55:LYS:HD3	2.08	0.53
13:CN:55:SER:O	13:CN:59:GLN:HG3	2.09	0.53
55:CA:120:A:O2'	55:CA:121:U:H4'	2.09	0.53
55:CA:202:G:O2'	55:CA:468:A:H8	1.89	0.53
55:CA:684:U:H3	55:CA:706:A:N6	1.88	0.53
55:CA:818:G:C3'	55:CA:819:A:H5''	2.39	0.53
55:CA:1449:C:C2	55:CA:1455:G:C2	2.96	0.53
29:DF:102:LEU:HB3	29:DF:103:ILE:HD12	1.90	0.53
29:DF:129:MET:HG3	29:DF:153:ILE:HD12	1.91	0.53
32:DI:32:VAL:HG22	32:DI:58:ILE:HG21	1.90	0.53
32:DI:57:VAL:O	32:DI:58:ILE:HG13	2.09	0.53
39:DP:29:VAL:HG11	39:DP:73:PHE:HE1	1.74	0.53
40:DQ:32:ARG:HG2	24:DA:1252:G:N3	2.24	0.53
40:DQ:59:LEU:C	40:DQ:59:LEU:HD13	2.30	0.53
46:DW:49:ASN:ND2	46:DW:81:ILE:HG23	2.24	0.53
49:DZ:38:GLU:CD	49:DZ:39:ASP:H	2.12	0.53
51:D1:5:ARG:NH2	24:DA:2285:C:H5	2.07	0.53
24:DA:492:A:H2'	24:DA:493:G:O4'	2.09	0.53
24:DA:604:G:H2'	24:DA:605:G:C8	2.44	0.53
24:DA:687:C:O2'	24:DA:688:U:O4'	2.22	0.53
24:DA:1014:A:C2	24:DA:1149:G:C2	2.96	0.53
24:DA:2900:A:H2'	24:DA:2901:C:C6	2.44	0.53
1:AB:23:ASN:N	1:AB:189:ASN:HA	2.22	0.52
3:AD:63:ILE:HG23	3:AD:64:TYR:CD1	2.43	0.52
6:AG:26:VAL:HG12	6:AG:42:VAL:HG11	1.91	0.52
7:AH:17:GLN:CD	7:AH:69:ALA:HB1	2.30	0.52
17:AR:48:ALA:HB2	21:AA:834:U:OP1	2.08	0.52
21:AA:132:C:C2	21:AA:133:U:C6	2.97	0.52
21:AA:339:C:H2'	21:AA:340:U:H6	1.74	0.52
21:AA:928:G:N2	21:AA:1390:U:H1'	2.23	0.52
21:AA:1014:A:N7	21:AA:1015:G:C6	2.77	0.52
21:AA:1036:A:H3'	21:AA:1037:C:C6	2.44	0.52
21:AA:1460:C:C2	21:AA:1461:G:C8	2.97	0.52
21:AA:1476:A:H2'	21:AA:1477:U:O4'	2.09	0.52
21:AA:1504:G:H4'	21:AA:1505:G:N3	2.25	0.52
24:BA:77:G:C4	24:BA:110:G:N2	2.77	0.52
24:BA:233:A:C2	24:BA:234:U:C6	2.97	0.52
24:BA:587:C:OP2	35:BL:21:ARG:NH1	2.42	0.52
24:BA:860:U:H2'	24:BA:861:A:C8	2.38	0.52
24:BA:945:A:C5	24:BA:2448:A:C2	2.97	0.52
24:BA:998:C:N4	59:BA:3365:HOH:O	2.41	0.52

*Continued on next page...*



*Continued from previous page...*

Atom-1	Atom-2	Interatomic distance (Å)	Clash overlap (Å)
24:BA:1309:G:H4'	52:B2:7:PRO:HB2	1.91	0.52
24:BA:1417:C:H2'	24:BA:1418:G:O4'	2.09	0.52
24:BA:1571:A:H2'	24:BA:1572:A:C8	2.43	0.52
24:BA:1682:G:C4	24:BA:1683:U:C5	2.97	0.52
24:BA:1785:A:O2'	24:BA:1786:A:H2'	2.09	0.52
24:BA:1998:A:H2'	24:BA:1999:C:H6	1.74	0.52
24:BA:2134:A:O2'	24:BA:2135:A:O4'	2.24	0.52
24:BA:2345:G:C4	24:BA:2381:A:C2	2.96	0.52
27:BD:107:VAL:HG13	27:BD:203:VAL:HG23	1.90	0.52
32:BI:100:ILE:HG22	32:BI:101:SER:N	2.18	0.52
37:BN:38:LEU:HB3	37:BN:39:PRO:HD3	1.91	0.52
38:BO:3:LYS:HG3	38:BO:4:LYS:H	1.73	0.52
41:BR:93:PHE:CD1	41:BR:93:PHE:O	2.62	0.52
42:BS:17:VAL:CG1	42:BS:76:VAL:HG11	2.36	0.52
4:CE:41:GLY:HA2	4:CE:118:GLY:HA3	1.90	0.52
7:CH:93:LYS:HD3	7:CH:93:LYS:N	2.23	0.52
10:CK:83:VAL:HB	10:CK:109:ILE:HG12	1.91	0.52
11:CL:107:LYS:HD2	11:CL:107:LYS:H	1.74	0.52
16:CQ:12:VAL:HA	16:CQ:54:ILE:HG13	1.91	0.52
18:CS:36:ARG:HE	55:CA:1320:C:N4	2.06	0.52
55:CA:128:G:C2	55:CA:234:C:C2	2.97	0.52
55:CA:261:U:H2'	55:CA:263:A:OP2	2.09	0.52
55:CA:308:C:H2'	55:CA:309:A:C8	2.44	0.52
55:CA:908:A:H2'	55:CA:909:A:C8	2.39	0.52
55:CA:995:C:N3	55:CA:1046:A:O2'	2.42	0.52
55:CA:1467:C:H2'	55:CA:1468:A:H8	1.73	0.52
55:CA:1504:G:H3'	55:CA:1505:G:H5'	1.91	0.52
28:DE:129:PRO:HD3	28:DE:156:ASN:OD1	2.09	0.52
34:DK:62:VAL:HG12	34:DK:63:VAL:N	2.24	0.52
35:DL:3:LEU:CG	35:DL:4:ASN:N	2.71	0.52
36:DM:19:GLY:O	36:DM:20:LEU:HB2	2.09	0.52
37:DN:33:ILE:HA	37:DN:114:GLU:HB2	1.91	0.52
37:DN:72:ASP:O	37:DN:75:ILE:HG13	2.09	0.52
43:DT:63:VAL:HG21	43:DT:80:TRP:CE2	2.43	0.52
24:DA:79:C:O2'	24:DA:346:A:H1'	2.08	0.52
24:DA:167:A:C2	24:DA:168:G:H1'	2.43	0.52
24:DA:265:A:N7	24:DA:427:U:O2'	2.41	0.52
24:DA:535:G:C6	24:DA:559:G:C6	2.98	0.52
24:DA:876:C:H2'	24:DA:877:A:OP1	2.09	0.52
24:DA:1311:G:H1'	24:DA:1313:U:O4	2.08	0.52
24:DA:1346:G:O2'	24:DA:1347:A:O5'	2.26	0.52

*Continued on next page...*



*Continued from previous page...*

Atom-1	Atom-2	Interatomic distance (Å)	Clash overlap (Å)
24:DA:1673:G:H2'	24:DA:1674:G:H5'	1.91	0.52
56:DB:13:G:H5''	56:DB:13:G:C8	2.44	0.52
1:AB:63:LYS:NZ	1:AB:224:ARG:HH22	2.07	0.52
1:AB:163:ILE:HG23	1:AB:164:ASP:N	2.18	0.52
4:AE:109:ALA:O	4:AE:111:ARG:N	2.42	0.52
21:AA:463:U:H2'	21:AA:464:U:C6	2.43	0.52
21:AA:1348:U:H2'	21:AA:1349:A:H8	1.75	0.52
21:AA:1405:G:O4'	21:AA:1519:A:H4'	2.09	0.52
21:AA:1442:G:H2'	21:AA:1443:C:H6	1.75	0.52
24:BA:52:A:O2'	24:BA:53:A:C5'	2.55	0.52
24:BA:313:G:C6	24:BA:314:C:N3	2.77	0.52
24:BA:464:U:O2	24:BA:464:U:H2'	2.07	0.52
24:BA:746:U:O2'	24:BA:747:U:P	2.68	0.52
24:BA:966:G:C6	24:BA:967:U:N3	2.78	0.52
24:BA:1011:G:C2	24:BA:1013:C:C2	2.97	0.52
24:BA:1071:G:H4'	24:BA:1088:A:O2'	2.09	0.52
24:BA:1072:C:N4	24:BA:1093:G:H1	2.07	0.52
24:BA:1333:G:H2'	24:BA:1334:G:H8	1.74	0.52
24:BA:1422:G:N3	24:BA:1423:G:C8	2.77	0.52
24:BA:1650:A:H5'	37:BN:106:ASP:OD2	2.09	0.52
24:BA:1676:A:H2	24:BA:1993:U:H5'	1.73	0.52
24:BA:2067:G:C4'	24:BA:2068:U:OP2	2.56	0.52
24:BA:2197:U:OP1	3:CD:150:LYS:HG3	2.07	0.52
24:BA:2260:C:H2'	24:BA:2261:C:H6	1.74	0.52
24:BA:2858:C:H2'	24:BA:2859:G:O4'	2.09	0.52
30:BG:8:VAL:CG1	30:BG:9:VAL:N	2.73	0.52
32:BI:105:LEU:HD23	32:BI:108:ILE:HG21	1.90	0.52
36:BM:117:PHE:HD2	36:BM:130:PHE:CE1	2.28	0.52
41:BR:21:ARG:HG3	41:BR:95:ASP:OD1	2.10	0.52
44:BU:6:ARG:HG3	44:BU:7:ASP:H	1.74	0.52
45:BV:5:ASN:ND2	45:BV:5:ASN:H	2.08	0.52
47:BX:40:GLU:O	47:BX:43:LYS:HD2	2.09	0.52
1:CB:116:LEU:HA	1:CB:119:GLN:HB3	1.90	0.52
5:CF:68:GLN:HG2	5:CF:69:GLU:H	1.73	0.52
6:CG:108:ARG:NH2	55:CA:1240:U:H3'	2.24	0.52
8:CI:51:LEU:HD11	8:CI:82:ILE:CG2	2.39	0.52
9:CJ:52:LEU:HB2	13:CN:80:ARG:CD	2.37	0.52
11:CL:82:ARG:N	11:CL:95:HIS:O	2.34	0.52
12:CM:13:HIS:NE2	12:CM:41:ASP:HA	2.24	0.52
12:CM:104:ASN:C	12:CM:106:ARG:H	2.11	0.52
13:CN:74:ARG:C	13:CN:76:PHE:H	2.12	0.52

*Continued on next page...*

*Continued from previous page...*

Atom-1	Atom-2	Interatomic distance (Å)	Clash overlap (Å)
19:CT:20:ASN:ND2	55:CA:323:U:H5''	2.24	0.52
55:CA:90:C:O2'	55:CA:91:U:O4'	2.28	0.52
55:CA:204:G:C6	55:CA:465:A:C2	2.97	0.52
55:CA:937:A:H1'	55:CA:1379:G:N2	2.24	0.52
55:CA:1058:G:C6	55:CA:1059:C:N3	2.77	0.52
55:CA:1253:G:N1	55:CA:1285:A:N6	2.57	0.52
27:DD:48:ILE:HG12	27:DD:48:ILE:O	2.08	0.52
28:DE:60:TRP:CZ2	28:DE:71:GLY:HA2	2.44	0.52
32:DI:96:LYS:HE2	32:DI:138:VAL:HG11	1.92	0.52
46:DW:23:LYS:HE3	24:DA:855:G:N3	2.23	0.52
46:DW:51:GLY:HA3	46:DW:59:PHE:HB3	1.91	0.52
24:DA:25:U:H2'	24:DA:26:G:O4'	2.10	0.52
24:DA:85:G:O2'	24:DA:86:G:H8	1.92	0.52
24:DA:227:A:H61	24:DA:410:G:H1'	1.73	0.52
24:DA:288:U:H2'	24:DA:289:G:O4'	2.09	0.52
24:DA:484:C:O2'	24:DA:485:C:H5'	2.09	0.52
24:DA:526:A:N6	24:DA:2626:C:H4'	2.24	0.52
24:DA:1020:A:H4'	24:DA:1021:A:O5'	2.08	0.52
24:DA:1026:G:O2'	24:DA:1027:A:H5'	2.09	0.52
24:DA:1223:G:C6	24:DA:1227:G:C6	2.96	0.52
24:DA:1498:C:O2'	24:DA:1499:C:O4'	2.27	0.52
24:DA:2093:G:O6	24:DA:2225:A:C8	2.62	0.52
24:DA:2182:U:H2'	24:DA:2183:A:C8	2.44	0.52
24:DA:2547:A:C8	24:DA:2566:A:C8	2.97	0.52
1:AB:110:ILE:HD11	1:AB:147:LEU:HD13	1.91	0.52
1:AB:137:THR:HG22	1:AB:140:LEU:CD2	2.37	0.52
2:AC:128:MET:HG2	2:AC:131:ARG:HG3	1.90	0.52
3:AD:115:GLN:HE21	3:AD:115:GLN:HA	1.73	0.52
11:AL:54:VAL:O	11:AL:61:GLU:HA	2.10	0.52
13:AN:50:LEU:O	13:AN:51:PRO:C	2.47	0.52
15:AP:80:LYS:HB2	15:AP:80:LYS:NZ	2.25	0.52
21:AA:576:C:H3'	21:AA:577:G:H5''	1.90	0.52
21:AA:754:C:O2'	21:AA:755:G:OP1	2.27	0.52
21:AA:1320:C:O2'	21:AA:1321:U:O4'	2.26	0.52
21:AA:1459:G:H2'	21:AA:1460:C:H6	1.74	0.52
24:BA:373:U:O2	24:BA:423:A:C2	2.60	0.52
24:BA:1059:G:H1'	32:BI:127:SER:HB2	1.90	0.52
24:BA:1105:U:O2	24:BA:1106:G:C8	2.62	0.52
24:BA:2024:G:OP2	24:BA:2034:U:H4'	2.08	0.52
24:BA:2704:C:H2'	24:BA:2705:A:O4'	2.09	0.52
59:BA:3241:HOH:O	28:BE:81:GLY:HA2	2.09	0.52

*Continued on next page...*

*Continued from previous page...*

Atom-1	Atom-2	Interatomic distance (Å)	Clash overlap (Å)
25:BB:88:C:O2'	25:BB:89:U:OP2	2.26	0.52
26:BC:129:LEU:HD23	26:BC:130:PRO:HD2	1.92	0.52
27:BD:16:THR:HG23	27:BD:18:ASP:OD1	2.09	0.52
31:BH:82:SER:HA	31:BH:101:ASP:OD1	2.09	0.52
37:BN:65:LEU:HD11	37:BN:69:ARG:NH2	2.24	0.52
37:BN:103:ARG:HB2	37:BN:110:MET:HE2	1.91	0.52
37:BN:114:GLU:HB2	37:BN:118:ARG:HD3	1.90	0.52
39:BP:25:VAL:HG11	39:BP:46:VAL:CG2	2.34	0.52
39:BP:113:LEU:O	39:BP:113:LEU:HG	2.10	0.52
45:BV:25:LYS:HD3	45:BV:43:ASP:HA	1.91	0.52
49:BZ:15:ARG:N	49:BZ:15:ARG:HD2	2.22	0.52
4:CE:80:LEU:HD21	4:CE:143:LEU:CD2	2.39	0.52
8:CI:4:GLN:HB3	8:CI:21:LYS:HD3	1.91	0.52
8:CI:109:GLN:O	55:CA:1347:G:H3'	2.10	0.52
8:CI:121:ARG:HG3	55:CA:1348:U:H4'	1.91	0.52
12:CM:23:GLY:CA	12:CM:64:VAL:HG13	2.36	0.52
12:CM:103:THR:HG22	12:CM:104:ASN:N	2.24	0.52
18:CS:39:ILE:HG12	18:CS:68:HIS:O	2.09	0.52
19:CT:68:LYS:HD3	55:CA:262:A:H5'	1.92	0.52
19:CT:81:GLN:HE22	55:CA:259:G:P	2.32	0.52
55:CA:61:G:H2'	55:CA:62:U:C6	2.44	0.52
55:CA:62:U:H4'	55:CA:385:C:O2	2.09	0.52
55:CA:262:A:H2'	55:CA:263:A:C8	2.44	0.52
55:CA:959:A:O2'	55:CA:984:C:O2'	2.23	0.52
55:CA:1064:G:C4	55:CA:1066:C:C4	2.97	0.52
55:CA:1256:A:C4	55:CA:1278:G:C6	2.98	0.52
55:CA:1275:A:H2'	55:CA:1276:G:O4'	2.09	0.52
55:CA:1327:C:H2'	55:CA:1328:C:C6	2.43	0.52
28:DE:117:ARG:NH2	35:DL:2:ARG:HB3	2.23	0.52
29:DF:113:PHE:O	29:DF:114:ARG:CB	2.58	0.52
31:DH:5:LEU:HD22	31:DH:9:VAL:HG21	1.92	0.52
36:DM:40:ARG:HB2	36:DM:93:VAL:CG2	2.39	0.52
46:DW:19:ARG:NE	24:DA:857:G:H1'	2.25	0.52
48:DY:47:ARG:O	48:DY:50:VAL:N	2.40	0.52
24:DA:223:A:N6	24:DA:422:A:C5	2.76	0.52
24:DA:484:C:H2'	24:DA:485:C:H6	1.73	0.52
24:DA:1231:U:H2'	24:DA:1232:G:C8	2.40	0.52
24:DA:1356:G:H2'	24:DA:1357:C:C6	2.43	0.52
24:DA:2447:G:C4	24:DA:2500:U:C5	2.97	0.52
24:DA:2468:A:O2'	24:DA:2469:A:H8	1.92	0.52
24:DA:2522:U:H1'	24:DA:2647:U:OP1	2.09	0.52

*Continued on next page...*

*Continued from previous page...*

Atom-1	Atom-2	Interatomic distance (Å)	Clash overlap (Å)
24:DA:2720:U:H2'	24:DA:2721:A:C8	2.43	0.52
11:AL:2:THR:HG22	11:AL:4:ASN:N	2.24	0.52
17:AR:66:LEU:O	17:AR:67:LEU:HD23	2.10	0.52
20:AU:39:LYS:N	20:AU:40:PRO:HD2	2.14	0.52
21:AA:147:G:H2'	21:AA:148:G:C8	2.45	0.52
21:AA:737:C:H2'	21:AA:738:C:H6	1.73	0.52
21:AA:765:G:H5''	21:AA:766:A:OP1	2.09	0.52
21:AA:939:G:H2'	21:AA:940:C:C6	2.45	0.52
21:AA:1052:U:H6	21:AA:1052:U:H5''	1.73	0.52
21:AA:1281:C:O2'	21:AA:1282:C:H5'	2.08	0.52
21:AA:1394:A:HO2'	21:AA:1395:C:P	2.32	0.52
21:AA:1414:U:H2'	21:AA:1415:G:C8	2.41	0.52
21:AA:1432:G:H1'	21:AA:1468:A:N6	2.23	0.52
24:BA:675:A:C8	24:BA:804:A:N1	2.78	0.52
24:BA:794:A:C2	24:BA:795:C:C2	2.98	0.52
24:BA:1073:A:C3'	24:BA:1074:G:C5'	2.87	0.52
24:BA:1745:A:H8	24:BA:1745:A:O5'	1.92	0.52
24:BA:1842:G:H2'	24:BA:1843:C:H6	1.74	0.52
24:BA:2134:A:C6	24:BA:2135:A:C6	2.98	0.52
24:BA:2246:G:N2	24:BA:2426:A:H1'	2.24	0.52
24:BA:2371:G:C2	24:BA:2372:U:C6	2.98	0.52
24:BA:2536:G:C6	24:BA:2537:U:N3	2.77	0.52
24:BA:2582:G:N3	24:BA:2583:G:C8	2.78	0.52
24:BA:2836:U:H2'	24:BA:2837:A:C8	2.44	0.52
26:BC:144:GLU:CA	26:BC:151:GLY:HA2	2.38	0.52
28:BE:153:LEU:C	28:BE:153:LEU:HD12	2.30	0.52
41:BR:49:ILE:HG21	41:BR:53:PHE:N	2.24	0.52
43:BT:28:ASN:HA	43:BT:91:GLN:OE1	2.10	0.52
44:BU:53:GLN:N	44:BU:54:PRO:CD	2.72	0.52
7:CH:75:GLN:HA	7:CH:75:GLN:OE1	2.10	0.52
8:CI:49:GLN:HB2	8:CI:50:PRO:HD3	1.90	0.52
8:CI:56:MET:O	8:CI:58:GLU:HG2	2.09	0.52
15:CP:6:LEU:HD11	55:CA:375:U:O3'	2.09	0.52
16:CQ:4:ILE:HG22	16:CQ:5:ARG:N	2.25	0.52
26:DC:93:VAL:HG12	26:DC:101:ARG:H	1.74	0.52
26:DC:259:ASN:O	26:DC:261:ARG:N	2.42	0.52
28:DE:16:GLU:HG3	28:DE:16:GLU:O	2.10	0.52
28:DE:100:MET:HG2	24:DA:600:G:H1'	1.91	0.52
29:DF:32:LYS:CB	29:DF:32:LYS:HZ2	2.22	0.52
29:DF:67:THR:O	29:DF:84:ILE:HG22	2.09	0.52
32:DI:21:PRO:N	32:DI:22:PRO:HD2	2.25	0.52

*Continued on next page...*

*Continued from previous page...*

Atom-1	Atom-2	Interatomic distance (Å)	Clash overlap (Å)
33:DJ:74:TYR:CE2	33:DJ:103:ILE:HD11	2.45	0.52
34:DK:8:LEU:HD12	34:DK:8:LEU:N	2.24	0.52
34:DK:40:LYS:NZ	34:DK:89:ASN:HD21	2.07	0.52
38:DO:94:ARG:CD	38:DO:97:PHE:O	2.53	0.52
40:DQ:34:ALA:O	40:DQ:38:VAL:HG23	2.10	0.52
40:DQ:91:ARG:HE	41:DR:11:GLN:HB2	1.74	0.52
43:DT:9:LYS:HG2	43:DT:9:LYS:O	2.09	0.52
44:DU:86:PHE:HB2	44:DU:92:VAL:HG22	1.91	0.52
47:DX:5:GLN:O	47:DX:70:LEU:HD21	2.08	0.52
24:DA:233:A:H2'	24:DA:234:U:C6	2.44	0.52
24:DA:250:G:C6	24:DA:251:A:C6	2.97	0.52
24:DA:412:A:H2'	24:DA:413:C:H6	1.71	0.52
24:DA:698:C:H5''	24:DA:1634:A:H61	1.74	0.52
24:DA:814:C:C1'	24:DA:1225:G:H21	2.23	0.52
24:DA:2335:A:H2'	24:DA:2337:G:N7	2.25	0.52
24:DA:2385:C:H2'	24:DA:2386:A:H8	1.73	0.52
24:DA:2512:C:H2'	24:DA:2513:A:O4'	2.09	0.52
24:DA:2688:G:N1	24:DA:2720:U:OP2	2.42	0.52
56:DB:11:C:OP2	56:DB:11:C:H6	1.92	0.52
2:AC:119:ILE:HD11	2:AC:133:MET:HA	1.91	0.52
3:AD:109:THR:CG2	3:AD:111:ALA:HB3	2.39	0.52
5:AF:50:PRO:HD2	17:AR:73:HIS:HD2	1.75	0.52
9:AJ:65:TYR:CB	13:AN:95:LEU:HD11	2.39	0.52
11:AL:23:LEU:HB3	11:AL:58:ASN:HD22	1.74	0.52
16:AQ:60:ILE:HG22	16:AQ:61:ARG:N	2.25	0.52
21:AA:1131:G:H2'	21:AA:1132:C:O5'	2.09	0.52
21:AA:1151:A:C6	21:AA:1152:A:N6	2.78	0.52
21:AA:1408:A:C5	21:AA:1409:C:C5	2.98	0.52
24:BA:685:A:C8	24:BA:773:U:C4	2.98	0.52
24:BA:705:A:N6	24:BA:726:G:H1'	2.24	0.52
24:BA:1279:G:H5'	37:BN:34:ILE:HG22	1.91	0.52
24:BA:1682:G:O2'	24:BA:1683:U:H5'	2.10	0.52
24:BA:1821:A:H2'	24:BA:1822:C:C6	2.44	0.52
24:BA:2900:A:H2'	24:BA:2901:C:O4'	2.09	0.52
25:BB:9:G:C4	25:BB:10:G:C8	2.97	0.52
28:BE:119:ILE:O	28:BE:187:VAL:O	2.27	0.52
30:BG:112:VAL:HG23	30:BG:113:ASP:N	2.25	0.52
31:BH:12:LEU:HB2	31:BH:19:VAL:HG11	1.91	0.52
35:BL:65:GLY:O	35:BL:66:PHE:HB3	2.10	0.52
35:BL:127:VAL:HG23	35:BL:131:ALA:HB3	1.90	0.52
36:BM:101:VAL:O	36:BM:101:VAL:CG1	2.58	0.52

*Continued on next page...*

*Continued from previous page...*

Atom-1	Atom-2	Interatomic distance (Å)	Clash overlap (Å)
36:BM:108:VAL:HG13	36:BM:112:LEU:HB3	1.91	0.52
38:BO:11:ALA:HB2	38:BO:96:GLY:CA	2.39	0.52
39:BP:19:PHE:CE2	39:BP:83:ILE:HD12	2.44	0.52
42:BS:82:MET:HB2	42:BS:98:LYS:HB2	1.91	0.52
47:BX:50:VAL:CG1	47:BX:51:SER:N	2.72	0.52
48:BY:6:LEU:O	48:BY:7:ARG:HB3	2.09	0.52
48:BY:61:ALA:O	48:BY:63:ALA:N	2.43	0.52
51:B1:7:LYS:HE3	53:B3:33:THR:HG21	1.90	0.52
2:CC:125:ARG:HB2	2:CC:127:VAL:CG1	2.40	0.52
2:CC:147:GLY:HA3	2:CC:171:ARG:O	2.08	0.52
5:CF:2:ARG:HG2	5:CF:4:TYR:CZ	2.43	0.52
6:CG:118:ARG:O	6:CG:122:GLU:HB3	2.09	0.52
8:CI:34:LEU:HD11	8:CI:44:ARG:NE	2.22	0.52
9:CJ:25:ILE:HG22	9:CJ:25:ILE:O	2.09	0.52
11:CL:114:SER:OG	55:CA:501:C:O3'	2.28	0.52
18:CS:31:ARG:HA	18:CS:49:ALA:HB3	1.91	0.52
55:CA:513:C:O2'	55:CA:514:C:O4'	2.25	0.52
55:CA:599:C:H2'	55:CA:600:A:H8	1.74	0.52
55:CA:666:G:C6	55:CA:741:G:C6	2.97	0.52
28:DE:108:ILE:O	28:DE:112:LEU:HB2	2.10	0.52
29:DF:67:THR:OG1	29:DF:84:ILE:HG22	2.09	0.52
31:DH:22:LYS:NZ	31:DH:22:LYS:HB3	2.24	0.52
31:DH:68:ARG:HD3	31:DH:71:LYS:HD3	1.89	0.52
31:DH:116:ARG:O	31:DH:117:LEU:HG	2.09	0.52
31:DH:143:ILE:O	31:DH:144:VAL:HG13	2.08	0.52
36:DM:72:PRO:HA	36:DM:92:TRP:CE3	2.45	0.52
37:DN:56:LYS:HA	37:DN:84:GLY:HA2	1.92	0.52
38:DO:35:ILE:HD11	38:DO:102:ARG:CD	2.40	0.52
40:DQ:3:VAL:HB	24:DA:1249:U:H4'	1.92	0.52
44:DU:47:PRO:HB3	44:DU:54:PRO:HG2	1.91	0.52
45:DV:21:ARG:NH2	45:DV:87:GLN:O	2.42	0.52
47:DX:4:CYS:HB3	47:DX:9:LYS:N	2.24	0.52
50:D0:29:VAL:HG21	50:D0:34:GLY:HA2	1.90	0.52
24:DA:301:G:N2	24:DA:317:G:H1'	2.25	0.52
24:DA:803:U:O2'	24:DA:804:A:H5'	2.10	0.52
24:DA:1534:U:H2'	24:DA:1534:U:O2	2.09	0.52
24:DA:1900:A:C2	24:DA:1970:A:C5	2.98	0.52
24:DA:2150:C:H2'	24:DA:2151:U:O4'	2.09	0.52
24:DA:2547:A:H1'	24:DA:2566:A:C6	2.45	0.52
24:DA:2617:U:H2'	24:DA:2618:G:H5'	1.91	0.52
3:AD:121:ALA:HA	3:AD:145:ARG:CG	2.40	0.52

*Continued on next page...*

*Continued from previous page...*

Atom-1	Atom-2	Interatomic distance (Å)	Clash overlap (Å)
9:AJ:53:ILE:HG22	9:AJ:61:ALA:HB1	1.90	0.52
10:AK:95:THR:HG23	10:AK:96:ILE:N	2.24	0.52
10:AK:96:ILE:HD11	20:AU:14:ALA:HB2	1.91	0.52
12:AM:68:LEU:C	12:AM:70:ARG:H	2.12	0.52
12:AM:84:CYS:SG	12:AM:85:TYR:N	2.82	0.52
21:AA:594:U:H2'	21:AA:595:A:O4'	2.08	0.52
24:BA:341:C:H2'	24:BA:342:A:O4'	2.10	0.52
24:BA:684:G:C6	24:BA:774:G:C4	2.98	0.52
24:BA:790:U:O2'	24:BA:791:C:C5'	2.57	0.52
24:BA:813:U:H2'	24:BA:814:C:H6	1.74	0.52
24:BA:1712:U:C4	24:BA:1713:A:C5	2.97	0.52
24:BA:1778:U:O4	24:BA:1784:A:H1'	2.10	0.52
24:BA:2103:C:C2'	24:BA:2104:C:H5'	2.39	0.52
24:BA:2581:G:C8	24:BA:2610:C:N4	2.78	0.52
24:BA:2755:C:O2'	24:BA:2756:U:H6	1.93	0.52
27:BD:13:ARG:HD2	39:BP:55:HIS:ND1	2.25	0.52
29:BF:27:VAL:O	29:BF:27:VAL:CG1	2.57	0.52
33:BJ:4:PHE:O	33:BJ:44:TYR:CE1	2.63	0.52
3:CD:66:VAL:HG22	3:CD:96:ARG:NH1	2.25	0.52
3:CD:186:GLU:O	3:CD:187:ARG:HB3	2.10	0.52
6:CG:113:LYS:NZ	55:CA:1297:G:N3	2.54	0.52
15:CP:22:ALA:HA	15:CP:33:ILE:CG1	2.27	0.52
55:CA:367:U:C2	55:CA:394:G:C2	2.97	0.52
55:CA:484:G:HO2'	55:CA:485:U:P	2.32	0.52
55:CA:496:A:N3	55:CA:496:A:C2'	2.68	0.52
55:CA:666:G:C2	55:CA:741:G:C4	2.98	0.52
55:CA:695:A:H61	55:CA:797:C:H1'	1.75	0.52
28:DE:29:HIS:CA	28:DE:32:VAL:HG22	2.38	0.52
28:DE:60:TRP:CH2	24:DA:674:G:O3'	2.62	0.52
29:DF:84:ILE:HG12	24:DA:2312:U:H1'	1.92	0.52
31:DH:9:VAL:CG1	31:DH:10:ALA:N	2.72	0.52
31:DH:24:GLY:O	31:DH:25:TYR:C	2.47	0.52
31:DH:48:GLU:CD	31:DH:48:GLU:C	2.68	0.52
31:DH:54:LEU:HA	31:DH:57:LYS:CG	2.40	0.52
31:DH:136:SER:C	31:DH:137:GLU:HG3	2.30	0.52
33:DJ:45:THR:C	33:DJ:47:HIS:N	2.63	0.52
35:DL:29:LYS:HG2	35:DL:30:THR:HG23	1.91	0.52
37:DN:33:ILE:CG2	37:DN:114:GLU:HB2	2.33	0.52
37:DN:45:ARG:HG2	37:DN:95:THR:HG21	1.92	0.52
40:DQ:56:PHE:O	40:DQ:60:TRP:CD2	2.63	0.52
42:DS:29:VAL:HG23	42:DS:69:LEU:O	2.10	0.52

*Continued on next page...*



*Continued from previous page...*

Atom-1	Atom-2	Interatomic distance (Å)	Clash overlap (Å)
44:DU:17:ASP:HB2	44:DU:38:ILE:HA	1.91	0.52
47:DX:48:LEU:O	47:DX:50:VAL:HG13	2.09	0.52
24:DA:52:A:H2'	24:DA:53:A:H8	1.75	0.52
24:DA:123:G:H4'	24:DA:1376:C:O5'	2.09	0.52
24:DA:346:A:H2'	24:DA:347:A:O4'	2.09	0.52
24:DA:720:U:H2'	24:DA:721:A:C8	2.44	0.52
24:DA:1062:G:O2'	24:DA:1063:G:C8	2.46	0.52
24:DA:1936:A:H5''	24:DA:1937:A:H5'	1.91	0.52
24:DA:2145:C:H2'	24:DA:2146:C:H3'	1.91	0.52
24:DA:2718:G:C6	24:DA:2719:G:C4	2.98	0.52
3:AD:79:ALA:HA	3:AD:85:THR:HG23	1.92	0.52
16:AQ:44:HIS:HD2	16:AQ:69:THR:HG22	1.74	0.52
21:AA:49:U:O4	21:AA:365:U:C5	2.63	0.52
21:AA:252:U:H6	21:AA:252:U:H5''	1.75	0.52
21:AA:704:A:O2'	21:AA:705:G:H5'	2.09	0.52
21:AA:987:G:H2'	21:AA:988:G:H8	1.74	0.52
24:BA:447:A:N9	24:BA:473:G:N7	2.58	0.52
24:BA:1990:C:H2'	24:BA:1991:U:C6	2.45	0.52
24:BA:2271:G:H2'	24:BA:2272:U:H6	1.74	0.52
24:BA:2748:A:O3'	30:BG:3:VAL:HG11	2.10	0.52
24:BA:2874:C:H2'	24:BA:2875:C:H6	1.74	0.52
33:BJ:75:TYR:CD1	33:BJ:86:GLN:CB	2.92	0.52
2:CC:196:GLY:H	55:CA:1057:G:H4'	1.74	0.52
3:CD:57:LYS:O	3:CD:57:LYS:HD2	2.10	0.52
3:CD:192:ALA:C	3:CD:194:ILE:H	2.11	0.52
6:CG:55:LYS:O	6:CG:56:SER:HB3	2.10	0.52
9:CJ:53:ILE:HD11	55:CA:1060:U:OP1	2.09	0.52
10:CK:19:VAL:HB	10:CK:34:THR:HG23	1.91	0.52
14:CO:84:LEU:HB3	14:CO:86:LEU:HG	1.90	0.52
18:CS:18:VAL:HG21	18:CS:42:ASN:CB	2.39	0.52
55:CA:745:G:H2'	55:CA:746:A:C8	2.45	0.52
26:DC:44:ASN:C	26:DC:46:GLY:H	2.13	0.52
26:DC:124:LYS:NZ	26:DC:124:LYS:HB3	2.25	0.52
26:DC:212:TRP:O	26:DC:212:TRP:HD1	1.91	0.52
35:DL:81:ASP:C	35:DL:82:LEU:HD12	2.30	0.52
38:DO:62:LEU:HD13	38:DO:62:LEU:C	2.30	0.52
40:DQ:42:GLY:HA3	41:DR:75:VAL:HG21	1.91	0.52
42:DS:3:THR:HG21	42:DS:58:ALA:HB2	1.92	0.52
45:DV:37:PRO:HB3	56:DB:73:A:C2	2.44	0.52
48:DY:6:LEU:HD21	48:DY:56:LEU:HD12	1.92	0.52
24:DA:27:G:N2	24:DA:512:G:H2'	2.25	0.52

*Continued on next page...*

*Continued from previous page...*

Atom-1	Atom-2	Interatomic distance (Å)	Clash overlap (Å)
24:DA:82:U:H5''	24:DA:296:U:H5''	1.90	0.52
24:DA:247:G:C5	24:DA:249:C:H1'	2.45	0.52
24:DA:447:A:N3	24:DA:473:G:C8	2.78	0.52
24:DA:584:C:N4	24:DA:585:G:C6	2.77	0.52
24:DA:604:G:O6	24:DA:625:G:C6	2.62	0.52
24:DA:1494:A:H3'	24:DA:1494:A:OP2	2.09	0.52
24:DA:1709:U:H2'	24:DA:1710:G:H8	1.73	0.52
24:DA:2097:A:H2'	24:DA:2098:U:H6	1.75	0.52
24:DA:2407:A:H2'	24:DA:2408:U:C6	2.44	0.52
24:DA:2450:A:O2'	24:DA:2451:A:H5'	2.09	0.52
56:DB:109:A:H2'	56:DB:110:C:C6	2.44	0.52
3:AD:24:VAL:HG12	3:AD:25:ARG:N	2.25	0.52
6:AG:131:GLY:H	6:AG:134:VAL:HG22	1.75	0.52
13:AN:42:ASN:ND2	13:AN:46:LYS:NZ	2.55	0.52
19:AT:34:VAL:O	19:AT:38:ILE:HG12	2.09	0.52
21:AA:71:A:O2'	21:AA:72:A:C5'	2.58	0.52
21:AA:206:C:H2'	21:AA:207:C:O4'	2.10	0.52
21:AA:423:G:N3	21:AA:423:G:C2'	2.69	0.52
21:AA:821:G:C2	21:AA:822:U:C4	2.97	0.52
21:AA:941:G:H2'	21:AA:942:G:O5'	2.09	0.52
21:AA:977:A:HO2'	21:AA:978:A:H5''	1.74	0.52
21:AA:1151:A:O2'	21:AA:1152:A:O5'	2.27	0.52
21:AA:1171:A:H2'	21:AA:1172:C:H6	1.75	0.52
24:BA:342:A:C2	24:BA:343:C:C2	2.97	0.52
24:BA:465:G:H21	24:BA:684:G:H1'	1.74	0.52
24:BA:479:A:C8	24:BA:481:G:C8	2.97	0.52
24:BA:874:G:O2'	24:BA:875:G:H5'	2.10	0.52
24:BA:1024:G:N2	24:BA:1142:A:H2	2.07	0.52
24:BA:1465:G:C6	24:BA:1466:U:N3	2.78	0.52
24:BA:1754:A:N1	24:BA:1755:A:C2	2.77	0.52
24:BA:2020:A:O2'	24:BA:2021:C:H5'	2.10	0.52
24:BA:2054:A:H2'	50:B0:4:GLN:OE1	2.10	0.52
24:BA:2533:U:H2'	24:BA:2534:A:O4'	2.10	0.52
27:BD:107:VAL:H	27:BD:206:ALA:H	1.58	0.52
30:BG:44:HIS:O	30:BG:45:ALA:O	2.27	0.52
32:BI:32:VAL:HG22	32:BI:66:PHE:CG	2.45	0.52
34:BK:34:GLY:O	34:BK:36:GLY:N	2.43	0.52
37:BN:114:GLU:OE2	37:BN:118:ARG:NE	2.36	0.52
38:BO:2:ASP:OD1	38:BO:3:LYS:HG2	2.10	0.52
38:BO:40:ILE:HG12	38:BO:47:VAL:HG12	1.91	0.52
39:BP:37:LYS:N	39:BP:37:LYS:CD	2.73	0.52

*Continued on next page...*

*Continued from previous page...*

Atom-1	Atom-2	Interatomic distance (Å)	Clash overlap (Å)
45:BV:80:HIS:CD2	45:BV:83:LYS:N	2.63	0.52
46:BW:19:ARG:HA	46:BW:34:SER:CA	2.30	0.52
47:BX:73:ARG:HG2	47:BX:75:GLU:HG3	1.92	0.52
52:B2:24:THR:HG23	52:B2:27:GLY:N	2.17	0.52
4:CE:21:SER:HB3	55:CA:16:A:C4'	2.40	0.52
5:CF:61:LEU:HD13	5:CF:62:MET:H	1.75	0.52
11:CL:45:ASN:HA	55:CA:529:G:O6	2.10	0.52
20:CU:16:ARG:HA	20:CU:16:ARG:NE	2.24	0.52
55:CA:67:C:OP1	55:CA:199:A:H5''	2.10	0.52
55:CA:142:G:C6	55:CA:143:A:C8	2.97	0.52
55:CA:1055:A:N6	55:CA:1206:G:C5	2.78	0.52
55:CA:1282:C:O2'	55:CA:1283:U:C6	2.62	0.52
55:CA:1348:U:H2'	55:CA:1349:A:H8	1.75	0.52
27:DD:106:LYS:HD3	27:DD:106:LYS:N	2.25	0.52
27:DD:118:PHE:CG	27:DD:119:ALA:N	2.78	0.52
28:DE:131:THR:HG22	28:DE:161:ALA:N	2.24	0.52
32:DI:86:LYS:O	32:DI:87:SER:HB2	2.10	0.52
35:DL:67:THR:HG21	24:DA:245:G:OP2	2.10	0.52
35:DL:68:SER:OG	24:DA:632:A:H5''	2.10	0.52
36:DM:41:LEU:C	36:DM:93:VAL:HG23	2.30	0.52
36:DM:41:LEU:O	36:DM:93:VAL:HG23	2.09	0.52
38:DO:67:ASN:N	38:DO:70:ALA:HB3	2.13	0.52
38:DO:69:ASP:O	38:DO:73:ALA:N	2.30	0.52
51:D1:8:ILE:CD1	51:D1:52:LYS:HG3	2.40	0.52
24:DA:698:C:H5''	24:DA:1634:A:N6	2.24	0.52
24:DA:779:U:C2'	24:DA:780:G:H5'	2.40	0.52
24:DA:963:U:O2'	24:DA:964:C:H5'	2.09	0.52
24:DA:1062:G:OP1	24:DA:1070:A:H4'	2.09	0.52
24:DA:1210:G:C2	24:DA:1237:A:C8	2.98	0.52
24:DA:1214:A:H2'	24:DA:1215:G:C8	2.44	0.52
24:DA:1495:A:H2	24:DA:1578:U:H1'	1.72	0.52
24:DA:2244:U:H2'	24:DA:2245:U:O4'	2.10	0.52
24:DA:2331:G:H2'	24:DA:2332:C:H6	1.75	0.52
24:DA:2718:G:C6	24:DA:2719:G:C5	2.97	0.52
3:AD:2:ARG:CB	3:AD:4:LEU:HD13	2.40	0.52
4:AE:48:GLY:CA	4:AE:65:LYS:HB2	2.40	0.52
4:AE:82:HIS:CE1	4:AE:146:MET:HE3	2.45	0.52
9:AJ:80:THR:HB	9:AJ:83:THR:HB	1.92	0.52
11:AL:20:VAL:HG12	11:AL:94:TYR:CD1	2.44	0.52
12:AM:109:LYS:NZ	21:AA:1227:A:H5'	2.25	0.52
18:AS:29:PRO:HA	18:AS:47:THR:O	2.10	0.52

*Continued on next page...*

*Continued from previous page...*

Atom-1	Atom-2	Interatomic distance (Å)	Clash overlap (Å)
19:AT:54:GLN:N	19:AT:55:PRO:HD2	2.24	0.52
21:AA:537:G:H2'	21:AA:538:G:C8	2.43	0.52
21:AA:557:G:C6	21:AA:558:G:N1	2.78	0.52
21:AA:791:G:C5	21:AA:792:A:N7	2.78	0.52
21:AA:1046:A:O2'	21:AA:1047:G:C5'	2.56	0.52
21:AA:1365:G:C2	21:AA:1366:C:C2	2.98	0.52
24:BA:62:U:H4'	24:BA:63:A:OP1	2.10	0.52
24:BA:1024:G:C6	24:BA:1025:G:C6	2.98	0.52
24:BA:1027:A:C2	24:BA:1126:A:C4	2.98	0.52
24:BA:1069:A:N1	24:BA:1073:A:N6	2.56	0.52
24:BA:1499:C:O2'	24:BA:1500:G:C5'	2.58	0.52
24:BA:2134:A:N6	24:BA:2135:A:N6	2.58	0.52
24:BA:2816:G:O3'	37:BN:99:LYS:HE2	2.10	0.52
25:BB:105:G:O2'	25:BB:106:G:H5'	2.10	0.52
26:BC:259:ASN:C	26:BC:261:ARG:N	2.63	0.52
27:BD:85:ALA:O	27:BD:86:GLU:HB2	2.10	0.52
32:BI:19:PRO:HG2	32:BI:23:VAL:CG2	2.39	0.52
39:BP:19:PHE:HE1	39:BP:58:PHE:CD2	2.27	0.52
39:BP:26:GLU:CB	39:BP:43:GLU:HB2	2.40	0.52
39:BP:44:GLY:HA3	39:BP:61:ARG:O	2.10	0.52
46:BW:39:GLN:HG3	46:BW:42:THR:CB	2.37	0.52
5:CF:4:TYR:O	5:CF:63:ASN:HA	2.10	0.52
5:CF:7:VAL:O	5:CF:7:VAL:HG13	2.10	0.52
6:CG:78:ARG:HG2	6:CG:79:VAL:N	2.25	0.52
6:CG:140:VAL:C	6:CG:142:ARG:H	2.13	0.52
11:CL:33:CYS:H	11:CL:54:VAL:HG13	1.74	0.52
15:CP:6:LEU:CD1	55:CA:375:U:O3'	2.58	0.52
19:CT:30:PHE:HE2	19:CT:52:GLU:HG2	1.74	0.52
20:CU:36:PHE:HA	20:CU:39:LYS:HE2	1.92	0.52
55:CA:299:G:C6	55:CA:300:A:C6	2.97	0.52
55:CA:553:A:C5	55:CA:554:A:N7	2.78	0.52
55:CA:815:A:C2	55:CA:1529:G:N3	2.78	0.52
55:CA:1041:G:N1	55:CA:1042:A:C6	2.78	0.52
55:CA:1084:G:OP1	55:CA:1086:U:C6	2.62	0.52
26:DC:93:VAL:CG1	26:DC:101:ARG:H	2.22	0.52
29:DF:110:ILE:H	29:DF:110:ILE:CD1	2.22	0.52
30:DG:66:THR:OG1	30:DG:67:ALA:N	2.42	0.52
30:DG:167:VAL:HG23	30:DG:168:VAL:N	2.25	0.52
40:DQ:27:ARG:NH1	24:DA:532:A:H2'	2.25	0.52
46:DW:14:ASP:C	46:DW:16:GLU:H	2.13	0.52
46:DW:51:GLY:HA2	46:DW:59:PHE:HD2	1.74	0.52

*Continued on next page...*

*Continued from previous page...*

Atom-1	Atom-2	Interatomic distance (Å)	Clash overlap (Å)
47:DX:20:ALA:O	47:DX:21:LEU:HB2	2.09	0.52
24:DA:78:U:O2'	24:DA:79:C:H5'	2.09	0.52
24:DA:352:A:C2	24:DA:353:C:H1'	2.45	0.52
24:DA:363:G:O2'	24:DA:364:C:C5'	2.51	0.52
24:DA:467:G:H2'	24:DA:468:G:H8	1.74	0.52
24:DA:1090:A:C6	24:DA:1102:C:O2	2.62	0.52
24:DA:1759:A:H2'	24:DA:1760:C:C5	2.45	0.52
24:DA:1949:G:H2'	24:DA:1950:G:C8	2.45	0.52
24:DA:1995:U:C2	24:DA:1996:C:C5	2.98	0.52
24:DA:2026:U:C2	24:DA:2027:G:C8	2.97	0.52
24:DA:2595:G:H22	24:DA:2597:G:H3'	1.75	0.52
24:DA:2738:A:H2'	24:DA:2739:U:O5'	2.10	0.52
4:AE:94:PHE:CZ	4:AE:95:MET:O	2.63	0.52
9:AJ:29:ALA:C	9:AJ:31:ARG:H	2.12	0.52
11:AL:11:ARG:O	11:AL:12:ALA:HB2	2.09	0.52
16:AQ:12:VAL:HG12	16:AQ:21:VAL:O	2.09	0.52
20:AU:13:VAL:HG13	20:AU:15:LEU:HD11	1.91	0.52
21:AA:205:A:H2'	21:AA:206:C:O4'	2.09	0.52
21:AA:367:U:O2'	21:AA:368:U:H4'	2.09	0.52
21:AA:373:A:N7	21:AA:482:A:C8	2.78	0.52
21:AA:374:A:OP1	21:AA:452:A:N1	2.43	0.52
21:AA:1087:G:O2'	21:AA:1088:G:H8	1.93	0.52
21:AA:1261:A:C2	21:AA:1275:A:C5	2.97	0.52
24:BA:228:C:H4'	24:BA:229:C:C5'	2.40	0.52
24:BA:475:C:H6	24:BA:475:C:O5'	1.93	0.52
24:BA:571:U:H4'	24:BA:572:A:OP1	2.09	0.52
24:BA:962:G:H2'	24:BA:963:U:H6	1.73	0.52
24:BA:997:G:O2'	24:BA:998:C:H5'	2.10	0.52
24:BA:1011:G:H4'	24:BA:1012:U:OP1	2.09	0.52
24:BA:1020:A:C2	24:BA:1141:U:O2	2.63	0.52
24:BA:2033:A:H5''	59:BA:3485:HOH:O	2.09	0.52
24:BA:2061:G:H5''	24:BA:2503:A:C2	2.45	0.52
24:BA:2077:A:C8	24:BA:2435:A:C4	2.98	0.52
24:BA:2520:C:O2'	24:BA:2521:C:H5'	2.10	0.52
24:BA:2810:A:H2'	24:BA:2811:G:O4'	2.09	0.52
24:BA:2821:A:H2'	24:BA:2822:G:C8	2.45	0.52
30:BG:116:LEU:HD23	30:BG:121:THR:HA	1.90	0.52
33:BJ:19:ASP:O	33:BJ:21:THR:N	2.42	0.52
35:BL:20:GLY:O	35:BL:21:ARG:NE	2.43	0.52
38:BO:75:GLY:HA2	38:BO:106:LEU:CD1	2.40	0.52
39:BP:17:PRO:HG3	39:BP:83:ILE:O	2.10	0.52

*Continued on next page...*

*Continued from previous page...*

Atom-1	Atom-2	Interatomic distance (Å)	Clash overlap (Å)
1:CB:68:PHE:HB2	1:CB:90:PHE:HA	1.92	0.52
3:CD:137:SER:O	3:CD:140:ASP:HB2	2.10	0.52
4:CE:155:LYS:C	4:CE:156:ARG:HG2	2.31	0.52
5:CF:81:ASN:O	5:CF:84:VAL:HG12	2.10	0.52
8:CI:79:ARG:O	8:CI:83:THR:HG22	2.10	0.52
9:CJ:30:LYS:HG2	9:CJ:36:VAL:HG22	1.92	0.52
12:CM:47:LEU:CD1	12:CM:52:ILE:HB	2.31	0.52
55:CA:78:A:H2'	55:CA:79:G:H8	1.68	0.52
55:CA:92:U:H2'	55:CA:93:U:H6	1.69	0.52
55:CA:373:A:C2	55:CA:482:A:C6	2.97	0.52
55:CA:375:U:N3	55:CA:376:G:N7	2.57	0.52
55:CA:939:G:H2'	55:CA:940:C:C6	2.44	0.52
55:CA:1277:C:O2'	55:CA:1279:G:H8	1.83	0.52
29:DF:11:VAL:HG22	29:DF:171:ALA:HA	1.91	0.52
30:DG:58:ALA:O	30:DG:59:ASP:C	2.49	0.52
33:DJ:27:ARG:O	33:DJ:30:THR:HG22	2.09	0.52
36:DM:135:VAL:HB	45:DV:57:TYR:CE1	2.45	0.52
37:DN:3:HIS:CD2	24:DA:2820:A:O2'	2.63	0.52
38:DO:34:HIS:HA	38:DO:65:THR:HB	1.92	0.52
38:DO:92:PHE:HB3	24:DA:2376:A:H2	1.75	0.52
38:DO:100:HIS:O	38:DO:100:HIS:CG	2.54	0.52
40:DQ:84:LYS:C	40:DQ:86:SER:H	2.12	0.52
46:DW:9:THR:CG2	46:DW:10:ARG:HG3	2.31	0.52
47:DX:15:ASN:HD22	24:DA:381:G:C5'	2.23	0.52
24:DA:687:C:O2'	24:DA:688:U:H5'	2.10	0.52
24:DA:1799:G:O6	24:DA:1819:A:H2'	2.10	0.52
24:DA:1885:A:N7	24:DA:1886:U:C4	2.79	0.52
24:DA:2430:A:H3'	24:DA:2431:U:H5'	1.92	0.52
56:DB:86:G:HO2'	56:DB:87:U:H6	1.58	0.52
1:AB:19:THR:HG23	1:AB:21:TYR:CE1	2.45	0.51
1:AB:24:PRO:CG	21:AA:829:G:O2'	2.57	0.51
3:AD:121:ALA:O	3:AD:122:ILE:HD13	2.10	0.51
5:AF:6:ILE:HG12	5:AF:89:VAL:HG23	1.92	0.51
11:AL:81:ILE:HD11	11:AL:94:TYR:CB	2.39	0.51
11:AL:109:ARG:HH12	21:AA:537:G:H5''	1.75	0.51
17:AR:39:VAL:CG1	17:AR:40:PRO:HD2	2.39	0.51
21:AA:112:G:C2	21:AA:113:G:C8	2.99	0.51
21:AA:202:G:C6	21:AA:203:G:C5	2.98	0.51
21:AA:253:A:N6	21:AA:274:A:C6	2.78	0.51
21:AA:255:G:H2'	21:AA:256:U:C6	2.44	0.51
21:AA:648:A:O2'	21:AA:649:A:H5'	2.11	0.51

*Continued on next page...*

*Continued from previous page...*

Atom-1	Atom-2	Interatomic distance (Å)	Clash overlap (Å)
21:AA:872:A:C8	21:AA:874:G:C8	2.99	0.51
21:AA:1082:A:C2	21:AA:1083:U:C2	2.99	0.51
21:AA:1084:G:C8	21:AA:1085:U:C5	2.98	0.51
21:AA:1258:G:O2'	21:AA:1259:C:H5'	2.10	0.51
21:AA:1428:A:C2	21:AA:1473:G:C2	2.98	0.51
24:BA:38:A:N3	28:BE:43:THR:HB	2.25	0.51
24:BA:852:U:O2	24:BA:926:G:N2	2.43	0.51
24:BA:1062:G:C8	24:BA:1088:A:H8	2.28	0.51
24:BA:1615:C:C6	24:BA:1617:C:C5	2.98	0.51
24:BA:2004:G:C5	24:BA:2005:A:C8	2.98	0.51
24:BA:2364:C:OP1	46:BW:54:ARG:HD2	2.10	0.51
27:BD:35:THR:OG1	27:BD:49:GLN:HG2	2.09	0.51
31:BH:4:ILE:HG23	31:BH:17:ASP:O	2.09	0.51
32:BI:130:GLY:HA2	32:BI:133:ARG:HB3	1.91	0.51
33:BJ:44:TYR:O	33:BJ:45:THR:CG2	2.58	0.51
35:BL:73:ILE:C	35:BL:105:ILE:HD13	2.31	0.51
35:BL:93:ASN:ND2	35:BL:94:THR:H	2.01	0.51
35:BL:120:VAL:CG1	35:BL:121:THR:N	2.72	0.51
38:BO:105:ALA:O	38:BO:107:ALA:N	2.43	0.51
41:BR:45:GLU:OE2	41:BR:45:GLU:HA	2.10	0.51
49:BZ:9:THR:HG22	49:BZ:53:MET:C	2.30	0.51
1:CB:103:TRP:CZ3	1:CB:156:LEU:HB3	2.45	0.51
2:CC:41:TYR:HD1	2:CC:90:VAL:HG12	1.75	0.51
2:CC:84:GLU:C	2:CC:86:LEU:N	2.60	0.51
3:CD:90:LEU:HD21	3:CD:196:GLU:HB3	1.92	0.51
3:CD:106:PHE:CD1	3:CD:144:ILE:HD11	2.44	0.51
3:CD:131:ILE:HG12	55:CA:619:U:O2	2.11	0.51
4:CE:37:VAL:HG11	4:CE:113:VAL:HG13	1.92	0.51
8:CI:70:GLY:O	8:CI:71:ILE:HD12	2.10	0.51
9:CJ:59:LYS:HE2	55:CA:972:C:C5'	2.40	0.51
12:CM:47:LEU:HD23	12:CM:47:LEU:C	2.31	0.51
12:CM:95:PRO:HD3	12:CM:108:ARG:HG2	1.91	0.51
15:CP:68:SER:HB3	15:CP:71:VAL:CG1	2.39	0.51
16:CQ:20:ILE:N	16:CQ:20:ILE:HD13	2.24	0.51
55:CA:166:U:H2'	55:CA:167:A:H5'	1.91	0.51
55:CA:380:G:N2	55:CA:384:G:C5	2.79	0.51
55:CA:1405:G:H1'	55:CA:1518:A:O2'	2.10	0.51
27:DD:11:MET:HB3	24:DA:2682:A:H5'	1.92	0.51
28:DE:98:LYS:HB3	24:DA:607:U:OP1	2.10	0.51
32:DI:57:VAL:HG21	32:DI:69:VAL:H	1.74	0.51
33:DJ:110:PRO:HB3	24:DA:1007:C:H4'	1.92	0.51

*Continued on next page...*



*Continued from previous page...*

Atom-1	Atom-2	Interatomic distance (Å)	Clash overlap (Å)
34:DK:17:ARG:HD3	34:DK:18:ARG:HG3	1.92	0.51
37:DN:38:LEU:HB3	37:DN:39:PRO:CD	2.36	0.51
43:DT:29:THR:HA	43:DT:87:LEU:HB2	1.92	0.51
46:DW:9:THR:HG23	46:DW:10:ARG:N	2.25	0.51
53:D3:21:PHE:O	53:D3:22:LYS:O	2.27	0.51
24:DA:116:C:C4	24:DA:117:G:C5	2.98	0.51
24:DA:449:A:C5	24:DA:450:G:N7	2.79	0.51
24:DA:765:C:H2'	24:DA:766:U:C5	2.45	0.51
24:DA:785:G:C6	24:DA:786:C:C4	2.98	0.51
24:DA:845:A:C2	24:DA:847:U:C2	2.97	0.51
24:DA:1655:A:H2'	24:DA:1656:C:H6	1.75	0.51
24:DA:1775:U:H2'	24:DA:1776:G:O5'	2.09	0.51
24:DA:1985:C:N3	24:DA:1986:C:C5	2.78	0.51
24:DA:2813:A:H2'	24:DA:2814:A:C8	2.45	0.51
56:DB:39:A:O2'	56:DB:46:A:N1	2.43	0.51
4:AE:61:LYS:HD3	21:AA:1073:U:OP2	2.11	0.51
6:AG:72:VAL:O	6:AG:140:VAL:HG12	2.10	0.51
6:AG:74:VAL:HA	6:AG:87:PRO:HA	1.92	0.51
8:AI:104:THR:HG22	8:AI:105:ARG:N	2.25	0.51
8:AI:121:ARG:HB2	21:AA:1348:U:O3'	2.09	0.51
9:AJ:35:GLN:HG2	9:AJ:77:VAL:CB	2.37	0.51
9:AJ:86:ALA:O	9:AJ:90:LEU:HD12	2.11	0.51
11:AL:86:VAL:O	11:AL:88:ASP:N	2.43	0.51
14:AO:1:SER:O	14:AO:2:LEU:HB2	2.08	0.51
16:AQ:12:VAL:CG1	16:AQ:21:VAL:HG22	2.40	0.51
21:AA:293:G:C6	21:AA:305:G:C2	2.98	0.51
21:AA:1401:G:C2	21:AA:1402:C:H1'	2.46	0.51
24:BA:30:G:H2'	24:BA:31:C:H6	1.75	0.51
24:BA:93:G:N2	24:BA:94:A:H1'	2.25	0.51
24:BA:580:U:O3'	40:BQ:30:VAL:CG1	2.59	0.51
24:BA:748:G:O5'	42:BS:89:ALA:HB2	2.11	0.51
24:BA:978:G:C6	24:BA:979:A:C5	2.98	0.51
24:BA:996:A:N6	24:BA:1160:G:C6	2.77	0.51
24:BA:1048:A:C6	24:BA:1049:C:C5	2.98	0.51
24:BA:1458:U:C4'	24:BA:1459:G:O5'	2.51	0.51
24:BA:1605:C:C2'	24:BA:1606:C:H5'	2.40	0.51
24:BA:1936:A:H2	24:BA:1943:U:C5	2.28	0.51
24:BA:2297:A:C5	24:BA:2320:U:C2	2.99	0.51
24:BA:2641:G:OP1	33:BJ:76:HIS:HE1	1.93	0.51
27:BD:151:THR:CG2	27:BD:152:PRO:HD3	2.40	0.51
29:BF:114:ARG:HD2	29:BF:114:ARG:N	2.23	0.51

*Continued on next page...*

*Continued from previous page...*

Atom-1	Atom-2	Interatomic distance (Å)	Clash overlap (Å)
33:BJ:30:THR:CG2	33:BJ:31:GLU:N	2.73	0.51
36:BM:73:ILE:HG21	36:BM:91:TYR:CE2	2.45	0.51
41:BR:49:ILE:HG21	41:BR:53:PHE:H	1.75	0.51
42:BS:4:ILE:HG22	42:BS:106:VAL:HG13	1.92	0.51
43:BT:11:LEU:HG	43:BT:46:ALA:HB1	1.92	0.51
45:BV:11:GLU:HB3	45:BV:16:ALA:HB2	1.92	0.51
46:BW:24:ARG:HD3	46:BW:65:LYS:CD	2.40	0.51
46:BW:72:GLY:C	46:BW:74:LYS:N	2.64	0.51
47:BX:39:VAL:O	47:BX:41:SER:N	2.38	0.51
50:B0:34:GLY:O	50:B0:35:GLU:O	2.28	0.51
1:CB:80:LYS:O	1:CB:81:ASP:C	2.49	0.51
3:CD:84:ASN:HD22	3:CD:85:THR:N	2.07	0.51
6:CG:77:ARG:CZ	55:CA:1381:U:N3	2.74	0.51
9:CJ:15:HIS:HA	9:CJ:18:ILE:CG2	2.39	0.51
13:CN:76:PHE:CE2	13:CN:92:ILE:HG21	2.45	0.51
55:CA:90:C:O2'	55:CA:91:U:H5'	2.11	0.51
55:CA:939:G:C6	55:CA:940:C:N4	2.78	0.51
55:CA:1005:A:C4	55:CA:1006:G:H1'	2.45	0.51
55:CA:1114:C:H2'	55:CA:1115:U:O4'	2.10	0.51
55:CA:1117:A:N1	55:CA:1184:G:C6	2.77	0.51
23:CW:1:A:H2'	23:CW:2:U:C6	2.46	0.51
29:DF:137:PHE:HB2	29:DF:138:PRO:CD	2.28	0.51
38:DO:64:TYR:HE1	56:DB:52:A:N7	2.07	0.51
40:DQ:59:LEU:HD13	40:DQ:60:TRP:N	2.24	0.51
42:DS:71:VAL:O	42:DS:71:VAL:CG1	2.59	0.51
45:DV:9:ARG:NH2	45:DV:17:SER:HB2	2.25	0.51
24:DA:100:U:O2'	24:DA:101:A:C5'	2.58	0.51
24:DA:333:G:O2'	24:DA:334:C:C5'	2.55	0.51
24:DA:1057:A:C8	24:DA:1086:A:H2'	2.45	0.51
24:DA:1342:A:C6	24:DA:1397:U:C5	2.98	0.51
24:DA:1455:G:N2	24:DA:1456:G:C4	2.78	0.51
24:DA:2630:G:C6	24:DA:2894:G:C6	2.98	0.51
1:AB:52:ALA:C	1:AB:54:ALA:H	2.13	0.51
2:AC:28:PHE:CZ	13:AN:93:PRO:HD2	2.44	0.51
3:AD:24:VAL:HG12	3:AD:25:ARG:HG3	1.91	0.51
4:AE:25:LYS:HB3	4:AE:25:LYS:HZ2	1.73	0.51
5:AF:25:TYR:O	5:AF:29:ILE:HD12	2.11	0.51
5:AF:50:PRO:HD2	17:AR:73:HIS:HB3	1.92	0.51
12:AM:70:ARG:HG3	29:BF:111:ARG:O	2.09	0.51
15:AP:70:ARG:O	15:AP:74:LEU:HG	2.10	0.51
16:AQ:10:ARG:HG3	16:AQ:23:ALA:HB3	1.92	0.51

*Continued on next page...*

*Continued from previous page...*

Atom-1	Atom-2	Interatomic distance (Å)	Clash overlap (Å)
21:AA:84:U:O2	21:AA:84:U:H2'	2.10	0.51
21:AA:307:C:H5''	21:AA:308:C:OP2	2.10	0.51
21:AA:1277:C:O2'	21:AA:1279:G:H8	1.93	0.51
24:BA:142:A:H2'	24:BA:143:C:C5	2.43	0.51
24:BA:341:C:C2	24:BA:342:A:C8	2.98	0.51
24:BA:372:G:N2	24:BA:400:G:H2'	2.26	0.51
24:BA:521:U:H2'	24:BA:522:A:C8	2.45	0.51
24:BA:836:G:C5	24:BA:837:C:C4	2.98	0.51
24:BA:1028:A:N6	24:BA:1125:G:H2'	2.26	0.51
24:BA:1444:G:H2'	24:BA:1445:G:C8	2.46	0.51
24:BA:1551:A:O2'	24:BA:1552:A:H5'	2.10	0.51
24:BA:1997:C:H2'	24:BA:1998:A:H8	1.74	0.51
24:BA:2232:C:H2'	24:BA:2233:U:C6	2.46	0.51
27:BD:92:VAL:HG12	27:BD:92:VAL:O	2.10	0.51
31:BH:66:ASN:C	31:BH:68:ARG:H	2.13	0.51
32:BI:126:ARG:HA	32:BI:129:GLU:CB	2.40	0.51
33:BJ:44:TYR:C	33:BJ:44:TYR:HD1	2.13	0.51
33:BJ:74:TYR:OH	33:BJ:100:VAL:HG13	2.10	0.51
35:BL:95:LEU:HD22	35:BL:100:ILE:CD1	2.40	0.51
39:BP:50:ARG:O	39:BP:51:ASN:HB2	2.09	0.51
39:BP:101:GLU:O	39:BP:102:ARG:HG2	2.10	0.51
41:BR:61:ALA:CB	41:BR:98:ILE:HA	2.40	0.51
49:BZ:35:VAL:HG22	49:BZ:36:GLU:H	1.76	0.51
54:B4:4:ARG:HG3	54:B4:6:SER:O	2.11	0.51
4:CE:38:VAL:HG12	4:CE:39:GLY:N	2.26	0.51
9:CJ:26:VAL:HG13	9:CJ:30:LYS:HB3	1.91	0.51
12:CM:96:VAL:C	12:CM:98:GLY:N	2.60	0.51
18:CS:20:LYS:O	18:CS:20:LYS:HD3	2.10	0.51
18:CS:68:HIS:HB3	18:CS:72:GLU:HG3	1.90	0.51
55:CA:243:A:H2	55:CA:245:U:O2'	1.92	0.51
55:CA:345:C:H4'	55:CA:346:G:H5''	1.93	0.51
55:CA:644:U:H2'	55:CA:645:G:C8	2.45	0.51
55:CA:979:C:C4	55:CA:1318:A:N6	2.79	0.51
55:CA:1039:G:H2'	55:CA:1040:U:O4'	2.10	0.51
55:CA:1417:G:C6	55:CA:1482:G:C6	2.98	0.51
27:DD:16:THR:HG22	27:DD:20:VAL:N	2.25	0.51
28:DE:63:LYS:HZ2	24:DA:2060:A:H2'	1.75	0.51
28:DE:73:ILE:O	28:DE:73:ILE:HG13	2.10	0.51
29:DF:35:LEU:HA	29:DF:152:ASP:O	2.10	0.51
30:DG:22:VAL:HG12	30:DG:23:ILE:H	1.75	0.51
30:DG:138:GLN:HG3	24:DA:2746:U:C1'	2.41	0.51

*Continued on next page...*

*Continued from previous page...*

Atom-1	Atom-2	Interatomic distance (Å)	Clash overlap (Å)
38:DO:31:THR:HG23	38:DO:34:HIS:O	2.10	0.51
39:DP:83:ILE:HD13	39:DP:83:ILE:O	2.10	0.51
43:DT:19:LYS:HZ1	24:DA:1391:U:H4'	1.74	0.51
47:DX:4:CYS:HA	47:DX:32:LEU:HD11	1.93	0.51
51:D1:18:HIS:HD1	51:D1:48:TYR:HH	1.58	0.51
24:DA:286:U:H2'	24:DA:287:G:C8	2.45	0.51
24:DA:619:G:H3'	24:DA:620:G:H21	1.75	0.51
24:DA:753:A:H2'	24:DA:754:U:H6	1.74	0.51
24:DA:858:G:C4	24:DA:2268:A:C2	2.98	0.51
24:DA:996:A:N3	24:DA:997:G:C8	2.79	0.51
24:DA:1055:G:C3'	24:DA:1056:G:H5'	2.40	0.51
24:DA:1098:A:H2'	24:DA:1099:G:O4'	2.10	0.51
24:DA:1398:C:O2'	24:DA:1399:C:O5'	2.28	0.51
24:DA:1777:U:O2'	24:DA:1778:U:H5'	2.10	0.51
24:DA:1789:A:H2'	24:DA:1790:C:O4'	2.11	0.51
24:DA:2370:G:C5	24:DA:2371:G:C5	2.99	0.51
24:DA:2459:A:H2'	24:DA:2460:U:C6	2.45	0.51
24:DA:2493:U:C3'	24:DA:2494:G:H5''	2.40	0.51
24:DA:2798:U:H5'	24:DA:2800:A:C6	2.45	0.51
56:DB:78:A:C2	56:DB:99:A:C4	2.99	0.51
1:AB:99:MET:HA	1:AB:106:VAL:HG21	1.92	0.51
1:AB:165:ALA:HB3	1:AB:186:VAL:HG12	1.92	0.51
1:AB:187:ASP:CG	1:AB:188:THR:N	2.63	0.51
3:AD:170:LEU:HD12	3:AD:170:LEU:O	2.10	0.51
4:AE:24:VAL:HA	21:AA:922:G:H4'	1.92	0.51
7:AH:110:MET:HE1	7:AH:114:ALA:O	2.11	0.51
8:AI:9:GLY:HA3	8:AI:81:GLY:HA2	1.91	0.51
10:AK:39:ASN:O	21:AA:684:U:H1'	2.10	0.51
13:AN:26:LEU:HA	13:AN:30:ILE:HD13	1.92	0.51
15:AP:52:LEU:HG	15:AP:57:ILE:HD11	1.93	0.51
16:AQ:32:ILE:HG22	16:AQ:33:TYR:CD2	2.45	0.51
17:AR:35:SER:HB3	20:AU:3:ILE:HG13	1.92	0.51
17:AR:71:ASP:OD1	17:AR:72:ARG:HD2	2.10	0.51
21:AA:113:G:N3	21:AA:114:U:C6	2.78	0.51
21:AA:406:G:H1'	21:AA:495:A:N1	2.26	0.51
21:AA:451:A:C1'	21:AA:452:A:N7	2.72	0.51
21:AA:1016:A:C8	21:AA:1017:U:H1'	2.46	0.51
21:AA:1206:G:H2'	21:AA:1207:G:O4'	2.09	0.51
21:AA:1314:C:H2'	21:AA:1315:U:H6	1.75	0.51
21:AA:1353:G:C2	21:AA:1354:U:C6	2.99	0.51
24:BA:250:G:P	53:B3:12:ARG:NH1	2.83	0.51

*Continued on next page...*

*Continued from previous page...*

Atom-1	Atom-2	Interatomic distance (Å)	Clash overlap (Å)
24:BA:626:A:H2'	35:BL:78:ARG:CZ	2.40	0.51
24:BA:784:G:O6	26:BC:227:VAL:HG11	2.09	0.51
24:BA:920:A:C2	24:BA:921:C:C2	2.98	0.51
24:BA:1105:U:C2	24:BA:1106:G:N7	2.79	0.51
24:BA:1787:A:C5	24:BA:1788:C:C5	2.98	0.51
24:BA:2081:U:C5	24:BA:2237:G:N1	2.78	0.51
24:BA:2134:A:N6	24:BA:2157:G:C6	2.79	0.51
24:BA:2481:G:O5'	24:BA:2481:G:H8	1.94	0.51
24:BA:2492:U:H2'	24:BA:2493:U:C6	2.46	0.51
24:BA:2689:U:H4'	24:BA:2690:U:OP2	2.09	0.51
26:BC:151:GLY:C	26:BC:152:GLN:HG3	2.30	0.51
26:BC:180:MET:HG3	26:BC:268:ARG:NH1	2.25	0.51
27:BD:38:LYS:O	27:BD:46:ARG:HA	2.11	0.51
30:BG:54:ARG:HD3	30:BG:54:ARG:C	2.31	0.51
32:BI:58:ILE:HG22	32:BI:60:VAL:HG23	1.91	0.51
33:BJ:43:GLU:O	33:BJ:44:TYR:C	2.48	0.51
33:BJ:44:TYR:C	33:BJ:44:TYR:CD1	2.83	0.51
34:BK:77:ILE:HD11	39:BP:71:ARG:NE	2.25	0.51
36:BM:42:THR:O	36:BM:44:ARG:N	2.42	0.51
37:BN:23:ASN:HD22	37:BN:23:ASN:H	1.58	0.51
43:BT:68:LYS:CG	43:BT:69:ARG:H	2.18	0.51
44:BU:85:ARG:NH1	44:BU:91:LYS:HA	2.26	0.51
46:BW:23:LYS:CG	46:BW:24:ARG:N	2.73	0.51
51:B1:42:VAL:C	51:B1:43:ARG:HE	2.13	0.51
4:CE:82:HIS:CE1	7:CH:95:MET:HG2	2.45	0.51
4:CE:86:GLY:O	4:CE:93:VAL:HG22	2.10	0.51
6:CG:57:GLU:C	6:CG:59:GLU:N	2.63	0.51
9:CJ:30:LYS:CG	9:CJ:36:VAL:HG22	2.41	0.51
13:CN:62:ARG:HB3	13:CN:62:ARG:HH11	1.75	0.51
20:CU:19:LYS:N	20:CU:19:LYS:NZ	2.58	0.51
55:CA:117:G:O2'	55:CA:118:U:H5'	2.11	0.51
55:CA:231:U:O2'	55:CA:232:G:H5'	2.10	0.51
28:DE:75:SER:O	28:DE:78:TRP:HB2	2.10	0.51
35:DL:40:SER:O	35:DL:41:ARG:O	2.28	0.51
40:DQ:87:VAL:HG12	40:DQ:88:GLU:N	2.24	0.51
42:DS:17:VAL:HG11	42:DS:103:ILE:HG13	1.92	0.51
47:DX:52:ALA:C	47:DX:54:GLY:H	2.13	0.51
50:D0:37:HIS:HB2	50:D0:41:HIS:HE1	1.74	0.51
24:DA:100:U:O2'	24:DA:101:A:O5'	2.24	0.51
24:DA:181:A:C4	24:DA:435:C:C6	2.98	0.51
24:DA:265:A:N6	24:DA:427:U:O2'	2.38	0.51

*Continued on next page...*

*Continued from previous page...*

Atom-1	Atom-2	Interatomic distance (Å)	Clash overlap (Å)
24:DA:279:A:N6	24:DA:361:G:O2'	2.44	0.51
24:DA:379:G:C6	24:DA:396:G:O6	2.63	0.51
24:DA:616:A:O2'	24:DA:617:G:O4'	2.26	0.51
24:DA:1343:G:C8	24:DA:1597:A:C5	2.99	0.51
24:DA:1389:G:O2'	24:DA:1390:U:H5'	2.11	0.51
24:DA:1429:G:O2'	24:DA:1430:G:H5'	2.10	0.51
24:DA:1565:C:O2'	24:DA:1566:A:H8	1.91	0.51
24:DA:2757:A:O2'	24:DA:2758:A:H5'	2.10	0.51
56:DB:17:C:O2'	56:DB:18:G:C5'	2.58	0.51
2:AC:24:ASN:ND2	2:AC:25:THR:H	2.06	0.51
2:AC:63:ILE:HG12	2:AC:65:VAL:HG23	1.92	0.51
7:AH:12:ARG:NH2	21:AA:826:C:H5'	2.25	0.51
7:AH:78:SER:CB	7:AH:84:ILE:H	2.23	0.51
10:AK:13:LYS:O	10:AK:14:GLN:CB	2.58	0.51
11:AL:27:PRO:HB2	11:AL:28:GLN:OE1	2.11	0.51
13:AN:81:ILE:O	13:AN:85:GLU:HG2	2.10	0.51
16:AQ:6:THR:C	16:AQ:7:LEU:HD12	2.31	0.51
16:AQ:46:HIS:HB2	16:AQ:66:LEU:HD12	1.93	0.51
21:AA:451:A:H1'	21:AA:452:A:C8	2.46	0.51
21:AA:463:U:H2'	21:AA:464:U:C5	2.45	0.51
21:AA:679:C:O2'	21:AA:680:C:H5'	2.11	0.51
21:AA:834:U:H2'	21:AA:835:U:H6	1.74	0.51
21:AA:1103:C:O2'	21:AA:1104:G:O5'	2.28	0.51
24:BA:27:G:H1	24:BA:512:G:HO2'	1.58	0.51
24:BA:528:A:H2	24:BA:2043:C:H5'	1.73	0.51
24:BA:570:G:C4	24:BA:2030:A:N7	2.78	0.51
24:BA:1235:G:N1	24:BA:1236:G:N2	2.58	0.51
24:BA:1682:G:C8	24:BA:1757:A:C2	2.97	0.51
24:BA:2426:A:H3'	24:BA:2427:C:C5'	2.41	0.51
24:BA:2441:U:O2'	24:BA:2442:C:H5'	2.11	0.51
27:BD:101:PHE:CE2	27:BD:203:VAL:HG22	2.41	0.51
33:BJ:25:LEU:HD22	33:BJ:25:LEU:C	2.31	0.51
33:BJ:32:LEU:O	33:BJ:36:LEU:HB2	2.11	0.51
33:BJ:65:THR:CG2	33:BJ:68:LYS:NZ	2.73	0.51
35:BL:77:ILE:HD12	35:BL:77:ILE:N	2.26	0.51
37:BN:69:ARG:O	37:BN:70:THR:OG1	2.26	0.51
40:BQ:93:ILE:HG23	40:BQ:94:LEU:N	2.25	0.51
43:BT:9:LYS:O	43:BT:9:LYS:HG3	2.09	0.51
47:BX:20:ALA:O	47:BX:21:LEU:HB2	2.11	0.51
49:BZ:35:VAL:HG22	49:BZ:36:GLU:N	2.25	0.51
51:B1:16:THR:HB	51:B1:41:VAL:HG21	1.92	0.51

*Continued on next page...*

*Continued from previous page...*

Atom-1	Atom-2	Interatomic distance (Å)	Clash overlap (Å)
1:CB:25:LYS:HD2	1:CB:25:LYS:N	2.26	0.51
1:CB:70:GLY:HA3	1:CB:163:ILE:HG13	1.92	0.51
2:CC:128:MET:CE	2:CC:131:ARG:HD3	2.40	0.51
12:CM:28:ARG:HG2	12:CM:31:ALA:HB3	1.92	0.51
20:CU:3:ILE:O	20:CU:3:ILE:HG23	2.11	0.51
20:CU:23:GLU:O	20:CU:26:GLY:HA3	2.10	0.51
55:CA:9:G:C6	55:CA:26:A:N6	2.78	0.51
55:CA:70:U:C2	55:CA:94:G:C5	2.97	0.51
55:CA:91:U:C4	55:CA:92:U:C4	2.99	0.51
55:CA:577:G:C8	55:CA:816:A:C6	2.98	0.51
55:CA:602:A:C2	55:CA:603:U:C2	2.98	0.51
55:CA:819:A:C5	55:CA:1529:G:C6	2.99	0.51
55:CA:1479:C:H2'	55:CA:1480:A:C8	2.45	0.51
30:DG:44:HIS:HA	30:DG:49:LEU:HA	1.93	0.51
34:DK:104:THR:C	34:DK:106:GLU:N	2.62	0.51
36:DM:38:ARG:CZ	36:DM:38:ARG:HB3	2.39	0.51
37:DN:82:GLU:O	37:DN:85:PRO:HD2	2.11	0.51
40:DQ:90:ASP:O	40:DQ:94:LEU:HB2	2.10	0.51
43:DT:50:LEU:HD23	43:DT:51:PHE:N	2.21	0.51
44:DU:12:VAL:HG21	44:DU:38:ILE:HG12	1.92	0.51
52:D2:9:VAL:HG12	24:DA:1309:G:OP1	2.11	0.51
24:DA:64:A:H2'	24:DA:65:U:H6	1.76	0.51
24:DA:100:U:O2'	24:DA:101:A:H5''	2.09	0.51
24:DA:1199:U:H2'	24:DA:1200:C:H6	1.74	0.51
24:DA:1759:A:C8	24:DA:2696:U:H1'	2.46	0.51
24:DA:1874:C:H2'	24:DA:1875:G:O4'	2.10	0.51
24:DA:1982:U:O2'	24:DA:1983:G:H5'	2.10	0.51
24:DA:2142:A:C3'	24:DA:2143:C:H4'	2.40	0.51
24:DA:2849:U:C4	24:DA:2867:G:H1'	2.46	0.51
56:DB:36:C:C5	56:DB:37:C:H5	2.28	0.51
2:AC:156:LEU:HD12	2:AC:156:LEU:H	1.76	0.51
3:AD:47:LEU:HD23	3:AD:47:LEU:H	1.76	0.51
4:AE:109:ALA:H	4:AE:111:ARG:NH2	2.08	0.51
4:AE:133:ILE:CG2	21:AA:1078:U:O2'	2.59	0.51
6:AG:146:ALA:C	6:AG:148:LYS:H	2.12	0.51
21:AA:234:C:H2'	21:AA:235:C:C6	2.45	0.51
21:AA:559:A:C4	21:AA:561:U:C5	2.98	0.51
21:AA:652:U:O2'	21:AA:653:U:O5'	2.28	0.51
24:BA:36:G:HO2'	24:BA:37:C:H5'	1.76	0.51
24:BA:63:A:H2'	24:BA:64:A:H8	1.76	0.51
24:BA:293:U:C4	24:BA:345:A:N1	2.78	0.51

*Continued on next page...*



*Continued from previous page...*

Atom-1	Atom-2	Interatomic distance (Å)	Clash overlap (Å)
24:BA:794:A:H2'	24:BA:795:C:C5	2.45	0.51
24:BA:1079:C:C2	24:BA:1080:A:C8	2.98	0.51
24:BA:1088:A:O4'	24:BA:1088:A:N3	2.44	0.51
24:BA:1257:C:O2'	28:BE:79:ARG:N	2.43	0.51
24:BA:1280:G:N2	24:BA:1281:G:H1'	2.25	0.51
24:BA:1400:U:O2'	24:BA:1401:G:H5'	2.10	0.51
24:BA:2067:G:O3'	24:BA:2068:U:H4'	2.11	0.51
24:BA:2199:A:C8	24:BA:2199:A:H5''	2.46	0.51
24:BA:2305:U:C4	24:BA:2306:C:C4	2.99	0.51
24:BA:2393:U:H2'	24:BA:2394:C:C6	2.44	0.51
24:BA:2691:C:C4	24:BA:2719:G:N2	2.78	0.51
24:BA:2766:A:C5	24:BA:2767:C:C5	2.98	0.51
27:BD:140:HIS:CE1	59:BD:401:HOH:O	2.64	0.51
28:BE:150:THR:HA	28:BE:189:THR:HG22	1.92	0.51
30:BG:84:LYS:HD2	30:BG:133:LYS:HG2	1.93	0.51
33:BJ:13:ARG:HD3	33:BJ:51:GLY:O	2.10	0.51
2:CC:181:ILE:HG12	2:CC:202:PHE:HA	1.92	0.51
5:CF:38:ARG:HD2	5:CF:63:ASN:HB2	1.93	0.51
8:CI:71:ILE:CD1	8:CI:72:SER:H	2.22	0.51
10:CK:59:PRO:HD3	10:CK:90:PRO:HB3	1.92	0.51
14:CO:2:LEU:CD1	14:CO:34:GLN:HG2	2.32	0.51
20:CU:8:ASN:CG	20:CU:9:GLU:H	2.14	0.51
55:CA:83:C:C2	55:CA:87:C:N4	2.79	0.51
55:CA:457:G:OP2	55:CA:457:G:C8	2.64	0.51
55:CA:640:A:C2	55:CA:642:A:N6	2.79	0.51
55:CA:754:C:HO2'	55:CA:755:G:P	2.34	0.51
55:CA:838:G:H2'	55:CA:839:C:C6	2.45	0.51
27:DD:184:ARG:NH2	39:DP:6:GLN:HE21	2.01	0.51
29:DF:134:GLN:HE22	29:DF:136:ILE:H	1.59	0.51
30:DG:169:ARG:O	30:DG:170:THR:HB	2.11	0.51
33:DJ:43:GLU:O	33:DJ:43:GLU:CG	2.58	0.51
35:DL:65:GLY:O	35:DL:66:PHE:HB2	2.11	0.51
40:DQ:4:LYS:HE3	40:DQ:7:VAL:HG13	1.92	0.51
41:DR:26:ASP:O	41:DR:27:ILE:HD13	2.10	0.51
47:DX:31:ASN:HD22	47:DX:31:ASN:N	2.06	0.51
48:DY:18:LEU:HD13	48:DY:22:LEU:HD13	1.92	0.51
50:D0:2:VAL:CG1	24:DA:2015:A:C2	2.93	0.51
24:DA:178:G:OP2	24:DA:178:G:C8	2.60	0.51
24:DA:304:U:H2'	24:DA:305:C:C6	2.46	0.51
24:DA:416:U:H2'	24:DA:417:C:C6	2.45	0.51
24:DA:573:U:N3	24:DA:2030:A:H3'	2.24	0.51

*Continued on next page...*

*Continued from previous page...*

Atom-1	Atom-2	Interatomic distance (Å)	Clash overlap (Å)
24:DA:635:C:O2	24:DA:639:U:H5''	2.10	0.51
24:DA:721:A:C4	24:DA:722:A:C8	2.99	0.51
24:DA:1005:C:H2'	24:DA:1006:C:H6	1.75	0.51
24:DA:1386:C:H2'	24:DA:1387:A:H8	1.74	0.51
24:DA:2533:U:H5''	24:DA:2534:A:OP2	2.11	0.51
1:AB:209:VAL:O	1:AB:211:LEU:N	2.44	0.51
3:AD:36:ALA:C	3:AD:38:GLY:H	2.13	0.51
4:AE:88:HIS:HB2	4:AE:138:ALA:HB2	1.91	0.51
11:AL:62:VAL:HG21	11:AL:94:TYR:CE2	2.37	0.51
14:AO:5:GLU:O	14:AO:9:LYS:HG3	2.11	0.51
16:AQ:16:MET:HG2	16:AQ:20:ILE:HD12	1.93	0.51
16:AQ:51:GLU:HG2	16:AQ:52:CYS:SG	2.51	0.51
18:AS:52:ASN:OD1	18:AS:54:ARG:HG3	2.11	0.51
21:AA:150:U:C4	21:AA:170:U:C4	2.99	0.51
21:AA:213:G:H2'	21:AA:214:C:C6	2.46	0.51
21:AA:291:U:O2'	21:AA:292:G:H5'	2.10	0.51
21:AA:984:C:O2'	21:AA:985:C:H5'	2.10	0.51
24:BA:115:C:O2'	24:BA:116:C:H5'	2.10	0.51
24:BA:638:G:H2'	24:BA:639:U:H6	1.73	0.51
24:BA:923:G:H4'	46:BW:25:PHE:CE1	2.44	0.51
24:BA:1079:C:C4	24:BA:1088:A:C2	2.98	0.51
24:BA:1865:U:C5	24:BA:1875:G:C2	2.98	0.51
24:BA:2281:A:C2	24:BA:2282:G:C5	2.99	0.51
24:BA:2286:G:O6	51:B1:22:THR:HG21	2.11	0.51
24:BA:2682:A:C8	27:BD:11:MET:HG2	2.46	0.51
27:BD:124:ARG:HG2	27:BD:125:TRP:NE1	2.25	0.51
29:BF:112:ASP:OD2	29:BF:114:ARG:HG3	2.11	0.51
39:BP:87:ARG:NH2	39:BP:111:GLU:HG3	2.26	0.51
41:BR:11:GLN:C	41:BR:12:HIS:ND1	2.64	0.51
46:BW:44:PHE:O	46:BW:78:PHE:HA	2.10	0.51
47:BX:5:GLN:HE21	47:BX:49:ARG:H	1.56	0.51
49:BZ:36:GLU:C	49:BZ:37:ARG:HD2	2.31	0.51
1:CB:113:LEU:HD13	1:CB:143:LEU:HB2	1.92	0.51
2:CC:148:ILE:HG23	2:CC:169:GLU:HB3	1.93	0.51
2:CC:188:ALA:O	2:CC:189:HIS:C	2.49	0.51
3:CD:10:LEU:CD2	3:CD:62:ARG:HD3	2.41	0.51
3:CD:136:VAL:HG12	3:CD:137:SER:N	2.26	0.51
4:CE:59:ILE:O	4:CE:62:ALA:HB3	2.11	0.51
6:CG:68:VAL:O	6:CG:68:VAL:HG12	2.10	0.51
19:CT:60:GLN:HA	19:CT:60:GLN:OE1	2.10	0.51
55:CA:206:C:C6	55:CA:206:C:C3'	2.94	0.51

*Continued on next page...*

*Continued from previous page...*

Atom-1	Atom-2	Interatomic distance (Å)	Clash overlap (Å)
55:CA:413:G:O2'	55:CA:428:G:N2	2.43	0.51
55:CA:764:C:C2'	55:CA:765:G:H5'	2.41	0.51
55:CA:919:A:O2'	55:CA:920:U:H5'	2.11	0.51
55:CA:1116:U:O2'	55:CA:1117:A:H5'	2.11	0.51
27:DD:3:GLY:O	27:DD:4:LEU:HD13	2.10	0.51
29:DF:8:LYS:HB2	29:DF:8:LYS:NZ	2.26	0.51
31:DH:24:GLY:O	31:DH:28:ASN:HB2	2.10	0.51
31:DH:49:ALA:HB3	31:DH:50:ARG:HH22	1.76	0.51
33:DJ:44:TYR:C	33:DJ:44:TYR:CD2	2.84	0.51
33:DJ:124:VAL:HG22	33:DJ:125:TYR:O	2.09	0.51
35:DL:79:LEU:HB2	35:DL:113:ALA:N	2.10	0.51
35:DL:117:THR:HG22	35:DL:118:THR:N	2.25	0.51
36:DM:46:ILE:HD11	36:DM:69:PRO:HG3	1.92	0.51
38:DO:68:LYS:CA	56:DB:50:A:OP1	2.58	0.51
44:DU:85:ARG:HA	44:DU:85:ARG:HE	1.75	0.51
24:DA:182:A:C2	24:DA:183:C:C2	2.99	0.51
24:DA:680:C:H2'	24:DA:681:G:H8	1.75	0.51
24:DA:874:G:H5'	24:DA:875:G:OP2	2.10	0.51
24:DA:1210:G:H21	24:DA:1212:G:N2	2.08	0.51
24:DA:1967:C:H2'	24:DA:1968:G:C8	2.46	0.51
24:DA:2204:G:C5	24:DA:2221:G:C2	2.98	0.51
24:DA:2330:G:N1	24:DA:2386:A:C6	2.79	0.51
4:AE:14:LEU:HD22	4:AE:15:ILE:H	1.72	0.51
4:AE:19:ARG:HB2	4:AE:32:PHE:CE1	2.44	0.51
7:AH:3:GLN:CA	21:AA:587:G:H4'	2.39	0.51
9:AJ:52:LEU:HB2	13:AN:80:ARG:HD2	1.92	0.51
21:AA:167:A:H2'	21:AA:168:G:O4'	2.11	0.51
21:AA:339:C:H2'	21:AA:340:U:C6	2.46	0.51
21:AA:559:A:C4	21:AA:561:U:H5	2.29	0.51
21:AA:563:A:N6	59:AA:1819:HOH:O	2.43	0.51
21:AA:934:C:C5	21:AA:1344:C:C2	2.99	0.51
21:AA:1039:G:C6	21:AA:1040:U:C4	2.99	0.51
21:AA:1229:A:O2'	21:AA:1230:C:O4'	2.24	0.51
21:AA:1261:A:H2'	21:AA:1262:C:O4'	2.11	0.51
24:BA:301:G:O2'	24:BA:302:C:P	2.69	0.51
24:BA:566:U:H2'	24:BA:567:U:O4'	2.10	0.51
24:BA:696:G:O2'	24:BA:697:G:H5'	2.11	0.51
24:BA:1169:A:OP2	24:BA:1169:A:C8	2.58	0.51
24:BA:1257:C:C2	24:BA:1258:U:C5	2.99	0.51
24:BA:1267:U:O2'	24:BA:1268:A:C5'	2.59	0.51
24:BA:1720:U:H2'	24:BA:1721:G:O4'	2.11	0.51

*Continued on next page...*

*Continued from previous page...*

Atom-1	Atom-2	Interatomic distance (Å)	Clash overlap (Å)
24:BA:1737:G:C6	24:BA:1738:G:C2	2.99	0.51
24:BA:2060:A:O2'	59:BA:3498:HOH:O	2.09	0.51
24:BA:2461:A:H2'	24:BA:2462:C:C6	2.46	0.51
26:BC:29:PHE:CZ	26:BC:31:PRO:HG2	2.46	0.51
26:BC:171:VAL:O	26:BC:182:LYS:HA	2.10	0.51
27:BD:111:GLY:O	27:BD:169:ARG:O	2.29	0.51
30:BG:120:ILE:HG21	30:BG:143:VAL:HG21	1.91	0.51
32:BI:56:VAL:HG11	32:BI:68:PHE:HD2	1.75	0.51
33:BJ:65:THR:HG22	33:BJ:68:LYS:NZ	2.25	0.51
37:BN:50:PRO:O	37:BN:51:LEU:C	2.49	0.51
39:BP:89:GLY:O	39:BP:112:ARG:HD3	2.11	0.51
43:BT:19:LYS:O	43:BT:23:ALA:N	2.41	0.51
45:BV:72:VAL:HG12	45:BV:93:ARG:HA	1.92	0.51
46:BW:72:GLY:C	46:BW:74:LYS:H	2.13	0.51
47:BX:69:GLU:O	47:BX:71:ARG:N	2.44	0.51
1:CB:162:VAL:CG2	1:CB:163:ILE:N	2.73	0.51
8:CI:61:ASP:C	8:CI:62:LEU:HD22	2.30	0.51
10:CK:33:ILE:O	10:CK:41:LEU:HB2	2.10	0.51
55:CA:75:G:N2	55:CA:96:U:C2	2.79	0.51
55:CA:394:G:H2'	55:CA:395:C:C6	2.46	0.51
55:CA:1368:A:O2'	55:CA:1369:C:H5'	2.11	0.51
26:DC:212:TRP:CD1	26:DC:212:TRP:C	2.83	0.51
32:DI:83:ALA:HB2	32:DI:99:LYS:O	2.11	0.51
34:DK:60:ALA:HB1	34:DK:85:VAL:O	2.11	0.51
35:DL:23:ILE:HG13	41:DR:82:HIS:ND1	2.26	0.51
40:DQ:54:ARG:HE	24:DA:1156:A:P	2.33	0.51
42:DS:19:LEU:HG	50:D0:21:LEU:HG	1.93	0.51
42:DS:28:LYS:HA	42:DS:70:LYS:HA	1.91	0.51
46:DW:37:VAL:HG23	46:DW:38:ARG:HD2	1.93	0.51
49:DZ:20:LYS:O	49:DZ:24:LEU:HD13	2.11	0.51
24:DA:27:G:O2'	24:DA:28:A:H8	1.94	0.51
24:DA:292:U:H2'	24:DA:293:U:C6	2.45	0.51
24:DA:458:G:N2	24:DA:469:G:H2'	2.25	0.51
24:DA:762:U:H4'	24:DA:763:G:O5'	2.11	0.51
24:DA:1071:G:O2'	24:DA:1072:C:H5'	2.11	0.51
24:DA:1917:U:H2'	24:DA:1918:A:H5'	1.93	0.51
24:DA:2553:G:H2'	24:DA:2554:U:C4'	2.41	0.51
2:AC:168:ARG:HD2	2:AC:169:GLU:N	2.26	0.51
2:AC:180:ASP:O	2:AC:181:ILE:HD13	2.11	0.51
4:AE:56:PRO:O	4:AE:58:ALA:N	2.44	0.51
4:AE:145:ASN:HB2	7:AH:68:LYS:HE2	1.93	0.51

*Continued on next page...*

*Continued from previous page...*

Atom-1	Atom-2	Interatomic distance (Å)	Clash overlap (Å)
6:AG:121:ASN:O	6:AG:125:ASP:HB2	2.11	0.51
8:AI:44:ARG:HB2	8:AI:45:MET:HE3	1.93	0.51
21:AA:860:A:H2'	21:AA:861:G:O4'	2.11	0.51
24:BA:13:A:C2	24:BA:526:A:C8	2.98	0.51
24:BA:229:C:H2'	24:BA:230:G:O4'	2.11	0.51
24:BA:646:U:H3'	24:BA:647:G:C5'	2.40	0.51
24:BA:721:A:H2'	24:BA:722:A:C8	2.45	0.51
24:BA:725:G:C6	24:BA:726:G:N1	2.79	0.51
24:BA:735:A:H3'	24:BA:736:C:C6	2.45	0.51
24:BA:910:A:C4	36:BM:13:HIS:CE1	2.99	0.51
24:BA:1439:A:C2	24:BA:1553:A:C5	2.99	0.51
24:BA:1581:G:C4	24:BA:1582:C:C5	2.98	0.51
24:BA:1713:A:O2'	24:BA:1715:G:H5'	2.11	0.51
24:BA:1820:U:O2	26:BC:200:MET:HB2	2.11	0.51
24:BA:2060:A:C2	24:BA:2502:G:C5	2.99	0.51
24:BA:2392:A:C8	24:BA:2429:G:N1	2.79	0.51
24:BA:2680:U:H5'	27:BD:194:PRO:HA	1.92	0.51
24:BA:2722:G:C2'	24:BA:2723:C:H5'	2.41	0.51
24:BA:2788:C:H2'	24:BA:2789:C:C6	2.46	0.51
29:BF:107:VAL:HG13	29:BF:113:PHE:CZ	2.46	0.51
29:BF:148:VAL:O	29:BF:150:GLY:N	2.44	0.51
30:BG:96:ALA:O	30:BG:97:VAL:HB	2.11	0.51
30:BG:112:VAL:O	30:BG:113:ASP:HB2	2.11	0.51
32:BI:60:VAL:HG22	32:BI:66:PHE:CB	2.41	0.51
34:BK:10:VAL:HB	34:BK:16:ALA:HB1	1.93	0.51
36:BM:21:ALA:HA	36:BM:97:GLN:CG	2.40	0.51
37:BN:106:ASP:OD1	37:BN:106:ASP:C	2.49	0.51
39:BP:67:GLU:CG	39:BP:68:GLY:H	2.15	0.51
43:BT:24:MET:HG3	43:BT:29:THR:CG2	2.41	0.51
43:BT:32:LEU:O	43:BT:34:VAL:HG13	2.10	0.51
46:BW:22:VAL:HG22	46:BW:23:LYS:N	2.24	0.51
48:BY:26:PHE:HD1	48:BY:27:ASN:HD22	1.59	0.51
49:BZ:8:GLN:O	49:BZ:53:MET:O	2.29	0.51
51:B1:42:VAL:O	51:B1:42:VAL:HG12	2.10	0.51
3:CD:100:VAL:O	3:CD:104:MET:HB3	2.11	0.51
4:CE:40:ASP:H	4:CE:117:ALA:HA	1.76	0.51
5:CF:44:ARG:HD3	5:CF:56:LYS:HZ2	1.75	0.51
5:CF:86:ARG:HD2	55:CA:673:A:H4'	1.91	0.51
6:CG:92:PRO:HA	6:CG:95:ARG:HB2	1.91	0.51
7:CH:26:MET:SD	7:CH:32:LYS:HD3	2.50	0.51
7:CH:33:VAL:HG22	7:CH:58:LEU:CD1	2.41	0.51

*Continued on next page...*

*Continued from previous page...*

Atom-1	Atom-2	Interatomic distance (Å)	Clash overlap (Å)
11:CL:9:LYS:HD3	11:CL:9:LYS:H	1.76	0.51
20:CU:53:LYS:HB2	20:CU:53:LYS:NZ	2.25	0.51
55:CA:39:G:H2'	55:CA:40:C:H6	1.76	0.51
55:CA:419:C:C5	55:CA:420:U:C5	2.98	0.51
55:CA:881:G:C5	55:CA:882:C:C5	2.99	0.51
55:CA:977:A:C2'	55:CA:1223:C:H42	2.24	0.51
55:CA:1276:G:C2'	55:CA:1277:C:H5'	2.40	0.51
27:DD:19:GLY:O	34:DK:72:PRO:HB2	2.11	0.51
28:DE:178:VAL:HG13	28:DE:179:SER:N	2.26	0.51
29:DF:60:SER:C	29:DF:62:GLN:H	2.14	0.51
29:DF:113:PHE:HE2	29:DF:116:LEU:HB2	1.76	0.51
30:DG:104:LEU:N	30:DG:112:VAL:HG23	2.24	0.51
34:DK:7:MET:HE1	34:DK:20:MET:HB2	1.93	0.51
35:DL:38:GLN:C	35:DL:40:SER:H	2.13	0.51
35:DL:73:ILE:O	35:DL:105:ILE:HA	2.11	0.51
35:DL:100:ILE:O	35:DL:101:ILE:CB	2.59	0.51
36:DM:133:LYS:O	36:DM:134:THR:HB	2.11	0.51
43:DT:30:ILE:HD12	43:DT:31:VAL:H	1.76	0.51
24:DA:301:G:O2'	24:DA:302:C:P	2.69	0.51
24:DA:500:G:H1'	24:DA:505:A:N6	2.25	0.51
24:DA:518:G:C4	24:DA:519:U:C5	2.99	0.51
24:DA:867:C:O2	24:DA:867:C:H2'	2.11	0.51
24:DA:876:C:H3'	24:DA:877:A:H8	1.75	0.51
24:DA:1572:A:H2'	24:DA:1573:G:H8	1.76	0.51
24:DA:1931:U:H2'	24:DA:1932:A:C8	2.45	0.51
24:DA:2078:C:C4	24:DA:2079:U:C4	2.98	0.51
24:DA:2091:C:OP2	24:DA:2092:U:H3'	2.10	0.51
3:AD:125:ASN:HA	3:AD:141:VAL:CG2	2.41	0.51
7:AH:121:GLY:O	21:AA:599:C:H4'	2.11	0.51
16:AQ:68:LYS:HD3	21:AA:253:A:OP2	2.11	0.51
18:AS:10:ILE:HD11	18:AS:15:LEU:HD13	1.91	0.51
21:AA:15:G:C5	21:AA:1396:A:N1	2.80	0.51
21:AA:22:G:C5	21:AA:23:C:C5	2.98	0.51
21:AA:453:G:C4	21:AA:454:G:C8	2.98	0.51
21:AA:517:G:O2'	21:AA:530:G:H4'	2.10	0.51
21:AA:1051:C:O2'	21:AA:1052:U:C6	2.64	0.51
21:AA:1169:A:O2'	21:AA:1170:A:H5'	2.11	0.51
21:AA:1324:A:O2'	21:AA:1325:C:O4'	2.29	0.51
24:BA:141:G:H5''	24:BA:142:A:N9	2.26	0.51
24:BA:322:A:OP1	28:BE:162:ARG:NE	2.44	0.51
24:BA:653:U:C5'	24:BA:654:A:H2	2.24	0.51

*Continued on next page...*

*Continued from previous page...*

Atom-1	Atom-2	Interatomic distance (Å)	Clash overlap (Å)
24:BA:671:C:H3'	35:BL:42:SER:OG	2.11	0.51
24:BA:919:U:N3	24:BA:920:A:N7	2.58	0.51
24:BA:1239:G:H2'	24:BA:1240:U:O4'	2.11	0.51
24:BA:1467:U:C4	24:BA:1546:G:C2	2.99	0.51
24:BA:1472:C:H2'	24:BA:1473:G:H8	1.76	0.51
24:BA:1731:G:N3	24:BA:1733:G:N7	2.58	0.51
24:BA:1766:G:C2	24:BA:1767:G:C8	2.99	0.51
24:BA:2256:G:C5	24:BA:2257:U:C5	2.99	0.51
25:BB:16:G:HO2'	25:BB:17:C:C5'	2.23	0.51
29:BF:46:LYS:HD2	29:BF:46:LYS:N	2.25	0.51
33:BJ:37:ARG:HA	33:BJ:118:MET:HE2	1.92	0.51
33:BJ:88:THR:HG21	33:BJ:90:GLU:HG3	1.93	0.51
37:BN:38:LEU:O	37:BN:39:PRO:C	2.48	0.51
39:BP:91:VAL:O	39:BP:92:ARG:HG2	2.11	0.51
40:BQ:63:ARG:NH2	40:BQ:96:ASP:CA	2.74	0.51
41:BR:39:LEU:HA	41:BR:49:ILE:CG2	2.41	0.51
42:BS:20:VAL:HA	42:BS:23:LEU:HD12	1.93	0.51
46:BW:39:GLN:HG3	46:BW:42:THR:CA	2.41	0.51
47:BX:77:TYR:O	47:BX:77:TYR:CG	2.64	0.51
1:CB:67:LEU:CD1	1:CB:157:PRO:HG3	2.40	0.51
2:CC:25:THR:HG23	13:CN:75:LYS:HD2	1.93	0.51
2:CC:187:GLU:O	2:CC:188:ALA:HB2	2.11	0.51
5:CF:23:GLU:HG3	5:CF:24:ARG:N	2.26	0.51
6:CG:32:ASP:CG	55:CA:1351:U:H4'	2.31	0.51
8:CI:25:GLY:HA3	8:CI:58:GLU:N	2.25	0.51
11:CL:2:THR:O	11:CL:5:GLN:HB3	2.11	0.51
11:CL:41:PRO:HD2	11:CL:47:ALA:O	2.10	0.51
12:CM:47:LEU:HD23	12:CM:47:LEU:O	2.11	0.51
15:CP:5:ARG:NH1	15:CP:24:SER:HA	2.26	0.51
55:CA:100:G:C6	55:CA:101:A:C5	2.99	0.51
55:CA:129:A:O2'	55:CA:130:A:O5'	2.29	0.51
55:CA:403:C:O2'	55:CA:404:G:H5'	2.11	0.51
55:CA:629:A:H2'	55:CA:630:A:C8	2.47	0.51
55:CA:892:A:C2	55:CA:907:A:C4	2.99	0.51
55:CA:1026:G:H22	55:CA:1036:A:H61	1.58	0.51
55:CA:1068:G:O2'	55:CA:1069:C:H5'	2.11	0.51
27:DD:172:VAL:HG21	27:DD:194:PRO:HD2	1.91	0.51
28:DE:60:TRP:O	28:DE:67:ARG:NH1	2.44	0.51
28:DE:139:LYS:HB2	28:DE:139:LYS:NZ	2.25	0.51
29:DF:48:LEU:HG	29:DF:49:LEU:HD22	1.93	0.51
30:DG:70:LEU:O	30:DG:74:MET:HB2	2.11	0.51

*Continued on next page...*



*Continued from previous page...*

Atom-1	Atom-2	Interatomic distance (Å)	Clash overlap (Å)
32:DI:5:GLN:OE1	32:DI:59:THR:HG21	2.11	0.51
40:DQ:47:ARG:NH1	24:DA:560:C:H1'	2.25	0.51
40:DQ:111:LYS:CE	41:DR:48:LYS:HD3	2.41	0.51
41:DR:68:ARG:NH1	41:DR:90:ARG:HG2	2.25	0.51
43:DT:39:THR:OG1	43:DT:42:GLU:HG3	2.10	0.51
43:DT:60:THR:HG22	43:DT:83:ALA:HA	1.93	0.51
46:DW:33:GLY:O	46:DW:34:SER:CB	2.58	0.51
46:DW:37:VAL:CG1	46:DW:55:ASP:HB2	2.31	0.51
47:DX:19:HIS:O	47:DX:20:ALA:HB3	2.11	0.51
49:DZ:16:LEU:HD21	56:DB:83:G:OP1	2.11	0.51
53:D3:41:ARG:CG	53:D3:41:ARG:NH2	2.74	0.51
24:DA:17:G:H2'	24:DA:18:U:C6	2.46	0.51
24:DA:227:A:H4'	24:DA:228:C:OP1	2.10	0.51
24:DA:243:U:O2'	24:DA:244:A:C5'	2.50	0.51
24:DA:363:G:H2'	24:DA:364:C:C5	2.46	0.51
24:DA:749:A:C4	24:DA:750:A:C8	2.99	0.51
24:DA:1060:U:O2'	24:DA:1061:U:H5''	2.10	0.51
24:DA:1392:A:N6	24:DA:1393:A:N6	2.59	0.51
24:DA:1847:A:O2'	24:DA:1848:A:N7	2.41	0.51
24:DA:1891:G:H2'	24:DA:1892:C:C6	2.46	0.51
24:DA:2430:A:C3'	24:DA:2431:U:H5'	2.41	0.51
24:DA:2485:G:O2'	24:DA:2486:C:H5'	2.11	0.51
10:AK:124:LYS:O	10:AK:125:LYS:O	2.28	0.50
14:AO:24:THR:O	14:AO:28:VAL:HG23	2.11	0.50
16:AQ:66:LEU:HB2	16:AQ:70:LYS:HG2	1.92	0.50
21:AA:355:C:O4'	21:AA:388:G:O2'	2.29	0.50
21:AA:1151:A:N6	21:AA:1152:A:N6	2.59	0.50
22:AV:37:A:H2'	22:AV:38:A:O4'	2.10	0.50
24:BA:19:A:H2'	24:BA:20:C:C6	2.46	0.50
24:BA:302:C:H2'	24:BA:303:G:H8	1.75	0.50
24:BA:492:A:H2'	24:BA:493:G:O4'	2.11	0.50
24:BA:914:G:H5''	24:BA:914:G:H8	1.76	0.50
24:BA:995:C:H42	33:BJ:2:LYS:HB2	1.76	0.50
24:BA:1286:A:O2'	24:BA:1288:G:OP2	2.27	0.50
24:BA:1387:A:H2'	24:BA:1388:G:C8	2.45	0.50
24:BA:1499:C:H2'	24:BA:1500:G:H8	1.76	0.50
24:BA:1525:A:H2'	24:BA:1526:C:O4'	2.10	0.50
24:BA:1821:A:O2'	24:BA:1822:C:O4'	2.21	0.50
24:BA:2422:C:N4	24:BA:2424:C:N4	2.58	0.50
24:BA:2562:U:H1'	34:BK:23:LYS:HD3	1.93	0.50
24:BA:2586:U:H6	24:BA:2586:U:O5'	1.94	0.50

*Continued on next page...*

*Continued from previous page...*

Atom-1	Atom-2	Interatomic distance (Å)	Clash overlap (Å)
24:BA:2734:A:N6	24:BA:2770:G:H1'	2.26	0.50
25:BB:16:G:O2'	25:BB:17:C:O5'	2.29	0.50
26:BC:252:LYS:HB2	26:BC:252:LYS:NZ	2.26	0.50
30:BG:33:THR:HA	30:BG:34:ARG:NH1	2.26	0.50
32:BI:126:ARG:HD3	32:BI:126:ARG:H	1.76	0.50
33:BJ:54:ILE:HD11	33:BJ:56:VAL:HG22	1.92	0.50
38:BO:3:LYS:HG3	38:BO:4:LYS:N	2.26	0.50
39:BP:50:ARG:CD	39:BP:56:SER:HB3	2.35	0.50
40:BQ:13:HIS:HD2	40:BQ:31:TYR:CE1	2.29	0.50
43:BT:54:GLU:O	43:BT:55:VAL:HB	2.10	0.50
3:CD:28:ASP:O	3:CD:29:THR:O	2.28	0.50
4:CE:77:ASN:HB3	4:CE:79:THR:CG2	2.38	0.50
7:CH:9:MET:HG3	7:CH:26:MET:HE1	1.91	0.50
9:CJ:80:THR:C	9:CJ:84:VAL:HG22	2.31	0.50
55:CA:128:G:N2	55:CA:234:C:C2	2.78	0.50
55:CA:1033:G:H2'	55:CA:1034:G:O4'	2.11	0.50
55:CA:1213:A:C8	55:CA:1215:G:N7	2.79	0.50
28:DE:49:ARG:HH12	28:DE:72:SER:CB	2.24	0.50
29:DF:32:LYS:HB2	29:DF:32:LYS:NZ	2.26	0.50
29:DF:111:ARG:HG3	29:DF:135:ILE:HG12	1.93	0.50
33:DJ:25:LEU:HD22	33:DJ:26:GLY:H	1.72	0.50
35:DL:33:ARG:NH1	24:DA:671:C:OP1	2.40	0.50
37:DN:1:MET:O	37:DN:2:ARG:CB	2.59	0.50
37:DN:82:GLU:C	37:DN:85:PRO:HD2	2.30	0.50
53:D3:33:THR:HB	24:DA:2420:C:OP1	2.11	0.50
24:DA:67:U:H2'	24:DA:68:G:C8	2.31	0.50
24:DA:116:C:N4	24:DA:117:G:C6	2.79	0.50
24:DA:379:G:C6	24:DA:396:G:C6	3.00	0.50
24:DA:638:G:O2'	24:DA:639:U:H5'	2.11	0.50
24:DA:1791:A:N6	24:DA:1828:G:O2'	2.44	0.50
24:DA:2226:C:H2'	24:DA:2227:A:H8	1.74	0.50
24:DA:2797:U:O2'	24:DA:2798:U:P	2.69	0.50
3:AD:3:TYR:OH	3:AD:6:PRO:HD2	2.11	0.50
5:AF:10:VAL:HG12	5:AF:11:HIS:N	2.26	0.50
6:AG:144:ALA:C	6:AG:146:ALA:N	2.65	0.50
7:AH:17:GLN:HE21	7:AH:71:VAL:CG2	2.20	0.50
8:AI:51:LEU:HB3	8:AI:56:MET:HG2	1.94	0.50
8:AI:119:LYS:O	8:AI:120:ALA:HB3	2.11	0.50
10:AK:43:TRP:CZ3	10:AK:45:THR:HG23	2.46	0.50
20:AU:19:LYS:C	20:AU:21:SER:H	2.14	0.50
21:AA:33:A:C2	21:AA:34:C:C2	2.99	0.50

*Continued on next page...*

*Continued from previous page...*

Atom-1	Atom-2	Interatomic distance (Å)	Clash overlap (Å)
21:AA:1049:U:O2'	21:AA:1050:G:OP2	2.28	0.50
21:AA:1130:A:C5	21:AA:1146:A:C6	2.99	0.50
21:AA:1211:U:O2'	21:AA:1212:U:OP2	2.23	0.50
21:AA:1213:A:C8	21:AA:1215:G:C5	2.99	0.50
24:BA:481:G:HO2'	24:BA:482:A:P	2.33	0.50
24:BA:1110:G:O2'	24:BA:1111:A:C8	2.65	0.50
24:BA:1232:G:C6	24:BA:1233:C:C4	3.00	0.50
24:BA:1250:G:N7	35:BL:18:ARG:NH1	2.59	0.50
24:BA:1340:U:C5	24:BA:1603:A:H8	2.29	0.50
24:BA:1630:A:C2'	24:BA:1631:G:H5'	2.41	0.50
24:BA:1694:C:H4'	24:BA:1695:G:O5'	2.11	0.50
24:BA:1866:A:H2'	24:BA:1867:G:O4'	2.12	0.50
24:BA:2038:G:H2'	24:BA:2039:U:O4'	2.11	0.50
24:BA:2062:A:O2'	24:BA:2063:C:H5'	2.11	0.50
25:BB:42:C:H2'	25:BB:43:C:C6	2.47	0.50
26:BC:208:GLY:HA2	26:BC:211:ARG:HB2	1.92	0.50
30:BG:37:ASN:HB3	30:BG:40:VAL:HG13	1.92	0.50
30:BG:75:VAL:HG12	30:BG:76:ILE:N	2.27	0.50
31:BH:8:LYS:O	31:BH:9:VAL:CB	2.58	0.50
32:BI:3:LYS:CD	32:BI:4:VAL:HG23	2.41	0.50
32:BI:56:VAL:HG23	32:BI:69:VAL:O	2.11	0.50
36:BM:25:ASP:N	36:BM:25:ASP:OD2	2.44	0.50
40:BQ:63:ARG:NH1	40:BQ:96:ASP:HB2	2.18	0.50
43:BT:29:THR:CA	43:BT:86:THR:HA	2.41	0.50
1:CB:66:ILE:HB	1:CB:88:GLN:HB3	1.93	0.50
1:CB:208:ALA:O	1:CB:211:LEU:HB3	2.11	0.50
4:CE:28:ARG:HG2	4:CE:29:ILE:N	2.27	0.50
8:CI:44:ARG:NH1	8:CI:44:ARG:HB3	2.27	0.50
9:CJ:81:GLU:C	9:CJ:83:THR:H	2.15	0.50
20:CU:31:VAL:O	20:CU:33:ARG:N	2.43	0.50
55:CA:93:U:C2	55:CA:95:C:N4	2.79	0.50
55:CA:577:G:C8	55:CA:816:A:N1	2.79	0.50
55:CA:610:U:O2	55:CA:610:U:O4'	2.30	0.50
55:CA:964:A:OP1	59:CA:1837:HOH:O	2.19	0.50
55:CA:977:A:H4'	55:CA:981:U:O2	2.11	0.50
55:CA:1157:A:C2	55:CA:1181:G:C4	2.99	0.50
55:CA:1200:C:O2'	55:CA:1201:A:OP2	2.26	0.50
26:DC:8:THR:O	26:DC:9:SER:CB	2.60	0.50
26:DC:43:ASN:ND2	26:DC:44:ASN:N	2.57	0.50
26:DC:255:LYS:C	26:DC:256:THR:HG23	2.31	0.50
27:DD:137:SER:HB3	27:DD:138:LEU:HD22	1.93	0.50

*Continued on next page...*

*Continued from previous page...*

Atom-1	Atom-2	Interatomic distance (Å)	Clash overlap (Å)
33:DJ:123:LYS:N	33:DJ:123:LYS:HD2	2.26	0.50
35:DL:20:GLY:CA	35:DL:28:GLY:HA2	2.40	0.50
39:DP:55:HIS:HB3	24:DA:2683:C:H5'	1.92	0.50
43:DT:75:GLY:HA3	24:DA:65:U:H5'	1.94	0.50
44:DU:26:ASN:O	44:DU:34:ILE:HB	2.11	0.50
45:DV:57:TYR:CD2	45:DV:74:ALA:CB	2.93	0.50
46:DW:30:VAL:HG21	24:DA:2353:G:H21	1.74	0.50
46:DW:31:LEU:C	46:DW:33:GLY:N	2.65	0.50
46:DW:54:ARG:HG3	24:DA:2365:G:OP1	2.11	0.50
48:DY:31:GLN:C	48:DY:33:ALA:H	2.15	0.50
48:DY:53:VAL:O	48:DY:57:LEU:HB2	2.11	0.50
24:DA:28:A:O2'	24:DA:583:G:H5'	2.11	0.50
24:DA:503:A:H4'	24:DA:504:A:O5'	2.11	0.50
24:DA:783:A:C2	24:DA:785:G:H1'	2.46	0.50
24:DA:1517:G:H2'	24:DA:1518:C:C6	2.45	0.50
24:DA:1682:G:H2'	24:DA:1683:U:C6	2.46	0.50
24:DA:1809:A:C2'	24:DA:1810:A:C8	2.94	0.50
24:DA:2100:G:O6	24:DA:2190:G:C6	2.65	0.50
24:DA:2319:G:H8	24:DA:2319:G:OP2	1.94	0.50
24:DA:2407:A:O2'	24:DA:2408:U:C5'	2.59	0.50
1:AB:46:VAL:HA	1:AB:49:PHE:CE2	2.46	0.50
1:AB:89:PHE:CE1	1:AB:153:MET:HG3	2.46	0.50
4:AE:33:THR:HG22	4:AE:51:LYS:CB	2.41	0.50
8:AI:79:ARG:CZ	8:AI:102:PHE:HD1	2.25	0.50
9:AJ:10:LEU:HD12	9:AJ:10:LEU:N	2.26	0.50
10:AK:34:THR:HG1	10:AK:35:ASP:H	1.59	0.50
13:AN:48:GLN:HA	13:AN:48:GLN:NE2	2.25	0.50
20:AU:5:VAL:CG2	20:AU:16:ARG:HD3	2.41	0.50
21:AA:33:A:H2'	21:AA:34:C:H6	1.68	0.50
21:AA:737:C:H2'	21:AA:738:C:C6	2.46	0.50
21:AA:738:C:C2	21:AA:739:C:C5	3.00	0.50
21:AA:1157:A:N6	21:AA:1178:G:H1'	2.26	0.50
21:AA:1238:A:H5'	21:AA:1336:C:H41	1.77	0.50
21:AA:1322:C:O2'	21:AA:1323:G:C5'	2.59	0.50
21:AA:1357:A:C5	21:AA:1358:U:C4	2.99	0.50
24:BA:301:G:HO2'	24:BA:302:C:C5'	2.23	0.50
24:BA:585:G:C2	24:BA:1256:G:C6	3.00	0.50
24:BA:619:G:H5''	24:BA:620:G:OP2	2.11	0.50
24:BA:644:A:H2'	24:BA:645:C:O4'	2.11	0.50
24:BA:1076:C:H4'	32:BI:94:LYS:HE2	1.93	0.50
24:BA:1957:C:H2'	24:BA:1958:C:C6	2.47	0.50

*Continued on next page...*

*Continued from previous page...*

Atom-1	Atom-2	Interatomic distance (Å)	Clash overlap (Å)
24:BA:2188:U:H2'	24:BA:2189:U:O4'	2.12	0.50
24:BA:2203:U:H5''	24:BA:2204:G:OP1	2.10	0.50
24:BA:2276:G:O2'	24:BA:2277:G:H5'	2.11	0.50
24:BA:2352:A:C2	46:BW:30:VAL:HG11	2.46	0.50
25:BB:78:A:H2'	25:BB:79:G:O4'	2.11	0.50
27:BD:133:THR:HG23	27:BD:134:HIS:HD2	1.73	0.50
29:BF:79:ARG:O	29:BF:82:TYR:HB2	2.11	0.50
29:BF:168:LEU:O	29:BF:168:LEU:HD12	2.11	0.50
30:BG:27:GLY:O	30:BG:28:LYS:C	2.49	0.50
33:BJ:29:ALA:O	33:BJ:30:THR:C	2.49	0.50
35:BL:94:THR:HG22	35:BL:95:LEU:N	2.26	0.50
38:BO:59:ALA:HA	38:BO:62:LEU:HD12	1.93	0.50
42:BS:37:THR:HG22	42:BS:37:THR:O	2.11	0.50
50:B0:16:ARG:O	50:B0:18:HIS:N	2.43	0.50
2:CC:18:ASN:HB3	2:CC:39:ARG:NH2	2.27	0.50
4:CE:43:GLY:O	4:CE:73:VAL:HB	2.11	0.50
4:CE:131:ASN:HD22	4:CE:132:PRO:HD2	1.76	0.50
8:CI:23:GLY:H	8:CI:61:ASP:H	1.57	0.50
10:CK:78:ILE:N	10:CK:78:ILE:HD13	2.27	0.50
16:CQ:7:LEU:HB2	16:CQ:60:ILE:CD1	2.41	0.50
18:CS:28:LYS:HB3	18:CS:29:PRO:HD2	1.93	0.50
20:CU:40:PRO:HA	20:CU:43:GLU:HB2	1.93	0.50
55:CA:462:G:C5	55:CA:463:U:C4	2.99	0.50
55:CA:519:C:H6	55:CA:519:C:H5''	1.76	0.50
55:CA:793:U:O2	55:CA:1516:G:H4'	2.11	0.50
55:CA:966:G:H2'	55:CA:967:C:C6	2.46	0.50
55:CA:1024:G:H8	55:CA:1024:G:OP2	1.93	0.50
55:CA:1051:C:O2'	55:CA:1052:U:H6	1.92	0.50
55:CA:1082:A:O2'	55:CA:1083:U:H5'	2.11	0.50
55:CA:1398:A:H5''	55:CA:1398:A:H8	1.77	0.50
27:DD:137:SER:C	27:DD:138:LEU:HD22	2.32	0.50
28:DE:63:LYS:NZ	24:DA:2060:A:C8	2.80	0.50
28:DE:165:HIS:CE1	24:DA:1205:A:C6	2.99	0.50
31:DH:41:LYS:N	31:DH:44:ILE:HG23	2.25	0.50
31:DH:120:GLY:O	31:DH:121:VAL:HB	2.12	0.50
32:DI:118:GLY:O	32:DI:123:ALA:HB3	2.10	0.50
33:DJ:45:THR:HG21	33:DJ:50:THR:CG2	2.40	0.50
33:DJ:82:GLY:O	33:DJ:84:ILE:N	2.42	0.50
44:DU:15:GLY:O	44:DU:16:LYS:C	2.46	0.50
46:DW:9:THR:OG1	46:DW:10:ARG:N	2.43	0.50
24:DA:155:A:H2'	24:DA:156:A:C8	2.47	0.50

*Continued on next page...*

*Continued from previous page...*

Atom-1	Atom-2	Interatomic distance (Å)	Clash overlap (Å)
24:DA:283:G:C5	24:DA:284:U:C4	2.99	0.50
24:DA:647:G:O2'	24:DA:648:G:O4'	2.30	0.50
24:DA:784:G:HO2'	24:DA:785:G:H8	1.57	0.50
24:DA:1022:G:C6	24:DA:1140:C:C5	3.00	0.50
24:DA:1057:A:N3	24:DA:1082:U:C2	2.79	0.50
24:DA:1107:G:H2'	24:DA:1108:U:O4'	2.12	0.50
24:DA:1906:G:C8	24:DA:1929:G:C4	2.99	0.50
24:DA:2067:G:C4	24:DA:2444:G:N2	2.79	0.50
2:AC:175:HIS:HD1	21:AA:1108:G:H5''	1.76	0.50
3:AD:68:GLU:HG3	21:AA:545:C:H5'	1.93	0.50
6:AG:14:ASP:HB3	6:AG:18:GLY:N	2.27	0.50
6:AG:21:LEU:HD23	6:AG:24:LYS:HE2	1.92	0.50
6:AG:91:ARG:O	6:AG:93:VAL:N	2.44	0.50
8:AI:117:LEU:HD22	8:AI:123:ARG:HD3	1.93	0.50
21:AA:6:G:O2'	21:AA:7:A:O5'	2.27	0.50
21:AA:211:G:N2	21:AA:212:G:C4	2.80	0.50
21:AA:214:C:O2'	21:AA:215:C:H6	1.94	0.50
21:AA:797:C:O2'	21:AA:798:U:H5'	2.11	0.50
21:AA:1319:A:C4'	21:AA:1320:C:OP1	2.55	0.50
22:AV:36:U:C4	22:AV:37:A:N7	2.80	0.50
22:AV:41:C:C2	22:AV:42:G:C8	3.00	0.50
24:BA:301:G:O2'	24:BA:302:C:C5'	2.59	0.50
24:BA:358:U:H2'	24:BA:359:G:O4'	2.11	0.50
24:BA:394:C:H2'	24:BA:395:U:O4'	2.10	0.50
24:BA:529:A:C4	24:BA:2023:C:C5	2.99	0.50
24:BA:615:U:C4	28:BE:35:TYR:CZ	3.00	0.50
24:BA:659:G:H21	28:BE:30:GLN:NE2	2.07	0.50
24:BA:809:G:O2'	24:BA:810:U:H5'	2.11	0.50
24:BA:1300:G:N2	24:BA:1634:A:C4	2.80	0.50
24:BA:1322:A:C5	24:BA:1323:C:C5	2.99	0.50
24:BA:2076:U:H5''	24:BA:2238:G:N2	2.24	0.50
24:BA:2210:U:C2	24:BA:2212:A:N7	2.80	0.50
24:BA:2330:G:H21	46:BW:38:ARG:HA	1.76	0.50
24:BA:2385:C:H2'	24:BA:2386:A:C8	2.45	0.50
24:BA:2842:G:O2'	24:BA:2843:G:H5'	2.11	0.50
28:BE:46:GLN:HG2	28:BE:87:ALA:H	1.75	0.50
28:BE:83:VAL:HG12	28:BE:86:ALA:N	2.25	0.50
30:BG:102:ILE:HD12	30:BG:147:LEU:CD1	2.41	0.50
31:BH:68:ARG:HH21	31:BH:69:ALA:HA	1.75	0.50
32:BI:24:GLY:O	32:BI:27:LEU:HG	2.11	0.50
42:BS:73:LYS:HB3	42:BS:106:VAL:HB	1.93	0.50

*Continued on next page...*

*Continued from previous page...*

Atom-1	Atom-2	Interatomic distance (Å)	Clash overlap (Å)
44:BU:73:ASN:C	44:BU:75:ALA:H	2.15	0.50
46:BW:13:ARG:O	46:BW:14:ASP:C	2.50	0.50
46:BW:19:ARG:NH1	46:BW:22:VAL:CG1	2.74	0.50
1:CB:161:PHE:CZ	1:CB:216:VAL:HG21	2.46	0.50
2:CC:18:ASN:ND2	2:CC:53:ARG:HD3	2.26	0.50
5:CF:49:TYR:HE1	17:CR:62:ARG:O	1.95	0.50
8:CI:24:ASN:ND2	8:CI:26:LYS:HD2	2.26	0.50
9:CJ:5:ARG:C	9:CJ:6:ILE:HD12	2.31	0.50
11:CL:8:ARG:HB3	11:CL:9:LYS:HD3	1.93	0.50
55:CA:428:G:O4'	55:CA:430:A:C8	2.65	0.50
55:CA:949:A:H2'	55:CA:950:U:H6	1.76	0.50
55:CA:1255:G:N2	55:CA:1283:U:N3	2.57	0.50
28:DE:131:THR:OG1	24:DA:320:A:H2'	2.10	0.50
29:DF:135:ILE:O	29:DF:137:PHE:N	2.37	0.50
31:DH:68:ARG:CD	31:DH:71:LYS:HB2	2.41	0.50
33:DJ:65:THR:O	33:DJ:68:LYS:NZ	2.43	0.50
43:DT:76:ARG:HG2	43:DT:77:ARG:N	2.27	0.50
45:DV:63:ILE:HD13	45:DV:72:VAL:CG2	2.41	0.50
46:DW:18:LYS:HE3	46:DW:19:ARG:CZ	2.42	0.50
24:DA:271:G:O2'	24:DA:272:A:P	2.69	0.50
24:DA:391:A:N3	24:DA:391:A:C2'	2.74	0.50
24:DA:483:A:H2'	24:DA:483:A:N3	2.26	0.50
24:DA:559:G:O2'	24:DA:560:C:H5'	2.11	0.50
24:DA:653:U:OP1	24:DA:653:U:H4'	2.11	0.50
24:DA:699:A:H2'	24:DA:700:G:O4'	2.12	0.50
24:DA:704:G:O2'	24:DA:726:G:N2	2.45	0.50
24:DA:975:A:H2'	24:DA:976:G:C8	2.42	0.50
24:DA:2147:A:OP1	24:DA:2147:A:H4'	2.12	0.50
24:DA:2605:U:C2	24:DA:2606:C:C5	2.99	0.50
1:AB:48:MET:HA	1:AB:48:MET:CE	2.41	0.50
1:AB:165:ALA:HA	1:AB:172:ILE:CD1	2.42	0.50
4:AE:18:ASN:ND2	4:AE:19:ARG:H	2.10	0.50
10:AK:119:GLY:CA	21:AA:716:A:H1'	2.26	0.50
21:AA:97:G:H2'	21:AA:98:A:O4'	2.12	0.50
21:AA:261:U:H2'	21:AA:263:A:OP2	2.11	0.50
21:AA:372:C:H2'	21:AA:387:U:O4	2.11	0.50
21:AA:1087:G:N2	21:AA:1088:G:C4	2.80	0.50
24:BA:71:A:H4'	24:BA:72:U:H5''	1.92	0.50
24:BA:532:A:C8	24:BA:2021:C:C5	3.00	0.50
24:BA:728:G:O2'	24:BA:730:A:H8	1.95	0.50
24:BA:1178:C:O2	24:BA:1178:C:H2'	2.09	0.50

*Continued on next page...*



*Continued from previous page...*

Atom-1	Atom-2	Interatomic distance (Å)	Clash overlap (Å)
24:BA:1184:U:O2'	24:BA:1185:G:H5'	2.11	0.50
24:BA:1288:G:C8	24:BA:1327:A:C6	3.00	0.50
24:BA:1425:G:H2'	24:BA:1426:G:C8	2.47	0.50
24:BA:1469:A:H2'	24:BA:1470:A:C8	2.47	0.50
24:BA:1471:G:C6	24:BA:1472:C:C4	2.99	0.50
24:BA:1730:C:H1'	24:BA:1731:G:C2	2.46	0.50
24:BA:2209:G:C5	24:BA:2210:U:C4	2.99	0.50
24:BA:2327:A:H5''	24:BA:2327:A:H8	1.75	0.50
24:BA:2358:A:H61	35:BL:54:GLN:HE22	1.58	0.50
24:BA:2395:C:H2'	24:BA:2396:G:O4'	2.11	0.50
25:BB:90:C:H6	25:BB:90:C:C5'	2.18	0.50
27:BD:20:VAL:HG12	27:BD:21:SER:N	2.25	0.50
29:BF:7:TYR:O	29:BF:12:VAL:HG12	2.12	0.50
29:BF:40:GLY:CA	29:BF:84:ILE:HD11	2.42	0.50
30:BG:10:VAL:O	30:BG:10:VAL:CG2	2.54	0.50
30:BG:21:GLN:O	30:BG:36:LEU:HD13	2.11	0.50
36:BM:14:LYS:O	36:BM:15:GLY:O	2.30	0.50
38:BO:33:ARG:HG2	38:BO:34:HIS:ND1	2.27	0.50
39:BP:57:ALA:HA	39:BP:75:THR:HG22	1.92	0.50
40:BQ:91:ARG:HB3	40:BQ:93:ILE:HG22	1.93	0.50
44:BU:3:LYS:O	44:BU:82:VAL:HG21	2.11	0.50
48:BY:12:GLU:O	48:BY:15:ASN:HB2	2.10	0.50
48:BY:61:ALA:C	48:BY:63:ALA:N	2.65	0.50
51:B1:3:GLY:O	51:B1:5:ARG:N	2.43	0.50
3:CD:167:PRO:CG	3:CD:170:LEU:HD11	2.41	0.50
8:CI:18:VAL:HG13	8:CI:64:ILE:HG13	1.94	0.50
11:CL:29:LYS:O	11:CL:81:ILE:HG22	2.11	0.50
11:CL:111:GLN:HB3	55:CA:538:G:OP2	2.12	0.50
13:CN:23:ARG:HA	13:CN:26:LEU:HB2	1.94	0.50
13:CN:100:TRP:C	13:CN:100:TRP:CD1	2.85	0.50
55:CA:113:G:H1'	55:CA:354:G:H5'	1.94	0.50
55:CA:585:G:C2	55:CA:586:C:C2	3.00	0.50
55:CA:892:A:O2'	55:CA:1415:G:H4'	2.11	0.50
55:CA:914:A:O2'	55:CA:915:A:H5'	2.11	0.50
27:DD:161:MET:HG3	24:DA:2620:C:H1'	1.94	0.50
40:DQ:9:ALA:O	40:DQ:11:ALA:N	2.45	0.50
40:DQ:77:LYS:HE2	40:DQ:116:LEU:HD11	1.93	0.50
41:DR:38:VAL:O	41:DR:53:PHE:HA	2.11	0.50
43:DT:7:LEU:O	43:DT:7:LEU:HD23	2.12	0.50
45:DV:31:TYR:CD2	56:DB:73:A:N6	2.75	0.50
47:DX:4:CYS:HB3	47:DX:9:LYS:H	1.76	0.50

*Continued on next page...*

*Continued from previous page...*

Atom-1	Atom-2	Interatomic distance (Å)	Clash overlap (Å)
24:DA:218:A:H2'	24:DA:219:A:C8	2.46	0.50
24:DA:475:C:C5	24:DA:476:G:C6	2.99	0.50
24:DA:621:A:H2'	24:DA:622:G:O4'	2.11	0.50
24:DA:931:U:H4'	24:DA:932:U:OP2	2.08	0.50
24:DA:1130:U:HO2'	24:DA:1131:G:H8	1.59	0.50
24:DA:1168:G:C2	24:DA:1182:G:C2	2.99	0.50
24:DA:1210:G:C2	24:DA:1237:A:N7	2.79	0.50
24:DA:1587:G:H2'	24:DA:1588:G:H8	1.75	0.50
24:DA:2191:A:H3'	24:DA:2192:U:H6	1.76	0.50
24:DA:2691:C:C4	24:DA:2719:G:N2	2.80	0.50
24:DA:2869:G:H2'	24:DA:2870:C:O4'	2.11	0.50
1:AB:22:TRP:HA	1:AB:188:THR:O	2.12	0.50
4:AE:64:GLU:OE2	21:AA:1074:G:OP1	2.30	0.50
8:AI:127:SER:OG	8:AI:128:LYS:HD2	2.12	0.50
14:AO:3:SER:HB3	14:AO:6:ALA:CB	2.42	0.50
21:AA:355:C:C2	21:AA:356:A:C8	3.00	0.50
21:AA:369:G:OP2	21:AA:388:G:N2	2.43	0.50
21:AA:393:A:C2	21:AA:394:G:C8	3.00	0.50
21:AA:1061:G:C5	21:AA:1062:U:C4	3.00	0.50
24:BA:169:G:H2'	24:BA:170:U:C6	2.47	0.50
24:BA:681:G:C2	24:BA:682:G:H1'	2.47	0.50
24:BA:983:A:N6	24:BA:984:A:N1	2.59	0.50
24:BA:1076:C:H2'	24:BA:1077:A:O4'	2.11	0.50
24:BA:1334:G:C2'	24:BA:1335:C:H5'	2.41	0.50
24:BA:1778:U:C5	24:BA:1784:A:C4	3.00	0.50
24:BA:1839:G:C4	24:BA:1840:G:C8	3.00	0.50
25:BB:33:G:N2	25:BB:50:A:C4	2.80	0.50
25:BB:97:C:H2'	25:BB:98:G:C5'	2.42	0.50
26:BC:170:TYR:CD2	26:BC:184:GLU:HA	2.47	0.50
31:BH:67:ALA:C	31:BH:69:ALA:H	2.15	0.50
34:BK:19:VAL:HG23	34:BK:43:ILE:HA	1.94	0.50
38:BO:2:ASP:O	38:BO:3:LYS:HB3	2.11	0.50
39:BP:19:PHE:O	39:BP:20:ARG:HB3	2.10	0.50
41:BR:4:VAL:HA	41:BR:12:HIS:O	2.11	0.50
46:BW:41:GLY:HA2	46:BW:44:PHE:CE2	2.47	0.50
1:CB:79:VAL:CA	1:CB:213:LEU:HD21	2.28	0.50
2:CC:122:GLN:O	2:CC:127:VAL:HG22	2.12	0.50
11:CL:33:CYS:N	11:CL:54:VAL:HG13	2.27	0.50
13:CN:20:PHE:CA	13:CN:24:ALA:HB2	2.41	0.50
16:CQ:18:LYS:HB3	16:CQ:46:HIS:CE1	2.47	0.50
16:CQ:18:LYS:O	16:CQ:46:HIS:ND1	2.44	0.50

*Continued on next page...*

*Continued from previous page...*

Atom-1	Atom-2	Interatomic distance (Å)	Clash overlap (Å)
55:CA:71:A:C5	55:CA:100:G:C4	3.00	0.50
55:CA:380:G:N2	55:CA:384:G:C6	2.80	0.50
55:CA:449:G:H2'	55:CA:450:G:C8	2.47	0.50
55:CA:682:G:C2	55:CA:683:G:C8	3.00	0.50
55:CA:977:A:H2'	55:CA:1224:U:C4	2.46	0.50
55:CA:1211:U:H1'	55:CA:1213:A:C2	2.47	0.50
55:CA:1338:G:O2'	55:CA:1339:A:O4'	2.30	0.50
26:DC:189:ALA:O	26:DC:190:THR:CB	2.58	0.50
28:DE:60:TRP:HH2	24:DA:674:G:O3'	1.95	0.50
28:DE:88:ARG:HB3	28:DE:89:PRO:HD2	1.94	0.50
30:DG:87:GLN:HA	30:DG:129:GLU:HA	1.94	0.50
30:DG:126:THR:HG22	30:DG:127:GLN:N	2.20	0.50
33:DJ:44:TYR:O	33:DJ:45:THR:CB	2.60	0.50
35:DL:94:THR:O	35:DL:98:ALA:N	2.44	0.50
36:DM:57:VAL:HG12	36:DM:112:LEU:HD13	1.94	0.50
37:DN:8:ARG:HG2	37:DN:10:LEU:HD22	1.93	0.50
37:DN:103:ARG:HB2	37:DN:110:MET:CG	2.41	0.50
39:DP:25:VAL:HA	39:DP:85:VAL:HA	1.94	0.50
52:D2:19:ARG:HG3	24:DA:126:A:O5'	2.12	0.50
24:DA:9:G:C6	24:DA:2629:U:C6	3.00	0.50
24:DA:82:U:H5''	24:DA:296:U:C5'	2.42	0.50
24:DA:118:A:OP2	24:DA:119:A:H3'	2.12	0.50
24:DA:253:C:H2'	24:DA:254:G:O4'	2.12	0.50
24:DA:475:C:C5	24:DA:476:G:C5	2.99	0.50
24:DA:628:G:C6	24:DA:636:G:C2	3.00	0.50
24:DA:1003:G:N2	24:DA:1153:C:C2	2.79	0.50
24:DA:1013:C:O2'	24:DA:1014:A:H5'	2.11	0.50
24:DA:1534:U:H1'	24:DA:1538:G:N2	2.26	0.50
24:DA:1838:C:C4	24:DA:1899:A:C4	2.99	0.50
24:DA:1985:C:C2	24:DA:1986:C:C5	2.99	0.50
24:DA:2061:G:C4	24:DA:2063:C:N4	2.80	0.50
24:DA:2540:C:C2	24:DA:2541:A:C8	2.99	0.50
24:DA:2740:A:C6	24:DA:2741:A:C6	2.99	0.50
24:DA:2902:C:O2'	24:DA:2903:U:P	2.69	0.50
3:AD:186:GLU:H	3:AD:189:ASP:CG	2.15	0.50
4:AE:22:LYS:HE2	21:AA:1082:A:OP2	2.12	0.50
4:AE:61:LYS:HE2	21:AA:1073:U:OP1	2.12	0.50
7:AH:46:GLU:OE2	7:AH:61:THR:HG21	2.12	0.50
21:AA:134:G:H1'	21:AA:325:A:C5	2.46	0.50
21:AA:214:C:H2'	21:AA:215:C:C5	2.46	0.50
21:AA:654:G:H2'	21:AA:655:A:H8	1.76	0.50

*Continued on next page...*

*Continued from previous page...*

Atom-1	Atom-2	Interatomic distance (Å)	Clash overlap (Å)
21:AA:785:G:C2'	21:AA:786:G:H5'	2.41	0.50
21:AA:872:A:C4	21:AA:874:G:C8	2.99	0.50
21:AA:1031:C:H4'	21:AA:1032:G:C4	2.47	0.50
21:AA:1422:G:C2	21:AA:1423:G:C8	2.99	0.50
21:AA:1510:C:H2'	21:AA:1511:G:C8	2.46	0.50
24:BA:289:G:C6	24:BA:290:U:C4	3.00	0.50
24:BA:614:A:H5''	24:BA:616:A:C6	2.46	0.50
24:BA:693:A:O2'	24:BA:694:U:H5'	2.11	0.50
24:BA:1018:U:C2	24:BA:1019:U:C6	2.99	0.50
24:BA:1097:U:C5	24:BA:1098:A:H1'	2.47	0.50
24:BA:1259:G:C2	24:BA:1260:A:C4	3.00	0.50
24:BA:1287:A:O2'	24:BA:1288:G:C5'	2.59	0.50
24:BA:1946:U:H2'	24:BA:1947:C:C6	2.47	0.50
24:BA:2026:U:H2'	24:BA:2027:G:H8	1.77	0.50
24:BA:2041:U:H2'	24:BA:2042:A:H8	1.77	0.50
24:BA:2571:U:C4	24:BA:2574:G:C8	2.99	0.50
24:BA:2720:U:H5''	39:BP:52:ARG:NH2	2.27	0.50
24:BA:2757:A:H2'	24:BA:2757:A:N3	2.27	0.50
26:BC:255:LYS:O	26:BC:257:ARG:N	2.43	0.50
28:BE:150:THR:HA	28:BE:189:THR:CG2	2.42	0.50
34:BK:85:VAL:CB	34:BK:115:ILE:HD11	2.42	0.50
35:BL:82:LEU:C	35:BL:84:LYS:H	2.15	0.50
36:BM:13:HIS:O	36:BM:14:LYS:CB	2.57	0.50
37:BN:75:ILE:O	37:BN:79:LEU:HD12	2.12	0.50
40:BQ:69:ARG:HH21	40:BQ:69:ARG:CB	2.25	0.50
45:BV:80:HIS:CD2	45:BV:83:LYS:HB2	2.46	0.50
46:BW:22:VAL:CG2	46:BW:23:LYS:N	2.73	0.50
1:CB:59:ILE:HG22	1:CB:62:ARG:HD3	1.93	0.50
3:CD:9:LYS:HE3	55:CA:428:G:O5'	2.11	0.50
3:CD:64:TYR:CE2	3:CD:93:LEU:HB3	2.47	0.50
5:CF:10:VAL:HG12	5:CF:11:HIS:N	2.27	0.50
5:CF:44:ARG:N	5:CF:58:HIS:ND1	2.60	0.50
5:CF:70:VAL:O	5:CF:73:GLU:HB2	2.10	0.50
6:CG:55:LYS:N	6:CG:55:LYS:HD2	2.27	0.50
6:CG:115:MET:HG2	55:CA:1240:U:OP1	2.12	0.50
9:CJ:28:THR:HG23	9:CJ:29:ALA:H	1.76	0.50
15:CP:5:ARG:HH12	15:CP:24:SER:HA	1.77	0.50
55:CA:257:G:C2	55:CA:270:A:C2	2.99	0.50
55:CA:380:G:C2	55:CA:384:G:C6	3.00	0.50
55:CA:677:U:H3	55:CA:713:G:N2	2.09	0.50
55:CA:1309:G:C5	55:CA:1310:G:N7	2.79	0.50

*Continued on next page...*

*Continued from previous page...*

Atom-1	Atom-2	Interatomic distance (Å)	Clash overlap (Å)
55:CA:1403:C:N4	23:CW:3:G:OP1	2.45	0.50
55:CA:1423:G:H2'	55:CA:1424:U:H6	1.76	0.50
33:DJ:5:THR:HA	33:DJ:44:TYR:CD2	2.47	0.50
35:DL:41:ARG:HD3	35:DL:41:ARG:H	1.77	0.50
38:DO:51:ALA:HB3	38:DO:78:VAL:HG22	1.94	0.50
38:DO:64:TYR:CE1	56:DB:52:A:N7	2.79	0.50
39:DP:87:ARG:HG2	39:DP:88:ARG:H	1.77	0.50
41:DR:33:VAL:CG2	41:DR:61:ALA:HB3	2.39	0.50
43:DT:34:VAL:O	43:DT:35:ALA:HB3	2.12	0.50
24:DA:63:A:C8	24:DA:64:A:N7	2.79	0.50
24:DA:444:C:OP2	24:DA:444:C:H4'	2.12	0.50
24:DA:1300:G:C2	24:DA:1626:A:C5	3.00	0.50
24:DA:1548:A:C2	24:DA:1549:A:C4	3.00	0.50
24:DA:2875:C:H2'	24:DA:2876:G:C8	2.46	0.50
1:AB:93:HIS:HB2	1:AB:145:ASN:O	2.12	0.50
1:AB:159:ALA:N	1:AB:180:ILE:HG23	2.26	0.50
3:AD:68:GLU:CG	21:AA:545:C:H5'	2.42	0.50
4:AE:152:VAL:HB	4:AE:155:LYS:HZ2	1.77	0.50
6:AG:22:LEU:O	6:AG:26:VAL:HG13	2.12	0.50
8:AI:54:VAL:HG11	8:AI:86:LEU:CD2	2.41	0.50
8:AI:80:HIS:HE1	8:AI:103:VAL:O	1.94	0.50
9:AJ:59:LYS:HE3	21:AA:972:C:P	2.51	0.50
18:AS:51:HIS:CD2	21:AA:1220:G:H1'	2.47	0.50
21:AA:235:C:H2'	21:AA:236:A:C8	2.47	0.50
21:AA:655:A:H2'	21:AA:656:G:O4'	2.12	0.50
21:AA:769:G:H4'	21:AA:1513:A:H4'	1.93	0.50
21:AA:857:C:H2'	21:AA:858:G:O4'	2.12	0.50
21:AA:1063:C:H2'	21:AA:1064:G:C8	2.47	0.50
21:AA:1395:C:H5'	21:AA:1401:G:H21	1.77	0.50
24:BA:161:A:OP2	24:BA:162:U:H3'	2.12	0.50
24:BA:199:A:O2'	24:BA:200:U:H5'	2.11	0.50
24:BA:306:U:H2'	24:BA:307:G:O4'	2.12	0.50
24:BA:411:G:OP2	24:BA:2407:A:OP2	2.30	0.50
24:BA:800:A:H4'	24:BA:801:G:O5'	2.12	0.50
24:BA:851:C:O2'	24:BA:852:U:H5'	2.12	0.50
24:BA:1070:A:O2'	24:BA:1071:G:P	2.70	0.50
24:BA:1317:G:C4	24:BA:1318:U:C5	2.99	0.50
24:BA:1655:A:H5'	27:BD:118:PHE:CD2	2.47	0.50
24:BA:1668:A:C5	24:BA:1674:G:C5	3.00	0.50
24:BA:2270:A:H2'	24:BA:2271:G:C8	2.47	0.50
24:BA:2699:C:H2'	24:BA:2700:A:C8	2.45	0.50

*Continued on next page...*

*Continued from previous page...*

Atom-1	Atom-2	Interatomic distance (Å)	Clash overlap (Å)
25:BB:15:A:H1'	25:BB:109:A:C8	2.46	0.50
25:BB:114:C:H2'	25:BB:115:A:H8	1.76	0.50
27:BD:149:ASN:O	27:BD:151:THR:N	2.45	0.50
27:BD:178:VAL:N	27:BD:188:LEU:O	2.30	0.50
27:BD:189:VAL:O	27:BD:191:GLY:N	2.38	0.50
41:BR:15:SER:H	41:BR:18:GLN:NE2	2.09	0.50
1:CB:174:GLU:O	1:CB:178:LEU:HB2	2.12	0.50
5:CF:52:ASN:O	5:CF:53:LYS:CB	2.60	0.50
8:CI:33:SER:O	8:CI:36:GLN:HB2	2.12	0.50
8:CI:112:ARG:NH2	9:CJ:64:GLN:HE21	2.06	0.50
13:CN:63:CYS:O	13:CN:67:GLY:HA2	2.12	0.50
15:CP:73:ALA:O	15:CP:77:GLU:HG3	2.12	0.50
20:CU:35:GLU:O	20:CU:36:PHE:CD2	2.65	0.50
55:CA:544:G:C2	55:CA:545:C:C2	2.99	0.50
55:CA:821:G:O2'	55:CA:822:U:O4'	2.29	0.50
55:CA:1124:G:O2'	55:CA:1125:U:H5	1.94	0.50
55:CA:1304:G:C2'	55:CA:1333:A:H61	2.24	0.50
55:CA:1306:A:N1	55:CA:1307:U:C2	2.80	0.50
55:CA:1363:A:C8	55:CA:1365:G:N7	2.80	0.50
27:DD:10:GLY:O	27:DD:11:MET:CB	2.60	0.50
27:DD:56:LYS:NZ	27:DD:56:LYS:HB3	2.27	0.50
28:DE:128:ALA:O	28:DE:130:LYS:HG2	2.12	0.50
30:DG:116:LEU:HD13	30:DG:121:THR:HA	1.93	0.50
32:DI:74:PRO:O	32:DI:78:LEU:HG	2.12	0.50
33:DJ:94:ALA:O	33:DJ:95:ARG:CB	2.59	0.50
40:DQ:82:LEU:O	40:DQ:85:ALA:HB3	2.11	0.50
45:DV:14:LYS:NZ	56:DB:79:G:N7	2.53	0.50
45:DV:21:ARG:HE	45:DV:87:GLN:CB	2.24	0.50
45:DV:30:ILE:HB	45:DV:38:LEU:HB3	1.94	0.50
45:DV:78:GLN:HE22	56:DB:76:G:H21	1.60	0.50
24:DA:64:A:H2'	24:DA:65:U:C6	2.46	0.50
24:DA:271:G:C6	24:DA:272:A:N6	2.80	0.50
24:DA:433:C:H2'	24:DA:434:U:C6	2.46	0.50
24:DA:484:C:N4	24:DA:497:A:C2	2.80	0.50
24:DA:753:A:HO2'	24:DA:754:U:H6	1.59	0.50
24:DA:777:G:H2'	24:DA:778:G:C8	2.47	0.50
24:DA:957:C:H2'	24:DA:959:A:C8	2.47	0.50
24:DA:1016:G:C6	24:DA:1017:G:N7	2.79	0.50
24:DA:1034:G:H2'	24:DA:1035:U:C6	2.46	0.50
24:DA:1299:G:O6	24:DA:1639:C:H5''	2.11	0.50
24:DA:1343:G:H2'	24:DA:1344:U:C5	2.47	0.50

*Continued on next page...*

*Continued from previous page...*

Atom-1	Atom-2	Interatomic distance (Å)	Clash overlap (Å)
24:DA:1880:U:H2'	24:DA:1881:C:H6	1.76	0.50
56:DB:26:C:C5	56:DB:27:C:C5	3.00	0.50
1:AB:115:ASP:O	1:AB:119:GLN:HB3	2.12	0.50
3:AD:40:HIS:HB3	3:AD:43:ARG:HG3	1.92	0.50
3:AD:102:TYR:HB3	3:AD:110:ARG:HG3	1.94	0.50
10:AK:13:LYS:NZ	55:CA:412:A:H8	2.09	0.50
11:AL:115:LYS:O	11:AL:116:TYR:CB	2.60	0.50
12:AM:30:LYS:HA	12:AM:30:LYS:HE3	1.94	0.50
13:AN:15:LEU:HD23	13:AN:18:LYS:CE	2.42	0.50
13:AN:63:CYS:HB2	13:AN:79:SER:OG	2.12	0.50
14:AO:26:VAL:HG12	14:AO:30:LEU:HD11	1.93	0.50
14:AO:86:LEU:C	14:AO:88:ARG:H	2.13	0.50
16:AQ:68:LYS:O	21:AA:254:G:OP1	2.30	0.50
21:AA:1186:G:C4	21:AA:1187:G:C8	3.00	0.50
21:AA:1230:C:OP1	22:AV:30:G:H4'	2.12	0.50
22:AV:37:A:N1	23:AW:1:A:N6	2.60	0.50
24:BA:498:G:O2'	24:BA:499:U:H5'	2.12	0.50
24:BA:570:G:OP1	24:BA:972:A:O2'	2.23	0.50
24:BA:691:C:O2'	24:BA:692:C:H5'	2.12	0.50
24:BA:999:U:H5	24:BA:1154:G:C5	2.30	0.50
24:BA:1090:A:C6	24:BA:1102:C:C2	3.00	0.50
24:BA:1385:A:HO2'	24:BA:1386:C:H6	1.59	0.50
24:BA:1993:U:H4'	27:BD:133:THR:HG21	1.93	0.50
24:BA:2243:U:H2'	24:BA:2244:U:C6	2.47	0.50
24:BA:2283:C:O2'	24:BA:2284:A:H5'	2.11	0.50
24:BA:2432:A:C6	24:BA:2433:A:N6	2.80	0.50
24:BA:2731:G:N2	24:BA:2732:G:C2	2.80	0.50
31:BH:75:LEU:HD22	31:BH:143:ILE:HG12	1.93	0.50
32:BI:72:THR:HB	32:BI:112:LYS:NZ	2.27	0.50
34:BK:99:ILE:CG2	34:BK:100:PHE:N	2.73	0.50
35:BL:9:ALA:HB3	35:BL:12:SER:HB2	1.94	0.50
36:BM:76:LYS:O	36:BM:77:PRO:O	2.30	0.50
37:BN:85:PRO:HA	37:BN:88:ALA:HB2	1.93	0.50
38:BO:49:VAL:CG1	38:BO:50:ALA:N	2.74	0.50
38:BO:79:ALA:HB2	38:BO:110:ALA:HA	1.93	0.50
1:CB:100:LEU:O	1:CB:102:ASN:N	2.44	0.50
1:CB:132:GLU:C	1:CB:134:LEU:N	2.66	0.50
2:CC:133:MET:HE1	2:CC:152:VAL:H	1.77	0.50
2:CC:190:THR:CG2	2:CC:191:THR:N	2.75	0.50
3:CD:34:GLU:O	3:CD:37:PRO:HD3	2.12	0.50
4:CE:83:PRO:HB3	4:CE:96:GLN:HG2	1.93	0.50

*Continued on next page...*



*Continued from previous page...*

Atom-1	Atom-2	Interatomic distance (Å)	Clash overlap (Å)
12:CM:69:ARG:HH22	55:CA:1330:U:H5'	1.77	0.50
12:CM:90:HIS:HA	12:CM:108:ARG:NH2	2.27	0.50
15:CP:51:ARG:HD3	15:CP:52:LEU:H	1.75	0.50
55:CA:84:U:N3	55:CA:87:C:H1'	2.27	0.50
55:CA:234:C:H2'	55:CA:235:C:H6	1.75	0.50
55:CA:330:C:HO2'	55:CA:331:G:H8	1.59	0.50
55:CA:484:G:C4'	55:CA:485:U:O5'	2.53	0.50
55:CA:687:A:C2	55:CA:704:A:C6	2.99	0.50
55:CA:954:G:C6	55:CA:955:U:N3	2.80	0.50
26:DC:66:PHE:HB3	26:DC:150:GLY:O	2.12	0.50
33:DJ:20:ALA:HA	33:DJ:23:LYS:CG	2.40	0.50
34:DK:13:ASN:HD21	34:DK:97:THR:N	1.99	0.50
35:DL:103:ILE:HD12	35:DL:103:ILE:N	2.26	0.50
35:DL:128:THR:CG2	24:DA:636:G:H3'	2.42	0.50
37:DN:39:PRO:O	37:DN:43:GLU:HG2	2.12	0.50
48:DY:58:ASN:C	48:DY:60:LYS:N	2.64	0.50
48:DY:60:LYS:HG2	48:DY:60:LYS:O	2.12	0.50
24:DA:46:G:H2'	24:DA:47:C:H6	1.77	0.50
24:DA:273:G:O2'	24:DA:274:C:O4'	2.26	0.50
24:DA:293:U:H5''	24:DA:294:A:OP2	2.12	0.50
24:DA:859:G:O2'	24:DA:860:U:OP2	2.18	0.50
24:DA:1127:A:C2	24:DA:2518:A:C5	2.99	0.50
24:DA:1331:G:C4	24:DA:1333:G:C8	3.00	0.50
24:DA:1730:C:O2'	24:DA:1731:G:H5'	2.11	0.50
24:DA:1731:G:C4'	24:DA:1732:C:OP1	2.58	0.50
24:DA:2024:G:C4	24:DA:2040:G:N2	2.80	0.50
24:DA:2214:C:O2'	24:DA:2215:C:H5'	2.12	0.50
24:DA:2261:C:C2	24:DA:2280:G:N2	2.80	0.50
1:AB:130:LYS:HA	1:AB:130:LYS:HZ3	1.77	0.49
2:AC:171:ARG:HG2	2:AC:171:ARG:O	2.11	0.49
3:AD:169:TRP:HB2	3:AD:183:ARG:O	2.12	0.49
9:AJ:96:VAL:O	9:AJ:96:VAL:HG23	2.12	0.49
13:AN:42:ASN:HD21	13:AN:46:LYS:HZ1	1.56	0.49
14:AO:44:GLU:O	14:AO:45:HIS:HB2	2.11	0.49
16:AQ:60:ILE:HG21	16:AQ:72:TRP:HB3	1.94	0.49
21:AA:51:A:H4'	21:AA:52:C:O5'	2.12	0.49
21:AA:61:G:O6	21:AA:107:G:C6	2.65	0.49
21:AA:184:G:H2'	21:AA:185:U:C5	2.47	0.49
21:AA:453:G:O6	21:AA:480:U:C4	2.65	0.49
21:AA:552:U:H2'	21:AA:553:A:C8	2.47	0.49
21:AA:984:C:O2'	21:AA:985:C:C5'	2.59	0.49

*Continued on next page...*

*Continued from previous page...*

Atom-1	Atom-2	Interatomic distance (Å)	Clash overlap (Å)
21:AA:1444:U:O2	21:AA:1459:G:C2	2.65	0.49
24:BA:191:A:H2'	24:BA:192:C:H6	1.74	0.49
24:BA:265:A:C8	24:BA:428:A:C2	3.00	0.49
24:BA:463:G:C2	24:BA:467:G:C6	2.99	0.49
24:BA:611:C:H2'	24:BA:612:G:O4'	2.12	0.49
24:BA:768:G:H2'	24:BA:769:U:H6	1.77	0.49
24:BA:835:C:C4	24:BA:836:G:N7	2.80	0.49
24:BA:1070:A:C2	32:BI:9:LYS:CG	2.95	0.49
24:BA:1085:A:H2'	24:BA:1086:A:N3	2.27	0.49
24:BA:1897:G:O2'	24:BA:1898:U:H5'	2.12	0.49
24:BA:2013:A:H2'	24:BA:2014:A:H5'	1.93	0.49
24:BA:2081:U:H2'	24:BA:2082:A:C8	2.47	0.49
24:BA:2602:A:H4'	24:BA:2603:G:OP2	2.10	0.49
24:BA:2844:G:O2'	24:BA:2845:U:H5'	2.12	0.49
25:BB:16:G:C5	25:BB:69:G:C2	3.00	0.49
25:BB:86:G:C6	25:BB:91:C:N3	2.80	0.49
27:BD:108:ASP:OD2	27:BD:173:GLN:HA	2.12	0.49
28:BE:46:GLN:HG3	28:BE:87:ALA:N	2.24	0.49
34:BK:118:LEU:HD12	34:BK:118:LEU:N	2.27	0.49
36:BM:37:GLY:O	36:BM:96:ILE:HD11	2.11	0.49
37:BN:33:ILE:HD11	37:BN:118:ARG:NH2	2.26	0.49
37:BN:71:ARG:CG	37:BN:71:ARG:NH2	2.74	0.49
43:BT:2:ILE:HG13	43:BT:3:ARG:CZ	2.42	0.49
46:BW:24:ARG:HD3	46:BW:65:LYS:CE	2.42	0.49
46:BW:49:ASN:ND2	46:BW:49:ASN:C	2.66	0.49
53:B3:61:LEU:O	53:B3:63:TYR:N	2.45	0.49
54:B4:9:LYS:O	54:B4:10:LEU:HD23	2.12	0.49
1:CB:69:VAL:HG23	1:CB:161:PHE:O	2.11	0.49
1:CB:208:ALA:HA	1:CB:211:LEU:HD22	1.94	0.49
9:CJ:66:GLU:HG2	9:CJ:67:ILE:N	2.27	0.49
11:CL:41:PRO:HG2	11:CL:45:ASN:O	2.12	0.49
55:CA:415:A:H3'	55:CA:416:G:C8	2.46	0.49
55:CA:567:G:HO2'	55:CA:568:G:C4'	2.25	0.49
55:CA:1086:U:H2'	55:CA:1087:G:C8	2.47	0.49
55:CA:1168:U:O2	55:CA:1168:U:C2'	2.60	0.49
55:CA:1215:G:N3	55:CA:1216:A:C8	2.80	0.49
55:CA:1254:A:H2'	55:CA:1255:G:C8	2.46	0.49
55:CA:1346:A:O3'	55:CA:1347:G:H4'	2.12	0.49
27:DD:51:THR:HG21	27:DD:75:ALA:O	2.11	0.49
29:DF:131:VAL:C	29:DF:133:GLU:H	2.16	0.49
31:DH:83:LYS:HE2	31:DH:149:GLU:HB3	1.94	0.49

*Continued on next page...*

*Continued from previous page...*

Atom-1	Atom-2	Interatomic distance (Å)	Clash overlap (Å)
32:DI:52:LEU:HD11	32:DI:78:LEU:CD2	2.42	0.49
33:DJ:119:PHE:C	33:DJ:121:LYS:N	2.65	0.49
35:DL:93:ASN:O	35:DL:95:LEU:N	2.43	0.49
36:DM:3:GLN:NE2	36:DM:92:TRP:CD1	2.80	0.49
39:DP:32:VAL:HA	39:DP:37:LYS:HA	1.93	0.49
43:DT:48:GLN:HA	43:DT:48:GLN:HE21	1.77	0.49
44:DU:64:ILE:O	44:DU:65:GLN:O	2.30	0.49
46:DW:40:ARG:CZ	24:DA:2336:A:N7	2.75	0.49
48:DY:1:MET:HG2	48:DY:4:LYS:NZ	2.25	0.49
53:D3:18:LYS:CD	53:D3:19:GLY:H	2.24	0.49
24:DA:327:G:C5	24:DA:328:U:C5	3.00	0.49
24:DA:559:G:H2'	24:DA:560:C:O4'	2.11	0.49
24:DA:706:A:C2	24:DA:707:G:H1'	2.47	0.49
24:DA:726:G:O2'	24:DA:727:A:OP2	2.30	0.49
24:DA:802:A:C2	24:DA:803:U:C2	3.00	0.49
24:DA:845:A:H2	24:DA:934:U:O2	1.95	0.49
24:DA:1019:U:O2'	24:DA:1021:A:C2	2.64	0.49
24:DA:1135:C:N4	24:DA:1139:G:C6	2.79	0.49
24:DA:1278:C:H2'	24:DA:1279:G:C8	2.47	0.49
24:DA:1364:G:C2	24:DA:1368:G:N1	2.79	0.49
24:DA:1542:U:H2'	24:DA:1543:G:O4'	2.12	0.49
24:DA:1619:G:O2'	24:DA:1620:G:H5'	2.12	0.49
24:DA:1689:A:H2'	24:DA:1690:A:H8	1.77	0.49
24:DA:1835:G:C4	24:DA:1931:U:C4	3.00	0.49
24:DA:1885:A:C8	24:DA:1886:U:C5	3.00	0.49
24:DA:2558:C:H2'	24:DA:2559:C:O4'	2.12	0.49
1:AB:187:ASP:HB2	1:AB:203:ASP:CG	2.32	0.49
2:AC:118:SER:O	2:AC:122:GLN:HG2	2.12	0.49
21:AA:35:G:C6	21:AA:36:C:N4	2.80	0.49
21:AA:70:U:O2'	21:AA:71:A:C8	2.63	0.49
21:AA:567:G:O2'	21:AA:568:G:O5'	2.30	0.49
21:AA:618:C:N3	21:AA:622:A:N6	2.60	0.49
21:AA:792:A:C4	21:AA:794:A:N6	2.80	0.49
21:AA:987:G:H2'	21:AA:988:G:C8	2.46	0.49
21:AA:1051:C:O2'	21:AA:1052:U:H6	1.94	0.49
21:AA:1054:C:H1'	21:AA:1196:A:C6	2.47	0.49
21:AA:1074:G:C2	21:AA:1102:A:C5	3.00	0.49
21:AA:1491:G:H5'	21:AA:1492:A:P	2.52	0.49
24:BA:282:A:H2'	24:BA:283:G:H8	1.75	0.49
24:BA:514:A:O2'	24:BA:515:A:C5'	2.60	0.49
24:BA:575:A:C2	24:BA:576:U:C6	3.00	0.49

*Continued on next page...*

*Continued from previous page...*

Atom-1	Atom-2	Interatomic distance (Å)	Clash overlap (Å)
24:BA:806:C:H2'	24:BA:807:U:H6	1.77	0.49
24:BA:969:G:N2	24:BA:970:U:O2	2.45	0.49
24:BA:969:G:OP1	49:BZ:17:PRO:HG3	2.12	0.49
24:BA:1670:C:H5''	24:BA:1671:U:OP2	2.13	0.49
24:BA:2136:G:C8	24:BA:2136:G:H5''	2.46	0.49
24:BA:2186:G:C6	24:BA:2187:U:C2	3.00	0.49
24:BA:2232:C:P	47:BX:26:ARG:HH22	2.35	0.49
24:BA:2282:G:O2'	24:BA:2390:U:O4	2.30	0.49
24:BA:2643:G:H2'	24:BA:2644:G:O4'	2.12	0.49
24:BA:2884:U:O4	50:B0:37:HIS:HE1	1.95	0.49
25:BB:88:C:HO2'	25:BB:89:U:P	2.34	0.49
26:BC:107:LYS:O	26:BC:109:LEU:HD13	2.12	0.49
27:BD:53:GLY:O	27:BD:54:ALA:HB2	2.12	0.49
30:BG:84:LYS:N	30:BG:84:LYS:HE2	2.27	0.49
30:BG:163:TYR:O	30:BG:164:ALA:HB2	2.12	0.49
31:BH:6:LEU:O	31:BH:15:LEU:HA	2.12	0.49
32:BI:79:LEU:HD22	32:BI:137:LEU:CD1	2.43	0.49
36:BM:12:MET:HB2	36:BM:72:PRO:HD2	1.94	0.49
39:BP:92:ARG:O	39:BP:92:ARG:CG	2.60	0.49
41:BR:97:LYS:O	41:BR:98:ILE:HB	2.12	0.49
44:BU:73:ASN:ND2	44:BU:75:ALA:HB3	2.26	0.49
6:CG:4:ARG:HG3	6:CG:6:ILE:CG2	2.42	0.49
10:CK:26:PHE:CZ	10:CK:88:PRO:HG2	2.47	0.49
15:CP:51:ARG:HA	15:CP:51:ARG:NE	2.26	0.49
55:CA:1151:A:H2'	55:CA:1152:A:H8	1.77	0.49
55:CA:1319:A:C6	55:CA:1323:G:C4	2.99	0.49
55:CA:1473:G:O2'	55:CA:1474:U:H5'	2.11	0.49
55:CA:1532:U:C6	55:CA:1534:A:OP2	2.65	0.49
26:DC:106:PRO:HB3	26:DC:141:HIS:CE1	2.47	0.49
26:DC:215:VAL:HG12	26:DC:216:ARG:O	2.12	0.49
29:DF:64:PRO:HA	29:DF:88:VAL:CG2	2.36	0.49
29:DF:136:ILE:HG22	29:DF:142:TYR:HB2	1.93	0.49
30:DG:145:ALA:HA	30:DG:148:ARG:HG2	1.94	0.49
31:DH:5:LEU:O	31:DH:6:LEU:HD12	2.12	0.49
31:DH:27:ARG:HB2	31:DH:27:ARG:HH21	1.77	0.49
31:DH:147:VAL:O	31:DH:148:ALA:HB3	2.13	0.49
34:DK:10:VAL:HG13	34:DK:12:ASP:OD1	2.12	0.49
37:DN:32:GLU:OE1	37:DN:115:LEU:HD12	2.11	0.49
38:DO:18:LEU:HD21	38:DO:91:SER:CB	2.42	0.49
38:DO:56:LYS:HD3	38:DO:56:LYS:O	2.12	0.49
39:DP:86:LYS:HA	39:DP:86:LYS:HZ2	1.77	0.49

*Continued on next page...*

*Continued from previous page...*

Atom-1	Atom-2	Interatomic distance (Å)	Clash overlap (Å)
40:DQ:12:ARG:H	40:DQ:12:ARG:CD	2.22	0.49
40:DQ:65:ASN:HA	40:DQ:75:TYR:HB2	1.93	0.49
42:DS:80:PRO:HD2	42:DS:100:THR:OG1	2.12	0.49
51:D1:34:GLU:HG3	51:D1:49:LYS:CB	2.39	0.49
24:DA:12:U:O2	24:DA:12:U:H2'	2.12	0.49
24:DA:35:G:C2'	24:DA:36:G:O5'	2.60	0.49
24:DA:308:G:N1	24:DA:309:A:C2	2.80	0.49
24:DA:1440:U:C2	24:DA:1441:G:C8	3.00	0.49
24:DA:1848:A:H2'	24:DA:1849:G:H8	1.78	0.49
24:DA:2312:U:P	24:DA:2312:U:O4'	2.70	0.49
2:AC:71:ARG:O	2:AC:74:ILE:HG22	2.11	0.49
4:AE:154:ALA:HB3	7:AH:65:PHE:CE1	2.48	0.49
5:AF:62:MET:HG3	5:AF:64:VAL:HG23	1.94	0.49
5:AF:62:MET:HG3	5:AF:64:VAL:CG2	2.42	0.49
20:AU:7:GLU:HA	20:AU:7:GLU:OE1	2.12	0.49
21:AA:1173:U:H2'	21:AA:1174:G:C8	2.41	0.49
21:AA:1394:A:N7	21:AA:1501:C:H4'	2.27	0.49
24:BA:585:G:N2	24:BA:1256:G:C5	2.80	0.49
24:BA:704:G:H2'	24:BA:726:G:H22	1.77	0.49
24:BA:775:G:C4	24:BA:794:A:C8	3.00	0.49
24:BA:954:G:N2	24:BA:964:C:H1'	2.28	0.49
24:BA:1499:C:O2'	24:BA:1500:G:H5'	2.12	0.49
24:BA:1551:A:C2'	24:BA:1552:A:H5'	2.42	0.49
24:BA:1914:C:C5	24:BA:1915:U:C4	3.00	0.49
24:BA:2468:A:HO2'	24:BA:2469:A:H8	1.60	0.49
26:BC:209:ALA:HA	26:BC:212:TRP:CE2	2.48	0.49
35:BL:62:PRO:HG2	53:B3:24:LYS:HB3	1.94	0.49
43:BT:40:LYS:O	43:BT:44:LYS:N	2.46	0.49
46:BW:28:GLU:OE2	46:BW:28:GLU:HA	2.12	0.49
3:CD:10:LEU:HD12	3:CD:10:LEU:N	2.26	0.49
7:CH:62:LEU:HD22	7:CH:62:LEU:H	1.76	0.49
10:CK:27:ASN:ND2	10:CK:27:ASN:H	2.10	0.49
14:CO:47:LYS:HE2	55:CA:808:C:OP1	2.11	0.49
14:CO:66:LEU:HD22	14:CO:77:TYR:CE1	2.47	0.49
16:CQ:17:GLU:O	55:CA:254:G:O2'	2.30	0.49
18:CS:5:LYS:HE3	18:CS:6:LYS:H	1.76	0.49
55:CA:51:A:H4'	55:CA:52:C:H5'	1.93	0.49
55:CA:200:G:H2'	55:CA:200:G:N3	2.28	0.49
55:CA:302:G:O2'	55:CA:556:C:H5''	2.12	0.49
55:CA:564:C:O2'	55:CA:565:U:H5'	2.11	0.49
55:CA:828:U:O4	55:CA:859:G:C8	2.64	0.49

*Continued on next page...*

*Continued from previous page...*

Atom-1	Atom-2	Interatomic distance (Å)	Clash overlap (Å)
55:CA:1095:U:H5''	55:CA:1109:C:O2	2.11	0.49
55:CA:1526:G:C6	55:CA:1527:U:C4	3.00	0.49
27:DD:133:THR:HG21	24:DA:1993:U:H4'	1.94	0.49
28:DE:46:GLN:CB	28:DE:86:ALA:HB1	2.38	0.49
29:DF:28:PRO:CB	29:DF:168:LEU:HD21	2.42	0.49
29:DF:74:ALA:H	29:DF:78:ILE:HG13	1.76	0.49
30:DG:86:LEU:HD12	30:DG:132:LEU:HD11	1.94	0.49
30:DG:104:LEU:HG	30:DG:112:VAL:HG21	1.94	0.49
35:DL:61:LEU:HD21	53:D3:23:HIS:ND1	2.27	0.49
37:DN:72:ASP:OD2	37:DN:74:GLU:HB3	2.12	0.49
42:DS:79:GLY:HA3	42:DS:100:THR:OG1	2.11	0.49
43:DT:15:HIS:CE1	43:DT:80:TRP:CH2	2.99	0.49
44:DU:91:LYS:HZ3	24:DA:296:U:H4'	1.77	0.49
46:DW:44:PHE:HE2	46:DW:76:ARG:HE	1.58	0.49
24:DA:34:U:O2'	24:DA:35:G:OP1	2.25	0.49
24:DA:49:A:H1'	24:DA:51:G:C5	2.47	0.49
24:DA:297:G:C2	24:DA:342:A:C2	3.00	0.49
24:DA:475:C:H4'	24:DA:509:C:O2'	2.12	0.49
24:DA:695:G:C2	24:DA:696:G:C8	3.00	0.49
24:DA:1581:G:C6	24:DA:1582:C:C4	3.00	0.49
24:DA:1947:C:N3	24:DA:1960:A:C2	2.80	0.49
24:DA:2142:A:H2'	24:DA:2144:G:OP1	2.12	0.49
24:DA:2609:U:H5'	24:DA:2610:C:OP2	2.12	0.49
24:DA:2756:U:H3	24:DA:2758:A:H62	1.59	0.49
2:AC:9:ILE:HG23	2:AC:10:ARG:HD3	1.93	0.49
3:AD:99:ASN:C	3:AD:101:VAL:H	2.16	0.49
4:AE:76:ASN:O	4:AE:77:ASN:CB	2.58	0.49
5:AF:54:LEU:HD22	5:AF:55:HIS:H	1.77	0.49
7:AH:45:ILE:HD12	7:AH:60:LEU:HD22	1.94	0.49
11:AL:23:LEU:O	11:AL:25:ALA:N	2.45	0.49
13:AN:52:ARG:C	13:AN:54:SER:N	2.65	0.49
15:AP:46:LYS:HD3	15:AP:46:LYS:C	2.33	0.49
18:AS:35:ARG:NH1	21:AA:1320:C:N3	2.60	0.49
20:AU:48:LYS:HG2	21:AA:723:U:O5'	2.12	0.49
21:AA:67:C:OP1	21:AA:199:A:H5''	2.12	0.49
21:AA:92:U:OP2	21:AA:92:U:H6	1.95	0.49
21:AA:92:U:H2'	21:AA:93:U:C6	2.48	0.49
24:BA:89:A:O2'	24:BA:90:U:H5'	2.13	0.49
24:BA:449:A:H4'	40:BQ:2:ARG:NH1	2.27	0.49
24:BA:769:U:N3	24:BA:770:G:N7	2.60	0.49
24:BA:883:G:C2	24:BA:894:U:O2	2.65	0.49

*Continued on next page...*

*Continued from previous page...*

Atom-1	Atom-2	Interatomic distance (Å)	Clash overlap (Å)
24:BA:959:A:H62	36:BM:82:MET:HE3	1.77	0.49
24:BA:1046:A:H3'	24:BA:1047:G:C5'	2.41	0.49
24:BA:1113:U:O2'	24:BA:1114:C:H5'	2.11	0.49
24:BA:1179:G:C3'	24:BA:1180:U:H4'	2.23	0.49
24:BA:1731:G:HO2'	24:BA:1732:C:H5''	1.75	0.49
24:BA:1753:G:N2	24:BA:1756:G:OP2	2.44	0.49
24:BA:1818:U:HO2'	24:BA:1819:A:P	2.33	0.49
24:BA:2154:A:H5'	24:BA:2155:U:OP2	2.13	0.49
24:BA:2485:G:H5''	36:BM:45:GLN:HE21	1.78	0.49
24:BA:2671:G:H2'	24:BA:2672:U:O4'	2.11	0.49
25:BB:57:A:H2'	25:BB:58:A:H8	1.76	0.49
25:BB:71:C:C2'	25:BB:72:G:H5'	2.43	0.49
26:BC:266:ILE:HG22	26:BC:266:ILE:O	2.11	0.49
27:BD:113:SER:HB2	27:BD:114:LYS:HZ1	1.76	0.49
30:BG:102:ILE:HD13	30:BG:130:ILE:HD13	1.94	0.49
32:BI:93:ASN:OD1	32:BI:136:GLY:HA2	2.12	0.49
32:BI:109:ALA:HB2	32:BI:128:ILE:HG13	1.95	0.49
33:BJ:19:ASP:C	33:BJ:21:THR:H	2.15	0.49
35:BL:47:ARG:HH21	35:BL:47:ARG:CG	2.26	0.49
36:BM:69:PRO:HA	36:BM:94:ALA:CB	2.33	0.49
38:BO:88:LYS:O	38:BO:89:ASP:CB	2.60	0.49
42:BS:19:LEU:C	50:B0:21:LEU:HD12	2.31	0.49
48:BY:7:ARG:N	48:BY:60:LYS:NZ	2.59	0.49
48:BY:19:LEU:HA	48:BY:22:LEU:HB3	1.93	0.49
1:CB:22:TRP:CG	1:CB:23:ASN:N	2.75	0.49
6:CG:140:VAL:C	6:CG:142:ARG:N	2.66	0.49
10:CK:124:LYS:HE3	20:CU:34:ARG:NH1	2.27	0.49
55:CA:577:G:C8	55:CA:816:A:C2	3.01	0.49
55:CA:632:U:H3'	55:CA:633:G:H5'	1.94	0.49
55:CA:903:G:C5	55:CA:904:U:C5	3.01	0.49
55:CA:908:A:N3	55:CA:909:A:C8	2.80	0.49
55:CA:958:A:H2'	55:CA:959:A:H5'	1.93	0.49
55:CA:1321:U:C2	55:CA:1322:C:N3	2.80	0.49
26:DC:94:LEU:HA	26:DC:100:ARG:CG	2.39	0.49
27:DD:21:SER:O	27:DD:23:PRO:HD3	2.12	0.49
29:DF:84:ILE:CD1	24:DA:2307:G:O6	2.61	0.49
29:DF:113:PHE:CZ	29:DF:116:LEU:HD22	2.47	0.49
30:DG:115:GLN:HG2	30:DG:116:LEU:H	1.77	0.49
37:DN:12:ARG:HB3	37:DN:16:HIS:ND1	2.27	0.49
40:DQ:79:ILE:HD13	40:DQ:79:ILE:C	2.33	0.49
41:DR:35:PHE:HB3	41:DR:37:GLU:OE2	2.11	0.49

*Continued on next page...*



*Continued from previous page...*

Atom-1	Atom-2	Interatomic distance (Å)	Clash overlap (Å)
42:DS:68:ASP:O	42:DS:69:LEU:HD12	2.11	0.49
24:DA:121:G:C2	24:DA:131:A:C4	3.00	0.49
24:DA:215:G:H4'	24:DA:216:A:OP1	2.13	0.49
24:DA:317:G:N2	24:DA:318:C:H1'	2.26	0.49
24:DA:319:G:C4	24:DA:333:G:N2	2.80	0.49
24:DA:377:G:C6	24:DA:378:C:C4	3.01	0.49
24:DA:753:A:O2'	24:DA:754:U:O4'	2.29	0.49
24:DA:1838:C:C2	24:DA:1899:A:C2	3.01	0.49
24:DA:1999:C:H4'	24:DA:2723:C:O2	2.12	0.49
24:DA:2649:C:O5'	24:DA:2649:C:H6	1.95	0.49
56:DB:33:G:N2	56:DB:50:A:C4	2.81	0.49
56:DB:45:A:O2'	56:DB:46:A:O5'	2.29	0.49
3:AD:123:MET:O	3:AD:142:VAL:HA	2.13	0.49
4:AE:142:GLY:O	4:AE:143:LEU:HD23	2.12	0.49
11:AL:79:ILE:HG22	11:AL:103:CYS:HB2	1.95	0.49
12:AM:28:ARG:HB3	12:AM:28:ARG:NH1	2.27	0.49
15:AP:51:ARG:HG2	15:AP:52:LEU:N	2.27	0.49
17:AR:21:ASP:OD1	17:AR:22:TYR:N	2.45	0.49
21:AA:15:G:H5'	21:AA:1396:A:O2'	2.13	0.49
21:AA:515:G:H2'	21:AA:516:U:O4'	2.13	0.49
21:AA:915:A:H2'	21:AA:916:U:O4'	2.13	0.49
21:AA:954:G:C2	21:AA:955:U:C2	3.00	0.49
21:AA:1192:C:C5	21:AA:1193:G:C8	3.00	0.49
21:AA:1238:A:C8	21:AA:1303:C:H1'	2.46	0.49
21:AA:1338:G:C2	21:AA:1339:A:C5	3.00	0.49
21:AA:1365:G:O2'	21:AA:1366:C:O4'	2.30	0.49
21:AA:1494:G:O2'	21:AA:1495:U:H5'	2.12	0.49
24:BA:83:A:C2	24:BA:101:A:C2	3.01	0.49
24:BA:833:A:H2'	24:BA:834:G:C8	2.47	0.49
24:BA:927:A:O2'	24:BA:928:A:H5'	2.11	0.49
24:BA:952:G:C5	24:BA:953:G:C8	3.00	0.49
24:BA:980:A:C6	24:BA:981:A:N1	2.80	0.49
24:BA:1131:G:O2'	24:BA:2026:U:H5'	2.13	0.49
24:BA:1223:G:C2	24:BA:1227:G:C4	3.00	0.49
24:BA:1417:C:C4'	24:BA:1587:G:H21	2.25	0.49
24:BA:1528:A:H2'	24:BA:1529:G:O4'	2.12	0.49
24:BA:1668:A:N7	24:BA:1674:G:C6	2.80	0.49
24:BA:1916:A:H2'	24:BA:1917:U:H6	1.77	0.49
24:BA:2294:G:H5''	38:BO:10:ARG:HD3	1.94	0.49
24:BA:2350:C:H2'	24:BA:2351:G:H5'	1.94	0.49
25:BB:40:U:H2'	25:BB:43:C:OP2	2.12	0.49

*Continued on next page...*

*Continued from previous page...*

Atom-1	Atom-2	Interatomic distance (Å)	Clash overlap (Å)
26:BC:85:ASN:OD1	26:BC:85:ASN:N	2.45	0.49
30:BG:51:PHE:CE2	30:BG:68:ARG:HA	2.48	0.49
32:BI:75:ALA:HA	32:BI:78:LEU:HD12	1.95	0.49
33:BJ:56:VAL:CG1	33:BJ:57:LEU:N	2.75	0.49
40:BQ:20:ALA:HB1	40:BQ:28:SER:HA	1.95	0.49
42:BS:4:ILE:HG13	42:BS:5:ALA:N	2.27	0.49
53:B3:44:ARG:N	53:B3:45:PRO:HD2	2.26	0.49
3:CD:88:ASN:O	3:CD:91:ALA:HB3	2.13	0.49
3:CD:141:VAL:HG22	3:CD:180:THR:HG23	1.95	0.49
4:CE:14:LEU:HA	4:CE:36:THR:HG22	1.94	0.49
4:CE:25:LYS:HB2	4:CE:25:LYS:HZ2	1.77	0.49
4:CE:38:VAL:HG23	4:CE:66:ALA:HB1	1.95	0.49
4:CE:45:VAL:HG22	4:CE:46:GLY:N	2.27	0.49
9:CJ:41:PRO:HA	9:CJ:72:ARG:HD3	1.93	0.49
12:CM:53:ASP:HA	12:CM:56:ARG:CZ	2.42	0.49
12:CM:64:VAL:O	12:CM:66:GLY:N	2.46	0.49
55:CA:1268:G:C6	55:CA:1269:A:N6	2.81	0.49
55:CA:1312:G:H2'	55:CA:1313:U:C6	2.47	0.49
55:CA:1319:A:N1	55:CA:1323:G:H1'	2.28	0.49
26:DC:154:ALA:HA	24:DA:1819:A:OP1	2.12	0.49
26:DC:173:LEU:H	26:DC:173:LEU:HD22	1.78	0.49
28:DE:34:ALA:HA	28:DE:94:GLN:HG3	1.95	0.49
28:DE:63:LYS:NZ	24:DA:2060:A:H2'	2.27	0.49
29:DF:131:VAL:O	29:DF:132:ARG:HB2	2.13	0.49
37:DN:103:ARG:CG	37:DN:104:ALA:N	2.75	0.49
38:DO:79:ALA:HB1	38:DO:114:GLY:HA3	1.93	0.49
49:DZ:22:THR:HG22	24:DA:850:U:O2'	2.12	0.49
52:D2:46:LYS:HE2	24:DA:126:A:C8	2.45	0.49
24:DA:96:C:H2'	24:DA:97:C:C6	2.46	0.49
24:DA:287:G:O2'	24:DA:288:U:H5'	2.12	0.49
24:DA:323:C:H3'	24:DA:323:C:OP2	2.13	0.49
24:DA:540:C:O2'	24:DA:541:A:H5'	2.12	0.49
24:DA:747:U:C2	24:DA:2613:U:O4	2.65	0.49
24:DA:817:C:H2'	24:DA:818:G:O4'	2.13	0.49
24:DA:961:C:H5	24:DA:2456:C:H4'	1.77	0.49
24:DA:1555:G:O2'	24:DA:1556:C:H5'	2.13	0.49
24:DA:1722:A:N6	24:DA:1738:G:H1'	2.27	0.49
24:DA:2151:U:H2'	24:DA:2152:G:O4'	2.12	0.49
24:DA:2370:G:C5	24:DA:2371:G:N7	2.80	0.49
24:DA:2547:A:H2'	24:DA:2548:U:C6	2.48	0.49
56:DB:20:G:H8	56:DB:20:G:O5'	1.95	0.49

*Continued on next page...*

*Continued from previous page...*

Atom-1	Atom-2	Interatomic distance (Å)	Clash overlap (Å)
1:AB:209:VAL:O	1:AB:212:TYR:N	2.44	0.49
2:AC:41:TYR:OH	2:AC:89:VAL:HG21	2.12	0.49
6:AG:143:MET:O	6:AG:146:ALA:HB3	2.13	0.49
21:AA:87:C:H2'	21:AA:88:U:O4'	2.13	0.49
21:AA:173:U:C2	21:AA:197:A:C2	3.00	0.49
21:AA:591:U:H2'	21:AA:592:G:C8	2.48	0.49
21:AA:672:U:H2'	21:AA:673:A:H8	1.78	0.49
21:AA:996:A:H2'	21:AA:997:U:H6	1.78	0.49
21:AA:1143:G:C2'	21:AA:1144:G:H5'	2.42	0.49
21:AA:1237:C:OP1	21:AA:1238:A:H1'	2.12	0.49
24:BA:572:A:P	41:BR:80:ARG:NH2	2.85	0.49
24:BA:950:G:H2'	24:BA:951:C:C6	2.47	0.49
24:BA:1260:A:C6	24:BA:1261:C:C4	3.01	0.49
24:BA:1889:A:C2	24:BA:1890:A:N3	2.80	0.49
24:BA:2336:A:N6	46:BW:40:ARG:HD2	2.27	0.49
24:BA:2478:A:H2'	24:BA:2479:U:O4'	2.13	0.49
24:BA:2602:A:H4'	24:BA:2603:G:C5'	2.41	0.49
24:BA:2671:G:C2'	24:BA:2672:U:H5'	2.42	0.49
24:BA:2722:G:C4	24:BA:2723:C:C6	3.01	0.49
26:BC:146:LYS:O	26:BC:147:PRO:C	2.48	0.49
35:BL:120:VAL:HG12	35:BL:121:THR:N	2.26	0.49
36:BM:74:THR:HG21	36:BM:86:LYS:HE3	1.94	0.49
42:BS:20:VAL:HG11	42:BS:44:ALA:HA	1.94	0.49
42:BS:42:LYS:O	42:BS:42:LYS:HD3	2.12	0.49
44:BU:25:LYS:HG2	44:BU:36:GLU:HB3	1.95	0.49
45:BV:88:HIS:CD2	45:BV:89:ILE:N	2.80	0.49
12:CM:53:ASP:OD2	12:CM:53:ASP:N	2.41	0.49
12:CM:77:LYS:HA	12:CM:80:MET:HE2	1.93	0.49
14:CO:42:PHE:CE1	14:CO:55:LEU:HD22	2.48	0.49
55:CA:553:A:H2'	55:CA:554:A:H8	1.77	0.49
55:CA:1180:A:H5''	55:CA:1181:G:OP2	2.13	0.49
30:DG:39:ALA:O	30:DG:40:VAL:HG13	2.13	0.49
31:DH:42:LYS:NZ	31:DH:42:LYS:HB3	2.27	0.49
35:DL:76:GLU:O	35:DL:76:GLU:HG3	2.12	0.49
35:DL:79:LEU:C	35:DL:82:LEU:HD11	2.32	0.49
36:DM:97:GLN:HB2	36:DM:98:PRO:HD2	1.95	0.49
41:DR:39:LEU:H	41:DR:39:LEU:HD23	1.78	0.49
42:DS:6:LYS:HZ1	42:DS:104:THR:HG23	1.75	0.49
44:DU:3:LYS:HD3	44:DU:82:VAL:CG2	2.43	0.49
24:DA:40:U:H2'	24:DA:41:C:C6	2.48	0.49
24:DA:237:C:C2	24:DA:238:C:C5	3.01	0.49

*Continued on next page...*

*Continued from previous page...*

Atom-1	Atom-2	Interatomic distance (Å)	Clash overlap (Å)
24:DA:299:A:N6	24:DA:322:A:O2'	2.45	0.49
24:DA:478:A:C6	24:DA:480:A:C6	3.00	0.49
24:DA:1096:A:C6	24:DA:1097:U:C2	3.01	0.49
24:DA:1141:U:H5''	24:DA:1142:A:OP1	2.13	0.49
24:DA:1204:A:N9	24:DA:1206:G:C6	2.81	0.49
24:DA:1284:A:N6	24:DA:1285:A:C6	2.80	0.49
24:DA:1286:A:O2'	24:DA:1288:G:N2	2.45	0.49
24:DA:1378:A:O2'	24:DA:1379:U:C6	2.64	0.49
24:DA:2069:G:OP1	24:DA:2069:G:H4'	2.13	0.49
24:DA:2099:U:O2'	24:DA:2100:G:H8	1.95	0.49
24:DA:2254:C:H2'	24:DA:2255:G:O4'	2.12	0.49
24:DA:2276:G:HO2'	24:DA:2277:G:H5'	1.77	0.49
24:DA:2866:U:H4'	24:DA:2867:G:O5'	2.12	0.49
24:DA:2902:C:O2'	24:DA:2903:U:O5'	2.31	0.49
56:DB:14:U:H3'	56:DB:15:A:H5''	1.94	0.49
56:DB:100:G:H2'	56:DB:101:A:O4'	2.13	0.49
4:AE:133:ILE:HB	21:AA:1078:U:O2'	2.13	0.49
6:AG:3:ARG:O	6:AG:5:VAL:N	2.45	0.49
6:AG:22:LEU:O	6:AG:22:LEU:HD23	2.13	0.49
13:AN:99:SER:HB2	21:AA:1187:G:O2'	2.13	0.49
21:AA:203:G:H4'	21:AA:466:A:H2	1.77	0.49
21:AA:207:C:H2'	21:AA:208:U:C4	2.47	0.49
21:AA:453:G:C5	21:AA:454:G:N7	2.81	0.49
21:AA:803:G:C5	21:AA:804:U:C4	3.01	0.49
21:AA:1096:C:O2'	21:AA:1097:C:H5'	2.12	0.49
24:BA:28:A:H2'	24:BA:29:U:C6	2.44	0.49
24:BA:182:A:C2	24:BA:183:C:C2	3.01	0.49
24:BA:324:A:N6	24:BA:338:G:C2'	2.76	0.49
24:BA:421:C:O2'	24:BA:422:A:OP2	2.28	0.49
24:BA:735:A:H3'	24:BA:736:C:H6	1.78	0.49
24:BA:1316:U:H2'	24:BA:1317:G:C8	2.48	0.49
24:BA:1559:U:H4'	24:BA:1560:G:OP2	2.12	0.49
24:BA:1754:A:C6	24:BA:1755:A:C6	3.01	0.49
24:BA:1833:C:C4	24:BA:1834:U:C5	3.01	0.49
24:BA:2275:C:HO2'	36:BM:84:LYS:HA	1.75	0.49
24:BA:2287:A:O2'	24:BA:2288:A:H3'	2.12	0.49
24:BA:2312:U:OP1	29:BF:70:ARG:HB3	2.13	0.49
24:BA:2385:C:H2'	24:BA:2386:A:H8	1.77	0.49
24:BA:2392:A:C8	24:BA:2429:G:C2	3.00	0.49
24:BA:2688:G:N1	24:BA:2720:U:OP2	2.42	0.49
27:BD:151:THR:HG22	27:BD:152:PRO:N	2.28	0.49

*Continued on next page...*

*Continued from previous page...*

Atom-1	Atom-2	Interatomic distance (Å)	Clash overlap (Å)
29:BF:46:LYS:H	29:BF:46:LYS:CD	2.25	0.49
29:BF:127:TYR:O	29:BF:128:SER:HB2	2.13	0.49
30:BG:120:ILE:HD11	30:BG:132:LEU:CB	2.31	0.49
31:BH:95:GLY:C	31:BH:97:ARG:H	2.16	0.49
33:BJ:38:GLY:C	33:BJ:40:HIS:H	2.15	0.49
35:BL:30:THR:O	35:BL:33:ARG:CG	2.56	0.49
39:BP:50:ARG:HD3	39:BP:56:SER:CB	2.36	0.49
42:BS:14:ALA:O	42:BS:15:GLN:C	2.50	0.49
42:BS:25:ARG:HE	42:BS:73:LYS:NZ	2.10	0.49
50:B0:24:VAL:C	50:B0:25:THR:HG23	2.33	0.49
1:CB:9:LEU:O	1:CB:10:LYS:CB	2.59	0.49
6:CG:75:LYS:CE	6:CG:76:SER:H	2.25	0.49
10:CK:14:GLN:HA	10:CK:76:TYR:O	2.12	0.49
12:CM:104:ASN:HB3	55:CA:948:C:OP2	2.12	0.49
12:CM:106:ARG:HB2	55:CA:948:C:P	2.52	0.49
12:CM:107:THR:HG1	55:CA:948:C:P	2.36	0.49
18:CS:6:LYS:H	18:CS:6:LYS:HD2	1.77	0.49
55:CA:83:C:O2	55:CA:83:C:C2'	2.60	0.49
55:CA:372:C:H4'	55:CA:373:A:H5'	1.93	0.49
55:CA:1004:A:C4	55:CA:1026:G:N7	2.81	0.49
55:CA:1195:C:H5''	55:CA:1196:A:OP2	2.13	0.49
55:CA:1322:C:H2'	55:CA:1322:C:O2	2.13	0.49
55:CA:1402:C:N3	55:CA:1403:C:O2	2.45	0.49
55:CA:1414:U:H2'	55:CA:1415:G:C8	2.44	0.49
55:CA:1448:C:O2'	55:CA:1449:C:H5'	2.12	0.49
26:DC:211:ARG:C	26:DC:213:ARG:H	2.16	0.49
29:DF:103:ILE:HG22	29:DF:103:ILE:O	2.13	0.49
29:DF:122:ASP:HB2	29:DF:126:ASN:HB2	1.93	0.49
30:DG:143:VAL:O	30:DG:147:LEU:HG	2.13	0.49
33:DJ:89:PHE:CE2	33:DJ:100:VAL:HG11	2.47	0.49
33:DJ:119:PHE:C	33:DJ:121:LYS:H	2.16	0.49
35:DL:9:ALA:HB3	35:DL:12:SER:CB	2.42	0.49
38:DO:68:LYS:N	56:DB:50:A:P	2.84	0.49
24:DA:732:C:H2'	24:DA:733:G:O4'	2.12	0.49
24:DA:852:U:H2'	24:DA:853:C:C6	2.48	0.49
24:DA:871:U:C2	24:DA:907:G:C6	3.00	0.49
24:DA:1130:U:O2'	24:DA:1131:G:C8	2.66	0.49
24:DA:1204:A:C4	24:DA:1206:G:C6	3.01	0.49
24:DA:1667:G:O2'	24:DA:1991:U:O4	2.27	0.49
24:DA:1770:G:C6	24:DA:1983:G:C6	3.00	0.49
24:DA:2633:G:H2'	24:DA:2634:A:O4'	2.13	0.49

*Continued on next page...*

*Continued from previous page...*

Atom-1	Atom-2	Interatomic distance (Å)	Clash overlap (Å)
3:AD:32:LYS:HE3	21:AA:413:G:C6	2.47	0.49
3:AD:72:ARG:O	3:AD:75:TYR:HB3	2.13	0.49
3:AD:124:VAL:O	3:AD:126:GLY:N	2.41	0.49
3:AD:151:GLN:O	3:AD:152:SER:C	2.50	0.49
4:AE:76:ASN:HB3	4:AE:81:GLN:CB	2.42	0.49
4:AE:79:THR:HG21	4:AE:121:ASN:OD1	2.12	0.49
4:AE:156:ARG:HA	7:AH:63:LYS:CE	2.41	0.49
5:AF:11:HIS:CD2	5:AF:12:PRO:HD2	2.48	0.49
11:AL:27:PRO:O	11:AL:28:GLN:CB	2.60	0.49
19:AT:84:LYS:O	19:AT:84:LYS:HD2	2.12	0.49
21:AA:53:A:C6	21:AA:359:G:C6	3.01	0.49
21:AA:174:A:O2'	21:AA:175:C:C5'	2.57	0.49
21:AA:341:C:O2'	21:AA:342:C:H5'	2.12	0.49
21:AA:394:G:H2'	21:AA:395:C:H6	1.78	0.49
21:AA:1150:A:H1'	21:AA:1280:A:N6	2.27	0.49
21:AA:1351:U:O2'	21:AA:1352:C:H5'	2.13	0.49
24:BA:221:A:H1'	24:BA:233:A:H1'	1.94	0.49
24:BA:265:A:N6	24:BA:428:A:C8	2.80	0.49
24:BA:332:A:O2'	24:BA:334:C:OP2	2.31	0.49
24:BA:676:A:H2	24:BA:2069:G:HO2'	1.53	0.49
24:BA:735:A:C8	24:BA:736:C:C5	3.00	0.49
24:BA:1204:A:H1'	24:BA:1206:G:C5	2.48	0.49
24:BA:1342:A:C6	24:BA:1397:U:C5	3.01	0.49
24:BA:2632:A:H2'	24:BA:2633:G:H8	1.78	0.49
25:BB:66:A:N6	25:BB:107:G:H3'	2.28	0.49
27:BD:97:SER:O	27:BD:99:GLU:HG2	2.13	0.49
28:BE:150:THR:HG23	28:BE:153:LEU:H	1.77	0.49
29:BF:39:VAL:HG13	29:BF:40:GLY:N	2.28	0.49
30:BG:136:ASP:OD1	30:BG:136:ASP:C	2.51	0.49
38:BO:3:LYS:CG	38:BO:4:LYS:H	2.25	0.49
39:BP:92:ARG:O	39:BP:92:ARG:HG3	2.11	0.49
41:BR:61:ALA:HB1	41:BR:98:ILE:H	1.78	0.49
42:BS:29:VAL:HG12	42:BS:30:SER:N	2.28	0.49
44:BU:94:PHE:O	44:BU:94:PHE:CG	2.66	0.49
46:BW:37:VAL:HG11	46:BW:55:ASP:HB2	1.94	0.49
53:B3:29:ARG:HA	59:B3:101:HOH:O	2.13	0.49
53:B3:31:ILE:O	53:B3:31:ILE:HG13	2.12	0.49
1:CB:111:LYS:HD3	1:CB:111:LYS:C	2.33	0.49
2:CC:26:LYS:HA	2:CC:26:LYS:HE3	1.95	0.49
2:CC:119:ILE:HA	2:CC:122:GLN:HG2	1.93	0.49
3:CD:141:VAL:CG2	3:CD:180:THR:HG23	2.43	0.49

*Continued on next page...*

*Continued from previous page...*

Atom-1	Atom-2	Interatomic distance (Å)	Clash overlap (Å)
6:CG:94:ARG:O	6:CG:98:LEU:HB2	2.12	0.49
7:CH:26:MET:O	7:CH:58:LEU:N	2.46	0.49
12:CM:89:ARG:CD	12:CM:94:LEU:HB2	2.43	0.49
55:CA:328:C:O2	55:CA:328:C:C2'	2.60	0.49
55:CA:787:A:C2	55:CA:796:C:N3	2.81	0.49
55:CA:1214:C:O4'	55:CA:1214:C:O2	2.31	0.49
55:CA:1281:C:C3'	55:CA:1282:C:H5'	2.43	0.49
55:CA:1350:A:C2	55:CA:1351:U:C2	3.00	0.49
26:DC:43:ASN:HD21	24:DA:1812:U:H1'	1.77	0.49
26:DC:146:LYS:HB2	26:DC:149:LYS:CB	2.31	0.49
27:DD:55:LYS:HB3	27:DD:75:ALA:HB1	1.94	0.49
29:DF:32:LYS:CB	29:DF:32:LYS:NZ	2.75	0.49
33:DJ:110:PRO:CG	33:DJ:111:LYS:HG2	2.42	0.49
36:DM:57:VAL:HG12	36:DM:112:LEU:CD1	2.43	0.49
38:DO:49:VAL:HG11	38:DO:81:ARG:HB3	1.94	0.49
39:DP:4:ILE:HG22	39:DP:4:ILE:O	2.13	0.49
39:DP:54:LEU:HA	39:DP:76:HIS:CD2	2.48	0.49
40:DQ:27:ARG:HA	40:DQ:33:VAL:CG1	2.42	0.49
40:DQ:59:LEU:O	40:DQ:63:ARG:HD3	2.13	0.49
40:DQ:69:ARG:HH21	40:DQ:69:ARG:CB	2.17	0.49
41:DR:5:PHE:HB3	41:DR:59:ILE:HD12	1.94	0.49
44:DU:16:LYS:CD	44:DU:17:ASP:OD1	2.61	0.49
44:DU:39:ASN:HB3	44:DU:62:ALA:HB3	1.94	0.49
46:DW:18:LYS:HB2	46:DW:18:LYS:NZ	2.28	0.49
52:D2:31:LEU:CA	52:D2:34:ARG:HB2	2.38	0.49
24:DA:55:G:C2	24:DA:56:A:C8	3.01	0.49
24:DA:370:G:N1	24:DA:424:G:C5	2.81	0.49
24:DA:535:G:C6	24:DA:559:G:O6	2.65	0.49
24:DA:1219:U:N3	24:DA:1220:G:N7	2.60	0.49
24:DA:1439:A:H2	24:DA:1552:A:C5	1.93	0.49
24:DA:1678:A:H2'	24:DA:1679:A:H8	1.78	0.49
24:DA:1943:U:O2	24:DA:1943:U:O4'	2.30	0.49
24:DA:2225:A:C5'	24:DA:2226:C:H5'	2.38	0.49
24:DA:2815:C:H2'	24:DA:2816:G:C8	2.46	0.49
56:DB:37:C:C4	56:DB:49:C:C1'	2.96	0.49
1:AB:22:TRP:HB3	1:AB:38:HIS:NE2	2.27	0.49
1:AB:105:THR:HA	1:AB:108:GLN:OE1	2.12	0.49
1:AB:169:HIS:O	1:AB:173:LYS:CB	2.61	0.49
2:AC:152:VAL:HG23	2:AC:156:LEU:HD23	1.93	0.49
3:AD:96:ARG:HE	3:AD:114:ARG:HH21	1.60	0.49
3:AD:125:ASN:HA	3:AD:141:VAL:HG23	1.95	0.49

*Continued on next page...*



*Continued from previous page...*

Atom-1	Atom-2	Interatomic distance (Å)	Clash overlap (Å)
7:AH:9:MET:HE1	7:AH:32:LYS:HA	1.95	0.49
9:AJ:32:THR:HG23	9:AJ:83:THR:OG1	2.13	0.49
11:AL:118:VAL:O	21:AA:36:C:H4'	2.13	0.49
14:AO:9:LYS:O	14:AO:13:GLU:HG3	2.12	0.49
14:AO:68:TYR:O	14:AO:71:ARG:HG2	2.13	0.49
15:AP:6:LEU:HB2	21:AA:375:U:O3'	2.13	0.49
16:AQ:11:VAL:HG12	16:AQ:12:VAL:HG12	1.93	0.49
21:AA:65:A:C6	21:AA:381:C:N3	2.81	0.49
21:AA:197:A:H4'	21:AA:198:G:O5'	2.11	0.49
21:AA:338:A:C5	21:AA:339:C:C5	3.01	0.49
21:AA:640:A:C2'	21:AA:641:U:H5'	2.43	0.49
21:AA:926:G:C4	21:AA:1505:G:C6	3.00	0.49
21:AA:1055:A:C6	21:AA:1206:G:C4	3.00	0.49
21:AA:1258:G:O2'	21:AA:1259:C:C5'	2.61	0.49
21:AA:1333:A:H2'	21:AA:1334:G:O4'	2.12	0.49
21:AA:1365:G:H2'	21:AA:1366:C:C6	2.48	0.49
21:AA:1381:U:O2'	21:AA:1382:C:C5'	2.60	0.49
24:BA:20:C:H2'	24:BA:21:A:H8	1.77	0.49
24:BA:372:G:O5'	47:BX:61:LYS:NZ	2.46	0.49
24:BA:463:G:N2	24:BA:467:G:C4	2.80	0.49
24:BA:1022:G:C2	24:BA:1141:U:C5	3.01	0.49
24:BA:1071:G:C5	24:BA:1089:A:N1	2.80	0.49
24:BA:1759:A:C8	24:BA:2696:U:H1'	2.48	0.49
24:BA:2231:U:N3	24:BA:2232:C:C5	2.81	0.49
24:BA:2672:U:H2'	24:BA:2673:G:O5'	2.12	0.49
24:BA:2860:A:H8	24:BA:2860:A:O5'	1.95	0.49
27:BD:148:GLN:HB2	27:BD:152:PRO:HG2	1.95	0.49
28:BE:95:LYS:O	28:BE:96:VAL:CB	2.56	0.49
29:BF:131:VAL:CG2	29:BF:151:LEU:H	2.25	0.49
30:BG:52:GLY:O	30:BG:53:PRO:O	2.30	0.49
43:BT:8:LEU:HD13	43:BT:46:ALA:HA	1.95	0.49
46:BW:50:VAL:HB	46:BW:61:LYS:HZ2	1.76	0.49
47:BX:39:VAL:HG21	47:BX:42:GLU:HB2	1.93	0.49
49:BZ:7:THR:HG23	49:BZ:34:THR:OG1	2.13	0.49
52:B2:24:THR:HG23	52:B2:24:THR:O	2.12	0.49
1:CB:137:THR:O	1:CB:140:LEU:HB3	2.13	0.49
3:CD:154:VAL:O	3:CD:157:ALA:HB3	2.12	0.49
5:CF:18:VAL:N	5:CF:19:PRO:HD2	2.28	0.49
6:CG:19:SER:CB	6:CG:22:LEU:HB3	2.42	0.49
6:CG:91:ARG:CG	6:CG:92:PRO:HD2	2.40	0.49
6:CG:102:TRP:HD1	6:CG:102:TRP:N	2.10	0.49

*Continued on next page...*

*Continued from previous page...*

Atom-1	Atom-2	Interatomic distance (Å)	Clash overlap (Å)
12:CM:100:ARG:HD3	12:CM:102:LYS:HB2	1.95	0.49
55:CA:276:G:H2'	55:CA:277:C:H6	1.78	0.49
55:CA:330:C:H5'	55:CA:330:C:H6	1.78	0.49
55:CA:502:A:H4'	55:CA:550:G:H4'	1.94	0.49
55:CA:1091:U:O2	55:CA:1093:A:C8	2.66	0.49
32:DI:109:ALA:HB1	32:DI:125:THR:HA	1.95	0.49
33:DJ:45:THR:C	33:DJ:47:HIS:H	2.15	0.49
35:DL:120:VAL:HG12	35:DL:121:THR:N	2.28	0.49
46:DW:77:LYS:O	46:DW:78:PHE:HB2	2.12	0.49
24:DA:71:A:OP2	24:DA:113:U:H5'	2.12	0.49
24:DA:86:G:N2	24:DA:97:C:C2	2.80	0.49
24:DA:222:A:C2	24:DA:224:U:H1'	2.47	0.49
24:DA:554:U:H2'	24:DA:555:G:O4'	2.13	0.49
24:DA:687:C:O2'	24:DA:688:U:C5'	2.60	0.49
24:DA:1275:A:O2'	24:DA:1276:A:H4'	2.12	0.49
24:DA:1331:G:C4	24:DA:1333:G:N7	2.81	0.49
24:DA:1333:G:C2	24:DA:1334:G:C5	3.01	0.49
24:DA:1377:G:H8	24:DA:1377:G:O5'	1.96	0.49
24:DA:1810:A:H5''	24:DA:1810:A:C8	2.44	0.49
24:DA:2048:G:O6	24:DA:2049:G:C6	2.66	0.49
24:DA:2078:C:N4	24:DA:2079:U:O4	2.46	0.49
24:DA:2415:G:H2'	24:DA:2416:C:H6	1.77	0.49
24:DA:2543:G:O4'	24:DA:2766:A:H5''	2.13	0.49
24:DA:2720:U:C4	24:DA:2872:A:N1	2.81	0.49
24:DA:2812:G:N2	24:DA:2889:C:C2	2.81	0.49
24:DA:2898:U:H2'	24:DA:2899:A:C8	2.48	0.49
56:DB:75:G:C2'	56:DB:76:G:H5'	2.43	0.49
1:AB:163:ILE:HD11	1:AB:203:ASP:O	2.12	0.49
2:AC:13:ILE:HG12	2:AC:14:VAL:HG22	1.94	0.49
4:AE:37:VAL:CG1	4:AE:113:VAL:HA	2.39	0.49
4:AE:152:VAL:CG2	4:AE:156:ARG:NH1	2.76	0.49
6:AG:36:SER:HA	6:AG:39:GLU:OE1	2.12	0.49
7:AH:14:ARG:HB2	7:AH:74:ILE:CG2	2.42	0.49
10:AK:106:ILE:HD13	10:AK:106:ILE:O	2.12	0.49
21:AA:144:G:C2	21:AA:179:A:C4	3.01	0.49
21:AA:1105:A:C2	21:AA:1106:G:N7	2.81	0.49
21:AA:1157:A:C5	21:AA:1180:A:N1	2.81	0.49
21:AA:1160:G:O6	21:AA:1181:G:C6	2.66	0.49
21:AA:1167:A:N7	21:AA:1169:A:N6	2.60	0.49
21:AA:1463:U:H5''	39:BP:108:ARG:NH1	2.26	0.49
24:BA:279:A:O2'	24:BA:280:U:H5'	2.13	0.49

*Continued on next page...*

*Continued from previous page...*

Atom-1	Atom-2	Interatomic distance (Å)	Clash overlap (Å)
24:BA:811:U:C4	35:BL:21:ARG:NH2	2.81	0.49
24:BA:923:G:H5'	46:BW:25:PHE:HZ	1.77	0.49
24:BA:957:C:N3	24:BA:959:A:C8	2.81	0.49
24:BA:1142:A:C4	24:BA:1144:A:N7	2.81	0.49
24:BA:1824:G:H2'	24:BA:1825:U:H6	1.78	0.49
24:BA:1947:C:H2'	24:BA:1948:G:H8	1.77	0.49
24:BA:2002:G:OP1	37:BN:13:ASN:HA	2.12	0.49
24:BA:2190:G:O2'	24:BA:2191:A:H5'	2.12	0.49
24:BA:2350:C:C2'	24:BA:2351:G:H5'	2.42	0.49
24:BA:2432:A:H2'	24:BA:2433:A:H8	1.75	0.49
24:BA:2542:A:H4'	24:BA:2543:G:O5'	2.13	0.49
24:BA:2799:A:C6	24:BA:2801:G:C5	3.01	0.49
26:BC:94:LEU:HB2	26:BC:100:ARG:HD3	1.94	0.49
27:BD:117:GLY:C	27:BD:118:PHE:CG	2.86	0.49
28:BE:24:ASN:C	28:BE:24:ASN:ND2	2.66	0.49
28:BE:47:LYS:O	28:BE:83:VAL:HB	2.12	0.49
29:BF:134:GLN:HE22	29:BF:149:ARG:HB3	1.77	0.49
33:BJ:88:THR:CG2	33:BJ:91:GLU:H	2.24	0.49
33:BJ:99:ARG:O	33:BJ:103:ILE:HG23	2.13	0.49
34:BK:85:VAL:HG21	34:BK:115:ILE:HD11	1.95	0.49
35:BL:7:SER:HB2	35:BL:8:PRO:HD2	1.94	0.49
36:BM:33:LEU:CD2	36:BM:128:THR:HB	2.43	0.49
43:BT:11:LEU:HD11	43:BT:47:VAL:HG22	1.95	0.49
43:BT:29:THR:CB	43:BT:86:THR:HG22	2.34	0.49
44:BU:5:ARG:O	44:BU:6:ARG:O	2.31	0.49
1:CB:162:VAL:HG23	1:CB:163:ILE:N	2.28	0.49
7:CH:65:PHE:C	7:CH:67:GLY:H	2.16	0.49
10:CK:74:LYS:O	10:CK:74:LYS:HG2	2.13	0.49
12:CM:94:LEU:HD21	55:CA:1226:C:H5'	1.94	0.49
13:CN:20:PHE:C	13:CN:24:ALA:HB2	2.32	0.49
15:CP:44:SER:HB2	15:CP:46:LYS:HG2	1.94	0.49
18:CS:20:LYS:HZ3	18:CS:27:LYS:HD3	1.78	0.49
55:CA:104:G:O2'	55:CA:105:G:H5'	2.13	0.49
55:CA:687:A:N1	55:CA:704:A:N7	2.61	0.49
55:CA:989:U:H2'	55:CA:990:C:H5'	1.95	0.49
26:DC:147:PRO:HA	26:DC:187:CYS:HB3	1.95	0.49
26:DC:196:ASN:O	26:DC:197:ALA:HB3	2.13	0.49
28:DE:44:ARG:HH21	28:DE:44:ARG:HG3	1.78	0.49
29:DF:92:GLY:O	29:DF:95:MET:HB3	2.12	0.49
34:DK:104:THR:O	34:DK:106:GLU:N	2.46	0.49
38:DO:30:ARG:CG	38:DO:31:THR:N	2.75	0.49

*Continued on next page...*

*Continued from previous page...*

Atom-1	Atom-2	Interatomic distance (Å)	Clash overlap (Å)
53:D3:28:LEU:HA	53:D3:32:LEU:HD21	1.95	0.49
24:DA:38:A:H2'	24:DA:39:G:O4'	2.13	0.49
24:DA:70:G:O2'	24:DA:71:A:C5'	2.61	0.49
24:DA:94:A:H2'	24:DA:95:A:O4'	2.12	0.49
24:DA:660:C:H2'	24:DA:661:A:C8	2.48	0.49
24:DA:819:A:C4	24:DA:1189:A:C2	3.01	0.49
24:DA:945:A:C4	24:DA:2448:A:C2	3.01	0.49
24:DA:1680:U:H2'	24:DA:1681:G:O4'	2.12	0.49
24:DA:2618:G:H2'	24:DA:2619:C:H6	1.78	0.49
24:DA:2660:A:H2'	24:DA:2660:A:N3	2.28	0.49
24:DA:2857:G:N2	24:DA:2860:A:OP2	2.45	0.49
56:DB:35:C:H3'	56:DB:36:C:H5''	1.95	0.49
3:AD:145:ARG:C	3:AD:147:LYS:N	2.64	0.48
5:AF:18:VAL:HG11	5:AF:58:HIS:NE2	2.28	0.48
5:AF:55:HIS:N	5:AF:55:HIS:ND1	2.60	0.48
6:AG:31:VAL:C	6:AG:33:GLY:H	2.16	0.48
7:AH:125:ILE:HD12	7:AH:125:ILE:N	2.27	0.48
8:AI:18:VAL:HA	8:AI:64:ILE:HG23	1.95	0.48
11:AL:6:LEU:HB3	16:AQ:33:TYR:CZ	2.47	0.48
21:AA:172:A:C5	21:AA:174:A:C8	3.00	0.48
21:AA:174:A:OP1	21:AA:175:C:OP2	2.30	0.48
21:AA:354:G:O2'	21:AA:355:C:H5'	2.13	0.48
21:AA:473:U:H2'	21:AA:474:G:C8	2.48	0.48
21:AA:581:G:C5	21:AA:758:C:C5	3.01	0.48
21:AA:837:U:O2'	21:AA:838:G:H5'	2.12	0.48
21:AA:1045:C:O2'	21:AA:1046:A:H5'	2.13	0.48
21:AA:1158:C:O2	21:AA:1158:C:H2'	2.13	0.48
24:BA:70:G:H5''	24:BA:112:U:O2	2.13	0.48
24:BA:1205:A:H4'	24:BA:1206:G:OP2	2.13	0.48
24:BA:1223:G:O6	41:BR:71:LYS:NZ	2.43	0.48
24:BA:1232:G:C5	24:BA:1233:C:C5	3.01	0.48
24:BA:1289:C:C2'	24:BA:1290:C:H6	2.25	0.48
24:BA:1327:A:N6	24:BA:1328:A:C2	2.81	0.48
24:BA:1331:G:C5	24:BA:1333:G:N7	2.81	0.48
24:BA:1904:G:H1'	24:BA:1927:A:N1	2.28	0.48
24:BA:2037:A:O2'	24:BA:2038:G:C5'	2.61	0.48
24:BA:2195:U:H2'	24:BA:2196:C:H6	1.78	0.48
24:BA:2384:U:H5''	24:BA:2386:A:OP1	2.13	0.48
24:BA:2691:C:H5'	24:BA:2691:C:C6	2.43	0.48
24:BA:2714:G:P	59:BA:3555:HOH:O	2.71	0.48
26:BC:188:ARG:O	26:BC:189:ALA:CB	2.58	0.48

*Continued on next page...*

*Continued from previous page...*

Atom-1	Atom-2	Interatomic distance (Å)	Clash overlap (Å)
30:BG:83:THR:HA	30:BG:84:LYS:CE	2.42	0.48
30:BG:93:TYR:O	30:BG:94:ARG:O	2.31	0.48
34:BK:12:ASP:OD1	34:BK:12:ASP:O	2.30	0.48
37:BN:24:MET:HE2	37:BN:44:LEU:HD13	1.95	0.48
41:BR:67:GLY:C	41:BR:93:PHE:CE2	2.86	0.48
46:BW:40:ARG:HD3	46:BW:45:HIS:HE1	1.78	0.48
1:CB:43:GLU:O	1:CB:44:LYS:HB2	2.13	0.48
7:CH:85:TYR:CD2	55:CA:598:U:H4'	2.47	0.48
8:CI:30:ASN:O	8:CI:32:ARG:HG2	2.13	0.48
12:CM:70:ARG:HH12	29:DF:114:ARG:HH22	1.59	0.48
16:CQ:64:ARG:HG3	16:CQ:65:PRO:HD2	1.95	0.48
18:CS:39:ILE:HD12	18:CS:65:MET:HG3	1.95	0.48
55:CA:604:G:C6	55:CA:605:U:N3	2.81	0.48
55:CA:652:U:O2'	55:CA:653:U:O5'	2.28	0.48
55:CA:690:G:H2'	55:CA:691:G:O4'	2.13	0.48
55:CA:1239:A:N6	55:CA:1299:A:H62	2.11	0.48
55:CA:1296:C:H1'	55:CA:1302:C:C2	2.48	0.48
55:CA:1306:A:C6	55:CA:1307:U:C2	3.01	0.48
26:DC:171:VAL:HG23	26:DC:185:ALA:HB1	1.95	0.48
27:DD:112:THR:HG22	27:DD:113:SER:H	1.76	0.48
27:DD:117:GLY:O	27:DD:119:ALA:N	2.42	0.48
28:DE:27:LEU:O	28:DE:31:VAL:HG13	2.13	0.48
28:DE:150:THR:O	28:DE:192:ALA:HB2	2.12	0.48
34:DK:7:MET:CE	34:DK:20:MET:HB2	2.43	0.48
36:DM:17:ASN:O	36:DM:18:ARG:HG2	2.12	0.48
36:DM:73:ILE:HG21	36:DM:91:TYR:CZ	2.48	0.48
42:DS:24:ILE:HG22	42:DS:35:ILE:CD1	2.39	0.48
42:DS:86:MET:HE1	42:DS:87:PRO:HD2	1.95	0.48
44:DU:47:PRO:HB3	44:DU:54:PRO:HG3	1.92	0.48
46:DW:23:LYS:HG2	24:DA:855:G:C2	2.48	0.48
46:DW:30:VAL:CG2	24:DA:2353:G:H21	2.26	0.48
24:DA:91:A:HO2'	24:DA:92:U:H6	1.56	0.48
24:DA:98:G:O2'	24:DA:103:A:C8	2.66	0.48
24:DA:226:A:C2	24:DA:230:G:O6	2.66	0.48
24:DA:777:G:O2'	24:DA:778:G:O4'	2.16	0.48
24:DA:953:G:C2	24:DA:954:G:C8	3.01	0.48
24:DA:1046:A:C3'	24:DA:1047:G:H5''	2.42	0.48
24:DA:1225:G:C6	24:DA:1226:A:C6	3.01	0.48
24:DA:1303:G:H2'	24:DA:1304:A:C8	2.47	0.48
24:DA:1508:A:C4'	24:DA:1509:A:OP1	2.55	0.48
24:DA:1707:G:C5	24:DA:1756:G:C6	3.01	0.48

*Continued on next page...*

*Continued from previous page...*

Atom-1	Atom-2	Interatomic distance (Å)	Clash overlap (Å)
1:AB:79:VAL:HG12	1:AB:79:VAL:O	2.13	0.48
3:AD:116:LEU:O	3:AD:119:HIS:N	2.46	0.48
4:AE:57:ALA:HB1	4:AE:61:LYS:NZ	2.28	0.48
4:AE:152:VAL:HB	4:AE:155:LYS:HE3	1.95	0.48
15:AP:10:GLY:O	15:AP:11:ALA:HB2	2.12	0.48
17:AR:70:THR:OG1	17:AR:72:ARG:HG2	2.13	0.48
21:AA:1006:G:H2'	21:AA:1007:U:O4'	2.13	0.48
21:AA:1010:U:C2	21:AA:1020:G:C2	3.01	0.48
24:BA:27:G:C4	24:BA:512:G:N2	2.81	0.48
24:BA:77:G:O4'	48:BY:55:THR:HG21	2.12	0.48
24:BA:310:A:HO2'	24:BA:311:A:P	2.36	0.48
24:BA:770:G:C2	24:BA:771:G:N9	2.81	0.48
24:BA:783:A:H2'	24:BA:784:G:O5'	2.12	0.48
24:BA:843:G:H2'	24:BA:844:A:C8	2.47	0.48
24:BA:1717:A:C2	24:BA:1718:G:H1'	2.48	0.48
24:BA:2063:C:H6	24:BA:2063:C:C5'	2.26	0.48
24:BA:2210:U:N1	24:BA:2212:A:N7	2.61	0.48
24:BA:2232:C:O2'	24:BA:2233:U:H5'	2.13	0.48
24:BA:2469:A:C2	24:BA:2482:A:C4	3.01	0.48
24:BA:2691:C:H2'	24:BA:2692:G:H8	1.78	0.48
28:BE:137:LYS:O	28:BE:141:MET:HG3	2.12	0.48
31:BH:94:ILE:HG23	31:BH:98:ASP:HB3	1.95	0.48
31:BH:96:THR:N	31:BH:97:ARG:NH1	2.48	0.48
33:BJ:53:TYR:CE1	33:BJ:121:LYS:HG2	2.49	0.48
36:BM:35:ALA:O	36:BM:128:THR:HA	2.12	0.48
39:BP:72:VAL:O	39:BP:72:VAL:HG23	2.12	0.48
40:BQ:67:ALA:CB	40:BQ:105:PHE:CE1	2.95	0.48
48:BY:47:ARG:HG3	48:BY:47:ARG:NH2	2.22	0.48
52:B2:22:MET:SD	52:B2:28:ARG:HG2	2.53	0.48
1:CB:151:LYS:C	1:CB:153:MET:H	2.16	0.48
5:CF:43:GLY:HA2	5:CF:58:HIS:HE1	1.78	0.48
8:CI:69:GLY:O	55:CA:1250:A:H4'	2.14	0.48
10:CK:27:ASN:H	10:CK:27:ASN:HD22	1.59	0.48
11:CL:82:ARG:HH11	11:CL:82:ARG:HG2	1.79	0.48
12:CM:23:GLY:HA3	12:CM:64:VAL:CG1	2.42	0.48
20:CU:35:GLU:HG3	20:CU:36:PHE:H	1.78	0.48
55:CA:373:A:C4	55:CA:482:A:N7	2.80	0.48
55:CA:665:A:C8	55:CA:733:G:N3	2.82	0.48
55:CA:853:C:H2'	55:CA:854:U:H6	1.78	0.48
55:CA:1010:U:C2	55:CA:1020:G:N2	2.81	0.48
55:CA:1309:G:C6	55:CA:1310:G:C5	3.02	0.48

*Continued on next page...*

*Continued from previous page...*

Atom-1	Atom-2	Interatomic distance (Å)	Clash overlap (Å)
26:DC:95:TYR:C	26:DC:97:ASP:N	2.65	0.48
28:DE:196:VAL:HA	28:DE:199:MET:HB3	1.94	0.48
29:DF:43:ILE:HD13	29:DF:82:TYR:CE2	2.48	0.48
29:DF:103:ILE:HG21	29:DF:173:ASP:O	2.13	0.48
30:DG:106:LEU:HB2	30:DG:108:PHE:CE1	2.45	0.48
32:DI:18:ASN:HB3	32:DI:19:PRO:HD3	1.94	0.48
32:DI:52:LEU:O	32:DI:54:ILE:HD12	2.13	0.48
32:DI:89:SER:HB3	32:DI:97:VAL:HG11	1.94	0.48
34:DK:64:ARG:HD2	34:DK:102:PRO:O	2.13	0.48
35:DL:62:PRO:CG	53:D3:24:LYS:HB3	2.43	0.48
37:DN:110:MET:HE2	37:DN:110:MET:HA	1.94	0.48
38:DO:69:ASP:O	38:DO:70:ALA:C	2.50	0.48
41:DR:37:GLU:HB2	41:DR:53:PHE:CG	2.48	0.48
41:DR:43:ASN:ND2	41:DR:44:GLY:H	2.11	0.48
43:DT:69:ARG:HG3	43:DT:70:HIS:N	2.28	0.48
44:DU:100:GLU:O	44:DU:101:THR:C	2.52	0.48
46:DW:56:HIS:O	46:DW:58:LEU:N	2.46	0.48
46:DW:76:ARG:C	46:DW:77:LYS:HZ2	2.17	0.48
24:DA:271:G:N2	24:DA:367:G:H1'	2.28	0.48
24:DA:529:A:C8	24:DA:2023:C:N4	2.82	0.48
24:DA:627:A:H61	24:DA:636:G:C2'	2.22	0.48
24:DA:672:C:C2	24:DA:809:G:N2	2.81	0.48
24:DA:965:C:O5'	24:DA:2273:A:H1'	2.12	0.48
24:DA:999:U:C2	24:DA:1157:G:N1	2.81	0.48
24:DA:1113:U:O2'	24:DA:1114:C:H6	1.96	0.48
24:DA:1122:G:H2'	24:DA:1122:G:N3	2.28	0.48
24:DA:1206:G:C6	24:DA:1207:C:C4	3.01	0.48
24:DA:1210:G:N2	24:DA:1212:G:N2	2.62	0.48
24:DA:1635:A:O2'	24:DA:1636:U:H5'	2.13	0.48
24:DA:1667:G:H8	24:DA:1667:G:OP2	1.95	0.48
24:DA:1722:A:C5	24:DA:1739:A:C5	3.01	0.48
24:DA:1858:A:C2	24:DA:1859:U:H1'	2.48	0.48
24:DA:2332:C:H5''	24:DA:2333:A:P	2.53	0.48
24:DA:2340:A:H2'	24:DA:2341:G:H8	1.77	0.48
24:DA:2812:G:C2	24:DA:2889:C:C2	3.00	0.48
1:AB:170:ILE:HG12	1:AB:171:ALA:N	2.29	0.48
2:AC:27:GLU:O	2:AC:31:ASN:HB2	2.13	0.48
8:AI:10:ARG:HD2	21:AA:1118:U:OP1	2.12	0.48
12:AM:2:ARG:C	12:AM:3:ILE:HG12	2.34	0.48
15:AP:22:ALA:CB	15:AP:32:PHE:HA	2.42	0.48
20:AU:33:ARG:NE	20:AU:34:ARG:HG3	2.28	0.48

*Continued on next page...*



*Continued from previous page...*

Atom-1	Atom-2	Interatomic distance (Å)	Clash overlap (Å)
21:AA:110:C:O2'	21:AA:111:G:H5'	2.13	0.48
21:AA:212:G:N3	21:AA:213:G:N7	2.61	0.48
21:AA:374:A:H2'	21:AA:375:U:H6	1.78	0.48
21:AA:1130:A:C8	21:AA:1130:A:H5''	2.48	0.48
24:BA:434:U:C4'	24:BA:435:C:OP1	2.62	0.48
24:BA:1007:C:H3'	24:BA:1008:A:H8	1.79	0.48
24:BA:1149:G:C2	24:BA:1150:C:C2	3.01	0.48
24:BA:1847:A:H2'	24:BA:1848:A:C8	2.48	0.48
24:BA:2144:G:C2'	24:BA:2148:G:O6	2.62	0.48
24:BA:2282:G:H5''	24:BA:2283:C:O4'	2.13	0.48
24:BA:2352:A:N1	46:BW:30:VAL:HG11	2.28	0.48
24:BA:2407:A:O2'	24:BA:2408:U:H5'	2.14	0.48
24:BA:2440:C:H5'	24:BA:2440:C:C6	2.43	0.48
28:BE:149:ILE:HD11	28:BE:172:ALA:HA	1.95	0.48
33:BJ:54:ILE:HD11	33:BJ:56:VAL:HG23	1.94	0.48
34:BK:121:GLU:HG2	34:BK:122:VAL:N	2.27	0.48
35:BL:68:SER:HB3	35:BL:71:ALA:HB3	1.94	0.48
38:BO:54:VAL:HG22	38:BO:54:VAL:O	2.12	0.48
39:BP:5:LYS:C	39:BP:7:LEU:N	2.66	0.48
41:BR:39:LEU:O	41:BR:40:MET:HB2	2.12	0.48
45:BV:38:LEU:HG	45:BV:40:ILE:HD11	1.94	0.48
46:BW:47:GLY:HA3	46:BW:80:SER:HB3	1.95	0.48
46:BW:76:ARG:HG3	46:BW:76:ARG:NH2	2.28	0.48
49:BZ:11:SER:OG	49:BZ:12:ALA:N	2.47	0.48
50:B0:9:ARG:CG	50:B0:9:ARG:NH2	2.69	0.48
1:CB:68:PHE:CE2	1:CB:213:LEU:HD11	2.48	0.48
2:CC:83:VAL:O	2:CC:87:ARG:HG3	2.12	0.48
4:CE:152:VAL:HG21	7:CH:98:LEU:HD22	1.96	0.48
5:CF:68:GLN:HG2	5:CF:69:GLU:N	2.29	0.48
55:CA:198:G:O2'	55:CA:199:A:O5'	2.31	0.48
55:CA:414:A:C5	55:CA:415:A:C2	3.00	0.48
55:CA:519:C:O2'	55:CA:520:A:C5'	2.57	0.48
55:CA:1095:U:H2'	55:CA:1096:C:C6	2.48	0.48
55:CA:1167:A:C8	55:CA:1169:A:N6	2.80	0.48
26:DC:77:VAL:CG2	26:DC:111:ALA:HA	2.42	0.48
29:DF:36:ASN:O	29:DF:37:MET:HB3	2.13	0.48
29:DF:59:ILE:HG23	29:DF:137:PHE:HE1	1.77	0.48
38:DO:34:HIS:O	38:DO:35:ILE:HG12	2.13	0.48
39:DP:10:GLU:HG2	39:DP:10:GLU:O	2.13	0.48
39:DP:13:LYS:HD2	39:DP:13:LYS:H	1.77	0.48
41:DR:51:VAL:HB	41:DR:52:PRO:HD2	1.95	0.48

*Continued on next page...*

*Continued from previous page...*

Atom-1	Atom-2	Interatomic distance (Å)	Clash overlap (Å)
43:DT:38:ALA:HB1	43:DT:81:LYS:HZ2	1.78	0.48
44:DU:90:LYS:HB2	44:DU:92:VAL:HG13	1.96	0.48
52:D2:16:HIS:CD2	24:DA:465:G:H4'	2.49	0.48
53:D3:50:SER:O	53:D3:52:GLY:N	2.47	0.48
24:DA:5:A:H2'	24:DA:6:A:C8	2.48	0.48
24:DA:152:A:C5	24:DA:153:U:C5	3.01	0.48
24:DA:161:A:C6	24:DA:162:U:O4	2.65	0.48
24:DA:223:A:C5	24:DA:422:A:C8	3.02	0.48
24:DA:633:A:C8	24:DA:633:A:O5'	2.59	0.48
24:DA:700:G:C6	24:DA:701:G:C5	3.01	0.48
24:DA:1067:A:H2'	24:DA:1068:G:H5''	1.96	0.48
24:DA:1080:A:O2'	24:DA:1081:U:O4'	2.26	0.48
24:DA:1127:A:N7	24:DA:2488:G:O2'	2.46	0.48
24:DA:1278:C:H2'	24:DA:1279:G:H8	1.78	0.48
24:DA:1388:G:C6	24:DA:1389:G:N7	2.81	0.48
24:DA:2098:U:N3	24:DA:2099:U:O4	2.46	0.48
24:DA:2209:G:C2	24:DA:2216:G:C2	3.01	0.48
24:DA:2464:G:C4	24:DA:2487:G:N2	2.81	0.48
24:DA:2611:C:O2'	24:DA:2612:C:C5'	2.62	0.48
56:DB:50:A:N6	56:DB:51:G:C5	2.81	0.48
3:AD:68:GLU:HB2	21:AA:546:A:P	2.53	0.48
7:AH:65:PHE:CG	7:AH:66:GLN:N	2.80	0.48
10:AK:117:HIS:CD2	21:AA:675:A:H1'	2.48	0.48
15:AP:80:LYS:HB2	15:AP:80:LYS:HZ3	1.77	0.48
16:AQ:58:VAL:CG2	16:AQ:74:LEU:HB2	2.44	0.48
18:AS:5:LYS:HD3	21:AA:1314:C:C5	2.48	0.48
21:AA:6:G:O2'	21:AA:7:A:C8	2.64	0.48
21:AA:172:A:N7	21:AA:174:A:N7	2.61	0.48
21:AA:345:C:H3'	39:BP:33:GLU:CD	2.33	0.48
21:AA:949:A:C4	21:AA:1233:G:N2	2.81	0.48
21:AA:1091:U:H1'	21:AA:1095:U:C2	2.49	0.48
24:BA:49:A:N6	24:BA:177:G:C8	2.82	0.48
24:BA:504:A:C2	24:BA:1234:U:H5''	2.49	0.48
24:BA:794:A:O2'	24:BA:795:C:H5'	2.14	0.48
24:BA:961:C:C2	24:BA:2031:A:C6	3.00	0.48
24:BA:1060:U:O4'	24:BA:1062:G:C5'	2.62	0.48
24:BA:1570:A:H2'	24:BA:1571:A:C8	2.48	0.48
24:BA:1757:A:O2'	24:BA:1758:U:OP1	2.25	0.48
24:BA:1891:G:C5	24:BA:1892:C:C5	3.00	0.48
24:BA:2531:A:C6	24:BA:2532:G:C5	3.02	0.48
24:BA:2583:G:C2	24:BA:2584:U:C2	3.00	0.48

*Continued on next page...*

*Continued from previous page...*

Atom-1	Atom-2	Interatomic distance (Å)	Clash overlap (Å)
24:BA:2602:A:H5''	24:BA:2603:G:C5'	2.44	0.48
25:BB:61:G:C6	25:BB:62:C:C4	3.01	0.48
27:BD:196:ALA:O	27:BD:199:SER:OG	2.20	0.48
30:BG:18:ILE:HD12	30:BG:42:VAL:HG13	1.95	0.48
30:BG:97:VAL:O	30:BG:97:VAL:HG12	2.12	0.48
33:BJ:124:VAL:O	33:BJ:125:TYR:HB2	2.12	0.48
34:BK:76:VAL:HB	39:BP:72:VAL:HG21	1.95	0.48
39:BP:83:ILE:O	39:BP:83:ILE:HG23	2.13	0.48
40:BQ:67:ALA:O	40:BQ:68:ALA:C	2.51	0.48
41:BR:42:ALA:HA	41:BR:46:GLU:CB	2.36	0.48
43:BT:32:LEU:N	43:BT:32:LEU:CD2	2.76	0.48
46:BW:39:GLN:O	46:BW:40:ARG:C	2.52	0.48
51:B1:33:LEU:H	51:B1:51:ALA:HB3	1.78	0.48
53:B3:21:PHE:O	53:B3:22:LYS:O	2.31	0.48
2:CC:128:MET:HE3	2:CC:131:ARG:HD3	1.95	0.48
5:CF:6:ILE:HB	5:CF:62:MET:CB	2.44	0.48
5:CF:6:ILE:HD12	5:CF:6:ILE:N	2.29	0.48
6:CG:149:ALA:HB1	10:CK:55:ARG:HA	1.95	0.48
9:CJ:7:ARG:N	9:CJ:7:ARG:HD2	2.28	0.48
55:CA:73:C:O2'	55:CA:74:A:H5'	2.14	0.48
55:CA:373:A:C4	55:CA:482:A:C5	3.02	0.48
55:CA:390:U:O2'	55:CA:391:G:H5'	2.14	0.48
55:CA:394:G:H2'	55:CA:395:C:H6	1.77	0.48
55:CA:493:A:N1	55:CA:494:G:C6	2.81	0.48
55:CA:812:G:H4'	55:CA:812:G:OP1	2.14	0.48
55:CA:1237:C:OP1	55:CA:1238:A:H1'	2.13	0.48
22:CV:38:A:H2'	22:CV:39:C:H5'	1.95	0.48
26:DC:131:MET:HG2	26:DC:134:ILE:HD11	1.95	0.48
30:DG:66:THR:HG21	24:DA:2757:A:N1	2.28	0.48
30:DG:85:LYS:HD3	30:DG:164:ALA:HB3	1.96	0.48
31:DH:3:VAL:O	31:DH:3:VAL:HG23	2.13	0.48
33:DJ:12:LYS:HB2	33:DJ:41:LYS:HZ2	1.79	0.48
33:DJ:23:LYS:HB3	33:DJ:28:LEU:HD13	1.93	0.48
35:DL:79:LEU:HD12	35:DL:112:LEU:HA	1.94	0.48
35:DL:85:VAL:O	35:DL:86:GLU:HB2	2.13	0.48
38:DO:70:ALA:O	38:DO:74:VAL:HG23	2.13	0.48
40:DQ:46:TYR:HD1	41:DR:74:ILE:HG23	1.78	0.48
41:DR:6:GLN:HA	41:DR:6:GLN:HE21	1.78	0.48
42:DS:49:LYS:HB3	42:DS:49:LYS:NZ	2.28	0.48
42:DS:86:MET:HE2	42:DS:87:PRO:HD2	1.96	0.48
43:DT:40:LYS:HA	43:DT:43:ILE:HG22	1.95	0.48

*Continued on next page...*

*Continued from previous page...*

Atom-1	Atom-2	Interatomic distance (Å)	Clash overlap (Å)
45:DV:14:LYS:HB2	56:DB:98:G:H22	1.77	0.48
48:DY:21:LEU:HA	48:DY:25:GLN:HB3	1.95	0.48
48:DY:52:ARG:C	48:DY:54:LYS:N	2.67	0.48
50:D0:2:VAL:HG11	24:DA:2015:A:C4	2.48	0.48
54:D4:16:ILE:O	54:D4:17:VAL:HG13	2.13	0.48
24:DA:46:G:H2'	24:DA:47:C:C6	2.48	0.48
24:DA:95:A:H2'	24:DA:96:C:O4'	2.13	0.48
24:DA:155:A:O2'	24:DA:156:A:H5'	2.14	0.48
24:DA:799:G:C6	24:DA:800:A:C6	3.01	0.48
24:DA:1223:G:C6	24:DA:1227:G:O6	2.66	0.48
24:DA:1259:G:H2'	24:DA:1260:A:C8	2.48	0.48
24:DA:1378:A:C4	24:DA:1380:G:N7	2.82	0.48
24:DA:1521:G:C6	24:DA:1522:A:N6	2.81	0.48
24:DA:1935:G:C6	24:DA:1962:C:C6	3.01	0.48
24:DA:2021:C:H4'	24:DA:2022:U:OP2	2.13	0.48
24:DA:2307:G:O2'	24:DA:2308:G:OP2	2.31	0.48
24:DA:2656:U:O2'	24:DA:2657:A:C5'	2.60	0.48
1:AB:96:LEU:N	1:AB:99:MET:HE2	2.28	0.48
1:AB:131:LYS:HE2	1:AB:135:MET:HG2	1.95	0.48
1:AB:164:ASP:HB3	1:AB:167:HIS:CB	2.41	0.48
2:AC:149:LYS:HG3	2:AC:200:TRP:CE3	2.49	0.48
2:AC:166:TRP:HE3	2:AC:166:TRP:N	2.04	0.48
3:AD:105:GLY:C	3:AD:107:GLY:H	2.16	0.48
4:AE:30:PHE:N	4:AE:30:PHE:CD1	2.81	0.48
7:AH:112:ASP:O	7:AH:116:ARG:HB2	2.12	0.48
8:AI:37:TYR:OH	8:AI:74:GLN:NE2	2.46	0.48
9:AJ:80:THR:O	9:AJ:83:THR:HG22	2.13	0.48
11:AL:119:LYS:HG2	21:AA:36:C:O3'	2.13	0.48
12:AM:23:GLY:HA3	12:AM:64:VAL:HG12	1.96	0.48
15:AP:6:LEU:HD13	15:AP:71:VAL:CG2	2.43	0.48
17:AR:22:TYR:HB2	17:AR:61:ALA:HB2	1.94	0.48
18:AS:30:LEU:N	18:AS:30:LEU:CD1	2.77	0.48
21:AA:79:G:C4	21:AA:80:A:C8	3.02	0.48
21:AA:373:A:C8	21:AA:482:A:C8	3.01	0.48
21:AA:519:C:O2'	21:AA:520:A:C5'	2.59	0.48
21:AA:652:U:H1'	21:AA:653:U:C5	2.49	0.48
21:AA:966:G:O2'	21:AA:967:C:O5'	2.30	0.48
24:BA:63:A:C2	24:BA:64:A:C8	3.02	0.48
24:BA:203:A:H8	24:BA:203:A:O5'	1.96	0.48
24:BA:411:G:O2'	24:BA:412:A:H5''	2.13	0.48
24:BA:463:G:N2	24:BA:467:G:C5	2.82	0.48

*Continued on next page...*

*Continued from previous page...*

Atom-1	Atom-2	Interatomic distance (Å)	Clash overlap (Å)
24:BA:542:C:H2'	24:BA:542:C:O2	2.13	0.48
24:BA:927:A:C6	24:BA:928:A:C6	3.01	0.48
24:BA:954:G:N7	24:BA:955:U:C5	2.81	0.48
24:BA:1060:U:C5'	24:BA:1061:U:OP1	2.62	0.48
24:BA:1112:G:H2'	24:BA:1113:U:C6	2.49	0.48
24:BA:1213:A:C2	24:BA:1214:A:C4	3.00	0.48
24:BA:1300:G:N2	24:BA:1634:A:N3	2.62	0.48
24:BA:1342:A:N6	24:BA:1397:U:C5	2.81	0.48
24:BA:1443:U:H2'	24:BA:1444:G:H8	1.77	0.48
24:BA:1467:U:C4	24:BA:1468:U:C5	3.01	0.48
24:BA:1886:U:H2'	24:BA:1887:C:H6	1.78	0.48
24:BA:2305:U:N3	24:BA:2306:C:C2	2.81	0.48
24:BA:2432:A:C4	24:BA:2433:A:N7	2.81	0.48
24:BA:2478:A:C8	24:BA:2529:G:N7	2.81	0.48
25:BB:26:C:H2'	25:BB:27:C:C6	2.48	0.48
26:BC:105:ALA:O	26:BC:106:PRO:O	2.30	0.48
27:BD:129:THR:HG22	27:BD:130:GLN:O	2.13	0.48
30:BG:82:PHE:HB2	30:BG:134:GLY:O	2.13	0.48
30:BG:164:ALA:C	30:BG:166:GLU:H	2.17	0.48
32:BI:105:LEU:HA	32:BI:108:ILE:HD12	1.95	0.48
42:BS:107:VAL:O	42:BS:107:VAL:HG12	2.13	0.48
4:CE:35:LEU:HD11	4:CE:136:VAL:HG11	1.96	0.48
4:CE:80:LEU:HD13	4:CE:80:LEU:O	2.14	0.48
6:CG:4:ARG:CZ	6:CG:6:ILE:HG22	2.43	0.48
6:CG:132:THR:O	6:CG:133:ALA:HB2	2.14	0.48
7:CH:28:SER:HB3	7:CH:56:PRO:HB2	1.95	0.48
7:CH:94:VAL:HG21	7:CH:100:ILE:O	2.13	0.48
17:CR:40:PRO:HB2	17:CR:42:ARG:HG2	1.95	0.48
19:CT:66:ILE:HD12	19:CT:70:LYS:HB3	1.95	0.48
19:CT:81:GLN:NE2	55:CA:258:G:H5'	2.28	0.48
20:CU:36:PHE:HB3	20:CU:40:PRO:CD	2.34	0.48
55:CA:9:G:N3	55:CA:10:A:C8	2.81	0.48
55:CA:177:G:C2'	55:CA:178:C:H5'	2.43	0.48
55:CA:247:G:C2	55:CA:248:C:C6	3.01	0.48
55:CA:286:C:H2'	55:CA:287:U:O4'	2.13	0.48
55:CA:726:C:H2'	55:CA:727:G:O4'	2.13	0.48
55:CA:959:A:C5	55:CA:1222:G:O2'	2.66	0.48
55:CA:1381:U:O2'	55:CA:1382:C:H6	1.82	0.48
26:DC:155:ARG:N	24:DA:1819:A:OP1	2.45	0.48
26:DC:173:LEU:HD22	26:DC:181:ARG:O	2.13	0.48
27:DD:16:THR:HG22	27:DD:20:VAL:H	1.78	0.48

*Continued on next page...*

*Continued from previous page...*

Atom-1	Atom-2	Interatomic distance (Å)	Clash overlap (Å)
28:DE:71:GLY:N	24:DA:674:G:H5''	2.26	0.48
28:DE:134:LEU:HA	28:DE:137:LYS:HB2	1.95	0.48
29:DF:107:VAL:C	29:DF:109:ARG:N	2.66	0.48
32:DI:48:ILE:HG13	32:DI:49:GLU:N	2.28	0.48
37:DN:42:LYS:HA	37:DN:45:ARG:HD3	1.96	0.48
37:DN:72:ASP:OD1	37:DN:75:ILE:HG23	2.14	0.48
42:DS:2:GLU:HA	42:DS:2:GLU:OE2	2.13	0.48
44:DU:34:ILE:HG12	44:DU:63:ALA:HA	1.96	0.48
47:DX:22:ASN:ND2	24:DA:2079:U:O2'	2.46	0.48
24:DA:38:A:C2	24:DA:442:G:C2	3.02	0.48
24:DA:82:U:H2'	24:DA:83:A:O4'	2.13	0.48
24:DA:215:G:C4'	24:DA:216:A:H4'	2.44	0.48
24:DA:285:G:H2'	24:DA:286:U:H6	1.79	0.48
24:DA:1068:G:C8	24:DA:1069:A:N7	2.81	0.48
24:DA:1204:A:N1	24:DA:1241:A:N1	2.60	0.48
24:DA:1370:C:H2'	24:DA:1371:G:O4'	2.12	0.48
24:DA:1403:A:C6	24:DA:1404:C:C4	3.02	0.48
24:DA:1965:C:H2'	24:DA:1966:A:C8	2.48	0.48
24:DA:2239:G:H2'	24:DA:2240:U:C6	2.49	0.48
24:DA:2311:A:H5'	24:DA:2312:U:C6	2.49	0.48
24:DA:2379:G:H2'	24:DA:2380:C:H6	1.78	0.48
24:DA:2586:U:H2'	24:DA:2587:A:C8	2.47	0.48
24:DA:2720:U:C4	24:DA:2872:A:C2	3.01	0.48
24:DA:2788:C:H2'	24:DA:2789:C:H6	1.77	0.48
24:DA:2825:G:C4	24:DA:2826:A:C8	3.01	0.48
56:DB:52:A:H1'	56:DB:53:A:N7	2.29	0.48
56:DB:64:G:H5''	56:DB:65:U:OP2	2.12	0.48
1:AB:58:LYS:HZ1	1:AB:62:ARG:HD2	1.79	0.48
2:AC:131:ARG:O	2:AC:135:ARG:HG2	2.13	0.48
3:AD:168:THR:HG22	3:AD:183:ARG:NH2	2.29	0.48
4:AE:20:VAL:HG21	21:AA:1081:A:P	2.54	0.48
6:AG:90:VAL:HG23	6:AG:94:ARG:HD3	1.96	0.48
10:AK:115:ILE:HG22	10:AK:115:ILE:O	2.13	0.48
13:AN:52:ARG:HH22	21:AA:1219:A:H5''	1.76	0.48
13:AN:81:ILE:HG21	21:AA:1202:U:N3	2.29	0.48
16:AQ:61:ARG:O	16:AQ:72:TRP:CE3	2.67	0.48
19:AT:26:MET:O	19:AT:27:MET:C	2.51	0.48
19:AT:60:GLN:O	19:AT:63:LYS:HB2	2.13	0.48
21:AA:80:A:C2	21:AA:90:C:C2	3.01	0.48
21:AA:250:A:H4'	21:AA:251:G:O5'	2.13	0.48
21:AA:253:A:O2'	21:AA:254:G:H8	1.97	0.48

*Continued on next page...*



*Continued from previous page...*

Atom-1	Atom-2	Interatomic distance (Å)	Clash overlap (Å)
21:AA:372:C:H4'	21:AA:373:A:OP1	2.13	0.48
21:AA:928:G:C2	21:AA:1390:U:O2	2.66	0.48
21:AA:1323:G:C2'	21:AA:1324:A:C8	2.97	0.48
24:BA:85:G:O6	24:BA:98:G:C6	2.67	0.48
24:BA:308:G:H1'	24:BA:501:A:OP1	2.14	0.48
24:BA:309:A:C4	24:BA:330:A:C2	3.01	0.48
24:BA:341:C:H2'	24:BA:342:A:H8	1.79	0.48
24:BA:452:G:C6	24:BA:453:A:C6	3.02	0.48
24:BA:527:C:N3	24:BA:2779:U:H2'	2.29	0.48
24:BA:738:G:N2	24:BA:759:G:C4	2.82	0.48
24:BA:858:G:C5	24:BA:2268:A:C2	3.02	0.48
24:BA:969:G:C2	24:BA:970:U:C2	3.02	0.48
24:BA:1135:C:N4	24:BA:1139:G:C6	2.82	0.48
24:BA:1142:A:C4	24:BA:1144:A:C8	3.02	0.48
24:BA:1570:A:N6	24:BA:1571:A:N6	2.61	0.48
24:BA:1905:C:H2'	24:BA:1930:G:C8	2.49	0.48
24:BA:1957:C:H2'	24:BA:1958:C:H6	1.78	0.48
24:BA:2134:A:N6	24:BA:2135:A:C6	2.82	0.48
24:BA:2264:C:H41	46:BW:11:ASN:HD21	1.58	0.48
24:BA:2715:C:H2'	24:BA:2716:C:O4'	2.13	0.48
24:BA:2823:A:H2'	24:BA:2824:C:H5'	1.96	0.48
25:BB:113:C:H1'	38:BO:46:GLU:HA	1.94	0.48
27:BD:101:PHE:HE2	27:BD:203:VAL:CG2	2.23	0.48
28:BE:44:ARG:HG3	28:BE:44:ARG:NH2	2.29	0.48
30:BG:25:ILE:HD11	30:BG:71:LEU:HD12	1.96	0.48
32:BI:6:ALA:HB3	32:BI:60:VAL:H	1.79	0.48
34:BK:118:LEU:N	34:BK:118:LEU:CD1	2.77	0.48
39:BP:46:VAL:O	39:BP:46:VAL:HG12	2.14	0.48
52:B2:22:MET:SD	52:B2:31:LEU:HD12	2.53	0.48
2:CC:175:HIS:CD2	55:CA:1189:U:O2'	2.67	0.48
6:CG:42:VAL:HG12	6:CG:43:TYR:CD2	2.49	0.48
10:CK:90:PRO:O	10:CK:92:ARG:N	2.47	0.48
12:CM:97:ARG:CZ	55:CA:1308:U:C5	2.96	0.48
13:CN:12:ARG:HG2	13:CN:53:ASP:OD1	2.12	0.48
16:CQ:46:HIS:HB2	16:CQ:70:LYS:CE	2.43	0.48
55:CA:94:G:O2'	55:CA:95:C:H5'	2.13	0.48
55:CA:198:G:O6	55:CA:220:G:C5	2.67	0.48
55:CA:846:G:O2'	55:CA:847:G:H5'	2.12	0.48
55:CA:945:G:C2	55:CA:1337:G:C2	3.01	0.48
55:CA:1288:A:H2'	55:CA:1289:A:H8	1.78	0.48
55:CA:1443:C:H2'	55:CA:1444:U:O4'	2.14	0.48

*Continued on next page...*



*Continued from previous page...*

Atom-1	Atom-2	Interatomic distance (Å)	Clash overlap (Å)
55:CA:1496:C:H2'	55:CA:1497:G:O4'	2.13	0.48
28:DE:106:LYS:HG3	28:DE:200:LEU:HD12	1.96	0.48
34:DK:17:ARG:CG	34:DK:18:ARG:N	2.70	0.48
37:DN:71:ARG:NH2	24:DA:2708:G:H1'	2.29	0.48
39:DP:52:ARG:HH11	39:DP:52:ARG:HG2	1.79	0.48
41:DR:19:THR:HG22	41:DR:20:VAL:N	2.28	0.48
41:DR:24:LYS:HA	41:DR:94:THR:CG2	2.44	0.48
44:DU:16:LYS:CB	24:DA:329:G:O6	2.50	0.48
44:DU:91:LYS:HZ3	24:DA:296:U:C4'	2.26	0.48
45:DV:21:ARG:C	45:DV:23:ALA:H	2.17	0.48
45:DV:69:GLU:HG2	45:DV:70:ILE:N	2.29	0.48
46:DW:37:VAL:O	46:DW:38:ARG:HB2	2.13	0.48
47:DX:2:ARG:HG2	24:DA:1365:A:OP2	2.14	0.48
47:DX:31:ASN:HB3	24:DA:2230:G:H1'	1.96	0.48
24:DA:93:G:N2	24:DA:94:A:H1'	2.29	0.48
24:DA:324:A:N6	24:DA:339:U:H5'	2.28	0.48
24:DA:734:A:C4	24:DA:735:A:C8	3.01	0.48
24:DA:783:A:H2'	24:DA:784:G:H4'	1.95	0.48
24:DA:1267:U:O2'	24:DA:1268:A:H5'	2.13	0.48
24:DA:1269:A:H2'	24:DA:1270:C:C6	2.48	0.48
24:DA:1439:A:C2	24:DA:1552:A:C4	2.96	0.48
24:DA:1496:A:O3'	24:DA:1497:U:C6	2.67	0.48
24:DA:1572:A:H2'	24:DA:1573:G:C8	2.48	0.48
24:DA:1816:C:O2'	24:DA:1817:G:P	2.71	0.48
24:DA:2204:G:H2'	24:DA:2205:A:C8	2.49	0.48
24:DA:2311:A:N3	24:DA:2311:A:C2'	2.74	0.48
24:DA:2544:G:HO2'	24:DA:2545:G:H8	1.59	0.48
3:AD:75:TYR:CG	3:AD:203:TYR:HD1	2.32	0.48
4:AE:80:LEU:HD23	4:AE:122:VAL:HG21	1.95	0.48
4:AE:96:GLN:OE1	4:AE:97:PRO:HD2	2.14	0.48
6:AG:3:ARG:O	6:AG:5:VAL:HG13	2.14	0.48
7:AH:6:ILE:HB	7:AH:76:ARG:NH1	2.20	0.48
7:AH:17:GLN:OE1	7:AH:69:ALA:HB1	2.14	0.48
8:AI:25:GLY:HA2	8:AI:60:LEU:O	2.14	0.48
21:AA:77:A:H8	21:AA:77:A:OP2	1.96	0.48
21:AA:363:A:N6	21:AA:364:A:C6	2.81	0.48
21:AA:414:A:N6	21:AA:431:A:N3	2.62	0.48
21:AA:1168:U:H5''	21:AA:1169:A:OP2	2.14	0.48
21:AA:1365:G:O2'	21:AA:1366:C:H6	1.96	0.48
21:AA:1365:G:O2'	21:AA:1366:C:O5'	2.32	0.48
24:BA:163:C:O2'	24:BA:164:C:H5''	2.12	0.48

*Continued on next page...*

*Continued from previous page...*

Atom-1	Atom-2	Interatomic distance (Å)	Clash overlap (Å)
24:BA:176:A:H2'	24:BA:177:G:O4'	2.14	0.48
24:BA:210:C:H2'	24:BA:211:C:H6	1.77	0.48
24:BA:237:C:O2'	24:BA:238:C:H5'	2.13	0.48
24:BA:600:G:C6	24:BA:601:C:C4	3.01	0.48
24:BA:646:U:H6	24:BA:646:U:H5''	1.77	0.48
24:BA:682:G:C2	24:BA:683:U:C6	3.01	0.48
24:BA:704:G:C2'	24:BA:726:G:H22	2.26	0.48
24:BA:876:C:H2'	24:BA:877:A:O4'	2.14	0.48
24:BA:1071:G:C4	24:BA:1089:A:C6	3.02	0.48
24:BA:1192:G:O2'	24:BA:1193:G:H5'	2.13	0.48
24:BA:1444:G:H2'	24:BA:1445:G:H8	1.78	0.48
24:BA:1705:A:N6	24:BA:1706:C:N4	2.62	0.48
24:BA:1735:A:C6	24:BA:1736:U:C4	3.01	0.48
24:BA:2216:G:H2'	24:BA:2217:G:C8	2.49	0.48
24:BA:2587:A:H5''	24:BA:2588:G:OP2	2.14	0.48
25:BB:56:G:H5''	25:BB:57:A:OP1	2.13	0.48
27:BD:114:LYS:N	27:BD:114:LYS:CE	2.61	0.48
29:BF:19:PHE:O	29:BF:20:ASN:C	2.52	0.48
31:BH:12:LEU:HD12	31:BH:19:VAL:HG11	1.94	0.48
31:BH:96:THR:H	31:BH:97:ARG:HH12	1.54	0.48
38:BO:30:ARG:HG2	38:BO:31:THR:N	2.27	0.48
39:BP:30:TRP:CD1	39:BP:81:ASP:HB2	2.49	0.48
39:BP:80:VAL:O	39:BP:81:ASP:HB3	2.11	0.48
40:BQ:17:LEU:O	40:BQ:20:ALA:HB3	2.13	0.48
40:BQ:91:ARG:NH2	40:BQ:93:ILE:CD1	2.74	0.48
42:BS:51:LEU:O	42:BS:51:LEU:HD12	2.13	0.48
43:BT:28:ASN:HA	43:BT:91:GLN:CD	2.33	0.48
46:BW:19:ARG:NH2	46:BW:22:VAL:HG21	2.28	0.48
1:CB:57:ASN:OD1	1:CB:219:THR:O	2.32	0.48
1:CB:103:TRP:CH2	1:CB:156:LEU:HB3	2.49	0.48
6:CG:113:LYS:O	6:CG:118:ARG:NH2	2.37	0.48
10:CK:44:ALA:HB1	10:CK:68:ARG:NH2	2.28	0.48
16:CQ:78:VAL:HG12	16:CQ:79:GLU:H	1.79	0.48
18:CS:77:ARG:HH21	55:CA:1222:G:H5'	1.78	0.48
19:CT:46:ALA:C	19:CT:48:LYS:H	2.17	0.48
55:CA:111:G:H2'	55:CA:112:G:C8	2.48	0.48
55:CA:216:U:H2'	55:CA:217:C:C6	2.48	0.48
55:CA:259:G:H2'	55:CA:260:G:C8	2.49	0.48
55:CA:584:G:H2'	55:CA:585:G:H8	1.78	0.48
55:CA:695:A:N1	55:CA:696:A:C2	2.82	0.48
55:CA:713:G:H2'	55:CA:714:G:C8	2.48	0.48

*Continued on next page...*

*Continued from previous page...*

Atom-1	Atom-2	Interatomic distance (Å)	Clash overlap (Å)
55:CA:754:C:O2	55:CA:754:C:C2'	2.62	0.48
55:CA:960:U:C4	55:CA:1225:A:H1'	2.49	0.48
55:CA:1101:A:C4'	55:CA:1102:A:O5'	2.49	0.48
55:CA:1265:C:N4	55:CA:1266:G:O6	2.46	0.48
55:CA:1430:A:H2'	55:CA:1430:A:N3	2.29	0.48
55:CA:1487:G:C6	55:CA:1488:G:N7	2.82	0.48
26:DC:166:ARG:CB	26:DC:171:VAL:HG22	2.44	0.48
27:DD:118:PHE:HE1	27:DD:119:ALA:O	1.96	0.48
29:DF:19:PHE:HB3	29:DF:21:TYR:CE2	2.49	0.48
31:DH:54:LEU:HA	31:DH:57:LYS:HG3	1.94	0.48
31:DH:57:LYS:HE3	31:DH:58:LEU:HD13	1.95	0.48
33:DJ:12:LYS:HB2	33:DJ:41:LYS:NZ	2.28	0.48
34:DK:76:VAL:HB	39:DP:72:VAL:HG22	1.96	0.48
35:DL:21:ARG:NH1	24:DA:811:U:C4	2.82	0.48
37:DN:78:LYS:O	37:DN:82:GLU:HB3	2.14	0.48
38:DO:25:ARG:HA	38:DO:91:SER:O	2.13	0.48
40:DQ:4:LYS:O	40:DQ:5:ARG:HB2	2.14	0.48
40:DQ:77:LYS:CE	40:DQ:116:LEU:HD11	2.44	0.48
42:DS:32:ALA:O	42:DS:33:LEU:HB2	2.12	0.48
46:DW:38:ARG:NH2	24:DA:2262:U:H5''	2.28	0.48
49:DZ:4:ILE:HG21	49:DZ:56:VAL:HG13	1.95	0.48
24:DA:876:C:H3'	24:DA:877:A:C8	2.49	0.48
24:DA:1316:U:O2'	24:DA:1317:G:H5'	2.13	0.48
24:DA:1611:C:O2'	24:DA:1612:C:H5'	2.14	0.48
24:DA:1775:U:OP1	24:DA:1979:U:O2'	2.30	0.48
24:DA:2051:A:H61	24:DA:2614:A:C2'	2.26	0.48
24:DA:2283:C:O2'	24:DA:2284:A:H5'	2.14	0.48
1:AB:180:ILE:HG22	1:AB:180:ILE:O	2.13	0.48
2:AC:21:TRP:HB3	2:AC:57:GLU:HA	1.95	0.48
3:AD:55:ARG:HH12	3:AD:58:GLN:HG2	1.79	0.48
6:AG:71:THR:C	6:AG:90:VAL:HG12	2.33	0.48
6:AG:92:PRO:O	6:AG:93:VAL:HG13	2.14	0.48
8:AI:79:ARG:NH1	8:AI:102:PHE:HD1	2.12	0.48
12:AM:14:ALA:HB3	12:AM:40:GLU:O	2.14	0.48
12:AM:80:MET:HG2	12:AM:91:ARG:HB2	1.96	0.48
15:AP:46:LYS:HZ1	15:AP:48:GLU:H	1.61	0.48
20:AU:10:PRO:HG3	2:CC:48:LYS:HE2	1.95	0.48
21:AA:150:U:H2'	21:AA:151:A:H8	1.79	0.48
21:AA:390:U:O2'	21:AA:391:G:H5'	2.14	0.48
21:AA:481:G:HO2'	21:AA:482:A:H8	1.59	0.48
21:AA:775:G:C2'	21:AA:776:G:H5'	2.44	0.48

*Continued on next page...*

*Continued from previous page...*

Atom-1	Atom-2	Interatomic distance (Å)	Clash overlap (Å)
21:AA:1084:G:N7	21:AA:1085:U:C4	2.81	0.48
21:AA:1239:A:H4'	21:AA:1240:U:H5'	1.95	0.48
21:AA:1489:G:C2'	21:AA:1490:U:H5'	2.44	0.48
24:BA:49:A:C5'	24:BA:51:G:H5'	2.42	0.48
24:BA:96:C:H2'	24:BA:97:C:H6	1.79	0.48
24:BA:357:C:H2'	24:BA:358:U:C6	2.49	0.48
24:BA:858:G:C2	24:BA:2268:A:H2'	2.49	0.48
24:BA:960:A:H2'	24:BA:962:G:H5'	1.96	0.48
24:BA:1021:A:H61	24:BA:1142:A:H61	1.61	0.48
24:BA:1079:C:N3	24:BA:1080:A:C8	2.82	0.48
24:BA:1344:U:O2'	24:BA:1345:C:P	2.71	0.48
24:BA:1428:C:C5	24:BA:1569:A:H5''	2.48	0.48
24:BA:1439:A:C8	24:BA:1440:U:C6	3.01	0.48
24:BA:2197:U:P	3:CD:150:LYS:HE3	2.54	0.48
24:BA:2345:G:C5	24:BA:2381:A:C2	3.02	0.48
24:BA:2560:A:C6	24:BA:2561:U:C4	3.01	0.48
24:BA:2581:G:C5	24:BA:2610:C:C4	3.02	0.48
24:BA:2839:G:C4	24:BA:2840:C:C6	3.02	0.48
28:BE:32:VAL:HG23	28:BE:33:VAL:H	1.79	0.48
28:BE:108:ILE:HD13	28:BE:109:LEU:N	2.29	0.48
28:BE:145:ASP:HA	28:BE:166:LYS:O	2.12	0.48
36:BM:12:MET:HB2	36:BM:72:PRO:HG2	1.95	0.48
43:BT:29:THR:HA	43:BT:86:THR:CA	2.42	0.48
45:BV:93:ARG:O	45:BV:94:ALA:HB2	2.13	0.48
1:CB:34:ARG:HD3	1:CB:35:ASN:N	2.28	0.48
2:CC:156:LEU:HD23	2:CC:156:LEU:N	2.28	0.48
3:CD:84:ASN:ND2	4:CE:101:GLY:O	2.47	0.48
3:CD:117:VAL:O	3:CD:130:ASN:HA	2.14	0.48
4:CE:44:ARG:CG	4:CE:72:ASN:HA	2.42	0.48
6:CG:9:ARG:HG3	6:CG:10:LYS:N	2.28	0.48
7:CH:68:LYS:HD3	7:CH:69:ALA:H	1.79	0.48
8:CI:119:LYS:NZ	55:CA:1351:U:H5	2.11	0.48
9:CJ:9:ARG:HH21	9:CJ:71:LEU:CD2	2.27	0.48
11:CL:112:ALA:HB2	55:CA:503:C:OP2	2.13	0.48
12:CM:18:LEU:HB3	12:CM:21:ILE:HD12	1.95	0.48
12:CM:92:ARG:HA	12:CM:92:ARG:NE	2.29	0.48
18:CS:28:LYS:O	18:CS:30:LEU:HD12	2.14	0.48
55:CA:382:A:N7	55:CA:383:A:C6	2.82	0.48
55:CA:953:G:N2	55:CA:1229:A:C4	2.82	0.48
55:CA:961:U:O5'	55:CA:961:U:H6	1.96	0.48
55:CA:1023:U:H2'	55:CA:1024:G:C8	2.49	0.48

*Continued on next page...*

*Continued from previous page...*

Atom-1	Atom-2	Interatomic distance (Å)	Clash overlap (Å)
55:CA:1183:U:O2'	55:CA:1184:G:OP1	2.31	0.48
55:CA:1246:A:H2'	55:CA:1247:U:O4'	2.14	0.48
55:CA:1248:A:C5	55:CA:1290:G:N2	2.82	0.48
26:DC:130:PRO:CD	26:DC:188:ARG:HG3	2.44	0.48
27:DD:4:LEU:HD12	27:DD:32:ASN:OD1	2.14	0.48
28:DE:63:LYS:HE2	28:DE:63:LYS:HA	1.96	0.48
31:DH:104:THR:O	31:DH:104:THR:HG23	2.12	0.48
36:DM:81:ARG:NH2	36:DM:84:LYS:HE2	2.29	0.48
36:DM:108:VAL:HG11	36:DM:112:LEU:HD12	1.96	0.48
37:DN:1:MET:O	37:DN:2:ARG:HB2	2.14	0.48
40:DQ:47:ARG:NE	40:DQ:48:ASP:OD2	2.47	0.48
42:DS:9:HIS:H	42:DS:102:HIS:CE1	2.32	0.48
43:DT:34:VAL:O	43:DT:34:VAL:HG12	2.14	0.48
45:DV:26:PHE:CE2	45:DV:42:LEU:HD12	2.48	0.48
46:DW:20:LEU:HD11	46:DW:35:ILE:HG13	1.96	0.48
46:DW:37:VAL:CG2	46:DW:38:ARG:HH11	2.26	0.48
48:DY:17:GLU:HG2	48:DY:50:VAL:HG13	1.96	0.48
24:DA:105:C:H2'	24:DA:106:C:H6	1.79	0.48
24:DA:142:A:H8	24:DA:142:A:C5'	2.25	0.48
24:DA:170:U:H6	24:DA:170:U:O5'	1.97	0.48
24:DA:223:A:C6	24:DA:422:A:N7	2.81	0.48
24:DA:365:U:H2'	24:DA:366:C:C6	2.49	0.48
24:DA:612:G:N2	24:DA:614:A:H1'	2.29	0.48
24:DA:970:U:H2'	24:DA:971:G:H8	1.77	0.48
24:DA:1275:A:O2'	24:DA:1276:A:C4'	2.62	0.48
24:DA:1361:G:C6	24:DA:1362:C:C4	3.02	0.48
24:DA:1731:G:N3	24:DA:1733:G:C8	2.81	0.48
24:DA:1835:G:H1'	24:DA:1931:U:C2	2.48	0.48
24:DA:1865:U:C4	24:DA:1875:G:C2	3.02	0.48
24:DA:2271:G:H2'	24:DA:2272:U:C6	2.49	0.48
24:DA:2511:U:H2'	24:DA:2512:C:O4'	2.14	0.48
24:DA:2618:G:C5	24:DA:2619:C:C5	3.02	0.48
24:DA:2696:U:H2'	24:DA:2697:G:C8	2.49	0.48
24:DA:2728:U:H2'	24:DA:2729:G:C8	2.49	0.48
56:DB:49:C:C6	56:DB:49:C:OP2	2.67	0.48
1:AB:183:PHE:N	1:AB:183:PHE:CD2	2.81	0.48
2:AC:119:ILE:HA	2:AC:122:GLN:CG	2.44	0.48
3:AD:36:ALA:HB1	21:AA:426:U:H5''	1.95	0.48
3:AD:187:ARG:NH1	3:AD:190:LEU:O	2.47	0.48
4:AE:155:LYS:HB3	7:AH:64:TYR:C	2.35	0.48
5:AF:64:VAL:HG12	5:AF:65:GLU:N	2.29	0.48

*Continued on next page...*

*Continued from previous page...*

Atom-1	Atom-2	Interatomic distance (Å)	Clash overlap (Å)
11:AL:30:ARG:NH1	59:AL:201:HOH:O	2.46	0.48
13:AN:20:PHE:O	13:AN:22:LYS:N	2.46	0.48
14:AO:73:ASP:CG	14:AO:76:ARG:HG3	2.34	0.48
19:AT:79:THR:HA	19:AT:82:ILE:CG1	2.43	0.48
21:AA:20:U:C4	21:AA:21:G:C5	3.02	0.48
21:AA:33:A:O2'	21:AA:34:C:H5'	2.14	0.48
21:AA:212:G:O2'	21:AA:213:G:O5'	2.32	0.48
21:AA:493:A:C6	21:AA:494:G:N1	2.82	0.48
21:AA:786:G:N2	21:AA:787:A:H1'	2.29	0.48
21:AA:1510:C:H2'	21:AA:1511:G:H8	1.79	0.48
24:BA:397:U:H2'	24:BA:398:C:C6	2.48	0.48
24:BA:515:A:H2	24:BA:1260:A:N3	2.11	0.48
24:BA:580:U:O3'	40:BQ:30:VAL:HG13	2.14	0.48
24:BA:695:G:OP1	24:BA:1380:G:O2'	2.28	0.48
24:BA:809:G:C5	24:BA:810:U:C5	3.02	0.48
24:BA:906:U:C2'	24:BA:907:G:O5'	2.62	0.48
24:BA:1060:U:O4'	24:BA:1062:G:H5''	2.14	0.48
24:BA:1392:A:C6	24:BA:1393:A:N6	2.81	0.48
24:BA:1683:U:O2'	24:BA:1684:G:C8	2.62	0.48
24:BA:1739:A:H2'	24:BA:1740:G:C8	2.49	0.48
24:BA:1856:U:H3	24:BA:1886:U:H3	1.60	0.48
24:BA:1871:A:H2'	24:BA:1872:A:C8	2.49	0.48
24:BA:2075:U:H2'	24:BA:2077:A:OP1	2.13	0.48
24:BA:2153:C:O5'	24:BA:2153:C:H6	1.95	0.48
24:BA:2311:A:C8	29:BF:76:PHE:CZ	3.02	0.48
25:BB:12:C:C5	46:BW:72:GLY:HA3	2.48	0.48
26:BC:114:GLN:O	26:BC:115:ILE:HD12	2.14	0.48
27:BD:49:GLN:HB2	27:BD:81:GLU:HG2	1.96	0.48
27:BD:63:PRO:O	27:BD:64:GLU:C	2.51	0.48
29:BF:107:VAL:HG11	29:BF:175:PRO:HG2	1.96	0.48
33:BJ:25:LEU:HB2	33:BJ:62:VAL:CG2	2.44	0.48
33:BJ:88:THR:HG23	33:BJ:90:GLU:HG3	1.95	0.48
46:BW:49:ASN:ND2	46:BW:50:VAL:N	2.62	0.48
49:BZ:12:ALA:HA	49:BZ:15:ARG:HD3	1.96	0.48
54:B4:1:MET:SD	54:B4:36:ARG:HB2	2.54	0.48
1:CB:11:ALA:HB1	1:CB:211:LEU:HD21	1.95	0.48
2:CC:18:ASN:ND2	2:CC:53:ARG:HH11	2.08	0.48
3:CD:31:CYS:C	3:CD:33:ILE:H	2.18	0.48
4:CE:38:VAL:HG21	4:CE:66:ALA:O	2.12	0.48
4:CE:129:SER:HA	59:CE:201:HOH:O	2.14	0.48
7:CH:29:SER:HB3	55:CA:589:U:H5''	1.96	0.48

*Continued on next page...*



*Continued from previous page...*

Atom-1	Atom-2	Interatomic distance (Å)	Clash overlap (Å)
8:CI:98:ARG:CZ	55:CA:1178:G:H5''	2.43	0.48
12:CM:21:ILE:HB	12:CM:24:VAL:HG23	1.95	0.48
14:CO:31:LEU:HD22	14:CO:58:MET:HB3	1.95	0.48
19:CT:2:ASN:ND2	55:CA:351:G:OP1	2.46	0.48
55:CA:363:A:H2'	55:CA:364:A:O4'	2.13	0.48
55:CA:755:G:C2	55:CA:756:C:C4	3.01	0.48
55:CA:880:C:H2'	55:CA:881:G:H5'	1.95	0.48
55:CA:956:U:H2'	55:CA:957:U:H6	1.77	0.48
55:CA:1193:G:C2	55:CA:1194:U:C6	3.02	0.48
55:CA:1435:G:C6	55:CA:1436:U:C4	3.02	0.48
55:CA:1460:C:C2	55:CA:1461:G:C8	3.02	0.48
55:CA:1462:C:H4'	39:DP:111:GLU:OE1	2.14	0.48
29:DF:36:ASN:O	29:DF:37:MET:CB	2.61	0.48
30:DG:117:PRO:HD2	30:DG:120:ILE:CG2	2.44	0.48
34:DK:9:ASN:HD21	34:DK:17:ARG:CZ	2.27	0.48
34:DK:119:ALA:O	34:DK:120:PRO:C	2.52	0.48
38:DO:4:LYS:HG3	38:DO:8:ILE:CD1	2.43	0.48
38:DO:94:ARG:HD3	38:DO:99:TYR:HB2	1.96	0.48
43:DT:40:LYS:HA	43:DT:43:ILE:CG2	2.44	0.48
45:DV:26:PHE:HA	45:DV:27:PRO:HD2	1.75	0.48
46:DW:44:PHE:CE2	46:DW:76:ARG:NE	2.82	0.48
48:DY:40:SER:HB2	24:DA:95:A:H1'	1.96	0.48
24:DA:55:G:H2'	24:DA:55:G:N3	2.29	0.48
24:DA:126:A:O2'	24:DA:127:A:C5'	2.62	0.48
24:DA:802:A:C5	24:DA:803:U:C4	3.02	0.48
24:DA:1089:A:H2	24:DA:1090:A:H62	1.62	0.48
24:DA:1424:G:H2'	24:DA:1425:G:C8	2.49	0.48
24:DA:1725:U:H2'	24:DA:1726:C:C6	2.49	0.48
24:DA:1775:U:H2'	24:DA:1776:G:O4'	2.14	0.48
24:DA:1931:U:O2'	24:DA:1932:A:H5'	2.14	0.48
24:DA:1945:G:O2'	24:DA:1946:U:C5'	2.53	0.48
24:DA:2189:U:C2	24:DA:2190:G:C8	3.02	0.48
24:DA:2358:A:N7	24:DA:2359:C:C5	2.82	0.48
24:DA:2370:G:C6	24:DA:2371:G:C6	3.01	0.48
24:DA:2385:C:O2'	24:DA:2386:A:C5'	2.60	0.48
2:AC:106:ARG:HG2	2:AC:106:ARG:O	2.14	0.48
2:AC:148:ILE:HA	2:AC:200:TRP:O	2.14	0.48
4:AE:14:LEU:HD22	4:AE:16:ALA:N	2.28	0.48
21:AA:54:C:N4	21:AA:352:C:H2'	2.29	0.48
21:AA:91:U:H3'	21:AA:92:U:C6	2.49	0.48
21:AA:109:A:H3'	21:AA:110:C:H5'	1.95	0.48

*Continued on next page...*



*Continued from previous page...*

Atom-1	Atom-2	Interatomic distance (Å)	Clash overlap (Å)
21:AA:463:U:O2'	21:AA:464:U:C5'	2.53	0.48
21:AA:484:G:O2'	21:AA:485:U:OP2	2.30	0.48
21:AA:568:G:N2	21:AA:883:C:C2	2.82	0.48
21:AA:704:A:C4	21:AA:705:G:C8	3.02	0.48
21:AA:961:U:O2'	21:AA:962:C:C5'	2.62	0.48
21:AA:1158:C:C4	21:AA:1160:G:C8	3.02	0.48
21:AA:1251:A:H2'	21:AA:1252:A:H8	1.79	0.48
21:AA:1423:G:H2'	21:AA:1424:U:H6	1.79	0.48
24:BA:150:U:C2	24:BA:151:C:C5	3.01	0.48
24:BA:587:C:H2'	35:BL:19:LEU:HD22	1.96	0.48
24:BA:787:C:C5	24:BA:791:C:N3	2.82	0.48
24:BA:977:G:C6	24:BA:987:C:N3	2.82	0.48
24:BA:1026:G:H8	24:BA:1026:G:O5'	1.96	0.48
24:BA:1036:G:C5	24:BA:1120:G:C6	3.02	0.48
24:BA:1070:A:C6	24:BA:1097:U:H4'	2.49	0.48
24:BA:1076:C:H2'	24:BA:1077:A:C8	2.48	0.48
24:BA:1570:A:C6	24:BA:1571:A:N6	2.82	0.48
24:BA:1628:G:H2'	24:BA:1629:U:C6	2.48	0.48
24:BA:1936:A:C2	24:BA:1943:U:H5	2.32	0.48
24:BA:2076:U:O5'	24:BA:2076:U:O2	2.32	0.48
24:BA:2366:A:H2'	24:BA:2367:G:H5'	1.96	0.48
25:BB:10:G:H5''	25:BB:11:C:OP2	2.14	0.48
29:BF:123:GLY:HA2	29:BF:162:ASP:OD2	2.14	0.48
30:BG:86:LEU:CD1	30:BG:132:LEU:HD21	2.43	0.48
30:BG:148:ARG:CD	30:BG:163:TYR:CE2	2.97	0.48
32:BI:16:MET:O	32:BI:19:PRO:HD3	2.12	0.48
33:BJ:98:GLU:CD	33:BJ:126:ALA:HB2	2.34	0.48
35:BL:77:ILE:HG12	35:BL:95:LEU:HD13	1.96	0.48
36:BM:23:GLY:H	36:BM:100:LYS:HZ1	1.62	0.48
40:BQ:87:VAL:HB	41:BR:52:PRO:HG3	1.96	0.48
49:BZ:52:PHE:CD2	49:BZ:52:PHE:C	2.88	0.48
1:CB:77:GLU:HG3	1:CB:80:LYS:HE3	1.96	0.48
6:CG:108:ARG:HH21	55:CA:1240:U:H5''	1.78	0.48
9:CJ:66:GLU:CG	9:CJ:67:ILE:N	2.77	0.48
10:CK:126:ARG:O	20:CU:33:ARG:CZ	2.62	0.48
11:CL:33:CYS:HA	11:CL:54:VAL:HA	1.95	0.48
17:CR:22:TYR:HA	17:CR:28:LEU:HD21	1.96	0.48
18:CS:33:TRP:CD1	18:CS:56:HIS:HE1	2.32	0.48
55:CA:177:G:C3'	55:CA:178:C:H5'	2.43	0.48
55:CA:356:A:HO2'	55:CA:367:U:HO2'	1.44	0.48
55:CA:488:C:O2'	55:CA:489:C:H5'	2.13	0.48

*Continued on next page...*

*Continued from previous page...*

Atom-1	Atom-2	Interatomic distance (Å)	Clash overlap (Å)
55:CA:864:A:C2	55:CA:917:G:N3	2.82	0.48
55:CA:1032:G:H2'	55:CA:1033:G:O4'	2.13	0.48
27:DD:32:ASN:HB3	27:DD:52:THR:OG1	2.13	0.48
31:DH:48:GLU:O	31:DH:49:ALA:CB	2.61	0.48
33:DJ:4:PHE:O	33:DJ:44:TYR:CZ	2.67	0.48
33:DJ:57:LEU:HD11	33:DJ:129:GLU:H	1.79	0.48
34:DK:118:LEU:HD23	34:DK:118:LEU:N	2.29	0.48
37:DN:106:ASP:O	37:DN:106:ASP:OD1	2.32	0.48
38:DO:115:LEU:H	38:DO:115:LEU:CD1	2.13	0.48
39:DP:16:VAL:HG13	39:DP:19:PHE:HE2	1.79	0.48
41:DR:55:ASP:CG	41:DR:56:GLY:H	2.17	0.48
44:DU:39:ASN:OD1	44:DU:64:ILE:HB	2.14	0.48
44:DU:82:VAL:HG23	44:DU:83:GLY:H	1.79	0.48
44:DU:84:PHE:HD1	24:DA:298:G:OP2	1.97	0.48
46:DW:43:LYS:HD3	46:DW:43:LYS:HA	1.73	0.48
47:DX:6:VAL:HG22	47:DX:7:THR:HG23	1.95	0.48
51:D1:47:ILE:HD12	51:D1:47:ILE:N	2.29	0.48
24:DA:215:G:O2'	24:DA:216:A:O5'	2.23	0.48
24:DA:847:U:O4'	24:DA:847:U:O2	2.28	0.48
24:DA:1020:A:OP1	24:DA:1034:G:N2	2.41	0.48
24:DA:1358:G:O2'	24:DA:1359:A:H5'	2.14	0.48
24:DA:1532:A:H2'	24:DA:1533:C:C6	2.48	0.48
24:DA:1627:G:C6	24:DA:1640:A:C5	3.01	0.48
24:DA:1684:G:H2'	24:DA:1685:C:H6	1.78	0.48
24:DA:2069:G:O2'	24:DA:2070:A:H5'	2.14	0.48
24:DA:2319:G:HO2'	24:DA:2320:U:P	2.37	0.48
24:DA:2880:C:O2'	24:DA:2881:U:H5'	2.14	0.48
3:AD:84:ASN:HB3	3:AD:87:GLU:CG	2.41	0.47
3:AD:116:LEU:O	3:AD:117:VAL:C	2.51	0.47
4:AE:71:ILE:HD13	4:AE:144:GLU:HG3	1.96	0.47
4:AE:93:VAL:HA	4:AE:126:ALA:CB	2.44	0.47
4:AE:152:VAL:HB	4:AE:155:LYS:CE	2.44	0.47
5:AF:11:HIS:ND1	5:AF:13:ASP:HB2	2.28	0.47
8:AI:60:LEU:HD23	8:AI:60:LEU:N	2.29	0.47
9:AJ:49:PHE:HE1	9:AJ:67:ILE:HG13	1.79	0.47
9:AJ:52:LEU:HA	9:AJ:62:ARG:HA	1.96	0.47
11:AL:23:LEU:C	11:AL:25:ALA:N	2.68	0.47
11:AL:29:LYS:O	11:AL:80:LEU:HD12	2.13	0.47
14:AO:81:ILE:HG13	14:AO:82:GLU:N	2.28	0.47
21:AA:102:G:C6	21:AA:103:U:C4	3.02	0.47
21:AA:109:A:N1	21:AA:326:G:C6	2.82	0.47

*Continued on next page...*

*Continued from previous page...*

Atom-1	Atom-2	Interatomic distance (Å)	Clash overlap (Å)
21:AA:702:A:N6	24:BA:1846:G:O2'	2.34	0.47
21:AA:957:U:H2'	21:AA:959:A:OP2	2.13	0.47
21:AA:1213:A:C4	21:AA:1215:G:C8	3.02	0.47
21:AA:1295:U:H2'	21:AA:1296:C:H6	1.79	0.47
24:BA:149:A:C4	24:BA:150:U:C6	3.02	0.47
24:BA:190:A:N1	24:BA:191:A:C2	2.82	0.47
24:BA:341:C:O2'	24:BA:342:A:H5'	2.14	0.47
24:BA:529:A:C8	24:BA:2023:C:N4	2.82	0.47
24:BA:729:G:C4	24:BA:1775:U:C2	3.02	0.47
24:BA:1153:C:H2'	24:BA:1154:G:C8	2.48	0.47
24:BA:1198:U:H2'	24:BA:1199:U:C6	2.49	0.47
24:BA:1257:C:H5'	28:BE:78:TRP:CZ3	2.48	0.47
24:BA:1329:U:HO2'	24:BA:1330:C:P	2.37	0.47
24:BA:1342:A:C2	24:BA:1345:C:C5	3.03	0.47
24:BA:1354:A:H2'	24:BA:1355:G:O4'	2.14	0.47
24:BA:1386:C:H2'	24:BA:1387:A:C8	2.48	0.47
24:BA:1936:A:H5''	24:BA:1937:A:C5'	2.39	0.47
24:BA:2720:U:C2	24:BA:2872:A:C6	3.01	0.47
24:BA:2774:C:H2'	24:BA:2775:G:O4'	2.14	0.47
25:BB:14:U:H3'	25:BB:15:A:H5''	1.95	0.47
26:BC:156:SER:O	26:BC:159:THR:HG23	2.14	0.47
27:BD:4:LEU:HD21	27:BD:97:SER:O	2.14	0.47
28:BE:29:HIS:O	28:BE:32:VAL:HG22	2.14	0.47
32:BI:126:ARG:HA	32:BI:129:GLU:CD	2.35	0.47
33:BJ:44:TYR:HB2	40:BQ:63:ARG:CB	2.35	0.47
35:BL:47:ARG:HG2	35:BL:47:ARG:HH21	1.79	0.47
35:BL:77:ILE:CD1	35:BL:108:ALA:HB1	2.43	0.47
36:BM:77:PRO:HD2	36:BM:80:VAL:HG11	1.94	0.47
42:BS:7:HIS:HB2	42:BS:50:VAL:CG2	2.44	0.47
43:BT:39:THR:O	43:BT:40:LYS:HB2	2.14	0.47
49:BZ:13:ILE:O	49:BZ:15:ARG:N	2.47	0.47
1:CB:13:VAL:HG23	1:CB:211:LEU:CD2	2.44	0.47
3:CD:71:PHE:CZ	3:CD:199:ILE:HD12	2.49	0.47
7:CH:17:GLN:NE2	7:CH:71:VAL:HG23	2.21	0.47
8:CI:119:LYS:HZ2	55:CA:1351:U:H5	1.61	0.47
10:CK:115:ILE:O	10:CK:115:ILE:HG12	2.14	0.47
11:CL:56:LEU:HD11	11:CL:81:ILE:HD13	1.96	0.47
15:CP:28:ARG:NH2	55:CA:390:U:H4'	2.29	0.47
15:CP:48:GLU:OE1	15:CP:51:ARG:HB2	2.13	0.47
17:CR:61:ALA:HB3	17:CR:67:LEU:HD12	1.95	0.47
20:CU:7:GLU:HB3	20:CU:11:PHE:HZ	1.79	0.47

*Continued on next page...*

*Continued from previous page...*

Atom-1	Atom-2	Interatomic distance (Å)	Clash overlap (Å)
55:CA:438:U:C5	55:CA:494:G:C5	3.02	0.47
55:CA:444:G:C2	55:CA:445:G:C8	3.02	0.47
55:CA:458:U:H2'	55:CA:459:A:C8	2.49	0.47
55:CA:704:A:O2'	55:CA:705:G:C5'	2.62	0.47
55:CA:1009:U:H2'	55:CA:1010:U:C6	2.49	0.47
55:CA:1131:G:H2'	55:CA:1132:C:H5'	1.96	0.47
26:DC:24:HIS:N	26:DC:80:LEU:O	2.45	0.47
28:DE:149:ILE:O	28:DE:149:ILE:HG12	2.14	0.47
32:DI:105:LEU:HD23	32:DI:105:LEU:O	2.14	0.47
33:DJ:45:THR:OG1	33:DJ:48:VAL:HB	2.14	0.47
34:DK:60:ALA:HB2	34:DK:86:LEU:HA	1.95	0.47
34:DK:107:LEU:C	34:DK:109:SER:H	2.17	0.47
35:DL:3:LEU:O	35:DL:6:LEU:HB2	2.14	0.47
36:DM:41:LEU:HB3	36:DM:46:ILE:HG23	1.96	0.47
44:DU:54:PRO:CG	44:DU:55:GLY:H	2.22	0.47
46:DW:34:SER:O	46:DW:35:ILE:O	2.32	0.47
49:DZ:16:LEU:HD22	49:DZ:16:LEU:N	2.27	0.47
24:DA:38:A:C5	24:DA:39:G:C8	3.02	0.47
24:DA:362:A:C5	24:DA:363:G:C8	3.02	0.47
24:DA:417:C:H2'	24:DA:418:C:O4'	2.14	0.47
24:DA:671:C:O2'	24:DA:672:C:C6	2.59	0.47
24:DA:724:U:H2'	24:DA:725:G:O4'	2.14	0.47
24:DA:729:G:C4	24:DA:1775:U:O2	2.67	0.47
24:DA:1000:A:H2'	24:DA:1001:A:C8	2.49	0.47
24:DA:1417:C:H2'	24:DA:1418:G:C8	2.49	0.47
24:DA:1973:G:H2'	24:DA:1974:C:H6	1.79	0.47
24:DA:2519:U:N3	24:DA:2541:A:C2	2.82	0.47
24:DA:2728:U:H2'	24:DA:2729:G:H8	1.79	0.47
1:AB:164:ASP:O	1:AB:168:GLU:HG2	2.14	0.47
2:AC:14:VAL:HG21	2:AC:177:LEU:O	2.14	0.47
2:AC:28:PHE:HE1	13:AN:93:PRO:HG2	1.79	0.47
4:AE:24:VAL:HG23	4:AE:25:LYS:N	2.28	0.47
4:AE:33:THR:HG22	4:AE:51:LYS:HB2	1.94	0.47
6:AG:94:ARG:NE	6:AG:98:LEU:HD11	2.23	0.47
7:AH:98:LEU:N	7:AH:98:LEU:CD2	2.68	0.47
8:AI:12:LYS:HG2	21:AA:1371:G:OP1	2.14	0.47
11:AL:5:GLN:O	11:AL:8:ARG:HB2	2.13	0.47
12:AM:28:ARG:HH12	12:AM:32:ILE:HD11	1.78	0.47
13:AN:22:LYS:CG	13:AN:23:ARG:H	2.27	0.47
17:AR:20:ILE:HD12	17:AR:21:ASP:N	2.29	0.47
21:AA:570:G:C6	21:AA:873:A:C2	3.02	0.47

*Continued on next page...*

*Continued from previous page...*

Atom-1	Atom-2	Interatomic distance (Å)	Clash overlap (Å)
21:AA:919:A:C2'	21:AA:920:U:H5'	2.44	0.47
21:AA:1202:U:O2'	21:AA:1203:C:C5'	2.62	0.47
24:BA:308:G:H2'	24:BA:309:A:O4'	2.14	0.47
24:BA:404:A:O2'	24:BA:405:U:OP2	2.28	0.47
24:BA:447:A:N1	24:BA:454:A:H2'	2.29	0.47
24:BA:563:A:N1	24:BA:564:C:N3	2.62	0.47
24:BA:831:G:C4	24:BA:832:U:C5	3.02	0.47
24:BA:1002:G:C2'	24:BA:1003:G:O5'	2.62	0.47
24:BA:1135:C:H6	24:BA:1135:C:H5''	1.77	0.47
24:BA:1252:G:C2	40:BQ:32:ARG:HG2	2.48	0.47
24:BA:1360:G:N7	24:BA:1371:G:N2	2.62	0.47
24:BA:1462:C:H2'	24:BA:1463:C:H6	1.78	0.47
24:BA:1672:A:C6	24:BA:1673:G:C6	3.02	0.47
24:BA:1840:G:C6	24:BA:1841:U:C4	3.03	0.47
24:BA:2446:G:C2'	24:BA:2447:G:H5''	2.42	0.47
24:BA:2738:A:N1	24:BA:2739:U:C2	2.82	0.47
24:BA:2746:U:C2'	24:BA:2747:G:H5'	2.44	0.47
25:BB:116:G:H4'	38:BO:54:VAL:O	2.14	0.47
27:BD:15:PHE:H	39:BP:11:GLN:HE22	1.61	0.47
32:BI:79:LEU:HD11	32:BI:132:ALA:HA	1.96	0.47
35:BL:66:PHE:C	35:BL:66:PHE:CD1	2.85	0.47
37:BN:17:ARG:HG3	37:BN:17:ARG:NH2	2.29	0.47
39:BP:50:ARG:CB	39:BP:57:ALA:N	2.58	0.47
39:BP:62:LYS:O	39:BP:63:ILE:C	2.52	0.47
40:BQ:63:ARG:CZ	40:BQ:96:ASP:CA	2.92	0.47
43:BT:38:ALA:HB1	43:BT:43:ILE:HG22	1.95	0.47
45:BV:20:LEU:HD13	45:BV:27:PRO:HB3	1.95	0.47
47:BX:30:PRO:HB2	47:BX:32:LEU:HD11	1.96	0.47
51:B1:22:THR:OG1	51:B1:23:THR:N	2.47	0.47
52:B2:42:LEU:HD22	52:B2:42:LEU:N	2.28	0.47
1:CB:27:LYS:N	1:CB:28:PRO:CD	2.77	0.47
1:CB:104:LYS:HD2	1:CB:104:LYS:N	2.28	0.47
2:CC:161:ILE:H	2:CC:161:ILE:CD1	2.22	0.47
3:CD:117:VAL:HG11	3:CD:132:ALA:HA	1.96	0.47
11:CL:115:LYS:O	11:CL:116:TYR:HB2	2.14	0.47
55:CA:78:A:C6	55:CA:79:G:C6	3.02	0.47
55:CA:780:A:C2	55:CA:803:G:C6	3.02	0.47
55:CA:1091:U:H2'	55:CA:1093:A:OP2	2.13	0.47
55:CA:1215:G:H2'	55:CA:1216:A:H8	1.79	0.47
55:CA:1390:U:H2'	55:CA:1391:U:H6	1.79	0.47
55:CA:1499:A:H2'	55:CA:1500:A:H8	1.79	0.47

*Continued on next page...*

*Continued from previous page...*

Atom-1	Atom-2	Interatomic distance (Å)	Clash overlap (Å)
26:DC:29:PHE:CE2	26:DC:31:PRO:HG2	2.49	0.47
26:DC:105:ALA:HA	26:DC:106:PRO:HD3	1.72	0.47
28:DE:2:GLU:HG2	28:DE:13:THR:HA	1.95	0.47
28:DE:165:HIS:CG	24:DA:1205:A:N7	2.82	0.47
31:DH:83:LYS:HG3	31:DH:149:GLU:HB2	1.97	0.47
33:DJ:45:THR:O	33:DJ:45:THR:HG23	2.14	0.47
36:DM:35:ALA:O	36:DM:128:THR:HG22	2.14	0.47
36:DM:134:THR:HG21	45:DV:79:ARG:CZ	2.43	0.47
44:DU:16:LYS:HD2	44:DU:17:ASP:OD1	2.13	0.47
50:D0:14:MET:HB3	24:DA:2045:C:O3'	2.14	0.47
24:DA:30:G:H2'	24:DA:31:C:O4'	2.13	0.47
24:DA:120:U:O4	24:DA:177:G:C8	2.67	0.47
24:DA:190:A:H2'	24:DA:191:A:O4'	2.14	0.47
24:DA:565:C:H4'	24:DA:1253:A:N6	2.28	0.47
24:DA:607:U:H3	24:DA:620:G:H1'	1.79	0.47
24:DA:631:A:N3	24:DA:2415:G:O2'	2.44	0.47
24:DA:722:A:C2	24:DA:723:C:C2	3.02	0.47
24:DA:1600:C:C2	24:DA:1601:G:C8	3.02	0.47
24:DA:1808:A:H5''	24:DA:1809:A:N7	2.28	0.47
24:DA:2073:C:H2'	24:DA:2074:U:H6	1.79	0.47
24:DA:2328:A:H2'	24:DA:2329:U:C6	2.49	0.47
24:DA:2654:A:C4	24:DA:2656:U:N3	2.83	0.47
24:DA:2848:G:H1'	24:DA:2868:A:N6	2.29	0.47
24:DA:2901:C:N4	24:DA:2902:C:H41	2.12	0.47
1:AB:29:PHE:HD1	1:AB:44:LYS:HG3	1.78	0.47
1:AB:124:THR:O	1:AB:125:PHE:HB3	2.15	0.47
5:AF:38:ARG:HH11	5:AF:38:ARG:HG2	1.79	0.47
6:AG:74:VAL:CG2	6:AG:143:MET:HG2	2.41	0.47
6:AG:83:THR:HG22	6:AG:85:GLN:H	1.79	0.47
8:AI:51:LEU:HD13	8:AI:56:MET:HG2	1.96	0.47
12:AM:2:ARG:O	12:AM:3:ILE:HG12	2.14	0.47
13:AN:2:LYS:O	13:AN:3:GLN:C	2.52	0.47
21:AA:102:G:C5	21:AA:103:U:C5	3.02	0.47
21:AA:181:A:N6	21:AA:195:A:OP2	2.47	0.47
21:AA:199:A:O2'	21:AA:200:G:O5'	2.33	0.47
21:AA:203:G:N2	21:AA:215:C:C2	2.82	0.47
21:AA:370:C:H2'	21:AA:371:A:H8	1.78	0.47
21:AA:781:A:H2'	21:AA:782:A:H5'	1.96	0.47
21:AA:1064:G:H22	21:AA:1190:G:HO2'	1.62	0.47
21:AA:1218:C:H2'	21:AA:1219:A:C8	2.49	0.47
21:AA:1514:G:C2	21:AA:1515:G:C8	3.02	0.47

*Continued on next page...*

*Continued from previous page...*

Atom-1	Atom-2	Interatomic distance (Å)	Clash overlap (Å)
22:AV:31:G:H2'	22:AV:32:C:H6	1.79	0.47
24:BA:30:G:C5	24:BA:31:C:C4	3.01	0.47
24:BA:34:U:H4'	24:BA:35:G:OP2	2.14	0.47
24:BA:846:U:O4	24:BA:927:A:OP2	2.32	0.47
24:BA:915:C:O2	24:BA:915:C:C2'	2.54	0.47
24:BA:999:U:P	59:BA:3363:HOH:O	2.72	0.47
24:BA:1005:C:C2	24:BA:1143:A:C6	3.02	0.47
24:BA:1027:A:N1	24:BA:1126:A:N9	2.62	0.47
24:BA:1301:A:C2	24:BA:1303:G:C5	3.02	0.47
24:BA:1738:G:O2'	24:BA:1739:A:O5'	2.31	0.47
24:BA:1857:G:O2'	24:BA:1858:A:P	2.72	0.47
24:BA:2069:G:O2'	24:BA:2070:A:H5'	2.14	0.47
24:BA:2297:A:O2'	24:BA:2298:A:H5'	2.14	0.47
24:BA:2331:G:C2	24:BA:2332:C:C2	3.02	0.47
24:BA:2447:G:H4'	24:BA:2448:A:O5'	2.14	0.47
24:BA:2591:C:OP1	26:BC:237:ARG:HG3	2.13	0.47
24:BA:2628:C:O2'	24:BA:2781:A:H2'	2.14	0.47
24:BA:2748:A:C6	24:BA:2749:A:C5	3.02	0.47
24:BA:2839:G:C6	24:BA:2840:C:C4	3.02	0.47
26:BC:211:ARG:HA	26:BC:211:ARG:HD2	1.49	0.47
33:BJ:49:ASP:OD2	33:BJ:121:LYS:NZ	2.43	0.47
38:BO:88:LYS:HE2	38:BO:116:GLN:NE2	2.28	0.47
39:BP:50:ARG:HB2	39:BP:56:SER:HA	1.96	0.47
42:BS:29:VAL:O	42:BS:33:LEU:HD22	2.14	0.47
43:BT:32:LEU:HD23	43:BT:83:ALA:CB	2.45	0.47
53:B3:3:ILE:HG22	53:B3:62:PRO:HG3	1.96	0.47
10:CK:117:HIS:CE1	55:CA:675:A:H1'	2.49	0.47
11:CL:20:VAL:N	11:CL:21:PRO:CD	2.76	0.47
11:CL:33:CYS:HB3	11:CL:77:SER:O	2.13	0.47
14:CO:54:GLY:O	14:CO:57:ARG:HB3	2.13	0.47
14:CO:63:ARG:HG3	14:CO:67:ASP:OD1	2.14	0.47
16:CQ:18:LYS:HE3	16:CQ:48:GLU:CD	2.35	0.47
16:CQ:41:THR:HG23	55:CA:237:G:OP1	2.14	0.47
55:CA:757:U:OP1	55:CA:822:U:O2'	2.28	0.47
55:CA:1215:G:O2'	55:CA:1216:A:H5'	2.15	0.47
55:CA:1228:C:O2'	55:CA:1229:A:H5'	2.14	0.47
55:CA:1250:A:N3	55:CA:1370:G:O2'	2.43	0.47
55:CA:1348:U:C2'	55:CA:1349:A:H8	2.28	0.47
55:CA:1507:A:C2	55:CA:1508:A:N7	2.82	0.47
22:CV:38:A:N7	22:CV:39:C:C5	2.83	0.47
27:DD:94:GLN:HG2	27:DD:94:GLN:O	2.14	0.47

*Continued on next page...*



*Continued from previous page...*

Atom-1	Atom-2	Interatomic distance (Å)	Clash overlap (Å)
33:DJ:30:THR:HG23	33:DJ:31:GLU:H	1.79	0.47
33:DJ:77:HIS:CE1	33:DJ:83:GLY:HA3	2.49	0.47
37:DN:36:THR:O	37:DN:111:ALA:N	2.45	0.47
37:DN:92:GLY:H	37:DN:94:TYR:HE1	1.58	0.47
40:DQ:8:ILE:HG12	40:DQ:8:ILE:O	2.14	0.47
41:DR:70:GLU:CD	41:DR:70:GLU:H	2.17	0.47
44:DU:44:HIS:CD2	24:DA:483:A:C8	3.01	0.47
47:DX:36:ARG:HG2	47:DX:47:THR:HB	1.95	0.47
53:D3:3:ILE:CG2	53:D3:4:LYS:N	2.77	0.47
24:DA:28:A:N6	24:DA:512:G:H1'	2.30	0.47
24:DA:235:U:C2	24:DA:430:A:C2	3.03	0.47
24:DA:285:G:H2'	24:DA:286:U:C6	2.49	0.47
24:DA:310:A:C2	24:DA:330:A:C4	3.02	0.47
24:DA:600:G:C6	24:DA:601:C:C2	3.02	0.47
24:DA:629:G:H2'	24:DA:630:G:C8	2.50	0.47
24:DA:704:G:HO2'	24:DA:705:A:P	2.37	0.47
24:DA:982:C:H5''	24:DA:983:A:OP1	2.13	0.47
24:DA:1022:G:O6	24:DA:1140:C:C5	2.68	0.47
24:DA:1075:C:HO2'	24:DA:1076:C:H6	1.62	0.47
24:DA:1259:G:C6	24:DA:1260:A:C6	3.02	0.47
24:DA:1320:C:H5	24:DA:1329:U:H5''	1.79	0.47
24:DA:1714:U:C3'	24:DA:1715:G:C5'	2.90	0.47
24:DA:1759:A:H2'	24:DA:1760:C:C6	2.49	0.47
24:DA:1906:G:C8	24:DA:1929:G:H2'	2.45	0.47
24:DA:2051:A:H2'	24:DA:2614:A:N6	2.29	0.47
24:DA:2093:G:O2'	24:DA:2094:A:C8	2.54	0.47
24:DA:2336:A:H4'	24:DA:2337:G:OP2	2.13	0.47
56:DB:12:C:C5'	56:DB:15:A:H62	2.26	0.47
3:AD:66:VAL:HG12	3:AD:71:PHE:HB2	1.95	0.47
3:AD:172:VAL:HG22	3:AD:173:ASP:N	2.26	0.47
4:AE:35:LEU:HD11	4:AE:47:PHE:HD2	1.79	0.47
7:AH:50:VAL:HG22	7:AH:50:VAL:O	2.13	0.47
7:AH:75:GLN:OE1	7:AH:75:GLN:HA	2.14	0.47
9:AJ:91:ASP:O	9:AJ:92:LEU:HG	2.15	0.47
11:AL:100:ALA:HB1	11:AL:101:LEU:HD13	1.96	0.47
14:AO:69:LEU:HD21	14:AO:76:ARG:HB2	1.96	0.47
19:AT:27:MET:HE3	19:AT:57:VAL:HG22	1.96	0.47
21:AA:208:U:H5	21:AA:210:C:C6	2.32	0.47
21:AA:254:G:H2'	21:AA:255:G:H8	1.79	0.47
21:AA:359:G:H2'	21:AA:360:G:O4'	2.14	0.47
21:AA:406:G:N2	21:AA:407:U:C2	2.82	0.47

*Continued on next page...*

*Continued from previous page...*

Atom-1	Atom-2	Interatomic distance (Å)	Clash overlap (Å)
21:AA:407:U:H2'	21:AA:408:A:C8	2.49	0.47
21:AA:436:C:O2'	21:AA:437:U:H5'	2.14	0.47
21:AA:1013:G:N2	21:AA:1015:G:H3'	2.29	0.47
21:AA:1533:C:C3'	21:AA:1534:A:H5''	2.44	0.47
24:BA:532:A:N1	24:BA:2020:A:H1'	2.30	0.47
24:BA:558:U:H5''	33:BJ:111:LYS:CE	2.44	0.47
24:BA:686:U:C2	52:B2:6:GLN:O	2.66	0.47
24:BA:821:A:N7	24:BA:946:C:N3	2.62	0.47
24:BA:1213:A:O2'	24:BA:1214:A:C5'	2.60	0.47
24:BA:1301:A:C4	24:BA:1303:G:C8	3.03	0.47
24:BA:1322:A:O3'	42:BS:84:ARG:NH1	2.48	0.47
24:BA:1728:C:HO2'	24:BA:1729:U:H6	1.62	0.47
24:BA:1831:G:C6	24:BA:1832:C:N4	2.82	0.47
24:BA:1881:C:N4	24:BA:1882:U:C4	2.82	0.47
24:BA:1916:A:H2'	24:BA:1917:U:O4'	2.14	0.47
24:BA:2027:G:H2'	24:BA:2028:U:H5'	1.95	0.47
24:BA:2076:U:O2	24:BA:2076:U:O4'	2.32	0.47
28:BE:32:VAL:CG2	28:BE:33:VAL:N	2.74	0.47
28:BE:44:ARG:HG3	28:BE:44:ARG:HH21	1.80	0.47
30:BG:82:PHE:CZ	30:BG:137:LYS:HD2	2.49	0.47
31:BH:79:THR:HG22	31:BH:80:ILE:HG12	1.96	0.47
33:BJ:58:ASN:HD21	33:BJ:128:ASN:HB2	1.79	0.47
37:BN:73:ASN:HD22	37:BN:76:VAL:CG1	2.26	0.47
39:BP:33:GLU:CG	39:BP:34:GLY:N	2.76	0.47
41:BR:14:VAL:HG23	41:BR:18:GLN:OE1	2.14	0.47
43:BT:49:LYS:HB2	43:BT:50:LEU:HD12	1.96	0.47
1:CB:75:ALA:HB2	1:CB:209:VAL:HG11	1.96	0.47
2:CC:10:ARG:HG2	2:CC:177:LEU:CD2	2.45	0.47
2:CC:131:ARG:O	2:CC:135:ARG:HB2	2.14	0.47
4:CE:151:MET:O	4:CE:154:ALA:HB3	2.13	0.47
12:CM:32:ILE:HD13	12:CM:32:ILE:O	2.15	0.47
12:CM:52:ILE:C	12:CM:54:THR:H	2.17	0.47
14:CO:73:ASP:CG	14:CO:76:ARG:HG3	2.34	0.47
55:CA:68:G:C5	55:CA:69:G:H1'	2.49	0.47
55:CA:110:C:O2'	55:CA:111:G:O4'	2.22	0.47
55:CA:294:U:C4	55:CA:295:C:N4	2.82	0.47
55:CA:300:A:H1'	55:CA:565:U:O2	2.14	0.47
55:CA:983:A:O2'	55:CA:984:C:H5'	2.14	0.47
55:CA:1055:A:C6	55:CA:1206:G:C5	3.02	0.47
55:CA:1124:G:O2'	55:CA:1125:U:C5	2.67	0.47
55:CA:1151:A:C4	55:CA:1152:A:N7	2.82	0.47

*Continued on next page...*

*Continued from previous page...*

Atom-1	Atom-2	Interatomic distance (Å)	Clash overlap (Å)
55:CA:1438:G:C4	55:CA:1439:G:C8	3.02	0.47
27:DD:148:GLN:OE1	27:DD:152:PRO:HG2	2.14	0.47
28:DE:29:HIS:O	28:DE:32:VAL:HG22	2.14	0.47
30:DG:70:LEU:HD12	30:DG:71:LEU:N	2.30	0.47
36:DM:21:ALA:HB3	36:DM:99:GLY:HA3	1.95	0.47
36:DM:28:PHE:HB2	36:DM:104:GLU:OE1	2.14	0.47
37:DN:114:GLU:HG2	37:DN:115:LEU:N	2.30	0.47
38:DO:101:GLY:HA3	56:DB:49:C:H5'	1.96	0.47
39:DP:28:LYS:NZ	39:DP:82:SER:HB2	2.30	0.47
42:DS:7:HIS:HB2	42:DS:50:VAL:CG2	2.44	0.47
49:DZ:6:ILE:HG22	49:DZ:7:THR:N	2.30	0.47
54:D4:7:VAL:CG1	54:D4:8:LYS:N	2.73	0.47
24:DA:104:A:H2'	24:DA:105:C:C6	2.49	0.47
24:DA:177:G:N2	24:DA:177:G:OP2	2.43	0.47
24:DA:309:A:H1'	24:DA:329:G:N3	2.29	0.47
24:DA:680:C:H2'	24:DA:681:G:C8	2.49	0.47
24:DA:802:A:H2'	24:DA:803:U:C5	2.48	0.47
24:DA:860:U:C2	24:DA:2268:A:C8	3.02	0.47
24:DA:1079:C:N4	24:DA:1088:A:C2	2.82	0.47
24:DA:1252:G:H5''	59:DA:3289:HOH:O	2.13	0.47
24:DA:1378:A:C4	24:DA:1380:G:C8	3.02	0.47
24:DA:1998:A:C2	24:DA:1999:C:C2	3.03	0.47
24:DA:2001:C:C2	24:DA:2002:G:C8	3.02	0.47
24:DA:2080:A:H2'	24:DA:2081:U:C6	2.49	0.47
24:DA:2148:G:O2'	24:DA:2149:U:C5	2.66	0.47
24:DA:2239:G:H2'	24:DA:2240:U:H6	1.79	0.47
24:DA:2713:U:O2'	24:DA:2714:G:P	2.66	0.47
56:DB:76:G:H2'	56:DB:77:U:C6	2.50	0.47
2:AC:4:VAL:O	2:AC:4:VAL:HG13	2.13	0.47
3:AD:90:LEU:CD2	3:AD:194:ILE:HD12	2.45	0.47
3:AD:124:VAL:C	3:AD:126:GLY:H	2.17	0.47
4:AE:81:GLN:CD	4:AE:81:GLN:H	2.16	0.47
4:AE:156:ARG:CA	7:AH:63:LYS:HE2	2.44	0.47
6:AG:3:ARG:CG	6:AG:4:ARG:H	2.27	0.47
8:AI:20:ILE:HD12	8:AI:85:ALA:O	2.15	0.47
15:AP:78:VAL:O	15:AP:78:VAL:HG13	2.14	0.47
21:AA:253:A:C2'	21:AA:254:G:H8	2.28	0.47
21:AA:498:A:H8	21:AA:498:A:OP2	1.97	0.47
21:AA:499:A:O2'	21:AA:500:G:C8	2.62	0.47
21:AA:544:G:C4	21:AA:545:C:C6	3.02	0.47
21:AA:715:A:H8	21:AA:715:A:O5'	1.98	0.47

*Continued on next page...*

*Continued from previous page...*

Atom-1	Atom-2	Interatomic distance (Å)	Clash overlap (Å)
21:AA:1066:C:H2'	21:AA:1067:A:C8	2.50	0.47
21:AA:1118:U:H2'	21:AA:1119:C:O4'	2.14	0.47
21:AA:1151:A:C4	21:AA:1152:A:C8	3.03	0.47
21:AA:1203:C:H2'	21:AA:1204:A:O4'	2.14	0.47
21:AA:1442:G:H2'	21:AA:1443:C:C6	2.50	0.47
21:AA:1500:A:C2'	21:AA:1501:C:H5'	2.44	0.47
24:BA:14:A:H2'	24:BA:15:G:O4'	2.15	0.47
24:BA:49:A:H5''	24:BA:51:G:C4'	2.44	0.47
24:BA:149:A:C5	24:BA:150:U:C5	3.03	0.47
24:BA:263:G:C2	24:BA:264:C:C2	3.02	0.47
24:BA:289:G:C5	24:BA:290:U:C5	3.02	0.47
24:BA:1063:G:O2'	32:BI:89:SER:N	2.43	0.47
24:BA:1228:G:H2'	24:BA:1229:C:C6	2.50	0.47
24:BA:1351:C:H2'	24:BA:1352:U:O4'	2.14	0.47
24:BA:1705:A:C6	24:BA:1706:C:C4	3.02	0.47
24:BA:1714:U:C6	24:BA:1714:U:H5''	2.49	0.47
24:BA:1754:A:N6	24:BA:1755:A:N1	2.63	0.47
24:BA:2270:A:H2'	24:BA:2271:G:O4'	2.15	0.47
24:BA:2308:G:O6	29:BF:76:PHE:CE2	2.67	0.47
24:BA:2345:G:H4'	24:BA:2346:A:O5'	2.13	0.47
24:BA:2508:G:C2	24:BA:2582:G:C6	3.03	0.47
24:BA:2852:G:H2'	24:BA:2853:C:O4'	2.15	0.47
26:BC:73:ILE:H	26:BC:73:ILE:HG12	1.50	0.47
26:BC:131:MET:HA	26:BC:134:ILE:CD1	2.45	0.47
29:BF:4:HIS:O	29:BF:7:TYR:HB3	2.14	0.47
32:BI:12:VAL:HG23	32:BI:13:ALA:H	1.79	0.47
34:BK:20:MET:O	34:BK:42:THR:HG22	2.14	0.47
36:BM:34:LYS:HD3	45:BV:81:PRO:O	2.14	0.47
39:BP:64:SER:O	39:BP:65:ASN:C	2.52	0.47
43:BT:43:ILE:O	43:BT:43:ILE:HG13	2.14	0.47
44:BU:60:LYS:HD2	44:BU:60:LYS:HA	1.64	0.47
44:BU:61:GLU:H	44:BU:61:GLU:HG2	1.49	0.47
46:BW:19:ARG:HH12	46:BW:22:VAL:HG11	1.78	0.47
1:CB:69:VAL:O	1:CB:162:VAL:HA	2.15	0.47
2:CC:24:ASN:O	2:CC:28:PHE:HB2	2.15	0.47
3:CD:97:LEU:HD11	3:CD:122:ILE:HG21	1.96	0.47
5:CF:99:ALA:O	5:CF:100:SER:HB2	2.14	0.47
9:CJ:28:THR:HG23	9:CJ:29:ALA:N	2.29	0.47
9:CJ:56:HIS:O	9:CJ:57:VAL:HG12	2.14	0.47
11:CL:82:ARG:HB2	11:CL:97:VAL:HG13	1.97	0.47
12:CM:1:ALA:H2	12:CM:2:ARG:NH1	2.12	0.47

*Continued on next page...*

*Continued from previous page...*

Atom-1	Atom-2	Interatomic distance (Å)	Clash overlap (Å)
13:CN:11:LYS:O	13:CN:14:ALA:HB3	2.15	0.47
18:CS:76:THR:HB	55:CA:1222:G:P	2.54	0.47
55:CA:86:G:O2'	55:CA:87:C:OP2	2.31	0.47
55:CA:199:A:C2	55:CA:200:G:C8	3.02	0.47
55:CA:496:A:O2'	55:CA:497:G:H8	1.98	0.47
55:CA:878:A:H2'	55:CA:879:C:C6	2.50	0.47
55:CA:920:U:O2'	55:CA:921:U:H5'	2.15	0.47
55:CA:958:A:O2'	55:CA:959:A:H5'	2.13	0.47
29:DF:121:PHE:CZ	24:DA:2303:G:H5''	2.49	0.47
34:DK:6:THR:HA	24:DA:1666:G:O3'	2.15	0.47
35:DL:12:SER:C	35:DL:13:LYS:HD3	2.34	0.47
37:DN:75:ILE:HD12	37:DN:79:LEU:HD12	1.97	0.47
40:DQ:4:LYS:HE3	40:DQ:7:VAL:HG22	1.97	0.47
42:DS:70:LYS:HD2	42:DS:110:ARG:O	2.15	0.47
43:DT:4:GLU:HG3	43:DT:6:ARG:NH2	2.30	0.47
44:DU:9:GLU:OE1	44:DU:23:LYS:HA	2.14	0.47
44:DU:10:VAL:O	44:DU:21:ARG:HA	2.14	0.47
44:DU:92:VAL:CB	44:DU:101:THR:HG21	2.41	0.47
45:DV:29:ILE:HG22	45:DV:39:ALA:HA	1.97	0.47
24:DA:271:G:HO2'	24:DA:272:A:H5''	1.80	0.47
24:DA:686:U:H2'	24:DA:788:A:N1	2.29	0.47
24:DA:957:C:H2'	24:DA:959:A:H8	1.79	0.47
24:DA:1311:G:O2'	24:DA:1312:U:H6	1.96	0.47
24:DA:1363:C:O2'	24:DA:1809:A:H1'	2.13	0.47
24:DA:1797:G:C6	24:DA:1798:U:C4	3.03	0.47
24:DA:2025:C:H2'	24:DA:2026:U:H6	1.77	0.47
24:DA:2308:G:N1	24:DA:2311:A:N6	2.62	0.47
24:DA:2321:U:O2	24:DA:2321:U:C2'	2.61	0.47
24:DA:2371:G:N2	24:DA:2372:U:C2	2.83	0.47
56:DB:16:G:C6	56:DB:69:G:C4	3.03	0.47
3:AD:58:GLN:HE21	3:AD:58:GLN:HA	1.79	0.47
6:AG:92:PRO:HG3	6:AG:95:ARG:NH2	2.29	0.47
9:AJ:8:ILE:HG12	9:AJ:100:ILE:HG22	1.95	0.47
9:AJ:53:ILE:HG23	21:AA:1060:U:H4'	1.96	0.47
9:AJ:67:ILE:HG13	13:AN:95:LEU:HD13	1.97	0.47
11:AL:43:LYS:HG3	21:AA:1492:A:OP1	2.15	0.47
11:AL:50:LYS:O	11:AL:66:ILE:HG13	2.13	0.47
13:AN:52:ARG:HG3	13:AN:58:ARG:NH1	2.29	0.47
21:AA:1256:A:C6	21:AA:1278:G:N3	2.83	0.47
21:AA:1481:U:O2'	21:AA:1482:G:H5'	2.15	0.47
21:AA:1502:A:HO2'	21:AA:1503:A:P	2.37	0.47

*Continued on next page...*

*Continued from previous page...*

Atom-1	Atom-2	Interatomic distance (Å)	Clash overlap (Å)
24:BA:221:A:C4	24:BA:266:G:N7	2.83	0.47
24:BA:467:G:H8	24:BA:467:G:O5'	1.97	0.47
24:BA:482:A:N6	24:BA:506:G:C1'	2.78	0.47
24:BA:734:A:C5	24:BA:735:A:C8	3.03	0.47
24:BA:789:A:H5''	59:BA:3765:HOH:O	2.15	0.47
24:BA:1097:U:H3'	24:BA:1098:A:H4'	1.95	0.47
24:BA:1125:G:C6	24:BA:1126:A:N6	2.83	0.47
24:BA:1128:G:O2'	24:BA:1129:A:H5''	2.14	0.47
24:BA:1166:G:C6	24:BA:1167:C:N4	2.83	0.47
24:BA:1334:G:C6	24:BA:1335:C:C4	3.03	0.47
24:BA:1394:U:C5	24:BA:1395:A:C5	3.03	0.47
24:BA:1474:U:C3'	24:BA:1475:G:H5'	2.43	0.47
24:BA:1757:A:C3'	24:BA:1758:U:C5'	2.92	0.47
24:BA:2758:A:C2'	24:BA:2759:G:H5'	2.44	0.47
26:BC:185:ALA:C	26:BC:187:CYS:H	2.17	0.47
27:BD:9:VAL:CG2	27:BD:26:VAL:HB	2.37	0.47
27:BD:12:THR:CG2	27:BD:13:ARG:N	2.78	0.47
28:BE:189:THR:OG1	28:BE:191:ASP:CB	2.62	0.47
30:BG:83:THR:O	30:BG:84:LYS:HB3	2.14	0.47
33:BJ:54:ILE:O	33:BJ:54:ILE:HG13	2.12	0.47
34:BK:42:THR:O	34:BK:42:THR:HG23	2.14	0.47
39:BP:54:LEU:O	39:BP:54:LEU:HG	2.15	0.47
43:BT:40:LYS:H	43:BT:43:ILE:CG2	2.28	0.47
51:B1:42:VAL:O	51:B1:42:VAL:HG13	2.12	0.47
1:CB:17:HIS:CD2	1:CB:17:HIS:H	2.33	0.47
5:CF:43:GLY:O	5:CF:44:ARG:C	2.53	0.47
7:CH:9:MET:SD	7:CH:32:LYS:HG3	2.55	0.47
9:CJ:11:LYS:HE2	9:CJ:97:ASP:OD1	2.14	0.47
10:CK:126:ARG:O	20:CU:33:ARG:NH2	2.47	0.47
11:CL:4:ASN:HD21	55:CA:585:G:H4'	1.77	0.47
13:CN:47:LEU:O	13:CN:49:THR:N	2.46	0.47
13:CN:52:ARG:HA	13:CN:52:ARG:CZ	2.42	0.47
55:CA:104:G:H4'	55:CA:174:A:O4'	2.15	0.47
55:CA:212:G:C2	55:CA:213:G:C8	3.03	0.47
55:CA:247:G:N3	55:CA:248:C:C6	2.82	0.47
55:CA:370:C:O2'	55:CA:371:A:H5'	2.14	0.47
55:CA:428:G:C5	55:CA:430:A:C6	3.02	0.47
55:CA:501:C:H1'	55:CA:549:C:H1'	1.97	0.47
55:CA:592:G:H2'	55:CA:593:U:H6	1.79	0.47
55:CA:1125:U:C5	55:CA:1127:G:C6	3.03	0.47
55:CA:1145:A:H5'	55:CA:1146:A:OP1	2.14	0.47

*Continued on next page...*

*Continued from previous page...*

Atom-1	Atom-2	Interatomic distance (Å)	Clash overlap (Å)
55:CA:1281:C:H3'	55:CA:1282:C:H5'	1.95	0.47
55:CA:1348:U:H2'	55:CA:1349:A:C8	2.49	0.47
27:DD:107:VAL:O	27:DD:107:VAL:HG12	2.13	0.47
30:DG:66:THR:HG22	24:DA:2748:A:C1'	2.39	0.47
33:DJ:23:LYS:HE2	33:DJ:142:ILE:HG13	1.97	0.47
33:DJ:106:LYS:HB2	33:DJ:119:PHE:HE2	1.79	0.47
35:DL:98:ALA:O	35:DL:100:ILE:HG22	2.15	0.47
35:DL:111:ILE:HA	35:DL:128:THR:OG1	2.13	0.47
36:DM:35:ALA:HB3	36:DM:99:GLY:N	2.29	0.47
38:DO:35:ILE:HD11	38:DO:102:ARG:CZ	2.45	0.47
38:DO:47:VAL:HB	56:DB:114:C:O2'	2.15	0.47
38:DO:99:TYR:O	38:DO:99:TYR:CG	2.65	0.47
38:DO:100:HIS:CA	38:DO:104:GLN:HB2	2.44	0.47
40:DQ:53:LYS:HG2	24:DA:995:C:H5''	1.96	0.47
44:DU:35:VAL:HG12	44:DU:36:GLU:N	2.30	0.47
46:DW:44:PHE:HE2	46:DW:76:ARG:NE	2.12	0.47
50:D0:55:ALA:HB3	50:D0:56:LYS:NZ	2.29	0.47
24:DA:30:G:H4'	24:DA:1214:A:O2'	2.14	0.47
24:DA:364:C:O2'	24:DA:365:U:O4'	2.22	0.47
24:DA:1056:G:H21	24:DA:1102:C:H41	1.63	0.47
24:DA:1179:G:O2'	24:DA:1180:U:H5'	2.15	0.47
24:DA:1430:G:O2'	24:DA:1431:A:H5'	2.14	0.47
24:DA:1438:U:C4	24:DA:1552:A:N1	2.83	0.47
24:DA:1663:G:H8	24:DA:1663:G:C5'	2.28	0.47
24:DA:1693:U:H4'	24:DA:1694:C:OP2	2.15	0.47
56:DB:71:C:N4	56:DB:72:G:C6	2.83	0.47
1:AB:13:VAL:CG2	1:AB:207:ARG:HH22	2.23	0.47
1:AB:19:THR:OG1	1:AB:20:ARG:N	2.47	0.47
1:AB:58:LYS:HZ1	1:AB:62:ARG:CD	2.28	0.47
3:AD:57:LYS:HG3	3:AD:58:GLN:N	2.30	0.47
4:AE:19:ARG:CZ	4:AE:19:ARG:O	2.63	0.47
4:AE:37:VAL:HG11	4:AE:113:VAL:CB	2.43	0.47
4:AE:90:GLY:C	4:AE:129:SER:OG	2.53	0.47
8:AI:8:THR:O	8:AI:16:ALA:O	2.32	0.47
8:AI:30:ASN:OD1	8:AI:65:THR:HA	2.15	0.47
16:AQ:12:VAL:HG13	16:AQ:16:MET:HE1	1.97	0.47
16:AQ:17:GLU:OE1	21:AA:273:U:H1'	2.15	0.47
21:AA:159:G:N2	21:AA:162:A:OP2	2.47	0.47
21:AA:240:G:C6	21:AA:241:G:N7	2.83	0.47
21:AA:428:G:C1'	21:AA:430:A:C8	2.98	0.47
21:AA:483:C:H2'	21:AA:484:G:C8	2.49	0.47

*Continued on next page...*



*Continued from previous page...*

Atom-1	Atom-2	Interatomic distance (Å)	Clash overlap (Å)
21:AA:616:G:C2	21:AA:617:G:C8	3.03	0.47
21:AA:792:A:H4'	21:AA:793:U:C5'	2.44	0.47
21:AA:885:G:N2	21:AA:886:G:C4	2.82	0.47
21:AA:1049:U:H4'	21:AA:1050:G:C5'	2.44	0.47
21:AA:1251:A:H2'	21:AA:1252:A:C8	2.49	0.47
21:AA:1533:C:H3'	21:AA:1534:A:H5''	1.97	0.47
24:BA:68:G:H2'	24:BA:69:C:O4'	2.15	0.47
24:BA:411:G:HO2'	24:BA:412:A:C5'	2.28	0.47
24:BA:603:A:C8	24:BA:655:A:C6	3.02	0.47
24:BA:751:A:C5'	24:BA:752:A:OP1	2.63	0.47
24:BA:784:G:C5	26:BC:227:VAL:HG11	2.48	0.47
24:BA:806:C:O2'	24:BA:2445:G:H4'	2.14	0.47
24:BA:962:G:N2	24:BA:2250:G:H1	2.13	0.47
24:BA:1008:A:H4'	24:BA:1009:A:OP1	2.14	0.47
24:BA:1252:G:O2'	24:BA:1253:A:C8	2.68	0.47
24:BA:1294:U:O2	24:BA:1294:U:H2'	2.13	0.47
24:BA:1301:A:C4	24:BA:1303:G:C5	3.03	0.47
24:BA:1328:A:H2'	24:BA:1330:C:N4	2.30	0.47
24:BA:1332:G:C5	24:BA:1609:A:C2	3.03	0.47
24:BA:1332:G:OP1	59:BA:3770:HOH:O	2.20	0.47
24:BA:1334:G:O2'	24:BA:1335:C:H5'	2.14	0.47
24:BA:1353:A:C2	24:BA:1354:A:C4	3.03	0.47
24:BA:1392:A:C6	24:BA:1393:A:C6	3.02	0.47
24:BA:1423:G:C4	24:BA:1424:G:C8	3.02	0.47
24:BA:1786:A:C4	24:BA:1938:A:C6	3.02	0.47
24:BA:1831:G:C6	24:BA:1832:C:C4	3.02	0.47
24:BA:1831:G:C4	24:BA:1832:C:C5	3.03	0.47
24:BA:1959:G:C4	24:BA:1960:A:C8	3.02	0.47
24:BA:2300:C:H2'	24:BA:2301:C:O4'	2.14	0.47
24:BA:2404:U:C1'	24:BA:2414:G:N2	2.75	0.47
24:BA:2453:A:H2	24:BA:2504:U:N3	2.13	0.47
24:BA:2538:C:H2'	24:BA:2539:C:H6	1.79	0.47
24:BA:2555:U:C5	24:BA:2556:C:C2	3.03	0.47
24:BA:2586:U:C5	24:BA:2608:G:N2	2.83	0.47
24:BA:2596:U:H2'	24:BA:2597:G:O4'	2.14	0.47
24:BA:2615:U:O2'	24:BA:2616:C:C5'	2.56	0.47
26:BC:20:ASN:C	26:BC:20:ASN:ND2	2.67	0.47
26:BC:64:VAL:O	26:BC:64:VAL:HG12	2.15	0.47
26:BC:103:ILE:O	26:BC:104:LEU:O	2.33	0.47
26:BC:171:VAL:CG2	26:BC:185:ALA:HA	2.45	0.47
27:BD:48:ILE:HG23	27:BD:84:LEU:HD21	1.96	0.47

*Continued on next page...*

*Continued from previous page...*

Atom-1	Atom-2	Interatomic distance (Å)	Clash overlap (Å)
27:BD:181:ASP:C	27:BD:182:ALA:O	2.53	0.47
28:BE:150:THR:CG2	28:BE:153:LEU:HA	2.45	0.47
29:BF:35:LEU:HD23	29:BF:98:PHE:CZ	2.50	0.47
29:BF:43:ILE:HA	29:BF:82:TYR:CE1	2.49	0.47
30:BG:4:ALA:HB2	30:BG:65:GLY:HA2	1.96	0.47
31:BH:8:LYS:O	31:BH:13:GLY:HA3	2.15	0.47
31:BH:26:ALA:O	31:BH:28:ASN:N	2.41	0.47
31:BH:81:ALA:O	31:BH:101:ASP:OD2	2.32	0.47
32:BI:27:LEU:C	32:BI:27:LEU:HD12	2.35	0.47
34:BK:17:ARG:HB3	34:BK:45:GLU:HB3	1.97	0.47
41:BR:60:LYS:H	41:BR:100:GLY:HA3	1.80	0.47
45:BV:64:VAL:HG12	45:BV:67:GLY:HA2	1.97	0.47
47:BX:50:VAL:HG12	47:BX:51:SER:O	2.14	0.47
48:BY:18:LEU:O	48:BY:18:LEU:HD13	2.14	0.47
51:B1:10:LEU:O	51:B1:19:PHE:HB2	2.15	0.47
54:B4:7:VAL:HG23	54:B4:8:LYS:N	2.29	0.47
4:CE:95:MET:CB	4:CE:124:ALA:HB2	2.43	0.47
4:CE:154:ALA:HB1	7:CH:65:PHE:CZ	2.50	0.47
5:CF:36:ILE:HG23	5:CF:64:VAL:HG12	1.97	0.47
6:CG:42:VAL:O	6:CG:43:TYR:HB2	2.14	0.47
8:CI:24:ASN:HB2	8:CI:26:LYS:HZ3	1.80	0.47
8:CI:24:ASN:HD22	8:CI:26:LYS:HD2	1.79	0.47
9:CJ:56:HIS:CE1	55:CA:963:G:H21	2.33	0.47
12:CM:53:ASP:HA	12:CM:56:ARG:NE	2.30	0.47
17:CR:61:ALA:HB1	17:CR:67:LEU:HG	1.95	0.47
18:CS:52:ASN:HD22	18:CS:52:ASN:C	2.18	0.47
19:CT:17:ARG:HG2	55:CA:322:C:O3'	2.15	0.47
20:CU:17:ARG:O	20:CU:20:ARG:N	2.47	0.47
55:CA:19:A:C5	55:CA:20:U:C5	3.02	0.47
55:CA:115:G:H1'	55:CA:116:A:N7	2.30	0.47
55:CA:172:A:C5	55:CA:174:A:N7	2.83	0.47
55:CA:201:G:N2	55:CA:469:C:O2	2.45	0.47
55:CA:376:G:N2	55:CA:377:G:C4	2.83	0.47
55:CA:555:U:H2'	55:CA:556:C:C6	2.48	0.47
55:CA:652:U:H1'	55:CA:653:U:C6	2.49	0.47
55:CA:949:A:H2'	55:CA:950:U:C6	2.49	0.47
55:CA:949:A:C5	55:CA:950:U:C5	3.03	0.47
55:CA:1182:G:C4'	55:CA:1183:U:H5'	2.44	0.47
55:CA:1183:U:O2'	55:CA:1184:G:P	2.73	0.47
55:CA:1202:U:N3	55:CA:1203:C:C2	2.82	0.47
55:CA:1466:C:N4	59:CA:1842:HOH:O	2.48	0.47

*Continued on next page...*

*Continued from previous page...*

Atom-1	Atom-2	Interatomic distance (Å)	Clash overlap (Å)
55:CA:1483:A:H8	55:CA:1483:A:O5'	1.97	0.47
26:DC:57:HIS:CE1	24:DA:1568:G:N3	2.83	0.47
26:DC:140:VAL:CG2	26:DC:161:VAL:HB	2.45	0.47
26:DC:208:GLY:CA	24:DA:764:A:H5'	2.45	0.47
26:DC:209:ALA:HA	26:DC:212:TRP:CE2	2.50	0.47
26:DC:227:VAL:HG13	24:DA:2073:C:H5''	1.96	0.47
27:DD:181:ASP:C	27:DD:183:GLU:H	2.17	0.47
28:DE:49:ARG:NH1	28:DE:72:SER:CB	2.78	0.47
29:DF:3:LEU:HG	29:DF:100:GLU:CD	2.35	0.47
29:DF:37:MET:N	29:DF:151:LEU:HB3	2.30	0.47
29:DF:57:ALA:HB2	29:DF:64:PRO:HG2	1.97	0.47
30:DG:1:SER:C	30:DG:3:VAL:N	2.68	0.47
31:DH:68:ARG:CZ	31:DH:68:ARG:HB3	2.44	0.47
32:DI:52:LEU:HD12	32:DI:53:PRO:HD2	1.97	0.47
33:DJ:73:VAL:HG23	33:DJ:74:TYR:N	2.24	0.47
34:DK:39:ILE:HD11	34:DK:62:VAL:HG23	1.96	0.47
34:DK:97:THR:O	34:DK:98:ARG:HB2	2.14	0.47
35:DL:40:SER:O	35:DL:41:ARG:C	2.53	0.47
35:DL:68:SER:HB3	24:DA:633:A:OP1	2.15	0.47
35:DL:93:ASN:CG	35:DL:94:THR:N	2.68	0.47
35:DL:127:VAL:HG13	35:DL:132:ARG:HB2	1.97	0.47
36:DM:57:VAL:O	36:DM:58:LYS:HB2	2.15	0.47
37:DN:4:ARG:HA	24:DA:2820:A:OP1	2.15	0.47
37:DN:29:VAL:O	37:DN:30:ARG:HB2	2.13	0.47
38:DO:24:THR:OG1	38:DO:90:VAL:HG11	2.15	0.47
38:DO:49:VAL:CG1	38:DO:81:ARG:HB3	2.44	0.47
39:DP:28:LYS:NZ	39:DP:28:LYS:H	2.12	0.47
41:DR:82:HIS:O	41:DR:82:HIS:CG	2.67	0.47
41:DR:97:LYS:HG2	41:DR:97:LYS:O	2.14	0.47
45:DV:30:ILE:HG22	45:DV:31:TYR:N	2.29	0.47
45:DV:70:ILE:N	45:DV:70:ILE:CD1	2.73	0.47
24:DA:187:G:C2	24:DA:210:C:C2	3.03	0.47
24:DA:252:G:H2'	24:DA:253:C:H6	1.79	0.47
24:DA:409:G:O2'	24:DA:410:G:H5'	2.15	0.47
24:DA:420:C:C2	24:DA:421:C:C5	3.02	0.47
24:DA:675:A:C6	24:DA:676:A:C6	3.02	0.47
24:DA:763:G:C6	24:DA:765:C:N3	2.83	0.47
24:DA:809:G:C2'	24:DA:810:U:H5'	2.45	0.47
24:DA:823:C:H2'	24:DA:824:U:H6	1.79	0.47
24:DA:977:G:C2	24:DA:987:C:C2	3.02	0.47
24:DA:1168:G:C2	24:DA:1182:G:N3	2.82	0.47

*Continued on next page...*

*Continued from previous page...*

Atom-1	Atom-2	Interatomic distance (Å)	Clash overlap (Å)
24:DA:1360:G:C6	24:DA:1372:U:C2	3.03	0.47
24:DA:1394:U:C4	24:DA:1395:A:N6	2.82	0.47
24:DA:1422:G:H1'	24:DA:1495:A:H61	1.79	0.47
24:DA:1422:G:H4'	24:DA:1493:C:OP1	2.14	0.47
24:DA:1435:G:H2'	24:DA:1436:G:H8	1.79	0.47
24:DA:1500:G:C6	24:DA:1501:G:C5	3.03	0.47
24:DA:1638:C:H4'	24:DA:2710:C:O2	2.14	0.47
24:DA:1935:G:H1'	24:DA:1964:G:C2	2.49	0.47
24:DA:1941:C:C5	24:DA:1942:C:C4	3.03	0.47
24:DA:2070:A:O2'	24:DA:2071:A:H5'	2.14	0.47
24:DA:2265:U:C4	24:DA:2266:A:C5	3.03	0.47
24:DA:2291:U:O2'	24:DA:2374:C:H1'	2.15	0.47
24:DA:2334:U:H4'	24:DA:2335:A:OP2	2.14	0.47
24:DA:2355:G:C5	24:DA:2356:U:C5	3.02	0.47
24:DA:2896:C:O2'	24:DA:2897:U:H5'	2.15	0.47
3:AD:151:GLN:O	3:AD:153:ARG:N	2.47	0.47
4:AE:22:LYS:HG3	21:AA:1081:A:H5'	1.97	0.47
6:AG:20:GLU:O	6:AG:23:ALA:HB3	2.15	0.47
7:AH:30:LYS:N	21:AA:590:U:OP1	2.46	0.47
7:AH:30:LYS:HD2	7:AH:30:LYS:HA	1.71	0.47
8:AI:21:LYS:C	8:AI:21:LYS:HD2	2.36	0.47
9:AJ:50:THR:HA	9:AJ:63:ASP:O	2.14	0.47
10:AK:121:ARG:HH21	20:AU:35:GLU:HB2	1.79	0.47
11:AL:74:GLN:HG3	11:AL:75:GLU:HG2	1.96	0.47
12:AM:47:LEU:HD23	12:AM:51:GLN:HB3	1.97	0.47
14:AO:16:ARG:HD3	14:AO:20:ASP:OD2	2.14	0.47
14:AO:59:VAL:O	14:AO:63:ARG:HB2	2.15	0.47
21:AA:161:A:H2'	21:AA:162:A:C8	2.50	0.47
21:AA:244:U:C2	21:AA:894:G:C2	3.02	0.47
21:AA:268:U:H2'	21:AA:269:C:O4'	2.15	0.47
21:AA:357:G:H1'	21:AA:368:U:O2	2.15	0.47
21:AA:672:U:H2'	21:AA:673:A:C8	2.50	0.47
21:AA:738:C:H2'	21:AA:739:C:H6	1.79	0.47
21:AA:914:A:C2	21:AA:915:A:C4	3.03	0.47
21:AA:1071:C:O2'	21:AA:1072:G:H5'	2.15	0.47
21:AA:1130:A:H5''	21:AA:1130:A:H8	1.78	0.47
21:AA:1299:A:O2'	21:AA:1300:G:H4'	2.15	0.47
21:AA:1328:C:H2'	21:AA:1329:A:O4'	2.13	0.47
24:BA:346:A:H2'	24:BA:347:A:H8	1.78	0.47
24:BA:464:U:O4	24:BA:465:G:C2	2.67	0.47
24:BA:651:G:C5	24:BA:652:U:C5	3.03	0.47

*Continued on next page...*

*Continued from previous page...*

Atom-1	Atom-2	Interatomic distance (Å)	Clash overlap (Å)
24:BA:1059:G:C6	24:BA:1080:A:C6	3.03	0.47
24:BA:1119:U:H6	24:BA:1119:U:H5''	1.79	0.47
24:BA:1459:G:O2'	24:BA:1460:U:H5''	2.15	0.47
24:BA:1565:C:O2'	24:BA:1566:A:H2'	2.15	0.47
24:BA:2078:C:C4	24:BA:2079:U:C4	3.03	0.47
24:BA:2145:C:OP1	24:BA:2148:G:C5	2.68	0.47
24:BA:2315:G:O2'	24:BA:2316:G:H5'	2.15	0.47
24:BA:2365:G:H4'	46:BW:59:PHE:CZ	2.50	0.47
24:BA:2510:C:C5	24:BA:2511:U:C4	3.03	0.47
24:BA:2567:G:H2'	24:BA:2568:U:C5	2.50	0.47
26:BC:90:ILE:CG2	26:BC:102:TYR:CD1	2.98	0.47
27:BD:34:VAL:HG22	27:BD:94:GLN:H	1.80	0.47
28:BE:126:VAL:HG22	28:BE:127:GLU:H	1.78	0.47
32:BI:32:VAL:HG13	32:BI:66:PHE:CE2	2.49	0.47
40:BQ:89:ILE:H	40:BQ:89:ILE:HG12	1.62	0.47
42:BS:20:VAL:CG2	42:BS:43:ALA:HB3	2.45	0.47
46:BW:58:LEU:HD13	46:BW:58:LEU:N	2.30	0.47
2:CC:133:MET:CE	2:CC:152:VAL:HG13	2.43	0.47
2:CC:178:ARG:O	2:CC:205:GLU:O	2.32	0.47
6:CG:26:VAL:O	6:CG:29:LEU:HB3	2.15	0.47
6:CG:31:VAL:HG22	6:CG:32:ASP:N	2.29	0.47
9:CJ:5:ARG:NH2	9:CJ:77:VAL:HG13	2.24	0.47
9:CJ:9:ARG:HH21	9:CJ:71:LEU:HD22	1.78	0.47
19:CT:4:LYS:HZ1	55:CA:107:G:H22	1.62	0.47
19:CT:73:ARG:NH1	55:CA:261:U:C5	2.83	0.47
55:CA:93:U:H2'	55:CA:95:C:C5	2.47	0.47
55:CA:438:U:C6	55:CA:494:G:C6	3.03	0.47
55:CA:945:G:N2	55:CA:1337:G:N2	2.62	0.47
26:DC:253:GLY:HA3	24:DA:1843:C:O2'	2.15	0.47
29:DF:34:THR:O	29:DF:35:LEU:HB2	2.13	0.47
29:DF:66:ILE:HG13	29:DF:83:PRO:HB3	1.97	0.47
30:DG:112:VAL:HG13	30:DG:150:TYR:CE1	2.48	0.47
37:DN:16:HIS:CD2	24:DA:1275:A:C4	3.01	0.47
39:DP:63:ILE:HA	39:DP:68:GLY:CA	2.37	0.47
40:DQ:83:LYS:HE3	40:DQ:89:ILE:HD11	1.97	0.47
43:DT:40:LYS:C	43:DT:43:ILE:HG22	2.34	0.47
44:DU:86:PHE:CG	44:DU:87:GLU:N	2.83	0.47
53:D3:30:HIS:HB3	53:D3:31:ILE:H	1.48	0.47
53:D3:42:HIS:HE1	24:DA:2351:G:O6	1.97	0.47
24:DA:377:G:H22	24:DA:398:C:H1'	1.80	0.47
24:DA:719:C:H2'	24:DA:720:U:H6	1.80	0.47

*Continued on next page...*

*Continued from previous page...*

Atom-1	Atom-2	Interatomic distance (Å)	Clash overlap (Å)
24:DA:747:U:C4	24:DA:2613:U:C4	3.03	0.47
24:DA:1010:A:O2'	24:DA:1011:G:C5'	2.63	0.47
24:DA:1058:U:H2'	24:DA:1059:G:O4'	2.14	0.47
24:DA:1238:G:HO2'	24:DA:1239:G:H8	1.63	0.47
24:DA:1301:A:C4	24:DA:1303:G:N7	2.83	0.47
24:DA:1303:G:C4	24:DA:1304:A:C8	3.02	0.47
24:DA:1341:G:H2'	24:DA:1398:C:H5'	1.95	0.47
24:DA:1346:G:O2'	24:DA:1347:A:P	2.72	0.47
24:DA:1420:A:N3	24:DA:2211:A:N7	2.63	0.47
24:DA:1770:G:C5	24:DA:1983:G:C6	3.02	0.47
24:DA:1945:G:H2'	24:DA:1946:U:H6	1.80	0.47
24:DA:2074:U:C6	24:DA:2436:G:N2	2.83	0.47
24:DA:2543:G:N3	24:DA:2765:A:H2'	2.30	0.47
24:DA:2748:A:H2'	24:DA:2749:A:O4'	2.15	0.47
56:DB:16:G:C5	56:DB:69:G:C2	3.03	0.47
56:DB:104:A:H2'	56:DB:105:G:C5'	2.45	0.47
1:AB:60:ALA:HB3	1:AB:223:GLY:HA3	1.97	0.47
1:AB:105:THR:CG2	21:AA:1104:G:H1'	2.45	0.47
1:AB:158:ASP:O	1:AB:180:ILE:HG23	2.15	0.47
1:AB:169:HIS:O	1:AB:173:LYS:HB3	2.15	0.47
2:AC:4:VAL:HB	21:AA:1190:G:OP2	2.15	0.47
6:AG:34:LYS:NZ	21:AA:1290:G:H5'	2.30	0.47
10:AK:30:ILE:HD12	10:AK:30:ILE:O	2.15	0.47
14:AO:35:ILE:HG13	14:AO:58:MET:HE2	1.97	0.47
21:AA:9:G:N7	21:AA:558:G:O2'	2.39	0.47
21:AA:234:C:O2'	21:AA:235:C:H5'	2.15	0.47
21:AA:460:A:O3'	21:AA:462:G:OP2	2.32	0.47
21:AA:710:G:H2'	21:AA:711:G:O4'	2.15	0.47
21:AA:757:U:H5''	21:AA:822:U:O2	2.14	0.47
21:AA:763:G:H2'	21:AA:764:C:H6	1.80	0.47
21:AA:926:G:H2'	21:AA:1505:G:C4	2.49	0.47
21:AA:1324:A:O2'	21:AA:1325:C:H6	1.96	0.47
24:BA:112:U:C2'	24:BA:113:U:H5'	2.45	0.47
24:BA:301:G:O2'	24:BA:302:C:H5''	2.14	0.47
24:BA:467:G:O2'	24:BA:468:G:H5'	2.14	0.47
24:BA:593:U:H2'	24:BA:594:U:C6	2.50	0.47
24:BA:995:C:HO2'	24:BA:996:A:P	2.37	0.47
24:BA:1255:U:C5	28:BE:68:ALA:HA	2.49	0.47
24:BA:1857:G:H1'	24:BA:1885:A:N6	2.29	0.47
24:BA:2069:G:C2'	24:BA:2070:A:H5'	2.44	0.47
24:BA:2485:G:C5'	36:BM:45:GLN:HE21	2.28	0.47

*Continued on next page...*

*Continued from previous page...*

Atom-1	Atom-2	Interatomic distance (Å)	Clash overlap (Å)
24:BA:2521:C:C2	24:BA:2545:G:N2	2.83	0.47
26:BC:18:VAL:O	26:BC:18:VAL:HG13	2.15	0.47
26:BC:225:ASN:O	26:BC:227:VAL:N	2.47	0.47
28:BE:88:ARG:O	28:BE:89:PRO:C	2.53	0.47
29:BF:43:ILE:HG23	29:BF:84:ILE:HD13	1.96	0.47
31:BH:50:ARG:HH11	31:BH:50:ARG:HG3	1.80	0.47
33:BJ:18:VAL:CG2	33:BJ:140:LEU:CD1	2.86	0.47
33:BJ:105:VAL:HG23	33:BJ:109:LEU:HD12	1.96	0.47
37:BN:31:HIS:O	37:BN:33:ILE:HD12	2.15	0.47
42:BS:37:THR:O	42:BS:37:THR:CG2	2.62	0.47
43:BT:32:LEU:HD23	43:BT:83:ALA:HB3	1.96	0.47
44:BU:81:ARG:O	44:BU:96:LYS:HG2	2.15	0.47
1:CB:68:PHE:HE2	1:CB:213:LEU:CD1	2.28	0.47
2:CC:2:GLN:O	55:CA:1190:G:H3'	2.15	0.47
7:CH:12:ARG:HH11	7:CH:26:MET:HB2	1.80	0.47
9:CJ:42:LEU:HB3	9:CJ:43:PRO:CD	2.41	0.47
13:CN:27:LYS:HZ3	13:CN:28:ALA:N	2.12	0.47
13:CN:63:CYS:HB3	13:CN:67:GLY:N	2.23	0.47
55:CA:80:A:N6	55:CA:90:C:N3	2.63	0.47
55:CA:104:G:C2'	55:CA:105:G:H5'	2.45	0.47
55:CA:142:G:H2'	55:CA:143:A:O4'	2.15	0.47
55:CA:744:C:H2'	55:CA:745:G:C8	2.49	0.47
55:CA:755:G:C2	55:CA:756:C:C5	3.03	0.47
55:CA:1213:A:C8	55:CA:1215:G:C5	3.03	0.47
55:CA:1213:A:N7	55:CA:1215:G:C5	2.83	0.47
55:CA:1533:C:C2'	55:CA:1534:A:H5''	2.43	0.47
26:DC:159:THR:OG1	26:DC:194:VAL:HG11	2.15	0.47
30:DG:152:ARG:HD2	30:DG:153:PRO:CD	2.45	0.47
33:DJ:13:ARG:HG2	33:DJ:51:GLY:O	2.15	0.47
34:DK:108:ARG:HA	34:DK:116:ILE:HD13	1.96	0.47
42:DS:66:ILE:HD13	42:DS:66:ILE:N	2.29	0.47
46:DW:18:LYS:HG2	24:DA:2270:A:H5'	1.96	0.47
46:DW:35:ILE:HB	46:DW:36:ILE:H	1.48	0.47
48:DY:48:ARG:CG	48:DY:48:ARG:NH1	2.77	0.47
24:DA:54:G:H2'	24:DA:55:G:O4'	2.15	0.47
24:DA:71:A:C8	24:DA:73:A:N6	2.82	0.47
24:DA:117:G:N1	24:DA:119:A:N6	2.62	0.47
24:DA:179:C:H2'	24:DA:180:G:O4'	2.15	0.47
24:DA:604:G:O2'	24:DA:605:G:H5'	2.15	0.47
24:DA:617:G:O2'	24:DA:618:G:O4'	2.21	0.47
24:DA:675:A:N6	24:DA:676:A:N6	2.63	0.47

*Continued on next page...*



*Continued from previous page...*

Atom-1	Atom-2	Interatomic distance (Å)	Clash overlap (Å)
24:DA:786:C:H5'	24:DA:1780:A:N7	2.30	0.47
24:DA:1083:U:H1'	24:DA:1086:A:C2	2.50	0.47
24:DA:1435:G:H2'	24:DA:1436:G:C8	2.50	0.47
24:DA:1693:U:O4	24:DA:1977:A:C5	2.67	0.47
24:DA:1827:U:O4'	24:DA:1970:A:O2'	2.32	0.47
24:DA:1930:G:H22	24:DA:1968:G:H2'	1.79	0.47
24:DA:2037:A:O2'	24:DA:2038:G:H5'	2.15	0.47
24:DA:2338:C:O2'	24:DA:2339:C:H6	1.97	0.47
24:DA:2394:C:C2'	24:DA:2395:C:H5'	2.44	0.47
24:DA:2466:C:H2'	24:DA:2467:C:H6	1.80	0.47
24:DA:2711:A:N6	24:DA:2714:G:C5	2.83	0.47
24:DA:2848:G:C4	24:DA:2849:U:H5	2.33	0.47
56:DB:50:A:C5	56:DB:51:G:N7	2.81	0.47
56:DB:66:A:H2'	56:DB:67:G:OP2	2.14	0.47
1:AB:185:ILE:HG22	1:AB:199:ILE:CB	2.41	0.47
2:AC:51:VAL:HG23	2:AC:68:HIS:O	2.14	0.47
4:AE:88:HIS:HB3	4:AE:134:ASN:HB3	1.97	0.47
7:AH:85:TYR:O	7:AH:86:LYS:HD2	2.15	0.47
7:AH:106:SER:O	21:AA:641:U:H4'	2.15	0.47
10:AK:121:ARG:NH2	20:AU:35:GLU:HB2	2.30	0.47
11:AL:2:THR:HB	11:AL:5:GLN:HG3	1.96	0.47
13:AN:74:ARG:HG3	13:AN:74:ARG:NH1	2.29	0.47
17:AR:35:SER:CA	17:AR:71:ASP:HB3	2.42	0.47
18:AS:10:ILE:CD1	18:AS:15:LEU:HD13	2.45	0.47
20:AU:10:PRO:HB2	2:CC:71:ARG:HH22	1.80	0.47
20:AU:46:ARG:C	20:AU:48:LYS:H	2.18	0.47
21:AA:21:G:H2'	21:AA:22:G:C8	2.50	0.47
21:AA:187:G:N2	21:AA:191:G:C6	2.83	0.47
21:AA:608:A:C5	21:AA:609:A:C8	3.03	0.47
21:AA:1053:G:O5'	21:AA:1054:C:H3'	2.15	0.47
21:AA:1239:A:N6	21:AA:1299:A:H62	2.03	0.47
21:AA:1444:U:H1'	21:AA:1459:G:N2	2.30	0.47
21:AA:1449:C:O2'	21:AA:1450:U:O4'	2.24	0.47
21:AA:1494:G:O2'	21:AA:1495:U:C5'	2.62	0.47
24:BA:85:G:C2	24:BA:86:G:C8	3.03	0.47
24:BA:937:C:O5'	24:BA:937:C:H6	1.98	0.47
24:BA:1031:G:H4'	54:B4:6:SER:HB2	1.96	0.47
24:BA:1213:A:HO2'	24:BA:1214:A:H5'	1.80	0.47
24:BA:1406:U:H2'	24:BA:1407:G:C8	2.49	0.47
24:BA:1615:C:C5	24:BA:1617:C:C4	3.03	0.47
24:BA:2279:G:N2	24:BA:2280:G:H1'	2.30	0.47

*Continued on next page...*

*Continued from previous page...*

Atom-1	Atom-2	Interatomic distance (Å)	Clash overlap (Å)
24:BA:2298:A:N1	24:BA:2321:U:N3	2.63	0.47
24:BA:2428:G:H8	24:BA:2428:G:O5'	1.97	0.47
24:BA:2673:G:C2	24:BA:2674:G:C8	3.03	0.47
24:BA:2691:C:H2'	24:BA:2692:G:C8	2.50	0.47
26:BC:140:VAL:HA	26:BC:190:THR:O	2.14	0.47
27:BD:39:ASP:CG	27:BD:40:LEU:HD12	2.35	0.47
27:BD:118:PHE:HD2	27:BD:119:ALA:N	2.10	0.47
28:BE:119:ILE:O	28:BE:119:ILE:HG12	2.15	0.47
29:BF:35:LEU:CD2	29:BF:98:PHE:CZ	2.98	0.47
31:BH:99:ILE:HG22	31:BH:99:ILE:O	2.15	0.47
32:BI:19:PRO:HG2	32:BI:23:VAL:HG22	1.96	0.47
32:BI:78:LEU:HD23	32:BI:81:LYS:HE3	1.96	0.47
33:BJ:25:LEU:HB2	33:BJ:62:VAL:HG22	1.96	0.47
34:BK:35:VAL:HG12	34:BK:36:GLY:N	2.30	0.47
36:BM:70:ASP:OD1	36:BM:70:ASP:C	2.54	0.47
40:BQ:81:GLY:O	40:BQ:85:ALA:N	2.40	0.47
40:BQ:114:ALA:C	40:BQ:116:LEU:H	2.18	0.47
46:BW:24:ARG:HD2	46:BW:24:ARG:C	2.36	0.47
48:BY:17:GLU:HB2	48:BY:53:VAL:CG1	2.45	0.47
49:BZ:13:ILE:C	49:BZ:15:ARG:H	2.18	0.47
51:B1:10:LEU:HB3	51:B1:48:TYR:HB3	1.97	0.47
2:CC:55:VAL:CG2	2:CC:66:THR:HB	2.45	0.47
8:CI:98:ARG:HG2	8:CI:103:VAL:HG21	1.96	0.47
12:CM:22:TYR:CD1	55:CA:1331:G:OP1	2.68	0.47
19:CT:66:ILE:HD12	19:CT:70:LYS:HG2	1.96	0.47
55:CA:170:U:O2'	55:CA:171:A:H5'	2.14	0.47
55:CA:182:A:C2	55:CA:184:G:C6	3.03	0.47
55:CA:198:G:O2'	55:CA:199:A:C5'	2.62	0.47
55:CA:246:A:C5	55:CA:279:A:C6	3.02	0.47
55:CA:355:C:C4	55:CA:356:A:N7	2.83	0.47
55:CA:495:A:C2	55:CA:496:A:N6	2.83	0.47
55:CA:756:C:H2'	55:CA:757:U:O4'	2.15	0.47
55:CA:1133:G:N2	55:CA:1142:G:C4	2.83	0.47
55:CA:1363:A:C4	55:CA:1365:G:O6	2.68	0.47
28:DE:24:ASN:HB3	28:DE:27:LEU:CB	2.42	0.47
28:DE:53:THR:OG1	28:DE:54:GLY:N	2.47	0.47
34:DK:34:GLY:H	34:DK:37:ASP:HB2	1.80	0.47
34:DK:119:ALA:N	34:DK:120:PRO:HD2	2.29	0.47
36:DM:50:ARG:O	36:DM:53:MET:HB3	2.16	0.47
43:DT:18:GLU:CD	24:DA:1338:G:H4'	2.35	0.47
45:DV:80:HIS:CD2	45:DV:81:PRO:HD2	2.50	0.47

*Continued on next page...*

*Continued from previous page...*

Atom-1	Atom-2	Interatomic distance (Å)	Clash overlap (Å)
48:DY:58:ASN:HD21	24:DA:112:U:H5'	1.80	0.47
50:D0:39:ARG:O	50:D0:40:HIS:HB2	2.14	0.47
24:DA:121:G:C4	24:DA:131:A:C6	3.02	0.47
24:DA:170:U:C2	24:DA:171:U:C5	3.02	0.47
24:DA:184:C:H2'	24:DA:185:G:H8	1.79	0.47
24:DA:350:G:H2'	24:DA:351:C:O4'	2.15	0.47
24:DA:463:G:C2	24:DA:467:G:C6	3.03	0.47
24:DA:605:G:H1'	24:DA:657:U:H1'	1.97	0.47
24:DA:664:G:H2'	24:DA:665:U:C6	2.48	0.47
24:DA:858:G:C5	24:DA:2268:A:C2	3.03	0.47
24:DA:928:A:H2'	24:DA:929:U:O4'	2.15	0.47
24:DA:1021:A:H2'	24:DA:1021:A:H8	1.42	0.47
24:DA:1135:C:H5''	24:DA:1135:C:H6	1.80	0.47
24:DA:1338:G:C2'	24:DA:1339:G:H5'	2.44	0.47
24:DA:1358:G:H8	24:DA:1358:G:O5'	1.97	0.47
24:DA:1673:G:C2'	24:DA:1674:G:H5'	2.44	0.47
24:DA:2468:A:O2'	24:DA:2469:A:C8	2.67	0.47
24:DA:2486:C:H2'	24:DA:2487:G:O4'	2.15	0.47
1:AB:105:THR:HG21	21:AA:1104:G:H1'	1.97	0.46
1:AB:159:ALA:HA	1:AB:181:PRO:O	2.15	0.46
2:AC:68:HIS:CD2	2:AC:68:HIS:N	2.83	0.46
3:AD:146:GLU:HA	3:AD:149:LYS:HD2	1.97	0.46
4:AE:32:PHE:CD2	4:AE:54:GLU:CA	2.90	0.46
4:AE:60:GLN:C	4:AE:62:ALA:H	2.18	0.46
4:AE:83:PRO:HB3	4:AE:97:PRO:HD3	1.95	0.46
9:AJ:82:LYS:H	9:AJ:82:LYS:HG3	1.55	0.46
11:AL:111:GLN:HB2	21:AA:538:G:P	2.54	0.46
17:AR:40:PRO:HG2	17:AR:43:ILE:HG12	1.95	0.46
21:AA:242:G:N2	21:AA:285:C:C2	2.82	0.46
21:AA:583:A:C8	21:AA:584:G:C8	3.03	0.46
21:AA:1157:A:C6	21:AA:1180:A:C6	3.03	0.46
21:AA:1265:C:C4	21:AA:1266:G:N7	2.83	0.46
24:BA:155:A:O2'	24:BA:156:A:H5'	2.15	0.46
24:BA:198:C:H6	24:BA:198:C:O5'	1.98	0.46
24:BA:287:G:O2'	24:BA:288:U:H5'	2.15	0.46
24:BA:566:U:H4'	24:BA:809:G:OP2	2.14	0.46
24:BA:634:C:H2'	24:BA:635:C:C6	2.50	0.46
24:BA:658:U:C2'	24:BA:659:G:O5'	2.62	0.46
24:BA:928:A:H2'	24:BA:929:U:O4'	2.14	0.46
24:BA:983:A:C6	24:BA:984:A:N1	2.83	0.46
24:BA:1416:G:O2'	24:BA:1417:C:O4'	2.33	0.46

*Continued on next page...*

*Continued from previous page...*

Atom-1	Atom-2	Interatomic distance (Å)	Clash overlap (Å)
24:BA:1445:G:C2'	24:BA:1446:C:H5'	2.45	0.46
24:BA:1445:G:O2'	24:BA:1446:C:H5'	2.14	0.46
24:BA:1734:G:H2'	24:BA:1735:A:C8	2.48	0.46
24:BA:1984:G:C6	24:BA:1985:C:C5	3.03	0.46
24:BA:2297:A:N7	24:BA:2320:U:N3	2.63	0.46
24:BA:2428:G:C5'	24:BA:2429:G:OP1	2.62	0.46
24:BA:2577:A:N1	24:BA:2614:A:C2	2.83	0.46
25:BB:12:C:C6	46:BW:72:GLY:HA3	2.50	0.46
25:BB:35:C:H2'	25:BB:36:C:O4'	2.16	0.46
27:BD:121:THR:O	27:BD:122:VAL:CB	2.62	0.46
28:BE:176:ASP:OD1	28:BE:178:VAL:HG13	2.15	0.46
30:BG:25:ILE:HG22	30:BG:78:VAL:HG21	1.97	0.46
31:BH:18:GLN:HE21	31:BH:18:GLN:CA	2.26	0.46
32:BI:57:VAL:HG12	32:BI:58:ILE:N	2.30	0.46
35:BL:59:ARG:HA	53:B3:12:ARG:NH2	2.30	0.46
37:BN:71:ARG:HH21	37:BN:71:ARG:HG2	1.78	0.46
39:BP:24:THR:CG2	39:BP:87:ARG:HB3	2.44	0.46
40:BQ:85:ALA:O	40:BQ:86:SER:O	2.34	0.46
46:BW:23:LYS:CE	46:BW:24:ARG:HG3	2.45	0.46
47:BX:30:PRO:CG	47:BX:32:LEU:HD11	2.45	0.46
51:B1:24:LYS:NZ	51:B1:51:ALA:O	2.38	0.46
1:CB:14:HIS:HE1	1:CB:42:LEU:HD21	1.79	0.46
1:CB:46:VAL:HG13	1:CB:47:PRO:HD3	1.97	0.46
1:CB:147:LEU:HD12	1:CB:147:LEU:H	1.81	0.46
2:CC:55:VAL:O	2:CC:65:VAL:HA	2.15	0.46
5:CF:66:ALA:HA	5:CF:67:PRO:HD2	1.82	0.46
11:CL:49:ARG:N	11:CL:49:ARG:HD2	2.30	0.46
12:CM:64:VAL:HG12	12:CM:65:GLU:N	2.30	0.46
13:CN:27:LYS:HB2	13:CN:45:LEU:HD22	1.97	0.46
13:CN:81:ILE:HD12	13:CN:82:LYS:N	2.30	0.46
15:CP:17:TYR:O	15:CP:18:GLN:HG3	2.15	0.46
16:CQ:46:HIS:HB3	16:CQ:66:LEU:CD1	2.45	0.46
55:CA:217:C:O5'	55:CA:217:C:H6	1.98	0.46
55:CA:728:A:C6	55:CA:729:A:C6	3.04	0.46
55:CA:937:A:C2	55:CA:1379:G:C6	3.03	0.46
55:CA:1130:A:C5	55:CA:1146:A:N6	2.83	0.46
55:CA:1172:C:H2'	55:CA:1173:U:C6	2.50	0.46
55:CA:1284:C:H2'	55:CA:1285:A:H8	1.80	0.46
26:DC:181:ARG:HE	26:DC:265:PHE:HB2	1.80	0.46
26:DC:231:HIS:CE1	24:DA:1825:U:O3'	2.68	0.46
27:DD:207:VAL:HG11	24:DA:2771:C:H5''	1.97	0.46

*Continued on next page...*

*Continued from previous page...*

Atom-1	Atom-2	Interatomic distance (Å)	Clash overlap (Å)
28:DE:29:HIS:CD2	35:DL:8:PRO:HB3	2.51	0.46
29:DF:32:LYS:HB3	29:DF:156:THR:HB	1.96	0.46
31:DH:68:ARG:O	31:DH:68:ARG:HD2	2.14	0.46
36:DM:61:GLY:CA	36:DM:107:GLY:HA3	2.44	0.46
38:DO:30:ARG:NE	56:DB:48:U:H5'	2.28	0.46
38:DO:45:SER:CB	56:DB:112:G:H21	2.28	0.46
41:DR:49:ILE:O	41:DR:49:ILE:HG13	2.15	0.46
43:DT:19:LYS:NZ	24:DA:1391:U:H4'	2.31	0.46
43:DT:55:VAL:HG21	43:DT:85:VAL:O	2.15	0.46
46:DW:27:GLY:HA2	46:DW:31:LEU:CD1	2.28	0.46
50:D0:18:HIS:CE1	24:DA:2624:G:H1'	2.50	0.46
50:D0:20:ALA:HB2	24:DA:15:G:OP1	2.16	0.46
24:DA:283:G:C6	24:DA:284:U:C4	3.04	0.46
24:DA:377:G:C5	24:DA:378:C:C4	3.03	0.46
24:DA:412:A:C5	24:DA:2412:A:H1'	2.50	0.46
24:DA:706:A:H2'	24:DA:707:G:O4'	2.15	0.46
24:DA:1249:U:O2'	24:DA:1250:G:C8	2.65	0.46
24:DA:1385:A:C5	24:DA:1386:C:N4	2.84	0.46
24:DA:1432:G:H2'	24:DA:1433:A:H8	1.80	0.46
24:DA:1464:G:H2'	24:DA:1465:G:H8	1.80	0.46
24:DA:2357:G:N2	24:DA:2361:G:C5	2.83	0.46
24:DA:2489:U:O2'	24:DA:2491:U:H5	1.97	0.46
24:DA:2756:U:C1'	24:DA:2757:A:H5''	2.45	0.46
24:DA:2813:A:H2'	24:DA:2814:A:H8	1.80	0.46
24:DA:2896:C:HO2'	24:DA:2897:U:H6	1.63	0.46
56:DB:88:C:P	56:DB:88:C:H3'	2.55	0.46
56:DB:112:G:H2'	56:DB:113:C:C6	2.50	0.46
4:AE:36:THR:O	4:AE:37:VAL:HG23	2.15	0.46
7:AH:124:ILE:HD12	7:AH:127:TYR:OH	2.15	0.46
8:AI:94:ARG:HA	8:AI:97:LEU:HB3	1.97	0.46
12:AM:58:GLU:HA	12:AM:61:LYS:HE3	1.95	0.46
14:AO:24:THR:HB	14:AO:69:LEU:HD12	1.97	0.46
19:AT:60:GLN:HA	19:AT:63:LYS:HB2	1.97	0.46
20:AU:27:VAL:HG12	20:AU:27:VAL:O	2.16	0.46
21:AA:373:A:C5	21:AA:482:A:C5	3.02	0.46
21:AA:389:A:H2'	21:AA:390:U:H5'	1.98	0.46
21:AA:466:A:O2'	21:AA:467:U:C5	2.67	0.46
21:AA:484:G:HO2'	21:AA:485:U:P	2.37	0.46
21:AA:513:C:C2	21:AA:514:C:C6	3.02	0.46
21:AA:1273:C:H2'	21:AA:1274:A:O4'	2.16	0.46
21:AA:1361:G:C2'	21:AA:1362:A:H5''	2.45	0.46

*Continued on next page...*

*Continued from previous page...*

Atom-1	Atom-2	Interatomic distance (Å)	Clash overlap (Å)
24:BA:11:C:H2'	24:BA:12:U:H5'	1.98	0.46
24:BA:163:C:O2'	24:BA:164:C:C5'	2.63	0.46
24:BA:285:G:C6	24:BA:286:U:C4	3.03	0.46
24:BA:329:G:H4'	24:BA:330:A:OP1	2.15	0.46
24:BA:559:G:H2'	24:BA:560:C:O4'	2.14	0.46
24:BA:917:A:H5''	24:BA:2268:A:H61	1.79	0.46
24:BA:973:A:H1'	24:BA:1188:U:C6	2.50	0.46
24:BA:1041:G:N2	24:BA:1115:G:C2	2.83	0.46
24:BA:1070:A:C2	32:BI:9:LYS:HG2	2.51	0.46
24:BA:1724:G:C5	24:BA:1725:U:C4	3.04	0.46
24:BA:2041:U:H2'	24:BA:2042:A:C8	2.49	0.46
24:BA:2297:A:C5	24:BA:2320:U:C4	3.03	0.46
24:BA:2508:G:H2'	24:BA:2509:G:O4'	2.15	0.46
24:BA:2663:G:C4	24:BA:2664:G:C8	3.04	0.46
24:BA:2834:G:H2'	24:BA:2879:A:H61	1.77	0.46
26:BC:268:ARG:HH11	26:BC:268:ARG:HB3	1.79	0.46
31:BH:68:ARG:NH2	31:BH:69:ALA:HA	2.30	0.46
33:BJ:70:THR:C	33:BJ:71:ASP:OD2	2.54	0.46
46:BW:51:GLY:O	46:BW:52:CYS:C	2.51	0.46
48:BY:5:GLU:O	48:BY:6:LEU:C	2.54	0.46
2:CC:38:VAL:HG23	2:CC:39:ARG:N	2.31	0.46
3:CD:25:ARG:NH1	3:CD:30:LYS:HE2	2.22	0.46
5:CF:99:ALA:O	5:CF:100:SER:CB	2.63	0.46
6:CG:120:ALA:C	6:CG:122:GLU:H	2.18	0.46
9:CJ:35:GLN:NE2	9:CJ:78:GLU:HB2	2.29	0.46
13:CN:22:LYS:O	13:CN:26:LEU:HB2	2.15	0.46
17:CR:34:GLU:HB2	20:CU:18:PHE:CZ	2.51	0.46
20:CU:24:LYS:C	20:CU:26:GLY:N	2.67	0.46
55:CA:238:A:H2'	55:CA:239:U:O4'	2.16	0.46
55:CA:582:C:N3	55:CA:760:G:C6	2.84	0.46
55:CA:1424:U:H2'	55:CA:1425:U:O4'	2.14	0.46
55:CA:1508:A:H2'	55:CA:1509:C:H6	1.81	0.46
26:DC:64:VAL:HG11	26:DC:66:PHE:CZ	2.51	0.46
28:DE:9:GLN:O	28:DE:9:GLN:HG3	2.16	0.46
28:DE:48:THR:C	28:DE:50:ALA:H	2.18	0.46
28:DE:147:LEU:CB	28:DE:186:VAL:HG23	2.43	0.46
30:DG:116:LEU:HD13	30:DG:120:ILE:O	2.15	0.46
31:DH:61:VAL:HG13	31:DH:62:LEU:N	2.30	0.46
32:DI:52:LEU:HD11	32:DI:78:LEU:HD21	1.98	0.46
34:DK:77:ILE:HD12	34:DK:105:ARG:HH12	1.80	0.46
40:DQ:61:ILE:HD12	40:DQ:61:ILE:N	2.31	0.46

*Continued on next page...*

*Continued from previous page...*

Atom-1	Atom-2	Interatomic distance (Å)	Clash overlap (Å)
51:D1:5:ARG:NH2	51:D1:23:THR:OG1	2.48	0.46
54:D4:15:LYS:O	54:D4:16:ILE:HB	2.14	0.46
24:DA:56:A:H2'	24:DA:57:C:H6	1.76	0.46
24:DA:101:A:H8	24:DA:101:A:H2'	1.65	0.46
24:DA:261:G:N1	24:DA:262:A:C5	2.82	0.46
24:DA:431:U:H6	24:DA:431:U:O5'	1.98	0.46
24:DA:1152:C:H2'	24:DA:1153:C:H6	1.79	0.46
24:DA:1161:C:O2'	24:DA:1162:G:H5'	2.14	0.46
24:DA:1722:A:C6	24:DA:1739:A:C8	3.03	0.46
24:DA:1734:G:H2'	24:DA:1735:A:H8	1.79	0.46
24:DA:1936:A:C4	24:DA:1940:U:C5	3.02	0.46
24:DA:1945:G:N2	24:DA:1946:U:C2	2.83	0.46
24:DA:2147:A:OP1	24:DA:2148:G:C8	2.69	0.46
24:DA:2221:G:C5	24:DA:2222:C:C5	3.03	0.46
24:DA:2345:G:C4	24:DA:2381:A:C2	3.03	0.46
24:DA:2391:G:O2'	24:DA:2392:A:H8	1.97	0.46
24:DA:2627:G:O2'	24:DA:2781:A:N1	2.39	0.46
24:DA:2784:U:H2'	24:DA:2785:C:C6	2.50	0.46
56:DB:31:C:O2	56:DB:52:A:C2	2.68	0.46
2:AC:78:LYS:O	2:AC:79:LYS:HB2	2.14	0.46
3:AD:130:ASN:OD1	3:AD:130:ASN:C	2.54	0.46
5:AF:47:LEU:HD12	5:AF:55:HIS:HA	1.97	0.46
6:AG:131:GLY:H	6:AG:134:VAL:CG2	2.28	0.46
7:AH:49:LYS:HB3	7:AH:51:GLU:OE1	2.15	0.46
7:AH:124:ILE:O	7:AH:124:ILE:HG13	2.15	0.46
9:AJ:27:GLU:C	9:AJ:29:ALA:H	2.18	0.46
11:AL:62:VAL:HG22	11:AL:63:THR:N	2.30	0.46
12:AM:44:ILE:HD12	12:AM:44:ILE:H	1.79	0.46
15:AP:1:MET:HB2	21:AA:135:C:O2	2.15	0.46
19:AT:2:ASN:OD1	19:AT:3:ILE:N	2.48	0.46
19:AT:43:LYS:CB	19:AT:86:ALA:HB1	2.43	0.46
21:AA:569:C:H5''	21:AA:570:G:OP1	2.16	0.46
21:AA:756:C:H2'	21:AA:757:U:O4'	2.15	0.46
21:AA:1054:C:O2	21:AA:1196:A:C5	2.69	0.46
21:AA:1296:C:H5''	21:AA:1297:G:OP2	2.16	0.46
21:AA:1432:G:O2'	21:AA:1433:A:OP2	2.27	0.46
24:BA:86:G:C2	24:BA:87:U:C5	3.03	0.46
24:BA:382:A:C6	24:BA:383:C:C5	3.04	0.46
24:BA:856:G:N2	24:BA:857:G:C2	2.84	0.46
24:BA:944:C:H2'	59:BA:3355:HOH:O	2.14	0.46
24:BA:1060:U:H5''	24:BA:1061:U:OP1	2.15	0.46

*Continued on next page...*



*Continued from previous page...*

Atom-1	Atom-2	Interatomic distance (Å)	Clash overlap (Å)
24:BA:1063:G:C6	24:BA:1064:C:N3	2.83	0.46
24:BA:1303:G:C4	24:BA:1304:A:C8	3.04	0.46
24:BA:1754:A:C6	24:BA:1755:A:N1	2.83	0.46
24:BA:2024:G:C6	24:BA:2025:C:C4	3.04	0.46
24:BA:2071:A:C6	24:BA:2072:C:N4	2.84	0.46
24:BA:2072:C:C2'	24:BA:2073:C:H5'	2.46	0.46
24:BA:2210:U:C6	24:BA:2212:A:N7	2.83	0.46
24:BA:2287:A:O2'	24:BA:2288:A:H5''	2.15	0.46
24:BA:2320:U:H4'	24:BA:2321:U:H6	1.80	0.46
24:BA:2515:C:O2	24:BA:2570:G:C2	2.69	0.46
26:BC:165:ALA:HB3	26:BC:172:THR:HG23	1.97	0.46
28:BE:83:VAL:HG12	28:BE:83:VAL:O	2.15	0.46
33:BJ:37:ARG:HA	33:BJ:118:MET:CE	2.45	0.46
36:BM:132:THR:CG2	36:BM:133:LYS:H	2.28	0.46
40:BQ:94:LEU:C	40:BQ:96:ASP:N	2.65	0.46
41:BR:52:PRO:O	41:BR:53:PHE:HB2	2.16	0.46
41:BR:74:ILE:HD12	41:BR:74:ILE:N	2.30	0.46
1:CB:187:ASP:O	1:CB:189:ASN:N	2.48	0.46
2:CC:96:VAL:HB	2:CC:97:PRO:HD2	1.98	0.46
3:CD:137:SER:HB2	3:CD:138:PRO:HD2	1.96	0.46
4:CE:56:PRO:O	4:CE:59:ILE:N	2.48	0.46
10:CK:80:ASN:C	10:CK:81:LEU:HD13	2.34	0.46
13:CN:1:ALA:O	13:CN:2:LYS:HB3	2.15	0.46
14:CO:87:ARG:HA	14:CO:87:ARG:HD2	1.53	0.46
16:CQ:18:LYS:HE3	16:CQ:48:GLU:OE1	2.15	0.46
17:CR:41:SER:HA	17:CR:46:THR:HG22	1.98	0.46
18:CS:33:TRP:N	18:CS:33:TRP:CE3	2.84	0.46
55:CA:71:A:N3	55:CA:72:A:C8	2.83	0.46
55:CA:161:A:H2'	55:CA:162:A:H8	1.81	0.46
55:CA:495:A:C2	55:CA:496:A:C6	3.03	0.46
55:CA:686:U:O2	55:CA:687:A:C5	2.68	0.46
55:CA:718:A:O2'	55:CA:719:C:H5'	2.14	0.46
55:CA:736:C:H2'	55:CA:737:C:C6	2.51	0.46
55:CA:1182:G:C3'	55:CA:1183:U:H5'	2.45	0.46
55:CA:1366:C:O2'	55:CA:1367:C:O4'	2.32	0.46
55:CA:1500:A:O2'	55:CA:1501:C:C5'	2.63	0.46
29:DF:19:PHE:HB3	29:DF:21:TYR:CZ	2.50	0.46
29:DF:32:LYS:HZ2	29:DF:32:LYS:HB3	1.81	0.46
29:DF:76:PHE:CD2	29:DF:76:PHE:N	2.80	0.46
32:DI:58:ILE:HG23	32:DI:66:PHE:CD2	2.51	0.46
34:DK:25:LEU:H	34:DK:25:LEU:CD2	2.21	0.46

*Continued on next page...*

*Continued from previous page...*

Atom-1	Atom-2	Interatomic distance (Å)	Clash overlap (Å)
37:DN:31:HIS:O	37:DN:33:ILE:HG13	2.16	0.46
40:DQ:87:VAL:CG1	40:DQ:88:GLU:H	2.26	0.46
45:DV:29:ILE:HG13	45:DV:88:HIS:CE1	2.50	0.46
46:DW:40:ARG:CZ	24:DA:2332:C:C4'	2.86	0.46
52:D2:5:PHE:CD2	24:DA:464:U:H5'	2.50	0.46
24:DA:324:A:H2'	24:DA:325:G:C8	2.51	0.46
24:DA:442:G:C6	24:DA:444:C:N4	2.83	0.46
24:DA:493:G:H2'	24:DA:494:G:O4'	2.16	0.46
24:DA:690:G:H4'	24:DA:780:G:H5''	1.96	0.46
24:DA:735:A:H3'	24:DA:736:C:C6	2.50	0.46
24:DA:768:G:C6	24:DA:769:U:C4	3.04	0.46
24:DA:783:A:N3	24:DA:785:G:H1'	2.30	0.46
24:DA:1003:G:H2'	24:DA:1010:A:C2	2.51	0.46
24:DA:1009:A:C2	24:DA:1010:A:C2	3.03	0.46
24:DA:1024:G:N2	24:DA:1142:A:C2	2.82	0.46
24:DA:1460:U:OP2	24:DA:1460:U:C2	2.68	0.46
24:DA:1486:U:H2'	24:DA:1487:U:C6	2.49	0.46
24:DA:1608:A:C8	24:DA:1611:C:N4	2.83	0.46
24:DA:1649:G:O2'	24:DA:1650:A:H5'	2.15	0.46
24:DA:1709:U:H2'	24:DA:1710:G:C8	2.51	0.46
24:DA:1827:U:C4'	24:DA:1970:A:O2'	2.64	0.46
24:DA:2621:G:H2'	24:DA:2622:U:C6	2.50	0.46
24:DA:2646:C:O5'	24:DA:2646:C:H6	1.97	0.46
1:AB:19:THR:CG2	1:AB:21:TYR:HE1	2.28	0.46
2:AC:28:PHE:O	2:AC:32:LEU:HB2	2.15	0.46
3:AD:109:THR:HG21	3:AD:111:ALA:HB3	1.98	0.46
4:AE:47:PHE:CZ	4:AE:137:ARG:CZ	2.99	0.46
5:AF:49:TYR:CE2	5:AF:51:ILE:HB	2.50	0.46
11:AL:109:ARG:NH2	21:AA:537:G:OP1	2.49	0.46
15:AP:7:ALA:O	15:AP:17:TYR:HA	2.16	0.46
19:AT:53:MET:O	19:AT:57:VAL:HG23	2.16	0.46
19:AT:75:LYS:HG3	19:AT:76:ALA:H	1.79	0.46
21:AA:511:C:C4	21:AA:512:U:O4	2.68	0.46
21:AA:536:C:H2'	21:AA:537:G:H8	1.80	0.46
21:AA:829:G:C6	21:AA:858:G:C2	3.04	0.46
21:AA:1129:C:H5	21:AA:1139:G:HO2'	1.63	0.46
21:AA:1316:G:N2	21:AA:1318:A:H3'	2.31	0.46
21:AA:1533:C:C2'	21:AA:1534:A:H5''	2.44	0.46
24:BA:48:G:C6	24:BA:178:G:O6	2.68	0.46
24:BA:199:A:C6	24:BA:2434:A:C6	3.03	0.46
24:BA:229:C:C2'	24:BA:230:G:O5'	2.63	0.46

*Continued on next page...*

*Continued from previous page...*

Atom-1	Atom-2	Interatomic distance (Å)	Clash overlap (Å)
24:BA:250:G:P	53:B3:12:ARG:HH12	2.39	0.46
24:BA:486:C:H2'	24:BA:487:C:C6	2.50	0.46
24:BA:508:A:H4'	24:BA:509:C:OP2	2.15	0.46
24:BA:549:G:H5''	24:BA:550:C:C6	2.50	0.46
24:BA:1266:G:H5''	42:BS:15:GLN:HE22	1.80	0.46
24:BA:1766:G:N2	24:BA:1767:G:C4	2.83	0.46
24:BA:2026:U:H2'	24:BA:2027:G:O4'	2.15	0.46
24:BA:2046:G:H2'	24:BA:2047:C:H6	1.79	0.46
24:BA:2259:U:HO2'	24:BA:2260:C:H5'	1.79	0.46
24:BA:2312:U:C2'	24:BA:2313:C:H5'	2.45	0.46
24:BA:2417:C:H2'	24:BA:2418:A:H8	1.80	0.46
24:BA:2557:G:N2	24:BA:2558:C:C2	2.84	0.46
24:BA:2574:G:C4	24:BA:2575:C:C6	3.03	0.46
24:BA:2686:G:C5	24:BA:2687:U:C5	3.03	0.46
31:BH:132:PHE:CG	31:BH:133:GLN:N	2.84	0.46
33:BJ:105:VAL:HG23	33:BJ:109:LEU:CD1	2.46	0.46
36:BM:23:GLY:H	36:BM:100:LYS:HZ2	1.64	0.46
38:BO:78:VAL:O	38:BO:79:ALA:C	2.53	0.46
39:BP:111:GLU:CD	39:BP:111:GLU:N	2.68	0.46
43:BT:14:PRO:HA	43:BT:32:LEU:CB	2.45	0.46
43:BT:31:VAL:HA	43:BT:84:TYR:H	1.80	0.46
47:BX:44:ARG:CG	47:BX:45:PHE:N	2.79	0.46
1:CB:40:ILE:HG22	1:CB:41:ASN:N	2.31	0.46
1:CB:61:SER:OG	1:CB:224:ARG:HA	2.15	0.46
2:CC:119:ILE:C	2:CC:121:SER:N	2.69	0.46
3:CD:1:ALA:HB2	55:CA:404:G:O6	2.15	0.46
3:CD:102:TYR:C	3:CD:104:MET:N	2.63	0.46
4:CE:116:VAL:HG23	4:CE:117:ALA:N	2.31	0.46
6:CG:110:ARG:HG3	6:CG:111:GLY:N	2.28	0.46
7:CH:124:ILE:C	7:CH:125:ILE:HG13	2.36	0.46
8:CI:117:LEU:CD2	8:CI:123:ARG:HE	2.28	0.46
12:CM:94:LEU:CD2	12:CM:101:THR:HG22	2.45	0.46
14:CO:22:GLY:O	14:CO:23:SER:C	2.54	0.46
16:CQ:23:ALA:C	16:CQ:24:ILE:HD12	2.35	0.46
55:CA:168:G:H8	55:CA:168:G:OP2	1.99	0.46
55:CA:567:G:O2'	55:CA:568:G:O5'	2.33	0.46
55:CA:836:G:C6	55:CA:837:U:C2	3.04	0.46
55:CA:977:A:H3'	55:CA:1362:A:N6	2.30	0.46
55:CA:1119:C:H2'	55:CA:1120:C:C6	2.39	0.46
55:CA:1186:G:N2	55:CA:1187:G:H1'	2.30	0.46
55:CA:1298:U:H4'	55:CA:1299:A:O5'	2.15	0.46

*Continued on next page...*

*Continued from previous page...*

Atom-1	Atom-2	Interatomic distance (Å)	Clash overlap (Å)
55:CA:1360:A:H2'	55:CA:1361:G:O4'	2.16	0.46
26:DC:183:VAL:HG22	26:DC:184:GLU:H	1.81	0.46
26:DC:257:ARG:NH2	26:DC:263:ASP:OD2	2.46	0.46
28:DE:72:SER:C	28:DE:74:LYS:H	2.18	0.46
29:DF:56:LEU:HD13	29:DF:56:LEU:C	2.35	0.46
36:DM:31:PHE:O	36:DM:104:GLU:HA	2.16	0.46
43:DT:8:LEU:HD22	43:DT:46:ALA:HA	1.97	0.46
44:DU:12:VAL:HG12	44:DU:12:VAL:O	2.15	0.46
47:DX:58:ILE:HG12	47:DX:66:VAL:HG11	1.98	0.46
48:DY:58:ASN:C	48:DY:60:LYS:H	2.19	0.46
52:D2:19:ARG:HB2	24:DA:126:A:OP2	2.15	0.46
24:DA:476:G:C4	24:DA:478:A:OP2	2.69	0.46
24:DA:815:C:H2'	24:DA:816:C:H6	1.79	0.46
24:DA:843:G:H2'	24:DA:844:A:C8	2.50	0.46
24:DA:1082:U:N3	24:DA:1086:A:C5	2.83	0.46
24:DA:1247:A:N7	24:DA:1249:U:C4	2.83	0.46
24:DA:1254:A:H3'	24:DA:1255:U:C5'	2.45	0.46
24:DA:1322:A:H2'	24:DA:1323:C:O4'	2.15	0.46
24:DA:1335:C:H2'	24:DA:1336:A:O4'	2.16	0.46
24:DA:1473:G:C2	24:DA:1519:G:C2	3.02	0.46
24:DA:1511:G:O2'	24:DA:1512:C:C5'	2.64	0.46
24:DA:1678:A:H2'	24:DA:1679:A:O4'	2.15	0.46
24:DA:1866:A:H61	24:DA:1875:G:C2'	2.28	0.46
24:DA:2144:G:HO2'	24:DA:2145:C:H3'	1.80	0.46
24:DA:2228:G:C6	24:DA:2229:U:C4	3.03	0.46
24:DA:2261:C:O2'	24:DA:2262:U:H5'	2.15	0.46
24:DA:2307:G:C8	24:DA:2312:U:C5	3.03	0.46
24:DA:2521:C:C2	24:DA:2545:G:N2	2.84	0.46
56:DB:37:C:N4	56:DB:49:C:O4'	2.48	0.46
1:AB:30:ILE:HD11	1:AB:38:HIS:CD2	2.50	0.46
1:AB:202:ASN:O	1:AB:208:ALA:HB1	2.16	0.46
2:AC:32:LEU:O	2:AC:32:LEU:HD12	2.16	0.46
10:AK:96:ILE:CD1	20:AU:14:ALA:HB2	2.45	0.46
13:AN:35:ALA:HB2	13:AN:40:ARG:HD3	1.96	0.46
14:AO:7:THR:O	14:AO:11:VAL:HG23	2.15	0.46
21:AA:267:C:HO2'	21:AA:268:U:H6	1.62	0.46
21:AA:279:A:O5'	21:AA:281:G:H5'	2.15	0.46
21:AA:1139:G:C2	21:AA:1141:C:N4	2.84	0.46
21:AA:1200:C:HO2'	21:AA:1201:A:P	2.39	0.46
21:AA:1464:U:O2'	21:AA:1465:A:H5'	2.15	0.46
24:BA:54:G:H2'	24:BA:55:G:O5'	2.15	0.46

*Continued on next page...*

*Continued from previous page...*

Atom-1	Atom-2	Interatomic distance (Å)	Clash overlap (Å)
24:BA:542:C:O2	24:BA:542:C:C2'	2.63	0.46
24:BA:679:C:O2	24:BA:799:G:C2	2.69	0.46
24:BA:953:G:N2	24:BA:954:G:C4	2.84	0.46
24:BA:1075:C:H2'	24:BA:1076:C:C6	2.51	0.46
24:BA:1401:G:C5	24:BA:1402:U:C5	3.04	0.46
24:BA:1494:A:H2'	24:BA:1495:A:C8	2.50	0.46
24:BA:1495:A:O2'	24:BA:1496:A:O4'	2.21	0.46
24:BA:1722:A:N1	24:BA:1739:A:C8	2.84	0.46
24:BA:1854:A:N6	24:BA:1888:G:H1'	2.31	0.46
24:BA:1906:G:N1	24:BA:1907:G:N7	2.63	0.46
24:BA:1998:A:H2'	24:BA:1999:C:C6	2.51	0.46
24:BA:2151:U:H2'	24:BA:2152:G:O4'	2.16	0.46
24:BA:2520:C:H2'	24:BA:2521:C:H6	1.81	0.46
24:BA:2523:G:C2'	24:BA:2524:G:H5'	2.45	0.46
24:BA:2529:G:OP2	24:BA:2530:A:H5''	2.16	0.46
24:BA:2625:G:H2'	24:BA:2626:C:C6	2.51	0.46
24:BA:2749:A:OP1	30:BG:3:VAL:HG12	2.15	0.46
24:BA:2776:A:C2	24:BA:2778:A:C4	3.04	0.46
26:BC:106:PRO:HD3	26:BC:141:HIS:CE1	2.50	0.46
26:BC:259:ASN:O	26:BC:260:LYS:HB2	2.16	0.46
27:BD:39:ASP:OD2	27:BD:40:LEU:HD12	2.14	0.46
29:BF:7:TYR:CD2	29:BF:11:VAL:HG11	2.51	0.46
29:BF:134:GLN:NE2	29:BF:150:GLY:H	2.14	0.46
32:BI:107:GLU:HA	32:BI:110:GLN:HB3	1.96	0.46
34:BK:21:CYS:HA	34:BK:41:ILE:CD1	2.33	0.46
35:BL:40:SER:O	35:BL:41:ARG:HB2	2.15	0.46
39:BP:52:ARG:O	39:BP:53:GLY:C	2.51	0.46
40:BQ:63:ARG:NH1	40:BQ:96:ASP:CB	2.73	0.46
41:BR:39:LEU:HB2	41:BR:49:ILE:HD13	1.98	0.46
41:BR:102:SER:O	41:BR:103:ALA:O	2.33	0.46
45:BV:21:ARG:HA	45:BV:25:LYS:O	2.15	0.46
46:BW:76:ARG:HG3	46:BW:76:ARG:HH21	1.79	0.46
49:BZ:56:VAL:O	49:BZ:56:VAL:HG13	2.15	0.46
51:B1:9:LYS:HG2	51:B1:9:LYS:O	2.15	0.46
1:CB:115:ASP:O	1:CB:119:GLN:CB	2.63	0.46
1:CB:116:LEU:HD13	1:CB:140:LEU:HB2	1.98	0.46
4:CE:14:LEU:HD12	4:CE:35:LEU:O	2.15	0.46
4:CE:98:ALA:HA	4:CE:123:LEU:HD12	1.96	0.46
9:CJ:57:VAL:HG23	55:CA:972:C:H1'	1.97	0.46
10:CK:84:MET:HG2	10:CK:110:THR:OG1	2.16	0.46
11:CL:48:LEU:HD23	11:CL:48:LEU:N	2.30	0.46

*Continued on next page...*

*Continued from previous page...*

Atom-1	Atom-2	Interatomic distance (Å)	Clash overlap (Å)
11:CL:78:VAL:O	11:CL:101:LEU:HB3	2.14	0.46
12:CM:59:VAL:HG13	12:CM:60:ALA:N	2.31	0.46
18:CS:5:LYS:HB2	18:CS:6:LYS:H	1.48	0.46
18:CS:11:ASP:N	18:CS:11:ASP:OD1	2.49	0.46
55:CA:57:G:C5	55:CA:58:C:C5	3.03	0.46
55:CA:61:G:O6	55:CA:107:G:C6	2.68	0.46
55:CA:158:G:H2'	55:CA:159:G:O4'	2.16	0.46
55:CA:243:A:C5'	55:CA:244:U:H5'	2.46	0.46
55:CA:449:G:N1	55:CA:450:G:C6	2.83	0.46
55:CA:481:G:H4'	55:CA:482:A:OP1	2.16	0.46
55:CA:536:C:H2'	55:CA:537:G:C8	2.51	0.46
55:CA:686:U:O2'	55:CA:687:A:O5'	2.33	0.46
55:CA:1077:G:C2	55:CA:1081:A:C2	3.03	0.46
55:CA:1307:U:H2'	55:CA:1308:U:H5'	1.98	0.46
26:DC:197:ALA:O	26:DC:199:HIS:N	2.48	0.46
27:DD:193:VAL:O	27:DD:194:PRO:O	2.33	0.46
35:DL:32:GLY:CA	24:DA:1190:G:H5''	2.45	0.46
37:DN:55:ALA:HA	37:DN:80:PHE:CE1	2.51	0.46
38:DO:9:ARG:HA	38:DO:12:THR:OG1	2.15	0.46
38:DO:18:LEU:HD13	38:DO:25:ARG:HD2	1.97	0.46
38:DO:88:LYS:O	38:DO:89:ASP:HB3	2.13	0.46
41:DR:78:ARG:HB3	41:DR:83:TYR:CD1	2.50	0.46
43:DT:18:GLU:OE2	24:DA:1338:G:H4'	2.16	0.46
45:DV:87:GLN:O	45:DV:88:HIS:HB2	2.16	0.46
47:DX:26:ARG:NH1	24:DA:2232:C:P	2.89	0.46
48:DY:22:LEU:HG	48:DY:23:ARG:H	1.80	0.46
24:DA:53:A:H3'	24:DA:54:G:H8	1.81	0.46
24:DA:58:G:N2	24:DA:70:G:C4	2.83	0.46
24:DA:804:A:H2'	24:DA:806:C:N4	2.31	0.46
24:DA:859:G:HO2'	24:DA:916:G:H1	1.64	0.46
24:DA:1059:G:C2	24:DA:1080:A:C2	3.04	0.46
24:DA:1073:A:H3'	24:DA:1074:G:H8	1.79	0.46
24:DA:1207:C:H2'	24:DA:1208:C:H6	1.77	0.46
24:DA:1597:A:O3'	24:DA:1598:A:H8	1.99	0.46
24:DA:1780:A:HO2'	24:DA:1781:U:H5	1.60	0.46
24:DA:1869:G:C2	24:DA:1873:G:C6	3.03	0.46
24:DA:2345:G:H4'	24:DA:2346:A:O5'	2.15	0.46
24:DA:2770:G:O5'	24:DA:2770:G:C8	2.68	0.46
24:DA:2848:G:HO2'	24:DA:2849:U:H6	1.62	0.46
56:DB:50:A:C4	56:DB:51:G:C8	3.03	0.46
1:AB:24:PRO:CB	21:AA:829:G:O2'	2.64	0.46

*Continued on next page...*

*Continued from previous page...*

Atom-1	Atom-2	Interatomic distance (Å)	Clash overlap (Å)
1:AB:80:LYS:HG3	1:AB:90:PHE:CE1	2.50	0.46
2:AC:107:LYS:NZ	2:AC:107:LYS:HB2	2.29	0.46
2:AC:146:LYS:HB2	2:AC:202:PHE:HD2	1.76	0.46
4:AE:17:VAL:HG21	4:AE:55:VAL:HG13	1.97	0.46
4:AE:19:ARG:HB2	4:AE:31:SER:O	2.16	0.46
5:AF:45:ARG:HG2	5:AF:46:GLN:N	2.31	0.46
8:AI:43:ALA:HB1	8:AI:46:VAL:HG22	1.97	0.46
8:AI:94:ARG:HG2	8:AI:94:ARG:O	2.16	0.46
9:AJ:50:THR:HG22	9:AJ:64:GLN:HG2	1.98	0.46
10:AK:53:GLY:N	10:AK:56:LYS:HG2	2.31	0.46
16:AQ:74:LEU:HD22	16:AQ:75:VAL:N	2.30	0.46
17:AR:26:ALA:HA	17:AR:29:LYS:HE2	1.97	0.46
21:AA:471:U:C2'	21:AA:472:U:H5'	2.45	0.46
21:AA:891:U:O2'	21:AA:892:A:H5'	2.15	0.46
21:AA:935:A:O2'	21:AA:936:C:O4'	2.30	0.46
21:AA:1316:G:H5'	21:AA:1317:C:OP2	2.15	0.46
21:AA:1323:G:H2'	21:AA:1324:A:C8	2.50	0.46
21:AA:1363:A:C4	21:AA:1365:G:C6	3.04	0.46
24:BA:141:G:C5'	24:BA:142:A:C8	2.97	0.46
24:BA:382:A:C6	24:BA:383:C:C6	3.03	0.46
24:BA:477:A:C6	24:BA:478:A:C6	3.03	0.46
24:BA:763:G:O2'	24:BA:765:C:H5'	2.15	0.46
24:BA:783:A:C2'	24:BA:784:G:O5'	2.63	0.46
24:BA:1000:A:C6	24:BA:1001:A:C6	3.04	0.46
24:BA:1165:A:H2'	24:BA:1166:G:H8	1.80	0.46
24:BA:1676:A:N6	24:BA:1677:A:C6	2.83	0.46
24:BA:1802:A:O2'	24:BA:1803:A:C5'	2.63	0.46
24:BA:1867:G:H22	24:BA:1875:G:H1'	1.77	0.46
24:BA:1942:C:O5'	24:BA:1942:C:H6	1.99	0.46
24:BA:1964:G:O2'	24:BA:1967:C:OP1	2.28	0.46
24:BA:1966:A:H1'	24:BA:2593:U:H5'	1.97	0.46
24:BA:2243:U:H2'	24:BA:2244:U:H6	1.80	0.46
24:BA:2354:C:C4'	46:BW:31:LEU:HD22	2.43	0.46
24:BA:2750:A:O2'	24:BA:2752:C:N4	2.48	0.46
24:BA:2845:U:O3'	39:BP:52:ARG:NH1	2.48	0.46
24:BA:2860:A:C3'	24:BA:2860:A:C8	2.99	0.46
24:BA:2897:U:C2	24:BA:2898:U:C5	3.04	0.46
28:BE:1:MET:CG	28:BE:14:VAL:HG23	2.45	0.46
28:BE:83:VAL:HG11	28:BE:86:ALA:CB	2.45	0.46
29:BF:76:PHE:HB2	29:BF:78:ILE:HG12	1.98	0.46
30:BG:84:LYS:HG2	30:BG:85:LYS:N	2.31	0.46

*Continued on next page...*



*Continued from previous page...*

Atom-1	Atom-2	Interatomic distance (Å)	Clash overlap (Å)
31:BH:21:VAL:HG22	31:BH:22:LYS:N	2.30	0.46
35:BL:82:LEU:C	35:BL:84:LYS:N	2.68	0.46
37:BN:72:ASP:OD1	37:BN:75:ILE:HG23	2.16	0.46
38:BO:36:TYR:N	38:BO:36:TYR:HD2	2.13	0.46
38:BO:110:ALA:O	38:BO:113:ALA:HB3	2.16	0.46
39:BP:56:SER:C	39:BP:75:THR:HG23	2.35	0.46
40:BQ:68:ALA:C	40:BQ:70:GLN:N	2.66	0.46
40:BQ:81:GLY:O	40:BQ:85:ALA:HB2	2.16	0.46
44:BU:98:ASN:C	44:BU:98:ASN:OD1	2.54	0.46
45:BV:66:ASP:OD1	45:BV:68:LYS:HG3	2.15	0.46
45:BV:80:HIS:CD2	45:BV:83:LYS:CB	2.99	0.46
47:BX:69:GLU:O	47:BX:70:LEU:HB2	2.16	0.46
1:CB:68:PHE:HB2	1:CB:90:PHE:CB	2.46	0.46
1:CB:71:THR:N	1:CB:168:GLU:OE2	2.49	0.46
1:CB:166:ASP:HB2	1:CB:190:SER:HB2	1.97	0.46
2:CC:195:ILE:HG22	2:CC:195:ILE:O	2.15	0.46
3:CD:61:ARG:HG3	3:CD:71:PHE:CD2	2.51	0.46
3:CD:84:ASN:HD22	3:CD:84:ASN:C	2.18	0.46
3:CD:153:ARG:NH1	55:CA:437:U:H4'	2.31	0.46
4:CE:56:PRO:O	4:CE:59:ILE:HG22	2.14	0.46
8:CI:93:LEU:O	8:CI:97:LEU:HG	2.15	0.46
8:CI:104:THR:HG23	55:CA:1180:A:OP1	2.15	0.46
12:CM:75:SER:O	12:CM:79:LEU:HG	2.15	0.46
19:CT:84:LYS:HB2	19:CT:84:LYS:HZ3	1.79	0.46
20:CU:43:GLU:CD	55:CA:1534:A:N6	2.69	0.46
55:CA:70:U:N3	55:CA:94:G:C5	2.83	0.46
55:CA:199:A:O2'	55:CA:200:G:O4'	2.23	0.46
55:CA:229:U:C4	55:CA:230:G:N7	2.83	0.46
55:CA:508:U:H4'	55:CA:509:A:OP1	2.14	0.46
55:CA:517:G:H5'	55:CA:519:C:N3	2.28	0.46
55:CA:537:G:HO2'	55:CA:538:G:C5'	2.29	0.46
55:CA:705:G:C2'	55:CA:706:A:H5'	2.45	0.46
55:CA:1142:G:C2	55:CA:1143:G:H1'	2.51	0.46
55:CA:1229:A:H2'	55:CA:1230:C:H6	1.80	0.46
55:CA:1256:A:C4	55:CA:1278:G:C5	3.04	0.46
26:DC:152:GLN:HA	26:DC:155:ARG:HD3	1.98	0.46
26:DC:251:THR:CG2	24:DA:1824:G:H21	2.28	0.46
28:DE:148:ILE:HA	28:DE:187:VAL:HB	1.97	0.46
31:DH:38:PRO:O	31:DH:40:THR:N	2.48	0.46
38:DO:71:ALA:HB1	38:DO:102:ARG:HB3	1.96	0.46
45:DV:9:ARG:HG2	45:DV:39:ALA:O	2.16	0.46

*Continued on next page...*

*Continued from previous page...*

Atom-1	Atom-2	Interatomic distance (Å)	Clash overlap (Å)
53:D3:33:THR:HG23	53:D3:34:LYS:N	2.30	0.46
24:DA:104:A:O2'	24:DA:105:C:H5'	2.16	0.46
24:DA:117:G:C2	24:DA:119:A:N6	2.84	0.46
24:DA:206:U:H2'	24:DA:207:A:C8	2.48	0.46
24:DA:464:U:H2'	24:DA:465:G:O4'	2.16	0.46
24:DA:512:G:OP2	24:DA:1235:G:H5'	2.16	0.46
24:DA:792:A:C5	24:DA:2440:C:C2	3.03	0.46
24:DA:809:G:O2'	24:DA:810:U:H5'	2.15	0.46
24:DA:817:C:O2'	24:DA:839:U:H5''	2.16	0.46
24:DA:1070:A:C8	24:DA:1097:U:H4'	2.51	0.46
24:DA:1288:G:C8	24:DA:1327:A:N6	2.84	0.46
24:DA:1633:G:C5	24:DA:1635:A:N7	2.83	0.46
24:DA:2095:A:C6	24:DA:2096:C:C4	3.04	0.46
24:DA:2319:G:O2'	24:DA:2320:U:P	2.73	0.46
24:DA:2674:G:C2'	24:DA:2675:A:H8	2.22	0.46
24:DA:2690:U:N3	24:DA:2873:A:C2	2.83	0.46
1:AB:22:TRP:HA	1:AB:188:THR:C	2.36	0.46
1:AB:27:LYS:HB3	1:AB:28:PRO:HD3	1.96	0.46
1:AB:71:THR:C	1:AB:72:LYS:HG2	2.36	0.46
1:AB:216:VAL:O	1:AB:220:VAL:HG23	2.15	0.46
4:AE:32:PHE:O	4:AE:52:ALA:N	2.48	0.46
4:AE:106:ALA:O	4:AE:107:GLY:O	2.34	0.46
4:AE:131:ASN:HA	4:AE:132:PRO:HD2	1.55	0.46
4:AE:152:VAL:HG21	4:AE:156:ARG:HH12	1.76	0.46
7:AH:8:ASP:O	7:AH:11:THR:HG22	2.15	0.46
10:AK:34:THR:HA	10:AK:41:LEU:HG	1.98	0.46
12:AM:49:GLU:O	12:AM:52:ILE:HG22	2.16	0.46
17:AR:42:ARG:HG3	17:AR:43:ILE:HG12	1.96	0.46
18:AS:18:VAL:HG11	18:AS:43:MET:HG2	1.97	0.46
18:AS:50:VAL:CG2	18:AS:70:LEU:HB3	2.46	0.46
21:AA:34:C:H2'	21:AA:35:G:C8	2.50	0.46
21:AA:202:G:O6	21:AA:203:G:C6	2.69	0.46
21:AA:507:C:C3'	21:AA:508:U:H5''	2.42	0.46
21:AA:601:G:H2'	21:AA:602:A:C8	2.50	0.46
21:AA:912:C:H6	21:AA:912:C:O5'	1.99	0.46
21:AA:1051:C:O2'	21:AA:1052:U:C5'	2.64	0.46
21:AA:1103:C:C2'	21:AA:1104:G:O5'	2.64	0.46
21:AA:1202:U:O2'	21:AA:1203:C:O4'	2.25	0.46
21:AA:1232:U:H2'	21:AA:1233:G:O4'	2.16	0.46
21:AA:1476:A:C5	21:AA:1477:U:C5	3.03	0.46
24:BA:35:G:O2'	24:BA:36:G:O5'	2.34	0.46

*Continued on next page...*

*Continued from previous page...*

Atom-1	Atom-2	Interatomic distance (Å)	Clash overlap (Å)
24:BA:86:G:HO2'	24:BA:87:U:H5'	1.79	0.46
24:BA:227:A:H61	24:BA:410:G:H1'	1.80	0.46
24:BA:551:G:O2'	24:BA:552:U:H5'	2.16	0.46
24:BA:1028:A:O2'	24:BA:1029:A:H5'	2.15	0.46
24:BA:1528:A:OP2	24:BA:1543:G:N2	2.47	0.46
24:BA:1561:C:H2'	24:BA:1562:U:H6	1.79	0.46
24:BA:1693:U:H4'	24:BA:1694:C:OP2	2.15	0.46
24:BA:2056:G:N2	24:BA:2057:G:N9	2.64	0.46
24:BA:2318:G:C6	24:BA:2319:G:N1	2.83	0.46
24:BA:2461:A:H1'	24:BA:2492:U:C2	2.51	0.46
27:BD:53:GLY:HA3	27:BD:77:ARG:H	1.81	0.46
32:BI:33:ASN:HB3	32:BI:36:GLU:CB	2.43	0.46
34:BK:104:THR:HB	34:BK:106:GLU:OE1	2.15	0.46
36:BM:35:ALA:HB3	36:BM:99:GLY:N	2.31	0.46
36:BM:41:LEU:HG	36:BM:96:ILE:HG21	1.98	0.46
41:BR:35:PHE:HB2	41:BR:59:ILE:HB	1.97	0.46
41:BR:49:ILE:HG22	41:BR:54:VAL:HG12	1.98	0.46
43:BT:28:ASN:HA	43:BT:91:GLN:HE22	1.80	0.46
52:B2:44:VAL:O	52:B2:44:VAL:HG12	2.15	0.46
1:CB:53:LEU:CG	1:CB:219:THR:HG21	2.46	0.46
1:CB:187:ASP:C	1:CB:189:ASN:H	2.18	0.46
2:CC:20:THR:CG2	2:CC:57:GLU:HG2	2.45	0.46
4:CE:56:PRO:O	4:CE:57:ALA:C	2.53	0.46
6:CG:24:LYS:O	6:CG:28:ILE:HG12	2.16	0.46
7:CH:11:THR:HA	7:CH:14:ARG:NH1	2.31	0.46
9:CJ:66:GLU:OE2	13:CN:96:LYS:HD3	2.16	0.46
17:CR:23:LYS:C	17:CR:25:ILE:H	2.19	0.46
18:CS:33:TRP:CD1	18:CS:56:HIS:CE1	3.03	0.46
18:CS:33:TRP:HB2	55:CA:1014:A:C2	2.50	0.46
55:CA:570:G:H1'	55:CA:820:U:C4	2.50	0.46
55:CA:763:G:C2	55:CA:764:C:C6	3.04	0.46
55:CA:899:C:H2'	55:CA:900:A:H8	1.79	0.46
55:CA:922:G:N1	55:CA:923:A:C2	2.83	0.46
55:CA:1219:A:C6	55:CA:1220:G:C5	3.04	0.46
55:CA:1432:G:H1'	55:CA:1468:A:H61	1.81	0.46
26:DC:78:GLU:OE2	26:DC:94:LEU:HD22	2.16	0.46
29:DF:155:ILE:H	29:DF:155:ILE:HD12	1.80	0.46
31:DH:7:ASP:O	31:DH:15:LEU:HD13	2.16	0.46
36:DM:27:SER:N	36:DM:66:ARG:HH22	2.10	0.46
37:DN:45:ARG:C	37:DN:47:VAL:H	2.18	0.46
44:DU:44:HIS:HD2	44:DU:57:ILE:HG21	1.81	0.46

*Continued on next page...*

*Continued from previous page...*

Atom-1	Atom-2	Interatomic distance (Å)	Clash overlap (Å)
51:D1:8:ILE:HD12	51:D1:52:LYS:HG3	1.97	0.46
24:DA:164:C:O2'	24:DA:165:A:H5'	2.16	0.46
24:DA:178:G:O2'	24:DA:179:C:H5'	2.16	0.46
24:DA:237:C:N4	24:DA:238:C:H41	2.13	0.46
24:DA:342:A:H2'	24:DA:343:C:O4'	2.15	0.46
24:DA:407:G:C2	24:DA:421:C:N3	2.84	0.46
24:DA:445:C:H2'	24:DA:446:G:O4'	2.15	0.46
24:DA:697:G:H2'	24:DA:698:C:C6	2.50	0.46
24:DA:749:A:N3	24:DA:750:A:C8	2.83	0.46
24:DA:752:A:HO2'	24:DA:753:A:P	2.37	0.46
24:DA:1173:U:N3	24:DA:1174:U:H1'	2.31	0.46
24:DA:1311:G:O2'	24:DA:1312:U:C6	2.67	0.46
24:DA:1315:C:H2'	24:DA:1316:U:H6	1.80	0.46
24:DA:1343:G:C5	24:DA:1597:A:N6	2.84	0.46
24:DA:1348:C:C5	24:DA:1349:C:C2	3.04	0.46
24:DA:1649:G:H2'	24:DA:1650:A:H8	1.81	0.46
24:DA:1672:A:C2'	24:DA:1673:G:H5'	2.45	0.46
24:DA:1713:A:C1'	24:DA:1716:U:H5'	2.44	0.46
24:DA:1741:C:H2'	24:DA:1742:U:O4'	2.16	0.46
24:DA:2140:G:C5	24:DA:2152:G:N1	2.83	0.46
24:DA:2308:G:C6	24:DA:2311:A:C5	3.03	0.46
24:DA:2574:G:C5	24:DA:2575:C:C5	3.04	0.46
56:DB:57:A:O2'	56:DB:58:A:H5'	2.15	0.46
56:DB:111:U:H2'	56:DB:112:G:H8	1.80	0.46
1:AB:17:HIS:CD2	1:AB:202:ASN:HD21	2.34	0.46
1:AB:209:VAL:O	1:AB:210:THR:C	2.53	0.46
2:AC:74:ILE:O	2:AC:74:ILE:HG12	2.16	0.46
2:AC:119:ILE:HG21	2:AC:197:VAL:HG11	1.98	0.46
3:AD:149:LYS:NZ	3:AD:177:MET:HG3	2.30	0.46
5:AF:99:ALA:O	5:AF:100:SER:HB2	2.15	0.46
9:AJ:50:THR:HG22	9:AJ:64:GLN:CG	2.46	0.46
9:AJ:51:VAL:HB	13:AN:80:ARG:HB2	1.98	0.46
20:AU:16:ARG:NH1	20:AU:16:ARG:HG2	2.30	0.46
21:AA:19:A:H4'	21:AA:864:A:O4'	2.16	0.46
21:AA:32:A:C2	21:AA:33:A:C5	3.04	0.46
21:AA:48:C:H5	21:AA:364:A:H2	1.64	0.46
21:AA:284:C:H6	21:AA:284:C:O5'	1.99	0.46
21:AA:902:G:H2'	21:AA:903:G:H8	1.81	0.46
21:AA:1158:C:C2	21:AA:1160:G:C8	3.03	0.46
21:AA:1252:A:C2	21:AA:1253:G:C8	3.04	0.46
24:BA:7:G:H2'	24:BA:8:C:C6	2.51	0.46

*Continued on next page...*

*Continued from previous page...*

Atom-1	Atom-2	Interatomic distance (Å)	Clash overlap (Å)
24:BA:94:A:H2'	24:BA:95:A:C8	2.51	0.46
24:BA:545:U:H2'	24:BA:546:U:H4'	1.98	0.46
24:BA:928:A:H2	49:BZ:46:MET:HE1	1.80	0.46
24:BA:976:G:C2	24:BA:977:G:C5	3.03	0.46
24:BA:1313:U:O2	24:BA:1313:U:C2'	2.62	0.46
24:BA:1417:C:H4'	24:BA:1587:G:H21	1.80	0.46
24:BA:1596:A:N6	24:BA:1597:A:N6	2.64	0.46
24:BA:1813:G:H21	26:BC:49:THR:HG22	1.81	0.46
24:BA:1945:G:C4	24:BA:1946:U:C5	3.04	0.46
24:BA:2197:U:HO2'	24:BA:2198:A:C2'	2.27	0.46
24:BA:2686:G:H2'	24:BA:2687:U:H6	1.81	0.46
24:BA:2874:C:H2'	24:BA:2875:C:C6	2.51	0.46
27:BD:103:ASP:O	27:BD:104:VAL:O	2.34	0.46
29:BF:142:TYR:HA	29:BF:145:VAL:HG13	1.98	0.46
30:BG:10:VAL:HB	30:BG:14:VAL:HG21	1.97	0.46
30:BG:54:ARG:HG3	30:BG:57:TYR:HD1	1.81	0.46
34:BK:99:ILE:HG23	34:BK:100:PHE:N	2.31	0.46
34:BK:108:ARG:HH21	39:BP:34:GLY:HA3	1.79	0.46
39:BP:62:LYS:O	39:BP:62:LYS:HG2	2.15	0.46
2:CC:14:VAL:O	2:CC:15:LYS:HB2	2.15	0.46
4:CE:21:SER:HB3	55:CA:16:A:O4'	2.15	0.46
8:CI:6:TYR:HA	8:CI:18:VAL:O	2.16	0.46
8:CI:39:GLY:HA2	8:CI:44:ARG:HD3	1.98	0.46
8:CI:51:LEU:C	8:CI:53:LEU:N	2.68	0.46
10:CK:115:ILE:HD12	20:CU:23:GLU:HG2	1.98	0.46
11:CL:119:LYS:HG3	55:CA:36:C:OP1	2.16	0.46
55:CA:61:G:C6	55:CA:107:G:C2	3.04	0.46
55:CA:173:U:C2	55:CA:197:A:C2	3.04	0.46
55:CA:259:G:H2'	55:CA:260:G:H8	1.81	0.46
55:CA:275:G:O2'	55:CA:276:G:C5'	2.62	0.46
55:CA:484:G:C5	55:CA:486:U:H1'	2.51	0.46
55:CA:695:A:C6	55:CA:696:A:C6	3.04	0.46
55:CA:874:G:C4	55:CA:875:U:C5	3.04	0.46
55:CA:985:C:C2	55:CA:1221:G:N2	2.83	0.46
27:DD:17:GLU:CD	27:DD:17:GLU:H	2.19	0.46
28:DE:64:GLY:HA2	24:DA:2059:A:O3'	2.16	0.46
28:DE:129:PRO:HG3	28:DE:159:LEU:HD23	1.98	0.46
33:DJ:97:PRO:C	33:DJ:99:ARG:H	2.18	0.46
33:DJ:106:LYS:HE2	33:DJ:106:LYS:HA	1.97	0.46
37:DN:16:HIS:CD2	24:DA:1275:A:N9	2.84	0.46
38:DO:31:THR:HG21	38:DO:36:TYR:HE2	1.81	0.46

*Continued on next page...*

*Continued from previous page...*

Atom-1	Atom-2	Interatomic distance (Å)	Clash overlap (Å)
53:D3:23:HIS:ND1	53:D3:24:LYS:O	2.49	0.46
53:D3:34:LYS:CE	24:DA:2390:U:OP2	2.63	0.46
24:DA:38:A:C2	24:DA:39:G:H1'	2.51	0.46
24:DA:146:A:C6	24:DA:147:C:C4	3.04	0.46
24:DA:320:A:H5''	24:DA:321:U:OP1	2.16	0.46
24:DA:608:A:C8	24:DA:621:A:N6	2.84	0.46
24:DA:673:C:H2'	24:DA:674:G:H5'	1.98	0.46
24:DA:843:G:N2	24:DA:844:A:C4	2.84	0.46
24:DA:915:C:H3'	24:DA:916:G:C8	2.50	0.46
24:DA:1002:G:H2'	24:DA:1003:G:O4'	2.16	0.46
24:DA:1050:A:C4	24:DA:2751:G:N2	2.83	0.46
24:DA:1347:A:O2'	24:DA:1348:C:C5'	2.63	0.46
24:DA:2028:U:H2'	24:DA:2029:G:C8	2.51	0.46
24:DA:2147:A:N3	24:DA:2147:A:C2'	2.76	0.46
24:DA:2447:G:C5	24:DA:2500:U:C5	3.04	0.46
1:AB:24:PRO:HB3	21:AA:830:G:H5'	1.98	0.46
1:AB:26:MET:HE3	1:AB:192:PRO:HG3	1.97	0.46
1:AB:84:LEU:O	1:AB:84:LEU:HG	2.15	0.46
4:AE:151:MET:O	4:AE:153:ALA:N	2.49	0.46
7:AH:66:GLN:HB3	7:AH:67:GLY:H	1.48	0.46
10:AK:98:ALA:O	10:AK:102:ALA:HB2	2.16	0.46
20:AU:28:LEU:HD23	20:AU:28:LEU:HA	1.65	0.46
21:AA:75:G:N2	21:AA:96:U:C2	2.84	0.46
21:AA:104:G:O2'	21:AA:105:G:H5'	2.16	0.46
21:AA:110:C:H2'	21:AA:111:G:C8	2.51	0.46
21:AA:243:A:H4'	21:AA:244:U:C5'	2.38	0.46
21:AA:555:U:H2'	21:AA:556:C:H6	1.77	0.46
21:AA:608:A:C4	21:AA:609:A:C8	3.03	0.46
21:AA:621:A:C6	21:AA:622:A:C6	3.04	0.46
21:AA:695:A:H2'	21:AA:696:A:O4'	2.16	0.46
21:AA:1051:C:O2'	21:AA:1052:U:H5''	2.16	0.46
21:AA:1144:G:H21	21:AA:1146:A:H62	1.62	0.46
24:BA:372:G:P	47:BX:61:LYS:HZ2	2.39	0.46
24:BA:373:U:C5	24:BA:400:G:N2	2.84	0.46
24:BA:381:G:OP1	47:BX:17:ARG:HD3	2.16	0.46
24:BA:467:G:C2'	24:BA:468:G:H5'	2.45	0.46
24:BA:833:A:O2'	35:BL:51:GLU:HB3	2.16	0.46
24:BA:1005:C:N3	24:BA:1143:A:C2	2.84	0.46
24:BA:1709:U:H2'	24:BA:1710:G:C8	2.51	0.46
24:BA:2201:G:C6	24:BA:2223:G:C6	3.04	0.46
24:BA:2646:C:H6	24:BA:2646:C:C5'	2.29	0.46

*Continued on next page...*

*Continued from previous page...*

Atom-1	Atom-2	Interatomic distance (Å)	Clash overlap (Å)
24:BA:2713:U:H3'	24:BA:2714:G:C5'	2.45	0.46
24:BA:2728:U:HO2'	24:BA:2729:G:H8	1.64	0.46
24:BA:2793:C:H2'	24:BA:2794:C:H6	1.76	0.46
24:BA:2821:A:H2'	24:BA:2822:G:H8	1.79	0.46
25:BB:12:C:OP2	25:BB:12:C:H6	1.99	0.46
25:BB:48:U:H2'	25:BB:49:C:C6	2.50	0.46
25:BB:64:G:H2'	25:BB:65:U:C6	2.50	0.46
26:BC:12:ARG:HH11	26:BC:12:ARG:HG3	1.76	0.46
26:BC:147:PRO:HD2	26:BC:184:GLU:OE2	2.15	0.46
26:BC:184:GLU:HB2	26:BC:187:CYS:SG	2.56	0.46
28:BE:147:LEU:O	28:BE:148:ILE:C	2.54	0.46
30:BG:149:ALA:O	30:BG:150:TYR:C	2.54	0.46
34:BK:59:LYS:HE2	34:BK:89:ASN:O	2.16	0.46
35:BL:65:GLY:O	35:BL:66:PHE:CB	2.64	0.46
36:BM:46:ILE:C	36:BM:46:ILE:HD12	2.35	0.46
41:BR:59:ILE:HG12	41:BR:101:ILE:HD13	1.97	0.46
48:BY:40:SER:C	48:BY:42:LEU:N	2.69	0.46
1:CB:208:ALA:HA	1:CB:211:LEU:CB	2.42	0.46
6:CG:100:MET:H	6:CG:100:MET:HE3	1.80	0.46
6:CG:115:MET:HA	6:CG:118:ARG:HD2	1.97	0.46
8:CI:51:LEU:HD12	8:CI:51:LEU:N	2.31	0.46
8:CI:126:PHE:HE2	55:CA:1343:G:OP1	1.99	0.46
10:CK:96:ILE:O	10:CK:99:LEU:HB3	2.16	0.46
11:CL:119:LYS:HA	55:CA:36:C:H5'	1.98	0.46
12:CM:12:LYS:HB3	12:CM:17:ALA:HB2	1.97	0.46
12:CM:72:ILE:HG13	55:CA:1309:G:O2'	2.15	0.46
55:CA:200:G:C2	55:CA:218:U:O2	2.69	0.46
55:CA:251:G:H4'	55:CA:252:U:H5'	1.98	0.46
55:CA:1202:U:O2'	55:CA:1203:C:H5'	2.16	0.46
55:CA:1308:U:O2	55:CA:1330:U:C2	2.69	0.46
55:CA:1389:C:H2'	55:CA:1390:U:O4'	2.16	0.46
27:DD:94:GLN:O	27:DD:95:SER:C	2.53	0.46
27:DD:107:VAL:CG1	27:DD:109:VAL:HG23	2.46	0.46
27:DD:208:LYS:O	27:DD:209:ALA:HB2	2.16	0.46
29:DF:107:VAL:C	29:DF:109:ARG:H	2.18	0.46
34:DK:5:GLN:HA	34:DK:20:MET:SD	2.56	0.46
35:DL:41:ARG:HB3	24:DA:805:G:OP2	2.16	0.46
40:DQ:60:TRP:CZ2	40:DQ:93:ILE:HB	2.50	0.46
44:DU:34:ILE:HG12	44:DU:62:ALA:O	2.16	0.46
47:DX:24:THR:O	47:DX:25:LYS:C	2.54	0.46
53:D3:63:TYR:O	53:D3:64:ALA:O	2.34	0.46

*Continued on next page...*



*Continued from previous page...*

Atom-1	Atom-2	Interatomic distance (Å)	Clash overlap (Å)
24:DA:181:A:H3'	24:DA:182:A:H8	1.80	0.46
24:DA:241:A:H1'	24:DA:243:U:C6	2.50	0.46
24:DA:460:A:H61	24:DA:469:G:H1'	1.81	0.46
24:DA:528:A:H2	24:DA:2043:C:O5'	1.98	0.46
24:DA:581:C:H2'	24:DA:582:A:C8	2.46	0.46
24:DA:749:A:H4'	24:DA:1271:G:N3	2.29	0.46
24:DA:1180:U:C4	24:DA:1181:U:C4	3.03	0.46
24:DA:1558:C:H1'	24:DA:1560:G:C5	2.50	0.46
24:DA:1670:C:C4	24:DA:1671:U:N3	2.84	0.46
24:DA:1745:A:C2	24:DA:1746:A:C8	3.04	0.46
24:DA:1904:G:O2'	24:DA:1905:C:H5'	2.16	0.46
24:DA:2046:G:H2'	24:DA:2047:C:C6	2.51	0.46
24:DA:2461:A:H1'	24:DA:2492:U:C2	2.50	0.46
24:DA:2773:C:H2'	24:DA:2774:C:H6	1.81	0.46
1:AB:30:ILE:HA	1:AB:40:ILE:O	2.16	0.46
3:AD:145:ARG:C	3:AD:147:LYS:H	2.19	0.46
4:AE:131:ASN:HD21	4:AE:133:ILE:CD1	2.27	0.46
8:AI:8:THR:HB	8:AI:84:ARG:HH12	1.80	0.46
8:AI:45:MET:SD	8:AI:45:MET:N	2.89	0.46
10:AK:13:LYS:HD3	55:CA:412:A:H5''	1.98	0.46
11:AL:6:LEU:HD23	16:AQ:33:TYR:CZ	2.50	0.46
15:AP:5:ARG:O	15:AP:19:VAL:HA	2.16	0.46
16:AQ:3:LYS:O	16:AQ:3:LYS:HD2	2.16	0.46
18:AS:6:LYS:HE2	18:AS:6:LYS:HA	1.98	0.46
21:AA:16:A:C2	21:AA:17:U:C6	3.03	0.46
21:AA:346:G:H2'	21:AA:346:G:N3	2.31	0.46
21:AA:369:G:HO2'	21:AA:370:C:C5'	2.29	0.46
21:AA:1043:G:C6	21:AA:1044:A:N6	2.84	0.46
24:BA:42:A:C6	24:BA:43:G:N7	2.84	0.46
24:BA:269:C:H2'	24:BA:270:A:O4'	2.16	0.46
24:BA:270:A:N1	24:BA:369:U:H1'	2.31	0.46
24:BA:412:A:C2	24:BA:413:C:H1'	2.51	0.46
24:BA:481:G:O2'	24:BA:482:A:P	2.73	0.46
24:BA:503:A:C2	24:BA:505:A:H2'	2.51	0.46
24:BA:608:A:N6	24:BA:609:A:C6	2.84	0.46
24:BA:1154:G:H5''	24:BA:1155:A:OP2	2.16	0.46
24:BA:1253:A:H4'	24:BA:1254:A:OP2	2.15	0.46
24:BA:1255:U:OP2	24:BA:2502:G:N2	2.47	0.46
24:BA:1291:C:C2	24:BA:1292:G:C8	3.04	0.46
24:BA:1303:G:H2'	24:BA:1304:A:C8	2.45	0.46
24:BA:1640:A:O2'	24:BA:1641:A:H5'	2.17	0.46

*Continued on next page...*

*Continued from previous page...*

Atom-1	Atom-2	Interatomic distance (Å)	Clash overlap (Å)
24:BA:1680:U:H2'	24:BA:1681:G:O4'	2.16	0.46
24:BA:1776:G:OP2	59:BA:3455:HOH:O	2.21	0.46
24:BA:2051:A:C6	24:BA:2614:A:C5	3.04	0.46
24:BA:2063:C:C2'	24:BA:2064:C:H5'	2.46	0.46
24:BA:2070:A:C2	24:BA:2442:C:C2	3.04	0.46
24:BA:2093:G:C5	24:BA:2225:A:C8	3.04	0.46
24:BA:2236:U:O2'	24:BA:2237:G:H5'	2.16	0.46
24:BA:2556:C:C5	24:BA:2557:G:N7	2.84	0.46
24:BA:2787:C:H1'	27:BD:63:PRO:HG3	1.97	0.46
32:BI:107:GLU:O	32:BI:111:THR:HG23	2.16	0.46
33:BJ:137:PRO:HG2	33:BJ:137:PRO:O	2.15	0.46
38:BO:104:GLN:C	38:BO:105:ALA:O	2.51	0.46
42:BS:84:ARG:O	42:BS:95:ARG:O	2.34	0.46
43:BT:29:THR:HA	43:BT:86:THR:N	2.30	0.46
44:BU:13:LEU:HD12	44:BU:69:VAL:CA	2.46	0.46
54:B4:9:LYS:HB3	54:B4:14:CYS:CB	2.46	0.46
1:CB:26:MET:HE1	1:CB:192:PRO:HB3	1.97	0.46
1:CB:49:PHE:O	1:CB:53:LEU:N	2.38	0.46
3:CD:155:LYS:HG2	3:CD:177:MET:CE	2.46	0.46
4:CE:51:LYS:HG2	4:CE:52:ALA:N	2.29	0.46
4:CE:96:GLN:CD	4:CE:96:GLN:C	2.75	0.46
7:CH:121:GLY:C	55:CA:599:C:H4'	2.36	0.46
9:CJ:49:PHE:HE2	13:CN:73:LEU:HD22	1.81	0.46
9:CJ:81:GLU:O	9:CJ:83:THR:N	2.49	0.46
12:CM:101:THR:CG2	55:CA:1225:A:H5'	2.45	0.46
15:CP:44:SER:HB2	15:CP:46:LYS:CG	2.45	0.46
15:CP:54:LEU:O	15:CP:56:ARG:N	2.48	0.46
55:CA:204:G:H3'	55:CA:205:A:H8	1.81	0.46
55:CA:344:A:H4'	55:CA:345:C:OP2	2.14	0.46
55:CA:401:C:O2'	55:CA:402:G:H5'	2.16	0.46
55:CA:684:U:H2'	55:CA:685:G:C8	2.51	0.46
26:DC:206:LYS:HB2	24:DA:729:G:C6	2.50	0.46
26:DC:237:ARG:HD2	24:DA:2591:C:OP1	2.16	0.46
27:DD:36:GLN:NE2	27:DD:38:LYS:NZ	2.64	0.46
33:DJ:49:ASP:HB2	33:DJ:121:LYS:HZ1	1.81	0.46
35:DL:32:GLY:HA2	24:DA:1190:G:H5''	1.98	0.46
36:DM:134:THR:O	36:DM:135:VAL:O	2.34	0.46
38:DO:90:VAL:HB	38:DO:91:SER:H	1.56	0.46
39:DP:32:VAL:O	39:DP:32:VAL:HG13	2.16	0.46
39:DP:47:ILE:HA	39:DP:96:LEU:HB2	1.98	0.46
40:DQ:57:ARG:C	40:DQ:59:LEU:N	2.69	0.46

*Continued on next page...*

*Continued from previous page...*

Atom-1	Atom-2	Interatomic distance (Å)	Clash overlap (Å)
41:DR:2:TYR:O	41:DR:3:ALA:HB2	2.16	0.46
41:DR:49:ILE:HG22	41:DR:54:VAL:N	2.31	0.46
43:DT:39:THR:C	43:DT:41:ALA:H	2.18	0.46
44:DU:14:THR:HB	44:DU:68:ASN:CB	2.45	0.46
45:DV:56:PHE:CD1	45:DV:57:TYR:CD2	3.04	0.46
46:DW:23:LYS:HD2	46:DW:24:ARG:HB2	1.98	0.46
47:DX:26:ARG:HG3	47:DX:27:ARG:N	2.30	0.46
24:DA:411:G:C4'	24:DA:412:A:OP1	2.55	0.46
24:DA:571:U:C5	24:DA:575:A:C6	3.03	0.46
24:DA:607:U:H5	24:DA:619:G:C2	2.34	0.46
24:DA:607:U:O4	24:DA:619:G:H2'	2.15	0.46
24:DA:963:U:H2'	24:DA:964:C:C6	2.46	0.46
24:DA:1178:C:C4	24:DA:1179:G:N7	2.84	0.46
24:DA:1245:G:H2'	24:DA:1246:A:O4'	2.16	0.46
24:DA:1429:G:O2'	24:DA:1430:G:C8	2.53	0.46
24:DA:1439:A:C8	24:DA:1439:A:C3'	2.97	0.46
24:DA:2023:C:O2'	24:DA:2024:G:C5'	2.64	0.46
24:DA:2389:G:O5'	24:DA:2390:U:H5'	2.16	0.46
24:DA:2391:G:H2'	24:DA:2424:C:N4	2.28	0.46
24:DA:2517:C:C2	24:DA:2542:A:C6	3.03	0.46
24:DA:2776:A:H4'	24:DA:2777:G:C5'	2.46	0.46
1:AB:77:GLU:HB2	1:AB:80:LYS:HE2	1.97	0.45
2:AC:129:PHE:CZ	2:AC:130:ARG:HD2	2.51	0.45
2:AC:176:THR:CG2	2:AC:178:ARG:HG2	2.45	0.45
7:AH:49:LYS:HB3	7:AH:51:GLU:OE2	2.16	0.45
8:AI:28:VAL:O	8:AI:29:ILE:C	2.54	0.45
11:AL:87:LYS:O	11:AL:87:LYS:HG3	2.16	0.45
14:AO:42:PHE:CE1	14:AO:55:LEU:CD2	2.99	0.45
14:AO:55:LEU:O	14:AO:59:VAL:HG23	2.16	0.45
15:AP:53:ASP:O	15:AP:55:ASP:N	2.49	0.45
21:AA:22:G:C6	21:AA:23:C:C4	3.04	0.45
21:AA:30:U:H4'	21:AA:31:G:OP1	2.12	0.45
21:AA:580:C:H2'	21:AA:581:G:O4'	2.16	0.45
21:AA:587:G:C2	21:AA:755:G:C5	3.04	0.45
21:AA:597:G:H2'	21:AA:598:U:H5'	1.97	0.45
21:AA:841:C:C4	21:AA:843:U:H5'	2.51	0.45
24:BA:42:A:C5	24:BA:43:G:C8	3.04	0.45
24:BA:197:A:N3	24:BA:197:A:H2'	2.29	0.45
24:BA:382:A:N6	24:BA:383:C:C4	2.84	0.45
24:BA:704:G:H1'	24:BA:727:A:N6	2.31	0.45
24:BA:777:G:H2'	24:BA:778:G:C8	2.45	0.45

*Continued on next page...*

*Continued from previous page...*

Atom-1	Atom-2	Interatomic distance (Å)	Clash overlap (Å)
24:BA:849:A:C4	24:BA:930:G:N2	2.85	0.45
24:BA:869:G:C4	24:BA:870:U:C6	3.03	0.45
24:BA:923:G:H1'	46:BW:23:LYS:CE	2.46	0.45
24:BA:923:G:C4'	46:BW:25:PHE:CZ	2.98	0.45
24:BA:950:G:H2'	24:BA:951:C:H6	1.80	0.45
24:BA:995:C:O2'	24:BA:996:A:OP2	2.33	0.45
24:BA:1197:G:C2	24:BA:1250:G:C2	3.04	0.45
24:BA:1256:G:O2'	28:BE:77:ILE:HD11	2.15	0.45
24:BA:1462:C:H2'	24:BA:1463:C:C6	2.51	0.45
24:BA:1711:A:N6	24:BA:1746:A:H61	2.14	0.45
24:BA:1722:A:H2'	24:BA:1723:G:O4'	2.16	0.45
24:BA:1787:A:C6	24:BA:1788:C:C5	3.04	0.45
24:BA:2140:G:C2	24:BA:2141:G:C4	3.04	0.45
24:BA:2538:C:H2'	24:BA:2539:C:C6	2.51	0.45
24:BA:2728:U:C2	24:BA:2729:G:N7	2.84	0.45
29:BF:146:ASP:O	29:BF:147:ARG:HB2	2.16	0.45
30:BG:9:VAL:O	30:BG:11:PRO:HD3	2.15	0.45
30:BG:59:ASP:O	30:BG:60:GLY:C	2.54	0.45
34:BK:3:GLN:HG3	34:BK:4:GLU:N	2.31	0.45
34:BK:43:ILE:HG21	34:BK:46:ALA:HB2	1.98	0.45
39:BP:31:VAL:O	39:BP:31:VAL:HG13	2.17	0.45
39:BP:59:THR:HG23	39:BP:72:VAL:CG1	2.45	0.45
40:BQ:63:ARG:NH2	40:BQ:96:ASP:CB	2.74	0.45
45:BV:26:PHE:CE1	45:BV:42:LEU:HD12	2.51	0.45
51:B1:12:SER:HB2	51:B1:48:TYR:CE1	2.51	0.45
2:CC:175:HIS:CE1	55:CA:1190:G:H5'	2.51	0.45
2:CC:177:LEU:O	2:CC:178:ARG:CB	2.62	0.45
4:CE:127:TYR:CZ	55:CA:560:A:C6	3.04	0.45
5:CF:44:ARG:HD3	5:CF:56:LYS:HZ1	1.81	0.45
5:CF:92:THR:HG22	5:CF:93:LYS:N	2.31	0.45
6:CG:115:MET:C	6:CG:117:LEU:N	2.70	0.45
7:CH:94:VAL:HB	7:CH:99:GLY:O	2.16	0.45
11:CL:110:LYS:HD2	11:CL:110:LYS:N	2.31	0.45
12:CM:32:ILE:HG13	12:CM:59:VAL:HB	1.97	0.45
12:CM:88:LEU:O	12:CM:92:ARG:HB2	2.15	0.45
15:CP:22:ALA:HB2	15:CP:32:PHE:HA	1.98	0.45
18:CS:40:PHE:HB3	18:CS:41:PRO:CD	2.45	0.45
55:CA:62:U:HO2'	55:CA:63:C:H6	1.64	0.45
55:CA:71:A:C6	55:CA:100:G:C5	3.04	0.45
55:CA:123:U:H2'	55:CA:124:C:H6	1.81	0.45
55:CA:199:A:N3	55:CA:200:G:C8	2.84	0.45

*Continued on next page...*

*Continued from previous page...*

Atom-1	Atom-2	Interatomic distance (Å)	Clash overlap (Å)
55:CA:638:U:H2'	55:CA:639:G:H8	1.81	0.45
55:CA:674:G:H2'	55:CA:675:A:H8	1.82	0.45
55:CA:1160:G:H2'	55:CA:1161:C:C6	2.51	0.45
55:CA:1487:G:C5	55:CA:1488:G:C8	3.04	0.45
26:DC:28:PRO:HB3	26:DC:62:ARG:NH2	2.30	0.45
26:DC:43:ASN:CG	26:DC:44:ASN:H	2.19	0.45
27:DD:63:PRO:HG3	24:DA:2787:C:H1'	1.97	0.45
30:DG:94:ARG:HG2	30:DG:104:LEU:HA	1.99	0.45
40:DQ:91:ARG:HG3	41:DR:11:GLN:CG	2.46	0.45
47:DX:69:GLU:HA	47:DX:72:ALA:HB3	1.97	0.45
52:D2:22:MET:SD	24:DA:118:A:OP1	2.74	0.45
53:D3:22:LYS:N	53:D3:48:MET:HB3	2.29	0.45
24:DA:181:A:C4	24:DA:435:C:C5	3.04	0.45
24:DA:301:G:C2	24:DA:317:G:C4	3.04	0.45
24:DA:302:C:O2'	24:DA:303:G:O5'	2.33	0.45
24:DA:449:A:N3	24:DA:450:G:C8	2.84	0.45
24:DA:978:G:C6	24:DA:979:A:C5	3.04	0.45
24:DA:1204:A:C1'	24:DA:1206:G:C5	2.99	0.45
24:DA:1210:G:N3	24:DA:1212:G:N2	2.63	0.45
24:DA:1385:A:H1'	24:DA:1386:C:C6	2.51	0.45
24:DA:1526:C:H2'	24:DA:1527:G:O4'	2.16	0.45
24:DA:1920:C:H6	24:DA:1920:C:O5'	1.98	0.45
24:DA:1935:G:C1'	24:DA:1964:G:N2	2.73	0.45
24:DA:2142:A:H3'	24:DA:2143:C:H4'	1.97	0.45
24:DA:2311:A:C3'	24:DA:2312:U:H6	2.28	0.45
24:DA:2328:A:C2	24:DA:2329:U:C2	3.04	0.45
24:DA:2764:A:N7	24:DA:2766:A:N6	2.64	0.45
56:DB:28:C:H6	56:DB:28:C:O5'	1.99	0.45
3:AD:3:TYR:CZ	3:AD:5:GLY:HA3	2.51	0.45
5:AF:6:ILE:HD12	5:AF:62:MET:HG2	1.98	0.45
9:AJ:59:LYS:CG	21:AA:972:C:H4'	2.46	0.45
11:AL:106:VAL:CG2	11:AL:116:TYR:HB3	2.45	0.45
16:AQ:44:HIS:CD2	16:AQ:69:THR:HG22	2.50	0.45
21:AA:57:G:C6	21:AA:58:C:C4	3.04	0.45
21:AA:123:U:OP1	21:AA:312:C:H5'	2.16	0.45
21:AA:137:U:O2	21:AA:227:G:C2	2.69	0.45
21:AA:367:U:C6	21:AA:394:G:N2	2.84	0.45
21:AA:382:A:H2'	21:AA:383:A:C8	2.51	0.45
21:AA:536:C:H2'	21:AA:537:G:C8	2.52	0.45
21:AA:760:G:H2'	21:AA:761:G:C5'	2.46	0.45
21:AA:1000:A:C2	21:AA:1041:G:C2	3.04	0.45

*Continued on next page...*

*Continued from previous page...*

Atom-1	Atom-2	Interatomic distance (Å)	Clash overlap (Å)
21:AA:1136:C:H5''	21:AA:1137:C:P	2.57	0.45
21:AA:1239:A:C5	21:AA:1298:U:C5	3.04	0.45
21:AA:1517:G:C8	24:BA:1920:C:OP1	2.69	0.45
24:BA:82:U:H2'	24:BA:83:A:C8	2.51	0.45
24:BA:221:A:H2'	24:BA:266:G:N7	2.31	0.45
24:BA:305:C:C2	24:BA:313:G:C2	3.04	0.45
24:BA:325:G:H2'	24:BA:326:G:H8	1.81	0.45
24:BA:611:C:C2	24:BA:618:G:N2	2.84	0.45
24:BA:818:G:C2'	24:BA:819:A:H5''	2.46	0.45
24:BA:910:A:N3	36:BM:13:HIS:CE1	2.83	0.45
24:BA:1026:G:C2'	24:BA:1027:A:H8	2.22	0.45
24:BA:1059:G:N2	24:BA:1080:A:H1'	2.31	0.45
24:BA:1378:A:N3	24:BA:1379:U:C2	2.84	0.45
24:BA:1450:G:C6	24:BA:1451:C:C4	3.04	0.45
24:BA:1486:U:H2'	24:BA:1487:U:C6	2.50	0.45
24:BA:1606:C:O2'	24:BA:1607:C:H5'	2.17	0.45
24:BA:1641:A:H2'	24:BA:1642:G:O4'	2.16	0.45
24:BA:1700:A:H5''	24:BA:1700:A:H8	1.80	0.45
24:BA:1923:U:H2'	24:BA:1924:C:H6	1.81	0.45
24:BA:2531:A:C5'	30:BG:156:TYR:CE2	2.98	0.45
24:BA:2585:U:O2'	24:BA:2586:U:C5'	2.65	0.45
25:BB:65:U:H3'	25:BB:108:A:N6	2.31	0.45
28:BE:72:SER:O	28:BE:74:LYS:N	2.49	0.45
29:BF:3:LEU:HD23	29:BF:100:GLU:HB2	1.98	0.45
30:BG:86:LEU:HB3	30:BG:162:ARG:O	2.16	0.45
30:BG:123:GLU:OE1	30:BG:124:CYS:N	2.47	0.45
31:BH:72:ILE:O	31:BH:72:ILE:HG12	2.17	0.45
33:BJ:56:VAL:HG12	33:BJ:57:LEU:H	1.80	0.45
34:BK:6:THR:O	34:BK:6:THR:HG22	2.15	0.45
34:BK:68:GLY:O	34:BK:69:VAL:HG23	2.16	0.45
37:BN:12:ARG:HE	37:BN:16:HIS:CD2	2.35	0.45
39:BP:22:GLY:O	39:BP:23:ASP:O	2.33	0.45
41:BR:4:VAL:HG23	41:BR:39:LEU:HG	1.98	0.45
48:BY:39:GLN:HB2	48:BY:41:HIS:HD2	1.75	0.45
1:CB:17:HIS:O	1:CB:18:GLN:HB2	2.17	0.45
2:CC:22:PHE:HD1	9:CJ:13:PHE:CE1	2.33	0.45
2:CC:38:VAL:O	2:CC:42:LEU:HD23	2.16	0.45
2:CC:57:GLU:O	2:CC:63:ILE:HA	2.16	0.45
3:CD:59:LYS:O	3:CD:60:VAL:C	2.52	0.45
4:CE:136:VAL:HG13	4:CE:137:ARG:H	1.82	0.45
6:CG:101:ARG:NH2	55:CA:1375:A:O2'	2.50	0.45

*Continued on next page...*

*Continued from previous page...*

Atom-1	Atom-2	Interatomic distance (Å)	Clash overlap (Å)
7:CH:23:ALA:HA	7:CH:62:LEU:CD2	2.46	0.45
9:CJ:15:HIS:ND1	9:CJ:70:HIS:CD2	2.84	0.45
10:CK:19:VAL:O	10:CK:33:ILE:HA	2.15	0.45
13:CN:71:GLY:O	13:CN:79:SER:HA	2.16	0.45
13:CN:82:LYS:O	13:CN:83:VAL:C	2.55	0.45
15:CP:54:LEU:CG	15:CP:55:ASP:H	2.26	0.45
18:CS:60:PHE:CG	18:CS:61:VAL:N	2.83	0.45
55:CA:100:G:C5	55:CA:101:A:N7	2.84	0.45
55:CA:724:G:H5''	55:CA:724:G:C8	2.45	0.45
55:CA:861:G:C6	55:CA:862:C:C4	3.04	0.45
55:CA:994:A:N7	55:CA:1216:A:H4'	2.31	0.45
55:CA:1055:A:C5	55:CA:1206:G:C2	3.04	0.45
55:CA:1086:U:H2'	55:CA:1087:G:H8	1.80	0.45
55:CA:1288:A:O2'	55:CA:1289:A:C8	2.68	0.45
26:DC:119:VAL:CG1	26:DC:133:ASN:ND2	2.75	0.45
27:DD:53:GLY:HA3	27:DD:77:ARG:HG3	1.98	0.45
29:DF:2:LYS:HD3	29:DF:2:LYS:H	1.80	0.45
29:DF:134:GLN:HG3	29:DF:149:ARG:O	2.15	0.45
30:DG:154:GLU:O	30:DG:156:TYR:N	2.50	0.45
32:DI:20:SER:OG	32:DI:25:PRO:HG2	2.16	0.45
39:DP:58:PHE:CD2	39:DP:58:PHE:N	2.81	0.45
40:DQ:44:TYR:HD1	24:DA:533:G:H21	1.49	0.45
41:DR:78:ARG:HD3	24:DA:974:G:P	2.56	0.45
50:D0:28:SER:HB3	50:D0:39:ARG:NE	2.31	0.45
52:D2:41:ARG:NH1	24:DA:460:A:OP2	2.47	0.45
24:DA:60:G:O2'	24:DA:61:C:P	2.74	0.45
24:DA:216:A:C2'	24:DA:217:A:C8	2.98	0.45
24:DA:464:U:C4	24:DA:465:G:C6	3.04	0.45
24:DA:924:G:C2'	24:DA:925:A:H5'	2.46	0.45
24:DA:1019:U:H2'	24:DA:1021:A:N1	2.32	0.45
24:DA:1254:A:H3'	24:DA:1255:U:H5''	1.97	0.45
24:DA:1286:A:O2'	24:DA:1288:G:OP2	2.32	0.45
24:DA:1315:C:H2'	24:DA:1316:U:C6	2.51	0.45
24:DA:1319:C:H1'	24:DA:1334:G:N2	2.31	0.45
24:DA:1327:A:O2'	24:DA:1328:A:O5'	2.34	0.45
24:DA:1439:A:H5''	24:DA:1440:U:OP2	2.17	0.45
24:DA:1779:U:C5	24:DA:1784:A:N7	2.85	0.45
1:AB:131:LYS:HG2	1:AB:135:MET:HB2	1.97	0.45
2:AC:57:GLU:OE2	2:AC:64:ARG:HB3	2.16	0.45
3:AD:63:ILE:O	3:AD:63:ILE:HG12	2.15	0.45
3:AD:96:ARG:CZ	3:AD:98:ASP:OD1	2.64	0.45

*Continued on next page...*



*Continued from previous page...*

Atom-1	Atom-2	Interatomic distance (Å)	Clash overlap (Å)
4:AE:96:GLN:O	4:AE:122:VAL:HB	2.16	0.45
6:AG:16:LYS:HZ3	6:AG:17:PHE:HE1	1.63	0.45
7:AH:8:ASP:HA	7:AH:11:THR:HG22	1.97	0.45
7:AH:98:LEU:O	7:AH:99:GLY:O	2.35	0.45
7:AH:120:LEU:H	7:AH:120:LEU:HD12	1.80	0.45
9:AJ:34:ALA:HB3	9:AJ:78:GLU:HB3	1.99	0.45
10:AK:39:ASN:O	21:AA:684:U:O2'	2.29	0.45
11:AL:5:GLN:HA	11:AL:8:ARG:HH11	1.81	0.45
11:AL:119:LYS:HG2	21:AA:37:U:P	2.57	0.45
14:AO:3:SER:O	14:AO:7:THR:HG23	2.16	0.45
14:AO:18:ALA:O	14:AO:19:ASN:CB	2.64	0.45
17:AR:71:ASP:OD1	20:AU:3:ILE:HG21	2.17	0.45
21:AA:174:A:C4	21:AA:175:C:C6	3.05	0.45
21:AA:471:U:H2'	21:AA:472:U:O4'	2.16	0.45
21:AA:941:G:C2'	21:AA:942:G:O5'	2.64	0.45
21:AA:1055:A:C8	21:AA:1206:G:N2	2.85	0.45
21:AA:1089:G:C6	21:AA:1090:U:C2	3.04	0.45
21:AA:1102:A:O2'	21:AA:1103:C:C6	2.67	0.45
21:AA:1152:A:N3	21:AA:1153:G:C8	2.85	0.45
24:BA:370:G:OP2	24:BA:370:G:H8	1.99	0.45
24:BA:693:A:C2'	24:BA:694:U:H5'	2.45	0.45
24:BA:825:A:C6	24:BA:833:A:N1	2.84	0.45
24:BA:1071:G:C8	24:BA:1089:A:C6	3.05	0.45
24:BA:1148:U:O2'	24:BA:1149:G:H5'	2.17	0.45
24:BA:1296:G:OP1	24:BA:2709:G:O2'	2.29	0.45
24:BA:1342:A:C2	24:BA:1345:C:C6	3.05	0.45
24:BA:1670:C:O2	24:BA:1670:C:H2'	2.16	0.45
24:BA:1988:G:C6	24:BA:1989:G:C5	3.04	0.45
24:BA:2093:G:C5	24:BA:2225:A:N7	2.84	0.45
24:BA:2250:G:OP1	36:BM:84:LYS:NZ	2.26	0.45
24:BA:2313:C:H5''	29:BF:87:LYS:CD	2.45	0.45
24:BA:2397:G:C6	24:BA:2420:C:N3	2.84	0.45
24:BA:2543:G:H5'	24:BA:2766:A:H4'	1.96	0.45
24:BA:2796:U:H3	24:BA:2799:A:N6	2.08	0.45
24:BA:2887:A:H2'	24:BA:2887:A:N3	2.31	0.45
26:BC:246:PRO:HG2	26:BC:247:TRP:CE3	2.50	0.45
28:BE:172:ALA:HB2	28:BE:192:ALA:HB1	1.98	0.45
30:BG:17:LYS:HB2	30:BG:17:LYS:HE3	1.63	0.45
31:BH:57:LYS:O	31:BH:61:VAL:HG23	2.16	0.45
31:BH:147:VAL:CG1	31:BH:149:GLU:HG3	2.45	0.45
32:BI:21:PRO:HB2	32:BI:22:PRO:HD3	1.98	0.45

*Continued on next page...*

*Continued from previous page...*

Atom-1	Atom-2	Interatomic distance (Å)	Clash overlap (Å)
32:BI:30:GLN:NE2	32:BI:32:VAL:HB	2.31	0.45
34:BK:8:LEU:O	34:BK:19:VAL:HG12	2.16	0.45
35:BL:125:LEU:HD23	35:BL:125:LEU:N	2.31	0.45
36:BM:2:LEU:HD23	36:BM:69:PRO:CD	2.42	0.45
36:BM:14:LYS:O	36:BM:15:GLY:C	2.54	0.45
38:BO:16:ARG:C	38:BO:18:LEU:H	2.19	0.45
39:BP:3:ILE:O	39:BP:7:LEU:HB2	2.16	0.45
40:BQ:82:LEU:O	40:BQ:85:ALA:HB3	2.16	0.45
45:BV:38:LEU:HD12	45:BV:38:LEU:HA	1.71	0.45
46:BW:46:ALA:HB3	46:BW:79:ILE:C	2.37	0.45
54:B4:15:LYS:HE3	54:B4:15:LYS:HB3	1.78	0.45
2:CC:168:ARG:HG2	2:CC:168:ARG:NH1	2.31	0.45
3:CD:8:LEU:CD1	3:CD:31:CYS:HA	2.45	0.45
3:CD:25:ARG:NH1	3:CD:30:LYS:HG2	2.32	0.45
3:CD:103:ARG:O	3:CD:167:PRO:HG3	2.16	0.45
4:CE:152:VAL:O	4:CE:155:LYS:HB2	2.15	0.45
7:CH:121:GLY:CA	55:CA:599:C:H4'	2.46	0.45
8:CI:29:ILE:HA	8:CI:64:ILE:O	2.16	0.45
9:CJ:53:ILE:HG22	9:CJ:62:ARG:H	1.81	0.45
10:CK:96:ILE:HD13	10:CK:109:ILE:HD13	1.99	0.45
12:CM:25:GLY:H	55:CA:1329:A:H5''	1.81	0.45
12:CM:101:THR:HG23	55:CA:1225:A:H5'	1.99	0.45
14:CO:42:PHE:HE1	14:CO:55:LEU:HD22	1.82	0.45
15:CP:48:GLU:CG	15:CP:49:GLY:H	2.29	0.45
16:CQ:7:LEU:N	16:CQ:59:GLU:OE1	2.50	0.45
55:CA:75:G:C2	55:CA:96:U:N3	2.83	0.45
55:CA:149:A:C1'	55:CA:1446:A:H2	2.19	0.45
55:CA:222:C:O2	55:CA:223:A:C8	2.69	0.45
55:CA:339:C:H2'	55:CA:340:U:C6	2.50	0.45
55:CA:914:A:HO2'	55:CA:915:A:H8	1.64	0.45
55:CA:1055:A:N6	55:CA:1206:G:C6	2.84	0.45
55:CA:1093:A:N3	55:CA:1095:U:H5'	2.31	0.45
55:CA:1213:A:C5	55:CA:1215:G:C8	3.04	0.45
55:CA:1258:G:C2	55:CA:1278:G:N2	2.84	0.45
55:CA:1307:U:C2'	55:CA:1308:U:H5'	2.46	0.45
55:CA:1423:G:O2'	55:CA:1424:U:H5'	2.16	0.45
55:CA:1429:A:H2'	55:CA:1430:A:O4'	2.16	0.45
28:DE:147:LEU:HB2	28:DE:186:VAL:HA	1.98	0.45
28:DE:194:LYS:O	28:DE:197:GLU:HB3	2.17	0.45
29:DF:101:ARG:HH11	29:DF:138:PRO:CB	2.29	0.45
31:DH:22:LYS:C	31:DH:24:GLY:H	2.20	0.45

*Continued on next page...*

*Continued from previous page...*

Atom-1	Atom-2	Interatomic distance (Å)	Clash overlap (Å)
33:DJ:59:ALA:O	33:DJ:62:VAL:HG12	2.16	0.45
34:DK:7:MET:HA	34:DK:7:MET:HE3	1.97	0.45
34:DK:19:VAL:CG1	34:DK:41:ILE:CG1	2.92	0.45
34:DK:88:ASN:O	34:DK:89:ASN:HB3	2.16	0.45
34:DK:108:ARG:CB	34:DK:116:ILE:HD13	2.46	0.45
40:DQ:91:ARG:HG3	41:DR:11:GLN:NE2	2.31	0.45
42:DS:36:LEU:HB3	42:DS:48:LYS:HD2	1.97	0.45
46:DW:42:THR:O	46:DW:43:LYS:HG2	2.16	0.45
48:DY:52:ARG:C	48:DY:54:LYS:H	2.20	0.45
24:DA:27:G:H22	24:DA:512:G:H2'	1.82	0.45
24:DA:121:G:C2	24:DA:131:A:C5	3.04	0.45
24:DA:363:G:N3	24:DA:364:C:C5	2.85	0.45
24:DA:377:G:C5	24:DA:378:C:C5	3.04	0.45
24:DA:687:C:H2'	24:DA:688:U:C5	2.48	0.45
24:DA:792:A:H3'	24:DA:793:A:H5'	1.98	0.45
24:DA:996:A:C2	24:DA:997:G:C8	3.05	0.45
24:DA:1284:A:N1	24:DA:1285:A:C2	2.84	0.45
24:DA:1663:G:C6	24:DA:1998:A:N6	2.85	0.45
24:DA:1677:A:C6	24:DA:1678:A:C6	3.04	0.45
24:DA:1842:G:N2	24:DA:1901:A:C4	2.84	0.45
24:DA:1954:G:O2'	24:DA:1955:U:OP2	2.33	0.45
24:DA:2067:G:H4'	24:DA:2068:U:OP2	2.16	0.45
24:DA:2847:U:H2'	24:DA:2848:G:H5'	1.98	0.45
24:DA:2859:G:C6	24:DA:2860:A:N1	2.84	0.45
1:AB:23:ASN:O	1:AB:26:MET:HB2	2.16	0.45
1:AB:24:PRO:HB2	21:AA:829:G:O2'	2.17	0.45
1:AB:137:THR:HA	1:AB:140:LEU:HD22	1.98	0.45
1:AB:209:VAL:HG23	1:AB:210:THR:N	2.25	0.45
3:AD:35:GLN:O	3:AD:36:ALA:HB2	2.16	0.45
7:AH:78:SER:HB2	7:AH:84:ILE:H	1.81	0.45
12:AM:68:LEU:C	12:AM:70:ARG:N	2.69	0.45
16:AQ:36:PHE:N	16:AQ:36:PHE:CD2	2.84	0.45
21:AA:109:A:C6	21:AA:326:G:C5	3.05	0.45
21:AA:416:G:H2'	21:AA:417:G:O4'	2.16	0.45
21:AA:558:G:OP2	21:AA:559:A:H2'	2.17	0.45
21:AA:891:U:O2'	21:AA:892:A:C5'	2.64	0.45
21:AA:903:G:C6	21:AA:904:U:C4	3.04	0.45
21:AA:1250:A:C5	21:AA:1287:A:C5	3.05	0.45
24:BA:118:A:N3	24:BA:178:G:H1'	2.32	0.45
24:BA:256:A:O2'	24:BA:257:C:H5'	2.15	0.45
24:BA:310:A:O2'	24:BA:311:A:O5'	2.35	0.45

*Continued on next page...*

*Continued from previous page...*

Atom-1	Atom-2	Interatomic distance (Å)	Clash overlap (Å)
24:BA:806:C:O2	24:BA:2444:G:O2'	2.33	0.45
24:BA:829:A:H5'	24:BA:831:G:N7	2.30	0.45
24:BA:845:A:C5	24:BA:847:U:C6	3.04	0.45
24:BA:942:G:N7	24:BA:943:A:N7	2.65	0.45
24:BA:951:C:C2'	24:BA:952:G:H5'	2.45	0.45
24:BA:1301:A:C8	24:BA:1303:G:C8	3.05	0.45
24:BA:1329:U:O2'	24:BA:1330:C:OP1	2.35	0.45
24:BA:1334:G:C6	24:BA:1335:C:N4	2.85	0.45
24:BA:1476:U:O2'	24:BA:1477:A:C5'	2.65	0.45
24:BA:1734:G:O2'	24:BA:1735:A:H5'	2.16	0.45
24:BA:2287:A:C5	24:BA:2289:G:N7	2.83	0.45
24:BA:2425:A:C5'	24:BA:2427:C:H5'	2.31	0.45
28:BE:83:VAL:CG1	28:BE:86:ALA:CA	2.94	0.45
31:BH:78:VAL:CG1	31:BH:145:ASN:HB3	2.47	0.45
33:BJ:40:HIS:H	33:BJ:40:HIS:CD2	2.33	0.45
33:BJ:65:THR:HG23	33:BJ:66:GLY:N	2.31	0.45
37:BN:51:LEU:HD21	37:BN:70:THR:HG22	1.98	0.45
39:BP:13:LYS:HE3	39:BP:76:HIS:HA	1.98	0.45
43:BT:51:PHE:C	43:BT:52:GLU:HG2	2.36	0.45
44:BU:27:VAL:HG23	44:BU:33:VAL:CG1	2.45	0.45
1:CB:191:ASP:HA	1:CB:192:PRO:HD2	1.84	0.45
1:CB:214:GLY:HA2	1:CB:217:ALA:HB3	1.99	0.45
3:CD:119:HIS:CD2	55:CA:438:U:H4'	2.51	0.45
6:CG:88:VAL:HG22	6:CG:89:GLU:N	2.28	0.45
7:CH:46:GLU:OE2	7:CH:46:GLU:HA	2.16	0.45
9:CJ:40:ILE:HA	9:CJ:41:PRO:HD2	1.81	0.45
9:CJ:53:ILE:O	9:CJ:53:ILE:HG12	2.17	0.45
10:CK:34:THR:HB	10:CK:40:ALA:HA	1.99	0.45
55:CA:134:G:H1'	55:CA:325:A:C5	2.51	0.45
55:CA:165:G:H2'	55:CA:166:U:C6	2.52	0.45
55:CA:382:A:C8	55:CA:383:A:C6	3.05	0.45
55:CA:496:A:O2'	55:CA:497:G:C8	2.63	0.45
55:CA:845:A:H2'	55:CA:845:A:N3	2.31	0.45
55:CA:880:C:C2'	55:CA:881:G:H5'	2.47	0.45
55:CA:1242:G:N2	55:CA:1302:C:O2	2.49	0.45
55:CA:1242:G:C2'	55:CA:1243:C:O5'	2.65	0.45
55:CA:1258:G:N1	55:CA:1278:G:N1	2.63	0.45
27:DD:106:LYS:O	27:DD:107:VAL:HB	2.16	0.45
30:DG:107:GLY:O	24:DA:2666:C:N4	2.41	0.45
31:DH:68:ARG:HG2	31:DH:71:LYS:HD3	1.98	0.45
33:DJ:56:VAL:CG2	33:DJ:124:VAL:HA	2.47	0.45

*Continued on next page...*

*Continued from previous page...*

Atom-1	Atom-2	Interatomic distance (Å)	Clash overlap (Å)
34:DK:7:MET:CE	34:DK:7:MET:HA	2.46	0.45
34:DK:92:GLU:O	34:DK:93:GLN:C	2.54	0.45
35:DL:105:ILE:CG2	35:DL:106:GLU:N	2.80	0.45
36:DM:25:ASP:N	36:DM:25:ASP:OD2	2.49	0.45
36:DM:44:ARG:HD3	24:DA:2484:G:OP1	2.17	0.45
36:DM:108:VAL:HG21	36:DM:112:LEU:HB3	1.98	0.45
37:DN:73:ASN:CA	37:DN:76:VAL:HG22	2.44	0.45
38:DO:47:VAL:CG2	56:DB:114:C:H1'	2.46	0.45
39:DP:3:ILE:C	39:DP:5:LYS:H	2.20	0.45
39:DP:50:ARG:CA	39:DP:57:ALA:H	2.29	0.45
45:DV:63:ILE:HD13	45:DV:72:VAL:HG22	1.99	0.45
46:DW:30:VAL:O	46:DW:30:VAL:HG22	2.16	0.45
46:DW:37:VAL:HG21	46:DW:38:ARG:NH1	2.30	0.45
47:DX:26:ARG:HH12	24:DA:2232:C:P	2.39	0.45
52:D2:35:ARG:HG3	52:D2:42:LEU:HD21	1.97	0.45
24:DA:134:G:H2'	24:DA:135:U:C6	2.52	0.45
24:DA:319:G:C6	24:DA:333:G:C2	3.04	0.45
24:DA:394:C:H2'	24:DA:395:U:H5'	1.97	0.45
24:DA:589:U:O2'	24:DA:590:A:H5'	2.16	0.45
24:DA:909:A:C6	24:DA:912:C:C2	3.04	0.45
24:DA:1029:A:H8	24:DA:1029:A:O5'	1.99	0.45
24:DA:1055:G:H2'	24:DA:1056:G:H5'	1.97	0.45
24:DA:1289:C:O2'	24:DA:1290:C:C5'	2.64	0.45
24:DA:1343:G:C5	24:DA:1597:A:C6	3.04	0.45
24:DA:1360:G:H2'	24:DA:1361:G:H5'	1.98	0.45
24:DA:1496:A:H2'	24:DA:1498:C:C5	2.52	0.45
24:DA:1507:C:H3'	24:DA:1508:A:C4'	2.47	0.45
24:DA:1596:A:N6	24:DA:1597:A:N6	2.64	0.45
24:DA:1686:C:H2'	24:DA:1687:G:O4'	2.17	0.45
24:DA:1687:G:N1	24:DA:1700:A:OP1	2.40	0.45
24:DA:2046:G:C2	24:DA:2047:C:C2	3.04	0.45
24:DA:2204:G:C6	24:DA:2221:G:C2	3.04	0.45
24:DA:2349:G:C2	24:DA:2369:A:C2	3.04	0.45
1:AB:143:LEU:HD23	1:AB:143:LEU:N	2.27	0.45
4:AE:110:MET:SD	4:AE:135:VAL:HG22	2.57	0.45
9:AJ:40:ILE:HB	9:AJ:73:LEU:HB2	1.98	0.45
10:AK:17:ASP:HA	10:AK:80:ASN:O	2.16	0.45
14:AO:42:PHE:CE1	14:AO:55:LEU:HD23	2.51	0.45
14:AO:44:GLU:HG3	14:AO:45:HIS:ND1	2.32	0.45
16:AQ:65:PRO:HD2	21:AA:130:A:N7	2.31	0.45
20:AU:7:GLU:HB2	20:AU:11:PHE:CZ	2.50	0.45

*Continued on next page...*

*Continued from previous page...*

Atom-1	Atom-2	Interatomic distance (Å)	Clash overlap (Å)
20:AU:39:LYS:HE2	20:AU:39:LYS:HB2	1.81	0.45
21:AA:71:A:C2	21:AA:72:A:C8	3.04	0.45
21:AA:172:A:C6	21:AA:174:A:C8	3.04	0.45
21:AA:372:C:H5'	21:AA:373:A:OP1	2.17	0.45
21:AA:595:A:H1'	21:AA:596:A:N7	2.32	0.45
21:AA:632:U:O2	21:AA:632:U:H2'	2.15	0.45
21:AA:811:C:H4'	21:AA:900:A:N6	2.31	0.45
21:AA:821:G:N2	21:AA:822:U:C2	2.84	0.45
21:AA:929:G:C2	21:AA:1389:C:C2	3.04	0.45
21:AA:953:G:N3	21:AA:1229:A:C2	2.84	0.45
21:AA:1033:G:N3	21:AA:1033:G:C2'	2.79	0.45
21:AA:1055:A:C6	21:AA:1206:G:C6	3.04	0.45
21:AA:1138:G:C2	21:AA:1140:C:C5	3.05	0.45
21:AA:1161:C:O2'	21:AA:1162:C:O4'	2.29	0.45
24:BA:33:C:N4	24:BA:446:G:O2'	2.48	0.45
24:BA:197:A:N7	24:BA:2430:A:C4	2.85	0.45
24:BA:263:G:H2'	24:BA:264:C:O4'	2.16	0.45
24:BA:334:C:O2'	24:BA:335:C:OP1	2.34	0.45
24:BA:745:G:H2'	24:BA:746:U:H5'	1.98	0.45
24:BA:808:G:O2'	24:BA:809:G:H5'	2.17	0.45
24:BA:842:U:O4	59:BA:3593:HOH:O	2.17	0.45
24:BA:900:A:H2'	24:BA:901:C:O4'	2.16	0.45
24:BA:954:G:C8	24:BA:955:U:C5	3.05	0.45
24:BA:1223:G:C2	24:BA:1227:G:C6	3.05	0.45
24:BA:1256:G:C2'	28:BE:77:ILE:HD11	2.46	0.45
24:BA:1429:G:N2	24:BA:1430:G:C4	2.85	0.45
24:BA:1515:A:H2'	24:BA:1516:G:O4'	2.17	0.45
24:BA:1733:G:O2'	24:BA:1734:G:H5'	2.17	0.45
24:BA:1861:G:C2	24:BA:1862:G:C8	3.04	0.45
24:BA:2231:U:C4	24:BA:2232:C:C5	3.03	0.45
26:BC:211:ARG:NH1	26:BC:216:ARG:HD2	2.31	0.45
29:BF:134:GLN:C	29:BF:136:ILE:N	2.70	0.45
30:BG:109:SER:O	30:BG:110:HIS:HB3	2.16	0.45
30:BG:112:VAL:HG23	30:BG:113:ASP:H	1.81	0.45
32:BI:61:TYR:N	32:BI:61:TYR:CD2	2.84	0.45
33:BJ:32:LEU:HD22	33:BJ:54:ILE:HG12	1.99	0.45
40:BQ:114:ALA:C	40:BQ:116:LEU:N	2.68	0.45
44:BU:33:VAL:O	44:BU:64:ILE:HG22	2.16	0.45
48:BY:25:GLN:O	48:BY:25:GLN:HG2	2.17	0.45
49:BZ:53:MET:O	49:BZ:54:VAL:CG1	2.65	0.45
53:B3:40:LYS:O	53:B3:43:LEU:N	2.45	0.45

*Continued on next page...*

*Continued from previous page...*

Atom-1	Atom-2	Interatomic distance (Å)	Clash overlap (Å)
1:CB:73:ARG:HG3	1:CB:74:ALA:N	2.32	0.45
2:CC:1:GLY:N	55:CA:1060:U:C6	2.72	0.45
3:CD:171:GLU:HG2	3:CD:180:THR:HB	1.97	0.45
6:CG:142:ARG:C	6:CG:144:ALA:H	2.20	0.45
8:CI:44:ARG:NH2	8:CI:48:ARG:NH1	2.61	0.45
12:CM:13:HIS:HB3	12:CM:16:ILE:HB	1.98	0.45
17:CR:35:SER:O	17:CR:71:ASP:HB2	2.15	0.45
19:CT:4:LYS:HB3	19:CT:6:ALA:H	1.81	0.45
19:CT:69:ASN:H	19:CT:69:ASN:HD22	1.63	0.45
55:CA:11:G:C6	55:CA:12:U:C4	3.05	0.45
55:CA:68:G:N7	55:CA:69:G:C8	2.85	0.45
55:CA:204:G:O6	55:CA:215:C:H1'	2.17	0.45
55:CA:292:G:C2	55:CA:309:A:C2	3.04	0.45
55:CA:803:G:H2'	55:CA:804:U:C6	2.51	0.45
55:CA:1130:A:H2'	55:CA:1131:G:H5'	1.98	0.45
55:CA:1311:A:H2'	55:CA:1312:G:O4'	2.17	0.45
28:DE:28:VAL:O	28:DE:31:VAL:HG22	2.17	0.45
28:DE:53:THR:HG23	24:DA:452:G:OP1	2.16	0.45
28:DE:134:LEU:HA	28:DE:137:LYS:CB	2.47	0.45
31:DH:32:PRO:HA	47:DX:38:TRP:HD1	1.81	0.45
32:DI:61:TYR:HE2	32:DI:67:THR:H	1.63	0.45
36:DM:71:LYS:HD3	36:DM:95:LEU:CD1	2.46	0.45
37:DN:62:ASN:OD1	37:DN:62:ASN:N	2.48	0.45
37:DN:64:ARG:NH1	24:DA:1455:G:N7	2.65	0.45
38:DO:64:TYR:CB	56:DB:51:G:H5''	2.47	0.45
38:DO:89:ASP:O	38:DO:90:VAL:HG13	2.15	0.45
39:DP:102:ARG:O	39:DP:103:THR:CB	2.65	0.45
44:DU:43:LYS:HE3	44:DU:45:GLN:CD	2.37	0.45
44:DU:57:ILE:HG21	24:DA:483:A:H1'	1.99	0.45
47:DX:9:LYS:HD2	47:DX:53:LYS:HE3	1.97	0.45
49:DZ:11:SER:HB2	24:DA:989:G:OP2	2.16	0.45
50:D0:2:VAL:HG11	24:DA:2015:A:N3	2.31	0.45
50:D0:28:SER:HB3	50:D0:39:ARG:HH21	1.80	0.45
51:D1:34:GLU:CG	51:D1:49:LYS:HB2	2.45	0.45
24:DA:66:C:C4	24:DA:67:U:N3	2.84	0.45
24:DA:227:A:HO2'	24:DA:228:C:P	2.40	0.45
24:DA:348:A:H2'	24:DA:349:U:O4'	2.17	0.45
24:DA:355:U:O2'	24:DA:356:G:H5'	2.16	0.45
24:DA:574:A:H4'	24:DA:575:A:H5'	1.97	0.45
24:DA:604:G:H2'	24:DA:605:G:H8	1.82	0.45
24:DA:747:U:H3	24:DA:2014:A:H1'	1.81	0.45

*Continued on next page...*



*Continued from previous page...*

Atom-1	Atom-2	Interatomic distance (Å)	Clash overlap (Å)
24:DA:845:A:C2	24:DA:847:U:C6	3.05	0.45
24:DA:920:A:H2'	24:DA:921:C:C6	2.51	0.45
24:DA:1048:A:C5	24:DA:1111:A:C2	3.04	0.45
24:DA:1059:G:C5	24:DA:1060:U:C2	3.04	0.45
24:DA:1517:G:C6	24:DA:1518:C:C4	3.05	0.45
24:DA:1558:C:O2	24:DA:1560:G:C6	2.70	0.45
24:DA:1608:A:C5	24:DA:1611:C:N4	2.85	0.45
24:DA:1734:G:N2	24:DA:1735:A:C4	2.84	0.45
24:DA:1862:G:O2'	24:DA:1863:G:H5'	2.16	0.45
24:DA:1936:A:H5''	24:DA:1937:A:C5'	2.46	0.45
24:DA:2287:A:O2'	24:DA:2288:A:P	2.74	0.45
24:DA:2360:G:C2	24:DA:2428:G:N1	2.85	0.45
24:DA:2415:G:H2'	24:DA:2416:C:C6	2.51	0.45
24:DA:2662:A:H2'	24:DA:2663:G:O4'	2.17	0.45
1:AB:137:THR:CG2	1:AB:140:LEU:HD22	2.42	0.45
2:AC:139:ASN:N	2:AC:139:ASN:HD22	2.15	0.45
3:AD:88:ASN:O	3:AD:92:LEU:HD22	2.17	0.45
6:AG:14:ASP:C	6:AG:14:ASP:OD2	2.54	0.45
7:AH:93:LYS:O	7:AH:93:LYS:HG3	2.17	0.45
7:AH:104:SER:OG	7:AH:109:VAL:HG22	2.16	0.45
8:AI:74:GLN:OE1	21:AA:1249:C:O3'	2.35	0.45
11:AL:49:ARG:NH2	21:AA:522:C:H41	2.14	0.45
11:AL:98:ARG:HB2	11:AL:116:TYR:HA	1.99	0.45
12:AM:39:ALA:HB3	12:AM:42:VAL:CG1	2.47	0.45
13:AN:79:SER:O	13:AN:80:ARG:C	2.55	0.45
15:AP:12:LYS:O	15:AP:13:LYS:HB2	2.17	0.45
18:AS:62:THR:HG22	18:AS:63:ASP:N	2.32	0.45
21:AA:251:G:H4'	21:AA:252:U:C5'	2.47	0.45
21:AA:517:G:O2'	21:AA:530:G:C4'	2.64	0.45
21:AA:603:U:C2	21:AA:604:G:C8	3.05	0.45
21:AA:859:G:O6	21:AA:870:U:H5	2.00	0.45
21:AA:892:A:O2'	21:AA:1415:G:H4'	2.17	0.45
21:AA:1213:A:C2'	21:AA:1215:G:N7	2.80	0.45
21:AA:1518:A:C2	21:AA:1519:A:C2	3.04	0.45
22:AV:28:C:H2'	22:AV:29:G:C8	2.52	0.45
24:BA:63:A:N3	24:BA:64:A:C8	2.85	0.45
24:BA:311:A:C8	24:BA:332:A:C5	3.04	0.45
24:BA:422:A:C2	24:BA:423:A:C4	3.04	0.45
24:BA:459:U:H2'	24:BA:460:A:H8	1.80	0.45
24:BA:600:G:C5	24:BA:601:C:C4	3.04	0.45
24:BA:856:G:O2'	46:BW:22:VAL:HG23	2.16	0.45

*Continued on next page...*

*Continued from previous page...*

Atom-1	Atom-2	Interatomic distance (Å)	Clash overlap (Å)
24:BA:879:G:H2'	24:BA:880:G:C8	2.51	0.45
24:BA:1011:G:C2	24:BA:1013:C:O2	2.70	0.45
24:BA:1022:G:N1	24:BA:1141:U:C5	2.85	0.45
24:BA:1059:G:OP2	24:BA:1060:U:O3'	2.35	0.45
24:BA:1398:C:O2'	24:BA:1399:C:C5'	2.58	0.45
24:BA:1477:A:C2	24:BA:1515:A:C5	3.05	0.45
24:BA:2093:G:O6	24:BA:2225:A:C8	2.69	0.45
24:BA:2556:C:H2'	24:BA:2557:G:H5'	1.98	0.45
26:BC:254:LYS:HE3	26:BC:254:LYS:HB3	1.77	0.45
27:BD:13:ARG:HH12	39:BP:74:GLN:NE2	2.06	0.45
28:BE:119:ILE:CD1	28:BE:187:VAL:HA	2.47	0.45
29:BF:3:LEU:HD13	29:BF:3:LEU:HA	1.42	0.45
29:BF:128:SER:HA	29:BF:154:THR:HA	1.99	0.45
34:BK:91:SER:O	34:BK:92:GLU:C	2.54	0.45
37:BN:32:GLU:HB3	37:BN:115:LEU:HD12	1.99	0.45
39:BP:22:GLY:C	39:BP:23:ASP:O	2.53	0.45
39:BP:61:ARG:NH1	39:BP:100:ARG:HA	2.32	0.45
40:BQ:56:PHE:O	40:BQ:59:LEU:N	2.49	0.45
40:BQ:65:ASN:CG	40:BQ:75:TYR:HB2	2.37	0.45
40:BQ:76:SER:O	40:BQ:77:LYS:C	2.52	0.45
45:BV:51:GLN:C	45:BV:51:GLN:CD	2.75	0.45
1:CB:11:ALA:C	1:CB:13:VAL:H	2.20	0.45
2:CC:108:PRO:O	2:CC:110:LEU:N	2.48	0.45
5:CF:54:LEU:HD12	5:CF:56:LYS:O	2.16	0.45
9:CJ:53:ILE:HG12	55:CA:1060:U:H5''	1.99	0.45
12:CM:5:GLY:O	12:CM:7:ASN:N	2.49	0.45
12:CM:8:ILE:HD11	29:DF:136:ILE:CG1	2.40	0.45
16:CQ:24:ILE:HD12	16:CQ:24:ILE:N	2.32	0.45
55:CA:144:G:C2	55:CA:179:A:N3	2.85	0.45
55:CA:895:G:C6	55:CA:896:C:C4	3.05	0.45
55:CA:1170:A:O2'	55:CA:1171:A:H5'	2.17	0.45
55:CA:1233:G:H2'	55:CA:1234:C:C6	2.51	0.45
55:CA:1493:A:C3'	24:DA:1913:A:H62	2.29	0.45
26:DC:32:LEU:HB3	26:DC:63:ILE:HG12	1.99	0.45
26:DC:84:PRO:CB	24:DA:1567:G:H5''	2.46	0.45
30:DG:28:LYS:H	30:DG:79:THR:HG22	1.82	0.45
30:DG:116:LEU:HA	30:DG:117:PRO:HD3	1.71	0.45
31:DH:32:PRO:HA	47:DX:38:TRP:CD1	2.52	0.45
34:DK:1:MET:HA	34:DK:33:ALA:O	2.17	0.45
35:DL:122:VAL:O	35:DL:122:VAL:HG23	2.16	0.45
38:DO:15:ARG:HG2	38:DO:93:ASP:OD1	2.17	0.45

*Continued on next page...*

*Continued from previous page...*

Atom-1	Atom-2	Interatomic distance (Å)	Clash overlap (Å)
46:DW:30:VAL:HG11	24:DA:2352:A:C6	2.51	0.45
47:DX:67:LEU:HD22	47:DX:77:TYR:CD1	2.52	0.45
49:DZ:17:PRO:HG3	24:DA:969:G:OP1	2.16	0.45
24:DA:138:U:H2'	24:DA:140:C:H1'	1.98	0.45
24:DA:352:A:N3	24:DA:353:C:H1'	2.31	0.45
24:DA:529:A:C6	24:DA:2023:C:C2	3.04	0.45
24:DA:756:A:H2'	24:DA:757:G:O4'	2.17	0.45
24:DA:834:G:H1'	24:DA:2358:A:N3	2.32	0.45
24:DA:1072:C:O2'	24:DA:1093:G:O6	2.33	0.45
24:DA:1105:U:H2'	24:DA:1106:G:H8	1.80	0.45
24:DA:1199:U:C2	24:DA:1200:C:C5	3.05	0.45
24:DA:1248:G:H3'	24:DA:1249:U:C5'	2.47	0.45
24:DA:1301:A:C5	24:DA:1303:G:C8	3.04	0.45
24:DA:1533:C:C4	24:DA:1534:U:H5	2.33	0.45
24:DA:1656:C:H2'	24:DA:1657:U:H6	1.81	0.45
24:DA:1735:A:H2'	24:DA:1736:U:O4'	2.16	0.45
24:DA:1794:A:H2'	24:DA:1795:C:C6	2.52	0.45
24:DA:1997:C:O2'	24:DA:1998:A:O5'	2.32	0.45
24:DA:1997:C:HO2'	24:DA:1998:A:P	2.39	0.45
24:DA:2458:G:H2'	24:DA:2490:G:H1	1.81	0.45
24:DA:2459:A:C2	24:DA:2460:U:C1'	2.99	0.45
24:DA:2516:A:C2	24:DA:2517:C:C2	3.05	0.45
24:DA:2521:C:O2'	24:DA:2522:U:H5'	2.17	0.45
24:DA:2563:U:H2'	24:DA:2565:A:OP2	2.17	0.45
24:DA:2693:G:N2	24:DA:2717:C:C2	2.85	0.45
1:AB:20:ARG:O	1:AB:22:TRP:N	2.50	0.45
1:AB:66:ILE:O	1:AB:67:LEU:CB	2.64	0.45
1:AB:86:CYS:C	1:AB:88:GLN:N	2.70	0.45
1:AB:104:LYS:HB3	1:AB:104:LYS:HE2	1.81	0.45
1:AB:110:ILE:O	1:AB:114:LYS:N	2.50	0.45
1:AB:128:LEU:HD12	1:AB:132:GLU:HB2	1.99	0.45
2:AC:131:ARG:NH2	2:AC:135:ARG:HH21	2.13	0.45
3:AD:170:LEU:HB3	3:AD:181:PHE:HA	1.98	0.45
5:AF:90:MET:HB3	5:AF:91:ARG:H	1.37	0.45
6:AG:97:ALA:HA	6:AG:100:MET:HE2	1.99	0.45
14:AO:3:SER:HB3	14:AO:6:ALA:HB3	1.98	0.45
19:AT:66:ILE:CG1	19:AT:70:LYS:HG2	2.45	0.45
21:AA:19:A:C2	21:AA:20:U:C2	3.05	0.45
21:AA:222:C:C2	21:AA:223:A:C8	3.05	0.45
21:AA:408:A:N3	21:AA:408:A:H2'	2.32	0.45
21:AA:427:U:C4	21:AA:428:G:C6	3.04	0.45

*Continued on next page...*

*Continued from previous page...*

Atom-1	Atom-2	Interatomic distance (Å)	Clash overlap (Å)
21:AA:481:G:H2'	21:AA:482:A:N7	2.31	0.45
21:AA:559:A:N3	21:AA:561:U:H5	2.14	0.45
21:AA:993:G:H4'	21:AA:994:A:OP2	2.17	0.45
21:AA:1087:G:C6	21:AA:1099:G:C2	3.04	0.45
21:AA:1152:A:C2	21:AA:1153:G:C4	3.04	0.45
21:AA:1306:A:N7	21:AA:1307:U:C5	2.85	0.45
21:AA:1346:A:C4	21:AA:1348:U:C4	3.05	0.45
23:AW:1:A:C2	23:AW:2:U:C2	3.04	0.45
24:BA:190:A:C8	24:BA:207:A:C6	3.05	0.45
24:BA:736:C:H2'	24:BA:737:C:H6	1.81	0.45
24:BA:1392:A:N6	24:BA:1393:A:N6	2.65	0.45
24:BA:1419:A:C8	24:BA:1421:G:C6	3.05	0.45
24:BA:1419:A:N7	24:BA:1421:G:C6	2.84	0.45
24:BA:1759:A:O2'	24:BA:1760:C:C5'	2.60	0.45
24:BA:1865:U:O2'	24:BA:1866:A:H8	1.99	0.45
24:BA:2379:G:C5	24:BA:2380:C:C5	3.04	0.45
24:BA:2630:G:O2'	24:BA:2631:G:H5'	2.16	0.45
24:BA:2640:G:C2	24:BA:2641:G:C8	3.05	0.45
24:BA:2776:A:HO2'	24:BA:2777:G:P	2.37	0.45
24:BA:2782:G:C2	24:BA:2783:U:C6	3.04	0.45
25:BB:73:A:N7	25:BB:74:U:C5	2.85	0.45
26:BC:141:HIS:HB3	26:BC:142:ASN:H	1.30	0.45
30:BG:108:PHE:CE2	30:BG:151:ARG:NH2	2.85	0.45
30:BG:159:LYS:HB3	30:BG:159:LYS:HE2	1.78	0.45
31:BH:24:GLY:O	31:BH:28:ASN:HB2	2.16	0.45
37:BN:117:ASP:OD2	37:BN:118:ARG:N	2.47	0.45
39:BP:85:VAL:HG13	39:BP:86:LYS:N	2.32	0.45
45:BV:19:ARG:O	45:BV:22:ALA:HB3	2.17	0.45
46:BW:39:GLN:HG3	46:BW:42:THR:H	1.78	0.45
46:BW:40:ARG:HH11	46:BW:45:HIS:CE1	2.34	0.45
47:BX:26:ARG:CZ	47:BX:28:PHE:CE2	2.99	0.45
50:B0:13:GLY:O	50:B0:16:ARG:N	2.49	0.45
53:B3:61:LEU:C	53:B3:63:TYR:N	2.70	0.45
5:CF:29:ILE:HG22	5:CF:30:THR:N	2.30	0.45
6:CG:108:ARG:HA	6:CG:118:ARG:HD3	1.99	0.45
7:CH:62:LEU:HD22	7:CH:62:LEU:N	2.32	0.45
10:CK:88:PRO:HG3	20:CU:28:LEU:HD11	1.97	0.45
11:CL:98:ARG:HB2	11:CL:116:TYR:HA	1.98	0.45
13:CN:6:LYS:O	13:CN:10:VAL:HG23	2.17	0.45
55:CA:11:G:C5	55:CA:12:U:C5	3.05	0.45
55:CA:126:G:C2	55:CA:236:A:C2	3.05	0.45

*Continued on next page...*

*Continued from previous page...*

Atom-1	Atom-2	Interatomic distance (Å)	Clash overlap (Å)
55:CA:384:G:H2'	55:CA:385:C:C6	2.51	0.45
55:CA:737:C:H2'	55:CA:738:C:H6	1.79	0.45
55:CA:826:C:H2'	55:CA:826:C:O2	2.16	0.45
55:CA:1148:U:H2'	55:CA:1149:C:O4'	2.17	0.45
55:CA:1241:G:O2'	55:CA:1242:G:O5'	2.35	0.45
55:CA:1305:G:N2	55:CA:1332:A:OP2	2.50	0.45
26:DC:244:VAL:HB	26:DC:249:VAL:H	1.82	0.45
27:DD:15:PHE:HA	27:DD:20:VAL:O	2.16	0.45
28:DE:79:ARG:O	28:DE:80:SER:C	2.54	0.45
38:DO:95:SER:C	38:DO:97:PHE:H	2.20	0.45
40:DQ:59:LEU:HD22	40:DQ:59:LEU:C	2.35	0.45
41:DR:38:VAL:HG22	41:DR:40:MET:H	1.81	0.45
43:DT:59:ASN:ND2	24:DA:1398:C:OP1	2.50	0.45
47:DX:52:ALA:C	47:DX:54:GLY:N	2.70	0.45
53:D3:21:PHE:O	53:D3:22:LYS:C	2.54	0.45
24:DA:10:A:O2'	24:DA:11:C:H5'	2.17	0.45
24:DA:56:A:C2	24:DA:115:C:C2	3.05	0.45
24:DA:216:A:H2'	24:DA:217:A:C8	2.51	0.45
24:DA:396:G:O2'	24:DA:397:U:C5'	2.65	0.45
24:DA:521:U:H2'	24:DA:522:A:H8	1.82	0.45
24:DA:659:G:C2	24:DA:660:C:C2	3.04	0.45
24:DA:1034:G:O6	24:DA:1122:G:C6	2.70	0.45
24:DA:1225:G:C6	24:DA:1226:A:N1	2.84	0.45
24:DA:1315:C:C2	24:DA:1316:U:C5	3.04	0.45
24:DA:1507:C:H5'	24:DA:1508:A:OP2	2.17	0.45
24:DA:2634:A:H2'	24:DA:2635:A:C8	2.52	0.45
24:DA:2874:C:H2'	24:DA:2875:C:C6	2.52	0.45
56:DB:16:G:N2	56:DB:69:G:H1'	2.32	0.45
56:DB:17:C:H2'	56:DB:18:G:H8	1.82	0.45
1:AB:107:ARG:HE	1:AB:108:GLN:HE22	1.59	0.45
2:AC:107:LYS:HA	2:AC:108:PRO:HD2	1.83	0.45
3:AD:12:ARG:NH1	3:AD:36:ALA:O	2.50	0.45
3:AD:117:VAL:HG12	3:AD:130:ASN:O	2.17	0.45
4:AE:56:PRO:C	4:AE:58:ALA:N	2.68	0.45
4:AE:91:SER:OG	4:AE:134:ASN:CB	2.62	0.45
12:AM:13:HIS:NE2	21:AA:1296:C:H5'	2.31	0.45
12:AM:92:ARG:NH1	18:AS:79:TYR:CZ	2.84	0.45
19:AT:18:LYS:O	19:AT:21:ALA:HB3	2.17	0.45
19:AT:45:ALA:O	19:AT:48:LYS:HB3	2.17	0.45
21:AA:16:A:O2'	21:AA:17:U:H5'	2.17	0.45
21:AA:162:A:H8	21:AA:162:A:O5'	2.00	0.45

*Continued on next page...*

*Continued from previous page...*

Atom-1	Atom-2	Interatomic distance (Å)	Clash overlap (Å)
21:AA:222:C:O2'	21:AA:223:A:H5'	2.17	0.45
21:AA:275:G:O2'	21:AA:276:G:H5'	2.16	0.45
21:AA:613:C:H2'	21:AA:614:C:O4'	2.16	0.45
21:AA:843:U:H2'	21:AA:844:G:H5'	1.99	0.45
21:AA:1054:C:H6	21:AA:1054:C:H2'	1.23	0.45
21:AA:1069:C:H2'	21:AA:1070:U:O5'	2.17	0.45
21:AA:1175:G:O2'	21:AA:1176:A:H5'	2.17	0.45
21:AA:1180:A:H5''	21:AA:1181:G:OP2	2.15	0.45
21:AA:1323:G:H4'	21:AA:1362:A:N3	2.31	0.45
24:BA:160:A:C6	24:BA:161:A:C6	3.05	0.45
24:BA:167:A:C2	24:BA:168:G:H1'	2.51	0.45
24:BA:447:A:C2	24:BA:454:A:C8	3.05	0.45
24:BA:575:A:C2	24:BA:576:U:C5	3.05	0.45
24:BA:858:G:C6	24:BA:920:A:N6	2.85	0.45
24:BA:863:A:O2'	24:BA:864:G:H5'	2.16	0.45
24:BA:923:G:C1'	46:BW:23:LYS:HE2	2.45	0.45
24:BA:949:G:N2	24:BA:969:G:N3	2.65	0.45
24:BA:1223:G:N2	24:BA:1227:G:C5	2.84	0.45
24:BA:1230:A:C5	24:BA:1231:U:C5	3.05	0.45
24:BA:2276:G:P	36:BM:83:GLY:O	2.75	0.45
24:BA:2281:A:O2'	24:BA:2282:G:H5'	2.17	0.45
24:BA:2305:U:H4'	29:BF:130:GLY:HA3	1.98	0.45
24:BA:2508:G:N1	24:BA:2582:G:O6	2.50	0.45
24:BA:2527:C:H2'	24:BA:2528:U:O4'	2.17	0.45
24:BA:2626:C:C2	24:BA:2627:G:C8	3.05	0.45
24:BA:2679:A:C2	24:BA:2680:U:C2	3.05	0.45
25:BB:32:U:H2'	25:BB:33:G:O4'	2.16	0.45
28:BE:113:VAL:CG1	28:BE:114:ARG:N	2.78	0.45
30:BG:31:GLU:O	30:BG:32:LEU:C	2.55	0.45
30:BG:124:CYS:HA	30:BG:125:PRO:HD2	1.86	0.45
33:BJ:58:ASN:OD1	33:BJ:128:ASN:ND2	2.49	0.45
33:BJ:141:ASP:HB3	33:BJ:142:ILE:H	1.54	0.45
34:BK:41:ILE:HD12	34:BK:41:ILE:HA	1.82	0.45
37:BN:32:GLU:CD	37:BN:86:ARG:HH22	2.20	0.45
39:BP:33:GLU:CB	39:BP:38:ARG:HH11	2.29	0.45
43:BT:61:LEU:C	43:BT:61:LEU:CD1	2.82	0.45
51:B1:24:LYS:HE2	51:B1:52:LYS:CB	2.47	0.45
1:CB:131:LYS:O	1:CB:131:LYS:HE3	2.17	0.45
4:CE:71:ILE:O	4:CE:71:ILE:CG2	2.65	0.45
5:CF:3:HIS:CD2	5:CF:65:GLU:HG3	2.52	0.45
9:CJ:14:ASP:O	9:CJ:18:ILE:HB	2.17	0.45

*Continued on next page...*

*Continued from previous page...*

Atom-1	Atom-2	Interatomic distance (Å)	Clash overlap (Å)
9:CJ:42:LEU:HD23	55:CA:1280:A:C5'	2.46	0.45
9:CJ:48:ARG:HD3	55:CA:1253:G:H4'	1.99	0.45
11:CL:45:ASN:ND2	11:CL:88:ASP:OD1	2.50	0.45
15:CP:66:THR:HG22	15:CP:67:ILE:N	2.32	0.45
17:CR:23:LYS:H	17:CR:23:LYS:HG2	1.55	0.45
17:CR:32:ILE:O	17:CR:32:ILE:HD12	2.17	0.45
17:CR:33:THR:C	17:CR:35:SER:H	2.21	0.45
18:CS:46:LEU:HD23	18:CS:46:LEU:H	1.81	0.45
55:CA:128:G:C2	55:CA:234:C:N3	2.84	0.45
55:CA:308:C:H2'	55:CA:309:A:H8	1.82	0.45
55:CA:367:U:C6	55:CA:394:G:N2	2.84	0.45
55:CA:451:A:H61	55:CA:481:G:H5'	1.81	0.45
55:CA:646:G:C6	55:CA:647:C:C4	3.04	0.45
55:CA:812:G:N3	55:CA:812:G:C2'	2.77	0.45
55:CA:936:C:H2'	55:CA:937:A:H8	1.82	0.45
55:CA:961:U:OP1	55:CA:961:U:H3'	2.17	0.45
55:CA:1144:G:N2	55:CA:1146:A:H62	2.10	0.45
55:CA:1531:A:C2'	55:CA:1532:U:H5'	2.47	0.45
28:DE:44:ARG:H	28:DE:89:PRO:HA	1.82	0.45
28:DE:61:ARG:HE	28:DE:65:THR:HB	1.82	0.45
28:DE:196:VAL:HG13	28:DE:200:LEU:HD23	1.99	0.45
30:DG:84:LYS:O	30:DG:85:LYS:CB	2.64	0.45
32:DI:127:SER:O	32:DI:131:THR:HG23	2.16	0.45
33:DJ:45:THR:OG1	33:DJ:48:VAL:N	2.49	0.45
40:DQ:109:VAL:O	40:DQ:112:ALA:HB3	2.17	0.45
42:DS:62:ASP:OD1	42:DS:62:ASP:N	2.49	0.45
45:DV:2:PHE:CD1	45:DV:50:MET:HE3	2.52	0.45
45:DV:26:PHE:HE2	45:DV:42:LEU:HD12	1.82	0.45
45:DV:29:ILE:HG21	56:DB:75:G:H1'	1.98	0.45
45:DV:32:GLY:HA2	56:DB:104:A:O2'	2.16	0.45
45:DV:44:HIS:CE1	45:DV:86:LEU:O	2.70	0.45
49:DZ:29:ARG:H	49:DZ:29:ARG:CZ	2.30	0.45
50:D0:28:SER:HB3	50:D0:39:ARG:CZ	2.47	0.45
24:DA:15:G:O2'	24:DA:16:C:H5'	2.17	0.45
24:DA:201:C:C5	24:DA:202:U:C5	3.04	0.45
24:DA:219:A:N6	24:DA:220:G:C6	2.85	0.45
24:DA:223:A:C2	24:DA:408:G:O4'	2.70	0.45
24:DA:476:G:C2'	24:DA:477:A:O5'	2.65	0.45
24:DA:1178:C:C2	24:DA:1179:G:C8	3.05	0.45
24:DA:1443:U:C2	24:DA:1444:G:C8	3.05	0.45
24:DA:1652:A:H3'	24:DA:1653:G:C8	2.52	0.45

*Continued on next page...*



*Continued from previous page...*

Atom-1	Atom-2	Interatomic distance (Å)	Clash overlap (Å)
24:DA:2270:A:H2'	24:DA:2271:G:O4'	2.17	0.45
24:DA:2460:U:O2'	24:DA:2461:A:H5'	2.17	0.45
24:DA:2751:G:N3	24:DA:2751:G:H2'	2.31	0.45
56:DB:66:A:C2'	56:DB:67:G:OP2	2.65	0.45
2:AC:10:ARG:O	2:AC:11:LEU:C	2.54	0.45
3:AD:102:TYR:CB	3:AD:110:ARG:HG3	2.47	0.45
4:AE:120:HIS:O	4:AE:121:ASN:CB	2.64	0.45
9:AJ:65:TYR:HB3	13:AN:95:LEU:CD1	2.46	0.45
10:AK:82:GLU:HB2	10:AK:108:ASN:O	2.17	0.45
11:AL:109:ARG:NH2	11:AL:116:TYR:CE2	2.83	0.45
13:AN:22:LYS:O	13:AN:25:GLU:HG2	2.17	0.45
19:AT:4:LYS:O	19:AT:5:SER:C	2.54	0.45
20:AU:19:LYS:HE2	20:AU:19:LYS:N	2.31	0.45
21:AA:487:A:O2'	21:AA:488:C:H5'	2.17	0.45
21:AA:615:G:C2	21:AA:626:G:C4	3.05	0.45
21:AA:626:G:C6	21:AA:627:G:C5	3.05	0.45
21:AA:738:C:N3	21:AA:739:C:C5	2.85	0.45
21:AA:768:A:OP1	21:AA:804:U:H4'	2.17	0.45
21:AA:935:A:C2	21:AA:936:C:C2	3.05	0.45
21:AA:1053:G:N7	21:AA:1199:U:H3'	2.32	0.45
21:AA:1075:U:C2'	21:AA:1076:U:H5'	2.47	0.45
24:BA:13:A:C2	24:BA:526:A:N7	2.85	0.45
24:BA:577:G:H2'	24:BA:578:G:C8	2.52	0.45
24:BA:775:G:C2	24:BA:794:A:C8	3.05	0.45
24:BA:945:A:C4	24:BA:2448:A:N3	2.84	0.45
24:BA:959:A:H2'	24:BA:960:A:H8	1.74	0.45
24:BA:1013:C:H2'	24:BA:1014:A:C8	2.52	0.45
24:BA:1309:G:H21	24:BA:1611:C:H5'	1.81	0.45
24:BA:1420:A:C6	24:BA:2211:A:C2	3.05	0.45
24:BA:1450:G:O6	24:BA:1451:C:N4	2.50	0.45
24:BA:1599:U:H2'	24:BA:1600:C:H6	1.78	0.45
24:BA:1693:U:C4	24:BA:1977:A:C5	3.05	0.45
24:BA:1759:A:H2'	24:BA:1760:C:H6	1.81	0.45
24:BA:1960:A:H2'	24:BA:1960:A:N3	2.31	0.45
24:BA:2048:G:H4'	24:BA:2823:A:C2	2.52	0.45
24:BA:2197:U:O2'	24:BA:2198:A:C2'	2.64	0.45
24:BA:2323:G:H2'	24:BA:2324:U:H5'	1.97	0.45
24:BA:2578:G:H2'	24:BA:2578:G:N3	2.31	0.45
24:BA:2582:G:C2	24:BA:2583:G:N7	2.85	0.45
24:BA:2692:G:C6	24:BA:2718:G:N1	2.85	0.45
25:BB:73:A:C4	25:BB:74:U:C6	3.05	0.45

*Continued on next page...*

*Continued from previous page...*

Atom-1	Atom-2	Interatomic distance (Å)	Clash overlap (Å)
27:BD:39:ASP:OD2	27:BD:40:LEU:N	2.50	0.45
30:BG:85:LYS:HA	30:BG:130:ILE:O	2.16	0.45
30:BG:93:TYR:O	30:BG:105:SER:O	2.35	0.45
32:BI:57:VAL:HG12	32:BI:58:ILE:H	1.82	0.45
34:BK:108:ARG:O	34:BK:108:ARG:HG3	2.17	0.45
37:BN:14:SER:O	37:BN:15:SER:C	2.54	0.45
39:BP:16:VAL:HA	39:BP:17:PRO:HD2	1.83	0.45
39:BP:50:ARG:HD3	39:BP:51:ASN:H	1.79	0.45
43:BT:44:LYS:O	43:BT:48:GLN:HG2	2.17	0.45
44:BU:2:ALA:HB3	44:BU:5:ARG:NH2	2.32	0.45
2:CC:176:THR:O	2:CC:178:ARG:N	2.49	0.45
3:CD:57:LYS:HE2	3:CD:58:GLN:OE1	2.17	0.45
4:CE:51:LYS:NZ	55:CA:1080:A:OP1	2.42	0.45
8:CI:44:ARG:CA	8:CI:46:VAL:HG22	2.47	0.45
11:CL:2:THR:HB	11:CL:5:GLN:H	1.81	0.45
11:CL:82:ARG:HB2	11:CL:97:VAL:CG1	2.47	0.45
12:CM:57:ASP:O	12:CM:61:LYS:HG3	2.17	0.45
12:CM:85:TYR:HB2	18:CS:72:GLU:O	2.16	0.45
18:CS:11:ASP:HB2	18:CS:14:LEU:HG	1.98	0.45
55:CA:13:U:O2'	55:CA:14:U:H5'	2.16	0.45
55:CA:150:U:H2'	55:CA:151:A:C8	2.48	0.45
55:CA:618:C:H5''	55:CA:619:U:H5''	1.99	0.45
55:CA:676:A:H2'	55:CA:677:U:C6	2.52	0.45
55:CA:1054:C:OP1	55:CA:1198:G:OP2	2.34	0.45
55:CA:1237:C:H1'	55:CA:1334:G:O2'	2.17	0.45
55:CA:1253:G:C6	55:CA:1285:A:N6	2.85	0.45
55:CA:1276:G:O2'	55:CA:1277:C:H5'	2.17	0.45
55:CA:1428:A:C6	55:CA:1429:A:C5	3.05	0.45
28:DE:76:PRO:HD2	24:DA:673:C:H5'	1.98	0.45
36:DM:35:ALA:HA	36:DM:102:LEU:HD21	1.99	0.45
38:DO:102:ARG:H	56:DB:49:C:P	2.39	0.45
40:DQ:15:LYS:HD2	40:DQ:19:GLN:HE21	1.82	0.45
41:DR:19:THR:HA	41:DR:96:VAL:O	2.16	0.45
42:DS:24:ILE:HB	42:DS:32:ALA:HB1	1.98	0.45
24:DA:269:C:C2	24:DA:270:A:C8	3.04	0.45
24:DA:372:G:N2	24:DA:401:A:OP2	2.48	0.45
24:DA:478:A:N1	24:DA:480:A:C4	2.84	0.45
24:DA:845:A:N6	24:DA:932:U:N3	2.64	0.45
24:DA:849:A:C4	24:DA:850:U:C5	3.05	0.45
24:DA:1054:A:N3	24:DA:1055:G:H1'	2.31	0.45
24:DA:1074:G:H2'	24:DA:1075:C:C5	2.51	0.45

*Continued on next page...*

*Continued from previous page...*

Atom-1	Atom-2	Interatomic distance (Å)	Clash overlap (Å)
24:DA:1415:U:O3'	24:DA:1416:G:H4'	2.17	0.45
24:DA:1418:G:N2	24:DA:1579:A:C8	2.85	0.45
24:DA:1420:A:C2	24:DA:2211:A:N7	2.85	0.45
24:DA:1431:A:C2	24:DA:1432:G:C4	3.05	0.45
24:DA:1668:A:O2'	24:DA:1674:G:N7	2.36	0.45
24:DA:1973:G:C5	24:DA:1974:C:C5	3.05	0.45
24:DA:2140:G:C6	24:DA:2152:G:C6	3.05	0.45
24:DA:2215:C:O2'	24:DA:2216:G:H5'	2.17	0.45
24:DA:2408:U:O2'	24:DA:2409:G:C5'	2.65	0.45
56:DB:32:U:C2	56:DB:51:G:C2	3.05	0.45
1:AB:165:ALA:HA	1:AB:172:ILE:HD11	1.99	0.45
2:AC:11:LEU:O	2:AC:12:GLY:C	2.55	0.45
2:AC:128:MET:CG	2:AC:131:ARG:HG3	2.46	0.45
4:AE:71:ILE:HD11	4:AE:144:GLU:HG3	1.97	0.45
4:AE:155:LYS:HZ2	4:AE:156:ARG:CG	2.30	0.45
9:AJ:17:LEU:HD23	9:AJ:17:LEU:C	2.37	0.45
12:AM:3:ILE:HA	12:AM:56:ARG:HG3	1.98	0.45
14:AO:46:LYS:O	14:AO:52:ARG:NH2	2.50	0.45
18:AS:11:ASP:OD1	18:AS:34:SER:HB2	2.17	0.45
18:AS:50:VAL:O	18:AS:56:HIS:HA	2.17	0.45
21:AA:381:C:H2'	21:AA:382:A:O4'	2.17	0.45
21:AA:953:G:C6	21:AA:954:G:C6	3.05	0.45
21:AA:1174:G:C2	21:AA:1175:G:C4	3.05	0.45
21:AA:1226:C:H4'	21:AA:1227:A:OP1	2.17	0.45
21:AA:1234:C:H4'	21:AA:1364:U:H1'	1.98	0.45
21:AA:1256:A:C8	21:AA:1278:G:C8	3.05	0.45
21:AA:1489:G:H2'	21:AA:1490:U:H5'	1.99	0.45
21:AA:1512:U:C2	21:AA:1513:A:N7	2.85	0.45
22:AV:41:C:H2'	22:AV:42:G:C8	2.52	0.45
24:BA:37:C:C2'	24:BA:38:A:H5'	2.47	0.45
24:BA:126:A:O2'	24:BA:127:A:H5'	2.16	0.45
24:BA:312:G:H2'	24:BA:313:G:C8	2.52	0.45
24:BA:531:C:H5''	24:BA:532:A:C5	2.52	0.45
24:BA:688:U:O2	24:BA:787:C:H4'	2.17	0.45
24:BA:821:A:N7	24:BA:946:C:C4	2.85	0.45
24:BA:915:C:O2'	25:BB:100:G:H5''	2.16	0.45
24:BA:1534:U:C4	24:BA:1536:C:N4	2.86	0.45
24:BA:1628:G:C4	24:BA:1629:U:C5	3.05	0.45
24:BA:1821:A:H8	24:BA:1821:A:O5'	2.00	0.45
24:BA:1931:U:O2'	24:BA:1932:A:C5'	2.55	0.45
24:BA:1936:A:N3	24:BA:1945:G:N7	2.64	0.45

*Continued on next page...*

*Continued from previous page...*

Atom-1	Atom-2	Interatomic distance (Å)	Clash overlap (Å)
24:BA:2303:G:H2'	24:BA:2304:G:O4'	2.17	0.45
24:BA:2307:G:N2	24:BA:2311:A:C8	2.85	0.45
24:BA:2478:A:N7	24:BA:2529:G:C6	2.84	0.45
24:BA:2632:A:N1	24:BA:2787:C:C4	2.85	0.45
24:BA:2699:C:O2	24:BA:2709:G:C2	2.69	0.45
24:BA:2741:A:H2'	24:BA:2742:G:O4'	2.16	0.45
27:BD:133:THR:CG2	27:BD:134:HIS:HD2	2.29	0.45
28:BE:112:LEU:HD13	28:BE:186:VAL:CG1	2.45	0.45
29:BF:112:ASP:CG	29:BF:113:PHE:N	2.70	0.45
30:BG:84:LYS:CG	30:BG:85:LYS:N	2.80	0.45
31:BH:40:THR:O	31:BH:42:LYS:N	2.45	0.45
49:BZ:29:ARG:HG3	49:BZ:29:ARG:NH2	2.16	0.45
49:BZ:37:ARG:HD2	49:BZ:37:ARG:N	2.32	0.45
1:CB:159:ALA:C	1:CB:160:LEU:HD12	2.36	0.45
3:CD:4:LEU:HD11	55:CA:405:U:C5	2.52	0.45
3:CD:153:ARG:HH22	55:CA:437:U:H1'	1.82	0.45
5:CF:2:ARG:HG2	5:CF:4:TYR:OH	2.17	0.45
5:CF:75:GLU:OE2	5:CF:89:VAL:HG11	2.17	0.45
6:CG:78:ARG:HG3	6:CG:82:SER:O	2.16	0.45
6:CG:148:LYS:HB2	6:CG:148:LYS:HZ3	1.78	0.45
7:CH:86:LYS:HB2	7:CH:124:ILE:HD11	1.98	0.45
9:CJ:21:ALA:O	9:CJ:25:ILE:HG13	2.17	0.45
10:CK:123:PRO:O	10:CK:124:LYS:C	2.56	0.45
11:CL:31:GLY:HA2	11:CL:56:LEU:HD23	1.99	0.45
12:CM:21:ILE:C	12:CM:23:GLY:N	2.70	0.45
55:CA:61:G:C5	55:CA:107:G:C2	3.05	0.45
55:CA:80:A:H3'	55:CA:81:A:H4'	1.98	0.45
55:CA:206:C:O5'	55:CA:207:C:OP2	2.35	0.45
55:CA:295:C:O2'	55:CA:296:U:H5'	2.16	0.45
55:CA:712:A:N1	55:CA:713:G:C2	2.85	0.45
55:CA:801:U:C2'	55:CA:802:A:H5'	2.47	0.45
55:CA:1095:U:O2'	55:CA:1096:C:C5'	2.65	0.45
55:CA:1170:A:H2'	55:CA:1171:A:O4'	2.17	0.45
55:CA:1236:A:C2'	55:CA:1237:C:H5'	2.47	0.45
55:CA:1319:A:C5	55:CA:1323:G:C4	3.04	0.45
26:DC:44:ASN:C	26:DC:46:GLY:N	2.70	0.45
26:DC:83:ASP:OD1	26:DC:85:ASN:OD1	2.34	0.45
26:DC:93:VAL:HG13	26:DC:94:LEU:N	2.31	0.45
27:DD:117:GLY:HA2	27:DD:164:GLN:OE1	2.16	0.45
27:DD:118:PHE:CD1	24:DA:1655:A:C5'	2.99	0.45
27:DD:121:THR:HG21	27:DD:127:PHE:HD1	1.80	0.45

*Continued on next page...*

*Continued from previous page...*

Atom-1	Atom-2	Interatomic distance (Å)	Clash overlap (Å)
28:DE:36:ALA:HB1	24:DA:443:A:N6	2.32	0.45
28:DE:49:ARG:HH12	28:DE:72:SER:HB2	1.81	0.45
28:DE:163:ASN:HD21	24:DA:322:A:H3'	1.82	0.45
29:DF:15:LEU:O	29:DF:27:VAL:HG12	2.17	0.45
29:DF:113:PHE:O	29:DF:114:ARG:HB3	2.17	0.45
30:DG:11:PRO:HD2	30:DG:14:VAL:HG11	1.99	0.45
31:DH:62:LEU:C	31:DH:64:ALA:H	2.19	0.45
35:DL:17:LYS:O	35:DL:17:LYS:HG3	2.17	0.45
38:DO:77:ALA:O	38:DO:81:ARG:HG3	2.17	0.45
42:DS:27:LYS:O	42:DS:28:LYS:O	2.35	0.45
45:DV:29:ILE:CD1	45:DV:31:TYR:HE2	2.22	0.45
24:DA:128:C:H2'	24:DA:129:C:C6	2.51	0.45
24:DA:143:C:N4	24:DA:144:A:N6	2.65	0.45
24:DA:322:A:O4'	24:DA:340:A:H1'	2.17	0.45
24:DA:1008:A:H5''	24:DA:1009:A:OP1	2.16	0.45
24:DA:1142:A:C4	24:DA:1144:A:N7	2.85	0.45
24:DA:1182:G:H2'	24:DA:1183:U:O4'	2.17	0.45
24:DA:1272:A:OP2	24:DA:1646:C:H2'	2.17	0.45
24:DA:1695:G:HO2'	24:DA:1696:G:P	2.40	0.45
24:DA:1848:A:N3	24:DA:1849:G:C8	2.85	0.45
24:DA:2298:A:N1	24:DA:2321:U:C5	2.85	0.45
1:AB:24:PRO:CB	21:AA:830:G:H5'	2.47	0.44
1:AB:105:THR:HG22	1:AB:105:THR:O	2.17	0.44
3:AD:101:VAL:HG12	3:AD:113:ALA:HB1	1.98	0.44
3:AD:196:GLU:C	3:AD:198:LEU:N	2.71	0.44
4:AE:15:ILE:HD13	4:AE:35:LEU:HD23	1.99	0.44
6:AG:85:GLN:O	6:AG:85:GLN:HG3	2.16	0.44
10:AK:106:ILE:HD13	10:AK:106:ILE:C	2.38	0.44
10:AK:122:PRO:HA	10:AK:123:PRO:HD2	1.76	0.44
11:AL:120:ARG:NH1	21:AA:500:G:H5''	2.32	0.44
12:AM:74:MET:HE1	12:AM:77:LYS:HD3	1.99	0.44
14:AO:69:LEU:HD23	14:AO:69:LEU:O	2.17	0.44
15:AP:44:SER:OG	15:AP:46:LYS:HG3	2.17	0.44
18:AS:79:TYR:O	18:AS:80:ARG:HB3	2.17	0.44
19:AT:16:ALA:O	19:AT:17:ARG:C	2.55	0.44
21:AA:45:G:O2'	21:AA:46:G:H5'	2.17	0.44
21:AA:67:C:O2'	21:AA:171:A:N3	2.45	0.44
21:AA:306:A:H2'	21:AA:307:C:H6	1.77	0.44
21:AA:625:U:H2'	21:AA:626:G:C8	2.48	0.44
21:AA:686:U:O4	21:AA:703:G:H1'	2.17	0.44
21:AA:934:C:C5	21:AA:1344:C:C4	3.05	0.44

*Continued on next page...*

*Continued from previous page...*

Atom-1	Atom-2	Interatomic distance (Å)	Clash overlap (Å)
21:AA:1072:G:C2	21:AA:1104:G:N3	2.85	0.44
21:AA:1272:G:H2'	21:AA:1273:C:C6	2.51	0.44
24:BA:9:G:C5	24:BA:2629:U:C5	3.06	0.44
24:BA:31:C:H4'	24:BA:1238:G:H4'	1.98	0.44
24:BA:322:A:C2	24:BA:340:A:C6	3.05	0.44
24:BA:375:G:C6	24:BA:376:G:N7	2.85	0.44
24:BA:447:A:N3	24:BA:473:G:C8	2.85	0.44
24:BA:677:A:O2'	24:BA:2071:A:H5'	2.17	0.44
24:BA:768:G:C5	24:BA:769:U:C5	3.06	0.44
24:BA:1005:C:O2'	24:BA:1012:U:C5	2.66	0.44
24:BA:1011:G:HO2'	24:BA:1013:C:H5''	1.81	0.44
24:BA:1050:A:N3	24:BA:2751:G:C2	2.85	0.44
24:BA:1082:U:C2	24:BA:1086:A:N6	2.85	0.44
24:BA:1197:G:N2	24:BA:1250:G:C4	2.86	0.44
24:BA:1253:A:C5	59:BA:3336:HOH:O	2.69	0.44
24:BA:1323:C:H2'	24:BA:1323:C:O2	2.16	0.44
24:BA:1346:G:C6	24:BA:1347:A:C5	3.05	0.44
24:BA:1687:G:O2'	24:BA:1688:U:H5'	2.17	0.44
24:BA:1973:G:C6	24:BA:1974:C:C4	3.05	0.44
24:BA:2293:G:C6	24:BA:2340:A:N1	2.85	0.44
24:BA:2386:A:N3	46:BW:38:ARG:HD2	2.32	0.44
24:BA:2415:G:C6	24:BA:2416:C:C4	3.05	0.44
24:BA:2468:A:O2'	24:BA:2469:A:O5'	2.35	0.44
24:BA:2647:U:O2'	24:BA:2648:G:H5'	2.17	0.44
24:BA:2818:U:H4'	24:BA:2837:A:C4'	2.47	0.44
24:BA:2837:A:C2	24:BA:2838:G:C5	3.05	0.44
25:BB:92:C:O2'	25:BB:93:C:H5'	2.18	0.44
28:BE:12:LEU:HD22	28:BE:12:LEU:HA	1.69	0.44
29:BF:43:ILE:HG22	29:BF:82:TYR:CE1	2.52	0.44
33:BJ:95:ARG:O	33:BJ:95:ARG:HG3	2.17	0.44
33:BJ:134:ALA:HB3	33:BJ:135:GLN:OE1	2.16	0.44
35:BL:101:ILE:HD12	35:BL:101:ILE:HA	1.70	0.44
39:BP:7:LEU:HA	39:BP:7:LEU:HD12	1.72	0.44
42:BS:14:ALA:O	42:BS:17:VAL:N	2.50	0.44
43:BT:24:MET:HE2	43:BT:27:SER:O	2.17	0.44
49:BZ:43:ILE:HD12	49:BZ:43:ILE:C	2.37	0.44
4:CE:22:LYS:HB3	4:CE:29:ILE:HG22	1.98	0.44
7:CH:85:TYR:HD2	55:CA:598:U:O2'	1.97	0.44
8:CI:9:GLY:HA3	8:CI:77:ALA:O	2.17	0.44
8:CI:16:ALA:O	8:CI:18:VAL:HG23	2.17	0.44
9:CJ:57:VAL:HG13	9:CJ:58:ASN:N	2.31	0.44

*Continued on next page...*

*Continued from previous page...*

Atom-1	Atom-2	Interatomic distance (Å)	Clash overlap (Å)
10:CK:117:HIS:ND1	55:CA:675:A:H1'	2.32	0.44
12:CM:11:HIS:O	12:CM:12:LYS:HG2	2.17	0.44
12:CM:52:ILE:HG23	12:CM:56:ARG:HH21	1.82	0.44
13:CN:77:GLY:C	13:CN:78:LEU:HD12	2.38	0.44
14:CO:39:GLN:HE21	14:CO:39:GLN:HB2	1.62	0.44
14:CO:74:VAL:O	14:CO:78:THR:HG23	2.18	0.44
18:CS:49:ALA:HB1	18:CS:56:HIS:HB3	1.99	0.44
18:CS:70:LEU:C	18:CS:72:GLU:H	2.21	0.44
18:CS:77:ARG:NH2	55:CA:1222:G:H5'	2.32	0.44
55:CA:154:U:C2'	55:CA:155:A:H5'	2.43	0.44
55:CA:585:G:N3	55:CA:879:C:H4'	2.31	0.44
55:CA:704:A:C2'	55:CA:705:G:C8	2.93	0.44
55:CA:811:C:O2'	55:CA:901:A:N1	2.48	0.44
55:CA:815:A:N1	55:CA:1529:G:H2'	2.32	0.44
55:CA:914:A:O2'	55:CA:915:A:C5'	2.65	0.44
55:CA:1269:A:C2	55:CA:1313:U:C1'	3.00	0.44
55:CA:1355:G:C6	55:CA:1356:G:C5	3.05	0.44
55:CA:1456:A:H2'	55:CA:1457:G:O4'	2.17	0.44
27:DD:133:THR:HG23	27:DD:134:HIS:H	1.83	0.44
30:DG:2:ARG:NH2	24:DA:2751:G:N3	2.66	0.44
30:DG:55:ASP:O	30:DG:57:TYR:CD2	2.70	0.44
30:DG:120:ILE:O	30:DG:120:ILE:HD13	2.17	0.44
33:DJ:80:HIS:CE1	24:DA:2642:G:H5'	2.52	0.44
35:DL:112:LEU:O	35:DL:112:LEU:HD23	2.18	0.44
36:DM:108:VAL:HA	36:DM:109:PRO:HD3	1.83	0.44
38:DO:4:LYS:O	38:DO:8:ILE:CD1	2.65	0.44
38:DO:51:ALA:HB3	38:DO:78:VAL:CG2	2.47	0.44
42:DS:19:LEU:HD11	50:D0:19:ASP:O	2.17	0.44
24:DA:207:A:H2'	24:DA:208:C:C6	2.51	0.44
24:DA:475:C:N3	24:DA:481:G:C6	2.85	0.44
24:DA:867:C:O2	24:DA:867:C:C2'	2.66	0.44
24:DA:959:A:N3	24:DA:2457:U:O2'	2.50	0.44
24:DA:970:U:H2'	24:DA:971:G:C8	2.52	0.44
24:DA:996:A:O2'	24:DA:997:G:H5'	2.16	0.44
24:DA:1087:G:C6	24:DA:1089:A:C2	3.05	0.44
24:DA:1241:A:H2'	24:DA:1242:U:C5'	2.47	0.44
24:DA:1517:G:C5	24:DA:1518:C:C4	3.05	0.44
24:DA:2061:G:N7	24:DA:2501:C:H4'	2.31	0.44
24:DA:2310:C:HO2'	24:DA:2311:A:P	2.40	0.44
24:DA:2375:G:N2	24:DA:2378:A:OP2	2.41	0.44
24:DA:2688:G:H1'	24:DA:2721:A:N6	2.33	0.44

*Continued on next page...*



*Continued from previous page...*

Atom-1	Atom-2	Interatomic distance (Å)	Clash overlap (Å)
24:DA:2781:A:O3'	24:DA:2782:G:H8	2.01	0.44
24:DA:2845:U:H2'	24:DA:2846:G:C8	2.52	0.44
24:DA:2850:A:OP2	24:DA:2866:U:N3	2.49	0.44
1:AB:53:LEU:HD13	1:AB:56:LEU:CD1	2.46	0.44
1:AB:60:ALA:CB	1:AB:223:GLY:HA3	2.47	0.44
1:AB:65:LYS:HG2	1:AB:153:MET:SD	2.57	0.44
2:AC:86:LEU:O	2:AC:87:ARG:C	2.56	0.44
4:AE:93:VAL:HA	4:AE:126:ALA:HB1	1.98	0.44
4:AE:149:PRO:C	4:AE:152:VAL:HG13	2.37	0.44
10:AK:92:ARG:NH1	10:AK:111:ASP:OD2	2.48	0.44
11:AL:33:CYS:O	11:AL:33:CYS:SG	2.75	0.44
14:AO:68:TYR:HD1	14:AO:71:ARG:NH1	2.15	0.44
16:AQ:11:VAL:HG12	16:AQ:12:VAL:N	2.33	0.44
21:AA:86:G:N3	21:AA:87:C:C5	2.85	0.44
21:AA:154:U:C2	21:AA:168:G:N2	2.86	0.44
21:AA:279:A:H5''	21:AA:281:G:O4'	2.17	0.44
21:AA:493:A:C6	21:AA:494:G:C6	3.05	0.44
21:AA:901:A:C8	21:AA:902:G:H1'	2.51	0.44
21:AA:1114:C:H2'	21:AA:1115:U:O4'	2.17	0.44
21:AA:1425:U:O2	21:AA:1476:A:C2	2.71	0.44
24:BA:10:A:C5	24:BA:2800:A:C6	3.06	0.44
24:BA:215:G:C4'	24:BA:216:A:H4'	2.43	0.44
24:BA:558:U:OP1	33:BJ:113:PRO:HD2	2.17	0.44
24:BA:604:G:O6	24:BA:625:G:C6	2.70	0.44
24:BA:1009:A:O2'	24:BA:1010:A:H5'	2.18	0.44
24:BA:1206:G:H2'	24:BA:1207:C:C6	2.51	0.44
24:BA:1724:G:O6	24:BA:1737:G:N3	2.50	0.44
24:BA:1730:C:H4'	24:BA:1730:C:OP1	2.16	0.44
24:BA:1740:G:O2'	24:BA:1741:C:H5'	2.17	0.44
24:BA:1743:G:O2'	24:BA:1744:A:O4'	2.34	0.44
24:BA:1778:U:H5	24:BA:1784:A:C2	2.35	0.44
24:BA:1786:A:C2	24:BA:1938:A:C5	3.04	0.44
24:BA:2312:U:H2'	24:BA:2313:C:H5'	1.99	0.44
24:BA:2531:A:H5'	30:BG:156:TYR:CE2	2.52	0.44
24:BA:2800:A:H3'	24:BA:2801:G:H5''	1.99	0.44
26:BC:32:LEU:HD11	26:BC:101:ARG:HA	1.98	0.44
27:BD:124:ARG:HG2	27:BD:125:TRP:CD1	2.53	0.44
31:BH:21:VAL:HG21	31:BH:25:TYR:CD2	2.50	0.44
33:BJ:103:ILE:HG13	33:BJ:104:ALA:N	2.32	0.44
34:BK:18:ARG:HA	34:BK:18:ARG:HD2	1.65	0.44
40:BQ:97:ILE:HG13	40:BQ:98:ALA:N	2.30	0.44

*Continued on next page...*

*Continued from previous page...*

Atom-1	Atom-2	Interatomic distance (Å)	Clash overlap (Å)
43:BT:24:MET:O	43:BT:28:ASN:O	2.34	0.44
43:BT:28:ASN:C	43:BT:91:GLN:HE22	2.20	0.44
46:BW:25:PHE:O	46:BW:27:GLY:N	2.50	0.44
47:BX:50:VAL:HG12	47:BX:51:SER:N	2.31	0.44
48:BY:23:ARG:O	48:BY:24:GLU:C	2.56	0.44
1:CB:39:ILE:CD1	1:CB:40:ILE:N	2.72	0.44
2:CC:53:ARG:HG3	2:CC:68:HIS:CD2	2.53	0.44
2:CC:185:THR:O	2:CC:186:SER:HB2	2.15	0.44
9:CJ:40:ILE:HG12	55:CA:1125:U:C6	2.52	0.44
11:CL:65:TYR:HD1	11:CL:67:GLY:N	2.15	0.44
14:CO:84:LEU:HD23	14:CO:84:LEU:HA	1.77	0.44
16:CQ:38:LYS:O	16:CQ:39:ARG:HD2	2.16	0.44
20:CU:27:VAL:O	20:CU:31:VAL:HG23	2.18	0.44
55:CA:215:C:H2'	55:CA:216:U:O4'	2.17	0.44
55:CA:389:A:N3	55:CA:389:A:H2'	2.31	0.44
55:CA:784:A:H2'	55:CA:785:G:O4'	2.17	0.44
55:CA:855:U:O2'	55:CA:856:C:H5'	2.17	0.44
55:CA:1087:G:OP1	55:CA:1389:C:H4'	2.17	0.44
55:CA:1151:A:N6	55:CA:1152:A:H62	2.16	0.44
55:CA:1168:U:O2'	55:CA:1169:A:C5'	2.64	0.44
55:CA:1169:A:H2'	55:CA:1170:A:H8	1.78	0.44
55:CA:1261:A:N7	55:CA:1274:A:C2	2.83	0.44
26:DC:179:GLU:OE1	24:DA:1799:G:C8	2.70	0.44
27:DD:179:ARG:H	27:DD:188:LEU:HB2	1.82	0.44
29:DF:35:LEU:CD1	29:DF:153:ILE:HG23	2.47	0.44
29:DF:137:PHE:O	29:DF:138:PRO:C	2.56	0.44
30:DG:71:LEU:O	30:DG:74:MET:HB3	2.17	0.44
31:DH:90:LEU:HB3	31:DH:123:ARG:HD2	1.99	0.44
33:DJ:97:PRO:C	33:DJ:99:ARG:N	2.69	0.44
33:DJ:105:VAL:HG11	33:DJ:122:LEU:CD2	2.47	0.44
37:DN:86:ARG:NE	37:DN:117:ASP:OD1	2.49	0.44
38:DO:21:LEU:CD1	24:DA:2378:A:N3	2.79	0.44
38:DO:97:PHE:HB3	56:DB:48:U:OP1	2.16	0.44
39:DP:24:THR:HA	39:DP:44:GLY:O	2.18	0.44
40:DQ:61:ILE:H	40:DQ:61:ILE:CD1	2.30	0.44
40:DQ:77:LYS:HE2	40:DQ:116:LEU:HD21	1.99	0.44
42:DS:9:HIS:CE1	24:DA:508:A:N6	2.86	0.44
43:DT:77:ARG:HG2	24:DA:64:A:P	2.56	0.44
44:DU:39:ASN:O	44:DU:40:LEU:C	2.55	0.44
44:DU:85:ARG:HA	44:DU:85:ARG:NE	2.33	0.44
49:DZ:29:ARG:H	49:DZ:29:ARG:NH2	2.16	0.44

*Continued on next page...*

*Continued from previous page...*

Atom-1	Atom-2	Interatomic distance (Å)	Clash overlap (Å)
54:D4:3:VAL:O	54:D4:4:ARG:HG3	2.16	0.44
24:DA:76:C:N3	24:DA:111:A:C2	2.84	0.44
24:DA:161:A:C5	24:DA:162:U:C4	3.05	0.44
24:DA:340:A:H2'	24:DA:341:C:C5'	2.48	0.44
24:DA:447:A:C5	24:DA:454:A:N7	2.85	0.44
24:DA:615:U:C3'	24:DA:616:A:C5'	2.92	0.44
24:DA:630:G:C5	24:DA:632:A:OP2	2.70	0.44
24:DA:721:A:C5	24:DA:722:A:N7	2.85	0.44
24:DA:1165:A:H2'	24:DA:1166:G:H8	1.82	0.44
24:DA:1230:A:C5	24:DA:1231:U:C4	3.05	0.44
24:DA:1555:G:N3	24:DA:1556:C:C6	2.85	0.44
24:DA:1603:A:OP2	24:DA:1604:C:OP2	2.34	0.44
24:DA:2096:C:H2'	24:DA:2097:A:H8	1.83	0.44
24:DA:2482:A:C2'	24:DA:2483:C:H5'	2.47	0.44
24:DA:2714:G:O2'	24:DA:2715:C:H5'	2.17	0.44
24:DA:2720:U:H2'	24:DA:2721:A:H8	1.80	0.44
24:DA:2725:A:C4	24:DA:2727:A:N7	2.86	0.44
24:DA:2842:G:H2'	24:DA:2843:G:O4'	2.17	0.44
56:DB:61:G:C6	56:DB:62:C:N3	2.85	0.44
1:AB:52:ALA:C	1:AB:54:ALA:N	2.70	0.44
1:AB:71:THR:O	1:AB:72:LYS:O	2.36	0.44
1:AB:160:LEU:HG	1:AB:161:PHE:N	2.32	0.44
2:AC:30:ASP:OD1	2:AC:30:ASP:N	2.50	0.44
2:AC:166:TRP:N	2:AC:166:TRP:CE3	2.84	0.44
3:AD:68:GLU:HB2	21:AA:546:A:OP2	2.17	0.44
6:AG:77:ARG:HG3	6:AG:86:VAL:HG23	1.99	0.44
9:AJ:26:VAL:O	9:AJ:30:LYS:HG2	2.17	0.44
9:AJ:29:ALA:O	9:AJ:31:ARG:N	2.49	0.44
9:AJ:81:GLU:HA	9:AJ:84:VAL:HG12	1.99	0.44
10:AK:107:THR:HG22	10:AK:108:ASN:ND2	2.33	0.44
13:AN:83:VAL:HG12	13:AN:84:ARG:N	2.33	0.44
16:AQ:28:VAL:O	16:AQ:36:PHE:HA	2.17	0.44
19:AT:73:ARG:NE	21:AA:261:U:C5	2.85	0.44
21:AA:68:G:C5	21:AA:69:G:H1'	2.52	0.44
21:AA:82:G:N2	21:AA:84:U:N3	2.59	0.44
21:AA:241:G:N2	21:AA:242:G:C4	2.86	0.44
21:AA:552:U:H2'	21:AA:553:A:H8	1.81	0.44
21:AA:692:U:O2	21:AA:694:A:C8	2.71	0.44
21:AA:734:G:C2	21:AA:735:C:C2	3.05	0.44
21:AA:914:A:O2'	21:AA:915:A:C5'	2.66	0.44
21:AA:1014:A:N7	21:AA:1015:G:C5	2.85	0.44

*Continued on next page...*

*Continued from previous page...*

Atom-1	Atom-2	Interatomic distance (Å)	Clash overlap (Å)
21:AA:1091:U:C2	21:AA:1095:U:N3	2.86	0.44
21:AA:1102:A:H2'	21:AA:1103:C:C6	2.53	0.44
21:AA:1157:A:C2	21:AA:1181:G:C4	3.06	0.44
21:AA:1449:C:O2'	21:AA:1450:U:C5'	2.66	0.44
21:AA:1505:G:H5''	59:AA:1802:HOH:O	2.17	0.44
24:BA:10:A:N9	24:BA:2800:A:N6	2.65	0.44
24:BA:49:A:C6	24:BA:177:G:C5	3.06	0.44
24:BA:310:A:C2	24:BA:330:A:C8	3.05	0.44
24:BA:362:A:H2'	24:BA:363:G:H8	1.82	0.44
24:BA:404:A:O4'	24:BA:404:A:N3	2.49	0.44
24:BA:783:A:C4	24:BA:785:G:H1'	2.52	0.44
24:BA:831:G:N3	24:BA:832:U:C6	2.86	0.44
24:BA:834:G:C2	24:BA:835:C:C2	3.05	0.44
24:BA:1067:A:H3'	24:BA:1068:G:H8	1.78	0.44
24:BA:1419:A:H2'	24:BA:1421:G:C8	2.52	0.44
24:BA:1439:A:C2	24:BA:1553:A:C6	3.05	0.44
24:BA:1453:A:H5''	59:BA:3419:HOH:O	2.18	0.44
24:BA:2077:A:H1'	24:BA:2435:A:O4'	2.17	0.44
24:BA:2496:C:OP1	36:BM:82:MET:HB2	2.16	0.44
24:BA:2556:C:H2'	24:BA:2557:G:C5'	2.48	0.44
26:BC:35:LYS:NZ	26:BC:37:SER:HB2	2.33	0.44
26:BC:132:ARG:HD3	26:BC:132:ARG:O	2.18	0.44
28:BE:12:LEU:O	28:BE:12:LEU:HD13	2.16	0.44
31:BH:27:ARG:HG3	47:BX:59:ASP:OD1	2.17	0.44
31:BH:41:LYS:O	31:BH:44:ILE:HG12	2.17	0.44
34:BK:114:LYS:O	34:BK:118:LEU:HD13	2.17	0.44
38:BO:16:ARG:C	38:BO:18:LEU:N	2.70	0.44
39:BP:19:PHE:HE2	39:BP:83:ILE:HD12	1.79	0.44
41:BR:90:ARG:O	41:BR:91:GLN:CB	2.61	0.44
42:BS:36:LEU:HD12	42:BS:36:LEU:HA	1.54	0.44
47:BX:11:PRO:HB3	47:BX:29:LEU:HB3	1.98	0.44
54:B4:25:VAL:O	54:B4:34:LYS:HA	2.17	0.44
1:CB:163:ILE:HG22	1:CB:164:ASP:N	2.32	0.44
1:CB:195:VAL:HG12	1:CB:197:PHE:H	1.81	0.44
2:CC:20:THR:HG23	2:CC:57:GLU:HG2	1.99	0.44
2:CC:166:TRP:CG	2:CC:167:TYR:N	2.85	0.44
5:CF:71:ILE:HD12	5:CF:74:LEU:HB3	2.00	0.44
6:CG:68:VAL:O	6:CG:70:PRO:HD3	2.17	0.44
6:CG:108:ARG:CZ	55:CA:1240:U:H6	2.28	0.44
8:CI:6:TYR:CE1	55:CA:1147:C:H4'	2.52	0.44
8:CI:11:ARG:HG2	8:CI:76:GLY:HA3	1.98	0.44

*Continued on next page...*

*Continued from previous page...*

Atom-1	Atom-2	Interatomic distance (Å)	Clash overlap (Å)
14:CO:32:THR:HA	14:CO:62:ARG:HH11	1.82	0.44
14:CO:88:ARG:HD3	14:CO:88:ARG:N	2.32	0.44
15:CP:27:ALA:HB3	15:CP:30:GLY:HA3	2.00	0.44
55:CA:7:A:H5'	55:CA:298:A:O4'	2.17	0.44
55:CA:177:G:O2'	55:CA:1448:C:H4'	2.17	0.44
55:CA:515:G:H2'	55:CA:516:U:O4'	2.18	0.44
55:CA:878:A:C5	55:CA:879:C:C5	3.06	0.44
55:CA:1130:A:C4	55:CA:1146:A:C6	3.05	0.44
55:CA:1311:A:C2	55:CA:1312:G:H1'	2.53	0.44
27:DD:28:GLU:OE2	27:DD:30:GLU:HG3	2.17	0.44
27:DD:116:LYS:HD3	37:DN:1:MET:HE1	1.99	0.44
27:DD:154:LYS:HE2	24:DA:2025:C:OP1	2.18	0.44
28:DE:40:ARG:NE	24:DA:443:A:H2'	2.31	0.44
28:DE:137:LYS:O	28:DE:140:ASP:HB2	2.17	0.44
29:DF:102:LEU:C	29:DF:103:ILE:HD12	2.38	0.44
30:DG:8:VAL:O	30:DG:9:VAL:HB	2.17	0.44
30:DG:53:PRO:HB3	30:DG:61:TRP:H	1.82	0.44
30:DG:88:LEU:HD12	30:DG:88:LEU:O	2.17	0.44
35:DL:100:ILE:HD12	35:DL:101:ILE:N	2.32	0.44
36:DM:71:LYS:HA	36:DM:72:PRO:HD3	1.86	0.44
38:DO:64:TYR:CG	56:DB:51:G:H3'	2.52	0.44
39:DP:37:LYS:O	39:DP:38:ARG:HB3	2.18	0.44
40:DQ:12:ARG:HD2	40:DQ:12:ARG:N	2.30	0.44
40:DQ:108:LEU:O	40:DQ:108:LEU:HD23	2.16	0.44
41:DR:66:HIS:CD2	41:DR:94:THR:HG22	2.52	0.44
44:DU:3:LYS:O	44:DU:4:ILE:C	2.56	0.44
44:DU:94:PHE:O	44:DU:95:PHE:C	2.55	0.44
45:DV:37:PRO:HB3	56:DB:73:A:H2	1.83	0.44
45:DV:80:HIS:CG	45:DV:81:PRO:HD2	2.53	0.44
50:D0:15:ARG:HH22	24:DA:1264:A:C5'	2.31	0.44
50:D0:33:SER:HB3	50:D0:34:GLY:H	1.58	0.44
52:D2:16:HIS:HD2	24:DA:465:G:H4'	1.82	0.44
52:D2:35:ARG:NH1	24:DA:53:A:H2	2.15	0.44
24:DA:30:G:C5	24:DA:31:C:C4	3.05	0.44
24:DA:215:G:H4'	24:DA:216:A:H4'	2.00	0.44
24:DA:370:G:OP2	24:DA:370:G:C8	2.70	0.44
24:DA:390:U:O2'	24:DA:391:A:OP2	2.35	0.44
24:DA:1060:U:C3'	24:DA:1061:U:H5''	2.48	0.44
24:DA:1087:G:N2	24:DA:1103:A:H1'	2.32	0.44
24:DA:1130:U:O2'	24:DA:1131:G:H8	2.00	0.44
24:DA:1180:U:H2'	24:DA:1181:U:O4'	2.17	0.44

*Continued on next page...*

*Continued from previous page...*

Atom-1	Atom-2	Interatomic distance (Å)	Clash overlap (Å)
24:DA:1462:C:O2'	24:DA:1463:C:H5'	2.17	0.44
24:DA:1463:C:H2'	24:DA:1464:G:O4'	2.18	0.44
24:DA:1475:G:N3	24:DA:1475:G:H2'	2.33	0.44
24:DA:1615:C:O2'	24:DA:1616:A:P	2.74	0.44
24:DA:1891:G:C5	24:DA:1892:C:C4	3.06	0.44
24:DA:1999:C:O2	24:DA:2687:U:O2'	2.35	0.44
24:DA:2660:A:C2	24:DA:2661:G:C8	3.05	0.44
56:DB:91:C:HO2'	56:DB:92:C:H6	1.59	0.44
2:AC:21:TRP:HB3	2:AC:58:ARG:N	2.26	0.44
7:AH:14:ARG:HE	7:AH:74:ILE:HG23	1.82	0.44
7:AH:33:VAL:C	7:AH:35:ILE:N	2.70	0.44
8:AI:6:TYR:CD2	8:AI:19:PHE:CE1	3.04	0.44
8:AI:8:THR:HG21	8:AI:10:ARG:HH21	1.83	0.44
8:AI:43:ALA:HB1	8:AI:46:VAL:CG2	2.47	0.44
14:AO:26:VAL:HG12	14:AO:30:LEU:CD1	2.46	0.44
15:AP:10:GLY:HA2	15:AP:16:PHE:HB3	2.00	0.44
18:AS:10:ILE:HG22	18:AS:38:THR:N	2.32	0.44
21:AA:61:G:H2'	21:AA:62:U:C6	2.52	0.44
21:AA:430:A:O2'	21:AA:431:A:C5'	2.65	0.44
21:AA:450:G:C5	21:AA:481:G:O6	2.71	0.44
21:AA:965:U:H5''	21:AA:966:G:OP1	2.18	0.44
21:AA:1360:A:C4	21:AA:1361:G:C8	3.06	0.44
24:BA:26:G:C6	24:BA:27:G:N1	2.86	0.44
24:BA:333:G:C6	24:BA:334:C:N4	2.85	0.44
24:BA:449:A:C4'	40:BQ:2:ARG:NH1	2.81	0.44
24:BA:555:G:O2'	24:BA:556:A:OP2	2.30	0.44
24:BA:558:U:O5'	24:BA:558:U:H6	2.00	0.44
24:BA:634:C:H6	24:BA:634:C:O5'	2.00	0.44
24:BA:683:U:C2	24:BA:684:G:C8	3.05	0.44
24:BA:705:A:H61	24:BA:726:G:H1'	1.83	0.44
24:BA:945:A:C2	24:BA:2448:A:C4	3.06	0.44
24:BA:963:U:H2'	24:BA:964:C:H6	1.81	0.44
24:BA:1062:G:C4	24:BA:1088:A:N7	2.85	0.44
24:BA:1064:C:H5'	32:BI:88:GLY:HA3	1.98	0.44
24:BA:1444:G:C2	24:BA:1548:A:C2	3.06	0.44
24:BA:1657:U:H2'	24:BA:1658:C:C6	2.42	0.44
24:BA:1672:A:H2'	24:BA:1673:G:O4'	2.17	0.44
24:BA:2197:U:P	3:CD:150:LYS:HG3	2.58	0.44
24:BA:2484:G:OP1	36:BM:44:ARG:HD3	2.18	0.44
24:BA:2607:G:H2'	24:BA:2608:G:O4'	2.18	0.44
24:BA:2678:C:H2'	24:BA:2679:A:O4'	2.17	0.44

*Continued on next page...*

*Continued from previous page...*

Atom-1	Atom-2	Interatomic distance (Å)	Clash overlap (Å)
24:BA:2879:A:H4'	24:BA:2880:C:OP1	2.17	0.44
25:BB:53:A:O5'	25:BB:53:A:C8	2.70	0.44
29:BF:60:SER:O	29:BF:61:GLY:C	2.55	0.44
29:BF:82:TYR:HA	29:BF:83:PRO:HD2	1.68	0.44
30:BG:33:THR:N	30:BG:34:ARG:HH11	2.15	0.44
33:BJ:7:LYS:HA	33:BJ:8:PRO:HD3	1.78	0.44
34:BK:105:ARG:HD3	34:BK:105:ARG:H	1.82	0.44
39:BP:20:ARG:HG2	39:BP:21:PRO:N	2.32	0.44
40:BQ:17:LEU:HD13	40:BQ:17:LEU:HA	1.75	0.44
41:BR:37:GLU:OE1	41:BR:37:GLU:O	2.35	0.44
41:BR:42:ALA:CA	41:BR:46:GLU:HB2	2.37	0.44
46:BW:9:THR:HG23	46:BW:10:ARG:CD	2.36	0.44
46:BW:22:VAL:O	46:BW:25:PHE:HD2	2.00	0.44
47:BX:38:TRP:HE3	47:BX:45:PHE:CE2	2.35	0.44
47:BX:58:ILE:HD11	47:BX:66:VAL:HG11	1.99	0.44
49:BZ:30:ARG:HE	49:BZ:30:ARG:HB2	1.45	0.44
4:CE:71:ILE:O	4:CE:71:ILE:HG23	2.16	0.44
6:CG:58:LEU:HD12	6:CG:59:GLU:HG2	2.00	0.44
9:CJ:76:ILE:HG22	9:CJ:77:VAL:N	2.32	0.44
10:CK:117:HIS:CD2	55:CA:718:A:C5	3.05	0.44
10:CK:117:HIS:O	10:CK:118:ASN:HB2	2.18	0.44
55:CA:19:A:C4	55:CA:20:U:C5	3.06	0.44
55:CA:89:U:O2'	55:CA:90:C:O5'	2.36	0.44
55:CA:391:G:C6	55:CA:392:C:C4	3.05	0.44
55:CA:642:A:C2	55:CA:643:C:N3	2.85	0.44
55:CA:981:U:C5	55:CA:982:U:C2	3.06	0.44
55:CA:1181:G:O2'	55:CA:1182:G:O4'	2.35	0.44
26:DC:64:VAL:HG22	26:DC:90:ILE:HD11	1.98	0.44
27:DD:49:GLN:NE2	27:DD:79:LEU:HB3	2.33	0.44
27:DD:179:ARG:NH1	39:DP:7:LEU:HD11	2.33	0.44
29:DF:43:ILE:HD13	29:DF:82:TYR:HE2	1.82	0.44
29:DF:111:ARG:H	29:DF:111:ARG:NE	2.16	0.44
30:DG:93:TYR:CD2	30:DG:93:TYR:N	2.67	0.44
30:DG:148:ARG:HB2	30:DG:152:ARG:HH21	1.80	0.44
32:DI:9:LYS:HE3	32:DI:9:LYS:HB3	1.73	0.44
35:DL:63:LYS:HB3	53:D3:12:ARG:CD	2.46	0.44
36:DM:82:MET:HB3	36:DM:82:MET:HE2	1.74	0.44
37:DN:97:ILE:HD11	37:DN:99:LYS:HZ2	1.82	0.44
37:DN:97:ILE:HG13	37:DN:98:LEU:N	2.31	0.44
43:DT:74:ILE:HG13	43:DT:75:GLY:H	1.81	0.44
47:DX:31:ASN:ND2	47:DX:31:ASN:N	2.61	0.44

*Continued on next page...*



*Continued from previous page...*

Atom-1	Atom-2	Interatomic distance (Å)	Clash overlap (Å)
48:DY:1:MET:H2	48:DY:5:GLU:HG3	1.83	0.44
48:DY:23:ARG:O	48:DY:27:ASN:HB2	2.17	0.44
50:D0:38:LEU:HB2	50:D0:41:HIS:NE2	2.32	0.44
51:D1:3:GLY:O	51:D1:4:ILE:HB	2.17	0.44
53:D3:39:ARG:HD2	24:DA:2363:G:OP1	2.17	0.44
24:DA:2:G:C5	24:DA:3:U:C4	3.05	0.44
24:DA:128:C:H2'	24:DA:129:C:H6	1.83	0.44
24:DA:340:A:H2'	24:DA:341:C:H5'	1.99	0.44
24:DA:749:A:O2'	24:DA:750:A:H5'	2.18	0.44
24:DA:1112:G:O2'	24:DA:1113:U:H5'	2.17	0.44
24:DA:1327:A:O2'	24:DA:1328:A:O4'	2.29	0.44
24:DA:1351:C:H2'	24:DA:1352:U:O4'	2.16	0.44
24:DA:1558:C:C2	24:DA:1560:G:C6	3.05	0.44
24:DA:1997:C:HO2'	24:DA:1998:A:H8	1.61	0.44
24:DA:2031:A:C5	24:DA:2498:C:H1'	2.53	0.44
24:DA:2197:U:C2	24:DA:2224:G:C2	3.06	0.44
24:DA:2292:U:C2	24:DA:2293:G:C8	3.06	0.44
24:DA:2312:U:OP1	24:DA:2312:U:C4'	2.65	0.44
24:DA:2357:G:C2	24:DA:2361:G:C5	3.06	0.44
24:DA:2552:U:C2	24:DA:2554:U:C5'	3.00	0.44
24:DA:2590:A:C2	24:DA:2591:C:C4	3.04	0.44
24:DA:2734:A:N7	24:DA:2735:G:C8	2.86	0.44
1:AB:24:PRO:HG3	21:AA:830:G:C4'	2.48	0.44
1:AB:67:LEU:HD21	1:AB:91:VAL:CG2	2.46	0.44
3:AD:62:ARG:NE	3:AD:62:ARG:HA	2.31	0.44
4:AE:81:GLN:H	4:AE:81:GLN:NE2	2.16	0.44
5:AF:47:LEU:HB3	17:AR:65:SER:OG	2.18	0.44
6:AG:77:ARG:HA	6:AG:77:ARG:HE	1.82	0.44
7:AH:85:TYR:C	7:AH:86:LYS:HD2	2.38	0.44
7:AH:120:LEU:HB2	7:AH:121:GLY:H	1.64	0.44
8:AI:59:LYS:HB3	8:AI:60:LEU:CD2	2.48	0.44
12:AM:43:LYS:HE2	12:AM:43:LYS:HB3	1.83	0.44
14:AO:42:PHE:HE1	14:AO:55:LEU:CD2	2.29	0.44
14:AO:63:ARG:O	14:AO:67:ASP:OD1	2.35	0.44
16:AQ:28:VAL:O	16:AQ:37:ILE:HD12	2.17	0.44
21:AA:91:U:C5	21:AA:92:U:C4	3.05	0.44
21:AA:213:G:C2'	21:AA:214:C:O5'	2.66	0.44
21:AA:270:A:H2'	21:AA:271:C:C6	2.53	0.44
21:AA:496:A:N3	21:AA:496:A:C2'	2.78	0.44
21:AA:568:G:C6	21:AA:569:C:N4	2.86	0.44
21:AA:575:G:C4	21:AA:881:G:C2	3.05	0.44

*Continued on next page...*

*Continued from previous page...*

Atom-1	Atom-2	Interatomic distance (Å)	Clash overlap (Å)
21:AA:1142:G:H2'	21:AA:1143:G:O4'	2.17	0.44
21:AA:1534:A:H2'	21:AA:1534:A:N3	2.32	0.44
24:BA:84:A:N6	24:BA:101:A:H2	2.11	0.44
24:BA:257:C:H2'	24:BA:258:G:O4'	2.17	0.44
24:BA:382:A:C5	24:BA:383:C:C6	3.05	0.44
24:BA:400:G:O6	47:BX:56:ARG:NH1	2.51	0.44
24:BA:572:A:C6	24:BA:573:U:C4	3.06	0.44
24:BA:868:U:C4	24:BA:869:G:N7	2.86	0.44
24:BA:1036:G:C6	24:BA:1120:G:C6	3.06	0.44
24:BA:1076:C:H2'	24:BA:1077:A:H8	1.82	0.44
24:BA:1107:G:H2'	24:BA:1108:U:C6	2.50	0.44
24:BA:1753:G:OP1	39:BP:92:ARG:HD3	2.17	0.44
24:BA:1759:A:C8	24:BA:2696:U:O2	2.71	0.44
24:BA:2532:G:C5	24:BA:2533:U:C5	3.06	0.44
24:BA:2592:G:C5	24:BA:2593:U:C5	3.06	0.44
24:BA:2632:A:H2'	24:BA:2633:G:C8	2.53	0.44
27:BD:179:ARG:HB3	27:BD:188:LEU:HD12	1.99	0.44
28:BE:72:SER:HG	28:BE:74:LYS:HB2	1.82	0.44
28:BE:161:ALA:O	28:BE:164:LEU:O	2.34	0.44
29:BF:40:GLY:C	29:BF:84:ILE:HD11	2.37	0.44
34:BK:5:GLN:O	34:BK:6:THR:HB	2.16	0.44
36:BM:66:ARG:HB2	36:BM:101:VAL:O	2.17	0.44
36:BM:78:LEU:C	36:BM:80:VAL:N	2.71	0.44
41:BR:49:ILE:HG22	41:BR:54:VAL:N	2.32	0.44
44:BU:71:ILE:HD12	44:BU:95:PHE:CD2	2.52	0.44
2:CC:41:TYR:CD1	2:CC:90:VAL:HG12	2.53	0.44
3:CD:189:ASP:OD1	3:CD:189:ASP:N	2.50	0.44
6:CG:107:ALA:O	6:CG:118:ARG:HB3	2.18	0.44
7:CH:7:ALA:O	7:CH:11:THR:HG23	2.17	0.44
8:CI:29:ILE:O	8:CI:32:ARG:HB2	2.18	0.44
8:CI:117:LEU:HD21	8:CI:123:ARG:HE	1.83	0.44
12:CM:2:ARG:HB3	12:CM:6:ILE:CA	2.45	0.44
16:CQ:71:SER:OG	55:CA:235:C:H5'	2.18	0.44
55:CA:198:G:C4	55:CA:199:A:C8	3.06	0.44
55:CA:601:G:N2	55:CA:638:U:C2	2.85	0.44
55:CA:665:A:C2	55:CA:732:C:C2	3.05	0.44
55:CA:838:G:C4	55:CA:849:G:C2	3.05	0.44
55:CA:1106:G:C6	55:CA:1107:C:C4	3.04	0.44
55:CA:1167:A:C2'	55:CA:1168:U:OP1	2.66	0.44
55:CA:1394:A:OP1	55:CA:1394:A:H8	2.00	0.44
26:DC:19:VAL:O	26:DC:21:PRO:HD3	2.18	0.44

*Continued on next page...*

*Continued from previous page...*

Atom-1	Atom-2	Interatomic distance (Å)	Clash overlap (Å)
26:DC:171:VAL:HG23	26:DC:185:ALA:CB	2.48	0.44
27:DD:141:ARG:HH11	27:DD:141:ARG:HB3	1.81	0.44
29:DF:31:GLU:C	29:DF:95:MET:HE2	2.38	0.44
30:DG:94:ARG:NH1	30:DG:105:SER:HB2	2.32	0.44
31:DH:84:ALA:N	31:DH:148:ALA:HA	2.30	0.44
38:DO:2:ASP:O	38:DO:4:LYS:N	2.50	0.44
40:DQ:24:TYR:CG	40:DQ:25:GLY:N	2.85	0.44
41:DR:39:LEU:HD22	41:DR:53:PHE:CE1	2.53	0.44
43:DT:68:LYS:HB3	43:DT:69:ARG:H	1.50	0.44
48:DY:1:MET:N	48:DY:1:MET:CE	2.79	0.44
50:D0:37:HIS:HB2	50:D0:41:HIS:CE1	2.52	0.44
54:D4:24:ARG:HG2	54:D4:36:ARG:HG3	1.99	0.44
24:DA:55:G:N2	24:DA:116:C:C2	2.85	0.44
24:DA:535:G:H2'	24:DA:536:G:O4'	2.17	0.44
24:DA:578:G:N2	24:DA:1252:G:N2	2.66	0.44
24:DA:628:G:C5	24:DA:636:G:N2	2.86	0.44
24:DA:831:G:C6	24:DA:832:U:C4	3.06	0.44
24:DA:948:C:O5'	24:DA:948:C:H6	2.00	0.44
24:DA:1005:C:O2	24:DA:1143:A:C6	2.70	0.44
24:DA:1056:G:OP2	24:DA:1056:G:H3'	2.17	0.44
24:DA:1557:C:C6	24:DA:1558:C:H2'	2.52	0.44
24:DA:1613:G:C6	24:DA:1619:G:O6	2.71	0.44
24:DA:1689:A:H2'	24:DA:1690:A:C8	2.52	0.44
24:DA:1787:A:C2	24:DA:1788:C:C4	3.05	0.44
24:DA:1869:G:H3'	24:DA:1870:C:C5'	2.47	0.44
24:DA:1935:G:H1	24:DA:1962:C:H2'	1.82	0.44
24:DA:2241:A:H2'	24:DA:2242:G:C8	2.51	0.44
24:DA:2516:A:N9	24:DA:2569:G:N2	2.66	0.44
24:DA:2734:A:C8	24:DA:2735:G:C8	3.06	0.44
24:DA:2796:U:C5	24:DA:2798:U:C4	3.06	0.44
56:DB:45:A:C4	56:DB:46:A:C8	3.06	0.44
56:DB:49:C:OP2	56:DB:49:C:C5	2.70	0.44
1:AB:80:LYS:O	1:AB:80:LYS:HG2	2.16	0.44
1:AB:110:ILE:HD12	1:AB:110:ILE:N	2.32	0.44
3:AD:130:ASN:ND2	21:AA:439:U:O2'	2.50	0.44
9:AJ:41:PRO:O	9:AJ:71:LEU:O	2.35	0.44
9:AJ:52:LEU:HD22	9:AJ:59:LYS:HA	1.98	0.44
12:AM:13:HIS:CE1	12:AM:41:ASP:HB2	2.52	0.44
18:AS:51:HIS:HB2	18:AS:56:HIS:CD2	2.52	0.44
19:AT:16:ALA:O	19:AT:19:HIS:HB3	2.18	0.44
19:AT:74:HIS:O	19:AT:75:LYS:C	2.56	0.44

*Continued on next page...*

*Continued from previous page...*

Atom-1	Atom-2	Interatomic distance (Å)	Clash overlap (Å)
21:AA:139:A:C5	21:AA:140:U:C5	3.05	0.44
21:AA:214:C:H2'	21:AA:215:C:C6	2.53	0.44
21:AA:686:U:O2'	21:AA:687:A:O4'	2.36	0.44
21:AA:712:A:H2'	21:AA:713:G:C8	2.53	0.44
21:AA:724:G:H2'	21:AA:725:G:C8	2.52	0.44
21:AA:934:C:H5	21:AA:1344:C:C2	2.36	0.44
21:AA:1127:G:O2'	21:AA:1128:C:H5'	2.17	0.44
21:AA:1133:G:N2	21:AA:1142:G:C4	2.86	0.44
21:AA:1166:G:H8	21:AA:1166:G:O5'	2.01	0.44
21:AA:1504:G:OP1	21:AA:1507:A:H4'	2.17	0.44
24:BA:119:A:H4'	24:BA:120:U:O5'	2.16	0.44
24:BA:699:A:H1'	24:BA:1634:A:H2'	2.00	0.44
24:BA:770:G:N3	24:BA:771:G:C8	2.86	0.44
24:BA:1021:A:H61	24:BA:1142:A:N6	2.16	0.44
24:BA:1269:A:H8	24:BA:1269:A:O5'	2.00	0.44
24:BA:1496:A:C8	24:BA:1498:C:N4	2.86	0.44
24:BA:1942:C:C4	24:BA:1943:U:C4	3.05	0.44
24:BA:2328:A:O2'	24:BA:2329:U:O4'	2.23	0.44
24:BA:2392:A:C5	24:BA:2429:G:C5	3.06	0.44
24:BA:2415:G:H4'	35:BL:66:PHE:HB2	1.99	0.44
24:BA:2419:U:OP2	53:B3:32:LEU:HD13	2.18	0.44
24:BA:2574:G:H2'	24:BA:2575:C:O4'	2.18	0.44
24:BA:2739:U:H2'	24:BA:2740:A:H5'	2.00	0.44
24:BA:2862:G:H2'	24:BA:2863:C:C6	2.53	0.44
25:BB:16:G:O2'	25:BB:17:C:C5'	2.66	0.44
29:BF:103:ILE:H	29:BF:103:ILE:HG12	1.68	0.44
30:BG:84:LYS:HZ2	30:BG:133:LYS:HE3	1.81	0.44
32:BI:56:VAL:HG22	32:BI:57:VAL:N	2.32	0.44
32:BI:85:ILE:HD13	32:BI:88:GLY:HA2	2.00	0.44
37:BN:55:ALA:HB1	37:BN:80:PHE:N	2.33	0.44
45:BV:42:LEU:HD23	45:BV:42:LEU:N	2.32	0.44
46:BW:30:VAL:HG23	46:BW:59:PHE:HD1	1.82	0.44
1:CB:55:GLU:HA	1:CB:58:LYS:HB3	2.00	0.44
2:CC:131:ARG:HA	2:CC:134:LYS:HB3	1.99	0.44
3:CD:32:LYS:HE3	55:CA:413:G:C2	2.53	0.44
3:CD:66:VAL:HG12	3:CD:70:GLN:HB3	1.99	0.44
3:CD:84:ASN:ND2	3:CD:84:ASN:C	2.70	0.44
3:CD:176:LYS:HG3	3:CD:176:LYS:O	2.18	0.44
6:CG:119:LEU:O	6:CG:123:LEU:N	2.50	0.44
8:CI:24:ASN:O	8:CI:61:ASP:HA	2.17	0.44
10:CK:81:LEU:HD13	10:CK:81:LEU:N	2.33	0.44

*Continued on next page...*

*Continued from previous page...*

Atom-1	Atom-2	Interatomic distance (Å)	Clash overlap (Å)
11:CL:34:THR:HB	11:CL:53:ARG:HB3	1.99	0.44
55:CA:238:A:H3'	55:CA:239:U:H5''	1.98	0.44
55:CA:313:A:C4	55:CA:314:C:C5	3.05	0.44
55:CA:469:C:H2'	55:CA:470:C:O4'	2.18	0.44
55:CA:659:U:H2'	55:CA:660:C:H6	1.83	0.44
55:CA:1116:U:C2'	55:CA:1117:A:H5'	2.48	0.44
27:DD:99:GLU:HG3	27:DD:100:LEU:N	2.33	0.44
28:DE:135:ALA:C	28:DE:137:LYS:H	2.21	0.44
29:DF:43:ILE:HG23	29:DF:44:ALA:N	2.24	0.44
29:DF:48:LEU:HB2	29:DF:149:ARG:NH2	2.32	0.44
29:DF:74:ALA:CB	29:DF:76:PHE:CD2	2.96	0.44
35:DL:34:GLY:HA3	24:DA:943:A:OP1	2.17	0.44
36:DM:3:GLN:O	36:DM:4:PRO:C	2.56	0.44
40:DQ:8:ILE:O	40:DQ:8:ILE:HG23	2.18	0.44
40:DQ:48:ASP:HA	40:DQ:51:GLN:HB2	2.00	0.44
43:DT:32:LEU:HD23	43:DT:32:LEU:N	2.32	0.44
45:DV:14:LYS:CB	56:DB:98:G:N1	2.68	0.44
45:DV:28:ALA:HA	45:DV:88:HIS:CE1	2.53	0.44
51:D1:29:LYS:HE2	51:D1:31:GLU:OE2	2.18	0.44
54:D4:20:ASP:HA	24:DA:2757:A:OP1	2.18	0.44
24:DA:301:G:O2'	24:DA:302:C:C5'	2.66	0.44
24:DA:524:G:H5'	24:DA:539:G:N2	2.32	0.44
24:DA:565:C:H2'	24:DA:566:U:O4'	2.18	0.44
24:DA:743:A:O2'	24:DA:744:U:H5'	2.17	0.44
24:DA:1424:G:C5	24:DA:1425:G:C5	3.06	0.44
24:DA:1495:A:H2'	24:DA:1496:A:C8	2.53	0.44
24:DA:1970:A:H1'	24:DA:1972:G:C8	2.53	0.44
24:DA:1980:G:C5	24:DA:1982:U:O4	2.71	0.44
24:DA:2287:A:C4	24:DA:2289:G:N7	2.86	0.44
24:DA:2308:G:O2'	24:DA:2309:A:P	2.74	0.44
24:DA:2311:A:O3'	24:DA:2312:U:C6	2.71	0.44
24:DA:2345:G:H4'	24:DA:2346:A:C5'	2.48	0.44
24:DA:2423:U:H1'	24:DA:2425:A:C5	2.52	0.44
24:DA:2567:G:H2'	24:DA:2568:U:C6	2.52	0.44
24:DA:2570:G:O2'	24:DA:2571:U:H5'	2.16	0.44
24:DA:2584:U:H5	59:DA:3697:HOH:O	2.01	0.44
24:DA:2865:U:C5	24:DA:2866:U:C2	3.06	0.44
1:AB:63:LYS:HZ3	1:AB:224:ARG:HH22	1.65	0.44
1:AB:108:GLN:HB2	1:AB:111:LYS:HD3	1.98	0.44
1:AB:110:ILE:HD13	1:AB:150:ILE:HD13	1.98	0.44
2:AC:79:LYS:HE3	2:AC:79:LYS:HA	2.00	0.44

*Continued on next page...*

*Continued from previous page...*

Atom-1	Atom-2	Interatomic distance (Å)	Clash overlap (Å)
2:AC:129:PHE:CZ	2:AC:130:ARG:CD	3.01	0.44
3:AD:166:LYS:HB3	3:AD:166:LYS:NZ	2.33	0.44
4:AE:152:VAL:HG21	4:AE:156:ARG:CZ	2.48	0.44
4:AE:155:LYS:HD3	7:AH:70:VAL:HG21	1.99	0.44
4:AE:155:LYS:CD	4:AE:156:ARG:HG2	2.38	0.44
5:AF:8:PHE:H	5:AF:8:PHE:HD2	1.66	0.44
8:AI:51:LEU:HB3	8:AI:56:MET:HG3	1.99	0.44
8:AI:79:ARG:NH1	8:AI:102:PHE:CD1	2.86	0.44
9:AJ:6:ILE:HD11	9:AJ:79:PRO:HA	1.99	0.44
9:AJ:15:HIS:CG	9:AJ:16:ARG:N	2.85	0.44
10:AK:22:ILE:CG1	10:AK:85:VAL:HA	2.45	0.44
10:AK:121:ARG:HA	10:AK:122:PRO:HD2	1.82	0.44
10:AK:126:ARG:HB2	20:AU:33:ARG:NH1	2.32	0.44
17:AR:21:ASP:OD1	17:AR:23:LYS:HG3	2.18	0.44
17:AR:61:ALA:O	17:AR:66:LEU:HB2	2.17	0.44
19:AT:26:MET:CE	19:AT:30:PHE:HE1	2.30	0.44
19:AT:75:LYS:O	19:AT:76:ALA:C	2.56	0.44
21:AA:11:G:C6	21:AA:12:U:C4	3.05	0.44
21:AA:49:U:O4	21:AA:365:U:H5	1.99	0.44
21:AA:266:G:O2'	21:AA:267:C:P	2.76	0.44
21:AA:511:C:C4	21:AA:512:U:C4	3.06	0.44
21:AA:636:U:O2'	21:AA:637:C:H5'	2.18	0.44
21:AA:664:G:H22	21:AA:741:G:H1	1.65	0.44
21:AA:1088:G:N2	21:AA:1089:G:C4	2.86	0.44
21:AA:1158:C:O2	21:AA:1158:C:C2'	2.64	0.44
21:AA:1323:G:H2'	21:AA:1324:A:H8	1.81	0.44
24:BA:447:A:C5	24:BA:473:G:C5	3.05	0.44
24:BA:604:G:C6	24:BA:625:G:C2	3.05	0.44
24:BA:643:A:C2	24:BA:644:A:C4	3.06	0.44
24:BA:954:G:C5	24:BA:955:U:C4	3.06	0.44
24:BA:1018:U:N3	24:BA:1019:U:C5	2.86	0.44
24:BA:1070:A:C2	24:BA:1097:U:H4'	2.53	0.44
24:BA:1229:C:H2'	24:BA:1230:A:H8	1.82	0.44
24:BA:1486:U:H2'	24:BA:1487:U:H6	1.82	0.44
24:BA:1714:U:C6	24:BA:1714:U:C5'	3.01	0.44
24:BA:1866:A:H61	24:BA:1875:G:C2'	2.31	0.44
24:BA:1885:A:H2'	24:BA:1886:U:O4'	2.17	0.44
24:BA:1901:A:O2'	24:BA:1902:C:H5'	2.18	0.44
24:BA:2037:A:H2'	24:BA:2038:G:H8	1.76	0.44
24:BA:2051:A:H8	24:BA:2051:A:OP2	2.01	0.44
24:BA:2290:G:N2	24:BA:2343:U:H1'	2.32	0.44

*Continued on next page...*

*Continued from previous page...*

Atom-1	Atom-2	Interatomic distance (Å)	Clash overlap (Å)
24:BA:2725:A:H2'	24:BA:2727:A:N7	2.33	0.44
24:BA:2823:A:C2'	24:BA:2824:C:H5'	2.48	0.44
27:BD:186:LEU:HA	27:BD:186:LEU:HD12	1.78	0.44
28:BE:175:ILE:O	28:BE:175:ILE:HG23	2.16	0.44
30:BG:38:ASP:OD1	30:BG:38:ASP:N	2.51	0.44
32:BI:78:LEU:HD13	32:BI:108:ILE:CG2	2.44	0.44
34:BK:51:LYS:HG3	34:BK:95:ILE:CG1	2.48	0.44
34:BK:59:LYS:HG3	34:BK:89:ASN:ND2	2.33	0.44
40:BQ:116:LEU:HD12	40:BQ:116:LEU:HA	1.92	0.44
43:BT:34:VAL:HG21	43:BT:43:ILE:HD12	2.00	0.44
46:BW:67:LYS:HG3	46:BW:69:GLU:HG3	1.99	0.44
1:CB:53:LEU:CD1	1:CB:219:THR:HG21	2.48	0.44
4:CE:148:SER:O	4:CE:151:MET:N	2.39	0.44
6:CG:94:ARG:HB3	6:CG:98:LEU:CD1	2.48	0.44
6:CG:118:ARG:CZ	55:CA:1239:A:H3'	2.46	0.44
8:CI:27:ILE:HD13	8:CI:62:LEU:CB	2.46	0.44
10:CK:63:GLN:HB2	10:CK:98:ALA:CB	2.48	0.44
12:CM:78:ARG:HD2	18:CS:64:GLU:HB3	1.99	0.44
13:CN:25:GLU:HA	13:CN:28:ALA:CB	2.48	0.44
19:CT:35:TYR:OH	55:CA:259:G:P	2.76	0.44
55:CA:84:U:C2	55:CA:87:C:H1'	2.52	0.44
55:CA:119:A:N7	55:CA:240:G:C6	2.86	0.44
55:CA:202:G:N2	55:CA:465:A:H61	2.13	0.44
55:CA:236:A:H2'	55:CA:237:G:H8	1.83	0.44
55:CA:273:U:C4	55:CA:274:A:N7	2.86	0.44
55:CA:495:A:H4'	55:CA:496:A:C5'	2.47	0.44
55:CA:602:A:O2'	55:CA:603:U:H5'	2.17	0.44
55:CA:676:A:H2'	55:CA:677:U:H6	1.83	0.44
55:CA:758:C:H4'	55:CA:880:C:O2'	2.18	0.44
55:CA:1288:A:O2'	55:CA:1289:A:O4'	2.35	0.44
55:CA:1348:U:O2'	55:CA:1349:A:H8	2.00	0.44
55:CA:1400:C:C6	22:CV:34:C:N3	2.85	0.44
55:CA:1473:G:H2'	55:CA:1474:U:O4'	2.17	0.44
55:CA:1511:G:H2'	55:CA:1512:U:O4'	2.18	0.44
26:DC:44:ASN:O	26:DC:46:GLY:N	2.50	0.44
26:DC:67:LYS:CB	26:DC:150:GLY:HA2	2.46	0.44
26:DC:175:LEU:O	26:DC:178:GLY:N	2.37	0.44
27:DD:107:VAL:HG11	27:DD:189:VAL:HG11	2.00	0.44
28:DE:85:PHE:O	28:DE:86:ALA:C	2.55	0.44
28:DE:119:ILE:CD1	28:DE:143:LEU:HD21	2.48	0.44
30:DG:6:ALA:HA	30:DG:7:PRO:HD3	1.64	0.44

*Continued on next page...*



*Continued from previous page...*

Atom-1	Atom-2	Interatomic distance (Å)	Clash overlap (Å)
31:DH:83:LYS:HZ2	31:DH:90:LEU:HD23	1.83	0.44
32:DI:22:PRO:HB2	32:DI:23:VAL:H	1.58	0.44
34:DK:17:ARG:O	34:DK:18:ARG:C	2.55	0.44
34:DK:60:ALA:HA	34:DK:87:LEU:HD21	1.98	0.44
35:DL:77:ILE:O	35:DL:110:VAL:O	2.35	0.44
35:DL:78:ARG:NH2	24:DA:627:A:OP1	2.51	0.44
36:DM:25:ASP:OD2	45:DV:79:ARG:HD2	2.17	0.44
39:DP:91:VAL:O	39:DP:92:ARG:HB3	2.18	0.44
43:DT:53:VAL:HG21	43:DT:92:ASN:HD22	1.81	0.44
47:DX:1:SER:HB2	24:DA:1364:G:N7	2.32	0.44
54:D4:9:LYS:O	54:D4:9:LYS:HD3	2.18	0.44
54:D4:27:CYS:CB	54:D4:33:HIS:HB2	2.48	0.44
24:DA:93:G:C4	24:DA:94:A:C8	3.06	0.44
24:DA:160:A:N6	24:DA:167:A:H1'	2.33	0.44
24:DA:181:A:N3	24:DA:181:A:H2'	2.33	0.44
24:DA:363:G:H2'	24:DA:364:C:C6	2.52	0.44
24:DA:587:C:H5''	24:DA:588:U:H5'	1.99	0.44
24:DA:919:U:H2'	24:DA:920:A:O4'	2.18	0.44
24:DA:1182:G:C6	24:DA:1183:U:N3	2.86	0.44
24:DA:1269:A:OP2	59:DA:3399:HOH:O	2.21	0.44
24:DA:1572:A:O2'	24:DA:1573:G:H5'	2.18	0.44
24:DA:1585:C:H2'	24:DA:1586:A:O5'	2.17	0.44
24:DA:1641:A:H2'	24:DA:1642:G:O4'	2.18	0.44
24:DA:1708:C:H2'	24:DA:1709:U:C6	2.53	0.44
24:DA:1788:C:O5'	24:DA:1788:C:H6	2.01	0.44
24:DA:1809:A:C2	24:DA:1810:A:C5	3.06	0.44
24:DA:1817:G:C2'	24:DA:1818:U:H5'	2.47	0.44
24:DA:1838:C:H5''	24:DA:1839:G:OP1	2.17	0.44
24:DA:1981:A:H8	24:DA:1981:A:H2'	1.68	0.44
24:DA:2056:G:C2	24:DA:2057:G:C8	3.06	0.44
24:DA:2097:A:C4	24:DA:2098:U:C5	3.06	0.44
24:DA:2141:G:H2'	24:DA:2142:A:H8	1.80	0.44
24:DA:2155:U:H6	24:DA:2155:U:OP2	2.00	0.44
24:DA:2212:A:C8	24:DA:2214:C:C5	3.06	0.44
24:DA:2508:G:C6	24:DA:2582:G:O6	2.70	0.44
56:DB:73:A:C4	56:DB:104:A:N1	2.86	0.44
1:AB:29:PHE:O	1:AB:41:ASN:HB2	2.18	0.44
7:AH:98:LEU:C	7:AH:99:GLY:O	2.56	0.44
11:AL:21:PRO:O	11:AL:23:LEU:N	2.50	0.44
11:AL:58:ASN:OD1	11:AL:58:ASN:C	2.55	0.44
13:AN:92:ILE:HG21	13:AN:95:LEU:HD22	2.00	0.44

*Continued on next page...*

*Continued from previous page...*

Atom-1	Atom-2	Interatomic distance (Å)	Clash overlap (Å)
15:AP:5:ARG:HB3	15:AP:68:SER:OG	2.18	0.44
15:AP:35:ARG:HH21	15:AP:51:ARG:NH1	2.16	0.44
17:AR:44:THR:O	17:AR:45:GLY:C	2.56	0.44
21:AA:320:A:H2'	21:AA:321:A:C8	2.52	0.44
21:AA:765:G:C6	21:AA:812:G:C4	3.06	0.44
21:AA:1262:C:C5	21:AA:1263:C:C5	3.05	0.44
21:AA:1519:A:C8	21:AA:1520:C:H1'	2.53	0.44
24:BA:255:A:N1	24:BA:256:A:C4	2.86	0.44
24:BA:669:G:C4	24:BA:801:G:C6	3.06	0.44
24:BA:749:A:C5	24:BA:1618:A:C2	3.06	0.44
24:BA:795:C:H2'	24:BA:796:C:C6	2.53	0.44
24:BA:1001:A:H2'	24:BA:1002:G:H5'	1.99	0.44
24:BA:1026:G:C4	24:BA:1027:A:N7	2.85	0.44
24:BA:1086:A:H4'	24:BA:1103:A:N1	2.33	0.44
24:BA:1107:G:O2'	24:BA:1108:U:H5'	2.17	0.44
24:BA:1331:G:C4	24:BA:1333:G:C8	3.06	0.44
24:BA:1865:U:C4	24:BA:1875:G:C2	3.06	0.44
24:BA:1921:G:H2'	24:BA:1922:G:O4'	2.17	0.44
24:BA:2246:G:N2	24:BA:2426:A:C1'	2.80	0.44
24:BA:2280:G:H2'	24:BA:2280:G:N3	2.32	0.44
24:BA:2305:U:H6	29:BF:152:ASP:HB3	1.82	0.44
24:BA:2308:G:C6	29:BF:76:PHE:CE2	2.96	0.44
24:BA:2328:A:H2'	24:BA:2329:U:H6	1.81	0.44
26:BC:151:GLY:O	26:BC:152:GLN:HG3	2.18	0.44
30:BG:29:ASN:CG	30:BG:30:GLY:H	2.20	0.44
30:BG:61:TRP:HA	30:BG:61:TRP:CE3	2.53	0.44
33:BJ:84:ILE:O	33:BJ:84:ILE:CG2	2.64	0.44
34:BK:4:GLU:HA	34:BK:21:CYS:SG	2.58	0.44
35:BL:82:LEU:HD23	35:BL:83:ALA:N	2.33	0.44
36:BM:78:LEU:O	36:BM:80:VAL:N	2.51	0.44
40:BQ:105:PHE:O	40:BQ:108:LEU:HB2	2.18	0.44
42:BS:70:LYS:O	42:BS:72:THR:HG23	2.17	0.44
42:BS:97:LEU:N	42:BS:97:LEU:CD2	2.79	0.44
44:BU:48:VAL:O	44:BU:53:GLN:HB3	2.18	0.44
46:BW:41:GLY:O	46:BW:42:THR:C	2.56	0.44
1:CB:102:ASN:O	1:CB:104:LYS:N	2.51	0.44
2:CC:18:ASN:HD21	2:CC:53:ARG:HD3	1.83	0.44
2:CC:76:ILE:HG23	2:CC:80:GLY:HA2	1.98	0.44
6:CG:77:ARG:NE	55:CA:1381:U:H3	2.16	0.44
6:CG:78:ARG:HB2	6:CG:82:SER:O	2.18	0.44
6:CG:104:VAL:HA	6:CG:107:ALA:HB2	1.99	0.44

*Continued on next page...*

*Continued from previous page...*

Atom-1	Atom-2	Interatomic distance (Å)	Clash overlap (Å)
7:CH:37:ASN:C	7:CH:37:ASN:HD22	2.20	0.44
8:CI:24:ASN:O	8:CI:26:LYS:HG2	2.17	0.44
10:CK:124:LYS:HA	20:CU:34:ARG:CB	2.47	0.44
12:CM:36:ALA:HB2	12:CM:55:LEU:HD21	1.99	0.44
13:CN:80:ARG:HG2	13:CN:81:ILE:N	2.33	0.44
55:CA:79:G:N3	55:CA:80:A:N7	2.66	0.44
55:CA:397:A:N3	55:CA:397:A:C3'	2.77	0.44
55:CA:524:G:H2'	55:CA:525:C:C6	2.52	0.44
55:CA:926:G:H2'	55:CA:1505:G:N3	2.32	0.44
55:CA:1366:C:HO2'	55:CA:1367:C:H6	1.61	0.44
26:DC:84:PRO:HG3	24:DA:1567:G:H3'	1.99	0.44
26:DC:131:MET:HA	26:DC:134:ILE:HG12	1.98	0.44
27:DD:148:GLN:O	24:DA:2575:C:H4'	2.17	0.44
34:DK:2:ILE:HD12	34:DK:2:ILE:N	2.33	0.44
35:DL:103:ILE:HD12	35:DL:103:ILE:H	1.83	0.44
41:DR:20:VAL:O	41:DR:95:ASP:HA	2.18	0.44
43:DT:29:THR:CA	43:DT:87:LEU:HB2	2.46	0.44
45:DV:61:LEU:HG	45:DV:72:VAL:O	2.17	0.44
49:DZ:40:THR:C	49:DZ:42:ALA:N	2.69	0.44
50:D0:15:ARG:NH2	24:DA:1264:A:H5''	2.33	0.44
24:DA:140:C:O2'	24:DA:141:G:P	2.75	0.44
24:DA:272:A:O2'	24:DA:273:G:O5'	2.36	0.44
24:DA:277:G:H4'	24:DA:278:A:C8	2.53	0.44
24:DA:964:C:O2'	24:DA:2273:A:N3	2.47	0.44
24:DA:1270:C:C4	24:DA:1648:U:H5	2.35	0.44
24:DA:1311:G:HO2'	24:DA:1312:U:H6	1.55	0.44
24:DA:1488:C:H2'	24:DA:1489:C:O4'	2.18	0.44
24:DA:1548:A:C6	24:DA:1549:A:C5	3.05	0.44
24:DA:1624:U:H2'	24:DA:1625:C:H6	1.83	0.44
24:DA:2051:A:H2'	24:DA:2614:A:H61	1.83	0.44
24:DA:2093:G:C6	24:DA:2225:A:N7	2.86	0.44
24:DA:2105:U:H2'	24:DA:2105:U:O2	2.18	0.44
24:DA:2147:A:H4'	24:DA:2148:G:C8	2.52	0.44
24:DA:2311:A:H3'	24:DA:2312:U:C6	2.53	0.44
24:DA:2570:G:C5	24:DA:2571:U:C5	3.05	0.44
24:DA:2698:U:H2'	24:DA:2699:C:C6	2.52	0.44
24:DA:2751:G:O2'	24:DA:2752:C:H5'	2.18	0.44
1:AB:136:ARG:HD3	1:AB:139:GLU:OE1	2.18	0.44
2:AC:24:ASN:O	2:AC:25:THR:C	2.56	0.44
2:AC:52:SER:O	2:AC:53:ARG:HB2	2.18	0.44
2:AC:83:VAL:O	2:AC:86:LEU:HB2	2.18	0.44

*Continued on next page...*

*Continued from previous page...*

Atom-1	Atom-2	Interatomic distance (Å)	Clash overlap (Å)
2:AC:139:ASN:HD22	2:AC:139:ASN:H	1.66	0.44
2:AC:192:TYR:HA	21:AA:1206:G:O2'	2.17	0.44
4:AE:31:SER:HA	4:AE:53:ARG:HA	2.00	0.44
6:AG:15:PRO:HG2	6:AG:43:TYR:OH	2.17	0.44
8:AI:42:THR:O	8:AI:43:ALA:HB2	2.17	0.44
10:AK:63:GLN:HG3	10:AK:98:ALA:HB2	1.98	0.44
15:AP:17:TYR:N	15:AP:17:TYR:CD1	2.86	0.44
15:AP:42:ILE:C	15:AP:44:SER:H	2.21	0.44
16:AQ:11:VAL:HG21	16:AQ:53:GLY:O	2.18	0.44
16:AQ:22:VAL:HG12	16:AQ:24:ILE:HG13	2.00	0.44
20:AU:46:ARG:C	20:AU:48:LYS:N	2.72	0.44
21:AA:161:A:C6	21:AA:162:A:C6	3.06	0.44
21:AA:448:A:H2'	21:AA:449:G:O4'	2.18	0.44
21:AA:625:U:O2'	21:AA:626:G:H5'	2.18	0.44
21:AA:1225:A:H2'	21:AA:1225:A:N3	2.33	0.44
21:AA:1323:G:C4	21:AA:1324:A:N7	2.86	0.44
21:AA:1423:G:O2'	21:AA:1424:U:H5'	2.18	0.44
21:AA:1493:A:H2'	21:AA:1494:G:C5'	2.47	0.44
21:AA:1499:A:H1'	21:AA:1520:C:O5'	2.17	0.44
21:AA:1512:U:C2	21:AA:1513:A:C8	3.05	0.44
24:BA:26:G:O2'	24:BA:27:G:H5'	2.18	0.44
24:BA:77:G:C4	24:BA:110:G:C2	3.06	0.44
24:BA:118:A:N7	24:BA:119:A:C8	2.86	0.44
24:BA:327:G:N2	44:BU:67:SER:OG	2.51	0.44
24:BA:482:A:N6	24:BA:506:G:H1'	2.32	0.44
24:BA:514:A:C2	24:BA:515:A:C2	3.06	0.44
24:BA:633:A:H8	24:BA:633:A:C5'	2.31	0.44
24:BA:729:G:C6	26:BC:206:LYS:HB2	2.52	0.44
24:BA:1090:A:N6	24:BA:1102:C:N3	2.65	0.44
24:BA:1177:G:H2'	24:BA:1178:C:O4'	2.18	0.44
24:BA:1213:A:N7	24:BA:1237:A:C5	2.86	0.44
24:BA:1220:G:H2'	24:BA:1221:C:O4'	2.18	0.44
24:BA:1229:C:H2'	24:BA:1230:A:C8	2.53	0.44
24:BA:1886:U:H2'	24:BA:1887:C:C6	2.53	0.44
24:BA:1997:C:O2'	24:BA:1998:A:C5'	2.66	0.44
24:BA:2064:C:H2'	24:BA:2065:C:C5	2.52	0.44
24:BA:2259:U:C4	24:BA:2260:C:C5	3.06	0.44
24:BA:2286:G:H5''	24:BA:2287:A:O5'	2.17	0.44
24:BA:2392:A:N9	24:BA:2429:G:C6	2.86	0.44
24:BA:2512:C:H2'	24:BA:2513:A:O4'	2.18	0.44
24:BA:2574:G:C5	24:BA:2575:C:C5	3.06	0.44

*Continued on next page...*

*Continued from previous page...*

Atom-1	Atom-2	Interatomic distance (Å)	Clash overlap (Å)
24:BA:2701:U:H3'	24:BA:2702:G:H5''	2.00	0.44
24:BA:2748:A:C6	24:BA:2757:A:N7	2.86	0.44
26:BC:29:PHE:CZ	26:BC:31:PRO:CG	3.01	0.44
31:BH:137:GLU:HG3	31:BH:138:VAL:N	2.32	0.44
33:BJ:64:VAL:CG1	33:BJ:65:THR:N	2.80	0.44
34:BK:107:LEU:C	34:BK:109:SER:H	2.21	0.44
35:BL:14:LYS:O	35:BL:15:ALA:O	2.35	0.44
37:BN:69:ARG:C	37:BN:71:ARG:H	2.20	0.44
37:BN:77:ALA:O	37:BN:81:ASN:HB2	2.18	0.44
41:BR:46:GLU:HG2	41:BR:47:VAL:N	2.32	0.44
43:BT:39:THR:HG22	43:BT:41:ALA:HB3	1.99	0.44
2:CC:32:LEU:HD22	2:CC:36:PHE:HZ	1.83	0.44
7:CH:65:PHE:CE2	7:CH:66:GLN:HG2	2.52	0.44
10:CK:22:ILE:HA	10:CK:22:ILE:HD12	1.71	0.44
12:CM:62:PHE:O	12:CM:64:VAL:HG23	2.18	0.44
13:CN:66:THR:CG2	13:CN:82:LYS:HE3	2.47	0.44
16:CQ:60:ILE:HG12	16:CQ:72:TRP:CE3	2.53	0.44
55:CA:207:C:O2	55:CA:207:C:H2'	2.17	0.44
55:CA:257:G:C2	55:CA:258:G:C5	3.06	0.44
55:CA:358:U:H2'	55:CA:359:G:C8	2.53	0.44
55:CA:627:G:H2'	55:CA:628:G:H8	1.83	0.44
55:CA:655:A:H2'	55:CA:656:G:O4'	2.18	0.44
55:CA:1299:A:N3	55:CA:1299:A:C2'	2.75	0.44
27:DD:23:PRO:HB3	24:DA:2682:A:C2	2.52	0.44
27:DD:34:VAL:CG1	27:DD:48:ILE:HD11	2.46	0.44
29:DF:128:SER:HA	29:DF:153:ILE:O	2.18	0.44
29:DF:136:ILE:CG2	29:DF:142:TYR:HB2	2.48	0.44
30:DG:168:VAL:HG12	30:DG:168:VAL:O	2.17	0.44
32:DI:28:GLY:O	32:DI:29:GLN:C	2.56	0.44
38:DO:30:ARG:HA	38:DO:35:ILE:HD13	1.99	0.44
38:DO:45:SER:CA	56:DB:112:G:H21	2.28	0.44
39:DP:16:VAL:HA	39:DP:17:PRO:HD3	1.68	0.44
40:DQ:57:ARG:NH1	24:DA:1154:G:OP2	2.51	0.44
43:DT:55:VAL:HG22	43:DT:56:GLU:N	2.33	0.44
44:DU:90:LYS:HB2	44:DU:92:VAL:CG1	2.48	0.44
45:DV:30:ILE:O	45:DV:31:TYR:HB3	2.18	0.44
46:DW:9:THR:HG23	46:DW:10:ARG:CG	2.32	0.44
24:DA:193:U:C4	24:DA:194:G:N7	2.86	0.44
24:DA:197:A:C8	24:DA:2430:A:N7	2.85	0.44
24:DA:656:G:O5'	24:DA:656:G:C8	2.64	0.44
24:DA:823:C:H2'	24:DA:824:U:C6	2.53	0.44

*Continued on next page...*

*Continued from previous page...*

Atom-1	Atom-2	Interatomic distance (Å)	Clash overlap (Å)
24:DA:991:C:OP2	24:DA:1186:G:OP2	2.35	0.44
24:DA:1039:A:C2	24:DA:1040:A:C4	3.05	0.44
24:DA:1142:A:C4	24:DA:1144:A:C8	3.06	0.44
24:DA:1370:C:O4'	24:DA:1810:A:H2	2.01	0.44
24:DA:1643:G:C6	24:DA:1644:C:C5	3.06	0.44
24:DA:1996:C:O2'	24:DA:1997:C:O4'	2.31	0.44
24:DA:2639:A:H2'	24:DA:2640:G:O4'	2.18	0.44
24:DA:2659:G:N2	24:DA:2661:G:H5''	2.33	0.44
56:DB:45:A:C4	56:DB:46:A:N7	2.86	0.44
1:AB:60:ALA:O	1:AB:224:ARG:N	2.50	0.43
2:AC:111:ASP:O	2:AC:115:VAL:HG23	2.18	0.43
5:AF:18:VAL:HB	5:AF:19:PRO:HD2	2.00	0.43
7:AH:103:VAL:O	7:AH:109:VAL:HG13	2.18	0.43
8:AI:6:TYR:OH	21:AA:1148:U:H5'	2.18	0.43
8:AI:12:LYS:O	8:AI:13:SER:HB3	2.18	0.43
9:AJ:91:ASP:C	9:AJ:92:LEU:HG	2.38	0.43
12:AM:21:ILE:HB	12:AM:24:VAL:HG21	1.99	0.43
16:AQ:46:HIS:CD2	16:AQ:48:GLU:HB2	2.53	0.43
17:AR:55:ALA:O	17:AR:59:LYS:HG3	2.18	0.43
18:AS:44:ILE:HA	18:AS:61:VAL:HB	1.99	0.43
21:AA:76:G:N1	21:AA:95:C:N4	2.66	0.43
21:AA:109:A:C4	21:AA:327:A:C2	3.06	0.43
21:AA:122:G:H2'	21:AA:123:U:C6	2.53	0.43
21:AA:599:C:H2'	21:AA:600:A:H8	1.83	0.43
21:AA:724:G:H2'	21:AA:725:G:H8	1.83	0.43
21:AA:1072:G:C6	21:AA:1104:G:C6	3.06	0.43
21:AA:1238:A:C2	21:AA:1241:G:H1'	2.52	0.43
21:AA:1337:G:H8	21:AA:1337:G:H2'	1.55	0.43
24:BA:223:A:C6	24:BA:422:A:C5	3.06	0.43
24:BA:478:A:C6	24:BA:480:A:C6	3.06	0.43
24:BA:480:A:H3'	24:BA:481:G:C5'	2.48	0.43
24:BA:483:A:H2'	24:BA:484:C:O4'	2.18	0.43
24:BA:656:G:C8	24:BA:656:G:C5'	2.99	0.43
24:BA:863:A:H2'	24:BA:864:G:C8	2.52	0.43
24:BA:995:C:N3	33:BJ:2:LYS:HA	2.33	0.43
24:BA:1019:U:H2'	24:BA:1020:A:C8	2.53	0.43
24:BA:1022:G:C6	24:BA:1140:C:C4	3.06	0.43
24:BA:1291:C:C2'	24:BA:1292:G:H5'	2.47	0.43
24:BA:1300:G:H4'	24:BA:1301:A:H5'	2.00	0.43
24:BA:1330:C:O2'	24:BA:1331:G:C5'	2.46	0.43
24:BA:1438:U:C2'	24:BA:1439:A:H5'	2.48	0.43

*Continued on next page...*

*Continued from previous page...*

Atom-1	Atom-2	Interatomic distance (Å)	Clash overlap (Å)
24:BA:1669:A:N3	24:BA:1669:A:C2'	2.80	0.43
24:BA:1687:G:C5	24:BA:1688:U:H5	2.35	0.43
24:BA:1900:A:H2	24:BA:1970:A:C2	2.35	0.43
24:BA:2564:A:C6	24:BA:2565:A:N1	2.86	0.43
24:BA:2564:A:OP1	24:BA:2648:G:H4'	2.18	0.43
24:BA:2880:C:H2'	24:BA:2881:U:C6	2.52	0.43
25:BB:38:C:H2'	25:BB:39:A:C8	2.53	0.43
26:BC:16:VAL:N	26:BC:203:VAL:CG1	2.81	0.43
27:BD:57:ALA:O	27:BD:60:VAL:HG12	2.17	0.43
27:BD:85:ALA:O	27:BD:86:GLU:CB	2.66	0.43
27:BD:90:PHE:C	27:BD:92:VAL:H	2.21	0.43
29:BF:33:ILE:O	29:BF:90:LEU:HB2	2.18	0.43
29:BF:173:ASP:O	29:BF:174:PHE:C	2.56	0.43
30:BG:6:ALA:O	30:BG:7:PRO:O	2.36	0.43
30:BG:18:ILE:O	30:BG:18:ILE:HG12	2.18	0.43
30:BG:93:TYR:HD2	30:BG:93:TYR:HA	1.67	0.43
34:BK:12:ASP:OD1	34:BK:12:ASP:C	2.56	0.43
34:BK:49:ARG:O	34:BK:50:GLY:O	2.36	0.43
35:BL:64:PHE:CD1	35:BL:64:PHE:O	2.71	0.43
36:BM:12:MET:HB2	36:BM:72:PRO:CD	2.48	0.43
39:BP:80:VAL:O	39:BP:82:SER:N	2.46	0.43
40:BQ:47:ARG:O	40:BQ:50:ARG:HB2	2.17	0.43
46:BW:71:LYS:O	46:BW:75:ASN:O	2.36	0.43
47:BX:44:ARG:HG2	47:BX:45:PHE:N	2.32	0.43
51:B1:46:VAL:HG12	51:B1:47:ILE:N	2.33	0.43
1:CB:34:ARG:HD3	1:CB:35:ASN:HB2	1.99	0.43
2:CC:13:ILE:HG22	2:CC:14:VAL:HG23	1.99	0.43
6:CG:108:ARG:HH22	55:CA:1240:U:C3'	2.30	0.43
9:CJ:6:ILE:HB	9:CJ:76:ILE:HB	1.98	0.43
10:CK:22:ILE:CB	10:CK:85:VAL:HG22	2.47	0.43
13:CN:2:LYS:O	13:CN:5:MET:HB2	2.18	0.43
15:CP:6:LEU:HG	15:CP:6:LEU:H	1.76	0.43
18:CS:38:THR:HG1	18:CS:40:PHE:HD1	1.65	0.43
19:CT:34:VAL:O	19:CT:37:ALA:HB3	2.18	0.43
20:CU:22:CYS:O	20:CU:23:GLU:O	2.36	0.43
55:CA:80:A:C5	55:CA:81:A:H1'	2.51	0.43
55:CA:198:G:C6	55:CA:220:G:N3	2.85	0.43
55:CA:781:A:H2'	55:CA:782:A:O5'	2.17	0.43
55:CA:1036:A:O2'	55:CA:1037:C:H5'	2.17	0.43
55:CA:1055:A:C8	55:CA:1206:G:C2	3.06	0.43
55:CA:1495:U:O2	24:DA:1919:A:H2	2.00	0.43

*Continued on next page...*



*Continued from previous page...*

Atom-1	Atom-2	Interatomic distance (Å)	Clash overlap (Å)
55:CA:1499:A:H2'	55:CA:1500:A:C8	2.53	0.43
26:DC:245:THR:C	26:DC:247:TRP:H	2.22	0.43
28:DE:55:SER:CB	24:DA:468:G:H5''	2.47	0.43
35:DL:85:VAL:O	35:DL:85:VAL:HG22	2.18	0.43
35:DL:90:VAL:HB	35:DL:122:VAL:HA	2.00	0.43
36:DM:66:ARG:CZ	36:DM:101:VAL:HG11	2.48	0.43
39:DP:105:LYS:HA	39:DP:108:ARG:NE	2.33	0.43
40:DQ:25:GLY:C	40:DQ:27:ARG:H	2.20	0.43
41:DR:54:VAL:O	41:DR:55:ASP:C	2.56	0.43
42:DS:8:ARG:HB3	42:DS:102:HIS:CE1	2.54	0.43
43:DT:4:GLU:HG3	43:DT:6:ARG:HH21	1.82	0.43
48:DY:55:THR:HG21	24:DA:77:G:O4'	2.18	0.43
24:DA:361:G:HO2'	24:DA:362:A:P	2.41	0.43
24:DA:668:A:N3	24:DA:670:A:N6	2.66	0.43
24:DA:815:C:C2	24:DA:816:C:C5	3.06	0.43
24:DA:1616:A:H4'	24:DA:1617:C:OP2	2.18	0.43
24:DA:1915:U:O2'	24:DA:1916:A:H5'	2.18	0.43
24:DA:1934:C:H4'	24:DA:1974:C:O3'	2.17	0.43
24:DA:2482:A:O2'	24:DA:2483:C:H5'	2.17	0.43
24:DA:2665:A:C2	24:DA:2666:C:N3	2.86	0.43
2:AC:120:THR:C	2:AC:122:GLN:H	2.20	0.43
12:AM:100:ARG:CZ	21:AA:950:U:C5	3.01	0.43
16:AQ:14:ASP:C	16:AQ:16:MET:SD	2.97	0.43
19:AT:25:SER:O	19:AT:28:ARG:HG3	2.17	0.43
21:AA:253:A:H2'	21:AA:254:G:H8	1.83	0.43
21:AA:782:A:H4'	21:AA:1514:G:O2'	2.17	0.43
21:AA:922:G:C5	21:AA:923:A:C5	3.05	0.43
21:AA:986:U:H2'	21:AA:987:G:O4'	2.18	0.43
21:AA:1502:A:H8	21:AA:1505:G:N2	2.14	0.43
24:BA:374:A:H61	24:BA:400:G:H1'	1.83	0.43
24:BA:477:A:C2'	24:BA:478:A:C8	2.94	0.43
24:BA:1152:C:H2'	24:BA:1153:C:C6	2.53	0.43
24:BA:1257:C:O5'	24:BA:1257:C:H6	2.01	0.43
24:BA:1347:A:O2'	24:BA:1348:C:H5'	2.18	0.43
24:BA:1477:A:H2'	24:BA:1478:G:O4'	2.18	0.43
24:BA:1537:G:H5''	24:BA:1537:G:N3	2.33	0.43
24:BA:1655:A:H4'	27:BD:119:ALA:C	2.39	0.43
24:BA:1814:G:C6	24:BA:1815:A:C6	3.06	0.43
24:BA:1979:U:H2'	24:BA:1980:G:H5'	2.00	0.43
24:BA:2055:C:C4	59:BA:3539:HOH:O	2.70	0.43
24:BA:2636:C:H2'	24:BA:2637:U:C6	2.53	0.43

*Continued on next page...*

*Continued from previous page...*

Atom-1	Atom-2	Interatomic distance (Å)	Clash overlap (Å)
24:BA:2663:G:C6	24:BA:2664:G:C4	3.06	0.43
24:BA:2701:U:H3'	24:BA:2702:G:C5'	2.49	0.43
25:BB:79:G:C4	25:BB:80:U:C6	3.06	0.43
26:BC:15:VAL:HA	26:BC:203:VAL:CG1	2.48	0.43
27:BD:40:LEU:O	27:BD:41:ALA:C	2.56	0.43
27:BD:90:PHE:C	27:BD:92:VAL:N	2.71	0.43
31:BH:8:LYS:HB3	31:BH:9:VAL:H	1.51	0.43
31:BH:34:GLY:O	31:BH:35:LYS:HG3	2.17	0.43
33:BJ:40:HIS:CD2	33:BJ:40:HIS:N	2.86	0.43
38:BO:52:SER:OG	38:BO:54:VAL:HG12	2.18	0.43
40:BQ:15:LYS:O	40:BQ:15:LYS:HG2	2.18	0.43
42:BS:73:LYS:O	42:BS:106:VAL:N	2.47	0.43
43:BT:23:ALA:C	43:BT:25:GLU:H	2.21	0.43
43:BT:40:LYS:N	43:BT:43:ILE:HG23	2.33	0.43
47:BX:46:VAL:HG11	47:BX:77:TYR:CE1	2.52	0.43
49:BZ:18:LYS:O	49:BZ:19:HIS:C	2.55	0.43
52:B2:42:LEU:H	52:B2:42:LEU:CD2	2.29	0.43
53:B3:35:LYS:HG2	53:B3:39:ARG:NH2	2.33	0.43
1:CB:28:PRO:HB2	1:CB:29:PHE:CD1	2.54	0.43
1:CB:59:ILE:CA	1:CB:62:ARG:HD3	2.41	0.43
3:CD:81:LEU:O	3:CD:83:GLY:N	2.47	0.43
3:CD:166:LYS:HA	3:CD:167:PRO:HD2	1.62	0.43
4:CE:57:ALA:HA	4:CE:60:GLN:HB3	1.99	0.43
4:CE:80:LEU:HD21	4:CE:143:LEU:HD22	1.98	0.43
7:CH:30:LYS:O	7:CH:33:VAL:N	2.51	0.43
7:CH:46:GLU:N	7:CH:63:LYS:HG3	2.33	0.43
11:CL:80:LEU:HB3	11:CL:97:VAL:CG2	2.48	0.43
12:CM:16:ILE:H	12:CM:16:ILE:HD12	1.82	0.43
15:CP:54:LEU:O	15:CP:57:ILE:HG12	2.17	0.43
19:CT:65:LEU:HD23	19:CT:65:LEU:N	2.33	0.43
55:CA:39:G:C4	55:CA:40:C:C5	3.06	0.43
55:CA:65:A:H4'	55:CA:66:A:O5'	2.18	0.43
55:CA:193:C:H2'	55:CA:194:C:H6	1.82	0.43
55:CA:499:A:C2	55:CA:547:A:C4	3.06	0.43
55:CA:607:A:C2	55:CA:608:A:C4	3.06	0.43
55:CA:978:A:OP2	55:CA:1362:A:N6	2.51	0.43
55:CA:1065:U:H5''	55:CA:1190:G:H22	1.75	0.43
55:CA:1153:G:N2	55:CA:1154:G:H1'	2.33	0.43
55:CA:1187:G:C4	55:CA:1188:A:C8	3.06	0.43
28:DE:99:LYS:HD3	24:DA:606:U:OP1	2.18	0.43
30:DG:175:LYS:HD3	30:DG:175:LYS:C	2.38	0.43

*Continued on next page...*

*Continued from previous page...*

Atom-1	Atom-2	Interatomic distance (Å)	Clash overlap (Å)
35:DL:12:SER:O	35:DL:13:LYS:HD3	2.19	0.43
35:DL:29:LYS:HG2	35:DL:29:LYS:O	2.17	0.43
35:DL:103:ILE:H	35:DL:103:ILE:CD1	2.30	0.43
42:DS:36:LEU:C	42:DS:38:TYR:N	2.69	0.43
43:DT:28:ASN:HB3	43:DT:91:GLN:HE22	1.83	0.43
43:DT:74:ILE:HG23	43:DT:75:GLY:N	2.33	0.43
45:DV:56:PHE:HD1	45:DV:57:TYR:CD2	2.36	0.43
24:DA:216:A:O2'	24:DA:217:A:C8	2.50	0.43
24:DA:216:A:C6	24:DA:432:A:C4	3.06	0.43
24:DA:239:C:C2	24:DA:259:G:C2	3.06	0.43
24:DA:301:G:C4	24:DA:302:C:C4	3.06	0.43
24:DA:859:G:O2'	24:DA:916:G:N1	2.47	0.43
24:DA:1055:G:C4	24:DA:1056:G:H8	2.36	0.43
24:DA:1219:U:H2'	24:DA:1220:G:H8	1.83	0.43
24:DA:1326:U:O2'	24:DA:1327:A:C5'	2.65	0.43
24:DA:1644:C:O2	24:DA:1644:C:C2'	2.66	0.43
24:DA:2021:C:H5''	24:DA:2022:U:OP2	2.18	0.43
24:DA:2092:U:C5'	24:DA:2093:G:OP1	2.61	0.43
24:DA:2205:A:C6	24:DA:2206:C:C4	3.07	0.43
24:DA:2287:A:C6	24:DA:2289:G:C5	3.06	0.43
24:DA:2337:G:N3	24:DA:2337:G:H2'	2.32	0.43
24:DA:2520:C:O2'	24:DA:2521:C:H6	1.99	0.43
24:DA:2748:A:C6	24:DA:2757:A:N7	2.86	0.43
24:DA:2870:C:C4	24:DA:2871:U:C4	3.06	0.43
1:AB:125:PHE:CD2	1:AB:125:PHE:N	2.86	0.43
2:AC:21:TRP:CB	2:AC:58:ARG:H	2.25	0.43
2:AC:185:THR:HG23	2:AC:198:LYS:HG2	1.98	0.43
3:AD:114:ARG:O	3:AD:115:GLN:C	2.57	0.43
3:AD:178:GLU:HG2	3:AD:179:GLY:H	1.83	0.43
3:AD:191:SER:OG	3:AD:192:ALA:N	2.49	0.43
8:AI:43:ALA:HA	8:AI:46:VAL:HG13	2.00	0.43
10:AK:22:ILE:HD12	10:AK:95:THR:HG21	2.00	0.43
11:AL:2:THR:O	11:AL:6:LEU:HD13	2.19	0.43
12:AM:9:PRO:O	12:AM:10:ASP:HB2	2.18	0.43
12:AM:39:ALA:HB3	12:AM:42:VAL:HG13	1.99	0.43
12:AM:108:ARG:HD2	12:AM:108:ARG:HA	1.81	0.43
17:AR:60:ARG:O	17:AR:64:LEU:HG	2.18	0.43
18:AS:42:ASN:N	18:AS:42:ASN:HD22	2.15	0.43
21:AA:412:A:N3	21:AA:412:A:O4'	2.50	0.43
21:AA:495:A:H4'	21:AA:496:A:O5'	2.19	0.43
21:AA:587:G:N1	21:AA:755:G:C6	2.86	0.43

*Continued on next page...*

*Continued from previous page...*

Atom-1	Atom-2	Interatomic distance (Å)	Clash overlap (Å)
21:AA:965:U:O2	21:AA:969:A:C6	2.72	0.43
21:AA:1008:U:H2'	21:AA:1009:U:O4'	2.18	0.43
21:AA:1102:A:C2	21:AA:1103:C:N3	2.86	0.43
21:AA:1148:U:H2'	21:AA:1149:C:O4'	2.18	0.43
21:AA:1215:G:N3	21:AA:1216:A:C8	2.85	0.43
21:AA:1295:U:H2'	21:AA:1296:C:C6	2.53	0.43
21:AA:1416:G:O6	21:AA:1417:G:N1	2.51	0.43
21:AA:1480:A:N7	21:AA:1481:U:C5	2.86	0.43
21:AA:1494:G:O2'	21:AA:1495:U:H6	2.02	0.43
24:BA:15:G:C2	24:BA:16:C:C2	3.06	0.43
24:BA:16:C:H4'	50:B0:10:SER:HG	1.83	0.43
24:BA:388:G:H8	24:BA:388:G:H2'	1.63	0.43
24:BA:756:A:C6	24:BA:757:G:C5	3.07	0.43
24:BA:809:G:C6	24:BA:810:U:C4	3.06	0.43
24:BA:900:A:C4	24:BA:901:C:C6	3.06	0.43
24:BA:1109:C:C4	24:BA:1110:G:N1	2.86	0.43
24:BA:1253:A:C3'	24:BA:1254:A:H5'	2.46	0.43
24:BA:1465:G:C2	24:BA:1466:U:O2	2.72	0.43
24:BA:1496:A:C4	24:BA:1498:C:N4	2.86	0.43
24:BA:1815:A:C4	24:BA:1817:G:C5	3.07	0.43
24:BA:1839:G:C5	24:BA:1840:G:N7	2.86	0.43
24:BA:1850:G:C5	24:BA:1851:U:C5	3.07	0.43
24:BA:2003:A:C2'	24:BA:2004:G:O5'	2.65	0.43
24:BA:2020:A:C6	24:BA:2022:U:C2	3.06	0.43
24:BA:2054:A:C2	24:BA:2616:C:C2	3.06	0.43
24:BA:2469:A:C2	24:BA:2482:A:N3	2.86	0.43
24:BA:2641:G:N2	24:BA:2642:G:H1'	2.33	0.43
24:BA:2887:A:H5'	24:BA:2888:C:OP2	2.18	0.43
25:BB:25:U:O2'	25:BB:26:C:H5'	2.19	0.43
26:BC:140:VAL:CG1	26:BC:189:ALA:HB1	2.48	0.43
30:BG:54:ARG:HG3	30:BG:57:TYR:CD1	2.53	0.43
30:BG:70:LEU:HD23	30:BG:70:LEU:HA	1.75	0.43
32:BI:18:ASN:ND2	32:BI:38:CYS:HB3	2.32	0.43
33:BJ:3:THR:O	33:BJ:4:PHE:O	2.36	0.43
33:BJ:99:ARG:O	33:BJ:102:GLU:N	2.51	0.43
34:BK:21:CYS:SG	34:BK:21:CYS:O	2.74	0.43
35:BL:89:VAL:HA	35:BL:121:THR:O	2.18	0.43
46:BW:39:GLN:CG	46:BW:42:THR:N	2.77	0.43
49:BZ:43:ILE:O	49:BZ:47:ILE:HG13	2.18	0.43
50:B0:39:ARG:HG2	50:B0:40:HIS:ND1	2.33	0.43
5:CF:53:LYS:HD3	5:CF:53:LYS:O	2.17	0.43

*Continued on next page...*

*Continued from previous page...*

Atom-1	Atom-2	Interatomic distance (Å)	Clash overlap (Å)
6:CG:79:VAL:H	6:CG:82:SER:HB2	1.83	0.43
8:CI:79:ARG:CZ	8:CI:102:PHE:CD1	3.01	0.43
10:CK:88:PRO:HB2	10:CK:89:GLY:H	1.42	0.43
11:CL:29:LYS:CB	11:CL:56:LEU:HD13	2.49	0.43
11:CL:34:THR:HB	11:CL:35:ARG:H	1.60	0.43
12:CM:85:TYR:O	12:CM:88:LEU:HB2	2.19	0.43
55:CA:39:G:C4	55:CA:40:C:C6	3.06	0.43
55:CA:72:A:OP1	55:CA:72:A:H4'	2.19	0.43
55:CA:142:G:C2	55:CA:143:A:H1'	2.52	0.43
55:CA:246:A:O3'	55:CA:247:G:C4'	2.66	0.43
55:CA:253:A:H2'	55:CA:254:G:H8	1.84	0.43
55:CA:284:C:H2'	55:CA:285:C:H6	1.83	0.43
55:CA:836:G:C5	55:CA:851:G:C6	3.06	0.43
55:CA:1253:G:H1'	55:CA:1355:G:O2'	2.19	0.43
55:CA:1487:G:C6	55:CA:1488:G:C8	3.05	0.43
26:DC:84:PRO:HB3	24:DA:1567:G:H5''	2.00	0.43
26:DC:141:HIS:HB3	26:DC:190:THR:HB	1.99	0.43
27:DD:73:VAL:O	27:DD:74:GLU:HB2	2.17	0.43
27:DD:116:LYS:HD3	37:DN:1:MET:HE2	1.99	0.43
27:DD:136:ASN:HA	24:DA:2579:C:O2'	2.18	0.43
29:DF:41:GLU:HG2	29:DF:42:ALA:N	2.26	0.43
32:DI:49:GLU:HG3	32:DI:54:ILE:HD11	1.99	0.43
35:DL:23:ILE:HG13	41:DR:82:HIS:HE1	1.75	0.43
35:DL:39:LYS:NZ	24:DA:833:A:OP2	2.51	0.43
35:DL:64:PHE:HD2	53:D3:24:LYS:CG	2.26	0.43
38:DO:7:ARG:HH21	38:DO:95:SER:HB3	1.83	0.43
39:DP:75:THR:HG23	39:DP:76:HIS:CD2	2.53	0.43
39:DP:86:LYS:HA	39:DP:86:LYS:NZ	2.34	0.43
41:DR:48:LYS:H	41:DR:48:LYS:CD	2.27	0.43
42:DS:33:LEU:HA	42:DS:36:LEU:HD23	2.00	0.43
44:DU:58:VAL:HG12	44:DU:59:GLU:N	2.33	0.43
24:DA:85:G:O2'	24:DA:86:G:O4'	2.35	0.43
24:DA:311:A:H2'	24:DA:312:G:H8	1.84	0.43
24:DA:323:C:N4	24:DA:333:G:C5	2.87	0.43
24:DA:570:G:O2'	24:DA:571:U:H5'	2.19	0.43
24:DA:752:A:O2'	24:DA:753:A:P	2.76	0.43
24:DA:765:C:HO2'	24:DA:766:U:H6	1.57	0.43
24:DA:1210:G:H5'	24:DA:1212:G:H5'	2.00	0.43
24:DA:1358:G:H1'	24:DA:1374:G:N2	2.33	0.43
24:DA:1438:U:H2'	24:DA:1439:A:O4'	2.18	0.43
24:DA:1492:G:C6	24:DA:1496:A:N6	2.86	0.43

*Continued on next page...*

*Continued from previous page...*

Atom-1	Atom-2	Interatomic distance (Å)	Clash overlap (Å)
24:DA:1865:U:O4	24:DA:1875:G:C4	2.72	0.43
24:DA:2691:C:N4	24:DA:2719:G:N2	2.66	0.43
1:AB:20:ARG:CZ	1:AB:20:ARG:HA	2.49	0.43
1:AB:63:LYS:HZ2	1:AB:87:ASP:HB3	1.82	0.43
1:AB:143:LEU:O	1:AB:147:LEU:HB2	2.17	0.43
2:AC:67:ILE:O	2:AC:67:ILE:HG22	2.18	0.43
4:AE:155:LYS:HB3	7:AH:65:PHE:N	2.33	0.43
5:AF:22:ILE:HD12	5:AF:22:ILE:N	2.33	0.43
6:AG:30:MET:HG2	6:AG:31:VAL:N	2.33	0.43
6:AG:113:LYS:HB2	6:AG:117:LEU:HD12	2.00	0.43
9:AJ:17:LEU:HD23	9:AJ:17:LEU:O	2.18	0.43
9:AJ:22:THR:O	9:AJ:26:VAL:HG23	2.18	0.43
14:AO:50:HIS:ND1	21:AA:667:G:H4'	2.32	0.43
15:AP:44:SER:O	15:AP:46:LYS:HG3	2.18	0.43
16:AQ:32:ILE:HD12	16:AQ:32:ILE:N	2.33	0.43
19:AT:4:LYS:O	19:AT:6:ALA:N	2.52	0.43
20:AU:52:VAL:CG1	20:AU:53:LYS:H	2.18	0.43
21:AA:122:G:C6	21:AA:123:U:C4	3.06	0.43
21:AA:622:A:H2'	21:AA:623:C:O4'	2.18	0.43
21:AA:1225:A:N3	21:AA:1225:A:C2'	2.80	0.43
21:AA:1473:G:O2'	21:AA:1474:U:H5'	2.18	0.43
21:AA:1512:U:H2'	21:AA:1513:A:C8	2.53	0.43
24:BA:475:C:N3	24:BA:481:G:C6	2.86	0.43
24:BA:551:G:H2'	24:BA:552:U:O4'	2.18	0.43
24:BA:749:A:C5	24:BA:1618:A:N1	2.86	0.43
24:BA:932:U:O2'	24:BA:934:U:O4	2.35	0.43
24:BA:1564:C:H2'	24:BA:1565:C:C6	2.54	0.43
24:BA:1587:G:C2	24:BA:1588:G:C8	3.06	0.43
24:BA:1655:A:O2'	24:BA:1656:C:H5'	2.18	0.43
24:BA:1788:C:H2'	24:BA:1789:A:O4'	2.18	0.43
24:BA:1824:G:C4	24:BA:1825:U:C5	3.06	0.43
24:BA:1923:U:H2'	24:BA:1924:C:C6	2.53	0.43
24:BA:2488:G:C6	24:BA:2489:U:C4	3.06	0.43
24:BA:2572:A:N7	27:BD:150:GLN:HB3	2.33	0.43
24:BA:2740:A:N6	24:BA:2741:A:C6	2.86	0.43
27:BD:72:GLY:O	27:BD:73:VAL:O	2.36	0.43
28:BE:44:ARG:HH21	28:BE:44:ARG:CG	2.32	0.43
30:BG:87:GLN:HB3	30:BG:129:GLU:HG2	2.01	0.43
31:BH:68:ARG:HH21	31:BH:72:ILE:HG21	1.83	0.43
34:BK:2:ILE:HG21	34:BK:39:ILE:HD12	2.01	0.43
34:BK:36:GLY:HA2	34:BK:62:VAL:O	2.18	0.43

*Continued on next page...*

*Continued from previous page...*

Atom-1	Atom-2	Interatomic distance (Å)	Clash overlap (Å)
35:BL:67:THR:CG2	35:BL:68:SER:N	2.81	0.43
36:BM:43:ALA:HA	36:BM:46:ILE:HG13	2.00	0.43
37:BN:65:LEU:HD11	37:BN:69:ARG:HH22	1.83	0.43
37:BN:116:VAL:O	37:BN:116:VAL:HG22	2.18	0.43
46:BW:22:VAL:O	46:BW:23:LYS:C	2.56	0.43
46:BW:28:GLU:OE2	46:BW:29:SER:N	2.51	0.43
50:B0:2:VAL:O	50:B0:3:GLN:O	2.37	0.43
52:B2:2:LYS:O	52:B2:2:LYS:HG2	2.18	0.43
1:CB:55:GLU:CD	1:CB:55:GLU:N	2.72	0.43
2:CC:56:ILE:HA	2:CC:65:VAL:HA	2.00	0.43
3:CD:120:LYS:O	3:CD:145:ARG:HD3	2.18	0.43
4:CE:136:VAL:HG13	4:CE:137:ARG:N	2.34	0.43
6:CG:2:ARG:CG	6:CG:3:ARG:N	2.81	0.43
6:CG:98:LEU:O	6:CG:99:ALA:C	2.57	0.43
7:CH:76:ARG:HD3	7:CH:76:ARG:C	2.38	0.43
8:CI:119:LYS:O	8:CI:119:LYS:HG3	2.18	0.43
19:CT:3:ILE:O	19:CT:3:ILE:HG22	2.18	0.43
20:CU:24:LYS:O	20:CU:28:LEU:HB3	2.19	0.43
55:CA:148:G:N2	55:CA:1447:A:H2	2.16	0.43
55:CA:460:A:O3'	55:CA:462:G:OP2	2.37	0.43
55:CA:922:G:C2	55:CA:923:A:C4	3.06	0.43
55:CA:1061:G:C5	55:CA:1062:U:C4	3.06	0.43
55:CA:1160:G:O2'	55:CA:1161:C:O5'	2.36	0.43
55:CA:1172:C:H2'	55:CA:1173:U:H6	1.83	0.43
55:CA:1201:A:H4'	55:CA:1202:U:O5'	2.19	0.43
55:CA:1250:A:C4	55:CA:1287:A:N7	2.87	0.43
55:CA:1533:C:H2'	55:CA:1533:C:O2	2.17	0.43
26:DC:257:ARG:HG3	24:DA:1799:G:OP1	2.17	0.43
28:DE:2:GLU:HA	28:DE:13:THR:HA	2.00	0.43
28:DE:55:SER:HB3	24:DA:469:G:OP2	2.19	0.43
29:DF:65:LEU:H	29:DF:65:LEU:CD2	2.29	0.43
30:DG:71:LEU:HD13	30:DG:71:LEU:C	2.39	0.43
31:DH:2:GLN:HB3	31:DH:18:GLN:CG	2.47	0.43
31:DH:68:ARG:HG3	31:DH:68:ARG:HH11	1.84	0.43
35:DL:71:ALA:HA	35:DL:74:THR:HB	2.00	0.43
36:DM:1:MET:HB3	36:DM:2:LEU:H	1.58	0.43
36:DM:76:LYS:HA	36:DM:77:PRO:HD3	1.85	0.43
37:DN:21:PHE:N	37:DN:21:PHE:CD1	2.86	0.43
38:DO:24:THR:O	38:DO:90:VAL:HB	2.18	0.43
38:DO:30:ARG:HE	56:DB:48:U:C5'	2.29	0.43
39:DP:87:ARG:HG2	39:DP:88:ARG:N	2.33	0.43

*Continued on next page...*



*Continued from previous page...*

Atom-1	Atom-2	Interatomic distance (Å)	Clash overlap (Å)
41:DR:37:GLU:C	41:DR:53:PHE:CD1	2.91	0.43
42:DS:6:LYS:HZ2	42:DS:104:THR:HG23	1.80	0.43
43:DT:19:LYS:HA	43:DT:19:LYS:HD3	1.73	0.43
44:DU:23:LYS:N	44:DU:36:GLU:OE1	2.38	0.43
44:DU:33:VAL:HG13	44:DU:66:VAL:HB	2.00	0.43
44:DU:84:PHE:O	24:DA:297:G:H4'	2.18	0.43
45:DV:56:PHE:C	45:DV:58:SER:N	2.72	0.43
46:DW:54:ARG:C	46:DW:56:HIS:H	2.20	0.43
46:DW:67:LYS:HB3	46:DW:80:SER:HB2	2.00	0.43
52:D2:43:THR:O	52:D2:44:VAL:C	2.57	0.43
24:DA:45:G:H5'	24:DA:46:G:H5'	2.00	0.43
24:DA:370:G:C6	24:DA:424:G:N7	2.86	0.43
24:DA:455:C:C4'	24:DA:456:C:OP2	2.59	0.43
24:DA:807:U:H2'	24:DA:808:G:O4'	2.17	0.43
24:DA:945:A:C5	24:DA:2448:A:C2	3.06	0.43
24:DA:1173:U:C4	24:DA:1174:U:O2	2.71	0.43
24:DA:1320:C:H5	24:DA:1329:U:C5'	2.31	0.43
24:DA:1670:C:C4	24:DA:1671:U:C2	3.07	0.43
24:DA:2027:G:C6	24:DA:2028:U:C4	3.07	0.43
24:DA:2271:G:H2'	24:DA:2272:U:H6	1.82	0.43
24:DA:2305:U:O4	24:DA:2312:U:C2	2.71	0.43
24:DA:2331:G:H2'	24:DA:2332:C:C6	2.53	0.43
56:DB:38:C:O2'	56:DB:39:A:O4'	2.36	0.43
56:DB:85:G:O2'	56:DB:86:G:H5'	2.17	0.43
1:AB:106:VAL:HG12	1:AB:106:VAL:O	2.19	0.43
1:AB:142:LYS:HE2	21:AA:1098:C:P	2.59	0.43
2:AC:1:GLY:HA3	21:AA:1060:U:C5	2.54	0.43
3:AD:60:VAL:O	3:AD:63:ILE:HG22	2.18	0.43
4:AE:84:VAL:HG12	4:AE:146:MET:HE1	2.00	0.43
4:AE:136:VAL:O	4:AE:136:VAL:CG2	2.64	0.43
5:AF:38:ARG:HG2	5:AF:38:ARG:NH1	2.34	0.43
6:AG:14:ASP:HA	6:AG:15:PRO:HD2	1.85	0.43
8:AI:129:ARG:NH2	21:AA:966:G:N2	2.65	0.43
21:AA:15:G:C6	21:AA:1396:A:N1	2.87	0.43
21:AA:86:G:N2	21:AA:87:C:N4	2.66	0.43
21:AA:406:G:C8	21:AA:495:A:C2	3.07	0.43
21:AA:679:C:H2'	21:AA:680:C:H6	1.83	0.43
21:AA:1251:A:H2'	21:AA:1252:A:O4'	2.18	0.43
24:BA:49:A:H61	24:BA:177:G:H2'	1.84	0.43
24:BA:172:A:H2'	24:BA:173:A:C8	2.53	0.43
24:BA:370:G:C6	24:BA:424:G:N7	2.86	0.43

*Continued on next page...*

*Continued from previous page...*

Atom-1	Atom-2	Interatomic distance (Å)	Clash overlap (Å)
24:BA:467:G:H2'	24:BA:468:G:O4'	2.18	0.43
24:BA:960:A:H5''	24:BA:961:C:P	2.58	0.43
24:BA:1327:A:OP2	59:BA:3618:HOH:O	2.21	0.43
24:BA:1456:G:C2	24:BA:1457:U:C6	3.06	0.43
24:BA:1465:G:C6	24:BA:1466:U:C2	3.06	0.43
24:BA:1467:U:C5	24:BA:1468:U:C5	3.06	0.43
24:BA:1668:A:C8	24:BA:1674:G:C6	3.07	0.43
24:BA:1824:G:C4	24:BA:1825:U:C6	3.07	0.43
24:BA:1926:U:O2	24:BA:1929:G:C2	2.71	0.43
24:BA:2407:A:H2'	24:BA:2408:U:C6	2.53	0.43
27:BD:113:SER:O	27:BD:167:ASN:N	2.47	0.43
30:BG:115:GLN:O	30:BG:116:LEU:C	2.57	0.43
31:BH:89:LYS:O	31:BH:90:LEU:HD12	2.17	0.43
31:BH:131:SER:CB	31:BH:139:PHE:HD2	2.30	0.43
33:BJ:59:ALA:O	33:BJ:61:LYS:N	2.52	0.43
37:BN:30:ARG:HE	37:BN:30:ARG:HB2	1.51	0.43
43:BT:38:ALA:HB1	43:BT:43:ILE:CG2	2.49	0.43
46:BW:18:LYS:O	46:BW:19:ARG:C	2.57	0.43
46:BW:37:VAL:HG22	46:BW:57:THR:OG1	2.18	0.43
48:BY:19:LEU:O	48:BY:20:ASN:C	2.54	0.43
51:B1:18:HIS:HE1	51:B1:20:TYR:CE2	2.37	0.43
6:CG:110:ARG:HG2	6:CG:112:ASP:OD1	2.18	0.43
8:CI:9:GLY:CA	8:CI:16:ALA:HB3	2.46	0.43
8:CI:47:VAL:C	8:CI:50:PRO:HD2	2.38	0.43
9:CJ:37:ARG:HB3	9:CJ:75:ASP:HB3	2.00	0.43
9:CJ:80:THR:O	9:CJ:81:GLU:C	2.57	0.43
11:CL:14:LYS:HE3	11:CL:14:LYS:HB2	1.84	0.43
11:CL:42:LYS:HG2	11:CL:43:LYS:N	2.32	0.43
12:CM:105:ALA:CB	12:CM:109:LYS:HD3	2.49	0.43
15:CP:67:ILE:HG12	15:CP:72:ALA:HB2	2.01	0.43
55:CA:131:A:HO2'	55:CA:132:C:H6	1.64	0.43
55:CA:161:A:H2'	55:CA:162:A:C8	2.54	0.43
55:CA:372:C:H4'	55:CA:373:A:C5'	2.48	0.43
55:CA:891:U:O2'	55:CA:892:A:H5'	2.17	0.43
55:CA:1064:G:C8	55:CA:1066:C:C2	3.06	0.43
55:CA:1102:A:H5''	55:CA:1102:A:C8	2.52	0.43
55:CA:1256:A:N1	55:CA:1278:G:H2'	2.34	0.43
29:DF:1:ALA:HA	29:DF:97:GLU:HB3	2.00	0.43
29:DF:5:ASP:C	29:DF:7:TYR:N	2.71	0.43
33:DJ:75:TYR:CE1	33:DJ:86:GLN:HG3	2.54	0.43
35:DL:32:GLY:HA2	24:DA:1190:G:OP1	2.18	0.43

*Continued on next page...*

*Continued from previous page...*

Atom-1	Atom-2	Interatomic distance (Å)	Clash overlap (Å)
35:DL:121:THR:OG1	35:DL:141:LYS:HB3	2.17	0.43
36:DM:34:LYS:HB2	36:DM:131:VAL:CG2	2.48	0.43
36:DM:72:PRO:O	36:DM:73:ILE:CB	2.57	0.43
38:DO:30:ARG:HH11	38:DO:30:ARG:HG3	1.82	0.43
38:DO:54:VAL:HG21	56:DB:27:C:H5''	2.01	0.43
44:DU:58:VAL:CG1	44:DU:60:LYS:HG2	2.49	0.43
46:DW:37:VAL:O	46:DW:38:ARG:CB	2.65	0.43
47:DX:60:LYS:O	47:DX:62:GLY:N	2.51	0.43
47:DX:77:TYR:CD1	47:DX:77:TYR:C	2.91	0.43
24:DA:31:C:H5''	24:DA:1239:G:OP1	2.17	0.43
24:DA:187:G:C2	24:DA:210:C:O2	2.71	0.43
24:DA:414:C:H2'	24:DA:415:A:H8	1.78	0.43
24:DA:533:G:H8	24:DA:533:G:H5''	1.84	0.43
24:DA:717:C:C5	24:DA:718:A:C4	3.06	0.43
24:DA:1091:G:H2'	24:DA:1092:C:H6	1.82	0.43
24:DA:1095:A:C6	24:DA:1096:A:N6	2.85	0.43
24:DA:1276:A:C2	24:DA:1277:G:C5	3.06	0.43
24:DA:1343:G:N3	24:DA:1344:U:C5	2.87	0.43
24:DA:1616:A:H2	24:DA:1647:U:H5	1.66	0.43
24:DA:1668:A:C6	24:DA:1993:U:C6	3.07	0.43
24:DA:1796:U:H2'	24:DA:1797:G:C8	2.53	0.43
24:DA:2144:G:N2	24:DA:2148:G:O6	2.52	0.43
24:DA:2204:G:O6	24:DA:2221:G:C6	2.72	0.43
24:DA:2229:U:H2'	24:DA:2230:G:H8	1.84	0.43
24:DA:2237:G:O2'	24:DA:2239:G:N7	2.50	0.43
24:DA:2547:A:N7	24:DA:2566:A:C8	2.87	0.43
24:DA:2564:A:OP1	24:DA:2648:G:H4'	2.18	0.43
24:DA:2570:G:C2	24:DA:2571:U:N1	2.87	0.43
24:DA:2667:C:H2'	24:DA:2668:G:O4'	2.19	0.43
24:DA:2717:C:H2'	24:DA:2718:G:O4'	2.18	0.43
24:DA:2742:G:O2'	24:DA:2743:U:H5'	2.18	0.43
24:DA:2783:U:C2	24:DA:2784:U:C5	3.06	0.43
24:DA:2858:C:C5	24:DA:2859:G:C5	3.06	0.43
1:AB:70:GLY:HA2	1:AB:163:ILE:CG2	2.48	0.43
1:AB:85:SER:H	1:AB:88:GLN:NE2	2.16	0.43
1:AB:142:LYS:NZ	21:AA:1098:C:P	2.91	0.43
2:AC:175:HIS:ND1	21:AA:1108:G:H5''	2.34	0.43
3:AD:106:PHE:HB3	3:AD:144:ILE:HD11	2.01	0.43
3:AD:111:ALA:O	3:AD:114:ARG:N	2.45	0.43
4:AE:89:THR:CG2	4:AE:90:GLY:H	2.29	0.43
8:AI:27:ILE:N	8:AI:27:ILE:HD12	2.34	0.43

*Continued on next page...*

*Continued from previous page...*

Atom-1	Atom-2	Interatomic distance (Å)	Clash overlap (Å)
14:AO:86:LEU:O	14:AO:88:ARG:N	2.43	0.43
19:AT:47:GLN:NE2	19:AT:82:ILE:HD13	2.33	0.43
21:AA:35:G:C6	21:AA:36:C:C4	3.07	0.43
21:AA:47:C:H4'	21:AA:48:C:O5'	2.18	0.43
21:AA:212:G:O2'	21:AA:213:G:P	2.75	0.43
21:AA:479:U:O2'	21:AA:480:U:H5'	2.18	0.43
21:AA:481:G:O2'	21:AA:482:A:H8	2.00	0.43
21:AA:767:A:H2'	21:AA:768:A:O4'	2.18	0.43
21:AA:786:G:C2	21:AA:787:A:H1'	2.54	0.43
21:AA:1408:A:C2	21:AA:1494:G:C5	3.07	0.43
24:BA:88:G:C2	24:BA:89:A:C8	3.07	0.43
24:BA:273:G:C2	24:BA:365:U:N3	2.87	0.43
24:BA:328:U:H2'	24:BA:329:G:OP1	2.19	0.43
24:BA:494:G:H21	42:BS:57:ASN:HD21	1.65	0.43
24:BA:514:A:C2	24:BA:515:A:C6	3.07	0.43
24:BA:547:A:C8	24:BA:548:G:N3	2.87	0.43
24:BA:859:G:OP2	24:BA:859:G:H8	1.93	0.43
24:BA:1163:G:O2'	24:BA:1164:C:H5'	2.19	0.43
24:BA:1494:A:O2'	24:BA:1495:A:C8	2.61	0.43
24:BA:1935:G:C6	24:BA:1962:C:C6	3.07	0.43
24:BA:2024:G:C6	24:BA:2025:C:N3	2.86	0.43
24:BA:2476:A:C2	24:BA:2477:U:C6	3.06	0.43
24:BA:2539:C:H4'	54:B4:36:ARG:HH22	1.83	0.43
24:BA:2687:U:C4	24:BA:2688:G:C6	3.07	0.43
24:BA:2739:U:O2'	24:BA:2740:A:H5'	2.18	0.43
28:BE:24:ASN:HD21	28:BE:26:ALA:HB3	1.83	0.43
28:BE:83:VAL:HG11	28:BE:86:ALA:CA	2.48	0.43
29:BF:151:LEU:C	29:BF:151:LEU:CD1	2.87	0.43
32:BI:56:VAL:CG2	32:BI:68:PHE:HB2	2.48	0.43
34:BK:76:VAL:HB	39:BP:72:VAL:HG22	2.00	0.43
34:BK:99:ILE:HG22	34:BK:119:ALA:HA	2.00	0.43
36:BM:31:PHE:O	36:BM:104:GLU:HA	2.19	0.43
36:BM:117:PHE:HD2	36:BM:130:PHE:HE1	1.65	0.43
37:BN:70:THR:CB	37:BN:75:ILE:HD11	2.44	0.43
39:BP:28:LYS:O	39:BP:80:VAL:O	2.37	0.43
43:BT:18:GLU:O	43:BT:19:LYS:C	2.56	0.43
45:BV:51:GLN:NE2	45:BV:51:GLN:O	2.52	0.43
1:CB:94:ARG:NH2	55:CA:1099:G:H5''	2.34	0.43
1:CB:133:ALA:HA	1:CB:137:THR:CG2	2.49	0.43
6:CG:13:PRO:HA	6:CG:23:ALA:CB	2.48	0.43
7:CH:17:GLN:HE21	7:CH:71:VAL:CG2	2.23	0.43

*Continued on next page...*

*Continued from previous page...*

Atom-1	Atom-2	Interatomic distance (Å)	Clash overlap (Å)
7:CH:95:MET:SD	7:CH:129:ALA:HB1	2.58	0.43
7:CH:110:MET:HE1	7:CH:115:ALA:HA	2.01	0.43
10:CK:91:GLY:O	10:CK:94:SER:N	2.51	0.43
12:CM:94:LEU:HD21	55:CA:1226:C:H5''	2.00	0.43
55:CA:37:U:O2	55:CA:548:G:C2	2.72	0.43
55:CA:71:A:C2	55:CA:72:A:N7	2.87	0.43
55:CA:131:A:H2'	55:CA:132:C:C5	2.54	0.43
55:CA:264:C:N4	55:CA:265:G:C6	2.87	0.43
55:CA:465:A:HO2'	55:CA:467:U:P	2.42	0.43
55:CA:512:U:O2'	55:CA:513:C:H5'	2.18	0.43
55:CA:885:G:C2	55:CA:886:G:C8	3.07	0.43
55:CA:1020:G:C6	55:CA:1021:A:C6	3.07	0.43
55:CA:1095:U:C2	55:CA:1096:C:C4	3.06	0.43
55:CA:1314:C:O2'	55:CA:1315:U:H5'	2.19	0.43
55:CA:1381:U:O2'	55:CA:1382:C:O5'	2.36	0.43
26:DC:213:ARG:HB3	26:DC:214:GLY:H	1.47	0.43
28:DE:63:LYS:HA	28:DE:63:LYS:CE	2.49	0.43
29:DF:49:LEU:HD13	29:DF:49:LEU:N	2.33	0.43
29:DF:58:ALA:HB1	29:DF:139:GLU:CG	2.48	0.43
30:DG:62:ALA:HB2	24:DA:2749:A:H4'	1.99	0.43
30:DG:104:LEU:HB3	30:DG:106:LEU:HD21	2.00	0.43
32:DI:20:SER:N	32:DI:21:PRO:CD	2.81	0.43
33:DJ:45:THR:H	33:DJ:46:PRO:CD	2.30	0.43
37:DN:47:VAL:C	37:DN:50:PRO:HD2	2.38	0.43
37:DN:79:LEU:O	37:DN:80:PHE:HB2	2.17	0.43
40:DQ:57:ARG:NH2	24:DA:998:C:OP2	2.51	0.43
46:DW:19:ARG:HE	24:DA:857:G:H1'	1.83	0.43
46:DW:22:VAL:O	46:DW:23:LYS:HG3	2.19	0.43
46:DW:37:VAL:HG23	46:DW:38:ARG:NH1	2.34	0.43
51:D1:34:GLU:C	51:D1:35:LEU:HD23	2.39	0.43
24:DA:28:A:H1'	24:DA:513:A:C2	2.54	0.43
24:DA:129:C:O2'	24:DA:130:C:H5'	2.18	0.43
24:DA:167:A:C5	24:DA:168:G:C8	3.06	0.43
24:DA:743:A:C2'	24:DA:744:U:H5'	2.48	0.43
24:DA:755:U:C2	24:DA:756:A:N7	2.87	0.43
24:DA:868:U:C4	24:DA:869:G:N7	2.86	0.43
24:DA:878:A:H4'	24:DA:898:C:H42	1.82	0.43
24:DA:1291:C:O2'	24:DA:1292:G:C5'	2.64	0.43
24:DA:1401:G:C6	24:DA:1402:U:C4	3.06	0.43
24:DA:1440:U:H2'	24:DA:1441:G:O5'	2.18	0.43
24:DA:1662:U:C3'	24:DA:1663:G:H5''	2.49	0.43

*Continued on next page...*

*Continued from previous page...*

Atom-1	Atom-2	Interatomic distance (Å)	Clash overlap (Å)
24:DA:1722:A:H2'	24:DA:1723:G:C8	2.54	0.43
24:DA:2100:G:H2'	24:DA:2101:A:H8	1.83	0.43
24:DA:2266:A:H4'	24:DA:2267:A:O5'	2.18	0.43
24:DA:2874:C:O2'	24:DA:2875:C:O4'	2.32	0.43
56:DB:46:A:H2'	56:DB:47:C:H6	1.79	0.43
1:AB:41:ASN:HB3	1:AB:44:LYS:CB	2.41	0.43
1:AB:186:VAL:HG22	1:AB:198:VAL:HG23	2.01	0.43
2:AC:26:LYS:NZ	2:AC:26:LYS:HB3	2.33	0.43
10:AK:46:ALA:HA	10:AK:65:ALA:HB2	2.01	0.43
10:AK:97:ARG:C	10:AK:99:LEU:H	2.22	0.43
11:AL:31:GLY:HA2	11:AL:56:LEU:HA	2.01	0.43
12:AM:103:THR:O	12:AM:104:ASN:C	2.57	0.43
16:AQ:61:ARG:O	16:AQ:72:TRP:HE3	2.02	0.43
21:AA:39:G:C6	21:AA:404:G:C6	3.06	0.43
21:AA:59:A:C5	21:AA:354:G:C6	3.07	0.43
21:AA:92:U:H2'	21:AA:93:U:O4'	2.18	0.43
21:AA:346:G:OP1	39:BP:33:GLU:OE1	2.37	0.43
21:AA:524:G:H8	21:AA:524:G:O5'	2.01	0.43
21:AA:676:A:O2'	21:AA:677:U:H5'	2.19	0.43
21:AA:713:G:N2	21:AA:714:G:C2	2.87	0.43
21:AA:942:G:C2	21:AA:1342:C:O2	2.72	0.43
21:AA:1021:A:C3'	21:AA:1022:A:H5''	2.49	0.43
21:AA:1394:A:N6	21:AA:1501:C:H5'	2.34	0.43
21:AA:1528:U:O2'	21:AA:1529:G:H3'	2.19	0.43
24:BA:16:C:O2'	24:BA:17:G:H5'	2.18	0.43
24:BA:346:A:H2'	24:BA:347:A:C8	2.53	0.43
24:BA:780:G:H8	24:BA:780:G:O5'	2.02	0.43
24:BA:843:G:H2'	24:BA:844:A:H8	1.83	0.43
24:BA:911:A:C5	36:BM:9:PHE:CE2	3.07	0.43
24:BA:975:A:C4	24:BA:990:A:N7	2.87	0.43
24:BA:1005:C:H1'	24:BA:1012:U:C4	2.53	0.43
24:BA:1482:G:N3	24:BA:1509:A:N1	2.67	0.43
24:BA:1902:C:C6	24:BA:1903:G:C8	3.06	0.43
24:BA:1911:U:H2'	24:BA:1918:A:N1	2.33	0.43
24:BA:1960:A:C2	24:BA:1961:C:C2	3.07	0.43
24:BA:2023:C:H4'	24:BA:2617:U:O3'	2.19	0.43
24:BA:2355:G:C4'	46:BW:20:LEU:HD13	2.41	0.43
24:BA:2648:G:H2'	24:BA:2649:C:C6	2.54	0.43
24:BA:2730:C:H2'	24:BA:2731:G:H8	1.83	0.43
24:BA:2788:C:O2'	24:BA:2789:C:H5'	2.19	0.43
25:BB:114:C:H2'	25:BB:115:A:C8	2.54	0.43

*Continued on next page...*

*Continued from previous page...*

Atom-1	Atom-2	Interatomic distance (Å)	Clash overlap (Å)
27:BD:106:LYS:HB2	27:BD:206:ALA:H	1.84	0.43
27:BD:121:THR:O	27:BD:122:VAL:CG2	2.66	0.43
27:BD:121:THR:O	27:BD:122:VAL:HB	2.19	0.43
29:BF:110:ILE:O	29:BF:111:ARG:O	2.37	0.43
32:BI:52:LEU:HD12	32:BI:52:LEU:N	2.33	0.43
37:BN:83:LEU:HA	37:BN:83:LEU:HD12	1.63	0.43
37:BN:116:VAL:O	37:BN:117:ASP:CB	2.66	0.43
39:BP:37:LYS:HG2	39:BP:37:LYS:O	2.19	0.43
40:BQ:86:SER:O	40:BQ:87:VAL:C	2.57	0.43
41:BR:38:VAL:HG22	41:BR:54:VAL:HG13	2.00	0.43
43:BT:7:LEU:O	43:BT:10:VAL:HG13	2.18	0.43
43:BT:48:GLN:CB	43:BT:49:LYS:HE3	2.49	0.43
43:BT:52:GLU:O	43:BT:52:GLU:HG3	2.18	0.43
45:BV:38:LEU:HG	45:BV:40:ILE:CD1	2.48	0.43
48:BY:2:LYS:HG3	48:BY:52:ARG:HD3	2.00	0.43
49:BZ:8:GLN:O	49:BZ:9:THR:HG22	2.18	0.43
50:B0:39:ARG:O	50:B0:40:HIS:HB2	2.18	0.43
1:CB:148:GLY:O	1:CB:150:ILE:N	2.52	0.43
3:CD:3:TYR:CZ	3:CD:5:GLY:HA3	2.53	0.43
3:CD:58:GLN:O	3:CD:62:ARG:HG2	2.18	0.43
6:CG:34:LYS:NZ	55:CA:1240:U:O2'	2.50	0.43
6:CG:78:ARG:HG3	6:CG:82:SER:H	1.84	0.43
9:CJ:70:HIS:CE1	55:CA:1152:A:P	3.11	0.43
13:CN:55:SER:HA	13:CN:56:PRO:HD2	1.71	0.43
13:CN:99:SER:HB3	55:CA:1114:C:O2	2.19	0.43
13:CN:100:TRP:CD1	13:CN:100:TRP:O	2.71	0.43
15:CP:6:LEU:O	15:CP:6:LEU:HD12	2.18	0.43
16:CQ:18:LYS:HA	16:CQ:50:ASN:OD1	2.18	0.43
55:CA:117:G:H2'	55:CA:118:U:C6	2.53	0.43
55:CA:246:A:C4	55:CA:279:A:N6	2.87	0.43
55:CA:295:C:H2'	55:CA:296:U:O4'	2.19	0.43
55:CA:428:G:C8	55:CA:430:A:C5	3.07	0.43
55:CA:656:G:C5	55:CA:657:U:C5	3.07	0.43
55:CA:906:A:C2'	55:CA:907:A:O5'	2.67	0.43
55:CA:1270:G:H2'	55:CA:1271:A:C8	2.54	0.43
55:CA:1358:U:C5	55:CA:1359:C:C4	3.07	0.43
28:DE:3:LEU:HD12	28:DE:3:LEU:HA	1.92	0.43
28:DE:6:LYS:HE3	28:DE:7:ASP:OD2	2.19	0.43
30:DG:138:GLN:CD	24:DA:2759:G:H21	2.21	0.43
30:DG:156:TYR:CZ	24:DA:2531:A:H5''	2.54	0.43
30:DG:163:TYR:O	30:DG:164:ALA:C	2.57	0.43

*Continued on next page...*



*Continued from previous page...*

Atom-1	Atom-2	Interatomic distance (Å)	Clash overlap (Å)
31:DH:117:LEU:HD22	31:DH:122:LEU:HD12	2.01	0.43
33:DJ:60:ASP:N	33:DJ:60:ASP:OD1	2.52	0.43
34:DK:121:GLU:O	34:DK:122:VAL:C	2.57	0.43
35:DL:43:GLY:HA2	24:DA:670:A:H3'	2.00	0.43
35:DL:110:VAL:O	35:DL:111:ILE:HG12	2.18	0.43
37:DN:8:ARG:NH2	37:DN:39:PRO:HA	2.33	0.43
37:DN:22:ARG:HG2	37:DN:22:ARG:O	2.18	0.43
38:DO:33:ARG:CA	56:DB:52:A:H62	2.31	0.43
42:DS:8:ARG:O	42:DS:9:HIS:CB	2.58	0.43
42:DS:88:ARG:HG2	24:DA:747:U:HO2'	1.81	0.43
43:DT:17:SER:C	43:DT:18:GLU:HG2	2.38	0.43
43:DT:18:GLU:HB2	43:DT:19:LYS:H	1.41	0.43
44:DU:35:VAL:HG12	44:DU:36:GLU:H	1.83	0.43
47:DX:67:LEU:CD2	47:DX:77:TYR:CE1	3.02	0.43
48:DY:1:MET:H2	48:DY:5:GLU:CG	2.32	0.43
24:DA:123:G:O3'	24:DA:1376:C:H4'	2.19	0.43
24:DA:211:C:H2'	24:DA:212:G:O4'	2.19	0.43
24:DA:388:G:C4	24:DA:390:U:C4	3.07	0.43
24:DA:521:U:H2'	24:DA:522:A:C8	2.53	0.43
24:DA:635:C:O2	24:DA:639:U:C5'	2.67	0.43
24:DA:753:A:C2'	24:DA:754:U:H6	2.31	0.43
24:DA:946:C:H2'	24:DA:947:A:C8	2.54	0.43
24:DA:1063:G:C6	24:DA:1064:C:C4	3.06	0.43
24:DA:1794:A:H2'	24:DA:1795:C:H6	1.83	0.43
24:DA:1838:C:N4	24:DA:1898:U:H2'	2.34	0.43
24:DA:1912:A:N6	24:DA:1918:A:H1'	2.33	0.43
24:DA:1977:A:N6	24:DA:1978:A:C6	2.86	0.43
24:DA:2098:U:N3	24:DA:2099:U:C4	2.87	0.43
24:DA:2319:G:OP2	24:DA:2319:G:C8	2.71	0.43
24:DA:2323:G:H2'	24:DA:2324:U:O4'	2.19	0.43
24:DA:2388:A:N7	24:DA:2389:G:C6	2.87	0.43
24:DA:2579:C:O5'	24:DA:2579:C:C6	2.58	0.43
24:DA:2882:A:H2'	24:DA:2883:A:O5'	2.18	0.43
24:DA:2897:U:N3	24:DA:2898:U:C4	2.86	0.43
24:DA:2899:A:H2'	24:DA:2900:A:C8	2.54	0.43
1:AB:20:ARG:O	1:AB:21:TYR:C	2.57	0.43
1:AB:162:VAL:HG21	1:AB:172:ILE:CG1	2.48	0.43
3:AD:192:ALA:C	3:AD:194:ILE:N	2.71	0.43
4:AE:44:ARG:HA	4:AE:71:ILE:O	2.18	0.43
4:AE:60:GLN:C	4:AE:62:ALA:N	2.71	0.43
4:AE:61:LYS:NZ	21:AA:1073:U:OP2	2.49	0.43

*Continued on next page...*

*Continued from previous page...*

Atom-1	Atom-2	Interatomic distance (Å)	Clash overlap (Å)
6:AG:108:ARG:HH21	6:AG:118:ARG:NH2	1.99	0.43
11:AL:98:ARG:HA	11:AL:103:CYS:SG	2.58	0.43
21:AA:234:C:C2	21:AA:235:C:C5	3.07	0.43
21:AA:287:U:H2'	21:AA:288:A:H8	1.83	0.43
21:AA:454:G:O2'	21:AA:455:G:H5'	2.19	0.43
21:AA:587:G:C2	21:AA:755:G:C6	3.07	0.43
21:AA:1082:A:C6	21:AA:1083:U:N3	2.87	0.43
21:AA:1208:C:N4	21:AA:1209:C:N4	2.66	0.43
21:AA:1272:G:C2	21:AA:1273:C:C2	3.06	0.43
24:BA:199:A:C4	24:BA:2433:A:C2	3.06	0.43
24:BA:486:C:H2'	24:BA:487:C:H6	1.84	0.43
24:BA:777:G:O2'	24:BA:778:G:C5'	2.67	0.43
24:BA:911:A:C5	36:BM:9:PHE:CD2	3.07	0.43
24:BA:1373:A:H2'	24:BA:1374:G:O4'	2.19	0.43
24:BA:1509:A:N3	24:BA:1510:G:C8	2.86	0.43
24:BA:1537:G:H2'	24:BA:1538:G:O4'	2.18	0.43
24:BA:1961:C:H5''	24:BA:1962:C:OP2	2.19	0.43
24:BA:2064:C:H1'	24:BA:2450:A:C6	2.53	0.43
24:BA:2321:U:H3'	24:BA:2322:A:C5'	2.47	0.43
24:BA:2686:G:H2'	24:BA:2687:U:O4'	2.18	0.43
24:BA:2720:U:C2	24:BA:2872:A:C5	3.07	0.43
27:BD:1:MET:HG2	27:BD:205:PRO:HG3	2.01	0.43
29:BF:37:MET:HG3	29:BF:56:LEU:HD11	2.01	0.43
30:BG:37:ASN:OD1	30:BG:37:ASN:N	2.51	0.43
30:BG:124:CYS:SG	30:BG:130:ILE:HG12	2.58	0.43
32:BI:56:VAL:HG11	32:BI:68:PHE:CD2	2.52	0.43
32:BI:123:ALA:C	32:BI:125:THR:N	2.71	0.43
33:BJ:49:ASP:HB2	33:BJ:114:LEU:HD21	2.01	0.43
36:BM:21:ALA:CA	36:BM:97:GLN:HG2	2.46	0.43
36:BM:136:MET:HE2	45:BV:57:TYR:CD2	2.53	0.43
38:BO:34:HIS:CD2	38:BO:53:THR:OG1	2.72	0.43
41:BR:38:VAL:CG1	41:BR:59:ILE:HG13	2.49	0.43
42:BS:69:LEU:HG	42:BS:107:VAL:CG1	2.48	0.43
46:BW:32:ALA:O	46:BW:34:SER:N	2.52	0.43
46:BW:47:GLY:H	46:BW:80:SER:CB	2.14	0.43
47:BX:39:VAL:C	47:BX:41:SER:N	2.72	0.43
48:BY:8:GLU:O	48:BY:12:GLU:HB2	2.19	0.43
53:B3:7:ARG:HA	53:B3:7:ARG:HD2	1.33	0.43
2:CC:88:LYS:HD3	2:CC:88:LYS:C	2.39	0.43
2:CC:150:VAL:CG1	2:CC:199:VAL:HG12	2.46	0.43
4:CE:30:PHE:N	4:CE:30:PHE:CD1	2.86	0.43

*Continued on next page...*

*Continued from previous page...*

Atom-1	Atom-2	Interatomic distance (Å)	Clash overlap (Å)
5:CF:47:LEU:HD23	5:CF:59:TYR:OH	2.19	0.43
5:CF:49:TYR:CE1	17:CR:62:ARG:O	2.72	0.43
8:CI:45:MET:O	8:CI:49:GLN:HG3	2.19	0.43
8:CI:110:VAL:HA	55:CA:1348:U:OP1	2.19	0.43
10:CK:74:LYS:HD2	10:CK:104:PHE:CZ	2.54	0.43
10:CK:127:ARG:HB3	55:CA:796:C:OP1	2.18	0.43
20:CU:3:ILE:O	20:CU:4:LYS:O	2.36	0.43
20:CU:27:VAL:O	20:CU:27:VAL:HG12	2.17	0.43
55:CA:50:A:N6	55:CA:361:G:H4'	2.34	0.43
55:CA:71:A:N6	55:CA:100:G:N7	2.65	0.43
55:CA:374:A:C2	55:CA:375:U:C2	3.07	0.43
55:CA:428:G:H8	55:CA:428:G:OP1	2.02	0.43
55:CA:584:G:H2'	55:CA:585:G:C8	2.54	0.43
55:CA:853:C:C2	55:CA:854:U:C6	3.07	0.43
55:CA:970:C:H5	55:CA:1231:G:O2'	2.00	0.43
55:CA:976:G:O5'	55:CA:1358:U:O2'	2.37	0.43
55:CA:994:A:C2	55:CA:995:C:C6	3.07	0.43
55:CA:1143:G:O2'	55:CA:1144:G:H5'	2.19	0.43
55:CA:1428:A:N6	55:CA:1429:A:N6	2.67	0.43
55:CA:1447:A:O3'	55:CA:1448:C:H6	2.01	0.43
26:DC:9:SER:O	26:DC:10:PRO:C	2.56	0.43
26:DC:230:PRO:HA	59:DC:405:HOH:O	2.19	0.43
26:DC:245:THR:O	26:DC:247:TRP:N	2.52	0.43
30:DG:120:ILE:HD11	30:DG:132:LEU:HB3	2.01	0.43
30:DG:152:ARG:HD2	30:DG:153:PRO:HD3	1.99	0.43
36:DM:33:LEU:CD2	36:DM:128:THR:HB	2.49	0.43
37:DN:10:LEU:HA	37:DN:10:LEU:HD13	1.78	0.43
37:DN:24:MET:CG	37:DN:44:LEU:HD22	2.44	0.43
38:DO:64:TYR:HE1	56:DB:52:A:H8	1.59	0.43
53:D3:54:LEU:HG	53:D3:58:ILE:HD11	2.01	0.43
24:DA:28:A:N1	24:DA:29:U:C2	2.87	0.43
24:DA:271:G:C2	24:DA:367:G:N3	2.87	0.43
24:DA:482:A:OP2	24:DA:507:A:N6	2.52	0.43
24:DA:571:U:C4	24:DA:2030:A:C6	3.06	0.43
24:DA:792:A:C6	24:DA:2440:C:C6	3.06	0.43
24:DA:844:A:H2'	24:DA:845:A:O4'	2.19	0.43
24:DA:1303:G:O2'	24:DA:1304:A:H8	2.01	0.43
24:DA:1682:G:H2'	24:DA:1683:U:C5	2.54	0.43
24:DA:1891:G:C6	24:DA:1892:C:C4	3.07	0.43
24:DA:1921:G:O2'	24:DA:1922:G:H5'	2.19	0.43
24:DA:1935:G:C6	24:DA:1962:C:C5	3.06	0.43

*Continued on next page...*

*Continued from previous page...*

Atom-1	Atom-2	Interatomic distance (Å)	Clash overlap (Å)
24:DA:2190:G:H5'	24:DA:2191:A:OP2	2.18	0.43
24:DA:2224:G:H4'	24:DA:2226:C:C2	2.54	0.43
24:DA:2270:A:N6	24:DA:2271:G:C6	2.87	0.43
24:DA:2551:C:H2'	24:DA:2552:U:C6	2.54	0.43
24:DA:2653:U:N3	24:DA:2654:A:C6	2.87	0.43
24:DA:2660:A:C2	24:DA:2661:G:N9	2.87	0.43
24:DA:2809:A:N7	24:DA:2890:G:C2	2.86	0.43
24:DA:2850:A:H2'	24:DA:2851:A:C8	2.53	0.43
24:DA:2859:G:N1	24:DA:2860:A:C2	2.87	0.43
56:DB:17:C:H2'	56:DB:18:G:C8	2.53	0.43
1:AB:134:LEU:HA	1:AB:137:THR:HG1	1.84	0.43
1:AB:147:LEU:HD22	1:AB:150:ILE:HG21	2.00	0.43
2:AC:137:VAL:HG22	2:AC:148:ILE:CD1	2.46	0.43
4:AE:36:THR:OG1	4:AE:62:ALA:O	2.37	0.43
4:AE:83:PRO:HG3	7:AH:95:MET:HA	2.00	0.43
7:AH:1:SER:HB2	21:AA:824:G:N3	2.33	0.43
7:AH:91:LEU:HD12	7:AH:116:ARG:HD3	1.99	0.43
8:AI:83:THR:HB	8:AI:97:LEU:HD21	1.99	0.43
21:AA:71:A:C2	21:AA:72:A:C5	3.06	0.43
21:AA:79:G:C5	21:AA:80:A:N7	2.87	0.43
21:AA:230:G:H2'	21:AA:231:U:O4'	2.18	0.43
21:AA:683:G:C2	21:AA:708:C:O2	2.72	0.43
21:AA:918:A:N1	21:AA:919:A:C2	2.87	0.43
21:AA:994:A:C5	21:AA:1216:A:H4'	2.54	0.43
21:AA:1099:G:C6	21:AA:1100:C:C4	3.07	0.43
21:AA:1462:C:C4	21:AA:1463:U:C4	3.06	0.43
24:BA:414:C:H1'	24:BA:1864:U:O2'	2.19	0.43
24:BA:602:A:H4'	24:BA:604:G:O3'	2.19	0.43
24:BA:644:A:H2'	24:BA:645:C:C4'	2.49	0.43
24:BA:811:U:C2	24:BA:1251:C:C5	3.07	0.43
24:BA:950:G:C2	24:BA:951:C:C2	3.06	0.43
24:BA:999:U:O2	24:BA:1157:G:C2	2.72	0.43
24:BA:1317:G:H2'	24:BA:1318:U:H6	1.84	0.43
24:BA:1682:G:C2	24:BA:1683:U:C4	3.07	0.43
24:BA:1878:G:H2'	24:BA:1879:C:O4'	2.18	0.43
24:BA:2032:G:H4'	59:BA:3484:HOH:O	2.19	0.43
24:BA:2070:A:N3	24:BA:2442:C:O2	2.51	0.43
24:BA:2215:C:O2'	24:BA:2216:G:H5'	2.19	0.43
24:BA:2440:C:O2'	24:BA:2441:U:OP1	2.35	0.43
24:BA:2578:G:OP2	24:BA:2578:G:H4'	2.18	0.43
24:BA:2818:U:O2'	24:BA:2837:A:H5'	2.19	0.43

*Continued on next page...*

*Continued from previous page...*

Atom-1	Atom-2	Interatomic distance (Å)	Clash overlap (Å)
24:BA:2847:U:H2'	24:BA:2848:G:H5'	2.01	0.43
26:BC:199:HIS:O	26:BC:201:LEU:N	2.52	0.43
28:BE:132:LYS:NZ	28:BE:132:LYS:HB3	2.34	0.43
29:BF:162:ASP:OD1	29:BF:162:ASP:N	2.52	0.43
30:BG:83:THR:HA	30:BG:84:LYS:HZ3	1.84	0.43
31:BH:40:THR:O	31:BH:41:LYS:HB2	2.19	0.43
32:BI:56:VAL:HG22	32:BI:68:PHE:HB2	2.01	0.43
32:BI:123:ALA:HA	32:BI:126:ARG:CZ	2.48	0.43
35:BL:63:LYS:HA	53:B3:11:LYS:O	2.19	0.43
39:BP:22:GLY:O	39:BP:109:ILE:HD11	2.18	0.43
39:BP:33:GLU:HG3	39:BP:34:GLY:H	1.84	0.43
40:BQ:7:VAL:HG22	40:BQ:8:ILE:N	2.33	0.43
40:BQ:13:HIS:CD2	40:BQ:31:TYR:CG	3.07	0.43
40:BQ:63:ARG:HH22	40:BQ:96:ASP:CA	2.31	0.43
46:BW:39:GLN:HG2	46:BW:40:ARG:N	2.32	0.43
47:BX:58:ILE:HG13	47:BX:66:VAL:HG21	2.01	0.43
1:CB:151:LYS:HG3	1:CB:152:ASP:N	2.29	0.43
2:CC:34:SER:HA	2:CC:37:LYS:HB2	2.01	0.43
2:CC:113:LYS:HG3	2:CC:184:ASN:ND2	2.34	0.43
4:CE:110:MET:O	4:CE:111:ARG:C	2.56	0.43
5:CF:37:HIS:O	5:CF:38:ARG:HB3	2.19	0.43
7:CH:1:SER:H2	55:CA:824:G:H1'	1.83	0.43
7:CH:77:VAL:HG21	7:CH:127:TYR:CE1	2.54	0.43
7:CH:124:ILE:H	7:CH:124:ILE:HG12	1.61	0.43
8:CI:4:GLN:H	8:CI:4:GLN:HG2	1.58	0.43
8:CI:29:ILE:HD11	8:CI:66:VAL:CG1	2.49	0.43
8:CI:106:ASP:C	8:CI:108:ARG:H	2.21	0.43
9:CJ:63:ASP:OD2	13:CN:84:ARG:NH1	2.51	0.43
9:CJ:87:LEU:HD22	9:CJ:87:LEU:HA	1.91	0.43
10:CK:27:ASN:ND2	10:CK:27:ASN:N	2.66	0.43
11:CL:49:ARG:HH12	55:CA:523:A:N6	2.16	0.43
12:CM:17:ALA:HB3	12:CM:18:LEU:HD12	2.00	0.43
12:CM:98:GLY:O	12:CM:99:GLN:HB2	2.18	0.43
13:CN:2:LYS:HD3	13:CN:5:MET:HG2	2.01	0.43
13:CN:62:ARG:HH11	13:CN:62:ARG:CB	2.31	0.43
17:CR:59:LYS:HD3	55:CA:734:G:O2'	2.18	0.43
55:CA:120:A:H3'	55:CA:121:U:C5'	2.48	0.43
55:CA:183:C:O2'	55:CA:184:G:C5'	2.48	0.43
55:CA:519:C:HO2'	55:CA:520:A:H5'	1.83	0.43
55:CA:595:A:H5''	55:CA:596:A:OP1	2.19	0.43
55:CA:944:G:H3'	55:CA:945:G:H5'	1.99	0.43

*Continued on next page...*

*Continued from previous page...*

Atom-1	Atom-2	Interatomic distance (Å)	Clash overlap (Å)
55:CA:1157:A:N3	55:CA:1181:G:C4	2.87	0.43
55:CA:1284:C:H2'	55:CA:1285:A:N7	2.33	0.43
55:CA:1332:A:N6	55:CA:1333:A:C4	2.87	0.43
26:DC:13:ARG:NH2	24:DA:1695:G:N7	2.67	0.43
26:DC:259:ASN:C	26:DC:261:ARG:N	2.71	0.43
27:DD:76:GLY:O	27:DD:77:ARG:C	2.57	0.43
27:DD:125:TRP:CD2	27:DD:160:LYS:HB3	2.53	0.43
27:DD:138:LEU:HD13	27:DD:138:LEU:H	1.84	0.43
27:DD:169:ARG:O	27:DD:170:VAL:CG2	2.65	0.43
28:DE:133:LEU:HD23	28:DE:133:LEU:C	2.38	0.43
29:DF:11:VAL:CG1	29:DF:12:VAL:N	2.82	0.43
30:DG:1:SER:O	30:DG:3:VAL:HG22	2.18	0.43
30:DG:44:HIS:HD2	30:DG:49:LEU:HD13	1.84	0.43
30:DG:112:VAL:O	30:DG:113:ASP:HB2	2.18	0.43
31:DH:62:LEU:HD12	31:DH:63:ALA:N	2.33	0.43
35:DL:61:LEU:HD23	53:D3:23:HIS:HB2	2.01	0.43
37:DN:104:ALA:HB3	24:DA:1287:A:OP1	2.19	0.43
38:DO:26:LEU:HB3	38:DO:92:PHE:CD1	2.54	0.43
40:DQ:4:LYS:CD	40:DQ:7:VAL:HG22	2.49	0.43
41:DR:30:GLY:HA2	41:DR:63:VAL:O	2.19	0.43
41:DR:51:VAL:HB	41:DR:52:PRO:CD	2.49	0.43
44:DU:96:LYS:O	44:DU:97:SER:HB3	2.18	0.43
45:DV:49:ASN:O	45:DV:52:ALA:HB3	2.18	0.43
24:DA:159:G:H1'	24:DA:167:A:H61	1.83	0.43
24:DA:564:C:C2'	24:DA:565:C:H5'	2.49	0.43
24:DA:734:A:H2'	24:DA:735:A:H8	1.84	0.43
24:DA:741:U:O2'	24:DA:742:A:O4'	2.19	0.43
24:DA:778:G:H5''	24:DA:779:U:OP2	2.18	0.43
24:DA:962:G:C5	24:DA:963:U:C4	3.07	0.43
24:DA:1055:G:C5	24:DA:1056:G:C8	3.06	0.43
24:DA:1266:G:N2	24:DA:2013:A:OP2	2.44	0.43
24:DA:1431:A:H2'	24:DA:1432:G:O4'	2.19	0.43
24:DA:1758:U:O2	24:DA:1758:U:O4'	2.37	0.43
24:DA:1828:G:H8	24:DA:1828:G:OP2	2.01	0.43
24:DA:1862:G:N2	24:DA:1881:C:C2	2.87	0.43
24:DA:1970:A:C5'	24:DA:1971:U:OP1	2.65	0.43
24:DA:1999:C:H2'	24:DA:2000:C:O4'	2.19	0.43
24:DA:2089:C:N4	24:DA:2090:A:N6	2.67	0.43
24:DA:2246:G:H2'	24:DA:2247:A:C8	2.54	0.43
24:DA:2259:U:O4'	24:DA:2427:C:H2'	2.18	0.43
24:DA:2345:G:C5	24:DA:2347:C:C5	3.06	0.43

*Continued on next page...*

*Continued from previous page...*

Atom-1	Atom-2	Interatomic distance (Å)	Clash overlap (Å)
24:DA:2394:C:O2'	24:DA:2395:C:H5'	2.19	0.43
24:DA:2414:G:O2'	24:DA:2415:G:H5'	2.18	0.43
24:DA:2450:A:C2	24:DA:2451:A:C8	3.07	0.43
24:DA:2692:G:OP1	24:DA:2870:C:O2'	2.34	0.43
24:DA:2851:A:C5	24:DA:2852:G:C5	3.07	0.43
1:AB:69:VAL:HG21	1:AB:160:LEU:HD21	1.99	0.43
1:AB:160:LEU:HG	1:AB:161:PHE:H	1.83	0.43
5:AF:92:THR:HG22	5:AF:93:LYS:N	2.34	0.43
8:AI:17:ARG:HH22	21:AA:1129:C:C5'	2.30	0.43
8:AI:113:LYS:O	21:AA:1368:A:P	2.77	0.43
14:AO:38:LEU:HB3	14:AO:55:LEU:HD22	2.00	0.43
16:AQ:74:LEU:HD13	16:AQ:74:LEU:O	2.18	0.43
20:AU:39:LYS:H	20:AU:40:PRO:CD	2.21	0.43
21:AA:355:C:N3	21:AA:356:A:N7	2.67	0.43
21:AA:502:A:C6	21:AA:503:C:C4	3.07	0.43
21:AA:544:G:C6	21:AA:545:C:C5	3.07	0.43
21:AA:606:G:H1'	21:AA:633:G:N2	2.34	0.43
21:AA:900:A:H2'	21:AA:901:A:O4'	2.17	0.43
21:AA:1007:U:C3'	21:AA:1008:U:H5''	2.48	0.43
21:AA:1504:G:O4'	21:AA:1505:G:N2	2.51	0.43
24:BA:16:C:H2'	24:BA:17:G:H8	1.83	0.43
24:BA:465:G:N2	24:BA:684:G:H1'	2.33	0.43
24:BA:495:G:C6	24:BA:496:G:N7	2.87	0.43
24:BA:565:C:P	41:BR:80:ARG:H	2.42	0.43
24:BA:613:A:OP2	24:BA:614:A:C8	2.72	0.43
24:BA:754:U:H2'	24:BA:755:U:H6	1.81	0.43
24:BA:760:G:H2'	24:BA:761:A:O4'	2.19	0.43
24:BA:845:A:C6	24:BA:847:U:C6	3.07	0.43
24:BA:1160:G:C6	24:BA:1161:C:C4	3.07	0.43
24:BA:1640:A:H2'	24:BA:1641:A:H5'	2.00	0.43
24:BA:1726:C:H2'	24:BA:1727:C:O4'	2.19	0.43
24:BA:2392:A:C8	24:BA:2429:G:C6	3.07	0.43
24:BA:2582:G:H2'	24:BA:2583:G:H8	1.83	0.43
26:BC:216:ARG:HB3	26:BC:217:PRO:HD2	2.00	0.43
27:BD:118:PHE:O	27:BD:120:GLY:N	2.51	0.43
28:BE:72:SER:OG	28:BE:74:LYS:CB	2.64	0.43
34:BK:119:ALA:HA	34:BK:120:PRO:HD2	1.82	0.43
40:BQ:85:ALA:O	40:BQ:88:GLU:HB2	2.19	0.43
43:BT:69:ARG:NE	43:BT:70:HIS:H	2.17	0.43
51:B1:35:LEU:N	51:B1:35:LEU:CD2	2.81	0.43
54:B4:15:LYS:O	54:B4:16:ILE:O	2.37	0.43

*Continued on next page...*



*Continued from previous page...*

Atom-1	Atom-2	Interatomic distance (Å)	Clash overlap (Å)
1:CB:51:GLU:C	1:CB:55:GLU:OE1	2.57	0.43
1:CB:56:LEU:HD23	1:CB:183:PHE:CZ	2.54	0.43
1:CB:221:ARG:HG3	1:CB:222:GLU:H	1.82	0.43
2:CC:26:LYS:HZ2	2:CC:26:LYS:N	2.17	0.43
3:CD:199:ILE:O	3:CD:199:ILE:HG13	2.18	0.43
4:CE:22:LYS:HB3	4:CE:29:ILE:CG2	2.49	0.43
4:CE:142:GLY:C	4:CE:144:GLU:H	2.21	0.43
6:CG:148:LYS:NZ	6:CG:148:LYS:O	2.32	0.43
12:CM:7:ASN:HB3	12:CM:9:PRO:HD3	2.01	0.43
12:CM:89:ARG:HE	12:CM:94:LEU:HD13	1.84	0.43
19:CT:26:MET:HG3	55:CA:1457:G:O2'	2.19	0.43
55:CA:483:C:H2'	55:CA:484:G:C8	2.54	0.43
55:CA:951:G:C6	55:CA:952:U:C4	3.07	0.43
55:CA:1075:U:H2'	55:CA:1076:U:H6	1.84	0.43
55:CA:1103:C:C4	55:CA:1104:G:N7	2.87	0.43
55:CA:1316:G:N1	55:CA:1319:A:OP2	2.51	0.43
55:CA:1349:A:C2	55:CA:1374:A:C4	3.06	0.43
26:DC:208:GLY:HA3	24:DA:764:A:H5'	2.01	0.43
27:DD:12:THR:HG22	27:DD:13:ARG:O	2.19	0.43
27:DD:114:LYS:HB2	27:DD:116:LYS:HE3	2.01	0.43
29:DF:11:VAL:C	29:DF:13:LYS:H	2.21	0.43
29:DF:122:ASP:CB	29:DF:126:ASN:ND2	2.80	0.43
30:DG:94:ARG:O	30:DG:95:ALA:HB2	2.18	0.43
32:DI:32:VAL:HG13	32:DI:58:ILE:HD12	2.00	0.43
34:DK:92:GLU:O	34:DK:93:GLN:O	2.36	0.43
35:DL:77:ILE:HG22	35:DL:78:ARG:N	2.33	0.43
35:DL:124:GLY:H	35:DL:143:GLU:CG	2.17	0.43
36:DM:12:MET:HA	24:DA:910:A:H62	1.83	0.43
36:DM:34:LYS:HD3	36:DM:131:VAL:CG2	2.41	0.43
37:DN:96:ARG:O	37:DN:113:ILE:HA	2.18	0.43
38:DO:62:LEU:HD11	38:DO:64:TYR:C	2.38	0.43
39:DP:30:TRP:HD1	39:DP:39:LEU:HD12	1.83	0.43
39:DP:92:ARG:HE	24:DA:1753:G:H5''	1.84	0.43
41:DR:16:GLU:HG3	41:DR:16:GLU:O	2.19	0.43
44:DU:84:PHE:HA	44:DU:92:VAL:O	2.19	0.43
45:DV:29:ILE:CG2	56:DB:75:G:H1'	2.49	0.43
46:DW:20:LEU:HD12	46:DW:20:LEU:N	2.33	0.43
49:DZ:13:ILE:HD12	24:DA:988:A:C8	2.54	0.43
24:DA:3:U:H2'	24:DA:4:U:O4'	2.18	0.43
24:DA:85:G:N1	24:DA:98:G:C4	2.87	0.43
24:DA:155:A:C6	24:DA:156:A:C6	3.07	0.43

*Continued on next page...*

*Continued from previous page...*

Atom-1	Atom-2	Interatomic distance (Å)	Clash overlap (Å)
24:DA:283:G:H8	24:DA:283:G:OP2	2.02	0.43
24:DA:1055:G:C4	24:DA:1056:G:C8	3.07	0.43
24:DA:1085:A:H2'	24:DA:1086:A:N3	2.34	0.43
24:DA:1170:C:H6	24:DA:1170:C:OP2	2.02	0.43
24:DA:1341:G:H5''	24:DA:1342:A:OP2	2.19	0.43
24:DA:1392:A:C6	24:DA:1393:A:C6	3.07	0.43
24:DA:1682:G:C2	24:DA:1683:U:N3	2.87	0.43
24:DA:1911:U:C2	24:DA:1918:A:C2	3.06	0.43
24:DA:1923:U:H2'	24:DA:1924:C:H6	1.84	0.43
24:DA:2184:A:C5	24:DA:2185:U:C4	3.07	0.43
24:DA:2345:G:H4'	24:DA:2346:A:H5''	2.00	0.43
24:DA:2348:U:O2'	24:DA:2349:G:C5'	2.67	0.43
24:DA:2542:A:H4'	24:DA:2543:G:H5'	2.01	0.43
24:DA:2603:G:C6	24:DA:2604:U:C4	3.06	0.43
24:DA:2657:A:O2'	24:DA:2658:C:H5'	2.19	0.43
24:DA:2840:C:O2'	24:DA:2841:C:H5'	2.19	0.43
56:DB:50:A:N6	56:DB:51:G:N7	2.67	0.43
1:AB:22:TRP:CG	1:AB:22:TRP:O	2.71	0.42
1:AB:182:VAL:CG1	1:AB:183:PHE:H	2.29	0.42
4:AE:61:LYS:NZ	21:AA:1073:U:P	2.92	0.42
4:AE:81:GLN:O	7:AH:98:LEU:HD11	2.19	0.42
9:AJ:66:GLU:O	13:AN:95:LEU:HA	2.19	0.42
14:AO:9:LYS:HB3	14:AO:9:LYS:NZ	2.34	0.42
14:AO:55:LEU:O	14:AO:55:LEU:HD12	2.19	0.42
15:AP:52:LEU:CD2	15:AP:75:ILE:HG12	2.42	0.42
18:AS:29:PRO:HA	18:AS:47:THR:OG1	2.19	0.42
19:AT:77:ASN:HD22	19:AT:78:LEU:N	2.17	0.42
21:AA:125:U:H2'	21:AA:126:G:O4'	2.18	0.42
21:AA:174:A:C5	21:AA:175:C:C5	3.07	0.42
21:AA:187:G:N2	21:AA:191:G:C5	2.87	0.42
21:AA:201:G:C2	21:AA:217:C:O2	2.72	0.42
21:AA:363:A:H2'	21:AA:364:A:O4'	2.19	0.42
21:AA:416:G:O6	21:AA:428:G:O6	2.36	0.42
21:AA:931:C:O2	21:AA:1387:G:C2	2.72	0.42
21:AA:1064:G:O6	21:AA:1193:G:N1	2.52	0.42
21:AA:1201:A:H1'	21:AA:1202:U:OP2	2.19	0.42
24:BA:418:C:H2'	24:BA:419:U:H6	1.83	0.42
24:BA:608:A:C8	24:BA:621:A:N6	2.87	0.42
24:BA:818:G:C2	24:BA:1190:G:O6	2.72	0.42
24:BA:910:A:C6	24:BA:911:A:C6	3.07	0.42
24:BA:1157:G:N2	24:BA:1158:C:C2	2.86	0.42

*Continued on next page...*

*Continued from previous page...*

Atom-1	Atom-2	Interatomic distance (Å)	Clash overlap (Å)
24:BA:1565:C:C4	24:BA:1567:G:C5	3.07	0.42
24:BA:1603:A:H2'	24:BA:1604:C:H6	1.83	0.42
24:BA:2218:G:O2'	24:BA:2219:U:H5'	2.18	0.42
24:BA:2276:G:OP2	24:BA:2276:G:H4'	2.19	0.42
24:BA:2399:G:H2'	24:BA:2400:G:O4'	2.19	0.42
24:BA:2646:C:H6	24:BA:2646:C:O5'	2.02	0.42
24:BA:2876:G:C6	24:BA:2877:G:C5	3.06	0.42
26:BC:75:ALA:O	26:BC:115:ILE:N	2.47	0.42
26:BC:94:LEU:HD13	26:BC:100:ARG:HH11	1.83	0.42
26:BC:115:ILE:HD12	26:BC:115:ILE:HA	1.75	0.42
27:BD:91:THR:C	27:BD:93:GLY:N	2.71	0.42
28:BE:131:THR:CG2	28:BE:160:ALA:HA	2.48	0.42
30:BG:122:ALA:HA	30:BG:132:LEU:HA	2.01	0.42
31:BH:101:ASP:O	31:BH:104:THR:HB	2.19	0.42
32:BI:19:PRO:HB2	32:BI:22:PRO:HD2	2.01	0.42
32:BI:24:GLY:O	32:BI:34:ILE:HD12	2.19	0.42
34:BK:85:VAL:CG1	34:BK:115:ILE:HD11	2.47	0.42
35:BL:77:ILE:HD11	35:BL:101:ILE:HD11	2.01	0.42
35:BL:85:VAL:HG21	35:BL:94:THR:CG2	2.42	0.42
36:BM:8:LYS:HA	36:BM:8:LYS:HD2	1.78	0.42
37:BN:117:ASP:O	37:BN:119:SER:N	2.50	0.42
41:BR:64:VAL:O	41:BR:65:ALA:CB	2.62	0.42
42:BS:72:THR:HG21	42:BS:108:SER:OG	2.19	0.42
44:BU:3:LYS:NZ	44:BU:83:GLY:H	2.17	0.42
46:BW:14:ASP:HB3	46:BW:15:SER:H	1.29	0.42
46:BW:17:ALA:O	46:BW:18:LYS:CB	2.66	0.42
46:BW:50:VAL:HB	46:BW:61:LYS:HZ3	1.82	0.42
47:BX:32:LEU:HD12	47:BX:32:LEU:H	1.84	0.42
48:BY:13:GLU:C	48:BY:15:ASN:H	2.22	0.42
1:CB:111:LYS:HD3	1:CB:111:LYS:O	2.19	0.42
1:CB:116:LEU:HB3	1:CB:140:LEU:HD13	2.00	0.42
2:CC:22:PHE:CD1	9:CJ:13:PHE:CE1	3.07	0.42
3:CD:55:ARG:O	3:CD:59:LYS:N	2.52	0.42
11:CL:115:LYS:O	11:CL:116:TYR:CB	2.66	0.42
12:CM:12:LYS:HA	12:CM:12:LYS:CE	2.48	0.42
14:CO:62:ARG:O	14:CO:66:LEU:HG	2.19	0.42
16:CQ:25:GLU:HG2	16:CQ:40:THR:HG22	2.01	0.42
17:CR:60:ARG:HA	17:CR:63:TYR:CD1	2.50	0.42
55:CA:246:A:N9	55:CA:282:A:N6	2.67	0.42
55:CA:350:G:C6	55:CA:351:G:C6	3.07	0.42
55:CA:414:A:N6	55:CA:431:A:C4	2.87	0.42

*Continued on next page...*

*Continued from previous page...*

Atom-1	Atom-2	Interatomic distance (Å)	Clash overlap (Å)
55:CA:483:C:H2'	55:CA:484:G:N7	2.34	0.42
55:CA:513:C:HO2'	55:CA:514:C:H6	1.66	0.42
55:CA:745:G:H2'	55:CA:746:A:H8	1.82	0.42
55:CA:923:A:H8	55:CA:923:A:O5'	2.01	0.42
55:CA:1011:C:N3	55:CA:1019:A:C2	2.87	0.42
55:CA:1336:C:H1'	55:CA:1337:G:N1	2.34	0.42
55:CA:1513:A:N1	55:CA:1523:G:C6	2.87	0.42
22:CV:40:C:H2'	22:CV:41:C:H6	1.84	0.42
26:DC:67:LYS:CG	26:DC:150:GLY:HA2	2.49	0.42
27:DD:131:ASP:N	27:DD:131:ASP:OD2	2.53	0.42
28:DE:45:ALA:CB	24:DA:37:C:O2'	2.67	0.42
29:DF:71:LYS:O	29:DF:72:SER:HB3	2.19	0.42
31:DH:2:GLN:HB3	31:DH:18:GLN:CD	2.39	0.42
33:DJ:38:GLY:O	33:DJ:43:GLU:HB2	2.19	0.42
33:DJ:105:VAL:O	33:DJ:109:LEU:HG	2.19	0.42
35:DL:79:LEU:HD23	35:DL:82:LEU:CD1	2.48	0.42
40:DQ:2:ARG:HA	24:DA:1248:G:H2'	2.00	0.42
46:DW:70:VAL:O	46:DW:70:VAL:CG2	2.66	0.42
47:DX:31:ASN:HB3	24:DA:2230:G:C1'	2.48	0.42
50:D0:38:LEU:H	50:D0:41:HIS:CE1	2.37	0.42
51:D1:8:ILE:O	51:D1:21:THR:HA	2.19	0.42
51:D1:46:VAL:HG22	51:D1:47:ILE:H	1.84	0.42
24:DA:185:G:H4'	24:DA:218:A:H4'	2.01	0.42
24:DA:301:G:C5	24:DA:302:C:C4	3.07	0.42
24:DA:371:A:C8	24:DA:373:U:N3	2.87	0.42
24:DA:686:U:H2'	24:DA:686:U:H6	1.39	0.42
24:DA:739:A:HO2'	24:DA:740:C:H5	1.63	0.42
24:DA:825:A:C5	24:DA:826:U:C4	3.07	0.42
24:DA:1017:G:N3	24:DA:1018:U:C6	2.87	0.42
24:DA:1496:A:C2	24:DA:1498:C:N3	2.87	0.42
24:DA:1534:U:O2	24:DA:1534:U:C2'	2.67	0.42
24:DA:1535:A:N1	24:DA:1537:G:C5	2.87	0.42
24:DA:1689:A:C6	24:DA:1700:A:C2	3.07	0.42
24:DA:1894:C:C2'	24:DA:1895:C:H5'	2.49	0.42
24:DA:2147:A:H4'	24:DA:2148:G:H8	1.84	0.42
24:DA:2199:A:HO2'	24:DA:2200:C:H5'	1.83	0.42
24:DA:2900:A:H2'	24:DA:2901:C:H6	1.84	0.42
1:AB:36:LYS:HA	1:AB:36:LYS:HE3	2.00	0.42
1:AB:182:VAL:CG1	1:AB:183:PHE:N	2.81	0.42
2:AC:18:ASN:O	2:AC:55:VAL:HA	2.19	0.42
5:AF:6:ILE:H	5:AF:6:ILE:HG13	1.51	0.42

*Continued on next page...*

*Continued from previous page...*

Atom-1	Atom-2	Interatomic distance (Å)	Clash overlap (Å)
6:AG:21:LEU:HD23	6:AG:21:LEU:HA	1.86	0.42
7:AH:48:PHE:O	7:AH:49:LYS:HG3	2.19	0.42
8:AI:93:LEU:C	8:AI:95:SER:H	2.22	0.42
9:AJ:10:LEU:HB2	9:AJ:72:ARG:HB2	2.00	0.42
9:AJ:52:LEU:HD23	9:AJ:62:ARG:CG	2.48	0.42
9:AJ:66:GLU:CG	13:AN:98:ALA:HB2	2.49	0.42
13:AN:87:ALA:HB2	13:AN:92:ILE:HD12	2.00	0.42
15:AP:70:ARG:HA	15:AP:70:ARG:HD2	1.90	0.42
16:AQ:13:SER:O	16:AQ:16:MET:SD	2.77	0.42
16:AQ:43:LEU:HD23	16:AQ:43:LEU:HA	1.89	0.42
18:AS:51:HIS:HD2	21:AA:1220:G:O2'	2.01	0.42
21:AA:82:G:N1	21:AA:88:U:H1'	2.34	0.42
21:AA:430:A:H2'	21:AA:431:A:H8	1.84	0.42
21:AA:511:C:C6	21:AA:512:U:C5	3.06	0.42
21:AA:513:C:N3	21:AA:514:C:C5	2.87	0.42
21:AA:561:U:H6	21:AA:561:U:H2'	1.63	0.42
21:AA:717:U:N3	21:AA:734:G:N7	2.67	0.42
21:AA:961:U:O2'	21:AA:962:C:H5'	2.19	0.42
21:AA:1255:G:O2'	21:AA:1258:G:H1'	2.19	0.42
21:AA:1382:C:O2'	21:AA:1383:C:C5'	2.68	0.42
21:AA:1430:A:N3	21:AA:1430:A:H2'	2.33	0.42
22:AV:29:G:C4	22:AV:30:G:C8	3.07	0.42
24:BA:247:G:H4'	24:BA:386:G:C5	2.53	0.42
24:BA:320:A:O2'	24:BA:322:A:H8	2.00	0.42
24:BA:397:U:O5'	24:BA:397:U:H6	2.02	0.42
24:BA:415:A:C5	24:BA:416:U:C4	3.07	0.42
24:BA:465:G:C6	24:BA:466:A:N6	2.87	0.42
24:BA:657:U:H2'	24:BA:658:U:C6	2.55	0.42
24:BA:681:G:H2'	24:BA:682:G:O4'	2.19	0.42
24:BA:729:G:N3	24:BA:1775:U:H1'	2.34	0.42
24:BA:1022:G:C5	24:BA:1140:C:C4	3.07	0.42
24:BA:1062:G:C8	24:BA:1088:A:N7	2.87	0.42
24:BA:1063:G:C6	24:BA:1064:C:C2	3.07	0.42
24:BA:1073:A:N7	24:BA:1074:G:H8	2.16	0.42
24:BA:1268:A:H61	24:BA:2012:G:H1'	1.83	0.42
24:BA:1351:C:O2'	24:BA:1571:A:H1'	2.19	0.42
24:BA:1425:G:H8	24:BA:1425:G:O5'	2.03	0.42
24:BA:1465:G:C2'	24:BA:1466:U:H5'	2.50	0.42
24:BA:1781:U:HO2'	24:BA:1782:U:P	2.42	0.42
24:BA:1802:A:O2'	24:BA:1803:A:H5'	2.19	0.42
24:BA:1804:C:H6	24:BA:1804:C:O5'	2.02	0.42

*Continued on next page...*

*Continued from previous page...*

Atom-1	Atom-2	Interatomic distance (Å)	Clash overlap (Å)
24:BA:1815:A:C4	24:BA:1817:G:C6	3.08	0.42
24:BA:1871:A:H2'	24:BA:1871:A:H8	1.63	0.42
24:BA:2655:G:O2'	24:BA:2656:U:P	2.77	0.42
24:BA:2691:C:C6	24:BA:2691:C:C3'	3.02	0.42
24:BA:2748:A:N6	24:BA:2749:A:C6	2.88	0.42
25:BB:29:A:OP2	38:BO:32:PRO:HD2	2.19	0.42
25:BB:92:C:H2'	25:BB:93:C:H6	1.84	0.42
27:BD:99:GLU:CG	27:BD:100:LEU:N	2.65	0.42
28:BE:5:LEU:CD1	28:BE:10:SER:HB3	2.47	0.42
28:BE:46:GLN:HB2	28:BE:83:VAL:HG11	2.01	0.42
29:BF:137:PHE:HA	29:BF:138:PRO:HD3	1.89	0.42
30:BG:1:SER:O	30:BG:3:VAL:HG12	2.18	0.42
30:BG:49:LEU:HD23	30:BG:49:LEU:HA	1.66	0.42
30:BG:102:ILE:HG21	30:BG:130:ILE:HD13	2.01	0.42
33:BJ:130:HIS:HD2	33:BJ:132:HIS:N	2.11	0.42
39:BP:33:GLU:OE2	39:BP:38:ARG:NH1	2.52	0.42
41:BR:49:ILE:HD12	41:BR:52:PRO:CA	2.39	0.42
51:B1:13:SER:HB3	51:B1:47:ILE:O	2.19	0.42
52:B2:21:ARG:HG2	52:B2:31:LEU:HG	2.01	0.42
2:CC:9:ILE:HD13	13:CN:97:LYS:HD3	2.01	0.42
2:CC:27:GLU:CD	2:CC:27:GLU:N	2.72	0.42
3:CD:29:THR:O	3:CD:30:LYS:CB	2.67	0.42
6:CG:67:ASN:C	6:CG:69:ARG:H	2.21	0.42
6:CG:91:ARG:HG2	6:CG:92:PRO:CD	2.42	0.42
8:CI:10:ARG:NH1	55:CA:1149:C:OP2	2.52	0.42
9:CJ:48:ARG:H	9:CJ:48:ARG:HG2	1.53	0.42
11:CL:2:THR:CB	11:CL:5:GLN:HB2	2.49	0.42
11:CL:34:THR:OG1	11:CL:53:ARG:HG3	2.19	0.42
11:CL:81:ILE:HD11	11:CL:94:TYR:CG	2.53	0.42
18:CS:14:LEU:HD12	18:CS:14:LEU:C	2.39	0.42
18:CS:43:MET:H	18:CS:43:MET:HE3	1.84	0.42
20:CU:53:LYS:HD3	20:CU:53:LYS:HA	1.90	0.42
55:CA:100:G:H2'	55:CA:101:A:O4'	2.19	0.42
55:CA:245:U:O2'	55:CA:246:A:H5'	2.19	0.42
55:CA:316:C:C5	55:CA:351:G:C5	3.07	0.42
55:CA:429:U:H4'	55:CA:430:A:O5'	2.18	0.42
55:CA:476:U:C6	55:CA:476:U:OP2	2.72	0.42
55:CA:702:A:HO2'	55:CA:703:G:P	2.41	0.42
55:CA:773:G:N2	55:CA:807:A:C4	2.87	0.42
55:CA:801:U:O2'	55:CA:802:A:H5'	2.19	0.42
55:CA:1402:C:O2'	55:CA:1403:C:H5'	2.19	0.42

*Continued on next page...*

*Continued from previous page...*

Atom-1	Atom-2	Interatomic distance (Å)	Clash overlap (Å)
55:CA:1438:G:C5	55:CA:1439:G:N7	2.86	0.42
55:CA:1453:G:N3	55:CA:1453:G:C2'	2.81	0.42
26:DC:225:ASN:OD1	24:DA:784:G:H5''	2.19	0.42
28:DE:73:ILE:HG23	28:DE:74:LYS:HG3	2.00	0.42
29:DF:102:LEU:N	29:DF:102:LEU:HD22	2.34	0.42
33:DJ:44:TYR:CD1	40:DQ:59:LEU:HD11	2.54	0.42
35:DL:4:ASN:HD22	35:DL:4:ASN:HA	1.59	0.42
36:DM:79:ALA:HA	24:DA:2494:G:O2'	2.18	0.42
39:DP:91:VAL:HG21	39:DP:96:LEU:HD21	2.01	0.42
41:DR:10:LYS:HE2	24:DA:994:C:H1'	2.00	0.42
45:DV:29:ILE:HD13	45:DV:31:TYR:CD2	2.47	0.42
50:D0:54:ILE:O	50:D0:55:ALA:HB2	2.19	0.42
52:D2:34:ARG:HH21	24:DA:466:A:P	2.42	0.42
24:DA:303:G:C6	24:DA:315:G:C6	3.06	0.42
24:DA:573:U:C4	24:DA:2030:A:H3'	2.54	0.42
24:DA:580:U:H2'	24:DA:581:C:C6	2.54	0.42
24:DA:711:G:C6	24:DA:721:A:N1	2.87	0.42
24:DA:871:U:O2	24:DA:907:G:C6	2.72	0.42
24:DA:1270:C:H2'	24:DA:1648:U:H5''	2.01	0.42
24:DA:1452:G:C4	24:DA:2702:G:C6	3.07	0.42
24:DA:1544:A:C6	24:DA:1545:A:C6	3.07	0.42
24:DA:1608:A:C6	24:DA:1611:C:C4	3.07	0.42
24:DA:1731:G:N3	24:DA:1731:G:O4'	2.53	0.42
24:DA:1787:A:H2'	24:DA:1788:C:C5	2.54	0.42
24:DA:2318:G:C6	24:DA:2319:G:N1	2.88	0.42
24:DA:2318:G:H2'	24:DA:2319:G:O4'	2.19	0.42
24:DA:2333:A:C1'	24:DA:2335:A:C8	3.01	0.42
24:DA:2570:G:C4	24:DA:2571:U:C6	3.07	0.42
24:DA:2644:G:H2'	24:DA:2645:G:O4'	2.19	0.42
24:DA:2692:G:H1'	24:DA:2847:U:O2'	2.19	0.42
56:DB:59:A:C5	56:DB:60:C:C4	3.06	0.42
56:DB:73:A:C8	56:DB:74:U:C5	3.07	0.42
1:AB:86:CYS:H	1:AB:88:GLN:HE21	1.66	0.42
1:AB:202:ASN:HB3	1:AB:208:ALA:CB	2.48	0.42
3:AD:119:HIS:HD2	21:AA:438:U:H4'	1.81	0.42
4:AE:89:THR:HB	4:AE:134:ASN:ND2	2.33	0.42
6:AG:16:LYS:NZ	6:AG:17:PHE:HE1	2.17	0.42
8:AI:21:LYS:HZ2	8:AI:23:GLY:HA3	1.84	0.42
8:AI:49:GLN:O	8:AI:51:LEU:N	2.51	0.42
11:AL:2:THR:HB	11:AL:5:GLN:CG	2.49	0.42
16:AQ:16:MET:O	16:AQ:17:GLU:C	2.57	0.42

*Continued on next page...*



*Continued from previous page...*

Atom-1	Atom-2	Interatomic distance (Å)	Clash overlap (Å)
17:AR:50:TYR:O	17:AR:54:LEU:HD23	2.19	0.42
18:AS:43:MET:O	18:AS:46:LEU:HB2	2.20	0.42
19:AT:5:SER:C	19:AT:7:LYS:H	2.22	0.42
20:AU:46:ARG:HG3	20:AU:49:ALA:HB3	2.00	0.42
21:AA:153:C:O2'	21:AA:154:U:H5'	2.19	0.42
21:AA:258:G:C4	21:AA:259:G:C8	3.07	0.42
21:AA:262:A:H2'	21:AA:263:A:C8	2.54	0.42
21:AA:484:G:OP1	21:AA:484:G:H8	2.02	0.42
21:AA:568:G:C2	21:AA:883:C:C2	3.07	0.42
21:AA:582:C:C2	21:AA:583:A:C8	3.07	0.42
21:AA:771:G:C6	21:AA:809:G:C6	3.07	0.42
21:AA:790:A:C6	21:AA:791:G:C6	3.07	0.42
21:AA:955:U:H2'	21:AA:956:U:C6	2.53	0.42
21:AA:1034:G:H2'	21:AA:1035:A:H8	1.83	0.42
21:AA:1074:G:N2	21:AA:1102:A:C5	2.88	0.42
21:AA:1089:G:N1	21:AA:1090:U:C2	2.87	0.42
21:AA:1153:G:N2	21:AA:1154:G:H1'	2.35	0.42
21:AA:1167:A:C8	21:AA:1169:A:N6	2.87	0.42
21:AA:1363:A:C8	21:AA:1365:G:N7	2.87	0.42
21:AA:1401:G:N2	21:AA:1402:C:H1'	2.34	0.42
24:BA:10:A:C4	24:BA:2800:A:C5	3.07	0.42
24:BA:312:G:H2'	24:BA:313:G:H8	1.84	0.42
24:BA:464:U:N3	24:BA:465:G:C2	2.87	0.42
24:BA:860:U:N3	24:BA:2268:A:N7	2.66	0.42
24:BA:971:G:C2'	24:BA:972:A:H5'	2.49	0.42
24:BA:1059:G:C2	24:BA:1080:A:N3	2.87	0.42
24:BA:1165:A:C2	24:BA:1185:G:C2	3.07	0.42
24:BA:1165:A:N1	24:BA:1185:G:C6	2.88	0.42
24:BA:1344:U:HO2'	24:BA:1345:C:P	2.39	0.42
24:BA:1353:A:C8	24:BA:1378:A:N6	2.87	0.42
24:BA:1374:G:C4	24:BA:1375:U:C5	3.07	0.42
24:BA:1378:A:C2	24:BA:1379:U:O2	2.72	0.42
24:BA:1565:C:HO2'	24:BA:1566:A:C5'	2.32	0.42
24:BA:2180:U:H2'	24:BA:2181:U:C5	2.54	0.42
24:BA:2210:U:C2	24:BA:2212:A:C8	3.08	0.42
24:BA:2404:U:N1	24:BA:2414:G:N2	2.67	0.42
24:BA:2447:G:C8	24:BA:2501:C:C6	3.06	0.42
24:BA:2677:G:O2'	24:BA:2678:C:H5'	2.18	0.42
25:BB:62:C:O2'	25:BB:63:C:H5'	2.20	0.42
25:BB:92:C:O2	25:BB:93:C:C6	2.71	0.42
26:BC:184:GLU:O	26:BC:185:ALA:HB3	2.19	0.42

*Continued on next page...*

*Continued from previous page...*

Atom-1	Atom-2	Interatomic distance (Å)	Clash overlap (Å)
27:BD:149:ASN:OD1	27:BD:150:GLN:N	2.52	0.42
29:BF:15:LEU:O	29:BF:16:MET:C	2.57	0.42
30:BG:168:VAL:O	30:BG:168:VAL:HG23	2.19	0.42
31:BH:27:ARG:NH1	47:BX:59:ASP:O	2.51	0.42
33:BJ:40:HIS:H	33:BJ:40:HIS:HD2	1.65	0.42
37:BN:78:LYS:HG2	37:BN:83:LEU:HD22	2.01	0.42
38:BO:55:GLU:OE1	38:BO:58:ILE:HD11	2.19	0.42
40:BQ:69:ARG:HA	40:BQ:69:ARG:HD3	1.67	0.42
41:BR:43:ASN:HD22	41:BR:43:ASN:HA	1.50	0.42
44:BU:44:HIS:O	44:BU:45:GLN:C	2.57	0.42
46:BW:9:THR:HG23	46:BW:10:ARG:N	2.35	0.42
51:B1:8:ILE:CG2	51:B1:9:LYS:H	2.31	0.42
51:B1:33:LEU:C	51:B1:33:LEU:HD12	2.40	0.42
52:B2:31:LEU:O	52:B2:32:ALA:C	2.56	0.42
54:B4:1:MET:CE	54:B4:34:LYS:HG2	2.50	0.42
3:CD:107:GLY:N	3:CD:157:ALA:HB1	2.33	0.42
3:CD:141:VAL:HG13	3:CD:179:GLY:O	2.19	0.42
4:CE:149:PRO:HA	4:CE:152:VAL:CB	2.32	0.42
5:CF:32:ALA:O	5:CF:33:GLU:HB2	2.18	0.42
6:CG:63:VAL:HG11	6:CG:127:ALA:HB2	2.01	0.42
8:CI:51:LEU:HD22	8:CI:56:MET:HE3	2.00	0.42
9:CJ:40:ILE:HD11	55:CA:1124:G:H4'	1.99	0.42
10:CK:124:LYS:O	20:CU:33:ARG:NE	2.52	0.42
11:CL:42:LYS:HD2	11:CL:43:LYS:HZ2	1.84	0.42
13:CN:16:ALA:HB2	13:CN:59:GLN:NE2	2.34	0.42
13:CN:65:GLN:NE2	13:CN:78:LEU:HD21	2.35	0.42
55:CA:22:G:H1'	55:CA:914:A:N6	2.35	0.42
55:CA:257:G:H2'	55:CA:258:G:H8	1.84	0.42
55:CA:540:G:C4	55:CA:541:G:C8	3.08	0.42
55:CA:553:A:C4	55:CA:554:A:C8	3.07	0.42
55:CA:932:C:H2'	55:CA:932:C:O2	2.19	0.42
55:CA:1124:G:O2'	55:CA:1127:G:O6	2.34	0.42
55:CA:1321:U:O5'	55:CA:1321:U:H6	2.01	0.42
26:DC:49:THR:HB	24:DA:1813:G:N3	2.34	0.42
26:DC:57:HIS:HE1	24:DA:1568:G:N3	2.18	0.42
26:DC:94:LEU:CD1	26:DC:100:ARG:HD3	2.47	0.42
27:DD:9:VAL:HG22	39:DP:4:ILE:HD11	2.01	0.42
29:DF:33:ILE:HB	29:DF:90:LEU:HD23	2.02	0.42
29:DF:147:ARG:HG2	29:DF:149:ARG:NH1	2.33	0.42
29:DF:160:LYS:HD3	29:DF:161:SER:H	1.83	0.42
30:DG:157:LYS:HE2	30:DG:157:LYS:HB2	1.85	0.42

*Continued on next page...*

*Continued from previous page...*

Atom-1	Atom-2	Interatomic distance (Å)	Clash overlap (Å)
31:DH:53:GLU:C	31:DH:55:GLU:N	2.72	0.42
33:DJ:43:GLU:O	33:DJ:43:GLU:HG2	2.18	0.42
35:DL:135:ILE:HG23	35:DL:136:GLU:N	2.34	0.42
37:DN:5:LYS:CG	37:DN:6:SER:H	2.26	0.42
37:DN:73:ASN:HA	37:DN:76:VAL:CG2	2.48	0.42
41:DR:43:ASN:HD22	41:DR:44:GLY:H	1.68	0.42
24:DA:70:G:H5''	24:DA:113:U:H1'	2.01	0.42
24:DA:128:C:H6	24:DA:128:C:H5''	1.83	0.42
24:DA:152:A:C2	24:DA:175:G:N3	2.86	0.42
24:DA:426:C:O2'	24:DA:427:U:H5'	2.19	0.42
24:DA:475:C:N3	24:DA:481:G:O6	2.52	0.42
24:DA:502:A:C5'	24:DA:503:A:OP2	2.66	0.42
24:DA:657:U:C2	24:DA:658:U:C5	3.07	0.42
24:DA:753:A:O2'	24:DA:754:U:C5'	2.68	0.42
24:DA:766:U:O2'	24:DA:767:U:C5'	2.67	0.42
24:DA:783:A:H2'	24:DA:783:A:H8	1.52	0.42
24:DA:1023:U:H5'	24:DA:1023:U:C6	2.47	0.42
24:DA:1091:G:O2'	24:DA:1092:C:H5'	2.19	0.42
24:DA:1167:C:C2'	24:DA:1168:G:H5'	2.50	0.42
24:DA:1288:G:N7	24:DA:1327:A:C6	2.88	0.42
24:DA:1289:C:O2'	24:DA:1290:C:H6	2.02	0.42
24:DA:1511:G:H2'	24:DA:1512:C:H6	1.85	0.42
24:DA:1680:U:C4	24:DA:1681:G:C6	3.08	0.42
24:DA:1786:A:C2	24:DA:1938:A:C5	3.06	0.42
24:DA:1848:A:C2	24:DA:1849:G:C4	3.07	0.42
24:DA:2291:U:H2'	24:DA:2292:U:H6	1.80	0.42
24:DA:2478:A:H2'	24:DA:2479:U:H5'	2.01	0.42
24:DA:2631:G:N3	24:DA:2810:A:H2	2.17	0.42
24:DA:2723:C:C4	24:DA:2724:U:C4	3.07	0.42
56:DB:38:C:O2'	56:DB:39:A:C8	2.64	0.42
56:DB:57:A:O2'	56:DB:58:A:C5'	2.67	0.42
2:AC:166:TRP:CG	2:AC:167:TYR:N	2.87	0.42
4:AE:104:ILE:O	4:AE:104:ILE:HG12	2.20	0.42
5:AF:21:MET:O	5:AF:24:ARG:HB2	2.18	0.42
5:AF:36:ILE:HG22	5:AF:64:VAL:HG22	2.01	0.42
12:AM:21:ILE:HD12	12:AM:21:ILE:N	2.34	0.42
13:AN:41:TRP:O	13:AN:44:VAL:HG13	2.19	0.42
19:AT:72:ALA:O	19:AT:75:LYS:HG3	2.19	0.42
21:AA:9:G:C6	21:AA:26:A:N6	2.87	0.42
21:AA:53:A:N6	21:AA:359:G:O6	2.53	0.42
21:AA:880:C:O2'	21:AA:881:G:H5'	2.19	0.42

*Continued on next page...*

*Continued from previous page...*

Atom-1	Atom-2	Interatomic distance (Å)	Clash overlap (Å)
21:AA:983:A:O2'	21:AA:984:C:H5'	2.19	0.42
21:AA:1162:C:H2'	21:AA:1163:A:O4'	2.19	0.42
21:AA:1402:C:H2'	21:AA:1403:C:O4'	2.19	0.42
21:AA:1417:G:N2	21:AA:1484:C:C4	2.87	0.42
24:BA:303:G:C5	24:BA:304:U:C5	3.06	0.42
24:BA:464:U:O2	24:BA:464:U:C2'	2.66	0.42
24:BA:538:A:C2	24:BA:556:A:C4	3.07	0.42
24:BA:669:G:H2'	24:BA:669:G:N3	2.34	0.42
24:BA:863:A:H2'	24:BA:864:G:H8	1.84	0.42
24:BA:1027:A:C6	24:BA:1126:A:C4	3.07	0.42
24:BA:1095:A:H2'	24:BA:1096:A:C8	2.54	0.42
24:BA:1203:U:C4	24:BA:1204:A:C5	3.07	0.42
24:BA:1300:G:H5''	24:BA:1301:A:H5''	2.01	0.42
24:BA:1654:A:H4'	27:BD:118:PHE:CZ	2.54	0.42
24:BA:1731:G:O2'	24:BA:1732:C:C5'	2.56	0.42
24:BA:1881:C:H2'	24:BA:1882:U:O4'	2.19	0.42
24:BA:2020:A:N6	24:BA:2022:U:C2	2.87	0.42
24:BA:2474:U:H5''	24:BA:2475:C:OP2	2.19	0.42
24:BA:2635:A:O2'	27:BD:81:GLU:HG3	2.18	0.42
24:BA:2691:C:O2'	24:BA:2692:G:H5'	2.18	0.42
24:BA:2742:G:P	54:B4:24:ARG:HH12	2.42	0.42
24:BA:2836:U:C2	24:BA:2883:A:C2	3.07	0.42
24:BA:2837:A:N1	24:BA:2838:G:C5	2.87	0.42
26:BC:164:VAL:O	26:BC:165:ALA:HB2	2.19	0.42
31:BH:95:GLY:O	31:BH:97:ARG:N	2.52	0.42
34:BK:7:MET:SD	34:BK:20:MET:HB2	2.59	0.42
34:BK:49:ARG:HB3	34:BK:50:GLY:H	1.62	0.42
35:BL:21:ARG:HD3	35:BL:21:ARG:HA	1.24	0.42
35:BL:67:THR:HG22	35:BL:68:SER:N	2.34	0.42
42:BS:4:ILE:CG1	42:BS:5:ALA:N	2.80	0.42
46:BW:19:ARG:CA	46:BW:34:SER:HA	2.32	0.42
1:CB:67:LEU:HG	1:CB:157:PRO:CB	2.44	0.42
1:CB:104:LYS:H	1:CB:104:LYS:CD	2.33	0.42
1:CB:153:MET:O	1:CB:154:GLY:C	2.56	0.42
2:CC:135:ARG:O	2:CC:139:ASN:ND2	2.53	0.42
3:CD:12:ARG:NH2	3:CD:36:ALA:O	2.52	0.42
3:CD:97:LEU:O	3:CD:101:VAL:HG23	2.18	0.42
8:CI:79:ARG:NH2	8:CI:102:PHE:HA	2.34	0.42
9:CJ:57:VAL:HG22	9:CJ:58:ASN:N	2.25	0.42
11:CL:42:LYS:HD2	11:CL:43:LYS:HZ3	1.84	0.42
11:CL:86:VAL:HG11	11:CL:89:LEU:HD23	2.01	0.42

*Continued on next page...*

*Continued from previous page...*

Atom-1	Atom-2	Interatomic distance (Å)	Clash overlap (Å)
13:CN:33:VAL:HG21	55:CA:1271:A:O2'	2.19	0.42
13:CN:94:GLY:O	13:CN:95:LEU:C	2.58	0.42
14:CO:7:THR:O	14:CO:11:VAL:N	2.47	0.42
19:CT:77:ASN:OD1	19:CT:77:ASN:N	2.44	0.42
55:CA:209:U:OP2	55:CA:210:C:C5	2.72	0.42
55:CA:246:A:C4	55:CA:282:A:C6	3.08	0.42
55:CA:446:G:N2	55:CA:489:C:C2	2.88	0.42
55:CA:722:G:H2'	55:CA:722:G:N3	2.34	0.42
55:CA:761:G:C6	55:CA:762:U:C4	3.07	0.42
55:CA:970:C:C5	55:CA:1231:G:O2'	2.67	0.42
55:CA:1144:G:H21	55:CA:1146:A:N6	2.12	0.42
55:CA:1423:G:H2'	55:CA:1424:U:C6	2.54	0.42
55:CA:1526:G:C5	55:CA:1527:U:C5	3.07	0.42
27:DD:12:THR:OG1	39:DP:4:ILE:HG23	2.20	0.42
27:DD:46:ARG:HB3	27:DD:84:LEU:HD12	2.00	0.42
30:DG:87:GLN:HA	30:DG:128:THR:O	2.19	0.42
30:DG:138:GLN:HG2	30:DG:138:GLN:O	2.19	0.42
31:DH:125:THR:CG2	31:DH:146:VAL:HG11	2.49	0.42
32:DI:102:ARG:HG2	32:DI:141:ASP:O	2.19	0.42
35:DL:54:GLN:NE2	24:DA:2428:G:C2	2.87	0.42
38:DO:18:LEU:HD13	38:DO:25:ARG:HG2	2.01	0.42
38:DO:35:ILE:HD11	38:DO:102:ARG:NE	2.35	0.42
39:DP:19:PHE:CD2	39:DP:19:PHE:N	2.87	0.42
40:DQ:63:ARG:O	40:DQ:64:ILE:C	2.54	0.42
40:DQ:89:ILE:O	40:DQ:91:ARG:N	2.52	0.42
42:DS:91:GLY:HA2	24:DA:1614:A:N6	2.34	0.42
45:DV:57:TYR:CD2	45:DV:74:ALA:HB1	2.55	0.42
47:DX:26:ARG:O	47:DX:27:ARG:HB3	2.19	0.42
48:DY:50:VAL:HA	48:DY:53:VAL:HG23	2.01	0.42
53:D3:51:LYS:O	53:D3:52:GLY:C	2.57	0.42
24:DA:66:C:C5	24:DA:67:U:C4	3.07	0.42
24:DA:191:A:O2'	24:DA:192:C:H5'	2.19	0.42
24:DA:240:C:H3'	24:DA:241:A:H5''	2.01	0.42
24:DA:244:A:C2'	24:DA:245:G:O5'	2.67	0.42
24:DA:389:G:O2'	24:DA:390:U:H5'	2.19	0.42
24:DA:464:U:O2	24:DA:788:A:N6	2.52	0.42
24:DA:476:G:O2'	24:DA:477:A:H8	1.96	0.42
24:DA:953:G:N2	24:DA:954:G:C4	2.88	0.42
24:DA:1112:G:O2'	24:DA:1113:U:C5'	2.68	0.42
24:DA:1187:G:H8	24:DA:1187:G:O5'	2.02	0.42
24:DA:1331:G:O2'	24:DA:1332:G:H3'	2.19	0.42

*Continued on next page...*

*Continued from previous page...*

Atom-1	Atom-2	Interatomic distance (Å)	Clash overlap (Å)
24:DA:1668:A:H4'	24:DA:1669:A:O5'	2.19	0.42
24:DA:1685:C:H2'	24:DA:1686:C:H6	1.85	0.42
24:DA:1760:C:C2'	24:DA:1761:C:O4'	2.67	0.42
24:DA:1799:G:H22	24:DA:1818:U:HO2'	1.66	0.42
24:DA:2074:U:C2	24:DA:2075:U:C5	3.08	0.42
24:DA:2311:A:H3'	24:DA:2312:U:H6	1.84	0.42
24:DA:2523:G:H1'	24:DA:2765:A:N7	2.35	0.42
24:DA:2740:A:C8	24:DA:2764:A:N6	2.87	0.42
24:DA:2896:C:C2	24:DA:2897:U:C5	3.08	0.42
4:AE:149:PRO:HA	4:AE:152:VAL:CG1	2.50	0.42
5:AF:4:TYR:CE2	5:AF:71:ILE:HG12	2.55	0.42
6:AG:113:LYS:HE2	21:AA:1298:U:H2'	2.00	0.42
7:AH:109:VAL:HG12	7:AH:109:VAL:O	2.19	0.42
7:AH:110:MET:HE2	7:AH:114:ALA:HB1	2.01	0.42
8:AI:56:MET:O	8:AI:57:VAL:HB	2.20	0.42
11:AL:81:ILE:HG13	11:AL:95:HIS:O	2.20	0.42
12:AM:59:VAL:C	12:AM:61:LYS:H	2.23	0.42
21:AA:212:G:N2	21:AA:213:G:C5	2.88	0.42
21:AA:258:G:N2	21:AA:259:G:H1'	2.34	0.42
21:AA:367:U:OP1	21:AA:395:C:H1'	2.19	0.42
21:AA:469:C:O2'	21:AA:470:C:H5'	2.19	0.42
21:AA:594:U:H1'	21:AA:646:G:N2	2.35	0.42
21:AA:626:G:C6	21:AA:627:G:C6	3.07	0.42
21:AA:739:C:C2	21:AA:740:U:C6	3.07	0.42
21:AA:781:A:H4'	21:AA:1522:U:O2'	2.18	0.42
21:AA:1071:C:C2	21:AA:1105:A:C2	3.08	0.42
21:AA:1074:G:H21	21:AA:1101:A:H1'	1.83	0.42
21:AA:1172:C:H2'	21:AA:1173:U:C6	2.55	0.42
21:AA:1265:C:H2'	21:AA:1266:G:H8	1.84	0.42
24:BA:45:G:N2	24:BA:434:U:C2	2.87	0.42
24:BA:51:G:H4'	24:BA:52:A:H5'	2.01	0.42
24:BA:63:A:C2	24:BA:64:A:C5	3.08	0.42
24:BA:90:U:C4	24:BA:91:A:C5	3.07	0.42
24:BA:115:C:C2'	24:BA:116:C:H5'	2.49	0.42
24:BA:196:A:C2	24:BA:805:G:C6	3.07	0.42
24:BA:197:A:C6	24:BA:2430:A:C2	3.08	0.42
24:BA:374:A:O2'	24:BA:375:G:H5'	2.19	0.42
24:BA:501:A:C6	24:BA:502:A:C6	3.08	0.42
24:BA:1224:U:C4	24:BA:1225:G:C6	3.08	0.42
24:BA:1238:G:O2'	24:BA:1239:G:C5'	2.63	0.42
24:BA:1263:U:H2'	24:BA:1264:A:C8	2.55	0.42

*Continued on next page...*

*Continued from previous page...*

Atom-1	Atom-2	Interatomic distance (Å)	Clash overlap (Å)
24:BA:1630:A:H2'	24:BA:1631:G:C5'	2.48	0.42
24:BA:1707:G:H2'	24:BA:1708:C:C6	2.55	0.42
24:BA:1754:A:N1	24:BA:2716:C:O2'	2.53	0.42
24:BA:1803:A:H2	24:BA:1822:C:O2	2.03	0.42
24:BA:1936:A:C2	24:BA:1943:U:C5	3.07	0.42
24:BA:2553:G:N1	24:BA:2554:U:O2	2.51	0.42
24:BA:2641:G:H2'	24:BA:2642:G:O4'	2.19	0.42
24:BA:2839:G:C5	24:BA:2840:C:C4	3.08	0.42
25:BB:56:G:H4'	25:BB:57:A:O5'	2.19	0.42
26:BC:109:LEU:CD2	26:BC:110:LYS:N	2.78	0.42
27:BD:103:ASP:CG	27:BD:104:VAL:N	2.71	0.42
28:BE:119:ILE:HD11	28:BE:187:VAL:HG22	2.01	0.42
29:BF:31:GLU:HG2	29:BF:32:LYS:HG2	2.02	0.42
29:BF:87:LYS:HG3	29:BF:88:VAL:N	2.34	0.42
31:BH:29:PHE:O	31:BH:33:GLN:HB3	2.19	0.42
31:BH:66:ASN:C	31:BH:68:ARG:N	2.72	0.42
33:BJ:64:VAL:HG13	33:BJ:65:THR:N	2.33	0.42
35:BL:77:ILE:O	35:BL:77:ILE:HG22	2.20	0.42
35:BL:130:GLY:O	35:BL:133:ALA:HB3	2.19	0.42
36:BM:108:VAL:HA	36:BM:109:PRO:HD3	1.81	0.42
37:BN:14:SER:O	37:BN:15:SER:O	2.37	0.42
38:BO:3:LYS:CG	38:BO:4:LYS:N	2.81	0.42
39:BP:33:GLU:OE1	39:BP:33:GLU:C	2.58	0.42
41:BR:48:LYS:CD	41:BR:48:LYS:H	2.31	0.42
42:BS:59:GLU:HA	42:BS:64:ALA:HA	2.01	0.42
1:CB:27:LYS:N	1:CB:28:PRO:HD2	2.34	0.42
2:CC:119:ILE:O	2:CC:121:SER:N	2.52	0.42
3:CD:2:ARG:HE	3:CD:114:ARG:CD	2.32	0.42
3:CD:57:LYS:CB	3:CD:199:ILE:HB	2.49	0.42
3:CD:163:GLN:HE21	3:CD:163:GLN:HB2	1.59	0.42
4:CE:63:MET:HA	4:CE:66:ALA:HB3	2.01	0.42
5:CF:30:THR:C	5:CF:32:ALA:H	2.22	0.42
6:CG:13:PRO:HA	6:CG:23:ALA:HB2	2.00	0.42
6:CG:59:GLU:O	6:CG:60:ALA:HB3	2.20	0.42
6:CG:101:ARG:C	6:CG:102:TRP:HD1	2.23	0.42
6:CG:108:ARG:NH2	55:CA:1240:U:C3'	2.82	0.42
10:CK:47:GLY:HA3	10:CK:56:LYS:HE3	2.02	0.42
10:CK:124:LYS:HA	20:CU:34:ARG:CG	2.48	0.42
11:CL:119:LYS:HE3	55:CA:36:C:OP1	2.19	0.42
13:CN:26:LEU:O	13:CN:30:ILE:HG12	2.19	0.42
15:CP:20:VAL:HG23	15:CP:34:GLU:C	2.39	0.42

*Continued on next page...*



*Continued from previous page...*

Atom-1	Atom-2	Interatomic distance (Å)	Clash overlap (Å)
18:CS:36:ARG:HE	55:CA:1320:C:H41	1.67	0.42
20:CU:32:ARG:HD3	20:CU:33:ARG:HB2	2.01	0.42
55:CA:87:C:O2'	55:CA:88:U:P	2.78	0.42
55:CA:198:G:C6	55:CA:220:G:C4	3.07	0.42
55:CA:207:C:C4	55:CA:208:U:O4	2.72	0.42
55:CA:249:U:O2	55:CA:276:G:C2	2.73	0.42
55:CA:367:U:H6	55:CA:367:U:H2'	1.50	0.42
55:CA:452:A:HO2'	55:CA:453:G:C4'	2.32	0.42
55:CA:642:A:O2'	55:CA:643:C:O5'	2.37	0.42
55:CA:688:G:C6	55:CA:700:G:C6	3.07	0.42
55:CA:754:C:O2'	55:CA:755:G:OP1	2.38	0.42
55:CA:1117:A:C2	55:CA:1184:G:C5	3.07	0.42
55:CA:1173:U:C2	55:CA:1174:G:C8	3.08	0.42
26:DC:92:LEU:HD12	26:DC:92:LEU:HA	1.81	0.42
27:DD:36:GLN:OE1	27:DD:67:HIS:HE1	2.01	0.42
28:DE:134:LEU:O	28:DE:138:LEU:HG	2.20	0.42
29:DF:28:PRO:HA	29:DF:158:THR:OG1	2.19	0.42
29:DF:65:LEU:HD11	29:DF:87:LYS:NZ	2.34	0.42
30:DG:112:VAL:HG12	30:DG:114:HIS:HB3	2.01	0.42
30:DG:154:GLU:HA	30:DG:155:PRO:HD2	1.86	0.42
33:DJ:18:VAL:CG1	33:DJ:54:ILE:HD11	2.49	0.42
35:DL:3:LEU:HD12	35:DL:4:ASN:N	2.34	0.42
36:DM:96:ILE:CD1	36:DM:102:LEU:HD11	2.49	0.42
39:DP:62:LYS:O	39:DP:63:ILE:HB	2.19	0.42
40:DQ:71:ASN:ND2	40:DQ:106:THR:HA	2.35	0.42
40:DQ:79:ILE:HA	40:DQ:82:LEU:HD12	2.02	0.42
40:DQ:90:ASP:O	40:DQ:91:ARG:O	2.36	0.42
41:DR:81:LYS:HG2	24:DA:973:A:H5'	2.02	0.42
42:DS:39:THR:O	42:DS:40:ASN:HB3	2.20	0.42
45:DV:63:ILE:HD12	45:DV:63:ILE:N	2.34	0.42
50:D0:21:LEU:HB3	50:D0:22:THR:H	1.55	0.42
24:DA:65:U:N3	24:DA:66:C:C5	2.87	0.42
24:DA:135:U:H2'	24:DA:136:G:C8	2.55	0.42
24:DA:165:A:C5	24:DA:166:U:C5	3.07	0.42
24:DA:205:G:O2'	24:DA:206:U:P	2.78	0.42
24:DA:570:G:C2'	24:DA:571:U:H5'	2.48	0.42
24:DA:959:A:C6	24:DA:960:A:C6	3.07	0.42
24:DA:1008:A:OP1	24:DA:1008:A:H8	2.03	0.42
24:DA:1207:C:H2'	24:DA:1208:C:C5	2.54	0.42
24:DA:1213:A:H2'	24:DA:1214:A:C8	2.54	0.42
24:DA:1230:A:C6	24:DA:1231:U:C4	3.07	0.42

*Continued on next page...*

*Continued from previous page...*

Atom-1	Atom-2	Interatomic distance (Å)	Clash overlap (Å)
24:DA:1287:A:O2'	24:DA:1288:G:H5'	2.20	0.42
24:DA:1522:A:H1'	24:DA:1524:G:C5	2.55	0.42
24:DA:1735:A:H2'	24:DA:1736:U:C6	2.54	0.42
24:DA:1894:C:O2'	24:DA:1895:C:H5'	2.19	0.42
24:DA:1910:G:N2	24:DA:1921:G:C4	2.87	0.42
24:DA:2014:A:C2	24:DA:2015:A:N1	2.87	0.42
24:DA:2077:A:C8	24:DA:2435:A:C4	3.07	0.42
24:DA:2230:G:C5	24:DA:2231:U:C4	3.07	0.42
24:DA:2230:G:C6	24:DA:2231:U:C4	3.07	0.42
24:DA:2260:C:O2'	24:DA:2261:C:H5'	2.19	0.42
24:DA:2311:A:C3'	24:DA:2312:U:C6	3.03	0.42
24:DA:2733:A:H3'	24:DA:2733:A:C8	2.55	0.42
24:DA:2843:G:C6	24:DA:2844:G:C5	3.07	0.42
24:DA:2896:C:O2'	24:DA:2897:U:C5'	2.68	0.42
1:AB:163:ILE:CG2	1:AB:164:ASP:H	2.23	0.42
5:AF:97:THR:O	5:AF:98:GLU:CG	2.64	0.42
6:AG:64:ALA:HB1	6:AG:126:ALA:HB3	2.00	0.42
6:AG:91:ARG:HA	6:AG:92:PRO:HD3	1.91	0.42
11:AL:49:ARG:HG3	11:AL:65:TYR:OH	2.18	0.42
12:AM:44:ILE:N	12:AM:44:ILE:CD1	2.83	0.42
15:AP:42:ILE:HB	15:AP:43:ALA:H	1.58	0.42
21:AA:109:A:N1	21:AA:326:G:O6	2.53	0.42
21:AA:184:G:H2'	21:AA:185:U:C6	2.54	0.42
21:AA:235:C:H2'	21:AA:236:A:H8	1.83	0.42
21:AA:451:A:C6	21:AA:480:U:H2'	2.55	0.42
21:AA:520:A:H2'	21:AA:521:G:O4'	2.20	0.42
21:AA:540:G:C6	21:AA:541:G:C5	3.07	0.42
21:AA:994:A:H2'	21:AA:995:C:H6	1.84	0.42
24:BA:9:G:C6	24:BA:2629:U:C5	3.08	0.42
24:BA:163:C:O2'	24:BA:164:C:P	2.78	0.42
24:BA:225:C:C2	24:BA:231:A:C2	3.08	0.42
24:BA:503:A:N3	24:BA:505:A:H2'	2.34	0.42
24:BA:768:G:H2'	24:BA:769:U:C6	2.54	0.42
24:BA:993:G:OP1	40:BQ:50:ARG:NH2	2.53	0.42
24:BA:1140:C:OP1	33:BJ:25:LEU:O	2.38	0.42
24:BA:1222:U:O2'	24:BA:1223:G:H5'	2.18	0.42
24:BA:1648:U:H6	24:BA:1648:U:H5''	1.84	0.42
24:BA:1709:U:H2'	24:BA:1710:G:H8	1.85	0.42
24:BA:1714:U:C5'	24:BA:1714:U:H6	2.32	0.42
24:BA:1754:A:N6	24:BA:1755:A:C6	2.87	0.42
24:BA:2082:A:H8	24:BA:2082:A:O5'	2.02	0.42

*Continued on next page...*

*Continued from previous page...*

Atom-1	Atom-2	Interatomic distance (Å)	Clash overlap (Å)
24:BA:2196:C:O3'	3:CD:150:LYS:HG3	2.19	0.42
24:BA:2305:U:H2'	24:BA:2306:C:C6	2.54	0.42
24:BA:2543:G:C6	24:BA:2765:A:C5	3.08	0.42
24:BA:2849:U:O4	39:BP:20:ARG:NH1	2.52	0.42
24:BA:2868:A:H2'	24:BA:2869:G:H8	1.76	0.42
25:BB:66:A:H61	25:BB:107:G:C3'	2.31	0.42
25:BB:90:C:H5'	36:BM:18:ARG:HG2	2.00	0.42
26:BC:108:GLY:C	26:BC:109:LEU:HD22	2.40	0.42
26:BC:194:VAL:HG22	26:BC:195:GLY:N	2.33	0.42
27:BD:106:LYS:HB3	27:BD:206:ALA:CB	2.31	0.42
28:BE:1:MET:HG3	28:BE:14:VAL:HG23	2.01	0.42
29:BF:135:ILE:C	29:BF:137:PHE:N	2.73	0.42
30:BG:23:ILE:H	30:BG:23:ILE:CD1	2.26	0.42
31:BH:75:LEU:HD22	31:BH:143:ILE:CG1	2.50	0.42
33:BJ:39:LYS:HA	33:BJ:43:GLU:HB2	2.02	0.42
34:BK:63:VAL:HG22	34:BK:107:LEU:CD2	2.33	0.42
41:BR:64:VAL:O	41:BR:64:VAL:HG12	2.19	0.42
42:BS:18:ARG:HG2	42:BS:76:VAL:HG13	2.00	0.42
46:BW:28:GLU:O	46:BW:30:VAL:N	2.53	0.42
52:B2:6:GLN:HA	52:B2:7:PRO:HD2	1.92	0.42
1:CB:26:MET:C	1:CB:28:PRO:HD2	2.40	0.42
3:CD:161:ALA:C	3:CD:163:GLN:N	2.73	0.42
5:CF:45:ARG:HG2	5:CF:46:GLN:N	2.35	0.42
6:CG:4:ARG:HG3	6:CG:6:ILE:HG22	2.01	0.42
8:CI:47:VAL:O	8:CI:50:PRO:HD2	2.20	0.42
11:CL:18:SER:O	11:CL:21:PRO:HD3	2.19	0.42
16:CQ:59:GLU:C	16:CQ:75:VAL:HG22	2.40	0.42
18:CS:35:ARG:HA	18:CS:70:LEU:CB	2.39	0.42
19:CT:42:ASP:O	19:CT:44:ALA:N	2.52	0.42
20:CU:19:LYS:HD3	20:CU:19:LYS:HA	1.85	0.42
55:CA:32:A:C2	55:CA:33:A:C5	3.08	0.42
55:CA:37:U:C2	55:CA:548:G:N1	2.88	0.42
55:CA:79:G:C2	55:CA:80:A:N7	2.87	0.42
55:CA:106:C:C2'	55:CA:107:G:H5'	2.50	0.42
55:CA:203:G:N2	55:CA:215:C:C2	2.87	0.42
55:CA:288:A:H2'	55:CA:289:G:H4'	2.01	0.42
55:CA:353:A:O2'	55:CA:354:G:OP2	2.35	0.42
55:CA:374:A:OP1	55:CA:452:A:N6	2.52	0.42
55:CA:689:C:O5'	55:CA:689:C:H6	2.03	0.42
55:CA:796:C:O5'	55:CA:796:C:H6	2.03	0.42
55:CA:835:U:C2	55:CA:852:G:N1	2.87	0.42

*Continued on next page...*

*Continued from previous page...*

Atom-1	Atom-2	Interatomic distance (Å)	Clash overlap (Å)
55:CA:944:G:C2	55:CA:1340:A:C6	3.08	0.42
55:CA:1119:C:O2'	55:CA:1120:C:H5'	2.20	0.42
55:CA:1223:C:H3'	55:CA:1224:U:C5'	2.50	0.42
55:CA:1328:C:H2'	55:CA:1329:A:C8	2.54	0.42
55:CA:1448:C:O2'	55:CA:1449:C:C5'	2.67	0.42
55:CA:1495:U:O2'	55:CA:1496:C:H5'	2.19	0.42
26:DC:76:VAL:O	26:DC:76:VAL:HG23	2.19	0.42
26:DC:236:GLY:O	26:DC:238:ASN:N	2.53	0.42
27:DD:118:PHE:CE1	24:DA:1655:A:C5'	3.03	0.42
28:DE:111:GLU:HB2	28:DE:114:ARG:HH21	1.85	0.42
28:DE:130:LYS:O	28:DE:134:LEU:HB3	2.19	0.42
29:DF:27:VAL:O	29:DF:27:VAL:HG23	2.19	0.42
33:DJ:36:LEU:HD13	33:DJ:36:LEU:HA	1.74	0.42
33:DJ:64:VAL:HG13	33:DJ:65:THR:N	2.34	0.42
38:DO:74:VAL:O	38:DO:78:VAL:HG23	2.19	0.42
38:DO:82:ALA:HB3	38:DO:115:LEU:HD11	2.00	0.42
39:DP:20:ARG:HG2	39:DP:112:ARG:NH1	2.11	0.42
40:DQ:29:ARG:HD2	50:D0:9:ARG:NH1	2.35	0.42
41:DR:49:ILE:HG22	41:DR:54:VAL:HB	2.02	0.42
42:DS:77:ASP:HB3	24:DA:24:G:O2'	2.20	0.42
48:DY:27:ASN:O	48:DY:31:GLN:HG3	2.19	0.42
48:DY:28:LEU:HD23	48:DY:42:LEU:HD13	2.01	0.42
24:DA:161:A:O2'	24:DA:2207:C:O2	2.34	0.42
24:DA:309:A:C2	24:DA:329:G:O2'	2.73	0.42
24:DA:324:A:C2	24:DA:325:G:H1'	2.55	0.42
24:DA:528:A:C2	24:DA:2042:A:H2'	2.54	0.42
24:DA:574:A:H4'	24:DA:575:A:C5'	2.49	0.42
24:DA:775:G:O6	24:DA:787:C:C2	2.72	0.42
24:DA:1009:A:H3'	59:DA:3764:HOH:O	2.19	0.42
24:DA:1057:A:C4	24:DA:1082:U:N3	2.88	0.42
24:DA:1268:A:H1'	24:DA:2613:U:O2	2.19	0.42
24:DA:1341:G:N2	24:DA:1398:C:C4'	2.82	0.42
24:DA:2098:U:C4	24:DA:2099:U:O4	2.72	0.42
24:DA:2379:G:H2'	24:DA:2380:C:C6	2.54	0.42
24:DA:2464:G:C2	24:DA:2487:G:C2	3.08	0.42
24:DA:2589:A:N1	24:DA:2606:C:N4	2.67	0.42
24:DA:2696:U:H2'	24:DA:2697:G:H8	1.85	0.42
24:DA:2760:C:C2'	24:DA:2761:A:H5'	2.49	0.42
56:DB:45:A:O2'	56:DB:46:A:C5'	2.68	0.42
1:AB:25:LYS:NZ	1:AB:25:LYS:HB3	2.34	0.42
2:AC:191:THR:HG21	21:AA:421:U:O2	2.19	0.42

*Continued on next page...*

*Continued from previous page...*

Atom-1	Atom-2	Interatomic distance (Å)	Clash overlap (Å)
3:AD:52:VAL:CG2	3:AD:53:GLN:N	2.83	0.42
3:AD:89:LEU:O	3:AD:93:LEU:HG	2.19	0.42
3:AD:168:THR:HG22	3:AD:183:ARG:HH21	1.84	0.42
4:AE:19:ARG:CB	4:AE:31:SER:O	2.67	0.42
5:AF:71:ILE:O	5:AF:75:GLU:HG3	2.20	0.42
10:AK:28:ASN:HD21	10:AK:47:GLY:N	2.17	0.42
13:AN:13:VAL:HG12	13:AN:14:ALA:N	2.35	0.42
14:AO:61:GLN:O	14:AO:65:LEU:HD23	2.19	0.42
16:AQ:74:LEU:HD22	16:AQ:74:LEU:C	2.40	0.42
18:AS:68:HIS:HD2	18:AS:72:GLU:CD	2.23	0.42
19:AT:15:LYS:HD3	19:AT:15:LYS:C	2.40	0.42
19:AT:24:ARG:O	19:AT:27:MET:HB3	2.19	0.42
19:AT:43:LYS:HB3	19:AT:43:LYS:HE2	1.89	0.42
20:AU:9:GLU:H	20:AU:9:GLU:HG2	1.68	0.42
21:AA:117:G:H5''	21:AA:118:U:OP2	2.19	0.42
21:AA:241:G:N1	21:AA:242:G:C5	2.88	0.42
21:AA:581:G:C6	21:AA:758:C:C5	3.08	0.42
21:AA:623:C:H2'	21:AA:624:C:H6	1.84	0.42
21:AA:838:G:H2'	21:AA:839:C:C6	2.54	0.42
21:AA:969:A:H2'	21:AA:970:C:C6	2.54	0.42
21:AA:1049:U:O2'	21:AA:1050:G:P	2.78	0.42
24:BA:36:G:N3	24:BA:37:C:C6	2.87	0.42
24:BA:263:G:C2'	24:BA:264:C:O5'	2.67	0.42
24:BA:295:G:C2	24:BA:296:U:C6	3.08	0.42
24:BA:324:A:C2	24:BA:325:G:H1'	2.55	0.42
24:BA:326:G:C2	24:BA:327:G:C8	3.07	0.42
24:BA:372:G:P	47:BX:61:LYS:NZ	2.93	0.42
24:BA:744:U:H2'	24:BA:745:G:O4'	2.19	0.42
24:BA:807:U:H2'	24:BA:808:G:H8	1.84	0.42
24:BA:874:G:C6	24:BA:904:G:C6	3.08	0.42
24:BA:951:C:H2'	24:BA:952:G:H5'	2.01	0.42
24:BA:1007:C:H5''	33:BJ:37:ARG:NH2	2.34	0.42
24:BA:1151:A:C2	24:BA:1152:C:C2	3.08	0.42
24:BA:1171:G:C6	24:BA:1172:C:N4	2.88	0.42
24:BA:1681:G:O2'	24:BA:1762:A:H2'	2.17	0.42
24:BA:1750:G:O2'	24:BA:1751:U:H5'	2.19	0.42
24:BA:1782:U:C5	24:BA:2587:A:C2	3.07	0.42
24:BA:1815:A:OP1	24:BA:1822:C:H4'	2.20	0.42
24:BA:1862:G:N2	24:BA:1881:C:H1'	2.35	0.42
24:BA:2318:G:H2'	24:BA:2319:G:O4'	2.20	0.42
24:BA:2631:G:H2'	24:BA:2632:A:O4'	2.19	0.42

*Continued on next page...*

*Continued from previous page...*

Atom-1	Atom-2	Interatomic distance (Å)	Clash overlap (Å)
24:BA:2641:G:C2	24:BA:2642:G:C4	3.07	0.42
25:BB:38:C:H2'	25:BB:39:A:H8	1.85	0.42
25:BB:73:A:C5	25:BB:74:U:C6	3.07	0.42
26:BC:236:GLY:O	26:BC:237:ARG:HB2	2.19	0.42
27:BD:170:VAL:O	27:BD:170:VAL:CG2	2.66	0.42
28:BE:25:GLU:O	28:BE:28:VAL:CG1	2.67	0.42
29:BF:40:GLY:HA2	29:BF:84:ILE:HD11	2.02	0.42
30:BG:71:LEU:N	30:BG:71:LEU:HD22	2.35	0.42
33:BJ:28:LEU:O	33:BJ:29:ALA:C	2.57	0.42
35:BL:28:GLY:C	35:BL:29:LYS:O	2.55	0.42
42:BS:25:ARG:HE	42:BS:73:LYS:HZ1	1.67	0.42
43:BT:28:ASN:CA	43:BT:91:GLN:HE22	2.33	0.42
44:BU:73:ASN:O	44:BU:75:ALA:N	2.53	0.42
46:BW:30:VAL:HA	46:BW:60:ALA:CB	2.40	0.42
52:B2:24:THR:O	52:B2:25:LYS:C	2.58	0.42
2:CC:2:GLN:HB3	2:CC:2:GLN:HE21	1.52	0.42
2:CC:15:LYS:HA	2:CC:16:PRO:HD3	1.70	0.42
3:CD:87:GLU:OE2	3:CD:187:ARG:HB2	2.19	0.42
7:CH:30:LYS:HE3	55:CA:591:U:OP1	2.20	0.42
11:CL:120:ARG:HG2	11:CL:121:PRO:O	2.19	0.42
12:CM:19:THR:HA	12:CM:25:GLY:O	2.20	0.42
13:CN:74:ARG:O	13:CN:76:PHE:N	2.52	0.42
14:CO:83:ARG:HG2	14:CO:83:ARG:O	2.20	0.42
16:CQ:44:HIS:CB	16:CQ:69:THR:O	2.61	0.42
55:CA:174:A:C2	55:CA:175:C:C6	3.08	0.42
55:CA:327:A:O3'	55:CA:328:C:C4'	2.67	0.42
55:CA:385:C:C4	55:CA:386:C:C5	3.08	0.42
55:CA:725:G:C2	55:CA:726:C:C5	3.07	0.42
55:CA:765:G:C5	55:CA:812:G:C6	3.08	0.42
55:CA:915:A:C2	55:CA:916:U:H1'	2.54	0.42
55:CA:927:G:H2'	55:CA:928:G:C8	2.54	0.42
55:CA:1097:C:O2'	55:CA:1098:C:C5'	2.68	0.42
55:CA:1219:A:N6	55:CA:1220:G:O6	2.52	0.42
55:CA:1361:G:H2'	55:CA:1362:A:C5'	2.37	0.42
55:CA:1429:A:C4	55:CA:1430:A:C8	3.07	0.42
29:DF:12:VAL:CG1	29:DF:16:MET:HG3	2.49	0.42
29:DF:122:ASP:HB3	29:DF:123:GLY:H	1.35	0.42
29:DF:137:PHE:CB	29:DF:138:PRO:HD2	2.27	0.42
30:DG:37:ASN:HD22	30:DG:40:VAL:CG2	2.33	0.42
31:DH:53:GLU:HB3	31:DH:54:LEU:H	1.64	0.42
31:DH:132:PHE:HB3	31:DH:140:ALA:CB	2.50	0.42

*Continued on next page...*

*Continued from previous page...*

Atom-1	Atom-2	Interatomic distance (Å)	Clash overlap (Å)
33:DJ:36:LEU:HD21	33:DJ:122:LEU:HD13	2.01	0.42
34:DK:20:MET:O	34:DK:41:ILE:HG13	2.19	0.42
37:DN:3:HIS:HD2	24:DA:2820:A:O2'	2.03	0.42
37:DN:24:MET:HG2	37:DN:44:LEU:CD2	2.47	0.42
39:DP:48:ALA:HB3	39:DP:59:THR:HB	2.01	0.42
39:DP:94:ALA:HB2	24:DA:2847:U:H3'	2.02	0.42
42:DS:95:ARG:CG	42:DS:97:LEU:HD22	2.49	0.42
45:DV:20:LEU:HD12	45:DV:27:PRO:HD3	2.02	0.42
45:DV:44:HIS:CE1	45:DV:85:LYS:HD3	2.55	0.42
47:DX:19:HIS:C	47:DX:21:LEU:N	2.71	0.42
48:DY:57:LEU:O	48:DY:60:LYS:HE3	2.20	0.42
53:D3:15:LYS:HZ1	53:D3:19:GLY:HA2	1.84	0.42
24:DA:207:A:H2'	24:DA:208:C:H6	1.84	0.42
24:DA:434:U:HO2'	24:DA:435:C:P	2.41	0.42
24:DA:491:G:H2'	24:DA:492:A:H8	1.72	0.42
24:DA:804:A:C2'	24:DA:806:C:C4	3.03	0.42
24:DA:1006:C:O2	24:DA:1006:C:H2'	2.20	0.42
24:DA:1495:A:N1	24:DA:1496:A:C2	2.88	0.42
24:DA:1576:U:C2	24:DA:1577:C:C5	3.08	0.42
24:DA:1667:G:OP2	24:DA:1667:G:C8	2.72	0.42
24:DA:1680:U:O4	24:DA:1681:G:N1	2.52	0.42
24:DA:1693:U:OP2	24:DA:1694:C:N4	2.52	0.42
24:DA:1857:G:O2'	24:DA:1884:G:N2	2.50	0.42
24:DA:1915:U:H2'	24:DA:1916:A:O4'	2.20	0.42
24:DA:2004:G:C2	24:DA:2005:A:H1'	2.55	0.42
24:DA:2100:G:C2	24:DA:2101:A:C5	3.08	0.42
24:DA:2315:G:C4	24:DA:2316:G:C8	3.07	0.42
24:DA:2345:G:C5	24:DA:2381:A:C2	3.08	0.42
24:DA:2407:A:C2	24:DA:2408:U:C4	3.07	0.42
24:DA:2435:A:C6	24:DA:2436:G:C5	3.08	0.42
24:DA:2459:A:H2'	24:DA:2459:A:N3	2.34	0.42
24:DA:2679:A:N3	24:DA:2729:G:C2	2.88	0.42
1:AB:106:VAL:O	1:AB:109:SER:HB2	2.19	0.42
2:AC:85:LYS:O	2:AC:89:VAL:HG22	2.19	0.42
4:AE:111:ARG:O	4:AE:111:ARG:CG	2.63	0.42
6:AG:29:LEU:HD11	6:AG:119:LEU:HD12	2.02	0.42
11:AL:50:LYS:HB3	11:AL:66:ILE:HD12	2.02	0.42
11:AL:57:THR:HG21	21:AA:363:A:OP1	2.19	0.42
11:AL:81:ILE:HD11	11:AL:94:TYR:CG	2.55	0.42
13:AN:100:TRP:C	21:AA:1186:G:H21	2.23	0.42
17:AR:67:LEU:HA	17:AR:68:PRO:HD3	1.86	0.42

*Continued on next page...*



*Continued from previous page...*

Atom-1	Atom-2	Interatomic distance (Å)	Clash overlap (Å)
21:AA:99:C:H2'	21:AA:100:G:OP2	2.19	0.42
21:AA:393:A:C6	21:AA:394:G:N7	2.87	0.42
21:AA:872:A:N7	21:AA:874:G:C8	2.88	0.42
21:AA:938:A:H2'	21:AA:939:G:O4'	2.20	0.42
21:AA:959:A:O3'	21:AA:960:U:H4'	2.20	0.42
21:AA:1003:G:N2	21:AA:1005:A:H5'	2.35	0.42
21:AA:1200:C:O2'	21:AA:1201:A:OP2	2.38	0.42
24:BA:10:A:C4	24:BA:2800:A:N6	2.88	0.42
24:BA:108:G:C5	24:BA:109:C:C5	3.07	0.42
24:BA:268:C:O2	24:BA:268:C:H2'	2.20	0.42
24:BA:373:U:C2'	24:BA:374:A:H8	2.32	0.42
24:BA:417:C:H2'	24:BA:418:C:H6	1.84	0.42
24:BA:608:A:C4	24:BA:621:A:C6	3.07	0.42
24:BA:687:C:C4	24:BA:688:U:C4	3.08	0.42
24:BA:734:A:C4	24:BA:735:A:C8	3.08	0.42
24:BA:993:G:C6	24:BA:1162:G:C6	3.07	0.42
24:BA:1003:G:C2'	24:BA:1004:U:H5'	2.50	0.42
24:BA:1016:G:C6	24:BA:1017:G:C5	3.07	0.42
24:BA:1507:C:H5'	24:BA:1508:A:OP2	2.19	0.42
24:BA:1568:G:H4'	26:BC:58:LYS:HB3	2.02	0.42
24:BA:1652:A:N6	37:BN:11:ASN:HD21	2.10	0.42
24:BA:1740:G:H2'	24:BA:1741:C:C6	2.54	0.42
24:BA:1870:C:H5''	24:BA:1871:A:C6	2.55	0.42
24:BA:2027:G:N3	24:BA:2028:U:C6	2.87	0.42
24:BA:2070:A:H2'	24:BA:2071:A:O4'	2.20	0.42
24:BA:2210:U:C4'	24:BA:2211:A:H5'	2.41	0.42
24:BA:2303:G:O4'	29:BF:122:ASP:HA	2.20	0.42
24:BA:2379:G:C6	24:BA:2380:C:C4	3.08	0.42
24:BA:2392:A:C2	24:BA:2393:U:N1	2.88	0.42
24:BA:2403:C:C2	24:BA:2404:U:C6	3.08	0.42
24:BA:2404:U:H1'	24:BA:2414:G:H21	1.83	0.42
24:BA:2488:G:O2'	24:BA:2489:U:H5'	2.19	0.42
24:BA:2617:U:C4	24:BA:2618:G:N7	2.88	0.42
24:BA:2641:G:H21	24:BA:2642:G:H1'	1.85	0.42
24:BA:2684:U:C4	24:BA:2685:G:N7	2.88	0.42
24:BA:2858:C:C5	24:BA:2859:G:C5	3.08	0.42
25:BB:97:C:H2'	25:BB:98:G:O5'	2.19	0.42
27:BD:47:ALA:HA	27:BD:84:LEU:HG	2.01	0.42
29:BF:37:MET:HG3	29:BF:56:LEU:CD1	2.50	0.42
30:BG:25:ILE:HD13	30:BG:75:VAL:HG23	2.02	0.42
30:BG:115:GLN:N	30:BG:115:GLN:OE1	2.53	0.42

*Continued on next page...*

*Continued from previous page...*

Atom-1	Atom-2	Interatomic distance (Å)	Clash overlap (Å)
31:BH:9:VAL:O	31:BH:13:GLY:N	2.50	0.42
34:BK:61:VAL:CG2	34:BK:87:LEU:HD11	2.46	0.42
37:BN:24:MET:HE3	37:BN:44:LEU:HB2	2.02	0.42
38:BO:57:ALA:C	38:BO:59:ALA:H	2.22	0.42
39:BP:21:PRO:HD3	39:BP:49:ILE:HD12	2.01	0.42
39:BP:50:ARG:CD	39:BP:51:ASN:N	2.71	0.42
41:BR:49:ILE:O	41:BR:49:ILE:HG13	2.20	0.42
42:BS:28:LYS:HB3	42:BS:28:LYS:HE3	1.88	0.42
43:BT:88:LYS:HD3	43:BT:88:LYS:HA	1.82	0.42
44:BU:5:ARG:O	44:BU:6:ARG:C	2.58	0.42
51:B1:42:VAL:O	51:B1:43:ARG:C	2.58	0.42
53:B3:61:LEU:HB3	53:B3:64:ALA:HB2	2.00	0.42
1:CB:23:ASN:HA	1:CB:24:PRO:HD3	1.80	0.42
1:CB:51:GLU:HG2	1:CB:51:GLU:O	2.20	0.42
2:CC:80:GLY:O	2:CC:83:VAL:HG22	2.20	0.42
2:CC:150:VAL:HG12	2:CC:199:VAL:CG1	2.46	0.42
2:CC:181:ILE:HA	2:CC:201:ILE:O	2.20	0.42
3:CD:25:ARG:NE	55:CA:410:G:OP1	2.45	0.42
3:CD:73:ASN:O	3:CD:76:LYS:HB3	2.20	0.42
5:CF:11:HIS:O	5:CF:13:ASP:N	2.53	0.42
10:CK:70:ALA:C	10:CK:72:ALA:N	2.73	0.42
12:CM:14:ALA:HB1	12:CM:33:LEU:HD13	2.01	0.42
12:CM:18:LEU:O	12:CM:21:ILE:HB	2.20	0.42
15:CP:54:LEU:O	15:CP:57:ILE:N	2.47	0.42
18:CS:18:VAL:C	18:CS:20:LYS:H	2.23	0.42
55:CA:223:A:C6	55:CA:224:U:C4	3.07	0.42
55:CA:279:A:C5'	55:CA:280:C:H3'	2.46	0.42
55:CA:373:A:C5	55:CA:482:A:C5	3.08	0.42
55:CA:775:G:C2'	55:CA:776:G:H5'	2.50	0.42
55:CA:938:A:N6	55:CA:939:G:C6	2.88	0.42
55:CA:953:G:N1	55:CA:1229:A:C6	2.88	0.42
55:CA:958:A:C2	55:CA:959:A:C2	3.08	0.42
55:CA:1084:G:OP1	55:CA:1086:U:C5	2.72	0.42
55:CA:1164:G:C6	55:CA:1165:U:C4	3.07	0.42
55:CA:1183:U:H6	55:CA:1183:U:H2'	1.34	0.42
55:CA:1183:U:H3'	55:CA:1184:G:H5''	2.01	0.42
55:CA:1306:A:C6	55:CA:1307:U:N3	2.88	0.42
22:CV:37:A:C6	23:CW:1:A:N6	2.88	0.42
26:DC:252:LYS:NZ	24:DA:1795:C:H1'	2.35	0.42
27:DD:119:ALA:HB2	27:DD:163:GLY:C	2.40	0.42
29:DF:139:GLU:CB	29:DF:142:TYR:HB3	2.49	0.42

*Continued on next page...*

*Continued from previous page...*

Atom-1	Atom-2	Interatomic distance (Å)	Clash overlap (Å)
30:DG:22:VAL:HG12	30:DG:23:ILE:N	2.34	0.42
32:DI:44:LYS:O	32:DI:48:ILE:HG12	2.19	0.42
32:DI:102:ARG:CZ	32:DI:105:LEU:HD22	2.50	0.42
33:DJ:30:THR:CG2	33:DJ:31:GLU:N	2.83	0.42
33:DJ:140:LEU:HD22	33:DJ:141:ASP:N	2.35	0.42
36:DM:45:GLN:OE1	36:DM:125:PRO:HG3	2.19	0.42
36:DM:126:ILE:O	36:DM:127:LYS:C	2.58	0.42
38:DO:10:ARG:HD3	24:DA:2294:G:H5''	2.01	0.42
38:DO:98:GLN:HB2	56:DB:47:C:O3'	2.20	0.42
39:DP:45:VAL:N	39:DP:61:ARG:O	2.53	0.42
39:DP:65:ASN:N	39:DP:65:ASN:HD22	2.18	0.42
40:DQ:6:GLY:C	40:DQ:8:ILE:H	2.22	0.42
41:DR:2:TYR:CD2	41:DR:42:ALA:HB2	2.54	0.42
44:DU:7:ASP:O	44:DU:8:ASP:HB2	2.19	0.42
45:DV:19:ARG:O	45:DV:23:ALA:HB3	2.20	0.42
46:DW:25:PHE:CE1	46:DW:27:GLY:HA2	2.55	0.42
47:DX:16:ASN:O	47:DX:17:ARG:HB2	2.20	0.42
24:DA:17:G:C6	24:DA:524:G:C6	3.08	0.42
24:DA:91:A:N3	24:DA:91:A:O4'	2.53	0.42
24:DA:251:A:H2'	24:DA:252:G:O4'	2.20	0.42
24:DA:449:A:C2'	24:DA:450:G:H8	2.19	0.42
24:DA:579:G:C5	24:DA:1262:A:C6	3.08	0.42
24:DA:657:U:H2'	24:DA:658:U:C5	2.51	0.42
24:DA:783:A:O2'	24:DA:784:G:O5'	2.38	0.42
24:DA:919:U:H2'	24:DA:920:A:H8	1.77	0.42
24:DA:946:C:H2'	24:DA:947:A:H8	1.85	0.42
24:DA:1022:G:C5	24:DA:1140:C:N4	2.88	0.42
24:DA:1176:U:H2'	24:DA:1177:G:C8	2.55	0.42
24:DA:1461:C:H2'	24:DA:1462:C:H6	1.85	0.42
24:DA:1535:A:N1	24:DA:1537:G:N7	2.68	0.42
24:DA:2098:U:H2'	24:DA:2099:U:C5	2.55	0.42
24:DA:2100:G:C5	24:DA:2190:G:N1	2.88	0.42
24:DA:2553:G:C2	24:DA:2554:U:O2	2.73	0.42
24:DA:2627:G:H2'	24:DA:2628:C:C6	2.55	0.42
24:DA:2628:C:H1'	24:DA:2781:A:C4	2.54	0.42
1:AB:23:ASN:HA	1:AB:24:PRO:HD3	1.71	0.42
1:AB:157:PRO:O	1:AB:180:ILE:HG13	2.20	0.42
2:AC:153:SER:HB3	2:AC:164:THR:HA	2.02	0.42
2:AC:161:ILE:CD1	2:AC:163:ARG:HG3	2.49	0.42
3:AD:36:ALA:C	3:AD:38:GLY:N	2.73	0.42
3:AD:160:LEU:H	3:AD:160:LEU:CD2	2.12	0.42

*Continued on next page...*

*Continued from previous page...*

Atom-1	Atom-2	Interatomic distance (Å)	Clash overlap (Å)
5:AF:85:ILE:O	5:AF:87:SER:N	2.52	0.42
6:AG:24:LYS:HB2	6:AG:100:MET:HE1	2.02	0.42
7:AH:44:PHE:HD1	7:AH:71:VAL:HG22	1.85	0.42
8:AI:6:TYR:CE1	21:AA:1147:C:H4'	2.55	0.42
8:AI:56:MET:HE2	8:AI:57:VAL:H	1.83	0.42
8:AI:110:VAL:HG11	21:AA:1370:G:H3'	2.02	0.42
9:AJ:35:GLN:HE21	9:AJ:35:GLN:HB2	1.63	0.42
9:AJ:67:ILE:CG1	13:AN:95:LEU:HD13	2.49	0.42
15:AP:66:THR:O	15:AP:67:ILE:HB	2.19	0.42
18:AS:57:VAL:O	18:AS:57:VAL:HG23	2.20	0.42
20:AU:33:ARG:CG	20:AU:34:ARG:H	2.33	0.42
21:AA:297:G:N2	21:AA:300:A:OP2	2.53	0.42
21:AA:481:G:C2'	21:AA:482:A:C8	3.02	0.42
21:AA:508:U:O2'	21:AA:509:A:C8	2.72	0.42
21:AA:585:G:O2'	21:AA:879:C:H5''	2.19	0.42
21:AA:761:G:C5	21:AA:762:U:C5	3.07	0.42
21:AA:844:G:H2'	21:AA:844:G:N3	2.34	0.42
21:AA:858:G:C2'	21:AA:859:G:H5'	2.50	0.42
21:AA:946:A:H2'	21:AA:947:G:H8	1.83	0.42
21:AA:976:G:O5'	21:AA:1358:U:O2'	2.38	0.42
21:AA:1088:G:HO2'	21:AA:1089:G:C5'	2.33	0.42
21:AA:1095:U:C4	21:AA:1096:C:N4	2.88	0.42
21:AA:1322:C:O2'	21:AA:1323:G:O5'	2.37	0.42
21:AA:1366:C:H2'	21:AA:1367:C:C6	2.55	0.42
21:AA:1374:A:C4	21:AA:1375:A:C8	3.07	0.42
24:BA:35:G:C5	24:BA:454:A:C2	3.08	0.42
24:BA:447:A:C8	24:BA:473:G:C5	3.08	0.42
24:BA:458:G:N2	24:BA:469:G:H2'	2.35	0.42
24:BA:558:U:H2'	24:BA:559:G:H8	1.84	0.42
24:BA:928:A:C2	49:BZ:46:MET:HE1	2.54	0.42
24:BA:1085:A:H2'	24:BA:1086:A:C2	2.55	0.42
24:BA:1321:A:C4	24:BA:1322:A:C8	3.08	0.42
24:BA:1427:A:C4	24:BA:1428:C:N4	2.88	0.42
24:BA:1454:C:H5'	37:BN:63:ARG:CD	2.50	0.42
24:BA:1498:C:O4'	24:BA:1577:C:C4'	2.68	0.42
24:BA:1782:U:C4	24:BA:2587:A:C2	3.07	0.42
24:BA:1838:C:C5	24:BA:1899:A:C5	3.07	0.42
24:BA:2010:G:C5	24:BA:2011:U:C5	3.08	0.42
24:BA:2052:A:OP1	27:BD:145:SER:HA	2.20	0.42
24:BA:2134:A:O2'	24:BA:2135:A:C5'	2.68	0.42
24:BA:2200:C:O2	24:BA:2226:C:N4	2.53	0.42

*Continued on next page...*

*Continued from previous page...*

Atom-1	Atom-2	Interatomic distance (Å)	Clash overlap (Å)
24:BA:2231:U:C2	24:BA:2232:C:C6	3.08	0.42
24:BA:2716:C:O2'	24:BA:2717:C:H5'	2.18	0.42
24:BA:2824:C:H2'	24:BA:2825:G:O4'	2.20	0.42
24:BA:2840:C:H5''	37:BN:53:THR:HG21	2.01	0.42
25:BB:29:A:N3	25:BB:29:A:H2'	2.34	0.42
25:BB:65:U:C4	25:BB:108:A:N3	2.88	0.42
26:BC:90:ILE:HD13	26:BC:90:ILE:HA	1.67	0.42
27:BD:4:LEU:CD1	27:BD:100:LEU:HD23	2.50	0.42
27:BD:4:LEU:HD12	27:BD:4:LEU:HA	1.74	0.42
28:BE:141:MET:O	28:BE:142:ALA:HB3	2.19	0.42
30:BG:36:LEU:HD13	30:BG:36:LEU:HA	1.69	0.42
31:BH:27:ARG:HH12	31:BH:38:PRO:HG3	1.81	0.42
33:BJ:43:GLU:O	33:BJ:45:THR:HG22	2.19	0.42
35:BL:79:LEU:HD23	35:BL:79:LEU:HA	1.83	0.42
36:BM:126:ILE:O	36:BM:126:ILE:HD12	2.20	0.42
38:BO:94:ARG:O	38:BO:95:SER:C	2.57	0.42
40:BQ:8:ILE:CG1	40:BQ:9:ALA:N	2.81	0.42
41:BR:4:VAL:O	41:BR:4:VAL:CG2	2.68	0.42
42:BS:45:VAL:HG22	42:BS:46:LEU:N	2.35	0.42
44:BU:6:ARG:O	44:BU:24:VAL:HB	2.20	0.42
45:BV:30:ILE:HA	45:BV:91:PHE:O	2.19	0.42
49:BZ:40:THR:O	49:BZ:41:PRO:C	2.58	0.42
54:B4:9:LYS:HB3	54:B4:14:CYS:HB3	2.02	0.42
2:CC:17:TRP:N	2:CC:17:TRP:CE3	2.88	0.42
2:CC:88:LYS:O	2:CC:92:ASP:HB2	2.19	0.42
2:CC:136:ALA:HA	2:CC:139:ASN:ND2	2.30	0.42
5:CF:10:VAL:HG12	5:CF:11:HIS:H	1.85	0.42
7:CH:10:LEU:HD22	7:CH:74:ILE:HD11	2.02	0.42
7:CH:111:THR:HG21	7:CH:113:ARG:HH21	1.84	0.42
9:CJ:65:TYR:HB3	13:CN:95:LEU:CD1	2.49	0.42
11:CL:97:VAL:O	11:CL:97:VAL:HG23	2.20	0.42
12:CM:69:ARG:O	12:CM:73:SER:HB3	2.20	0.42
12:CM:84:CYS:HB2	18:CS:73:PHE:CZ	2.55	0.42
12:CM:86:ARG:CD	12:CM:96:VAL:HG11	2.40	0.42
12:CM:106:ARG:HB3	55:CA:947:G:H5''	2.02	0.42
14:CO:14:PHE:CZ	14:CO:84:LEU:HD21	2.55	0.42
14:CO:44:GLU:O	14:CO:45:HIS:C	2.57	0.42
16:CQ:62:GLU:N	16:CQ:72:TRP:CZ3	2.87	0.42
20:CU:13:VAL:O	20:CU:13:VAL:HG13	2.19	0.42
55:CA:10:A:C2	55:CA:11:G:C8	3.08	0.42
55:CA:47:C:O2'	55:CA:48:C:H5'	2.20	0.42

*Continued on next page...*

*Continued from previous page...*

Atom-1	Atom-2	Interatomic distance (Å)	Clash overlap (Å)
55:CA:92:U:H2'	55:CA:93:U:C5	2.54	0.42
55:CA:100:G:C5	55:CA:101:A:C5	3.08	0.42
55:CA:105:G:C5	55:CA:106:C:C4	3.08	0.42
55:CA:593:U:H2'	55:CA:594:U:O4'	2.20	0.42
55:CA:689:C:H2'	55:CA:690:G:O4'	2.20	0.42
55:CA:704:A:O2'	55:CA:705:G:H8	2.03	0.42
55:CA:896:C:C2	55:CA:897:C:C6	3.08	0.42
55:CA:953:G:C2	55:CA:1229:A:C4	3.08	0.42
55:CA:1160:G:H2'	55:CA:1161:C:H6	1.84	0.42
26:DC:52:HIS:HB3	26:DC:216:ARG:O	2.20	0.42
26:DC:212:TRP:HD1	26:DC:212:TRP:C	2.22	0.42
26:DC:231:HIS:HE1	24:DA:1825:U:O3'	2.03	0.42
26:DC:244:VAL:HB	26:DC:249:VAL:N	2.35	0.42
27:DD:30:GLU:O	27:DD:31:ALA:O	2.37	0.42
34:DK:118:LEU:O	34:DK:120:PRO:CD	2.67	0.42
35:DL:36:LYS:CE	24:DA:2448:A:H61	2.27	0.42
39:DP:9:GLN:C	39:DP:11:GLN:N	2.73	0.42
39:DP:41:ALA:O	39:DP:42:PHE:HB2	2.20	0.42
39:DP:107:ALA:O	39:DP:108:ARG:C	2.59	0.42
43:DT:1:MET:HA	24:DA:139:U:N3	2.35	0.42
43:DT:9:LYS:O	43:DT:9:LYS:CG	2.68	0.42
44:DU:45:GLN:HA	44:DU:45:GLN:NE2	2.26	0.42
45:DV:50:MET:HE3	45:DV:50:MET:HB3	1.93	0.42
46:DW:23:LYS:HD3	24:DA:855:G:O2'	2.19	0.42
47:DX:1:SER:C	47:DX:3:VAL:N	2.71	0.42
49:DZ:15:ARG:N	49:DZ:15:ARG:HD2	2.34	0.42
53:D3:27:ASN:HD22	53:D3:27:ASN:HA	1.69	0.42
24:DA:953:G:C2	24:DA:954:G:N7	2.88	0.42
24:DA:954:G:C5	24:DA:955:U:C5	3.08	0.42
24:DA:1045:C:O5'	24:DA:1046:A:H5''	2.20	0.42
24:DA:1399:C:O2'	24:DA:1400:U:H5'	2.19	0.42
24:DA:1408:G:H2'	24:DA:1409:U:C6	2.54	0.42
24:DA:1560:G:H2'	24:DA:1561:C:C6	2.55	0.42
24:DA:1707:G:C2	24:DA:1708:C:C2	3.08	0.42
24:DA:1805:A:C2	24:DA:1813:G:C4	3.08	0.42
24:DA:1809:A:O2'	24:DA:1810:A:H8	1.97	0.42
24:DA:1831:G:C6	24:DA:1832:C:C4	3.08	0.42
24:DA:1859:U:H6	24:DA:1859:U:O5'	2.03	0.42
24:DA:1956:U:H2'	24:DA:1957:C:H6	1.84	0.42
24:DA:2268:A:H8	24:DA:2268:A:O5'	2.02	0.42
24:DA:2347:C:OP1	24:DA:2347:C:H4'	2.20	0.42

*Continued on next page...*

*Continued from previous page...*

Atom-1	Atom-2	Interatomic distance (Å)	Clash overlap (Å)
24:DA:2531:A:H2	24:DA:2658:C:O2	2.02	0.42
24:DA:2591:C:O2'	24:DA:2592:G:H5'	2.20	0.42
24:DA:2720:U:N3	24:DA:2872:A:C2	2.88	0.42
24:DA:2738:A:C2'	24:DA:2739:U:O5'	2.67	0.42
3:AD:10:LEU:HD11	3:AD:62:ARG:HE	1.85	0.42
4:AE:20:VAL:HG11	21:AA:1080:A:C5'	2.50	0.42
4:AE:20:VAL:O	4:AE:30:PHE:CD2	2.73	0.42
4:AE:81:GLN:HG2	4:AE:149:PRO:HG3	2.02	0.42
13:AN:82:LYS:HE2	13:AN:82:LYS:HA	2.01	0.42
16:AQ:58:VAL:HG22	16:AQ:59:GLU:N	2.34	0.42
16:AQ:80:LYS:HB2	16:AQ:80:LYS:NZ	2.34	0.42
17:AR:66:LEU:C	17:AR:67:LEU:HD23	2.40	0.42
18:AS:42:ASN:HD22	18:AS:43:MET:N	2.18	0.42
21:AA:48:C:C5	21:AA:364:A:H2	2.37	0.42
21:AA:251:G:N1	21:AA:266:G:O6	2.53	0.42
21:AA:669:G:C4	21:AA:670:G:C8	3.08	0.42
21:AA:1069:C:C2'	21:AA:1070:U:O5'	2.68	0.42
21:AA:1074:G:N1	21:AA:1102:A:C6	2.88	0.42
21:AA:1083:U:C5	21:AA:1084:G:C5	3.08	0.42
21:AA:1135:U:H3	21:AA:1140:C:H42	1.68	0.42
21:AA:1412:C:H2'	21:AA:1413:A:H8	1.75	0.42
24:BA:192:C:H6	24:BA:192:C:O5'	2.03	0.42
24:BA:253:C:H2'	24:BA:254:G:H5'	2.01	0.42
24:BA:265:A:N6	24:BA:428:A:N9	2.68	0.42
24:BA:276:U:O2'	24:BA:277:G:O5'	2.38	0.42
24:BA:310:A:O2'	24:BA:311:A:P	2.78	0.42
24:BA:527:C:HO2'	24:BA:528:A:P	2.42	0.42
24:BA:633:A:H2'	24:BA:634:C:O4'	2.20	0.42
24:BA:823:C:C4	24:BA:824:U:C4	3.07	0.42
24:BA:971:G:H2'	24:BA:972:A:H5'	2.02	0.42
24:BA:1152:C:H3'	59:BA:3364:HOH:O	2.18	0.42
24:BA:1257:C:N3	24:BA:1258:U:C5	2.87	0.42
24:BA:1496:A:C5	24:BA:1498:C:N4	2.88	0.42
24:BA:1633:G:O6	24:BA:1635:A:C2	2.72	0.42
24:BA:1666:G:HO2'	34:BK:6:THR:HG1	1.63	0.42
24:BA:1730:C:H1'	24:BA:1731:G:N2	2.35	0.42
24:BA:1900:A:C2	24:BA:1970:A:C4	3.08	0.42
24:BA:1998:A:C6	24:BA:1999:C:C4	3.08	0.42
24:BA:2004:G:N7	24:BA:2005:A:N7	2.68	0.42
24:BA:2146:C:O2	24:BA:2146:C:O4'	2.34	0.42
24:BA:2192:U:O2'	24:BA:2193:G:H5'	2.20	0.42

*Continued on next page...*



*Continued from previous page...*

Atom-1	Atom-2	Interatomic distance (Å)	Clash overlap (Å)
24:BA:2259:U:H2'	24:BA:2260:C:C6	2.51	0.42
24:BA:2261:C:N4	46:BW:10:ARG:HB3	2.35	0.42
24:BA:2502:G:H5'	24:BA:2503:A:O5'	2.20	0.42
24:BA:2555:U:H5	24:BA:2556:C:C4	2.37	0.42
24:BA:2898:U:O2	24:BA:2898:U:H2'	2.19	0.42
25:BB:88:C:O2'	25:BB:89:U:P	2.77	0.42
25:BB:99:A:C2	25:BB:100:G:H1'	2.55	0.42
26:BC:106:PRO:N	26:BC:141:HIS:HE1	2.18	0.42
26:BC:134:ILE:O	26:BC:135:PRO:C	2.58	0.42
26:BC:259:ASN:O	26:BC:261:ARG:N	2.39	0.42
27:BD:3:GLY:O	27:BD:82:PHE:CE1	2.72	0.42
27:BD:20:VAL:CG1	27:BD:21:SER:N	2.83	0.42
27:BD:62:LYS:HB2	27:BD:63:PRO:HD3	2.02	0.42
28:BE:18:THR:HG22	28:BE:106:LYS:HE3	2.02	0.42
29:BF:127:TYR:O	29:BF:128:SER:CB	2.68	0.42
30:BG:88:LEU:HD11	30:BG:95:ALA:CB	2.45	0.42
36:BM:40:ARG:HB2	36:BM:93:VAL:HG21	2.00	0.42
40:BQ:63:ARG:NH2	40:BQ:95:ALA:O	2.53	0.42
42:BS:88:ARG:NE	42:BS:94:ASP:OD1	2.50	0.42
48:BY:60:LYS:O	48:BY:63:ALA:OXT	2.37	0.42
1:CB:13:VAL:HG21	1:CB:211:LEU:CD1	2.50	0.42
1:CB:77:GLU:HA	1:CB:80:LYS:HE2	2.01	0.42
1:CB:159:ALA:HA	1:CB:181:PRO:O	2.19	0.42
1:CB:199:ILE:HA	1:CB:200:PRO:HD3	1.84	0.42
2:CC:18:ASN:ND2	2:CC:53:ARG:NH1	2.60	0.42
6:CG:65:LEU:HD21	6:CG:96:ASN:OD1	2.20	0.42
6:CG:77:ARG:NH1	55:CA:1381:U:O4	2.52	0.42
8:CI:88:GLU:H	8:CI:88:GLU:CD	2.22	0.42
12:CM:19:THR:C	12:CM:21:ILE:H	2.23	0.42
13:CN:55:SER:C	13:CN:57:SER:H	2.24	0.42
14:CO:20:ASP:CB	55:CA:750:C:H4'	2.47	0.42
19:CT:35:TYR:HH	55:CA:259:G:P	2.41	0.42
55:CA:33:A:O2'	55:CA:34:C:H5'	2.19	0.42
55:CA:174:A:N3	55:CA:175:C:C6	2.88	0.42
55:CA:193:C:H2'	55:CA:194:C:C5	2.55	0.42
55:CA:247:G:C2	55:CA:248:C:C5	3.08	0.42
55:CA:369:G:OP2	55:CA:388:G:N1	2.43	0.42
55:CA:423:G:H2'	55:CA:424:G:O4'	2.20	0.42
55:CA:623:C:N4	55:CA:624:C:N4	2.68	0.42
55:CA:771:G:C2	55:CA:809:G:N3	2.88	0.42
55:CA:819:A:C8	55:CA:1529:G:C2	3.07	0.42

*Continued on next page...*

*Continued from previous page...*

Atom-1	Atom-2	Interatomic distance (Å)	Clash overlap (Å)
55:CA:938:A:C4	55:CA:939:G:C8	3.08	0.42
55:CA:1256:A:C5	55:CA:1278:G:C5	3.08	0.42
55:CA:1444:U:H2'	55:CA:1445:U:H6	1.83	0.42
55:CA:1460:C:C4	55:CA:1461:G:C5	3.07	0.42
26:DC:125:PRO:HA	26:DC:191:LEU:HB2	2.02	0.42
26:DC:130:PRO:HD3	26:DC:188:ARG:HG3	2.02	0.42
28:DE:55:SER:OG	28:DE:56:GLY:N	2.52	0.42
29:DF:49:LEU:HD22	29:DF:49:LEU:N	2.20	0.42
29:DF:82:TYR:HA	29:DF:83:PRO:HD2	1.82	0.42
29:DF:107:VAL:N	29:DF:108:PRO:HD2	2.34	0.42
30:DG:138:GLN:NE2	24:DA:2759:G:H21	2.17	0.42
31:DH:77:THR:HG22	31:DH:143:ILE:HD11	2.02	0.42
32:DI:102:ARG:HD2	32:DI:105:LEU:HB3	2.02	0.42
33:DJ:18:VAL:HG12	33:DJ:54:ILE:HD11	2.01	0.42
34:DK:9:ASN:ND2	34:DK:17:ARG:CZ	2.83	0.42
35:DL:78:ARG:C	35:DL:80:SER:H	2.23	0.42
36:DM:36:VAL:HG13	45:DV:82:TYR:CE1	2.55	0.42
37:DN:4:ARG:C	37:DN:5:LYS:O	2.58	0.42
37:DN:47:VAL:O	37:DN:50:PRO:HD2	2.20	0.42
37:DN:52:ILE:HA	37:DN:55:ALA:HB3	2.01	0.42
38:DO:8:ILE:HD12	38:DO:8:ILE:N	2.32	0.42
38:DO:51:ALA:HB2	38:DO:81:ARG:HD2	2.02	0.42
40:DQ:31:TYR:O	40:DQ:33:VAL:N	2.53	0.42
40:DQ:60:TRP:O	40:DQ:61:ILE:C	2.58	0.42
42:DS:95:ARG:HG3	42:DS:97:LEU:HD22	2.01	0.42
43:DT:19:LYS:HB2	24:DA:1393:A:N6	2.35	0.42
45:DV:14:LYS:N	56:DB:98:G:H1	2.18	0.42
46:DW:49:ASN:OD1	46:DW:80:SER:HA	2.20	0.42
50:D0:4:GLN:OE1	24:DA:2054:A:H2'	2.20	0.42
52:D2:6:GLN:HA	52:D2:7:PRO:HD2	1.77	0.42
54:D4:11:CYS:HB3	54:D4:33:HIS:HE1	1.85	0.42
24:DA:159:G:O2'	24:DA:160:A:H5''	2.20	0.42
24:DA:182:A:C5	24:DA:183:C:C5	3.08	0.42
24:DA:235:U:H2'	24:DA:236:C:C6	2.55	0.42
24:DA:303:G:H2'	24:DA:304:U:C6	2.54	0.42
24:DA:312:G:O2'	24:DA:313:G:H5'	2.19	0.42
24:DA:333:G:H2'	24:DA:334:C:H6	1.85	0.42
24:DA:607:U:H3	24:DA:620:G:C1'	2.32	0.42
24:DA:690:G:C4'	24:DA:780:G:H5''	2.50	0.42
24:DA:704:G:C2'	24:DA:726:G:H22	2.33	0.42
24:DA:727:A:C2'	24:DA:728:G:C8	3.02	0.42

*Continued on next page...*

*Continued from previous page...*

Atom-1	Atom-2	Interatomic distance (Å)	Clash overlap (Å)
24:DA:1270:C:N3	24:DA:1648:U:H5	2.16	0.42
24:DA:1324:G:H1'	24:DA:1616:A:N6	2.35	0.42
24:DA:1332:G:N7	24:DA:1610:A:H2	2.18	0.42
24:DA:1333:G:C2	24:DA:1334:G:N7	2.88	0.42
24:DA:1480:C:H2'	24:DA:1481:U:O4'	2.20	0.42
24:DA:1733:G:HO2'	24:DA:1734:G:P	2.43	0.42
24:DA:1784:A:C4'	24:DA:1785:A:H5''	2.49	0.42
24:DA:1889:A:H1'	24:DA:2087:G:C4'	2.50	0.42
24:DA:2072:C:C4	24:DA:2073:C:C5	3.07	0.42
24:DA:2076:U:OP2	24:DA:2238:G:N2	2.53	0.42
24:DA:2108:A:H4'	24:DA:2151:U:H4'	2.01	0.42
24:DA:2149:U:O2'	24:DA:2150:C:H5'	2.20	0.42
24:DA:2282:G:O2'	24:DA:2283:C:OP2	2.38	0.42
24:DA:2287:A:C5	24:DA:2289:G:N7	2.88	0.42
24:DA:2399:G:H5'	24:DA:2400:G:OP2	2.20	0.42
24:DA:2500:U:H5''	24:DA:2501:C:OP2	2.20	0.42
24:DA:2511:U:H2'	24:DA:2512:C:C6	2.55	0.42
56:DB:43:C:C5	56:DB:45:A:N6	2.88	0.42
56:DB:60:C:H2'	56:DB:61:G:C8	2.54	0.42
1:AB:25:LYS:HB3	1:AB:25:LYS:HZ2	1.85	0.41
1:AB:40:ILE:CD1	1:AB:201:GLY:HA2	2.33	0.41
1:AB:61:SER:HA	1:AB:223:GLY:C	2.40	0.41
1:AB:212:TYR:HA	1:AB:215:ALA:CB	2.44	0.41
2:AC:6:PRO:HG2	2:AC:183:TYR:CD2	2.55	0.41
6:AG:3:ARG:HG3	6:AG:4:ARG:H	1.86	0.41
6:AG:97:ALA:HA	6:AG:100:MET:CE	2.50	0.41
6:AG:119:LEU:HD23	6:AG:119:LEU:C	2.40	0.41
6:AG:119:LEU:HD23	6:AG:119:LEU:O	2.19	0.41
8:AI:17:ARG:NH2	21:AA:1129:C:C5'	2.75	0.41
9:AJ:92:LEU:HD12	9:AJ:93:ALA:N	2.35	0.41
17:AR:62:ARG:HA	17:AR:67:LEU:O	2.20	0.41
18:AS:13:HIS:O	18:AS:16:LYS:HB2	2.20	0.41
21:AA:112:G:C2	21:AA:330:C:C4	3.08	0.41
21:AA:143:A:N3	21:AA:143:A:C2'	2.82	0.41
21:AA:341:C:C2	21:AA:349:A:C2	3.08	0.41
21:AA:645:G:H2'	21:AA:646:G:H5'	2.01	0.41
21:AA:819:A:N7	21:AA:1529:G:C2	2.88	0.41
21:AA:1140:C:O2'	21:AA:1141:C:C5'	2.68	0.41
21:AA:1431:A:C2	21:AA:1470:U:O4	2.73	0.41
21:AA:1492:A:N1	24:BA:1913:A:C4	2.88	0.41
24:BA:30:G:C8	24:BA:31:C:C5	3.07	0.41

*Continued on next page...*

*Continued from previous page...*

Atom-1	Atom-2	Interatomic distance (Å)	Clash overlap (Å)
24:BA:117:G:N1	24:BA:119:A:N6	2.68	0.41
24:BA:514:A:O2'	24:BA:515:A:O4'	2.33	0.41
24:BA:1024:G:N2	24:BA:1142:A:C2	2.87	0.41
24:BA:1455:G:C4	24:BA:1456:G:C8	3.08	0.41
24:BA:1635:A:H2'	24:BA:1636:U:O4'	2.20	0.41
24:BA:2225:A:C5'	24:BA:2226:C:H5'	2.46	0.41
24:BA:2313:C:H4'	29:BF:87:LYS:HD2	2.01	0.41
24:BA:2417:C:N3	24:BA:2418:A:N7	2.68	0.41
24:BA:2466:C:OP1	54:B4:4:ARG:HB2	2.20	0.41
24:BA:2679:A:C2	24:BA:2680:U:O2	2.73	0.41
24:BA:2833:U:C3'	24:BA:2834:G:H5'	2.50	0.41
24:BA:2842:G:H2'	24:BA:2843:G:O4'	2.20	0.41
26:BC:20:ASN:HA	26:BC:21:PRO:HD2	1.93	0.41
26:BC:159:THR:N	26:BC:194:VAL:CG1	2.83	0.41
26:BC:225:ASN:ND2	59:BC:303:HOH:O	2.53	0.41
28:BE:108:ILE:HD11	28:BE:180:LEU:HB3	2.02	0.41
30:BG:8:VAL:O	30:BG:9:VAL:O	2.38	0.41
31:BH:86:ASP:O	31:BH:87:GLU:C	2.58	0.41
34:BK:88:ASN:ND2	34:BK:90:ASN:H	2.18	0.41
35:BL:57:LEU:C	35:BL:59:ARG:H	2.24	0.41
36:BM:20:LEU:HD13	36:BM:20:LEU:HA	1.93	0.41
36:BM:132:THR:CG2	36:BM:133:LYS:N	2.83	0.41
37:BN:20:MET:HE2	37:BN:20:MET:HB2	1.80	0.41
40:BQ:63:ARG:HD2	40:BQ:64:ILE:HG13	2.02	0.41
40:BQ:75:TYR:CD2	40:BQ:75:TYR:C	2.93	0.41
40:BQ:114:ALA:O	40:BQ:117:ALA:N	2.51	0.41
41:BR:49:ILE:HD12	41:BR:53:PHE:H	1.85	0.41
45:BV:65:VAL:O	45:BV:65:VAL:CG2	2.68	0.41
47:BX:71:ARG:HH11	47:BX:71:ARG:HG2	1.85	0.41
48:BY:22:LEU:O	48:BY:23:ARG:O	2.37	0.41
49:BZ:7:THR:OG1	49:BZ:34:THR:HG23	2.19	0.41
4:CE:13:LYS:HA	4:CE:13:LYS:CE	2.36	0.41
4:CE:111:ARG:O	4:CE:112:ALA:C	2.59	0.41
7:CH:46:GLU:OE2	7:CH:63:LYS:HG2	2.19	0.41
7:CH:100:ILE:HD11	7:CH:128:VAL:HB	2.02	0.41
7:CH:125:ILE:HG22	7:CH:126:CYS:SG	2.60	0.41
8:CI:46:VAL:CG2	8:CI:75:ALA:HB1	2.48	0.41
8:CI:125:GLN:HB3	55:CA:1342:C:H4'	2.02	0.41
9:CJ:37:ARG:HD2	9:CJ:37:ARG:HA	1.85	0.41
11:CL:34:THR:HG22	11:CL:35:ARG:HG2	2.00	0.41
13:CN:33:VAL:HG22	13:CN:40:ARG:NH2	2.35	0.41

*Continued on next page...*

*Continued from previous page...*

Atom-1	Atom-2	Interatomic distance (Å)	Clash overlap (Å)
15:CP:18:GLN:HE21	15:CP:35:ARG:HH12	1.68	0.41
18:CS:42:ASN:HB2	18:CS:43:MET:HE2	2.01	0.41
55:CA:52:C:C4	55:CA:360:G:N2	2.88	0.41
55:CA:86:G:H1'	55:CA:87:C:O5'	2.20	0.41
55:CA:900:A:N1	55:CA:901:A:C2	2.88	0.41
55:CA:925:G:N2	55:CA:1392:G:C4	2.88	0.41
55:CA:946:A:O2'	55:CA:1333:A:O2'	2.38	0.41
55:CA:978:A:OP2	55:CA:1224:U:O4	2.38	0.41
55:CA:1157:A:HO2'	55:CA:1158:C:P	2.43	0.41
55:CA:1158:C:O2	55:CA:1158:C:C2'	2.64	0.41
55:CA:1239:A:H1'	55:CA:1241:G:C4	2.55	0.41
55:CA:1325:C:O2'	55:CA:1326:U:H5'	2.20	0.41
26:DC:149:LYS:CE	26:DC:152:GLN:NE2	2.83	0.41
27:DD:175:LEU:HB3	27:DD:176:ASP:H	1.64	0.41
27:DD:196:ALA:O	27:DD:197:THR:C	2.57	0.41
28:DE:175:ILE:HD11	28:DE:180:LEU:HD11	2.02	0.41
31:DH:82:SER:O	31:DH:83:LYS:HB3	2.19	0.41
33:DJ:2:LYS:HB2	33:DJ:2:LYS:NZ	2.35	0.41
33:DJ:95:ARG:O	33:DJ:96:ARG:C	2.57	0.41
35:DL:128:THR:HG21	24:DA:637:A:OP2	2.20	0.41
36:DM:76:LYS:O	36:DM:77:PRO:O	2.38	0.41
37:DN:67:PHE:HE2	37:DN:73:ASN:HD21	1.67	0.41
39:DP:57:ALA:HA	39:DP:75:THR:HB	2.02	0.41
40:DQ:2:ARG:HB3	40:DQ:3:VAL:H	1.64	0.41
42:DS:43:ALA:HA	42:DS:46:LEU:HB3	2.02	0.41
45:DV:32:GLY:O	45:DV:33:GLY:C	2.58	0.41
48:DY:3:ALA:HA	48:DY:6:LEU:HD12	2.02	0.41
50:D0:46:GLY:HA3	50:D0:54:ILE:HG13	2.02	0.41
51:D1:8:ILE:HG22	51:D1:9:LYS:N	2.35	0.41
51:D1:36:LYS:HA	51:D1:47:ILE:HA	2.02	0.41
53:D3:7:ARG:HH22	24:DA:243:U:H3'	1.85	0.41
24:DA:101:A:O2'	24:DA:102:U:P	2.78	0.41
24:DA:223:A:C4	24:DA:408:G:H1'	2.55	0.41
24:DA:250:G:C2	24:DA:251:A:C4	3.07	0.41
24:DA:412:A:O2'	24:DA:413:C:H5'	2.19	0.41
24:DA:434:U:O2'	24:DA:435:C:P	2.78	0.41
24:DA:531:C:P	24:DA:532:A:C8	3.13	0.41
24:DA:546:U:H5'	24:DA:547:A:OP1	2.19	0.41
24:DA:924:G:O2'	24:DA:925:A:H5'	2.20	0.41
24:DA:1332:G:C8	24:DA:1610:A:C2	3.08	0.41
24:DA:1343:G:N2	24:DA:1344:U:C2	2.88	0.41

*Continued on next page...*

*Continued from previous page...*

Atom-1	Atom-2	Interatomic distance (Å)	Clash overlap (Å)
24:DA:1352:U:C5	24:DA:1377:G:C6	3.08	0.41
24:DA:1395:A:H4'	24:DA:1397:U:C4	2.55	0.41
24:DA:1404:C:O2'	24:DA:1405:U:H5'	2.19	0.41
24:DA:1438:U:O4	24:DA:1552:A:N1	2.53	0.41
24:DA:1439:A:C8	24:DA:1439:A:H3'	2.55	0.41
24:DA:1531:C:H2'	24:DA:1532:A:O4'	2.20	0.41
24:DA:1535:A:C2	24:DA:1537:G:C5	3.08	0.41
24:DA:1798:U:O2'	24:DA:1802:A:H1'	2.19	0.41
24:DA:1854:A:H2'	24:DA:1855:U:H5'	2.01	0.41
24:DA:2043:C:C4	24:DA:2777:G:C2	3.08	0.41
24:DA:2441:U:O2'	24:DA:2442:C:H5'	2.19	0.41
24:DA:2839:G:N1	24:DA:2880:C:N4	2.67	0.41
24:DA:2852:G:H2'	24:DA:2853:C:O4'	2.20	0.41
24:DA:2880:C:H2'	24:DA:2881:U:C6	2.54	0.41
1:AB:44:LYS:CA	1:AB:47:PRO:HD2	2.49	0.41
1:AB:49:PHE:HA	1:AB:52:ALA:HB3	2.02	0.41
2:AC:16:PRO:HB2	2:AC:17:TRP:H	1.50	0.41
4:AE:14:LEU:HB3	4:AE:59:ILE:HD13	2.02	0.41
5:AF:22:ILE:HD12	5:AF:22:ILE:H	1.86	0.41
8:AI:40:ARG:HA	8:AI:44:ARG:HB3	2.02	0.41
9:AJ:81:GLU:O	9:AJ:84:VAL:HG12	2.20	0.41
11:AL:23:LEU:C	11:AL:25:ALA:H	2.23	0.41
12:AM:59:VAL:C	12:AM:61:LYS:N	2.74	0.41
15:AP:38:PHE:CZ	15:AP:51:ARG:HB2	2.56	0.41
16:AQ:51:GLU:O	16:AQ:52:CYS:O	2.37	0.41
21:AA:79:G:C6	21:AA:80:A:C5	3.08	0.41
21:AA:204:G:N2	21:AA:465:A:C8	2.88	0.41
21:AA:313:A:O2'	21:AA:314:C:H5'	2.20	0.41
21:AA:352:C:H5''	21:AA:352:C:H6	1.85	0.41
21:AA:382:A:C2	21:AA:383:A:C4	3.08	0.41
21:AA:435:A:H8	21:AA:435:A:OP2	2.02	0.41
21:AA:864:A:H2'	21:AA:865:A:C8	2.55	0.41
21:AA:1089:G:H2'	21:AA:1090:U:H5'	2.03	0.41
21:AA:1125:U:O2'	21:AA:1126:U:H2'	2.19	0.41
21:AA:1153:G:C2	21:AA:1154:G:N9	2.88	0.41
21:AA:1258:G:C4	21:AA:1259:C:C5	3.08	0.41
21:AA:1348:U:O2'	21:AA:1349:A:O4'	2.38	0.41
21:AA:1501:C:H3'	21:AA:1504:G:N7	2.35	0.41
21:AA:1519:A:H5''	21:AA:1520:C:OP2	2.19	0.41
24:BA:182:A:H2'	24:BA:183:C:O4'	2.20	0.41
24:BA:389:G:C8	24:BA:2413:G:H4'	2.54	0.41

*Continued on next page...*

*Continued from previous page...*

Atom-1	Atom-2	Interatomic distance (Å)	Clash overlap (Å)
24:BA:397:U:H2'	24:BA:398:C:O4'	2.20	0.41
24:BA:543:G:N3	24:BA:551:G:C2	2.88	0.41
24:BA:726:G:C2'	24:BA:727:A:OP2	2.68	0.41
24:BA:1248:G:C6	28:BE:46:GLN:OE1	2.73	0.41
24:BA:1376:C:H2'	24:BA:1377:G:C5'	2.48	0.41
24:BA:1439:A:C2	24:BA:1553:A:C4	3.08	0.41
24:BA:1492:G:C6	24:BA:1499:C:N3	2.88	0.41
24:BA:1500:G:C4	24:BA:1501:G:C8	3.08	0.41
24:BA:1731:G:H1'	24:BA:1733:G:C8	2.55	0.41
24:BA:1767:G:C6	24:BA:1768:C:C5	3.08	0.41
24:BA:2140:G:N2	24:BA:2141:G:H1'	2.35	0.41
24:BA:2199:A:H1'	31:BH:28:ASN:OD1	2.20	0.41
24:BA:2488:G:H2'	24:BA:2489:U:H5'	2.02	0.41
26:BC:139:THR:O	26:BC:140:VAL:O	2.38	0.41
27:BD:110:THR:OG1	27:BD:171:THR:CG2	2.68	0.41
27:BD:151:THR:CB	27:BD:152:PRO:HD3	2.50	0.41
27:BD:201:LEU:HA	27:BD:201:LEU:HD12	1.62	0.41
28:BE:58:LYS:HE3	28:BE:62:GLN:NE2	2.33	0.41
29:BF:131:VAL:O	29:BF:132:ARG:C	2.59	0.41
30:BG:86:LEU:N	30:BG:86:LEU:CD1	2.77	0.41
31:BH:9:VAL:O	31:BH:10:ALA:C	2.59	0.41
32:BI:58:ILE:HG22	32:BI:60:VAL:CG2	2.50	0.41
33:BJ:97:PRO:C	33:BJ:99:ARG:N	2.73	0.41
33:BJ:112:GLY:O	33:BJ:113:PRO:C	2.58	0.41
34:BK:71:ARG:CB	34:BK:72:PRO:CD	2.97	0.41
37:BN:15:SER:O	37:BN:16:HIS:C	2.59	0.41
37:BN:23:ASN:ND2	37:BN:23:ASN:H	2.16	0.41
38:BO:79:ALA:HA	38:BO:115:LEU:HD13	2.02	0.41
41:BR:3:ALA:HB3	41:BR:59:ILE:HD11	2.02	0.41
42:BS:62:ASP:O	42:BS:63:GLY:C	2.58	0.41
46:BW:37:VAL:C	46:BW:38:ARG:CG	2.88	0.41
1:CB:80:LYS:O	1:CB:84:LEU:HB3	2.20	0.41
3:CD:3:TYR:CD1	3:CD:3:TYR:C	2.93	0.41
4:CE:132:PRO:O	4:CE:135:VAL:N	2.53	0.41
6:CG:149:ALA:CB	10:CK:55:ARG:HG3	2.49	0.41
8:CI:30:ASN:HD21	8:CI:66:VAL:H	1.68	0.41
8:CI:66:VAL:CG2	8:CI:74:GLN:HB3	2.35	0.41
8:CI:81:GLY:HA2	8:CI:84:ARG:HB2	2.01	0.41
8:CI:123:ARG:O	55:CA:1343:G:H4'	2.20	0.41
10:CK:124:LYS:O	20:CU:34:ARG:HB2	2.20	0.41
11:CL:51:VAL:CG1	11:CL:52:CYS:N	2.82	0.41

*Continued on next page...*



*Continued from previous page...*

Atom-1	Atom-2	Interatomic distance (Å)	Clash overlap (Å)
15:CP:9:HIS:CE1	15:CP:29:ASN:HD22	2.38	0.41
17:CR:33:THR:OG1	17:CR:37:LYS:HB2	2.19	0.41
18:CS:33:TRP:CE2	18:CS:56:HIS:CE1	3.08	0.41
19:CT:35:TYR:OH	55:CA:258:G:O3'	2.37	0.41
20:CU:43:GLU:CD	55:CA:1534:A:H62	2.23	0.41
55:CA:96:U:O2'	55:CA:97:G:C5'	2.68	0.41
55:CA:327:A:O2'	55:CA:329:A:H5''	2.20	0.41
55:CA:477:C:H5'	55:CA:478:A:P	2.60	0.41
55:CA:563:A:H1'	55:CA:566:G:O2'	2.19	0.41
55:CA:764:C:H2'	55:CA:765:G:C5'	2.48	0.41
55:CA:944:G:H3'	55:CA:945:G:C5'	2.50	0.41
55:CA:1101:A:H1'	55:CA:1102:A:O4'	2.20	0.41
55:CA:1304:G:C6	55:CA:1305:G:N1	2.88	0.41
55:CA:1432:G:H1'	55:CA:1468:A:N6	2.34	0.41
55:CA:1494:G:C6	55:CA:1495:U:C4	3.08	0.41
22:CV:41:C:H2'	22:CV:42:G:C8	2.55	0.41
26:DC:103:ILE:HG13	26:DC:104:LEU:N	2.35	0.41
28:DE:165:HIS:O	28:DE:167:VAL:N	2.54	0.41
29:DF:30:VAL:HA	29:DF:157:THR:HG22	2.01	0.41
30:DG:31:GLU:O	30:DG:32:LEU:HB2	2.19	0.41
31:DH:132:PHE:HB3	31:DH:140:ALA:HB3	2.02	0.41
35:DL:19:LEU:HD11	35:DL:31:GLY:CA	2.50	0.41
35:DL:116:VAL:HG13	35:DL:117:THR:H	1.84	0.41
36:DM:33:LEU:HD23	36:DM:129:THR:O	2.20	0.41
36:DM:111:GLU:O	36:DM:115:GLU:HB2	2.19	0.41
37:DN:46:ARG:H	37:DN:46:ARG:HG3	1.51	0.41
37:DN:81:ASN:OD1	37:DN:81:ASN:N	2.53	0.41
42:DS:20:VAL:HG23	42:DS:23:LEU:HD12	2.03	0.41
44:DU:32:LYS:HE2	44:DU:65:GLN:CD	2.40	0.41
44:DU:73:ASN:HB3	44:DU:95:PHE:HE2	1.85	0.41
45:DV:17:SER:HB3	56:DB:76:G:H5''	2.00	0.41
46:DW:28:GLU:HG3	46:DW:29:SER:H	1.86	0.41
46:DW:77:LYS:O	46:DW:78:PHE:CB	2.68	0.41
48:DY:11:VAL:HG12	48:DY:11:VAL:O	2.20	0.41
24:DA:220:G:C2	24:DA:427:U:C2	3.09	0.41
24:DA:231:A:H2'	24:DA:232:G:O4'	2.20	0.41
24:DA:263:G:H2'	24:DA:264:C:O4'	2.20	0.41
24:DA:727:A:O2'	24:DA:728:G:O4'	2.38	0.41
24:DA:760:G:H4'	24:DA:1776:G:OP1	2.20	0.41
24:DA:811:U:O2'	24:DA:1251:C:H5'	2.20	0.41
24:DA:839:U:H1'	24:DA:1191:G:H1'	2.02	0.41

*Continued on next page...*

*Continued from previous page...*

Atom-1	Atom-2	Interatomic distance (Å)	Clash overlap (Å)
24:DA:1022:G:C5	24:DA:1140:C:C4	3.08	0.41
24:DA:1062:G:O2'	24:DA:1063:G:O5'	2.38	0.41
24:DA:1126:A:H4'	24:DA:1127:A:C5'	2.51	0.41
24:DA:1346:G:C6	24:DA:1601:G:C6	3.09	0.41
24:DA:1354:A:H2'	24:DA:1355:G:O4'	2.20	0.41
24:DA:1364:G:N3	24:DA:1368:G:N2	2.68	0.41
24:DA:1364:G:C1'	24:DA:1368:G:H22	2.29	0.41
24:DA:1413:A:C6	24:DA:1414:C:N4	2.89	0.41
24:DA:1426:G:C2'	24:DA:1572:A:H61	2.34	0.41
24:DA:1434:A:N7	24:DA:1435:G:C5	2.88	0.41
24:DA:1616:A:C2	24:DA:1647:U:H5	2.38	0.41
24:DA:1639:C:C3'	24:DA:1640:A:H5''	2.51	0.41
24:DA:1911:U:C4	24:DA:1918:A:C5	3.08	0.41
24:DA:1931:U:H2'	24:DA:1932:A:H8	1.83	0.41
24:DA:2073:C:C2	24:DA:2437:G:C2	3.08	0.41
24:DA:2142:A:H2'	24:DA:2144:G:P	2.60	0.41
24:DA:2458:G:C2'	24:DA:2490:G:H1	2.33	0.41
24:DA:2740:A:H2'	24:DA:2741:A:C8	2.55	0.41
1:AB:116:LEU:HG	1:AB:140:LEU:HG	2.02	0.41
2:AC:45:GLU:C	2:AC:47:ALA:H	2.23	0.41
4:AE:32:PHE:N	4:AE:52:ALA:O	2.41	0.41
7:AH:77:VAL:HB	7:AH:124:ILE:O	2.20	0.41
7:AH:85:TYR:CD1	21:AA:598:U:H4'	2.55	0.41
8:AI:84:ARG:O	8:AI:87:MET:HB3	2.20	0.41
9:AJ:50:THR:HG22	9:AJ:64:GLN:CB	2.50	0.41
9:AJ:62:ARG:HH11	21:AA:1367:C:H5'	1.81	0.41
10:AK:93:GLU:O	10:AK:96:ILE:HG12	2.20	0.41
11:AL:69:GLU:HG2	21:AA:521:G:H4'	2.02	0.41
14:AO:34:GLN:O	14:AO:35:ILE:C	2.58	0.41
19:AT:54:GLN:N	19:AT:55:PRO:CD	2.83	0.41
20:AU:32:ARG:O	20:AU:32:ARG:HG2	2.20	0.41
21:AA:338:A:H2'	21:AA:339:C:O4'	2.21	0.41
21:AA:380:G:N2	21:AA:384:G:C5	2.88	0.41
21:AA:1087:G:N3	21:AA:1088:G:C8	2.89	0.41
21:AA:1137:C:C4'	21:AA:1138:G:OP1	2.68	0.41
21:AA:1258:G:O2'	21:AA:1259:C:H6	2.02	0.41
21:AA:1394:A:N6	21:AA:1500:A:O2'	2.53	0.41
21:AA:1409:C:C2	21:AA:1410:A:C8	3.08	0.41
24:BA:95:A:N6	24:BA:96:C:C4	2.88	0.41
24:BA:182:A:H2'	24:BA:183:C:C6	2.56	0.41
24:BA:223:A:C5	24:BA:422:A:C8	3.08	0.41

*Continued on next page...*

*Continued from previous page...*

Atom-1	Atom-2	Interatomic distance (Å)	Clash overlap (Å)
24:BA:541:A:C6	24:BA:553:G:C6	3.09	0.41
24:BA:593:U:H2'	24:BA:594:U:H6	1.85	0.41
24:BA:608:A:N9	24:BA:621:A:N6	2.68	0.41
24:BA:670:A:H4'	24:BA:671:C:O5'	2.20	0.41
24:BA:893:C:H2'	24:BA:894:U:O4'	2.20	0.41
24:BA:1029:A:H8	24:BA:1029:A:O5'	2.02	0.41
24:BA:1050:A:C2	24:BA:2751:G:N3	2.88	0.41
24:BA:1165:A:H2'	24:BA:1166:G:C8	2.54	0.41
24:BA:1188:U:C2'	24:BA:1189:A:H5'	2.50	0.41
24:BA:1203:U:O4	24:BA:1204:A:C6	2.73	0.41
24:BA:1455:G:OP2	59:BA:3418:HOH:O	2.21	0.41
24:BA:1500:G:C6	24:BA:1501:G:N7	2.88	0.41
24:BA:2297:A:C4	24:BA:2320:U:C2	3.08	0.41
24:BA:2301:C:C2	24:BA:2316:G:C2	3.09	0.41
24:BA:2305:U:C4	29:BF:151:LEU:HA	2.55	0.41
24:BA:2353:G:O2'	46:BW:31:LEU:HD23	2.19	0.41
24:BA:2505:G:O6	24:BA:2576:G:C8	2.73	0.41
24:BA:2601:C:O2	24:BA:2601:C:H2'	2.20	0.41
24:BA:2660:A:H2'	24:BA:2661:G:O4'	2.21	0.41
24:BA:2714:G:H2'	24:BA:2715:C:C6	2.55	0.41
24:BA:2820:A:O2'	37:BN:3:HIS:CD2	2.73	0.41
27:BD:151:THR:O	27:BD:152:PRO:C	2.58	0.41
28:BE:58:LYS:CG	28:BE:71:GLY:HA2	2.38	0.41
31:BH:94:ILE:HG23	31:BH:98:ASP:C	2.40	0.41
33:BJ:55:ILE:O	33:BJ:55:ILE:CG1	2.68	0.41
34:BK:76:VAL:O	39:BP:72:VAL:HG22	2.19	0.41
39:BP:33:GLU:HG3	39:BP:34:GLY:N	2.35	0.41
39:BP:103:THR:HG23	39:BP:103:THR:O	2.20	0.41
40:BQ:60:TRP:CH2	40:BQ:93:ILE:HB	2.55	0.41
42:BS:19:LEU:HA	42:BS:19:LEU:HD12	1.81	0.41
43:BT:48:GLN:HA	43:BT:48:GLN:NE2	2.28	0.41
44:BU:73:ASN:C	44:BU:75:ALA:N	2.72	0.41
46:BW:33:GLY:O	46:BW:34:SER:CB	2.67	0.41
48:BY:9:LYS:HA	48:BY:9:LYS:HZ1	1.78	0.41
48:BY:13:GLU:C	48:BY:15:ASN:N	2.74	0.41
50:B0:39:ARG:HB2	50:B0:39:ARG:NH1	2.34	0.41
50:B0:53:VAL:O	50:B0:54:ILE:C	2.58	0.41
2:CC:36:PHE:O	2:CC:40:GLN:HB2	2.20	0.41
4:CE:62:ALA:O	4:CE:66:ALA:HB2	2.20	0.41
6:CG:70:PRO:O	6:CG:90:VAL:HG21	2.20	0.41
6:CG:123:LEU:HD22	6:CG:123:LEU:HA	1.83	0.41

*Continued on next page...*

*Continued from previous page...*

Atom-1	Atom-2	Interatomic distance (Å)	Clash overlap (Å)
6:CG:142:ARG:O	6:CG:144:ALA:N	2.53	0.41
7:CH:11:THR:HG21	55:CA:876:C:C1'	2.50	0.41
7:CH:100:ILE:C	7:CH:100:ILE:HD12	2.40	0.41
9:CJ:50:THR:HG22	9:CJ:64:GLN:OE1	2.20	0.41
9:CJ:65:TYR:O	13:CN:98:ALA:HB2	2.20	0.41
10:CK:109:ILE:HG22	10:CK:110:THR:N	2.35	0.41
11:CL:91:GLY:O	11:CL:92:VAL:C	2.58	0.41
11:CL:106:VAL:HG12	11:CL:107:LYS:N	2.34	0.41
11:CL:114:SER:HG	55:CA:502:A:P	2.42	0.41
14:CO:53:ARG:NH2	55:CA:728:A:C8	2.88	0.41
14:CO:66:LEU:HD22	14:CO:77:TYR:HE1	1.84	0.41
15:CP:61:VAL:C	15:CP:63:GLN:H	2.23	0.41
55:CA:42:G:C6	55:CA:43:C:C4	3.08	0.41
55:CA:80:A:N1	55:CA:81:A:O2'	2.53	0.41
55:CA:86:G:C2	55:CA:87:C:C5	3.08	0.41
55:CA:113:G:H21	55:CA:353:A:H8	1.68	0.41
55:CA:131:A:H2'	55:CA:132:C:C6	2.56	0.41
55:CA:316:C:N4	55:CA:351:G:O6	2.53	0.41
55:CA:354:G:N3	55:CA:354:G:H2'	2.34	0.41
55:CA:485:U:H6	55:CA:485:U:H2'	1.52	0.41
55:CA:577:G:N9	55:CA:816:A:C2	2.88	0.41
55:CA:662:U:H2'	55:CA:663:A:C8	2.55	0.41
55:CA:663:A:C2	55:CA:743:A:C2	3.08	0.41
55:CA:733:G:O2'	55:CA:734:G:H5''	2.21	0.41
55:CA:966:G:H2'	55:CA:967:C:C5	2.55	0.41
55:CA:1001:C:H2'	55:CA:1002:G:O4'	2.20	0.41
55:CA:1057:G:H2'	55:CA:1058:G:C8	2.54	0.41
55:CA:1169:A:O2'	55:CA:1170:A:C8	2.72	0.41
55:CA:1237:C:H4'	55:CA:1334:G:N2	2.35	0.41
55:CA:1276:G:O5'	55:CA:1276:G:H8	2.03	0.41
55:CA:1288:A:H2'	55:CA:1289:A:C8	2.55	0.41
55:CA:1296:C:O2'	55:CA:1302:C:N4	2.54	0.41
26:DC:184:GLU:HB2	26:DC:187:CYS:SG	2.60	0.41
26:DC:251:THR:HG22	26:DC:252:LYS:N	2.34	0.41
28:DE:132:LYS:O	28:DE:132:LYS:HG2	2.21	0.41
28:DE:154:ASP:C	28:DE:156:ASN:H	2.23	0.41
29:DF:78:ILE:HG22	29:DF:79:ARG:N	2.36	0.41
31:DH:71:LYS:CD	31:DH:71:LYS:N	2.82	0.41
33:DJ:12:LYS:HB2	33:DJ:13:ARG:H	1.74	0.41
33:DJ:73:VAL:HB	33:DJ:75:TYR:CE2	2.55	0.41
34:DK:4:GLU:O	34:DK:5:GLN:HG2	2.20	0.41

*Continued on next page...*

*Continued from previous page...*

Atom-1	Atom-2	Interatomic distance (Å)	Clash overlap (Å)
35:DL:37:GLY:HA3	59:DA:3788:HOH:O	2.19	0.41
38:DO:7:ARG:HA	38:DO:10:ARG:NH2	2.35	0.41
38:DO:29:HIS:HB3	38:DO:36:TYR:HB2	2.02	0.41
39:DP:24:THR:O	39:DP:25:VAL:C	2.59	0.41
40:DQ:10:ARG:O	40:DQ:14:LYS:HB2	2.21	0.41
40:DQ:91:ARG:NH2	40:DQ:93:ILE:HD13	2.35	0.41
45:DV:12:GLN:HG2	56:DB:75:G:OP1	2.20	0.41
24:DA:17:G:N2	24:DA:524:G:C4	2.89	0.41
24:DA:26:G:N1	24:DA:27:G:N2	2.69	0.41
24:DA:301:G:O2'	24:DA:302:C:O5'	2.38	0.41
24:DA:391:A:C2	24:DA:392:U:O4'	2.73	0.41
24:DA:416:U:H2'	24:DA:417:C:O4'	2.21	0.41
24:DA:441:U:H2'	24:DA:442:G:C8	2.55	0.41
24:DA:944:C:H2'	59:DA:3356:HOH:O	2.20	0.41
24:DA:1031:G:N2	24:DA:1124:G:C4	2.87	0.41
24:DA:1048:A:N6	24:DA:1111:A:C4	2.88	0.41
24:DA:1299:G:H5'	24:DA:1301:A:O4'	2.20	0.41
24:DA:1301:A:C4	24:DA:1303:G:C8	3.08	0.41
24:DA:1319:C:H1'	24:DA:1334:G:H22	1.85	0.41
24:DA:1429:G:O2'	24:DA:1430:G:C5'	2.68	0.41
24:DA:1440:U:C2'	24:DA:1441:G:O5'	2.68	0.41
24:DA:1653:G:H4'	24:DA:1654:A:OP1	2.20	0.41
24:DA:2004:G:C6	24:DA:2005:A:C4	3.08	0.41
24:DA:2024:G:H2'	24:DA:2025:C:C6	2.55	0.41
24:DA:2490:G:C4'	24:DA:2491:U:OP1	2.58	0.41
24:DA:2517:C:C5	24:DA:2542:A:C5	3.09	0.41
24:DA:2564:A:C6	24:DA:2565:A:N1	2.88	0.41
24:DA:2638:G:N1	24:DA:2775:G:H2'	2.36	0.41
56:DB:64:G:C6	56:DB:65:U:C4	3.08	0.41
1:AB:52:ALA:CB	1:AB:197:PHE:HB3	2.50	0.41
1:AB:60:ALA:CB	1:AB:220:VAL:O	2.68	0.41
5:AF:85:ILE:O	5:AF:86:ARG:C	2.58	0.41
6:AG:128:GLU:O	6:AG:129:ASN:C	2.58	0.41
7:AH:110:MET:H	7:AH:110:MET:HG3	1.58	0.41
8:AI:45:MET:C	8:AI:47:VAL:N	2.73	0.41
8:AI:90:ASP:OD2	8:AI:92:SER:HB3	2.18	0.41
8:AI:117:LEU:O	8:AI:118:ARG:C	2.59	0.41
10:AK:52:ARG:NH1	21:AA:689:C:OP2	2.54	0.41
10:AK:73:VAL:C	10:AK:75:GLU:N	2.74	0.41
11:AL:106:VAL:HG21	11:AL:116:TYR:HB3	2.02	0.41
12:AM:6:ILE:HD12	12:AM:7:ASN:N	2.36	0.41

*Continued on next page...*

*Continued from previous page...*

Atom-1	Atom-2	Interatomic distance (Å)	Clash overlap (Å)
16:AQ:51:GLU:N	16:AQ:51:GLU:OE1	2.52	0.41
19:AT:33:LYS:HE2	19:AT:33:LYS:N	2.35	0.41
20:AU:8:ASN:HB3	20:AU:9:GLU:H	1.53	0.41
21:AA:154:U:O2	21:AA:168:G:N2	2.53	0.41
21:AA:179:A:H2'	21:AA:180:U:C6	2.55	0.41
21:AA:393:A:H5'	21:AA:483:C:O2'	2.21	0.41
21:AA:557:G:N1	21:AA:558:G:C2	2.87	0.41
21:AA:775:G:O2'	21:AA:776:G:H5'	2.21	0.41
21:AA:996:A:C4	21:AA:997:U:C5	3.08	0.41
21:AA:1040:U:H2'	21:AA:1041:G:C8	2.56	0.41
21:AA:1054:C:OP2	21:AA:1197:A:OP2	2.37	0.41
21:AA:1055:A:N7	21:AA:1206:G:C2	2.88	0.41
21:AA:1297:G:OP1	21:AA:1302:C:N4	2.49	0.41
21:AA:1439:G:C6	21:AA:1440:U:C2	3.08	0.41
24:BA:16:C:H4'	50:B0:10:SER:OG	2.19	0.41
24:BA:145:C:H2'	24:BA:146:A:H8	1.84	0.41
24:BA:147:C:H2'	24:BA:148:U:H6	1.85	0.41
24:BA:464:U:C4	24:BA:465:G:C2	3.08	0.41
24:BA:553:G:H2'	24:BA:554:U:O4'	2.20	0.41
24:BA:584:C:N4	24:BA:585:G:C6	2.89	0.41
24:BA:706:A:H2'	24:BA:707:G:O4'	2.19	0.41
24:BA:870:U:H2'	24:BA:871:U:H5'	2.01	0.41
24:BA:1007:C:C6	24:BA:1008:A:C8	3.09	0.41
24:BA:1166:G:H2'	24:BA:1167:C:C6	2.56	0.41
24:BA:1565:C:O2'	24:BA:1566:A:O5'	2.32	0.41
24:BA:1823:G:C5	24:BA:1824:G:N7	2.88	0.41
24:BA:1910:G:C2	24:BA:1911:U:C2	3.08	0.41
24:BA:2086:U:C4	24:BA:2234:G:O6	2.73	0.41
24:BA:2144:G:H2'	24:BA:2148:G:O6	2.20	0.41
24:BA:2228:G:H2'	24:BA:2229:U:C6	2.54	0.41
24:BA:2432:A:C6	24:BA:2433:A:C5	3.09	0.41
24:BA:2639:A:H2'	24:BA:2640:G:O4'	2.20	0.41
24:BA:2672:U:C2'	24:BA:2673:G:O5'	2.68	0.41
24:BA:2746:U:O2	24:BA:2759:G:C2	2.73	0.41
24:BA:2857:G:C5	24:BA:2859:G:OP2	2.73	0.41
25:BB:49:C:O5'	25:BB:49:C:H6	2.04	0.41
26:BC:114:GLN:HE21	26:BC:114:GLN:HB2	1.59	0.41
28:BE:97:ASN:O	28:BE:98:LYS:C	2.58	0.41
28:BE:147:LEU:HB3	28:BE:186:VAL:CG2	2.44	0.41
29:BF:107:VAL:N	29:BF:108:PRO:CD	2.83	0.41
30:BG:123:GLU:OE2	30:BG:123:GLU:HA	2.20	0.41

*Continued on next page...*

*Continued from previous page...*

Atom-1	Atom-2	Interatomic distance (Å)	Clash overlap (Å)
31:BH:78:VAL:HG11	31:BH:145:ASN:CB	2.49	0.41
34:BK:4:GLU:O	34:BK:5:GLN:HB2	2.21	0.41
34:BK:10:VAL:HG12	34:BK:12:ASP:H	1.85	0.41
40:BQ:86:SER:HB3	41:BR:51:VAL:HG12	2.02	0.41
42:BS:54:ALA:O	42:BS:55:ILE:C	2.58	0.41
45:BV:68:LYS:O	45:BV:69:GLU:C	2.57	0.41
46:BW:72:GLY:N	46:BW:73:PRO:CD	2.83	0.41
48:BY:42:LEU:O	48:BY:43:LEU:C	2.58	0.41
49:BZ:9:THR:CG2	49:BZ:53:MET:C	2.88	0.41
1:CB:71:THR:O	1:CB:72:LYS:C	2.58	0.41
1:CB:101:THR:O	55:CA:1074:G:H4'	2.20	0.41
1:CB:212:TYR:HA	1:CB:215:ALA:HB3	2.03	0.41
2:CC:166:TRP:HE3	2:CC:166:TRP:N	2.14	0.41
3:CD:114:ARG:O	3:CD:117:VAL:HB	2.20	0.41
3:CD:141:VAL:HA	3:CD:180:THR:HA	2.01	0.41
6:CG:17:PHE:HB2	6:CG:43:TYR:OH	2.20	0.41
6:CG:37:THR:O	6:CG:40:SER:HB2	2.21	0.41
8:CI:4:GLN:HB3	8:CI:21:LYS:CD	2.50	0.41
8:CI:25:GLY:HA2	8:CI:60:LEU:O	2.20	0.41
8:CI:98:ARG:NH2	55:CA:1178:G:C5'	2.83	0.41
9:CJ:6:ILE:HD13	9:CJ:84:VAL:HG12	2.02	0.41
9:CJ:52:LEU:O	13:CN:80:ARG:HG3	2.21	0.41
13:CN:70:HIS:HB2	55:CA:976:G:OP2	2.21	0.41
15:CP:47:GLU:OE1	15:CP:47:GLU:HA	2.21	0.41
20:CU:34:ARG:CG	20:CU:35:GLU:N	2.84	0.41
55:CA:132:C:O2'	55:CA:133:U:H5'	2.20	0.41
55:CA:142:G:N7	55:CA:143:A:C8	2.89	0.41
55:CA:628:G:N2	55:CA:629:A:H1'	2.34	0.41
55:CA:918:A:H2'	55:CA:919:A:C8	2.54	0.41
55:CA:1017:U:OP2	55:CA:1017:U:H6	2.02	0.41
55:CA:1219:A:C5	55:CA:1220:G:N7	2.88	0.41
55:CA:1241:G:O2'	55:CA:1242:G:C8	2.58	0.41
55:CA:1430:A:C2'	55:CA:1431:A:H5'	2.51	0.41
26:DC:216:ARG:NH2	24:DA:781:A:OP1	2.53	0.41
27:DD:125:TRP:CE3	27:DD:160:LYS:HD3	2.55	0.41
30:DG:88:LEU:N	30:DG:128:THR:O	2.53	0.41
38:DO:79:ALA:HB1	38:DO:114:GLY:CA	2.51	0.41
39:DP:112:ARG:HD2	39:DP:114:ASN:HD21	1.86	0.41
40:DQ:3:VAL:CB	24:DA:1249:U:H4'	2.50	0.41
40:DQ:4:LYS:O	40:DQ:5:ARG:CB	2.68	0.41
43:DT:10:VAL:HG23	43:DT:11:LEU:N	2.34	0.41

*Continued on next page...*



*Continued from previous page...*

Atom-1	Atom-2	Interatomic distance (Å)	Clash overlap (Å)
51:D1:22:THR:HG23	51:D1:23:THR:N	2.35	0.41
24:DA:28:A:H61	24:DA:512:G:H1'	1.86	0.41
24:DA:184:C:H2'	24:DA:185:G:C8	2.54	0.41
24:DA:217:A:N6	24:DA:218:A:C2	2.88	0.41
24:DA:239:C:O2	24:DA:259:G:C2	2.73	0.41
24:DA:329:G:H5'	24:DA:477:A:H4'	2.03	0.41
24:DA:489:G:H4'	24:DA:490:C:OP1	2.20	0.41
24:DA:528:A:H2	24:DA:2043:C:C5'	2.33	0.41
24:DA:528:A:C2	24:DA:2043:C:O5'	2.73	0.41
24:DA:579:G:C4	24:DA:1262:A:C6	3.08	0.41
24:DA:903:C:H2'	24:DA:904:G:H8	1.85	0.41
24:DA:1022:G:O2'	24:DA:1023:U:P	2.78	0.41
24:DA:1071:G:O6	24:DA:1091:G:N7	2.54	0.41
24:DA:1270:C:C4	24:DA:1648:U:C5	3.09	0.41
24:DA:1525:A:C5	24:DA:1526:C:C5	3.08	0.41
24:DA:1585:C:C2'	24:DA:1586:A:O5'	2.68	0.41
24:DA:2210:U:HO2'	24:DA:2211:A:P	2.42	0.41
24:DA:2450:A:N1	24:DA:2451:A:C5	2.88	0.41
24:DA:2617:U:C2'	24:DA:2618:G:H5'	2.50	0.41
24:DA:2721:A:H2'	24:DA:2722:G:O4'	2.21	0.41
56:DB:74:U:H2'	56:DB:75:G:O4'	2.20	0.41
1:AB:36:LYS:NZ	21:AA:847:G:OP1	2.53	0.41
1:AB:139:GLU:O	1:AB:143:LEU:HD21	2.20	0.41
2:AC:53:ARG:HG2	2:AC:54:ILE:N	2.36	0.41
2:AC:110:LEU:CD2	2:AC:143:LEU:HD23	2.49	0.41
4:AE:37:VAL:HG11	4:AE:113:VAL:HB	2.01	0.41
4:AE:37:VAL:CG2	4:AE:113:VAL:HG12	2.35	0.41
4:AE:79:THR:HB	4:AE:121:ASN:ND2	2.35	0.41
6:AG:146:ALA:C	6:AG:148:LYS:N	2.73	0.41
7:AH:48:PHE:HA	7:AH:60:LEU:HD23	2.02	0.41
7:AH:77:VAL:HG11	7:AH:124:ILE:CD1	2.51	0.41
7:AH:85:TYR:CG	21:AA:598:U:H4'	2.55	0.41
8:AI:17:ARG:HE	8:AI:65:THR:HB	1.85	0.41
9:AJ:15:HIS:CD2	21:AA:1152:A:H5'	2.56	0.41
11:AL:35:ARG:O	11:AL:52:CYS:HB2	2.20	0.41
12:AM:89:ARG:HD3	12:AM:89:ARG:HA	1.89	0.41
13:AN:96:LYS:O	13:AN:96:LYS:HD2	2.20	0.41
15:AP:77:GLU:C	15:AP:79:ASN:H	2.24	0.41
19:AT:54:GLN:HB3	19:AT:55:PRO:HD3	2.01	0.41
21:AA:74:A:C2	21:AA:97:G:C5	3.09	0.41
21:AA:224:U:O2'	21:AA:225:C:H5'	2.20	0.41

*Continued on next page...*

*Continued from previous page...*

Atom-1	Atom-2	Interatomic distance (Å)	Clash overlap (Å)
21:AA:414:A:C6	21:AA:431:A:C2	3.08	0.41
21:AA:452:A:O2'	21:AA:453:G:O5'	2.38	0.41
21:AA:946:A:C2	21:AA:1236:A:C2	3.07	0.41
21:AA:1075:U:H2'	21:AA:1076:U:H5'	2.01	0.41
21:AA:1153:G:C2	21:AA:1154:G:C8	3.08	0.41
21:AA:1217:C:H2'	21:AA:1218:C:C6	2.56	0.41
21:AA:1250:A:C8	21:AA:1287:A:N7	2.88	0.41
24:BA:197:A:N7	24:BA:2430:A:C5	2.89	0.41
24:BA:946:C:O2'	24:BA:947:A:C5'	2.53	0.41
24:BA:967:U:C4	24:BA:968:C:N4	2.88	0.41
24:BA:994:C:H1'	41:BR:10:LYS:HZ3	1.83	0.41
24:BA:1027:A:N1	24:BA:1126:A:C1'	2.83	0.41
24:BA:1091:G:O2'	24:BA:1092:C:H6	1.99	0.41
24:BA:1171:G:N2	24:BA:1179:G:C6	2.89	0.41
24:BA:1183:U:H2'	24:BA:1184:U:C6	2.55	0.41
24:BA:1581:G:H2'	24:BA:1582:C:C6	2.56	0.41
24:BA:1663:G:C6	24:BA:1998:A:C6	3.08	0.41
24:BA:2052:A:H4'	27:BD:148:GLN:O	2.20	0.41
24:BA:2432:A:C5	24:BA:2433:A:N7	2.88	0.41
24:BA:2570:G:C2	24:BA:2571:U:C2	3.08	0.41
24:BA:2776:A:O2'	24:BA:2777:G:P	2.78	0.41
30:BG:66:THR:O	30:BG:67:ALA:C	2.58	0.41
30:BG:162:ARG:NH1	30:BG:168:VAL:HG21	2.36	0.41
31:BH:26:ALA:HA	31:BH:30:LEU:HB2	2.01	0.41
31:BH:86:ASP:HB3	31:BH:89:LYS:HB3	2.02	0.41
32:BI:52:LEU:HD11	32:BI:81:LYS:HE2	2.02	0.41
35:BL:58:TYR:O	35:BL:59:ARG:HG2	2.20	0.41
35:BL:95:LEU:HD11	35:BL:125:LEU:HD11	2.02	0.41
35:BL:120:VAL:O	35:BL:140:GLY:HA2	2.20	0.41
36:BM:47:GLU:O	36:BM:48:ALA:C	2.58	0.41
39:BP:50:ARG:H	39:BP:50:ARG:HG3	1.69	0.41
43:BT:83:ALA:O	43:BT:84:TYR:HB2	2.19	0.41
45:BV:5:ASN:ND2	45:BV:5:ASN:N	2.68	0.41
46:BW:17:ALA:CA	46:BW:35:ILE:HG23	2.43	0.41
47:BX:5:GLN:HE21	47:BX:49:ARG:CB	2.33	0.41
48:BY:20:ASN:O	48:BY:21:LEU:C	2.59	0.41
48:BY:44:LYS:O	48:BY:47:ARG:HB3	2.19	0.41
49:BZ:23:LEU:HD21	49:BZ:53:MET:CE	2.51	0.41
1:CB:81:ASP:CG	1:CB:82:ALA:H	2.23	0.41
1:CB:172:ILE:H	1:CB:172:ILE:HG12	1.66	0.41
3:CD:66:VAL:CG1	3:CD:70:GLN:HB3	2.49	0.41

*Continued on next page...*

*Continued from previous page...*

Atom-1	Atom-2	Interatomic distance (Å)	Clash overlap (Å)
3:CD:71:PHE:HZ	3:CD:199:ILE:CD1	2.33	0.41
4:CE:134:ASN:O	4:CE:137:ARG:HG2	2.20	0.41
6:CG:113:LYS:HA	55:CA:1298:U:C5	2.56	0.41
9:CJ:17:LEU:HD21	9:CJ:95:GLY:HA3	2.03	0.41
10:CK:63:GLN:HB2	10:CK:98:ALA:HB2	2.03	0.41
18:CS:35:ARG:HG3	18:CS:35:ARG:O	2.21	0.41
18:CS:52:ASN:HD21	18:CS:55:GLN:N	2.02	0.41
19:CT:18:LYS:O	19:CT:21:ALA:HB3	2.20	0.41
19:CT:82:ILE:HG13	19:CT:83:ASN:N	2.35	0.41
55:CA:152:A:N6	55:CA:170:U:C2	2.89	0.41
55:CA:194:C:O2'	55:CA:195:A:H5'	2.21	0.41
55:CA:229:U:H2'	55:CA:230:G:H8	1.83	0.41
55:CA:242:G:N1	55:CA:245:U:C4	2.88	0.41
55:CA:414:A:N6	55:CA:431:A:N3	2.69	0.41
55:CA:1011:C:C2	55:CA:1019:A:C2	3.09	0.41
55:CA:1305:G:HO2'	55:CA:1306:A:H8	1.60	0.41
55:CA:1521:C:H2'	55:CA:1522:U:O4'	2.20	0.41
26:DC:2:VAL:HB	26:DC:3:VAL:H	1.53	0.41
26:DC:93:VAL:HG12	26:DC:101:ARG:N	2.36	0.41
29:DF:41:GLU:O	29:DF:43:ILE:N	2.53	0.41
35:DL:91:ASP:O	35:DL:92:LEU:C	2.58	0.41
36:DM:3:GLN:HE21	36:DM:3:GLN:HB3	1.68	0.41
37:DN:4:ARG:O	37:DN:5:LYS:O	2.39	0.41
37:DN:20:MET:C	37:DN:22:ARG:N	2.74	0.41
40:DQ:86:SER:O	40:DQ:87:VAL:C	2.59	0.41
41:DR:38:VAL:N	41:DR:53:PHE:HB3	2.35	0.41
44:DU:67:SER:HB2	24:DA:327:G:H21	1.85	0.41
47:DX:1:SER:O	47:DX:2:ARG:C	2.58	0.41
48:DY:21:LEU:HD23	48:DY:25:GLN:CD	2.40	0.41
48:DY:25:GLN:O	48:DY:29:ARG:HD3	2.21	0.41
50:D0:55:ALA:HB3	50:D0:56:LYS:HZ2	1.86	0.41
24:DA:382:A:H2'	24:DA:383:C:C5'	2.50	0.41
24:DA:513:A:N6	24:DA:514:A:N6	2.69	0.41
24:DA:521:U:O2'	24:DA:522:A:H5'	2.21	0.41
24:DA:1028:A:H61	24:DA:1125:G:H2'	1.81	0.41
24:DA:1034:G:O2'	24:DA:1035:U:O5'	2.36	0.41
24:DA:1136:G:N2	24:DA:1137:G:C4	2.88	0.41
24:DA:1223:G:N1	24:DA:1227:G:C6	2.89	0.41
24:DA:1247:A:C5	24:DA:1249:U:C4	3.09	0.41
24:DA:1268:A:C6	24:DA:2013:A:C8	3.08	0.41
24:DA:1398:C:HO2'	24:DA:1399:C:H6	1.67	0.41

*Continued on next page...*

*Continued from previous page...*

Atom-1	Atom-2	Interatomic distance (Å)	Clash overlap (Å)
24:DA:1445:G:C6	24:DA:1446:C:C4	3.08	0.41
24:DA:1689:A:C5	24:DA:1700:A:C6	3.08	0.41
24:DA:2423:U:H5''	24:DA:2424:C:OP1	2.20	0.41
24:DA:2617:U:C4	24:DA:2618:G:N7	2.88	0.41
24:DA:2819:G:C6	24:DA:2821:A:C2	3.08	0.41
56:DB:58:A:O2'	56:DB:59:A:H5'	2.21	0.41
2:AC:38:VAL:O	2:AC:42:LEU:HB2	2.21	0.41
2:AC:49:ALA:HB1	2:AC:75:VAL:HG22	2.03	0.41
3:AD:115:GLN:CD	3:AD:119:HIS:HE1	2.24	0.41
3:AD:155:LYS:HA	3:AD:158:LEU:HD12	2.03	0.41
3:AD:178:GLU:HG2	3:AD:179:GLY:N	2.35	0.41
4:AE:15:ILE:N	4:AE:15:ILE:HD12	2.35	0.41
10:AK:76:TYR:CD1	10:AK:76:TYR:N	2.88	0.41
11:AL:28:GLN:OE1	21:AA:363:A:H1'	2.21	0.41
11:AL:43:LYS:HE2	11:AL:44:PRO:CD	2.50	0.41
13:AN:42:ASN:C	13:AN:44:VAL:H	2.24	0.41
15:AP:79:ASN:O	15:AP:80:LYS:HB2	2.20	0.41
20:AU:36:PHE:O	20:AU:39:LYS:HE2	2.20	0.41
21:AA:72:A:C6	21:AA:73:C:C4	3.09	0.41
21:AA:248:C:C4	21:AA:249:U:C5	3.08	0.41
21:AA:342:C:C2	21:AA:348:G:C2	3.08	0.41
21:AA:382:A:N1	21:AA:383:A:C6	2.88	0.41
21:AA:429:U:C1'	21:AA:430:A:H5''	2.51	0.41
21:AA:575:G:C5	21:AA:881:G:C2	3.09	0.41
21:AA:597:G:N7	21:AA:598:U:C5	2.89	0.41
21:AA:601:G:O2'	21:AA:602:A:H5'	2.20	0.41
21:AA:690:G:H2'	21:AA:691:G:C8	2.55	0.41
21:AA:690:G:C2'	21:AA:691:G:O4'	2.61	0.41
21:AA:953:G:N1	21:AA:1229:A:C6	2.89	0.41
21:AA:955:U:C5	21:AA:956:U:C5	3.09	0.41
21:AA:1065:U:O4	21:AA:1190:G:O4'	2.38	0.41
21:AA:1312:G:N2	21:AA:1313:U:C2	2.89	0.41
21:AA:1419:G:C5	21:AA:1482:G:C2	3.09	0.41
21:AA:1501:C:C2	21:AA:1504:G:O6	2.73	0.41
21:AA:1523:G:C5	21:AA:1524:C:C5	3.08	0.41
24:BA:157:C:C2	24:BA:158:U:C6	3.08	0.41
24:BA:428:A:C6	24:BA:429:A:C6	3.09	0.41
24:BA:460:A:P	52:B2:41:ARG:HH12	2.43	0.41
24:BA:481:G:C4	24:BA:507:A:C2	3.08	0.41
24:BA:579:G:N2	24:BA:580:U:C2	2.88	0.41
24:BA:612:G:C6	24:BA:614:A:N3	2.89	0.41

*Continued on next page...*

*Continued from previous page...*

Atom-1	Atom-2	Interatomic distance (Å)	Clash overlap (Å)
24:BA:815:C:OP2	41:BR:85:LYS:HE3	2.19	0.41
24:BA:874:G:C2	24:BA:904:G:C2	3.08	0.41
24:BA:932:U:H4'	24:BA:933:A:C5'	2.49	0.41
24:BA:945:A:N3	24:BA:2448:A:N3	2.69	0.41
24:BA:1016:G:N1	24:BA:1147:A:C2	2.88	0.41
24:BA:1037:G:C2	24:BA:1119:U:O2	2.74	0.41
24:BA:1056:G:H21	24:BA:1103:A:H62	1.69	0.41
24:BA:1097:U:H3'	24:BA:1098:A:C4'	2.50	0.41
24:BA:1131:G:C8	33:BJ:77:HIS:CE1	3.08	0.41
24:BA:1142:A:C5	24:BA:1144:A:C5	3.08	0.41
24:BA:1456:G:C2'	24:BA:1457:U:H5'	2.51	0.41
24:BA:1718:G:N2	24:BA:1719:G:H1'	2.36	0.41
24:BA:1808:A:N6	47:BX:27:ARG:NE	2.69	0.41
24:BA:1959:G:C5	24:BA:1960:A:C8	3.09	0.41
24:BA:2039:U:H2'	24:BA:2040:G:C8	2.56	0.41
24:BA:2256:G:C4	24:BA:2257:U:C6	3.09	0.41
24:BA:2432:A:C4	24:BA:2433:A:C8	3.09	0.41
24:BA:2569:G:C2	24:BA:2570:G:C8	3.07	0.41
24:BA:2751:G:N3	24:BA:2751:G:H2'	2.36	0.41
24:BA:2773:C:H5''	27:BD:169:ARG:HB3	2.03	0.41
24:BA:2824:C:C5	24:BA:2825:G:C5	3.09	0.41
26:BC:239:PHE:O	26:BC:241:LYS:HG2	2.20	0.41
27:BD:69:ALA:CA	27:BD:73:VAL:HG13	2.45	0.41
29:BF:133:GLU:HA	29:BF:148:VAL:O	2.20	0.41
29:BF:168:LEU:HD11	29:BF:172:PHE:HE1	1.85	0.41
31:BH:48:GLU:HA	31:BH:51:ARG:HG3	2.02	0.41
31:BH:86:ASP:CB	31:BH:89:LYS:HB3	2.50	0.41
33:BJ:114:LEU:O	33:BJ:117:ALA:N	2.54	0.41
34:BK:3:GLN:CG	34:BK:4:GLU:N	2.83	0.41
36:BM:28:PHE:HB3	36:BM:64:TRP:CE2	2.56	0.41
36:BM:107:GLY:O	36:BM:108:VAL:HG23	2.21	0.41
37:BN:32:GLU:C	37:BN:33:ILE:HG13	2.40	0.41
40:BQ:57:ARG:NH2	40:BQ:92:LYS:NZ	2.66	0.41
47:BX:30:PRO:HG2	47:BX:32:LEU:HD11	2.02	0.41
47:BX:70:LEU:O	47:BX:74:GLY:N	2.51	0.41
2:CC:120:THR:O	2:CC:120:THR:CG2	2.66	0.41
7:CH:12:ARG:HH12	7:CH:27:PRO:HD2	1.85	0.41
7:CH:47:ASP:OD2	7:CH:47:ASP:C	2.59	0.41
12:CM:7:ASN:C	12:CM:9:PRO:HD3	2.40	0.41
12:CM:55:LEU:O	12:CM:59:VAL:HG12	2.21	0.41
15:CP:1:MET:O	15:CP:1:MET:HG3	2.20	0.41

*Continued on next page...*

*Continued from previous page...*

Atom-1	Atom-2	Interatomic distance (Å)	Clash overlap (Å)
15:CP:44:SER:H	15:CP:46:LYS:HZ3	1.68	0.41
15:CP:46:LYS:HB2	15:CP:47:GLU:H	1.67	0.41
55:CA:183:C:O2	55:CA:183:C:H2'	2.19	0.41
55:CA:723:U:O5'	55:CA:723:U:C6	2.73	0.41
55:CA:881:G:O2'	55:CA:882:C:H5'	2.20	0.41
55:CA:998:C:H2'	55:CA:999:C:C6	2.56	0.41
55:CA:1091:U:O2	55:CA:1093:A:H8	2.04	0.41
55:CA:1312:G:C4	55:CA:1313:U:C5	3.09	0.41
55:CA:1415:G:O2'	55:CA:1416:G:H5'	2.20	0.41
55:CA:1487:G:C4	55:CA:1488:G:C8	3.09	0.41
55:CA:1505:G:H8	55:CA:1505:G:H2'	1.75	0.41
26:DC:250:GLN:HG3	26:DC:254:LYS:HG3	2.02	0.41
28:DE:196:VAL:HA	28:DE:199:MET:CB	2.50	0.41
29:DF:78:ILE:O	29:DF:79:ARG:CG	2.68	0.41
32:DI:93:ASN:HD22	32:DI:93:ASN:HA	1.69	0.41
33:DJ:111:LYS:HB2	33:DJ:115:GLY:N	2.33	0.41
37:DN:24:MET:HG2	37:DN:24:MET:O	2.20	0.41
38:DO:12:THR:O	38:DO:16:ARG:HB2	2.20	0.41
38:DO:26:LEU:HA	38:DO:38:GLN:O	2.20	0.41
41:DR:15:SER:O	41:DR:98:ILE:HG21	2.20	0.41
43:DT:62:VAL:HG12	43:DT:63:VAL:H	1.84	0.41
46:DW:45:HIS:HB3	46:DW:58:LEU:HD11	2.01	0.41
48:DY:58:ASN:ND2	24:DA:112:U:H5'	2.36	0.41
49:DZ:28:LEU:N	49:DZ:28:LEU:CD2	2.83	0.41
50:D0:38:LEU:N	50:D0:41:HIS:HE1	2.17	0.41
51:D1:47:ILE:HD12	51:D1:47:ILE:H	1.85	0.41
24:DA:17:G:N1	24:DA:524:G:C6	2.88	0.41
24:DA:67:U:C2	24:DA:68:G:C8	3.08	0.41
24:DA:204:A:O4'	24:DA:206:U:C6	2.74	0.41
24:DA:251:A:H8	24:DA:251:A:O5'	2.04	0.41
24:DA:382:A:C2	24:DA:393:C:C2	3.09	0.41
24:DA:449:A:C4	24:DA:450:G:N7	2.88	0.41
24:DA:482:A:N6	24:DA:506:G:N9	2.68	0.41
24:DA:539:G:C4	24:DA:540:C:C5	3.08	0.41
24:DA:569:U:H2'	24:DA:570:G:O4'	2.20	0.41
24:DA:627:A:O2'	24:DA:628:G:C8	2.73	0.41
24:DA:682:G:H2'	24:DA:682:G:N3	2.35	0.41
24:DA:749:A:H1'	24:DA:1618:A:OP1	2.21	0.41
24:DA:811:U:H1'	24:DA:1251:C:C6	2.56	0.41
24:DA:834:G:H2'	24:DA:835:C:O4'	2.21	0.41
24:DA:992:C:C2	24:DA:1163:G:C2	3.08	0.41

*Continued on next page...*

*Continued from previous page...*

Atom-1	Atom-2	Interatomic distance (Å)	Clash overlap (Å)
24:DA:1048:A:O2'	24:DA:1049:C:C6	2.73	0.41
24:DA:1176:U:O2'	24:DA:1177:G:H5'	2.20	0.41
24:DA:1394:U:C4	24:DA:1395:A:C6	3.09	0.41
24:DA:1537:G:C3'	24:DA:1538:G:H4'	2.47	0.41
24:DA:1654:A:O2'	24:DA:1655:A:O5'	2.38	0.41
24:DA:1734:G:H2'	24:DA:1735:A:C8	2.55	0.41
24:DA:1782:U:C5	24:DA:2587:A:C2	3.08	0.41
24:DA:2307:G:H1'	24:DA:2308:G:C4	2.48	0.41
24:DA:2452:C:H42	24:DA:2504:U:H3	1.68	0.41
24:DA:2455:G:H2'	24:DA:2456:C:H6	1.86	0.41
24:DA:2462:C:H6	24:DA:2462:C:O5'	2.04	0.41
24:DA:2592:G:C5	24:DA:2593:U:C5	3.09	0.41
24:DA:2653:U:C4	24:DA:2654:A:C5	3.09	0.41
24:DA:2812:G:C6	24:DA:2813:A:C5	3.08	0.41
24:DA:2838:G:C4	24:DA:2839:G:C8	3.08	0.41
24:DA:2897:U:C2	24:DA:2898:U:C5	3.09	0.41
56:DB:6:G:H4'	56:DB:28:C:H4'	2.02	0.41
1:AB:107:ARG:NE	1:AB:108:GLN:NE2	2.56	0.41
1:AB:108:GLN:NE2	1:AB:108:GLN:N	2.65	0.41
1:AB:185:ILE:CD1	1:AB:203:ASP:HA	2.50	0.41
2:AC:120:THR:C	2:AC:122:GLN:N	2.73	0.41
3:AD:10:LEU:HD11	3:AD:62:ARG:NE	2.35	0.41
3:AD:14:GLU:OE1	3:AD:14:GLU:HA	2.21	0.41
3:AD:111:ALA:O	3:AD:112:GLU:C	2.59	0.41
4:AE:82:HIS:CE1	4:AE:146:MET:CE	3.04	0.41
7:AH:14:ARG:HB2	7:AH:74:ILE:HG23	2.02	0.41
8:AI:67:LYS:HD3	8:AI:67:LYS:N	2.35	0.41
9:AJ:53:ILE:HG13	13:AN:84:ARG:NH1	2.36	0.41
12:AM:69:ARG:NH2	21:AA:1330:U:H4'	2.32	0.41
16:AQ:58:VAL:HG21	16:AQ:74:LEU:HB2	2.02	0.41
21:AA:78:A:H8	21:AA:78:A:O5'	2.02	0.41
21:AA:254:G:H2'	21:AA:255:G:C8	2.55	0.41
21:AA:332:G:C2	21:AA:333:U:C6	3.09	0.41
21:AA:845:A:H3'	21:AA:846:G:O4'	2.20	0.41
21:AA:977:A:H8	21:AA:1223:C:N3	2.18	0.41
21:AA:977:A:H8	21:AA:1223:C:C2	2.39	0.41
21:AA:1072:G:H2'	21:AA:1073:U:C6	2.56	0.41
21:AA:1163:A:C2	21:AA:1174:G:C6	3.09	0.41
21:AA:1186:G:C6	21:AA:1187:G:N7	2.88	0.41
21:AA:1363:A:C4	21:AA:1365:G:O6	2.74	0.41
21:AA:1408:A:N7	21:AA:1409:C:C5	2.89	0.41

*Continued on next page...*



*Continued from previous page...*

Atom-1	Atom-2	Interatomic distance (Å)	Clash overlap (Å)
21:AA:1466:C:H2'	21:AA:1467:C:O4'	2.21	0.41
24:BA:20:C:C2	24:BA:21:A:C8	3.08	0.41
24:BA:35:G:O6	24:BA:446:G:C2	2.74	0.41
24:BA:96:C:H4'	48:BY:41:HIS:CE1	2.56	0.41
24:BA:479:A:N3	24:BA:481:G:H5''	2.35	0.41
24:BA:675:A:C4	24:BA:804:A:C2	3.09	0.41
24:BA:684:G:C2	24:BA:774:G:C2	3.08	0.41
24:BA:726:G:O2'	24:BA:727:A:P	2.78	0.41
24:BA:782:A:C8	26:BC:219:VAL:HG21	2.55	0.41
24:BA:835:C:N4	24:BA:836:G:O6	2.54	0.41
24:BA:959:A:C2	24:BA:960:A:C4	3.08	0.41
24:BA:1141:U:C4'	24:BA:1142:A:O4'	2.68	0.41
24:BA:1257:C:O2'	28:BE:79:ARG:HB2	2.21	0.41
24:BA:1341:G:H21	43:BT:84:TYR:HB3	1.85	0.41
24:BA:1416:G:O2'	24:BA:1417:C:O5'	2.38	0.41
24:BA:1456:G:C5	24:BA:1457:U:C5	3.09	0.41
24:BA:1685:C:H2'	24:BA:1686:C:C6	2.56	0.41
24:BA:2059:A:H61	24:BA:2503:A:H2'	1.84	0.41
24:BA:2301:C:O2	24:BA:2316:G:C2	2.74	0.41
24:BA:2345:G:N3	24:BA:2381:A:H2'	2.35	0.41
24:BA:2404:U:O2	24:BA:2404:U:C2'	2.69	0.41
24:BA:2453:A:C2	24:BA:2504:U:N3	2.87	0.41
24:BA:2468:A:O2'	24:BA:2469:A:P	2.78	0.41
24:BA:2680:U:OP2	27:BD:114:LYS:CE	2.65	0.41
24:BA:2746:U:H2'	24:BA:2747:G:C5'	2.51	0.41
24:BA:2758:A:O2'	24:BA:2759:G:H5'	2.21	0.41
26:BC:183:VAL:CG1	26:BC:184:GLU:H	2.32	0.41
27:BD:35:THR:HG21	27:BD:51:THR:HG22	2.01	0.41
27:BD:92:VAL:O	27:BD:93:GLY:C	2.58	0.41
27:BD:182:ALA:O	27:BD:183:GLU:C	2.59	0.41
27:BD:193:VAL:HB	27:BD:194:PRO:HD2	2.02	0.41
28:BE:105:LEU:HD23	28:BE:105:LEU:HA	1.68	0.41
29:BF:39:VAL:CG1	29:BF:49:LEU:HD13	2.51	0.41
30:BG:72:ASN:C	30:BG:72:ASN:HD22	2.24	0.41
30:BG:174:LYS:HE2	30:BG:176:LYS:OXT	2.21	0.41
32:BI:41:PHE:N	32:BI:68:PHE:HZ	2.18	0.41
33:BJ:20:ALA:O	33:BJ:21:THR:O	2.38	0.41
36:BM:49:ALA:O	36:BM:50:ARG:C	2.59	0.41
40:BQ:98:ALA:HB2	40:BQ:105:PHE:CD2	2.56	0.41
42:BS:60:HIS:ND1	42:BS:60:HIS:O	2.54	0.41
43:BT:31:VAL:C	43:BT:32:LEU:HD23	2.41	0.41

*Continued on next page...*

*Continued from previous page...*

Atom-1	Atom-2	Interatomic distance (Å)	Clash overlap (Å)
44:BU:39:ASN:HB3	44:BU:62:ALA:O	2.20	0.41
46:BW:30:VAL:HA	46:BW:60:ALA:O	2.19	0.41
46:BW:40:ARG:O	46:BW:44:PHE:CE1	2.74	0.41
48:BY:56:LEU:O	48:BY:57:LEU:CB	2.61	0.41
52:B2:25:LYS:HA	52:B2:28:ARG:NH2	2.36	0.41
1:CB:68:PHE:HB2	1:CB:90:PHE:CA	2.50	0.41
1:CB:184:ALA:O	1:CB:199:ILE:HG12	2.21	0.41
2:CC:126:ARG:NH2	2:CC:190:THR:HG23	2.28	0.41
3:CD:34:GLU:O	3:CD:35:GLN:C	2.58	0.41
4:CE:41:GLY:HA2	4:CE:118:GLY:CA	2.51	0.41
5:CF:44:ARG:NH1	5:CF:56:LYS:NZ	2.69	0.41
5:CF:67:PRO:O	5:CF:70:VAL:HG22	2.21	0.41
6:CG:145:GLU:C	6:CG:147:ASN:H	2.24	0.41
9:CJ:59:LYS:HE2	55:CA:972:C:H4'	2.01	0.41
10:CK:127:ARG:HG2	10:CK:127:ARG:O	2.21	0.41
11:CL:43:LYS:CB	11:CL:44:PRO:CD	2.79	0.41
12:CM:69:ARG:O	12:CM:73:SER:CB	2.69	0.41
13:CN:54:SER:O	13:CN:54:SER:OG	2.38	0.41
17:CR:24:ASP:C	17:CR:26:ALA:H	2.23	0.41
18:CS:15:LEU:C	18:CS:17:LYS:H	2.23	0.41
18:CS:35:ARG:NH1	18:CS:76:THR:HG22	2.35	0.41
19:CT:64:GLY:HA2	19:CT:67:HIS:HD2	1.86	0.41
55:CA:64:G:N7	55:CA:99:C:C4	2.89	0.41
55:CA:243:A:H4'	55:CA:244:U:OP2	2.20	0.41
55:CA:324:G:N2	55:CA:326:G:H3'	2.36	0.41
55:CA:340:U:N3	55:CA:341:C:C4	2.89	0.41
55:CA:596:A:H2'	55:CA:597:G:H8	1.86	0.41
55:CA:859:G:H2'	55:CA:860:A:C8	2.56	0.41
55:CA:952:U:H5'	55:CA:972:C:N4	2.36	0.41
55:CA:1250:A:C5	55:CA:1287:A:N7	2.89	0.41
55:CA:1319:A:C6	55:CA:1323:G:N3	2.88	0.41
55:CA:1342:C:O2'	55:CA:1343:G:H5'	2.21	0.41
26:DC:65:ASP:OD2	26:DC:101:ARG:NH2	2.50	0.41
26:DC:72:GLY:O	26:DC:73:ILE:HD13	2.20	0.41
26:DC:144:GLU:HG3	26:DC:151:GLY:HA2	2.03	0.41
27:DD:113:SER:OG	27:DD:114:LYS:N	2.54	0.41
28:DE:5:LEU:CD1	28:DE:10:SER:HB2	2.51	0.41
30:DG:75:VAL:HA	30:DG:78:VAL:HG22	2.03	0.41
30:DG:139:VAL:HG12	30:DG:143:VAL:HG13	2.02	0.41
30:DG:163:TYR:O	30:DG:165:ASP:N	2.54	0.41
31:DH:70:GLU:HB2	31:DH:71:LYS:HD2	2.02	0.41

*Continued on next page...*

*Continued from previous page...*

Atom-1	Atom-2	Interatomic distance (Å)	Clash overlap (Å)
31:DH:71:LYS:N	31:DH:71:LYS:HD2	2.35	0.41
31:DH:90:LEU:CB	31:DH:123:ARG:HB3	2.43	0.41
32:DI:64:ARG:CZ	32:DI:64:ARG:HB2	2.51	0.41
32:DI:71:LYS:HG3	32:DI:72:THR:N	2.32	0.41
32:DI:102:ARG:HH11	32:DI:105:LEU:HD13	1.86	0.41
32:DI:132:ALA:HA	32:DI:137:LEU:HD12	2.02	0.41
34:DK:21:CYS:SG	34:DK:39:ILE:HG22	2.61	0.41
34:DK:98:ARG:C	34:DK:99:ILE:HG13	2.41	0.41
36:DM:73:ILE:HD13	36:DM:73:ILE:HA	1.90	0.41
38:DO:28:VAL:HG11	38:DO:103:VAL:HG13	2.03	0.41
38:DO:101:GLY:HA3	56:DB:49:C:H5''	2.03	0.41
42:DS:78:GLU:O	24:DA:25:U:H5'	2.21	0.41
45:DV:21:ARG:HE	45:DV:87:GLN:HB3	1.86	0.41
46:DW:35:ILE:HG13	46:DW:35:ILE:H	1.65	0.41
46:DW:77:LYS:HB2	46:DW:77:LYS:NZ	2.36	0.41
47:DX:76:LYS:O	47:DX:77:TYR:CG	2.74	0.41
49:DZ:53:MET:O	49:DZ:54:VAL:CG1	2.68	0.41
52:D2:26:ASN:OD1	24:DA:682:G:H5'	2.21	0.41
24:DA:71:A:O4'	24:DA:73:A:N7	2.54	0.41
24:DA:93:G:O2'	24:DA:94:A:C5'	2.69	0.41
24:DA:716:A:C6	24:DA:717:C:C2	3.08	0.41
24:DA:722:A:N3	24:DA:722:A:H2'	2.35	0.41
24:DA:784:G:O2'	24:DA:785:G:H5''	2.20	0.41
24:DA:785:G:C6	24:DA:786:C:N4	2.89	0.41
24:DA:1069:A:H2	24:DA:1097:U:OP1	2.03	0.41
24:DA:1192:G:O2'	24:DA:1193:G:H5'	2.20	0.41
24:DA:1380:G:C2	24:DA:1381:G:C8	3.09	0.41
24:DA:1415:U:O2	24:DA:1588:G:C6	2.74	0.41
24:DA:1424:G:C6	24:DA:1425:G:C2	3.08	0.41
24:DA:1555:G:C2	24:DA:1556:C:C6	3.09	0.41
24:DA:2498:C:OP2	24:DA:2499:C:OP2	2.38	0.41
24:DA:2502:G:C5'	24:DA:2503:A:H5''	2.40	0.41
24:DA:2737:G:C2'	24:DA:2738:A:H5'	2.51	0.41
1:AB:72:LYS:C	1:AB:74:ALA:H	2.23	0.41
1:AB:73:ARG:H	1:AB:94:ARG:HH12	1.67	0.41
3:AD:144:ILE:O	3:AD:145:ARG:C	2.59	0.41
5:AF:53:LYS:O	5:AF:54:LEU:HB3	2.21	0.41
6:AG:99:ALA:O	6:AG:103:ILE:HG13	2.21	0.41
14:AO:38:LEU:HD13	14:AO:38:LEU:HA	1.86	0.41
18:AS:50:VAL:HB	18:AS:74:ALA:HB2	2.03	0.41
21:AA:71:A:C4	21:AA:72:A:C8	3.09	0.41

*Continued on next page...*

*Continued from previous page...*

Atom-1	Atom-2	Interatomic distance (Å)	Clash overlap (Å)
21:AA:259:G:N2	21:AA:260:G:H1'	2.35	0.41
21:AA:275:G:C2	21:AA:276:G:C4	3.09	0.41
21:AA:453:G:N1	21:AA:480:U:C2	2.89	0.41
21:AA:824:G:O2'	21:AA:825:A:H5'	2.20	0.41
21:AA:1067:A:N1	21:AA:1108:G:O2'	2.48	0.41
21:AA:1074:G:N2	21:AA:1101:A:H1'	2.36	0.41
21:AA:1250:A:C4	21:AA:1287:A:C6	3.08	0.41
24:BA:10:A:N3	24:BA:2800:A:C5	2.89	0.41
24:BA:150:U:N3	24:BA:151:C:C4	2.89	0.41
24:BA:364:C:O2'	24:BA:365:U:H5'	2.21	0.41
24:BA:370:G:C6	24:BA:424:G:C8	3.08	0.41
24:BA:557:C:H6	24:BA:557:C:O5'	2.03	0.41
24:BA:775:G:H2'	24:BA:794:A:H62	1.85	0.41
24:BA:1295:C:H2'	24:BA:1296:G:H8	1.85	0.41
24:BA:1532:A:C2	24:BA:1540:G:C2	3.08	0.41
24:BA:1616:A:H4'	24:BA:1617:C:OP2	2.21	0.41
24:BA:1789:A:H2'	24:BA:1790:C:O4'	2.21	0.41
24:BA:1866:A:O2'	24:BA:1867:G:C5'	2.68	0.41
24:BA:1932:A:H2'	24:BA:1933:G:O4'	2.21	0.41
24:BA:2547:A:O2'	24:BA:2548:U:H5'	2.20	0.41
24:BA:2785:C:H2'	24:BA:2786:U:O4'	2.20	0.41
26:BC:196:ASN:C	26:BC:198:GLU:H	2.23	0.41
27:BD:149:ASN:O	27:BD:150:GLN:C	2.59	0.41
27:BD:184:ARG:HH11	39:BP:6:GLN:CD	2.23	0.41
28:BE:157:LEU:HG	28:BE:169:VAL:HG11	2.02	0.41
28:BE:159:LEU:HD12	28:BE:159:LEU:HA	1.68	0.41
35:BL:131:ALA:O	35:BL:135:ILE:HD12	2.20	0.41
36:BM:28:PHE:N	36:BM:104:GLU:OE2	2.54	0.41
36:BM:43:ALA:C	36:BM:45:GLN:N	2.73	0.41
39:BP:33:GLU:CD	39:BP:33:GLU:C	2.78	0.41
40:BQ:13:HIS:CD2	40:BQ:31:TYR:CD1	3.02	0.41
40:BQ:54:ARG:O	40:BQ:55:GLN:C	2.58	0.41
41:BR:29:THR:HG22	41:BR:29:THR:O	2.21	0.41
45:BV:65:VAL:O	45:BV:66:ASP:OD1	2.38	0.41
47:BX:34:SER:HA	47:BX:49:ARG:CA	2.31	0.41
48:BY:28:LEU:HD23	48:BY:28:LEU:HA	1.95	0.41
49:BZ:4:ILE:HG23	49:BZ:37:ARG:O	2.20	0.41
52:B2:19:ARG:HH21	52:B2:19:ARG:HD3	1.74	0.41
1:CB:24:PRO:HG3	55:CA:829:G:O2'	2.21	0.41
1:CB:112:ARG:O	1:CB:112:ARG:HG3	2.20	0.41
2:CC:106:ARG:O	2:CC:107:LYS:C	2.58	0.41

*Continued on next page...*

*Continued from previous page...*

Atom-1	Atom-2	Interatomic distance (Å)	Clash overlap (Å)
2:CC:111:ASP:OD2	2:CC:111:ASP:C	2.59	0.41
6:CG:148:LYS:HD2	10:CK:60:PHE:CG	2.56	0.41
8:CI:15:ALA:O	8:CI:66:VAL:HG23	2.21	0.41
8:CI:48:ARG:C	8:CI:50:PRO:HD2	2.41	0.41
9:CJ:33:GLY:O	9:CJ:35:GLN:N	2.53	0.41
9:CJ:53:ILE:HG12	55:CA:1060:U:C5'	2.51	0.41
9:CJ:73:LEU:O	9:CJ:75:ASP:N	2.53	0.41
10:CK:54:SER:O	10:CK:55:ARG:C	2.59	0.41
11:CL:112:ALA:HA	55:CA:502:A:OP1	2.20	0.41
18:CS:33:TRP:H	18:CS:33:TRP:HE3	1.69	0.41
18:CS:35:ARG:HB2	18:CS:71:GLY:N	2.36	0.41
19:CT:28:ARG:O	19:CT:29:THR:C	2.59	0.41
19:CT:35:TYR:OH	55:CA:259:G:OP1	2.32	0.41
55:CA:9:G:C6	55:CA:26:A:C6	3.08	0.41
55:CA:70:U:O2	55:CA:94:G:O6	2.38	0.41
55:CA:246:A:O3'	55:CA:247:G:H4'	2.20	0.41
55:CA:486:U:OP2	55:CA:486:U:H6	2.04	0.41
55:CA:511:C:C2	55:CA:512:U:C4	3.08	0.41
55:CA:512:U:O2'	55:CA:513:C:H6	1.99	0.41
55:CA:666:G:O2'	55:CA:667:G:H5'	2.20	0.41
55:CA:761:G:C5	55:CA:762:U:C5	3.08	0.41
55:CA:844:G:H3'	55:CA:844:G:OP2	2.20	0.41
55:CA:878:A:C4	55:CA:879:C:C5	3.09	0.41
55:CA:1079:G:H2'	55:CA:1080:A:C8	2.56	0.41
55:CA:1530:G:O2'	55:CA:1531:A:C8	2.68	0.41
27:DD:90:PHE:C	27:DD:92:VAL:H	2.24	0.41
27:DD:119:ALA:CB	27:DD:163:GLY:C	2.88	0.41
27:DD:155:VAL:HG21	24:DA:2618:G:H21	1.84	0.41
28:DE:163:ASN:OD1	24:DA:323:C:H5'	2.21	0.41
29:DF:1:ALA:HB3	29:DF:93:GLU:OE2	2.20	0.41
29:DF:35:LEU:O	29:DF:87:LYS:HA	2.21	0.41
29:DF:53:ALA:O	29:DF:56:LEU:HB3	2.20	0.41
29:DF:146:ASP:HB3	29:DF:147:ARG:H	1.57	0.41
30:DG:117:PRO:HG2	30:DG:143:VAL:CG1	2.50	0.41
32:DI:24:GLY:HA3	32:DI:25:PRO:HD3	1.94	0.41
32:DI:29:GLN:O	32:DI:30:GLN:HB3	2.20	0.41
32:DI:90:GLY:O	32:DI:92:PRO:HD3	2.21	0.41
32:DI:139:VAL:O	32:DI:140:GLU:HB2	2.21	0.41
33:DJ:4:PHE:HB3	40:DQ:63:ARG:HH22	1.85	0.41
33:DJ:77:HIS:O	33:DJ:78:THR:C	2.59	0.41
36:DM:35:ALA:O	36:DM:128:THR:HA	2.21	0.41

*Continued on next page...*

*Continued from previous page...*

Atom-1	Atom-2	Interatomic distance (Å)	Clash overlap (Å)
39:DP:9:GLN:HA	39:DP:12:MET:CG	2.44	0.41
48:DY:30:MET:SD	48:DY:30:MET:O	2.79	0.41
24:DA:271:G:H1'	24:DA:272:A:C8	2.55	0.41
24:DA:298:G:N2	24:DA:341:C:N4	2.68	0.41
24:DA:315:G:C2	24:DA:316:C:C2	3.09	0.41
24:DA:319:G:C6	24:DA:333:G:N1	2.89	0.41
24:DA:410:G:C2	24:DA:2407:A:C5	3.08	0.41
24:DA:508:A:H3'	24:DA:509:C:C5'	2.50	0.41
24:DA:804:A:H5''	24:DA:805:G:OP1	2.21	0.41
24:DA:822:G:H2'	24:DA:823:C:C6	2.56	0.41
24:DA:949:G:C6	24:DA:969:G:C6	3.09	0.41
24:DA:998:C:H2'	24:DA:999:U:O4'	2.20	0.41
24:DA:1123:C:H2'	24:DA:1124:G:C8	2.54	0.41
24:DA:1317:G:H2'	24:DA:1318:U:O4'	2.21	0.41
24:DA:1392:A:H62	24:DA:1393:A:N6	2.18	0.41
24:DA:1438:U:O4	24:DA:1552:A:C2	2.73	0.41
24:DA:1456:G:H2'	24:DA:1457:U:C6	2.56	0.41
24:DA:1760:C:HO2'	24:DA:1761:C:C4'	2.33	0.41
24:DA:1848:A:H2'	24:DA:1849:G:C8	2.55	0.41
24:DA:1885:A:C6	24:DA:1886:U:C2	3.08	0.41
24:DA:1940:U:H1'	24:DA:1942:C:N4	2.36	0.41
24:DA:1963:U:O2'	24:DA:1964:G:C5'	2.68	0.41
24:DA:1975:G:C5	24:DA:1976:U:C5	3.09	0.41
24:DA:2095:A:C2	24:DA:2096:C:C2	3.09	0.41
24:DA:2096:C:H2'	24:DA:2097:A:C8	2.56	0.41
24:DA:2155:U:OP2	24:DA:2155:U:C6	2.74	0.41
24:DA:2292:U:N3	24:DA:2293:G:N7	2.68	0.41
24:DA:2340:A:H2'	24:DA:2341:G:C8	2.56	0.41
24:DA:2358:A:C5	24:DA:2359:C:C5	3.09	0.41
24:DA:2414:G:C2'	24:DA:2415:G:H5'	2.51	0.41
24:DA:2757:A:C2'	24:DA:2758:A:H5'	2.51	0.41
24:DA:2854:G:C6	24:DA:2864:G:C6	3.09	0.41
56:DB:76:G:H2'	56:DB:76:G:N3	2.35	0.41
1:AB:104:LYS:HG2	1:AB:104:LYS:O	2.20	0.41
1:AB:191:ASP:HA	1:AB:192:PRO:HD2	1.86	0.41
2:AC:1:GLY:N	21:AA:1060:U:C5	2.83	0.41
2:AC:149:LYS:HB3	2:AC:168:ARG:HG2	2.01	0.41
2:AC:156:LEU:HD13	2:AC:163:ARG:HB2	2.03	0.41
3:AD:96:ARG:HH21	3:AD:114:ARG:HE	1.69	0.41
4:AE:19:ARG:CG	4:AE:30:PHE:HB3	2.51	0.41
4:AE:34:ALA:C	4:AE:49:TYR:HD2	2.24	0.41

*Continued on next page...*

*Continued from previous page...*

Atom-1	Atom-2	Interatomic distance (Å)	Clash overlap (Å)
4:AE:35:LEU:HA	4:AE:48:GLY:O	2.21	0.41
4:AE:38:VAL:HG22	4:AE:66:ALA:O	2.21	0.41
4:AE:84:VAL:CG1	4:AE:142:GLY:O	2.68	0.41
4:AE:84:VAL:O	4:AE:95:MET:HG2	2.21	0.41
4:AE:104:ILE:CD1	4:AE:115:GLU:HB2	2.44	0.41
4:AE:110:MET:SD	4:AE:135:VAL:O	2.79	0.41
5:AF:39:LEU:HD13	5:AF:39:LEU:HA	1.81	0.41
8:AI:59:LYS:HB3	8:AI:60:LEU:HD22	2.03	0.41
10:AK:14:GLN:O	55:CA:412:A:H3'	2.21	0.41
10:AK:65:ALA:O	10:AK:69:CYS:HB2	2.21	0.41
10:AK:81:LEU:CD2	10:AK:104:PHE:HB3	2.50	0.41
15:AP:18:GLN:HE21	15:AP:35:ARG:HD2	1.85	0.41
15:AP:46:LYS:HB2	15:AP:47:GLU:H	1.71	0.41
16:AQ:16:MET:O	16:AQ:19:SER:N	2.54	0.41
16:AQ:79:GLU:C	16:AQ:80:LYS:HD3	2.41	0.41
19:AT:53:MET:O	19:AT:53:MET:HE3	2.21	0.41
21:AA:80:A:H2'	21:AA:80:A:N3	2.35	0.41
21:AA:186:C:N3	21:AA:192:A:N1	2.69	0.41
21:AA:198:G:O2'	21:AA:199:A:O5'	2.39	0.41
21:AA:386:C:H2'	21:AA:387:U:H5'	2.01	0.41
21:AA:449:G:O6	21:AA:486:U:C4	2.74	0.41
21:AA:710:G:C6	21:AA:711:G:C5	3.09	0.41
21:AA:731:G:OP1	21:AA:766:A:H1'	2.21	0.41
21:AA:820:U:H4'	21:AA:821:G:OP2	2.21	0.41
21:AA:824:G:H2'	21:AA:825:A:C8	2.56	0.41
21:AA:832:G:N2	21:AA:833:G:H1'	2.36	0.41
21:AA:900:A:O2'	21:AA:901:A:H5'	2.21	0.41
21:AA:936:C:C5	21:AA:937:A:N7	2.89	0.41
21:AA:977:A:C8	21:AA:1223:C:C4	3.04	0.41
21:AA:1046:A:H2'	21:AA:1047:G:H8	1.85	0.41
21:AA:1275:A:N6	21:AA:1276:G:C6	2.88	0.41
21:AA:1306:A:C8	21:AA:1307:U:C5	3.09	0.41
21:AA:1309:G:C6	21:AA:1329:A:C2	3.08	0.41
21:AA:1469:C:H2'	21:AA:1470:U:H5'	2.01	0.41
21:AA:1504:G:C4'	21:AA:1505:G:N3	2.84	0.41
24:BA:63:A:O2'	24:BA:64:A:H5'	2.21	0.41
24:BA:217:A:H5''	24:BA:218:A:OP2	2.20	0.41
24:BA:255:A:C2	24:BA:256:A:N9	2.89	0.41
24:BA:260:G:H2'	24:BA:261:G:O5'	2.20	0.41
24:BA:322:A:H1'	24:BA:339:U:O2	2.21	0.41
24:BA:362:A:H2'	24:BA:363:G:C8	2.56	0.41

*Continued on next page...*



*Continued from previous page...*

Atom-1	Atom-2	Interatomic distance (Å)	Clash overlap (Å)
24:BA:482:A:N6	24:BA:506:G:N9	2.69	0.41
24:BA:493:G:H2'	24:BA:494:G:O4'	2.21	0.41
24:BA:527:C:C2	24:BA:2779:U:O2'	2.68	0.41
24:BA:529:A:C4'	24:BA:530:G:OP1	2.64	0.41
24:BA:610:C:H2'	24:BA:611:C:H6	1.84	0.41
24:BA:632:A:O2'	24:BA:633:A:H5'	2.20	0.41
24:BA:666:A:C2'	24:BA:667:U:H5'	2.51	0.41
24:BA:736:C:C2	24:BA:737:C:C5	3.08	0.41
24:BA:740:C:O2'	24:BA:741:U:H5'	2.21	0.41
24:BA:855:G:C1'	46:BW:23:LYS:HD3	2.51	0.41
24:BA:933:A:N3	24:BA:933:A:H2'	2.34	0.41
24:BA:1022:G:N2	24:BA:1142:A:C2	2.89	0.41
24:BA:1070:A:O2'	24:BA:1071:G:OP2	2.37	0.41
24:BA:1179:G:N7	24:BA:1180:U:C1'	2.83	0.41
24:BA:1181:U:C2'	24:BA:1182:G:H8	2.31	0.41
24:BA:1235:G:C5	24:BA:1236:G:N1	2.89	0.41
24:BA:1257:C:C4	24:BA:1258:U:C5	3.09	0.41
24:BA:1323:C:O2	24:BA:1323:C:C2'	2.68	0.41
24:BA:1380:G:C2	24:BA:1381:G:N7	2.89	0.41
24:BA:1419:A:C8	24:BA:1579:A:C6	3.08	0.41
24:BA:1452:G:C4	24:BA:2702:G:C6	3.09	0.41
24:BA:1475:G:O2'	24:BA:1476:U:OP2	2.33	0.41
24:BA:1496:A:H2'	24:BA:1498:C:C4	2.56	0.41
24:BA:1497:U:H5''	24:BA:1498:C:OP2	2.21	0.41
24:BA:1660:G:N2	24:BA:2001:C:C2	2.88	0.41
24:BA:1663:G:C6	24:BA:1998:A:N6	2.88	0.41
24:BA:1731:G:H1'	24:BA:1733:G:H8	1.86	0.41
24:BA:1745:A:H2'	24:BA:1746:A:H8	1.86	0.41
24:BA:1746:A:C2	24:BA:1747:U:N3	2.89	0.41
24:BA:1778:U:C4	24:BA:1784:A:C4	3.08	0.41
24:BA:1790:C:O3'	24:BA:1791:A:C8	2.74	0.41
24:BA:1833:C:C2	24:BA:1834:U:C5	3.09	0.41
24:BA:1906:G:H2'	24:BA:1907:G:O5'	2.21	0.41
24:BA:1911:U:C4	24:BA:1918:A:C4	3.08	0.41
24:BA:2024:G:C4	24:BA:2040:G:N2	2.89	0.41
24:BA:2144:G:H3'	24:BA:2144:G:N3	2.35	0.41
24:BA:2151:U:C4	24:BA:2152:G:N7	2.89	0.41
24:BA:2204:G:H2'	24:BA:2205:A:H8	1.86	0.41
24:BA:2209:G:N2	24:BA:2216:G:N3	2.68	0.41
24:BA:2230:G:H2'	24:BA:2231:U:H6	1.86	0.41
24:BA:2403:C:N3	24:BA:2415:G:C2	2.89	0.41

*Continued on next page...*

*Continued from previous page...*

Atom-1	Atom-2	Interatomic distance (Å)	Clash overlap (Å)
24:BA:2442:C:H2'	24:BA:2443:C:C6	2.51	0.41
24:BA:2526:G:C2	24:BA:2538:C:O2	2.74	0.41
24:BA:2646:C:OP2	24:BA:2732:G:O2'	2.35	0.41
24:BA:2682:A:C8	27:BD:11:MET:HG3	2.56	0.41
24:BA:2729:G:H2'	24:BA:2730:C:O4'	2.21	0.41
24:BA:2808:G:O2'	24:BA:2809:A:OP2	2.39	0.41
24:BA:2840:C:H2'	24:BA:2841:C:C6	2.56	0.41
25:BB:42:C:O2'	25:BB:43:C:C5'	2.69	0.41
25:BB:79:G:C6	25:BB:80:U:C4	3.08	0.41
26:BC:68:ARG:HD3	26:BC:103:ILE:CD1	2.31	0.41
26:BC:76:VAL:O	26:BC:77:VAL:O	2.39	0.41
27:BD:3:GLY:C	27:BD:82:PHE:CE1	2.94	0.41
27:BD:107:VAL:HG13	27:BD:203:VAL:CG2	2.51	0.41
28:BE:25:GLU:O	28:BE:28:VAL:HG13	2.20	0.41
28:BE:88:ARG:O	28:BE:90:GLN:HG2	2.21	0.41
28:BE:127:GLU:H	28:BE:127:GLU:CD	2.24	0.41
28:BE:154:ASP:OD2	28:BE:157:LEU:HB3	2.20	0.41
30:BG:73:SER:HA	30:BG:76:ILE:HG21	1.99	0.41
30:BG:108:PHE:CZ	30:BG:151:ARG:CZ	3.04	0.41
31:BH:42:LYS:HG2	31:BH:43:ASN:HD22	1.86	0.41
31:BH:119:ASN:C	31:BH:121:VAL:H	2.24	0.41
32:BI:79:LEU:HD22	32:BI:137:LEU:HD11	2.02	0.41
33:BJ:55:ILE:C	33:BJ:55:ILE:HD12	2.41	0.41
34:BK:85:VAL:HG11	34:BK:115:ILE:CD1	2.50	0.41
36:BM:42:THR:H	36:BM:45:GLN:HB2	1.84	0.41
37:BN:32:GLU:CB	37:BN:115:LEU:HD12	2.51	0.41
37:BN:79:LEU:O	37:BN:80:PHE:CB	2.69	0.41
40:BQ:10:ARG:O	40:BQ:11:ALA:C	2.59	0.41
42:BS:34:ASP:OD2	50:B0:36:LYS:NZ	2.47	0.41
44:BU:87:GLU:O	44:BU:88:ASP:O	2.38	0.41
46:BW:75:ASN:O	46:BW:76:ARG:CB	2.68	0.41
49:BZ:39:ASP:CG	49:BZ:44:ARG:HH11	2.24	0.41
52:B2:21:ARG:O	52:B2:27:GLY:HA3	2.20	0.41
53:B3:31:ILE:HG13	53:B3:34:LYS:HD2	2.03	0.41
1:CB:96:LEU:HB2	1:CB:99:MET:HB2	2.03	0.41
1:CB:209:VAL:CG2	1:CB:210:THR:N	2.84	0.41
1:CB:212:TYR:C	1:CB:215:ALA:H	2.24	0.41
2:CC:32:LEU:O	2:CC:36:PHE:CD2	2.74	0.41
2:CC:41:TYR:OH	2:CC:89:VAL:HG11	2.21	0.41
3:CD:29:THR:C	3:CD:31:CYS:N	2.73	0.41
3:CD:119:HIS:O	3:CD:120:LYS:C	2.59	0.41

*Continued on next page...*

*Continued from previous page...*

Atom-1	Atom-2	Interatomic distance (Å)	Clash overlap (Å)
4:CE:45:VAL:O	4:CE:71:ILE:HG22	2.20	0.41
4:CE:131:ASN:HA	4:CE:132:PRO:HD2	1.78	0.41
5:CF:10:VAL:HG13	5:CF:83:ALA:O	2.20	0.41
5:CF:93:LYS:O	5:CF:94:HIS:HB3	2.21	0.41
8:CI:18:VAL:HG21	8:CI:81:GLY:C	2.41	0.41
8:CI:20:ILE:HG13	8:CI:60:LEU:HD13	2.03	0.41
9:CJ:66:GLU:HB2	13:CN:100:TRP:CZ3	2.55	0.41
10:CK:22:ILE:HG21	10:CK:85:VAL:HG13	2.02	0.41
10:CK:126:ARG:HH12	55:CA:693:G:P	2.42	0.41
11:CL:49:ARG:NH1	55:CA:523:A:H61	2.18	0.41
11:CL:66:ILE:HA	11:CL:96:THR:OG1	2.21	0.41
13:CN:83:VAL:O	13:CN:87:ALA:N	2.37	0.41
15:CP:6:LEU:HB2	15:CP:17:TYR:HB3	2.03	0.41
16:CQ:62:GLU:HB2	16:CQ:72:TRP:CH2	2.56	0.41
19:CT:50:PHE:O	19:CT:53:MET:HG3	2.21	0.41
20:CU:3:ILE:HG21	20:CU:18:PHE:CB	2.47	0.41
20:CU:15:LEU:O	20:CU:15:LEU:CG	2.68	0.41
20:CU:24:LYS:CD	20:CU:25:ALA:H	2.34	0.41
55:CA:71:A:C2'	55:CA:72:A:O5'	2.69	0.41
55:CA:122:G:O5'	55:CA:122:G:C8	2.73	0.41
55:CA:243:A:C2	55:CA:245:U:O2'	2.69	0.41
55:CA:247:G:C6	55:CA:278:G:C2	3.08	0.41
55:CA:346:G:N3	55:CA:346:G:C2'	2.79	0.41
55:CA:370:C:H2'	55:CA:371:A:H5'	2.03	0.41
55:CA:409:U:H2'	55:CA:410:G:O4'	2.20	0.41
55:CA:425:G:H2'	55:CA:426:U:H6	1.84	0.41
55:CA:449:G:C2	55:CA:450:G:C5	3.09	0.41
55:CA:597:G:C2	55:CA:644:U:O2	2.74	0.41
55:CA:643:C:O2'	55:CA:644:U:H5'	2.21	0.41
55:CA:817:C:H4'	55:CA:818:G:OP1	2.19	0.41
55:CA:819:A:N6	55:CA:1529:G:C5	2.89	0.41
55:CA:922:G:C6	55:CA:923:A:C6	3.09	0.41
55:CA:979:C:C5	55:CA:1318:A:N1	2.89	0.41
55:CA:1050:G:N2	55:CA:1051:C:C2	2.89	0.41
55:CA:1107:C:C4	55:CA:1108:G:N7	2.88	0.41
55:CA:1118:U:H1'	55:CA:1179:A:N9	2.36	0.41
55:CA:1160:G:O2'	55:CA:1161:C:H6	2.03	0.41
55:CA:1234:C:H4'	55:CA:1364:U:H1'	2.03	0.41
55:CA:1288:A:C2'	55:CA:1289:A:H8	2.34	0.41
55:CA:1502:A:O2'	55:CA:1503:A:OP1	2.38	0.41
26:DC:103:ILE:CD1	26:DC:104:LEU:H	2.29	0.41

*Continued on next page...*

*Continued from previous page...*

Atom-1	Atom-2	Interatomic distance (Å)	Clash overlap (Å)
26:DC:115:ILE:HB	26:DC:126:GLY:O	2.21	0.41
26:DC:141:HIS:HB3	26:DC:142:ASN:H	1.68	0.41
26:DC:237:ARG:HG3	24:DA:2590:A:H5''	2.03	0.41
26:DC:264:LYS:HG3	26:DC:265:PHE:CD2	2.56	0.41
27:DD:48:ILE:O	27:DD:48:ILE:HG23	2.20	0.41
27:DD:129:THR:HG22	27:DD:130:GLN:O	2.21	0.41
28:DE:24:ASN:CB	28:DE:27:LEU:HB3	2.44	0.41
28:DE:165:HIS:ND1	24:DA:1205:A:N6	2.68	0.41
29:DF:65:LEU:HG	29:DF:66:ILE:N	2.36	0.41
29:DF:103:ILE:HG12	29:DF:175:PRO:HD3	2.03	0.41
30:DG:2:ARG:NH2	24:DA:2751:G:C2	2.88	0.41
30:DG:36:LEU:N	30:DG:36:LEU:HD12	2.35	0.41
30:DG:94:ARG:HH21	30:DG:111:PRO:HB3	1.85	0.41
30:DG:103:ASN:HD22	30:DG:111:PRO:CB	2.31	0.41
31:DH:53:GLU:C	31:DH:55:GLU:H	2.23	0.41
32:DI:5:GLN:HB2	32:DI:7:TYR:CE2	2.55	0.41
32:DI:69:VAL:O	32:DI:69:VAL:HG13	2.20	0.41
33:DJ:3:THR:HG23	24:DA:995:C:O2	2.21	0.41
34:DK:70:ARG:NH1	34:DK:74:GLY:O	2.54	0.41
35:DL:36:LYS:HB3	35:DL:37:GLY:H	1.73	0.41
36:DM:86:LYS:HG3	24:DA:956:G:OP1	2.21	0.41
36:DM:96:ILE:HD12	36:DM:102:LEU:HD11	2.03	0.41
37:DN:16:HIS:C	37:DN:18:GLN:H	2.24	0.41
40:DQ:21:LYS:HD2	40:DQ:21:LYS:HA	1.85	0.41
40:DQ:61:ILE:N	40:DQ:61:ILE:CD1	2.84	0.41
40:DQ:61:ILE:O	40:DQ:62:ALA:C	2.60	0.41
42:DS:95:ARG:HG2	42:DS:97:LEU:HD21	2.03	0.41
43:DT:18:GLU:C	43:DT:22:THR:OG1	2.58	0.41
45:DV:21:ARG:C	45:DV:23:ALA:N	2.74	0.41
45:DV:26:PHE:CD2	45:DV:42:LEU:HB2	2.56	0.41
46:DW:38:ARG:HH22	24:DA:2262:U:H5''	1.86	0.41
46:DW:81:ILE:HD12	46:DW:81:ILE:C	2.41	0.41
48:DY:27:ASN:HD22	48:DY:27:ASN:HA	1.70	0.41
49:DZ:8:GLN:O	49:DZ:9:THR:OG1	2.31	0.41
49:DZ:38:GLU:OE1	49:DZ:39:ASP:N	2.52	0.41
50:D0:4:GLN:NE2	24:DA:2055:C:OP1	2.53	0.41
54:D4:36:ARG:HD3	24:DA:2742:G:OP1	2.21	0.41
24:DA:98:G:H2'	24:DA:98:G:N3	2.35	0.41
24:DA:155:A:N6	24:DA:156:A:N6	2.69	0.41
24:DA:222:A:C6	24:DA:224:U:C2	3.08	0.41
24:DA:377:G:N2	24:DA:398:C:HI'	2.36	0.41

*Continued on next page...*

*Continued from previous page...*

Atom-1	Atom-2	Interatomic distance (Å)	Clash overlap (Å)
24:DA:553:G:H2'	24:DA:554:U:O4'	2.21	0.41
24:DA:567:U:C4	24:DA:568:U:C5	3.09	0.41
24:DA:693:A:C4	24:DA:694:U:C5	3.09	0.41
24:DA:821:A:C8	24:DA:946:C:C5	3.09	0.41
24:DA:840:C:H2'	24:DA:841:G:H8	1.86	0.41
24:DA:907:G:O2'	24:DA:908:C:H5'	2.21	0.41
24:DA:915:C:H5''	24:DA:915:C:C6	2.55	0.41
24:DA:1023:U:H6	24:DA:1023:U:C5'	2.30	0.41
24:DA:1071:G:O6	24:DA:1089:A:C2	2.74	0.41
24:DA:1157:G:O2'	24:DA:1158:C:H5'	2.21	0.41
24:DA:1225:G:C6	24:DA:1226:A:N6	2.88	0.41
24:DA:1345:C:P	24:DA:1345:C:H3'	2.61	0.41
24:DA:1466:U:H5''	24:DA:1467:U:O4'	2.20	0.41
24:DA:1495:A:N3	24:DA:1578:U:H1'	2.35	0.41
24:DA:1500:G:C2	24:DA:1501:G:C4	3.08	0.41
24:DA:1568:G:H8	24:DA:1568:G:H2'	1.61	0.41
24:DA:1648:U:C2	24:DA:1649:G:C8	3.09	0.41
24:DA:1715:G:C2	24:DA:1743:G:C5	3.09	0.41
24:DA:1717:A:O2'	24:DA:1718:G:H5'	2.21	0.41
24:DA:1827:U:H4'	24:DA:1970:A:O2'	2.21	0.41
24:DA:1947:C:C2	24:DA:1948:G:C8	3.09	0.41
24:DA:1973:G:C4	24:DA:1974:C:C5	3.09	0.41
24:DA:1980:G:C6	24:DA:1982:U:O4	2.73	0.41
24:DA:2067:G:C6	24:DA:2069:G:C5	3.09	0.41
24:DA:2298:A:C2	24:DA:2321:U:C5	3.09	0.41
24:DA:2760:C:H2'	24:DA:2761:A:H5'	2.03	0.41
24:DA:2800:A:C2'	24:DA:2801:G:O4'	2.64	0.41
24:DA:2881:U:O2'	24:DA:2882:A:C5'	2.65	0.41
56:DB:32:U:N3	56:DB:51:G:C2	2.89	0.41
56:DB:61:G:C6	56:DB:62:C:C4	3.09	0.41
1:AB:24:PRO:HB3	21:AA:829:G:O3'	2.21	0.41
1:AB:86:CYS:HB3	1:AB:87:ASP:H	1.76	0.41
2:AC:123:LEU:H	2:AC:123:LEU:HG	1.61	0.41
6:AG:110:ARG:HG2	6:AG:111:GLY:H	1.86	0.41
6:AG:113:LYS:HD3	6:AG:113:LYS:HA	1.74	0.41
7:AH:39:LEU:HB2	7:AH:45:ILE:HD11	2.02	0.41
8:AI:3:ASN:O	8:AI:4:GLN:HG2	2.20	0.41
9:AJ:24:GLU:OE1	9:AJ:92:LEU:HD11	2.21	0.41
9:AJ:53:ILE:HG13	13:AN:84:ARG:CZ	2.51	0.41
10:AK:16:SER:HA	10:AK:77:GLY:O	2.21	0.41
13:AN:30:ILE:HG23	13:AN:44:VAL:HG12	2.03	0.41

*Continued on next page...*

*Continued from previous page...*

Atom-1	Atom-2	Interatomic distance (Å)	Clash overlap (Å)
16:AQ:61:ARG:C	16:AQ:72:TRP:CE3	2.95	0.41
18:AS:42:ASN:ND2	18:AS:43:MET:HG3	2.36	0.41
19:AT:22:SER:O	19:AT:25:SER:HB3	2.21	0.41
21:AA:65:A:C5	21:AA:381:C:C4	3.08	0.41
21:AA:75:G:C2	21:AA:96:U:C2	3.08	0.41
21:AA:414:A:O2'	21:AA:415:A:C5'	2.66	0.41
21:AA:451:A:C8	21:AA:481:G:N2	2.89	0.41
21:AA:604:G:N1	21:AA:605:U:C2	2.89	0.41
21:AA:1073:U:H2'	21:AA:1074:G:H8	1.86	0.41
21:AA:1365:G:O2'	21:AA:1366:C:C5'	2.69	0.41
21:AA:1453:G:N3	21:AA:1453:G:C2'	2.82	0.41
21:AA:1480:A:C5	21:AA:1481:U:C5	3.08	0.41
24:BA:263:G:H1'	24:BA:430:A:N3	2.35	0.41
24:BA:301:G:C5	24:BA:302:C:C4	3.09	0.41
24:BA:569:U:H1'	24:BA:947:A:O4'	2.21	0.41
24:BA:608:A:N1	24:BA:609:A:C2	2.89	0.41
24:BA:633:A:C8	24:BA:633:A:C4'	3.03	0.41
24:BA:740:C:C5	24:BA:1981:A:C2	3.09	0.41
24:BA:831:G:C2	24:BA:832:U:C6	3.09	0.41
24:BA:1022:G:O6	24:BA:1140:C:C6	2.74	0.41
24:BA:1059:G:H2'	32:BI:131:THR:OG1	2.20	0.41
24:BA:1255:U:H3	24:BA:2060:A:H5'	1.84	0.41
24:BA:1266:G:N2	24:BA:2012:G:H2'	2.36	0.41
24:BA:1740:G:H2'	24:BA:1741:C:H6	1.86	0.41
24:BA:1910:G:C6	24:BA:1911:U:C4	3.09	0.41
24:BA:1999:C:O2'	24:BA:2000:C:H5'	2.21	0.41
24:BA:2058:A:O5'	24:BA:2058:A:H8	2.04	0.41
24:BA:2184:A:H8	24:BA:2184:A:OP2	2.04	0.41
24:BA:2556:C:C2'	24:BA:2557:G:H5'	2.50	0.41
24:BA:2627:G:N2	24:BA:2777:G:OP1	2.51	0.41
25:BB:12:C:C4'	25:BB:13:G:OP1	2.69	0.41
28:BE:58:LYS:HA	28:BE:59:PRO:HD2	1.79	0.41
30:BG:114:HIS:CD2	30:BG:115:GLN:HE22	2.38	0.41
31:BH:110:VAL:O	31:BH:111:ALA:HB2	2.21	0.41
32:BI:32:VAL:HG22	32:BI:66:PHE:CD1	2.56	0.41
32:BI:53:PRO:HB2	32:BI:74:PRO:CG	2.51	0.41
33:BJ:1:MET:O	33:BJ:2:LYS:C	2.60	0.41
33:BJ:128:ASN:O	33:BJ:128:ASN:CG	2.59	0.41
34:BK:18:ARG:CG	34:BK:18:ARG:NH1	2.59	0.41
34:BK:18:ARG:HB2	34:BK:45:GLU:CG	2.51	0.41
37:BN:24:MET:HB3	37:BN:44:LEU:HD13	2.02	0.41

*Continued on next page...*

*Continued from previous page...*

Atom-1	Atom-2	Interatomic distance (Å)	Clash overlap (Å)
38:BO:33:ARG:HG2	38:BO:34:HIS:CE1	2.55	0.41
39:BP:24:THR:O	39:BP:44:GLY:O	2.39	0.41
43:BT:2:ILE:HG13	43:BT:3:ARG:NH2	2.36	0.41
43:BT:40:LYS:N	43:BT:43:ILE:CG2	2.84	0.41
44:BU:54:PRO:HG2	44:BU:55:GLY:H	1.86	0.41
46:BW:30:VAL:O	46:BW:30:VAL:CG2	2.60	0.41
48:BY:1:MET:C	48:BY:2:LYS:HD2	2.41	0.41
54:B4:30:GLU:HB3	54:B4:33:HIS:ND1	2.35	0.41
1:CB:9:LEU:HD23	1:CB:9:LEU:N	2.29	0.41
1:CB:28:PRO:HB2	1:CB:29:PHE:CE1	2.56	0.41
1:CB:202:ASN:O	1:CB:203:ASP:HB3	2.22	0.41
2:CC:115:VAL:O	2:CC:119:ILE:HG13	2.20	0.41
2:CC:134:LYS:O	2:CC:138:GLN:OE1	2.39	0.41
2:CC:161:ILE:HD13	2:CC:161:ILE:N	2.21	0.41
3:CD:77:GLU:C	3:CD:79:ALA:N	2.74	0.41
3:CD:106:PHE:CD1	3:CD:106:PHE:N	2.85	0.41
4:CE:13:LYS:HD3	4:CE:14:LEU:O	2.20	0.41
4:CE:114:LEU:CD1	4:CE:122:VAL:HG11	2.42	0.41
6:CG:20:GLU:O	6:CG:23:ALA:HB3	2.21	0.41
7:CH:65:PHE:CG	7:CH:66:GLN:N	2.89	0.41
9:CJ:11:LYS:HD3	9:CJ:11:LYS:H	1.85	0.41
9:CJ:40:ILE:HG22	9:CJ:42:LEU:HD12	2.03	0.41
10:CK:115:ILE:HA	10:CK:116:PRO:HD2	1.91	0.41
15:CP:4:ILE:HD11	15:CP:21:VAL:HG22	2.02	0.41
18:CS:13:HIS:CD2	55:CA:1014:A:H4'	2.56	0.41
55:CA:16:A:C2	55:CA:17:U:C6	3.09	0.41
55:CA:163:C:H6	55:CA:163:C:O5'	2.04	0.41
55:CA:210:C:O2'	55:CA:211:G:OP2	2.33	0.41
55:CA:330:C:O2'	55:CA:331:G:H8	2.04	0.41
55:CA:704:A:O2'	55:CA:705:G:H5'	2.21	0.41
55:CA:864:A:H2	55:CA:917:G:N3	2.18	0.41
55:CA:927:G:H2'	55:CA:928:G:H8	1.86	0.41
55:CA:1228:C:O2'	55:CA:1229:A:C5'	2.68	0.41
55:CA:1432:G:H5''	39:DP:105:LYS:HG2	2.03	0.41
26:DC:2:VAL:O	26:DC:3:VAL:CB	2.66	0.41
26:DC:34:GLU:HG3	26:DC:35:LYS:N	2.35	0.41
26:DC:84:PRO:HG3	24:DA:1567:G:H5''	2.01	0.41
26:DC:181:ARG:NE	26:DC:265:PHE:HB2	2.36	0.41
26:DC:244:VAL:HG12	26:DC:250:GLN:HA	2.03	0.41
27:DD:4:LEU:HB3	27:DD:32:ASN:HD21	1.85	0.41
27:DD:70:LYS:HD3	24:DA:2785:C:O3'	2.21	0.41

*Continued on next page...*



*Continued from previous page...*

Atom-1	Atom-2	Interatomic distance (Å)	Clash overlap (Å)
28:DE:77:ILE:H	28:DE:77:ILE:HG12	1.61	0.41
28:DE:153:LEU:HB2	28:DE:171:ASP:HB3	2.03	0.41
29:DF:100:GLU:O	29:DF:100:GLU:HG2	2.19	0.41
30:DG:25:ILE:HG22	30:DG:78:VAL:HG11	2.03	0.41
30:DG:25:ILE:CG2	30:DG:78:VAL:HG21	2.50	0.41
30:DG:83:THR:HB	30:DG:84:LYS:H	1.70	0.41
30:DG:92:GLY:O	30:DG:93:TYR:C	2.59	0.41
31:DH:96:THR:HA	31:DH:113:SER:OG	2.21	0.41
32:DI:44:LYS:O	32:DI:44:LYS:HD3	2.20	0.41
33:DJ:86:GLN:O	33:DJ:87:ALA:CB	2.69	0.41
38:DO:102:ARG:N	56:DB:49:C:H5''	2.36	0.41
38:DO:108:ASP:C	38:DO:110:ALA:H	2.23	0.41
39:DP:50:ARG:CB	39:DP:56:SER:HB3	2.48	0.41
39:DP:52:ARG:HG2	39:DP:52:ARG:NH1	2.36	0.41
40:DQ:63:ARG:O	40:DQ:66:ALA:N	2.50	0.41
47:DX:76:LYS:O	47:DX:77:TYR:CD2	2.74	0.41
47:DX:76:LYS:HG3	47:DX:77:TYR:N	2.36	0.41
24:DA:70:G:H3'	24:DA:113:U:O2'	2.21	0.41
24:DA:165:A:C4	24:DA:166:U:C6	3.09	0.41
24:DA:233:A:O2'	24:DA:234:U:O4'	2.33	0.41
24:DA:298:G:N2	24:DA:341:C:C4	2.88	0.41
24:DA:804:A:H2'	24:DA:806:C:C4	2.56	0.41
24:DA:825:A:C2	24:DA:826:U:C2	3.09	0.41
24:DA:864:G:C6	24:DA:865:C:N4	2.89	0.41
24:DA:940:G:N3	24:DA:1191:G:H4'	2.35	0.41
24:DA:1021:A:H1'	24:DA:1023:U:O4'	2.21	0.41
24:DA:1213:A:O2'	24:DA:1214:A:C5'	2.69	0.41
24:DA:1349:C:H2'	24:DA:1350:C:C6	2.56	0.41
24:DA:1398:C:O2'	24:DA:1399:C:O4'	2.37	0.41
24:DA:1558:C:H1'	24:DA:1560:G:C8	2.56	0.41
24:DA:1627:G:C2	24:DA:1628:G:C8	3.09	0.41
24:DA:1965:C:H5'	24:DA:1966:A:H5''	2.03	0.41
24:DA:2100:G:C5	24:DA:2190:G:C2	3.09	0.41
24:DA:2144:G:O2'	24:DA:2145:C:H5'	2.21	0.41
24:DA:2358:A:H8	24:DA:2358:A:OP1	2.04	0.41
24:DA:2508:G:H2'	24:DA:2509:G:O4'	2.21	0.41
24:DA:2774:C:N4	24:DA:2775:G:C6	2.90	0.41
56:DB:94:A:C5	56:DB:95:U:C4	3.08	0.41
1:AB:151:LYS:HG3	1:AB:152:ASP:N	2.36	0.40
3:AD:10:LEU:O	3:AD:11:SER:C	2.59	0.40
4:AE:87:VAL:HG11	4:AE:92:ARG:HD2	2.04	0.40

*Continued on next page...*

*Continued from previous page...*

Atom-1	Atom-2	Interatomic distance (Å)	Clash overlap (Å)
5:AF:8:PHE:CB	5:AF:87:SER:HB2	2.51	0.40
6:AG:54:GLY:O	6:AG:56:SER:N	2.53	0.40
7:AH:85:TYR:HD1	16:AQ:36:PHE:CZ	2.39	0.40
10:AK:95:THR:HG23	10:AK:96:ILE:H	1.86	0.40
12:AM:22:TYR:HB2	12:AM:65:GLU:HA	2.03	0.40
12:AM:53:ASP:HA	12:AM:56:ARG:HB2	2.02	0.40
13:AN:1:ALA:CB	13:AN:67:GLY:HA3	2.48	0.40
14:AO:35:ILE:HG22	14:AO:36:ASN:HD22	1.86	0.40
14:AO:41:HIS:HD1	21:AA:739:C:HO2'	1.66	0.40
18:AS:79:TYR:CE1	18:AS:80:ARG:HB2	2.56	0.40
19:AT:5:SER:O	19:AT:7:LYS:N	2.52	0.40
21:AA:257:G:H2'	21:AA:258:G:H8	1.86	0.40
21:AA:324:G:O6	59:AA:1848:HOH:O	2.21	0.40
21:AA:374:A:C2	21:AA:375:U:C2	3.09	0.40
21:AA:563:A:H1'	21:AA:566:G:O2'	2.21	0.40
21:AA:613:C:H2'	21:AA:614:C:H6	1.86	0.40
21:AA:666:G:C6	21:AA:741:G:C6	3.10	0.40
21:AA:688:G:C5	21:AA:700:G:C2	3.09	0.40
21:AA:727:G:C2	21:AA:731:G:C2	3.09	0.40
21:AA:996:A:H2'	21:AA:997:U:C6	2.54	0.40
21:AA:1062:U:H2'	21:AA:1063:C:C6	2.56	0.40
21:AA:1097:C:C4	21:AA:1098:C:N4	2.89	0.40
21:AA:1102:A:C2	21:AA:1103:C:C4	3.08	0.40
21:AA:1239:A:C6	21:AA:1298:U:C5	3.09	0.40
21:AA:1392:G:C6	21:AA:1393:U:C4	3.09	0.40
24:BA:93:G:C2	24:BA:94:A:C4	3.09	0.40
24:BA:237:C:C2'	24:BA:238:C:H5'	2.51	0.40
24:BA:281:C:H2'	24:BA:282:A:C8	2.56	0.40
24:BA:475:C:C2	24:BA:481:G:C6	3.08	0.40
24:BA:628:G:O2'	24:BA:629:G:C5'	2.68	0.40
24:BA:681:G:N2	24:BA:682:G:H1'	2.36	0.40
24:BA:741:U:O2'	24:BA:742:A:H5'	2.20	0.40
24:BA:1153:C:H2'	24:BA:1154:G:O4'	2.22	0.40
24:BA:1786:A:H1'	24:BA:1938:A:N6	2.36	0.40
24:BA:1937:A:C4	24:BA:1939:U:C5	3.10	0.40
24:BA:2046:G:N1	24:BA:2623:G:C4	2.89	0.40
24:BA:2443:C:O2'	24:BA:2444:G:H5'	2.21	0.40
24:BA:2516:A:O2'	24:BA:2517:C:H5'	2.21	0.40
25:BB:9:G:C2	25:BB:10:G:C8	3.09	0.40
25:BB:40:U:H1'	25:BB:45:A:H62	1.83	0.40
25:BB:49:C:OP1	38:BO:102:ARG:CG	2.69	0.40

*Continued on next page...*

*Continued from previous page...*

Atom-1	Atom-2	Interatomic distance (Å)	Clash overlap (Å)
26:BC:70:LYS:HD2	26:BC:99:GLU:OE1	2.21	0.40
26:BC:156:SER:O	26:BC:157:ALA:C	2.58	0.40
26:BC:170:TYR:HD2	26:BC:183:VAL:C	2.25	0.40
26:BC:252:LYS:NZ	26:BC:252:LYS:CB	2.85	0.40
27:BD:61:THR:HG1	27:BD:64:GLU:HG3	1.83	0.40
27:BD:68:PHE:HB3	27:BD:73:VAL:HA	2.04	0.40
27:BD:187:LEU:HA	27:BD:187:LEU:HD12	1.89	0.40
28:BE:5:LEU:HD23	28:BE:120:VAL:O	2.20	0.40
28:BE:134:LEU:CD2	28:BE:161:ALA:HB2	2.50	0.40
29:BF:132:ARG:O	29:BF:133:GLU:CB	2.56	0.40
30:BG:33:THR:N	30:BG:34:ARG:NH1	2.69	0.40
30:BG:71:LEU:HD13	30:BG:71:LEU:HA	1.87	0.40
30:BG:83:THR:HA	30:BG:84:LYS:HE2	2.01	0.40
33:BJ:124:VAL:HG23	33:BJ:125:TYR:H	1.86	0.40
33:BJ:125:TYR:OH	33:BJ:132:HIS:NE2	2.54	0.40
36:BM:78:LEU:HB3	36:BM:79:ALA:H	1.76	0.40
37:BN:66:ALA:O	37:BN:69:ARG:O	2.40	0.40
39:BP:105:LYS:HA	39:BP:108:ARG:HD3	2.03	0.40
43:BT:14:PRO:HA	43:BT:32:LEU:HB3	2.02	0.40
48:BY:9:LYS:NZ	48:BY:9:LYS:CA	2.81	0.40
1:CB:59:ILE:HA	1:CB:62:ARG:CG	2.51	0.40
1:CB:164:ASP:OD2	1:CB:203:ASP:HB2	2.21	0.40
2:CC:199:VAL:O	2:CC:199:VAL:HG23	2.20	0.40
6:CG:137:ARG:HE	6:CG:137:ARG:HB3	1.71	0.40
8:CI:91:GLU:HG3	8:CI:91:GLU:O	2.21	0.40
9:CJ:90:LEU:HD23	9:CJ:90:LEU:O	2.20	0.40
10:CK:22:ILE:CG2	10:CK:85:VAL:HG13	2.51	0.40
15:CP:8:ARG:CZ	15:CP:15:PRO:HB3	2.51	0.40
16:CQ:58:VAL:HG12	16:CQ:77:VAL:HG13	2.01	0.40
18:CS:69:LYS:O	18:CS:72:GLU:HB2	2.21	0.40
55:CA:66:A:O4'	55:CA:173:U:C4	2.73	0.40
55:CA:433:G:C6	55:CA:434:U:C4	3.08	0.40
55:CA:562:U:O4	55:CA:884:U:C6	2.74	0.40
55:CA:627:G:H2'	55:CA:628:G:C8	2.56	0.40
55:CA:881:G:H2'	55:CA:882:C:H6	1.85	0.40
55:CA:945:G:C2	55:CA:1337:G:N2	2.89	0.40
55:CA:953:G:C2	55:CA:1229:A:C5	3.09	0.40
55:CA:995:C:H42	55:CA:1046:A:H1'	1.85	0.40
55:CA:1041:G:C2	55:CA:1042:A:C5	3.10	0.40
55:CA:1060:U:N3	55:CA:1198:G:C6	2.89	0.40
55:CA:1062:U:H2'	55:CA:1063:C:C5	2.55	0.40

*Continued on next page...*

*Continued from previous page...*

Atom-1	Atom-2	Interatomic distance (Å)	Clash overlap (Å)
55:CA:1201:A:H5'	55:CA:1203:C:OP2	2.22	0.40
55:CA:1235:U:H2'	55:CA:1236:A:C8	2.55	0.40
55:CA:1352:C:H2'	55:CA:1353:G:C8	2.56	0.40
55:CA:1446:A:N6	55:CA:1447:A:N6	2.70	0.40
26:DC:206:LYS:HB2	24:DA:729:G:O6	2.21	0.40
26:DC:229:HIS:CG	26:DC:230:PRO:HD2	2.56	0.40
27:DD:119:ALA:HB3	27:DD:163:GLY:CA	2.50	0.40
27:DD:191:GLY:HA3	24:DA:2729:G:O2'	2.21	0.40
28:DE:5:LEU:HD23	28:DE:120:VAL:HG13	2.03	0.40
28:DE:69:ARG:O	28:DE:70:SER:CB	2.64	0.40
28:DE:163:ASN:ND2	24:DA:322:A:H3'	2.35	0.40
29:DF:2:LYS:HD3	29:DF:2:LYS:N	2.36	0.40
29:DF:60:SER:OG	29:DF:88:VAL:HG11	2.21	0.40
29:DF:113:PHE:CE2	29:DF:116:LEU:HB2	2.55	0.40
31:DH:65:ALA:O	31:DH:66:ASN:C	2.60	0.40
33:DJ:37:ARG:O	33:DJ:37:ARG:HG2	2.21	0.40
41:DR:4:VAL:HG23	41:DR:4:VAL:O	2.20	0.40
41:DR:33:VAL:HG23	41:DR:33:VAL:O	2.21	0.40
41:DR:37:GLU:HB2	41:DR:53:PHE:CE2	2.56	0.40
44:DU:18:LYS:O	44:DU:20:LYS:N	2.53	0.40
45:DV:3:THR:HA	45:DV:62:THR:O	2.21	0.40
45:DV:10:LYS:O	45:DV:10:LYS:HG3	2.21	0.40
24:DA:28:A:C6	24:DA:29:U:C2	3.09	0.40
24:DA:308:G:C6	24:DA:309:A:N1	2.89	0.40
24:DA:402:A:C2'	24:DA:403:U:H5'	2.51	0.40
24:DA:459:U:C2	24:DA:460:A:C8	3.10	0.40
24:DA:492:A:O2'	24:DA:493:G:H5'	2.21	0.40
24:DA:527:C:H1'	24:DA:528:A:C6	2.56	0.40
24:DA:829:A:N7	24:DA:2247:A:O2'	2.54	0.40
24:DA:1056:G:N2	24:DA:1102:C:C5	2.83	0.40
24:DA:1079:C:O2'	24:DA:1080:A:H8	2.02	0.40
24:DA:1204:A:C2	24:DA:1206:G:C2	3.09	0.40
24:DA:1281:G:H2'	24:DA:1282:U:C6	2.56	0.40
24:DA:1616:A:C2	24:DA:1647:U:C5	3.09	0.40
24:DA:1701:A:N7	24:DA:1702:G:C8	2.89	0.40
24:DA:1772:A:C2	24:DA:1980:G:C2	3.09	0.40
24:DA:1974:C:C2	24:DA:1975:G:C8	3.09	0.40
24:DA:2143:C:C5'	24:DA:2144:G:OP2	2.55	0.40
24:DA:2261:C:N3	24:DA:2280:G:C2	2.89	0.40
24:DA:2335:A:O2'	24:DA:2336:A:H2'	2.22	0.40
24:DA:2349:G:O6	24:DA:2350:C:C4	2.74	0.40

*Continued on next page...*

*Continued from previous page...*

Atom-1	Atom-2	Interatomic distance (Å)	Clash overlap (Å)
24:DA:2627:G:C5	24:DA:2628:C:C5	3.09	0.40
24:DA:2630:G:O2'	24:DA:2631:G:C5'	2.70	0.40
24:DA:2686:G:H2'	24:DA:2687:U:H6	1.85	0.40
1:AB:127:LYS:HG3	1:AB:128:LEU:N	2.36	0.40
2:AC:76:ILE:C	2:AC:82:ASP:HB2	2.41	0.40
5:AF:22:ILE:H	5:AF:22:ILE:CD1	2.34	0.40
6:AG:26:VAL:HG12	6:AG:42:VAL:HG21	2.02	0.40
6:AG:83:THR:HG22	6:AG:85:GLN:N	2.36	0.40
8:AI:83:THR:HG21	8:AI:102:PHE:CB	2.49	0.40
8:AI:104:THR:CG2	8:AI:105:ARG:N	2.83	0.40
8:AI:129:ARG:HH11	8:AI:129:ARG:HA	1.86	0.40
9:AJ:74:VAL:HB	9:AJ:75:ASP:H	1.69	0.40
9:AJ:89:ARG:HB2	9:AJ:89:ARG:NH1	2.36	0.40
14:AO:23:SER:CA	21:AA:751:U:H4'	2.51	0.40
19:AT:66:ILE:CD1	19:AT:70:LYS:HE3	2.52	0.40
20:AU:16:ARG:HH12	20:AU:19:LYS:HG2	1.85	0.40
21:AA:267:C:H2'	21:AA:268:U:C6	2.56	0.40
21:AA:345:C:O2'	34:BK:116:ILE:HD13	2.21	0.40
21:AA:380:G:C2	21:AA:384:G:C6	3.09	0.40
21:AA:469:C:H2'	21:AA:470:C:O4'	2.21	0.40
21:AA:794:A:H2'	21:AA:795:C:C6	2.56	0.40
21:AA:809:G:O2'	21:AA:810:C:H5'	2.21	0.40
21:AA:1009:U:H6	21:AA:1009:U:OP2	2.04	0.40
21:AA:1256:A:H62	21:AA:1278:G:H5''	1.87	0.40
21:AA:1322:C:O2'	21:AA:1323:G:P	2.80	0.40
24:BA:45:G:H5''	24:BA:46:G:OP1	2.20	0.40
24:BA:264:C:C3'	24:BA:265:A:H5''	2.51	0.40
24:BA:571:U:C4	24:BA:575:A:C5	3.08	0.40
24:BA:806:C:H2'	24:BA:807:U:C6	2.56	0.40
24:BA:860:U:H5'	24:BA:860:U:H6	1.86	0.40
24:BA:1084:A:H2'	24:BA:1085:A:H8	1.82	0.40
24:BA:1166:G:C6	24:BA:1167:C:C4	3.08	0.40
24:BA:1181:U:C2'	24:BA:1182:G:C8	3.04	0.40
24:BA:1309:G:C4	24:BA:1310:G:C8	3.09	0.40
24:BA:1310:G:H1'	24:BA:1611:C:H5''	2.03	0.40
24:BA:1494:A:C2'	24:BA:1495:A:C8	3.04	0.40
24:BA:1537:G:N3	24:BA:1537:G:H2'	2.36	0.40
24:BA:1566:A:C6	26:BC:212:TRP:CE3	3.10	0.40
24:BA:1609:A:H5''	59:BA:3654:HOH:O	2.20	0.40
24:BA:1738:G:O2'	24:BA:1739:A:P	2.80	0.40
24:BA:2145:C:OP1	24:BA:2148:G:C6	2.75	0.40

*Continued on next page...*

*Continued from previous page...*

Atom-1	Atom-2	Interatomic distance (Å)	Clash overlap (Å)
24:BA:2782:G:N2	24:BA:2783:U:C2	2.90	0.40
24:BA:2868:A:O2'	24:BA:2869:G:O4'	2.34	0.40
26:BC:154:ALA:HB2	26:BC:161:VAL:HG23	2.03	0.40
26:BC:269:ARG:HA	26:BC:269:ARG:HD3	1.82	0.40
27:BD:110:THR:OG1	27:BD:171:THR:HB	2.20	0.40
28:BE:157:LEU:HG	28:BE:157:LEU:O	2.20	0.40
30:BG:86:LEU:HD13	30:BG:130:ILE:HB	2.02	0.40
33:BJ:44:TYR:CD2	40:BQ:63:ARG:HG2	2.57	0.40
34:BK:10:VAL:CB	34:BK:16:ALA:HB1	2.51	0.40
34:BK:66:LYS:HA	34:BK:79:PHE:O	2.21	0.40
36:BM:31:PHE:CE2	36:BM:110:GLU:HG2	2.56	0.40
46:BW:28:GLU:CG	46:BW:29:SER:H	2.33	0.40
48:BY:42:LEU:O	48:BY:45:GLN:O	2.39	0.40
53:B3:21:PHE:O	53:B3:22:LYS:HG2	2.21	0.40
1:CB:71:THR:HA	1:CB:92:ASN:O	2.21	0.40
1:CB:163:ILE:O	1:CB:185:ILE:HG12	2.21	0.40
3:CD:61:ARG:CG	3:CD:71:PHE:CD2	3.04	0.40
6:CG:67:ASN:O	6:CG:137:ARG:CZ	2.69	0.40
6:CG:135:LYS:O	6:CG:139:ASP:N	2.52	0.40
8:CI:6:TYR:CE2	8:CI:17:ARG:HA	2.49	0.40
8:CI:129:ARG:HD2	22:CV:33:U:OP2	2.21	0.40
10:CK:19:VAL:N	10:CK:34:THR:O	2.53	0.40
10:CK:96:ILE:HD13	10:CK:109:ILE:CD1	2.50	0.40
11:CL:45:ASN:HD22	11:CL:88:ASP:CG	2.24	0.40
11:CL:53:ARG:HE	11:CL:63:THR:CG2	2.34	0.40
12:CM:2:ARG:NH2	29:DF:109:ARG:HD2	2.36	0.40
12:CM:82:LEU:CD2	18:CS:60:PHE:HB3	2.52	0.40
12:CM:95:PRO:HB3	55:CA:1308:U:OP1	2.22	0.40
15:CP:1:MET:HE2	15:CP:2:VAL:O	2.20	0.40
18:CS:42:ASN:HB2	18:CS:43:MET:CE	2.52	0.40
20:CU:24:LYS:HD2	20:CU:24:LYS:HA	1.72	0.40
55:CA:39:G:C6	55:CA:40:C:C4	3.09	0.40
55:CA:262:A:N6	55:CA:263:A:C6	2.89	0.40
55:CA:355:C:N4	55:CA:356:A:N6	2.69	0.40
55:CA:542:G:C2	55:CA:543:U:C5	3.09	0.40
55:CA:682:G:C2	55:CA:683:G:N7	2.90	0.40
55:CA:763:G:C5	55:CA:764:C:C5	3.09	0.40
55:CA:778:G:H2'	55:CA:779:C:O4'	2.20	0.40
55:CA:929:G:C6	55:CA:930:C:C4	3.10	0.40
55:CA:953:G:C6	55:CA:1229:A:C6	3.09	0.40
55:CA:982:U:C1'	55:CA:983:A:N7	2.77	0.40

*Continued on next page...*

*Continued from previous page...*

Atom-1	Atom-2	Interatomic distance (Å)	Clash overlap (Å)
55:CA:1049:U:O2'	55:CA:1050:G:P	2.79	0.40
55:CA:1191:A:O2'	55:CA:1192:C:H5'	2.21	0.40
55:CA:1220:G:H2'	55:CA:1221:G:O4'	2.21	0.40
55:CA:1237:C:H2'	55:CA:1238:A:OP1	2.21	0.40
55:CA:1265:C:N4	55:CA:1266:G:C6	2.89	0.40
55:CA:1283:U:HO2'	55:CA:1284:C:H5'	1.82	0.40
27:DD:16:THR:HG23	27:DD:18:ASP:H	1.86	0.40
27:DD:121:THR:O	27:DD:123:LYS:N	2.54	0.40
27:DD:148:GLN:HG2	27:DD:149:ASN:H	1.86	0.40
27:DD:150:GLN:HE21	27:DD:150:GLN:HB2	1.65	0.40
27:DD:175:LEU:O	27:DD:176:ASP:HB2	2.21	0.40
28:DE:47:LYS:CB	28:DE:51:GLU:HB2	2.42	0.40
29:DF:95:MET:HA	29:DF:98:PHE:HB3	2.03	0.40
34:DK:23:LYS:HE2	24:DA:2562:U:H1'	2.02	0.40
34:DK:38:ILE:C	34:DK:39:ILE:HD13	2.41	0.40
35:DL:93:ASN:O	35:DL:95:LEU:HG	2.20	0.40
36:DM:71:LYS:HG3	36:DM:72:PRO:HD2	2.02	0.40
36:DM:97:GLN:HB2	36:DM:98:PRO:CD	2.51	0.40
39:DP:59:THR:HG1	39:DP:72:VAL:HG12	1.81	0.40
40:DQ:25:GLY:C	40:DQ:27:ARG:N	2.75	0.40
41:DR:7:SER:HB2	41:DR:22:LEU:HB2	2.03	0.40
42:DS:59:GLU:CD	42:DS:66:ILE:HG23	2.41	0.40
43:DT:43:ILE:HG23	43:DT:44:LYS:N	2.36	0.40
44:DU:80:ASP:OD1	44:DU:80:ASP:N	2.53	0.40
45:DV:79:ARG:CZ	45:DV:79:ARG:CB	2.97	0.40
46:DW:30:VAL:HG12	24:DA:2352:A:C2	2.56	0.40
46:DW:37:VAL:C	46:DW:39:GLN:N	2.75	0.40
46:DW:83:ALA:O	46:DW:84:GLU:HB2	2.22	0.40
48:DY:37:LEU:HD13	48:DY:42:LEU:CD1	2.52	0.40
50:D0:1:ALA:H3	24:DA:2056:G:N2	2.09	0.40
24:DA:139:U:H5''	24:DA:140:C:C5	2.57	0.40
24:DA:163:C:O2'	24:DA:164:C:O5'	2.38	0.40
24:DA:247:G:H4'	24:DA:386:G:C5	2.57	0.40
24:DA:694:U:H4'	24:DA:1378:A:C2	2.55	0.40
24:DA:738:G:C6	24:DA:739:A:C6	3.09	0.40
24:DA:821:A:N7	24:DA:946:C:C4	2.88	0.40
24:DA:832:U:O2'	24:DA:833:A:H5'	2.21	0.40
24:DA:953:G:O2'	24:DA:954:G:H5'	2.21	0.40
24:DA:1206:G:C5	24:DA:1207:C:C4	3.09	0.40
24:DA:1219:U:C2	24:DA:1220:G:N7	2.89	0.40
24:DA:1275:A:H4'	24:DA:1276:A:OP1	2.21	0.40

*Continued on next page...*



*Continued from previous page...*

Atom-1	Atom-2	Interatomic distance (Å)	Clash overlap (Å)
24:DA:1364:G:C2	24:DA:1368:G:C2	3.10	0.40
24:DA:1479:G:H2'	24:DA:1480:C:O4'	2.21	0.40
24:DA:1670:C:C5	24:DA:1671:U:C4	3.09	0.40
24:DA:1885:A:H3'	24:DA:1886:U:C5	2.56	0.40
24:DA:1904:G:C2'	24:DA:1905:C:H5'	2.51	0.40
24:DA:1951:U:H2'	24:DA:1953:A:OP2	2.21	0.40
24:DA:2033:A:H1'	24:DA:2035:G:OP2	2.21	0.40
24:DA:2051:A:H61	24:DA:2614:A:H2'	1.84	0.40
24:DA:2099:U:HO2'	24:DA:2100:G:P	2.43	0.40
24:DA:2140:G:C4	24:DA:2152:G:C2	3.09	0.40
24:DA:2149:U:H2'	24:DA:2150:C:H6	1.85	0.40
24:DA:2221:G:C2'	24:DA:2222:C:H5'	2.51	0.40
24:DA:2246:G:N2	24:DA:2426:A:H1'	2.36	0.40
24:DA:2259:U:C6	24:DA:2427:C:C5	3.10	0.40
24:DA:2517:C:N3	24:DA:2542:A:C6	2.89	0.40
24:DA:2678:C:H2'	24:DA:2679:A:O4'	2.21	0.40
24:DA:2725:A:C4	24:DA:2727:A:C8	3.08	0.40
56:DB:45:A:H2'	56:DB:46:A:H8	1.69	0.40
1:AB:18:GLN:O	1:AB:37:VAL:HG23	2.21	0.40
3:AD:13:ARG:HG2	3:AD:55:ARG:HH21	1.87	0.40
3:AD:61:ARG:O	3:AD:65:GLY:N	2.49	0.40
5:AF:8:PHE:HA	5:AF:87:SER:HB2	2.03	0.40
6:AG:73:GLU:HA	6:AG:140:VAL:HG12	2.04	0.40
6:AG:112:ASP:HB2	6:AG:118:ARG:CG	2.50	0.40
7:AH:32:LYS:O	7:AH:35:ILE:HB	2.21	0.40
7:AH:105:THR:HB	7:AH:120:LEU:HD22	2.03	0.40
8:AI:83:THR:HB	8:AI:97:LEU:CD2	2.51	0.40
9:AJ:14:ASP:CB	9:AJ:17:LEU:HB3	2.51	0.40
10:AK:63:GLN:HG3	10:AK:98:ALA:HB3	2.03	0.40
10:AK:73:VAL:C	10:AK:75:GLU:H	2.23	0.40
10:AK:88:PRO:HD3	20:AU:28:LEU:HD12	2.02	0.40
11:AL:42:LYS:HB3	11:AL:43:LYS:NZ	2.36	0.40
12:AM:69:ARG:HH22	21:AA:1330:U:C4'	2.31	0.40
13:AN:15:LEU:HD12	13:AN:53:ASP:CB	2.48	0.40
21:AA:52:C:H2'	21:AA:53:A:H8	1.86	0.40
21:AA:298:A:H2'	21:AA:299:G:O4'	2.21	0.40
21:AA:481:G:O2'	21:AA:482:A:C8	2.71	0.40
21:AA:771:G:C6	21:AA:809:G:N1	2.89	0.40
21:AA:833:G:H2'	21:AA:834:U:O4'	2.21	0.40
21:AA:1101:A:HO2'	21:AA:1102:A:H8	1.68	0.40
21:AA:1161:C:O2'	21:AA:1162:C:H5'	2.21	0.40

*Continued on next page...*

*Continued from previous page...*

Atom-1	Atom-2	Interatomic distance (Å)	Clash overlap (Å)
21:AA:1216:A:C2	21:AA:1217:C:C4	3.10	0.40
24:BA:221:A:N6	24:BA:265:A:C2	2.89	0.40
24:BA:319:G:O2'	24:BA:320:A:H5'	2.22	0.40
24:BA:473:G:H2'	24:BA:473:G:N3	2.36	0.40
24:BA:495:G:C6	24:BA:496:G:C5	3.09	0.40
24:BA:616:A:H4'	28:BE:101:TYR:CE2	2.57	0.40
24:BA:766:U:N3	24:BA:767:U:C4	2.89	0.40
24:BA:933:A:H3'	24:BA:934:U:C5'	2.50	0.40
24:BA:995:C:O2'	24:BA:996:A:P	2.80	0.40
24:BA:1171:G:C6	24:BA:1172:C:C4	3.09	0.40
24:BA:1831:G:C5	24:BA:1832:C:C5	3.10	0.40
24:BA:1999:C:H2'	24:BA:2000:C:O4'	2.21	0.40
24:BA:2397:G:C2	24:BA:2420:C:O2	2.75	0.40
24:BA:2403:C:C2	24:BA:2415:G:C2	3.10	0.40
24:BA:2588:G:O6	24:BA:2607:G:C6	2.75	0.40
24:BA:2666:C:H5''	24:BA:2667:C:OP2	2.20	0.40
24:BA:2799:A:C5	24:BA:2801:G:N7	2.90	0.40
24:BA:2812:G:OP2	24:BA:2812:G:H8	2.04	0.40
26:BC:219:VAL:O	26:BC:219:VAL:HG12	2.20	0.40
27:BD:190:LYS:O	27:BD:190:LYS:HG3	2.21	0.40
28:BE:5:LEU:O	28:BE:6:LYS:C	2.59	0.40
28:BE:111:GLU:OE2	28:BE:114:ARG:HD2	2.21	0.40
28:BE:113:VAL:HG12	28:BE:114:ARG:N	2.36	0.40
29:BF:107:VAL:N	29:BF:108:PRO:HD2	2.36	0.40
30:BG:83:THR:C	30:BG:84:LYS:HE2	2.41	0.40
32:BI:40:ALA:HB3	32:BI:68:PHE:CE1	2.56	0.40
32:BI:58:ILE:HG23	32:BI:66:PHE:CD1	2.57	0.40
34:BK:51:LYS:HD2	34:BK:51:LYS:O	2.21	0.40
35:BL:53:GLY:O	35:BL:54:GLN:C	2.59	0.40
40:BQ:101:ASP:OD2	40:BQ:101:ASP:C	2.60	0.40
41:BR:48:LYS:HD2	41:BR:48:LYS:H	1.85	0.40
44:BU:73:ASN:HD21	44:BU:76:THR:HG23	1.74	0.40
1:CB:68:PHE:CE2	1:CB:213:LEU:CD1	3.04	0.40
3:CD:190:LEU:O	3:CD:190:LEU:HD23	2.21	0.40
5:CF:80:PHE:N	5:CF:80:PHE:CD1	2.89	0.40
7:CH:49:LYS:O	7:CH:59:GLU:HB3	2.22	0.40
7:CH:78:SER:HA	7:CH:84:ILE:HG12	2.03	0.40
9:CJ:7:ARG:HB2	9:CJ:101:SER:O	2.20	0.40
12:CM:61:LYS:O	12:CM:62:PHE:CB	2.67	0.40
15:CP:54:LEU:HD23	15:CP:54:LEU:N	2.36	0.40
19:CT:61:ALA:O	19:CT:67:HIS:HA	2.21	0.40

*Continued on next page...*

*Continued from previous page...*

Atom-1	Atom-2	Interatomic distance (Å)	Clash overlap (Å)
20:CU:3:ILE:C	20:CU:4:LYS:HG2	2.41	0.40
55:CA:455:G:C2	55:CA:478:A:N1	2.90	0.40
55:CA:766:A:H2'	55:CA:767:A:O4'	2.22	0.40
55:CA:928:G:H5'	55:CA:1503:A:H62	1.86	0.40
55:CA:966:G:HO2'	55:CA:967:C:H5'	1.81	0.40
55:CA:1095:U:H2'	55:CA:1096:C:C5	2.55	0.40
55:CA:1349:A:C2'	55:CA:1350:A:H8	2.26	0.40
55:CA:1363:A:C2'	55:CA:1365:G:N7	2.84	0.40
26:DC:103:ILE:CG1	26:DC:104:LEU:N	2.84	0.40
26:DC:177:SER:O	26:DC:270:ARG:HG3	2.21	0.40
26:DC:220:ARG:HD3	24:DA:1789:A:P	2.61	0.40
27:DD:10:GLY:HA3	27:DD:26:VAL:HB	2.04	0.40
27:DD:161:MET:CE	24:DA:2050:C:H1'	2.52	0.40
27:DD:194:PRO:HB2	27:DD:195:GLY:H	1.67	0.40
28:DE:40:ARG:CZ	28:DE:92:HIS:NE2	2.85	0.40
28:DE:147:LEU:CB	28:DE:186:VAL:HA	2.51	0.40
29:DF:11:VAL:O	29:DF:13:LYS:HD2	2.21	0.40
31:DH:78:VAL:HG11	31:DH:144:VAL:HG12	2.03	0.40
34:DK:93:GLN:HA	34:DK:94:PRO:HD2	1.85	0.40
35:DL:131:ALA:O	35:DL:135:ILE:HG22	2.20	0.40
36:DM:17:ASN:OD1	36:DM:95:LEU:HB3	2.22	0.40
37:DN:96:ARG:NH1	37:DN:116:VAL:HG13	2.36	0.40
37:DN:100:CYS:O	50:D0:41:HIS:HD2	2.04	0.40
40:DQ:91:ARG:HD2	24:DA:996:A:C4'	2.32	0.40
44:DU:33:VAL:O	44:DU:34:ILE:CG1	2.70	0.40
24:DA:37:C:O2'	24:DA:38:A:H5'	2.21	0.40
24:DA:136:G:N2	24:DA:144:A:C2	2.89	0.40
24:DA:207:A:H2'	24:DA:208:C:O4'	2.22	0.40
24:DA:229:C:HO2'	24:DA:230:G:P	2.44	0.40
24:DA:339:U:H2'	24:DA:340:A:C8	2.56	0.40
24:DA:370:G:C6	24:DA:424:G:C5	3.09	0.40
24:DA:435:C:HO2'	24:DA:436:C:H5'	1.83	0.40
24:DA:600:G:N2	24:DA:605:G:O3'	2.54	0.40
24:DA:605:G:H2'	24:DA:606:U:H6	1.86	0.40
24:DA:625:G:C4	24:DA:626:A:C8	3.09	0.40
24:DA:952:G:C2	24:DA:966:G:C2	3.09	0.40
24:DA:1286:A:C6	24:DA:1329:U:C2	3.09	0.40
24:DA:1312:U:HO2'	24:DA:1314:C:H41	1.59	0.40
24:DA:1328:A:O3'	24:DA:1329:U:H6	2.03	0.40
24:DA:1336:A:N3	24:DA:1336:A:H2'	2.35	0.40
24:DA:2250:G:O5'	24:DA:2250:G:C8	2.61	0.40

*Continued on next page...*

*Continued from previous page...*

Atom-1	Atom-2	Interatomic distance (Å)	Clash overlap (Å)
24:DA:2312:U:OP1	24:DA:2312:U:H4'	2.21	0.40
24:DA:2345:G:O6	24:DA:2347:C:N4	2.54	0.40
24:DA:2459:A:N3	24:DA:2459:A:C2'	2.83	0.40
24:DA:2570:G:C6	24:DA:2571:U:C4	3.09	0.40
24:DA:2748:A:C2	24:DA:2757:A:C5	3.10	0.40
24:DA:2815:C:C2	24:DA:2816:G:N7	2.90	0.40
2:AC:6:PRO:HB3	2:AC:174:LEU:CD1	2.52	0.40
2:AC:39:ARG:HG2	2:AC:54:ILE:CD1	2.48	0.40
2:AC:131:ARG:HH21	2:AC:135:ARG:HH21	1.68	0.40
4:AE:38:VAL:CG1	4:AE:66:ALA:HB1	2.42	0.40
10:AK:22:ILE:CD1	10:AK:95:THR:HG21	2.51	0.40
10:AK:30:ILE:HG22	10:AK:45:THR:HB	2.03	0.40
13:AN:11:LYS:HB2	13:AN:11:LYS:NZ	2.37	0.40
15:AP:6:LEU:CD1	15:AP:71:VAL:HG22	2.51	0.40
15:AP:76:LYS:HD3	15:AP:76:LYS:HA	1.92	0.40
16:AQ:4:ILE:HG22	16:AQ:5:ARG:HG3	2.02	0.40
21:AA:511:C:N3	21:AA:541:G:C2	2.89	0.40
21:AA:582:C:N3	21:AA:583:A:C8	2.90	0.40
21:AA:632:U:H5''	21:AA:633:G:C8	2.56	0.40
21:AA:727:G:N2	21:AA:731:G:C4	2.89	0.40
21:AA:953:G:C2	21:AA:1229:A:C2	3.09	0.40
21:AA:1094:G:O2'	21:AA:1095:U:P	2.79	0.40
21:AA:1172:C:C2	21:AA:1173:U:C5	3.09	0.40
21:AA:1238:A:H2	21:AA:1241:G:N3	2.19	0.40
24:BA:6:A:O3'	33:BJ:132:HIS:CE1	2.75	0.40
24:BA:15:G:O2'	24:BA:16:C:H5'	2.21	0.40
24:BA:141:G:H3'	24:BA:142:A:H5''	2.03	0.40
24:BA:287:G:H2'	24:BA:288:U:C6	2.56	0.40
24:BA:478:A:N1	24:BA:480:A:C5	2.89	0.40
24:BA:571:U:C2	24:BA:575:A:N7	2.89	0.40
24:BA:611:C:C2	24:BA:618:G:C2	3.09	0.40
24:BA:860:U:C2	24:BA:2268:A:C8	3.09	0.40
24:BA:920:A:N3	24:BA:921:C:C6	2.90	0.40
24:BA:980:A:C5	24:BA:981:A:C6	3.09	0.40
24:BA:1083:U:C6	24:BA:1085:A:OP2	2.74	0.40
24:BA:1149:G:O2'	24:BA:1150:C:H5'	2.22	0.40
24:BA:1236:G:O2'	24:BA:1237:A:C8	2.74	0.40
24:BA:1333:G:H2'	24:BA:1334:G:C8	2.56	0.40
24:BA:1461:C:O2'	24:BA:1462:C:C5'	2.70	0.40
24:BA:1501:G:O2'	24:BA:1502:A:H5'	2.21	0.40
24:BA:1510:G:HO2'	24:BA:1511:G:H8	1.70	0.40

*Continued on next page...*

*Continued from previous page...*

Atom-1	Atom-2	Interatomic distance (Å)	Clash overlap (Å)
24:BA:1565:C:C2	24:BA:1567:G:C8	3.10	0.40
24:BA:1778:U:O2'	24:BA:1779:U:H5'	2.20	0.40
24:BA:1782:U:H5'	24:BA:2609:U:N3	2.36	0.40
24:BA:1866:A:HO2'	24:BA:1867:G:H5'	1.86	0.40
24:BA:1889:A:C2	24:BA:1890:A:C2	3.09	0.40
24:BA:1998:A:O2'	24:BA:1999:C:H5'	2.21	0.40
24:BA:2024:G:C2	24:BA:2025:C:C2	3.10	0.40
24:BA:2145:C:P	24:BA:2148:G:C6	3.14	0.40
24:BA:2310:C:H6	24:BA:2310:C:O5'	2.05	0.40
24:BA:2320:U:H4'	24:BA:2321:U:C6	2.55	0.40
24:BA:2350:C:H2'	24:BA:2351:G:C5'	2.50	0.40
24:BA:2550:G:P	59:BA:3729:HOH:O	2.79	0.40
24:BA:2694:G:C2	24:BA:2716:C:O2	2.74	0.40
24:BA:2749:A:C8	24:BA:2750:A:C8	3.10	0.40
24:BA:2837:A:N6	24:BA:2882:A:N6	2.70	0.40
24:BA:2849:U:N3	24:BA:2867:G:O4'	2.49	0.40
24:BA:2897:U:H2'	24:BA:2898:U:O4'	2.22	0.40
25:BB:101:A:H2'	25:BB:102:G:O4'	2.21	0.40
26:BC:139:THR:O	26:BC:161:VAL:O	2.40	0.40
27:BD:129:THR:HG23	27:BD:140:HIS:O	2.21	0.40
31:BH:14:SER:OG	31:BH:17:ASP:HB2	2.21	0.40
33:BJ:121:LYS:HB2	33:BJ:121:LYS:HE3	1.70	0.40
34:BK:21:CYS:CA	34:BK:41:ILE:HD12	2.36	0.40
34:BK:93:GLN:HG3	34:BK:94:PRO:HD2	2.03	0.40
35:BL:90:VAL:O	35:BL:90:VAL:HG12	2.20	0.40
35:BL:120:VAL:O	35:BL:140:GLY:CA	2.69	0.40
37:BN:51:LEU:HD12	37:BN:51:LEU:HA	1.63	0.40
37:BN:73:ASN:O	37:BN:74:GLU:C	2.57	0.40
40:BQ:73:ILE:HD11	40:BQ:77:LYS:HB3	2.04	0.40
43:BT:8:LEU:N	43:BT:8:LEU:HD23	2.37	0.40
43:BT:38:ALA:HB3	43:BT:81:LYS:HE2	2.03	0.40
44:BU:5:ARG:O	44:BU:8:ASP:HB2	2.21	0.40
44:BU:94:PHE:CB	44:BU:101:THR:HA	2.51	0.40
49:BZ:8:GLN:HB3	49:BZ:31:ILE:HA	2.03	0.40
53:B3:61:LEU:C	53:B3:63:TYR:H	2.23	0.40
1:CB:22:TRP:HE1	55:CA:830:G:H5'	1.87	0.40
1:CB:65:LYS:NZ	1:CB:153:MET:O	2.54	0.40
2:CC:138:GLN:O	2:CC:140:ALA:N	2.52	0.40
3:CD:1:ALA:O	3:CD:2:ARG:O	2.39	0.40
3:CD:2:ARG:NE	3:CD:114:ARG:HD3	2.36	0.40
3:CD:99:ASN:HD21	3:CD:103:ARG:HG3	1.85	0.40

*Continued on next page...*

*Continued from previous page...*

Atom-1	Atom-2	Interatomic distance (Å)	Clash overlap (Å)
4:CE:115:GLU:O	4:CE:115:GLU:HG3	2.21	0.40
6:CG:94:ARG:HB3	6:CG:98:LEU:HG	2.02	0.40
8:CI:6:TYR:CG	8:CI:7:GLY:N	2.89	0.40
11:CL:79:ILE:HD12	11:CL:96:THR:CG2	2.52	0.40
11:CL:101:LEU:HD13	11:CL:101:LEU:HA	1.91	0.40
16:CQ:16:MET:HB3	55:CA:254:G:H1'	2.01	0.40
55:CA:374:A:OP1	55:CA:452:A:N1	2.55	0.40
55:CA:541:G:H2'	55:CA:542:G:O4'	2.21	0.40
55:CA:929:G:C5	55:CA:930:C:C5	3.09	0.40
55:CA:1056:U:O2'	55:CA:1057:G:H5'	2.22	0.40
55:CA:1069:C:C4	55:CA:1070:U:C5	3.09	0.40
55:CA:1075:U:H2'	55:CA:1076:U:C6	2.57	0.40
55:CA:1194:U:H2'	55:CA:1195:C:H6	1.86	0.40
55:CA:1265:C:C3'	55:CA:1266:G:H5'	2.50	0.40
55:CA:1272:G:H2'	55:CA:1273:C:H5'	2.04	0.40
55:CA:1453:G:H2'	55:CA:1454:G:O4'	2.22	0.40
26:DC:40:GLY:HA3	24:DA:691:C:O2'	2.22	0.40
27:DD:148:GLN:CD	27:DD:152:PRO:HG2	2.42	0.40
29:DF:110:ILE:HB	29:DF:113:PHE:HB2	2.02	0.40
30:DG:7:PRO:HB3	30:DG:48:THR:HB	2.04	0.40
31:DH:75:LEU:O	31:DH:76:GLU:HB2	2.20	0.40
33:DJ:48:VAL:HG12	33:DJ:49:ASP:N	2.36	0.40
37:DN:28:LEU:HD21	37:DN:115:LEU:CD2	2.32	0.40
37:DN:28:LEU:C	37:DN:28:LEU:HD23	2.42	0.40
38:DO:17:LYS:O	38:DO:17:LYS:HE3	2.22	0.40
39:DP:57:ALA:HB1	39:DP:73:PHE:O	2.21	0.40
42:DS:4:ILE:HG21	42:DS:106:VAL:HG22	2.03	0.40
44:DU:16:LYS:HD3	44:DU:17:ASP:OD1	2.22	0.40
45:DV:80:HIS:HA	45:DV:81:PRO:HD3	1.93	0.40
47:DX:2:ARG:HA	47:DX:2:ARG:HD3	1.94	0.40
48:DY:43:LEU:HD22	48:DY:43:LEU:H	1.87	0.40
24:DA:95:A:C5	24:DA:96:C:C6	3.08	0.40
24:DA:319:G:H2'	24:DA:320:A:O4'	2.22	0.40
24:DA:418:C:H2'	24:DA:419:U:C6	2.56	0.40
24:DA:447:A:C4	24:DA:473:G:N7	2.90	0.40
24:DA:693:A:C6	24:DA:694:U:C4	3.09	0.40
24:DA:743:A:H2'	24:DA:744:U:O4'	2.22	0.40
24:DA:790:U:H6	24:DA:790:U:H2'	1.49	0.40
24:DA:969:G:C2	24:DA:970:U:C2	3.09	0.40
24:DA:1112:G:H2'	24:DA:1113:U:C5	2.53	0.40
24:DA:1142:A:C5	24:DA:1144:A:C5	3.09	0.40

*Continued on next page...*

*Continued from previous page...*

Atom-1	Atom-2	Interatomic distance (Å)	Clash overlap (Å)
24:DA:1264:A:C6	24:DA:1265:A:N6	2.90	0.40
24:DA:1274:A:O5'	24:DA:1274:A:H8	2.03	0.40
24:DA:1278:C:O2'	24:DA:1279:G:H5'	2.22	0.40
24:DA:1378:A:N7	24:DA:1380:G:C6	2.90	0.40
24:DA:1492:G:C6	24:DA:1496:A:C6	3.10	0.40
24:DA:1557:C:H2'	24:DA:1558:C:C6	2.56	0.40
24:DA:1698:A:H1'	24:DA:1700:A:OP2	2.21	0.40
24:DA:2024:G:C6	24:DA:2040:G:C2	3.09	0.40
24:DA:2037:A:H2'	24:DA:2038:G:C8	2.56	0.40
24:DA:2082:A:H8	24:DA:2082:A:O5'	2.04	0.40
24:DA:2199:A:C4	24:DA:2200:C:C6	3.09	0.40
24:DA:2740:A:C5	24:DA:2764:A:C5	3.09	0.40
24:DA:2743:U:H2'	24:DA:2744:G:O5'	2.21	0.40
24:DA:2848:G:O2'	24:DA:2849:U:O5'	2.39	0.40
56:DB:49:C:O5'	56:DB:49:C:H6	2.05	0.40
1:AB:19:THR:HG23	1:AB:20:ARG:H	1.84	0.40
1:AB:76:SER:O	1:AB:92:ASN:HB2	2.22	0.40
1:AB:79:VAL:O	1:AB:83:ALA:HB3	2.22	0.40
2:AC:16:PRO:O	2:AC:17:TRP:HB2	2.21	0.40
3:AD:30:LYS:O	3:AD:31:CYS:HB3	2.20	0.40
3:AD:149:LYS:HZ3	3:AD:177:MET:HG3	1.87	0.40
4:AE:80:LEU:CD1	4:AE:84:VAL:HG12	2.51	0.40
16:AQ:4:ILE:O	16:AQ:5:ARG:O	2.39	0.40
17:AR:38:ILE:HD13	17:AR:58:ILE:HD12	2.04	0.40
18:AS:35:ARG:NH1	21:AA:1321:U:O2	2.55	0.40
21:AA:75:G:N3	21:AA:76:G:H1'	2.37	0.40
21:AA:150:U:N3	21:AA:170:U:N3	2.69	0.40
21:AA:279:A:N3	21:AA:281:G:N2	2.70	0.40
21:AA:329:A:C8	21:AA:332:G:C6	3.10	0.40
21:AA:438:U:C6	21:AA:494:G:C6	3.09	0.40
21:AA:494:G:N3	21:AA:496:A:C8	2.90	0.40
21:AA:500:G:H8	21:AA:500:G:O5'	2.05	0.40
21:AA:510:A:OP2	59:AA:1722:HOH:O	2.21	0.40
21:AA:724:G:N2	21:AA:725:G:C4	2.89	0.40
21:AA:938:A:C4	21:AA:939:G:C8	3.10	0.40
21:AA:985:C:O2'	21:AA:986:U:H5'	2.21	0.40
21:AA:1054:C:O2	21:AA:1196:A:N7	2.54	0.40
21:AA:1160:G:O6	21:AA:1181:G:O6	2.39	0.40
21:AA:1319:A:C5	21:AA:1323:G:C5	3.09	0.40
24:BA:279:A:C4	24:BA:280:U:C6	3.09	0.40
24:BA:301:G:C2	24:BA:317:G:C4	3.09	0.40

*Continued on next page...*



*Continued from previous page...*

Atom-1	Atom-2	Interatomic distance (Å)	Clash overlap (Å)
24:BA:483:A:O2'	24:BA:484:C:H5'	2.22	0.40
24:BA:509:C:H5''	24:BA:509:C:C6	2.54	0.40
24:BA:659:G:C6	24:BA:660:C:C4	3.10	0.40
24:BA:738:G:C2	24:BA:759:G:C5	3.10	0.40
24:BA:752:A:N6	24:BA:2609:U:H3	2.17	0.40
24:BA:947:A:O2'	24:BA:948:C:H5'	2.21	0.40
24:BA:1155:A:C5	24:BA:1157:G:C5	3.10	0.40
24:BA:1178:C:O2	24:BA:1178:C:C2'	2.69	0.40
24:BA:1236:G:HO2'	24:BA:1237:A:H8	1.67	0.40
24:BA:1289:C:C2	24:BA:1290:C:C5	3.10	0.40
24:BA:1445:G:C6	24:BA:1446:C:C4	3.09	0.40
24:BA:1486:U:O2	24:BA:1504:A:C2	2.75	0.40
24:BA:1682:G:HO2'	24:BA:1683:U:H6	1.68	0.40
24:BA:1853:A:N6	24:BA:1889:A:C8	2.89	0.40
24:BA:2065:C:H2'	24:BA:2066:C:H6	1.86	0.40
24:BA:2303:G:C5	24:BA:2304:G:N7	2.89	0.40
24:BA:2321:U:H3'	24:BA:2322:A:H5'	2.04	0.40
24:BA:2536:G:C6	24:BA:2537:U:C4	3.09	0.40
24:BA:2552:U:H2'	24:BA:2554:U:OP2	2.21	0.40
24:BA:2557:G:C2	24:BA:2558:C:C2	3.09	0.40
24:BA:2663:G:C6	24:BA:2664:G:C5	3.09	0.40
24:BA:2814:A:O5'	24:BA:2814:A:H8	2.05	0.40
24:BA:2896:C:H2'	24:BA:2897:U:H6	1.87	0.40
26:BC:105:ALA:HA	26:BC:106:PRO:HD2	1.82	0.40
26:BC:255:LYS:C	26:BC:257:ARG:N	2.74	0.40
26:BC:257:ARG:HG3	26:BC:269:ARG:HH22	1.87	0.40
29:BF:10:GLU:O	29:BF:11:VAL:CB	2.69	0.40
31:BH:33:GLN:HB2	31:BH:33:GLN:HE21	1.70	0.40
33:BJ:18:VAL:CG2	33:BJ:140:LEU:HD11	2.51	0.40
33:BJ:19:ASP:C	33:BJ:21:THR:N	2.75	0.40
35:BL:35:HIS:O	59:BL:202:HOH:O	2.22	0.40
38:BO:31:THR:HG22	38:BO:34:HIS:O	2.22	0.40
44:BU:100:GLU:O	44:BU:101:THR:CB	2.70	0.40
45:BV:55:GLU:H	45:BV:55:GLU:HG3	1.60	0.40
46:BW:37:VAL:CG1	46:BW:55:ASP:O	2.70	0.40
1:CB:187:ASP:C	1:CB:189:ASN:N	2.75	0.40
2:CC:123:LEU:HD21	2:CC:129:PHE:HB3	2.02	0.40
4:CE:80:LEU:HD21	4:CE:143:LEU:HD21	2.03	0.40
4:CE:82:HIS:HD1	7:CH:95:MET:HG2	1.86	0.40
5:CF:53:LYS:HD3	5:CF:53:LYS:C	2.42	0.40
5:CF:67:PRO:O	5:CF:68:GLN:C	2.59	0.40

*Continued on next page...*

*Continued from previous page...*

Atom-1	Atom-2	Interatomic distance (Å)	Clash overlap (Å)
5:CF:98:GLU:O	5:CF:99:ALA:CB	2.69	0.40
6:CG:142:ARG:C	6:CG:144:ALA:N	2.74	0.40
9:CJ:59:LYS:HE2	55:CA:972:C:C4'	2.51	0.40
10:CK:15:VAL:HG13	10:CK:36:ARG:NH1	2.34	0.40
10:CK:39:ASN:HA	55:CA:683:G:N2	2.37	0.40
10:CK:89:GLY:O	10:CK:90:PRO:O	2.39	0.40
11:CL:109:ARG:HD2	11:CL:109:ARG:HA	1.91	0.40
14:CO:52:ARG:NH1	24:DA:715:A:N1	2.70	0.40
15:CP:54:LEU:HG	15:CP:55:ASP:N	2.36	0.40
15:CP:77:GLU:C	15:CP:79:ASN:N	2.74	0.40
17:CR:24:ASP:O	17:CR:26:ALA:N	2.55	0.40
18:CS:33:TRP:NE1	18:CS:56:HIS:HE1	2.18	0.40
18:CS:50:VAL:O	18:CS:56:HIS:HA	2.22	0.40
55:CA:57:G:C6	55:CA:58:C:C4	3.10	0.40
55:CA:184:G:H2'	55:CA:185:U:C6	2.56	0.40
55:CA:772:U:H2'	55:CA:773:G:O4'	2.21	0.40
55:CA:1096:C:O2'	55:CA:1097:C:P	2.78	0.40
55:CA:1169:A:H2'	55:CA:1170:A:N7	2.34	0.40
55:CA:1223:C:N4	55:CA:1224:U:H5	2.18	0.40
55:CA:1376:U:H2'	55:CA:1377:A:H8	1.86	0.40
28:DE:144:GLU:O	28:DE:145:ASP:C	2.60	0.40
28:DE:147:LEU:HD21	28:DE:179:SER:HB2	2.03	0.40
30:DG:42:VAL:HA	30:DG:51:PHE:HD1	1.86	0.40
34:DK:4:GLU:O	34:DK:5:GLN:CB	2.70	0.40
38:DO:8:ILE:H	38:DO:8:ILE:CD1	2.29	0.40
39:DP:9:GLN:C	39:DP:11:GLN:H	2.24	0.40
39:DP:52:ARG:HD3	39:DP:52:ARG:HA	1.76	0.40
46:DW:61:LYS:HE2	24:DA:2366:A:H4'	2.04	0.40
50:D0:15:ARG:HH22	24:DA:1264:A:H5''	1.87	0.40
53:D3:27:ASN:N	24:DA:2393:U:OP1	2.55	0.40
24:DA:247:G:N7	24:DA:249:C:H1'	2.36	0.40
24:DA:352:A:H2'	24:DA:353:C:H4'	2.02	0.40
24:DA:452:G:C2	24:DA:458:G:C5	3.10	0.40
24:DA:510:C:O5'	24:DA:510:C:H6	2.04	0.40
24:DA:513:A:O5'	24:DA:513:A:H8	2.03	0.40
24:DA:604:G:N2	24:DA:605:G:C5	2.90	0.40
24:DA:604:G:C6	24:DA:625:G:N1	2.90	0.40
24:DA:648:G:C2	24:DA:649:G:C5	3.09	0.40
24:DA:654:A:H2'	24:DA:655:A:O5'	2.22	0.40
24:DA:811:U:H5''	59:DA:3346:HOH:O	2.21	0.40
24:DA:841:G:O2'	24:DA:842:U:H5'	2.21	0.40

*Continued on next page...*

Continued from previous page...

Atom-1	Atom-2	Interatomic distance (Å)	Clash overlap (Å)
24:DA:1141:U:H4'	24:DA:1142:A:O4'	2.22	0.40
24:DA:1171:G:C6	24:DA:1179:G:C2	3.10	0.40
24:DA:1201:U:H2'	24:DA:1202:G:C8	2.57	0.40
24:DA:1307:A:C4	24:DA:1308:A:C8	3.10	0.40
24:DA:1548:A:N1	24:DA:1549:A:C5	2.90	0.40
24:DA:1554:U:H5''	24:DA:1555:G:OP2	2.22	0.40
24:DA:1652:A:C2	24:DA:2006:C:N3	2.89	0.40
24:DA:1665:A:C2'	24:DA:1666:G:H5'	2.52	0.40
24:DA:1728:C:H2'	24:DA:1730:C:O2	2.22	0.40
24:DA:2056:G:N2	24:DA:2057:G:N9	2.69	0.40
24:DA:2291:U:H5''	24:DA:2380:C:O2'	2.21	0.40
24:DA:2330:G:N1	24:DA:2386:A:N6	2.69	0.40
24:DA:2345:G:C5	24:DA:2347:C:N4	2.90	0.40
24:DA:2407:A:C4	24:DA:2408:U:C5	3.10	0.40
24:DA:2637:U:O4	24:DA:2638:G:C2	2.75	0.40
56:DB:47:C:H5''	56:DB:48:U:OP2	2.22	0.40

There are no symmetry-related clashes.

## 5.3 Torsion angles ⓘ

### 5.3.1 Protein backbone ⓘ

In the following table, the Percentiles column shows the percent Ramachandran outliers of the chain as a percentile score with respect to all X-ray entries followed by that with respect to entries of similar resolution.

The Analysed column shows the number of residues for which the backbone conformation was analysed, and the total number of residues.

Mol	Chain	Analysed	Favoured	Allowed	Outliers	Percentiles	
1	AB	216/241 (90%)	128 (59%)	60 (28%)	28 (13%)	0	4
1	CB	216/241 (90%)	145 (67%)	49 (23%)	22 (10%)	0	8
2	AC	204/233 (88%)	139 (68%)	51 (25%)	14 (7%)	1	14
2	CC	204/233 (88%)	146 (72%)	41 (20%)	17 (8%)	0	11
3	AD	203/206 (98%)	126 (62%)	52 (26%)	25 (12%)	0	5
3	CD	203/206 (98%)	141 (70%)	40 (20%)	22 (11%)	0	7
4	AE	148/167 (89%)	100 (68%)	31 (21%)	17 (12%)	0	5

Continued on next page...

*Continued from previous page...*

Mol	Chain	Analysed	Favoured	Allowed	Outliers	Percentiles	
4	CE	148/167 (89%)	98 (66%)	37 (25%)	13 (9%)	0	10
5	AF	98/135 (73%)	62 (63%)	25 (26%)	11 (11%)	0	6
5	CF	98/135 (73%)	65 (66%)	21 (21%)	12 (12%)	0	5
6	AG	149/179 (83%)	109 (73%)	29 (20%)	11 (7%)	1	13
6	CG	148/179 (83%)	80 (54%)	44 (30%)	24 (16%)	0	3
7	AH	127/130 (98%)	97 (76%)	22 (17%)	8 (6%)	1	16
7	CH	127/130 (98%)	96 (76%)	24 (19%)	7 (6%)	1	18
8	AI	125/130 (96%)	80 (64%)	34 (27%)	11 (9%)	0	10
8	CI	125/130 (96%)	86 (69%)	33 (26%)	6 (5%)	2	19
9	AJ	96/103 (93%)	69 (72%)	12 (12%)	15 (16%)	0	3
9	CJ	96/103 (93%)	61 (64%)	20 (21%)	15 (16%)	0	3
10	AK	115/129 (89%)	86 (75%)	22 (19%)	7 (6%)	1	16
10	CK	115/129 (89%)	74 (64%)	31 (27%)	10 (9%)	0	10
11	AL	121/124 (98%)	80 (66%)	24 (20%)	17 (14%)	0	3
11	CL	121/124 (98%)	86 (71%)	25 (21%)	10 (8%)	0	11
12	AM	112/118 (95%)	87 (78%)	16 (14%)	9 (8%)	1	12
12	CM	111/118 (94%)	65 (59%)	30 (27%)	16 (14%)	0	3
13	AN	92/101 (91%)	58 (63%)	25 (27%)	9 (10%)	0	8
13	CN	91/101 (90%)	59 (65%)	24 (26%)	8 (9%)	0	10
14	AO	86/89 (97%)	64 (74%)	17 (20%)	5 (6%)	1	17
14	CO	86/89 (97%)	72 (84%)	13 (15%)	1 (1%)	11	42
15	AP	80/82 (98%)	54 (68%)	15 (19%)	11 (14%)	0	3
15	CP	78/82 (95%)	56 (72%)	14 (18%)	8 (10%)	0	7
16	AQ	78/84 (93%)	48 (62%)	21 (27%)	9 (12%)	0	5
16	CQ	78/84 (93%)	59 (76%)	13 (17%)	6 (8%)	1	13
17	AR	53/75 (71%)	40 (76%)	11 (21%)	2 (4%)	2	23
17	CR	53/75 (71%)	44 (83%)	6 (11%)	3 (6%)	1	17
18	AS	77/92 (84%)	67 (87%)	6 (8%)	4 (5%)	1	18
18	CS	77/92 (84%)	54 (70%)	19 (25%)	4 (5%)	1	18
19	AT	83/87 (95%)	55 (66%)	21 (25%)	7 (8%)	0	11
19	CT	83/87 (95%)	59 (71%)	21 (25%)	3 (4%)	3	24

*Continued on next page...*

*Continued from previous page...*

Mol	Chain	Analysed	Favoured	Allowed	Outliers	Percentiles	
20	AU	49/71 (69%)	22 (45%)	18 (37%)	9 (18%)	0	2
20	CU	49/71 (69%)	20 (41%)	17 (35%)	12 (24%)	0	1
26	BC	269/273 (98%)	184 (68%)	59 (22%)	26 (10%)	0	9
26	DC	269/273 (98%)	181 (67%)	60 (22%)	28 (10%)	0	7
27	BD	207/209 (99%)	141 (68%)	32 (16%)	34 (16%)	0	3
27	DD	207/209 (99%)	132 (64%)	45 (22%)	30 (14%)	0	3
28	BE	199/201 (99%)	151 (76%)	24 (12%)	24 (12%)	0	5
28	DE	199/201 (99%)	130 (65%)	43 (22%)	26 (13%)	0	3
29	BF	175/179 (98%)	133 (76%)	25 (14%)	17 (10%)	0	9
29	DF	176/179 (98%)	97 (55%)	45 (26%)	34 (19%)	0	2
30	BG	174/177 (98%)	112 (64%)	35 (20%)	27 (16%)	0	3
30	DG	174/177 (98%)	105 (60%)	41 (24%)	28 (16%)	0	3
31	BH	147/149 (99%)	62 (42%)	54 (37%)	31 (21%)	0	1
31	DH	147/149 (99%)	76 (52%)	50 (34%)	21 (14%)	0	3
32	BI	139/142 (98%)	84 (60%)	44 (32%)	11 (8%)	1	12
32	DI	139/142 (98%)	81 (58%)	39 (28%)	19 (14%)	0	3
33	BJ	140/142 (99%)	106 (76%)	20 (14%)	14 (10%)	0	8
33	DJ	140/142 (99%)	95 (68%)	33 (24%)	12 (9%)	0	10
34	BK	120/123 (98%)	84 (70%)	18 (15%)	18 (15%)	0	3
34	DK	120/123 (98%)	80 (67%)	21 (18%)	19 (16%)	0	3
35	BL	141/144 (98%)	101 (72%)	28 (20%)	12 (8%)	0	11
35	DL	141/144 (98%)	83 (59%)	37 (26%)	21 (15%)	0	3
36	BM	134/136 (98%)	94 (70%)	25 (19%)	15 (11%)	0	6
36	DM	134/136 (98%)	92 (69%)	25 (19%)	17 (13%)	0	4
37	BN	118/127 (93%)	87 (74%)	21 (18%)	10 (8%)	0	11
37	DN	118/127 (93%)	71 (60%)	35 (30%)	12 (10%)	0	8
38	BO	114/117 (97%)	79 (69%)	26 (23%)	9 (8%)	1	12
38	DO	114/117 (97%)	76 (67%)	29 (25%)	9 (8%)	1	12
39	BP	112/115 (97%)	71 (63%)	22 (20%)	19 (17%)	0	3
39	DP	112/115 (97%)	67 (60%)	28 (25%)	17 (15%)	0	3
40	BQ	115/118 (98%)	88 (76%)	18 (16%)	9 (8%)	1	12

*Continued on next page...*

*Continued from previous page...*

Mol	Chain	Analysed	Favoured	Allowed	Outliers	Percentiles	
40	DQ	115/118 (98%)	79 (69%)	26 (23%)	10 (9%)	0	10
41	BR	101/103 (98%)	79 (78%)	14 (14%)	8 (8%)	1	12
41	DR	101/103 (98%)	72 (71%)	19 (19%)	10 (10%)	0	8
42	BS	108/110 (98%)	76 (70%)	27 (25%)	5 (5%)	2	20
42	DS	108/110 (98%)	81 (75%)	18 (17%)	9 (8%)	0	11
43	BT	91/100 (91%)	53 (58%)	23 (25%)	15 (16%)	0	3
43	DT	91/100 (91%)	48 (53%)	28 (31%)	15 (16%)	0	3
44	BU	100/104 (96%)	71 (71%)	13 (13%)	16 (16%)	0	3
44	DU	100/104 (96%)	51 (51%)	28 (28%)	21 (21%)	0	1
45	BV	92/94 (98%)	75 (82%)	15 (16%)	2 (2%)	5	32
45	DV	92/94 (98%)	59 (64%)	26 (28%)	7 (8%)	1	13
46	BW	77/85 (91%)	29 (38%)	22 (29%)	26 (34%)	0	0
46	DW	77/85 (91%)	32 (42%)	27 (35%)	18 (23%)	0	1
47	BX	75/78 (96%)	59 (79%)	13 (17%)	3 (4%)	2	22
47	DX	75/78 (96%)	48 (64%)	21 (28%)	6 (8%)	1	12
48	BY	61/63 (97%)	36 (59%)	17 (28%)	8 (13%)	0	3
48	DY	61/63 (97%)	44 (72%)	12 (20%)	5 (8%)	1	11
49	BZ	56/59 (95%)	39 (70%)	13 (23%)	4 (7%)	1	14
49	DZ	56/59 (95%)	31 (55%)	18 (32%)	7 (12%)	0	4
50	B0	54/57 (95%)	39 (72%)	9 (17%)	6 (11%)	0	6
50	D0	54/57 (95%)	40 (74%)	8 (15%)	6 (11%)	0	6
51	B1	48/55 (87%)	37 (77%)	7 (15%)	4 (8%)	0	11
51	D1	48/55 (87%)	35 (73%)	9 (19%)	4 (8%)	0	11
52	B2	44/46 (96%)	35 (80%)	8 (18%)	1 (2%)	5	31
52	D2	44/46 (96%)	32 (73%)	7 (16%)	5 (11%)	0	6
53	B3	62/65 (95%)	49 (79%)	11 (18%)	2 (3%)	3	26
53	D3	62/65 (95%)	39 (63%)	17 (27%)	6 (10%)	0	9
54	B4	36/38 (95%)	29 (81%)	4 (11%)	3 (8%)	0	11
54	D4	36/38 (95%)	22 (61%)	9 (25%)	5 (14%)	0	3
All	All	11238/11970 (94%)	7499 (67%)	2485 (22%)	1254 (11%)	0	6

All (1254) Ramachandran outliers are listed below:

Mol	Chain	Res	Type
1	AB	20	ARG
1	AB	22	TRP
1	AB	40	ILE
1	AB	71	THR
1	AB	72	LYS
1	AB	119	GLN
1	AB	125	PHE
1	AB	127	LYS
1	AB	187	ASP
1	AB	210	THR
2	AC	11	LEU
2	AC	16	PRO
2	AC	17	TRP
2	AC	60	ALA
2	AC	100	ILE
3	AD	24	VAL
3	AD	28	ASP
3	AD	31	CYS
3	AD	34	GLU
3	AD	108	ALA
3	AD	192	ALA
4	AE	77	ASN
4	AE	97	PRO
4	AE	104	ILE
4	AE	121	ASN
4	AE	131	ASN
5	AF	86	ARG
6	AG	4	ARG
6	AG	16	LYS
6	AG	93	VAL
7	AH	66	GLN
7	AH	69	ALA
8	AI	38	PHE
8	AI	40	ARG
8	AI	43	ALA
8	AI	71	ILE
8	AI	128	LYS
9	AJ	57	VAL
9	AJ	101	SER
10	AK	118	ASN
10	AK	125	LYS
10	AK	126	ARG
11	AL	23	LEU

*Continued on next page...*



*Continued from previous page...*

Mol	Chain	Res	Type
11	AL	33	CYS
11	AL	43	LYS
11	AL	73	LEU
11	AL	75	GLU
11	AL	87	LYS
11	AL	88	ASP
12	AM	46	GLU
13	AN	33	VAL
13	AN	51	PRO
15	AP	47	GLU
16	AQ	5	ARG
16	AQ	12	VAL
16	AQ	16	MET
16	AQ	52	CYS
17	AR	33	THR
18	AS	27	LYS
19	AT	5	SER
20	AU	34	ARG
20	AU	36	PHE
26	BC	35	LYS
26	BC	104	LEU
26	BC	105	ALA
26	BC	106	PRO
26	BC	120	ASP
26	BC	121	ALA
26	BC	140	VAL
26	BC	189	ALA
26	BC	239	PHE
27	BD	17	GLU
27	BD	43	ASP
27	BD	54	ALA
27	BD	73	VAL
27	BD	92	VAL
27	BD	99	GLU
27	BD	103	ASP
27	BD	104	VAL
27	BD	122	VAL
27	BD	169	ARG
27	BD	183	GLU
27	BD	190	LYS
27	BD	191	GLY
28	BE	8	ALA

*Continued on next page...*

*Continued from previous page...*

Mol	Chain	Res	Type
28	BE	46	GLN
28	BE	70	SER
28	BE	153	LEU
28	BE	175	ILE
29	BF	11	VAL
29	BF	111	ARG
29	BF	134	GLN
30	BG	7	PRO
30	BG	8	VAL
30	BG	28	LYS
30	BG	33	THR
30	BG	45	ALA
30	BG	53	PRO
30	BG	84	LYS
30	BG	94	ARG
30	BG	118	ALA
31	BH	3	VAL
31	BH	8	LYS
31	BH	9	VAL
31	BH	10	ALA
31	BH	14	SER
31	BH	15	LEU
31	BH	28	ASN
31	BH	32	PRO
31	BH	33	GLN
31	BH	121	VAL
32	BI	65	SER
32	BI	92	PRO
33	BJ	4	PHE
33	BJ	14	ASP
33	BJ	21	THR
33	BJ	41	LYS
33	BJ	44	TYR
33	BJ	45	THR
33	BJ	111	LYS
34	BK	13	ASN
34	BK	35	VAL
34	BK	49	ARG
34	BK	71	ARG
34	BK	72	PRO
34	BK	73	ASP
34	BK	118	LEU

*Continued on next page...*

*Continued from previous page...*

Mol	Chain	Res	Type
34	BK	119	ALA
35	BL	15	ALA
35	BL	30	THR
35	BL	66	PHE
35	BL	88	GLY
36	BM	2	LEU
36	BM	35	ALA
36	BM	36	VAL
36	BM	54	THR
36	BM	55	ARG
36	BM	69	PRO
36	BM	77	PRO
37	BN	117	ASP
38	BO	68	LYS
39	BP	25	VAL
39	BP	33	GLU
39	BP	50	ARG
40	BQ	87	VAL
41	BR	55	ASP
42	BS	3	THR
42	BS	14	ALA
42	BS	64	ALA
43	BT	16	VAL
43	BT	27	SER
43	BT	28	ASN
43	BT	29	THR
43	BT	69	ARG
43	BT	70	HIS
43	BT	88	LYS
44	BU	6	ARG
44	BU	63	ALA
44	BU	88	ASP
44	BU	98	ASN
45	BV	69	GLU
46	BW	9	THR
46	BW	30	VAL
46	BW	34	SER
46	BW	36	ILE
46	BW	40	ARG
46	BW	50	VAL
47	BX	17	ARG
48	BY	22	LEU

*Continued on next page...*

*Continued from previous page...*

Mol	Chain	Res	Type
48	BY	23	ARG
49	BZ	3	THR
50	B0	3	GLN
50	B0	35	GLU
50	B0	54	ILE
51	B1	4	ILE
53	B3	22	LYS
53	B3	31	ILE
54	B4	4	ARG
1	CB	44	LYS
1	CB	81	ASP
1	CB	129	THR
1	CB	150	ILE
1	CB	202	ASN
2	CC	178	ARG
3	CD	2	ARG
3	CD	25	ARG
3	CD	29	THR
3	CD	33	ILE
3	CD	35	GLN
3	CD	80	ARG
3	CD	125	ASN
3	CD	187	ARG
4	CE	56	PRO
5	CF	68	GLN
6	CG	30	MET
6	CG	52	ARG
6	CG	62	GLU
6	CG	133	ALA
7	CH	98	LEU
8	CI	71	ILE
9	CJ	57	VAL
9	CJ	81	GLU
10	CK	88	PRO
10	CK	90	PRO
10	CK	107	THR
10	CK	126	ARG
11	CL	92	VAL
12	CM	61	LYS
12	CM	65	GLU
15	CP	54	LEU
15	CP	55	ASP

*Continued on next page...*

*Continued from previous page...*

Mol	Chain	Res	Type
16	CQ	79	GLU
17	CR	70	THR
19	CT	3	ILE
20	CU	4	LYS
20	CU	14	ALA
20	CU	23	GLU
20	CU	31	VAL
20	CU	34	ARG
26	DC	9	SER
26	DC	28	PRO
26	DC	37	SER
26	DC	94	LEU
26	DC	186	ASP
26	DC	269	ARG
27	DD	11	MET
27	DD	14	ILE
27	DD	74	GLU
27	DD	77	ARG
27	DD	150	GLN
27	DD	175	LEU
27	DD	194	PRO
28	DE	41	GLN
28	DE	55	SER
28	DE	99	LYS
28	DE	153	LEU
29	DF	10	GLU
29	DF	12	VAL
29	DF	32	LYS
29	DF	36	ASN
29	DF	42	ALA
29	DF	112	ASP
29	DF	114	ARG
29	DF	122	ASP
29	DF	137	PHE
29	DF	138	PRO
30	DG	49	LEU
30	DG	95	ALA
30	DG	149	ALA
30	DG	164	ALA
30	DG	165	ASP
31	DH	3	VAL
31	DH	9	VAL

*Continued on next page...*

*Continued from previous page...*

Mol	Chain	Res	Type
31	DH	10	ALA
31	DH	48	GLU
31	DH	49	ALA
31	DH	72	ILE
31	DH	76	GLU
31	DH	98	ASP
31	DH	102	ALA
32	DI	22	PRO
32	DI	23	VAL
32	DI	29	GLN
32	DI	52	LEU
32	DI	58	ILE
32	DI	69	VAL
33	DJ	45	THR
33	DJ	81	ILE
33	DJ	95	ARG
34	DK	18	ARG
34	DK	46	ALA
34	DK	71	ARG
34	DK	93	GLN
34	DK	110	GLU
34	DK	120	PRO
35	DL	4	ASN
35	DL	36	LYS
35	DL	41	ARG
35	DL	82	LEU
35	DL	85	VAL
35	DL	89	VAL
35	DL	111	ILE
36	DM	2	LEU
36	DM	72	PRO
36	DM	77	PRO
36	DM	135	VAL
37	DN	5	LYS
37	DN	30	ARG
37	DN	104	ALA
38	DO	90	VAL
39	DP	25	VAL
39	DP	50	ARG
39	DP	83	ILE
39	DP	109	ILE
39	DP	112	ARG

*Continued on next page...*

*Continued from previous page...*

Mol	Chain	Res	Type
40	DQ	86	SER
40	DQ	91	ARG
41	DR	3	ALA
42	DS	28	LYS
42	DS	33	LEU
42	DS	72	THR
43	DT	14	PRO
43	DT	15	HIS
43	DT	20	ALA
43	DT	29	THR
43	DT	56	GLU
43	DT	88	LYS
44	DU	17	ASP
44	DU	65	GLN
44	DU	82	VAL
44	DU	92	VAL
44	DU	95	PHE
44	DU	96	LYS
45	DV	56	PHE
45	DV	58	SER
46	DW	9	THR
46	DW	34	SER
46	DW	35	ILE
47	DX	2	ARG
49	DZ	30	ARG
50	D0	54	ILE
51	D1	35	LEU
53	D3	22	LYS
53	D3	29	ARG
54	D4	8	LYS
54	D4	20	ASP
1	AB	18	GLN
1	AB	19	THR
1	AB	21	TYR
1	AB	52	ALA
1	AB	123	GLY
1	AB	171	ALA
1	AB	189	ASN
1	AB	200	PRO
1	AB	209	VAL
2	AC	192	TYR
3	AD	22	SER

*Continued on next page...*



*Continued from previous page...*

Mol	Chain	Res	Type
3	AD	26	ALA
3	AD	32	LYS
3	AD	100	VAL
3	AD	124	VAL
3	AD	125	ASN
3	AD	174	ALA
4	AE	20	VAL
4	AE	23	THR
4	AE	56	PRO
4	AE	57	ALA
4	AE	98	ALA
4	AE	107	GLY
4	AE	110	MET
4	AE	137	ARG
5	AF	69	GLU
6	AG	129	ASN
7	AH	78	SER
7	AH	99	GLY
8	AI	29	ILE
9	AJ	35	GLN
9	AJ	74	VAL
9	AJ	75	ASP
10	AK	13	LYS
10	AK	119	GLY
11	AL	22	ALA
11	AL	28	GLN
11	AL	117	GLY
12	AM	3	ILE
13	AN	52	ARG
13	AN	61	ASN
14	AO	86	LEU
15	AP	10	GLY
15	AP	49	GLY
15	AP	54	LEU
15	AP	80	LYS
16	AQ	10	ARG
19	AT	19	HIS
19	AT	67	HIS
19	AT	76	ALA
20	AU	12	ASP
26	BC	9	SER
26	BC	77	VAL

*Continued on next page...*

*Continued from previous page...*

Mol	Chain	Res	Type
26	BC	94	LEU
26	BC	110	LYS
26	BC	196	ASN
26	BC	200	MET
27	BD	118	PHE
27	BD	127	PHE
27	BD	144	GLY
27	BD	182	ALA
27	BD	187	LEU
27	BD	192	ALA
28	BE	6	LYS
28	BE	43	THR
28	BE	69	ARG
28	BE	79	ARG
28	BE	86	ALA
28	BE	96	VAL
28	BE	123	LYS
29	BF	8	LYS
29	BF	20	ASN
29	BF	149	ARG
30	BG	9	VAL
30	BG	30	GLY
30	BG	164	ALA
30	BG	170	THR
31	BH	31	VAL
31	BH	34	GLY
31	BH	35	LYS
31	BH	54	LEU
31	BH	81	ALA
31	BH	83	LYS
31	BH	101	ASP
31	BH	103	VAL
31	BH	107	GLY
31	BH	111	ALA
31	BH	131	SER
32	BI	30	GLN
33	BJ	20	ALA
33	BJ	81	ILE
34	BK	17	ARG
34	BK	30	ARG
34	BK	46	ALA
34	BK	50	GLY

*Continued on next page...*

*Continued from previous page...*

Mol	Chain	Res	Type
34	BK	69	VAL
34	BK	93	GLN
35	BL	36	LYS
35	BL	111	ILE
35	BL	114	GLY
36	BM	14	LYS
36	BM	15	GLY
36	BM	56	ALA
37	BN	15	SER
37	BN	101	GLY
37	BN	118	ARG
38	BO	3	LYS
38	BO	22	GLY
38	BO	58	ILE
38	BO	100	HIS
38	BO	112	GLU
39	BP	15	ASP
39	BP	23	ASP
39	BP	65	ASN
39	BP	103	THR
39	BP	105	LYS
40	BQ	86	SER
42	BS	19	LEU
42	BS	96	ILE
43	BT	38	ALA
43	BT	49	LYS
43	BT	68	LYS
44	BU	18	LYS
44	BU	51	LEU
44	BU	87	GLU
44	BU	92	VAL
46	BW	14	ASP
46	BW	15	SER
46	BW	18	LYS
46	BW	23	LYS
46	BW	33	GLY
46	BW	41	GLY
46	BW	47	GLY
46	BW	51	GLY
47	BX	34	SER
49	BZ	13	ILE
50	B0	17	SER

*Continued on next page...*

*Continued from previous page...*

Mol	Chain	Res	Type
51	B1	43	ARG
51	B1	51	ALA
52	B2	44	VAL
1	CB	26	MET
1	CB	63	LYS
1	CB	76	SER
1	CB	101	THR
1	CB	152	ASP
1	CB	163	ILE
1	CB	188	THR
1	CB	203	ASP
1	CB	218	ALA
2	CC	27	GLU
2	CC	120	THR
2	CC	130	ARG
2	CC	167	TYR
2	CC	177	LEU
2	CC	187	GLU
2	CC	188	ALA
3	CD	24	VAL
3	CD	39	GLN
3	CD	47	LEU
3	CD	103	ARG
4	CE	111	ARG
5	CF	35	LYS
5	CF	44	ARG
5	CF	98	GLU
5	CF	99	ALA
6	CG	17	PHE
6	CG	29	LEU
6	CG	31	VAL
6	CG	36	SER
6	CG	49	LEU
6	CG	99	ALA
6	CG	107	ALA
8	CI	55	ASP
8	CI	58	GLU
9	CJ	34	ALA
9	CJ	67	ILE
9	CJ	82	LYS
9	CJ	87	LEU
10	CK	91	GLY

*Continued on next page...*

*Continued from previous page...*

Mol	Chain	Res	Type
10	CK	92	ARG
10	CK	125	LYS
11	CL	22	ALA
11	CL	34	THR
11	CL	43	LYS
11	CL	85	ARG
11	CL	117	GLY
12	CM	45	SER
12	CM	62	PHE
12	CM	77	LYS
12	CM	97	ARG
13	CN	21	ALA
13	CN	75	LYS
13	CN	83	VAL
13	CN	95	LEU
14	CO	45	HIS
15	CP	36	VAL
15	CP	42	ILE
15	CP	63	GLN
15	CP	66	THR
17	CR	69	TYR
19	CT	43	LYS
20	CU	7	GLU
20	CU	8	ASN
20	CU	26	GLY
20	CU	32	ARG
26	DC	3	VAL
26	DC	38	LYS
26	DC	45	ASN
26	DC	140	VAL
26	DC	195	GLY
26	DC	239	PHE
27	DD	31	ALA
27	DD	48	ILE
27	DD	93	GLY
27	DD	118	PHE
27	DD	119	ALA
27	DD	120	GLY
27	DD	121	THR
27	DD	136	ASN
27	DD	144	GLY
27	DD	145	SER

*Continued on next page...*

*Continued from previous page...*

Mol	Chain	Res	Type
27	DD	164	GLN
27	DD	170	VAL
28	DE	62	GLN
28	DE	80	SER
28	DE	81	GLY
28	DE	116	ASP
28	DE	127	GLU
28	DE	165	HIS
28	DE	187	VAL
29	DF	8	LYS
29	DF	37	MET
29	DF	43	ILE
29	DF	67	THR
29	DF	76	PHE
29	DF	113	PHE
29	DF	120	SER
29	DF	133	GLU
29	DF	145	VAL
29	DF	148	VAL
30	DG	40	VAL
30	DG	59	ASP
30	DG	80	GLU
30	DG	83	THR
30	DG	85	LYS
30	DG	86	LEU
30	DG	93	TYR
30	DG	150	TYR
30	DG	166	GLU
31	DH	23	ALA
31	DH	66	ASN
31	DH	97	ARG
31	DH	99	ILE
31	DH	144	VAL
32	DI	30	GLN
32	DI	51	GLY
32	DI	62	ALA
32	DI	140	GLU
33	DJ	83	GLY
33	DJ	87	ALA
33	DJ	120	ARG
34	DK	5	GLN
34	DK	16	ALA

*Continued on next page...*

*Continued from previous page...*

Mol	Chain	Res	Type
34	DK	35	VAL
34	DK	49	ARG
34	DK	72	PRO
35	DL	39	LYS
35	DL	88	GLY
35	DL	101	ILE
36	DM	13	HIS
36	DM	14	LYS
36	DM	69	PRO
36	DM	73	ILE
37	DN	10	LEU
37	DN	63	ARG
37	DN	71	ARG
38	DO	3	LYS
38	DO	72	ALA
39	DP	33	GLU
39	DP	42	PHE
39	DP	85	VAL
39	DP	108	ARG
40	DQ	23	TYR
40	DQ	29	ARG
40	DQ	32	ARG
41	DR	15	SER
41	DR	40	MET
42	DS	40	ASN
43	DT	19	LYS
43	DT	39	THR
43	DT	68	LYS
44	DU	4	ILE
44	DU	54	PRO
44	DU	64	ILE
44	DU	87	GLU
44	DU	88	ASP
44	DU	89	GLY
44	DU	97	SER
45	DV	33	GLY
45	DV	55	GLU
46	DW	18	LYS
46	DW	23	LYS
46	DW	24	ARG
46	DW	33	GLY
46	DW	39	GLN

*Continued on next page...*



*Continued from previous page...*

Mol	Chain	Res	Type
46	DW	53	GLY
46	DW	57	THR
46	DW	83	ALA
47	DX	41	SER
48	DY	9	LYS
48	DY	22	LEU
48	DY	37	LEU
49	DZ	4	ILE
50	D0	55	ALA
51	D1	36	LYS
53	D3	51	LYS
54	D4	4	ARG
1	AB	63	LYS
1	AB	67	LEU
1	AB	179	GLY
2	AC	167	TYR
3	AD	84	ASN
3	AD	166	LYS
4	AE	52	ALA
4	AE	152	VAL
5	AF	94	HIS
6	AG	78	ARG
6	AG	147	ASN
8	AI	56	MET
9	AJ	58	ASN
9	AJ	61	ALA
9	AJ	92	LEU
11	AL	8	ARG
11	AL	12	ALA
11	AL	52	CYS
12	AM	4	ALA
12	AM	23	GLY
12	AM	84	CYS
12	AM	106	ARG
13	AN	21	ALA
13	AN	27	LYS
13	AN	83	VAL
14	AO	2	LEU
14	AO	85	GLY
15	AP	11	ALA
16	AQ	17	GLU
16	AQ	49	ASN

*Continued on next page...*

*Continued from previous page...*

Mol	Chain	Res	Type
17	AR	72	ARG
19	AT	6	ALA
26	BC	141	HIS
26	BC	150	GLY
26	BC	243	PRO
27	BD	11	MET
27	BD	86	GLU
27	BD	107	VAL
27	BD	150	GLN
28	BE	11	ALA
28	BE	45	ALA
28	BE	148	ILE
29	BF	133	GLU
29	BF	174	PHE
29	BF	175	PRO
30	BG	61	TRP
30	BG	85	LYS
30	BG	153	PRO
30	BG	168	VAL
31	BH	30	LEU
31	BH	40	THR
31	BH	106	ALA
32	BI	59	THR
32	BI	105	LEU
33	BJ	2	LYS
33	BJ	39	LYS
33	BJ	65	THR
35	BL	64	PHE
35	BL	81	ASP
36	BM	13	HIS
37	BN	3	HIS
38	BO	113	ALA
39	BP	5	LYS
39	BP	34	GLY
39	BP	86	LYS
40	BQ	5	ARG
40	BQ	68	ALA
40	BQ	69	ARG
40	BQ	76	SER
40	BQ	115	ALA
43	BT	39	THR
43	BT	86	THR

*Continued on next page...*

*Continued from previous page...*

Mol	Chain	Res	Type
44	BU	8	ASP
46	BW	16	GLU
46	BW	74	LYS
47	BX	33	HIS
48	BY	24	GLU
48	BY	41	HIS
48	BY	44	LYS
49	BZ	34	THR
50	B0	51	ARG
51	B1	50	GLU
54	B4	16	ILE
1	CB	17	HIS
1	CB	85	SER
1	CB	128	LEU
1	CB	133	ALA
1	CB	149	GLY
1	CB	205	ALA
2	CC	140	ALA
2	CC	186	SER
3	CD	120	LYS
3	CD	166	LYS
3	CD	181	PHE
4	CE	30	PHE
4	CE	57	ALA
4	CE	68	ARG
4	CE	81	GLN
5	CF	50	PRO
6	CG	15	PRO
6	CG	59	GLU
6	CG	88	VAL
6	CG	98	LEU
7	CH	2	MET
7	CH	30	LYS
8	CI	120	ALA
9	CJ	33	GLY
10	CK	70	ALA
11	CL	83	GLY
12	CM	93	GLY
12	CM	111	PRO
13	CN	17	ASP
13	CN	48	GLN
13	CN	53	ASP

*Continued on next page...*

*Continued from previous page...*

Mol	Chain	Res	Type
15	CP	43	ALA
16	CQ	5	ARG
20	CU	15	LEU
26	DC	36	ASN
26	DC	96	LYS
26	DC	141	HIS
26	DC	198	GLU
26	DC	237	ARG
27	DD	95	SER
27	DD	102	ALA
27	DD	107	VAL
27	DD	112	THR
27	DD	197	THR
28	DE	13	THR
28	DE	70	SER
28	DE	79	ARG
28	DE	126	VAL
29	DF	41	GLU
29	DF	70	ARG
29	DF	116	LEU
30	DG	9	VAL
30	DG	11	PRO
30	DG	45	ALA
30	DG	91	VAL
30	DG	117	PRO
30	DG	125	PRO
30	DG	169	ARG
31	DH	86	ASP
32	DI	35	MET
33	DJ	25	LEU
33	DJ	112	GLY
34	DK	6	THR
34	DK	14	SER
34	DK	17	ARG
34	DK	89	ASN
35	DL	29	LYS
35	DL	48	ARG
35	DL	66	PHE
36	DM	110	GLU
37	DN	13	ASN
37	DN	82	GLU
37	DN	102	PHE

*Continued on next page...*

*Continued from previous page...*

Mol	Chain	Res	Type
38	DO	8	ILE
38	DO	45	SER
39	DP	65	ASN
39	DP	94	ALA
39	DP	113	LEU
40	DQ	58	GLN
40	DQ	87	VAL
40	DQ	88	GLU
41	DR	29	THR
41	DR	53	PHE
41	DR	91	GLN
42	DS	3	THR
42	DS	96	ILE
43	DT	18	GLU
44	DU	8	ASP
44	DU	40	LEU
44	DU	101	THR
45	DV	79	ARG
46	DW	32	ALA
46	DW	36	ILE
46	DW	41	GLY
46	DW	46	ALA
47	DX	61	LYS
47	DX	69	GLU
49	DZ	13	ILE
49	DZ	27	GLY
50	D0	21	LEU
50	D0	32	THR
52	D2	39	ARG
52	D2	40	ALA
53	D3	18	LYS
1	AB	31	PHE
1	AB	53	LEU
1	AB	128	LEU
2	AC	92	ASP
2	AC	145	ALA
3	AD	33	ILE
3	AD	133	SER
3	AD	150	LYS
3	AD	167	PRO
5	AF	54	LEU
5	AF	68	GLN

*Continued on next page...*

*Continued from previous page...*

Mol	Chain	Res	Type
7	AH	77	VAL
7	AH	88	LYS
8	AI	8	THR
8	AI	52	GLU
9	AJ	30	LYS
9	AJ	93	ALA
10	AK	14	GLN
10	AK	40	ALA
11	AL	25	ALA
11	AL	114	SER
12	AM	39	ALA
12	AM	104	ASN
13	AN	3	GLN
13	AN	81	ILE
14	AO	45	HIS
14	AO	77	TYR
15	AP	36	VAL
15	AP	67	ILE
15	AP	78	VAL
16	AQ	80	LYS
18	AS	3	SER
18	AS	5	LYS
19	AT	44	ALA
19	AT	74	HIS
20	AU	37	TYR
20	AU	43	GLU
26	BC	109	LEU
26	BC	204	LEU
27	BD	41	ALA
27	BD	71	ALA
27	BD	77	ARG
27	BD	100	LEU
27	BD	114	LYS
27	BD	170	VAL
28	BE	73	ILE
28	BE	95	LYS
28	BE	187	VAL
29	BF	2	LYS
29	BF	61	GLY
29	BF	83	PRO
29	BF	132	ARG
29	BF	147	ARG

*Continued on next page...*

*Continued from previous page...*

Mol	Chain	Res	Type
30	BG	2	ARG
30	BG	97	VAL
30	BG	173	ALA
31	BH	16	GLY
31	BH	27	ARG
31	BH	89	LYS
31	BH	96	THR
32	BI	6	ALA
32	BI	83	ALA
33	BJ	13	ARG
34	BK	5	GLN
34	BK	6	THR
34	BK	16	ALA
36	BM	79	ALA
37	BN	65	LEU
37	BN	71	ARG
38	BO	67	ASN
38	BO	111	ARG
39	BP	6	GLN
39	BP	93	LYS
40	BQ	90	ASP
41	BR	53	PHE
41	BR	91	GLN
43	BT	18	GLU
43	BT	84	TYR
44	BU	16	LYS
44	BU	45	GLN
44	BU	81	ARG
44	BU	83	GLY
46	BW	17	ALA
46	BW	29	SER
48	BY	37	LEU
49	BZ	11	SER
2	CC	59	PRO
2	CC	63	ILE
2	CC	145	ALA
3	CD	34	GLU
6	CG	68	VAL
7	CH	41	GLU
7	CH	58	LEU
8	CI	107	ALA
9	CJ	36	VAL

*Continued on next page...*



*Continued from previous page...*

Mol	Chain	Res	Type
9	CJ	46	LYS
9	CJ	74	VAL
10	CK	40	ALA
10	CK	120	CYS
11	CL	8	ARG
11	CL	42	LYS
12	CM	11	HIS
12	CM	22	TYR
12	CM	42	VAL
12	CM	50	GLY
13	CN	20	PHE
16	CQ	12	VAL
16	CQ	81	ALA
18	CS	4	LEU
18	CS	24	SER
18	CS	54	ARG
26	DC	69	ASN
26	DC	98	GLY
26	DC	196	ASN
26	DC	204	LEU
26	DC	232	GLY
27	DD	99	GLU
27	DD	122	VAL
27	DD	176	ASP
28	DE	69	ARG
28	DE	148	ILE
28	DE	188	MET
29	DF	83	PRO
29	DF	104	THR
29	DF	130	GLY
29	DF	136	ILE
30	DG	46	ASP
30	DG	119	GLY
31	DH	39	ALA
31	DH	103	VAL
31	DH	121	VAL
32	DI	9	LYS
32	DI	19	PRO
32	DI	87	SER
32	DI	119	ALA
33	DJ	44	TYR
33	DJ	113	PRO

*Continued on next page...*

*Continued from previous page...*

Mol	Chain	Res	Type
34	DK	103	VAL
34	DK	119	ALA
35	DL	42	SER
36	DM	35	ALA
36	DM	100	LYS
36	DM	111	GLU
37	DN	17	ARG
39	DP	20	ARG
39	DP	51	ASN
40	DQ	5	ARG
41	DR	65	ALA
41	DR	98	ILE
46	DW	26	GLY
46	DW	71	LYS
47	DX	63	ILE
48	DY	2	LYS
48	DY	46	VAL
50	D0	53	VAL
51	D1	4	ILE
51	D1	50	GLU
52	D2	24	THR
53	D3	6	VAL
54	D4	16	ILE
1	AB	37	VAL
1	AB	133	ALA
1	AB	220	VAL
2	AC	148	ILE
3	AD	111	ALA
3	AD	134	TYR
3	AD	197	HIS
4	AE	24	VAL
5	AF	42	TRP
5	AF	60	VAL
6	AG	3	ARG
6	AG	55	LYS
6	AG	95	ARG
6	AG	139	ASP
7	AH	72	GLU
8	AI	33	SER
8	AI	106	ASP
9	AJ	37	ARG
9	AJ	62	ARG

*Continued on next page...*

*Continued from previous page...*

Mol	Chain	Res	Type
11	AL	47	ALA
11	AL	77	SER
12	AM	107	THR
15	AP	16	PHE
16	AQ	11	VAL
18	AS	26	ASP
20	AU	14	ALA
26	BC	51	ARG
26	BC	64	VAL
26	BC	149	LYS
26	BC	226	PRO
26	BC	237	ARG
27	BD	109	VAL
27	BD	145	SER
27	BD	184	ARG
28	BE	10	SER
28	BE	59	PRO
28	BE	83	VAL
28	BE	191	ASP
29	BF	113	PHE
30	BG	16	VAL
30	BG	31	GLU
30	BG	44	HIS
30	BG	54	ARG
31	BH	25	TYR
32	BI	3	LYS
32	BI	20	SER
33	BJ	125	TYR
34	BK	48	PRO
35	BL	29	LYS
35	BL	40	SER
36	BM	60	GLN
36	BM	84	LYS
37	BN	14	SER
39	BP	2	ASN
39	BP	20	ARG
39	BP	51	ASN
40	BQ	4	LYS
41	BR	7	SER
41	BR	43	ASN
41	BR	51	VAL
41	BR	65	ALA

*Continued on next page...*

*Continued from previous page...*

Mol	Chain	Res	Type
41	BR	98	ILE
43	BT	55	VAL
44	BU	38	ILE
44	BU	53	GLN
46	BW	37	VAL
46	BW	52	CYS
46	BW	76	ARG
46	BW	78	PHE
48	BY	9	LYS
54	B4	8	LYS
2	CC	24	ASN
2	CC	65	VAL
2	CC	109	GLU
3	CD	178	GLU
3	CD	182	LYS
3	CD	191	SER
4	CE	38	VAL
4	CE	109	ALA
5	CF	39	LEU
5	CF	53	LYS
5	CF	73	GLU
5	CF	85	ILE
5	CF	94	HIS
6	CG	13	PRO
6	CG	58	LEU
6	CG	95	ARG
6	CG	141	HIS
6	CG	143	MET
7	CH	95	MET
9	CJ	16	ARG
9	CJ	25	ILE
9	CJ	42	LEU
11	CL	101	LEU
12	CM	3	ILE
12	CM	14	ALA
12	CM	76	ILE
15	CP	78	VAL
18	CS	29	PRO
20	CU	9	GLU
26	DC	106	PRO
27	DD	44	GLY
28	DE	22	ASP

*Continued on next page...*

*Continued from previous page...*

Mol	Chain	Res	Type
28	DE	45	ALA
28	DE	60	TRP
28	DE	96	VAL
28	DE	123	LYS
28	DE	166	LYS
29	DF	68	LYS
29	DF	82	TYR
30	DG	126	THR
30	DG	152	ARG
30	DG	155	PRO
30	DG	170	THR
31	DH	61	VAL
31	DH	105	ALA
33	DJ	98	GLU
34	DK	104	THR
35	DL	19	LEU
35	DL	30	THR
35	DL	65	GLY
35	DL	93	ASN
35	DL	99	ASN
36	DM	16	ARG
36	DM	134	THR
37	DN	2	ARG
38	DO	27	VAL
38	DO	43	ASN
39	DP	32	VAL
40	DQ	6	GLY
41	DR	57	GLY
42	DS	61	ASN
42	DS	71	VAL
43	DT	11	LEU
43	DT	38	ALA
44	DU	35	VAL
44	DU	41	VAL
47	DX	27	ARG
50	D0	25	THR
52	D2	43	THR
53	D3	3	ILE
54	D4	3	VAL
2	AC	46	LEU
2	AC	65	VAL
2	AC	107	LYS

*Continued on next page...*

*Continued from previous page...*

Mol	Chain	Res	Type
3	AD	152	SER
5	AF	50	PRO
5	AF	56	LYS
9	AJ	36	VAL
9	AJ	79	PRO
20	AU	11	PHE
20	AU	39	LYS
26	BC	188	ARG
27	BD	151	THR
29	BF	128	SER
30	BG	83	THR
31	BH	13	GLY
35	BL	12	SER
36	BM	73	ILE
37	BN	84	GLY
37	BN	102	PHE
39	BP	4	ILE
39	BP	63	ILE
44	BU	85	ARG
45	BV	71	LYS
46	BW	26	GLY
48	BY	62	GLY
1	CB	18	GLN
3	CD	192	ALA
4	CE	31	SER
4	CE	58	ALA
4	CE	75	LEU
6	CG	120	ALA
6	CG	121	ASN
8	CI	25	GLY
20	CU	37	TYR
26	DC	59	GLN
26	DC	64	VAL
27	DD	109	VAL
27	DD	162	ALA
29	DF	175	PRO
32	DI	31	GLY
33	DJ	13	ARG
35	DL	100	ILE
36	DM	70	ASP
36	DM	106	ASP
37	DN	8	ARG

*Continued on next page...*

*Continued from previous page...*

Mol	Chain	Res	Type
39	DP	63	ILE
44	DU	12	VAL
46	DW	49	ASN
49	DZ	29	ARG
3	AD	23	GLY
5	AF	18	VAL
6	AG	92	PRO
7	AH	103	VAL
20	AU	10	PRO
30	BG	110	HIS
50	B0	53	VAL
9	CJ	26	VAL
12	CM	6	ILE
16	CQ	34	GLY
28	DE	73	ILE
28	DE	129	PRO
31	DH	143	ILE
32	DI	138	VAL
39	DP	4	ILE
42	DS	74	ILE
43	DT	16	VAL
3	AD	36	ALA
4	AE	78	GLY
27	BD	53	GLY
28	BE	4	VAL
28	BE	71	GLY
29	BF	135	ILE
31	BH	80	ILE
46	BW	27	GLY
4	CE	24	VAL
26	DC	2	VAL
26	DC	217	PRO
29	DF	81	GLY
29	DF	88	VAL
32	DI	121	ILE
44	DU	47	PRO
39	BP	104	GLY
46	BW	22	VAL
3	CD	45	PRO
7	CH	74	ILE
16	CQ	78	VAL
26	DC	246	PRO

*Continued on next page...*



*Continued from previous page...*

Mol	Chain	Res	Type
29	DF	84	ILE
38	DO	32	PRO
45	DV	15	GLY
45	DV	84	PRO
52	D2	38	GLY
2	AC	12	GLY
5	AF	7	VAL
30	BG	75	VAL
46	BW	70	VAL
1	CB	157	PRO
2	CC	77	GLY
5	CF	64	VAL
6	CG	134	VAL
9	CJ	96	VAL
19	CT	82	ILE
29	DF	125	GLY
30	DG	3	VAL
32	DI	28	GLY
34	DK	48	PRO
36	DM	36	VAL
38	DO	42	PRO
43	DT	74	ILE
49	DZ	50	VAL
9	AJ	41	PRO
15	AP	42	ILE
32	BI	23	VAL
32	BI	28	GLY
3	CD	27	ILE
4	CE	97	PRO
17	CR	25	ILE
35	DL	114	GLY
41	DR	56	GLY
43	DT	53	VAL
44	DU	33	VAL
49	DZ	32	GLY

### 5.3.2 Protein sidechains ⓘ

In the following table, the Percentiles column shows the percent sidechain outliers of the chain as a percentile score with respect to all X-ray entries followed by that with respect to entries of similar resolution.

The Analysed column shows the number of residues for which the sidechain conformation was

analysed, and the total number of residues.

Mol	Chain	Analysed	Rotameric	Outliers	Percentiles	
1	AB	180/199 (90%)	147 (82%)	33 (18%)	1	9
1	CB	180/199 (90%)	157 (87%)	23 (13%)	3	18
2	AC	170/190 (90%)	148 (87%)	22 (13%)	3	18
2	CC	170/190 (90%)	153 (90%)	17 (10%)	6	25
3	AD	172/173 (99%)	144 (84%)	28 (16%)	2	13
3	CD	172/173 (99%)	146 (85%)	26 (15%)	2	14
4	AE	113/126 (90%)	90 (80%)	23 (20%)	1	6
4	CE	113/126 (90%)	97 (86%)	16 (14%)	2	17
5	AF	87/116 (75%)	77 (88%)	10 (12%)	4	21
5	CF	87/116 (75%)	78 (90%)	9 (10%)	6	24
6	AG	124/147 (84%)	116 (94%)	8 (6%)	14	40
6	CG	123/147 (84%)	97 (79%)	26 (21%)	1	6
7	AH	104/105 (99%)	92 (88%)	12 (12%)	4	21
7	CH	104/105 (99%)	87 (84%)	17 (16%)	2	13
8	AI	105/107 (98%)	88 (84%)	17 (16%)	2	13
8	CI	105/107 (98%)	91 (87%)	14 (13%)	3	18
9	AJ	86/90 (96%)	72 (84%)	14 (16%)	2	13
9	CJ	86/90 (96%)	74 (86%)	12 (14%)	3	17
10	AK	90/99 (91%)	81 (90%)	9 (10%)	6	25
10	CK	90/99 (91%)	73 (81%)	17 (19%)	1	8
11	AL	103/104 (99%)	85 (82%)	18 (18%)	1	11
11	CL	103/104 (99%)	85 (82%)	18 (18%)	1	11
12	AM	92/96 (96%)	87 (95%)	5 (5%)	18	45
12	CM	91/96 (95%)	75 (82%)	16 (18%)	1	10
13	AN	79/84 (94%)	74 (94%)	5 (6%)	15	41
13	CN	79/84 (94%)	67 (85%)	12 (15%)	2	14
14	AO	76/77 (99%)	69 (91%)	7 (9%)	7	28
14	CO	76/77 (99%)	71 (93%)	5 (7%)	14	39
15	AP	65/65 (100%)	59 (91%)	6 (9%)	7	28
15	CP	65/65 (100%)	59 (91%)	6 (9%)	7	28
16	AQ	74/78 (95%)	57 (77%)	17 (23%)	0	4

*Continued on next page...*

*Continued from previous page...*

Mol	Chain	Analysed	Rotameric	Outliers	Percentiles	
16	CQ	74/78 (95%)	64 (86%)	10 (14%)	3	18
17	AR	48/65 (74%)	47 (98%)	1 (2%)	48	67
17	CR	48/65 (74%)	45 (94%)	3 (6%)	15	41
18	AS	70/79 (89%)	62 (89%)	8 (11%)	4	21
18	CS	70/79 (89%)	59 (84%)	11 (16%)	2	14
19	AT	65/66 (98%)	56 (86%)	9 (14%)	3	17
19	CT	65/66 (98%)	58 (89%)	7 (11%)	5	23
20	AU	44/61 (72%)	36 (82%)	8 (18%)	1	9
20	CU	44/61 (72%)	33 (75%)	11 (25%)	0	3
26	BC	216/218 (99%)	177 (82%)	39 (18%)	1	9
26	DC	216/218 (99%)	191 (88%)	25 (12%)	4	21
27	BD	164/164 (100%)	133 (81%)	31 (19%)	1	8
27	DD	164/164 (100%)	144 (88%)	20 (12%)	4	20
28	BE	165/165 (100%)	128 (78%)	37 (22%)	1	5
28	DE	165/165 (100%)	150 (91%)	15 (9%)	7	29
29	BF	148/150 (99%)	129 (87%)	19 (13%)	3	18
29	DF	149/150 (99%)	121 (81%)	28 (19%)	1	9
30	BG	137/138 (99%)	108 (79%)	29 (21%)	1	6
30	DG	137/138 (99%)	120 (88%)	17 (12%)	4	19
31	BH	114/114 (100%)	98 (86%)	16 (14%)	3	17
31	DH	114/114 (100%)	97 (85%)	17 (15%)	2	15
32	BI	109/110 (99%)	92 (84%)	17 (16%)	2	14
32	DI	109/110 (99%)	102 (94%)	7 (6%)	14	40
33	BJ	116/116 (100%)	91 (78%)	25 (22%)	1	5
33	DJ	116/116 (100%)	105 (90%)	11 (10%)	7	27
34	BK	103/104 (99%)	82 (80%)	21 (20%)	1	6
34	DK	103/104 (99%)	85 (82%)	18 (18%)	1	11
35	BL	102/103 (99%)	77 (76%)	25 (24%)	0	4
35	DL	102/103 (99%)	87 (85%)	15 (15%)	2	15
36	BM	109/109 (100%)	89 (82%)	20 (18%)	1	9
36	DM	109/109 (100%)	96 (88%)	13 (12%)	4	20

*Continued on next page...*

*Continued from previous page...*

Mol	Chain	Analysed	Rotameric	Outliers	Percentiles	
37	BN	100/103 (97%)	78 (78%)	22 (22%)	1	5
37	DN	100/103 (97%)	87 (87%)	13 (13%)	3	18
38	BO	86/87 (99%)	69 (80%)	17 (20%)	1	7
38	DO	86/87 (99%)	76 (88%)	10 (12%)	4	21
39	BP	99/100 (99%)	77 (78%)	22 (22%)	1	5
39	DP	99/100 (99%)	91 (92%)	8 (8%)	9	33
40	BQ	89/90 (99%)	73 (82%)	16 (18%)	1	10
40	DQ	89/90 (99%)	78 (88%)	11 (12%)	4	19
41	BR	84/84 (100%)	68 (81%)	16 (19%)	1	8
41	DR	84/84 (100%)	72 (86%)	12 (14%)	2	16
42	BS	93/93 (100%)	76 (82%)	17 (18%)	1	9
42	DS	93/93 (100%)	80 (86%)	13 (14%)	3	17
43	BT	80/84 (95%)	63 (79%)	17 (21%)	1	6
43	DT	80/84 (95%)	75 (94%)	5 (6%)	15	41
44	BU	83/85 (98%)	73 (88%)	10 (12%)	4	20
44	DU	83/85 (98%)	72 (87%)	11 (13%)	3	18
45	BV	78/78 (100%)	64 (82%)	14 (18%)	1	10
45	DV	78/78 (100%)	65 (83%)	13 (17%)	2	12
46	BW	59/63 (94%)	39 (66%)	20 (34%)	0	1
46	DW	59/63 (94%)	43 (73%)	16 (27%)	0	2
47	BX	67/68 (98%)	56 (84%)	11 (16%)	2	12
47	DX	67/68 (98%)	58 (87%)	9 (13%)	3	18
48	BY	55/55 (100%)	41 (74%)	14 (26%)	0	3
48	DY	55/55 (100%)	51 (93%)	4 (7%)	11	36
49	BZ	48/49 (98%)	34 (71%)	14 (29%)	0	2
49	DZ	48/49 (98%)	39 (81%)	9 (19%)	1	9
50	B0	47/48 (98%)	43 (92%)	4 (8%)	8	32
50	D0	47/48 (98%)	41 (87%)	6 (13%)	3	18
51	B1	45/49 (92%)	35 (78%)	10 (22%)	1	5
51	D1	45/49 (92%)	41 (91%)	4 (9%)	8	30
52	B2	38/38 (100%)	32 (84%)	6 (16%)	2	14

*Continued on next page...*

*Continued from previous page...*

Mol	Chain	Analysed	Rotameric	Outliers	Percentiles	
52	D2	38/38 (100%)	34 (90%)	4 (10%)	5	24
53	B3	51/52 (98%)	45 (88%)	6 (12%)	4	20
53	D3	51/52 (98%)	42 (82%)	9 (18%)	1	10
54	B4	34/34 (100%)	29 (85%)	5 (15%)	2	15
54	D4	34/34 (100%)	29 (85%)	5 (15%)	2	15
All	All	9331/9756 (96%)	7927 (85%)	1404 (15%)	2	15

All (1404) residues with a non-rotameric sidechain are listed below:

Mol	Chain	Res	Type
1	AB	10	LYS
1	AB	13	VAL
1	AB	19	THR
1	AB	22	TRP
1	AB	26	MET
1	AB	30	ILE
1	AB	36	LYS
1	AB	40	ILE
1	AB	41	ASN
1	AB	53	LEU
1	AB	57	ASN
1	AB	94	ARG
1	AB	100	LEU
1	AB	101	THR
1	AB	108	GLN
1	AB	119	GLN
1	AB	122	ASP
1	AB	125	PHE
1	AB	128	LEU
1	AB	130	LYS
1	AB	138	ARG
1	AB	139	GLU
1	AB	142	LYS
1	AB	143	LEU
1	AB	153	MET
1	AB	156	LEU
1	AB	158	ASP
1	AB	166	ASP
1	AB	170	ILE
1	AB	178	LEU

*Continued on next page...*

*Continued from previous page...*

Mol	Chain	Res	Type
1	AB	189	ASN
1	AB	206	ILE
1	AB	219	THR
2	AC	2	GLN
2	AC	13	ILE
2	AC	17	TRP
2	AC	24	ASN
2	AC	30	ASP
2	AC	32	LEU
2	AC	36	PHE
2	AC	38	VAL
2	AC	79	LYS
2	AC	106	ARG
2	AC	119	ILE
2	AC	125	ARG
2	AC	130	ARG
2	AC	139	ASN
2	AC	143	LEU
2	AC	148	ILE
2	AC	149	LYS
2	AC	166	TRP
2	AC	167	TYR
2	AC	180	ASP
2	AC	184	ASN
2	AC	185	THR
3	AD	10	LEU
3	AD	25	ARG
3	AD	29	THR
3	AD	31	CYS
3	AD	32	LYS
3	AD	33	ILE
3	AD	43	ARG
3	AD	52	VAL
3	AD	55	ARG
3	AD	57	LYS
3	AD	58	GLN
3	AD	59	LYS
3	AD	69	ARG
3	AD	92	LEU
3	AD	99	ASN
3	AD	115	GLN
3	AD	117	VAL

*Continued on next page...*

*Continued from previous page...*

Mol	Chain	Res	Type
3	AD	122	ILE
3	AD	127	ARG
3	AD	131	ILE
3	AD	153	ARG
3	AD	160	LEU
3	AD	166	LYS
3	AD	193	ASP
3	AD	195	ASN
3	AD	198	LEU
3	AD	199	ILE
3	AD	205	LYS
4	AE	9	GLU
4	AE	10	LEU
4	AE	11	GLN
4	AE	14	LEU
4	AE	19	ARG
4	AE	20	VAL
4	AE	28	ARG
4	AE	35	LEU
4	AE	42	ASN
4	AE	45	VAL
4	AE	59	ILE
4	AE	76	ASN
4	AE	79	THR
4	AE	81	GLN
4	AE	104	ILE
4	AE	113	VAL
4	AE	121	ASN
4	AE	123	LEU
4	AE	130	THR
4	AE	133	ILE
4	AE	136	VAL
4	AE	144	GLU
4	AE	155	LYS
5	AF	6	ILE
5	AF	14	GLN
5	AF	17	GLN
5	AF	24	ARG
5	AF	39	LEU
5	AF	55	HIS
5	AF	68	GLN
5	AF	69	GLU

*Continued on next page...*



*Continued from previous page...*

Mol	Chain	Res	Type
5	AF	86	ARG
5	AF	97	THR
6	AG	3	ARG
6	AG	77	ARG
6	AG	85	GLN
6	AG	93	VAL
6	AG	105	GLU
6	AG	121	ASN
6	AG	123	LEU
6	AG	147	ASN
7	AH	21	LYS
7	AH	54	THR
7	AH	59	GLU
7	AH	66	GLN
7	AH	76	ARG
7	AH	82	LEU
7	AH	86	LYS
7	AH	89	ASP
7	AH	98	LEU
7	AH	110	MET
7	AH	120	LEU
7	AH	128	VAL
8	AI	21	LYS
8	AI	32	ARG
8	AI	42	THR
8	AI	44	ARG
8	AI	47	VAL
8	AI	48	ARG
8	AI	54	VAL
8	AI	56	MET
8	AI	60	LEU
8	AI	62	LEU
8	AI	64	ILE
8	AI	67	LYS
8	AI	87	MET
8	AI	105	ARG
8	AI	115	VAL
8	AI	127	SER
8	AI	128	LYS
9	AJ	6	ILE
9	AJ	32	THR
9	AJ	35	GLN

*Continued on next page...*

*Continued from previous page...*

Mol	Chain	Res	Type
9	AJ	48	ARG
9	AJ	49	PHE
9	AJ	57	VAL
9	AJ	60	ASP
9	AJ	70	HIS
9	AJ	73	LEU
9	AJ	76	ILE
9	AJ	82	LYS
9	AJ	83	THR
9	AJ	89	ARG
9	AJ	90	LEU
10	AK	51	PHE
10	AK	55	ARG
10	AK	76	TYR
10	AK	81	LEU
10	AK	106	ILE
10	AK	124	LYS
10	AK	125	LYS
10	AK	127	ARG
10	AK	128	VAL
11	AL	3	VAL
11	AL	7	VAL
11	AL	17	LYS
11	AL	20	VAL
11	AL	28	GLN
11	AL	33	CYS
11	AL	34	THR
11	AL	43	LYS
11	AL	48	LEU
11	AL	49	ARG
11	AL	63	THR
11	AL	74	GLN
11	AL	78	VAL
11	AL	79	ILE
11	AL	87	LYS
11	AL	94	TYR
11	AL	96	THR
11	AL	109	ARG
12	AM	7	ASN
12	AM	28	ARG
12	AM	30	LYS
12	AM	70	ARG

*Continued on next page...*

*Continued from previous page...*

Mol	Chain	Res	Type
12	AM	74	MET
13	AN	3	GLN
13	AN	13	VAL
13	AN	58	ARG
13	AN	61	ASN
13	AN	96	LYS
14	AO	21	THR
14	AO	34	GLN
14	AO	44	GLU
14	AO	47	LYS
14	AO	57	ARG
14	AO	63	ARG
14	AO	87	ARG
15	AP	4	ILE
15	AP	6	LEU
15	AP	44	SER
15	AP	46	LYS
15	AP	63	GLN
15	AP	69	ASP
16	AQ	3	LYS
16	AQ	10	ARG
16	AQ	16	MET
16	AQ	20	ILE
16	AQ	21	VAL
16	AQ	25	GLU
16	AQ	37	ILE
16	AQ	42	LYS
16	AQ	47	ASP
16	AQ	49	ASN
16	AQ	50	ASN
16	AQ	51	GLU
16	AQ	54	ILE
16	AQ	64	ARG
16	AQ	74	LEU
16	AQ	79	GLU
16	AQ	80	LYS
17	AR	20	ILE
18	AS	30	LEU
18	AS	42	ASN
18	AS	54	ARG
18	AS	55	GLN
18	AS	60	PHE

*Continued on next page...*

*Continued from previous page...*

Mol	Chain	Res	Type
18	AS	61	VAL
18	AS	64	GLU
18	AS	79	TYR
19	AT	4	LYS
19	AT	11	ILE
19	AT	14	GLU
19	AT	35	TYR
19	AT	42	ASP
19	AT	48	LYS
19	AT	67	HIS
19	AT	75	LYS
19	AT	77	ASN
20	AU	4	LYS
20	AU	5	VAL
20	AU	18	PHE
20	AU	37	TYR
20	AU	38	GLU
20	AU	39	LYS
20	AU	44	ARG
20	AU	45	LYS
26	BC	12	ARG
26	BC	20	ASN
26	BC	27	LYS
26	BC	38	LYS
26	BC	43	ASN
26	BC	71	ASP
26	BC	73	ILE
26	BC	77	VAL
26	BC	85	ASN
26	BC	90	ILE
26	BC	93	VAL
26	BC	103	ILE
26	BC	109	LEU
26	BC	110	LYS
26	BC	114	GLN
26	BC	115	ILE
26	BC	120	ASP
26	BC	123	ILE
26	BC	129	LEU
26	BC	155	ARG
26	BC	164	VAL
26	BC	171	VAL

*Continued on next page...*

*Continued from previous page...*

Mol	Chain	Res	Type
26	BC	172	THR
26	BC	173	LEU
26	BC	175	LEU
26	BC	176	ARG
26	BC	201	LEU
26	BC	202	ARG
26	BC	203	VAL
26	BC	212	TRP
26	BC	215	VAL
26	BC	216	ARG
26	BC	225	ASN
26	BC	247	TRP
26	BC	250	GLN
26	BC	252	LYS
26	BC	254	LYS
26	BC	261	ARG
26	BC	268	ARG
27	BD	4	LEU
27	BD	9	VAL
27	BD	14	ILE
27	BD	16	THR
27	BD	17	GLU
27	BD	40	LEU
27	BD	42	ASN
27	BD	43	ASP
27	BD	45	TYR
27	BD	51	THR
27	BD	60	VAL
27	BD	73	VAL
27	BD	89	GLU
27	BD	90	PHE
27	BD	91	THR
27	BD	95	SER
27	BD	98	VAL
27	BD	101	PHE
27	BD	114	LYS
27	BD	118	PHE
27	BD	124	ARG
27	BD	131	ASP
27	BD	146	ILE
27	BD	150	GLN
27	BD	151	THR

*Continued on next page...*

*Continued from previous page...*

Mol	Chain	Res	Type
27	BD	159	LYS
27	BD	169	ARG
27	BD	176	ASP
27	BD	177	VAL
27	BD	183	GLU
27	BD	201	LEU
28	BE	12	LEU
28	BE	18	THR
28	BE	21	ARG
28	BE	24	ASN
28	BE	44	ARG
28	BE	48	THR
28	BE	53	THR
28	BE	57	LYS
28	BE	61	ARG
28	BE	62	GLN
28	BE	65	THR
28	BE	69	ARG
28	BE	70	SER
28	BE	77	ILE
28	BE	78	TRP
28	BE	80	SER
28	BE	84	THR
28	BE	90	GLN
28	BE	91	ASP
28	BE	108	ILE
28	BE	109	LEU
28	BE	113	VAL
28	BE	118	LEU
28	BE	119	ILE
28	BE	121	VAL
28	BE	123	LYS
28	BE	127	GLU
28	BE	132	LYS
28	BE	146	VAL
28	BE	147	LEU
28	BE	153	LEU
28	BE	163	ASN
28	BE	167	VAL
28	BE	170	ARG
28	BE	171	ASP
28	BE	178	VAL

*Continued on next page...*

*Continued from previous page...*

Mol	Chain	Res	Type
28	BE	189	THR
29	BF	3	LEU
29	BF	8	LYS
29	BF	9	ASP
29	BF	12	VAL
29	BF	34	THR
29	BF	35	LEU
29	BF	36	ASN
29	BF	46	LYS
29	BF	55	ASP
29	BF	65	LEU
29	BF	80	GLN
29	BF	90	LEU
29	BF	103	ILE
29	BF	109	ARG
29	BF	111	ARG
29	BF	114	ARG
29	BF	132	ARG
29	BF	134	GLN
29	BF	154	THR
30	BG	8	VAL
30	BG	15	ASP
30	BG	18	ILE
30	BG	21	GLN
30	BG	29	ASN
30	BG	34	ARG
30	BG	35	THR
30	BG	37	ASN
30	BG	40	VAL
30	BG	59	ASP
30	BG	68	ARG
30	BG	72	ASN
30	BG	78	VAL
30	BG	80	GLU
30	BG	84	LYS
30	BG	86	LEU
30	BG	88	LEU
30	BG	91	VAL
30	BG	101	VAL
30	BG	115	GLN
30	BG	116	LEU
30	BG	120	ILE

*Continued on next page...*



*Continued from previous page...*

Mol	Chain	Res	Type
30	BG	123	GLU
30	BG	131	VAL
30	BG	132	LEU
30	BG	138	GLN
30	BG	148	ARG
30	BG	170	THR
30	BG	174	LYS
31	BH	3	VAL
31	BH	6	LEU
31	BH	12	LEU
31	BH	14	SER
31	BH	18	GLN
31	BH	28	ASN
31	BH	31	VAL
31	BH	50	ARG
31	BH	54	LEU
31	BH	68	ARG
31	BH	75	LEU
31	BH	83	LYS
31	BH	96	THR
31	BH	97	ARG
31	BH	125	THR
31	BH	135	HIS
32	BI	2	LYS
32	BI	10	LEU
32	BI	11	GLN
32	BI	12	VAL
32	BI	23	VAL
32	BI	30	GLN
32	BI	37	PHE
32	BI	39	LYS
32	BI	49	GLU
32	BI	61	TYR
32	BI	71	LYS
32	BI	81	LYS
32	BI	86	LYS
32	BI	95	ASP
32	BI	107	GLU
32	BI	126	ARG
32	BI	135	MET
33	BJ	1	MET
33	BJ	2	LYS

*Continued on next page...*

*Continued from previous page...*

Mol	Chain	Res	Type
33	BJ	5	THR
33	BJ	7	LYS
33	BJ	24	THR
33	BJ	25	LEU
33	BJ	30	THR
33	BJ	31	GLU
33	BJ	36	LEU
33	BJ	40	HIS
33	BJ	41	LYS
33	BJ	44	TYR
33	BJ	54	ILE
33	BJ	55	ILE
33	BJ	64	VAL
33	BJ	65	THR
33	BJ	69	ARG
33	BJ	85	LYS
33	BJ	86	GLN
33	BJ	103	ILE
33	BJ	111	LYS
33	BJ	114	LEU
33	BJ	129	GLU
33	BJ	139	VAL
33	BJ	140	LEU
34	BK	2	ILE
34	BK	3	GLN
34	BK	8	LEU
34	BK	18	ARG
34	BK	21	CYS
34	BK	23	LYS
34	BK	28	SER
34	BK	51	LYS
34	BK	52	VAL
34	BK	54	LYS
34	BK	58	LEU
34	BK	65	THR
34	BK	73	ASP
34	BK	88	ASN
34	BK	89	ASN
34	BK	91	SER
34	BK	93	GLN
34	BK	105	ARG
34	BK	107	LEU

*Continued on next page...*

*Continued from previous page...*

Mol	Chain	Res	Type
34	BK	111	LYS
34	BK	114	LYS
35	BL	3	LEU
35	BL	4	ASN
35	BL	6	LEU
35	BL	13	LYS
35	BL	14	LYS
35	BL	21	ARG
35	BL	27	LEU
35	BL	30	THR
35	BL	33	ARG
35	BL	46	VAL
35	BL	47	ARG
35	BL	55	MET
35	BL	61	LEU
35	BL	66	PHE
35	BL	82	LEU
35	BL	91	ASP
35	BL	93	ASN
35	BL	94	THR
35	BL	101	ILE
35	BL	111	ILE
35	BL	112	LEU
35	BL	115	GLU
35	BL	121	THR
35	BL	122	VAL
35	BL	135	ILE
36	BM	10	ARG
36	BM	12	MET
36	BM	25	ASP
36	BM	33	LEU
36	BM	36	VAL
36	BM	58	LYS
36	BM	70	ASP
36	BM	75	GLU
36	BM	80	VAL
36	BM	90	GLU
36	BM	95	LEU
36	BM	96	ILE
36	BM	97	GLN
36	BM	100	LYS
36	BM	102	LEU

*Continued on next page...*

*Continued from previous page...*

Mol	Chain	Res	Type
36	BM	108	VAL
36	BM	110	GLU
36	BM	131	VAL
36	BM	133	LYS
36	BM	134	THR
37	BN	2	ARG
37	BN	3	HIS
37	BN	8	ARG
37	BN	10	LEU
37	BN	11	ASN
37	BN	15	SER
37	BN	20	MET
37	BN	23	ASN
37	BN	24	MET
37	BN	33	ILE
37	BN	35	LYS
37	BN	37	THR
37	BN	38	LEU
37	BN	51	LEU
37	BN	69	ARG
37	BN	71	ARG
37	BN	75	ILE
37	BN	83	LEU
37	BN	86	ARG
37	BN	95	THR
37	BN	118	ARG
37	BN	120	GLU
38	BO	9	ARG
38	BO	17	LYS
38	BO	28	VAL
38	BO	31	THR
38	BO	36	TYR
38	BO	39	VAL
38	BO	58	ILE
38	BO	65	THR
38	BO	80	GLU
38	BO	83	LEU
38	BO	84	GLU
38	BO	89	ASP
38	BO	94	ARG
38	BO	100	HIS
38	BO	103	VAL

*Continued on next page...*

*Continued from previous page...*

Mol	Chain	Res	Type
38	BO	111	ARG
38	BO	115	LEU
39	BP	3	ILE
39	BP	6	GLN
39	BP	14	GLN
39	BP	20	ARG
39	BP	24	THR
39	BP	28	LYS
39	BP	36	LYS
39	BP	37	LYS
39	BP	38	ARG
39	BP	61	ARG
39	BP	64	SER
39	BP	69	VAL
39	BP	75	THR
39	BP	77	SER
39	BP	79	VAL
39	BP	80	VAL
39	BP	83	ILE
39	BP	91	VAL
39	BP	92	ARG
39	BP	95	LYS
39	BP	96	LEU
39	BP	99	LEU
40	BQ	2	ARG
40	BQ	7	VAL
40	BQ	10	ARG
40	BQ	40	LYS
40	BQ	50	ARG
40	BQ	63	ARG
40	BQ	65	ASN
40	BQ	69	ARG
40	BQ	73	ILE
40	BQ	88	GLU
40	BQ	89	ILE
40	BQ	93	ILE
40	BQ	94	LEU
40	BQ	96	ASP
40	BQ	97	ILE
40	BQ	103	VAL
41	BR	10	LYS
41	BR	14	VAL

*Continued on next page...*

*Continued from previous page...*

Mol	Chain	Res	Type
41	BR	18	GLN
41	BR	25	LEU
41	BR	37	GLU
41	BR	38	VAL
41	BR	39	LEU
41	BR	43	ASN
41	BR	46	GLU
41	BR	48	LYS
41	BR	54	VAL
41	BR	63	VAL
41	BR	72	VAL
41	BR	85	LYS
41	BR	87	GLN
41	BR	97	LYS
42	BS	3	THR
42	BS	4	ILE
42	BS	7	HIS
42	BS	29	VAL
42	BS	30	SER
42	BS	36	LEU
42	BS	45	VAL
42	BS	48	LYS
42	BS	66	ILE
42	BS	68	ASP
42	BS	70	LYS
42	BS	71	VAL
42	BS	73	LYS
42	BS	76	VAL
42	BS	88	ARG
42	BS	96	ILE
42	BS	109	ASP
43	BT	2	ILE
43	BT	3	ARG
43	BT	4	GLU
43	BT	8	LEU
43	BT	17	SER
43	BT	19	LYS
43	BT	29	THR
43	BT	30	ILE
43	BT	31	VAL
43	BT	43	ILE
43	BT	48	GLN

*Continued on next page...*

*Continued from previous page...*

Mol	Chain	Res	Type
43	BT	50	LEU
43	BT	64	LYS
43	BT	67	VAL
43	BT	68	LYS
43	BT	69	ARG
43	BT	74	ILE
44	BU	6	ARG
44	BU	8	ASP
44	BU	10	VAL
44	BU	30	SER
44	BU	42	LYS
44	BU	61	GLU
44	BU	67	SER
44	BU	80	ASP
44	BU	86	PHE
44	BU	102	ILE
45	BV	1	MET
45	BV	3	THR
45	BV	5	ASN
45	BV	8	VAL
45	BV	10	LYS
45	BV	20	LEU
45	BV	29	ILE
45	BV	35	GLU
45	BV	41	GLU
45	BV	42	LEU
45	BV	46	LYS
45	BV	51	GLN
45	BV	61	LEU
45	BV	66	ASP
46	BW	14	ASP
46	BW	15	SER
46	BW	16	GLU
46	BW	19	ARG
46	BW	23	LYS
46	BW	24	ARG
46	BW	25	PHE
46	BW	35	ILE
46	BW	38	ARG
46	BW	40	ARG
46	BW	45	HIS
46	BW	49	ASN

*Continued on next page...*



*Continued from previous page...*

Mol	Chain	Res	Type
46	BW	54	ARG
46	BW	57	THR
46	BW	58	LEU
46	BW	61	LYS
46	BW	67	LYS
46	BW	71	LYS
46	BW	77	LYS
46	BW	80	SER
47	BX	4	CYS
47	BX	10	ARG
47	BX	19	HIS
47	BX	24	THR
47	BX	26	ARG
47	BX	27	ARG
47	BX	29	LEU
47	BX	47	THR
47	BX	53	LYS
47	BX	65	THR
47	BX	77	TYR
48	BY	1	MET
48	BY	9	LYS
48	BY	14	LEU
48	BY	17	GLU
48	BY	18	LEU
48	BY	19	LEU
48	BY	22	LEU
48	BY	37	LEU
48	BY	39	GLN
48	BY	42	LEU
48	BY	47	ARG
48	BY	56	LEU
48	BY	57	LEU
48	BY	59	GLU
49	BZ	2	LYS
49	BZ	3	THR
49	BZ	4	ILE
49	BZ	5	LYS
49	BZ	8	GLN
49	BZ	9	THR
49	BZ	15	ARG
49	BZ	23	LEU
49	BZ	29	ARG

*Continued on next page...*

*Continued from previous page...*

Mol	Chain	Res	Type
49	BZ	30	ARG
49	BZ	37	ARG
49	BZ	38	GLU
49	BZ	43	ILE
49	BZ	58	GLU
50	B0	5	ASN
50	B0	9	ARG
50	B0	27	LEU
50	B0	39	ARG
51	B1	4	ILE
51	B1	9	LYS
51	B1	16	THR
51	B1	21	THR
51	B1	29	LYS
51	B1	33	LEU
51	B1	35	LEU
51	B1	41	VAL
51	B1	42	VAL
51	B1	43	ARG
52	B2	1	MET
52	B2	3	ARG
52	B2	12	ARG
52	B2	16	HIS
52	B2	39	ARG
52	B2	45	SER
53	B3	5	THR
53	B3	7	ARG
53	B3	22	LYS
53	B3	31	ILE
53	B3	49	VAL
53	B3	51	LYS
54	B4	1	MET
54	B4	4	ARG
54	B4	9	LYS
54	B4	10	LEU
54	B4	13	ASN
1	CB	8	MET
1	CB	9	LEU
1	CB	10	LYS
1	CB	14	HIS
1	CB	17	HIS
1	CB	19	THR

*Continued on next page...*

*Continued from previous page...*

Mol	Chain	Res	Type
1	CB	22	TRP
1	CB	26	MET
1	CB	29	PHE
1	CB	34	ARG
1	CB	36	LYS
1	CB	39	ILE
1	CB	46	VAL
1	CB	50	ASN
1	CB	88	GLN
1	CB	103	TRP
1	CB	125	PHE
1	CB	126	ASP
1	CB	131	LYS
1	CB	162	VAL
1	CB	191	ASP
1	CB	196	ASP
1	CB	198	VAL
2	CC	2	GLN
2	CC	13	ILE
2	CC	26	LYS
2	CC	27	GLU
2	CC	35	ASP
2	CC	42	LEU
2	CC	83	VAL
2	CC	106	ARG
2	CC	134	LYS
2	CC	135	ARG
2	CC	139	ASN
2	CC	161	ILE
2	CC	164	THR
2	CC	166	TRP
2	CC	178	ARG
2	CC	190	THR
2	CC	205	GLU
3	CD	2	ARG
3	CD	12	ARG
3	CD	30	LYS
3	CD	34	GLU
3	CD	55	ARG
3	CD	57	LYS
3	CD	67	LEU
3	CD	72	ARG

*Continued on next page...*

*Continued from previous page...*

Mol	Chain	Res	Type
3	CD	84	ASN
3	CD	90	LEU
3	CD	98	ASP
3	CD	106	PHE
3	CD	116	LEU
3	CD	120	LYS
3	CD	127	ARG
3	CD	145	ARG
3	CD	147	LYS
3	CD	160	LEU
3	CD	163	GLN
3	CD	165	GLU
3	CD	168	THR
3	CD	170	LEU
3	CD	172	VAL
3	CD	183	ARG
3	CD	187	ARG
3	CD	199	ILE
4	CE	11	GLN
4	CE	13	LYS
4	CE	25	LYS
4	CE	29	ILE
4	CE	35	LEU
4	CE	37	VAL
4	CE	64	GLU
4	CE	75	LEU
4	CE	76	ASN
4	CE	80	LEU
4	CE	81	GLN
4	CE	95	MET
4	CE	100	GLU
4	CE	119	VAL
4	CE	131	ASN
4	CE	133	ILE
5	CF	33	GLU
5	CF	38	ARG
5	CF	54	LEU
5	CF	61	LEU
5	CF	81	ASN
5	CF	84	VAL
5	CF	85	ILE
5	CF	86	ARG

*Continued on next page...*

*Continued from previous page...*

Mol	Chain	Res	Type
5	CF	98	GLU
6	CG	3	ARG
6	CG	5	VAL
6	CG	8	GLN
6	CG	10	LYS
6	CG	12	LEU
6	CG	16	LYS
6	CG	22	LEU
6	CG	37	THR
6	CG	41	ILE
6	CG	48	THR
6	CG	55	LYS
6	CG	58	LEU
6	CG	59	GLU
6	CG	61	PHE
6	CG	66	GLU
6	CG	75	LYS
6	CG	77	ARG
6	CG	78	ARG
6	CG	85	GLN
6	CG	90	VAL
6	CG	100	MET
6	CG	102	TRP
6	CG	105	GLU
6	CG	119	LEU
6	CG	123	LEU
6	CG	148	LYS
7	CH	2	MET
7	CH	37	ASN
7	CH	46	GLU
7	CH	50	VAL
7	CH	51	GLU
7	CH	54	THR
7	CH	75	GLN
7	CH	76	ARG
7	CH	82	LEU
7	CH	89	ASP
7	CH	93	LYS
7	CH	102	VAL
7	CH	103	VAL
7	CH	106	SER
7	CH	110	MET

*Continued on next page...*

*Continued from previous page...*

Mol	Chain	Res	Type
7	CH	113	ARG
7	CH	126	CYS
8	CI	3	ASN
8	CI	4	GLN
8	CI	26	LYS
8	CI	37	TYR
8	CI	45	MET
8	CI	53	LEU
8	CI	54	VAL
8	CI	61	ASP
8	CI	86	LEU
8	CI	87	MET
8	CI	111	GLU
8	CI	115	VAL
8	CI	125	GLN
8	CI	129	ARG
9	CJ	11	LYS
9	CJ	15	HIS
9	CJ	22	THR
9	CJ	32	THR
9	CJ	59	LYS
9	CJ	67	ILE
9	CJ	69	THR
9	CJ	78	GLU
9	CJ	80	THR
9	CJ	82	LYS
9	CJ	87	LEU
9	CJ	92	LEU
10	CK	12	ARG
10	CK	22	ILE
10	CK	27	ASN
10	CK	55	ARG
10	CK	57	SER
10	CK	58	THR
10	CK	73	VAL
10	CK	75	GLU
10	CK	78	ILE
10	CK	81	LEU
10	CK	94	SER
10	CK	105	ARG
10	CK	111	ASP
10	CK	115	ILE

*Continued on next page...*

*Continued from previous page...*

Mol	Chain	Res	Type
10	CK	117	HIS
10	CK	118	ASN
10	CK	120	CYS
11	CL	2	THR
11	CL	3	VAL
11	CL	5	GLN
11	CL	8	ARG
11	CL	9	LYS
11	CL	14	LYS
11	CL	15	VAL
11	CL	19	ASN
11	CL	28	GLN
11	CL	36	VAL
11	CL	48	LEU
11	CL	49	ARG
11	CL	52	CYS
11	CL	57	THR
11	CL	78	VAL
11	CL	81	ILE
11	CL	107	LYS
11	CL	120	ARG
12	CM	2	ARG
12	CM	8	ILE
12	CM	12	LYS
12	CM	13	HIS
12	CM	24	VAL
12	CM	32	ILE
12	CM	53	ASP
12	CM	58	GLU
12	CM	76	ILE
12	CM	77	LYS
12	CM	78	ARG
12	CM	90	HIS
12	CM	91	ARG
12	CM	92	ARG
12	CM	99	GLN
12	CM	113	LYS
13	CN	3	GLN
13	CN	17	ASP
13	CN	27	LYS
13	CN	41	TRP
13	CN	52	ARG

*Continued on next page...*



*Continued from previous page...*

Mol	Chain	Res	Type
13	CN	58	ARG
13	CN	61	ASN
13	CN	62	ARG
13	CN	65	GLN
13	CN	72	PHE
13	CN	89	ARG
13	CN	96	LYS
14	CO	4	THR
14	CO	13	GLU
14	CO	16	ARG
14	CO	45	HIS
14	CO	63	ARG
15	CP	6	LEU
15	CP	19	VAL
15	CP	23	ASP
15	CP	35	ARG
15	CP	46	LYS
15	CP	71	VAL
16	CQ	6	THR
16	CQ	13	SER
16	CQ	20	ILE
16	CQ	27	PHE
16	CQ	32	ILE
16	CQ	35	LYS
16	CQ	39	ARG
16	CQ	51	GLU
16	CQ	60	ILE
16	CQ	80	LYS
17	CR	29	LYS
17	CR	39	VAL
17	CR	72	ARG
18	CS	5	LYS
18	CS	10	ILE
18	CS	11	ASP
18	CS	31	ARG
18	CS	43	MET
18	CS	46	LEU
18	CS	52	ASN
18	CS	54	ARG
18	CS	55	GLN
18	CS	57	VAL
18	CS	61	VAL

*Continued on next page...*

*Continued from previous page...*

Mol	Chain	Res	Type
19	CT	26	MET
19	CT	30	PHE
19	CT	47	GLN
19	CT	53	MET
19	CT	68	LYS
19	CT	69	ASN
19	CT	73	ARG
20	CU	4	LYS
20	CU	15	LEU
20	CU	17	ARG
20	CU	19	LYS
20	CU	28	LEU
20	CU	30	GLU
20	CU	32	ARG
20	CU	33	ARG
20	CU	37	TYR
20	CU	39	LYS
20	CU	53	LYS
26	DC	18	VAL
26	DC	23	LEU
26	DC	35	LYS
26	DC	51	ARG
26	DC	57	HIS
26	DC	87	SER
26	DC	90	ILE
26	DC	102	TYR
26	DC	124	LYS
26	DC	129	LEU
26	DC	152	GLN
26	DC	172	THR
26	DC	173	LEU
26	DC	176	ARG
26	DC	187	CYS
26	DC	188	ARG
26	DC	193	GLU
26	DC	203	VAL
26	DC	212	TRP
26	DC	213	ARG
26	DC	220	ARG
26	DC	227	VAL
26	DC	235	GLU
26	DC	256	THR

*Continued on next page...*

*Continued from previous page...*

Mol	Chain	Res	Type
26	DC	269	ARG
27	DD	24	VAL
27	DD	28	GLU
27	DD	33	ARG
27	DD	34	VAL
27	DD	35	THR
27	DD	38	LYS
27	DD	55	LYS
27	DD	56	LYS
27	DD	62	LYS
27	DD	79	LEU
27	DD	106	LYS
27	DD	107	VAL
27	DD	121	THR
27	DD	138	LEU
27	DD	141	ARG
27	DD	148	GLN
27	DD	159	LYS
27	DD	168	GLU
27	DD	189	VAL
27	DD	193	VAL
28	DE	53	THR
28	DE	57	LYS
28	DE	77	ILE
28	DE	84	THR
28	DE	108	ILE
28	DE	112	LEU
28	DE	117	ARG
28	DE	126	VAL
28	DE	127	GLU
28	DE	139	LYS
28	DE	149	ILE
28	DE	157	LEU
28	DE	163	ASN
28	DE	164	LEU
28	DE	166	LYS
29	DF	13	LYS
29	DF	47	LYS
29	DF	48	LEU
29	DF	49	LEU
29	DF	76	PHE
29	DF	78	ILE

*Continued on next page...*

*Continued from previous page...*

Mol	Chain	Res	Type
29	DF	82	TYR
29	DF	91	ARG
29	DF	94	ARG
29	DF	97	GLU
29	DF	109	ARG
29	DF	110	ILE
29	DF	111	ARG
29	DF	113	PHE
29	DF	119	LYS
29	DF	122	ASP
29	DF	131	VAL
29	DF	133	GLU
29	DF	134	GLN
29	DF	135	ILE
29	DF	139	GLU
29	DF	142	TYR
29	DF	147	ARG
29	DF	151	LEU
29	DF	160	LYS
29	DF	166	ARG
29	DF	172	PHE
29	DF	177	ARG
30	DG	2	ARG
30	DG	18	ILE
30	DG	19	ASN
30	DG	21	GLN
30	DG	34	ARG
30	DG	35	THR
30	DG	40	VAL
30	DG	42	VAL
30	DG	51	PHE
30	DG	72	ASN
30	DG	84	LYS
30	DG	93	TYR
30	DG	120	ILE
30	DG	162	ARG
30	DG	163	TYR
30	DG	166	GLU
30	DG	176	LYS
31	DH	8	LYS
31	DH	22	LYS
31	DH	25	TYR

*Continued on next page...*

*Continued from previous page...*

Mol	Chain	Res	Type
31	DH	27	ARG
31	DH	28	ASN
31	DH	50	ARG
31	DH	57	LYS
31	DH	66	ASN
31	DH	68	ARG
31	DH	76	GLU
31	DH	86	ASP
31	DH	90	LEU
31	DH	91	PHE
31	DH	104	THR
31	DH	109	GLU
31	DH	132	PHE
31	DH	144	VAL
32	DI	7	TYR
32	DI	9	LYS
32	DI	16	MET
32	DI	30	GLN
32	DI	58	ILE
32	DI	68	PHE
32	DI	93	ASN
33	DJ	25	LEU
33	DJ	36	LEU
33	DJ	43	GLU
33	DJ	47	HIS
33	DJ	54	ILE
33	DJ	57	LEU
33	DJ	81	ILE
33	DJ	95	ARG
33	DJ	106	LYS
33	DJ	129	GLU
33	DJ	139	VAL
34	DK	3	GLN
34	DK	7	MET
34	DK	10	VAL
34	DK	13	ASN
34	DK	24	VAL
34	DK	25	LEU
34	DK	39	ILE
34	DK	41	ILE
34	DK	48	PRO
34	DK	49	ARG

*Continued on next page...*

*Continued from previous page...*

Mol	Chain	Res	Type
34	DK	54	LYS
34	DK	73	ASP
34	DK	103	VAL
34	DK	105	ARG
34	DK	106	GLU
34	DK	107	LEU
34	DK	111	LYS
34	DK	114	LYS
35	DL	3	LEU
35	DL	4	ASN
35	DL	6	LEU
35	DL	47	ARG
35	DL	48	ARG
35	DL	79	LEU
35	DL	82	LEU
35	DL	92	LEU
35	DL	99	ASN
35	DL	103	ILE
35	DL	111	ILE
35	DL	112	LEU
35	DL	118	THR
35	DL	141	LYS
35	DL	143	GLU
36	DM	8	LYS
36	DM	25	ASP
36	DM	33	LEU
36	DM	34	LYS
36	DM	38	ARG
36	DM	69	PRO
36	DM	78	LEU
36	DM	96	ILE
36	DM	97	GLN
36	DM	105	MET
36	DM	115	GLU
36	DM	119	LEU
36	DM	136	MET
37	DN	14	SER
37	DN	18	GLN
37	DN	20	MET
37	DN	29	VAL
37	DN	33	ILE
37	DN	53	THR

*Continued on next page...*

*Continued from previous page...*

Mol	Chain	Res	Type
37	DN	62	ASN
37	DN	69	ARG
37	DN	81	ASN
37	DN	94	TYR
37	DN	95	THR
37	DN	98	LEU
37	DN	114	GLU
38	DO	17	LYS
38	DO	30	ARG
38	DO	31	THR
38	DO	33	ARG
38	DO	65	THR
38	DO	68	LYS
38	DO	90	VAL
38	DO	100	HIS
38	DO	115	LEU
38	DO	117	PHE
39	DP	6	GLN
39	DP	13	LYS
39	DP	28	LYS
39	DP	31	VAL
39	DP	83	ILE
39	DP	86	LYS
39	DP	95	LYS
39	DP	101	GLU
40	DQ	3	VAL
40	DQ	10	ARG
40	DQ	12	ARG
40	DQ	15	LYS
40	DQ	35	PHE
40	DQ	50	ARG
40	DQ	54	ARG
40	DQ	57	ARG
40	DQ	63	ARG
40	DQ	69	ARG
40	DQ	79	ILE
41	DR	6	GLN
41	DR	13	ARG
41	DR	37	GLU
41	DR	39	LEU
41	DR	48	LYS
41	DR	58	VAL

*Continued on next page...*



*Continued from previous page...*

Mol	Chain	Res	Type
41	DR	75	VAL
41	DR	80	ARG
41	DR	81	LYS
41	DR	86	GLN
41	DR	90	ARG
41	DR	93	PHE
42	DS	6	LYS
42	DS	22	ASP
42	DS	23	LEU
42	DS	31	GLN
42	DS	45	VAL
42	DS	46	LEU
42	DS	66	ILE
42	DS	70	LYS
42	DS	76	VAL
42	DS	84	ARG
42	DS	85	ILE
42	DS	86	MET
42	DS	88	ARG
43	DT	9	LYS
43	DT	12	ARG
43	DT	39	THR
43	DT	50	LEU
43	DT	54	GLU
44	DU	13	LEU
44	DU	14	THR
44	DU	16	LYS
44	DU	20	LYS
44	DU	21	ARG
44	DU	40	LEU
44	DU	45	GLN
44	DU	82	VAL
44	DU	85	ARG
44	DU	94	PHE
44	DU	95	PHE
45	DV	26	PHE
45	DV	31	TYR
45	DV	40	ILE
45	DV	41	GLU
45	DV	44	HIS
45	DV	51	GLN
45	DV	61	LEU

*Continued on next page...*

*Continued from previous page...*

Mol	Chain	Res	Type
45	DV	65	VAL
45	DV	69	GLU
45	DV	70	ILE
45	DV	76	ASP
45	DV	77	VAL
45	DV	79	ARG
46	DW	18	LYS
46	DW	20	LEU
46	DW	22	VAL
46	DW	23	LYS
46	DW	25	PHE
46	DW	30	VAL
46	DW	35	ILE
46	DW	37	VAL
46	DW	38	ARG
46	DW	39	GLN
46	DW	40	ARG
46	DW	44	PHE
46	DW	58	LEU
46	DW	68	PHE
46	DW	76	ARG
46	DW	77	LYS
47	DX	5	GLN
47	DX	26	ARG
47	DX	31	ASN
47	DX	33	HIS
47	DX	46	VAL
47	DX	47	THR
47	DX	57	VAL
47	DX	63	ILE
47	DX	73	ARG
48	DY	1	MET
48	DY	4	LYS
48	DY	28	LEU
48	DY	57	LEU
49	DZ	16	LEU
49	DZ	24	LEU
49	DZ	28	LEU
49	DZ	29	ARG
49	DZ	30	ARG
49	DZ	50	VAL
49	DZ	53	MET

*Continued on next page...*

*Continued from previous page...*

Mol	Chain	Res	Type
49	DZ	55	LYS
49	DZ	58	GLU
50	D0	3	GLN
50	D0	5	ASN
50	D0	9	ARG
50	D0	41	HIS
50	D0	49	ARG
50	D0	53	VAL
51	D1	10	LEU
51	D1	20	TYR
51	D1	35	LEU
51	D1	44	GLN
52	D2	8	SER
52	D2	26	ASN
52	D2	28	ARG
52	D2	33	ARG
53	D3	12	ARG
53	D3	14	LYS
53	D3	27	ASN
53	D3	29	ARG
53	D3	41	ARG
53	D3	46	LYS
53	D3	48	MET
53	D3	51	LYS
53	D3	61	LEU
54	D4	1	MET
54	D4	2	LYS
54	D4	9	LYS
54	D4	15	LYS
54	D4	17	VAL

Sometimes sidechains can be flipped to improve hydrogen bonding and reduce clashes. All (327) such sidechains are listed below:

Mol	Chain	Res	Type
1	AB	18	GLN
1	AB	41	ASN
1	AB	57	ASN
1	AB	88	GLN
1	AB	102	ASN
1	AB	108	GLN
1	AB	119	GLN
2	AC	24	ASN

*Continued on next page...*

*Continued from previous page...*

Mol	Chain	Res	Type
2	AC	68	HIS
2	AC	139	ASN
3	AD	53	GLN
3	AD	58	GLN
3	AD	70	GLN
3	AD	73	ASN
3	AD	99	ASN
3	AD	115	GLN
3	AD	119	HIS
3	AD	163	GLN
3	AD	195	ASN
4	AE	18	ASN
4	AE	42	ASN
4	AE	72	ASN
4	AE	76	ASN
4	AE	77	ASN
4	AE	121	ASN
5	AF	11	HIS
5	AF	46	GLN
5	AF	52	ASN
5	AF	68	GLN
6	AG	121	ASN
6	AG	147	ASN
7	AH	3	GLN
7	AH	17	GLN
7	AH	117	GLN
8	AI	3	ASN
8	AI	4	GLN
8	AI	49	GLN
8	AI	74	GLN
8	AI	80	HIS
9	AJ	20	GLN
9	AJ	35	GLN
10	AK	21	HIS
10	AK	108	ASN
10	AK	118	ASN
11	AL	45	ASN
11	AL	111	GLN
13	AN	42	ASN
13	AN	48	GLN
13	AN	61	ASN
14	AO	36	ASN

*Continued on next page...*

*Continued from previous page...*

Mol	Chain	Res	Type
14	AO	61	GLN
15	AP	59	HIS
16	AQ	44	HIS
16	AQ	49	ASN
17	AR	30	ASN
17	AR	53	GLN
18	AS	42	ASN
18	AS	51	HIS
18	AS	55	GLN
18	AS	68	HIS
19	AT	20	ASN
19	AT	54	GLN
19	AT	60	GLN
19	AT	74	HIS
19	AT	77	ASN
20	AU	8	ASN
26	BC	14	HIS
26	BC	20	ASN
26	BC	43	ASN
26	BC	59	GLN
26	BC	89	ASN
26	BC	114	GLN
26	BC	141	HIS
26	BC	152	GLN
26	BC	250	GLN
26	BC	259	ASN
27	BD	32	ASN
27	BD	42	ASN
27	BD	126	ASN
27	BD	130	GLN
27	BD	134	HIS
28	BE	24	ASN
28	BE	30	GLN
28	BE	41	GLN
28	BE	62	GLN
28	BE	97	ASN
28	BE	136	GLN
29	BF	22	ASN
29	BF	26	GLN
29	BF	134	GLN
30	BG	72	ASN
30	BG	138	GLN

*Continued on next page...*

*Continued from previous page...*

Mol	Chain	Res	Type
31	BH	18	GLN
31	BH	33	GLN
31	BH	43	ASN
31	BH	145	ASN
32	BI	5	GLN
32	BI	30	GLN
32	BI	110	GLN
33	BJ	40	HIS
33	BJ	58	ASN
33	BJ	76	HIS
33	BJ	77	HIS
33	BJ	80	HIS
33	BJ	128	ASN
33	BJ	130	HIS
34	BK	3	GLN
34	BK	5	GLN
34	BK	88	ASN
34	BK	89	ASN
35	BL	4	ASN
35	BL	35	HIS
35	BL	54	GLN
35	BL	93	ASN
35	BL	99	ASN
35	BL	104	GLN
37	BN	3	HIS
37	BN	9	GLN
37	BN	11	ASN
37	BN	18	GLN
37	BN	23	ASN
37	BN	62	ASN
37	BN	73	ASN
37	BN	107	ASN
38	BO	19	GLN
38	BO	34	HIS
38	BO	38	GLN
39	BP	9	GLN
39	BP	74	GLN
40	BQ	13	HIS
40	BQ	51	GLN
40	BQ	65	ASN
41	BR	43	ASN
41	BR	82	HIS

*Continued on next page...*

*Continued from previous page...*

Mol	Chain	Res	Type
42	BS	15	GLN
42	BS	40	ASN
42	BS	57	ASN
42	BS	61	ASN
43	BT	48	GLN
43	BT	70	HIS
43	BT	72	GLN
43	BT	91	GLN
44	BU	52	ASN
44	BU	65	GLN
44	BU	73	ASN
45	BV	5	ASN
45	BV	44	HIS
45	BV	51	GLN
45	BV	80	HIS
45	BV	88	HIS
46	BW	11	ASN
46	BW	39	GLN
46	BW	49	ASN
47	BX	5	GLN
47	BX	22	ASN
48	BY	15	ASN
48	BY	27	ASN
48	BY	31	GLN
48	BY	41	HIS
48	BY	45	GLN
49	BZ	8	GLN
52	B2	13	ASN
52	B2	16	HIS
53	B3	27	ASN
54	B4	13	ASN
54	B4	35	GLN
1	CB	14	HIS
1	CB	17	HIS
1	CB	38	HIS
1	CB	145	ASN
2	CC	2	GLN
2	CC	18	ASN
2	CC	31	ASN
2	CC	68	HIS
2	CC	101	ASN
2	CC	122	GLN

*Continued on next page...*



*Continued from previous page...*

Mol	Chain	Res	Type
2	CC	139	ASN
2	CC	175	HIS
2	CC	184	ASN
3	CD	39	GLN
3	CD	84	ASN
3	CD	115	GLN
3	CD	119	HIS
3	CD	125	ASN
3	CD	163	GLN
4	CE	11	GLN
4	CE	76	ASN
4	CE	77	ASN
4	CE	121	ASN
4	CE	131	ASN
4	CE	147	ASN
5	CF	11	HIS
5	CF	14	GLN
5	CF	63	ASN
5	CF	81	ASN
6	CG	67	ASN
7	CH	3	GLN
7	CH	17	GLN
7	CH	37	ASN
8	CI	3	ASN
8	CI	4	GLN
8	CI	49	GLN
8	CI	74	GLN
8	CI	109	GLN
8	CI	125	GLN
9	CJ	56	HIS
9	CJ	64	GLN
10	CK	21	HIS
10	CK	27	ASN
10	CK	100	ASN
10	CK	118	ASN
11	CL	4	ASN
11	CL	5	GLN
11	CL	19	ASN
11	CL	72	ASN
11	CL	95	HIS
11	CL	111	GLN
12	CM	99	GLN

*Continued on next page...*

*Continued from previous page...*

Mol	Chain	Res	Type
13	CN	42	ASN
13	CN	65	GLN
14	CO	27	GLN
14	CO	39	GLN
15	CP	9	HIS
15	CP	18	GLN
16	CQ	49	ASN
18	CS	13	HIS
18	CS	52	ASN
19	CT	69	ASN
19	CT	74	HIS
19	CT	81	GLN
26	DC	43	ASN
26	DC	52	HIS
26	DC	57	HIS
26	DC	85	ASN
26	DC	89	ASN
26	DC	116	GLN
26	DC	133	ASN
26	DC	141	HIS
26	DC	199	HIS
27	DD	36	GLN
27	DD	49	GLN
27	DD	150	GLN
28	DE	29	HIS
28	DE	30	GLN
28	DE	41	GLN
28	DE	62	GLN
29	DF	4	HIS
29	DF	126	ASN
29	DF	134	GLN
30	DG	19	ASN
30	DG	37	ASN
30	DG	44	HIS
30	DG	103	ASN
30	DG	138	GLN
30	DG	142	GLN
31	DH	2	GLN
31	DH	28	ASN
31	DH	43	ASN
31	DH	66	ASN
32	DI	42	ASN

*Continued on next page...*

*Continued from previous page...*

Mol	Chain	Res	Type
32	DI	93	ASN
32	DI	106	GLN
33	DJ	40	HIS
33	DJ	77	HIS
33	DJ	138	GLN
34	DK	3	GLN
34	DK	9	ASN
34	DK	13	ASN
34	DK	89	ASN
35	DL	4	ASN
35	DL	54	GLN
36	DM	3	GLN
37	DN	3	HIS
37	DN	11	ASN
37	DN	16	HIS
37	DN	73	ASN
37	DN	107	ASN
38	DO	29	HIS
38	DO	100	HIS
39	DP	2	ASN
39	DP	6	GLN
39	DP	9	GLN
39	DP	11	GLN
39	DP	65	ASN
39	DP	114	ASN
40	DQ	19	GLN
40	DQ	71	ASN
40	DQ	80	ASN
41	DR	6	GLN
41	DR	12	HIS
41	DR	66	HIS
41	DR	82	HIS
41	DR	86	GLN
42	DS	31	GLN
42	DS	57	ASN
43	DT	15	HIS
43	DT	48	GLN
43	DT	91	GLN
43	DT	92	ASN
44	DU	44	HIS
44	DU	45	GLN
44	DU	52	ASN

*Continued on next page...*

*Continued from previous page...*

Mol	Chain	Res	Type
44	DU	53	GLN
45	DV	51	GLN
45	DV	78	GLN
45	DV	80	HIS
47	DX	15	ASN
47	DX	22	ASN
47	DX	31	ASN
47	DX	33	HIS
47	DX	35	HIS
48	DY	15	ASN
48	DY	20	ASN
48	DY	41	HIS
48	DY	45	GLN
48	DY	58	ASN
49	DZ	19	HIS
50	D0	18	HIS
50	D0	41	HIS
52	D2	6	GLN
52	D2	26	ASN
52	D2	29	GLN
53	D3	27	ASN
53	D3	30	HIS
53	D3	42	HIS
54	D4	35	GLN
54	D4	37	GLN

### 5.3.3 RNA ⓘ

Mol	Chain	Analysed	Backbone Outliers	Pucker Outliers
21	AA	1532/1533 (99%)	474 (30%)	255 (16%)
22	AV	16/17 (94%)	0	0
22	CV	16/17 (94%)	1 (6%)	0
23	AW	5/6 (83%)	3 (60%)	1 (20%)
23	CW	5/6 (83%)	2 (40%)	1 (20%)
24	BA	2850/2903 (98%)	958 (33%)	492 (17%)
24	DA	2838/2903 (97%)	1000 (35%)	519 (18%)
25	BB	117/118 (99%)	33 (28%)	19 (16%)
55	CA	1530/1530 (100%)	519 (33%)	252 (16%)
56	DB	116/117 (99%)	42 (36%)	18 (15%)
All	All	9025/9150 (98%)	3032 (33%)	1557 (17%)

All (3032) RNA backbone outliers are listed below:

Mol	Chain	Res	Type
21	AA	5	U
21	AA	6	G
21	AA	7	A
21	AA	9	G
21	AA	13	U
21	AA	14	U
21	AA	15	G
21	AA	16	A
21	AA	31	G
21	AA	32	A
21	AA	33	A
21	AA	39	G
21	AA	47	C
21	AA	48	C
21	AA	49	U
21	AA	50	A
21	AA	51	A
21	AA	52	C
21	AA	53	A
21	AA	61	G
21	AA	62	U
21	AA	64	G
21	AA	65	A
21	AA	66	A
21	AA	67	C
21	AA	70	U
21	AA	71	A
21	AA	72	A
21	AA	73	C
21	AA	74	A
21	AA	75	G
21	AA	76	G
21	AA	77	A
21	AA	78	A
21	AA	79	G
21	AA	82	G
21	AA	83	C
21	AA	85	U
21	AA	86	G
21	AA	87	C
21	AA	88	U
21	AA	89	U
21	AA	90	C

*Continued on next page...*

*Continued from previous page...*

Mol	Chain	Res	Type
21	AA	91	U
21	AA	92	U
21	AA	94	G
21	AA	95	C
21	AA	96	U
21	AA	97	G
21	AA	109	A
21	AA	110	C
21	AA	111	G
21	AA	116	A
21	AA	117	G
21	AA	119	A
21	AA	120	A
21	AA	121	U
21	AA	122	G
21	AA	129	A
21	AA	130	A
21	AA	131	A
21	AA	132	C
21	AA	141	G
21	AA	143	A
21	AA	152	A
21	AA	159	G
21	AA	160	A
21	AA	163	C
21	AA	164	G
21	AA	174	A
21	AA	175	C
21	AA	176	C
21	AA	182	A
21	AA	183	C
21	AA	184	G
21	AA	185	U
21	AA	189	A
21	AA	192	A
21	AA	198	G
21	AA	199	A
21	AA	200	G
21	AA	202	G
21	AA	205	A
21	AA	207	C
21	AA	209	U

*Continued on next page...*

*Continued from previous page...*

Mol	Chain	Res	Type
21	AA	210	C
21	AA	211	G
21	AA	212	G
21	AA	213	G
21	AA	214	C
21	AA	240	G
21	AA	243	A
21	AA	244	U
21	AA	245	U
21	AA	246	A
21	AA	247	G
21	AA	250	A
21	AA	251	G
21	AA	252	U
21	AA	253	A
21	AA	254	G
21	AA	266	G
21	AA	267	C
21	AA	268	U
21	AA	275	G
21	AA	276	G
21	AA	279	A
21	AA	280	C
21	AA	281	G
21	AA	289	G
21	AA	305	G
21	AA	306	A
21	AA	307	C
21	AA	316	C
21	AA	317	U
21	AA	320	A
21	AA	321	A
21	AA	328	C
21	AA	329	A
21	AA	330	C
21	AA	331	G
21	AA	332	G
21	AA	344	A
21	AA	345	C
21	AA	346	G
21	AA	347	G
21	AA	348	G

*Continued on next page...*



*Continued from previous page...*

Mol	Chain	Res	Type
21	AA	352	C
21	AA	353	A
21	AA	354	G
21	AA	355	C
21	AA	367	U
21	AA	369	G
21	AA	370	C
21	AA	373	A
21	AA	374	A
21	AA	384	G
21	AA	389	A
21	AA	390	U
21	AA	406	G
21	AA	411	A
21	AA	412	A
21	AA	413	G
21	AA	414	A
21	AA	415	A
21	AA	421	U
21	AA	422	C
21	AA	423	G
21	AA	424	G
21	AA	428	G
21	AA	429	U
21	AA	430	A
21	AA	431	A
21	AA	435	A
21	AA	441	A
21	AA	442	G
21	AA	451	A
21	AA	452	A
21	AA	453	G
21	AA	454	G
21	AA	456	A
21	AA	459	A
21	AA	461	A
21	AA	462	G
21	AA	463	U
21	AA	464	U
21	AA	465	A
21	AA	466	A
21	AA	467	U

*Continued on next page...*

*Continued from previous page...*

Mol	Chain	Res	Type
21	AA	468	A
21	AA	469	C
21	AA	473	U
21	AA	478	A
21	AA	481	G
21	AA	484	G
21	AA	485	U
21	AA	486	U
21	AA	487	A
21	AA	488	C
21	AA	495	A
21	AA	496	A
21	AA	497	G
21	AA	498	A
21	AA	500	G
21	AA	505	G
21	AA	508	U
21	AA	509	A
21	AA	510	A
21	AA	511	C
21	AA	518	C
21	AA	519	C
21	AA	520	A
21	AA	521	G
21	AA	524	G
21	AA	527	G
21	AA	532	A
21	AA	536	C
21	AA	537	G
21	AA	548	G
21	AA	549	C
21	AA	556	C
21	AA	558	G
21	AA	559	A
21	AA	560	A
21	AA	562	U
21	AA	563	A
21	AA	564	C
21	AA	565	U
21	AA	566	G
21	AA	567	G
21	AA	568	G

*Continued on next page...*

*Continued from previous page...*

Mol	Chain	Res	Type
21	AA	572	A
21	AA	573	A
21	AA	575	G
21	AA	576	C
21	AA	577	G
21	AA	588	G
21	AA	633	G
21	AA	653	U
21	AA	654	G
21	AA	655	A
21	AA	665	A
21	AA	688	G
21	AA	689	C
21	AA	700	G
21	AA	701	U
21	AA	702	A
21	AA	703	G
21	AA	718	A
21	AA	719	C
21	AA	721	G
21	AA	722	G
21	AA	723	U
21	AA	724	G
21	AA	725	G
21	AA	731	G
21	AA	735	C
21	AA	736	C
21	AA	748	G
21	AA	754	C
21	AA	755	G
21	AA	777	A
21	AA	792	A
21	AA	793	U
21	AA	794	A
21	AA	813	U
21	AA	814	A
21	AA	815	A
21	AA	816	A
21	AA	817	C
21	AA	821	G
21	AA	822	U
21	AA	828	U

*Continued on next page...*

*Continued from previous page...*

Mol	Chain	Res	Type
21	AA	831	A
21	AA	841	C
21	AA	842	U
21	AA	843	U
21	AA	845	A
21	AA	846	G
21	AA	859	G
21	AA	871	U
21	AA	873	A
21	AA	874	G
21	AA	875	U
21	AA	885	G
21	AA	886	G
21	AA	889	A
21	AA	890	G
21	AA	891	U
21	AA	892	A
21	AA	914	A
21	AA	915	A
21	AA	926	G
21	AA	927	G
21	AA	934	C
21	AA	935	A
21	AA	936	C
21	AA	958	A
21	AA	960	U
21	AA	961	U
21	AA	962	C
21	AA	966	G
21	AA	967	C
21	AA	968	A
21	AA	969	A
21	AA	972	C
21	AA	973	G
21	AA	974	A
21	AA	975	A
21	AA	976	G
21	AA	977	A
21	AA	978	A
21	AA	982	U
21	AA	983	A
21	AA	984	C

*Continued on next page...*

*Continued from previous page...*

Mol	Chain	Res	Type
21	AA	985	C
21	AA	992	U
21	AA	993	G
21	AA	994	A
21	AA	995	C
21	AA	1003	G
21	AA	1004	A
21	AA	1008	U
21	AA	1017	U
21	AA	1018	G
21	AA	1022	A
21	AA	1025	U
21	AA	1028	C
21	AA	1029	U
21	AA	1030	U
21	AA	1031	C
21	AA	1032	G
21	AA	1033	G
21	AA	1034	G
21	AA	1037	C
21	AA	1044	A
21	AA	1050	G
21	AA	1051	C
21	AA	1052	U
21	AA	1053	G
21	AA	1054	C
21	AA	1055	A
21	AA	1064	G
21	AA	1065	U
21	AA	1066	C
21	AA	1067	A
21	AA	1068	G
21	AA	1069	C
21	AA	1073	U
21	AA	1085	U
21	AA	1086	U
21	AA	1087	G
21	AA	1088	G
21	AA	1089	G
21	AA	1094	G
21	AA	1095	U
21	AA	1101	A

*Continued on next page...*

*Continued from previous page...*

Mol	Chain	Res	Type
21	AA	1102	A
21	AA	1103	C
21	AA	1104	G
21	AA	1124	G
21	AA	1125	U
21	AA	1126	U
21	AA	1127	G
21	AA	1130	A
21	AA	1131	G
21	AA	1133	G
21	AA	1135	U
21	AA	1137	C
21	AA	1138	G
21	AA	1139	G
21	AA	1140	C
21	AA	1141	C
21	AA	1144	G
21	AA	1145	A
21	AA	1146	A
21	AA	1158	C
21	AA	1159	U
21	AA	1160	G
21	AA	1161	C
21	AA	1167	A
21	AA	1168	U
21	AA	1169	A
21	AA	1170	A
21	AA	1181	G
21	AA	1182	G
21	AA	1183	U
21	AA	1184	G
21	AA	1190	G
21	AA	1196	A
21	AA	1197	A
21	AA	1200	C
21	AA	1201	A
21	AA	1202	U
21	AA	1203	C
21	AA	1212	U
21	AA	1213	A
21	AA	1215	G
21	AA	1216	A

*Continued on next page...*

*Continued from previous page...*

Mol	Chain	Res	Type
21	AA	1225	A
21	AA	1226	C
21	AA	1227	A
21	AA	1228	C
21	AA	1229	A
21	AA	1238	A
21	AA	1240	U
21	AA	1241	G
21	AA	1242	G
21	AA	1253	G
21	AA	1256	A
21	AA	1257	A
21	AA	1258	G
21	AA	1259	C
21	AA	1278	G
21	AA	1280	A
21	AA	1282	C
21	AA	1283	U
21	AA	1285	A
21	AA	1286	U
21	AA	1287	A
21	AA	1288	A
21	AA	1289	A
21	AA	1297	G
21	AA	1298	U
21	AA	1299	A
21	AA	1300	G
21	AA	1303	C
21	AA	1304	G
21	AA	1305	G
21	AA	1308	U
21	AA	1317	C
21	AA	1320	C
21	AA	1321	U
21	AA	1322	C
21	AA	1323	G
21	AA	1324	A
21	AA	1325	C
21	AA	1332	A
21	AA	1336	C
21	AA	1337	G
21	AA	1338	G

*Continued on next page...*



*Continued from previous page...*

Mol	Chain	Res	Type
21	AA	1346	A
21	AA	1348	U
21	AA	1349	A
21	AA	1353	G
21	AA	1362	A
21	AA	1363	A
21	AA	1364	U
21	AA	1365	G
21	AA	1366	C
21	AA	1371	G
21	AA	1380	U
21	AA	1381	U
21	AA	1382	C
21	AA	1383	C
21	AA	1394	A
21	AA	1395	C
21	AA	1396	A
21	AA	1398	A
21	AA	1399	C
21	AA	1400	C
21	AA	1402	C
21	AA	1413	A
21	AA	1441	A
21	AA	1446	A
21	AA	1447	A
21	AA	1448	C
21	AA	1449	C
21	AA	1450	U
21	AA	1451	U
21	AA	1452	C
21	AA	1453	G
21	AA	1454	G
21	AA	1455	G
21	AA	1469	C
21	AA	1476	A
21	AA	1492	A
21	AA	1494	G
21	AA	1495	U
21	AA	1497	G
21	AA	1498	U
21	AA	1499	A
21	AA	1502	A

*Continued on next page...*

*Continued from previous page...*

Mol	Chain	Res	Type
21	AA	1503	A
21	AA	1505	G
21	AA	1506	U
21	AA	1507	A
21	AA	1509	C
21	AA	1517	G
21	AA	1519	A
21	AA	1529	G
21	AA	1530	G
21	AA	1531	A
21	AA	1534	A
23	AW	3	G
23	AW	4	U
23	AW	6	U
24	BA	10	A
24	BA	13	A
24	BA	14	A
24	BA	15	G
24	BA	27	G
24	BA	28	A
24	BA	33	C
24	BA	34	U
24	BA	35	G
24	BA	36	G
24	BA	37	C
24	BA	42	A
24	BA	43	G
24	BA	46	G
24	BA	49	A
24	BA	50	U
24	BA	52	A
24	BA	53	A
24	BA	55	G
24	BA	57	C
24	BA	60	G
24	BA	61	C
24	BA	62	U
24	BA	63	A
24	BA	71	A
24	BA	72	U
24	BA	74	A
24	BA	75	G

*Continued on next page...*

*Continued from previous page...*

Mol	Chain	Res	Type
24	BA	76	C
24	BA	82	U
24	BA	84	A
24	BA	85	G
24	BA	86	G
24	BA	87	U
24	BA	91	A
24	BA	92	U
24	BA	93	G
24	BA	98	G
24	BA	101	A
24	BA	103	A
24	BA	104	A
24	BA	118	A
24	BA	119	A
24	BA	120	U
24	BA	122	G
24	BA	126	A
24	BA	127	A
24	BA	128	C
24	BA	135	U
24	BA	137	U
24	BA	138	U
24	BA	139	U
24	BA	140	C
24	BA	141	G
24	BA	142	A
24	BA	143	C
24	BA	144	A
24	BA	145	C
24	BA	149	A
24	BA	162	U
24	BA	163	C
24	BA	164	C
24	BA	165	A
24	BA	177	G
24	BA	178	G
24	BA	188	G
24	BA	196	A
24	BA	197	A
24	BA	198	C
24	BA	199	A

*Continued on next page...*

*Continued from previous page...*

Mol	Chain	Res	Type
24	BA	200	U
24	BA	201	C
24	BA	204	A
24	BA	205	G
24	BA	206	U
24	BA	207	A
24	BA	215	G
24	BA	216	A
24	BA	217	A
24	BA	221	A
24	BA	222	A
24	BA	223	A
24	BA	224	U
24	BA	225	C
24	BA	227	A
24	BA	228	C
24	BA	229	C
24	BA	230	G
24	BA	231	A
24	BA	232	G
24	BA	233	A
24	BA	234	U
24	BA	239	C
24	BA	241	A
24	BA	242	G
24	BA	243	U
24	BA	244	A
24	BA	248	G
24	BA	249	C
24	BA	250	G
24	BA	251	A
24	BA	255	A
24	BA	265	A
24	BA	266	G
24	BA	267	C
24	BA	268	C
24	BA	276	U
24	BA	277	G
24	BA	278	A
24	BA	279	A
24	BA	285	G
24	BA	288	U

*Continued on next page...*

*Continued from previous page...*

Mol	Chain	Res	Type
24	BA	299	A
24	BA	301	G
24	BA	302	C
24	BA	311	A
24	BA	312	G
24	BA	313	G
24	BA	321	U
24	BA	322	A
24	BA	324	A
24	BA	325	G
24	BA	329	G
24	BA	330	A
24	BA	334	C
24	BA	335	C
24	BA	341	C
24	BA	346	A
24	BA	347	A
24	BA	348	A
24	BA	349	U
24	BA	353	C
24	BA	359	G
24	BA	361	G
24	BA	367	G
24	BA	370	G
24	BA	371	A
24	BA	372	G
24	BA	373	U
24	BA	374	A
24	BA	383	C
24	BA	385	C
24	BA	387	U
24	BA	388	G
24	BA	389	G
24	BA	390	U
24	BA	391	A
24	BA	395	U
24	BA	396	G
24	BA	401	A
24	BA	402	A
24	BA	404	A
24	BA	405	U
24	BA	412	A

*Continued on next page...*

*Continued from previous page...*

Mol	Chain	Res	Type
24	BA	413	C
24	BA	422	A
24	BA	423	A
24	BA	424	G
24	BA	433	C
24	BA	435	C
24	BA	436	C
24	BA	443	A
24	BA	444	C
24	BA	446	G
24	BA	447	A
24	BA	451	U
24	BA	455	C
24	BA	457	A
24	BA	459	U
24	BA	460	A
24	BA	462	C
24	BA	473	G
24	BA	475	C
24	BA	476	G
24	BA	479	A
24	BA	480	A
24	BA	481	G
24	BA	482	A
24	BA	483	A
24	BA	490	C
24	BA	491	G
24	BA	492	A
24	BA	504	A
24	BA	505	A
24	BA	506	G
24	BA	507	A
24	BA	508	A
24	BA	509	C
24	BA	510	C
24	BA	512	G
24	BA	513	A
24	BA	514	A
24	BA	515	A
24	BA	528	A
24	BA	529	A
24	BA	530	G

*Continued on next page...*

*Continued from previous page...*

Mol	Chain	Res	Type
24	BA	531	C
24	BA	532	A
24	BA	533	G
24	BA	543	G
24	BA	544	C
24	BA	546	U
24	BA	547	A
24	BA	548	G
24	BA	549	G
24	BA	550	C
24	BA	556	A
24	BA	557	C
24	BA	563	A
24	BA	566	U
24	BA	572	A
24	BA	573	U
24	BA	575	A
24	BA	584	C
24	BA	586	A
24	BA	588	U
24	BA	589	U
24	BA	603	A
24	BA	604	G
24	BA	605	G
24	BA	613	A
24	BA	614	A
24	BA	615	U
24	BA	617	G
24	BA	620	G
24	BA	621	A
24	BA	622	G
24	BA	627	A
24	BA	628	G
24	BA	629	G
24	BA	631	A
24	BA	634	C
24	BA	638	G
24	BA	645	C
24	BA	646	U
24	BA	647	G
24	BA	653	U
24	BA	654	A

*Continued on next page...*



*Continued from previous page...*

Mol	Chain	Res	Type
24	BA	655	A
24	BA	656	G
24	BA	657	U
24	BA	668	A
24	BA	669	G
24	BA	670	A
24	BA	685	A
24	BA	686	U
24	BA	687	C
24	BA	688	U
24	BA	711	G
24	BA	713	G
24	BA	714	U
24	BA	715	A
24	BA	717	C
24	BA	727	A
24	BA	730	A
24	BA	738	G
24	BA	739	A
24	BA	740	C
24	BA	747	U
24	BA	748	G
24	BA	749	A
24	BA	752	A
24	BA	753	A
24	BA	763	G
24	BA	764	A
24	BA	765	C
24	BA	766	U
24	BA	775	G
24	BA	776	G
24	BA	777	G
24	BA	782	A
24	BA	783	A
24	BA	784	G
24	BA	785	G
24	BA	788	A
24	BA	789	A
24	BA	790	U
24	BA	791	C
24	BA	792	A
24	BA	794	A

*Continued on next page...*

*Continued from previous page...*

Mol	Chain	Res	Type
24	BA	795	C
24	BA	800	A
24	BA	801	G
24	BA	802	A
24	BA	803	U
24	BA	805	G
24	BA	806	C
24	BA	811	U
24	BA	812	C
24	BA	819	A
24	BA	824	U
24	BA	827	U
24	BA	828	U
24	BA	829	A
24	BA	830	G
24	BA	845	A
24	BA	846	U
24	BA	847	U
24	BA	854	C
24	BA	858	G
24	BA	859	G
24	BA	860	U
24	BA	861	A
24	BA	866	A
24	BA	868	U
24	BA	871	U
24	BA	896	A
24	BA	897	C
24	BA	900	A
24	BA	910	A
24	BA	913	U
24	BA	914	G
24	BA	915	C
24	BA	919	U
24	BA	931	U
24	BA	932	U
24	BA	933	A
24	BA	934	U
24	BA	941	A
24	BA	946	C
24	BA	947	A
24	BA	952	G

*Continued on next page...*

*Continued from previous page...*

Mol	Chain	Res	Type
24	BA	957	C
24	BA	958	U
24	BA	959	A
24	BA	961	C
24	BA	962	G
24	BA	963	U
24	BA	968	C
24	BA	973	A
24	BA	974	G
24	BA	975	A
24	BA	976	G
24	BA	980	A
24	BA	983	A
24	BA	984	A
24	BA	985	C
24	BA	990	A
24	BA	991	C
24	BA	992	C
24	BA	995	C
24	BA	996	A
24	BA	997	G
24	BA	1003	G
24	BA	1007	C
24	BA	1008	A
24	BA	1009	A
24	BA	1010	A
24	BA	1011	G
24	BA	1012	U
24	BA	1013	C
24	BA	1021	A
24	BA	1022	G
24	BA	1023	U
24	BA	1024	G
24	BA	1025	G
24	BA	1026	G
24	BA	1027	A
24	BA	1028	A
24	BA	1030	C
24	BA	1033	U
24	BA	1034	G
24	BA	1040	A
24	BA	1044	C

*Continued on next page...*

*Continued from previous page...*

Mol	Chain	Res	Type
24	BA	1045	C
24	BA	1046	A
24	BA	1047	G
24	BA	1048	A
24	BA	1060	U
24	BA	1061	U
24	BA	1062	G
24	BA	1063	G
24	BA	1065	U
24	BA	1066	U
24	BA	1070	A
24	BA	1071	G
24	BA	1072	C
24	BA	1073	A
24	BA	1074	G
24	BA	1078	U
24	BA	1083	U
24	BA	1084	A
24	BA	1088	A
24	BA	1091	G
24	BA	1098	A
24	BA	1104	C
24	BA	1110	G
24	BA	1111	A
24	BA	1112	G
24	BA	1113	U
24	BA	1126	A
24	BA	1127	A
24	BA	1128	G
24	BA	1129	A
24	BA	1130	U
24	BA	1132	U
24	BA	1133	A
24	BA	1135	C
24	BA	1136	G
24	BA	1139	G
24	BA	1142	A
24	BA	1144	A
24	BA	1145	C
24	BA	1154	G
24	BA	1155	A
24	BA	1156	A

*Continued on next page...*

*Continued from previous page...*

Mol	Chain	Res	Type
24	BA	1157	G
24	BA	1158	C
24	BA	1169	A
24	BA	1174	U
24	BA	1175	A
24	BA	1176	U
24	BA	1180	U
24	BA	1186	G
24	BA	1204	A
24	BA	1205	A
24	BA	1206	G
24	BA	1210	G
24	BA	1211	C
24	BA	1212	G
24	BA	1213	A
24	BA	1214	A
24	BA	1231	U
24	BA	1236	G
24	BA	1237	A
24	BA	1238	G
24	BA	1247	A
24	BA	1248	G
24	BA	1249	U
24	BA	1250	G
24	BA	1251	C
24	BA	1252	G
24	BA	1253	A
24	BA	1254	A
24	BA	1255	U
24	BA	1256	G
24	BA	1266	G
24	BA	1267	U
24	BA	1268	A
24	BA	1271	G
24	BA	1272	A
24	BA	1273	U
24	BA	1274	A
24	BA	1275	A
24	BA	1276	A
24	BA	1277	G
24	BA	1281	G
24	BA	1287	A

*Continued on next page...*

*Continued from previous page...*

Mol	Chain	Res	Type
24	BA	1288	G
24	BA	1289	C
24	BA	1290	C
24	BA	1300	G
24	BA	1301	A
24	BA	1303	G
24	BA	1304	A
24	BA	1309	G
24	BA	1311	G
24	BA	1312	U
24	BA	1313	U
24	BA	1314	C
24	BA	1321	A
24	BA	1324	G
24	BA	1325	U
24	BA	1326	U
24	BA	1327	A
24	BA	1329	U
24	BA	1330	C
24	BA	1331	G
24	BA	1332	G
24	BA	1333	G
24	BA	1335	C
24	BA	1336	A
24	BA	1341	G
24	BA	1343	G
24	BA	1344	U
24	BA	1345	C
24	BA	1348	C
24	BA	1349	C
24	BA	1352	U
24	BA	1359	A
24	BA	1360	G
24	BA	1365	A
24	BA	1368	G
24	BA	1378	A
24	BA	1379	U
24	BA	1380	G
24	BA	1383	A
24	BA	1385	A
24	BA	1386	C
24	BA	1387	A

*Continued on next page...*

*Continued from previous page...*

Mol	Chain	Res	Type
24	BA	1396	U
24	BA	1397	U
24	BA	1398	C
24	BA	1399	C
24	BA	1400	U
24	BA	1416	G
24	BA	1419	A
24	BA	1420	A
24	BA	1427	A
24	BA	1428	C
24	BA	1451	C
24	BA	1452	G
24	BA	1453	A
24	BA	1455	G
24	BA	1456	G
24	BA	1458	U
24	BA	1459	G
24	BA	1460	U
24	BA	1461	C
24	BA	1462	C
24	BA	1475	G
24	BA	1476	U
24	BA	1477	A
24	BA	1478	G
24	BA	1482	G
24	BA	1490	A
24	BA	1491	G
24	BA	1494	A
24	BA	1495	A
24	BA	1496	A
24	BA	1497	U
24	BA	1498	C
24	BA	1499	C
24	BA	1504	A
24	BA	1508	A
24	BA	1509	A
24	BA	1510	G
24	BA	1511	G
24	BA	1515	A
24	BA	1522	A
24	BA	1523	U
24	BA	1529	G

*Continued on next page...*



*Continued from previous page...*

Mol	Chain	Res	Type
24	BA	1533	C
24	BA	1534	U
24	BA	1535	A
24	BA	1536	C
24	BA	1537	G
24	BA	1538	G
24	BA	1539	U
24	BA	1540	G
24	BA	1547	C
24	BA	1555	G
24	BA	1558	C
24	BA	1559	U
24	BA	1560	G
24	BA	1566	A
24	BA	1569	A
24	BA	1578	U
24	BA	1581	G
24	BA	1584	U
24	BA	1585	C
24	BA	1602	U
24	BA	1603	A
24	BA	1604	C
24	BA	1607	C
24	BA	1608	A
24	BA	1610	A
24	BA	1611	C
24	BA	1612	C
24	BA	1613	G
24	BA	1615	C
24	BA	1616	A
24	BA	1635	A
24	BA	1647	U
24	BA	1648	U
24	BA	1649	G
24	BA	1654	A
24	BA	1655	A
24	BA	1667	G
24	BA	1668	A
24	BA	1669	A
24	BA	1670	C
24	BA	1674	G
24	BA	1675	C

*Continued on next page...*

*Continued from previous page...*

Mol	Chain	Res	Type
24	BA	1677	A
24	BA	1681	G
24	BA	1682	G
24	BA	1683	U
24	BA	1684	G
24	BA	1694	C
24	BA	1695	G
24	BA	1696	G
24	BA	1699	G
24	BA	1700	A
24	BA	1701	A
24	BA	1702	G
24	BA	1706	C
24	BA	1707	G
24	BA	1713	A
24	BA	1714	U
24	BA	1715	G
24	BA	1716	U
24	BA	1717	A
24	BA	1718	G
24	BA	1723	G
24	BA	1729	U
24	BA	1730	C
24	BA	1732	C
24	BA	1733	G
24	BA	1738	G
24	BA	1739	A
24	BA	1758	U
24	BA	1759	A
24	BA	1760	C
24	BA	1763	G
24	BA	1764	C
24	BA	1773	A
24	BA	1779	U
24	BA	1780	A
24	BA	1781	U
24	BA	1782	U
24	BA	1783	A
24	BA	1785	A
24	BA	1786	A
24	BA	1787	A
24	BA	1788	C

*Continued on next page...*

*Continued from previous page...*

Mol	Chain	Res	Type
24	BA	1791	A
24	BA	1800	C
24	BA	1801	A
24	BA	1802	A
24	BA	1808	A
24	BA	1809	A
24	BA	1815	A
24	BA	1816	C
24	BA	1817	G
24	BA	1818	U
24	BA	1821	A
24	BA	1822	C
24	BA	1828	G
24	BA	1829	A
24	BA	1838	C
24	BA	1839	G
24	BA	1847	A
24	BA	1858	A
24	BA	1866	A
24	BA	1867	G
24	BA	1870	C
24	BA	1871	A
24	BA	1872	A
24	BA	1873	G
24	BA	1876	A
24	BA	1884	G
24	BA	1901	A
24	BA	1906	G
24	BA	1913	A
24	BA	1914	C
24	BA	1915	U
24	BA	1918	A
24	BA	1919	A
24	BA	1927	A
24	BA	1929	G
24	BA	1930	G
24	BA	1931	U
24	BA	1932	A
24	BA	1937	A
24	BA	1938	A
24	BA	1940	U
24	BA	1941	C

*Continued on next page...*

*Continued from previous page...*

Mol	Chain	Res	Type
24	BA	1942	C
24	BA	1943	U
24	BA	1944	U
24	BA	1945	G
24	BA	1946	U
24	BA	1954	G
24	BA	1955	U
24	BA	1956	U
24	BA	1957	C
24	BA	1961	C
24	BA	1963	U
24	BA	1964	G
24	BA	1965	C
24	BA	1966	A
24	BA	1967	C
24	BA	1968	G
24	BA	1970	A
24	BA	1971	U
24	BA	1972	G
24	BA	1981	A
24	BA	1982	U
24	BA	1991	U
24	BA	1992	G
24	BA	1993	U
24	BA	1996	C
24	BA	1997	C
24	BA	1998	A
24	BA	2004	G
24	BA	2006	C
24	BA	2014	A
24	BA	2018	G
24	BA	2020	A
24	BA	2021	C
24	BA	2022	U
24	BA	2023	C
24	BA	2028	U
24	BA	2029	G
24	BA	2030	A
24	BA	2031	A
24	BA	2032	G
24	BA	2033	A
24	BA	2035	G

*Continued on next page...*

*Continued from previous page...*

Mol	Chain	Res	Type
24	BA	2036	C
24	BA	2037	A
24	BA	2043	C
24	BA	2051	A
24	BA	2052	A
24	BA	2055	C
24	BA	2056	G
24	BA	2060	A
24	BA	2061	G
24	BA	2062	A
24	BA	2063	C
24	BA	2064	C
24	BA	2068	U
24	BA	2069	G
24	BA	2072	C
24	BA	2080	A
24	BA	2092	U
24	BA	2093	G
24	BA	2104	C
24	BA	2106	U
24	BA	2107	G
24	BA	2109	U
24	BA	2110	G
24	BA	2134	A
24	BA	2135	A
24	BA	2136	G
24	BA	2137	U
24	BA	2139	U
24	BA	2140	G
24	BA	2143	C
24	BA	2144	G
24	BA	2145	C
24	BA	2146	C
24	BA	2147	A
24	BA	2148	G
24	BA	2149	U
24	BA	2151	U
24	BA	2155	U
24	BA	2156	G
24	BA	2181	U
24	BA	2183	A
24	BA	2184	A

*Continued on next page...*

*Continued from previous page...*

Mol	Chain	Res	Type
24	BA	2185	U
24	BA	2187	U
24	BA	2198	A
24	BA	2199	A
24	BA	2200	C
24	BA	2204	G
24	BA	2210	U
24	BA	2211	A
24	BA	2212	A
24	BA	2214	C
24	BA	2215	C
24	BA	2225	A
24	BA	2226	C
24	BA	2227	A
24	BA	2234	G
24	BA	2238	G
24	BA	2239	G
24	BA	2240	U
24	BA	2241	A
24	BA	2249	U
24	BA	2250	G
24	BA	2252	G
24	BA	2253	G
24	BA	2259	U
24	BA	2266	A
24	BA	2267	A
24	BA	2268	A
24	BA	2269	G
24	BA	2273	A
24	BA	2275	C
24	BA	2276	G
24	BA	2283	C
24	BA	2287	A
24	BA	2288	A
24	BA	2296	U
24	BA	2297	A
24	BA	2305	U
24	BA	2307	G
24	BA	2308	G
24	BA	2309	A
24	BA	2310	C
24	BA	2312	U

*Continued on next page...*

*Continued from previous page...*

Mol	Chain	Res	Type
24	BA	2317	A
24	BA	2319	G
24	BA	2320	U
24	BA	2321	U
24	BA	2322	A
24	BA	2323	G
24	BA	2324	U
24	BA	2325	G
24	BA	2327	A
24	BA	2328	A
24	BA	2333	A
24	BA	2334	U
24	BA	2335	A
24	BA	2336	A
24	BA	2337	G
24	BA	2338	C
24	BA	2345	G
24	BA	2347	C
24	BA	2350	C
24	BA	2361	G
24	BA	2382	G
24	BA	2383	G
24	BA	2384	U
24	BA	2385	C
24	BA	2386	A
24	BA	2392	A
24	BA	2393	U
24	BA	2402	U
24	BA	2403	C
24	BA	2406	A
24	BA	2407	A
24	BA	2408	U
24	BA	2423	U
24	BA	2424	C
24	BA	2425	A
24	BA	2426	A
24	BA	2427	C
24	BA	2428	G
24	BA	2429	G
24	BA	2430	A
24	BA	2431	U
24	BA	2434	A

*Continued on next page...*



*Continued from previous page...*

Mol	Chain	Res	Type
24	BA	2435	A
24	BA	2439	A
24	BA	2440	C
24	BA	2441	U
24	BA	2442	C
24	BA	2446	G
24	BA	2447	G
24	BA	2448	A
24	BA	2450	A
24	BA	2451	A
24	BA	2458	G
24	BA	2459	A
24	BA	2460	U
24	BA	2473	U
24	BA	2476	A
24	BA	2490	G
24	BA	2491	U
24	BA	2492	U
24	BA	2493	U
24	BA	2497	A
24	BA	2498	C
24	BA	2500	U
24	BA	2501	C
24	BA	2502	G
24	BA	2503	A
24	BA	2504	U
24	BA	2505	G
24	BA	2506	U
24	BA	2512	C
24	BA	2513	A
24	BA	2517	C
24	BA	2518	A
24	BA	2520	C
24	BA	2521	C
24	BA	2529	G
24	BA	2543	G
24	BA	2544	G
24	BA	2547	A
24	BA	2554	U
24	BA	2557	G
24	BA	2566	A
24	BA	2567	G

*Continued on next page...*

*Continued from previous page...*

Mol	Chain	Res	Type
24	BA	2572	A
24	BA	2573	C
24	BA	2578	G
24	BA	2582	G
24	BA	2583	G
24	BA	2585	U
24	BA	2586	U
24	BA	2602	A
24	BA	2603	G
24	BA	2605	U
24	BA	2610	C
24	BA	2611	C
24	BA	2612	C
24	BA	2613	U
24	BA	2614	A
24	BA	2615	U
24	BA	2616	C
24	BA	2629	U
24	BA	2630	G
24	BA	2631	G
24	BA	2645	G
24	BA	2646	C
24	BA	2647	U
24	BA	2654	A
24	BA	2655	G
24	BA	2657	A
24	BA	2663	G
24	BA	2672	U
24	BA	2673	G
24	BA	2681	C
24	BA	2682	A
24	BA	2683	C
24	BA	2689	U
24	BA	2690	U
24	BA	2691	C
24	BA	2692	G
24	BA	2712	C
24	BA	2713	U
24	BA	2714	G
24	BA	2726	A
24	BA	2727	A
24	BA	2728	U

*Continued on next page...*

*Continued from previous page...*

Mol	Chain	Res	Type
24	BA	2732	G
24	BA	2733	A
24	BA	2748	A
24	BA	2750	A
24	BA	2751	G
24	BA	2752	C
24	BA	2756	U
24	BA	2757	A
24	BA	2758	A
24	BA	2761	A
24	BA	2765	A
24	BA	2766	A
24	BA	2777	G
24	BA	2778	A
24	BA	2779	U
24	BA	2781	A
24	BA	2782	G
24	BA	2791	G
24	BA	2792	A
24	BA	2798	U
24	BA	2799	A
24	BA	2800	A
24	BA	2801	G
24	BA	2809	A
24	BA	2820	A
24	BA	2821	A
24	BA	2833	U
24	BA	2835	A
24	BA	2836	U
24	BA	2849	U
24	BA	2850	A
24	BA	2851	A
24	BA	2861	U
24	BA	2866	U
24	BA	2867	G
24	BA	2868	A
24	BA	2869	G
24	BA	2873	A
24	BA	2874	C
24	BA	2878	U
24	BA	2879	A
24	BA	2880	C

*Continued on next page...*

*Continued from previous page...*

Mol	Chain	Res	Type
24	BA	2883	A
24	BA	2884	U
24	BA	2886	A
24	BA	2887	A
24	BA	2893	A
24	BA	2894	G
25	BB	3	C
25	BB	12	C
25	BB	13	G
25	BB	14	U
25	BB	15	A
25	BB	16	G
25	BB	17	C
25	BB	24	G
25	BB	25	U
25	BB	30	C
25	BB	34	A
25	BB	35	C
25	BB	41	G
25	BB	42	C
25	BB	43	C
25	BB	44	G
25	BB	45	A
25	BB	46	A
25	BB	52	A
25	BB	53	A
25	BB	57	A
25	BB	58	A
25	BB	66	A
25	BB	67	G
25	BB	68	C
25	BB	87	U
25	BB	88	C
25	BB	89	U
25	BB	90	C
25	BB	91	C
25	BB	99	A
25	BB	108	A
25	BB	109	A
55	CA	6	G
55	CA	7	A
55	CA	8	A

*Continued on next page...*

*Continued from previous page...*

Mol	Chain	Res	Type
55	CA	9	G
55	CA	10	A
55	CA	13	U
55	CA	14	U
55	CA	15	G
55	CA	22	G
55	CA	31	G
55	CA	32	A
55	CA	33	A
55	CA	39	G
55	CA	47	C
55	CA	48	C
55	CA	50	A
55	CA	51	A
55	CA	52	C
55	CA	53	A
55	CA	61	G
55	CA	62	U
55	CA	65	A
55	CA	66	A
55	CA	67	C
55	CA	71	A
55	CA	72	A
55	CA	73	C
55	CA	76	G
55	CA	80	A
55	CA	81	A
55	CA	82	G
55	CA	83	C
55	CA	84	U
55	CA	85	U
55	CA	86	G
55	CA	87	C
55	CA	88	U
55	CA	89	U
55	CA	90	C
55	CA	91	U
55	CA	92	U
55	CA	94	G
55	CA	95	C
55	CA	96	U
55	CA	97	G

*Continued on next page...*

*Continued from previous page...*

Mol	Chain	Res	Type
55	CA	98	A
55	CA	110	C
55	CA	111	G
55	CA	116	A
55	CA	117	G
55	CA	119	A
55	CA	120	A
55	CA	121	U
55	CA	122	G
55	CA	130	A
55	CA	131	A
55	CA	132	C
55	CA	141	G
55	CA	143	A
55	CA	144	G
55	CA	155	A
55	CA	164	G
55	CA	166	U
55	CA	174	A
55	CA	175	C
55	CA	176	C
55	CA	178	C
55	CA	181	A
55	CA	182	A
55	CA	197	A
55	CA	198	G
55	CA	199	A
55	CA	200	G
55	CA	201	G
55	CA	206	C
55	CA	207	C
55	CA	208	U
55	CA	209	U
55	CA	210	C
55	CA	211	G
55	CA	212	G
55	CA	213	G
55	CA	214	C
55	CA	239	U
55	CA	240	G
55	CA	243	A
55	CA	244	U

*Continued on next page...*

*Continued from previous page...*

Mol	Chain	Res	Type
55	CA	245	U
55	CA	246	A
55	CA	247	G
55	CA	248	C
55	CA	249	U
55	CA	250	A
55	CA	251	G
55	CA	252	U
55	CA	253	A
55	CA	266	G
55	CA	267	C
55	CA	275	G
55	CA	276	G
55	CA	280	C
55	CA	282	A
55	CA	283	U
55	CA	289	G
55	CA	298	A
55	CA	301	G
55	CA	306	A
55	CA	316	C
55	CA	317	U
55	CA	318	G
55	CA	321	A
55	CA	327	A
55	CA	328	C
55	CA	329	A
55	CA	330	C
55	CA	331	G
55	CA	332	G
55	CA	339	C
55	CA	344	A
55	CA	345	C
55	CA	346	G
55	CA	347	G
55	CA	348	G
55	CA	352	C
55	CA	353	A
55	CA	354	G
55	CA	367	U
55	CA	368	U
55	CA	369	G

*Continued on next page...*



*Continued from previous page...*

Mol	Chain	Res	Type
55	CA	370	C
55	CA	371	A
55	CA	372	C
55	CA	373	A
55	CA	374	A
55	CA	381	C
55	CA	383	A
55	CA	384	G
55	CA	388	G
55	CA	389	A
55	CA	390	U
55	CA	397	A
55	CA	398	U
55	CA	399	G
55	CA	406	G
55	CA	412	A
55	CA	413	G
55	CA	414	A
55	CA	415	A
55	CA	421	U
55	CA	422	C
55	CA	423	G
55	CA	424	G
55	CA	425	G
55	CA	426	U
55	CA	428	G
55	CA	429	U
55	CA	430	A
55	CA	431	A
55	CA	451	A
55	CA	452	A
55	CA	453	G
55	CA	456	A
55	CA	457	G
55	CA	458	U
55	CA	459	A
55	CA	460	A
55	CA	461	A
55	CA	462	G
55	CA	463	U
55	CA	464	U
55	CA	465	A

*Continued on next page...*

*Continued from previous page...*

Mol	Chain	Res	Type
55	CA	466	A
55	CA	467	U
55	CA	468	A
55	CA	469	C
55	CA	474	G
55	CA	476	U
55	CA	478	A
55	CA	479	U
55	CA	481	G
55	CA	482	A
55	CA	483	C
55	CA	484	G
55	CA	485	U
55	CA	486	U
55	CA	487	A
55	CA	493	A
55	CA	496	A
55	CA	497	G
55	CA	498	A
55	CA	499	A
55	CA	500	G
55	CA	508	U
55	CA	509	A
55	CA	510	A
55	CA	511	C
55	CA	512	U
55	CA	513	C
55	CA	514	C
55	CA	518	C
55	CA	519	C
55	CA	520	A
55	CA	524	G
55	CA	527	G
55	CA	531	U
55	CA	532	A
55	CA	533	A
55	CA	534	U
55	CA	535	A
55	CA	536	C
55	CA	537	G
55	CA	548	G
55	CA	549	C

*Continued on next page...*

*Continued from previous page...*

Mol	Chain	Res	Type
55	CA	550	G
55	CA	559	A
55	CA	560	A
55	CA	562	U
55	CA	563	A
55	CA	564	C
55	CA	565	U
55	CA	566	G
55	CA	567	G
55	CA	568	G
55	CA	572	A
55	CA	573	A
55	CA	575	G
55	CA	576	C
55	CA	577	G
55	CA	596	A
55	CA	597	G
55	CA	617	G
55	CA	623	C
55	CA	633	G
55	CA	642	A
55	CA	643	C
55	CA	653	U
55	CA	654	G
55	CA	655	A
55	CA	665	A
55	CA	688	G
55	CA	689	C
55	CA	695	A
55	CA	701	U
55	CA	702	A
55	CA	703	G
55	CA	704	A
55	CA	705	G
55	CA	718	A
55	CA	719	C
55	CA	721	G
55	CA	722	G
55	CA	723	U
55	CA	724	G
55	CA	725	G
55	CA	731	G

*Continued on next page...*

*Continued from previous page...*

Mol	Chain	Res	Type
55	CA	733	G
55	CA	734	G
55	CA	748	G
55	CA	753	A
55	CA	754	C
55	CA	755	G
55	CA	756	C
55	CA	758	C
55	CA	777	A
55	CA	781	A
55	CA	782	A
55	CA	785	G
55	CA	786	G
55	CA	787	A
55	CA	792	A
55	CA	793	U
55	CA	794	A
55	CA	795	C
55	CA	803	G
55	CA	804	U
55	CA	805	C
55	CA	812	G
55	CA	815	A
55	CA	816	A
55	CA	817	C
55	CA	818	G
55	CA	819	A
55	CA	820	U
55	CA	821	G
55	CA	822	U
55	CA	828	U
55	CA	829	G
55	CA	841	C
55	CA	842	U
55	CA	843	U
55	CA	844	G
55	CA	845	A
55	CA	846	G
55	CA	847	G
55	CA	849	G
55	CA	871	U
55	CA	874	G

*Continued on next page...*

*Continued from previous page...*

Mol	Chain	Res	Type
55	CA	875	U
55	CA	880	C
55	CA	885	G
55	CA	889	A
55	CA	890	G
55	CA	913	A
55	CA	914	A
55	CA	915	A
55	CA	926	G
55	CA	927	G
55	CA	932	C
55	CA	934	C
55	CA	935	A
55	CA	936	C
55	CA	942	G
55	CA	945	G
55	CA	960	U
55	CA	961	U
55	CA	962	C
55	CA	966	G
55	CA	967	C
55	CA	968	A
55	CA	969	A
55	CA	970	C
55	CA	971	G
55	CA	972	C
55	CA	973	G
55	CA	974	A
55	CA	975	A
55	CA	976	G
55	CA	977	A
55	CA	982	U
55	CA	983	A
55	CA	984	C
55	CA	990	C
55	CA	991	U
55	CA	992	U
55	CA	993	G
55	CA	995	C
55	CA	996	A
55	CA	1000	A
55	CA	1004	A

*Continued on next page...*

*Continued from previous page...*

Mol	Chain	Res	Type
55	CA	1006	G
55	CA	1019	A
55	CA	1020	G
55	CA	1022	A
55	CA	1024	G
55	CA	1029	U
55	CA	1031	C
55	CA	1032	G
55	CA	1036	A
55	CA	1049	U
55	CA	1050	G
55	CA	1051	C
55	CA	1052	U
55	CA	1053	G
55	CA	1054	C
55	CA	1055	A
55	CA	1056	U
55	CA	1064	G
55	CA	1065	U
55	CA	1066	C
55	CA	1067	A
55	CA	1068	G
55	CA	1069	C
55	CA	1070	U
55	CA	1085	U
55	CA	1086	U
55	CA	1087	G
55	CA	1094	G
55	CA	1095	U
55	CA	1097	C
55	CA	1101	A
55	CA	1102	A
55	CA	1103	C
55	CA	1124	G
55	CA	1125	U
55	CA	1127	G
55	CA	1128	C
55	CA	1130	A
55	CA	1136	C
55	CA	1137	C
55	CA	1138	G
55	CA	1139	G

*Continued on next page...*

*Continued from previous page...*

Mol	Chain	Res	Type
55	CA	1140	C
55	CA	1141	C
55	CA	1142	G
55	CA	1145	A
55	CA	1146	A
55	CA	1147	C
55	CA	1152	A
55	CA	1158	C
55	CA	1159	U
55	CA	1160	G
55	CA	1161	C
55	CA	1168	U
55	CA	1169	A
55	CA	1170	A
55	CA	1178	G
55	CA	1181	G
55	CA	1183	U
55	CA	1184	G
55	CA	1191	A
55	CA	1192	C
55	CA	1193	G
55	CA	1196	A
55	CA	1197	A
55	CA	1200	C
55	CA	1201	A
55	CA	1202	U
55	CA	1203	C
55	CA	1211	U
55	CA	1212	U
55	CA	1213	A
55	CA	1214	C
55	CA	1215	G
55	CA	1216	A
55	CA	1222	G
55	CA	1224	U
55	CA	1225	A
55	CA	1226	C
55	CA	1227	A
55	CA	1228	C
55	CA	1229	A
55	CA	1230	C
55	CA	1231	G

*Continued on next page...*



*Continued from previous page...*

Mol	Chain	Res	Type
55	CA	1237	C
55	CA	1238	A
55	CA	1240	U
55	CA	1241	G
55	CA	1242	G
55	CA	1243	C
55	CA	1250	A
55	CA	1251	A
55	CA	1256	A
55	CA	1257	A
55	CA	1266	G
55	CA	1278	G
55	CA	1279	G
55	CA	1280	A
55	CA	1281	C
55	CA	1282	C
55	CA	1283	U
55	CA	1284	C
55	CA	1285	A
55	CA	1286	U
55	CA	1287	A
55	CA	1288	A
55	CA	1289	A
55	CA	1290	G
55	CA	1294	G
55	CA	1297	G
55	CA	1298	U
55	CA	1299	A
55	CA	1300	G
55	CA	1301	U
55	CA	1302	C
55	CA	1305	G
55	CA	1312	G
55	CA	1316	G
55	CA	1317	C
55	CA	1319	A
55	CA	1322	C
55	CA	1323	G
55	CA	1324	A
55	CA	1325	C
55	CA	1332	A
55	CA	1333	A

*Continued on next page...*

*Continued from previous page...*

Mol	Chain	Res	Type
55	CA	1338	G
55	CA	1339	A
55	CA	1348	U
55	CA	1349	A
55	CA	1350	A
55	CA	1362	A
55	CA	1364	U
55	CA	1365	G
55	CA	1366	C
55	CA	1367	C
55	CA	1370	G
55	CA	1379	G
55	CA	1381	U
55	CA	1382	C
55	CA	1394	A
55	CA	1395	C
55	CA	1396	A
55	CA	1397	C
55	CA	1398	A
55	CA	1399	C
55	CA	1400	C
55	CA	1402	C
55	CA	1411	C
55	CA	1413	A
55	CA	1432	G
55	CA	1441	A
55	CA	1446	A
55	CA	1447	A
55	CA	1448	C
55	CA	1449	C
55	CA	1452	C
55	CA	1453	G
55	CA	1454	G
55	CA	1455	G
55	CA	1491	G
55	CA	1493	A
55	CA	1494	G
55	CA	1497	G
55	CA	1499	A
55	CA	1500	A
55	CA	1501	C
55	CA	1502	A

*Continued on next page...*

*Continued from previous page...*

Mol	Chain	Res	Type
55	CA	1503	A
55	CA	1505	G
55	CA	1506	U
55	CA	1507	A
55	CA	1508	A
55	CA	1517	G
55	CA	1519	A
55	CA	1520	C
55	CA	1529	G
55	CA	1530	G
55	CA	1531	A
55	CA	1534	A
22	CV	36	U
23	CW	4	U
23	CW	6	U
24	DA	11	C
24	DA	13	A
24	DA	14	A
24	DA	15	G
24	DA	34	U
24	DA	35	G
24	DA	36	G
24	DA	37	C
24	DA	39	G
24	DA	46	G
24	DA	49	A
24	DA	50	U
24	DA	51	G
24	DA	52	A
24	DA	53	A
24	DA	55	G
24	DA	61	C
24	DA	62	U
24	DA	71	A
24	DA	74	A
24	DA	75	G
24	DA	76	C
24	DA	79	C
24	DA	83	A
24	DA	84	A
24	DA	85	G
24	DA	86	G

*Continued on next page...*

*Continued from previous page...*

Mol	Chain	Res	Type
24	DA	87	U
24	DA	91	A
24	DA	92	U
24	DA	93	G
24	DA	94	A
24	DA	96	C
24	DA	100	U
24	DA	101	A
24	DA	102	U
24	DA	103	A
24	DA	104	A
24	DA	118	A
24	DA	119	A
24	DA	120	U
24	DA	121	G
24	DA	122	G
24	DA	126	A
24	DA	127	A
24	DA	128	C
24	DA	129	C
24	DA	134	G
24	DA	139	U
24	DA	140	C
24	DA	141	G
24	DA	142	A
24	DA	143	C
24	DA	144	A
24	DA	155	A
24	DA	156	A
24	DA	160	A
24	DA	162	U
24	DA	163	C
24	DA	164	C
24	DA	165	A
24	DA	166	U
24	DA	178	G
24	DA	180	G
24	DA	196	A
24	DA	197	A
24	DA	199	A
24	DA	200	U
24	DA	201	C

*Continued on next page...*

*Continued from previous page...*

Mol	Chain	Res	Type
24	DA	204	A
24	DA	205	G
24	DA	206	U
24	DA	207	A
24	DA	216	A
24	DA	217	A
24	DA	221	A
24	DA	222	A
24	DA	223	A
24	DA	224	U
24	DA	227	A
24	DA	228	C
24	DA	229	C
24	DA	230	G
24	DA	231	A
24	DA	233	A
24	DA	234	U
24	DA	241	A
24	DA	242	G
24	DA	243	U
24	DA	244	A
24	DA	245	G
24	DA	248	G
24	DA	249	C
24	DA	250	G
24	DA	251	A
24	DA	255	A
24	DA	264	C
24	DA	265	A
24	DA	266	G
24	DA	271	G
24	DA	272	A
24	DA	273	G
24	DA	277	G
24	DA	280	U
24	DA	281	C
24	DA	284	U
24	DA	285	G
24	DA	294	A
24	DA	299	A
24	DA	301	G
24	DA	302	C

*Continued on next page...*

*Continued from previous page...*

Mol	Chain	Res	Type
24	DA	303	G
24	DA	304	U
24	DA	311	A
24	DA	312	G
24	DA	314	C
24	DA	322	A
24	DA	323	C
24	DA	324	A
24	DA	325	G
24	DA	329	G
24	DA	330	A
24	DA	334	C
24	DA	335	C
24	DA	339	U
24	DA	341	C
24	DA	343	C
24	DA	351	C
24	DA	353	C
24	DA	354	A
24	DA	362	A
24	DA	364	C
24	DA	370	G
24	DA	371	A
24	DA	372	G
24	DA	374	A
24	DA	375	G
24	DA	383	C
24	DA	386	G
24	DA	387	U
24	DA	388	G
24	DA	389	G
24	DA	391	A
24	DA	392	U
24	DA	396	G
24	DA	397	U
24	DA	398	C
24	DA	404	A
24	DA	405	U
24	DA	406	G
24	DA	407	G
24	DA	412	A
24	DA	413	C

*Continued on next page...*

*Continued from previous page...*

Mol	Chain	Res	Type
24	DA	421	C
24	DA	422	A
24	DA	423	A
24	DA	424	G
24	DA	430	A
24	DA	435	C
24	DA	436	C
24	DA	441	U
24	DA	443	A
24	DA	444	C
24	DA	445	C
24	DA	446	G
24	DA	449	A
24	DA	450	G
24	DA	451	U
24	DA	455	C
24	DA	456	C
24	DA	457	A
24	DA	459	U
24	DA	460	A
24	DA	461	C
24	DA	475	C
24	DA	476	G
24	DA	479	A
24	DA	480	A
24	DA	481	G
24	DA	482	A
24	DA	483	A
24	DA	484	C
24	DA	489	G
24	DA	490	C
24	DA	491	G
24	DA	492	A
24	DA	498	G
24	DA	502	A
24	DA	504	A
24	DA	505	A
24	DA	506	G
24	DA	507	A
24	DA	509	C
24	DA	510	C
24	DA	511	U

*Continued on next page...*



*Continued from previous page...*

Mol	Chain	Res	Type
24	DA	512	G
24	DA	527	C
24	DA	528	A
24	DA	529	A
24	DA	530	G
24	DA	531	C
24	DA	532	A
24	DA	533	G
24	DA	534	U
24	DA	544	C
24	DA	546	U
24	DA	547	A
24	DA	548	G
24	DA	549	G
24	DA	550	C
24	DA	563	A
24	DA	572	A
24	DA	573	U
24	DA	574	A
24	DA	575	A
24	DA	576	U
24	DA	584	C
24	DA	587	C
24	DA	588	U
24	DA	589	U
24	DA	590	A
24	DA	603	A
24	DA	604	G
24	DA	605	G
24	DA	613	A
24	DA	614	A
24	DA	615	U
24	DA	616	A
24	DA	617	G
24	DA	618	G
24	DA	620	G
24	DA	621	A
24	DA	622	G
24	DA	627	A
24	DA	638	G
24	DA	639	U
24	DA	645	C

*Continued on next page...*

*Continued from previous page...*

Mol	Chain	Res	Type
24	DA	646	U
24	DA	647	G
24	DA	648	G
24	DA	653	U
24	DA	654	A
24	DA	655	A
24	DA	656	G
24	DA	657	U
24	DA	662	G
24	DA	669	G
24	DA	670	A
24	DA	671	C
24	DA	672	C
24	DA	673	C
24	DA	674	G
24	DA	686	U
24	DA	687	C
24	DA	688	U
24	DA	699	A
24	DA	717	C
24	DA	726	G
24	DA	727	A
24	DA	728	G
24	DA	729	G
24	DA	730	A
24	DA	739	A
24	DA	740	C
24	DA	741	U
24	DA	744	U
24	DA	747	U
24	DA	748	G
24	DA	752	A
24	DA	753	A
24	DA	754	U
24	DA	757	G
24	DA	763	G
24	DA	764	A
24	DA	765	C
24	DA	766	U
24	DA	767	U
24	DA	775	G
24	DA	776	G

*Continued on next page...*

*Continued from previous page...*

Mol	Chain	Res	Type
24	DA	777	G
24	DA	778	G
24	DA	782	A
24	DA	783	A
24	DA	784	G
24	DA	785	G
24	DA	789	A
24	DA	790	U
24	DA	791	C
24	DA	794	A
24	DA	795	C
24	DA	800	A
24	DA	801	G
24	DA	802	A
24	DA	803	U
24	DA	805	G
24	DA	806	C
24	DA	807	U
24	DA	812	C
24	DA	813	U
24	DA	819	A
24	DA	827	U
24	DA	828	U
24	DA	830	G
24	DA	831	G
24	DA	843	G
24	DA	845	A
24	DA	846	U
24	DA	847	U
24	DA	859	G
24	DA	860	U
24	DA	861	A
24	DA	866	A
24	DA	867	C
24	DA	872	U
24	DA	875	G
24	DA	877	A
24	DA	878	A
24	DA	910	A
24	DA	912	C
24	DA	913	U
24	DA	914	G

*Continued on next page...*

*Continued from previous page...*

Mol	Chain	Res	Type
24	DA	915	C
24	DA	916	G
24	DA	922	C
24	DA	932	U
24	DA	933	A
24	DA	934	U
24	DA	941	A
24	DA	944	C
24	DA	946	C
24	DA	947	A
24	DA	958	U
24	DA	959	A
24	DA	960	A
24	DA	961	C
24	DA	962	G
24	DA	963	U
24	DA	973	A
24	DA	974	G
24	DA	975	A
24	DA	976	G
24	DA	983	A
24	DA	985	C
24	DA	990	A
24	DA	991	C
24	DA	995	C
24	DA	996	A
24	DA	997	G
24	DA	998	C
24	DA	1003	G
24	DA	1008	A
24	DA	1009	A
24	DA	1010	A
24	DA	1011	G
24	DA	1012	U
24	DA	1013	C
24	DA	1021	A
24	DA	1022	G
24	DA	1023	U
24	DA	1024	G
24	DA	1025	G
24	DA	1026	G
24	DA	1027	A

*Continued on next page...*

*Continued from previous page...*

Mol	Chain	Res	Type
24	DA	1033	U
24	DA	1034	G
24	DA	1035	U
24	DA	1044	C
24	DA	1045	C
24	DA	1046	A
24	DA	1047	G
24	DA	1049	C
24	DA	1055	G
24	DA	1056	G
24	DA	1057	A
24	DA	1060	U
24	DA	1061	U
24	DA	1062	G
24	DA	1063	G
24	DA	1066	U
24	DA	1068	G
24	DA	1070	A
24	DA	1071	G
24	DA	1072	C
24	DA	1073	A
24	DA	1074	G
24	DA	1075	C
24	DA	1076	C
24	DA	1077	A
24	DA	1079	C
24	DA	1080	A
24	DA	1083	U
24	DA	1086	A
24	DA	1088	A
24	DA	1089	A
24	DA	1090	A
24	DA	1091	G
24	DA	1097	U
24	DA	1100	C
24	DA	1111	A
24	DA	1112	G
24	DA	1113	U
24	DA	1114	C
24	DA	1115	G
24	DA	1126	A
24	DA	1127	A

*Continued on next page...*

*Continued from previous page...*

Mol	Chain	Res	Type
24	DA	1128	G
24	DA	1129	A
24	DA	1130	U
24	DA	1132	U
24	DA	1133	A
24	DA	1135	C
24	DA	1136	G
24	DA	1137	G
24	DA	1142	A
24	DA	1144	A
24	DA	1154	G
24	DA	1155	A
24	DA	1157	G
24	DA	1158	C
24	DA	1163	G
24	DA	1169	A
24	DA	1170	C
24	DA	1172	C
24	DA	1174	U
24	DA	1176	U
24	DA	1195	G
24	DA	1204	A
24	DA	1205	A
24	DA	1206	G
24	DA	1207	C
24	DA	1211	C
24	DA	1213	A
24	DA	1214	A
24	DA	1236	G
24	DA	1237	A
24	DA	1238	G
24	DA	1239	G
24	DA	1241	A
24	DA	1242	U
24	DA	1246	A
24	DA	1247	A
24	DA	1248	G
24	DA	1249	U
24	DA	1250	G
24	DA	1252	G
24	DA	1253	A
24	DA	1254	A

*Continued on next page...*

*Continued from previous page...*

Mol	Chain	Res	Type
24	DA	1255	U
24	DA	1256	G
24	DA	1262	A
24	DA	1265	A
24	DA	1266	G
24	DA	1267	U
24	DA	1268	A
24	DA	1271	G
24	DA	1272	A
24	DA	1273	U
24	DA	1274	A
24	DA	1275	A
24	DA	1276	A
24	DA	1277	G
24	DA	1278	C
24	DA	1286	A
24	DA	1287	A
24	DA	1288	G
24	DA	1289	C
24	DA	1290	C
24	DA	1291	C
24	DA	1300	G
24	DA	1301	A
24	DA	1302	A
24	DA	1303	G
24	DA	1304	A
24	DA	1313	U
24	DA	1314	C
24	DA	1315	C
24	DA	1321	A
24	DA	1324	G
24	DA	1325	U
24	DA	1326	U
24	DA	1327	A
24	DA	1328	A
24	DA	1329	U
24	DA	1330	C
24	DA	1331	G
24	DA	1332	G
24	DA	1333	G
24	DA	1334	G
24	DA	1335	C

*Continued on next page...*



*Continued from previous page...*

Mol	Chain	Res	Type
24	DA	1336	A
24	DA	1337	G
24	DA	1340	U
24	DA	1342	A
24	DA	1345	C
24	DA	1346	G
24	DA	1347	A
24	DA	1352	U
24	DA	1363	C
24	DA	1365	A
24	DA	1368	G
24	DA	1374	G
24	DA	1379	U
24	DA	1382	G
24	DA	1384	A
24	DA	1385	A
24	DA	1386	C
24	DA	1387	A
24	DA	1388	G
24	DA	1397	U
24	DA	1398	C
24	DA	1399	C
24	DA	1400	U
24	DA	1401	G
24	DA	1416	G
24	DA	1419	A
24	DA	1426	G
24	DA	1427	A
24	DA	1428	C
24	DA	1429	G
24	DA	1430	G
24	DA	1440	U
24	DA	1452	G
24	DA	1453	A
24	DA	1454	C
24	DA	1455	G
24	DA	1456	G
24	DA	1458	U
24	DA	1459	G
24	DA	1460	U
24	DA	1461	C
24	DA	1476	U

*Continued on next page...*

*Continued from previous page...*

Mol	Chain	Res	Type
24	DA	1477	A
24	DA	1478	G
24	DA	1482	G
24	DA	1483	G
24	DA	1490	A
24	DA	1491	G
24	DA	1493	C
24	DA	1494	A
24	DA	1497	U
24	DA	1498	C
24	DA	1499	C
24	DA	1504	A
24	DA	1507	C
24	DA	1508	A
24	DA	1509	A
24	DA	1510	G
24	DA	1511	G
24	DA	1520	U
24	DA	1522	A
24	DA	1523	U
24	DA	1524	G
24	DA	1525	A
24	DA	1530	G
24	DA	1531	C
24	DA	1532	A
24	DA	1534	U
24	DA	1535	A
24	DA	1536	C
24	DA	1537	G
24	DA	1538	G
24	DA	1540	G
24	DA	1552	A
24	DA	1555	G
24	DA	1556	C
24	DA	1558	C
24	DA	1559	U
24	DA	1560	G
24	DA	1561	C
24	DA	1562	U
24	DA	1566	A
24	DA	1567	G
24	DA	1568	G

*Continued on next page...*

*Continued from previous page...*

Mol	Chain	Res	Type
24	DA	1569	A
24	DA	1574	C
24	DA	1583	A
24	DA	1584	U
24	DA	1585	C
24	DA	1586	A
24	DA	1603	A
24	DA	1607	C
24	DA	1608	A
24	DA	1610	A
24	DA	1611	C
24	DA	1612	C
24	DA	1613	G
24	DA	1616	A
24	DA	1627	G
24	DA	1634	A
24	DA	1635	A
24	DA	1636	U
24	DA	1637	A
24	DA	1640	A
24	DA	1646	C
24	DA	1647	U
24	DA	1648	U
24	DA	1649	G
24	DA	1653	G
24	DA	1654	A
24	DA	1655	A
24	DA	1663	G
24	DA	1667	G
24	DA	1668	A
24	DA	1669	A
24	DA	1670	C
24	DA	1674	G
24	DA	1675	C
24	DA	1680	U
24	DA	1681	G
24	DA	1682	G
24	DA	1683	U
24	DA	1694	C
24	DA	1695	G
24	DA	1696	G
24	DA	1698	A

*Continued on next page...*

*Continued from previous page...*

Mol	Chain	Res	Type
24	DA	1699	G
24	DA	1700	A
24	DA	1701	A
24	DA	1707	G
24	DA	1708	C
24	DA	1713	A
24	DA	1714	U
24	DA	1715	G
24	DA	1717	A
24	DA	1728	C
24	DA	1729	U
24	DA	1730	C
24	DA	1731	G
24	DA	1732	C
24	DA	1733	G
24	DA	1734	G
24	DA	1735	A
24	DA	1756	G
24	DA	1758	U
24	DA	1759	A
24	DA	1760	C
24	DA	1761	C
24	DA	1764	C
24	DA	1773	A
24	DA	1776	G
24	DA	1779	U
24	DA	1780	A
24	DA	1781	U
24	DA	1782	U
24	DA	1783	A
24	DA	1784	A
24	DA	1785	A
24	DA	1786	A
24	DA	1787	A
24	DA	1788	C
24	DA	1789	A
24	DA	1800	C
24	DA	1802	A
24	DA	1803	A
24	DA	1808	A
24	DA	1809	A
24	DA	1810	A

*Continued on next page...*

*Continued from previous page...*

Mol	Chain	Res	Type
24	DA	1811	G
24	DA	1815	A
24	DA	1816	C
24	DA	1818	U
24	DA	1820	U
24	DA	1821	A
24	DA	1822	C
24	DA	1828	G
24	DA	1829	A
24	DA	1839	G
24	DA	1847	A
24	DA	1848	A
24	DA	1849	G
24	DA	1857	G
24	DA	1866	A
24	DA	1867	G
24	DA	1869	G
24	DA	1870	C
24	DA	1875	G
24	DA	1876	A
24	DA	1884	G
24	DA	1886	U
24	DA	1897	G
24	DA	1901	A
24	DA	1903	G
24	DA	1906	G
24	DA	1913	A
24	DA	1914	C
24	DA	1915	U
24	DA	1916	A
24	DA	1918	A
24	DA	1919	A
24	DA	1927	A
24	DA	1929	G
24	DA	1930	G
24	DA	1931	U
24	DA	1932	A
24	DA	1934	C
24	DA	1937	A
24	DA	1938	A
24	DA	1939	U
24	DA	1941	C

*Continued on next page...*

*Continued from previous page...*

Mol	Chain	Res	Type
24	DA	1942	C
24	DA	1943	U
24	DA	1944	U
24	DA	1945	G
24	DA	1946	U
24	DA	1955	U
24	DA	1956	U
24	DA	1957	C
24	DA	1962	C
24	DA	1963	U
24	DA	1964	G
24	DA	1965	C
24	DA	1966	A
24	DA	1967	C
24	DA	1968	G
24	DA	1970	A
24	DA	1971	U
24	DA	1972	G
24	DA	1973	G
24	DA	1981	A
24	DA	1982	U
24	DA	1983	G
24	DA	1991	U
24	DA	1992	G
24	DA	1993	U
24	DA	1994	C
24	DA	1996	C
24	DA	1997	C
24	DA	1998	A
24	DA	2020	A
24	DA	2022	U
24	DA	2023	C
24	DA	2024	G
24	DA	2030	A
24	DA	2031	A
24	DA	2032	G
24	DA	2034	U
24	DA	2035	G
24	DA	2036	C
24	DA	2037	A
24	DA	2043	C
24	DA	2051	A

*Continued on next page...*

*Continued from previous page...*

Mol	Chain	Res	Type
24	DA	2052	A
24	DA	2055	C
24	DA	2056	G
24	DA	2060	A
24	DA	2061	G
24	DA	2062	A
24	DA	2063	C
24	DA	2064	C
24	DA	2067	G
24	DA	2068	U
24	DA	2069	G
24	DA	2092	U
24	DA	2093	G
24	DA	2094	A
24	DA	2099	U
24	DA	2100	G
24	DA	2101	A
24	DA	2104	C
24	DA	2105	U
24	DA	2107	G
24	DA	2108	A
24	DA	2109	U
24	DA	2110	G
24	DA	2134	A
24	DA	2135	A
24	DA	2136	G
24	DA	2143	C
24	DA	2144	G
24	DA	2145	C
24	DA	2147	A
24	DA	2148	G
24	DA	2149	U
24	DA	2152	G
24	DA	2153	C
24	DA	2154	A
24	DA	2155	U
24	DA	2156	G
24	DA	2180	U
24	DA	2181	U
24	DA	2183	A
24	DA	2187	U
24	DA	2190	G

*Continued on next page...*

*Continued from previous page...*

Mol	Chain	Res	Type
24	DA	2191	A
24	DA	2192	U
24	DA	2193	G
24	DA	2194	U
24	DA	2198	A
24	DA	2199	A
24	DA	2200	C
24	DA	2204	G
24	DA	2210	U
24	DA	2211	A
24	DA	2212	A
24	DA	2213	U
24	DA	2214	C
24	DA	2215	C
24	DA	2225	A
24	DA	2226	C
24	DA	2227	A
24	DA	2238	G
24	DA	2239	G
24	DA	2240	U
24	DA	2249	U
24	DA	2250	G
24	DA	2259	U
24	DA	2260	C
24	DA	2266	A
24	DA	2267	A
24	DA	2268	A
24	DA	2275	C
24	DA	2278	A
24	DA	2283	C
24	DA	2286	G
24	DA	2288	A
24	DA	2289	G
24	DA	2290	G
24	DA	2297	A
24	DA	2298	A
24	DA	2305	U
24	DA	2308	G
24	DA	2309	A
24	DA	2310	C
24	DA	2311	A
24	DA	2312	U

*Continued on next page...*



*Continued from previous page...*

Mol	Chain	Res	Type
24	DA	2313	C
24	DA	2314	A
24	DA	2319	G
24	DA	2320	U
24	DA	2321	U
24	DA	2322	A
24	DA	2333	A
24	DA	2334	U
24	DA	2335	A
24	DA	2337	G
24	DA	2338	C
24	DA	2345	G
24	DA	2347	C
24	DA	2348	U
24	DA	2349	G
24	DA	2350	C
24	DA	2357	G
24	DA	2358	A
24	DA	2361	G
24	DA	2371	G
24	DA	2379	G
24	DA	2382	G
24	DA	2383	G
24	DA	2384	U
24	DA	2385	C
24	DA	2386	A
24	DA	2387	U
24	DA	2399	G
24	DA	2401	U
24	DA	2402	U
24	DA	2403	C
24	DA	2405	G
24	DA	2406	A
24	DA	2407	A
24	DA	2408	U
24	DA	2409	G
24	DA	2410	G
24	DA	2423	U
24	DA	2424	C
24	DA	2426	A
24	DA	2427	C
24	DA	2428	G

*Continued on next page...*

*Continued from previous page...*

Mol	Chain	Res	Type
24	DA	2429	G
24	DA	2430	A
24	DA	2431	U
24	DA	2435	A
24	DA	2439	A
24	DA	2440	C
24	DA	2441	U
24	DA	2447	G
24	DA	2448	A
24	DA	2450	A
24	DA	2451	A
24	DA	2459	A
24	DA	2460	U
24	DA	2475	C
24	DA	2476	A
24	DA	2490	G
24	DA	2491	U
24	DA	2492	U
24	DA	2493	U
24	DA	2494	G
24	DA	2498	C
24	DA	2499	C
24	DA	2502	G
24	DA	2503	A
24	DA	2504	U
24	DA	2505	G
24	DA	2518	A
24	DA	2520	C
24	DA	2521	C
24	DA	2525	G
24	DA	2529	G
24	DA	2534	A
24	DA	2542	A
24	DA	2543	G
24	DA	2544	G
24	DA	2545	G
24	DA	2547	A
24	DA	2554	U
24	DA	2566	A
24	DA	2567	G
24	DA	2573	C
24	DA	2574	G

*Continued on next page...*

*Continued from previous page...*

Mol	Chain	Res	Type
24	DA	2581	G
24	DA	2582	G
24	DA	2583	G
24	DA	2585	U
24	DA	2586	U
24	DA	2587	A
24	DA	2589	A
24	DA	2602	A
24	DA	2609	U
24	DA	2610	C
24	DA	2611	C
24	DA	2612	C
24	DA	2613	U
24	DA	2614	A
24	DA	2615	U
24	DA	2616	C
24	DA	2625	G
24	DA	2629	U
24	DA	2630	G
24	DA	2631	G
24	DA	2632	A
24	DA	2645	G
24	DA	2646	C
24	DA	2647	U
24	DA	2654	A
24	DA	2655	G
24	DA	2656	U
24	DA	2657	A
24	DA	2667	C
24	DA	2682	A
24	DA	2683	C
24	DA	2689	U
24	DA	2690	U
24	DA	2691	C
24	DA	2692	G
24	DA	2713	U
24	DA	2714	G
24	DA	2715	C
24	DA	2718	G
24	DA	2725	A
24	DA	2726	A
24	DA	2727	A

*Continued on next page...*

*Continued from previous page...*

Mol	Chain	Res	Type
24	DA	2728	U
24	DA	2739	U
24	DA	2748	A
24	DA	2750	A
24	DA	2751	G
24	DA	2752	C
24	DA	2753	A
24	DA	2757	A
24	DA	2758	A
24	DA	2765	A
24	DA	2766	A
24	DA	2777	G
24	DA	2778	A
24	DA	2779	U
24	DA	2781	A
24	DA	2782	G
24	DA	2791	G
24	DA	2798	U
24	DA	2799	A
24	DA	2808	G
24	DA	2810	A
24	DA	2820	A
24	DA	2822	G
24	DA	2823	A
24	DA	2833	U
24	DA	2834	G
24	DA	2835	A
24	DA	2836	U
24	DA	2837	A
24	DA	2848	G
24	DA	2849	U
24	DA	2850	A
24	DA	2851	A
24	DA	2861	U
24	DA	2866	U
24	DA	2867	G
24	DA	2868	A
24	DA	2872	A
24	DA	2873	A
24	DA	2874	C
24	DA	2875	C
24	DA	2880	C

*Continued on next page...*

*Continued from previous page...*

Mol	Chain	Res	Type
24	DA	2883	A
24	DA	2894	G
24	DA	2895	G
24	DA	2896	C
24	DA	2901	C
24	DA	2902	C
24	DA	2903	U
56	DB	3	C
56	DB	9	G
56	DB	12	C
56	DB	13	G
56	DB	14	U
56	DB	15	A
56	DB	16	G
56	DB	17	C
56	DB	23	G
56	DB	24	G
56	DB	25	U
56	DB	30	C
56	DB	35	C
56	DB	36	C
56	DB	38	C
56	DB	39	A
56	DB	41	G
56	DB	42	C
56	DB	43	C
56	DB	44	G
56	DB	45	A
56	DB	46	A
56	DB	47	C
56	DB	48	U
56	DB	49	C
56	DB	50	A
56	DB	57	A
56	DB	58	A
56	DB	63	C
56	DB	64	G
56	DB	67	G
56	DB	68	C
56	DB	69	G
56	DB	73	A
56	DB	87	U

*Continued on next page...*

*Continued from previous page...*

Mol	Chain	Res	Type
56	DB	88	C
56	DB	89	U
56	DB	90	C
56	DB	91	C
56	DB	99	A
56	DB	104	A
56	DB	109	A

All (1557) RNA pucker outliers are listed below:

Mol	Chain	Res	Type
21	AA	13	U
21	AA	14	U
21	AA	15	G
21	AA	30	U
21	AA	32	A
21	AA	33	A
21	AA	47	C
21	AA	51	A
21	AA	52	C
21	AA	60	A
21	AA	61	G
21	AA	64	G
21	AA	66	A
21	AA	70	U
21	AA	72	A
21	AA	73	C
21	AA	87	C
21	AA	90	C
21	AA	94	G
21	AA	95	C
21	AA	96	U
21	AA	109	A
21	AA	110	C
21	AA	115	G
21	AA	116	A
21	AA	119	A
21	AA	121	U
21	AA	122	G
21	AA	129	A
21	AA	130	A
21	AA	131	A

*Continued on next page...*

*Continued from previous page...*

Mol	Chain	Res	Type
21	AA	173	U
21	AA	174	A
21	AA	175	C
21	AA	181	A
21	AA	184	G
21	AA	197	A
21	AA	198	G
21	AA	199	A
21	AA	211	G
21	AA	212	G
21	AA	213	G
21	AA	214	C
21	AA	243	A
21	AA	245	U
21	AA	247	G
21	AA	250	A
21	AA	252	U
21	AA	253	A
21	AA	266	G
21	AA	267	C
21	AA	274	A
21	AA	275	G
21	AA	279	A
21	AA	305	G
21	AA	306	A
21	AA	315	A
21	AA	316	C
21	AA	327	A
21	AA	330	C
21	AA	331	G
21	AA	344	A
21	AA	346	G
21	AA	347	G
21	AA	351	G
21	AA	352	C
21	AA	353	A
21	AA	354	G
21	AA	366	A
21	AA	368	U
21	AA	369	G
21	AA	372	C
21	AA	373	A

*Continued on next page...*

*Continued from previous page...*

Mol	Chain	Res	Type
21	AA	388	G
21	AA	412	A
21	AA	414	A
21	AA	422	C
21	AA	423	G
21	AA	428	G
21	AA	429	U
21	AA	430	A
21	AA	451	A
21	AA	452	A
21	AA	453	G
21	AA	463	U
21	AA	464	U
21	AA	465	A
21	AA	466	A
21	AA	467	U
21	AA	484	G
21	AA	486	U
21	AA	487	A
21	AA	495	A
21	AA	496	A
21	AA	497	G
21	AA	499	A
21	AA	508	U
21	AA	509	A
21	AA	510	A
21	AA	519	C
21	AA	520	A
21	AA	531	U
21	AA	534	U
21	AA	535	A
21	AA	536	C
21	AA	547	A
21	AA	548	G
21	AA	559	A
21	AA	563	A
21	AA	564	C
21	AA	566	G
21	AA	567	G
21	AA	575	G
21	AA	577	G
21	AA	595	A

*Continued on next page...*



*Continued from previous page...*

Mol	Chain	Res	Type
21	AA	652	U
21	AA	654	G
21	AA	687	A
21	AA	688	G
21	AA	702	A
21	AA	704	A
21	AA	717	U
21	AA	718	A
21	AA	721	G
21	AA	722	G
21	AA	723	U
21	AA	724	G
21	AA	735	C
21	AA	753	A
21	AA	754	C
21	AA	755	G
21	AA	792	A
21	AA	794	A
21	AA	812	G
21	AA	813	U
21	AA	815	A
21	AA	821	G
21	AA	870	U
21	AA	874	G
21	AA	884	U
21	AA	885	G
21	AA	889	A
21	AA	891	U
21	AA	913	A
21	AA	914	A
21	AA	934	C
21	AA	935	A
21	AA	960	U
21	AA	961	U
21	AA	965	U
21	AA	966	G
21	AA	968	A
21	AA	969	A
21	AA	971	G
21	AA	972	C
21	AA	974	A
21	AA	976	G

*Continued on next page...*

*Continued from previous page...*

Mol	Chain	Res	Type
21	AA	977	A
21	AA	982	U
21	AA	984	C
21	AA	985	C
21	AA	991	U
21	AA	994	A
21	AA	1031	C
21	AA	1032	G
21	AA	1033	G
21	AA	1049	U
21	AA	1050	G
21	AA	1051	C
21	AA	1052	U
21	AA	1053	G
21	AA	1054	C
21	AA	1055	A
21	AA	1064	G
21	AA	1066	C
21	AA	1068	G
21	AA	1085	U
21	AA	1087	G
21	AA	1088	G
21	AA	1094	G
21	AA	1095	U
21	AA	1101	A
21	AA	1102	A
21	AA	1103	C
21	AA	1125	U
21	AA	1127	G
21	AA	1129	C
21	AA	1130	A
21	AA	1136	C
21	AA	1138	G
21	AA	1140	C
21	AA	1157	A
21	AA	1158	C
21	AA	1159	U
21	AA	1160	G
21	AA	1167	A
21	AA	1168	U
21	AA	1169	A
21	AA	1182	G

*Continued on next page...*

*Continued from previous page...*

Mol	Chain	Res	Type
21	AA	1184	G
21	AA	1200	C
21	AA	1201	A
21	AA	1202	U
21	AA	1212	U
21	AA	1215	G
21	AA	1224	U
21	AA	1228	C
21	AA	1239	A
21	AA	1241	G
21	AA	1256	A
21	AA	1258	G
21	AA	1282	C
21	AA	1285	A
21	AA	1287	A
21	AA	1288	A
21	AA	1297	G
21	AA	1299	A
21	AA	1302	C
21	AA	1303	C
21	AA	1319	A
21	AA	1320	C
21	AA	1322	C
21	AA	1323	G
21	AA	1324	A
21	AA	1335	U
21	AA	1336	C
21	AA	1337	G
21	AA	1345	U
21	AA	1348	U
21	AA	1362	A
21	AA	1363	A
21	AA	1365	G
21	AA	1380	U
21	AA	1381	U
21	AA	1382	C
21	AA	1394	A
21	AA	1395	C
21	AA	1398	A
21	AA	1399	C
21	AA	1447	A
21	AA	1448	C

*Continued on next page...*

*Continued from previous page...*

Mol	Chain	Res	Type
21	AA	1449	C
21	AA	1452	C
21	AA	1453	G
21	AA	1454	G
21	AA	1455	G
21	AA	1494	G
21	AA	1498	U
21	AA	1499	A
21	AA	1502	A
21	AA	1505	G
21	AA	1506	U
21	AA	1507	A
21	AA	1528	U
21	AA	1530	G
23	AW	5	U
24	BA	13	A
24	BA	14	A
24	BA	15	G
24	BA	27	G
24	BA	28	A
24	BA	33	C
24	BA	35	G
24	BA	36	G
24	BA	49	A
24	BA	52	A
24	BA	60	G
24	BA	61	C
24	BA	62	U
24	BA	63	A
24	BA	70	G
24	BA	73	A
24	BA	74	A
24	BA	75	G
24	BA	84	A
24	BA	85	G
24	BA	86	G
24	BA	91	A
24	BA	92	U
24	BA	100	U
24	BA	119	A
24	BA	121	G
24	BA	125	A

*Continued on next page...*

*Continued from previous page...*

Mol	Chain	Res	Type
24	BA	126	A
24	BA	127	A
24	BA	137	U
24	BA	138	U
24	BA	141	G
24	BA	142	A
24	BA	162	U
24	BA	164	C
24	BA	177	G
24	BA	196	A
24	BA	197	A
24	BA	199	A
24	BA	200	U
24	BA	204	A
24	BA	206	U
24	BA	215	G
24	BA	216	A
24	BA	221	A
24	BA	223	A
24	BA	224	U
24	BA	227	A
24	BA	229	C
24	BA	230	G
24	BA	232	G
24	BA	233	A
24	BA	241	A
24	BA	243	U
24	BA	249	C
24	BA	250	G
24	BA	251	A
24	BA	265	A
24	BA	266	G
24	BA	267	C
24	BA	301	G
24	BA	302	C
24	BA	310	A
24	BA	312	G
24	BA	321	U
24	BA	324	A
24	BA	329	G
24	BA	333	G
24	BA	334	C

*Continued on next page...*

*Continued from previous page...*

Mol	Chain	Res	Type
24	BA	345	A
24	BA	346	A
24	BA	347	A
24	BA	370	G
24	BA	373	U
24	BA	386	G
24	BA	388	G
24	BA	389	G
24	BA	390	U
24	BA	395	U
24	BA	396	G
24	BA	400	G
24	BA	401	A
24	BA	404	A
24	BA	411	G
24	BA	412	A
24	BA	421	C
24	BA	422	A
24	BA	434	U
24	BA	435	C
24	BA	442	G
24	BA	443	A
24	BA	446	G
24	BA	449	A
24	BA	454	A
24	BA	459	U
24	BA	474	G
24	BA	475	C
24	BA	479	A
24	BA	480	A
24	BA	481	G
24	BA	482	A
24	BA	483	A
24	BA	489	G
24	BA	491	G
24	BA	503	A
24	BA	505	A
24	BA	506	G
24	BA	507	A
24	BA	509	C
24	BA	510	C
24	BA	512	G

*Continued on next page...*

*Continued from previous page...*

Mol	Chain	Res	Type
24	BA	513	A
24	BA	514	A
24	BA	527	C
24	BA	529	A
24	BA	530	G
24	BA	531	C
24	BA	533	G
24	BA	555	G
24	BA	556	A
24	BA	571	U
24	BA	572	A
24	BA	575	A
24	BA	587	C
24	BA	588	U
24	BA	603	A
24	BA	604	G
24	BA	614	A
24	BA	616	A
24	BA	620	G
24	BA	621	A
24	BA	627	A
24	BA	628	G
24	BA	637	A
24	BA	645	C
24	BA	646	U
24	BA	652	U
24	BA	653	U
24	BA	654	A
24	BA	655	A
24	BA	656	G
24	BA	669	G
24	BA	685	A
24	BA	687	C
24	BA	728	G
24	BA	739	A
24	BA	746	U
24	BA	747	U
24	BA	748	G
24	BA	752	A
24	BA	762	U
24	BA	763	G
24	BA	764	A

*Continued on next page...*

*Continued from previous page...*

Mol	Chain	Res	Type
24	BA	765	C
24	BA	774	G
24	BA	777	G
24	BA	782	A
24	BA	784	G
24	BA	788	A
24	BA	790	U
24	BA	794	A
24	BA	795	C
24	BA	800	A
24	BA	802	A
24	BA	811	U
24	BA	812	C
24	BA	829	A
24	BA	831	G
24	BA	859	G
24	BA	860	U
24	BA	865	C
24	BA	913	U
24	BA	914	G
24	BA	932	U
24	BA	933	A
24	BA	945	A
24	BA	946	C
24	BA	957	C
24	BA	958	U
24	BA	959	A
24	BA	961	C
24	BA	962	G
24	BA	973	A
24	BA	975	A
24	BA	984	A
24	BA	989	G
24	BA	990	A
24	BA	991	C
24	BA	995	C
24	BA	996	A
24	BA	1008	A
24	BA	1009	A
24	BA	1010	A
24	BA	1011	G
24	BA	1020	A

*Continued on next page...*



*Continued from previous page...*

Mol	Chain	Res	Type
24	BA	1021	A
24	BA	1022	G
24	BA	1023	U
24	BA	1025	G
24	BA	1026	G
24	BA	1027	A
24	BA	1033	U
24	BA	1045	C
24	BA	1060	U
24	BA	1062	G
24	BA	1070	A
24	BA	1072	C
24	BA	1110	G
24	BA	1112	G
24	BA	1113	U
24	BA	1126	A
24	BA	1127	A
24	BA	1129	A
24	BA	1135	C
24	BA	1141	U
24	BA	1144	A
24	BA	1156	A
24	BA	1157	G
24	BA	1158	C
24	BA	1174	U
24	BA	1204	A
24	BA	1206	G
24	BA	1210	G
24	BA	1213	A
24	BA	1236	G
24	BA	1247	A
24	BA	1249	U
24	BA	1250	G
24	BA	1254	A
24	BA	1265	A
24	BA	1267	U
24	BA	1272	A
24	BA	1273	U
24	BA	1275	A
24	BA	1276	A
24	BA	1286	A
24	BA	1287	A

*Continued on next page...*

*Continued from previous page...*

Mol	Chain	Res	Type
24	BA	1289	C
24	BA	1300	G
24	BA	1303	G
24	BA	1311	G
24	BA	1313	U
24	BA	1324	G
24	BA	1326	U
24	BA	1329	U
24	BA	1330	C
24	BA	1332	G
24	BA	1333	G
24	BA	1340	U
24	BA	1343	G
24	BA	1359	A
24	BA	1378	A
24	BA	1379	U
24	BA	1385	A
24	BA	1386	C
24	BA	1396	U
24	BA	1398	C
24	BA	1399	C
24	BA	1427	A
24	BA	1451	C
24	BA	1455	G
24	BA	1458	U
24	BA	1459	G
24	BA	1461	C
24	BA	1475	G
24	BA	1476	U
24	BA	1490	A
24	BA	1493	C
24	BA	1494	A
24	BA	1495	A
24	BA	1497	U
24	BA	1498	C
24	BA	1499	C
24	BA	1509	A
24	BA	1510	G
24	BA	1522	A
24	BA	1535	A
24	BA	1537	G
24	BA	1538	G

*Continued on next page...*

*Continued from previous page...*

Mol	Chain	Res	Type
24	BA	1539	U
24	BA	1554	U
24	BA	1555	G
24	BA	1558	C
24	BA	1560	G
24	BA	1565	C
24	BA	1583	A
24	BA	1602	U
24	BA	1603	A
24	BA	1606	C
24	BA	1611	C
24	BA	1615	C
24	BA	1619	G
24	BA	1634	A
24	BA	1647	U
24	BA	1648	U
24	BA	1653	G
24	BA	1654	A
24	BA	1667	G
24	BA	1669	A
24	BA	1674	G
24	BA	1681	G
24	BA	1682	G
24	BA	1683	U
24	BA	1693	U
24	BA	1695	G
24	BA	1696	G
24	BA	1700	A
24	BA	1706	C
24	BA	1707	G
24	BA	1713	A
24	BA	1714	U
24	BA	1716	U
24	BA	1732	C
24	BA	1733	G
24	BA	1738	G
24	BA	1757	A
24	BA	1758	U
24	BA	1759	A
24	BA	1760	C
24	BA	1780	A
24	BA	1782	U

*Continued on next page...*

*Continued from previous page...*

Mol	Chain	Res	Type
24	BA	1784	A
24	BA	1785	A
24	BA	1786	A
24	BA	1787	A
24	BA	1799	G
24	BA	1802	A
24	BA	1808	A
24	BA	1809	A
24	BA	1815	A
24	BA	1816	C
24	BA	1817	G
24	BA	1818	U
24	BA	1821	A
24	BA	1828	G
24	BA	1838	C
24	BA	1839	G
24	BA	1857	G
24	BA	1865	U
24	BA	1866	A
24	BA	1870	C
24	BA	1871	A
24	BA	1900	A
24	BA	1901	A
24	BA	1918	A
24	BA	1929	G
24	BA	1931	U
24	BA	1936	A
24	BA	1941	C
24	BA	1943	U
24	BA	1945	G
24	BA	1954	G
24	BA	1956	U
24	BA	1962	C
24	BA	1963	U
24	BA	1964	G
24	BA	1965	C
24	BA	1966	A
24	BA	1967	C
24	BA	1970	A
24	BA	1971	U
24	BA	1980	G
24	BA	1981	A

*Continued on next page...*

*Continued from previous page...*

Mol	Chain	Res	Type
24	BA	1992	G
24	BA	1993	U
24	BA	1996	C
24	BA	1997	C
24	BA	2021	C
24	BA	2030	A
24	BA	2034	U
24	BA	2035	G
24	BA	2036	C
24	BA	2037	A
24	BA	2051	A
24	BA	2060	A
24	BA	2063	C
24	BA	2064	C
24	BA	2067	G
24	BA	2068	U
24	BA	2092	U
24	BA	2093	G
24	BA	2135	A
24	BA	2136	G
24	BA	2146	C
24	BA	2148	G
24	BA	2197	U
24	BA	2199	A
24	BA	2210	U
24	BA	2214	C
24	BA	2225	A
24	BA	2226	C
24	BA	2238	G
24	BA	2239	G
24	BA	2240	U
24	BA	2249	U
24	BA	2258	C
24	BA	2266	A
24	BA	2267	A
24	BA	2268	A
24	BA	2272	U
24	BA	2275	C
24	BA	2276	G
24	BA	2282	G
24	BA	2287	A
24	BA	2289	G

*Continued on next page...*

*Continued from previous page...*

Mol	Chain	Res	Type
24	BA	2296	U
24	BA	2297	A
24	BA	2307	G
24	BA	2309	A
24	BA	2319	G
24	BA	2321	U
24	BA	2326	C
24	BA	2327	A
24	BA	2333	A
24	BA	2335	A
24	BA	2337	G
24	BA	2344	U
24	BA	2347	C
24	BA	2382	G
24	BA	2383	G
24	BA	2385	C
24	BA	2391	G
24	BA	2392	A
24	BA	2408	U
24	BA	2423	U
24	BA	2424	C
24	BA	2425	A
24	BA	2427	C
24	BA	2439	A
24	BA	2440	C
24	BA	2447	G
24	BA	2450	A
24	BA	2458	G
24	BA	2490	G
24	BA	2492	U
24	BA	2497	A
24	BA	2498	C
24	BA	2503	A
24	BA	2517	C
24	BA	2520	C
24	BA	2542	A
24	BA	2543	G
24	BA	2566	A
24	BA	2567	G
24	BA	2581	G
24	BA	2582	G
24	BA	2585	U

*Continued on next page...*

*Continued from previous page...*

Mol	Chain	Res	Type
24	BA	2602	A
24	BA	2609	U
24	BA	2611	C
24	BA	2613	U
24	BA	2615	U
24	BA	2616	C
24	BA	2629	U
24	BA	2630	G
24	BA	2638	G
24	BA	2645	G
24	BA	2646	C
24	BA	2654	A
24	BA	2656	U
24	BA	2681	C
24	BA	2682	A
24	BA	2689	U
24	BA	2691	C
24	BA	2712	C
24	BA	2714	G
24	BA	2725	A
24	BA	2726	A
24	BA	2727	A
24	BA	2732	G
24	BA	2750	A
24	BA	2752	C
24	BA	2756	U
24	BA	2757	A
24	BA	2776	A
24	BA	2777	G
24	BA	2778	A
24	BA	2781	A
24	BA	2790	U
24	BA	2791	G
24	BA	2797	U
24	BA	2800	A
24	BA	2808	G
24	BA	2835	A
24	BA	2850	A
24	BA	2866	U
24	BA	2868	A
24	BA	2873	A
24	BA	2879	A

*Continued on next page...*

*Continued from previous page...*

Mol	Chain	Res	Type
24	BA	2880	C
24	BA	2893	A
24	BA	2894	G
25	BB	12	C
25	BB	14	U
25	BB	16	G
25	BB	24	G
25	BB	26	C
25	BB	40	U
25	BB	42	C
25	BB	43	C
25	BB	44	G
25	BB	45	A
25	BB	52	A
25	BB	56	G
25	BB	57	A
25	BB	66	A
25	BB	67	G
25	BB	88	C
25	BB	90	C
25	BB	108	A
25	BB	109	A
55	CA	5	U
55	CA	6	G
55	CA	7	A
55	CA	9	G
55	CA	13	U
55	CA	14	U
55	CA	30	U
55	CA	32	A
55	CA	47	C
55	CA	51	A
55	CA	52	C
55	CA	60	A
55	CA	61	G
55	CA	62	U
55	CA	66	A
55	CA	70	U
55	CA	71	A
55	CA	72	A
55	CA	81	A
55	CA	82	G

*Continued on next page...*



*Continued from previous page...*

Mol	Chain	Res	Type
55	CA	84	U
55	CA	86	G
55	CA	87	C
55	CA	89	U
55	CA	90	C
55	CA	91	U
55	CA	94	G
55	CA	95	C
55	CA	96	U
55	CA	109	A
55	CA	110	C
55	CA	115	G
55	CA	116	A
55	CA	119	A
55	CA	130	A
55	CA	131	A
55	CA	173	U
55	CA	174	A
55	CA	175	C
55	CA	181	A
55	CA	183	C
55	CA	197	A
55	CA	198	G
55	CA	199	A
55	CA	210	C
55	CA	211	G
55	CA	212	G
55	CA	238	A
55	CA	239	U
55	CA	243	A
55	CA	245	U
55	CA	247	G
55	CA	248	C
55	CA	251	G
55	CA	252	U
55	CA	274	A
55	CA	275	G
55	CA	279	A
55	CA	282	A
55	CA	315	A
55	CA	316	C
55	CA	317	U

*Continued on next page...*

*Continued from previous page...*

Mol	Chain	Res	Type
55	CA	327	A
55	CA	328	C
55	CA	330	C
55	CA	344	A
55	CA	346	G
55	CA	347	G
55	CA	351	G
55	CA	352	C
55	CA	353	A
55	CA	366	A
55	CA	368	U
55	CA	369	G
55	CA	372	C
55	CA	373	A
55	CA	374	A
55	CA	381	C
55	CA	383	A
55	CA	388	G
55	CA	389	A
55	CA	397	A
55	CA	398	U
55	CA	411	A
55	CA	414	A
55	CA	422	C
55	CA	423	G
55	CA	424	G
55	CA	428	G
55	CA	429	U
55	CA	430	A
55	CA	451	A
55	CA	452	A
55	CA	462	G
55	CA	464	U
55	CA	481	G
55	CA	482	A
55	CA	484	G
55	CA	486	U
55	CA	495	A
55	CA	496	A
55	CA	497	G
55	CA	498	A
55	CA	499	A

*Continued on next page...*

*Continued from previous page...*

Mol	Chain	Res	Type
55	CA	500	G
55	CA	508	U
55	CA	509	A
55	CA	511	C
55	CA	512	U
55	CA	513	C
55	CA	517	G
55	CA	519	C
55	CA	531	U
55	CA	534	U
55	CA	535	A
55	CA	536	C
55	CA	537	G
55	CA	547	A
55	CA	548	G
55	CA	549	C
55	CA	559	A
55	CA	563	A
55	CA	564	C
55	CA	565	U
55	CA	566	G
55	CA	567	G
55	CA	575	G
55	CA	577	G
55	CA	595	A
55	CA	596	A
55	CA	641	U
55	CA	642	A
55	CA	653	U
55	CA	654	G
55	CA	686	U
55	CA	688	G
55	CA	702	A
55	CA	704	A
55	CA	717	U
55	CA	718	A
55	CA	721	G
55	CA	722	G
55	CA	723	U
55	CA	724	G
55	CA	753	A
55	CA	755	G

*Continued on next page...*

*Continued from previous page...*

Mol	Chain	Res	Type
55	CA	792	A
55	CA	794	A
55	CA	802	A
55	CA	803	G
55	CA	815	A
55	CA	816	A
55	CA	817	C
55	CA	821	G
55	CA	870	U
55	CA	874	G
55	CA	884	U
55	CA	885	G
55	CA	889	A
55	CA	913	A
55	CA	914	A
55	CA	934	C
55	CA	935	A
55	CA	960	U
55	CA	961	U
55	CA	967	C
55	CA	968	A
55	CA	969	A
55	CA	971	G
55	CA	972	C
55	CA	974	A
55	CA	976	G
55	CA	977	A
55	CA	982	U
55	CA	983	A
55	CA	992	U
55	CA	994	A
55	CA	1049	U
55	CA	1050	G
55	CA	1051	C
55	CA	1053	G
55	CA	1055	A
55	CA	1064	G
55	CA	1066	C
55	CA	1067	A
55	CA	1068	G
55	CA	1085	U
55	CA	1086	U

*Continued on next page...*

*Continued from previous page...*

Mol	Chain	Res	Type
55	CA	1096	C
55	CA	1101	A
55	CA	1102	A
55	CA	1124	G
55	CA	1127	G
55	CA	1140	C
55	CA	1141	C
55	CA	1145	A
55	CA	1146	A
55	CA	1157	A
55	CA	1158	C
55	CA	1160	G
55	CA	1167	A
55	CA	1169	A
55	CA	1181	G
55	CA	1183	U
55	CA	1184	G
55	CA	1192	C
55	CA	1201	A
55	CA	1202	U
55	CA	1211	U
55	CA	1215	G
55	CA	1224	U
55	CA	1228	C
55	CA	1240	U
55	CA	1241	G
55	CA	1278	G
55	CA	1282	C
55	CA	1283	U
55	CA	1285	A
55	CA	1287	A
55	CA	1288	A
55	CA	1298	U
55	CA	1299	A
55	CA	1300	G
55	CA	1331	G
55	CA	1336	C
55	CA	1338	G
55	CA	1345	U
55	CA	1348	U
55	CA	1365	G
55	CA	1366	C

*Continued on next page...*

*Continued from previous page...*

Mol	Chain	Res	Type
55	CA	1380	U
55	CA	1381	U
55	CA	1394	A
55	CA	1395	C
55	CA	1396	A
55	CA	1398	A
55	CA	1399	C
55	CA	1401	G
55	CA	1447	A
55	CA	1448	C
55	CA	1452	C
55	CA	1453	G
55	CA	1454	G
55	CA	1498	U
55	CA	1499	A
55	CA	1500	A
55	CA	1503	A
55	CA	1505	G
55	CA	1507	A
55	CA	1508	A
55	CA	1528	U
55	CA	1530	G
23	CW	5	U
24	DA	13	A
24	DA	14	A
24	DA	15	G
24	DA	33	C
24	DA	35	G
24	DA	36	G
24	DA	49	A
24	DA	52	A
24	DA	60	G
24	DA	61	C
24	DA	62	U
24	DA	70	G
24	DA	73	A
24	DA	75	G
24	DA	84	A
24	DA	85	G
24	DA	86	G
24	DA	93	G
24	DA	100	U

*Continued on next page...*

*Continued from previous page...*

Mol	Chain	Res	Type
24	DA	101	A
24	DA	103	A
24	DA	119	A
24	DA	121	G
24	DA	125	A
24	DA	126	A
24	DA	127	A
24	DA	128	C
24	DA	140	C
24	DA	141	G
24	DA	142	A
24	DA	164	C
24	DA	196	A
24	DA	197	A
24	DA	199	A
24	DA	200	U
24	DA	204	A
24	DA	206	U
24	DA	215	G
24	DA	216	A
24	DA	221	A
24	DA	223	A
24	DA	224	U
24	DA	227	A
24	DA	229	C
24	DA	230	G
24	DA	232	G
24	DA	233	A
24	DA	241	A
24	DA	243	U
24	DA	244	A
24	DA	249	C
24	DA	250	G
24	DA	271	G
24	DA	272	A
24	DA	301	G
24	DA	302	C
24	DA	303	G
24	DA	311	A
24	DA	312	G
24	DA	321	U
24	DA	324	A

*Continued on next page...*

*Continued from previous page...*

Mol	Chain	Res	Type
24	DA	329	G
24	DA	333	G
24	DA	334	C
24	DA	370	G
24	DA	373	U
24	DA	374	A
24	DA	386	G
24	DA	388	G
24	DA	389	G
24	DA	390	U
24	DA	391	A
24	DA	395	U
24	DA	396	G
24	DA	404	A
24	DA	406	G
24	DA	411	G
24	DA	412	A
24	DA	421	C
24	DA	422	A
24	DA	423	A
24	DA	434	U
24	DA	435	C
24	DA	442	G
24	DA	443	A
24	DA	444	C
24	DA	446	G
24	DA	449	A
24	DA	454	A
24	DA	459	U
24	DA	475	C
24	DA	479	A
24	DA	480	A
24	DA	482	A
24	DA	483	A
24	DA	489	G
24	DA	491	G
24	DA	503	A
24	DA	505	A
24	DA	506	G
24	DA	509	C
24	DA	510	C
24	DA	527	C

*Continued on next page...*



*Continued from previous page...*

Mol	Chain	Res	Type
24	DA	528	A
24	DA	529	A
24	DA	530	G
24	DA	531	C
24	DA	533	G
24	DA	571	U
24	DA	572	A
24	DA	573	U
24	DA	575	A
24	DA	587	C
24	DA	588	U
24	DA	589	U
24	DA	603	A
24	DA	604	G
24	DA	614	A
24	DA	616	A
24	DA	617	G
24	DA	620	G
24	DA	621	A
24	DA	627	A
24	DA	637	A
24	DA	638	G
24	DA	647	G
24	DA	655	A
24	DA	656	G
24	DA	669	G
24	DA	670	A
24	DA	671	C
24	DA	672	C
24	DA	685	A
24	DA	687	C
24	DA	726	G
24	DA	727	A
24	DA	729	G
24	DA	739	A
24	DA	740	C
24	DA	746	U
24	DA	748	G
24	DA	752	A
24	DA	753	A
24	DA	762	U
24	DA	763	G

*Continued on next page...*

*Continued from previous page...*

Mol	Chain	Res	Type
24	DA	765	C
24	DA	766	U
24	DA	775	G
24	DA	777	G
24	DA	782	A
24	DA	783	A
24	DA	788	A
24	DA	789	A
24	DA	794	A
24	DA	800	A
24	DA	802	A
24	DA	805	G
24	DA	806	C
24	DA	811	U
24	DA	812	C
24	DA	829	A
24	DA	830	G
24	DA	859	G
24	DA	860	U
24	DA	861	A
24	DA	865	C
24	DA	866	A
24	DA	913	U
24	DA	915	C
24	DA	931	U
24	DA	933	A
24	DA	945	A
24	DA	946	C
24	DA	957	C
24	DA	958	U
24	DA	959	A
24	DA	961	C
24	DA	962	G
24	DA	973	A
24	DA	975	A
24	DA	989	G
24	DA	990	A
24	DA	995	C
24	DA	997	G
24	DA	1008	A
24	DA	1009	A
24	DA	1010	A

*Continued on next page...*

*Continued from previous page...*

Mol	Chain	Res	Type
24	DA	1011	G
24	DA	1020	A
24	DA	1021	A
24	DA	1022	G
24	DA	1023	U
24	DA	1025	G
24	DA	1026	G
24	DA	1027	A
24	DA	1033	U
24	DA	1034	G
24	DA	1045	C
24	DA	1048	A
24	DA	1049	C
24	DA	1060	U
24	DA	1062	G
24	DA	1069	A
24	DA	1071	G
24	DA	1072	C
24	DA	1073	A
24	DA	1075	C
24	DA	1078	U
24	DA	1079	C
24	DA	1089	A
24	DA	1090	A
24	DA	1111	A
24	DA	1112	G
24	DA	1113	U
24	DA	1126	A
24	DA	1127	A
24	DA	1128	G
24	DA	1129	A
24	DA	1135	C
24	DA	1136	G
24	DA	1141	U
24	DA	1144	A
24	DA	1156	A
24	DA	1157	G
24	DA	1158	C
24	DA	1204	A
24	DA	1206	G
24	DA	1210	G
24	DA	1213	A

*Continued on next page...*

*Continued from previous page...*

Mol	Chain	Res	Type
24	DA	1238	G
24	DA	1247	A
24	DA	1249	U
24	DA	1254	A
24	DA	1255	U
24	DA	1265	A
24	DA	1267	U
24	DA	1272	A
24	DA	1273	U
24	DA	1274	A
24	DA	1275	A
24	DA	1276	A
24	DA	1286	A
24	DA	1287	A
24	DA	1289	C
24	DA	1290	C
24	DA	1300	G
24	DA	1303	G
24	DA	1312	U
24	DA	1313	U
24	DA	1314	C
24	DA	1325	U
24	DA	1326	U
24	DA	1327	A
24	DA	1331	G
24	DA	1332	G
24	DA	1333	G
24	DA	1334	G
24	DA	1341	G
24	DA	1345	C
24	DA	1346	G
24	DA	1385	A
24	DA	1386	C
24	DA	1387	A
24	DA	1398	C
24	DA	1399	C
24	DA	1427	A
24	DA	1429	G
24	DA	1451	C
24	DA	1455	G
24	DA	1476	U
24	DA	1477	A

*Continued on next page...*

*Continued from previous page...*

Mol	Chain	Res	Type
24	DA	1478	G
24	DA	1490	A
24	DA	1491	G
24	DA	1497	U
24	DA	1498	C
24	DA	1508	A
24	DA	1510	G
24	DA	1511	G
24	DA	1523	U
24	DA	1524	G
24	DA	1535	A
24	DA	1536	C
24	DA	1537	G
24	DA	1538	G
24	DA	1552	A
24	DA	1554	U
24	DA	1555	G
24	DA	1558	C
24	DA	1560	G
24	DA	1561	C
24	DA	1566	A
24	DA	1568	G
24	DA	1569	A
24	DA	1607	C
24	DA	1611	C
24	DA	1615	C
24	DA	1619	G
24	DA	1626	A
24	DA	1627	G
24	DA	1634	A
24	DA	1635	A
24	DA	1636	U
24	DA	1647	U
24	DA	1648	U
24	DA	1653	G
24	DA	1655	A
24	DA	1667	G
24	DA	1669	A
24	DA	1674	G
24	DA	1681	G
24	DA	1682	G
24	DA	1693	U

*Continued on next page...*

*Continued from previous page...*

Mol	Chain	Res	Type
24	DA	1695	G
24	DA	1696	G
24	DA	1698	A
24	DA	1700	A
24	DA	1706	C
24	DA	1707	G
24	DA	1708	C
24	DA	1713	A
24	DA	1716	U
24	DA	1717	A
24	DA	1731	G
24	DA	1733	G
24	DA	1734	G
24	DA	1758	U
24	DA	1759	A
24	DA	1760	C
24	DA	1780	A
24	DA	1782	U
24	DA	1783	A
24	DA	1784	A
24	DA	1785	A
24	DA	1786	A
24	DA	1788	C
24	DA	1799	G
24	DA	1802	A
24	DA	1808	A
24	DA	1809	A
24	DA	1810	A
24	DA	1815	A
24	DA	1817	G
24	DA	1821	A
24	DA	1828	G
24	DA	1838	C
24	DA	1839	G
24	DA	1857	G
24	DA	1865	U
24	DA	1866	A
24	DA	1913	A
24	DA	1914	C
24	DA	1915	U
24	DA	1918	A
24	DA	1929	G

*Continued on next page...*

*Continued from previous page...*

Mol	Chain	Res	Type
24	DA	1931	U
24	DA	1936	A
24	DA	1941	C
24	DA	1942	C
24	DA	1943	U
24	DA	1945	G
24	DA	1954	G
24	DA	1956	U
24	DA	1962	C
24	DA	1963	U
24	DA	1965	C
24	DA	1966	A
24	DA	1967	C
24	DA	1970	A
24	DA	1971	U
24	DA	1972	G
24	DA	1980	G
24	DA	1981	A
24	DA	1982	U
24	DA	1992	G
24	DA	1993	U
24	DA	1996	C
24	DA	1997	C
24	DA	1998	A
24	DA	2021	C
24	DA	2023	C
24	DA	2030	A
24	DA	2034	U
24	DA	2036	C
24	DA	2051	A
24	DA	2061	G
24	DA	2063	C
24	DA	2067	G
24	DA	2068	U
24	DA	2069	G
24	DA	2092	U
24	DA	2093	G
24	DA	2098	U
24	DA	2099	U
24	DA	2100	G
24	DA	2135	A
24	DA	2143	C

*Continued on next page...*

*Continued from previous page...*

Mol	Chain	Res	Type
24	DA	2147	A
24	DA	2148	G
24	DA	2179	C
24	DA	2198	A
24	DA	2199	A
24	DA	2210	U
24	DA	2214	C
24	DA	2225	A
24	DA	2226	C
24	DA	2238	G
24	DA	2239	G
24	DA	2249	U
24	DA	2251	G
24	DA	2258	C
24	DA	2259	U
24	DA	2266	A
24	DA	2275	C
24	DA	2276	G
24	DA	2282	G
24	DA	2283	C
24	DA	2286	G
24	DA	2287	A
24	DA	2289	G
24	DA	2296	U
24	DA	2297	A
24	DA	2308	G
24	DA	2309	A
24	DA	2310	C
24	DA	2311	A
24	DA	2312	U
24	DA	2313	C
24	DA	2319	G
24	DA	2320	U
24	DA	2321	U
24	DA	2322	A
24	DA	2334	U
24	DA	2335	A
24	DA	2336	A
24	DA	2337	G
24	DA	2338	C
24	DA	2344	U
24	DA	2347	C

*Continued on next page...*



*Continued from previous page...*

Mol	Chain	Res	Type
24	DA	2348	U
24	DA	2382	G
24	DA	2383	G
24	DA	2385	C
24	DA	2386	A
24	DA	2401	U
24	DA	2402	U
24	DA	2406	A
24	DA	2407	A
24	DA	2408	U
24	DA	2425	A
24	DA	2427	C
24	DA	2428	G
24	DA	2439	A
24	DA	2440	C
24	DA	2447	G
24	DA	2450	A
24	DA	2458	G
24	DA	2459	A
24	DA	2490	G
24	DA	2492	U
24	DA	2497	A
24	DA	2498	C
24	DA	2503	A
24	DA	2504	U
24	DA	2517	C
24	DA	2520	C
24	DA	2544	G
24	DA	2566	A
24	DA	2574	G
24	DA	2581	G
24	DA	2582	G
24	DA	2585	U
24	DA	2586	U
24	DA	2601	C
24	DA	2603	G
24	DA	2609	U
24	DA	2611	C
24	DA	2612	C
24	DA	2613	U
24	DA	2615	U
24	DA	2629	U

*Continued on next page...*

*Continued from previous page...*

Mol	Chain	Res	Type
24	DA	2630	G
24	DA	2645	G
24	DA	2646	C
24	DA	2654	A
24	DA	2656	U
24	DA	2681	C
24	DA	2682	A
24	DA	2689	U
24	DA	2691	C
24	DA	2713	U
24	DA	2714	G
24	DA	2726	A
24	DA	2727	A
24	DA	2750	A
24	DA	2752	C
24	DA	2756	U
24	DA	2757	A
24	DA	2776	A
24	DA	2777	G
24	DA	2778	A
24	DA	2781	A
24	DA	2797	U
24	DA	2798	U
24	DA	2832	U
24	DA	2833	U
24	DA	2834	G
24	DA	2836	U
24	DA	2849	U
24	DA	2850	A
24	DA	2866	U
24	DA	2867	G
24	DA	2873	A
24	DA	2874	C
24	DA	2881	U
24	DA	2893	A
24	DA	2895	G
24	DA	2896	C
24	DA	2902	C
56	DB	12	C
56	DB	13	G
56	DB	16	G
56	DB	38	C

*Continued on next page...*

*Continued from previous page...*

Mol	Chain	Res	Type
56	DB	40	U
56	DB	41	G
56	DB	42	C
56	DB	43	C
56	DB	44	G
56	DB	45	A
56	DB	46	A
56	DB	56	G
56	DB	57	A
56	DB	58	A
56	DB	66	A
56	DB	67	G
56	DB	88	C
56	DB	90	C

## 5.4 Non-standard residues in protein, DNA, RNA chains [i](#)

There are no non-standard protein/DNA/RNA residues in this entry.

## 5.5 Carbohydrates [i](#)

There are no oligosaccharides in this entry.

## 5.6 Ligand geometry [i](#)

Of 365 ligands modelled in this entry, 365 are monoatomic - leaving 0 for Mogul analysis.

There are no bond length outliers.

There are no bond angle outliers.

There are no chirality outliers.

There are no torsion outliers.

There are no ring outliers.

No monomer is involved in short contacts.

## 5.7 Other polymers [i](#)

There are no such residues in this entry.

## 5.8 Polymer linkage issues

There are no chain breaks in this entry.

## 6 Fit of model and data ⓘ

### 6.1 Protein, DNA and RNA chains ⓘ

In the following table, the column labelled ‘#RSRZ> 2’ contains the number (and percentage) of RSRZ outliers, followed by percent RSRZ outliers for the chain as percentile scores relative to all X-ray entries and entries of similar resolution. The OWAB column contains the minimum, median, 95<sup>th</sup> percentile and maximum values of the occupancy-weighted average B-factor per residue. The column labelled ‘Q< 0.9’ lists the number of (and percentage) of residues with an average occupancy less than 0.9.

Mol	Chain	Analysed	<RSRZ>	#RSRZ>2	OWAB(Å <sup>2</sup> )	Q<0.9
1	AB	218/241 (90%)	1.47	57 (26%) 2 4	206, 268, 283, 298	0
1	CB	218/241 (90%)	0.77	18 (8%) 19 18	146, 174, 199, 216	0
2	AC	206/233 (88%)	-0.09	1 (0%) 87 74	106, 135, 169, 198	0
2	CC	206/233 (88%)	0.01	3 (1%) 71 55	111, 140, 177, 195	0
3	AD	205/206 (99%)	0.30	11 (5%) 32 28	102, 139, 185, 204	0
3	CD	205/206 (99%)	0.20	6 (2%) 54 41	86, 109, 140, 157	0
4	AE	150/167 (89%)	2.64	85 (56%) 0 1	102, 214, 237, 255	0
4	CE	150/167 (89%)	1.05	27 (18%) 4 8	86, 134, 166, 209	0
5	AF	100/135 (74%)	0.34	7 (7%) 24 22	140, 166, 186, 192	0
5	CF	100/135 (74%)	0.39	4 (4%) 43 35	140, 170, 200, 208	0
6	AG	151/179 (84%)	0.17	5 (3%) 49 39	128, 157, 186, 202	0
6	CG	150/179 (83%)	1.01	29 (19%) 4 7	115, 165, 204, 219	0
7	AH	129/130 (99%)	-0.00	4 (3%) 51 40	102, 134, 158, 182	0
7	CH	129/130 (99%)	0.40	5 (3%) 44 35	106, 135, 159, 174	0
8	AI	127/130 (97%)	0.48	7 (5%) 32 27	108, 158, 190, 210	0
8	CI	127/130 (97%)	0.73	16 (12%) 9 13	114, 174, 206, 221	0
9	AJ	98/103 (95%)	0.31	5 (5%) 34 29	105, 150, 194, 211	0
9	CJ	98/103 (95%)	0.61	11 (11%) 11 14	113, 165, 210, 220	0
10	AK	117/129 (90%)	-0.10	0 100 100	100, 149, 183, 200	0
10	CK	117/129 (90%)	0.42	7 (5%) 29 25	89, 133, 167, 192	0
11	AL	123/124 (99%)	0.17	7 (5%) 30 26	75, 95, 132, 157	0
11	CL	123/124 (99%)	0.12	4 (3%) 49 39	83, 101, 132, 151	0
12	AM	114/118 (96%)	0.24	5 (4%) 39 33	122, 182, 213, 232	0
12	CM	113/118 (95%)	0.68	8 (7%) 23 22	133, 193, 225, 235	0

*Continued on next page...*

*Continued from previous page...*

Mol	Chain	Analysed	<RSRZ>	#RSRZ>2	OWAB(Å <sup>2</sup> )	Q<0.9
13	AN	96/101 (95%)	0.30	2 (2%) 63 48	111, 142, 184, 210	0
13	CN	95/101 (94%)	0.97	15 (15%) 6 9	117, 149, 199, 207	0
14	AO	88/89 (98%)	-0.14	1 (1%) 77 62	105, 133, 163, 199	0
14	CO	88/89 (98%)	0.16	1 (1%) 77 62	113, 141, 174, 197	0
15	AP	82/82 (100%)	0.51	8 (9%) 14 15	95, 127, 165, 208	0
15	CP	80/82 (97%)	0.55	6 (7%) 22 21	98, 122, 156, 189	0
16	AQ	80/84 (95%)	0.13	2 (2%) 58 45	69, 100, 142, 159	0
16	CQ	80/84 (95%)	-0.02	1 (1%) 74 58	72, 111, 142, 159	0
17	AR	55/75 (73%)	0.04	1 (1%) 67 51	129, 148, 180, 190	0
17	CR	55/75 (73%)	0.14	2 (3%) 46 37	131, 150, 170, 182	0
18	AS	79/92 (85%)	0.52	5 (6%) 27 24	140, 176, 210, 235	0
18	CS	79/92 (85%)	0.45	4 (5%) 34 29	151, 182, 215, 230	0
19	AT	85/87 (97%)	0.12	1 (1%) 76 59	89, 121, 149, 180	0
19	CT	85/87 (97%)	0.41	7 (8%) 19 18	115, 153, 185, 206	0
20	AU	51/71 (71%)	0.84	9 (17%) 4 8	98, 145, 201, 208	0
20	CU	51/71 (71%)	0.96	9 (17%) 4 8	104, 139, 173, 193	0
21	AA	1533/1533 (100%)	-0.21	24 (1%) 70 53	65, 123, 208, 301	0
22	AV	17/17 (100%)	-0.57	0 100 100	102, 112, 149, 197	0
22	CV	17/17 (100%)	-0.24	0 100 100	99, 104, 145, 179	0
23	AW	6/6 (100%)	0.15	0 100 100	100, 109, 120, 155	0
23	CW	6/6 (100%)	0.23	0 100 100	98, 105, 123, 130	0
24	BA	2854/2903 (98%)	-0.32	45 (1%) 70 53	36, 66, 188, 342	0
24	DA	2841/2903 (97%)	0.38	90 (3%) 50 39	79, 132, 236, 340	0
25	BB	118/118 (100%)	-0.27	0 100 100	52, 81, 113, 162	0
26	BC	271/273 (99%)	0.33	11 (4%) 42 34	44, 80, 122, 159	0
26	DC	271/273 (99%)	0.98	31 (11%) 11 14	89, 133, 164, 189	0
27	BD	209/209 (100%)	-0.01	2 (0%) 79 64	37, 59, 105, 146	0
27	DD	209/209 (100%)	0.81	22 (10%) 13 14	83, 131, 164, 186	0
28	BE	201/201 (100%)	-0.04	3 (1%) 71 55	38, 84, 131, 164	0
28	DE	201/201 (100%)	0.81	27 (13%) 8 12	95, 171, 212, 250	0
29	BF	177/179 (98%)	0.67	13 (7%) 22 21	90, 148, 201, 218	0

*Continued on next page...*

*Continued from previous page...*

Mol	Chain	Analysed	<RSRZ>	#RSRZ>2	OWAB(Å <sup>2</sup> )	Q<0.9
29	DF	178/179 (99%)	1.73	59 (33%) 1 3	250, 278, 301, 305	0
30	BG	176/177 (99%)	0.01	4 (2%) 61 46	66, 90, 135, 160	0
30	DG	176/177 (99%)	0.56	11 (6%) 27 24	120, 148, 177, 204	0
31	BH	149/149 (100%)	0.86	25 (16%) 5 8	89, 262, 290, 299	0
31	DH	149/149 (100%)	1.48	41 (27%) 2 4	156, 244, 279, 286	0
32	BI	141/142 (99%)	0.73	10 (7%) 23 22	237, 306, 364, 376	0
32	DI	141/142 (99%)	0.80	8 (5%) 30 26	277, 331, 367, 378	0
33	BJ	142/142 (100%)	-0.13	2 (1%) 73 57	41, 57, 102, 157	0
33	DJ	142/142 (100%)	0.58	11 (7%) 21 19	92, 115, 142, 181	0
34	BK	122/123 (99%)	-0.03	4 (3%) 49 39	41, 56, 110, 177	0
34	DK	122/123 (99%)	0.47	6 (4%) 36 30	93, 115, 144, 173	0
35	BL	143/144 (99%)	0.04	1 (0%) 84 70	38, 77, 119, 160	0
35	DL	143/144 (99%)	1.38	36 (25%) 2 4	93, 155, 197, 209	0
36	BM	136/136 (100%)	0.01	1 (0%) 84 70	41, 67, 114, 152	0
36	DM	136/136 (100%)	0.33	2 (1%) 71 55	80, 107, 142, 164	0
37	BN	120/127 (94%)	-0.00	1 (0%) 82 68	46, 63, 84, 138	0
37	DN	120/127 (94%)	1.17	27 (22%) 3 5	122, 154, 180, 217	0
38	BO	116/117 (99%)	0.02	2 (1%) 69 52	73, 84, 124, 149	0
38	DO	116/117 (99%)	1.94	46 (39%) 1 2	165, 197, 217, 225	0
39	BP	114/115 (99%)	-0.16	0 100 100	49, 67, 123, 152	0
39	DP	114/115 (99%)	0.82	9 (7%) 20 19	117, 137, 163, 182	0
40	BQ	117/118 (99%)	-0.22	0 100 100	40, 58, 100, 127	0
40	DQ	117/118 (99%)	0.92	18 (15%) 6 10	97, 119, 143, 172	0
41	BR	103/103 (100%)	0.15	3 (2%) 54 41	39, 70, 116, 158	0
41	DR	103/103 (100%)	1.16	19 (18%) 4 7	96, 133, 157, 164	0
42	BS	110/110 (100%)	-0.03	1 (0%) 81 66	41, 58, 95, 161	0
42	DS	110/110 (100%)	0.90	13 (11%) 10 13	98, 141, 173, 188	0
43	BT	93/100 (93%)	0.70	12 (12%) 9 12	56, 95, 135, 165	0
43	DT	93/100 (93%)	1.67	32 (34%) 1 3	144, 196, 226, 237	0
44	BU	102/104 (98%)	0.48	8 (7%) 20 19	77, 105, 139, 194	0
44	DU	102/104 (98%)	1.60	28 (27%) 2 4	174, 208, 248, 279	0

*Continued on next page...*

Continued from previous page...

Mol	Chain	Analysed	<RSRZ>	#RSRZ>2	OWAB(Å <sup>2</sup> )	Q<0.9
45	BV	94/94 (100%)	0.10	2 (2%) 63 48	60, 81, 115, 143	0
45	DV	94/94 (100%)	1.81	34 (36%) 1 2	125, 188, 226, 239	0
46	BW	79/85 (92%)	0.75	9 (11%) 11 14	50, 75, 131, 168	0
46	DW	79/85 (92%)	1.02	12 (15%) 6 10	88, 134, 164, 184	0
47	BX	77/78 (98%)	0.08	0 100 100	50, 84, 126, 147	0
47	DX	77/78 (98%)	1.56	24 (31%) 1 3	110, 157, 187, 203	0
48	BY	63/63 (100%)	0.79	11 (17%) 5 8	87, 109, 154, 163	0
48	DY	63/63 (100%)	0.98	9 (14%) 7 11	196, 218, 251, 257	0
49	BZ	58/59 (98%)	0.02	0 100 100	49, 63, 106, 145	0
49	DZ	58/59 (98%)	0.57	3 (5%) 34 29	97, 116, 142, 155	0
50	B0	56/57 (98%)	-0.09	0 100 100	40, 63, 119, 143	0
50	D0	56/57 (98%)	0.69	4 (7%) 23 22	93, 152, 190, 202	0
51	B1	50/55 (90%)	-0.17	1 (2%) 64 49	63, 91, 117, 156	0
51	D1	50/55 (90%)	0.65	7 (14%) 7 11	113, 142, 173, 179	0
52	B2	46/46 (100%)	0.08	2 (4%) 40 33	50, 61, 80, 165	0
52	D2	46/46 (100%)	1.66	17 (36%) 1 2	118, 137, 161, 174	0
53	B3	64/65 (98%)	-0.17	0 100 100	45, 63, 98, 133	0
53	D3	64/65 (98%)	1.48	17 (26%) 2 4	105, 123, 146, 174	0
54	B4	38/38 (100%)	0.16	0 100 100	54, 68, 100, 118	0
54	D4	38/38 (100%)	1.43	9 (23%) 2 5	95, 117, 138, 142	0
55	CA	1530/1530 (100%)	0.12	39 (2%) 58 45	77, 126, 214, 305	0
56	DB	117/117 (100%)	0.04	0 100 100	87, 166, 194, 210	0
All	All	20477/21120 (96%)	0.32	1314 (6%) 27 24	36, 125, 246, 378	0

All (1314) RSRZ outliers are listed below:

Mol	Chain	Res	Type	RSRZ
48	BY	63	ALA	11.7
29	DF	153	ILE	10.9
29	DF	129	MET	10.9
4	AE	114	LEU	10.1
38	DO	28	VAL	10.0
4	AE	130	THR	10.0
4	AE	108	GLY	9.1

Continued on next page...



*Continued from previous page...*

Mol	Chain	Res	Type	RSRZ
8	AI	129	ARG	9.1
4	AE	113	VAL	9.0
31	BH	100	ALA	8.9
1	AB	106	VAL	8.7
4	AE	106	ALA	8.6
29	DF	155	ILE	8.4
4	AE	109	ALA	8.2
41	DR	52	PRO	8.2
4	AE	110	MET	7.4
38	DO	22	GLY	7.2
29	DF	28	PRO	7.2
29	DF	27	VAL	7.0
45	DV	47	VAL	6.9
42	DS	22	ASP	6.8
4	AE	15	ILE	6.8
43	DT	72	GLN	6.8
45	DV	84	PRO	6.5
11	AL	123	ALA	6.4
4	AE	29	ILE	6.4
4	AE	50	GLY	6.2
4	AE	105	ILE	6.1
6	CG	149	ALA	6.0
1	AB	195	VAL	6.0
8	CI	129	ARG	6.0
37	DN	107	ASN	5.8
45	DV	65	VAL	5.8
43	DT	36	LYS	5.7
46	BW	36	ILE	5.6
31	DH	99	ILE	5.6
15	CP	17	TYR	5.6
4	CE	30	PHE	5.6
4	AE	131	ASN	5.5
4	AE	124	ALA	5.5
11	AL	15	VAL	5.4
29	DF	89	THR	5.4
1	AB	103	TRP	5.4
41	DR	5	PHE	5.4
1	AB	109	SER	5.3
39	DP	109	ILE	5.3
21	AA	87	C	5.3
4	AE	129	SER	5.3
26	DC	271	SER	5.3

*Continued on next page...*

*Continued from previous page...*

Mol	Chain	Res	Type	RSRZ
31	BH	99	ILE	5.3
44	DU	36	GLU	5.3
38	DO	20	GLU	5.3
40	DQ	7	VAL	5.2
18	AS	2	ARG	5.2
33	DJ	44	TYR	5.2
31	DH	142	VAL	5.1
24	DA	2107	G	5.1
29	DF	33	ILE	5.1
21	AA	78	A	5.1
24	DA	2134	A	5.1
29	DF	151	LEU	5.1
24	BA	2179	C	5.0
26	DC	238	ASN	5.0
1	AB	194	GLY	5.0
44	DU	37	GLY	5.0
1	AB	59	ILE	5.0
31	DH	100	ALA	5.0
38	DO	21	LEU	5.0
4	AE	128	GLY	4.9
6	CG	150	PHE	4.9
21	AA	88	U	4.9
40	DQ	90	ASP	4.9
4	AE	107	GLY	4.9
31	DH	98	ASP	4.9
4	AE	26	GLY	4.9
26	DC	31	PRO	4.9
52	D2	41	ARG	4.9
55	CA	210	C	4.9
29	DF	66	ILE	4.9
21	AA	86	G	4.9
4	AE	123	LEU	4.8
26	DC	232	GLY	4.8
47	DX	19	HIS	4.8
24	DA	2799	A	4.8
29	DF	35	LEU	4.8
24	BA	2138	G	4.8
55	CA	87	C	4.8
11	AL	24	GLU	4.8
52	B2	46	LYS	4.8
4	AE	55	VAL	4.8
4	AE	132	PRO	4.7

*Continued on next page...*

*Continued from previous page...*

Mol	Chain	Res	Type	RSRZ
39	DP	107	ALA	4.7
38	DO	23	ALA	4.7
30	DG	112	VAL	4.7
38	DO	18	LEU	4.7
4	AE	27	GLY	4.7
8	CI	43	ALA	4.7
43	DT	20	ALA	4.7
46	BW	45	HIS	4.7
46	DW	7	GLY	4.6
29	DF	65	LEU	4.6
55	CA	1362	A	4.6
4	AE	125	LYS	4.6
41	DR	86	GLN	4.6
9	AJ	60	ASP	4.6
53	D3	19	GLY	4.6
24	DA	2320	U	4.6
8	CI	128	LYS	4.6
29	BF	78	ILE	4.6
29	DF	26	GLN	4.5
8	CI	126	PHE	4.5
29	DF	23	SER	4.5
21	AA	1362	A	4.5
29	DF	85	GLY	4.5
38	DO	14	ALA	4.5
29	DF	157	THR	4.5
32	BI	3	LYS	4.5
48	BY	60	LYS	4.5
29	DF	24	VAL	4.5
24	DA	2133	G	4.5
24	BA	2146	C	4.5
4	AE	101	GLY	4.5
38	DO	42	PRO	4.5
47	DX	3	VAL	4.5
1	CB	99	MET	4.5
45	DV	42	LEU	4.4
8	AI	42	THR	4.4
24	DA	2602	A	4.4
48	BY	7	ARG	4.4
20	AU	46	ARG	4.4
41	DR	46	GLU	4.4
1	CB	209	VAL	4.4
4	AE	119	VAL	4.4

*Continued on next page...*

*Continued from previous page...*

Mol	Chain	Res	Type	RSRZ
29	DF	86	CYS	4.3
38	DO	26	LEU	4.3
35	DL	70	LYS	4.3
1	CB	56	LEU	4.3
4	AE	17	VAL	4.3
46	DW	37	VAL	4.3
20	AU	23	GLU	4.3
48	BY	13	GLU	4.3
38	DO	87	ILE	4.3
24	DA	34	U	4.2
29	BF	79	ARG	4.2
26	DC	29	PHE	4.2
20	CU	27	VAL	4.2
24	BA	2154	A	4.2
6	CG	85	GLN	4.2
43	DT	64	LYS	4.2
24	BA	138	U	4.2
42	DS	40	ASN	4.2
26	DC	1	ALA	4.2
24	DA	1583	A	4.2
26	DC	237	ARG	4.1
45	DV	43	ASP	4.1
43	DT	62	VAL	4.1
24	BA	2602	A	4.1
43	DT	33	LYS	4.1
1	CB	34	ARG	4.1
29	DF	90	LEU	4.1
31	DH	114	GLU	4.1
3	CD	199	ILE	4.1
4	AE	16	ALA	4.1
31	DH	97	ARG	4.1
5	AF	100	SER	4.1
35	DL	68	SER	4.1
55	CA	86	G	4.0
32	DI	10	LEU	4.0
24	BA	2180	U	4.0
35	DL	3	LEU	4.0
24	DA	2156	G	4.0
55	CA	412	A	4.0
29	DF	22	ASN	4.0
24	BA	1073	A	4.0
4	AE	49	TYR	4.0

*Continued on next page...*

*Continued from previous page...*

Mol	Chain	Res	Type	RSRZ
44	DU	4	ILE	4.0
47	DX	12	VAL	4.0
15	AP	13	LYS	4.0
45	DV	44	HIS	3.9
38	DO	2	ASP	3.9
4	AE	127	TYR	3.9
28	DE	41	GLN	3.9
24	DA	1420	A	3.9
47	DX	28	PHE	3.9
3	AD	4	LEU	3.9
31	BH	103	VAL	3.9
4	AE	90	GLY	3.9
26	BC	271	SER	3.9
52	D2	1	MET	3.9
54	D4	2	LYS	3.9
4	CE	113	VAL	3.9
39	DP	69	VAL	3.9
44	DU	35	VAL	3.9
4	AE	54	GLU	3.9
39	DP	111	GLU	3.9
6	CG	7	GLY	3.9
21	AA	79	G	3.9
24	DA	2307	G	3.9
38	DO	5	SER	3.9
24	DA	2211	A	3.8
8	AI	50	PRO	3.8
38	DO	8	ILE	3.8
29	DF	30	VAL	3.8
35	DL	66	PHE	3.8
11	CL	111	GLN	3.8
26	DC	250	GLN	3.8
3	AD	1	ALA	3.8
4	AE	21	SER	3.8
46	DW	35	ILE	3.8
12	CM	110	GLY	3.8
38	DO	94	ARG	3.8
33	DJ	81	ILE	3.8
32	BI	10	LEU	3.8
1	AB	154	GLY	3.8
43	DT	76	ARG	3.8
29	DF	128	SER	3.8
55	CA	1534	A	3.8

*Continued on next page...*

*Continued from previous page...*

<b>Mol</b>	<b>Chain</b>	<b>Res</b>	<b>Type</b>	<b>RSRZ</b>
46	DW	45	HIS	3.8
4	AE	30	PHE	3.8
52	D2	2	LYS	3.8
31	BH	115	VAL	3.8
15	CP	16	PHE	3.8
43	DT	37	ASP	3.8
3	AD	24	VAL	3.8
24	DA	2106	U	3.8
27	DD	157	LYS	3.7
35	DL	57	LEU	3.7
38	BO	2	ASP	3.7
4	CE	122	VAL	3.7
52	D2	44	VAL	3.7
5	CF	100	SER	3.7
4	AE	25	LYS	3.7
3	AD	26	ALA	3.7
46	BW	75	ASN	3.7
1	AB	156	LEU	3.7
1	AB	81	ASP	3.7
4	AE	32	PHE	3.7
31	DH	92	GLY	3.7
31	DH	111	ALA	3.7
6	CG	75	LYS	3.7
8	CI	38	PHE	3.7
43	DT	82	LYS	3.7
1	AB	204	ASP	3.7
6	CG	83	THR	3.7
44	DU	59	GLU	3.7
27	DD	77	ARG	3.7
13	CN	69	PRO	3.6
5	CF	62	MET	3.6
21	AA	412	A	3.6
55	CA	205	A	3.6
24	BA	1065	U	3.6
31	DH	13	GLY	3.6
47	DX	8	GLY	3.6
4	CE	26	GLY	3.6
20	CU	23	GLU	3.6
40	DQ	89	ILE	3.6
18	CS	70	LEU	3.6
4	AE	112	ALA	3.6
35	DL	17	LYS	3.6

*Continued on next page...*

*Continued from previous page...*

<b>Mol</b>	<b>Chain</b>	<b>Res</b>	<b>Type</b>	<b>RSRZ</b>
41	DR	26	ASP	3.6
45	DV	86	LEU	3.6
37	DN	8	ARG	3.6
6	CG	86	VAL	3.6
37	DN	29	VAL	3.6
47	DX	57	VAL	3.6
29	DF	7	TYR	3.6
48	DY	1	MET	3.5
13	CN	48	GLN	3.5
31	DH	81	ALA	3.5
35	DL	36	LYS	3.5
1	AB	21	TYR	3.5
29	DF	107	VAL	3.5
32	BI	4	VAL	3.5
42	DS	45	VAL	3.5
31	DH	125	THR	3.5
13	CN	76	PHE	3.5
1	CB	74	ALA	3.5
4	AE	11	GLN	3.5
55	CA	209	U	3.5
29	DF	32	LYS	3.5
9	CJ	48	ARG	3.5
1	AB	99	MET	3.5
24	DA	1598	A	3.5
27	DD	121	THR	3.5
29	DF	34	THR	3.5
4	AE	82	HIS	3.5
26	BC	264	LYS	3.5
31	BH	92	GLY	3.5
35	DL	77	ILE	3.5
28	DE	144	GLU	3.4
28	DE	135	ALA	3.4
41	DR	38	VAL	3.4
53	D3	64	ALA	3.4
55	CA	965	U	3.4
13	CN	47	LEU	3.4
47	DX	74	GLY	3.4
4	AE	95	MET	3.4
31	BH	113	SER	3.4
54	D4	30	GLU	3.4
24	DA	2104	C	3.4
38	DO	29	HIS	3.4

*Continued on next page...*

*Continued from previous page...*

Mol	Chain	Res	Type	RSRZ
4	AE	51	LYS	3.4
40	DQ	21	LYS	3.4
41	DR	4	VAL	3.4
36	DM	119	LEU	3.4
46	DW	75	ASN	3.4
1	AB	66	ILE	3.4
3	CD	196	GLU	3.4
21	AA	1032	G	3.4
1	CB	14	HIS	3.4
26	BC	269	ARG	3.4
42	DS	11	ARG	3.4
43	BT	4	GLU	3.4
8	CI	127	SER	3.4
55	CA	206	C	3.4
31	DH	94	ILE	3.4
24	BA	2139	U	3.4
37	DN	46	ARG	3.4
47	DX	49	ARG	3.4
29	DF	123	GLY	3.3
44	DU	55	GLY	3.3
47	DX	48	LEU	3.3
6	CG	60	ALA	3.3
35	DL	76	GLU	3.3
6	CG	76	SER	3.3
4	AE	94	PHE	3.3
47	DX	33	HIS	3.3
9	CJ	64	GLN	3.3
20	AU	34	ARG	3.3
3	AD	27	ILE	3.3
4	AE	57	ALA	3.3
13	CN	81	ILE	3.3
27	DD	65	ALA	3.3
44	BU	1	ALA	3.3
30	BG	55	ASP	3.3
16	AQ	6	THR	3.3
43	DT	71	GLY	3.3
24	DA	345	A	3.3
46	DW	73	PRO	3.3
4	AE	135	VAL	3.3
4	AE	133	ILE	3.3
24	DA	2110	G	3.3
55	CA	204	G	3.3

*Continued on next page...*



*Continued from previous page...*

Mol	Chain	Res	Type	RSRZ
40	DQ	88	GLU	3.3
48	DY	49	ASP	3.3
32	BI	2	LYS	3.3
1	AB	96	LEU	3.3
24	BA	1072	C	3.3
24	DA	2145	C	3.3
15	CP	7	ALA	3.3
43	DT	83	ALA	3.3
8	AI	128	LYS	3.3
52	D2	14	ARG	3.3
52	D2	12	ARG	3.3
37	DN	26	GLY	3.3
24	DA	2311	A	3.2
40	DQ	8	ILE	3.2
6	CG	8	GLN	3.2
45	DV	6	ALA	3.2
1	CB	15	PHE	3.2
38	DO	117	PHE	3.2
12	AM	100	ARG	3.2
21	AA	926	G	3.2
33	DJ	112	GLY	3.2
13	CN	75	LYS	3.2
31	DH	113	SER	3.2
1	CB	108	GLN	3.2
3	AD	69	ARG	3.2
47	DX	2	ARG	3.2
29	DF	125	GLY	3.2
5	AF	51	ILE	3.2
29	BF	50	ASP	3.2
45	DV	51	GLN	3.2
18	CS	12	LEU	3.2
24	DA	2313	C	3.2
24	DA	2147	A	3.2
4	AE	102	THR	3.2
5	CF	74	LEU	3.2
37	DN	60	VAL	3.2
43	DT	74	ILE	3.2
44	DU	71	ILE	3.2
44	DU	82	VAL	3.2
1	AB	28	PRO	3.2
4	CE	74	ALA	3.2
24	DA	1642	G	3.2

*Continued on next page...*

*Continued from previous page...*

Mol	Chain	Res	Type	RSRZ
29	DF	106	ALA	3.2
1	AB	178	LEU	3.2
24	DA	529	A	3.2
31	DH	82	SER	3.2
4	CE	142	GLY	3.2
27	DD	30	GLU	3.2
28	DE	181	ILE	3.2
1	AB	167	HIS	3.2
21	AA	4	U	3.1
1	CB	109	SER	3.1
7	CH	1	SER	3.1
41	DR	6	GLN	3.1
6	CG	5	VAL	3.1
1	AB	161	PHE	3.1
24	DA	1640	A	3.1
26	BC	239	PHE	3.1
46	BW	40	ARG	3.1
40	DQ	98	ALA	3.1
37	DN	18	GLN	3.1
24	BA	2155	U	3.1
29	BF	73	VAL	3.1
55	CA	723	U	3.1
15	CP	10	GLY	3.1
45	BV	67	GLY	3.1
8	CI	118	ARG	3.1
31	DH	76	GLU	3.1
38	DO	110	ALA	3.1
31	BH	96	THR	3.1
37	DN	75	ILE	3.1
4	AE	19	ARG	3.1
28	DE	54	GLY	3.1
35	DL	16	GLY	3.1
21	AA	421	U	3.1
24	BA	2402	U	3.1
55	CA	121	U	3.1
45	DV	82	TYR	3.1
27	DD	142	VAL	3.1
43	BT	16	VAL	3.1
43	DT	34	VAL	3.1
4	AE	48	GLY	3.1
4	CE	108	GLY	3.1
24	DA	504	A	3.1

*Continued on next page...*

*Continued from previous page...*

Mol	Chain	Res	Type	RSRZ
44	DU	14	THR	3.1
12	AM	97	ARG	3.1
41	DR	53	PHE	3.1
4	AE	144	GLU	3.1
26	DC	99	GLU	3.1
6	CG	15	PRO	3.1
55	CA	1227	A	3.1
10	CK	32	THR	3.1
35	DL	48	ARG	3.1
1	AB	179	GLY	3.0
9	CJ	52	LEU	3.0
43	DT	81	LYS	3.0
13	CN	44	VAL	3.0
45	DV	80	HIS	3.0
54	D4	3	VAL	3.0
29	DF	154	THR	3.0
1	AB	25	LYS	3.0
43	DT	66	LYS	3.0
28	DE	45	ALA	3.0
47	DX	34	SER	3.0
32	DI	55	PRO	3.0
45	DV	77	VAL	3.0
42	DS	9	HIS	3.0
26	BC	139	THR	3.0
24	DA	2319	G	3.0
38	DO	4	LYS	3.0
43	DT	35	ALA	3.0
45	DV	52	ALA	3.0
4	AE	149	PRO	3.0
24	BA	2143	C	3.0
55	CA	207	C	3.0
1	AB	67	LEU	3.0
4	CE	80	LEU	3.0
10	CK	125	LYS	3.0
12	CM	102	LYS	3.0
27	DD	168	GLU	3.0
6	AG	84	TYR	3.0
35	DL	91	ASP	3.0
44	DU	38	ILE	3.0
24	BA	1074	G	3.0
24	DA	1538	G	3.0
31	BH	118	PRO	3.0

*Continued on next page...*

*Continued from previous page...*

Mol	Chain	Res	Type	RSRZ
31	DH	112	LYS	3.0
45	DV	81	PRO	3.0
1	AB	147	LEU	3.0
4	AE	120	HIS	3.0
24	DA	1641	A	3.0
42	DS	14	ALA	3.0
55	CA	841	C	3.0
19	CT	3	ILE	3.0
51	D1	20	TYR	3.0
4	AE	136	VAL	3.0
43	DT	93	LEU	3.0
44	DU	28	LEU	3.0
38	DO	24	THR	3.0
48	BY	62	GLY	3.0
40	DQ	55	GLN	3.0
44	BU	71	ILE	3.0
24	DA	1093	G	2.9
24	DA	2157	G	2.9
32	DI	129	GLU	2.9
29	DF	88	VAL	2.9
18	AS	63	ASP	2.9
24	BA	1075	C	2.9
24	DA	170	U	2.9
43	DT	65	GLY	2.9
1	CB	105	THR	2.9
2	AC	206	ILE	2.9
27	DD	202	ILE	2.9
29	DF	158	THR	2.9
45	DV	83	LYS	2.9
9	AJ	51	VAL	2.9
45	DV	17	SER	2.9
28	DE	42	GLY	2.9
4	CE	143	LEU	2.9
29	DF	12	VAL	2.9
29	DF	99	PHE	2.9
36	BM	102	LEU	2.9
38	DO	19	GLN	2.9
10	CK	128	VAL	2.9
51	D1	35	LEU	2.9
2	CC	206	ILE	2.9
44	DU	19	GLY	2.9
44	DU	30	SER	2.9

*Continued on next page...*

*Continued from previous page...*

Mol	Chain	Res	Type	RSRZ
1	AB	10	LYS	2.9
44	DU	20	LYS	2.9
53	D3	46	LYS	2.9
1	AB	19	THR	2.9
40	DQ	87	VAL	2.9
24	DA	878	A	2.9
24	BA	2137	U	2.9
45	DV	37	PRO	2.9
1	AB	196	ASP	2.9
30	DG	134	GLY	2.9
38	DO	17	LYS	2.9
54	D4	9	LYS	2.9
1	AB	75	ALA	2.9
4	AE	33	THR	2.9
33	DJ	78	THR	2.9
4	AE	115	GLU	2.9
31	DH	149	GLU	2.9
45	DV	4	ILE	2.9
1	AB	135	MET	2.9
24	DA	2309	A	2.9
27	DD	75	ALA	2.9
52	D2	20	ALA	2.9
4	AE	18	ASN	2.9
46	BW	42	THR	2.9
24	DA	1	G	2.9
28	DE	57	LYS	2.9
1	AB	155	GLY	2.8
33	DJ	79	GLY	2.8
49	DZ	24	LEU	2.8
1	AB	203	ASP	2.8
31	BH	86	ASP	2.8
43	BT	37	ASP	2.8
4	AE	45	VAL	2.8
27	DD	155	VAL	2.8
6	CG	43	TYR	2.8
29	BF	72	SER	2.8
28	DE	88	ARG	2.8
31	DH	79	THR	2.8
24	DA	171	U	2.8
24	DA	2585	U	2.8
52	D2	46	LYS	2.8
29	DF	83	PRO	2.8

*Continued on next page...*

*Continued from previous page...*

Mol	Chain	Res	Type	RSRZ
37	DN	20	MET	2.8
4	AE	14	LEU	2.8
31	DH	110	VAL	2.8
38	DO	54	VAL	2.8
4	AE	28	ARG	2.8
8	AI	123	ARG	2.8
13	CN	41	TRP	2.8
53	D3	63	TYR	2.8
38	BO	38	GLN	2.8
41	DR	85	LYS	2.8
4	CE	104	ILE	2.8
21	AA	1493	A	2.8
24	BA	2322	A	2.8
24	DA	588	U	2.8
26	DC	30	ALA	2.8
31	DH	88	GLY	2.8
4	AE	122	VAL	2.8
9	CJ	74	VAL	2.8
13	AN	13	VAL	2.8
31	DH	128	HIS	2.8
46	BW	14	ASP	2.8
47	DX	53	LYS	2.8
31	BH	93	SER	2.8
19	AT	3	ILE	2.8
29	DF	20	ASN	2.8
28	BE	118	LEU	2.8
31	DH	12	LEU	2.8
31	DH	38	PRO	2.8
13	CN	71	GLY	2.8
29	BF	74	ALA	2.8
30	DG	39	ALA	2.8
15	AP	33	ILE	2.8
35	DL	67	THR	2.8
11	AL	19	ASN	2.8
12	AM	111	PRO	2.8
24	DA	2179	C	2.8
55	CA	1230	C	2.8
45	DV	74	ALA	2.8
4	AE	87	VAL	2.8
9	CJ	98	VAL	2.8
38	DO	25	ARG	2.8
38	DO	86	GLY	2.8

*Continued on next page...*

*Continued from previous page...*

Mol	Chain	Res	Type	RSRZ
43	BT	9	LYS	2.8
29	DF	4	HIS	2.8
24	DA	1396	U	2.8
27	DD	209	ALA	2.8
28	DE	39	ALA	2.8
47	DX	17	ARG	2.8
50	D0	23	ALA	2.8
4	AE	86	GLY	2.8
28	DE	82	GLY	2.8
9	CJ	8	ILE	2.7
29	DF	152	ASP	2.7
49	DZ	36	GLU	2.7
4	AE	137	ARG	2.7
6	CG	74	VAL	2.7
8	AI	107	ALA	2.7
31	DH	115	VAL	2.7
32	BI	26	ALA	2.7
38	DO	37	ALA	2.7
53	D3	9	ALA	2.7
55	CA	1224	U	2.7
24	DA	1808	A	2.7
15	AP	60	TRP	2.7
4	AE	89	THR	2.7
28	DE	30	GLN	2.7
37	DN	22	ARG	2.7
4	CE	124	ALA	2.7
54	D4	18	LYS	2.7
6	AG	140	VAL	2.7
39	DP	21	PRO	2.7
29	DF	150	GLY	2.7
4	AE	35	LEU	2.7
4	CE	95	MET	2.7
26	DC	51	ARG	2.7
51	D1	7	LYS	2.7
1	AB	166	ASP	2.7
27	DD	37	VAL	2.7
44	DU	33	VAL	2.7
44	DU	74	ALA	2.7
47	DX	66	VAL	2.7
24	DA	169	G	2.7
44	DU	99	SER	2.7
4	AE	53	ARG	2.7

*Continued on next page...*

*Continued from previous page...*

Mol	Chain	Res	Type	RSRZ
4	AE	20	VAL	2.7
4	AE	139	THR	2.7
1	AB	192	PRO	2.7
31	BH	101	ASP	2.7
39	DP	17	PRO	2.7
35	DL	25	SER	2.7
4	AE	104	ILE	2.7
31	DH	80	ILE	2.7
35	DL	92	LEU	2.7
43	DT	61	LEU	2.7
24	DA	1276	A	2.7
53	D3	13	PHE	2.7
24	DA	1356	G	2.7
28	DE	78	TRP	2.7
4	CE	117	ALA	2.7
34	DK	16	ALA	2.7
41	BR	103	ALA	2.7
1	AB	129	THR	2.7
37	DN	105	GLY	2.7
9	AJ	85	ASP	2.7
29	BF	116	LEU	2.7
37	DN	14	SER	2.7
11	CL	13	ARG	2.7
12	CM	109	LYS	2.7
15	CP	8	ARG	2.7
38	DO	92	PHE	2.7
40	DQ	14	LYS	2.7
48	BY	4	LYS	2.7
24	BA	790	U	2.7
24	DA	355	U	2.7
46	DW	70	VAL	2.6
27	DD	54	ALA	2.6
24	BA	1420	A	2.6
12	AM	114	PRO	2.6
51	D1	8	ILE	2.6
30	DG	165	ASP	2.6
4	CE	53	ARG	2.6
24	DA	356	G	2.6
24	DA	1092	C	2.6
1	AB	82	ALA	2.6
17	CR	73	HIS	2.6
1	AB	56	LEU	2.6

*Continued on next page...*



*Continued from previous page...*

Mol	Chain	Res	Type	RSRZ
24	BA	2296	U	2.6
43	DT	32	LEU	2.6
4	AE	83	PRO	2.6
52	B2	1	MET	2.6
18	AS	78	THR	2.6
35	DL	18	ARG	2.6
42	DS	42	LYS	2.6
43	DT	12	ARG	2.6
1	AB	29	PHE	2.6
14	CO	19	ASN	2.6
1	CB	106	VAL	2.6
35	DL	6	LEU	2.6
37	DN	38	LEU	2.6
47	DX	55	MET	2.6
1	CB	16	GLY	2.6
4	AE	85	LYS	2.6
26	DC	11	GLY	2.6
24	DA	456	C	2.6
21	AA	85	U	2.6
24	BA	2585	U	2.6
4	CE	99	SER	2.6
46	DW	11	ASN	2.6
29	BF	54	ALA	2.6
24	BA	2147	A	2.6
24	DA	125	A	2.6
28	DE	100	MET	2.6
32	BI	9	LYS	2.6
35	BL	144	GLU	2.6
45	DV	78	GLN	2.6
8	CI	65	THR	2.6
38	DO	53	THR	2.6
28	DE	52	VAL	2.6
30	BG	16	VAL	2.6
6	CG	12	LEU	2.6
6	CG	151	ALA	2.6
15	AP	27	ALA	2.6
24	BA	1093	G	2.6
44	DU	51	LEU	2.6
48	DY	21	LEU	2.6
44	BU	4	ILE	2.6
55	CA	208	U	2.6
29	DF	111	ARG	2.6

*Continued on next page...*

*Continued from previous page...*

Mol	Chain	Res	Type	RSRZ
3	AD	34	GLU	2.6
20	AU	35	GLU	2.6
37	DN	70	THR	2.6
43	DT	63	VAL	2.6
1	CB	205	ALA	2.6
4	AE	31	SER	2.6
5	AF	88	MET	2.6
1	AB	101	THR	2.5
24	BA	2885	G	2.5
24	DA	1416	G	2.5
34	DK	122	VAL	2.5
55	CA	530	G	2.5
37	DN	5	LYS	2.5
48	DY	56	LEU	2.5
52	D2	10	LEU	2.5
54	D4	15	LYS	2.5
4	AE	126	ALA	2.5
28	DE	104	ALA	2.5
35	DL	103	ILE	2.5
51	B1	43	ARG	2.5
21	AA	1102	A	2.5
24	DA	633	A	2.5
1	AB	49	PHE	2.5
1	CB	103	TRP	2.5
3	CD	195	ASN	2.5
39	DP	114	ASN	2.5
26	DC	54	GLY	2.5
38	DO	32	PRO	2.5
8	CI	125	GLN	2.5
26	BC	152	GLN	2.5
11	AL	17	LYS	2.5
18	AS	12	LEU	2.5
29	BF	71	LYS	2.5
31	DH	83	LYS	2.5
1	AB	175	ALA	2.5
4	CE	106	ALA	2.5
28	DE	81	GLY	2.5
27	DD	143	PRO	2.5
35	DL	51	GLU	2.5
1	AB	142	LYS	2.5
4	AE	24	VAL	2.5
29	DF	8	LYS	2.5

*Continued on next page...*

*Continued from previous page...*

Mol	Chain	Res	Type	RSRZ
29	DF	63	LYS	2.5
35	DL	54	GLN	2.5
29	DF	102	LEU	2.5
30	DG	171	LYS	2.5
38	DO	88	LYS	2.5
55	CA	461	A	2.5
4	CE	110	MET	2.5
26	DC	251	THR	2.5
40	DQ	10	ARG	2.5
35	DL	72	ALA	2.5
50	D0	1	ALA	2.5
27	DD	127	PHE	2.5
52	D2	5	PHE	2.5
29	DF	161	SER	2.5
45	DV	90	ASP	2.5
24	DA	281	C	2.5
29	DF	64	PRO	2.5
30	DG	147	LEU	2.5
31	BH	142	VAL	2.5
35	DL	82	LEU	2.5
37	DN	12	ARG	2.5
43	BT	1	MET	2.5
9	CJ	50	THR	2.5
29	DF	156	THR	2.5
50	D0	42	ILE	2.5
52	D2	43	THR	2.5
4	AE	117	ALA	2.5
38	DO	113	ALA	2.5
42	DS	44	ALA	2.5
12	CM	98	GLY	2.5
26	DC	35	LYS	2.5
26	DC	32	LEU	2.5
1	AB	55	GLU	2.5
4	AE	73	VAL	2.5
26	DC	261	ARG	2.5
35	DL	58	TYR	2.5
35	DL	106	GLU	2.5
30	BG	120	ILE	2.5
24	BA	1078	U	2.5
55	CA	843	U	2.5
1	AB	118	THR	2.5
13	CN	43	ALA	2.5

*Continued on next page...*

*Continued from previous page...*

Mol	Chain	Res	Type	RSRZ
29	DF	159	ALA	2.5
24	DA	1493	C	2.5
6	AG	24	LYS	2.5
26	BC	232	GLY	2.5
41	DR	50	GLY	2.5
4	CE	35	LEU	2.5
37	DN	109	PRO	2.5
41	DR	54	VAL	2.5
6	CG	6	ILE	2.5
28	DE	90	GLN	2.5
1	AB	68	PHE	2.4
30	DG	82	PHE	2.4
37	DN	68	ALA	2.4
4	CE	102	THR	2.4
24	DA	434	U	2.4
26	DC	17	LYS	2.4
33	DJ	116	ARG	2.4
35	DL	78	ARG	2.4
40	DQ	6	GLY	2.4
29	DF	39	VAL	2.4
31	BH	110	VAL	2.4
31	DH	21	VAL	2.4
45	DV	66	ASP	2.4
48	BY	59	GLU	2.4
55	CA	1103	C	2.4
45	DV	39	ALA	2.4
28	DE	53	THR	2.4
4	AE	111	ARG	2.4
40	DQ	82	LEU	2.4
31	BH	107	GLY	2.4
7	CH	77	VAL	2.4
21	AA	6	G	2.4
21	AA	1104	G	2.4
24	BA	2157	G	2.4
24	DA	60	G	2.4
24	DA	379	G	2.4
19	CT	5	SER	2.4
38	DO	91	SER	2.4
7	AH	101	ALA	2.4
31	DH	39	ALA	2.4
53	D3	10	ALA	2.4
19	CT	68	LYS	2.4

*Continued on next page...*

*Continued from previous page...*

Mol	Chain	Res	Type	RSRZ
20	CU	53	LYS	2.4
29	BF	119	LYS	2.4
15	AP	3	THR	2.4
6	CG	46	LEU	2.4
20	CU	32	ARG	2.4
24	DA	1172	C	2.4
43	BT	6	ARG	2.4
5	AF	9	MET	2.4
5	CF	10	VAL	2.4
26	DC	214	GLY	2.4
34	BK	35	VAL	2.4
52	D2	22	MET	2.4
6	CG	82	SER	2.4
8	CI	119	LYS	2.4
28	DE	70	SER	2.4
28	DE	72	SER	2.4
37	DN	19	ALA	2.4
40	DQ	1	ALA	2.4
42	DS	83	LYS	2.4
47	DX	76	LYS	2.4
52	D2	45	SER	2.4
4	CE	123	LEU	2.4
24	DA	1971	U	2.4
33	BJ	96	ARG	2.4
43	BT	8	LEU	2.4
50	D0	22	THR	2.4
55	CA	211	G	2.4
37	DN	1	MET	2.4
38	DO	78	VAL	2.4
45	DV	8	VAL	2.4
40	DQ	105	PHE	2.4
54	D4	31	PRO	2.4
24	DA	130	C	2.4
26	DC	252	LYS	2.4
35	DL	84	LYS	2.4
49	DZ	33	HIS	2.4
45	DV	76	ASP	2.4
53	D3	53	ASP	2.4
26	BC	238	ASN	2.4
38	DO	106	LEU	2.4
45	DV	24	ASN	2.4
45	DV	79	ARG	2.4

*Continued on next page...*

*Continued from previous page...*

Mol	Chain	Res	Type	RSRZ
34	BK	122	VAL	2.4
3	CD	150	LYS	2.4
35	DL	107	PHE	2.4
30	DG	154	GLU	2.4
44	BU	59	GLU	2.4
12	CM	88	LEU	2.4
24	DA	2621	G	2.4
35	DL	69	ARG	2.4
48	BY	6	LEU	2.4
3	AD	28	ASP	2.4
46	DW	15	SER	2.4
48	DY	39	GLN	2.4
31	BH	119	ASN	2.4
1	AB	137	THR	2.3
4	CE	87	VAL	2.3
24	BA	786	C	2.4
27	DD	165	MET	2.4
32	DI	69	VAL	2.3
43	DT	60	THR	2.3
44	DU	34	ILE	2.3
55	CA	1016	A	2.3
15	AP	35	ARG	2.3
29	DF	91	ARG	2.3
38	DO	13	ARG	2.3
44	DU	75	ALA	2.3
35	DL	95	LEU	2.3
39	DP	101	GLU	2.3
21	AA	950	U	2.3
21	AA	1065	U	2.3
43	BT	70	HIS	2.3
55	CA	467	U	2.3
31	DH	101	ASP	2.3
20	CU	31	VAL	2.3
27	DD	146	ILE	2.3
32	DI	121	ILE	2.3
1	CB	64	GLY	2.3
4	AE	22	LYS	2.3
6	CG	16	LYS	2.3
6	CG	17	PHE	2.3
52	D2	18	PHE	2.3
24	DA	690	G	2.3
12	CM	9	PRO	2.3

*Continued on next page...*

*Continued from previous page...*

Mol	Chain	Res	Type	RSRZ
18	CS	36	ARG	2.3
13	CN	50	LEU	2.3
38	DO	115	LEU	2.3
43	BT	7	LEU	2.3
48	DY	17	GLU	2.3
19	CT	67	HIS	2.3
21	AA	532	A	2.3
29	DF	25	MET	2.3
5	AF	7	VAL	2.3
17	CR	20	ILE	2.3
26	DC	103	ILE	2.3
27	BD	92	VAL	2.3
37	DN	34	ILE	2.3
42	BS	107	VAL	2.3
4	AE	145	ASN	2.3
53	D3	14	LYS	2.3
28	BE	56	GLY	2.3
31	BH	104	THR	2.3
31	BH	132	PHE	2.3
46	DW	42	THR	2.3
16	CQ	5	ARG	2.3
27	DD	152	PRO	2.3
32	BI	78	LEU	2.3
37	DN	39	PRO	2.3
44	DU	63	ALA	2.3
18	AS	68	HIS	2.3
38	DO	49	VAL	2.3
41	DR	33	VAL	2.3
45	DV	40	ILE	2.3
1	AB	36	LYS	2.3
15	CP	13	LYS	2.3
20	AU	53	LYS	2.3
41	DR	71	LYS	2.3
42	DS	15	GLN	2.3
1	AB	164	ASP	2.3
4	CE	107	GLY	2.3
6	CG	131	GLY	2.3
24	DA	1091	G	2.3
24	DA	1377	G	2.3
29	BF	76	PHE	2.3
26	DC	45	ASN	2.3
31	BH	98	ASP	2.3

*Continued on next page...*

*Continued from previous page...*

Mol	Chain	Res	Type	RSRZ
45	BV	66	ASP	2.3
6	AG	4	ARG	2.3
10	CK	45	THR	2.3
20	AU	15	LEU	2.3
45	DV	36	ALA	2.3
55	CA	632	U	2.3
30	BG	25	ILE	2.3
44	DU	32	LYS	2.3
3	AD	62	ARG	2.3
8	CI	112	ARG	2.3
20	CU	33	ARG	2.3
20	CU	34	ARG	2.3
31	DH	93	SER	2.3
37	DN	2	ARG	2.3
1	AB	102	ASN	2.3
1	AB	128	LEU	2.3
6	CG	132	THR	2.3
20	AU	42	THR	2.3
44	DU	40	LEU	2.3
38	DO	51	ALA	2.3
24	DA	444	C	2.3
1	AB	180	ILE	2.3
18	CS	10	ILE	2.3
44	DU	64	ILE	2.3
45	DV	69	GLU	2.3
54	D4	8	LYS	2.3
1	AB	91	VAL	2.3
4	AE	37	VAL	2.3
24	DA	136	G	2.3
24	DA	1071	G	2.3
24	DA	1095	A	2.3
15	AP	32	PHE	2.3
24	BA	546	U	2.3
45	DV	91	PHE	2.3
53	D3	30	HIS	2.3
47	DX	5	GLN	2.3
1	AB	94	ARG	2.3
40	DQ	12	ARG	2.3
31	DH	126	GLY	2.3
38	DO	99	TYR	2.3
7	CH	54	THR	2.3
20	AU	14	ALA	2.3

*Continued on next page...*



*Continued from previous page...*

Mol	Chain	Res	Type	RSRZ
37	DN	25	ALA	2.3
38	DO	105	ALA	2.3
1	CB	135	MET	2.2
53	D3	4	LYS	2.2
53	D3	11	LYS	2.2
26	DC	19	VAL	2.2
33	DJ	96	ARG	2.2
1	AB	64	GLY	2.2
38	DO	83	LEU	2.2
16	AQ	19	SER	2.2
24	DA	62	U	2.2
24	DA	1294	U	2.2
26	DC	172	THR	2.2
29	DF	36	ASN	2.2
31	DH	84	ALA	2.2
33	DJ	3	THR	2.2
24	DA	1311	G	2.2
8	CI	64	ILE	2.2
6	CG	73	GLU	2.2
13	CN	9	GLU	2.2
29	DF	31	GLU	2.2
36	DM	110	GLU	2.2
44	BU	21	ARG	2.2
47	DX	29	LEU	2.2
8	AI	9	GLY	2.2
9	AJ	65	TYR	2.2
1	AB	78	ALA	2.2
12	CM	113	LYS	2.2
27	BD	192	ALA	2.2
29	DF	37	MET	2.2
42	DS	32	ALA	2.2
53	D3	24	LYS	2.2
4	AE	140	ILE	2.2
6	AG	32	ASP	2.2
19	CT	42	ASP	2.2
26	DC	247	TRP	2.2
44	DU	102	ILE	2.2
32	DI	53	PRO	2.2
24	DA	1606	C	2.2
24	BA	2320	U	2.2
24	DA	1066	U	2.2
24	DA	2297	A	2.2

*Continued on next page...*

*Continued from previous page...*

Mol	Chain	Res	Type	RSRZ
31	BH	97	ARG	2.2
55	CA	88	U	2.2
43	DT	8	LEU	2.2
31	DH	135	HIS	2.2
53	D3	25	HIS	2.2
24	DA	377	G	2.2
37	DN	9	GLN	2.2
4	AE	13	LYS	2.2
6	CG	84	TYR	2.2
55	CA	212	G	2.2
55	CA	1297	G	2.2
9	AJ	59	LYS	2.2
1	CB	206	ILE	2.2
8	CI	42	THR	2.2
7	CH	102	VAL	2.2
8	CI	110	VAL	2.2
9	CJ	58	ASN	2.2
26	DC	2	VAL	2.2
26	DC	3	VAL	2.2
26	DC	226	PRO	2.2
43	DT	31	VAL	2.2
43	DT	77	ARG	2.2
48	DY	46	VAL	2.2
1	AB	17	HIS	2.2
4	CE	118	GLY	2.2
6	CG	109	LYS	2.2
32	BI	98	GLY	2.2
34	DK	26	GLY	2.2
46	BW	74	LYS	2.2
53	D3	51	LYS	2.2
9	CJ	65	TYR	2.2
21	AA	81	A	2.2
24	BA	2309	A	2.2
24	DA	2298	A	2.2
40	DQ	19	GLN	2.2
11	CL	123	ALA	2.2
48	BY	61	ALA	2.2
6	CG	61	PHE	2.2
7	AH	54	THR	2.2
13	CN	49	THR	2.2
20	AU	41	THR	2.2
29	DF	29	ARG	2.2

*Continued on next page...*

*Continued from previous page...*

Mol	Chain	Res	Type	RSRZ
31	DH	77	THR	2.2
52	D2	33	ARG	2.2
28	DE	138	LEU	2.2
24	DA	1355	G	2.2
51	D1	9	LYS	2.2
31	DH	85	GLY	2.2
33	DJ	82	GLY	2.2
29	DF	80	GLN	2.2
10	CK	20	ALA	2.2
41	DR	49	ILE	2.2
31	BH	27	ARG	2.2
43	BT	3	ARG	2.2
6	CG	26	VAL	2.2
31	BH	108	VAL	2.2
32	DI	60	VAL	2.2
21	AA	1286	U	2.2
24	DA	12	U	2.2
30	DG	155	PRO	2.2
41	DR	39	LEU	2.2
42	DS	97	LEU	2.2
55	CA	368	U	2.2
24	BA	504	A	2.2
4	AE	91	SER	2.2
24	BA	581	C	2.2
24	BA	2134	A	2.2
24	DA	645	C	2.2
11	CL	87	LYS	2.1
26	BC	4	LYS	2.1
7	AH	67	GLY	2.1
37	BN	7	GLY	2.1
34	BK	29	HIS	2.1
13	AN	16	ALA	2.1
9	CJ	90	LEU	2.1
24	BA	1731	G	2.1
24	BA	2144	G	2.1
24	DA	88	G	2.1
24	DA	2046	G	2.1
47	DX	47	THR	2.1
45	DV	85	LYS	2.1
38	DO	43	ASN	2.1
47	DX	15	ASN	2.1
24	DA	2182	U	2.1

*Continued on next page...*

*Continued from previous page...*

Mol	Chain	Res	Type	RSRZ
55	CA	1286	U	2.1
21	AA	1167	A	2.1
24	DA	53	A	2.1
42	DS	103	ILE	2.1
28	DE	36	ALA	2.1
34	DK	78	ARG	2.1
38	DO	100	HIS	2.1
48	BY	3	ALA	2.1
44	DU	53	GLN	2.1
20	CU	52	VAL	2.1
27	DD	104	VAL	2.1
31	BH	144	VAL	2.1
35	DL	122	VAL	2.1
35	DL	29	LYS	2.1
38	DO	85	LYS	2.1
4	CE	145	ASN	2.1
15	AP	79	ASN	2.1
43	DT	78	SER	2.1
41	BR	26	ASP	2.1
45	DV	41	GLU	2.1
4	AE	118	GLY	2.1
31	DH	120	GLY	2.1
34	DK	31	ARG	2.1
35	DL	59	ARG	2.1
47	DX	63	ILE	2.1
1	AB	33	ALA	2.1
28	DE	50	ALA	2.1
31	DH	9	VAL	2.1
54	D4	17	VAL	2.1
21	AA	121	U	2.1
21	AA	842	U	2.1
55	CA	1463	U	2.1
3	CD	147	LYS	2.1
44	BU	78	LYS	2.1
47	DX	61	LYS	2.1
24	BA	1057	A	2.1
24	DA	2406	A	2.1
52	D2	7	PRO	2.1
53	D3	62	PRO	2.1
1	CB	188	THR	2.1
44	DU	76	THR	2.1
3	AD	73	ASN	2.1

*Continued on next page...*

*Continued from previous page...*

Mol	Chain	Res	Type	RSRZ
8	CI	29	ILE	2.1
12	CM	108	ARG	2.1
26	DC	258	SER	2.1
39	DP	18	SER	2.1
46	BW	84	GLU	2.1
26	BC	167	ASP	2.1
7	CH	34	ALA	2.1
20	CU	51	ALA	2.1
31	BH	91	PHE	2.1
31	BH	111	ALA	2.1
43	DT	51	PHE	2.1
1	AB	116	LEU	2.1
17	AR	64	LEU	2.1
35	DL	89	VAL	2.1
43	DT	7	LEU	2.1
3	AD	21	LYS	2.1
29	DF	87	LYS	2.1
41	DR	76	LYS	2.1
4	CE	97	PRO	2.1
13	CN	40	ARG	2.1
24	BA	2133	G	2.1
24	BA	2136	G	2.1
24	BA	2149	U	2.1
24	DA	134	G	2.1
29	BF	135	ILE	2.1
38	DO	16	ARG	2.1
53	D3	31	ILE	2.1
1	AB	98	GLY	2.1
9	CJ	95	GLY	2.1
24	DA	443	A	2.1
46	BW	72	GLY	2.1
35	DL	4	ASN	2.1
47	DX	31	ASN	2.1
55	CA	80	A	2.1
55	CA	977	A	2.1
4	AE	84	VAL	2.1
8	CI	67	LYS	2.1
19	CT	7	LYS	2.1
26	DC	104	LEU	2.1
40	DQ	94	LEU	2.1
24	BA	885	C	2.1
24	DA	2047	C	2.1

*Continued on next page...*

*Continued from previous page...*

Mol	Chain	Res	Type	RSRZ
4	CE	82	HIS	2.1
6	CG	9	ARG	2.1
38	DO	15	ARG	2.1
29	BF	110	ILE	2.1
31	DH	143	ILE	2.1
29	DF	19	PHE	2.1
29	DF	130	GLY	2.1
34	DK	32	TYR	2.1
35	DL	24	GLY	2.1
5	AF	99	ALA	2.1
28	BE	157	LEU	2.1
35	DL	64	PHE	2.1
41	DR	3	ALA	2.1
1	AB	198	VAL	2.1
4	AE	147	ASN	2.1
11	AL	92	VAL	2.1
32	BI	139	VAL	2.1
41	DR	51	VAL	2.1
24	BA	2181	U	2.0
43	BT	21	SER	2.1
32	DI	46	ASP	2.0
43	DT	79	ASP	2.0
33	DJ	76	HIS	2.0
24	BA	882	G	2.0
24	DA	291	G	2.0
24	DA	1580	A	2.0
24	DA	2004	G	2.0
24	DA	2135	A	2.0
55	CA	765	G	2.0
55	CA	975	A	2.0
55	CA	1229	A	2.0
11	AL	13	ARG	2.0
37	DN	69	ARG	2.0
38	DO	81	ARG	2.0
13	CN	100	TRP	2.0
24	BA	2145	C	2.0
29	DF	84	ILE	2.0
37	DN	33	ILE	2.0
44	DU	101	THR	2.0
51	D1	22	THR	2.0
51	D1	23	THR	2.0
29	DF	68	LYS	2.0

*Continued on next page...*

*Continued from previous page...*

Mol	Chain	Res	Type	RSRZ
33	DJ	39	LYS	2.0
46	DW	25	PHE	2.0
10	CK	18	GLY	2.0
4	AE	93	VAL	2.0
4	CE	84	VAL	2.0
19	CT	86	ALA	2.0
27	DD	144	GLY	2.0
43	DT	75	GLY	2.0
44	BU	46	LYS	2.0
30	DG	173	ALA	2.0
48	DY	5	GLU	2.0
27	DD	58	ASN	2.0
31	DH	86	ASP	2.0
34	BK	71	ARG	2.0
48	BY	1	MET	2.0
24	DA	1325	U	2.0
28	DE	177	PRO	2.0
33	BJ	142	ILE	2.0
43	DT	80	TRP	2.0
27	DD	62	LYS	2.0
2	CC	164	THR	2.0
3	CD	190	LEU	2.0
4	AE	23	THR	2.0
31	DH	40	THR	2.0
31	DH	96	THR	2.0
43	BT	93	LEU	2.0
2	CC	1	GLY	2.0
5	AF	84	VAL	2.0
7	AH	129	ALA	2.0
14	AO	43	ALA	2.0
30	DG	16	VAL	2.0
46	DW	21	GLY	2.0
26	DC	235	GLU	2.0
52	D2	9	VAL	2.0
24	BA	2156	G	2.0
55	CA	953	G	2.0
28	DE	93	SER	2.0
32	BI	134	SER	2.0
41	BR	102	SER	2.0
48	DY	52	ARG	2.0
12	AM	109	LYS	2.0
28	DE	74	LYS	2.0

*Continued on next page...*

*Continued from previous page...*

Mol	Chain	Res	Type	RSRZ
31	BH	112	LYS	2.0
44	BU	16	LYS	2.0
10	CK	99	LEU	2.0
26	BC	265	PHE	2.0
45	DV	26	PHE	2.0

## 6.2 Non-standard residues in protein, DNA, RNA chains [i](#)

There are no non-standard protein/DNA/RNA residues in this entry.

## 6.3 Carbohydrates [i](#)

There are no monosaccharides in this entry.

## 6.4 Ligands [i](#)

In the following table, the Atoms column lists the number of modelled atoms in the group and the number defined in the chemical component dictionary. The B-factors column lists the minimum, median, 95<sup>th</sup> percentile and maximum values of B factors of atoms in the group. The column labelled 'Q< 0.9' lists the number of atoms with occupancy less than 0.9.

Mol	Type	Chain	Res	Atoms	RSCC	RSR	B-factors(Å <sup>2</sup> )	Q<0.9
57	MG	DA	3062	1/1	-0.29	0.65	85,85,85,85	0
57	MG	AA	1619	1/1	-0.12	0.32	136,136,136,136	0
57	MG	DA	3076	1/1	-0.02	0.68	109,109,109,109	0
57	MG	CA	1624	1/1	0.18	0.49	79,79,79,79	0
57	MG	DA	3134	1/1	0.19	0.55	126,126,126,126	0
57	MG	DA	3065	1/1	0.27	0.61	84,84,84,84	0
57	MG	BA	3015	1/1	0.34	0.53	38,38,38,38	0
57	MG	DA	3071	1/1	0.36	0.38	94,94,94,94	0
57	MG	DA	3016	1/1	0.37	0.57	96,96,96,96	0
57	MG	DA	3131	1/1	0.40	0.41	103,103,103,103	0
57	MG	DA	3060	1/1	0.40	0.29	96,96,96,96	0
57	MG	BA	3058	1/1	0.44	0.37	44,44,44,44	0
57	MG	DA	3004	1/1	0.51	0.42	150,150,150,150	0
57	MG	DA	3110	1/1	0.51	0.52	82,82,82,82	0
57	MG	DC	301	1/1	0.52	0.20	103,103,103,103	0
57	MG	CA	1612	1/1	0.53	0.31	86,86,86,86	0
57	MG	DA	3133	1/1	0.53	0.30	115,115,115,115	0
57	MG	DA	3040	1/1	0.53	0.37	102,102,102,102	0

*Continued on next page...*



*Continued from previous page...*

Mol	Type	Chain	Res	Atoms	RSCC	RSR	B-factors( $\text{\AA}^2$ )	Q<0.9
57	MG	CA	1617	1/1	0.55	0.25	130,130,130,130	0
57	MG	DA	3093	1/1	0.55	0.28	93,93,93,93	0
57	MG	DA	3077	1/1	0.59	0.36	86,86,86,86	0
57	MG	DA	3084	1/1	0.63	0.16	157,157,157,157	0
57	MG	BB	201	1/1	0.63	0.30	105,105,105,105	0
57	MG	DA	3075	1/1	0.63	0.10	255,255,255,255	0
57	MG	CA	1629	1/1	0.65	0.25	111,111,111,111	0
57	MG	BA	3075	1/1	0.66	0.37	40,40,40,40	0
57	MG	DA	3021	1/1	0.66	0.27	132,132,132,132	0
57	MG	DA	3112	1/1	0.67	0.25	115,115,115,115	0
57	MG	AA	1607	1/1	0.68	0.22	88,88,88,88	0
57	MG	DA	3064	1/1	0.68	0.30	87,87,87,87	0
57	MG	DA	3086	1/1	0.68	0.18	148,148,148,148	0
57	MG	BA	3135	1/1	0.69	0.36	43,43,43,43	0
57	MG	DA	3047	1/1	0.70	0.15	148,148,148,148	0
57	MG	BA	3077	1/1	0.70	0.24	45,45,45,45	0
57	MG	AA	1636	1/1	0.70	0.18	120,120,120,120	0
57	MG	DA	3090	1/1	0.70	0.21	92,92,92,92	0
57	MG	CA	1625	1/1	0.70	0.21	86,86,86,86	0
57	MG	DA	3100	1/1	0.71	0.21	149,149,149,149	0
57	MG	DB	201	1/1	0.71	0.18	108,108,108,108	0
57	MG	BA	3133	1/1	0.72	0.45	53,53,53,53	0
57	MG	DA	3051	1/1	0.73	0.10	177,177,177,177	0
57	MG	DA	3007	1/1	0.74	0.12	192,192,192,192	0
57	MG	DA	3128	1/1	0.74	0.26	100,100,100,100	0
57	MG	CA	1602	1/1	0.74	0.22	106,106,106,106	0
57	MG	DA	3011	1/1	0.75	0.35	110,110,110,110	0
57	MG	DA	3107	1/1	0.75	0.16	130,130,130,130	0
57	MG	BA	3132	1/1	0.75	0.41	42,42,42,42	0
57	MG	DA	3054	1/1	0.76	0.26	88,88,88,88	0
57	MG	BA	3070	1/1	0.76	0.13	140,140,140,140	0
57	MG	DA	3020	1/1	0.77	0.18	153,153,153,153	0
57	MG	DA	3041	1/1	0.77	0.14	113,113,113,113	0
57	MG	BA	3112	1/1	0.77	0.12	46,46,46,46	0
57	MG	DA	3066	1/1	0.77	0.21	92,92,92,92	0
57	MG	DA	3126	1/1	0.77	0.17	99,99,99,99	0
57	MG	BA	3131	1/1	0.78	0.51	48,48,48,48	0
57	MG	CA	1615	1/1	0.78	0.20	118,118,118,118	0
57	MG	DA	3006	1/1	0.78	0.11	149,149,149,149	0
57	MG	BA	3014	1/1	0.79	0.32	38,38,38,38	0
57	MG	BA	3061	1/1	0.79	0.36	39,39,39,39	0
57	MG	DA	3019	1/1	0.79	0.11	150,150,150,150	0

*Continued on next page...*

*Continued from previous page...*

Mol	Type	Chain	Res	Atoms	RSCC	RSR	B-factors( $\text{\AA}^2$ )	Q<0.9
57	MG	DA	3015	1/1	0.80	0.19	88,88,88,88	0
57	MG	DA	3109	1/1	0.80	0.13	92,92,92,92	0
57	MG	BA	3085	1/1	0.80	0.42	42,42,42,42	0
57	MG	CA	1613	1/1	0.80	0.14	79,79,79,79	0
57	MG	BA	3115	1/1	0.80	0.27	49,49,49,49	0
57	MG	DA	3099	1/1	0.81	0.39	98,98,98,98	0
57	MG	BA	3037	1/1	0.81	0.35	42,42,42,42	0
57	MG	DA	3059	1/1	0.81	0.26	88,88,88,88	0
57	MG	CA	1607	1/1	0.81	0.14	89,89,89,89	0
57	MG	DA	3014	1/1	0.81	0.17	90,90,90,90	0
57	MG	CA	1619	1/1	0.81	0.24	119,119,119,119	0
57	MG	BA	3062	1/1	0.82	0.43	38,38,38,38	0
57	MG	DA	3003	1/1	0.82	0.13	94,94,94,94	0
57	MG	AA	1641	1/1	0.82	0.25	89,89,89,89	0
57	MG	CA	1634	1/1	0.82	0.16	97,97,97,97	0
57	MG	DA	3108	1/1	0.82	0.19	82,82,82,82	0
57	MG	DA	3027	1/1	0.82	0.14	87,87,87,87	0
57	MG	DA	3032	1/1	0.82	0.19	87,87,87,87	0
57	MG	BA	3124	1/1	0.83	0.39	41,41,41,41	0
57	MG	DA	3017	1/1	0.83	0.20	102,102,102,102	0
57	MG	DA	3088	1/1	0.83	0.14	101,101,101,101	0
57	MG	DA	3120	1/1	0.84	0.24	96,96,96,96	0
57	MG	DA	3085	1/1	0.84	0.09	190,190,190,190	0
57	MG	BA	3060	1/1	0.84	0.29	39,39,39,39	0
57	MG	AA	1620	1/1	0.84	0.11	144,144,144,144	0
57	MG	DA	3028	1/1	0.84	0.38	103,103,103,103	0
57	MG	DA	3080	1/1	0.84	0.29	84,84,84,84	0
57	MG	CA	1636	1/1	0.84	0.32	88,88,88,88	0
57	MG	DA	3124	1/1	0.85	0.12	133,133,133,133	0
57	MG	DA	3045	1/1	0.85	0.12	141,141,141,141	0
57	MG	BA	3102	1/1	0.85	0.32	40,40,40,40	0
57	MG	DA	3048	1/1	0.85	0.15	131,131,131,131	0
57	MG	CA	1614	1/1	0.85	0.13	114,114,114,114	0
57	MG	BA	3084	1/1	0.85	0.36	49,49,49,49	0
57	MG	AA	1626	1/1	0.85	0.12	107,107,107,107	0
57	MG	AA	1637	1/1	0.86	0.12	87,87,87,87	0
57	MG	BA	3056	1/1	0.86	0.27	45,45,45,45	0
57	MG	DA	3009	1/1	0.86	0.10	121,121,121,121	0
57	MG	AA	1631	1/1	0.86	0.19	98,98,98,98	0
57	MG	DA	3012	1/1	0.86	0.25	96,96,96,96	0
57	MG	CA	1603	1/1	0.86	0.23	92,92,92,92	0
57	MG	CA	1606	1/1	0.86	0.09	85,85,85,85	0

*Continued on next page...*

*Continued from previous page...*

Mol	Type	Chain	Res	Atoms	RSCC	RSR	B-factors( $\text{\AA}^2$ )	Q<0.9
57	MG	DA	3029	1/1	0.86	0.13	108,108,108,108	0
57	MG	AA	1628	1/1	0.87	0.13	107,107,107,107	0
57	MG	BA	3007	1/1	0.87	0.16	90,90,90,90	0
57	MG	DA	3042	1/1	0.87	0.09	101,101,101,101	0
57	MG	DA	3002	1/1	0.87	0.14	125,125,125,125	0
57	MG	BA	3118	1/1	0.87	0.23	42,42,42,42	0
57	MG	BA	3123	1/1	0.87	0.11	63,63,63,63	0
57	MG	DA	3094	1/1	0.87	0.10	126,126,126,126	0
57	MG	BA	3098	1/1	0.87	0.42	52,52,52,52	0
57	MG	BA	3026	1/1	0.87	0.31	41,41,41,41	0
57	MG	DA	3058	1/1	0.87	0.11	96,96,96,96	0
57	MG	DA	3035	1/1	0.87	0.12	88,88,88,88	0
57	MG	CA	1616	1/1	0.88	0.10	136,136,136,136	0
57	MG	BB	202	1/1	0.88	0.12	114,114,114,114	0
57	MG	AA	1625	1/1	0.88	0.12	90,90,90,90	0
57	MG	DA	3030	1/1	0.88	0.23	101,101,101,101	0
57	MG	CA	1622	1/1	0.88	0.08	138,138,138,138	0
57	MG	AA	1606	1/1	0.88	0.10	96,96,96,96	0
57	MG	CA	1639	1/1	0.89	0.07	165,165,165,165	0
57	MG	BA	3095	1/1	0.89	0.15	75,75,75,75	0
57	MG	DA	3001	1/1	0.89	0.13	115,115,115,115	0
57	MG	BA	3046	1/1	0.89	0.10	63,63,63,63	0
57	MG	DA	3061	1/1	0.89	0.22	84,84,84,84	0
57	MG	DA	3096	1/1	0.89	0.14	120,120,120,120	0
57	MG	DA	3031	1/1	0.89	0.20	98,98,98,98	0
57	MG	DA	3129	1/1	0.89	0.18	83,83,83,83	0
57	MG	DA	3081	1/1	0.89	0.09	87,87,87,87	0
57	MG	DA	3101	1/1	0.89	0.13	82,82,82,82	0
57	MG	CA	1628	1/1	0.89	0.25	79,79,79,79	0
57	MG	CA	1638	1/1	0.89	0.09	141,141,141,141	0
57	MG	BA	3071	1/1	0.90	0.28	38,38,38,38	0
57	MG	DA	3023	1/1	0.90	0.21	101,101,101,101	0
57	MG	CA	1627	1/1	0.90	0.10	106,106,106,106	0
57	MG	DA	3043	1/1	0.90	0.18	107,107,107,107	0
57	MG	AA	1604	1/1	0.90	0.07	126,126,126,126	0
57	MG	BA	3001	1/1	0.90	0.20	45,45,45,45	0
57	MG	DA	3089	1/1	0.90	0.09	110,110,110,110	0
57	MG	DJ	201	1/1	0.90	0.20	101,101,101,101	0
57	MG	DA	3070	1/1	0.90	0.09	94,94,94,94	0
57	MG	DA	3050	1/1	0.90	0.12	148,148,148,148	0
57	MG	DA	3074	1/1	0.90	0.09	98,98,98,98	0
57	MG	DA	3008	1/1	0.90	0.06	177,177,177,177	0

*Continued on next page...*

*Continued from previous page...*

Mol	Type	Chain	Res	Atoms	RSCC	RSR	B-factors( $\text{\AA}^2$ )	Q<0.9
57	MG	BA	3004	1/1	0.90	0.17	69,69,69,69	0
57	MG	DA	3010	1/1	0.90	0.10	108,108,108,108	0
57	MG	CA	1601	1/1	0.91	0.10	142,142,142,142	0
57	MG	DA	3122	1/1	0.91	0.09	142,142,142,142	0
57	MG	BA	3045	1/1	0.91	0.17	62,62,62,62	0
57	MG	BA	3030	1/1	0.91	0.36	41,41,41,41	0
57	MG	BA	3025	1/1	0.91	0.09	41,41,41,41	0
57	MG	BA	3099	1/1	0.91	0.13	41,41,41,41	0
57	MG	DA	3130	1/1	0.91	0.37	85,85,85,85	0
57	MG	DA	3005	1/1	0.91	0.09	157,157,157,157	0
57	MG	DA	3095	1/1	0.91	0.12	159,159,159,159	0
57	MG	CA	1609	1/1	0.91	0.10	96,96,96,96	0
57	MG	DA	3116	1/1	0.91	0.14	98,98,98,98	0
57	MG	BA	3047	1/1	0.92	0.09	63,63,63,63	0
57	MG	AA	1632	1/1	0.92	0.10	95,95,95,95	0
57	MG	DA	3078	1/1	0.92	0.20	79,79,79,79	0
57	MG	BA	3119	1/1	0.92	0.28	52,52,52,52	0
57	MG	CA	1640	1/1	0.92	0.27	87,87,87,87	0
57	MG	DA	3082	1/1	0.92	0.19	83,83,83,83	0
57	MG	DA	3049	1/1	0.92	0.14	150,150,150,150	0
57	MG	BA	3121	1/1	0.92	0.12	45,45,45,45	0
57	MG	AA	1610	1/1	0.92	0.07	125,125,125,125	0
57	MG	AA	1627	1/1	0.92	0.22	109,109,109,109	0
57	MG	BA	3107	1/1	0.92	0.11	49,49,49,49	0
57	MG	BA	3091	1/1	0.92	0.08	69,69,69,69	0
57	MG	BA	3092	1/1	0.93	0.08	108,108,108,108	0
57	MG	BA	3035	1/1	0.93	0.20	55,55,55,55	0
57	MG	BA	3074	1/1	0.93	0.11	38,38,38,38	0
57	MG	CA	1604	1/1	0.93	0.06	106,106,106,106	0
57	MG	CA	1626	1/1	0.93	0.08	110,110,110,110	0
57	MG	BA	3005	1/1	0.93	0.14	73,73,73,73	0
57	MG	DA	3115	1/1	0.93	0.14	84,84,84,84	0
57	MG	BA	3126	1/1	0.93	0.13	57,57,57,57	0
57	MG	AA	1630	1/1	0.93	0.10	79,79,79,79	0
57	MG	CA	1631	1/1	0.93	0.10	91,91,91,91	0
57	MG	CA	1610	1/1	0.93	0.06	129,129,129,129	0
57	MG	BA	3080	1/1	0.93	0.07	74,74,74,74	0
57	MG	CA	1637	1/1	0.93	0.14	83,83,83,83	0
57	MG	BA	3011	1/1	0.93	0.33	44,44,44,44	0
57	MG	BA	3113	1/1	0.93	0.15	38,38,38,38	0
57	MG	BA	3136	1/1	0.93	0.32	47,47,47,47	0
57	MG	DA	3097	1/1	0.93	0.11	119,119,119,119	0

*Continued on next page...*

*Continued from previous page...*

Mol	Type	Chain	Res	Atoms	RSCC	RSR	B-factors( $\text{\AA}^2$ )	Q<0.9
57	MG	AA	1618	1/1	0.93	0.08	104,104,104,104	0
57	MG	BA	3055	1/1	0.93	0.16	44,44,44,44	0
57	MG	AA	1624	1/1	0.94	0.12	94,94,94,94	0
57	MG	BA	3109	1/1	0.94	0.11	42,42,42,42	0
57	MG	BA	3111	1/1	0.94	0.10	38,38,38,38	0
57	MG	DA	3111	1/1	0.94	0.10	164,164,164,164	0
57	MG	DA	3024	1/1	0.94	0.09	90,90,90,90	0
57	MG	DA	3026	1/1	0.94	0.09	88,88,88,88	0
57	MG	DA	3067	1/1	0.94	0.07	86,86,86,86	0
57	MG	CA	1623	1/1	0.94	0.09	89,89,89,89	0
57	MG	DA	3013	1/1	0.94	0.09	93,93,93,93	0
57	MG	DA	3072	1/1	0.94	0.07	84,84,84,84	0
57	MG	BA	3076	1/1	0.94	0.09	47,47,47,47	0
57	MG	AA	1638	1/1	0.94	0.08	81,81,81,81	0
57	MG	BA	3019	1/1	0.94	0.07	70,70,70,70	0
57	MG	DA	3098	1/1	0.94	0.09	87,87,87,87	0
57	MG	AA	1617	1/1	0.94	0.07	123,123,123,123	0
57	MG	DA	3132	1/1	0.94	0.06	94,94,94,94	0
57	MG	DA	3034	1/1	0.94	0.14	89,89,89,89	0
57	MG	AA	1614	1/1	0.94	0.08	113,113,113,113	0
57	MG	DA	3038	1/1	0.94	0.14	108,108,108,108	0
57	MG	CA	1642	1/1	0.95	0.07	102,102,102,102	0
57	MG	BA	3114	1/1	0.95	0.08	73,73,73,73	0
57	MG	BA	3089	1/1	0.95	0.14	50,50,50,50	0
57	MG	DA	3103	1/1	0.95	0.10	91,91,91,91	0
57	MG	DA	3018	1/1	0.95	0.07	106,106,106,106	0
57	MG	BA	3090	1/1	0.95	0.07	47,47,47,47	0
57	MG	AA	1621	1/1	0.95	0.10	67,67,67,67	0
57	MG	AA	1633	1/1	0.95	0.07	107,107,107,107	0
57	MG	BA	3094	1/1	0.95	0.09	75,75,75,75	0
57	MG	BA	3002	1/1	0.95	0.27	47,47,47,47	0
57	MG	DA	3025	1/1	0.95	0.12	105,105,105,105	0
57	MG	BA	3003	1/1	0.95	0.06	73,73,73,73	0
57	MG	DA	3119	1/1	0.95	0.11	138,138,138,138	0
57	MG	DA	3052	1/1	0.95	0.08	118,118,118,118	0
57	MG	DA	3121	1/1	0.95	0.13	97,97,97,97	0
57	MG	BA	3024	1/1	0.95	0.08	42,42,42,42	0
57	MG	CA	1632	1/1	0.95	0.05	125,125,125,125	0
57	MG	AA	1608	1/1	0.95	0.10	82,82,82,82	0
57	MG	AA	1616	1/1	0.95	0.06	126,126,126,126	0
57	MG	BA	3059	1/1	0.95	0.14	50,50,50,50	0
57	MG	BA	3081	1/1	0.95	0.19	40,40,40,40	0

*Continued on next page...*

*Continued from previous page...*

Mol	Type	Chain	Res	Atoms	RSCC	RSR	B-factors( $\text{\AA}^2$ )	Q<0.9
57	MG	BA	3006	1/1	0.95	0.06	88,88,88,88	0
57	MG	AA	1611	1/1	0.95	0.07	91,91,91,91	0
57	MG	DA	3036	1/1	0.95	0.08	84,84,84,84	0
57	MG	DA	3037	1/1	0.95	0.08	83,83,83,83	0
57	MG	DA	3069	1/1	0.95	0.09	86,86,86,86	0
57	MG	BA	3065	1/1	0.96	0.12	38,38,38,38	0
57	MG	DA	3044	1/1	0.96	0.05	116,116,116,116	0
57	MG	AA	1603	1/1	0.96	0.07	76,76,76,76	0
57	MG	DA	3073	1/1	0.96	0.18	98,98,98,98	0
57	MG	DA	3104	1/1	0.96	0.10	107,107,107,107	0
57	MG	DA	3106	1/1	0.96	0.06	92,92,92,92	0
57	MG	DA	3046	1/1	0.96	0.09	142,142,142,142	0
57	MG	BA	3048	1/1	0.96	0.07	74,74,74,74	0
57	MG	BA	3093	1/1	0.96	0.16	84,84,84,84	0
57	MG	BA	3049	1/1	0.96	0.09	45,45,45,45	0
57	MG	CA	1608	1/1	0.96	0.11	86,86,86,86	0
57	MG	CA	1630	1/1	0.96	0.24	79,79,79,79	0
57	MG	DA	3113	1/1	0.96	0.09	86,86,86,86	0
57	MG	DA	3114	1/1	0.96	0.07	98,98,98,98	0
57	MG	BA	3052	1/1	0.96	0.09	38,38,38,38	0
57	MG	AA	1601	1/1	0.96	0.05	111,111,111,111	0
57	MG	DA	3117	1/1	0.96	0.10	90,90,90,90	0
57	MG	DA	3055	1/1	0.96	0.07	85,85,85,85	0
57	MG	AA	1629	1/1	0.96	0.12	129,129,129,129	0
57	MG	BA	3079	1/1	0.96	0.06	89,89,89,89	0
57	MG	DA	3087	1/1	0.96	0.07	88,88,88,88	0
57	MG	AA	1642	1/1	0.96	0.07	74,74,74,74	0
57	MG	DA	3125	1/1	0.96	0.09	90,90,90,90	0
57	MG	BA	3042	1/1	0.96	0.09	56,56,56,56	0
57	MG	DA	3127	1/1	0.96	0.13	104,104,104,104	0
57	MG	BA	3044	1/1	0.96	0.07	71,71,71,71	0
57	MG	DA	3091	1/1	0.96	0.06	93,93,93,93	0
57	MG	AA	1643	1/1	0.96	0.06	81,81,81,81	0
57	MG	CA	1618	1/1	0.96	0.09	108,108,108,108	0
57	MG	BA	3088	1/1	0.96	0.07	58,58,58,58	0
57	MG	BB	204	1/1	0.96	0.10	57,57,57,57	0
57	MG	DA	3068	1/1	0.96	0.09	86,86,86,86	0
57	MG	AA	1605	1/1	0.96	0.06	103,103,103,103	0
57	MG	BA	3029	1/1	0.97	0.12	38,38,38,38	0
57	MG	DA	3092	1/1	0.97	0.09	102,102,102,102	0
57	MG	DA	3053	1/1	0.97	0.10	101,101,101,101	0
57	MG	CA	1620	1/1	0.97	0.12	93,93,93,93	0

*Continued on next page...*



*Continued from previous page...*

Mol	Type	Chain	Res	Atoms	RSCC	RSR	B-factors( $\text{\AA}^2$ )	Q<0.9
57	MG	DA	3039	1/1	0.97	0.12	104,104,104,104	0
57	MG	DA	3057	1/1	0.97	0.07	92,92,92,92	0
57	MG	AA	1640	1/1	0.97	0.06	132,132,132,132	0
57	MG	BA	3134	1/1	0.97	0.07	38,38,38,38	0
57	MG	BA	3032	1/1	0.97	0.06	40,40,40,40	0
57	MG	AA	1602	1/1	0.97	0.16	79,79,79,79	0
57	MG	CA	1611	1/1	0.97	0.06	93,93,93,93	0
57	MG	DA	3102	1/1	0.97	0.07	84,84,84,84	0
57	MG	DA	3063	1/1	0.97	0.10	92,92,92,92	0
57	MG	DA	3083	1/1	0.97	0.10	121,121,121,121	0
57	MG	BA	3097	1/1	0.97	0.06	49,49,49,49	0
57	MG	AA	1635	1/1	0.97	0.05	114,114,114,114	0
57	MG	BA	3086	1/1	0.97	0.08	43,43,43,43	0
57	MG	AA	1615	1/1	0.97	0.05	117,117,117,117	0
57	MG	AA	1623	1/1	0.97	0.08	108,108,108,108	0
57	MG	AA	1609	1/1	0.97	0.07	91,91,91,91	0
57	MG	BA	3028	1/1	0.97	0.19	39,39,39,39	0
57	MG	DA	3105	1/1	0.98	0.09	91,91,91,91	0
57	MG	BA	3069	1/1	0.98	0.04	52,52,52,52	0
57	MG	BA	3122	1/1	0.98	0.05	40,40,40,40	0
57	MG	DA	3022	1/1	0.98	0.14	105,105,105,105	0
57	MG	BA	3010	1/1	0.98	0.05	46,46,46,46	0
57	MG	AA	1639	1/1	0.98	0.05	119,119,119,119	0
57	MG	BA	3051	1/1	0.98	0.11	39,39,39,39	0
57	MG	BA	3038	1/1	0.98	0.06	42,42,42,42	0
57	MG	BA	3053	1/1	0.98	0.09	41,41,41,41	0
57	MG	DA	3056	1/1	0.98	0.08	101,101,101,101	0
57	MG	BA	3039	1/1	0.98	0.07	40,40,40,40	0
57	MG	BA	3101	1/1	0.98	0.06	38,38,38,38	0
57	MG	BA	3040	1/1	0.98	0.04	41,41,41,41	0
57	MG	DA	3118	1/1	0.98	0.15	99,99,99,99	0
57	MG	BA	3105	1/1	0.98	0.07	38,38,38,38	0
57	MG	AA	1612	1/1	0.98	0.05	82,82,82,82	0
57	MG	BA	3043	1/1	0.98	0.07	56,56,56,56	0
57	MG	BB	203	1/1	0.98	0.05	57,57,57,57	0
57	MG	BA	3110	1/1	0.98	0.08	50,50,50,50	0
57	MG	BD	301	1/1	0.98	0.11	39,39,39,39	0
57	MG	AA	1634	1/1	0.98	0.06	102,102,102,102	0
57	MG	AA	1613	1/1	0.98	0.05	74,74,74,74	0
57	MG	BA	3009	1/1	0.98	0.06	46,46,46,46	0
57	MG	BA	3063	1/1	0.98	0.10	37,37,37,37	0
57	MG	BA	3064	1/1	0.98	0.04	38,38,38,38	0

*Continued on next page...*

*Continued from previous page...*

Mol	Type	Chain	Res	Atoms	RSCC	RSR	B-factors( $\text{\AA}^2$ )	Q<0.9
57	MG	BA	3034	1/1	0.98	0.05	40,40,40,40	0
57	MG	CA	1633	1/1	0.98	0.09	101,101,101,101	0
57	MG	BA	3067	1/1	0.98	0.07	40,40,40,40	0
57	MG	CA	1635	1/1	0.98	0.04	114,114,114,114	0
57	MG	BA	3120	1/1	0.98	0.05	41,41,41,41	0
58	ZN	B4	101	1/1	0.98	0.04	79,79,79,79	0
57	MG	BA	3106	1/1	0.99	0.05	40,40,40,40	0
57	MG	BA	3013	1/1	0.99	0.06	38,38,38,38	0
57	MG	BA	3108	1/1	0.99	0.06	40,40,40,40	0
57	MG	BA	3082	1/1	0.99	0.05	38,38,38,38	0
57	MG	BA	3083	1/1	0.99	0.06	43,43,43,43	0
57	MG	BA	3036	1/1	0.99	0.03	47,47,47,47	0
57	MG	CA	1605	1/1	0.99	0.14	89,89,89,89	0
57	MG	DA	3033	1/1	0.99	0.08	94,94,94,94	0
57	MG	BA	3016	1/1	0.99	0.25	39,39,39,39	0
57	MG	BA	3050	1/1	0.99	0.04	40,40,40,40	0
57	MG	BA	3087	1/1	0.99	0.03	45,45,45,45	0
57	MG	BA	3066	1/1	0.99	0.04	43,43,43,43	0
57	MG	BA	3116	1/1	0.99	0.07	38,38,38,38	0
57	MG	BA	3117	1/1	0.99	0.06	56,56,56,56	0
57	MG	BA	3017	1/1	0.99	0.03	39,39,39,39	0
57	MG	BA	3027	1/1	0.99	0.07	41,41,41,41	0
57	MG	BA	3018	1/1	0.99	0.04	67,67,67,67	0
57	MG	DA	3079	1/1	0.99	0.11	90,90,90,90	0
57	MG	BA	3041	1/1	0.99	0.12	43,43,43,43	0
57	MG	BA	3072	1/1	0.99	0.18	38,38,38,38	0
57	MG	BA	3073	1/1	0.99	0.04	43,43,43,43	0
57	MG	AA	1622	1/1	0.99	0.08	85,85,85,85	0
57	MG	BA	3125	1/1	0.99	0.07	40,40,40,40	0
57	MG	BA	3096	1/1	0.99	0.09	45,45,45,45	0
57	MG	DA	3123	1/1	0.99	0.06	93,93,93,93	0
57	MG	CA	1621	1/1	0.99	0.07	85,85,85,85	0
57	MG	BA	3127	1/1	0.99	0.08	40,40,40,40	0
57	MG	BA	3128	1/1	0.99	0.06	52,52,52,52	0
57	MG	BA	3130	1/1	0.99	0.09	49,49,49,49	0
57	MG	BA	3057	1/1	0.99	0.22	42,42,42,42	0
57	MG	BA	3020	1/1	0.99	0.04	46,46,46,46	0
57	MG	BA	3021	1/1	0.99	0.08	42,42,42,42	0
57	MG	BA	3100	1/1	0.99	0.03	59,59,59,59	0
57	MG	BA	3078	1/1	0.99	0.07	86,86,86,86	0
57	MG	BA	3033	1/1	0.99	0.05	40,40,40,40	0
57	MG	BA	3103	1/1	0.99	0.07	64,64,64,64	0

*Continued on next page...*



*Continued from previous page...*

Mol	Type	Chain	Res	Atoms	RSCC	RSR	B-factors( $\text{\AA}^2$ )	Q<0.9
57	MG	BA	3104	1/1	0.99	0.09	38,38,38,38	0
57	MG	BA	3022	1/1	0.99	0.05	38,38,38,38	0
58	ZN	D4	101	1/1	0.99	0.09	79,79,79,79	0
57	MG	BA	3023	1/1	1.00	0.04	41,41,41,41	0
57	MG	BA	3054	1/1	1.00	0.06	44,44,44,44	0
57	MG	BA	3008	1/1	1.00	0.05	43,43,43,43	0
57	MG	CA	1641	1/1	1.00	0.08	91,91,91,91	0
57	MG	BA	3031	1/1	1.00	0.04	42,42,42,42	0
57	MG	BA	3012	1/1	1.00	0.06	38,38,38,38	0
57	MG	BA	3068	1/1	1.00	0.09	52,52,52,52	0
57	MG	BA	3129	1/1	1.00	0.02	39,39,39,39	0

## 6.5 Other polymers [i](#)

There are no such residues in this entry.