



## Full wwPDB EM Validation Report ⓘ

Dec 26, 2024 – 05:13 AM EST

PDB ID : 4UDF  
EMDB ID : EMD-2761  
Title : STRUCTURAL BASIS OF HUMAN PARECHOVIRUS NEUTRALIZATION  
BY HUMAN MONOCLONAL ANTIBODIES  
Authors : Shakeel, S.; Westerhuis, B.M.; Ora, A.; Koen, G.; Bakker, A.Q.; Claassen, Y.;  
Beaumont, T.; Wolthers, K.C.; Butcher, S.J.  
Deposited on : 2014-12-10  
Resolution : 20.00 Å(reported)

This is a Full wwPDB EM Validation Report for a publicly released PDB entry.

We welcome your comments at [validation@mail.wwpdb.org](mailto:validation@mail.wwpdb.org)

A user guide is available at

<https://www.wwpdb.org/validation/2017/EMValidationReportHelp>  
with specific help available everywhere you see the ⓘ symbol.

The types of validation reports are described at

<http://www.wwpdb.org/validation/2017/FAQs#types>.

---

The following versions of software and data (see [references ⓘ](#)) were used in the production of this report:

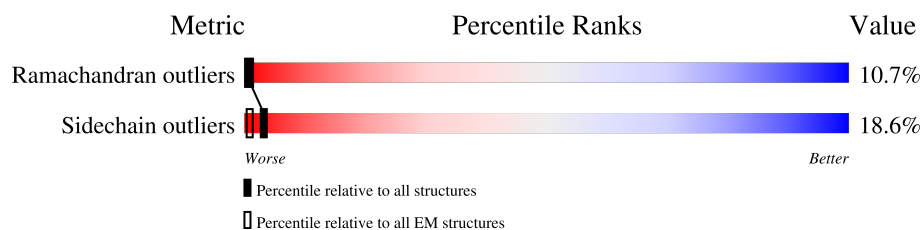
EMDB validation analysis : 0.0.1.dev113  
MolProbity : 4.02b-467  
Percentile statistics : 20231227.v01 (using entries in the PDB archive December 27th 2023)  
MapQ : 1.9.13  
Ideal geometry (proteins) : Engh & Huber (2001)  
Ideal geometry (DNA, RNA) : Parkinson et al. (1996)  
Validation Pipeline (wwPDB-VP) : 2.40

# 1 Overall quality at a glance

The following experimental techniques were used to determine the structure:  
*ELECTRON MICROSCOPY*

The reported resolution of this entry is 20.00 Å.

Percentile scores (ranging between 0-100) for global validation metrics of the entry are shown in the following graphic. The table shows the number of entries on which the scores are based.



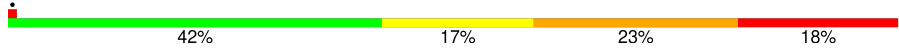
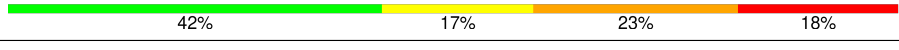
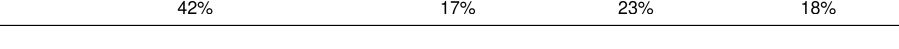

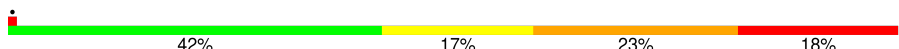
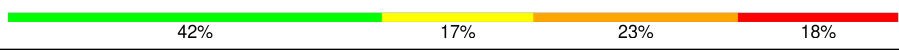
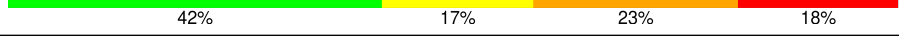
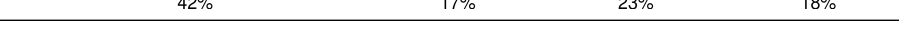

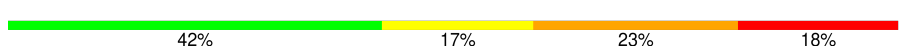
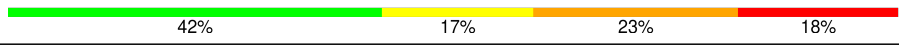
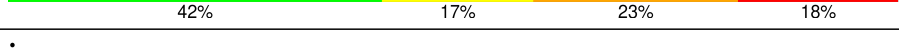


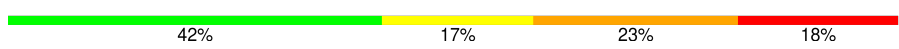
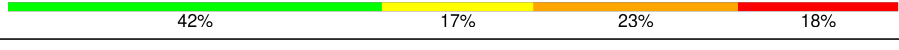
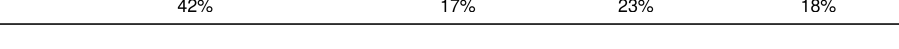

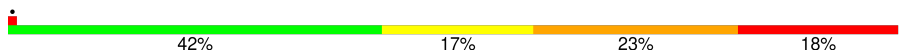
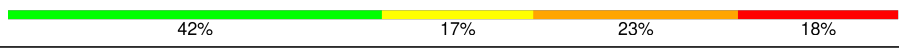
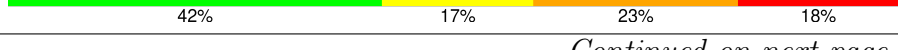



Metric	Whole archive (#Entries)	EM structures (#Entries)
Ramachandran outliers	207382	16835
Sidechain outliers	206894	16415

The table below summarises the geometric issues observed across the polymeric chains and their fit to the map. The red, orange, yellow and green segments of the bar indicate the fraction of residues that contain outliers for  $\geq 3$ , 2, 1 and 0 types of geometric quality criteria respectively. A grey segment represents the fraction of residues that are not modelled. The numeric value for each fraction is indicated below the corresponding segment, with a dot representing fractions  $\leq 5\%$ . The upper red bar (where present) indicates the fraction of residues that have poor fit to the EM map (all-atom inclusion  $< 40\%$ ). The numeric value is given above the bar.

Mol	Chain	Length	Quality of chain
1	12	183	<div> <div>42%</div> <div>17%</div> <div>23%</div> <div>18%</div> </div>
1	16	183	<div> <div>42%</div> <div>17%</div> <div>23%</div> <div>18%</div> </div>
1	1A	183	<div> <div>42%</div> <div>17%</div> <div>23%</div> <div>18%</div> </div>
1	1E	183	<div> <div>42%</div> <div>17%</div> <div>23%</div> <div>18%</div> </div>
1	1I	183	<div> <div>42%</div> <div>17%</div> <div>23%</div> <div>18%</div> </div>
1	1M	183	<div> <div>42%</div> <div>17%</div> <div>23%</div> <div>18%</div> </div>
1	1Q	183	<div> <div>42%</div> <div>17%</div> <div>23%</div> <div>18%</div> </div>
1	1U	183	<div> <div>42%</div> <div>17%</div> <div>23%</div> <div>18%</div> </div>
1	1Y	183	<div> <div>42%</div> <div>17%</div> <div>23%</div> <div>18%</div> </div>

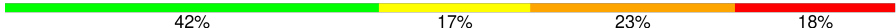
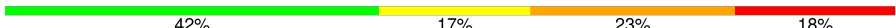
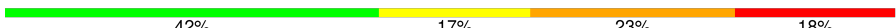
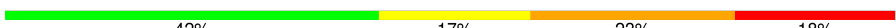










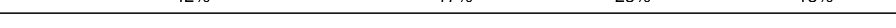
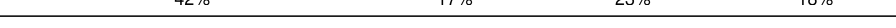
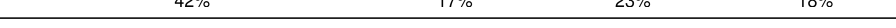
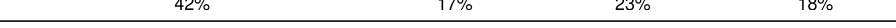
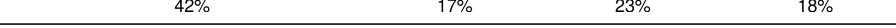
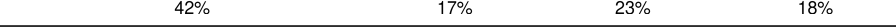
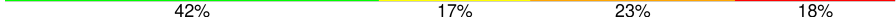
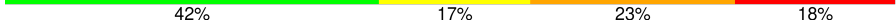
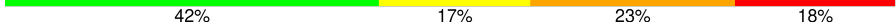
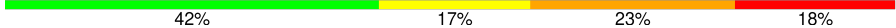
*Continued on next page...*

*Continued from previous page...*

Mol	Chain	Length	Quality of chain
1	22	183	
1	26	183	
1	2A	183	
1	2E	183	
1	2I	183	
1	2M	183	
1	2Q	183	
1	2U	183	
1	2Y	183	
1	32	183	
1	36	183	
1	3A	183	
1	3E	183	
1	3I	183	
1	3M	183	
1	3Q	183	
1	3U	183	
1	3Y	183	
1	42	183	
1	46	183	
1	4A	183	
1	4E	183	
1	4I	183	
1	4M	183	
1	4Q	183	

*Continued on next page...*

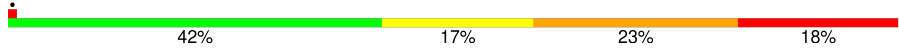

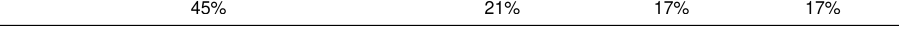







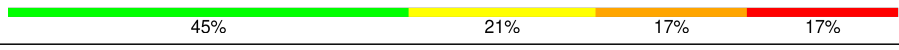













Continued from previous page...

Mol	Chain	Length	Quality of chain
1	4U	183	
1	4Y	183	
1	52	183	
1	56	183	
1	5A	183	
1	5E	183	
1	5I	183	
1	5M	183	
1	5Q	183	
1	5U	183	
1	5Y	183	
1	62	183	
1	66	183	
1	6A	183	
1	6E	183	
1	6I	183	
1	6M	183	
1	6Q	183	
1	6U	183	
1	6Y	183	
1	7A	183	
1	7E	183	
1	7I	183	
1	7M	183	
1	7Q	183	

Continued on next page...




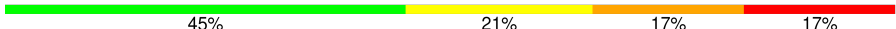

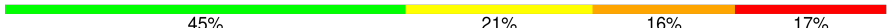
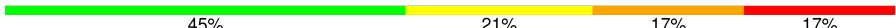


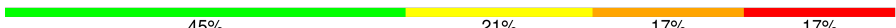
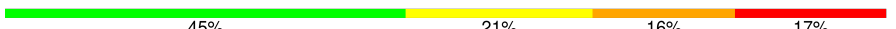
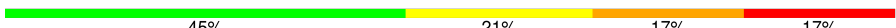




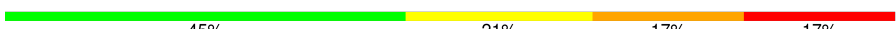
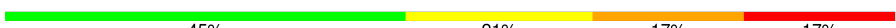









*Continued from previous page...*

Mol	Chain	Length	Quality of chain
1	7U	183	
2	13	229	
2	17	229	
2	1B	229	
2	1F	229	
2	1J	229	
2	1N	229	
2	1R	229	
2	1V	229	
2	1Z	229	
2	23	229	
2	27	229	
2	2B	229	
2	2F	229	
2	2J	229	
2	2N	229	
2	2R	229	
2	2V	229	
2	2Z	229	
2	33	229	
2	37	229	
2	3B	229	
2	3F	229	
2	3J	229	
2	3N	229	

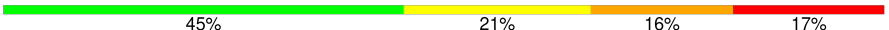


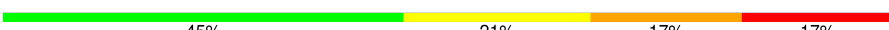





















*Continued on next page...*

*Continued from previous page...*

Mol	Chain	Length	Quality of chain
2	3R	229	
2	3V	229	
2	3Z	229	
2	43	229	
2	47	229	
2	4B	229	
2	4F	229	
2	4J	229	
2	4N	229	
2	4R	229	
2	4V	229	
2	4Z	229	
2	53	229	
2	57	229	
2	5B	229	
2	5F	229	
2	5J	229	
2	5N	229	
2	5R	229	
2	5V	229	
2	5Z	229	
2	63	229	
2	67	229	
2	6B	229	
2	6F	229	

*Continued on next page...*

*Continued from previous page...*

Mol	Chain	Length	Quality of chain
2	6J	229	
2	6N	229	
2	6R	229	
2	6V	229	
2	6Z	229	
2	7B	229	
2	7F	229	
2	7J	229	
2	7N	229	
2	7R	229	
2	7V	229	
3	10	109	
3	14	109	
3	18	109	
3	1C	109	
3	1G	109	
3	1K	109	
3	1O	109	
3	1S	109	
3	1W	109	
3	20	109	
3	24	109	
3	28	109	
3	2C	109	
3	2G	109	

*Continued on next page...*

Continued from previous page...

Mol	Chain	Length	Quality of chain
3	2K	109	<div> <div>28%</div> <div>89%</div> <div>10%</div> </div>
3	2O	109	<div> <div>34%</div> <div>88%</div> <div>11%</div> </div>
3	2S	109	<div> <div>33%</div> <div>88%</div> <div>11%</div> </div>
3	2W	109	<div> <div>33%</div> <div>88%</div> <div>11%</div> </div>
3	30	109	<div> <div>28%</div> <div>88%</div> <div>11%</div> </div>
3	34	109	<div> <div>28%</div> <div>89%</div> <div>10%</div> </div>
3	38	109	<div> <div>34%</div> <div>88%</div> <div>11%</div> </div>
3	3C	109	<div> <div>28%</div> <div>89%</div> <div>10%</div> </div>
3	3G	109	<div> <div>34%</div> <div>88%</div> <div>11%</div> </div>
3	3K	109	<div> <div>28%</div> <div>89%</div> <div>10%</div> </div>
3	3O	109	<div> <div>34%</div> <div>88%</div> <div>11%</div> </div>
3	3S	109	<div> <div>28%</div> <div>88%</div> <div>11%</div> </div>
3	3W	109	<div> <div>28%</div> <div>88%</div> <div>11%</div> </div>
3	40	109	<div> <div>28%</div> <div>89%</div> <div>10%</div> </div>
3	44	109	<div> <div>33%</div> <div>88%</div> <div>11%</div> </div>
3	48	109	<div> <div>33%</div> <div>88%</div> <div>11%</div> </div>
3	4C	109	<div> <div>34%</div> <div>88%</div> <div>11%</div> </div>
3	4G	109	<div> <div>28%</div> <div>89%</div> <div>10%</div> </div>
3	4K	109	<div> <div>34%</div> <div>88%</div> <div>11%</div> </div>
3	4O	109	<div> <div>34%</div> <div>88%</div> <div>11%</div> </div>
3	4S	109	<div> <div>34%</div> <div>88%</div> <div>11%</div> </div>
3	4W	109	<div> <div>34%</div> <div>88%</div> <div>11%</div> </div>
3	50	109	<div> <div>34%</div> <div>88%</div> <div>11%</div> </div>
3	54	109	<div> <div>33%</div> <div>88%</div> <div>11%</div> </div>
3	58	109	<div> <div>33%</div> <div>88%</div> <div>11%</div> </div>

Continued on next page...

Continued from previous page...

Mol	Chain	Length	Quality of chain
3	5C	109	<div> <div>33%</div> <div>88%</div> <div>11%</div> </div>
3	5G	109	<div> <div>28%</div> <div>88%</div> <div>11%</div> </div>
3	5K	109	<div> <div>28%</div> <div>88%</div> <div>11%</div> </div>
3	5O	109	<div> <div>28%</div> <div>88%</div> <div>11%</div> </div>
3	5S	109	<div> <div>34%</div> <div>88%</div> <div>11%</div> </div>
3	5W	109	<div> <div>28%</div> <div>89%</div> <div>10%</div> </div>
3	60	109	<div> <div>34%</div> <div>88%</div> <div>11%</div> </div>
3	64	109	<div> <div>28%</div> <div>88%</div> <div>11%</div> </div>
3	68	109	<div> <div>28%</div> <div>88%</div> <div>11%</div> </div>
3	6C	109	<div> <div>33%</div> <div>88%</div> <div>11%</div> </div>
3	6G	109	<div> <div>34%</div> <div>88%</div> <div>11%</div> </div>
3	6K	109	<div> <div>34%</div> <div>88%</div> <div>11%</div> </div>
3	6O	109	<div> <div>28%</div> <div>89%</div> <div>10%</div> </div>
3	6S	109	<div> <div>34%</div> <div>88%</div> <div>11%</div> </div>
3	6W	109	<div> <div>28%</div> <div>89%</div> <div>10%</div> </div>
3	7C	109	<div> <div>28%</div> <div>88%</div> <div>11%</div> </div>
3	7G	109	<div> <div>28%</div> <div>89%</div> <div>10%</div> </div>
3	7K	109	<div> <div>34%</div> <div>88%</div> <div>11%</div> </div>
3	7O	109	<div> <div>34%</div> <div>88%</div> <div>11%</div> </div>
3	7S	109	<div> <div>28%</div> <div>89%</div> <div>10%</div> </div>
3	7W	109	<div> <div>34%</div> <div>88%</div> <div>11%</div> </div>
4	11	122	<div> <div>22%</div> <div>80%</div> <div>16%</div> </div>
4	15	122	<div> <div>19%</div> <div>80%</div> <div>16%</div> </div>
4	19	122	<div> <div>19%</div> <div>80%</div> <div>16%</div> </div>
4	1D	122	<div> <div>23%</div> <div>80%</div> <div>16%</div> </div>

Continued on next page...

*Continued from previous page...*

Mol	Chain	Length	Quality of chain
4	1H	122	<div> <div>21%</div> <div>80%</div> <div>16%</div> <div>•</div> </div>
4	1L	122	<div> <div>23%</div> <div>80%</div> <div>16%</div> <div>•</div> </div>
4	1P	122	<div> <div>20%</div> <div>80%</div> <div>16%</div> <div>•</div> </div>
4	1T	122	<div> <div>22%</div> <div>80%</div> <div>16%</div> <div>•</div> </div>
4	1X	122	<div> <div>22%</div> <div>80%</div> <div>16%</div> <div>•</div> </div>
4	2I	122	<div> <div>22%</div> <div>80%</div> <div>16%</div> <div>•</div> </div>
4	2J	122	<div> <div>21%</div> <div>80%</div> <div>16%</div> <div>•</div> </div>
4	2K	122	<div> <div>23%</div> <div>80%</div> <div>16%</div> <div>•</div> </div>
4	2L	122	<div> <div>19%</div> <div>80%</div> <div>16%</div> <div>•</div> </div>
4	2M	122	<div> <div>23%</div> <div>80%</div> <div>16%</div> <div>•</div> </div>
4	2N	122	<div> <div>20%</div> <div>80%</div> <div>16%</div> <div>•</div> </div>
4	2O	122	<div> <div>21%</div> <div>80%</div> <div>16%</div> <div>•</div> </div>
4	2P	122	<div> <div>22%</div> <div>80%</div> <div>16%</div> <div>•</div> </div>
4	2Q	122	<div> <div>22%</div> <div>80%</div> <div>16%</div> <div>•</div> </div>
4	2R	122	<div> <div>19%</div> <div>80%</div> <div>16%</div> <div>•</div> </div>
4	2S	122	<div> <div>20%</div> <div>80%</div> <div>16%</div> <div>•</div> </div>
4	2T	122	<div> <div>21%</div> <div>80%</div> <div>16%</div> <div>•</div> </div>
4	2U	122	<div> <div>20%</div> <div>80%</div> <div>16%</div> <div>•</div> </div>
4	2V	122	<div> <div>23%</div> <div>80%</div> <div>16%</div> <div>•</div> </div>
4	2W	122	<div> <div>20%</div> <div>80%</div> <div>16%</div> <div>•</div> </div>
4	2X	122	<div> <div>21%</div> <div>80%</div> <div>16%</div> <div>•</div> </div>
4	2Y	122	<div> <div>19%</div> <div>80%</div> <div>16%</div> <div>•</div> </div>
4	2Z	122	<div> <div>20%</div> <div>80%</div> <div>16%</div> <div>•</div> </div>
4	3A	122	<div> <div>21%</div> <div>80%</div> <div>16%</div> <div>•</div> </div>
4	3B	122	<div> <div>20%</div> <div>80%</div> <div>16%</div> <div>•</div> </div>
4	3C	122	<div> <div>23%</div> <div>80%</div> <div>16%</div> <div>•</div> </div>
4	3D	122	<div> <div>20%</div> <div>80%</div> <div>16%</div> <div>•</div> </div>
4	3E	122	<div> <div>21%</div> <div>80%</div> <div>16%</div> <div>•</div> </div>
4	3F	122	<div> <div>19%</div> <div>80%</div> <div>16%</div> <div>•</div> </div>
4	3G	122	<div> <div>19%</div> <div>80%</div> <div>16%</div> <div>•</div> </div>
4	3H	122	<div> <div>20%</div> <div>80%</div> <div>16%</div> <div>•</div> </div>
4	3I	122	<div> <div>22%</div> <div>80%</div> <div>16%</div> <div>•</div> </div>




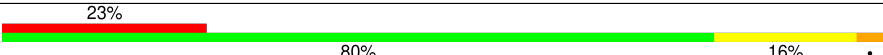
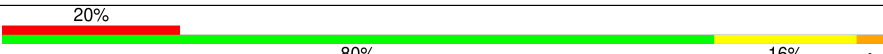
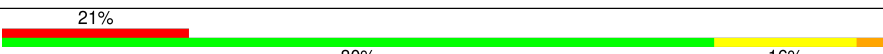
*Continued on next page...*

*Continued from previous page...*

Mol	Chain	Length	Quality of chain
4	49	122	<div> <div>22%</div> <div>80%</div> <div>16%</div> <div>•</div> </div>
4	4D	122	<div> <div>23%</div> <div>80%</div> <div>16%</div> <div>•</div> </div>
4	4H	122	<div> <div>20%</div> <div>80%</div> <div>16%</div> <div>•</div> </div>
4	4L	122	<div> <div>21%</div> <div>80%</div> <div>16%</div> <div>•</div> </div>
4	4P	122	<div> <div>23%</div> <div>80%</div> <div>16%</div> <div>•</div> </div>
4	4T	122	<div> <div>21%</div> <div>80%</div> <div>16%</div> <div>•</div> </div>
4	4X	122	<div> <div>23%</div> <div>80%</div> <div>16%</div> <div>•</div> </div>
4	51	122	<div> <div>21%</div> <div>80%</div> <div>16%</div> <div>•</div> </div>
4	55	122	<div> <div>22%</div> <div>80%</div> <div>16%</div> <div>•</div> </div>
4	59	122	<div> <div>22%</div> <div>80%</div> <div>16%</div> <div>•</div> </div>
4	5D	122	<div> <div>22%</div> <div>80%</div> <div>16%</div> <div>•</div> </div>
4	5H	122	<div> <div>19%</div> <div>80%</div> <div>16%</div> <div>•</div> </div>
4	5L	122	<div> <div>19%</div> <div>80%</div> <div>16%</div> <div>•</div> </div>
4	5P	122	<div> <div>19%</div> <div>80%</div> <div>16%</div> <div>•</div> </div>
4	5T	122	<div> <div>23%</div> <div>80%</div> <div>16%</div> <div>•</div> </div>
4	5X	122	<div> <div>20%</div> <div>80%</div> <div>16%</div> <div>•</div> </div>
4	61	122	<div> <div>21%</div> <div>80%</div> <div>16%</div> <div>•</div> </div>
4	65	122	<div> <div>19%</div> <div>80%</div> <div>16%</div> <div>•</div> </div>
4	69	122	<div> <div>19%</div> <div>80%</div> <div>16%</div> <div>•</div> </div>
4	6D	122	<div> <div>22%</div> <div>80%</div> <div>16%</div> <div>•</div> </div>
4	6H	122	<div> <div>21%</div> <div>80%</div> <div>16%</div> <div>•</div> </div>
4	6L	122	<div> <div>23%</div> <div>80%</div> <div>16%</div> <div>•</div> </div>
4	6P	122	<div> <div>20%</div> <div>80%</div> <div>16%</div> <div>•</div> </div>
4	6T	122	<div> <div>23%</div> <div>80%</div> <div>16%</div> <div>•</div> </div>
4	6X	122	<div> <div>20%</div> <div>80%</div> <div>16%</div> <div>•</div> </div>

*Continued on next page...*

*Continued from previous page...*

Mol	Chain	Length	Quality of chain
4	7D	122	
4	7H	122	
4	7L	122	
4	7P	122	
4	7T	122	
4	7X	122	



## 2 Entry composition

There are 4 unique types of molecules in this entry. The entry contains 326520 atoms, of which 24420 are hydrogens and 0 are deuteriums.

In the tables below, the AltConf column contains the number of residues with at least one atom in alternate conformation and the Trace column contains the number of residues modelled with at most 2 atoms.

- Molecule 1 is a protein called Capsid protein VP3.

Mol	Chain	Residues	Atoms					AltConf	Trace
1	1A	183	Total 1449	C 926	N 244	O 272	S 7	0	0
1	1E	183	Total 1449	C 926	N 244	O 272	S 7	0	0
1	1I	183	Total 1449	C 926	N 244	O 272	S 7	0	0
1	1M	183	Total 1449	C 926	N 244	O 272	S 7	0	0
1	1Q	183	Total 1449	C 926	N 244	O 272	S 7	0	0
1	1U	183	Total 1449	C 926	N 244	O 272	S 7	0	0
1	1Y	183	Total 1449	C 926	N 244	O 272	S 7	0	0
1	12	183	Total 1449	C 926	N 244	O 272	S 7	0	0
1	16	183	Total 1449	C 926	N 244	O 272	S 7	0	0
1	2A	183	Total 1449	C 926	N 244	O 272	S 7	0	0
1	2E	183	Total 1449	C 926	N 244	O 272	S 7	0	0
1	2I	183	Total 1449	C 926	N 244	O 272	S 7	0	0
1	2M	183	Total 1449	C 926	N 244	O 272	S 7	0	0
1	2Q	183	Total 1449	C 926	N 244	O 272	S 7	0	0
1	2U	183	Total 1449	C 926	N 244	O 272	S 7	0	0
1	2Y	183	Total 1449	C 926	N 244	O 272	S 7	0	0
1	22	183	Total 1449	C 926	N 244	O 272	S 7	0	0

*Continued on next page...*

*Continued from previous page...*

Mol	Chain	Residues	Atoms					AltConf	Trace
1	26	183	Total 1449	C 926	N 244	O 272	S 7	0	0
1	3A	183	Total 1449	C 926	N 244	O 272	S 7	0	0
1	3E	183	Total 1449	C 926	N 244	O 272	S 7	0	0
1	3I	183	Total 1449	C 926	N 244	O 272	S 7	0	0
1	3M	183	Total 1449	C 926	N 244	O 272	S 7	0	0
1	3Q	183	Total 1449	C 926	N 244	O 272	S 7	0	0
1	3U	183	Total 1449	C 926	N 244	O 272	S 7	0	0
1	3Y	183	Total 1449	C 926	N 244	O 272	S 7	0	0
1	32	183	Total 1449	C 926	N 244	O 272	S 7	0	0
1	36	183	Total 1449	C 926	N 244	O 272	S 7	0	0
1	4A	183	Total 1449	C 926	N 244	O 272	S 7	0	0
1	4E	183	Total 1449	C 926	N 244	O 272	S 7	0	0
1	4I	183	Total 1449	C 926	N 244	O 272	S 7	0	0
1	4M	183	Total 1449	C 926	N 244	O 272	S 7	0	0
1	4Q	183	Total 1449	C 926	N 244	O 272	S 7	0	0
1	4U	183	Total 1449	C 926	N 244	O 272	S 7	0	0
1	4Y	183	Total 1449	C 926	N 244	O 272	S 7	0	0
1	42	183	Total 1449	C 926	N 244	O 272	S 7	0	0
1	46	183	Total 1449	C 926	N 244	O 272	S 7	0	0
1	5A	183	Total 1449	C 926	N 244	O 272	S 7	0	0
1	5E	183	Total 1449	C 926	N 244	O 272	S 7	0	0

*Continued on next page...*

*Continued from previous page...*

Mol	Chain	Residues	Atoms					AltConf	Trace
1	5I	183	Total 1449	C 926	N 244	O 272	S 7	0	0
1	5M	183	Total 1449	C 926	N 244	O 272	S 7	0	0
1	5Q	183	Total 1449	C 926	N 244	O 272	S 7	0	0
1	5U	183	Total 1449	C 926	N 244	O 272	S 7	0	0
1	5Y	183	Total 1449	C 926	N 244	O 272	S 7	0	0
1	52	183	Total 1449	C 926	N 244	O 272	S 7	0	0
1	56	183	Total 1449	C 926	N 244	O 272	S 7	0	0
1	6A	183	Total 1449	C 926	N 244	O 272	S 7	0	0
1	6E	183	Total 1449	C 926	N 244	O 272	S 7	0	0
1	6I	183	Total 1449	C 926	N 244	O 272	S 7	0	0
1	6M	183	Total 1449	C 926	N 244	O 272	S 7	0	0
1	6Q	183	Total 1449	C 926	N 244	O 272	S 7	0	0
1	6U	183	Total 1449	C 926	N 244	O 272	S 7	0	0
1	6Y	183	Total 1449	C 926	N 244	O 272	S 7	0	0
1	62	183	Total 1449	C 926	N 244	O 272	S 7	0	0
1	66	183	Total 1449	C 926	N 244	O 272	S 7	0	0
1	7A	183	Total 1449	C 926	N 244	O 272	S 7	0	0
1	7E	183	Total 1449	C 926	N 244	O 272	S 7	0	0
1	7I	183	Total 1449	C 926	N 244	O 272	S 7	0	0
1	7M	183	Total 1449	C 926	N 244	O 272	S 7	0	0
1	7Q	183	Total 1449	C 926	N 244	O 272	S 7	0	0

*Continued on next page...*

*Continued from previous page...*

Mol	Chain	Residues	Atoms					AltConf	Trace
1	7U	183	Total	C	N	O	S	0	0
			1449	926	244	272	7		

- Molecule 2 is a protein called Capsid protein VP0.

Mol	Chain	Residues	Atoms					AltConf	Trace
2	1B	229	Total	C	N	O	S	1	0
			1810	1151	301	353	5		
2	1F	229	Total	C	N	O	S	1	0
			1810	1151	301	353	5		
2	1J	229	Total	C	N	O	S	1	0
			1810	1151	301	353	5		
2	1N	229	Total	C	N	O	S	1	0
			1810	1151	301	353	5		
2	1R	229	Total	C	N	O	S	1	0
			1810	1151	301	353	5		
2	1V	229	Total	C	N	O	S	1	0
			1810	1151	301	353	5		
2	1Z	229	Total	C	N	O	S	1	0
			1810	1151	301	353	5		
2	13	229	Total	C	N	O	S	1	0
			1810	1151	301	353	5		
2	17	229	Total	C	N	O	S	1	0
			1810	1151	301	353	5		
2	2B	229	Total	C	N	O	S	1	0
			1810	1151	301	353	5		
2	2F	229	Total	C	N	O	S	1	0
			1810	1151	301	353	5		
2	2J	229	Total	C	N	O	S	1	0
			1810	1151	301	353	5		
2	2N	229	Total	C	N	O	S	1	0
			1810	1151	301	353	5		
2	2R	229	Total	C	N	O	S	1	0
			1810	1151	301	353	5		
2	2V	229	Total	C	N	O	S	1	0
			1810	1151	301	353	5		
2	2Z	229	Total	C	N	O	S	1	0
			1810	1151	301	353	5		
2	23	229	Total	C	N	O	S	1	0
			1810	1151	301	353	5		
2	27	229	Total	C	N	O	S	1	0
			1810	1151	301	353	5		

*Continued on next page...*

*Continued from previous page...*

Mol	Chain	Residues	Atoms					AltConf	Trace
2	3B	229	Total	C	N	O	S	1	0
			1810	1151	301	353	5		
2	3F	229	Total	C	N	O	S	1	0
			1810	1151	301	353	5		
2	3J	229	Total	C	N	O	S	1	0
			1810	1151	301	353	5		
2	3N	229	Total	C	N	O	S	1	0
			1810	1151	301	353	5		
2	3R	229	Total	C	N	O	S	1	0
			1810	1151	301	353	5		
2	3V	229	Total	C	N	O	S	1	0
			1810	1151	301	353	5		
2	3Z	229	Total	C	N	O	S	1	0
			1810	1151	301	353	5		
2	33	229	Total	C	N	O	S	1	0
			1810	1151	301	353	5		
2	37	229	Total	C	N	O	S	1	0
			1810	1151	301	353	5		
2	4B	229	Total	C	N	O	S	1	0
			1810	1151	301	353	5		
2	4F	229	Total	C	N	O	S	1	0
			1810	1151	301	353	5		
2	4J	229	Total	C	N	O	S	1	0
			1810	1151	301	353	5		
2	4N	229	Total	C	N	O	S	1	0
			1810	1151	301	353	5		
2	4R	229	Total	C	N	O	S	1	0
			1810	1151	301	353	5		
2	4V	229	Total	C	N	O	S	1	0
			1810	1151	301	353	5		
2	4Z	229	Total	C	N	O	S	1	0
			1810	1151	301	353	5		
2	43	229	Total	C	N	O	S	1	0
			1810	1151	301	353	5		
2	47	229	Total	C	N	O	S	1	0
			1810	1151	301	353	5		
2	5B	229	Total	C	N	O	S	1	0
			1810	1151	301	353	5		
2	5F	229	Total	C	N	O	S	1	0
			1810	1151	301	353	5		
2	5J	229	Total	C	N	O	S	1	0
			1810	1151	301	353	5		

*Continued on next page...*

*Continued from previous page...*

Mol	Chain	Residues	Atoms					AltConf	Trace
2	5N	229	Total	C	N	O	S	1	0
			1810	1151	301	353	5		
2	5R	229	Total	C	N	O	S	1	0
			1810	1151	301	353	5		
2	5V	229	Total	C	N	O	S	1	0
			1810	1151	301	353	5		
2	5Z	229	Total	C	N	O	S	1	0
			1810	1151	301	353	5		
2	53	229	Total	C	N	O	S	1	0
			1810	1151	301	353	5		
2	57	229	Total	C	N	O	S	1	0
			1810	1151	301	353	5		
2	6B	229	Total	C	N	O	S	1	0
			1810	1151	301	353	5		
2	6F	229	Total	C	N	O	S	1	0
			1810	1151	301	353	5		
2	6J	229	Total	C	N	O	S	1	0
			1810	1151	301	353	5		
2	6N	229	Total	C	N	O	S	1	0
			1810	1151	301	353	5		
2	6R	229	Total	C	N	O	S	1	0
			1810	1151	301	353	5		
2	6V	229	Total	C	N	O	S	1	0
			1810	1151	301	353	5		
2	6Z	229	Total	C	N	O	S	1	0
			1810	1151	301	353	5		
2	63	229	Total	C	N	O	S	1	0
			1810	1151	301	353	5		
2	67	229	Total	C	N	O	S	1	0
			1810	1151	301	353	5		
2	7B	229	Total	C	N	O	S	1	0
			1810	1151	301	353	5		
2	7F	229	Total	C	N	O	S	1	0
			1810	1151	301	353	5		
2	7J	229	Total	C	N	O	S	1	0
			1810	1151	301	353	5		
2	7N	229	Total	C	N	O	S	1	0
			1810	1151	301	353	5		
2	7R	229	Total	C	N	O	S	1	0
			1810	1151	301	353	5		
2	7V	229	Total	C	N	O	S	1	0
			1810	1151	301	353	5		

- Molecule 3 is a protein called HUMAN MONOCLONAL ANTIBODY.

Mol	Chain	Residues	Atoms						AltConf	Trace
3	1C	109	Total 1057	C 541	H 199	N 144	O 170	S 3	17	0
3	1G	109	Total 1057	C 541	H 199	N 144	O 170	S 3	17	0
3	1K	109	Total 1057	C 541	H 199	N 144	O 170	S 3	17	0
3	1O	109	Total 1057	C 541	H 199	N 144	O 170	S 3	17	0
3	1S	109	Total 1057	C 541	H 199	N 144	O 170	S 3	17	0
3	1W	109	Total 1057	C 541	H 199	N 144	O 170	S 3	17	0
3	10	109	Total 1057	C 541	H 199	N 144	O 170	S 3	17	0
3	14	109	Total 1057	C 541	H 199	N 144	O 170	S 3	17	0
3	18	109	Total 1057	C 541	H 199	N 144	O 170	S 3	17	0
3	2C	109	Total 1057	C 541	H 199	N 144	O 170	S 3	17	0
3	2G	109	Total 1057	C 541	H 199	N 144	O 170	S 3	17	0
3	2K	109	Total 1057	C 541	H 199	N 144	O 170	S 3	17	0
3	2O	109	Total 1057	C 541	H 199	N 144	O 170	S 3	17	0
3	2S	109	Total 1057	C 541	H 199	N 144	O 170	S 3	17	0
3	2W	109	Total 1057	C 541	H 199	N 144	O 170	S 3	17	0
3	20	109	Total 1057	C 541	H 199	N 144	O 170	S 3	17	0
3	24	109	Total 1057	C 541	H 199	N 144	O 170	S 3	17	0
3	28	109	Total 1057	C 541	H 199	N 144	O 170	S 3	17	0
3	3C	109	Total 1057	C 541	H 199	N 144	O 170	S 3	17	0
3	3G	109	Total 1057	C 541	H 199	N 144	O 170	S 3	17	0
3	3K	109	Total 1057	C 541	H 199	N 144	O 170	S 3	17	0

*Continued on next page...*

*Continued from previous page...*

Mol	Chain	Residues	Atoms					AltConf	Trace
3	3O	109	Total 1057	C 541	H 199	N 144	O 170	S 3	17 0
3	3S	109	Total 1057	C 541	H 199	N 144	O 170	S 3	17 0
3	3W	109	Total 1057	C 541	H 199	N 144	O 170	S 3	17 0
3	30	109	Total 1057	C 541	H 199	N 144	O 170	S 3	17 0
3	34	109	Total 1057	C 541	H 199	N 144	O 170	S 3	17 0
3	38	109	Total 1057	C 541	H 199	N 144	O 170	S 3	17 0
3	4C	109	Total 1057	C 541	H 199	N 144	O 170	S 3	17 0
3	4G	109	Total 1057	C 541	H 199	N 144	O 170	S 3	17 0
3	4K	109	Total 1057	C 541	H 199	N 144	O 170	S 3	17 0
3	4O	109	Total 1057	C 541	H 199	N 144	O 170	S 3	17 0
3	4S	109	Total 1057	C 541	H 199	N 144	O 170	S 3	17 0
3	4W	109	Total 1057	C 541	H 199	N 144	O 170	S 3	17 0
3	40	109	Total 1057	C 541	H 199	N 144	O 170	S 3	17 0
3	44	109	Total 1057	C 541	H 199	N 144	O 170	S 3	17 0
3	48	109	Total 1057	C 541	H 199	N 144	O 170	S 3	17 0
3	5C	109	Total 1057	C 541	H 199	N 144	O 170	S 3	17 0
3	5G	109	Total 1057	C 541	H 199	N 144	O 170	S 3	17 0
3	5K	109	Total 1057	C 541	H 199	N 144	O 170	S 3	17 0
3	5O	109	Total 1057	C 541	H 199	N 144	O 170	S 3	17 0
3	5S	109	Total 1057	C 541	H 199	N 144	O 170	S 3	17 0
3	5W	109	Total 1057	C 541	H 199	N 144	O 170	S 3	17 0

*Continued on next page...*



*Continued from previous page...*

Mol	Chain	Residues	Atoms						AltConf	Trace
3	50	109	Total	C	H	N	O	S	17	0
			1057	541	199	144	170	3		
3	54	109	Total	C	H	N	O	S	17	0
			1057	541	199	144	170	3		
3	58	109	Total	C	H	N	O	S	17	0
			1057	541	199	144	170	3		
3	6C	109	Total	C	H	N	O	S	17	0
			1057	541	199	144	170	3		
3	6G	109	Total	C	H	N	O	S	17	0
			1057	541	199	144	170	3		
3	6K	109	Total	C	H	N	O	S	17	0
			1057	541	199	144	170	3		
3	6O	109	Total	C	H	N	O	S	17	0
			1057	541	199	144	170	3		
3	6S	109	Total	C	H	N	O	S	17	0
			1057	541	199	144	170	3		
3	6W	109	Total	C	H	N	O	S	17	0
			1057	541	199	144	170	3		
3	60	109	Total	C	H	N	O	S	17	0
			1057	541	199	144	170	3		
3	64	109	Total	C	H	N	O	S	17	0
			1057	541	199	144	170	3		
3	68	109	Total	C	H	N	O	S	17	0
			1057	541	199	144	170	3		
3	7C	109	Total	C	H	N	O	S	17	0
			1057	541	199	144	170	3		
3	7G	109	Total	C	H	N	O	S	17	0
			1057	541	199	144	170	3		
3	7K	109	Total	C	H	N	O	S	17	0
			1057	541	199	144	170	3		
3	7O	109	Total	C	H	N	O	S	17	0
			1057	541	199	144	170	3		
3	7S	109	Total	C	H	N	O	S	17	0
			1057	541	199	144	170	3		
3	7W	109	Total	C	H	N	O	S	17	0
			1057	541	199	144	170	3		

- Molecule 4 is a protein called HUMAN MONOCLONAL ANTIBODY.

Mol	Chain	Residues	Atoms						AltConf	Trace
4	1D	122	Total	C	H	N	O	S	15	0
			1126	573	208	155	186	4		

*Continued on next page...*

*Continued from previous page...*

Mol	Chain	Residues	Atoms						AltConf	Trace
4	1H	122	Total 1126	C 573	H 208	N 155	O 186	S 4	15	0
4	1L	122	Total 1126	C 573	H 208	N 155	O 186	S 4	15	0
4	1P	122	Total 1126	C 573	H 208	N 155	O 186	S 4	15	0
4	1T	122	Total 1126	C 573	H 208	N 155	O 186	S 4	15	0
4	1X	122	Total 1126	C 573	H 208	N 155	O 186	S 4	15	0
4	11	122	Total 1126	C 573	H 208	N 155	O 186	S 4	15	0
4	15	122	Total 1126	C 573	H 208	N 155	O 186	S 4	15	0
4	19	122	Total 1126	C 573	H 208	N 155	O 186	S 4	15	0
4	2D	122	Total 1126	C 573	H 208	N 155	O 186	S 4	15	0
4	2H	122	Total 1126	C 573	H 208	N 155	O 186	S 4	15	0
4	2L	122	Total 1126	C 573	H 208	N 155	O 186	S 4	15	0
4	2P	122	Total 1126	C 573	H 208	N 155	O 186	S 4	15	0
4	2T	122	Total 1126	C 573	H 208	N 155	O 186	S 4	15	0
4	2X	122	Total 1126	C 573	H 208	N 155	O 186	S 4	15	0
4	21	122	Total 1126	C 573	H 208	N 155	O 186	S 4	15	0
4	25	122	Total 1126	C 573	H 208	N 155	O 186	S 4	15	0
4	29	122	Total 1126	C 573	H 208	N 155	O 186	S 4	15	0
4	3D	122	Total 1126	C 573	H 208	N 155	O 186	S 4	15	0
4	3H	122	Total 1126	C 573	H 208	N 155	O 186	S 4	15	0
4	3L	122	Total 1126	C 573	H 208	N 155	O 186	S 4	15	0
4	3P	122	Total 1126	C 573	H 208	N 155	O 186	S 4	15	0

*Continued on next page...*

*Continued from previous page...*

Mol	Chain	Residues	Atoms					AltConf	Trace
4	3T	122	Total 1126	C 573	H 208	N 155	O 186	S 4	15 0
4	3X	122	Total 1126	C 573	H 208	N 155	O 186	S 4	15 0
4	3I	122	Total 1126	C 573	H 208	N 155	O 186	S 4	15 0
4	35	122	Total 1126	C 573	H 208	N 155	O 186	S 4	15 0
4	39	122	Total 1126	C 573	H 208	N 155	O 186	S 4	15 0
4	4D	122	Total 1126	C 573	H 208	N 155	O 186	S 4	15 0
4	4H	122	Total 1126	C 573	H 208	N 155	O 186	S 4	15 0
4	4L	122	Total 1126	C 573	H 208	N 155	O 186	S 4	15 0
4	4P	122	Total 1126	C 573	H 208	N 155	O 186	S 4	15 0
4	4T	122	Total 1126	C 573	H 208	N 155	O 186	S 4	15 0
4	4X	122	Total 1126	C 573	H 208	N 155	O 186	S 4	15 0
4	4I	122	Total 1126	C 573	H 208	N 155	O 186	S 4	15 0
4	45	122	Total 1126	C 573	H 208	N 155	O 186	S 4	15 0
4	49	122	Total 1126	C 573	H 208	N 155	O 186	S 4	15 0
4	5D	122	Total 1126	C 573	H 208	N 155	O 186	S 4	15 0
4	5H	122	Total 1126	C 573	H 208	N 155	O 186	S 4	15 0
4	5L	122	Total 1126	C 573	H 208	N 155	O 186	S 4	15 0
4	5P	122	Total 1126	C 573	H 208	N 155	O 186	S 4	15 0
4	5T	122	Total 1126	C 573	H 208	N 155	O 186	S 4	15 0
4	5X	122	Total 1126	C 573	H 208	N 155	O 186	S 4	15 0
4	5I	122	Total 1126	C 573	H 208	N 155	O 186	S 4	15 0

*Continued on next page...*

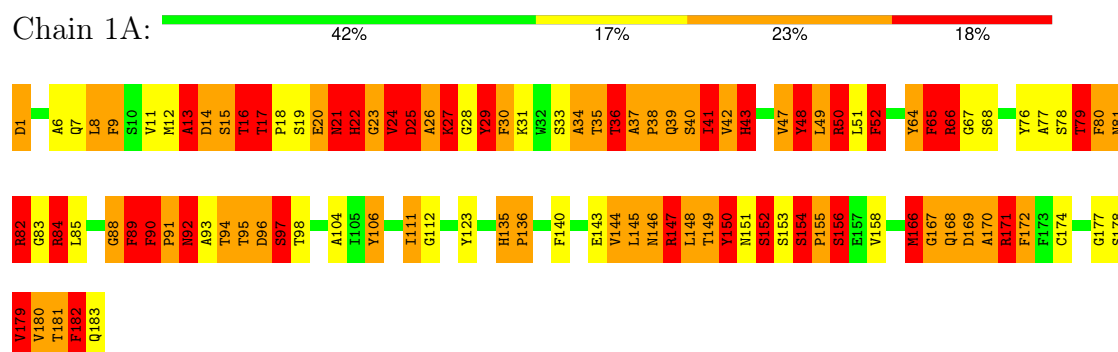
*Continued from previous page...*

Mol	Chain	Residues	Atoms						AltConf	Trace
4	55	122	Total 1126	C 573	H 208	N 155	O 186	S 4	15	0
4	59	122	Total 1126	C 573	H 208	N 155	O 186	S 4	15	0
4	6D	122	Total 1126	C 573	H 208	N 155	O 186	S 4	15	0
4	6H	122	Total 1126	C 573	H 208	N 155	O 186	S 4	15	0
4	6L	122	Total 1126	C 573	H 208	N 155	O 186	S 4	15	0
4	6P	122	Total 1126	C 573	H 208	N 155	O 186	S 4	15	0
4	6T	122	Total 1126	C 573	H 208	N 155	O 186	S 4	15	0
4	6X	122	Total 1126	C 573	H 208	N 155	O 186	S 4	15	0
4	6I	122	Total 1126	C 573	H 208	N 155	O 186	S 4	15	0
4	65	122	Total 1126	C 573	H 208	N 155	O 186	S 4	15	0
4	69	122	Total 1126	C 573	H 208	N 155	O 186	S 4	15	0
4	7D	122	Total 1126	C 573	H 208	N 155	O 186	S 4	15	0
4	7H	122	Total 1126	C 573	H 208	N 155	O 186	S 4	15	0
4	7L	122	Total 1126	C 573	H 208	N 155	O 186	S 4	15	0
4	7P	122	Total 1126	C 573	H 208	N 155	O 186	S 4	15	0
4	7T	122	Total 1126	C 573	H 208	N 155	O 186	S 4	15	0
4	7X	122	Total 1126	C 573	H 208	N 155	O 186	S 4	15	0

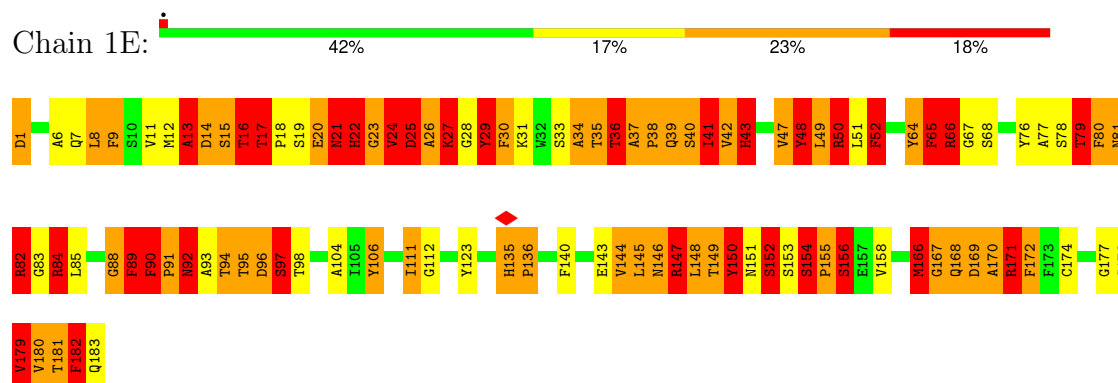
### 3 Residue-property plots

These plots are drawn for all protein, RNA, DNA and oligosaccharide chains in the entry. The first graphic for a chain summarises the proportions of the various outlier classes displayed in the second graphic. The second graphic shows the sequence view annotated by issues in geometry and atom inclusion in map density. Residues are color-coded according to the number of geometric quality criteria for which they contain at least one outlier: green = 0, yellow = 1, orange = 2 and red = 3 or more. A red diamond above a residue indicates a poor fit to the EM map for this residue (all-atom inclusion < 40%). Stretches of 2 or more consecutive residues without any outlier are shown as a green connector. Residues present in the sample, but not in the model, are shown in grey.

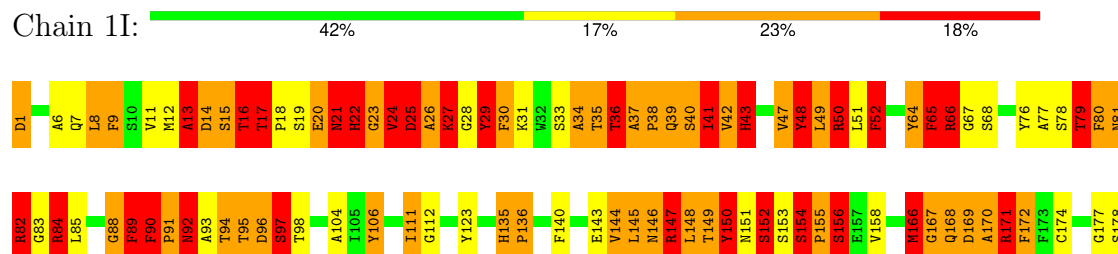
#### • Molecule 1: Capsid protein VP3



#### • Molecule 1: Capsid protein VP3



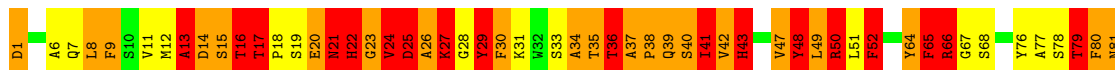
#### • Molecule 1: Capsid protein VP3






• Molecule 1: Capsid protein VP3

Chain 1M:



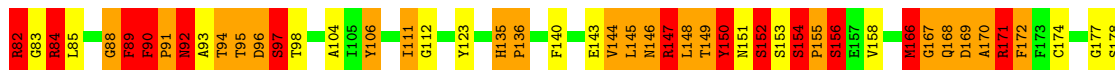
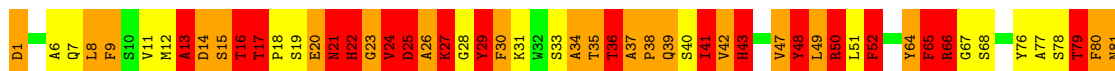
• Molecule 1: Capsid protein VP3

Chain 1Q:



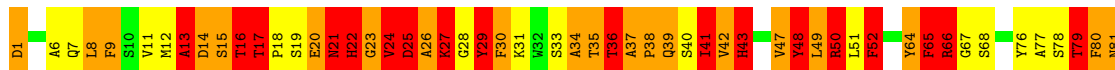
• Molecule 1: Capsid protein VP3

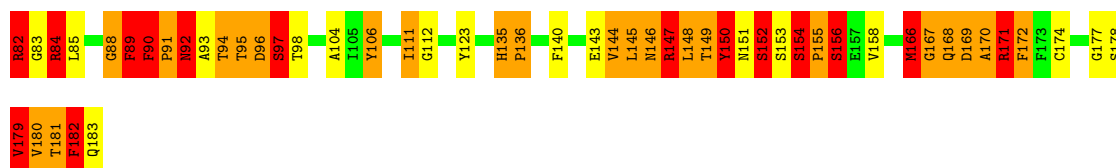
Chain 1U:



• Molecule 1: Capsid protein VP3

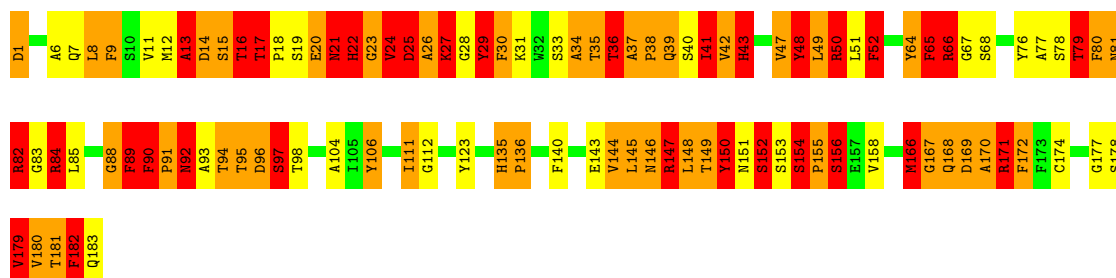
Chain 1Y:





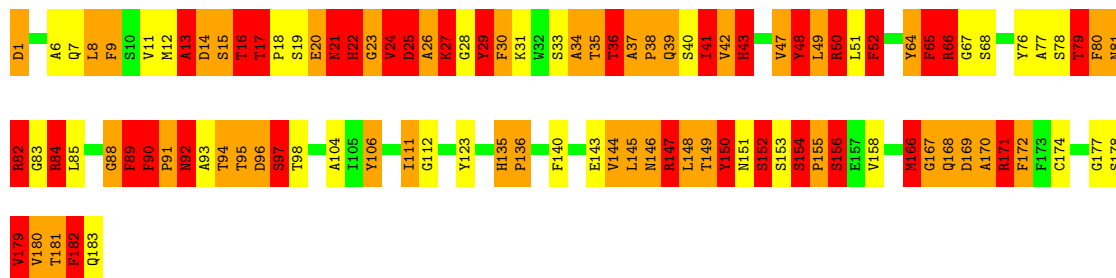
- Molecule 1: Capsid protein VP3

Chain 12: 42% 17% 23% 18%



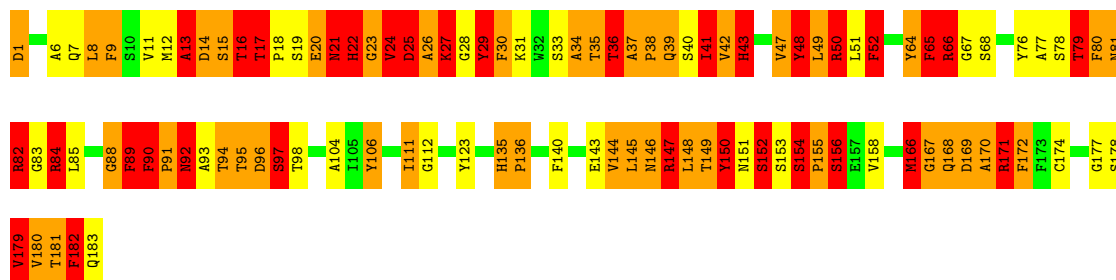
- Molecule 1: Capsid protein VP3

Chain 16: 42% 17% 23% 18%



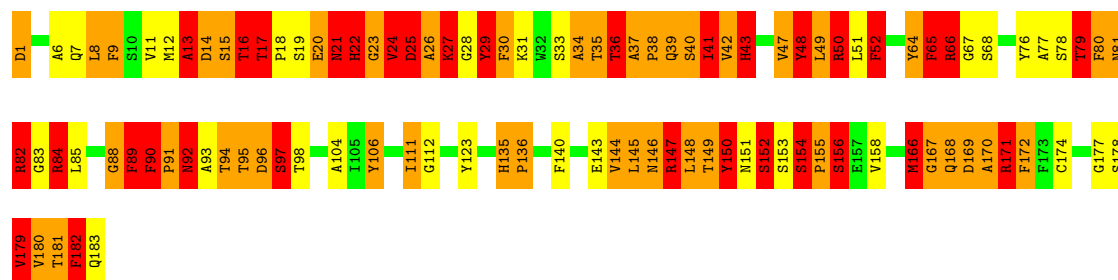
- Molecule 1: Capsid protein VP3

Chain 2A: 42% 17% 23% 18%



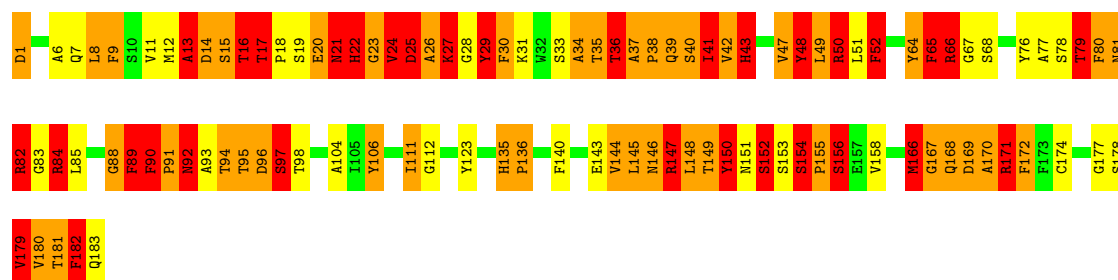
- Molecule 1: Capsid protein VP3

Chain 2E: 42% 17% 23% 18%



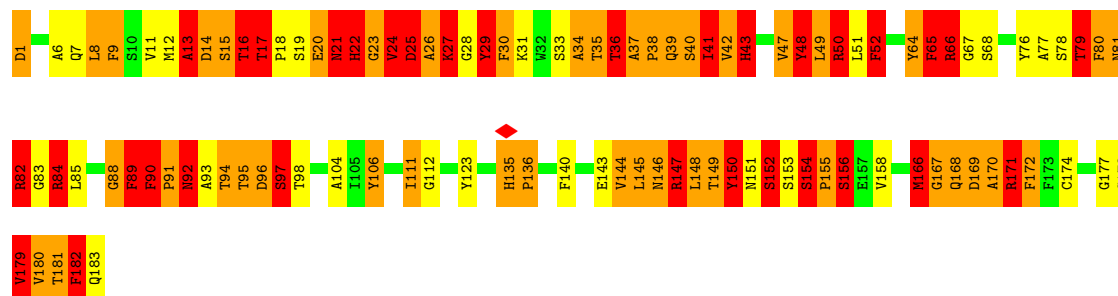
- Molecule 1: Capsid protein VP3

Chain 2I: 42% 17% 23% 18%



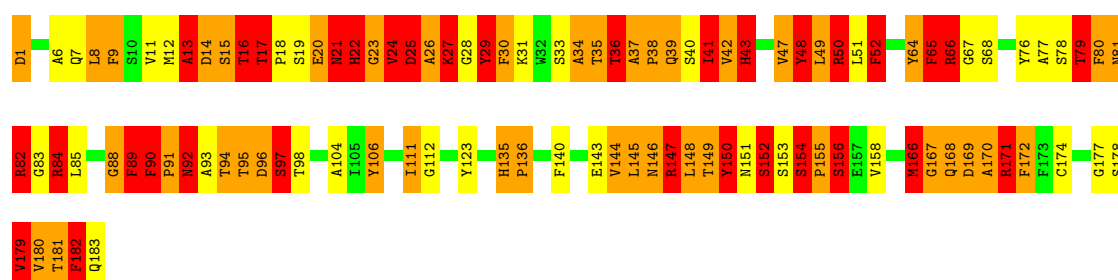
- Molecule 1: Capsid protein VP3

Chain 2M: 42% 17% 23% 18%



- Molecule 1: Capsid protein VP3

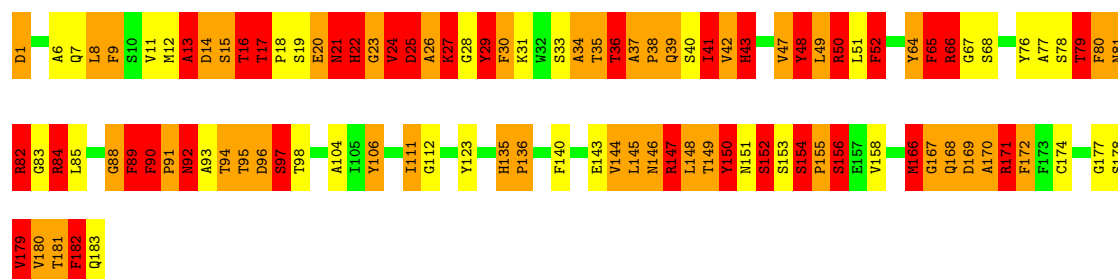
Chain 2Q: 42% 17% 23% 18%



- Molecule 1: Capsid protein VP3

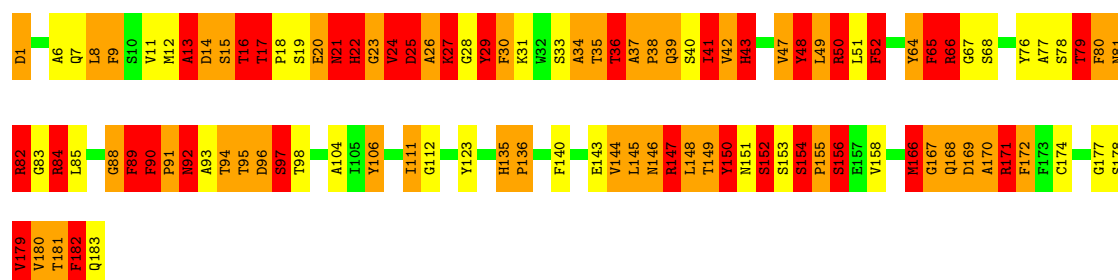


Chain 2U: 



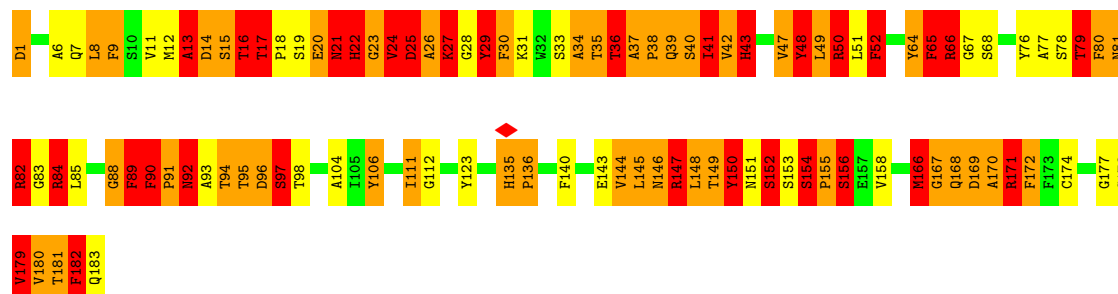
• Molecule 1: Capsid protein VP3

Chain 2Y: 



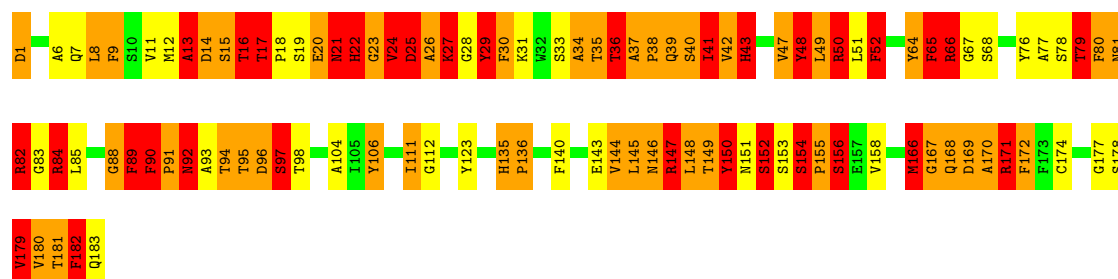
• Molecule 1: Capsid protein VP3

Chain 22: 

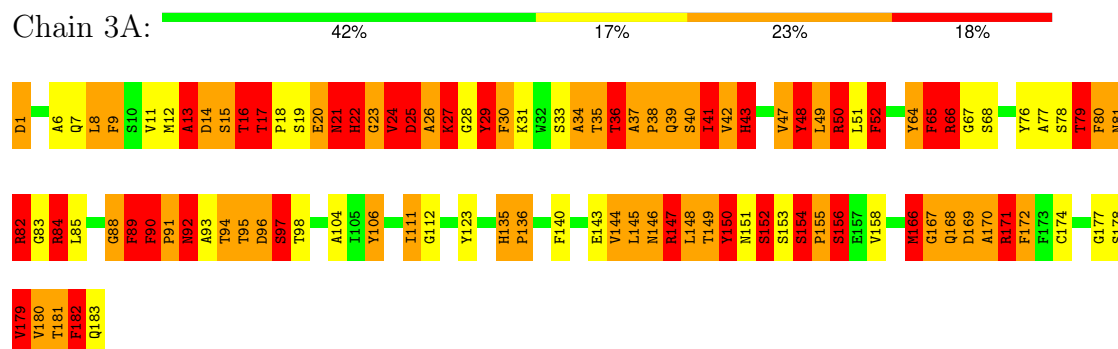


• Molecule 1: Capsid protein VP3

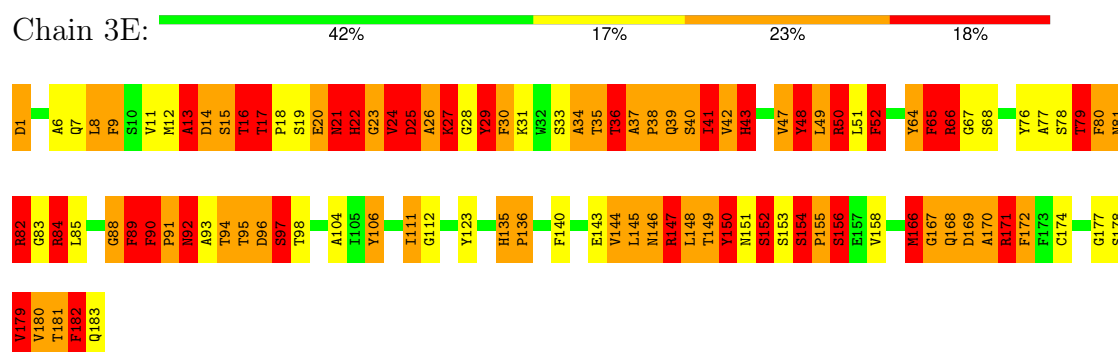
Chain 26: 



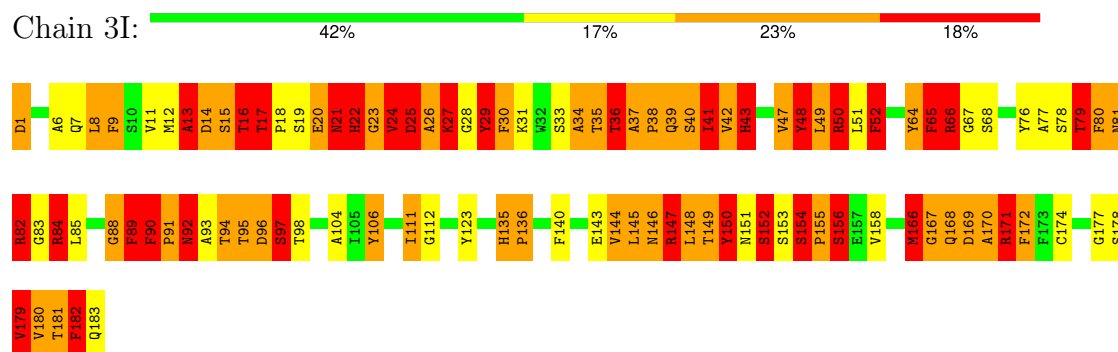
## • Molecule 1: Capsid protein VP3



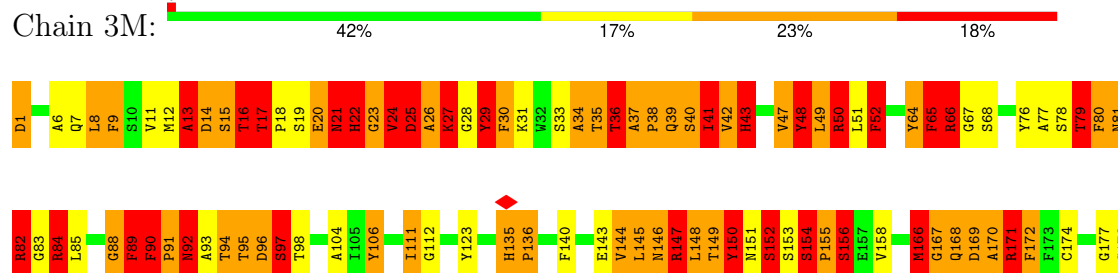
## • Molecule 1: Capsid protein VP3



## • Molecule 1: Capsid protein VP3



## • Molecule 1: Capsid protein VP3






- Molecule 1: Capsid protein VP3

Chain 3Q: 42% 17% 23% 18%



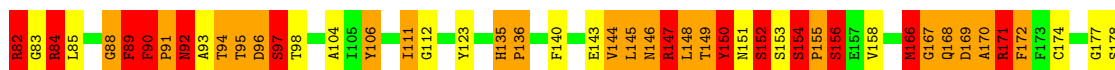
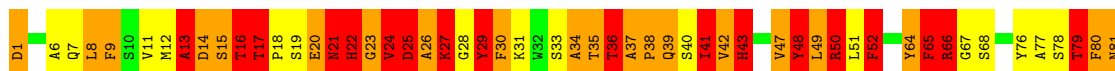
- Molecule 1: Capsid protein VP3

Chain 3U: 42% 17% 23% 18%



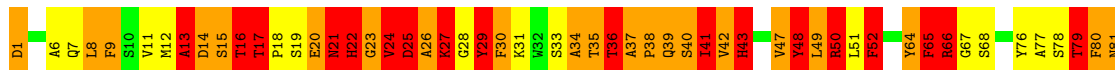
- Molecule 1: Capsid protein VP3

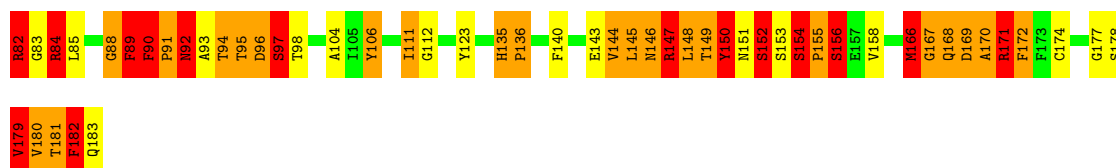
Chain 3Y: 42% 17% 23% 18%



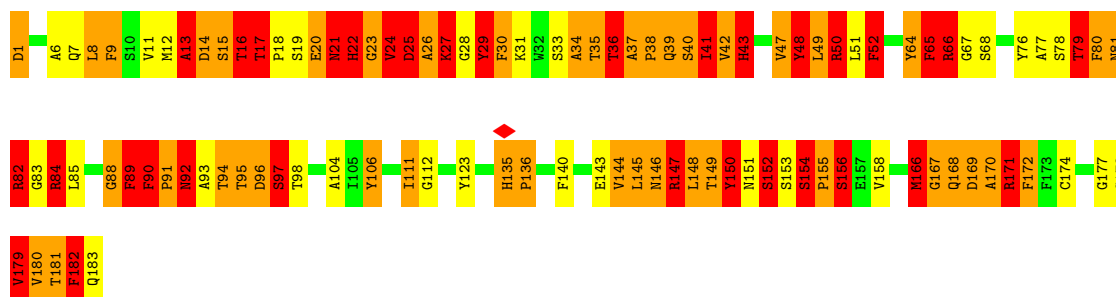
- Molecule 1: Capsid protein VP3

Chain 3Z: 42% 17% 23% 18%

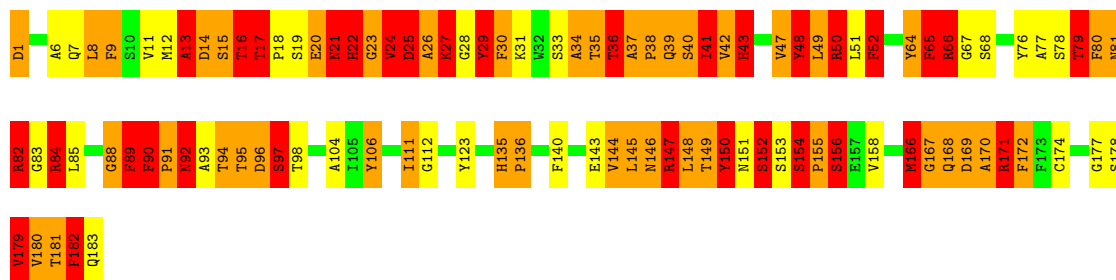




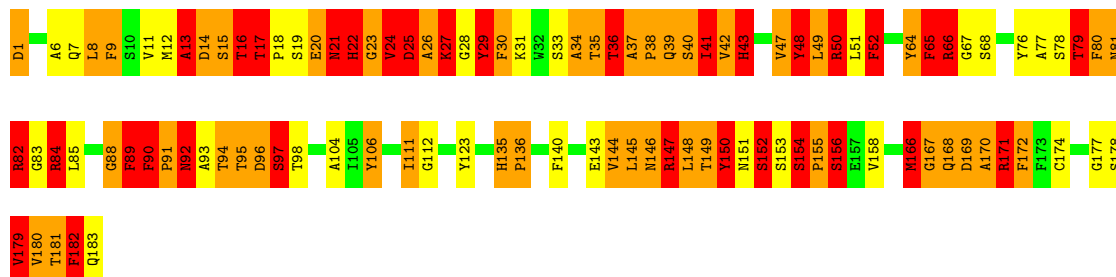
- Molecule 1: Capsid protein VP3



- Molecule 1: Capsid protein VP3

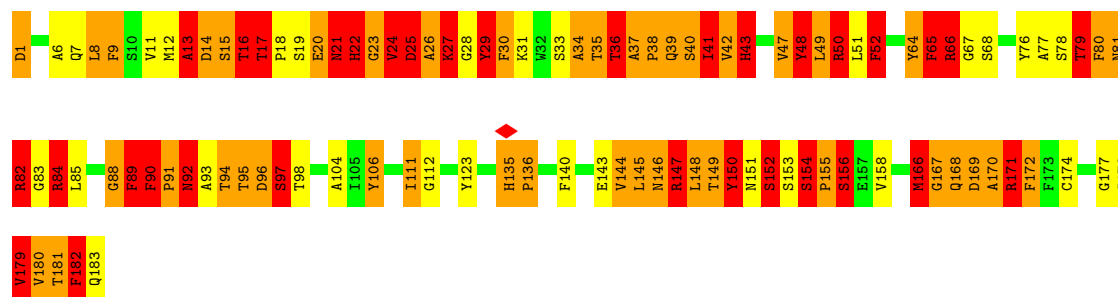


- Molecule 1: Capsid protein VP3



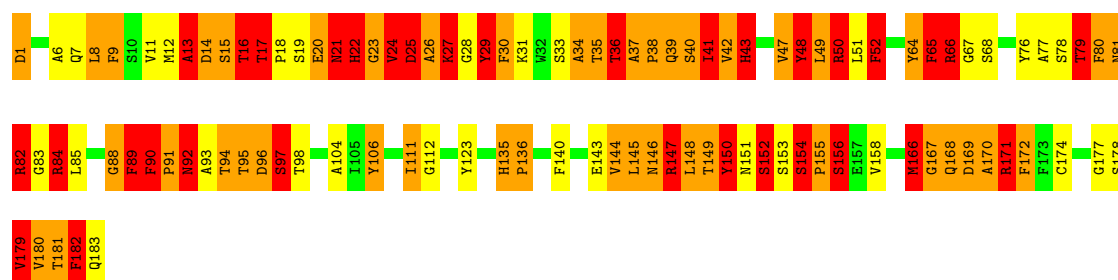
- Molecule 1: Capsid protein VP3





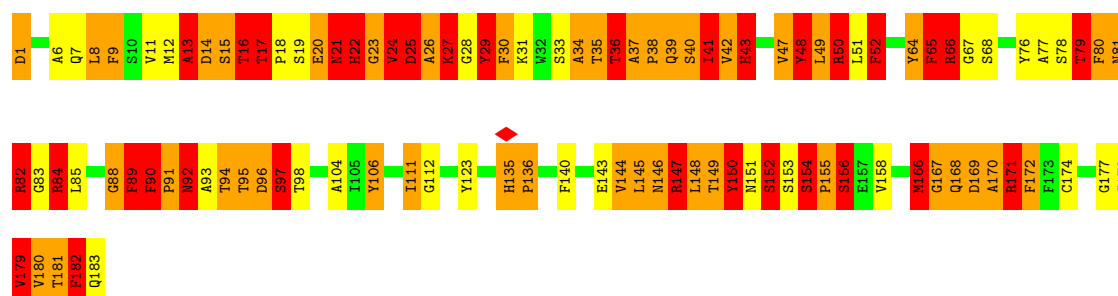
- Molecule 1: Capsid protein VP3

Chain 4M:  42% 17% 23% 18%



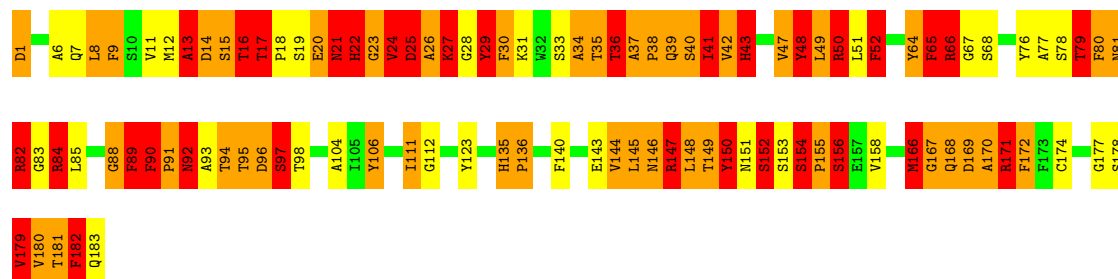
- Molecule 1: Capsid protein VP3

Chain 4Q:  42% 17% 23% 18%



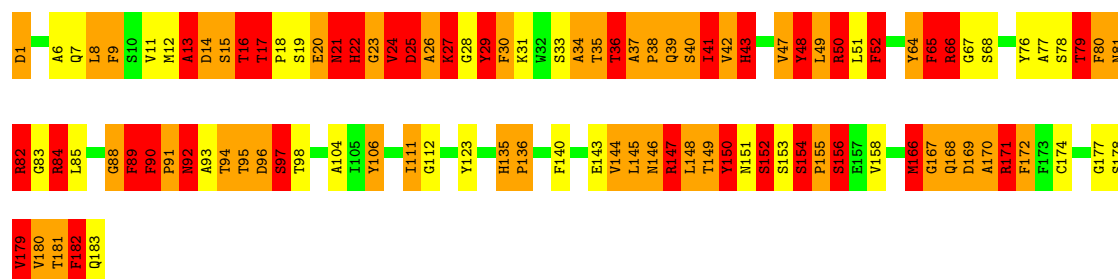
- Molecule 1: Capsid protein VP3

Chain 4U:  42% 17% 23% 18%



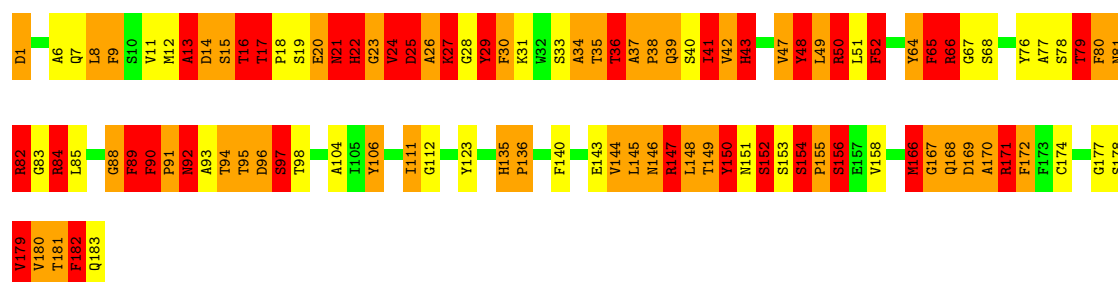
- Molecule 1: Capsid protein VP3

Chain 4Y: 



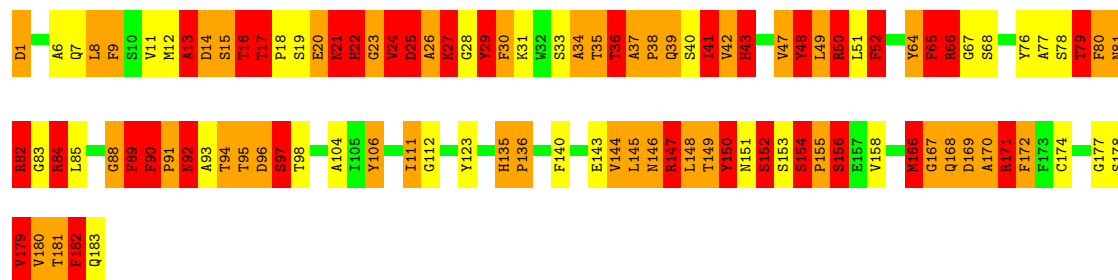
• Molecule 1: Capsid protein VP3

Chain 42: 



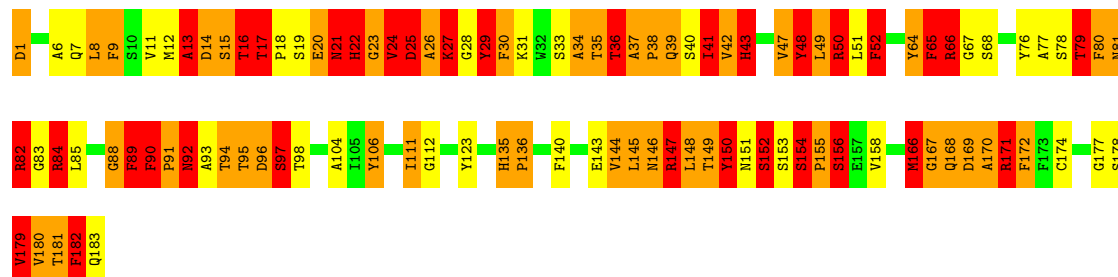
• Molecule 1: Capsid protein VP3

Chain 46: 

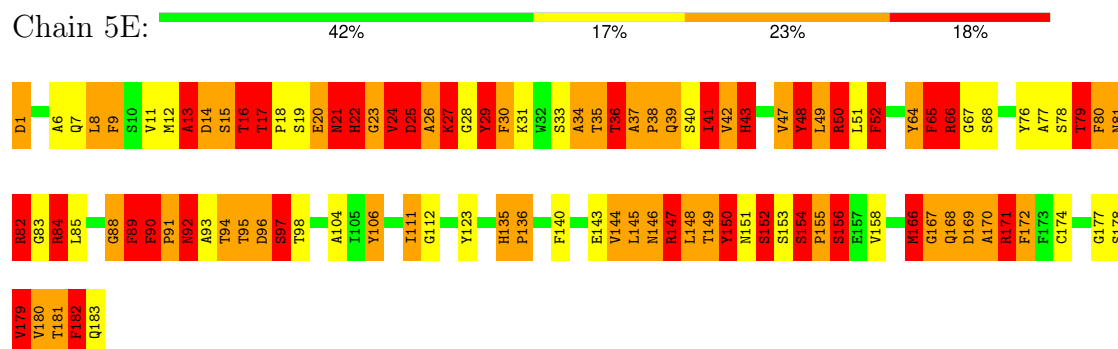


• Molecule 1: Capsid protein VP3

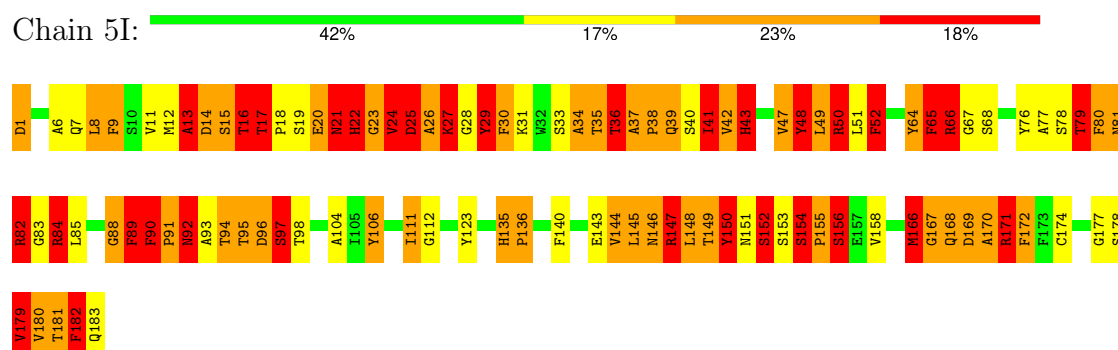
Chain 5A: 



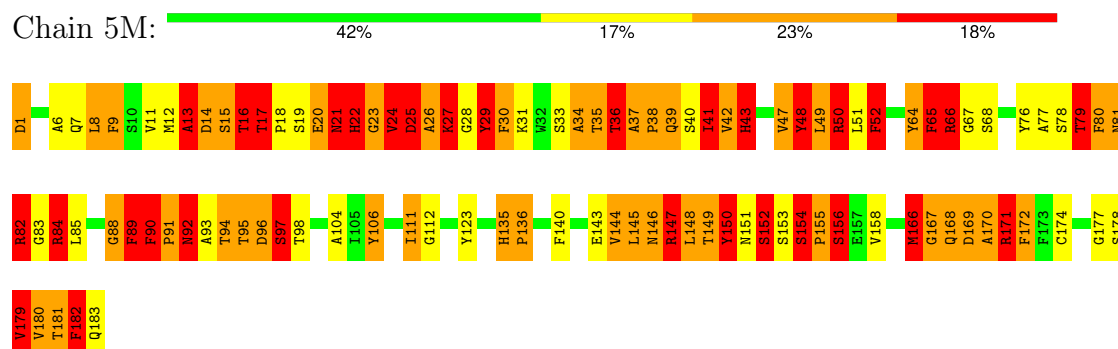
## • Molecule 1: Capsid protein VP3



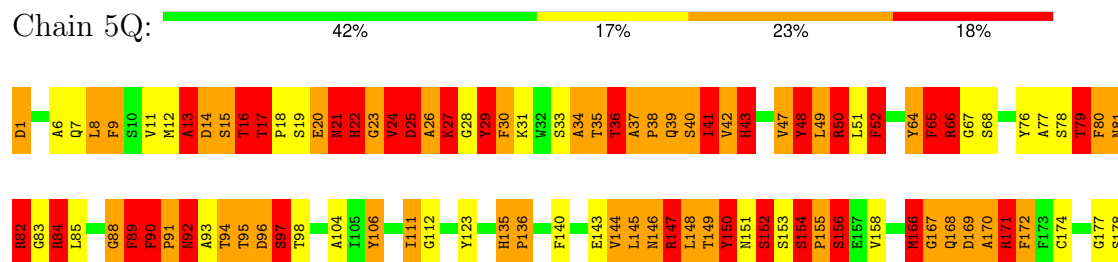
## • Molecule 1: Capsid protein VP3



## • Molecule 1: Capsid protein VP3

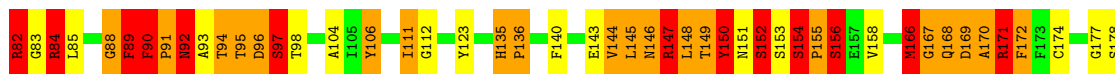
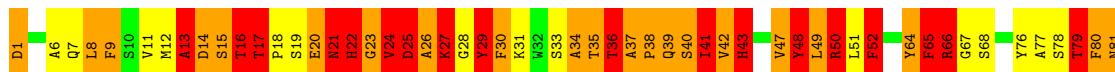


## • Molecule 1: Capsid protein VP3

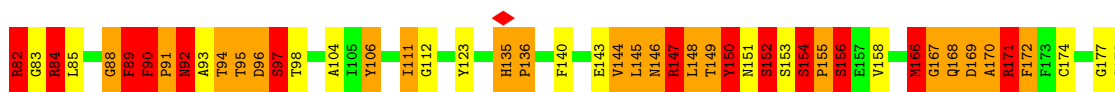
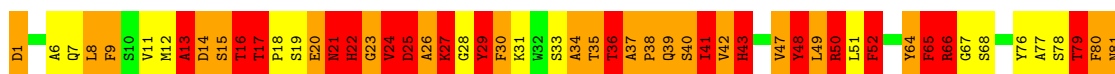




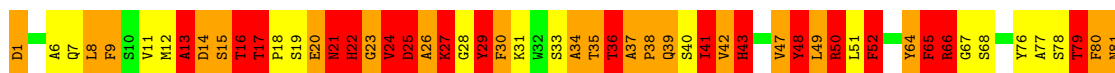
## • Molecule 1: Capsid protein VP3

Chain 5U:  42% 17% 23% 18%

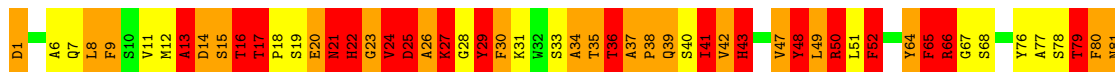
## • Molecule 1: Capsid protein VP3

Chain 5Y:  42% 17% 23% 18%

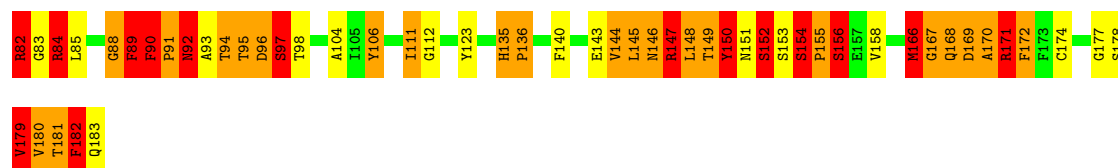
## • Molecule 1: Capsid protein VP3

Chain 52:  42% 17% 23% 18%

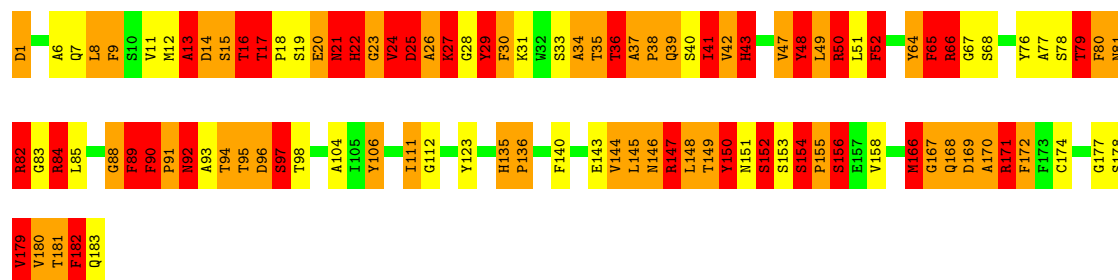
## • Molecule 1: Capsid protein VP3

Chain 56:  42% 17% 23% 18%

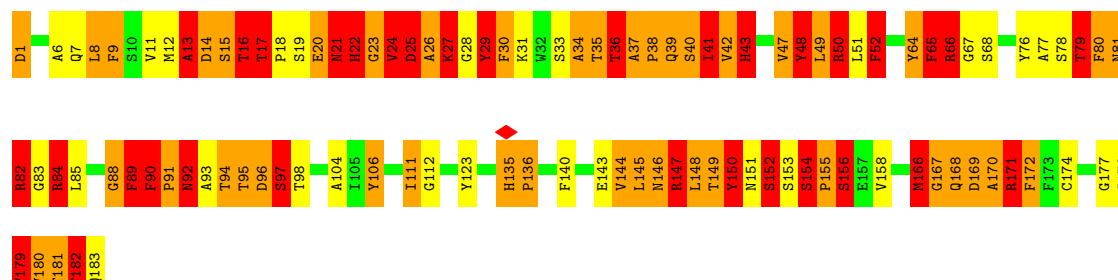




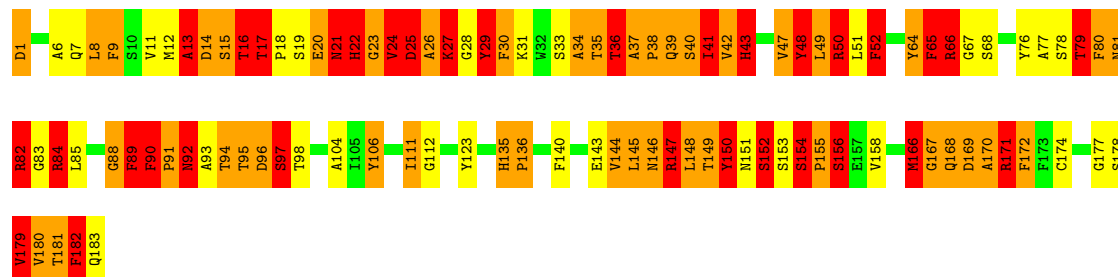
• Molecule 1: Capsid protein VP3



• Molecule 1: Capsid protein VP3

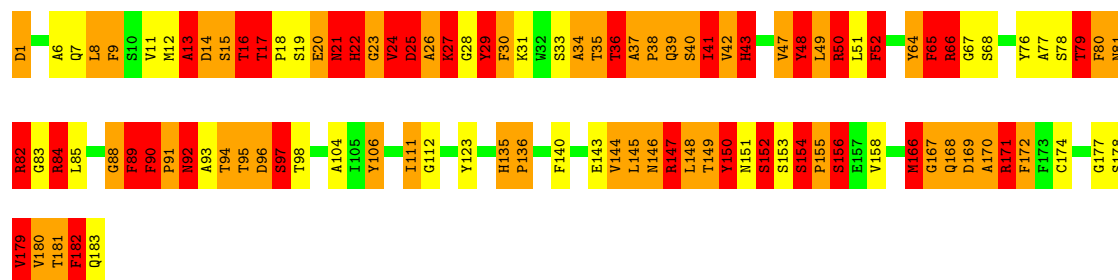


• Molecule 1: Capsid protein VP3



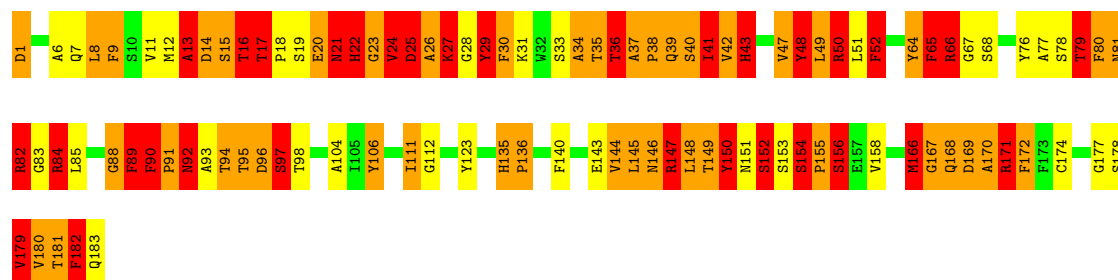
• Molecule 1: Capsid protein VP3





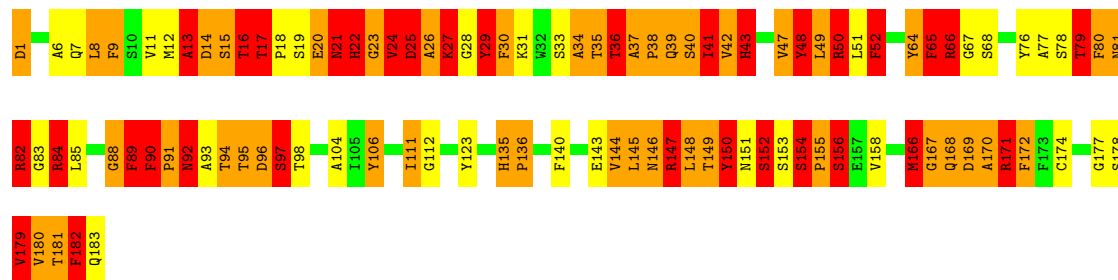
- Molecule 1: Capsid protein VP3

Chain 6Q: 42% 17% 23% 18%



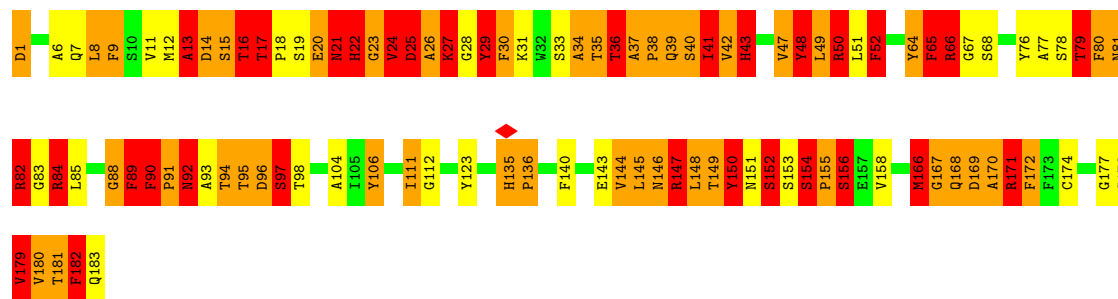
- Molecule 1: Capsid protein VP3

Chain 6U: 42% 17% 23% 18%



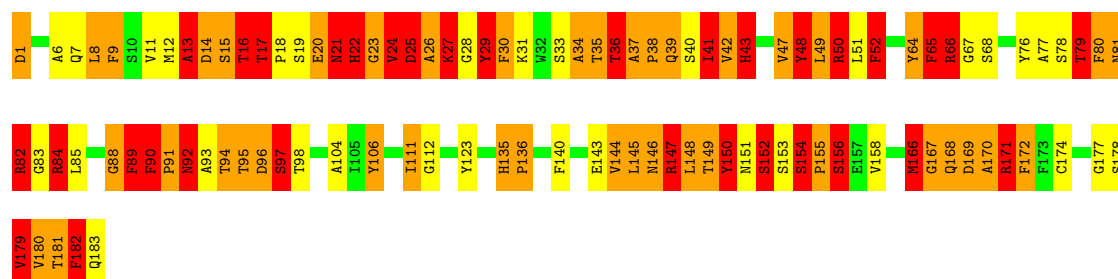
- Molecule 1: Capsid protein VP3

Chain 6Y: 42% 17% 23% 18%



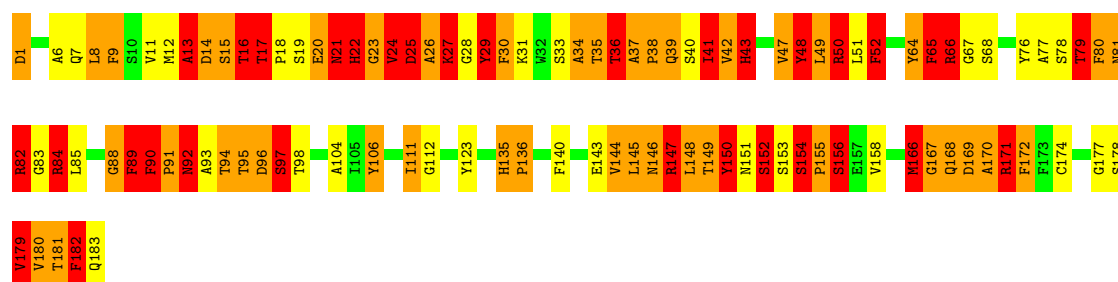
- Molecule 1: Capsid protein VP3

Chain 62: 



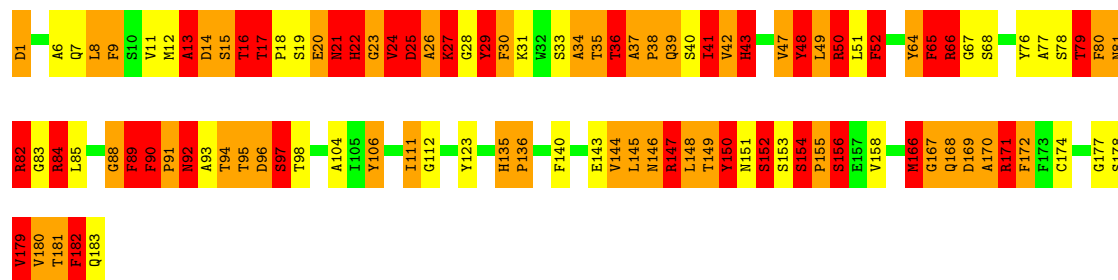
• Molecule 1: Capsid protein VP3

Chain 66: 



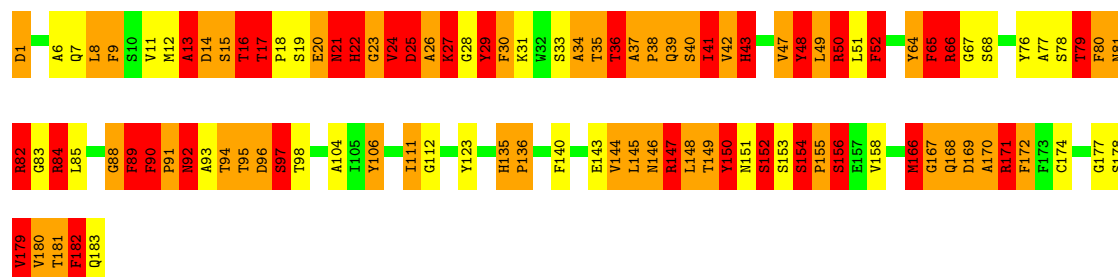
• Molecule 1: Capsid protein VP3

Chain 7A: 

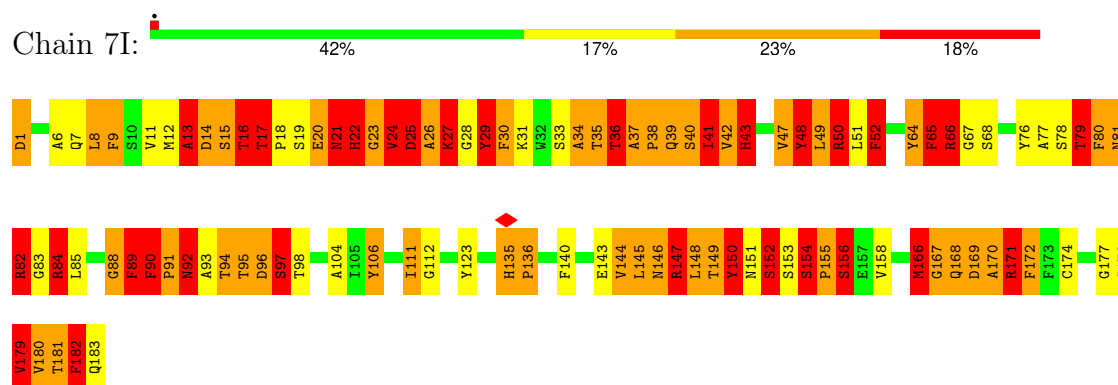


• Molecule 1: Capsid protein VP3

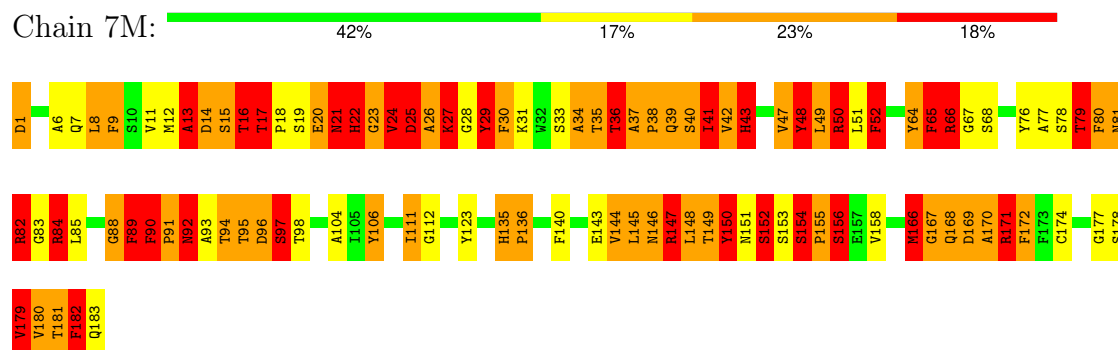
Chain 7E: 



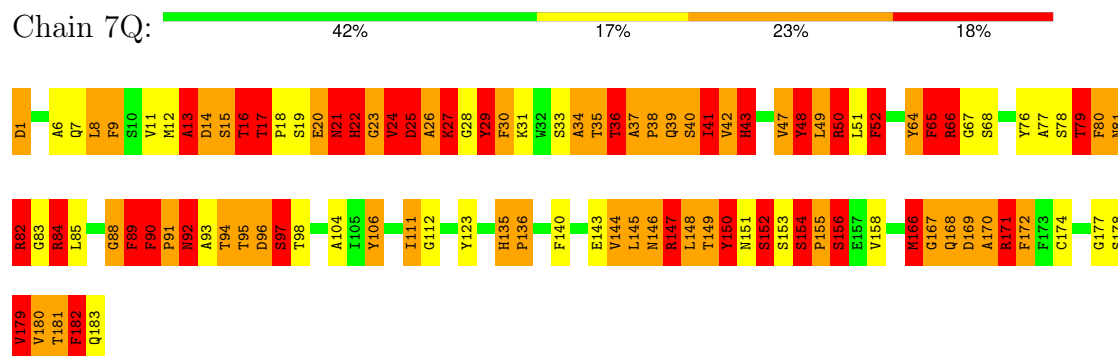
## • Molecule 1: Capsid protein VP3



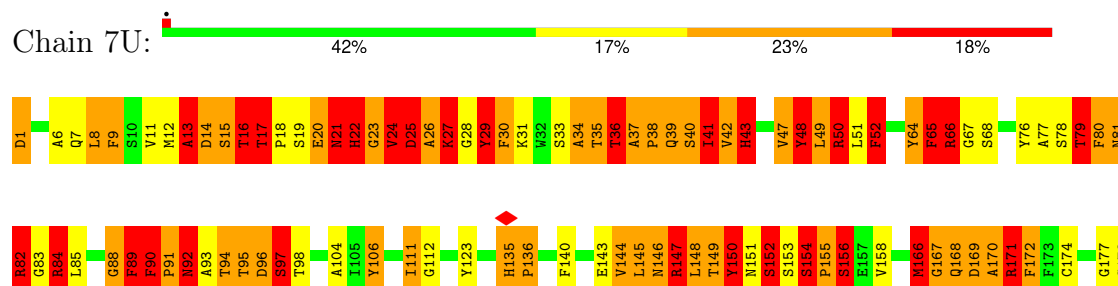
## • Molecule 1: Capsid protein VP3



## • Molecule 1: Capsid protein VP3



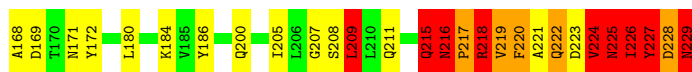

## • Molecule 1: Capsid protein VP3





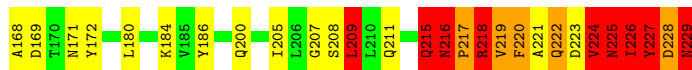
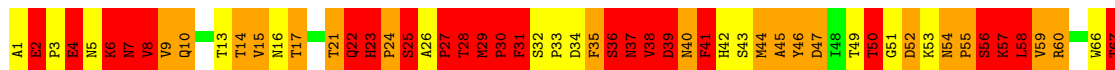
• Molecule 2: Capsid protein VP0

Chain 1B: 45% 21% 16% 17%



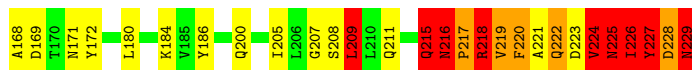
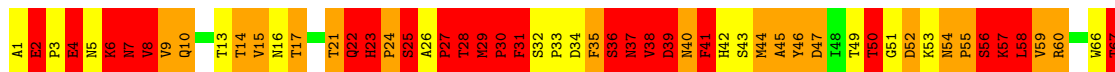
• Molecule 2: Capsid protein VP0

Chain 1F: 45% 21% 17% 17%



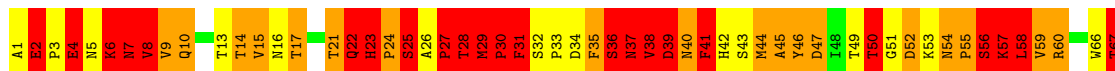
• Molecule 2: Capsid protein VP0

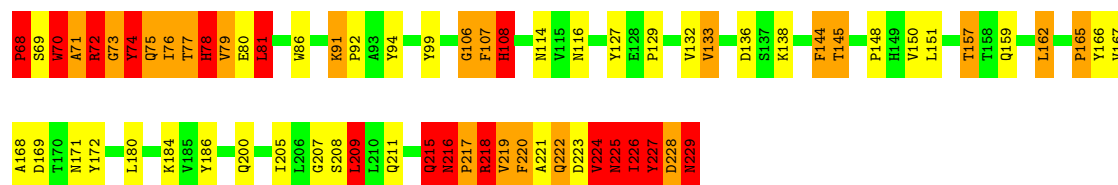
Chain 1J: 45% 21% 16% 17%



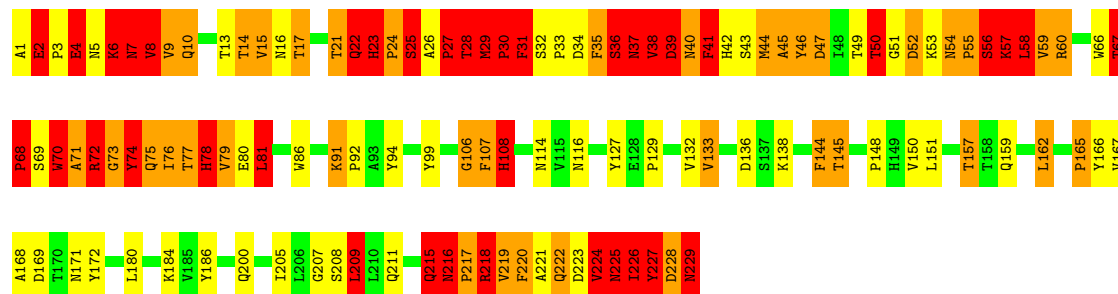
• Molecule 2: Capsid protein VP0

Chain 1N: 45% 21% 17% 17%

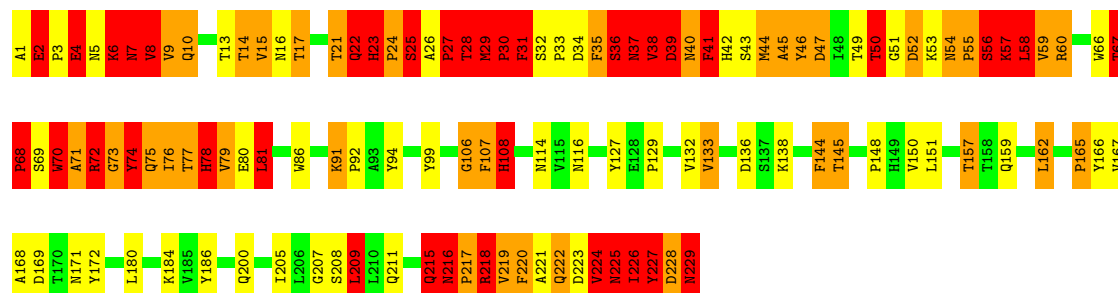




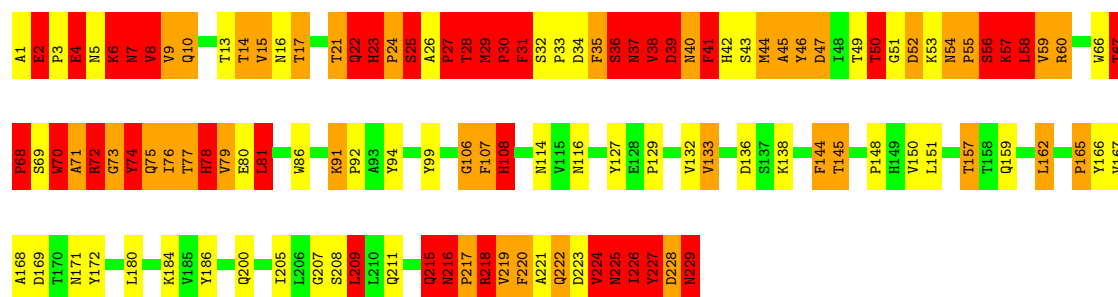
• Molecule 2: Capsid protein VP0



• Molecule 2: Capsid protein VP0

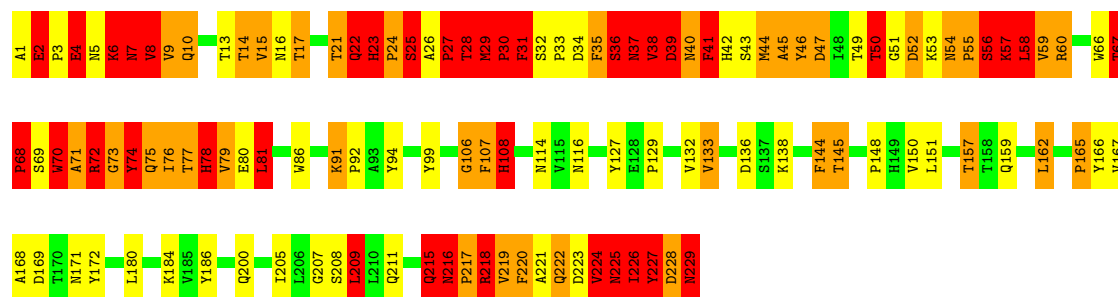


• Molecule 2: Capsid protein VP0

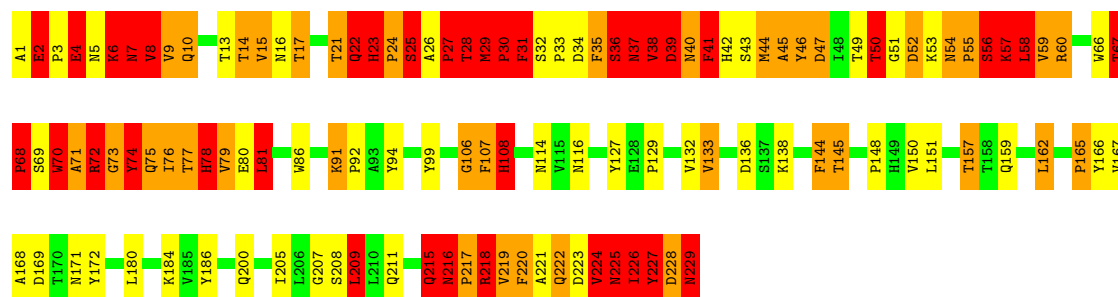


• Molecule 2: Capsid protein VP0

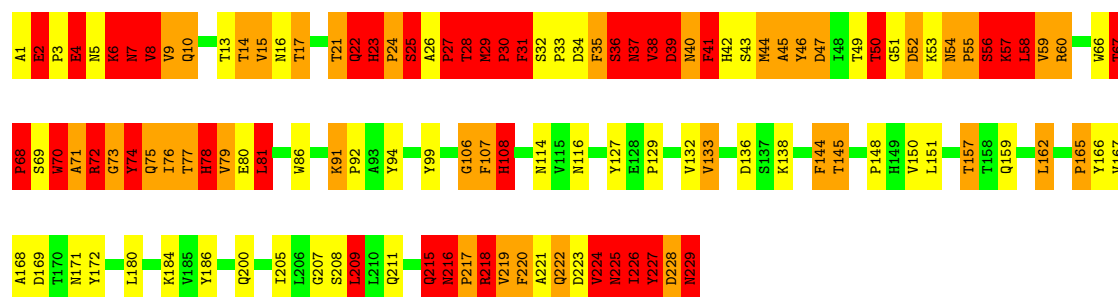




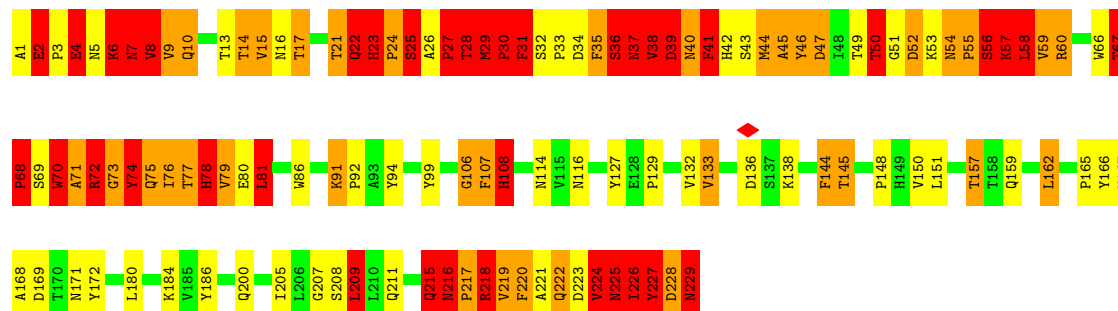
• Molecule 2: Capsid protein VP0



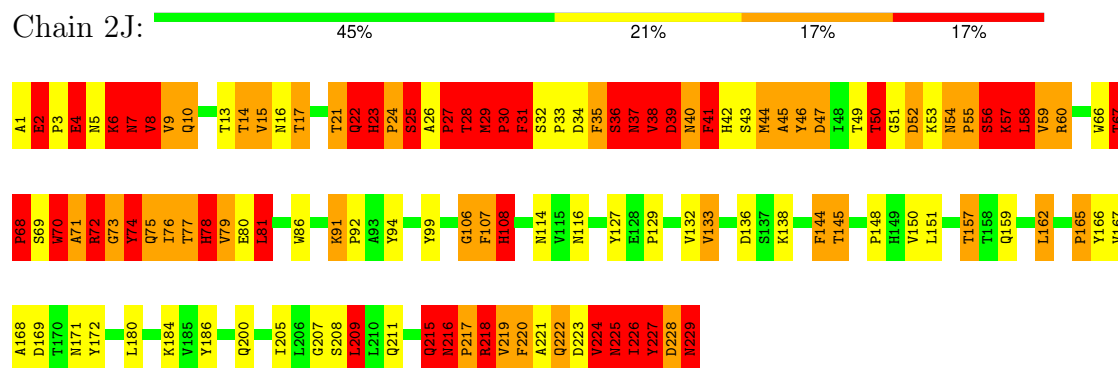
• Molecule 2: Capsid protein VP0



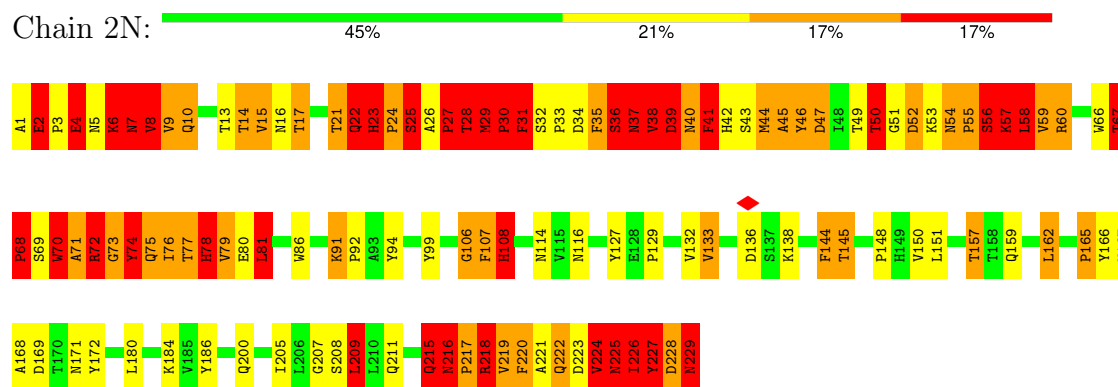
• Molecule 2: Capsid protein VP0



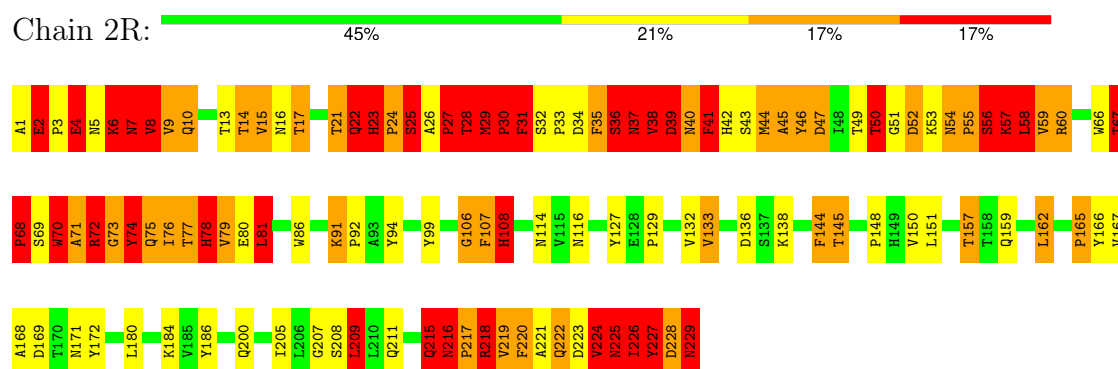
## • Molecule 2: Capsid protein VP0



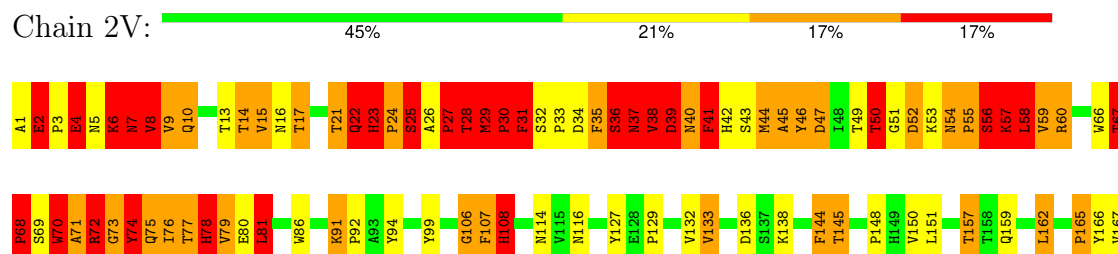
## • Molecule 2: Capsid protein VP0



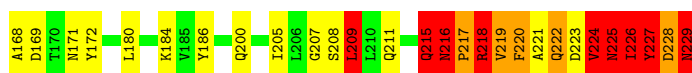
## • Molecule 2: Capsid protein VP0



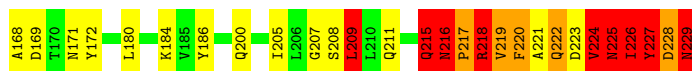
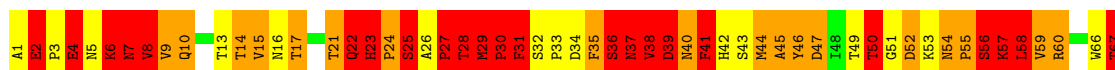
## • Molecule 2: Capsid protein VP0



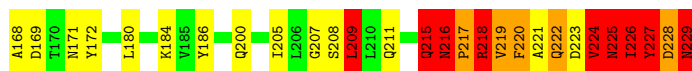
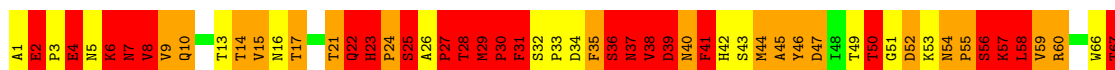




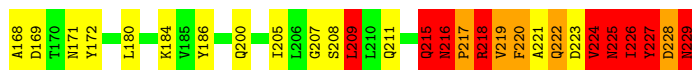

• Molecule 2: Capsid protein VP0



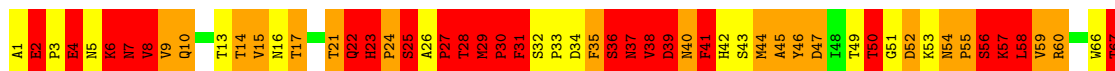
• Molecule 2: Capsid protein VP0

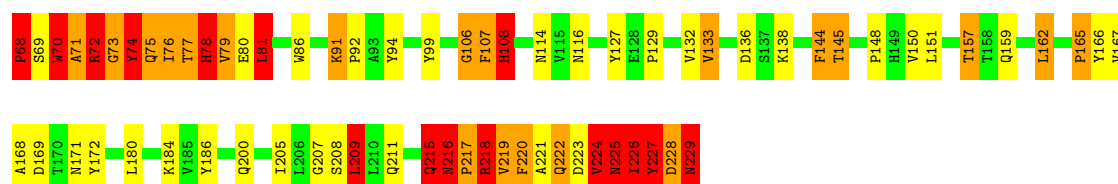


• Molecule 2: Capsid protein VP0




• Molecule 2: Capsid protein VP0





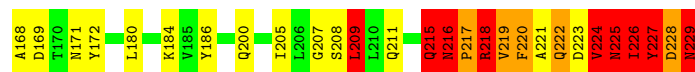

• Molecule 2: Capsid protein VP0

Chain 3F: 45% 21% 16% 17%




• Molecule 2: Capsid protein VP0

Chain 3J: 45% 21% 17% 17%



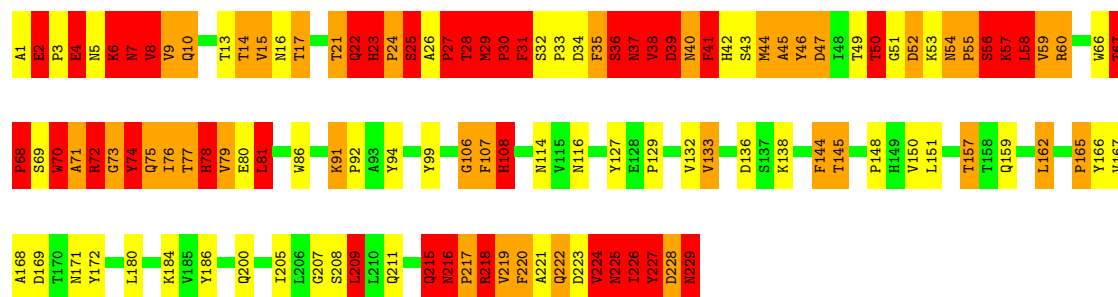
• Molecule 2: Capsid protein VP0

Chain 3N: 45% 21% 17% 17%

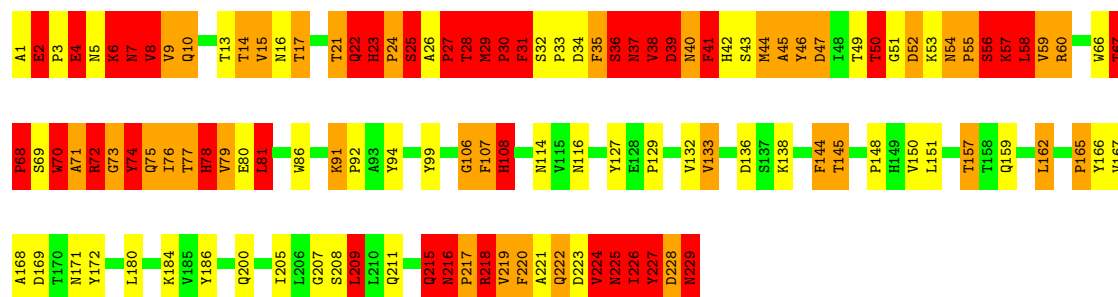


• Molecule 2: Capsid protein VP0

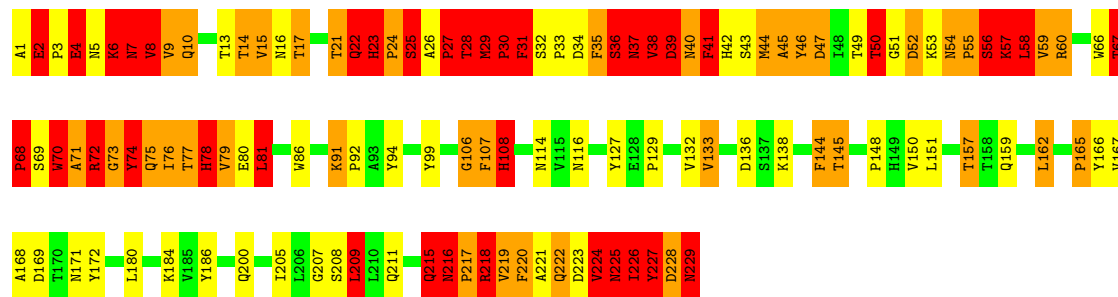
Chain 3R: 45% 21% 17% 17%



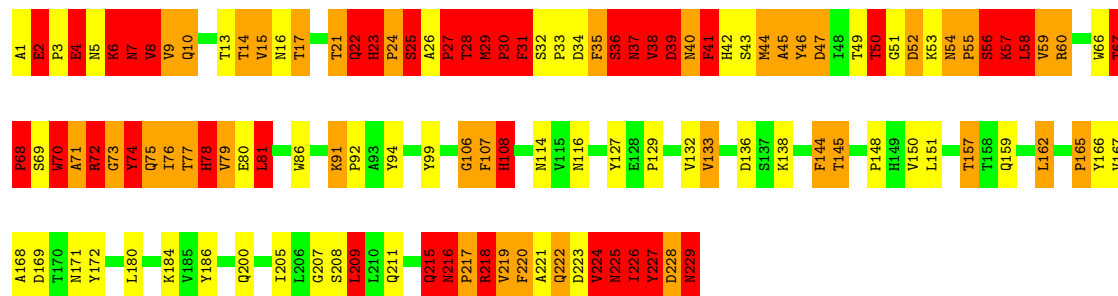
• Molecule 2: Capsid protein VP0



• Molecule 2: Capsid protein VP0

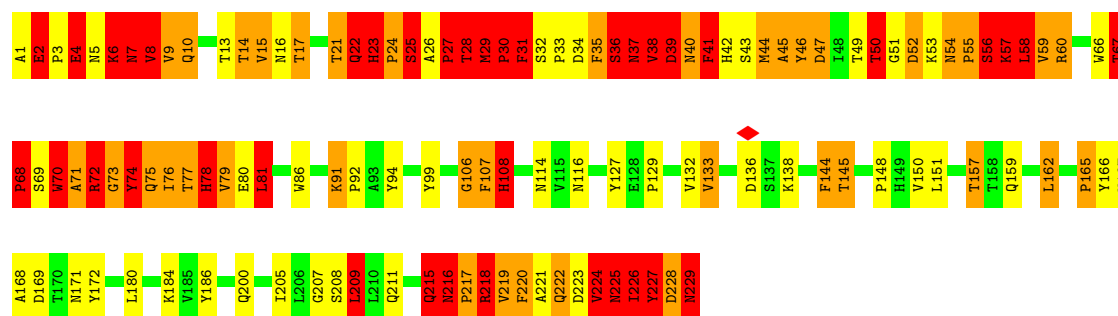


• Molecule 2: Capsid protein VP0



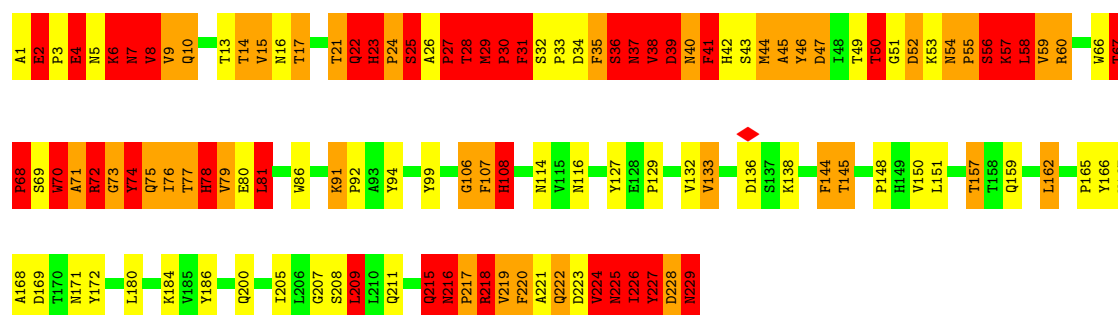
• Molecule 2: Capsid protein VP0

Chain 37: 



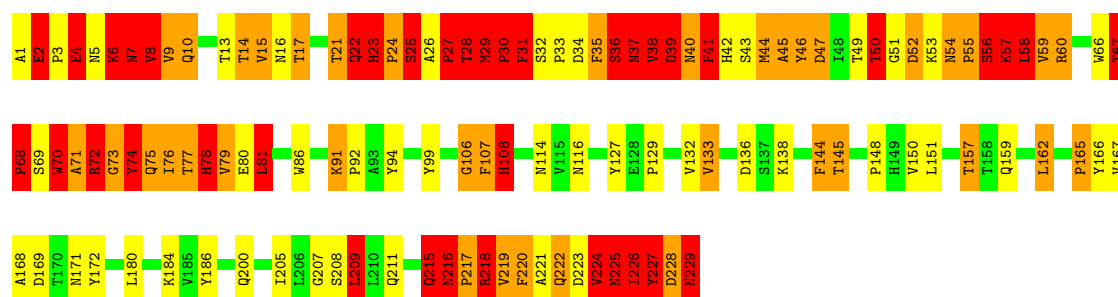
• Molecule 2: Capsid protein VP0

Chain 4B: 



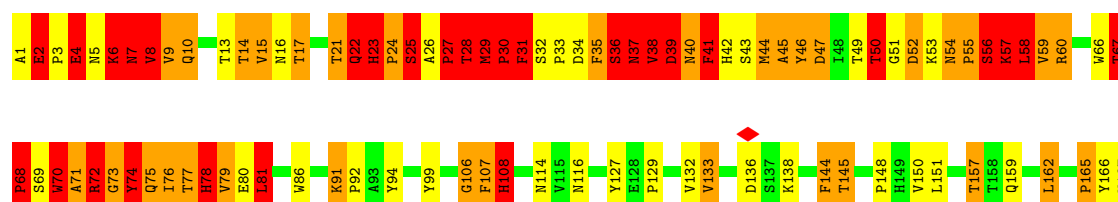
• Molecule 2: Capsid protein VP0

Chain 4F: 




• Molecule 2: Capsid protein VP0

Chain 4J: 







• Molecule 2: Capsid protein VP0



• Molecule 2: Capsid protein VP0

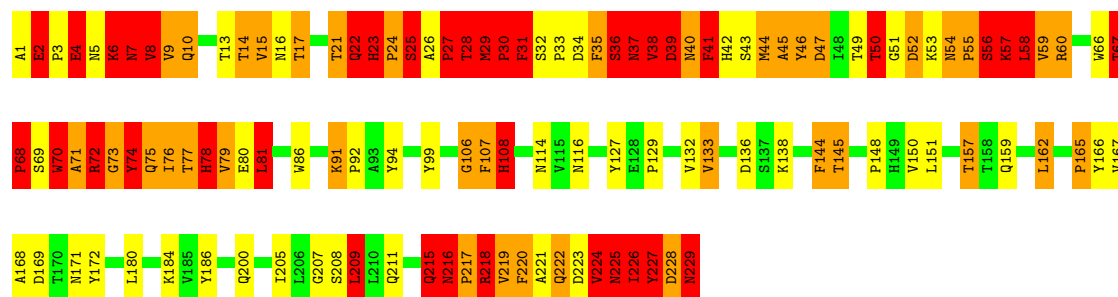


• Molecule 2: Capsid protein VP0

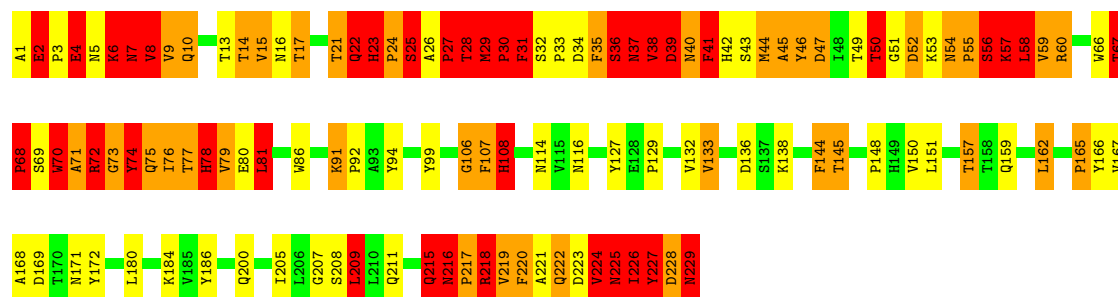


• Molecule 2: Capsid protein VP0

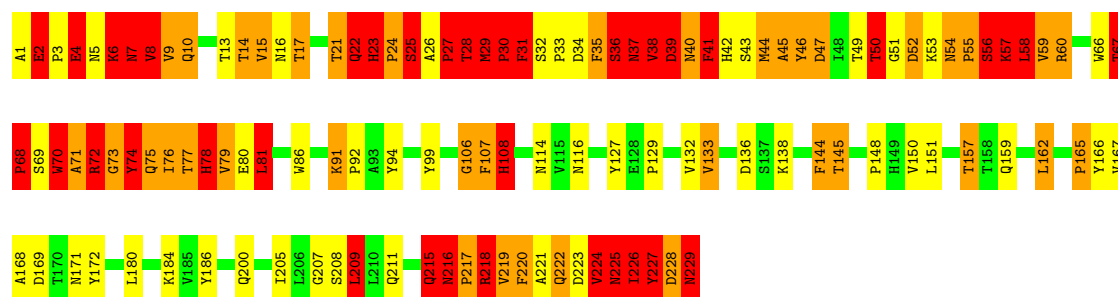




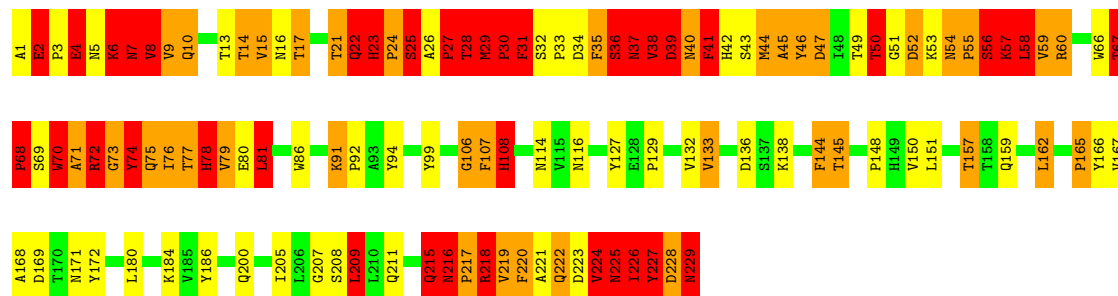
• Molecule 2: Capsid protein VP0



• Molecule 2: Capsid protein VP0

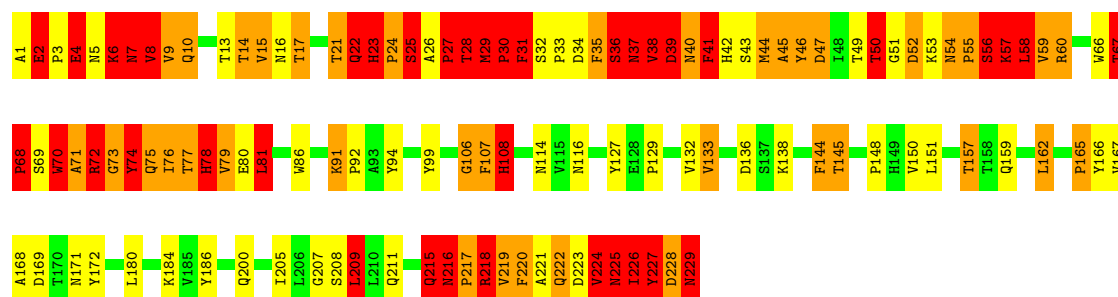


• Molecule 2: Capsid protein VP0



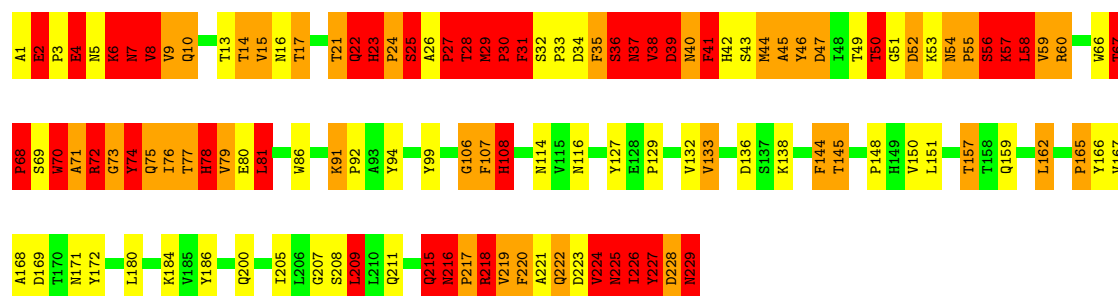
• Molecule 2: Capsid protein VP0

Chain 5F: 



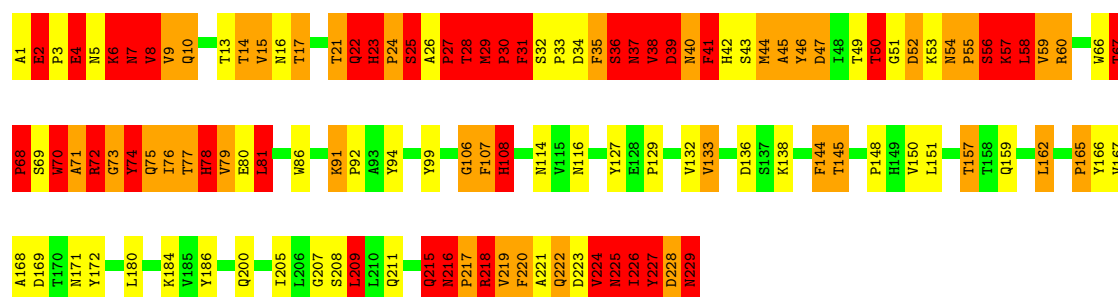
• Molecule 2: Capsid protein VP0

Chain 5J: 



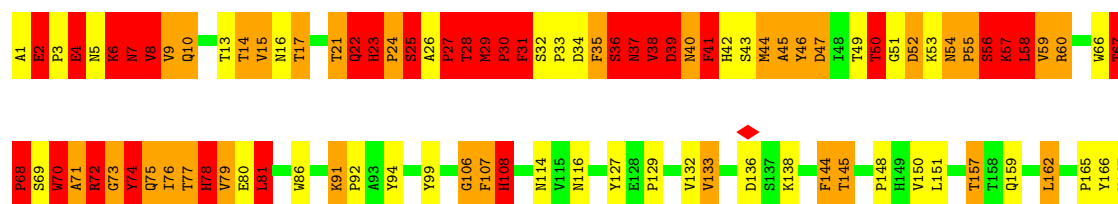
• Molecule 2: Capsid protein VP0

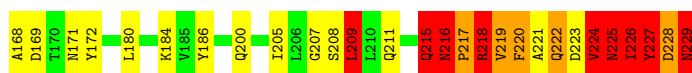
Chain 5N: 



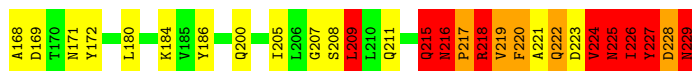

• Molecule 2: Capsid protein VP0

Chain 5R: 

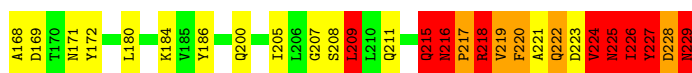





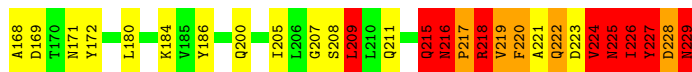

• Molecule 2: Capsid protein VP0




• Molecule 2: Capsid protein VP0



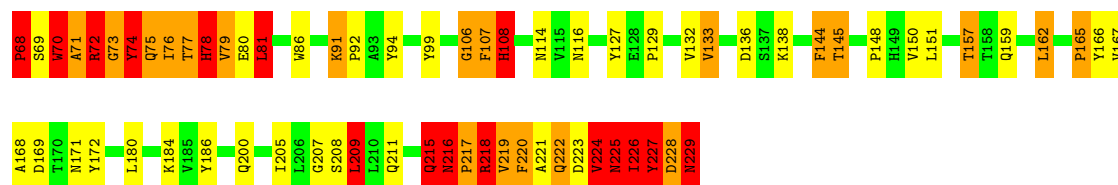
• Molecule 2: Capsid protein VP0



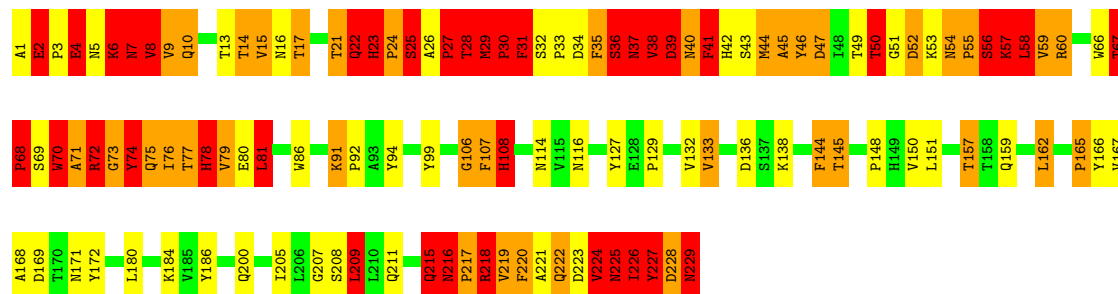
• Molecule 2: Capsid protein VP0



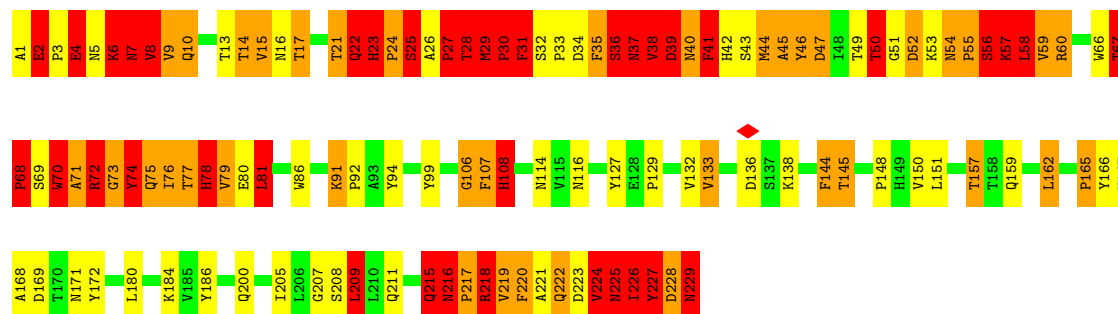




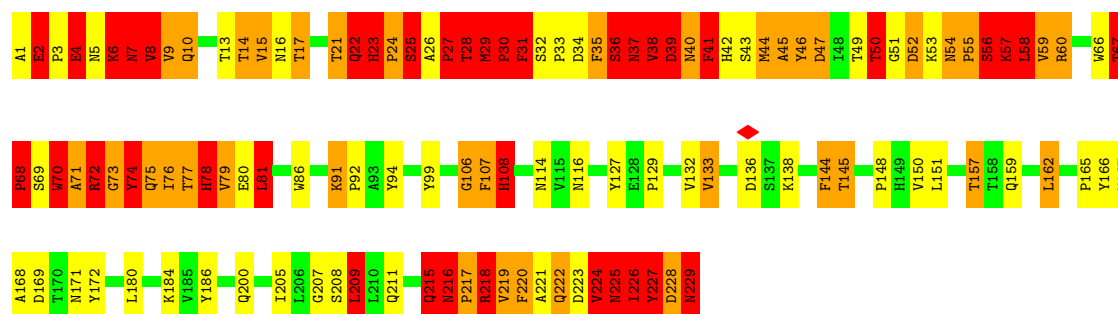
• Molecule 2: Capsid protein VP0



• Molecule 2: Capsid protein VP0

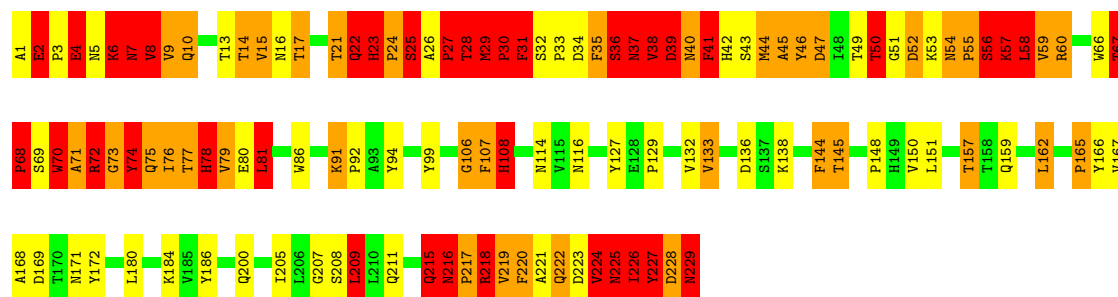


• Molecule 2: Capsid protein VP0



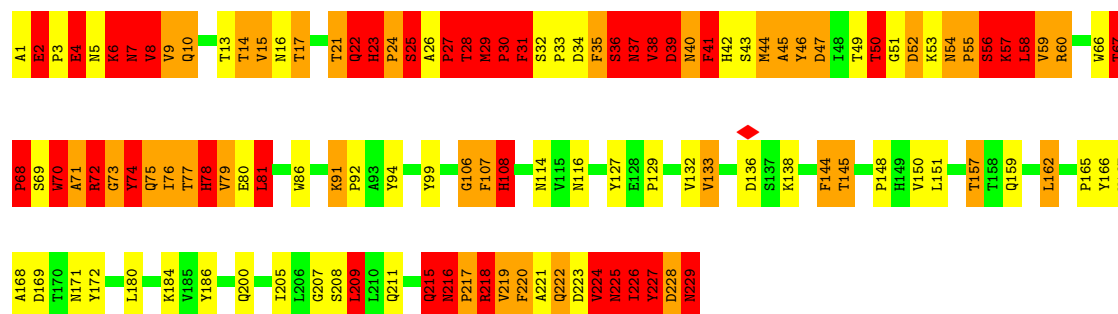
• Molecule 2: Capsid protein VP0





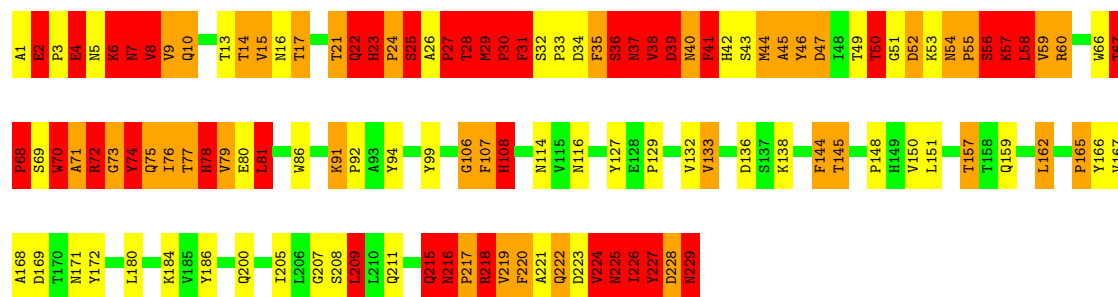
• Molecule 2: Capsid protein VP0

Chain 6R: 45% 21% 16% 17%



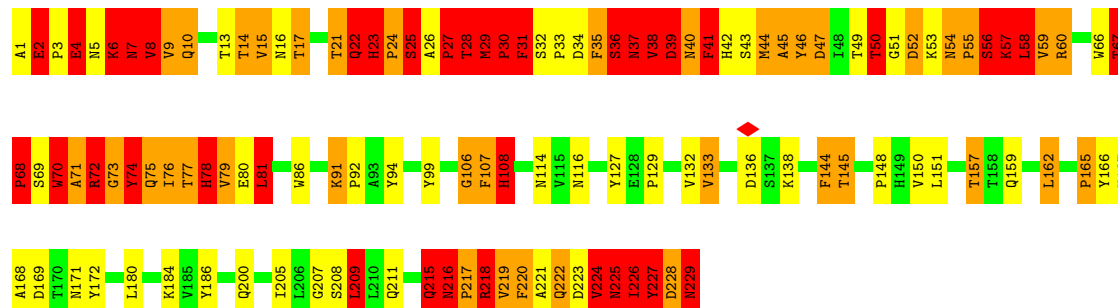
• Molecule 2: Capsid protein VP0

Chain 6V: 45% 21% 17% 17%

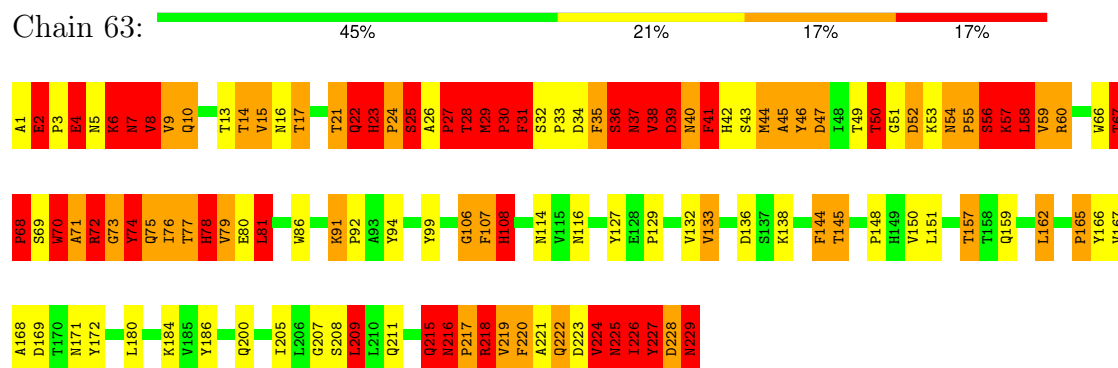


• Molecule 2: Capsid protein VP0

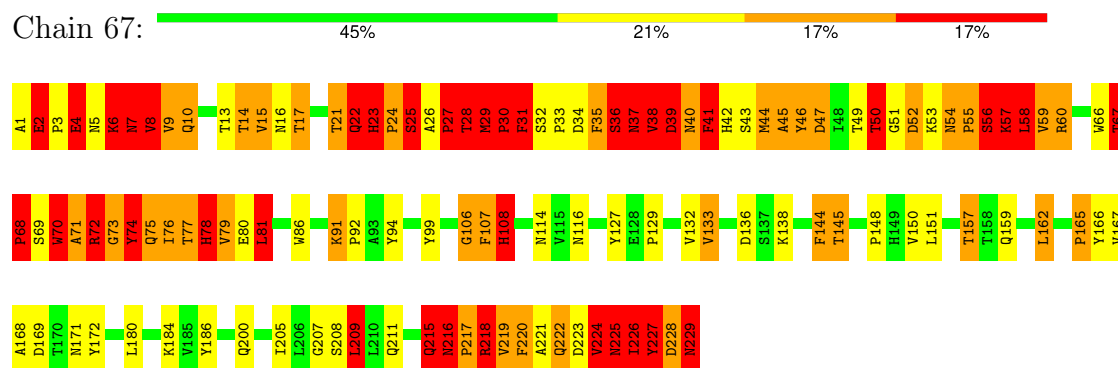
Chain 6Z: 45% 21% 17% 17%



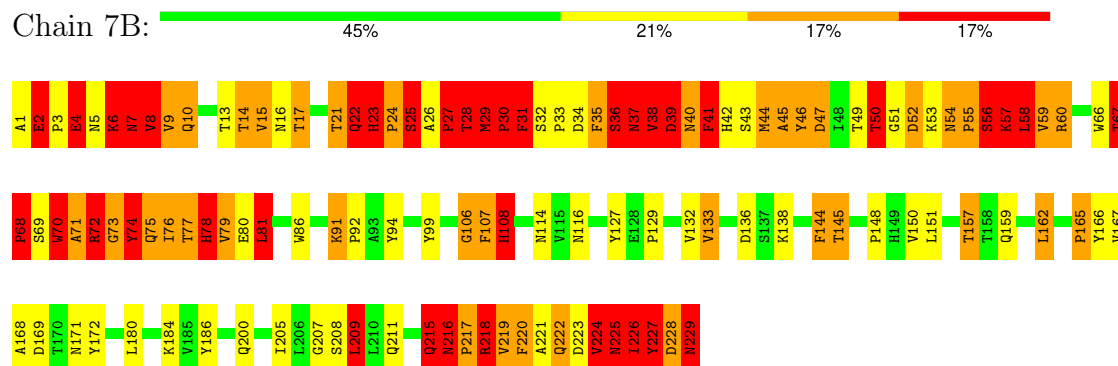
- Molecule 2: Capsid protein VP0



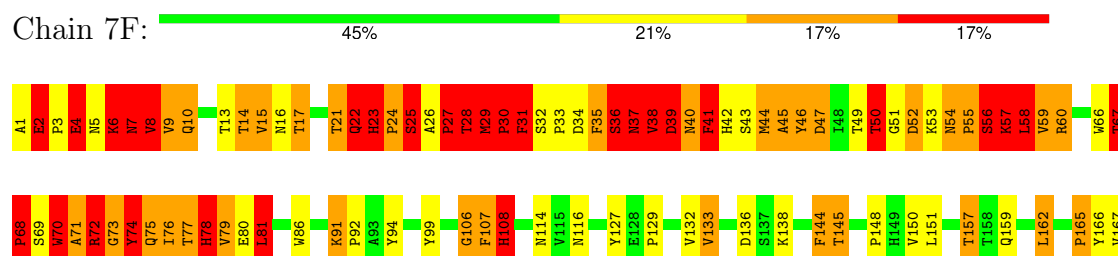
- Molecule 2: Capsid protein VP0

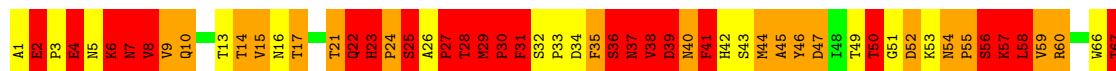


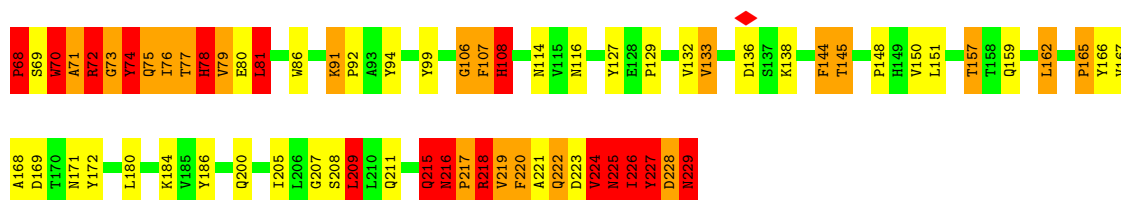
- Molecule 2: Capsid protein VP0



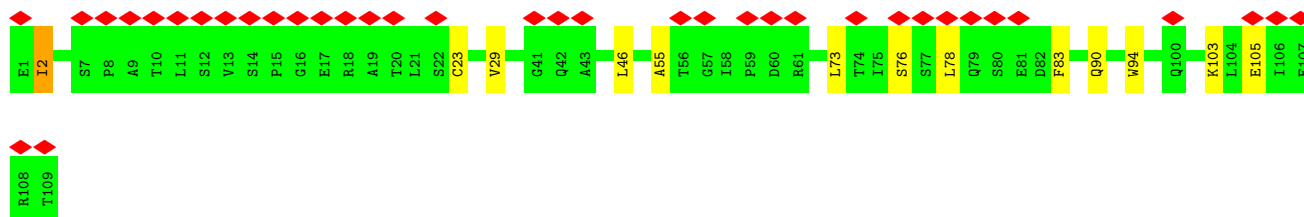
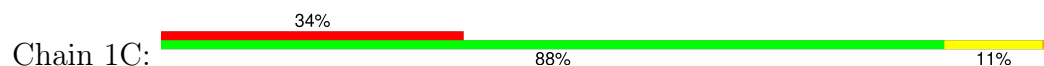
- Molecule 2: Capsid protein VP0



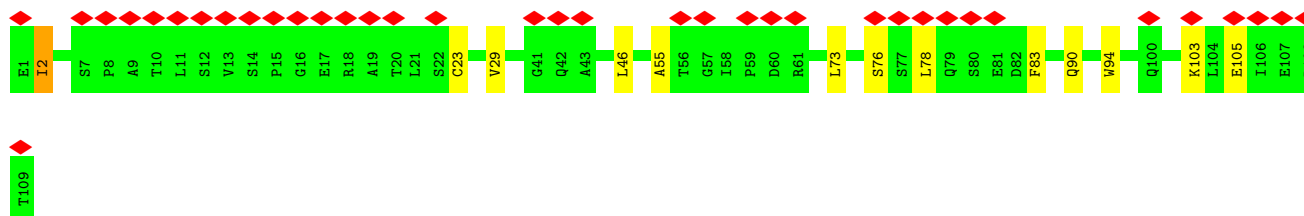
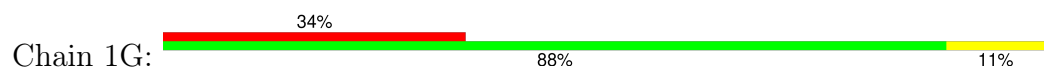




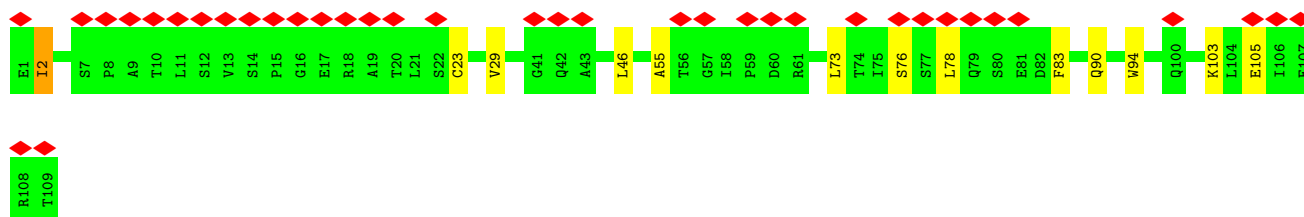
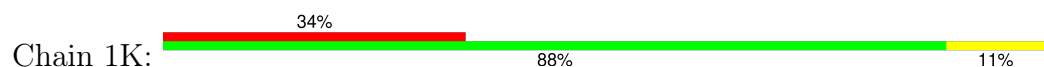
• Molecule 3: HUMAN MONOCLONAL ANTIBODY



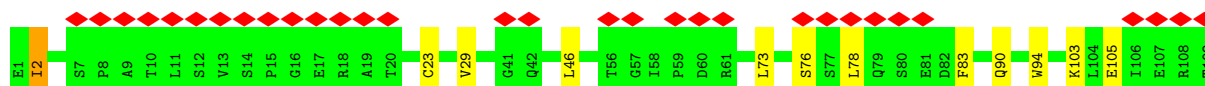
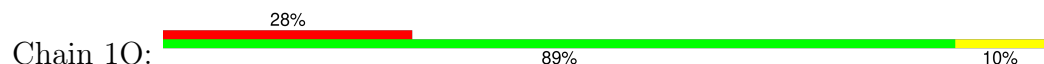
• Molecule 3: HUMAN MONOCLONAL ANTIBODY



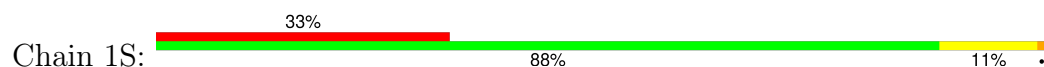
• Molecule 3: HUMAN MONOCLONAL ANTIBODY

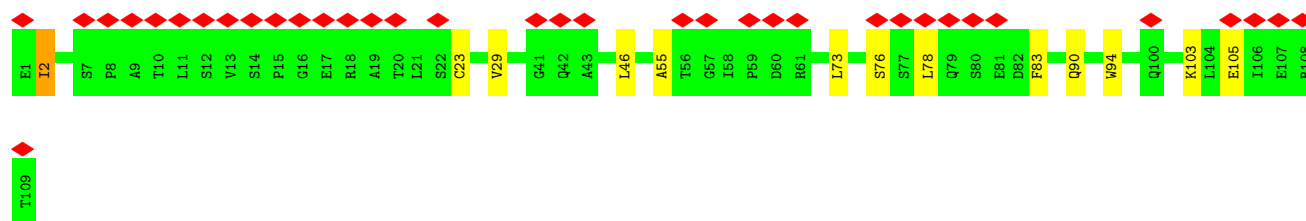


• Molecule 3: HUMAN MONOCLONAL ANTIBODY

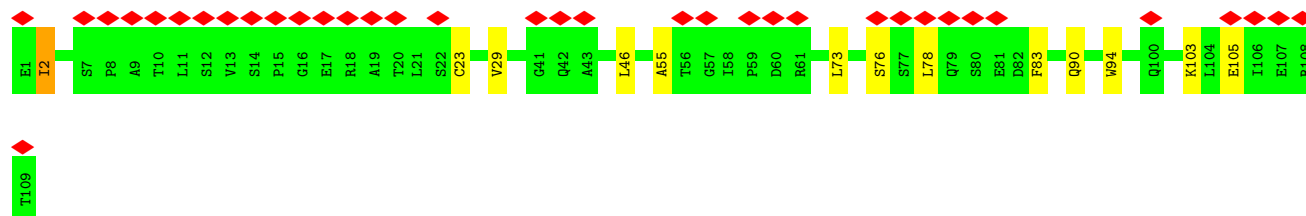
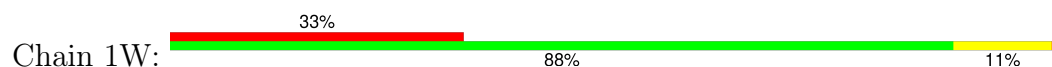


• Molecule 3: HUMAN MONOCLONAL ANTIBODY

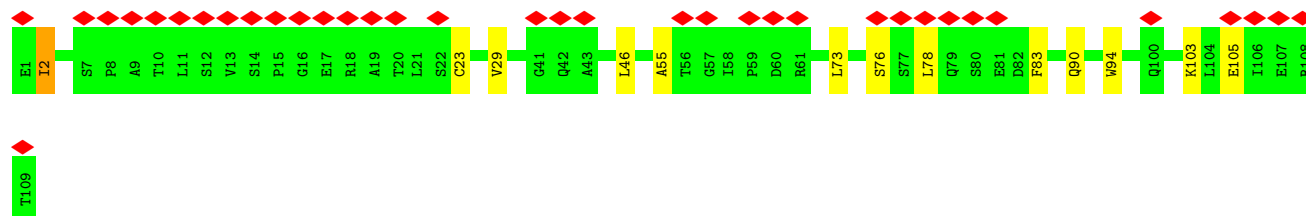
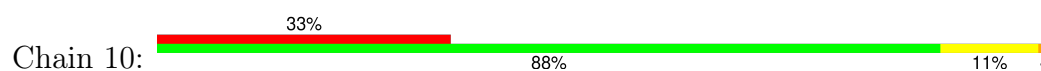




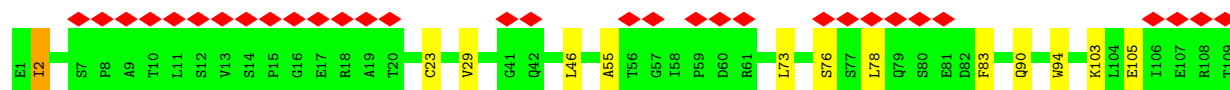
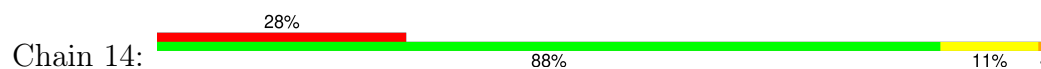
- Molecule 3: HUMAN MONOCLONAL ANTIBODY



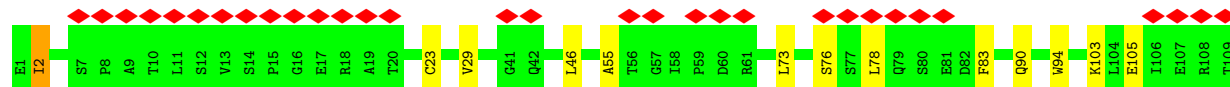
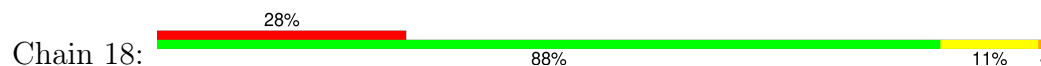
- Molecule 3: HUMAN MONOCLONAL ANTIBODY



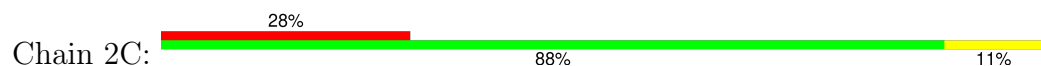
- Molecule 3: HUMAN MONOCLONAL ANTIBODY

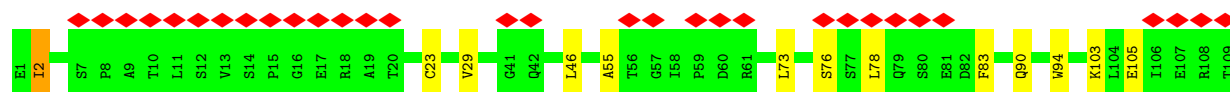


- Molecule 3: HUMAN MONOCLONAL ANTIBODY

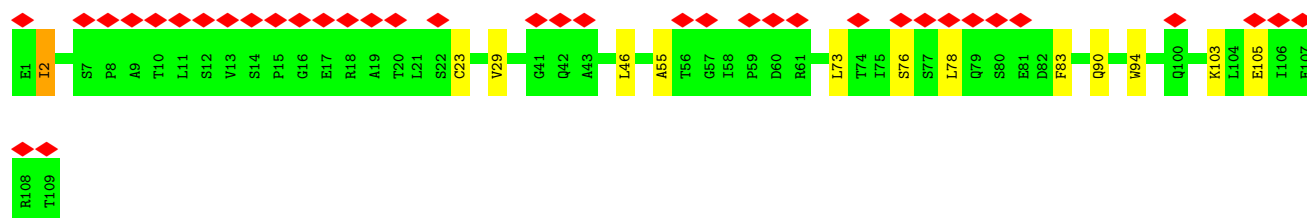
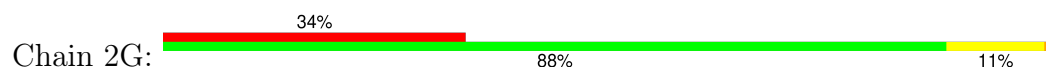


- Molecule 3: HUMAN MONOCLONAL ANTIBODY

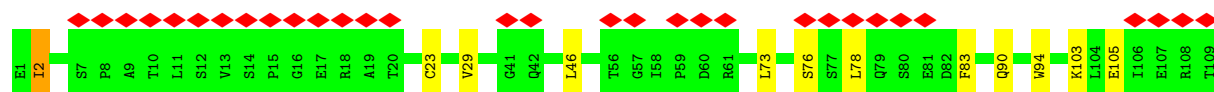
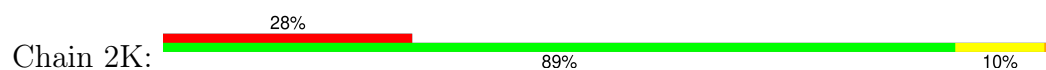




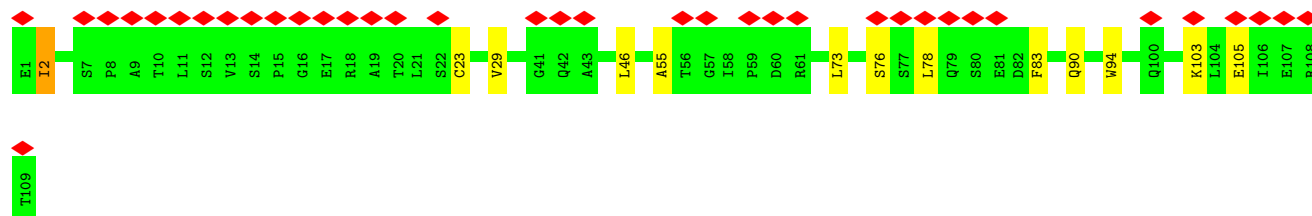
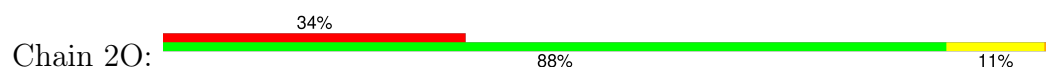
- Molecule 3: HUMAN MONOCLONAL ANTIBODY



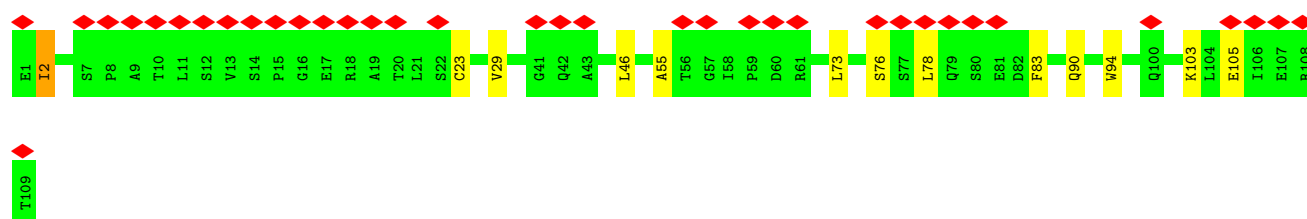
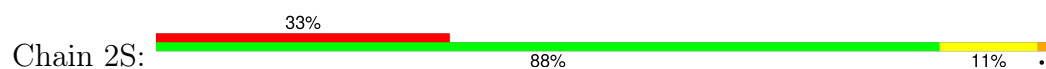
- Molecule 3: HUMAN MONOCLONAL ANTIBODY



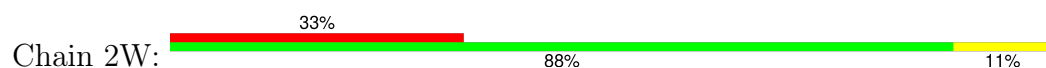
- Molecule 3: HUMAN MONOCLONAL ANTIBODY

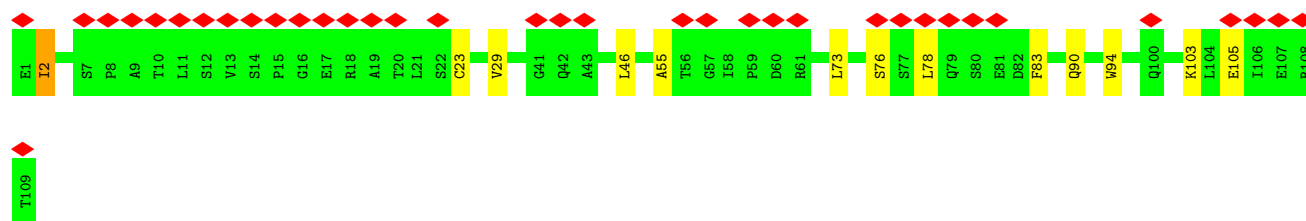


- Molecule 3: HUMAN MONOCLONAL ANTIBODY

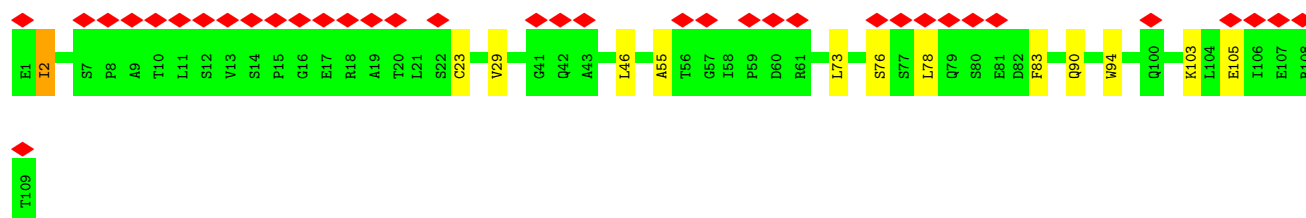
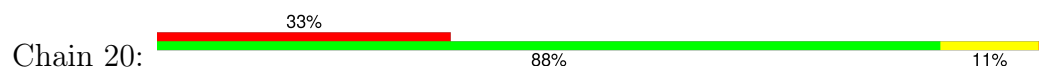


- Molecule 3: HUMAN MONOCLONAL ANTIBODY

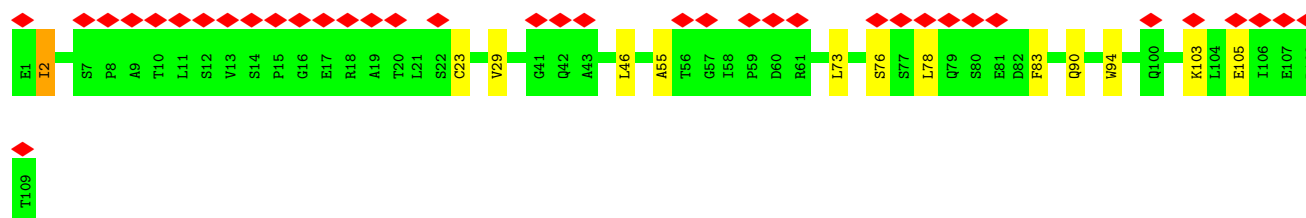
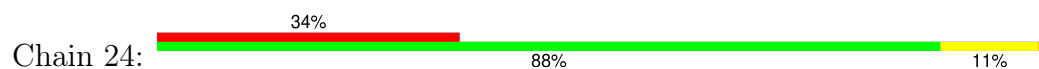




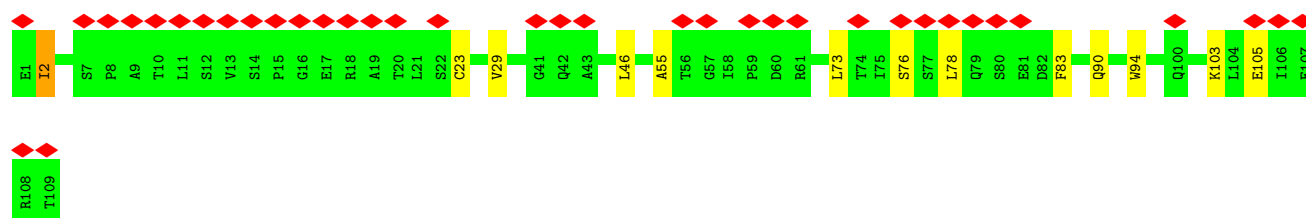
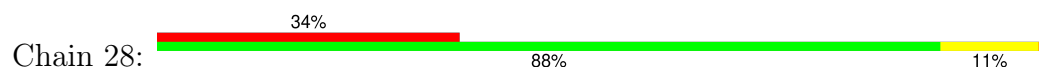
• Molecule 3: HUMAN MONOCLONAL ANTIBODY



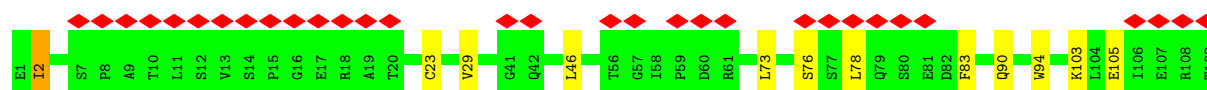
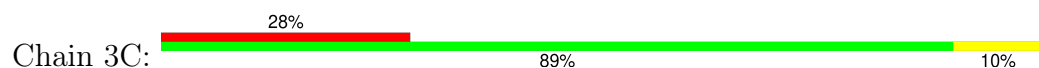
• Molecule 3: HUMAN MONOCLONAL ANTIBODY



• Molecule 3: HUMAN MONOCLONAL ANTIBODY

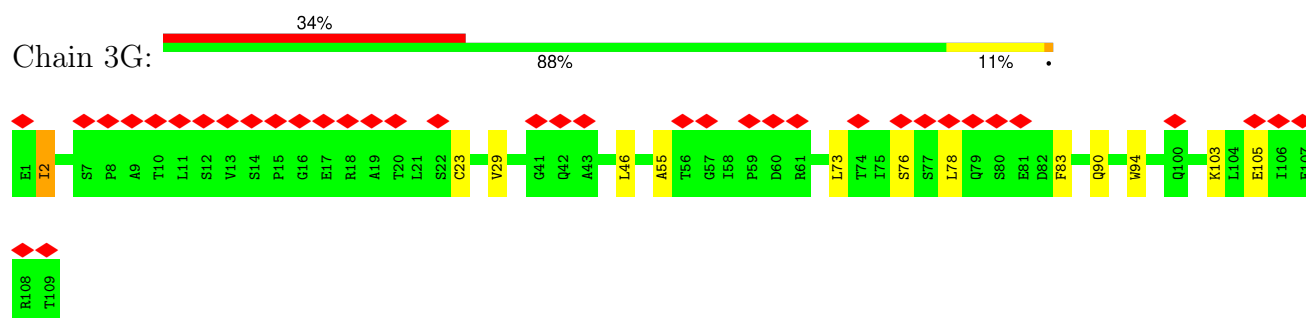


• Molecule 3: HUMAN MONOCLONAL ANTIBODY

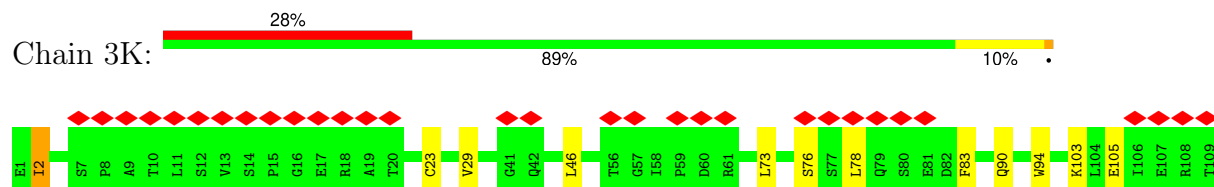


• Molecule 3: HUMAN MONOCLONAL ANTIBODY

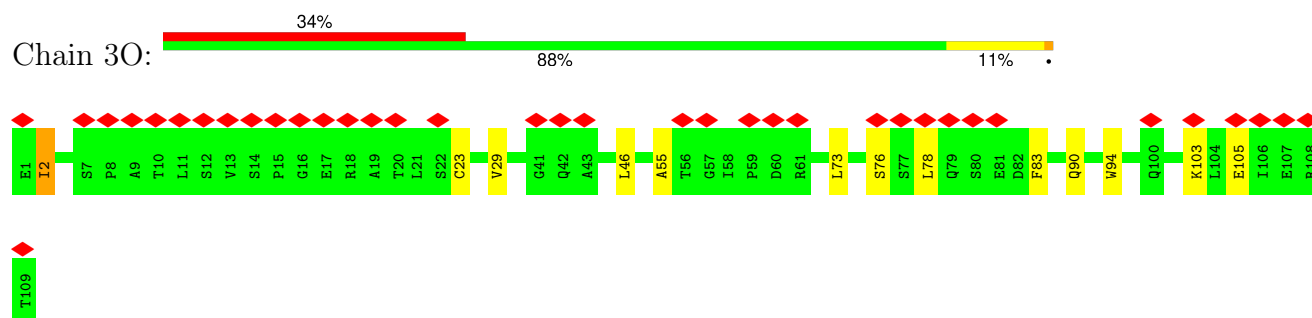




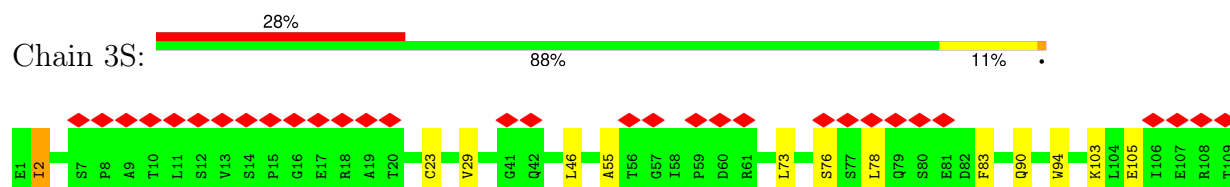
- Molecule 3: HUMAN MONOCLONAL ANTIBODY



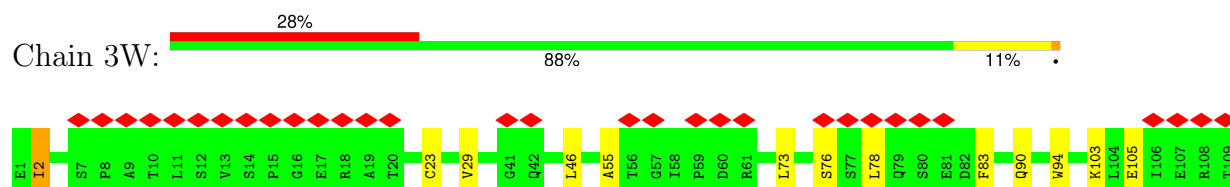
- Molecule 3: HUMAN MONOCLONAL ANTIBODY



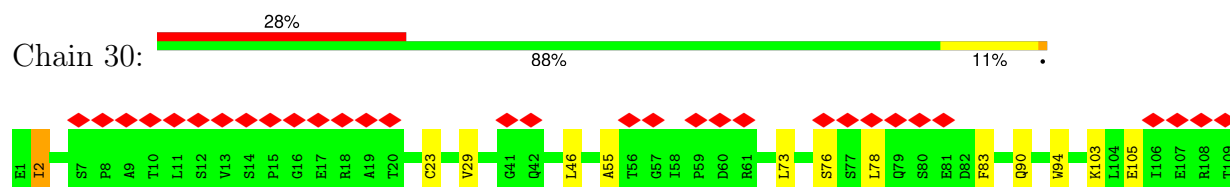
- Molecule 3: HUMAN MONOCLONAL ANTIBODY




- Molecule 3: HUMAN MONOCLONAL ANTIBODY

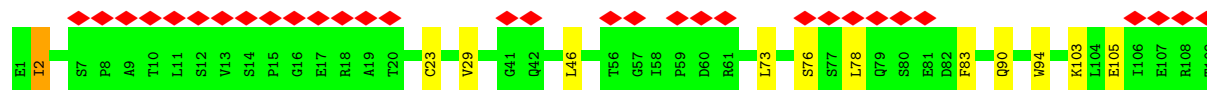


- Molecule 3: HUMAN MONOCLONAL ANTIBODY




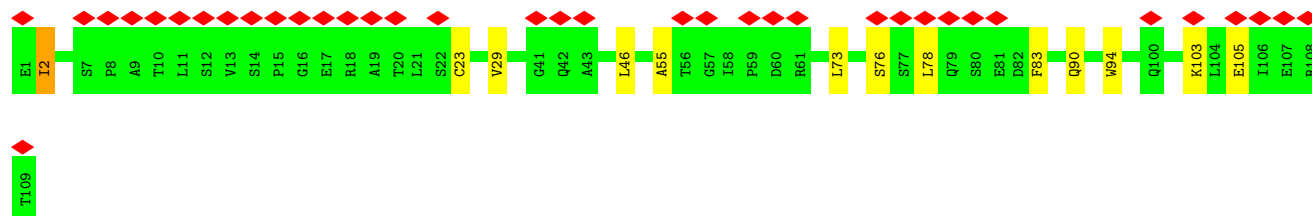
## • Molecule 3: HUMAN MONOCLONAL ANTIBODY

Chain 34: 



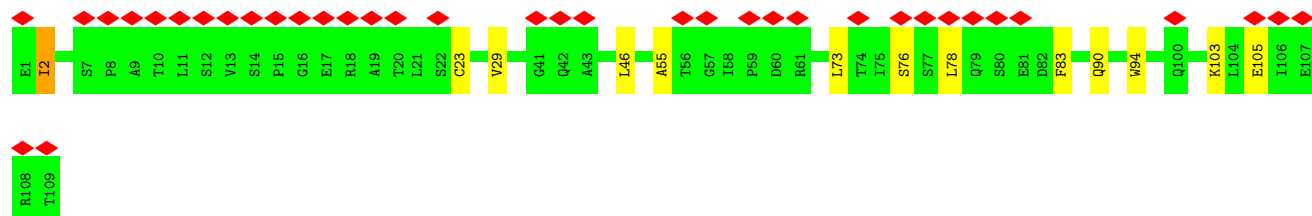
## • Molecule 3: HUMAN MONOCLONAL ANTIBODY

Chain 38: 



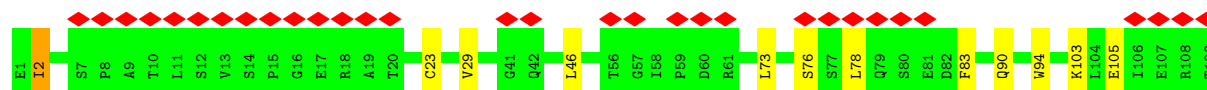
## • Molecule 3: HUMAN MONOCLONAL ANTIBODY

Chain 4C: 



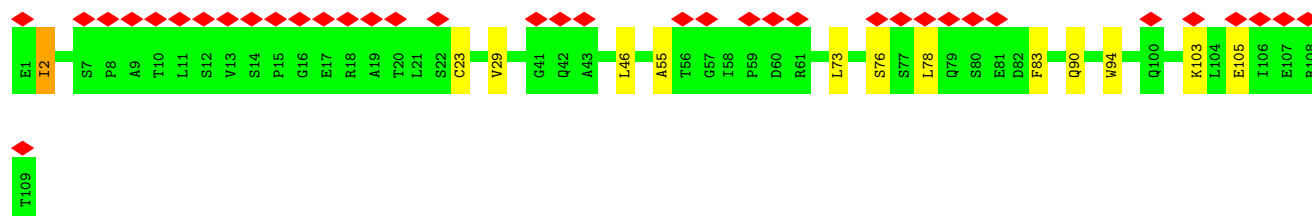
## • Molecule 3: HUMAN MONOCLONAL ANTIBODY

Chain 4G: 

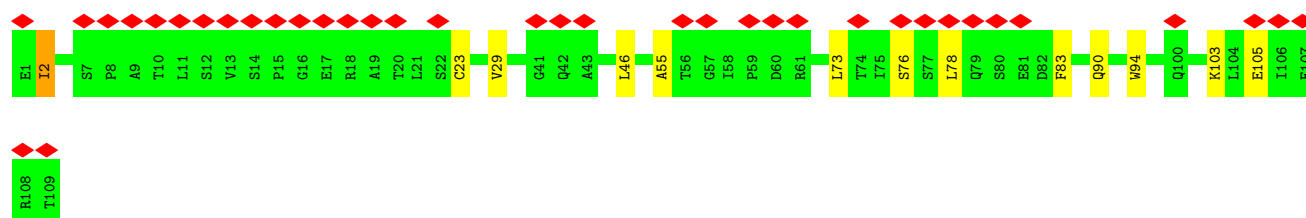
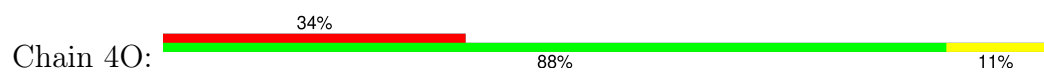


## • Molecule 3: HUMAN MONOCLONAL ANTIBODY

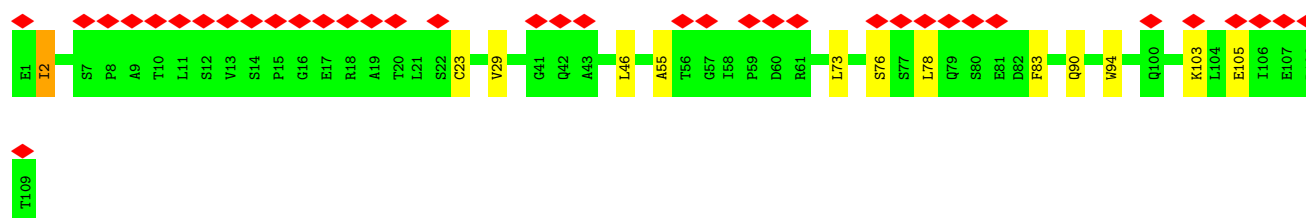
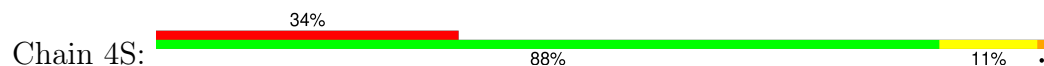
Chain 4K: 



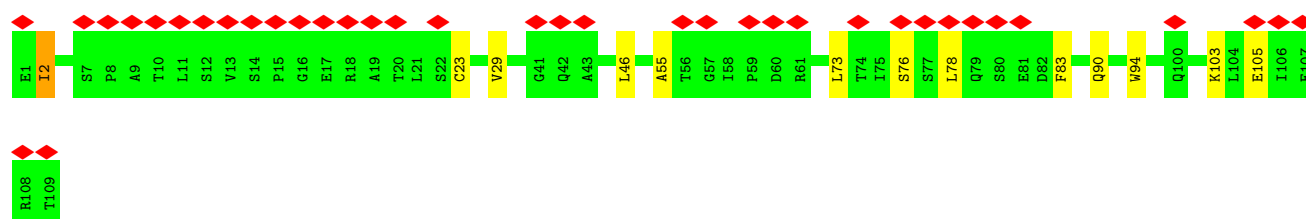
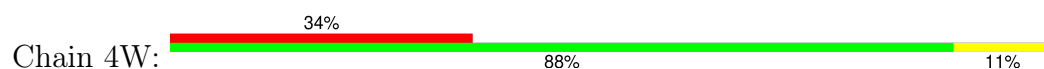
## • Molecule 3: HUMAN MONOCLONAL ANTIBODY



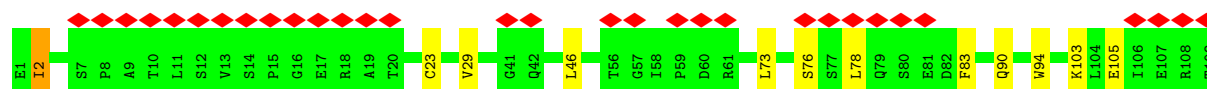
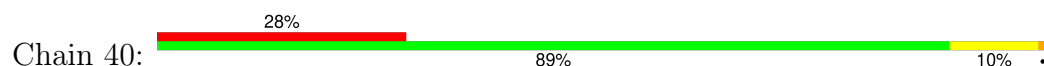
• Molecule 3: HUMAN MONOCLONAL ANTIBODY



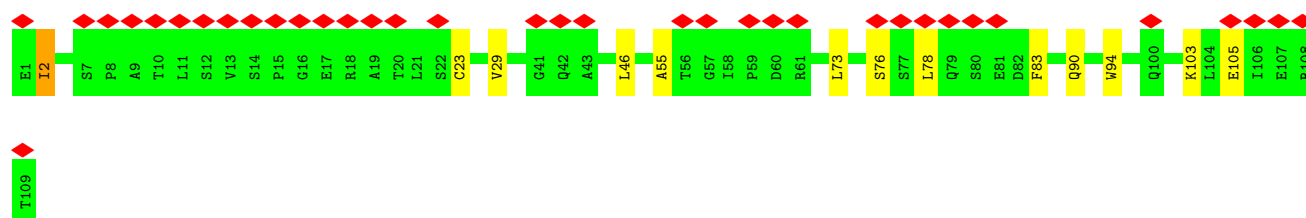
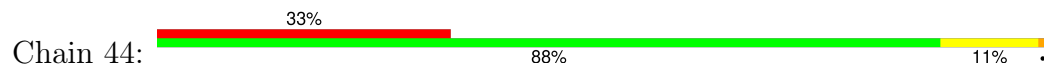
• Molecule 3: HUMAN MONOCLONAL ANTIBODY




• Molecule 3: HUMAN MONOCLONAL ANTIBODY

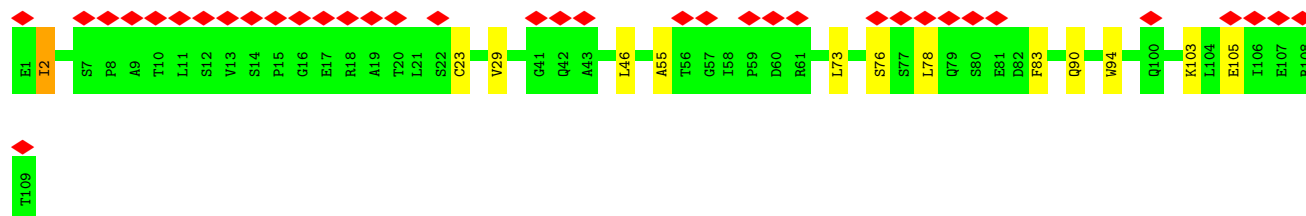


• Molecule 3: HUMAN MONOCLONAL ANTIBODY



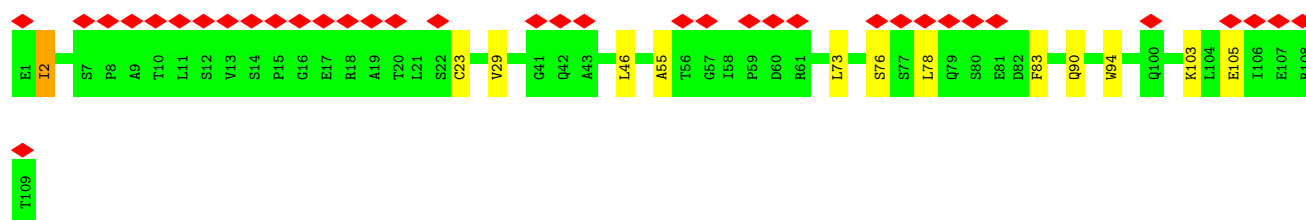
## ● Molecule 3: HUMAN MONOCLONAL ANTIBODY

Chain 48: 



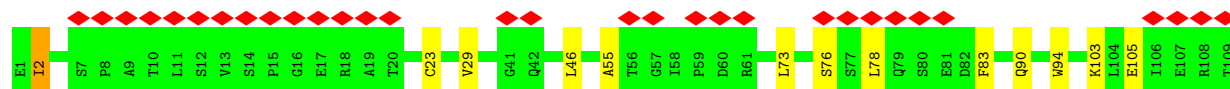
## ● Molecule 3: HUMAN MONOCLONAL ANTIBODY

Chain 5C: 




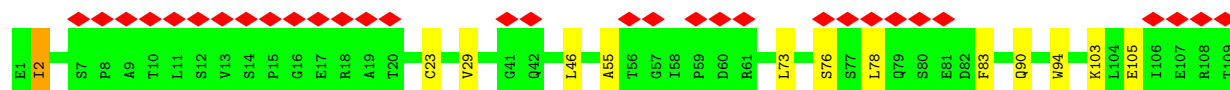
## ● Molecule 3: HUMAN MONOCLONAL ANTIBODY

Chain 5G: 




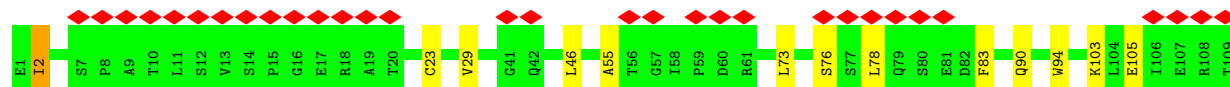
## ● Molecule 3: HUMAN MONOCLONAL ANTIBODY

Chain 5K: 




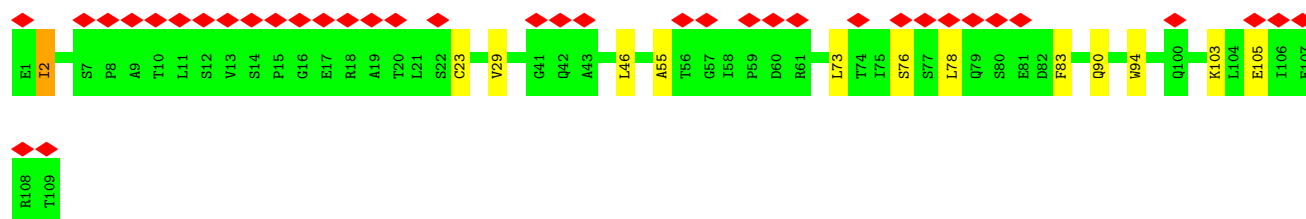
## ● Molecule 3: HUMAN MONOCLONAL ANTIBODY

Chain 5O: 

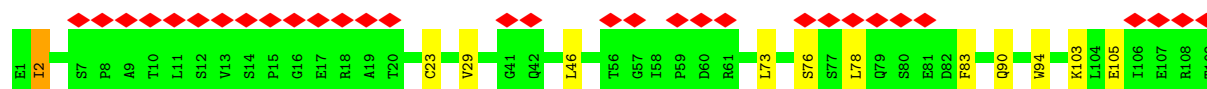
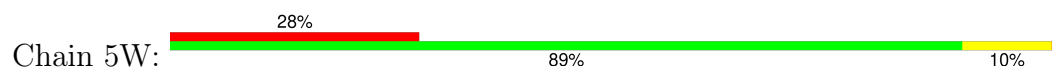


## ● Molecule 3: HUMAN MONOCLONAL ANTIBODY

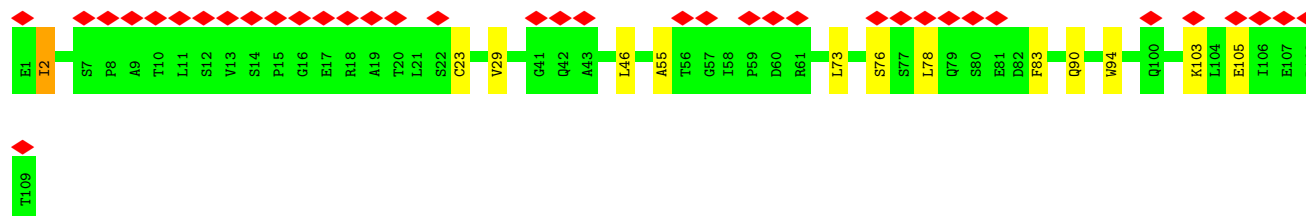
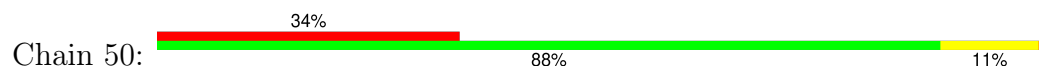
Chain 5S: 



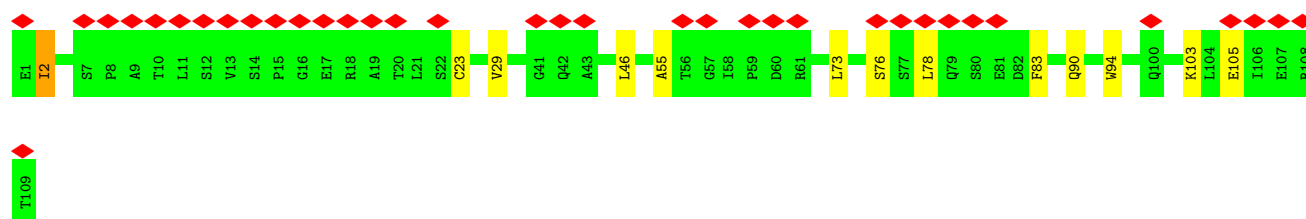
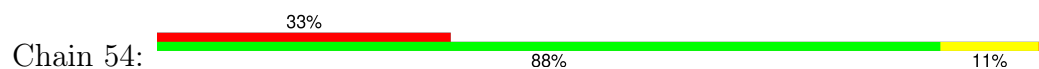
- Molecule 3: HUMAN MONOCLONAL ANTIBODY



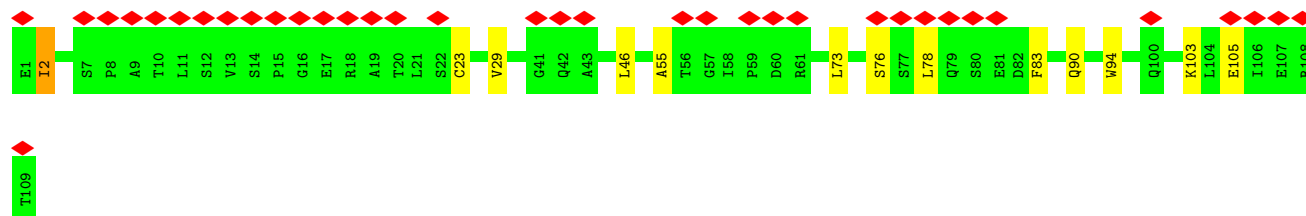
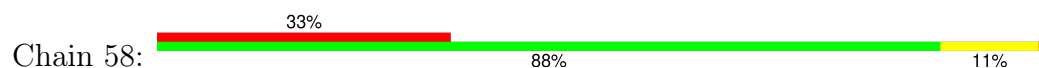
- Molecule 3: HUMAN MONOCLONAL ANTIBODY



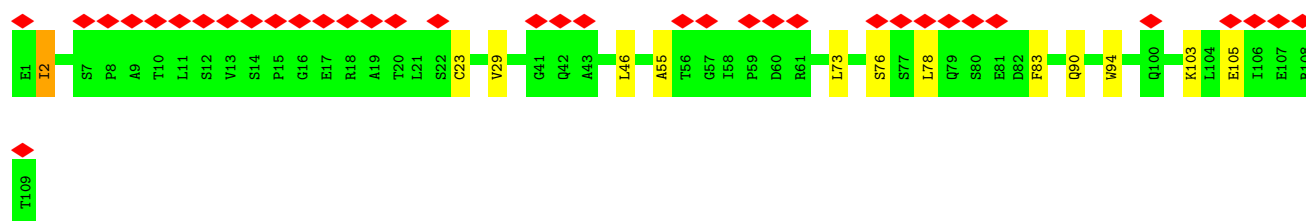
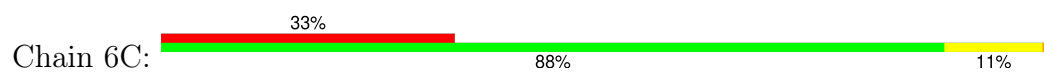
- Molecule 3: HUMAN MONOCLONAL ANTIBODY



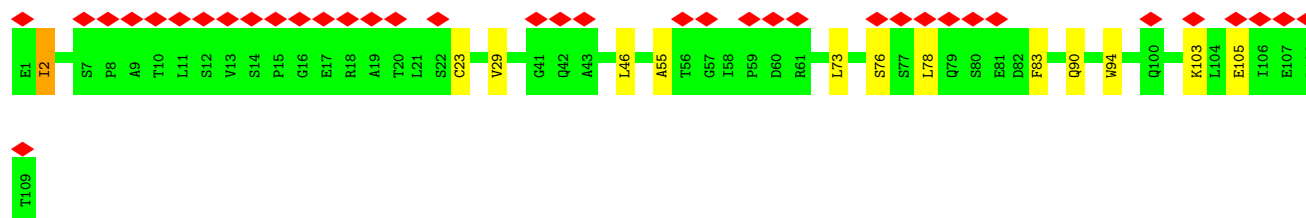
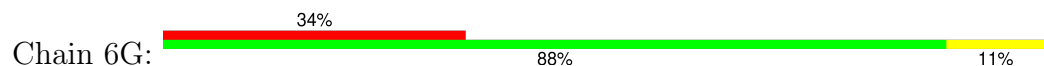
- Molecule 3: HUMAN MONOCLONAL ANTIBODY



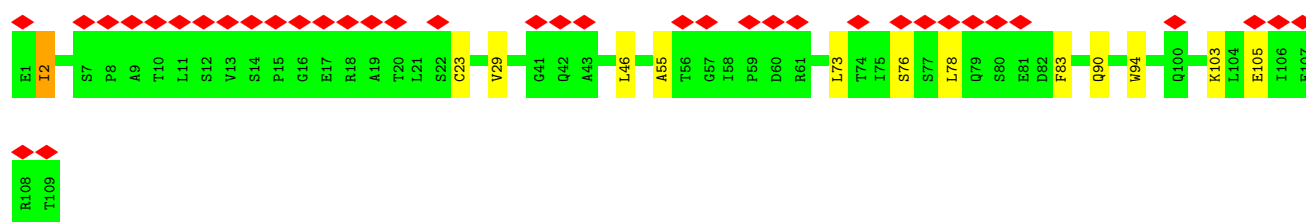
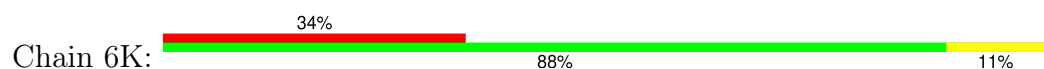
- Molecule 3: HUMAN MONOCLONAL ANTIBODY



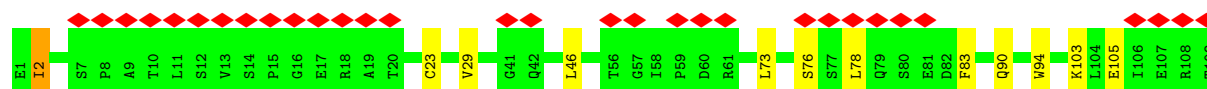
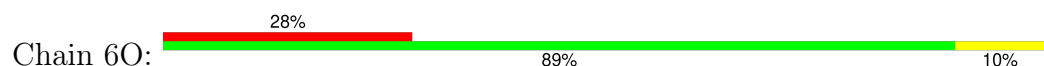
- Molecule 3: HUMAN MONOCLONAL ANTIBODY



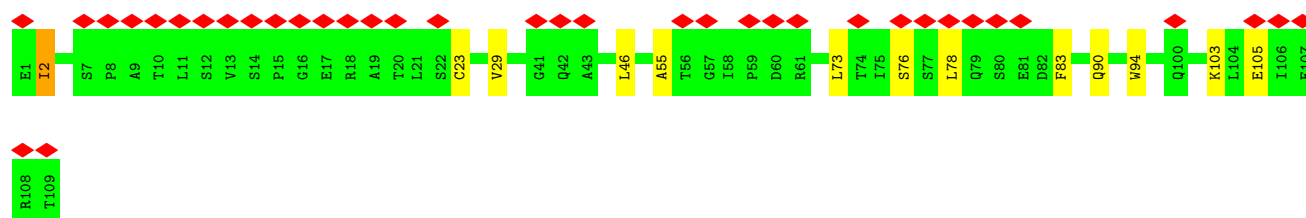
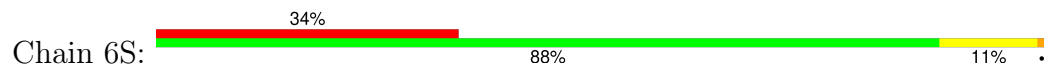
- Molecule 3: HUMAN MONOCLONAL ANTIBODY




- Molecule 3: HUMAN MONOCLONAL ANTIBODY

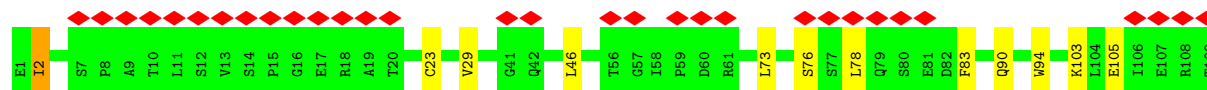


- Molecule 3: HUMAN MONOCLONAL ANTIBODY




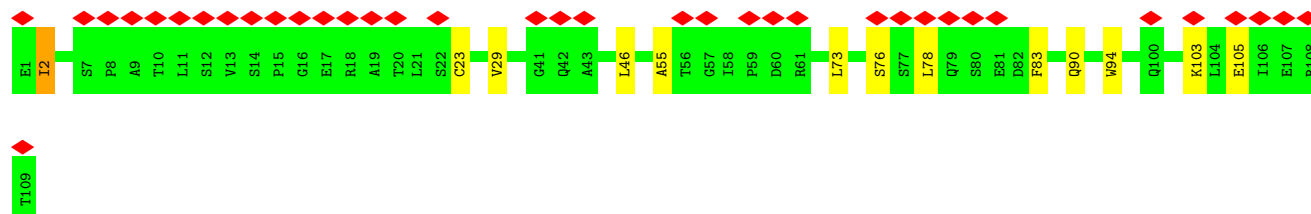
## • Molecule 3: HUMAN MONOCLONAL ANTIBODY

Chain 6W: 




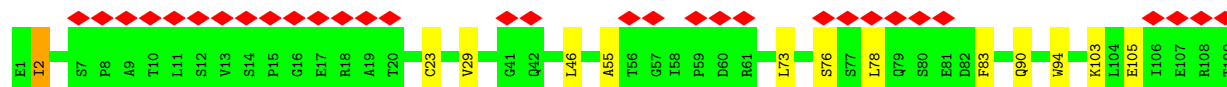
## • Molecule 3: HUMAN MONOCLONAL ANTIBODY

Chain 60: 




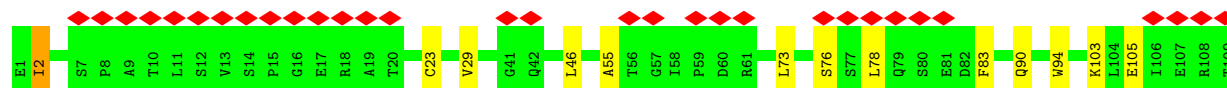
## • Molecule 3: HUMAN MONOCLONAL ANTIBODY

Chain 64: 




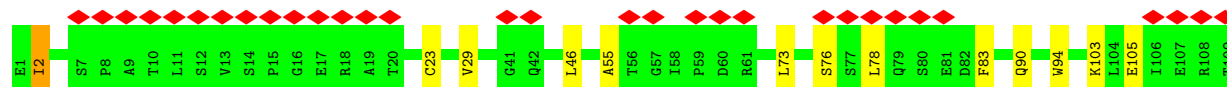
## • Molecule 3: HUMAN MONOCLONAL ANTIBODY

Chain 68: 




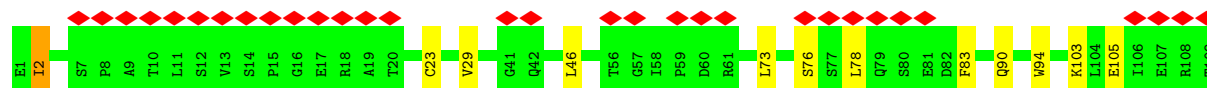
## • Molecule 3: HUMAN MONOCLONAL ANTIBODY

Chain 7C: 

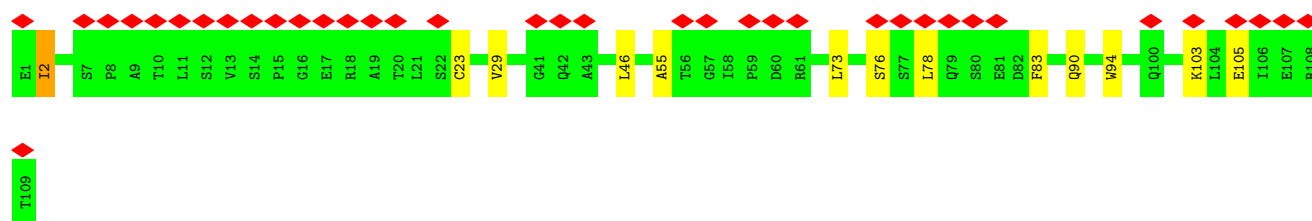
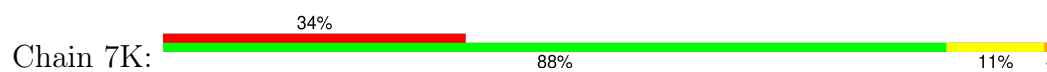


## • Molecule 3: HUMAN MONOCLONAL ANTIBODY

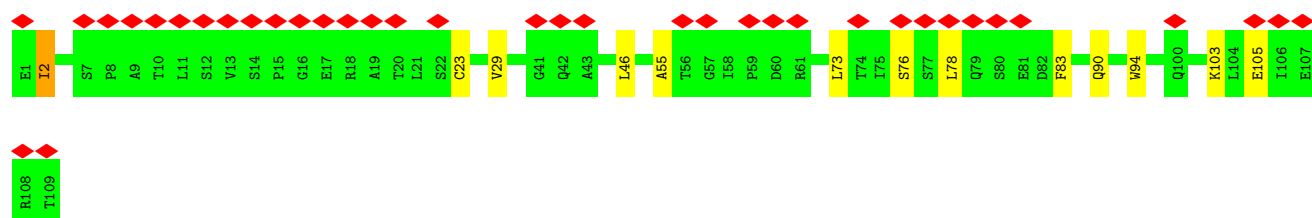
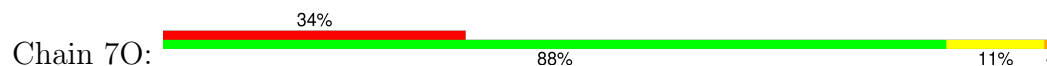
Chain 7G: 



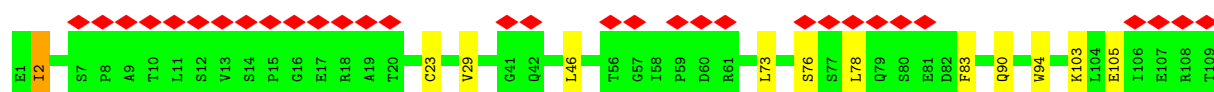
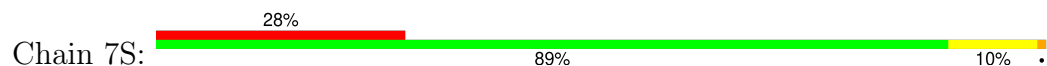
## • Molecule 3: HUMAN MONOCLONAL ANTIBODY



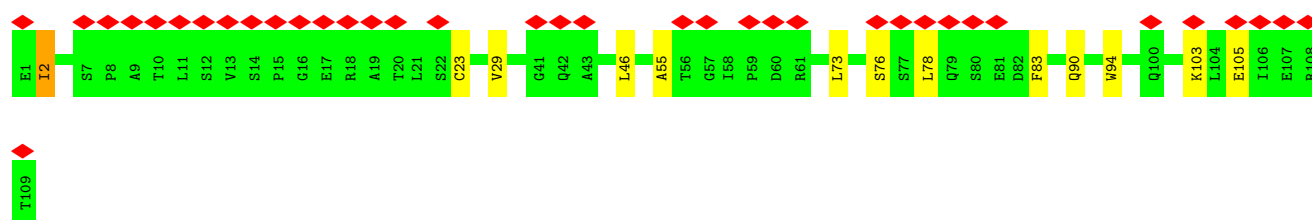
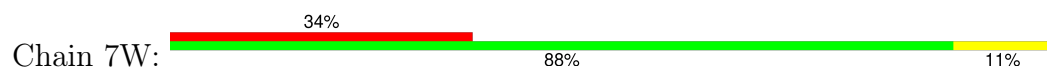
- Molecule 3: HUMAN MONOCLONAL ANTIBODY



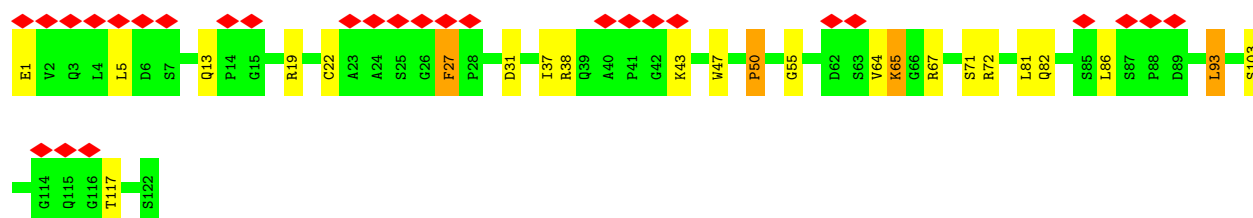
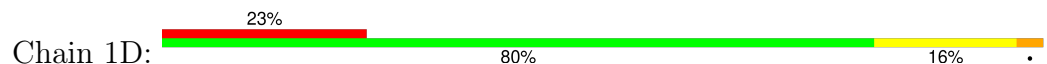
- Molecule 3: HUMAN MONOCLONAL ANTIBODY



- Molecule 3: HUMAN MONOCLONAL ANTIBODY




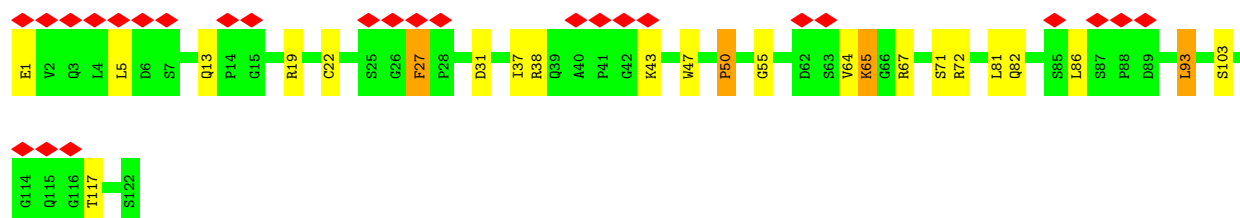
- Molecule 4: HUMAN MONOCLONAL ANTIBODY






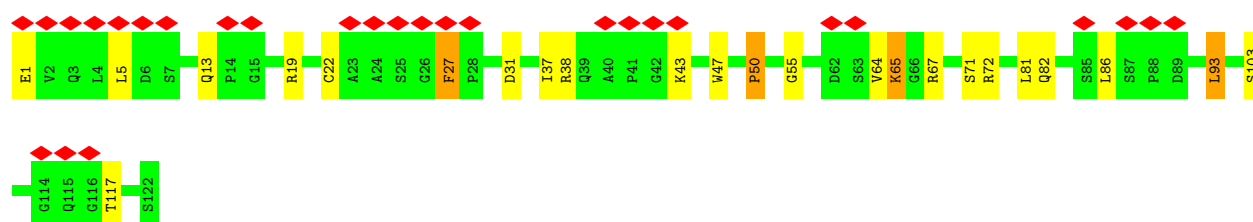
## ● Molecule 4: HUMAN MONOCLONAL ANTIBODY

Chain 1H: 




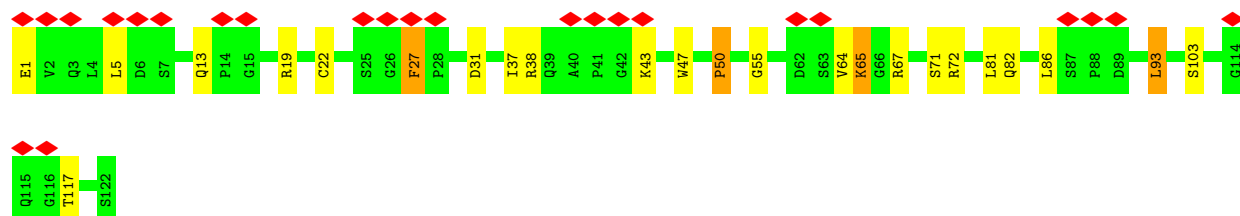
## ● Molecule 4: HUMAN MONOCLONAL ANTIBODY

Chain 1L: 




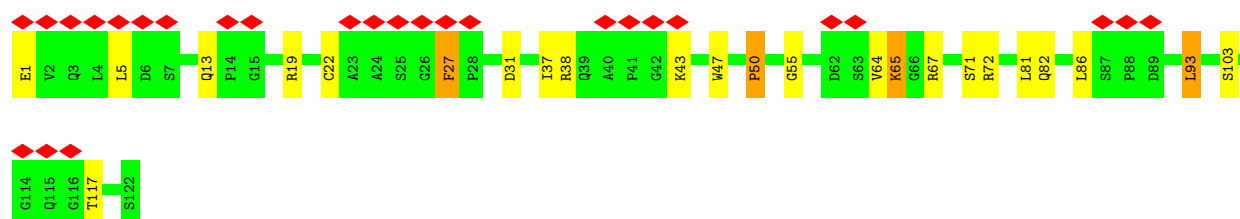
## ● Molecule 4: HUMAN MONOCLONAL ANTIBODY

Chain 1P: 




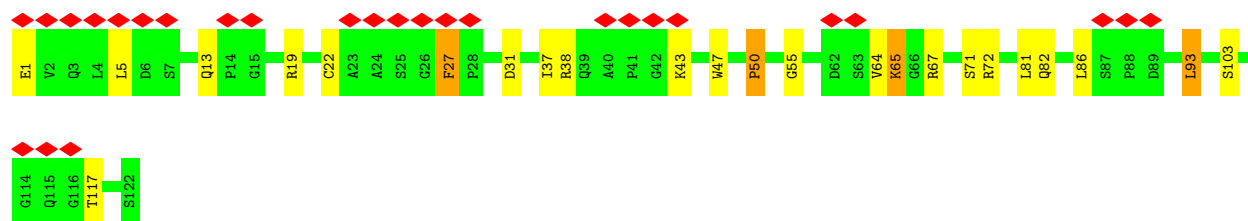
## ● Molecule 4: HUMAN MONOCLONAL ANTIBODY

Chain 1T: 

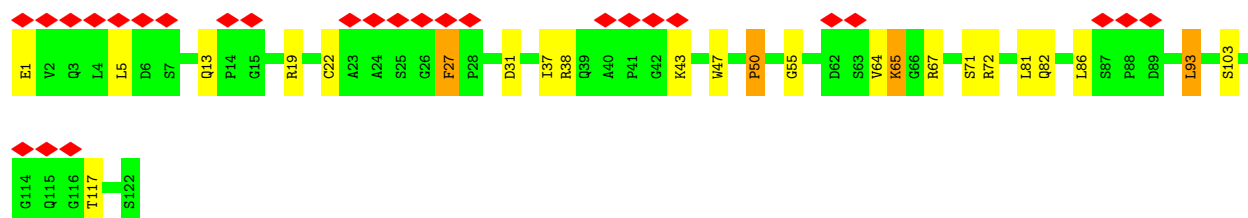
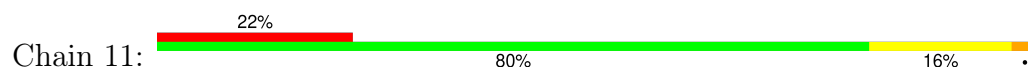


## ● Molecule 4: HUMAN MONOCLONAL ANTIBODY

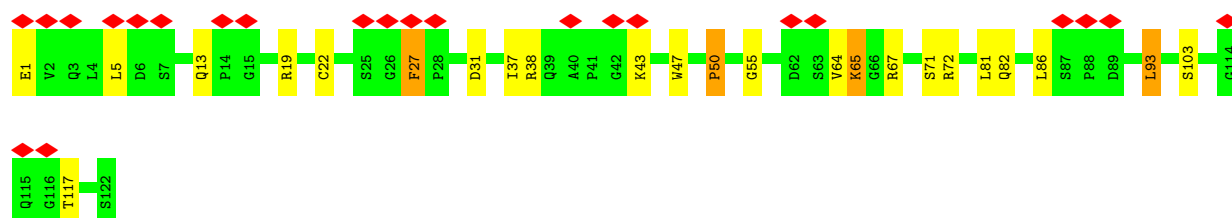
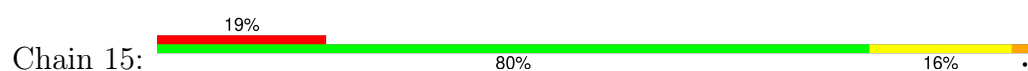
Chain 1X: 



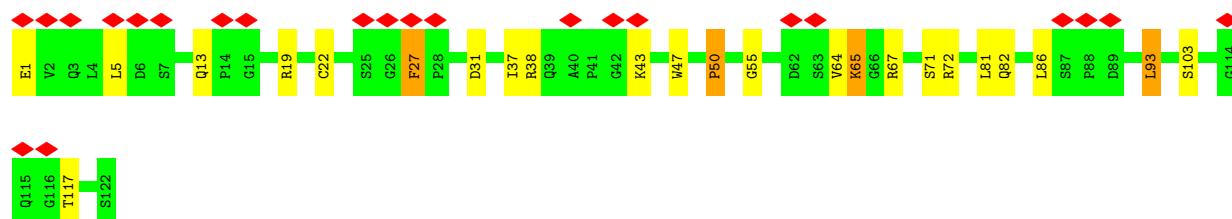
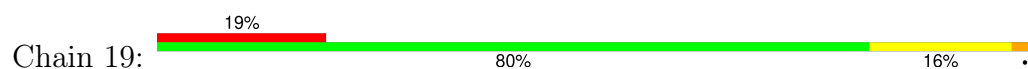
• Molecule 4: HUMAN MONOCLONAL ANTIBODY



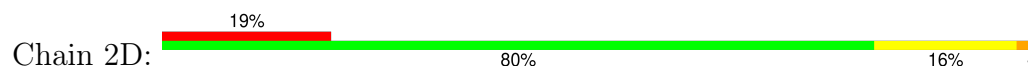
• Molecule 4: HUMAN MONOCLONAL ANTIBODY

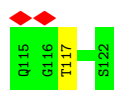


• Molecule 4: HUMAN MONOCLONAL ANTIBODY

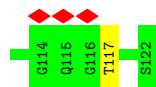
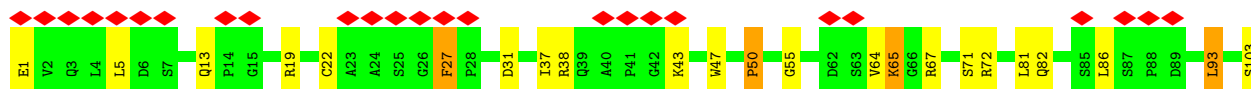
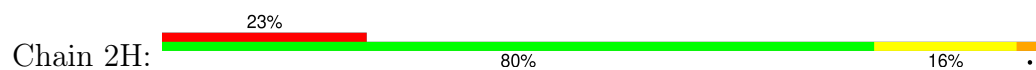


• Molecule 4: HUMAN MONOCLONAL ANTIBODY

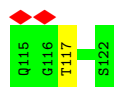
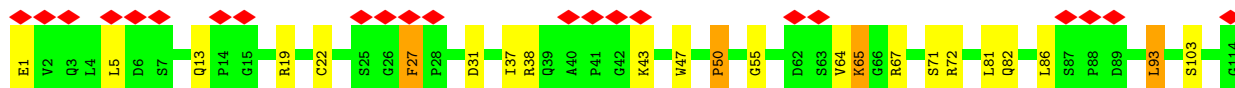
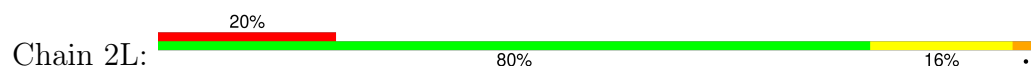




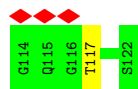
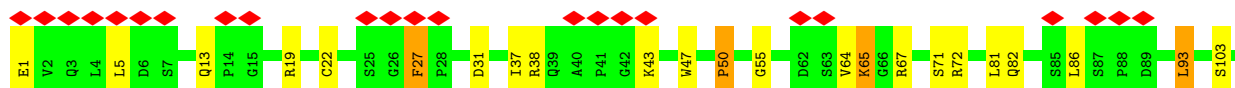
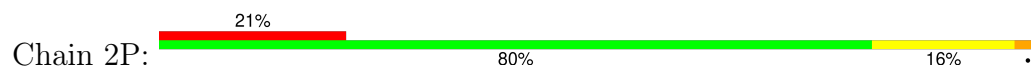
- Molecule 4: HUMAN MONOCLONAL ANTIBODY



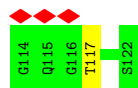
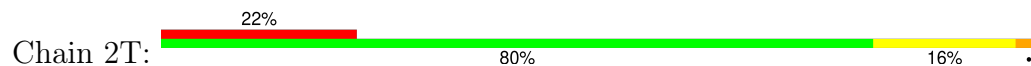
- Molecule 4: HUMAN MONOCLONAL ANTIBODY



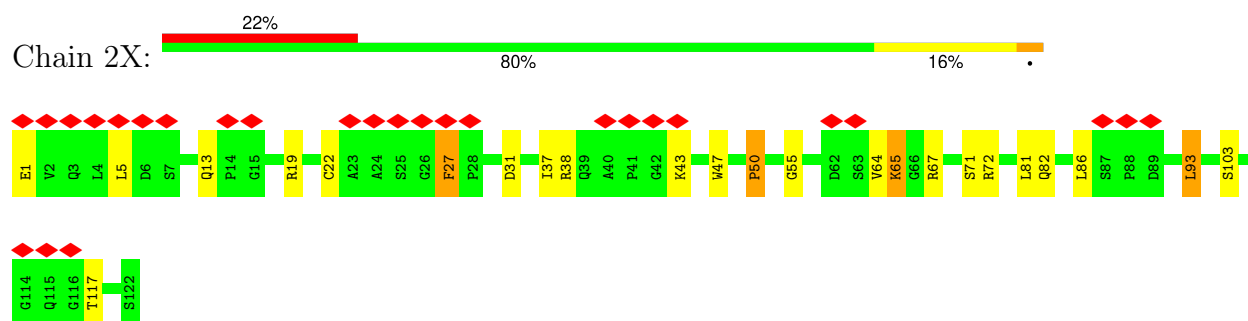
- Molecule 4: HUMAN MONOCLONAL ANTIBODY



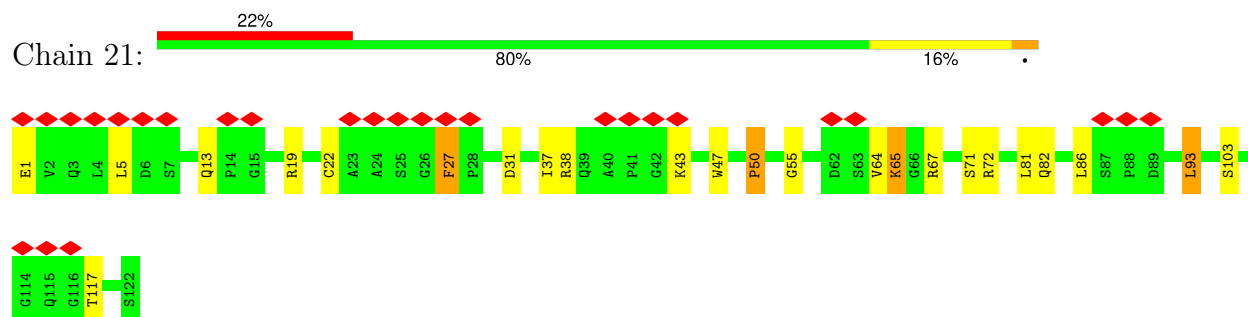
- Molecule 4: HUMAN MONOCLONAL ANTIBODY



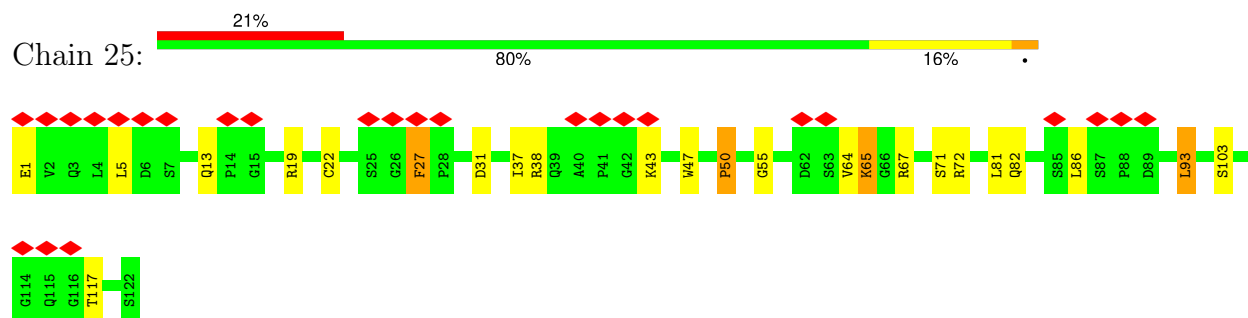
- Molecule 4: HUMAN MONOCLONAL ANTIBODY



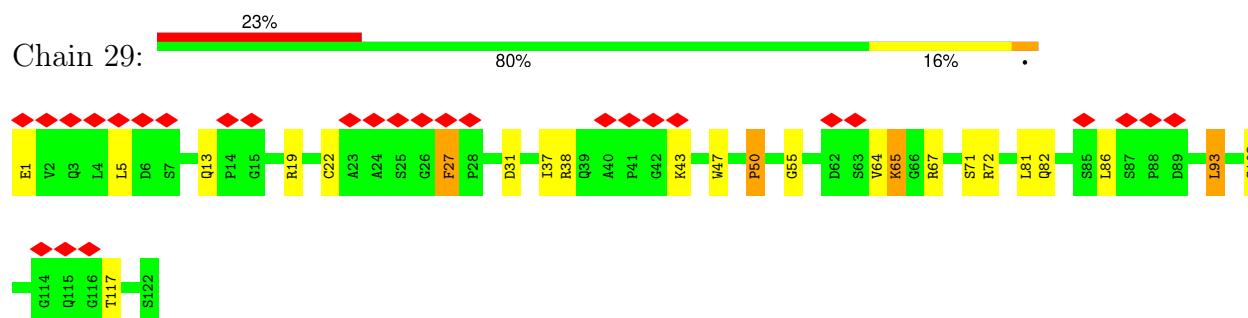
- Molecule 4: HUMAN MONOCLONAL ANTIBODY



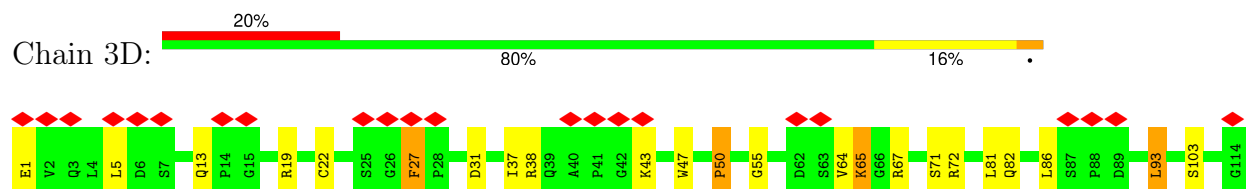
- Molecule 4: HUMAN MONOCLONAL ANTIBODY



- Molecule 4: HUMAN MONOCLONAL ANTIBODY

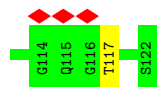
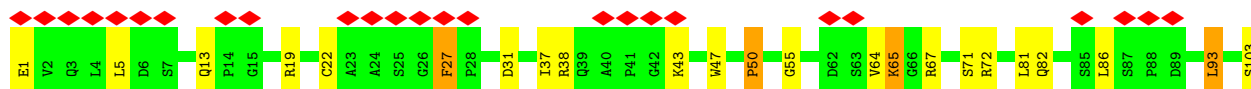
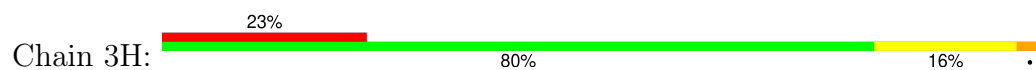


- Molecule 4: HUMAN MONOCLONAL ANTIBODY

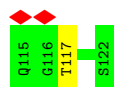
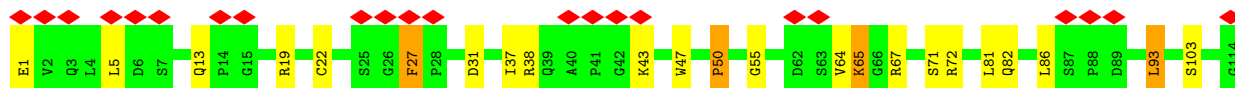
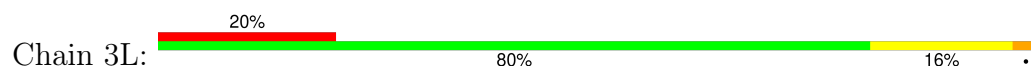




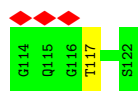
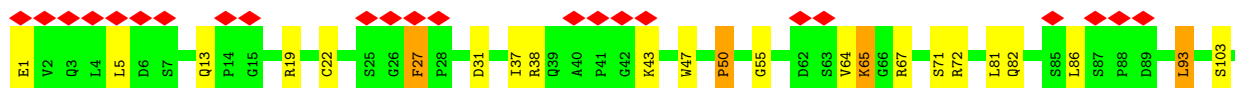
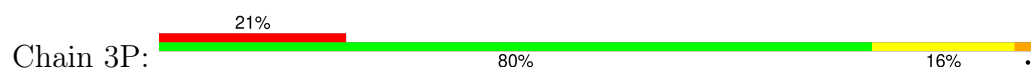
- Molecule 4: HUMAN MONOCLONAL ANTIBODY



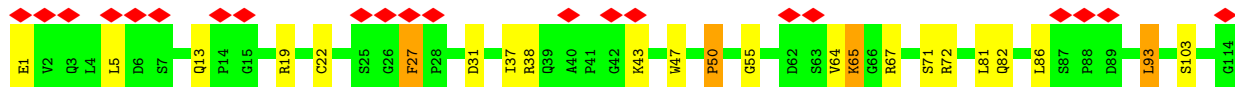
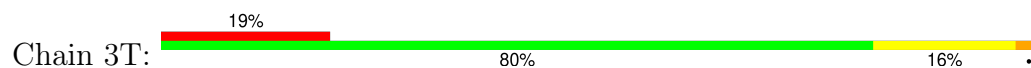
- Molecule 4: HUMAN MONOCLONAL ANTIBODY



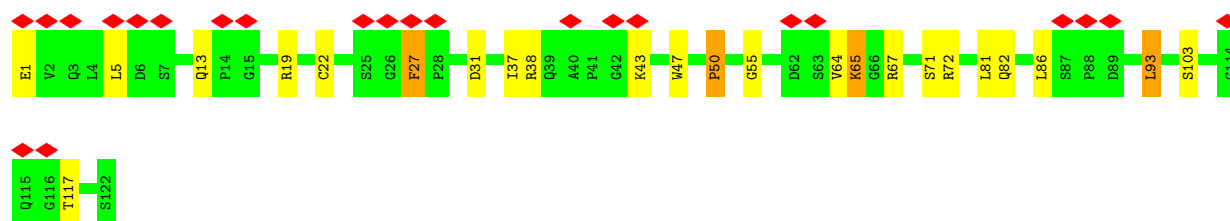
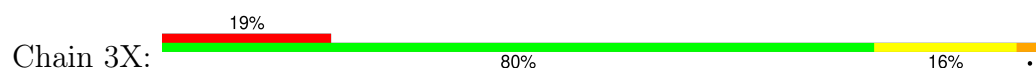
- Molecule 4: HUMAN MONOCLONAL ANTIBODY



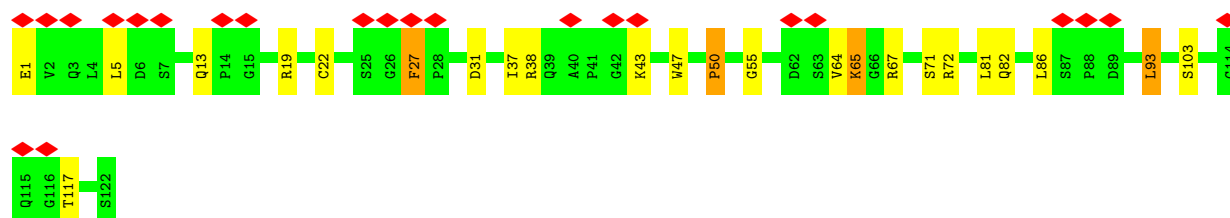
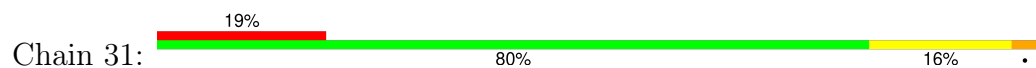
- Molecule 4: HUMAN MONOCLONAL ANTIBODY



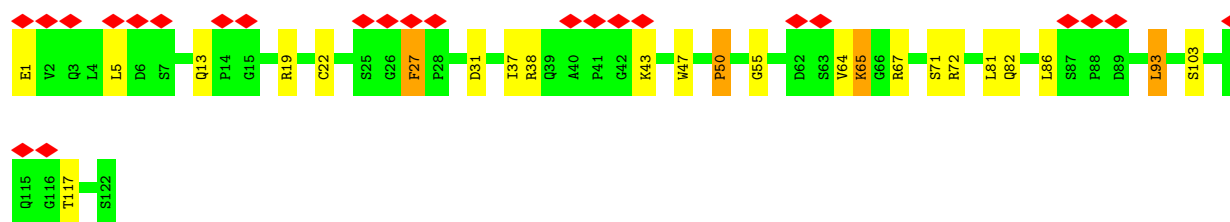
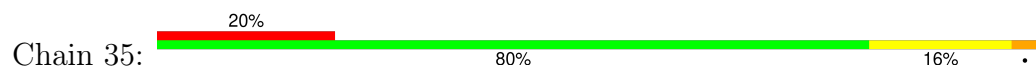
- Molecule 4: HUMAN MONOCLONAL ANTIBODY



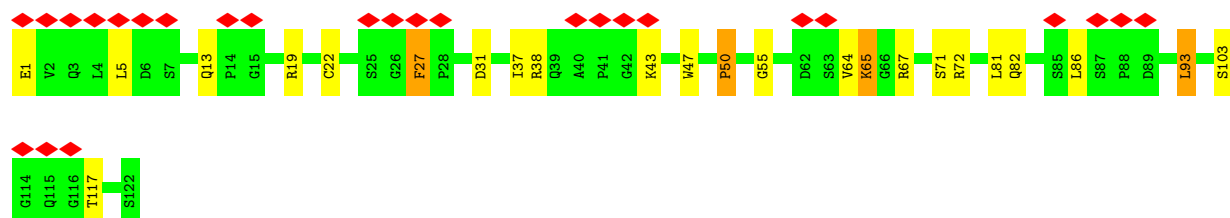
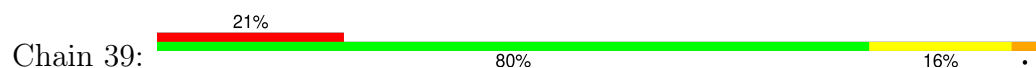
• Molecule 4: HUMAN MONOCLONAL ANTIBODY



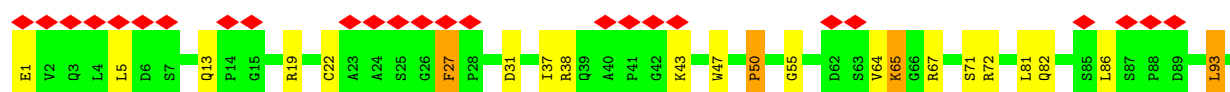
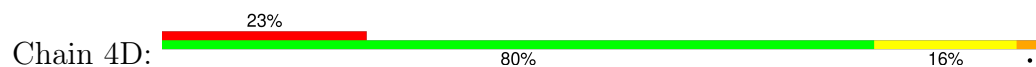
• Molecule 4: HUMAN MONOCLONAL ANTIBODY

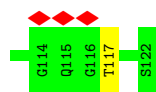


• Molecule 4: HUMAN MONOCLONAL ANTIBODY

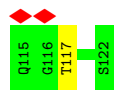
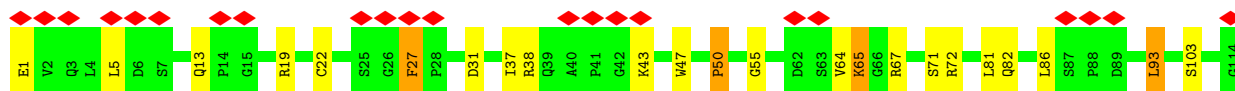
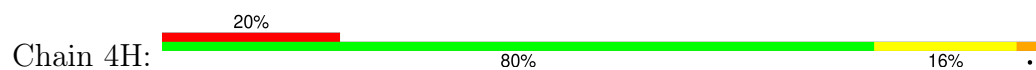


• Molecule 4: HUMAN MONOCLONAL ANTIBODY

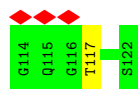
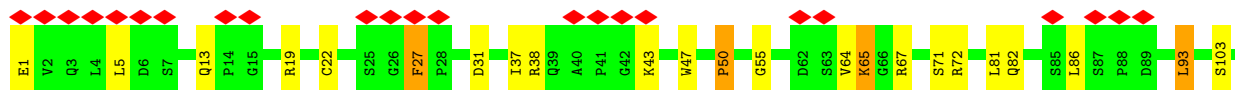
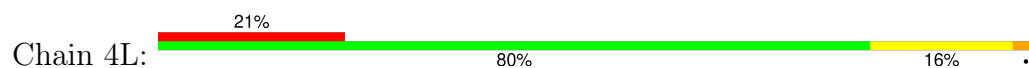




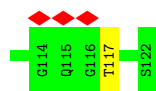
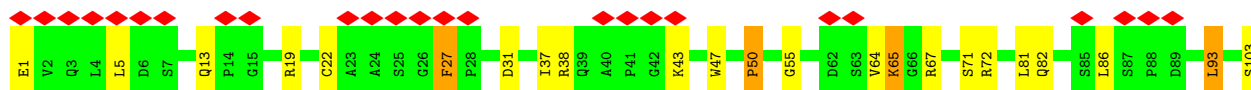
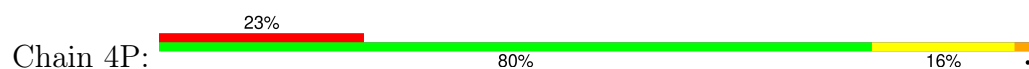
- Molecule 4: HUMAN MONOCLONAL ANTIBODY



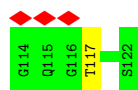
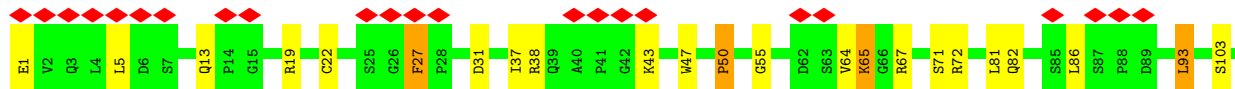
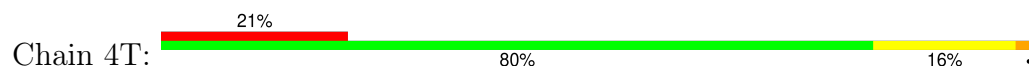
- Molecule 4: HUMAN MONOCLONAL ANTIBODY



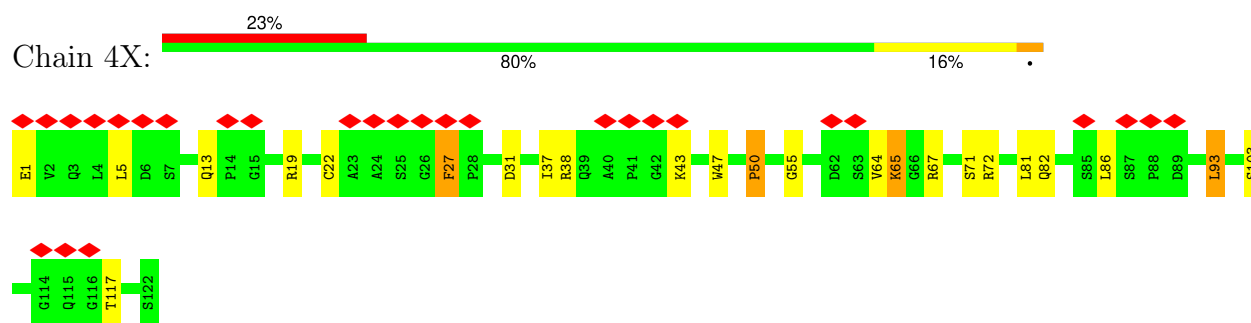
- Molecule 4: HUMAN MONOCLONAL ANTIBODY



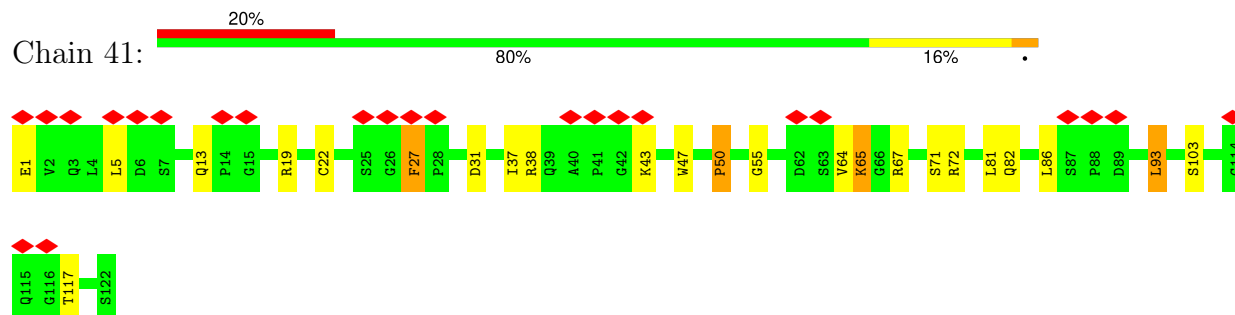
- Molecule 4: HUMAN MONOCLONAL ANTIBODY



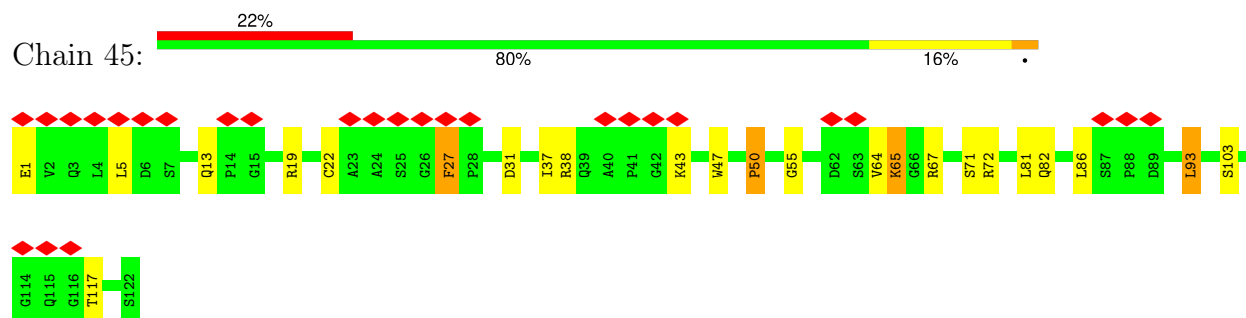
- Molecule 4: HUMAN MONOCLONAL ANTIBODY



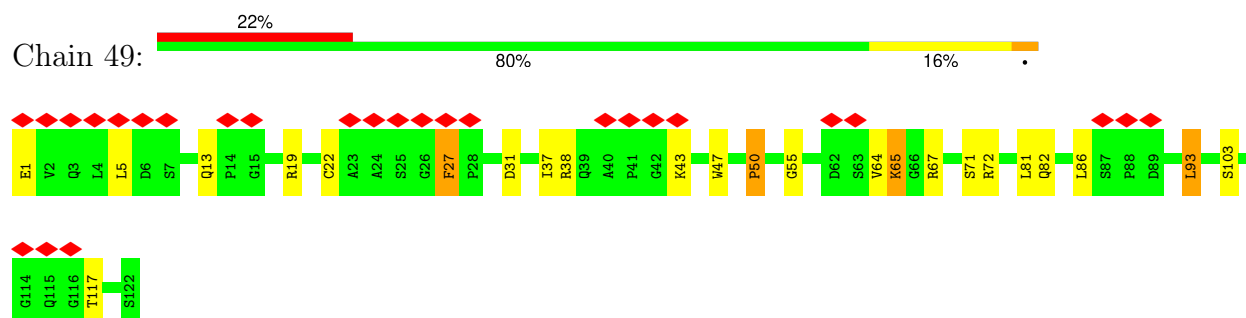
- Molecule 4: HUMAN MONOCLONAL ANTIBODY



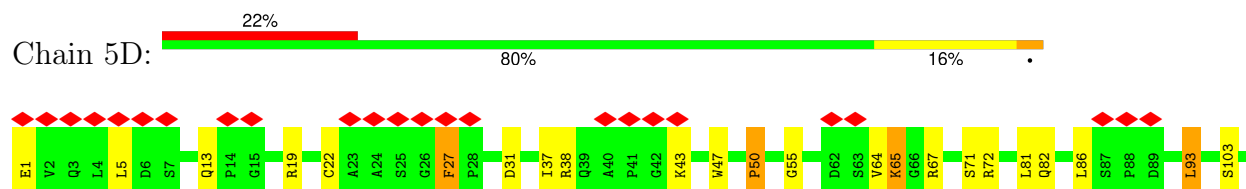
- Molecule 4: HUMAN MONOCLONAL ANTIBODY



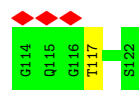
- Molecule 4: HUMAN MONOCLONAL ANTIBODY



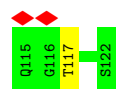
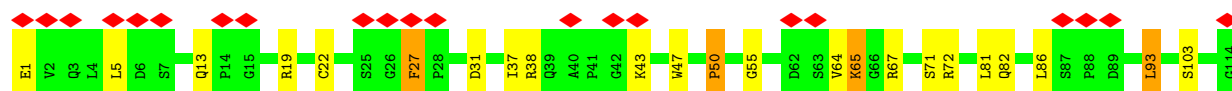
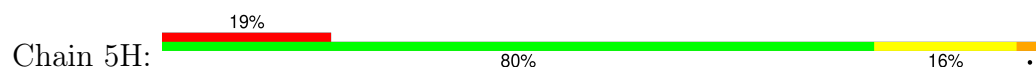
- Molecule 4: HUMAN MONOCLONAL ANTIBODY



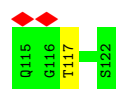
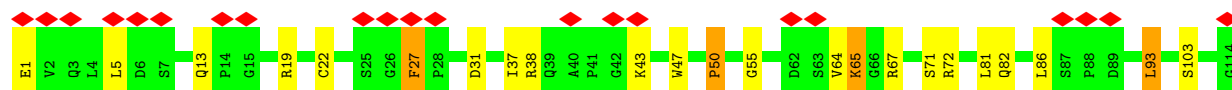
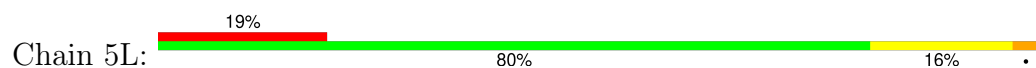




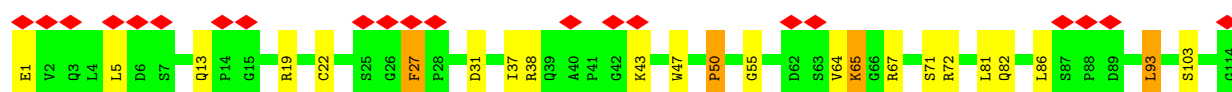
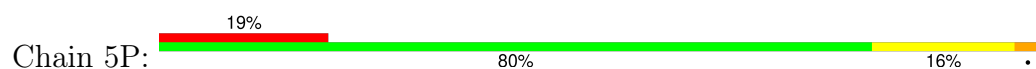
- Molecule 4: HUMAN MONOCLONAL ANTIBODY



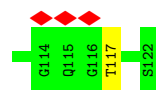
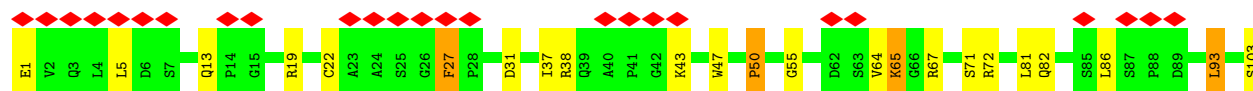
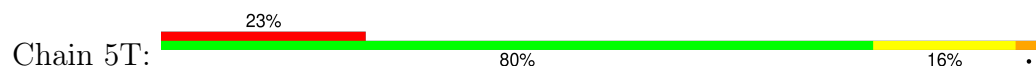
- Molecule 4: HUMAN MONOCLONAL ANTIBODY



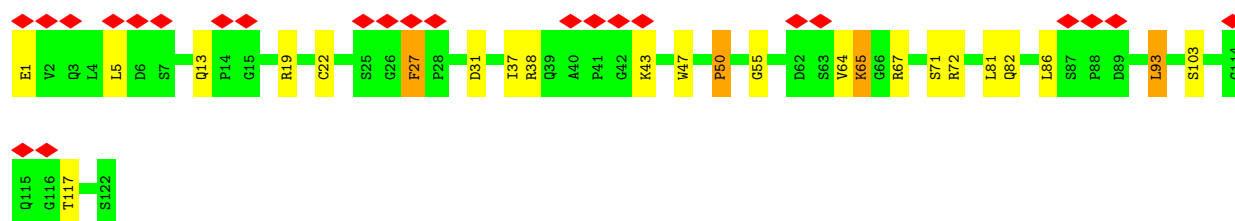
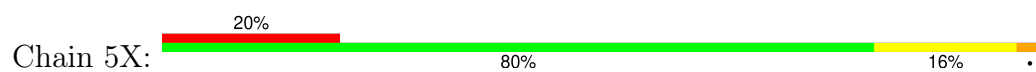
- Molecule 4: HUMAN MONOCLONAL ANTIBODY



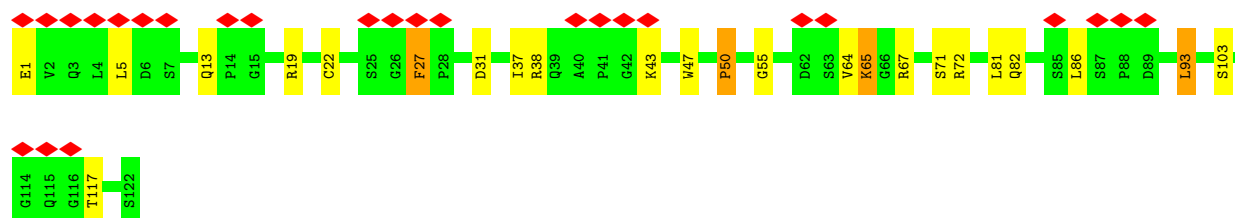
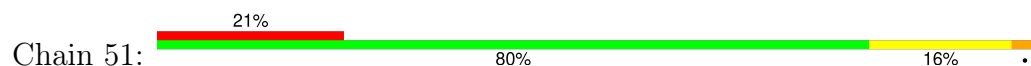
- Molecule 4: HUMAN MONOCLONAL ANTIBODY



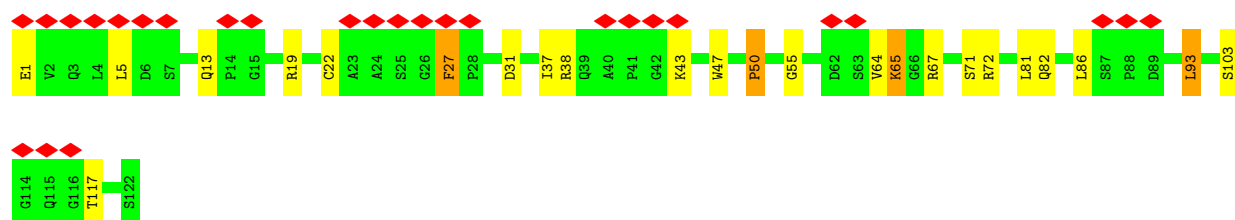
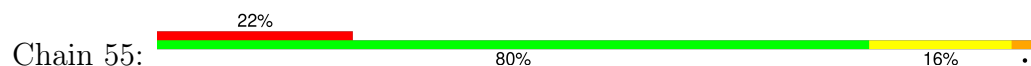
- Molecule 4: HUMAN MONOCLONAL ANTIBODY



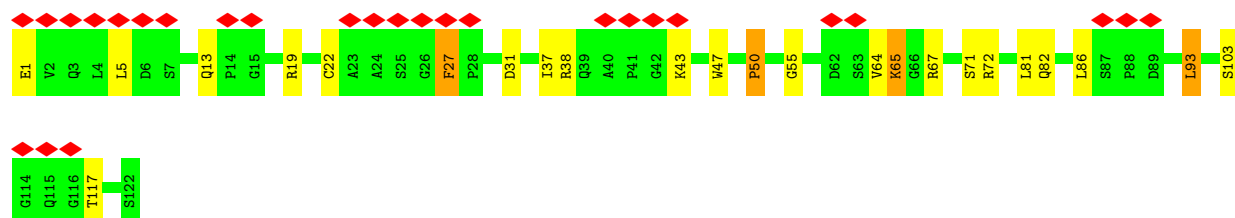
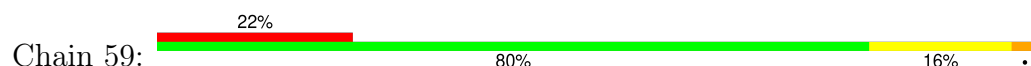
• Molecule 4: HUMAN MONOCLONAL ANTIBODY



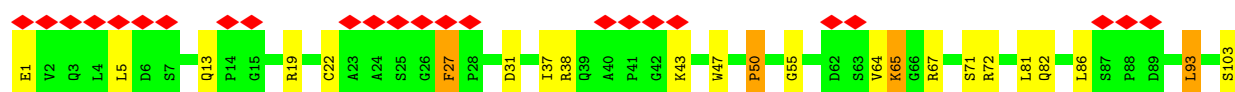
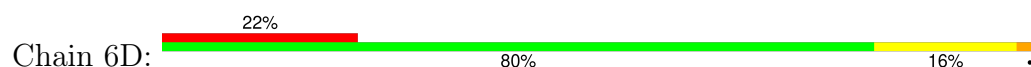
• Molecule 4: HUMAN MONOCLONAL ANTIBODY

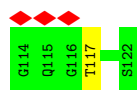


• Molecule 4: HUMAN MONOCLONAL ANTIBODY

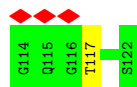
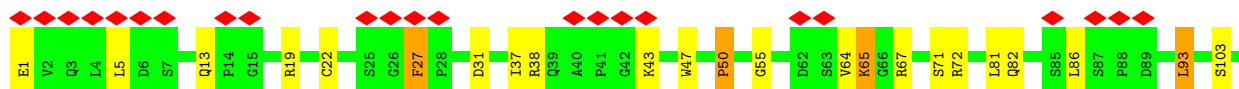
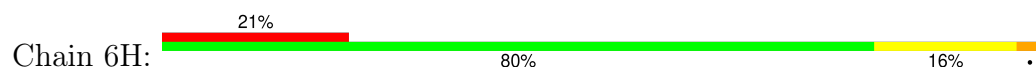


• Molecule 4: HUMAN MONOCLONAL ANTIBODY

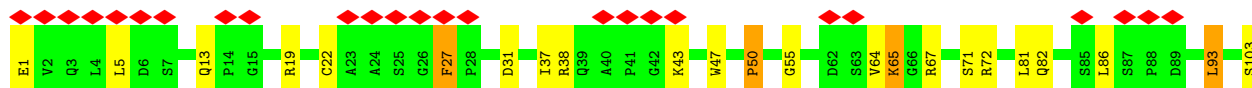
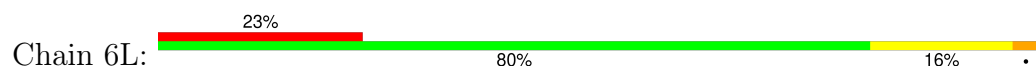




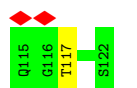
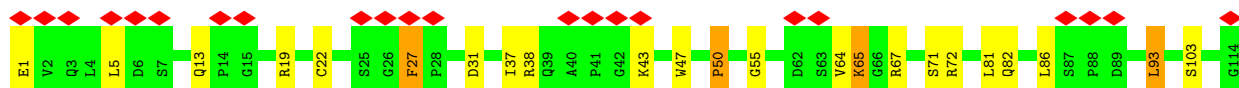
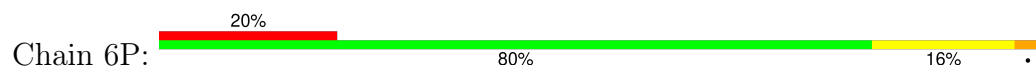
- Molecule 4: HUMAN MONOCLONAL ANTIBODY



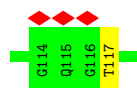
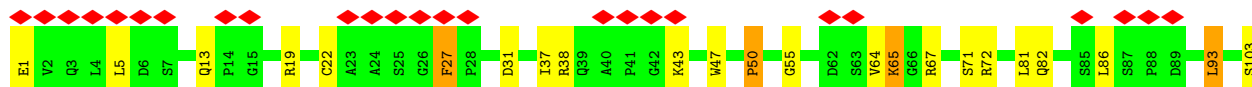
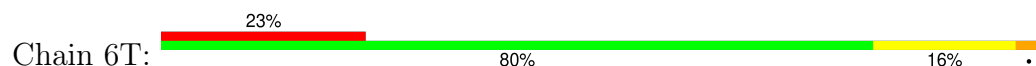
- Molecule 4: HUMAN MONOCLONAL ANTIBODY



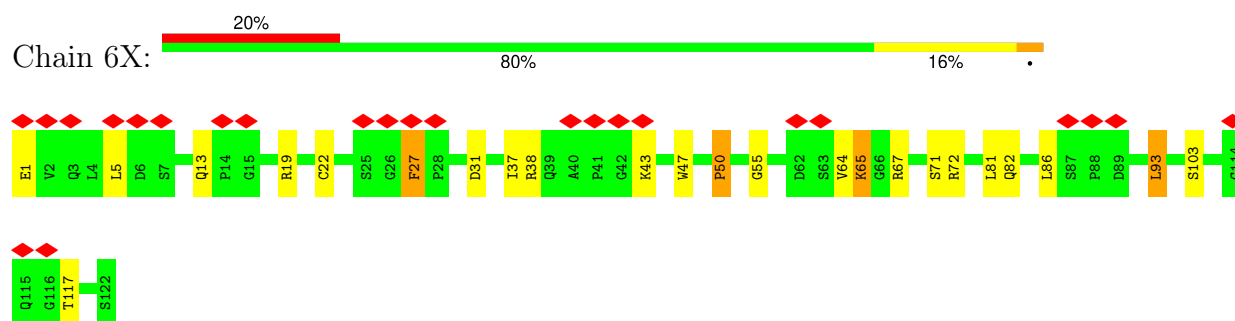
- Molecule 4: HUMAN MONOCLONAL ANTIBODY



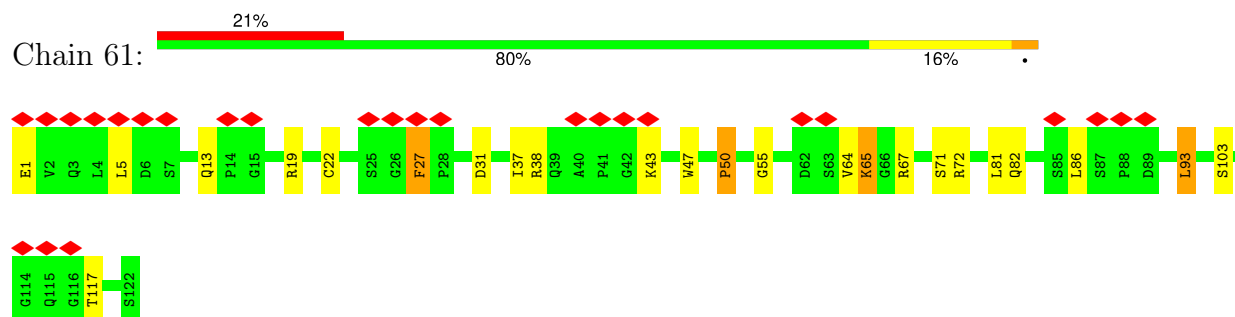
- Molecule 4: HUMAN MONOCLONAL ANTIBODY



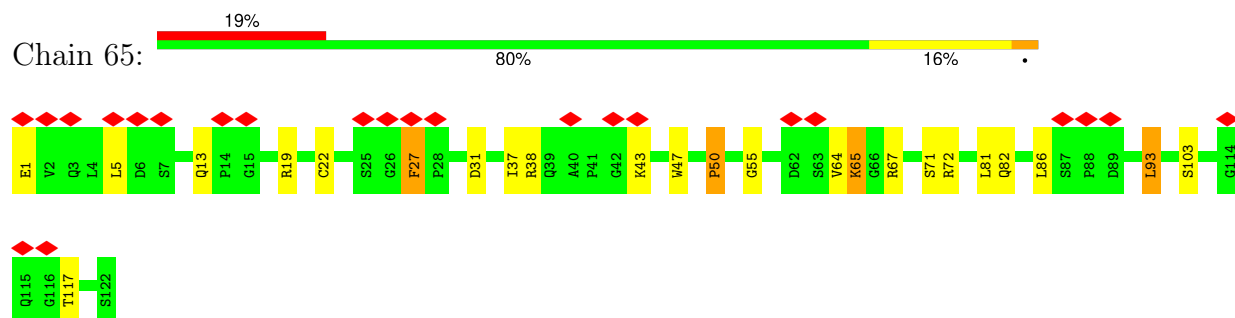
- Molecule 4: HUMAN MONOCLONAL ANTIBODY



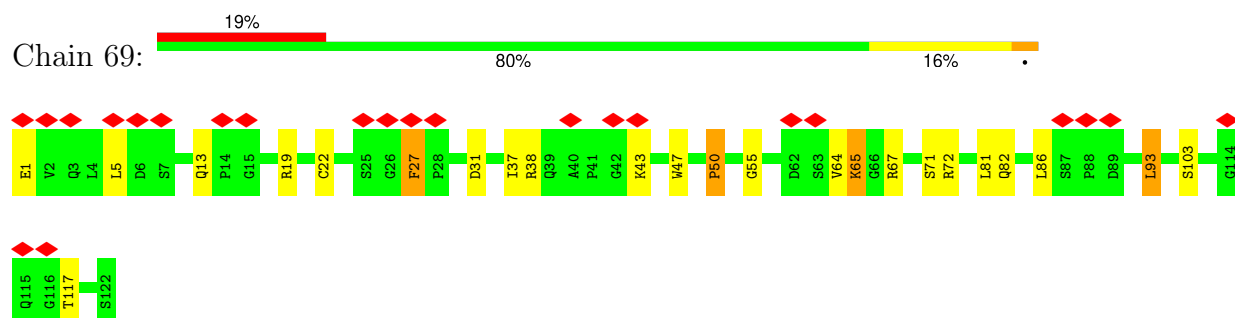
- Molecule 4: HUMAN MONOCLONAL ANTIBODY



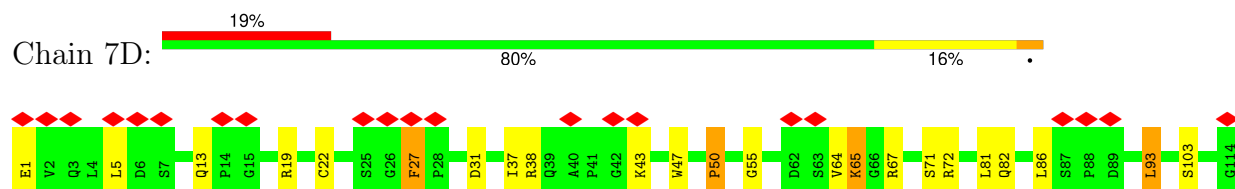
- Molecule 4: HUMAN MONOCLONAL ANTIBODY



- Molecule 4: HUMAN MONOCLONAL ANTIBODY

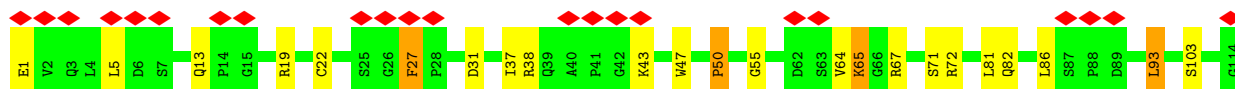
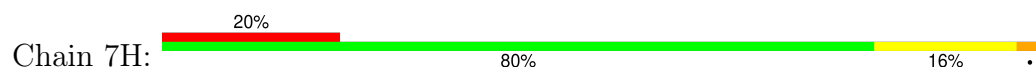


- Molecule 4: HUMAN MONOCLONAL ANTIBODY

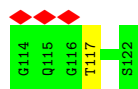
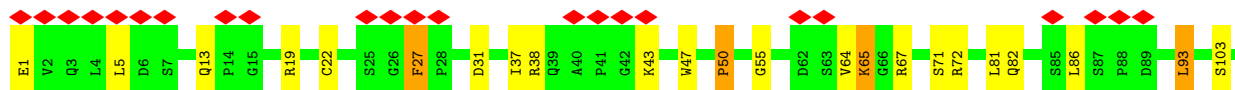
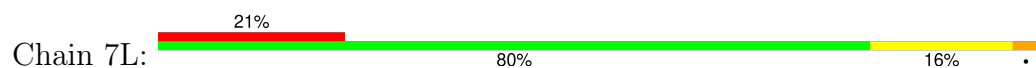




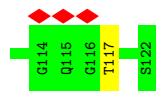
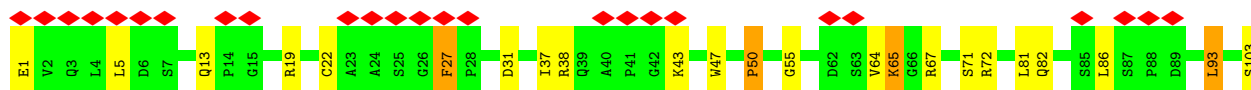
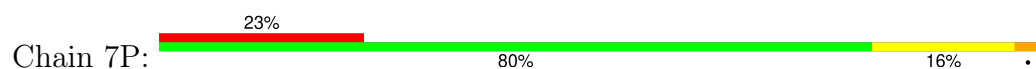
- Molecule 4: HUMAN MONOCLONAL ANTIBODY



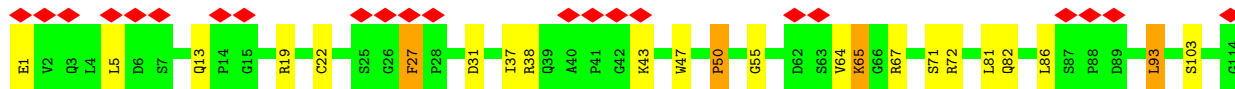
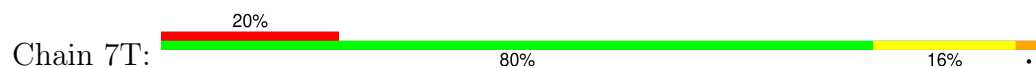
- Molecule 4: HUMAN MONOCLONAL ANTIBODY



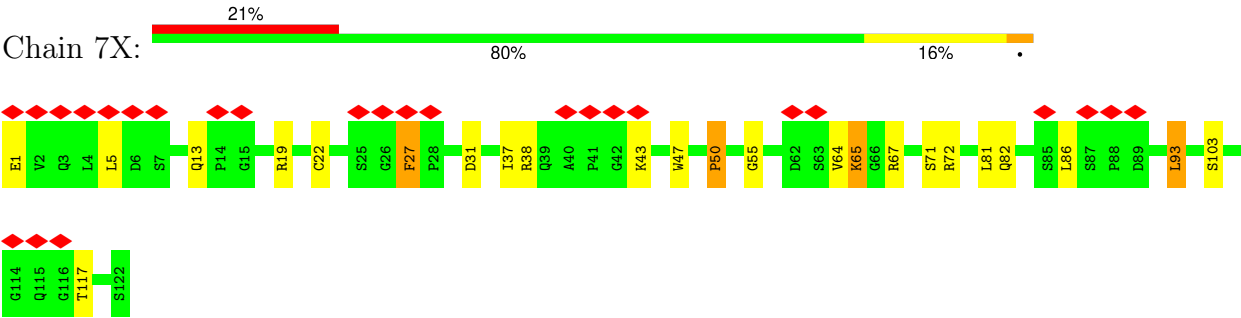
- Molecule 4: HUMAN MONOCLONAL ANTIBODY



- Molecule 4: HUMAN MONOCLONAL ANTIBODY



- Molecule 4: HUMAN MONOCLONAL ANTIBODY



## 4 Experimental information

Property	Value	Source
EM reconstruction method	SINGLE PARTICLE	Depositor
Imposed symmetry	POINT, I	Depositor
Number of particles used	270	Depositor
Resolution determination method	Not provided	
CTF correction method	WHOLE MICROGRAPH	Depositor
Microscope	FEI TECNAI F20	Depositor
Voltage (kV)	200	Depositor
Electron dose ( $e^-/\text{\AA}^2$ )	20	Depositor
Minimum defocus (nm)	1650	Depositor
Maximum defocus (nm)	4060	Depositor
Magnification	69000	Depositor
Image detector	GENERIC GATAN	Depositor
Maximum map value	32443.000	Depositor
Minimum map value	-4448.000	Depositor
Average map value	3666.095	Depositor
Map value standard deviation	7633.060	Depositor
Recommended contour level	7999	Depositor
Map size ( $\text{\AA}$ )	436.17, 436.17, 436.17	wwPDB
Map dimensions	201, 201, 201	wwPDB
Map angles ( $^\circ$ )	90.0, 90.0, 90.0	wwPDB
Pixel spacing ( $\text{\AA}$ )	2.17, 2.17, 2.17	Depositor

## 5 Model quality ⓘ

### 5.1 Standard geometry ⓘ

The Z score for a bond length (or angle) is the number of standard deviations the observed value is removed from the expected value. A bond length (or angle) with  $|Z| > 5$  is considered an outlier worth inspection. RMSZ is the root-mean-square of all Z scores of the bond lengths (or angles).

Mol	Chain	Bond lengths		Bond angles	
		RMSZ	# Z  >5	RMSZ	# Z  >5
1	12	8.47	446/1486 (30.0%)	9.04	510/2019 (25.3%)
1	16	8.47	446/1486 (30.0%)	9.04	510/2019 (25.3%)
1	1A	8.47	446/1486 (30.0%)	9.04	511/2019 (25.3%)
1	1E	8.47	446/1486 (30.0%)	9.04	510/2019 (25.3%)
1	1I	8.47	446/1486 (30.0%)	9.04	511/2019 (25.3%)
1	1M	8.47	446/1486 (30.0%)	9.04	511/2019 (25.3%)
1	1Q	8.47	446/1486 (30.0%)	9.04	510/2019 (25.3%)
1	1U	8.47	446/1486 (30.0%)	9.04	510/2019 (25.3%)
1	1Y	8.47	446/1486 (30.0%)	9.04	510/2019 (25.3%)
1	22	8.47	446/1486 (30.0%)	9.04	510/2019 (25.3%)
1	26	8.47	446/1486 (30.0%)	9.04	511/2019 (25.3%)
1	2A	8.47	446/1486 (30.0%)	9.04	510/2019 (25.3%)
1	2E	8.47	446/1486 (30.0%)	9.04	511/2019 (25.3%)
1	2I	8.47	446/1486 (30.0%)	9.04	511/2019 (25.3%)
1	2M	8.47	446/1486 (30.0%)	9.04	510/2019 (25.3%)
1	2Q	8.47	446/1486 (30.0%)	9.04	510/2019 (25.3%)
1	2U	8.47	446/1486 (30.0%)	9.04	510/2019 (25.3%)
1	2Y	8.47	446/1486 (30.0%)	9.04	510/2019 (25.3%)
1	32	8.47	446/1486 (30.0%)	9.04	511/2019 (25.3%)
1	36	8.47	446/1486 (30.0%)	9.04	510/2019 (25.3%)
1	3A	8.47	446/1486 (30.0%)	9.04	511/2019 (25.3%)
1	3E	8.47	446/1486 (30.0%)	9.04	511/2019 (25.3%)
1	3I	8.47	446/1486 (30.0%)	9.04	511/2019 (25.3%)
1	3M	8.47	446/1486 (30.0%)	9.04	510/2019 (25.3%)
1	3Q	8.47	446/1486 (30.0%)	9.04	510/2019 (25.3%)
1	3U	8.47	446/1486 (30.0%)	9.04	510/2019 (25.3%)
1	3Y	8.47	446/1486 (30.0%)	9.04	510/2019 (25.3%)
1	42	8.47	446/1486 (30.0%)	9.04	510/2019 (25.3%)
1	46	8.47	446/1486 (30.0%)	9.04	510/2019 (25.3%)
1	4A	8.47	446/1486 (30.0%)	9.04	511/2019 (25.3%)
1	4E	8.47	446/1486 (30.0%)	9.04	511/2019 (25.3%)
1	4I	8.47	446/1486 (30.0%)	9.04	510/2019 (25.3%)
1	4M	8.47	446/1486 (30.0%)	9.04	511/2019 (25.3%)
1	4Q	8.47	446/1486 (30.0%)	9.04	510/2019 (25.3%)



Mol	Chain	Bond lengths		Bond angles	
		RMSZ	# Z  >5	RMSZ	# Z  >5
1	4U	8.47	446/1486 (30.0%)	9.04	511/2019 (25.3%)
1	4Y	8.47	446/1486 (30.0%)	9.04	511/2019 (25.3%)
1	52	8.47	446/1486 (30.0%)	9.04	510/2019 (25.3%)
1	56	8.47	446/1486 (30.0%)	9.04	510/2019 (25.3%)
1	5A	8.47	446/1486 (30.0%)	9.04	510/2019 (25.3%)
1	5E	8.47	446/1486 (30.0%)	9.04	510/2019 (25.3%)
1	5I	8.47	446/1486 (30.0%)	9.04	510/2019 (25.3%)
1	5M	8.47	446/1486 (30.0%)	9.04	510/2019 (25.3%)
1	5Q	8.47	446/1486 (30.0%)	9.04	511/2019 (25.3%)
1	5U	8.47	446/1486 (30.0%)	9.04	511/2019 (25.3%)
1	5Y	8.47	446/1486 (30.0%)	9.04	510/2019 (25.3%)
1	62	8.47	446/1486 (30.0%)	9.04	510/2019 (25.3%)
1	66	8.47	446/1486 (30.0%)	9.04	510/2019 (25.3%)
1	6A	8.47	446/1486 (30.0%)	9.04	510/2019 (25.3%)
1	6E	8.47	446/1486 (30.0%)	9.04	510/2019 (25.3%)
1	6I	8.47	446/1486 (30.0%)	9.04	511/2019 (25.3%)
1	6M	8.47	446/1486 (30.0%)	9.04	511/2019 (25.3%)
1	6Q	8.47	446/1486 (30.0%)	9.04	511/2019 (25.3%)
1	6U	8.47	446/1486 (30.0%)	9.04	511/2019 (25.3%)
1	6Y	8.47	446/1486 (30.0%)	9.04	510/2019 (25.3%)
1	7A	8.47	446/1486 (30.0%)	9.04	510/2019 (25.3%)
1	7E	8.47	446/1486 (30.0%)	9.04	511/2019 (25.3%)
1	7I	8.47	446/1486 (30.0%)	9.04	510/2019 (25.3%)
1	7M	8.47	446/1486 (30.0%)	9.04	511/2019 (25.3%)
1	7Q	8.47	446/1486 (30.0%)	9.04	511/2019 (25.3%)
1	7U	8.47	446/1486 (30.0%)	9.04	510/2019 (25.3%)
2	13	8.07	424/1865 (22.7%)	6.99	538/2550 (21.1%)
2	17	8.07	424/1865 (22.7%)	6.99	538/2550 (21.1%)
2	1B	8.07	424/1865 (22.7%)	6.99	538/2550 (21.1%)
2	1F	8.07	424/1865 (22.7%)	6.99	538/2550 (21.1%)
2	1J	8.07	424/1865 (22.7%)	6.99	538/2550 (21.1%)
2	1N	8.07	422/1865 (22.6%)	6.99	539/2550 (21.1%)
2	1R	8.07	424/1865 (22.7%)	6.99	539/2550 (21.1%)
2	1V	8.07	424/1865 (22.7%)	6.99	539/2550 (21.1%)
2	1Z	8.07	424/1865 (22.7%)	6.99	539/2550 (21.1%)
2	23	8.07	424/1865 (22.7%)	6.99	538/2550 (21.1%)
2	27	8.07	424/1865 (22.7%)	6.99	538/2550 (21.1%)
2	2B	8.07	424/1865 (22.7%)	6.99	538/2550 (21.1%)
2	2F	8.07	424/1865 (22.7%)	6.99	538/2550 (21.1%)
2	2J	8.07	422/1865 (22.6%)	6.99	539/2550 (21.1%)
2	2N	8.07	424/1865 (22.7%)	6.99	538/2550 (21.1%)
2	2R	8.07	424/1865 (22.7%)	6.99	539/2550 (21.1%)
2	2V	8.07	424/1865 (22.7%)	6.99	539/2550 (21.1%)

Mol	Chain	Bond lengths		Bond angles	
		RMSZ	# Z  >5	RMSZ	# Z  >5
2	2Z	8.07	424/1865 (22.7%)	6.99	539/2550 (21.1%)
2	33	8.07	422/1865 (22.6%)	6.99	539/2550 (21.1%)
2	37	8.07	424/1865 (22.7%)	6.99	538/2550 (21.1%)
2	3B	8.07	422/1865 (22.6%)	6.99	539/2550 (21.1%)
2	3F	8.07	424/1865 (22.7%)	6.99	538/2550 (21.1%)
2	3J	8.07	422/1865 (22.6%)	6.99	539/2550 (21.1%)
2	3N	8.07	424/1865 (22.7%)	6.99	538/2550 (21.1%)
2	3R	8.07	424/1865 (22.7%)	6.99	538/2550 (21.1%)
2	3V	8.07	424/1865 (22.7%)	6.99	538/2550 (21.1%)
2	3Z	8.07	424/1865 (22.7%)	6.99	538/2550 (21.1%)
2	43	8.07	424/1865 (22.7%)	6.99	539/2550 (21.1%)
2	47	8.07	424/1865 (22.7%)	6.99	539/2550 (21.1%)
2	4B	8.07	424/1865 (22.7%)	6.99	538/2550 (21.1%)
2	4F	8.07	422/1865 (22.6%)	6.99	539/2550 (21.1%)
2	4J	8.07	424/1865 (22.7%)	6.99	538/2550 (21.1%)
2	4N	8.07	424/1865 (22.7%)	6.99	538/2550 (21.1%)
2	4R	8.07	424/1865 (22.7%)	6.99	538/2550 (21.1%)
2	4V	8.07	424/1865 (22.7%)	6.99	538/2550 (21.1%)
2	4Z	8.07	422/1865 (22.6%)	6.99	539/2550 (21.1%)
2	53	8.07	424/1865 (22.7%)	6.99	539/2550 (21.1%)
2	57	8.07	424/1865 (22.7%)	6.99	539/2550 (21.1%)
2	5B	8.07	424/1865 (22.7%)	6.99	539/2550 (21.1%)
2	5F	8.07	424/1865 (22.7%)	6.99	538/2550 (21.1%)
2	5J	8.07	424/1865 (22.7%)	6.99	538/2550 (21.1%)
2	5N	8.07	424/1865 (22.7%)	6.99	538/2550 (21.1%)
2	5R	8.07	424/1865 (22.7%)	6.99	538/2550 (21.1%)
2	5V	8.07	422/1865 (22.6%)	6.99	539/2550 (21.1%)
2	5Z	8.07	424/1865 (22.7%)	6.99	538/2550 (21.1%)
2	63	8.07	424/1865 (22.7%)	6.99	538/2550 (21.1%)
2	67	8.07	424/1865 (22.7%)	6.99	538/2550 (21.1%)
2	6B	8.07	424/1865 (22.7%)	6.99	539/2550 (21.1%)
2	6F	8.07	424/1865 (22.7%)	6.99	538/2550 (21.1%)
2	6J	8.07	424/1865 (22.7%)	6.99	538/2550 (21.1%)
2	6N	8.07	422/1865 (22.6%)	6.99	539/2550 (21.1%)
2	6R	8.07	424/1865 (22.7%)	6.99	538/2550 (21.1%)
2	6V	8.07	422/1865 (22.6%)	6.99	539/2550 (21.1%)
2	6Z	8.07	424/1865 (22.7%)	6.99	538/2550 (21.1%)
2	7B	8.07	424/1865 (22.7%)	6.99	538/2550 (21.1%)
2	7F	8.07	422/1865 (22.6%)	6.99	539/2550 (21.1%)
2	7J	8.07	424/1865 (22.7%)	6.99	538/2550 (21.1%)
2	7N	8.07	424/1865 (22.7%)	6.99	538/2550 (21.1%)
2	7R	8.07	422/1865 (22.6%)	6.99	539/2550 (21.1%)
2	7V	8.07	424/1865 (22.7%)	6.99	538/2550 (21.1%)

Mol	Chain	Bond lengths		Bond angles	
		RMSZ	# Z  >5	RMSZ	# Z  >5
3	10	1.10	0/1043	1.19	6/1411 (0.4%)
3	14	1.10	1/1043 (0.1%)	1.19	6/1411 (0.4%)
3	18	1.10	1/1043 (0.1%)	1.19	6/1411 (0.4%)
3	1C	1.11	1/1043 (0.1%)	1.19	6/1411 (0.4%)
3	1G	1.10	1/1043 (0.1%)	1.19	6/1411 (0.4%)
3	1K	1.11	1/1043 (0.1%)	1.19	6/1411 (0.4%)
3	1O	1.10	1/1043 (0.1%)	1.19	5/1411 (0.4%)
3	1S	1.10	0/1043	1.19	6/1411 (0.4%)
3	1W	1.10	0/1043	1.19	6/1411 (0.4%)
3	20	1.10	0/1043	1.19	6/1411 (0.4%)
3	24	1.10	1/1043 (0.1%)	1.19	6/1411 (0.4%)
3	28	1.11	1/1043 (0.1%)	1.19	6/1411 (0.4%)
3	2C	1.10	1/1043 (0.1%)	1.19	6/1411 (0.4%)
3	2G	1.11	1/1043 (0.1%)	1.19	6/1411 (0.4%)
3	2K	1.10	1/1043 (0.1%)	1.19	5/1411 (0.4%)
3	2O	1.10	1/1043 (0.1%)	1.19	6/1411 (0.4%)
3	2S	1.10	0/1043	1.19	6/1411 (0.4%)
3	2W	1.10	0/1043	1.19	6/1411 (0.4%)
3	30	1.10	1/1043 (0.1%)	1.19	6/1411 (0.4%)
3	34	1.10	1/1043 (0.1%)	1.19	5/1411 (0.4%)
3	38	1.10	1/1043 (0.1%)	1.19	6/1411 (0.4%)
3	3C	1.10	1/1043 (0.1%)	1.19	5/1411 (0.4%)
3	3G	1.11	1/1043 (0.1%)	1.19	6/1411 (0.4%)
3	3K	1.10	1/1043 (0.1%)	1.19	5/1411 (0.4%)
3	3O	1.10	1/1043 (0.1%)	1.19	6/1411 (0.4%)
3	3S	1.10	1/1043 (0.1%)	1.19	6/1411 (0.4%)
3	3W	1.10	1/1043 (0.1%)	1.19	6/1411 (0.4%)
3	40	1.10	1/1043 (0.1%)	1.19	5/1411 (0.4%)
3	44	1.10	0/1043	1.19	6/1411 (0.4%)
3	48	1.10	0/1043	1.19	6/1411 (0.4%)
3	4C	1.11	1/1043 (0.1%)	1.19	6/1411 (0.4%)
3	4G	1.10	1/1043 (0.1%)	1.19	5/1411 (0.4%)
3	4K	1.10	1/1043 (0.1%)	1.19	6/1411 (0.4%)
3	4O	1.11	1/1043 (0.1%)	1.19	6/1411 (0.4%)
3	4S	1.10	1/1043 (0.1%)	1.19	6/1411 (0.4%)
3	4W	1.11	1/1043 (0.1%)	1.19	6/1411 (0.4%)
3	50	1.10	1/1043 (0.1%)	1.19	6/1411 (0.4%)
3	54	1.10	0/1043	1.19	6/1411 (0.4%)
3	58	1.10	0/1043	1.19	6/1411 (0.4%)
3	5C	1.10	0/1043	1.19	6/1411 (0.4%)
3	5G	1.10	1/1043 (0.1%)	1.19	6/1411 (0.4%)
3	5K	1.10	1/1043 (0.1%)	1.19	6/1411 (0.4%)
3	5O	1.10	1/1043 (0.1%)	1.19	6/1411 (0.4%)

Mol	Chain	Bond lengths		Bond angles	
		RMSZ	# Z  >5	RMSZ	# Z  >5
3	5S	1.11	1/1043 (0.1%)	1.19	6/1411 (0.4%)
3	5W	1.10	1/1043 (0.1%)	1.19	5/1411 (0.4%)
3	60	1.10	1/1043 (0.1%)	1.19	6/1411 (0.4%)
3	64	1.10	1/1043 (0.1%)	1.19	6/1411 (0.4%)
3	68	1.10	1/1043 (0.1%)	1.19	6/1411 (0.4%)
3	6C	1.10	0/1043	1.19	6/1411 (0.4%)
3	6G	1.10	1/1043 (0.1%)	1.19	6/1411 (0.4%)
3	6K	1.11	1/1043 (0.1%)	1.19	6/1411 (0.4%)
3	6O	1.10	1/1043 (0.1%)	1.19	5/1411 (0.4%)
3	6S	1.11	1/1043 (0.1%)	1.19	6/1411 (0.4%)
3	6W	1.10	1/1043 (0.1%)	1.19	5/1411 (0.4%)
3	7C	1.10	1/1043 (0.1%)	1.19	6/1411 (0.4%)
3	7G	1.10	1/1043 (0.1%)	1.19	5/1411 (0.4%)
3	7K	1.10	1/1043 (0.1%)	1.19	6/1411 (0.4%)
3	7O	1.11	1/1043 (0.1%)	1.19	6/1411 (0.4%)
3	7S	1.10	1/1043 (0.1%)	1.19	5/1411 (0.4%)
3	7W	1.10	1/1043 (0.1%)	1.19	6/1411 (0.4%)
4	11	1.17	1/1081 (0.1%)	1.37	10/1461 (0.7%)
4	15	1.17	1/1081 (0.1%)	1.37	10/1461 (0.7%)
4	19	1.17	1/1081 (0.1%)	1.37	10/1461 (0.7%)
4	1D	1.17	1/1081 (0.1%)	1.37	10/1461 (0.7%)
4	1H	1.17	1/1081 (0.1%)	1.37	10/1461 (0.7%)
4	1L	1.17	1/1081 (0.1%)	1.37	10/1461 (0.7%)
4	1P	1.17	1/1081 (0.1%)	1.37	10/1461 (0.7%)
4	1T	1.17	1/1081 (0.1%)	1.37	10/1461 (0.7%)
4	1X	1.17	1/1081 (0.1%)	1.37	10/1461 (0.7%)
4	21	1.17	1/1081 (0.1%)	1.37	10/1461 (0.7%)
4	25	1.17	1/1081 (0.1%)	1.37	10/1461 (0.7%)
4	29	1.17	1/1081 (0.1%)	1.37	10/1461 (0.7%)
4	2D	1.17	1/1081 (0.1%)	1.37	10/1461 (0.7%)
4	2H	1.17	1/1081 (0.1%)	1.37	10/1461 (0.7%)
4	2L	1.17	1/1081 (0.1%)	1.37	10/1461 (0.7%)
4	2P	1.17	1/1081 (0.1%)	1.37	10/1461 (0.7%)
4	2T	1.17	1/1081 (0.1%)	1.37	10/1461 (0.7%)
4	2X	1.17	1/1081 (0.1%)	1.37	10/1461 (0.7%)
4	31	1.17	1/1081 (0.1%)	1.37	10/1461 (0.7%)
4	35	1.17	1/1081 (0.1%)	1.37	10/1461 (0.7%)
4	39	1.17	1/1081 (0.1%)	1.37	10/1461 (0.7%)
4	3D	1.17	1/1081 (0.1%)	1.37	10/1461 (0.7%)
4	3H	1.17	1/1081 (0.1%)	1.37	10/1461 (0.7%)
4	3L	1.17	1/1081 (0.1%)	1.37	10/1461 (0.7%)
4	3P	1.17	1/1081 (0.1%)	1.37	10/1461 (0.7%)
4	3T	1.17	1/1081 (0.1%)	1.37	10/1461 (0.7%)

Mol	Chain	Bond lengths		Bond angles	
		RMSZ	# Z  >5	RMSZ	# Z  >5
4	3X	1.17	1/1081 (0.1%)	1.37	10/1461 (0.7%)
4	4I	1.17	1/1081 (0.1%)	1.37	10/1461 (0.7%)
4	45	1.17	1/1081 (0.1%)	1.37	10/1461 (0.7%)
4	49	1.17	1/1081 (0.1%)	1.37	10/1461 (0.7%)
4	4D	1.17	1/1081 (0.1%)	1.37	10/1461 (0.7%)
4	4H	1.17	1/1081 (0.1%)	1.37	10/1461 (0.7%)
4	4L	1.17	1/1081 (0.1%)	1.37	10/1461 (0.7%)
4	4P	1.17	1/1081 (0.1%)	1.37	10/1461 (0.7%)
4	4T	1.17	1/1081 (0.1%)	1.37	10/1461 (0.7%)
4	4X	1.17	1/1081 (0.1%)	1.37	10/1461 (0.7%)
4	5I	1.17	1/1081 (0.1%)	1.37	10/1461 (0.7%)
4	55	1.17	1/1081 (0.1%)	1.37	10/1461 (0.7%)
4	59	1.17	1/1081 (0.1%)	1.37	10/1461 (0.7%)
4	5D	1.17	1/1081 (0.1%)	1.37	10/1461 (0.7%)
4	5H	1.17	1/1081 (0.1%)	1.37	10/1461 (0.7%)
4	5L	1.17	1/1081 (0.1%)	1.37	10/1461 (0.7%)
4	5P	1.17	1/1081 (0.1%)	1.37	10/1461 (0.7%)
4	5T	1.17	1/1081 (0.1%)	1.37	10/1461 (0.7%)
4	5X	1.17	1/1081 (0.1%)	1.37	10/1461 (0.7%)
4	6I	1.17	1/1081 (0.1%)	1.37	10/1461 (0.7%)
4	65	1.17	1/1081 (0.1%)	1.37	10/1461 (0.7%)
4	69	1.17	1/1081 (0.1%)	1.37	10/1461 (0.7%)
4	6D	1.17	1/1081 (0.1%)	1.37	10/1461 (0.7%)
4	6H	1.17	1/1081 (0.1%)	1.37	10/1461 (0.7%)
4	6L	1.17	1/1081 (0.1%)	1.37	10/1461 (0.7%)
4	6P	1.17	1/1081 (0.1%)	1.37	10/1461 (0.7%)
4	6T	1.17	1/1081 (0.1%)	1.37	10/1461 (0.7%)
4	6X	1.17	1/1081 (0.1%)	1.37	10/1461 (0.7%)
4	7D	1.17	1/1081 (0.1%)	1.37	10/1461 (0.7%)
4	7H	1.17	1/1081 (0.1%)	1.37	10/1461 (0.7%)
4	7L	1.17	1/1081 (0.1%)	1.37	10/1461 (0.7%)
4	7P	1.17	1/1081 (0.1%)	1.37	10/1461 (0.7%)
4	7T	1.17	1/1081 (0.1%)	1.37	10/1461 (0.7%)
4	7X	1.17	1/1081 (0.1%)	1.37	10/1461 (0.7%)
All	All	6.49	52284/328500 (15.9%)	6.29	63876/446460 (14.3%)

Chiral center outliers are detected by calculating the chiral volume of a chiral center and verifying if the center is modelled as a planar moiety or with the opposite hand. A planarity outlier is detected by checking planarity of atoms in a peptide group, atoms in a mainchain group or atoms of a sidechain that are expected to be planar.

Mol	Chain	#Chirality outliers	#Planarity outliers
1	12	5	81

*Continued on next page...*

*Continued from previous page...*

Mol	Chain	#Chirality outliers	#Planarity outliers
1	16	5	81
1	1A	5	81
1	1E	5	81
1	1I	5	81
1	1M	5	81
1	1Q	5	81
1	1U	5	81
1	1Y	5	81
1	22	5	81
1	26	5	81
1	2A	5	81
1	2E	5	81
1	2I	5	81
1	2M	5	81
1	2Q	5	81
1	2U	5	81
1	2Y	5	81
1	32	5	81
1	36	5	81
1	3A	5	81
1	3E	5	81
1	3I	5	81
1	3M	5	81
1	3Q	5	81
1	3U	5	81
1	3Y	5	81
1	42	5	81
1	46	5	81
1	4A	5	81
1	4E	5	81
1	4I	5	81
1	4M	5	81
1	4Q	5	81
1	4U	5	81
1	4Y	5	81
1	52	5	81
1	56	5	81
1	5A	5	81
1	5E	5	81
1	5I	5	81
1	5M	5	81
1	5Q	5	81

*Continued on next page...*

*Continued from previous page...*

Mol	Chain	#Chirality outliers	#Planarity outliers
1	5U	5	81
1	5Y	5	81
1	62	5	81
1	66	5	81
1	6A	5	81
1	6E	5	81
1	6I	5	81
1	6M	5	81
1	6Q	5	81
1	6U	5	81
1	6Y	5	81
1	7A	5	81
1	7E	5	81
1	7I	5	81
1	7M	5	81
1	7Q	5	81
1	7U	5	81
2	13	5	70
2	17	5	70
2	1B	5	70
2	1F	5	70
2	1J	5	70
2	1N	5	70
2	1R	5	70
2	1V	5	70
2	1Z	5	70
2	23	5	70
2	27	5	70
2	2B	5	70
2	2F	5	70
2	2J	5	70
2	2N	5	70
2	2R	5	70
2	2V	5	70
2	2Z	5	70
2	33	5	70
2	37	5	70
2	3B	5	70
2	3F	5	70
2	3J	5	70
2	3N	5	70
2	3R	5	70

*Continued on next page...*

*Continued from previous page...*

Mol	Chain	#Chirality outliers	#Planarity outliers
2	3V	5	70
2	3Z	5	70
2	43	5	70
2	47	5	70
2	4B	5	70
2	4F	5	70
2	4J	5	70
2	4N	5	70
2	4R	5	70
2	4V	5	70
2	4Z	5	70
2	53	5	70
2	57	5	70
2	5B	5	70
2	5F	5	70
2	5J	5	70
2	5N	5	70
2	5R	5	70
2	5V	5	70
2	5Z	5	70
2	63	5	70
2	67	5	70
2	6B	5	70
2	6F	5	70
2	6J	5	70
2	6N	5	70
2	6R	5	70
2	6V	5	70
2	6Z	5	70
2	7B	5	70
2	7F	5	70
2	7J	5	70
2	7N	5	70
2	7R	5	70
2	7V	5	70
3	10	1	0
3	14	1	0
3	18	1	0
3	1C	1	0
3	1G	1	0
3	1K	1	0
3	1O	1	0

*Continued on next page...*



*Continued from previous page...*

Mol	Chain	#Chirality outliers	#Planarity outliers
3	1S	1	0
3	1W	1	0
3	20	1	0
3	24	1	0
3	28	1	0
3	2C	1	0
3	2G	1	0
3	2K	1	0
3	2O	1	0
3	2S	1	0
3	2W	1	0
3	30	1	0
3	34	1	0
3	38	1	0
3	3C	1	0
3	3G	1	0
3	3K	1	0
3	3O	1	0
3	3S	1	0
3	3W	1	0
3	40	1	0
3	44	1	0
3	48	1	0
3	4C	1	0
3	4G	1	0
3	4K	1	0
3	4O	1	0
3	4S	1	0
3	4W	1	0
3	50	1	0
3	54	1	0
3	58	1	0
3	5C	1	0
3	5G	1	0
3	5K	1	0
3	5O	1	0
3	5S	1	0
3	5W	1	0
3	60	1	0
3	64	1	0
3	68	1	0
3	6C	1	0

*Continued on next page...*

*Continued from previous page...*

Mol	Chain	#Chirality outliers	#Planarity outliers
3	6G	1	0
3	6K	1	0
3	6O	1	0
3	6S	1	0
3	6W	1	0
3	7C	1	0
3	7G	1	0
3	7K	1	0
3	7O	1	0
3	7S	1	0
3	7W	1	0
4	11	1	1
4	15	1	1
4	19	1	1
4	1D	1	1
4	1H	1	1
4	1L	1	1
4	1P	1	1
4	1T	1	1
4	1X	1	1
4	21	1	1
4	25	1	1
4	29	1	1
4	2D	1	1
4	2H	1	1
4	2L	1	1
4	2P	1	1
4	2T	1	1
4	2X	1	1
4	31	1	1
4	35	1	1
4	39	1	1
4	3D	1	1
4	3H	1	1
4	3L	1	1
4	3P	1	1
4	3T	1	1
4	3X	1	1
4	41	1	1
4	45	1	1
4	49	1	1
4	4D	1	1

*Continued on next page...*

*Continued from previous page...*

Mol	Chain	#Chirality outliers	#Planarity outliers
4	4H	1	1
4	4L	1	1
4	4P	1	1
4	4T	1	1
4	4X	1	1
4	51	1	1
4	55	1	1
4	59	1	1
4	5D	1	1
4	5H	1	1
4	5L	1	1
4	5P	1	1
4	5T	1	1
4	5X	1	1
4	61	1	1
4	65	1	1
4	69	1	1
4	6D	1	1
4	6H	1	1
4	6L	1	1
4	6P	1	1
4	6T	1	1
4	6X	1	1
4	7D	1	1
4	7H	1	1
4	7L	1	1
4	7P	1	1
4	7T	1	1
4	7X	1	1
All	All	720	9120

All (52284) bond length outliers are listed below:

Mol	Chain	Res	Type	Atoms	Z	Observed(Å)	Ideal(Å)
2	1R	74	TYR	CE2-CZ	59.78	2.16	1.38
2	1V	74	TYR	CE2-CZ	59.78	2.16	1.38
2	1Z	74	TYR	CE2-CZ	59.78	2.16	1.38
2	2R	74	TYR	CE2-CZ	59.78	2.16	1.38
2	2V	74	TYR	CE2-CZ	59.78	2.16	1.38
2	2Z	74	TYR	CE2-CZ	59.78	2.16	1.38
2	43	74	TYR	CE2-CZ	59.78	2.16	1.38
2	47	74	TYR	CE2-CZ	59.78	2.16	1.38

*Continued on next page...*

*Continued from previous page...*

Mol	Chain	Res	Type	Atoms	Z	Observed(Å)	Ideal(Å)
2	5B	74	TYR	CE2-CZ	59.78	2.16	1.38
2	53	74	TYR	CE2-CZ	59.78	2.16	1.38
2	57	74	TYR	CE2-CZ	59.78	2.16	1.38
2	6B	74	TYR	CE2-CZ	59.78	2.16	1.38
2	1F	74	TYR	CE2-CZ	59.78	2.16	1.38
2	2N	74	TYR	CE2-CZ	59.78	2.16	1.38
2	23	74	TYR	CE2-CZ	59.78	2.16	1.38
2	3N	74	TYR	CE2-CZ	59.78	2.16	1.38
2	37	74	TYR	CE2-CZ	59.78	2.16	1.38
2	4J	74	TYR	CE2-CZ	59.78	2.16	1.38
2	4R	74	TYR	CE2-CZ	59.78	2.16	1.38
2	5Z	74	TYR	CE2-CZ	59.78	2.16	1.38
2	6F	74	TYR	CE2-CZ	59.78	2.16	1.38
2	6Z	74	TYR	CE2-CZ	59.78	2.16	1.38
2	7J	74	TYR	CE2-CZ	59.78	2.16	1.38
2	7V	74	TYR	CE2-CZ	59.78	2.16	1.38
2	1B	74	TYR	CE2-CZ	59.77	2.16	1.38
2	1J	74	TYR	CE2-CZ	59.77	2.16	1.38
2	2F	74	TYR	CE2-CZ	59.77	2.16	1.38
2	27	74	TYR	CE2-CZ	59.77	2.16	1.38
2	3F	74	TYR	CE2-CZ	59.77	2.16	1.38
2	4B	74	TYR	CE2-CZ	59.77	2.16	1.38
2	4N	74	TYR	CE2-CZ	59.77	2.16	1.38
2	4V	74	TYR	CE2-CZ	59.77	2.16	1.38
2	5R	74	TYR	CE2-CZ	59.77	2.16	1.38
2	6J	74	TYR	CE2-CZ	59.77	2.16	1.38
2	6R	74	TYR	CE2-CZ	59.77	2.16	1.38
2	7N	74	TYR	CE2-CZ	59.77	2.16	1.38
2	1N	74	TYR	CE2-CZ	59.77	2.16	1.38
2	2J	74	TYR	CE2-CZ	59.77	2.16	1.38
2	3B	74	TYR	CE2-CZ	59.77	2.16	1.38
2	3J	74	TYR	CE2-CZ	59.77	2.16	1.38
2	33	74	TYR	CE2-CZ	59.77	2.16	1.38
2	4F	74	TYR	CE2-CZ	59.77	2.16	1.38
2	4Z	74	TYR	CE2-CZ	59.77	2.16	1.38
2	5V	74	TYR	CE2-CZ	59.77	2.16	1.38
2	6N	74	TYR	CE2-CZ	59.77	2.16	1.38
2	6V	74	TYR	CE2-CZ	59.77	2.16	1.38
2	7F	74	TYR	CE2-CZ	59.77	2.16	1.38
2	7R	74	TYR	CE2-CZ	59.77	2.16	1.38
2	13	74	TYR	CE2-CZ	59.73	2.16	1.38
2	17	74	TYR	CE2-CZ	59.73	2.16	1.38

*Continued on next page...*

*Continued from previous page...*

Mol	Chain	Res	Type	Atoms	Z	Observed(Å)	Ideal(Å)
2	2B	74	TYR	CE2-CZ	59.73	2.16	1.38
2	3R	74	TYR	CE2-CZ	59.73	2.16	1.38
2	3V	74	TYR	CE2-CZ	59.73	2.16	1.38
2	3Z	74	TYR	CE2-CZ	59.73	2.16	1.38
2	5F	74	TYR	CE2-CZ	59.73	2.16	1.38
2	5J	74	TYR	CE2-CZ	59.73	2.16	1.38
2	5N	74	TYR	CE2-CZ	59.73	2.16	1.38
2	63	74	TYR	CE2-CZ	59.73	2.16	1.38
2	67	74	TYR	CE2-CZ	59.73	2.16	1.38
2	7B	74	TYR	CE2-CZ	59.73	2.16	1.38
2	1R	227	TYR	CE1-CZ	56.45	2.12	1.38
2	1V	227	TYR	CE1-CZ	56.45	2.12	1.38
2	1Z	227	TYR	CE1-CZ	56.45	2.12	1.38
2	2R	227	TYR	CE1-CZ	56.45	2.12	1.38
2	2V	227	TYR	CE1-CZ	56.45	2.12	1.38
2	2Z	227	TYR	CE1-CZ	56.45	2.12	1.38
2	43	227	TYR	CE1-CZ	56.45	2.12	1.38
2	47	227	TYR	CE1-CZ	56.45	2.12	1.38
2	5B	227	TYR	CE1-CZ	56.45	2.12	1.38
2	53	227	TYR	CE1-CZ	56.45	2.12	1.38
2	57	227	TYR	CE1-CZ	56.45	2.12	1.38
2	6B	227	TYR	CE1-CZ	56.45	2.12	1.38
2	1F	227	TYR	CE1-CZ	56.45	2.12	1.38
2	2N	227	TYR	CE1-CZ	56.45	2.12	1.38
2	23	227	TYR	CE1-CZ	56.45	2.12	1.38
2	3N	227	TYR	CE1-CZ	56.45	2.12	1.38
2	37	227	TYR	CE1-CZ	56.45	2.12	1.38
2	4J	227	TYR	CE1-CZ	56.45	2.12	1.38
2	4R	227	TYR	CE1-CZ	56.45	2.12	1.38
2	5Z	227	TYR	CE1-CZ	56.45	2.12	1.38
2	6F	227	TYR	CE1-CZ	56.45	2.12	1.38
2	6Z	227	TYR	CE1-CZ	56.45	2.12	1.38
2	7J	227	TYR	CE1-CZ	56.45	2.12	1.38
2	7V	227	TYR	CE1-CZ	56.45	2.12	1.38
2	1N	227	TYR	CE1-CZ	56.45	2.12	1.38
2	2J	227	TYR	CE1-CZ	56.45	2.12	1.38
2	3B	227	TYR	CE1-CZ	56.45	2.12	1.38
2	3J	227	TYR	CE1-CZ	56.45	2.12	1.38
2	33	227	TYR	CE1-CZ	56.45	2.12	1.38
2	4F	227	TYR	CE1-CZ	56.45	2.12	1.38
2	4Z	227	TYR	CE1-CZ	56.45	2.12	1.38
2	5V	227	TYR	CE1-CZ	56.45	2.12	1.38

*Continued on next page...*

*Continued from previous page...*

Mol	Chain	Res	Type	Atoms	Z	Observed(Å)	Ideal(Å)
2	6N	227	TYR	CE1-CZ	56.45	2.12	1.38
2	6V	227	TYR	CE1-CZ	56.45	2.12	1.38
2	7F	227	TYR	CE1-CZ	56.45	2.12	1.38
2	7R	227	TYR	CE1-CZ	56.45	2.12	1.38
2	1B	227	TYR	CE1-CZ	56.42	2.11	1.38
2	1J	227	TYR	CE1-CZ	56.42	2.11	1.38
2	13	227	TYR	CE1-CZ	56.42	2.11	1.38
2	17	227	TYR	CE1-CZ	56.42	2.11	1.38
2	2B	227	TYR	CE1-CZ	56.42	2.11	1.38
2	2F	227	TYR	CE1-CZ	56.42	2.11	1.38
2	27	227	TYR	CE1-CZ	56.42	2.11	1.38
2	3F	227	TYR	CE1-CZ	56.42	2.11	1.38
2	3R	227	TYR	CE1-CZ	56.42	2.11	1.38
2	3V	227	TYR	CE1-CZ	56.42	2.11	1.38
2	3Z	227	TYR	CE1-CZ	56.42	2.11	1.38
2	4B	227	TYR	CE1-CZ	56.42	2.11	1.38
2	4N	227	TYR	CE1-CZ	56.42	2.11	1.38
2	4V	227	TYR	CE1-CZ	56.42	2.11	1.38
2	5F	227	TYR	CE1-CZ	56.42	2.11	1.38
2	5J	227	TYR	CE1-CZ	56.42	2.11	1.38
2	5N	227	TYR	CE1-CZ	56.42	2.11	1.38
2	5R	227	TYR	CE1-CZ	56.42	2.11	1.38
2	6J	227	TYR	CE1-CZ	56.42	2.11	1.38
2	6R	227	TYR	CE1-CZ	56.42	2.11	1.38
2	63	227	TYR	CE1-CZ	56.42	2.11	1.38
2	67	227	TYR	CE1-CZ	56.42	2.11	1.38
2	7B	227	TYR	CE1-CZ	56.42	2.11	1.38
2	7N	227	TYR	CE1-CZ	56.42	2.11	1.38
2	13	31	PHE	CE1-CZ	54.83	2.41	1.37
2	17	31	PHE	CE1-CZ	54.83	2.41	1.37
2	2B	31	PHE	CE1-CZ	54.83	2.41	1.37
2	3R	31	PHE	CE1-CZ	54.83	2.41	1.37
2	3V	31	PHE	CE1-CZ	54.83	2.41	1.37
2	3Z	31	PHE	CE1-CZ	54.83	2.41	1.37
2	5F	31	PHE	CE1-CZ	54.83	2.41	1.37
2	5J	31	PHE	CE1-CZ	54.83	2.41	1.37
2	5N	31	PHE	CE1-CZ	54.83	2.41	1.37
2	63	31	PHE	CE1-CZ	54.83	2.41	1.37
2	67	31	PHE	CE1-CZ	54.83	2.41	1.37
2	7B	31	PHE	CE1-CZ	54.83	2.41	1.37
2	1B	31	PHE	CE1-CZ	54.81	2.41	1.37
2	1J	31	PHE	CE1-CZ	54.81	2.41	1.37

*Continued on next page...*

*Continued from previous page...*

Mol	Chain	Res	Type	Atoms	Z	Observed(Å)	Ideal(Å)
2	2F	31	PHE	CE1-CZ	54.81	2.41	1.37
2	27	31	PHE	CE1-CZ	54.81	2.41	1.37
2	3F	31	PHE	CE1-CZ	54.81	2.41	1.37
2	4B	31	PHE	CE1-CZ	54.81	2.41	1.37
2	4N	31	PHE	CE1-CZ	54.81	2.41	1.37
2	4V	31	PHE	CE1-CZ	54.81	2.41	1.37
2	5R	31	PHE	CE1-CZ	54.81	2.41	1.37
2	6J	31	PHE	CE1-CZ	54.81	2.41	1.37
2	6R	31	PHE	CE1-CZ	54.81	2.41	1.37
2	7N	31	PHE	CE1-CZ	54.81	2.41	1.37
2	1F	31	PHE	CE1-CZ	54.80	2.41	1.37
2	2N	31	PHE	CE1-CZ	54.80	2.41	1.37
2	23	31	PHE	CE1-CZ	54.80	2.41	1.37
2	3N	31	PHE	CE1-CZ	54.80	2.41	1.37
2	37	31	PHE	CE1-CZ	54.80	2.41	1.37
2	4J	31	PHE	CE1-CZ	54.80	2.41	1.37
2	4R	31	PHE	CE1-CZ	54.80	2.41	1.37
2	5Z	31	PHE	CE1-CZ	54.80	2.41	1.37
2	6F	31	PHE	CE1-CZ	54.80	2.41	1.37
2	6Z	31	PHE	CE1-CZ	54.80	2.41	1.37
2	7J	31	PHE	CE1-CZ	54.80	2.41	1.37
2	7V	31	PHE	CE1-CZ	54.80	2.41	1.37
2	1N	31	PHE	CE1-CZ	54.78	2.41	1.37
2	2J	31	PHE	CE1-CZ	54.78	2.41	1.37
2	3B	31	PHE	CE1-CZ	54.78	2.41	1.37
2	3J	31	PHE	CE1-CZ	54.78	2.41	1.37
2	33	31	PHE	CE1-CZ	54.78	2.41	1.37
2	4F	31	PHE	CE1-CZ	54.78	2.41	1.37
2	4Z	31	PHE	CE1-CZ	54.78	2.41	1.37
2	5V	31	PHE	CE1-CZ	54.78	2.41	1.37
2	6N	31	PHE	CE1-CZ	54.78	2.41	1.37
2	6V	31	PHE	CE1-CZ	54.78	2.41	1.37
2	7F	31	PHE	CE1-CZ	54.78	2.41	1.37
2	7R	31	PHE	CE1-CZ	54.78	2.41	1.37
2	1R	31	PHE	CE1-CZ	54.77	2.41	1.37
2	1V	31	PHE	CE1-CZ	54.77	2.41	1.37
2	1Z	31	PHE	CE1-CZ	54.77	2.41	1.37
2	2R	31	PHE	CE1-CZ	54.77	2.41	1.37
2	2V	31	PHE	CE1-CZ	54.77	2.41	1.37
2	2Z	31	PHE	CE1-CZ	54.77	2.41	1.37
2	43	31	PHE	CE1-CZ	54.77	2.41	1.37
2	47	31	PHE	CE1-CZ	54.77	2.41	1.37

*Continued on next page...*

*Continued from previous page...*

Mol	Chain	Res	Type	Atoms	Z	Observed(Å)	Ideal(Å)
2	5B	31	PHE	CE1-CZ	54.77	2.41	1.37
2	53	31	PHE	CE1-CZ	54.77	2.41	1.37
2	57	31	PHE	CE1-CZ	54.77	2.41	1.37
2	6B	31	PHE	CE1-CZ	54.77	2.41	1.37
1	1M	48	TYR	CD1-CE1	54.56	2.21	1.39
1	2I	48	TYR	CD1-CE1	54.56	2.21	1.39
1	3A	48	TYR	CD1-CE1	54.56	2.21	1.39
1	3I	48	TYR	CD1-CE1	54.56	2.21	1.39
1	32	48	TYR	CD1-CE1	54.56	2.21	1.39
1	4E	48	TYR	CD1-CE1	54.56	2.21	1.39
1	4Y	48	TYR	CD1-CE1	54.56	2.21	1.39
1	5U	48	TYR	CD1-CE1	54.56	2.21	1.39
1	6M	48	TYR	CD1-CE1	54.56	2.21	1.39
1	6U	48	TYR	CD1-CE1	54.56	2.21	1.39
1	7E	48	TYR	CD1-CE1	54.56	2.21	1.39
1	7Q	48	TYR	CD1-CE1	54.56	2.21	1.39
1	1A	48	TYR	CD1-CE1	54.54	2.21	1.39
1	1I	48	TYR	CD1-CE1	54.54	2.21	1.39
1	2E	48	TYR	CD1-CE1	54.54	2.21	1.39
1	26	48	TYR	CD1-CE1	54.54	2.21	1.39
1	3E	48	TYR	CD1-CE1	54.54	2.21	1.39
1	4A	48	TYR	CD1-CE1	54.54	2.21	1.39
1	4M	48	TYR	CD1-CE1	54.54	2.21	1.39
1	4U	48	TYR	CD1-CE1	54.54	2.21	1.39
1	5Q	48	TYR	CD1-CE1	54.54	2.21	1.39
1	6I	48	TYR	CD1-CE1	54.54	2.21	1.39
1	6Q	48	TYR	CD1-CE1	54.54	2.21	1.39
1	7M	48	TYR	CD1-CE1	54.54	2.21	1.39
1	1Q	48	TYR	CD1-CE1	54.52	2.21	1.39
1	1U	48	TYR	CD1-CE1	54.52	2.21	1.39
1	1Y	48	TYR	CD1-CE1	54.52	2.21	1.39
1	2Q	48	TYR	CD1-CE1	54.52	2.21	1.39
1	2U	48	TYR	CD1-CE1	54.52	2.21	1.39
1	2Y	48	TYR	CD1-CE1	54.52	2.21	1.39
1	42	48	TYR	CD1-CE1	54.52	2.21	1.39
1	46	48	TYR	CD1-CE1	54.52	2.21	1.39
1	5A	48	TYR	CD1-CE1	54.52	2.21	1.39
1	52	48	TYR	CD1-CE1	54.52	2.21	1.39
1	56	48	TYR	CD1-CE1	54.52	2.21	1.39
1	6A	48	TYR	CD1-CE1	54.52	2.21	1.39
1	12	48	TYR	CD1-CE1	54.52	2.21	1.39
1	16	48	TYR	CD1-CE1	54.52	2.21	1.39

*Continued on next page...*



*Continued from previous page...*

Mol	Chain	Res	Type	Atoms	Z	Observed(Å)	Ideal(Å)
1	2A	48	TYR	CD1-CE1	54.52	2.21	1.39
1	3Q	48	TYR	CD1-CE1	54.52	2.21	1.39
1	3U	48	TYR	CD1-CE1	54.52	2.21	1.39
1	3Y	48	TYR	CD1-CE1	54.52	2.21	1.39
1	5E	48	TYR	CD1-CE1	54.52	2.21	1.39
1	5I	48	TYR	CD1-CE1	54.52	2.21	1.39
1	5M	48	TYR	CD1-CE1	54.52	2.21	1.39
1	62	48	TYR	CD1-CE1	54.52	2.21	1.39
1	66	48	TYR	CD1-CE1	54.52	2.21	1.39
1	7A	48	TYR	CD1-CE1	54.52	2.21	1.39
1	1E	48	TYR	CD1-CE1	54.52	2.21	1.39
1	2M	48	TYR	CD1-CE1	54.52	2.21	1.39
1	22	48	TYR	CD1-CE1	54.52	2.21	1.39
1	3M	48	TYR	CD1-CE1	54.52	2.21	1.39
1	36	48	TYR	CD1-CE1	54.52	2.21	1.39
1	4I	48	TYR	CD1-CE1	54.52	2.21	1.39
1	4Q	48	TYR	CD1-CE1	54.52	2.21	1.39
1	5Y	48	TYR	CD1-CE1	54.52	2.21	1.39
1	6E	48	TYR	CD1-CE1	54.52	2.21	1.39
1	6Y	48	TYR	CD1-CE1	54.52	2.21	1.39
1	7I	48	TYR	CD1-CE1	54.52	2.21	1.39
1	7U	48	TYR	CD1-CE1	54.52	2.21	1.39
2	1F	107	PHE	CG-CD1	53.19	2.18	1.38
2	2N	107	PHE	CG-CD1	53.19	2.18	1.38
2	23	107	PHE	CG-CD1	53.19	2.18	1.38
2	3N	107	PHE	CG-CD1	53.19	2.18	1.38
2	37	107	PHE	CG-CD1	53.19	2.18	1.38
2	4J	107	PHE	CG-CD1	53.19	2.18	1.38
2	4R	107	PHE	CG-CD1	53.19	2.18	1.38
2	5Z	107	PHE	CG-CD1	53.19	2.18	1.38
2	6F	107	PHE	CG-CD1	53.19	2.18	1.38
2	6Z	107	PHE	CG-CD1	53.19	2.18	1.38
2	7J	107	PHE	CG-CD1	53.19	2.18	1.38
2	7V	107	PHE	CG-CD1	53.19	2.18	1.38
2	13	107	PHE	CG-CD1	53.16	2.18	1.38
2	17	107	PHE	CG-CD1	53.16	2.18	1.38
2	2B	107	PHE	CG-CD1	53.16	2.18	1.38
2	3R	107	PHE	CG-CD1	53.16	2.18	1.38
2	3V	107	PHE	CG-CD1	53.16	2.18	1.38
2	3Z	107	PHE	CG-CD1	53.16	2.18	1.38
2	5F	107	PHE	CG-CD1	53.16	2.18	1.38
2	5J	107	PHE	CG-CD1	53.16	2.18	1.38

*Continued on next page...*

*Continued from previous page...*

Mol	Chain	Res	Type	Atoms	Z	Observed(Å)	Ideal(Å)
2	5N	107	PHE	CG-CD1	53.16	2.18	1.38
2	63	107	PHE	CG-CD1	53.16	2.18	1.38
2	67	107	PHE	CG-CD1	53.16	2.18	1.38
2	7B	107	PHE	CG-CD1	53.16	2.18	1.38
2	1B	107	PHE	CG-CD1	53.16	2.18	1.38
2	1J	107	PHE	CG-CD1	53.16	2.18	1.38
2	2F	107	PHE	CG-CD1	53.16	2.18	1.38
2	27	107	PHE	CG-CD1	53.16	2.18	1.38
2	3F	107	PHE	CG-CD1	53.16	2.18	1.38
2	4B	107	PHE	CG-CD1	53.16	2.18	1.38
2	4N	107	PHE	CG-CD1	53.16	2.18	1.38
2	4V	107	PHE	CG-CD1	53.16	2.18	1.38
2	5R	107	PHE	CG-CD1	53.16	2.18	1.38
2	6J	107	PHE	CG-CD1	53.16	2.18	1.38
2	6R	107	PHE	CG-CD1	53.16	2.18	1.38
2	7N	107	PHE	CG-CD1	53.16	2.18	1.38
2	1N	107	PHE	CG-CD1	53.15	2.18	1.38
2	2J	107	PHE	CG-CD1	53.15	2.18	1.38
2	3B	107	PHE	CG-CD1	53.15	2.18	1.38
2	3J	107	PHE	CG-CD1	53.15	2.18	1.38
2	33	107	PHE	CG-CD1	53.15	2.18	1.38
2	4F	107	PHE	CG-CD1	53.15	2.18	1.38
2	4Z	107	PHE	CG-CD1	53.15	2.18	1.38
2	5V	107	PHE	CG-CD1	53.15	2.18	1.38
2	6N	107	PHE	CG-CD1	53.15	2.18	1.38
2	6V	107	PHE	CG-CD1	53.15	2.18	1.38
2	7F	107	PHE	CG-CD1	53.15	2.18	1.38
2	7R	107	PHE	CG-CD1	53.15	2.18	1.38
2	1R	107	PHE	CG-CD1	53.12	2.18	1.38
2	1V	107	PHE	CG-CD1	53.12	2.18	1.38
2	1Z	107	PHE	CG-CD1	53.12	2.18	1.38
2	2R	107	PHE	CG-CD1	53.12	2.18	1.38
2	2V	107	PHE	CG-CD1	53.12	2.18	1.38
2	2Z	107	PHE	CG-CD1	53.12	2.18	1.38
2	43	107	PHE	CG-CD1	53.12	2.18	1.38
2	47	107	PHE	CG-CD1	53.12	2.18	1.38
2	5B	107	PHE	CG-CD1	53.12	2.18	1.38
2	53	107	PHE	CG-CD1	53.12	2.18	1.38
2	57	107	PHE	CG-CD1	53.12	2.18	1.38
2	6B	107	PHE	CG-CD1	53.12	2.18	1.38
2	1R	33	PRO	N-CD	-52.57	0.74	1.47
2	1V	33	PRO	N-CD	-52.57	0.74	1.47

*Continued on next page...*

*Continued from previous page...*

Mol	Chain	Res	Type	Atoms	Z	Observed(Å)	Ideal(Å)
2	1Z	33	PRO	N-CD	-52.57	0.74	1.47
2	2R	33	PRO	N-CD	-52.57	0.74	1.47
2	2V	33	PRO	N-CD	-52.57	0.74	1.47
2	2Z	33	PRO	N-CD	-52.57	0.74	1.47
2	43	33	PRO	N-CD	-52.57	0.74	1.47
2	47	33	PRO	N-CD	-52.57	0.74	1.47
2	5B	33	PRO	N-CD	-52.57	0.74	1.47
2	53	33	PRO	N-CD	-52.57	0.74	1.47
2	57	33	PRO	N-CD	-52.57	0.74	1.47
2	6B	33	PRO	N-CD	-52.57	0.74	1.47
2	13	33	PRO	N-CD	-52.57	0.74	1.47
2	17	33	PRO	N-CD	-52.57	0.74	1.47
2	2B	33	PRO	N-CD	-52.57	0.74	1.47
2	3R	33	PRO	N-CD	-52.57	0.74	1.47
2	3V	33	PRO	N-CD	-52.57	0.74	1.47
2	3Z	33	PRO	N-CD	-52.57	0.74	1.47
2	5F	33	PRO	N-CD	-52.57	0.74	1.47
2	5J	33	PRO	N-CD	-52.57	0.74	1.47
2	5N	33	PRO	N-CD	-52.57	0.74	1.47
2	63	33	PRO	N-CD	-52.57	0.74	1.47
2	67	33	PRO	N-CD	-52.57	0.74	1.47
2	7B	33	PRO	N-CD	-52.57	0.74	1.47
2	1F	33	PRO	N-CD	-52.56	0.74	1.47
2	2N	33	PRO	N-CD	-52.56	0.74	1.47
2	23	33	PRO	N-CD	-52.56	0.74	1.47
2	3N	33	PRO	N-CD	-52.56	0.74	1.47
2	37	33	PRO	N-CD	-52.56	0.74	1.47
2	4J	33	PRO	N-CD	-52.56	0.74	1.47
2	4R	33	PRO	N-CD	-52.56	0.74	1.47
2	5Z	33	PRO	N-CD	-52.56	0.74	1.47
2	6F	33	PRO	N-CD	-52.56	0.74	1.47
2	6Z	33	PRO	N-CD	-52.56	0.74	1.47
2	7J	33	PRO	N-CD	-52.56	0.74	1.47
2	7V	33	PRO	N-CD	-52.56	0.74	1.47
2	1B	33	PRO	N-CD	-52.52	0.74	1.47
2	1J	33	PRO	N-CD	-52.52	0.74	1.47
2	2F	33	PRO	N-CD	-52.52	0.74	1.47
2	27	33	PRO	N-CD	-52.52	0.74	1.47
2	3F	33	PRO	N-CD	-52.52	0.74	1.47
2	4B	33	PRO	N-CD	-52.52	0.74	1.47
2	4N	33	PRO	N-CD	-52.52	0.74	1.47
2	4V	33	PRO	N-CD	-52.52	0.74	1.47

*Continued on next page...*

*Continued from previous page...*

Mol	Chain	Res	Type	Atoms	Z	Observed(Å)	Ideal(Å)
2	5R	33	PRO	N-CD	-52.52	0.74	1.47
2	6J	33	PRO	N-CD	-52.52	0.74	1.47
2	6R	33	PRO	N-CD	-52.52	0.74	1.47
2	7N	33	PRO	N-CD	-52.52	0.74	1.47
2	1N	33	PRO	N-CD	-52.52	0.74	1.47
2	2J	33	PRO	N-CD	-52.52	0.74	1.47
2	3B	33	PRO	N-CD	-52.52	0.74	1.47
2	3J	33	PRO	N-CD	-52.52	0.74	1.47
2	33	33	PRO	N-CD	-52.52	0.74	1.47
2	4F	33	PRO	N-CD	-52.52	0.74	1.47
2	4Z	33	PRO	N-CD	-52.52	0.74	1.47
2	5V	33	PRO	N-CD	-52.52	0.74	1.47
2	6N	33	PRO	N-CD	-52.52	0.74	1.47
2	6V	33	PRO	N-CD	-52.52	0.74	1.47
2	7F	33	PRO	N-CD	-52.52	0.74	1.47
2	7R	33	PRO	N-CD	-52.52	0.74	1.47
2	1N	74	TYR	CE1-CZ	51.82	2.06	1.38
2	2J	74	TYR	CE1-CZ	51.82	2.06	1.38
2	3B	74	TYR	CE1-CZ	51.82	2.06	1.38
2	3J	74	TYR	CE1-CZ	51.82	2.06	1.38
2	33	74	TYR	CE1-CZ	51.82	2.06	1.38
2	4F	74	TYR	CE1-CZ	51.82	2.06	1.38
2	4Z	74	TYR	CE1-CZ	51.82	2.06	1.38
2	5V	74	TYR	CE1-CZ	51.82	2.06	1.38
2	6N	74	TYR	CE1-CZ	51.82	2.06	1.38
2	6V	74	TYR	CE1-CZ	51.82	2.06	1.38
2	7F	74	TYR	CE1-CZ	51.82	2.06	1.38
2	7R	74	TYR	CE1-CZ	51.82	2.06	1.38
2	13	74	TYR	CE1-CZ	51.81	2.06	1.38
2	17	74	TYR	CE1-CZ	51.81	2.06	1.38
2	2B	74	TYR	CE1-CZ	51.81	2.06	1.38
2	3R	74	TYR	CE1-CZ	51.81	2.06	1.38
2	3V	74	TYR	CE1-CZ	51.81	2.06	1.38
2	3Z	74	TYR	CE1-CZ	51.81	2.06	1.38
2	5F	74	TYR	CE1-CZ	51.81	2.06	1.38
2	5J	74	TYR	CE1-CZ	51.81	2.06	1.38
2	5N	74	TYR	CE1-CZ	51.81	2.06	1.38
2	63	74	TYR	CE1-CZ	51.81	2.06	1.38
2	67	74	TYR	CE1-CZ	51.81	2.06	1.38
2	7B	74	TYR	CE1-CZ	51.81	2.06	1.38
2	1B	74	TYR	CE1-CZ	51.79	2.05	1.38
2	1J	74	TYR	CE1-CZ	51.79	2.05	1.38

*Continued on next page...*

*Continued from previous page...*

Mol	Chain	Res	Type	Atoms	Z	Observed(Å)	Ideal(Å)
2	2F	74	TYR	CE1-CZ	51.79	2.05	1.38
2	27	74	TYR	CE1-CZ	51.79	2.05	1.38
2	3F	74	TYR	CE1-CZ	51.79	2.05	1.38
2	4B	74	TYR	CE1-CZ	51.79	2.05	1.38
2	4N	74	TYR	CE1-CZ	51.79	2.05	1.38
2	4V	74	TYR	CE1-CZ	51.79	2.05	1.38
2	5R	74	TYR	CE1-CZ	51.79	2.05	1.38
2	6J	74	TYR	CE1-CZ	51.79	2.05	1.38
2	6R	74	TYR	CE1-CZ	51.79	2.05	1.38
2	7N	74	TYR	CE1-CZ	51.79	2.05	1.38
2	1F	74	TYR	CE1-CZ	51.78	2.05	1.38
2	2N	74	TYR	CE1-CZ	51.78	2.05	1.38
2	23	74	TYR	CE1-CZ	51.78	2.05	1.38
2	3N	74	TYR	CE1-CZ	51.78	2.05	1.38
2	37	74	TYR	CE1-CZ	51.78	2.05	1.38
2	4J	74	TYR	CE1-CZ	51.78	2.05	1.38
2	4R	74	TYR	CE1-CZ	51.78	2.05	1.38
2	5Z	74	TYR	CE1-CZ	51.78	2.05	1.38
2	6F	74	TYR	CE1-CZ	51.78	2.05	1.38
2	6Z	74	TYR	CE1-CZ	51.78	2.05	1.38
2	7J	74	TYR	CE1-CZ	51.78	2.05	1.38
2	7V	74	TYR	CE1-CZ	51.78	2.05	1.38
2	1R	74	TYR	CE1-CZ	51.77	2.05	1.38
2	1V	74	TYR	CE1-CZ	51.77	2.05	1.38
2	1Z	74	TYR	CE1-CZ	51.77	2.05	1.38
2	2R	74	TYR	CE1-CZ	51.77	2.05	1.38
2	2V	74	TYR	CE1-CZ	51.77	2.05	1.38
2	2Z	74	TYR	CE1-CZ	51.77	2.05	1.38
2	43	74	TYR	CE1-CZ	51.77	2.05	1.38
2	47	74	TYR	CE1-CZ	51.77	2.05	1.38
2	5B	74	TYR	CE1-CZ	51.77	2.05	1.38
2	53	74	TYR	CE1-CZ	51.77	2.05	1.38
2	57	74	TYR	CE1-CZ	51.77	2.05	1.38
2	6B	74	TYR	CE1-CZ	51.77	2.05	1.38
2	1R	70	TRP	CD2-CE2	48.21	1.99	1.41
2	1V	70	TRP	CD2-CE2	48.21	1.99	1.41
2	1Z	70	TRP	CD2-CE2	48.21	1.99	1.41
2	2R	70	TRP	CD2-CE2	48.21	1.99	1.41
2	2V	70	TRP	CD2-CE2	48.21	1.99	1.41
2	2Z	70	TRP	CD2-CE2	48.21	1.99	1.41
2	43	70	TRP	CD2-CE2	48.21	1.99	1.41
2	47	70	TRP	CD2-CE2	48.21	1.99	1.41

*Continued on next page...*

*Continued from previous page...*

Mol	Chain	Res	Type	Atoms	Z	Observed(Å)	Ideal(Å)
2	5B	70	TRP	CD2-CE2	48.21	1.99	1.41
2	53	70	TRP	CD2-CE2	48.21	1.99	1.41
2	57	70	TRP	CD2-CE2	48.21	1.99	1.41
2	6B	70	TRP	CD2-CE2	48.21	1.99	1.41
2	13	70	TRP	CD2-CE2	48.17	1.99	1.41
2	17	70	TRP	CD2-CE2	48.17	1.99	1.41
2	2B	70	TRP	CD2-CE2	48.17	1.99	1.41
2	3R	70	TRP	CD2-CE2	48.17	1.99	1.41
2	3V	70	TRP	CD2-CE2	48.17	1.99	1.41
2	3Z	70	TRP	CD2-CE2	48.17	1.99	1.41
2	5F	70	TRP	CD2-CE2	48.17	1.99	1.41
2	5J	70	TRP	CD2-CE2	48.17	1.99	1.41
2	5N	70	TRP	CD2-CE2	48.17	1.99	1.41
2	63	70	TRP	CD2-CE2	48.17	1.99	1.41
2	67	70	TRP	CD2-CE2	48.17	1.99	1.41
2	7B	70	TRP	CD2-CE2	48.17	1.99	1.41
2	1B	70	TRP	CD2-CE2	48.17	1.99	1.41
2	1J	70	TRP	CD2-CE2	48.17	1.99	1.41
2	2F	70	TRP	CD2-CE2	48.17	1.99	1.41
2	27	70	TRP	CD2-CE2	48.17	1.99	1.41
2	3F	70	TRP	CD2-CE2	48.17	1.99	1.41
2	4B	70	TRP	CD2-CE2	48.17	1.99	1.41
2	4N	70	TRP	CD2-CE2	48.17	1.99	1.41
2	4V	70	TRP	CD2-CE2	48.17	1.99	1.41
2	5R	70	TRP	CD2-CE2	48.17	1.99	1.41
2	6J	70	TRP	CD2-CE2	48.17	1.99	1.41
2	6R	70	TRP	CD2-CE2	48.17	1.99	1.41
2	7N	70	TRP	CD2-CE2	48.17	1.99	1.41
2	1F	70	TRP	CD2-CE2	48.14	1.99	1.41
2	2N	70	TRP	CD2-CE2	48.14	1.99	1.41
2	23	70	TRP	CD2-CE2	48.14	1.99	1.41
2	3N	70	TRP	CD2-CE2	48.14	1.99	1.41
2	37	70	TRP	CD2-CE2	48.14	1.99	1.41
2	4J	70	TRP	CD2-CE2	48.14	1.99	1.41
2	4R	70	TRP	CD2-CE2	48.14	1.99	1.41
2	5Z	70	TRP	CD2-CE2	48.14	1.99	1.41
2	6F	70	TRP	CD2-CE2	48.14	1.99	1.41
2	6Z	70	TRP	CD2-CE2	48.14	1.99	1.41
2	7J	70	TRP	CD2-CE2	48.14	1.99	1.41
2	7V	70	TRP	CD2-CE2	48.14	1.99	1.41
2	1N	70	TRP	CD2-CE2	48.13	1.99	1.41
2	2J	70	TRP	CD2-CE2	48.13	1.99	1.41

*Continued on next page...*

*Continued from previous page...*

Mol	Chain	Res	Type	Atoms	Z	Observed(Å)	Ideal(Å)
2	3B	70	TRP	CD2-CE2	48.13	1.99	1.41
2	3J	70	TRP	CD2-CE2	48.13	1.99	1.41
2	33	70	TRP	CD2-CE2	48.13	1.99	1.41
2	4F	70	TRP	CD2-CE2	48.13	1.99	1.41
2	4Z	70	TRP	CD2-CE2	48.13	1.99	1.41
2	5V	70	TRP	CD2-CE2	48.13	1.99	1.41
2	6N	70	TRP	CD2-CE2	48.13	1.99	1.41
2	6V	70	TRP	CD2-CE2	48.13	1.99	1.41
2	7F	70	TRP	CD2-CE2	48.13	1.99	1.41
2	7R	70	TRP	CD2-CE2	48.13	1.99	1.41
1	1A	78	SER	CB-OG	44.43	2.00	1.42
1	1I	78	SER	CB-OG	44.43	2.00	1.42
1	1Q	78	SER	CB-OG	44.43	2.00	1.42
1	1U	78	SER	CB-OG	44.43	2.00	1.42
1	1Y	78	SER	CB-OG	44.43	2.00	1.42
1	2E	78	SER	CB-OG	44.43	2.00	1.42
1	2Q	78	SER	CB-OG	44.43	2.00	1.42
1	2U	78	SER	CB-OG	44.43	2.00	1.42
1	2Y	78	SER	CB-OG	44.43	2.00	1.42
1	26	78	SER	CB-OG	44.43	2.00	1.42
1	3E	78	SER	CB-OG	44.43	2.00	1.42
1	4A	78	SER	CB-OG	44.43	2.00	1.42
1	4M	78	SER	CB-OG	44.43	2.00	1.42
1	4U	78	SER	CB-OG	44.43	2.00	1.42
1	42	78	SER	CB-OG	44.43	2.00	1.42
1	46	78	SER	CB-OG	44.43	2.00	1.42
1	5A	78	SER	CB-OG	44.43	2.00	1.42
1	5Q	78	SER	CB-OG	44.43	2.00	1.42
1	52	78	SER	CB-OG	44.43	2.00	1.42
1	56	78	SER	CB-OG	44.43	2.00	1.42
1	6A	78	SER	CB-OG	44.43	2.00	1.42
1	6I	78	SER	CB-OG	44.43	2.00	1.42
1	6Q	78	SER	CB-OG	44.43	2.00	1.42
1	7M	78	SER	CB-OG	44.43	2.00	1.42
1	12	78	SER	CB-OG	44.41	2.00	1.42
1	16	78	SER	CB-OG	44.41	2.00	1.42
1	2A	78	SER	CB-OG	44.41	2.00	1.42
1	3Q	78	SER	CB-OG	44.41	2.00	1.42
1	3U	78	SER	CB-OG	44.41	2.00	1.42
1	3Y	78	SER	CB-OG	44.41	2.00	1.42
1	5E	78	SER	CB-OG	44.41	2.00	1.42
1	5I	78	SER	CB-OG	44.41	2.00	1.42

*Continued on next page...*



*Continued from previous page...*

Mol	Chain	Res	Type	Atoms	Z	Observed(Å)	Ideal(Å)
1	5M	78	SER	CB-OG	44.41	2.00	1.42
1	62	78	SER	CB-OG	44.41	2.00	1.42
1	66	78	SER	CB-OG	44.41	2.00	1.42
1	7A	78	SER	CB-OG	44.41	2.00	1.42
1	1M	78	SER	CB-OG	44.39	2.00	1.42
1	2I	78	SER	CB-OG	44.39	2.00	1.42
1	3A	78	SER	CB-OG	44.39	2.00	1.42
1	3I	78	SER	CB-OG	44.39	2.00	1.42
1	32	78	SER	CB-OG	44.39	2.00	1.42
1	4E	78	SER	CB-OG	44.39	2.00	1.42
1	4Y	78	SER	CB-OG	44.39	2.00	1.42
1	5U	78	SER	CB-OG	44.39	2.00	1.42
1	6M	78	SER	CB-OG	44.39	2.00	1.42
1	6U	78	SER	CB-OG	44.39	2.00	1.42
1	7E	78	SER	CB-OG	44.39	2.00	1.42
1	7Q	78	SER	CB-OG	44.39	2.00	1.42
1	1E	78	SER	CB-OG	44.37	2.00	1.42
1	2M	78	SER	CB-OG	44.37	2.00	1.42
1	22	78	SER	CB-OG	44.37	2.00	1.42
1	3M	78	SER	CB-OG	44.37	2.00	1.42
1	36	78	SER	CB-OG	44.37	2.00	1.42
1	4I	78	SER	CB-OG	44.37	2.00	1.42
1	4Q	78	SER	CB-OG	44.37	2.00	1.42
1	5Y	78	SER	CB-OG	44.37	2.00	1.42
1	6E	78	SER	CB-OG	44.37	2.00	1.42
1	6Y	78	SER	CB-OG	44.37	2.00	1.42
1	7I	78	SER	CB-OG	44.37	2.00	1.42
1	7U	78	SER	CB-OG	44.37	2.00	1.42
2	1F	31	PHE	CE2-CZ	42.98	2.19	1.37
2	2N	31	PHE	CE2-CZ	42.98	2.19	1.37
2	23	31	PHE	CE2-CZ	42.98	2.19	1.37
2	3N	31	PHE	CE2-CZ	42.98	2.19	1.37
2	37	31	PHE	CE2-CZ	42.98	2.19	1.37
2	4J	31	PHE	CE2-CZ	42.98	2.19	1.37
2	4R	31	PHE	CE2-CZ	42.98	2.19	1.37
2	5Z	31	PHE	CE2-CZ	42.98	2.19	1.37
2	6F	31	PHE	CE2-CZ	42.98	2.19	1.37
2	6Z	31	PHE	CE2-CZ	42.98	2.19	1.37
2	7J	31	PHE	CE2-CZ	42.98	2.19	1.37
2	7V	31	PHE	CE2-CZ	42.98	2.19	1.37
2	1B	31	PHE	CE2-CZ	42.96	2.19	1.37
2	1J	31	PHE	CE2-CZ	42.96	2.19	1.37

*Continued on next page...*



*Continued from previous page...*

Mol	Chain	Res	Type	Atoms	Z	Observed(Å)	Ideal(Å)
2	13	31	PHE	CE2-CZ	42.96	2.19	1.37
2	17	31	PHE	CE2-CZ	42.96	2.19	1.37
2	2B	31	PHE	CE2-CZ	42.96	2.19	1.37
2	2F	31	PHE	CE2-CZ	42.96	2.19	1.37
2	27	31	PHE	CE2-CZ	42.96	2.19	1.37
2	3F	31	PHE	CE2-CZ	42.96	2.19	1.37
2	3R	31	PHE	CE2-CZ	42.96	2.19	1.37
2	3V	31	PHE	CE2-CZ	42.96	2.19	1.37
2	3Z	31	PHE	CE2-CZ	42.96	2.19	1.37
2	4B	31	PHE	CE2-CZ	42.96	2.19	1.37
2	4N	31	PHE	CE2-CZ	42.96	2.19	1.37
2	4V	31	PHE	CE2-CZ	42.96	2.19	1.37
2	5F	31	PHE	CE2-CZ	42.96	2.19	1.37
2	5J	31	PHE	CE2-CZ	42.96	2.19	1.37
2	5N	31	PHE	CE2-CZ	42.96	2.19	1.37
2	5R	31	PHE	CE2-CZ	42.96	2.19	1.37
2	6J	31	PHE	CE2-CZ	42.96	2.19	1.37
2	6R	31	PHE	CE2-CZ	42.96	2.19	1.37
2	63	31	PHE	CE2-CZ	42.96	2.19	1.37
2	67	31	PHE	CE2-CZ	42.96	2.19	1.37
2	7B	31	PHE	CE2-CZ	42.96	2.19	1.37
2	7N	31	PHE	CE2-CZ	42.96	2.19	1.37
2	1N	31	PHE	CE2-CZ	42.96	2.19	1.37
2	2J	31	PHE	CE2-CZ	42.96	2.19	1.37
2	3B	31	PHE	CE2-CZ	42.96	2.19	1.37
2	3J	31	PHE	CE2-CZ	42.96	2.19	1.37
2	33	31	PHE	CE2-CZ	42.96	2.19	1.37
2	4F	31	PHE	CE2-CZ	42.96	2.19	1.37
2	4Z	31	PHE	CE2-CZ	42.96	2.19	1.37
2	5V	31	PHE	CE2-CZ	42.96	2.19	1.37
2	6N	31	PHE	CE2-CZ	42.96	2.19	1.37
2	6V	31	PHE	CE2-CZ	42.96	2.19	1.37
2	7F	31	PHE	CE2-CZ	42.96	2.19	1.37
2	7R	31	PHE	CE2-CZ	42.96	2.19	1.37
2	1R	31	PHE	CE2-CZ	42.93	2.19	1.37
2	1V	31	PHE	CE2-CZ	42.93	2.19	1.37
2	1Z	31	PHE	CE2-CZ	42.93	2.19	1.37
2	2R	31	PHE	CE2-CZ	42.93	2.19	1.37
2	2V	31	PHE	CE2-CZ	42.93	2.19	1.37
2	2Z	31	PHE	CE2-CZ	42.93	2.19	1.37
2	43	31	PHE	CE2-CZ	42.93	2.19	1.37
2	47	31	PHE	CE2-CZ	42.93	2.19	1.37

*Continued on next page...*

*Continued from previous page...*

Mol	Chain	Res	Type	Atoms	Z	Observed(Å)	Ideal(Å)
2	5B	31	PHE	CE2-CZ	42.93	2.19	1.37
2	53	31	PHE	CE2-CZ	42.93	2.19	1.37
2	57	31	PHE	CE2-CZ	42.93	2.19	1.37
2	6B	31	PHE	CE2-CZ	42.93	2.19	1.37
2	1F	74	TYR	CD2-CE2	-41.57	0.77	1.39
2	1R	74	TYR	CD2-CE2	-41.57	0.77	1.39
2	1V	74	TYR	CD2-CE2	-41.57	0.77	1.39
2	1Z	74	TYR	CD2-CE2	-41.57	0.77	1.39
2	2N	74	TYR	CD2-CE2	-41.57	0.77	1.39
2	2R	74	TYR	CD2-CE2	-41.57	0.77	1.39
2	2V	74	TYR	CD2-CE2	-41.57	0.77	1.39
2	2Z	74	TYR	CD2-CE2	-41.57	0.77	1.39
2	23	74	TYR	CD2-CE2	-41.57	0.77	1.39
2	3N	74	TYR	CD2-CE2	-41.57	0.77	1.39
2	37	74	TYR	CD2-CE2	-41.57	0.77	1.39
2	4J	74	TYR	CD2-CE2	-41.57	0.77	1.39
2	4R	74	TYR	CD2-CE2	-41.57	0.77	1.39
2	43	74	TYR	CD2-CE2	-41.57	0.77	1.39
2	47	74	TYR	CD2-CE2	-41.57	0.77	1.39
2	5B	74	TYR	CD2-CE2	-41.57	0.77	1.39
2	5Z	74	TYR	CD2-CE2	-41.57	0.77	1.39
2	53	74	TYR	CD2-CE2	-41.57	0.77	1.39
2	57	74	TYR	CD2-CE2	-41.57	0.77	1.39
2	6B	74	TYR	CD2-CE2	-41.57	0.77	1.39
2	6F	74	TYR	CD2-CE2	-41.57	0.77	1.39
2	6Z	74	TYR	CD2-CE2	-41.57	0.77	1.39
2	7J	74	TYR	CD2-CE2	-41.57	0.77	1.39
2	7V	74	TYR	CD2-CE2	-41.57	0.77	1.39
2	1N	74	TYR	CD2-CE2	-41.53	0.77	1.39
2	2J	74	TYR	CD2-CE2	-41.53	0.77	1.39
2	3B	74	TYR	CD2-CE2	-41.53	0.77	1.39
2	3J	74	TYR	CD2-CE2	-41.53	0.77	1.39
2	33	74	TYR	CD2-CE2	-41.53	0.77	1.39
2	4F	74	TYR	CD2-CE2	-41.53	0.77	1.39
2	4Z	74	TYR	CD2-CE2	-41.53	0.77	1.39
2	5V	74	TYR	CD2-CE2	-41.53	0.77	1.39
2	6N	74	TYR	CD2-CE2	-41.53	0.77	1.39
2	6V	74	TYR	CD2-CE2	-41.53	0.77	1.39
2	7F	74	TYR	CD2-CE2	-41.53	0.77	1.39
2	7R	74	TYR	CD2-CE2	-41.53	0.77	1.39
2	13	74	TYR	CD2-CE2	-41.53	0.77	1.39
2	17	74	TYR	CD2-CE2	-41.53	0.77	1.39

*Continued on next page...*

*Continued from previous page...*

Mol	Chain	Res	Type	Atoms	Z	Observed(Å)	Ideal(Å)
2	2B	74	TYR	CD2-CE2	-41.53	0.77	1.39
2	3R	74	TYR	CD2-CE2	-41.53	0.77	1.39
2	3V	74	TYR	CD2-CE2	-41.53	0.77	1.39
2	3Z	74	TYR	CD2-CE2	-41.53	0.77	1.39
2	5F	74	TYR	CD2-CE2	-41.53	0.77	1.39
2	5J	74	TYR	CD2-CE2	-41.53	0.77	1.39
2	5N	74	TYR	CD2-CE2	-41.53	0.77	1.39
2	63	74	TYR	CD2-CE2	-41.53	0.77	1.39
2	67	74	TYR	CD2-CE2	-41.53	0.77	1.39
2	7B	74	TYR	CD2-CE2	-41.53	0.77	1.39
2	1B	74	TYR	CD2-CE2	-41.52	0.77	1.39
2	1J	74	TYR	CD2-CE2	-41.52	0.77	1.39
2	2F	74	TYR	CD2-CE2	-41.52	0.77	1.39
2	27	74	TYR	CD2-CE2	-41.52	0.77	1.39
2	3F	74	TYR	CD2-CE2	-41.52	0.77	1.39
2	4B	74	TYR	CD2-CE2	-41.52	0.77	1.39
2	4N	74	TYR	CD2-CE2	-41.52	0.77	1.39
2	4V	74	TYR	CD2-CE2	-41.52	0.77	1.39
2	5R	74	TYR	CD2-CE2	-41.52	0.77	1.39
2	6J	74	TYR	CD2-CE2	-41.52	0.77	1.39
2	6R	74	TYR	CD2-CE2	-41.52	0.77	1.39
2	7N	74	TYR	CD2-CE2	-41.52	0.77	1.39
1	1E	48	TYR	CE2-CZ	40.92	1.91	1.38
1	2M	48	TYR	CE2-CZ	40.92	1.91	1.38
1	22	48	TYR	CE2-CZ	40.92	1.91	1.38
1	3M	48	TYR	CE2-CZ	40.92	1.91	1.38
1	36	48	TYR	CE2-CZ	40.92	1.91	1.38
1	4I	48	TYR	CE2-CZ	40.92	1.91	1.38
1	4Q	48	TYR	CE2-CZ	40.92	1.91	1.38
1	5Y	48	TYR	CE2-CZ	40.92	1.91	1.38
1	6E	48	TYR	CE2-CZ	40.92	1.91	1.38
1	6Y	48	TYR	CE2-CZ	40.92	1.91	1.38
1	7I	48	TYR	CE2-CZ	40.92	1.91	1.38
1	7U	48	TYR	CE2-CZ	40.92	1.91	1.38
1	1A	48	TYR	CE2-CZ	40.92	1.91	1.38
1	1I	48	TYR	CE2-CZ	40.92	1.91	1.38
1	2E	48	TYR	CE2-CZ	40.92	1.91	1.38
1	26	48	TYR	CE2-CZ	40.92	1.91	1.38
1	3E	48	TYR	CE2-CZ	40.92	1.91	1.38
1	4A	48	TYR	CE2-CZ	40.92	1.91	1.38
1	4M	48	TYR	CE2-CZ	40.92	1.91	1.38
1	4U	48	TYR	CE2-CZ	40.92	1.91	1.38

*Continued on next page...*

*Continued from previous page...*

Mol	Chain	Res	Type	Atoms	Z	Observed(Å)	Ideal(Å)
1	5Q	48	TYR	CE2-CZ	40.92	1.91	1.38
1	6I	48	TYR	CE2-CZ	40.92	1.91	1.38
1	6Q	48	TYR	CE2-CZ	40.92	1.91	1.38
1	7M	48	TYR	CE2-CZ	40.92	1.91	1.38
1	12	48	TYR	CE2-CZ	40.91	1.91	1.38
1	16	48	TYR	CE2-CZ	40.91	1.91	1.38
1	2A	48	TYR	CE2-CZ	40.91	1.91	1.38
1	3Q	48	TYR	CE2-CZ	40.91	1.91	1.38
1	3U	48	TYR	CE2-CZ	40.91	1.91	1.38
1	3Y	48	TYR	CE2-CZ	40.91	1.91	1.38
1	5E	48	TYR	CE2-CZ	40.91	1.91	1.38
1	5I	48	TYR	CE2-CZ	40.91	1.91	1.38
1	5M	48	TYR	CE2-CZ	40.91	1.91	1.38
1	62	48	TYR	CE2-CZ	40.91	1.91	1.38
1	66	48	TYR	CE2-CZ	40.91	1.91	1.38
1	7A	48	TYR	CE2-CZ	40.91	1.91	1.38
1	1Q	48	TYR	CE2-CZ	40.89	1.91	1.38
1	1U	48	TYR	CE2-CZ	40.89	1.91	1.38
1	1Y	48	TYR	CE2-CZ	40.89	1.91	1.38
1	2Q	48	TYR	CE2-CZ	40.89	1.91	1.38
1	2U	48	TYR	CE2-CZ	40.89	1.91	1.38
1	2Y	48	TYR	CE2-CZ	40.89	1.91	1.38
1	42	48	TYR	CE2-CZ	40.89	1.91	1.38
1	46	48	TYR	CE2-CZ	40.89	1.91	1.38
1	5A	48	TYR	CE2-CZ	40.89	1.91	1.38
1	52	48	TYR	CE2-CZ	40.89	1.91	1.38
1	56	48	TYR	CE2-CZ	40.89	1.91	1.38
1	6A	48	TYR	CE2-CZ	40.89	1.91	1.38
1	1M	48	TYR	CE2-CZ	40.88	1.91	1.38
1	2I	48	TYR	CE2-CZ	40.88	1.91	1.38
1	3A	48	TYR	CE2-CZ	40.88	1.91	1.38
1	3I	48	TYR	CE2-CZ	40.88	1.91	1.38
1	32	48	TYR	CE2-CZ	40.88	1.91	1.38
1	4E	48	TYR	CE2-CZ	40.88	1.91	1.38
1	4Y	48	TYR	CE2-CZ	40.88	1.91	1.38
1	5U	48	TYR	CE2-CZ	40.88	1.91	1.38
1	6M	48	TYR	CE2-CZ	40.88	1.91	1.38
1	6U	48	TYR	CE2-CZ	40.88	1.91	1.38
1	7E	48	TYR	CE2-CZ	40.88	1.91	1.38
1	7Q	48	TYR	CE2-CZ	40.88	1.91	1.38
1	1E	65	PHE	CD2-CE2	40.32	2.19	1.39
1	2M	65	PHE	CD2-CE2	40.32	2.19	1.39

*Continued on next page...*

*Continued from previous page...*

Mol	Chain	Res	Type	Atoms	Z	Observed(Å)	Ideal(Å)
1	22	65	PHE	CD2-CE2	40.32	2.19	1.39
1	3M	65	PHE	CD2-CE2	40.32	2.19	1.39
1	36	65	PHE	CD2-CE2	40.32	2.19	1.39
1	4I	65	PHE	CD2-CE2	40.32	2.19	1.39
1	4Q	65	PHE	CD2-CE2	40.32	2.19	1.39
1	5Y	65	PHE	CD2-CE2	40.32	2.19	1.39
1	6E	65	PHE	CD2-CE2	40.32	2.19	1.39
1	6Y	65	PHE	CD2-CE2	40.32	2.19	1.39
1	7I	65	PHE	CD2-CE2	40.32	2.19	1.39
1	7U	65	PHE	CD2-CE2	40.32	2.19	1.39
1	1A	65	PHE	CD2-CE2	40.29	2.19	1.39
1	1I	65	PHE	CD2-CE2	40.29	2.19	1.39
1	2E	65	PHE	CD2-CE2	40.29	2.19	1.39
1	26	65	PHE	CD2-CE2	40.29	2.19	1.39
1	3E	65	PHE	CD2-CE2	40.29	2.19	1.39
1	4A	65	PHE	CD2-CE2	40.29	2.19	1.39
1	4M	65	PHE	CD2-CE2	40.29	2.19	1.39
1	4U	65	PHE	CD2-CE2	40.29	2.19	1.39
1	5Q	65	PHE	CD2-CE2	40.29	2.19	1.39
1	6I	65	PHE	CD2-CE2	40.29	2.19	1.39
1	6Q	65	PHE	CD2-CE2	40.29	2.19	1.39
1	7M	65	PHE	CD2-CE2	40.29	2.19	1.39
1	12	65	PHE	CD2-CE2	40.29	2.19	1.39
1	16	65	PHE	CD2-CE2	40.29	2.19	1.39
1	2A	65	PHE	CD2-CE2	40.29	2.19	1.39
1	3Q	65	PHE	CD2-CE2	40.29	2.19	1.39
1	3U	65	PHE	CD2-CE2	40.29	2.19	1.39
1	3Y	65	PHE	CD2-CE2	40.29	2.19	1.39
1	5E	65	PHE	CD2-CE2	40.29	2.19	1.39
1	5I	65	PHE	CD2-CE2	40.29	2.19	1.39
1	5M	65	PHE	CD2-CE2	40.29	2.19	1.39
1	62	65	PHE	CD2-CE2	40.29	2.19	1.39
1	66	65	PHE	CD2-CE2	40.29	2.19	1.39
1	7A	65	PHE	CD2-CE2	40.29	2.19	1.39
1	1Q	65	PHE	CD2-CE2	40.28	2.19	1.39
1	1U	65	PHE	CD2-CE2	40.28	2.19	1.39
1	1Y	65	PHE	CD2-CE2	40.28	2.19	1.39
1	2Q	65	PHE	CD2-CE2	40.28	2.19	1.39
1	2U	65	PHE	CD2-CE2	40.28	2.19	1.39
1	2Y	65	PHE	CD2-CE2	40.28	2.19	1.39
1	42	65	PHE	CD2-CE2	40.28	2.19	1.39
1	46	65	PHE	CD2-CE2	40.28	2.19	1.39

*Continued on next page...*

*Continued from previous page...*

Mol	Chain	Res	Type	Atoms	Z	Observed(Å)	Ideal(Å)
1	5A	65	PHE	CD2-CE2	40.28	2.19	1.39
1	52	65	PHE	CD2-CE2	40.28	2.19	1.39
1	56	65	PHE	CD2-CE2	40.28	2.19	1.39
1	6A	65	PHE	CD2-CE2	40.28	2.19	1.39
1	1M	65	PHE	CD2-CE2	40.26	2.19	1.39
1	2I	65	PHE	CD2-CE2	40.26	2.19	1.39
1	3A	65	PHE	CD2-CE2	40.26	2.19	1.39
1	3I	65	PHE	CD2-CE2	40.26	2.19	1.39
1	32	65	PHE	CD2-CE2	40.26	2.19	1.39
1	4E	65	PHE	CD2-CE2	40.26	2.19	1.39
1	4Y	65	PHE	CD2-CE2	40.26	2.19	1.39
1	5U	65	PHE	CD2-CE2	40.26	2.19	1.39
1	6M	65	PHE	CD2-CE2	40.26	2.19	1.39
1	6U	65	PHE	CD2-CE2	40.26	2.19	1.39
1	7E	65	PHE	CD2-CE2	40.26	2.19	1.39
1	7Q	65	PHE	CD2-CE2	40.26	2.19	1.39
1	12	48	TYR	CZ-OH	39.67	2.05	1.37
1	16	48	TYR	CZ-OH	39.67	2.05	1.37
1	2A	48	TYR	CZ-OH	39.67	2.05	1.37
1	3Q	48	TYR	CZ-OH	39.67	2.05	1.37
1	3U	48	TYR	CZ-OH	39.67	2.05	1.37
1	3Y	48	TYR	CZ-OH	39.67	2.05	1.37
1	5E	48	TYR	CZ-OH	39.67	2.05	1.37
1	5I	48	TYR	CZ-OH	39.67	2.05	1.37
1	5M	48	TYR	CZ-OH	39.67	2.05	1.37
1	62	48	TYR	CZ-OH	39.67	2.05	1.37
1	66	48	TYR	CZ-OH	39.67	2.05	1.37
1	7A	48	TYR	CZ-OH	39.67	2.05	1.37
1	1E	48	TYR	CZ-OH	39.65	2.05	1.37
1	2M	48	TYR	CZ-OH	39.65	2.05	1.37
1	22	48	TYR	CZ-OH	39.65	2.05	1.37
1	3M	48	TYR	CZ-OH	39.65	2.05	1.37
1	36	48	TYR	CZ-OH	39.65	2.05	1.37
1	4I	48	TYR	CZ-OH	39.65	2.05	1.37
1	4Q	48	TYR	CZ-OH	39.65	2.05	1.37
1	5Y	48	TYR	CZ-OH	39.65	2.05	1.37
1	6E	48	TYR	CZ-OH	39.65	2.05	1.37
1	6Y	48	TYR	CZ-OH	39.65	2.05	1.37
1	7I	48	TYR	CZ-OH	39.65	2.05	1.37
1	7U	48	TYR	CZ-OH	39.65	2.05	1.37
1	1Q	48	TYR	CZ-OH	39.65	2.05	1.37
1	1U	48	TYR	CZ-OH	39.65	2.05	1.37

*Continued on next page...*

*Continued from previous page...*

Mol	Chain	Res	Type	Atoms	Z	Observed(Å)	Ideal(Å)
1	1Y	48	TYR	CZ-OH	39.65	2.05	1.37
1	2Q	48	TYR	CZ-OH	39.65	2.05	1.37
1	2U	48	TYR	CZ-OH	39.65	2.05	1.37
1	2Y	48	TYR	CZ-OH	39.65	2.05	1.37
1	42	48	TYR	CZ-OH	39.65	2.05	1.37
1	46	48	TYR	CZ-OH	39.65	2.05	1.37
1	5A	48	TYR	CZ-OH	39.65	2.05	1.37
1	52	48	TYR	CZ-OH	39.65	2.05	1.37
1	56	48	TYR	CZ-OH	39.65	2.05	1.37
1	6A	48	TYR	CZ-OH	39.65	2.05	1.37
1	1M	48	TYR	CZ-OH	39.65	2.05	1.37
1	2I	48	TYR	CZ-OH	39.65	2.05	1.37
1	3A	48	TYR	CZ-OH	39.65	2.05	1.37
1	3I	48	TYR	CZ-OH	39.65	2.05	1.37
1	32	48	TYR	CZ-OH	39.65	2.05	1.37
1	4E	48	TYR	CZ-OH	39.65	2.05	1.37
1	4Y	48	TYR	CZ-OH	39.65	2.05	1.37
1	5U	48	TYR	CZ-OH	39.65	2.05	1.37
1	6M	48	TYR	CZ-OH	39.65	2.05	1.37
1	6U	48	TYR	CZ-OH	39.65	2.05	1.37
1	7E	48	TYR	CZ-OH	39.65	2.05	1.37
1	7Q	48	TYR	CZ-OH	39.65	2.05	1.37
1	1A	48	TYR	CZ-OH	39.62	2.05	1.37
1	1I	48	TYR	CZ-OH	39.62	2.05	1.37
1	2E	48	TYR	CZ-OH	39.62	2.05	1.37
1	26	48	TYR	CZ-OH	39.62	2.05	1.37
1	3E	48	TYR	CZ-OH	39.62	2.05	1.37
1	4A	48	TYR	CZ-OH	39.62	2.05	1.37
1	4M	48	TYR	CZ-OH	39.62	2.05	1.37
1	4U	48	TYR	CZ-OH	39.62	2.05	1.37
1	5Q	48	TYR	CZ-OH	39.62	2.05	1.37
1	6I	48	TYR	CZ-OH	39.62	2.05	1.37
1	6Q	48	TYR	CZ-OH	39.62	2.05	1.37
1	7M	48	TYR	CZ-OH	39.62	2.05	1.37
2	1N	36	SER	CB-OG	38.53	1.92	1.42
2	1R	36	SER	CB-OG	38.53	1.92	1.42
2	1V	36	SER	CB-OG	38.53	1.92	1.42
2	1Z	36	SER	CB-OG	38.53	1.92	1.42
2	2J	36	SER	CB-OG	38.53	1.92	1.42
2	2R	36	SER	CB-OG	38.53	1.92	1.42
2	2V	36	SER	CB-OG	38.53	1.92	1.42
2	2Z	36	SER	CB-OG	38.53	1.92	1.42

*Continued on next page...*



*Continued from previous page...*

Mol	Chain	Res	Type	Atoms	Z	Observed(Å)	Ideal(Å)
2	3B	36	SER	CB-OG	38.53	1.92	1.42
2	3J	36	SER	CB-OG	38.53	1.92	1.42
2	33	36	SER	CB-OG	38.53	1.92	1.42
2	4F	36	SER	CB-OG	38.53	1.92	1.42
2	4Z	36	SER	CB-OG	38.53	1.92	1.42
2	43	36	SER	CB-OG	38.53	1.92	1.42
2	47	36	SER	CB-OG	38.53	1.92	1.42
2	5B	36	SER	CB-OG	38.53	1.92	1.42
2	5V	36	SER	CB-OG	38.53	1.92	1.42
2	53	36	SER	CB-OG	38.53	1.92	1.42
2	57	36	SER	CB-OG	38.53	1.92	1.42
2	6B	36	SER	CB-OG	38.53	1.92	1.42
2	6N	36	SER	CB-OG	38.53	1.92	1.42
2	6V	36	SER	CB-OG	38.53	1.92	1.42
2	7F	36	SER	CB-OG	38.53	1.92	1.42
2	7R	36	SER	CB-OG	38.53	1.92	1.42
2	1F	36	SER	CB-OG	38.52	1.92	1.42
2	2N	36	SER	CB-OG	38.52	1.92	1.42
2	23	36	SER	CB-OG	38.52	1.92	1.42
2	3N	36	SER	CB-OG	38.52	1.92	1.42
2	37	36	SER	CB-OG	38.52	1.92	1.42
2	4J	36	SER	CB-OG	38.52	1.92	1.42
2	4R	36	SER	CB-OG	38.52	1.92	1.42
2	5Z	36	SER	CB-OG	38.52	1.92	1.42
2	6F	36	SER	CB-OG	38.52	1.92	1.42
2	6Z	36	SER	CB-OG	38.52	1.92	1.42
2	7J	36	SER	CB-OG	38.52	1.92	1.42
2	7V	36	SER	CB-OG	38.52	1.92	1.42
2	13	36	SER	CB-OG	38.51	1.92	1.42
2	17	36	SER	CB-OG	38.51	1.92	1.42
2	2B	36	SER	CB-OG	38.51	1.92	1.42
2	3R	36	SER	CB-OG	38.51	1.92	1.42
2	3V	36	SER	CB-OG	38.51	1.92	1.42
2	3Z	36	SER	CB-OG	38.51	1.92	1.42
2	5F	36	SER	CB-OG	38.51	1.92	1.42
2	5J	36	SER	CB-OG	38.51	1.92	1.42
2	5N	36	SER	CB-OG	38.51	1.92	1.42
2	63	36	SER	CB-OG	38.51	1.92	1.42
2	67	36	SER	CB-OG	38.51	1.92	1.42
2	7B	36	SER	CB-OG	38.51	1.92	1.42
2	1B	36	SER	CB-OG	38.51	1.92	1.42
2	1J	36	SER	CB-OG	38.51	1.92	1.42

*Continued on next page...*



*Continued from previous page...*

Mol	Chain	Res	Type	Atoms	Z	Observed(Å)	Ideal(Å)
2	2F	36	SER	CB-OG	38.51	1.92	1.42
2	27	36	SER	CB-OG	38.51	1.92	1.42
2	3F	36	SER	CB-OG	38.51	1.92	1.42
2	4B	36	SER	CB-OG	38.51	1.92	1.42
2	4N	36	SER	CB-OG	38.51	1.92	1.42
2	4V	36	SER	CB-OG	38.51	1.92	1.42
2	5R	36	SER	CB-OG	38.51	1.92	1.42
2	6J	36	SER	CB-OG	38.51	1.92	1.42
2	6R	36	SER	CB-OG	38.51	1.92	1.42
2	7N	36	SER	CB-OG	38.51	1.92	1.42
1	1M	80	PHE	CE2-CZ	37.96	2.09	1.37
1	2I	80	PHE	CE2-CZ	37.96	2.09	1.37
1	3A	80	PHE	CE2-CZ	37.96	2.09	1.37
1	3I	80	PHE	CE2-CZ	37.96	2.09	1.37
1	32	80	PHE	CE2-CZ	37.96	2.09	1.37
1	4E	80	PHE	CE2-CZ	37.96	2.09	1.37
1	4Y	80	PHE	CE2-CZ	37.96	2.09	1.37
1	5U	80	PHE	CE2-CZ	37.96	2.09	1.37
1	6M	80	PHE	CE2-CZ	37.96	2.09	1.37
1	6U	80	PHE	CE2-CZ	37.96	2.09	1.37
1	7E	80	PHE	CE2-CZ	37.96	2.09	1.37
1	7Q	80	PHE	CE2-CZ	37.96	2.09	1.37
1	1Q	80	PHE	CE2-CZ	37.95	2.09	1.37
1	1U	80	PHE	CE2-CZ	37.95	2.09	1.37
1	1Y	80	PHE	CE2-CZ	37.95	2.09	1.37
1	12	80	PHE	CE2-CZ	37.95	2.09	1.37
1	16	80	PHE	CE2-CZ	37.95	2.09	1.37
1	2A	80	PHE	CE2-CZ	37.95	2.09	1.37
1	2Q	80	PHE	CE2-CZ	37.95	2.09	1.37
1	2U	80	PHE	CE2-CZ	37.95	2.09	1.37
1	2Y	80	PHE	CE2-CZ	37.95	2.09	1.37
1	3Q	80	PHE	CE2-CZ	37.95	2.09	1.37
1	3U	80	PHE	CE2-CZ	37.95	2.09	1.37
1	3Y	80	PHE	CE2-CZ	37.95	2.09	1.37
1	42	80	PHE	CE2-CZ	37.95	2.09	1.37
1	46	80	PHE	CE2-CZ	37.95	2.09	1.37
1	5A	80	PHE	CE2-CZ	37.95	2.09	1.37
1	5E	80	PHE	CE2-CZ	37.95	2.09	1.37
1	5I	80	PHE	CE2-CZ	37.95	2.09	1.37
1	5M	80	PHE	CE2-CZ	37.95	2.09	1.37
1	52	80	PHE	CE2-CZ	37.95	2.09	1.37
1	56	80	PHE	CE2-CZ	37.95	2.09	1.37

*Continued on next page...*

*Continued from previous page...*

Mol	Chain	Res	Type	Atoms	Z	Observed(Å)	Ideal(Å)
1	6A	80	PHE	CE2-CZ	37.95	2.09	1.37
1	62	80	PHE	CE2-CZ	37.95	2.09	1.37
1	66	80	PHE	CE2-CZ	37.95	2.09	1.37
1	7A	80	PHE	CE2-CZ	37.95	2.09	1.37
1	1A	80	PHE	CE2-CZ	37.95	2.09	1.37
1	1I	80	PHE	CE2-CZ	37.95	2.09	1.37
1	2E	80	PHE	CE2-CZ	37.95	2.09	1.37
1	26	80	PHE	CE2-CZ	37.95	2.09	1.37
1	3E	80	PHE	CE2-CZ	37.95	2.09	1.37
1	4A	80	PHE	CE2-CZ	37.95	2.09	1.37
1	4M	80	PHE	CE2-CZ	37.95	2.09	1.37
1	4U	80	PHE	CE2-CZ	37.95	2.09	1.37
1	5Q	80	PHE	CE2-CZ	37.95	2.09	1.37
1	6I	80	PHE	CE2-CZ	37.95	2.09	1.37
1	6Q	80	PHE	CE2-CZ	37.95	2.09	1.37
1	7M	80	PHE	CE2-CZ	37.95	2.09	1.37
1	1E	80	PHE	CE2-CZ	37.95	2.09	1.37
1	2M	80	PHE	CE2-CZ	37.95	2.09	1.37
1	22	80	PHE	CE2-CZ	37.95	2.09	1.37
1	3M	80	PHE	CE2-CZ	37.95	2.09	1.37
1	36	80	PHE	CE2-CZ	37.95	2.09	1.37
1	4I	80	PHE	CE2-CZ	37.95	2.09	1.37
1	4Q	80	PHE	CE2-CZ	37.95	2.09	1.37
1	5Y	80	PHE	CE2-CZ	37.95	2.09	1.37
1	6E	80	PHE	CE2-CZ	37.95	2.09	1.37
1	6Y	80	PHE	CE2-CZ	37.95	2.09	1.37
1	7I	80	PHE	CE2-CZ	37.95	2.09	1.37
1	7U	80	PHE	CE2-CZ	37.95	2.09	1.37
2	1F	46	TYR	CD2-CE2	37.78	1.96	1.39
2	2N	46	TYR	CD2-CE2	37.78	1.96	1.39
2	23	46	TYR	CD2-CE2	37.78	1.96	1.39
2	3N	46	TYR	CD2-CE2	37.78	1.96	1.39
2	37	46	TYR	CD2-CE2	37.78	1.96	1.39
2	4J	46	TYR	CD2-CE2	37.78	1.96	1.39
2	4R	46	TYR	CD2-CE2	37.78	1.96	1.39
2	5Z	46	TYR	CD2-CE2	37.78	1.96	1.39
2	6F	46	TYR	CD2-CE2	37.78	1.96	1.39
2	6Z	46	TYR	CD2-CE2	37.78	1.96	1.39
2	7J	46	TYR	CD2-CE2	37.78	1.96	1.39
2	7V	46	TYR	CD2-CE2	37.78	1.96	1.39
2	1R	46	TYR	CD2-CE2	37.75	1.96	1.39
2	1V	46	TYR	CD2-CE2	37.75	1.96	1.39

*Continued on next page...*

*Continued from previous page...*

Mol	Chain	Res	Type	Atoms	Z	Observed(Å)	Ideal(Å)
2	1Z	46	TYR	CD2-CE2	37.75	1.96	1.39
2	2R	46	TYR	CD2-CE2	37.75	1.96	1.39
2	2V	46	TYR	CD2-CE2	37.75	1.96	1.39
2	2Z	46	TYR	CD2-CE2	37.75	1.96	1.39
2	43	46	TYR	CD2-CE2	37.75	1.96	1.39
2	47	46	TYR	CD2-CE2	37.75	1.96	1.39
2	5B	46	TYR	CD2-CE2	37.75	1.96	1.39
2	53	46	TYR	CD2-CE2	37.75	1.96	1.39
2	57	46	TYR	CD2-CE2	37.75	1.96	1.39
2	6B	46	TYR	CD2-CE2	37.75	1.96	1.39
2	1N	46	TYR	CD2-CE2	37.75	1.96	1.39
2	2J	46	TYR	CD2-CE2	37.75	1.96	1.39
2	33	46	TYR	CD2-CE2	37.75	1.96	1.39
2	1B	46	TYR	CD2-CE2	37.75	1.96	1.39
2	1J	46	TYR	CD2-CE2	37.75	1.96	1.39
2	13	46	TYR	CD2-CE2	37.75	1.96	1.39
2	17	46	TYR	CD2-CE2	37.75	1.96	1.39
2	2B	46	TYR	CD2-CE2	37.75	1.96	1.39
2	3B	46	TYR	CD2-CE2	37.75	1.96	1.39
2	3J	46	TYR	CD2-CE2	37.75	1.96	1.39
2	4F	46	TYR	CD2-CE2	37.75	1.96	1.39
2	2F	46	TYR	CD2-CE2	37.75	1.96	1.39
2	27	46	TYR	CD2-CE2	37.75	1.96	1.39
2	3F	46	TYR	CD2-CE2	37.75	1.96	1.39
2	3R	46	TYR	CD2-CE2	37.75	1.96	1.39
2	3V	46	TYR	CD2-CE2	37.75	1.96	1.39
2	3Z	46	TYR	CD2-CE2	37.75	1.96	1.39
2	4Z	46	TYR	CD2-CE2	37.75	1.96	1.39
2	4B	46	TYR	CD2-CE2	37.75	1.96	1.39
2	4N	46	TYR	CD2-CE2	37.75	1.96	1.39
2	4V	46	TYR	CD2-CE2	37.75	1.96	1.39
2	5F	46	TYR	CD2-CE2	37.75	1.96	1.39
2	5J	46	TYR	CD2-CE2	37.75	1.96	1.39
2	5N	46	TYR	CD2-CE2	37.75	1.96	1.39
2	5V	46	TYR	CD2-CE2	37.75	1.96	1.39
2	6N	46	TYR	CD2-CE2	37.75	1.96	1.39
2	6V	46	TYR	CD2-CE2	37.75	1.96	1.39
2	5R	46	TYR	CD2-CE2	37.75	1.96	1.39
2	6J	46	TYR	CD2-CE2	37.75	1.96	1.39
2	6R	46	TYR	CD2-CE2	37.75	1.96	1.39
2	63	46	TYR	CD2-CE2	37.75	1.96	1.39
2	67	46	TYR	CD2-CE2	37.75	1.96	1.39

*Continued on next page...*

*Continued from previous page...*

Mol	Chain	Res	Type	Atoms	Z	Observed(Å)	Ideal(Å)
2	7B	46	TYR	CD2-CE2	37.75	1.96	1.39
2	7F	46	TYR	CD2-CE2	37.75	1.96	1.39
2	7R	46	TYR	CD2-CE2	37.75	1.96	1.39
2	7N	46	TYR	CD2-CE2	37.75	1.96	1.39
1	1A	97	SER	CA-CB	-37.41	0.96	1.52
1	1I	97	SER	CA-CB	-37.41	0.96	1.52
1	2E	97	SER	CA-CB	-37.41	0.96	1.52
1	26	97	SER	CA-CB	-37.41	0.96	1.52
1	3E	97	SER	CA-CB	-37.41	0.96	1.52
1	4A	97	SER	CA-CB	-37.41	0.96	1.52
1	4M	97	SER	CA-CB	-37.41	0.96	1.52
1	4U	97	SER	CA-CB	-37.41	0.96	1.52
1	5Q	97	SER	CA-CB	-37.41	0.96	1.52
1	6I	97	SER	CA-CB	-37.41	0.96	1.52
1	6Q	97	SER	CA-CB	-37.41	0.96	1.52
1	7M	97	SER	CA-CB	-37.41	0.96	1.52
1	1E	97	SER	CA-CB	-37.40	0.96	1.52
1	2M	97	SER	CA-CB	-37.40	0.96	1.52
1	22	97	SER	CA-CB	-37.40	0.96	1.52
1	3M	97	SER	CA-CB	-37.40	0.96	1.52
1	36	97	SER	CA-CB	-37.40	0.96	1.52
1	4I	97	SER	CA-CB	-37.40	0.96	1.52
1	4Q	97	SER	CA-CB	-37.40	0.96	1.52
1	5Y	97	SER	CA-CB	-37.40	0.96	1.52
1	6E	97	SER	CA-CB	-37.40	0.96	1.52
1	6Y	97	SER	CA-CB	-37.40	0.96	1.52
1	7I	97	SER	CA-CB	-37.40	0.96	1.52
1	7U	97	SER	CA-CB	-37.40	0.96	1.52
1	1Q	97	SER	CA-CB	-37.39	0.96	1.52
1	1U	97	SER	CA-CB	-37.39	0.96	1.52
1	1Y	97	SER	CA-CB	-37.39	0.96	1.52
1	2Q	97	SER	CA-CB	-37.39	0.96	1.52
1	2U	97	SER	CA-CB	-37.39	0.96	1.52
1	2Y	97	SER	CA-CB	-37.39	0.96	1.52
1	42	97	SER	CA-CB	-37.39	0.96	1.52
1	46	97	SER	CA-CB	-37.39	0.96	1.52
1	5A	97	SER	CA-CB	-37.39	0.96	1.52
1	52	97	SER	CA-CB	-37.39	0.96	1.52
1	56	97	SER	CA-CB	-37.39	0.96	1.52
1	6A	97	SER	CA-CB	-37.39	0.96	1.52
1	12	97	SER	CA-CB	-37.39	0.96	1.52
1	16	97	SER	CA-CB	-37.39	0.96	1.52

*Continued on next page...*

*Continued from previous page...*

Mol	Chain	Res	Type	Atoms	Z	Observed(Å)	Ideal(Å)
1	2A	97	SER	CA-CB	-37.39	0.96	1.52
1	3Q	97	SER	CA-CB	-37.39	0.96	1.52
1	3U	97	SER	CA-CB	-37.39	0.96	1.52
1	3Y	97	SER	CA-CB	-37.39	0.96	1.52
1	5E	97	SER	CA-CB	-37.39	0.96	1.52
1	5I	97	SER	CA-CB	-37.39	0.96	1.52
1	5M	97	SER	CA-CB	-37.39	0.96	1.52
1	62	97	SER	CA-CB	-37.39	0.96	1.52
1	66	97	SER	CA-CB	-37.39	0.96	1.52
1	7A	97	SER	CA-CB	-37.39	0.96	1.52
1	1M	97	SER	CA-CB	-37.38	0.96	1.52
1	2I	97	SER	CA-CB	-37.38	0.96	1.52
1	3A	97	SER	CA-CB	-37.38	0.96	1.52
1	3I	97	SER	CA-CB	-37.38	0.96	1.52
1	32	97	SER	CA-CB	-37.38	0.96	1.52
1	4E	97	SER	CA-CB	-37.38	0.96	1.52
1	4Y	97	SER	CA-CB	-37.38	0.96	1.52
1	5U	97	SER	CA-CB	-37.38	0.96	1.52
1	6M	97	SER	CA-CB	-37.38	0.96	1.52
1	6U	97	SER	CA-CB	-37.38	0.96	1.52
1	7E	97	SER	CA-CB	-37.38	0.96	1.52
1	7Q	97	SER	CA-CB	-37.38	0.96	1.52
1	1A	65	PHE	CB-CG	37.30	2.14	1.51
1	1I	65	PHE	CB-CG	37.30	2.14	1.51
1	2E	65	PHE	CB-CG	37.30	2.14	1.51
1	26	65	PHE	CB-CG	37.30	2.14	1.51
1	3E	65	PHE	CB-CG	37.30	2.14	1.51
1	4A	65	PHE	CB-CG	37.30	2.14	1.51
1	4M	65	PHE	CB-CG	37.30	2.14	1.51
1	4U	65	PHE	CB-CG	37.30	2.14	1.51
1	5Q	65	PHE	CB-CG	37.30	2.14	1.51
1	6I	65	PHE	CB-CG	37.30	2.14	1.51
1	6Q	65	PHE	CB-CG	37.30	2.14	1.51
1	7M	65	PHE	CB-CG	37.30	2.14	1.51
1	1M	65	PHE	CB-CG	37.30	2.14	1.51
1	2I	65	PHE	CB-CG	37.30	2.14	1.51
1	3A	65	PHE	CB-CG	37.30	2.14	1.51
1	3I	65	PHE	CB-CG	37.30	2.14	1.51
1	32	65	PHE	CB-CG	37.30	2.14	1.51
1	4E	65	PHE	CB-CG	37.30	2.14	1.51
1	4Y	65	PHE	CB-CG	37.30	2.14	1.51
1	5U	65	PHE	CB-CG	37.30	2.14	1.51

*Continued on next page...*

*Continued from previous page...*

Mol	Chain	Res	Type	Atoms	Z	Observed(Å)	Ideal(Å)
1	6M	65	PHE	CB-CG	37.30	2.14	1.51
1	6U	65	PHE	CB-CG	37.30	2.14	1.51
1	7E	65	PHE	CB-CG	37.30	2.14	1.51
1	7Q	65	PHE	CB-CG	37.30	2.14	1.51
1	1E	65	PHE	CB-CG	37.27	2.14	1.51
1	2M	65	PHE	CB-CG	37.27	2.14	1.51
1	22	65	PHE	CB-CG	37.27	2.14	1.51
1	3M	65	PHE	CB-CG	37.27	2.14	1.51
1	36	65	PHE	CB-CG	37.27	2.14	1.51
1	4I	65	PHE	CB-CG	37.27	2.14	1.51
1	4Q	65	PHE	CB-CG	37.27	2.14	1.51
1	5Y	65	PHE	CB-CG	37.27	2.14	1.51
1	6E	65	PHE	CB-CG	37.27	2.14	1.51
1	6Y	65	PHE	CB-CG	37.27	2.14	1.51
1	7I	65	PHE	CB-CG	37.27	2.14	1.51
1	7U	65	PHE	CB-CG	37.27	2.14	1.51
1	12	65	PHE	CB-CG	37.27	2.14	1.51
1	16	65	PHE	CB-CG	37.27	2.14	1.51
1	2A	65	PHE	CB-CG	37.27	2.14	1.51
1	3Q	65	PHE	CB-CG	37.27	2.14	1.51
1	3U	65	PHE	CB-CG	37.27	2.14	1.51
1	3Y	65	PHE	CB-CG	37.27	2.14	1.51
1	5E	65	PHE	CB-CG	37.27	2.14	1.51
1	5I	65	PHE	CB-CG	37.27	2.14	1.51
1	5M	65	PHE	CB-CG	37.27	2.14	1.51
1	62	65	PHE	CB-CG	37.27	2.14	1.51
1	66	65	PHE	CB-CG	37.27	2.14	1.51
1	7A	65	PHE	CB-CG	37.27	2.14	1.51
1	1Q	65	PHE	CB-CG	37.25	2.14	1.51
1	1U	65	PHE	CB-CG	37.25	2.14	1.51
1	1Y	65	PHE	CB-CG	37.25	2.14	1.51
1	2Q	65	PHE	CB-CG	37.25	2.14	1.51
1	2U	65	PHE	CB-CG	37.25	2.14	1.51
1	2Y	65	PHE	CB-CG	37.25	2.14	1.51
1	42	65	PHE	CB-CG	37.25	2.14	1.51
1	46	65	PHE	CB-CG	37.25	2.14	1.51
1	5A	65	PHE	CB-CG	37.25	2.14	1.51
1	52	65	PHE	CB-CG	37.25	2.14	1.51
1	56	65	PHE	CB-CG	37.25	2.14	1.51
1	6A	65	PHE	CB-CG	37.25	2.14	1.51
1	1Q	90	PHE	CG-CD1	-36.74	0.83	1.38
1	1U	90	PHE	CG-CD1	-36.74	0.83	1.38

*Continued on next page...*

*Continued from previous page...*

Mol	Chain	Res	Type	Atoms	Z	Observed(Å)	Ideal(Å)
1	1Y	90	PHE	CG-CD1	-36.74	0.83	1.38
1	2Q	90	PHE	CG-CD1	-36.74	0.83	1.38
1	2U	90	PHE	CG-CD1	-36.74	0.83	1.38
1	2Y	90	PHE	CG-CD1	-36.74	0.83	1.38
1	42	90	PHE	CG-CD1	-36.74	0.83	1.38
1	46	90	PHE	CG-CD1	-36.74	0.83	1.38
1	5A	90	PHE	CG-CD1	-36.74	0.83	1.38
1	52	90	PHE	CG-CD1	-36.74	0.83	1.38
1	56	90	PHE	CG-CD1	-36.74	0.83	1.38
1	6A	90	PHE	CG-CD1	-36.74	0.83	1.38
1	1A	90	PHE	CG-CD1	-36.70	0.83	1.38
1	1I	90	PHE	CG-CD1	-36.70	0.83	1.38
1	2E	90	PHE	CG-CD1	-36.70	0.83	1.38
1	26	90	PHE	CG-CD1	-36.70	0.83	1.38
1	3E	90	PHE	CG-CD1	-36.70	0.83	1.38
1	4A	90	PHE	CG-CD1	-36.70	0.83	1.38
1	4M	90	PHE	CG-CD1	-36.70	0.83	1.38
1	4U	90	PHE	CG-CD1	-36.70	0.83	1.38
1	5Q	90	PHE	CG-CD1	-36.70	0.83	1.38
1	6I	90	PHE	CG-CD1	-36.70	0.83	1.38
1	6Q	90	PHE	CG-CD1	-36.70	0.83	1.38
1	7M	90	PHE	CG-CD1	-36.70	0.83	1.38
1	1M	90	PHE	CG-CD1	-36.70	0.83	1.38
1	2I	90	PHE	CG-CD1	-36.70	0.83	1.38
1	3A	90	PHE	CG-CD1	-36.70	0.83	1.38
1	3I	90	PHE	CG-CD1	-36.70	0.83	1.38
1	32	90	PHE	CG-CD1	-36.70	0.83	1.38
1	4E	90	PHE	CG-CD1	-36.70	0.83	1.38
1	4Y	90	PHE	CG-CD1	-36.70	0.83	1.38
1	5U	90	PHE	CG-CD1	-36.70	0.83	1.38
1	6M	90	PHE	CG-CD1	-36.70	0.83	1.38
1	6U	90	PHE	CG-CD1	-36.70	0.83	1.38
1	7E	90	PHE	CG-CD1	-36.70	0.83	1.38
1	7Q	90	PHE	CG-CD1	-36.70	0.83	1.38
1	1E	90	PHE	CG-CD1	-36.68	0.83	1.38
1	2M	90	PHE	CG-CD1	-36.68	0.83	1.38
1	22	90	PHE	CG-CD1	-36.68	0.83	1.38
1	3M	90	PHE	CG-CD1	-36.68	0.83	1.38
1	36	90	PHE	CG-CD1	-36.68	0.83	1.38
1	4I	90	PHE	CG-CD1	-36.68	0.83	1.38
1	4Q	90	PHE	CG-CD1	-36.68	0.83	1.38
1	5Y	90	PHE	CG-CD1	-36.68	0.83	1.38

*Continued on next page...*



*Continued from previous page...*

Mol	Chain	Res	Type	Atoms	Z	Observed(Å)	Ideal(Å)
1	6E	90	PHE	CG-CD1	-36.68	0.83	1.38
1	6Y	90	PHE	CG-CD1	-36.68	0.83	1.38
1	7I	90	PHE	CG-CD1	-36.68	0.83	1.38
1	7U	90	PHE	CG-CD1	-36.68	0.83	1.38
1	12	90	PHE	CG-CD1	-36.66	0.83	1.38
1	16	90	PHE	CG-CD1	-36.66	0.83	1.38
1	2A	90	PHE	CG-CD1	-36.66	0.83	1.38
1	3Q	90	PHE	CG-CD1	-36.66	0.83	1.38
1	3U	90	PHE	CG-CD1	-36.66	0.83	1.38
1	3Y	90	PHE	CG-CD1	-36.66	0.83	1.38
1	5E	90	PHE	CG-CD1	-36.66	0.83	1.38
1	5I	90	PHE	CG-CD1	-36.66	0.83	1.38
1	5M	90	PHE	CG-CD1	-36.66	0.83	1.38
1	62	90	PHE	CG-CD1	-36.66	0.83	1.38
1	66	90	PHE	CG-CD1	-36.66	0.83	1.38
1	7A	90	PHE	CG-CD1	-36.66	0.83	1.38
1	12	48	TYR	CD2-CE2	34.91	1.91	1.39
1	16	48	TYR	CD2-CE2	34.91	1.91	1.39
1	2A	48	TYR	CD2-CE2	34.91	1.91	1.39
1	3Q	48	TYR	CD2-CE2	34.91	1.91	1.39
1	3U	48	TYR	CD2-CE2	34.91	1.91	1.39
1	3Y	48	TYR	CD2-CE2	34.91	1.91	1.39
1	5E	48	TYR	CD2-CE2	34.91	1.91	1.39
1	5I	48	TYR	CD2-CE2	34.91	1.91	1.39
1	5M	48	TYR	CD2-CE2	34.91	1.91	1.39
1	62	48	TYR	CD2-CE2	34.91	1.91	1.39
1	66	48	TYR	CD2-CE2	34.91	1.91	1.39
1	7A	48	TYR	CD2-CE2	34.91	1.91	1.39
1	1E	48	TYR	CD2-CE2	34.91	1.91	1.39
1	2M	48	TYR	CD2-CE2	34.91	1.91	1.39
1	22	48	TYR	CD2-CE2	34.91	1.91	1.39
1	3M	48	TYR	CD2-CE2	34.91	1.91	1.39
1	36	48	TYR	CD2-CE2	34.91	1.91	1.39
1	4I	48	TYR	CD2-CE2	34.91	1.91	1.39
1	4Q	48	TYR	CD2-CE2	34.91	1.91	1.39
1	5Y	48	TYR	CD2-CE2	34.91	1.91	1.39
1	6E	48	TYR	CD2-CE2	34.91	1.91	1.39
1	6Y	48	TYR	CD2-CE2	34.91	1.91	1.39
1	7I	48	TYR	CD2-CE2	34.91	1.91	1.39
1	7U	48	TYR	CD2-CE2	34.91	1.91	1.39
1	1A	48	TYR	CD2-CE2	34.87	1.91	1.39
1	1I	48	TYR	CD2-CE2	34.87	1.91	1.39

*Continued on next page...*



*Continued from previous page...*

Mol	Chain	Res	Type	Atoms	Z	Observed(Å)	Ideal(Å)
1	2E	48	TYR	CD2-CE2	34.87	1.91	1.39
1	26	48	TYR	CD2-CE2	34.87	1.91	1.39
1	3E	48	TYR	CD2-CE2	34.87	1.91	1.39
1	4A	48	TYR	CD2-CE2	34.87	1.91	1.39
1	4M	48	TYR	CD2-CE2	34.87	1.91	1.39
1	4U	48	TYR	CD2-CE2	34.87	1.91	1.39
1	5Q	48	TYR	CD2-CE2	34.87	1.91	1.39
1	6I	48	TYR	CD2-CE2	34.87	1.91	1.39
1	6Q	48	TYR	CD2-CE2	34.87	1.91	1.39
1	7M	48	TYR	CD2-CE2	34.87	1.91	1.39
1	1M	48	TYR	CD2-CE2	34.87	1.91	1.39
1	2I	48	TYR	CD2-CE2	34.87	1.91	1.39
1	3A	48	TYR	CD2-CE2	34.87	1.91	1.39
1	3I	48	TYR	CD2-CE2	34.87	1.91	1.39
1	32	48	TYR	CD2-CE2	34.87	1.91	1.39
1	4E	48	TYR	CD2-CE2	34.87	1.91	1.39
1	4Y	48	TYR	CD2-CE2	34.87	1.91	1.39
1	5U	48	TYR	CD2-CE2	34.87	1.91	1.39
1	6M	48	TYR	CD2-CE2	34.87	1.91	1.39
1	6U	48	TYR	CD2-CE2	34.87	1.91	1.39
1	7E	48	TYR	CD2-CE2	34.87	1.91	1.39
1	7Q	48	TYR	CD2-CE2	34.87	1.91	1.39
2	13	32	SER	CB-OG	-34.87	0.96	1.42
2	17	32	SER	CB-OG	-34.87	0.96	1.42
2	2B	32	SER	CB-OG	-34.87	0.96	1.42
2	3R	32	SER	CB-OG	-34.87	0.96	1.42
2	3V	32	SER	CB-OG	-34.87	0.96	1.42
2	3Z	32	SER	CB-OG	-34.87	0.96	1.42
2	5F	32	SER	CB-OG	-34.87	0.96	1.42
2	5J	32	SER	CB-OG	-34.87	0.96	1.42
2	5N	32	SER	CB-OG	-34.87	0.96	1.42
2	63	32	SER	CB-OG	-34.87	0.96	1.42
2	67	32	SER	CB-OG	-34.87	0.96	1.42
2	7B	32	SER	CB-OG	-34.87	0.96	1.42
2	1N	32	SER	CB-OG	-34.86	0.96	1.42
2	2J	32	SER	CB-OG	-34.86	0.96	1.42
2	3B	32	SER	CB-OG	-34.86	0.96	1.42
2	3J	32	SER	CB-OG	-34.86	0.96	1.42
2	33	32	SER	CB-OG	-34.86	0.96	1.42
2	4F	32	SER	CB-OG	-34.86	0.96	1.42
2	4Z	32	SER	CB-OG	-34.86	0.96	1.42
2	5V	32	SER	CB-OG	-34.86	0.96	1.42

*Continued on next page...*

*Continued from previous page...*

Mol	Chain	Res	Type	Atoms	Z	Observed(Å)	Ideal(Å)
2	6N	32	SER	CB-OG	-34.86	0.96	1.42
2	6V	32	SER	CB-OG	-34.86	0.96	1.42
2	7F	32	SER	CB-OG	-34.86	0.96	1.42
2	7R	32	SER	CB-OG	-34.86	0.96	1.42
2	1B	32	SER	CB-OG	-34.85	0.96	1.42
2	1J	32	SER	CB-OG	-34.85	0.96	1.42
2	2F	32	SER	CB-OG	-34.85	0.96	1.42
2	27	32	SER	CB-OG	-34.85	0.96	1.42
2	3F	32	SER	CB-OG	-34.85	0.96	1.42
2	4B	32	SER	CB-OG	-34.85	0.96	1.42
2	4N	32	SER	CB-OG	-34.85	0.96	1.42
2	4V	32	SER	CB-OG	-34.85	0.96	1.42
2	5R	32	SER	CB-OG	-34.85	0.96	1.42
2	6J	32	SER	CB-OG	-34.85	0.96	1.42
2	6R	32	SER	CB-OG	-34.85	0.96	1.42
2	7N	32	SER	CB-OG	-34.85	0.96	1.42
1	1Q	48	TYR	CD2-CE2	34.84	1.91	1.39
1	1U	48	TYR	CD2-CE2	34.84	1.91	1.39
1	1Y	48	TYR	CD2-CE2	34.84	1.91	1.39
1	2Q	48	TYR	CD2-CE2	34.84	1.91	1.39
1	2U	48	TYR	CD2-CE2	34.84	1.91	1.39
1	2Y	48	TYR	CD2-CE2	34.84	1.91	1.39
1	42	48	TYR	CD2-CE2	34.84	1.91	1.39
1	46	48	TYR	CD2-CE2	34.84	1.91	1.39
1	5A	48	TYR	CD2-CE2	34.84	1.91	1.39
1	52	48	TYR	CD2-CE2	34.84	1.91	1.39
1	56	48	TYR	CD2-CE2	34.84	1.91	1.39
1	6A	48	TYR	CD2-CE2	34.84	1.91	1.39
2	1F	32	SER	CB-OG	-34.83	0.96	1.42
2	2N	32	SER	CB-OG	-34.83	0.96	1.42
2	23	32	SER	CB-OG	-34.83	0.96	1.42
2	3N	32	SER	CB-OG	-34.83	0.96	1.42
2	37	32	SER	CB-OG	-34.83	0.96	1.42
2	4J	32	SER	CB-OG	-34.83	0.96	1.42
2	4R	32	SER	CB-OG	-34.83	0.96	1.42
2	5Z	32	SER	CB-OG	-34.83	0.96	1.42
2	6F	32	SER	CB-OG	-34.83	0.96	1.42
2	6Z	32	SER	CB-OG	-34.83	0.96	1.42
2	7J	32	SER	CB-OG	-34.83	0.96	1.42
2	7V	32	SER	CB-OG	-34.83	0.96	1.42
2	1R	32	SER	CB-OG	-34.82	0.96	1.42
2	1V	32	SER	CB-OG	-34.82	0.96	1.42

*Continued on next page...*

*Continued from previous page...*

Mol	Chain	Res	Type	Atoms	Z	Observed(Å)	Ideal(Å)
2	1Z	32	SER	CB-OG	-34.82	0.96	1.42
2	2R	32	SER	CB-OG	-34.82	0.96	1.42
2	2V	32	SER	CB-OG	-34.82	0.96	1.42
2	2Z	32	SER	CB-OG	-34.82	0.96	1.42
2	43	32	SER	CB-OG	-34.82	0.96	1.42
2	47	32	SER	CB-OG	-34.82	0.96	1.42
2	5B	32	SER	CB-OG	-34.82	0.96	1.42
2	53	32	SER	CB-OG	-34.82	0.96	1.42
2	57	32	SER	CB-OG	-34.82	0.96	1.42
2	6B	32	SER	CB-OG	-34.82	0.96	1.42
2	1F	60	ARG	CZ-NH1	34.66	1.78	1.33
2	2N	60	ARG	CZ-NH1	34.66	1.78	1.33
2	23	60	ARG	CZ-NH1	34.66	1.78	1.33
2	3N	60	ARG	CZ-NH1	34.66	1.78	1.33
2	37	60	ARG	CZ-NH1	34.66	1.78	1.33
2	4J	60	ARG	CZ-NH1	34.66	1.78	1.33
2	4R	60	ARG	CZ-NH1	34.66	1.78	1.33
2	5Z	60	ARG	CZ-NH1	34.66	1.78	1.33
2	6F	60	ARG	CZ-NH1	34.66	1.78	1.33
2	6Z	60	ARG	CZ-NH1	34.66	1.78	1.33
2	7J	60	ARG	CZ-NH1	34.66	1.78	1.33
2	7V	60	ARG	CZ-NH1	34.66	1.78	1.33
2	1N	60	ARG	CZ-NH1	34.66	1.78	1.33
2	2J	60	ARG	CZ-NH1	34.66	1.78	1.33
2	3B	60	ARG	CZ-NH1	34.66	1.78	1.33
2	3J	60	ARG	CZ-NH1	34.66	1.78	1.33
2	33	60	ARG	CZ-NH1	34.66	1.78	1.33
2	4F	60	ARG	CZ-NH1	34.66	1.78	1.33
2	4Z	60	ARG	CZ-NH1	34.66	1.78	1.33
2	5V	60	ARG	CZ-NH1	34.66	1.78	1.33
2	6N	60	ARG	CZ-NH1	34.66	1.78	1.33
2	6V	60	ARG	CZ-NH1	34.66	1.78	1.33
2	7F	60	ARG	CZ-NH1	34.66	1.78	1.33
2	7R	60	ARG	CZ-NH1	34.66	1.78	1.33
2	13	60	ARG	CZ-NH1	34.63	1.78	1.33
2	17	60	ARG	CZ-NH1	34.63	1.78	1.33
2	2B	60	ARG	CZ-NH1	34.63	1.78	1.33
2	3R	60	ARG	CZ-NH1	34.63	1.78	1.33
2	3V	60	ARG	CZ-NH1	34.63	1.78	1.33
2	3Z	60	ARG	CZ-NH1	34.63	1.78	1.33
2	5F	60	ARG	CZ-NH1	34.63	1.78	1.33
2	5J	60	ARG	CZ-NH1	34.63	1.78	1.33

*Continued on next page...*

*Continued from previous page...*

Mol	Chain	Res	Type	Atoms	Z	Observed(Å)	Ideal(Å)
2	5N	60	ARG	CZ-NH1	34.63	1.78	1.33
2	63	60	ARG	CZ-NH1	34.63	1.78	1.33
2	67	60	ARG	CZ-NH1	34.63	1.78	1.33
2	7B	60	ARG	CZ-NH1	34.63	1.78	1.33
2	1B	60	ARG	CZ-NH1	34.62	1.78	1.33
2	1J	60	ARG	CZ-NH1	34.62	1.78	1.33
2	2F	60	ARG	CZ-NH1	34.62	1.78	1.33
2	27	60	ARG	CZ-NH1	34.62	1.78	1.33
2	3F	60	ARG	CZ-NH1	34.62	1.78	1.33
2	4B	60	ARG	CZ-NH1	34.62	1.78	1.33
2	4N	60	ARG	CZ-NH1	34.62	1.78	1.33
2	4V	60	ARG	CZ-NH1	34.62	1.78	1.33
2	5R	60	ARG	CZ-NH1	34.62	1.78	1.33
2	6J	60	ARG	CZ-NH1	34.62	1.78	1.33
2	6R	60	ARG	CZ-NH1	34.62	1.78	1.33
2	7N	60	ARG	CZ-NH1	34.62	1.78	1.33
2	1R	60	ARG	CZ-NH1	34.62	1.78	1.33
2	1V	60	ARG	CZ-NH1	34.62	1.78	1.33
2	1Z	60	ARG	CZ-NH1	34.62	1.78	1.33
2	2R	60	ARG	CZ-NH1	34.62	1.78	1.33
2	2V	60	ARG	CZ-NH1	34.62	1.78	1.33
2	2Z	60	ARG	CZ-NH1	34.62	1.78	1.33
2	43	60	ARG	CZ-NH1	34.62	1.78	1.33
2	47	60	ARG	CZ-NH1	34.62	1.78	1.33
2	5B	60	ARG	CZ-NH1	34.62	1.78	1.33
2	53	60	ARG	CZ-NH1	34.62	1.78	1.33
2	57	60	ARG	CZ-NH1	34.62	1.78	1.33
2	6B	60	ARG	CZ-NH1	34.62	1.78	1.33
2	13	41	PHE	CE2-CZ	34.39	2.02	1.37
2	17	41	PHE	CE2-CZ	34.39	2.02	1.37
2	2B	41	PHE	CE2-CZ	34.39	2.02	1.37
2	3R	41	PHE	CE2-CZ	34.39	2.02	1.37
2	3V	41	PHE	CE2-CZ	34.39	2.02	1.37
2	3Z	41	PHE	CE2-CZ	34.39	2.02	1.37
2	5F	41	PHE	CE2-CZ	34.39	2.02	1.37
2	5J	41	PHE	CE2-CZ	34.39	2.02	1.37
2	5N	41	PHE	CE2-CZ	34.39	2.02	1.37
2	63	41	PHE	CE2-CZ	34.39	2.02	1.37
2	67	41	PHE	CE2-CZ	34.39	2.02	1.37
2	7B	41	PHE	CE2-CZ	34.39	2.02	1.37
2	1N	41	PHE	CE2-CZ	34.39	2.02	1.37
2	2J	41	PHE	CE2-CZ	34.39	2.02	1.37

*Continued on next page...*

*Continued from previous page...*

Mol	Chain	Res	Type	Atoms	Z	Observed(Å)	Ideal(Å)
2	3B	41	PHE	CE2-CZ	34.39	2.02	1.37
2	3J	41	PHE	CE2-CZ	34.39	2.02	1.37
2	33	41	PHE	CE2-CZ	34.39	2.02	1.37
2	4F	41	PHE	CE2-CZ	34.39	2.02	1.37
2	4Z	41	PHE	CE2-CZ	34.39	2.02	1.37
2	5V	41	PHE	CE2-CZ	34.39	2.02	1.37
2	6N	41	PHE	CE2-CZ	34.39	2.02	1.37
2	6V	41	PHE	CE2-CZ	34.39	2.02	1.37
2	7F	41	PHE	CE2-CZ	34.39	2.02	1.37
2	7R	41	PHE	CE2-CZ	34.39	2.02	1.37
2	1F	41	PHE	CE2-CZ	34.38	2.02	1.37
2	2N	41	PHE	CE2-CZ	34.38	2.02	1.37
2	23	41	PHE	CE2-CZ	34.38	2.02	1.37
2	3N	41	PHE	CE2-CZ	34.38	2.02	1.37
2	37	41	PHE	CE2-CZ	34.38	2.02	1.37
2	4J	41	PHE	CE2-CZ	34.38	2.02	1.37
2	4R	41	PHE	CE2-CZ	34.38	2.02	1.37
2	5Z	41	PHE	CE2-CZ	34.38	2.02	1.37
2	6F	41	PHE	CE2-CZ	34.38	2.02	1.37
2	6Z	41	PHE	CE2-CZ	34.38	2.02	1.37
2	7J	41	PHE	CE2-CZ	34.38	2.02	1.37
2	7V	41	PHE	CE2-CZ	34.38	2.02	1.37
2	1R	41	PHE	CE2-CZ	34.38	2.02	1.37
2	1V	41	PHE	CE2-CZ	34.38	2.02	1.37
2	1Z	41	PHE	CE2-CZ	34.38	2.02	1.37
2	2R	41	PHE	CE2-CZ	34.38	2.02	1.37
2	2V	41	PHE	CE2-CZ	34.38	2.02	1.37
2	2Z	41	PHE	CE2-CZ	34.38	2.02	1.37
2	43	41	PHE	CE2-CZ	34.38	2.02	1.37
2	47	41	PHE	CE2-CZ	34.38	2.02	1.37
2	5B	41	PHE	CE2-CZ	34.38	2.02	1.37
2	53	41	PHE	CE2-CZ	34.38	2.02	1.37
2	57	41	PHE	CE2-CZ	34.38	2.02	1.37
2	6B	41	PHE	CE2-CZ	34.38	2.02	1.37
2	1B	41	PHE	CE2-CZ	34.37	2.02	1.37
2	1J	41	PHE	CE2-CZ	34.37	2.02	1.37
2	2F	41	PHE	CE2-CZ	34.37	2.02	1.37
2	27	41	PHE	CE2-CZ	34.37	2.02	1.37
2	3F	41	PHE	CE2-CZ	34.37	2.02	1.37
2	4B	41	PHE	CE2-CZ	34.37	2.02	1.37
2	4N	41	PHE	CE2-CZ	34.37	2.02	1.37
2	4V	41	PHE	CE2-CZ	34.37	2.02	1.37

*Continued on next page...*

*Continued from previous page...*

Mol	Chain	Res	Type	Atoms	Z	Observed(Å)	Ideal(Å)
2	5R	41	PHE	CE2-CZ	34.37	2.02	1.37
2	6J	41	PHE	CE2-CZ	34.37	2.02	1.37
2	6R	41	PHE	CE2-CZ	34.37	2.02	1.37
2	7N	41	PHE	CE2-CZ	34.37	2.02	1.37
1	12	80	PHE	CG-CD2	-33.84	0.88	1.38
1	16	80	PHE	CG-CD2	-33.84	0.88	1.38
1	2A	80	PHE	CG-CD2	-33.84	0.88	1.38
1	3Q	80	PHE	CG-CD2	-33.84	0.88	1.38
1	3U	80	PHE	CG-CD2	-33.84	0.88	1.38
1	3Y	80	PHE	CG-CD2	-33.84	0.88	1.38
1	5E	80	PHE	CG-CD2	-33.84	0.88	1.38
1	5I	80	PHE	CG-CD2	-33.84	0.88	1.38
1	5M	80	PHE	CG-CD2	-33.84	0.88	1.38
1	62	80	PHE	CG-CD2	-33.84	0.88	1.38
1	66	80	PHE	CG-CD2	-33.84	0.88	1.38
1	7A	80	PHE	CG-CD2	-33.84	0.88	1.38
1	1M	80	PHE	CG-CD2	-33.84	0.88	1.38
1	2I	80	PHE	CG-CD2	-33.84	0.88	1.38
1	3A	80	PHE	CG-CD2	-33.84	0.88	1.38
1	3I	80	PHE	CG-CD2	-33.84	0.88	1.38
1	32	80	PHE	CG-CD2	-33.84	0.88	1.38
1	4E	80	PHE	CG-CD2	-33.84	0.88	1.38
1	4Y	80	PHE	CG-CD2	-33.84	0.88	1.38
1	5U	80	PHE	CG-CD2	-33.84	0.88	1.38
1	6M	80	PHE	CG-CD2	-33.84	0.88	1.38
1	6U	80	PHE	CG-CD2	-33.84	0.88	1.38
1	7E	80	PHE	CG-CD2	-33.84	0.88	1.38
1	7Q	80	PHE	CG-CD2	-33.84	0.88	1.38
1	1A	80	PHE	CG-CD2	-33.82	0.88	1.38
1	1I	80	PHE	CG-CD2	-33.82	0.88	1.38
1	2E	80	PHE	CG-CD2	-33.82	0.88	1.38
1	26	80	PHE	CG-CD2	-33.82	0.88	1.38
1	3E	80	PHE	CG-CD2	-33.82	0.88	1.38
1	4A	80	PHE	CG-CD2	-33.82	0.88	1.38
1	4M	80	PHE	CG-CD2	-33.82	0.88	1.38
1	4U	80	PHE	CG-CD2	-33.82	0.88	1.38
1	5Q	80	PHE	CG-CD2	-33.82	0.88	1.38
1	6I	80	PHE	CG-CD2	-33.82	0.88	1.38
1	6Q	80	PHE	CG-CD2	-33.82	0.88	1.38
1	7M	80	PHE	CG-CD2	-33.82	0.88	1.38
1	1Q	80	PHE	CG-CD2	-33.81	0.88	1.38
1	1U	80	PHE	CG-CD2	-33.81	0.88	1.38

*Continued on next page...*

*Continued from previous page...*

Mol	Chain	Res	Type	Atoms	Z	Observed(Å)	Ideal(Å)
1	1Y	80	PHE	CG-CD2	-33.81	0.88	1.38
1	2Q	80	PHE	CG-CD2	-33.81	0.88	1.38
1	2U	80	PHE	CG-CD2	-33.81	0.88	1.38
1	2Y	80	PHE	CG-CD2	-33.81	0.88	1.38
1	42	80	PHE	CG-CD2	-33.81	0.88	1.38
1	46	80	PHE	CG-CD2	-33.81	0.88	1.38
1	5A	80	PHE	CG-CD2	-33.81	0.88	1.38
1	52	80	PHE	CG-CD2	-33.81	0.88	1.38
1	56	80	PHE	CG-CD2	-33.81	0.88	1.38
1	6A	80	PHE	CG-CD2	-33.81	0.88	1.38
1	1E	80	PHE	CG-CD2	-33.80	0.88	1.38
1	2M	80	PHE	CG-CD2	-33.80	0.88	1.38
1	22	80	PHE	CG-CD2	-33.80	0.88	1.38
1	3M	80	PHE	CG-CD2	-33.80	0.88	1.38
1	36	80	PHE	CG-CD2	-33.80	0.88	1.38
1	4I	80	PHE	CG-CD2	-33.80	0.88	1.38
1	4Q	80	PHE	CG-CD2	-33.80	0.88	1.38
1	5Y	80	PHE	CG-CD2	-33.80	0.88	1.38
1	6E	80	PHE	CG-CD2	-33.80	0.88	1.38
1	6Y	80	PHE	CG-CD2	-33.80	0.88	1.38
1	7I	80	PHE	CG-CD2	-33.80	0.88	1.38
1	7U	80	PHE	CG-CD2	-33.80	0.88	1.38
1	12	150	TYR	CE2-CZ	33.74	1.82	1.38
1	16	150	TYR	CE2-CZ	33.74	1.82	1.38
1	2A	150	TYR	CE2-CZ	33.74	1.82	1.38
1	3Q	150	TYR	CE2-CZ	33.74	1.82	1.38
1	3U	150	TYR	CE2-CZ	33.74	1.82	1.38
1	3Y	150	TYR	CE2-CZ	33.74	1.82	1.38
1	5E	150	TYR	CE2-CZ	33.74	1.82	1.38
1	5I	150	TYR	CE2-CZ	33.74	1.82	1.38
1	5M	150	TYR	CE2-CZ	33.74	1.82	1.38
1	62	150	TYR	CE2-CZ	33.74	1.82	1.38
1	66	150	TYR	CE2-CZ	33.74	1.82	1.38
1	7A	150	TYR	CE2-CZ	33.74	1.82	1.38
1	1E	150	TYR	CE2-CZ	33.71	1.82	1.38
1	2M	150	TYR	CE2-CZ	33.71	1.82	1.38
1	22	150	TYR	CE2-CZ	33.71	1.82	1.38
1	3M	150	TYR	CE2-CZ	33.71	1.82	1.38
1	36	150	TYR	CE2-CZ	33.71	1.82	1.38
1	4I	150	TYR	CE2-CZ	33.71	1.82	1.38
1	4Q	150	TYR	CE2-CZ	33.71	1.82	1.38
1	5Y	150	TYR	CE2-CZ	33.71	1.82	1.38

*Continued on next page...*



*Continued from previous page...*

Mol	Chain	Res	Type	Atoms	Z	Observed(Å)	Ideal(Å)
1	6E	150	TYR	CE2-CZ	33.71	1.82	1.38
1	6Y	150	TYR	CE2-CZ	33.71	1.82	1.38
1	7I	150	TYR	CE2-CZ	33.71	1.82	1.38
1	7U	150	TYR	CE2-CZ	33.71	1.82	1.38
1	1A	150	TYR	CE2-CZ	33.71	1.82	1.38
1	1I	150	TYR	CE2-CZ	33.71	1.82	1.38
1	2E	150	TYR	CE2-CZ	33.71	1.82	1.38
1	26	150	TYR	CE2-CZ	33.71	1.82	1.38
1	3E	150	TYR	CE2-CZ	33.71	1.82	1.38
1	4A	150	TYR	CE2-CZ	33.71	1.82	1.38
1	4M	150	TYR	CE2-CZ	33.71	1.82	1.38
1	4U	150	TYR	CE2-CZ	33.71	1.82	1.38
1	5Q	150	TYR	CE2-CZ	33.71	1.82	1.38
1	6I	150	TYR	CE2-CZ	33.71	1.82	1.38
1	6Q	150	TYR	CE2-CZ	33.71	1.82	1.38
1	7M	150	TYR	CE2-CZ	33.71	1.82	1.38
1	1Q	150	TYR	CE2-CZ	33.69	1.82	1.38
1	1U	150	TYR	CE2-CZ	33.69	1.82	1.38
1	1Y	150	TYR	CE2-CZ	33.69	1.82	1.38
1	2Q	150	TYR	CE2-CZ	33.69	1.82	1.38
1	2U	150	TYR	CE2-CZ	33.69	1.82	1.38
1	2Y	150	TYR	CE2-CZ	33.69	1.82	1.38
1	42	150	TYR	CE2-CZ	33.69	1.82	1.38
1	46	150	TYR	CE2-CZ	33.69	1.82	1.38
1	5A	150	TYR	CE2-CZ	33.69	1.82	1.38
1	52	150	TYR	CE2-CZ	33.69	1.82	1.38
1	56	150	TYR	CE2-CZ	33.69	1.82	1.38
1	6A	150	TYR	CE2-CZ	33.69	1.82	1.38
1	1M	150	TYR	CE2-CZ	33.66	1.82	1.38
1	2I	150	TYR	CE2-CZ	33.66	1.82	1.38
1	3A	150	TYR	CE2-CZ	33.66	1.82	1.38
1	3I	150	TYR	CE2-CZ	33.66	1.82	1.38
1	32	150	TYR	CE2-CZ	33.66	1.82	1.38
1	4E	150	TYR	CE2-CZ	33.66	1.82	1.38
1	4Y	150	TYR	CE2-CZ	33.66	1.82	1.38
1	5U	150	TYR	CE2-CZ	33.66	1.82	1.38
1	6M	150	TYR	CE2-CZ	33.66	1.82	1.38
1	6U	150	TYR	CE2-CZ	33.66	1.82	1.38
1	7E	150	TYR	CE2-CZ	33.66	1.82	1.38
1	7Q	150	TYR	CE2-CZ	33.66	1.82	1.38
2	1R	43	SER	CB-OG	33.08	1.85	1.42
2	1V	43	SER	CB-OG	33.08	1.85	1.42

*Continued on next page...*



*Continued from previous page...*

Mol	Chain	Res	Type	Atoms	Z	Observed(Å)	Ideal(Å)
2	1Z	43	SER	CB-OG	33.08	1.85	1.42
2	2R	43	SER	CB-OG	33.08	1.85	1.42
2	2V	43	SER	CB-OG	33.08	1.85	1.42
2	2Z	43	SER	CB-OG	33.08	1.85	1.42
2	43	43	SER	CB-OG	33.08	1.85	1.42
2	47	43	SER	CB-OG	33.08	1.85	1.42
2	5B	43	SER	CB-OG	33.08	1.85	1.42
2	53	43	SER	CB-OG	33.08	1.85	1.42
2	57	43	SER	CB-OG	33.08	1.85	1.42
2	6B	43	SER	CB-OG	33.08	1.85	1.42
2	1F	43	SER	CB-OG	33.05	1.85	1.42
2	2N	43	SER	CB-OG	33.05	1.85	1.42
2	23	43	SER	CB-OG	33.05	1.85	1.42
2	3N	43	SER	CB-OG	33.05	1.85	1.42
2	37	43	SER	CB-OG	33.05	1.85	1.42
2	4J	43	SER	CB-OG	33.05	1.85	1.42
2	4R	43	SER	CB-OG	33.05	1.85	1.42
2	5Z	43	SER	CB-OG	33.05	1.85	1.42
2	6F	43	SER	CB-OG	33.05	1.85	1.42
2	6Z	43	SER	CB-OG	33.05	1.85	1.42
2	7J	43	SER	CB-OG	33.05	1.85	1.42
2	7V	43	SER	CB-OG	33.05	1.85	1.42
2	13	43	SER	CB-OG	33.05	1.85	1.42
2	17	43	SER	CB-OG	33.05	1.85	1.42
2	2B	43	SER	CB-OG	33.05	1.85	1.42
2	3R	43	SER	CB-OG	33.05	1.85	1.42
2	3V	43	SER	CB-OG	33.05	1.85	1.42
2	3Z	43	SER	CB-OG	33.05	1.85	1.42
2	5F	43	SER	CB-OG	33.05	1.85	1.42
2	5J	43	SER	CB-OG	33.05	1.85	1.42
2	5N	43	SER	CB-OG	33.05	1.85	1.42
2	63	43	SER	CB-OG	33.05	1.85	1.42
2	67	43	SER	CB-OG	33.05	1.85	1.42
2	7B	43	SER	CB-OG	33.05	1.85	1.42
2	1B	43	SER	CB-OG	33.03	1.85	1.42
2	1J	43	SER	CB-OG	33.03	1.85	1.42
2	2F	43	SER	CB-OG	33.03	1.85	1.42
2	27	43	SER	CB-OG	33.03	1.85	1.42
2	3F	43	SER	CB-OG	33.03	1.85	1.42
2	4B	43	SER	CB-OG	33.03	1.85	1.42
2	4N	43	SER	CB-OG	33.03	1.85	1.42
2	4V	43	SER	CB-OG	33.03	1.85	1.42

*Continued on next page...*

*Continued from previous page...*

Mol	Chain	Res	Type	Atoms	Z	Observed(Å)	Ideal(Å)
2	5R	43	SER	CB-OG	33.03	1.85	1.42
2	6J	43	SER	CB-OG	33.03	1.85	1.42
2	6R	43	SER	CB-OG	33.03	1.85	1.42
2	7N	43	SER	CB-OG	33.03	1.85	1.42
2	1N	43	SER	CB-OG	33.02	1.85	1.42
2	2J	43	SER	CB-OG	33.02	1.85	1.42
2	3B	43	SER	CB-OG	33.02	1.85	1.42
2	3J	43	SER	CB-OG	33.02	1.85	1.42
2	33	43	SER	CB-OG	33.02	1.85	1.42
2	4F	43	SER	CB-OG	33.02	1.85	1.42
2	4Z	43	SER	CB-OG	33.02	1.85	1.42
2	5V	43	SER	CB-OG	33.02	1.85	1.42
2	6N	43	SER	CB-OG	33.02	1.85	1.42
2	6V	43	SER	CB-OG	33.02	1.85	1.42
2	7F	43	SER	CB-OG	33.02	1.85	1.42
2	7R	43	SER	CB-OG	33.02	1.85	1.42
1	1M	19	SER	CA-CB	32.79	2.02	1.52
1	2I	19	SER	CA-CB	32.79	2.02	1.52
1	3A	19	SER	CA-CB	32.79	2.02	1.52
1	3I	19	SER	CA-CB	32.79	2.02	1.52
1	32	19	SER	CA-CB	32.79	2.02	1.52
1	4E	19	SER	CA-CB	32.79	2.02	1.52
1	4Y	19	SER	CA-CB	32.79	2.02	1.52
1	5U	19	SER	CA-CB	32.79	2.02	1.52
1	6M	19	SER	CA-CB	32.79	2.02	1.52
1	6U	19	SER	CA-CB	32.79	2.02	1.52
1	7E	19	SER	CA-CB	32.79	2.02	1.52
1	7Q	19	SER	CA-CB	32.79	2.02	1.52
1	1A	19	SER	CA-CB	32.77	2.02	1.52
1	1I	19	SER	CA-CB	32.77	2.02	1.52
1	2E	19	SER	CA-CB	32.77	2.02	1.52
1	26	19	SER	CA-CB	32.77	2.02	1.52
1	3E	19	SER	CA-CB	32.77	2.02	1.52
1	4A	19	SER	CA-CB	32.77	2.02	1.52
1	4M	19	SER	CA-CB	32.77	2.02	1.52
1	4U	19	SER	CA-CB	32.77	2.02	1.52
1	5Q	19	SER	CA-CB	32.77	2.02	1.52
1	6I	19	SER	CA-CB	32.77	2.02	1.52
1	6Q	19	SER	CA-CB	32.77	2.02	1.52
1	7M	19	SER	CA-CB	32.77	2.02	1.52
1	1E	19	SER	CA-CB	32.77	2.02	1.52
1	2M	19	SER	CA-CB	32.77	2.02	1.52

*Continued on next page...*

*Continued from previous page...*

Mol	Chain	Res	Type	Atoms	Z	Observed(Å)	Ideal(Å)
1	22	19	SER	CA-CB	32.77	2.02	1.52
1	3M	19	SER	CA-CB	32.77	2.02	1.52
1	36	19	SER	CA-CB	32.77	2.02	1.52
1	4I	19	SER	CA-CB	32.77	2.02	1.52
1	4Q	19	SER	CA-CB	32.77	2.02	1.52
1	5Y	19	SER	CA-CB	32.77	2.02	1.52
1	6E	19	SER	CA-CB	32.77	2.02	1.52
1	6Y	19	SER	CA-CB	32.77	2.02	1.52
1	7I	19	SER	CA-CB	32.77	2.02	1.52
1	7U	19	SER	CA-CB	32.77	2.02	1.52
1	1Q	38	PRO	CA-CB	32.75	2.19	1.53
1	1U	38	PRO	CA-CB	32.75	2.19	1.53
1	1Y	38	PRO	CA-CB	32.75	2.19	1.53
1	2Q	38	PRO	CA-CB	32.75	2.19	1.53
1	2U	38	PRO	CA-CB	32.75	2.19	1.53
1	2Y	38	PRO	CA-CB	32.75	2.19	1.53
1	42	38	PRO	CA-CB	32.75	2.19	1.53
1	46	38	PRO	CA-CB	32.75	2.19	1.53
1	5A	38	PRO	CA-CB	32.75	2.19	1.53
1	52	38	PRO	CA-CB	32.75	2.19	1.53
1	56	38	PRO	CA-CB	32.75	2.19	1.53
1	6A	38	PRO	CA-CB	32.75	2.19	1.53
1	1E	38	PRO	CA-CB	32.74	2.19	1.53
1	2M	38	PRO	CA-CB	32.74	2.19	1.53
1	22	38	PRO	CA-CB	32.74	2.19	1.53
1	3M	38	PRO	CA-CB	32.74	2.19	1.53
1	36	38	PRO	CA-CB	32.74	2.19	1.53
1	4I	38	PRO	CA-CB	32.74	2.19	1.53
1	4Q	38	PRO	CA-CB	32.74	2.19	1.53
1	5Y	38	PRO	CA-CB	32.74	2.19	1.53
1	6E	38	PRO	CA-CB	32.74	2.19	1.53
1	6Y	38	PRO	CA-CB	32.74	2.19	1.53
1	7I	38	PRO	CA-CB	32.74	2.19	1.53
1	7U	38	PRO	CA-CB	32.74	2.19	1.53
1	12	38	PRO	CA-CB	32.74	2.19	1.53
1	16	38	PRO	CA-CB	32.74	2.19	1.53
1	2A	38	PRO	CA-CB	32.74	2.19	1.53
1	3Q	38	PRO	CA-CB	32.74	2.19	1.53
1	3U	38	PRO	CA-CB	32.74	2.19	1.53
1	3Y	38	PRO	CA-CB	32.74	2.19	1.53
1	5E	38	PRO	CA-CB	32.74	2.19	1.53
1	5I	38	PRO	CA-CB	32.74	2.19	1.53

*Continued on next page...*

*Continued from previous page...*

Mol	Chain	Res	Type	Atoms	Z	Observed(Å)	Ideal(Å)
1	5M	38	PRO	CA-CB	32.74	2.19	1.53
1	62	38	PRO	CA-CB	32.74	2.19	1.53
1	66	38	PRO	CA-CB	32.74	2.19	1.53
1	7A	38	PRO	CA-CB	32.74	2.19	1.53
1	12	19	SER	CA-CB	32.73	2.02	1.52
1	16	19	SER	CA-CB	32.73	2.02	1.52
1	2A	19	SER	CA-CB	32.73	2.02	1.52
1	3Q	19	SER	CA-CB	32.73	2.02	1.52
1	3U	19	SER	CA-CB	32.73	2.02	1.52
1	3Y	19	SER	CA-CB	32.73	2.02	1.52
1	5E	19	SER	CA-CB	32.73	2.02	1.52
1	5I	19	SER	CA-CB	32.73	2.02	1.52
1	5M	19	SER	CA-CB	32.73	2.02	1.52
1	62	19	SER	CA-CB	32.73	2.02	1.52
1	66	19	SER	CA-CB	32.73	2.02	1.52
1	7A	19	SER	CA-CB	32.73	2.02	1.52
1	1A	38	PRO	CA-CB	32.73	2.19	1.53
1	1I	38	PRO	CA-CB	32.73	2.19	1.53
1	2E	38	PRO	CA-CB	32.73	2.19	1.53
1	26	38	PRO	CA-CB	32.73	2.19	1.53
1	3E	38	PRO	CA-CB	32.73	2.19	1.53
1	4A	38	PRO	CA-CB	32.73	2.19	1.53
1	4M	38	PRO	CA-CB	32.73	2.19	1.53
1	4U	38	PRO	CA-CB	32.73	2.19	1.53
1	5Q	38	PRO	CA-CB	32.73	2.19	1.53
1	6I	38	PRO	CA-CB	32.73	2.19	1.53
1	6Q	38	PRO	CA-CB	32.73	2.19	1.53
1	7M	38	PRO	CA-CB	32.73	2.19	1.53
1	1Q	19	SER	CA-CB	32.73	2.02	1.52
1	1U	19	SER	CA-CB	32.73	2.02	1.52
1	1Y	19	SER	CA-CB	32.73	2.02	1.52
1	2Q	19	SER	CA-CB	32.73	2.02	1.52
1	2U	19	SER	CA-CB	32.73	2.02	1.52
1	2Y	19	SER	CA-CB	32.73	2.02	1.52
1	42	19	SER	CA-CB	32.73	2.02	1.52
1	46	19	SER	CA-CB	32.73	2.02	1.52
1	5A	19	SER	CA-CB	32.73	2.02	1.52
1	52	19	SER	CA-CB	32.73	2.02	1.52
1	56	19	SER	CA-CB	32.73	2.02	1.52
1	6A	19	SER	CA-CB	32.73	2.02	1.52
1	1M	38	PRO	CA-CB	32.72	2.19	1.53
1	2I	38	PRO	CA-CB	32.72	2.19	1.53

*Continued on next page...*

*Continued from previous page...*

Mol	Chain	Res	Type	Atoms	Z	Observed(Å)	Ideal(Å)
1	3A	38	PRO	CA-CB	32.72	2.19	1.53
1	3I	38	PRO	CA-CB	32.72	2.19	1.53
1	32	38	PRO	CA-CB	32.72	2.19	1.53
1	4E	38	PRO	CA-CB	32.72	2.19	1.53
1	4Y	38	PRO	CA-CB	32.72	2.19	1.53
1	5U	38	PRO	CA-CB	32.72	2.19	1.53
1	6M	38	PRO	CA-CB	32.72	2.19	1.53
1	6U	38	PRO	CA-CB	32.72	2.19	1.53
1	7E	38	PRO	CA-CB	32.72	2.19	1.53
1	7Q	38	PRO	CA-CB	32.72	2.19	1.53
2	1B	60	ARG	CA-CB	31.93	2.24	1.53
2	1J	60	ARG	CA-CB	31.93	2.24	1.53
2	2F	60	ARG	CA-CB	31.93	2.24	1.53
2	27	60	ARG	CA-CB	31.93	2.24	1.53
2	3F	60	ARG	CA-CB	31.93	2.24	1.53
2	4B	60	ARG	CA-CB	31.93	2.24	1.53
2	4N	60	ARG	CA-CB	31.93	2.24	1.53
2	4V	60	ARG	CA-CB	31.93	2.24	1.53
2	5R	60	ARG	CA-CB	31.93	2.24	1.53
2	6J	60	ARG	CA-CB	31.93	2.24	1.53
2	6R	60	ARG	CA-CB	31.93	2.24	1.53
2	7N	60	ARG	CA-CB	31.93	2.24	1.53
2	13	60	ARG	CA-CB	31.93	2.24	1.53
2	17	60	ARG	CA-CB	31.93	2.24	1.53
2	2B	60	ARG	CA-CB	31.93	2.24	1.53
2	3R	60	ARG	CA-CB	31.93	2.24	1.53
2	3V	60	ARG	CA-CB	31.93	2.24	1.53
2	3Z	60	ARG	CA-CB	31.93	2.24	1.53
2	5F	60	ARG	CA-CB	31.93	2.24	1.53
2	5J	60	ARG	CA-CB	31.93	2.24	1.53
2	5N	60	ARG	CA-CB	31.93	2.24	1.53
2	63	60	ARG	CA-CB	31.93	2.24	1.53
2	67	60	ARG	CA-CB	31.93	2.24	1.53
2	7B	60	ARG	CA-CB	31.93	2.24	1.53
2	1F	60	ARG	CA-CB	31.93	2.24	1.53
2	2N	60	ARG	CA-CB	31.93	2.24	1.53
2	23	60	ARG	CA-CB	31.93	2.24	1.53
2	3N	60	ARG	CA-CB	31.93	2.24	1.53
2	37	60	ARG	CA-CB	31.93	2.24	1.53
2	4J	60	ARG	CA-CB	31.93	2.24	1.53
2	4R	60	ARG	CA-CB	31.93	2.24	1.53
2	5Z	60	ARG	CA-CB	31.93	2.24	1.53

*Continued on next page...*

*Continued from previous page...*

Mol	Chain	Res	Type	Atoms	Z	Observed(Å)	Ideal(Å)
2	6F	60	ARG	CA-CB	31.93	2.24	1.53
2	6Z	60	ARG	CA-CB	31.93	2.24	1.53
2	7J	60	ARG	CA-CB	31.93	2.24	1.53
2	7V	60	ARG	CA-CB	31.93	2.24	1.53
2	1R	60	ARG	CA-CB	31.93	2.24	1.53
2	1V	60	ARG	CA-CB	31.93	2.24	1.53
2	1Z	60	ARG	CA-CB	31.93	2.24	1.53
2	2R	60	ARG	CA-CB	31.93	2.24	1.53
2	2V	60	ARG	CA-CB	31.93	2.24	1.53
2	2Z	60	ARG	CA-CB	31.93	2.24	1.53
2	43	60	ARG	CA-CB	31.93	2.24	1.53
2	47	60	ARG	CA-CB	31.93	2.24	1.53
2	5B	60	ARG	CA-CB	31.93	2.24	1.53
2	53	60	ARG	CA-CB	31.93	2.24	1.53
2	57	60	ARG	CA-CB	31.93	2.24	1.53
2	6B	60	ARG	CA-CB	31.93	2.24	1.53
2	1N	60	ARG	CA-CB	31.92	2.24	1.53
2	2J	60	ARG	CA-CB	31.92	2.24	1.53
2	3B	60	ARG	CA-CB	31.92	2.24	1.53
2	3J	60	ARG	CA-CB	31.92	2.24	1.53
2	33	60	ARG	CA-CB	31.92	2.24	1.53
2	4F	60	ARG	CA-CB	31.92	2.24	1.53
2	4Z	60	ARG	CA-CB	31.92	2.24	1.53
2	5V	60	ARG	CA-CB	31.92	2.24	1.53
2	6N	60	ARG	CA-CB	31.92	2.24	1.53
2	6V	60	ARG	CA-CB	31.92	2.24	1.53
2	7F	60	ARG	CA-CB	31.92	2.24	1.53
2	7R	60	ARG	CA-CB	31.92	2.24	1.53
2	1N	30	PRO	N-CA	-31.87	0.93	1.47
2	2J	30	PRO	N-CA	-31.87	0.93	1.47
2	3B	30	PRO	N-CA	-31.87	0.93	1.47
2	3J	30	PRO	N-CA	-31.87	0.93	1.47
2	33	30	PRO	N-CA	-31.87	0.93	1.47
2	4F	30	PRO	N-CA	-31.87	0.93	1.47
2	4Z	30	PRO	N-CA	-31.87	0.93	1.47
2	5V	30	PRO	N-CA	-31.87	0.93	1.47
2	6N	30	PRO	N-CA	-31.87	0.93	1.47
2	6V	30	PRO	N-CA	-31.87	0.93	1.47
2	7F	30	PRO	N-CA	-31.87	0.93	1.47
2	7R	30	PRO	N-CA	-31.87	0.93	1.47
2	13	30	PRO	N-CA	-31.86	0.93	1.47
2	17	30	PRO	N-CA	-31.86	0.93	1.47

*Continued on next page...*

*Continued from previous page...*

Mol	Chain	Res	Type	Atoms	Z	Observed(Å)	Ideal(Å)
2	2B	30	PRO	N-CA	-31.86	0.93	1.47
2	3R	30	PRO	N-CA	-31.86	0.93	1.47
2	3V	30	PRO	N-CA	-31.86	0.93	1.47
2	3Z	30	PRO	N-CA	-31.86	0.93	1.47
2	5F	30	PRO	N-CA	-31.86	0.93	1.47
2	5J	30	PRO	N-CA	-31.86	0.93	1.47
2	5N	30	PRO	N-CA	-31.86	0.93	1.47
2	63	30	PRO	N-CA	-31.86	0.93	1.47
2	67	30	PRO	N-CA	-31.86	0.93	1.47
2	7B	30	PRO	N-CA	-31.86	0.93	1.47
2	1R	30	PRO	N-CA	-31.83	0.93	1.47
2	1V	30	PRO	N-CA	-31.83	0.93	1.47
2	1Z	30	PRO	N-CA	-31.83	0.93	1.47
2	2R	30	PRO	N-CA	-31.83	0.93	1.47
2	2V	30	PRO	N-CA	-31.83	0.93	1.47
2	2Z	30	PRO	N-CA	-31.83	0.93	1.47
2	43	30	PRO	N-CA	-31.83	0.93	1.47
2	47	30	PRO	N-CA	-31.83	0.93	1.47
2	5B	30	PRO	N-CA	-31.83	0.93	1.47
2	53	30	PRO	N-CA	-31.83	0.93	1.47
2	57	30	PRO	N-CA	-31.83	0.93	1.47
2	6B	30	PRO	N-CA	-31.83	0.93	1.47
2	1F	30	PRO	N-CA	-31.83	0.93	1.47
2	2N	30	PRO	N-CA	-31.83	0.93	1.47
2	23	30	PRO	N-CA	-31.83	0.93	1.47
2	3N	30	PRO	N-CA	-31.83	0.93	1.47
2	37	30	PRO	N-CA	-31.83	0.93	1.47
2	4J	30	PRO	N-CA	-31.83	0.93	1.47
2	4R	30	PRO	N-CA	-31.83	0.93	1.47
2	5Z	30	PRO	N-CA	-31.83	0.93	1.47
2	6F	30	PRO	N-CA	-31.83	0.93	1.47
2	6Z	30	PRO	N-CA	-31.83	0.93	1.47
2	7J	30	PRO	N-CA	-31.83	0.93	1.47
2	7V	30	PRO	N-CA	-31.83	0.93	1.47
2	1B	30	PRO	N-CA	-31.82	0.93	1.47
2	1J	30	PRO	N-CA	-31.82	0.93	1.47
2	2F	30	PRO	N-CA	-31.82	0.93	1.47
2	27	30	PRO	N-CA	-31.82	0.93	1.47
2	3F	30	PRO	N-CA	-31.82	0.93	1.47
2	4B	30	PRO	N-CA	-31.82	0.93	1.47
2	4N	30	PRO	N-CA	-31.82	0.93	1.47
2	4V	30	PRO	N-CA	-31.82	0.93	1.47

*Continued on next page...*



*Continued from previous page...*

Mol	Chain	Res	Type	Atoms	Z	Observed(Å)	Ideal(Å)
2	5R	30	PRO	N-CA	-31.82	0.93	1.47
2	6J	30	PRO	N-CA	-31.82	0.93	1.47
2	6R	30	PRO	N-CA	-31.82	0.93	1.47
2	7N	30	PRO	N-CA	-31.82	0.93	1.47
2	13	107	PHE	CD1-CE1	-31.80	0.75	1.39
2	17	107	PHE	CD1-CE1	-31.80	0.75	1.39
2	2B	107	PHE	CD1-CE1	-31.80	0.75	1.39
2	3R	107	PHE	CD1-CE1	-31.80	0.75	1.39
2	3V	107	PHE	CD1-CE1	-31.80	0.75	1.39
2	3Z	107	PHE	CD1-CE1	-31.80	0.75	1.39
2	5F	107	PHE	CD1-CE1	-31.80	0.75	1.39
2	5J	107	PHE	CD1-CE1	-31.80	0.75	1.39
2	5N	107	PHE	CD1-CE1	-31.80	0.75	1.39
2	63	107	PHE	CD1-CE1	-31.80	0.75	1.39
2	67	107	PHE	CD1-CE1	-31.80	0.75	1.39
2	7B	107	PHE	CD1-CE1	-31.80	0.75	1.39
2	1B	107	PHE	CD1-CE1	-31.76	0.75	1.39
2	1J	107	PHE	CD1-CE1	-31.76	0.75	1.39
2	2F	107	PHE	CD1-CE1	-31.76	0.75	1.39
2	27	107	PHE	CD1-CE1	-31.76	0.75	1.39
2	3F	107	PHE	CD1-CE1	-31.76	0.75	1.39
2	4B	107	PHE	CD1-CE1	-31.76	0.75	1.39
2	4N	107	PHE	CD1-CE1	-31.76	0.75	1.39
2	4V	107	PHE	CD1-CE1	-31.76	0.75	1.39
2	5R	107	PHE	CD1-CE1	-31.76	0.75	1.39
2	6J	107	PHE	CD1-CE1	-31.76	0.75	1.39
2	6R	107	PHE	CD1-CE1	-31.76	0.75	1.39
2	7N	107	PHE	CD1-CE1	-31.76	0.75	1.39
2	1N	107	PHE	CD1-CE1	-31.76	0.75	1.39
2	2J	107	PHE	CD1-CE1	-31.76	0.75	1.39
2	3B	107	PHE	CD1-CE1	-31.76	0.75	1.39
2	3J	107	PHE	CD1-CE1	-31.76	0.75	1.39
2	33	107	PHE	CD1-CE1	-31.76	0.75	1.39
2	4F	107	PHE	CD1-CE1	-31.76	0.75	1.39
2	4Z	107	PHE	CD1-CE1	-31.76	0.75	1.39
2	5V	107	PHE	CD1-CE1	-31.76	0.75	1.39
2	6N	107	PHE	CD1-CE1	-31.76	0.75	1.39
2	6V	107	PHE	CD1-CE1	-31.76	0.75	1.39
2	7F	107	PHE	CD1-CE1	-31.76	0.75	1.39
2	7R	107	PHE	CD1-CE1	-31.76	0.75	1.39
2	1F	107	PHE	CD1-CE1	-31.75	0.75	1.39
2	2N	107	PHE	CD1-CE1	-31.75	0.75	1.39

*Continued on next page...*



*Continued from previous page...*

Mol	Chain	Res	Type	Atoms	Z	Observed(Å)	Ideal(Å)
2	23	107	PHE	CD1-CE1	-31.75	0.75	1.39
2	3N	107	PHE	CD1-CE1	-31.75	0.75	1.39
2	37	107	PHE	CD1-CE1	-31.75	0.75	1.39
2	4J	107	PHE	CD1-CE1	-31.75	0.75	1.39
2	4R	107	PHE	CD1-CE1	-31.75	0.75	1.39
2	5Z	107	PHE	CD1-CE1	-31.75	0.75	1.39
2	6F	107	PHE	CD1-CE1	-31.75	0.75	1.39
2	6Z	107	PHE	CD1-CE1	-31.75	0.75	1.39
2	7J	107	PHE	CD1-CE1	-31.75	0.75	1.39
2	7V	107	PHE	CD1-CE1	-31.75	0.75	1.39
2	1R	107	PHE	CD1-CE1	-31.74	0.75	1.39
2	1V	107	PHE	CD1-CE1	-31.74	0.75	1.39
2	1Z	107	PHE	CD1-CE1	-31.74	0.75	1.39
2	2R	107	PHE	CD1-CE1	-31.74	0.75	1.39
2	2V	107	PHE	CD1-CE1	-31.74	0.75	1.39
2	2Z	107	PHE	CD1-CE1	-31.74	0.75	1.39
2	43	107	PHE	CD1-CE1	-31.74	0.75	1.39
2	47	107	PHE	CD1-CE1	-31.74	0.75	1.39
2	5B	107	PHE	CD1-CE1	-31.74	0.75	1.39
2	53	107	PHE	CD1-CE1	-31.74	0.75	1.39
2	57	107	PHE	CD1-CE1	-31.74	0.75	1.39
2	6B	107	PHE	CD1-CE1	-31.74	0.75	1.39
2	1R	220	PHE	CG-CD1	31.73	1.86	1.38
2	1V	220	PHE	CG-CD1	31.73	1.86	1.38
2	1Z	220	PHE	CG-CD1	31.73	1.86	1.38
2	2R	220	PHE	CG-CD1	31.73	1.86	1.38
2	2V	220	PHE	CG-CD1	31.73	1.86	1.38
2	2Z	220	PHE	CG-CD1	31.73	1.86	1.38
2	43	220	PHE	CG-CD1	31.73	1.86	1.38
2	47	220	PHE	CG-CD1	31.73	1.86	1.38
2	5B	220	PHE	CG-CD1	31.73	1.86	1.38
2	53	220	PHE	CG-CD1	31.73	1.86	1.38
2	57	220	PHE	CG-CD1	31.73	1.86	1.38
2	6B	220	PHE	CG-CD1	31.73	1.86	1.38
2	13	220	PHE	CG-CD1	31.72	1.86	1.38
2	17	220	PHE	CG-CD1	31.72	1.86	1.38
2	2B	220	PHE	CG-CD1	31.72	1.86	1.38
2	3R	220	PHE	CG-CD1	31.72	1.86	1.38
2	3V	220	PHE	CG-CD1	31.72	1.86	1.38
2	3Z	220	PHE	CG-CD1	31.72	1.86	1.38
2	5F	220	PHE	CG-CD1	31.72	1.86	1.38
2	5J	220	PHE	CG-CD1	31.72	1.86	1.38

*Continued on next page...*

*Continued from previous page...*

Mol	Chain	Res	Type	Atoms	Z	Observed(Å)	Ideal(Å)
2	5N	220	PHE	CG-CD1	31.72	1.86	1.38
2	63	220	PHE	CG-CD1	31.72	1.86	1.38
2	67	220	PHE	CG-CD1	31.72	1.86	1.38
2	7B	220	PHE	CG-CD1	31.72	1.86	1.38
2	1N	220	PHE	CG-CD1	31.70	1.86	1.38
2	2J	220	PHE	CG-CD1	31.70	1.86	1.38
2	3B	220	PHE	CG-CD1	31.70	1.86	1.38
2	3J	220	PHE	CG-CD1	31.70	1.86	1.38
2	33	220	PHE	CG-CD1	31.70	1.86	1.38
2	4F	220	PHE	CG-CD1	31.70	1.86	1.38
2	4Z	220	PHE	CG-CD1	31.70	1.86	1.38
2	5V	220	PHE	CG-CD1	31.70	1.86	1.38
2	6N	220	PHE	CG-CD1	31.70	1.86	1.38
2	6V	220	PHE	CG-CD1	31.70	1.86	1.38
2	7F	220	PHE	CG-CD1	31.70	1.86	1.38
2	7R	220	PHE	CG-CD1	31.70	1.86	1.38
2	1B	220	PHE	CG-CD1	31.69	1.86	1.38
2	1J	220	PHE	CG-CD1	31.69	1.86	1.38
2	2F	220	PHE	CG-CD1	31.69	1.86	1.38
2	27	220	PHE	CG-CD1	31.69	1.86	1.38
2	3F	220	PHE	CG-CD1	31.69	1.86	1.38
2	4B	220	PHE	CG-CD1	31.69	1.86	1.38
2	4N	220	PHE	CG-CD1	31.69	1.86	1.38
2	4V	220	PHE	CG-CD1	31.69	1.86	1.38
2	5R	220	PHE	CG-CD1	31.69	1.86	1.38
2	6J	220	PHE	CG-CD1	31.69	1.86	1.38
2	6R	220	PHE	CG-CD1	31.69	1.86	1.38
2	7N	220	PHE	CG-CD1	31.69	1.86	1.38
2	1F	220	PHE	CG-CD1	31.67	1.86	1.38
2	2N	220	PHE	CG-CD1	31.67	1.86	1.38
2	23	220	PHE	CG-CD1	31.67	1.86	1.38
2	3N	220	PHE	CG-CD1	31.67	1.86	1.38
2	37	220	PHE	CG-CD1	31.67	1.86	1.38
2	4J	220	PHE	CG-CD1	31.67	1.86	1.38
2	4R	220	PHE	CG-CD1	31.67	1.86	1.38
2	5Z	220	PHE	CG-CD1	31.67	1.86	1.38
2	6F	220	PHE	CG-CD1	31.67	1.86	1.38
2	6Z	220	PHE	CG-CD1	31.67	1.86	1.38
2	7J	220	PHE	CG-CD1	31.67	1.86	1.38
2	7V	220	PHE	CG-CD1	31.67	1.86	1.38
2	13	58	LEU	N-CA	-31.53	0.83	1.46
2	17	58	LEU	N-CA	-31.53	0.83	1.46

*Continued on next page...*

*Continued from previous page...*

Mol	Chain	Res	Type	Atoms	Z	Observed(Å)	Ideal(Å)
2	2B	58	LEU	N-CA	-31.53	0.83	1.46
2	3R	58	LEU	N-CA	-31.53	0.83	1.46
2	3V	58	LEU	N-CA	-31.53	0.83	1.46
2	3Z	58	LEU	N-CA	-31.53	0.83	1.46
2	5F	58	LEU	N-CA	-31.53	0.83	1.46
2	5J	58	LEU	N-CA	-31.53	0.83	1.46
2	5N	58	LEU	N-CA	-31.53	0.83	1.46
2	63	58	LEU	N-CA	-31.53	0.83	1.46
2	67	58	LEU	N-CA	-31.53	0.83	1.46
2	7B	58	LEU	N-CA	-31.53	0.83	1.46
2	1F	58	LEU	N-CA	-31.53	0.83	1.46
2	2N	58	LEU	N-CA	-31.53	0.83	1.46
2	23	58	LEU	N-CA	-31.53	0.83	1.46
2	3N	58	LEU	N-CA	-31.53	0.83	1.46
2	37	58	LEU	N-CA	-31.53	0.83	1.46
2	4J	58	LEU	N-CA	-31.53	0.83	1.46
2	4R	58	LEU	N-CA	-31.53	0.83	1.46
2	5Z	58	LEU	N-CA	-31.53	0.83	1.46
2	6F	58	LEU	N-CA	-31.53	0.83	1.46
2	6Z	58	LEU	N-CA	-31.53	0.83	1.46
2	7J	58	LEU	N-CA	-31.53	0.83	1.46
2	7V	58	LEU	N-CA	-31.53	0.83	1.46
2	1N	58	LEU	N-CA	-31.52	0.83	1.46
2	2J	58	LEU	N-CA	-31.52	0.83	1.46
2	3B	58	LEU	N-CA	-31.52	0.83	1.46
2	3J	58	LEU	N-CA	-31.52	0.83	1.46
2	33	58	LEU	N-CA	-31.52	0.83	1.46
2	4F	58	LEU	N-CA	-31.52	0.83	1.46
2	4Z	58	LEU	N-CA	-31.52	0.83	1.46
2	5V	58	LEU	N-CA	-31.52	0.83	1.46
2	6N	58	LEU	N-CA	-31.52	0.83	1.46
2	6V	58	LEU	N-CA	-31.52	0.83	1.46
2	7F	58	LEU	N-CA	-31.52	0.83	1.46
2	7R	58	LEU	N-CA	-31.52	0.83	1.46
2	1R	58	LEU	N-CA	-31.50	0.83	1.46
2	1V	58	LEU	N-CA	-31.50	0.83	1.46
2	1Z	58	LEU	N-CA	-31.50	0.83	1.46
2	2R	58	LEU	N-CA	-31.50	0.83	1.46
2	2V	58	LEU	N-CA	-31.50	0.83	1.46
2	2Z	58	LEU	N-CA	-31.50	0.83	1.46
2	43	58	LEU	N-CA	-31.50	0.83	1.46
2	47	58	LEU	N-CA	-31.50	0.83	1.46

*Continued on next page...*

*Continued from previous page...*

Mol	Chain	Res	Type	Atoms	Z	Observed(Å)	Ideal(Å)
2	5B	58	LEU	N-CA	-31.50	0.83	1.46
2	53	58	LEU	N-CA	-31.50	0.83	1.46
2	57	58	LEU	N-CA	-31.50	0.83	1.46
2	6B	58	LEU	N-CA	-31.50	0.83	1.46
2	1B	58	LEU	N-CA	-31.50	0.83	1.46
2	1J	58	LEU	N-CA	-31.50	0.83	1.46
2	2F	58	LEU	N-CA	-31.50	0.83	1.46
2	27	58	LEU	N-CA	-31.50	0.83	1.46
2	3F	58	LEU	N-CA	-31.50	0.83	1.46
2	4B	58	LEU	N-CA	-31.50	0.83	1.46
2	4N	58	LEU	N-CA	-31.50	0.83	1.46
2	4V	58	LEU	N-CA	-31.50	0.83	1.46
2	5R	58	LEU	N-CA	-31.50	0.83	1.46
2	6J	58	LEU	N-CA	-31.50	0.83	1.46
2	6R	58	LEU	N-CA	-31.50	0.83	1.46
2	7N	58	LEU	N-CA	-31.50	0.83	1.46
2	1B	31	PHE	CD1-CE1	-31.04	0.77	1.39
2	1J	31	PHE	CD1-CE1	-31.04	0.77	1.39
2	2F	31	PHE	CD1-CE1	-31.04	0.77	1.39
2	27	31	PHE	CD1-CE1	-31.04	0.77	1.39
2	3F	31	PHE	CD1-CE1	-31.04	0.77	1.39
2	4B	31	PHE	CD1-CE1	-31.04	0.77	1.39
2	4N	31	PHE	CD1-CE1	-31.04	0.77	1.39
2	4V	31	PHE	CD1-CE1	-31.04	0.77	1.39
2	5R	31	PHE	CD1-CE1	-31.04	0.77	1.39
2	6J	31	PHE	CD1-CE1	-31.04	0.77	1.39
2	6R	31	PHE	CD1-CE1	-31.04	0.77	1.39
2	7N	31	PHE	CD1-CE1	-31.04	0.77	1.39
2	1N	31	PHE	CD1-CE1	-31.04	0.77	1.39
2	2J	31	PHE	CD1-CE1	-31.04	0.77	1.39
2	3B	31	PHE	CD1-CE1	-31.04	0.77	1.39
2	3J	31	PHE	CD1-CE1	-31.04	0.77	1.39
2	33	31	PHE	CD1-CE1	-31.04	0.77	1.39
2	4F	31	PHE	CD1-CE1	-31.04	0.77	1.39
2	4Z	31	PHE	CD1-CE1	-31.04	0.77	1.39
2	5V	31	PHE	CD1-CE1	-31.04	0.77	1.39
2	6N	31	PHE	CD1-CE1	-31.04	0.77	1.39
2	6V	31	PHE	CD1-CE1	-31.04	0.77	1.39
2	7F	31	PHE	CD1-CE1	-31.04	0.77	1.39
2	7R	31	PHE	CD1-CE1	-31.04	0.77	1.39
2	1R	31	PHE	CD1-CE1	-31.03	0.77	1.39
2	1V	31	PHE	CD1-CE1	-31.03	0.77	1.39

*Continued on next page...*

*Continued from previous page...*

Mol	Chain	Res	Type	Atoms	Z	Observed(Å)	Ideal(Å)
2	1Z	31	PHE	CD1-CE1	-31.03	0.77	1.39
2	2R	31	PHE	CD1-CE1	-31.03	0.77	1.39
2	2V	31	PHE	CD1-CE1	-31.03	0.77	1.39
2	2Z	31	PHE	CD1-CE1	-31.03	0.77	1.39
2	43	31	PHE	CD1-CE1	-31.03	0.77	1.39
2	47	31	PHE	CD1-CE1	-31.03	0.77	1.39
2	5B	31	PHE	CD1-CE1	-31.03	0.77	1.39
2	53	31	PHE	CD1-CE1	-31.03	0.77	1.39
2	57	31	PHE	CD1-CE1	-31.03	0.77	1.39
2	6B	31	PHE	CD1-CE1	-31.03	0.77	1.39
2	13	31	PHE	CD1-CE1	-31.02	0.77	1.39
2	17	31	PHE	CD1-CE1	-31.02	0.77	1.39
2	2B	31	PHE	CD1-CE1	-31.02	0.77	1.39
2	3R	31	PHE	CD1-CE1	-31.02	0.77	1.39
2	3V	31	PHE	CD1-CE1	-31.02	0.77	1.39
2	3Z	31	PHE	CD1-CE1	-31.02	0.77	1.39
2	5F	31	PHE	CD1-CE1	-31.02	0.77	1.39
2	5J	31	PHE	CD1-CE1	-31.02	0.77	1.39
2	5N	31	PHE	CD1-CE1	-31.02	0.77	1.39
2	63	31	PHE	CD1-CE1	-31.02	0.77	1.39
2	67	31	PHE	CD1-CE1	-31.02	0.77	1.39
2	7B	31	PHE	CD1-CE1	-31.02	0.77	1.39
2	1F	31	PHE	CD1-CE1	-31.02	0.77	1.39
2	2N	31	PHE	CD1-CE1	-31.02	0.77	1.39
2	23	31	PHE	CD1-CE1	-31.02	0.77	1.39
2	3N	31	PHE	CD1-CE1	-31.02	0.77	1.39
2	37	31	PHE	CD1-CE1	-31.02	0.77	1.39
2	4J	31	PHE	CD1-CE1	-31.02	0.77	1.39
2	4R	31	PHE	CD1-CE1	-31.02	0.77	1.39
2	5Z	31	PHE	CD1-CE1	-31.02	0.77	1.39
2	6F	31	PHE	CD1-CE1	-31.02	0.77	1.39
2	6Z	31	PHE	CD1-CE1	-31.02	0.77	1.39
2	7J	31	PHE	CD1-CE1	-31.02	0.77	1.39
2	7V	31	PHE	CD1-CE1	-31.02	0.77	1.39
1	1M	147	ARG	NE-CZ	30.91	1.73	1.33
1	2I	147	ARG	NE-CZ	30.91	1.73	1.33
1	3A	147	ARG	NE-CZ	30.91	1.73	1.33
1	3I	147	ARG	NE-CZ	30.91	1.73	1.33
1	32	147	ARG	NE-CZ	30.91	1.73	1.33
1	4E	147	ARG	NE-CZ	30.91	1.73	1.33
1	4Y	147	ARG	NE-CZ	30.91	1.73	1.33
1	5U	147	ARG	NE-CZ	30.91	1.73	1.33

*Continued on next page...*

*Continued from previous page...*

Mol	Chain	Res	Type	Atoms	Z	Observed(Å)	Ideal(Å)
1	6M	147	ARG	NE-CZ	30.91	1.73	1.33
1	6U	147	ARG	NE-CZ	30.91	1.73	1.33
1	7E	147	ARG	NE-CZ	30.91	1.73	1.33
1	7Q	147	ARG	NE-CZ	30.91	1.73	1.33
1	1E	147	ARG	NE-CZ	30.89	1.73	1.33
1	2M	147	ARG	NE-CZ	30.89	1.73	1.33
1	22	147	ARG	NE-CZ	30.89	1.73	1.33
1	3M	147	ARG	NE-CZ	30.89	1.73	1.33
1	36	147	ARG	NE-CZ	30.89	1.73	1.33
1	4I	147	ARG	NE-CZ	30.89	1.73	1.33
1	4Q	147	ARG	NE-CZ	30.89	1.73	1.33
1	5Y	147	ARG	NE-CZ	30.89	1.73	1.33
1	6E	147	ARG	NE-CZ	30.89	1.73	1.33
1	6Y	147	ARG	NE-CZ	30.89	1.73	1.33
1	7I	147	ARG	NE-CZ	30.89	1.73	1.33
1	7U	147	ARG	NE-CZ	30.89	1.73	1.33
1	1A	182	PHE	CD2-CE2	30.89	2.01	1.39
1	1I	182	PHE	CD2-CE2	30.89	2.01	1.39
1	2E	182	PHE	CD2-CE2	30.89	2.01	1.39
1	26	182	PHE	CD2-CE2	30.89	2.01	1.39
1	3E	182	PHE	CD2-CE2	30.89	2.01	1.39
1	4A	182	PHE	CD2-CE2	30.89	2.01	1.39
1	4M	182	PHE	CD2-CE2	30.89	2.01	1.39
1	4U	182	PHE	CD2-CE2	30.89	2.01	1.39
1	5Q	182	PHE	CD2-CE2	30.89	2.01	1.39
1	6I	182	PHE	CD2-CE2	30.89	2.01	1.39
1	6Q	182	PHE	CD2-CE2	30.89	2.01	1.39
1	7M	182	PHE	CD2-CE2	30.89	2.01	1.39
1	1Q	182	PHE	CD2-CE2	30.88	2.01	1.39
1	1U	182	PHE	CD2-CE2	30.88	2.01	1.39
1	1Y	182	PHE	CD2-CE2	30.88	2.01	1.39
1	2Q	182	PHE	CD2-CE2	30.88	2.01	1.39
1	2U	182	PHE	CD2-CE2	30.88	2.01	1.39
1	2Y	182	PHE	CD2-CE2	30.88	2.01	1.39
1	42	182	PHE	CD2-CE2	30.88	2.01	1.39
1	46	182	PHE	CD2-CE2	30.88	2.01	1.39
1	5A	182	PHE	CD2-CE2	30.88	2.01	1.39
1	52	182	PHE	CD2-CE2	30.88	2.01	1.39
1	56	182	PHE	CD2-CE2	30.88	2.01	1.39
1	6A	182	PHE	CD2-CE2	30.88	2.01	1.39
1	1E	182	PHE	CD2-CE2	30.88	2.00	1.39
1	2M	182	PHE	CD2-CE2	30.88	2.00	1.39

*Continued on next page...*

*Continued from previous page...*

Mol	Chain	Res	Type	Atoms	Z	Observed(Å)	Ideal(Å)
1	22	182	PHE	CD2-CE2	30.88	2.00	1.39
1	3M	182	PHE	CD2-CE2	30.88	2.00	1.39
1	36	182	PHE	CD2-CE2	30.88	2.00	1.39
1	4I	182	PHE	CD2-CE2	30.88	2.00	1.39
1	4Q	182	PHE	CD2-CE2	30.88	2.00	1.39
1	5Y	182	PHE	CD2-CE2	30.88	2.00	1.39
1	6E	182	PHE	CD2-CE2	30.88	2.00	1.39
1	6Y	182	PHE	CD2-CE2	30.88	2.00	1.39
1	7I	182	PHE	CD2-CE2	30.88	2.00	1.39
1	7U	182	PHE	CD2-CE2	30.88	2.00	1.39
1	12	182	PHE	CD2-CE2	30.86	2.00	1.39
1	16	182	PHE	CD2-CE2	30.86	2.00	1.39
1	2A	182	PHE	CD2-CE2	30.86	2.00	1.39
1	3Q	182	PHE	CD2-CE2	30.86	2.00	1.39
1	3U	182	PHE	CD2-CE2	30.86	2.00	1.39
1	3Y	182	PHE	CD2-CE2	30.86	2.00	1.39
1	5E	182	PHE	CD2-CE2	30.86	2.00	1.39
1	5I	182	PHE	CD2-CE2	30.86	2.00	1.39
1	5M	182	PHE	CD2-CE2	30.86	2.00	1.39
1	62	182	PHE	CD2-CE2	30.86	2.00	1.39
1	66	182	PHE	CD2-CE2	30.86	2.00	1.39
1	7A	182	PHE	CD2-CE2	30.86	2.00	1.39
1	1M	182	PHE	CD2-CE2	30.86	2.00	1.39
1	2I	182	PHE	CD2-CE2	30.86	2.00	1.39
1	3A	182	PHE	CD2-CE2	30.86	2.00	1.39
1	3I	182	PHE	CD2-CE2	30.86	2.00	1.39
1	32	182	PHE	CD2-CE2	30.86	2.00	1.39
1	4E	182	PHE	CD2-CE2	30.86	2.00	1.39
1	4Y	182	PHE	CD2-CE2	30.86	2.00	1.39
1	5U	182	PHE	CD2-CE2	30.86	2.00	1.39
1	6M	182	PHE	CD2-CE2	30.86	2.00	1.39
1	6U	182	PHE	CD2-CE2	30.86	2.00	1.39
1	7E	182	PHE	CD2-CE2	30.86	2.00	1.39
1	7Q	182	PHE	CD2-CE2	30.86	2.00	1.39
1	1A	147	ARG	NE-CZ	30.84	1.73	1.33
1	1I	147	ARG	NE-CZ	30.84	1.73	1.33
1	2E	147	ARG	NE-CZ	30.84	1.73	1.33
1	26	147	ARG	NE-CZ	30.84	1.73	1.33
1	3E	147	ARG	NE-CZ	30.84	1.73	1.33
1	4A	147	ARG	NE-CZ	30.84	1.73	1.33
1	4M	147	ARG	NE-CZ	30.84	1.73	1.33
1	4U	147	ARG	NE-CZ	30.84	1.73	1.33

*Continued on next page...*



*Continued from previous page...*

Mol	Chain	Res	Type	Atoms	Z	Observed(Å)	Ideal(Å)
1	5Q	147	ARG	NE-CZ	30.84	1.73	1.33
1	6I	147	ARG	NE-CZ	30.84	1.73	1.33
1	6Q	147	ARG	NE-CZ	30.84	1.73	1.33
1	7M	147	ARG	NE-CZ	30.84	1.73	1.33
1	1M	97	SER	CB-OG	30.82	1.82	1.42
1	2I	97	SER	CB-OG	30.82	1.82	1.42
1	3A	97	SER	CB-OG	30.82	1.82	1.42
1	3I	97	SER	CB-OG	30.82	1.82	1.42
1	32	97	SER	CB-OG	30.82	1.82	1.42
1	4E	97	SER	CB-OG	30.82	1.82	1.42
1	4Y	97	SER	CB-OG	30.82	1.82	1.42
1	5U	97	SER	CB-OG	30.82	1.82	1.42
1	6M	97	SER	CB-OG	30.82	1.82	1.42
1	6U	97	SER	CB-OG	30.82	1.82	1.42
1	7E	97	SER	CB-OG	30.82	1.82	1.42
1	7Q	97	SER	CB-OG	30.82	1.82	1.42
1	1Q	147	ARG	NE-CZ	30.81	1.73	1.33
1	1U	147	ARG	NE-CZ	30.81	1.73	1.33
1	1Y	147	ARG	NE-CZ	30.81	1.73	1.33
1	2Q	147	ARG	NE-CZ	30.81	1.73	1.33
1	2U	147	ARG	NE-CZ	30.81	1.73	1.33
1	2Y	147	ARG	NE-CZ	30.81	1.73	1.33
1	42	147	ARG	NE-CZ	30.81	1.73	1.33
1	46	147	ARG	NE-CZ	30.81	1.73	1.33
1	5A	147	ARG	NE-CZ	30.81	1.73	1.33
1	52	147	ARG	NE-CZ	30.81	1.73	1.33
1	56	147	ARG	NE-CZ	30.81	1.73	1.33
1	6A	147	ARG	NE-CZ	30.81	1.73	1.33
1	12	147	ARG	NE-CZ	30.80	1.73	1.33
1	16	147	ARG	NE-CZ	30.80	1.73	1.33
1	2A	147	ARG	NE-CZ	30.80	1.73	1.33
1	3Q	147	ARG	NE-CZ	30.80	1.73	1.33
1	3U	147	ARG	NE-CZ	30.80	1.73	1.33
1	3Y	147	ARG	NE-CZ	30.80	1.73	1.33
1	5E	147	ARG	NE-CZ	30.80	1.73	1.33
1	5I	147	ARG	NE-CZ	30.80	1.73	1.33
1	5M	147	ARG	NE-CZ	30.80	1.73	1.33
1	62	147	ARG	NE-CZ	30.80	1.73	1.33
1	66	147	ARG	NE-CZ	30.80	1.73	1.33
1	7A	147	ARG	NE-CZ	30.80	1.73	1.33
1	1Q	97	SER	CB-OG	30.79	1.82	1.42
1	1U	97	SER	CB-OG	30.79	1.82	1.42

*Continued on next page...*



*Continued from previous page...*

Mol	Chain	Res	Type	Atoms	Z	Observed(Å)	Ideal(Å)
1	1Y	97	SER	CB-OG	30.79	1.82	1.42
1	2Q	97	SER	CB-OG	30.79	1.82	1.42
1	2U	97	SER	CB-OG	30.79	1.82	1.42
1	2Y	97	SER	CB-OG	30.79	1.82	1.42
1	42	97	SER	CB-OG	30.79	1.82	1.42
1	46	97	SER	CB-OG	30.79	1.82	1.42
1	5A	97	SER	CB-OG	30.79	1.82	1.42
1	52	97	SER	CB-OG	30.79	1.82	1.42
1	56	97	SER	CB-OG	30.79	1.82	1.42
1	6A	97	SER	CB-OG	30.79	1.82	1.42
1	1A	97	SER	CB-OG	30.78	1.82	1.42
1	1I	97	SER	CB-OG	30.78	1.82	1.42
1	2E	97	SER	CB-OG	30.78	1.82	1.42
1	26	97	SER	CB-OG	30.78	1.82	1.42
1	3E	97	SER	CB-OG	30.78	1.82	1.42
1	4A	97	SER	CB-OG	30.78	1.82	1.42
1	4M	97	SER	CB-OG	30.78	1.82	1.42
1	4U	97	SER	CB-OG	30.78	1.82	1.42
1	5Q	97	SER	CB-OG	30.78	1.82	1.42
1	6I	97	SER	CB-OG	30.78	1.82	1.42
1	6Q	97	SER	CB-OG	30.78	1.82	1.42
1	7M	97	SER	CB-OG	30.78	1.82	1.42
1	12	97	SER	CB-OG	30.78	1.82	1.42
1	16	97	SER	CB-OG	30.78	1.82	1.42
1	2A	97	SER	CB-OG	30.78	1.82	1.42
1	3Q	97	SER	CB-OG	30.78	1.82	1.42
1	3U	97	SER	CB-OG	30.78	1.82	1.42
1	3Y	97	SER	CB-OG	30.78	1.82	1.42
1	5E	97	SER	CB-OG	30.78	1.82	1.42
1	5I	97	SER	CB-OG	30.78	1.82	1.42
1	5M	97	SER	CB-OG	30.78	1.82	1.42
1	62	97	SER	CB-OG	30.78	1.82	1.42
1	66	97	SER	CB-OG	30.78	1.82	1.42
1	7A	97	SER	CB-OG	30.78	1.82	1.42
1	1E	43	HIS	CG-ND1	-30.75	0.71	1.38
1	2M	43	HIS	CG-ND1	-30.75	0.71	1.38
1	22	43	HIS	CG-ND1	-30.75	0.71	1.38
1	3M	43	HIS	CG-ND1	-30.75	0.71	1.38
1	36	43	HIS	CG-ND1	-30.75	0.71	1.38
1	4I	43	HIS	CG-ND1	-30.75	0.71	1.38
1	4Q	43	HIS	CG-ND1	-30.75	0.71	1.38
1	5Y	43	HIS	CG-ND1	-30.75	0.71	1.38

*Continued on next page...*

*Continued from previous page...*

Mol	Chain	Res	Type	Atoms	Z	Observed(Å)	Ideal(Å)
1	6E	43	HIS	CG-ND1	-30.75	0.71	1.38
1	6Y	43	HIS	CG-ND1	-30.75	0.71	1.38
1	7I	43	HIS	CG-ND1	-30.75	0.71	1.38
1	7U	43	HIS	CG-ND1	-30.75	0.71	1.38
1	1A	43	HIS	CG-ND1	-30.74	0.71	1.38
1	1I	43	HIS	CG-ND1	-30.74	0.71	1.38
1	12	43	HIS	CG-ND1	-30.74	0.71	1.38
1	16	43	HIS	CG-ND1	-30.74	0.71	1.38
1	2A	43	HIS	CG-ND1	-30.74	0.71	1.38
1	2E	43	HIS	CG-ND1	-30.74	0.71	1.38
1	26	43	HIS	CG-ND1	-30.74	0.71	1.38
1	3E	43	HIS	CG-ND1	-30.74	0.71	1.38
1	3Q	43	HIS	CG-ND1	-30.74	0.71	1.38
1	3U	43	HIS	CG-ND1	-30.74	0.71	1.38
1	3Y	43	HIS	CG-ND1	-30.74	0.71	1.38
1	4A	43	HIS	CG-ND1	-30.74	0.71	1.38
1	4M	43	HIS	CG-ND1	-30.74	0.71	1.38
1	4U	43	HIS	CG-ND1	-30.74	0.71	1.38
1	5E	43	HIS	CG-ND1	-30.74	0.71	1.38
1	5I	43	HIS	CG-ND1	-30.74	0.71	1.38
1	5M	43	HIS	CG-ND1	-30.74	0.71	1.38
1	5Q	43	HIS	CG-ND1	-30.74	0.71	1.38
1	6I	43	HIS	CG-ND1	-30.74	0.71	1.38
1	6Q	43	HIS	CG-ND1	-30.74	0.71	1.38
1	62	43	HIS	CG-ND1	-30.74	0.71	1.38
1	66	43	HIS	CG-ND1	-30.74	0.71	1.38
1	7A	43	HIS	CG-ND1	-30.74	0.71	1.38
1	7M	43	HIS	CG-ND1	-30.74	0.71	1.38
1	1Q	43	HIS	CG-ND1	-30.73	0.71	1.38
1	1U	43	HIS	CG-ND1	-30.73	0.71	1.38
1	1Y	43	HIS	CG-ND1	-30.73	0.71	1.38
1	2Q	43	HIS	CG-ND1	-30.73	0.71	1.38
1	2U	43	HIS	CG-ND1	-30.73	0.71	1.38
1	2Y	43	HIS	CG-ND1	-30.73	0.71	1.38
1	42	43	HIS	CG-ND1	-30.73	0.71	1.38
1	46	43	HIS	CG-ND1	-30.73	0.71	1.38
1	5A	43	HIS	CG-ND1	-30.73	0.71	1.38
1	52	43	HIS	CG-ND1	-30.73	0.71	1.38
1	56	43	HIS	CG-ND1	-30.73	0.71	1.38
1	6A	43	HIS	CG-ND1	-30.73	0.71	1.38
1	1Q	171	ARG	NE-CZ	30.73	1.73	1.33
1	1U	171	ARG	NE-CZ	30.73	1.73	1.33

*Continued on next page...*

*Continued from previous page...*

Mol	Chain	Res	Type	Atoms	Z	Observed(Å)	Ideal(Å)
1	1Y	171	ARG	NE-CZ	30.73	1.73	1.33
1	2Q	171	ARG	NE-CZ	30.73	1.73	1.33
1	2U	171	ARG	NE-CZ	30.73	1.73	1.33
1	2Y	171	ARG	NE-CZ	30.73	1.73	1.33
1	42	171	ARG	NE-CZ	30.73	1.73	1.33
1	46	171	ARG	NE-CZ	30.73	1.73	1.33
1	5A	171	ARG	NE-CZ	30.73	1.73	1.33
1	52	171	ARG	NE-CZ	30.73	1.73	1.33
1	56	171	ARG	NE-CZ	30.73	1.73	1.33
1	6A	171	ARG	NE-CZ	30.73	1.73	1.33
1	1E	97	SER	CB-OG	30.72	1.82	1.42
1	2M	97	SER	CB-OG	30.72	1.82	1.42
1	22	97	SER	CB-OG	30.72	1.82	1.42
1	3M	97	SER	CB-OG	30.72	1.82	1.42
1	36	97	SER	CB-OG	30.72	1.82	1.42
1	4I	97	SER	CB-OG	30.72	1.82	1.42
1	4Q	97	SER	CB-OG	30.72	1.82	1.42
1	5Y	97	SER	CB-OG	30.72	1.82	1.42
1	6E	97	SER	CB-OG	30.72	1.82	1.42
1	6Y	97	SER	CB-OG	30.72	1.82	1.42
1	7I	97	SER	CB-OG	30.72	1.82	1.42
1	7U	97	SER	CB-OG	30.72	1.82	1.42
1	1M	43	HIS	CG-ND1	-30.71	0.71	1.38
1	2I	43	HIS	CG-ND1	-30.71	0.71	1.38
1	3A	43	HIS	CG-ND1	-30.71	0.71	1.38
1	3I	43	HIS	CG-ND1	-30.71	0.71	1.38
1	32	43	HIS	CG-ND1	-30.71	0.71	1.38
1	4E	43	HIS	CG-ND1	-30.71	0.71	1.38
1	4Y	43	HIS	CG-ND1	-30.71	0.71	1.38
1	5U	43	HIS	CG-ND1	-30.71	0.71	1.38
1	6M	43	HIS	CG-ND1	-30.71	0.71	1.38
1	6U	43	HIS	CG-ND1	-30.71	0.71	1.38
1	7E	43	HIS	CG-ND1	-30.71	0.71	1.38
1	7Q	43	HIS	CG-ND1	-30.71	0.71	1.38
2	1R	25	SER	CB-OG	-30.68	1.02	1.42
2	1V	25	SER	CB-OG	-30.68	1.02	1.42
2	1Z	25	SER	CB-OG	-30.68	1.02	1.42
2	2R	25	SER	CB-OG	-30.68	1.02	1.42
2	2V	25	SER	CB-OG	-30.68	1.02	1.42
2	2Z	25	SER	CB-OG	-30.68	1.02	1.42
2	43	25	SER	CB-OG	-30.68	1.02	1.42
2	47	25	SER	CB-OG	-30.68	1.02	1.42

*Continued on next page...*

*Continued from previous page...*

Mol	Chain	Res	Type	Atoms	Z	Observed(Å)	Ideal(Å)
2	5B	25	SER	CB-OG	-30.68	1.02	1.42
2	53	25	SER	CB-OG	-30.68	1.02	1.42
2	57	25	SER	CB-OG	-30.68	1.02	1.42
2	6B	25	SER	CB-OG	-30.68	1.02	1.42
2	13	25	SER	CB-OG	-30.68	1.02	1.42
2	17	25	SER	CB-OG	-30.68	1.02	1.42
2	2B	25	SER	CB-OG	-30.68	1.02	1.42
2	3R	25	SER	CB-OG	-30.68	1.02	1.42
2	3V	25	SER	CB-OG	-30.68	1.02	1.42
2	3Z	25	SER	CB-OG	-30.68	1.02	1.42
2	5F	25	SER	CB-OG	-30.68	1.02	1.42
2	5J	25	SER	CB-OG	-30.68	1.02	1.42
2	5N	25	SER	CB-OG	-30.68	1.02	1.42
2	63	25	SER	CB-OG	-30.68	1.02	1.42
2	67	25	SER	CB-OG	-30.68	1.02	1.42
2	7B	25	SER	CB-OG	-30.68	1.02	1.42
2	1N	25	SER	CB-OG	-30.68	1.02	1.42
2	2J	25	SER	CB-OG	-30.68	1.02	1.42
2	3B	25	SER	CB-OG	-30.68	1.02	1.42
2	3J	25	SER	CB-OG	-30.68	1.02	1.42
2	33	25	SER	CB-OG	-30.68	1.02	1.42
2	4F	25	SER	CB-OG	-30.68	1.02	1.42
2	4Z	25	SER	CB-OG	-30.68	1.02	1.42
2	5V	25	SER	CB-OG	-30.68	1.02	1.42
2	6N	25	SER	CB-OG	-30.68	1.02	1.42
2	6V	25	SER	CB-OG	-30.68	1.02	1.42
2	7F	25	SER	CB-OG	-30.68	1.02	1.42
2	7R	25	SER	CB-OG	-30.68	1.02	1.42
2	1B	25	SER	CB-OG	-30.68	1.02	1.42
2	1J	25	SER	CB-OG	-30.68	1.02	1.42
2	2F	25	SER	CB-OG	-30.68	1.02	1.42
2	27	25	SER	CB-OG	-30.68	1.02	1.42
2	3F	25	SER	CB-OG	-30.68	1.02	1.42
2	4B	25	SER	CB-OG	-30.68	1.02	1.42
2	4N	25	SER	CB-OG	-30.68	1.02	1.42
2	4V	25	SER	CB-OG	-30.68	1.02	1.42
2	5R	25	SER	CB-OG	-30.68	1.02	1.42
2	6J	25	SER	CB-OG	-30.68	1.02	1.42
2	6R	25	SER	CB-OG	-30.68	1.02	1.42
2	7N	25	SER	CB-OG	-30.68	1.02	1.42
2	1F	25	SER	CB-OG	-30.67	1.02	1.42
2	2N	25	SER	CB-OG	-30.67	1.02	1.42

*Continued on next page...*

*Continued from previous page...*

Mol	Chain	Res	Type	Atoms	Z	Observed(Å)	Ideal(Å)
2	23	25	SER	CB-OG	-30.67	1.02	1.42
2	3N	25	SER	CB-OG	-30.67	1.02	1.42
2	37	25	SER	CB-OG	-30.67	1.02	1.42
2	4J	25	SER	CB-OG	-30.67	1.02	1.42
2	4R	25	SER	CB-OG	-30.67	1.02	1.42
2	5Z	25	SER	CB-OG	-30.67	1.02	1.42
2	6F	25	SER	CB-OG	-30.67	1.02	1.42
2	6Z	25	SER	CB-OG	-30.67	1.02	1.42
2	7J	25	SER	CB-OG	-30.67	1.02	1.42
2	7V	25	SER	CB-OG	-30.67	1.02	1.42
1	1E	171	ARG	NE-CZ	30.67	1.73	1.33
1	2M	171	ARG	NE-CZ	30.67	1.73	1.33
1	22	171	ARG	NE-CZ	30.67	1.73	1.33
1	3M	171	ARG	NE-CZ	30.67	1.73	1.33
1	36	171	ARG	NE-CZ	30.67	1.73	1.33
1	4I	171	ARG	NE-CZ	30.67	1.73	1.33
1	4Q	171	ARG	NE-CZ	30.67	1.73	1.33
1	5Y	171	ARG	NE-CZ	30.67	1.73	1.33
1	6E	171	ARG	NE-CZ	30.67	1.73	1.33
1	6Y	171	ARG	NE-CZ	30.67	1.73	1.33
1	7I	171	ARG	NE-CZ	30.67	1.73	1.33
1	7U	171	ARG	NE-CZ	30.67	1.73	1.33
1	1M	171	ARG	NE-CZ	30.65	1.72	1.33
1	2I	171	ARG	NE-CZ	30.65	1.72	1.33
1	3A	171	ARG	NE-CZ	30.65	1.72	1.33
1	3I	171	ARG	NE-CZ	30.65	1.72	1.33
1	32	171	ARG	NE-CZ	30.65	1.72	1.33
1	4E	171	ARG	NE-CZ	30.65	1.72	1.33
1	4Y	171	ARG	NE-CZ	30.65	1.72	1.33
1	5U	171	ARG	NE-CZ	30.65	1.72	1.33
1	6M	171	ARG	NE-CZ	30.65	1.72	1.33
1	6U	171	ARG	NE-CZ	30.65	1.72	1.33
1	7E	171	ARG	NE-CZ	30.65	1.72	1.33
1	7Q	171	ARG	NE-CZ	30.65	1.72	1.33
1	1A	171	ARG	NE-CZ	30.65	1.72	1.33
1	1I	171	ARG	NE-CZ	30.65	1.72	1.33
1	12	171	ARG	NE-CZ	30.65	1.72	1.33
1	16	171	ARG	NE-CZ	30.65	1.72	1.33
1	2A	171	ARG	NE-CZ	30.65	1.72	1.33
1	2E	171	ARG	NE-CZ	30.65	1.72	1.33
1	26	171	ARG	NE-CZ	30.65	1.72	1.33
1	3E	171	ARG	NE-CZ	30.65	1.72	1.33

*Continued on next page...*

*Continued from previous page...*

Mol	Chain	Res	Type	Atoms	Z	Observed(Å)	Ideal(Å)
1	3Q	171	ARG	NE-CZ	30.65	1.72	1.33
1	3U	171	ARG	NE-CZ	30.65	1.72	1.33
1	3Y	171	ARG	NE-CZ	30.65	1.72	1.33
1	4A	171	ARG	NE-CZ	30.65	1.72	1.33
1	4M	171	ARG	NE-CZ	30.65	1.72	1.33
1	4U	171	ARG	NE-CZ	30.65	1.72	1.33
1	5E	171	ARG	NE-CZ	30.65	1.72	1.33
1	5I	171	ARG	NE-CZ	30.65	1.72	1.33
1	5M	171	ARG	NE-CZ	30.65	1.72	1.33
1	5Q	171	ARG	NE-CZ	30.65	1.72	1.33
1	6I	171	ARG	NE-CZ	30.65	1.72	1.33
1	6Q	171	ARG	NE-CZ	30.65	1.72	1.33
1	62	171	ARG	NE-CZ	30.65	1.72	1.33
1	66	171	ARG	NE-CZ	30.65	1.72	1.33
1	7A	171	ARG	NE-CZ	30.65	1.72	1.33
1	7M	171	ARG	NE-CZ	30.65	1.72	1.33
2	1B	27	PRO	CA-C	30.32	2.13	1.52
2	1J	27	PRO	CA-C	30.32	2.13	1.52
2	2F	27	PRO	CA-C	30.32	2.13	1.52
2	27	27	PRO	CA-C	30.32	2.13	1.52
2	3F	27	PRO	CA-C	30.32	2.13	1.52
2	4B	27	PRO	CA-C	30.32	2.13	1.52
2	4N	27	PRO	CA-C	30.32	2.13	1.52
2	4V	27	PRO	CA-C	30.32	2.13	1.52
2	5R	27	PRO	CA-C	30.32	2.13	1.52
2	6J	27	PRO	CA-C	30.32	2.13	1.52
2	6R	27	PRO	CA-C	30.32	2.13	1.52
2	7N	27	PRO	CA-C	30.32	2.13	1.52
2	1N	27	PRO	CA-C	30.30	2.13	1.52
2	2J	27	PRO	CA-C	30.30	2.13	1.52
2	3B	27	PRO	CA-C	30.30	2.13	1.52
2	3J	27	PRO	CA-C	30.30	2.13	1.52
2	33	27	PRO	CA-C	30.30	2.13	1.52
2	4F	27	PRO	CA-C	30.30	2.13	1.52
2	4Z	27	PRO	CA-C	30.30	2.13	1.52
2	5V	27	PRO	CA-C	30.30	2.13	1.52
2	6N	27	PRO	CA-C	30.30	2.13	1.52
2	6V	27	PRO	CA-C	30.30	2.13	1.52
2	7F	27	PRO	CA-C	30.30	2.13	1.52
2	7R	27	PRO	CA-C	30.30	2.13	1.52
2	1F	27	PRO	CA-C	30.28	2.13	1.52
2	2N	27	PRO	CA-C	30.28	2.13	1.52

*Continued on next page...*

*Continued from previous page...*

Mol	Chain	Res	Type	Atoms	Z	Observed(Å)	Ideal(Å)
2	23	27	PRO	CA-C	30.28	2.13	1.52
2	3N	27	PRO	CA-C	30.28	2.13	1.52
2	37	27	PRO	CA-C	30.28	2.13	1.52
2	4J	27	PRO	CA-C	30.28	2.13	1.52
2	4R	27	PRO	CA-C	30.28	2.13	1.52
2	5Z	27	PRO	CA-C	30.28	2.13	1.52
2	6F	27	PRO	CA-C	30.28	2.13	1.52
2	6Z	27	PRO	CA-C	30.28	2.13	1.52
2	7J	27	PRO	CA-C	30.28	2.13	1.52
2	7V	27	PRO	CA-C	30.28	2.13	1.52
2	1R	27	PRO	CA-C	30.27	2.13	1.52
2	1V	27	PRO	CA-C	30.27	2.13	1.52
2	1Z	27	PRO	CA-C	30.27	2.13	1.52
2	2R	27	PRO	CA-C	30.27	2.13	1.52
2	2V	27	PRO	CA-C	30.27	2.13	1.52
2	2Z	27	PRO	CA-C	30.27	2.13	1.52
2	43	27	PRO	CA-C	30.27	2.13	1.52
2	47	27	PRO	CA-C	30.27	2.13	1.52
2	5B	27	PRO	CA-C	30.27	2.13	1.52
2	53	27	PRO	CA-C	30.27	2.13	1.52
2	57	27	PRO	CA-C	30.27	2.13	1.52
2	6B	27	PRO	CA-C	30.27	2.13	1.52
2	13	27	PRO	CA-C	30.26	2.13	1.52
2	17	27	PRO	CA-C	30.26	2.13	1.52
2	2B	27	PRO	CA-C	30.26	2.13	1.52
2	3R	27	PRO	CA-C	30.26	2.13	1.52
2	3V	27	PRO	CA-C	30.26	2.13	1.52
2	3Z	27	PRO	CA-C	30.26	2.13	1.52
2	5F	27	PRO	CA-C	30.26	2.13	1.52
2	5J	27	PRO	CA-C	30.26	2.13	1.52
2	5N	27	PRO	CA-C	30.26	2.13	1.52
2	63	27	PRO	CA-C	30.26	2.13	1.52
2	67	27	PRO	CA-C	30.26	2.13	1.52
2	7B	27	PRO	CA-C	30.26	2.13	1.52
2	13	74	TYR	CD1-CE1	-30.22	0.94	1.39
2	17	74	TYR	CD1-CE1	-30.22	0.94	1.39
2	2B	74	TYR	CD1-CE1	-30.22	0.94	1.39
2	3R	74	TYR	CD1-CE1	-30.22	0.94	1.39
2	3V	74	TYR	CD1-CE1	-30.22	0.94	1.39
2	3Z	74	TYR	CD1-CE1	-30.22	0.94	1.39
2	5F	74	TYR	CD1-CE1	-30.22	0.94	1.39
2	5J	74	TYR	CD1-CE1	-30.22	0.94	1.39

*Continued on next page...*



*Continued from previous page...*

Mol	Chain	Res	Type	Atoms	Z	Observed(Å)	Ideal(Å)
2	5N	74	TYR	CD1-CE1	-30.22	0.94	1.39
2	63	74	TYR	CD1-CE1	-30.22	0.94	1.39
2	67	74	TYR	CD1-CE1	-30.22	0.94	1.39
2	7B	74	TYR	CD1-CE1	-30.22	0.94	1.39
2	1B	74	TYR	CD1-CE1	-30.21	0.94	1.39
2	1J	74	TYR	CD1-CE1	-30.21	0.94	1.39
2	2F	74	TYR	CD1-CE1	-30.21	0.94	1.39
2	27	74	TYR	CD1-CE1	-30.21	0.94	1.39
2	3F	74	TYR	CD1-CE1	-30.21	0.94	1.39
2	4B	74	TYR	CD1-CE1	-30.21	0.94	1.39
2	4N	74	TYR	CD1-CE1	-30.21	0.94	1.39
2	4V	74	TYR	CD1-CE1	-30.21	0.94	1.39
2	5R	74	TYR	CD1-CE1	-30.21	0.94	1.39
2	6J	74	TYR	CD1-CE1	-30.21	0.94	1.39
2	6R	74	TYR	CD1-CE1	-30.21	0.94	1.39
2	7N	74	TYR	CD1-CE1	-30.21	0.94	1.39
2	1N	74	TYR	CD1-CE1	-30.21	0.94	1.39
2	2J	74	TYR	CD1-CE1	-30.21	0.94	1.39
2	3B	74	TYR	CD1-CE1	-30.21	0.94	1.39
2	3J	74	TYR	CD1-CE1	-30.21	0.94	1.39
2	33	74	TYR	CD1-CE1	-30.21	0.94	1.39
2	4F	74	TYR	CD1-CE1	-30.21	0.94	1.39
2	4Z	74	TYR	CD1-CE1	-30.21	0.94	1.39
2	5V	74	TYR	CD1-CE1	-30.21	0.94	1.39
2	6N	74	TYR	CD1-CE1	-30.21	0.94	1.39
2	6V	74	TYR	CD1-CE1	-30.21	0.94	1.39
2	7F	74	TYR	CD1-CE1	-30.21	0.94	1.39
2	7R	74	TYR	CD1-CE1	-30.21	0.94	1.39
1	1Q	155	PRO	N-CD	-30.21	1.05	1.47
1	1U	155	PRO	N-CD	-30.21	1.05	1.47
1	1Y	155	PRO	N-CD	-30.21	1.05	1.47
1	2Q	155	PRO	N-CD	-30.21	1.05	1.47
1	2U	155	PRO	N-CD	-30.21	1.05	1.47
1	2Y	155	PRO	N-CD	-30.21	1.05	1.47
1	42	155	PRO	N-CD	-30.21	1.05	1.47
1	46	155	PRO	N-CD	-30.21	1.05	1.47
1	5A	155	PRO	N-CD	-30.21	1.05	1.47
1	52	155	PRO	N-CD	-30.21	1.05	1.47
1	56	155	PRO	N-CD	-30.21	1.05	1.47
1	6A	155	PRO	N-CD	-30.21	1.05	1.47
1	12	155	PRO	N-CD	-30.20	1.05	1.47
1	16	155	PRO	N-CD	-30.20	1.05	1.47

*Continued on next page...*



*Continued from previous page...*

Mol	Chain	Res	Type	Atoms	Z	Observed(Å)	Ideal(Å)
1	2A	155	PRO	N-CD	-30.20	1.05	1.47
1	3Q	155	PRO	N-CD	-30.20	1.05	1.47
1	3U	155	PRO	N-CD	-30.20	1.05	1.47
1	3Y	155	PRO	N-CD	-30.20	1.05	1.47
1	5E	155	PRO	N-CD	-30.20	1.05	1.47
1	5I	155	PRO	N-CD	-30.20	1.05	1.47
1	5M	155	PRO	N-CD	-30.20	1.05	1.47
1	62	155	PRO	N-CD	-30.20	1.05	1.47
1	66	155	PRO	N-CD	-30.20	1.05	1.47
1	7A	155	PRO	N-CD	-30.20	1.05	1.47
1	1E	155	PRO	N-CD	-30.20	1.05	1.47
2	1F	74	TYR	CD1-CE1	-30.20	0.94	1.39
2	1R	74	TYR	CD1-CE1	-30.20	0.94	1.39
2	1V	74	TYR	CD1-CE1	-30.20	0.94	1.39
2	1Z	74	TYR	CD1-CE1	-30.20	0.94	1.39
1	2M	155	PRO	N-CD	-30.20	1.05	1.47
2	2N	74	TYR	CD1-CE1	-30.20	0.94	1.39
2	2R	74	TYR	CD1-CE1	-30.20	0.94	1.39
2	2V	74	TYR	CD1-CE1	-30.20	0.94	1.39
2	2Z	74	TYR	CD1-CE1	-30.20	0.94	1.39
1	22	155	PRO	N-CD	-30.20	1.05	1.47
2	23	74	TYR	CD1-CE1	-30.20	0.94	1.39
1	3M	155	PRO	N-CD	-30.20	1.05	1.47
2	3N	74	TYR	CD1-CE1	-30.20	0.94	1.39
1	36	155	PRO	N-CD	-30.20	1.05	1.47
2	37	74	TYR	CD1-CE1	-30.20	0.94	1.39
1	4I	155	PRO	N-CD	-30.20	1.05	1.47
2	4J	74	TYR	CD1-CE1	-30.20	0.94	1.39
1	4Q	155	PRO	N-CD	-30.20	1.05	1.47
2	4R	74	TYR	CD1-CE1	-30.20	0.94	1.39
2	43	74	TYR	CD1-CE1	-30.20	0.94	1.39
2	47	74	TYR	CD1-CE1	-30.20	0.94	1.39
2	5B	74	TYR	CD1-CE1	-30.20	0.94	1.39
1	5Y	155	PRO	N-CD	-30.20	1.05	1.47
2	5Z	74	TYR	CD1-CE1	-30.20	0.94	1.39
2	53	74	TYR	CD1-CE1	-30.20	0.94	1.39
2	57	74	TYR	CD1-CE1	-30.20	0.94	1.39
2	6B	74	TYR	CD1-CE1	-30.20	0.94	1.39
1	6E	155	PRO	N-CD	-30.20	1.05	1.47
2	6F	74	TYR	CD1-CE1	-30.20	0.94	1.39
1	6Y	155	PRO	N-CD	-30.20	1.05	1.47
2	6Z	74	TYR	CD1-CE1	-30.20	0.94	1.39

*Continued on next page...*

*Continued from previous page...*

Mol	Chain	Res	Type	Atoms	Z	Observed(Å)	Ideal(Å)
1	7I	155	PRO	N-CD	-30.20	1.05	1.47
2	7J	74	TYR	CD1-CE1	-30.20	0.94	1.39
1	7U	155	PRO	N-CD	-30.20	1.05	1.47
2	7V	74	TYR	CD1-CE1	-30.20	0.94	1.39
1	1A	155	PRO	N-CD	-30.20	1.05	1.47
1	1I	155	PRO	N-CD	-30.20	1.05	1.47
1	2E	155	PRO	N-CD	-30.20	1.05	1.47
1	26	155	PRO	N-CD	-30.20	1.05	1.47
1	3E	155	PRO	N-CD	-30.20	1.05	1.47
1	4A	155	PRO	N-CD	-30.20	1.05	1.47
1	4M	155	PRO	N-CD	-30.20	1.05	1.47
1	4U	155	PRO	N-CD	-30.20	1.05	1.47
1	5Q	155	PRO	N-CD	-30.20	1.05	1.47
1	6I	155	PRO	N-CD	-30.20	1.05	1.47
1	6Q	155	PRO	N-CD	-30.20	1.05	1.47
1	7M	155	PRO	N-CD	-30.20	1.05	1.47
1	1M	155	PRO	N-CD	-30.17	1.05	1.47
1	2I	155	PRO	N-CD	-30.17	1.05	1.47
1	3A	155	PRO	N-CD	-30.17	1.05	1.47
1	3I	155	PRO	N-CD	-30.17	1.05	1.47
1	32	155	PRO	N-CD	-30.17	1.05	1.47
1	4E	155	PRO	N-CD	-30.17	1.05	1.47
1	4Y	155	PRO	N-CD	-30.17	1.05	1.47
1	5U	155	PRO	N-CD	-30.17	1.05	1.47
1	6M	155	PRO	N-CD	-30.17	1.05	1.47
1	6U	155	PRO	N-CD	-30.17	1.05	1.47
1	7E	155	PRO	N-CD	-30.17	1.05	1.47
1	7Q	155	PRO	N-CD	-30.17	1.05	1.47
2	1R	31	PHE	C-O	30.03	1.80	1.23
2	1V	31	PHE	C-O	30.03	1.80	1.23
2	1Z	31	PHE	C-O	30.03	1.80	1.23
2	2R	31	PHE	C-O	30.03	1.80	1.23
2	2V	31	PHE	C-O	30.03	1.80	1.23
2	2Z	31	PHE	C-O	30.03	1.80	1.23
2	43	31	PHE	C-O	30.03	1.80	1.23
2	47	31	PHE	C-O	30.03	1.80	1.23
2	5B	31	PHE	C-O	30.03	1.80	1.23
2	53	31	PHE	C-O	30.03	1.80	1.23
2	57	31	PHE	C-O	30.03	1.80	1.23
2	6B	31	PHE	C-O	30.03	1.80	1.23
2	1N	31	PHE	C-O	30.02	1.80	1.23
2	2J	31	PHE	C-O	30.02	1.80	1.23

*Continued on next page...*

*Continued from previous page...*

Mol	Chain	Res	Type	Atoms	Z	Observed(Å)	Ideal(Å)
2	3B	31	PHE	C-O	30.02	1.80	1.23
2	3J	31	PHE	C-O	30.02	1.80	1.23
2	33	31	PHE	C-O	30.02	1.80	1.23
2	4F	31	PHE	C-O	30.02	1.80	1.23
2	4Z	31	PHE	C-O	30.02	1.80	1.23
2	5V	31	PHE	C-O	30.02	1.80	1.23
2	6N	31	PHE	C-O	30.02	1.80	1.23
2	6V	31	PHE	C-O	30.02	1.80	1.23
2	7F	31	PHE	C-O	30.02	1.80	1.23
2	7R	31	PHE	C-O	30.02	1.80	1.23
2	1B	31	PHE	C-O	30.02	1.80	1.23
2	1J	31	PHE	C-O	30.02	1.80	1.23
2	2F	31	PHE	C-O	30.02	1.80	1.23
2	27	31	PHE	C-O	30.02	1.80	1.23
2	3F	31	PHE	C-O	30.02	1.80	1.23
2	4B	31	PHE	C-O	30.02	1.80	1.23
2	4N	31	PHE	C-O	30.02	1.80	1.23
2	4V	31	PHE	C-O	30.02	1.80	1.23
2	5R	31	PHE	C-O	30.02	1.80	1.23
2	6J	31	PHE	C-O	30.02	1.80	1.23
2	6R	31	PHE	C-O	30.02	1.80	1.23
2	7N	31	PHE	C-O	30.02	1.80	1.23
2	1F	31	PHE	C-O	30.02	1.80	1.23
2	2N	31	PHE	C-O	30.02	1.80	1.23
2	23	31	PHE	C-O	30.02	1.80	1.23
2	3N	31	PHE	C-O	30.02	1.80	1.23
2	37	31	PHE	C-O	30.02	1.80	1.23
2	4J	31	PHE	C-O	30.02	1.80	1.23
2	4R	31	PHE	C-O	30.02	1.80	1.23
2	5Z	31	PHE	C-O	30.02	1.80	1.23
2	6F	31	PHE	C-O	30.02	1.80	1.23
2	6Z	31	PHE	C-O	30.02	1.80	1.23
2	7J	31	PHE	C-O	30.02	1.80	1.23
2	7V	31	PHE	C-O	30.02	1.80	1.23
2	13	31	PHE	C-O	30.00	1.80	1.23
2	17	31	PHE	C-O	30.00	1.80	1.23
2	2B	31	PHE	C-O	30.00	1.80	1.23
2	3R	31	PHE	C-O	30.00	1.80	1.23
2	3V	31	PHE	C-O	30.00	1.80	1.23
2	3Z	31	PHE	C-O	30.00	1.80	1.23
2	5F	31	PHE	C-O	30.00	1.80	1.23
2	5J	31	PHE	C-O	30.00	1.80	1.23

*Continued on next page...*

*Continued from previous page...*

Mol	Chain	Res	Type	Atoms	Z	Observed(Å)	Ideal(Å)
2	5N	31	PHE	C-O	30.00	1.80	1.23
2	63	31	PHE	C-O	30.00	1.80	1.23
2	67	31	PHE	C-O	30.00	1.80	1.23
2	7B	31	PHE	C-O	30.00	1.80	1.23
2	1F	32	SER	CA-CB	29.94	1.97	1.52
2	2N	32	SER	CA-CB	29.94	1.97	1.52
2	23	32	SER	CA-CB	29.94	1.97	1.52
2	3N	32	SER	CA-CB	29.94	1.97	1.52
2	37	32	SER	CA-CB	29.94	1.97	1.52
2	4J	32	SER	CA-CB	29.94	1.97	1.52
2	4R	32	SER	CA-CB	29.94	1.97	1.52
2	5Z	32	SER	CA-CB	29.94	1.97	1.52
2	6F	32	SER	CA-CB	29.94	1.97	1.52
2	6Z	32	SER	CA-CB	29.94	1.97	1.52
2	7J	32	SER	CA-CB	29.94	1.97	1.52
2	7V	32	SER	CA-CB	29.94	1.97	1.52
2	1N	32	SER	CA-CB	29.94	1.97	1.52
2	2J	32	SER	CA-CB	29.94	1.97	1.52
2	3B	32	SER	CA-CB	29.94	1.97	1.52
2	3J	32	SER	CA-CB	29.94	1.97	1.52
2	33	32	SER	CA-CB	29.94	1.97	1.52
2	4F	32	SER	CA-CB	29.94	1.97	1.52
2	4Z	32	SER	CA-CB	29.94	1.97	1.52
2	5V	32	SER	CA-CB	29.94	1.97	1.52
2	6N	32	SER	CA-CB	29.94	1.97	1.52
2	6V	32	SER	CA-CB	29.94	1.97	1.52
2	7F	32	SER	CA-CB	29.94	1.97	1.52
2	7R	32	SER	CA-CB	29.94	1.97	1.52
2	13	32	SER	CA-CB	29.94	1.97	1.52
2	17	32	SER	CA-CB	29.94	1.97	1.52
2	2B	32	SER	CA-CB	29.94	1.97	1.52
2	3R	32	SER	CA-CB	29.94	1.97	1.52
2	3V	32	SER	CA-CB	29.94	1.97	1.52
2	3Z	32	SER	CA-CB	29.94	1.97	1.52
2	5F	32	SER	CA-CB	29.94	1.97	1.52
2	5J	32	SER	CA-CB	29.94	1.97	1.52
2	5N	32	SER	CA-CB	29.94	1.97	1.52
2	63	32	SER	CA-CB	29.94	1.97	1.52
2	67	32	SER	CA-CB	29.94	1.97	1.52
2	7B	32	SER	CA-CB	29.94	1.97	1.52
2	1R	32	SER	CA-CB	29.92	1.97	1.52
2	1V	32	SER	CA-CB	29.92	1.97	1.52

*Continued on next page...*

*Continued from previous page...*

Mol	Chain	Res	Type	Atoms	Z	Observed(Å)	Ideal(Å)
2	1Z	32	SER	CA-CB	29.92	1.97	1.52
2	2R	32	SER	CA-CB	29.92	1.97	1.52
2	2V	32	SER	CA-CB	29.92	1.97	1.52
2	2Z	32	SER	CA-CB	29.92	1.97	1.52
2	43	32	SER	CA-CB	29.92	1.97	1.52
2	47	32	SER	CA-CB	29.92	1.97	1.52
2	5B	32	SER	CA-CB	29.92	1.97	1.52
2	53	32	SER	CA-CB	29.92	1.97	1.52
2	57	32	SER	CA-CB	29.92	1.97	1.52
2	6B	32	SER	CA-CB	29.92	1.97	1.52
2	1B	32	SER	CA-CB	29.90	1.97	1.52
2	1J	32	SER	CA-CB	29.90	1.97	1.52
2	2F	32	SER	CA-CB	29.90	1.97	1.52
2	27	32	SER	CA-CB	29.90	1.97	1.52
2	3F	32	SER	CA-CB	29.90	1.97	1.52
2	4B	32	SER	CA-CB	29.90	1.97	1.52
2	4N	32	SER	CA-CB	29.90	1.97	1.52
2	4V	32	SER	CA-CB	29.90	1.97	1.52
2	5R	32	SER	CA-CB	29.90	1.97	1.52
2	6J	32	SER	CA-CB	29.90	1.97	1.52
2	6R	32	SER	CA-CB	29.90	1.97	1.52
2	7N	32	SER	CA-CB	29.90	1.97	1.52
1	1E	22	HIS	CG-ND1	29.46	2.03	1.38
1	2M	22	HIS	CG-ND1	29.46	2.03	1.38
1	22	22	HIS	CG-ND1	29.46	2.03	1.38
1	3M	22	HIS	CG-ND1	29.46	2.03	1.38
1	36	22	HIS	CG-ND1	29.46	2.03	1.38
1	4I	22	HIS	CG-ND1	29.46	2.03	1.38
1	4Q	22	HIS	CG-ND1	29.46	2.03	1.38
1	5Y	22	HIS	CG-ND1	29.46	2.03	1.38
1	6E	22	HIS	CG-ND1	29.46	2.03	1.38
1	6Y	22	HIS	CG-ND1	29.46	2.03	1.38
1	7I	22	HIS	CG-ND1	29.46	2.03	1.38
1	7U	22	HIS	CG-ND1	29.46	2.03	1.38
1	1Q	22	HIS	CG-ND1	29.46	2.03	1.38
1	1U	22	HIS	CG-ND1	29.46	2.03	1.38
1	1Y	22	HIS	CG-ND1	29.46	2.03	1.38
1	2Q	22	HIS	CG-ND1	29.46	2.03	1.38
1	2U	22	HIS	CG-ND1	29.46	2.03	1.38
1	2Y	22	HIS	CG-ND1	29.46	2.03	1.38
1	42	22	HIS	CG-ND1	29.46	2.03	1.38
1	46	22	HIS	CG-ND1	29.46	2.03	1.38

*Continued on next page...*

*Continued from previous page...*

Mol	Chain	Res	Type	Atoms	Z	Observed(Å)	Ideal(Å)
1	5A	22	HIS	CG-ND1	29.46	2.03	1.38
1	52	22	HIS	CG-ND1	29.46	2.03	1.38
1	56	22	HIS	CG-ND1	29.46	2.03	1.38
1	6A	22	HIS	CG-ND1	29.46	2.03	1.38
1	1M	22	HIS	CG-ND1	29.44	2.03	1.38
1	2I	22	HIS	CG-ND1	29.44	2.03	1.38
1	3A	22	HIS	CG-ND1	29.44	2.03	1.38
1	3I	22	HIS	CG-ND1	29.44	2.03	1.38
1	32	22	HIS	CG-ND1	29.44	2.03	1.38
1	4E	22	HIS	CG-ND1	29.44	2.03	1.38
1	4Y	22	HIS	CG-ND1	29.44	2.03	1.38
1	5U	22	HIS	CG-ND1	29.44	2.03	1.38
1	6M	22	HIS	CG-ND1	29.44	2.03	1.38
1	6U	22	HIS	CG-ND1	29.44	2.03	1.38
1	7E	22	HIS	CG-ND1	29.44	2.03	1.38
1	7Q	22	HIS	CG-ND1	29.44	2.03	1.38
1	12	22	HIS	CG-ND1	29.43	2.03	1.38
1	16	22	HIS	CG-ND1	29.43	2.03	1.38
1	2A	22	HIS	CG-ND1	29.43	2.03	1.38
1	3Q	22	HIS	CG-ND1	29.43	2.03	1.38
1	3U	22	HIS	CG-ND1	29.43	2.03	1.38
1	3Y	22	HIS	CG-ND1	29.43	2.03	1.38
1	5E	22	HIS	CG-ND1	29.43	2.03	1.38
1	5I	22	HIS	CG-ND1	29.43	2.03	1.38
1	5M	22	HIS	CG-ND1	29.43	2.03	1.38
1	62	22	HIS	CG-ND1	29.43	2.03	1.38
1	66	22	HIS	CG-ND1	29.43	2.03	1.38
1	7A	22	HIS	CG-ND1	29.43	2.03	1.38
1	1A	22	HIS	CG-ND1	29.43	2.03	1.38
1	1I	22	HIS	CG-ND1	29.43	2.03	1.38
1	2E	22	HIS	CG-ND1	29.43	2.03	1.38
1	26	22	HIS	CG-ND1	29.43	2.03	1.38
1	3E	22	HIS	CG-ND1	29.43	2.03	1.38
1	4A	22	HIS	CG-ND1	29.43	2.03	1.38
1	4M	22	HIS	CG-ND1	29.43	2.03	1.38
1	4U	22	HIS	CG-ND1	29.43	2.03	1.38
1	5Q	22	HIS	CG-ND1	29.43	2.03	1.38
1	6I	22	HIS	CG-ND1	29.43	2.03	1.38
1	6Q	22	HIS	CG-ND1	29.43	2.03	1.38
1	7M	22	HIS	CG-ND1	29.43	2.03	1.38
2	1F	107	PHE	CB-CG	29.37	2.01	1.51
2	2N	107	PHE	CB-CG	29.37	2.01	1.51

*Continued on next page...*

*Continued from previous page...*

Mol	Chain	Res	Type	Atoms	Z	Observed(Å)	Ideal(Å)
2	23	107	PHE	CB-CG	29.37	2.01	1.51
2	3N	107	PHE	CB-CG	29.37	2.01	1.51
2	37	107	PHE	CB-CG	29.37	2.01	1.51
2	4J	107	PHE	CB-CG	29.37	2.01	1.51
2	4R	107	PHE	CB-CG	29.37	2.01	1.51
2	5Z	107	PHE	CB-CG	29.37	2.01	1.51
2	6F	107	PHE	CB-CG	29.37	2.01	1.51
2	6Z	107	PHE	CB-CG	29.37	2.01	1.51
2	7J	107	PHE	CB-CG	29.37	2.01	1.51
2	7V	107	PHE	CB-CG	29.37	2.01	1.51
2	1B	107	PHE	CB-CG	29.36	2.01	1.51
2	1J	107	PHE	CB-CG	29.36	2.01	1.51
2	2F	107	PHE	CB-CG	29.36	2.01	1.51
2	27	107	PHE	CB-CG	29.36	2.01	1.51
2	3F	107	PHE	CB-CG	29.36	2.01	1.51
2	4B	107	PHE	CB-CG	29.36	2.01	1.51
2	4N	107	PHE	CB-CG	29.36	2.01	1.51
2	4V	107	PHE	CB-CG	29.36	2.01	1.51
2	5R	107	PHE	CB-CG	29.36	2.01	1.51
2	6J	107	PHE	CB-CG	29.36	2.01	1.51
2	6R	107	PHE	CB-CG	29.36	2.01	1.51
2	7N	107	PHE	CB-CG	29.36	2.01	1.51
2	1R	107	PHE	CB-CG	29.35	2.01	1.51
2	1V	107	PHE	CB-CG	29.35	2.01	1.51
2	1Z	107	PHE	CB-CG	29.35	2.01	1.51
2	2R	107	PHE	CB-CG	29.35	2.01	1.51
2	2V	107	PHE	CB-CG	29.35	2.01	1.51
2	2Z	107	PHE	CB-CG	29.35	2.01	1.51
2	43	107	PHE	CB-CG	29.35	2.01	1.51
2	47	107	PHE	CB-CG	29.35	2.01	1.51
2	5B	107	PHE	CB-CG	29.35	2.01	1.51
2	53	107	PHE	CB-CG	29.35	2.01	1.51
2	57	107	PHE	CB-CG	29.35	2.01	1.51
2	6B	107	PHE	CB-CG	29.35	2.01	1.51
2	1N	69	SER	N-CA	-29.35	0.87	1.46
2	1N	107	PHE	CB-CG	29.35	2.01	1.51
2	2J	69	SER	N-CA	-29.35	0.87	1.46
2	2J	107	PHE	CB-CG	29.35	2.01	1.51
2	3B	69	SER	N-CA	-29.35	0.87	1.46
2	3B	107	PHE	CB-CG	29.35	2.01	1.51
2	3J	69	SER	N-CA	-29.35	0.87	1.46
2	3J	107	PHE	CB-CG	29.35	2.01	1.51

*Continued on next page...*



*Continued from previous page...*

Mol	Chain	Res	Type	Atoms	Z	Observed(Å)	Ideal(Å)
2	33	69	SER	N-CA	-29.35	0.87	1.46
2	33	107	PHE	CB-CG	29.35	2.01	1.51
2	4F	69	SER	N-CA	-29.35	0.87	1.46
2	4F	107	PHE	CB-CG	29.35	2.01	1.51
2	4Z	69	SER	N-CA	-29.35	0.87	1.46
2	4Z	107	PHE	CB-CG	29.35	2.01	1.51
2	5V	69	SER	N-CA	-29.35	0.87	1.46
2	5V	107	PHE	CB-CG	29.35	2.01	1.51
2	6N	69	SER	N-CA	-29.35	0.87	1.46
2	6N	107	PHE	CB-CG	29.35	2.01	1.51
2	6V	69	SER	N-CA	-29.35	0.87	1.46
2	6V	107	PHE	CB-CG	29.35	2.01	1.51
2	7F	69	SER	N-CA	-29.35	0.87	1.46
2	7F	107	PHE	CB-CG	29.35	2.01	1.51
2	7R	69	SER	N-CA	-29.35	0.87	1.46
2	7R	107	PHE	CB-CG	29.35	2.01	1.51
2	13	107	PHE	CB-CG	29.34	2.01	1.51
2	17	107	PHE	CB-CG	29.34	2.01	1.51
2	2B	107	PHE	CB-CG	29.34	2.01	1.51
2	3R	107	PHE	CB-CG	29.34	2.01	1.51
2	3V	107	PHE	CB-CG	29.34	2.01	1.51
2	3Z	107	PHE	CB-CG	29.34	2.01	1.51
2	5F	107	PHE	CB-CG	29.34	2.01	1.51
2	5J	107	PHE	CB-CG	29.34	2.01	1.51
2	5N	107	PHE	CB-CG	29.34	2.01	1.51
2	63	107	PHE	CB-CG	29.34	2.01	1.51
2	67	107	PHE	CB-CG	29.34	2.01	1.51
2	7B	107	PHE	CB-CG	29.34	2.01	1.51
2	1F	69	SER	N-CA	-29.34	0.87	1.46
2	2N	69	SER	N-CA	-29.34	0.87	1.46
2	23	69	SER	N-CA	-29.34	0.87	1.46
2	3N	69	SER	N-CA	-29.34	0.87	1.46
2	37	69	SER	N-CA	-29.34	0.87	1.46
2	4J	69	SER	N-CA	-29.34	0.87	1.46
2	4R	69	SER	N-CA	-29.34	0.87	1.46
2	5Z	69	SER	N-CA	-29.34	0.87	1.46
2	6F	69	SER	N-CA	-29.34	0.87	1.46
2	6Z	69	SER	N-CA	-29.34	0.87	1.46
2	7J	69	SER	N-CA	-29.34	0.87	1.46
2	7V	69	SER	N-CA	-29.34	0.87	1.46
2	1R	69	SER	N-CA	-29.33	0.87	1.46
2	1V	69	SER	N-CA	-29.33	0.87	1.46

*Continued on next page...*



*Continued from previous page...*

Mol	Chain	Res	Type	Atoms	Z	Observed(Å)	Ideal(Å)
2	1Z	69	SER	N-CA	-29.33	0.87	1.46
2	2R	69	SER	N-CA	-29.33	0.87	1.46
2	2V	69	SER	N-CA	-29.33	0.87	1.46
2	2Z	69	SER	N-CA	-29.33	0.87	1.46
2	43	69	SER	N-CA	-29.33	0.87	1.46
2	47	69	SER	N-CA	-29.33	0.87	1.46
2	5B	69	SER	N-CA	-29.33	0.87	1.46
2	53	69	SER	N-CA	-29.33	0.87	1.46
2	57	69	SER	N-CA	-29.33	0.87	1.46
2	6B	69	SER	N-CA	-29.33	0.87	1.46
2	13	77	THR	C-O	29.33	1.79	1.23
2	17	77	THR	C-O	29.33	1.79	1.23
2	2B	77	THR	C-O	29.33	1.79	1.23
2	3R	77	THR	C-O	29.33	1.79	1.23
2	3V	77	THR	C-O	29.33	1.79	1.23
2	3Z	77	THR	C-O	29.33	1.79	1.23
2	5F	77	THR	C-O	29.33	1.79	1.23
2	5J	77	THR	C-O	29.33	1.79	1.23
2	5N	77	THR	C-O	29.33	1.79	1.23
2	63	77	THR	C-O	29.33	1.79	1.23
2	67	77	THR	C-O	29.33	1.79	1.23
2	7B	77	THR	C-O	29.33	1.79	1.23
2	1B	69	SER	N-CA	-29.33	0.87	1.46
2	1J	69	SER	N-CA	-29.33	0.87	1.46
2	2F	69	SER	N-CA	-29.33	0.87	1.46
2	27	69	SER	N-CA	-29.33	0.87	1.46
2	3F	69	SER	N-CA	-29.33	0.87	1.46
2	4B	69	SER	N-CA	-29.33	0.87	1.46
2	4N	69	SER	N-CA	-29.33	0.87	1.46
2	4V	69	SER	N-CA	-29.33	0.87	1.46
2	5R	69	SER	N-CA	-29.33	0.87	1.46
2	6J	69	SER	N-CA	-29.33	0.87	1.46
2	6R	69	SER	N-CA	-29.33	0.87	1.46
2	7N	69	SER	N-CA	-29.33	0.87	1.46
2	1R	77	THR	C-O	29.32	1.79	1.23
2	1V	77	THR	C-O	29.32	1.79	1.23
2	1Z	77	THR	C-O	29.32	1.79	1.23
2	2R	77	THR	C-O	29.32	1.79	1.23
2	2V	77	THR	C-O	29.32	1.79	1.23
2	2Z	77	THR	C-O	29.32	1.79	1.23
2	43	77	THR	C-O	29.32	1.79	1.23
2	47	77	THR	C-O	29.32	1.79	1.23

*Continued on next page...*

*Continued from previous page...*

Mol	Chain	Res	Type	Atoms	Z	Observed(Å)	Ideal(Å)
2	5B	77	THR	C-O	29.32	1.79	1.23
2	53	77	THR	C-O	29.32	1.79	1.23
2	57	77	THR	C-O	29.32	1.79	1.23
2	6B	77	THR	C-O	29.32	1.79	1.23
2	1F	77	THR	C-O	29.32	1.79	1.23
2	2N	77	THR	C-O	29.32	1.79	1.23
2	23	77	THR	C-O	29.32	1.79	1.23
2	3N	77	THR	C-O	29.32	1.79	1.23
2	37	77	THR	C-O	29.32	1.79	1.23
2	4J	77	THR	C-O	29.32	1.79	1.23
2	4R	77	THR	C-O	29.32	1.79	1.23
2	5Z	77	THR	C-O	29.32	1.79	1.23
2	6F	77	THR	C-O	29.32	1.79	1.23
2	6Z	77	THR	C-O	29.32	1.79	1.23
2	7J	77	THR	C-O	29.32	1.79	1.23
2	7V	77	THR	C-O	29.32	1.79	1.23
2	13	69	SER	N-CA	-29.31	0.87	1.46
2	17	69	SER	N-CA	-29.31	0.87	1.46
2	2B	69	SER	N-CA	-29.31	0.87	1.46
2	3R	69	SER	N-CA	-29.31	0.87	1.46
2	3V	69	SER	N-CA	-29.31	0.87	1.46
2	3Z	69	SER	N-CA	-29.31	0.87	1.46
2	5F	69	SER	N-CA	-29.31	0.87	1.46
2	5J	69	SER	N-CA	-29.31	0.87	1.46
2	5N	69	SER	N-CA	-29.31	0.87	1.46
2	63	69	SER	N-CA	-29.31	0.87	1.46
2	67	69	SER	N-CA	-29.31	0.87	1.46
2	7B	69	SER	N-CA	-29.31	0.87	1.46
2	1B	77	THR	C-O	29.29	1.78	1.23
2	1J	77	THR	C-O	29.29	1.78	1.23
2	2F	77	THR	C-O	29.29	1.78	1.23
2	27	77	THR	C-O	29.29	1.78	1.23
2	3F	77	THR	C-O	29.29	1.78	1.23
2	4B	77	THR	C-O	29.29	1.78	1.23
2	4N	77	THR	C-O	29.29	1.78	1.23
2	4V	77	THR	C-O	29.29	1.78	1.23
2	5R	77	THR	C-O	29.29	1.78	1.23
2	6J	77	THR	C-O	29.29	1.78	1.23
2	6R	77	THR	C-O	29.29	1.78	1.23
2	7N	77	THR	C-O	29.29	1.78	1.23
2	1N	77	THR	C-O	29.29	1.78	1.23
2	2J	77	THR	C-O	29.29	1.78	1.23

*Continued on next page...*

*Continued from previous page...*

Mol	Chain	Res	Type	Atoms	Z	Observed(Å)	Ideal(Å)
2	3B	77	THR	C-O	29.29	1.78	1.23
2	3J	77	THR	C-O	29.29	1.78	1.23
2	33	77	THR	C-O	29.29	1.78	1.23
2	4F	77	THR	C-O	29.29	1.78	1.23
2	4Z	77	THR	C-O	29.29	1.78	1.23
2	5V	77	THR	C-O	29.29	1.78	1.23
2	6N	77	THR	C-O	29.29	1.78	1.23
2	6V	77	THR	C-O	29.29	1.78	1.23
2	7F	77	THR	C-O	29.29	1.78	1.23
2	7R	77	THR	C-O	29.29	1.78	1.23
1	12	52	PHE	CB-CG	-29.27	1.01	1.51
1	16	52	PHE	CB-CG	-29.27	1.01	1.51
1	2A	52	PHE	CB-CG	-29.27	1.01	1.51
1	3Q	52	PHE	CB-CG	-29.27	1.01	1.51
1	3U	52	PHE	CB-CG	-29.27	1.01	1.51
1	3Y	52	PHE	CB-CG	-29.27	1.01	1.51
1	5E	52	PHE	CB-CG	-29.27	1.01	1.51
1	5I	52	PHE	CB-CG	-29.27	1.01	1.51
1	5M	52	PHE	CB-CG	-29.27	1.01	1.51
1	62	52	PHE	CB-CG	-29.27	1.01	1.51
1	66	52	PHE	CB-CG	-29.27	1.01	1.51
1	7A	52	PHE	CB-CG	-29.27	1.01	1.51
1	1M	52	PHE	CB-CG	-29.26	1.01	1.51
1	2I	52	PHE	CB-CG	-29.26	1.01	1.51
1	3A	52	PHE	CB-CG	-29.26	1.01	1.51
1	3I	52	PHE	CB-CG	-29.26	1.01	1.51
1	32	52	PHE	CB-CG	-29.26	1.01	1.51
1	4E	52	PHE	CB-CG	-29.26	1.01	1.51
1	4Y	52	PHE	CB-CG	-29.26	1.01	1.51
1	5U	52	PHE	CB-CG	-29.26	1.01	1.51
1	6M	52	PHE	CB-CG	-29.26	1.01	1.51
1	6U	52	PHE	CB-CG	-29.26	1.01	1.51
1	7E	52	PHE	CB-CG	-29.26	1.01	1.51
1	7Q	52	PHE	CB-CG	-29.26	1.01	1.51
1	1A	52	PHE	CB-CG	-29.22	1.01	1.51
1	1I	52	PHE	CB-CG	-29.22	1.01	1.51
1	2E	52	PHE	CB-CG	-29.22	1.01	1.51
1	26	52	PHE	CB-CG	-29.22	1.01	1.51
1	3E	52	PHE	CB-CG	-29.22	1.01	1.51
1	4A	52	PHE	CB-CG	-29.22	1.01	1.51
1	4M	52	PHE	CB-CG	-29.22	1.01	1.51
1	4U	52	PHE	CB-CG	-29.22	1.01	1.51

*Continued on next page...*

*Continued from previous page...*

Mol	Chain	Res	Type	Atoms	Z	Observed(Å)	Ideal(Å)
1	5Q	52	PHE	CB-CG	-29.22	1.01	1.51
1	6I	52	PHE	CB-CG	-29.22	1.01	1.51
1	6Q	52	PHE	CB-CG	-29.22	1.01	1.51
1	7M	52	PHE	CB-CG	-29.22	1.01	1.51
1	1Q	52	PHE	CB-CG	-29.20	1.01	1.51
1	1U	52	PHE	CB-CG	-29.20	1.01	1.51
1	1Y	52	PHE	CB-CG	-29.20	1.01	1.51
1	2Q	52	PHE	CB-CG	-29.20	1.01	1.51
1	2U	52	PHE	CB-CG	-29.20	1.01	1.51
1	2Y	52	PHE	CB-CG	-29.20	1.01	1.51
1	42	52	PHE	CB-CG	-29.20	1.01	1.51
1	46	52	PHE	CB-CG	-29.20	1.01	1.51
1	5A	52	PHE	CB-CG	-29.20	1.01	1.51
1	52	52	PHE	CB-CG	-29.20	1.01	1.51
1	56	52	PHE	CB-CG	-29.20	1.01	1.51
1	6A	52	PHE	CB-CG	-29.20	1.01	1.51
1	1E	52	PHE	CB-CG	-29.18	1.01	1.51
1	2M	52	PHE	CB-CG	-29.18	1.01	1.51
1	22	52	PHE	CB-CG	-29.18	1.01	1.51
1	3M	52	PHE	CB-CG	-29.18	1.01	1.51
1	36	52	PHE	CB-CG	-29.18	1.01	1.51
1	4I	52	PHE	CB-CG	-29.18	1.01	1.51
1	4Q	52	PHE	CB-CG	-29.18	1.01	1.51
1	5Y	52	PHE	CB-CG	-29.18	1.01	1.51
1	6E	52	PHE	CB-CG	-29.18	1.01	1.51
1	6Y	52	PHE	CB-CG	-29.18	1.01	1.51
1	7I	52	PHE	CB-CG	-29.18	1.01	1.51
1	7U	52	PHE	CB-CG	-29.18	1.01	1.51
1	12	82	ARG	NE-CZ	29.00	1.70	1.33
1	16	82	ARG	NE-CZ	29.00	1.70	1.33
1	2A	82	ARG	NE-CZ	29.00	1.70	1.33
1	3Q	82	ARG	NE-CZ	29.00	1.70	1.33
1	3U	82	ARG	NE-CZ	29.00	1.70	1.33
1	3Y	82	ARG	NE-CZ	29.00	1.70	1.33
1	5E	82	ARG	NE-CZ	29.00	1.70	1.33
1	5I	82	ARG	NE-CZ	29.00	1.70	1.33
1	5M	82	ARG	NE-CZ	29.00	1.70	1.33
1	62	82	ARG	NE-CZ	29.00	1.70	1.33
1	66	82	ARG	NE-CZ	29.00	1.70	1.33
1	7A	82	ARG	NE-CZ	29.00	1.70	1.33
1	1M	82	ARG	NE-CZ	28.98	1.70	1.33
1	2I	82	ARG	NE-CZ	28.98	1.70	1.33

*Continued on next page...*

*Continued from previous page...*

Mol	Chain	Res	Type	Atoms	Z	Observed(Å)	Ideal(Å)
1	3A	82	ARG	NE-CZ	28.98	1.70	1.33
1	3I	82	ARG	NE-CZ	28.98	1.70	1.33
1	32	82	ARG	NE-CZ	28.98	1.70	1.33
1	4E	82	ARG	NE-CZ	28.98	1.70	1.33
1	4Y	82	ARG	NE-CZ	28.98	1.70	1.33
1	5U	82	ARG	NE-CZ	28.98	1.70	1.33
1	6M	82	ARG	NE-CZ	28.98	1.70	1.33
1	6U	82	ARG	NE-CZ	28.98	1.70	1.33
1	7E	82	ARG	NE-CZ	28.98	1.70	1.33
1	7Q	82	ARG	NE-CZ	28.98	1.70	1.33
2	1B	227	TYR	CE2-CZ	28.97	1.76	1.38
2	1J	227	TYR	CE2-CZ	28.97	1.76	1.38
2	2F	227	TYR	CE2-CZ	28.97	1.76	1.38
2	27	227	TYR	CE2-CZ	28.97	1.76	1.38
2	3F	227	TYR	CE2-CZ	28.97	1.76	1.38
2	4B	227	TYR	CE2-CZ	28.97	1.76	1.38
2	4N	227	TYR	CE2-CZ	28.97	1.76	1.38
2	4V	227	TYR	CE2-CZ	28.97	1.76	1.38
2	5R	227	TYR	CE2-CZ	28.97	1.76	1.38
2	6J	227	TYR	CE2-CZ	28.97	1.76	1.38
2	6R	227	TYR	CE2-CZ	28.97	1.76	1.38
2	7N	227	TYR	CE2-CZ	28.97	1.76	1.38
2	1R	227	TYR	CE2-CZ	28.96	1.76	1.38
2	1V	227	TYR	CE2-CZ	28.96	1.76	1.38
2	1Z	227	TYR	CE2-CZ	28.96	1.76	1.38
2	2R	227	TYR	CE2-CZ	28.96	1.76	1.38
2	2V	227	TYR	CE2-CZ	28.96	1.76	1.38
2	2Z	227	TYR	CE2-CZ	28.96	1.76	1.38
2	43	227	TYR	CE2-CZ	28.96	1.76	1.38
2	47	227	TYR	CE2-CZ	28.96	1.76	1.38
2	5B	227	TYR	CE2-CZ	28.96	1.76	1.38
2	53	227	TYR	CE2-CZ	28.96	1.76	1.38
2	57	227	TYR	CE2-CZ	28.96	1.76	1.38
2	6B	227	TYR	CE2-CZ	28.96	1.76	1.38
2	1F	227	TYR	CE2-CZ	28.95	1.76	1.38
2	2N	227	TYR	CE2-CZ	28.95	1.76	1.38
2	23	227	TYR	CE2-CZ	28.95	1.76	1.38
2	3N	227	TYR	CE2-CZ	28.95	1.76	1.38
2	37	227	TYR	CE2-CZ	28.95	1.76	1.38
2	4J	227	TYR	CE2-CZ	28.95	1.76	1.38
2	4R	227	TYR	CE2-CZ	28.95	1.76	1.38
2	5Z	227	TYR	CE2-CZ	28.95	1.76	1.38

*Continued on next page...*

*Continued from previous page...*

Mol	Chain	Res	Type	Atoms	Z	Observed(Å)	Ideal(Å)
2	6F	227	TYR	CE2-CZ	28.95	1.76	1.38
2	6Z	227	TYR	CE2-CZ	28.95	1.76	1.38
2	7J	227	TYR	CE2-CZ	28.95	1.76	1.38
2	7V	227	TYR	CE2-CZ	28.95	1.76	1.38
1	1Q	82	ARG	NE-CZ	28.95	1.70	1.33
1	1U	82	ARG	NE-CZ	28.95	1.70	1.33
1	1Y	82	ARG	NE-CZ	28.95	1.70	1.33
1	2Q	82	ARG	NE-CZ	28.95	1.70	1.33
1	2U	82	ARG	NE-CZ	28.95	1.70	1.33
1	2Y	82	ARG	NE-CZ	28.95	1.70	1.33
1	42	82	ARG	NE-CZ	28.95	1.70	1.33
1	46	82	ARG	NE-CZ	28.95	1.70	1.33
1	5A	82	ARG	NE-CZ	28.95	1.70	1.33
1	52	82	ARG	NE-CZ	28.95	1.70	1.33
1	56	82	ARG	NE-CZ	28.95	1.70	1.33
1	6A	82	ARG	NE-CZ	28.95	1.70	1.33
1	1A	82	ARG	NE-CZ	28.94	1.70	1.33
1	1I	82	ARG	NE-CZ	28.94	1.70	1.33
2	13	227	TYR	CE2-CZ	28.94	1.76	1.38
2	17	227	TYR	CE2-CZ	28.94	1.76	1.38
2	2B	227	TYR	CE2-CZ	28.94	1.76	1.38
1	2E	82	ARG	NE-CZ	28.94	1.70	1.33
1	26	82	ARG	NE-CZ	28.94	1.70	1.33
1	3E	82	ARG	NE-CZ	28.94	1.70	1.33
2	3R	227	TYR	CE2-CZ	28.94	1.76	1.38
2	3V	227	TYR	CE2-CZ	28.94	1.76	1.38
2	3Z	227	TYR	CE2-CZ	28.94	1.76	1.38
1	4A	82	ARG	NE-CZ	28.94	1.70	1.33
1	4M	82	ARG	NE-CZ	28.94	1.70	1.33
1	4U	82	ARG	NE-CZ	28.94	1.70	1.33
2	5F	227	TYR	CE2-CZ	28.94	1.76	1.38
2	5J	227	TYR	CE2-CZ	28.94	1.76	1.38
2	5N	227	TYR	CE2-CZ	28.94	1.76	1.38
1	5Q	82	ARG	NE-CZ	28.94	1.70	1.33
1	6I	82	ARG	NE-CZ	28.94	1.70	1.33
1	6Q	82	ARG	NE-CZ	28.94	1.70	1.33
2	63	227	TYR	CE2-CZ	28.94	1.76	1.38
2	67	227	TYR	CE2-CZ	28.94	1.76	1.38
2	7B	227	TYR	CE2-CZ	28.94	1.76	1.38
1	7M	82	ARG	NE-CZ	28.94	1.70	1.33
2	1N	227	TYR	CE2-CZ	28.94	1.76	1.38
2	2J	227	TYR	CE2-CZ	28.94	1.76	1.38

*Continued on next page...*

*Continued from previous page...*

Mol	Chain	Res	Type	Atoms	Z	Observed(Å)	Ideal(Å)
2	3B	227	TYR	CE2-CZ	28.94	1.76	1.38
2	3J	227	TYR	CE2-CZ	28.94	1.76	1.38
2	33	227	TYR	CE2-CZ	28.94	1.76	1.38
2	4F	227	TYR	CE2-CZ	28.94	1.76	1.38
2	4Z	227	TYR	CE2-CZ	28.94	1.76	1.38
2	5V	227	TYR	CE2-CZ	28.94	1.76	1.38
2	6N	227	TYR	CE2-CZ	28.94	1.76	1.38
2	6V	227	TYR	CE2-CZ	28.94	1.76	1.38
2	7F	227	TYR	CE2-CZ	28.94	1.76	1.38
2	7R	227	TYR	CE2-CZ	28.94	1.76	1.38
1	1E	82	ARG	NE-CZ	28.93	1.70	1.33
1	2M	82	ARG	NE-CZ	28.93	1.70	1.33
1	22	82	ARG	NE-CZ	28.93	1.70	1.33
1	3M	82	ARG	NE-CZ	28.93	1.70	1.33
1	36	82	ARG	NE-CZ	28.93	1.70	1.33
1	4I	82	ARG	NE-CZ	28.93	1.70	1.33
1	4Q	82	ARG	NE-CZ	28.93	1.70	1.33
1	5Y	82	ARG	NE-CZ	28.93	1.70	1.33
1	6E	82	ARG	NE-CZ	28.93	1.70	1.33
1	6Y	82	ARG	NE-CZ	28.93	1.70	1.33
1	7I	82	ARG	NE-CZ	28.93	1.70	1.33
1	7U	82	ARG	NE-CZ	28.93	1.70	1.33
2	1F	70	TRP	NE1-CE2	-28.85	1.00	1.37
2	2N	70	TRP	NE1-CE2	-28.85	1.00	1.37
2	23	70	TRP	NE1-CE2	-28.85	1.00	1.37
2	3N	70	TRP	NE1-CE2	-28.85	1.00	1.37
2	37	70	TRP	NE1-CE2	-28.85	1.00	1.37
2	4J	70	TRP	NE1-CE2	-28.85	1.00	1.37
2	4R	70	TRP	NE1-CE2	-28.85	1.00	1.37
2	5Z	70	TRP	NE1-CE2	-28.85	1.00	1.37
2	6F	70	TRP	NE1-CE2	-28.85	1.00	1.37
2	6Z	70	TRP	NE1-CE2	-28.85	1.00	1.37
2	7J	70	TRP	NE1-CE2	-28.85	1.00	1.37
2	7V	70	TRP	NE1-CE2	-28.85	1.00	1.37
2	1R	70	TRP	NE1-CE2	-28.83	1.00	1.37
2	1V	70	TRP	NE1-CE2	-28.83	1.00	1.37
2	1Z	70	TRP	NE1-CE2	-28.83	1.00	1.37
2	2R	70	TRP	NE1-CE2	-28.83	1.00	1.37
2	2V	70	TRP	NE1-CE2	-28.83	1.00	1.37
2	2Z	70	TRP	NE1-CE2	-28.83	1.00	1.37
2	43	70	TRP	NE1-CE2	-28.83	1.00	1.37
2	47	70	TRP	NE1-CE2	-28.83	1.00	1.37

*Continued on next page...*



*Continued from previous page...*

Mol	Chain	Res	Type	Atoms	Z	Observed(Å)	Ideal(Å)
2	5B	70	TRP	NE1-CE2	-28.83	1.00	1.37
2	53	70	TRP	NE1-CE2	-28.83	1.00	1.37
2	57	70	TRP	NE1-CE2	-28.83	1.00	1.37
2	6B	70	TRP	NE1-CE2	-28.83	1.00	1.37
2	1B	70	TRP	NE1-CE2	-28.82	1.00	1.37
2	1J	70	TRP	NE1-CE2	-28.82	1.00	1.37
2	2F	70	TRP	NE1-CE2	-28.82	1.00	1.37
2	27	70	TRP	NE1-CE2	-28.82	1.00	1.37
2	3F	70	TRP	NE1-CE2	-28.82	1.00	1.37
2	4B	70	TRP	NE1-CE2	-28.82	1.00	1.37
2	4N	70	TRP	NE1-CE2	-28.82	1.00	1.37
2	4V	70	TRP	NE1-CE2	-28.82	1.00	1.37
2	5R	70	TRP	NE1-CE2	-28.82	1.00	1.37
2	6J	70	TRP	NE1-CE2	-28.82	1.00	1.37
2	6R	70	TRP	NE1-CE2	-28.82	1.00	1.37
2	7N	70	TRP	NE1-CE2	-28.82	1.00	1.37
2	13	70	TRP	NE1-CE2	-28.81	1.00	1.37
2	17	70	TRP	NE1-CE2	-28.81	1.00	1.37
2	2B	70	TRP	NE1-CE2	-28.81	1.00	1.37
2	3R	70	TRP	NE1-CE2	-28.81	1.00	1.37
2	3V	70	TRP	NE1-CE2	-28.81	1.00	1.37
2	3Z	70	TRP	NE1-CE2	-28.81	1.00	1.37
2	5F	70	TRP	NE1-CE2	-28.81	1.00	1.37
2	5J	70	TRP	NE1-CE2	-28.81	1.00	1.37
2	5N	70	TRP	NE1-CE2	-28.81	1.00	1.37
2	63	70	TRP	NE1-CE2	-28.81	1.00	1.37
2	67	70	TRP	NE1-CE2	-28.81	1.00	1.37
2	7B	70	TRP	NE1-CE2	-28.81	1.00	1.37
2	1N	70	TRP	NE1-CE2	-28.78	1.00	1.37
2	2J	70	TRP	NE1-CE2	-28.78	1.00	1.37
2	3B	70	TRP	NE1-CE2	-28.78	1.00	1.37
2	3J	70	TRP	NE1-CE2	-28.78	1.00	1.37
2	33	70	TRP	NE1-CE2	-28.78	1.00	1.37
2	4F	70	TRP	NE1-CE2	-28.78	1.00	1.37
2	4Z	70	TRP	NE1-CE2	-28.78	1.00	1.37
2	5V	70	TRP	NE1-CE2	-28.78	1.00	1.37
2	6N	70	TRP	NE1-CE2	-28.78	1.00	1.37
2	6V	70	TRP	NE1-CE2	-28.78	1.00	1.37
2	7F	70	TRP	NE1-CE2	-28.78	1.00	1.37
2	7R	70	TRP	NE1-CE2	-28.78	1.00	1.37
1	1M	90	PHE	CE1-CZ	28.63	1.91	1.37
1	2I	90	PHE	CE1-CZ	28.63	1.91	1.37

*Continued on next page...*



*Continued from previous page...*

Mol	Chain	Res	Type	Atoms	Z	Observed(Å)	Ideal(Å)
1	3A	90	PHE	CE1-CZ	28.63	1.91	1.37
1	3I	90	PHE	CE1-CZ	28.63	1.91	1.37
1	32	90	PHE	CE1-CZ	28.63	1.91	1.37
1	4E	90	PHE	CE1-CZ	28.63	1.91	1.37
1	4Y	90	PHE	CE1-CZ	28.63	1.91	1.37
1	5U	90	PHE	CE1-CZ	28.63	1.91	1.37
1	6M	90	PHE	CE1-CZ	28.63	1.91	1.37
1	6U	90	PHE	CE1-CZ	28.63	1.91	1.37
1	7E	90	PHE	CE1-CZ	28.63	1.91	1.37
1	7Q	90	PHE	CE1-CZ	28.63	1.91	1.37
1	1Q	90	PHE	CE1-CZ	28.62	1.91	1.37
1	1U	90	PHE	CE1-CZ	28.62	1.91	1.37
1	1Y	90	PHE	CE1-CZ	28.62	1.91	1.37
1	2Q	90	PHE	CE1-CZ	28.62	1.91	1.37
1	2U	90	PHE	CE1-CZ	28.62	1.91	1.37
1	2Y	90	PHE	CE1-CZ	28.62	1.91	1.37
1	42	90	PHE	CE1-CZ	28.62	1.91	1.37
1	46	90	PHE	CE1-CZ	28.62	1.91	1.37
1	5A	90	PHE	CE1-CZ	28.62	1.91	1.37
1	52	90	PHE	CE1-CZ	28.62	1.91	1.37
1	56	90	PHE	CE1-CZ	28.62	1.91	1.37
1	6A	90	PHE	CE1-CZ	28.62	1.91	1.37
1	1A	90	PHE	CE1-CZ	28.59	1.91	1.37
1	1I	90	PHE	CE1-CZ	28.59	1.91	1.37
1	2E	90	PHE	CE1-CZ	28.59	1.91	1.37
1	26	90	PHE	CE1-CZ	28.59	1.91	1.37
1	3E	90	PHE	CE1-CZ	28.59	1.91	1.37
1	4A	90	PHE	CE1-CZ	28.59	1.91	1.37
1	4M	90	PHE	CE1-CZ	28.59	1.91	1.37
1	4U	90	PHE	CE1-CZ	28.59	1.91	1.37
1	5Q	90	PHE	CE1-CZ	28.59	1.91	1.37
1	6I	90	PHE	CE1-CZ	28.59	1.91	1.37
1	6Q	90	PHE	CE1-CZ	28.59	1.91	1.37
1	7M	90	PHE	CE1-CZ	28.59	1.91	1.37
1	12	90	PHE	CE1-CZ	28.57	1.91	1.37
1	16	90	PHE	CE1-CZ	28.57	1.91	1.37
1	2A	90	PHE	CE1-CZ	28.57	1.91	1.37
1	3Q	90	PHE	CE1-CZ	28.57	1.91	1.37
1	3U	90	PHE	CE1-CZ	28.57	1.91	1.37
1	3Y	90	PHE	CE1-CZ	28.57	1.91	1.37
1	5E	90	PHE	CE1-CZ	28.57	1.91	1.37
1	5I	90	PHE	CE1-CZ	28.57	1.91	1.37

*Continued on next page...*

*Continued from previous page...*

Mol	Chain	Res	Type	Atoms	Z	Observed(Å)	Ideal(Å)
1	5M	90	PHE	CE1-CZ	28.57	1.91	1.37
1	62	90	PHE	CE1-CZ	28.57	1.91	1.37
1	66	90	PHE	CE1-CZ	28.57	1.91	1.37
1	7A	90	PHE	CE1-CZ	28.57	1.91	1.37
2	1F	108	HIS	ND1-CE1	28.57	2.06	1.34
2	2N	108	HIS	ND1-CE1	28.57	2.06	1.34
2	23	108	HIS	ND1-CE1	28.57	2.06	1.34
2	3N	108	HIS	ND1-CE1	28.57	2.06	1.34
2	37	108	HIS	ND1-CE1	28.57	2.06	1.34
2	4J	108	HIS	ND1-CE1	28.57	2.06	1.34
2	4R	108	HIS	ND1-CE1	28.57	2.06	1.34
2	5Z	108	HIS	ND1-CE1	28.57	2.06	1.34
2	6F	108	HIS	ND1-CE1	28.57	2.06	1.34
2	6Z	108	HIS	ND1-CE1	28.57	2.06	1.34
2	7J	108	HIS	ND1-CE1	28.57	2.06	1.34
2	7V	108	HIS	ND1-CE1	28.57	2.06	1.34
1	1E	90	PHE	CE1-CZ	28.55	1.91	1.37
2	1R	108	HIS	ND1-CE1	28.55	2.06	1.34
2	1V	108	HIS	ND1-CE1	28.55	2.06	1.34
2	1Z	108	HIS	ND1-CE1	28.55	2.06	1.34
1	2M	90	PHE	CE1-CZ	28.55	1.91	1.37
2	2R	108	HIS	ND1-CE1	28.55	2.06	1.34
2	2V	108	HIS	ND1-CE1	28.55	2.06	1.34
2	2Z	108	HIS	ND1-CE1	28.55	2.06	1.34
1	22	90	PHE	CE1-CZ	28.55	1.91	1.37
1	3M	90	PHE	CE1-CZ	28.55	1.91	1.37
1	36	90	PHE	CE1-CZ	28.55	1.91	1.37
1	4I	90	PHE	CE1-CZ	28.55	1.91	1.37
1	4Q	90	PHE	CE1-CZ	28.55	1.91	1.37
2	43	108	HIS	ND1-CE1	28.55	2.06	1.34
2	47	108	HIS	ND1-CE1	28.55	2.06	1.34
2	5B	108	HIS	ND1-CE1	28.55	2.06	1.34
1	5Y	90	PHE	CE1-CZ	28.55	1.91	1.37
2	53	108	HIS	ND1-CE1	28.55	2.06	1.34
2	57	108	HIS	ND1-CE1	28.55	2.06	1.34
2	6B	108	HIS	ND1-CE1	28.55	2.06	1.34
1	6E	90	PHE	CE1-CZ	28.55	1.91	1.37
1	6Y	90	PHE	CE1-CZ	28.55	1.91	1.37
1	7I	90	PHE	CE1-CZ	28.55	1.91	1.37
1	7U	90	PHE	CE1-CZ	28.55	1.91	1.37
1	12	147	ARG	N-CA	28.55	2.03	1.46
1	16	147	ARG	N-CA	28.55	2.03	1.46

*Continued on next page...*

*Continued from previous page...*

Mol	Chain	Res	Type	Atoms	Z	Observed(Å)	Ideal(Å)
1	2A	147	ARG	N-CA	28.55	2.03	1.46
1	3Q	147	ARG	N-CA	28.55	2.03	1.46
1	3U	147	ARG	N-CA	28.55	2.03	1.46
1	3Y	147	ARG	N-CA	28.55	2.03	1.46
1	5E	147	ARG	N-CA	28.55	2.03	1.46
1	5I	147	ARG	N-CA	28.55	2.03	1.46
1	5M	147	ARG	N-CA	28.55	2.03	1.46
1	62	147	ARG	N-CA	28.55	2.03	1.46
1	66	147	ARG	N-CA	28.55	2.03	1.46
1	7A	147	ARG	N-CA	28.55	2.03	1.46
2	1B	108	HIS	ND1-CE1	28.54	2.06	1.34
2	1J	108	HIS	ND1-CE1	28.54	2.06	1.34
2	2F	108	HIS	ND1-CE1	28.54	2.06	1.34
2	27	108	HIS	ND1-CE1	28.54	2.06	1.34
2	3F	108	HIS	ND1-CE1	28.54	2.06	1.34
2	4B	108	HIS	ND1-CE1	28.54	2.06	1.34
2	4N	108	HIS	ND1-CE1	28.54	2.06	1.34
2	4V	108	HIS	ND1-CE1	28.54	2.06	1.34
2	5R	108	HIS	ND1-CE1	28.54	2.06	1.34
2	6J	108	HIS	ND1-CE1	28.54	2.06	1.34
2	6R	108	HIS	ND1-CE1	28.54	2.06	1.34
2	7N	108	HIS	ND1-CE1	28.54	2.06	1.34
2	13	108	HIS	ND1-CE1	28.54	2.06	1.34
2	17	108	HIS	ND1-CE1	28.54	2.06	1.34
2	2B	108	HIS	ND1-CE1	28.54	2.06	1.34
2	3R	108	HIS	ND1-CE1	28.54	2.06	1.34
2	3V	108	HIS	ND1-CE1	28.54	2.06	1.34
2	3Z	108	HIS	ND1-CE1	28.54	2.06	1.34
2	5F	108	HIS	ND1-CE1	28.54	2.06	1.34
2	5J	108	HIS	ND1-CE1	28.54	2.06	1.34
2	5N	108	HIS	ND1-CE1	28.54	2.06	1.34
2	63	108	HIS	ND1-CE1	28.54	2.06	1.34
2	67	108	HIS	ND1-CE1	28.54	2.06	1.34
2	7B	108	HIS	ND1-CE1	28.54	2.06	1.34
2	1N	108	HIS	ND1-CE1	28.53	2.06	1.34
2	2J	108	HIS	ND1-CE1	28.53	2.06	1.34
2	3B	108	HIS	ND1-CE1	28.53	2.06	1.34
2	3J	108	HIS	ND1-CE1	28.53	2.06	1.34
2	33	108	HIS	ND1-CE1	28.53	2.06	1.34
2	4F	108	HIS	ND1-CE1	28.53	2.06	1.34
2	4Z	108	HIS	ND1-CE1	28.53	2.06	1.34
2	5V	108	HIS	ND1-CE1	28.53	2.06	1.34

*Continued on next page...*

*Continued from previous page...*

Mol	Chain	Res	Type	Atoms	Z	Observed(Å)	Ideal(Å)
2	6N	108	HIS	ND1-CE1	28.53	2.06	1.34
2	6V	108	HIS	ND1-CE1	28.53	2.06	1.34
2	7F	108	HIS	ND1-CE1	28.53	2.06	1.34
2	7R	108	HIS	ND1-CE1	28.53	2.06	1.34
1	1A	147	ARG	N-CA	28.51	2.03	1.46
1	1I	147	ARG	N-CA	28.51	2.03	1.46
1	2E	147	ARG	N-CA	28.51	2.03	1.46
1	26	147	ARG	N-CA	28.51	2.03	1.46
1	3E	147	ARG	N-CA	28.51	2.03	1.46
1	4A	147	ARG	N-CA	28.51	2.03	1.46
1	4M	147	ARG	N-CA	28.51	2.03	1.46
1	4U	147	ARG	N-CA	28.51	2.03	1.46
1	5Q	147	ARG	N-CA	28.51	2.03	1.46
1	6I	147	ARG	N-CA	28.51	2.03	1.46
1	6Q	147	ARG	N-CA	28.51	2.03	1.46
1	7M	147	ARG	N-CA	28.51	2.03	1.46
1	1E	147	ARG	N-CA	28.51	2.03	1.46
1	2M	147	ARG	N-CA	28.51	2.03	1.46
1	22	147	ARG	N-CA	28.51	2.03	1.46
1	3M	147	ARG	N-CA	28.51	2.03	1.46
1	36	147	ARG	N-CA	28.51	2.03	1.46
1	4I	147	ARG	N-CA	28.51	2.03	1.46
1	4Q	147	ARG	N-CA	28.51	2.03	1.46
1	5Y	147	ARG	N-CA	28.51	2.03	1.46
1	6E	147	ARG	N-CA	28.51	2.03	1.46
1	6Y	147	ARG	N-CA	28.51	2.03	1.46
1	7I	147	ARG	N-CA	28.51	2.03	1.46
1	7U	147	ARG	N-CA	28.51	2.03	1.46
1	1M	147	ARG	N-CA	28.50	2.03	1.46
1	2I	147	ARG	N-CA	28.50	2.03	1.46
1	3A	147	ARG	N-CA	28.50	2.03	1.46
1	3I	147	ARG	N-CA	28.50	2.03	1.46
1	32	147	ARG	N-CA	28.50	2.03	1.46
1	4E	147	ARG	N-CA	28.50	2.03	1.46
1	4Y	147	ARG	N-CA	28.50	2.03	1.46
1	5U	147	ARG	N-CA	28.50	2.03	1.46
1	6M	147	ARG	N-CA	28.50	2.03	1.46
1	6U	147	ARG	N-CA	28.50	2.03	1.46
1	7E	147	ARG	N-CA	28.50	2.03	1.46
1	7Q	147	ARG	N-CA	28.50	2.03	1.46
2	1R	69	SER	CB-OG	-28.49	1.05	1.42
2	1V	69	SER	CB-OG	-28.49	1.05	1.42

*Continued on next page...*

*Continued from previous page...*

Mol	Chain	Res	Type	Atoms	Z	Observed(Å)	Ideal(Å)
2	1Z	69	SER	CB-OG	-28.49	1.05	1.42
2	2R	69	SER	CB-OG	-28.49	1.05	1.42
2	2V	69	SER	CB-OG	-28.49	1.05	1.42
2	2Z	69	SER	CB-OG	-28.49	1.05	1.42
2	43	69	SER	CB-OG	-28.49	1.05	1.42
2	47	69	SER	CB-OG	-28.49	1.05	1.42
2	5B	69	SER	CB-OG	-28.49	1.05	1.42
2	53	69	SER	CB-OG	-28.49	1.05	1.42
2	57	69	SER	CB-OG	-28.49	1.05	1.42
2	6B	69	SER	CB-OG	-28.49	1.05	1.42
1	1Q	147	ARG	N-CA	28.49	2.03	1.46
1	1U	147	ARG	N-CA	28.49	2.03	1.46
1	1Y	147	ARG	N-CA	28.49	2.03	1.46
1	2Q	147	ARG	N-CA	28.49	2.03	1.46
1	2U	147	ARG	N-CA	28.49	2.03	1.46
1	2Y	147	ARG	N-CA	28.49	2.03	1.46
1	42	147	ARG	N-CA	28.49	2.03	1.46
1	46	147	ARG	N-CA	28.49	2.03	1.46
1	5A	147	ARG	N-CA	28.49	2.03	1.46
1	52	147	ARG	N-CA	28.49	2.03	1.46
1	56	147	ARG	N-CA	28.49	2.03	1.46
1	6A	147	ARG	N-CA	28.49	2.03	1.46
2	1F	69	SER	CB-OG	-28.48	1.05	1.42
2	2N	69	SER	CB-OG	-28.48	1.05	1.42
2	23	69	SER	CB-OG	-28.48	1.05	1.42
2	3N	69	SER	CB-OG	-28.48	1.05	1.42
2	37	69	SER	CB-OG	-28.48	1.05	1.42
2	4J	69	SER	CB-OG	-28.48	1.05	1.42
2	4R	69	SER	CB-OG	-28.48	1.05	1.42
2	5Z	69	SER	CB-OG	-28.48	1.05	1.42
2	6F	69	SER	CB-OG	-28.48	1.05	1.42
2	6Z	69	SER	CB-OG	-28.48	1.05	1.42
2	7J	69	SER	CB-OG	-28.48	1.05	1.42
2	7V	69	SER	CB-OG	-28.48	1.05	1.42
2	1B	69	SER	CB-OG	-28.46	1.05	1.42
2	1J	69	SER	CB-OG	-28.46	1.05	1.42
2	2F	69	SER	CB-OG	-28.46	1.05	1.42
2	27	69	SER	CB-OG	-28.46	1.05	1.42
2	3F	69	SER	CB-OG	-28.46	1.05	1.42
2	4B	69	SER	CB-OG	-28.46	1.05	1.42
2	4N	69	SER	CB-OG	-28.46	1.05	1.42
2	4V	69	SER	CB-OG	-28.46	1.05	1.42

*Continued on next page...*

*Continued from previous page...*

Mol	Chain	Res	Type	Atoms	Z	Observed(Å)	Ideal(Å)
2	5R	69	SER	CB-OG	-28.46	1.05	1.42
2	6J	69	SER	CB-OG	-28.46	1.05	1.42
2	6R	69	SER	CB-OG	-28.46	1.05	1.42
2	7N	69	SER	CB-OG	-28.46	1.05	1.42
2	13	69	SER	CB-OG	-28.45	1.05	1.42
2	17	69	SER	CB-OG	-28.45	1.05	1.42
2	2B	69	SER	CB-OG	-28.45	1.05	1.42
2	3R	69	SER	CB-OG	-28.45	1.05	1.42
2	3V	69	SER	CB-OG	-28.45	1.05	1.42
2	3Z	69	SER	CB-OG	-28.45	1.05	1.42
2	5F	69	SER	CB-OG	-28.45	1.05	1.42
2	5J	69	SER	CB-OG	-28.45	1.05	1.42
2	5N	69	SER	CB-OG	-28.45	1.05	1.42
2	63	69	SER	CB-OG	-28.45	1.05	1.42
2	67	69	SER	CB-OG	-28.45	1.05	1.42
2	7B	69	SER	CB-OG	-28.45	1.05	1.42
2	1N	69	SER	CB-OG	-28.43	1.05	1.42
2	2J	69	SER	CB-OG	-28.43	1.05	1.42
2	3B	69	SER	CB-OG	-28.43	1.05	1.42
2	3J	69	SER	CB-OG	-28.43	1.05	1.42
2	33	69	SER	CB-OG	-28.43	1.05	1.42
2	4F	69	SER	CB-OG	-28.43	1.05	1.42
2	4Z	69	SER	CB-OG	-28.43	1.05	1.42
2	5V	69	SER	CB-OG	-28.43	1.05	1.42
2	6N	69	SER	CB-OG	-28.43	1.05	1.42
2	6V	69	SER	CB-OG	-28.43	1.05	1.42
2	7F	69	SER	CB-OG	-28.43	1.05	1.42
2	7R	69	SER	CB-OG	-28.43	1.05	1.42
2	1B	218	ARG	NE-CZ	28.32	1.69	1.33
2	1J	218	ARG	NE-CZ	28.32	1.69	1.33
2	2F	218	ARG	NE-CZ	28.32	1.69	1.33
2	27	218	ARG	NE-CZ	28.32	1.69	1.33
2	3F	218	ARG	NE-CZ	28.32	1.69	1.33
2	4B	218	ARG	NE-CZ	28.32	1.69	1.33
2	4N	218	ARG	NE-CZ	28.32	1.69	1.33
2	4V	218	ARG	NE-CZ	28.32	1.69	1.33
2	5R	218	ARG	NE-CZ	28.32	1.69	1.33
2	6J	218	ARG	NE-CZ	28.32	1.69	1.33
2	6R	218	ARG	NE-CZ	28.32	1.69	1.33
2	7N	218	ARG	NE-CZ	28.32	1.69	1.33
2	13	218	ARG	NE-CZ	28.30	1.69	1.33
2	17	218	ARG	NE-CZ	28.30	1.69	1.33

*Continued on next page...*

*Continued from previous page...*

Mol	Chain	Res	Type	Atoms	Z	Observed(Å)	Ideal(Å)
2	2B	218	ARG	NE-CZ	28.30	1.69	1.33
2	3R	218	ARG	NE-CZ	28.30	1.69	1.33
2	3V	218	ARG	NE-CZ	28.30	1.69	1.33
2	3Z	218	ARG	NE-CZ	28.30	1.69	1.33
2	5F	218	ARG	NE-CZ	28.30	1.69	1.33
2	5J	218	ARG	NE-CZ	28.30	1.69	1.33
2	5N	218	ARG	NE-CZ	28.30	1.69	1.33
2	63	218	ARG	NE-CZ	28.30	1.69	1.33
2	67	218	ARG	NE-CZ	28.30	1.69	1.33
2	7B	218	ARG	NE-CZ	28.30	1.69	1.33
2	1F	218	ARG	NE-CZ	28.28	1.69	1.33
2	2N	218	ARG	NE-CZ	28.28	1.69	1.33
2	23	218	ARG	NE-CZ	28.28	1.69	1.33
2	3N	218	ARG	NE-CZ	28.28	1.69	1.33
2	37	218	ARG	NE-CZ	28.28	1.69	1.33
2	4J	218	ARG	NE-CZ	28.28	1.69	1.33
2	4R	218	ARG	NE-CZ	28.28	1.69	1.33
2	5Z	218	ARG	NE-CZ	28.28	1.69	1.33
2	6F	218	ARG	NE-CZ	28.28	1.69	1.33
2	6Z	218	ARG	NE-CZ	28.28	1.69	1.33
2	7J	218	ARG	NE-CZ	28.28	1.69	1.33
2	7V	218	ARG	NE-CZ	28.28	1.69	1.33
2	1R	218	ARG	NE-CZ	28.28	1.69	1.33
2	1V	218	ARG	NE-CZ	28.28	1.69	1.33
2	1Z	218	ARG	NE-CZ	28.28	1.69	1.33
2	2R	218	ARG	NE-CZ	28.28	1.69	1.33
2	2V	218	ARG	NE-CZ	28.28	1.69	1.33
2	2Z	218	ARG	NE-CZ	28.28	1.69	1.33
2	43	218	ARG	NE-CZ	28.28	1.69	1.33
2	47	218	ARG	NE-CZ	28.28	1.69	1.33
2	5B	218	ARG	NE-CZ	28.28	1.69	1.33
2	53	218	ARG	NE-CZ	28.28	1.69	1.33
2	57	218	ARG	NE-CZ	28.28	1.69	1.33
2	6B	218	ARG	NE-CZ	28.28	1.69	1.33
2	1N	218	ARG	NE-CZ	28.27	1.69	1.33
2	2J	218	ARG	NE-CZ	28.27	1.69	1.33
2	3B	218	ARG	NE-CZ	28.27	1.69	1.33
2	3J	218	ARG	NE-CZ	28.27	1.69	1.33
2	33	218	ARG	NE-CZ	28.27	1.69	1.33
2	4F	218	ARG	NE-CZ	28.27	1.69	1.33
2	4Z	218	ARG	NE-CZ	28.27	1.69	1.33
2	5V	218	ARG	NE-CZ	28.27	1.69	1.33

*Continued on next page...*



*Continued from previous page...*

Mol	Chain	Res	Type	Atoms	Z	Observed(Å)	Ideal(Å)
2	6N	218	ARG	NE-CZ	28.27	1.69	1.33
2	6V	218	ARG	NE-CZ	28.27	1.69	1.33
2	7F	218	ARG	NE-CZ	28.27	1.69	1.33
2	7R	218	ARG	NE-CZ	28.27	1.69	1.33
2	1F	55	PRO	N-CD	28.20	1.87	1.47
2	2N	55	PRO	N-CD	28.20	1.87	1.47
2	23	55	PRO	N-CD	28.20	1.87	1.47
2	3N	55	PRO	N-CD	28.20	1.87	1.47
2	37	55	PRO	N-CD	28.20	1.87	1.47
2	4J	55	PRO	N-CD	28.20	1.87	1.47
2	4R	55	PRO	N-CD	28.20	1.87	1.47
2	5Z	55	PRO	N-CD	28.20	1.87	1.47
2	6F	55	PRO	N-CD	28.20	1.87	1.47
2	6Z	55	PRO	N-CD	28.20	1.87	1.47
2	7J	55	PRO	N-CD	28.20	1.87	1.47
2	7V	55	PRO	N-CD	28.20	1.87	1.47
2	1N	55	PRO	N-CD	28.18	1.87	1.47
2	2J	55	PRO	N-CD	28.18	1.87	1.47
2	3B	55	PRO	N-CD	28.18	1.87	1.47
2	3J	55	PRO	N-CD	28.18	1.87	1.47
2	33	55	PRO	N-CD	28.18	1.87	1.47
2	4F	55	PRO	N-CD	28.18	1.87	1.47
2	4Z	55	PRO	N-CD	28.18	1.87	1.47
2	5V	55	PRO	N-CD	28.18	1.87	1.47
2	6N	55	PRO	N-CD	28.18	1.87	1.47
2	6V	55	PRO	N-CD	28.18	1.87	1.47
2	7F	55	PRO	N-CD	28.18	1.87	1.47
2	7R	55	PRO	N-CD	28.18	1.87	1.47
1	1M	18	PRO	C-N	28.17	1.98	1.34
1	2I	18	PRO	C-N	28.17	1.98	1.34
1	3A	18	PRO	C-N	28.17	1.98	1.34
1	3I	18	PRO	C-N	28.17	1.98	1.34
1	32	18	PRO	C-N	28.17	1.98	1.34
1	4E	18	PRO	C-N	28.17	1.98	1.34
1	4Y	18	PRO	C-N	28.17	1.98	1.34
1	5U	18	PRO	C-N	28.17	1.98	1.34
1	6M	18	PRO	C-N	28.17	1.98	1.34
1	6U	18	PRO	C-N	28.17	1.98	1.34
1	7E	18	PRO	C-N	28.17	1.98	1.34
1	7Q	18	PRO	C-N	28.17	1.98	1.34
2	1B	55	PRO	N-CD	28.16	1.87	1.47
2	1J	55	PRO	N-CD	28.16	1.87	1.47

*Continued on next page...*



*Continued from previous page...*

Mol	Chain	Res	Type	Atoms	Z	Observed(Å)	Ideal(Å)
2	2F	55	PRO	N-CD	28.16	1.87	1.47
2	27	55	PRO	N-CD	28.16	1.87	1.47
2	3F	55	PRO	N-CD	28.16	1.87	1.47
2	4B	55	PRO	N-CD	28.16	1.87	1.47
2	4N	55	PRO	N-CD	28.16	1.87	1.47
2	4V	55	PRO	N-CD	28.16	1.87	1.47
2	5R	55	PRO	N-CD	28.16	1.87	1.47
2	6J	55	PRO	N-CD	28.16	1.87	1.47
2	6R	55	PRO	N-CD	28.16	1.87	1.47
2	7N	55	PRO	N-CD	28.16	1.87	1.47
2	1R	55	PRO	N-CD	28.16	1.87	1.47
2	1V	55	PRO	N-CD	28.16	1.87	1.47
2	1Z	55	PRO	N-CD	28.16	1.87	1.47
2	2R	55	PRO	N-CD	28.16	1.87	1.47
2	2V	55	PRO	N-CD	28.16	1.87	1.47
2	2Z	55	PRO	N-CD	28.16	1.87	1.47
2	43	55	PRO	N-CD	28.16	1.87	1.47
2	47	55	PRO	N-CD	28.16	1.87	1.47
2	5B	55	PRO	N-CD	28.16	1.87	1.47
2	53	55	PRO	N-CD	28.16	1.87	1.47
2	57	55	PRO	N-CD	28.16	1.87	1.47
2	6B	55	PRO	N-CD	28.16	1.87	1.47
1	1E	9	PHE	CE1-CZ	28.15	1.90	1.37
1	2M	9	PHE	CE1-CZ	28.15	1.90	1.37
1	22	9	PHE	CE1-CZ	28.15	1.90	1.37
1	3M	9	PHE	CE1-CZ	28.15	1.90	1.37
1	36	9	PHE	CE1-CZ	28.15	1.90	1.37
1	4I	9	PHE	CE1-CZ	28.15	1.90	1.37
1	4Q	9	PHE	CE1-CZ	28.15	1.90	1.37
1	5Y	9	PHE	CE1-CZ	28.15	1.90	1.37
1	6E	9	PHE	CE1-CZ	28.15	1.90	1.37
1	6Y	9	PHE	CE1-CZ	28.15	1.90	1.37
1	7I	9	PHE	CE1-CZ	28.15	1.90	1.37
1	7U	9	PHE	CE1-CZ	28.15	1.90	1.37
2	13	55	PRO	N-CD	28.15	1.87	1.47
2	17	55	PRO	N-CD	28.15	1.87	1.47
2	2B	55	PRO	N-CD	28.15	1.87	1.47
2	3R	55	PRO	N-CD	28.15	1.87	1.47
2	3V	55	PRO	N-CD	28.15	1.87	1.47
2	3Z	55	PRO	N-CD	28.15	1.87	1.47
2	5F	55	PRO	N-CD	28.15	1.87	1.47
2	5J	55	PRO	N-CD	28.15	1.87	1.47

*Continued on next page...*

*Continued from previous page...*

Mol	Chain	Res	Type	Atoms	Z	Observed(Å)	Ideal(Å)
2	5N	55	PRO	N-CD	28.15	1.87	1.47
2	63	55	PRO	N-CD	28.15	1.87	1.47
2	67	55	PRO	N-CD	28.15	1.87	1.47
2	7B	55	PRO	N-CD	28.15	1.87	1.47
1	1Q	18	PRO	C-N	28.15	1.98	1.34
1	1U	18	PRO	C-N	28.15	1.98	1.34
1	1Y	18	PRO	C-N	28.15	1.98	1.34
1	2Q	18	PRO	C-N	28.15	1.98	1.34
1	2U	18	PRO	C-N	28.15	1.98	1.34
1	2Y	18	PRO	C-N	28.15	1.98	1.34
1	42	18	PRO	C-N	28.15	1.98	1.34
1	46	18	PRO	C-N	28.15	1.98	1.34
1	5A	18	PRO	C-N	28.15	1.98	1.34
1	52	18	PRO	C-N	28.15	1.98	1.34
1	56	18	PRO	C-N	28.15	1.98	1.34
1	6A	18	PRO	C-N	28.15	1.98	1.34
1	1A	18	PRO	C-N	28.14	1.98	1.34
1	1I	18	PRO	C-N	28.14	1.98	1.34
1	1M	9	PHE	CE1-CZ	28.14	1.90	1.37
1	2E	18	PRO	C-N	28.14	1.98	1.34
1	2I	9	PHE	CE1-CZ	28.14	1.90	1.37
1	26	18	PRO	C-N	28.14	1.98	1.34
1	3A	9	PHE	CE1-CZ	28.14	1.90	1.37
1	3E	18	PRO	C-N	28.14	1.98	1.34
1	3I	9	PHE	CE1-CZ	28.14	1.90	1.37
1	32	9	PHE	CE1-CZ	28.14	1.90	1.37
1	4A	18	PRO	C-N	28.14	1.98	1.34
1	4E	9	PHE	CE1-CZ	28.14	1.90	1.37
1	4M	18	PRO	C-N	28.14	1.98	1.34
1	4U	18	PRO	C-N	28.14	1.98	1.34
1	4Y	9	PHE	CE1-CZ	28.14	1.90	1.37
1	5Q	18	PRO	C-N	28.14	1.98	1.34
1	5U	9	PHE	CE1-CZ	28.14	1.90	1.37
1	6I	18	PRO	C-N	28.14	1.98	1.34
1	6M	9	PHE	CE1-CZ	28.14	1.90	1.37
1	6Q	18	PRO	C-N	28.14	1.98	1.34
1	6U	9	PHE	CE1-CZ	28.14	1.90	1.37
1	7E	9	PHE	CE1-CZ	28.14	1.90	1.37
1	7M	18	PRO	C-N	28.14	1.98	1.34
1	7Q	9	PHE	CE1-CZ	28.14	1.90	1.37
1	1A	9	PHE	CE1-CZ	28.14	1.90	1.37
1	1I	9	PHE	CE1-CZ	28.14	1.90	1.37

*Continued on next page...*

*Continued from previous page...*

Mol	Chain	Res	Type	Atoms	Z	Observed(Å)	Ideal(Å)
1	2E	9	PHE	CE1-CZ	28.14	1.90	1.37
1	26	9	PHE	CE1-CZ	28.14	1.90	1.37
1	3E	9	PHE	CE1-CZ	28.14	1.90	1.37
1	4A	9	PHE	CE1-CZ	28.14	1.90	1.37
1	4M	9	PHE	CE1-CZ	28.14	1.90	1.37
1	4U	9	PHE	CE1-CZ	28.14	1.90	1.37
1	5Q	9	PHE	CE1-CZ	28.14	1.90	1.37
1	6I	9	PHE	CE1-CZ	28.14	1.90	1.37
1	6Q	9	PHE	CE1-CZ	28.14	1.90	1.37
1	7M	9	PHE	CE1-CZ	28.14	1.90	1.37
1	12	9	PHE	CE1-CZ	28.13	1.90	1.37
1	12	18	PRO	C-N	28.13	1.98	1.34
1	16	9	PHE	CE1-CZ	28.13	1.90	1.37
1	16	18	PRO	C-N	28.13	1.98	1.34
1	2A	9	PHE	CE1-CZ	28.13	1.90	1.37
1	2A	18	PRO	C-N	28.13	1.98	1.34
1	3Q	9	PHE	CE1-CZ	28.13	1.90	1.37
1	3Q	18	PRO	C-N	28.13	1.98	1.34
1	3U	9	PHE	CE1-CZ	28.13	1.90	1.37
1	3U	18	PRO	C-N	28.13	1.98	1.34
1	3Y	9	PHE	CE1-CZ	28.13	1.90	1.37
1	3Y	18	PRO	C-N	28.13	1.98	1.34
1	5E	9	PHE	CE1-CZ	28.13	1.90	1.37
1	5E	18	PRO	C-N	28.13	1.98	1.34
1	5I	9	PHE	CE1-CZ	28.13	1.90	1.37
1	5I	18	PRO	C-N	28.13	1.98	1.34
1	5M	9	PHE	CE1-CZ	28.13	1.90	1.37
1	5M	18	PRO	C-N	28.13	1.98	1.34
1	62	9	PHE	CE1-CZ	28.13	1.90	1.37
1	62	18	PRO	C-N	28.13	1.98	1.34
1	66	9	PHE	CE1-CZ	28.13	1.90	1.37
1	66	18	PRO	C-N	28.13	1.98	1.34
1	7A	9	PHE	CE1-CZ	28.13	1.90	1.37
1	7A	18	PRO	C-N	28.13	1.98	1.34
1	1Q	9	PHE	CE1-CZ	28.12	1.90	1.37
1	1U	9	PHE	CE1-CZ	28.12	1.90	1.37
1	1Y	9	PHE	CE1-CZ	28.12	1.90	1.37
1	2Q	9	PHE	CE1-CZ	28.12	1.90	1.37
1	2U	9	PHE	CE1-CZ	28.12	1.90	1.37
1	2Y	9	PHE	CE1-CZ	28.12	1.90	1.37
1	42	9	PHE	CE1-CZ	28.12	1.90	1.37
1	46	9	PHE	CE1-CZ	28.12	1.90	1.37

*Continued on next page...*

*Continued from previous page...*

Mol	Chain	Res	Type	Atoms	Z	Observed(Å)	Ideal(Å)
1	5A	9	PHE	CE1-CZ	28.12	1.90	1.37
1	52	9	PHE	CE1-CZ	28.12	1.90	1.37
1	56	9	PHE	CE1-CZ	28.12	1.90	1.37
1	6A	9	PHE	CE1-CZ	28.12	1.90	1.37
1	1E	18	PRO	C-N	28.12	1.98	1.34
1	2M	18	PRO	C-N	28.12	1.98	1.34
1	22	18	PRO	C-N	28.12	1.98	1.34
1	3M	18	PRO	C-N	28.12	1.98	1.34
1	36	18	PRO	C-N	28.12	1.98	1.34
1	4I	18	PRO	C-N	28.12	1.98	1.34
1	4Q	18	PRO	C-N	28.12	1.98	1.34
1	5Y	18	PRO	C-N	28.12	1.98	1.34
1	6E	18	PRO	C-N	28.12	1.98	1.34
1	6Y	18	PRO	C-N	28.12	1.98	1.34
1	7I	18	PRO	C-N	28.12	1.98	1.34
1	7U	18	PRO	C-N	28.12	1.98	1.34
1	1E	156	SER	CA-CB	-28.08	1.10	1.52
1	2M	156	SER	CA-CB	-28.08	1.10	1.52
1	22	156	SER	CA-CB	-28.08	1.10	1.52
1	3M	156	SER	CA-CB	-28.08	1.10	1.52
1	36	156	SER	CA-CB	-28.08	1.10	1.52
1	4I	156	SER	CA-CB	-28.08	1.10	1.52
1	4Q	156	SER	CA-CB	-28.08	1.10	1.52
1	5Y	156	SER	CA-CB	-28.08	1.10	1.52
1	6E	156	SER	CA-CB	-28.08	1.10	1.52
1	6Y	156	SER	CA-CB	-28.08	1.10	1.52
1	7I	156	SER	CA-CB	-28.08	1.10	1.52
1	7U	156	SER	CA-CB	-28.08	1.10	1.52
1	1Q	156	SER	CA-CB	-28.07	1.10	1.52
1	1U	156	SER	CA-CB	-28.07	1.10	1.52
1	1Y	156	SER	CA-CB	-28.07	1.10	1.52
1	2Q	156	SER	CA-CB	-28.07	1.10	1.52
1	2U	156	SER	CA-CB	-28.07	1.10	1.52
1	2Y	156	SER	CA-CB	-28.07	1.10	1.52
1	42	156	SER	CA-CB	-28.07	1.10	1.52
1	46	156	SER	CA-CB	-28.07	1.10	1.52
1	5A	156	SER	CA-CB	-28.07	1.10	1.52
1	52	156	SER	CA-CB	-28.07	1.10	1.52
1	56	156	SER	CA-CB	-28.07	1.10	1.52
1	6A	156	SER	CA-CB	-28.07	1.10	1.52
1	1A	156	SER	CA-CB	-28.01	1.10	1.52
1	1I	156	SER	CA-CB	-28.01	1.10	1.52

*Continued on next page...*

*Continued from previous page...*

Mol	Chain	Res	Type	Atoms	Z	Observed(Å)	Ideal(Å)
1	2E	156	SER	CA-CB	-28.01	1.10	1.52
1	26	156	SER	CA-CB	-28.01	1.10	1.52
1	3E	156	SER	CA-CB	-28.01	1.10	1.52
1	4A	156	SER	CA-CB	-28.01	1.10	1.52
1	4M	156	SER	CA-CB	-28.01	1.10	1.52
1	4U	156	SER	CA-CB	-28.01	1.10	1.52
1	5Q	156	SER	CA-CB	-28.01	1.10	1.52
1	6I	156	SER	CA-CB	-28.01	1.10	1.52
1	6Q	156	SER	CA-CB	-28.01	1.10	1.52
1	7M	156	SER	CA-CB	-28.01	1.10	1.52
1	12	156	SER	CA-CB	-27.99	1.10	1.52
1	16	156	SER	CA-CB	-27.99	1.10	1.52
1	2A	156	SER	CA-CB	-27.99	1.10	1.52
1	3Q	156	SER	CA-CB	-27.99	1.10	1.52
1	3U	156	SER	CA-CB	-27.99	1.10	1.52
1	3Y	156	SER	CA-CB	-27.99	1.10	1.52
1	5E	156	SER	CA-CB	-27.99	1.10	1.52
1	5I	156	SER	CA-CB	-27.99	1.10	1.52
1	5M	156	SER	CA-CB	-27.99	1.10	1.52
1	62	156	SER	CA-CB	-27.99	1.10	1.52
1	66	156	SER	CA-CB	-27.99	1.10	1.52
1	7A	156	SER	CA-CB	-27.99	1.10	1.52
1	1M	156	SER	CA-CB	-27.99	1.10	1.52
1	2I	156	SER	CA-CB	-27.99	1.10	1.52
1	3A	156	SER	CA-CB	-27.99	1.10	1.52
1	3I	156	SER	CA-CB	-27.99	1.10	1.52
1	32	156	SER	CA-CB	-27.99	1.10	1.52
1	4E	156	SER	CA-CB	-27.99	1.10	1.52
1	4Y	156	SER	CA-CB	-27.99	1.10	1.52
1	5U	156	SER	CA-CB	-27.99	1.10	1.52
1	6M	156	SER	CA-CB	-27.99	1.10	1.52
1	6U	156	SER	CA-CB	-27.99	1.10	1.52
1	7E	156	SER	CA-CB	-27.99	1.10	1.52
1	7Q	156	SER	CA-CB	-27.99	1.10	1.52
1	1M	26	ALA	N-CA	-27.96	0.90	1.46
1	2I	26	ALA	N-CA	-27.96	0.90	1.46
1	3A	26	ALA	N-CA	-27.96	0.90	1.46
1	3I	26	ALA	N-CA	-27.96	0.90	1.46
1	32	26	ALA	N-CA	-27.96	0.90	1.46
1	4E	26	ALA	N-CA	-27.96	0.90	1.46
1	4Y	26	ALA	N-CA	-27.96	0.90	1.46
1	5U	26	ALA	N-CA	-27.96	0.90	1.46

*Continued on next page...*

*Continued from previous page...*

Mol	Chain	Res	Type	Atoms	Z	Observed(Å)	Ideal(Å)
1	6M	26	ALA	N-CA	-27.96	0.90	1.46
1	6U	26	ALA	N-CA	-27.96	0.90	1.46
1	7E	26	ALA	N-CA	-27.96	0.90	1.46
1	7Q	26	ALA	N-CA	-27.96	0.90	1.46
1	12	26	ALA	N-CA	-27.95	0.90	1.46
1	16	26	ALA	N-CA	-27.95	0.90	1.46
1	2A	26	ALA	N-CA	-27.95	0.90	1.46
1	3Q	26	ALA	N-CA	-27.95	0.90	1.46
1	3U	26	ALA	N-CA	-27.95	0.90	1.46
1	3Y	26	ALA	N-CA	-27.95	0.90	1.46
1	5E	26	ALA	N-CA	-27.95	0.90	1.46
1	5I	26	ALA	N-CA	-27.95	0.90	1.46
1	5M	26	ALA	N-CA	-27.95	0.90	1.46
1	62	26	ALA	N-CA	-27.95	0.90	1.46
1	66	26	ALA	N-CA	-27.95	0.90	1.46
1	7A	26	ALA	N-CA	-27.95	0.90	1.46
1	1A	26	ALA	N-CA	-27.93	0.90	1.46
1	1I	26	ALA	N-CA	-27.93	0.90	1.46
1	2E	26	ALA	N-CA	-27.93	0.90	1.46
1	26	26	ALA	N-CA	-27.93	0.90	1.46
1	3E	26	ALA	N-CA	-27.93	0.90	1.46
1	4A	26	ALA	N-CA	-27.93	0.90	1.46
1	4M	26	ALA	N-CA	-27.93	0.90	1.46
1	4U	26	ALA	N-CA	-27.93	0.90	1.46
1	5Q	26	ALA	N-CA	-27.93	0.90	1.46
1	6I	26	ALA	N-CA	-27.93	0.90	1.46
1	6Q	26	ALA	N-CA	-27.93	0.90	1.46
1	7M	26	ALA	N-CA	-27.93	0.90	1.46
1	1E	26	ALA	N-CA	-27.91	0.90	1.46
1	2M	26	ALA	N-CA	-27.91	0.90	1.46
1	22	26	ALA	N-CA	-27.91	0.90	1.46
1	3M	26	ALA	N-CA	-27.91	0.90	1.46
1	36	26	ALA	N-CA	-27.91	0.90	1.46
1	4I	26	ALA	N-CA	-27.91	0.90	1.46
1	4Q	26	ALA	N-CA	-27.91	0.90	1.46
1	5Y	26	ALA	N-CA	-27.91	0.90	1.46
1	6E	26	ALA	N-CA	-27.91	0.90	1.46
1	6Y	26	ALA	N-CA	-27.91	0.90	1.46
1	7I	26	ALA	N-CA	-27.91	0.90	1.46
1	7U	26	ALA	N-CA	-27.91	0.90	1.46
1	1E	38	PRO	N-CD	27.91	1.86	1.47
1	2M	38	PRO	N-CD	27.91	1.86	1.47

*Continued on next page...*

*Continued from previous page...*

Mol	Chain	Res	Type	Atoms	Z	Observed(Å)	Ideal(Å)
1	22	38	PRO	N-CD	27.91	1.86	1.47
1	3M	38	PRO	N-CD	27.91	1.86	1.47
1	36	38	PRO	N-CD	27.91	1.86	1.47
1	4I	38	PRO	N-CD	27.91	1.86	1.47
1	4Q	38	PRO	N-CD	27.91	1.86	1.47
1	5Y	38	PRO	N-CD	27.91	1.86	1.47
1	6E	38	PRO	N-CD	27.91	1.86	1.47
1	6Y	38	PRO	N-CD	27.91	1.86	1.47
1	7I	38	PRO	N-CD	27.91	1.86	1.47
1	7U	38	PRO	N-CD	27.91	1.86	1.47
1	1Q	26	ALA	N-CA	-27.90	0.90	1.46
1	1U	26	ALA	N-CA	-27.90	0.90	1.46
1	1Y	26	ALA	N-CA	-27.90	0.90	1.46
1	2Q	26	ALA	N-CA	-27.90	0.90	1.46
1	2U	26	ALA	N-CA	-27.90	0.90	1.46
1	2Y	26	ALA	N-CA	-27.90	0.90	1.46
1	42	26	ALA	N-CA	-27.90	0.90	1.46
1	46	26	ALA	N-CA	-27.90	0.90	1.46
1	5A	26	ALA	N-CA	-27.90	0.90	1.46
1	52	26	ALA	N-CA	-27.90	0.90	1.46
1	56	26	ALA	N-CA	-27.90	0.90	1.46
1	6A	26	ALA	N-CA	-27.90	0.90	1.46
1	1M	38	PRO	N-CD	27.85	1.86	1.47
1	2I	38	PRO	N-CD	27.85	1.86	1.47
1	3A	38	PRO	N-CD	27.85	1.86	1.47
1	3I	38	PRO	N-CD	27.85	1.86	1.47
1	32	38	PRO	N-CD	27.85	1.86	1.47
1	4E	38	PRO	N-CD	27.85	1.86	1.47
1	4Y	38	PRO	N-CD	27.85	1.86	1.47
1	5U	38	PRO	N-CD	27.85	1.86	1.47
1	6M	38	PRO	N-CD	27.85	1.86	1.47
1	6U	38	PRO	N-CD	27.85	1.86	1.47
1	7E	38	PRO	N-CD	27.85	1.86	1.47
1	7Q	38	PRO	N-CD	27.85	1.86	1.47
1	1A	38	PRO	N-CD	27.84	1.86	1.47
1	1I	38	PRO	N-CD	27.84	1.86	1.47
1	1Q	38	PRO	N-CD	27.84	1.86	1.47
1	1U	38	PRO	N-CD	27.84	1.86	1.47
1	1Y	38	PRO	N-CD	27.84	1.86	1.47
1	2E	38	PRO	N-CD	27.84	1.86	1.47
1	2Q	38	PRO	N-CD	27.84	1.86	1.47
1	2U	38	PRO	N-CD	27.84	1.86	1.47

*Continued on next page...*

*Continued from previous page...*

Mol	Chain	Res	Type	Atoms	Z	Observed(Å)	Ideal(Å)
1	2Y	38	PRO	N-CD	27.84	1.86	1.47
1	26	38	PRO	N-CD	27.84	1.86	1.47
1	3E	38	PRO	N-CD	27.84	1.86	1.47
1	4A	38	PRO	N-CD	27.84	1.86	1.47
1	4M	38	PRO	N-CD	27.84	1.86	1.47
1	4U	38	PRO	N-CD	27.84	1.86	1.47
1	42	38	PRO	N-CD	27.84	1.86	1.47
1	46	38	PRO	N-CD	27.84	1.86	1.47
1	5A	38	PRO	N-CD	27.84	1.86	1.47
1	5Q	38	PRO	N-CD	27.84	1.86	1.47
1	52	38	PRO	N-CD	27.84	1.86	1.47
1	56	38	PRO	N-CD	27.84	1.86	1.47
1	6A	38	PRO	N-CD	27.84	1.86	1.47
1	6I	38	PRO	N-CD	27.84	1.86	1.47
1	6Q	38	PRO	N-CD	27.84	1.86	1.47
1	7M	38	PRO	N-CD	27.84	1.86	1.47
1	1E	156	SER	CB-OG	27.84	1.78	1.42
1	2M	156	SER	CB-OG	27.84	1.78	1.42
1	22	156	SER	CB-OG	27.84	1.78	1.42
1	3M	156	SER	CB-OG	27.84	1.78	1.42
1	36	156	SER	CB-OG	27.84	1.78	1.42
1	4I	156	SER	CB-OG	27.84	1.78	1.42
1	4Q	156	SER	CB-OG	27.84	1.78	1.42
1	5Y	156	SER	CB-OG	27.84	1.78	1.42
1	6E	156	SER	CB-OG	27.84	1.78	1.42
1	6Y	156	SER	CB-OG	27.84	1.78	1.42
1	7I	156	SER	CB-OG	27.84	1.78	1.42
1	7U	156	SER	CB-OG	27.84	1.78	1.42
1	12	38	PRO	N-CD	27.83	1.86	1.47
1	16	38	PRO	N-CD	27.83	1.86	1.47
1	2A	38	PRO	N-CD	27.83	1.86	1.47
1	3Q	38	PRO	N-CD	27.83	1.86	1.47
1	3U	38	PRO	N-CD	27.83	1.86	1.47
1	3Y	38	PRO	N-CD	27.83	1.86	1.47
1	5E	38	PRO	N-CD	27.83	1.86	1.47
1	5I	38	PRO	N-CD	27.83	1.86	1.47
1	5M	38	PRO	N-CD	27.83	1.86	1.47
1	62	38	PRO	N-CD	27.83	1.86	1.47
1	66	38	PRO	N-CD	27.83	1.86	1.47
1	7A	38	PRO	N-CD	27.83	1.86	1.47
1	1M	156	SER	CB-OG	27.76	1.78	1.42
1	12	156	SER	CB-OG	27.76	1.78	1.42

*Continued on next page...*



*Continued from previous page...*

Mol	Chain	Res	Type	Atoms	Z	Observed(Å)	Ideal(Å)
1	16	156	SER	CB-OG	27.76	1.78	1.42
1	2A	156	SER	CB-OG	27.76	1.78	1.42
1	2I	156	SER	CB-OG	27.76	1.78	1.42
1	3A	156	SER	CB-OG	27.76	1.78	1.42
1	3I	156	SER	CB-OG	27.76	1.78	1.42
1	3Q	156	SER	CB-OG	27.76	1.78	1.42
1	3U	156	SER	CB-OG	27.76	1.78	1.42
1	3Y	156	SER	CB-OG	27.76	1.78	1.42
1	32	156	SER	CB-OG	27.76	1.78	1.42
1	4E	156	SER	CB-OG	27.76	1.78	1.42
1	4Y	156	SER	CB-OG	27.76	1.78	1.42
1	5E	156	SER	CB-OG	27.76	1.78	1.42
1	5I	156	SER	CB-OG	27.76	1.78	1.42
1	5M	156	SER	CB-OG	27.76	1.78	1.42
1	5U	156	SER	CB-OG	27.76	1.78	1.42
1	6M	156	SER	CB-OG	27.76	1.78	1.42
1	6U	156	SER	CB-OG	27.76	1.78	1.42
1	62	156	SER	CB-OG	27.76	1.78	1.42
1	66	156	SER	CB-OG	27.76	1.78	1.42
1	7A	156	SER	CB-OG	27.76	1.78	1.42
1	7E	156	SER	CB-OG	27.76	1.78	1.42
1	7Q	156	SER	CB-OG	27.76	1.78	1.42
1	1A	156	SER	CB-OG	27.75	1.78	1.42
1	1I	156	SER	CB-OG	27.75	1.78	1.42
1	2E	156	SER	CB-OG	27.75	1.78	1.42
1	26	156	SER	CB-OG	27.75	1.78	1.42
1	3E	156	SER	CB-OG	27.75	1.78	1.42
1	4A	156	SER	CB-OG	27.75	1.78	1.42
1	4M	156	SER	CB-OG	27.75	1.78	1.42
1	4U	156	SER	CB-OG	27.75	1.78	1.42
1	5Q	156	SER	CB-OG	27.75	1.78	1.42
1	6I	156	SER	CB-OG	27.75	1.78	1.42
1	6Q	156	SER	CB-OG	27.75	1.78	1.42
1	7M	156	SER	CB-OG	27.75	1.78	1.42
1	1M	17	THR	N-CA	27.75	2.01	1.46
1	1Q	156	SER	CB-OG	27.75	1.78	1.42
1	1U	156	SER	CB-OG	27.75	1.78	1.42
1	1Y	156	SER	CB-OG	27.75	1.78	1.42
1	2I	17	THR	N-CA	27.75	2.01	1.46
1	2Q	156	SER	CB-OG	27.75	1.78	1.42
1	2U	156	SER	CB-OG	27.75	1.78	1.42
1	2Y	156	SER	CB-OG	27.75	1.78	1.42

*Continued on next page...*

*Continued from previous page...*

Mol	Chain	Res	Type	Atoms	Z	Observed(Å)	Ideal(Å)
1	3A	17	THR	N-CA	27.75	2.01	1.46
1	3I	17	THR	N-CA	27.75	2.01	1.46
1	32	17	THR	N-CA	27.75	2.01	1.46
1	4E	17	THR	N-CA	27.75	2.01	1.46
1	4Y	17	THR	N-CA	27.75	2.01	1.46
1	42	156	SER	CB-OG	27.75	1.78	1.42
1	46	156	SER	CB-OG	27.75	1.78	1.42
1	5A	156	SER	CB-OG	27.75	1.78	1.42
1	5U	17	THR	N-CA	27.75	2.01	1.46
1	52	156	SER	CB-OG	27.75	1.78	1.42
1	56	156	SER	CB-OG	27.75	1.78	1.42
1	6A	156	SER	CB-OG	27.75	1.78	1.42
1	6M	17	THR	N-CA	27.75	2.01	1.46
1	6U	17	THR	N-CA	27.75	2.01	1.46
1	7E	17	THR	N-CA	27.75	2.01	1.46
1	7Q	17	THR	N-CA	27.75	2.01	1.46
1	1E	17	THR	N-CA	27.74	2.01	1.46
1	2M	17	THR	N-CA	27.74	2.01	1.46
1	22	17	THR	N-CA	27.74	2.01	1.46
1	3M	17	THR	N-CA	27.74	2.01	1.46
1	36	17	THR	N-CA	27.74	2.01	1.46
1	4I	17	THR	N-CA	27.74	2.01	1.46
1	4Q	17	THR	N-CA	27.74	2.01	1.46
1	5Y	17	THR	N-CA	27.74	2.01	1.46
1	6E	17	THR	N-CA	27.74	2.01	1.46
1	6Y	17	THR	N-CA	27.74	2.01	1.46
1	7I	17	THR	N-CA	27.74	2.01	1.46
1	7U	17	THR	N-CA	27.74	2.01	1.46
1	1A	17	THR	N-CA	27.73	2.01	1.46
1	1I	17	THR	N-CA	27.73	2.01	1.46
1	2E	17	THR	N-CA	27.73	2.01	1.46
1	26	17	THR	N-CA	27.73	2.01	1.46
1	3E	17	THR	N-CA	27.73	2.01	1.46
1	4A	17	THR	N-CA	27.73	2.01	1.46
1	4M	17	THR	N-CA	27.73	2.01	1.46
1	4U	17	THR	N-CA	27.73	2.01	1.46
1	5Q	17	THR	N-CA	27.73	2.01	1.46
1	6I	17	THR	N-CA	27.73	2.01	1.46
1	6Q	17	THR	N-CA	27.73	2.01	1.46
1	7M	17	THR	N-CA	27.73	2.01	1.46
1	1Q	17	THR	N-CA	27.73	2.01	1.46
1	1U	17	THR	N-CA	27.73	2.01	1.46

*Continued on next page...*

*Continued from previous page...*

Mol	Chain	Res	Type	Atoms	Z	Observed(Å)	Ideal(Å)
1	1Y	17	THR	N-CA	27.73	2.01	1.46
1	2Q	17	THR	N-CA	27.73	2.01	1.46
1	2U	17	THR	N-CA	27.73	2.01	1.46
1	2Y	17	THR	N-CA	27.73	2.01	1.46
1	42	17	THR	N-CA	27.73	2.01	1.46
1	46	17	THR	N-CA	27.73	2.01	1.46
1	5A	17	THR	N-CA	27.73	2.01	1.46
1	52	17	THR	N-CA	27.73	2.01	1.46
1	56	17	THR	N-CA	27.73	2.01	1.46
1	6A	17	THR	N-CA	27.73	2.01	1.46
1	12	17	THR	N-CA	27.71	2.01	1.46
1	16	17	THR	N-CA	27.71	2.01	1.46
1	2A	17	THR	N-CA	27.71	2.01	1.46
1	3Q	17	THR	N-CA	27.71	2.01	1.46
1	3U	17	THR	N-CA	27.71	2.01	1.46
1	3Y	17	THR	N-CA	27.71	2.01	1.46
1	5E	17	THR	N-CA	27.71	2.01	1.46
1	5I	17	THR	N-CA	27.71	2.01	1.46
1	5M	17	THR	N-CA	27.71	2.01	1.46
1	62	17	THR	N-CA	27.71	2.01	1.46
1	66	17	THR	N-CA	27.71	2.01	1.46
1	7A	17	THR	N-CA	27.71	2.01	1.46
1	1M	84	ARG	CZ-NH2	27.66	1.69	1.33
1	2I	84	ARG	CZ-NH2	27.66	1.69	1.33
1	3A	84	ARG	CZ-NH2	27.66	1.69	1.33
1	3I	84	ARG	CZ-NH2	27.66	1.69	1.33
1	32	84	ARG	CZ-NH2	27.66	1.69	1.33
1	4E	84	ARG	CZ-NH2	27.66	1.69	1.33
1	4Y	84	ARG	CZ-NH2	27.66	1.69	1.33
1	5U	84	ARG	CZ-NH2	27.66	1.69	1.33
1	6M	84	ARG	CZ-NH2	27.66	1.69	1.33
1	6U	84	ARG	CZ-NH2	27.66	1.69	1.33
1	7E	84	ARG	CZ-NH2	27.66	1.69	1.33
1	7Q	84	ARG	CZ-NH2	27.66	1.69	1.33
1	12	84	ARG	CZ-NH2	27.66	1.69	1.33
1	16	84	ARG	CZ-NH2	27.66	1.69	1.33
1	2A	84	ARG	CZ-NH2	27.66	1.69	1.33
1	3Q	84	ARG	CZ-NH2	27.66	1.69	1.33
1	3U	84	ARG	CZ-NH2	27.66	1.69	1.33
1	3Y	84	ARG	CZ-NH2	27.66	1.69	1.33
1	5E	84	ARG	CZ-NH2	27.66	1.69	1.33
1	5I	84	ARG	CZ-NH2	27.66	1.69	1.33

*Continued on next page...*

*Continued from previous page...*

Mol	Chain	Res	Type	Atoms	Z	Observed(Å)	Ideal(Å)
1	5M	84	ARG	CZ-NH2	27.66	1.69	1.33
1	62	84	ARG	CZ-NH2	27.66	1.69	1.33
1	66	84	ARG	CZ-NH2	27.66	1.69	1.33
1	7A	84	ARG	CZ-NH2	27.66	1.69	1.33
1	1A	84	ARG	CZ-NH2	27.65	1.69	1.33
1	1I	84	ARG	CZ-NH2	27.65	1.69	1.33
1	2E	84	ARG	CZ-NH2	27.65	1.69	1.33
1	26	84	ARG	CZ-NH2	27.65	1.69	1.33
1	3E	84	ARG	CZ-NH2	27.65	1.69	1.33
1	4A	84	ARG	CZ-NH2	27.65	1.69	1.33
1	4M	84	ARG	CZ-NH2	27.65	1.69	1.33
1	4U	84	ARG	CZ-NH2	27.65	1.69	1.33
1	5Q	84	ARG	CZ-NH2	27.65	1.69	1.33
1	6I	84	ARG	CZ-NH2	27.65	1.69	1.33
1	6Q	84	ARG	CZ-NH2	27.65	1.69	1.33
1	7M	84	ARG	CZ-NH2	27.65	1.69	1.33
1	1Q	84	ARG	CZ-NH2	27.64	1.69	1.33
1	1U	84	ARG	CZ-NH2	27.64	1.69	1.33
1	1Y	84	ARG	CZ-NH2	27.64	1.69	1.33
1	2Q	84	ARG	CZ-NH2	27.64	1.69	1.33
1	2U	84	ARG	CZ-NH2	27.64	1.69	1.33
1	2Y	84	ARG	CZ-NH2	27.64	1.69	1.33
1	42	84	ARG	CZ-NH2	27.64	1.69	1.33
1	46	84	ARG	CZ-NH2	27.64	1.69	1.33
1	5A	84	ARG	CZ-NH2	27.64	1.69	1.33
1	52	84	ARG	CZ-NH2	27.64	1.69	1.33
1	56	84	ARG	CZ-NH2	27.64	1.69	1.33
1	6A	84	ARG	CZ-NH2	27.64	1.69	1.33
1	1E	84	ARG	CZ-NH2	27.64	1.69	1.33
1	2M	84	ARG	CZ-NH2	27.64	1.69	1.33
1	22	84	ARG	CZ-NH2	27.64	1.69	1.33
1	3M	84	ARG	CZ-NH2	27.64	1.69	1.33
1	36	84	ARG	CZ-NH2	27.64	1.69	1.33
1	4I	84	ARG	CZ-NH2	27.64	1.69	1.33
1	4Q	84	ARG	CZ-NH2	27.64	1.69	1.33
1	5Y	84	ARG	CZ-NH2	27.64	1.69	1.33
1	6E	84	ARG	CZ-NH2	27.64	1.69	1.33
1	6Y	84	ARG	CZ-NH2	27.64	1.69	1.33
1	7I	84	ARG	CZ-NH2	27.64	1.69	1.33
1	7U	84	ARG	CZ-NH2	27.64	1.69	1.33
2	1B	3	PRO	N-CA	27.50	1.94	1.47
2	1J	3	PRO	N-CA	27.50	1.94	1.47

*Continued on next page...*

*Continued from previous page...*

Mol	Chain	Res	Type	Atoms	Z	Observed(Å)	Ideal(Å)
2	2F	3	PRO	N-CA	27.50	1.94	1.47
2	27	3	PRO	N-CA	27.50	1.94	1.47
2	3F	3	PRO	N-CA	27.50	1.94	1.47
2	4B	3	PRO	N-CA	27.50	1.94	1.47
2	4N	3	PRO	N-CA	27.50	1.94	1.47
2	4V	3	PRO	N-CA	27.50	1.94	1.47
2	5R	3	PRO	N-CA	27.50	1.94	1.47
2	6J	3	PRO	N-CA	27.50	1.94	1.47
2	6R	3	PRO	N-CA	27.50	1.94	1.47
2	7N	3	PRO	N-CA	27.50	1.94	1.47
2	1N	3	PRO	N-CA	27.50	1.94	1.47
2	2J	3	PRO	N-CA	27.50	1.94	1.47
2	3B	3	PRO	N-CA	27.50	1.94	1.47
2	3J	3	PRO	N-CA	27.50	1.94	1.47
2	33	3	PRO	N-CA	27.50	1.94	1.47
2	4F	3	PRO	N-CA	27.50	1.94	1.47
2	4Z	3	PRO	N-CA	27.50	1.94	1.47
2	5V	3	PRO	N-CA	27.50	1.94	1.47
2	6N	3	PRO	N-CA	27.50	1.94	1.47
2	6V	3	PRO	N-CA	27.50	1.94	1.47
2	7F	3	PRO	N-CA	27.50	1.94	1.47
2	7R	3	PRO	N-CA	27.50	1.94	1.47
2	13	3	PRO	N-CA	27.48	1.94	1.47
2	17	3	PRO	N-CA	27.48	1.94	1.47
2	2B	3	PRO	N-CA	27.48	1.94	1.47
2	3R	3	PRO	N-CA	27.48	1.94	1.47
2	3V	3	PRO	N-CA	27.48	1.94	1.47
2	3Z	3	PRO	N-CA	27.48	1.94	1.47
2	5F	3	PRO	N-CA	27.48	1.94	1.47
2	5J	3	PRO	N-CA	27.48	1.94	1.47
2	5N	3	PRO	N-CA	27.48	1.94	1.47
2	63	3	PRO	N-CA	27.48	1.94	1.47
2	67	3	PRO	N-CA	27.48	1.94	1.47
2	7B	3	PRO	N-CA	27.48	1.94	1.47
2	1F	3	PRO	N-CA	27.48	1.94	1.47
2	2N	3	PRO	N-CA	27.48	1.94	1.47
2	23	3	PRO	N-CA	27.48	1.94	1.47
2	3N	3	PRO	N-CA	27.48	1.94	1.47
2	37	3	PRO	N-CA	27.48	1.94	1.47
2	4J	3	PRO	N-CA	27.48	1.94	1.47
2	4R	3	PRO	N-CA	27.48	1.94	1.47
2	5Z	3	PRO	N-CA	27.48	1.94	1.47

*Continued on next page...*

*Continued from previous page...*

Mol	Chain	Res	Type	Atoms	Z	Observed(Å)	Ideal(Å)
2	6F	3	PRO	N-CA	27.48	1.94	1.47
2	6Z	3	PRO	N-CA	27.48	1.94	1.47
2	7J	3	PRO	N-CA	27.48	1.94	1.47
2	7V	3	PRO	N-CA	27.48	1.94	1.47
2	1R	3	PRO	N-CA	27.47	1.94	1.47
2	1V	3	PRO	N-CA	27.47	1.94	1.47
2	1Z	3	PRO	N-CA	27.47	1.94	1.47
2	2R	3	PRO	N-CA	27.47	1.94	1.47
2	2V	3	PRO	N-CA	27.47	1.94	1.47
2	2Z	3	PRO	N-CA	27.47	1.94	1.47
2	43	3	PRO	N-CA	27.47	1.94	1.47
2	47	3	PRO	N-CA	27.47	1.94	1.47
2	5B	3	PRO	N-CA	27.47	1.94	1.47
2	53	3	PRO	N-CA	27.47	1.94	1.47
2	57	3	PRO	N-CA	27.47	1.94	1.47
2	6B	3	PRO	N-CA	27.47	1.94	1.47
2	1R	30	PRO	N-CD	27.43	1.86	1.47
2	1V	30	PRO	N-CD	27.43	1.86	1.47
2	1Z	30	PRO	N-CD	27.43	1.86	1.47
2	2R	30	PRO	N-CD	27.43	1.86	1.47
2	2V	30	PRO	N-CD	27.43	1.86	1.47
2	2Z	30	PRO	N-CD	27.43	1.86	1.47
2	43	30	PRO	N-CD	27.43	1.86	1.47
2	47	30	PRO	N-CD	27.43	1.86	1.47
2	5B	30	PRO	N-CD	27.43	1.86	1.47
2	53	30	PRO	N-CD	27.43	1.86	1.47
2	57	30	PRO	N-CD	27.43	1.86	1.47
2	6B	30	PRO	N-CD	27.43	1.86	1.47
2	1N	30	PRO	N-CD	27.43	1.86	1.47
2	2J	30	PRO	N-CD	27.43	1.86	1.47
2	3B	30	PRO	N-CD	27.43	1.86	1.47
2	3J	30	PRO	N-CD	27.43	1.86	1.47
2	33	30	PRO	N-CD	27.43	1.86	1.47
2	4F	30	PRO	N-CD	27.43	1.86	1.47
2	4Z	30	PRO	N-CD	27.43	1.86	1.47
2	5V	30	PRO	N-CD	27.43	1.86	1.47
2	6N	30	PRO	N-CD	27.43	1.86	1.47
2	6V	30	PRO	N-CD	27.43	1.86	1.47
2	7F	30	PRO	N-CD	27.43	1.86	1.47
2	7R	30	PRO	N-CD	27.43	1.86	1.47
2	1B	30	PRO	N-CD	27.42	1.86	1.47
2	1J	30	PRO	N-CD	27.42	1.86	1.47

*Continued on next page...*

*Continued from previous page...*

Mol	Chain	Res	Type	Atoms	Z	Observed(Å)	Ideal(Å)
2	2F	30	PRO	N-CD	27.42	1.86	1.47
2	27	30	PRO	N-CD	27.42	1.86	1.47
2	3F	30	PRO	N-CD	27.42	1.86	1.47
2	4B	30	PRO	N-CD	27.42	1.86	1.47
2	4N	30	PRO	N-CD	27.42	1.86	1.47
2	4V	30	PRO	N-CD	27.42	1.86	1.47
2	5R	30	PRO	N-CD	27.42	1.86	1.47
2	6J	30	PRO	N-CD	27.42	1.86	1.47
2	6R	30	PRO	N-CD	27.42	1.86	1.47
2	7N	30	PRO	N-CD	27.42	1.86	1.47
2	1F	30	PRO	N-CD	27.41	1.86	1.47
2	2N	30	PRO	N-CD	27.41	1.86	1.47
2	23	30	PRO	N-CD	27.41	1.86	1.47
2	3N	30	PRO	N-CD	27.41	1.86	1.47
2	37	30	PRO	N-CD	27.41	1.86	1.47
2	4J	30	PRO	N-CD	27.41	1.86	1.47
2	4R	30	PRO	N-CD	27.41	1.86	1.47
2	5Z	30	PRO	N-CD	27.41	1.86	1.47
2	6F	30	PRO	N-CD	27.41	1.86	1.47
2	6Z	30	PRO	N-CD	27.41	1.86	1.47
2	7J	30	PRO	N-CD	27.41	1.86	1.47
2	7V	30	PRO	N-CD	27.41	1.86	1.47
2	13	30	PRO	N-CD	27.41	1.86	1.47
2	17	30	PRO	N-CD	27.41	1.86	1.47
2	2B	30	PRO	N-CD	27.41	1.86	1.47
2	3R	30	PRO	N-CD	27.41	1.86	1.47
2	3V	30	PRO	N-CD	27.41	1.86	1.47
2	3Z	30	PRO	N-CD	27.41	1.86	1.47
2	5F	30	PRO	N-CD	27.41	1.86	1.47
2	5J	30	PRO	N-CD	27.41	1.86	1.47
2	5N	30	PRO	N-CD	27.41	1.86	1.47
2	63	30	PRO	N-CD	27.41	1.86	1.47
2	67	30	PRO	N-CD	27.41	1.86	1.47
2	7B	30	PRO	N-CD	27.41	1.86	1.47
2	1N	46	TYR	CZ-OH	27.14	1.83	1.37
2	2J	46	TYR	CZ-OH	27.14	1.83	1.37
2	3B	46	TYR	CZ-OH	27.14	1.83	1.37
2	3J	46	TYR	CZ-OH	27.14	1.83	1.37
2	33	46	TYR	CZ-OH	27.14	1.83	1.37
2	4F	46	TYR	CZ-OH	27.14	1.83	1.37
2	4Z	46	TYR	CZ-OH	27.14	1.83	1.37
2	5V	46	TYR	CZ-OH	27.14	1.83	1.37

*Continued on next page...*



*Continued from previous page...*

Mol	Chain	Res	Type	Atoms	Z	Observed(Å)	Ideal(Å)
2	6N	46	TYR	CZ-OH	27.14	1.83	1.37
2	6V	46	TYR	CZ-OH	27.14	1.83	1.37
2	7F	46	TYR	CZ-OH	27.14	1.83	1.37
2	7R	46	TYR	CZ-OH	27.14	1.83	1.37
2	1R	46	TYR	CZ-OH	27.14	1.83	1.37
2	1V	46	TYR	CZ-OH	27.14	1.83	1.37
2	1Z	46	TYR	CZ-OH	27.14	1.83	1.37
2	2R	46	TYR	CZ-OH	27.14	1.83	1.37
2	2V	46	TYR	CZ-OH	27.14	1.83	1.37
2	2Z	46	TYR	CZ-OH	27.14	1.83	1.37
2	43	46	TYR	CZ-OH	27.14	1.83	1.37
2	47	46	TYR	CZ-OH	27.14	1.83	1.37
2	5B	46	TYR	CZ-OH	27.14	1.83	1.37
2	53	46	TYR	CZ-OH	27.14	1.83	1.37
2	57	46	TYR	CZ-OH	27.14	1.83	1.37
2	6B	46	TYR	CZ-OH	27.14	1.83	1.37
2	1B	46	TYR	CZ-OH	27.10	1.83	1.37
2	1J	46	TYR	CZ-OH	27.10	1.83	1.37
2	2F	46	TYR	CZ-OH	27.10	1.83	1.37
2	27	46	TYR	CZ-OH	27.10	1.83	1.37
2	3F	46	TYR	CZ-OH	27.10	1.83	1.37
2	4B	46	TYR	CZ-OH	27.10	1.83	1.37
2	4N	46	TYR	CZ-OH	27.10	1.83	1.37
2	4V	46	TYR	CZ-OH	27.10	1.83	1.37
2	5R	46	TYR	CZ-OH	27.10	1.83	1.37
2	6J	46	TYR	CZ-OH	27.10	1.83	1.37
2	6R	46	TYR	CZ-OH	27.10	1.83	1.37
2	7N	46	TYR	CZ-OH	27.10	1.83	1.37
2	13	46	TYR	CZ-OH	27.08	1.83	1.37
2	17	46	TYR	CZ-OH	27.08	1.83	1.37
2	2B	46	TYR	CZ-OH	27.08	1.83	1.37
2	3R	46	TYR	CZ-OH	27.08	1.83	1.37
2	3V	46	TYR	CZ-OH	27.08	1.83	1.37
2	3Z	46	TYR	CZ-OH	27.08	1.83	1.37
2	5F	46	TYR	CZ-OH	27.08	1.83	1.37
2	5J	46	TYR	CZ-OH	27.08	1.83	1.37
2	5N	46	TYR	CZ-OH	27.08	1.83	1.37
2	63	46	TYR	CZ-OH	27.08	1.83	1.37
2	67	46	TYR	CZ-OH	27.08	1.83	1.37
2	7B	46	TYR	CZ-OH	27.08	1.83	1.37
2	1F	23	HIS	CG-ND1	27.08	1.98	1.38
2	2N	23	HIS	CG-ND1	27.08	1.98	1.38

*Continued on next page...*



*Continued from previous page...*

Mol	Chain	Res	Type	Atoms	Z	Observed(Å)	Ideal(Å)
2	23	23	HIS	CG-ND1	27.08	1.98	1.38
2	3N	23	HIS	CG-ND1	27.08	1.98	1.38
2	37	23	HIS	CG-ND1	27.08	1.98	1.38
2	4J	23	HIS	CG-ND1	27.08	1.98	1.38
2	4R	23	HIS	CG-ND1	27.08	1.98	1.38
2	5Z	23	HIS	CG-ND1	27.08	1.98	1.38
2	6F	23	HIS	CG-ND1	27.08	1.98	1.38
2	6Z	23	HIS	CG-ND1	27.08	1.98	1.38
2	7J	23	HIS	CG-ND1	27.08	1.98	1.38
2	7V	23	HIS	CG-ND1	27.08	1.98	1.38
2	1R	23	HIS	CG-ND1	27.07	1.98	1.38
2	1V	23	HIS	CG-ND1	27.07	1.98	1.38
2	1Z	23	HIS	CG-ND1	27.07	1.98	1.38
2	2R	23	HIS	CG-ND1	27.07	1.98	1.38
2	2V	23	HIS	CG-ND1	27.07	1.98	1.38
2	2Z	23	HIS	CG-ND1	27.07	1.98	1.38
2	43	23	HIS	CG-ND1	27.07	1.98	1.38
2	47	23	HIS	CG-ND1	27.07	1.98	1.38
2	5B	23	HIS	CG-ND1	27.07	1.98	1.38
2	53	23	HIS	CG-ND1	27.07	1.98	1.38
2	57	23	HIS	CG-ND1	27.07	1.98	1.38
2	6B	23	HIS	CG-ND1	27.07	1.98	1.38
2	1F	46	TYR	CZ-OH	27.07	1.83	1.37
2	2N	46	TYR	CZ-OH	27.07	1.83	1.37
2	23	46	TYR	CZ-OH	27.07	1.83	1.37
2	3N	46	TYR	CZ-OH	27.07	1.83	1.37
2	37	46	TYR	CZ-OH	27.07	1.83	1.37
2	4J	46	TYR	CZ-OH	27.07	1.83	1.37
2	4R	46	TYR	CZ-OH	27.07	1.83	1.37
2	5Z	46	TYR	CZ-OH	27.07	1.83	1.37
2	6F	46	TYR	CZ-OH	27.07	1.83	1.37
2	6Z	46	TYR	CZ-OH	27.07	1.83	1.37
2	7J	46	TYR	CZ-OH	27.07	1.83	1.37
2	7V	46	TYR	CZ-OH	27.07	1.83	1.37
2	1N	23	HIS	CG-ND1	27.07	1.98	1.38
2	2J	23	HIS	CG-ND1	27.07	1.98	1.38
2	3B	23	HIS	CG-ND1	27.07	1.98	1.38
2	3J	23	HIS	CG-ND1	27.07	1.98	1.38
2	33	23	HIS	CG-ND1	27.07	1.98	1.38
2	4F	23	HIS	CG-ND1	27.07	1.98	1.38
2	4Z	23	HIS	CG-ND1	27.07	1.98	1.38
2	5V	23	HIS	CG-ND1	27.07	1.98	1.38

*Continued on next page...*

*Continued from previous page...*

Mol	Chain	Res	Type	Atoms	Z	Observed(Å)	Ideal(Å)
2	6N	23	HIS	CG-ND1	27.07	1.98	1.38
2	6V	23	HIS	CG-ND1	27.07	1.98	1.38
2	7F	23	HIS	CG-ND1	27.07	1.98	1.38
2	7R	23	HIS	CG-ND1	27.07	1.98	1.38
2	13	23	HIS	CG-ND1	27.06	1.98	1.38
2	17	23	HIS	CG-ND1	27.06	1.98	1.38
2	2B	23	HIS	CG-ND1	27.06	1.98	1.38
2	3R	23	HIS	CG-ND1	27.06	1.98	1.38
2	3V	23	HIS	CG-ND1	27.06	1.98	1.38
2	3Z	23	HIS	CG-ND1	27.06	1.98	1.38
2	5F	23	HIS	CG-ND1	27.06	1.98	1.38
2	5J	23	HIS	CG-ND1	27.06	1.98	1.38
2	5N	23	HIS	CG-ND1	27.06	1.98	1.38
2	63	23	HIS	CG-ND1	27.06	1.98	1.38
2	67	23	HIS	CG-ND1	27.06	1.98	1.38
2	7B	23	HIS	CG-ND1	27.06	1.98	1.38
2	1B	23	HIS	CG-ND1	27.05	1.98	1.38
2	1J	23	HIS	CG-ND1	27.05	1.98	1.38
2	2F	23	HIS	CG-ND1	27.05	1.98	1.38
2	27	23	HIS	CG-ND1	27.05	1.98	1.38
2	3F	23	HIS	CG-ND1	27.05	1.98	1.38
2	4B	23	HIS	CG-ND1	27.05	1.98	1.38
2	4N	23	HIS	CG-ND1	27.05	1.98	1.38
2	4V	23	HIS	CG-ND1	27.05	1.98	1.38
2	5R	23	HIS	CG-ND1	27.05	1.98	1.38
2	6J	23	HIS	CG-ND1	27.05	1.98	1.38
2	6R	23	HIS	CG-ND1	27.05	1.98	1.38
2	7N	23	HIS	CG-ND1	27.05	1.98	1.38
2	1N	14	THR	CA-CB	26.72	2.22	1.53
2	2J	14	THR	CA-CB	26.72	2.22	1.53
2	3B	14	THR	CA-CB	26.72	2.22	1.53
2	3J	14	THR	CA-CB	26.72	2.22	1.53
2	33	14	THR	CA-CB	26.72	2.22	1.53
2	4F	14	THR	CA-CB	26.72	2.22	1.53
2	4Z	14	THR	CA-CB	26.72	2.22	1.53
2	5V	14	THR	CA-CB	26.72	2.22	1.53
2	6N	14	THR	CA-CB	26.72	2.22	1.53
2	6V	14	THR	CA-CB	26.72	2.22	1.53
2	7F	14	THR	CA-CB	26.72	2.22	1.53
2	7R	14	THR	CA-CB	26.72	2.22	1.53
2	1B	14	THR	CA-CB	26.72	2.22	1.53
2	1J	14	THR	CA-CB	26.72	2.22	1.53

*Continued on next page...*

*Continued from previous page...*

Mol	Chain	Res	Type	Atoms	Z	Observed(Å)	Ideal(Å)
2	1R	14	THR	CA-CB	26.72	2.22	1.53
2	1V	14	THR	CA-CB	26.72	2.22	1.53
2	1Z	14	THR	CA-CB	26.72	2.22	1.53
2	2F	14	THR	CA-CB	26.72	2.22	1.53
2	2R	14	THR	CA-CB	26.72	2.22	1.53
2	2V	14	THR	CA-CB	26.72	2.22	1.53
2	2Z	14	THR	CA-CB	26.72	2.22	1.53
2	27	14	THR	CA-CB	26.72	2.22	1.53
2	3F	14	THR	CA-CB	26.72	2.22	1.53
2	4B	14	THR	CA-CB	26.72	2.22	1.53
2	4N	14	THR	CA-CB	26.72	2.22	1.53
2	4V	14	THR	CA-CB	26.72	2.22	1.53
2	43	14	THR	CA-CB	26.72	2.22	1.53
2	47	14	THR	CA-CB	26.72	2.22	1.53
2	5B	14	THR	CA-CB	26.72	2.22	1.53
2	5R	14	THR	CA-CB	26.72	2.22	1.53
2	53	14	THR	CA-CB	26.72	2.22	1.53
2	57	14	THR	CA-CB	26.72	2.22	1.53
2	6B	14	THR	CA-CB	26.72	2.22	1.53
2	6J	14	THR	CA-CB	26.72	2.22	1.53
2	6R	14	THR	CA-CB	26.72	2.22	1.53
2	7N	14	THR	CA-CB	26.72	2.22	1.53
2	13	14	THR	CA-CB	26.71	2.22	1.53
2	17	14	THR	CA-CB	26.71	2.22	1.53
2	2B	14	THR	CA-CB	26.71	2.22	1.53
2	3R	14	THR	CA-CB	26.71	2.22	1.53
2	3V	14	THR	CA-CB	26.71	2.22	1.53
2	3Z	14	THR	CA-CB	26.71	2.22	1.53
2	5F	14	THR	CA-CB	26.71	2.22	1.53
2	5J	14	THR	CA-CB	26.71	2.22	1.53
2	5N	14	THR	CA-CB	26.71	2.22	1.53
2	63	14	THR	CA-CB	26.71	2.22	1.53
2	67	14	THR	CA-CB	26.71	2.22	1.53
2	7B	14	THR	CA-CB	26.71	2.22	1.53
2	1F	14	THR	CA-CB	26.71	2.22	1.53
2	2N	14	THR	CA-CB	26.71	2.22	1.53
2	23	14	THR	CA-CB	26.71	2.22	1.53
2	3N	14	THR	CA-CB	26.71	2.22	1.53
2	37	14	THR	CA-CB	26.71	2.22	1.53
2	4J	14	THR	CA-CB	26.71	2.22	1.53
2	4R	14	THR	CA-CB	26.71	2.22	1.53
2	5Z	14	THR	CA-CB	26.71	2.22	1.53

*Continued on next page...*

*Continued from previous page...*

Mol	Chain	Res	Type	Atoms	Z	Observed(Å)	Ideal(Å)
2	6F	14	THR	CA-CB	26.71	2.22	1.53
2	6Z	14	THR	CA-CB	26.71	2.22	1.53
2	7J	14	THR	CA-CB	26.71	2.22	1.53
2	7V	14	THR	CA-CB	26.71	2.22	1.53
2	13	75	GLN	C-O	-26.53	0.72	1.23
2	17	75	GLN	C-O	-26.53	0.72	1.23
2	2B	75	GLN	C-O	-26.53	0.72	1.23
2	3R	75	GLN	C-O	-26.53	0.72	1.23
2	3V	75	GLN	C-O	-26.53	0.72	1.23
2	3Z	75	GLN	C-O	-26.53	0.72	1.23
2	5F	75	GLN	C-O	-26.53	0.72	1.23
2	5J	75	GLN	C-O	-26.53	0.72	1.23
2	5N	75	GLN	C-O	-26.53	0.72	1.23
2	63	75	GLN	C-O	-26.53	0.72	1.23
2	67	75	GLN	C-O	-26.53	0.72	1.23
2	7B	75	GLN	C-O	-26.53	0.72	1.23
2	1N	75	GLN	C-O	-26.52	0.72	1.23
2	2J	75	GLN	C-O	-26.52	0.72	1.23
2	3B	75	GLN	C-O	-26.52	0.72	1.23
2	3J	75	GLN	C-O	-26.52	0.72	1.23
2	33	75	GLN	C-O	-26.52	0.72	1.23
2	4F	75	GLN	C-O	-26.52	0.72	1.23
2	4Z	75	GLN	C-O	-26.52	0.72	1.23
2	5V	75	GLN	C-O	-26.52	0.72	1.23
2	6N	75	GLN	C-O	-26.52	0.72	1.23
2	6V	75	GLN	C-O	-26.52	0.72	1.23
2	7F	75	GLN	C-O	-26.52	0.72	1.23
2	7R	75	GLN	C-O	-26.52	0.72	1.23
2	1B	75	GLN	C-O	-26.51	0.72	1.23
2	1J	75	GLN	C-O	-26.51	0.72	1.23
2	2F	75	GLN	C-O	-26.51	0.72	1.23
2	27	75	GLN	C-O	-26.51	0.72	1.23
2	3F	75	GLN	C-O	-26.51	0.72	1.23
2	4B	75	GLN	C-O	-26.51	0.72	1.23
2	4N	75	GLN	C-O	-26.51	0.72	1.23
2	4V	75	GLN	C-O	-26.51	0.72	1.23
2	5R	75	GLN	C-O	-26.51	0.72	1.23
2	6J	75	GLN	C-O	-26.51	0.72	1.23
2	6R	75	GLN	C-O	-26.51	0.72	1.23
2	7N	75	GLN	C-O	-26.51	0.72	1.23
2	1R	75	GLN	C-O	-26.49	0.73	1.23
2	1V	75	GLN	C-O	-26.49	0.73	1.23

*Continued on next page...*

*Continued from previous page...*

Mol	Chain	Res	Type	Atoms	Z	Observed(Å)	Ideal(Å)
2	1Z	75	GLN	C-O	-26.49	0.73	1.23
2	2R	75	GLN	C-O	-26.49	0.73	1.23
2	2V	75	GLN	C-O	-26.49	0.73	1.23
2	2Z	75	GLN	C-O	-26.49	0.73	1.23
2	43	75	GLN	C-O	-26.49	0.73	1.23
2	47	75	GLN	C-O	-26.49	0.73	1.23
2	5B	75	GLN	C-O	-26.49	0.73	1.23
2	53	75	GLN	C-O	-26.49	0.73	1.23
2	57	75	GLN	C-O	-26.49	0.73	1.23
2	6B	75	GLN	C-O	-26.49	0.73	1.23
1	1E	66	ARG	CD-NE	26.49	1.91	1.46
1	2M	66	ARG	CD-NE	26.49	1.91	1.46
1	22	66	ARG	CD-NE	26.49	1.91	1.46
1	3M	66	ARG	CD-NE	26.49	1.91	1.46
1	36	66	ARG	CD-NE	26.49	1.91	1.46
1	4I	66	ARG	CD-NE	26.49	1.91	1.46
1	4Q	66	ARG	CD-NE	26.49	1.91	1.46
1	5Y	66	ARG	CD-NE	26.49	1.91	1.46
1	6E	66	ARG	CD-NE	26.49	1.91	1.46
1	6Y	66	ARG	CD-NE	26.49	1.91	1.46
1	7I	66	ARG	CD-NE	26.49	1.91	1.46
1	7U	66	ARG	CD-NE	26.49	1.91	1.46
2	1F	75	GLN	C-O	-26.48	0.73	1.23
2	2N	75	GLN	C-O	-26.48	0.73	1.23
2	23	75	GLN	C-O	-26.48	0.73	1.23
2	3N	75	GLN	C-O	-26.48	0.73	1.23
2	37	75	GLN	C-O	-26.48	0.73	1.23
2	4J	75	GLN	C-O	-26.48	0.73	1.23
2	4R	75	GLN	C-O	-26.48	0.73	1.23
2	5Z	75	GLN	C-O	-26.48	0.73	1.23
2	6F	75	GLN	C-O	-26.48	0.73	1.23
2	6Z	75	GLN	C-O	-26.48	0.73	1.23
2	7J	75	GLN	C-O	-26.48	0.73	1.23
2	7V	75	GLN	C-O	-26.48	0.73	1.23
1	1Q	66	ARG	CD-NE	26.44	1.91	1.46
1	1U	66	ARG	CD-NE	26.44	1.91	1.46
1	1Y	66	ARG	CD-NE	26.44	1.91	1.46
1	2Q	66	ARG	CD-NE	26.44	1.91	1.46
1	2U	66	ARG	CD-NE	26.44	1.91	1.46
1	2Y	66	ARG	CD-NE	26.44	1.91	1.46
1	42	66	ARG	CD-NE	26.44	1.91	1.46
1	46	66	ARG	CD-NE	26.44	1.91	1.46

*Continued on next page...*

*Continued from previous page...*

Mol	Chain	Res	Type	Atoms	Z	Observed(Å)	Ideal(Å)
1	5A	66	ARG	CD-NE	26.44	1.91	1.46
1	52	66	ARG	CD-NE	26.44	1.91	1.46
1	56	66	ARG	CD-NE	26.44	1.91	1.46
1	6A	66	ARG	CD-NE	26.44	1.91	1.46
1	1A	66	ARG	CD-NE	26.43	1.91	1.46
1	1I	66	ARG	CD-NE	26.43	1.91	1.46
1	2E	66	ARG	CD-NE	26.43	1.91	1.46
1	26	66	ARG	CD-NE	26.43	1.91	1.46
1	3E	66	ARG	CD-NE	26.43	1.91	1.46
1	4A	66	ARG	CD-NE	26.43	1.91	1.46
1	4M	66	ARG	CD-NE	26.43	1.91	1.46
1	4U	66	ARG	CD-NE	26.43	1.91	1.46
1	5Q	66	ARG	CD-NE	26.43	1.91	1.46
1	6I	66	ARG	CD-NE	26.43	1.91	1.46
1	6Q	66	ARG	CD-NE	26.43	1.91	1.46
1	7M	66	ARG	CD-NE	26.43	1.91	1.46
1	12	66	ARG	CD-NE	26.42	1.91	1.46
1	16	66	ARG	CD-NE	26.42	1.91	1.46
1	2A	66	ARG	CD-NE	26.42	1.91	1.46
1	3Q	66	ARG	CD-NE	26.42	1.91	1.46
1	3U	66	ARG	CD-NE	26.42	1.91	1.46
1	3Y	66	ARG	CD-NE	26.42	1.91	1.46
1	5E	66	ARG	CD-NE	26.42	1.91	1.46
1	5I	66	ARG	CD-NE	26.42	1.91	1.46
1	5M	66	ARG	CD-NE	26.42	1.91	1.46
1	62	66	ARG	CD-NE	26.42	1.91	1.46
1	66	66	ARG	CD-NE	26.42	1.91	1.46
1	7A	66	ARG	CD-NE	26.42	1.91	1.46
1	1M	66	ARG	CD-NE	26.37	1.91	1.46
1	2I	66	ARG	CD-NE	26.37	1.91	1.46
1	3A	66	ARG	CD-NE	26.37	1.91	1.46
1	3I	66	ARG	CD-NE	26.37	1.91	1.46
1	32	66	ARG	CD-NE	26.37	1.91	1.46
1	4E	66	ARG	CD-NE	26.37	1.91	1.46
1	4Y	66	ARG	CD-NE	26.37	1.91	1.46
1	5U	66	ARG	CD-NE	26.37	1.91	1.46
1	6M	66	ARG	CD-NE	26.37	1.91	1.46
1	6U	66	ARG	CD-NE	26.37	1.91	1.46
1	7E	66	ARG	CD-NE	26.37	1.91	1.46
1	7Q	66	ARG	CD-NE	26.37	1.91	1.46
2	1R	220	PHE	CB-CG	-26.29	1.06	1.51
2	1V	220	PHE	CB-CG	-26.29	1.06	1.51

*Continued on next page...*

*Continued from previous page...*

Mol	Chain	Res	Type	Atoms	Z	Observed(Å)	Ideal(Å)
2	1Z	220	PHE	CB-CG	-26.29	1.06	1.51
2	2R	220	PHE	CB-CG	-26.29	1.06	1.51
2	2V	220	PHE	CB-CG	-26.29	1.06	1.51
2	2Z	220	PHE	CB-CG	-26.29	1.06	1.51
2	43	220	PHE	CB-CG	-26.29	1.06	1.51
2	47	220	PHE	CB-CG	-26.29	1.06	1.51
2	5B	220	PHE	CB-CG	-26.29	1.06	1.51
2	53	220	PHE	CB-CG	-26.29	1.06	1.51
2	57	220	PHE	CB-CG	-26.29	1.06	1.51
2	6B	220	PHE	CB-CG	-26.29	1.06	1.51
2	1B	220	PHE	CB-CG	-26.29	1.06	1.51
2	1J	220	PHE	CB-CG	-26.29	1.06	1.51
2	2F	220	PHE	CB-CG	-26.29	1.06	1.51
2	27	220	PHE	CB-CG	-26.29	1.06	1.51
2	3F	220	PHE	CB-CG	-26.29	1.06	1.51
2	4B	220	PHE	CB-CG	-26.29	1.06	1.51
2	4N	220	PHE	CB-CG	-26.29	1.06	1.51
2	4V	220	PHE	CB-CG	-26.29	1.06	1.51
2	5R	220	PHE	CB-CG	-26.29	1.06	1.51
2	6J	220	PHE	CB-CG	-26.29	1.06	1.51
2	6R	220	PHE	CB-CG	-26.29	1.06	1.51
2	7N	220	PHE	CB-CG	-26.29	1.06	1.51
2	1F	220	PHE	CB-CG	-26.28	1.06	1.51
2	1N	220	PHE	CB-CG	-26.28	1.06	1.51
2	13	220	PHE	CB-CG	-26.28	1.06	1.51
2	17	220	PHE	CB-CG	-26.28	1.06	1.51
2	2B	220	PHE	CB-CG	-26.28	1.06	1.51
2	2J	220	PHE	CB-CG	-26.28	1.06	1.51
2	2N	220	PHE	CB-CG	-26.28	1.06	1.51
2	23	220	PHE	CB-CG	-26.28	1.06	1.51
2	3B	220	PHE	CB-CG	-26.28	1.06	1.51
2	3J	220	PHE	CB-CG	-26.28	1.06	1.51
2	3N	220	PHE	CB-CG	-26.28	1.06	1.51
2	3R	220	PHE	CB-CG	-26.28	1.06	1.51
2	3V	220	PHE	CB-CG	-26.28	1.06	1.51
2	3Z	220	PHE	CB-CG	-26.28	1.06	1.51
2	33	220	PHE	CB-CG	-26.28	1.06	1.51
2	37	220	PHE	CB-CG	-26.28	1.06	1.51
2	4F	220	PHE	CB-CG	-26.28	1.06	1.51
2	4J	220	PHE	CB-CG	-26.28	1.06	1.51
2	4R	220	PHE	CB-CG	-26.28	1.06	1.51
2	4Z	220	PHE	CB-CG	-26.28	1.06	1.51

*Continued on next page...*



*Continued from previous page...*

Mol	Chain	Res	Type	Atoms	Z	Observed(Å)	Ideal(Å)
2	5F	220	PHE	CB-CG	-26.28	1.06	1.51
2	5J	220	PHE	CB-CG	-26.28	1.06	1.51
2	5N	220	PHE	CB-CG	-26.28	1.06	1.51
2	5V	220	PHE	CB-CG	-26.28	1.06	1.51
2	5Z	220	PHE	CB-CG	-26.28	1.06	1.51
2	6F	220	PHE	CB-CG	-26.28	1.06	1.51
2	6N	220	PHE	CB-CG	-26.28	1.06	1.51
2	6V	220	PHE	CB-CG	-26.28	1.06	1.51
2	6Z	220	PHE	CB-CG	-26.28	1.06	1.51
2	63	220	PHE	CB-CG	-26.28	1.06	1.51
2	67	220	PHE	CB-CG	-26.28	1.06	1.51
2	7B	220	PHE	CB-CG	-26.28	1.06	1.51
2	7F	220	PHE	CB-CG	-26.28	1.06	1.51
2	7J	220	PHE	CB-CG	-26.28	1.06	1.51
2	7R	220	PHE	CB-CG	-26.28	1.06	1.51
2	7V	220	PHE	CB-CG	-26.28	1.06	1.51
1	1E	15	SER	CA-CB	26.08	1.92	1.52
1	2M	15	SER	CA-CB	26.08	1.92	1.52
1	22	15	SER	CA-CB	26.08	1.92	1.52
1	3M	15	SER	CA-CB	26.08	1.92	1.52
1	36	15	SER	CA-CB	26.08	1.92	1.52
1	4I	15	SER	CA-CB	26.08	1.92	1.52
1	4Q	15	SER	CA-CB	26.08	1.92	1.52
1	5Y	15	SER	CA-CB	26.08	1.92	1.52
1	6E	15	SER	CA-CB	26.08	1.92	1.52
1	6Y	15	SER	CA-CB	26.08	1.92	1.52
1	7I	15	SER	CA-CB	26.08	1.92	1.52
1	7U	15	SER	CA-CB	26.08	1.92	1.52
1	1M	15	SER	CA-CB	26.06	1.92	1.52
1	2I	15	SER	CA-CB	26.06	1.92	1.52
1	3A	15	SER	CA-CB	26.06	1.92	1.52
1	3I	15	SER	CA-CB	26.06	1.92	1.52
1	32	15	SER	CA-CB	26.06	1.92	1.52
1	4E	15	SER	CA-CB	26.06	1.92	1.52
1	4Y	15	SER	CA-CB	26.06	1.92	1.52
1	5U	15	SER	CA-CB	26.06	1.92	1.52
1	6M	15	SER	CA-CB	26.06	1.92	1.52
1	6U	15	SER	CA-CB	26.06	1.92	1.52
1	7E	15	SER	CA-CB	26.06	1.92	1.52
1	7Q	15	SER	CA-CB	26.06	1.92	1.52
2	1F	58	LEU	CA-CB	26.05	2.13	1.53
2	2N	58	LEU	CA-CB	26.05	2.13	1.53

*Continued on next page...*



*Continued from previous page...*

Mol	Chain	Res	Type	Atoms	Z	Observed(Å)	Ideal(Å)
2	23	58	LEU	CA-CB	26.05	2.13	1.53
2	3N	58	LEU	CA-CB	26.05	2.13	1.53
2	37	58	LEU	CA-CB	26.05	2.13	1.53
2	4J	58	LEU	CA-CB	26.05	2.13	1.53
2	4R	58	LEU	CA-CB	26.05	2.13	1.53
2	5Z	58	LEU	CA-CB	26.05	2.13	1.53
2	6F	58	LEU	CA-CB	26.05	2.13	1.53
2	6Z	58	LEU	CA-CB	26.05	2.13	1.53
2	7J	58	LEU	CA-CB	26.05	2.13	1.53
2	7V	58	LEU	CA-CB	26.05	2.13	1.53
1	1A	15	SER	CA-CB	26.05	1.92	1.52
1	1I	15	SER	CA-CB	26.05	1.92	1.52
1	2E	15	SER	CA-CB	26.05	1.92	1.52
1	26	15	SER	CA-CB	26.05	1.92	1.52
1	3E	15	SER	CA-CB	26.05	1.92	1.52
1	4A	15	SER	CA-CB	26.05	1.92	1.52
1	4M	15	SER	CA-CB	26.05	1.92	1.52
1	4U	15	SER	CA-CB	26.05	1.92	1.52
1	5Q	15	SER	CA-CB	26.05	1.92	1.52
1	6I	15	SER	CA-CB	26.05	1.92	1.52
1	6Q	15	SER	CA-CB	26.05	1.92	1.52
1	7M	15	SER	CA-CB	26.05	1.92	1.52
1	1Q	22	HIS	C-O	26.04	1.72	1.23
1	1U	22	HIS	C-O	26.04	1.72	1.23
1	1Y	22	HIS	C-O	26.04	1.72	1.23
1	2Q	22	HIS	C-O	26.04	1.72	1.23
1	2U	22	HIS	C-O	26.04	1.72	1.23
1	2Y	22	HIS	C-O	26.04	1.72	1.23
1	42	22	HIS	C-O	26.04	1.72	1.23
1	46	22	HIS	C-O	26.04	1.72	1.23
1	5A	22	HIS	C-O	26.04	1.72	1.23
1	52	22	HIS	C-O	26.04	1.72	1.23
1	56	22	HIS	C-O	26.04	1.72	1.23
1	6A	22	HIS	C-O	26.04	1.72	1.23
1	12	15	SER	CA-CB	26.04	1.92	1.52
1	16	15	SER	CA-CB	26.04	1.92	1.52
1	2A	15	SER	CA-CB	26.04	1.92	1.52
1	3Q	15	SER	CA-CB	26.04	1.92	1.52
1	3U	15	SER	CA-CB	26.04	1.92	1.52
1	3Y	15	SER	CA-CB	26.04	1.92	1.52
1	5E	15	SER	CA-CB	26.04	1.92	1.52
1	5I	15	SER	CA-CB	26.04	1.92	1.52

*Continued on next page...*

*Continued from previous page...*

Mol	Chain	Res	Type	Atoms	Z	Observed(Å)	Ideal(Å)
1	5M	15	SER	CA-CB	26.04	1.92	1.52
1	62	15	SER	CA-CB	26.04	1.92	1.52
1	66	15	SER	CA-CB	26.04	1.92	1.52
1	7A	15	SER	CA-CB	26.04	1.92	1.52
2	1N	58	LEU	CA-CB	26.03	2.13	1.53
2	1R	58	LEU	CA-CB	26.03	2.13	1.53
2	1V	58	LEU	CA-CB	26.03	2.13	1.53
2	1Z	58	LEU	CA-CB	26.03	2.13	1.53
2	2J	58	LEU	CA-CB	26.03	2.13	1.53
2	2R	58	LEU	CA-CB	26.03	2.13	1.53
2	2V	58	LEU	CA-CB	26.03	2.13	1.53
2	2Z	58	LEU	CA-CB	26.03	2.13	1.53
2	3B	58	LEU	CA-CB	26.03	2.13	1.53
2	3J	58	LEU	CA-CB	26.03	2.13	1.53
2	33	58	LEU	CA-CB	26.03	2.13	1.53
2	4F	58	LEU	CA-CB	26.03	2.13	1.53
2	4Z	58	LEU	CA-CB	26.03	2.13	1.53
2	43	58	LEU	CA-CB	26.03	2.13	1.53
2	47	58	LEU	CA-CB	26.03	2.13	1.53
2	5B	58	LEU	CA-CB	26.03	2.13	1.53
2	5V	58	LEU	CA-CB	26.03	2.13	1.53
2	53	58	LEU	CA-CB	26.03	2.13	1.53
2	57	58	LEU	CA-CB	26.03	2.13	1.53
2	6B	58	LEU	CA-CB	26.03	2.13	1.53
2	6N	58	LEU	CA-CB	26.03	2.13	1.53
2	6V	58	LEU	CA-CB	26.03	2.13	1.53
2	7F	58	LEU	CA-CB	26.03	2.13	1.53
2	7R	58	LEU	CA-CB	26.03	2.13	1.53
1	1A	22	HIS	C-O	26.03	1.72	1.23
1	1I	22	HIS	C-O	26.03	1.72	1.23
1	2E	22	HIS	C-O	26.03	1.72	1.23
1	26	22	HIS	C-O	26.03	1.72	1.23
1	3E	22	HIS	C-O	26.03	1.72	1.23
1	4A	22	HIS	C-O	26.03	1.72	1.23
1	4M	22	HIS	C-O	26.03	1.72	1.23
1	4U	22	HIS	C-O	26.03	1.72	1.23
1	5Q	22	HIS	C-O	26.03	1.72	1.23
1	6I	22	HIS	C-O	26.03	1.72	1.23
1	6Q	22	HIS	C-O	26.03	1.72	1.23
1	7M	22	HIS	C-O	26.03	1.72	1.23
1	1M	22	HIS	C-O	26.02	1.72	1.23
1	1Q	15	SER	CA-CB	26.02	1.92	1.52

*Continued on next page...*

*Continued from previous page...*

Mol	Chain	Res	Type	Atoms	Z	Observed(Å)	Ideal(Å)
1	1U	15	SER	CA-CB	26.02	1.92	1.52
1	1Y	15	SER	CA-CB	26.02	1.92	1.52
1	2I	22	HIS	C-O	26.02	1.72	1.23
1	2Q	15	SER	CA-CB	26.02	1.92	1.52
1	2U	15	SER	CA-CB	26.02	1.92	1.52
1	2Y	15	SER	CA-CB	26.02	1.92	1.52
1	3A	22	HIS	C-O	26.02	1.72	1.23
1	3I	22	HIS	C-O	26.02	1.72	1.23
1	32	22	HIS	C-O	26.02	1.72	1.23
1	4E	22	HIS	C-O	26.02	1.72	1.23
1	4Y	22	HIS	C-O	26.02	1.72	1.23
1	42	15	SER	CA-CB	26.02	1.92	1.52
1	46	15	SER	CA-CB	26.02	1.92	1.52
1	5A	15	SER	CA-CB	26.02	1.92	1.52
1	5U	22	HIS	C-O	26.02	1.72	1.23
1	52	15	SER	CA-CB	26.02	1.92	1.52
1	56	15	SER	CA-CB	26.02	1.92	1.52
1	6A	15	SER	CA-CB	26.02	1.92	1.52
1	6M	22	HIS	C-O	26.02	1.72	1.23
1	6U	22	HIS	C-O	26.02	1.72	1.23
1	7E	22	HIS	C-O	26.02	1.72	1.23
1	7Q	22	HIS	C-O	26.02	1.72	1.23
2	1B	58	LEU	CA-CB	26.02	2.13	1.53
2	1J	58	LEU	CA-CB	26.02	2.13	1.53
2	2F	58	LEU	CA-CB	26.02	2.13	1.53
2	27	58	LEU	CA-CB	26.02	2.13	1.53
2	3F	58	LEU	CA-CB	26.02	2.13	1.53
2	4B	58	LEU	CA-CB	26.02	2.13	1.53
2	4N	58	LEU	CA-CB	26.02	2.13	1.53
2	4V	58	LEU	CA-CB	26.02	2.13	1.53
2	5R	58	LEU	CA-CB	26.02	2.13	1.53
2	6J	58	LEU	CA-CB	26.02	2.13	1.53
2	6R	58	LEU	CA-CB	26.02	2.13	1.53
2	7N	58	LEU	CA-CB	26.02	2.13	1.53
2	13	58	LEU	CA-CB	26.02	2.13	1.53
2	17	58	LEU	CA-CB	26.02	2.13	1.53
2	2B	58	LEU	CA-CB	26.02	2.13	1.53
2	3R	58	LEU	CA-CB	26.02	2.13	1.53
2	3V	58	LEU	CA-CB	26.02	2.13	1.53
2	3Z	58	LEU	CA-CB	26.02	2.13	1.53
2	5F	58	LEU	CA-CB	26.02	2.13	1.53
2	5J	58	LEU	CA-CB	26.02	2.13	1.53

*Continued on next page...*

*Continued from previous page...*

Mol	Chain	Res	Type	Atoms	Z	Observed(Å)	Ideal(Å)
2	5N	58	LEU	CA-CB	26.02	2.13	1.53
2	63	58	LEU	CA-CB	26.02	2.13	1.53
2	67	58	LEU	CA-CB	26.02	2.13	1.53
2	7B	58	LEU	CA-CB	26.02	2.13	1.53
1	1E	22	HIS	C-O	26.01	1.72	1.23
1	2M	22	HIS	C-O	26.01	1.72	1.23
1	22	22	HIS	C-O	26.01	1.72	1.23
1	3M	22	HIS	C-O	26.01	1.72	1.23
1	36	22	HIS	C-O	26.01	1.72	1.23
1	4I	22	HIS	C-O	26.01	1.72	1.23
1	4Q	22	HIS	C-O	26.01	1.72	1.23
1	5Y	22	HIS	C-O	26.01	1.72	1.23
1	6E	22	HIS	C-O	26.01	1.72	1.23
1	6Y	22	HIS	C-O	26.01	1.72	1.23
1	7I	22	HIS	C-O	26.01	1.72	1.23
1	7U	22	HIS	C-O	26.01	1.72	1.23
1	12	22	HIS	C-O	25.99	1.72	1.23
1	16	22	HIS	C-O	25.99	1.72	1.23
1	2A	22	HIS	C-O	25.99	1.72	1.23
1	3Q	22	HIS	C-O	25.99	1.72	1.23
1	3U	22	HIS	C-O	25.99	1.72	1.23
1	3Y	22	HIS	C-O	25.99	1.72	1.23
1	5E	22	HIS	C-O	25.99	1.72	1.23
1	5I	22	HIS	C-O	25.99	1.72	1.23
1	5M	22	HIS	C-O	25.99	1.72	1.23
1	62	22	HIS	C-O	25.99	1.72	1.23
1	66	22	HIS	C-O	25.99	1.72	1.23
1	7A	22	HIS	C-O	25.99	1.72	1.23
2	1N	31	PHE	CD2-CE2	-25.96	0.87	1.39
2	2J	31	PHE	CD2-CE2	-25.96	0.87	1.39
2	3B	31	PHE	CD2-CE2	-25.96	0.87	1.39
2	3J	31	PHE	CD2-CE2	-25.96	0.87	1.39
2	33	31	PHE	CD2-CE2	-25.96	0.87	1.39
2	4F	31	PHE	CD2-CE2	-25.96	0.87	1.39
2	4Z	31	PHE	CD2-CE2	-25.96	0.87	1.39
2	5V	31	PHE	CD2-CE2	-25.96	0.87	1.39
2	6N	31	PHE	CD2-CE2	-25.96	0.87	1.39
2	6V	31	PHE	CD2-CE2	-25.96	0.87	1.39
2	7F	31	PHE	CD2-CE2	-25.96	0.87	1.39
2	7R	31	PHE	CD2-CE2	-25.96	0.87	1.39
1	12	43	HIS	CG-CD2	25.95	1.79	1.35
1	16	43	HIS	CG-CD2	25.95	1.79	1.35

*Continued on next page...*

*Continued from previous page...*

Mol	Chain	Res	Type	Atoms	Z	Observed(Å)	Ideal(Å)
1	2A	43	HIS	CG-CD2	25.95	1.79	1.35
1	3Q	43	HIS	CG-CD2	25.95	1.79	1.35
1	3U	43	HIS	CG-CD2	25.95	1.79	1.35
1	3Y	43	HIS	CG-CD2	25.95	1.79	1.35
1	5E	43	HIS	CG-CD2	25.95	1.79	1.35
1	5I	43	HIS	CG-CD2	25.95	1.79	1.35
1	5M	43	HIS	CG-CD2	25.95	1.79	1.35
1	62	43	HIS	CG-CD2	25.95	1.79	1.35
1	66	43	HIS	CG-CD2	25.95	1.79	1.35
1	7A	43	HIS	CG-CD2	25.95	1.79	1.35
2	1B	31	PHE	CD2-CE2	-25.94	0.87	1.39
2	1J	31	PHE	CD2-CE2	-25.94	0.87	1.39
2	2F	31	PHE	CD2-CE2	-25.94	0.87	1.39
2	27	31	PHE	CD2-CE2	-25.94	0.87	1.39
2	3F	31	PHE	CD2-CE2	-25.94	0.87	1.39
2	4B	31	PHE	CD2-CE2	-25.94	0.87	1.39
2	4N	31	PHE	CD2-CE2	-25.94	0.87	1.39
2	4V	31	PHE	CD2-CE2	-25.94	0.87	1.39
2	5R	31	PHE	CD2-CE2	-25.94	0.87	1.39
2	6J	31	PHE	CD2-CE2	-25.94	0.87	1.39
2	6R	31	PHE	CD2-CE2	-25.94	0.87	1.39
2	7N	31	PHE	CD2-CE2	-25.94	0.87	1.39
1	1E	65	PHE	CD1-CE1	25.94	1.91	1.39
1	2M	65	PHE	CD1-CE1	25.94	1.91	1.39
1	22	65	PHE	CD1-CE1	25.94	1.91	1.39
1	3M	65	PHE	CD1-CE1	25.94	1.91	1.39
1	36	65	PHE	CD1-CE1	25.94	1.91	1.39
1	4I	65	PHE	CD1-CE1	25.94	1.91	1.39
1	4Q	65	PHE	CD1-CE1	25.94	1.91	1.39
1	5Y	65	PHE	CD1-CE1	25.94	1.91	1.39
1	6E	65	PHE	CD1-CE1	25.94	1.91	1.39
1	6Y	65	PHE	CD1-CE1	25.94	1.91	1.39
1	7I	65	PHE	CD1-CE1	25.94	1.91	1.39
1	7U	65	PHE	CD1-CE1	25.94	1.91	1.39
1	1A	43	HIS	CG-CD2	25.93	1.79	1.35
1	1I	43	HIS	CG-CD2	25.93	1.79	1.35
2	13	31	PHE	CD2-CE2	-25.93	0.87	1.39
2	17	31	PHE	CD2-CE2	-25.93	0.87	1.39
2	2B	31	PHE	CD2-CE2	-25.93	0.87	1.39
1	2E	43	HIS	CG-CD2	25.93	1.79	1.35
1	26	43	HIS	CG-CD2	25.93	1.79	1.35
1	3E	43	HIS	CG-CD2	25.93	1.79	1.35

*Continued on next page...*

*Continued from previous page...*

Mol	Chain	Res	Type	Atoms	Z	Observed(Å)	Ideal(Å)
2	3R	31	PHE	CD2-CE2	-25.93	0.87	1.39
2	3V	31	PHE	CD2-CE2	-25.93	0.87	1.39
2	3Z	31	PHE	CD2-CE2	-25.93	0.87	1.39
1	4A	43	HIS	CG-CD2	25.93	1.79	1.35
1	4M	43	HIS	CG-CD2	25.93	1.79	1.35
1	4U	43	HIS	CG-CD2	25.93	1.79	1.35
2	5F	31	PHE	CD2-CE2	-25.93	0.87	1.39
2	5J	31	PHE	CD2-CE2	-25.93	0.87	1.39
2	5N	31	PHE	CD2-CE2	-25.93	0.87	1.39
1	5Q	43	HIS	CG-CD2	25.93	1.79	1.35
1	6I	43	HIS	CG-CD2	25.93	1.79	1.35
1	6Q	43	HIS	CG-CD2	25.93	1.79	1.35
2	63	31	PHE	CD2-CE2	-25.93	0.87	1.39
2	67	31	PHE	CD2-CE2	-25.93	0.87	1.39
2	7B	31	PHE	CD2-CE2	-25.93	0.87	1.39
1	7M	43	HIS	CG-CD2	25.93	1.79	1.35
2	1R	31	PHE	CD2-CE2	-25.92	0.87	1.39
2	1V	31	PHE	CD2-CE2	-25.92	0.87	1.39
2	1Z	31	PHE	CD2-CE2	-25.92	0.87	1.39
2	2R	31	PHE	CD2-CE2	-25.92	0.87	1.39
2	2V	31	PHE	CD2-CE2	-25.92	0.87	1.39
2	2Z	31	PHE	CD2-CE2	-25.92	0.87	1.39
2	43	31	PHE	CD2-CE2	-25.92	0.87	1.39
2	47	31	PHE	CD2-CE2	-25.92	0.87	1.39
2	5B	31	PHE	CD2-CE2	-25.92	0.87	1.39
2	53	31	PHE	CD2-CE2	-25.92	0.87	1.39
2	57	31	PHE	CD2-CE2	-25.92	0.87	1.39
2	6B	31	PHE	CD2-CE2	-25.92	0.87	1.39
1	1A	65	PHE	CD1-CE1	25.91	1.91	1.39
1	1I	65	PHE	CD1-CE1	25.91	1.91	1.39
1	1Q	65	PHE	CD1-CE1	25.91	1.91	1.39
1	1U	65	PHE	CD1-CE1	25.91	1.91	1.39
1	1Y	65	PHE	CD1-CE1	25.91	1.91	1.39
1	2E	65	PHE	CD1-CE1	25.91	1.91	1.39
1	2Q	65	PHE	CD1-CE1	25.91	1.91	1.39
1	2U	65	PHE	CD1-CE1	25.91	1.91	1.39
1	2Y	65	PHE	CD1-CE1	25.91	1.91	1.39
1	26	65	PHE	CD1-CE1	25.91	1.91	1.39
1	3E	65	PHE	CD1-CE1	25.91	1.91	1.39
1	4A	65	PHE	CD1-CE1	25.91	1.91	1.39
1	4M	65	PHE	CD1-CE1	25.91	1.91	1.39
1	4U	65	PHE	CD1-CE1	25.91	1.91	1.39

*Continued on next page...*

*Continued from previous page...*

Mol	Chain	Res	Type	Atoms	Z	Observed(Å)	Ideal(Å)
1	42	65	PHE	CD1-CE1	25.91	1.91	1.39
1	46	65	PHE	CD1-CE1	25.91	1.91	1.39
1	5A	65	PHE	CD1-CE1	25.91	1.91	1.39
1	5Q	65	PHE	CD1-CE1	25.91	1.91	1.39
1	52	65	PHE	CD1-CE1	25.91	1.91	1.39
1	56	65	PHE	CD1-CE1	25.91	1.91	1.39
1	6A	65	PHE	CD1-CE1	25.91	1.91	1.39
1	6I	65	PHE	CD1-CE1	25.91	1.91	1.39
1	6Q	65	PHE	CD1-CE1	25.91	1.91	1.39
1	7M	65	PHE	CD1-CE1	25.91	1.91	1.39
2	1F	31	PHE	CD2-CE2	-25.91	0.87	1.39
2	2N	31	PHE	CD2-CE2	-25.91	0.87	1.39
2	23	31	PHE	CD2-CE2	-25.91	0.87	1.39
2	3N	31	PHE	CD2-CE2	-25.91	0.87	1.39
2	37	31	PHE	CD2-CE2	-25.91	0.87	1.39
2	4J	31	PHE	CD2-CE2	-25.91	0.87	1.39
2	4R	31	PHE	CD2-CE2	-25.91	0.87	1.39
2	5Z	31	PHE	CD2-CE2	-25.91	0.87	1.39
2	6F	31	PHE	CD2-CE2	-25.91	0.87	1.39
2	6Z	31	PHE	CD2-CE2	-25.91	0.87	1.39
2	7J	31	PHE	CD2-CE2	-25.91	0.87	1.39
2	7V	31	PHE	CD2-CE2	-25.91	0.87	1.39
1	1M	43	HIS	CG-CD2	25.90	1.79	1.35
1	1Q	43	HIS	CG-CD2	25.90	1.79	1.35
1	1U	43	HIS	CG-CD2	25.90	1.79	1.35
1	1Y	43	HIS	CG-CD2	25.90	1.79	1.35
1	12	65	PHE	CD1-CE1	25.90	1.91	1.39
1	16	65	PHE	CD1-CE1	25.90	1.91	1.39
1	2A	65	PHE	CD1-CE1	25.90	1.91	1.39
1	2I	43	HIS	CG-CD2	25.90	1.79	1.35
1	2Q	43	HIS	CG-CD2	25.90	1.79	1.35
1	2U	43	HIS	CG-CD2	25.90	1.79	1.35
1	2Y	43	HIS	CG-CD2	25.90	1.79	1.35
1	3A	43	HIS	CG-CD2	25.90	1.79	1.35
1	3I	43	HIS	CG-CD2	25.90	1.79	1.35
1	3Q	65	PHE	CD1-CE1	25.90	1.91	1.39
1	3U	65	PHE	CD1-CE1	25.90	1.91	1.39
1	3Y	65	PHE	CD1-CE1	25.90	1.91	1.39
1	32	43	HIS	CG-CD2	25.90	1.79	1.35
1	4E	43	HIS	CG-CD2	25.90	1.79	1.35
1	4Y	43	HIS	CG-CD2	25.90	1.79	1.35
1	42	43	HIS	CG-CD2	25.90	1.79	1.35

*Continued on next page...*



*Continued from previous page...*

Mol	Chain	Res	Type	Atoms	Z	Observed(Å)	Ideal(Å)
1	46	43	HIS	CG-CD2	25.90	1.79	1.35
1	5A	43	HIS	CG-CD2	25.90	1.79	1.35
1	5E	65	PHE	CD1-CE1	25.90	1.91	1.39
1	5I	65	PHE	CD1-CE1	25.90	1.91	1.39
1	5M	65	PHE	CD1-CE1	25.90	1.91	1.39
1	5U	43	HIS	CG-CD2	25.90	1.79	1.35
1	52	43	HIS	CG-CD2	25.90	1.79	1.35
1	56	43	HIS	CG-CD2	25.90	1.79	1.35
1	6A	43	HIS	CG-CD2	25.90	1.79	1.35
1	6M	43	HIS	CG-CD2	25.90	1.79	1.35
1	6U	43	HIS	CG-CD2	25.90	1.79	1.35
1	62	65	PHE	CD1-CE1	25.90	1.91	1.39
1	66	65	PHE	CD1-CE1	25.90	1.91	1.39
1	7A	65	PHE	CD1-CE1	25.90	1.91	1.39
1	7E	43	HIS	CG-CD2	25.90	1.79	1.35
1	7Q	43	HIS	CG-CD2	25.90	1.79	1.35
1	1E	43	HIS	CG-CD2	25.89	1.79	1.35
1	2M	43	HIS	CG-CD2	25.89	1.79	1.35
1	22	43	HIS	CG-CD2	25.89	1.79	1.35
1	3M	43	HIS	CG-CD2	25.89	1.79	1.35
1	36	43	HIS	CG-CD2	25.89	1.79	1.35
1	4I	43	HIS	CG-CD2	25.89	1.79	1.35
1	4Q	43	HIS	CG-CD2	25.89	1.79	1.35
1	5Y	43	HIS	CG-CD2	25.89	1.79	1.35
1	6E	43	HIS	CG-CD2	25.89	1.79	1.35
1	6Y	43	HIS	CG-CD2	25.89	1.79	1.35
1	7I	43	HIS	CG-CD2	25.89	1.79	1.35
1	7U	43	HIS	CG-CD2	25.89	1.79	1.35
1	1M	65	PHE	CD1-CE1	25.88	1.91	1.39
1	2I	65	PHE	CD1-CE1	25.88	1.91	1.39
1	3A	65	PHE	CD1-CE1	25.88	1.91	1.39
1	3I	65	PHE	CD1-CE1	25.88	1.91	1.39
1	32	65	PHE	CD1-CE1	25.88	1.91	1.39
1	4E	65	PHE	CD1-CE1	25.88	1.91	1.39
1	4Y	65	PHE	CD1-CE1	25.88	1.91	1.39
1	5U	65	PHE	CD1-CE1	25.88	1.91	1.39
1	6M	65	PHE	CD1-CE1	25.88	1.91	1.39
1	6U	65	PHE	CD1-CE1	25.88	1.91	1.39
1	7E	65	PHE	CD1-CE1	25.88	1.91	1.39
1	7Q	65	PHE	CD1-CE1	25.88	1.91	1.39
2	1B	208	SER	C-N	25.80	1.93	1.34
2	1J	208	SER	C-N	25.80	1.93	1.34

*Continued on next page...*



*Continued from previous page...*

Mol	Chain	Res	Type	Atoms	Z	Observed(Å)	Ideal(Å)
2	2F	208	SER	C-N	25.80	1.93	1.34
2	27	208	SER	C-N	25.80	1.93	1.34
2	3F	208	SER	C-N	25.80	1.93	1.34
2	4B	208	SER	C-N	25.80	1.93	1.34
2	4N	208	SER	C-N	25.80	1.93	1.34
2	4V	208	SER	C-N	25.80	1.93	1.34
2	5R	208	SER	C-N	25.80	1.93	1.34
2	6J	208	SER	C-N	25.80	1.93	1.34
2	6R	208	SER	C-N	25.80	1.93	1.34
2	7N	208	SER	C-N	25.80	1.93	1.34
2	13	208	SER	C-N	25.79	1.93	1.34
2	17	208	SER	C-N	25.79	1.93	1.34
2	2B	208	SER	C-N	25.79	1.93	1.34
2	3R	208	SER	C-N	25.79	1.93	1.34
2	3V	208	SER	C-N	25.79	1.93	1.34
2	3Z	208	SER	C-N	25.79	1.93	1.34
2	5F	208	SER	C-N	25.79	1.93	1.34
2	5J	208	SER	C-N	25.79	1.93	1.34
2	5N	208	SER	C-N	25.79	1.93	1.34
2	63	208	SER	C-N	25.79	1.93	1.34
2	67	208	SER	C-N	25.79	1.93	1.34
2	7B	208	SER	C-N	25.79	1.93	1.34
2	1R	208	SER	C-N	25.79	1.93	1.34
2	1V	208	SER	C-N	25.79	1.93	1.34
2	1Z	208	SER	C-N	25.79	1.93	1.34
2	2R	208	SER	C-N	25.79	1.93	1.34
2	2V	208	SER	C-N	25.79	1.93	1.34
2	2Z	208	SER	C-N	25.79	1.93	1.34
2	43	208	SER	C-N	25.79	1.93	1.34
2	47	208	SER	C-N	25.79	1.93	1.34
2	5B	208	SER	C-N	25.79	1.93	1.34
2	53	208	SER	C-N	25.79	1.93	1.34
2	57	208	SER	C-N	25.79	1.93	1.34
2	6B	208	SER	C-N	25.79	1.93	1.34
2	1N	208	SER	C-N	25.78	1.93	1.34
2	2J	208	SER	C-N	25.78	1.93	1.34
2	3B	208	SER	C-N	25.78	1.93	1.34
2	3J	208	SER	C-N	25.78	1.93	1.34
2	33	208	SER	C-N	25.78	1.93	1.34
2	4F	208	SER	C-N	25.78	1.93	1.34
2	4Z	208	SER	C-N	25.78	1.93	1.34
2	5V	208	SER	C-N	25.78	1.93	1.34

*Continued on next page...*

*Continued from previous page...*

Mol	Chain	Res	Type	Atoms	Z	Observed(Å)	Ideal(Å)
2	6N	208	SER	C-N	25.78	1.93	1.34
2	6V	208	SER	C-N	25.78	1.93	1.34
2	7F	208	SER	C-N	25.78	1.93	1.34
2	7R	208	SER	C-N	25.78	1.93	1.34
2	1F	208	SER	C-N	25.77	1.93	1.34
2	2N	208	SER	C-N	25.77	1.93	1.34
2	23	208	SER	C-N	25.77	1.93	1.34
2	3N	208	SER	C-N	25.77	1.93	1.34
2	37	208	SER	C-N	25.77	1.93	1.34
2	4J	208	SER	C-N	25.77	1.93	1.34
2	4R	208	SER	C-N	25.77	1.93	1.34
2	5Z	208	SER	C-N	25.77	1.93	1.34
2	6F	208	SER	C-N	25.77	1.93	1.34
2	6Z	208	SER	C-N	25.77	1.93	1.34
2	7J	208	SER	C-N	25.77	1.93	1.34
2	7V	208	SER	C-N	25.77	1.93	1.34
1	1Q	153	SER	CB-OG	25.72	1.75	1.42
1	1U	153	SER	CB-OG	25.72	1.75	1.42
1	1Y	153	SER	CB-OG	25.72	1.75	1.42
1	2Q	153	SER	CB-OG	25.72	1.75	1.42
1	2U	153	SER	CB-OG	25.72	1.75	1.42
1	2Y	153	SER	CB-OG	25.72	1.75	1.42
1	42	153	SER	CB-OG	25.72	1.75	1.42
1	46	153	SER	CB-OG	25.72	1.75	1.42
1	5A	153	SER	CB-OG	25.72	1.75	1.42
1	52	153	SER	CB-OG	25.72	1.75	1.42
1	56	153	SER	CB-OG	25.72	1.75	1.42
1	6A	153	SER	CB-OG	25.72	1.75	1.42
1	1M	153	SER	CB-OG	25.70	1.75	1.42
1	2I	153	SER	CB-OG	25.70	1.75	1.42
1	3A	153	SER	CB-OG	25.70	1.75	1.42
1	3I	153	SER	CB-OG	25.70	1.75	1.42
1	32	153	SER	CB-OG	25.70	1.75	1.42
1	4E	153	SER	CB-OG	25.70	1.75	1.42
1	4Y	153	SER	CB-OG	25.70	1.75	1.42
1	5U	153	SER	CB-OG	25.70	1.75	1.42
1	6M	153	SER	CB-OG	25.70	1.75	1.42
1	6U	153	SER	CB-OG	25.70	1.75	1.42
1	7E	153	SER	CB-OG	25.70	1.75	1.42
1	7Q	153	SER	CB-OG	25.70	1.75	1.42
1	1Q	30	PHE	CE2-CZ	25.70	1.86	1.37
1	1U	30	PHE	CE2-CZ	25.70	1.86	1.37

*Continued on next page...*

*Continued from previous page...*

Mol	Chain	Res	Type	Atoms	Z	Observed(Å)	Ideal(Å)
1	1Y	30	PHE	CE2-CZ	25.70	1.86	1.37
1	2Q	30	PHE	CE2-CZ	25.70	1.86	1.37
1	2U	30	PHE	CE2-CZ	25.70	1.86	1.37
1	2Y	30	PHE	CE2-CZ	25.70	1.86	1.37
1	42	30	PHE	CE2-CZ	25.70	1.86	1.37
1	46	30	PHE	CE2-CZ	25.70	1.86	1.37
1	5A	30	PHE	CE2-CZ	25.70	1.86	1.37
1	52	30	PHE	CE2-CZ	25.70	1.86	1.37
1	56	30	PHE	CE2-CZ	25.70	1.86	1.37
1	6A	30	PHE	CE2-CZ	25.70	1.86	1.37
2	1R	52	ASP	N-CA	-25.68	0.94	1.46
2	1V	52	ASP	N-CA	-25.68	0.94	1.46
2	1Z	52	ASP	N-CA	-25.68	0.94	1.46
2	2R	52	ASP	N-CA	-25.68	0.94	1.46
2	2V	52	ASP	N-CA	-25.68	0.94	1.46
2	2Z	52	ASP	N-CA	-25.68	0.94	1.46
2	43	52	ASP	N-CA	-25.68	0.94	1.46
2	47	52	ASP	N-CA	-25.68	0.94	1.46
2	5B	52	ASP	N-CA	-25.68	0.94	1.46
2	53	52	ASP	N-CA	-25.68	0.94	1.46
2	57	52	ASP	N-CA	-25.68	0.94	1.46
2	6B	52	ASP	N-CA	-25.68	0.94	1.46
1	1M	30	PHE	CE2-CZ	25.68	1.86	1.37
1	2I	30	PHE	CE2-CZ	25.68	1.86	1.37
1	3A	30	PHE	CE2-CZ	25.68	1.86	1.37
1	3I	30	PHE	CE2-CZ	25.68	1.86	1.37
1	32	30	PHE	CE2-CZ	25.68	1.86	1.37
1	4E	30	PHE	CE2-CZ	25.68	1.86	1.37
1	4Y	30	PHE	CE2-CZ	25.68	1.86	1.37
1	5U	30	PHE	CE2-CZ	25.68	1.86	1.37
1	6M	30	PHE	CE2-CZ	25.68	1.86	1.37
1	6U	30	PHE	CE2-CZ	25.68	1.86	1.37
1	7E	30	PHE	CE2-CZ	25.68	1.86	1.37
1	7Q	30	PHE	CE2-CZ	25.68	1.86	1.37
1	1A	30	PHE	CE2-CZ	25.67	1.86	1.37
1	1I	30	PHE	CE2-CZ	25.67	1.86	1.37
1	2E	30	PHE	CE2-CZ	25.67	1.86	1.37
1	26	30	PHE	CE2-CZ	25.67	1.86	1.37
1	3E	30	PHE	CE2-CZ	25.67	1.86	1.37
1	4A	30	PHE	CE2-CZ	25.67	1.86	1.37
1	4M	30	PHE	CE2-CZ	25.67	1.86	1.37
1	4U	30	PHE	CE2-CZ	25.67	1.86	1.37

*Continued on next page...*

*Continued from previous page...*

Mol	Chain	Res	Type	Atoms	Z	Observed(Å)	Ideal(Å)
1	5Q	30	PHE	CE2-CZ	25.67	1.86	1.37
1	6I	30	PHE	CE2-CZ	25.67	1.86	1.37
1	6Q	30	PHE	CE2-CZ	25.67	1.86	1.37
1	7M	30	PHE	CE2-CZ	25.67	1.86	1.37
1	1A	153	SER	CB-OG	25.67	1.75	1.42
1	1I	153	SER	CB-OG	25.67	1.75	1.42
1	2E	153	SER	CB-OG	25.67	1.75	1.42
1	26	153	SER	CB-OG	25.67	1.75	1.42
1	3E	153	SER	CB-OG	25.67	1.75	1.42
1	4A	153	SER	CB-OG	25.67	1.75	1.42
1	4M	153	SER	CB-OG	25.67	1.75	1.42
1	4U	153	SER	CB-OG	25.67	1.75	1.42
1	5Q	153	SER	CB-OG	25.67	1.75	1.42
1	6I	153	SER	CB-OG	25.67	1.75	1.42
1	6Q	153	SER	CB-OG	25.67	1.75	1.42
1	7M	153	SER	CB-OG	25.67	1.75	1.42
1	1E	30	PHE	CE2-CZ	25.66	1.86	1.37
2	1N	52	ASP	N-CA	-25.66	0.95	1.46
2	13	52	ASP	N-CA	-25.66	0.95	1.46
2	17	52	ASP	N-CA	-25.66	0.95	1.46
2	2B	52	ASP	N-CA	-25.66	0.95	1.46
2	2J	52	ASP	N-CA	-25.66	0.95	1.46
1	2M	30	PHE	CE2-CZ	25.66	1.86	1.37
1	22	30	PHE	CE2-CZ	25.66	1.86	1.37
2	3B	52	ASP	N-CA	-25.66	0.95	1.46
2	3J	52	ASP	N-CA	-25.66	0.95	1.46
1	3M	30	PHE	CE2-CZ	25.66	1.86	1.37
2	3R	52	ASP	N-CA	-25.66	0.95	1.46
2	3V	52	ASP	N-CA	-25.66	0.95	1.46
2	3Z	52	ASP	N-CA	-25.66	0.95	1.46
2	33	52	ASP	N-CA	-25.66	0.95	1.46
1	36	30	PHE	CE2-CZ	25.66	1.86	1.37
2	4F	52	ASP	N-CA	-25.66	0.95	1.46
1	4I	30	PHE	CE2-CZ	25.66	1.86	1.37
1	4Q	30	PHE	CE2-CZ	25.66	1.86	1.37
2	4Z	52	ASP	N-CA	-25.66	0.95	1.46
2	5F	52	ASP	N-CA	-25.66	0.95	1.46
2	5J	52	ASP	N-CA	-25.66	0.95	1.46
2	5N	52	ASP	N-CA	-25.66	0.95	1.46
2	5V	52	ASP	N-CA	-25.66	0.95	1.46
1	5Y	30	PHE	CE2-CZ	25.66	1.86	1.37
1	6E	30	PHE	CE2-CZ	25.66	1.86	1.37

*Continued on next page...*

*Continued from previous page...*

Mol	Chain	Res	Type	Atoms	Z	Observed(Å)	Ideal(Å)
2	6N	52	ASP	N-CA	-25.66	0.95	1.46
2	6V	52	ASP	N-CA	-25.66	0.95	1.46
1	6Y	30	PHE	CE2-CZ	25.66	1.86	1.37
2	63	52	ASP	N-CA	-25.66	0.95	1.46
2	67	52	ASP	N-CA	-25.66	0.95	1.46
2	7B	52	ASP	N-CA	-25.66	0.95	1.46
2	7F	52	ASP	N-CA	-25.66	0.95	1.46
1	7I	30	PHE	CE2-CZ	25.66	1.86	1.37
2	7R	52	ASP	N-CA	-25.66	0.95	1.46
1	7U	30	PHE	CE2-CZ	25.66	1.86	1.37
1	12	153	SER	CB-OG	25.66	1.75	1.42
1	16	153	SER	CB-OG	25.66	1.75	1.42
1	2A	153	SER	CB-OG	25.66	1.75	1.42
1	3Q	153	SER	CB-OG	25.66	1.75	1.42
1	3U	153	SER	CB-OG	25.66	1.75	1.42
1	3Y	153	SER	CB-OG	25.66	1.75	1.42
1	5E	153	SER	CB-OG	25.66	1.75	1.42
1	5I	153	SER	CB-OG	25.66	1.75	1.42
1	5M	153	SER	CB-OG	25.66	1.75	1.42
1	62	153	SER	CB-OG	25.66	1.75	1.42
1	66	153	SER	CB-OG	25.66	1.75	1.42
1	7A	153	SER	CB-OG	25.66	1.75	1.42
1	12	30	PHE	CE2-CZ	25.66	1.86	1.37
1	16	30	PHE	CE2-CZ	25.66	1.86	1.37
1	2A	30	PHE	CE2-CZ	25.66	1.86	1.37
1	3Q	30	PHE	CE2-CZ	25.66	1.86	1.37
1	3U	30	PHE	CE2-CZ	25.66	1.86	1.37
1	3Y	30	PHE	CE2-CZ	25.66	1.86	1.37
1	5E	30	PHE	CE2-CZ	25.66	1.86	1.37
1	5I	30	PHE	CE2-CZ	25.66	1.86	1.37
1	5M	30	PHE	CE2-CZ	25.66	1.86	1.37
1	62	30	PHE	CE2-CZ	25.66	1.86	1.37
1	66	30	PHE	CE2-CZ	25.66	1.86	1.37
1	7A	30	PHE	CE2-CZ	25.66	1.86	1.37
2	1B	52	ASP	N-CA	-25.64	0.95	1.46
2	1F	52	ASP	N-CA	-25.64	0.95	1.46
2	1J	52	ASP	N-CA	-25.64	0.95	1.46
2	2F	52	ASP	N-CA	-25.64	0.95	1.46
2	2N	52	ASP	N-CA	-25.64	0.95	1.46
2	23	52	ASP	N-CA	-25.64	0.95	1.46
2	27	52	ASP	N-CA	-25.64	0.95	1.46
2	3F	52	ASP	N-CA	-25.64	0.95	1.46

*Continued on next page...*

*Continued from previous page...*

Mol	Chain	Res	Type	Atoms	Z	Observed(Å)	Ideal(Å)
2	3N	52	ASP	N-CA	-25.64	0.95	1.46
2	37	52	ASP	N-CA	-25.64	0.95	1.46
2	4B	52	ASP	N-CA	-25.64	0.95	1.46
2	4J	52	ASP	N-CA	-25.64	0.95	1.46
2	4N	52	ASP	N-CA	-25.64	0.95	1.46
2	4R	52	ASP	N-CA	-25.64	0.95	1.46
2	4V	52	ASP	N-CA	-25.64	0.95	1.46
2	5R	52	ASP	N-CA	-25.64	0.95	1.46
2	5Z	52	ASP	N-CA	-25.64	0.95	1.46
2	6F	52	ASP	N-CA	-25.64	0.95	1.46
2	6J	52	ASP	N-CA	-25.64	0.95	1.46
2	6R	52	ASP	N-CA	-25.64	0.95	1.46
2	6Z	52	ASP	N-CA	-25.64	0.95	1.46
2	7J	52	ASP	N-CA	-25.64	0.95	1.46
2	7N	52	ASP	N-CA	-25.64	0.95	1.46
2	7V	52	ASP	N-CA	-25.64	0.95	1.46
1	1E	153	SER	CB-OG	25.61	1.75	1.42
1	2M	153	SER	CB-OG	25.61	1.75	1.42
1	22	153	SER	CB-OG	25.61	1.75	1.42
1	3M	153	SER	CB-OG	25.61	1.75	1.42
1	36	153	SER	CB-OG	25.61	1.75	1.42
1	4I	153	SER	CB-OG	25.61	1.75	1.42
1	4Q	153	SER	CB-OG	25.61	1.75	1.42
1	5Y	153	SER	CB-OG	25.61	1.75	1.42
1	6E	153	SER	CB-OG	25.61	1.75	1.42
1	6Y	153	SER	CB-OG	25.61	1.75	1.42
1	7I	153	SER	CB-OG	25.61	1.75	1.42
1	7U	153	SER	CB-OG	25.61	1.75	1.42
1	1M	182	PHE	CD1-CE1	25.43	1.90	1.39
1	2I	182	PHE	CD1-CE1	25.43	1.90	1.39
1	3A	182	PHE	CD1-CE1	25.43	1.90	1.39
1	3I	182	PHE	CD1-CE1	25.43	1.90	1.39
1	32	182	PHE	CD1-CE1	25.43	1.90	1.39
1	4E	182	PHE	CD1-CE1	25.43	1.90	1.39
1	4Y	182	PHE	CD1-CE1	25.43	1.90	1.39
1	5U	182	PHE	CD1-CE1	25.43	1.90	1.39
1	6M	182	PHE	CD1-CE1	25.43	1.90	1.39
1	6U	182	PHE	CD1-CE1	25.43	1.90	1.39
1	7E	182	PHE	CD1-CE1	25.43	1.90	1.39
1	7Q	182	PHE	CD1-CE1	25.43	1.90	1.39
1	1E	182	PHE	CD1-CE1	25.42	1.90	1.39
1	2M	182	PHE	CD1-CE1	25.42	1.90	1.39

*Continued on next page...*

*Continued from previous page...*

Mol	Chain	Res	Type	Atoms	Z	Observed(Å)	Ideal(Å)
1	22	182	PHE	CD1-CE1	25.42	1.90	1.39
1	3M	182	PHE	CD1-CE1	25.42	1.90	1.39
1	36	182	PHE	CD1-CE1	25.42	1.90	1.39
1	4I	182	PHE	CD1-CE1	25.42	1.90	1.39
1	4Q	182	PHE	CD1-CE1	25.42	1.90	1.39
1	5Y	182	PHE	CD1-CE1	25.42	1.90	1.39
1	6E	182	PHE	CD1-CE1	25.42	1.90	1.39
1	6Y	182	PHE	CD1-CE1	25.42	1.90	1.39
1	7I	182	PHE	CD1-CE1	25.42	1.90	1.39
1	7U	182	PHE	CD1-CE1	25.42	1.90	1.39
1	12	15	SER	CB-OG	25.40	1.75	1.42
1	16	15	SER	CB-OG	25.40	1.75	1.42
1	2A	15	SER	CB-OG	25.40	1.75	1.42
1	3Q	15	SER	CB-OG	25.40	1.75	1.42
1	3U	15	SER	CB-OG	25.40	1.75	1.42
1	3Y	15	SER	CB-OG	25.40	1.75	1.42
1	5E	15	SER	CB-OG	25.40	1.75	1.42
1	5I	15	SER	CB-OG	25.40	1.75	1.42
1	5M	15	SER	CB-OG	25.40	1.75	1.42
1	62	15	SER	CB-OG	25.40	1.75	1.42
1	66	15	SER	CB-OG	25.40	1.75	1.42
1	7A	15	SER	CB-OG	25.40	1.75	1.42
1	1A	15	SER	CB-OG	25.39	1.75	1.42
1	1I	15	SER	CB-OG	25.39	1.75	1.42
1	2E	15	SER	CB-OG	25.39	1.75	1.42
1	26	15	SER	CB-OG	25.39	1.75	1.42
1	3E	15	SER	CB-OG	25.39	1.75	1.42
1	4A	15	SER	CB-OG	25.39	1.75	1.42
1	4M	15	SER	CB-OG	25.39	1.75	1.42
1	4U	15	SER	CB-OG	25.39	1.75	1.42
1	5Q	15	SER	CB-OG	25.39	1.75	1.42
1	6I	15	SER	CB-OG	25.39	1.75	1.42
1	6Q	15	SER	CB-OG	25.39	1.75	1.42
1	7M	15	SER	CB-OG	25.39	1.75	1.42
1	1A	182	PHE	CD1-CE1	25.38	1.90	1.39
1	1I	182	PHE	CD1-CE1	25.38	1.90	1.39
1	2E	182	PHE	CD1-CE1	25.38	1.90	1.39
1	26	182	PHE	CD1-CE1	25.38	1.90	1.39
1	3E	182	PHE	CD1-CE1	25.38	1.90	1.39
1	4A	182	PHE	CD1-CE1	25.38	1.90	1.39
1	4M	182	PHE	CD1-CE1	25.38	1.90	1.39
1	4U	182	PHE	CD1-CE1	25.38	1.90	1.39

*Continued on next page...*



*Continued from previous page...*

Mol	Chain	Res	Type	Atoms	Z	Observed(Å)	Ideal(Å)
1	5Q	182	PHE	CD1-CE1	25.38	1.90	1.39
1	6I	182	PHE	CD1-CE1	25.38	1.90	1.39
1	6Q	182	PHE	CD1-CE1	25.38	1.90	1.39
1	7M	182	PHE	CD1-CE1	25.38	1.90	1.39
1	1Q	182	PHE	CD1-CE1	25.38	1.90	1.39
1	1U	182	PHE	CD1-CE1	25.38	1.90	1.39
1	1Y	182	PHE	CD1-CE1	25.38	1.90	1.39
1	2Q	182	PHE	CD1-CE1	25.38	1.90	1.39
1	2U	182	PHE	CD1-CE1	25.38	1.90	1.39
1	2Y	182	PHE	CD1-CE1	25.38	1.90	1.39
1	42	182	PHE	CD1-CE1	25.38	1.90	1.39
1	46	182	PHE	CD1-CE1	25.38	1.90	1.39
1	5A	182	PHE	CD1-CE1	25.38	1.90	1.39
1	52	182	PHE	CD1-CE1	25.38	1.90	1.39
1	56	182	PHE	CD1-CE1	25.38	1.90	1.39
1	6A	182	PHE	CD1-CE1	25.38	1.90	1.39
1	12	182	PHE	CD1-CE1	25.38	1.90	1.39
1	16	182	PHE	CD1-CE1	25.38	1.90	1.39
1	2A	182	PHE	CD1-CE1	25.38	1.90	1.39
1	3Q	182	PHE	CD1-CE1	25.38	1.90	1.39
1	3U	182	PHE	CD1-CE1	25.38	1.90	1.39
1	3Y	182	PHE	CD1-CE1	25.38	1.90	1.39
1	5E	182	PHE	CD1-CE1	25.38	1.90	1.39
1	5I	182	PHE	CD1-CE1	25.38	1.90	1.39
1	5M	182	PHE	CD1-CE1	25.38	1.90	1.39
1	62	182	PHE	CD1-CE1	25.38	1.90	1.39
1	66	182	PHE	CD1-CE1	25.38	1.90	1.39
1	7A	182	PHE	CD1-CE1	25.38	1.90	1.39
1	1E	15	SER	CB-OG	25.37	1.75	1.42
1	2M	15	SER	CB-OG	25.37	1.75	1.42
1	22	15	SER	CB-OG	25.37	1.75	1.42
1	3M	15	SER	CB-OG	25.37	1.75	1.42
1	36	15	SER	CB-OG	25.37	1.75	1.42
1	4I	15	SER	CB-OG	25.37	1.75	1.42
1	4Q	15	SER	CB-OG	25.37	1.75	1.42
1	5Y	15	SER	CB-OG	25.37	1.75	1.42
1	6E	15	SER	CB-OG	25.37	1.75	1.42
1	6Y	15	SER	CB-OG	25.37	1.75	1.42
1	7I	15	SER	CB-OG	25.37	1.75	1.42
1	7U	15	SER	CB-OG	25.37	1.75	1.42
1	1Q	15	SER	CB-OG	25.36	1.75	1.42
1	1U	15	SER	CB-OG	25.36	1.75	1.42

*Continued on next page...*



*Continued from previous page...*

Mol	Chain	Res	Type	Atoms	Z	Observed(Å)	Ideal(Å)
1	1Y	15	SER	CB-OG	25.36	1.75	1.42
1	2Q	15	SER	CB-OG	25.36	1.75	1.42
1	2U	15	SER	CB-OG	25.36	1.75	1.42
1	2Y	15	SER	CB-OG	25.36	1.75	1.42
1	42	15	SER	CB-OG	25.36	1.75	1.42
1	46	15	SER	CB-OG	25.36	1.75	1.42
1	5A	15	SER	CB-OG	25.36	1.75	1.42
1	52	15	SER	CB-OG	25.36	1.75	1.42
1	56	15	SER	CB-OG	25.36	1.75	1.42
1	6A	15	SER	CB-OG	25.36	1.75	1.42
1	1M	15	SER	CB-OG	25.34	1.75	1.42
1	2I	15	SER	CB-OG	25.34	1.75	1.42
1	3A	15	SER	CB-OG	25.34	1.75	1.42
1	3I	15	SER	CB-OG	25.34	1.75	1.42
1	32	15	SER	CB-OG	25.34	1.75	1.42
1	4E	15	SER	CB-OG	25.34	1.75	1.42
1	4Y	15	SER	CB-OG	25.34	1.75	1.42
1	5U	15	SER	CB-OG	25.34	1.75	1.42
1	6M	15	SER	CB-OG	25.34	1.75	1.42
1	6U	15	SER	CB-OG	25.34	1.75	1.42
1	7E	15	SER	CB-OG	25.34	1.75	1.42
1	7Q	15	SER	CB-OG	25.34	1.75	1.42
2	13	220	PHE	CD2-CE2	24.96	1.89	1.39
2	17	220	PHE	CD2-CE2	24.96	1.89	1.39
2	2B	220	PHE	CD2-CE2	24.96	1.89	1.39
2	3R	220	PHE	CD2-CE2	24.96	1.89	1.39
2	3V	220	PHE	CD2-CE2	24.96	1.89	1.39
2	3Z	220	PHE	CD2-CE2	24.96	1.89	1.39
2	5F	220	PHE	CD2-CE2	24.96	1.89	1.39
2	5J	220	PHE	CD2-CE2	24.96	1.89	1.39
2	5N	220	PHE	CD2-CE2	24.96	1.89	1.39
2	63	220	PHE	CD2-CE2	24.96	1.89	1.39
2	67	220	PHE	CD2-CE2	24.96	1.89	1.39
2	7B	220	PHE	CD2-CE2	24.96	1.89	1.39
2	1F	220	PHE	CD2-CE2	24.96	1.89	1.39
2	2N	220	PHE	CD2-CE2	24.96	1.89	1.39
2	23	220	PHE	CD2-CE2	24.96	1.89	1.39
2	3N	220	PHE	CD2-CE2	24.96	1.89	1.39
2	37	220	PHE	CD2-CE2	24.96	1.89	1.39
2	4J	220	PHE	CD2-CE2	24.96	1.89	1.39
2	4R	220	PHE	CD2-CE2	24.96	1.89	1.39
2	5Z	220	PHE	CD2-CE2	24.96	1.89	1.39

*Continued on next page...*

*Continued from previous page...*

Mol	Chain	Res	Type	Atoms	Z	Observed(Å)	Ideal(Å)
2	6F	220	PHE	CD2-CE2	24.96	1.89	1.39
2	6Z	220	PHE	CD2-CE2	24.96	1.89	1.39
2	7J	220	PHE	CD2-CE2	24.96	1.89	1.39
2	7V	220	PHE	CD2-CE2	24.96	1.89	1.39
2	1B	220	PHE	CD2-CE2	24.96	1.89	1.39
2	1J	220	PHE	CD2-CE2	24.96	1.89	1.39
2	2F	220	PHE	CD2-CE2	24.96	1.89	1.39
2	27	220	PHE	CD2-CE2	24.96	1.89	1.39
2	3F	220	PHE	CD2-CE2	24.96	1.89	1.39
2	4B	220	PHE	CD2-CE2	24.96	1.89	1.39
2	4N	220	PHE	CD2-CE2	24.96	1.89	1.39
2	4V	220	PHE	CD2-CE2	24.96	1.89	1.39
2	5R	220	PHE	CD2-CE2	24.96	1.89	1.39
2	6J	220	PHE	CD2-CE2	24.96	1.89	1.39
2	6R	220	PHE	CD2-CE2	24.96	1.89	1.39
2	7N	220	PHE	CD2-CE2	24.96	1.89	1.39
2	1N	220	PHE	CD2-CE2	24.95	1.89	1.39
2	2J	220	PHE	CD2-CE2	24.95	1.89	1.39
2	3B	220	PHE	CD2-CE2	24.95	1.89	1.39
2	3J	220	PHE	CD2-CE2	24.95	1.89	1.39
2	33	220	PHE	CD2-CE2	24.95	1.89	1.39
2	4F	220	PHE	CD2-CE2	24.95	1.89	1.39
2	4Z	220	PHE	CD2-CE2	24.95	1.89	1.39
2	5V	220	PHE	CD2-CE2	24.95	1.89	1.39
2	6N	220	PHE	CD2-CE2	24.95	1.89	1.39
2	6V	220	PHE	CD2-CE2	24.95	1.89	1.39
2	7F	220	PHE	CD2-CE2	24.95	1.89	1.39
2	7R	220	PHE	CD2-CE2	24.95	1.89	1.39
2	1R	220	PHE	CD2-CE2	24.95	1.89	1.39
2	1V	220	PHE	CD2-CE2	24.95	1.89	1.39
2	1Z	220	PHE	CD2-CE2	24.95	1.89	1.39
2	2R	220	PHE	CD2-CE2	24.95	1.89	1.39
2	2V	220	PHE	CD2-CE2	24.95	1.89	1.39
2	2Z	220	PHE	CD2-CE2	24.95	1.89	1.39
2	43	220	PHE	CD2-CE2	24.95	1.89	1.39
2	47	220	PHE	CD2-CE2	24.95	1.89	1.39
2	5B	220	PHE	CD2-CE2	24.95	1.89	1.39
2	53	220	PHE	CD2-CE2	24.95	1.89	1.39
2	57	220	PHE	CD2-CE2	24.95	1.89	1.39
2	6B	220	PHE	CD2-CE2	24.95	1.89	1.39
1	1E	50	ARG	NE-CZ	24.93	1.65	1.33
1	2M	50	ARG	NE-CZ	24.93	1.65	1.33

*Continued on next page...*

*Continued from previous page...*

Mol	Chain	Res	Type	Atoms	Z	Observed(Å)	Ideal(Å)
1	22	50	ARG	NE-CZ	24.93	1.65	1.33
1	3M	50	ARG	NE-CZ	24.93	1.65	1.33
1	36	50	ARG	NE-CZ	24.93	1.65	1.33
1	4I	50	ARG	NE-CZ	24.93	1.65	1.33
1	4Q	50	ARG	NE-CZ	24.93	1.65	1.33
1	5Y	50	ARG	NE-CZ	24.93	1.65	1.33
1	6E	50	ARG	NE-CZ	24.93	1.65	1.33
1	6Y	50	ARG	NE-CZ	24.93	1.65	1.33
1	7I	50	ARG	NE-CZ	24.93	1.65	1.33
1	7U	50	ARG	NE-CZ	24.93	1.65	1.33
1	1M	50	ARG	NE-CZ	24.91	1.65	1.33
1	1Q	50	ARG	NE-CZ	24.91	1.65	1.33
1	1U	50	ARG	NE-CZ	24.91	1.65	1.33
1	1Y	50	ARG	NE-CZ	24.91	1.65	1.33
1	2I	50	ARG	NE-CZ	24.91	1.65	1.33
1	2Q	50	ARG	NE-CZ	24.91	1.65	1.33
1	2U	50	ARG	NE-CZ	24.91	1.65	1.33
1	2Y	50	ARG	NE-CZ	24.91	1.65	1.33
1	3A	50	ARG	NE-CZ	24.91	1.65	1.33
1	3I	50	ARG	NE-CZ	24.91	1.65	1.33
1	32	50	ARG	NE-CZ	24.91	1.65	1.33
1	4E	50	ARG	NE-CZ	24.91	1.65	1.33
1	4Y	50	ARG	NE-CZ	24.91	1.65	1.33
1	42	50	ARG	NE-CZ	24.91	1.65	1.33
1	46	50	ARG	NE-CZ	24.91	1.65	1.33
1	5A	50	ARG	NE-CZ	24.91	1.65	1.33
1	5U	50	ARG	NE-CZ	24.91	1.65	1.33
1	52	50	ARG	NE-CZ	24.91	1.65	1.33
1	56	50	ARG	NE-CZ	24.91	1.65	1.33
1	6A	50	ARG	NE-CZ	24.91	1.65	1.33
1	6M	50	ARG	NE-CZ	24.91	1.65	1.33
1	6U	50	ARG	NE-CZ	24.91	1.65	1.33
1	7E	50	ARG	NE-CZ	24.91	1.65	1.33
1	7Q	50	ARG	NE-CZ	24.91	1.65	1.33
1	1A	50	ARG	NE-CZ	24.91	1.65	1.33
1	1I	50	ARG	NE-CZ	24.91	1.65	1.33
1	12	50	ARG	NE-CZ	24.91	1.65	1.33
1	16	50	ARG	NE-CZ	24.91	1.65	1.33
1	2A	50	ARG	NE-CZ	24.91	1.65	1.33
1	2E	50	ARG	NE-CZ	24.91	1.65	1.33
1	26	50	ARG	NE-CZ	24.91	1.65	1.33
1	3E	50	ARG	NE-CZ	24.91	1.65	1.33

*Continued on next page...*

*Continued from previous page...*

Mol	Chain	Res	Type	Atoms	Z	Observed(Å)	Ideal(Å)
1	3Q	50	ARG	NE-CZ	24.91	1.65	1.33
1	3U	50	ARG	NE-CZ	24.91	1.65	1.33
1	3Y	50	ARG	NE-CZ	24.91	1.65	1.33
1	4A	50	ARG	NE-CZ	24.91	1.65	1.33
1	4M	50	ARG	NE-CZ	24.91	1.65	1.33
1	4U	50	ARG	NE-CZ	24.91	1.65	1.33
1	5E	50	ARG	NE-CZ	24.91	1.65	1.33
1	5I	50	ARG	NE-CZ	24.91	1.65	1.33
1	5M	50	ARG	NE-CZ	24.91	1.65	1.33
1	5Q	50	ARG	NE-CZ	24.91	1.65	1.33
1	6I	50	ARG	NE-CZ	24.91	1.65	1.33
1	6Q	50	ARG	NE-CZ	24.91	1.65	1.33
1	62	50	ARG	NE-CZ	24.91	1.65	1.33
1	66	50	ARG	NE-CZ	24.91	1.65	1.33
1	7A	50	ARG	NE-CZ	24.91	1.65	1.33
1	7M	50	ARG	NE-CZ	24.91	1.65	1.33
1	1M	43	HIS	CA-C	-24.87	0.88	1.52
1	2I	43	HIS	CA-C	-24.87	0.88	1.52
1	3A	43	HIS	CA-C	-24.87	0.88	1.52
1	3I	43	HIS	CA-C	-24.87	0.88	1.52
1	32	43	HIS	CA-C	-24.87	0.88	1.52
1	4E	43	HIS	CA-C	-24.87	0.88	1.52
1	4Y	43	HIS	CA-C	-24.87	0.88	1.52
1	5U	43	HIS	CA-C	-24.87	0.88	1.52
1	6M	43	HIS	CA-C	-24.87	0.88	1.52
1	6U	43	HIS	CA-C	-24.87	0.88	1.52
1	7E	43	HIS	CA-C	-24.87	0.88	1.52
1	7Q	43	HIS	CA-C	-24.87	0.88	1.52
1	1Q	43	HIS	CA-C	-24.86	0.88	1.52
1	1U	43	HIS	CA-C	-24.86	0.88	1.52
1	1Y	43	HIS	CA-C	-24.86	0.88	1.52
1	2Q	43	HIS	CA-C	-24.86	0.88	1.52
1	2U	43	HIS	CA-C	-24.86	0.88	1.52
1	2Y	43	HIS	CA-C	-24.86	0.88	1.52
1	42	43	HIS	CA-C	-24.86	0.88	1.52
1	46	43	HIS	CA-C	-24.86	0.88	1.52
1	5A	43	HIS	CA-C	-24.86	0.88	1.52
1	52	43	HIS	CA-C	-24.86	0.88	1.52
1	56	43	HIS	CA-C	-24.86	0.88	1.52
1	6A	43	HIS	CA-C	-24.86	0.88	1.52
1	1A	43	HIS	CA-C	-24.86	0.88	1.52
1	1I	43	HIS	CA-C	-24.86	0.88	1.52

*Continued on next page...*

*Continued from previous page...*

Mol	Chain	Res	Type	Atoms	Z	Observed(Å)	Ideal(Å)
1	2E	43	HIS	CA-C	-24.86	0.88	1.52
1	26	43	HIS	CA-C	-24.86	0.88	1.52
1	3E	43	HIS	CA-C	-24.86	0.88	1.52
1	4A	43	HIS	CA-C	-24.86	0.88	1.52
1	4M	43	HIS	CA-C	-24.86	0.88	1.52
1	4U	43	HIS	CA-C	-24.86	0.88	1.52
1	5Q	43	HIS	CA-C	-24.86	0.88	1.52
1	6I	43	HIS	CA-C	-24.86	0.88	1.52
1	6Q	43	HIS	CA-C	-24.86	0.88	1.52
1	7M	43	HIS	CA-C	-24.86	0.88	1.52
1	1E	43	HIS	CA-C	-24.84	0.88	1.52
1	2M	43	HIS	CA-C	-24.84	0.88	1.52
1	22	43	HIS	CA-C	-24.84	0.88	1.52
1	3M	43	HIS	CA-C	-24.84	0.88	1.52
1	36	43	HIS	CA-C	-24.84	0.88	1.52
1	4I	43	HIS	CA-C	-24.84	0.88	1.52
1	4Q	43	HIS	CA-C	-24.84	0.88	1.52
1	5Y	43	HIS	CA-C	-24.84	0.88	1.52
1	6E	43	HIS	CA-C	-24.84	0.88	1.52
1	6Y	43	HIS	CA-C	-24.84	0.88	1.52
1	7I	43	HIS	CA-C	-24.84	0.88	1.52
1	7U	43	HIS	CA-C	-24.84	0.88	1.52
1	12	43	HIS	CA-C	-24.82	0.88	1.52
1	16	43	HIS	CA-C	-24.82	0.88	1.52
1	2A	43	HIS	CA-C	-24.82	0.88	1.52
1	3Q	43	HIS	CA-C	-24.82	0.88	1.52
1	3U	43	HIS	CA-C	-24.82	0.88	1.52
1	3Y	43	HIS	CA-C	-24.82	0.88	1.52
1	5E	43	HIS	CA-C	-24.82	0.88	1.52
1	5I	43	HIS	CA-C	-24.82	0.88	1.52
1	5M	43	HIS	CA-C	-24.82	0.88	1.52
1	62	43	HIS	CA-C	-24.82	0.88	1.52
1	66	43	HIS	CA-C	-24.82	0.88	1.52
1	7A	43	HIS	CA-C	-24.82	0.88	1.52
1	1M	34	ALA	C-O	-24.81	0.76	1.23
1	2I	34	ALA	C-O	-24.81	0.76	1.23
1	3A	34	ALA	C-O	-24.81	0.76	1.23
1	3I	34	ALA	C-O	-24.81	0.76	1.23
1	32	34	ALA	C-O	-24.81	0.76	1.23
1	4E	34	ALA	C-O	-24.81	0.76	1.23
1	4Y	34	ALA	C-O	-24.81	0.76	1.23
1	5U	34	ALA	C-O	-24.81	0.76	1.23

*Continued on next page...*

*Continued from previous page...*

Mol	Chain	Res	Type	Atoms	Z	Observed(Å)	Ideal(Å)
1	6M	34	ALA	C-O	-24.81	0.76	1.23
1	6U	34	ALA	C-O	-24.81	0.76	1.23
1	7E	34	ALA	C-O	-24.81	0.76	1.23
1	7Q	34	ALA	C-O	-24.81	0.76	1.23
1	1Q	34	ALA	C-O	-24.80	0.76	1.23
1	1U	34	ALA	C-O	-24.80	0.76	1.23
1	1Y	34	ALA	C-O	-24.80	0.76	1.23
1	2Q	34	ALA	C-O	-24.80	0.76	1.23
1	2U	34	ALA	C-O	-24.80	0.76	1.23
1	2Y	34	ALA	C-O	-24.80	0.76	1.23
1	42	34	ALA	C-O	-24.80	0.76	1.23
1	46	34	ALA	C-O	-24.80	0.76	1.23
1	5A	34	ALA	C-O	-24.80	0.76	1.23
1	52	34	ALA	C-O	-24.80	0.76	1.23
1	56	34	ALA	C-O	-24.80	0.76	1.23
1	6A	34	ALA	C-O	-24.80	0.76	1.23
1	1A	34	ALA	C-O	-24.78	0.76	1.23
1	1I	34	ALA	C-O	-24.78	0.76	1.23
1	2E	34	ALA	C-O	-24.78	0.76	1.23
1	26	34	ALA	C-O	-24.78	0.76	1.23
1	3E	34	ALA	C-O	-24.78	0.76	1.23
1	4A	34	ALA	C-O	-24.78	0.76	1.23
1	4M	34	ALA	C-O	-24.78	0.76	1.23
1	4U	34	ALA	C-O	-24.78	0.76	1.23
1	5Q	34	ALA	C-O	-24.78	0.76	1.23
1	6I	34	ALA	C-O	-24.78	0.76	1.23
1	6Q	34	ALA	C-O	-24.78	0.76	1.23
1	7M	34	ALA	C-O	-24.78	0.76	1.23
1	1E	34	ALA	C-O	-24.75	0.76	1.23
1	2M	34	ALA	C-O	-24.75	0.76	1.23
1	22	34	ALA	C-O	-24.75	0.76	1.23
1	3M	34	ALA	C-O	-24.75	0.76	1.23
1	36	34	ALA	C-O	-24.75	0.76	1.23
1	4I	34	ALA	C-O	-24.75	0.76	1.23
1	4Q	34	ALA	C-O	-24.75	0.76	1.23
1	5Y	34	ALA	C-O	-24.75	0.76	1.23
1	6E	34	ALA	C-O	-24.75	0.76	1.23
1	6Y	34	ALA	C-O	-24.75	0.76	1.23
1	7I	34	ALA	C-O	-24.75	0.76	1.23
1	7U	34	ALA	C-O	-24.75	0.76	1.23
1	12	34	ALA	C-O	-24.74	0.76	1.23
1	16	34	ALA	C-O	-24.74	0.76	1.23

*Continued on next page...*

*Continued from previous page...*

Mol	Chain	Res	Type	Atoms	Z	Observed(Å)	Ideal(Å)
1	2A	34	ALA	C-O	-24.74	0.76	1.23
1	3Q	34	ALA	C-O	-24.74	0.76	1.23
1	3U	34	ALA	C-O	-24.74	0.76	1.23
1	3Y	34	ALA	C-O	-24.74	0.76	1.23
1	5E	34	ALA	C-O	-24.74	0.76	1.23
1	5I	34	ALA	C-O	-24.74	0.76	1.23
1	5M	34	ALA	C-O	-24.74	0.76	1.23
1	62	34	ALA	C-O	-24.74	0.76	1.23
1	66	34	ALA	C-O	-24.74	0.76	1.23
1	7A	34	ALA	C-O	-24.74	0.76	1.23
2	1N	9	VAL	CB-CG2	24.61	2.04	1.52
2	2J	9	VAL	CB-CG2	24.61	2.04	1.52
2	3B	9	VAL	CB-CG2	24.61	2.04	1.52
2	3J	9	VAL	CB-CG2	24.61	2.04	1.52
2	33	9	VAL	CB-CG2	24.61	2.04	1.52
2	4F	9	VAL	CB-CG2	24.61	2.04	1.52
2	4Z	9	VAL	CB-CG2	24.61	2.04	1.52
2	5V	9	VAL	CB-CG2	24.61	2.04	1.52
2	6N	9	VAL	CB-CG2	24.61	2.04	1.52
2	6V	9	VAL	CB-CG2	24.61	2.04	1.52
2	7F	9	VAL	CB-CG2	24.61	2.04	1.52
2	7R	9	VAL	CB-CG2	24.61	2.04	1.52
2	13	9	VAL	CB-CG2	24.59	2.04	1.52
2	17	9	VAL	CB-CG2	24.59	2.04	1.52
2	2B	9	VAL	CB-CG2	24.59	2.04	1.52
2	3R	9	VAL	CB-CG2	24.59	2.04	1.52
2	3V	9	VAL	CB-CG2	24.59	2.04	1.52
2	3Z	9	VAL	CB-CG2	24.59	2.04	1.52
2	5F	9	VAL	CB-CG2	24.59	2.04	1.52
2	5J	9	VAL	CB-CG2	24.59	2.04	1.52
2	5N	9	VAL	CB-CG2	24.59	2.04	1.52
2	63	9	VAL	CB-CG2	24.59	2.04	1.52
2	67	9	VAL	CB-CG2	24.59	2.04	1.52
2	7B	9	VAL	CB-CG2	24.59	2.04	1.52
2	1F	9	VAL	CB-CG2	24.59	2.04	1.52
2	2N	9	VAL	CB-CG2	24.59	2.04	1.52
2	23	9	VAL	CB-CG2	24.59	2.04	1.52
2	3N	9	VAL	CB-CG2	24.59	2.04	1.52
2	37	9	VAL	CB-CG2	24.59	2.04	1.52
2	4J	9	VAL	CB-CG2	24.59	2.04	1.52
2	4R	9	VAL	CB-CG2	24.59	2.04	1.52
2	5Z	9	VAL	CB-CG2	24.59	2.04	1.52

*Continued on next page...*



*Continued from previous page...*

Mol	Chain	Res	Type	Atoms	Z	Observed(Å)	Ideal(Å)
2	6F	9	VAL	CB-CG2	24.59	2.04	1.52
2	6Z	9	VAL	CB-CG2	24.59	2.04	1.52
2	7J	9	VAL	CB-CG2	24.59	2.04	1.52
2	7V	9	VAL	CB-CG2	24.59	2.04	1.52
2	1R	9	VAL	CB-CG2	24.58	2.04	1.52
2	1V	9	VAL	CB-CG2	24.58	2.04	1.52
2	1Z	9	VAL	CB-CG2	24.58	2.04	1.52
2	2R	9	VAL	CB-CG2	24.58	2.04	1.52
2	2V	9	VAL	CB-CG2	24.58	2.04	1.52
2	2Z	9	VAL	CB-CG2	24.58	2.04	1.52
2	43	9	VAL	CB-CG2	24.58	2.04	1.52
2	47	9	VAL	CB-CG2	24.58	2.04	1.52
2	5B	9	VAL	CB-CG2	24.58	2.04	1.52
2	53	9	VAL	CB-CG2	24.58	2.04	1.52
2	57	9	VAL	CB-CG2	24.58	2.04	1.52
2	6B	9	VAL	CB-CG2	24.58	2.04	1.52
2	1B	9	VAL	CB-CG2	24.57	2.04	1.52
2	1J	9	VAL	CB-CG2	24.57	2.04	1.52
2	2F	9	VAL	CB-CG2	24.57	2.04	1.52
2	27	9	VAL	CB-CG2	24.57	2.04	1.52
2	3F	9	VAL	CB-CG2	24.57	2.04	1.52
2	4B	9	VAL	CB-CG2	24.57	2.04	1.52
2	4N	9	VAL	CB-CG2	24.57	2.04	1.52
2	4V	9	VAL	CB-CG2	24.57	2.04	1.52
2	5R	9	VAL	CB-CG2	24.57	2.04	1.52
2	6J	9	VAL	CB-CG2	24.57	2.04	1.52
2	6R	9	VAL	CB-CG2	24.57	2.04	1.52
2	7N	9	VAL	CB-CG2	24.57	2.04	1.52
1	1M	48	TYR	CG-CD1	-24.54	1.07	1.39
1	2I	48	TYR	CG-CD1	-24.54	1.07	1.39
1	3A	48	TYR	CG-CD1	-24.54	1.07	1.39
1	3I	48	TYR	CG-CD1	-24.54	1.07	1.39
1	32	48	TYR	CG-CD1	-24.54	1.07	1.39
1	4E	48	TYR	CG-CD1	-24.54	1.07	1.39
1	4Y	48	TYR	CG-CD1	-24.54	1.07	1.39
1	5U	48	TYR	CG-CD1	-24.54	1.07	1.39
1	6M	48	TYR	CG-CD1	-24.54	1.07	1.39
1	6U	48	TYR	CG-CD1	-24.54	1.07	1.39
1	7E	48	TYR	CG-CD1	-24.54	1.07	1.39
1	7Q	48	TYR	CG-CD1	-24.54	1.07	1.39
1	1A	48	TYR	CG-CD1	-24.54	1.07	1.39
1	1I	48	TYR	CG-CD1	-24.54	1.07	1.39

*Continued on next page...*



*Continued from previous page...*

Mol	Chain	Res	Type	Atoms	Z	Observed(Å)	Ideal(Å)
1	2E	48	TYR	CG-CD1	-24.54	1.07	1.39
1	26	48	TYR	CG-CD1	-24.54	1.07	1.39
1	3E	48	TYR	CG-CD1	-24.54	1.07	1.39
1	4A	48	TYR	CG-CD1	-24.54	1.07	1.39
1	4M	48	TYR	CG-CD1	-24.54	1.07	1.39
1	4U	48	TYR	CG-CD1	-24.54	1.07	1.39
1	5Q	48	TYR	CG-CD1	-24.54	1.07	1.39
1	6I	48	TYR	CG-CD1	-24.54	1.07	1.39
1	6Q	48	TYR	CG-CD1	-24.54	1.07	1.39
1	7M	48	TYR	CG-CD1	-24.54	1.07	1.39
1	1Q	48	TYR	CG-CD1	-24.49	1.07	1.39
1	1U	48	TYR	CG-CD1	-24.49	1.07	1.39
1	1Y	48	TYR	CG-CD1	-24.49	1.07	1.39
1	2Q	48	TYR	CG-CD1	-24.49	1.07	1.39
1	2U	48	TYR	CG-CD1	-24.49	1.07	1.39
1	2Y	48	TYR	CG-CD1	-24.49	1.07	1.39
1	42	48	TYR	CG-CD1	-24.49	1.07	1.39
1	46	48	TYR	CG-CD1	-24.49	1.07	1.39
1	5A	48	TYR	CG-CD1	-24.49	1.07	1.39
1	52	48	TYR	CG-CD1	-24.49	1.07	1.39
1	56	48	TYR	CG-CD1	-24.49	1.07	1.39
1	6A	48	TYR	CG-CD1	-24.49	1.07	1.39
1	12	48	TYR	CG-CD1	-24.49	1.07	1.39
1	16	48	TYR	CG-CD1	-24.49	1.07	1.39
1	2A	48	TYR	CG-CD1	-24.49	1.07	1.39
1	3Q	48	TYR	CG-CD1	-24.49	1.07	1.39
1	3U	48	TYR	CG-CD1	-24.49	1.07	1.39
1	3Y	48	TYR	CG-CD1	-24.49	1.07	1.39
1	5E	48	TYR	CG-CD1	-24.49	1.07	1.39
1	5I	48	TYR	CG-CD1	-24.49	1.07	1.39
1	5M	48	TYR	CG-CD1	-24.49	1.07	1.39
1	62	48	TYR	CG-CD1	-24.49	1.07	1.39
1	66	48	TYR	CG-CD1	-24.49	1.07	1.39
1	7A	48	TYR	CG-CD1	-24.49	1.07	1.39
1	1E	48	TYR	CG-CD1	-24.49	1.07	1.39
1	2M	48	TYR	CG-CD1	-24.49	1.07	1.39
1	22	48	TYR	CG-CD1	-24.49	1.07	1.39
1	3M	48	TYR	CG-CD1	-24.49	1.07	1.39
1	36	48	TYR	CG-CD1	-24.49	1.07	1.39
1	4I	48	TYR	CG-CD1	-24.49	1.07	1.39
1	4Q	48	TYR	CG-CD1	-24.49	1.07	1.39
1	5Y	48	TYR	CG-CD1	-24.49	1.07	1.39

*Continued on next page...*

*Continued from previous page...*

Mol	Chain	Res	Type	Atoms	Z	Observed(Å)	Ideal(Å)
1	6E	48	TYR	CG-CD1	-24.49	1.07	1.39
1	6Y	48	TYR	CG-CD1	-24.49	1.07	1.39
1	7I	48	TYR	CG-CD1	-24.49	1.07	1.39
1	7U	48	TYR	CG-CD1	-24.49	1.07	1.39
1	1M	180	VAL	CB-CG2	24.40	2.04	1.52
1	1Q	180	VAL	CB-CG2	24.40	2.04	1.52
1	1U	180	VAL	CB-CG2	24.40	2.04	1.52
1	1Y	180	VAL	CB-CG2	24.40	2.04	1.52
1	2I	180	VAL	CB-CG2	24.40	2.04	1.52
1	2Q	180	VAL	CB-CG2	24.40	2.04	1.52
1	2U	180	VAL	CB-CG2	24.40	2.04	1.52
1	2Y	180	VAL	CB-CG2	24.40	2.04	1.52
1	3A	180	VAL	CB-CG2	24.40	2.04	1.52
1	3I	180	VAL	CB-CG2	24.40	2.04	1.52
1	32	180	VAL	CB-CG2	24.40	2.04	1.52
1	4E	180	VAL	CB-CG2	24.40	2.04	1.52
1	4Y	180	VAL	CB-CG2	24.40	2.04	1.52
1	42	180	VAL	CB-CG2	24.40	2.04	1.52
1	46	180	VAL	CB-CG2	24.40	2.04	1.52
1	5A	180	VAL	CB-CG2	24.40	2.04	1.52
1	5U	180	VAL	CB-CG2	24.40	2.04	1.52
1	52	180	VAL	CB-CG2	24.40	2.04	1.52
1	56	180	VAL	CB-CG2	24.40	2.04	1.52
1	6A	180	VAL	CB-CG2	24.40	2.04	1.52
1	6M	180	VAL	CB-CG2	24.40	2.04	1.52
1	6U	180	VAL	CB-CG2	24.40	2.04	1.52
1	7E	180	VAL	CB-CG2	24.40	2.04	1.52
1	7Q	180	VAL	CB-CG2	24.40	2.04	1.52
1	1A	180	VAL	CB-CG2	24.38	2.04	1.52
1	1I	180	VAL	CB-CG2	24.38	2.04	1.52
1	2E	180	VAL	CB-CG2	24.38	2.04	1.52
1	26	180	VAL	CB-CG2	24.38	2.04	1.52
1	3E	180	VAL	CB-CG2	24.38	2.04	1.52
1	4A	180	VAL	CB-CG2	24.38	2.04	1.52
1	4M	180	VAL	CB-CG2	24.38	2.04	1.52
1	4U	180	VAL	CB-CG2	24.38	2.04	1.52
1	5Q	180	VAL	CB-CG2	24.38	2.04	1.52
1	6I	180	VAL	CB-CG2	24.38	2.04	1.52
1	6Q	180	VAL	CB-CG2	24.38	2.04	1.52
1	7M	180	VAL	CB-CG2	24.38	2.04	1.52
1	1E	180	VAL	CB-CG2	24.37	2.04	1.52
1	2M	180	VAL	CB-CG2	24.37	2.04	1.52

*Continued on next page...*

*Continued from previous page...*

Mol	Chain	Res	Type	Atoms	Z	Observed(Å)	Ideal(Å)
1	22	180	VAL	CB-CG2	24.37	2.04	1.52
1	3M	180	VAL	CB-CG2	24.37	2.04	1.52
1	36	180	VAL	CB-CG2	24.37	2.04	1.52
1	4I	180	VAL	CB-CG2	24.37	2.04	1.52
1	4Q	180	VAL	CB-CG2	24.37	2.04	1.52
1	5Y	180	VAL	CB-CG2	24.37	2.04	1.52
1	6E	180	VAL	CB-CG2	24.37	2.04	1.52
1	6Y	180	VAL	CB-CG2	24.37	2.04	1.52
1	7I	180	VAL	CB-CG2	24.37	2.04	1.52
1	7U	180	VAL	CB-CG2	24.37	2.04	1.52
1	12	180	VAL	CB-CG2	24.36	2.04	1.52
1	16	180	VAL	CB-CG2	24.36	2.04	1.52
1	2A	180	VAL	CB-CG2	24.36	2.04	1.52
1	3Q	180	VAL	CB-CG2	24.36	2.04	1.52
1	3U	180	VAL	CB-CG2	24.36	2.04	1.52
1	3Y	180	VAL	CB-CG2	24.36	2.04	1.52
1	5E	180	VAL	CB-CG2	24.36	2.04	1.52
1	5I	180	VAL	CB-CG2	24.36	2.04	1.52
1	5M	180	VAL	CB-CG2	24.36	2.04	1.52
1	62	180	VAL	CB-CG2	24.36	2.04	1.52
1	66	180	VAL	CB-CG2	24.36	2.04	1.52
1	7A	180	VAL	CB-CG2	24.36	2.04	1.52
2	1N	57	LYS	N-CA	24.24	1.94	1.46
2	2J	57	LYS	N-CA	24.24	1.94	1.46
2	3B	57	LYS	N-CA	24.24	1.94	1.46
2	3J	57	LYS	N-CA	24.24	1.94	1.46
2	33	57	LYS	N-CA	24.24	1.94	1.46
2	4F	57	LYS	N-CA	24.24	1.94	1.46
2	4Z	57	LYS	N-CA	24.24	1.94	1.46
2	5V	57	LYS	N-CA	24.24	1.94	1.46
2	6N	57	LYS	N-CA	24.24	1.94	1.46
2	6V	57	LYS	N-CA	24.24	1.94	1.46
2	7F	57	LYS	N-CA	24.24	1.94	1.46
2	7R	57	LYS	N-CA	24.24	1.94	1.46
2	13	57	LYS	N-CA	24.24	1.94	1.46
2	17	57	LYS	N-CA	24.24	1.94	1.46
2	2B	57	LYS	N-CA	24.24	1.94	1.46
2	3R	57	LYS	N-CA	24.24	1.94	1.46
2	3V	57	LYS	N-CA	24.24	1.94	1.46
2	3Z	57	LYS	N-CA	24.24	1.94	1.46
2	5F	57	LYS	N-CA	24.24	1.94	1.46
2	5J	57	LYS	N-CA	24.24	1.94	1.46

*Continued on next page...*

*Continued from previous page...*

Mol	Chain	Res	Type	Atoms	Z	Observed(Å)	Ideal(Å)
2	5N	57	LYS	N-CA	24.24	1.94	1.46
2	63	57	LYS	N-CA	24.24	1.94	1.46
2	67	57	LYS	N-CA	24.24	1.94	1.46
2	7B	57	LYS	N-CA	24.24	1.94	1.46
2	1B	57	LYS	N-CA	24.22	1.94	1.46
2	1J	57	LYS	N-CA	24.22	1.94	1.46
2	1R	57	LYS	N-CA	24.22	1.94	1.46
2	1V	57	LYS	N-CA	24.22	1.94	1.46
2	1Z	57	LYS	N-CA	24.22	1.94	1.46
2	2F	57	LYS	N-CA	24.22	1.94	1.46
2	2R	57	LYS	N-CA	24.22	1.94	1.46
2	2V	57	LYS	N-CA	24.22	1.94	1.46
2	2Z	57	LYS	N-CA	24.22	1.94	1.46
2	27	57	LYS	N-CA	24.22	1.94	1.46
2	3F	57	LYS	N-CA	24.22	1.94	1.46
2	4B	57	LYS	N-CA	24.22	1.94	1.46
2	4N	57	LYS	N-CA	24.22	1.94	1.46
2	4V	57	LYS	N-CA	24.22	1.94	1.46
2	43	57	LYS	N-CA	24.22	1.94	1.46
2	47	57	LYS	N-CA	24.22	1.94	1.46
2	5B	57	LYS	N-CA	24.22	1.94	1.46
2	5R	57	LYS	N-CA	24.22	1.94	1.46
2	53	57	LYS	N-CA	24.22	1.94	1.46
2	57	57	LYS	N-CA	24.22	1.94	1.46
2	6B	57	LYS	N-CA	24.22	1.94	1.46
2	6J	57	LYS	N-CA	24.22	1.94	1.46
2	6R	57	LYS	N-CA	24.22	1.94	1.46
2	7N	57	LYS	N-CA	24.22	1.94	1.46
2	1F	39	ASP	CA-CB	-24.21	1.00	1.53
2	2N	39	ASP	CA-CB	-24.21	1.00	1.53
2	23	39	ASP	CA-CB	-24.21	1.00	1.53
2	3N	39	ASP	CA-CB	-24.21	1.00	1.53
2	37	39	ASP	CA-CB	-24.21	1.00	1.53
2	4J	39	ASP	CA-CB	-24.21	1.00	1.53
2	4R	39	ASP	CA-CB	-24.21	1.00	1.53
2	5Z	39	ASP	CA-CB	-24.21	1.00	1.53
2	6F	39	ASP	CA-CB	-24.21	1.00	1.53
2	6Z	39	ASP	CA-CB	-24.21	1.00	1.53
2	7J	39	ASP	CA-CB	-24.21	1.00	1.53
2	7V	39	ASP	CA-CB	-24.21	1.00	1.53
2	1F	57	LYS	N-CA	24.21	1.94	1.46
2	2N	57	LYS	N-CA	24.21	1.94	1.46

*Continued on next page...*

*Continued from previous page...*

Mol	Chain	Res	Type	Atoms	Z	Observed(Å)	Ideal(Å)
2	23	57	LYS	N-CA	24.21	1.94	1.46
2	3N	57	LYS	N-CA	24.21	1.94	1.46
2	37	57	LYS	N-CA	24.21	1.94	1.46
2	4J	57	LYS	N-CA	24.21	1.94	1.46
2	4R	57	LYS	N-CA	24.21	1.94	1.46
2	5Z	57	LYS	N-CA	24.21	1.94	1.46
2	6F	57	LYS	N-CA	24.21	1.94	1.46
2	6Z	57	LYS	N-CA	24.21	1.94	1.46
2	7J	57	LYS	N-CA	24.21	1.94	1.46
2	7V	57	LYS	N-CA	24.21	1.94	1.46
2	13	39	ASP	CA-CB	-24.20	1.00	1.53
2	17	39	ASP	CA-CB	-24.20	1.00	1.53
2	2B	39	ASP	CA-CB	-24.20	1.00	1.53
2	3R	39	ASP	CA-CB	-24.20	1.00	1.53
2	3V	39	ASP	CA-CB	-24.20	1.00	1.53
2	3Z	39	ASP	CA-CB	-24.20	1.00	1.53
2	5F	39	ASP	CA-CB	-24.20	1.00	1.53
2	5J	39	ASP	CA-CB	-24.20	1.00	1.53
2	5N	39	ASP	CA-CB	-24.20	1.00	1.53
2	63	39	ASP	CA-CB	-24.20	1.00	1.53
2	67	39	ASP	CA-CB	-24.20	1.00	1.53
2	7B	39	ASP	CA-CB	-24.20	1.00	1.53
2	1N	39	ASP	CA-CB	-24.20	1.00	1.53
2	2J	39	ASP	CA-CB	-24.20	1.00	1.53
2	3B	39	ASP	CA-CB	-24.20	1.00	1.53
2	3J	39	ASP	CA-CB	-24.20	1.00	1.53
2	33	39	ASP	CA-CB	-24.20	1.00	1.53
2	4F	39	ASP	CA-CB	-24.20	1.00	1.53
2	4Z	39	ASP	CA-CB	-24.20	1.00	1.53
2	5V	39	ASP	CA-CB	-24.20	1.00	1.53
2	6N	39	ASP	CA-CB	-24.20	1.00	1.53
2	6V	39	ASP	CA-CB	-24.20	1.00	1.53
2	7F	39	ASP	CA-CB	-24.20	1.00	1.53
2	7R	39	ASP	CA-CB	-24.20	1.00	1.53
2	1B	39	ASP	CA-CB	-24.18	1.00	1.53
2	1J	39	ASP	CA-CB	-24.18	1.00	1.53
2	2F	39	ASP	CA-CB	-24.18	1.00	1.53
2	27	39	ASP	CA-CB	-24.18	1.00	1.53
2	3F	39	ASP	CA-CB	-24.18	1.00	1.53
2	4B	39	ASP	CA-CB	-24.18	1.00	1.53
2	4N	39	ASP	CA-CB	-24.18	1.00	1.53
2	4V	39	ASP	CA-CB	-24.18	1.00	1.53

*Continued on next page...*

*Continued from previous page...*

Mol	Chain	Res	Type	Atoms	Z	Observed(Å)	Ideal(Å)
2	5R	39	ASP	CA-CB	-24.18	1.00	1.53
2	6J	39	ASP	CA-CB	-24.18	1.00	1.53
2	6R	39	ASP	CA-CB	-24.18	1.00	1.53
2	7N	39	ASP	CA-CB	-24.18	1.00	1.53
1	1M	89	PHE	CG-CD2	24.17	1.75	1.38
2	1R	39	ASP	CA-CB	-24.17	1.00	1.53
2	1V	39	ASP	CA-CB	-24.17	1.00	1.53
2	1Z	39	ASP	CA-CB	-24.17	1.00	1.53
1	2I	89	PHE	CG-CD2	24.17	1.75	1.38
2	2R	39	ASP	CA-CB	-24.17	1.00	1.53
2	2V	39	ASP	CA-CB	-24.17	1.00	1.53
2	2Z	39	ASP	CA-CB	-24.17	1.00	1.53
1	3A	89	PHE	CG-CD2	24.17	1.75	1.38
1	3I	89	PHE	CG-CD2	24.17	1.75	1.38
1	32	89	PHE	CG-CD2	24.17	1.75	1.38
1	4E	89	PHE	CG-CD2	24.17	1.75	1.38
1	4Y	89	PHE	CG-CD2	24.17	1.75	1.38
2	43	39	ASP	CA-CB	-24.17	1.00	1.53
2	47	39	ASP	CA-CB	-24.17	1.00	1.53
2	5B	39	ASP	CA-CB	-24.17	1.00	1.53
1	5U	89	PHE	CG-CD2	24.17	1.75	1.38
2	53	39	ASP	CA-CB	-24.17	1.00	1.53
2	57	39	ASP	CA-CB	-24.17	1.00	1.53
2	6B	39	ASP	CA-CB	-24.17	1.00	1.53
1	6M	89	PHE	CG-CD2	24.17	1.75	1.38
1	6U	89	PHE	CG-CD2	24.17	1.75	1.38
1	7E	89	PHE	CG-CD2	24.17	1.75	1.38
1	7Q	89	PHE	CG-CD2	24.17	1.75	1.38
1	12	89	PHE	CG-CD2	24.17	1.75	1.38
1	16	89	PHE	CG-CD2	24.17	1.75	1.38
1	2A	89	PHE	CG-CD2	24.17	1.75	1.38
1	3Q	89	PHE	CG-CD2	24.17	1.75	1.38
1	3U	89	PHE	CG-CD2	24.17	1.75	1.38
1	3Y	89	PHE	CG-CD2	24.17	1.75	1.38
1	5E	89	PHE	CG-CD2	24.17	1.75	1.38
1	5I	89	PHE	CG-CD2	24.17	1.75	1.38
1	5M	89	PHE	CG-CD2	24.17	1.75	1.38
1	62	89	PHE	CG-CD2	24.17	1.75	1.38
1	66	89	PHE	CG-CD2	24.17	1.75	1.38
1	7A	89	PHE	CG-CD2	24.17	1.75	1.38
1	1E	149	THR	CA-CB	24.17	2.16	1.53
1	2M	149	THR	CA-CB	24.17	2.16	1.53

*Continued on next page...*

*Continued from previous page...*

Mol	Chain	Res	Type	Atoms	Z	Observed(Å)	Ideal(Å)
1	22	149	THR	CA-CB	24.17	2.16	1.53
1	3M	149	THR	CA-CB	24.17	2.16	1.53
1	36	149	THR	CA-CB	24.17	2.16	1.53
1	4I	149	THR	CA-CB	24.17	2.16	1.53
1	4Q	149	THR	CA-CB	24.17	2.16	1.53
1	5Y	149	THR	CA-CB	24.17	2.16	1.53
1	6E	149	THR	CA-CB	24.17	2.16	1.53
1	6Y	149	THR	CA-CB	24.17	2.16	1.53
1	7I	149	THR	CA-CB	24.17	2.16	1.53
1	7U	149	THR	CA-CB	24.17	2.16	1.53
2	1B	59	VAL	CB-CG1	24.17	2.03	1.52
2	1F	107	PHE	CE2-CZ	24.17	1.83	1.37
2	1J	59	VAL	CB-CG1	24.17	2.03	1.52
1	1M	149	THR	CA-CB	24.17	2.16	1.53
2	2F	59	VAL	CB-CG1	24.17	2.03	1.52
1	2I	149	THR	CA-CB	24.17	2.16	1.53
2	2N	107	PHE	CE2-CZ	24.17	1.83	1.37
2	23	107	PHE	CE2-CZ	24.17	1.83	1.37
2	27	59	VAL	CB-CG1	24.17	2.03	1.52
1	3A	149	THR	CA-CB	24.17	2.16	1.53
2	3F	59	VAL	CB-CG1	24.17	2.03	1.52
1	3I	149	THR	CA-CB	24.17	2.16	1.53
2	3N	107	PHE	CE2-CZ	24.17	1.83	1.37
1	32	149	THR	CA-CB	24.17	2.16	1.53
2	37	107	PHE	CE2-CZ	24.17	1.83	1.37
2	4B	59	VAL	CB-CG1	24.17	2.03	1.52
1	4E	149	THR	CA-CB	24.17	2.16	1.53
2	4J	107	PHE	CE2-CZ	24.17	1.83	1.37
2	4N	59	VAL	CB-CG1	24.17	2.03	1.52
2	4R	107	PHE	CE2-CZ	24.17	1.83	1.37
2	4V	59	VAL	CB-CG1	24.17	2.03	1.52
1	4Y	149	THR	CA-CB	24.17	2.16	1.53
2	5R	59	VAL	CB-CG1	24.17	2.03	1.52
1	5U	149	THR	CA-CB	24.17	2.16	1.53
2	5Z	107	PHE	CE2-CZ	24.17	1.83	1.37
2	6F	107	PHE	CE2-CZ	24.17	1.83	1.37
2	6J	59	VAL	CB-CG1	24.17	2.03	1.52
1	6M	149	THR	CA-CB	24.17	2.16	1.53
2	6R	59	VAL	CB-CG1	24.17	2.03	1.52
1	6U	149	THR	CA-CB	24.17	2.16	1.53
2	6Z	107	PHE	CE2-CZ	24.17	1.83	1.37
1	7E	149	THR	CA-CB	24.17	2.16	1.53

*Continued on next page...*



*Continued from previous page...*

Mol	Chain	Res	Type	Atoms	Z	Observed(Å)	Ideal(Å)
2	7J	107	PHE	CE2-CZ	24.17	1.83	1.37
2	7N	59	VAL	CB-CG1	24.17	2.03	1.52
1	7Q	149	THR	CA-CB	24.17	2.16	1.53
2	7V	107	PHE	CE2-CZ	24.17	1.83	1.37
1	1Q	149	THR	CA-CB	24.16	2.16	1.53
1	1U	149	THR	CA-CB	24.16	2.16	1.53
1	1Y	149	THR	CA-CB	24.16	2.16	1.53
2	13	107	PHE	CE2-CZ	24.16	1.83	1.37
2	17	107	PHE	CE2-CZ	24.16	1.83	1.37
2	2B	107	PHE	CE2-CZ	24.16	1.83	1.37
1	2Q	149	THR	CA-CB	24.16	2.16	1.53
1	2U	149	THR	CA-CB	24.16	2.16	1.53
1	2Y	149	THR	CA-CB	24.16	2.16	1.53
2	3R	107	PHE	CE2-CZ	24.16	1.83	1.37
2	3V	107	PHE	CE2-CZ	24.16	1.83	1.37
2	3Z	107	PHE	CE2-CZ	24.16	1.83	1.37
1	42	149	THR	CA-CB	24.16	2.16	1.53
1	46	149	THR	CA-CB	24.16	2.16	1.53
1	5A	149	THR	CA-CB	24.16	2.16	1.53
2	5F	107	PHE	CE2-CZ	24.16	1.83	1.37
2	5J	107	PHE	CE2-CZ	24.16	1.83	1.37
2	5N	107	PHE	CE2-CZ	24.16	1.83	1.37
1	52	149	THR	CA-CB	24.16	2.16	1.53
1	56	149	THR	CA-CB	24.16	2.16	1.53
1	6A	149	THR	CA-CB	24.16	2.16	1.53
2	63	107	PHE	CE2-CZ	24.16	1.83	1.37
2	67	107	PHE	CE2-CZ	24.16	1.83	1.37
2	7B	107	PHE	CE2-CZ	24.16	1.83	1.37
1	12	149	THR	CA-CB	24.16	2.16	1.53
1	16	149	THR	CA-CB	24.16	2.16	1.53
1	2A	149	THR	CA-CB	24.16	2.16	1.53
1	3Q	149	THR	CA-CB	24.16	2.16	1.53
1	3U	149	THR	CA-CB	24.16	2.16	1.53
1	3Y	149	THR	CA-CB	24.16	2.16	1.53
1	5E	149	THR	CA-CB	24.16	2.16	1.53
1	5I	149	THR	CA-CB	24.16	2.16	1.53
1	5M	149	THR	CA-CB	24.16	2.16	1.53
1	62	149	THR	CA-CB	24.16	2.16	1.53
1	66	149	THR	CA-CB	24.16	2.16	1.53
1	7A	149	THR	CA-CB	24.16	2.16	1.53
1	1A	149	THR	CA-CB	24.15	2.16	1.53
1	1I	149	THR	CA-CB	24.15	2.16	1.53

*Continued on next page...*



*Continued from previous page...*

Mol	Chain	Res	Type	Atoms	Z	Observed(Å)	Ideal(Å)
1	2E	149	THR	CA-CB	24.15	2.16	1.53
1	26	149	THR	CA-CB	24.15	2.16	1.53
1	3E	149	THR	CA-CB	24.15	2.16	1.53
1	4A	149	THR	CA-CB	24.15	2.16	1.53
1	4M	149	THR	CA-CB	24.15	2.16	1.53
1	4U	149	THR	CA-CB	24.15	2.16	1.53
1	5Q	149	THR	CA-CB	24.15	2.16	1.53
1	6I	149	THR	CA-CB	24.15	2.16	1.53
1	6Q	149	THR	CA-CB	24.15	2.16	1.53
1	7M	149	THR	CA-CB	24.15	2.16	1.53
1	1Q	89	PHE	CG-CD2	24.15	1.75	1.38
1	1U	89	PHE	CG-CD2	24.15	1.75	1.38
1	1Y	89	PHE	CG-CD2	24.15	1.75	1.38
1	2Q	89	PHE	CG-CD2	24.15	1.75	1.38
1	2U	89	PHE	CG-CD2	24.15	1.75	1.38
1	2Y	89	PHE	CG-CD2	24.15	1.75	1.38
1	42	89	PHE	CG-CD2	24.15	1.75	1.38
1	46	89	PHE	CG-CD2	24.15	1.75	1.38
1	5A	89	PHE	CG-CD2	24.15	1.75	1.38
1	52	89	PHE	CG-CD2	24.15	1.75	1.38
1	56	89	PHE	CG-CD2	24.15	1.75	1.38
1	6A	89	PHE	CG-CD2	24.15	1.75	1.38
1	1A	89	PHE	CG-CD2	24.15	1.75	1.38
1	1E	89	PHE	CG-CD2	24.15	1.75	1.38
1	1I	89	PHE	CG-CD2	24.15	1.75	1.38
2	1N	59	VAL	CB-CG1	24.15	2.03	1.52
1	2E	89	PHE	CG-CD2	24.15	1.75	1.38
2	2J	59	VAL	CB-CG1	24.15	2.03	1.52
1	2M	89	PHE	CG-CD2	24.15	1.75	1.38
1	22	89	PHE	CG-CD2	24.15	1.75	1.38
1	26	89	PHE	CG-CD2	24.15	1.75	1.38
2	3B	59	VAL	CB-CG1	24.15	2.03	1.52
1	3E	89	PHE	CG-CD2	24.15	1.75	1.38
2	3J	59	VAL	CB-CG1	24.15	2.03	1.52
1	3M	89	PHE	CG-CD2	24.15	1.75	1.38
2	33	59	VAL	CB-CG1	24.15	2.03	1.52
1	36	89	PHE	CG-CD2	24.15	1.75	1.38
1	4A	89	PHE	CG-CD2	24.15	1.75	1.38
2	4F	59	VAL	CB-CG1	24.15	2.03	1.52
1	4I	89	PHE	CG-CD2	24.15	1.75	1.38
1	4M	89	PHE	CG-CD2	24.15	1.75	1.38
1	4Q	89	PHE	CG-CD2	24.15	1.75	1.38

*Continued on next page...*

*Continued from previous page...*

Mol	Chain	Res	Type	Atoms	Z	Observed(Å)	Ideal(Å)
1	4U	89	PHE	CG-CD2	24.15	1.75	1.38
2	4Z	59	VAL	CB-CG1	24.15	2.03	1.52
1	5Q	89	PHE	CG-CD2	24.15	1.75	1.38
2	5V	59	VAL	CB-CG1	24.15	2.03	1.52
1	5Y	89	PHE	CG-CD2	24.15	1.75	1.38
1	6E	89	PHE	CG-CD2	24.15	1.75	1.38
1	6I	89	PHE	CG-CD2	24.15	1.75	1.38
2	6N	59	VAL	CB-CG1	24.15	2.03	1.52
1	6Q	89	PHE	CG-CD2	24.15	1.75	1.38
2	6V	59	VAL	CB-CG1	24.15	2.03	1.52
1	6Y	89	PHE	CG-CD2	24.15	1.75	1.38
2	7F	59	VAL	CB-CG1	24.15	2.03	1.52
1	7I	89	PHE	CG-CD2	24.15	1.75	1.38
1	7M	89	PHE	CG-CD2	24.15	1.75	1.38
2	7R	59	VAL	CB-CG1	24.15	2.03	1.52
1	7U	89	PHE	CG-CD2	24.15	1.75	1.38
2	1B	107	PHE	CE2-CZ	24.14	1.83	1.37
2	1J	107	PHE	CE2-CZ	24.14	1.83	1.37
2	2F	107	PHE	CE2-CZ	24.14	1.83	1.37
2	27	107	PHE	CE2-CZ	24.14	1.83	1.37
2	3F	107	PHE	CE2-CZ	24.14	1.83	1.37
2	4B	107	PHE	CE2-CZ	24.14	1.83	1.37
2	4N	107	PHE	CE2-CZ	24.14	1.83	1.37
2	4V	107	PHE	CE2-CZ	24.14	1.83	1.37
2	5R	107	PHE	CE2-CZ	24.14	1.83	1.37
2	6J	107	PHE	CE2-CZ	24.14	1.83	1.37
2	6R	107	PHE	CE2-CZ	24.14	1.83	1.37
2	7N	107	PHE	CE2-CZ	24.14	1.83	1.37
2	1F	59	VAL	CB-CG1	24.14	2.03	1.52
2	1R	59	VAL	CB-CG1	24.14	2.03	1.52
2	1R	107	PHE	CE2-CZ	24.14	1.83	1.37
2	1V	59	VAL	CB-CG1	24.14	2.03	1.52
2	1V	107	PHE	CE2-CZ	24.14	1.83	1.37
2	1Z	59	VAL	CB-CG1	24.14	2.03	1.52
2	1Z	107	PHE	CE2-CZ	24.14	1.83	1.37
2	2N	59	VAL	CB-CG1	24.14	2.03	1.52
2	2R	59	VAL	CB-CG1	24.14	2.03	1.52
2	2R	107	PHE	CE2-CZ	24.14	1.83	1.37
2	2V	59	VAL	CB-CG1	24.14	2.03	1.52
2	2V	107	PHE	CE2-CZ	24.14	1.83	1.37
2	2Z	59	VAL	CB-CG1	24.14	2.03	1.52
2	2Z	107	PHE	CE2-CZ	24.14	1.83	1.37

*Continued on next page...*

*Continued from previous page...*

Mol	Chain	Res	Type	Atoms	Z	Observed(Å)	Ideal(Å)
2	23	59	VAL	CB-CG1	24.14	2.03	1.52
2	3N	59	VAL	CB-CG1	24.14	2.03	1.52
2	37	59	VAL	CB-CG1	24.14	2.03	1.52
2	4J	59	VAL	CB-CG1	24.14	2.03	1.52
2	4R	59	VAL	CB-CG1	24.14	2.03	1.52
2	43	59	VAL	CB-CG1	24.14	2.03	1.52
2	43	107	PHE	CE2-CZ	24.14	1.83	1.37
2	47	59	VAL	CB-CG1	24.14	2.03	1.52
2	47	107	PHE	CE2-CZ	24.14	1.83	1.37
2	5B	59	VAL	CB-CG1	24.14	2.03	1.52
2	5B	107	PHE	CE2-CZ	24.14	1.83	1.37
2	5Z	59	VAL	CB-CG1	24.14	2.03	1.52
2	53	59	VAL	CB-CG1	24.14	2.03	1.52
2	53	107	PHE	CE2-CZ	24.14	1.83	1.37
2	57	59	VAL	CB-CG1	24.14	2.03	1.52
2	57	107	PHE	CE2-CZ	24.14	1.83	1.37
2	6B	59	VAL	CB-CG1	24.14	2.03	1.52
2	6B	107	PHE	CE2-CZ	24.14	1.83	1.37
2	6F	59	VAL	CB-CG1	24.14	2.03	1.52
2	6Z	59	VAL	CB-CG1	24.14	2.03	1.52
2	7J	59	VAL	CB-CG1	24.14	2.03	1.52
2	7V	59	VAL	CB-CG1	24.14	2.03	1.52
2	1N	107	PHE	CE2-CZ	24.14	1.83	1.37
2	2J	107	PHE	CE2-CZ	24.14	1.83	1.37
2	3B	107	PHE	CE2-CZ	24.14	1.83	1.37
2	3J	107	PHE	CE2-CZ	24.14	1.83	1.37
2	33	107	PHE	CE2-CZ	24.14	1.83	1.37
2	4F	107	PHE	CE2-CZ	24.14	1.83	1.37
2	4Z	107	PHE	CE2-CZ	24.14	1.83	1.37
2	5V	107	PHE	CE2-CZ	24.14	1.83	1.37
2	6N	107	PHE	CE2-CZ	24.14	1.83	1.37
2	6V	107	PHE	CE2-CZ	24.14	1.83	1.37
2	7F	107	PHE	CE2-CZ	24.14	1.83	1.37
2	7R	107	PHE	CE2-CZ	24.14	1.83	1.37
2	13	59	VAL	CB-CG1	24.14	2.03	1.52
2	17	59	VAL	CB-CG1	24.14	2.03	1.52
2	2B	59	VAL	CB-CG1	24.14	2.03	1.52
2	3R	59	VAL	CB-CG1	24.14	2.03	1.52
2	3V	59	VAL	CB-CG1	24.14	2.03	1.52
2	3Z	59	VAL	CB-CG1	24.14	2.03	1.52
2	5F	59	VAL	CB-CG1	24.14	2.03	1.52
2	5J	59	VAL	CB-CG1	24.14	2.03	1.52

*Continued on next page...*

*Continued from previous page...*

Mol	Chain	Res	Type	Atoms	Z	Observed(Å)	Ideal(Å)
2	5N	59	VAL	CB-CG1	24.14	2.03	1.52
2	63	59	VAL	CB-CG1	24.14	2.03	1.52
2	67	59	VAL	CB-CG1	24.14	2.03	1.52
2	7B	59	VAL	CB-CG1	24.14	2.03	1.52
2	1B	24	PRO	CA-CB	-24.12	1.05	1.53
2	1J	24	PRO	CA-CB	-24.12	1.05	1.53
2	2F	24	PRO	CA-CB	-24.12	1.05	1.53
2	27	24	PRO	CA-CB	-24.12	1.05	1.53
2	3F	24	PRO	CA-CB	-24.12	1.05	1.53
2	4B	24	PRO	CA-CB	-24.12	1.05	1.53
2	4N	24	PRO	CA-CB	-24.12	1.05	1.53
2	4V	24	PRO	CA-CB	-24.12	1.05	1.53
2	5R	24	PRO	CA-CB	-24.12	1.05	1.53
2	6J	24	PRO	CA-CB	-24.12	1.05	1.53
2	6R	24	PRO	CA-CB	-24.12	1.05	1.53
2	7N	24	PRO	CA-CB	-24.12	1.05	1.53
2	1N	24	PRO	CA-CB	-24.11	1.05	1.53
2	2J	24	PRO	CA-CB	-24.11	1.05	1.53
2	3B	24	PRO	CA-CB	-24.11	1.05	1.53
2	3J	24	PRO	CA-CB	-24.11	1.05	1.53
2	33	24	PRO	CA-CB	-24.11	1.05	1.53
2	4F	24	PRO	CA-CB	-24.11	1.05	1.53
2	4Z	24	PRO	CA-CB	-24.11	1.05	1.53
2	5V	24	PRO	CA-CB	-24.11	1.05	1.53
2	6N	24	PRO	CA-CB	-24.11	1.05	1.53
2	6V	24	PRO	CA-CB	-24.11	1.05	1.53
2	7F	24	PRO	CA-CB	-24.11	1.05	1.53
2	7R	24	PRO	CA-CB	-24.11	1.05	1.53
2	13	24	PRO	CA-CB	-24.11	1.05	1.53
2	17	24	PRO	CA-CB	-24.11	1.05	1.53
2	2B	24	PRO	CA-CB	-24.11	1.05	1.53
2	3R	24	PRO	CA-CB	-24.11	1.05	1.53
2	3V	24	PRO	CA-CB	-24.11	1.05	1.53
2	3Z	24	PRO	CA-CB	-24.11	1.05	1.53
2	5F	24	PRO	CA-CB	-24.11	1.05	1.53
2	5J	24	PRO	CA-CB	-24.11	1.05	1.53
2	5N	24	PRO	CA-CB	-24.11	1.05	1.53
2	63	24	PRO	CA-CB	-24.11	1.05	1.53
2	67	24	PRO	CA-CB	-24.11	1.05	1.53
2	7B	24	PRO	CA-CB	-24.11	1.05	1.53
2	1R	24	PRO	CA-CB	-24.09	1.05	1.53
2	1V	24	PRO	CA-CB	-24.09	1.05	1.53

*Continued on next page...*

*Continued from previous page...*

Mol	Chain	Res	Type	Atoms	Z	Observed(Å)	Ideal(Å)
2	1Z	24	PRO	CA-CB	-24.09	1.05	1.53
2	2R	24	PRO	CA-CB	-24.09	1.05	1.53
2	2V	24	PRO	CA-CB	-24.09	1.05	1.53
2	2Z	24	PRO	CA-CB	-24.09	1.05	1.53
2	43	24	PRO	CA-CB	-24.09	1.05	1.53
2	47	24	PRO	CA-CB	-24.09	1.05	1.53
2	5B	24	PRO	CA-CB	-24.09	1.05	1.53
2	53	24	PRO	CA-CB	-24.09	1.05	1.53
2	57	24	PRO	CA-CB	-24.09	1.05	1.53
2	6B	24	PRO	CA-CB	-24.09	1.05	1.53
2	1F	24	PRO	CA-CB	-24.09	1.05	1.53
2	2N	24	PRO	CA-CB	-24.09	1.05	1.53
2	23	24	PRO	CA-CB	-24.09	1.05	1.53
2	3N	24	PRO	CA-CB	-24.09	1.05	1.53
2	37	24	PRO	CA-CB	-24.09	1.05	1.53
2	4J	24	PRO	CA-CB	-24.09	1.05	1.53
2	4R	24	PRO	CA-CB	-24.09	1.05	1.53
2	5Z	24	PRO	CA-CB	-24.09	1.05	1.53
2	6F	24	PRO	CA-CB	-24.09	1.05	1.53
2	6Z	24	PRO	CA-CB	-24.09	1.05	1.53
2	7J	24	PRO	CA-CB	-24.09	1.05	1.53
2	7V	24	PRO	CA-CB	-24.09	1.05	1.53
2	1F	21	THR	C-N	23.92	1.89	1.34
2	2N	21	THR	C-N	23.92	1.89	1.34
2	23	21	THR	C-N	23.92	1.89	1.34
2	3N	21	THR	C-N	23.92	1.89	1.34
2	37	21	THR	C-N	23.92	1.89	1.34
2	4J	21	THR	C-N	23.92	1.89	1.34
2	4R	21	THR	C-N	23.92	1.89	1.34
2	5Z	21	THR	C-N	23.92	1.89	1.34
2	6F	21	THR	C-N	23.92	1.89	1.34
2	6Z	21	THR	C-N	23.92	1.89	1.34
2	7J	21	THR	C-N	23.92	1.89	1.34
2	7V	21	THR	C-N	23.92	1.89	1.34
2	1N	21	THR	C-N	23.91	1.89	1.34
2	2J	21	THR	C-N	23.91	1.89	1.34
2	3B	21	THR	C-N	23.91	1.89	1.34
2	3J	21	THR	C-N	23.91	1.89	1.34
2	33	21	THR	C-N	23.91	1.89	1.34
2	4F	21	THR	C-N	23.91	1.89	1.34
2	4Z	21	THR	C-N	23.91	1.89	1.34
2	5V	21	THR	C-N	23.91	1.89	1.34

*Continued on next page...*

*Continued from previous page...*

Mol	Chain	Res	Type	Atoms	Z	Observed(Å)	Ideal(Å)
2	6N	21	THR	C-N	23.91	1.89	1.34
2	6V	21	THR	C-N	23.91	1.89	1.34
2	7F	21	THR	C-N	23.91	1.89	1.34
2	7R	21	THR	C-N	23.91	1.89	1.34
2	1B	21	THR	C-N	23.89	1.89	1.34
2	1J	21	THR	C-N	23.89	1.89	1.34
2	1R	21	THR	C-N	23.89	1.89	1.34
2	1V	21	THR	C-N	23.89	1.89	1.34
2	1Z	21	THR	C-N	23.89	1.89	1.34
2	2F	21	THR	C-N	23.89	1.89	1.34
2	2R	21	THR	C-N	23.89	1.89	1.34
2	2V	21	THR	C-N	23.89	1.89	1.34
2	2Z	21	THR	C-N	23.89	1.89	1.34
2	27	21	THR	C-N	23.89	1.89	1.34
2	3F	21	THR	C-N	23.89	1.89	1.34
2	4B	21	THR	C-N	23.89	1.89	1.34
2	4N	21	THR	C-N	23.89	1.89	1.34
2	4V	21	THR	C-N	23.89	1.89	1.34
2	43	21	THR	C-N	23.89	1.89	1.34
2	47	21	THR	C-N	23.89	1.89	1.34
2	5B	21	THR	C-N	23.89	1.89	1.34
2	5R	21	THR	C-N	23.89	1.89	1.34
2	53	21	THR	C-N	23.89	1.89	1.34
2	57	21	THR	C-N	23.89	1.89	1.34
2	6B	21	THR	C-N	23.89	1.89	1.34
2	6J	21	THR	C-N	23.89	1.89	1.34
2	6R	21	THR	C-N	23.89	1.89	1.34
2	7N	21	THR	C-N	23.89	1.89	1.34
2	13	21	THR	C-N	23.88	1.89	1.34
2	17	21	THR	C-N	23.88	1.89	1.34
2	2B	21	THR	C-N	23.88	1.89	1.34
2	3R	21	THR	C-N	23.88	1.89	1.34
2	3V	21	THR	C-N	23.88	1.89	1.34
2	3Z	21	THR	C-N	23.88	1.89	1.34
2	5F	21	THR	C-N	23.88	1.89	1.34
2	5J	21	THR	C-N	23.88	1.89	1.34
2	5N	21	THR	C-N	23.88	1.89	1.34
2	63	21	THR	C-N	23.88	1.89	1.34
2	67	21	THR	C-N	23.88	1.89	1.34
2	7B	21	THR	C-N	23.88	1.89	1.34
2	1B	226	ILE	C-O	-23.75	0.78	1.23
2	1J	226	ILE	C-O	-23.75	0.78	1.23

*Continued on next page...*

*Continued from previous page...*

Mol	Chain	Res	Type	Atoms	Z	Observed(Å)	Ideal(Å)
2	2F	226	ILE	C-O	-23.75	0.78	1.23
2	27	226	ILE	C-O	-23.75	0.78	1.23
2	3F	226	ILE	C-O	-23.75	0.78	1.23
2	4B	226	ILE	C-O	-23.75	0.78	1.23
2	4N	226	ILE	C-O	-23.75	0.78	1.23
2	4V	226	ILE	C-O	-23.75	0.78	1.23
2	5R	226	ILE	C-O	-23.75	0.78	1.23
2	6J	226	ILE	C-O	-23.75	0.78	1.23
2	6R	226	ILE	C-O	-23.75	0.78	1.23
2	7N	226	ILE	C-O	-23.75	0.78	1.23
2	13	226	ILE	C-O	-23.73	0.78	1.23
2	17	226	ILE	C-O	-23.73	0.78	1.23
2	2B	226	ILE	C-O	-23.73	0.78	1.23
2	3R	226	ILE	C-O	-23.73	0.78	1.23
2	3V	226	ILE	C-O	-23.73	0.78	1.23
2	3Z	226	ILE	C-O	-23.73	0.78	1.23
2	5F	226	ILE	C-O	-23.73	0.78	1.23
2	5J	226	ILE	C-O	-23.73	0.78	1.23
2	5N	226	ILE	C-O	-23.73	0.78	1.23
2	63	226	ILE	C-O	-23.73	0.78	1.23
2	67	226	ILE	C-O	-23.73	0.78	1.23
2	7B	226	ILE	C-O	-23.73	0.78	1.23
2	1F	226	ILE	C-O	-23.73	0.78	1.23
2	2N	226	ILE	C-O	-23.73	0.78	1.23
2	23	226	ILE	C-O	-23.73	0.78	1.23
2	3N	226	ILE	C-O	-23.73	0.78	1.23
2	37	226	ILE	C-O	-23.73	0.78	1.23
2	4J	226	ILE	C-O	-23.73	0.78	1.23
2	4R	226	ILE	C-O	-23.73	0.78	1.23
2	5Z	226	ILE	C-O	-23.73	0.78	1.23
2	6F	226	ILE	C-O	-23.73	0.78	1.23
2	6Z	226	ILE	C-O	-23.73	0.78	1.23
2	7J	226	ILE	C-O	-23.73	0.78	1.23
2	7V	226	ILE	C-O	-23.73	0.78	1.23
2	1R	226	ILE	C-O	-23.73	0.78	1.23
2	1V	226	ILE	C-O	-23.73	0.78	1.23
2	1Z	226	ILE	C-O	-23.73	0.78	1.23
2	2R	226	ILE	C-O	-23.73	0.78	1.23
2	2V	226	ILE	C-O	-23.73	0.78	1.23
2	2Z	226	ILE	C-O	-23.73	0.78	1.23
2	43	226	ILE	C-O	-23.73	0.78	1.23
2	47	226	ILE	C-O	-23.73	0.78	1.23

*Continued on next page...*



*Continued from previous page...*

Mol	Chain	Res	Type	Atoms	Z	Observed(Å)	Ideal(Å)
2	5B	226	ILE	C-O	-23.73	0.78	1.23
2	53	226	ILE	C-O	-23.73	0.78	1.23
2	57	226	ILE	C-O	-23.73	0.78	1.23
2	6B	226	ILE	C-O	-23.73	0.78	1.23
2	1N	226	ILE	C-O	-23.70	0.78	1.23
2	2J	226	ILE	C-O	-23.70	0.78	1.23
2	3B	226	ILE	C-O	-23.70	0.78	1.23
2	3J	226	ILE	C-O	-23.70	0.78	1.23
2	33	226	ILE	C-O	-23.70	0.78	1.23
2	4F	226	ILE	C-O	-23.70	0.78	1.23
2	4Z	226	ILE	C-O	-23.70	0.78	1.23
2	5V	226	ILE	C-O	-23.70	0.78	1.23
2	6N	226	ILE	C-O	-23.70	0.78	1.23
2	6V	226	ILE	C-O	-23.70	0.78	1.23
2	7F	226	ILE	C-O	-23.70	0.78	1.23
2	7R	226	ILE	C-O	-23.70	0.78	1.23
2	1B	1	ALA	CA-CB	-23.50	1.03	1.52
2	1J	1	ALA	CA-CB	-23.50	1.03	1.52
2	13	1	ALA	CA-CB	-23.50	1.03	1.52
2	17	1	ALA	CA-CB	-23.50	1.03	1.52
2	2B	1	ALA	CA-CB	-23.50	1.03	1.52
2	2F	1	ALA	CA-CB	-23.50	1.03	1.52
2	27	1	ALA	CA-CB	-23.50	1.03	1.52
2	3F	1	ALA	CA-CB	-23.50	1.03	1.52
2	3R	1	ALA	CA-CB	-23.50	1.03	1.52
2	3V	1	ALA	CA-CB	-23.50	1.03	1.52
2	3Z	1	ALA	CA-CB	-23.50	1.03	1.52
2	4B	1	ALA	CA-CB	-23.50	1.03	1.52
2	4N	1	ALA	CA-CB	-23.50	1.03	1.52
2	4V	1	ALA	CA-CB	-23.50	1.03	1.52
2	5F	1	ALA	CA-CB	-23.50	1.03	1.52
2	5J	1	ALA	CA-CB	-23.50	1.03	1.52
2	5N	1	ALA	CA-CB	-23.50	1.03	1.52
2	5R	1	ALA	CA-CB	-23.50	1.03	1.52
2	6J	1	ALA	CA-CB	-23.50	1.03	1.52
2	6R	1	ALA	CA-CB	-23.50	1.03	1.52
2	63	1	ALA	CA-CB	-23.50	1.03	1.52
2	67	1	ALA	CA-CB	-23.50	1.03	1.52
2	7B	1	ALA	CA-CB	-23.50	1.03	1.52
2	7N	1	ALA	CA-CB	-23.50	1.03	1.52
2	1N	1	ALA	CA-CB	-23.49	1.03	1.52
2	2J	1	ALA	CA-CB	-23.49	1.03	1.52

*Continued on next page...*



*Continued from previous page...*

Mol	Chain	Res	Type	Atoms	Z	Observed(Å)	Ideal(Å)
2	3B	1	ALA	CA-CB	-23.49	1.03	1.52
2	3J	1	ALA	CA-CB	-23.49	1.03	1.52
2	33	1	ALA	CA-CB	-23.49	1.03	1.52
2	4F	1	ALA	CA-CB	-23.49	1.03	1.52
2	4Z	1	ALA	CA-CB	-23.49	1.03	1.52
2	5V	1	ALA	CA-CB	-23.49	1.03	1.52
2	6N	1	ALA	CA-CB	-23.49	1.03	1.52
2	6V	1	ALA	CA-CB	-23.49	1.03	1.52
2	7F	1	ALA	CA-CB	-23.49	1.03	1.52
2	7R	1	ALA	CA-CB	-23.49	1.03	1.52
2	1R	1	ALA	CA-CB	-23.49	1.03	1.52
2	1V	1	ALA	CA-CB	-23.49	1.03	1.52
2	1Z	1	ALA	CA-CB	-23.49	1.03	1.52
2	2R	1	ALA	CA-CB	-23.49	1.03	1.52
2	2V	1	ALA	CA-CB	-23.49	1.03	1.52
2	2Z	1	ALA	CA-CB	-23.49	1.03	1.52
2	43	1	ALA	CA-CB	-23.49	1.03	1.52
2	47	1	ALA	CA-CB	-23.49	1.03	1.52
2	5B	1	ALA	CA-CB	-23.49	1.03	1.52
2	53	1	ALA	CA-CB	-23.49	1.03	1.52
2	57	1	ALA	CA-CB	-23.49	1.03	1.52
2	6B	1	ALA	CA-CB	-23.49	1.03	1.52
2	1F	1	ALA	CA-CB	-23.47	1.03	1.52
2	2N	1	ALA	CA-CB	-23.47	1.03	1.52
2	23	1	ALA	CA-CB	-23.47	1.03	1.52
2	3N	1	ALA	CA-CB	-23.47	1.03	1.52
2	37	1	ALA	CA-CB	-23.47	1.03	1.52
2	4J	1	ALA	CA-CB	-23.47	1.03	1.52
2	4R	1	ALA	CA-CB	-23.47	1.03	1.52
2	5Z	1	ALA	CA-CB	-23.47	1.03	1.52
2	6F	1	ALA	CA-CB	-23.47	1.03	1.52
2	6Z	1	ALA	CA-CB	-23.47	1.03	1.52
2	7J	1	ALA	CA-CB	-23.47	1.03	1.52
2	7V	1	ALA	CA-CB	-23.47	1.03	1.52
1	1M	170	ALA	N-CA	-23.25	0.99	1.46
1	12	170	ALA	N-CA	-23.25	0.99	1.46
1	16	170	ALA	N-CA	-23.25	0.99	1.46
1	2A	170	ALA	N-CA	-23.25	0.99	1.46
1	2I	170	ALA	N-CA	-23.25	0.99	1.46
1	3A	170	ALA	N-CA	-23.25	0.99	1.46
1	3I	170	ALA	N-CA	-23.25	0.99	1.46
1	3Q	170	ALA	N-CA	-23.25	0.99	1.46

*Continued on next page...*

*Continued from previous page...*

Mol	Chain	Res	Type	Atoms	Z	Observed(Å)	Ideal(Å)
1	3U	170	ALA	N-CA	-23.25	0.99	1.46
1	3Y	170	ALA	N-CA	-23.25	0.99	1.46
1	32	170	ALA	N-CA	-23.25	0.99	1.46
1	4E	170	ALA	N-CA	-23.25	0.99	1.46
1	4Y	170	ALA	N-CA	-23.25	0.99	1.46
1	5E	170	ALA	N-CA	-23.25	0.99	1.46
1	5I	170	ALA	N-CA	-23.25	0.99	1.46
1	5M	170	ALA	N-CA	-23.25	0.99	1.46
1	5U	170	ALA	N-CA	-23.25	0.99	1.46
1	6M	170	ALA	N-CA	-23.25	0.99	1.46
1	6U	170	ALA	N-CA	-23.25	0.99	1.46
1	62	170	ALA	N-CA	-23.25	0.99	1.46
1	66	170	ALA	N-CA	-23.25	0.99	1.46
1	7A	170	ALA	N-CA	-23.25	0.99	1.46
1	7E	170	ALA	N-CA	-23.25	0.99	1.46
1	7Q	170	ALA	N-CA	-23.25	0.99	1.46
1	1A	170	ALA	N-CA	-23.23	0.99	1.46
1	1I	170	ALA	N-CA	-23.23	0.99	1.46
1	2E	170	ALA	N-CA	-23.23	0.99	1.46
1	26	170	ALA	N-CA	-23.23	0.99	1.46
1	3E	170	ALA	N-CA	-23.23	0.99	1.46
1	4A	170	ALA	N-CA	-23.23	0.99	1.46
1	4M	170	ALA	N-CA	-23.23	0.99	1.46
1	4U	170	ALA	N-CA	-23.23	0.99	1.46
1	5Q	170	ALA	N-CA	-23.23	0.99	1.46
1	6I	170	ALA	N-CA	-23.23	0.99	1.46
1	6Q	170	ALA	N-CA	-23.23	0.99	1.46
1	7M	170	ALA	N-CA	-23.23	0.99	1.46
1	1Q	170	ALA	N-CA	-23.22	0.99	1.46
1	1U	170	ALA	N-CA	-23.22	0.99	1.46
1	1Y	170	ALA	N-CA	-23.22	0.99	1.46
1	2Q	170	ALA	N-CA	-23.22	0.99	1.46
1	2U	170	ALA	N-CA	-23.22	0.99	1.46
1	2Y	170	ALA	N-CA	-23.22	0.99	1.46
1	42	170	ALA	N-CA	-23.22	0.99	1.46
1	46	170	ALA	N-CA	-23.22	0.99	1.46
1	5A	170	ALA	N-CA	-23.22	0.99	1.46
1	52	170	ALA	N-CA	-23.22	0.99	1.46
1	56	170	ALA	N-CA	-23.22	0.99	1.46
1	6A	170	ALA	N-CA	-23.22	0.99	1.46
1	1E	170	ALA	N-CA	-23.22	0.99	1.46
1	2M	170	ALA	N-CA	-23.22	0.99	1.46

*Continued on next page...*

*Continued from previous page...*

Mol	Chain	Res	Type	Atoms	Z	Observed(Å)	Ideal(Å)
1	22	170	ALA	N-CA	-23.22	0.99	1.46
1	3M	170	ALA	N-CA	-23.22	0.99	1.46
1	36	170	ALA	N-CA	-23.22	0.99	1.46
1	4I	170	ALA	N-CA	-23.22	0.99	1.46
1	4Q	170	ALA	N-CA	-23.22	0.99	1.46
1	5Y	170	ALA	N-CA	-23.22	0.99	1.46
1	6E	170	ALA	N-CA	-23.22	0.99	1.46
1	6Y	170	ALA	N-CA	-23.22	0.99	1.46
1	7I	170	ALA	N-CA	-23.22	0.99	1.46
1	7U	170	ALA	N-CA	-23.22	0.99	1.46
2	1N	42	HIS	CD2-NE2	23.20	1.90	1.42
2	2J	42	HIS	CD2-NE2	23.20	1.90	1.42
2	3B	42	HIS	CD2-NE2	23.20	1.90	1.42
2	3J	42	HIS	CD2-NE2	23.20	1.90	1.42
2	33	42	HIS	CD2-NE2	23.20	1.90	1.42
2	4F	42	HIS	CD2-NE2	23.20	1.90	1.42
2	4Z	42	HIS	CD2-NE2	23.20	1.90	1.42
2	5V	42	HIS	CD2-NE2	23.20	1.90	1.42
2	6N	42	HIS	CD2-NE2	23.20	1.90	1.42
2	6V	42	HIS	CD2-NE2	23.20	1.90	1.42
2	7F	42	HIS	CD2-NE2	23.20	1.90	1.42
2	7R	42	HIS	CD2-NE2	23.20	1.90	1.42
2	1R	42	HIS	CD2-NE2	23.20	1.90	1.42
2	1V	42	HIS	CD2-NE2	23.20	1.90	1.42
2	1Z	42	HIS	CD2-NE2	23.20	1.90	1.42
2	2R	42	HIS	CD2-NE2	23.20	1.90	1.42
2	2V	42	HIS	CD2-NE2	23.20	1.90	1.42
2	2Z	42	HIS	CD2-NE2	23.20	1.90	1.42
2	43	42	HIS	CD2-NE2	23.20	1.90	1.42
2	47	42	HIS	CD2-NE2	23.20	1.90	1.42
2	5B	42	HIS	CD2-NE2	23.20	1.90	1.42
2	53	42	HIS	CD2-NE2	23.20	1.90	1.42
2	57	42	HIS	CD2-NE2	23.20	1.90	1.42
2	6B	42	HIS	CD2-NE2	23.20	1.90	1.42
2	1B	42	HIS	CD2-NE2	23.19	1.90	1.42
2	1J	42	HIS	CD2-NE2	23.19	1.90	1.42
2	2F	42	HIS	CD2-NE2	23.19	1.90	1.42
2	27	42	HIS	CD2-NE2	23.19	1.90	1.42
2	3F	42	HIS	CD2-NE2	23.19	1.90	1.42
2	4B	42	HIS	CD2-NE2	23.19	1.90	1.42
2	4N	42	HIS	CD2-NE2	23.19	1.90	1.42
2	4V	42	HIS	CD2-NE2	23.19	1.90	1.42

*Continued on next page...*

*Continued from previous page...*

Mol	Chain	Res	Type	Atoms	Z	Observed(Å)	Ideal(Å)
2	5R	42	HIS	CD2-NE2	23.19	1.90	1.42
2	6J	42	HIS	CD2-NE2	23.19	1.90	1.42
2	6R	42	HIS	CD2-NE2	23.19	1.90	1.42
2	7N	42	HIS	CD2-NE2	23.19	1.90	1.42
2	13	42	HIS	CD2-NE2	23.18	1.90	1.42
2	17	42	HIS	CD2-NE2	23.18	1.90	1.42
2	2B	42	HIS	CD2-NE2	23.18	1.90	1.42
2	3R	42	HIS	CD2-NE2	23.18	1.90	1.42
2	3V	42	HIS	CD2-NE2	23.18	1.90	1.42
2	3Z	42	HIS	CD2-NE2	23.18	1.90	1.42
2	5F	42	HIS	CD2-NE2	23.18	1.90	1.42
2	5J	42	HIS	CD2-NE2	23.18	1.90	1.42
2	5N	42	HIS	CD2-NE2	23.18	1.90	1.42
2	63	42	HIS	CD2-NE2	23.18	1.90	1.42
2	67	42	HIS	CD2-NE2	23.18	1.90	1.42
2	7B	42	HIS	CD2-NE2	23.18	1.90	1.42
2	1F	42	HIS	CD2-NE2	23.17	1.90	1.42
2	2N	42	HIS	CD2-NE2	23.17	1.90	1.42
2	23	42	HIS	CD2-NE2	23.17	1.90	1.42
2	3N	42	HIS	CD2-NE2	23.17	1.90	1.42
2	37	42	HIS	CD2-NE2	23.17	1.90	1.42
2	4J	42	HIS	CD2-NE2	23.17	1.90	1.42
2	4R	42	HIS	CD2-NE2	23.17	1.90	1.42
2	5Z	42	HIS	CD2-NE2	23.17	1.90	1.42
2	6F	42	HIS	CD2-NE2	23.17	1.90	1.42
2	6Z	42	HIS	CD2-NE2	23.17	1.90	1.42
2	7J	42	HIS	CD2-NE2	23.17	1.90	1.42
2	7V	42	HIS	CD2-NE2	23.17	1.90	1.42
2	1F	15	VAL	N-CA	23.17	1.92	1.46
2	2N	15	VAL	N-CA	23.17	1.92	1.46
2	23	15	VAL	N-CA	23.17	1.92	1.46
2	3N	15	VAL	N-CA	23.17	1.92	1.46
2	37	15	VAL	N-CA	23.17	1.92	1.46
2	4J	15	VAL	N-CA	23.17	1.92	1.46
2	4R	15	VAL	N-CA	23.17	1.92	1.46
2	5Z	15	VAL	N-CA	23.17	1.92	1.46
2	6F	15	VAL	N-CA	23.17	1.92	1.46
2	6Z	15	VAL	N-CA	23.17	1.92	1.46
2	7J	15	VAL	N-CA	23.17	1.92	1.46
2	7V	15	VAL	N-CA	23.17	1.92	1.46
2	13	15	VAL	N-CA	23.16	1.92	1.46
2	17	15	VAL	N-CA	23.16	1.92	1.46

*Continued on next page...*

*Continued from previous page...*

Mol	Chain	Res	Type	Atoms	Z	Observed(Å)	Ideal(Å)
2	2B	15	VAL	N-CA	23.16	1.92	1.46
2	3R	15	VAL	N-CA	23.16	1.92	1.46
2	3V	15	VAL	N-CA	23.16	1.92	1.46
2	3Z	15	VAL	N-CA	23.16	1.92	1.46
2	5F	15	VAL	N-CA	23.16	1.92	1.46
2	5J	15	VAL	N-CA	23.16	1.92	1.46
2	5N	15	VAL	N-CA	23.16	1.92	1.46
2	63	15	VAL	N-CA	23.16	1.92	1.46
2	67	15	VAL	N-CA	23.16	1.92	1.46
2	7B	15	VAL	N-CA	23.16	1.92	1.46
2	1B	15	VAL	N-CA	23.15	1.92	1.46
2	1J	15	VAL	N-CA	23.15	1.92	1.46
2	2F	15	VAL	N-CA	23.15	1.92	1.46
2	27	15	VAL	N-CA	23.15	1.92	1.46
2	3F	15	VAL	N-CA	23.15	1.92	1.46
2	4B	15	VAL	N-CA	23.15	1.92	1.46
2	4N	15	VAL	N-CA	23.15	1.92	1.46
2	4V	15	VAL	N-CA	23.15	1.92	1.46
2	5R	15	VAL	N-CA	23.15	1.92	1.46
2	6J	15	VAL	N-CA	23.15	1.92	1.46
2	6R	15	VAL	N-CA	23.15	1.92	1.46
2	7N	15	VAL	N-CA	23.15	1.92	1.46
2	1N	15	VAL	N-CA	23.14	1.92	1.46
2	2J	15	VAL	N-CA	23.14	1.92	1.46
2	3B	15	VAL	N-CA	23.14	1.92	1.46
2	3J	15	VAL	N-CA	23.14	1.92	1.46
2	33	15	VAL	N-CA	23.14	1.92	1.46
2	4F	15	VAL	N-CA	23.14	1.92	1.46
2	4Z	15	VAL	N-CA	23.14	1.92	1.46
2	5V	15	VAL	N-CA	23.14	1.92	1.46
2	6N	15	VAL	N-CA	23.14	1.92	1.46
2	6V	15	VAL	N-CA	23.14	1.92	1.46
2	7F	15	VAL	N-CA	23.14	1.92	1.46
2	7R	15	VAL	N-CA	23.14	1.92	1.46
2	1R	15	VAL	N-CA	23.13	1.92	1.46
2	1V	15	VAL	N-CA	23.13	1.92	1.46
2	1Z	15	VAL	N-CA	23.13	1.92	1.46
2	2R	15	VAL	N-CA	23.13	1.92	1.46
2	2V	15	VAL	N-CA	23.13	1.92	1.46
2	2Z	15	VAL	N-CA	23.13	1.92	1.46
2	43	15	VAL	N-CA	23.13	1.92	1.46
2	47	15	VAL	N-CA	23.13	1.92	1.46

*Continued on next page...*

*Continued from previous page...*

Mol	Chain	Res	Type	Atoms	Z	Observed(Å)	Ideal(Å)
2	5B	15	VAL	N-CA	23.13	1.92	1.46
2	53	15	VAL	N-CA	23.13	1.92	1.46
2	57	15	VAL	N-CA	23.13	1.92	1.46
2	6B	15	VAL	N-CA	23.13	1.92	1.46
1	1A	89	PHE	CD2-CE2	22.97	1.85	1.39
1	1I	89	PHE	CD2-CE2	22.97	1.85	1.39
1	2E	89	PHE	CD2-CE2	22.97	1.85	1.39
1	26	89	PHE	CD2-CE2	22.97	1.85	1.39
1	3E	89	PHE	CD2-CE2	22.97	1.85	1.39
1	4A	89	PHE	CD2-CE2	22.97	1.85	1.39
1	4M	89	PHE	CD2-CE2	22.97	1.85	1.39
1	4U	89	PHE	CD2-CE2	22.97	1.85	1.39
1	5Q	89	PHE	CD2-CE2	22.97	1.85	1.39
1	6I	89	PHE	CD2-CE2	22.97	1.85	1.39
1	6Q	89	PHE	CD2-CE2	22.97	1.85	1.39
1	7M	89	PHE	CD2-CE2	22.97	1.85	1.39
1	1E	89	PHE	CD2-CE2	22.97	1.85	1.39
1	12	89	PHE	CD2-CE2	22.97	1.85	1.39
1	16	89	PHE	CD2-CE2	22.97	1.85	1.39
1	2A	89	PHE	CD2-CE2	22.97	1.85	1.39
1	2M	89	PHE	CD2-CE2	22.97	1.85	1.39
1	22	89	PHE	CD2-CE2	22.97	1.85	1.39
1	3M	89	PHE	CD2-CE2	22.97	1.85	1.39
1	3Q	89	PHE	CD2-CE2	22.97	1.85	1.39
1	3U	89	PHE	CD2-CE2	22.97	1.85	1.39
1	3Y	89	PHE	CD2-CE2	22.97	1.85	1.39
1	36	89	PHE	CD2-CE2	22.97	1.85	1.39
1	4I	89	PHE	CD2-CE2	22.97	1.85	1.39
1	4Q	89	PHE	CD2-CE2	22.97	1.85	1.39
1	5E	89	PHE	CD2-CE2	22.97	1.85	1.39
1	5I	89	PHE	CD2-CE2	22.97	1.85	1.39
1	5M	89	PHE	CD2-CE2	22.97	1.85	1.39
1	5Y	89	PHE	CD2-CE2	22.97	1.85	1.39
1	6E	89	PHE	CD2-CE2	22.97	1.85	1.39
1	6Y	89	PHE	CD2-CE2	22.97	1.85	1.39
1	62	89	PHE	CD2-CE2	22.97	1.85	1.39
1	66	89	PHE	CD2-CE2	22.97	1.85	1.39
1	7A	89	PHE	CD2-CE2	22.97	1.85	1.39
1	7I	89	PHE	CD2-CE2	22.97	1.85	1.39
1	7U	89	PHE	CD2-CE2	22.97	1.85	1.39
1	1Q	89	PHE	CD2-CE2	22.96	1.85	1.39
1	1U	89	PHE	CD2-CE2	22.96	1.85	1.39

*Continued on next page...*

*Continued from previous page...*

Mol	Chain	Res	Type	Atoms	Z	Observed(Å)	Ideal(Å)
1	1Y	89	PHE	CD2-CE2	22.96	1.85	1.39
1	2Q	89	PHE	CD2-CE2	22.96	1.85	1.39
1	2U	89	PHE	CD2-CE2	22.96	1.85	1.39
1	2Y	89	PHE	CD2-CE2	22.96	1.85	1.39
1	42	89	PHE	CD2-CE2	22.96	1.85	1.39
1	46	89	PHE	CD2-CE2	22.96	1.85	1.39
1	5A	89	PHE	CD2-CE2	22.96	1.85	1.39
1	52	89	PHE	CD2-CE2	22.96	1.85	1.39
1	56	89	PHE	CD2-CE2	22.96	1.85	1.39
1	6A	89	PHE	CD2-CE2	22.96	1.85	1.39
1	1M	89	PHE	CD2-CE2	22.96	1.85	1.39
1	2I	89	PHE	CD2-CE2	22.96	1.85	1.39
1	3A	89	PHE	CD2-CE2	22.96	1.85	1.39
1	3I	89	PHE	CD2-CE2	22.96	1.85	1.39
1	32	89	PHE	CD2-CE2	22.96	1.85	1.39
1	4E	89	PHE	CD2-CE2	22.96	1.85	1.39
1	4Y	89	PHE	CD2-CE2	22.96	1.85	1.39
1	5U	89	PHE	CD2-CE2	22.96	1.85	1.39
1	6M	89	PHE	CD2-CE2	22.96	1.85	1.39
1	6U	89	PHE	CD2-CE2	22.96	1.85	1.39
1	7E	89	PHE	CD2-CE2	22.96	1.85	1.39
1	7Q	89	PHE	CD2-CE2	22.96	1.85	1.39
2	1B	3	PRO	CA-CB	22.87	1.99	1.53
2	1J	3	PRO	CA-CB	22.87	1.99	1.53
2	2F	3	PRO	CA-CB	22.87	1.99	1.53
2	27	3	PRO	CA-CB	22.87	1.99	1.53
2	3F	3	PRO	CA-CB	22.87	1.99	1.53
2	4B	3	PRO	CA-CB	22.87	1.99	1.53
2	4N	3	PRO	CA-CB	22.87	1.99	1.53
2	4V	3	PRO	CA-CB	22.87	1.99	1.53
2	5R	3	PRO	CA-CB	22.87	1.99	1.53
2	6J	3	PRO	CA-CB	22.87	1.99	1.53
2	6R	3	PRO	CA-CB	22.87	1.99	1.53
2	7N	3	PRO	CA-CB	22.87	1.99	1.53
2	1R	3	PRO	CA-CB	22.86	1.99	1.53
2	1V	3	PRO	CA-CB	22.86	1.99	1.53
2	1Z	3	PRO	CA-CB	22.86	1.99	1.53
2	2R	3	PRO	CA-CB	22.86	1.99	1.53
2	2V	3	PRO	CA-CB	22.86	1.99	1.53
2	2Z	3	PRO	CA-CB	22.86	1.99	1.53
2	43	3	PRO	CA-CB	22.86	1.99	1.53
2	47	3	PRO	CA-CB	22.86	1.99	1.53

*Continued on next page...*



*Continued from previous page...*

Mol	Chain	Res	Type	Atoms	Z	Observed(Å)	Ideal(Å)
2	5B	3	PRO	CA-CB	22.86	1.99	1.53
2	53	3	PRO	CA-CB	22.86	1.99	1.53
2	57	3	PRO	CA-CB	22.86	1.99	1.53
2	6B	3	PRO	CA-CB	22.86	1.99	1.53
2	1F	3	PRO	CA-CB	22.85	1.99	1.53
2	2N	3	PRO	CA-CB	22.85	1.99	1.53
2	23	3	PRO	CA-CB	22.85	1.99	1.53
2	3N	3	PRO	CA-CB	22.85	1.99	1.53
2	37	3	PRO	CA-CB	22.85	1.99	1.53
2	4J	3	PRO	CA-CB	22.85	1.99	1.53
2	4R	3	PRO	CA-CB	22.85	1.99	1.53
2	5Z	3	PRO	CA-CB	22.85	1.99	1.53
2	6F	3	PRO	CA-CB	22.85	1.99	1.53
2	6Z	3	PRO	CA-CB	22.85	1.99	1.53
2	7J	3	PRO	CA-CB	22.85	1.99	1.53
2	7V	3	PRO	CA-CB	22.85	1.99	1.53
2	1N	3	PRO	CA-CB	22.84	1.99	1.53
2	2J	3	PRO	CA-CB	22.84	1.99	1.53
2	3B	3	PRO	CA-CB	22.84	1.99	1.53
2	3J	3	PRO	CA-CB	22.84	1.99	1.53
2	33	3	PRO	CA-CB	22.84	1.99	1.53
2	4F	3	PRO	CA-CB	22.84	1.99	1.53
2	4Z	3	PRO	CA-CB	22.84	1.99	1.53
2	5V	3	PRO	CA-CB	22.84	1.99	1.53
2	6N	3	PRO	CA-CB	22.84	1.99	1.53
2	6V	3	PRO	CA-CB	22.84	1.99	1.53
2	7F	3	PRO	CA-CB	22.84	1.99	1.53
2	7R	3	PRO	CA-CB	22.84	1.99	1.53
2	13	3	PRO	CA-CB	22.83	1.99	1.53
2	17	3	PRO	CA-CB	22.83	1.99	1.53
2	2B	3	PRO	CA-CB	22.83	1.99	1.53
2	3R	3	PRO	CA-CB	22.83	1.99	1.53
2	3V	3	PRO	CA-CB	22.83	1.99	1.53
2	3Z	3	PRO	CA-CB	22.83	1.99	1.53
2	5F	3	PRO	CA-CB	22.83	1.99	1.53
2	5J	3	PRO	CA-CB	22.83	1.99	1.53
2	5N	3	PRO	CA-CB	22.83	1.99	1.53
2	63	3	PRO	CA-CB	22.83	1.99	1.53
2	67	3	PRO	CA-CB	22.83	1.99	1.53
2	7B	3	PRO	CA-CB	22.83	1.99	1.53
2	1F	38	VAL	CA-C	-22.81	0.93	1.52
2	2N	38	VAL	CA-C	-22.81	0.93	1.52

*Continued on next page...*



*Continued from previous page...*

Mol	Chain	Res	Type	Atoms	Z	Observed(Å)	Ideal(Å)
2	23	38	VAL	CA-C	-22.81	0.93	1.52
2	3N	38	VAL	CA-C	-22.81	0.93	1.52
2	37	38	VAL	CA-C	-22.81	0.93	1.52
2	4J	38	VAL	CA-C	-22.81	0.93	1.52
2	4R	38	VAL	CA-C	-22.81	0.93	1.52
2	5Z	38	VAL	CA-C	-22.81	0.93	1.52
2	6F	38	VAL	CA-C	-22.81	0.93	1.52
2	6Z	38	VAL	CA-C	-22.81	0.93	1.52
2	7J	38	VAL	CA-C	-22.81	0.93	1.52
2	7V	38	VAL	CA-C	-22.81	0.93	1.52
2	1B	38	VAL	CA-C	-22.80	0.93	1.52
2	1J	38	VAL	CA-C	-22.80	0.93	1.52
2	2F	38	VAL	CA-C	-22.80	0.93	1.52
2	27	38	VAL	CA-C	-22.80	0.93	1.52
2	3F	38	VAL	CA-C	-22.80	0.93	1.52
2	4B	38	VAL	CA-C	-22.80	0.93	1.52
2	4N	38	VAL	CA-C	-22.80	0.93	1.52
2	4V	38	VAL	CA-C	-22.80	0.93	1.52
2	5R	38	VAL	CA-C	-22.80	0.93	1.52
2	6J	38	VAL	CA-C	-22.80	0.93	1.52
2	6R	38	VAL	CA-C	-22.80	0.93	1.52
2	7N	38	VAL	CA-C	-22.80	0.93	1.52
2	1N	38	VAL	CA-C	-22.79	0.93	1.52
2	2J	38	VAL	CA-C	-22.79	0.93	1.52
2	3B	38	VAL	CA-C	-22.79	0.93	1.52
2	3J	38	VAL	CA-C	-22.79	0.93	1.52
2	33	38	VAL	CA-C	-22.79	0.93	1.52
2	4F	38	VAL	CA-C	-22.79	0.93	1.52
2	4Z	38	VAL	CA-C	-22.79	0.93	1.52
2	5V	38	VAL	CA-C	-22.79	0.93	1.52
2	6N	38	VAL	CA-C	-22.79	0.93	1.52
2	6V	38	VAL	CA-C	-22.79	0.93	1.52
2	7F	38	VAL	CA-C	-22.79	0.93	1.52
2	7R	38	VAL	CA-C	-22.79	0.93	1.52
2	1R	38	VAL	CA-C	-22.79	0.93	1.52
2	1V	38	VAL	CA-C	-22.79	0.93	1.52
2	1Z	38	VAL	CA-C	-22.79	0.93	1.52
2	13	38	VAL	CA-C	-22.79	0.93	1.52
2	17	38	VAL	CA-C	-22.79	0.93	1.52
2	2B	38	VAL	CA-C	-22.79	0.93	1.52
2	2R	38	VAL	CA-C	-22.79	0.93	1.52
2	2V	38	VAL	CA-C	-22.79	0.93	1.52

*Continued on next page...*

*Continued from previous page...*

Mol	Chain	Res	Type	Atoms	Z	Observed(Å)	Ideal(Å)
2	2Z	38	VAL	CA-C	-22.79	0.93	1.52
2	3R	38	VAL	CA-C	-22.79	0.93	1.52
2	3V	38	VAL	CA-C	-22.79	0.93	1.52
2	3Z	38	VAL	CA-C	-22.79	0.93	1.52
2	43	38	VAL	CA-C	-22.79	0.93	1.52
2	47	38	VAL	CA-C	-22.79	0.93	1.52
2	5B	38	VAL	CA-C	-22.79	0.93	1.52
2	5F	38	VAL	CA-C	-22.79	0.93	1.52
2	5J	38	VAL	CA-C	-22.79	0.93	1.52
2	5N	38	VAL	CA-C	-22.79	0.93	1.52
2	53	38	VAL	CA-C	-22.79	0.93	1.52
2	57	38	VAL	CA-C	-22.79	0.93	1.52
2	6B	38	VAL	CA-C	-22.79	0.93	1.52
2	63	38	VAL	CA-C	-22.79	0.93	1.52
2	67	38	VAL	CA-C	-22.79	0.93	1.52
2	7B	38	VAL	CA-C	-22.79	0.93	1.52
1	1E	90	PHE	C-N	22.51	1.77	1.34
1	2M	90	PHE	C-N	22.51	1.77	1.34
1	22	90	PHE	C-N	22.51	1.77	1.34
1	3M	90	PHE	C-N	22.51	1.77	1.34
1	36	90	PHE	C-N	22.51	1.77	1.34
1	4I	90	PHE	C-N	22.51	1.77	1.34
1	4Q	90	PHE	C-N	22.51	1.77	1.34
1	5Y	90	PHE	C-N	22.51	1.77	1.34
1	6E	90	PHE	C-N	22.51	1.77	1.34
1	6Y	90	PHE	C-N	22.51	1.77	1.34
1	7I	90	PHE	C-N	22.51	1.77	1.34
1	7U	90	PHE	C-N	22.51	1.77	1.34
1	1M	90	PHE	C-N	22.50	1.76	1.34
1	2I	90	PHE	C-N	22.50	1.76	1.34
1	3A	90	PHE	C-N	22.50	1.76	1.34
1	3I	90	PHE	C-N	22.50	1.76	1.34
1	32	90	PHE	C-N	22.50	1.76	1.34
1	4E	90	PHE	C-N	22.50	1.76	1.34
1	4Y	90	PHE	C-N	22.50	1.76	1.34
1	5U	90	PHE	C-N	22.50	1.76	1.34
1	6M	90	PHE	C-N	22.50	1.76	1.34
1	6U	90	PHE	C-N	22.50	1.76	1.34
1	7E	90	PHE	C-N	22.50	1.76	1.34
1	7Q	90	PHE	C-N	22.50	1.76	1.34
1	1A	90	PHE	C-N	22.49	1.76	1.34
1	1I	90	PHE	C-N	22.49	1.76	1.34

*Continued on next page...*

*Continued from previous page...*

Mol	Chain	Res	Type	Atoms	Z	Observed(Å)	Ideal(Å)
1	2E	90	PHE	C-N	22.49	1.76	1.34
1	26	90	PHE	C-N	22.49	1.76	1.34
1	3E	90	PHE	C-N	22.49	1.76	1.34
1	4A	90	PHE	C-N	22.49	1.76	1.34
1	4M	90	PHE	C-N	22.49	1.76	1.34
1	4U	90	PHE	C-N	22.49	1.76	1.34
1	5Q	90	PHE	C-N	22.49	1.76	1.34
1	6I	90	PHE	C-N	22.49	1.76	1.34
1	6Q	90	PHE	C-N	22.49	1.76	1.34
1	7M	90	PHE	C-N	22.49	1.76	1.34
1	1Q	90	PHE	C-N	22.49	1.76	1.34
1	1U	90	PHE	C-N	22.49	1.76	1.34
1	1Y	90	PHE	C-N	22.49	1.76	1.34
1	12	90	PHE	C-N	22.49	1.76	1.34
1	16	90	PHE	C-N	22.49	1.76	1.34
1	2A	90	PHE	C-N	22.49	1.76	1.34
1	2Q	90	PHE	C-N	22.49	1.76	1.34
1	2U	90	PHE	C-N	22.49	1.76	1.34
1	2Y	90	PHE	C-N	22.49	1.76	1.34
1	3Q	90	PHE	C-N	22.49	1.76	1.34
1	3U	90	PHE	C-N	22.49	1.76	1.34
1	3Y	90	PHE	C-N	22.49	1.76	1.34
1	42	90	PHE	C-N	22.49	1.76	1.34
1	46	90	PHE	C-N	22.49	1.76	1.34
1	5A	90	PHE	C-N	22.49	1.76	1.34
1	5E	90	PHE	C-N	22.49	1.76	1.34
1	5I	90	PHE	C-N	22.49	1.76	1.34
1	5M	90	PHE	C-N	22.49	1.76	1.34
1	52	90	PHE	C-N	22.49	1.76	1.34
1	56	90	PHE	C-N	22.49	1.76	1.34
1	6A	90	PHE	C-N	22.49	1.76	1.34
1	62	90	PHE	C-N	22.49	1.76	1.34
1	66	90	PHE	C-N	22.49	1.76	1.34
1	7A	90	PHE	C-N	22.49	1.76	1.34
1	1Q	145	LEU	C-O	-22.45	0.80	1.23
1	1U	145	LEU	C-O	-22.45	0.80	1.23
1	1Y	145	LEU	C-O	-22.45	0.80	1.23
1	2Q	145	LEU	C-O	-22.45	0.80	1.23
1	2U	145	LEU	C-O	-22.45	0.80	1.23
1	2Y	145	LEU	C-O	-22.45	0.80	1.23
1	42	145	LEU	C-O	-22.45	0.80	1.23
1	46	145	LEU	C-O	-22.45	0.80	1.23

*Continued on next page...*

*Continued from previous page...*

Mol	Chain	Res	Type	Atoms	Z	Observed(Å)	Ideal(Å)
1	5A	145	LEU	C-O	-22.45	0.80	1.23
1	52	145	LEU	C-O	-22.45	0.80	1.23
1	56	145	LEU	C-O	-22.45	0.80	1.23
1	6A	145	LEU	C-O	-22.45	0.80	1.23
1	1A	145	LEU	C-O	-22.43	0.80	1.23
1	1I	145	LEU	C-O	-22.43	0.80	1.23
1	2E	145	LEU	C-O	-22.43	0.80	1.23
1	26	145	LEU	C-O	-22.43	0.80	1.23
1	3E	145	LEU	C-O	-22.43	0.80	1.23
1	4A	145	LEU	C-O	-22.43	0.80	1.23
1	4M	145	LEU	C-O	-22.43	0.80	1.23
1	4U	145	LEU	C-O	-22.43	0.80	1.23
1	5Q	145	LEU	C-O	-22.43	0.80	1.23
1	6I	145	LEU	C-O	-22.43	0.80	1.23
1	6Q	145	LEU	C-O	-22.43	0.80	1.23
1	7M	145	LEU	C-O	-22.43	0.80	1.23
1	1M	145	LEU	C-O	-22.43	0.80	1.23
1	2I	145	LEU	C-O	-22.43	0.80	1.23
1	3A	145	LEU	C-O	-22.43	0.80	1.23
1	3I	145	LEU	C-O	-22.43	0.80	1.23
1	32	145	LEU	C-O	-22.43	0.80	1.23
1	4E	145	LEU	C-O	-22.43	0.80	1.23
1	4Y	145	LEU	C-O	-22.43	0.80	1.23
1	5U	145	LEU	C-O	-22.43	0.80	1.23
1	6M	145	LEU	C-O	-22.43	0.80	1.23
1	6U	145	LEU	C-O	-22.43	0.80	1.23
1	7E	145	LEU	C-O	-22.43	0.80	1.23
1	7Q	145	LEU	C-O	-22.43	0.80	1.23
1	1E	145	LEU	C-O	-22.42	0.80	1.23
1	2M	145	LEU	C-O	-22.42	0.80	1.23
1	22	145	LEU	C-O	-22.42	0.80	1.23
1	3M	145	LEU	C-O	-22.42	0.80	1.23
1	36	145	LEU	C-O	-22.42	0.80	1.23
1	4I	145	LEU	C-O	-22.42	0.80	1.23
1	4Q	145	LEU	C-O	-22.42	0.80	1.23
1	5Y	145	LEU	C-O	-22.42	0.80	1.23
1	6E	145	LEU	C-O	-22.42	0.80	1.23
1	6Y	145	LEU	C-O	-22.42	0.80	1.23
1	7I	145	LEU	C-O	-22.42	0.80	1.23
1	7U	145	LEU	C-O	-22.42	0.80	1.23
1	12	145	LEU	C-O	-22.40	0.80	1.23
1	16	145	LEU	C-O	-22.40	0.80	1.23

*Continued on next page...*

*Continued from previous page...*

Mol	Chain	Res	Type	Atoms	Z	Observed(Å)	Ideal(Å)
1	2A	145	LEU	C-O	-22.40	0.80	1.23
1	3Q	145	LEU	C-O	-22.40	0.80	1.23
1	3U	145	LEU	C-O	-22.40	0.80	1.23
1	3Y	145	LEU	C-O	-22.40	0.80	1.23
1	5E	145	LEU	C-O	-22.40	0.80	1.23
1	5I	145	LEU	C-O	-22.40	0.80	1.23
1	5M	145	LEU	C-O	-22.40	0.80	1.23
1	62	145	LEU	C-O	-22.40	0.80	1.23
1	66	145	LEU	C-O	-22.40	0.80	1.23
1	7A	145	LEU	C-O	-22.40	0.80	1.23
2	13	78	HIS	CG-ND1	22.25	1.87	1.38
2	17	78	HIS	CG-ND1	22.25	1.87	1.38
2	2B	78	HIS	CG-ND1	22.25	1.87	1.38
2	3R	78	HIS	CG-ND1	22.25	1.87	1.38
2	3V	78	HIS	CG-ND1	22.25	1.87	1.38
2	3Z	78	HIS	CG-ND1	22.25	1.87	1.38
2	5F	78	HIS	CG-ND1	22.25	1.87	1.38
2	5J	78	HIS	CG-ND1	22.25	1.87	1.38
2	5N	78	HIS	CG-ND1	22.25	1.87	1.38
2	63	78	HIS	CG-ND1	22.25	1.87	1.38
2	67	78	HIS	CG-ND1	22.25	1.87	1.38
2	7B	78	HIS	CG-ND1	22.25	1.87	1.38
2	1N	42	HIS	CG-CD2	-22.24	0.97	1.35
2	2J	42	HIS	CG-CD2	-22.24	0.97	1.35
2	3B	42	HIS	CG-CD2	-22.24	0.97	1.35
2	3J	42	HIS	CG-CD2	-22.24	0.97	1.35
2	33	42	HIS	CG-CD2	-22.24	0.97	1.35
2	4F	42	HIS	CG-CD2	-22.24	0.97	1.35
2	4Z	42	HIS	CG-CD2	-22.24	0.97	1.35
2	5V	42	HIS	CG-CD2	-22.24	0.97	1.35
2	6N	42	HIS	CG-CD2	-22.24	0.97	1.35
2	6V	42	HIS	CG-CD2	-22.24	0.97	1.35
2	7F	42	HIS	CG-CD2	-22.24	0.97	1.35
2	7R	42	HIS	CG-CD2	-22.24	0.97	1.35
1	1M	172	PHE	CE1-CZ	22.24	1.79	1.37
1	2I	172	PHE	CE1-CZ	22.24	1.79	1.37
1	3A	172	PHE	CE1-CZ	22.24	1.79	1.37
1	3I	172	PHE	CE1-CZ	22.24	1.79	1.37
1	32	172	PHE	CE1-CZ	22.24	1.79	1.37
1	4E	172	PHE	CE1-CZ	22.24	1.79	1.37
1	4Y	172	PHE	CE1-CZ	22.24	1.79	1.37
1	5U	172	PHE	CE1-CZ	22.24	1.79	1.37

*Continued on next page...*

*Continued from previous page...*

Mol	Chain	Res	Type	Atoms	Z	Observed(Å)	Ideal(Å)
1	6M	172	PHE	CE1-CZ	22.24	1.79	1.37
1	6U	172	PHE	CE1-CZ	22.24	1.79	1.37
1	7E	172	PHE	CE1-CZ	22.24	1.79	1.37
1	7Q	172	PHE	CE1-CZ	22.24	1.79	1.37
1	12	172	PHE	CE1-CZ	22.23	1.79	1.37
1	16	172	PHE	CE1-CZ	22.23	1.79	1.37
1	2A	172	PHE	CE1-CZ	22.23	1.79	1.37
1	3Q	172	PHE	CE1-CZ	22.23	1.79	1.37
1	3U	172	PHE	CE1-CZ	22.23	1.79	1.37
1	3Y	172	PHE	CE1-CZ	22.23	1.79	1.37
1	5E	172	PHE	CE1-CZ	22.23	1.79	1.37
1	5I	172	PHE	CE1-CZ	22.23	1.79	1.37
1	5M	172	PHE	CE1-CZ	22.23	1.79	1.37
1	62	172	PHE	CE1-CZ	22.23	1.79	1.37
1	66	172	PHE	CE1-CZ	22.23	1.79	1.37
1	7A	172	PHE	CE1-CZ	22.23	1.79	1.37
1	1A	172	PHE	CE1-CZ	22.23	1.79	1.37
1	1I	172	PHE	CE1-CZ	22.23	1.79	1.37
1	2E	172	PHE	CE1-CZ	22.23	1.79	1.37
1	26	172	PHE	CE1-CZ	22.23	1.79	1.37
1	3E	172	PHE	CE1-CZ	22.23	1.79	1.37
1	4A	172	PHE	CE1-CZ	22.23	1.79	1.37
1	4M	172	PHE	CE1-CZ	22.23	1.79	1.37
1	4U	172	PHE	CE1-CZ	22.23	1.79	1.37
1	5Q	172	PHE	CE1-CZ	22.23	1.79	1.37
1	6I	172	PHE	CE1-CZ	22.23	1.79	1.37
1	6Q	172	PHE	CE1-CZ	22.23	1.79	1.37
1	7M	172	PHE	CE1-CZ	22.23	1.79	1.37
1	1Q	172	PHE	CE1-CZ	22.21	1.79	1.37
1	1U	172	PHE	CE1-CZ	22.21	1.79	1.37
1	1Y	172	PHE	CE1-CZ	22.21	1.79	1.37
1	2Q	172	PHE	CE1-CZ	22.21	1.79	1.37
1	2U	172	PHE	CE1-CZ	22.21	1.79	1.37
1	2Y	172	PHE	CE1-CZ	22.21	1.79	1.37
1	42	172	PHE	CE1-CZ	22.21	1.79	1.37
1	46	172	PHE	CE1-CZ	22.21	1.79	1.37
1	5A	172	PHE	CE1-CZ	22.21	1.79	1.37
1	52	172	PHE	CE1-CZ	22.21	1.79	1.37
1	56	172	PHE	CE1-CZ	22.21	1.79	1.37
1	6A	172	PHE	CE1-CZ	22.21	1.79	1.37
1	1E	172	PHE	CE1-CZ	22.21	1.79	1.37
2	1R	78	HIS	CG-ND1	22.21	1.87	1.38

*Continued on next page...*

*Continued from previous page...*

Mol	Chain	Res	Type	Atoms	Z	Observed(Å)	Ideal(Å)
2	1V	78	HIS	CG-ND1	22.21	1.87	1.38
2	1Z	78	HIS	CG-ND1	22.21	1.87	1.38
1	2M	172	PHE	CE1-CZ	22.21	1.79	1.37
2	2R	78	HIS	CG-ND1	22.21	1.87	1.38
2	2V	78	HIS	CG-ND1	22.21	1.87	1.38
2	2Z	78	HIS	CG-ND1	22.21	1.87	1.38
1	22	172	PHE	CE1-CZ	22.21	1.79	1.37
1	3M	172	PHE	CE1-CZ	22.21	1.79	1.37
1	36	172	PHE	CE1-CZ	22.21	1.79	1.37
1	4I	172	PHE	CE1-CZ	22.21	1.79	1.37
1	4Q	172	PHE	CE1-CZ	22.21	1.79	1.37
2	43	78	HIS	CG-ND1	22.21	1.87	1.38
2	47	78	HIS	CG-ND1	22.21	1.87	1.38
2	5B	78	HIS	CG-ND1	22.21	1.87	1.38
1	5Y	172	PHE	CE1-CZ	22.21	1.79	1.37
2	53	78	HIS	CG-ND1	22.21	1.87	1.38
2	57	78	HIS	CG-ND1	22.21	1.87	1.38
2	6B	78	HIS	CG-ND1	22.21	1.87	1.38
1	6E	172	PHE	CE1-CZ	22.21	1.79	1.37
1	6Y	172	PHE	CE1-CZ	22.21	1.79	1.37
1	7I	172	PHE	CE1-CZ	22.21	1.79	1.37
1	7U	172	PHE	CE1-CZ	22.21	1.79	1.37
2	1B	78	HIS	CG-ND1	22.21	1.87	1.38
2	1J	78	HIS	CG-ND1	22.21	1.87	1.38
2	2F	78	HIS	CG-ND1	22.21	1.87	1.38
2	27	78	HIS	CG-ND1	22.21	1.87	1.38
2	3F	78	HIS	CG-ND1	22.21	1.87	1.38
2	4B	78	HIS	CG-ND1	22.21	1.87	1.38
2	4N	78	HIS	CG-ND1	22.21	1.87	1.38
2	4V	78	HIS	CG-ND1	22.21	1.87	1.38
2	5R	78	HIS	CG-ND1	22.21	1.87	1.38
2	6J	78	HIS	CG-ND1	22.21	1.87	1.38
2	6R	78	HIS	CG-ND1	22.21	1.87	1.38
2	7N	78	HIS	CG-ND1	22.21	1.87	1.38
2	1F	42	HIS	CG-CD2	-22.20	0.98	1.35
2	2N	42	HIS	CG-CD2	-22.20	0.98	1.35
2	23	42	HIS	CG-CD2	-22.20	0.98	1.35
2	3N	42	HIS	CG-CD2	-22.20	0.98	1.35
2	37	42	HIS	CG-CD2	-22.20	0.98	1.35
2	4J	42	HIS	CG-CD2	-22.20	0.98	1.35
2	4R	42	HIS	CG-CD2	-22.20	0.98	1.35
2	5Z	42	HIS	CG-CD2	-22.20	0.98	1.35

*Continued on next page...*

*Continued from previous page...*

Mol	Chain	Res	Type	Atoms	Z	Observed(Å)	Ideal(Å)
2	6F	42	HIS	CG-CD2	-22.20	0.98	1.35
2	6Z	42	HIS	CG-CD2	-22.20	0.98	1.35
2	7J	42	HIS	CG-CD2	-22.20	0.98	1.35
2	7V	42	HIS	CG-CD2	-22.20	0.98	1.35
2	1F	78	HIS	CG-ND1	22.20	1.87	1.38
2	2N	78	HIS	CG-ND1	22.20	1.87	1.38
2	23	78	HIS	CG-ND1	22.20	1.87	1.38
2	3N	78	HIS	CG-ND1	22.20	1.87	1.38
2	37	78	HIS	CG-ND1	22.20	1.87	1.38
2	4J	78	HIS	CG-ND1	22.20	1.87	1.38
2	4R	78	HIS	CG-ND1	22.20	1.87	1.38
2	5Z	78	HIS	CG-ND1	22.20	1.87	1.38
2	6F	78	HIS	CG-ND1	22.20	1.87	1.38
2	6Z	78	HIS	CG-ND1	22.20	1.87	1.38
2	7J	78	HIS	CG-ND1	22.20	1.87	1.38
2	7V	78	HIS	CG-ND1	22.20	1.87	1.38
2	1B	42	HIS	CG-CD2	-22.20	0.98	1.35
2	1J	42	HIS	CG-CD2	-22.20	0.98	1.35
2	2F	42	HIS	CG-CD2	-22.20	0.98	1.35
2	27	42	HIS	CG-CD2	-22.20	0.98	1.35
2	3F	42	HIS	CG-CD2	-22.20	0.98	1.35
2	4B	42	HIS	CG-CD2	-22.20	0.98	1.35
2	4N	42	HIS	CG-CD2	-22.20	0.98	1.35
2	4V	42	HIS	CG-CD2	-22.20	0.98	1.35
2	5R	42	HIS	CG-CD2	-22.20	0.98	1.35
2	6J	42	HIS	CG-CD2	-22.20	0.98	1.35
2	6R	42	HIS	CG-CD2	-22.20	0.98	1.35
2	7N	42	HIS	CG-CD2	-22.20	0.98	1.35
2	13	42	HIS	CG-CD2	-22.20	0.98	1.35
2	17	42	HIS	CG-CD2	-22.20	0.98	1.35
2	2B	42	HIS	CG-CD2	-22.20	0.98	1.35
2	3R	42	HIS	CG-CD2	-22.20	0.98	1.35
2	3V	42	HIS	CG-CD2	-22.20	0.98	1.35
2	3Z	42	HIS	CG-CD2	-22.20	0.98	1.35
2	5F	42	HIS	CG-CD2	-22.20	0.98	1.35
2	5J	42	HIS	CG-CD2	-22.20	0.98	1.35
2	5N	42	HIS	CG-CD2	-22.20	0.98	1.35
2	63	42	HIS	CG-CD2	-22.20	0.98	1.35
2	67	42	HIS	CG-CD2	-22.20	0.98	1.35
2	7B	42	HIS	CG-CD2	-22.20	0.98	1.35
1	1A	172	PHE	CB-CG	-22.19	1.13	1.51
1	1I	172	PHE	CB-CG	-22.19	1.13	1.51

*Continued on next page...*



*Continued from previous page...*

Mol	Chain	Res	Type	Atoms	Z	Observed(Å)	Ideal(Å)
1	2E	172	PHE	CB-CG	-22.19	1.13	1.51
1	26	172	PHE	CB-CG	-22.19	1.13	1.51
1	3E	172	PHE	CB-CG	-22.19	1.13	1.51
1	4A	172	PHE	CB-CG	-22.19	1.13	1.51
1	4M	172	PHE	CB-CG	-22.19	1.13	1.51
1	4U	172	PHE	CB-CG	-22.19	1.13	1.51
1	5Q	172	PHE	CB-CG	-22.19	1.13	1.51
1	6I	172	PHE	CB-CG	-22.19	1.13	1.51
1	6Q	172	PHE	CB-CG	-22.19	1.13	1.51
1	7M	172	PHE	CB-CG	-22.19	1.13	1.51
1	12	172	PHE	CB-CG	-22.19	1.13	1.51
1	16	172	PHE	CB-CG	-22.19	1.13	1.51
1	2A	172	PHE	CB-CG	-22.19	1.13	1.51
1	3Q	172	PHE	CB-CG	-22.19	1.13	1.51
1	3U	172	PHE	CB-CG	-22.19	1.13	1.51
1	3Y	172	PHE	CB-CG	-22.19	1.13	1.51
1	5E	172	PHE	CB-CG	-22.19	1.13	1.51
1	5I	172	PHE	CB-CG	-22.19	1.13	1.51
1	5M	172	PHE	CB-CG	-22.19	1.13	1.51
1	62	172	PHE	CB-CG	-22.19	1.13	1.51
1	66	172	PHE	CB-CG	-22.19	1.13	1.51
1	7A	172	PHE	CB-CG	-22.19	1.13	1.51
1	1E	172	PHE	CB-CG	-22.19	1.13	1.51
1	1Q	172	PHE	CG-CD1	22.19	1.72	1.38
2	1R	42	HIS	CG-CD2	-22.19	0.98	1.35
1	1U	172	PHE	CG-CD1	22.19	1.72	1.38
2	1V	42	HIS	CG-CD2	-22.19	0.98	1.35
1	1Y	172	PHE	CG-CD1	22.19	1.72	1.38
2	1Z	42	HIS	CG-CD2	-22.19	0.98	1.35
1	2M	172	PHE	CB-CG	-22.19	1.13	1.51
1	2Q	172	PHE	CG-CD1	22.19	1.72	1.38
2	2R	42	HIS	CG-CD2	-22.19	0.98	1.35
1	2U	172	PHE	CG-CD1	22.19	1.72	1.38
2	2V	42	HIS	CG-CD2	-22.19	0.98	1.35
1	2Y	172	PHE	CG-CD1	22.19	1.72	1.38
2	2Z	42	HIS	CG-CD2	-22.19	0.98	1.35
1	22	172	PHE	CB-CG	-22.19	1.13	1.51
1	3M	172	PHE	CB-CG	-22.19	1.13	1.51
1	36	172	PHE	CB-CG	-22.19	1.13	1.51
1	4I	172	PHE	CB-CG	-22.19	1.13	1.51
1	4Q	172	PHE	CB-CG	-22.19	1.13	1.51
1	42	172	PHE	CG-CD1	22.19	1.72	1.38

*Continued on next page...*

*Continued from previous page...*

Mol	Chain	Res	Type	Atoms	Z	Observed(Å)	Ideal(Å)
2	43	42	HIS	CG-CD2	-22.19	0.98	1.35
1	46	172	PHE	CG-CD1	22.19	1.72	1.38
2	47	42	HIS	CG-CD2	-22.19	0.98	1.35
1	5A	172	PHE	CG-CD1	22.19	1.72	1.38
2	5B	42	HIS	CG-CD2	-22.19	0.98	1.35
1	5Y	172	PHE	CB-CG	-22.19	1.13	1.51
1	52	172	PHE	CG-CD1	22.19	1.72	1.38
2	53	42	HIS	CG-CD2	-22.19	0.98	1.35
1	56	172	PHE	CG-CD1	22.19	1.72	1.38
2	57	42	HIS	CG-CD2	-22.19	0.98	1.35
1	6A	172	PHE	CG-CD1	22.19	1.72	1.38
2	6B	42	HIS	CG-CD2	-22.19	0.98	1.35
1	6E	172	PHE	CB-CG	-22.19	1.13	1.51
1	6Y	172	PHE	CB-CG	-22.19	1.13	1.51
1	7I	172	PHE	CB-CG	-22.19	1.13	1.51
1	7U	172	PHE	CB-CG	-22.19	1.13	1.51
1	1M	172	PHE	CB-CG	-22.18	1.13	1.51
1	1Q	172	PHE	CB-CG	-22.18	1.13	1.51
1	1U	172	PHE	CB-CG	-22.18	1.13	1.51
1	1Y	172	PHE	CB-CG	-22.18	1.13	1.51
1	2I	172	PHE	CB-CG	-22.18	1.13	1.51
1	2Q	172	PHE	CB-CG	-22.18	1.13	1.51
1	2U	172	PHE	CB-CG	-22.18	1.13	1.51
1	2Y	172	PHE	CB-CG	-22.18	1.13	1.51
1	3A	172	PHE	CB-CG	-22.18	1.13	1.51
1	3I	172	PHE	CB-CG	-22.18	1.13	1.51
1	32	172	PHE	CB-CG	-22.18	1.13	1.51
1	4E	172	PHE	CB-CG	-22.18	1.13	1.51
1	4Y	172	PHE	CB-CG	-22.18	1.13	1.51
1	42	172	PHE	CB-CG	-22.18	1.13	1.51
1	46	172	PHE	CB-CG	-22.18	1.13	1.51
1	5A	172	PHE	CB-CG	-22.18	1.13	1.51
1	5U	172	PHE	CB-CG	-22.18	1.13	1.51
1	52	172	PHE	CB-CG	-22.18	1.13	1.51
1	56	172	PHE	CB-CG	-22.18	1.13	1.51
1	6A	172	PHE	CB-CG	-22.18	1.13	1.51
1	6M	172	PHE	CB-CG	-22.18	1.13	1.51
1	6U	172	PHE	CB-CG	-22.18	1.13	1.51
1	7E	172	PHE	CB-CG	-22.18	1.13	1.51
1	7Q	172	PHE	CB-CG	-22.18	1.13	1.51
1	12	172	PHE	CG-CD1	22.18	1.72	1.38
1	16	172	PHE	CG-CD1	22.18	1.72	1.38

*Continued on next page...*

*Continued from previous page...*

Mol	Chain	Res	Type	Atoms	Z	Observed(Å)	Ideal(Å)
1	2A	172	PHE	CG-CD1	22.18	1.72	1.38
1	3Q	172	PHE	CG-CD1	22.18	1.72	1.38
1	3U	172	PHE	CG-CD1	22.18	1.72	1.38
1	3Y	172	PHE	CG-CD1	22.18	1.72	1.38
1	5E	172	PHE	CG-CD1	22.18	1.72	1.38
1	5I	172	PHE	CG-CD1	22.18	1.72	1.38
1	5M	172	PHE	CG-CD1	22.18	1.72	1.38
1	62	172	PHE	CG-CD1	22.18	1.72	1.38
1	66	172	PHE	CG-CD1	22.18	1.72	1.38
1	7A	172	PHE	CG-CD1	22.18	1.72	1.38
1	1E	90	PHE	CG-CD2	22.17	1.72	1.38
2	1N	78	HIS	CG-ND1	22.17	1.87	1.38
2	2J	78	HIS	CG-ND1	22.17	1.87	1.38
1	2M	90	PHE	CG-CD2	22.17	1.72	1.38
1	22	90	PHE	CG-CD2	22.17	1.72	1.38
2	3B	78	HIS	CG-ND1	22.17	1.87	1.38
2	3J	78	HIS	CG-ND1	22.17	1.87	1.38
1	3M	90	PHE	CG-CD2	22.17	1.72	1.38
2	33	78	HIS	CG-ND1	22.17	1.87	1.38
1	36	90	PHE	CG-CD2	22.17	1.72	1.38
2	4F	78	HIS	CG-ND1	22.17	1.87	1.38
1	4I	90	PHE	CG-CD2	22.17	1.72	1.38
1	4Q	90	PHE	CG-CD2	22.17	1.72	1.38
2	4Z	78	HIS	CG-ND1	22.17	1.87	1.38
2	5V	78	HIS	CG-ND1	22.17	1.87	1.38
1	5Y	90	PHE	CG-CD2	22.17	1.72	1.38
1	6E	90	PHE	CG-CD2	22.17	1.72	1.38
2	6N	78	HIS	CG-ND1	22.17	1.87	1.38
2	6V	78	HIS	CG-ND1	22.17	1.87	1.38
1	6Y	90	PHE	CG-CD2	22.17	1.72	1.38
2	7F	78	HIS	CG-ND1	22.17	1.87	1.38
1	7I	90	PHE	CG-CD2	22.17	1.72	1.38
2	7R	78	HIS	CG-ND1	22.17	1.87	1.38
1	7U	90	PHE	CG-CD2	22.17	1.72	1.38
1	1A	172	PHE	CG-CD1	22.17	1.72	1.38
1	1I	172	PHE	CG-CD1	22.17	1.72	1.38
1	2E	172	PHE	CG-CD1	22.17	1.72	1.38
1	26	172	PHE	CG-CD1	22.17	1.72	1.38
1	3E	172	PHE	CG-CD1	22.17	1.72	1.38
1	4A	172	PHE	CG-CD1	22.17	1.72	1.38
1	4M	172	PHE	CG-CD1	22.17	1.72	1.38
1	4U	172	PHE	CG-CD1	22.17	1.72	1.38

*Continued on next page...*

*Continued from previous page...*

Mol	Chain	Res	Type	Atoms	Z	Observed(Å)	Ideal(Å)
1	5Q	172	PHE	CG-CD1	22.17	1.72	1.38
1	6I	172	PHE	CG-CD1	22.17	1.72	1.38
1	6Q	172	PHE	CG-CD1	22.17	1.72	1.38
1	7M	172	PHE	CG-CD1	22.17	1.72	1.38
1	1E	172	PHE	CG-CD1	22.16	1.72	1.38
1	2M	172	PHE	CG-CD1	22.16	1.72	1.38
1	22	172	PHE	CG-CD1	22.16	1.72	1.38
1	3M	172	PHE	CG-CD1	22.16	1.72	1.38
1	36	172	PHE	CG-CD1	22.16	1.72	1.38
1	4I	172	PHE	CG-CD1	22.16	1.72	1.38
1	4Q	172	PHE	CG-CD1	22.16	1.72	1.38
1	5Y	172	PHE	CG-CD1	22.16	1.72	1.38
1	6E	172	PHE	CG-CD1	22.16	1.72	1.38
1	6Y	172	PHE	CG-CD1	22.16	1.72	1.38
1	7I	172	PHE	CG-CD1	22.16	1.72	1.38
1	7U	172	PHE	CG-CD1	22.16	1.72	1.38
1	1A	90	PHE	CG-CD2	22.16	1.72	1.38
1	1I	90	PHE	CG-CD2	22.16	1.72	1.38
1	1M	172	PHE	CG-CD1	22.16	1.72	1.38
1	2E	90	PHE	CG-CD2	22.16	1.72	1.38
1	2I	172	PHE	CG-CD1	22.16	1.72	1.38
1	26	90	PHE	CG-CD2	22.16	1.72	1.38
1	3A	172	PHE	CG-CD1	22.16	1.72	1.38
1	3E	90	PHE	CG-CD2	22.16	1.72	1.38
1	3I	172	PHE	CG-CD1	22.16	1.72	1.38
1	32	172	PHE	CG-CD1	22.16	1.72	1.38
1	4A	90	PHE	CG-CD2	22.16	1.72	1.38
1	4E	172	PHE	CG-CD1	22.16	1.72	1.38
1	4M	90	PHE	CG-CD2	22.16	1.72	1.38
1	4U	90	PHE	CG-CD2	22.16	1.72	1.38
1	4Y	172	PHE	CG-CD1	22.16	1.72	1.38
1	5Q	90	PHE	CG-CD2	22.16	1.72	1.38
1	5U	172	PHE	CG-CD1	22.16	1.72	1.38
1	6I	90	PHE	CG-CD2	22.16	1.72	1.38
1	6M	172	PHE	CG-CD1	22.16	1.72	1.38
1	6Q	90	PHE	CG-CD2	22.16	1.72	1.38
1	6U	172	PHE	CG-CD1	22.16	1.72	1.38
1	7E	172	PHE	CG-CD1	22.16	1.72	1.38
1	7M	90	PHE	CG-CD2	22.16	1.72	1.38
1	7Q	172	PHE	CG-CD1	22.16	1.72	1.38
1	1Q	90	PHE	CG-CD2	22.15	1.72	1.38
1	1U	90	PHE	CG-CD2	22.15	1.72	1.38

*Continued on next page...*

*Continued from previous page...*

Mol	Chain	Res	Type	Atoms	Z	Observed(Å)	Ideal(Å)
1	1Y	90	PHE	CG-CD2	22.15	1.72	1.38
1	2Q	90	PHE	CG-CD2	22.15	1.72	1.38
1	2U	90	PHE	CG-CD2	22.15	1.72	1.38
1	2Y	90	PHE	CG-CD2	22.15	1.72	1.38
1	42	90	PHE	CG-CD2	22.15	1.72	1.38
1	46	90	PHE	CG-CD2	22.15	1.72	1.38
1	5A	90	PHE	CG-CD2	22.15	1.72	1.38
1	52	90	PHE	CG-CD2	22.15	1.72	1.38
1	56	90	PHE	CG-CD2	22.15	1.72	1.38
1	6A	90	PHE	CG-CD2	22.15	1.72	1.38
1	1M	90	PHE	CG-CD2	22.15	1.72	1.38
1	2I	90	PHE	CG-CD2	22.15	1.72	1.38
1	3A	90	PHE	CG-CD2	22.15	1.72	1.38
1	3I	90	PHE	CG-CD2	22.15	1.72	1.38
1	32	90	PHE	CG-CD2	22.15	1.72	1.38
1	4E	90	PHE	CG-CD2	22.15	1.72	1.38
1	4Y	90	PHE	CG-CD2	22.15	1.72	1.38
1	5U	90	PHE	CG-CD2	22.15	1.72	1.38
1	6M	90	PHE	CG-CD2	22.15	1.72	1.38
1	6U	90	PHE	CG-CD2	22.15	1.72	1.38
1	7E	90	PHE	CG-CD2	22.15	1.72	1.38
1	7Q	90	PHE	CG-CD2	22.15	1.72	1.38
1	12	90	PHE	CG-CD2	22.12	1.72	1.38
1	16	90	PHE	CG-CD2	22.12	1.72	1.38
1	2A	90	PHE	CG-CD2	22.12	1.72	1.38
1	3Q	90	PHE	CG-CD2	22.12	1.72	1.38
1	3U	90	PHE	CG-CD2	22.12	1.72	1.38
1	3Y	90	PHE	CG-CD2	22.12	1.72	1.38
1	5E	90	PHE	CG-CD2	22.12	1.72	1.38
1	5I	90	PHE	CG-CD2	22.12	1.72	1.38
1	5M	90	PHE	CG-CD2	22.12	1.72	1.38
1	62	90	PHE	CG-CD2	22.12	1.72	1.38
1	66	90	PHE	CG-CD2	22.12	1.72	1.38
1	7A	90	PHE	CG-CD2	22.12	1.72	1.38
1	12	152	SER	CB-OG	-22.07	1.13	1.42
1	16	152	SER	CB-OG	-22.07	1.13	1.42
1	2A	152	SER	CB-OG	-22.07	1.13	1.42
1	3Q	152	SER	CB-OG	-22.07	1.13	1.42
1	3U	152	SER	CB-OG	-22.07	1.13	1.42
1	3Y	152	SER	CB-OG	-22.07	1.13	1.42
1	5E	152	SER	CB-OG	-22.07	1.13	1.42
1	5I	152	SER	CB-OG	-22.07	1.13	1.42

*Continued on next page...*

*Continued from previous page...*

Mol	Chain	Res	Type	Atoms	Z	Observed(Å)	Ideal(Å)
1	5M	152	SER	CB-OG	-22.07	1.13	1.42
1	62	152	SER	CB-OG	-22.07	1.13	1.42
1	66	152	SER	CB-OG	-22.07	1.13	1.42
1	7A	152	SER	CB-OG	-22.07	1.13	1.42
1	1A	152	SER	CB-OG	-22.07	1.13	1.42
1	1I	152	SER	CB-OG	-22.07	1.13	1.42
1	2E	152	SER	CB-OG	-22.07	1.13	1.42
1	26	152	SER	CB-OG	-22.07	1.13	1.42
1	3E	152	SER	CB-OG	-22.07	1.13	1.42
1	4A	152	SER	CB-OG	-22.07	1.13	1.42
1	4M	152	SER	CB-OG	-22.07	1.13	1.42
1	4U	152	SER	CB-OG	-22.07	1.13	1.42
1	5Q	152	SER	CB-OG	-22.07	1.13	1.42
1	6I	152	SER	CB-OG	-22.07	1.13	1.42
1	6Q	152	SER	CB-OG	-22.07	1.13	1.42
1	7M	152	SER	CB-OG	-22.07	1.13	1.42
2	1B	218	ARG	CZ-NH1	-22.05	1.04	1.33
2	1J	218	ARG	CZ-NH1	-22.05	1.04	1.33
2	2F	218	ARG	CZ-NH1	-22.05	1.04	1.33
2	27	218	ARG	CZ-NH1	-22.05	1.04	1.33
2	3F	218	ARG	CZ-NH1	-22.05	1.04	1.33
2	4B	218	ARG	CZ-NH1	-22.05	1.04	1.33
2	4N	218	ARG	CZ-NH1	-22.05	1.04	1.33
2	4V	218	ARG	CZ-NH1	-22.05	1.04	1.33
2	5R	218	ARG	CZ-NH1	-22.05	1.04	1.33
2	6J	218	ARG	CZ-NH1	-22.05	1.04	1.33
2	6R	218	ARG	CZ-NH1	-22.05	1.04	1.33
2	7N	218	ARG	CZ-NH1	-22.05	1.04	1.33
2	13	218	ARG	CZ-NH1	-22.04	1.04	1.33
2	17	218	ARG	CZ-NH1	-22.04	1.04	1.33
2	2B	218	ARG	CZ-NH1	-22.04	1.04	1.33
2	3R	218	ARG	CZ-NH1	-22.04	1.04	1.33
2	3V	218	ARG	CZ-NH1	-22.04	1.04	1.33
2	3Z	218	ARG	CZ-NH1	-22.04	1.04	1.33
2	5F	218	ARG	CZ-NH1	-22.04	1.04	1.33
2	5J	218	ARG	CZ-NH1	-22.04	1.04	1.33
2	5N	218	ARG	CZ-NH1	-22.04	1.04	1.33
2	63	218	ARG	CZ-NH1	-22.04	1.04	1.33
2	67	218	ARG	CZ-NH1	-22.04	1.04	1.33
2	7B	218	ARG	CZ-NH1	-22.04	1.04	1.33
1	1Q	152	SER	CB-OG	-22.03	1.13	1.42
1	1U	152	SER	CB-OG	-22.03	1.13	1.42

*Continued on next page...*

*Continued from previous page...*

Mol	Chain	Res	Type	Atoms	Z	Observed(Å)	Ideal(Å)
1	1Y	152	SER	CB-OG	-22.03	1.13	1.42
1	2Q	152	SER	CB-OG	-22.03	1.13	1.42
1	2U	152	SER	CB-OG	-22.03	1.13	1.42
1	2Y	152	SER	CB-OG	-22.03	1.13	1.42
1	42	152	SER	CB-OG	-22.03	1.13	1.42
1	46	152	SER	CB-OG	-22.03	1.13	1.42
1	5A	152	SER	CB-OG	-22.03	1.13	1.42
1	52	152	SER	CB-OG	-22.03	1.13	1.42
1	56	152	SER	CB-OG	-22.03	1.13	1.42
1	6A	152	SER	CB-OG	-22.03	1.13	1.42
2	1F	218	ARG	CZ-NH1	-22.02	1.04	1.33
2	2N	218	ARG	CZ-NH1	-22.02	1.04	1.33
2	23	218	ARG	CZ-NH1	-22.02	1.04	1.33
2	3N	218	ARG	CZ-NH1	-22.02	1.04	1.33
2	37	218	ARG	CZ-NH1	-22.02	1.04	1.33
2	4J	218	ARG	CZ-NH1	-22.02	1.04	1.33
2	4R	218	ARG	CZ-NH1	-22.02	1.04	1.33
2	5Z	218	ARG	CZ-NH1	-22.02	1.04	1.33
2	6F	218	ARG	CZ-NH1	-22.02	1.04	1.33
2	6Z	218	ARG	CZ-NH1	-22.02	1.04	1.33
2	7J	218	ARG	CZ-NH1	-22.02	1.04	1.33
2	7V	218	ARG	CZ-NH1	-22.02	1.04	1.33
1	1E	152	SER	CB-OG	-22.01	1.13	1.42
1	2M	152	SER	CB-OG	-22.01	1.13	1.42
1	22	152	SER	CB-OG	-22.01	1.13	1.42
1	3M	152	SER	CB-OG	-22.01	1.13	1.42
1	36	152	SER	CB-OG	-22.01	1.13	1.42
1	4I	152	SER	CB-OG	-22.01	1.13	1.42
1	4Q	152	SER	CB-OG	-22.01	1.13	1.42
1	5Y	152	SER	CB-OG	-22.01	1.13	1.42
1	6E	152	SER	CB-OG	-22.01	1.13	1.42
1	6Y	152	SER	CB-OG	-22.01	1.13	1.42
1	7I	152	SER	CB-OG	-22.01	1.13	1.42
1	7U	152	SER	CB-OG	-22.01	1.13	1.42
2	1N	46	TYR	CB-CG	-22.00	1.18	1.51
2	2J	46	TYR	CB-CG	-22.00	1.18	1.51
2	3B	46	TYR	CB-CG	-22.00	1.18	1.51
2	3J	46	TYR	CB-CG	-22.00	1.18	1.51
2	33	46	TYR	CB-CG	-22.00	1.18	1.51
2	4F	46	TYR	CB-CG	-22.00	1.18	1.51
2	4Z	46	TYR	CB-CG	-22.00	1.18	1.51
2	5V	46	TYR	CB-CG	-22.00	1.18	1.51

*Continued on next page...*



*Continued from previous page...*

Mol	Chain	Res	Type	Atoms	Z	Observed(Å)	Ideal(Å)
2	6N	46	TYR	CB-CG	-22.00	1.18	1.51
2	6V	46	TYR	CB-CG	-22.00	1.18	1.51
2	7F	46	TYR	CB-CG	-22.00	1.18	1.51
2	7R	46	TYR	CB-CG	-22.00	1.18	1.51
2	1N	218	ARG	CZ-NH1	-22.00	1.04	1.33
2	2J	218	ARG	CZ-NH1	-22.00	1.04	1.33
2	3B	218	ARG	CZ-NH1	-22.00	1.04	1.33
2	3J	218	ARG	CZ-NH1	-22.00	1.04	1.33
2	33	218	ARG	CZ-NH1	-22.00	1.04	1.33
2	4F	218	ARG	CZ-NH1	-22.00	1.04	1.33
2	4Z	218	ARG	CZ-NH1	-22.00	1.04	1.33
2	5V	218	ARG	CZ-NH1	-22.00	1.04	1.33
2	6N	218	ARG	CZ-NH1	-22.00	1.04	1.33
2	6V	218	ARG	CZ-NH1	-22.00	1.04	1.33
2	7F	218	ARG	CZ-NH1	-22.00	1.04	1.33
2	7R	218	ARG	CZ-NH1	-22.00	1.04	1.33
2	1R	46	TYR	CB-CG	-21.99	1.18	1.51
2	1V	46	TYR	CB-CG	-21.99	1.18	1.51
2	1Z	46	TYR	CB-CG	-21.99	1.18	1.51
2	2R	46	TYR	CB-CG	-21.99	1.18	1.51
2	2V	46	TYR	CB-CG	-21.99	1.18	1.51
2	2Z	46	TYR	CB-CG	-21.99	1.18	1.51
2	43	46	TYR	CB-CG	-21.99	1.18	1.51
2	47	46	TYR	CB-CG	-21.99	1.18	1.51
2	5B	46	TYR	CB-CG	-21.99	1.18	1.51
2	53	46	TYR	CB-CG	-21.99	1.18	1.51
2	57	46	TYR	CB-CG	-21.99	1.18	1.51
2	6B	46	TYR	CB-CG	-21.99	1.18	1.51
2	1B	46	TYR	CB-CG	-21.99	1.18	1.51
2	1J	46	TYR	CB-CG	-21.99	1.18	1.51
1	1M	152	SER	CB-OG	-21.99	1.13	1.42
2	2F	46	TYR	CB-CG	-21.99	1.18	1.51
1	2I	152	SER	CB-OG	-21.99	1.13	1.42
2	27	46	TYR	CB-CG	-21.99	1.18	1.51
1	3A	152	SER	CB-OG	-21.99	1.13	1.42
2	3F	46	TYR	CB-CG	-21.99	1.18	1.51
1	3I	152	SER	CB-OG	-21.99	1.13	1.42
1	32	152	SER	CB-OG	-21.99	1.13	1.42
2	4B	46	TYR	CB-CG	-21.99	1.18	1.51
1	4E	152	SER	CB-OG	-21.99	1.13	1.42
2	4N	46	TYR	CB-CG	-21.99	1.18	1.51
2	4V	46	TYR	CB-CG	-21.99	1.18	1.51

*Continued on next page...*



*Continued from previous page...*

Mol	Chain	Res	Type	Atoms	Z	Observed(Å)	Ideal(Å)
1	4Y	152	SER	CB-OG	-21.99	1.13	1.42
2	5R	46	TYR	CB-CG	-21.99	1.18	1.51
1	5U	152	SER	CB-OG	-21.99	1.13	1.42
2	6J	46	TYR	CB-CG	-21.99	1.18	1.51
1	6M	152	SER	CB-OG	-21.99	1.13	1.42
2	6R	46	TYR	CB-CG	-21.99	1.18	1.51
1	6U	152	SER	CB-OG	-21.99	1.13	1.42
1	7E	152	SER	CB-OG	-21.99	1.13	1.42
2	7N	46	TYR	CB-CG	-21.99	1.18	1.51
1	7Q	152	SER	CB-OG	-21.99	1.13	1.42
2	1R	218	ARG	CZ-NH1	-21.99	1.04	1.33
2	1V	218	ARG	CZ-NH1	-21.99	1.04	1.33
2	1Z	218	ARG	CZ-NH1	-21.99	1.04	1.33
2	2R	218	ARG	CZ-NH1	-21.99	1.04	1.33
2	2V	218	ARG	CZ-NH1	-21.99	1.04	1.33
2	2Z	218	ARG	CZ-NH1	-21.99	1.04	1.33
2	43	218	ARG	CZ-NH1	-21.99	1.04	1.33
2	47	218	ARG	CZ-NH1	-21.99	1.04	1.33
2	5B	218	ARG	CZ-NH1	-21.99	1.04	1.33
2	53	218	ARG	CZ-NH1	-21.99	1.04	1.33
2	57	218	ARG	CZ-NH1	-21.99	1.04	1.33
2	6B	218	ARG	CZ-NH1	-21.99	1.04	1.33
2	1F	46	TYR	CB-CG	-21.98	1.18	1.51
2	2N	46	TYR	CB-CG	-21.98	1.18	1.51
2	23	46	TYR	CB-CG	-21.98	1.18	1.51
2	3N	46	TYR	CB-CG	-21.98	1.18	1.51
2	37	46	TYR	CB-CG	-21.98	1.18	1.51
2	4J	46	TYR	CB-CG	-21.98	1.18	1.51
2	4R	46	TYR	CB-CG	-21.98	1.18	1.51
2	5Z	46	TYR	CB-CG	-21.98	1.18	1.51
2	6F	46	TYR	CB-CG	-21.98	1.18	1.51
2	6Z	46	TYR	CB-CG	-21.98	1.18	1.51
2	7J	46	TYR	CB-CG	-21.98	1.18	1.51
2	7V	46	TYR	CB-CG	-21.98	1.18	1.51
2	13	46	TYR	CB-CG	-21.96	1.18	1.51
2	17	46	TYR	CB-CG	-21.96	1.18	1.51
2	2B	46	TYR	CB-CG	-21.96	1.18	1.51
2	3R	46	TYR	CB-CG	-21.96	1.18	1.51
2	3V	46	TYR	CB-CG	-21.96	1.18	1.51
2	3Z	46	TYR	CB-CG	-21.96	1.18	1.51
2	5F	46	TYR	CB-CG	-21.96	1.18	1.51
2	5J	46	TYR	CB-CG	-21.96	1.18	1.51

*Continued on next page...*

*Continued from previous page...*

Mol	Chain	Res	Type	Atoms	Z	Observed(Å)	Ideal(Å)
2	5N	46	TYR	CB-CG	-21.96	1.18	1.51
2	63	46	TYR	CB-CG	-21.96	1.18	1.51
2	67	46	TYR	CB-CG	-21.96	1.18	1.51
2	7B	46	TYR	CB-CG	-21.96	1.18	1.51
2	13	31	PHE	CB-CG	21.96	1.88	1.51
2	17	31	PHE	CB-CG	21.96	1.88	1.51
2	2B	31	PHE	CB-CG	21.96	1.88	1.51
2	3R	31	PHE	CB-CG	21.96	1.88	1.51
2	3V	31	PHE	CB-CG	21.96	1.88	1.51
2	3Z	31	PHE	CB-CG	21.96	1.88	1.51
2	5F	31	PHE	CB-CG	21.96	1.88	1.51
2	5J	31	PHE	CB-CG	21.96	1.88	1.51
2	5N	31	PHE	CB-CG	21.96	1.88	1.51
2	63	31	PHE	CB-CG	21.96	1.88	1.51
2	67	31	PHE	CB-CG	21.96	1.88	1.51
2	7B	31	PHE	CB-CG	21.96	1.88	1.51
2	1N	31	PHE	CB-CG	21.95	1.88	1.51
2	2J	31	PHE	CB-CG	21.95	1.88	1.51
2	3B	31	PHE	CB-CG	21.95	1.88	1.51
2	3J	31	PHE	CB-CG	21.95	1.88	1.51
2	33	31	PHE	CB-CG	21.95	1.88	1.51
2	4F	31	PHE	CB-CG	21.95	1.88	1.51
2	4Z	31	PHE	CB-CG	21.95	1.88	1.51
2	5V	31	PHE	CB-CG	21.95	1.88	1.51
2	6N	31	PHE	CB-CG	21.95	1.88	1.51
2	6V	31	PHE	CB-CG	21.95	1.88	1.51
2	7F	31	PHE	CB-CG	21.95	1.88	1.51
2	7R	31	PHE	CB-CG	21.95	1.88	1.51
2	1B	31	PHE	CB-CG	21.94	1.88	1.51
2	1J	31	PHE	CB-CG	21.94	1.88	1.51
2	2F	31	PHE	CB-CG	21.94	1.88	1.51
2	27	31	PHE	CB-CG	21.94	1.88	1.51
2	3F	31	PHE	CB-CG	21.94	1.88	1.51
2	4B	31	PHE	CB-CG	21.94	1.88	1.51
2	4N	31	PHE	CB-CG	21.94	1.88	1.51
2	4V	31	PHE	CB-CG	21.94	1.88	1.51
2	5R	31	PHE	CB-CG	21.94	1.88	1.51
2	6J	31	PHE	CB-CG	21.94	1.88	1.51
2	6R	31	PHE	CB-CG	21.94	1.88	1.51
2	7N	31	PHE	CB-CG	21.94	1.88	1.51
2	1R	31	PHE	CB-CG	21.93	1.88	1.51
2	1V	31	PHE	CB-CG	21.93	1.88	1.51

*Continued on next page...*

*Continued from previous page...*

Mol	Chain	Res	Type	Atoms	Z	Observed(Å)	Ideal(Å)
2	1Z	31	PHE	CB-CG	21.93	1.88	1.51
2	2R	31	PHE	CB-CG	21.93	1.88	1.51
2	2V	31	PHE	CB-CG	21.93	1.88	1.51
2	2Z	31	PHE	CB-CG	21.93	1.88	1.51
2	43	31	PHE	CB-CG	21.93	1.88	1.51
2	47	31	PHE	CB-CG	21.93	1.88	1.51
2	5B	31	PHE	CB-CG	21.93	1.88	1.51
2	53	31	PHE	CB-CG	21.93	1.88	1.51
2	57	31	PHE	CB-CG	21.93	1.88	1.51
2	6B	31	PHE	CB-CG	21.93	1.88	1.51
2	1F	31	PHE	CB-CG	21.90	1.88	1.51
2	2N	31	PHE	CB-CG	21.90	1.88	1.51
2	23	31	PHE	CB-CG	21.90	1.88	1.51
2	3N	31	PHE	CB-CG	21.90	1.88	1.51
2	37	31	PHE	CB-CG	21.90	1.88	1.51
2	4J	31	PHE	CB-CG	21.90	1.88	1.51
2	4R	31	PHE	CB-CG	21.90	1.88	1.51
2	5Z	31	PHE	CB-CG	21.90	1.88	1.51
2	6F	31	PHE	CB-CG	21.90	1.88	1.51
2	6Z	31	PHE	CB-CG	21.90	1.88	1.51
2	7J	31	PHE	CB-CG	21.90	1.88	1.51
2	7V	31	PHE	CB-CG	21.90	1.88	1.51
2	1F	46	TYR	CD1-CE1	21.74	1.72	1.39
2	2N	46	TYR	CD1-CE1	21.74	1.72	1.39
2	23	46	TYR	CD1-CE1	21.74	1.72	1.39
2	3N	46	TYR	CD1-CE1	21.74	1.72	1.39
2	37	46	TYR	CD1-CE1	21.74	1.72	1.39
2	4J	46	TYR	CD1-CE1	21.74	1.72	1.39
2	4R	46	TYR	CD1-CE1	21.74	1.72	1.39
2	5Z	46	TYR	CD1-CE1	21.74	1.72	1.39
2	6F	46	TYR	CD1-CE1	21.74	1.72	1.39
2	6Z	46	TYR	CD1-CE1	21.74	1.72	1.39
2	7J	46	TYR	CD1-CE1	21.74	1.72	1.39
2	7V	46	TYR	CD1-CE1	21.74	1.72	1.39
2	1F	43	SER	C-N	21.71	1.83	1.34
2	2N	43	SER	C-N	21.71	1.83	1.34
2	23	43	SER	C-N	21.71	1.83	1.34
2	3N	43	SER	C-N	21.71	1.83	1.34
2	37	43	SER	C-N	21.71	1.83	1.34
2	4J	43	SER	C-N	21.71	1.83	1.34
2	4R	43	SER	C-N	21.71	1.83	1.34
2	5Z	43	SER	C-N	21.71	1.83	1.34

*Continued on next page...*

*Continued from previous page...*

Mol	Chain	Res	Type	Atoms	Z	Observed(Å)	Ideal(Å)
2	6F	43	SER	C-N	21.71	1.83	1.34
2	6Z	43	SER	C-N	21.71	1.83	1.34
2	7J	43	SER	C-N	21.71	1.83	1.34
2	7V	43	SER	C-N	21.71	1.83	1.34
2	1B	43	SER	C-N	21.70	1.83	1.34
2	1J	43	SER	C-N	21.70	1.83	1.34
2	2F	43	SER	C-N	21.70	1.83	1.34
2	27	43	SER	C-N	21.70	1.83	1.34
2	3F	43	SER	C-N	21.70	1.83	1.34
2	4B	43	SER	C-N	21.70	1.83	1.34
2	4N	43	SER	C-N	21.70	1.83	1.34
2	4V	43	SER	C-N	21.70	1.83	1.34
2	5R	43	SER	C-N	21.70	1.83	1.34
2	6J	43	SER	C-N	21.70	1.83	1.34
2	6R	43	SER	C-N	21.70	1.83	1.34
2	7N	43	SER	C-N	21.70	1.83	1.34
2	1R	43	SER	C-N	21.70	1.83	1.34
2	1V	43	SER	C-N	21.70	1.83	1.34
2	1Z	43	SER	C-N	21.70	1.83	1.34
2	2R	43	SER	C-N	21.70	1.83	1.34
2	2V	43	SER	C-N	21.70	1.83	1.34
2	2Z	43	SER	C-N	21.70	1.83	1.34
2	43	43	SER	C-N	21.70	1.83	1.34
2	47	43	SER	C-N	21.70	1.83	1.34
2	5B	43	SER	C-N	21.70	1.83	1.34
2	53	43	SER	C-N	21.70	1.83	1.34
2	57	43	SER	C-N	21.70	1.83	1.34
2	6B	43	SER	C-N	21.70	1.83	1.34
2	1B	46	TYR	CD1-CE1	21.69	1.71	1.39
2	1J	46	TYR	CD1-CE1	21.69	1.71	1.39
2	2F	46	TYR	CD1-CE1	21.69	1.71	1.39
2	27	46	TYR	CD1-CE1	21.69	1.71	1.39
2	3F	46	TYR	CD1-CE1	21.69	1.71	1.39
2	4B	46	TYR	CD1-CE1	21.69	1.71	1.39
2	4N	46	TYR	CD1-CE1	21.69	1.71	1.39
2	4V	46	TYR	CD1-CE1	21.69	1.71	1.39
2	5R	46	TYR	CD1-CE1	21.69	1.71	1.39
2	6J	46	TYR	CD1-CE1	21.69	1.71	1.39
2	6R	46	TYR	CD1-CE1	21.69	1.71	1.39
2	7N	46	TYR	CD1-CE1	21.69	1.71	1.39
2	13	46	TYR	CD1-CE1	21.68	1.71	1.39
2	17	46	TYR	CD1-CE1	21.68	1.71	1.39

*Continued on next page...*

*Continued from previous page...*

Mol	Chain	Res	Type	Atoms	Z	Observed(Å)	Ideal(Å)
2	2B	46	TYR	CD1-CE1	21.68	1.71	1.39
2	3R	46	TYR	CD1-CE1	21.68	1.71	1.39
2	3V	46	TYR	CD1-CE1	21.68	1.71	1.39
2	3Z	46	TYR	CD1-CE1	21.68	1.71	1.39
2	5F	46	TYR	CD1-CE1	21.68	1.71	1.39
2	5J	46	TYR	CD1-CE1	21.68	1.71	1.39
2	5N	46	TYR	CD1-CE1	21.68	1.71	1.39
2	63	46	TYR	CD1-CE1	21.68	1.71	1.39
2	67	46	TYR	CD1-CE1	21.68	1.71	1.39
2	7B	46	TYR	CD1-CE1	21.68	1.71	1.39
2	1N	43	SER	C-N	21.68	1.83	1.34
2	2J	43	SER	C-N	21.68	1.83	1.34
2	3B	43	SER	C-N	21.68	1.83	1.34
2	3J	43	SER	C-N	21.68	1.83	1.34
2	33	43	SER	C-N	21.68	1.83	1.34
2	4F	43	SER	C-N	21.68	1.83	1.34
2	4Z	43	SER	C-N	21.68	1.83	1.34
2	5V	43	SER	C-N	21.68	1.83	1.34
2	6N	43	SER	C-N	21.68	1.83	1.34
2	6V	43	SER	C-N	21.68	1.83	1.34
2	7F	43	SER	C-N	21.68	1.83	1.34
2	7R	43	SER	C-N	21.68	1.83	1.34
2	1R	46	TYR	CD1-CE1	21.67	1.71	1.39
2	1V	46	TYR	CD1-CE1	21.67	1.71	1.39
2	1Z	46	TYR	CD1-CE1	21.67	1.71	1.39
2	2R	46	TYR	CD1-CE1	21.67	1.71	1.39
2	2V	46	TYR	CD1-CE1	21.67	1.71	1.39
2	2Z	46	TYR	CD1-CE1	21.67	1.71	1.39
2	43	46	TYR	CD1-CE1	21.67	1.71	1.39
2	47	46	TYR	CD1-CE1	21.67	1.71	1.39
2	5B	46	TYR	CD1-CE1	21.67	1.71	1.39
2	53	46	TYR	CD1-CE1	21.67	1.71	1.39
2	57	46	TYR	CD1-CE1	21.67	1.71	1.39
2	6B	46	TYR	CD1-CE1	21.67	1.71	1.39
2	13	43	SER	C-N	21.67	1.83	1.34
2	17	43	SER	C-N	21.67	1.83	1.34
2	2B	43	SER	C-N	21.67	1.83	1.34
2	3R	43	SER	C-N	21.67	1.83	1.34
2	3V	43	SER	C-N	21.67	1.83	1.34
2	3Z	43	SER	C-N	21.67	1.83	1.34
2	5F	43	SER	C-N	21.67	1.83	1.34
2	5J	43	SER	C-N	21.67	1.83	1.34

*Continued on next page...*

*Continued from previous page...*

Mol	Chain	Res	Type	Atoms	Z	Observed(Å)	Ideal(Å)
2	5N	43	SER	C-N	21.67	1.83	1.34
2	63	43	SER	C-N	21.67	1.83	1.34
2	67	43	SER	C-N	21.67	1.83	1.34
2	7B	43	SER	C-N	21.67	1.83	1.34
2	1N	46	TYR	CD1-CE1	21.64	1.71	1.39
2	2J	46	TYR	CD1-CE1	21.64	1.71	1.39
2	3B	46	TYR	CD1-CE1	21.64	1.71	1.39
2	3J	46	TYR	CD1-CE1	21.64	1.71	1.39
2	33	46	TYR	CD1-CE1	21.64	1.71	1.39
2	4F	46	TYR	CD1-CE1	21.64	1.71	1.39
2	4Z	46	TYR	CD1-CE1	21.64	1.71	1.39
2	5V	46	TYR	CD1-CE1	21.64	1.71	1.39
2	6N	46	TYR	CD1-CE1	21.64	1.71	1.39
2	6V	46	TYR	CD1-CE1	21.64	1.71	1.39
2	7F	46	TYR	CD1-CE1	21.64	1.71	1.39
2	7R	46	TYR	CD1-CE1	21.64	1.71	1.39
1	1E	166	MET	C-O	-21.63	0.82	1.23
1	2M	166	MET	C-O	-21.63	0.82	1.23
1	22	166	MET	C-O	-21.63	0.82	1.23
1	3M	166	MET	C-O	-21.63	0.82	1.23
1	36	166	MET	C-O	-21.63	0.82	1.23
1	4I	166	MET	C-O	-21.63	0.82	1.23
1	4Q	166	MET	C-O	-21.63	0.82	1.23
1	5Y	166	MET	C-O	-21.63	0.82	1.23
1	6E	166	MET	C-O	-21.63	0.82	1.23
1	6Y	166	MET	C-O	-21.63	0.82	1.23
1	7I	166	MET	C-O	-21.63	0.82	1.23
1	7U	166	MET	C-O	-21.63	0.82	1.23
2	1F	73	GLY	C-O	-21.63	0.89	1.23
1	1M	166	MET	C-O	-21.63	0.82	1.23
1	2I	166	MET	C-O	-21.63	0.82	1.23
2	2N	73	GLY	C-O	-21.63	0.89	1.23
2	23	73	GLY	C-O	-21.63	0.89	1.23
1	3A	166	MET	C-O	-21.63	0.82	1.23
1	3I	166	MET	C-O	-21.63	0.82	1.23
2	3N	73	GLY	C-O	-21.63	0.89	1.23
1	32	166	MET	C-O	-21.63	0.82	1.23
2	37	73	GLY	C-O	-21.63	0.89	1.23
1	4E	166	MET	C-O	-21.63	0.82	1.23
2	4J	73	GLY	C-O	-21.63	0.89	1.23
2	4R	73	GLY	C-O	-21.63	0.89	1.23
1	4Y	166	MET	C-O	-21.63	0.82	1.23

*Continued on next page...*

*Continued from previous page...*

Mol	Chain	Res	Type	Atoms	Z	Observed(Å)	Ideal(Å)
1	5U	166	MET	C-O	-21.63	0.82	1.23
2	5Z	73	GLY	C-O	-21.63	0.89	1.23
2	6F	73	GLY	C-O	-21.63	0.89	1.23
1	6M	166	MET	C-O	-21.63	0.82	1.23
1	6U	166	MET	C-O	-21.63	0.82	1.23
2	6Z	73	GLY	C-O	-21.63	0.89	1.23
1	7E	166	MET	C-O	-21.63	0.82	1.23
2	7J	73	GLY	C-O	-21.63	0.89	1.23
1	7Q	166	MET	C-O	-21.63	0.82	1.23
2	7V	73	GLY	C-O	-21.63	0.89	1.23
2	1R	73	GLY	C-O	-21.63	0.89	1.23
2	1V	73	GLY	C-O	-21.63	0.89	1.23
2	1Z	73	GLY	C-O	-21.63	0.89	1.23
2	2R	73	GLY	C-O	-21.63	0.89	1.23
2	2V	73	GLY	C-O	-21.63	0.89	1.23
2	2Z	73	GLY	C-O	-21.63	0.89	1.23
2	43	73	GLY	C-O	-21.63	0.89	1.23
2	47	73	GLY	C-O	-21.63	0.89	1.23
2	5B	73	GLY	C-O	-21.63	0.89	1.23
2	53	73	GLY	C-O	-21.63	0.89	1.23
2	57	73	GLY	C-O	-21.63	0.89	1.23
2	6B	73	GLY	C-O	-21.63	0.89	1.23
1	1A	166	MET	C-O	-21.62	0.82	1.23
1	1I	166	MET	C-O	-21.62	0.82	1.23
1	2E	166	MET	C-O	-21.62	0.82	1.23
1	26	166	MET	C-O	-21.62	0.82	1.23
1	3E	166	MET	C-O	-21.62	0.82	1.23
1	4A	166	MET	C-O	-21.62	0.82	1.23
1	4M	166	MET	C-O	-21.62	0.82	1.23
1	4U	166	MET	C-O	-21.62	0.82	1.23
1	5Q	166	MET	C-O	-21.62	0.82	1.23
1	6I	166	MET	C-O	-21.62	0.82	1.23
1	6Q	166	MET	C-O	-21.62	0.82	1.23
1	7M	166	MET	C-O	-21.62	0.82	1.23
1	1Q	166	MET	C-O	-21.62	0.82	1.23
1	1U	166	MET	C-O	-21.62	0.82	1.23
1	1Y	166	MET	C-O	-21.62	0.82	1.23
1	2Q	166	MET	C-O	-21.62	0.82	1.23
1	2U	166	MET	C-O	-21.62	0.82	1.23
1	2Y	166	MET	C-O	-21.62	0.82	1.23
1	42	166	MET	C-O	-21.62	0.82	1.23
1	46	166	MET	C-O	-21.62	0.82	1.23

*Continued on next page...*



*Continued from previous page...*

Mol	Chain	Res	Type	Atoms	Z	Observed(Å)	Ideal(Å)
1	5A	166	MET	C-O	-21.62	0.82	1.23
1	52	166	MET	C-O	-21.62	0.82	1.23
1	56	166	MET	C-O	-21.62	0.82	1.23
1	6A	166	MET	C-O	-21.62	0.82	1.23
2	1B	73	GLY	C-O	-21.60	0.89	1.23
2	1J	73	GLY	C-O	-21.60	0.89	1.23
2	13	73	GLY	C-O	-21.60	0.89	1.23
2	17	73	GLY	C-O	-21.60	0.89	1.23
2	2B	73	GLY	C-O	-21.60	0.89	1.23
2	2F	73	GLY	C-O	-21.60	0.89	1.23
2	27	73	GLY	C-O	-21.60	0.89	1.23
2	3F	73	GLY	C-O	-21.60	0.89	1.23
2	3R	73	GLY	C-O	-21.60	0.89	1.23
2	3V	73	GLY	C-O	-21.60	0.89	1.23
2	3Z	73	GLY	C-O	-21.60	0.89	1.23
2	4B	73	GLY	C-O	-21.60	0.89	1.23
2	4N	73	GLY	C-O	-21.60	0.89	1.23
2	4V	73	GLY	C-O	-21.60	0.89	1.23
2	5F	73	GLY	C-O	-21.60	0.89	1.23
2	5J	73	GLY	C-O	-21.60	0.89	1.23
2	5N	73	GLY	C-O	-21.60	0.89	1.23
2	5R	73	GLY	C-O	-21.60	0.89	1.23
2	6J	73	GLY	C-O	-21.60	0.89	1.23
2	6R	73	GLY	C-O	-21.60	0.89	1.23
2	63	73	GLY	C-O	-21.60	0.89	1.23
2	67	73	GLY	C-O	-21.60	0.89	1.23
2	7B	73	GLY	C-O	-21.60	0.89	1.23
2	7N	73	GLY	C-O	-21.60	0.89	1.23
2	1N	73	GLY	C-O	-21.59	0.89	1.23
2	2J	73	GLY	C-O	-21.59	0.89	1.23
2	3B	73	GLY	C-O	-21.59	0.89	1.23
2	3J	73	GLY	C-O	-21.59	0.89	1.23
2	33	73	GLY	C-O	-21.59	0.89	1.23
2	4F	73	GLY	C-O	-21.59	0.89	1.23
2	4Z	73	GLY	C-O	-21.59	0.89	1.23
2	5V	73	GLY	C-O	-21.59	0.89	1.23
2	6N	73	GLY	C-O	-21.59	0.89	1.23
2	6V	73	GLY	C-O	-21.59	0.89	1.23
2	7F	73	GLY	C-O	-21.59	0.89	1.23
2	7R	73	GLY	C-O	-21.59	0.89	1.23
2	1F	42	HIS	CG-ND1	21.57	1.86	1.38
2	2N	42	HIS	CG-ND1	21.57	1.86	1.38

*Continued on next page...*



*Continued from previous page...*

Mol	Chain	Res	Type	Atoms	Z	Observed(Å)	Ideal(Å)
2	23	42	HIS	CG-ND1	21.57	1.86	1.38
2	3N	42	HIS	CG-ND1	21.57	1.86	1.38
2	37	42	HIS	CG-ND1	21.57	1.86	1.38
2	4J	42	HIS	CG-ND1	21.57	1.86	1.38
2	4R	42	HIS	CG-ND1	21.57	1.86	1.38
2	5Z	42	HIS	CG-ND1	21.57	1.86	1.38
2	6F	42	HIS	CG-ND1	21.57	1.86	1.38
2	6Z	42	HIS	CG-ND1	21.57	1.86	1.38
2	7J	42	HIS	CG-ND1	21.57	1.86	1.38
2	7V	42	HIS	CG-ND1	21.57	1.86	1.38
2	1R	42	HIS	CG-ND1	21.57	1.86	1.38
2	1V	42	HIS	CG-ND1	21.57	1.86	1.38
2	1Z	42	HIS	CG-ND1	21.57	1.86	1.38
2	2R	42	HIS	CG-ND1	21.57	1.86	1.38
2	2V	42	HIS	CG-ND1	21.57	1.86	1.38
2	2Z	42	HIS	CG-ND1	21.57	1.86	1.38
2	43	42	HIS	CG-ND1	21.57	1.86	1.38
2	47	42	HIS	CG-ND1	21.57	1.86	1.38
2	5B	42	HIS	CG-ND1	21.57	1.86	1.38
2	53	42	HIS	CG-ND1	21.57	1.86	1.38
2	57	42	HIS	CG-ND1	21.57	1.86	1.38
2	6B	42	HIS	CG-ND1	21.57	1.86	1.38
1	12	166	MET	C-O	-21.57	0.82	1.23
1	16	166	MET	C-O	-21.57	0.82	1.23
1	2A	166	MET	C-O	-21.57	0.82	1.23
1	3Q	166	MET	C-O	-21.57	0.82	1.23
1	3U	166	MET	C-O	-21.57	0.82	1.23
1	3Y	166	MET	C-O	-21.57	0.82	1.23
1	5E	166	MET	C-O	-21.57	0.82	1.23
1	5I	166	MET	C-O	-21.57	0.82	1.23
1	5M	166	MET	C-O	-21.57	0.82	1.23
1	62	166	MET	C-O	-21.57	0.82	1.23
1	66	166	MET	C-O	-21.57	0.82	1.23
1	7A	166	MET	C-O	-21.57	0.82	1.23
2	1N	42	HIS	CG-ND1	21.56	1.86	1.38
2	2J	42	HIS	CG-ND1	21.56	1.86	1.38
2	3B	42	HIS	CG-ND1	21.56	1.86	1.38
2	3J	42	HIS	CG-ND1	21.56	1.86	1.38
2	33	42	HIS	CG-ND1	21.56	1.86	1.38
2	4F	42	HIS	CG-ND1	21.56	1.86	1.38
2	4Z	42	HIS	CG-ND1	21.56	1.86	1.38
2	5V	42	HIS	CG-ND1	21.56	1.86	1.38

*Continued on next page...*

*Continued from previous page...*

Mol	Chain	Res	Type	Atoms	Z	Observed(Å)	Ideal(Å)
2	6N	42	HIS	CG-ND1	21.56	1.86	1.38
2	6V	42	HIS	CG-ND1	21.56	1.86	1.38
2	7F	42	HIS	CG-ND1	21.56	1.86	1.38
2	7R	42	HIS	CG-ND1	21.56	1.86	1.38
2	13	42	HIS	CG-ND1	21.54	1.86	1.38
2	17	42	HIS	CG-ND1	21.54	1.86	1.38
2	2B	42	HIS	CG-ND1	21.54	1.86	1.38
2	3R	42	HIS	CG-ND1	21.54	1.86	1.38
2	3V	42	HIS	CG-ND1	21.54	1.86	1.38
2	3Z	42	HIS	CG-ND1	21.54	1.86	1.38
2	5F	42	HIS	CG-ND1	21.54	1.86	1.38
2	5J	42	HIS	CG-ND1	21.54	1.86	1.38
2	5N	42	HIS	CG-ND1	21.54	1.86	1.38
2	63	42	HIS	CG-ND1	21.54	1.86	1.38
2	67	42	HIS	CG-ND1	21.54	1.86	1.38
2	7B	42	HIS	CG-ND1	21.54	1.86	1.38
2	1B	42	HIS	CG-ND1	21.53	1.86	1.38
2	1J	42	HIS	CG-ND1	21.53	1.86	1.38
2	2F	42	HIS	CG-ND1	21.53	1.86	1.38
2	27	42	HIS	CG-ND1	21.53	1.86	1.38
2	3F	42	HIS	CG-ND1	21.53	1.86	1.38
2	4B	42	HIS	CG-ND1	21.53	1.86	1.38
2	4N	42	HIS	CG-ND1	21.53	1.86	1.38
2	4V	42	HIS	CG-ND1	21.53	1.86	1.38
2	5R	42	HIS	CG-ND1	21.53	1.86	1.38
2	6J	42	HIS	CG-ND1	21.53	1.86	1.38
2	6R	42	HIS	CG-ND1	21.53	1.86	1.38
2	7N	42	HIS	CG-ND1	21.53	1.86	1.38
1	1E	68	SER	CB-OG	21.52	1.70	1.42
1	2M	68	SER	CB-OG	21.52	1.70	1.42
1	22	68	SER	CB-OG	21.52	1.70	1.42
1	3M	68	SER	CB-OG	21.52	1.70	1.42
1	36	68	SER	CB-OG	21.52	1.70	1.42
1	4I	68	SER	CB-OG	21.52	1.70	1.42
1	4Q	68	SER	CB-OG	21.52	1.70	1.42
1	5Y	68	SER	CB-OG	21.52	1.70	1.42
1	6E	68	SER	CB-OG	21.52	1.70	1.42
1	6Y	68	SER	CB-OG	21.52	1.70	1.42
1	7I	68	SER	CB-OG	21.52	1.70	1.42
1	7U	68	SER	CB-OG	21.52	1.70	1.42
1	1Q	68	SER	CB-OG	21.49	1.70	1.42
1	1U	68	SER	CB-OG	21.49	1.70	1.42

*Continued on next page...*

*Continued from previous page...*

Mol	Chain	Res	Type	Atoms	Z	Observed(Å)	Ideal(Å)
1	1Y	68	SER	CB-OG	21.49	1.70	1.42
1	2Q	68	SER	CB-OG	21.49	1.70	1.42
1	2U	68	SER	CB-OG	21.49	1.70	1.42
1	2Y	68	SER	CB-OG	21.49	1.70	1.42
1	42	68	SER	CB-OG	21.49	1.70	1.42
1	46	68	SER	CB-OG	21.49	1.70	1.42
1	5A	68	SER	CB-OG	21.49	1.70	1.42
1	52	68	SER	CB-OG	21.49	1.70	1.42
1	56	68	SER	CB-OG	21.49	1.70	1.42
1	6A	68	SER	CB-OG	21.49	1.70	1.42
2	1F	26	ALA	CA-C	-21.49	0.97	1.52
2	2N	26	ALA	CA-C	-21.49	0.97	1.52
2	23	26	ALA	CA-C	-21.49	0.97	1.52
2	3N	26	ALA	CA-C	-21.49	0.97	1.52
2	37	26	ALA	CA-C	-21.49	0.97	1.52
2	4J	26	ALA	CA-C	-21.49	0.97	1.52
2	4R	26	ALA	CA-C	-21.49	0.97	1.52
2	5Z	26	ALA	CA-C	-21.49	0.97	1.52
2	6F	26	ALA	CA-C	-21.49	0.97	1.52
2	6Z	26	ALA	CA-C	-21.49	0.97	1.52
2	7J	26	ALA	CA-C	-21.49	0.97	1.52
2	7V	26	ALA	CA-C	-21.49	0.97	1.52
1	1A	68	SER	CB-OG	21.49	1.70	1.42
1	1I	68	SER	CB-OG	21.49	1.70	1.42
1	1M	68	SER	CB-OG	21.49	1.70	1.42
1	12	68	SER	CB-OG	21.49	1.70	1.42
1	16	68	SER	CB-OG	21.49	1.70	1.42
1	2A	68	SER	CB-OG	21.49	1.70	1.42
1	2E	68	SER	CB-OG	21.49	1.70	1.42
1	2I	68	SER	CB-OG	21.49	1.70	1.42
1	26	68	SER	CB-OG	21.49	1.70	1.42
1	3A	68	SER	CB-OG	21.49	1.70	1.42
1	3E	68	SER	CB-OG	21.49	1.70	1.42
1	3I	68	SER	CB-OG	21.49	1.70	1.42
1	3Q	68	SER	CB-OG	21.49	1.70	1.42
1	3U	68	SER	CB-OG	21.49	1.70	1.42
1	3Y	68	SER	CB-OG	21.49	1.70	1.42
1	32	68	SER	CB-OG	21.49	1.70	1.42
1	4A	68	SER	CB-OG	21.49	1.70	1.42
1	4E	68	SER	CB-OG	21.49	1.70	1.42
1	4M	68	SER	CB-OG	21.49	1.70	1.42
1	4U	68	SER	CB-OG	21.49	1.70	1.42

*Continued on next page...*

*Continued from previous page...*

Mol	Chain	Res	Type	Atoms	Z	Observed(Å)	Ideal(Å)
1	4Y	68	SER	CB-OG	21.49	1.70	1.42
1	5E	68	SER	CB-OG	21.49	1.70	1.42
1	5I	68	SER	CB-OG	21.49	1.70	1.42
1	5M	68	SER	CB-OG	21.49	1.70	1.42
1	5Q	68	SER	CB-OG	21.49	1.70	1.42
1	5U	68	SER	CB-OG	21.49	1.70	1.42
1	6I	68	SER	CB-OG	21.49	1.70	1.42
1	6M	68	SER	CB-OG	21.49	1.70	1.42
1	6Q	68	SER	CB-OG	21.49	1.70	1.42
1	6U	68	SER	CB-OG	21.49	1.70	1.42
1	62	68	SER	CB-OG	21.49	1.70	1.42
1	66	68	SER	CB-OG	21.49	1.70	1.42
1	7A	68	SER	CB-OG	21.49	1.70	1.42
1	7E	68	SER	CB-OG	21.49	1.70	1.42
1	7M	68	SER	CB-OG	21.49	1.70	1.42
1	7Q	68	SER	CB-OG	21.49	1.70	1.42
2	1R	26	ALA	CA-C	-21.48	0.97	1.52
2	1V	26	ALA	CA-C	-21.48	0.97	1.52
2	1Z	26	ALA	CA-C	-21.48	0.97	1.52
2	2R	26	ALA	CA-C	-21.48	0.97	1.52
2	2V	26	ALA	CA-C	-21.48	0.97	1.52
2	2Z	26	ALA	CA-C	-21.48	0.97	1.52
2	43	26	ALA	CA-C	-21.48	0.97	1.52
2	47	26	ALA	CA-C	-21.48	0.97	1.52
2	5B	26	ALA	CA-C	-21.48	0.97	1.52
2	53	26	ALA	CA-C	-21.48	0.97	1.52
2	57	26	ALA	CA-C	-21.48	0.97	1.52
2	6B	26	ALA	CA-C	-21.48	0.97	1.52
2	1B	26	ALA	CA-C	-21.47	0.97	1.52
2	1J	26	ALA	CA-C	-21.47	0.97	1.52
2	2F	26	ALA	CA-C	-21.47	0.97	1.52
2	27	26	ALA	CA-C	-21.47	0.97	1.52
2	3F	26	ALA	CA-C	-21.47	0.97	1.52
2	4B	26	ALA	CA-C	-21.47	0.97	1.52
2	4N	26	ALA	CA-C	-21.47	0.97	1.52
2	4V	26	ALA	CA-C	-21.47	0.97	1.52
2	5R	26	ALA	CA-C	-21.47	0.97	1.52
2	6J	26	ALA	CA-C	-21.47	0.97	1.52
2	6R	26	ALA	CA-C	-21.47	0.97	1.52
2	7N	26	ALA	CA-C	-21.47	0.97	1.52
1	12	52	PHE	CG-CD2	-21.47	1.06	1.38
1	16	52	PHE	CG-CD2	-21.47	1.06	1.38

*Continued on next page...*

*Continued from previous page...*

Mol	Chain	Res	Type	Atoms	Z	Observed(Å)	Ideal(Å)
1	2A	52	PHE	CG-CD2	-21.47	1.06	1.38
1	3Q	52	PHE	CG-CD2	-21.47	1.06	1.38
1	3U	52	PHE	CG-CD2	-21.47	1.06	1.38
1	3Y	52	PHE	CG-CD2	-21.47	1.06	1.38
1	5E	52	PHE	CG-CD2	-21.47	1.06	1.38
1	5I	52	PHE	CG-CD2	-21.47	1.06	1.38
1	5M	52	PHE	CG-CD2	-21.47	1.06	1.38
1	62	52	PHE	CG-CD2	-21.47	1.06	1.38
1	66	52	PHE	CG-CD2	-21.47	1.06	1.38
1	7A	52	PHE	CG-CD2	-21.47	1.06	1.38
2	1N	26	ALA	CA-C	-21.46	0.97	1.52
2	2J	26	ALA	CA-C	-21.46	0.97	1.52
2	3B	26	ALA	CA-C	-21.46	0.97	1.52
2	3J	26	ALA	CA-C	-21.46	0.97	1.52
2	33	26	ALA	CA-C	-21.46	0.97	1.52
2	4F	26	ALA	CA-C	-21.46	0.97	1.52
2	4Z	26	ALA	CA-C	-21.46	0.97	1.52
2	5V	26	ALA	CA-C	-21.46	0.97	1.52
2	6N	26	ALA	CA-C	-21.46	0.97	1.52
2	6V	26	ALA	CA-C	-21.46	0.97	1.52
2	7F	26	ALA	CA-C	-21.46	0.97	1.52
2	7R	26	ALA	CA-C	-21.46	0.97	1.52
2	13	26	ALA	CA-C	-21.45	0.97	1.52
2	17	26	ALA	CA-C	-21.45	0.97	1.52
2	2B	26	ALA	CA-C	-21.45	0.97	1.52
2	3R	26	ALA	CA-C	-21.45	0.97	1.52
2	3V	26	ALA	CA-C	-21.45	0.97	1.52
2	3Z	26	ALA	CA-C	-21.45	0.97	1.52
2	5F	26	ALA	CA-C	-21.45	0.97	1.52
2	5J	26	ALA	CA-C	-21.45	0.97	1.52
2	5N	26	ALA	CA-C	-21.45	0.97	1.52
2	63	26	ALA	CA-C	-21.45	0.97	1.52
2	67	26	ALA	CA-C	-21.45	0.97	1.52
2	7B	26	ALA	CA-C	-21.45	0.97	1.52
1	1E	52	PHE	CG-CD2	-21.45	1.06	1.38
1	2M	52	PHE	CG-CD2	-21.45	1.06	1.38
1	22	52	PHE	CG-CD2	-21.45	1.06	1.38
1	3M	52	PHE	CG-CD2	-21.45	1.06	1.38
1	36	52	PHE	CG-CD2	-21.45	1.06	1.38
1	4I	52	PHE	CG-CD2	-21.45	1.06	1.38
1	4Q	52	PHE	CG-CD2	-21.45	1.06	1.38
1	5Y	52	PHE	CG-CD2	-21.45	1.06	1.38

*Continued on next page...*

*Continued from previous page...*

Mol	Chain	Res	Type	Atoms	Z	Observed(Å)	Ideal(Å)
1	6E	52	PHE	CG-CD2	-21.45	1.06	1.38
1	6Y	52	PHE	CG-CD2	-21.45	1.06	1.38
1	7I	52	PHE	CG-CD2	-21.45	1.06	1.38
1	7U	52	PHE	CG-CD2	-21.45	1.06	1.38
1	1M	52	PHE	CG-CD2	-21.44	1.06	1.38
1	2I	52	PHE	CG-CD2	-21.44	1.06	1.38
1	3A	52	PHE	CG-CD2	-21.44	1.06	1.38
1	3I	52	PHE	CG-CD2	-21.44	1.06	1.38
1	32	52	PHE	CG-CD2	-21.44	1.06	1.38
1	4E	52	PHE	CG-CD2	-21.44	1.06	1.38
1	4Y	52	PHE	CG-CD2	-21.44	1.06	1.38
1	5U	52	PHE	CG-CD2	-21.44	1.06	1.38
1	6M	52	PHE	CG-CD2	-21.44	1.06	1.38
1	6U	52	PHE	CG-CD2	-21.44	1.06	1.38
1	7E	52	PHE	CG-CD2	-21.44	1.06	1.38
1	7Q	52	PHE	CG-CD2	-21.44	1.06	1.38
1	1A	52	PHE	CG-CD2	-21.43	1.06	1.38
1	1I	52	PHE	CG-CD2	-21.43	1.06	1.38
1	2E	52	PHE	CG-CD2	-21.43	1.06	1.38
1	26	52	PHE	CG-CD2	-21.43	1.06	1.38
1	3E	52	PHE	CG-CD2	-21.43	1.06	1.38
1	4A	52	PHE	CG-CD2	-21.43	1.06	1.38
1	4M	52	PHE	CG-CD2	-21.43	1.06	1.38
1	4U	52	PHE	CG-CD2	-21.43	1.06	1.38
1	5Q	52	PHE	CG-CD2	-21.43	1.06	1.38
1	6I	52	PHE	CG-CD2	-21.43	1.06	1.38
1	6Q	52	PHE	CG-CD2	-21.43	1.06	1.38
1	7M	52	PHE	CG-CD2	-21.43	1.06	1.38
2	1B	108	HIS	CG-ND1	-21.40	0.91	1.38
2	1J	108	HIS	CG-ND1	-21.40	0.91	1.38
2	2F	108	HIS	CG-ND1	-21.40	0.91	1.38
2	27	108	HIS	CG-ND1	-21.40	0.91	1.38
2	3F	108	HIS	CG-ND1	-21.40	0.91	1.38
2	4B	108	HIS	CG-ND1	-21.40	0.91	1.38
2	4N	108	HIS	CG-ND1	-21.40	0.91	1.38
2	4V	108	HIS	CG-ND1	-21.40	0.91	1.38
2	5R	108	HIS	CG-ND1	-21.40	0.91	1.38
2	6J	108	HIS	CG-ND1	-21.40	0.91	1.38
2	6R	108	HIS	CG-ND1	-21.40	0.91	1.38
2	7N	108	HIS	CG-ND1	-21.40	0.91	1.38
2	1F	108	HIS	CG-ND1	-21.40	0.91	1.38
2	2N	108	HIS	CG-ND1	-21.40	0.91	1.38

*Continued on next page...*

*Continued from previous page...*

Mol	Chain	Res	Type	Atoms	Z	Observed(Å)	Ideal(Å)
2	23	108	HIS	CG-ND1	-21.40	0.91	1.38
2	3N	108	HIS	CG-ND1	-21.40	0.91	1.38
2	37	108	HIS	CG-ND1	-21.40	0.91	1.38
2	4J	108	HIS	CG-ND1	-21.40	0.91	1.38
2	4R	108	HIS	CG-ND1	-21.40	0.91	1.38
2	5Z	108	HIS	CG-ND1	-21.40	0.91	1.38
2	6F	108	HIS	CG-ND1	-21.40	0.91	1.38
2	6Z	108	HIS	CG-ND1	-21.40	0.91	1.38
2	7J	108	HIS	CG-ND1	-21.40	0.91	1.38
2	7V	108	HIS	CG-ND1	-21.40	0.91	1.38
1	1Q	52	PHE	CG-CD2	-21.39	1.06	1.38
1	1U	52	PHE	CG-CD2	-21.39	1.06	1.38
1	1Y	52	PHE	CG-CD2	-21.39	1.06	1.38
1	2Q	52	PHE	CG-CD2	-21.39	1.06	1.38
1	2U	52	PHE	CG-CD2	-21.39	1.06	1.38
1	2Y	52	PHE	CG-CD2	-21.39	1.06	1.38
1	42	52	PHE	CG-CD2	-21.39	1.06	1.38
1	46	52	PHE	CG-CD2	-21.39	1.06	1.38
1	5A	52	PHE	CG-CD2	-21.39	1.06	1.38
1	52	52	PHE	CG-CD2	-21.39	1.06	1.38
1	56	52	PHE	CG-CD2	-21.39	1.06	1.38
1	6A	52	PHE	CG-CD2	-21.39	1.06	1.38
2	13	108	HIS	CG-ND1	-21.39	0.91	1.38
2	17	108	HIS	CG-ND1	-21.39	0.91	1.38
2	2B	108	HIS	CG-ND1	-21.39	0.91	1.38
2	3R	108	HIS	CG-ND1	-21.39	0.91	1.38
2	3V	108	HIS	CG-ND1	-21.39	0.91	1.38
2	3Z	108	HIS	CG-ND1	-21.39	0.91	1.38
2	5F	108	HIS	CG-ND1	-21.39	0.91	1.38
2	5J	108	HIS	CG-ND1	-21.39	0.91	1.38
2	5N	108	HIS	CG-ND1	-21.39	0.91	1.38
2	63	108	HIS	CG-ND1	-21.39	0.91	1.38
2	67	108	HIS	CG-ND1	-21.39	0.91	1.38
2	7B	108	HIS	CG-ND1	-21.39	0.91	1.38
2	1R	108	HIS	CG-ND1	-21.38	0.91	1.38
2	1V	108	HIS	CG-ND1	-21.38	0.91	1.38
2	1Z	108	HIS	CG-ND1	-21.38	0.91	1.38
2	2R	108	HIS	CG-ND1	-21.38	0.91	1.38
2	2V	108	HIS	CG-ND1	-21.38	0.91	1.38
2	2Z	108	HIS	CG-ND1	-21.38	0.91	1.38
2	43	108	HIS	CG-ND1	-21.38	0.91	1.38
2	47	108	HIS	CG-ND1	-21.38	0.91	1.38

*Continued on next page...*



*Continued from previous page...*

Mol	Chain	Res	Type	Atoms	Z	Observed(Å)	Ideal(Å)
2	5B	108	HIS	CG-ND1	-21.38	0.91	1.38
2	53	108	HIS	CG-ND1	-21.38	0.91	1.38
2	57	108	HIS	CG-ND1	-21.38	0.91	1.38
2	6B	108	HIS	CG-ND1	-21.38	0.91	1.38
2	1N	108	HIS	CG-ND1	-21.36	0.91	1.38
2	2J	108	HIS	CG-ND1	-21.36	0.91	1.38
2	3B	108	HIS	CG-ND1	-21.36	0.91	1.38
2	3J	108	HIS	CG-ND1	-21.36	0.91	1.38
2	33	108	HIS	CG-ND1	-21.36	0.91	1.38
2	4F	108	HIS	CG-ND1	-21.36	0.91	1.38
2	4Z	108	HIS	CG-ND1	-21.36	0.91	1.38
2	5V	108	HIS	CG-ND1	-21.36	0.91	1.38
2	6N	108	HIS	CG-ND1	-21.36	0.91	1.38
2	6V	108	HIS	CG-ND1	-21.36	0.91	1.38
2	7F	108	HIS	CG-ND1	-21.36	0.91	1.38
2	7R	108	HIS	CG-ND1	-21.36	0.91	1.38
2	13	35	PHE	CB-CG	21.33	1.87	1.51
2	17	35	PHE	CB-CG	21.33	1.87	1.51
2	2B	35	PHE	CB-CG	21.33	1.87	1.51
2	3R	35	PHE	CB-CG	21.33	1.87	1.51
2	3V	35	PHE	CB-CG	21.33	1.87	1.51
2	3Z	35	PHE	CB-CG	21.33	1.87	1.51
2	5F	35	PHE	CB-CG	21.33	1.87	1.51
2	5J	35	PHE	CB-CG	21.33	1.87	1.51
2	5N	35	PHE	CB-CG	21.33	1.87	1.51
2	63	35	PHE	CB-CG	21.33	1.87	1.51
2	67	35	PHE	CB-CG	21.33	1.87	1.51
2	7B	35	PHE	CB-CG	21.33	1.87	1.51
2	1F	35	PHE	CB-CG	21.32	1.87	1.51
2	2N	35	PHE	CB-CG	21.32	1.87	1.51
2	23	35	PHE	CB-CG	21.32	1.87	1.51
2	3N	35	PHE	CB-CG	21.32	1.87	1.51
2	37	35	PHE	CB-CG	21.32	1.87	1.51
2	4J	35	PHE	CB-CG	21.32	1.87	1.51
2	4R	35	PHE	CB-CG	21.32	1.87	1.51
2	5Z	35	PHE	CB-CG	21.32	1.87	1.51
2	6F	35	PHE	CB-CG	21.32	1.87	1.51
2	6Z	35	PHE	CB-CG	21.32	1.87	1.51
2	7J	35	PHE	CB-CG	21.32	1.87	1.51
2	7V	35	PHE	CB-CG	21.32	1.87	1.51
1	1Q	90	PHE	CD1-CE1	21.30	1.81	1.39
1	1U	90	PHE	CD1-CE1	21.30	1.81	1.39

*Continued on next page...*



*Continued from previous page...*

Mol	Chain	Res	Type	Atoms	Z	Observed(Å)	Ideal(Å)
1	1Y	90	PHE	CD1-CE1	21.30	1.81	1.39
1	2Q	90	PHE	CD1-CE1	21.30	1.81	1.39
1	2U	90	PHE	CD1-CE1	21.30	1.81	1.39
1	2Y	90	PHE	CD1-CE1	21.30	1.81	1.39
1	42	90	PHE	CD1-CE1	21.30	1.81	1.39
1	46	90	PHE	CD1-CE1	21.30	1.81	1.39
1	5A	90	PHE	CD1-CE1	21.30	1.81	1.39
1	52	90	PHE	CD1-CE1	21.30	1.81	1.39
1	56	90	PHE	CD1-CE1	21.30	1.81	1.39
1	6A	90	PHE	CD1-CE1	21.30	1.81	1.39
2	1B	35	PHE	CB-CG	21.30	1.87	1.51
2	1J	35	PHE	CB-CG	21.30	1.87	1.51
2	2F	35	PHE	CB-CG	21.30	1.87	1.51
2	27	35	PHE	CB-CG	21.30	1.87	1.51
2	3F	35	PHE	CB-CG	21.30	1.87	1.51
2	4B	35	PHE	CB-CG	21.30	1.87	1.51
2	4N	35	PHE	CB-CG	21.30	1.87	1.51
2	4V	35	PHE	CB-CG	21.30	1.87	1.51
2	5R	35	PHE	CB-CG	21.30	1.87	1.51
2	6J	35	PHE	CB-CG	21.30	1.87	1.51
2	6R	35	PHE	CB-CG	21.30	1.87	1.51
2	7N	35	PHE	CB-CG	21.30	1.87	1.51
2	1R	35	PHE	CB-CG	21.30	1.87	1.51
2	1V	35	PHE	CB-CG	21.30	1.87	1.51
2	1Z	35	PHE	CB-CG	21.30	1.87	1.51
2	2R	35	PHE	CB-CG	21.30	1.87	1.51
2	2V	35	PHE	CB-CG	21.30	1.87	1.51
2	2Z	35	PHE	CB-CG	21.30	1.87	1.51
2	43	35	PHE	CB-CG	21.30	1.87	1.51
2	47	35	PHE	CB-CG	21.30	1.87	1.51
2	5B	35	PHE	CB-CG	21.30	1.87	1.51
2	53	35	PHE	CB-CG	21.30	1.87	1.51
2	57	35	PHE	CB-CG	21.30	1.87	1.51
2	6B	35	PHE	CB-CG	21.30	1.87	1.51
2	1N	35	PHE	CB-CG	21.28	1.87	1.51
2	2J	35	PHE	CB-CG	21.28	1.87	1.51
2	3B	35	PHE	CB-CG	21.28	1.87	1.51
2	3J	35	PHE	CB-CG	21.28	1.87	1.51
2	33	35	PHE	CB-CG	21.28	1.87	1.51
2	4F	35	PHE	CB-CG	21.28	1.87	1.51
2	4Z	35	PHE	CB-CG	21.28	1.87	1.51
2	5V	35	PHE	CB-CG	21.28	1.87	1.51

*Continued on next page...*

*Continued from previous page...*

Mol	Chain	Res	Type	Atoms	Z	Observed(Å)	Ideal(Å)
2	6N	35	PHE	CB-CG	21.28	1.87	1.51
2	6V	35	PHE	CB-CG	21.28	1.87	1.51
2	7F	35	PHE	CB-CG	21.28	1.87	1.51
2	7R	35	PHE	CB-CG	21.28	1.87	1.51
1	1Q	171	ARG	CZ-NH1	-21.27	1.05	1.33
1	1U	171	ARG	CZ-NH1	-21.27	1.05	1.33
1	1Y	171	ARG	CZ-NH1	-21.27	1.05	1.33
1	2Q	171	ARG	CZ-NH1	-21.27	1.05	1.33
1	2U	171	ARG	CZ-NH1	-21.27	1.05	1.33
1	2Y	171	ARG	CZ-NH1	-21.27	1.05	1.33
1	42	171	ARG	CZ-NH1	-21.27	1.05	1.33
1	46	171	ARG	CZ-NH1	-21.27	1.05	1.33
1	5A	171	ARG	CZ-NH1	-21.27	1.05	1.33
1	52	171	ARG	CZ-NH1	-21.27	1.05	1.33
1	56	171	ARG	CZ-NH1	-21.27	1.05	1.33
1	6A	171	ARG	CZ-NH1	-21.27	1.05	1.33
1	12	90	PHE	CD1-CE1	21.27	1.81	1.39
1	16	90	PHE	CD1-CE1	21.27	1.81	1.39
1	2A	90	PHE	CD1-CE1	21.27	1.81	1.39
1	3Q	90	PHE	CD1-CE1	21.27	1.81	1.39
1	3U	90	PHE	CD1-CE1	21.27	1.81	1.39
1	3Y	90	PHE	CD1-CE1	21.27	1.81	1.39
1	5E	90	PHE	CD1-CE1	21.27	1.81	1.39
1	5I	90	PHE	CD1-CE1	21.27	1.81	1.39
1	5M	90	PHE	CD1-CE1	21.27	1.81	1.39
1	62	90	PHE	CD1-CE1	21.27	1.81	1.39
1	66	90	PHE	CD1-CE1	21.27	1.81	1.39
1	7A	90	PHE	CD1-CE1	21.27	1.81	1.39
1	1E	171	ARG	CZ-NH1	-21.26	1.05	1.33
1	2M	171	ARG	CZ-NH1	-21.26	1.05	1.33
1	22	171	ARG	CZ-NH1	-21.26	1.05	1.33
1	3M	171	ARG	CZ-NH1	-21.26	1.05	1.33
1	36	171	ARG	CZ-NH1	-21.26	1.05	1.33
1	4I	171	ARG	CZ-NH1	-21.26	1.05	1.33
1	4Q	171	ARG	CZ-NH1	-21.26	1.05	1.33
1	5Y	171	ARG	CZ-NH1	-21.26	1.05	1.33
1	6E	171	ARG	CZ-NH1	-21.26	1.05	1.33
1	6Y	171	ARG	CZ-NH1	-21.26	1.05	1.33
1	7I	171	ARG	CZ-NH1	-21.26	1.05	1.33
1	7U	171	ARG	CZ-NH1	-21.26	1.05	1.33
1	1M	171	ARG	CZ-NH1	-21.26	1.05	1.33
1	2I	171	ARG	CZ-NH1	-21.26	1.05	1.33

*Continued on next page...*

*Continued from previous page...*

Mol	Chain	Res	Type	Atoms	Z	Observed(Å)	Ideal(Å)
1	3A	171	ARG	CZ-NH1	-21.26	1.05	1.33
1	3I	171	ARG	CZ-NH1	-21.26	1.05	1.33
1	32	171	ARG	CZ-NH1	-21.26	1.05	1.33
1	4E	171	ARG	CZ-NH1	-21.26	1.05	1.33
1	4Y	171	ARG	CZ-NH1	-21.26	1.05	1.33
1	5U	171	ARG	CZ-NH1	-21.26	1.05	1.33
1	6M	171	ARG	CZ-NH1	-21.26	1.05	1.33
1	6U	171	ARG	CZ-NH1	-21.26	1.05	1.33
1	7E	171	ARG	CZ-NH1	-21.26	1.05	1.33
1	7Q	171	ARG	CZ-NH1	-21.26	1.05	1.33
1	1A	90	PHE	CD1-CE1	21.25	1.81	1.39
1	1I	90	PHE	CD1-CE1	21.25	1.81	1.39
1	2E	90	PHE	CD1-CE1	21.25	1.81	1.39
1	26	90	PHE	CD1-CE1	21.25	1.81	1.39
1	3E	90	PHE	CD1-CE1	21.25	1.81	1.39
1	4A	90	PHE	CD1-CE1	21.25	1.81	1.39
1	4M	90	PHE	CD1-CE1	21.25	1.81	1.39
1	4U	90	PHE	CD1-CE1	21.25	1.81	1.39
1	5Q	90	PHE	CD1-CE1	21.25	1.81	1.39
1	6I	90	PHE	CD1-CE1	21.25	1.81	1.39
1	6Q	90	PHE	CD1-CE1	21.25	1.81	1.39
1	7M	90	PHE	CD1-CE1	21.25	1.81	1.39
1	1E	90	PHE	CD1-CE1	21.25	1.81	1.39
1	12	171	ARG	CZ-NH1	-21.25	1.05	1.33
1	16	171	ARG	CZ-NH1	-21.25	1.05	1.33
1	2A	171	ARG	CZ-NH1	-21.25	1.05	1.33
1	2M	90	PHE	CD1-CE1	21.25	1.81	1.39
1	22	90	PHE	CD1-CE1	21.25	1.81	1.39
1	3M	90	PHE	CD1-CE1	21.25	1.81	1.39
1	3Q	171	ARG	CZ-NH1	-21.25	1.05	1.33
1	3U	171	ARG	CZ-NH1	-21.25	1.05	1.33
1	3Y	171	ARG	CZ-NH1	-21.25	1.05	1.33
1	36	90	PHE	CD1-CE1	21.25	1.81	1.39
1	4I	90	PHE	CD1-CE1	21.25	1.81	1.39
1	4Q	90	PHE	CD1-CE1	21.25	1.81	1.39
1	5E	171	ARG	CZ-NH1	-21.25	1.05	1.33
1	5I	171	ARG	CZ-NH1	-21.25	1.05	1.33
1	5M	171	ARG	CZ-NH1	-21.25	1.05	1.33
1	5Y	90	PHE	CD1-CE1	21.25	1.81	1.39
1	6E	90	PHE	CD1-CE1	21.25	1.81	1.39
1	6Y	90	PHE	CD1-CE1	21.25	1.81	1.39
1	62	171	ARG	CZ-NH1	-21.25	1.05	1.33

*Continued on next page...*

*Continued from previous page...*

Mol	Chain	Res	Type	Atoms	Z	Observed(Å)	Ideal(Å)
1	66	171	ARG	CZ-NH1	-21.25	1.05	1.33
1	7A	171	ARG	CZ-NH1	-21.25	1.05	1.33
1	7I	90	PHE	CD1-CE1	21.25	1.81	1.39
1	7U	90	PHE	CD1-CE1	21.25	1.81	1.39
1	1M	90	PHE	CD1-CE1	21.25	1.81	1.39
1	2I	90	PHE	CD1-CE1	21.25	1.81	1.39
1	3A	90	PHE	CD1-CE1	21.25	1.81	1.39
1	3I	90	PHE	CD1-CE1	21.25	1.81	1.39
1	32	90	PHE	CD1-CE1	21.25	1.81	1.39
1	4E	90	PHE	CD1-CE1	21.25	1.81	1.39
1	4Y	90	PHE	CD1-CE1	21.25	1.81	1.39
1	5U	90	PHE	CD1-CE1	21.25	1.81	1.39
1	6M	90	PHE	CD1-CE1	21.25	1.81	1.39
1	6U	90	PHE	CD1-CE1	21.25	1.81	1.39
1	7E	90	PHE	CD1-CE1	21.25	1.81	1.39
1	7Q	90	PHE	CD1-CE1	21.25	1.81	1.39
1	1A	171	ARG	CZ-NH1	-21.24	1.05	1.33
1	1I	171	ARG	CZ-NH1	-21.24	1.05	1.33
1	2E	171	ARG	CZ-NH1	-21.24	1.05	1.33
1	26	171	ARG	CZ-NH1	-21.24	1.05	1.33
1	3E	171	ARG	CZ-NH1	-21.24	1.05	1.33
1	4A	171	ARG	CZ-NH1	-21.24	1.05	1.33
1	4M	171	ARG	CZ-NH1	-21.24	1.05	1.33
1	4U	171	ARG	CZ-NH1	-21.24	1.05	1.33
1	5Q	171	ARG	CZ-NH1	-21.24	1.05	1.33
1	6I	171	ARG	CZ-NH1	-21.24	1.05	1.33
1	6Q	171	ARG	CZ-NH1	-21.24	1.05	1.33
1	7M	171	ARG	CZ-NH1	-21.24	1.05	1.33
2	1R	227	TYR	CB-CG	21.23	1.83	1.51
2	1V	227	TYR	CB-CG	21.23	1.83	1.51
2	1Z	227	TYR	CB-CG	21.23	1.83	1.51
2	2R	227	TYR	CB-CG	21.23	1.83	1.51
2	2V	227	TYR	CB-CG	21.23	1.83	1.51
2	2Z	227	TYR	CB-CG	21.23	1.83	1.51
2	43	227	TYR	CB-CG	21.23	1.83	1.51
2	47	227	TYR	CB-CG	21.23	1.83	1.51
2	5B	227	TYR	CB-CG	21.23	1.83	1.51
2	53	227	TYR	CB-CG	21.23	1.83	1.51
2	57	227	TYR	CB-CG	21.23	1.83	1.51
2	6B	227	TYR	CB-CG	21.23	1.83	1.51
2	1F	223	ASP	N-CA	21.22	1.88	1.46
2	1N	227	TYR	CB-CG	21.22	1.83	1.51

*Continued on next page...*

*Continued from previous page...*

Mol	Chain	Res	Type	Atoms	Z	Observed(Å)	Ideal(Å)
2	2J	227	TYR	CB-CG	21.22	1.83	1.51
2	2N	223	ASP	N-CA	21.22	1.88	1.46
2	23	223	ASP	N-CA	21.22	1.88	1.46
2	3B	227	TYR	CB-CG	21.22	1.83	1.51
2	3J	227	TYR	CB-CG	21.22	1.83	1.51
2	3N	223	ASP	N-CA	21.22	1.88	1.46
2	33	227	TYR	CB-CG	21.22	1.83	1.51
2	37	223	ASP	N-CA	21.22	1.88	1.46
2	4F	227	TYR	CB-CG	21.22	1.83	1.51
2	4J	223	ASP	N-CA	21.22	1.88	1.46
2	4R	223	ASP	N-CA	21.22	1.88	1.46
2	4Z	227	TYR	CB-CG	21.22	1.83	1.51
2	5V	227	TYR	CB-CG	21.22	1.83	1.51
2	5Z	223	ASP	N-CA	21.22	1.88	1.46
2	6F	223	ASP	N-CA	21.22	1.88	1.46
2	6N	227	TYR	CB-CG	21.22	1.83	1.51
2	6V	227	TYR	CB-CG	21.22	1.83	1.51
2	6Z	223	ASP	N-CA	21.22	1.88	1.46
2	7F	227	TYR	CB-CG	21.22	1.83	1.51
2	7J	223	ASP	N-CA	21.22	1.88	1.46
2	7R	227	TYR	CB-CG	21.22	1.83	1.51
2	7V	223	ASP	N-CA	21.22	1.88	1.46
2	13	223	ASP	N-CA	21.21	1.88	1.46
2	17	223	ASP	N-CA	21.21	1.88	1.46
2	2B	223	ASP	N-CA	21.21	1.88	1.46
2	3R	223	ASP	N-CA	21.21	1.88	1.46
2	3V	223	ASP	N-CA	21.21	1.88	1.46
2	3Z	223	ASP	N-CA	21.21	1.88	1.46
2	5F	223	ASP	N-CA	21.21	1.88	1.46
2	5J	223	ASP	N-CA	21.21	1.88	1.46
2	5N	223	ASP	N-CA	21.21	1.88	1.46
2	63	223	ASP	N-CA	21.21	1.88	1.46
2	67	223	ASP	N-CA	21.21	1.88	1.46
2	7B	223	ASP	N-CA	21.21	1.88	1.46
2	1B	223	ASP	N-CA	21.21	1.88	1.46
2	1J	223	ASP	N-CA	21.21	1.88	1.46
2	2F	223	ASP	N-CA	21.21	1.88	1.46
2	27	223	ASP	N-CA	21.21	1.88	1.46
2	3F	223	ASP	N-CA	21.21	1.88	1.46
2	4B	223	ASP	N-CA	21.21	1.88	1.46
2	4N	223	ASP	N-CA	21.21	1.88	1.46
2	4V	223	ASP	N-CA	21.21	1.88	1.46

*Continued on next page...*

*Continued from previous page...*

Mol	Chain	Res	Type	Atoms	Z	Observed(Å)	Ideal(Å)
2	5R	223	ASP	N-CA	21.21	1.88	1.46
2	6J	223	ASP	N-CA	21.21	1.88	1.46
2	6R	223	ASP	N-CA	21.21	1.88	1.46
2	7N	223	ASP	N-CA	21.21	1.88	1.46
2	1B	227	TYR	CB-CG	21.21	1.83	1.51
2	1J	227	TYR	CB-CG	21.21	1.83	1.51
2	2F	227	TYR	CB-CG	21.21	1.83	1.51
2	27	227	TYR	CB-CG	21.21	1.83	1.51
2	3F	227	TYR	CB-CG	21.21	1.83	1.51
2	4B	227	TYR	CB-CG	21.21	1.83	1.51
2	4N	227	TYR	CB-CG	21.21	1.83	1.51
2	4V	227	TYR	CB-CG	21.21	1.83	1.51
2	5R	227	TYR	CB-CG	21.21	1.83	1.51
2	6J	227	TYR	CB-CG	21.21	1.83	1.51
2	6R	227	TYR	CB-CG	21.21	1.83	1.51
2	7N	227	TYR	CB-CG	21.21	1.83	1.51
2	1R	223	ASP	N-CA	21.20	1.88	1.46
2	1V	223	ASP	N-CA	21.20	1.88	1.46
2	1Z	223	ASP	N-CA	21.20	1.88	1.46
2	2R	223	ASP	N-CA	21.20	1.88	1.46
2	2V	223	ASP	N-CA	21.20	1.88	1.46
2	2Z	223	ASP	N-CA	21.20	1.88	1.46
2	43	223	ASP	N-CA	21.20	1.88	1.46
2	47	223	ASP	N-CA	21.20	1.88	1.46
2	5B	223	ASP	N-CA	21.20	1.88	1.46
2	53	223	ASP	N-CA	21.20	1.88	1.46
2	57	223	ASP	N-CA	21.20	1.88	1.46
2	6B	223	ASP	N-CA	21.20	1.88	1.46
1	1M	30	PHE	CA-C	21.20	2.08	1.52
2	1N	223	ASP	N-CA	21.20	1.88	1.46
1	1Q	30	PHE	CA-C	21.20	2.08	1.52
1	1U	30	PHE	CA-C	21.20	2.08	1.52
1	1Y	30	PHE	CA-C	21.20	2.08	1.52
1	2I	30	PHE	CA-C	21.20	2.08	1.52
2	2J	223	ASP	N-CA	21.20	1.88	1.46
1	2Q	30	PHE	CA-C	21.20	2.08	1.52
1	2U	30	PHE	CA-C	21.20	2.08	1.52
1	2Y	30	PHE	CA-C	21.20	2.08	1.52
1	3A	30	PHE	CA-C	21.20	2.08	1.52
2	3B	223	ASP	N-CA	21.20	1.88	1.46
1	3I	30	PHE	CA-C	21.20	2.08	1.52
2	3J	223	ASP	N-CA	21.20	1.88	1.46

*Continued on next page...*

*Continued from previous page...*

Mol	Chain	Res	Type	Atoms	Z	Observed(Å)	Ideal(Å)
1	32	30	PHE	CA-C	21.20	2.08	1.52
2	33	223	ASP	N-CA	21.20	1.88	1.46
1	4E	30	PHE	CA-C	21.20	2.08	1.52
2	4F	223	ASP	N-CA	21.20	1.88	1.46
1	4Y	30	PHE	CA-C	21.20	2.08	1.52
2	4Z	223	ASP	N-CA	21.20	1.88	1.46
1	42	30	PHE	CA-C	21.20	2.08	1.52
1	46	30	PHE	CA-C	21.20	2.08	1.52
1	5A	30	PHE	CA-C	21.20	2.08	1.52
1	5U	30	PHE	CA-C	21.20	2.08	1.52
2	5V	223	ASP	N-CA	21.20	1.88	1.46
1	52	30	PHE	CA-C	21.20	2.08	1.52
1	56	30	PHE	CA-C	21.20	2.08	1.52
1	6A	30	PHE	CA-C	21.20	2.08	1.52
1	6M	30	PHE	CA-C	21.20	2.08	1.52
2	6N	223	ASP	N-CA	21.20	1.88	1.46
1	6U	30	PHE	CA-C	21.20	2.08	1.52
2	6V	223	ASP	N-CA	21.20	1.88	1.46
1	7E	30	PHE	CA-C	21.20	2.08	1.52
2	7F	223	ASP	N-CA	21.20	1.88	1.46
1	7Q	30	PHE	CA-C	21.20	2.08	1.52
2	7R	223	ASP	N-CA	21.20	1.88	1.46
1	1A	30	PHE	CA-C	21.19	2.08	1.52
1	1I	30	PHE	CA-C	21.19	2.08	1.52
1	2E	30	PHE	CA-C	21.19	2.08	1.52
1	26	30	PHE	CA-C	21.19	2.08	1.52
1	3E	30	PHE	CA-C	21.19	2.08	1.52
1	4A	30	PHE	CA-C	21.19	2.08	1.52
1	4M	30	PHE	CA-C	21.19	2.08	1.52
1	4U	30	PHE	CA-C	21.19	2.08	1.52
1	5Q	30	PHE	CA-C	21.19	2.08	1.52
1	6I	30	PHE	CA-C	21.19	2.08	1.52
1	6Q	30	PHE	CA-C	21.19	2.08	1.52
1	7M	30	PHE	CA-C	21.19	2.08	1.52
1	12	30	PHE	CA-C	21.19	2.08	1.52
1	16	30	PHE	CA-C	21.19	2.08	1.52
1	2A	30	PHE	CA-C	21.19	2.08	1.52
1	3Q	30	PHE	CA-C	21.19	2.08	1.52
1	3U	30	PHE	CA-C	21.19	2.08	1.52
1	3Y	30	PHE	CA-C	21.19	2.08	1.52
1	5E	30	PHE	CA-C	21.19	2.08	1.52
1	5I	30	PHE	CA-C	21.19	2.08	1.52

*Continued on next page...*



*Continued from previous page...*

Mol	Chain	Res	Type	Atoms	Z	Observed(Å)	Ideal(Å)
1	5M	30	PHE	CA-C	21.19	2.08	1.52
1	62	30	PHE	CA-C	21.19	2.08	1.52
1	66	30	PHE	CA-C	21.19	2.08	1.52
1	7A	30	PHE	CA-C	21.19	2.08	1.52
1	1E	30	PHE	CA-C	21.19	2.08	1.52
1	2M	30	PHE	CA-C	21.19	2.08	1.52
1	22	30	PHE	CA-C	21.19	2.08	1.52
1	3M	30	PHE	CA-C	21.19	2.08	1.52
1	36	30	PHE	CA-C	21.19	2.08	1.52
1	4I	30	PHE	CA-C	21.19	2.08	1.52
1	4Q	30	PHE	CA-C	21.19	2.08	1.52
1	5Y	30	PHE	CA-C	21.19	2.08	1.52
1	6E	30	PHE	CA-C	21.19	2.08	1.52
1	6Y	30	PHE	CA-C	21.19	2.08	1.52
1	7I	30	PHE	CA-C	21.19	2.08	1.52
1	7U	30	PHE	CA-C	21.19	2.08	1.52
2	1F	227	TYR	CB-CG	21.18	1.83	1.51
2	2N	227	TYR	CB-CG	21.18	1.83	1.51
2	23	227	TYR	CB-CG	21.18	1.83	1.51
2	3N	227	TYR	CB-CG	21.18	1.83	1.51
2	37	227	TYR	CB-CG	21.18	1.83	1.51
2	4J	227	TYR	CB-CG	21.18	1.83	1.51
2	4R	227	TYR	CB-CG	21.18	1.83	1.51
2	5Z	227	TYR	CB-CG	21.18	1.83	1.51
2	6F	227	TYR	CB-CG	21.18	1.83	1.51
2	6Z	227	TYR	CB-CG	21.18	1.83	1.51
2	7J	227	TYR	CB-CG	21.18	1.83	1.51
2	7V	227	TYR	CB-CG	21.18	1.83	1.51
2	13	227	TYR	CB-CG	21.17	1.83	1.51
2	17	227	TYR	CB-CG	21.17	1.83	1.51
2	2B	227	TYR	CB-CG	21.17	1.83	1.51
2	3R	227	TYR	CB-CG	21.17	1.83	1.51
2	3V	227	TYR	CB-CG	21.17	1.83	1.51
2	3Z	227	TYR	CB-CG	21.17	1.83	1.51
2	5F	227	TYR	CB-CG	21.17	1.83	1.51
2	5J	227	TYR	CB-CG	21.17	1.83	1.51
2	5N	227	TYR	CB-CG	21.17	1.83	1.51
2	63	227	TYR	CB-CG	21.17	1.83	1.51
2	67	227	TYR	CB-CG	21.17	1.83	1.51
2	7B	227	TYR	CB-CG	21.17	1.83	1.51
1	1M	79	THR	CB-OG1	-21.06	1.01	1.43
1	2I	79	THR	CB-OG1	-21.06	1.01	1.43

*Continued on next page...*



*Continued from previous page...*

Mol	Chain	Res	Type	Atoms	Z	Observed(Å)	Ideal(Å)
1	3A	79	THR	CB-OG1	-21.06	1.01	1.43
1	3I	79	THR	CB-OG1	-21.06	1.01	1.43
1	32	79	THR	CB-OG1	-21.06	1.01	1.43
1	4E	79	THR	CB-OG1	-21.06	1.01	1.43
1	4Y	79	THR	CB-OG1	-21.06	1.01	1.43
1	5U	79	THR	CB-OG1	-21.06	1.01	1.43
1	6M	79	THR	CB-OG1	-21.06	1.01	1.43
1	6U	79	THR	CB-OG1	-21.06	1.01	1.43
1	7E	79	THR	CB-OG1	-21.06	1.01	1.43
1	7Q	79	THR	CB-OG1	-21.06	1.01	1.43
1	12	79	THR	CB-OG1	-21.04	1.01	1.43
1	16	79	THR	CB-OG1	-21.04	1.01	1.43
1	2A	79	THR	CB-OG1	-21.04	1.01	1.43
1	3Q	79	THR	CB-OG1	-21.04	1.01	1.43
1	3U	79	THR	CB-OG1	-21.04	1.01	1.43
1	3Y	79	THR	CB-OG1	-21.04	1.01	1.43
1	5E	79	THR	CB-OG1	-21.04	1.01	1.43
1	5I	79	THR	CB-OG1	-21.04	1.01	1.43
1	5M	79	THR	CB-OG1	-21.04	1.01	1.43
1	62	79	THR	CB-OG1	-21.04	1.01	1.43
1	66	79	THR	CB-OG1	-21.04	1.01	1.43
1	7A	79	THR	CB-OG1	-21.04	1.01	1.43
1	1Q	79	THR	CB-OG1	-21.04	1.01	1.43
1	1U	79	THR	CB-OG1	-21.04	1.01	1.43
1	1Y	79	THR	CB-OG1	-21.04	1.01	1.43
1	2Q	79	THR	CB-OG1	-21.04	1.01	1.43
1	2U	79	THR	CB-OG1	-21.04	1.01	1.43
1	2Y	79	THR	CB-OG1	-21.04	1.01	1.43
1	42	79	THR	CB-OG1	-21.04	1.01	1.43
1	46	79	THR	CB-OG1	-21.04	1.01	1.43
1	5A	79	THR	CB-OG1	-21.04	1.01	1.43
1	52	79	THR	CB-OG1	-21.04	1.01	1.43
1	56	79	THR	CB-OG1	-21.04	1.01	1.43
1	6A	79	THR	CB-OG1	-21.04	1.01	1.43
1	1E	79	THR	CB-OG1	-21.04	1.01	1.43
1	2M	79	THR	CB-OG1	-21.04	1.01	1.43
1	22	79	THR	CB-OG1	-21.04	1.01	1.43
1	3M	79	THR	CB-OG1	-21.04	1.01	1.43
1	36	79	THR	CB-OG1	-21.04	1.01	1.43
1	4I	79	THR	CB-OG1	-21.04	1.01	1.43
1	4Q	79	THR	CB-OG1	-21.04	1.01	1.43
1	5Y	79	THR	CB-OG1	-21.04	1.01	1.43

*Continued on next page...*

*Continued from previous page...*

Mol	Chain	Res	Type	Atoms	Z	Observed(Å)	Ideal(Å)
1	6E	79	THR	CB-OG1	-21.04	1.01	1.43
1	6Y	79	THR	CB-OG1	-21.04	1.01	1.43
1	7I	79	THR	CB-OG1	-21.04	1.01	1.43
1	7U	79	THR	CB-OG1	-21.04	1.01	1.43
1	1A	79	THR	CB-OG1	-21.03	1.01	1.43
1	1I	79	THR	CB-OG1	-21.03	1.01	1.43
1	2E	79	THR	CB-OG1	-21.03	1.01	1.43
1	26	79	THR	CB-OG1	-21.03	1.01	1.43
1	3E	79	THR	CB-OG1	-21.03	1.01	1.43
1	4A	79	THR	CB-OG1	-21.03	1.01	1.43
1	4M	79	THR	CB-OG1	-21.03	1.01	1.43
1	4U	79	THR	CB-OG1	-21.03	1.01	1.43
1	5Q	79	THR	CB-OG1	-21.03	1.01	1.43
1	6I	79	THR	CB-OG1	-21.03	1.01	1.43
1	6Q	79	THR	CB-OG1	-21.03	1.01	1.43
1	7M	79	THR	CB-OG1	-21.03	1.01	1.43
2	1B	39	ASP	N-CA	21.03	1.88	1.46
2	1J	39	ASP	N-CA	21.03	1.88	1.46
2	2F	39	ASP	N-CA	21.03	1.88	1.46
2	27	39	ASP	N-CA	21.03	1.88	1.46
2	3F	39	ASP	N-CA	21.03	1.88	1.46
2	4B	39	ASP	N-CA	21.03	1.88	1.46
2	4N	39	ASP	N-CA	21.03	1.88	1.46
2	4V	39	ASP	N-CA	21.03	1.88	1.46
2	5R	39	ASP	N-CA	21.03	1.88	1.46
2	6J	39	ASP	N-CA	21.03	1.88	1.46
2	6R	39	ASP	N-CA	21.03	1.88	1.46
2	7N	39	ASP	N-CA	21.03	1.88	1.46
2	1N	39	ASP	N-CA	21.02	1.88	1.46
2	2J	39	ASP	N-CA	21.02	1.88	1.46
2	3B	39	ASP	N-CA	21.02	1.88	1.46
2	3J	39	ASP	N-CA	21.02	1.88	1.46
2	33	39	ASP	N-CA	21.02	1.88	1.46
2	4F	39	ASP	N-CA	21.02	1.88	1.46
2	4Z	39	ASP	N-CA	21.02	1.88	1.46
2	5V	39	ASP	N-CA	21.02	1.88	1.46
2	6N	39	ASP	N-CA	21.02	1.88	1.46
2	6V	39	ASP	N-CA	21.02	1.88	1.46
2	7F	39	ASP	N-CA	21.02	1.88	1.46
2	7R	39	ASP	N-CA	21.02	1.88	1.46
2	1F	39	ASP	N-CA	21.01	1.88	1.46
2	2N	39	ASP	N-CA	21.01	1.88	1.46

*Continued on next page...*

*Continued from previous page...*

Mol	Chain	Res	Type	Atoms	Z	Observed(Å)	Ideal(Å)
2	23	39	ASP	N-CA	21.01	1.88	1.46
2	3N	39	ASP	N-CA	21.01	1.88	1.46
2	37	39	ASP	N-CA	21.01	1.88	1.46
2	4J	39	ASP	N-CA	21.01	1.88	1.46
2	4R	39	ASP	N-CA	21.01	1.88	1.46
2	5Z	39	ASP	N-CA	21.01	1.88	1.46
2	6F	39	ASP	N-CA	21.01	1.88	1.46
2	6Z	39	ASP	N-CA	21.01	1.88	1.46
2	7J	39	ASP	N-CA	21.01	1.88	1.46
2	7V	39	ASP	N-CA	21.01	1.88	1.46
2	1R	39	ASP	N-CA	21.01	1.88	1.46
2	1V	39	ASP	N-CA	21.01	1.88	1.46
2	1Z	39	ASP	N-CA	21.01	1.88	1.46
2	2R	39	ASP	N-CA	21.01	1.88	1.46
2	2V	39	ASP	N-CA	21.01	1.88	1.46
2	2Z	39	ASP	N-CA	21.01	1.88	1.46
2	43	39	ASP	N-CA	21.01	1.88	1.46
2	47	39	ASP	N-CA	21.01	1.88	1.46
2	5B	39	ASP	N-CA	21.01	1.88	1.46
2	53	39	ASP	N-CA	21.01	1.88	1.46
2	57	39	ASP	N-CA	21.01	1.88	1.46
2	6B	39	ASP	N-CA	21.01	1.88	1.46
2	13	39	ASP	N-CA	21.00	1.88	1.46
2	17	39	ASP	N-CA	21.00	1.88	1.46
2	2B	39	ASP	N-CA	21.00	1.88	1.46
2	3R	39	ASP	N-CA	21.00	1.88	1.46
2	3V	39	ASP	N-CA	21.00	1.88	1.46
2	3Z	39	ASP	N-CA	21.00	1.88	1.46
2	5F	39	ASP	N-CA	21.00	1.88	1.46
2	5J	39	ASP	N-CA	21.00	1.88	1.46
2	5N	39	ASP	N-CA	21.00	1.88	1.46
2	63	39	ASP	N-CA	21.00	1.88	1.46
2	67	39	ASP	N-CA	21.00	1.88	1.46
2	7B	39	ASP	N-CA	21.00	1.88	1.46
2	1B	1	ALA	N-CA	20.85	1.88	1.46
2	1J	1	ALA	N-CA	20.85	1.88	1.46
2	2F	1	ALA	N-CA	20.85	1.88	1.46
2	27	1	ALA	N-CA	20.85	1.88	1.46
2	3F	1	ALA	N-CA	20.85	1.88	1.46
2	4B	1	ALA	N-CA	20.85	1.88	1.46
2	4N	1	ALA	N-CA	20.85	1.88	1.46
2	4V	1	ALA	N-CA	20.85	1.88	1.46

*Continued on next page...*

*Continued from previous page...*

Mol	Chain	Res	Type	Atoms	Z	Observed(Å)	Ideal(Å)
2	5R	1	ALA	N-CA	20.85	1.88	1.46
2	6J	1	ALA	N-CA	20.85	1.88	1.46
2	6R	1	ALA	N-CA	20.85	1.88	1.46
2	7N	1	ALA	N-CA	20.85	1.88	1.46
2	1N	1	ALA	N-CA	20.84	1.88	1.46
2	2J	1	ALA	N-CA	20.84	1.88	1.46
2	3B	1	ALA	N-CA	20.84	1.88	1.46
2	3J	1	ALA	N-CA	20.84	1.88	1.46
2	33	1	ALA	N-CA	20.84	1.88	1.46
2	4F	1	ALA	N-CA	20.84	1.88	1.46
2	4Z	1	ALA	N-CA	20.84	1.88	1.46
2	5V	1	ALA	N-CA	20.84	1.88	1.46
2	6N	1	ALA	N-CA	20.84	1.88	1.46
2	6V	1	ALA	N-CA	20.84	1.88	1.46
2	7F	1	ALA	N-CA	20.84	1.88	1.46
2	7R	1	ALA	N-CA	20.84	1.88	1.46
2	1R	1	ALA	N-CA	20.82	1.88	1.46
2	1V	1	ALA	N-CA	20.82	1.88	1.46
2	1Z	1	ALA	N-CA	20.82	1.88	1.46
2	2R	1	ALA	N-CA	20.82	1.88	1.46
2	2V	1	ALA	N-CA	20.82	1.88	1.46
2	2Z	1	ALA	N-CA	20.82	1.88	1.46
2	43	1	ALA	N-CA	20.82	1.88	1.46
2	47	1	ALA	N-CA	20.82	1.88	1.46
2	5B	1	ALA	N-CA	20.82	1.88	1.46
2	53	1	ALA	N-CA	20.82	1.88	1.46
2	57	1	ALA	N-CA	20.82	1.88	1.46
2	6B	1	ALA	N-CA	20.82	1.88	1.46
1	12	182	PHE	CG-CD1	20.81	1.70	1.38
2	13	1	ALA	N-CA	20.81	1.88	1.46
1	16	182	PHE	CG-CD1	20.81	1.70	1.38
2	17	1	ALA	N-CA	20.81	1.88	1.46
1	2A	182	PHE	CG-CD1	20.81	1.70	1.38
2	2B	1	ALA	N-CA	20.81	1.88	1.46
1	3Q	182	PHE	CG-CD1	20.81	1.70	1.38
2	3R	1	ALA	N-CA	20.81	1.88	1.46
1	3U	182	PHE	CG-CD1	20.81	1.70	1.38
2	3V	1	ALA	N-CA	20.81	1.88	1.46
1	3Y	182	PHE	CG-CD1	20.81	1.70	1.38
2	3Z	1	ALA	N-CA	20.81	1.88	1.46
1	5E	182	PHE	CG-CD1	20.81	1.70	1.38
2	5F	1	ALA	N-CA	20.81	1.88	1.46

*Continued on next page...*

*Continued from previous page...*

Mol	Chain	Res	Type	Atoms	Z	Observed(Å)	Ideal(Å)
1	5I	182	PHE	CG-CD1	20.81	1.70	1.38
2	5J	1	ALA	N-CA	20.81	1.88	1.46
1	5M	182	PHE	CG-CD1	20.81	1.70	1.38
2	5N	1	ALA	N-CA	20.81	1.88	1.46
1	62	182	PHE	CG-CD1	20.81	1.70	1.38
2	63	1	ALA	N-CA	20.81	1.88	1.46
1	66	182	PHE	CG-CD1	20.81	1.70	1.38
2	67	1	ALA	N-CA	20.81	1.88	1.46
1	7A	182	PHE	CG-CD1	20.81	1.70	1.38
2	7B	1	ALA	N-CA	20.81	1.88	1.46
2	1F	1	ALA	N-CA	20.80	1.88	1.46
1	1Q	182	PHE	CG-CD1	20.80	1.70	1.38
1	1U	182	PHE	CG-CD1	20.80	1.70	1.38
1	1Y	182	PHE	CG-CD1	20.80	1.70	1.38
2	2N	1	ALA	N-CA	20.80	1.88	1.46
1	2Q	182	PHE	CG-CD1	20.80	1.70	1.38
1	2U	182	PHE	CG-CD1	20.80	1.70	1.38
1	2Y	182	PHE	CG-CD1	20.80	1.70	1.38
2	23	1	ALA	N-CA	20.80	1.88	1.46
2	3N	1	ALA	N-CA	20.80	1.88	1.46
2	37	1	ALA	N-CA	20.80	1.88	1.46
2	4J	1	ALA	N-CA	20.80	1.88	1.46
2	4R	1	ALA	N-CA	20.80	1.88	1.46
1	42	182	PHE	CG-CD1	20.80	1.70	1.38
1	46	182	PHE	CG-CD1	20.80	1.70	1.38
1	5A	182	PHE	CG-CD1	20.80	1.70	1.38
2	5Z	1	ALA	N-CA	20.80	1.88	1.46
1	52	182	PHE	CG-CD1	20.80	1.70	1.38
1	56	182	PHE	CG-CD1	20.80	1.70	1.38
1	6A	182	PHE	CG-CD1	20.80	1.70	1.38
2	6F	1	ALA	N-CA	20.80	1.88	1.46
2	6Z	1	ALA	N-CA	20.80	1.88	1.46
2	7J	1	ALA	N-CA	20.80	1.88	1.46
2	7V	1	ALA	N-CA	20.80	1.88	1.46
1	1A	182	PHE	CG-CD1	20.79	1.70	1.38
1	1I	182	PHE	CG-CD1	20.79	1.70	1.38
1	2E	182	PHE	CG-CD1	20.79	1.70	1.38
1	26	182	PHE	CG-CD1	20.79	1.70	1.38
1	3E	182	PHE	CG-CD1	20.79	1.70	1.38
1	4A	182	PHE	CG-CD1	20.79	1.70	1.38
1	4M	182	PHE	CG-CD1	20.79	1.70	1.38
1	4U	182	PHE	CG-CD1	20.79	1.70	1.38

*Continued on next page...*

*Continued from previous page...*

Mol	Chain	Res	Type	Atoms	Z	Observed(Å)	Ideal(Å)
1	5Q	182	PHE	CG-CD1	20.79	1.70	1.38
1	6I	182	PHE	CG-CD1	20.79	1.70	1.38
1	6Q	182	PHE	CG-CD1	20.79	1.70	1.38
1	7M	182	PHE	CG-CD1	20.79	1.70	1.38
1	1E	182	PHE	CG-CD1	20.77	1.70	1.38
1	2M	182	PHE	CG-CD1	20.77	1.70	1.38
1	22	182	PHE	CG-CD1	20.77	1.70	1.38
1	3M	182	PHE	CG-CD1	20.77	1.70	1.38
1	36	182	PHE	CG-CD1	20.77	1.70	1.38
1	4I	182	PHE	CG-CD1	20.77	1.70	1.38
1	4Q	182	PHE	CG-CD1	20.77	1.70	1.38
1	5Y	182	PHE	CG-CD1	20.77	1.70	1.38
1	6E	182	PHE	CG-CD1	20.77	1.70	1.38
1	6Y	182	PHE	CG-CD1	20.77	1.70	1.38
1	7I	182	PHE	CG-CD1	20.77	1.70	1.38
1	7U	182	PHE	CG-CD1	20.77	1.70	1.38
1	1M	182	PHE	CG-CD1	20.77	1.70	1.38
1	2I	182	PHE	CG-CD1	20.77	1.70	1.38
1	3A	182	PHE	CG-CD1	20.77	1.70	1.38
1	3I	182	PHE	CG-CD1	20.77	1.70	1.38
1	32	182	PHE	CG-CD1	20.77	1.70	1.38
1	4E	182	PHE	CG-CD1	20.77	1.70	1.38
1	4Y	182	PHE	CG-CD1	20.77	1.70	1.38
1	5U	182	PHE	CG-CD1	20.77	1.70	1.38
1	6M	182	PHE	CG-CD1	20.77	1.70	1.38
1	6U	182	PHE	CG-CD1	20.77	1.70	1.38
1	7E	182	PHE	CG-CD1	20.77	1.70	1.38
1	7Q	182	PHE	CG-CD1	20.77	1.70	1.38
2	1N	31	PHE	CG-CD1	-20.75	1.07	1.38
2	2J	31	PHE	CG-CD1	-20.75	1.07	1.38
2	3B	31	PHE	CG-CD1	-20.75	1.07	1.38
2	3J	31	PHE	CG-CD1	-20.75	1.07	1.38
2	33	31	PHE	CG-CD1	-20.75	1.07	1.38
2	4F	31	PHE	CG-CD1	-20.75	1.07	1.38
2	4Z	31	PHE	CG-CD1	-20.75	1.07	1.38
2	5V	31	PHE	CG-CD1	-20.75	1.07	1.38
2	6N	31	PHE	CG-CD1	-20.75	1.07	1.38
2	6V	31	PHE	CG-CD1	-20.75	1.07	1.38
2	7F	31	PHE	CG-CD1	-20.75	1.07	1.38
2	7R	31	PHE	CG-CD1	-20.75	1.07	1.38
2	13	31	PHE	CG-CD1	-20.72	1.07	1.38
2	17	31	PHE	CG-CD1	-20.72	1.07	1.38

*Continued on next page...*

*Continued from previous page...*

Mol	Chain	Res	Type	Atoms	Z	Observed(Å)	Ideal(Å)
2	2B	31	PHE	CG-CD1	-20.72	1.07	1.38
2	3R	31	PHE	CG-CD1	-20.72	1.07	1.38
2	3V	31	PHE	CG-CD1	-20.72	1.07	1.38
2	3Z	31	PHE	CG-CD1	-20.72	1.07	1.38
2	5F	31	PHE	CG-CD1	-20.72	1.07	1.38
2	5J	31	PHE	CG-CD1	-20.72	1.07	1.38
2	5N	31	PHE	CG-CD1	-20.72	1.07	1.38
2	63	31	PHE	CG-CD1	-20.72	1.07	1.38
2	67	31	PHE	CG-CD1	-20.72	1.07	1.38
2	7B	31	PHE	CG-CD1	-20.72	1.07	1.38
2	1B	31	PHE	CG-CD1	-20.72	1.07	1.38
2	1J	31	PHE	CG-CD1	-20.72	1.07	1.38
2	2F	31	PHE	CG-CD1	-20.72	1.07	1.38
2	27	31	PHE	CG-CD1	-20.72	1.07	1.38
2	3F	31	PHE	CG-CD1	-20.72	1.07	1.38
2	4B	31	PHE	CG-CD1	-20.72	1.07	1.38
2	4N	31	PHE	CG-CD1	-20.72	1.07	1.38
2	4V	31	PHE	CG-CD1	-20.72	1.07	1.38
2	5R	31	PHE	CG-CD1	-20.72	1.07	1.38
2	6J	31	PHE	CG-CD1	-20.72	1.07	1.38
2	6R	31	PHE	CG-CD1	-20.72	1.07	1.38
2	7N	31	PHE	CG-CD1	-20.72	1.07	1.38
2	1F	31	PHE	CG-CD1	-20.69	1.07	1.38
2	2N	31	PHE	CG-CD1	-20.69	1.07	1.38
2	23	31	PHE	CG-CD1	-20.69	1.07	1.38
2	3N	31	PHE	CG-CD1	-20.69	1.07	1.38
2	37	31	PHE	CG-CD1	-20.69	1.07	1.38
2	4J	31	PHE	CG-CD1	-20.69	1.07	1.38
2	4R	31	PHE	CG-CD1	-20.69	1.07	1.38
2	5Z	31	PHE	CG-CD1	-20.69	1.07	1.38
2	6F	31	PHE	CG-CD1	-20.69	1.07	1.38
2	6Z	31	PHE	CG-CD1	-20.69	1.07	1.38
2	7J	31	PHE	CG-CD1	-20.69	1.07	1.38
2	7V	31	PHE	CG-CD1	-20.69	1.07	1.38
2	1R	31	PHE	CG-CD1	-20.68	1.07	1.38
2	1V	31	PHE	CG-CD1	-20.68	1.07	1.38
2	1Z	31	PHE	CG-CD1	-20.68	1.07	1.38
2	2R	31	PHE	CG-CD1	-20.68	1.07	1.38
2	2V	31	PHE	CG-CD1	-20.68	1.07	1.38
2	2Z	31	PHE	CG-CD1	-20.68	1.07	1.38
2	43	31	PHE	CG-CD1	-20.68	1.07	1.38
2	47	31	PHE	CG-CD1	-20.68	1.07	1.38

*Continued on next page...*



*Continued from previous page...*

Mol	Chain	Res	Type	Atoms	Z	Observed(Å)	Ideal(Å)
2	5B	31	PHE	CG-CD1	-20.68	1.07	1.38
2	53	31	PHE	CG-CD1	-20.68	1.07	1.38
2	57	31	PHE	CG-CD1	-20.68	1.07	1.38
2	6B	31	PHE	CG-CD1	-20.68	1.07	1.38
1	12	48	TYR	CA-C	-20.49	0.99	1.52
1	16	48	TYR	CA-C	-20.49	0.99	1.52
1	2A	48	TYR	CA-C	-20.49	0.99	1.52
1	3Q	48	TYR	CA-C	-20.49	0.99	1.52
1	3U	48	TYR	CA-C	-20.49	0.99	1.52
1	3Y	48	TYR	CA-C	-20.49	0.99	1.52
1	5E	48	TYR	CA-C	-20.49	0.99	1.52
1	5I	48	TYR	CA-C	-20.49	0.99	1.52
1	5M	48	TYR	CA-C	-20.49	0.99	1.52
1	62	48	TYR	CA-C	-20.49	0.99	1.52
1	66	48	TYR	CA-C	-20.49	0.99	1.52
1	7A	48	TYR	CA-C	-20.49	0.99	1.52
1	1Q	48	TYR	CA-C	-20.49	0.99	1.52
1	1U	48	TYR	CA-C	-20.49	0.99	1.52
1	1Y	48	TYR	CA-C	-20.49	0.99	1.52
1	2Q	48	TYR	CA-C	-20.49	0.99	1.52
1	2U	48	TYR	CA-C	-20.49	0.99	1.52
1	2Y	48	TYR	CA-C	-20.49	0.99	1.52
1	42	48	TYR	CA-C	-20.49	0.99	1.52
1	46	48	TYR	CA-C	-20.49	0.99	1.52
1	5A	48	TYR	CA-C	-20.49	0.99	1.52
1	52	48	TYR	CA-C	-20.49	0.99	1.52
1	56	48	TYR	CA-C	-20.49	0.99	1.52
1	6A	48	TYR	CA-C	-20.49	0.99	1.52
1	1E	48	TYR	CA-C	-20.48	0.99	1.52
1	2M	48	TYR	CA-C	-20.48	0.99	1.52
1	22	48	TYR	CA-C	-20.48	0.99	1.52
1	3M	48	TYR	CA-C	-20.48	0.99	1.52
1	36	48	TYR	CA-C	-20.48	0.99	1.52
1	4I	48	TYR	CA-C	-20.48	0.99	1.52
1	4Q	48	TYR	CA-C	-20.48	0.99	1.52
1	5Y	48	TYR	CA-C	-20.48	0.99	1.52
1	6E	48	TYR	CA-C	-20.48	0.99	1.52
1	6Y	48	TYR	CA-C	-20.48	0.99	1.52
1	7I	48	TYR	CA-C	-20.48	0.99	1.52
1	7U	48	TYR	CA-C	-20.48	0.99	1.52
1	1A	48	TYR	CA-C	-20.48	0.99	1.52
1	1I	48	TYR	CA-C	-20.48	0.99	1.52

*Continued on next page...*



*Continued from previous page...*

Mol	Chain	Res	Type	Atoms	Z	Observed(Å)	Ideal(Å)
1	1M	48	TYR	CA-C	-20.48	0.99	1.52
1	2E	48	TYR	CA-C	-20.48	0.99	1.52
1	2I	48	TYR	CA-C	-20.48	0.99	1.52
1	26	48	TYR	CA-C	-20.48	0.99	1.52
1	3A	48	TYR	CA-C	-20.48	0.99	1.52
1	3E	48	TYR	CA-C	-20.48	0.99	1.52
1	3I	48	TYR	CA-C	-20.48	0.99	1.52
1	32	48	TYR	CA-C	-20.48	0.99	1.52
1	4A	48	TYR	CA-C	-20.48	0.99	1.52
1	4E	48	TYR	CA-C	-20.48	0.99	1.52
1	4M	48	TYR	CA-C	-20.48	0.99	1.52
1	4U	48	TYR	CA-C	-20.48	0.99	1.52
1	4Y	48	TYR	CA-C	-20.48	0.99	1.52
1	5Q	48	TYR	CA-C	-20.48	0.99	1.52
1	5U	48	TYR	CA-C	-20.48	0.99	1.52
1	6I	48	TYR	CA-C	-20.48	0.99	1.52
1	6M	48	TYR	CA-C	-20.48	0.99	1.52
1	6Q	48	TYR	CA-C	-20.48	0.99	1.52
1	6U	48	TYR	CA-C	-20.48	0.99	1.52
1	7E	48	TYR	CA-C	-20.48	0.99	1.52
1	7M	48	TYR	CA-C	-20.48	0.99	1.52
1	7Q	48	TYR	CA-C	-20.48	0.99	1.52
2	13	53	LYS	CA-CB	-20.26	1.09	1.53
2	17	53	LYS	CA-CB	-20.26	1.09	1.53
2	2B	53	LYS	CA-CB	-20.26	1.09	1.53
2	3R	53	LYS	CA-CB	-20.26	1.09	1.53
2	3V	53	LYS	CA-CB	-20.26	1.09	1.53
2	3Z	53	LYS	CA-CB	-20.26	1.09	1.53
2	5F	53	LYS	CA-CB	-20.26	1.09	1.53
2	5J	53	LYS	CA-CB	-20.26	1.09	1.53
2	5N	53	LYS	CA-CB	-20.26	1.09	1.53
2	63	53	LYS	CA-CB	-20.26	1.09	1.53
2	67	53	LYS	CA-CB	-20.26	1.09	1.53
2	7B	53	LYS	CA-CB	-20.26	1.09	1.53
2	1B	53	LYS	CA-CB	-20.26	1.09	1.53
2	1J	53	LYS	CA-CB	-20.26	1.09	1.53
2	2F	53	LYS	CA-CB	-20.26	1.09	1.53
2	27	53	LYS	CA-CB	-20.26	1.09	1.53
2	3F	53	LYS	CA-CB	-20.26	1.09	1.53
2	4B	53	LYS	CA-CB	-20.26	1.09	1.53
2	4N	53	LYS	CA-CB	-20.26	1.09	1.53
2	4V	53	LYS	CA-CB	-20.26	1.09	1.53

*Continued on next page...*

*Continued from previous page...*

Mol	Chain	Res	Type	Atoms	Z	Observed(Å)	Ideal(Å)
2	5R	53	LYS	CA-CB	-20.26	1.09	1.53
2	6J	53	LYS	CA-CB	-20.26	1.09	1.53
2	6R	53	LYS	CA-CB	-20.26	1.09	1.53
2	7N	53	LYS	CA-CB	-20.26	1.09	1.53
2	1R	53	LYS	CA-CB	-20.25	1.09	1.53
2	1V	53	LYS	CA-CB	-20.25	1.09	1.53
2	1Z	53	LYS	CA-CB	-20.25	1.09	1.53
2	2R	53	LYS	CA-CB	-20.25	1.09	1.53
2	2V	53	LYS	CA-CB	-20.25	1.09	1.53
2	2Z	53	LYS	CA-CB	-20.25	1.09	1.53
2	43	53	LYS	CA-CB	-20.25	1.09	1.53
2	47	53	LYS	CA-CB	-20.25	1.09	1.53
2	5B	53	LYS	CA-CB	-20.25	1.09	1.53
2	53	53	LYS	CA-CB	-20.25	1.09	1.53
2	57	53	LYS	CA-CB	-20.25	1.09	1.53
2	6B	53	LYS	CA-CB	-20.25	1.09	1.53
2	1N	53	LYS	CA-CB	-20.24	1.09	1.53
2	2J	53	LYS	CA-CB	-20.24	1.09	1.53
2	3B	53	LYS	CA-CB	-20.24	1.09	1.53
2	3J	53	LYS	CA-CB	-20.24	1.09	1.53
2	33	53	LYS	CA-CB	-20.24	1.09	1.53
2	4F	53	LYS	CA-CB	-20.24	1.09	1.53
2	4Z	53	LYS	CA-CB	-20.24	1.09	1.53
2	5V	53	LYS	CA-CB	-20.24	1.09	1.53
2	6N	53	LYS	CA-CB	-20.24	1.09	1.53
2	6V	53	LYS	CA-CB	-20.24	1.09	1.53
2	7F	53	LYS	CA-CB	-20.24	1.09	1.53
2	7R	53	LYS	CA-CB	-20.24	1.09	1.53
2	1F	53	LYS	CA-CB	-20.23	1.09	1.53
2	2N	53	LYS	CA-CB	-20.23	1.09	1.53
2	23	53	LYS	CA-CB	-20.23	1.09	1.53
2	3N	53	LYS	CA-CB	-20.23	1.09	1.53
2	37	53	LYS	CA-CB	-20.23	1.09	1.53
2	4J	53	LYS	CA-CB	-20.23	1.09	1.53
2	4R	53	LYS	CA-CB	-20.23	1.09	1.53
2	5Z	53	LYS	CA-CB	-20.23	1.09	1.53
2	6F	53	LYS	CA-CB	-20.23	1.09	1.53
2	6Z	53	LYS	CA-CB	-20.23	1.09	1.53
2	7J	53	LYS	CA-CB	-20.23	1.09	1.53
2	7V	53	LYS	CA-CB	-20.23	1.09	1.53
1	12	36	THR	CB-OG1	20.20	1.83	1.43
1	16	36	THR	CB-OG1	20.20	1.83	1.43

*Continued on next page...*

*Continued from previous page...*

Mol	Chain	Res	Type	Atoms	Z	Observed(Å)	Ideal(Å)
1	2A	36	THR	CB-OG1	20.20	1.83	1.43
1	3Q	36	THR	CB-OG1	20.20	1.83	1.43
1	3U	36	THR	CB-OG1	20.20	1.83	1.43
1	3Y	36	THR	CB-OG1	20.20	1.83	1.43
1	5E	36	THR	CB-OG1	20.20	1.83	1.43
1	5I	36	THR	CB-OG1	20.20	1.83	1.43
1	5M	36	THR	CB-OG1	20.20	1.83	1.43
1	62	36	THR	CB-OG1	20.20	1.83	1.43
1	66	36	THR	CB-OG1	20.20	1.83	1.43
1	7A	36	THR	CB-OG1	20.20	1.83	1.43
1	1M	36	THR	CB-OG1	20.19	1.83	1.43
1	2I	36	THR	CB-OG1	20.19	1.83	1.43
1	3A	36	THR	CB-OG1	20.19	1.83	1.43
1	3I	36	THR	CB-OG1	20.19	1.83	1.43
1	32	36	THR	CB-OG1	20.19	1.83	1.43
1	4E	36	THR	CB-OG1	20.19	1.83	1.43
1	4Y	36	THR	CB-OG1	20.19	1.83	1.43
1	5U	36	THR	CB-OG1	20.19	1.83	1.43
1	6M	36	THR	CB-OG1	20.19	1.83	1.43
1	6U	36	THR	CB-OG1	20.19	1.83	1.43
1	7E	36	THR	CB-OG1	20.19	1.83	1.43
1	7Q	36	THR	CB-OG1	20.19	1.83	1.43
1	1A	36	THR	CB-OG1	20.18	1.83	1.43
1	1I	36	THR	CB-OG1	20.18	1.83	1.43
1	2E	36	THR	CB-OG1	20.18	1.83	1.43
1	26	36	THR	CB-OG1	20.18	1.83	1.43
1	3E	36	THR	CB-OG1	20.18	1.83	1.43
1	4A	36	THR	CB-OG1	20.18	1.83	1.43
1	4M	36	THR	CB-OG1	20.18	1.83	1.43
1	4U	36	THR	CB-OG1	20.18	1.83	1.43
1	5Q	36	THR	CB-OG1	20.18	1.83	1.43
1	6I	36	THR	CB-OG1	20.18	1.83	1.43
1	6Q	36	THR	CB-OG1	20.18	1.83	1.43
1	7M	36	THR	CB-OG1	20.18	1.83	1.43
1	1Q	36	THR	CB-OG1	20.18	1.83	1.43
1	1U	36	THR	CB-OG1	20.18	1.83	1.43
1	1Y	36	THR	CB-OG1	20.18	1.83	1.43
1	2Q	36	THR	CB-OG1	20.18	1.83	1.43
1	2U	36	THR	CB-OG1	20.18	1.83	1.43
1	2Y	36	THR	CB-OG1	20.18	1.83	1.43
1	42	36	THR	CB-OG1	20.18	1.83	1.43
1	46	36	THR	CB-OG1	20.18	1.83	1.43

*Continued on next page...*

*Continued from previous page...*

Mol	Chain	Res	Type	Atoms	Z	Observed(Å)	Ideal(Å)
1	5A	36	THR	CB-OG1	20.18	1.83	1.43
1	52	36	THR	CB-OG1	20.18	1.83	1.43
1	56	36	THR	CB-OG1	20.18	1.83	1.43
1	6A	36	THR	CB-OG1	20.18	1.83	1.43
1	1E	36	THR	CB-OG1	20.15	1.83	1.43
1	2M	36	THR	CB-OG1	20.15	1.83	1.43
1	22	36	THR	CB-OG1	20.15	1.83	1.43
1	3M	36	THR	CB-OG1	20.15	1.83	1.43
1	36	36	THR	CB-OG1	20.15	1.83	1.43
1	4I	36	THR	CB-OG1	20.15	1.83	1.43
1	4Q	36	THR	CB-OG1	20.15	1.83	1.43
1	5Y	36	THR	CB-OG1	20.15	1.83	1.43
1	6E	36	THR	CB-OG1	20.15	1.83	1.43
1	6Y	36	THR	CB-OG1	20.15	1.83	1.43
1	7I	36	THR	CB-OG1	20.15	1.83	1.43
1	7U	36	THR	CB-OG1	20.15	1.83	1.43
2	1N	51	GLY	CA-C	20.12	1.84	1.51
2	2J	51	GLY	CA-C	20.12	1.84	1.51
2	3B	51	GLY	CA-C	20.12	1.84	1.51
2	3J	51	GLY	CA-C	20.12	1.84	1.51
2	33	51	GLY	CA-C	20.12	1.84	1.51
2	4F	51	GLY	CA-C	20.12	1.84	1.51
2	4Z	51	GLY	CA-C	20.12	1.84	1.51
2	5V	51	GLY	CA-C	20.12	1.84	1.51
2	6N	51	GLY	CA-C	20.12	1.84	1.51
2	6V	51	GLY	CA-C	20.12	1.84	1.51
2	7F	51	GLY	CA-C	20.12	1.84	1.51
2	7R	51	GLY	CA-C	20.12	1.84	1.51
2	1F	51	GLY	CA-C	20.11	1.84	1.51
2	2N	51	GLY	CA-C	20.11	1.84	1.51
2	23	51	GLY	CA-C	20.11	1.84	1.51
2	3N	51	GLY	CA-C	20.11	1.84	1.51
2	37	51	GLY	CA-C	20.11	1.84	1.51
2	4J	51	GLY	CA-C	20.11	1.84	1.51
2	4R	51	GLY	CA-C	20.11	1.84	1.51
2	5Z	51	GLY	CA-C	20.11	1.84	1.51
2	6F	51	GLY	CA-C	20.11	1.84	1.51
2	6Z	51	GLY	CA-C	20.11	1.84	1.51
2	7J	51	GLY	CA-C	20.11	1.84	1.51
2	7V	51	GLY	CA-C	20.11	1.84	1.51
2	1B	51	GLY	CA-C	20.09	1.83	1.51
2	1J	51	GLY	CA-C	20.09	1.83	1.51

*Continued on next page...*

*Continued from previous page...*

Mol	Chain	Res	Type	Atoms	Z	Observed(Å)	Ideal(Å)
2	2F	51	GLY	CA-C	20.09	1.83	1.51
2	27	51	GLY	CA-C	20.09	1.83	1.51
2	3F	51	GLY	CA-C	20.09	1.83	1.51
2	4B	51	GLY	CA-C	20.09	1.83	1.51
2	4N	51	GLY	CA-C	20.09	1.83	1.51
2	4V	51	GLY	CA-C	20.09	1.83	1.51
2	5R	51	GLY	CA-C	20.09	1.83	1.51
2	6J	51	GLY	CA-C	20.09	1.83	1.51
2	6R	51	GLY	CA-C	20.09	1.83	1.51
2	7N	51	GLY	CA-C	20.09	1.83	1.51
2	1R	51	GLY	CA-C	20.08	1.83	1.51
2	1V	51	GLY	CA-C	20.08	1.83	1.51
2	1Z	51	GLY	CA-C	20.08	1.83	1.51
2	2R	51	GLY	CA-C	20.08	1.83	1.51
2	2V	51	GLY	CA-C	20.08	1.83	1.51
2	2Z	51	GLY	CA-C	20.08	1.83	1.51
2	43	51	GLY	CA-C	20.08	1.83	1.51
2	47	51	GLY	CA-C	20.08	1.83	1.51
2	5B	51	GLY	CA-C	20.08	1.83	1.51
2	53	51	GLY	CA-C	20.08	1.83	1.51
2	57	51	GLY	CA-C	20.08	1.83	1.51
2	6B	51	GLY	CA-C	20.08	1.83	1.51
2	13	51	GLY	CA-C	20.08	1.83	1.51
2	17	51	GLY	CA-C	20.08	1.83	1.51
2	2B	51	GLY	CA-C	20.08	1.83	1.51
2	3R	51	GLY	CA-C	20.08	1.83	1.51
2	3V	51	GLY	CA-C	20.08	1.83	1.51
2	3Z	51	GLY	CA-C	20.08	1.83	1.51
2	5F	51	GLY	CA-C	20.08	1.83	1.51
2	5J	51	GLY	CA-C	20.08	1.83	1.51
2	5N	51	GLY	CA-C	20.08	1.83	1.51
2	63	51	GLY	CA-C	20.08	1.83	1.51
2	67	51	GLY	CA-C	20.08	1.83	1.51
2	7B	51	GLY	CA-C	20.08	1.83	1.51
2	1B	218	ARG	C-O	20.00	1.61	1.23
2	1J	218	ARG	C-O	20.00	1.61	1.23
2	2F	218	ARG	C-O	20.00	1.61	1.23
2	27	218	ARG	C-O	20.00	1.61	1.23
2	3F	218	ARG	C-O	20.00	1.61	1.23
2	4B	218	ARG	C-O	20.00	1.61	1.23
2	4N	218	ARG	C-O	20.00	1.61	1.23
2	4V	218	ARG	C-O	20.00	1.61	1.23

*Continued on next page...*

*Continued from previous page...*

Mol	Chain	Res	Type	Atoms	Z	Observed(Å)	Ideal(Å)
2	5R	218	ARG	C-O	20.00	1.61	1.23
2	6J	218	ARG	C-O	20.00	1.61	1.23
2	6R	218	ARG	C-O	20.00	1.61	1.23
2	7N	218	ARG	C-O	20.00	1.61	1.23
2	1R	218	ARG	C-O	20.00	1.61	1.23
2	1V	218	ARG	C-O	20.00	1.61	1.23
2	1Z	218	ARG	C-O	20.00	1.61	1.23
2	2R	218	ARG	C-O	20.00	1.61	1.23
2	2V	218	ARG	C-O	20.00	1.61	1.23
2	2Z	218	ARG	C-O	20.00	1.61	1.23
2	43	218	ARG	C-O	20.00	1.61	1.23
2	47	218	ARG	C-O	20.00	1.61	1.23
2	5B	218	ARG	C-O	20.00	1.61	1.23
2	53	218	ARG	C-O	20.00	1.61	1.23
2	57	218	ARG	C-O	20.00	1.61	1.23
2	6B	218	ARG	C-O	20.00	1.61	1.23
2	13	218	ARG	C-O	19.99	1.61	1.23
2	17	218	ARG	C-O	19.99	1.61	1.23
2	2B	218	ARG	C-O	19.99	1.61	1.23
2	3R	218	ARG	C-O	19.99	1.61	1.23
2	3V	218	ARG	C-O	19.99	1.61	1.23
2	3Z	218	ARG	C-O	19.99	1.61	1.23
2	5F	218	ARG	C-O	19.99	1.61	1.23
2	5J	218	ARG	C-O	19.99	1.61	1.23
2	5N	218	ARG	C-O	19.99	1.61	1.23
2	63	218	ARG	C-O	19.99	1.61	1.23
2	67	218	ARG	C-O	19.99	1.61	1.23
2	7B	218	ARG	C-O	19.99	1.61	1.23
2	1N	218	ARG	C-O	19.98	1.61	1.23
2	2J	218	ARG	C-O	19.98	1.61	1.23
2	3B	218	ARG	C-O	19.98	1.61	1.23
2	3J	218	ARG	C-O	19.98	1.61	1.23
2	33	218	ARG	C-O	19.98	1.61	1.23
2	4F	218	ARG	C-O	19.98	1.61	1.23
2	4Z	218	ARG	C-O	19.98	1.61	1.23
2	5V	218	ARG	C-O	19.98	1.61	1.23
2	6N	218	ARG	C-O	19.98	1.61	1.23
2	6V	218	ARG	C-O	19.98	1.61	1.23
2	7F	218	ARG	C-O	19.98	1.61	1.23
2	7R	218	ARG	C-O	19.98	1.61	1.23
2	1F	218	ARG	C-O	19.98	1.61	1.23
2	2N	218	ARG	C-O	19.98	1.61	1.23

*Continued on next page...*

*Continued from previous page...*

Mol	Chain	Res	Type	Atoms	Z	Observed(Å)	Ideal(Å)
2	23	218	ARG	C-O	19.98	1.61	1.23
2	3N	218	ARG	C-O	19.98	1.61	1.23
2	37	218	ARG	C-O	19.98	1.61	1.23
2	4J	218	ARG	C-O	19.98	1.61	1.23
2	4R	218	ARG	C-O	19.98	1.61	1.23
2	5Z	218	ARG	C-O	19.98	1.61	1.23
2	6F	218	ARG	C-O	19.98	1.61	1.23
2	6Z	218	ARG	C-O	19.98	1.61	1.23
2	7J	218	ARG	C-O	19.98	1.61	1.23
2	7V	218	ARG	C-O	19.98	1.61	1.23
2	1N	107	PHE	CD2-CE2	19.97	1.79	1.39
2	2J	107	PHE	CD2-CE2	19.97	1.79	1.39
2	3B	107	PHE	CD2-CE2	19.97	1.79	1.39
2	3J	107	PHE	CD2-CE2	19.97	1.79	1.39
2	33	107	PHE	CD2-CE2	19.97	1.79	1.39
2	4F	107	PHE	CD2-CE2	19.97	1.79	1.39
2	4Z	107	PHE	CD2-CE2	19.97	1.79	1.39
2	5V	107	PHE	CD2-CE2	19.97	1.79	1.39
2	6N	107	PHE	CD2-CE2	19.97	1.79	1.39
2	6V	107	PHE	CD2-CE2	19.97	1.79	1.39
2	7F	107	PHE	CD2-CE2	19.97	1.79	1.39
2	7R	107	PHE	CD2-CE2	19.97	1.79	1.39
2	1R	107	PHE	CD2-CE2	19.96	1.79	1.39
2	1V	107	PHE	CD2-CE2	19.96	1.79	1.39
2	1Z	107	PHE	CD2-CE2	19.96	1.79	1.39
2	2R	107	PHE	CD2-CE2	19.96	1.79	1.39
2	2V	107	PHE	CD2-CE2	19.96	1.79	1.39
2	2Z	107	PHE	CD2-CE2	19.96	1.79	1.39
2	43	107	PHE	CD2-CE2	19.96	1.79	1.39
2	47	107	PHE	CD2-CE2	19.96	1.79	1.39
2	5B	107	PHE	CD2-CE2	19.96	1.79	1.39
2	53	107	PHE	CD2-CE2	19.96	1.79	1.39
2	57	107	PHE	CD2-CE2	19.96	1.79	1.39
2	6B	107	PHE	CD2-CE2	19.96	1.79	1.39
2	1B	107	PHE	CD2-CE2	19.94	1.79	1.39
2	1J	107	PHE	CD2-CE2	19.94	1.79	1.39
2	2F	107	PHE	CD2-CE2	19.94	1.79	1.39
2	27	107	PHE	CD2-CE2	19.94	1.79	1.39
2	3F	107	PHE	CD2-CE2	19.94	1.79	1.39
2	4B	107	PHE	CD2-CE2	19.94	1.79	1.39
2	4N	107	PHE	CD2-CE2	19.94	1.79	1.39
2	4V	107	PHE	CD2-CE2	19.94	1.79	1.39

*Continued on next page...*



*Continued from previous page...*

Mol	Chain	Res	Type	Atoms	Z	Observed(Å)	Ideal(Å)
2	5R	107	PHE	CD2-CE2	19.94	1.79	1.39
2	6J	107	PHE	CD2-CE2	19.94	1.79	1.39
2	6R	107	PHE	CD2-CE2	19.94	1.79	1.39
2	7N	107	PHE	CD2-CE2	19.94	1.79	1.39
2	13	107	PHE	CD2-CE2	19.94	1.79	1.39
2	17	107	PHE	CD2-CE2	19.94	1.79	1.39
2	2B	107	PHE	CD2-CE2	19.94	1.79	1.39
2	3R	107	PHE	CD2-CE2	19.94	1.79	1.39
2	3V	107	PHE	CD2-CE2	19.94	1.79	1.39
2	3Z	107	PHE	CD2-CE2	19.94	1.79	1.39
2	5F	107	PHE	CD2-CE2	19.94	1.79	1.39
2	5J	107	PHE	CD2-CE2	19.94	1.79	1.39
2	5N	107	PHE	CD2-CE2	19.94	1.79	1.39
2	63	107	PHE	CD2-CE2	19.94	1.79	1.39
2	67	107	PHE	CD2-CE2	19.94	1.79	1.39
2	7B	107	PHE	CD2-CE2	19.94	1.79	1.39
2	1B	76	ILE	CA-CB	19.93	2.00	1.54
2	1J	76	ILE	CA-CB	19.93	2.00	1.54
2	2F	76	ILE	CA-CB	19.93	2.00	1.54
2	27	76	ILE	CA-CB	19.93	2.00	1.54
2	3F	76	ILE	CA-CB	19.93	2.00	1.54
2	4B	76	ILE	CA-CB	19.93	2.00	1.54
2	4N	76	ILE	CA-CB	19.93	2.00	1.54
2	4V	76	ILE	CA-CB	19.93	2.00	1.54
2	5R	76	ILE	CA-CB	19.93	2.00	1.54
2	6J	76	ILE	CA-CB	19.93	2.00	1.54
2	6R	76	ILE	CA-CB	19.93	2.00	1.54
2	7N	76	ILE	CA-CB	19.93	2.00	1.54
2	1F	107	PHE	CD2-CE2	19.93	1.79	1.39
2	2N	107	PHE	CD2-CE2	19.93	1.79	1.39
2	23	107	PHE	CD2-CE2	19.93	1.79	1.39
2	3N	107	PHE	CD2-CE2	19.93	1.79	1.39
2	37	107	PHE	CD2-CE2	19.93	1.79	1.39
2	4J	107	PHE	CD2-CE2	19.93	1.79	1.39
2	4R	107	PHE	CD2-CE2	19.93	1.79	1.39
2	5Z	107	PHE	CD2-CE2	19.93	1.79	1.39
2	6F	107	PHE	CD2-CE2	19.93	1.79	1.39
2	6Z	107	PHE	CD2-CE2	19.93	1.79	1.39
2	7J	107	PHE	CD2-CE2	19.93	1.79	1.39
2	7V	107	PHE	CD2-CE2	19.93	1.79	1.39
2	1F	76	ILE	CA-CB	19.92	2.00	1.54
2	1N	76	ILE	CA-CB	19.92	2.00	1.54

*Continued on next page...*



*Continued from previous page...*

Mol	Chain	Res	Type	Atoms	Z	Observed(Å)	Ideal(Å)
2	2J	76	ILE	CA-CB	19.92	2.00	1.54
2	2N	76	ILE	CA-CB	19.92	2.00	1.54
2	23	76	ILE	CA-CB	19.92	2.00	1.54
2	3B	76	ILE	CA-CB	19.92	2.00	1.54
2	3J	76	ILE	CA-CB	19.92	2.00	1.54
2	3N	76	ILE	CA-CB	19.92	2.00	1.54
2	33	76	ILE	CA-CB	19.92	2.00	1.54
2	37	76	ILE	CA-CB	19.92	2.00	1.54
2	4F	76	ILE	CA-CB	19.92	2.00	1.54
2	4J	76	ILE	CA-CB	19.92	2.00	1.54
2	4R	76	ILE	CA-CB	19.92	2.00	1.54
2	4Z	76	ILE	CA-CB	19.92	2.00	1.54
2	5V	76	ILE	CA-CB	19.92	2.00	1.54
2	5Z	76	ILE	CA-CB	19.92	2.00	1.54
2	6F	76	ILE	CA-CB	19.92	2.00	1.54
2	6N	76	ILE	CA-CB	19.92	2.00	1.54
2	6V	76	ILE	CA-CB	19.92	2.00	1.54
2	6Z	76	ILE	CA-CB	19.92	2.00	1.54
2	7F	76	ILE	CA-CB	19.92	2.00	1.54
2	7J	76	ILE	CA-CB	19.92	2.00	1.54
2	7R	76	ILE	CA-CB	19.92	2.00	1.54
2	7V	76	ILE	CA-CB	19.92	2.00	1.54
2	1R	76	ILE	CA-CB	19.92	2.00	1.54
2	1V	76	ILE	CA-CB	19.92	2.00	1.54
2	1Z	76	ILE	CA-CB	19.92	2.00	1.54
2	2R	76	ILE	CA-CB	19.92	2.00	1.54
2	2V	76	ILE	CA-CB	19.92	2.00	1.54
2	2Z	76	ILE	CA-CB	19.92	2.00	1.54
2	43	76	ILE	CA-CB	19.92	2.00	1.54
2	47	76	ILE	CA-CB	19.92	2.00	1.54
2	5B	76	ILE	CA-CB	19.92	2.00	1.54
2	53	76	ILE	CA-CB	19.92	2.00	1.54
2	57	76	ILE	CA-CB	19.92	2.00	1.54
2	6B	76	ILE	CA-CB	19.92	2.00	1.54
2	13	76	ILE	CA-CB	19.91	2.00	1.54
2	17	76	ILE	CA-CB	19.91	2.00	1.54
2	2B	76	ILE	CA-CB	19.91	2.00	1.54
2	3R	76	ILE	CA-CB	19.91	2.00	1.54
2	3V	76	ILE	CA-CB	19.91	2.00	1.54
2	3Z	76	ILE	CA-CB	19.91	2.00	1.54
2	5F	76	ILE	CA-CB	19.91	2.00	1.54
2	5J	76	ILE	CA-CB	19.91	2.00	1.54

*Continued on next page...*

*Continued from previous page...*

Mol	Chain	Res	Type	Atoms	Z	Observed(Å)	Ideal(Å)
2	5N	76	ILE	CA-CB	19.91	2.00	1.54
2	63	76	ILE	CA-CB	19.91	2.00	1.54
2	67	76	ILE	CA-CB	19.91	2.00	1.54
2	7B	76	ILE	CA-CB	19.91	2.00	1.54
2	1R	36	SER	CA-CB	19.89	1.82	1.52
2	1V	36	SER	CA-CB	19.89	1.82	1.52
2	1Z	36	SER	CA-CB	19.89	1.82	1.52
2	2R	36	SER	CA-CB	19.89	1.82	1.52
2	2V	36	SER	CA-CB	19.89	1.82	1.52
2	2Z	36	SER	CA-CB	19.89	1.82	1.52
2	43	36	SER	CA-CB	19.89	1.82	1.52
2	47	36	SER	CA-CB	19.89	1.82	1.52
2	5B	36	SER	CA-CB	19.89	1.82	1.52
2	53	36	SER	CA-CB	19.89	1.82	1.52
2	57	36	SER	CA-CB	19.89	1.82	1.52
2	6B	36	SER	CA-CB	19.89	1.82	1.52
2	1N	36	SER	CA-CB	19.87	1.82	1.52
2	2J	36	SER	CA-CB	19.87	1.82	1.52
2	3B	36	SER	CA-CB	19.87	1.82	1.52
2	3J	36	SER	CA-CB	19.87	1.82	1.52
2	33	36	SER	CA-CB	19.87	1.82	1.52
2	4F	36	SER	CA-CB	19.87	1.82	1.52
2	4Z	36	SER	CA-CB	19.87	1.82	1.52
2	5V	36	SER	CA-CB	19.87	1.82	1.52
2	6N	36	SER	CA-CB	19.87	1.82	1.52
2	6V	36	SER	CA-CB	19.87	1.82	1.52
2	7F	36	SER	CA-CB	19.87	1.82	1.52
2	7R	36	SER	CA-CB	19.87	1.82	1.52
2	13	36	SER	CA-CB	19.86	1.82	1.52
2	17	36	SER	CA-CB	19.86	1.82	1.52
2	2B	36	SER	CA-CB	19.86	1.82	1.52
2	3R	36	SER	CA-CB	19.86	1.82	1.52
2	3V	36	SER	CA-CB	19.86	1.82	1.52
2	3Z	36	SER	CA-CB	19.86	1.82	1.52
2	5F	36	SER	CA-CB	19.86	1.82	1.52
2	5J	36	SER	CA-CB	19.86	1.82	1.52
2	5N	36	SER	CA-CB	19.86	1.82	1.52
2	63	36	SER	CA-CB	19.86	1.82	1.52
2	67	36	SER	CA-CB	19.86	1.82	1.52
2	7B	36	SER	CA-CB	19.86	1.82	1.52
2	1B	36	SER	CA-CB	19.84	1.82	1.52
2	1J	36	SER	CA-CB	19.84	1.82	1.52

*Continued on next page...*

*Continued from previous page...*

Mol	Chain	Res	Type	Atoms	Z	Observed(Å)	Ideal(Å)
2	2F	36	SER	CA-CB	19.84	1.82	1.52
2	27	36	SER	CA-CB	19.84	1.82	1.52
2	3F	36	SER	CA-CB	19.84	1.82	1.52
2	4B	36	SER	CA-CB	19.84	1.82	1.52
2	4N	36	SER	CA-CB	19.84	1.82	1.52
2	4V	36	SER	CA-CB	19.84	1.82	1.52
2	5R	36	SER	CA-CB	19.84	1.82	1.52
2	6J	36	SER	CA-CB	19.84	1.82	1.52
2	6R	36	SER	CA-CB	19.84	1.82	1.52
2	7N	36	SER	CA-CB	19.84	1.82	1.52
2	1F	36	SER	CA-CB	19.84	1.82	1.52
2	2N	36	SER	CA-CB	19.84	1.82	1.52
2	23	36	SER	CA-CB	19.84	1.82	1.52
2	3N	36	SER	CA-CB	19.84	1.82	1.52
2	37	36	SER	CA-CB	19.84	1.82	1.52
2	4J	36	SER	CA-CB	19.84	1.82	1.52
2	4R	36	SER	CA-CB	19.84	1.82	1.52
2	5Z	36	SER	CA-CB	19.84	1.82	1.52
2	6F	36	SER	CA-CB	19.84	1.82	1.52
2	6Z	36	SER	CA-CB	19.84	1.82	1.52
2	7J	36	SER	CA-CB	19.84	1.82	1.52
2	7V	36	SER	CA-CB	19.84	1.82	1.52
2	1N	46	TYR	CG-CD1	19.63	1.64	1.39
2	2J	46	TYR	CG-CD1	19.63	1.64	1.39
2	3B	46	TYR	CG-CD1	19.63	1.64	1.39
2	3J	46	TYR	CG-CD1	19.63	1.64	1.39
2	33	46	TYR	CG-CD1	19.63	1.64	1.39
2	4F	46	TYR	CG-CD1	19.63	1.64	1.39
2	4Z	46	TYR	CG-CD1	19.63	1.64	1.39
2	5V	46	TYR	CG-CD1	19.63	1.64	1.39
2	6N	46	TYR	CG-CD1	19.63	1.64	1.39
2	6V	46	TYR	CG-CD1	19.63	1.64	1.39
2	7F	46	TYR	CG-CD1	19.63	1.64	1.39
2	7R	46	TYR	CG-CD1	19.63	1.64	1.39
2	1F	46	TYR	CG-CD1	19.62	1.64	1.39
2	2N	46	TYR	CG-CD1	19.62	1.64	1.39
2	23	46	TYR	CG-CD1	19.62	1.64	1.39
2	3N	46	TYR	CG-CD1	19.62	1.64	1.39
2	37	46	TYR	CG-CD1	19.62	1.64	1.39
2	4J	46	TYR	CG-CD1	19.62	1.64	1.39
2	4R	46	TYR	CG-CD1	19.62	1.64	1.39
2	5Z	46	TYR	CG-CD1	19.62	1.64	1.39

*Continued on next page...*

*Continued from previous page...*

Mol	Chain	Res	Type	Atoms	Z	Observed(Å)	Ideal(Å)
2	6F	46	TYR	CG-CD1	19.62	1.64	1.39
2	6Z	46	TYR	CG-CD1	19.62	1.64	1.39
2	7J	46	TYR	CG-CD1	19.62	1.64	1.39
2	7V	46	TYR	CG-CD1	19.62	1.64	1.39
1	12	30	PHE	CE1-CZ	19.61	1.74	1.37
1	16	30	PHE	CE1-CZ	19.61	1.74	1.37
1	2A	30	PHE	CE1-CZ	19.61	1.74	1.37
1	3Q	30	PHE	CE1-CZ	19.61	1.74	1.37
1	3U	30	PHE	CE1-CZ	19.61	1.74	1.37
1	3Y	30	PHE	CE1-CZ	19.61	1.74	1.37
1	5E	30	PHE	CE1-CZ	19.61	1.74	1.37
1	5I	30	PHE	CE1-CZ	19.61	1.74	1.37
1	5M	30	PHE	CE1-CZ	19.61	1.74	1.37
1	62	30	PHE	CE1-CZ	19.61	1.74	1.37
1	66	30	PHE	CE1-CZ	19.61	1.74	1.37
1	7A	30	PHE	CE1-CZ	19.61	1.74	1.37
1	1A	30	PHE	CE1-CZ	19.61	1.74	1.37
1	1I	30	PHE	CE1-CZ	19.61	1.74	1.37
1	2E	30	PHE	CE1-CZ	19.61	1.74	1.37
1	26	30	PHE	CE1-CZ	19.61	1.74	1.37
1	3E	30	PHE	CE1-CZ	19.61	1.74	1.37
1	4A	30	PHE	CE1-CZ	19.61	1.74	1.37
1	4M	30	PHE	CE1-CZ	19.61	1.74	1.37
1	4U	30	PHE	CE1-CZ	19.61	1.74	1.37
1	5Q	30	PHE	CE1-CZ	19.61	1.74	1.37
1	6I	30	PHE	CE1-CZ	19.61	1.74	1.37
1	6Q	30	PHE	CE1-CZ	19.61	1.74	1.37
1	7M	30	PHE	CE1-CZ	19.61	1.74	1.37
1	1M	30	PHE	CE1-CZ	19.61	1.74	1.37
1	2I	30	PHE	CE1-CZ	19.61	1.74	1.37
1	3A	30	PHE	CE1-CZ	19.61	1.74	1.37
1	3I	30	PHE	CE1-CZ	19.61	1.74	1.37
1	32	30	PHE	CE1-CZ	19.61	1.74	1.37
1	4E	30	PHE	CE1-CZ	19.61	1.74	1.37
1	4Y	30	PHE	CE1-CZ	19.61	1.74	1.37
1	5U	30	PHE	CE1-CZ	19.61	1.74	1.37
1	6M	30	PHE	CE1-CZ	19.61	1.74	1.37
1	6U	30	PHE	CE1-CZ	19.61	1.74	1.37
1	7E	30	PHE	CE1-CZ	19.61	1.74	1.37
1	7Q	30	PHE	CE1-CZ	19.61	1.74	1.37
2	1B	46	TYR	CG-CD1	19.61	1.64	1.39
2	1J	46	TYR	CG-CD1	19.61	1.64	1.39

*Continued on next page...*

*Continued from previous page...*

Mol	Chain	Res	Type	Atoms	Z	Observed(Å)	Ideal(Å)
2	2F	46	TYR	CG-CD1	19.61	1.64	1.39
2	27	46	TYR	CG-CD1	19.61	1.64	1.39
2	3F	46	TYR	CG-CD1	19.61	1.64	1.39
2	4B	46	TYR	CG-CD1	19.61	1.64	1.39
2	4N	46	TYR	CG-CD1	19.61	1.64	1.39
2	4V	46	TYR	CG-CD1	19.61	1.64	1.39
2	5R	46	TYR	CG-CD1	19.61	1.64	1.39
2	6J	46	TYR	CG-CD1	19.61	1.64	1.39
2	6R	46	TYR	CG-CD1	19.61	1.64	1.39
2	7N	46	TYR	CG-CD1	19.61	1.64	1.39
2	1B	35	PHE	CG-CD2	19.60	1.68	1.38
2	1J	35	PHE	CG-CD2	19.60	1.68	1.38
2	2F	35	PHE	CG-CD2	19.60	1.68	1.38
2	27	35	PHE	CG-CD2	19.60	1.68	1.38
2	3F	35	PHE	CG-CD2	19.60	1.68	1.38
2	4B	35	PHE	CG-CD2	19.60	1.68	1.38
2	4N	35	PHE	CG-CD2	19.60	1.68	1.38
2	4V	35	PHE	CG-CD2	19.60	1.68	1.38
2	5R	35	PHE	CG-CD2	19.60	1.68	1.38
2	6J	35	PHE	CG-CD2	19.60	1.68	1.38
2	6R	35	PHE	CG-CD2	19.60	1.68	1.38
2	7N	35	PHE	CG-CD2	19.60	1.68	1.38
2	1R	46	TYR	CG-CD1	19.59	1.64	1.39
2	1V	46	TYR	CG-CD1	19.59	1.64	1.39
2	1Z	46	TYR	CG-CD1	19.59	1.64	1.39
2	2R	46	TYR	CG-CD1	19.59	1.64	1.39
2	2V	46	TYR	CG-CD1	19.59	1.64	1.39
2	2Z	46	TYR	CG-CD1	19.59	1.64	1.39
2	43	46	TYR	CG-CD1	19.59	1.64	1.39
2	47	46	TYR	CG-CD1	19.59	1.64	1.39
2	5B	46	TYR	CG-CD1	19.59	1.64	1.39
2	53	46	TYR	CG-CD1	19.59	1.64	1.39
2	57	46	TYR	CG-CD1	19.59	1.64	1.39
2	6B	46	TYR	CG-CD1	19.59	1.64	1.39
1	1M	148	LEU	N-CA	-19.59	1.07	1.46
1	12	148	LEU	N-CA	-19.59	1.07	1.46
1	16	148	LEU	N-CA	-19.59	1.07	1.46
1	2A	148	LEU	N-CA	-19.59	1.07	1.46
1	2I	148	LEU	N-CA	-19.59	1.07	1.46
1	3A	148	LEU	N-CA	-19.59	1.07	1.46
1	3I	148	LEU	N-CA	-19.59	1.07	1.46
1	3Q	148	LEU	N-CA	-19.59	1.07	1.46

*Continued on next page...*

*Continued from previous page...*

Mol	Chain	Res	Type	Atoms	Z	Observed(Å)	Ideal(Å)
1	3U	148	LEU	N-CA	-19.59	1.07	1.46
1	3Y	148	LEU	N-CA	-19.59	1.07	1.46
1	32	148	LEU	N-CA	-19.59	1.07	1.46
1	4E	148	LEU	N-CA	-19.59	1.07	1.46
1	4Y	148	LEU	N-CA	-19.59	1.07	1.46
1	5E	148	LEU	N-CA	-19.59	1.07	1.46
1	5I	148	LEU	N-CA	-19.59	1.07	1.46
1	5M	148	LEU	N-CA	-19.59	1.07	1.46
1	5U	148	LEU	N-CA	-19.59	1.07	1.46
1	6M	148	LEU	N-CA	-19.59	1.07	1.46
1	6U	148	LEU	N-CA	-19.59	1.07	1.46
1	62	148	LEU	N-CA	-19.59	1.07	1.46
1	66	148	LEU	N-CA	-19.59	1.07	1.46
1	7A	148	LEU	N-CA	-19.59	1.07	1.46
1	7E	148	LEU	N-CA	-19.59	1.07	1.46
1	7Q	148	LEU	N-CA	-19.59	1.07	1.46
1	1Q	30	PHE	CE1-CZ	19.58	1.74	1.37
1	1U	30	PHE	CE1-CZ	19.58	1.74	1.37
1	1Y	30	PHE	CE1-CZ	19.58	1.74	1.37
2	13	46	TYR	CG-CD1	19.58	1.64	1.39
2	17	46	TYR	CG-CD1	19.58	1.64	1.39
2	2B	46	TYR	CG-CD1	19.58	1.64	1.39
1	2Q	30	PHE	CE1-CZ	19.58	1.74	1.37
1	2U	30	PHE	CE1-CZ	19.58	1.74	1.37
1	2Y	30	PHE	CE1-CZ	19.58	1.74	1.37
2	3R	46	TYR	CG-CD1	19.58	1.64	1.39
2	3V	46	TYR	CG-CD1	19.58	1.64	1.39
2	3Z	46	TYR	CG-CD1	19.58	1.64	1.39
1	42	30	PHE	CE1-CZ	19.58	1.74	1.37
1	46	30	PHE	CE1-CZ	19.58	1.74	1.37
1	5A	30	PHE	CE1-CZ	19.58	1.74	1.37
2	5F	46	TYR	CG-CD1	19.58	1.64	1.39
2	5J	46	TYR	CG-CD1	19.58	1.64	1.39
2	5N	46	TYR	CG-CD1	19.58	1.64	1.39
1	52	30	PHE	CE1-CZ	19.58	1.74	1.37
1	56	30	PHE	CE1-CZ	19.58	1.74	1.37
1	6A	30	PHE	CE1-CZ	19.58	1.74	1.37
2	63	46	TYR	CG-CD1	19.58	1.64	1.39
2	67	46	TYR	CG-CD1	19.58	1.64	1.39
2	7B	46	TYR	CG-CD1	19.58	1.64	1.39
1	1E	30	PHE	CE1-CZ	19.58	1.74	1.37
1	2M	30	PHE	CE1-CZ	19.58	1.74	1.37

*Continued on next page...*

*Continued from previous page...*

Mol	Chain	Res	Type	Atoms	Z	Observed(Å)	Ideal(Å)
1	22	30	PHE	CE1-CZ	19.58	1.74	1.37
1	3M	30	PHE	CE1-CZ	19.58	1.74	1.37
1	36	30	PHE	CE1-CZ	19.58	1.74	1.37
1	4I	30	PHE	CE1-CZ	19.58	1.74	1.37
1	4Q	30	PHE	CE1-CZ	19.58	1.74	1.37
1	5Y	30	PHE	CE1-CZ	19.58	1.74	1.37
1	6E	30	PHE	CE1-CZ	19.58	1.74	1.37
1	6Y	30	PHE	CE1-CZ	19.58	1.74	1.37
1	7I	30	PHE	CE1-CZ	19.58	1.74	1.37
1	7U	30	PHE	CE1-CZ	19.58	1.74	1.37
2	1F	35	PHE	CG-CD2	19.57	1.68	1.38
1	1Q	148	LEU	N-CA	-19.57	1.07	1.46
1	1U	148	LEU	N-CA	-19.57	1.07	1.46
1	1Y	148	LEU	N-CA	-19.57	1.07	1.46
2	2N	35	PHE	CG-CD2	19.57	1.68	1.38
1	2Q	148	LEU	N-CA	-19.57	1.07	1.46
1	2U	148	LEU	N-CA	-19.57	1.07	1.46
1	2Y	148	LEU	N-CA	-19.57	1.07	1.46
2	23	35	PHE	CG-CD2	19.57	1.68	1.38
2	3N	35	PHE	CG-CD2	19.57	1.68	1.38
2	37	35	PHE	CG-CD2	19.57	1.68	1.38
2	4J	35	PHE	CG-CD2	19.57	1.68	1.38
2	4R	35	PHE	CG-CD2	19.57	1.68	1.38
1	42	148	LEU	N-CA	-19.57	1.07	1.46
1	46	148	LEU	N-CA	-19.57	1.07	1.46
1	5A	148	LEU	N-CA	-19.57	1.07	1.46
2	5Z	35	PHE	CG-CD2	19.57	1.68	1.38
1	52	148	LEU	N-CA	-19.57	1.07	1.46
1	56	148	LEU	N-CA	-19.57	1.07	1.46
1	6A	148	LEU	N-CA	-19.57	1.07	1.46
2	6F	35	PHE	CG-CD2	19.57	1.68	1.38
2	6Z	35	PHE	CG-CD2	19.57	1.68	1.38
2	7J	35	PHE	CG-CD2	19.57	1.68	1.38
2	7V	35	PHE	CG-CD2	19.57	1.68	1.38
1	1E	148	LEU	N-CA	-19.57	1.07	1.46
1	2M	148	LEU	N-CA	-19.57	1.07	1.46
1	22	148	LEU	N-CA	-19.57	1.07	1.46
1	3M	148	LEU	N-CA	-19.57	1.07	1.46
1	36	148	LEU	N-CA	-19.57	1.07	1.46
1	4I	148	LEU	N-CA	-19.57	1.07	1.46
1	4Q	148	LEU	N-CA	-19.57	1.07	1.46
1	5Y	148	LEU	N-CA	-19.57	1.07	1.46

*Continued on next page...*



*Continued from previous page...*

Mol	Chain	Res	Type	Atoms	Z	Observed(Å)	Ideal(Å)
1	6E	148	LEU	N-CA	-19.57	1.07	1.46
1	6Y	148	LEU	N-CA	-19.57	1.07	1.46
1	7I	148	LEU	N-CA	-19.57	1.07	1.46
1	7U	148	LEU	N-CA	-19.57	1.07	1.46
1	1A	148	LEU	N-CA	-19.57	1.07	1.46
1	1I	148	LEU	N-CA	-19.57	1.07	1.46
2	1R	35	PHE	CG-CD2	19.57	1.68	1.38
2	1V	35	PHE	CG-CD2	19.57	1.68	1.38
2	1Z	35	PHE	CG-CD2	19.57	1.68	1.38
1	2E	148	LEU	N-CA	-19.57	1.07	1.46
2	2R	35	PHE	CG-CD2	19.57	1.68	1.38
2	2V	35	PHE	CG-CD2	19.57	1.68	1.38
2	2Z	35	PHE	CG-CD2	19.57	1.68	1.38
1	26	148	LEU	N-CA	-19.57	1.07	1.46
1	3E	148	LEU	N-CA	-19.57	1.07	1.46
1	4A	148	LEU	N-CA	-19.57	1.07	1.46
1	4M	148	LEU	N-CA	-19.57	1.07	1.46
1	4U	148	LEU	N-CA	-19.57	1.07	1.46
2	43	35	PHE	CG-CD2	19.57	1.68	1.38
2	47	35	PHE	CG-CD2	19.57	1.68	1.38
2	5B	35	PHE	CG-CD2	19.57	1.68	1.38
1	5Q	148	LEU	N-CA	-19.57	1.07	1.46
2	53	35	PHE	CG-CD2	19.57	1.68	1.38
2	57	35	PHE	CG-CD2	19.57	1.68	1.38
2	6B	35	PHE	CG-CD2	19.57	1.68	1.38
1	6I	148	LEU	N-CA	-19.57	1.07	1.46
1	6Q	148	LEU	N-CA	-19.57	1.07	1.46
1	7M	148	LEU	N-CA	-19.57	1.07	1.46
2	13	35	PHE	CG-CD2	19.53	1.68	1.38
2	17	35	PHE	CG-CD2	19.53	1.68	1.38
2	2B	35	PHE	CG-CD2	19.53	1.68	1.38
2	3R	35	PHE	CG-CD2	19.53	1.68	1.38
2	3V	35	PHE	CG-CD2	19.53	1.68	1.38
2	3Z	35	PHE	CG-CD2	19.53	1.68	1.38
2	5F	35	PHE	CG-CD2	19.53	1.68	1.38
2	5J	35	PHE	CG-CD2	19.53	1.68	1.38
2	5N	35	PHE	CG-CD2	19.53	1.68	1.38
2	63	35	PHE	CG-CD2	19.53	1.68	1.38
2	67	35	PHE	CG-CD2	19.53	1.68	1.38
2	7B	35	PHE	CG-CD2	19.53	1.68	1.38
2	1N	35	PHE	CG-CD2	19.53	1.68	1.38
2	2J	35	PHE	CG-CD2	19.53	1.68	1.38

*Continued on next page...*



*Continued from previous page...*

Mol	Chain	Res	Type	Atoms	Z	Observed(Å)	Ideal(Å)
2	3B	35	PHE	CG-CD2	19.53	1.68	1.38
2	3J	35	PHE	CG-CD2	19.53	1.68	1.38
2	33	35	PHE	CG-CD2	19.53	1.68	1.38
2	4F	35	PHE	CG-CD2	19.53	1.68	1.38
2	4Z	35	PHE	CG-CD2	19.53	1.68	1.38
2	5V	35	PHE	CG-CD2	19.53	1.68	1.38
2	6N	35	PHE	CG-CD2	19.53	1.68	1.38
2	6V	35	PHE	CG-CD2	19.53	1.68	1.38
2	7F	35	PHE	CG-CD2	19.53	1.68	1.38
2	7R	35	PHE	CG-CD2	19.53	1.68	1.38
2	1F	23	HIS	CG-CD2	-19.50	1.02	1.35
2	2N	23	HIS	CG-CD2	-19.50	1.02	1.35
2	23	23	HIS	CG-CD2	-19.50	1.02	1.35
2	3N	23	HIS	CG-CD2	-19.50	1.02	1.35
2	37	23	HIS	CG-CD2	-19.50	1.02	1.35
2	4J	23	HIS	CG-CD2	-19.50	1.02	1.35
2	4R	23	HIS	CG-CD2	-19.50	1.02	1.35
2	5Z	23	HIS	CG-CD2	-19.50	1.02	1.35
2	6F	23	HIS	CG-CD2	-19.50	1.02	1.35
2	6Z	23	HIS	CG-CD2	-19.50	1.02	1.35
2	7J	23	HIS	CG-CD2	-19.50	1.02	1.35
2	7V	23	HIS	CG-CD2	-19.50	1.02	1.35
2	1B	23	HIS	CG-CD2	-19.46	1.02	1.35
2	1J	23	HIS	CG-CD2	-19.46	1.02	1.35
2	2F	23	HIS	CG-CD2	-19.46	1.02	1.35
2	27	23	HIS	CG-CD2	-19.46	1.02	1.35
2	3F	23	HIS	CG-CD2	-19.46	1.02	1.35
2	4B	23	HIS	CG-CD2	-19.46	1.02	1.35
2	4N	23	HIS	CG-CD2	-19.46	1.02	1.35
2	4V	23	HIS	CG-CD2	-19.46	1.02	1.35
2	5R	23	HIS	CG-CD2	-19.46	1.02	1.35
2	6J	23	HIS	CG-CD2	-19.46	1.02	1.35
2	6R	23	HIS	CG-CD2	-19.46	1.02	1.35
2	7N	23	HIS	CG-CD2	-19.46	1.02	1.35
2	1R	23	HIS	CG-CD2	-19.45	1.02	1.35
2	1V	23	HIS	CG-CD2	-19.45	1.02	1.35
2	1Z	23	HIS	CG-CD2	-19.45	1.02	1.35
2	2R	23	HIS	CG-CD2	-19.45	1.02	1.35
2	2V	23	HIS	CG-CD2	-19.45	1.02	1.35
2	2Z	23	HIS	CG-CD2	-19.45	1.02	1.35
2	43	23	HIS	CG-CD2	-19.45	1.02	1.35
2	47	23	HIS	CG-CD2	-19.45	1.02	1.35

*Continued on next page...*

*Continued from previous page...*

Mol	Chain	Res	Type	Atoms	Z	Observed(Å)	Ideal(Å)
2	5B	23	HIS	CG-CD2	-19.45	1.02	1.35
2	53	23	HIS	CG-CD2	-19.45	1.02	1.35
2	57	23	HIS	CG-CD2	-19.45	1.02	1.35
2	6B	23	HIS	CG-CD2	-19.45	1.02	1.35
2	13	23	HIS	CG-CD2	-19.44	1.02	1.35
2	17	23	HIS	CG-CD2	-19.44	1.02	1.35
2	2B	23	HIS	CG-CD2	-19.44	1.02	1.35
2	3R	23	HIS	CG-CD2	-19.44	1.02	1.35
2	3V	23	HIS	CG-CD2	-19.44	1.02	1.35
2	3Z	23	HIS	CG-CD2	-19.44	1.02	1.35
2	5F	23	HIS	CG-CD2	-19.44	1.02	1.35
2	5J	23	HIS	CG-CD2	-19.44	1.02	1.35
2	5N	23	HIS	CG-CD2	-19.44	1.02	1.35
2	63	23	HIS	CG-CD2	-19.44	1.02	1.35
2	67	23	HIS	CG-CD2	-19.44	1.02	1.35
2	7B	23	HIS	CG-CD2	-19.44	1.02	1.35
2	1N	23	HIS	CG-CD2	-19.43	1.02	1.35
2	2J	23	HIS	CG-CD2	-19.43	1.02	1.35
2	3B	23	HIS	CG-CD2	-19.43	1.02	1.35
2	3J	23	HIS	CG-CD2	-19.43	1.02	1.35
2	33	23	HIS	CG-CD2	-19.43	1.02	1.35
2	4F	23	HIS	CG-CD2	-19.43	1.02	1.35
2	4Z	23	HIS	CG-CD2	-19.43	1.02	1.35
2	5V	23	HIS	CG-CD2	-19.43	1.02	1.35
2	6N	23	HIS	CG-CD2	-19.43	1.02	1.35
2	6V	23	HIS	CG-CD2	-19.43	1.02	1.35
2	7F	23	HIS	CG-CD2	-19.43	1.02	1.35
2	7R	23	HIS	CG-CD2	-19.43	1.02	1.35
1	1A	12	MET	N-CA	-19.42	1.07	1.46
1	1I	12	MET	N-CA	-19.42	1.07	1.46
1	12	12	MET	N-CA	-19.42	1.07	1.46
1	16	12	MET	N-CA	-19.42	1.07	1.46
1	2A	12	MET	N-CA	-19.42	1.07	1.46
1	2E	12	MET	N-CA	-19.42	1.07	1.46
1	26	12	MET	N-CA	-19.42	1.07	1.46
1	3E	12	MET	N-CA	-19.42	1.07	1.46
1	3Q	12	MET	N-CA	-19.42	1.07	1.46
1	3U	12	MET	N-CA	-19.42	1.07	1.46
1	3Y	12	MET	N-CA	-19.42	1.07	1.46
1	4A	12	MET	N-CA	-19.42	1.07	1.46
1	4M	12	MET	N-CA	-19.42	1.07	1.46
1	4U	12	MET	N-CA	-19.42	1.07	1.46

*Continued on next page...*

*Continued from previous page...*

Mol	Chain	Res	Type	Atoms	Z	Observed(Å)	Ideal(Å)
1	5E	12	MET	N-CA	-19.42	1.07	1.46
1	5I	12	MET	N-CA	-19.42	1.07	1.46
1	5M	12	MET	N-CA	-19.42	1.07	1.46
1	5Q	12	MET	N-CA	-19.42	1.07	1.46
1	6I	12	MET	N-CA	-19.42	1.07	1.46
1	6Q	12	MET	N-CA	-19.42	1.07	1.46
1	62	12	MET	N-CA	-19.42	1.07	1.46
1	66	12	MET	N-CA	-19.42	1.07	1.46
1	7A	12	MET	N-CA	-19.42	1.07	1.46
1	7M	12	MET	N-CA	-19.42	1.07	1.46
1	1E	12	MET	N-CA	-19.41	1.07	1.46
1	2M	12	MET	N-CA	-19.41	1.07	1.46
1	22	12	MET	N-CA	-19.41	1.07	1.46
1	3M	12	MET	N-CA	-19.41	1.07	1.46
1	36	12	MET	N-CA	-19.41	1.07	1.46
1	4I	12	MET	N-CA	-19.41	1.07	1.46
1	4Q	12	MET	N-CA	-19.41	1.07	1.46
1	5Y	12	MET	N-CA	-19.41	1.07	1.46
1	6E	12	MET	N-CA	-19.41	1.07	1.46
1	6Y	12	MET	N-CA	-19.41	1.07	1.46
1	7I	12	MET	N-CA	-19.41	1.07	1.46
1	7U	12	MET	N-CA	-19.41	1.07	1.46
1	1Q	12	MET	N-CA	-19.41	1.07	1.46
1	1U	12	MET	N-CA	-19.41	1.07	1.46
1	1Y	12	MET	N-CA	-19.41	1.07	1.46
1	2Q	12	MET	N-CA	-19.41	1.07	1.46
1	2U	12	MET	N-CA	-19.41	1.07	1.46
1	2Y	12	MET	N-CA	-19.41	1.07	1.46
1	42	12	MET	N-CA	-19.41	1.07	1.46
1	46	12	MET	N-CA	-19.41	1.07	1.46
1	5A	12	MET	N-CA	-19.41	1.07	1.46
1	52	12	MET	N-CA	-19.41	1.07	1.46
1	56	12	MET	N-CA	-19.41	1.07	1.46
1	6A	12	MET	N-CA	-19.41	1.07	1.46
1	1M	12	MET	N-CA	-19.41	1.07	1.46
1	2I	12	MET	N-CA	-19.41	1.07	1.46
1	3A	12	MET	N-CA	-19.41	1.07	1.46
1	3I	12	MET	N-CA	-19.41	1.07	1.46
1	32	12	MET	N-CA	-19.41	1.07	1.46
1	4E	12	MET	N-CA	-19.41	1.07	1.46
1	4Y	12	MET	N-CA	-19.41	1.07	1.46
1	5U	12	MET	N-CA	-19.41	1.07	1.46

*Continued on next page...*

*Continued from previous page...*

Mol	Chain	Res	Type	Atoms	Z	Observed(Å)	Ideal(Å)
1	6M	12	MET	N-CA	-19.41	1.07	1.46
1	6U	12	MET	N-CA	-19.41	1.07	1.46
1	7E	12	MET	N-CA	-19.41	1.07	1.46
1	7Q	12	MET	N-CA	-19.41	1.07	1.46
1	1Q	90	PHE	CB-CG	19.36	1.84	1.51
1	1U	90	PHE	CB-CG	19.36	1.84	1.51
1	1Y	90	PHE	CB-CG	19.36	1.84	1.51
1	2Q	90	PHE	CB-CG	19.36	1.84	1.51
1	2U	90	PHE	CB-CG	19.36	1.84	1.51
1	2Y	90	PHE	CB-CG	19.36	1.84	1.51
1	42	90	PHE	CB-CG	19.36	1.84	1.51
1	46	90	PHE	CB-CG	19.36	1.84	1.51
1	5A	90	PHE	CB-CG	19.36	1.84	1.51
1	52	90	PHE	CB-CG	19.36	1.84	1.51
1	56	90	PHE	CB-CG	19.36	1.84	1.51
1	6A	90	PHE	CB-CG	19.36	1.84	1.51
1	12	84	ARG	CZ-NH1	19.33	1.58	1.33
1	16	84	ARG	CZ-NH1	19.33	1.58	1.33
1	2A	84	ARG	CZ-NH1	19.33	1.58	1.33
1	3Q	84	ARG	CZ-NH1	19.33	1.58	1.33
1	3U	84	ARG	CZ-NH1	19.33	1.58	1.33
1	3Y	84	ARG	CZ-NH1	19.33	1.58	1.33
1	5E	84	ARG	CZ-NH1	19.33	1.58	1.33
1	5I	84	ARG	CZ-NH1	19.33	1.58	1.33
1	5M	84	ARG	CZ-NH1	19.33	1.58	1.33
1	62	84	ARG	CZ-NH1	19.33	1.58	1.33
1	66	84	ARG	CZ-NH1	19.33	1.58	1.33
1	7A	84	ARG	CZ-NH1	19.33	1.58	1.33
1	1A	90	PHE	CB-CG	19.33	1.84	1.51
1	1E	90	PHE	CB-CG	19.33	1.84	1.51
1	1I	90	PHE	CB-CG	19.33	1.84	1.51
1	1M	40	SER	C-O	-19.33	0.86	1.23
1	2E	90	PHE	CB-CG	19.33	1.84	1.51
1	2I	40	SER	C-O	-19.33	0.86	1.23
1	2M	90	PHE	CB-CG	19.33	1.84	1.51
1	22	90	PHE	CB-CG	19.33	1.84	1.51
1	26	90	PHE	CB-CG	19.33	1.84	1.51
1	3A	40	SER	C-O	-19.33	0.86	1.23
1	3E	90	PHE	CB-CG	19.33	1.84	1.51
1	3I	40	SER	C-O	-19.33	0.86	1.23
1	3M	90	PHE	CB-CG	19.33	1.84	1.51
1	32	40	SER	C-O	-19.33	0.86	1.23

*Continued on next page...*

*Continued from previous page...*

Mol	Chain	Res	Type	Atoms	Z	Observed(Å)	Ideal(Å)
1	36	90	PHE	CB-CG	19.33	1.84	1.51
1	4A	90	PHE	CB-CG	19.33	1.84	1.51
1	4E	40	SER	C-O	-19.33	0.86	1.23
1	4I	90	PHE	CB-CG	19.33	1.84	1.51
1	4M	90	PHE	CB-CG	19.33	1.84	1.51
1	4Q	90	PHE	CB-CG	19.33	1.84	1.51
1	4U	90	PHE	CB-CG	19.33	1.84	1.51
1	4Y	40	SER	C-O	-19.33	0.86	1.23
1	5Q	90	PHE	CB-CG	19.33	1.84	1.51
1	5U	40	SER	C-O	-19.33	0.86	1.23
1	5Y	90	PHE	CB-CG	19.33	1.84	1.51
1	6E	90	PHE	CB-CG	19.33	1.84	1.51
1	6I	90	PHE	CB-CG	19.33	1.84	1.51
1	6M	40	SER	C-O	-19.33	0.86	1.23
1	6Q	90	PHE	CB-CG	19.33	1.84	1.51
1	6U	40	SER	C-O	-19.33	0.86	1.23
1	6Y	90	PHE	CB-CG	19.33	1.84	1.51
1	7E	40	SER	C-O	-19.33	0.86	1.23
1	7I	90	PHE	CB-CG	19.33	1.84	1.51
1	7M	90	PHE	CB-CG	19.33	1.84	1.51
1	7Q	40	SER	C-O	-19.33	0.86	1.23
1	7U	90	PHE	CB-CG	19.33	1.84	1.51
1	12	40	SER	C-O	-19.32	0.86	1.23
1	16	40	SER	C-O	-19.32	0.86	1.23
1	2A	40	SER	C-O	-19.32	0.86	1.23
1	3Q	40	SER	C-O	-19.32	0.86	1.23
1	3U	40	SER	C-O	-19.32	0.86	1.23
1	3Y	40	SER	C-O	-19.32	0.86	1.23
1	5E	40	SER	C-O	-19.32	0.86	1.23
1	5I	40	SER	C-O	-19.32	0.86	1.23
1	5M	40	SER	C-O	-19.32	0.86	1.23
1	62	40	SER	C-O	-19.32	0.86	1.23
1	66	40	SER	C-O	-19.32	0.86	1.23
1	7A	40	SER	C-O	-19.32	0.86	1.23
2	1R	220	PHE	CA-CB	-19.32	1.11	1.53
2	1V	220	PHE	CA-CB	-19.32	1.11	1.53
2	1Z	220	PHE	CA-CB	-19.32	1.11	1.53
2	2R	220	PHE	CA-CB	-19.32	1.11	1.53
2	2V	220	PHE	CA-CB	-19.32	1.11	1.53
2	2Z	220	PHE	CA-CB	-19.32	1.11	1.53
2	43	220	PHE	CA-CB	-19.32	1.11	1.53
2	47	220	PHE	CA-CB	-19.32	1.11	1.53

*Continued on next page...*

*Continued from previous page...*

Mol	Chain	Res	Type	Atoms	Z	Observed(Å)	Ideal(Å)
2	5B	220	PHE	CA-CB	-19.32	1.11	1.53
2	53	220	PHE	CA-CB	-19.32	1.11	1.53
2	57	220	PHE	CA-CB	-19.32	1.11	1.53
2	6B	220	PHE	CA-CB	-19.32	1.11	1.53
1	1M	84	ARG	CZ-NH1	19.32	1.58	1.33
1	2I	84	ARG	CZ-NH1	19.32	1.58	1.33
1	3A	84	ARG	CZ-NH1	19.32	1.58	1.33
1	3I	84	ARG	CZ-NH1	19.32	1.58	1.33
1	32	84	ARG	CZ-NH1	19.32	1.58	1.33
1	4E	84	ARG	CZ-NH1	19.32	1.58	1.33
1	4Y	84	ARG	CZ-NH1	19.32	1.58	1.33
1	5U	84	ARG	CZ-NH1	19.32	1.58	1.33
1	6M	84	ARG	CZ-NH1	19.32	1.58	1.33
1	6U	84	ARG	CZ-NH1	19.32	1.58	1.33
1	7E	84	ARG	CZ-NH1	19.32	1.58	1.33
1	7Q	84	ARG	CZ-NH1	19.32	1.58	1.33
2	1F	220	PHE	CA-CB	-19.32	1.11	1.53
1	1Q	84	ARG	CZ-NH1	19.32	1.58	1.33
1	1U	84	ARG	CZ-NH1	19.32	1.58	1.33
1	1Y	84	ARG	CZ-NH1	19.32	1.58	1.33
2	2N	220	PHE	CA-CB	-19.32	1.11	1.53
1	2Q	84	ARG	CZ-NH1	19.32	1.58	1.33
1	2U	84	ARG	CZ-NH1	19.32	1.58	1.33
1	2Y	84	ARG	CZ-NH1	19.32	1.58	1.33
2	23	220	PHE	CA-CB	-19.32	1.11	1.53
2	3N	220	PHE	CA-CB	-19.32	1.11	1.53
2	37	220	PHE	CA-CB	-19.32	1.11	1.53
2	4J	220	PHE	CA-CB	-19.32	1.11	1.53
2	4R	220	PHE	CA-CB	-19.32	1.11	1.53
1	42	84	ARG	CZ-NH1	19.32	1.58	1.33
1	46	84	ARG	CZ-NH1	19.32	1.58	1.33
1	5A	84	ARG	CZ-NH1	19.32	1.58	1.33
2	5Z	220	PHE	CA-CB	-19.32	1.11	1.53
1	52	84	ARG	CZ-NH1	19.32	1.58	1.33
1	56	84	ARG	CZ-NH1	19.32	1.58	1.33
1	6A	84	ARG	CZ-NH1	19.32	1.58	1.33
2	6F	220	PHE	CA-CB	-19.32	1.11	1.53
2	6Z	220	PHE	CA-CB	-19.32	1.11	1.53
2	7J	220	PHE	CA-CB	-19.32	1.11	1.53
2	7V	220	PHE	CA-CB	-19.32	1.11	1.53
1	1A	40	SER	C-O	-19.32	0.86	1.23
1	1I	40	SER	C-O	-19.32	0.86	1.23

*Continued on next page...*

*Continued from previous page...*

Mol	Chain	Res	Type	Atoms	Z	Observed(Å)	Ideal(Å)
1	2E	40	SER	C-O	-19.32	0.86	1.23
1	26	40	SER	C-O	-19.32	0.86	1.23
1	3E	40	SER	C-O	-19.32	0.86	1.23
1	4A	40	SER	C-O	-19.32	0.86	1.23
1	4M	40	SER	C-O	-19.32	0.86	1.23
1	4U	40	SER	C-O	-19.32	0.86	1.23
1	5Q	40	SER	C-O	-19.32	0.86	1.23
1	6I	40	SER	C-O	-19.32	0.86	1.23
1	6Q	40	SER	C-O	-19.32	0.86	1.23
1	7M	40	SER	C-O	-19.32	0.86	1.23
1	1A	84	ARG	CZ-NH1	19.31	1.58	1.33
1	1I	84	ARG	CZ-NH1	19.31	1.58	1.33
1	2E	84	ARG	CZ-NH1	19.31	1.58	1.33
1	26	84	ARG	CZ-NH1	19.31	1.58	1.33
1	3E	84	ARG	CZ-NH1	19.31	1.58	1.33
1	4A	84	ARG	CZ-NH1	19.31	1.58	1.33
1	4M	84	ARG	CZ-NH1	19.31	1.58	1.33
1	4U	84	ARG	CZ-NH1	19.31	1.58	1.33
1	5Q	84	ARG	CZ-NH1	19.31	1.58	1.33
1	6I	84	ARG	CZ-NH1	19.31	1.58	1.33
1	6Q	84	ARG	CZ-NH1	19.31	1.58	1.33
1	7M	84	ARG	CZ-NH1	19.31	1.58	1.33
1	1E	84	ARG	CZ-NH1	19.31	1.58	1.33
2	1N	220	PHE	CA-CB	-19.31	1.11	1.53
2	2J	220	PHE	CA-CB	-19.31	1.11	1.53
1	2M	84	ARG	CZ-NH1	19.31	1.58	1.33
1	22	84	ARG	CZ-NH1	19.31	1.58	1.33
2	3B	220	PHE	CA-CB	-19.31	1.11	1.53
2	3J	220	PHE	CA-CB	-19.31	1.11	1.53
1	3M	84	ARG	CZ-NH1	19.31	1.58	1.33
2	33	220	PHE	CA-CB	-19.31	1.11	1.53
1	36	84	ARG	CZ-NH1	19.31	1.58	1.33
2	4F	220	PHE	CA-CB	-19.31	1.11	1.53
1	4I	84	ARG	CZ-NH1	19.31	1.58	1.33
1	4Q	84	ARG	CZ-NH1	19.31	1.58	1.33
2	4Z	220	PHE	CA-CB	-19.31	1.11	1.53
2	5V	220	PHE	CA-CB	-19.31	1.11	1.53
1	5Y	84	ARG	CZ-NH1	19.31	1.58	1.33
1	6E	84	ARG	CZ-NH1	19.31	1.58	1.33
2	6N	220	PHE	CA-CB	-19.31	1.11	1.53
2	6V	220	PHE	CA-CB	-19.31	1.11	1.53
1	6Y	84	ARG	CZ-NH1	19.31	1.58	1.33

*Continued on next page...*



*Continued from previous page...*

Mol	Chain	Res	Type	Atoms	Z	Observed(Å)	Ideal(Å)
2	7F	220	PHE	CA-CB	-19.31	1.11	1.53
1	7I	84	ARG	CZ-NH1	19.31	1.58	1.33
2	7R	220	PHE	CA-CB	-19.31	1.11	1.53
1	7U	84	ARG	CZ-NH1	19.31	1.58	1.33
1	12	90	PHE	CB-CG	19.31	1.84	1.51
1	16	90	PHE	CB-CG	19.31	1.84	1.51
1	2A	90	PHE	CB-CG	19.31	1.84	1.51
1	3Q	90	PHE	CB-CG	19.31	1.84	1.51
1	3U	90	PHE	CB-CG	19.31	1.84	1.51
1	3Y	90	PHE	CB-CG	19.31	1.84	1.51
1	5E	90	PHE	CB-CG	19.31	1.84	1.51
1	5I	90	PHE	CB-CG	19.31	1.84	1.51
1	5M	90	PHE	CB-CG	19.31	1.84	1.51
1	62	90	PHE	CB-CG	19.31	1.84	1.51
1	66	90	PHE	CB-CG	19.31	1.84	1.51
1	7A	90	PHE	CB-CG	19.31	1.84	1.51
1	1M	90	PHE	CB-CG	19.30	1.84	1.51
1	2I	90	PHE	CB-CG	19.30	1.84	1.51
1	3A	90	PHE	CB-CG	19.30	1.84	1.51
1	3I	90	PHE	CB-CG	19.30	1.84	1.51
1	32	90	PHE	CB-CG	19.30	1.84	1.51
1	4E	90	PHE	CB-CG	19.30	1.84	1.51
1	4Y	90	PHE	CB-CG	19.30	1.84	1.51
1	5U	90	PHE	CB-CG	19.30	1.84	1.51
1	6M	90	PHE	CB-CG	19.30	1.84	1.51
1	6U	90	PHE	CB-CG	19.30	1.84	1.51
1	7E	90	PHE	CB-CG	19.30	1.84	1.51
1	7Q	90	PHE	CB-CG	19.30	1.84	1.51
2	1B	220	PHE	CA-CB	-19.30	1.11	1.53
2	1J	220	PHE	CA-CB	-19.30	1.11	1.53
2	2F	220	PHE	CA-CB	-19.30	1.11	1.53
2	27	220	PHE	CA-CB	-19.30	1.11	1.53
2	3F	220	PHE	CA-CB	-19.30	1.11	1.53
2	4B	220	PHE	CA-CB	-19.30	1.11	1.53
2	4N	220	PHE	CA-CB	-19.30	1.11	1.53
2	4V	220	PHE	CA-CB	-19.30	1.11	1.53
2	5R	220	PHE	CA-CB	-19.30	1.11	1.53
2	6J	220	PHE	CA-CB	-19.30	1.11	1.53
2	6R	220	PHE	CA-CB	-19.30	1.11	1.53
2	7N	220	PHE	CA-CB	-19.30	1.11	1.53
2	13	220	PHE	CA-CB	-19.30	1.11	1.53
2	17	220	PHE	CA-CB	-19.30	1.11	1.53

*Continued on next page...*



*Continued from previous page...*

Mol	Chain	Res	Type	Atoms	Z	Observed(Å)	Ideal(Å)
2	2B	220	PHE	CA-CB	-19.30	1.11	1.53
2	3R	220	PHE	CA-CB	-19.30	1.11	1.53
2	3V	220	PHE	CA-CB	-19.30	1.11	1.53
2	3Z	220	PHE	CA-CB	-19.30	1.11	1.53
2	5F	220	PHE	CA-CB	-19.30	1.11	1.53
2	5J	220	PHE	CA-CB	-19.30	1.11	1.53
2	5N	220	PHE	CA-CB	-19.30	1.11	1.53
2	63	220	PHE	CA-CB	-19.30	1.11	1.53
2	67	220	PHE	CA-CB	-19.30	1.11	1.53
2	7B	220	PHE	CA-CB	-19.30	1.11	1.53
1	1Q	40	SER	C-O	-19.28	0.86	1.23
1	1U	40	SER	C-O	-19.28	0.86	1.23
1	1Y	40	SER	C-O	-19.28	0.86	1.23
1	2Q	40	SER	C-O	-19.28	0.86	1.23
1	2U	40	SER	C-O	-19.28	0.86	1.23
1	2Y	40	SER	C-O	-19.28	0.86	1.23
1	42	40	SER	C-O	-19.28	0.86	1.23
1	46	40	SER	C-O	-19.28	0.86	1.23
1	5A	40	SER	C-O	-19.28	0.86	1.23
1	52	40	SER	C-O	-19.28	0.86	1.23
1	56	40	SER	C-O	-19.28	0.86	1.23
1	6A	40	SER	C-O	-19.28	0.86	1.23
1	1E	40	SER	C-O	-19.27	0.86	1.23
1	2M	40	SER	C-O	-19.27	0.86	1.23
1	22	40	SER	C-O	-19.27	0.86	1.23
1	3M	40	SER	C-O	-19.27	0.86	1.23
1	36	40	SER	C-O	-19.27	0.86	1.23
1	4I	40	SER	C-O	-19.27	0.86	1.23
1	4Q	40	SER	C-O	-19.27	0.86	1.23
1	5Y	40	SER	C-O	-19.27	0.86	1.23
1	6E	40	SER	C-O	-19.27	0.86	1.23
1	6Y	40	SER	C-O	-19.27	0.86	1.23
1	7I	40	SER	C-O	-19.27	0.86	1.23
1	7U	40	SER	C-O	-19.27	0.86	1.23
1	1E	80	PHE	CG-CD1	19.25	1.67	1.38
1	2M	80	PHE	CG-CD1	19.25	1.67	1.38
1	22	80	PHE	CG-CD1	19.25	1.67	1.38
1	3M	80	PHE	CG-CD1	19.25	1.67	1.38
1	36	80	PHE	CG-CD1	19.25	1.67	1.38
1	4I	80	PHE	CG-CD1	19.25	1.67	1.38
1	4Q	80	PHE	CG-CD1	19.25	1.67	1.38
1	5Y	80	PHE	CG-CD1	19.25	1.67	1.38

*Continued on next page...*

*Continued from previous page...*

Mol	Chain	Res	Type	Atoms	Z	Observed(Å)	Ideal(Å)
1	6E	80	PHE	CG-CD1	19.25	1.67	1.38
1	6Y	80	PHE	CG-CD1	19.25	1.67	1.38
1	7I	80	PHE	CG-CD1	19.25	1.67	1.38
1	7U	80	PHE	CG-CD1	19.25	1.67	1.38
1	1M	80	PHE	CG-CD1	19.24	1.67	1.38
1	2I	80	PHE	CG-CD1	19.24	1.67	1.38
1	3A	80	PHE	CG-CD1	19.24	1.67	1.38
1	3I	80	PHE	CG-CD1	19.24	1.67	1.38
1	32	80	PHE	CG-CD1	19.24	1.67	1.38
1	4E	80	PHE	CG-CD1	19.24	1.67	1.38
1	4Y	80	PHE	CG-CD1	19.24	1.67	1.38
1	5U	80	PHE	CG-CD1	19.24	1.67	1.38
1	6M	80	PHE	CG-CD1	19.24	1.67	1.38
1	6U	80	PHE	CG-CD1	19.24	1.67	1.38
1	7E	80	PHE	CG-CD1	19.24	1.67	1.38
1	7Q	80	PHE	CG-CD1	19.24	1.67	1.38
1	1A	80	PHE	CG-CD1	19.20	1.67	1.38
1	1I	80	PHE	CG-CD1	19.20	1.67	1.38
1	2E	80	PHE	CG-CD1	19.20	1.67	1.38
1	26	80	PHE	CG-CD1	19.20	1.67	1.38
1	3E	80	PHE	CG-CD1	19.20	1.67	1.38
1	4A	80	PHE	CG-CD1	19.20	1.67	1.38
1	4M	80	PHE	CG-CD1	19.20	1.67	1.38
1	4U	80	PHE	CG-CD1	19.20	1.67	1.38
1	5Q	80	PHE	CG-CD1	19.20	1.67	1.38
1	6I	80	PHE	CG-CD1	19.20	1.67	1.38
1	6Q	80	PHE	CG-CD1	19.20	1.67	1.38
1	7M	80	PHE	CG-CD1	19.20	1.67	1.38
1	1Q	80	PHE	CG-CD1	19.18	1.67	1.38
1	1U	80	PHE	CG-CD1	19.18	1.67	1.38
1	1Y	80	PHE	CG-CD1	19.18	1.67	1.38
1	2Q	80	PHE	CG-CD1	19.18	1.67	1.38
1	2U	80	PHE	CG-CD1	19.18	1.67	1.38
1	2Y	80	PHE	CG-CD1	19.18	1.67	1.38
1	42	80	PHE	CG-CD1	19.18	1.67	1.38
1	46	80	PHE	CG-CD1	19.18	1.67	1.38
1	5A	80	PHE	CG-CD1	19.18	1.67	1.38
1	52	80	PHE	CG-CD1	19.18	1.67	1.38
1	56	80	PHE	CG-CD1	19.18	1.67	1.38
1	6A	80	PHE	CG-CD1	19.18	1.67	1.38
1	12	80	PHE	CG-CD1	19.18	1.67	1.38
1	16	80	PHE	CG-CD1	19.18	1.67	1.38

*Continued on next page...*

*Continued from previous page...*

Mol	Chain	Res	Type	Atoms	Z	Observed(Å)	Ideal(Å)
1	2A	80	PHE	CG-CD1	19.18	1.67	1.38
1	3Q	80	PHE	CG-CD1	19.18	1.67	1.38
1	3U	80	PHE	CG-CD1	19.18	1.67	1.38
1	3Y	80	PHE	CG-CD1	19.18	1.67	1.38
1	5E	80	PHE	CG-CD1	19.18	1.67	1.38
1	5I	80	PHE	CG-CD1	19.18	1.67	1.38
1	5M	80	PHE	CG-CD1	19.18	1.67	1.38
1	62	80	PHE	CG-CD1	19.18	1.67	1.38
1	66	80	PHE	CG-CD1	19.18	1.67	1.38
1	7A	80	PHE	CG-CD1	19.18	1.67	1.38
1	12	37	ALA	CA-CB	19.16	1.92	1.52
1	16	37	ALA	CA-CB	19.16	1.92	1.52
1	2A	37	ALA	CA-CB	19.16	1.92	1.52
1	3Q	37	ALA	CA-CB	19.16	1.92	1.52
1	3U	37	ALA	CA-CB	19.16	1.92	1.52
1	3Y	37	ALA	CA-CB	19.16	1.92	1.52
1	5E	37	ALA	CA-CB	19.16	1.92	1.52
1	5I	37	ALA	CA-CB	19.16	1.92	1.52
1	5M	37	ALA	CA-CB	19.16	1.92	1.52
1	62	37	ALA	CA-CB	19.16	1.92	1.52
1	66	37	ALA	CA-CB	19.16	1.92	1.52
1	7A	37	ALA	CA-CB	19.16	1.92	1.52
1	1A	37	ALA	CA-CB	19.15	1.92	1.52
1	1I	37	ALA	CA-CB	19.15	1.92	1.52
1	2E	37	ALA	CA-CB	19.15	1.92	1.52
1	26	37	ALA	CA-CB	19.15	1.92	1.52
1	3E	37	ALA	CA-CB	19.15	1.92	1.52
1	4A	37	ALA	CA-CB	19.15	1.92	1.52
1	4M	37	ALA	CA-CB	19.15	1.92	1.52
1	4U	37	ALA	CA-CB	19.15	1.92	1.52
1	5Q	37	ALA	CA-CB	19.15	1.92	1.52
1	6I	37	ALA	CA-CB	19.15	1.92	1.52
1	6Q	37	ALA	CA-CB	19.15	1.92	1.52
1	7M	37	ALA	CA-CB	19.15	1.92	1.52
1	1Q	37	ALA	CA-CB	19.15	1.92	1.52
1	1U	37	ALA	CA-CB	19.15	1.92	1.52
1	1Y	37	ALA	CA-CB	19.15	1.92	1.52
1	2Q	37	ALA	CA-CB	19.15	1.92	1.52
1	2U	37	ALA	CA-CB	19.15	1.92	1.52
1	2Y	37	ALA	CA-CB	19.15	1.92	1.52
1	42	37	ALA	CA-CB	19.15	1.92	1.52
1	46	37	ALA	CA-CB	19.15	1.92	1.52

*Continued on next page...*

*Continued from previous page...*

Mol	Chain	Res	Type	Atoms	Z	Observed(Å)	Ideal(Å)
1	5A	37	ALA	CA-CB	19.15	1.92	1.52
1	52	37	ALA	CA-CB	19.15	1.92	1.52
1	56	37	ALA	CA-CB	19.15	1.92	1.52
1	6A	37	ALA	CA-CB	19.15	1.92	1.52
1	1M	37	ALA	CA-CB	19.14	1.92	1.52
1	2I	37	ALA	CA-CB	19.14	1.92	1.52
1	3A	37	ALA	CA-CB	19.14	1.92	1.52
1	3I	37	ALA	CA-CB	19.14	1.92	1.52
1	32	37	ALA	CA-CB	19.14	1.92	1.52
1	4E	37	ALA	CA-CB	19.14	1.92	1.52
1	4Y	37	ALA	CA-CB	19.14	1.92	1.52
1	5U	37	ALA	CA-CB	19.14	1.92	1.52
1	6M	37	ALA	CA-CB	19.14	1.92	1.52
1	6U	37	ALA	CA-CB	19.14	1.92	1.52
1	7E	37	ALA	CA-CB	19.14	1.92	1.52
1	7Q	37	ALA	CA-CB	19.14	1.92	1.52
1	12	22	HIS	CA-CB	19.14	1.96	1.53
1	16	22	HIS	CA-CB	19.14	1.96	1.53
1	2A	22	HIS	CA-CB	19.14	1.96	1.53
1	3Q	22	HIS	CA-CB	19.14	1.96	1.53
1	3U	22	HIS	CA-CB	19.14	1.96	1.53
1	3Y	22	HIS	CA-CB	19.14	1.96	1.53
1	5E	22	HIS	CA-CB	19.14	1.96	1.53
1	5I	22	HIS	CA-CB	19.14	1.96	1.53
1	5M	22	HIS	CA-CB	19.14	1.96	1.53
1	62	22	HIS	CA-CB	19.14	1.96	1.53
1	66	22	HIS	CA-CB	19.14	1.96	1.53
1	7A	22	HIS	CA-CB	19.14	1.96	1.53
1	1Q	22	HIS	CA-CB	19.14	1.96	1.53
1	1U	22	HIS	CA-CB	19.14	1.96	1.53
1	1Y	22	HIS	CA-CB	19.14	1.96	1.53
1	2Q	22	HIS	CA-CB	19.14	1.96	1.53
1	2U	22	HIS	CA-CB	19.14	1.96	1.53
1	2Y	22	HIS	CA-CB	19.14	1.96	1.53
1	42	22	HIS	CA-CB	19.14	1.96	1.53
1	46	22	HIS	CA-CB	19.14	1.96	1.53
1	5A	22	HIS	CA-CB	19.14	1.96	1.53
1	52	22	HIS	CA-CB	19.14	1.96	1.53
1	56	22	HIS	CA-CB	19.14	1.96	1.53
1	6A	22	HIS	CA-CB	19.14	1.96	1.53
1	1A	22	HIS	CA-CB	19.13	1.96	1.53
1	1I	22	HIS	CA-CB	19.13	1.96	1.53

*Continued on next page...*

*Continued from previous page...*

Mol	Chain	Res	Type	Atoms	Z	Observed(Å)	Ideal(Å)
1	1M	22	HIS	CA-CB	19.13	1.96	1.53
1	2E	22	HIS	CA-CB	19.13	1.96	1.53
1	2I	22	HIS	CA-CB	19.13	1.96	1.53
1	26	22	HIS	CA-CB	19.13	1.96	1.53
1	3A	22	HIS	CA-CB	19.13	1.96	1.53
1	3E	22	HIS	CA-CB	19.13	1.96	1.53
1	3I	22	HIS	CA-CB	19.13	1.96	1.53
1	32	22	HIS	CA-CB	19.13	1.96	1.53
1	4A	22	HIS	CA-CB	19.13	1.96	1.53
1	4E	22	HIS	CA-CB	19.13	1.96	1.53
1	4M	22	HIS	CA-CB	19.13	1.96	1.53
1	4U	22	HIS	CA-CB	19.13	1.96	1.53
1	4Y	22	HIS	CA-CB	19.13	1.96	1.53
1	5Q	22	HIS	CA-CB	19.13	1.96	1.53
1	5U	22	HIS	CA-CB	19.13	1.96	1.53
1	6I	22	HIS	CA-CB	19.13	1.96	1.53
1	6M	22	HIS	CA-CB	19.13	1.96	1.53
1	6Q	22	HIS	CA-CB	19.13	1.96	1.53
1	6U	22	HIS	CA-CB	19.13	1.96	1.53
1	7E	22	HIS	CA-CB	19.13	1.96	1.53
1	7M	22	HIS	CA-CB	19.13	1.96	1.53
1	7Q	22	HIS	CA-CB	19.13	1.96	1.53
1	1E	22	HIS	CA-CB	19.13	1.96	1.53
1	2M	22	HIS	CA-CB	19.13	1.96	1.53
1	22	22	HIS	CA-CB	19.13	1.96	1.53
1	3M	22	HIS	CA-CB	19.13	1.96	1.53
1	36	22	HIS	CA-CB	19.13	1.96	1.53
1	4I	22	HIS	CA-CB	19.13	1.96	1.53
1	4Q	22	HIS	CA-CB	19.13	1.96	1.53
1	5Y	22	HIS	CA-CB	19.13	1.96	1.53
1	6E	22	HIS	CA-CB	19.13	1.96	1.53
1	6Y	22	HIS	CA-CB	19.13	1.96	1.53
1	7I	22	HIS	CA-CB	19.13	1.96	1.53
1	7U	22	HIS	CA-CB	19.13	1.96	1.53
1	1E	37	ALA	CA-CB	19.11	1.92	1.52
1	2M	37	ALA	CA-CB	19.11	1.92	1.52
1	22	37	ALA	CA-CB	19.11	1.92	1.52
1	3M	37	ALA	CA-CB	19.11	1.92	1.52
1	36	37	ALA	CA-CB	19.11	1.92	1.52
1	4I	37	ALA	CA-CB	19.11	1.92	1.52
1	4Q	37	ALA	CA-CB	19.11	1.92	1.52
1	5Y	37	ALA	CA-CB	19.11	1.92	1.52

*Continued on next page...*

*Continued from previous page...*

Mol	Chain	Res	Type	Atoms	Z	Observed(Å)	Ideal(Å)
1	6E	37	ALA	CA-CB	19.11	1.92	1.52
1	6Y	37	ALA	CA-CB	19.11	1.92	1.52
1	7I	37	ALA	CA-CB	19.11	1.92	1.52
1	7U	37	ALA	CA-CB	19.11	1.92	1.52
1	1E	147	ARG	C-N	19.10	1.77	1.34
1	2M	147	ARG	C-N	19.10	1.77	1.34
1	22	147	ARG	C-N	19.10	1.77	1.34
1	3M	147	ARG	C-N	19.10	1.77	1.34
1	36	147	ARG	C-N	19.10	1.77	1.34
1	4I	147	ARG	C-N	19.10	1.77	1.34
1	4Q	147	ARG	C-N	19.10	1.77	1.34
1	5Y	147	ARG	C-N	19.10	1.77	1.34
1	6E	147	ARG	C-N	19.10	1.77	1.34
1	6Y	147	ARG	C-N	19.10	1.77	1.34
1	7I	147	ARG	C-N	19.10	1.77	1.34
1	7U	147	ARG	C-N	19.10	1.77	1.34
1	1M	147	ARG	C-N	19.10	1.77	1.34
1	2I	147	ARG	C-N	19.10	1.77	1.34
1	3A	147	ARG	C-N	19.10	1.77	1.34
1	3I	147	ARG	C-N	19.10	1.77	1.34
1	32	147	ARG	C-N	19.10	1.77	1.34
1	4E	147	ARG	C-N	19.10	1.77	1.34
1	4Y	147	ARG	C-N	19.10	1.77	1.34
1	5U	147	ARG	C-N	19.10	1.77	1.34
1	6M	147	ARG	C-N	19.10	1.77	1.34
1	6U	147	ARG	C-N	19.10	1.77	1.34
1	7E	147	ARG	C-N	19.10	1.77	1.34
1	7Q	147	ARG	C-N	19.10	1.77	1.34
1	12	82	ARG	CZ-NH1	-19.09	1.08	1.33
1	16	82	ARG	CZ-NH1	-19.09	1.08	1.33
1	2A	82	ARG	CZ-NH1	-19.09	1.08	1.33
1	3Q	82	ARG	CZ-NH1	-19.09	1.08	1.33
1	3U	82	ARG	CZ-NH1	-19.09	1.08	1.33
1	3Y	82	ARG	CZ-NH1	-19.09	1.08	1.33
1	5E	82	ARG	CZ-NH1	-19.09	1.08	1.33
1	5I	82	ARG	CZ-NH1	-19.09	1.08	1.33
1	5M	82	ARG	CZ-NH1	-19.09	1.08	1.33
1	62	82	ARG	CZ-NH1	-19.09	1.08	1.33
1	66	82	ARG	CZ-NH1	-19.09	1.08	1.33
1	7A	82	ARG	CZ-NH1	-19.09	1.08	1.33
1	1A	82	ARG	CZ-NH1	-19.09	1.08	1.33
1	1I	82	ARG	CZ-NH1	-19.09	1.08	1.33

*Continued on next page...*

*Continued from previous page...*

Mol	Chain	Res	Type	Atoms	Z	Observed(Å)	Ideal(Å)
1	2E	82	ARG	CZ-NH1	-19.09	1.08	1.33
1	26	82	ARG	CZ-NH1	-19.09	1.08	1.33
1	3E	82	ARG	CZ-NH1	-19.09	1.08	1.33
1	4A	82	ARG	CZ-NH1	-19.09	1.08	1.33
1	4M	82	ARG	CZ-NH1	-19.09	1.08	1.33
1	4U	82	ARG	CZ-NH1	-19.09	1.08	1.33
1	5Q	82	ARG	CZ-NH1	-19.09	1.08	1.33
1	6I	82	ARG	CZ-NH1	-19.09	1.08	1.33
1	6Q	82	ARG	CZ-NH1	-19.09	1.08	1.33
1	7M	82	ARG	CZ-NH1	-19.09	1.08	1.33
1	12	147	ARG	C-N	19.09	1.77	1.34
1	16	147	ARG	C-N	19.09	1.77	1.34
1	2A	147	ARG	C-N	19.09	1.77	1.34
1	3Q	147	ARG	C-N	19.09	1.77	1.34
1	3U	147	ARG	C-N	19.09	1.77	1.34
1	3Y	147	ARG	C-N	19.09	1.77	1.34
1	5E	147	ARG	C-N	19.09	1.77	1.34
1	5I	147	ARG	C-N	19.09	1.77	1.34
1	5M	147	ARG	C-N	19.09	1.77	1.34
1	62	147	ARG	C-N	19.09	1.77	1.34
1	66	147	ARG	C-N	19.09	1.77	1.34
1	7A	147	ARG	C-N	19.09	1.77	1.34
1	1A	147	ARG	C-N	19.08	1.77	1.34
1	1I	147	ARG	C-N	19.08	1.77	1.34
1	2E	147	ARG	C-N	19.08	1.77	1.34
1	26	147	ARG	C-N	19.08	1.77	1.34
1	3E	147	ARG	C-N	19.08	1.77	1.34
1	4A	147	ARG	C-N	19.08	1.77	1.34
1	4M	147	ARG	C-N	19.08	1.77	1.34
1	4U	147	ARG	C-N	19.08	1.77	1.34
1	5Q	147	ARG	C-N	19.08	1.77	1.34
1	6I	147	ARG	C-N	19.08	1.77	1.34
1	6Q	147	ARG	C-N	19.08	1.77	1.34
1	7M	147	ARG	C-N	19.08	1.77	1.34
1	1Q	147	ARG	C-N	19.08	1.77	1.34
1	1U	147	ARG	C-N	19.08	1.77	1.34
1	1Y	147	ARG	C-N	19.08	1.77	1.34
1	2Q	147	ARG	C-N	19.08	1.77	1.34
1	2U	147	ARG	C-N	19.08	1.77	1.34
1	2Y	147	ARG	C-N	19.08	1.77	1.34
1	42	147	ARG	C-N	19.08	1.77	1.34
1	46	147	ARG	C-N	19.08	1.77	1.34

*Continued on next page...*

*Continued from previous page...*

Mol	Chain	Res	Type	Atoms	Z	Observed(Å)	Ideal(Å)
1	5A	147	ARG	C-N	19.08	1.77	1.34
1	52	147	ARG	C-N	19.08	1.77	1.34
1	56	147	ARG	C-N	19.08	1.77	1.34
1	6A	147	ARG	C-N	19.08	1.77	1.34
1	12	89	PHE	CE1-CZ	-19.07	1.01	1.37
1	16	89	PHE	CE1-CZ	-19.07	1.01	1.37
1	2A	89	PHE	CE1-CZ	-19.07	1.01	1.37
1	3Q	89	PHE	CE1-CZ	-19.07	1.01	1.37
1	3U	89	PHE	CE1-CZ	-19.07	1.01	1.37
1	3Y	89	PHE	CE1-CZ	-19.07	1.01	1.37
1	5E	89	PHE	CE1-CZ	-19.07	1.01	1.37
1	5I	89	PHE	CE1-CZ	-19.07	1.01	1.37
1	5M	89	PHE	CE1-CZ	-19.07	1.01	1.37
1	62	89	PHE	CE1-CZ	-19.07	1.01	1.37
1	66	89	PHE	CE1-CZ	-19.07	1.01	1.37
1	7A	89	PHE	CE1-CZ	-19.07	1.01	1.37
1	1A	89	PHE	CE1-CZ	-19.07	1.01	1.37
1	1I	89	PHE	CE1-CZ	-19.07	1.01	1.37
1	2E	89	PHE	CE1-CZ	-19.07	1.01	1.37
1	26	89	PHE	CE1-CZ	-19.07	1.01	1.37
1	3E	89	PHE	CE1-CZ	-19.07	1.01	1.37
1	4A	89	PHE	CE1-CZ	-19.07	1.01	1.37
1	4M	89	PHE	CE1-CZ	-19.07	1.01	1.37
1	4U	89	PHE	CE1-CZ	-19.07	1.01	1.37
1	5Q	89	PHE	CE1-CZ	-19.07	1.01	1.37
1	6I	89	PHE	CE1-CZ	-19.07	1.01	1.37
1	6Q	89	PHE	CE1-CZ	-19.07	1.01	1.37
1	7M	89	PHE	CE1-CZ	-19.07	1.01	1.37
1	1M	89	PHE	CE1-CZ	-19.06	1.01	1.37
2	1R	21	THR	CA-C	19.06	2.02	1.52
2	1V	21	THR	CA-C	19.06	2.02	1.52
2	1Z	21	THR	CA-C	19.06	2.02	1.52
1	2I	89	PHE	CE1-CZ	-19.06	1.01	1.37
2	2R	21	THR	CA-C	19.06	2.02	1.52
2	2V	21	THR	CA-C	19.06	2.02	1.52
2	2Z	21	THR	CA-C	19.06	2.02	1.52
1	3A	89	PHE	CE1-CZ	-19.06	1.01	1.37
1	3I	89	PHE	CE1-CZ	-19.06	1.01	1.37
1	32	89	PHE	CE1-CZ	-19.06	1.01	1.37
1	4E	89	PHE	CE1-CZ	-19.06	1.01	1.37
1	4Y	89	PHE	CE1-CZ	-19.06	1.01	1.37
2	43	21	THR	CA-C	19.06	2.02	1.52

*Continued on next page...*



*Continued from previous page...*

Mol	Chain	Res	Type	Atoms	Z	Observed(Å)	Ideal(Å)
2	47	21	THR	CA-C	19.06	2.02	1.52
2	5B	21	THR	CA-C	19.06	2.02	1.52
1	5U	89	PHE	CE1-CZ	-19.06	1.01	1.37
2	53	21	THR	CA-C	19.06	2.02	1.52
2	57	21	THR	CA-C	19.06	2.02	1.52
2	6B	21	THR	CA-C	19.06	2.02	1.52
1	6M	89	PHE	CE1-CZ	-19.06	1.01	1.37
1	6U	89	PHE	CE1-CZ	-19.06	1.01	1.37
1	7E	89	PHE	CE1-CZ	-19.06	1.01	1.37
1	7Q	89	PHE	CE1-CZ	-19.06	1.01	1.37
1	1E	89	PHE	CE1-CZ	-19.06	1.01	1.37
1	1Q	89	PHE	CE1-CZ	-19.06	1.01	1.37
1	1U	89	PHE	CE1-CZ	-19.06	1.01	1.37
1	1Y	89	PHE	CE1-CZ	-19.06	1.01	1.37
2	13	21	THR	CA-C	19.06	2.02	1.52
2	17	21	THR	CA-C	19.06	2.02	1.52
2	2B	21	THR	CA-C	19.06	2.02	1.52
1	2M	89	PHE	CE1-CZ	-19.06	1.01	1.37
1	2Q	89	PHE	CE1-CZ	-19.06	1.01	1.37
1	2U	89	PHE	CE1-CZ	-19.06	1.01	1.37
1	2Y	89	PHE	CE1-CZ	-19.06	1.01	1.37
1	22	89	PHE	CE1-CZ	-19.06	1.01	1.37
1	3M	89	PHE	CE1-CZ	-19.06	1.01	1.37
2	3R	21	THR	CA-C	19.06	2.02	1.52
2	3V	21	THR	CA-C	19.06	2.02	1.52
2	3Z	21	THR	CA-C	19.06	2.02	1.52
1	36	89	PHE	CE1-CZ	-19.06	1.01	1.37
1	4I	89	PHE	CE1-CZ	-19.06	1.01	1.37
1	4Q	89	PHE	CE1-CZ	-19.06	1.01	1.37
1	42	89	PHE	CE1-CZ	-19.06	1.01	1.37
1	46	89	PHE	CE1-CZ	-19.06	1.01	1.37
1	5A	89	PHE	CE1-CZ	-19.06	1.01	1.37
2	5F	21	THR	CA-C	19.06	2.02	1.52
2	5J	21	THR	CA-C	19.06	2.02	1.52
2	5N	21	THR	CA-C	19.06	2.02	1.52
1	5Y	89	PHE	CE1-CZ	-19.06	1.01	1.37
1	52	89	PHE	CE1-CZ	-19.06	1.01	1.37
1	56	89	PHE	CE1-CZ	-19.06	1.01	1.37
1	6A	89	PHE	CE1-CZ	-19.06	1.01	1.37
1	6E	89	PHE	CE1-CZ	-19.06	1.01	1.37
1	6Y	89	PHE	CE1-CZ	-19.06	1.01	1.37
2	63	21	THR	CA-C	19.06	2.02	1.52

*Continued on next page...*

*Continued from previous page...*

Mol	Chain	Res	Type	Atoms	Z	Observed(Å)	Ideal(Å)
2	67	21	THR	CA-C	19.06	2.02	1.52
2	7B	21	THR	CA-C	19.06	2.02	1.52
1	7I	89	PHE	CE1-CZ	-19.06	1.01	1.37
1	7U	89	PHE	CE1-CZ	-19.06	1.01	1.37
1	1M	82	ARG	CZ-NH1	-19.05	1.08	1.33
1	2I	82	ARG	CZ-NH1	-19.05	1.08	1.33
1	3A	82	ARG	CZ-NH1	-19.05	1.08	1.33
1	3I	82	ARG	CZ-NH1	-19.05	1.08	1.33
1	32	82	ARG	CZ-NH1	-19.05	1.08	1.33
1	4E	82	ARG	CZ-NH1	-19.05	1.08	1.33
1	4Y	82	ARG	CZ-NH1	-19.05	1.08	1.33
1	5U	82	ARG	CZ-NH1	-19.05	1.08	1.33
1	6M	82	ARG	CZ-NH1	-19.05	1.08	1.33
1	6U	82	ARG	CZ-NH1	-19.05	1.08	1.33
1	7E	82	ARG	CZ-NH1	-19.05	1.08	1.33
1	7Q	82	ARG	CZ-NH1	-19.05	1.08	1.33
2	1B	21	THR	CA-C	19.05	2.02	1.52
2	1J	21	THR	CA-C	19.05	2.02	1.52
2	1N	21	THR	CA-C	19.05	2.02	1.52
2	2F	21	THR	CA-C	19.05	2.02	1.52
2	2J	21	THR	CA-C	19.05	2.02	1.52
2	27	21	THR	CA-C	19.05	2.02	1.52
2	3B	21	THR	CA-C	19.05	2.02	1.52
2	3F	21	THR	CA-C	19.05	2.02	1.52
2	3J	21	THR	CA-C	19.05	2.02	1.52
2	33	21	THR	CA-C	19.05	2.02	1.52
2	4B	21	THR	CA-C	19.05	2.02	1.52
2	4F	21	THR	CA-C	19.05	2.02	1.52
2	4N	21	THR	CA-C	19.05	2.02	1.52
2	4V	21	THR	CA-C	19.05	2.02	1.52
2	4Z	21	THR	CA-C	19.05	2.02	1.52
2	5R	21	THR	CA-C	19.05	2.02	1.52
2	5V	21	THR	CA-C	19.05	2.02	1.52
2	6J	21	THR	CA-C	19.05	2.02	1.52
2	6N	21	THR	CA-C	19.05	2.02	1.52
2	6R	21	THR	CA-C	19.05	2.02	1.52
2	6V	21	THR	CA-C	19.05	2.02	1.52
2	7F	21	THR	CA-C	19.05	2.02	1.52
2	7N	21	THR	CA-C	19.05	2.02	1.52
2	7R	21	THR	CA-C	19.05	2.02	1.52
2	1F	21	THR	CA-C	19.04	2.02	1.52
2	2N	21	THR	CA-C	19.04	2.02	1.52

*Continued on next page...*

*Continued from previous page...*

Mol	Chain	Res	Type	Atoms	Z	Observed(Å)	Ideal(Å)
2	23	21	THR	CA-C	19.04	2.02	1.52
2	3N	21	THR	CA-C	19.04	2.02	1.52
2	37	21	THR	CA-C	19.04	2.02	1.52
2	4J	21	THR	CA-C	19.04	2.02	1.52
2	4R	21	THR	CA-C	19.04	2.02	1.52
2	5Z	21	THR	CA-C	19.04	2.02	1.52
2	6F	21	THR	CA-C	19.04	2.02	1.52
2	6Z	21	THR	CA-C	19.04	2.02	1.52
2	7J	21	THR	CA-C	19.04	2.02	1.52
2	7V	21	THR	CA-C	19.04	2.02	1.52
2	1B	54	ASN	N-CA	-19.03	1.08	1.46
2	1J	54	ASN	N-CA	-19.03	1.08	1.46
2	2F	54	ASN	N-CA	-19.03	1.08	1.46
2	27	54	ASN	N-CA	-19.03	1.08	1.46
2	3F	54	ASN	N-CA	-19.03	1.08	1.46
2	4B	54	ASN	N-CA	-19.03	1.08	1.46
2	4N	54	ASN	N-CA	-19.03	1.08	1.46
2	4V	54	ASN	N-CA	-19.03	1.08	1.46
2	5R	54	ASN	N-CA	-19.03	1.08	1.46
2	6J	54	ASN	N-CA	-19.03	1.08	1.46
2	6R	54	ASN	N-CA	-19.03	1.08	1.46
2	7N	54	ASN	N-CA	-19.03	1.08	1.46
1	1E	82	ARG	CZ-NH1	-19.03	1.08	1.33
1	2M	82	ARG	CZ-NH1	-19.03	1.08	1.33
1	22	82	ARG	CZ-NH1	-19.03	1.08	1.33
1	3M	82	ARG	CZ-NH1	-19.03	1.08	1.33
1	36	82	ARG	CZ-NH1	-19.03	1.08	1.33
1	4I	82	ARG	CZ-NH1	-19.03	1.08	1.33
1	4Q	82	ARG	CZ-NH1	-19.03	1.08	1.33
1	5Y	82	ARG	CZ-NH1	-19.03	1.08	1.33
1	6E	82	ARG	CZ-NH1	-19.03	1.08	1.33
1	6Y	82	ARG	CZ-NH1	-19.03	1.08	1.33
1	7I	82	ARG	CZ-NH1	-19.03	1.08	1.33
1	7U	82	ARG	CZ-NH1	-19.03	1.08	1.33
2	1R	54	ASN	N-CA	-19.03	1.08	1.46
2	1V	54	ASN	N-CA	-19.03	1.08	1.46
2	1Z	54	ASN	N-CA	-19.03	1.08	1.46
2	2R	54	ASN	N-CA	-19.03	1.08	1.46
2	2V	54	ASN	N-CA	-19.03	1.08	1.46
2	2Z	54	ASN	N-CA	-19.03	1.08	1.46
2	43	54	ASN	N-CA	-19.03	1.08	1.46
2	47	54	ASN	N-CA	-19.03	1.08	1.46

*Continued on next page...*

*Continued from previous page...*

Mol	Chain	Res	Type	Atoms	Z	Observed(Å)	Ideal(Å)
2	5B	54	ASN	N-CA	-19.03	1.08	1.46
2	53	54	ASN	N-CA	-19.03	1.08	1.46
2	57	54	ASN	N-CA	-19.03	1.08	1.46
2	6B	54	ASN	N-CA	-19.03	1.08	1.46
1	1Q	82	ARG	CZ-NH1	-19.03	1.08	1.33
1	1U	82	ARG	CZ-NH1	-19.03	1.08	1.33
1	1Y	82	ARG	CZ-NH1	-19.03	1.08	1.33
1	2Q	82	ARG	CZ-NH1	-19.03	1.08	1.33
1	2U	82	ARG	CZ-NH1	-19.03	1.08	1.33
1	2Y	82	ARG	CZ-NH1	-19.03	1.08	1.33
1	42	82	ARG	CZ-NH1	-19.03	1.08	1.33
1	46	82	ARG	CZ-NH1	-19.03	1.08	1.33
1	5A	82	ARG	CZ-NH1	-19.03	1.08	1.33
1	52	82	ARG	CZ-NH1	-19.03	1.08	1.33
1	56	82	ARG	CZ-NH1	-19.03	1.08	1.33
1	6A	82	ARG	CZ-NH1	-19.03	1.08	1.33
2	1F	54	ASN	N-CA	-19.02	1.08	1.46
2	2N	54	ASN	N-CA	-19.02	1.08	1.46
2	23	54	ASN	N-CA	-19.02	1.08	1.46
2	3N	54	ASN	N-CA	-19.02	1.08	1.46
2	37	54	ASN	N-CA	-19.02	1.08	1.46
2	4J	54	ASN	N-CA	-19.02	1.08	1.46
2	4R	54	ASN	N-CA	-19.02	1.08	1.46
2	5Z	54	ASN	N-CA	-19.02	1.08	1.46
2	6F	54	ASN	N-CA	-19.02	1.08	1.46
2	6Z	54	ASN	N-CA	-19.02	1.08	1.46
2	7J	54	ASN	N-CA	-19.02	1.08	1.46
2	7V	54	ASN	N-CA	-19.02	1.08	1.46
2	1N	54	ASN	N-CA	-19.01	1.08	1.46
2	13	54	ASN	N-CA	-19.01	1.08	1.46
2	17	54	ASN	N-CA	-19.01	1.08	1.46
2	2B	54	ASN	N-CA	-19.01	1.08	1.46
2	2J	54	ASN	N-CA	-19.01	1.08	1.46
2	3B	54	ASN	N-CA	-19.01	1.08	1.46
2	3J	54	ASN	N-CA	-19.01	1.08	1.46
2	3R	54	ASN	N-CA	-19.01	1.08	1.46
2	3V	54	ASN	N-CA	-19.01	1.08	1.46
2	3Z	54	ASN	N-CA	-19.01	1.08	1.46
2	33	54	ASN	N-CA	-19.01	1.08	1.46
2	4F	54	ASN	N-CA	-19.01	1.08	1.46
2	4Z	54	ASN	N-CA	-19.01	1.08	1.46
2	5F	54	ASN	N-CA	-19.01	1.08	1.46

*Continued on next page...*

*Continued from previous page...*

Mol	Chain	Res	Type	Atoms	Z	Observed(Å)	Ideal(Å)
2	5J	54	ASN	N-CA	-19.01	1.08	1.46
2	5N	54	ASN	N-CA	-19.01	1.08	1.46
2	5V	54	ASN	N-CA	-19.01	1.08	1.46
2	6N	54	ASN	N-CA	-19.01	1.08	1.46
2	6V	54	ASN	N-CA	-19.01	1.08	1.46
2	63	54	ASN	N-CA	-19.01	1.08	1.46
2	67	54	ASN	N-CA	-19.01	1.08	1.46
2	7B	54	ASN	N-CA	-19.01	1.08	1.46
2	7F	54	ASN	N-CA	-19.01	1.08	1.46
2	7R	54	ASN	N-CA	-19.01	1.08	1.46
1	1A	172	PHE	N-CA	-18.98	1.08	1.46
1	1I	172	PHE	N-CA	-18.98	1.08	1.46
1	1M	17	THR	CA-CB	-18.98	1.04	1.53
1	2E	172	PHE	N-CA	-18.98	1.08	1.46
1	2I	17	THR	CA-CB	-18.98	1.04	1.53
1	26	172	PHE	N-CA	-18.98	1.08	1.46
1	3A	17	THR	CA-CB	-18.98	1.04	1.53
1	3E	172	PHE	N-CA	-18.98	1.08	1.46
1	3I	17	THR	CA-CB	-18.98	1.04	1.53
1	32	17	THR	CA-CB	-18.98	1.04	1.53
1	4A	172	PHE	N-CA	-18.98	1.08	1.46
1	4E	17	THR	CA-CB	-18.98	1.04	1.53
1	4M	172	PHE	N-CA	-18.98	1.08	1.46
1	4U	172	PHE	N-CA	-18.98	1.08	1.46
1	4Y	17	THR	CA-CB	-18.98	1.04	1.53
1	5Q	172	PHE	N-CA	-18.98	1.08	1.46
1	5U	17	THR	CA-CB	-18.98	1.04	1.53
1	6I	172	PHE	N-CA	-18.98	1.08	1.46
1	6M	17	THR	CA-CB	-18.98	1.04	1.53
1	6Q	172	PHE	N-CA	-18.98	1.08	1.46
1	6U	17	THR	CA-CB	-18.98	1.04	1.53
1	7E	17	THR	CA-CB	-18.98	1.04	1.53
1	7M	172	PHE	N-CA	-18.98	1.08	1.46
1	7Q	17	THR	CA-CB	-18.98	1.04	1.53
2	1F	220	PHE	N-CA	18.97	1.84	1.46
2	2N	220	PHE	N-CA	18.97	1.84	1.46
2	23	220	PHE	N-CA	18.97	1.84	1.46
2	3N	220	PHE	N-CA	18.97	1.84	1.46
2	37	220	PHE	N-CA	18.97	1.84	1.46
2	4J	220	PHE	N-CA	18.97	1.84	1.46
2	4R	220	PHE	N-CA	18.97	1.84	1.46
2	5Z	220	PHE	N-CA	18.97	1.84	1.46

*Continued on next page...*

*Continued from previous page...*

Mol	Chain	Res	Type	Atoms	Z	Observed(Å)	Ideal(Å)
2	6F	220	PHE	N-CA	18.97	1.84	1.46
2	6Z	220	PHE	N-CA	18.97	1.84	1.46
2	7J	220	PHE	N-CA	18.97	1.84	1.46
2	7V	220	PHE	N-CA	18.97	1.84	1.46
2	1R	220	PHE	N-CA	18.97	1.84	1.46
2	1V	220	PHE	N-CA	18.97	1.84	1.46
2	1Z	220	PHE	N-CA	18.97	1.84	1.46
2	2R	220	PHE	N-CA	18.97	1.84	1.46
2	2V	220	PHE	N-CA	18.97	1.84	1.46
2	2Z	220	PHE	N-CA	18.97	1.84	1.46
2	43	220	PHE	N-CA	18.97	1.84	1.46
2	47	220	PHE	N-CA	18.97	1.84	1.46
2	5B	220	PHE	N-CA	18.97	1.84	1.46
2	53	220	PHE	N-CA	18.97	1.84	1.46
2	57	220	PHE	N-CA	18.97	1.84	1.46
2	6B	220	PHE	N-CA	18.97	1.84	1.46
1	1A	17	THR	CA-CB	-18.97	1.04	1.53
1	1I	17	THR	CA-CB	-18.97	1.04	1.53
1	1M	172	PHE	N-CA	-18.97	1.08	1.46
1	2E	17	THR	CA-CB	-18.97	1.04	1.53
1	2I	172	PHE	N-CA	-18.97	1.08	1.46
1	26	17	THR	CA-CB	-18.97	1.04	1.53
1	3A	172	PHE	N-CA	-18.97	1.08	1.46
1	3E	17	THR	CA-CB	-18.97	1.04	1.53
1	3I	172	PHE	N-CA	-18.97	1.08	1.46
1	32	172	PHE	N-CA	-18.97	1.08	1.46
1	4A	17	THR	CA-CB	-18.97	1.04	1.53
1	4E	172	PHE	N-CA	-18.97	1.08	1.46
1	4M	17	THR	CA-CB	-18.97	1.04	1.53
1	4U	17	THR	CA-CB	-18.97	1.04	1.53
1	4Y	172	PHE	N-CA	-18.97	1.08	1.46
1	5Q	17	THR	CA-CB	-18.97	1.04	1.53
1	5U	172	PHE	N-CA	-18.97	1.08	1.46
1	6I	17	THR	CA-CB	-18.97	1.04	1.53
1	6M	172	PHE	N-CA	-18.97	1.08	1.46
1	6Q	17	THR	CA-CB	-18.97	1.04	1.53
1	6U	172	PHE	N-CA	-18.97	1.08	1.46
1	7E	172	PHE	N-CA	-18.97	1.08	1.46
1	7M	17	THR	CA-CB	-18.97	1.04	1.53
1	7Q	172	PHE	N-CA	-18.97	1.08	1.46
2	1B	220	PHE	N-CA	18.96	1.84	1.46
2	1J	220	PHE	N-CA	18.96	1.84	1.46

*Continued on next page...*

*Continued from previous page...*

Mol	Chain	Res	Type	Atoms	Z	Observed(Å)	Ideal(Å)
2	2F	220	PHE	N-CA	18.96	1.84	1.46
2	27	220	PHE	N-CA	18.96	1.84	1.46
2	3F	220	PHE	N-CA	18.96	1.84	1.46
2	4B	220	PHE	N-CA	18.96	1.84	1.46
2	4N	220	PHE	N-CA	18.96	1.84	1.46
2	4V	220	PHE	N-CA	18.96	1.84	1.46
2	5R	220	PHE	N-CA	18.96	1.84	1.46
2	6J	220	PHE	N-CA	18.96	1.84	1.46
2	6R	220	PHE	N-CA	18.96	1.84	1.46
2	7N	220	PHE	N-CA	18.96	1.84	1.46
1	1E	17	THR	CA-CB	-18.96	1.04	1.53
1	2M	17	THR	CA-CB	-18.96	1.04	1.53
1	22	17	THR	CA-CB	-18.96	1.04	1.53
1	3M	17	THR	CA-CB	-18.96	1.04	1.53
1	36	17	THR	CA-CB	-18.96	1.04	1.53
1	4I	17	THR	CA-CB	-18.96	1.04	1.53
1	4Q	17	THR	CA-CB	-18.96	1.04	1.53
1	5Y	17	THR	CA-CB	-18.96	1.04	1.53
1	6E	17	THR	CA-CB	-18.96	1.04	1.53
1	6Y	17	THR	CA-CB	-18.96	1.04	1.53
1	7I	17	THR	CA-CB	-18.96	1.04	1.53
1	7U	17	THR	CA-CB	-18.96	1.04	1.53
2	1N	220	PHE	N-CA	18.96	1.84	1.46
1	1Q	17	THR	CA-CB	-18.96	1.04	1.53
1	1U	17	THR	CA-CB	-18.96	1.04	1.53
1	1Y	17	THR	CA-CB	-18.96	1.04	1.53
1	12	17	THR	CA-CB	-18.96	1.04	1.53
2	13	220	PHE	N-CA	18.96	1.84	1.46
1	16	17	THR	CA-CB	-18.96	1.04	1.53
2	17	220	PHE	N-CA	18.96	1.84	1.46
1	2A	17	THR	CA-CB	-18.96	1.04	1.53
2	2B	220	PHE	N-CA	18.96	1.84	1.46
2	2J	220	PHE	N-CA	18.96	1.84	1.46
1	2Q	17	THR	CA-CB	-18.96	1.04	1.53
1	2U	17	THR	CA-CB	-18.96	1.04	1.53
1	2Y	17	THR	CA-CB	-18.96	1.04	1.53
2	3B	220	PHE	N-CA	18.96	1.84	1.46
2	3J	220	PHE	N-CA	18.96	1.84	1.46
1	3Q	17	THR	CA-CB	-18.96	1.04	1.53
2	3R	220	PHE	N-CA	18.96	1.84	1.46
1	3U	17	THR	CA-CB	-18.96	1.04	1.53
2	3V	220	PHE	N-CA	18.96	1.84	1.46

*Continued on next page...*

*Continued from previous page...*

Mol	Chain	Res	Type	Atoms	Z	Observed(Å)	Ideal(Å)
1	3Y	17	THR	CA-CB	-18.96	1.04	1.53
2	3Z	220	PHE	N-CA	18.96	1.84	1.46
2	33	220	PHE	N-CA	18.96	1.84	1.46
2	4F	220	PHE	N-CA	18.96	1.84	1.46
2	4Z	220	PHE	N-CA	18.96	1.84	1.46
1	42	17	THR	CA-CB	-18.96	1.04	1.53
1	46	17	THR	CA-CB	-18.96	1.04	1.53
1	5A	17	THR	CA-CB	-18.96	1.04	1.53
1	5E	17	THR	CA-CB	-18.96	1.04	1.53
2	5F	220	PHE	N-CA	18.96	1.84	1.46
1	5I	17	THR	CA-CB	-18.96	1.04	1.53
2	5J	220	PHE	N-CA	18.96	1.84	1.46
1	5M	17	THR	CA-CB	-18.96	1.04	1.53
2	5N	220	PHE	N-CA	18.96	1.84	1.46
2	5V	220	PHE	N-CA	18.96	1.84	1.46
1	52	17	THR	CA-CB	-18.96	1.04	1.53
1	56	17	THR	CA-CB	-18.96	1.04	1.53
1	6A	17	THR	CA-CB	-18.96	1.04	1.53
2	6N	220	PHE	N-CA	18.96	1.84	1.46
2	6V	220	PHE	N-CA	18.96	1.84	1.46
1	62	17	THR	CA-CB	-18.96	1.04	1.53
2	63	220	PHE	N-CA	18.96	1.84	1.46
1	66	17	THR	CA-CB	-18.96	1.04	1.53
2	67	220	PHE	N-CA	18.96	1.84	1.46
1	7A	17	THR	CA-CB	-18.96	1.04	1.53
2	7B	220	PHE	N-CA	18.96	1.84	1.46
2	7F	220	PHE	N-CA	18.96	1.84	1.46
2	7R	220	PHE	N-CA	18.96	1.84	1.46
1	1E	172	PHE	N-CA	-18.95	1.08	1.46
1	2M	172	PHE	N-CA	-18.95	1.08	1.46
1	22	172	PHE	N-CA	-18.95	1.08	1.46
1	3M	172	PHE	N-CA	-18.95	1.08	1.46
1	36	172	PHE	N-CA	-18.95	1.08	1.46
1	4I	172	PHE	N-CA	-18.95	1.08	1.46
1	4Q	172	PHE	N-CA	-18.95	1.08	1.46
1	5Y	172	PHE	N-CA	-18.95	1.08	1.46
1	6E	172	PHE	N-CA	-18.95	1.08	1.46
1	6Y	172	PHE	N-CA	-18.95	1.08	1.46
1	7I	172	PHE	N-CA	-18.95	1.08	1.46
1	7U	172	PHE	N-CA	-18.95	1.08	1.46
1	1Q	172	PHE	N-CA	-18.95	1.08	1.46
1	1U	172	PHE	N-CA	-18.95	1.08	1.46

*Continued on next page...*



*Continued from previous page...*

Mol	Chain	Res	Type	Atoms	Z	Observed(Å)	Ideal(Å)
1	1Y	172	PHE	N-CA	-18.95	1.08	1.46
1	2Q	172	PHE	N-CA	-18.95	1.08	1.46
1	2U	172	PHE	N-CA	-18.95	1.08	1.46
1	2Y	172	PHE	N-CA	-18.95	1.08	1.46
1	42	172	PHE	N-CA	-18.95	1.08	1.46
1	46	172	PHE	N-CA	-18.95	1.08	1.46
1	5A	172	PHE	N-CA	-18.95	1.08	1.46
1	52	172	PHE	N-CA	-18.95	1.08	1.46
1	56	172	PHE	N-CA	-18.95	1.08	1.46
1	6A	172	PHE	N-CA	-18.95	1.08	1.46
1	12	172	PHE	N-CA	-18.93	1.08	1.46
1	16	172	PHE	N-CA	-18.93	1.08	1.46
1	2A	172	PHE	N-CA	-18.93	1.08	1.46
1	3Q	172	PHE	N-CA	-18.93	1.08	1.46
1	3U	172	PHE	N-CA	-18.93	1.08	1.46
1	3Y	172	PHE	N-CA	-18.93	1.08	1.46
1	5E	172	PHE	N-CA	-18.93	1.08	1.46
1	5I	172	PHE	N-CA	-18.93	1.08	1.46
1	5M	172	PHE	N-CA	-18.93	1.08	1.46
1	62	172	PHE	N-CA	-18.93	1.08	1.46
1	66	172	PHE	N-CA	-18.93	1.08	1.46
1	7A	172	PHE	N-CA	-18.93	1.08	1.46
1	1M	83	GLY	C-N	18.89	1.77	1.34
1	2I	83	GLY	C-N	18.89	1.77	1.34
1	3A	83	GLY	C-N	18.89	1.77	1.34
1	3I	83	GLY	C-N	18.89	1.77	1.34
1	32	83	GLY	C-N	18.89	1.77	1.34
1	4E	83	GLY	C-N	18.89	1.77	1.34
1	4Y	83	GLY	C-N	18.89	1.77	1.34
1	5U	83	GLY	C-N	18.89	1.77	1.34
1	6M	83	GLY	C-N	18.89	1.77	1.34
1	6U	83	GLY	C-N	18.89	1.77	1.34
1	7E	83	GLY	C-N	18.89	1.77	1.34
1	7Q	83	GLY	C-N	18.89	1.77	1.34
1	1E	83	GLY	C-N	18.89	1.77	1.34
1	2M	83	GLY	C-N	18.89	1.77	1.34
1	22	83	GLY	C-N	18.89	1.77	1.34
1	3M	83	GLY	C-N	18.89	1.77	1.34
1	36	83	GLY	C-N	18.89	1.77	1.34
1	4I	83	GLY	C-N	18.89	1.77	1.34
1	4Q	83	GLY	C-N	18.89	1.77	1.34
1	5Y	83	GLY	C-N	18.89	1.77	1.34

*Continued on next page...*

*Continued from previous page...*

Mol	Chain	Res	Type	Atoms	Z	Observed(Å)	Ideal(Å)
1	6E	83	GLY	C-N	18.89	1.77	1.34
1	6Y	83	GLY	C-N	18.89	1.77	1.34
1	7I	83	GLY	C-N	18.89	1.77	1.34
1	7U	83	GLY	C-N	18.89	1.77	1.34
1	1A	83	GLY	C-N	18.87	1.77	1.34
1	1I	83	GLY	C-N	18.87	1.77	1.34
1	2E	83	GLY	C-N	18.87	1.77	1.34
1	26	83	GLY	C-N	18.87	1.77	1.34
1	3E	83	GLY	C-N	18.87	1.77	1.34
1	4A	83	GLY	C-N	18.87	1.77	1.34
1	4M	83	GLY	C-N	18.87	1.77	1.34
1	4U	83	GLY	C-N	18.87	1.77	1.34
1	5Q	83	GLY	C-N	18.87	1.77	1.34
1	6I	83	GLY	C-N	18.87	1.77	1.34
1	6Q	83	GLY	C-N	18.87	1.77	1.34
1	7M	83	GLY	C-N	18.87	1.77	1.34
1	12	83	GLY	C-N	18.86	1.77	1.34
1	16	83	GLY	C-N	18.86	1.77	1.34
1	2A	83	GLY	C-N	18.86	1.77	1.34
1	3Q	83	GLY	C-N	18.86	1.77	1.34
1	3U	83	GLY	C-N	18.86	1.77	1.34
1	3Y	83	GLY	C-N	18.86	1.77	1.34
1	5E	83	GLY	C-N	18.86	1.77	1.34
1	5I	83	GLY	C-N	18.86	1.77	1.34
1	5M	83	GLY	C-N	18.86	1.77	1.34
1	62	83	GLY	C-N	18.86	1.77	1.34
1	66	83	GLY	C-N	18.86	1.77	1.34
1	7A	83	GLY	C-N	18.86	1.77	1.34
1	1Q	83	GLY	C-N	18.85	1.77	1.34
1	1U	83	GLY	C-N	18.85	1.77	1.34
1	1Y	83	GLY	C-N	18.85	1.77	1.34
1	2Q	83	GLY	C-N	18.85	1.77	1.34
1	2U	83	GLY	C-N	18.85	1.77	1.34
1	2Y	83	GLY	C-N	18.85	1.77	1.34
1	42	83	GLY	C-N	18.85	1.77	1.34
1	46	83	GLY	C-N	18.85	1.77	1.34
1	5A	83	GLY	C-N	18.85	1.77	1.34
1	52	83	GLY	C-N	18.85	1.77	1.34
1	56	83	GLY	C-N	18.85	1.77	1.34
1	6A	83	GLY	C-N	18.85	1.77	1.34
1	1A	150	TYR	CA-CB	18.79	1.95	1.53
1	1I	150	TYR	CA-CB	18.79	1.95	1.53

*Continued on next page...*

*Continued from previous page...*

Mol	Chain	Res	Type	Atoms	Z	Observed(Å)	Ideal(Å)
1	1M	150	TYR	CA-CB	18.79	1.95	1.53
1	2E	150	TYR	CA-CB	18.79	1.95	1.53
1	2I	150	TYR	CA-CB	18.79	1.95	1.53
1	26	150	TYR	CA-CB	18.79	1.95	1.53
1	3A	150	TYR	CA-CB	18.79	1.95	1.53
1	3E	150	TYR	CA-CB	18.79	1.95	1.53
1	3I	150	TYR	CA-CB	18.79	1.95	1.53
1	32	150	TYR	CA-CB	18.79	1.95	1.53
1	4A	150	TYR	CA-CB	18.79	1.95	1.53
1	4E	150	TYR	CA-CB	18.79	1.95	1.53
1	4M	150	TYR	CA-CB	18.79	1.95	1.53
1	4U	150	TYR	CA-CB	18.79	1.95	1.53
1	4Y	150	TYR	CA-CB	18.79	1.95	1.53
1	5Q	150	TYR	CA-CB	18.79	1.95	1.53
1	5U	150	TYR	CA-CB	18.79	1.95	1.53
1	6I	150	TYR	CA-CB	18.79	1.95	1.53
1	6M	150	TYR	CA-CB	18.79	1.95	1.53
1	6Q	150	TYR	CA-CB	18.79	1.95	1.53
1	6U	150	TYR	CA-CB	18.79	1.95	1.53
1	7E	150	TYR	CA-CB	18.79	1.95	1.53
1	7M	150	TYR	CA-CB	18.79	1.95	1.53
1	7Q	150	TYR	CA-CB	18.79	1.95	1.53
1	12	150	TYR	CA-CB	18.78	1.95	1.53
1	16	150	TYR	CA-CB	18.78	1.95	1.53
1	2A	150	TYR	CA-CB	18.78	1.95	1.53
1	3Q	150	TYR	CA-CB	18.78	1.95	1.53
1	3U	150	TYR	CA-CB	18.78	1.95	1.53
1	3Y	150	TYR	CA-CB	18.78	1.95	1.53
1	5E	150	TYR	CA-CB	18.78	1.95	1.53
1	5I	150	TYR	CA-CB	18.78	1.95	1.53
1	5M	150	TYR	CA-CB	18.78	1.95	1.53
1	62	150	TYR	CA-CB	18.78	1.95	1.53
1	66	150	TYR	CA-CB	18.78	1.95	1.53
1	7A	150	TYR	CA-CB	18.78	1.95	1.53
1	1Q	150	TYR	CA-CB	18.75	1.95	1.53
1	1U	150	TYR	CA-CB	18.75	1.95	1.53
1	1Y	150	TYR	CA-CB	18.75	1.95	1.53
1	2Q	150	TYR	CA-CB	18.75	1.95	1.53
1	2U	150	TYR	CA-CB	18.75	1.95	1.53
1	2Y	150	TYR	CA-CB	18.75	1.95	1.53
1	42	150	TYR	CA-CB	18.75	1.95	1.53
1	46	150	TYR	CA-CB	18.75	1.95	1.53

*Continued on next page...*

*Continued from previous page...*

Mol	Chain	Res	Type	Atoms	Z	Observed(Å)	Ideal(Å)
1	5A	150	TYR	CA-CB	18.75	1.95	1.53
1	52	150	TYR	CA-CB	18.75	1.95	1.53
1	56	150	TYR	CA-CB	18.75	1.95	1.53
1	6A	150	TYR	CA-CB	18.75	1.95	1.53
1	1E	150	TYR	CA-CB	18.75	1.95	1.53
1	2M	150	TYR	CA-CB	18.75	1.95	1.53
1	22	150	TYR	CA-CB	18.75	1.95	1.53
1	3M	150	TYR	CA-CB	18.75	1.95	1.53
1	36	150	TYR	CA-CB	18.75	1.95	1.53
1	4I	150	TYR	CA-CB	18.75	1.95	1.53
1	4Q	150	TYR	CA-CB	18.75	1.95	1.53
1	5Y	150	TYR	CA-CB	18.75	1.95	1.53
1	6E	150	TYR	CA-CB	18.75	1.95	1.53
1	6Y	150	TYR	CA-CB	18.75	1.95	1.53
1	7I	150	TYR	CA-CB	18.75	1.95	1.53
1	7U	150	TYR	CA-CB	18.75	1.95	1.53
1	1M	182	PHE	CE2-CZ	18.73	1.73	1.37
1	2I	182	PHE	CE2-CZ	18.73	1.73	1.37
1	3A	182	PHE	CE2-CZ	18.73	1.73	1.37
1	3I	182	PHE	CE2-CZ	18.73	1.73	1.37
1	32	182	PHE	CE2-CZ	18.73	1.73	1.37
1	4E	182	PHE	CE2-CZ	18.73	1.73	1.37
1	4Y	182	PHE	CE2-CZ	18.73	1.73	1.37
1	5U	182	PHE	CE2-CZ	18.73	1.73	1.37
1	6M	182	PHE	CE2-CZ	18.73	1.73	1.37
1	6U	182	PHE	CE2-CZ	18.73	1.73	1.37
1	7E	182	PHE	CE2-CZ	18.73	1.73	1.37
1	7Q	182	PHE	CE2-CZ	18.73	1.73	1.37
1	1E	182	PHE	CE2-CZ	18.71	1.73	1.37
1	2M	182	PHE	CE2-CZ	18.71	1.73	1.37
1	22	182	PHE	CE2-CZ	18.71	1.73	1.37
1	3M	182	PHE	CE2-CZ	18.71	1.73	1.37
1	36	182	PHE	CE2-CZ	18.71	1.73	1.37
1	4I	182	PHE	CE2-CZ	18.71	1.73	1.37
1	4Q	182	PHE	CE2-CZ	18.71	1.73	1.37
1	5Y	182	PHE	CE2-CZ	18.71	1.73	1.37
1	6E	182	PHE	CE2-CZ	18.71	1.73	1.37
1	6Y	182	PHE	CE2-CZ	18.71	1.73	1.37
1	7I	182	PHE	CE2-CZ	18.71	1.73	1.37
1	7U	182	PHE	CE2-CZ	18.71	1.73	1.37
1	1Q	182	PHE	CE2-CZ	18.70	1.72	1.37
1	1U	182	PHE	CE2-CZ	18.70	1.72	1.37

*Continued on next page...*

*Continued from previous page...*

Mol	Chain	Res	Type	Atoms	Z	Observed(Å)	Ideal(Å)
1	1Y	182	PHE	CE2-CZ	18.70	1.72	1.37
1	2Q	182	PHE	CE2-CZ	18.70	1.72	1.37
1	2U	182	PHE	CE2-CZ	18.70	1.72	1.37
1	2Y	182	PHE	CE2-CZ	18.70	1.72	1.37
1	42	182	PHE	CE2-CZ	18.70	1.72	1.37
1	46	182	PHE	CE2-CZ	18.70	1.72	1.37
1	5A	182	PHE	CE2-CZ	18.70	1.72	1.37
1	52	182	PHE	CE2-CZ	18.70	1.72	1.37
1	56	182	PHE	CE2-CZ	18.70	1.72	1.37
1	6A	182	PHE	CE2-CZ	18.70	1.72	1.37
1	12	182	PHE	CE2-CZ	18.69	1.72	1.37
1	16	182	PHE	CE2-CZ	18.69	1.72	1.37
1	2A	182	PHE	CE2-CZ	18.69	1.72	1.37
1	3Q	182	PHE	CE2-CZ	18.69	1.72	1.37
1	3U	182	PHE	CE2-CZ	18.69	1.72	1.37
1	3Y	182	PHE	CE2-CZ	18.69	1.72	1.37
1	5E	182	PHE	CE2-CZ	18.69	1.72	1.37
1	5I	182	PHE	CE2-CZ	18.69	1.72	1.37
1	5M	182	PHE	CE2-CZ	18.69	1.72	1.37
1	62	182	PHE	CE2-CZ	18.69	1.72	1.37
1	66	182	PHE	CE2-CZ	18.69	1.72	1.37
1	7A	182	PHE	CE2-CZ	18.69	1.72	1.37
1	1A	182	PHE	CE2-CZ	18.69	1.72	1.37
1	1I	182	PHE	CE2-CZ	18.69	1.72	1.37
1	2E	182	PHE	CE2-CZ	18.69	1.72	1.37
1	26	182	PHE	CE2-CZ	18.69	1.72	1.37
1	3E	182	PHE	CE2-CZ	18.69	1.72	1.37
1	4A	182	PHE	CE2-CZ	18.69	1.72	1.37
1	4M	182	PHE	CE2-CZ	18.69	1.72	1.37
1	4U	182	PHE	CE2-CZ	18.69	1.72	1.37
1	5Q	182	PHE	CE2-CZ	18.69	1.72	1.37
1	6I	182	PHE	CE2-CZ	18.69	1.72	1.37
1	6Q	182	PHE	CE2-CZ	18.69	1.72	1.37
1	7M	182	PHE	CE2-CZ	18.69	1.72	1.37
1	1E	82	ARG	CZ-NH2	-18.56	1.08	1.33
1	2M	82	ARG	CZ-NH2	-18.56	1.08	1.33
1	22	82	ARG	CZ-NH2	-18.56	1.08	1.33
1	3M	82	ARG	CZ-NH2	-18.56	1.08	1.33
1	36	82	ARG	CZ-NH2	-18.56	1.08	1.33
1	4I	82	ARG	CZ-NH2	-18.56	1.08	1.33
1	4Q	82	ARG	CZ-NH2	-18.56	1.08	1.33
1	5Y	82	ARG	CZ-NH2	-18.56	1.08	1.33

*Continued on next page...*

*Continued from previous page...*

Mol	Chain	Res	Type	Atoms	Z	Observed(Å)	Ideal(Å)
1	6E	82	ARG	CZ-NH2	-18.56	1.08	1.33
1	6Y	82	ARG	CZ-NH2	-18.56	1.08	1.33
1	7I	82	ARG	CZ-NH2	-18.56	1.08	1.33
1	7U	82	ARG	CZ-NH2	-18.56	1.08	1.33
1	12	43	HIS	ND1-CE1	18.56	1.81	1.34
1	16	43	HIS	ND1-CE1	18.56	1.81	1.34
1	2A	43	HIS	ND1-CE1	18.56	1.81	1.34
1	3Q	43	HIS	ND1-CE1	18.56	1.81	1.34
1	3U	43	HIS	ND1-CE1	18.56	1.81	1.34
1	3Y	43	HIS	ND1-CE1	18.56	1.81	1.34
1	5E	43	HIS	ND1-CE1	18.56	1.81	1.34
1	5I	43	HIS	ND1-CE1	18.56	1.81	1.34
1	5M	43	HIS	ND1-CE1	18.56	1.81	1.34
1	62	43	HIS	ND1-CE1	18.56	1.81	1.34
1	66	43	HIS	ND1-CE1	18.56	1.81	1.34
1	7A	43	HIS	ND1-CE1	18.56	1.81	1.34
1	1Q	43	HIS	ND1-CE1	18.55	1.81	1.34
1	1U	43	HIS	ND1-CE1	18.55	1.81	1.34
1	1Y	43	HIS	ND1-CE1	18.55	1.81	1.34
1	2Q	43	HIS	ND1-CE1	18.55	1.81	1.34
1	2U	43	HIS	ND1-CE1	18.55	1.81	1.34
1	2Y	43	HIS	ND1-CE1	18.55	1.81	1.34
1	42	43	HIS	ND1-CE1	18.55	1.81	1.34
1	46	43	HIS	ND1-CE1	18.55	1.81	1.34
1	5A	43	HIS	ND1-CE1	18.55	1.81	1.34
1	52	43	HIS	ND1-CE1	18.55	1.81	1.34
1	56	43	HIS	ND1-CE1	18.55	1.81	1.34
1	6A	43	HIS	ND1-CE1	18.55	1.81	1.34
1	1E	43	HIS	ND1-CE1	18.55	1.81	1.34
1	1M	43	HIS	ND1-CE1	18.55	1.81	1.34
1	2I	43	HIS	ND1-CE1	18.55	1.81	1.34
1	2M	43	HIS	ND1-CE1	18.55	1.81	1.34
1	22	43	HIS	ND1-CE1	18.55	1.81	1.34
1	3A	43	HIS	ND1-CE1	18.55	1.81	1.34
1	3I	43	HIS	ND1-CE1	18.55	1.81	1.34
1	3M	43	HIS	ND1-CE1	18.55	1.81	1.34
1	32	43	HIS	ND1-CE1	18.55	1.81	1.34
1	36	43	HIS	ND1-CE1	18.55	1.81	1.34
1	4E	43	HIS	ND1-CE1	18.55	1.81	1.34
1	4I	43	HIS	ND1-CE1	18.55	1.81	1.34
1	4Q	43	HIS	ND1-CE1	18.55	1.81	1.34
1	4Y	43	HIS	ND1-CE1	18.55	1.81	1.34

*Continued on next page...*

*Continued from previous page...*

Mol	Chain	Res	Type	Atoms	Z	Observed(Å)	Ideal(Å)
1	5U	43	HIS	ND1-CE1	18.55	1.81	1.34
1	5Y	43	HIS	ND1-CE1	18.55	1.81	1.34
1	6E	43	HIS	ND1-CE1	18.55	1.81	1.34
1	6M	43	HIS	ND1-CE1	18.55	1.81	1.34
1	6U	43	HIS	ND1-CE1	18.55	1.81	1.34
1	6Y	43	HIS	ND1-CE1	18.55	1.81	1.34
1	7E	43	HIS	ND1-CE1	18.55	1.81	1.34
1	7I	43	HIS	ND1-CE1	18.55	1.81	1.34
1	7Q	43	HIS	ND1-CE1	18.55	1.81	1.34
1	7U	43	HIS	ND1-CE1	18.55	1.81	1.34
1	1A	43	HIS	ND1-CE1	18.55	1.81	1.34
1	1I	43	HIS	ND1-CE1	18.55	1.81	1.34
1	2E	43	HIS	ND1-CE1	18.55	1.81	1.34
1	26	43	HIS	ND1-CE1	18.55	1.81	1.34
1	3E	43	HIS	ND1-CE1	18.55	1.81	1.34
1	4A	43	HIS	ND1-CE1	18.55	1.81	1.34
1	4M	43	HIS	ND1-CE1	18.55	1.81	1.34
1	4U	43	HIS	ND1-CE1	18.55	1.81	1.34
1	5Q	43	HIS	ND1-CE1	18.55	1.81	1.34
1	6I	43	HIS	ND1-CE1	18.55	1.81	1.34
1	6Q	43	HIS	ND1-CE1	18.55	1.81	1.34
1	7M	43	HIS	ND1-CE1	18.55	1.81	1.34
2	13	46	TYR	CA-CB	18.52	1.94	1.53
2	17	46	TYR	CA-CB	18.52	1.94	1.53
2	2B	46	TYR	CA-CB	18.52	1.94	1.53
2	3R	46	TYR	CA-CB	18.52	1.94	1.53
2	3V	46	TYR	CA-CB	18.52	1.94	1.53
2	3Z	46	TYR	CA-CB	18.52	1.94	1.53
2	5F	46	TYR	CA-CB	18.52	1.94	1.53
2	5J	46	TYR	CA-CB	18.52	1.94	1.53
2	5N	46	TYR	CA-CB	18.52	1.94	1.53
2	63	46	TYR	CA-CB	18.52	1.94	1.53
2	67	46	TYR	CA-CB	18.52	1.94	1.53
2	7B	46	TYR	CA-CB	18.52	1.94	1.53
1	1M	82	ARG	CZ-NH2	-18.52	1.08	1.33
1	2I	82	ARG	CZ-NH2	-18.52	1.08	1.33
1	3A	82	ARG	CZ-NH2	-18.52	1.08	1.33
1	3I	82	ARG	CZ-NH2	-18.52	1.08	1.33
1	32	82	ARG	CZ-NH2	-18.52	1.08	1.33
1	4E	82	ARG	CZ-NH2	-18.52	1.08	1.33
1	4Y	82	ARG	CZ-NH2	-18.52	1.08	1.33
1	5U	82	ARG	CZ-NH2	-18.52	1.08	1.33

*Continued on next page...*

*Continued from previous page...*

Mol	Chain	Res	Type	Atoms	Z	Observed(Å)	Ideal(Å)
1	6M	82	ARG	CZ-NH2	-18.52	1.08	1.33
1	6U	82	ARG	CZ-NH2	-18.52	1.08	1.33
1	7E	82	ARG	CZ-NH2	-18.52	1.08	1.33
1	7Q	82	ARG	CZ-NH2	-18.52	1.08	1.33
1	12	82	ARG	CZ-NH2	-18.51	1.08	1.33
1	16	82	ARG	CZ-NH2	-18.51	1.08	1.33
1	2A	82	ARG	CZ-NH2	-18.51	1.08	1.33
1	3Q	82	ARG	CZ-NH2	-18.51	1.08	1.33
1	3U	82	ARG	CZ-NH2	-18.51	1.08	1.33
1	3Y	82	ARG	CZ-NH2	-18.51	1.08	1.33
1	5E	82	ARG	CZ-NH2	-18.51	1.08	1.33
1	5I	82	ARG	CZ-NH2	-18.51	1.08	1.33
1	5M	82	ARG	CZ-NH2	-18.51	1.08	1.33
1	62	82	ARG	CZ-NH2	-18.51	1.08	1.33
1	66	82	ARG	CZ-NH2	-18.51	1.08	1.33
1	7A	82	ARG	CZ-NH2	-18.51	1.08	1.33
1	1Q	82	ARG	CZ-NH2	-18.50	1.08	1.33
2	1R	46	TYR	CA-CB	18.50	1.94	1.53
1	1U	82	ARG	CZ-NH2	-18.50	1.08	1.33
2	1V	46	TYR	CA-CB	18.50	1.94	1.53
1	1Y	82	ARG	CZ-NH2	-18.50	1.08	1.33
2	1Z	46	TYR	CA-CB	18.50	1.94	1.53
1	2Q	82	ARG	CZ-NH2	-18.50	1.08	1.33
2	2R	46	TYR	CA-CB	18.50	1.94	1.53
1	2U	82	ARG	CZ-NH2	-18.50	1.08	1.33
2	2V	46	TYR	CA-CB	18.50	1.94	1.53
1	2Y	82	ARG	CZ-NH2	-18.50	1.08	1.33
2	2Z	46	TYR	CA-CB	18.50	1.94	1.53
1	42	82	ARG	CZ-NH2	-18.50	1.08	1.33
2	43	46	TYR	CA-CB	18.50	1.94	1.53
1	46	82	ARG	CZ-NH2	-18.50	1.08	1.33
2	47	46	TYR	CA-CB	18.50	1.94	1.53
1	5A	82	ARG	CZ-NH2	-18.50	1.08	1.33
2	5B	46	TYR	CA-CB	18.50	1.94	1.53
1	52	82	ARG	CZ-NH2	-18.50	1.08	1.33
2	53	46	TYR	CA-CB	18.50	1.94	1.53
1	56	82	ARG	CZ-NH2	-18.50	1.08	1.33
2	57	46	TYR	CA-CB	18.50	1.94	1.53
1	6A	82	ARG	CZ-NH2	-18.50	1.08	1.33
2	6B	46	TYR	CA-CB	18.50	1.94	1.53
1	1A	82	ARG	CZ-NH2	-18.50	1.08	1.33
1	1I	82	ARG	CZ-NH2	-18.50	1.08	1.33

*Continued on next page...*



*Continued from previous page...*

Mol	Chain	Res	Type	Atoms	Z	Observed(Å)	Ideal(Å)
1	2E	82	ARG	CZ-NH2	-18.50	1.08	1.33
1	26	82	ARG	CZ-NH2	-18.50	1.08	1.33
1	3E	82	ARG	CZ-NH2	-18.50	1.08	1.33
1	4A	82	ARG	CZ-NH2	-18.50	1.08	1.33
1	4M	82	ARG	CZ-NH2	-18.50	1.08	1.33
1	4U	82	ARG	CZ-NH2	-18.50	1.08	1.33
1	5Q	82	ARG	CZ-NH2	-18.50	1.08	1.33
1	6I	82	ARG	CZ-NH2	-18.50	1.08	1.33
1	6Q	82	ARG	CZ-NH2	-18.50	1.08	1.33
1	7M	82	ARG	CZ-NH2	-18.50	1.08	1.33
2	1B	46	TYR	CA-CB	18.50	1.94	1.53
2	1J	46	TYR	CA-CB	18.50	1.94	1.53
2	2F	46	TYR	CA-CB	18.50	1.94	1.53
2	27	46	TYR	CA-CB	18.50	1.94	1.53
2	3F	46	TYR	CA-CB	18.50	1.94	1.53
2	4B	46	TYR	CA-CB	18.50	1.94	1.53
2	4N	46	TYR	CA-CB	18.50	1.94	1.53
2	4V	46	TYR	CA-CB	18.50	1.94	1.53
2	5R	46	TYR	CA-CB	18.50	1.94	1.53
2	6J	46	TYR	CA-CB	18.50	1.94	1.53
2	6R	46	TYR	CA-CB	18.50	1.94	1.53
2	7N	46	TYR	CA-CB	18.50	1.94	1.53
2	1F	46	TYR	CA-CB	18.50	1.94	1.53
2	1N	46	TYR	CA-CB	18.50	1.94	1.53
2	2J	46	TYR	CA-CB	18.50	1.94	1.53
2	2N	46	TYR	CA-CB	18.50	1.94	1.53
2	23	46	TYR	CA-CB	18.50	1.94	1.53
2	3B	46	TYR	CA-CB	18.50	1.94	1.53
2	3J	46	TYR	CA-CB	18.50	1.94	1.53
2	3N	46	TYR	CA-CB	18.50	1.94	1.53
2	33	46	TYR	CA-CB	18.50	1.94	1.53
2	37	46	TYR	CA-CB	18.50	1.94	1.53
2	4F	46	TYR	CA-CB	18.50	1.94	1.53
2	4J	46	TYR	CA-CB	18.50	1.94	1.53
2	4R	46	TYR	CA-CB	18.50	1.94	1.53
2	4Z	46	TYR	CA-CB	18.50	1.94	1.53
2	5V	46	TYR	CA-CB	18.50	1.94	1.53
2	5Z	46	TYR	CA-CB	18.50	1.94	1.53
2	6F	46	TYR	CA-CB	18.50	1.94	1.53
2	6N	46	TYR	CA-CB	18.50	1.94	1.53
2	6V	46	TYR	CA-CB	18.50	1.94	1.53
2	6Z	46	TYR	CA-CB	18.50	1.94	1.53

*Continued on next page...*

*Continued from previous page...*

Mol	Chain	Res	Type	Atoms	Z	Observed(Å)	Ideal(Å)
2	7F	46	TYR	CA-CB	18.50	1.94	1.53
2	7J	46	TYR	CA-CB	18.50	1.94	1.53
2	7R	46	TYR	CA-CB	18.50	1.94	1.53
2	7V	46	TYR	CA-CB	18.50	1.94	1.53
1	12	182	PHE	CG-CD2	-18.49	1.11	1.38
1	16	182	PHE	CG-CD2	-18.49	1.11	1.38
1	2A	182	PHE	CG-CD2	-18.49	1.11	1.38
1	3Q	182	PHE	CG-CD2	-18.49	1.11	1.38
1	3U	182	PHE	CG-CD2	-18.49	1.11	1.38
1	3Y	182	PHE	CG-CD2	-18.49	1.11	1.38
1	5E	182	PHE	CG-CD2	-18.49	1.11	1.38
1	5I	182	PHE	CG-CD2	-18.49	1.11	1.38
1	5M	182	PHE	CG-CD2	-18.49	1.11	1.38
1	62	182	PHE	CG-CD2	-18.49	1.11	1.38
1	66	182	PHE	CG-CD2	-18.49	1.11	1.38
1	7A	182	PHE	CG-CD2	-18.49	1.11	1.38
1	1E	182	PHE	CG-CD2	-18.48	1.11	1.38
1	2M	182	PHE	CG-CD2	-18.48	1.11	1.38
1	22	182	PHE	CG-CD2	-18.48	1.11	1.38
1	3M	182	PHE	CG-CD2	-18.48	1.11	1.38
1	36	182	PHE	CG-CD2	-18.48	1.11	1.38
1	4I	182	PHE	CG-CD2	-18.48	1.11	1.38
1	4Q	182	PHE	CG-CD2	-18.48	1.11	1.38
1	5Y	182	PHE	CG-CD2	-18.48	1.11	1.38
1	6E	182	PHE	CG-CD2	-18.48	1.11	1.38
1	6Y	182	PHE	CG-CD2	-18.48	1.11	1.38
1	7I	182	PHE	CG-CD2	-18.48	1.11	1.38
1	7U	182	PHE	CG-CD2	-18.48	1.11	1.38
1	1Q	182	PHE	CG-CD2	-18.48	1.11	1.38
1	1U	182	PHE	CG-CD2	-18.48	1.11	1.38
1	1Y	182	PHE	CG-CD2	-18.48	1.11	1.38
1	2Q	182	PHE	CG-CD2	-18.48	1.11	1.38
1	2U	182	PHE	CG-CD2	-18.48	1.11	1.38
1	2Y	182	PHE	CG-CD2	-18.48	1.11	1.38
1	42	182	PHE	CG-CD2	-18.48	1.11	1.38
1	46	182	PHE	CG-CD2	-18.48	1.11	1.38
1	5A	182	PHE	CG-CD2	-18.48	1.11	1.38
1	52	182	PHE	CG-CD2	-18.48	1.11	1.38
1	56	182	PHE	CG-CD2	-18.48	1.11	1.38
1	6A	182	PHE	CG-CD2	-18.48	1.11	1.38
1	1M	182	PHE	CG-CD2	-18.47	1.11	1.38
1	2I	182	PHE	CG-CD2	-18.47	1.11	1.38

*Continued on next page...*

*Continued from previous page...*

Mol	Chain	Res	Type	Atoms	Z	Observed(Å)	Ideal(Å)
1	3A	182	PHE	CG-CD2	-18.47	1.11	1.38
1	3I	182	PHE	CG-CD2	-18.47	1.11	1.38
1	32	182	PHE	CG-CD2	-18.47	1.11	1.38
1	4E	182	PHE	CG-CD2	-18.47	1.11	1.38
1	4Y	182	PHE	CG-CD2	-18.47	1.11	1.38
1	5U	182	PHE	CG-CD2	-18.47	1.11	1.38
1	6M	182	PHE	CG-CD2	-18.47	1.11	1.38
1	6U	182	PHE	CG-CD2	-18.47	1.11	1.38
1	7E	182	PHE	CG-CD2	-18.47	1.11	1.38
1	7Q	182	PHE	CG-CD2	-18.47	1.11	1.38
1	1A	182	PHE	CG-CD2	-18.47	1.11	1.38
1	1I	182	PHE	CG-CD2	-18.47	1.11	1.38
1	2E	182	PHE	CG-CD2	-18.47	1.11	1.38
1	26	182	PHE	CG-CD2	-18.47	1.11	1.38
1	3E	182	PHE	CG-CD2	-18.47	1.11	1.38
1	4A	182	PHE	CG-CD2	-18.47	1.11	1.38
1	4M	182	PHE	CG-CD2	-18.47	1.11	1.38
1	4U	182	PHE	CG-CD2	-18.47	1.11	1.38
1	5Q	182	PHE	CG-CD2	-18.47	1.11	1.38
1	6I	182	PHE	CG-CD2	-18.47	1.11	1.38
1	6Q	182	PHE	CG-CD2	-18.47	1.11	1.38
1	7M	182	PHE	CG-CD2	-18.47	1.11	1.38
2	1R	46	TYR	CG-CD2	-18.39	1.15	1.39
2	1V	46	TYR	CG-CD2	-18.39	1.15	1.39
2	1Z	46	TYR	CG-CD2	-18.39	1.15	1.39
2	2R	46	TYR	CG-CD2	-18.39	1.15	1.39
2	2V	46	TYR	CG-CD2	-18.39	1.15	1.39
2	2Z	46	TYR	CG-CD2	-18.39	1.15	1.39
2	43	46	TYR	CG-CD2	-18.39	1.15	1.39
2	47	46	TYR	CG-CD2	-18.39	1.15	1.39
2	5B	46	TYR	CG-CD2	-18.39	1.15	1.39
2	53	46	TYR	CG-CD2	-18.39	1.15	1.39
2	57	46	TYR	CG-CD2	-18.39	1.15	1.39
2	6B	46	TYR	CG-CD2	-18.39	1.15	1.39
2	1F	46	TYR	CG-CD2	-18.37	1.15	1.39
2	2N	46	TYR	CG-CD2	-18.37	1.15	1.39
2	23	46	TYR	CG-CD2	-18.37	1.15	1.39
2	3N	46	TYR	CG-CD2	-18.37	1.15	1.39
2	37	46	TYR	CG-CD2	-18.37	1.15	1.39
2	4J	46	TYR	CG-CD2	-18.37	1.15	1.39
2	4R	46	TYR	CG-CD2	-18.37	1.15	1.39
2	5Z	46	TYR	CG-CD2	-18.37	1.15	1.39

*Continued on next page...*

*Continued from previous page...*

Mol	Chain	Res	Type	Atoms	Z	Observed(Å)	Ideal(Å)
2	6F	46	TYR	CG-CD2	-18.37	1.15	1.39
2	6Z	46	TYR	CG-CD2	-18.37	1.15	1.39
2	7J	46	TYR	CG-CD2	-18.37	1.15	1.39
2	7V	46	TYR	CG-CD2	-18.37	1.15	1.39
1	1E	90	PHE	CA-C	-18.36	1.05	1.52
1	2M	90	PHE	CA-C	-18.36	1.05	1.52
1	22	90	PHE	CA-C	-18.36	1.05	1.52
1	3M	90	PHE	CA-C	-18.36	1.05	1.52
1	36	90	PHE	CA-C	-18.36	1.05	1.52
1	4I	90	PHE	CA-C	-18.36	1.05	1.52
1	4Q	90	PHE	CA-C	-18.36	1.05	1.52
1	5Y	90	PHE	CA-C	-18.36	1.05	1.52
1	6E	90	PHE	CA-C	-18.36	1.05	1.52
1	6Y	90	PHE	CA-C	-18.36	1.05	1.52
1	7I	90	PHE	CA-C	-18.36	1.05	1.52
1	7U	90	PHE	CA-C	-18.36	1.05	1.52
2	1B	46	TYR	CG-CD2	-18.36	1.15	1.39
2	1J	46	TYR	CG-CD2	-18.36	1.15	1.39
1	1M	90	PHE	CA-C	-18.36	1.05	1.52
2	2F	46	TYR	CG-CD2	-18.36	1.15	1.39
1	2I	90	PHE	CA-C	-18.36	1.05	1.52
2	27	46	TYR	CG-CD2	-18.36	1.15	1.39
1	3A	90	PHE	CA-C	-18.36	1.05	1.52
2	3F	46	TYR	CG-CD2	-18.36	1.15	1.39
1	3I	90	PHE	CA-C	-18.36	1.05	1.52
1	32	90	PHE	CA-C	-18.36	1.05	1.52
2	4B	46	TYR	CG-CD2	-18.36	1.15	1.39
1	4E	90	PHE	CA-C	-18.36	1.05	1.52
2	4N	46	TYR	CG-CD2	-18.36	1.15	1.39
2	4V	46	TYR	CG-CD2	-18.36	1.15	1.39
1	4Y	90	PHE	CA-C	-18.36	1.05	1.52
2	5R	46	TYR	CG-CD2	-18.36	1.15	1.39
1	5U	90	PHE	CA-C	-18.36	1.05	1.52
2	6J	46	TYR	CG-CD2	-18.36	1.15	1.39
1	6M	90	PHE	CA-C	-18.36	1.05	1.52
2	6R	46	TYR	CG-CD2	-18.36	1.15	1.39
1	6U	90	PHE	CA-C	-18.36	1.05	1.52
1	7E	90	PHE	CA-C	-18.36	1.05	1.52
2	7N	46	TYR	CG-CD2	-18.36	1.15	1.39
1	7Q	90	PHE	CA-C	-18.36	1.05	1.52
1	1A	90	PHE	CA-C	-18.35	1.05	1.52
1	1I	90	PHE	CA-C	-18.35	1.05	1.52

*Continued on next page...*

*Continued from previous page...*

Mol	Chain	Res	Type	Atoms	Z	Observed(Å)	Ideal(Å)
1	1Q	90	PHE	CA-C	-18.35	1.05	1.52
1	1U	90	PHE	CA-C	-18.35	1.05	1.52
1	1Y	90	PHE	CA-C	-18.35	1.05	1.52
1	2E	90	PHE	CA-C	-18.35	1.05	1.52
1	2Q	90	PHE	CA-C	-18.35	1.05	1.52
1	2U	90	PHE	CA-C	-18.35	1.05	1.52
1	2Y	90	PHE	CA-C	-18.35	1.05	1.52
1	26	90	PHE	CA-C	-18.35	1.05	1.52
1	3E	90	PHE	CA-C	-18.35	1.05	1.52
1	4A	90	PHE	CA-C	-18.35	1.05	1.52
1	4M	90	PHE	CA-C	-18.35	1.05	1.52
1	4U	90	PHE	CA-C	-18.35	1.05	1.52
1	42	90	PHE	CA-C	-18.35	1.05	1.52
1	46	90	PHE	CA-C	-18.35	1.05	1.52
1	5A	90	PHE	CA-C	-18.35	1.05	1.52
1	5Q	90	PHE	CA-C	-18.35	1.05	1.52
1	52	90	PHE	CA-C	-18.35	1.05	1.52
1	56	90	PHE	CA-C	-18.35	1.05	1.52
1	6A	90	PHE	CA-C	-18.35	1.05	1.52
1	6I	90	PHE	CA-C	-18.35	1.05	1.52
1	6Q	90	PHE	CA-C	-18.35	1.05	1.52
1	7M	90	PHE	CA-C	-18.35	1.05	1.52
2	1N	46	TYR	CG-CD2	-18.34	1.15	1.39
1	1Q	94	THR	C-O	-18.34	0.88	1.23
1	1U	94	THR	C-O	-18.34	0.88	1.23
1	1Y	94	THR	C-O	-18.34	0.88	1.23
2	2J	46	TYR	CG-CD2	-18.34	1.15	1.39
1	2Q	94	THR	C-O	-18.34	0.88	1.23
1	2U	94	THR	C-O	-18.34	0.88	1.23
1	2Y	94	THR	C-O	-18.34	0.88	1.23
2	3B	46	TYR	CG-CD2	-18.34	1.15	1.39
2	3J	46	TYR	CG-CD2	-18.34	1.15	1.39
2	33	46	TYR	CG-CD2	-18.34	1.15	1.39
2	4F	46	TYR	CG-CD2	-18.34	1.15	1.39
2	4Z	46	TYR	CG-CD2	-18.34	1.15	1.39
1	42	94	THR	C-O	-18.34	0.88	1.23
1	46	94	THR	C-O	-18.34	0.88	1.23
1	5A	94	THR	C-O	-18.34	0.88	1.23
2	5V	46	TYR	CG-CD2	-18.34	1.15	1.39
1	52	94	THR	C-O	-18.34	0.88	1.23
1	56	94	THR	C-O	-18.34	0.88	1.23
1	6A	94	THR	C-O	-18.34	0.88	1.23

*Continued on next page...*

*Continued from previous page...*

Mol	Chain	Res	Type	Atoms	Z	Observed(Å)	Ideal(Å)
2	6N	46	TYR	CG-CD2	-18.34	1.15	1.39
2	6V	46	TYR	CG-CD2	-18.34	1.15	1.39
2	7F	46	TYR	CG-CD2	-18.34	1.15	1.39
2	7R	46	TYR	CG-CD2	-18.34	1.15	1.39
2	13	46	TYR	CG-CD2	-18.33	1.15	1.39
2	17	46	TYR	CG-CD2	-18.33	1.15	1.39
2	2B	46	TYR	CG-CD2	-18.33	1.15	1.39
2	3R	46	TYR	CG-CD2	-18.33	1.15	1.39
2	3V	46	TYR	CG-CD2	-18.33	1.15	1.39
2	3Z	46	TYR	CG-CD2	-18.33	1.15	1.39
2	5F	46	TYR	CG-CD2	-18.33	1.15	1.39
2	5J	46	TYR	CG-CD2	-18.33	1.15	1.39
2	5N	46	TYR	CG-CD2	-18.33	1.15	1.39
2	63	46	TYR	CG-CD2	-18.33	1.15	1.39
2	67	46	TYR	CG-CD2	-18.33	1.15	1.39
2	7B	46	TYR	CG-CD2	-18.33	1.15	1.39
1	1M	94	THR	C-O	-18.33	0.88	1.23
1	2I	94	THR	C-O	-18.33	0.88	1.23
1	3A	94	THR	C-O	-18.33	0.88	1.23
1	3I	94	THR	C-O	-18.33	0.88	1.23
1	32	94	THR	C-O	-18.33	0.88	1.23
1	4E	94	THR	C-O	-18.33	0.88	1.23
1	4Y	94	THR	C-O	-18.33	0.88	1.23
1	5U	94	THR	C-O	-18.33	0.88	1.23
1	6M	94	THR	C-O	-18.33	0.88	1.23
1	6U	94	THR	C-O	-18.33	0.88	1.23
1	7E	94	THR	C-O	-18.33	0.88	1.23
1	7Q	94	THR	C-O	-18.33	0.88	1.23
1	12	90	PHE	CA-C	-18.32	1.05	1.52
1	16	90	PHE	CA-C	-18.32	1.05	1.52
1	2A	90	PHE	CA-C	-18.32	1.05	1.52
1	3Q	90	PHE	CA-C	-18.32	1.05	1.52
1	3U	90	PHE	CA-C	-18.32	1.05	1.52
1	3Y	90	PHE	CA-C	-18.32	1.05	1.52
1	5E	90	PHE	CA-C	-18.32	1.05	1.52
1	5I	90	PHE	CA-C	-18.32	1.05	1.52
1	5M	90	PHE	CA-C	-18.32	1.05	1.52
1	62	90	PHE	CA-C	-18.32	1.05	1.52
1	66	90	PHE	CA-C	-18.32	1.05	1.52
1	7A	90	PHE	CA-C	-18.32	1.05	1.52
1	1A	94	THR	C-O	-18.30	0.88	1.23
1	1I	94	THR	C-O	-18.30	0.88	1.23

*Continued on next page...*

*Continued from previous page...*

Mol	Chain	Res	Type	Atoms	Z	Observed(Å)	Ideal(Å)
1	2E	94	THR	C-O	-18.30	0.88	1.23
1	26	94	THR	C-O	-18.30	0.88	1.23
1	3E	94	THR	C-O	-18.30	0.88	1.23
1	4A	94	THR	C-O	-18.30	0.88	1.23
1	4M	94	THR	C-O	-18.30	0.88	1.23
1	4U	94	THR	C-O	-18.30	0.88	1.23
1	5Q	94	THR	C-O	-18.30	0.88	1.23
1	6I	94	THR	C-O	-18.30	0.88	1.23
1	6Q	94	THR	C-O	-18.30	0.88	1.23
1	7M	94	THR	C-O	-18.30	0.88	1.23
1	1E	94	THR	C-O	-18.29	0.88	1.23
1	2M	94	THR	C-O	-18.29	0.88	1.23
1	22	94	THR	C-O	-18.29	0.88	1.23
1	3M	94	THR	C-O	-18.29	0.88	1.23
1	36	94	THR	C-O	-18.29	0.88	1.23
1	4I	94	THR	C-O	-18.29	0.88	1.23
1	4Q	94	THR	C-O	-18.29	0.88	1.23
1	5Y	94	THR	C-O	-18.29	0.88	1.23
1	6E	94	THR	C-O	-18.29	0.88	1.23
1	6Y	94	THR	C-O	-18.29	0.88	1.23
1	7I	94	THR	C-O	-18.29	0.88	1.23
1	7U	94	THR	C-O	-18.29	0.88	1.23
1	12	94	THR	C-O	-18.28	0.88	1.23
1	16	94	THR	C-O	-18.28	0.88	1.23
1	2A	94	THR	C-O	-18.28	0.88	1.23
1	3Q	94	THR	C-O	-18.28	0.88	1.23
1	3U	94	THR	C-O	-18.28	0.88	1.23
1	3Y	94	THR	C-O	-18.28	0.88	1.23
1	5E	94	THR	C-O	-18.28	0.88	1.23
1	5I	94	THR	C-O	-18.28	0.88	1.23
1	5M	94	THR	C-O	-18.28	0.88	1.23
1	62	94	THR	C-O	-18.28	0.88	1.23
1	66	94	THR	C-O	-18.28	0.88	1.23
1	7A	94	THR	C-O	-18.28	0.88	1.23
2	1F	70	TRP	CB-CG	-18.24	1.17	1.50
2	2N	70	TRP	CB-CG	-18.24	1.17	1.50
2	23	70	TRP	CB-CG	-18.24	1.17	1.50
2	3N	70	TRP	CB-CG	-18.24	1.17	1.50
2	37	70	TRP	CB-CG	-18.24	1.17	1.50
2	4J	70	TRP	CB-CG	-18.24	1.17	1.50
2	4R	70	TRP	CB-CG	-18.24	1.17	1.50
2	5Z	70	TRP	CB-CG	-18.24	1.17	1.50

*Continued on next page...*



*Continued from previous page...*

Mol	Chain	Res	Type	Atoms	Z	Observed(Å)	Ideal(Å)
2	6F	70	TRP	CB-CG	-18.24	1.17	1.50
2	6Z	70	TRP	CB-CG	-18.24	1.17	1.50
2	7J	70	TRP	CB-CG	-18.24	1.17	1.50
2	7V	70	TRP	CB-CG	-18.24	1.17	1.50
2	1B	70	TRP	CB-CG	-18.23	1.17	1.50
2	1J	70	TRP	CB-CG	-18.23	1.17	1.50
2	2F	70	TRP	CB-CG	-18.23	1.17	1.50
2	27	70	TRP	CB-CG	-18.23	1.17	1.50
2	3F	70	TRP	CB-CG	-18.23	1.17	1.50
2	4B	70	TRP	CB-CG	-18.23	1.17	1.50
2	4N	70	TRP	CB-CG	-18.23	1.17	1.50
2	4V	70	TRP	CB-CG	-18.23	1.17	1.50
2	5R	70	TRP	CB-CG	-18.23	1.17	1.50
2	6J	70	TRP	CB-CG	-18.23	1.17	1.50
2	6R	70	TRP	CB-CG	-18.23	1.17	1.50
2	7N	70	TRP	CB-CG	-18.23	1.17	1.50
2	1N	70	TRP	CB-CG	-18.23	1.17	1.50
2	2J	70	TRP	CB-CG	-18.23	1.17	1.50
2	3B	70	TRP	CB-CG	-18.23	1.17	1.50
2	3J	70	TRP	CB-CG	-18.23	1.17	1.50
2	33	70	TRP	CB-CG	-18.23	1.17	1.50
2	4F	70	TRP	CB-CG	-18.23	1.17	1.50
2	4Z	70	TRP	CB-CG	-18.23	1.17	1.50
2	5V	70	TRP	CB-CG	-18.23	1.17	1.50
2	6N	70	TRP	CB-CG	-18.23	1.17	1.50
2	6V	70	TRP	CB-CG	-18.23	1.17	1.50
2	7F	70	TRP	CB-CG	-18.23	1.17	1.50
2	7R	70	TRP	CB-CG	-18.23	1.17	1.50
2	1R	70	TRP	CB-CG	-18.23	1.17	1.50
2	1V	70	TRP	CB-CG	-18.23	1.17	1.50
2	1Z	70	TRP	CB-CG	-18.23	1.17	1.50
2	2R	70	TRP	CB-CG	-18.23	1.17	1.50
2	2V	70	TRP	CB-CG	-18.23	1.17	1.50
2	2Z	70	TRP	CB-CG	-18.23	1.17	1.50
2	43	70	TRP	CB-CG	-18.23	1.17	1.50
2	47	70	TRP	CB-CG	-18.23	1.17	1.50
2	5B	70	TRP	CB-CG	-18.23	1.17	1.50
2	53	70	TRP	CB-CG	-18.23	1.17	1.50
2	57	70	TRP	CB-CG	-18.23	1.17	1.50
2	6B	70	TRP	CB-CG	-18.23	1.17	1.50
2	1N	225	ASN	CA-CB	18.22	2.00	1.53
2	2J	225	ASN	CA-CB	18.22	2.00	1.53

*Continued on next page...*



*Continued from previous page...*

Mol	Chain	Res	Type	Atoms	Z	Observed(Å)	Ideal(Å)
2	3B	225	ASN	CA-CB	18.22	2.00	1.53
2	3J	225	ASN	CA-CB	18.22	2.00	1.53
2	33	225	ASN	CA-CB	18.22	2.00	1.53
2	4F	225	ASN	CA-CB	18.22	2.00	1.53
2	4Z	225	ASN	CA-CB	18.22	2.00	1.53
2	5V	225	ASN	CA-CB	18.22	2.00	1.53
2	6N	225	ASN	CA-CB	18.22	2.00	1.53
2	6V	225	ASN	CA-CB	18.22	2.00	1.53
2	7F	225	ASN	CA-CB	18.22	2.00	1.53
2	7R	225	ASN	CA-CB	18.22	2.00	1.53
2	1B	225	ASN	CA-CB	18.21	2.00	1.53
2	1F	225	ASN	CA-CB	18.21	2.00	1.53
2	1J	225	ASN	CA-CB	18.21	2.00	1.53
2	2F	225	ASN	CA-CB	18.21	2.00	1.53
2	2N	225	ASN	CA-CB	18.21	2.00	1.53
2	23	225	ASN	CA-CB	18.21	2.00	1.53
2	27	225	ASN	CA-CB	18.21	2.00	1.53
2	3F	225	ASN	CA-CB	18.21	2.00	1.53
2	3N	225	ASN	CA-CB	18.21	2.00	1.53
2	37	225	ASN	CA-CB	18.21	2.00	1.53
2	4B	225	ASN	CA-CB	18.21	2.00	1.53
2	4J	225	ASN	CA-CB	18.21	2.00	1.53
2	4N	225	ASN	CA-CB	18.21	2.00	1.53
2	4R	225	ASN	CA-CB	18.21	2.00	1.53
2	4V	225	ASN	CA-CB	18.21	2.00	1.53
2	5R	225	ASN	CA-CB	18.21	2.00	1.53
2	5Z	225	ASN	CA-CB	18.21	2.00	1.53
2	6F	225	ASN	CA-CB	18.21	2.00	1.53
2	6J	225	ASN	CA-CB	18.21	2.00	1.53
2	6R	225	ASN	CA-CB	18.21	2.00	1.53
2	6Z	225	ASN	CA-CB	18.21	2.00	1.53
2	7J	225	ASN	CA-CB	18.21	2.00	1.53
2	7N	225	ASN	CA-CB	18.21	2.00	1.53
2	7V	225	ASN	CA-CB	18.21	2.00	1.53
2	1R	225	ASN	CA-CB	18.20	2.00	1.53
2	1V	225	ASN	CA-CB	18.20	2.00	1.53
2	1Z	225	ASN	CA-CB	18.20	2.00	1.53
2	2R	225	ASN	CA-CB	18.20	2.00	1.53
2	2V	225	ASN	CA-CB	18.20	2.00	1.53
2	2Z	225	ASN	CA-CB	18.20	2.00	1.53
2	43	225	ASN	CA-CB	18.20	2.00	1.53
2	47	225	ASN	CA-CB	18.20	2.00	1.53

*Continued on next page...*

*Continued from previous page...*

Mol	Chain	Res	Type	Atoms	Z	Observed(Å)	Ideal(Å)
2	5B	225	ASN	CA-CB	18.20	2.00	1.53
2	53	225	ASN	CA-CB	18.20	2.00	1.53
2	57	225	ASN	CA-CB	18.20	2.00	1.53
2	6B	225	ASN	CA-CB	18.20	2.00	1.53
2	13	70	TRP	CB-CG	-18.20	1.17	1.50
2	17	70	TRP	CB-CG	-18.20	1.17	1.50
2	2B	70	TRP	CB-CG	-18.20	1.17	1.50
2	3R	70	TRP	CB-CG	-18.20	1.17	1.50
2	3V	70	TRP	CB-CG	-18.20	1.17	1.50
2	3Z	70	TRP	CB-CG	-18.20	1.17	1.50
2	5F	70	TRP	CB-CG	-18.20	1.17	1.50
2	5J	70	TRP	CB-CG	-18.20	1.17	1.50
2	5N	70	TRP	CB-CG	-18.20	1.17	1.50
2	63	70	TRP	CB-CG	-18.20	1.17	1.50
2	67	70	TRP	CB-CG	-18.20	1.17	1.50
2	7B	70	TRP	CB-CG	-18.20	1.17	1.50
2	13	225	ASN	CA-CB	18.17	2.00	1.53
2	17	225	ASN	CA-CB	18.17	2.00	1.53
2	2B	225	ASN	CA-CB	18.17	2.00	1.53
2	3R	225	ASN	CA-CB	18.17	2.00	1.53
2	3V	225	ASN	CA-CB	18.17	2.00	1.53
2	3Z	225	ASN	CA-CB	18.17	2.00	1.53
2	5F	225	ASN	CA-CB	18.17	2.00	1.53
2	5J	225	ASN	CA-CB	18.17	2.00	1.53
2	5N	225	ASN	CA-CB	18.17	2.00	1.53
2	63	225	ASN	CA-CB	18.17	2.00	1.53
2	67	225	ASN	CA-CB	18.17	2.00	1.53
2	7B	225	ASN	CA-CB	18.17	2.00	1.53
1	1Q	42	VAL	C-N	-18.14	0.92	1.34
1	1U	42	VAL	C-N	-18.14	0.92	1.34
1	1Y	42	VAL	C-N	-18.14	0.92	1.34
1	2Q	42	VAL	C-N	-18.14	0.92	1.34
1	2U	42	VAL	C-N	-18.14	0.92	1.34
1	2Y	42	VAL	C-N	-18.14	0.92	1.34
1	42	42	VAL	C-N	-18.14	0.92	1.34
1	46	42	VAL	C-N	-18.14	0.92	1.34
1	5A	42	VAL	C-N	-18.14	0.92	1.34
1	52	42	VAL	C-N	-18.14	0.92	1.34
1	56	42	VAL	C-N	-18.14	0.92	1.34
1	6A	42	VAL	C-N	-18.14	0.92	1.34
1	12	42	VAL	C-N	-18.13	0.92	1.34
1	16	42	VAL	C-N	-18.13	0.92	1.34

*Continued on next page...*

*Continued from previous page...*

Mol	Chain	Res	Type	Atoms	Z	Observed(Å)	Ideal(Å)
1	2A	42	VAL	C-N	-18.13	0.92	1.34
1	3Q	42	VAL	C-N	-18.13	0.92	1.34
1	3U	42	VAL	C-N	-18.13	0.92	1.34
1	3Y	42	VAL	C-N	-18.13	0.92	1.34
1	5E	42	VAL	C-N	-18.13	0.92	1.34
1	5I	42	VAL	C-N	-18.13	0.92	1.34
1	5M	42	VAL	C-N	-18.13	0.92	1.34
1	62	42	VAL	C-N	-18.13	0.92	1.34
1	66	42	VAL	C-N	-18.13	0.92	1.34
1	7A	42	VAL	C-N	-18.13	0.92	1.34
1	1A	42	VAL	C-N	-18.10	0.92	1.34
1	1I	42	VAL	C-N	-18.10	0.92	1.34
1	2E	42	VAL	C-N	-18.10	0.92	1.34
1	26	42	VAL	C-N	-18.10	0.92	1.34
1	3E	42	VAL	C-N	-18.10	0.92	1.34
1	4A	42	VAL	C-N	-18.10	0.92	1.34
1	4M	42	VAL	C-N	-18.10	0.92	1.34
1	4U	42	VAL	C-N	-18.10	0.92	1.34
1	5Q	42	VAL	C-N	-18.10	0.92	1.34
1	6I	42	VAL	C-N	-18.10	0.92	1.34
1	6Q	42	VAL	C-N	-18.10	0.92	1.34
1	7M	42	VAL	C-N	-18.10	0.92	1.34
1	1M	42	VAL	C-N	-18.09	0.92	1.34
1	2I	42	VAL	C-N	-18.09	0.92	1.34
1	3A	42	VAL	C-N	-18.09	0.92	1.34
1	3I	42	VAL	C-N	-18.09	0.92	1.34
1	32	42	VAL	C-N	-18.09	0.92	1.34
1	4E	42	VAL	C-N	-18.09	0.92	1.34
1	4Y	42	VAL	C-N	-18.09	0.92	1.34
1	5U	42	VAL	C-N	-18.09	0.92	1.34
1	6M	42	VAL	C-N	-18.09	0.92	1.34
1	6U	42	VAL	C-N	-18.09	0.92	1.34
1	7E	42	VAL	C-N	-18.09	0.92	1.34
1	7Q	42	VAL	C-N	-18.09	0.92	1.34
2	1F	70	TRP	CD1-NE1	18.09	1.68	1.38
2	2N	70	TRP	CD1-NE1	18.09	1.68	1.38
2	23	70	TRP	CD1-NE1	18.09	1.68	1.38
2	3N	70	TRP	CD1-NE1	18.09	1.68	1.38
2	37	70	TRP	CD1-NE1	18.09	1.68	1.38
2	4J	70	TRP	CD1-NE1	18.09	1.68	1.38
2	4R	70	TRP	CD1-NE1	18.09	1.68	1.38
2	5Z	70	TRP	CD1-NE1	18.09	1.68	1.38

*Continued on next page...*

*Continued from previous page...*

Mol	Chain	Res	Type	Atoms	Z	Observed(Å)	Ideal(Å)
2	6F	70	TRP	CD1-NE1	18.09	1.68	1.38
2	6Z	70	TRP	CD1-NE1	18.09	1.68	1.38
2	7J	70	TRP	CD1-NE1	18.09	1.68	1.38
2	7V	70	TRP	CD1-NE1	18.09	1.68	1.38
1	1E	42	VAL	C-N	-18.08	0.92	1.34
1	2M	42	VAL	C-N	-18.08	0.92	1.34
1	22	42	VAL	C-N	-18.08	0.92	1.34
1	3M	42	VAL	C-N	-18.08	0.92	1.34
1	36	42	VAL	C-N	-18.08	0.92	1.34
1	4I	42	VAL	C-N	-18.08	0.92	1.34
1	4Q	42	VAL	C-N	-18.08	0.92	1.34
1	5Y	42	VAL	C-N	-18.08	0.92	1.34
1	6E	42	VAL	C-N	-18.08	0.92	1.34
1	6Y	42	VAL	C-N	-18.08	0.92	1.34
1	7I	42	VAL	C-N	-18.08	0.92	1.34
1	7U	42	VAL	C-N	-18.08	0.92	1.34
2	1R	70	TRP	CD1-NE1	18.07	1.68	1.38
2	1V	70	TRP	CD1-NE1	18.07	1.68	1.38
2	1Z	70	TRP	CD1-NE1	18.07	1.68	1.38
2	2R	70	TRP	CD1-NE1	18.07	1.68	1.38
2	2V	70	TRP	CD1-NE1	18.07	1.68	1.38
2	2Z	70	TRP	CD1-NE1	18.07	1.68	1.38
2	43	70	TRP	CD1-NE1	18.07	1.68	1.38
2	47	70	TRP	CD1-NE1	18.07	1.68	1.38
2	5B	70	TRP	CD1-NE1	18.07	1.68	1.38
2	53	70	TRP	CD1-NE1	18.07	1.68	1.38
2	57	70	TRP	CD1-NE1	18.07	1.68	1.38
2	6B	70	TRP	CD1-NE1	18.07	1.68	1.38
2	1B	24	PRO	N-CD	18.06	1.73	1.47
2	1J	24	PRO	N-CD	18.06	1.73	1.47
2	2F	24	PRO	N-CD	18.06	1.73	1.47
2	27	24	PRO	N-CD	18.06	1.73	1.47
2	3F	24	PRO	N-CD	18.06	1.73	1.47
2	4B	24	PRO	N-CD	18.06	1.73	1.47
2	4N	24	PRO	N-CD	18.06	1.73	1.47
2	4V	24	PRO	N-CD	18.06	1.73	1.47
2	5R	24	PRO	N-CD	18.06	1.73	1.47
2	6J	24	PRO	N-CD	18.06	1.73	1.47
2	6R	24	PRO	N-CD	18.06	1.73	1.47
2	7N	24	PRO	N-CD	18.06	1.73	1.47
2	1N	70	TRP	CD1-NE1	18.04	1.68	1.38
2	2J	70	TRP	CD1-NE1	18.04	1.68	1.38

*Continued on next page...*

*Continued from previous page...*

Mol	Chain	Res	Type	Atoms	Z	Observed(Å)	Ideal(Å)
2	3B	70	TRP	CD1-NE1	18.04	1.68	1.38
2	3J	70	TRP	CD1-NE1	18.04	1.68	1.38
2	33	70	TRP	CD1-NE1	18.04	1.68	1.38
2	4F	70	TRP	CD1-NE1	18.04	1.68	1.38
2	4Z	70	TRP	CD1-NE1	18.04	1.68	1.38
2	5V	70	TRP	CD1-NE1	18.04	1.68	1.38
2	6N	70	TRP	CD1-NE1	18.04	1.68	1.38
2	6V	70	TRP	CD1-NE1	18.04	1.68	1.38
2	7F	70	TRP	CD1-NE1	18.04	1.68	1.38
2	7R	70	TRP	CD1-NE1	18.04	1.68	1.38
2	1B	70	TRP	CD1-NE1	18.04	1.68	1.38
2	1J	70	TRP	CD1-NE1	18.04	1.68	1.38
2	13	24	PRO	N-CD	18.04	1.73	1.47
2	17	24	PRO	N-CD	18.04	1.73	1.47
2	2B	24	PRO	N-CD	18.04	1.73	1.47
2	2F	70	TRP	CD1-NE1	18.04	1.68	1.38
2	27	70	TRP	CD1-NE1	18.04	1.68	1.38
2	3F	70	TRP	CD1-NE1	18.04	1.68	1.38
2	3R	24	PRO	N-CD	18.04	1.73	1.47
2	3V	24	PRO	N-CD	18.04	1.73	1.47
2	3Z	24	PRO	N-CD	18.04	1.73	1.47
2	4B	70	TRP	CD1-NE1	18.04	1.68	1.38
2	4N	70	TRP	CD1-NE1	18.04	1.68	1.38
2	4V	70	TRP	CD1-NE1	18.04	1.68	1.38
2	5F	24	PRO	N-CD	18.04	1.73	1.47
2	5J	24	PRO	N-CD	18.04	1.73	1.47
2	5N	24	PRO	N-CD	18.04	1.73	1.47
2	5R	70	TRP	CD1-NE1	18.04	1.68	1.38
2	6J	70	TRP	CD1-NE1	18.04	1.68	1.38
2	6R	70	TRP	CD1-NE1	18.04	1.68	1.38
2	63	24	PRO	N-CD	18.04	1.73	1.47
2	67	24	PRO	N-CD	18.04	1.73	1.47
2	7B	24	PRO	N-CD	18.04	1.73	1.47
2	7N	70	TRP	CD1-NE1	18.04	1.68	1.38
2	1N	219	VAL	N-CA	-18.03	1.10	1.46
2	1R	219	VAL	N-CA	-18.03	1.10	1.46
2	1V	219	VAL	N-CA	-18.03	1.10	1.46
2	1Z	219	VAL	N-CA	-18.03	1.10	1.46
2	13	219	VAL	N-CA	-18.03	1.10	1.46
2	17	219	VAL	N-CA	-18.03	1.10	1.46
2	2B	219	VAL	N-CA	-18.03	1.10	1.46
2	2J	219	VAL	N-CA	-18.03	1.10	1.46

*Continued on next page...*

*Continued from previous page...*

Mol	Chain	Res	Type	Atoms	Z	Observed(Å)	Ideal(Å)
2	2R	219	VAL	N-CA	-18.03	1.10	1.46
2	2V	219	VAL	N-CA	-18.03	1.10	1.46
2	2Z	219	VAL	N-CA	-18.03	1.10	1.46
2	3B	219	VAL	N-CA	-18.03	1.10	1.46
2	3J	219	VAL	N-CA	-18.03	1.10	1.46
2	3R	219	VAL	N-CA	-18.03	1.10	1.46
2	3V	219	VAL	N-CA	-18.03	1.10	1.46
2	3Z	219	VAL	N-CA	-18.03	1.10	1.46
2	33	219	VAL	N-CA	-18.03	1.10	1.46
2	4F	219	VAL	N-CA	-18.03	1.10	1.46
2	4Z	219	VAL	N-CA	-18.03	1.10	1.46
2	43	219	VAL	N-CA	-18.03	1.10	1.46
2	47	219	VAL	N-CA	-18.03	1.10	1.46
2	5B	219	VAL	N-CA	-18.03	1.10	1.46
2	5F	219	VAL	N-CA	-18.03	1.10	1.46
2	5J	219	VAL	N-CA	-18.03	1.10	1.46
2	5N	219	VAL	N-CA	-18.03	1.10	1.46
2	5V	219	VAL	N-CA	-18.03	1.10	1.46
2	53	219	VAL	N-CA	-18.03	1.10	1.46
2	57	219	VAL	N-CA	-18.03	1.10	1.46
2	6B	219	VAL	N-CA	-18.03	1.10	1.46
2	6N	219	VAL	N-CA	-18.03	1.10	1.46
2	6V	219	VAL	N-CA	-18.03	1.10	1.46
2	63	219	VAL	N-CA	-18.03	1.10	1.46
2	67	219	VAL	N-CA	-18.03	1.10	1.46
2	7B	219	VAL	N-CA	-18.03	1.10	1.46
2	7F	219	VAL	N-CA	-18.03	1.10	1.46
2	7R	219	VAL	N-CA	-18.03	1.10	1.46
2	13	70	TRP	CD1-NE1	18.03	1.68	1.38
2	17	70	TRP	CD1-NE1	18.03	1.68	1.38
2	2B	70	TRP	CD1-NE1	18.03	1.68	1.38
2	3R	70	TRP	CD1-NE1	18.03	1.68	1.38
2	3V	70	TRP	CD1-NE1	18.03	1.68	1.38
2	3Z	70	TRP	CD1-NE1	18.03	1.68	1.38
2	5F	70	TRP	CD1-NE1	18.03	1.68	1.38
2	5J	70	TRP	CD1-NE1	18.03	1.68	1.38
2	5N	70	TRP	CD1-NE1	18.03	1.68	1.38
2	63	70	TRP	CD1-NE1	18.03	1.68	1.38
2	67	70	TRP	CD1-NE1	18.03	1.68	1.38
2	7B	70	TRP	CD1-NE1	18.03	1.68	1.38
2	1F	24	PRO	N-CD	18.02	1.73	1.47
2	2N	24	PRO	N-CD	18.02	1.73	1.47

*Continued on next page...*

*Continued from previous page...*

Mol	Chain	Res	Type	Atoms	Z	Observed(Å)	Ideal(Å)
2	23	24	PRO	N-CD	18.02	1.73	1.47
2	3N	24	PRO	N-CD	18.02	1.73	1.47
2	37	24	PRO	N-CD	18.02	1.73	1.47
2	4J	24	PRO	N-CD	18.02	1.73	1.47
2	4R	24	PRO	N-CD	18.02	1.73	1.47
2	5Z	24	PRO	N-CD	18.02	1.73	1.47
2	6F	24	PRO	N-CD	18.02	1.73	1.47
2	6Z	24	PRO	N-CD	18.02	1.73	1.47
2	7J	24	PRO	N-CD	18.02	1.73	1.47
2	7V	24	PRO	N-CD	18.02	1.73	1.47
2	1F	219	VAL	N-CA	-18.02	1.10	1.46
2	2N	219	VAL	N-CA	-18.02	1.10	1.46
2	23	219	VAL	N-CA	-18.02	1.10	1.46
2	3N	219	VAL	N-CA	-18.02	1.10	1.46
2	37	219	VAL	N-CA	-18.02	1.10	1.46
2	4J	219	VAL	N-CA	-18.02	1.10	1.46
2	4R	219	VAL	N-CA	-18.02	1.10	1.46
2	5Z	219	VAL	N-CA	-18.02	1.10	1.46
2	6F	219	VAL	N-CA	-18.02	1.10	1.46
2	6Z	219	VAL	N-CA	-18.02	1.10	1.46
2	7J	219	VAL	N-CA	-18.02	1.10	1.46
2	7V	219	VAL	N-CA	-18.02	1.10	1.46
2	1N	24	PRO	N-CD	18.02	1.73	1.47
2	2J	24	PRO	N-CD	18.02	1.73	1.47
2	3B	24	PRO	N-CD	18.02	1.73	1.47
2	3J	24	PRO	N-CD	18.02	1.73	1.47
2	33	24	PRO	N-CD	18.02	1.73	1.47
2	4F	24	PRO	N-CD	18.02	1.73	1.47
2	4Z	24	PRO	N-CD	18.02	1.73	1.47
2	5V	24	PRO	N-CD	18.02	1.73	1.47
2	6N	24	PRO	N-CD	18.02	1.73	1.47
2	6V	24	PRO	N-CD	18.02	1.73	1.47
2	7F	24	PRO	N-CD	18.02	1.73	1.47
2	7R	24	PRO	N-CD	18.02	1.73	1.47
2	1R	24	PRO	N-CD	18.01	1.73	1.47
2	1V	24	PRO	N-CD	18.01	1.73	1.47
2	1Z	24	PRO	N-CD	18.01	1.73	1.47
2	2R	24	PRO	N-CD	18.01	1.73	1.47
2	2V	24	PRO	N-CD	18.01	1.73	1.47
2	2Z	24	PRO	N-CD	18.01	1.73	1.47
2	43	24	PRO	N-CD	18.01	1.73	1.47
2	47	24	PRO	N-CD	18.01	1.73	1.47

*Continued on next page...*



*Continued from previous page...*

Mol	Chain	Res	Type	Atoms	Z	Observed(Å)	Ideal(Å)
2	5B	24	PRO	N-CD	18.01	1.73	1.47
2	53	24	PRO	N-CD	18.01	1.73	1.47
2	57	24	PRO	N-CD	18.01	1.73	1.47
2	6B	24	PRO	N-CD	18.01	1.73	1.47
2	1B	219	VAL	N-CA	-18.00	1.10	1.46
2	1J	219	VAL	N-CA	-18.00	1.10	1.46
2	2F	219	VAL	N-CA	-18.00	1.10	1.46
2	27	219	VAL	N-CA	-18.00	1.10	1.46
2	3F	219	VAL	N-CA	-18.00	1.10	1.46
2	4B	219	VAL	N-CA	-18.00	1.10	1.46
2	4N	219	VAL	N-CA	-18.00	1.10	1.46
2	4V	219	VAL	N-CA	-18.00	1.10	1.46
2	5R	219	VAL	N-CA	-18.00	1.10	1.46
2	6J	219	VAL	N-CA	-18.00	1.10	1.46
2	6R	219	VAL	N-CA	-18.00	1.10	1.46
2	7N	219	VAL	N-CA	-18.00	1.10	1.46
1	12	84	ARG	N-CA	17.99	1.82	1.46
1	16	84	ARG	N-CA	17.99	1.82	1.46
1	2A	84	ARG	N-CA	17.99	1.82	1.46
1	3Q	84	ARG	N-CA	17.99	1.82	1.46
1	3U	84	ARG	N-CA	17.99	1.82	1.46
1	3Y	84	ARG	N-CA	17.99	1.82	1.46
1	5E	84	ARG	N-CA	17.99	1.82	1.46
1	5I	84	ARG	N-CA	17.99	1.82	1.46
1	5M	84	ARG	N-CA	17.99	1.82	1.46
1	62	84	ARG	N-CA	17.99	1.82	1.46
1	66	84	ARG	N-CA	17.99	1.82	1.46
1	7A	84	ARG	N-CA	17.99	1.82	1.46
1	1E	171	ARG	C-O	-17.99	0.89	1.23
1	1M	171	ARG	C-O	-17.99	0.89	1.23
1	2I	171	ARG	C-O	-17.99	0.89	1.23
1	2M	171	ARG	C-O	-17.99	0.89	1.23
1	22	171	ARG	C-O	-17.99	0.89	1.23
1	3A	171	ARG	C-O	-17.99	0.89	1.23
1	3I	171	ARG	C-O	-17.99	0.89	1.23
1	3M	171	ARG	C-O	-17.99	0.89	1.23
1	32	171	ARG	C-O	-17.99	0.89	1.23
1	36	171	ARG	C-O	-17.99	0.89	1.23
1	4E	171	ARG	C-O	-17.99	0.89	1.23
1	4I	171	ARG	C-O	-17.99	0.89	1.23
1	4Q	171	ARG	C-O	-17.99	0.89	1.23
1	4Y	171	ARG	C-O	-17.99	0.89	1.23

*Continued on next page...*



*Continued from previous page...*

Mol	Chain	Res	Type	Atoms	Z	Observed(Å)	Ideal(Å)
1	5U	171	ARG	C-O	-17.99	0.89	1.23
1	5Y	171	ARG	C-O	-17.99	0.89	1.23
1	6E	171	ARG	C-O	-17.99	0.89	1.23
1	6M	171	ARG	C-O	-17.99	0.89	1.23
1	6U	171	ARG	C-O	-17.99	0.89	1.23
1	6Y	171	ARG	C-O	-17.99	0.89	1.23
1	7E	171	ARG	C-O	-17.99	0.89	1.23
1	7I	171	ARG	C-O	-17.99	0.89	1.23
1	7Q	171	ARG	C-O	-17.99	0.89	1.23
1	7U	171	ARG	C-O	-17.99	0.89	1.23
1	1Q	171	ARG	C-O	-17.98	0.89	1.23
1	1U	171	ARG	C-O	-17.98	0.89	1.23
1	1Y	171	ARG	C-O	-17.98	0.89	1.23
1	2Q	171	ARG	C-O	-17.98	0.89	1.23
1	2U	171	ARG	C-O	-17.98	0.89	1.23
1	2Y	171	ARG	C-O	-17.98	0.89	1.23
1	42	171	ARG	C-O	-17.98	0.89	1.23
1	46	171	ARG	C-O	-17.98	0.89	1.23
1	5A	171	ARG	C-O	-17.98	0.89	1.23
1	52	171	ARG	C-O	-17.98	0.89	1.23
1	56	171	ARG	C-O	-17.98	0.89	1.23
1	6A	171	ARG	C-O	-17.98	0.89	1.23
1	1A	171	ARG	C-O	-17.98	0.89	1.23
1	1I	171	ARG	C-O	-17.98	0.89	1.23
1	2E	171	ARG	C-O	-17.98	0.89	1.23
1	26	171	ARG	C-O	-17.98	0.89	1.23
1	3E	171	ARG	C-O	-17.98	0.89	1.23
1	4A	171	ARG	C-O	-17.98	0.89	1.23
1	4M	171	ARG	C-O	-17.98	0.89	1.23
1	4U	171	ARG	C-O	-17.98	0.89	1.23
1	5Q	171	ARG	C-O	-17.98	0.89	1.23
1	6I	171	ARG	C-O	-17.98	0.89	1.23
1	6Q	171	ARG	C-O	-17.98	0.89	1.23
1	7M	171	ARG	C-O	-17.98	0.89	1.23
1	12	171	ARG	C-O	-17.97	0.89	1.23
1	16	171	ARG	C-O	-17.97	0.89	1.23
1	2A	171	ARG	C-O	-17.97	0.89	1.23
1	3Q	171	ARG	C-O	-17.97	0.89	1.23
1	3U	171	ARG	C-O	-17.97	0.89	1.23
1	3Y	171	ARG	C-O	-17.97	0.89	1.23
1	5E	171	ARG	C-O	-17.97	0.89	1.23
1	5I	171	ARG	C-O	-17.97	0.89	1.23

*Continued on next page...*

*Continued from previous page...*

Mol	Chain	Res	Type	Atoms	Z	Observed(Å)	Ideal(Å)
1	5M	171	ARG	C-O	-17.97	0.89	1.23
1	62	171	ARG	C-O	-17.97	0.89	1.23
1	66	171	ARG	C-O	-17.97	0.89	1.23
1	7A	171	ARG	C-O	-17.97	0.89	1.23
1	1E	84	ARG	N-CA	17.97	1.82	1.46
1	2M	84	ARG	N-CA	17.97	1.82	1.46
1	22	84	ARG	N-CA	17.97	1.82	1.46
1	3M	84	ARG	N-CA	17.97	1.82	1.46
1	36	84	ARG	N-CA	17.97	1.82	1.46
1	4I	84	ARG	N-CA	17.97	1.82	1.46
1	4Q	84	ARG	N-CA	17.97	1.82	1.46
1	5Y	84	ARG	N-CA	17.97	1.82	1.46
1	6E	84	ARG	N-CA	17.97	1.82	1.46
1	6Y	84	ARG	N-CA	17.97	1.82	1.46
1	7I	84	ARG	N-CA	17.97	1.82	1.46
1	7U	84	ARG	N-CA	17.97	1.82	1.46
1	1A	84	ARG	N-CA	17.96	1.82	1.46
1	1I	84	ARG	N-CA	17.96	1.82	1.46
1	2E	84	ARG	N-CA	17.96	1.82	1.46
1	26	84	ARG	N-CA	17.96	1.82	1.46
1	3E	84	ARG	N-CA	17.96	1.82	1.46
1	4A	84	ARG	N-CA	17.96	1.82	1.46
1	4M	84	ARG	N-CA	17.96	1.82	1.46
1	4U	84	ARG	N-CA	17.96	1.82	1.46
1	5Q	84	ARG	N-CA	17.96	1.82	1.46
1	6I	84	ARG	N-CA	17.96	1.82	1.46
1	6Q	84	ARG	N-CA	17.96	1.82	1.46
1	7M	84	ARG	N-CA	17.96	1.82	1.46
1	1M	84	ARG	N-CA	17.96	1.82	1.46
1	2I	84	ARG	N-CA	17.96	1.82	1.46
1	3A	84	ARG	N-CA	17.96	1.82	1.46
1	3I	84	ARG	N-CA	17.96	1.82	1.46
1	32	84	ARG	N-CA	17.96	1.82	1.46
1	4E	84	ARG	N-CA	17.96	1.82	1.46
1	4Y	84	ARG	N-CA	17.96	1.82	1.46
1	5U	84	ARG	N-CA	17.96	1.82	1.46
1	6M	84	ARG	N-CA	17.96	1.82	1.46
1	6U	84	ARG	N-CA	17.96	1.82	1.46
1	7E	84	ARG	N-CA	17.96	1.82	1.46
1	7Q	84	ARG	N-CA	17.96	1.82	1.46
1	1Q	84	ARG	N-CA	17.93	1.82	1.46
1	1Q	166	MET	C-N	17.93	1.65	1.33

*Continued on next page...*

*Continued from previous page...*

Mol	Chain	Res	Type	Atoms	Z	Observed(Å)	Ideal(Å)
1	1U	84	ARG	N-CA	17.93	1.82	1.46
1	1U	166	MET	C-N	17.93	1.65	1.33
1	1Y	84	ARG	N-CA	17.93	1.82	1.46
1	1Y	166	MET	C-N	17.93	1.65	1.33
1	2Q	84	ARG	N-CA	17.93	1.82	1.46
1	2Q	166	MET	C-N	17.93	1.65	1.33
1	2U	84	ARG	N-CA	17.93	1.82	1.46
1	2U	166	MET	C-N	17.93	1.65	1.33
1	2Y	84	ARG	N-CA	17.93	1.82	1.46
1	2Y	166	MET	C-N	17.93	1.65	1.33
1	42	84	ARG	N-CA	17.93	1.82	1.46
1	42	166	MET	C-N	17.93	1.65	1.33
1	46	84	ARG	N-CA	17.93	1.82	1.46
1	46	166	MET	C-N	17.93	1.65	1.33
1	5A	84	ARG	N-CA	17.93	1.82	1.46
1	5A	166	MET	C-N	17.93	1.65	1.33
1	52	84	ARG	N-CA	17.93	1.82	1.46
1	52	166	MET	C-N	17.93	1.65	1.33
1	56	84	ARG	N-CA	17.93	1.82	1.46
1	56	166	MET	C-N	17.93	1.65	1.33
1	6A	84	ARG	N-CA	17.93	1.82	1.46
1	6A	166	MET	C-N	17.93	1.65	1.33
1	1A	166	MET	C-N	17.93	1.65	1.33
1	1I	166	MET	C-N	17.93	1.65	1.33
1	2E	166	MET	C-N	17.93	1.65	1.33
1	26	166	MET	C-N	17.93	1.65	1.33
1	3E	166	MET	C-N	17.93	1.65	1.33
1	4A	166	MET	C-N	17.93	1.65	1.33
1	4M	166	MET	C-N	17.93	1.65	1.33
1	4U	166	MET	C-N	17.93	1.65	1.33
1	5Q	166	MET	C-N	17.93	1.65	1.33
1	6I	166	MET	C-N	17.93	1.65	1.33
1	6Q	166	MET	C-N	17.93	1.65	1.33
1	7M	166	MET	C-N	17.93	1.65	1.33
1	1M	166	MET	C-N	17.91	1.65	1.33
1	2I	166	MET	C-N	17.91	1.65	1.33
1	3A	166	MET	C-N	17.91	1.65	1.33
1	3I	166	MET	C-N	17.91	1.65	1.33
1	32	166	MET	C-N	17.91	1.65	1.33
1	4E	166	MET	C-N	17.91	1.65	1.33
1	4Y	166	MET	C-N	17.91	1.65	1.33
1	5U	166	MET	C-N	17.91	1.65	1.33

*Continued on next page...*

*Continued from previous page...*

Mol	Chain	Res	Type	Atoms	Z	Observed(Å)	Ideal(Å)
1	6M	166	MET	C-N	17.91	1.65	1.33
1	6U	166	MET	C-N	17.91	1.65	1.33
1	7E	166	MET	C-N	17.91	1.65	1.33
1	7Q	166	MET	C-N	17.91	1.65	1.33
2	13	39	ASP	CB-CG	17.90	1.89	1.51
2	17	39	ASP	CB-CG	17.90	1.89	1.51
2	2B	39	ASP	CB-CG	17.90	1.89	1.51
2	3R	39	ASP	CB-CG	17.90	1.89	1.51
2	3V	39	ASP	CB-CG	17.90	1.89	1.51
2	3Z	39	ASP	CB-CG	17.90	1.89	1.51
2	5F	39	ASP	CB-CG	17.90	1.89	1.51
2	5J	39	ASP	CB-CG	17.90	1.89	1.51
2	5N	39	ASP	CB-CG	17.90	1.89	1.51
2	63	39	ASP	CB-CG	17.90	1.89	1.51
2	67	39	ASP	CB-CG	17.90	1.89	1.51
2	7B	39	ASP	CB-CG	17.90	1.89	1.51
1	1E	166	MET	C-N	17.90	1.65	1.33
1	12	166	MET	C-N	17.90	1.65	1.33
1	16	166	MET	C-N	17.90	1.65	1.33
1	2A	166	MET	C-N	17.90	1.65	1.33
1	2M	166	MET	C-N	17.90	1.65	1.33
1	22	166	MET	C-N	17.90	1.65	1.33
1	3M	166	MET	C-N	17.90	1.65	1.33
1	3Q	166	MET	C-N	17.90	1.65	1.33
1	3U	166	MET	C-N	17.90	1.65	1.33
1	3Y	166	MET	C-N	17.90	1.65	1.33
1	36	166	MET	C-N	17.90	1.65	1.33
1	4I	166	MET	C-N	17.90	1.65	1.33
1	4Q	166	MET	C-N	17.90	1.65	1.33
1	5E	166	MET	C-N	17.90	1.65	1.33
1	5I	166	MET	C-N	17.90	1.65	1.33
1	5M	166	MET	C-N	17.90	1.65	1.33
1	5Y	166	MET	C-N	17.90	1.65	1.33
1	6E	166	MET	C-N	17.90	1.65	1.33
1	6Y	166	MET	C-N	17.90	1.65	1.33
1	62	166	MET	C-N	17.90	1.65	1.33
1	66	166	MET	C-N	17.90	1.65	1.33
1	7A	166	MET	C-N	17.90	1.65	1.33
1	7I	166	MET	C-N	17.90	1.65	1.33
1	7U	166	MET	C-N	17.90	1.65	1.33
2	1F	39	ASP	CB-CG	17.90	1.89	1.51
2	2N	39	ASP	CB-CG	17.90	1.89	1.51

*Continued on next page...*

*Continued from previous page...*

Mol	Chain	Res	Type	Atoms	Z	Observed(Å)	Ideal(Å)
2	23	39	ASP	CB-CG	17.90	1.89	1.51
2	3N	39	ASP	CB-CG	17.90	1.89	1.51
2	37	39	ASP	CB-CG	17.90	1.89	1.51
2	4J	39	ASP	CB-CG	17.90	1.89	1.51
2	4R	39	ASP	CB-CG	17.90	1.89	1.51
2	5Z	39	ASP	CB-CG	17.90	1.89	1.51
2	6F	39	ASP	CB-CG	17.90	1.89	1.51
2	6Z	39	ASP	CB-CG	17.90	1.89	1.51
2	7J	39	ASP	CB-CG	17.90	1.89	1.51
2	7V	39	ASP	CB-CG	17.90	1.89	1.51
2	1B	39	ASP	CB-CG	17.87	1.89	1.51
2	1J	39	ASP	CB-CG	17.87	1.89	1.51
2	2F	39	ASP	CB-CG	17.87	1.89	1.51
2	27	39	ASP	CB-CG	17.87	1.89	1.51
2	3F	39	ASP	CB-CG	17.87	1.89	1.51
2	4B	39	ASP	CB-CG	17.87	1.89	1.51
2	4N	39	ASP	CB-CG	17.87	1.89	1.51
2	4V	39	ASP	CB-CG	17.87	1.89	1.51
2	5R	39	ASP	CB-CG	17.87	1.89	1.51
2	6J	39	ASP	CB-CG	17.87	1.89	1.51
2	6R	39	ASP	CB-CG	17.87	1.89	1.51
2	7N	39	ASP	CB-CG	17.87	1.89	1.51
2	1N	39	ASP	CB-CG	17.87	1.89	1.51
2	2J	39	ASP	CB-CG	17.87	1.89	1.51
2	3B	39	ASP	CB-CG	17.87	1.89	1.51
2	3J	39	ASP	CB-CG	17.87	1.89	1.51
2	33	39	ASP	CB-CG	17.87	1.89	1.51
2	4F	39	ASP	CB-CG	17.87	1.89	1.51
2	4Z	39	ASP	CB-CG	17.87	1.89	1.51
2	5V	39	ASP	CB-CG	17.87	1.89	1.51
2	6N	39	ASP	CB-CG	17.87	1.89	1.51
2	6V	39	ASP	CB-CG	17.87	1.89	1.51
2	7F	39	ASP	CB-CG	17.87	1.89	1.51
2	7R	39	ASP	CB-CG	17.87	1.89	1.51
2	1R	39	ASP	CB-CG	17.87	1.89	1.51
2	1V	39	ASP	CB-CG	17.87	1.89	1.51
2	1Z	39	ASP	CB-CG	17.87	1.89	1.51
2	2R	39	ASP	CB-CG	17.87	1.89	1.51
2	2V	39	ASP	CB-CG	17.87	1.89	1.51
2	2Z	39	ASP	CB-CG	17.87	1.89	1.51
2	43	39	ASP	CB-CG	17.87	1.89	1.51
2	47	39	ASP	CB-CG	17.87	1.89	1.51

*Continued on next page...*

*Continued from previous page...*

Mol	Chain	Res	Type	Atoms	Z	Observed(Å)	Ideal(Å)
2	5B	39	ASP	CB-CG	17.87	1.89	1.51
2	53	39	ASP	CB-CG	17.87	1.89	1.51
2	57	39	ASP	CB-CG	17.87	1.89	1.51
2	6B	39	ASP	CB-CG	17.87	1.89	1.51
1	12	89	PHE	CE2-CZ	17.86	1.71	1.37
1	16	89	PHE	CE2-CZ	17.86	1.71	1.37
1	2A	89	PHE	CE2-CZ	17.86	1.71	1.37
1	3Q	89	PHE	CE2-CZ	17.86	1.71	1.37
1	3U	89	PHE	CE2-CZ	17.86	1.71	1.37
1	3Y	89	PHE	CE2-CZ	17.86	1.71	1.37
1	5E	89	PHE	CE2-CZ	17.86	1.71	1.37
1	5I	89	PHE	CE2-CZ	17.86	1.71	1.37
1	5M	89	PHE	CE2-CZ	17.86	1.71	1.37
1	62	89	PHE	CE2-CZ	17.86	1.71	1.37
1	66	89	PHE	CE2-CZ	17.86	1.71	1.37
1	7A	89	PHE	CE2-CZ	17.86	1.71	1.37
1	1E	89	PHE	CE2-CZ	17.86	1.71	1.37
1	2M	89	PHE	CE2-CZ	17.86	1.71	1.37
1	22	89	PHE	CE2-CZ	17.86	1.71	1.37
1	3M	89	PHE	CE2-CZ	17.86	1.71	1.37
1	36	89	PHE	CE2-CZ	17.86	1.71	1.37
1	4I	89	PHE	CE2-CZ	17.86	1.71	1.37
1	4Q	89	PHE	CE2-CZ	17.86	1.71	1.37
1	5Y	89	PHE	CE2-CZ	17.86	1.71	1.37
1	6E	89	PHE	CE2-CZ	17.86	1.71	1.37
1	6Y	89	PHE	CE2-CZ	17.86	1.71	1.37
1	7I	89	PHE	CE2-CZ	17.86	1.71	1.37
1	7U	89	PHE	CE2-CZ	17.86	1.71	1.37
1	1M	89	PHE	CE2-CZ	17.85	1.71	1.37
1	2I	89	PHE	CE2-CZ	17.85	1.71	1.37
1	3A	89	PHE	CE2-CZ	17.85	1.71	1.37
1	3I	89	PHE	CE2-CZ	17.85	1.71	1.37
1	32	89	PHE	CE2-CZ	17.85	1.71	1.37
1	4E	89	PHE	CE2-CZ	17.85	1.71	1.37
1	4Y	89	PHE	CE2-CZ	17.85	1.71	1.37
1	5U	89	PHE	CE2-CZ	17.85	1.71	1.37
1	6M	89	PHE	CE2-CZ	17.85	1.71	1.37
1	6U	89	PHE	CE2-CZ	17.85	1.71	1.37
1	7E	89	PHE	CE2-CZ	17.85	1.71	1.37
1	7Q	89	PHE	CE2-CZ	17.85	1.71	1.37
1	1A	89	PHE	CE2-CZ	17.84	1.71	1.37
1	1I	89	PHE	CE2-CZ	17.84	1.71	1.37

*Continued on next page...*

*Continued from previous page...*

Mol	Chain	Res	Type	Atoms	Z	Observed(Å)	Ideal(Å)
1	2E	89	PHE	CE2-CZ	17.84	1.71	1.37
1	26	89	PHE	CE2-CZ	17.84	1.71	1.37
1	3E	89	PHE	CE2-CZ	17.84	1.71	1.37
1	4A	89	PHE	CE2-CZ	17.84	1.71	1.37
1	4M	89	PHE	CE2-CZ	17.84	1.71	1.37
1	4U	89	PHE	CE2-CZ	17.84	1.71	1.37
1	5Q	89	PHE	CE2-CZ	17.84	1.71	1.37
1	6I	89	PHE	CE2-CZ	17.84	1.71	1.37
1	6Q	89	PHE	CE2-CZ	17.84	1.71	1.37
1	7M	89	PHE	CE2-CZ	17.84	1.71	1.37
1	1M	147	ARG	CZ-NH1	-17.84	1.09	1.33
1	2I	147	ARG	CZ-NH1	-17.84	1.09	1.33
1	3A	147	ARG	CZ-NH1	-17.84	1.09	1.33
1	3I	147	ARG	CZ-NH1	-17.84	1.09	1.33
1	32	147	ARG	CZ-NH1	-17.84	1.09	1.33
1	4E	147	ARG	CZ-NH1	-17.84	1.09	1.33
1	4Y	147	ARG	CZ-NH1	-17.84	1.09	1.33
1	5U	147	ARG	CZ-NH1	-17.84	1.09	1.33
1	6M	147	ARG	CZ-NH1	-17.84	1.09	1.33
1	6U	147	ARG	CZ-NH1	-17.84	1.09	1.33
1	7E	147	ARG	CZ-NH1	-17.84	1.09	1.33
1	7Q	147	ARG	CZ-NH1	-17.84	1.09	1.33
2	1B	72	ARG	NE-CZ	17.84	1.56	1.33
2	1J	72	ARG	NE-CZ	17.84	1.56	1.33
2	2F	72	ARG	NE-CZ	17.84	1.56	1.33
2	27	72	ARG	NE-CZ	17.84	1.56	1.33
2	3F	72	ARG	NE-CZ	17.84	1.56	1.33
2	4B	72	ARG	NE-CZ	17.84	1.56	1.33
2	4N	72	ARG	NE-CZ	17.84	1.56	1.33
2	4V	72	ARG	NE-CZ	17.84	1.56	1.33
2	5R	72	ARG	NE-CZ	17.84	1.56	1.33
2	6J	72	ARG	NE-CZ	17.84	1.56	1.33
2	6R	72	ARG	NE-CZ	17.84	1.56	1.33
2	7N	72	ARG	NE-CZ	17.84	1.56	1.33
1	1Q	89	PHE	CE2-CZ	17.83	1.71	1.37
2	1R	72	ARG	NE-CZ	17.83	1.56	1.33
1	1U	89	PHE	CE2-CZ	17.83	1.71	1.37
2	1V	72	ARG	NE-CZ	17.83	1.56	1.33
1	1Y	89	PHE	CE2-CZ	17.83	1.71	1.37
2	1Z	72	ARG	NE-CZ	17.83	1.56	1.33
1	2Q	89	PHE	CE2-CZ	17.83	1.71	1.37
2	2R	72	ARG	NE-CZ	17.83	1.56	1.33

*Continued on next page...*



*Continued from previous page...*

Mol	Chain	Res	Type	Atoms	Z	Observed(Å)	Ideal(Å)
1	2U	89	PHE	CE2-CZ	17.83	1.71	1.37
2	2V	72	ARG	NE-CZ	17.83	1.56	1.33
1	2Y	89	PHE	CE2-CZ	17.83	1.71	1.37
2	2Z	72	ARG	NE-CZ	17.83	1.56	1.33
1	42	89	PHE	CE2-CZ	17.83	1.71	1.37
2	43	72	ARG	NE-CZ	17.83	1.56	1.33
1	46	89	PHE	CE2-CZ	17.83	1.71	1.37
2	47	72	ARG	NE-CZ	17.83	1.56	1.33
1	5A	89	PHE	CE2-CZ	17.83	1.71	1.37
2	5B	72	ARG	NE-CZ	17.83	1.56	1.33
1	52	89	PHE	CE2-CZ	17.83	1.71	1.37
2	53	72	ARG	NE-CZ	17.83	1.56	1.33
1	56	89	PHE	CE2-CZ	17.83	1.71	1.37
2	57	72	ARG	NE-CZ	17.83	1.56	1.33
1	6A	89	PHE	CE2-CZ	17.83	1.71	1.37
2	6B	72	ARG	NE-CZ	17.83	1.56	1.33
1	12	147	ARG	CZ-NH1	-17.83	1.09	1.33
1	16	147	ARG	CZ-NH1	-17.83	1.09	1.33
1	2A	147	ARG	CZ-NH1	-17.83	1.09	1.33
1	3Q	147	ARG	CZ-NH1	-17.83	1.09	1.33
1	3U	147	ARG	CZ-NH1	-17.83	1.09	1.33
1	3Y	147	ARG	CZ-NH1	-17.83	1.09	1.33
1	5E	147	ARG	CZ-NH1	-17.83	1.09	1.33
1	5I	147	ARG	CZ-NH1	-17.83	1.09	1.33
1	5M	147	ARG	CZ-NH1	-17.83	1.09	1.33
1	62	147	ARG	CZ-NH1	-17.83	1.09	1.33
1	66	147	ARG	CZ-NH1	-17.83	1.09	1.33
1	7A	147	ARG	CZ-NH1	-17.83	1.09	1.33
2	1R	108	HIS	C-O	17.83	1.57	1.23
2	1V	108	HIS	C-O	17.83	1.57	1.23
2	1Z	108	HIS	C-O	17.83	1.57	1.23
2	2R	108	HIS	C-O	17.83	1.57	1.23
2	2V	108	HIS	C-O	17.83	1.57	1.23
2	2Z	108	HIS	C-O	17.83	1.57	1.23
2	43	108	HIS	C-O	17.83	1.57	1.23
2	47	108	HIS	C-O	17.83	1.57	1.23
2	5B	108	HIS	C-O	17.83	1.57	1.23
2	53	108	HIS	C-O	17.83	1.57	1.23
2	57	108	HIS	C-O	17.83	1.57	1.23
2	6B	108	HIS	C-O	17.83	1.57	1.23
1	1A	147	ARG	CZ-NH1	-17.82	1.09	1.33
1	1I	147	ARG	CZ-NH1	-17.82	1.09	1.33

*Continued on next page...*



*Continued from previous page...*

Mol	Chain	Res	Type	Atoms	Z	Observed(Å)	Ideal(Å)
1	2E	147	ARG	CZ-NH1	-17.82	1.09	1.33
1	26	147	ARG	CZ-NH1	-17.82	1.09	1.33
1	3E	147	ARG	CZ-NH1	-17.82	1.09	1.33
1	4A	147	ARG	CZ-NH1	-17.82	1.09	1.33
1	4M	147	ARG	CZ-NH1	-17.82	1.09	1.33
1	4U	147	ARG	CZ-NH1	-17.82	1.09	1.33
1	5Q	147	ARG	CZ-NH1	-17.82	1.09	1.33
1	6I	147	ARG	CZ-NH1	-17.82	1.09	1.33
1	6Q	147	ARG	CZ-NH1	-17.82	1.09	1.33
1	7M	147	ARG	CZ-NH1	-17.82	1.09	1.33
2	13	221	ALA	CA-C	17.81	1.99	1.52
2	17	221	ALA	CA-C	17.81	1.99	1.52
2	2B	221	ALA	CA-C	17.81	1.99	1.52
2	3R	221	ALA	CA-C	17.81	1.99	1.52
2	3V	221	ALA	CA-C	17.81	1.99	1.52
2	3Z	221	ALA	CA-C	17.81	1.99	1.52
2	5F	221	ALA	CA-C	17.81	1.99	1.52
2	5J	221	ALA	CA-C	17.81	1.99	1.52
2	5N	221	ALA	CA-C	17.81	1.99	1.52
2	63	221	ALA	CA-C	17.81	1.99	1.52
2	67	221	ALA	CA-C	17.81	1.99	1.52
2	7B	221	ALA	CA-C	17.81	1.99	1.52
2	1B	221	ALA	CA-C	17.81	1.99	1.52
2	1J	221	ALA	CA-C	17.81	1.99	1.52
2	1R	221	ALA	CA-C	17.81	1.99	1.52
2	1V	221	ALA	CA-C	17.81	1.99	1.52
2	1Z	221	ALA	CA-C	17.81	1.99	1.52
2	2F	221	ALA	CA-C	17.81	1.99	1.52
2	2R	221	ALA	CA-C	17.81	1.99	1.52
2	2V	221	ALA	CA-C	17.81	1.99	1.52
2	2Z	221	ALA	CA-C	17.81	1.99	1.52
2	27	221	ALA	CA-C	17.81	1.99	1.52
2	3F	221	ALA	CA-C	17.81	1.99	1.52
2	4B	221	ALA	CA-C	17.81	1.99	1.52
2	4N	221	ALA	CA-C	17.81	1.99	1.52
2	4V	221	ALA	CA-C	17.81	1.99	1.52
2	43	221	ALA	CA-C	17.81	1.99	1.52
2	47	221	ALA	CA-C	17.81	1.99	1.52
2	5B	221	ALA	CA-C	17.81	1.99	1.52
2	5R	221	ALA	CA-C	17.81	1.99	1.52
2	53	221	ALA	CA-C	17.81	1.99	1.52
2	57	221	ALA	CA-C	17.81	1.99	1.52

*Continued on next page...*

*Continued from previous page...*

Mol	Chain	Res	Type	Atoms	Z	Observed(Å)	Ideal(Å)
2	6B	221	ALA	CA-C	17.81	1.99	1.52
2	6J	221	ALA	CA-C	17.81	1.99	1.52
2	6R	221	ALA	CA-C	17.81	1.99	1.52
2	7N	221	ALA	CA-C	17.81	1.99	1.52
1	1E	147	ARG	CZ-NH1	-17.80	1.09	1.33
1	2M	147	ARG	CZ-NH1	-17.80	1.09	1.33
1	22	147	ARG	CZ-NH1	-17.80	1.09	1.33
1	3M	147	ARG	CZ-NH1	-17.80	1.09	1.33
1	36	147	ARG	CZ-NH1	-17.80	1.09	1.33
1	4I	147	ARG	CZ-NH1	-17.80	1.09	1.33
1	4Q	147	ARG	CZ-NH1	-17.80	1.09	1.33
1	5Y	147	ARG	CZ-NH1	-17.80	1.09	1.33
1	6E	147	ARG	CZ-NH1	-17.80	1.09	1.33
1	6Y	147	ARG	CZ-NH1	-17.80	1.09	1.33
1	7I	147	ARG	CZ-NH1	-17.80	1.09	1.33
1	7U	147	ARG	CZ-NH1	-17.80	1.09	1.33
2	13	108	HIS	C-O	17.80	1.57	1.23
2	17	108	HIS	C-O	17.80	1.57	1.23
2	2B	108	HIS	C-O	17.80	1.57	1.23
2	3R	108	HIS	C-O	17.80	1.57	1.23
2	3V	108	HIS	C-O	17.80	1.57	1.23
2	3Z	108	HIS	C-O	17.80	1.57	1.23
2	5F	108	HIS	C-O	17.80	1.57	1.23
2	5J	108	HIS	C-O	17.80	1.57	1.23
2	5N	108	HIS	C-O	17.80	1.57	1.23
2	63	108	HIS	C-O	17.80	1.57	1.23
2	67	108	HIS	C-O	17.80	1.57	1.23
2	7B	108	HIS	C-O	17.80	1.57	1.23
1	1Q	147	ARG	CZ-NH1	-17.80	1.09	1.33
1	1U	147	ARG	CZ-NH1	-17.80	1.09	1.33
1	1Y	147	ARG	CZ-NH1	-17.80	1.09	1.33
1	2Q	147	ARG	CZ-NH1	-17.80	1.09	1.33
1	2U	147	ARG	CZ-NH1	-17.80	1.09	1.33
1	2Y	147	ARG	CZ-NH1	-17.80	1.09	1.33
1	42	147	ARG	CZ-NH1	-17.80	1.09	1.33
1	46	147	ARG	CZ-NH1	-17.80	1.09	1.33
1	5A	147	ARG	CZ-NH1	-17.80	1.09	1.33
1	52	147	ARG	CZ-NH1	-17.80	1.09	1.33
1	56	147	ARG	CZ-NH1	-17.80	1.09	1.33
1	6A	147	ARG	CZ-NH1	-17.80	1.09	1.33
2	13	72	ARG	NE-CZ	17.80	1.56	1.33
2	17	72	ARG	NE-CZ	17.80	1.56	1.33

*Continued on next page...*

*Continued from previous page...*

Mol	Chain	Res	Type	Atoms	Z	Observed(Å)	Ideal(Å)
2	2B	72	ARG	NE-CZ	17.80	1.56	1.33
2	3R	72	ARG	NE-CZ	17.80	1.56	1.33
2	3V	72	ARG	NE-CZ	17.80	1.56	1.33
2	3Z	72	ARG	NE-CZ	17.80	1.56	1.33
2	5F	72	ARG	NE-CZ	17.80	1.56	1.33
2	5J	72	ARG	NE-CZ	17.80	1.56	1.33
2	5N	72	ARG	NE-CZ	17.80	1.56	1.33
2	63	72	ARG	NE-CZ	17.80	1.56	1.33
2	67	72	ARG	NE-CZ	17.80	1.56	1.33
2	7B	72	ARG	NE-CZ	17.80	1.56	1.33
2	1F	72	ARG	NE-CZ	17.79	1.56	1.33
2	2N	72	ARG	NE-CZ	17.79	1.56	1.33
2	23	72	ARG	NE-CZ	17.79	1.56	1.33
2	3N	72	ARG	NE-CZ	17.79	1.56	1.33
2	37	72	ARG	NE-CZ	17.79	1.56	1.33
2	4J	72	ARG	NE-CZ	17.79	1.56	1.33
2	4R	72	ARG	NE-CZ	17.79	1.56	1.33
2	5Z	72	ARG	NE-CZ	17.79	1.56	1.33
2	6F	72	ARG	NE-CZ	17.79	1.56	1.33
2	6Z	72	ARG	NE-CZ	17.79	1.56	1.33
2	7J	72	ARG	NE-CZ	17.79	1.56	1.33
2	7V	72	ARG	NE-CZ	17.79	1.56	1.33
2	1N	72	ARG	NE-CZ	17.79	1.56	1.33
2	2J	72	ARG	NE-CZ	17.79	1.56	1.33
2	3B	72	ARG	NE-CZ	17.79	1.56	1.33
2	3J	72	ARG	NE-CZ	17.79	1.56	1.33
2	33	72	ARG	NE-CZ	17.79	1.56	1.33
2	4F	72	ARG	NE-CZ	17.79	1.56	1.33
2	4Z	72	ARG	NE-CZ	17.79	1.56	1.33
2	5V	72	ARG	NE-CZ	17.79	1.56	1.33
2	6N	72	ARG	NE-CZ	17.79	1.56	1.33
2	6V	72	ARG	NE-CZ	17.79	1.56	1.33
2	7F	72	ARG	NE-CZ	17.79	1.56	1.33
2	7R	72	ARG	NE-CZ	17.79	1.56	1.33
2	1N	221	ALA	CA-C	17.79	1.99	1.52
2	2J	221	ALA	CA-C	17.79	1.99	1.52
2	3B	221	ALA	CA-C	17.79	1.99	1.52
2	3J	221	ALA	CA-C	17.79	1.99	1.52
2	33	221	ALA	CA-C	17.79	1.99	1.52
2	4F	221	ALA	CA-C	17.79	1.99	1.52
2	4Z	221	ALA	CA-C	17.79	1.99	1.52
2	5V	221	ALA	CA-C	17.79	1.99	1.52

*Continued on next page...*

*Continued from previous page...*

Mol	Chain	Res	Type	Atoms	Z	Observed(Å)	Ideal(Å)
2	6N	221	ALA	CA-C	17.79	1.99	1.52
2	6V	221	ALA	CA-C	17.79	1.99	1.52
2	7F	221	ALA	CA-C	17.79	1.99	1.52
2	7R	221	ALA	CA-C	17.79	1.99	1.52
1	1Q	152	SER	N-CA	17.79	1.81	1.46
1	1U	152	SER	N-CA	17.79	1.81	1.46
1	1Y	152	SER	N-CA	17.79	1.81	1.46
1	2Q	152	SER	N-CA	17.79	1.81	1.46
1	2U	152	SER	N-CA	17.79	1.81	1.46
1	2Y	152	SER	N-CA	17.79	1.81	1.46
1	42	152	SER	N-CA	17.79	1.81	1.46
1	46	152	SER	N-CA	17.79	1.81	1.46
1	5A	152	SER	N-CA	17.79	1.81	1.46
1	52	152	SER	N-CA	17.79	1.81	1.46
1	56	152	SER	N-CA	17.79	1.81	1.46
1	6A	152	SER	N-CA	17.79	1.81	1.46
1	1M	152	SER	N-CA	17.78	1.81	1.46
1	2I	152	SER	N-CA	17.78	1.81	1.46
1	3A	152	SER	N-CA	17.78	1.81	1.46
1	3I	152	SER	N-CA	17.78	1.81	1.46
1	32	152	SER	N-CA	17.78	1.81	1.46
1	4E	152	SER	N-CA	17.78	1.81	1.46
1	4Y	152	SER	N-CA	17.78	1.81	1.46
1	5U	152	SER	N-CA	17.78	1.81	1.46
1	6M	152	SER	N-CA	17.78	1.81	1.46
1	6U	152	SER	N-CA	17.78	1.81	1.46
1	7E	152	SER	N-CA	17.78	1.81	1.46
1	7Q	152	SER	N-CA	17.78	1.81	1.46
2	1B	108	HIS	C-O	17.78	1.57	1.23
2	1J	108	HIS	C-O	17.78	1.57	1.23
2	2F	108	HIS	C-O	17.78	1.57	1.23
2	27	108	HIS	C-O	17.78	1.57	1.23
2	3F	108	HIS	C-O	17.78	1.57	1.23
2	4B	108	HIS	C-O	17.78	1.57	1.23
2	4N	108	HIS	C-O	17.78	1.57	1.23
2	4V	108	HIS	C-O	17.78	1.57	1.23
2	5R	108	HIS	C-O	17.78	1.57	1.23
2	6J	108	HIS	C-O	17.78	1.57	1.23
2	6R	108	HIS	C-O	17.78	1.57	1.23
2	7N	108	HIS	C-O	17.78	1.57	1.23
2	1F	221	ALA	CA-C	17.78	1.99	1.52
2	2N	221	ALA	CA-C	17.78	1.99	1.52

*Continued on next page...*

*Continued from previous page...*

Mol	Chain	Res	Type	Atoms	Z	Observed(Å)	Ideal(Å)
2	23	221	ALA	CA-C	17.78	1.99	1.52
2	3N	221	ALA	CA-C	17.78	1.99	1.52
2	37	221	ALA	CA-C	17.78	1.99	1.52
2	4J	221	ALA	CA-C	17.78	1.99	1.52
2	4R	221	ALA	CA-C	17.78	1.99	1.52
2	5Z	221	ALA	CA-C	17.78	1.99	1.52
2	6F	221	ALA	CA-C	17.78	1.99	1.52
2	6Z	221	ALA	CA-C	17.78	1.99	1.52
2	7J	221	ALA	CA-C	17.78	1.99	1.52
2	7V	221	ALA	CA-C	17.78	1.99	1.52
1	1A	152	SER	N-CA	17.78	1.81	1.46
1	1I	152	SER	N-CA	17.78	1.81	1.46
1	2E	152	SER	N-CA	17.78	1.81	1.46
1	26	152	SER	N-CA	17.78	1.81	1.46
1	3E	152	SER	N-CA	17.78	1.81	1.46
1	4A	152	SER	N-CA	17.78	1.81	1.46
1	4M	152	SER	N-CA	17.78	1.81	1.46
1	4U	152	SER	N-CA	17.78	1.81	1.46
1	5Q	152	SER	N-CA	17.78	1.81	1.46
1	6I	152	SER	N-CA	17.78	1.81	1.46
1	6Q	152	SER	N-CA	17.78	1.81	1.46
1	7M	152	SER	N-CA	17.78	1.81	1.46
2	1F	108	HIS	C-O	17.77	1.57	1.23
2	2N	108	HIS	C-O	17.77	1.57	1.23
2	23	108	HIS	C-O	17.77	1.57	1.23
2	3N	108	HIS	C-O	17.77	1.57	1.23
2	37	108	HIS	C-O	17.77	1.57	1.23
2	4J	108	HIS	C-O	17.77	1.57	1.23
2	4R	108	HIS	C-O	17.77	1.57	1.23
2	5Z	108	HIS	C-O	17.77	1.57	1.23
2	6F	108	HIS	C-O	17.77	1.57	1.23
2	6Z	108	HIS	C-O	17.77	1.57	1.23
2	7J	108	HIS	C-O	17.77	1.57	1.23
2	7V	108	HIS	C-O	17.77	1.57	1.23
2	13	9	VAL	CA-CB	17.76	1.92	1.54
2	17	9	VAL	CA-CB	17.76	1.92	1.54
2	2B	9	VAL	CA-CB	17.76	1.92	1.54
2	3R	9	VAL	CA-CB	17.76	1.92	1.54
2	3V	9	VAL	CA-CB	17.76	1.92	1.54
2	3Z	9	VAL	CA-CB	17.76	1.92	1.54
2	5F	9	VAL	CA-CB	17.76	1.92	1.54
2	5J	9	VAL	CA-CB	17.76	1.92	1.54

*Continued on next page...*

*Continued from previous page...*

Mol	Chain	Res	Type	Atoms	Z	Observed(Å)	Ideal(Å)
2	5N	9	VAL	CA-CB	17.76	1.92	1.54
2	63	9	VAL	CA-CB	17.76	1.92	1.54
2	67	9	VAL	CA-CB	17.76	1.92	1.54
2	7B	9	VAL	CA-CB	17.76	1.92	1.54
1	1E	152	SER	N-CA	17.76	1.81	1.46
1	2M	152	SER	N-CA	17.76	1.81	1.46
1	22	152	SER	N-CA	17.76	1.81	1.46
1	3M	152	SER	N-CA	17.76	1.81	1.46
1	36	152	SER	N-CA	17.76	1.81	1.46
1	4I	152	SER	N-CA	17.76	1.81	1.46
1	4Q	152	SER	N-CA	17.76	1.81	1.46
1	5Y	152	SER	N-CA	17.76	1.81	1.46
1	6E	152	SER	N-CA	17.76	1.81	1.46
1	6Y	152	SER	N-CA	17.76	1.81	1.46
1	7I	152	SER	N-CA	17.76	1.81	1.46
1	7U	152	SER	N-CA	17.76	1.81	1.46
2	13	26	ALA	C-N	-17.76	1.00	1.34
2	17	26	ALA	C-N	-17.76	1.00	1.34
2	2B	26	ALA	C-N	-17.76	1.00	1.34
2	3R	26	ALA	C-N	-17.76	1.00	1.34
2	3V	26	ALA	C-N	-17.76	1.00	1.34
2	3Z	26	ALA	C-N	-17.76	1.00	1.34
2	5F	26	ALA	C-N	-17.76	1.00	1.34
2	5J	26	ALA	C-N	-17.76	1.00	1.34
2	5N	26	ALA	C-N	-17.76	1.00	1.34
2	63	26	ALA	C-N	-17.76	1.00	1.34
2	67	26	ALA	C-N	-17.76	1.00	1.34
2	7B	26	ALA	C-N	-17.76	1.00	1.34
1	12	152	SER	N-CA	17.76	1.81	1.46
1	16	152	SER	N-CA	17.76	1.81	1.46
1	2A	152	SER	N-CA	17.76	1.81	1.46
1	3Q	152	SER	N-CA	17.76	1.81	1.46
1	3U	152	SER	N-CA	17.76	1.81	1.46
1	3Y	152	SER	N-CA	17.76	1.81	1.46
1	5E	152	SER	N-CA	17.76	1.81	1.46
1	5I	152	SER	N-CA	17.76	1.81	1.46
1	5M	152	SER	N-CA	17.76	1.81	1.46
1	62	152	SER	N-CA	17.76	1.81	1.46
1	66	152	SER	N-CA	17.76	1.81	1.46
1	7A	152	SER	N-CA	17.76	1.81	1.46
1	12	154	SER	CB-OG	-17.75	1.19	1.42
1	16	154	SER	CB-OG	-17.75	1.19	1.42

*Continued on next page...*

*Continued from previous page...*

Mol	Chain	Res	Type	Atoms	Z	Observed(Å)	Ideal(Å)
1	2A	154	SER	CB-OG	-17.75	1.19	1.42
1	3Q	154	SER	CB-OG	-17.75	1.19	1.42
1	3U	154	SER	CB-OG	-17.75	1.19	1.42
1	3Y	154	SER	CB-OG	-17.75	1.19	1.42
1	5E	154	SER	CB-OG	-17.75	1.19	1.42
1	5I	154	SER	CB-OG	-17.75	1.19	1.42
1	5M	154	SER	CB-OG	-17.75	1.19	1.42
1	62	154	SER	CB-OG	-17.75	1.19	1.42
1	66	154	SER	CB-OG	-17.75	1.19	1.42
1	7A	154	SER	CB-OG	-17.75	1.19	1.42
2	1N	26	ALA	C-N	-17.75	1.00	1.34
2	2J	26	ALA	C-N	-17.75	1.00	1.34
2	3B	26	ALA	C-N	-17.75	1.00	1.34
2	3J	26	ALA	C-N	-17.75	1.00	1.34
2	33	26	ALA	C-N	-17.75	1.00	1.34
2	4F	26	ALA	C-N	-17.75	1.00	1.34
2	4Z	26	ALA	C-N	-17.75	1.00	1.34
2	5V	26	ALA	C-N	-17.75	1.00	1.34
2	6N	26	ALA	C-N	-17.75	1.00	1.34
2	6V	26	ALA	C-N	-17.75	1.00	1.34
2	7F	26	ALA	C-N	-17.75	1.00	1.34
2	7R	26	ALA	C-N	-17.75	1.00	1.34
2	1R	9	VAL	CA-CB	17.74	1.92	1.54
2	1V	9	VAL	CA-CB	17.74	1.92	1.54
2	1Z	9	VAL	CA-CB	17.74	1.92	1.54
2	2R	9	VAL	CA-CB	17.74	1.92	1.54
2	2V	9	VAL	CA-CB	17.74	1.92	1.54
2	2Z	9	VAL	CA-CB	17.74	1.92	1.54
2	43	9	VAL	CA-CB	17.74	1.92	1.54
2	47	9	VAL	CA-CB	17.74	1.92	1.54
2	5B	9	VAL	CA-CB	17.74	1.92	1.54
2	53	9	VAL	CA-CB	17.74	1.92	1.54
2	57	9	VAL	CA-CB	17.74	1.92	1.54
2	6B	9	VAL	CA-CB	17.74	1.92	1.54
2	1B	9	VAL	CA-CB	17.74	1.92	1.54
2	1F	26	ALA	C-N	-17.74	1.00	1.34
2	1J	9	VAL	CA-CB	17.74	1.92	1.54
2	1N	9	VAL	CA-CB	17.74	1.92	1.54
2	2F	9	VAL	CA-CB	17.74	1.92	1.54
2	2J	9	VAL	CA-CB	17.74	1.92	1.54
2	2N	26	ALA	C-N	-17.74	1.00	1.34
2	23	26	ALA	C-N	-17.74	1.00	1.34

*Continued on next page...*

*Continued from previous page...*

Mol	Chain	Res	Type	Atoms	Z	Observed(Å)	Ideal(Å)
2	27	9	VAL	CA-CB	17.74	1.92	1.54
2	3B	9	VAL	CA-CB	17.74	1.92	1.54
2	3F	9	VAL	CA-CB	17.74	1.92	1.54
2	3J	9	VAL	CA-CB	17.74	1.92	1.54
2	3N	26	ALA	C-N	-17.74	1.00	1.34
2	33	9	VAL	CA-CB	17.74	1.92	1.54
2	37	26	ALA	C-N	-17.74	1.00	1.34
2	4B	9	VAL	CA-CB	17.74	1.92	1.54
2	4F	9	VAL	CA-CB	17.74	1.92	1.54
2	4J	26	ALA	C-N	-17.74	1.00	1.34
2	4N	9	VAL	CA-CB	17.74	1.92	1.54
2	4R	26	ALA	C-N	-17.74	1.00	1.34
2	4V	9	VAL	CA-CB	17.74	1.92	1.54
2	4Z	9	VAL	CA-CB	17.74	1.92	1.54
2	5R	9	VAL	CA-CB	17.74	1.92	1.54
2	5V	9	VAL	CA-CB	17.74	1.92	1.54
2	5Z	26	ALA	C-N	-17.74	1.00	1.34
2	6F	26	ALA	C-N	-17.74	1.00	1.34
2	6J	9	VAL	CA-CB	17.74	1.92	1.54
2	6N	9	VAL	CA-CB	17.74	1.92	1.54
2	6R	9	VAL	CA-CB	17.74	1.92	1.54
2	6V	9	VAL	CA-CB	17.74	1.92	1.54
2	6Z	26	ALA	C-N	-17.74	1.00	1.34
2	7F	9	VAL	CA-CB	17.74	1.92	1.54
2	7J	26	ALA	C-N	-17.74	1.00	1.34
2	7N	9	VAL	CA-CB	17.74	1.92	1.54
2	7R	9	VAL	CA-CB	17.74	1.92	1.54
2	7V	26	ALA	C-N	-17.74	1.00	1.34
2	1N	108	HIS	C-O	17.73	1.57	1.23
2	2J	108	HIS	C-O	17.73	1.57	1.23
2	3B	108	HIS	C-O	17.73	1.57	1.23
2	3J	108	HIS	C-O	17.73	1.57	1.23
2	33	108	HIS	C-O	17.73	1.57	1.23
2	4F	108	HIS	C-O	17.73	1.57	1.23
2	4Z	108	HIS	C-O	17.73	1.57	1.23
2	5V	108	HIS	C-O	17.73	1.57	1.23
2	6N	108	HIS	C-O	17.73	1.57	1.23
2	6V	108	HIS	C-O	17.73	1.57	1.23
2	7F	108	HIS	C-O	17.73	1.57	1.23
2	7R	108	HIS	C-O	17.73	1.57	1.23
2	1B	26	ALA	C-N	-17.73	1.00	1.34
2	1F	9	VAL	CA-CB	17.73	1.92	1.54

*Continued on next page...*



*Continued from previous page...*

Mol	Chain	Res	Type	Atoms	Z	Observed(Å)	Ideal(Å)
2	1J	26	ALA	C-N	-17.73	1.00	1.34
2	1R	26	ALA	C-N	-17.73	1.00	1.34
2	1V	26	ALA	C-N	-17.73	1.00	1.34
2	1Z	26	ALA	C-N	-17.73	1.00	1.34
2	2F	26	ALA	C-N	-17.73	1.00	1.34
2	2N	9	VAL	CA-CB	17.73	1.92	1.54
2	2R	26	ALA	C-N	-17.73	1.00	1.34
2	2V	26	ALA	C-N	-17.73	1.00	1.34
2	2Z	26	ALA	C-N	-17.73	1.00	1.34
2	23	9	VAL	CA-CB	17.73	1.92	1.54
2	27	26	ALA	C-N	-17.73	1.00	1.34
2	3F	26	ALA	C-N	-17.73	1.00	1.34
2	3N	9	VAL	CA-CB	17.73	1.92	1.54
2	37	9	VAL	CA-CB	17.73	1.92	1.54
2	4B	26	ALA	C-N	-17.73	1.00	1.34
2	4J	9	VAL	CA-CB	17.73	1.92	1.54
2	4N	26	ALA	C-N	-17.73	1.00	1.34
2	4R	9	VAL	CA-CB	17.73	1.92	1.54
2	4V	26	ALA	C-N	-17.73	1.00	1.34
2	43	26	ALA	C-N	-17.73	1.00	1.34
2	47	26	ALA	C-N	-17.73	1.00	1.34
2	5B	26	ALA	C-N	-17.73	1.00	1.34
2	5R	26	ALA	C-N	-17.73	1.00	1.34
2	5Z	9	VAL	CA-CB	17.73	1.92	1.54
2	53	26	ALA	C-N	-17.73	1.00	1.34
2	57	26	ALA	C-N	-17.73	1.00	1.34
2	6B	26	ALA	C-N	-17.73	1.00	1.34
2	6F	9	VAL	CA-CB	17.73	1.92	1.54
2	6J	26	ALA	C-N	-17.73	1.00	1.34
2	6R	26	ALA	C-N	-17.73	1.00	1.34
2	6Z	9	VAL	CA-CB	17.73	1.92	1.54
2	7J	9	VAL	CA-CB	17.73	1.92	1.54
2	7N	26	ALA	C-N	-17.73	1.00	1.34
2	7V	9	VAL	CA-CB	17.73	1.92	1.54
1	1M	154	SER	CB-OG	-17.72	1.19	1.42
1	2I	154	SER	CB-OG	-17.72	1.19	1.42
1	3A	154	SER	CB-OG	-17.72	1.19	1.42
1	3I	154	SER	CB-OG	-17.72	1.19	1.42
1	32	154	SER	CB-OG	-17.72	1.19	1.42
1	4E	154	SER	CB-OG	-17.72	1.19	1.42
1	4Y	154	SER	CB-OG	-17.72	1.19	1.42
1	5U	154	SER	CB-OG	-17.72	1.19	1.42

*Continued on next page...*

*Continued from previous page...*

Mol	Chain	Res	Type	Atoms	Z	Observed(Å)	Ideal(Å)
1	6M	154	SER	CB-OG	-17.72	1.19	1.42
1	6U	154	SER	CB-OG	-17.72	1.19	1.42
1	7E	154	SER	CB-OG	-17.72	1.19	1.42
1	7Q	154	SER	CB-OG	-17.72	1.19	1.42
2	1B	108	HIS	CG-CD2	17.71	1.65	1.35
2	1J	108	HIS	CG-CD2	17.71	1.65	1.35
2	2F	108	HIS	CG-CD2	17.71	1.65	1.35
2	27	108	HIS	CG-CD2	17.71	1.65	1.35
2	3F	108	HIS	CG-CD2	17.71	1.65	1.35
2	4B	108	HIS	CG-CD2	17.71	1.65	1.35
2	4N	108	HIS	CG-CD2	17.71	1.65	1.35
2	4V	108	HIS	CG-CD2	17.71	1.65	1.35
2	5R	108	HIS	CG-CD2	17.71	1.65	1.35
2	6J	108	HIS	CG-CD2	17.71	1.65	1.35
2	6R	108	HIS	CG-CD2	17.71	1.65	1.35
2	7N	108	HIS	CG-CD2	17.71	1.65	1.35
2	13	108	HIS	CG-CD2	17.71	1.65	1.35
2	17	108	HIS	CG-CD2	17.71	1.65	1.35
2	2B	108	HIS	CG-CD2	17.71	1.65	1.35
2	3R	108	HIS	CG-CD2	17.71	1.65	1.35
2	3V	108	HIS	CG-CD2	17.71	1.65	1.35
2	3Z	108	HIS	CG-CD2	17.71	1.65	1.35
2	5F	108	HIS	CG-CD2	17.71	1.65	1.35
2	5J	108	HIS	CG-CD2	17.71	1.65	1.35
2	5N	108	HIS	CG-CD2	17.71	1.65	1.35
2	63	108	HIS	CG-CD2	17.71	1.65	1.35
2	67	108	HIS	CG-CD2	17.71	1.65	1.35
2	7B	108	HIS	CG-CD2	17.71	1.65	1.35
2	1R	108	HIS	CG-CD2	17.70	1.65	1.35
2	1V	108	HIS	CG-CD2	17.70	1.65	1.35
2	1Z	108	HIS	CG-CD2	17.70	1.65	1.35
2	2R	108	HIS	CG-CD2	17.70	1.65	1.35
2	2V	108	HIS	CG-CD2	17.70	1.65	1.35
2	2Z	108	HIS	CG-CD2	17.70	1.65	1.35
2	43	108	HIS	CG-CD2	17.70	1.65	1.35
2	47	108	HIS	CG-CD2	17.70	1.65	1.35
2	5B	108	HIS	CG-CD2	17.70	1.65	1.35
2	53	108	HIS	CG-CD2	17.70	1.65	1.35
2	57	108	HIS	CG-CD2	17.70	1.65	1.35
2	6B	108	HIS	CG-CD2	17.70	1.65	1.35
2	1F	108	HIS	CG-CD2	17.69	1.65	1.35
1	1Q	154	SER	CB-OG	-17.69	1.19	1.42

*Continued on next page...*

*Continued from previous page...*

Mol	Chain	Res	Type	Atoms	Z	Observed(Å)	Ideal(Å)
1	1U	154	SER	CB-OG	-17.69	1.19	1.42
1	1Y	154	SER	CB-OG	-17.69	1.19	1.42
2	2N	108	HIS	CG-CD2	17.69	1.65	1.35
1	2Q	154	SER	CB-OG	-17.69	1.19	1.42
1	2U	154	SER	CB-OG	-17.69	1.19	1.42
1	2Y	154	SER	CB-OG	-17.69	1.19	1.42
2	23	108	HIS	CG-CD2	17.69	1.65	1.35
2	3N	108	HIS	CG-CD2	17.69	1.65	1.35
2	37	108	HIS	CG-CD2	17.69	1.65	1.35
2	4J	108	HIS	CG-CD2	17.69	1.65	1.35
2	4R	108	HIS	CG-CD2	17.69	1.65	1.35
1	42	154	SER	CB-OG	-17.69	1.19	1.42
1	46	154	SER	CB-OG	-17.69	1.19	1.42
1	5A	154	SER	CB-OG	-17.69	1.19	1.42
2	5Z	108	HIS	CG-CD2	17.69	1.65	1.35
1	52	154	SER	CB-OG	-17.69	1.19	1.42
1	56	154	SER	CB-OG	-17.69	1.19	1.42
1	6A	154	SER	CB-OG	-17.69	1.19	1.42
2	6F	108	HIS	CG-CD2	17.69	1.65	1.35
2	6Z	108	HIS	CG-CD2	17.69	1.65	1.35
2	7J	108	HIS	CG-CD2	17.69	1.65	1.35
2	7V	108	HIS	CG-CD2	17.69	1.65	1.35
2	1N	108	HIS	CG-CD2	17.68	1.65	1.35
2	2J	108	HIS	CG-CD2	17.68	1.65	1.35
2	3B	108	HIS	CG-CD2	17.68	1.65	1.35
2	3J	108	HIS	CG-CD2	17.68	1.65	1.35
2	33	108	HIS	CG-CD2	17.68	1.65	1.35
2	4F	108	HIS	CG-CD2	17.68	1.65	1.35
2	4Z	108	HIS	CG-CD2	17.68	1.65	1.35
2	5V	108	HIS	CG-CD2	17.68	1.65	1.35
2	6N	108	HIS	CG-CD2	17.68	1.65	1.35
2	6V	108	HIS	CG-CD2	17.68	1.65	1.35
2	7F	108	HIS	CG-CD2	17.68	1.65	1.35
2	7R	108	HIS	CG-CD2	17.68	1.65	1.35
1	1A	154	SER	CB-OG	-17.68	1.19	1.42
1	1I	154	SER	CB-OG	-17.68	1.19	1.42
1	2E	154	SER	CB-OG	-17.68	1.19	1.42
1	26	154	SER	CB-OG	-17.68	1.19	1.42
1	3E	154	SER	CB-OG	-17.68	1.19	1.42
1	4A	154	SER	CB-OG	-17.68	1.19	1.42
1	4M	154	SER	CB-OG	-17.68	1.19	1.42
1	4U	154	SER	CB-OG	-17.68	1.19	1.42

*Continued on next page...*

*Continued from previous page...*

Mol	Chain	Res	Type	Atoms	Z	Observed(Å)	Ideal(Å)
1	5Q	154	SER	CB-OG	-17.68	1.19	1.42
1	6I	154	SER	CB-OG	-17.68	1.19	1.42
1	6Q	154	SER	CB-OG	-17.68	1.19	1.42
1	7M	154	SER	CB-OG	-17.68	1.19	1.42
1	1E	154	SER	CB-OG	-17.67	1.19	1.42
1	2M	154	SER	CB-OG	-17.67	1.19	1.42
1	22	154	SER	CB-OG	-17.67	1.19	1.42
1	3M	154	SER	CB-OG	-17.67	1.19	1.42
1	36	154	SER	CB-OG	-17.67	1.19	1.42
1	4I	154	SER	CB-OG	-17.67	1.19	1.42
1	4Q	154	SER	CB-OG	-17.67	1.19	1.42
1	5Y	154	SER	CB-OG	-17.67	1.19	1.42
1	6E	154	SER	CB-OG	-17.67	1.19	1.42
1	6Y	154	SER	CB-OG	-17.67	1.19	1.42
1	7I	154	SER	CB-OG	-17.67	1.19	1.42
1	7U	154	SER	CB-OG	-17.67	1.19	1.42
1	1M	36	THR	CA-CB	17.65	1.99	1.53
1	2I	36	THR	CA-CB	17.65	1.99	1.53
1	3A	36	THR	CA-CB	17.65	1.99	1.53
1	3I	36	THR	CA-CB	17.65	1.99	1.53
1	32	36	THR	CA-CB	17.65	1.99	1.53
1	4E	36	THR	CA-CB	17.65	1.99	1.53
1	4Y	36	THR	CA-CB	17.65	1.99	1.53
1	5U	36	THR	CA-CB	17.65	1.99	1.53
1	6M	36	THR	CA-CB	17.65	1.99	1.53
1	6U	36	THR	CA-CB	17.65	1.99	1.53
1	7E	36	THR	CA-CB	17.65	1.99	1.53
1	7Q	36	THR	CA-CB	17.65	1.99	1.53
1	12	36	THR	CA-CB	17.64	1.99	1.53
1	16	36	THR	CA-CB	17.64	1.99	1.53
1	2A	36	THR	CA-CB	17.64	1.99	1.53
1	3Q	36	THR	CA-CB	17.64	1.99	1.53
1	3U	36	THR	CA-CB	17.64	1.99	1.53
1	3Y	36	THR	CA-CB	17.64	1.99	1.53
1	5E	36	THR	CA-CB	17.64	1.99	1.53
1	5I	36	THR	CA-CB	17.64	1.99	1.53
1	5M	36	THR	CA-CB	17.64	1.99	1.53
1	62	36	THR	CA-CB	17.64	1.99	1.53
1	66	36	THR	CA-CB	17.64	1.99	1.53
1	7A	36	THR	CA-CB	17.64	1.99	1.53
1	1E	36	THR	CA-CB	17.64	1.99	1.53
1	2M	36	THR	CA-CB	17.64	1.99	1.53

*Continued on next page...*

*Continued from previous page...*

Mol	Chain	Res	Type	Atoms	Z	Observed(Å)	Ideal(Å)
1	22	36	THR	CA-CB	17.64	1.99	1.53
1	3M	36	THR	CA-CB	17.64	1.99	1.53
1	36	36	THR	CA-CB	17.64	1.99	1.53
1	4I	36	THR	CA-CB	17.64	1.99	1.53
1	4Q	36	THR	CA-CB	17.64	1.99	1.53
1	5Y	36	THR	CA-CB	17.64	1.99	1.53
1	6E	36	THR	CA-CB	17.64	1.99	1.53
1	6Y	36	THR	CA-CB	17.64	1.99	1.53
1	7I	36	THR	CA-CB	17.64	1.99	1.53
1	7U	36	THR	CA-CB	17.64	1.99	1.53
1	1A	36	THR	CA-CB	17.62	1.99	1.53
1	1I	36	THR	CA-CB	17.62	1.99	1.53
1	2E	36	THR	CA-CB	17.62	1.99	1.53
1	26	36	THR	CA-CB	17.62	1.99	1.53
1	3E	36	THR	CA-CB	17.62	1.99	1.53
1	4A	36	THR	CA-CB	17.62	1.99	1.53
1	4M	36	THR	CA-CB	17.62	1.99	1.53
1	4U	36	THR	CA-CB	17.62	1.99	1.53
1	5Q	36	THR	CA-CB	17.62	1.99	1.53
1	6I	36	THR	CA-CB	17.62	1.99	1.53
1	6Q	36	THR	CA-CB	17.62	1.99	1.53
1	7M	36	THR	CA-CB	17.62	1.99	1.53
1	1Q	36	THR	CA-CB	17.62	1.99	1.53
1	1U	36	THR	CA-CB	17.62	1.99	1.53
1	1Y	36	THR	CA-CB	17.62	1.99	1.53
1	2Q	36	THR	CA-CB	17.62	1.99	1.53
1	2U	36	THR	CA-CB	17.62	1.99	1.53
1	2Y	36	THR	CA-CB	17.62	1.99	1.53
1	42	36	THR	CA-CB	17.62	1.99	1.53
1	46	36	THR	CA-CB	17.62	1.99	1.53
1	5A	36	THR	CA-CB	17.62	1.99	1.53
1	52	36	THR	CA-CB	17.62	1.99	1.53
1	56	36	THR	CA-CB	17.62	1.99	1.53
1	6A	36	THR	CA-CB	17.62	1.99	1.53
2	1R	217	PRO	CA-C	-17.55	1.17	1.52
2	1V	217	PRO	CA-C	-17.55	1.17	1.52
2	1Z	217	PRO	CA-C	-17.55	1.17	1.52
2	2R	217	PRO	CA-C	-17.55	1.17	1.52
2	2V	217	PRO	CA-C	-17.55	1.17	1.52
2	2Z	217	PRO	CA-C	-17.55	1.17	1.52
2	43	217	PRO	CA-C	-17.55	1.17	1.52
2	47	217	PRO	CA-C	-17.55	1.17	1.52

*Continued on next page...*

*Continued from previous page...*

Mol	Chain	Res	Type	Atoms	Z	Observed(Å)	Ideal(Å)
2	5B	217	PRO	CA-C	-17.55	1.17	1.52
2	53	217	PRO	CA-C	-17.55	1.17	1.52
2	57	217	PRO	CA-C	-17.55	1.17	1.52
2	6B	217	PRO	CA-C	-17.55	1.17	1.52
2	13	217	PRO	CA-C	-17.55	1.17	1.52
2	17	217	PRO	CA-C	-17.55	1.17	1.52
2	2B	217	PRO	CA-C	-17.55	1.17	1.52
2	3R	217	PRO	CA-C	-17.55	1.17	1.52
2	3V	217	PRO	CA-C	-17.55	1.17	1.52
2	3Z	217	PRO	CA-C	-17.55	1.17	1.52
2	5F	217	PRO	CA-C	-17.55	1.17	1.52
2	5J	217	PRO	CA-C	-17.55	1.17	1.52
2	5N	217	PRO	CA-C	-17.55	1.17	1.52
2	63	217	PRO	CA-C	-17.55	1.17	1.52
2	67	217	PRO	CA-C	-17.55	1.17	1.52
2	7B	217	PRO	CA-C	-17.55	1.17	1.52
2	1F	60	ARG	N-CA	-17.54	1.11	1.46
2	2N	60	ARG	N-CA	-17.54	1.11	1.46
2	23	60	ARG	N-CA	-17.54	1.11	1.46
2	3N	60	ARG	N-CA	-17.54	1.11	1.46
2	37	60	ARG	N-CA	-17.54	1.11	1.46
2	4J	60	ARG	N-CA	-17.54	1.11	1.46
2	4R	60	ARG	N-CA	-17.54	1.11	1.46
2	5Z	60	ARG	N-CA	-17.54	1.11	1.46
2	6F	60	ARG	N-CA	-17.54	1.11	1.46
2	6Z	60	ARG	N-CA	-17.54	1.11	1.46
2	7J	60	ARG	N-CA	-17.54	1.11	1.46
2	7V	60	ARG	N-CA	-17.54	1.11	1.46
2	13	60	ARG	N-CA	-17.53	1.11	1.46
2	17	60	ARG	N-CA	-17.53	1.11	1.46
2	2B	60	ARG	N-CA	-17.53	1.11	1.46
2	3R	60	ARG	N-CA	-17.53	1.11	1.46
2	3V	60	ARG	N-CA	-17.53	1.11	1.46
2	3Z	60	ARG	N-CA	-17.53	1.11	1.46
2	5F	60	ARG	N-CA	-17.53	1.11	1.46
2	5J	60	ARG	N-CA	-17.53	1.11	1.46
2	5N	60	ARG	N-CA	-17.53	1.11	1.46
2	63	60	ARG	N-CA	-17.53	1.11	1.46
2	67	60	ARG	N-CA	-17.53	1.11	1.46
2	7B	60	ARG	N-CA	-17.53	1.11	1.46
2	1B	60	ARG	N-CA	-17.53	1.11	1.46
2	1J	60	ARG	N-CA	-17.53	1.11	1.46

*Continued on next page...*

*Continued from previous page...*

Mol	Chain	Res	Type	Atoms	Z	Observed(Å)	Ideal(Å)
2	2F	60	ARG	N-CA	-17.53	1.11	1.46
2	27	60	ARG	N-CA	-17.53	1.11	1.46
2	3F	60	ARG	N-CA	-17.53	1.11	1.46
2	4B	60	ARG	N-CA	-17.53	1.11	1.46
2	4N	60	ARG	N-CA	-17.53	1.11	1.46
2	4V	60	ARG	N-CA	-17.53	1.11	1.46
2	5R	60	ARG	N-CA	-17.53	1.11	1.46
2	6J	60	ARG	N-CA	-17.53	1.11	1.46
2	6R	60	ARG	N-CA	-17.53	1.11	1.46
2	7N	60	ARG	N-CA	-17.53	1.11	1.46
1	1A	183	GLN	CA-C	-17.53	1.07	1.52
1	1I	183	GLN	CA-C	-17.53	1.07	1.52
1	2E	183	GLN	CA-C	-17.53	1.07	1.52
1	26	183	GLN	CA-C	-17.53	1.07	1.52
1	3E	183	GLN	CA-C	-17.53	1.07	1.52
1	4A	183	GLN	CA-C	-17.53	1.07	1.52
1	4M	183	GLN	CA-C	-17.53	1.07	1.52
1	4U	183	GLN	CA-C	-17.53	1.07	1.52
1	5Q	183	GLN	CA-C	-17.53	1.07	1.52
1	6I	183	GLN	CA-C	-17.53	1.07	1.52
1	6Q	183	GLN	CA-C	-17.53	1.07	1.52
1	7M	183	GLN	CA-C	-17.53	1.07	1.52
2	1B	217	PRO	CA-C	-17.53	1.17	1.52
2	1J	217	PRO	CA-C	-17.53	1.17	1.52
2	2F	217	PRO	CA-C	-17.53	1.17	1.52
2	27	217	PRO	CA-C	-17.53	1.17	1.52
2	3F	217	PRO	CA-C	-17.53	1.17	1.52
2	4B	217	PRO	CA-C	-17.53	1.17	1.52
2	4N	217	PRO	CA-C	-17.53	1.17	1.52
2	4V	217	PRO	CA-C	-17.53	1.17	1.52
2	5R	217	PRO	CA-C	-17.53	1.17	1.52
2	6J	217	PRO	CA-C	-17.53	1.17	1.52
2	6R	217	PRO	CA-C	-17.53	1.17	1.52
2	7N	217	PRO	CA-C	-17.53	1.17	1.52
2	1N	217	PRO	CA-C	-17.52	1.17	1.52
1	12	183	GLN	CA-C	-17.52	1.07	1.52
1	16	183	GLN	CA-C	-17.52	1.07	1.52
1	2A	183	GLN	CA-C	-17.52	1.07	1.52
2	2J	217	PRO	CA-C	-17.52	1.17	1.52
2	3B	217	PRO	CA-C	-17.52	1.17	1.52
2	3J	217	PRO	CA-C	-17.52	1.17	1.52
1	3Q	183	GLN	CA-C	-17.52	1.07	1.52

*Continued on next page...*



*Continued from previous page...*

Mol	Chain	Res	Type	Atoms	Z	Observed(Å)	Ideal(Å)
1	3U	183	GLN	CA-C	-17.52	1.07	1.52
1	3Y	183	GLN	CA-C	-17.52	1.07	1.52
2	33	217	PRO	CA-C	-17.52	1.17	1.52
2	4F	217	PRO	CA-C	-17.52	1.17	1.52
2	4Z	217	PRO	CA-C	-17.52	1.17	1.52
1	5E	183	GLN	CA-C	-17.52	1.07	1.52
1	5I	183	GLN	CA-C	-17.52	1.07	1.52
1	5M	183	GLN	CA-C	-17.52	1.07	1.52
2	5V	217	PRO	CA-C	-17.52	1.17	1.52
2	6N	217	PRO	CA-C	-17.52	1.17	1.52
2	6V	217	PRO	CA-C	-17.52	1.17	1.52
1	62	183	GLN	CA-C	-17.52	1.07	1.52
1	66	183	GLN	CA-C	-17.52	1.07	1.52
1	7A	183	GLN	CA-C	-17.52	1.07	1.52
2	7F	217	PRO	CA-C	-17.52	1.17	1.52
2	7R	217	PRO	CA-C	-17.52	1.17	1.52
1	1M	183	GLN	CA-C	-17.52	1.07	1.52
1	2I	183	GLN	CA-C	-17.52	1.07	1.52
1	3A	183	GLN	CA-C	-17.52	1.07	1.52
1	3I	183	GLN	CA-C	-17.52	1.07	1.52
1	32	183	GLN	CA-C	-17.52	1.07	1.52
1	4E	183	GLN	CA-C	-17.52	1.07	1.52
1	4Y	183	GLN	CA-C	-17.52	1.07	1.52
1	5U	183	GLN	CA-C	-17.52	1.07	1.52
1	6M	183	GLN	CA-C	-17.52	1.07	1.52
1	6U	183	GLN	CA-C	-17.52	1.07	1.52
1	7E	183	GLN	CA-C	-17.52	1.07	1.52
1	7Q	183	GLN	CA-C	-17.52	1.07	1.52
2	1F	217	PRO	CA-C	-17.52	1.17	1.52
2	2N	217	PRO	CA-C	-17.52	1.17	1.52
2	23	217	PRO	CA-C	-17.52	1.17	1.52
2	3N	217	PRO	CA-C	-17.52	1.17	1.52
2	37	217	PRO	CA-C	-17.52	1.17	1.52
2	4J	217	PRO	CA-C	-17.52	1.17	1.52
2	4R	217	PRO	CA-C	-17.52	1.17	1.52
2	5Z	217	PRO	CA-C	-17.52	1.17	1.52
2	6F	217	PRO	CA-C	-17.52	1.17	1.52
2	6Z	217	PRO	CA-C	-17.52	1.17	1.52
2	7J	217	PRO	CA-C	-17.52	1.17	1.52
2	7V	217	PRO	CA-C	-17.52	1.17	1.52
2	1N	60	ARG	N-CA	-17.51	1.11	1.46
2	2J	60	ARG	N-CA	-17.51	1.11	1.46

*Continued on next page...*



*Continued from previous page...*

Mol	Chain	Res	Type	Atoms	Z	Observed(Å)	Ideal(Å)
2	3B	60	ARG	N-CA	-17.51	1.11	1.46
2	3J	60	ARG	N-CA	-17.51	1.11	1.46
2	33	60	ARG	N-CA	-17.51	1.11	1.46
2	4F	60	ARG	N-CA	-17.51	1.11	1.46
2	4Z	60	ARG	N-CA	-17.51	1.11	1.46
2	5V	60	ARG	N-CA	-17.51	1.11	1.46
2	6N	60	ARG	N-CA	-17.51	1.11	1.46
2	6V	60	ARG	N-CA	-17.51	1.11	1.46
2	7F	60	ARG	N-CA	-17.51	1.11	1.46
2	7R	60	ARG	N-CA	-17.51	1.11	1.46
1	1E	183	GLN	CA-C	-17.51	1.07	1.52
1	1Q	183	GLN	CA-C	-17.51	1.07	1.52
1	1U	183	GLN	CA-C	-17.51	1.07	1.52
1	1Y	183	GLN	CA-C	-17.51	1.07	1.52
1	2M	183	GLN	CA-C	-17.51	1.07	1.52
1	2Q	183	GLN	CA-C	-17.51	1.07	1.52
1	2U	183	GLN	CA-C	-17.51	1.07	1.52
1	2Y	183	GLN	CA-C	-17.51	1.07	1.52
1	22	183	GLN	CA-C	-17.51	1.07	1.52
1	3M	183	GLN	CA-C	-17.51	1.07	1.52
1	36	183	GLN	CA-C	-17.51	1.07	1.52
1	4I	183	GLN	CA-C	-17.51	1.07	1.52
1	4Q	183	GLN	CA-C	-17.51	1.07	1.52
1	42	183	GLN	CA-C	-17.51	1.07	1.52
1	46	183	GLN	CA-C	-17.51	1.07	1.52
1	5A	183	GLN	CA-C	-17.51	1.07	1.52
1	5Y	183	GLN	CA-C	-17.51	1.07	1.52
1	52	183	GLN	CA-C	-17.51	1.07	1.52
1	56	183	GLN	CA-C	-17.51	1.07	1.52
1	6A	183	GLN	CA-C	-17.51	1.07	1.52
1	6E	183	GLN	CA-C	-17.51	1.07	1.52
1	6Y	183	GLN	CA-C	-17.51	1.07	1.52
1	7I	183	GLN	CA-C	-17.51	1.07	1.52
1	7U	183	GLN	CA-C	-17.51	1.07	1.52
2	1R	60	ARG	N-CA	-17.51	1.11	1.46
2	1V	60	ARG	N-CA	-17.51	1.11	1.46
2	1Z	60	ARG	N-CA	-17.51	1.11	1.46
2	2R	60	ARG	N-CA	-17.51	1.11	1.46
2	2V	60	ARG	N-CA	-17.51	1.11	1.46
2	2Z	60	ARG	N-CA	-17.51	1.11	1.46
2	43	60	ARG	N-CA	-17.51	1.11	1.46
2	47	60	ARG	N-CA	-17.51	1.11	1.46

*Continued on next page...*

*Continued from previous page...*

Mol	Chain	Res	Type	Atoms	Z	Observed(Å)	Ideal(Å)
2	5B	60	ARG	N-CA	-17.51	1.11	1.46
2	53	60	ARG	N-CA	-17.51	1.11	1.46
2	57	60	ARG	N-CA	-17.51	1.11	1.46
2	6B	60	ARG	N-CA	-17.51	1.11	1.46
1	1A	19	SER	CA-C	-17.50	1.07	1.52
1	1E	19	SER	CA-C	-17.50	1.07	1.52
1	1I	19	SER	CA-C	-17.50	1.07	1.52
1	2E	19	SER	CA-C	-17.50	1.07	1.52
1	2M	19	SER	CA-C	-17.50	1.07	1.52
1	22	19	SER	CA-C	-17.50	1.07	1.52
1	26	19	SER	CA-C	-17.50	1.07	1.52
1	3E	19	SER	CA-C	-17.50	1.07	1.52
1	3M	19	SER	CA-C	-17.50	1.07	1.52
1	36	19	SER	CA-C	-17.50	1.07	1.52
1	4A	19	SER	CA-C	-17.50	1.07	1.52
1	4I	19	SER	CA-C	-17.50	1.07	1.52
1	4M	19	SER	CA-C	-17.50	1.07	1.52
1	4Q	19	SER	CA-C	-17.50	1.07	1.52
1	4U	19	SER	CA-C	-17.50	1.07	1.52
1	5Q	19	SER	CA-C	-17.50	1.07	1.52
1	5Y	19	SER	CA-C	-17.50	1.07	1.52
1	6E	19	SER	CA-C	-17.50	1.07	1.52
1	6I	19	SER	CA-C	-17.50	1.07	1.52
1	6Q	19	SER	CA-C	-17.50	1.07	1.52
1	6Y	19	SER	CA-C	-17.50	1.07	1.52
1	7I	19	SER	CA-C	-17.50	1.07	1.52
1	7M	19	SER	CA-C	-17.50	1.07	1.52
1	7U	19	SER	CA-C	-17.50	1.07	1.52
2	1F	74	TYR	CB-CG	17.49	1.77	1.51
2	2N	74	TYR	CB-CG	17.49	1.77	1.51
2	23	74	TYR	CB-CG	17.49	1.77	1.51
2	3N	74	TYR	CB-CG	17.49	1.77	1.51
2	37	74	TYR	CB-CG	17.49	1.77	1.51
2	4J	74	TYR	CB-CG	17.49	1.77	1.51
2	4R	74	TYR	CB-CG	17.49	1.77	1.51
2	5Z	74	TYR	CB-CG	17.49	1.77	1.51
2	6F	74	TYR	CB-CG	17.49	1.77	1.51
2	6Z	74	TYR	CB-CG	17.49	1.77	1.51
2	7J	74	TYR	CB-CG	17.49	1.77	1.51
2	7V	74	TYR	CB-CG	17.49	1.77	1.51
1	12	19	SER	CA-C	-17.49	1.07	1.52
1	16	19	SER	CA-C	-17.49	1.07	1.52

*Continued on next page...*

*Continued from previous page...*

Mol	Chain	Res	Type	Atoms	Z	Observed(Å)	Ideal(Å)
1	2A	19	SER	CA-C	-17.49	1.07	1.52
1	3Q	19	SER	CA-C	-17.49	1.07	1.52
1	3U	19	SER	CA-C	-17.49	1.07	1.52
1	3Y	19	SER	CA-C	-17.49	1.07	1.52
1	5E	19	SER	CA-C	-17.49	1.07	1.52
1	5I	19	SER	CA-C	-17.49	1.07	1.52
1	5M	19	SER	CA-C	-17.49	1.07	1.52
1	62	19	SER	CA-C	-17.49	1.07	1.52
1	66	19	SER	CA-C	-17.49	1.07	1.52
1	7A	19	SER	CA-C	-17.49	1.07	1.52
1	1M	19	SER	CA-C	-17.49	1.07	1.52
1	1Q	19	SER	CA-C	-17.49	1.07	1.52
1	1U	19	SER	CA-C	-17.49	1.07	1.52
1	1Y	19	SER	CA-C	-17.49	1.07	1.52
1	2I	19	SER	CA-C	-17.49	1.07	1.52
1	2Q	19	SER	CA-C	-17.49	1.07	1.52
1	2U	19	SER	CA-C	-17.49	1.07	1.52
1	2Y	19	SER	CA-C	-17.49	1.07	1.52
1	3A	19	SER	CA-C	-17.49	1.07	1.52
1	3I	19	SER	CA-C	-17.49	1.07	1.52
1	32	19	SER	CA-C	-17.49	1.07	1.52
1	4E	19	SER	CA-C	-17.49	1.07	1.52
1	4Y	19	SER	CA-C	-17.49	1.07	1.52
1	42	19	SER	CA-C	-17.49	1.07	1.52
1	46	19	SER	CA-C	-17.49	1.07	1.52
1	5A	19	SER	CA-C	-17.49	1.07	1.52
1	5U	19	SER	CA-C	-17.49	1.07	1.52
1	52	19	SER	CA-C	-17.49	1.07	1.52
1	56	19	SER	CA-C	-17.49	1.07	1.52
1	6A	19	SER	CA-C	-17.49	1.07	1.52
1	6M	19	SER	CA-C	-17.49	1.07	1.52
1	6U	19	SER	CA-C	-17.49	1.07	1.52
1	7E	19	SER	CA-C	-17.49	1.07	1.52
1	7Q	19	SER	CA-C	-17.49	1.07	1.52
2	1B	74	TYR	CB-CG	17.47	1.77	1.51
2	1J	74	TYR	CB-CG	17.47	1.77	1.51
2	2F	74	TYR	CB-CG	17.47	1.77	1.51
2	27	74	TYR	CB-CG	17.47	1.77	1.51
2	3F	74	TYR	CB-CG	17.47	1.77	1.51
2	4B	74	TYR	CB-CG	17.47	1.77	1.51
2	4N	74	TYR	CB-CG	17.47	1.77	1.51
2	4V	74	TYR	CB-CG	17.47	1.77	1.51

*Continued on next page...*

*Continued from previous page...*

Mol	Chain	Res	Type	Atoms	Z	Observed(Å)	Ideal(Å)
2	5R	74	TYR	CB-CG	17.47	1.77	1.51
2	6J	74	TYR	CB-CG	17.47	1.77	1.51
2	6R	74	TYR	CB-CG	17.47	1.77	1.51
2	7N	74	TYR	CB-CG	17.47	1.77	1.51
2	1R	74	TYR	CB-CG	17.46	1.77	1.51
2	1V	74	TYR	CB-CG	17.46	1.77	1.51
2	1Z	74	TYR	CB-CG	17.46	1.77	1.51
2	2R	74	TYR	CB-CG	17.46	1.77	1.51
2	2V	74	TYR	CB-CG	17.46	1.77	1.51
2	2Z	74	TYR	CB-CG	17.46	1.77	1.51
2	43	74	TYR	CB-CG	17.46	1.77	1.51
2	47	74	TYR	CB-CG	17.46	1.77	1.51
2	5B	74	TYR	CB-CG	17.46	1.77	1.51
2	53	74	TYR	CB-CG	17.46	1.77	1.51
2	57	74	TYR	CB-CG	17.46	1.77	1.51
2	6B	74	TYR	CB-CG	17.46	1.77	1.51
2	13	74	TYR	CB-CG	17.46	1.77	1.51
2	17	74	TYR	CB-CG	17.46	1.77	1.51
2	2B	74	TYR	CB-CG	17.46	1.77	1.51
2	3R	74	TYR	CB-CG	17.46	1.77	1.51
2	3V	74	TYR	CB-CG	17.46	1.77	1.51
2	3Z	74	TYR	CB-CG	17.46	1.77	1.51
2	5F	74	TYR	CB-CG	17.46	1.77	1.51
2	5J	74	TYR	CB-CG	17.46	1.77	1.51
2	5N	74	TYR	CB-CG	17.46	1.77	1.51
2	63	74	TYR	CB-CG	17.46	1.77	1.51
2	67	74	TYR	CB-CG	17.46	1.77	1.51
2	7B	74	TYR	CB-CG	17.46	1.77	1.51
1	1M	40	SER	CB-OG	-17.44	1.19	1.42
1	2I	40	SER	CB-OG	-17.44	1.19	1.42
1	3A	40	SER	CB-OG	-17.44	1.19	1.42
1	3I	40	SER	CB-OG	-17.44	1.19	1.42
1	32	40	SER	CB-OG	-17.44	1.19	1.42
1	4E	40	SER	CB-OG	-17.44	1.19	1.42
1	4Y	40	SER	CB-OG	-17.44	1.19	1.42
1	5U	40	SER	CB-OG	-17.44	1.19	1.42
1	6M	40	SER	CB-OG	-17.44	1.19	1.42
1	6U	40	SER	CB-OG	-17.44	1.19	1.42
1	7E	40	SER	CB-OG	-17.44	1.19	1.42
1	7Q	40	SER	CB-OG	-17.44	1.19	1.42
1	12	40	SER	CB-OG	-17.43	1.19	1.42
1	16	40	SER	CB-OG	-17.43	1.19	1.42

*Continued on next page...*

*Continued from previous page...*

Mol	Chain	Res	Type	Atoms	Z	Observed(Å)	Ideal(Å)
1	2A	40	SER	CB-OG	-17.43	1.19	1.42
1	3Q	40	SER	CB-OG	-17.43	1.19	1.42
1	3U	40	SER	CB-OG	-17.43	1.19	1.42
1	3Y	40	SER	CB-OG	-17.43	1.19	1.42
1	5E	40	SER	CB-OG	-17.43	1.19	1.42
1	5I	40	SER	CB-OG	-17.43	1.19	1.42
1	5M	40	SER	CB-OG	-17.43	1.19	1.42
1	62	40	SER	CB-OG	-17.43	1.19	1.42
1	66	40	SER	CB-OG	-17.43	1.19	1.42
1	7A	40	SER	CB-OG	-17.43	1.19	1.42
1	1E	40	SER	CB-OG	-17.43	1.19	1.42
1	2M	40	SER	CB-OG	-17.43	1.19	1.42
1	22	40	SER	CB-OG	-17.43	1.19	1.42
1	3M	40	SER	CB-OG	-17.43	1.19	1.42
1	36	40	SER	CB-OG	-17.43	1.19	1.42
1	4I	40	SER	CB-OG	-17.43	1.19	1.42
1	4Q	40	SER	CB-OG	-17.43	1.19	1.42
1	5Y	40	SER	CB-OG	-17.43	1.19	1.42
1	6E	40	SER	CB-OG	-17.43	1.19	1.42
1	6Y	40	SER	CB-OG	-17.43	1.19	1.42
1	7I	40	SER	CB-OG	-17.43	1.19	1.42
1	7U	40	SER	CB-OG	-17.43	1.19	1.42
2	13	30	PRO	CA-C	17.42	1.87	1.52
2	17	30	PRO	CA-C	17.42	1.87	1.52
2	2B	30	PRO	CA-C	17.42	1.87	1.52
2	3R	30	PRO	CA-C	17.42	1.87	1.52
2	3V	30	PRO	CA-C	17.42	1.87	1.52
2	3Z	30	PRO	CA-C	17.42	1.87	1.52
2	5F	30	PRO	CA-C	17.42	1.87	1.52
2	5J	30	PRO	CA-C	17.42	1.87	1.52
2	5N	30	PRO	CA-C	17.42	1.87	1.52
2	63	30	PRO	CA-C	17.42	1.87	1.52
2	67	30	PRO	CA-C	17.42	1.87	1.52
2	7B	30	PRO	CA-C	17.42	1.87	1.52
2	1N	74	TYR	CB-CG	17.40	1.77	1.51
2	2J	74	TYR	CB-CG	17.40	1.77	1.51
2	3B	74	TYR	CB-CG	17.40	1.77	1.51
2	3J	74	TYR	CB-CG	17.40	1.77	1.51
2	33	74	TYR	CB-CG	17.40	1.77	1.51
2	4F	74	TYR	CB-CG	17.40	1.77	1.51
2	4Z	74	TYR	CB-CG	17.40	1.77	1.51
2	5V	74	TYR	CB-CG	17.40	1.77	1.51

*Continued on next page...*

*Continued from previous page...*

Mol	Chain	Res	Type	Atoms	Z	Observed(Å)	Ideal(Å)
2	6N	74	TYR	CB-CG	17.40	1.77	1.51
2	6V	74	TYR	CB-CG	17.40	1.77	1.51
2	7F	74	TYR	CB-CG	17.40	1.77	1.51
2	7R	74	TYR	CB-CG	17.40	1.77	1.51
1	1A	40	SER	CB-OG	-17.40	1.19	1.42
1	1I	40	SER	CB-OG	-17.40	1.19	1.42
1	2E	40	SER	CB-OG	-17.40	1.19	1.42
1	26	40	SER	CB-OG	-17.40	1.19	1.42
1	3E	40	SER	CB-OG	-17.40	1.19	1.42
1	4A	40	SER	CB-OG	-17.40	1.19	1.42
1	4M	40	SER	CB-OG	-17.40	1.19	1.42
1	4U	40	SER	CB-OG	-17.40	1.19	1.42
1	5Q	40	SER	CB-OG	-17.40	1.19	1.42
1	6I	40	SER	CB-OG	-17.40	1.19	1.42
1	6Q	40	SER	CB-OG	-17.40	1.19	1.42
1	7M	40	SER	CB-OG	-17.40	1.19	1.42
2	1B	30	PRO	CA-C	17.39	1.87	1.52
2	1J	30	PRO	CA-C	17.39	1.87	1.52
2	1N	30	PRO	CA-C	17.39	1.87	1.52
2	2F	30	PRO	CA-C	17.39	1.87	1.52
2	2J	30	PRO	CA-C	17.39	1.87	1.52
2	27	30	PRO	CA-C	17.39	1.87	1.52
2	3B	30	PRO	CA-C	17.39	1.87	1.52
2	3F	30	PRO	CA-C	17.39	1.87	1.52
2	3J	30	PRO	CA-C	17.39	1.87	1.52
2	33	30	PRO	CA-C	17.39	1.87	1.52
2	4B	30	PRO	CA-C	17.39	1.87	1.52
2	4F	30	PRO	CA-C	17.39	1.87	1.52
2	4N	30	PRO	CA-C	17.39	1.87	1.52
2	4V	30	PRO	CA-C	17.39	1.87	1.52
2	4Z	30	PRO	CA-C	17.39	1.87	1.52
2	5R	30	PRO	CA-C	17.39	1.87	1.52
2	5V	30	PRO	CA-C	17.39	1.87	1.52
2	6J	30	PRO	CA-C	17.39	1.87	1.52
2	6N	30	PRO	CA-C	17.39	1.87	1.52
2	6R	30	PRO	CA-C	17.39	1.87	1.52
2	6V	30	PRO	CA-C	17.39	1.87	1.52
2	7F	30	PRO	CA-C	17.39	1.87	1.52
2	7N	30	PRO	CA-C	17.39	1.87	1.52
2	7R	30	PRO	CA-C	17.39	1.87	1.52
2	1R	30	PRO	CA-C	17.36	1.87	1.52
2	1V	30	PRO	CA-C	17.36	1.87	1.52

*Continued on next page...*

*Continued from previous page...*

Mol	Chain	Res	Type	Atoms	Z	Observed(Å)	Ideal(Å)
2	1Z	30	PRO	CA-C	17.36	1.87	1.52
2	2R	30	PRO	CA-C	17.36	1.87	1.52
2	2V	30	PRO	CA-C	17.36	1.87	1.52
2	2Z	30	PRO	CA-C	17.36	1.87	1.52
2	43	30	PRO	CA-C	17.36	1.87	1.52
2	47	30	PRO	CA-C	17.36	1.87	1.52
2	5B	30	PRO	CA-C	17.36	1.87	1.52
2	53	30	PRO	CA-C	17.36	1.87	1.52
2	57	30	PRO	CA-C	17.36	1.87	1.52
2	6B	30	PRO	CA-C	17.36	1.87	1.52
1	1Q	40	SER	CB-OG	-17.35	1.19	1.42
1	1U	40	SER	CB-OG	-17.35	1.19	1.42
1	1Y	40	SER	CB-OG	-17.35	1.19	1.42
1	2Q	40	SER	CB-OG	-17.35	1.19	1.42
1	2U	40	SER	CB-OG	-17.35	1.19	1.42
1	2Y	40	SER	CB-OG	-17.35	1.19	1.42
1	42	40	SER	CB-OG	-17.35	1.19	1.42
1	46	40	SER	CB-OG	-17.35	1.19	1.42
1	5A	40	SER	CB-OG	-17.35	1.19	1.42
1	52	40	SER	CB-OG	-17.35	1.19	1.42
1	56	40	SER	CB-OG	-17.35	1.19	1.42
1	6A	40	SER	CB-OG	-17.35	1.19	1.42
2	1F	30	PRO	CA-C	17.34	1.87	1.52
2	2N	30	PRO	CA-C	17.34	1.87	1.52
2	23	30	PRO	CA-C	17.34	1.87	1.52
2	3N	30	PRO	CA-C	17.34	1.87	1.52
2	37	30	PRO	CA-C	17.34	1.87	1.52
2	4J	30	PRO	CA-C	17.34	1.87	1.52
2	4R	30	PRO	CA-C	17.34	1.87	1.52
2	5Z	30	PRO	CA-C	17.34	1.87	1.52
2	6F	30	PRO	CA-C	17.34	1.87	1.52
2	6Z	30	PRO	CA-C	17.34	1.87	1.52
2	7J	30	PRO	CA-C	17.34	1.87	1.52
2	7V	30	PRO	CA-C	17.34	1.87	1.52
1	1Q	80	PHE	CD1-CE1	17.29	1.73	1.39
1	1U	80	PHE	CD1-CE1	17.29	1.73	1.39
1	1Y	80	PHE	CD1-CE1	17.29	1.73	1.39
1	2Q	80	PHE	CD1-CE1	17.29	1.73	1.39
1	2U	80	PHE	CD1-CE1	17.29	1.73	1.39
1	2Y	80	PHE	CD1-CE1	17.29	1.73	1.39
1	42	80	PHE	CD1-CE1	17.29	1.73	1.39
1	46	80	PHE	CD1-CE1	17.29	1.73	1.39

*Continued on next page...*

*Continued from previous page...*

Mol	Chain	Res	Type	Atoms	Z	Observed(Å)	Ideal(Å)
1	5A	80	PHE	CD1-CE1	17.29	1.73	1.39
1	52	80	PHE	CD1-CE1	17.29	1.73	1.39
1	56	80	PHE	CD1-CE1	17.29	1.73	1.39
1	6A	80	PHE	CD1-CE1	17.29	1.73	1.39
1	12	80	PHE	CD1-CE1	17.28	1.73	1.39
1	16	80	PHE	CD1-CE1	17.28	1.73	1.39
1	2A	80	PHE	CD1-CE1	17.28	1.73	1.39
1	3Q	80	PHE	CD1-CE1	17.28	1.73	1.39
1	3U	80	PHE	CD1-CE1	17.28	1.73	1.39
1	3Y	80	PHE	CD1-CE1	17.28	1.73	1.39
1	5E	80	PHE	CD1-CE1	17.28	1.73	1.39
1	5I	80	PHE	CD1-CE1	17.28	1.73	1.39
1	5M	80	PHE	CD1-CE1	17.28	1.73	1.39
1	62	80	PHE	CD1-CE1	17.28	1.73	1.39
1	66	80	PHE	CD1-CE1	17.28	1.73	1.39
1	7A	80	PHE	CD1-CE1	17.28	1.73	1.39
1	1A	80	PHE	CD1-CE1	17.28	1.73	1.39
1	1I	80	PHE	CD1-CE1	17.28	1.73	1.39
1	2E	80	PHE	CD1-CE1	17.28	1.73	1.39
1	26	80	PHE	CD1-CE1	17.28	1.73	1.39
1	3E	80	PHE	CD1-CE1	17.28	1.73	1.39
1	4A	80	PHE	CD1-CE1	17.28	1.73	1.39
1	4M	80	PHE	CD1-CE1	17.28	1.73	1.39
1	4U	80	PHE	CD1-CE1	17.28	1.73	1.39
1	5Q	80	PHE	CD1-CE1	17.28	1.73	1.39
1	6I	80	PHE	CD1-CE1	17.28	1.73	1.39
1	6Q	80	PHE	CD1-CE1	17.28	1.73	1.39
1	7M	80	PHE	CD1-CE1	17.28	1.73	1.39
1	1M	145	LEU	N-CA	-17.27	1.11	1.46
1	1Q	145	LEU	N-CA	-17.27	1.11	1.46
1	1U	145	LEU	N-CA	-17.27	1.11	1.46
1	1Y	145	LEU	N-CA	-17.27	1.11	1.46
2	13	78	HIS	CD2-NE2	17.27	1.78	1.42
2	17	78	HIS	CD2-NE2	17.27	1.78	1.42
2	2B	78	HIS	CD2-NE2	17.27	1.78	1.42
1	2I	145	LEU	N-CA	-17.27	1.11	1.46
1	2Q	145	LEU	N-CA	-17.27	1.11	1.46
1	2U	145	LEU	N-CA	-17.27	1.11	1.46
1	2Y	145	LEU	N-CA	-17.27	1.11	1.46
1	3A	145	LEU	N-CA	-17.27	1.11	1.46
1	3I	145	LEU	N-CA	-17.27	1.11	1.46
2	3R	78	HIS	CD2-NE2	17.27	1.78	1.42

*Continued on next page...*



*Continued from previous page...*

Mol	Chain	Res	Type	Atoms	Z	Observed(Å)	Ideal(Å)
2	3V	78	HIS	CD2-NE2	17.27	1.78	1.42
2	3Z	78	HIS	CD2-NE2	17.27	1.78	1.42
1	32	145	LEU	N-CA	-17.27	1.11	1.46
1	4E	145	LEU	N-CA	-17.27	1.11	1.46
1	4Y	145	LEU	N-CA	-17.27	1.11	1.46
1	42	145	LEU	N-CA	-17.27	1.11	1.46
1	46	145	LEU	N-CA	-17.27	1.11	1.46
1	5A	145	LEU	N-CA	-17.27	1.11	1.46
2	5F	78	HIS	CD2-NE2	17.27	1.78	1.42
2	5J	78	HIS	CD2-NE2	17.27	1.78	1.42
2	5N	78	HIS	CD2-NE2	17.27	1.78	1.42
1	5U	145	LEU	N-CA	-17.27	1.11	1.46
1	52	145	LEU	N-CA	-17.27	1.11	1.46
1	56	145	LEU	N-CA	-17.27	1.11	1.46
1	6A	145	LEU	N-CA	-17.27	1.11	1.46
1	6M	145	LEU	N-CA	-17.27	1.11	1.46
1	6U	145	LEU	N-CA	-17.27	1.11	1.46
2	63	78	HIS	CD2-NE2	17.27	1.78	1.42
2	67	78	HIS	CD2-NE2	17.27	1.78	1.42
2	7B	78	HIS	CD2-NE2	17.27	1.78	1.42
1	7E	145	LEU	N-CA	-17.27	1.11	1.46
1	7Q	145	LEU	N-CA	-17.27	1.11	1.46
1	1A	145	LEU	N-CA	-17.27	1.11	1.46
1	1I	145	LEU	N-CA	-17.27	1.11	1.46
1	12	145	LEU	N-CA	-17.27	1.11	1.46
1	16	145	LEU	N-CA	-17.27	1.11	1.46
1	2A	145	LEU	N-CA	-17.27	1.11	1.46
1	2E	145	LEU	N-CA	-17.27	1.11	1.46
1	26	145	LEU	N-CA	-17.27	1.11	1.46
1	3E	145	LEU	N-CA	-17.27	1.11	1.46
1	3Q	145	LEU	N-CA	-17.27	1.11	1.46
1	3U	145	LEU	N-CA	-17.27	1.11	1.46
1	3Y	145	LEU	N-CA	-17.27	1.11	1.46
1	4A	145	LEU	N-CA	-17.27	1.11	1.46
1	4M	145	LEU	N-CA	-17.27	1.11	1.46
1	4U	145	LEU	N-CA	-17.27	1.11	1.46
1	5E	145	LEU	N-CA	-17.27	1.11	1.46
1	5I	145	LEU	N-CA	-17.27	1.11	1.46
1	5M	145	LEU	N-CA	-17.27	1.11	1.46
1	5Q	145	LEU	N-CA	-17.27	1.11	1.46
1	6I	145	LEU	N-CA	-17.27	1.11	1.46
1	6Q	145	LEU	N-CA	-17.27	1.11	1.46

*Continued on next page...*

*Continued from previous page...*

Mol	Chain	Res	Type	Atoms	Z	Observed(Å)	Ideal(Å)
1	62	145	LEU	N-CA	-17.27	1.11	1.46
1	66	145	LEU	N-CA	-17.27	1.11	1.46
1	7A	145	LEU	N-CA	-17.27	1.11	1.46
1	7M	145	LEU	N-CA	-17.27	1.11	1.46
1	1E	80	PHE	CD1-CE1	17.27	1.73	1.39
1	2M	80	PHE	CD1-CE1	17.27	1.73	1.39
1	22	80	PHE	CD1-CE1	17.27	1.73	1.39
1	3M	80	PHE	CD1-CE1	17.27	1.73	1.39
1	36	80	PHE	CD1-CE1	17.27	1.73	1.39
1	4I	80	PHE	CD1-CE1	17.27	1.73	1.39
1	4Q	80	PHE	CD1-CE1	17.27	1.73	1.39
1	5Y	80	PHE	CD1-CE1	17.27	1.73	1.39
1	6E	80	PHE	CD1-CE1	17.27	1.73	1.39
1	6Y	80	PHE	CD1-CE1	17.27	1.73	1.39
1	7I	80	PHE	CD1-CE1	17.27	1.73	1.39
1	7U	80	PHE	CD1-CE1	17.27	1.73	1.39
1	1E	145	LEU	N-CA	-17.27	1.11	1.46
1	2M	145	LEU	N-CA	-17.27	1.11	1.46
1	22	145	LEU	N-CA	-17.27	1.11	1.46
1	3M	145	LEU	N-CA	-17.27	1.11	1.46
1	36	145	LEU	N-CA	-17.27	1.11	1.46
1	4I	145	LEU	N-CA	-17.27	1.11	1.46
1	4Q	145	LEU	N-CA	-17.27	1.11	1.46
1	5Y	145	LEU	N-CA	-17.27	1.11	1.46
1	6E	145	LEU	N-CA	-17.27	1.11	1.46
1	6Y	145	LEU	N-CA	-17.27	1.11	1.46
1	7I	145	LEU	N-CA	-17.27	1.11	1.46
1	7U	145	LEU	N-CA	-17.27	1.11	1.46
2	1N	78	HIS	CD2-NE2	17.27	1.78	1.42
2	2J	78	HIS	CD2-NE2	17.27	1.78	1.42
2	3B	78	HIS	CD2-NE2	17.27	1.78	1.42
2	3J	78	HIS	CD2-NE2	17.27	1.78	1.42
2	33	78	HIS	CD2-NE2	17.27	1.78	1.42
2	4F	78	HIS	CD2-NE2	17.27	1.78	1.42
2	4Z	78	HIS	CD2-NE2	17.27	1.78	1.42
2	5V	78	HIS	CD2-NE2	17.27	1.78	1.42
2	6N	78	HIS	CD2-NE2	17.27	1.78	1.42
2	6V	78	HIS	CD2-NE2	17.27	1.78	1.42
2	7F	78	HIS	CD2-NE2	17.27	1.78	1.42
2	7R	78	HIS	CD2-NE2	17.27	1.78	1.42
2	1B	78	HIS	CD2-NE2	17.25	1.78	1.42
2	1J	78	HIS	CD2-NE2	17.25	1.78	1.42

*Continued on next page...*

*Continued from previous page...*

Mol	Chain	Res	Type	Atoms	Z	Observed(Å)	Ideal(Å)
1	1M	80	PHE	CD1-CE1	17.25	1.73	1.39
2	2F	78	HIS	CD2-NE2	17.25	1.78	1.42
1	2I	80	PHE	CD1-CE1	17.25	1.73	1.39
2	27	78	HIS	CD2-NE2	17.25	1.78	1.42
1	3A	80	PHE	CD1-CE1	17.25	1.73	1.39
2	3F	78	HIS	CD2-NE2	17.25	1.78	1.42
1	3I	80	PHE	CD1-CE1	17.25	1.73	1.39
1	32	80	PHE	CD1-CE1	17.25	1.73	1.39
2	4B	78	HIS	CD2-NE2	17.25	1.78	1.42
1	4E	80	PHE	CD1-CE1	17.25	1.73	1.39
2	4N	78	HIS	CD2-NE2	17.25	1.78	1.42
2	4V	78	HIS	CD2-NE2	17.25	1.78	1.42
1	4Y	80	PHE	CD1-CE1	17.25	1.73	1.39
2	5R	78	HIS	CD2-NE2	17.25	1.78	1.42
1	5U	80	PHE	CD1-CE1	17.25	1.73	1.39
2	6J	78	HIS	CD2-NE2	17.25	1.78	1.42
1	6M	80	PHE	CD1-CE1	17.25	1.73	1.39
2	6R	78	HIS	CD2-NE2	17.25	1.78	1.42
1	6U	80	PHE	CD1-CE1	17.25	1.73	1.39
1	7E	80	PHE	CD1-CE1	17.25	1.73	1.39
2	7N	78	HIS	CD2-NE2	17.25	1.78	1.42
1	7Q	80	PHE	CD1-CE1	17.25	1.73	1.39
2	1N	227	TYR	CG-CD1	17.25	1.61	1.39
2	2J	227	TYR	CG-CD1	17.25	1.61	1.39
2	3B	227	TYR	CG-CD1	17.25	1.61	1.39
2	3J	227	TYR	CG-CD1	17.25	1.61	1.39
2	33	227	TYR	CG-CD1	17.25	1.61	1.39
2	4F	227	TYR	CG-CD1	17.25	1.61	1.39
2	4Z	227	TYR	CG-CD1	17.25	1.61	1.39
2	5V	227	TYR	CG-CD1	17.25	1.61	1.39
2	6N	227	TYR	CG-CD1	17.25	1.61	1.39
2	6V	227	TYR	CG-CD1	17.25	1.61	1.39
2	7F	227	TYR	CG-CD1	17.25	1.61	1.39
2	7R	227	TYR	CG-CD1	17.25	1.61	1.39
2	1F	78	HIS	CD2-NE2	17.24	1.78	1.42
2	2N	78	HIS	CD2-NE2	17.24	1.78	1.42
2	23	78	HIS	CD2-NE2	17.24	1.78	1.42
2	3N	78	HIS	CD2-NE2	17.24	1.78	1.42
2	37	78	HIS	CD2-NE2	17.24	1.78	1.42
2	4J	78	HIS	CD2-NE2	17.24	1.78	1.42
2	4R	78	HIS	CD2-NE2	17.24	1.78	1.42
2	5Z	78	HIS	CD2-NE2	17.24	1.78	1.42

*Continued on next page...*

*Continued from previous page...*

Mol	Chain	Res	Type	Atoms	Z	Observed(Å)	Ideal(Å)
2	6F	78	HIS	CD2-NE2	17.24	1.78	1.42
2	6Z	78	HIS	CD2-NE2	17.24	1.78	1.42
2	7J	78	HIS	CD2-NE2	17.24	1.78	1.42
2	7V	78	HIS	CD2-NE2	17.24	1.78	1.42
2	1F	227	TYR	CG-CD1	17.24	1.61	1.39
2	2N	227	TYR	CG-CD1	17.24	1.61	1.39
2	23	227	TYR	CG-CD1	17.24	1.61	1.39
2	3N	227	TYR	CG-CD1	17.24	1.61	1.39
2	37	227	TYR	CG-CD1	17.24	1.61	1.39
2	4J	227	TYR	CG-CD1	17.24	1.61	1.39
2	4R	227	TYR	CG-CD1	17.24	1.61	1.39
2	5Z	227	TYR	CG-CD1	17.24	1.61	1.39
2	6F	227	TYR	CG-CD1	17.24	1.61	1.39
2	6Z	227	TYR	CG-CD1	17.24	1.61	1.39
2	7J	227	TYR	CG-CD1	17.24	1.61	1.39
2	7V	227	TYR	CG-CD1	17.24	1.61	1.39
2	1R	227	TYR	CG-CD1	17.23	1.61	1.39
2	1V	227	TYR	CG-CD1	17.23	1.61	1.39
2	1Z	227	TYR	CG-CD1	17.23	1.61	1.39
2	2R	227	TYR	CG-CD1	17.23	1.61	1.39
2	2V	227	TYR	CG-CD1	17.23	1.61	1.39
2	2Z	227	TYR	CG-CD1	17.23	1.61	1.39
2	43	227	TYR	CG-CD1	17.23	1.61	1.39
2	47	227	TYR	CG-CD1	17.23	1.61	1.39
2	5B	227	TYR	CG-CD1	17.23	1.61	1.39
2	53	227	TYR	CG-CD1	17.23	1.61	1.39
2	57	227	TYR	CG-CD1	17.23	1.61	1.39
2	6B	227	TYR	CG-CD1	17.23	1.61	1.39
2	13	227	TYR	CG-CD1	17.23	1.61	1.39
2	17	227	TYR	CG-CD1	17.23	1.61	1.39
2	2B	227	TYR	CG-CD1	17.23	1.61	1.39
2	3R	227	TYR	CG-CD1	17.23	1.61	1.39
2	3V	227	TYR	CG-CD1	17.23	1.61	1.39
2	3Z	227	TYR	CG-CD1	17.23	1.61	1.39
2	5F	227	TYR	CG-CD1	17.23	1.61	1.39
2	5J	227	TYR	CG-CD1	17.23	1.61	1.39
2	5N	227	TYR	CG-CD1	17.23	1.61	1.39
2	63	227	TYR	CG-CD1	17.23	1.61	1.39
2	67	227	TYR	CG-CD1	17.23	1.61	1.39
2	7B	227	TYR	CG-CD1	17.23	1.61	1.39
2	1B	227	TYR	CG-CD1	17.22	1.61	1.39
2	1J	227	TYR	CG-CD1	17.22	1.61	1.39

*Continued on next page...*

*Continued from previous page...*

Mol	Chain	Res	Type	Atoms	Z	Observed(Å)	Ideal(Å)
2	2F	227	TYR	CG-CD1	17.22	1.61	1.39
2	27	227	TYR	CG-CD1	17.22	1.61	1.39
2	3F	227	TYR	CG-CD1	17.22	1.61	1.39
2	4B	227	TYR	CG-CD1	17.22	1.61	1.39
2	4N	227	TYR	CG-CD1	17.22	1.61	1.39
2	4V	227	TYR	CG-CD1	17.22	1.61	1.39
2	5R	227	TYR	CG-CD1	17.22	1.61	1.39
2	6J	227	TYR	CG-CD1	17.22	1.61	1.39
2	6R	227	TYR	CG-CD1	17.22	1.61	1.39
2	7N	227	TYR	CG-CD1	17.22	1.61	1.39
2	1R	78	HIS	CD2-NE2	17.21	1.78	1.42
2	1V	78	HIS	CD2-NE2	17.21	1.78	1.42
2	1Z	78	HIS	CD2-NE2	17.21	1.78	1.42
2	2R	78	HIS	CD2-NE2	17.21	1.78	1.42
2	2V	78	HIS	CD2-NE2	17.21	1.78	1.42
2	2Z	78	HIS	CD2-NE2	17.21	1.78	1.42
2	43	78	HIS	CD2-NE2	17.21	1.78	1.42
2	47	78	HIS	CD2-NE2	17.21	1.78	1.42
2	5B	78	HIS	CD2-NE2	17.21	1.78	1.42
2	53	78	HIS	CD2-NE2	17.21	1.78	1.42
2	57	78	HIS	CD2-NE2	17.21	1.78	1.42
2	6B	78	HIS	CD2-NE2	17.21	1.78	1.42
2	13	45	ALA	CA-C	17.17	1.97	1.52
2	17	45	ALA	CA-C	17.17	1.97	1.52
2	2B	45	ALA	CA-C	17.17	1.97	1.52
2	3R	45	ALA	CA-C	17.17	1.97	1.52
2	3V	45	ALA	CA-C	17.17	1.97	1.52
2	3Z	45	ALA	CA-C	17.17	1.97	1.52
2	5F	45	ALA	CA-C	17.17	1.97	1.52
2	5J	45	ALA	CA-C	17.17	1.97	1.52
2	5N	45	ALA	CA-C	17.17	1.97	1.52
2	63	45	ALA	CA-C	17.17	1.97	1.52
2	67	45	ALA	CA-C	17.17	1.97	1.52
2	7B	45	ALA	CA-C	17.17	1.97	1.52
2	1B	45	ALA	CA-C	17.16	1.97	1.52
2	1J	45	ALA	CA-C	17.16	1.97	1.52
2	2F	45	ALA	CA-C	17.16	1.97	1.52
2	27	45	ALA	CA-C	17.16	1.97	1.52
2	3F	45	ALA	CA-C	17.16	1.97	1.52
2	4B	45	ALA	CA-C	17.16	1.97	1.52
2	4N	45	ALA	CA-C	17.16	1.97	1.52
2	4V	45	ALA	CA-C	17.16	1.97	1.52

*Continued on next page...*

*Continued from previous page...*

Mol	Chain	Res	Type	Atoms	Z	Observed(Å)	Ideal(Å)
2	5R	45	ALA	CA-C	17.16	1.97	1.52
2	6J	45	ALA	CA-C	17.16	1.97	1.52
2	6R	45	ALA	CA-C	17.16	1.97	1.52
2	7N	45	ALA	CA-C	17.16	1.97	1.52
2	1F	45	ALA	CA-C	17.15	1.97	1.52
2	2N	45	ALA	CA-C	17.15	1.97	1.52
2	23	45	ALA	CA-C	17.15	1.97	1.52
2	3N	45	ALA	CA-C	17.15	1.97	1.52
2	37	45	ALA	CA-C	17.15	1.97	1.52
2	4J	45	ALA	CA-C	17.15	1.97	1.52
2	4R	45	ALA	CA-C	17.15	1.97	1.52
2	5Z	45	ALA	CA-C	17.15	1.97	1.52
2	6F	45	ALA	CA-C	17.15	1.97	1.52
2	6Z	45	ALA	CA-C	17.15	1.97	1.52
2	7J	45	ALA	CA-C	17.15	1.97	1.52
2	7V	45	ALA	CA-C	17.15	1.97	1.52
1	1A	43	HIS	CA-CB	17.15	1.91	1.53
1	1I	43	HIS	CA-CB	17.15	1.91	1.53
1	2E	43	HIS	CA-CB	17.15	1.91	1.53
1	26	43	HIS	CA-CB	17.15	1.91	1.53
1	3E	43	HIS	CA-CB	17.15	1.91	1.53
1	4A	43	HIS	CA-CB	17.15	1.91	1.53
1	4M	43	HIS	CA-CB	17.15	1.91	1.53
1	4U	43	HIS	CA-CB	17.15	1.91	1.53
1	5Q	43	HIS	CA-CB	17.15	1.91	1.53
1	6I	43	HIS	CA-CB	17.15	1.91	1.53
1	6Q	43	HIS	CA-CB	17.15	1.91	1.53
1	7M	43	HIS	CA-CB	17.15	1.91	1.53
2	1R	45	ALA	CA-C	17.14	1.97	1.52
2	1V	45	ALA	CA-C	17.14	1.97	1.52
2	1Z	45	ALA	CA-C	17.14	1.97	1.52
2	2R	45	ALA	CA-C	17.14	1.97	1.52
2	2V	45	ALA	CA-C	17.14	1.97	1.52
2	2Z	45	ALA	CA-C	17.14	1.97	1.52
2	43	45	ALA	CA-C	17.14	1.97	1.52
2	47	45	ALA	CA-C	17.14	1.97	1.52
2	5B	45	ALA	CA-C	17.14	1.97	1.52
2	53	45	ALA	CA-C	17.14	1.97	1.52
2	57	45	ALA	CA-C	17.14	1.97	1.52
2	6B	45	ALA	CA-C	17.14	1.97	1.52
1	1M	43	HIS	CA-CB	17.14	1.91	1.53
1	12	43	HIS	CA-CB	17.14	1.91	1.53

*Continued on next page...*

*Continued from previous page...*

Mol	Chain	Res	Type	Atoms	Z	Observed(Å)	Ideal(Å)
1	16	43	HIS	CA-CB	17.14	1.91	1.53
1	2A	43	HIS	CA-CB	17.14	1.91	1.53
1	2I	43	HIS	CA-CB	17.14	1.91	1.53
1	3A	43	HIS	CA-CB	17.14	1.91	1.53
1	3I	43	HIS	CA-CB	17.14	1.91	1.53
1	3Q	43	HIS	CA-CB	17.14	1.91	1.53
1	3U	43	HIS	CA-CB	17.14	1.91	1.53
1	3Y	43	HIS	CA-CB	17.14	1.91	1.53
1	32	43	HIS	CA-CB	17.14	1.91	1.53
1	4E	43	HIS	CA-CB	17.14	1.91	1.53
1	4Y	43	HIS	CA-CB	17.14	1.91	1.53
1	5E	43	HIS	CA-CB	17.14	1.91	1.53
1	5I	43	HIS	CA-CB	17.14	1.91	1.53
1	5M	43	HIS	CA-CB	17.14	1.91	1.53
1	5U	43	HIS	CA-CB	17.14	1.91	1.53
1	6M	43	HIS	CA-CB	17.14	1.91	1.53
1	6U	43	HIS	CA-CB	17.14	1.91	1.53
1	62	43	HIS	CA-CB	17.14	1.91	1.53
1	66	43	HIS	CA-CB	17.14	1.91	1.53
1	7A	43	HIS	CA-CB	17.14	1.91	1.53
1	7E	43	HIS	CA-CB	17.14	1.91	1.53
1	7Q	43	HIS	CA-CB	17.14	1.91	1.53
2	1N	45	ALA	CA-C	17.14	1.97	1.52
2	2J	45	ALA	CA-C	17.14	1.97	1.52
2	3B	45	ALA	CA-C	17.14	1.97	1.52
2	3J	45	ALA	CA-C	17.14	1.97	1.52
2	33	45	ALA	CA-C	17.14	1.97	1.52
2	4F	45	ALA	CA-C	17.14	1.97	1.52
2	4Z	45	ALA	CA-C	17.14	1.97	1.52
2	5V	45	ALA	CA-C	17.14	1.97	1.52
2	6N	45	ALA	CA-C	17.14	1.97	1.52
2	6V	45	ALA	CA-C	17.14	1.97	1.52
2	7F	45	ALA	CA-C	17.14	1.97	1.52
2	7R	45	ALA	CA-C	17.14	1.97	1.52
1	1Q	43	HIS	CA-CB	17.13	1.91	1.53
1	1U	43	HIS	CA-CB	17.13	1.91	1.53
1	1Y	43	HIS	CA-CB	17.13	1.91	1.53
1	2Q	43	HIS	CA-CB	17.13	1.91	1.53
1	2U	43	HIS	CA-CB	17.13	1.91	1.53
1	2Y	43	HIS	CA-CB	17.13	1.91	1.53
1	42	43	HIS	CA-CB	17.13	1.91	1.53
1	46	43	HIS	CA-CB	17.13	1.91	1.53

*Continued on next page...*

*Continued from previous page...*

Mol	Chain	Res	Type	Atoms	Z	Observed(Å)	Ideal(Å)
1	5A	43	HIS	CA-CB	17.13	1.91	1.53
1	52	43	HIS	CA-CB	17.13	1.91	1.53
1	56	43	HIS	CA-CB	17.13	1.91	1.53
1	6A	43	HIS	CA-CB	17.13	1.91	1.53
1	1E	43	HIS	CA-CB	17.12	1.91	1.53
1	2M	43	HIS	CA-CB	17.12	1.91	1.53
1	22	43	HIS	CA-CB	17.12	1.91	1.53
1	3M	43	HIS	CA-CB	17.12	1.91	1.53
1	36	43	HIS	CA-CB	17.12	1.91	1.53
1	4I	43	HIS	CA-CB	17.12	1.91	1.53
1	4Q	43	HIS	CA-CB	17.12	1.91	1.53
1	5Y	43	HIS	CA-CB	17.12	1.91	1.53
1	6E	43	HIS	CA-CB	17.12	1.91	1.53
1	6Y	43	HIS	CA-CB	17.12	1.91	1.53
1	7I	43	HIS	CA-CB	17.12	1.91	1.53
1	7U	43	HIS	CA-CB	17.12	1.91	1.53
1	1M	28	GLY	N-CA	17.10	1.71	1.46
1	2I	28	GLY	N-CA	17.10	1.71	1.46
1	3A	28	GLY	N-CA	17.10	1.71	1.46
1	3I	28	GLY	N-CA	17.10	1.71	1.46
1	32	28	GLY	N-CA	17.10	1.71	1.46
1	4E	28	GLY	N-CA	17.10	1.71	1.46
1	4Y	28	GLY	N-CA	17.10	1.71	1.46
1	5U	28	GLY	N-CA	17.10	1.71	1.46
1	6M	28	GLY	N-CA	17.10	1.71	1.46
1	6U	28	GLY	N-CA	17.10	1.71	1.46
1	7E	28	GLY	N-CA	17.10	1.71	1.46
1	7Q	28	GLY	N-CA	17.10	1.71	1.46
1	1A	28	GLY	N-CA	17.10	1.71	1.46
1	1I	28	GLY	N-CA	17.10	1.71	1.46
1	2E	28	GLY	N-CA	17.10	1.71	1.46
1	26	28	GLY	N-CA	17.10	1.71	1.46
1	3E	28	GLY	N-CA	17.10	1.71	1.46
1	4A	28	GLY	N-CA	17.10	1.71	1.46
1	4M	28	GLY	N-CA	17.10	1.71	1.46
1	4U	28	GLY	N-CA	17.10	1.71	1.46
1	5Q	28	GLY	N-CA	17.10	1.71	1.46
1	6I	28	GLY	N-CA	17.10	1.71	1.46
1	6Q	28	GLY	N-CA	17.10	1.71	1.46
1	7M	28	GLY	N-CA	17.10	1.71	1.46
1	12	28	GLY	N-CA	17.08	1.71	1.46
1	16	28	GLY	N-CA	17.08	1.71	1.46

*Continued on next page...*



*Continued from previous page...*

Mol	Chain	Res	Type	Atoms	Z	Observed(Å)	Ideal(Å)
1	2A	28	GLY	N-CA	17.08	1.71	1.46
1	3Q	28	GLY	N-CA	17.08	1.71	1.46
1	3U	28	GLY	N-CA	17.08	1.71	1.46
1	3Y	28	GLY	N-CA	17.08	1.71	1.46
1	5E	28	GLY	N-CA	17.08	1.71	1.46
1	5I	28	GLY	N-CA	17.08	1.71	1.46
1	5M	28	GLY	N-CA	17.08	1.71	1.46
1	62	28	GLY	N-CA	17.08	1.71	1.46
1	66	28	GLY	N-CA	17.08	1.71	1.46
1	7A	28	GLY	N-CA	17.08	1.71	1.46
1	1Q	28	GLY	N-CA	17.07	1.71	1.46
1	1U	28	GLY	N-CA	17.07	1.71	1.46
1	1Y	28	GLY	N-CA	17.07	1.71	1.46
1	2Q	28	GLY	N-CA	17.07	1.71	1.46
1	2U	28	GLY	N-CA	17.07	1.71	1.46
1	2Y	28	GLY	N-CA	17.07	1.71	1.46
1	42	28	GLY	N-CA	17.07	1.71	1.46
1	46	28	GLY	N-CA	17.07	1.71	1.46
1	5A	28	GLY	N-CA	17.07	1.71	1.46
1	52	28	GLY	N-CA	17.07	1.71	1.46
1	56	28	GLY	N-CA	17.07	1.71	1.46
1	6A	28	GLY	N-CA	17.07	1.71	1.46
1	1E	28	GLY	N-CA	17.06	1.71	1.46
1	2M	28	GLY	N-CA	17.06	1.71	1.46
1	22	28	GLY	N-CA	17.06	1.71	1.46
1	3M	28	GLY	N-CA	17.06	1.71	1.46
1	36	28	GLY	N-CA	17.06	1.71	1.46
1	4I	28	GLY	N-CA	17.06	1.71	1.46
1	4Q	28	GLY	N-CA	17.06	1.71	1.46
1	5Y	28	GLY	N-CA	17.06	1.71	1.46
1	6E	28	GLY	N-CA	17.06	1.71	1.46
1	6Y	28	GLY	N-CA	17.06	1.71	1.46
1	7I	28	GLY	N-CA	17.06	1.71	1.46
1	7U	28	GLY	N-CA	17.06	1.71	1.46
2	1B	80	GLU	N-CA	16.99	1.80	1.46
2	1J	80	GLU	N-CA	16.99	1.80	1.46
2	2F	80	GLU	N-CA	16.99	1.80	1.46
2	27	80	GLU	N-CA	16.99	1.80	1.46
2	3F	80	GLU	N-CA	16.99	1.80	1.46
2	4B	80	GLU	N-CA	16.99	1.80	1.46
2	4N	80	GLU	N-CA	16.99	1.80	1.46
2	4V	80	GLU	N-CA	16.99	1.80	1.46

*Continued on next page...*

*Continued from previous page...*

Mol	Chain	Res	Type	Atoms	Z	Observed(Å)	Ideal(Å)
2	5R	80	GLU	N-CA	16.99	1.80	1.46
2	6J	80	GLU	N-CA	16.99	1.80	1.46
2	6R	80	GLU	N-CA	16.99	1.80	1.46
2	7N	80	GLU	N-CA	16.99	1.80	1.46
2	1R	80	GLU	N-CA	16.98	1.80	1.46
2	1V	80	GLU	N-CA	16.98	1.80	1.46
2	1Z	80	GLU	N-CA	16.98	1.80	1.46
2	2R	80	GLU	N-CA	16.98	1.80	1.46
2	2V	80	GLU	N-CA	16.98	1.80	1.46
2	2Z	80	GLU	N-CA	16.98	1.80	1.46
2	43	80	GLU	N-CA	16.98	1.80	1.46
2	47	80	GLU	N-CA	16.98	1.80	1.46
2	5B	80	GLU	N-CA	16.98	1.80	1.46
2	53	80	GLU	N-CA	16.98	1.80	1.46
2	57	80	GLU	N-CA	16.98	1.80	1.46
2	6B	80	GLU	N-CA	16.98	1.80	1.46
2	13	80	GLU	N-CA	16.97	1.80	1.46
2	17	80	GLU	N-CA	16.97	1.80	1.46
2	2B	80	GLU	N-CA	16.97	1.80	1.46
2	3R	80	GLU	N-CA	16.97	1.80	1.46
2	3V	80	GLU	N-CA	16.97	1.80	1.46
2	3Z	80	GLU	N-CA	16.97	1.80	1.46
2	5F	80	GLU	N-CA	16.97	1.80	1.46
2	5J	80	GLU	N-CA	16.97	1.80	1.46
2	5N	80	GLU	N-CA	16.97	1.80	1.46
2	63	80	GLU	N-CA	16.97	1.80	1.46
2	67	80	GLU	N-CA	16.97	1.80	1.46
2	7B	80	GLU	N-CA	16.97	1.80	1.46
2	1N	80	GLU	N-CA	16.97	1.80	1.46
2	2J	80	GLU	N-CA	16.97	1.80	1.46
2	3B	80	GLU	N-CA	16.97	1.80	1.46
2	3J	80	GLU	N-CA	16.97	1.80	1.46
2	33	80	GLU	N-CA	16.97	1.80	1.46
2	4F	80	GLU	N-CA	16.97	1.80	1.46
2	4Z	80	GLU	N-CA	16.97	1.80	1.46
2	5V	80	GLU	N-CA	16.97	1.80	1.46
2	6N	80	GLU	N-CA	16.97	1.80	1.46
2	6V	80	GLU	N-CA	16.97	1.80	1.46
2	7F	80	GLU	N-CA	16.97	1.80	1.46
2	7R	80	GLU	N-CA	16.97	1.80	1.46
2	1F	80	GLU	N-CA	16.96	1.80	1.46
2	2N	80	GLU	N-CA	16.96	1.80	1.46

*Continued on next page...*

*Continued from previous page...*

Mol	Chain	Res	Type	Atoms	Z	Observed(Å)	Ideal(Å)
2	23	80	GLU	N-CA	16.96	1.80	1.46
2	3N	80	GLU	N-CA	16.96	1.80	1.46
2	37	80	GLU	N-CA	16.96	1.80	1.46
2	4J	80	GLU	N-CA	16.96	1.80	1.46
2	4R	80	GLU	N-CA	16.96	1.80	1.46
2	5Z	80	GLU	N-CA	16.96	1.80	1.46
2	6F	80	GLU	N-CA	16.96	1.80	1.46
2	6Z	80	GLU	N-CA	16.96	1.80	1.46
2	7J	80	GLU	N-CA	16.96	1.80	1.46
2	7V	80	GLU	N-CA	16.96	1.80	1.46
2	13	208	SER	CA-CB	16.90	1.78	1.52
2	17	208	SER	CA-CB	16.90	1.78	1.52
2	2B	208	SER	CA-CB	16.90	1.78	1.52
2	3R	208	SER	CA-CB	16.90	1.78	1.52
2	3V	208	SER	CA-CB	16.90	1.78	1.52
2	3Z	208	SER	CA-CB	16.90	1.78	1.52
2	5F	208	SER	CA-CB	16.90	1.78	1.52
2	5J	208	SER	CA-CB	16.90	1.78	1.52
2	5N	208	SER	CA-CB	16.90	1.78	1.52
2	63	208	SER	CA-CB	16.90	1.78	1.52
2	67	208	SER	CA-CB	16.90	1.78	1.52
2	7B	208	SER	CA-CB	16.90	1.78	1.52
2	1N	208	SER	CA-CB	16.90	1.78	1.52
2	2J	208	SER	CA-CB	16.90	1.78	1.52
2	3B	208	SER	CA-CB	16.90	1.78	1.52
2	3J	208	SER	CA-CB	16.90	1.78	1.52
2	33	208	SER	CA-CB	16.90	1.78	1.52
2	4F	208	SER	CA-CB	16.90	1.78	1.52
2	4Z	208	SER	CA-CB	16.90	1.78	1.52
2	5V	208	SER	CA-CB	16.90	1.78	1.52
2	6N	208	SER	CA-CB	16.90	1.78	1.52
2	6V	208	SER	CA-CB	16.90	1.78	1.52
2	7F	208	SER	CA-CB	16.90	1.78	1.52
2	7R	208	SER	CA-CB	16.90	1.78	1.52
2	1B	28	THR	CB-CG2	16.89	2.08	1.52
2	1J	28	THR	CB-CG2	16.89	2.08	1.52
2	2F	28	THR	CB-CG2	16.89	2.08	1.52
2	27	28	THR	CB-CG2	16.89	2.08	1.52
2	3F	28	THR	CB-CG2	16.89	2.08	1.52
2	4B	28	THR	CB-CG2	16.89	2.08	1.52
2	4N	28	THR	CB-CG2	16.89	2.08	1.52
2	4V	28	THR	CB-CG2	16.89	2.08	1.52

*Continued on next page...*

*Continued from previous page...*

Mol	Chain	Res	Type	Atoms	Z	Observed(Å)	Ideal(Å)
2	5R	28	THR	CB-CG2	16.89	2.08	1.52
2	6J	28	THR	CB-CG2	16.89	2.08	1.52
2	6R	28	THR	CB-CG2	16.89	2.08	1.52
2	7N	28	THR	CB-CG2	16.89	2.08	1.52
2	1N	28	THR	CB-CG2	16.89	2.08	1.52
2	2J	28	THR	CB-CG2	16.89	2.08	1.52
2	3B	28	THR	CB-CG2	16.89	2.08	1.52
2	3J	28	THR	CB-CG2	16.89	2.08	1.52
2	33	28	THR	CB-CG2	16.89	2.08	1.52
2	4F	28	THR	CB-CG2	16.89	2.08	1.52
2	4Z	28	THR	CB-CG2	16.89	2.08	1.52
2	5V	28	THR	CB-CG2	16.89	2.08	1.52
2	6N	28	THR	CB-CG2	16.89	2.08	1.52
2	6V	28	THR	CB-CG2	16.89	2.08	1.52
2	7F	28	THR	CB-CG2	16.89	2.08	1.52
2	7R	28	THR	CB-CG2	16.89	2.08	1.52
2	1F	28	THR	CB-CG2	16.88	2.08	1.52
2	2N	28	THR	CB-CG2	16.88	2.08	1.52
2	23	28	THR	CB-CG2	16.88	2.08	1.52
2	3N	28	THR	CB-CG2	16.88	2.08	1.52
2	37	28	THR	CB-CG2	16.88	2.08	1.52
2	4J	28	THR	CB-CG2	16.88	2.08	1.52
2	4R	28	THR	CB-CG2	16.88	2.08	1.52
2	5Z	28	THR	CB-CG2	16.88	2.08	1.52
2	6F	28	THR	CB-CG2	16.88	2.08	1.52
2	6Z	28	THR	CB-CG2	16.88	2.08	1.52
2	7J	28	THR	CB-CG2	16.88	2.08	1.52
2	7V	28	THR	CB-CG2	16.88	2.08	1.52
2	1R	28	THR	CB-CG2	16.88	2.08	1.52
2	1V	28	THR	CB-CG2	16.88	2.08	1.52
2	1Z	28	THR	CB-CG2	16.88	2.08	1.52
2	2R	28	THR	CB-CG2	16.88	2.08	1.52
2	2V	28	THR	CB-CG2	16.88	2.08	1.52
2	2Z	28	THR	CB-CG2	16.88	2.08	1.52
2	43	28	THR	CB-CG2	16.88	2.08	1.52
2	47	28	THR	CB-CG2	16.88	2.08	1.52
2	5B	28	THR	CB-CG2	16.88	2.08	1.52
2	53	28	THR	CB-CG2	16.88	2.08	1.52
2	57	28	THR	CB-CG2	16.88	2.08	1.52
2	6B	28	THR	CB-CG2	16.88	2.08	1.52
2	1F	208	SER	CA-CB	16.88	1.78	1.52
2	13	28	THR	CB-CG2	16.88	2.08	1.52

*Continued on next page...*

*Continued from previous page...*

Mol	Chain	Res	Type	Atoms	Z	Observed(Å)	Ideal(Å)
2	17	28	THR	CB-CG2	16.88	2.08	1.52
2	2B	28	THR	CB-CG2	16.88	2.08	1.52
2	2N	208	SER	CA-CB	16.88	1.78	1.52
2	23	208	SER	CA-CB	16.88	1.78	1.52
2	3N	208	SER	CA-CB	16.88	1.78	1.52
2	3R	28	THR	CB-CG2	16.88	2.08	1.52
2	3V	28	THR	CB-CG2	16.88	2.08	1.52
2	3Z	28	THR	CB-CG2	16.88	2.08	1.52
2	37	208	SER	CA-CB	16.88	1.78	1.52
2	4J	208	SER	CA-CB	16.88	1.78	1.52
2	4R	208	SER	CA-CB	16.88	1.78	1.52
2	5F	28	THR	CB-CG2	16.88	2.08	1.52
2	5J	28	THR	CB-CG2	16.88	2.08	1.52
2	5N	28	THR	CB-CG2	16.88	2.08	1.52
2	5Z	208	SER	CA-CB	16.88	1.78	1.52
2	6F	208	SER	CA-CB	16.88	1.78	1.52
2	6Z	208	SER	CA-CB	16.88	1.78	1.52
2	63	28	THR	CB-CG2	16.88	2.08	1.52
2	67	28	THR	CB-CG2	16.88	2.08	1.52
2	7B	28	THR	CB-CG2	16.88	2.08	1.52
2	7J	208	SER	CA-CB	16.88	1.78	1.52
2	7V	208	SER	CA-CB	16.88	1.78	1.52
1	1E	24	VAL	N-CA	16.87	1.80	1.46
1	2M	24	VAL	N-CA	16.87	1.80	1.46
1	22	24	VAL	N-CA	16.87	1.80	1.46
1	3M	24	VAL	N-CA	16.87	1.80	1.46
1	36	24	VAL	N-CA	16.87	1.80	1.46
1	4I	24	VAL	N-CA	16.87	1.80	1.46
1	4Q	24	VAL	N-CA	16.87	1.80	1.46
1	5Y	24	VAL	N-CA	16.87	1.80	1.46
1	6E	24	VAL	N-CA	16.87	1.80	1.46
1	6Y	24	VAL	N-CA	16.87	1.80	1.46
1	7I	24	VAL	N-CA	16.87	1.80	1.46
1	7U	24	VAL	N-CA	16.87	1.80	1.46
2	1B	208	SER	CA-CB	16.87	1.78	1.52
2	1J	208	SER	CA-CB	16.87	1.78	1.52
2	2F	208	SER	CA-CB	16.87	1.78	1.52
2	27	208	SER	CA-CB	16.87	1.78	1.52
2	3F	208	SER	CA-CB	16.87	1.78	1.52
2	4B	208	SER	CA-CB	16.87	1.78	1.52
2	4N	208	SER	CA-CB	16.87	1.78	1.52
2	4V	208	SER	CA-CB	16.87	1.78	1.52

*Continued on next page...*

*Continued from previous page...*

Mol	Chain	Res	Type	Atoms	Z	Observed(Å)	Ideal(Å)
2	5R	208	SER	CA-CB	16.87	1.78	1.52
2	6J	208	SER	CA-CB	16.87	1.78	1.52
2	6R	208	SER	CA-CB	16.87	1.78	1.52
2	7N	208	SER	CA-CB	16.87	1.78	1.52
2	1R	208	SER	CA-CB	16.86	1.78	1.52
2	1V	208	SER	CA-CB	16.86	1.78	1.52
2	1Z	208	SER	CA-CB	16.86	1.78	1.52
2	2R	208	SER	CA-CB	16.86	1.78	1.52
2	2V	208	SER	CA-CB	16.86	1.78	1.52
2	2Z	208	SER	CA-CB	16.86	1.78	1.52
2	43	208	SER	CA-CB	16.86	1.78	1.52
2	47	208	SER	CA-CB	16.86	1.78	1.52
2	5B	208	SER	CA-CB	16.86	1.78	1.52
2	53	208	SER	CA-CB	16.86	1.78	1.52
2	57	208	SER	CA-CB	16.86	1.78	1.52
2	6B	208	SER	CA-CB	16.86	1.78	1.52
1	12	24	VAL	N-CA	16.85	1.80	1.46
1	16	24	VAL	N-CA	16.85	1.80	1.46
1	2A	24	VAL	N-CA	16.85	1.80	1.46
1	3Q	24	VAL	N-CA	16.85	1.80	1.46
1	3U	24	VAL	N-CA	16.85	1.80	1.46
1	3Y	24	VAL	N-CA	16.85	1.80	1.46
1	5E	24	VAL	N-CA	16.85	1.80	1.46
1	5I	24	VAL	N-CA	16.85	1.80	1.46
1	5M	24	VAL	N-CA	16.85	1.80	1.46
1	62	24	VAL	N-CA	16.85	1.80	1.46
1	66	24	VAL	N-CA	16.85	1.80	1.46
1	7A	24	VAL	N-CA	16.85	1.80	1.46
1	1M	24	VAL	N-CA	16.85	1.80	1.46
1	2I	24	VAL	N-CA	16.85	1.80	1.46
1	3A	24	VAL	N-CA	16.85	1.80	1.46
1	3I	24	VAL	N-CA	16.85	1.80	1.46
1	32	24	VAL	N-CA	16.85	1.80	1.46
1	4E	24	VAL	N-CA	16.85	1.80	1.46
1	4Y	24	VAL	N-CA	16.85	1.80	1.46
1	5U	24	VAL	N-CA	16.85	1.80	1.46
1	6M	24	VAL	N-CA	16.85	1.80	1.46
1	6U	24	VAL	N-CA	16.85	1.80	1.46
1	7E	24	VAL	N-CA	16.85	1.80	1.46
1	7Q	24	VAL	N-CA	16.85	1.80	1.46
1	1A	24	VAL	N-CA	16.84	1.80	1.46
2	1F	222	GLN	CA-CB	16.84	1.91	1.53

*Continued on next page...*

*Continued from previous page...*

Mol	Chain	Res	Type	Atoms	Z	Observed(Å)	Ideal(Å)
1	1I	24	VAL	N-CA	16.84	1.80	1.46
1	2E	24	VAL	N-CA	16.84	1.80	1.46
2	2N	222	GLN	CA-CB	16.84	1.91	1.53
2	23	222	GLN	CA-CB	16.84	1.91	1.53
1	26	24	VAL	N-CA	16.84	1.80	1.46
1	3E	24	VAL	N-CA	16.84	1.80	1.46
2	3N	222	GLN	CA-CB	16.84	1.91	1.53
2	37	222	GLN	CA-CB	16.84	1.91	1.53
1	4A	24	VAL	N-CA	16.84	1.80	1.46
2	4J	222	GLN	CA-CB	16.84	1.91	1.53
1	4M	24	VAL	N-CA	16.84	1.80	1.46
2	4R	222	GLN	CA-CB	16.84	1.91	1.53
1	4U	24	VAL	N-CA	16.84	1.80	1.46
1	5Q	24	VAL	N-CA	16.84	1.80	1.46
2	5Z	222	GLN	CA-CB	16.84	1.91	1.53
2	6F	222	GLN	CA-CB	16.84	1.91	1.53
1	6I	24	VAL	N-CA	16.84	1.80	1.46
1	6Q	24	VAL	N-CA	16.84	1.80	1.46
2	6Z	222	GLN	CA-CB	16.84	1.91	1.53
2	7J	222	GLN	CA-CB	16.84	1.91	1.53
1	7M	24	VAL	N-CA	16.84	1.80	1.46
2	7V	222	GLN	CA-CB	16.84	1.91	1.53
2	1B	222	GLN	CA-CB	16.84	1.91	1.53
2	1J	222	GLN	CA-CB	16.84	1.91	1.53
2	2F	222	GLN	CA-CB	16.84	1.91	1.53
2	27	222	GLN	CA-CB	16.84	1.91	1.53
2	3F	222	GLN	CA-CB	16.84	1.91	1.53
2	4B	222	GLN	CA-CB	16.84	1.91	1.53
2	4N	222	GLN	CA-CB	16.84	1.91	1.53
2	4V	222	GLN	CA-CB	16.84	1.91	1.53
2	5R	222	GLN	CA-CB	16.84	1.91	1.53
2	6J	222	GLN	CA-CB	16.84	1.91	1.53
2	6R	222	GLN	CA-CB	16.84	1.91	1.53
2	7N	222	GLN	CA-CB	16.84	1.91	1.53
1	1Q	24	VAL	N-CA	16.83	1.80	1.46
1	1U	24	VAL	N-CA	16.83	1.80	1.46
1	1Y	24	VAL	N-CA	16.83	1.80	1.46
2	13	222	GLN	CA-CB	16.83	1.91	1.53
2	17	222	GLN	CA-CB	16.83	1.91	1.53
2	2B	222	GLN	CA-CB	16.83	1.91	1.53
1	2Q	24	VAL	N-CA	16.83	1.80	1.46
1	2U	24	VAL	N-CA	16.83	1.80	1.46

*Continued on next page...*



*Continued from previous page...*

Mol	Chain	Res	Type	Atoms	Z	Observed(Å)	Ideal(Å)
1	2Y	24	VAL	N-CA	16.83	1.80	1.46
2	3R	222	GLN	CA-CB	16.83	1.91	1.53
2	3V	222	GLN	CA-CB	16.83	1.91	1.53
2	3Z	222	GLN	CA-CB	16.83	1.91	1.53
1	42	24	VAL	N-CA	16.83	1.80	1.46
1	46	24	VAL	N-CA	16.83	1.80	1.46
1	5A	24	VAL	N-CA	16.83	1.80	1.46
2	5F	222	GLN	CA-CB	16.83	1.91	1.53
2	5J	222	GLN	CA-CB	16.83	1.91	1.53
2	5N	222	GLN	CA-CB	16.83	1.91	1.53
1	52	24	VAL	N-CA	16.83	1.80	1.46
1	56	24	VAL	N-CA	16.83	1.80	1.46
1	6A	24	VAL	N-CA	16.83	1.80	1.46
2	63	222	GLN	CA-CB	16.83	1.91	1.53
2	67	222	GLN	CA-CB	16.83	1.91	1.53
2	7B	222	GLN	CA-CB	16.83	1.91	1.53
1	1E	149	THR	N-CA	-16.83	1.12	1.46
2	1R	222	GLN	CA-CB	16.83	1.91	1.53
2	1V	222	GLN	CA-CB	16.83	1.91	1.53
2	1Z	222	GLN	CA-CB	16.83	1.91	1.53
1	12	149	THR	N-CA	-16.83	1.12	1.46
1	16	149	THR	N-CA	-16.83	1.12	1.46
1	2A	149	THR	N-CA	-16.83	1.12	1.46
1	2M	149	THR	N-CA	-16.83	1.12	1.46
2	2R	222	GLN	CA-CB	16.83	1.91	1.53
2	2V	222	GLN	CA-CB	16.83	1.91	1.53
2	2Z	222	GLN	CA-CB	16.83	1.91	1.53
1	22	149	THR	N-CA	-16.83	1.12	1.46
1	3M	149	THR	N-CA	-16.83	1.12	1.46
1	3Q	149	THR	N-CA	-16.83	1.12	1.46
1	3U	149	THR	N-CA	-16.83	1.12	1.46
1	3Y	149	THR	N-CA	-16.83	1.12	1.46
1	36	149	THR	N-CA	-16.83	1.12	1.46
1	4I	149	THR	N-CA	-16.83	1.12	1.46
1	4Q	149	THR	N-CA	-16.83	1.12	1.46
2	43	222	GLN	CA-CB	16.83	1.91	1.53
2	47	222	GLN	CA-CB	16.83	1.91	1.53
2	5B	222	GLN	CA-CB	16.83	1.91	1.53
1	5E	149	THR	N-CA	-16.83	1.12	1.46
1	5I	149	THR	N-CA	-16.83	1.12	1.46
1	5M	149	THR	N-CA	-16.83	1.12	1.46
1	5Y	149	THR	N-CA	-16.83	1.12	1.46

*Continued on next page...*



*Continued from previous page...*

Mol	Chain	Res	Type	Atoms	Z	Observed(Å)	Ideal(Å)
2	53	222	GLN	CA-CB	16.83	1.91	1.53
2	57	222	GLN	CA-CB	16.83	1.91	1.53
2	6B	222	GLN	CA-CB	16.83	1.91	1.53
1	6E	149	THR	N-CA	-16.83	1.12	1.46
1	6Y	149	THR	N-CA	-16.83	1.12	1.46
1	62	149	THR	N-CA	-16.83	1.12	1.46
1	66	149	THR	N-CA	-16.83	1.12	1.46
1	7A	149	THR	N-CA	-16.83	1.12	1.46
1	7I	149	THR	N-CA	-16.83	1.12	1.46
1	7U	149	THR	N-CA	-16.83	1.12	1.46
2	1N	222	GLN	CA-CB	16.82	1.91	1.53
2	2J	222	GLN	CA-CB	16.82	1.91	1.53
2	3B	222	GLN	CA-CB	16.82	1.91	1.53
2	3J	222	GLN	CA-CB	16.82	1.91	1.53
2	33	222	GLN	CA-CB	16.82	1.91	1.53
2	4F	222	GLN	CA-CB	16.82	1.91	1.53
2	4Z	222	GLN	CA-CB	16.82	1.91	1.53
2	5V	222	GLN	CA-CB	16.82	1.91	1.53
2	6N	222	GLN	CA-CB	16.82	1.91	1.53
2	6V	222	GLN	CA-CB	16.82	1.91	1.53
2	7F	222	GLN	CA-CB	16.82	1.91	1.53
2	7R	222	GLN	CA-CB	16.82	1.91	1.53
1	1A	149	THR	N-CA	-16.81	1.12	1.46
1	1I	149	THR	N-CA	-16.81	1.12	1.46
1	2E	149	THR	N-CA	-16.81	1.12	1.46
1	26	149	THR	N-CA	-16.81	1.12	1.46
1	3E	149	THR	N-CA	-16.81	1.12	1.46
1	4A	149	THR	N-CA	-16.81	1.12	1.46
1	4M	149	THR	N-CA	-16.81	1.12	1.46
1	4U	149	THR	N-CA	-16.81	1.12	1.46
1	5Q	149	THR	N-CA	-16.81	1.12	1.46
1	6I	149	THR	N-CA	-16.81	1.12	1.46
1	6Q	149	THR	N-CA	-16.81	1.12	1.46
1	7M	149	THR	N-CA	-16.81	1.12	1.46
1	1Q	149	THR	N-CA	-16.80	1.12	1.46
1	1U	149	THR	N-CA	-16.80	1.12	1.46
1	1Y	149	THR	N-CA	-16.80	1.12	1.46
1	2Q	149	THR	N-CA	-16.80	1.12	1.46
1	2U	149	THR	N-CA	-16.80	1.12	1.46
1	2Y	149	THR	N-CA	-16.80	1.12	1.46
1	42	149	THR	N-CA	-16.80	1.12	1.46
1	46	149	THR	N-CA	-16.80	1.12	1.46

*Continued on next page...*

*Continued from previous page...*

Mol	Chain	Res	Type	Atoms	Z	Observed(Å)	Ideal(Å)
1	5A	149	THR	N-CA	-16.80	1.12	1.46
1	52	149	THR	N-CA	-16.80	1.12	1.46
1	56	149	THR	N-CA	-16.80	1.12	1.46
1	6A	149	THR	N-CA	-16.80	1.12	1.46
1	1M	149	THR	N-CA	-16.79	1.12	1.46
1	2I	149	THR	N-CA	-16.79	1.12	1.46
1	3A	149	THR	N-CA	-16.79	1.12	1.46
1	3I	149	THR	N-CA	-16.79	1.12	1.46
1	32	149	THR	N-CA	-16.79	1.12	1.46
1	4E	149	THR	N-CA	-16.79	1.12	1.46
1	4Y	149	THR	N-CA	-16.79	1.12	1.46
1	5U	149	THR	N-CA	-16.79	1.12	1.46
1	6M	149	THR	N-CA	-16.79	1.12	1.46
1	6U	149	THR	N-CA	-16.79	1.12	1.46
1	7E	149	THR	N-CA	-16.79	1.12	1.46
1	7Q	149	THR	N-CA	-16.79	1.12	1.46
1	12	51	LEU	C-N	16.79	1.72	1.34
1	16	51	LEU	C-N	16.79	1.72	1.34
1	2A	51	LEU	C-N	16.79	1.72	1.34
1	3Q	51	LEU	C-N	16.79	1.72	1.34
1	3U	51	LEU	C-N	16.79	1.72	1.34
1	3Y	51	LEU	C-N	16.79	1.72	1.34
1	5E	51	LEU	C-N	16.79	1.72	1.34
1	5I	51	LEU	C-N	16.79	1.72	1.34
1	5M	51	LEU	C-N	16.79	1.72	1.34
1	62	51	LEU	C-N	16.79	1.72	1.34
1	66	51	LEU	C-N	16.79	1.72	1.34
1	7A	51	LEU	C-N	16.79	1.72	1.34
1	1A	51	LEU	C-N	16.78	1.72	1.34
1	1I	51	LEU	C-N	16.78	1.72	1.34
1	2E	51	LEU	C-N	16.78	1.72	1.34
1	26	51	LEU	C-N	16.78	1.72	1.34
1	3E	51	LEU	C-N	16.78	1.72	1.34
1	4A	51	LEU	C-N	16.78	1.72	1.34
1	4M	51	LEU	C-N	16.78	1.72	1.34
1	4U	51	LEU	C-N	16.78	1.72	1.34
1	5Q	51	LEU	C-N	16.78	1.72	1.34
1	6I	51	LEU	C-N	16.78	1.72	1.34
1	6Q	51	LEU	C-N	16.78	1.72	1.34
1	7M	51	LEU	C-N	16.78	1.72	1.34
1	12	51	LEU	CA-CB	-16.77	1.15	1.53
1	16	51	LEU	CA-CB	-16.77	1.15	1.53

*Continued on next page...*

*Continued from previous page...*

Mol	Chain	Res	Type	Atoms	Z	Observed(Å)	Ideal(Å)
1	2A	51	LEU	CA-CB	-16.77	1.15	1.53
1	3Q	51	LEU	CA-CB	-16.77	1.15	1.53
1	3U	51	LEU	CA-CB	-16.77	1.15	1.53
1	3Y	51	LEU	CA-CB	-16.77	1.15	1.53
1	5E	51	LEU	CA-CB	-16.77	1.15	1.53
1	5I	51	LEU	CA-CB	-16.77	1.15	1.53
1	5M	51	LEU	CA-CB	-16.77	1.15	1.53
1	62	51	LEU	CA-CB	-16.77	1.15	1.53
1	66	51	LEU	CA-CB	-16.77	1.15	1.53
1	7A	51	LEU	CA-CB	-16.77	1.15	1.53
1	1E	51	LEU	CA-CB	-16.77	1.15	1.53
1	2M	51	LEU	CA-CB	-16.77	1.15	1.53
1	22	51	LEU	CA-CB	-16.77	1.15	1.53
1	3M	51	LEU	CA-CB	-16.77	1.15	1.53
1	36	51	LEU	CA-CB	-16.77	1.15	1.53
1	4I	51	LEU	CA-CB	-16.77	1.15	1.53
1	4Q	51	LEU	CA-CB	-16.77	1.15	1.53
1	5Y	51	LEU	CA-CB	-16.77	1.15	1.53
1	6E	51	LEU	CA-CB	-16.77	1.15	1.53
1	6Y	51	LEU	CA-CB	-16.77	1.15	1.53
1	7I	51	LEU	CA-CB	-16.77	1.15	1.53
1	7U	51	LEU	CA-CB	-16.77	1.15	1.53
1	1Q	51	LEU	C-N	16.77	1.72	1.34
1	1U	51	LEU	C-N	16.77	1.72	1.34
1	1Y	51	LEU	C-N	16.77	1.72	1.34
1	2Q	51	LEU	C-N	16.77	1.72	1.34
1	2U	51	LEU	C-N	16.77	1.72	1.34
1	2Y	51	LEU	C-N	16.77	1.72	1.34
1	42	51	LEU	C-N	16.77	1.72	1.34
1	46	51	LEU	C-N	16.77	1.72	1.34
1	5A	51	LEU	C-N	16.77	1.72	1.34
1	52	51	LEU	C-N	16.77	1.72	1.34
1	56	51	LEU	C-N	16.77	1.72	1.34
1	6A	51	LEU	C-N	16.77	1.72	1.34
1	1M	51	LEU	C-N	16.77	1.72	1.34
1	1Q	51	LEU	CA-CB	-16.77	1.15	1.53
1	1U	51	LEU	CA-CB	-16.77	1.15	1.53
1	1Y	51	LEU	CA-CB	-16.77	1.15	1.53
1	2I	51	LEU	C-N	16.77	1.72	1.34
1	2Q	51	LEU	CA-CB	-16.77	1.15	1.53
1	2U	51	LEU	CA-CB	-16.77	1.15	1.53
1	2Y	51	LEU	CA-CB	-16.77	1.15	1.53

*Continued on next page...*

*Continued from previous page...*

Mol	Chain	Res	Type	Atoms	Z	Observed(Å)	Ideal(Å)
1	3A	51	LEU	C-N	16.77	1.72	1.34
1	3I	51	LEU	C-N	16.77	1.72	1.34
1	32	51	LEU	C-N	16.77	1.72	1.34
1	4E	51	LEU	C-N	16.77	1.72	1.34
1	4Y	51	LEU	C-N	16.77	1.72	1.34
1	42	51	LEU	CA-CB	-16.77	1.15	1.53
1	46	51	LEU	CA-CB	-16.77	1.15	1.53
1	5A	51	LEU	CA-CB	-16.77	1.15	1.53
1	5U	51	LEU	C-N	16.77	1.72	1.34
1	52	51	LEU	CA-CB	-16.77	1.15	1.53
1	56	51	LEU	CA-CB	-16.77	1.15	1.53
1	6A	51	LEU	CA-CB	-16.77	1.15	1.53
1	6M	51	LEU	C-N	16.77	1.72	1.34
1	6U	51	LEU	C-N	16.77	1.72	1.34
1	7E	51	LEU	C-N	16.77	1.72	1.34
1	7Q	51	LEU	C-N	16.77	1.72	1.34
1	1M	29	TYR	CE2-CZ	-16.76	1.16	1.38
1	1Q	29	TYR	CE2-CZ	-16.76	1.16	1.38
1	1U	29	TYR	CE2-CZ	-16.76	1.16	1.38
1	1Y	29	TYR	CE2-CZ	-16.76	1.16	1.38
1	2I	29	TYR	CE2-CZ	-16.76	1.16	1.38
1	2Q	29	TYR	CE2-CZ	-16.76	1.16	1.38
1	2U	29	TYR	CE2-CZ	-16.76	1.16	1.38
1	2Y	29	TYR	CE2-CZ	-16.76	1.16	1.38
1	3A	29	TYR	CE2-CZ	-16.76	1.16	1.38
1	3I	29	TYR	CE2-CZ	-16.76	1.16	1.38
1	32	29	TYR	CE2-CZ	-16.76	1.16	1.38
1	4E	29	TYR	CE2-CZ	-16.76	1.16	1.38
1	4Y	29	TYR	CE2-CZ	-16.76	1.16	1.38
1	42	29	TYR	CE2-CZ	-16.76	1.16	1.38
1	46	29	TYR	CE2-CZ	-16.76	1.16	1.38
1	5A	29	TYR	CE2-CZ	-16.76	1.16	1.38
1	5U	29	TYR	CE2-CZ	-16.76	1.16	1.38
1	52	29	TYR	CE2-CZ	-16.76	1.16	1.38
1	56	29	TYR	CE2-CZ	-16.76	1.16	1.38
1	6A	29	TYR	CE2-CZ	-16.76	1.16	1.38
1	6M	29	TYR	CE2-CZ	-16.76	1.16	1.38
1	6U	29	TYR	CE2-CZ	-16.76	1.16	1.38
1	7E	29	TYR	CE2-CZ	-16.76	1.16	1.38
1	7Q	29	TYR	CE2-CZ	-16.76	1.16	1.38
1	1E	51	LEU	C-N	16.75	1.72	1.34
1	2M	51	LEU	C-N	16.75	1.72	1.34

*Continued on next page...*

*Continued from previous page...*

Mol	Chain	Res	Type	Atoms	Z	Observed(Å)	Ideal(Å)
1	22	51	LEU	C-N	16.75	1.72	1.34
1	3M	51	LEU	C-N	16.75	1.72	1.34
1	36	51	LEU	C-N	16.75	1.72	1.34
1	4I	51	LEU	C-N	16.75	1.72	1.34
1	4Q	51	LEU	C-N	16.75	1.72	1.34
1	5Y	51	LEU	C-N	16.75	1.72	1.34
1	6E	51	LEU	C-N	16.75	1.72	1.34
1	6Y	51	LEU	C-N	16.75	1.72	1.34
1	7I	51	LEU	C-N	16.75	1.72	1.34
1	7U	51	LEU	C-N	16.75	1.72	1.34
1	1A	29	TYR	CE2-CZ	-16.75	1.16	1.38
1	1I	29	TYR	CE2-CZ	-16.75	1.16	1.38
1	2E	29	TYR	CE2-CZ	-16.75	1.16	1.38
1	26	29	TYR	CE2-CZ	-16.75	1.16	1.38
1	3E	29	TYR	CE2-CZ	-16.75	1.16	1.38
1	4A	29	TYR	CE2-CZ	-16.75	1.16	1.38
1	4M	29	TYR	CE2-CZ	-16.75	1.16	1.38
1	4U	29	TYR	CE2-CZ	-16.75	1.16	1.38
1	5Q	29	TYR	CE2-CZ	-16.75	1.16	1.38
1	6I	29	TYR	CE2-CZ	-16.75	1.16	1.38
1	6Q	29	TYR	CE2-CZ	-16.75	1.16	1.38
1	7M	29	TYR	CE2-CZ	-16.75	1.16	1.38
1	1A	51	LEU	CA-CB	-16.75	1.15	1.53
1	1E	67	GLY	CA-C	-16.75	1.25	1.51
1	1I	51	LEU	CA-CB	-16.75	1.15	1.53
1	2E	51	LEU	CA-CB	-16.75	1.15	1.53
1	2M	67	GLY	CA-C	-16.75	1.25	1.51
1	22	67	GLY	CA-C	-16.75	1.25	1.51
1	26	51	LEU	CA-CB	-16.75	1.15	1.53
1	3E	51	LEU	CA-CB	-16.75	1.15	1.53
1	3M	67	GLY	CA-C	-16.75	1.25	1.51
1	36	67	GLY	CA-C	-16.75	1.25	1.51
1	4A	51	LEU	CA-CB	-16.75	1.15	1.53
1	4I	67	GLY	CA-C	-16.75	1.25	1.51
1	4M	51	LEU	CA-CB	-16.75	1.15	1.53
1	4Q	67	GLY	CA-C	-16.75	1.25	1.51
1	4U	51	LEU	CA-CB	-16.75	1.15	1.53
1	5Q	51	LEU	CA-CB	-16.75	1.15	1.53
1	5Y	67	GLY	CA-C	-16.75	1.25	1.51
1	6E	67	GLY	CA-C	-16.75	1.25	1.51
1	6I	51	LEU	CA-CB	-16.75	1.15	1.53
1	6Q	51	LEU	CA-CB	-16.75	1.15	1.53

*Continued on next page...*

*Continued from previous page...*

Mol	Chain	Res	Type	Atoms	Z	Observed(Å)	Ideal(Å)
1	6Y	67	GLY	CA-C	-16.75	1.25	1.51
1	7I	67	GLY	CA-C	-16.75	1.25	1.51
1	7M	51	LEU	CA-CB	-16.75	1.15	1.53
1	7U	67	GLY	CA-C	-16.75	1.25	1.51
1	1M	51	LEU	CA-CB	-16.74	1.15	1.53
1	2I	51	LEU	CA-CB	-16.74	1.15	1.53
1	3A	51	LEU	CA-CB	-16.74	1.15	1.53
1	3I	51	LEU	CA-CB	-16.74	1.15	1.53
1	32	51	LEU	CA-CB	-16.74	1.15	1.53
1	4E	51	LEU	CA-CB	-16.74	1.15	1.53
1	4Y	51	LEU	CA-CB	-16.74	1.15	1.53
1	5U	51	LEU	CA-CB	-16.74	1.15	1.53
1	6M	51	LEU	CA-CB	-16.74	1.15	1.53
1	6U	51	LEU	CA-CB	-16.74	1.15	1.53
1	7E	51	LEU	CA-CB	-16.74	1.15	1.53
1	7Q	51	LEU	CA-CB	-16.74	1.15	1.53
1	12	29	TYR	CE2-CZ	-16.74	1.16	1.38
1	16	29	TYR	CE2-CZ	-16.74	1.16	1.38
1	2A	29	TYR	CE2-CZ	-16.74	1.16	1.38
1	3Q	29	TYR	CE2-CZ	-16.74	1.16	1.38
1	3U	29	TYR	CE2-CZ	-16.74	1.16	1.38
1	3Y	29	TYR	CE2-CZ	-16.74	1.16	1.38
1	5E	29	TYR	CE2-CZ	-16.74	1.16	1.38
1	5I	29	TYR	CE2-CZ	-16.74	1.16	1.38
1	5M	29	TYR	CE2-CZ	-16.74	1.16	1.38
1	62	29	TYR	CE2-CZ	-16.74	1.16	1.38
1	66	29	TYR	CE2-CZ	-16.74	1.16	1.38
1	7A	29	TYR	CE2-CZ	-16.74	1.16	1.38
1	1E	29	TYR	CE2-CZ	-16.74	1.16	1.38
1	2M	29	TYR	CE2-CZ	-16.74	1.16	1.38
1	22	29	TYR	CE2-CZ	-16.74	1.16	1.38
1	3M	29	TYR	CE2-CZ	-16.74	1.16	1.38
1	36	29	TYR	CE2-CZ	-16.74	1.16	1.38
1	4I	29	TYR	CE2-CZ	-16.74	1.16	1.38
1	4Q	29	TYR	CE2-CZ	-16.74	1.16	1.38
1	5Y	29	TYR	CE2-CZ	-16.74	1.16	1.38
1	6E	29	TYR	CE2-CZ	-16.74	1.16	1.38
1	6Y	29	TYR	CE2-CZ	-16.74	1.16	1.38
1	7I	29	TYR	CE2-CZ	-16.74	1.16	1.38
1	7U	29	TYR	CE2-CZ	-16.74	1.16	1.38
1	1Q	67	GLY	CA-C	-16.72	1.25	1.51
1	1U	67	GLY	CA-C	-16.72	1.25	1.51

*Continued on next page...*

*Continued from previous page...*

Mol	Chain	Res	Type	Atoms	Z	Observed(Å)	Ideal(Å)
1	1Y	67	GLY	CA-C	-16.72	1.25	1.51
2	13	25	SER	CA-CB	16.72	1.78	1.52
2	17	25	SER	CA-CB	16.72	1.78	1.52
2	2B	25	SER	CA-CB	16.72	1.78	1.52
1	2Q	67	GLY	CA-C	-16.72	1.25	1.51
1	2U	67	GLY	CA-C	-16.72	1.25	1.51
1	2Y	67	GLY	CA-C	-16.72	1.25	1.51
2	3R	25	SER	CA-CB	16.72	1.78	1.52
2	3V	25	SER	CA-CB	16.72	1.78	1.52
2	3Z	25	SER	CA-CB	16.72	1.78	1.52
1	42	67	GLY	CA-C	-16.72	1.25	1.51
1	46	67	GLY	CA-C	-16.72	1.25	1.51
1	5A	67	GLY	CA-C	-16.72	1.25	1.51
2	5F	25	SER	CA-CB	16.72	1.78	1.52
2	5J	25	SER	CA-CB	16.72	1.78	1.52
2	5N	25	SER	CA-CB	16.72	1.78	1.52
1	52	67	GLY	CA-C	-16.72	1.25	1.51
1	56	67	GLY	CA-C	-16.72	1.25	1.51
1	6A	67	GLY	CA-C	-16.72	1.25	1.51
2	63	25	SER	CA-CB	16.72	1.78	1.52
2	67	25	SER	CA-CB	16.72	1.78	1.52
2	7B	25	SER	CA-CB	16.72	1.78	1.52
2	1N	14	THR	CA-C	-16.72	1.09	1.52
2	2J	14	THR	CA-C	-16.72	1.09	1.52
2	3B	14	THR	CA-C	-16.72	1.09	1.52
2	3J	14	THR	CA-C	-16.72	1.09	1.52
2	33	14	THR	CA-C	-16.72	1.09	1.52
2	4F	14	THR	CA-C	-16.72	1.09	1.52
2	4Z	14	THR	CA-C	-16.72	1.09	1.52
2	5V	14	THR	CA-C	-16.72	1.09	1.52
2	6N	14	THR	CA-C	-16.72	1.09	1.52
2	6V	14	THR	CA-C	-16.72	1.09	1.52
2	7F	14	THR	CA-C	-16.72	1.09	1.52
2	7R	14	THR	CA-C	-16.72	1.09	1.52
2	1R	14	THR	CA-C	-16.71	1.09	1.52
2	1V	14	THR	CA-C	-16.71	1.09	1.52
2	1Z	14	THR	CA-C	-16.71	1.09	1.52
2	2R	14	THR	CA-C	-16.71	1.09	1.52
2	2V	14	THR	CA-C	-16.71	1.09	1.52
2	2Z	14	THR	CA-C	-16.71	1.09	1.52
2	43	14	THR	CA-C	-16.71	1.09	1.52
2	47	14	THR	CA-C	-16.71	1.09	1.52

*Continued on next page...*

*Continued from previous page...*

Mol	Chain	Res	Type	Atoms	Z	Observed(Å)	Ideal(Å)
2	5B	14	THR	CA-C	-16.71	1.09	1.52
2	53	14	THR	CA-C	-16.71	1.09	1.52
2	57	14	THR	CA-C	-16.71	1.09	1.52
2	6B	14	THR	CA-C	-16.71	1.09	1.52
2	1B	14	THR	CA-C	-16.71	1.09	1.52
2	1J	14	THR	CA-C	-16.71	1.09	1.52
2	1N	25	SER	CA-CB	16.71	1.78	1.52
2	2F	14	THR	CA-C	-16.71	1.09	1.52
2	2J	25	SER	CA-CB	16.71	1.78	1.52
2	27	14	THR	CA-C	-16.71	1.09	1.52
2	3B	25	SER	CA-CB	16.71	1.78	1.52
2	3F	14	THR	CA-C	-16.71	1.09	1.52
2	3J	25	SER	CA-CB	16.71	1.78	1.52
2	33	25	SER	CA-CB	16.71	1.78	1.52
2	4B	14	THR	CA-C	-16.71	1.09	1.52
2	4F	25	SER	CA-CB	16.71	1.78	1.52
2	4N	14	THR	CA-C	-16.71	1.09	1.52
2	4V	14	THR	CA-C	-16.71	1.09	1.52
2	4Z	25	SER	CA-CB	16.71	1.78	1.52
2	5R	14	THR	CA-C	-16.71	1.09	1.52
2	5V	25	SER	CA-CB	16.71	1.78	1.52
2	6J	14	THR	CA-C	-16.71	1.09	1.52
2	6N	25	SER	CA-CB	16.71	1.78	1.52
2	6R	14	THR	CA-C	-16.71	1.09	1.52
2	6V	25	SER	CA-CB	16.71	1.78	1.52
2	7F	25	SER	CA-CB	16.71	1.78	1.52
2	7N	14	THR	CA-C	-16.71	1.09	1.52
2	7R	25	SER	CA-CB	16.71	1.78	1.52
2	1F	14	THR	CA-C	-16.70	1.09	1.52
2	2N	14	THR	CA-C	-16.70	1.09	1.52
2	23	14	THR	CA-C	-16.70	1.09	1.52
2	3N	14	THR	CA-C	-16.70	1.09	1.52
2	37	14	THR	CA-C	-16.70	1.09	1.52
2	4J	14	THR	CA-C	-16.70	1.09	1.52
2	4R	14	THR	CA-C	-16.70	1.09	1.52
2	5Z	14	THR	CA-C	-16.70	1.09	1.52
2	6F	14	THR	CA-C	-16.70	1.09	1.52
2	6Z	14	THR	CA-C	-16.70	1.09	1.52
2	7J	14	THR	CA-C	-16.70	1.09	1.52
2	7V	14	THR	CA-C	-16.70	1.09	1.52
2	1R	25	SER	CA-CB	16.70	1.77	1.52
2	1V	25	SER	CA-CB	16.70	1.77	1.52

*Continued on next page...*



*Continued from previous page...*

Mol	Chain	Res	Type	Atoms	Z	Observed(Å)	Ideal(Å)
2	1Z	25	SER	CA-CB	16.70	1.77	1.52
2	2R	25	SER	CA-CB	16.70	1.77	1.52
2	2V	25	SER	CA-CB	16.70	1.77	1.52
2	2Z	25	SER	CA-CB	16.70	1.77	1.52
2	43	25	SER	CA-CB	16.70	1.77	1.52
2	47	25	SER	CA-CB	16.70	1.77	1.52
2	5B	25	SER	CA-CB	16.70	1.77	1.52
2	53	25	SER	CA-CB	16.70	1.77	1.52
2	57	25	SER	CA-CB	16.70	1.77	1.52
2	6B	25	SER	CA-CB	16.70	1.77	1.52
1	1A	67	GLY	CA-C	-16.70	1.25	1.51
1	1I	67	GLY	CA-C	-16.70	1.25	1.51
1	2E	67	GLY	CA-C	-16.70	1.25	1.51
1	26	67	GLY	CA-C	-16.70	1.25	1.51
1	3E	67	GLY	CA-C	-16.70	1.25	1.51
1	4A	67	GLY	CA-C	-16.70	1.25	1.51
1	4M	67	GLY	CA-C	-16.70	1.25	1.51
1	4U	67	GLY	CA-C	-16.70	1.25	1.51
1	5Q	67	GLY	CA-C	-16.70	1.25	1.51
1	6I	67	GLY	CA-C	-16.70	1.25	1.51
1	6Q	67	GLY	CA-C	-16.70	1.25	1.51
1	7M	67	GLY	CA-C	-16.70	1.25	1.51
1	1M	67	GLY	CA-C	-16.70	1.25	1.51
1	2I	67	GLY	CA-C	-16.70	1.25	1.51
1	3A	67	GLY	CA-C	-16.70	1.25	1.51
1	3I	67	GLY	CA-C	-16.70	1.25	1.51
1	32	67	GLY	CA-C	-16.70	1.25	1.51
1	4E	67	GLY	CA-C	-16.70	1.25	1.51
1	4Y	67	GLY	CA-C	-16.70	1.25	1.51
1	5U	67	GLY	CA-C	-16.70	1.25	1.51
1	6M	67	GLY	CA-C	-16.70	1.25	1.51
1	6U	67	GLY	CA-C	-16.70	1.25	1.51
1	7E	67	GLY	CA-C	-16.70	1.25	1.51
1	7Q	67	GLY	CA-C	-16.70	1.25	1.51
2	1B	25	SER	CA-CB	16.69	1.77	1.52
2	1J	25	SER	CA-CB	16.69	1.77	1.52
2	2F	25	SER	CA-CB	16.69	1.77	1.52
2	27	25	SER	CA-CB	16.69	1.77	1.52
2	3F	25	SER	CA-CB	16.69	1.77	1.52
2	4B	25	SER	CA-CB	16.69	1.77	1.52
2	4N	25	SER	CA-CB	16.69	1.77	1.52
2	4V	25	SER	CA-CB	16.69	1.77	1.52

*Continued on next page...*

*Continued from previous page...*

Mol	Chain	Res	Type	Atoms	Z	Observed(Å)	Ideal(Å)
2	5R	25	SER	CA-CB	16.69	1.77	1.52
2	6J	25	SER	CA-CB	16.69	1.77	1.52
2	6R	25	SER	CA-CB	16.69	1.77	1.52
2	7N	25	SER	CA-CB	16.69	1.77	1.52
1	1E	88	GLY	C-O	-16.68	0.96	1.23
2	1F	25	SER	CA-CB	16.68	1.77	1.52
1	2M	88	GLY	C-O	-16.68	0.96	1.23
2	2N	25	SER	CA-CB	16.68	1.77	1.52
1	22	88	GLY	C-O	-16.68	0.96	1.23
2	23	25	SER	CA-CB	16.68	1.77	1.52
1	3M	88	GLY	C-O	-16.68	0.96	1.23
2	3N	25	SER	CA-CB	16.68	1.77	1.52
1	36	88	GLY	C-O	-16.68	0.96	1.23
2	37	25	SER	CA-CB	16.68	1.77	1.52
1	4I	88	GLY	C-O	-16.68	0.96	1.23
2	4J	25	SER	CA-CB	16.68	1.77	1.52
1	4Q	88	GLY	C-O	-16.68	0.96	1.23
2	4R	25	SER	CA-CB	16.68	1.77	1.52
1	5Y	88	GLY	C-O	-16.68	0.96	1.23
2	5Z	25	SER	CA-CB	16.68	1.77	1.52
1	6E	88	GLY	C-O	-16.68	0.96	1.23
2	6F	25	SER	CA-CB	16.68	1.77	1.52
1	6Y	88	GLY	C-O	-16.68	0.96	1.23
2	6Z	25	SER	CA-CB	16.68	1.77	1.52
1	7I	88	GLY	C-O	-16.68	0.96	1.23
2	7J	25	SER	CA-CB	16.68	1.77	1.52
1	7U	88	GLY	C-O	-16.68	0.96	1.23
2	7V	25	SER	CA-CB	16.68	1.77	1.52
1	12	67	GLY	CA-C	-16.68	1.25	1.51
1	16	67	GLY	CA-C	-16.68	1.25	1.51
1	2A	67	GLY	CA-C	-16.68	1.25	1.51
1	3Q	67	GLY	CA-C	-16.68	1.25	1.51
1	3U	67	GLY	CA-C	-16.68	1.25	1.51
1	3Y	67	GLY	CA-C	-16.68	1.25	1.51
1	5E	67	GLY	CA-C	-16.68	1.25	1.51
1	5I	67	GLY	CA-C	-16.68	1.25	1.51
1	5M	67	GLY	CA-C	-16.68	1.25	1.51
1	62	67	GLY	CA-C	-16.68	1.25	1.51
1	66	67	GLY	CA-C	-16.68	1.25	1.51
1	7A	67	GLY	CA-C	-16.68	1.25	1.51
2	13	14	THR	CA-C	-16.67	1.09	1.52
2	17	14	THR	CA-C	-16.67	1.09	1.52

*Continued on next page...*

*Continued from previous page...*

Mol	Chain	Res	Type	Atoms	Z	Observed(Å)	Ideal(Å)
2	2B	14	THR	CA-C	-16.67	1.09	1.52
2	3R	14	THR	CA-C	-16.67	1.09	1.52
2	3V	14	THR	CA-C	-16.67	1.09	1.52
2	3Z	14	THR	CA-C	-16.67	1.09	1.52
2	5F	14	THR	CA-C	-16.67	1.09	1.52
2	5J	14	THR	CA-C	-16.67	1.09	1.52
2	5N	14	THR	CA-C	-16.67	1.09	1.52
2	63	14	THR	CA-C	-16.67	1.09	1.52
2	67	14	THR	CA-C	-16.67	1.09	1.52
2	7B	14	THR	CA-C	-16.67	1.09	1.52
1	12	88	GLY	C-O	-16.65	0.97	1.23
1	16	88	GLY	C-O	-16.65	0.97	1.23
1	2A	88	GLY	C-O	-16.65	0.97	1.23
1	3Q	88	GLY	C-O	-16.65	0.97	1.23
1	3U	88	GLY	C-O	-16.65	0.97	1.23
1	3Y	88	GLY	C-O	-16.65	0.97	1.23
1	5E	88	GLY	C-O	-16.65	0.97	1.23
1	5I	88	GLY	C-O	-16.65	0.97	1.23
1	5M	88	GLY	C-O	-16.65	0.97	1.23
1	62	88	GLY	C-O	-16.65	0.97	1.23
1	66	88	GLY	C-O	-16.65	0.97	1.23
1	7A	88	GLY	C-O	-16.65	0.97	1.23
1	1Q	88	GLY	C-O	-16.64	0.97	1.23
1	1U	88	GLY	C-O	-16.64	0.97	1.23
1	1Y	88	GLY	C-O	-16.64	0.97	1.23
1	2Q	88	GLY	C-O	-16.64	0.97	1.23
1	2U	88	GLY	C-O	-16.64	0.97	1.23
1	2Y	88	GLY	C-O	-16.64	0.97	1.23
1	42	88	GLY	C-O	-16.64	0.97	1.23
1	46	88	GLY	C-O	-16.64	0.97	1.23
1	5A	88	GLY	C-O	-16.64	0.97	1.23
1	52	88	GLY	C-O	-16.64	0.97	1.23
1	56	88	GLY	C-O	-16.64	0.97	1.23
1	6A	88	GLY	C-O	-16.64	0.97	1.23
1	1A	88	GLY	C-O	-16.63	0.97	1.23
1	1I	88	GLY	C-O	-16.63	0.97	1.23
1	2E	88	GLY	C-O	-16.63	0.97	1.23
1	26	88	GLY	C-O	-16.63	0.97	1.23
1	3E	88	GLY	C-O	-16.63	0.97	1.23
1	4A	88	GLY	C-O	-16.63	0.97	1.23
1	4M	88	GLY	C-O	-16.63	0.97	1.23
1	4U	88	GLY	C-O	-16.63	0.97	1.23

*Continued on next page...*

*Continued from previous page...*

Mol	Chain	Res	Type	Atoms	Z	Observed(Å)	Ideal(Å)
1	5Q	88	GLY	C-O	-16.63	0.97	1.23
1	6I	88	GLY	C-O	-16.63	0.97	1.23
1	6Q	88	GLY	C-O	-16.63	0.97	1.23
1	7M	88	GLY	C-O	-16.63	0.97	1.23
1	1A	82	ARG	C-O	-16.62	0.91	1.23
1	1I	82	ARG	C-O	-16.62	0.91	1.23
1	2E	82	ARG	C-O	-16.62	0.91	1.23
1	26	82	ARG	C-O	-16.62	0.91	1.23
1	3E	82	ARG	C-O	-16.62	0.91	1.23
1	4A	82	ARG	C-O	-16.62	0.91	1.23
1	4M	82	ARG	C-O	-16.62	0.91	1.23
1	4U	82	ARG	C-O	-16.62	0.91	1.23
1	5Q	82	ARG	C-O	-16.62	0.91	1.23
1	6I	82	ARG	C-O	-16.62	0.91	1.23
1	6Q	82	ARG	C-O	-16.62	0.91	1.23
1	7M	82	ARG	C-O	-16.62	0.91	1.23
1	1M	82	ARG	C-O	-16.62	0.91	1.23
1	2I	82	ARG	C-O	-16.62	0.91	1.23
1	3A	82	ARG	C-O	-16.62	0.91	1.23
1	3I	82	ARG	C-O	-16.62	0.91	1.23
1	32	82	ARG	C-O	-16.62	0.91	1.23
1	4E	82	ARG	C-O	-16.62	0.91	1.23
1	4Y	82	ARG	C-O	-16.62	0.91	1.23
1	5U	82	ARG	C-O	-16.62	0.91	1.23
1	6M	82	ARG	C-O	-16.62	0.91	1.23
1	6U	82	ARG	C-O	-16.62	0.91	1.23
1	7E	82	ARG	C-O	-16.62	0.91	1.23
1	7Q	82	ARG	C-O	-16.62	0.91	1.23
1	1Q	82	ARG	C-O	-16.62	0.91	1.23
1	1U	82	ARG	C-O	-16.62	0.91	1.23
1	1Y	82	ARG	C-O	-16.62	0.91	1.23
1	2Q	82	ARG	C-O	-16.62	0.91	1.23
1	2U	82	ARG	C-O	-16.62	0.91	1.23
1	2Y	82	ARG	C-O	-16.62	0.91	1.23
1	42	82	ARG	C-O	-16.62	0.91	1.23
1	46	82	ARG	C-O	-16.62	0.91	1.23
1	5A	82	ARG	C-O	-16.62	0.91	1.23
1	52	82	ARG	C-O	-16.62	0.91	1.23
1	56	82	ARG	C-O	-16.62	0.91	1.23
1	6A	82	ARG	C-O	-16.62	0.91	1.23
1	1E	82	ARG	C-O	-16.61	0.91	1.23
1	1M	88	GLY	C-O	-16.61	0.97	1.23

*Continued on next page...*

*Continued from previous page...*

Mol	Chain	Res	Type	Atoms	Z	Observed(Å)	Ideal(Å)
1	2I	88	GLY	C-O	-16.61	0.97	1.23
1	2M	82	ARG	C-O	-16.61	0.91	1.23
1	22	82	ARG	C-O	-16.61	0.91	1.23
1	3A	88	GLY	C-O	-16.61	0.97	1.23
1	3I	88	GLY	C-O	-16.61	0.97	1.23
1	3M	82	ARG	C-O	-16.61	0.91	1.23
1	32	88	GLY	C-O	-16.61	0.97	1.23
1	36	82	ARG	C-O	-16.61	0.91	1.23
1	4E	88	GLY	C-O	-16.61	0.97	1.23
1	4I	82	ARG	C-O	-16.61	0.91	1.23
1	4Q	82	ARG	C-O	-16.61	0.91	1.23
1	4Y	88	GLY	C-O	-16.61	0.97	1.23
1	5U	88	GLY	C-O	-16.61	0.97	1.23
1	5Y	82	ARG	C-O	-16.61	0.91	1.23
1	6E	82	ARG	C-O	-16.61	0.91	1.23
1	6M	88	GLY	C-O	-16.61	0.97	1.23
1	6U	88	GLY	C-O	-16.61	0.97	1.23
1	6Y	82	ARG	C-O	-16.61	0.91	1.23
1	7E	88	GLY	C-O	-16.61	0.97	1.23
1	7I	82	ARG	C-O	-16.61	0.91	1.23
1	7Q	88	GLY	C-O	-16.61	0.97	1.23
1	7U	82	ARG	C-O	-16.61	0.91	1.23
2	1N	229	ASN	C-O	16.60	1.54	1.23
2	2J	229	ASN	C-O	16.60	1.54	1.23
2	3B	229	ASN	C-O	16.60	1.54	1.23
2	3J	229	ASN	C-O	16.60	1.54	1.23
2	33	229	ASN	C-O	16.60	1.54	1.23
2	4F	229	ASN	C-O	16.60	1.54	1.23
2	4Z	229	ASN	C-O	16.60	1.54	1.23
2	5V	229	ASN	C-O	16.60	1.54	1.23
2	6N	229	ASN	C-O	16.60	1.54	1.23
2	6V	229	ASN	C-O	16.60	1.54	1.23
2	7F	229	ASN	C-O	16.60	1.54	1.23
2	7R	229	ASN	C-O	16.60	1.54	1.23
2	1R	229	ASN	C-O	16.59	1.54	1.23
2	1V	229	ASN	C-O	16.59	1.54	1.23
2	1Z	229	ASN	C-O	16.59	1.54	1.23
2	2R	229	ASN	C-O	16.59	1.54	1.23
2	2V	229	ASN	C-O	16.59	1.54	1.23
2	2Z	229	ASN	C-O	16.59	1.54	1.23
2	43	229	ASN	C-O	16.59	1.54	1.23
2	47	229	ASN	C-O	16.59	1.54	1.23

*Continued on next page...*

*Continued from previous page...*

Mol	Chain	Res	Type	Atoms	Z	Observed(Å)	Ideal(Å)
2	5B	229	ASN	C-O	16.59	1.54	1.23
2	53	229	ASN	C-O	16.59	1.54	1.23
2	57	229	ASN	C-O	16.59	1.54	1.23
2	6B	229	ASN	C-O	16.59	1.54	1.23
1	12	82	ARG	C-O	-16.59	0.91	1.23
2	13	229	ASN	C-O	16.59	1.54	1.23
1	16	82	ARG	C-O	-16.59	0.91	1.23
2	17	229	ASN	C-O	16.59	1.54	1.23
1	2A	82	ARG	C-O	-16.59	0.91	1.23
2	2B	229	ASN	C-O	16.59	1.54	1.23
1	3Q	82	ARG	C-O	-16.59	0.91	1.23
2	3R	229	ASN	C-O	16.59	1.54	1.23
1	3U	82	ARG	C-O	-16.59	0.91	1.23
2	3V	229	ASN	C-O	16.59	1.54	1.23
1	3Y	82	ARG	C-O	-16.59	0.91	1.23
2	3Z	229	ASN	C-O	16.59	1.54	1.23
1	5E	82	ARG	C-O	-16.59	0.91	1.23
2	5F	229	ASN	C-O	16.59	1.54	1.23
1	5I	82	ARG	C-O	-16.59	0.91	1.23
2	5J	229	ASN	C-O	16.59	1.54	1.23
1	5M	82	ARG	C-O	-16.59	0.91	1.23
2	5N	229	ASN	C-O	16.59	1.54	1.23
1	62	82	ARG	C-O	-16.59	0.91	1.23
2	63	229	ASN	C-O	16.59	1.54	1.23
1	66	82	ARG	C-O	-16.59	0.91	1.23
2	67	229	ASN	C-O	16.59	1.54	1.23
1	7A	82	ARG	C-O	-16.59	0.91	1.23
2	7B	229	ASN	C-O	16.59	1.54	1.23
2	1B	229	ASN	C-O	16.59	1.54	1.23
2	1J	229	ASN	C-O	16.59	1.54	1.23
2	2F	229	ASN	C-O	16.59	1.54	1.23
2	27	229	ASN	C-O	16.59	1.54	1.23
2	3F	229	ASN	C-O	16.59	1.54	1.23
2	4B	229	ASN	C-O	16.59	1.54	1.23
2	4N	229	ASN	C-O	16.59	1.54	1.23
2	4V	229	ASN	C-O	16.59	1.54	1.23
2	5R	229	ASN	C-O	16.59	1.54	1.23
2	6J	229	ASN	C-O	16.59	1.54	1.23
2	6R	229	ASN	C-O	16.59	1.54	1.23
2	7N	229	ASN	C-O	16.59	1.54	1.23
2	1F	229	ASN	C-O	16.58	1.54	1.23
2	2N	229	ASN	C-O	16.58	1.54	1.23

*Continued on next page...*

*Continued from previous page...*

Mol	Chain	Res	Type	Atoms	Z	Observed(Å)	Ideal(Å)
2	23	229	ASN	C-O	16.58	1.54	1.23
2	3N	229	ASN	C-O	16.58	1.54	1.23
2	37	229	ASN	C-O	16.58	1.54	1.23
2	4J	229	ASN	C-O	16.58	1.54	1.23
2	4R	229	ASN	C-O	16.58	1.54	1.23
2	5Z	229	ASN	C-O	16.58	1.54	1.23
2	6F	229	ASN	C-O	16.58	1.54	1.23
2	6Z	229	ASN	C-O	16.58	1.54	1.23
2	7J	229	ASN	C-O	16.58	1.54	1.23
2	7V	229	ASN	C-O	16.58	1.54	1.23
2	1N	71	ALA	CA-CB	16.50	1.87	1.52
2	2J	71	ALA	CA-CB	16.50	1.87	1.52
2	3B	71	ALA	CA-CB	16.50	1.87	1.52
2	3J	71	ALA	CA-CB	16.50	1.87	1.52
2	33	71	ALA	CA-CB	16.50	1.87	1.52
2	4F	71	ALA	CA-CB	16.50	1.87	1.52
2	4Z	71	ALA	CA-CB	16.50	1.87	1.52
2	5V	71	ALA	CA-CB	16.50	1.87	1.52
2	6N	71	ALA	CA-CB	16.50	1.87	1.52
2	6V	71	ALA	CA-CB	16.50	1.87	1.52
2	7F	71	ALA	CA-CB	16.50	1.87	1.52
2	7R	71	ALA	CA-CB	16.50	1.87	1.52
2	1R	71	ALA	CA-CB	16.50	1.87	1.52
2	1V	71	ALA	CA-CB	16.50	1.87	1.52
2	1Z	71	ALA	CA-CB	16.50	1.87	1.52
2	13	71	ALA	CA-CB	16.50	1.87	1.52
2	17	71	ALA	CA-CB	16.50	1.87	1.52
2	2B	71	ALA	CA-CB	16.50	1.87	1.52
2	2R	71	ALA	CA-CB	16.50	1.87	1.52
2	2V	71	ALA	CA-CB	16.50	1.87	1.52
2	2Z	71	ALA	CA-CB	16.50	1.87	1.52
2	3R	71	ALA	CA-CB	16.50	1.87	1.52
2	3V	71	ALA	CA-CB	16.50	1.87	1.52
2	3Z	71	ALA	CA-CB	16.50	1.87	1.52
2	43	71	ALA	CA-CB	16.50	1.87	1.52
2	47	71	ALA	CA-CB	16.50	1.87	1.52
2	5B	71	ALA	CA-CB	16.50	1.87	1.52
2	5F	71	ALA	CA-CB	16.50	1.87	1.52
2	5J	71	ALA	CA-CB	16.50	1.87	1.52
2	5N	71	ALA	CA-CB	16.50	1.87	1.52
2	53	71	ALA	CA-CB	16.50	1.87	1.52
2	57	71	ALA	CA-CB	16.50	1.87	1.52

*Continued on next page...*



*Continued from previous page...*

Mol	Chain	Res	Type	Atoms	Z	Observed(Å)	Ideal(Å)
2	6B	71	ALA	CA-CB	16.50	1.87	1.52
2	63	71	ALA	CA-CB	16.50	1.87	1.52
2	67	71	ALA	CA-CB	16.50	1.87	1.52
2	7B	71	ALA	CA-CB	16.50	1.87	1.52
2	1B	71	ALA	CA-CB	16.50	1.87	1.52
2	1J	71	ALA	CA-CB	16.50	1.87	1.52
2	2F	71	ALA	CA-CB	16.50	1.87	1.52
2	27	71	ALA	CA-CB	16.50	1.87	1.52
2	3F	71	ALA	CA-CB	16.50	1.87	1.52
2	4B	71	ALA	CA-CB	16.50	1.87	1.52
2	4N	71	ALA	CA-CB	16.50	1.87	1.52
2	4V	71	ALA	CA-CB	16.50	1.87	1.52
2	5R	71	ALA	CA-CB	16.50	1.87	1.52
2	6J	71	ALA	CA-CB	16.50	1.87	1.52
2	6R	71	ALA	CA-CB	16.50	1.87	1.52
2	7N	71	ALA	CA-CB	16.50	1.87	1.52
2	1F	71	ALA	CA-CB	16.48	1.87	1.52
2	2N	71	ALA	CA-CB	16.48	1.87	1.52
2	23	71	ALA	CA-CB	16.48	1.87	1.52
2	3N	71	ALA	CA-CB	16.48	1.87	1.52
2	37	71	ALA	CA-CB	16.48	1.87	1.52
2	4J	71	ALA	CA-CB	16.48	1.87	1.52
2	4R	71	ALA	CA-CB	16.48	1.87	1.52
2	5Z	71	ALA	CA-CB	16.48	1.87	1.52
2	6F	71	ALA	CA-CB	16.48	1.87	1.52
2	6Z	71	ALA	CA-CB	16.48	1.87	1.52
2	7J	71	ALA	CA-CB	16.48	1.87	1.52
2	7V	71	ALA	CA-CB	16.48	1.87	1.52
1	12	25	ASP	CG-OD2	16.38	1.63	1.25
1	16	25	ASP	CG-OD2	16.38	1.63	1.25
1	2A	25	ASP	CG-OD2	16.38	1.63	1.25
1	3Q	25	ASP	CG-OD2	16.38	1.63	1.25
1	3U	25	ASP	CG-OD2	16.38	1.63	1.25
1	3Y	25	ASP	CG-OD2	16.38	1.63	1.25
1	5E	25	ASP	CG-OD2	16.38	1.63	1.25
1	5I	25	ASP	CG-OD2	16.38	1.63	1.25
1	5M	25	ASP	CG-OD2	16.38	1.63	1.25
1	62	25	ASP	CG-OD2	16.38	1.63	1.25
1	66	25	ASP	CG-OD2	16.38	1.63	1.25
1	7A	25	ASP	CG-OD2	16.38	1.63	1.25
1	1A	25	ASP	CG-OD2	16.37	1.63	1.25
1	1I	25	ASP	CG-OD2	16.37	1.63	1.25

*Continued on next page...*



*Continued from previous page...*

Mol	Chain	Res	Type	Atoms	Z	Observed(Å)	Ideal(Å)
1	2E	25	ASP	CG-OD2	16.37	1.63	1.25
1	26	25	ASP	CG-OD2	16.37	1.63	1.25
1	3E	25	ASP	CG-OD2	16.37	1.63	1.25
1	4A	25	ASP	CG-OD2	16.37	1.63	1.25
1	4M	25	ASP	CG-OD2	16.37	1.63	1.25
1	4U	25	ASP	CG-OD2	16.37	1.63	1.25
1	5Q	25	ASP	CG-OD2	16.37	1.63	1.25
1	6I	25	ASP	CG-OD2	16.37	1.63	1.25
1	6Q	25	ASP	CG-OD2	16.37	1.63	1.25
1	7M	25	ASP	CG-OD2	16.37	1.63	1.25
1	1Q	25	ASP	CG-OD2	16.37	1.62	1.25
1	1U	25	ASP	CG-OD2	16.37	1.62	1.25
1	1Y	25	ASP	CG-OD2	16.37	1.62	1.25
1	2Q	25	ASP	CG-OD2	16.37	1.62	1.25
1	2U	25	ASP	CG-OD2	16.37	1.62	1.25
1	2Y	25	ASP	CG-OD2	16.37	1.62	1.25
1	42	25	ASP	CG-OD2	16.37	1.62	1.25
1	46	25	ASP	CG-OD2	16.37	1.62	1.25
1	5A	25	ASP	CG-OD2	16.37	1.62	1.25
1	52	25	ASP	CG-OD2	16.37	1.62	1.25
1	56	25	ASP	CG-OD2	16.37	1.62	1.25
1	6A	25	ASP	CG-OD2	16.37	1.62	1.25
1	1E	25	ASP	CG-OD2	16.36	1.62	1.25
1	2M	25	ASP	CG-OD2	16.36	1.62	1.25
1	22	25	ASP	CG-OD2	16.36	1.62	1.25
1	3M	25	ASP	CG-OD2	16.36	1.62	1.25
1	36	25	ASP	CG-OD2	16.36	1.62	1.25
1	4I	25	ASP	CG-OD2	16.36	1.62	1.25
1	4Q	25	ASP	CG-OD2	16.36	1.62	1.25
1	5Y	25	ASP	CG-OD2	16.36	1.62	1.25
1	6E	25	ASP	CG-OD2	16.36	1.62	1.25
1	6Y	25	ASP	CG-OD2	16.36	1.62	1.25
1	7I	25	ASP	CG-OD2	16.36	1.62	1.25
1	7U	25	ASP	CG-OD2	16.36	1.62	1.25
1	1M	25	ASP	CG-OD2	16.34	1.62	1.25
1	2I	25	ASP	CG-OD2	16.34	1.62	1.25
1	3A	25	ASP	CG-OD2	16.34	1.62	1.25
1	3I	25	ASP	CG-OD2	16.34	1.62	1.25
1	32	25	ASP	CG-OD2	16.34	1.62	1.25
1	4E	25	ASP	CG-OD2	16.34	1.62	1.25
1	4Y	25	ASP	CG-OD2	16.34	1.62	1.25
1	5U	25	ASP	CG-OD2	16.34	1.62	1.25

*Continued on next page...*

*Continued from previous page...*

Mol	Chain	Res	Type	Atoms	Z	Observed(Å)	Ideal(Å)
1	6M	25	ASP	CG-OD2	16.34	1.62	1.25
1	6U	25	ASP	CG-OD2	16.34	1.62	1.25
1	7E	25	ASP	CG-OD2	16.34	1.62	1.25
1	7Q	25	ASP	CG-OD2	16.34	1.62	1.25
1	12	49	LEU	C-O	16.27	1.54	1.23
1	16	49	LEU	C-O	16.27	1.54	1.23
1	2A	49	LEU	C-O	16.27	1.54	1.23
1	3Q	49	LEU	C-O	16.27	1.54	1.23
1	3U	49	LEU	C-O	16.27	1.54	1.23
1	3Y	49	LEU	C-O	16.27	1.54	1.23
1	5E	49	LEU	C-O	16.27	1.54	1.23
1	5I	49	LEU	C-O	16.27	1.54	1.23
1	5M	49	LEU	C-O	16.27	1.54	1.23
1	62	49	LEU	C-O	16.27	1.54	1.23
1	66	49	LEU	C-O	16.27	1.54	1.23
1	7A	49	LEU	C-O	16.27	1.54	1.23
1	1A	85	LEU	CA-C	16.24	1.95	1.52
1	1I	85	LEU	CA-C	16.24	1.95	1.52
1	1Q	49	LEU	C-O	16.24	1.54	1.23
1	1U	49	LEU	C-O	16.24	1.54	1.23
1	1Y	49	LEU	C-O	16.24	1.54	1.23
1	2E	85	LEU	CA-C	16.24	1.95	1.52
1	2Q	49	LEU	C-O	16.24	1.54	1.23
1	2U	49	LEU	C-O	16.24	1.54	1.23
1	2Y	49	LEU	C-O	16.24	1.54	1.23
1	26	85	LEU	CA-C	16.24	1.95	1.52
1	3E	85	LEU	CA-C	16.24	1.95	1.52
1	4A	85	LEU	CA-C	16.24	1.95	1.52
1	4M	85	LEU	CA-C	16.24	1.95	1.52
1	4U	85	LEU	CA-C	16.24	1.95	1.52
1	42	49	LEU	C-O	16.24	1.54	1.23
1	46	49	LEU	C-O	16.24	1.54	1.23
1	5A	49	LEU	C-O	16.24	1.54	1.23
1	5Q	85	LEU	CA-C	16.24	1.95	1.52
1	52	49	LEU	C-O	16.24	1.54	1.23
1	56	49	LEU	C-O	16.24	1.54	1.23
1	6A	49	LEU	C-O	16.24	1.54	1.23
1	6I	85	LEU	CA-C	16.24	1.95	1.52
1	6Q	85	LEU	CA-C	16.24	1.95	1.52
1	7M	85	LEU	CA-C	16.24	1.95	1.52
1	1M	85	LEU	CA-C	16.23	1.95	1.52
1	12	85	LEU	CA-C	16.23	1.95	1.52

*Continued on next page...*

*Continued from previous page...*

Mol	Chain	Res	Type	Atoms	Z	Observed(Å)	Ideal(Å)
1	16	85	LEU	CA-C	16.23	1.95	1.52
1	2A	85	LEU	CA-C	16.23	1.95	1.52
1	2I	85	LEU	CA-C	16.23	1.95	1.52
1	3A	85	LEU	CA-C	16.23	1.95	1.52
1	3I	85	LEU	CA-C	16.23	1.95	1.52
1	3Q	85	LEU	CA-C	16.23	1.95	1.52
1	3U	85	LEU	CA-C	16.23	1.95	1.52
1	3Y	85	LEU	CA-C	16.23	1.95	1.52
1	32	85	LEU	CA-C	16.23	1.95	1.52
1	4E	85	LEU	CA-C	16.23	1.95	1.52
1	4Y	85	LEU	CA-C	16.23	1.95	1.52
1	5E	85	LEU	CA-C	16.23	1.95	1.52
1	5I	85	LEU	CA-C	16.23	1.95	1.52
1	5M	85	LEU	CA-C	16.23	1.95	1.52
1	5U	85	LEU	CA-C	16.23	1.95	1.52
1	6M	85	LEU	CA-C	16.23	1.95	1.52
1	6U	85	LEU	CA-C	16.23	1.95	1.52
1	62	85	LEU	CA-C	16.23	1.95	1.52
1	66	85	LEU	CA-C	16.23	1.95	1.52
1	7A	85	LEU	CA-C	16.23	1.95	1.52
1	7E	85	LEU	CA-C	16.23	1.95	1.52
1	7Q	85	LEU	CA-C	16.23	1.95	1.52
1	1Q	85	LEU	CA-C	16.22	1.95	1.52
1	1U	85	LEU	CA-C	16.22	1.95	1.52
1	1Y	85	LEU	CA-C	16.22	1.95	1.52
1	2Q	85	LEU	CA-C	16.22	1.95	1.52
1	2U	85	LEU	CA-C	16.22	1.95	1.52
1	2Y	85	LEU	CA-C	16.22	1.95	1.52
1	42	85	LEU	CA-C	16.22	1.95	1.52
1	46	85	LEU	CA-C	16.22	1.95	1.52
1	5A	85	LEU	CA-C	16.22	1.95	1.52
1	52	85	LEU	CA-C	16.22	1.95	1.52
1	56	85	LEU	CA-C	16.22	1.95	1.52
1	6A	85	LEU	CA-C	16.22	1.95	1.52
1	1E	85	LEU	CA-C	16.22	1.95	1.52
1	2M	85	LEU	CA-C	16.22	1.95	1.52
1	22	85	LEU	CA-C	16.22	1.95	1.52
1	3M	85	LEU	CA-C	16.22	1.95	1.52
1	36	85	LEU	CA-C	16.22	1.95	1.52
1	4I	85	LEU	CA-C	16.22	1.95	1.52
1	4Q	85	LEU	CA-C	16.22	1.95	1.52
1	5Y	85	LEU	CA-C	16.22	1.95	1.52

*Continued on next page...*

*Continued from previous page...*

Mol	Chain	Res	Type	Atoms	Z	Observed(Å)	Ideal(Å)
1	6E	85	LEU	CA-C	16.22	1.95	1.52
1	6Y	85	LEU	CA-C	16.22	1.95	1.52
1	7I	85	LEU	CA-C	16.22	1.95	1.52
1	7U	85	LEU	CA-C	16.22	1.95	1.52
1	1A	49	LEU	C-O	16.21	1.54	1.23
1	1I	49	LEU	C-O	16.21	1.54	1.23
1	2E	49	LEU	C-O	16.21	1.54	1.23
1	26	49	LEU	C-O	16.21	1.54	1.23
1	3E	49	LEU	C-O	16.21	1.54	1.23
1	4A	49	LEU	C-O	16.21	1.54	1.23
1	4M	49	LEU	C-O	16.21	1.54	1.23
1	4U	49	LEU	C-O	16.21	1.54	1.23
1	5Q	49	LEU	C-O	16.21	1.54	1.23
1	6I	49	LEU	C-O	16.21	1.54	1.23
1	6Q	49	LEU	C-O	16.21	1.54	1.23
1	7M	49	LEU	C-O	16.21	1.54	1.23
1	1M	49	LEU	C-O	16.19	1.54	1.23
1	2I	49	LEU	C-O	16.19	1.54	1.23
1	3A	49	LEU	C-O	16.19	1.54	1.23
1	3I	49	LEU	C-O	16.19	1.54	1.23
1	32	49	LEU	C-O	16.19	1.54	1.23
1	4E	49	LEU	C-O	16.19	1.54	1.23
1	4Y	49	LEU	C-O	16.19	1.54	1.23
1	5U	49	LEU	C-O	16.19	1.54	1.23
1	6M	49	LEU	C-O	16.19	1.54	1.23
1	6U	49	LEU	C-O	16.19	1.54	1.23
1	7E	49	LEU	C-O	16.19	1.54	1.23
1	7Q	49	LEU	C-O	16.19	1.54	1.23
1	1E	49	LEU	C-O	16.18	1.54	1.23
1	2M	49	LEU	C-O	16.18	1.54	1.23
1	22	49	LEU	C-O	16.18	1.54	1.23
1	3M	49	LEU	C-O	16.18	1.54	1.23
1	36	49	LEU	C-O	16.18	1.54	1.23
1	4I	49	LEU	C-O	16.18	1.54	1.23
1	4Q	49	LEU	C-O	16.18	1.54	1.23
1	5Y	49	LEU	C-O	16.18	1.54	1.23
1	6E	49	LEU	C-O	16.18	1.54	1.23
1	6Y	49	LEU	C-O	16.18	1.54	1.23
1	7I	49	LEU	C-O	16.18	1.54	1.23
1	7U	49	LEU	C-O	16.18	1.54	1.23
2	1F	215	GLN	CG-CD	16.18	1.88	1.51
2	2N	215	GLN	CG-CD	16.18	1.88	1.51

*Continued on next page...*

*Continued from previous page...*

Mol	Chain	Res	Type	Atoms	Z	Observed(Å)	Ideal(Å)
2	23	215	GLN	CG-CD	16.18	1.88	1.51
2	3N	215	GLN	CG-CD	16.18	1.88	1.51
2	37	215	GLN	CG-CD	16.18	1.88	1.51
2	4J	215	GLN	CG-CD	16.18	1.88	1.51
2	4R	215	GLN	CG-CD	16.18	1.88	1.51
2	5Z	215	GLN	CG-CD	16.18	1.88	1.51
2	6F	215	GLN	CG-CD	16.18	1.88	1.51
2	6Z	215	GLN	CG-CD	16.18	1.88	1.51
2	7J	215	GLN	CG-CD	16.18	1.88	1.51
2	7V	215	GLN	CG-CD	16.18	1.88	1.51
2	1B	215	GLN	CG-CD	16.17	1.88	1.51
2	1J	215	GLN	CG-CD	16.17	1.88	1.51
2	1N	215	GLN	CG-CD	16.17	1.88	1.51
2	13	215	GLN	CG-CD	16.17	1.88	1.51
2	17	215	GLN	CG-CD	16.17	1.88	1.51
2	2B	215	GLN	CG-CD	16.17	1.88	1.51
2	2F	215	GLN	CG-CD	16.17	1.88	1.51
2	2J	215	GLN	CG-CD	16.17	1.88	1.51
2	27	215	GLN	CG-CD	16.17	1.88	1.51
2	3B	215	GLN	CG-CD	16.17	1.88	1.51
2	3F	215	GLN	CG-CD	16.17	1.88	1.51
2	3J	215	GLN	CG-CD	16.17	1.88	1.51
2	3R	215	GLN	CG-CD	16.17	1.88	1.51
2	3V	215	GLN	CG-CD	16.17	1.88	1.51
2	3Z	215	GLN	CG-CD	16.17	1.88	1.51
2	33	215	GLN	CG-CD	16.17	1.88	1.51
2	4B	215	GLN	CG-CD	16.17	1.88	1.51
2	4F	215	GLN	CG-CD	16.17	1.88	1.51
2	4N	215	GLN	CG-CD	16.17	1.88	1.51
2	4V	215	GLN	CG-CD	16.17	1.88	1.51
2	4Z	215	GLN	CG-CD	16.17	1.88	1.51
2	5F	215	GLN	CG-CD	16.17	1.88	1.51
2	5J	215	GLN	CG-CD	16.17	1.88	1.51
2	5N	215	GLN	CG-CD	16.17	1.88	1.51
2	5R	215	GLN	CG-CD	16.17	1.88	1.51
2	5V	215	GLN	CG-CD	16.17	1.88	1.51
2	6J	215	GLN	CG-CD	16.17	1.88	1.51
2	6N	215	GLN	CG-CD	16.17	1.88	1.51
2	6R	215	GLN	CG-CD	16.17	1.88	1.51
2	6V	215	GLN	CG-CD	16.17	1.88	1.51
2	63	215	GLN	CG-CD	16.17	1.88	1.51
2	67	215	GLN	CG-CD	16.17	1.88	1.51

*Continued on next page...*

*Continued from previous page...*

Mol	Chain	Res	Type	Atoms	Z	Observed(Å)	Ideal(Å)
2	7B	215	GLN	CG-CD	16.17	1.88	1.51
2	7F	215	GLN	CG-CD	16.17	1.88	1.51
2	7N	215	GLN	CG-CD	16.17	1.88	1.51
2	7R	215	GLN	CG-CD	16.17	1.88	1.51
2	1R	215	GLN	CG-CD	16.17	1.88	1.51
2	1V	215	GLN	CG-CD	16.17	1.88	1.51
2	1Z	215	GLN	CG-CD	16.17	1.88	1.51
2	2R	215	GLN	CG-CD	16.17	1.88	1.51
2	2V	215	GLN	CG-CD	16.17	1.88	1.51
2	2Z	215	GLN	CG-CD	16.17	1.88	1.51
2	43	215	GLN	CG-CD	16.17	1.88	1.51
2	47	215	GLN	CG-CD	16.17	1.88	1.51
2	5B	215	GLN	CG-CD	16.17	1.88	1.51
2	53	215	GLN	CG-CD	16.17	1.88	1.51
2	57	215	GLN	CG-CD	16.17	1.88	1.51
2	6B	215	GLN	CG-CD	16.17	1.88	1.51
2	1F	7	ASN	C-N	-16.16	0.96	1.34
2	2N	7	ASN	C-N	-16.16	0.96	1.34
2	23	7	ASN	C-N	-16.16	0.96	1.34
2	3N	7	ASN	C-N	-16.16	0.96	1.34
2	37	7	ASN	C-N	-16.16	0.96	1.34
2	4J	7	ASN	C-N	-16.16	0.96	1.34
2	4R	7	ASN	C-N	-16.16	0.96	1.34
2	5Z	7	ASN	C-N	-16.16	0.96	1.34
2	6F	7	ASN	C-N	-16.16	0.96	1.34
2	6Z	7	ASN	C-N	-16.16	0.96	1.34
2	7J	7	ASN	C-N	-16.16	0.96	1.34
2	7V	7	ASN	C-N	-16.16	0.96	1.34
2	1N	7	ASN	C-N	-16.15	0.96	1.34
2	2J	7	ASN	C-N	-16.15	0.96	1.34
2	3B	7	ASN	C-N	-16.15	0.96	1.34
2	3J	7	ASN	C-N	-16.15	0.96	1.34
2	33	7	ASN	C-N	-16.15	0.96	1.34
2	4F	7	ASN	C-N	-16.15	0.96	1.34
2	4Z	7	ASN	C-N	-16.15	0.96	1.34
2	5V	7	ASN	C-N	-16.15	0.96	1.34
2	6N	7	ASN	C-N	-16.15	0.96	1.34
2	6V	7	ASN	C-N	-16.15	0.96	1.34
2	7F	7	ASN	C-N	-16.15	0.96	1.34
2	7R	7	ASN	C-N	-16.15	0.96	1.34
2	1B	7	ASN	C-N	-16.14	0.96	1.34
2	1J	7	ASN	C-N	-16.14	0.96	1.34

*Continued on next page...*

*Continued from previous page...*

Mol	Chain	Res	Type	Atoms	Z	Observed(Å)	Ideal(Å)
1	1Q	68	SER	CA-CB	-16.14	1.28	1.52
1	1U	68	SER	CA-CB	-16.14	1.28	1.52
1	1Y	68	SER	CA-CB	-16.14	1.28	1.52
2	2F	7	ASN	C-N	-16.14	0.96	1.34
1	2Q	68	SER	CA-CB	-16.14	1.28	1.52
1	2U	68	SER	CA-CB	-16.14	1.28	1.52
1	2Y	68	SER	CA-CB	-16.14	1.28	1.52
2	27	7	ASN	C-N	-16.14	0.96	1.34
2	3F	7	ASN	C-N	-16.14	0.96	1.34
2	4B	7	ASN	C-N	-16.14	0.96	1.34
2	4N	7	ASN	C-N	-16.14	0.96	1.34
2	4V	7	ASN	C-N	-16.14	0.96	1.34
1	42	68	SER	CA-CB	-16.14	1.28	1.52
1	46	68	SER	CA-CB	-16.14	1.28	1.52
1	5A	68	SER	CA-CB	-16.14	1.28	1.52
2	5R	7	ASN	C-N	-16.14	0.96	1.34
1	52	68	SER	CA-CB	-16.14	1.28	1.52
1	56	68	SER	CA-CB	-16.14	1.28	1.52
1	6A	68	SER	CA-CB	-16.14	1.28	1.52
2	6J	7	ASN	C-N	-16.14	0.96	1.34
2	6R	7	ASN	C-N	-16.14	0.96	1.34
2	7N	7	ASN	C-N	-16.14	0.96	1.34
1	1A	68	SER	CA-CB	-16.13	1.28	1.52
1	1I	68	SER	CA-CB	-16.13	1.28	1.52
1	2E	68	SER	CA-CB	-16.13	1.28	1.52
1	26	68	SER	CA-CB	-16.13	1.28	1.52
1	3E	68	SER	CA-CB	-16.13	1.28	1.52
1	4A	68	SER	CA-CB	-16.13	1.28	1.52
1	4M	68	SER	CA-CB	-16.13	1.28	1.52
1	4U	68	SER	CA-CB	-16.13	1.28	1.52
1	5Q	68	SER	CA-CB	-16.13	1.28	1.52
1	6I	68	SER	CA-CB	-16.13	1.28	1.52
1	6Q	68	SER	CA-CB	-16.13	1.28	1.52
1	7M	68	SER	CA-CB	-16.13	1.28	1.52
1	1E	68	SER	CA-CB	-16.13	1.28	1.52
1	2M	68	SER	CA-CB	-16.13	1.28	1.52
1	22	68	SER	CA-CB	-16.13	1.28	1.52
1	3M	68	SER	CA-CB	-16.13	1.28	1.52
1	36	68	SER	CA-CB	-16.13	1.28	1.52
1	4I	68	SER	CA-CB	-16.13	1.28	1.52
1	4Q	68	SER	CA-CB	-16.13	1.28	1.52
1	5Y	68	SER	CA-CB	-16.13	1.28	1.52

*Continued on next page...*

*Continued from previous page...*

Mol	Chain	Res	Type	Atoms	Z	Observed(Å)	Ideal(Å)
1	6E	68	SER	CA-CB	-16.13	1.28	1.52
1	6Y	68	SER	CA-CB	-16.13	1.28	1.52
1	7I	68	SER	CA-CB	-16.13	1.28	1.52
1	7U	68	SER	CA-CB	-16.13	1.28	1.52
2	13	7	ASN	C-N	-16.13	0.96	1.34
2	17	7	ASN	C-N	-16.13	0.96	1.34
2	2B	7	ASN	C-N	-16.13	0.96	1.34
2	3R	7	ASN	C-N	-16.13	0.96	1.34
2	3V	7	ASN	C-N	-16.13	0.96	1.34
2	3Z	7	ASN	C-N	-16.13	0.96	1.34
2	5F	7	ASN	C-N	-16.13	0.96	1.34
2	5J	7	ASN	C-N	-16.13	0.96	1.34
2	5N	7	ASN	C-N	-16.13	0.96	1.34
2	63	7	ASN	C-N	-16.13	0.96	1.34
2	67	7	ASN	C-N	-16.13	0.96	1.34
2	7B	7	ASN	C-N	-16.13	0.96	1.34
1	1M	68	SER	CA-CB	-16.13	1.28	1.52
2	1R	7	ASN	C-N	-16.13	0.96	1.34
2	1V	7	ASN	C-N	-16.13	0.96	1.34
2	1Z	7	ASN	C-N	-16.13	0.96	1.34
1	12	68	SER	CA-CB	-16.13	1.28	1.52
1	16	68	SER	CA-CB	-16.13	1.28	1.52
1	2A	68	SER	CA-CB	-16.13	1.28	1.52
1	2I	68	SER	CA-CB	-16.13	1.28	1.52
2	2R	7	ASN	C-N	-16.13	0.96	1.34
2	2V	7	ASN	C-N	-16.13	0.96	1.34
2	2Z	7	ASN	C-N	-16.13	0.96	1.34
1	3A	68	SER	CA-CB	-16.13	1.28	1.52
1	3I	68	SER	CA-CB	-16.13	1.28	1.52
1	3Q	68	SER	CA-CB	-16.13	1.28	1.52
1	3U	68	SER	CA-CB	-16.13	1.28	1.52
1	3Y	68	SER	CA-CB	-16.13	1.28	1.52
1	32	68	SER	CA-CB	-16.13	1.28	1.52
1	4E	68	SER	CA-CB	-16.13	1.28	1.52
1	4Y	68	SER	CA-CB	-16.13	1.28	1.52
2	43	7	ASN	C-N	-16.13	0.96	1.34
2	47	7	ASN	C-N	-16.13	0.96	1.34
2	5B	7	ASN	C-N	-16.13	0.96	1.34
1	5E	68	SER	CA-CB	-16.13	1.28	1.52
1	5I	68	SER	CA-CB	-16.13	1.28	1.52
1	5M	68	SER	CA-CB	-16.13	1.28	1.52
1	5U	68	SER	CA-CB	-16.13	1.28	1.52

*Continued on next page...*



*Continued from previous page...*

Mol	Chain	Res	Type	Atoms	Z	Observed(Å)	Ideal(Å)
2	53	7	ASN	C-N	-16.13	0.96	1.34
2	57	7	ASN	C-N	-16.13	0.96	1.34
2	6B	7	ASN	C-N	-16.13	0.96	1.34
1	6M	68	SER	CA-CB	-16.13	1.28	1.52
1	6U	68	SER	CA-CB	-16.13	1.28	1.52
1	62	68	SER	CA-CB	-16.13	1.28	1.52
1	66	68	SER	CA-CB	-16.13	1.28	1.52
1	7A	68	SER	CA-CB	-16.13	1.28	1.52
1	7E	68	SER	CA-CB	-16.13	1.28	1.52
1	7Q	68	SER	CA-CB	-16.13	1.28	1.52
2	1B	21	THR	N-CA	16.12	1.78	1.46
2	1J	21	THR	N-CA	16.12	1.78	1.46
2	2F	21	THR	N-CA	16.12	1.78	1.46
2	27	21	THR	N-CA	16.12	1.78	1.46
2	3F	21	THR	N-CA	16.12	1.78	1.46
2	4B	21	THR	N-CA	16.12	1.78	1.46
2	4N	21	THR	N-CA	16.12	1.78	1.46
2	4V	21	THR	N-CA	16.12	1.78	1.46
2	5R	21	THR	N-CA	16.12	1.78	1.46
2	6J	21	THR	N-CA	16.12	1.78	1.46
2	6R	21	THR	N-CA	16.12	1.78	1.46
2	7N	21	THR	N-CA	16.12	1.78	1.46
2	1R	21	THR	N-CA	16.12	1.78	1.46
2	1V	21	THR	N-CA	16.12	1.78	1.46
2	1Z	21	THR	N-CA	16.12	1.78	1.46
2	2R	21	THR	N-CA	16.12	1.78	1.46
2	2V	21	THR	N-CA	16.12	1.78	1.46
2	2Z	21	THR	N-CA	16.12	1.78	1.46
2	43	21	THR	N-CA	16.12	1.78	1.46
2	47	21	THR	N-CA	16.12	1.78	1.46
2	5B	21	THR	N-CA	16.12	1.78	1.46
2	53	21	THR	N-CA	16.12	1.78	1.46
2	57	21	THR	N-CA	16.12	1.78	1.46
2	6B	21	THR	N-CA	16.12	1.78	1.46
2	1N	21	THR	N-CA	16.11	1.78	1.46
2	2J	21	THR	N-CA	16.11	1.78	1.46
2	3B	21	THR	N-CA	16.11	1.78	1.46
2	3J	21	THR	N-CA	16.11	1.78	1.46
2	33	21	THR	N-CA	16.11	1.78	1.46
2	4F	21	THR	N-CA	16.11	1.78	1.46
2	4Z	21	THR	N-CA	16.11	1.78	1.46
2	5V	21	THR	N-CA	16.11	1.78	1.46

*Continued on next page...*

*Continued from previous page...*

Mol	Chain	Res	Type	Atoms	Z	Observed(Å)	Ideal(Å)
2	6N	21	THR	N-CA	16.11	1.78	1.46
2	6V	21	THR	N-CA	16.11	1.78	1.46
2	7F	21	THR	N-CA	16.11	1.78	1.46
2	7R	21	THR	N-CA	16.11	1.78	1.46
2	13	21	THR	N-CA	16.09	1.78	1.46
2	17	21	THR	N-CA	16.09	1.78	1.46
2	2B	21	THR	N-CA	16.09	1.78	1.46
2	3R	21	THR	N-CA	16.09	1.78	1.46
2	3V	21	THR	N-CA	16.09	1.78	1.46
2	3Z	21	THR	N-CA	16.09	1.78	1.46
2	5F	21	THR	N-CA	16.09	1.78	1.46
2	5J	21	THR	N-CA	16.09	1.78	1.46
2	5N	21	THR	N-CA	16.09	1.78	1.46
2	63	21	THR	N-CA	16.09	1.78	1.46
2	67	21	THR	N-CA	16.09	1.78	1.46
2	7B	21	THR	N-CA	16.09	1.78	1.46
2	1F	21	THR	N-CA	16.09	1.78	1.46
2	2N	21	THR	N-CA	16.09	1.78	1.46
2	23	21	THR	N-CA	16.09	1.78	1.46
2	3N	21	THR	N-CA	16.09	1.78	1.46
2	37	21	THR	N-CA	16.09	1.78	1.46
2	4J	21	THR	N-CA	16.09	1.78	1.46
2	4R	21	THR	N-CA	16.09	1.78	1.46
2	5Z	21	THR	N-CA	16.09	1.78	1.46
2	6F	21	THR	N-CA	16.09	1.78	1.46
2	6Z	21	THR	N-CA	16.09	1.78	1.46
2	7J	21	THR	N-CA	16.09	1.78	1.46
2	7V	21	THR	N-CA	16.09	1.78	1.46
1	1M	22	HIS	CG-CD2	-16.08	1.08	1.35
1	2I	22	HIS	CG-CD2	-16.08	1.08	1.35
1	3A	22	HIS	CG-CD2	-16.08	1.08	1.35
1	3I	22	HIS	CG-CD2	-16.08	1.08	1.35
1	32	22	HIS	CG-CD2	-16.08	1.08	1.35
1	4E	22	HIS	CG-CD2	-16.08	1.08	1.35
1	4Y	22	HIS	CG-CD2	-16.08	1.08	1.35
1	5U	22	HIS	CG-CD2	-16.08	1.08	1.35
1	6M	22	HIS	CG-CD2	-16.08	1.08	1.35
1	6U	22	HIS	CG-CD2	-16.08	1.08	1.35
1	7E	22	HIS	CG-CD2	-16.08	1.08	1.35
1	7Q	22	HIS	CG-CD2	-16.08	1.08	1.35
1	1E	22	HIS	CG-CD2	-16.05	1.08	1.35
1	2M	22	HIS	CG-CD2	-16.05	1.08	1.35

*Continued on next page...*

*Continued from previous page...*

Mol	Chain	Res	Type	Atoms	Z	Observed(Å)	Ideal(Å)
1	22	22	HIS	CG-CD2	-16.05	1.08	1.35
1	3M	22	HIS	CG-CD2	-16.05	1.08	1.35
1	36	22	HIS	CG-CD2	-16.05	1.08	1.35
1	4I	22	HIS	CG-CD2	-16.05	1.08	1.35
1	4Q	22	HIS	CG-CD2	-16.05	1.08	1.35
1	5Y	22	HIS	CG-CD2	-16.05	1.08	1.35
1	6E	22	HIS	CG-CD2	-16.05	1.08	1.35
1	6Y	22	HIS	CG-CD2	-16.05	1.08	1.35
1	7I	22	HIS	CG-CD2	-16.05	1.08	1.35
1	7U	22	HIS	CG-CD2	-16.05	1.08	1.35
1	1M	51	LEU	C-O	-16.04	0.92	1.23
1	2I	51	LEU	C-O	-16.04	0.92	1.23
1	3A	51	LEU	C-O	-16.04	0.92	1.23
1	3I	51	LEU	C-O	-16.04	0.92	1.23
1	32	51	LEU	C-O	-16.04	0.92	1.23
1	4E	51	LEU	C-O	-16.04	0.92	1.23
1	4Y	51	LEU	C-O	-16.04	0.92	1.23
1	5U	51	LEU	C-O	-16.04	0.92	1.23
1	6M	51	LEU	C-O	-16.04	0.92	1.23
1	6U	51	LEU	C-O	-16.04	0.92	1.23
1	7E	51	LEU	C-O	-16.04	0.92	1.23
1	7Q	51	LEU	C-O	-16.04	0.92	1.23
1	1Q	22	HIS	CG-CD2	-16.03	1.08	1.35
1	1U	22	HIS	CG-CD2	-16.03	1.08	1.35
1	1Y	22	HIS	CG-CD2	-16.03	1.08	1.35
1	2Q	22	HIS	CG-CD2	-16.03	1.08	1.35
1	2U	22	HIS	CG-CD2	-16.03	1.08	1.35
1	2Y	22	HIS	CG-CD2	-16.03	1.08	1.35
1	42	22	HIS	CG-CD2	-16.03	1.08	1.35
1	46	22	HIS	CG-CD2	-16.03	1.08	1.35
1	5A	22	HIS	CG-CD2	-16.03	1.08	1.35
1	52	22	HIS	CG-CD2	-16.03	1.08	1.35
1	56	22	HIS	CG-CD2	-16.03	1.08	1.35
1	6A	22	HIS	CG-CD2	-16.03	1.08	1.35
1	1A	22	HIS	CG-CD2	-16.02	1.08	1.35
1	1I	22	HIS	CG-CD2	-16.02	1.08	1.35
1	2E	22	HIS	CG-CD2	-16.02	1.08	1.35
1	26	22	HIS	CG-CD2	-16.02	1.08	1.35
1	3E	22	HIS	CG-CD2	-16.02	1.08	1.35
1	4A	22	HIS	CG-CD2	-16.02	1.08	1.35
1	4M	22	HIS	CG-CD2	-16.02	1.08	1.35
1	4U	22	HIS	CG-CD2	-16.02	1.08	1.35

*Continued on next page...*

*Continued from previous page...*

Mol	Chain	Res	Type	Atoms	Z	Observed(Å)	Ideal(Å)
1	5Q	22	HIS	CG-CD2	-16.02	1.08	1.35
1	6I	22	HIS	CG-CD2	-16.02	1.08	1.35
1	6Q	22	HIS	CG-CD2	-16.02	1.08	1.35
1	7M	22	HIS	CG-CD2	-16.02	1.08	1.35
1	12	51	LEU	C-O	-16.01	0.93	1.23
1	16	51	LEU	C-O	-16.01	0.93	1.23
1	2A	51	LEU	C-O	-16.01	0.93	1.23
1	3Q	51	LEU	C-O	-16.01	0.93	1.23
1	3U	51	LEU	C-O	-16.01	0.93	1.23
1	3Y	51	LEU	C-O	-16.01	0.93	1.23
1	5E	51	LEU	C-O	-16.01	0.93	1.23
1	5I	51	LEU	C-O	-16.01	0.93	1.23
1	5M	51	LEU	C-O	-16.01	0.93	1.23
1	62	51	LEU	C-O	-16.01	0.93	1.23
1	66	51	LEU	C-O	-16.01	0.93	1.23
1	7A	51	LEU	C-O	-16.01	0.93	1.23
1	1A	51	LEU	C-O	-16.01	0.93	1.23
1	1I	51	LEU	C-O	-16.01	0.93	1.23
1	2E	51	LEU	C-O	-16.01	0.93	1.23
1	26	51	LEU	C-O	-16.01	0.93	1.23
1	3E	51	LEU	C-O	-16.01	0.93	1.23
1	4A	51	LEU	C-O	-16.01	0.93	1.23
1	4M	51	LEU	C-O	-16.01	0.93	1.23
1	4U	51	LEU	C-O	-16.01	0.93	1.23
1	5Q	51	LEU	C-O	-16.01	0.93	1.23
1	6I	51	LEU	C-O	-16.01	0.93	1.23
1	6Q	51	LEU	C-O	-16.01	0.93	1.23
1	7M	51	LEU	C-O	-16.01	0.93	1.23
1	1Q	51	LEU	C-O	-15.99	0.93	1.23
1	1U	51	LEU	C-O	-15.99	0.93	1.23
1	1Y	51	LEU	C-O	-15.99	0.93	1.23
1	2Q	51	LEU	C-O	-15.99	0.93	1.23
1	2U	51	LEU	C-O	-15.99	0.93	1.23
1	2Y	51	LEU	C-O	-15.99	0.93	1.23
1	42	51	LEU	C-O	-15.99	0.93	1.23
1	46	51	LEU	C-O	-15.99	0.93	1.23
1	5A	51	LEU	C-O	-15.99	0.93	1.23
1	52	51	LEU	C-O	-15.99	0.93	1.23
1	56	51	LEU	C-O	-15.99	0.93	1.23
1	6A	51	LEU	C-O	-15.99	0.93	1.23
1	12	22	HIS	CG-CD2	-15.98	1.08	1.35
1	16	22	HIS	CG-CD2	-15.98	1.08	1.35

*Continued on next page...*

*Continued from previous page...*

Mol	Chain	Res	Type	Atoms	Z	Observed(Å)	Ideal(Å)
1	2A	22	HIS	CG-CD2	-15.98	1.08	1.35
1	3Q	22	HIS	CG-CD2	-15.98	1.08	1.35
1	3U	22	HIS	CG-CD2	-15.98	1.08	1.35
1	3Y	22	HIS	CG-CD2	-15.98	1.08	1.35
1	5E	22	HIS	CG-CD2	-15.98	1.08	1.35
1	5I	22	HIS	CG-CD2	-15.98	1.08	1.35
1	5M	22	HIS	CG-CD2	-15.98	1.08	1.35
1	62	22	HIS	CG-CD2	-15.98	1.08	1.35
1	66	22	HIS	CG-CD2	-15.98	1.08	1.35
1	7A	22	HIS	CG-CD2	-15.98	1.08	1.35
1	1E	51	LEU	C-O	-15.97	0.93	1.23
2	13	215	GLN	CD-OE1	-15.97	0.88	1.24
2	17	215	GLN	CD-OE1	-15.97	0.88	1.24
2	2B	215	GLN	CD-OE1	-15.97	0.88	1.24
1	2M	51	LEU	C-O	-15.97	0.93	1.23
1	22	51	LEU	C-O	-15.97	0.93	1.23
1	3M	51	LEU	C-O	-15.97	0.93	1.23
2	3R	215	GLN	CD-OE1	-15.97	0.88	1.24
2	3V	215	GLN	CD-OE1	-15.97	0.88	1.24
2	3Z	215	GLN	CD-OE1	-15.97	0.88	1.24
1	36	51	LEU	C-O	-15.97	0.93	1.23
1	4I	51	LEU	C-O	-15.97	0.93	1.23
1	4Q	51	LEU	C-O	-15.97	0.93	1.23
2	5F	215	GLN	CD-OE1	-15.97	0.88	1.24
2	5J	215	GLN	CD-OE1	-15.97	0.88	1.24
2	5N	215	GLN	CD-OE1	-15.97	0.88	1.24
1	5Y	51	LEU	C-O	-15.97	0.93	1.23
1	6E	51	LEU	C-O	-15.97	0.93	1.23
1	6Y	51	LEU	C-O	-15.97	0.93	1.23
2	63	215	GLN	CD-OE1	-15.97	0.88	1.24
2	67	215	GLN	CD-OE1	-15.97	0.88	1.24
2	7B	215	GLN	CD-OE1	-15.97	0.88	1.24
1	7I	51	LEU	C-O	-15.97	0.93	1.23
1	7U	51	LEU	C-O	-15.97	0.93	1.23
2	1N	215	GLN	CD-OE1	-15.97	0.88	1.24
2	2J	215	GLN	CD-OE1	-15.97	0.88	1.24
2	3B	215	GLN	CD-OE1	-15.97	0.88	1.24
2	3J	215	GLN	CD-OE1	-15.97	0.88	1.24
2	33	215	GLN	CD-OE1	-15.97	0.88	1.24
2	4F	215	GLN	CD-OE1	-15.97	0.88	1.24
2	4Z	215	GLN	CD-OE1	-15.97	0.88	1.24
2	5V	215	GLN	CD-OE1	-15.97	0.88	1.24

*Continued on next page...*

*Continued from previous page...*

Mol	Chain	Res	Type	Atoms	Z	Observed(Å)	Ideal(Å)
2	6N	215	GLN	CD-OE1	-15.97	0.88	1.24
2	6V	215	GLN	CD-OE1	-15.97	0.88	1.24
2	7F	215	GLN	CD-OE1	-15.97	0.88	1.24
2	7R	215	GLN	CD-OE1	-15.97	0.88	1.24
1	1E	144	VAL	C-N	15.96	1.70	1.34
1	1Q	144	VAL	C-N	15.96	1.70	1.34
2	1R	215	GLN	CD-OE1	-15.96	0.88	1.24
1	1U	144	VAL	C-N	15.96	1.70	1.34
2	1V	215	GLN	CD-OE1	-15.96	0.88	1.24
1	1Y	144	VAL	C-N	15.96	1.70	1.34
2	1Z	215	GLN	CD-OE1	-15.96	0.88	1.24
1	2M	144	VAL	C-N	15.96	1.70	1.34
1	2Q	144	VAL	C-N	15.96	1.70	1.34
2	2R	215	GLN	CD-OE1	-15.96	0.88	1.24
1	2U	144	VAL	C-N	15.96	1.70	1.34
2	2V	215	GLN	CD-OE1	-15.96	0.88	1.24
1	2Y	144	VAL	C-N	15.96	1.70	1.34
2	2Z	215	GLN	CD-OE1	-15.96	0.88	1.24
1	22	144	VAL	C-N	15.96	1.70	1.34
1	3M	144	VAL	C-N	15.96	1.70	1.34
1	36	144	VAL	C-N	15.96	1.70	1.34
1	4I	144	VAL	C-N	15.96	1.70	1.34
1	4Q	144	VAL	C-N	15.96	1.70	1.34
1	42	144	VAL	C-N	15.96	1.70	1.34
2	43	215	GLN	CD-OE1	-15.96	0.88	1.24
1	46	144	VAL	C-N	15.96	1.70	1.34
2	47	215	GLN	CD-OE1	-15.96	0.88	1.24
1	5A	144	VAL	C-N	15.96	1.70	1.34
2	5B	215	GLN	CD-OE1	-15.96	0.88	1.24
1	5Y	144	VAL	C-N	15.96	1.70	1.34
1	52	144	VAL	C-N	15.96	1.70	1.34
2	53	215	GLN	CD-OE1	-15.96	0.88	1.24
1	56	144	VAL	C-N	15.96	1.70	1.34
2	57	215	GLN	CD-OE1	-15.96	0.88	1.24
1	6A	144	VAL	C-N	15.96	1.70	1.34
2	6B	215	GLN	CD-OE1	-15.96	0.88	1.24
1	6E	144	VAL	C-N	15.96	1.70	1.34
1	6Y	144	VAL	C-N	15.96	1.70	1.34
1	7I	144	VAL	C-N	15.96	1.70	1.34
1	7U	144	VAL	C-N	15.96	1.70	1.34
1	12	21	ASN	CA-C	15.96	1.94	1.52
1	16	21	ASN	CA-C	15.96	1.94	1.52

*Continued on next page...*

*Continued from previous page...*

Mol	Chain	Res	Type	Atoms	Z	Observed(Å)	Ideal(Å)
1	2A	21	ASN	CA-C	15.96	1.94	1.52
1	3Q	21	ASN	CA-C	15.96	1.94	1.52
1	3U	21	ASN	CA-C	15.96	1.94	1.52
1	3Y	21	ASN	CA-C	15.96	1.94	1.52
1	5E	21	ASN	CA-C	15.96	1.94	1.52
1	5I	21	ASN	CA-C	15.96	1.94	1.52
1	5M	21	ASN	CA-C	15.96	1.94	1.52
1	62	21	ASN	CA-C	15.96	1.94	1.52
1	66	21	ASN	CA-C	15.96	1.94	1.52
1	7A	21	ASN	CA-C	15.96	1.94	1.52
2	1B	215	GLN	CD-OE1	-15.96	0.88	1.24
2	1J	215	GLN	CD-OE1	-15.96	0.88	1.24
2	2F	215	GLN	CD-OE1	-15.96	0.88	1.24
2	27	215	GLN	CD-OE1	-15.96	0.88	1.24
2	3F	215	GLN	CD-OE1	-15.96	0.88	1.24
2	4B	215	GLN	CD-OE1	-15.96	0.88	1.24
2	4N	215	GLN	CD-OE1	-15.96	0.88	1.24
2	4V	215	GLN	CD-OE1	-15.96	0.88	1.24
2	5R	215	GLN	CD-OE1	-15.96	0.88	1.24
2	6J	215	GLN	CD-OE1	-15.96	0.88	1.24
2	6R	215	GLN	CD-OE1	-15.96	0.88	1.24
2	7N	215	GLN	CD-OE1	-15.96	0.88	1.24
1	1M	21	ASN	CA-C	15.96	1.94	1.52
1	2I	21	ASN	CA-C	15.96	1.94	1.52
1	3A	21	ASN	CA-C	15.96	1.94	1.52
1	3I	21	ASN	CA-C	15.96	1.94	1.52
1	32	21	ASN	CA-C	15.96	1.94	1.52
1	4E	21	ASN	CA-C	15.96	1.94	1.52
1	4Y	21	ASN	CA-C	15.96	1.94	1.52
1	5U	21	ASN	CA-C	15.96	1.94	1.52
1	6M	21	ASN	CA-C	15.96	1.94	1.52
1	6U	21	ASN	CA-C	15.96	1.94	1.52
1	7E	21	ASN	CA-C	15.96	1.94	1.52
1	7Q	21	ASN	CA-C	15.96	1.94	1.52
1	1A	144	VAL	C-N	15.96	1.70	1.34
1	1I	144	VAL	C-N	15.96	1.70	1.34
1	2E	144	VAL	C-N	15.96	1.70	1.34
1	26	144	VAL	C-N	15.96	1.70	1.34
1	3E	144	VAL	C-N	15.96	1.70	1.34
1	4A	144	VAL	C-N	15.96	1.70	1.34
1	4M	144	VAL	C-N	15.96	1.70	1.34
1	4U	144	VAL	C-N	15.96	1.70	1.34

*Continued on next page...*



*Continued from previous page...*

Mol	Chain	Res	Type	Atoms	Z	Observed(Å)	Ideal(Å)
1	5Q	144	VAL	C-N	15.96	1.70	1.34
1	6I	144	VAL	C-N	15.96	1.70	1.34
1	6Q	144	VAL	C-N	15.96	1.70	1.34
1	7M	144	VAL	C-N	15.96	1.70	1.34
2	1F	215	GLN	CD-OE1	-15.95	0.88	1.24
2	2N	215	GLN	CD-OE1	-15.95	0.88	1.24
2	23	215	GLN	CD-OE1	-15.95	0.88	1.24
2	3N	215	GLN	CD-OE1	-15.95	0.88	1.24
2	37	215	GLN	CD-OE1	-15.95	0.88	1.24
2	4J	215	GLN	CD-OE1	-15.95	0.88	1.24
2	4R	215	GLN	CD-OE1	-15.95	0.88	1.24
2	5Z	215	GLN	CD-OE1	-15.95	0.88	1.24
2	6F	215	GLN	CD-OE1	-15.95	0.88	1.24
2	6Z	215	GLN	CD-OE1	-15.95	0.88	1.24
2	7J	215	GLN	CD-OE1	-15.95	0.88	1.24
2	7V	215	GLN	CD-OE1	-15.95	0.88	1.24
1	1M	144	VAL	C-N	15.95	1.70	1.34
1	2I	144	VAL	C-N	15.95	1.70	1.34
1	3A	144	VAL	C-N	15.95	1.70	1.34
1	3I	144	VAL	C-N	15.95	1.70	1.34
1	32	144	VAL	C-N	15.95	1.70	1.34
1	4E	144	VAL	C-N	15.95	1.70	1.34
1	4Y	144	VAL	C-N	15.95	1.70	1.34
1	5U	144	VAL	C-N	15.95	1.70	1.34
1	6M	144	VAL	C-N	15.95	1.70	1.34
1	6U	144	VAL	C-N	15.95	1.70	1.34
1	7E	144	VAL	C-N	15.95	1.70	1.34
1	7Q	144	VAL	C-N	15.95	1.70	1.34
1	1A	21	ASN	CA-C	15.94	1.94	1.52
1	1I	21	ASN	CA-C	15.94	1.94	1.52
1	1Q	21	ASN	CA-C	15.95	1.94	1.52
1	1U	21	ASN	CA-C	15.95	1.94	1.52
1	1Y	21	ASN	CA-C	15.95	1.94	1.52
1	2E	21	ASN	CA-C	15.94	1.94	1.52
1	2Q	21	ASN	CA-C	15.95	1.94	1.52
1	2U	21	ASN	CA-C	15.95	1.94	1.52
1	2Y	21	ASN	CA-C	15.95	1.94	1.52
1	26	21	ASN	CA-C	15.94	1.94	1.52
1	3E	21	ASN	CA-C	15.94	1.94	1.52
1	4A	21	ASN	CA-C	15.94	1.94	1.52
1	4M	21	ASN	CA-C	15.94	1.94	1.52
1	4U	21	ASN	CA-C	15.94	1.94	1.52

*Continued on next page...*



*Continued from previous page...*

Mol	Chain	Res	Type	Atoms	Z	Observed(Å)	Ideal(Å)
1	42	21	ASN	CA-C	15.95	1.94	1.52
1	46	21	ASN	CA-C	15.95	1.94	1.52
1	5A	21	ASN	CA-C	15.95	1.94	1.52
1	5Q	21	ASN	CA-C	15.94	1.94	1.52
1	52	21	ASN	CA-C	15.95	1.94	1.52
1	56	21	ASN	CA-C	15.95	1.94	1.52
1	6A	21	ASN	CA-C	15.95	1.94	1.52
1	6I	21	ASN	CA-C	15.94	1.94	1.52
1	6Q	21	ASN	CA-C	15.94	1.94	1.52
1	7M	21	ASN	CA-C	15.94	1.94	1.52
1	1Q	28	GLY	CA-C	15.93	1.77	1.51
1	1U	28	GLY	CA-C	15.93	1.77	1.51
1	1Y	28	GLY	CA-C	15.93	1.77	1.51
1	2Q	28	GLY	CA-C	15.93	1.77	1.51
1	2U	28	GLY	CA-C	15.93	1.77	1.51
1	2Y	28	GLY	CA-C	15.93	1.77	1.51
1	42	28	GLY	CA-C	15.93	1.77	1.51
1	46	28	GLY	CA-C	15.93	1.77	1.51
1	5A	28	GLY	CA-C	15.93	1.77	1.51
1	52	28	GLY	CA-C	15.93	1.77	1.51
1	56	28	GLY	CA-C	15.93	1.77	1.51
1	6A	28	GLY	CA-C	15.93	1.77	1.51
1	12	28	GLY	CA-C	15.93	1.77	1.51
1	16	28	GLY	CA-C	15.93	1.77	1.51
1	1E	21	ASN	CA-C	15.93	1.94	1.52
1	12	144	VAL	C-N	15.93	1.70	1.34
1	16	144	VAL	C-N	15.93	1.70	1.34
1	2A	28	GLY	CA-C	15.93	1.77	1.51
1	2A	144	VAL	C-N	15.93	1.70	1.34
1	3Q	28	GLY	CA-C	15.93	1.77	1.51
1	3U	28	GLY	CA-C	15.93	1.77	1.51
1	3Y	28	GLY	CA-C	15.93	1.77	1.51
1	2M	21	ASN	CA-C	15.93	1.94	1.52
1	22	21	ASN	CA-C	15.93	1.94	1.52
1	3M	21	ASN	CA-C	15.93	1.94	1.52
1	3Q	144	VAL	C-N	15.93	1.70	1.34
1	3U	144	VAL	C-N	15.93	1.70	1.34
1	3Y	144	VAL	C-N	15.93	1.70	1.34
1	5E	28	GLY	CA-C	15.93	1.77	1.51
1	5I	28	GLY	CA-C	15.93	1.77	1.51
1	36	21	ASN	CA-C	15.93	1.94	1.52
1	4I	21	ASN	CA-C	15.93	1.94	1.52

*Continued on next page...*

*Continued from previous page...*

Mol	Chain	Res	Type	Atoms	Z	Observed(Å)	Ideal(Å)
1	4Q	21	ASN	CA-C	15.93	1.94	1.52
1	5E	144	VAL	C-N	15.93	1.70	1.34
1	5I	144	VAL	C-N	15.93	1.70	1.34
1	5M	28	GLY	CA-C	15.93	1.77	1.51
1	5M	144	VAL	C-N	15.93	1.70	1.34
1	62	28	GLY	CA-C	15.93	1.77	1.51
1	5Y	21	ASN	CA-C	15.93	1.94	1.52
1	6E	21	ASN	CA-C	15.93	1.94	1.52
1	6Y	21	ASN	CA-C	15.93	1.94	1.52
1	62	144	VAL	C-N	15.93	1.70	1.34
1	66	28	GLY	CA-C	15.93	1.77	1.51
1	66	144	VAL	C-N	15.93	1.70	1.34
1	7A	28	GLY	CA-C	15.93	1.77	1.51
1	7A	144	VAL	C-N	15.93	1.70	1.34
1	7I	21	ASN	CA-C	15.93	1.94	1.52
1	7U	21	ASN	CA-C	15.93	1.94	1.52
1	1E	28	GLY	CA-C	15.92	1.77	1.51
1	1M	28	GLY	CA-C	15.92	1.77	1.51
1	2I	28	GLY	CA-C	15.92	1.77	1.51
1	2M	28	GLY	CA-C	15.92	1.77	1.51
1	22	28	GLY	CA-C	15.92	1.77	1.51
1	3A	28	GLY	CA-C	15.92	1.77	1.51
1	3I	28	GLY	CA-C	15.92	1.77	1.51
1	3M	28	GLY	CA-C	15.92	1.77	1.51
1	32	28	GLY	CA-C	15.92	1.77	1.51
1	36	28	GLY	CA-C	15.92	1.77	1.51
1	4E	28	GLY	CA-C	15.92	1.77	1.51
1	4I	28	GLY	CA-C	15.92	1.77	1.51
1	4Q	28	GLY	CA-C	15.92	1.77	1.51
1	4Y	28	GLY	CA-C	15.92	1.77	1.51
1	5U	28	GLY	CA-C	15.92	1.77	1.51
1	5Y	28	GLY	CA-C	15.92	1.77	1.51
1	6E	28	GLY	CA-C	15.92	1.77	1.51
1	6M	28	GLY	CA-C	15.92	1.77	1.51
1	6U	28	GLY	CA-C	15.92	1.77	1.51
1	6Y	28	GLY	CA-C	15.92	1.77	1.51
1	7E	28	GLY	CA-C	15.92	1.77	1.51
1	7I	28	GLY	CA-C	15.92	1.77	1.51
1	7Q	28	GLY	CA-C	15.92	1.77	1.51
1	7U	28	GLY	CA-C	15.92	1.77	1.51
1	1A	28	GLY	CA-C	15.89	1.77	1.51
1	1I	28	GLY	CA-C	15.89	1.77	1.51

*Continued on next page...*

*Continued from previous page...*

Mol	Chain	Res	Type	Atoms	Z	Observed(Å)	Ideal(Å)
1	2E	28	GLY	CA-C	15.89	1.77	1.51
1	26	28	GLY	CA-C	15.89	1.77	1.51
1	3E	28	GLY	CA-C	15.89	1.77	1.51
1	4A	28	GLY	CA-C	15.89	1.77	1.51
1	4M	28	GLY	CA-C	15.89	1.77	1.51
1	4U	28	GLY	CA-C	15.89	1.77	1.51
1	5Q	28	GLY	CA-C	15.89	1.77	1.51
1	6I	28	GLY	CA-C	15.89	1.77	1.51
1	6Q	28	GLY	CA-C	15.89	1.77	1.51
1	7M	28	GLY	CA-C	15.89	1.77	1.51
1	1E	51	LEU	CB-CG	-15.86	1.06	1.52
1	2M	51	LEU	CB-CG	-15.86	1.06	1.52
1	22	51	LEU	CB-CG	-15.86	1.06	1.52
1	3M	51	LEU	CB-CG	-15.86	1.06	1.52
1	36	51	LEU	CB-CG	-15.86	1.06	1.52
1	4I	51	LEU	CB-CG	-15.86	1.06	1.52
1	4Q	51	LEU	CB-CG	-15.86	1.06	1.52
1	5Y	51	LEU	CB-CG	-15.86	1.06	1.52
1	6E	51	LEU	CB-CG	-15.86	1.06	1.52
1	6Y	51	LEU	CB-CG	-15.86	1.06	1.52
1	7I	51	LEU	CB-CG	-15.86	1.06	1.52
1	7U	51	LEU	CB-CG	-15.86	1.06	1.52
1	1A	51	LEU	CB-CG	-15.86	1.06	1.52
1	1I	51	LEU	CB-CG	-15.86	1.06	1.52
1	2E	51	LEU	CB-CG	-15.86	1.06	1.52
1	26	51	LEU	CB-CG	-15.86	1.06	1.52
1	3E	51	LEU	CB-CG	-15.86	1.06	1.52
1	4A	51	LEU	CB-CG	-15.86	1.06	1.52
1	4M	51	LEU	CB-CG	-15.86	1.06	1.52
1	4U	51	LEU	CB-CG	-15.86	1.06	1.52
1	5Q	51	LEU	CB-CG	-15.86	1.06	1.52
1	6I	51	LEU	CB-CG	-15.86	1.06	1.52
1	6Q	51	LEU	CB-CG	-15.86	1.06	1.52
1	7M	51	LEU	CB-CG	-15.86	1.06	1.52
1	1M	51	LEU	CB-CG	-15.84	1.06	1.52
1	1Q	51	LEU	CB-CG	-15.84	1.06	1.52
1	1U	51	LEU	CB-CG	-15.84	1.06	1.52
1	1Y	51	LEU	CB-CG	-15.84	1.06	1.52
1	2I	51	LEU	CB-CG	-15.84	1.06	1.52
1	2Q	51	LEU	CB-CG	-15.84	1.06	1.52
1	2U	51	LEU	CB-CG	-15.84	1.06	1.52
1	2Y	51	LEU	CB-CG	-15.84	1.06	1.52

*Continued on next page...*

*Continued from previous page...*

Mol	Chain	Res	Type	Atoms	Z	Observed(Å)	Ideal(Å)
1	3A	51	LEU	CB-CG	-15.84	1.06	1.52
1	3I	51	LEU	CB-CG	-15.84	1.06	1.52
1	32	51	LEU	CB-CG	-15.84	1.06	1.52
1	4E	51	LEU	CB-CG	-15.84	1.06	1.52
1	4Y	51	LEU	CB-CG	-15.84	1.06	1.52
1	42	51	LEU	CB-CG	-15.84	1.06	1.52
1	46	51	LEU	CB-CG	-15.84	1.06	1.52
1	5A	51	LEU	CB-CG	-15.84	1.06	1.52
1	5U	51	LEU	CB-CG	-15.84	1.06	1.52
1	52	51	LEU	CB-CG	-15.84	1.06	1.52
1	56	51	LEU	CB-CG	-15.84	1.06	1.52
1	6A	51	LEU	CB-CG	-15.84	1.06	1.52
1	6M	51	LEU	CB-CG	-15.84	1.06	1.52
1	6U	51	LEU	CB-CG	-15.84	1.06	1.52
1	7E	51	LEU	CB-CG	-15.84	1.06	1.52
1	7Q	51	LEU	CB-CG	-15.84	1.06	1.52
1	12	51	LEU	CB-CG	-15.84	1.06	1.52
1	16	51	LEU	CB-CG	-15.84	1.06	1.52
1	2A	51	LEU	CB-CG	-15.84	1.06	1.52
1	3Q	51	LEU	CB-CG	-15.84	1.06	1.52
1	3U	51	LEU	CB-CG	-15.84	1.06	1.52
1	3Y	51	LEU	CB-CG	-15.84	1.06	1.52
1	5E	51	LEU	CB-CG	-15.84	1.06	1.52
1	5I	51	LEU	CB-CG	-15.84	1.06	1.52
1	5M	51	LEU	CB-CG	-15.84	1.06	1.52
1	62	51	LEU	CB-CG	-15.84	1.06	1.52
1	66	51	LEU	CB-CG	-15.84	1.06	1.52
1	7A	51	LEU	CB-CG	-15.84	1.06	1.52
2	1B	53	LYS	C-O	15.83	1.53	1.23
2	1J	53	LYS	C-O	15.83	1.53	1.23
2	13	53	LYS	C-O	15.83	1.53	1.23
2	17	53	LYS	C-O	15.83	1.53	1.23
2	2B	53	LYS	C-O	15.83	1.53	1.23
2	2F	53	LYS	C-O	15.83	1.53	1.23
2	27	53	LYS	C-O	15.83	1.53	1.23
2	3F	53	LYS	C-O	15.83	1.53	1.23
2	3R	53	LYS	C-O	15.83	1.53	1.23
2	3V	53	LYS	C-O	15.83	1.53	1.23
2	3Z	53	LYS	C-O	15.83	1.53	1.23
2	4B	53	LYS	C-O	15.83	1.53	1.23
2	4N	53	LYS	C-O	15.83	1.53	1.23
2	4V	53	LYS	C-O	15.83	1.53	1.23

*Continued on next page...*

*Continued from previous page...*

Mol	Chain	Res	Type	Atoms	Z	Observed(Å)	Ideal(Å)
2	5F	53	LYS	C-O	15.83	1.53	1.23
2	5J	53	LYS	C-O	15.83	1.53	1.23
2	5N	53	LYS	C-O	15.83	1.53	1.23
2	5R	53	LYS	C-O	15.83	1.53	1.23
2	6J	53	LYS	C-O	15.83	1.53	1.23
2	6R	53	LYS	C-O	15.83	1.53	1.23
2	63	53	LYS	C-O	15.83	1.53	1.23
2	67	53	LYS	C-O	15.83	1.53	1.23
2	7B	53	LYS	C-O	15.83	1.53	1.23
2	7N	53	LYS	C-O	15.83	1.53	1.23
2	1F	74	TYR	C-O	-15.82	0.93	1.23
2	2N	74	TYR	C-O	-15.82	0.93	1.23
2	23	74	TYR	C-O	-15.82	0.93	1.23
2	3N	74	TYR	C-O	-15.82	0.93	1.23
2	37	74	TYR	C-O	-15.82	0.93	1.23
2	4J	74	TYR	C-O	-15.82	0.93	1.23
2	4R	74	TYR	C-O	-15.82	0.93	1.23
2	5Z	74	TYR	C-O	-15.82	0.93	1.23
2	6F	74	TYR	C-O	-15.82	0.93	1.23
2	6Z	74	TYR	C-O	-15.82	0.93	1.23
2	7J	74	TYR	C-O	-15.82	0.93	1.23
2	7V	74	TYR	C-O	-15.82	0.93	1.23
2	1R	54	ASN	C-N	15.81	1.64	1.34
2	1V	54	ASN	C-N	15.81	1.64	1.34
2	1Z	54	ASN	C-N	15.81	1.64	1.34
2	2R	54	ASN	C-N	15.81	1.64	1.34
2	2V	54	ASN	C-N	15.81	1.64	1.34
2	2Z	54	ASN	C-N	15.81	1.64	1.34
2	43	54	ASN	C-N	15.81	1.64	1.34
2	47	54	ASN	C-N	15.81	1.64	1.34
2	5B	54	ASN	C-N	15.81	1.64	1.34
2	53	54	ASN	C-N	15.81	1.64	1.34
2	57	54	ASN	C-N	15.81	1.64	1.34
2	6B	54	ASN	C-N	15.81	1.64	1.34
2	13	74	TYR	C-O	-15.81	0.93	1.23
2	17	74	TYR	C-O	-15.81	0.93	1.23
2	2B	74	TYR	C-O	-15.81	0.93	1.23
2	3R	74	TYR	C-O	-15.81	0.93	1.23
2	3V	74	TYR	C-O	-15.81	0.93	1.23
2	3Z	74	TYR	C-O	-15.81	0.93	1.23
2	5F	74	TYR	C-O	-15.81	0.93	1.23
2	5J	74	TYR	C-O	-15.81	0.93	1.23

*Continued on next page...*

*Continued from previous page...*

Mol	Chain	Res	Type	Atoms	Z	Observed(Å)	Ideal(Å)
2	5N	74	TYR	C-O	-15.81	0.93	1.23
2	63	74	TYR	C-O	-15.81	0.93	1.23
2	67	74	TYR	C-O	-15.81	0.93	1.23
2	7B	74	TYR	C-O	-15.81	0.93	1.23
2	1B	74	TYR	C-O	-15.81	0.93	1.23
2	1J	74	TYR	C-O	-15.81	0.93	1.23
2	2F	74	TYR	C-O	-15.81	0.93	1.23
2	27	74	TYR	C-O	-15.81	0.93	1.23
2	3F	74	TYR	C-O	-15.81	0.93	1.23
2	4B	74	TYR	C-O	-15.81	0.93	1.23
2	4N	74	TYR	C-O	-15.81	0.93	1.23
2	4V	74	TYR	C-O	-15.81	0.93	1.23
2	5R	74	TYR	C-O	-15.81	0.93	1.23
2	6J	74	TYR	C-O	-15.81	0.93	1.23
2	6R	74	TYR	C-O	-15.81	0.93	1.23
2	7N	74	TYR	C-O	-15.81	0.93	1.23
2	13	54	ASN	C-N	15.81	1.64	1.34
2	17	54	ASN	C-N	15.81	1.64	1.34
2	2B	54	ASN	C-N	15.81	1.64	1.34
2	3R	54	ASN	C-N	15.81	1.64	1.34
2	3V	54	ASN	C-N	15.81	1.64	1.34
2	3Z	54	ASN	C-N	15.81	1.64	1.34
2	5F	54	ASN	C-N	15.81	1.64	1.34
2	5J	54	ASN	C-N	15.81	1.64	1.34
2	5N	54	ASN	C-N	15.81	1.64	1.34
2	63	54	ASN	C-N	15.81	1.64	1.34
2	67	54	ASN	C-N	15.81	1.64	1.34
2	7B	54	ASN	C-N	15.81	1.64	1.34
2	1N	54	ASN	C-N	15.81	1.64	1.34
2	1R	53	LYS	C-O	15.81	1.53	1.23
2	1V	53	LYS	C-O	15.81	1.53	1.23
2	1Z	53	LYS	C-O	15.81	1.53	1.23
2	2J	54	ASN	C-N	15.81	1.64	1.34
2	2R	53	LYS	C-O	15.81	1.53	1.23
2	2V	53	LYS	C-O	15.81	1.53	1.23
2	2Z	53	LYS	C-O	15.81	1.53	1.23
2	3B	54	ASN	C-N	15.81	1.64	1.34
2	3J	54	ASN	C-N	15.81	1.64	1.34
2	33	54	ASN	C-N	15.81	1.64	1.34
2	4F	54	ASN	C-N	15.81	1.64	1.34
2	4Z	54	ASN	C-N	15.81	1.64	1.34
2	43	53	LYS	C-O	15.81	1.53	1.23

*Continued on next page...*

*Continued from previous page...*

Mol	Chain	Res	Type	Atoms	Z	Observed(Å)	Ideal(Å)
2	47	53	LYS	C-O	15.81	1.53	1.23
2	5B	53	LYS	C-O	15.81	1.53	1.23
2	5V	54	ASN	C-N	15.81	1.64	1.34
2	53	53	LYS	C-O	15.81	1.53	1.23
2	57	53	LYS	C-O	15.81	1.53	1.23
2	6B	53	LYS	C-O	15.81	1.53	1.23
2	6N	54	ASN	C-N	15.81	1.64	1.34
2	6V	54	ASN	C-N	15.81	1.64	1.34
2	7F	54	ASN	C-N	15.81	1.64	1.34
2	7R	54	ASN	C-N	15.81	1.64	1.34
2	1F	54	ASN	C-N	15.80	1.64	1.34
2	2N	54	ASN	C-N	15.80	1.64	1.34
2	23	54	ASN	C-N	15.80	1.64	1.34
2	3N	54	ASN	C-N	15.80	1.64	1.34
2	37	54	ASN	C-N	15.80	1.64	1.34
2	4J	54	ASN	C-N	15.80	1.64	1.34
2	4R	54	ASN	C-N	15.80	1.64	1.34
2	5Z	54	ASN	C-N	15.80	1.64	1.34
2	6F	54	ASN	C-N	15.80	1.64	1.34
2	6Z	54	ASN	C-N	15.80	1.64	1.34
2	7J	54	ASN	C-N	15.80	1.64	1.34
2	7V	54	ASN	C-N	15.80	1.64	1.34
2	1N	53	LYS	C-O	15.80	1.53	1.23
2	2J	53	LYS	C-O	15.80	1.53	1.23
2	3B	53	LYS	C-O	15.80	1.53	1.23
2	3J	53	LYS	C-O	15.80	1.53	1.23
2	33	53	LYS	C-O	15.80	1.53	1.23
2	4F	53	LYS	C-O	15.80	1.53	1.23
2	4Z	53	LYS	C-O	15.80	1.53	1.23
2	5V	53	LYS	C-O	15.80	1.53	1.23
2	6N	53	LYS	C-O	15.80	1.53	1.23
2	6V	53	LYS	C-O	15.80	1.53	1.23
2	7F	53	LYS	C-O	15.80	1.53	1.23
2	7R	53	LYS	C-O	15.80	1.53	1.23
2	1B	54	ASN	C-N	15.80	1.64	1.34
2	1J	54	ASN	C-N	15.80	1.64	1.34
1	12	41	ILE	CA-CB	-15.80	1.18	1.54
2	13	80	GLU	CA-CB	-15.80	1.19	1.53
1	16	41	ILE	CA-CB	-15.80	1.18	1.54
2	17	80	GLU	CA-CB	-15.80	1.19	1.53
1	2A	41	ILE	CA-CB	-15.80	1.18	1.54
2	2B	80	GLU	CA-CB	-15.80	1.19	1.53

*Continued on next page...*

*Continued from previous page...*

Mol	Chain	Res	Type	Atoms	Z	Observed(Å)	Ideal(Å)
2	2F	54	ASN	C-N	15.80	1.64	1.34
2	27	54	ASN	C-N	15.80	1.64	1.34
2	3F	54	ASN	C-N	15.80	1.64	1.34
1	3Q	41	ILE	CA-CB	-15.80	1.18	1.54
2	3R	80	GLU	CA-CB	-15.80	1.19	1.53
1	3U	41	ILE	CA-CB	-15.80	1.18	1.54
2	3V	80	GLU	CA-CB	-15.80	1.19	1.53
1	3Y	41	ILE	CA-CB	-15.80	1.18	1.54
2	3Z	80	GLU	CA-CB	-15.80	1.19	1.53
2	4B	54	ASN	C-N	15.80	1.64	1.34
2	4N	54	ASN	C-N	15.80	1.64	1.34
2	4V	54	ASN	C-N	15.80	1.64	1.34
1	5E	41	ILE	CA-CB	-15.80	1.18	1.54
2	5F	80	GLU	CA-CB	-15.80	1.19	1.53
1	5I	41	ILE	CA-CB	-15.80	1.18	1.54
2	5J	80	GLU	CA-CB	-15.80	1.19	1.53
1	5M	41	ILE	CA-CB	-15.80	1.18	1.54
2	5N	80	GLU	CA-CB	-15.80	1.19	1.53
2	5R	54	ASN	C-N	15.80	1.64	1.34
2	6J	54	ASN	C-N	15.80	1.64	1.34
2	6R	54	ASN	C-N	15.80	1.64	1.34
1	62	41	ILE	CA-CB	-15.80	1.18	1.54
2	63	80	GLU	CA-CB	-15.80	1.19	1.53
1	66	41	ILE	CA-CB	-15.80	1.18	1.54
2	67	80	GLU	CA-CB	-15.80	1.19	1.53
1	7A	41	ILE	CA-CB	-15.80	1.18	1.54
2	7B	80	GLU	CA-CB	-15.80	1.19	1.53
2	7N	54	ASN	C-N	15.80	1.64	1.34
1	1E	41	ILE	CA-CB	-15.79	1.18	1.54
1	2M	41	ILE	CA-CB	-15.79	1.18	1.54
1	22	41	ILE	CA-CB	-15.79	1.18	1.54
1	3M	41	ILE	CA-CB	-15.79	1.18	1.54
1	36	41	ILE	CA-CB	-15.79	1.18	1.54
1	4I	41	ILE	CA-CB	-15.79	1.18	1.54
1	4Q	41	ILE	CA-CB	-15.79	1.18	1.54
1	5Y	41	ILE	CA-CB	-15.79	1.18	1.54
1	6E	41	ILE	CA-CB	-15.79	1.18	1.54
1	6Y	41	ILE	CA-CB	-15.79	1.18	1.54
1	7I	41	ILE	CA-CB	-15.79	1.18	1.54
1	7U	41	ILE	CA-CB	-15.79	1.18	1.54
1	1M	41	ILE	CA-CB	-15.79	1.18	1.54
1	2I	41	ILE	CA-CB	-15.79	1.18	1.54

*Continued on next page...*



*Continued from previous page...*

Mol	Chain	Res	Type	Atoms	Z	Observed(Å)	Ideal(Å)
1	3A	41	ILE	CA-CB	-15.79	1.18	1.54
1	3I	41	ILE	CA-CB	-15.79	1.18	1.54
1	32	41	ILE	CA-CB	-15.79	1.18	1.54
1	4E	41	ILE	CA-CB	-15.79	1.18	1.54
1	4Y	41	ILE	CA-CB	-15.79	1.18	1.54
1	5U	41	ILE	CA-CB	-15.79	1.18	1.54
1	6M	41	ILE	CA-CB	-15.79	1.18	1.54
1	6U	41	ILE	CA-CB	-15.79	1.18	1.54
1	7E	41	ILE	CA-CB	-15.79	1.18	1.54
1	7Q	41	ILE	CA-CB	-15.79	1.18	1.54
2	1B	80	GLU	CA-CB	-15.78	1.19	1.53
2	1J	80	GLU	CA-CB	-15.78	1.19	1.53
2	2F	80	GLU	CA-CB	-15.78	1.19	1.53
2	27	80	GLU	CA-CB	-15.78	1.19	1.53
2	3F	80	GLU	CA-CB	-15.78	1.19	1.53
2	4B	80	GLU	CA-CB	-15.78	1.19	1.53
2	4N	80	GLU	CA-CB	-15.78	1.19	1.53
2	4V	80	GLU	CA-CB	-15.78	1.19	1.53
2	5R	80	GLU	CA-CB	-15.78	1.19	1.53
2	6J	80	GLU	CA-CB	-15.78	1.19	1.53
2	6R	80	GLU	CA-CB	-15.78	1.19	1.53
2	7N	80	GLU	CA-CB	-15.78	1.19	1.53
2	1R	74	TYR	C-O	-15.78	0.93	1.23
2	1V	74	TYR	C-O	-15.78	0.93	1.23
2	1Z	74	TYR	C-O	-15.78	0.93	1.23
2	2R	74	TYR	C-O	-15.78	0.93	1.23
2	2V	74	TYR	C-O	-15.78	0.93	1.23
2	2Z	74	TYR	C-O	-15.78	0.93	1.23
2	43	74	TYR	C-O	-15.78	0.93	1.23
2	47	74	TYR	C-O	-15.78	0.93	1.23
2	5B	74	TYR	C-O	-15.78	0.93	1.23
2	53	74	TYR	C-O	-15.78	0.93	1.23
2	57	74	TYR	C-O	-15.78	0.93	1.23
2	6B	74	TYR	C-O	-15.78	0.93	1.23
2	1F	53	LYS	C-O	15.78	1.53	1.23
2	2N	53	LYS	C-O	15.78	1.53	1.23
2	23	53	LYS	C-O	15.78	1.53	1.23
2	3N	53	LYS	C-O	15.78	1.53	1.23
2	37	53	LYS	C-O	15.78	1.53	1.23
2	4J	53	LYS	C-O	15.78	1.53	1.23
2	4R	53	LYS	C-O	15.78	1.53	1.23
2	5Z	53	LYS	C-O	15.78	1.53	1.23

*Continued on next page...*

*Continued from previous page...*

Mol	Chain	Res	Type	Atoms	Z	Observed(Å)	Ideal(Å)
2	6F	53	LYS	C-O	15.78	1.53	1.23
2	6Z	53	LYS	C-O	15.78	1.53	1.23
2	7J	53	LYS	C-O	15.78	1.53	1.23
2	7V	53	LYS	C-O	15.78	1.53	1.23
1	1A	41	ILE	CA-CB	-15.78	1.18	1.54
1	1I	41	ILE	CA-CB	-15.78	1.18	1.54
1	2E	41	ILE	CA-CB	-15.78	1.18	1.54
1	26	41	ILE	CA-CB	-15.78	1.18	1.54
1	3E	41	ILE	CA-CB	-15.78	1.18	1.54
1	4A	41	ILE	CA-CB	-15.78	1.18	1.54
1	4M	41	ILE	CA-CB	-15.78	1.18	1.54
1	4U	41	ILE	CA-CB	-15.78	1.18	1.54
1	5Q	41	ILE	CA-CB	-15.78	1.18	1.54
1	6I	41	ILE	CA-CB	-15.78	1.18	1.54
1	6Q	41	ILE	CA-CB	-15.78	1.18	1.54
1	7M	41	ILE	CA-CB	-15.78	1.18	1.54
1	1Q	41	ILE	CA-CB	-15.77	1.18	1.54
1	1U	41	ILE	CA-CB	-15.77	1.18	1.54
1	1Y	41	ILE	CA-CB	-15.77	1.18	1.54
1	2Q	41	ILE	CA-CB	-15.77	1.18	1.54
1	2U	41	ILE	CA-CB	-15.77	1.18	1.54
1	2Y	41	ILE	CA-CB	-15.77	1.18	1.54
1	42	41	ILE	CA-CB	-15.77	1.18	1.54
1	46	41	ILE	CA-CB	-15.77	1.18	1.54
1	5A	41	ILE	CA-CB	-15.77	1.18	1.54
1	52	41	ILE	CA-CB	-15.77	1.18	1.54
1	56	41	ILE	CA-CB	-15.77	1.18	1.54
1	6A	41	ILE	CA-CB	-15.77	1.18	1.54
2	1N	74	TYR	C-O	-15.77	0.93	1.23
2	2J	74	TYR	C-O	-15.77	0.93	1.23
2	3B	74	TYR	C-O	-15.77	0.93	1.23
2	3J	74	TYR	C-O	-15.77	0.93	1.23
2	33	74	TYR	C-O	-15.77	0.93	1.23
2	4F	74	TYR	C-O	-15.77	0.93	1.23
2	4Z	74	TYR	C-O	-15.77	0.93	1.23
2	5V	74	TYR	C-O	-15.77	0.93	1.23
2	6N	74	TYR	C-O	-15.77	0.93	1.23
2	6V	74	TYR	C-O	-15.77	0.93	1.23
2	7F	74	TYR	C-O	-15.77	0.93	1.23
2	7R	74	TYR	C-O	-15.77	0.93	1.23
2	1R	80	GLU	CA-CB	-15.76	1.19	1.53
2	1V	80	GLU	CA-CB	-15.76	1.19	1.53

*Continued on next page...*

*Continued from previous page...*

Mol	Chain	Res	Type	Atoms	Z	Observed(Å)	Ideal(Å)
2	1Z	80	GLU	CA-CB	-15.76	1.19	1.53
2	2R	80	GLU	CA-CB	-15.76	1.19	1.53
2	2V	80	GLU	CA-CB	-15.76	1.19	1.53
2	2Z	80	GLU	CA-CB	-15.76	1.19	1.53
2	43	80	GLU	CA-CB	-15.76	1.19	1.53
2	47	80	GLU	CA-CB	-15.76	1.19	1.53
2	5B	80	GLU	CA-CB	-15.76	1.19	1.53
2	53	80	GLU	CA-CB	-15.76	1.19	1.53
2	57	80	GLU	CA-CB	-15.76	1.19	1.53
2	6B	80	GLU	CA-CB	-15.76	1.19	1.53
2	1N	80	GLU	CA-CB	-15.76	1.19	1.53
2	2J	80	GLU	CA-CB	-15.76	1.19	1.53
2	3B	80	GLU	CA-CB	-15.76	1.19	1.53
2	3J	80	GLU	CA-CB	-15.76	1.19	1.53
2	33	80	GLU	CA-CB	-15.76	1.19	1.53
2	4F	80	GLU	CA-CB	-15.76	1.19	1.53
2	4Z	80	GLU	CA-CB	-15.76	1.19	1.53
2	5V	80	GLU	CA-CB	-15.76	1.19	1.53
2	6N	80	GLU	CA-CB	-15.76	1.19	1.53
2	6V	80	GLU	CA-CB	-15.76	1.19	1.53
2	7F	80	GLU	CA-CB	-15.76	1.19	1.53
2	7R	80	GLU	CA-CB	-15.76	1.19	1.53
2	1F	80	GLU	CA-CB	-15.75	1.19	1.53
2	2N	80	GLU	CA-CB	-15.75	1.19	1.53
2	23	80	GLU	CA-CB	-15.75	1.19	1.53
2	3N	80	GLU	CA-CB	-15.75	1.19	1.53
2	37	80	GLU	CA-CB	-15.75	1.19	1.53
2	4J	80	GLU	CA-CB	-15.75	1.19	1.53
2	4R	80	GLU	CA-CB	-15.75	1.19	1.53
2	5Z	80	GLU	CA-CB	-15.75	1.19	1.53
2	6F	80	GLU	CA-CB	-15.75	1.19	1.53
2	6Z	80	GLU	CA-CB	-15.75	1.19	1.53
2	7J	80	GLU	CA-CB	-15.75	1.19	1.53
2	7V	80	GLU	CA-CB	-15.75	1.19	1.53
2	1F	21	THR	CB-OG1	-15.74	1.11	1.43
2	2N	21	THR	CB-OG1	-15.74	1.11	1.43
2	23	21	THR	CB-OG1	-15.74	1.11	1.43
2	3N	21	THR	CB-OG1	-15.74	1.11	1.43
2	37	21	THR	CB-OG1	-15.74	1.11	1.43
2	4J	21	THR	CB-OG1	-15.74	1.11	1.43
2	4R	21	THR	CB-OG1	-15.74	1.11	1.43
2	5Z	21	THR	CB-OG1	-15.74	1.11	1.43

*Continued on next page...*

*Continued from previous page...*

Mol	Chain	Res	Type	Atoms	Z	Observed(Å)	Ideal(Å)
2	6F	21	THR	CB-OG1	-15.74	1.11	1.43
2	6Z	21	THR	CB-OG1	-15.74	1.11	1.43
2	7J	21	THR	CB-OG1	-15.74	1.11	1.43
2	7V	21	THR	CB-OG1	-15.74	1.11	1.43
2	1B	21	THR	CB-OG1	-15.73	1.11	1.43
2	1J	21	THR	CB-OG1	-15.73	1.11	1.43
2	2F	21	THR	CB-OG1	-15.73	1.11	1.43
2	27	21	THR	CB-OG1	-15.73	1.11	1.43
2	3F	21	THR	CB-OG1	-15.73	1.11	1.43
2	4B	21	THR	CB-OG1	-15.73	1.11	1.43
2	4N	21	THR	CB-OG1	-15.73	1.11	1.43
2	4V	21	THR	CB-OG1	-15.73	1.11	1.43
2	5R	21	THR	CB-OG1	-15.73	1.11	1.43
2	6J	21	THR	CB-OG1	-15.73	1.11	1.43
2	6R	21	THR	CB-OG1	-15.73	1.11	1.43
2	7N	21	THR	CB-OG1	-15.73	1.11	1.43
2	1N	21	THR	CB-OG1	-15.72	1.11	1.43
2	2J	21	THR	CB-OG1	-15.72	1.11	1.43
2	3B	21	THR	CB-OG1	-15.72	1.11	1.43
2	3J	21	THR	CB-OG1	-15.72	1.11	1.43
2	33	21	THR	CB-OG1	-15.72	1.11	1.43
2	4F	21	THR	CB-OG1	-15.72	1.11	1.43
2	4Z	21	THR	CB-OG1	-15.72	1.11	1.43
2	5V	21	THR	CB-OG1	-15.72	1.11	1.43
2	6N	21	THR	CB-OG1	-15.72	1.11	1.43
2	6V	21	THR	CB-OG1	-15.72	1.11	1.43
2	7F	21	THR	CB-OG1	-15.72	1.11	1.43
2	7R	21	THR	CB-OG1	-15.72	1.11	1.43
2	1R	21	THR	CB-OG1	-15.71	1.11	1.43
2	1V	21	THR	CB-OG1	-15.71	1.11	1.43
2	1Z	21	THR	CB-OG1	-15.71	1.11	1.43
2	2R	21	THR	CB-OG1	-15.71	1.11	1.43
2	2V	21	THR	CB-OG1	-15.71	1.11	1.43
2	2Z	21	THR	CB-OG1	-15.71	1.11	1.43
2	43	21	THR	CB-OG1	-15.71	1.11	1.43
2	47	21	THR	CB-OG1	-15.71	1.11	1.43
2	5B	21	THR	CB-OG1	-15.71	1.11	1.43
2	53	21	THR	CB-OG1	-15.71	1.11	1.43
2	57	21	THR	CB-OG1	-15.71	1.11	1.43
2	6B	21	THR	CB-OG1	-15.71	1.11	1.43
2	13	21	THR	CB-OG1	-15.70	1.11	1.43
2	17	21	THR	CB-OG1	-15.70	1.11	1.43

*Continued on next page...*

*Continued from previous page...*

Mol	Chain	Res	Type	Atoms	Z	Observed(Å)	Ideal(Å)
2	2B	21	THR	CB-OG1	-15.70	1.11	1.43
2	3R	21	THR	CB-OG1	-15.70	1.11	1.43
2	3V	21	THR	CB-OG1	-15.70	1.11	1.43
2	3Z	21	THR	CB-OG1	-15.70	1.11	1.43
2	5F	21	THR	CB-OG1	-15.70	1.11	1.43
2	5J	21	THR	CB-OG1	-15.70	1.11	1.43
2	5N	21	THR	CB-OG1	-15.70	1.11	1.43
2	63	21	THR	CB-OG1	-15.70	1.11	1.43
2	67	21	THR	CB-OG1	-15.70	1.11	1.43
2	7B	21	THR	CB-OG1	-15.70	1.11	1.43
1	12	20	GLU	CG-CD	15.65	1.75	1.51
1	16	20	GLU	CG-CD	15.65	1.75	1.51
1	2A	20	GLU	CG-CD	15.65	1.75	1.51
1	3Q	20	GLU	CG-CD	15.65	1.75	1.51
1	3U	20	GLU	CG-CD	15.65	1.75	1.51
1	3Y	20	GLU	CG-CD	15.65	1.75	1.51
1	5E	20	GLU	CG-CD	15.65	1.75	1.51
1	5I	20	GLU	CG-CD	15.65	1.75	1.51
1	5M	20	GLU	CG-CD	15.65	1.75	1.51
1	62	20	GLU	CG-CD	15.65	1.75	1.51
1	66	20	GLU	CG-CD	15.65	1.75	1.51
1	7A	20	GLU	CG-CD	15.65	1.75	1.51
1	1E	20	GLU	CG-CD	15.63	1.75	1.51
1	2M	20	GLU	CG-CD	15.63	1.75	1.51
1	22	20	GLU	CG-CD	15.63	1.75	1.51
1	3M	20	GLU	CG-CD	15.63	1.75	1.51
1	36	20	GLU	CG-CD	15.63	1.75	1.51
1	4I	20	GLU	CG-CD	15.63	1.75	1.51
1	4Q	20	GLU	CG-CD	15.63	1.75	1.51
1	5Y	20	GLU	CG-CD	15.63	1.75	1.51
1	6E	20	GLU	CG-CD	15.63	1.75	1.51
1	6Y	20	GLU	CG-CD	15.63	1.75	1.51
1	7I	20	GLU	CG-CD	15.63	1.75	1.51
1	7U	20	GLU	CG-CD	15.63	1.75	1.51
1	1A	20	GLU	CG-CD	15.62	1.75	1.51
1	1I	20	GLU	CG-CD	15.62	1.75	1.51
1	2E	20	GLU	CG-CD	15.62	1.75	1.51
1	26	20	GLU	CG-CD	15.62	1.75	1.51
1	3E	20	GLU	CG-CD	15.62	1.75	1.51
1	4A	20	GLU	CG-CD	15.62	1.75	1.51
1	4M	20	GLU	CG-CD	15.62	1.75	1.51
1	4U	20	GLU	CG-CD	15.62	1.75	1.51

*Continued on next page...*

*Continued from previous page...*

Mol	Chain	Res	Type	Atoms	Z	Observed(Å)	Ideal(Å)
1	5Q	20	GLU	CG-CD	15.62	1.75	1.51
1	6I	20	GLU	CG-CD	15.62	1.75	1.51
1	6Q	20	GLU	CG-CD	15.62	1.75	1.51
1	7M	20	GLU	CG-CD	15.62	1.75	1.51
1	1M	20	GLU	CG-CD	15.60	1.75	1.51
2	13	13	THR	C-N	15.60	1.70	1.34
2	17	13	THR	C-N	15.60	1.70	1.34
2	2B	13	THR	C-N	15.60	1.70	1.34
1	2I	20	GLU	CG-CD	15.60	1.75	1.51
1	3A	20	GLU	CG-CD	15.60	1.75	1.51
1	3I	20	GLU	CG-CD	15.60	1.75	1.51
2	3R	13	THR	C-N	15.60	1.70	1.34
2	3V	13	THR	C-N	15.60	1.70	1.34
2	3Z	13	THR	C-N	15.60	1.70	1.34
1	32	20	GLU	CG-CD	15.60	1.75	1.51
1	4E	20	GLU	CG-CD	15.60	1.75	1.51
1	4Y	20	GLU	CG-CD	15.60	1.75	1.51
2	5F	13	THR	C-N	15.60	1.70	1.34
2	5J	13	THR	C-N	15.60	1.70	1.34
2	5N	13	THR	C-N	15.60	1.70	1.34
1	5U	20	GLU	CG-CD	15.60	1.75	1.51
1	6M	20	GLU	CG-CD	15.60	1.75	1.51
1	6U	20	GLU	CG-CD	15.60	1.75	1.51
2	63	13	THR	C-N	15.60	1.70	1.34
2	67	13	THR	C-N	15.60	1.70	1.34
2	7B	13	THR	C-N	15.60	1.70	1.34
1	7E	20	GLU	CG-CD	15.60	1.75	1.51
1	7Q	20	GLU	CG-CD	15.60	1.75	1.51
1	1Q	20	GLU	CG-CD	15.59	1.75	1.51
1	1U	20	GLU	CG-CD	15.59	1.75	1.51
1	1Y	20	GLU	CG-CD	15.59	1.75	1.51
1	2Q	20	GLU	CG-CD	15.59	1.75	1.51
1	2U	20	GLU	CG-CD	15.59	1.75	1.51
1	2Y	20	GLU	CG-CD	15.59	1.75	1.51
1	42	20	GLU	CG-CD	15.59	1.75	1.51
1	46	20	GLU	CG-CD	15.59	1.75	1.51
1	5A	20	GLU	CG-CD	15.59	1.75	1.51
1	52	20	GLU	CG-CD	15.59	1.75	1.51
1	56	20	GLU	CG-CD	15.59	1.75	1.51
1	6A	20	GLU	CG-CD	15.59	1.75	1.51
2	1B	13	THR	C-N	15.58	1.69	1.34
2	1F	13	THR	C-N	15.58	1.69	1.34

*Continued on next page...*

*Continued from previous page...*

Mol	Chain	Res	Type	Atoms	Z	Observed(Å)	Ideal(Å)
2	1J	13	THR	C-N	15.58	1.69	1.34
2	2F	13	THR	C-N	15.58	1.69	1.34
2	2N	13	THR	C-N	15.58	1.69	1.34
2	23	13	THR	C-N	15.58	1.69	1.34
2	27	13	THR	C-N	15.58	1.69	1.34
2	3F	13	THR	C-N	15.58	1.69	1.34
2	3N	13	THR	C-N	15.58	1.69	1.34
2	37	13	THR	C-N	15.58	1.69	1.34
2	4B	13	THR	C-N	15.58	1.69	1.34
2	4J	13	THR	C-N	15.58	1.69	1.34
2	4N	13	THR	C-N	15.58	1.69	1.34
2	4R	13	THR	C-N	15.58	1.69	1.34
2	4V	13	THR	C-N	15.58	1.69	1.34
2	5R	13	THR	C-N	15.58	1.69	1.34
2	5Z	13	THR	C-N	15.58	1.69	1.34
2	6F	13	THR	C-N	15.58	1.69	1.34
2	6J	13	THR	C-N	15.58	1.69	1.34
2	6R	13	THR	C-N	15.58	1.69	1.34
2	6Z	13	THR	C-N	15.58	1.69	1.34
2	7J	13	THR	C-N	15.58	1.69	1.34
2	7N	13	THR	C-N	15.58	1.69	1.34
2	7V	13	THR	C-N	15.58	1.69	1.34
2	1R	13	THR	C-N	15.57	1.69	1.34
2	1V	13	THR	C-N	15.57	1.69	1.34
2	1Z	13	THR	C-N	15.57	1.69	1.34
2	2R	13	THR	C-N	15.57	1.69	1.34
2	2V	13	THR	C-N	15.57	1.69	1.34
2	2Z	13	THR	C-N	15.57	1.69	1.34
2	43	13	THR	C-N	15.57	1.69	1.34
2	47	13	THR	C-N	15.57	1.69	1.34
2	5B	13	THR	C-N	15.57	1.69	1.34
2	53	13	THR	C-N	15.57	1.69	1.34
2	57	13	THR	C-N	15.57	1.69	1.34
2	6B	13	THR	C-N	15.57	1.69	1.34
2	1N	13	THR	C-N	15.56	1.69	1.34
2	2J	13	THR	C-N	15.56	1.69	1.34
2	3B	13	THR	C-N	15.56	1.69	1.34
2	3J	13	THR	C-N	15.56	1.69	1.34
2	33	13	THR	C-N	15.56	1.69	1.34
2	4F	13	THR	C-N	15.56	1.69	1.34
2	4Z	13	THR	C-N	15.56	1.69	1.34
2	5V	13	THR	C-N	15.56	1.69	1.34

*Continued on next page...*

*Continued from previous page...*

Mol	Chain	Res	Type	Atoms	Z	Observed(Å)	Ideal(Å)
2	6N	13	THR	C-N	15.56	1.69	1.34
2	6V	13	THR	C-N	15.56	1.69	1.34
2	7F	13	THR	C-N	15.56	1.69	1.34
2	7R	13	THR	C-N	15.56	1.69	1.34
1	1M	22	HIS	CD2-NE2	15.54	1.74	1.42
2	13	28	THR	CA-C	15.54	1.93	1.52
2	17	28	THR	CA-C	15.54	1.93	1.52
2	2B	28	THR	CA-C	15.54	1.93	1.52
1	2I	22	HIS	CD2-NE2	15.54	1.74	1.42
1	3A	22	HIS	CD2-NE2	15.54	1.74	1.42
1	3I	22	HIS	CD2-NE2	15.54	1.74	1.42
2	3R	28	THR	CA-C	15.54	1.93	1.52
2	3V	28	THR	CA-C	15.54	1.93	1.52
2	3Z	28	THR	CA-C	15.54	1.93	1.52
1	32	22	HIS	CD2-NE2	15.54	1.74	1.42
1	4E	22	HIS	CD2-NE2	15.54	1.74	1.42
1	4Y	22	HIS	CD2-NE2	15.54	1.74	1.42
2	5F	28	THR	CA-C	15.54	1.93	1.52
2	5J	28	THR	CA-C	15.54	1.93	1.52
2	5N	28	THR	CA-C	15.54	1.93	1.52
1	5U	22	HIS	CD2-NE2	15.54	1.74	1.42
1	6M	22	HIS	CD2-NE2	15.54	1.74	1.42
1	6U	22	HIS	CD2-NE2	15.54	1.74	1.42
2	63	28	THR	CA-C	15.54	1.93	1.52
2	67	28	THR	CA-C	15.54	1.93	1.52
2	7B	28	THR	CA-C	15.54	1.93	1.52
1	7E	22	HIS	CD2-NE2	15.54	1.74	1.42
1	7Q	22	HIS	CD2-NE2	15.54	1.74	1.42
2	1F	28	THR	CA-C	15.53	1.93	1.52
2	2N	28	THR	CA-C	15.53	1.93	1.52
2	23	28	THR	CA-C	15.53	1.93	1.52
2	3N	28	THR	CA-C	15.53	1.93	1.52
2	37	28	THR	CA-C	15.53	1.93	1.52
2	4J	28	THR	CA-C	15.53	1.93	1.52
2	4R	28	THR	CA-C	15.53	1.93	1.52
2	5Z	28	THR	CA-C	15.53	1.93	1.52
2	6F	28	THR	CA-C	15.53	1.93	1.52
2	6Z	28	THR	CA-C	15.53	1.93	1.52
2	7J	28	THR	CA-C	15.53	1.93	1.52
2	7V	28	THR	CA-C	15.53	1.93	1.52
2	1B	28	THR	CA-C	15.53	1.93	1.52
2	1J	28	THR	CA-C	15.53	1.93	1.52

*Continued on next page...*



*Continued from previous page...*

Mol	Chain	Res	Type	Atoms	Z	Observed(Å)	Ideal(Å)
2	2F	28	THR	CA-C	15.53	1.93	1.52
2	27	28	THR	CA-C	15.53	1.93	1.52
2	3F	28	THR	CA-C	15.53	1.93	1.52
2	4B	28	THR	CA-C	15.53	1.93	1.52
2	4N	28	THR	CA-C	15.53	1.93	1.52
2	4V	28	THR	CA-C	15.53	1.93	1.52
2	5R	28	THR	CA-C	15.53	1.93	1.52
2	6J	28	THR	CA-C	15.53	1.93	1.52
2	6R	28	THR	CA-C	15.53	1.93	1.52
2	7N	28	THR	CA-C	15.53	1.93	1.52
2	1N	28	THR	CA-C	15.52	1.93	1.52
2	2J	28	THR	CA-C	15.52	1.93	1.52
2	3B	28	THR	CA-C	15.52	1.93	1.52
2	3J	28	THR	CA-C	15.52	1.93	1.52
2	33	28	THR	CA-C	15.52	1.93	1.52
2	4F	28	THR	CA-C	15.52	1.93	1.52
2	4Z	28	THR	CA-C	15.52	1.93	1.52
2	5V	28	THR	CA-C	15.52	1.93	1.52
2	6N	28	THR	CA-C	15.52	1.93	1.52
2	6V	28	THR	CA-C	15.52	1.93	1.52
2	7F	28	THR	CA-C	15.52	1.93	1.52
2	7R	28	THR	CA-C	15.52	1.93	1.52
2	1R	28	THR	CA-C	15.51	1.93	1.52
2	1V	28	THR	CA-C	15.51	1.93	1.52
2	1Z	28	THR	CA-C	15.51	1.93	1.52
2	2R	28	THR	CA-C	15.51	1.93	1.52
2	2V	28	THR	CA-C	15.51	1.93	1.52
2	2Z	28	THR	CA-C	15.51	1.93	1.52
2	43	28	THR	CA-C	15.51	1.93	1.52
2	47	28	THR	CA-C	15.51	1.93	1.52
2	5B	28	THR	CA-C	15.51	1.93	1.52
2	53	28	THR	CA-C	15.51	1.93	1.52
2	57	28	THR	CA-C	15.51	1.93	1.52
2	6B	28	THR	CA-C	15.51	1.93	1.52
2	1N	31	PHE	CA-CB	-15.50	1.19	1.53
2	2J	31	PHE	CA-CB	-15.50	1.19	1.53
2	3B	31	PHE	CA-CB	-15.50	1.19	1.53
2	3J	31	PHE	CA-CB	-15.50	1.19	1.53
2	33	31	PHE	CA-CB	-15.50	1.19	1.53
2	4F	31	PHE	CA-CB	-15.50	1.19	1.53
2	4Z	31	PHE	CA-CB	-15.50	1.19	1.53
2	5V	31	PHE	CA-CB	-15.50	1.19	1.53

*Continued on next page...*

*Continued from previous page...*

Mol	Chain	Res	Type	Atoms	Z	Observed(Å)	Ideal(Å)
2	6N	31	PHE	CA-CB	-15.50	1.19	1.53
2	6V	31	PHE	CA-CB	-15.50	1.19	1.53
2	7F	31	PHE	CA-CB	-15.50	1.19	1.53
2	7R	31	PHE	CA-CB	-15.50	1.19	1.53
2	1N	35	PHE	C-O	-15.49	0.94	1.23
2	2J	35	PHE	C-O	-15.49	0.94	1.23
2	3B	35	PHE	C-O	-15.49	0.94	1.23
2	3J	35	PHE	C-O	-15.49	0.94	1.23
2	33	35	PHE	C-O	-15.49	0.94	1.23
2	4F	35	PHE	C-O	-15.49	0.94	1.23
2	4Z	35	PHE	C-O	-15.49	0.94	1.23
2	5V	35	PHE	C-O	-15.49	0.94	1.23
2	6N	35	PHE	C-O	-15.49	0.94	1.23
2	6V	35	PHE	C-O	-15.49	0.94	1.23
2	7F	35	PHE	C-O	-15.49	0.94	1.23
2	7R	35	PHE	C-O	-15.49	0.94	1.23
2	1B	35	PHE	C-O	-15.48	0.94	1.23
2	1J	35	PHE	C-O	-15.48	0.94	1.23
2	2F	35	PHE	C-O	-15.48	0.94	1.23
2	27	35	PHE	C-O	-15.48	0.94	1.23
2	3F	35	PHE	C-O	-15.48	0.94	1.23
2	4B	35	PHE	C-O	-15.48	0.94	1.23
2	4N	35	PHE	C-O	-15.48	0.94	1.23
2	4V	35	PHE	C-O	-15.48	0.94	1.23
2	5R	35	PHE	C-O	-15.48	0.94	1.23
2	6J	35	PHE	C-O	-15.48	0.94	1.23
2	6R	35	PHE	C-O	-15.48	0.94	1.23
2	7N	35	PHE	C-O	-15.48	0.94	1.23
1	1A	22	HIS	CD2-NE2	15.48	1.74	1.42
1	1I	22	HIS	CD2-NE2	15.48	1.74	1.42
1	2E	22	HIS	CD2-NE2	15.48	1.74	1.42
1	26	22	HIS	CD2-NE2	15.48	1.74	1.42
1	3E	22	HIS	CD2-NE2	15.48	1.74	1.42
1	4A	22	HIS	CD2-NE2	15.48	1.74	1.42
1	4M	22	HIS	CD2-NE2	15.48	1.74	1.42
1	4U	22	HIS	CD2-NE2	15.48	1.74	1.42
1	5Q	22	HIS	CD2-NE2	15.48	1.74	1.42
1	6I	22	HIS	CD2-NE2	15.48	1.74	1.42
1	6Q	22	HIS	CD2-NE2	15.48	1.74	1.42
1	7M	22	HIS	CD2-NE2	15.48	1.74	1.42
2	1F	35	PHE	C-O	-15.48	0.94	1.23
2	1N	29	MET	C-N	15.48	1.63	1.34

*Continued on next page...*

*Continued from previous page...*

Mol	Chain	Res	Type	Atoms	Z	Observed(Å)	Ideal(Å)
1	12	22	HIS	CD2-NE2	15.48	1.74	1.42
1	16	22	HIS	CD2-NE2	15.48	1.74	1.42
1	2A	22	HIS	CD2-NE2	15.48	1.74	1.42
2	2J	29	MET	C-N	15.48	1.63	1.34
2	2N	35	PHE	C-O	-15.48	0.94	1.23
2	23	35	PHE	C-O	-15.48	0.94	1.23
2	3B	29	MET	C-N	15.48	1.63	1.34
2	3J	29	MET	C-N	15.48	1.63	1.34
2	3N	35	PHE	C-O	-15.48	0.94	1.23
1	3Q	22	HIS	CD2-NE2	15.48	1.74	1.42
1	3U	22	HIS	CD2-NE2	15.48	1.74	1.42
1	3Y	22	HIS	CD2-NE2	15.48	1.74	1.42
2	33	29	MET	C-N	15.48	1.63	1.34
2	37	35	PHE	C-O	-15.48	0.94	1.23
2	4F	29	MET	C-N	15.48	1.63	1.34
2	4J	35	PHE	C-O	-15.48	0.94	1.23
2	4R	35	PHE	C-O	-15.48	0.94	1.23
2	4Z	29	MET	C-N	15.48	1.63	1.34
1	5E	22	HIS	CD2-NE2	15.48	1.74	1.42
1	5I	22	HIS	CD2-NE2	15.48	1.74	1.42
1	5M	22	HIS	CD2-NE2	15.48	1.74	1.42
2	5V	29	MET	C-N	15.48	1.63	1.34
2	5Z	35	PHE	C-O	-15.48	0.94	1.23
2	6F	35	PHE	C-O	-15.48	0.94	1.23
2	6N	29	MET	C-N	15.48	1.63	1.34
2	6V	29	MET	C-N	15.48	1.63	1.34
2	6Z	35	PHE	C-O	-15.48	0.94	1.23
1	62	22	HIS	CD2-NE2	15.48	1.74	1.42
1	66	22	HIS	CD2-NE2	15.48	1.74	1.42
1	7A	22	HIS	CD2-NE2	15.48	1.74	1.42
2	7F	29	MET	C-N	15.48	1.63	1.34
2	7J	35	PHE	C-O	-15.48	0.94	1.23
2	7R	29	MET	C-N	15.48	1.63	1.34
2	7V	35	PHE	C-O	-15.48	0.94	1.23
2	1F	31	PHE	CA-CB	-15.48	1.19	1.53
2	2N	31	PHE	CA-CB	-15.48	1.19	1.53
2	23	31	PHE	CA-CB	-15.48	1.19	1.53
2	3N	31	PHE	CA-CB	-15.48	1.19	1.53
2	37	31	PHE	CA-CB	-15.48	1.19	1.53
2	4J	31	PHE	CA-CB	-15.48	1.19	1.53
2	4R	31	PHE	CA-CB	-15.48	1.19	1.53
2	5Z	31	PHE	CA-CB	-15.48	1.19	1.53

*Continued on next page...*

*Continued from previous page...*

Mol	Chain	Res	Type	Atoms	Z	Observed(Å)	Ideal(Å)
2	6F	31	PHE	CA-CB	-15.48	1.19	1.53
2	6Z	31	PHE	CA-CB	-15.48	1.19	1.53
2	7J	31	PHE	CA-CB	-15.48	1.19	1.53
2	7V	31	PHE	CA-CB	-15.48	1.19	1.53
2	13	31	PHE	CA-CB	-15.48	1.20	1.53
2	17	31	PHE	CA-CB	-15.48	1.20	1.53
2	2B	31	PHE	CA-CB	-15.48	1.20	1.53
2	3R	31	PHE	CA-CB	-15.48	1.20	1.53
2	3V	31	PHE	CA-CB	-15.48	1.20	1.53
2	3Z	31	PHE	CA-CB	-15.48	1.20	1.53
2	5F	31	PHE	CA-CB	-15.48	1.20	1.53
2	5J	31	PHE	CA-CB	-15.48	1.20	1.53
2	5N	31	PHE	CA-CB	-15.48	1.20	1.53
2	63	31	PHE	CA-CB	-15.48	1.20	1.53
2	67	31	PHE	CA-CB	-15.48	1.20	1.53
2	7B	31	PHE	CA-CB	-15.48	1.20	1.53
1	1E	22	HIS	CD2-NE2	15.47	1.74	1.42
1	1Q	22	HIS	CD2-NE2	15.47	1.74	1.42
1	1U	22	HIS	CD2-NE2	15.47	1.74	1.42
1	1Y	22	HIS	CD2-NE2	15.47	1.74	1.42
1	2M	22	HIS	CD2-NE2	15.47	1.74	1.42
1	2Q	22	HIS	CD2-NE2	15.47	1.74	1.42
1	2U	22	HIS	CD2-NE2	15.47	1.74	1.42
1	2Y	22	HIS	CD2-NE2	15.47	1.74	1.42
1	22	22	HIS	CD2-NE2	15.47	1.74	1.42
1	3M	22	HIS	CD2-NE2	15.47	1.74	1.42
1	36	22	HIS	CD2-NE2	15.47	1.74	1.42
1	4I	22	HIS	CD2-NE2	15.47	1.74	1.42
1	4Q	22	HIS	CD2-NE2	15.47	1.74	1.42
1	42	22	HIS	CD2-NE2	15.47	1.74	1.42
1	46	22	HIS	CD2-NE2	15.47	1.74	1.42
1	5A	22	HIS	CD2-NE2	15.47	1.74	1.42
1	5Y	22	HIS	CD2-NE2	15.47	1.74	1.42
1	52	22	HIS	CD2-NE2	15.47	1.74	1.42
1	56	22	HIS	CD2-NE2	15.47	1.74	1.42
1	6A	22	HIS	CD2-NE2	15.47	1.74	1.42
1	6E	22	HIS	CD2-NE2	15.47	1.74	1.42
1	6Y	22	HIS	CD2-NE2	15.47	1.74	1.42
1	7I	22	HIS	CD2-NE2	15.47	1.74	1.42
1	7U	22	HIS	CD2-NE2	15.47	1.74	1.42
2	1B	31	PHE	CA-CB	-15.47	1.20	1.53
2	1J	31	PHE	CA-CB	-15.47	1.20	1.53

*Continued on next page...*

*Continued from previous page...*

Mol	Chain	Res	Type	Atoms	Z	Observed(Å)	Ideal(Å)
2	2F	31	PHE	CA-CB	-15.47	1.20	1.53
2	27	31	PHE	CA-CB	-15.47	1.20	1.53
2	3F	31	PHE	CA-CB	-15.47	1.20	1.53
2	4B	31	PHE	CA-CB	-15.47	1.20	1.53
2	4N	31	PHE	CA-CB	-15.47	1.20	1.53
2	4V	31	PHE	CA-CB	-15.47	1.20	1.53
2	5R	31	PHE	CA-CB	-15.47	1.20	1.53
2	6J	31	PHE	CA-CB	-15.47	1.20	1.53
2	6R	31	PHE	CA-CB	-15.47	1.20	1.53
2	7N	31	PHE	CA-CB	-15.47	1.20	1.53
2	13	35	PHE	C-O	-15.46	0.94	1.23
2	17	35	PHE	C-O	-15.46	0.94	1.23
2	2B	35	PHE	C-O	-15.46	0.94	1.23
2	3R	35	PHE	C-O	-15.46	0.94	1.23
2	3V	35	PHE	C-O	-15.46	0.94	1.23
2	3Z	35	PHE	C-O	-15.46	0.94	1.23
2	5F	35	PHE	C-O	-15.46	0.94	1.23
2	5J	35	PHE	C-O	-15.46	0.94	1.23
2	5N	35	PHE	C-O	-15.46	0.94	1.23
2	63	35	PHE	C-O	-15.46	0.94	1.23
2	67	35	PHE	C-O	-15.46	0.94	1.23
2	7B	35	PHE	C-O	-15.46	0.94	1.23
2	13	29	MET	C-N	15.45	1.63	1.34
2	17	29	MET	C-N	15.45	1.63	1.34
2	2B	29	MET	C-N	15.45	1.63	1.34
2	3R	29	MET	C-N	15.45	1.63	1.34
2	3V	29	MET	C-N	15.45	1.63	1.34
2	3Z	29	MET	C-N	15.45	1.63	1.34
2	5F	29	MET	C-N	15.45	1.63	1.34
2	5J	29	MET	C-N	15.45	1.63	1.34
2	5N	29	MET	C-N	15.45	1.63	1.34
2	63	29	MET	C-N	15.45	1.63	1.34
2	67	29	MET	C-N	15.45	1.63	1.34
2	7B	29	MET	C-N	15.45	1.63	1.34
2	1N	44	MET	CA-CB	-15.45	1.20	1.53
2	1R	29	MET	C-N	15.45	1.63	1.34
2	1R	35	PHE	C-O	-15.45	0.94	1.23
2	1V	29	MET	C-N	15.45	1.63	1.34
2	1V	35	PHE	C-O	-15.45	0.94	1.23
2	1Z	29	MET	C-N	15.45	1.63	1.34
2	1Z	35	PHE	C-O	-15.45	0.94	1.23
2	2J	44	MET	CA-CB	-15.45	1.20	1.53

*Continued on next page...*

*Continued from previous page...*

Mol	Chain	Res	Type	Atoms	Z	Observed(Å)	Ideal(Å)
2	2R	29	MET	C-N	15.45	1.63	1.34
2	2R	35	PHE	C-O	-15.45	0.94	1.23
2	2V	29	MET	C-N	15.45	1.63	1.34
2	2V	35	PHE	C-O	-15.45	0.94	1.23
2	2Z	29	MET	C-N	15.45	1.63	1.34
2	2Z	35	PHE	C-O	-15.45	0.94	1.23
2	3B	44	MET	CA-CB	-15.45	1.20	1.53
2	3J	44	MET	CA-CB	-15.45	1.20	1.53
2	33	44	MET	CA-CB	-15.45	1.20	1.53
2	4F	44	MET	CA-CB	-15.45	1.20	1.53
2	4Z	44	MET	CA-CB	-15.45	1.20	1.53
2	43	29	MET	C-N	15.45	1.63	1.34
2	43	35	PHE	C-O	-15.45	0.94	1.23
2	47	29	MET	C-N	15.45	1.63	1.34
2	47	35	PHE	C-O	-15.45	0.94	1.23
2	5B	29	MET	C-N	15.45	1.63	1.34
2	5B	35	PHE	C-O	-15.45	0.94	1.23
2	5V	44	MET	CA-CB	-15.45	1.20	1.53
2	53	29	MET	C-N	15.45	1.63	1.34
2	53	35	PHE	C-O	-15.45	0.94	1.23
2	57	29	MET	C-N	15.45	1.63	1.34
2	57	35	PHE	C-O	-15.45	0.94	1.23
2	6B	29	MET	C-N	15.45	1.63	1.34
2	6B	35	PHE	C-O	-15.45	0.94	1.23
2	6N	44	MET	CA-CB	-15.45	1.20	1.53
2	6V	44	MET	CA-CB	-15.45	1.20	1.53
2	7F	44	MET	CA-CB	-15.45	1.20	1.53
2	7R	44	MET	CA-CB	-15.45	1.20	1.53
2	1R	31	PHE	CA-CB	-15.45	1.20	1.53
2	1V	31	PHE	CA-CB	-15.45	1.20	1.53
2	1Z	31	PHE	CA-CB	-15.45	1.20	1.53
2	2R	31	PHE	CA-CB	-15.45	1.20	1.53
2	2V	31	PHE	CA-CB	-15.45	1.20	1.53
2	2Z	31	PHE	CA-CB	-15.45	1.20	1.53
2	43	31	PHE	CA-CB	-15.45	1.20	1.53
2	47	31	PHE	CA-CB	-15.45	1.20	1.53
2	5B	31	PHE	CA-CB	-15.45	1.20	1.53
2	53	31	PHE	CA-CB	-15.45	1.20	1.53
2	57	31	PHE	CA-CB	-15.45	1.20	1.53
2	6B	31	PHE	CA-CB	-15.45	1.20	1.53
2	13	44	MET	CA-CB	-15.44	1.20	1.53
2	17	44	MET	CA-CB	-15.44	1.20	1.53

*Continued on next page...*

*Continued from previous page...*

Mol	Chain	Res	Type	Atoms	Z	Observed(Å)	Ideal(Å)
2	2B	44	MET	CA-CB	-15.44	1.20	1.53
2	3R	44	MET	CA-CB	-15.44	1.20	1.53
2	3V	44	MET	CA-CB	-15.44	1.20	1.53
2	3Z	44	MET	CA-CB	-15.44	1.20	1.53
2	5F	44	MET	CA-CB	-15.44	1.20	1.53
2	5J	44	MET	CA-CB	-15.44	1.20	1.53
2	5N	44	MET	CA-CB	-15.44	1.20	1.53
2	63	44	MET	CA-CB	-15.44	1.20	1.53
2	67	44	MET	CA-CB	-15.44	1.20	1.53
2	7B	44	MET	CA-CB	-15.44	1.20	1.53
2	1B	29	MET	C-N	15.44	1.63	1.34
2	1J	29	MET	C-N	15.44	1.63	1.34
2	2F	29	MET	C-N	15.44	1.63	1.34
2	27	29	MET	C-N	15.44	1.63	1.34
2	3F	29	MET	C-N	15.44	1.63	1.34
2	4B	29	MET	C-N	15.44	1.63	1.34
2	4N	29	MET	C-N	15.44	1.63	1.34
2	4V	29	MET	C-N	15.44	1.63	1.34
2	5R	29	MET	C-N	15.44	1.63	1.34
2	6J	29	MET	C-N	15.44	1.63	1.34
2	6R	29	MET	C-N	15.44	1.63	1.34
2	7N	29	MET	C-N	15.44	1.63	1.34
2	1B	44	MET	CA-CB	-15.43	1.20	1.53
2	1F	29	MET	C-N	15.43	1.63	1.34
2	1J	44	MET	CA-CB	-15.43	1.20	1.53
2	2F	44	MET	CA-CB	-15.43	1.20	1.53
2	2N	29	MET	C-N	15.43	1.63	1.34
2	23	29	MET	C-N	15.43	1.63	1.34
2	27	44	MET	CA-CB	-15.43	1.20	1.53
2	3F	44	MET	CA-CB	-15.43	1.20	1.53
2	3N	29	MET	C-N	15.43	1.63	1.34
2	37	29	MET	C-N	15.43	1.63	1.34
2	4B	44	MET	CA-CB	-15.43	1.20	1.53
2	4J	29	MET	C-N	15.43	1.63	1.34
2	4N	44	MET	CA-CB	-15.43	1.20	1.53
2	4R	29	MET	C-N	15.43	1.63	1.34
2	4V	44	MET	CA-CB	-15.43	1.20	1.53
2	5R	44	MET	CA-CB	-15.43	1.20	1.53
2	5Z	29	MET	C-N	15.43	1.63	1.34
2	6F	29	MET	C-N	15.43	1.63	1.34
2	6J	44	MET	CA-CB	-15.43	1.20	1.53
2	6R	44	MET	CA-CB	-15.43	1.20	1.53

*Continued on next page...*

*Continued from previous page...*

Mol	Chain	Res	Type	Atoms	Z	Observed(Å)	Ideal(Å)
2	6Z	29	MET	C-N	15.43	1.63	1.34
2	7J	29	MET	C-N	15.43	1.63	1.34
2	7N	44	MET	CA-CB	-15.43	1.20	1.53
2	7V	29	MET	C-N	15.43	1.63	1.34
2	1F	44	MET	CA-CB	-15.42	1.20	1.53
2	2N	44	MET	CA-CB	-15.42	1.20	1.53
2	23	44	MET	CA-CB	-15.42	1.20	1.53
2	3N	44	MET	CA-CB	-15.42	1.20	1.53
2	37	44	MET	CA-CB	-15.42	1.20	1.53
2	4J	44	MET	CA-CB	-15.42	1.20	1.53
2	4R	44	MET	CA-CB	-15.42	1.20	1.53
2	5Z	44	MET	CA-CB	-15.42	1.20	1.53
2	6F	44	MET	CA-CB	-15.42	1.20	1.53
2	6Z	44	MET	CA-CB	-15.42	1.20	1.53
2	7J	44	MET	CA-CB	-15.42	1.20	1.53
2	7V	44	MET	CA-CB	-15.42	1.20	1.53
2	1R	44	MET	CA-CB	-15.41	1.20	1.53
2	1V	44	MET	CA-CB	-15.41	1.20	1.53
2	1Z	44	MET	CA-CB	-15.41	1.20	1.53
2	2R	44	MET	CA-CB	-15.41	1.20	1.53
2	2V	44	MET	CA-CB	-15.41	1.20	1.53
2	2Z	44	MET	CA-CB	-15.41	1.20	1.53
2	43	44	MET	CA-CB	-15.41	1.20	1.53
2	47	44	MET	CA-CB	-15.41	1.20	1.53
2	5B	44	MET	CA-CB	-15.41	1.20	1.53
2	53	44	MET	CA-CB	-15.41	1.20	1.53
2	57	44	MET	CA-CB	-15.41	1.20	1.53
2	6B	44	MET	CA-CB	-15.41	1.20	1.53
2	1B	27	PRO	N-CD	15.35	1.69	1.47
2	1J	27	PRO	N-CD	15.35	1.69	1.47
2	2F	27	PRO	N-CD	15.35	1.69	1.47
2	27	27	PRO	N-CD	15.35	1.69	1.47
2	3F	27	PRO	N-CD	15.35	1.69	1.47
2	4B	27	PRO	N-CD	15.35	1.69	1.47
2	4N	27	PRO	N-CD	15.35	1.69	1.47
2	4V	27	PRO	N-CD	15.35	1.69	1.47
2	5R	27	PRO	N-CD	15.35	1.69	1.47
2	6J	27	PRO	N-CD	15.35	1.69	1.47
2	6R	27	PRO	N-CD	15.35	1.69	1.47
2	7N	27	PRO	N-CD	15.35	1.69	1.47
2	1N	27	PRO	N-CD	15.35	1.69	1.47
2	2J	27	PRO	N-CD	15.35	1.69	1.47

*Continued on next page...*



*Continued from previous page...*

Mol	Chain	Res	Type	Atoms	Z	Observed(Å)	Ideal(Å)
2	3B	27	PRO	N-CD	15.35	1.69	1.47
2	3J	27	PRO	N-CD	15.35	1.69	1.47
2	33	27	PRO	N-CD	15.35	1.69	1.47
2	4F	27	PRO	N-CD	15.35	1.69	1.47
2	4Z	27	PRO	N-CD	15.35	1.69	1.47
2	5V	27	PRO	N-CD	15.35	1.69	1.47
2	6N	27	PRO	N-CD	15.35	1.69	1.47
2	6V	27	PRO	N-CD	15.35	1.69	1.47
2	7F	27	PRO	N-CD	15.35	1.69	1.47
2	7R	27	PRO	N-CD	15.35	1.69	1.47
2	13	27	PRO	N-CD	15.34	1.69	1.47
2	17	27	PRO	N-CD	15.34	1.69	1.47
2	2B	27	PRO	N-CD	15.34	1.69	1.47
2	3R	27	PRO	N-CD	15.34	1.69	1.47
2	3V	27	PRO	N-CD	15.34	1.69	1.47
2	3Z	27	PRO	N-CD	15.34	1.69	1.47
2	5F	27	PRO	N-CD	15.34	1.69	1.47
2	5J	27	PRO	N-CD	15.34	1.69	1.47
2	5N	27	PRO	N-CD	15.34	1.69	1.47
2	63	27	PRO	N-CD	15.34	1.69	1.47
2	67	27	PRO	N-CD	15.34	1.69	1.47
2	7B	27	PRO	N-CD	15.34	1.69	1.47
2	1R	27	PRO	N-CD	15.34	1.69	1.47
2	1V	27	PRO	N-CD	15.34	1.69	1.47
2	1Z	27	PRO	N-CD	15.34	1.69	1.47
2	2R	27	PRO	N-CD	15.34	1.69	1.47
2	2V	27	PRO	N-CD	15.34	1.69	1.47
2	2Z	27	PRO	N-CD	15.34	1.69	1.47
2	43	27	PRO	N-CD	15.34	1.69	1.47
2	47	27	PRO	N-CD	15.34	1.69	1.47
2	5B	27	PRO	N-CD	15.34	1.69	1.47
2	53	27	PRO	N-CD	15.34	1.69	1.47
2	57	27	PRO	N-CD	15.34	1.69	1.47
2	6B	27	PRO	N-CD	15.34	1.69	1.47
2	1F	27	PRO	N-CD	15.33	1.69	1.47
2	2N	27	PRO	N-CD	15.33	1.69	1.47
2	23	27	PRO	N-CD	15.33	1.69	1.47
2	3N	27	PRO	N-CD	15.33	1.69	1.47
2	37	27	PRO	N-CD	15.33	1.69	1.47
2	4J	27	PRO	N-CD	15.33	1.69	1.47
2	4R	27	PRO	N-CD	15.33	1.69	1.47
2	5Z	27	PRO	N-CD	15.33	1.69	1.47

*Continued on next page...*

*Continued from previous page...*

Mol	Chain	Res	Type	Atoms	Z	Observed(Å)	Ideal(Å)
2	6F	27	PRO	N-CD	15.33	1.69	1.47
2	6Z	27	PRO	N-CD	15.33	1.69	1.47
2	7J	27	PRO	N-CD	15.33	1.69	1.47
2	7V	27	PRO	N-CD	15.33	1.69	1.47
1	1Q	183	GLN	CB-CG	15.31	1.94	1.52
1	1U	183	GLN	CB-CG	15.31	1.94	1.52
1	1Y	183	GLN	CB-CG	15.31	1.94	1.52
1	12	183	GLN	CB-CG	15.31	1.93	1.52
1	16	183	GLN	CB-CG	15.31	1.93	1.52
1	2A	183	GLN	CB-CG	15.31	1.93	1.52
1	2Q	183	GLN	CB-CG	15.31	1.94	1.52
1	2U	183	GLN	CB-CG	15.31	1.94	1.52
1	2Y	183	GLN	CB-CG	15.31	1.94	1.52
1	3Q	183	GLN	CB-CG	15.31	1.93	1.52
1	3U	183	GLN	CB-CG	15.31	1.93	1.52
1	3Y	183	GLN	CB-CG	15.31	1.93	1.52
1	42	183	GLN	CB-CG	15.31	1.94	1.52
1	46	183	GLN	CB-CG	15.31	1.94	1.52
1	5A	183	GLN	CB-CG	15.31	1.94	1.52
1	5E	183	GLN	CB-CG	15.31	1.93	1.52
1	5I	183	GLN	CB-CG	15.31	1.93	1.52
1	5M	183	GLN	CB-CG	15.31	1.93	1.52
1	52	183	GLN	CB-CG	15.31	1.94	1.52
1	56	183	GLN	CB-CG	15.31	1.94	1.52
1	6A	183	GLN	CB-CG	15.31	1.94	1.52
1	62	183	GLN	CB-CG	15.31	1.93	1.52
1	66	183	GLN	CB-CG	15.31	1.93	1.52
1	7A	183	GLN	CB-CG	15.31	1.93	1.52
2	1N	222	GLN	C-N	-15.31	0.98	1.34
2	2J	222	GLN	C-N	-15.31	0.98	1.34
2	3B	222	GLN	C-N	-15.31	0.98	1.34
2	3J	222	GLN	C-N	-15.31	0.98	1.34
2	33	222	GLN	C-N	-15.31	0.98	1.34
2	4F	222	GLN	C-N	-15.31	0.98	1.34
2	4Z	222	GLN	C-N	-15.31	0.98	1.34
2	5V	222	GLN	C-N	-15.31	0.98	1.34
2	6N	222	GLN	C-N	-15.31	0.98	1.34
2	6V	222	GLN	C-N	-15.31	0.98	1.34
2	7F	222	GLN	C-N	-15.31	0.98	1.34
2	7R	222	GLN	C-N	-15.31	0.98	1.34
1	1A	183	GLN	CB-CG	15.31	1.93	1.52
2	1B	222	GLN	C-N	-15.31	0.98	1.34

*Continued on next page...*

*Continued from previous page...*

Mol	Chain	Res	Type	Atoms	Z	Observed(Å)	Ideal(Å)
1	1I	183	GLN	CB-CG	15.31	1.93	1.52
2	1J	222	GLN	C-N	-15.31	0.98	1.34
1	2E	183	GLN	CB-CG	15.31	1.93	1.52
2	2F	222	GLN	C-N	-15.31	0.98	1.34
1	26	183	GLN	CB-CG	15.31	1.93	1.52
2	27	222	GLN	C-N	-15.31	0.98	1.34
1	3E	183	GLN	CB-CG	15.31	1.93	1.52
2	3F	222	GLN	C-N	-15.31	0.98	1.34
1	4A	183	GLN	CB-CG	15.31	1.93	1.52
2	4B	222	GLN	C-N	-15.31	0.98	1.34
1	4M	183	GLN	CB-CG	15.31	1.93	1.52
2	4N	222	GLN	C-N	-15.31	0.98	1.34
1	4U	183	GLN	CB-CG	15.31	1.93	1.52
2	4V	222	GLN	C-N	-15.31	0.98	1.34
1	5Q	183	GLN	CB-CG	15.31	1.93	1.52
2	5R	222	GLN	C-N	-15.31	0.98	1.34
1	6I	183	GLN	CB-CG	15.31	1.93	1.52
2	6J	222	GLN	C-N	-15.31	0.98	1.34
1	6Q	183	GLN	CB-CG	15.31	1.93	1.52
2	6R	222	GLN	C-N	-15.31	0.98	1.34
1	7M	183	GLN	CB-CG	15.31	1.93	1.52
2	7N	222	GLN	C-N	-15.31	0.98	1.34
2	1F	222	GLN	C-N	-15.30	0.98	1.34
2	2N	222	GLN	C-N	-15.30	0.98	1.34
2	23	222	GLN	C-N	-15.30	0.98	1.34
2	3N	222	GLN	C-N	-15.30	0.98	1.34
2	37	222	GLN	C-N	-15.30	0.98	1.34
2	4J	222	GLN	C-N	-15.30	0.98	1.34
2	4R	222	GLN	C-N	-15.30	0.98	1.34
2	5Z	222	GLN	C-N	-15.30	0.98	1.34
2	6F	222	GLN	C-N	-15.30	0.98	1.34
2	6Z	222	GLN	C-N	-15.30	0.98	1.34
2	7J	222	GLN	C-N	-15.30	0.98	1.34
2	7V	222	GLN	C-N	-15.30	0.98	1.34
2	13	222	GLN	C-N	-15.29	0.98	1.34
2	17	222	GLN	C-N	-15.29	0.98	1.34
2	2B	222	GLN	C-N	-15.29	0.98	1.34
2	3R	222	GLN	C-N	-15.29	0.98	1.34
2	3V	222	GLN	C-N	-15.29	0.98	1.34
2	3Z	222	GLN	C-N	-15.29	0.98	1.34
2	5F	222	GLN	C-N	-15.29	0.98	1.34
2	5J	222	GLN	C-N	-15.29	0.98	1.34

*Continued on next page...*

*Continued from previous page...*

Mol	Chain	Res	Type	Atoms	Z	Observed(Å)	Ideal(Å)
2	5N	222	GLN	C-N	-15.29	0.98	1.34
2	63	222	GLN	C-N	-15.29	0.98	1.34
2	67	222	GLN	C-N	-15.29	0.98	1.34
2	7B	222	GLN	C-N	-15.29	0.98	1.34
1	1E	183	GLN	CB-CG	15.29	1.93	1.52
1	1M	183	GLN	CB-CG	15.29	1.93	1.52
2	1R	222	GLN	C-N	-15.29	0.98	1.34
2	1V	222	GLN	C-N	-15.29	0.98	1.34
2	1Z	222	GLN	C-N	-15.29	0.98	1.34
1	2I	183	GLN	CB-CG	15.29	1.93	1.52
1	2M	183	GLN	CB-CG	15.29	1.93	1.52
2	2R	222	GLN	C-N	-15.29	0.98	1.34
2	2V	222	GLN	C-N	-15.29	0.98	1.34
2	2Z	222	GLN	C-N	-15.29	0.98	1.34
1	22	183	GLN	CB-CG	15.29	1.93	1.52
1	3A	183	GLN	CB-CG	15.29	1.93	1.52
1	3I	183	GLN	CB-CG	15.29	1.93	1.52
1	3M	183	GLN	CB-CG	15.29	1.93	1.52
1	32	183	GLN	CB-CG	15.29	1.93	1.52
1	36	183	GLN	CB-CG	15.29	1.93	1.52
1	4E	183	GLN	CB-CG	15.29	1.93	1.52
1	4I	183	GLN	CB-CG	15.29	1.93	1.52
1	4Q	183	GLN	CB-CG	15.29	1.93	1.52
1	4Y	183	GLN	CB-CG	15.29	1.93	1.52
2	43	222	GLN	C-N	-15.29	0.98	1.34
2	47	222	GLN	C-N	-15.29	0.98	1.34
2	5B	222	GLN	C-N	-15.29	0.98	1.34
1	5U	183	GLN	CB-CG	15.29	1.93	1.52
1	5Y	183	GLN	CB-CG	15.29	1.93	1.52
2	53	222	GLN	C-N	-15.29	0.98	1.34
2	57	222	GLN	C-N	-15.29	0.98	1.34
2	6B	222	GLN	C-N	-15.29	0.98	1.34
1	6E	183	GLN	CB-CG	15.29	1.93	1.52
1	6M	183	GLN	CB-CG	15.29	1.93	1.52
1	6U	183	GLN	CB-CG	15.29	1.93	1.52
1	6Y	183	GLN	CB-CG	15.29	1.93	1.52
1	7E	183	GLN	CB-CG	15.29	1.93	1.52
1	7I	183	GLN	CB-CG	15.29	1.93	1.52
1	7Q	183	GLN	CB-CG	15.29	1.93	1.52
1	7U	183	GLN	CB-CG	15.29	1.93	1.52
1	1M	20	GLU	CA-C	15.25	1.92	1.52
1	2I	20	GLU	CA-C	15.25	1.92	1.52

*Continued on next page...*

*Continued from previous page...*

Mol	Chain	Res	Type	Atoms	Z	Observed(Å)	Ideal(Å)
1	3A	20	GLU	CA-C	15.25	1.92	1.52
1	3I	20	GLU	CA-C	15.25	1.92	1.52
1	32	20	GLU	CA-C	15.25	1.92	1.52
1	4E	20	GLU	CA-C	15.25	1.92	1.52
1	4Y	20	GLU	CA-C	15.25	1.92	1.52
1	5U	20	GLU	CA-C	15.25	1.92	1.52
1	6M	20	GLU	CA-C	15.25	1.92	1.52
1	6U	20	GLU	CA-C	15.25	1.92	1.52
1	7E	20	GLU	CA-C	15.25	1.92	1.52
1	7Q	20	GLU	CA-C	15.25	1.92	1.52
1	1Q	20	GLU	CA-C	15.24	1.92	1.52
1	1U	20	GLU	CA-C	15.24	1.92	1.52
1	1Y	20	GLU	CA-C	15.24	1.92	1.52
1	2Q	20	GLU	CA-C	15.24	1.92	1.52
1	2U	20	GLU	CA-C	15.24	1.92	1.52
1	2Y	20	GLU	CA-C	15.24	1.92	1.52
1	42	20	GLU	CA-C	15.24	1.92	1.52
1	46	20	GLU	CA-C	15.24	1.92	1.52
1	5A	20	GLU	CA-C	15.24	1.92	1.52
1	52	20	GLU	CA-C	15.24	1.92	1.52
1	56	20	GLU	CA-C	15.24	1.92	1.52
1	6A	20	GLU	CA-C	15.24	1.92	1.52
1	12	20	GLU	CA-C	15.24	1.92	1.52
1	16	20	GLU	CA-C	15.24	1.92	1.52
1	2A	20	GLU	CA-C	15.24	1.92	1.52
1	3Q	20	GLU	CA-C	15.24	1.92	1.52
1	3U	20	GLU	CA-C	15.24	1.92	1.52
1	3Y	20	GLU	CA-C	15.24	1.92	1.52
1	5E	20	GLU	CA-C	15.24	1.92	1.52
1	5I	20	GLU	CA-C	15.24	1.92	1.52
1	5M	20	GLU	CA-C	15.24	1.92	1.52
1	62	20	GLU	CA-C	15.24	1.92	1.52
1	66	20	GLU	CA-C	15.24	1.92	1.52
1	7A	20	GLU	CA-C	15.24	1.92	1.52
1	1A	20	GLU	CA-C	15.23	1.92	1.52
1	1I	20	GLU	CA-C	15.23	1.92	1.52
1	2E	20	GLU	CA-C	15.23	1.92	1.52
1	26	20	GLU	CA-C	15.23	1.92	1.52
1	3E	20	GLU	CA-C	15.23	1.92	1.52
1	4A	20	GLU	CA-C	15.23	1.92	1.52
1	4M	20	GLU	CA-C	15.23	1.92	1.52
1	4U	20	GLU	CA-C	15.23	1.92	1.52

*Continued on next page...*

*Continued from previous page...*

Mol	Chain	Res	Type	Atoms	Z	Observed(Å)	Ideal(Å)
1	5Q	20	GLU	CA-C	15.23	1.92	1.52
1	6I	20	GLU	CA-C	15.23	1.92	1.52
1	6Q	20	GLU	CA-C	15.23	1.92	1.52
1	7M	20	GLU	CA-C	15.23	1.92	1.52
2	1F	78	HIS	CA-C	-15.22	1.13	1.52
2	1R	79	VAL	N-CA	15.22	1.76	1.46
2	1V	79	VAL	N-CA	15.22	1.76	1.46
2	1Z	79	VAL	N-CA	15.22	1.76	1.46
2	2N	78	HIS	CA-C	-15.22	1.13	1.52
2	2R	79	VAL	N-CA	15.22	1.76	1.46
2	2V	79	VAL	N-CA	15.22	1.76	1.46
2	2Z	79	VAL	N-CA	15.22	1.76	1.46
2	23	78	HIS	CA-C	-15.22	1.13	1.52
2	3N	78	HIS	CA-C	-15.22	1.13	1.52
2	37	78	HIS	CA-C	-15.22	1.13	1.52
2	4J	78	HIS	CA-C	-15.22	1.13	1.52
2	4R	78	HIS	CA-C	-15.22	1.13	1.52
2	43	79	VAL	N-CA	15.22	1.76	1.46
2	47	79	VAL	N-CA	15.22	1.76	1.46
2	5B	79	VAL	N-CA	15.22	1.76	1.46
2	5Z	78	HIS	CA-C	-15.22	1.13	1.52
2	53	79	VAL	N-CA	15.22	1.76	1.46
2	57	79	VAL	N-CA	15.22	1.76	1.46
2	6B	79	VAL	N-CA	15.22	1.76	1.46
2	6F	78	HIS	CA-C	-15.22	1.13	1.52
2	6Z	78	HIS	CA-C	-15.22	1.13	1.52
2	7J	78	HIS	CA-C	-15.22	1.13	1.52
2	7V	78	HIS	CA-C	-15.22	1.13	1.52
2	1F	79	VAL	N-CA	15.22	1.76	1.46
2	2N	79	VAL	N-CA	15.22	1.76	1.46
2	23	79	VAL	N-CA	15.22	1.76	1.46
2	3N	79	VAL	N-CA	15.22	1.76	1.46
2	37	79	VAL	N-CA	15.22	1.76	1.46
2	4J	79	VAL	N-CA	15.22	1.76	1.46
2	4R	79	VAL	N-CA	15.22	1.76	1.46
2	5Z	79	VAL	N-CA	15.22	1.76	1.46
2	6F	79	VAL	N-CA	15.22	1.76	1.46
2	6Z	79	VAL	N-CA	15.22	1.76	1.46
2	7J	79	VAL	N-CA	15.22	1.76	1.46
2	7V	79	VAL	N-CA	15.22	1.76	1.46
2	1N	79	VAL	N-CA	15.22	1.76	1.46
2	2J	79	VAL	N-CA	15.22	1.76	1.46

*Continued on next page...*

*Continued from previous page...*

Mol	Chain	Res	Type	Atoms	Z	Observed(Å)	Ideal(Å)
2	3B	79	VAL	N-CA	15.22	1.76	1.46
2	3J	79	VAL	N-CA	15.22	1.76	1.46
2	33	79	VAL	N-CA	15.22	1.76	1.46
2	4F	79	VAL	N-CA	15.22	1.76	1.46
2	4Z	79	VAL	N-CA	15.22	1.76	1.46
2	5V	79	VAL	N-CA	15.22	1.76	1.46
2	6N	79	VAL	N-CA	15.22	1.76	1.46
2	6V	79	VAL	N-CA	15.22	1.76	1.46
2	7F	79	VAL	N-CA	15.22	1.76	1.46
2	7R	79	VAL	N-CA	15.22	1.76	1.46
2	13	78	HIS	CA-C	-15.22	1.13	1.52
1	1E	20	GLU	CA-C	15.21	1.92	1.52
2	1R	78	HIS	CA-C	-15.21	1.13	1.52
2	1V	78	HIS	CA-C	-15.21	1.13	1.52
2	1Z	78	HIS	CA-C	-15.21	1.13	1.52
2	17	78	HIS	CA-C	-15.22	1.13	1.52
2	2B	78	HIS	CA-C	-15.22	1.13	1.52
2	3V	78	HIS	CA-C	-15.22	1.13	1.52
2	5F	78	HIS	CA-C	-15.22	1.13	1.52
1	2M	20	GLU	CA-C	15.21	1.92	1.52
2	2R	78	HIS	CA-C	-15.21	1.13	1.52
2	2V	78	HIS	CA-C	-15.21	1.13	1.52
2	2Z	78	HIS	CA-C	-15.21	1.13	1.52
2	3R	78	HIS	CA-C	-15.22	1.13	1.52
2	3Z	78	HIS	CA-C	-15.22	1.13	1.52
2	5J	78	HIS	CA-C	-15.22	1.13	1.52
1	22	20	GLU	CA-C	15.21	1.92	1.52
1	3M	20	GLU	CA-C	15.21	1.92	1.52
1	36	20	GLU	CA-C	15.21	1.92	1.52
1	4I	20	GLU	CA-C	15.21	1.92	1.52
1	4Q	20	GLU	CA-C	15.21	1.92	1.52
2	43	78	HIS	CA-C	-15.21	1.13	1.52
2	47	78	HIS	CA-C	-15.21	1.13	1.52
2	5B	78	HIS	CA-C	-15.21	1.13	1.52
2	5N	78	HIS	CA-C	-15.22	1.13	1.52
1	5Y	20	GLU	CA-C	15.21	1.92	1.52
2	53	78	HIS	CA-C	-15.21	1.13	1.52
2	57	78	HIS	CA-C	-15.21	1.13	1.52
2	6B	78	HIS	CA-C	-15.21	1.13	1.52
2	63	78	HIS	CA-C	-15.22	1.13	1.52
2	67	78	HIS	CA-C	-15.22	1.13	1.52
2	7B	78	HIS	CA-C	-15.22	1.13	1.52

*Continued on next page...*

*Continued from previous page...*

Mol	Chain	Res	Type	Atoms	Z	Observed(Å)	Ideal(Å)
1	6E	20	GLU	CA-C	15.21	1.92	1.52
1	6Y	20	GLU	CA-C	15.21	1.92	1.52
1	7I	20	GLU	CA-C	15.21	1.92	1.52
1	7U	20	GLU	CA-C	15.21	1.92	1.52
2	1B	79	VAL	N-CA	15.21	1.76	1.46
2	1F	224	VAL	C-O	15.21	1.52	1.23
2	1J	79	VAL	N-CA	15.21	1.76	1.46
2	1N	78	HIS	CA-C	-15.21	1.13	1.52
2	2F	79	VAL	N-CA	15.21	1.76	1.46
2	2J	78	HIS	CA-C	-15.21	1.13	1.52
2	2N	224	VAL	C-O	15.21	1.52	1.23
2	23	224	VAL	C-O	15.21	1.52	1.23
2	27	79	VAL	N-CA	15.21	1.76	1.46
2	3B	78	HIS	CA-C	-15.21	1.13	1.52
2	3F	79	VAL	N-CA	15.21	1.76	1.46
2	3J	78	HIS	CA-C	-15.21	1.13	1.52
2	3N	224	VAL	C-O	15.21	1.52	1.23
2	33	78	HIS	CA-C	-15.21	1.13	1.52
2	37	224	VAL	C-O	15.21	1.52	1.23
2	4B	79	VAL	N-CA	15.21	1.76	1.46
2	4F	78	HIS	CA-C	-15.21	1.13	1.52
2	4J	224	VAL	C-O	15.21	1.52	1.23
2	4N	79	VAL	N-CA	15.21	1.76	1.46
2	4R	224	VAL	C-O	15.21	1.52	1.23
2	4V	79	VAL	N-CA	15.21	1.76	1.46
2	4Z	78	HIS	CA-C	-15.21	1.13	1.52
2	5R	79	VAL	N-CA	15.21	1.76	1.46
2	5V	78	HIS	CA-C	-15.21	1.13	1.52
2	5Z	224	VAL	C-O	15.21	1.52	1.23
2	6F	224	VAL	C-O	15.21	1.52	1.23
2	6J	79	VAL	N-CA	15.21	1.76	1.46
2	6N	78	HIS	CA-C	-15.21	1.13	1.52
2	6R	79	VAL	N-CA	15.21	1.76	1.46
2	6V	78	HIS	CA-C	-15.21	1.13	1.52
2	6Z	224	VAL	C-O	15.21	1.52	1.23
2	7F	78	HIS	CA-C	-15.21	1.13	1.52
2	7J	224	VAL	C-O	15.21	1.52	1.23
2	7N	79	VAL	N-CA	15.21	1.76	1.46
2	7R	78	HIS	CA-C	-15.21	1.13	1.52
2	7V	224	VAL	C-O	15.21	1.52	1.23
2	1B	78	HIS	CA-C	-15.21	1.13	1.52
2	1J	78	HIS	CA-C	-15.21	1.13	1.52

*Continued on next page...*



*Continued from previous page...*

Mol	Chain	Res	Type	Atoms	Z	Observed(Å)	Ideal(Å)
2	2F	78	HIS	CA-C	-15.21	1.13	1.52
2	27	78	HIS	CA-C	-15.21	1.13	1.52
2	3F	78	HIS	CA-C	-15.21	1.13	1.52
2	4B	78	HIS	CA-C	-15.21	1.13	1.52
2	4N	78	HIS	CA-C	-15.21	1.13	1.52
2	4V	78	HIS	CA-C	-15.21	1.13	1.52
2	5R	78	HIS	CA-C	-15.21	1.13	1.52
2	6J	78	HIS	CA-C	-15.21	1.13	1.52
2	6R	78	HIS	CA-C	-15.21	1.13	1.52
2	7N	78	HIS	CA-C	-15.21	1.13	1.52
2	13	79	VAL	N-CA	15.20	1.76	1.46
2	17	79	VAL	N-CA	15.20	1.76	1.46
2	2B	79	VAL	N-CA	15.20	1.76	1.46
2	3R	79	VAL	N-CA	15.20	1.76	1.46
2	3V	79	VAL	N-CA	15.20	1.76	1.46
2	3Z	79	VAL	N-CA	15.20	1.76	1.46
2	5F	79	VAL	N-CA	15.20	1.76	1.46
2	5J	79	VAL	N-CA	15.20	1.76	1.46
2	5N	79	VAL	N-CA	15.20	1.76	1.46
2	63	79	VAL	N-CA	15.20	1.76	1.46
2	67	79	VAL	N-CA	15.20	1.76	1.46
2	7B	79	VAL	N-CA	15.20	1.76	1.46
2	1B	224	VAL	C-O	15.18	1.52	1.23
2	1J	224	VAL	C-O	15.18	1.52	1.23
2	2F	224	VAL	C-O	15.18	1.52	1.23
2	27	224	VAL	C-O	15.18	1.52	1.23
2	3F	224	VAL	C-O	15.18	1.52	1.23
2	4B	224	VAL	C-O	15.18	1.52	1.23
2	4N	224	VAL	C-O	15.18	1.52	1.23
2	4V	224	VAL	C-O	15.18	1.52	1.23
2	5R	224	VAL	C-O	15.18	1.52	1.23
2	6J	224	VAL	C-O	15.18	1.52	1.23
2	6R	224	VAL	C-O	15.18	1.52	1.23
2	7N	224	VAL	C-O	15.18	1.52	1.23
2	13	224	VAL	C-O	15.17	1.52	1.23
2	17	224	VAL	C-O	15.17	1.52	1.23
2	2B	224	VAL	C-O	15.17	1.52	1.23
2	3R	224	VAL	C-O	15.17	1.52	1.23
2	3V	224	VAL	C-O	15.17	1.52	1.23
2	3Z	224	VAL	C-O	15.17	1.52	1.23
2	5F	224	VAL	C-O	15.17	1.52	1.23
2	5J	224	VAL	C-O	15.17	1.52	1.23

*Continued on next page...*

*Continued from previous page...*

Mol	Chain	Res	Type	Atoms	Z	Observed(Å)	Ideal(Å)
2	5N	224	VAL	C-O	15.17	1.52	1.23
2	63	224	VAL	C-O	15.17	1.52	1.23
2	67	224	VAL	C-O	15.17	1.52	1.23
2	7B	224	VAL	C-O	15.17	1.52	1.23
2	1N	224	VAL	C-O	15.16	1.52	1.23
2	2J	224	VAL	C-O	15.16	1.52	1.23
2	3B	224	VAL	C-O	15.16	1.52	1.23
2	3J	224	VAL	C-O	15.16	1.52	1.23
2	33	224	VAL	C-O	15.16	1.52	1.23
2	4F	224	VAL	C-O	15.16	1.52	1.23
2	4Z	224	VAL	C-O	15.16	1.52	1.23
2	5V	224	VAL	C-O	15.16	1.52	1.23
2	6N	224	VAL	C-O	15.16	1.52	1.23
2	6V	224	VAL	C-O	15.16	1.52	1.23
2	7F	224	VAL	C-O	15.16	1.52	1.23
2	7R	224	VAL	C-O	15.16	1.52	1.23
2	1R	224	VAL	C-O	15.15	1.52	1.23
2	1V	224	VAL	C-O	15.15	1.52	1.23
2	1Z	224	VAL	C-O	15.15	1.52	1.23
2	2R	224	VAL	C-O	15.15	1.52	1.23
2	2V	224	VAL	C-O	15.15	1.52	1.23
2	2Z	224	VAL	C-O	15.15	1.52	1.23
2	43	224	VAL	C-O	15.15	1.52	1.23
2	47	224	VAL	C-O	15.15	1.52	1.23
2	5B	224	VAL	C-O	15.15	1.52	1.23
2	53	224	VAL	C-O	15.15	1.52	1.23
2	57	224	VAL	C-O	15.15	1.52	1.23
2	6B	224	VAL	C-O	15.15	1.52	1.23
1	1E	37	ALA	N-CA	15.09	1.76	1.46
1	1Q	37	ALA	N-CA	15.09	1.76	1.46
1	1U	37	ALA	N-CA	15.09	1.76	1.46
1	1Y	37	ALA	N-CA	15.09	1.76	1.46
1	2M	37	ALA	N-CA	15.09	1.76	1.46
1	2Q	37	ALA	N-CA	15.09	1.76	1.46
1	2U	37	ALA	N-CA	15.09	1.76	1.46
1	2Y	37	ALA	N-CA	15.09	1.76	1.46
1	22	37	ALA	N-CA	15.09	1.76	1.46
1	3M	37	ALA	N-CA	15.09	1.76	1.46
1	36	37	ALA	N-CA	15.09	1.76	1.46
1	4I	37	ALA	N-CA	15.09	1.76	1.46
1	4Q	37	ALA	N-CA	15.09	1.76	1.46
1	42	37	ALA	N-CA	15.09	1.76	1.46

*Continued on next page...*

*Continued from previous page...*

Mol	Chain	Res	Type	Atoms	Z	Observed(Å)	Ideal(Å)
1	46	37	ALA	N-CA	15.09	1.76	1.46
1	5A	37	ALA	N-CA	15.09	1.76	1.46
1	5Y	37	ALA	N-CA	15.09	1.76	1.46
1	52	37	ALA	N-CA	15.09	1.76	1.46
1	56	37	ALA	N-CA	15.09	1.76	1.46
1	6A	37	ALA	N-CA	15.09	1.76	1.46
1	6E	37	ALA	N-CA	15.09	1.76	1.46
1	6Y	37	ALA	N-CA	15.09	1.76	1.46
1	7I	37	ALA	N-CA	15.09	1.76	1.46
1	7U	37	ALA	N-CA	15.09	1.76	1.46
1	1A	31	LYS	CD-CE	15.09	1.89	1.51
1	1I	31	LYS	CD-CE	15.09	1.89	1.51
1	2E	31	LYS	CD-CE	15.09	1.89	1.51
1	26	31	LYS	CD-CE	15.09	1.89	1.51
1	3E	31	LYS	CD-CE	15.09	1.89	1.51
1	4A	31	LYS	CD-CE	15.09	1.89	1.51
1	4M	31	LYS	CD-CE	15.09	1.89	1.51
1	4U	31	LYS	CD-CE	15.09	1.89	1.51
1	5Q	31	LYS	CD-CE	15.09	1.89	1.51
1	6I	31	LYS	CD-CE	15.09	1.89	1.51
1	6Q	31	LYS	CD-CE	15.09	1.89	1.51
1	7M	31	LYS	CD-CE	15.09	1.89	1.51
1	1A	37	ALA	N-CA	15.08	1.76	1.46
1	1I	37	ALA	N-CA	15.08	1.76	1.46
1	12	31	LYS	CD-CE	15.08	1.89	1.51
1	16	31	LYS	CD-CE	15.08	1.89	1.51
1	2A	31	LYS	CD-CE	15.08	1.89	1.51
1	2E	37	ALA	N-CA	15.08	1.76	1.46
1	26	37	ALA	N-CA	15.08	1.76	1.46
1	3E	37	ALA	N-CA	15.08	1.76	1.46
1	3Q	31	LYS	CD-CE	15.08	1.89	1.51
1	3U	31	LYS	CD-CE	15.08	1.89	1.51
1	3Y	31	LYS	CD-CE	15.08	1.89	1.51
1	4A	37	ALA	N-CA	15.08	1.76	1.46
1	4M	37	ALA	N-CA	15.08	1.76	1.46
1	4U	37	ALA	N-CA	15.08	1.76	1.46
1	5E	31	LYS	CD-CE	15.08	1.89	1.51
1	5I	31	LYS	CD-CE	15.08	1.89	1.51
1	5M	31	LYS	CD-CE	15.08	1.89	1.51
1	5Q	37	ALA	N-CA	15.08	1.76	1.46
1	6I	37	ALA	N-CA	15.08	1.76	1.46
1	6Q	37	ALA	N-CA	15.08	1.76	1.46

*Continued on next page...*

*Continued from previous page...*

Mol	Chain	Res	Type	Atoms	Z	Observed(Å)	Ideal(Å)
1	62	31	LYS	CD-CE	15.08	1.89	1.51
1	66	31	LYS	CD-CE	15.08	1.89	1.51
1	7A	31	LYS	CD-CE	15.08	1.89	1.51
1	7M	37	ALA	N-CA	15.08	1.76	1.46
1	1E	31	LYS	CD-CE	15.08	1.89	1.51
1	2M	31	LYS	CD-CE	15.08	1.89	1.51
1	22	31	LYS	CD-CE	15.08	1.89	1.51
1	3M	31	LYS	CD-CE	15.08	1.89	1.51
1	36	31	LYS	CD-CE	15.08	1.89	1.51
1	4I	31	LYS	CD-CE	15.08	1.89	1.51
1	4Q	31	LYS	CD-CE	15.08	1.89	1.51
1	5Y	31	LYS	CD-CE	15.08	1.89	1.51
1	6E	31	LYS	CD-CE	15.08	1.89	1.51
1	6Y	31	LYS	CD-CE	15.08	1.89	1.51
1	7I	31	LYS	CD-CE	15.08	1.89	1.51
1	7U	31	LYS	CD-CE	15.08	1.89	1.51
1	1M	37	ALA	N-CA	15.06	1.76	1.46
1	2I	37	ALA	N-CA	15.06	1.76	1.46
1	3A	37	ALA	N-CA	15.06	1.76	1.46
1	3I	37	ALA	N-CA	15.06	1.76	1.46
1	32	37	ALA	N-CA	15.06	1.76	1.46
1	4E	37	ALA	N-CA	15.06	1.76	1.46
1	4Y	37	ALA	N-CA	15.06	1.76	1.46
1	5U	37	ALA	N-CA	15.06	1.76	1.46
1	6M	37	ALA	N-CA	15.06	1.76	1.46
1	6U	37	ALA	N-CA	15.06	1.76	1.46
1	7E	37	ALA	N-CA	15.06	1.76	1.46
1	7Q	37	ALA	N-CA	15.06	1.76	1.46
1	1M	31	LYS	CD-CE	15.06	1.89	1.51
1	2I	31	LYS	CD-CE	15.06	1.89	1.51
1	3A	31	LYS	CD-CE	15.06	1.89	1.51
1	3I	31	LYS	CD-CE	15.06	1.89	1.51
1	32	31	LYS	CD-CE	15.06	1.89	1.51
1	4E	31	LYS	CD-CE	15.06	1.89	1.51
1	4Y	31	LYS	CD-CE	15.06	1.89	1.51
1	5U	31	LYS	CD-CE	15.06	1.89	1.51
1	6M	31	LYS	CD-CE	15.06	1.89	1.51
1	6U	31	LYS	CD-CE	15.06	1.89	1.51
1	7E	31	LYS	CD-CE	15.06	1.89	1.51
1	7Q	31	LYS	CD-CE	15.06	1.89	1.51
1	1Q	31	LYS	CD-CE	15.06	1.88	1.51
1	1U	31	LYS	CD-CE	15.06	1.88	1.51

*Continued on next page...*

*Continued from previous page...*

Mol	Chain	Res	Type	Atoms	Z	Observed(Å)	Ideal(Å)
1	1Y	31	LYS	CD-CE	15.06	1.88	1.51
1	2Q	31	LYS	CD-CE	15.06	1.88	1.51
1	2U	31	LYS	CD-CE	15.06	1.88	1.51
1	2Y	31	LYS	CD-CE	15.06	1.88	1.51
1	42	31	LYS	CD-CE	15.06	1.88	1.51
1	46	31	LYS	CD-CE	15.06	1.88	1.51
1	5A	31	LYS	CD-CE	15.06	1.88	1.51
1	52	31	LYS	CD-CE	15.06	1.88	1.51
1	56	31	LYS	CD-CE	15.06	1.88	1.51
1	6A	31	LYS	CD-CE	15.06	1.88	1.51
1	1Q	15	SER	C-N	15.05	1.68	1.34
1	1U	15	SER	C-N	15.05	1.68	1.34
1	1Y	15	SER	C-N	15.05	1.68	1.34
1	2Q	15	SER	C-N	15.05	1.68	1.34
1	2U	15	SER	C-N	15.05	1.68	1.34
1	2Y	15	SER	C-N	15.05	1.68	1.34
1	42	15	SER	C-N	15.05	1.68	1.34
1	46	15	SER	C-N	15.05	1.68	1.34
1	5A	15	SER	C-N	15.05	1.68	1.34
1	52	15	SER	C-N	15.05	1.68	1.34
1	56	15	SER	C-N	15.05	1.68	1.34
1	6A	15	SER	C-N	15.05	1.68	1.34
1	1A	15	SER	C-N	15.05	1.68	1.34
1	1I	15	SER	C-N	15.05	1.68	1.34
1	2E	15	SER	C-N	15.05	1.68	1.34
1	26	15	SER	C-N	15.05	1.68	1.34
1	3E	15	SER	C-N	15.05	1.68	1.34
1	4A	15	SER	C-N	15.05	1.68	1.34
1	4M	15	SER	C-N	15.05	1.68	1.34
1	4U	15	SER	C-N	15.05	1.68	1.34
1	5Q	15	SER	C-N	15.05	1.68	1.34
1	6I	15	SER	C-N	15.05	1.68	1.34
1	6Q	15	SER	C-N	15.05	1.68	1.34
1	7M	15	SER	C-N	15.05	1.68	1.34
1	12	37	ALA	N-CA	15.05	1.76	1.46
1	16	37	ALA	N-CA	15.05	1.76	1.46
1	2A	37	ALA	N-CA	15.05	1.76	1.46
1	3Q	37	ALA	N-CA	15.05	1.76	1.46
1	3U	37	ALA	N-CA	15.05	1.76	1.46
1	3Y	37	ALA	N-CA	15.05	1.76	1.46
1	5E	37	ALA	N-CA	15.05	1.76	1.46
1	5I	37	ALA	N-CA	15.05	1.76	1.46

*Continued on next page...*

*Continued from previous page...*

Mol	Chain	Res	Type	Atoms	Z	Observed(Å)	Ideal(Å)
1	5M	37	ALA	N-CA	15.05	1.76	1.46
1	62	37	ALA	N-CA	15.05	1.76	1.46
1	66	37	ALA	N-CA	15.05	1.76	1.46
1	7A	37	ALA	N-CA	15.05	1.76	1.46
1	1E	15	SER	C-N	15.03	1.68	1.34
1	2M	15	SER	C-N	15.03	1.68	1.34
1	22	15	SER	C-N	15.03	1.68	1.34
1	3M	15	SER	C-N	15.03	1.68	1.34
1	36	15	SER	C-N	15.03	1.68	1.34
1	4I	15	SER	C-N	15.03	1.68	1.34
1	4Q	15	SER	C-N	15.03	1.68	1.34
1	5Y	15	SER	C-N	15.03	1.68	1.34
1	6E	15	SER	C-N	15.03	1.68	1.34
1	6Y	15	SER	C-N	15.03	1.68	1.34
1	7I	15	SER	C-N	15.03	1.68	1.34
1	7U	15	SER	C-N	15.03	1.68	1.34
1	1M	15	SER	C-N	15.01	1.68	1.34
1	2I	15	SER	C-N	15.01	1.68	1.34
1	3A	15	SER	C-N	15.01	1.68	1.34
1	3I	15	SER	C-N	15.01	1.68	1.34
1	32	15	SER	C-N	15.01	1.68	1.34
1	4E	15	SER	C-N	15.01	1.68	1.34
1	4Y	15	SER	C-N	15.01	1.68	1.34
1	5U	15	SER	C-N	15.01	1.68	1.34
1	6M	15	SER	C-N	15.01	1.68	1.34
1	6U	15	SER	C-N	15.01	1.68	1.34
1	7E	15	SER	C-N	15.01	1.68	1.34
1	7Q	15	SER	C-N	15.01	1.68	1.34
2	1N	24	PRO	C-N	15.01	1.68	1.34
1	12	15	SER	C-N	15.01	1.68	1.34
1	16	15	SER	C-N	15.01	1.68	1.34
1	2A	15	SER	C-N	15.01	1.68	1.34
2	2J	24	PRO	C-N	15.01	1.68	1.34
2	3B	24	PRO	C-N	15.01	1.68	1.34
2	3J	24	PRO	C-N	15.01	1.68	1.34
1	3Q	15	SER	C-N	15.01	1.68	1.34
1	3U	15	SER	C-N	15.01	1.68	1.34
1	3Y	15	SER	C-N	15.01	1.68	1.34
2	33	24	PRO	C-N	15.01	1.68	1.34
2	4F	24	PRO	C-N	15.01	1.68	1.34
2	4Z	24	PRO	C-N	15.01	1.68	1.34
1	5E	15	SER	C-N	15.01	1.68	1.34

*Continued on next page...*

*Continued from previous page...*

Mol	Chain	Res	Type	Atoms	Z	Observed(Å)	Ideal(Å)
1	5I	15	SER	C-N	15.01	1.68	1.34
1	5M	15	SER	C-N	15.01	1.68	1.34
2	5V	24	PRO	C-N	15.01	1.68	1.34
2	6N	24	PRO	C-N	15.01	1.68	1.34
2	6V	24	PRO	C-N	15.01	1.68	1.34
1	62	15	SER	C-N	15.01	1.68	1.34
1	66	15	SER	C-N	15.01	1.68	1.34
1	7A	15	SER	C-N	15.01	1.68	1.34
2	7F	24	PRO	C-N	15.01	1.68	1.34
2	7R	24	PRO	C-N	15.01	1.68	1.34
2	13	24	PRO	C-N	15.00	1.68	1.34
2	17	24	PRO	C-N	15.00	1.68	1.34
2	2B	24	PRO	C-N	15.00	1.68	1.34
2	3R	24	PRO	C-N	15.00	1.68	1.34
2	3V	24	PRO	C-N	15.00	1.68	1.34
2	3Z	24	PRO	C-N	15.00	1.68	1.34
2	5F	24	PRO	C-N	15.00	1.68	1.34
2	5J	24	PRO	C-N	15.00	1.68	1.34
2	5N	24	PRO	C-N	15.00	1.68	1.34
2	63	24	PRO	C-N	15.00	1.68	1.34
2	67	24	PRO	C-N	15.00	1.68	1.34
2	7B	24	PRO	C-N	15.00	1.68	1.34
2	1R	24	PRO	C-N	15.00	1.68	1.34
2	1V	24	PRO	C-N	15.00	1.68	1.34
2	1Z	24	PRO	C-N	15.00	1.68	1.34
2	2R	24	PRO	C-N	15.00	1.68	1.34
2	2V	24	PRO	C-N	15.00	1.68	1.34
2	2Z	24	PRO	C-N	15.00	1.68	1.34
2	43	24	PRO	C-N	15.00	1.68	1.34
2	47	24	PRO	C-N	15.00	1.68	1.34
2	5B	24	PRO	C-N	15.00	1.68	1.34
2	53	24	PRO	C-N	15.00	1.68	1.34
2	57	24	PRO	C-N	15.00	1.68	1.34
2	6B	24	PRO	C-N	15.00	1.68	1.34
2	1B	24	PRO	C-N	14.99	1.68	1.34
2	1J	24	PRO	C-N	14.99	1.68	1.34
2	2F	24	PRO	C-N	14.99	1.68	1.34
2	27	24	PRO	C-N	14.99	1.68	1.34
2	3F	24	PRO	C-N	14.99	1.68	1.34
2	4B	24	PRO	C-N	14.99	1.68	1.34
2	4N	24	PRO	C-N	14.99	1.68	1.34
2	4V	24	PRO	C-N	14.99	1.68	1.34

*Continued on next page...*

*Continued from previous page...*

Mol	Chain	Res	Type	Atoms	Z	Observed(Å)	Ideal(Å)
2	5R	24	PRO	C-N	14.99	1.68	1.34
2	6J	24	PRO	C-N	14.99	1.68	1.34
2	6R	24	PRO	C-N	14.99	1.68	1.34
2	7N	24	PRO	C-N	14.99	1.68	1.34
1	1E	82	ARG	C-N	14.98	1.60	1.33
1	1Q	82	ARG	C-N	14.98	1.60	1.33
1	1U	82	ARG	C-N	14.98	1.60	1.33
1	1Y	82	ARG	C-N	14.98	1.60	1.33
1	2M	82	ARG	C-N	14.98	1.60	1.33
1	2Q	82	ARG	C-N	14.98	1.60	1.33
1	2U	82	ARG	C-N	14.98	1.60	1.33
1	2Y	82	ARG	C-N	14.98	1.60	1.33
1	22	82	ARG	C-N	14.98	1.60	1.33
1	3M	82	ARG	C-N	14.98	1.60	1.33
1	36	82	ARG	C-N	14.98	1.60	1.33
1	4I	82	ARG	C-N	14.98	1.60	1.33
1	4Q	82	ARG	C-N	14.98	1.60	1.33
1	42	82	ARG	C-N	14.98	1.60	1.33
1	46	82	ARG	C-N	14.98	1.60	1.33
1	5A	82	ARG	C-N	14.98	1.60	1.33
1	5Y	82	ARG	C-N	14.98	1.60	1.33
1	52	82	ARG	C-N	14.98	1.60	1.33
1	56	82	ARG	C-N	14.98	1.60	1.33
1	6A	82	ARG	C-N	14.98	1.60	1.33
1	6E	82	ARG	C-N	14.98	1.60	1.33
1	6Y	82	ARG	C-N	14.98	1.60	1.33
1	7I	82	ARG	C-N	14.98	1.60	1.33
1	7U	82	ARG	C-N	14.98	1.60	1.33
2	1F	24	PRO	C-N	14.97	1.68	1.34
2	2N	24	PRO	C-N	14.97	1.68	1.34
2	23	24	PRO	C-N	14.97	1.68	1.34
2	3N	24	PRO	C-N	14.97	1.68	1.34
2	37	24	PRO	C-N	14.97	1.68	1.34
2	4J	24	PRO	C-N	14.97	1.68	1.34
2	4R	24	PRO	C-N	14.97	1.68	1.34
2	5Z	24	PRO	C-N	14.97	1.68	1.34
2	6F	24	PRO	C-N	14.97	1.68	1.34
2	6Z	24	PRO	C-N	14.97	1.68	1.34
2	7J	24	PRO	C-N	14.97	1.68	1.34
2	7V	24	PRO	C-N	14.97	1.68	1.34
1	1E	40	SER	CA-CB	14.97	1.75	1.52
1	2M	40	SER	CA-CB	14.97	1.75	1.52

*Continued on next page...*



*Continued from previous page...*

Mol	Chain	Res	Type	Atoms	Z	Observed(Å)	Ideal(Å)
1	22	40	SER	CA-CB	14.97	1.75	1.52
1	3M	40	SER	CA-CB	14.97	1.75	1.52
1	36	40	SER	CA-CB	14.97	1.75	1.52
1	4I	40	SER	CA-CB	14.97	1.75	1.52
1	4Q	40	SER	CA-CB	14.97	1.75	1.52
1	5Y	40	SER	CA-CB	14.97	1.75	1.52
1	6E	40	SER	CA-CB	14.97	1.75	1.52
1	6Y	40	SER	CA-CB	14.97	1.75	1.52
1	7I	40	SER	CA-CB	14.97	1.75	1.52
1	7U	40	SER	CA-CB	14.97	1.75	1.52
1	1A	82	ARG	C-N	14.96	1.59	1.33
1	1I	82	ARG	C-N	14.96	1.59	1.33
1	12	40	SER	CA-CB	14.96	1.75	1.52
1	16	40	SER	CA-CB	14.96	1.75	1.52
1	2A	40	SER	CA-CB	14.96	1.75	1.52
1	2E	82	ARG	C-N	14.96	1.59	1.33
1	26	82	ARG	C-N	14.96	1.59	1.33
1	3E	82	ARG	C-N	14.96	1.59	1.33
1	3Q	40	SER	CA-CB	14.96	1.75	1.52
1	3U	40	SER	CA-CB	14.96	1.75	1.52
1	3Y	40	SER	CA-CB	14.96	1.75	1.52
1	4A	82	ARG	C-N	14.96	1.59	1.33
1	4M	82	ARG	C-N	14.96	1.59	1.33
1	4U	82	ARG	C-N	14.96	1.59	1.33
1	5E	40	SER	CA-CB	14.96	1.75	1.52
1	5I	40	SER	CA-CB	14.96	1.75	1.52
1	5M	40	SER	CA-CB	14.96	1.75	1.52
1	5Q	82	ARG	C-N	14.96	1.59	1.33
1	6I	82	ARG	C-N	14.96	1.59	1.33
1	6Q	82	ARG	C-N	14.96	1.59	1.33
1	62	40	SER	CA-CB	14.96	1.75	1.52
1	66	40	SER	CA-CB	14.96	1.75	1.52
1	7A	40	SER	CA-CB	14.96	1.75	1.52
1	7M	82	ARG	C-N	14.96	1.59	1.33
1	1M	82	ARG	C-N	14.96	1.59	1.33
1	2I	82	ARG	C-N	14.96	1.59	1.33
1	3A	82	ARG	C-N	14.96	1.59	1.33
1	3I	82	ARG	C-N	14.96	1.59	1.33
1	32	82	ARG	C-N	14.96	1.59	1.33
1	4E	82	ARG	C-N	14.96	1.59	1.33
1	4Y	82	ARG	C-N	14.96	1.59	1.33
1	5U	82	ARG	C-N	14.96	1.59	1.33

*Continued on next page...*

*Continued from previous page...*

Mol	Chain	Res	Type	Atoms	Z	Observed(Å)	Ideal(Å)
1	6M	82	ARG	C-N	14.96	1.59	1.33
1	6U	82	ARG	C-N	14.96	1.59	1.33
1	7E	82	ARG	C-N	14.96	1.59	1.33
1	7Q	82	ARG	C-N	14.96	1.59	1.33
1	12	82	ARG	C-N	14.95	1.59	1.33
1	16	82	ARG	C-N	14.95	1.59	1.33
1	2A	82	ARG	C-N	14.95	1.59	1.33
1	3Q	82	ARG	C-N	14.95	1.59	1.33
1	3U	82	ARG	C-N	14.95	1.59	1.33
1	3Y	82	ARG	C-N	14.95	1.59	1.33
1	5E	82	ARG	C-N	14.95	1.59	1.33
1	5I	82	ARG	C-N	14.95	1.59	1.33
1	5M	82	ARG	C-N	14.95	1.59	1.33
1	62	82	ARG	C-N	14.95	1.59	1.33
1	66	82	ARG	C-N	14.95	1.59	1.33
1	7A	82	ARG	C-N	14.95	1.59	1.33
1	1A	40	SER	CA-CB	14.94	1.75	1.52
1	1I	40	SER	CA-CB	14.94	1.75	1.52
1	2E	40	SER	CA-CB	14.94	1.75	1.52
1	26	40	SER	CA-CB	14.94	1.75	1.52
1	3E	40	SER	CA-CB	14.94	1.75	1.52
1	4A	40	SER	CA-CB	14.94	1.75	1.52
1	4M	40	SER	CA-CB	14.94	1.75	1.52
1	4U	40	SER	CA-CB	14.94	1.75	1.52
1	5Q	40	SER	CA-CB	14.94	1.75	1.52
1	6I	40	SER	CA-CB	14.94	1.75	1.52
1	6Q	40	SER	CA-CB	14.94	1.75	1.52
1	7M	40	SER	CA-CB	14.94	1.75	1.52
1	1Q	40	SER	CA-CB	14.93	1.75	1.52
1	1U	40	SER	CA-CB	14.93	1.75	1.52
1	1Y	40	SER	CA-CB	14.93	1.75	1.52
1	2Q	40	SER	CA-CB	14.93	1.75	1.52
1	2U	40	SER	CA-CB	14.93	1.75	1.52
1	2Y	40	SER	CA-CB	14.93	1.75	1.52
1	42	40	SER	CA-CB	14.93	1.75	1.52
1	46	40	SER	CA-CB	14.93	1.75	1.52
1	5A	40	SER	CA-CB	14.93	1.75	1.52
1	52	40	SER	CA-CB	14.93	1.75	1.52
1	56	40	SER	CA-CB	14.93	1.75	1.52
1	6A	40	SER	CA-CB	14.93	1.75	1.52
1	1M	40	SER	CA-CB	14.92	1.75	1.52
1	2I	40	SER	CA-CB	14.92	1.75	1.52

*Continued on next page...*

*Continued from previous page...*

Mol	Chain	Res	Type	Atoms	Z	Observed(Å)	Ideal(Å)
1	3A	40	SER	CA-CB	14.92	1.75	1.52
1	3I	40	SER	CA-CB	14.92	1.75	1.52
1	32	40	SER	CA-CB	14.92	1.75	1.52
1	4E	40	SER	CA-CB	14.92	1.75	1.52
1	4Y	40	SER	CA-CB	14.92	1.75	1.52
1	5U	40	SER	CA-CB	14.92	1.75	1.52
1	6M	40	SER	CA-CB	14.92	1.75	1.52
1	6U	40	SER	CA-CB	14.92	1.75	1.52
1	7E	40	SER	CA-CB	14.92	1.75	1.52
1	7Q	40	SER	CA-CB	14.92	1.75	1.52
2	13	3	PRO	C-N	14.85	1.68	1.34
2	17	3	PRO	C-N	14.85	1.68	1.34
2	2B	3	PRO	C-N	14.85	1.68	1.34
2	3R	3	PRO	C-N	14.85	1.68	1.34
2	3V	3	PRO	C-N	14.85	1.68	1.34
2	3Z	3	PRO	C-N	14.85	1.68	1.34
2	5F	3	PRO	C-N	14.85	1.68	1.34
2	5J	3	PRO	C-N	14.85	1.68	1.34
2	5N	3	PRO	C-N	14.85	1.68	1.34
2	63	3	PRO	C-N	14.85	1.68	1.34
2	67	3	PRO	C-N	14.85	1.68	1.34
2	7B	3	PRO	C-N	14.85	1.68	1.34
2	13	42	HIS	CB-CG	14.85	1.76	1.50
2	17	42	HIS	CB-CG	14.85	1.76	1.50
2	2B	42	HIS	CB-CG	14.85	1.76	1.50
2	3R	42	HIS	CB-CG	14.85	1.76	1.50
2	3V	42	HIS	CB-CG	14.85	1.76	1.50
2	3Z	42	HIS	CB-CG	14.85	1.76	1.50
2	5F	42	HIS	CB-CG	14.85	1.76	1.50
2	5J	42	HIS	CB-CG	14.85	1.76	1.50
2	5N	42	HIS	CB-CG	14.85	1.76	1.50
2	63	42	HIS	CB-CG	14.85	1.76	1.50
2	67	42	HIS	CB-CG	14.85	1.76	1.50
2	7B	42	HIS	CB-CG	14.85	1.76	1.50
2	1B	3	PRO	C-N	14.84	1.68	1.34
2	1F	3	PRO	C-N	14.84	1.68	1.34
2	1J	3	PRO	C-N	14.84	1.68	1.34
2	1N	3	PRO	C-N	14.84	1.68	1.34
2	2F	3	PRO	C-N	14.84	1.68	1.34
2	2J	3	PRO	C-N	14.84	1.68	1.34
2	2N	3	PRO	C-N	14.84	1.68	1.34
2	23	3	PRO	C-N	14.84	1.68	1.34

*Continued on next page...*

*Continued from previous page...*

Mol	Chain	Res	Type	Atoms	Z	Observed(Å)	Ideal(Å)
2	27	3	PRO	C-N	14.84	1.68	1.34
2	3B	3	PRO	C-N	14.84	1.68	1.34
2	3F	3	PRO	C-N	14.84	1.68	1.34
2	3J	3	PRO	C-N	14.84	1.68	1.34
2	3N	3	PRO	C-N	14.84	1.68	1.34
2	33	3	PRO	C-N	14.84	1.68	1.34
2	37	3	PRO	C-N	14.84	1.68	1.34
2	4B	3	PRO	C-N	14.84	1.68	1.34
2	4F	3	PRO	C-N	14.84	1.68	1.34
2	4J	3	PRO	C-N	14.84	1.68	1.34
2	4N	3	PRO	C-N	14.84	1.68	1.34
2	4R	3	PRO	C-N	14.84	1.68	1.34
2	4V	3	PRO	C-N	14.84	1.68	1.34
2	4Z	3	PRO	C-N	14.84	1.68	1.34
2	5R	3	PRO	C-N	14.84	1.68	1.34
2	5V	3	PRO	C-N	14.84	1.68	1.34
2	5Z	3	PRO	C-N	14.84	1.68	1.34
2	6F	3	PRO	C-N	14.84	1.68	1.34
2	6J	3	PRO	C-N	14.84	1.68	1.34
2	6N	3	PRO	C-N	14.84	1.68	1.34
2	6R	3	PRO	C-N	14.84	1.68	1.34
2	6V	3	PRO	C-N	14.84	1.68	1.34
2	6Z	3	PRO	C-N	14.84	1.68	1.34
2	7F	3	PRO	C-N	14.84	1.68	1.34
2	7J	3	PRO	C-N	14.84	1.68	1.34
2	7N	3	PRO	C-N	14.84	1.68	1.34
2	7R	3	PRO	C-N	14.84	1.68	1.34
2	7V	3	PRO	C-N	14.84	1.68	1.34
2	1R	3	PRO	C-N	14.84	1.68	1.34
2	1V	3	PRO	C-N	14.84	1.68	1.34
2	1Z	3	PRO	C-N	14.84	1.68	1.34
2	2R	3	PRO	C-N	14.84	1.68	1.34
2	2V	3	PRO	C-N	14.84	1.68	1.34
2	2Z	3	PRO	C-N	14.84	1.68	1.34
2	43	3	PRO	C-N	14.84	1.68	1.34
2	47	3	PRO	C-N	14.84	1.68	1.34
2	5B	3	PRO	C-N	14.84	1.68	1.34
2	53	3	PRO	C-N	14.84	1.68	1.34
2	57	3	PRO	C-N	14.84	1.68	1.34
2	6B	3	PRO	C-N	14.84	1.68	1.34
2	1B	42	HIS	CB-CG	14.82	1.76	1.50
2	1J	42	HIS	CB-CG	14.82	1.76	1.50

*Continued on next page...*

*Continued from previous page...*

Mol	Chain	Res	Type	Atoms	Z	Observed(Å)	Ideal(Å)
2	1N	42	HIS	CB-CG	14.82	1.76	1.50
2	2F	42	HIS	CB-CG	14.82	1.76	1.50
2	2J	42	HIS	CB-CG	14.82	1.76	1.50
2	27	42	HIS	CB-CG	14.82	1.76	1.50
2	3B	42	HIS	CB-CG	14.82	1.76	1.50
2	3F	42	HIS	CB-CG	14.82	1.76	1.50
2	3J	42	HIS	CB-CG	14.82	1.76	1.50
2	33	42	HIS	CB-CG	14.82	1.76	1.50
2	4B	42	HIS	CB-CG	14.82	1.76	1.50
2	4F	42	HIS	CB-CG	14.82	1.76	1.50
2	4N	42	HIS	CB-CG	14.82	1.76	1.50
2	4V	42	HIS	CB-CG	14.82	1.76	1.50
2	4Z	42	HIS	CB-CG	14.82	1.76	1.50
2	5R	42	HIS	CB-CG	14.82	1.76	1.50
2	5V	42	HIS	CB-CG	14.82	1.76	1.50
2	6J	42	HIS	CB-CG	14.82	1.76	1.50
2	6N	42	HIS	CB-CG	14.82	1.76	1.50
2	6R	42	HIS	CB-CG	14.82	1.76	1.50
2	6V	42	HIS	CB-CG	14.82	1.76	1.50
2	7F	42	HIS	CB-CG	14.82	1.76	1.50
2	7N	42	HIS	CB-CG	14.82	1.76	1.50
2	7R	42	HIS	CB-CG	14.82	1.76	1.50
2	1F	42	HIS	CB-CG	14.82	1.76	1.50
2	2N	42	HIS	CB-CG	14.82	1.76	1.50
2	23	42	HIS	CB-CG	14.82	1.76	1.50
2	3N	42	HIS	CB-CG	14.82	1.76	1.50
2	37	42	HIS	CB-CG	14.82	1.76	1.50
2	4J	42	HIS	CB-CG	14.82	1.76	1.50
2	4R	42	HIS	CB-CG	14.82	1.76	1.50
2	5Z	42	HIS	CB-CG	14.82	1.76	1.50
2	6F	42	HIS	CB-CG	14.82	1.76	1.50
2	6Z	42	HIS	CB-CG	14.82	1.76	1.50
2	7J	42	HIS	CB-CG	14.82	1.76	1.50
2	7V	42	HIS	CB-CG	14.82	1.76	1.50
2	1R	42	HIS	CB-CG	14.78	1.76	1.50
2	1V	42	HIS	CB-CG	14.78	1.76	1.50
2	1Z	42	HIS	CB-CG	14.78	1.76	1.50
2	2R	42	HIS	CB-CG	14.78	1.76	1.50
2	2V	42	HIS	CB-CG	14.78	1.76	1.50
2	2Z	42	HIS	CB-CG	14.78	1.76	1.50
2	43	42	HIS	CB-CG	14.78	1.76	1.50
2	47	42	HIS	CB-CG	14.78	1.76	1.50

*Continued on next page...*

*Continued from previous page...*

Mol	Chain	Res	Type	Atoms	Z	Observed(Å)	Ideal(Å)
2	5B	42	HIS	CB-CG	14.78	1.76	1.50
2	53	42	HIS	CB-CG	14.78	1.76	1.50
2	57	42	HIS	CB-CG	14.78	1.76	1.50
2	6B	42	HIS	CB-CG	14.78	1.76	1.50
1	1M	31	LYS	CG-CD	-14.77	1.02	1.52
1	2I	31	LYS	CG-CD	-14.77	1.02	1.52
1	3A	31	LYS	CG-CD	-14.77	1.02	1.52
1	3I	31	LYS	CG-CD	-14.77	1.02	1.52
1	32	31	LYS	CG-CD	-14.77	1.02	1.52
1	4E	31	LYS	CG-CD	-14.77	1.02	1.52
1	4Y	31	LYS	CG-CD	-14.77	1.02	1.52
1	5U	31	LYS	CG-CD	-14.77	1.02	1.52
1	6M	31	LYS	CG-CD	-14.77	1.02	1.52
1	6U	31	LYS	CG-CD	-14.77	1.02	1.52
1	7E	31	LYS	CG-CD	-14.77	1.02	1.52
1	7Q	31	LYS	CG-CD	-14.77	1.02	1.52
1	1Q	31	LYS	CG-CD	-14.76	1.02	1.52
1	1U	31	LYS	CG-CD	-14.76	1.02	1.52
1	1Y	31	LYS	CG-CD	-14.76	1.02	1.52
1	2Q	31	LYS	CG-CD	-14.76	1.02	1.52
1	2U	31	LYS	CG-CD	-14.76	1.02	1.52
1	2Y	31	LYS	CG-CD	-14.76	1.02	1.52
1	42	31	LYS	CG-CD	-14.76	1.02	1.52
1	46	31	LYS	CG-CD	-14.76	1.02	1.52
1	5A	31	LYS	CG-CD	-14.76	1.02	1.52
1	52	31	LYS	CG-CD	-14.76	1.02	1.52
1	56	31	LYS	CG-CD	-14.76	1.02	1.52
1	6A	31	LYS	CG-CD	-14.76	1.02	1.52
1	1A	31	LYS	CG-CD	-14.75	1.02	1.52
1	1I	31	LYS	CG-CD	-14.75	1.02	1.52
1	2E	31	LYS	CG-CD	-14.75	1.02	1.52
1	26	31	LYS	CG-CD	-14.75	1.02	1.52
1	3E	31	LYS	CG-CD	-14.75	1.02	1.52
1	4A	31	LYS	CG-CD	-14.75	1.02	1.52
1	4M	31	LYS	CG-CD	-14.75	1.02	1.52
1	4U	31	LYS	CG-CD	-14.75	1.02	1.52
1	5Q	31	LYS	CG-CD	-14.75	1.02	1.52
1	6I	31	LYS	CG-CD	-14.75	1.02	1.52
1	6Q	31	LYS	CG-CD	-14.75	1.02	1.52
1	7M	31	LYS	CG-CD	-14.75	1.02	1.52
1	1E	31	LYS	CG-CD	-14.74	1.02	1.52
1	12	31	LYS	CG-CD	-14.74	1.02	1.52

*Continued on next page...*

*Continued from previous page...*

Mol	Chain	Res	Type	Atoms	Z	Observed(Å)	Ideal(Å)
1	16	31	LYS	CG-CD	-14.74	1.02	1.52
1	2A	31	LYS	CG-CD	-14.74	1.02	1.52
1	2M	31	LYS	CG-CD	-14.74	1.02	1.52
1	22	31	LYS	CG-CD	-14.74	1.02	1.52
1	3M	31	LYS	CG-CD	-14.74	1.02	1.52
1	3Q	31	LYS	CG-CD	-14.74	1.02	1.52
1	3U	31	LYS	CG-CD	-14.74	1.02	1.52
1	3Y	31	LYS	CG-CD	-14.74	1.02	1.52
1	36	31	LYS	CG-CD	-14.74	1.02	1.52
1	4I	31	LYS	CG-CD	-14.74	1.02	1.52
1	4Q	31	LYS	CG-CD	-14.74	1.02	1.52
1	5E	31	LYS	CG-CD	-14.74	1.02	1.52
1	5I	31	LYS	CG-CD	-14.74	1.02	1.52
1	5M	31	LYS	CG-CD	-14.74	1.02	1.52
1	5Y	31	LYS	CG-CD	-14.74	1.02	1.52
1	6E	31	LYS	CG-CD	-14.74	1.02	1.52
1	6Y	31	LYS	CG-CD	-14.74	1.02	1.52
1	62	31	LYS	CG-CD	-14.74	1.02	1.52
1	66	31	LYS	CG-CD	-14.74	1.02	1.52
1	7A	31	LYS	CG-CD	-14.74	1.02	1.52
1	7I	31	LYS	CG-CD	-14.74	1.02	1.52
1	7U	31	LYS	CG-CD	-14.74	1.02	1.52
2	13	220	PHE	C-O	14.65	1.51	1.23
2	17	220	PHE	C-O	14.65	1.51	1.23
2	2B	220	PHE	C-O	14.65	1.51	1.23
2	3R	220	PHE	C-O	14.65	1.51	1.23
2	3V	220	PHE	C-O	14.65	1.51	1.23
2	3Z	220	PHE	C-O	14.65	1.51	1.23
2	5F	220	PHE	C-O	14.65	1.51	1.23
2	5J	220	PHE	C-O	14.65	1.51	1.23
2	5N	220	PHE	C-O	14.65	1.51	1.23
2	63	220	PHE	C-O	14.65	1.51	1.23
2	67	220	PHE	C-O	14.65	1.51	1.23
2	7B	220	PHE	C-O	14.65	1.51	1.23
2	1B	220	PHE	C-O	14.64	1.51	1.23
2	1J	220	PHE	C-O	14.64	1.51	1.23
2	2F	220	PHE	C-O	14.64	1.51	1.23
2	27	220	PHE	C-O	14.64	1.51	1.23
2	3F	220	PHE	C-O	14.64	1.51	1.23
2	4B	220	PHE	C-O	14.64	1.51	1.23
2	4N	220	PHE	C-O	14.64	1.51	1.23
2	4V	220	PHE	C-O	14.64	1.51	1.23

*Continued on next page...*

*Continued from previous page...*

Mol	Chain	Res	Type	Atoms	Z	Observed(Å)	Ideal(Å)
2	5R	220	PHE	C-O	14.64	1.51	1.23
2	6J	220	PHE	C-O	14.64	1.51	1.23
2	6R	220	PHE	C-O	14.64	1.51	1.23
2	7N	220	PHE	C-O	14.64	1.51	1.23
2	1R	10	GLN	CG-CD	14.64	1.84	1.51
2	1V	10	GLN	CG-CD	14.64	1.84	1.51
2	1Z	10	GLN	CG-CD	14.64	1.84	1.51
2	2R	10	GLN	CG-CD	14.64	1.84	1.51
2	2V	10	GLN	CG-CD	14.64	1.84	1.51
2	2Z	10	GLN	CG-CD	14.64	1.84	1.51
2	43	10	GLN	CG-CD	14.64	1.84	1.51
2	47	10	GLN	CG-CD	14.64	1.84	1.51
2	5B	10	GLN	CG-CD	14.64	1.84	1.51
2	53	10	GLN	CG-CD	14.64	1.84	1.51
2	57	10	GLN	CG-CD	14.64	1.84	1.51
2	6B	10	GLN	CG-CD	14.64	1.84	1.51
1	1E	22	HIS	ND1-CE1	-14.64	0.98	1.34
1	1M	22	HIS	ND1-CE1	-14.64	0.98	1.34
1	2I	22	HIS	ND1-CE1	-14.64	0.98	1.34
1	2M	22	HIS	ND1-CE1	-14.64	0.98	1.34
1	22	22	HIS	ND1-CE1	-14.64	0.98	1.34
1	3A	22	HIS	ND1-CE1	-14.64	0.98	1.34
1	3I	22	HIS	ND1-CE1	-14.64	0.98	1.34
1	3M	22	HIS	ND1-CE1	-14.64	0.98	1.34
1	32	22	HIS	ND1-CE1	-14.64	0.98	1.34
1	36	22	HIS	ND1-CE1	-14.64	0.98	1.34
1	4E	22	HIS	ND1-CE1	-14.64	0.98	1.34
1	4I	22	HIS	ND1-CE1	-14.64	0.98	1.34
1	4Q	22	HIS	ND1-CE1	-14.64	0.98	1.34
1	4Y	22	HIS	ND1-CE1	-14.64	0.98	1.34
1	5U	22	HIS	ND1-CE1	-14.64	0.98	1.34
1	5Y	22	HIS	ND1-CE1	-14.64	0.98	1.34
1	6E	22	HIS	ND1-CE1	-14.64	0.98	1.34
1	6M	22	HIS	ND1-CE1	-14.64	0.98	1.34
1	6U	22	HIS	ND1-CE1	-14.64	0.98	1.34
1	6Y	22	HIS	ND1-CE1	-14.64	0.98	1.34
1	7E	22	HIS	ND1-CE1	-14.64	0.98	1.34
1	7I	22	HIS	ND1-CE1	-14.64	0.98	1.34
1	7Q	22	HIS	ND1-CE1	-14.64	0.98	1.34
1	7U	22	HIS	ND1-CE1	-14.64	0.98	1.34
2	1F	220	PHE	C-O	14.63	1.51	1.23
2	2N	220	PHE	C-O	14.63	1.51	1.23

*Continued on next page...*



*Continued from previous page...*

Mol	Chain	Res	Type	Atoms	Z	Observed(Å)	Ideal(Å)
2	23	220	PHE	C-O	14.63	1.51	1.23
2	3N	220	PHE	C-O	14.63	1.51	1.23
2	37	220	PHE	C-O	14.63	1.51	1.23
2	4J	220	PHE	C-O	14.63	1.51	1.23
2	4R	220	PHE	C-O	14.63	1.51	1.23
2	5Z	220	PHE	C-O	14.63	1.51	1.23
2	6F	220	PHE	C-O	14.63	1.51	1.23
2	6Z	220	PHE	C-O	14.63	1.51	1.23
2	7J	220	PHE	C-O	14.63	1.51	1.23
2	7V	220	PHE	C-O	14.63	1.51	1.23
2	1B	10	GLN	CG-CD	14.63	1.84	1.51
2	1J	10	GLN	CG-CD	14.63	1.84	1.51
2	2F	10	GLN	CG-CD	14.63	1.84	1.51
2	27	10	GLN	CG-CD	14.63	1.84	1.51
2	3F	10	GLN	CG-CD	14.63	1.84	1.51
2	4B	10	GLN	CG-CD	14.63	1.84	1.51
2	4N	10	GLN	CG-CD	14.63	1.84	1.51
2	4V	10	GLN	CG-CD	14.63	1.84	1.51
2	5R	10	GLN	CG-CD	14.63	1.84	1.51
2	6J	10	GLN	CG-CD	14.63	1.84	1.51
2	6R	10	GLN	CG-CD	14.63	1.84	1.51
2	7N	10	GLN	CG-CD	14.63	1.84	1.51
1	1A	22	HIS	ND1-CE1	-14.63	0.98	1.34
1	1I	22	HIS	ND1-CE1	-14.63	0.98	1.34
1	12	22	HIS	ND1-CE1	-14.63	0.98	1.34
1	16	22	HIS	ND1-CE1	-14.63	0.98	1.34
1	2A	22	HIS	ND1-CE1	-14.63	0.98	1.34
1	2E	22	HIS	ND1-CE1	-14.63	0.98	1.34
1	26	22	HIS	ND1-CE1	-14.63	0.98	1.34
1	3E	22	HIS	ND1-CE1	-14.63	0.98	1.34
1	3Q	22	HIS	ND1-CE1	-14.63	0.98	1.34
1	3U	22	HIS	ND1-CE1	-14.63	0.98	1.34
1	3Y	22	HIS	ND1-CE1	-14.63	0.98	1.34
1	4A	22	HIS	ND1-CE1	-14.63	0.98	1.34
1	4M	22	HIS	ND1-CE1	-14.63	0.98	1.34
1	4U	22	HIS	ND1-CE1	-14.63	0.98	1.34
1	5E	22	HIS	ND1-CE1	-14.63	0.98	1.34
1	5I	22	HIS	ND1-CE1	-14.63	0.98	1.34
1	5M	22	HIS	ND1-CE1	-14.63	0.98	1.34
1	5Q	22	HIS	ND1-CE1	-14.63	0.98	1.34
1	6I	22	HIS	ND1-CE1	-14.63	0.98	1.34
1	6Q	22	HIS	ND1-CE1	-14.63	0.98	1.34

*Continued on next page...*

*Continued from previous page...*

Mol	Chain	Res	Type	Atoms	Z	Observed(Å)	Ideal(Å)
1	62	22	HIS	ND1-CE1	-14.63	0.98	1.34
1	66	22	HIS	ND1-CE1	-14.63	0.98	1.34
1	7A	22	HIS	ND1-CE1	-14.63	0.98	1.34
1	7M	22	HIS	ND1-CE1	-14.63	0.98	1.34
2	1N	220	PHE	C-O	14.63	1.51	1.23
2	2J	220	PHE	C-O	14.63	1.51	1.23
2	3B	220	PHE	C-O	14.63	1.51	1.23
2	3J	220	PHE	C-O	14.63	1.51	1.23
2	33	220	PHE	C-O	14.63	1.51	1.23
2	4F	220	PHE	C-O	14.63	1.51	1.23
2	4Z	220	PHE	C-O	14.63	1.51	1.23
2	5V	220	PHE	C-O	14.63	1.51	1.23
2	6N	220	PHE	C-O	14.63	1.51	1.23
2	6V	220	PHE	C-O	14.63	1.51	1.23
2	7F	220	PHE	C-O	14.63	1.51	1.23
2	7R	220	PHE	C-O	14.63	1.51	1.23
2	1F	10	GLN	CG-CD	14.62	1.84	1.51
2	13	10	GLN	CG-CD	14.62	1.84	1.51
2	17	10	GLN	CG-CD	14.62	1.84	1.51
2	2B	10	GLN	CG-CD	14.62	1.84	1.51
2	2N	10	GLN	CG-CD	14.62	1.84	1.51
2	23	10	GLN	CG-CD	14.62	1.84	1.51
2	3N	10	GLN	CG-CD	14.62	1.84	1.51
2	3R	10	GLN	CG-CD	14.62	1.84	1.51
2	3V	10	GLN	CG-CD	14.62	1.84	1.51
2	3Z	10	GLN	CG-CD	14.62	1.84	1.51
2	37	10	GLN	CG-CD	14.62	1.84	1.51
2	4J	10	GLN	CG-CD	14.62	1.84	1.51
2	4R	10	GLN	CG-CD	14.62	1.84	1.51
2	5F	10	GLN	CG-CD	14.62	1.84	1.51
2	5J	10	GLN	CG-CD	14.62	1.84	1.51
2	5N	10	GLN	CG-CD	14.62	1.84	1.51
2	5Z	10	GLN	CG-CD	14.62	1.84	1.51
2	6F	10	GLN	CG-CD	14.62	1.84	1.51
2	6Z	10	GLN	CG-CD	14.62	1.84	1.51
2	63	10	GLN	CG-CD	14.62	1.84	1.51
2	67	10	GLN	CG-CD	14.62	1.84	1.51
2	7B	10	GLN	CG-CD	14.62	1.84	1.51
2	7J	10	GLN	CG-CD	14.62	1.84	1.51
2	7V	10	GLN	CG-CD	14.62	1.84	1.51
2	1B	43	SER	C-O	-14.62	0.95	1.23
2	1J	43	SER	C-O	-14.62	0.95	1.23

*Continued on next page...*

*Continued from previous page...*

Mol	Chain	Res	Type	Atoms	Z	Observed(Å)	Ideal(Å)
2	2F	43	SER	C-O	-14.62	0.95	1.23
2	27	43	SER	C-O	-14.62	0.95	1.23
2	3F	43	SER	C-O	-14.62	0.95	1.23
2	4B	43	SER	C-O	-14.62	0.95	1.23
2	4N	43	SER	C-O	-14.62	0.95	1.23
2	4V	43	SER	C-O	-14.62	0.95	1.23
2	5R	43	SER	C-O	-14.62	0.95	1.23
2	6J	43	SER	C-O	-14.62	0.95	1.23
2	6R	43	SER	C-O	-14.62	0.95	1.23
2	7N	43	SER	C-O	-14.62	0.95	1.23
2	1R	43	SER	C-O	-14.61	0.95	1.23
2	1V	43	SER	C-O	-14.61	0.95	1.23
2	1Z	43	SER	C-O	-14.61	0.95	1.23
2	2R	43	SER	C-O	-14.61	0.95	1.23
2	2V	43	SER	C-O	-14.61	0.95	1.23
2	2Z	43	SER	C-O	-14.61	0.95	1.23
2	43	43	SER	C-O	-14.61	0.95	1.23
2	47	43	SER	C-O	-14.61	0.95	1.23
2	5B	43	SER	C-O	-14.61	0.95	1.23
2	53	43	SER	C-O	-14.61	0.95	1.23
2	57	43	SER	C-O	-14.61	0.95	1.23
2	6B	43	SER	C-O	-14.61	0.95	1.23
2	1F	43	SER	C-O	-14.61	0.95	1.23
2	1R	220	PHE	C-O	14.61	1.51	1.23
2	1V	220	PHE	C-O	14.61	1.51	1.23
2	1Z	220	PHE	C-O	14.61	1.51	1.23
2	2N	43	SER	C-O	-14.61	0.95	1.23
2	2R	220	PHE	C-O	14.61	1.51	1.23
2	2V	220	PHE	C-O	14.61	1.51	1.23
2	2Z	220	PHE	C-O	14.61	1.51	1.23
2	23	43	SER	C-O	-14.61	0.95	1.23
2	3N	43	SER	C-O	-14.61	0.95	1.23
2	37	43	SER	C-O	-14.61	0.95	1.23
2	4J	43	SER	C-O	-14.61	0.95	1.23
2	4R	43	SER	C-O	-14.61	0.95	1.23
2	43	220	PHE	C-O	14.61	1.51	1.23
2	47	220	PHE	C-O	14.61	1.51	1.23
2	5B	220	PHE	C-O	14.61	1.51	1.23
2	5Z	43	SER	C-O	-14.61	0.95	1.23
2	53	220	PHE	C-O	14.61	1.51	1.23
2	57	220	PHE	C-O	14.61	1.51	1.23
2	6B	220	PHE	C-O	14.61	1.51	1.23

*Continued on next page...*

*Continued from previous page...*

Mol	Chain	Res	Type	Atoms	Z	Observed(Å)	Ideal(Å)
2	6F	43	SER	C-O	-14.61	0.95	1.23
2	6Z	43	SER	C-O	-14.61	0.95	1.23
2	7J	43	SER	C-O	-14.61	0.95	1.23
2	7V	43	SER	C-O	-14.61	0.95	1.23
2	1N	10	GLN	CG-CD	14.60	1.84	1.51
2	2J	10	GLN	CG-CD	14.60	1.84	1.51
2	3B	10	GLN	CG-CD	14.60	1.84	1.51
2	3J	10	GLN	CG-CD	14.60	1.84	1.51
2	33	10	GLN	CG-CD	14.60	1.84	1.51
2	4F	10	GLN	CG-CD	14.60	1.84	1.51
2	4Z	10	GLN	CG-CD	14.60	1.84	1.51
2	5V	10	GLN	CG-CD	14.60	1.84	1.51
2	6N	10	GLN	CG-CD	14.60	1.84	1.51
2	6V	10	GLN	CG-CD	14.60	1.84	1.51
2	7F	10	GLN	CG-CD	14.60	1.84	1.51
2	7R	10	GLN	CG-CD	14.60	1.84	1.51
1	1Q	22	HIS	ND1-CE1	-14.60	0.98	1.34
1	1U	22	HIS	ND1-CE1	-14.60	0.98	1.34
1	1Y	22	HIS	ND1-CE1	-14.60	0.98	1.34
1	2Q	22	HIS	ND1-CE1	-14.60	0.98	1.34
1	2U	22	HIS	ND1-CE1	-14.60	0.98	1.34
1	2Y	22	HIS	ND1-CE1	-14.60	0.98	1.34
1	42	22	HIS	ND1-CE1	-14.60	0.98	1.34
1	46	22	HIS	ND1-CE1	-14.60	0.98	1.34
1	5A	22	HIS	ND1-CE1	-14.60	0.98	1.34
1	52	22	HIS	ND1-CE1	-14.60	0.98	1.34
1	56	22	HIS	ND1-CE1	-14.60	0.98	1.34
1	6A	22	HIS	ND1-CE1	-14.60	0.98	1.34
2	1N	43	SER	C-O	-14.58	0.95	1.23
2	2J	43	SER	C-O	-14.58	0.95	1.23
2	3B	43	SER	C-O	-14.58	0.95	1.23
2	3J	43	SER	C-O	-14.58	0.95	1.23
2	33	43	SER	C-O	-14.58	0.95	1.23
2	4F	43	SER	C-O	-14.58	0.95	1.23
2	4Z	43	SER	C-O	-14.58	0.95	1.23
2	5V	43	SER	C-O	-14.58	0.95	1.23
2	6N	43	SER	C-O	-14.58	0.95	1.23
2	6V	43	SER	C-O	-14.58	0.95	1.23
2	7F	43	SER	C-O	-14.58	0.95	1.23
2	7R	43	SER	C-O	-14.58	0.95	1.23
2	13	43	SER	C-O	-14.57	0.95	1.23
2	17	43	SER	C-O	-14.57	0.95	1.23

*Continued on next page...*

*Continued from previous page...*

Mol	Chain	Res	Type	Atoms	Z	Observed(Å)	Ideal(Å)
2	2B	43	SER	C-O	-14.57	0.95	1.23
2	3R	43	SER	C-O	-14.57	0.95	1.23
2	3V	43	SER	C-O	-14.57	0.95	1.23
2	3Z	43	SER	C-O	-14.57	0.95	1.23
2	5F	43	SER	C-O	-14.57	0.95	1.23
2	5J	43	SER	C-O	-14.57	0.95	1.23
2	5N	43	SER	C-O	-14.57	0.95	1.23
2	63	43	SER	C-O	-14.57	0.95	1.23
2	67	43	SER	C-O	-14.57	0.95	1.23
2	7B	43	SER	C-O	-14.57	0.95	1.23
2	1N	227	TYR	CG-CD2	-14.55	1.20	1.39
2	2J	227	TYR	CG-CD2	-14.55	1.20	1.39
2	3B	227	TYR	CG-CD2	-14.55	1.20	1.39
2	3J	227	TYR	CG-CD2	-14.55	1.20	1.39
2	33	227	TYR	CG-CD2	-14.55	1.20	1.39
2	4F	227	TYR	CG-CD2	-14.55	1.20	1.39
2	4Z	227	TYR	CG-CD2	-14.55	1.20	1.39
2	5V	227	TYR	CG-CD2	-14.55	1.20	1.39
2	6N	227	TYR	CG-CD2	-14.55	1.20	1.39
2	6V	227	TYR	CG-CD2	-14.55	1.20	1.39
2	7F	227	TYR	CG-CD2	-14.55	1.20	1.39
2	7R	227	TYR	CG-CD2	-14.55	1.20	1.39
2	13	227	TYR	CG-CD2	-14.52	1.20	1.39
2	17	227	TYR	CG-CD2	-14.52	1.20	1.39
2	2B	227	TYR	CG-CD2	-14.52	1.20	1.39
2	3R	227	TYR	CG-CD2	-14.52	1.20	1.39
2	3V	227	TYR	CG-CD2	-14.52	1.20	1.39
2	3Z	227	TYR	CG-CD2	-14.52	1.20	1.39
2	5F	227	TYR	CG-CD2	-14.52	1.20	1.39
2	5J	227	TYR	CG-CD2	-14.52	1.20	1.39
2	5N	227	TYR	CG-CD2	-14.52	1.20	1.39
2	63	227	TYR	CG-CD2	-14.52	1.20	1.39
2	67	227	TYR	CG-CD2	-14.52	1.20	1.39
2	7B	227	TYR	CG-CD2	-14.52	1.20	1.39
2	1F	227	TYR	CG-CD2	-14.51	1.20	1.39
2	2N	227	TYR	CG-CD2	-14.51	1.20	1.39
2	23	227	TYR	CG-CD2	-14.51	1.20	1.39
2	3N	227	TYR	CG-CD2	-14.51	1.20	1.39
2	37	227	TYR	CG-CD2	-14.51	1.20	1.39
2	4J	227	TYR	CG-CD2	-14.51	1.20	1.39
2	4R	227	TYR	CG-CD2	-14.51	1.20	1.39
2	5Z	227	TYR	CG-CD2	-14.51	1.20	1.39

*Continued on next page...*

*Continued from previous page...*

Mol	Chain	Res	Type	Atoms	Z	Observed(Å)	Ideal(Å)
2	6F	227	TYR	CG-CD2	-14.51	1.20	1.39
2	6Z	227	TYR	CG-CD2	-14.51	1.20	1.39
2	7J	227	TYR	CG-CD2	-14.51	1.20	1.39
2	7V	227	TYR	CG-CD2	-14.51	1.20	1.39
2	1B	227	TYR	CG-CD2	-14.51	1.20	1.39
2	1J	227	TYR	CG-CD2	-14.51	1.20	1.39
2	2F	227	TYR	CG-CD2	-14.51	1.20	1.39
2	27	227	TYR	CG-CD2	-14.51	1.20	1.39
2	3F	227	TYR	CG-CD2	-14.51	1.20	1.39
2	4B	227	TYR	CG-CD2	-14.51	1.20	1.39
2	4N	227	TYR	CG-CD2	-14.51	1.20	1.39
2	4V	227	TYR	CG-CD2	-14.51	1.20	1.39
2	5R	227	TYR	CG-CD2	-14.51	1.20	1.39
2	6J	227	TYR	CG-CD2	-14.51	1.20	1.39
2	6R	227	TYR	CG-CD2	-14.51	1.20	1.39
2	7N	227	TYR	CG-CD2	-14.51	1.20	1.39
2	1R	227	TYR	CG-CD2	-14.47	1.20	1.39
2	1V	227	TYR	CG-CD2	-14.47	1.20	1.39
2	1Z	227	TYR	CG-CD2	-14.47	1.20	1.39
1	12	151	ASN	C-O	14.47	1.50	1.23
1	16	151	ASN	C-O	14.47	1.50	1.23
1	2A	151	ASN	C-O	14.47	1.50	1.23
2	2R	227	TYR	CG-CD2	-14.47	1.20	1.39
2	2V	227	TYR	CG-CD2	-14.47	1.20	1.39
2	2Z	227	TYR	CG-CD2	-14.47	1.20	1.39
1	3Q	151	ASN	C-O	14.47	1.50	1.23
1	3U	151	ASN	C-O	14.47	1.50	1.23
1	3Y	151	ASN	C-O	14.47	1.50	1.23
2	43	227	TYR	CG-CD2	-14.47	1.20	1.39
2	47	227	TYR	CG-CD2	-14.47	1.20	1.39
2	5B	227	TYR	CG-CD2	-14.47	1.20	1.39
1	5E	151	ASN	C-O	14.47	1.50	1.23
1	5I	151	ASN	C-O	14.47	1.50	1.23
1	5M	151	ASN	C-O	14.47	1.50	1.23
2	53	227	TYR	CG-CD2	-14.47	1.20	1.39
2	57	227	TYR	CG-CD2	-14.47	1.20	1.39
2	6B	227	TYR	CG-CD2	-14.47	1.20	1.39
1	62	151	ASN	C-O	14.47	1.50	1.23
1	66	151	ASN	C-O	14.47	1.50	1.23
1	7A	151	ASN	C-O	14.47	1.50	1.23
1	1E	151	ASN	C-O	14.46	1.50	1.23
1	2M	151	ASN	C-O	14.46	1.50	1.23

*Continued on next page...*

*Continued from previous page...*

Mol	Chain	Res	Type	Atoms	Z	Observed(Å)	Ideal(Å)
1	22	151	ASN	C-O	14.46	1.50	1.23
1	3M	151	ASN	C-O	14.46	1.50	1.23
1	36	151	ASN	C-O	14.46	1.50	1.23
1	4I	151	ASN	C-O	14.46	1.50	1.23
1	4Q	151	ASN	C-O	14.46	1.50	1.23
1	5Y	151	ASN	C-O	14.46	1.50	1.23
1	6E	151	ASN	C-O	14.46	1.50	1.23
1	6Y	151	ASN	C-O	14.46	1.50	1.23
1	7I	151	ASN	C-O	14.46	1.50	1.23
1	7U	151	ASN	C-O	14.46	1.50	1.23
1	1A	151	ASN	C-O	14.46	1.50	1.23
1	1I	151	ASN	C-O	14.46	1.50	1.23
1	2E	151	ASN	C-O	14.46	1.50	1.23
1	26	151	ASN	C-O	14.46	1.50	1.23
1	3E	151	ASN	C-O	14.46	1.50	1.23
1	4A	151	ASN	C-O	14.46	1.50	1.23
1	4M	151	ASN	C-O	14.46	1.50	1.23
1	4U	151	ASN	C-O	14.46	1.50	1.23
1	5Q	151	ASN	C-O	14.46	1.50	1.23
1	6I	151	ASN	C-O	14.46	1.50	1.23
1	6Q	151	ASN	C-O	14.46	1.50	1.23
1	7M	151	ASN	C-O	14.46	1.50	1.23
1	1Q	151	ASN	C-O	14.45	1.50	1.23
1	1U	151	ASN	C-O	14.45	1.50	1.23
1	1Y	151	ASN	C-O	14.45	1.50	1.23
1	2Q	151	ASN	C-O	14.45	1.50	1.23
1	2U	151	ASN	C-O	14.45	1.50	1.23
1	2Y	151	ASN	C-O	14.45	1.50	1.23
1	42	151	ASN	C-O	14.45	1.50	1.23
1	46	151	ASN	C-O	14.45	1.50	1.23
1	5A	151	ASN	C-O	14.45	1.50	1.23
1	52	151	ASN	C-O	14.45	1.50	1.23
1	56	151	ASN	C-O	14.45	1.50	1.23
1	6A	151	ASN	C-O	14.45	1.50	1.23
1	1M	151	ASN	C-O	14.45	1.50	1.23
1	2I	151	ASN	C-O	14.45	1.50	1.23
1	3A	151	ASN	C-O	14.45	1.50	1.23
1	3I	151	ASN	C-O	14.45	1.50	1.23
1	32	151	ASN	C-O	14.45	1.50	1.23
1	4E	151	ASN	C-O	14.45	1.50	1.23
1	4Y	151	ASN	C-O	14.45	1.50	1.23
1	5U	151	ASN	C-O	14.45	1.50	1.23

*Continued on next page...*

*Continued from previous page...*

Mol	Chain	Res	Type	Atoms	Z	Observed(Å)	Ideal(Å)
1	6M	151	ASN	C-O	14.45	1.50	1.23
1	6U	151	ASN	C-O	14.45	1.50	1.23
1	7E	151	ASN	C-O	14.45	1.50	1.23
1	7Q	151	ASN	C-O	14.45	1.50	1.23
2	13	26	ALA	N-CA	14.44	1.75	1.46
2	17	26	ALA	N-CA	14.44	1.75	1.46
2	2B	26	ALA	N-CA	14.44	1.75	1.46
2	3R	26	ALA	N-CA	14.44	1.75	1.46
2	3V	26	ALA	N-CA	14.44	1.75	1.46
2	3Z	26	ALA	N-CA	14.44	1.75	1.46
2	5F	26	ALA	N-CA	14.44	1.75	1.46
2	5J	26	ALA	N-CA	14.44	1.75	1.46
2	5N	26	ALA	N-CA	14.44	1.75	1.46
2	63	26	ALA	N-CA	14.44	1.75	1.46
2	67	26	ALA	N-CA	14.44	1.75	1.46
2	7B	26	ALA	N-CA	14.44	1.75	1.46
2	1F	26	ALA	N-CA	14.43	1.75	1.46
2	2N	26	ALA	N-CA	14.43	1.75	1.46
2	23	26	ALA	N-CA	14.43	1.75	1.46
2	3N	26	ALA	N-CA	14.43	1.75	1.46
2	37	26	ALA	N-CA	14.43	1.75	1.46
2	4J	26	ALA	N-CA	14.43	1.75	1.46
2	4R	26	ALA	N-CA	14.43	1.75	1.46
2	5Z	26	ALA	N-CA	14.43	1.75	1.46
2	6F	26	ALA	N-CA	14.43	1.75	1.46
2	6Z	26	ALA	N-CA	14.43	1.75	1.46
2	7J	26	ALA	N-CA	14.43	1.75	1.46
2	7V	26	ALA	N-CA	14.43	1.75	1.46
2	1B	26	ALA	N-CA	14.42	1.75	1.46
2	1J	26	ALA	N-CA	14.42	1.75	1.46
2	2F	26	ALA	N-CA	14.42	1.75	1.46
2	27	26	ALA	N-CA	14.42	1.75	1.46
2	3F	26	ALA	N-CA	14.42	1.75	1.46
2	4B	26	ALA	N-CA	14.42	1.75	1.46
2	4N	26	ALA	N-CA	14.42	1.75	1.46
2	4V	26	ALA	N-CA	14.42	1.75	1.46
2	5R	26	ALA	N-CA	14.42	1.75	1.46
2	6J	26	ALA	N-CA	14.42	1.75	1.46
2	6R	26	ALA	N-CA	14.42	1.75	1.46
2	7N	26	ALA	N-CA	14.42	1.75	1.46
2	1R	26	ALA	N-CA	14.41	1.75	1.46
2	1V	26	ALA	N-CA	14.41	1.75	1.46

*Continued on next page...*



*Continued from previous page...*

Mol	Chain	Res	Type	Atoms	Z	Observed(Å)	Ideal(Å)
2	1Z	26	ALA	N-CA	14.41	1.75	1.46
2	2R	26	ALA	N-CA	14.41	1.75	1.46
2	2V	26	ALA	N-CA	14.41	1.75	1.46
2	2Z	26	ALA	N-CA	14.41	1.75	1.46
2	43	26	ALA	N-CA	14.41	1.75	1.46
2	47	26	ALA	N-CA	14.41	1.75	1.46
2	5B	26	ALA	N-CA	14.41	1.75	1.46
2	53	26	ALA	N-CA	14.41	1.75	1.46
2	57	26	ALA	N-CA	14.41	1.75	1.46
2	6B	26	ALA	N-CA	14.41	1.75	1.46
2	1N	26	ALA	N-CA	14.41	1.75	1.46
2	2J	26	ALA	N-CA	14.41	1.75	1.46
2	3B	26	ALA	N-CA	14.41	1.75	1.46
2	3J	26	ALA	N-CA	14.41	1.75	1.46
2	33	26	ALA	N-CA	14.41	1.75	1.46
2	4F	26	ALA	N-CA	14.41	1.75	1.46
2	4Z	26	ALA	N-CA	14.41	1.75	1.46
2	5V	26	ALA	N-CA	14.41	1.75	1.46
2	6N	26	ALA	N-CA	14.41	1.75	1.46
2	6V	26	ALA	N-CA	14.41	1.75	1.46
2	7F	26	ALA	N-CA	14.41	1.75	1.46
2	7R	26	ALA	N-CA	14.41	1.75	1.46
2	1N	10	GLN	N-CA	-14.40	1.17	1.46
2	2J	10	GLN	N-CA	-14.40	1.17	1.46
2	3B	10	GLN	N-CA	-14.40	1.17	1.46
2	3J	10	GLN	N-CA	-14.40	1.17	1.46
2	33	10	GLN	N-CA	-14.40	1.17	1.46
2	4F	10	GLN	N-CA	-14.40	1.17	1.46
2	4Z	10	GLN	N-CA	-14.40	1.17	1.46
2	5V	10	GLN	N-CA	-14.40	1.17	1.46
2	6N	10	GLN	N-CA	-14.40	1.17	1.46
2	6V	10	GLN	N-CA	-14.40	1.17	1.46
2	7F	10	GLN	N-CA	-14.40	1.17	1.46
2	7R	10	GLN	N-CA	-14.40	1.17	1.46
2	1B	10	GLN	N-CA	-14.40	1.17	1.46
2	1F	10	GLN	N-CA	-14.40	1.17	1.46
2	1J	10	GLN	N-CA	-14.40	1.17	1.46
2	2F	10	GLN	N-CA	-14.40	1.17	1.46
2	2N	10	GLN	N-CA	-14.40	1.17	1.46
2	23	10	GLN	N-CA	-14.40	1.17	1.46
2	27	10	GLN	N-CA	-14.40	1.17	1.46
2	3F	10	GLN	N-CA	-14.40	1.17	1.46

*Continued on next page...*

*Continued from previous page...*

Mol	Chain	Res	Type	Atoms	Z	Observed(Å)	Ideal(Å)
2	3N	10	GLN	N-CA	-14.40	1.17	1.46
2	37	10	GLN	N-CA	-14.40	1.17	1.46
2	4B	10	GLN	N-CA	-14.40	1.17	1.46
2	4J	10	GLN	N-CA	-14.40	1.17	1.46
2	4N	10	GLN	N-CA	-14.40	1.17	1.46
2	4R	10	GLN	N-CA	-14.40	1.17	1.46
2	4V	10	GLN	N-CA	-14.40	1.17	1.46
2	5R	10	GLN	N-CA	-14.40	1.17	1.46
2	5Z	10	GLN	N-CA	-14.40	1.17	1.46
2	6F	10	GLN	N-CA	-14.40	1.17	1.46
2	6J	10	GLN	N-CA	-14.40	1.17	1.46
2	6R	10	GLN	N-CA	-14.40	1.17	1.46
2	6Z	10	GLN	N-CA	-14.40	1.17	1.46
2	7J	10	GLN	N-CA	-14.40	1.17	1.46
2	7N	10	GLN	N-CA	-14.40	1.17	1.46
2	7V	10	GLN	N-CA	-14.40	1.17	1.46
2	1R	10	GLN	N-CA	-14.39	1.17	1.46
2	1V	10	GLN	N-CA	-14.39	1.17	1.46
2	1Z	10	GLN	N-CA	-14.39	1.17	1.46
2	2R	10	GLN	N-CA	-14.39	1.17	1.46
2	2V	10	GLN	N-CA	-14.39	1.17	1.46
2	2Z	10	GLN	N-CA	-14.39	1.17	1.46
2	43	10	GLN	N-CA	-14.39	1.17	1.46
2	47	10	GLN	N-CA	-14.39	1.17	1.46
2	5B	10	GLN	N-CA	-14.39	1.17	1.46
2	53	10	GLN	N-CA	-14.39	1.17	1.46
2	57	10	GLN	N-CA	-14.39	1.17	1.46
2	6B	10	GLN	N-CA	-14.39	1.17	1.46
2	13	10	GLN	N-CA	-14.39	1.17	1.46
2	17	10	GLN	N-CA	-14.39	1.17	1.46
2	2B	10	GLN	N-CA	-14.39	1.17	1.46
2	3R	10	GLN	N-CA	-14.39	1.17	1.46
2	3V	10	GLN	N-CA	-14.39	1.17	1.46
2	3Z	10	GLN	N-CA	-14.39	1.17	1.46
2	5F	10	GLN	N-CA	-14.39	1.17	1.46
2	5J	10	GLN	N-CA	-14.39	1.17	1.46
2	5N	10	GLN	N-CA	-14.39	1.17	1.46
2	63	10	GLN	N-CA	-14.39	1.17	1.46
2	67	10	GLN	N-CA	-14.39	1.17	1.46
2	7B	10	GLN	N-CA	-14.39	1.17	1.46
1	1M	150	TYR	CG-CD1	14.37	1.57	1.39
1	2I	150	TYR	CG-CD1	14.37	1.57	1.39

*Continued on next page...*

*Continued from previous page...*

Mol	Chain	Res	Type	Atoms	Z	Observed(Å)	Ideal(Å)
1	3A	150	TYR	CG-CD1	14.37	1.57	1.39
1	3I	150	TYR	CG-CD1	14.37	1.57	1.39
1	32	150	TYR	CG-CD1	14.37	1.57	1.39
1	4E	150	TYR	CG-CD1	14.37	1.57	1.39
1	4Y	150	TYR	CG-CD1	14.37	1.57	1.39
1	5U	150	TYR	CG-CD1	14.37	1.57	1.39
1	6M	150	TYR	CG-CD1	14.37	1.57	1.39
1	6U	150	TYR	CG-CD1	14.37	1.57	1.39
1	7E	150	TYR	CG-CD1	14.37	1.57	1.39
1	7Q	150	TYR	CG-CD1	14.37	1.57	1.39
2	1N	68	PRO	CG-CD	14.35	1.98	1.50
2	2J	68	PRO	CG-CD	14.35	1.98	1.50
2	3B	68	PRO	CG-CD	14.35	1.98	1.50
2	3J	68	PRO	CG-CD	14.35	1.98	1.50
2	33	68	PRO	CG-CD	14.35	1.98	1.50
2	4F	68	PRO	CG-CD	14.35	1.98	1.50
2	4Z	68	PRO	CG-CD	14.35	1.98	1.50
2	5V	68	PRO	CG-CD	14.35	1.98	1.50
2	6N	68	PRO	CG-CD	14.35	1.98	1.50
2	6V	68	PRO	CG-CD	14.35	1.98	1.50
2	7F	68	PRO	CG-CD	14.35	1.98	1.50
2	7R	68	PRO	CG-CD	14.35	1.98	1.50
2	1F	68	PRO	CG-CD	14.34	1.98	1.50
2	2N	68	PRO	CG-CD	14.34	1.98	1.50
2	23	68	PRO	CG-CD	14.34	1.98	1.50
2	3N	68	PRO	CG-CD	14.34	1.98	1.50
2	37	68	PRO	CG-CD	14.34	1.98	1.50
2	4J	68	PRO	CG-CD	14.34	1.98	1.50
2	4R	68	PRO	CG-CD	14.34	1.98	1.50
2	5Z	68	PRO	CG-CD	14.34	1.98	1.50
2	6F	68	PRO	CG-CD	14.34	1.98	1.50
2	6Z	68	PRO	CG-CD	14.34	1.98	1.50
2	7J	68	PRO	CG-CD	14.34	1.98	1.50
2	7V	68	PRO	CG-CD	14.34	1.98	1.50
2	13	68	PRO	CG-CD	14.34	1.98	1.50
2	17	68	PRO	CG-CD	14.34	1.98	1.50
2	2B	68	PRO	CG-CD	14.34	1.98	1.50
2	3R	68	PRO	CG-CD	14.34	1.98	1.50
2	3V	68	PRO	CG-CD	14.34	1.98	1.50
2	3Z	68	PRO	CG-CD	14.34	1.98	1.50
2	5F	68	PRO	CG-CD	14.34	1.98	1.50
2	5J	68	PRO	CG-CD	14.34	1.98	1.50

*Continued on next page...*

*Continued from previous page...*

Mol	Chain	Res	Type	Atoms	Z	Observed(Å)	Ideal(Å)
2	5N	68	PRO	CG-CD	14.34	1.98	1.50
2	63	68	PRO	CG-CD	14.34	1.98	1.50
2	67	68	PRO	CG-CD	14.34	1.98	1.50
2	7B	68	PRO	CG-CD	14.34	1.98	1.50
2	1R	68	PRO	CG-CD	14.34	1.98	1.50
2	1V	68	PRO	CG-CD	14.34	1.98	1.50
2	1Z	68	PRO	CG-CD	14.34	1.98	1.50
2	13	224	VAL	CB-CG2	-14.34	1.22	1.52
2	17	224	VAL	CB-CG2	-14.34	1.22	1.52
2	2B	224	VAL	CB-CG2	-14.34	1.22	1.52
2	2R	68	PRO	CG-CD	14.34	1.98	1.50
2	2V	68	PRO	CG-CD	14.34	1.98	1.50
2	2Z	68	PRO	CG-CD	14.34	1.98	1.50
2	3R	224	VAL	CB-CG2	-14.34	1.22	1.52
2	3V	224	VAL	CB-CG2	-14.34	1.22	1.52
2	3Z	224	VAL	CB-CG2	-14.34	1.22	1.52
2	43	68	PRO	CG-CD	14.34	1.98	1.50
2	47	68	PRO	CG-CD	14.34	1.98	1.50
2	5B	68	PRO	CG-CD	14.34	1.98	1.50
2	5F	224	VAL	CB-CG2	-14.34	1.22	1.52
2	5J	224	VAL	CB-CG2	-14.34	1.22	1.52
2	5N	224	VAL	CB-CG2	-14.34	1.22	1.52
2	53	68	PRO	CG-CD	14.34	1.98	1.50
2	57	68	PRO	CG-CD	14.34	1.98	1.50
2	6B	68	PRO	CG-CD	14.34	1.98	1.50
2	63	224	VAL	CB-CG2	-14.34	1.22	1.52
2	67	224	VAL	CB-CG2	-14.34	1.22	1.52
2	7B	224	VAL	CB-CG2	-14.34	1.22	1.52
2	1R	224	VAL	CB-CG2	-14.34	1.22	1.52
2	1V	224	VAL	CB-CG2	-14.34	1.22	1.52
2	1Z	224	VAL	CB-CG2	-14.34	1.22	1.52
2	2R	224	VAL	CB-CG2	-14.34	1.22	1.52
2	2V	224	VAL	CB-CG2	-14.34	1.22	1.52
2	2Z	224	VAL	CB-CG2	-14.34	1.22	1.52
2	43	224	VAL	CB-CG2	-14.34	1.22	1.52
2	47	224	VAL	CB-CG2	-14.34	1.22	1.52
2	5B	224	VAL	CB-CG2	-14.34	1.22	1.52
2	53	224	VAL	CB-CG2	-14.34	1.22	1.52
2	57	224	VAL	CB-CG2	-14.34	1.22	1.52
2	6B	224	VAL	CB-CG2	-14.34	1.22	1.52
2	1B	68	PRO	CG-CD	14.33	1.98	1.50
2	1J	68	PRO	CG-CD	14.33	1.98	1.50

*Continued on next page...*

*Continued from previous page...*

Mol	Chain	Res	Type	Atoms	Z	Observed(Å)	Ideal(Å)
2	2F	68	PRO	CG-CD	14.33	1.98	1.50
2	27	68	PRO	CG-CD	14.33	1.98	1.50
2	3F	68	PRO	CG-CD	14.33	1.98	1.50
2	4B	68	PRO	CG-CD	14.33	1.98	1.50
2	4N	68	PRO	CG-CD	14.33	1.98	1.50
2	4V	68	PRO	CG-CD	14.33	1.98	1.50
2	5R	68	PRO	CG-CD	14.33	1.98	1.50
2	6J	68	PRO	CG-CD	14.33	1.98	1.50
2	6R	68	PRO	CG-CD	14.33	1.98	1.50
2	7N	68	PRO	CG-CD	14.33	1.98	1.50
1	12	150	TYR	CG-CD1	14.32	1.57	1.39
1	16	150	TYR	CG-CD1	14.32	1.57	1.39
1	2A	150	TYR	CG-CD1	14.32	1.57	1.39
1	3Q	150	TYR	CG-CD1	14.32	1.57	1.39
1	3U	150	TYR	CG-CD1	14.32	1.57	1.39
1	3Y	150	TYR	CG-CD1	14.32	1.57	1.39
1	5E	150	TYR	CG-CD1	14.32	1.57	1.39
1	5I	150	TYR	CG-CD1	14.32	1.57	1.39
1	5M	150	TYR	CG-CD1	14.32	1.57	1.39
1	62	150	TYR	CG-CD1	14.32	1.57	1.39
1	66	150	TYR	CG-CD1	14.32	1.57	1.39
1	7A	150	TYR	CG-CD1	14.32	1.57	1.39
1	1E	150	TYR	CE1-CZ	14.31	1.57	1.38
1	2M	150	TYR	CE1-CZ	14.31	1.57	1.38
1	22	150	TYR	CE1-CZ	14.31	1.57	1.38
1	3M	150	TYR	CE1-CZ	14.31	1.57	1.38
1	36	150	TYR	CE1-CZ	14.31	1.57	1.38
1	4I	150	TYR	CE1-CZ	14.31	1.57	1.38
1	4Q	150	TYR	CE1-CZ	14.31	1.57	1.38
1	5Y	150	TYR	CE1-CZ	14.31	1.57	1.38
1	6E	150	TYR	CE1-CZ	14.31	1.57	1.38
1	6Y	150	TYR	CE1-CZ	14.31	1.57	1.38
1	7I	150	TYR	CE1-CZ	14.31	1.57	1.38
1	7U	150	TYR	CE1-CZ	14.31	1.57	1.38
1	1A	150	TYR	CG-CD1	14.31	1.57	1.39
1	1I	150	TYR	CG-CD1	14.31	1.57	1.39
1	1M	150	TYR	CE1-CZ	14.31	1.57	1.38
1	2E	150	TYR	CG-CD1	14.31	1.57	1.39
1	2I	150	TYR	CE1-CZ	14.31	1.57	1.38
1	26	150	TYR	CG-CD1	14.31	1.57	1.39
1	3A	150	TYR	CE1-CZ	14.31	1.57	1.38
1	3E	150	TYR	CG-CD1	14.31	1.57	1.39

*Continued on next page...*

*Continued from previous page...*

Mol	Chain	Res	Type	Atoms	Z	Observed(Å)	Ideal(Å)
1	3I	150	TYR	CE1-CZ	14.31	1.57	1.38
1	32	150	TYR	CE1-CZ	14.31	1.57	1.38
1	4A	150	TYR	CG-CD1	14.31	1.57	1.39
1	4E	150	TYR	CE1-CZ	14.31	1.57	1.38
1	4M	150	TYR	CG-CD1	14.31	1.57	1.39
1	4U	150	TYR	CG-CD1	14.31	1.57	1.39
1	4Y	150	TYR	CE1-CZ	14.31	1.57	1.38
1	5Q	150	TYR	CG-CD1	14.31	1.57	1.39
1	5U	150	TYR	CE1-CZ	14.31	1.57	1.38
1	6I	150	TYR	CG-CD1	14.31	1.57	1.39
1	6M	150	TYR	CE1-CZ	14.31	1.57	1.38
1	6Q	150	TYR	CG-CD1	14.31	1.57	1.39
1	6U	150	TYR	CE1-CZ	14.31	1.57	1.38
1	7E	150	TYR	CE1-CZ	14.31	1.57	1.38
1	7M	150	TYR	CG-CD1	14.31	1.57	1.39
1	7Q	150	TYR	CE1-CZ	14.31	1.57	1.38
1	1Q	150	TYR	CG-CD1	14.31	1.57	1.39
1	1U	150	TYR	CG-CD1	14.31	1.57	1.39
1	1Y	150	TYR	CG-CD1	14.31	1.57	1.39
1	2Q	150	TYR	CG-CD1	14.31	1.57	1.39
1	2U	150	TYR	CG-CD1	14.31	1.57	1.39
1	2Y	150	TYR	CG-CD1	14.31	1.57	1.39
1	42	150	TYR	CG-CD1	14.31	1.57	1.39
1	46	150	TYR	CG-CD1	14.31	1.57	1.39
1	5A	150	TYR	CG-CD1	14.31	1.57	1.39
1	52	150	TYR	CG-CD1	14.31	1.57	1.39
1	56	150	TYR	CG-CD1	14.31	1.57	1.39
1	6A	150	TYR	CG-CD1	14.31	1.57	1.39
2	1B	224	VAL	CB-CG2	-14.30	1.22	1.52
2	1J	224	VAL	CB-CG2	-14.30	1.22	1.52
2	2F	224	VAL	CB-CG2	-14.30	1.22	1.52
2	27	224	VAL	CB-CG2	-14.30	1.22	1.52
2	3F	224	VAL	CB-CG2	-14.30	1.22	1.52
2	4B	224	VAL	CB-CG2	-14.30	1.22	1.52
2	4N	224	VAL	CB-CG2	-14.30	1.22	1.52
2	4V	224	VAL	CB-CG2	-14.30	1.22	1.52
2	5R	224	VAL	CB-CG2	-14.30	1.22	1.52
2	6J	224	VAL	CB-CG2	-14.30	1.22	1.52
2	6R	224	VAL	CB-CG2	-14.30	1.22	1.52
2	7N	224	VAL	CB-CG2	-14.30	1.22	1.52
2	1N	224	VAL	CB-CG2	-14.30	1.22	1.52
1	12	150	TYR	CE1-CZ	14.30	1.57	1.38

*Continued on next page...*

*Continued from previous page...*

Mol	Chain	Res	Type	Atoms	Z	Observed(Å)	Ideal(Å)
1	16	150	TYR	CE1-CZ	14.30	1.57	1.38
1	2A	150	TYR	CE1-CZ	14.30	1.57	1.38
2	2J	224	VAL	CB-CG2	-14.30	1.22	1.52
2	3B	224	VAL	CB-CG2	-14.30	1.22	1.52
2	3J	224	VAL	CB-CG2	-14.30	1.22	1.52
1	3Q	150	TYR	CE1-CZ	14.30	1.57	1.38
1	3U	150	TYR	CE1-CZ	14.30	1.57	1.38
1	3Y	150	TYR	CE1-CZ	14.30	1.57	1.38
2	33	224	VAL	CB-CG2	-14.30	1.22	1.52
2	4F	224	VAL	CB-CG2	-14.30	1.22	1.52
2	4Z	224	VAL	CB-CG2	-14.30	1.22	1.52
1	5E	150	TYR	CE1-CZ	14.30	1.57	1.38
1	5I	150	TYR	CE1-CZ	14.30	1.57	1.38
1	5M	150	TYR	CE1-CZ	14.30	1.57	1.38
2	5V	224	VAL	CB-CG2	-14.30	1.22	1.52
2	6N	224	VAL	CB-CG2	-14.30	1.22	1.52
2	6V	224	VAL	CB-CG2	-14.30	1.22	1.52
1	62	150	TYR	CE1-CZ	14.30	1.57	1.38
1	66	150	TYR	CE1-CZ	14.30	1.57	1.38
1	7A	150	TYR	CE1-CZ	14.30	1.57	1.38
2	7F	224	VAL	CB-CG2	-14.30	1.22	1.52
2	7R	224	VAL	CB-CG2	-14.30	1.22	1.52
1	1E	150	TYR	CG-CD1	14.28	1.57	1.39
1	2M	150	TYR	CG-CD1	14.28	1.57	1.39
1	22	150	TYR	CG-CD1	14.28	1.57	1.39
1	3M	150	TYR	CG-CD1	14.28	1.57	1.39
1	36	150	TYR	CG-CD1	14.28	1.57	1.39
1	4I	150	TYR	CG-CD1	14.28	1.57	1.39
1	4Q	150	TYR	CG-CD1	14.28	1.57	1.39
1	5Y	150	TYR	CG-CD1	14.28	1.57	1.39
1	6E	150	TYR	CG-CD1	14.28	1.57	1.39
1	6Y	150	TYR	CG-CD1	14.28	1.57	1.39
1	7I	150	TYR	CG-CD1	14.28	1.57	1.39
1	7U	150	TYR	CG-CD1	14.28	1.57	1.39
1	1Q	150	TYR	CE1-CZ	14.28	1.57	1.38
1	1U	150	TYR	CE1-CZ	14.28	1.57	1.38
1	1Y	150	TYR	CE1-CZ	14.28	1.57	1.38
1	2Q	150	TYR	CE1-CZ	14.28	1.57	1.38
1	2U	150	TYR	CE1-CZ	14.28	1.57	1.38
1	2Y	150	TYR	CE1-CZ	14.28	1.57	1.38
1	42	150	TYR	CE1-CZ	14.28	1.57	1.38
1	46	150	TYR	CE1-CZ	14.28	1.57	1.38

*Continued on next page...*

*Continued from previous page...*

Mol	Chain	Res	Type	Atoms	Z	Observed(Å)	Ideal(Å)
1	5A	150	TYR	CE1-CZ	14.28	1.57	1.38
1	52	150	TYR	CE1-CZ	14.28	1.57	1.38
1	56	150	TYR	CE1-CZ	14.28	1.57	1.38
1	6A	150	TYR	CE1-CZ	14.28	1.57	1.38
2	1F	224	VAL	CB-CG2	-14.27	1.22	1.52
2	2N	224	VAL	CB-CG2	-14.27	1.22	1.52
2	23	224	VAL	CB-CG2	-14.27	1.22	1.52
2	3N	224	VAL	CB-CG2	-14.27	1.22	1.52
2	37	224	VAL	CB-CG2	-14.27	1.22	1.52
2	4J	224	VAL	CB-CG2	-14.27	1.22	1.52
2	4R	224	VAL	CB-CG2	-14.27	1.22	1.52
2	5Z	224	VAL	CB-CG2	-14.27	1.22	1.52
2	6F	224	VAL	CB-CG2	-14.27	1.22	1.52
2	6Z	224	VAL	CB-CG2	-14.27	1.22	1.52
2	7J	224	VAL	CB-CG2	-14.27	1.22	1.52
2	7V	224	VAL	CB-CG2	-14.27	1.22	1.52
1	1A	150	TYR	CE1-CZ	14.25	1.57	1.38
1	1I	150	TYR	CE1-CZ	14.25	1.57	1.38
1	2E	150	TYR	CE1-CZ	14.25	1.57	1.38
1	26	150	TYR	CE1-CZ	14.25	1.57	1.38
1	3E	150	TYR	CE1-CZ	14.25	1.57	1.38
1	4A	150	TYR	CE1-CZ	14.25	1.57	1.38
1	4M	150	TYR	CE1-CZ	14.25	1.57	1.38
1	4U	150	TYR	CE1-CZ	14.25	1.57	1.38
1	5Q	150	TYR	CE1-CZ	14.25	1.57	1.38
1	6I	150	TYR	CE1-CZ	14.25	1.57	1.38
1	6Q	150	TYR	CE1-CZ	14.25	1.57	1.38
1	7M	150	TYR	CE1-CZ	14.25	1.57	1.38
1	1M	12	MET	C-N	14.23	1.66	1.34
1	2I	12	MET	C-N	14.23	1.66	1.34
1	3A	12	MET	C-N	14.23	1.66	1.34
1	3I	12	MET	C-N	14.23	1.66	1.34
1	32	12	MET	C-N	14.23	1.66	1.34
1	4E	12	MET	C-N	14.23	1.66	1.34
1	4Y	12	MET	C-N	14.23	1.66	1.34
1	5U	12	MET	C-N	14.23	1.66	1.34
1	6M	12	MET	C-N	14.23	1.66	1.34
1	6U	12	MET	C-N	14.23	1.66	1.34
1	7E	12	MET	C-N	14.23	1.66	1.34
1	7Q	12	MET	C-N	14.23	1.66	1.34
1	1E	12	MET	C-N	14.21	1.66	1.34
2	1N	71	ALA	C-O	-14.21	0.96	1.23

*Continued on next page...*



*Continued from previous page...*

Mol	Chain	Res	Type	Atoms	Z	Observed(Å)	Ideal(Å)
2	13	71	ALA	C-O	-14.21	0.96	1.23
2	17	71	ALA	C-O	-14.21	0.96	1.23
2	2B	71	ALA	C-O	-14.21	0.96	1.23
2	2J	71	ALA	C-O	-14.21	0.96	1.23
1	2M	12	MET	C-N	14.21	1.66	1.34
1	22	12	MET	C-N	14.21	1.66	1.34
2	3B	71	ALA	C-O	-14.21	0.96	1.23
2	3J	71	ALA	C-O	-14.21	0.96	1.23
1	3M	12	MET	C-N	14.21	1.66	1.34
2	3R	71	ALA	C-O	-14.21	0.96	1.23
2	3V	71	ALA	C-O	-14.21	0.96	1.23
2	3Z	71	ALA	C-O	-14.21	0.96	1.23
2	33	71	ALA	C-O	-14.21	0.96	1.23
1	36	12	MET	C-N	14.21	1.66	1.34
2	4F	71	ALA	C-O	-14.21	0.96	1.23
1	4I	12	MET	C-N	14.21	1.66	1.34
1	4Q	12	MET	C-N	14.21	1.66	1.34
2	4Z	71	ALA	C-O	-14.21	0.96	1.23
2	5F	71	ALA	C-O	-14.21	0.96	1.23
2	5J	71	ALA	C-O	-14.21	0.96	1.23
2	5N	71	ALA	C-O	-14.21	0.96	1.23
2	5V	71	ALA	C-O	-14.21	0.96	1.23
1	5Y	12	MET	C-N	14.21	1.66	1.34
1	6E	12	MET	C-N	14.21	1.66	1.34
2	6N	71	ALA	C-O	-14.21	0.96	1.23
2	6V	71	ALA	C-O	-14.21	0.96	1.23
1	6Y	12	MET	C-N	14.21	1.66	1.34
2	63	71	ALA	C-O	-14.21	0.96	1.23
2	67	71	ALA	C-O	-14.21	0.96	1.23
2	7B	71	ALA	C-O	-14.21	0.96	1.23
2	7F	71	ALA	C-O	-14.21	0.96	1.23
1	7I	12	MET	C-N	14.21	1.66	1.34
2	7R	71	ALA	C-O	-14.21	0.96	1.23
1	7U	12	MET	C-N	14.21	1.66	1.34
2	1R	78	HIS	CA-CB	14.21	1.85	1.53
2	1V	78	HIS	CA-CB	14.21	1.85	1.53
2	1Z	78	HIS	CA-CB	14.21	1.85	1.53
2	2R	78	HIS	CA-CB	14.21	1.85	1.53
2	2V	78	HIS	CA-CB	14.21	1.85	1.53
2	2Z	78	HIS	CA-CB	14.21	1.85	1.53
2	43	78	HIS	CA-CB	14.21	1.85	1.53
2	47	78	HIS	CA-CB	14.21	1.85	1.53

*Continued on next page...*

*Continued from previous page...*

Mol	Chain	Res	Type	Atoms	Z	Observed(Å)	Ideal(Å)
2	5B	78	HIS	CA-CB	14.21	1.85	1.53
2	53	78	HIS	CA-CB	14.21	1.85	1.53
2	57	78	HIS	CA-CB	14.21	1.85	1.53
2	6B	78	HIS	CA-CB	14.21	1.85	1.53
2	13	78	HIS	CA-CB	14.21	1.85	1.53
2	17	78	HIS	CA-CB	14.21	1.85	1.53
2	2B	78	HIS	CA-CB	14.21	1.85	1.53
2	3R	78	HIS	CA-CB	14.21	1.85	1.53
2	3V	78	HIS	CA-CB	14.21	1.85	1.53
2	3Z	78	HIS	CA-CB	14.21	1.85	1.53
2	5F	78	HIS	CA-CB	14.21	1.85	1.53
2	5J	78	HIS	CA-CB	14.21	1.85	1.53
2	5N	78	HIS	CA-CB	14.21	1.85	1.53
2	63	78	HIS	CA-CB	14.21	1.85	1.53
2	67	78	HIS	CA-CB	14.21	1.85	1.53
2	7B	78	HIS	CA-CB	14.21	1.85	1.53
1	1A	12	MET	C-N	14.19	1.66	1.34
2	1B	71	ALA	C-O	-14.19	0.96	1.23
1	1I	12	MET	C-N	14.19	1.66	1.34
2	1J	71	ALA	C-O	-14.19	0.96	1.23
1	2E	12	MET	C-N	14.19	1.66	1.34
2	2F	71	ALA	C-O	-14.19	0.96	1.23
1	26	12	MET	C-N	14.19	1.66	1.34
2	27	71	ALA	C-O	-14.19	0.96	1.23
1	3E	12	MET	C-N	14.19	1.66	1.34
2	3F	71	ALA	C-O	-14.19	0.96	1.23
1	4A	12	MET	C-N	14.19	1.66	1.34
2	4B	71	ALA	C-O	-14.19	0.96	1.23
1	4M	12	MET	C-N	14.19	1.66	1.34
2	4N	71	ALA	C-O	-14.19	0.96	1.23
1	4U	12	MET	C-N	14.19	1.66	1.34
2	4V	71	ALA	C-O	-14.19	0.96	1.23
1	5Q	12	MET	C-N	14.19	1.66	1.34
2	5R	71	ALA	C-O	-14.19	0.96	1.23
1	6I	12	MET	C-N	14.19	1.66	1.34
2	6J	71	ALA	C-O	-14.19	0.96	1.23
1	6Q	12	MET	C-N	14.19	1.66	1.34
2	6R	71	ALA	C-O	-14.19	0.96	1.23
1	7M	12	MET	C-N	14.19	1.66	1.34
2	7N	71	ALA	C-O	-14.19	0.96	1.23
2	1N	78	HIS	CA-CB	14.18	1.85	1.53
2	1R	71	ALA	C-O	-14.18	0.96	1.23

*Continued on next page...*

*Continued from previous page...*

Mol	Chain	Res	Type	Atoms	Z	Observed(Å)	Ideal(Å)
2	1V	71	ALA	C-O	-14.18	0.96	1.23
2	1Z	71	ALA	C-O	-14.18	0.96	1.23
2	2J	78	HIS	CA-CB	14.18	1.85	1.53
2	2R	71	ALA	C-O	-14.18	0.96	1.23
2	2V	71	ALA	C-O	-14.18	0.96	1.23
2	2Z	71	ALA	C-O	-14.18	0.96	1.23
2	3B	78	HIS	CA-CB	14.18	1.85	1.53
2	3J	78	HIS	CA-CB	14.18	1.85	1.53
2	33	78	HIS	CA-CB	14.18	1.85	1.53
2	4F	78	HIS	CA-CB	14.18	1.85	1.53
2	4Z	78	HIS	CA-CB	14.18	1.85	1.53
2	43	71	ALA	C-O	-14.18	0.96	1.23
2	47	71	ALA	C-O	-14.18	0.96	1.23
2	5B	71	ALA	C-O	-14.18	0.96	1.23
2	5V	78	HIS	CA-CB	14.18	1.85	1.53
2	53	71	ALA	C-O	-14.18	0.96	1.23
2	57	71	ALA	C-O	-14.18	0.96	1.23
2	6B	71	ALA	C-O	-14.18	0.96	1.23
2	6N	78	HIS	CA-CB	14.18	1.85	1.53
2	6V	78	HIS	CA-CB	14.18	1.85	1.53
2	7F	78	HIS	CA-CB	14.18	1.85	1.53
2	7R	78	HIS	CA-CB	14.18	1.85	1.53
1	1E	29	TYR	C-O	-14.18	0.96	1.23
1	2M	29	TYR	C-O	-14.18	0.96	1.23
1	22	29	TYR	C-O	-14.18	0.96	1.23
1	3M	29	TYR	C-O	-14.18	0.96	1.23
1	36	29	TYR	C-O	-14.18	0.96	1.23
1	4I	29	TYR	C-O	-14.18	0.96	1.23
1	4Q	29	TYR	C-O	-14.18	0.96	1.23
1	5Y	29	TYR	C-O	-14.18	0.96	1.23
1	6E	29	TYR	C-O	-14.18	0.96	1.23
1	6Y	29	TYR	C-O	-14.18	0.96	1.23
1	7I	29	TYR	C-O	-14.18	0.96	1.23
1	7U	29	TYR	C-O	-14.18	0.96	1.23
2	1F	71	ALA	C-O	-14.18	0.96	1.23
1	12	29	TYR	C-O	-14.18	0.96	1.23
1	16	29	TYR	C-O	-14.18	0.96	1.23
1	2A	29	TYR	C-O	-14.18	0.96	1.23
2	2N	71	ALA	C-O	-14.18	0.96	1.23
2	23	71	ALA	C-O	-14.18	0.96	1.23
2	3N	71	ALA	C-O	-14.18	0.96	1.23
1	3Q	29	TYR	C-O	-14.18	0.96	1.23

*Continued on next page...*

*Continued from previous page...*

Mol	Chain	Res	Type	Atoms	Z	Observed(Å)	Ideal(Å)
1	3U	29	TYR	C-O	-14.18	0.96	1.23
1	3Y	29	TYR	C-O	-14.18	0.96	1.23
2	37	71	ALA	C-O	-14.18	0.96	1.23
2	4J	71	ALA	C-O	-14.18	0.96	1.23
2	4R	71	ALA	C-O	-14.18	0.96	1.23
1	5E	29	TYR	C-O	-14.18	0.96	1.23
1	5I	29	TYR	C-O	-14.18	0.96	1.23
1	5M	29	TYR	C-O	-14.18	0.96	1.23
2	5Z	71	ALA	C-O	-14.18	0.96	1.23
2	6F	71	ALA	C-O	-14.18	0.96	1.23
2	6Z	71	ALA	C-O	-14.18	0.96	1.23
1	62	29	TYR	C-O	-14.18	0.96	1.23
1	66	29	TYR	C-O	-14.18	0.96	1.23
1	7A	29	TYR	C-O	-14.18	0.96	1.23
2	7J	71	ALA	C-O	-14.18	0.96	1.23
2	7V	71	ALA	C-O	-14.18	0.96	1.23
2	1F	78	HIS	CA-CB	14.17	1.85	1.53
2	1R	59	VAL	CA-CB	-14.17	1.25	1.54
2	1V	59	VAL	CA-CB	-14.17	1.25	1.54
2	1Z	59	VAL	CA-CB	-14.17	1.25	1.54
2	2N	78	HIS	CA-CB	14.17	1.85	1.53
2	2R	59	VAL	CA-CB	-14.17	1.25	1.54
2	2V	59	VAL	CA-CB	-14.17	1.25	1.54
2	2Z	59	VAL	CA-CB	-14.17	1.25	1.54
2	23	78	HIS	CA-CB	14.17	1.85	1.53
2	3N	78	HIS	CA-CB	14.17	1.85	1.53
2	37	78	HIS	CA-CB	14.17	1.85	1.53
2	4J	78	HIS	CA-CB	14.17	1.85	1.53
2	4R	78	HIS	CA-CB	14.17	1.85	1.53
2	43	59	VAL	CA-CB	-14.17	1.25	1.54
2	47	59	VAL	CA-CB	-14.17	1.25	1.54
2	5B	59	VAL	CA-CB	-14.17	1.25	1.54
2	5Z	78	HIS	CA-CB	14.17	1.85	1.53
2	53	59	VAL	CA-CB	-14.17	1.25	1.54
2	57	59	VAL	CA-CB	-14.17	1.25	1.54
2	6B	59	VAL	CA-CB	-14.17	1.25	1.54
2	6F	78	HIS	CA-CB	14.17	1.85	1.53
2	6Z	78	HIS	CA-CB	14.17	1.85	1.53
2	7J	78	HIS	CA-CB	14.17	1.85	1.53
2	7V	78	HIS	CA-CB	14.17	1.85	1.53
2	1B	78	HIS	CA-CB	14.17	1.85	1.53
2	1J	78	HIS	CA-CB	14.17	1.85	1.53

*Continued on next page...*

*Continued from previous page...*

Mol	Chain	Res	Type	Atoms	Z	Observed(Å)	Ideal(Å)
1	1Q	12	MET	C-N	14.17	1.66	1.34
1	1U	12	MET	C-N	14.17	1.66	1.34
1	1Y	12	MET	C-N	14.17	1.66	1.34
2	2F	78	HIS	CA-CB	14.17	1.85	1.53
1	2Q	12	MET	C-N	14.17	1.66	1.34
1	2U	12	MET	C-N	14.17	1.66	1.34
1	2Y	12	MET	C-N	14.17	1.66	1.34
2	27	78	HIS	CA-CB	14.17	1.85	1.53
2	3F	78	HIS	CA-CB	14.17	1.85	1.53
2	4B	78	HIS	CA-CB	14.17	1.85	1.53
2	4N	78	HIS	CA-CB	14.17	1.85	1.53
2	4V	78	HIS	CA-CB	14.17	1.85	1.53
1	42	12	MET	C-N	14.17	1.66	1.34
1	46	12	MET	C-N	14.17	1.66	1.34
1	5A	12	MET	C-N	14.17	1.66	1.34
2	5R	78	HIS	CA-CB	14.17	1.85	1.53
1	52	12	MET	C-N	14.17	1.66	1.34
1	56	12	MET	C-N	14.17	1.66	1.34
1	6A	12	MET	C-N	14.17	1.66	1.34
2	6J	78	HIS	CA-CB	14.17	1.85	1.53
2	6R	78	HIS	CA-CB	14.17	1.85	1.53
2	7N	78	HIS	CA-CB	14.17	1.85	1.53
1	1A	29	TYR	C-O	-14.16	0.96	1.23
1	1I	29	TYR	C-O	-14.16	0.96	1.23
1	2E	29	TYR	C-O	-14.16	0.96	1.23
1	26	29	TYR	C-O	-14.16	0.96	1.23
1	3E	29	TYR	C-O	-14.16	0.96	1.23
1	4A	29	TYR	C-O	-14.16	0.96	1.23
1	4M	29	TYR	C-O	-14.16	0.96	1.23
1	4U	29	TYR	C-O	-14.16	0.96	1.23
1	5Q	29	TYR	C-O	-14.16	0.96	1.23
1	6I	29	TYR	C-O	-14.16	0.96	1.23
1	6Q	29	TYR	C-O	-14.16	0.96	1.23
1	7M	29	TYR	C-O	-14.16	0.96	1.23
1	1M	29	TYR	C-O	-14.16	0.96	1.23
1	12	12	MET	C-N	14.16	1.66	1.34
1	16	12	MET	C-N	14.16	1.66	1.34
1	2A	12	MET	C-N	14.16	1.66	1.34
1	2I	29	TYR	C-O	-14.16	0.96	1.23
1	3A	29	TYR	C-O	-14.16	0.96	1.23
1	3I	29	TYR	C-O	-14.16	0.96	1.23
1	3Q	12	MET	C-N	14.16	1.66	1.34

*Continued on next page...*

*Continued from previous page...*

Mol	Chain	Res	Type	Atoms	Z	Observed(Å)	Ideal(Å)
1	3U	12	MET	C-N	14.16	1.66	1.34
1	3Y	12	MET	C-N	14.16	1.66	1.34
1	32	29	TYR	C-O	-14.16	0.96	1.23
1	4E	29	TYR	C-O	-14.16	0.96	1.23
1	4Y	29	TYR	C-O	-14.16	0.96	1.23
1	5E	12	MET	C-N	14.16	1.66	1.34
1	5I	12	MET	C-N	14.16	1.66	1.34
1	5M	12	MET	C-N	14.16	1.66	1.34
1	5U	29	TYR	C-O	-14.16	0.96	1.23
1	6M	29	TYR	C-O	-14.16	0.96	1.23
1	6U	29	TYR	C-O	-14.16	0.96	1.23
1	62	12	MET	C-N	14.16	1.66	1.34
1	66	12	MET	C-N	14.16	1.66	1.34
1	7A	12	MET	C-N	14.16	1.66	1.34
1	7E	29	TYR	C-O	-14.16	0.96	1.23
1	7Q	29	TYR	C-O	-14.16	0.96	1.23
2	1N	59	VAL	CA-CB	-14.16	1.25	1.54
2	2J	59	VAL	CA-CB	-14.16	1.25	1.54
2	3B	59	VAL	CA-CB	-14.16	1.25	1.54
2	3J	59	VAL	CA-CB	-14.16	1.25	1.54
2	33	59	VAL	CA-CB	-14.16	1.25	1.54
2	4F	59	VAL	CA-CB	-14.16	1.25	1.54
2	4Z	59	VAL	CA-CB	-14.16	1.25	1.54
2	5V	59	VAL	CA-CB	-14.16	1.25	1.54
2	6N	59	VAL	CA-CB	-14.16	1.25	1.54
2	6V	59	VAL	CA-CB	-14.16	1.25	1.54
2	7F	59	VAL	CA-CB	-14.16	1.25	1.54
2	7R	59	VAL	CA-CB	-14.16	1.25	1.54
2	1B	59	VAL	CA-CB	-14.15	1.25	1.54
2	1J	59	VAL	CA-CB	-14.15	1.25	1.54
2	2F	59	VAL	CA-CB	-14.15	1.25	1.54
2	27	59	VAL	CA-CB	-14.15	1.25	1.54
2	3F	59	VAL	CA-CB	-14.15	1.25	1.54
2	4B	59	VAL	CA-CB	-14.15	1.25	1.54
2	4N	59	VAL	CA-CB	-14.15	1.25	1.54
2	4V	59	VAL	CA-CB	-14.15	1.25	1.54
2	5R	59	VAL	CA-CB	-14.15	1.25	1.54
2	6J	59	VAL	CA-CB	-14.15	1.25	1.54
2	6R	59	VAL	CA-CB	-14.15	1.25	1.54
2	7N	59	VAL	CA-CB	-14.15	1.25	1.54
1	1Q	29	TYR	C-O	-14.15	0.96	1.23
1	1U	29	TYR	C-O	-14.15	0.96	1.23

*Continued on next page...*

*Continued from previous page...*

Mol	Chain	Res	Type	Atoms	Z	Observed(Å)	Ideal(Å)
1	1Y	29	TYR	C-O	-14.15	0.96	1.23
1	2Q	29	TYR	C-O	-14.15	0.96	1.23
1	2U	29	TYR	C-O	-14.15	0.96	1.23
1	2Y	29	TYR	C-O	-14.15	0.96	1.23
1	42	29	TYR	C-O	-14.15	0.96	1.23
1	46	29	TYR	C-O	-14.15	0.96	1.23
1	5A	29	TYR	C-O	-14.15	0.96	1.23
1	52	29	TYR	C-O	-14.15	0.96	1.23
1	56	29	TYR	C-O	-14.15	0.96	1.23
1	6A	29	TYR	C-O	-14.15	0.96	1.23
2	1F	59	VAL	CA-CB	-14.15	1.25	1.54
2	13	59	VAL	CA-CB	-14.15	1.25	1.54
2	17	59	VAL	CA-CB	-14.15	1.25	1.54
2	2B	59	VAL	CA-CB	-14.15	1.25	1.54
2	2N	59	VAL	CA-CB	-14.15	1.25	1.54
2	23	59	VAL	CA-CB	-14.15	1.25	1.54
2	3N	59	VAL	CA-CB	-14.15	1.25	1.54
2	3R	59	VAL	CA-CB	-14.15	1.25	1.54
2	3V	59	VAL	CA-CB	-14.15	1.25	1.54
2	3Z	59	VAL	CA-CB	-14.15	1.25	1.54
2	37	59	VAL	CA-CB	-14.15	1.25	1.54
2	4J	59	VAL	CA-CB	-14.15	1.25	1.54
2	4R	59	VAL	CA-CB	-14.15	1.25	1.54
2	5F	59	VAL	CA-CB	-14.15	1.25	1.54
2	5J	59	VAL	CA-CB	-14.15	1.25	1.54
2	5N	59	VAL	CA-CB	-14.15	1.25	1.54
2	5Z	59	VAL	CA-CB	-14.15	1.25	1.54
2	6F	59	VAL	CA-CB	-14.15	1.25	1.54
2	6Z	59	VAL	CA-CB	-14.15	1.25	1.54
2	63	59	VAL	CA-CB	-14.15	1.25	1.54
2	67	59	VAL	CA-CB	-14.15	1.25	1.54
2	7B	59	VAL	CA-CB	-14.15	1.25	1.54
2	7J	59	VAL	CA-CB	-14.15	1.25	1.54
2	7V	59	VAL	CA-CB	-14.15	1.25	1.54
2	1N	217	PRO	N-CD	14.09	1.67	1.47
2	2J	217	PRO	N-CD	14.09	1.67	1.47
2	3B	217	PRO	N-CD	14.09	1.67	1.47
2	3J	217	PRO	N-CD	14.09	1.67	1.47
2	33	217	PRO	N-CD	14.09	1.67	1.47
2	4F	217	PRO	N-CD	14.09	1.67	1.47
2	4Z	217	PRO	N-CD	14.09	1.67	1.47
2	5V	217	PRO	N-CD	14.09	1.67	1.47

*Continued on next page...*

*Continued from previous page...*

Mol	Chain	Res	Type	Atoms	Z	Observed(Å)	Ideal(Å)
2	6N	217	PRO	N-CD	14.09	1.67	1.47
2	6V	217	PRO	N-CD	14.09	1.67	1.47
2	7F	217	PRO	N-CD	14.09	1.67	1.47
2	7R	217	PRO	N-CD	14.09	1.67	1.47
2	1B	217	PRO	N-CD	14.09	1.67	1.47
2	1J	217	PRO	N-CD	14.09	1.67	1.47
2	2F	217	PRO	N-CD	14.09	1.67	1.47
2	27	217	PRO	N-CD	14.09	1.67	1.47
2	3F	217	PRO	N-CD	14.09	1.67	1.47
2	4B	217	PRO	N-CD	14.09	1.67	1.47
2	4N	217	PRO	N-CD	14.09	1.67	1.47
2	4V	217	PRO	N-CD	14.09	1.67	1.47
2	5R	217	PRO	N-CD	14.09	1.67	1.47
2	6J	217	PRO	N-CD	14.09	1.67	1.47
2	6R	217	PRO	N-CD	14.09	1.67	1.47
2	7N	217	PRO	N-CD	14.09	1.67	1.47
1	1A	170	ALA	CA-CB	14.08	1.82	1.52
1	1I	170	ALA	CA-CB	14.08	1.82	1.52
1	12	170	ALA	CA-CB	14.08	1.82	1.52
1	16	170	ALA	CA-CB	14.08	1.82	1.52
1	2A	170	ALA	CA-CB	14.08	1.82	1.52
1	2E	170	ALA	CA-CB	14.08	1.82	1.52
1	26	170	ALA	CA-CB	14.08	1.82	1.52
1	3E	170	ALA	CA-CB	14.08	1.82	1.52
1	3Q	170	ALA	CA-CB	14.08	1.82	1.52
1	3U	170	ALA	CA-CB	14.08	1.82	1.52
1	3Y	170	ALA	CA-CB	14.08	1.82	1.52
1	4A	170	ALA	CA-CB	14.08	1.82	1.52
1	4M	170	ALA	CA-CB	14.08	1.82	1.52
1	4U	170	ALA	CA-CB	14.08	1.82	1.52
1	5E	170	ALA	CA-CB	14.08	1.82	1.52
1	5I	170	ALA	CA-CB	14.08	1.82	1.52
1	5M	170	ALA	CA-CB	14.08	1.82	1.52
1	5Q	170	ALA	CA-CB	14.08	1.82	1.52
1	6I	170	ALA	CA-CB	14.08	1.82	1.52
1	6Q	170	ALA	CA-CB	14.08	1.82	1.52
1	62	170	ALA	CA-CB	14.08	1.82	1.52
1	66	170	ALA	CA-CB	14.08	1.82	1.52
1	7A	170	ALA	CA-CB	14.08	1.82	1.52
1	7M	170	ALA	CA-CB	14.08	1.82	1.52
1	1E	170	ALA	CA-CB	14.08	1.82	1.52
2	1F	76	ILE	CA-C	-14.08	1.16	1.52

*Continued on next page...*



*Continued from previous page...*

Mol	Chain	Res	Type	Atoms	Z	Observed(Å)	Ideal(Å)
2	1N	76	ILE	CA-C	-14.08	1.16	1.52
2	1R	217	PRO	N-CD	14.08	1.67	1.47
2	1V	217	PRO	N-CD	14.08	1.67	1.47
2	1Z	217	PRO	N-CD	14.08	1.67	1.47
2	2J	76	ILE	CA-C	-14.08	1.16	1.52
1	2M	170	ALA	CA-CB	14.08	1.82	1.52
2	2N	76	ILE	CA-C	-14.08	1.16	1.52
2	2R	217	PRO	N-CD	14.08	1.67	1.47
2	2V	217	PRO	N-CD	14.08	1.67	1.47
2	2Z	217	PRO	N-CD	14.08	1.67	1.47
1	22	170	ALA	CA-CB	14.08	1.82	1.52
2	23	76	ILE	CA-C	-14.08	1.16	1.52
2	3B	76	ILE	CA-C	-14.08	1.16	1.52
2	3J	76	ILE	CA-C	-14.08	1.16	1.52
1	3M	170	ALA	CA-CB	14.08	1.82	1.52
2	3N	76	ILE	CA-C	-14.08	1.16	1.52
2	33	76	ILE	CA-C	-14.08	1.16	1.52
1	36	170	ALA	CA-CB	14.08	1.82	1.52
2	37	76	ILE	CA-C	-14.08	1.16	1.52
2	4F	76	ILE	CA-C	-14.08	1.16	1.52
1	4I	170	ALA	CA-CB	14.08	1.82	1.52
2	4J	76	ILE	CA-C	-14.08	1.16	1.52
1	4Q	170	ALA	CA-CB	14.08	1.82	1.52
2	4R	76	ILE	CA-C	-14.08	1.16	1.52
2	4Z	76	ILE	CA-C	-14.08	1.16	1.52
2	43	217	PRO	N-CD	14.08	1.67	1.47
2	47	217	PRO	N-CD	14.08	1.67	1.47
2	5B	217	PRO	N-CD	14.08	1.67	1.47
2	5V	76	ILE	CA-C	-14.08	1.16	1.52
1	5Y	170	ALA	CA-CB	14.08	1.82	1.52
2	5Z	76	ILE	CA-C	-14.08	1.16	1.52
2	53	217	PRO	N-CD	14.08	1.67	1.47
2	57	217	PRO	N-CD	14.08	1.67	1.47
2	6B	217	PRO	N-CD	14.08	1.67	1.47
1	6E	170	ALA	CA-CB	14.08	1.82	1.52
2	6F	76	ILE	CA-C	-14.08	1.16	1.52
2	6N	76	ILE	CA-C	-14.08	1.16	1.52
2	6V	76	ILE	CA-C	-14.08	1.16	1.52
1	6Y	170	ALA	CA-CB	14.08	1.82	1.52
2	6Z	76	ILE	CA-C	-14.08	1.16	1.52
2	7F	76	ILE	CA-C	-14.08	1.16	1.52
1	7I	170	ALA	CA-CB	14.08	1.82	1.52

*Continued on next page...*

*Continued from previous page...*

Mol	Chain	Res	Type	Atoms	Z	Observed(Å)	Ideal(Å)
2	7J	76	ILE	CA-C	-14.08	1.16	1.52
2	7R	76	ILE	CA-C	-14.08	1.16	1.52
1	7U	170	ALA	CA-CB	14.08	1.82	1.52
2	7V	76	ILE	CA-C	-14.08	1.16	1.52
2	1B	76	ILE	CA-C	-14.07	1.16	1.52
2	1J	76	ILE	CA-C	-14.07	1.16	1.52
2	2F	76	ILE	CA-C	-14.07	1.16	1.52
2	27	76	ILE	CA-C	-14.07	1.16	1.52
2	3F	76	ILE	CA-C	-14.07	1.16	1.52
2	4B	76	ILE	CA-C	-14.07	1.16	1.52
2	4N	76	ILE	CA-C	-14.07	1.16	1.52
2	4V	76	ILE	CA-C	-14.07	1.16	1.52
2	5R	76	ILE	CA-C	-14.07	1.16	1.52
2	6J	76	ILE	CA-C	-14.07	1.16	1.52
2	6R	76	ILE	CA-C	-14.07	1.16	1.52
2	7N	76	ILE	CA-C	-14.07	1.16	1.52
1	1Q	170	ALA	CA-CB	14.07	1.81	1.52
1	1U	170	ALA	CA-CB	14.07	1.81	1.52
1	1Y	170	ALA	CA-CB	14.07	1.81	1.52
1	2Q	170	ALA	CA-CB	14.07	1.81	1.52
1	2U	170	ALA	CA-CB	14.07	1.81	1.52
1	2Y	170	ALA	CA-CB	14.07	1.81	1.52
1	42	170	ALA	CA-CB	14.07	1.81	1.52
1	46	170	ALA	CA-CB	14.07	1.81	1.52
1	5A	170	ALA	CA-CB	14.07	1.81	1.52
1	52	170	ALA	CA-CB	14.07	1.81	1.52
1	56	170	ALA	CA-CB	14.07	1.81	1.52
1	6A	170	ALA	CA-CB	14.07	1.81	1.52
1	1M	170	ALA	CA-CB	14.07	1.81	1.52
1	2I	170	ALA	CA-CB	14.07	1.81	1.52
1	3A	170	ALA	CA-CB	14.07	1.81	1.52
1	3I	170	ALA	CA-CB	14.07	1.81	1.52
1	32	170	ALA	CA-CB	14.07	1.81	1.52
1	4E	170	ALA	CA-CB	14.07	1.81	1.52
1	4Y	170	ALA	CA-CB	14.07	1.81	1.52
1	5U	170	ALA	CA-CB	14.07	1.81	1.52
1	6M	170	ALA	CA-CB	14.07	1.81	1.52
1	6U	170	ALA	CA-CB	14.07	1.81	1.52
1	7E	170	ALA	CA-CB	14.07	1.81	1.52
1	7Q	170	ALA	CA-CB	14.07	1.81	1.52
2	1R	76	ILE	CA-C	-14.07	1.16	1.52
2	1V	76	ILE	CA-C	-14.07	1.16	1.52

*Continued on next page...*

*Continued from previous page...*

Mol	Chain	Res	Type	Atoms	Z	Observed(Å)	Ideal(Å)
2	1Z	76	ILE	CA-C	-14.07	1.16	1.52
2	13	76	ILE	CA-C	-14.07	1.16	1.52
2	17	76	ILE	CA-C	-14.07	1.16	1.52
2	2B	76	ILE	CA-C	-14.07	1.16	1.52
2	2R	76	ILE	CA-C	-14.07	1.16	1.52
2	2V	76	ILE	CA-C	-14.07	1.16	1.52
2	2Z	76	ILE	CA-C	-14.07	1.16	1.52
2	3R	76	ILE	CA-C	-14.07	1.16	1.52
2	3V	76	ILE	CA-C	-14.07	1.16	1.52
2	3Z	76	ILE	CA-C	-14.07	1.16	1.52
2	43	76	ILE	CA-C	-14.07	1.16	1.52
2	47	76	ILE	CA-C	-14.07	1.16	1.52
2	5B	76	ILE	CA-C	-14.07	1.16	1.52
2	5F	76	ILE	CA-C	-14.07	1.16	1.52
2	5J	76	ILE	CA-C	-14.07	1.16	1.52
2	5N	76	ILE	CA-C	-14.07	1.16	1.52
2	53	76	ILE	CA-C	-14.07	1.16	1.52
2	57	76	ILE	CA-C	-14.07	1.16	1.52
2	6B	76	ILE	CA-C	-14.07	1.16	1.52
2	63	76	ILE	CA-C	-14.07	1.16	1.52
2	67	76	ILE	CA-C	-14.07	1.16	1.52
2	7B	76	ILE	CA-C	-14.07	1.16	1.52
2	13	217	PRO	N-CD	14.06	1.67	1.47
2	17	217	PRO	N-CD	14.06	1.67	1.47
2	2B	217	PRO	N-CD	14.06	1.67	1.47
2	3R	217	PRO	N-CD	14.06	1.67	1.47
2	3V	217	PRO	N-CD	14.06	1.67	1.47
2	3Z	217	PRO	N-CD	14.06	1.67	1.47
2	5F	217	PRO	N-CD	14.06	1.67	1.47
2	5J	217	PRO	N-CD	14.06	1.67	1.47
2	5N	217	PRO	N-CD	14.06	1.67	1.47
2	63	217	PRO	N-CD	14.06	1.67	1.47
2	67	217	PRO	N-CD	14.06	1.67	1.47
2	7B	217	PRO	N-CD	14.06	1.67	1.47
2	1F	217	PRO	N-CD	14.04	1.67	1.47
2	2N	217	PRO	N-CD	14.04	1.67	1.47
2	23	217	PRO	N-CD	14.04	1.67	1.47
2	3N	217	PRO	N-CD	14.04	1.67	1.47
2	37	217	PRO	N-CD	14.04	1.67	1.47
2	4J	217	PRO	N-CD	14.04	1.67	1.47
2	4R	217	PRO	N-CD	14.04	1.67	1.47
2	5Z	217	PRO	N-CD	14.04	1.67	1.47

*Continued on next page...*

*Continued from previous page...*

Mol	Chain	Res	Type	Atoms	Z	Observed(Å)	Ideal(Å)
2	6F	217	PRO	N-CD	14.04	1.67	1.47
2	6Z	217	PRO	N-CD	14.04	1.67	1.47
2	7J	217	PRO	N-CD	14.04	1.67	1.47
2	7V	217	PRO	N-CD	14.04	1.67	1.47
1	1A	48	TYR	C-N	14.01	1.66	1.34
1	1E	48	TYR	C-N	14.01	1.66	1.34
1	1I	48	TYR	C-N	14.01	1.66	1.34
1	1M	48	TYR	C-N	14.01	1.66	1.34
1	12	48	TYR	C-N	14.01	1.66	1.34
1	16	48	TYR	C-N	14.01	1.66	1.34
1	2A	48	TYR	C-N	14.01	1.66	1.34
1	2E	48	TYR	C-N	14.01	1.66	1.34
1	2I	48	TYR	C-N	14.01	1.66	1.34
1	2M	48	TYR	C-N	14.01	1.66	1.34
1	22	48	TYR	C-N	14.01	1.66	1.34
1	26	48	TYR	C-N	14.01	1.66	1.34
1	3A	48	TYR	C-N	14.01	1.66	1.34
1	3E	48	TYR	C-N	14.01	1.66	1.34
1	3I	48	TYR	C-N	14.01	1.66	1.34
1	3M	48	TYR	C-N	14.01	1.66	1.34
1	3Q	48	TYR	C-N	14.01	1.66	1.34
1	3U	48	TYR	C-N	14.01	1.66	1.34
1	3Y	48	TYR	C-N	14.01	1.66	1.34
1	32	48	TYR	C-N	14.01	1.66	1.34
1	36	48	TYR	C-N	14.01	1.66	1.34
1	4A	48	TYR	C-N	14.01	1.66	1.34
1	4E	48	TYR	C-N	14.01	1.66	1.34
1	4I	48	TYR	C-N	14.01	1.66	1.34
1	4M	48	TYR	C-N	14.01	1.66	1.34
1	4Q	48	TYR	C-N	14.01	1.66	1.34
1	4U	48	TYR	C-N	14.01	1.66	1.34
1	4Y	48	TYR	C-N	14.01	1.66	1.34
1	5E	48	TYR	C-N	14.01	1.66	1.34
1	5I	48	TYR	C-N	14.01	1.66	1.34
1	5M	48	TYR	C-N	14.01	1.66	1.34
1	5Q	48	TYR	C-N	14.01	1.66	1.34
1	5U	48	TYR	C-N	14.01	1.66	1.34
1	5Y	48	TYR	C-N	14.01	1.66	1.34
1	6E	48	TYR	C-N	14.01	1.66	1.34
1	6I	48	TYR	C-N	14.01	1.66	1.34
1	6M	48	TYR	C-N	14.01	1.66	1.34
1	6Q	48	TYR	C-N	14.01	1.66	1.34

*Continued on next page...*

*Continued from previous page...*

Mol	Chain	Res	Type	Atoms	Z	Observed(Å)	Ideal(Å)
1	6U	48	TYR	C-N	14.01	1.66	1.34
1	6Y	48	TYR	C-N	14.01	1.66	1.34
1	6Z	48	TYR	C-N	14.01	1.66	1.34
1	66	48	TYR	C-N	14.01	1.66	1.34
1	7A	48	TYR	C-N	14.01	1.66	1.34
1	7E	48	TYR	C-N	14.01	1.66	1.34
1	7I	48	TYR	C-N	14.01	1.66	1.34
1	7M	48	TYR	C-N	14.01	1.66	1.34
1	7Q	48	TYR	C-N	14.01	1.66	1.34
1	7U	48	TYR	C-N	14.01	1.66	1.34
1	1Q	48	TYR	C-N	14.00	1.66	1.34
1	1U	48	TYR	C-N	14.00	1.66	1.34
1	1Y	48	TYR	C-N	14.00	1.66	1.34
1	2Q	48	TYR	C-N	14.00	1.66	1.34
1	2U	48	TYR	C-N	14.00	1.66	1.34
1	2Y	48	TYR	C-N	14.00	1.66	1.34
1	42	48	TYR	C-N	14.00	1.66	1.34
1	46	48	TYR	C-N	14.00	1.66	1.34
1	5A	48	TYR	C-N	14.00	1.66	1.34
1	52	48	TYR	C-N	14.00	1.66	1.34
1	56	48	TYR	C-N	14.00	1.66	1.34
1	6A	48	TYR	C-N	14.00	1.66	1.34
2	1F	70	TRP	CA-C	13.99	1.89	1.52
2	2N	70	TRP	CA-C	13.99	1.89	1.52
2	23	70	TRP	CA-C	13.99	1.89	1.52
2	3N	70	TRP	CA-C	13.99	1.89	1.52
2	37	70	TRP	CA-C	13.99	1.89	1.52
2	4J	70	TRP	CA-C	13.99	1.89	1.52
2	4R	70	TRP	CA-C	13.99	1.89	1.52
2	5Z	70	TRP	CA-C	13.99	1.89	1.52
2	6F	70	TRP	CA-C	13.99	1.89	1.52
2	6Z	70	TRP	CA-C	13.99	1.89	1.52
2	7J	70	TRP	CA-C	13.99	1.89	1.52
2	7V	70	TRP	CA-C	13.99	1.89	1.52
2	13	70	TRP	CA-C	13.98	1.89	1.52
2	17	70	TRP	CA-C	13.98	1.89	1.52
2	2B	70	TRP	CA-C	13.98	1.89	1.52
2	3R	70	TRP	CA-C	13.98	1.89	1.52
2	3V	70	TRP	CA-C	13.98	1.89	1.52
2	3Z	70	TRP	CA-C	13.98	1.89	1.52
2	5F	70	TRP	CA-C	13.98	1.89	1.52
2	5J	70	TRP	CA-C	13.98	1.89	1.52

*Continued on next page...*

*Continued from previous page...*

Mol	Chain	Res	Type	Atoms	Z	Observed(Å)	Ideal(Å)
2	5N	70	TRP	CA-C	13.98	1.89	1.52
2	63	70	TRP	CA-C	13.98	1.89	1.52
2	67	70	TRP	CA-C	13.98	1.89	1.52
2	7B	70	TRP	CA-C	13.98	1.89	1.52
2	1B	70	TRP	CA-C	13.97	1.89	1.52
2	1J	70	TRP	CA-C	13.97	1.89	1.52
2	1R	70	TRP	CA-C	13.97	1.89	1.52
2	1V	70	TRP	CA-C	13.97	1.89	1.52
2	1Z	70	TRP	CA-C	13.97	1.89	1.52
2	2F	70	TRP	CA-C	13.97	1.89	1.52
2	2R	70	TRP	CA-C	13.97	1.89	1.52
2	2V	70	TRP	CA-C	13.97	1.89	1.52
2	2Z	70	TRP	CA-C	13.97	1.89	1.52
2	27	70	TRP	CA-C	13.97	1.89	1.52
2	3F	70	TRP	CA-C	13.97	1.89	1.52
2	4B	70	TRP	CA-C	13.97	1.89	1.52
2	4N	70	TRP	CA-C	13.97	1.89	1.52
2	4V	70	TRP	CA-C	13.97	1.89	1.52
2	43	70	TRP	CA-C	13.97	1.89	1.52
2	47	70	TRP	CA-C	13.97	1.89	1.52
2	5B	70	TRP	CA-C	13.97	1.89	1.52
2	5R	70	TRP	CA-C	13.97	1.89	1.52
2	53	70	TRP	CA-C	13.97	1.89	1.52
2	57	70	TRP	CA-C	13.97	1.89	1.52
2	6B	70	TRP	CA-C	13.97	1.89	1.52
2	6J	70	TRP	CA-C	13.97	1.89	1.52
2	6R	70	TRP	CA-C	13.97	1.89	1.52
2	7N	70	TRP	CA-C	13.97	1.89	1.52
1	1E	29	TYR	CG-CD1	-13.97	1.21	1.39
1	2M	29	TYR	CG-CD1	-13.97	1.21	1.39
1	22	29	TYR	CG-CD1	-13.97	1.21	1.39
1	3M	29	TYR	CG-CD1	-13.97	1.21	1.39
1	36	29	TYR	CG-CD1	-13.97	1.21	1.39
1	4I	29	TYR	CG-CD1	-13.97	1.21	1.39
1	4Q	29	TYR	CG-CD1	-13.97	1.21	1.39
1	5Y	29	TYR	CG-CD1	-13.97	1.21	1.39
1	6E	29	TYR	CG-CD1	-13.97	1.21	1.39
1	6Y	29	TYR	CG-CD1	-13.97	1.21	1.39
1	7I	29	TYR	CG-CD1	-13.97	1.21	1.39
1	7U	29	TYR	CG-CD1	-13.97	1.21	1.39
2	1F	32	SER	CA-C	-13.96	1.16	1.52
2	1N	32	SER	CA-C	-13.96	1.16	1.52

*Continued on next page...*

*Continued from previous page...*

Mol	Chain	Res	Type	Atoms	Z	Observed(Å)	Ideal(Å)
2	2J	32	SER	CA-C	-13.96	1.16	1.52
2	2N	32	SER	CA-C	-13.96	1.16	1.52
2	23	32	SER	CA-C	-13.96	1.16	1.52
2	3B	32	SER	CA-C	-13.96	1.16	1.52
2	3J	32	SER	CA-C	-13.96	1.16	1.52
2	3N	32	SER	CA-C	-13.96	1.16	1.52
2	33	32	SER	CA-C	-13.96	1.16	1.52
2	37	32	SER	CA-C	-13.96	1.16	1.52
2	4F	32	SER	CA-C	-13.96	1.16	1.52
2	4J	32	SER	CA-C	-13.96	1.16	1.52
2	4R	32	SER	CA-C	-13.96	1.16	1.52
2	4Z	32	SER	CA-C	-13.96	1.16	1.52
2	5V	32	SER	CA-C	-13.96	1.16	1.52
2	5Z	32	SER	CA-C	-13.96	1.16	1.52
2	6F	32	SER	CA-C	-13.96	1.16	1.52
2	6N	32	SER	CA-C	-13.96	1.16	1.52
2	6V	32	SER	CA-C	-13.96	1.16	1.52
2	6Z	32	SER	CA-C	-13.96	1.16	1.52
2	7F	32	SER	CA-C	-13.96	1.16	1.52
2	7J	32	SER	CA-C	-13.96	1.16	1.52
2	7R	32	SER	CA-C	-13.96	1.16	1.52
2	7V	32	SER	CA-C	-13.96	1.16	1.52
2	1N	70	TRP	CA-C	13.96	1.89	1.52
2	2J	70	TRP	CA-C	13.96	1.89	1.52
2	3B	70	TRP	CA-C	13.96	1.89	1.52
2	3J	70	TRP	CA-C	13.96	1.89	1.52
2	33	70	TRP	CA-C	13.96	1.89	1.52
2	4F	70	TRP	CA-C	13.96	1.89	1.52
2	4Z	70	TRP	CA-C	13.96	1.89	1.52
2	5V	70	TRP	CA-C	13.96	1.89	1.52
2	6N	70	TRP	CA-C	13.96	1.89	1.52
2	6V	70	TRP	CA-C	13.96	1.89	1.52
2	7F	70	TRP	CA-C	13.96	1.89	1.52
2	7R	70	TRP	CA-C	13.96	1.89	1.52
1	1A	29	TYR	CG-CD1	-13.96	1.21	1.39
1	1I	29	TYR	CG-CD1	-13.96	1.21	1.39
1	2E	29	TYR	CG-CD1	-13.96	1.21	1.39
1	26	29	TYR	CG-CD1	-13.96	1.21	1.39
1	3E	29	TYR	CG-CD1	-13.96	1.21	1.39
1	4A	29	TYR	CG-CD1	-13.96	1.21	1.39
1	4M	29	TYR	CG-CD1	-13.96	1.21	1.39
1	4U	29	TYR	CG-CD1	-13.96	1.21	1.39

*Continued on next page...*

*Continued from previous page...*

Mol	Chain	Res	Type	Atoms	Z	Observed(Å)	Ideal(Å)
1	5Q	29	TYR	CG-CD1	-13.96	1.21	1.39
1	6I	29	TYR	CG-CD1	-13.96	1.21	1.39
1	6Q	29	TYR	CG-CD1	-13.96	1.21	1.39
1	7M	29	TYR	CG-CD1	-13.96	1.21	1.39
1	1Q	29	TYR	CG-CD1	-13.96	1.21	1.39
1	1U	29	TYR	CG-CD1	-13.96	1.21	1.39
1	1Y	29	TYR	CG-CD1	-13.96	1.21	1.39
1	12	29	TYR	CG-CD1	-13.96	1.21	1.39
1	16	29	TYR	CG-CD1	-13.96	1.21	1.39
1	2A	29	TYR	CG-CD1	-13.96	1.21	1.39
1	2Q	29	TYR	CG-CD1	-13.96	1.21	1.39
1	2U	29	TYR	CG-CD1	-13.96	1.21	1.39
1	2Y	29	TYR	CG-CD1	-13.96	1.21	1.39
1	3Q	29	TYR	CG-CD1	-13.96	1.21	1.39
1	3U	29	TYR	CG-CD1	-13.96	1.21	1.39
1	3Y	29	TYR	CG-CD1	-13.96	1.21	1.39
1	42	29	TYR	CG-CD1	-13.96	1.21	1.39
1	46	29	TYR	CG-CD1	-13.96	1.21	1.39
1	5A	29	TYR	CG-CD1	-13.96	1.21	1.39
1	5E	29	TYR	CG-CD1	-13.96	1.21	1.39
1	5I	29	TYR	CG-CD1	-13.96	1.21	1.39
1	5M	29	TYR	CG-CD1	-13.96	1.21	1.39
1	52	29	TYR	CG-CD1	-13.96	1.21	1.39
1	56	29	TYR	CG-CD1	-13.96	1.21	1.39
1	6A	29	TYR	CG-CD1	-13.96	1.21	1.39
1	62	29	TYR	CG-CD1	-13.96	1.21	1.39
1	66	29	TYR	CG-CD1	-13.96	1.21	1.39
1	7A	29	TYR	CG-CD1	-13.96	1.21	1.39
1	1M	29	TYR	CG-CD1	-13.96	1.21	1.39
1	2I	29	TYR	CG-CD1	-13.96	1.21	1.39
1	3A	29	TYR	CG-CD1	-13.96	1.21	1.39
1	3I	29	TYR	CG-CD1	-13.96	1.21	1.39
1	32	29	TYR	CG-CD1	-13.96	1.21	1.39
1	4E	29	TYR	CG-CD1	-13.96	1.21	1.39
1	4Y	29	TYR	CG-CD1	-13.96	1.21	1.39
1	5U	29	TYR	CG-CD1	-13.96	1.21	1.39
1	6M	29	TYR	CG-CD1	-13.96	1.21	1.39
1	6U	29	TYR	CG-CD1	-13.96	1.21	1.39
1	7E	29	TYR	CG-CD1	-13.96	1.21	1.39
1	7Q	29	TYR	CG-CD1	-13.96	1.21	1.39
2	1B	32	SER	CA-C	-13.95	1.16	1.52
2	1J	32	SER	CA-C	-13.95	1.16	1.52

*Continued on next page...*



*Continued from previous page...*

Mol	Chain	Res	Type	Atoms	Z	Observed(Å)	Ideal(Å)
2	2F	32	SER	CA-C	-13.95	1.16	1.52
2	27	32	SER	CA-C	-13.95	1.16	1.52
2	3F	32	SER	CA-C	-13.95	1.16	1.52
2	4B	32	SER	CA-C	-13.95	1.16	1.52
2	4N	32	SER	CA-C	-13.95	1.16	1.52
2	4V	32	SER	CA-C	-13.95	1.16	1.52
2	5R	32	SER	CA-C	-13.95	1.16	1.52
2	6J	32	SER	CA-C	-13.95	1.16	1.52
2	6R	32	SER	CA-C	-13.95	1.16	1.52
2	7N	32	SER	CA-C	-13.95	1.16	1.52
2	1R	32	SER	CA-C	-13.95	1.16	1.52
2	1V	32	SER	CA-C	-13.95	1.16	1.52
2	1Z	32	SER	CA-C	-13.95	1.16	1.52
2	13	32	SER	CA-C	-13.95	1.16	1.52
2	17	32	SER	CA-C	-13.95	1.16	1.52
2	2B	32	SER	CA-C	-13.95	1.16	1.52
2	2R	32	SER	CA-C	-13.95	1.16	1.52
2	2V	32	SER	CA-C	-13.95	1.16	1.52
2	2Z	32	SER	CA-C	-13.95	1.16	1.52
2	3R	32	SER	CA-C	-13.95	1.16	1.52
2	3V	32	SER	CA-C	-13.95	1.16	1.52
2	3Z	32	SER	CA-C	-13.95	1.16	1.52
2	43	32	SER	CA-C	-13.95	1.16	1.52
2	47	32	SER	CA-C	-13.95	1.16	1.52
2	5B	32	SER	CA-C	-13.95	1.16	1.52
2	5F	32	SER	CA-C	-13.95	1.16	1.52
2	5J	32	SER	CA-C	-13.95	1.16	1.52
2	5N	32	SER	CA-C	-13.95	1.16	1.52
2	53	32	SER	CA-C	-13.95	1.16	1.52
2	57	32	SER	CA-C	-13.95	1.16	1.52
2	6B	32	SER	CA-C	-13.95	1.16	1.52
2	63	32	SER	CA-C	-13.95	1.16	1.52
2	67	32	SER	CA-C	-13.95	1.16	1.52
2	7B	32	SER	CA-C	-13.95	1.16	1.52
2	1R	38	VAL	CA-CB	13.94	1.84	1.54
2	1V	38	VAL	CA-CB	13.94	1.84	1.54
2	1Z	38	VAL	CA-CB	13.94	1.84	1.54
2	2R	38	VAL	CA-CB	13.94	1.84	1.54
2	2V	38	VAL	CA-CB	13.94	1.84	1.54
2	2Z	38	VAL	CA-CB	13.94	1.84	1.54
2	43	38	VAL	CA-CB	13.94	1.84	1.54
2	47	38	VAL	CA-CB	13.94	1.84	1.54

*Continued on next page...*

*Continued from previous page...*

Mol	Chain	Res	Type	Atoms	Z	Observed(Å)	Ideal(Å)
2	5B	38	VAL	CA-CB	13.94	1.84	1.54
2	53	38	VAL	CA-CB	13.94	1.84	1.54
2	57	38	VAL	CA-CB	13.94	1.84	1.54
2	6B	38	VAL	CA-CB	13.94	1.84	1.54
2	1R	217	PRO	C-O	13.94	1.51	1.23
2	1V	217	PRO	C-O	13.94	1.51	1.23
2	1Z	217	PRO	C-O	13.94	1.51	1.23
2	2R	217	PRO	C-O	13.94	1.51	1.23
2	2V	217	PRO	C-O	13.94	1.51	1.23
2	2Z	217	PRO	C-O	13.94	1.51	1.23
2	43	217	PRO	C-O	13.94	1.51	1.23
2	47	217	PRO	C-O	13.94	1.51	1.23
2	5B	217	PRO	C-O	13.94	1.51	1.23
2	53	217	PRO	C-O	13.94	1.51	1.23
2	57	217	PRO	C-O	13.94	1.51	1.23
2	6B	217	PRO	C-O	13.94	1.51	1.23
2	1B	38	VAL	CA-CB	13.92	1.83	1.54
2	1J	38	VAL	CA-CB	13.92	1.83	1.54
2	2F	38	VAL	CA-CB	13.92	1.83	1.54
2	27	38	VAL	CA-CB	13.92	1.83	1.54
2	3F	38	VAL	CA-CB	13.92	1.83	1.54
2	4B	38	VAL	CA-CB	13.92	1.83	1.54
2	4N	38	VAL	CA-CB	13.92	1.83	1.54
2	4V	38	VAL	CA-CB	13.92	1.83	1.54
2	5R	38	VAL	CA-CB	13.92	1.83	1.54
2	6J	38	VAL	CA-CB	13.92	1.83	1.54
2	6R	38	VAL	CA-CB	13.92	1.83	1.54
2	7N	38	VAL	CA-CB	13.92	1.83	1.54
2	13	38	VAL	CA-CB	13.90	1.83	1.54
2	17	38	VAL	CA-CB	13.90	1.83	1.54
2	2B	38	VAL	CA-CB	13.90	1.83	1.54
2	3R	38	VAL	CA-CB	13.90	1.83	1.54
2	3V	38	VAL	CA-CB	13.90	1.83	1.54
2	3Z	38	VAL	CA-CB	13.90	1.83	1.54
2	5F	38	VAL	CA-CB	13.90	1.83	1.54
2	5J	38	VAL	CA-CB	13.90	1.83	1.54
2	5N	38	VAL	CA-CB	13.90	1.83	1.54
2	63	38	VAL	CA-CB	13.90	1.83	1.54
2	67	38	VAL	CA-CB	13.90	1.83	1.54
2	7B	38	VAL	CA-CB	13.90	1.83	1.54
2	1B	217	PRO	C-O	13.90	1.51	1.23
2	1J	217	PRO	C-O	13.90	1.51	1.23

*Continued on next page...*

*Continued from previous page...*

Mol	Chain	Res	Type	Atoms	Z	Observed(Å)	Ideal(Å)
2	2F	217	PRO	C-O	13.90	1.51	1.23
2	27	217	PRO	C-O	13.90	1.51	1.23
2	3F	217	PRO	C-O	13.90	1.51	1.23
2	4B	217	PRO	C-O	13.90	1.51	1.23
2	4N	217	PRO	C-O	13.90	1.51	1.23
2	4V	217	PRO	C-O	13.90	1.51	1.23
2	5R	217	PRO	C-O	13.90	1.51	1.23
2	6J	217	PRO	C-O	13.90	1.51	1.23
2	6R	217	PRO	C-O	13.90	1.51	1.23
2	7N	217	PRO	C-O	13.90	1.51	1.23
1	1M	96	ASP	N-CA	-13.90	1.18	1.46
1	1Q	96	ASP	N-CA	-13.90	1.18	1.46
2	1R	78	HIS	CG-CD2	-13.90	1.12	1.35
1	1U	96	ASP	N-CA	-13.90	1.18	1.46
2	1V	78	HIS	CG-CD2	-13.90	1.12	1.35
1	1Y	96	ASP	N-CA	-13.90	1.18	1.46
2	1Z	78	HIS	CG-CD2	-13.90	1.12	1.35
1	2I	96	ASP	N-CA	-13.90	1.18	1.46
1	2Q	96	ASP	N-CA	-13.90	1.18	1.46
2	2R	78	HIS	CG-CD2	-13.90	1.12	1.35
1	2U	96	ASP	N-CA	-13.90	1.18	1.46
2	2V	78	HIS	CG-CD2	-13.90	1.12	1.35
1	2Y	96	ASP	N-CA	-13.90	1.18	1.46
2	2Z	78	HIS	CG-CD2	-13.90	1.12	1.35
1	3A	96	ASP	N-CA	-13.90	1.18	1.46
1	3I	96	ASP	N-CA	-13.90	1.18	1.46
1	32	96	ASP	N-CA	-13.90	1.18	1.46
1	4E	96	ASP	N-CA	-13.90	1.18	1.46
1	4Y	96	ASP	N-CA	-13.90	1.18	1.46
1	42	96	ASP	N-CA	-13.90	1.18	1.46
2	43	78	HIS	CG-CD2	-13.90	1.12	1.35
1	46	96	ASP	N-CA	-13.90	1.18	1.46
2	47	78	HIS	CG-CD2	-13.90	1.12	1.35
1	5A	96	ASP	N-CA	-13.90	1.18	1.46
2	5B	78	HIS	CG-CD2	-13.90	1.12	1.35
1	5U	96	ASP	N-CA	-13.90	1.18	1.46
1	52	96	ASP	N-CA	-13.90	1.18	1.46
2	53	78	HIS	CG-CD2	-13.90	1.12	1.35
1	56	96	ASP	N-CA	-13.90	1.18	1.46
2	57	78	HIS	CG-CD2	-13.90	1.12	1.35
1	6A	96	ASP	N-CA	-13.90	1.18	1.46
2	6B	78	HIS	CG-CD2	-13.90	1.12	1.35

*Continued on next page...*

*Continued from previous page...*

Mol	Chain	Res	Type	Atoms	Z	Observed(Å)	Ideal(Å)
1	6M	96	ASP	N-CA	-13.90	1.18	1.46
1	6U	96	ASP	N-CA	-13.90	1.18	1.46
1	7E	96	ASP	N-CA	-13.90	1.18	1.46
1	7Q	96	ASP	N-CA	-13.90	1.18	1.46
2	1F	217	PRO	C-O	13.90	1.51	1.23
2	2N	217	PRO	C-O	13.90	1.51	1.23
2	23	217	PRO	C-O	13.90	1.51	1.23
2	3N	217	PRO	C-O	13.90	1.51	1.23
2	37	217	PRO	C-O	13.90	1.51	1.23
2	4J	217	PRO	C-O	13.90	1.51	1.23
2	4R	217	PRO	C-O	13.90	1.51	1.23
2	5Z	217	PRO	C-O	13.90	1.51	1.23
2	6F	217	PRO	C-O	13.90	1.51	1.23
2	6Z	217	PRO	C-O	13.90	1.51	1.23
2	7J	217	PRO	C-O	13.90	1.51	1.23
2	7V	217	PRO	C-O	13.90	1.51	1.23
2	1F	38	VAL	CA-CB	13.89	1.83	1.54
2	2N	38	VAL	CA-CB	13.89	1.83	1.54
2	23	38	VAL	CA-CB	13.89	1.83	1.54
2	3N	38	VAL	CA-CB	13.89	1.83	1.54
2	37	38	VAL	CA-CB	13.89	1.83	1.54
2	4J	38	VAL	CA-CB	13.89	1.83	1.54
2	4R	38	VAL	CA-CB	13.89	1.83	1.54
2	5Z	38	VAL	CA-CB	13.89	1.83	1.54
2	6F	38	VAL	CA-CB	13.89	1.83	1.54
2	6Z	38	VAL	CA-CB	13.89	1.83	1.54
2	7J	38	VAL	CA-CB	13.89	1.83	1.54
2	7V	38	VAL	CA-CB	13.89	1.83	1.54
2	1N	38	VAL	CA-CB	13.89	1.83	1.54
2	1N	56	SER	CA-C	-13.89	1.16	1.52
2	2J	38	VAL	CA-CB	13.89	1.83	1.54
2	2J	56	SER	CA-C	-13.89	1.16	1.52
2	3B	38	VAL	CA-CB	13.89	1.83	1.54
2	3B	56	SER	CA-C	-13.89	1.16	1.52
2	3J	38	VAL	CA-CB	13.89	1.83	1.54
2	3J	56	SER	CA-C	-13.89	1.16	1.52
2	33	38	VAL	CA-CB	13.89	1.83	1.54
2	33	56	SER	CA-C	-13.89	1.16	1.52
2	4F	38	VAL	CA-CB	13.89	1.83	1.54
2	4F	56	SER	CA-C	-13.89	1.16	1.52
2	4Z	38	VAL	CA-CB	13.89	1.83	1.54
2	4Z	56	SER	CA-C	-13.89	1.16	1.52

*Continued on next page...*

*Continued from previous page...*

Mol	Chain	Res	Type	Atoms	Z	Observed(Å)	Ideal(Å)
2	5V	38	VAL	CA-CB	13.89	1.83	1.54
2	5V	56	SER	CA-C	-13.89	1.16	1.52
2	6N	38	VAL	CA-CB	13.89	1.83	1.54
2	6N	56	SER	CA-C	-13.89	1.16	1.52
2	6V	38	VAL	CA-CB	13.89	1.83	1.54
2	6V	56	SER	CA-C	-13.89	1.16	1.52
2	7F	38	VAL	CA-CB	13.89	1.83	1.54
2	7F	56	SER	CA-C	-13.89	1.16	1.52
2	7R	38	VAL	CA-CB	13.89	1.83	1.54
2	7R	56	SER	CA-C	-13.89	1.16	1.52
1	1A	96	ASP	N-CA	-13.89	1.18	1.46
1	1I	96	ASP	N-CA	-13.89	1.18	1.46
1	2E	96	ASP	N-CA	-13.89	1.18	1.46
1	26	96	ASP	N-CA	-13.89	1.18	1.46
1	3E	96	ASP	N-CA	-13.89	1.18	1.46
1	4A	96	ASP	N-CA	-13.89	1.18	1.46
1	4M	96	ASP	N-CA	-13.89	1.18	1.46
1	4U	96	ASP	N-CA	-13.89	1.18	1.46
1	5Q	96	ASP	N-CA	-13.89	1.18	1.46
1	6I	96	ASP	N-CA	-13.89	1.18	1.46
1	6Q	96	ASP	N-CA	-13.89	1.18	1.46
1	7M	96	ASP	N-CA	-13.89	1.18	1.46
2	1B	56	SER	CA-C	-13.89	1.16	1.52
2	1F	56	SER	CA-C	-13.89	1.16	1.52
2	1J	56	SER	CA-C	-13.89	1.16	1.52
2	2F	56	SER	CA-C	-13.89	1.16	1.52
2	2N	56	SER	CA-C	-13.89	1.16	1.52
2	23	56	SER	CA-C	-13.89	1.16	1.52
2	27	56	SER	CA-C	-13.89	1.16	1.52
2	3F	56	SER	CA-C	-13.89	1.16	1.52
2	3N	56	SER	CA-C	-13.89	1.16	1.52
2	37	56	SER	CA-C	-13.89	1.16	1.52
2	4B	56	SER	CA-C	-13.89	1.16	1.52
2	4J	56	SER	CA-C	-13.89	1.16	1.52
2	4N	56	SER	CA-C	-13.89	1.16	1.52
2	4R	56	SER	CA-C	-13.89	1.16	1.52
2	4V	56	SER	CA-C	-13.89	1.16	1.52
2	5R	56	SER	CA-C	-13.89	1.16	1.52
2	5Z	56	SER	CA-C	-13.89	1.16	1.52
2	6F	56	SER	CA-C	-13.89	1.16	1.52
2	6J	56	SER	CA-C	-13.89	1.16	1.52
2	6R	56	SER	CA-C	-13.89	1.16	1.52

*Continued on next page...*

*Continued from previous page...*

Mol	Chain	Res	Type	Atoms	Z	Observed(Å)	Ideal(Å)
2	6Z	56	SER	CA-C	-13.89	1.16	1.52
2	7J	56	SER	CA-C	-13.89	1.16	1.52
2	7N	56	SER	CA-C	-13.89	1.16	1.52
2	7V	56	SER	CA-C	-13.89	1.16	1.52
2	1N	14	THR	N-CA	-13.88	1.18	1.46
2	1N	78	HIS	CG-CD2	-13.88	1.12	1.35
2	13	217	PRO	C-O	13.88	1.51	1.23
2	17	217	PRO	C-O	13.88	1.51	1.23
2	2B	217	PRO	C-O	13.88	1.51	1.23
2	2J	14	THR	N-CA	-13.88	1.18	1.46
2	2J	78	HIS	CG-CD2	-13.88	1.12	1.35
2	3B	14	THR	N-CA	-13.88	1.18	1.46
2	3B	78	HIS	CG-CD2	-13.88	1.12	1.35
2	3J	14	THR	N-CA	-13.88	1.18	1.46
2	3J	78	HIS	CG-CD2	-13.88	1.12	1.35
2	3R	217	PRO	C-O	13.88	1.51	1.23
2	3V	217	PRO	C-O	13.88	1.51	1.23
2	3Z	217	PRO	C-O	13.88	1.51	1.23
2	33	14	THR	N-CA	-13.88	1.18	1.46
2	33	78	HIS	CG-CD2	-13.88	1.12	1.35
2	4F	14	THR	N-CA	-13.88	1.18	1.46
2	4F	78	HIS	CG-CD2	-13.88	1.12	1.35
2	4Z	14	THR	N-CA	-13.88	1.18	1.46
2	4Z	78	HIS	CG-CD2	-13.88	1.12	1.35
2	5F	217	PRO	C-O	13.88	1.51	1.23
2	5J	217	PRO	C-O	13.88	1.51	1.23
2	5N	217	PRO	C-O	13.88	1.51	1.23
2	5V	14	THR	N-CA	-13.88	1.18	1.46
2	5V	78	HIS	CG-CD2	-13.88	1.12	1.35
2	6N	14	THR	N-CA	-13.88	1.18	1.46
2	6N	78	HIS	CG-CD2	-13.88	1.12	1.35
2	6V	14	THR	N-CA	-13.88	1.18	1.46
2	6V	78	HIS	CG-CD2	-13.88	1.12	1.35
2	63	217	PRO	C-O	13.88	1.51	1.23
2	67	217	PRO	C-O	13.88	1.51	1.23
2	7B	217	PRO	C-O	13.88	1.51	1.23
2	7F	14	THR	N-CA	-13.88	1.18	1.46
2	7F	78	HIS	CG-CD2	-13.88	1.12	1.35
2	7R	14	THR	N-CA	-13.88	1.18	1.46
2	7R	78	HIS	CG-CD2	-13.88	1.12	1.35
2	13	56	SER	CA-C	-13.88	1.16	1.52
2	17	56	SER	CA-C	-13.88	1.16	1.52

*Continued on next page...*

*Continued from previous page...*

Mol	Chain	Res	Type	Atoms	Z	Observed(Å)	Ideal(Å)
2	2B	56	SER	CA-C	-13.88	1.16	1.52
2	3R	56	SER	CA-C	-13.88	1.16	1.52
2	3V	56	SER	CA-C	-13.88	1.16	1.52
2	3Z	56	SER	CA-C	-13.88	1.16	1.52
2	5F	56	SER	CA-C	-13.88	1.16	1.52
2	5J	56	SER	CA-C	-13.88	1.16	1.52
2	5N	56	SER	CA-C	-13.88	1.16	1.52
2	63	56	SER	CA-C	-13.88	1.16	1.52
2	67	56	SER	CA-C	-13.88	1.16	1.52
2	7B	56	SER	CA-C	-13.88	1.16	1.52
2	13	14	THR	N-CA	-13.87	1.18	1.46
2	17	14	THR	N-CA	-13.87	1.18	1.46
2	2B	14	THR	N-CA	-13.87	1.18	1.46
2	3R	14	THR	N-CA	-13.87	1.18	1.46
2	3V	14	THR	N-CA	-13.87	1.18	1.46
2	3Z	14	THR	N-CA	-13.87	1.18	1.46
2	5F	14	THR	N-CA	-13.87	1.18	1.46
2	5J	14	THR	N-CA	-13.87	1.18	1.46
2	5N	14	THR	N-CA	-13.87	1.18	1.46
2	63	14	THR	N-CA	-13.87	1.18	1.46
2	67	14	THR	N-CA	-13.87	1.18	1.46
2	7B	14	THR	N-CA	-13.87	1.18	1.46
2	1B	14	THR	N-CA	-13.87	1.18	1.46
2	1J	14	THR	N-CA	-13.87	1.18	1.46
2	2F	14	THR	N-CA	-13.87	1.18	1.46
2	27	14	THR	N-CA	-13.87	1.18	1.46
2	3F	14	THR	N-CA	-13.87	1.18	1.46
2	4B	14	THR	N-CA	-13.87	1.18	1.46
2	4N	14	THR	N-CA	-13.87	1.18	1.46
2	4V	14	THR	N-CA	-13.87	1.18	1.46
2	5R	14	THR	N-CA	-13.87	1.18	1.46
2	6J	14	THR	N-CA	-13.87	1.18	1.46
2	6R	14	THR	N-CA	-13.87	1.18	1.46
2	7N	14	THR	N-CA	-13.87	1.18	1.46
2	1B	78	HIS	CG-CD2	-13.86	1.12	1.35
2	1J	78	HIS	CG-CD2	-13.86	1.12	1.35
2	2F	78	HIS	CG-CD2	-13.86	1.12	1.35
2	27	78	HIS	CG-CD2	-13.86	1.12	1.35
2	3F	78	HIS	CG-CD2	-13.86	1.12	1.35
2	4B	78	HIS	CG-CD2	-13.86	1.12	1.35
2	4N	78	HIS	CG-CD2	-13.86	1.12	1.35
2	4V	78	HIS	CG-CD2	-13.86	1.12	1.35

*Continued on next page...*



*Continued from previous page...*

Mol	Chain	Res	Type	Atoms	Z	Observed(Å)	Ideal(Å)
2	5R	78	HIS	CG-CD2	-13.86	1.12	1.35
2	6J	78	HIS	CG-CD2	-13.86	1.12	1.35
2	6R	78	HIS	CG-CD2	-13.86	1.12	1.35
2	7N	78	HIS	CG-CD2	-13.86	1.12	1.35
2	1R	56	SER	CA-C	-13.85	1.17	1.52
2	1V	56	SER	CA-C	-13.85	1.17	1.52
2	1Z	56	SER	CA-C	-13.85	1.17	1.52
2	2R	56	SER	CA-C	-13.85	1.17	1.52
2	2V	56	SER	CA-C	-13.85	1.17	1.52
2	2Z	56	SER	CA-C	-13.85	1.17	1.52
2	43	56	SER	CA-C	-13.85	1.17	1.52
2	47	56	SER	CA-C	-13.85	1.17	1.52
2	5B	56	SER	CA-C	-13.85	1.17	1.52
2	53	56	SER	CA-C	-13.85	1.17	1.52
2	57	56	SER	CA-C	-13.85	1.17	1.52
2	6B	56	SER	CA-C	-13.85	1.17	1.52
1	1E	96	ASP	N-CA	-13.85	1.18	1.46
1	2M	96	ASP	N-CA	-13.85	1.18	1.46
1	22	96	ASP	N-CA	-13.85	1.18	1.46
1	3M	96	ASP	N-CA	-13.85	1.18	1.46
1	36	96	ASP	N-CA	-13.85	1.18	1.46
1	4I	96	ASP	N-CA	-13.85	1.18	1.46
1	4Q	96	ASP	N-CA	-13.85	1.18	1.46
1	5Y	96	ASP	N-CA	-13.85	1.18	1.46
1	6E	96	ASP	N-CA	-13.85	1.18	1.46
1	6Y	96	ASP	N-CA	-13.85	1.18	1.46
1	7I	96	ASP	N-CA	-13.85	1.18	1.46
1	7U	96	ASP	N-CA	-13.85	1.18	1.46
1	12	96	ASP	N-CA	-13.85	1.18	1.46
1	16	96	ASP	N-CA	-13.85	1.18	1.46
1	2A	96	ASP	N-CA	-13.85	1.18	1.46
1	3Y	96	ASP	N-CA	-13.85	1.18	1.46
1	5E	96	ASP	N-CA	-13.85	1.18	1.46
2	1N	217	PRO	C-O	13.85	1.50	1.23
2	1R	24	PRO	CG-CD	13.85	1.96	1.50
2	1V	24	PRO	CG-CD	13.85	1.96	1.50
2	1Z	24	PRO	CG-CD	13.85	1.96	1.50
2	13	78	HIS	CG-CD2	-13.85	1.12	1.35
2	17	78	HIS	CG-CD2	-13.85	1.12	1.35
2	2B	78	HIS	CG-CD2	-13.85	1.12	1.35
1	3Q	96	ASP	N-CA	-13.85	1.18	1.46
1	3U	96	ASP	N-CA	-13.85	1.18	1.46

*Continued on next page...*



*Continued from previous page...*

Mol	Chain	Res	Type	Atoms	Z	Observed(Å)	Ideal(Å)
1	5M	96	ASP	N-CA	-13.85	1.18	1.46
1	62	96	ASP	N-CA	-13.85	1.18	1.46
2	2J	217	PRO	C-O	13.85	1.50	1.23
2	2R	24	PRO	CG-CD	13.85	1.96	1.50
2	2V	24	PRO	CG-CD	13.85	1.96	1.50
2	2Z	24	PRO	CG-CD	13.85	1.96	1.50
2	3B	217	PRO	C-O	13.85	1.50	1.23
2	3J	217	PRO	C-O	13.85	1.50	1.23
2	3R	78	HIS	CG-CD2	-13.85	1.12	1.35
2	3V	78	HIS	CG-CD2	-13.85	1.12	1.35
2	3Z	78	HIS	CG-CD2	-13.85	1.12	1.35
1	5I	96	ASP	N-CA	-13.85	1.18	1.46
2	33	217	PRO	C-O	13.85	1.50	1.23
2	4F	217	PRO	C-O	13.85	1.50	1.23
2	4Z	217	PRO	C-O	13.85	1.50	1.23
2	43	24	PRO	CG-CD	13.85	1.96	1.50
2	47	24	PRO	CG-CD	13.85	1.96	1.50
2	5B	24	PRO	CG-CD	13.85	1.96	1.50
2	5F	78	HIS	CG-CD2	-13.85	1.12	1.35
2	5J	78	HIS	CG-CD2	-13.85	1.12	1.35
2	5N	78	HIS	CG-CD2	-13.85	1.12	1.35
1	7A	96	ASP	N-CA	-13.85	1.18	1.46
2	5V	217	PRO	C-O	13.85	1.50	1.23
2	53	24	PRO	CG-CD	13.85	1.96	1.50
2	57	24	PRO	CG-CD	13.85	1.96	1.50
2	6B	24	PRO	CG-CD	13.85	1.96	1.50
2	6N	217	PRO	C-O	13.85	1.50	1.23
2	6V	217	PRO	C-O	13.85	1.50	1.23
2	63	78	HIS	CG-CD2	-13.85	1.12	1.35
1	66	96	ASP	N-CA	-13.85	1.18	1.46
2	67	78	HIS	CG-CD2	-13.85	1.12	1.35
2	7B	78	HIS	CG-CD2	-13.85	1.12	1.35
2	7F	217	PRO	C-O	13.85	1.50	1.23
2	7R	217	PRO	C-O	13.85	1.50	1.23
2	1B	24	PRO	CG-CD	13.85	1.96	1.50
2	1F	14	THR	N-CA	-13.85	1.18	1.46
2	1J	24	PRO	CG-CD	13.85	1.96	1.50
2	2F	24	PRO	CG-CD	13.85	1.96	1.50
2	2N	14	THR	N-CA	-13.85	1.18	1.46
2	23	14	THR	N-CA	-13.85	1.18	1.46
2	27	24	PRO	CG-CD	13.85	1.96	1.50
2	3F	24	PRO	CG-CD	13.85	1.96	1.50

*Continued on next page...*

*Continued from previous page...*

Mol	Chain	Res	Type	Atoms	Z	Observed(Å)	Ideal(Å)
2	3N	14	THR	N-CA	-13.85	1.18	1.46
2	37	14	THR	N-CA	-13.85	1.18	1.46
2	4B	24	PRO	CG-CD	13.85	1.96	1.50
2	4J	14	THR	N-CA	-13.85	1.18	1.46
2	4N	24	PRO	CG-CD	13.85	1.96	1.50
2	4R	14	THR	N-CA	-13.85	1.18	1.46
2	4V	24	PRO	CG-CD	13.85	1.96	1.50
2	5R	24	PRO	CG-CD	13.85	1.96	1.50
2	5Z	14	THR	N-CA	-13.85	1.18	1.46
2	6F	14	THR	N-CA	-13.85	1.18	1.46
2	6J	24	PRO	CG-CD	13.85	1.96	1.50
2	6R	24	PRO	CG-CD	13.85	1.96	1.50
2	6Z	14	THR	N-CA	-13.85	1.18	1.46
2	7J	14	THR	N-CA	-13.85	1.18	1.46
2	7N	24	PRO	CG-CD	13.85	1.96	1.50
2	7V	14	THR	N-CA	-13.85	1.18	1.46
2	1F	78	HIS	CG-CD2	-13.85	1.12	1.35
2	2N	78	HIS	CG-CD2	-13.85	1.12	1.35
2	23	78	HIS	CG-CD2	-13.85	1.12	1.35
2	3N	78	HIS	CG-CD2	-13.85	1.12	1.35
2	37	78	HIS	CG-CD2	-13.85	1.12	1.35
2	4J	78	HIS	CG-CD2	-13.85	1.12	1.35
2	4R	78	HIS	CG-CD2	-13.85	1.12	1.35
2	5Z	78	HIS	CG-CD2	-13.85	1.12	1.35
2	6F	78	HIS	CG-CD2	-13.85	1.12	1.35
2	6Z	78	HIS	CG-CD2	-13.85	1.12	1.35
2	7J	78	HIS	CG-CD2	-13.85	1.12	1.35
2	7V	78	HIS	CG-CD2	-13.85	1.12	1.35
2	1F	24	PRO	CG-CD	13.84	1.96	1.50
2	2N	24	PRO	CG-CD	13.84	1.96	1.50
2	23	24	PRO	CG-CD	13.84	1.96	1.50
2	3N	24	PRO	CG-CD	13.84	1.96	1.50
2	37	24	PRO	CG-CD	13.84	1.96	1.50
2	4J	24	PRO	CG-CD	13.84	1.96	1.50
2	4R	24	PRO	CG-CD	13.84	1.96	1.50
2	5Z	24	PRO	CG-CD	13.84	1.96	1.50
2	6F	24	PRO	CG-CD	13.84	1.96	1.50
2	6Z	24	PRO	CG-CD	13.84	1.96	1.50
2	7J	24	PRO	CG-CD	13.84	1.96	1.50
2	7V	24	PRO	CG-CD	13.84	1.96	1.50
2	13	24	PRO	CG-CD	13.84	1.96	1.50
2	17	24	PRO	CG-CD	13.84	1.96	1.50

*Continued on next page...*

*Continued from previous page...*

Mol	Chain	Res	Type	Atoms	Z	Observed(Å)	Ideal(Å)
2	2B	24	PRO	CG-CD	13.84	1.96	1.50
2	3R	24	PRO	CG-CD	13.84	1.96	1.50
2	3V	24	PRO	CG-CD	13.84	1.96	1.50
2	3Z	24	PRO	CG-CD	13.84	1.96	1.50
2	5F	24	PRO	CG-CD	13.84	1.96	1.50
2	5J	24	PRO	CG-CD	13.84	1.96	1.50
2	5N	24	PRO	CG-CD	13.84	1.96	1.50
2	63	24	PRO	CG-CD	13.84	1.96	1.50
2	67	24	PRO	CG-CD	13.84	1.96	1.50
2	7B	24	PRO	CG-CD	13.84	1.96	1.50
2	1R	14	THR	N-CA	-13.83	1.18	1.46
2	1V	14	THR	N-CA	-13.83	1.18	1.46
2	1Z	14	THR	N-CA	-13.83	1.18	1.46
2	2R	14	THR	N-CA	-13.83	1.18	1.46
2	2V	14	THR	N-CA	-13.83	1.18	1.46
2	2Z	14	THR	N-CA	-13.83	1.18	1.46
2	43	14	THR	N-CA	-13.83	1.18	1.46
2	47	14	THR	N-CA	-13.83	1.18	1.46
2	5B	14	THR	N-CA	-13.83	1.18	1.46
2	53	14	THR	N-CA	-13.83	1.18	1.46
2	57	14	THR	N-CA	-13.83	1.18	1.46
2	6B	14	THR	N-CA	-13.83	1.18	1.46
1	1E	78	SER	N-CA	13.82	1.74	1.46
1	2M	78	SER	N-CA	13.82	1.74	1.46
1	22	78	SER	N-CA	13.82	1.74	1.46
1	3M	78	SER	N-CA	13.82	1.74	1.46
1	36	78	SER	N-CA	13.82	1.74	1.46
1	4I	78	SER	N-CA	13.82	1.74	1.46
1	4Q	78	SER	N-CA	13.82	1.74	1.46
1	5Y	78	SER	N-CA	13.82	1.74	1.46
1	6E	78	SER	N-CA	13.82	1.74	1.46
1	6Y	78	SER	N-CA	13.82	1.74	1.46
1	7I	78	SER	N-CA	13.82	1.74	1.46
1	7U	78	SER	N-CA	13.82	1.74	1.46
2	1N	24	PRO	CG-CD	13.82	1.96	1.50
1	12	78	SER	N-CA	13.82	1.74	1.46
1	16	78	SER	N-CA	13.82	1.74	1.46
1	2A	78	SER	N-CA	13.82	1.74	1.46
2	2J	24	PRO	CG-CD	13.82	1.96	1.50
2	3B	24	PRO	CG-CD	13.82	1.96	1.50
2	3J	24	PRO	CG-CD	13.82	1.96	1.50
1	3Q	78	SER	N-CA	13.82	1.74	1.46

*Continued on next page...*

*Continued from previous page...*

Mol	Chain	Res	Type	Atoms	Z	Observed(Å)	Ideal(Å)
1	3U	78	SER	N-CA	13.82	1.74	1.46
1	3Y	78	SER	N-CA	13.82	1.74	1.46
2	33	24	PRO	CG-CD	13.82	1.96	1.50
2	4F	24	PRO	CG-CD	13.82	1.96	1.50
2	4Z	24	PRO	CG-CD	13.82	1.96	1.50
1	5E	78	SER	N-CA	13.82	1.74	1.46
1	5I	78	SER	N-CA	13.82	1.74	1.46
1	5M	78	SER	N-CA	13.82	1.74	1.46
2	5V	24	PRO	CG-CD	13.82	1.96	1.50
2	6N	24	PRO	CG-CD	13.82	1.96	1.50
2	6V	24	PRO	CG-CD	13.82	1.96	1.50
1	62	78	SER	N-CA	13.82	1.74	1.46
1	66	78	SER	N-CA	13.82	1.74	1.46
1	7A	78	SER	N-CA	13.82	1.74	1.46
2	7F	24	PRO	CG-CD	13.82	1.96	1.50
2	7R	24	PRO	CG-CD	13.82	1.96	1.50
2	1F	35	PHE	CG-CD1	-13.82	1.18	1.38
2	2N	35	PHE	CG-CD1	-13.82	1.18	1.38
2	23	35	PHE	CG-CD1	-13.82	1.18	1.38
2	3N	35	PHE	CG-CD1	-13.82	1.18	1.38
2	37	35	PHE	CG-CD1	-13.82	1.18	1.38
2	4J	35	PHE	CG-CD1	-13.82	1.18	1.38
2	4R	35	PHE	CG-CD1	-13.82	1.18	1.38
2	5Z	35	PHE	CG-CD1	-13.82	1.18	1.38
2	6F	35	PHE	CG-CD1	-13.82	1.18	1.38
2	6Z	35	PHE	CG-CD1	-13.82	1.18	1.38
2	7J	35	PHE	CG-CD1	-13.82	1.18	1.38
2	7V	35	PHE	CG-CD1	-13.82	1.18	1.38
1	1M	78	SER	N-CA	13.80	1.74	1.46
1	2I	78	SER	N-CA	13.80	1.74	1.46
1	3A	78	SER	N-CA	13.80	1.74	1.46
1	3I	78	SER	N-CA	13.80	1.74	1.46
1	32	78	SER	N-CA	13.80	1.74	1.46
1	4E	78	SER	N-CA	13.80	1.74	1.46
1	4Y	78	SER	N-CA	13.80	1.74	1.46
1	5U	78	SER	N-CA	13.80	1.74	1.46
1	6M	78	SER	N-CA	13.80	1.74	1.46
1	6U	78	SER	N-CA	13.80	1.74	1.46
1	7E	78	SER	N-CA	13.80	1.74	1.46
1	7Q	78	SER	N-CA	13.80	1.74	1.46
1	1Q	78	SER	N-CA	13.80	1.74	1.46
1	1U	78	SER	N-CA	13.80	1.74	1.46

*Continued on next page...*

*Continued from previous page...*

Mol	Chain	Res	Type	Atoms	Z	Observed(Å)	Ideal(Å)
1	1Y	78	SER	N-CA	13.80	1.74	1.46
1	2Q	78	SER	N-CA	13.80	1.74	1.46
1	2U	78	SER	N-CA	13.80	1.74	1.46
1	2Y	78	SER	N-CA	13.80	1.74	1.46
1	42	78	SER	N-CA	13.80	1.74	1.46
1	46	78	SER	N-CA	13.80	1.74	1.46
1	5A	78	SER	N-CA	13.80	1.74	1.46
1	52	78	SER	N-CA	13.80	1.74	1.46
1	56	78	SER	N-CA	13.80	1.74	1.46
1	6A	78	SER	N-CA	13.80	1.74	1.46
2	1B	35	PHE	CG-CD1	-13.80	1.18	1.38
2	1J	35	PHE	CG-CD1	-13.80	1.18	1.38
2	2F	35	PHE	CG-CD1	-13.80	1.18	1.38
2	27	35	PHE	CG-CD1	-13.80	1.18	1.38
2	3F	35	PHE	CG-CD1	-13.80	1.18	1.38
2	4B	35	PHE	CG-CD1	-13.80	1.18	1.38
2	4N	35	PHE	CG-CD1	-13.80	1.18	1.38
2	4V	35	PHE	CG-CD1	-13.80	1.18	1.38
2	5R	35	PHE	CG-CD1	-13.80	1.18	1.38
2	6J	35	PHE	CG-CD1	-13.80	1.18	1.38
2	6R	35	PHE	CG-CD1	-13.80	1.18	1.38
2	7N	35	PHE	CG-CD1	-13.80	1.18	1.38
2	13	35	PHE	CG-CD1	-13.80	1.18	1.38
2	17	35	PHE	CG-CD1	-13.80	1.18	1.38
2	2B	35	PHE	CG-CD1	-13.80	1.18	1.38
2	3R	35	PHE	CG-CD1	-13.80	1.18	1.38
2	3V	35	PHE	CG-CD1	-13.80	1.18	1.38
2	3Z	35	PHE	CG-CD1	-13.80	1.18	1.38
2	5F	35	PHE	CG-CD1	-13.80	1.18	1.38
2	5J	35	PHE	CG-CD1	-13.80	1.18	1.38
2	5N	35	PHE	CG-CD1	-13.80	1.18	1.38
2	63	35	PHE	CG-CD1	-13.80	1.18	1.38
2	67	35	PHE	CG-CD1	-13.80	1.18	1.38
2	7B	35	PHE	CG-CD1	-13.80	1.18	1.38
1	1A	78	SER	N-CA	13.80	1.74	1.46
1	1I	78	SER	N-CA	13.80	1.74	1.46
1	2E	78	SER	N-CA	13.80	1.74	1.46
1	26	78	SER	N-CA	13.80	1.74	1.46
1	3E	78	SER	N-CA	13.80	1.74	1.46
1	4A	78	SER	N-CA	13.80	1.74	1.46
1	4M	78	SER	N-CA	13.80	1.74	1.46
1	4U	78	SER	N-CA	13.80	1.74	1.46

*Continued on next page...*

*Continued from previous page...*

Mol	Chain	Res	Type	Atoms	Z	Observed(Å)	Ideal(Å)
1	5Q	78	SER	N-CA	13.80	1.74	1.46
1	6I	78	SER	N-CA	13.80	1.74	1.46
1	6Q	78	SER	N-CA	13.80	1.74	1.46
1	7M	78	SER	N-CA	13.80	1.74	1.46
1	12	67	GLY	N-CA	13.79	1.66	1.46
1	16	67	GLY	N-CA	13.79	1.66	1.46
1	2A	67	GLY	N-CA	13.79	1.66	1.46
1	3Q	67	GLY	N-CA	13.79	1.66	1.46
1	3U	67	GLY	N-CA	13.79	1.66	1.46
1	3Y	67	GLY	N-CA	13.79	1.66	1.46
1	5E	67	GLY	N-CA	13.79	1.66	1.46
1	5I	67	GLY	N-CA	13.79	1.66	1.46
1	5M	67	GLY	N-CA	13.79	1.66	1.46
1	62	67	GLY	N-CA	13.79	1.66	1.46
1	66	67	GLY	N-CA	13.79	1.66	1.46
1	7A	67	GLY	N-CA	13.79	1.66	1.46
1	1E	67	GLY	N-CA	13.79	1.66	1.46
1	2M	67	GLY	N-CA	13.79	1.66	1.46
1	22	67	GLY	N-CA	13.79	1.66	1.46
1	3M	67	GLY	N-CA	13.79	1.66	1.46
1	36	67	GLY	N-CA	13.79	1.66	1.46
1	4I	67	GLY	N-CA	13.79	1.66	1.46
1	4Q	67	GLY	N-CA	13.79	1.66	1.46
1	5Y	67	GLY	N-CA	13.79	1.66	1.46
1	6E	67	GLY	N-CA	13.79	1.66	1.46
1	6Y	67	GLY	N-CA	13.79	1.66	1.46
1	7I	67	GLY	N-CA	13.79	1.66	1.46
1	7U	67	GLY	N-CA	13.79	1.66	1.46
1	1M	67	GLY	N-CA	13.78	1.66	1.46
1	2I	67	GLY	N-CA	13.78	1.66	1.46
1	3A	67	GLY	N-CA	13.78	1.66	1.46
1	3I	67	GLY	N-CA	13.78	1.66	1.46
1	32	67	GLY	N-CA	13.78	1.66	1.46
1	4E	67	GLY	N-CA	13.78	1.66	1.46
1	4Y	67	GLY	N-CA	13.78	1.66	1.46
1	5U	67	GLY	N-CA	13.78	1.66	1.46
1	6M	67	GLY	N-CA	13.78	1.66	1.46
1	6U	67	GLY	N-CA	13.78	1.66	1.46
1	7E	67	GLY	N-CA	13.78	1.66	1.46
1	7Q	67	GLY	N-CA	13.78	1.66	1.46
2	1N	35	PHE	CG-CD1	-13.78	1.18	1.38
2	2J	35	PHE	CG-CD1	-13.78	1.18	1.38

*Continued on next page...*

*Continued from previous page...*

Mol	Chain	Res	Type	Atoms	Z	Observed(Å)	Ideal(Å)
2	3B	35	PHE	CG-CD1	-13.78	1.18	1.38
2	3J	35	PHE	CG-CD1	-13.78	1.18	1.38
2	33	35	PHE	CG-CD1	-13.78	1.18	1.38
2	4F	35	PHE	CG-CD1	-13.78	1.18	1.38
2	4Z	35	PHE	CG-CD1	-13.78	1.18	1.38
2	5V	35	PHE	CG-CD1	-13.78	1.18	1.38
2	6N	35	PHE	CG-CD1	-13.78	1.18	1.38
2	6V	35	PHE	CG-CD1	-13.78	1.18	1.38
2	7F	35	PHE	CG-CD1	-13.78	1.18	1.38
2	7R	35	PHE	CG-CD1	-13.78	1.18	1.38
1	1A	67	GLY	N-CA	13.78	1.66	1.46
1	1I	67	GLY	N-CA	13.78	1.66	1.46
1	2E	67	GLY	N-CA	13.78	1.66	1.46
1	26	67	GLY	N-CA	13.78	1.66	1.46
1	3E	67	GLY	N-CA	13.78	1.66	1.46
1	4A	67	GLY	N-CA	13.78	1.66	1.46
1	4M	67	GLY	N-CA	13.78	1.66	1.46
1	4U	67	GLY	N-CA	13.78	1.66	1.46
1	5Q	67	GLY	N-CA	13.78	1.66	1.46
1	6I	67	GLY	N-CA	13.78	1.66	1.46
1	6Q	67	GLY	N-CA	13.78	1.66	1.46
1	7M	67	GLY	N-CA	13.78	1.66	1.46
2	1N	21	THR	CA-CB	-13.76	1.17	1.53
2	2J	21	THR	CA-CB	-13.76	1.17	1.53
2	3B	21	THR	CA-CB	-13.76	1.17	1.53
2	3J	21	THR	CA-CB	-13.76	1.17	1.53
2	33	21	THR	CA-CB	-13.76	1.17	1.53
2	4F	21	THR	CA-CB	-13.76	1.17	1.53
2	4Z	21	THR	CA-CB	-13.76	1.17	1.53
2	5V	21	THR	CA-CB	-13.76	1.17	1.53
2	6N	21	THR	CA-CB	-13.76	1.17	1.53
2	6V	21	THR	CA-CB	-13.76	1.17	1.53
2	7F	21	THR	CA-CB	-13.76	1.17	1.53
2	7R	21	THR	CA-CB	-13.76	1.17	1.53
2	1B	21	THR	CA-CB	-13.76	1.17	1.53
2	1J	21	THR	CA-CB	-13.76	1.17	1.53
2	1R	21	THR	CA-CB	-13.76	1.17	1.53
2	1V	21	THR	CA-CB	-13.76	1.17	1.53
2	1Z	21	THR	CA-CB	-13.76	1.17	1.53
2	2F	21	THR	CA-CB	-13.76	1.17	1.53
2	2R	21	THR	CA-CB	-13.76	1.17	1.53
2	2V	21	THR	CA-CB	-13.76	1.17	1.53

*Continued on next page...*

*Continued from previous page...*

Mol	Chain	Res	Type	Atoms	Z	Observed(Å)	Ideal(Å)
2	2Z	21	THR	CA-CB	-13.76	1.17	1.53
2	27	21	THR	CA-CB	-13.76	1.17	1.53
2	3F	21	THR	CA-CB	-13.76	1.17	1.53
2	4B	21	THR	CA-CB	-13.76	1.17	1.53
2	4N	21	THR	CA-CB	-13.76	1.17	1.53
2	4V	21	THR	CA-CB	-13.76	1.17	1.53
2	43	21	THR	CA-CB	-13.76	1.17	1.53
2	47	21	THR	CA-CB	-13.76	1.17	1.53
2	5B	21	THR	CA-CB	-13.76	1.17	1.53
2	5R	21	THR	CA-CB	-13.76	1.17	1.53
2	53	21	THR	CA-CB	-13.76	1.17	1.53
2	57	21	THR	CA-CB	-13.76	1.17	1.53
2	6B	21	THR	CA-CB	-13.76	1.17	1.53
2	6J	21	THR	CA-CB	-13.76	1.17	1.53
2	6R	21	THR	CA-CB	-13.76	1.17	1.53
2	7N	21	THR	CA-CB	-13.76	1.17	1.53
2	1R	35	PHE	CG-CD1	-13.75	1.18	1.38
2	1V	35	PHE	CG-CD1	-13.75	1.18	1.38
2	1Z	35	PHE	CG-CD1	-13.75	1.18	1.38
2	2R	35	PHE	CG-CD1	-13.75	1.18	1.38
2	2V	35	PHE	CG-CD1	-13.75	1.18	1.38
2	2Z	35	PHE	CG-CD1	-13.75	1.18	1.38
2	43	35	PHE	CG-CD1	-13.75	1.18	1.38
2	47	35	PHE	CG-CD1	-13.75	1.18	1.38
2	5B	35	PHE	CG-CD1	-13.75	1.18	1.38
2	53	35	PHE	CG-CD1	-13.75	1.18	1.38
2	57	35	PHE	CG-CD1	-13.75	1.18	1.38
2	6B	35	PHE	CG-CD1	-13.75	1.18	1.38
2	1F	21	THR	CA-CB	-13.75	1.17	1.53
2	2N	21	THR	CA-CB	-13.75	1.17	1.53
2	23	21	THR	CA-CB	-13.75	1.17	1.53
2	3N	21	THR	CA-CB	-13.75	1.17	1.53
2	37	21	THR	CA-CB	-13.75	1.17	1.53
2	4J	21	THR	CA-CB	-13.75	1.17	1.53
2	4R	21	THR	CA-CB	-13.75	1.17	1.53
2	5Z	21	THR	CA-CB	-13.75	1.17	1.53
2	6F	21	THR	CA-CB	-13.75	1.17	1.53
2	6Z	21	THR	CA-CB	-13.75	1.17	1.53
2	7J	21	THR	CA-CB	-13.75	1.17	1.53
2	7V	21	THR	CA-CB	-13.75	1.17	1.53
2	13	21	THR	CA-CB	-13.74	1.17	1.53
2	17	21	THR	CA-CB	-13.74	1.17	1.53

*Continued on next page...*



*Continued from previous page...*

Mol	Chain	Res	Type	Atoms	Z	Observed(Å)	Ideal(Å)
2	2B	21	THR	CA-CB	-13.74	1.17	1.53
2	3R	21	THR	CA-CB	-13.74	1.17	1.53
2	3V	21	THR	CA-CB	-13.74	1.17	1.53
2	3Z	21	THR	CA-CB	-13.74	1.17	1.53
2	5F	21	THR	CA-CB	-13.74	1.17	1.53
2	5J	21	THR	CA-CB	-13.74	1.17	1.53
2	5N	21	THR	CA-CB	-13.74	1.17	1.53
2	63	21	THR	CA-CB	-13.74	1.17	1.53
2	67	21	THR	CA-CB	-13.74	1.17	1.53
2	7B	21	THR	CA-CB	-13.74	1.17	1.53
2	1N	222	GLN	CD-NE2	13.73	1.67	1.32
2	13	222	GLN	CD-NE2	13.73	1.67	1.32
2	17	222	GLN	CD-NE2	13.73	1.67	1.32
2	2B	222	GLN	CD-NE2	13.73	1.67	1.32
2	2J	222	GLN	CD-NE2	13.73	1.67	1.32
2	3B	222	GLN	CD-NE2	13.73	1.67	1.32
2	3J	222	GLN	CD-NE2	13.73	1.67	1.32
2	3R	222	GLN	CD-NE2	13.73	1.67	1.32
2	3V	222	GLN	CD-NE2	13.73	1.67	1.32
2	3Z	222	GLN	CD-NE2	13.73	1.67	1.32
2	33	222	GLN	CD-NE2	13.73	1.67	1.32
2	4F	222	GLN	CD-NE2	13.73	1.67	1.32
2	4Z	222	GLN	CD-NE2	13.73	1.67	1.32
2	5F	222	GLN	CD-NE2	13.73	1.67	1.32
2	5J	222	GLN	CD-NE2	13.73	1.67	1.32
2	5N	222	GLN	CD-NE2	13.73	1.67	1.32
2	5V	222	GLN	CD-NE2	13.73	1.67	1.32
2	6N	222	GLN	CD-NE2	13.73	1.67	1.32
2	6V	222	GLN	CD-NE2	13.73	1.67	1.32
2	63	222	GLN	CD-NE2	13.73	1.67	1.32
2	67	222	GLN	CD-NE2	13.73	1.67	1.32
2	7B	222	GLN	CD-NE2	13.73	1.67	1.32
2	7F	222	GLN	CD-NE2	13.73	1.67	1.32
2	7R	222	GLN	CD-NE2	13.73	1.67	1.32
1	1Q	67	GLY	N-CA	13.73	1.66	1.46
2	1R	222	GLN	CD-NE2	13.73	1.67	1.32
1	1U	67	GLY	N-CA	13.73	1.66	1.46
2	1V	222	GLN	CD-NE2	13.73	1.67	1.32
1	1Y	67	GLY	N-CA	13.73	1.66	1.46
2	1Z	222	GLN	CD-NE2	13.73	1.67	1.32
1	2Q	67	GLY	N-CA	13.73	1.66	1.46
2	2R	222	GLN	CD-NE2	13.73	1.67	1.32

*Continued on next page...*

*Continued from previous page...*

Mol	Chain	Res	Type	Atoms	Z	Observed(Å)	Ideal(Å)
1	2U	67	GLY	N-CA	13.73	1.66	1.46
2	2V	222	GLN	CD-NE2	13.73	1.67	1.32
1	2Y	67	GLY	N-CA	13.73	1.66	1.46
2	2Z	222	GLN	CD-NE2	13.73	1.67	1.32
1	42	67	GLY	N-CA	13.73	1.66	1.46
2	43	222	GLN	CD-NE2	13.73	1.67	1.32
1	46	67	GLY	N-CA	13.73	1.66	1.46
2	47	222	GLN	CD-NE2	13.73	1.67	1.32
1	5A	67	GLY	N-CA	13.73	1.66	1.46
2	5B	222	GLN	CD-NE2	13.73	1.67	1.32
1	52	67	GLY	N-CA	13.73	1.66	1.46
2	53	222	GLN	CD-NE2	13.73	1.67	1.32
1	56	67	GLY	N-CA	13.73	1.66	1.46
2	57	222	GLN	CD-NE2	13.73	1.67	1.32
1	6A	67	GLY	N-CA	13.73	1.66	1.46
2	6B	222	GLN	CD-NE2	13.73	1.67	1.32
2	1B	222	GLN	CD-NE2	13.72	1.67	1.32
2	1J	222	GLN	CD-NE2	13.72	1.67	1.32
2	2F	222	GLN	CD-NE2	13.72	1.67	1.32
2	27	222	GLN	CD-NE2	13.72	1.67	1.32
2	3F	222	GLN	CD-NE2	13.72	1.67	1.32
2	4B	222	GLN	CD-NE2	13.72	1.67	1.32
2	4N	222	GLN	CD-NE2	13.72	1.67	1.32
2	4V	222	GLN	CD-NE2	13.72	1.67	1.32
2	5R	222	GLN	CD-NE2	13.72	1.67	1.32
2	6J	222	GLN	CD-NE2	13.72	1.67	1.32
2	6R	222	GLN	CD-NE2	13.72	1.67	1.32
2	7N	222	GLN	CD-NE2	13.72	1.67	1.32
2	1F	222	GLN	CD-NE2	13.71	1.67	1.32
2	2N	222	GLN	CD-NE2	13.71	1.67	1.32
2	23	222	GLN	CD-NE2	13.71	1.67	1.32
2	3N	222	GLN	CD-NE2	13.71	1.67	1.32
2	37	222	GLN	CD-NE2	13.71	1.67	1.32
2	4J	222	GLN	CD-NE2	13.71	1.67	1.32
2	4R	222	GLN	CD-NE2	13.71	1.67	1.32
2	5Z	222	GLN	CD-NE2	13.71	1.67	1.32
2	6F	222	GLN	CD-NE2	13.71	1.67	1.32
2	6Z	222	GLN	CD-NE2	13.71	1.67	1.32
2	7J	222	GLN	CD-NE2	13.71	1.67	1.32
2	7V	222	GLN	CD-NE2	13.71	1.67	1.32
1	1Q	34	ALA	N-CA	13.71	1.73	1.46
1	1U	34	ALA	N-CA	13.71	1.73	1.46

*Continued on next page...*

*Continued from previous page...*

Mol	Chain	Res	Type	Atoms	Z	Observed(Å)	Ideal(Å)
1	1Y	34	ALA	N-CA	13.71	1.73	1.46
1	12	34	ALA	N-CA	13.71	1.73	1.46
1	16	34	ALA	N-CA	13.71	1.73	1.46
1	2A	34	ALA	N-CA	13.71	1.73	1.46
1	2Q	34	ALA	N-CA	13.71	1.73	1.46
1	2U	34	ALA	N-CA	13.71	1.73	1.46
1	2Y	34	ALA	N-CA	13.71	1.73	1.46
1	3Q	34	ALA	N-CA	13.71	1.73	1.46
1	3U	34	ALA	N-CA	13.71	1.73	1.46
1	3Y	34	ALA	N-CA	13.71	1.73	1.46
1	42	34	ALA	N-CA	13.71	1.73	1.46
1	46	34	ALA	N-CA	13.71	1.73	1.46
1	5A	34	ALA	N-CA	13.71	1.73	1.46
1	5E	34	ALA	N-CA	13.71	1.73	1.46
1	5I	34	ALA	N-CA	13.71	1.73	1.46
1	5M	34	ALA	N-CA	13.71	1.73	1.46
1	52	34	ALA	N-CA	13.71	1.73	1.46
1	56	34	ALA	N-CA	13.71	1.73	1.46
1	6A	34	ALA	N-CA	13.71	1.73	1.46
1	62	34	ALA	N-CA	13.71	1.73	1.46
1	66	34	ALA	N-CA	13.71	1.73	1.46
1	7A	34	ALA	N-CA	13.71	1.73	1.46
1	1A	34	ALA	N-CA	13.71	1.73	1.46
1	1I	34	ALA	N-CA	13.71	1.73	1.46
1	2E	34	ALA	N-CA	13.71	1.73	1.46
1	26	34	ALA	N-CA	13.71	1.73	1.46
1	3E	34	ALA	N-CA	13.71	1.73	1.46
1	4A	34	ALA	N-CA	13.71	1.73	1.46
1	4M	34	ALA	N-CA	13.71	1.73	1.46
1	4U	34	ALA	N-CA	13.71	1.73	1.46
1	5Q	34	ALA	N-CA	13.71	1.73	1.46
1	6I	34	ALA	N-CA	13.71	1.73	1.46
1	6Q	34	ALA	N-CA	13.71	1.73	1.46
1	7M	34	ALA	N-CA	13.71	1.73	1.46
1	1M	34	ALA	N-CA	13.70	1.73	1.46
1	2I	34	ALA	N-CA	13.70	1.73	1.46
1	3A	34	ALA	N-CA	13.70	1.73	1.46
1	3I	34	ALA	N-CA	13.70	1.73	1.46
1	32	34	ALA	N-CA	13.70	1.73	1.46
1	4E	34	ALA	N-CA	13.70	1.73	1.46
1	4Y	34	ALA	N-CA	13.70	1.73	1.46
1	5U	34	ALA	N-CA	13.70	1.73	1.46

*Continued on next page...*

*Continued from previous page...*

Mol	Chain	Res	Type	Atoms	Z	Observed(Å)	Ideal(Å)
1	6M	34	ALA	N-CA	13.70	1.73	1.46
1	6U	34	ALA	N-CA	13.70	1.73	1.46
1	7E	34	ALA	N-CA	13.70	1.73	1.46
1	7Q	34	ALA	N-CA	13.70	1.73	1.46
2	1R	57	LYS	C-N	-13.70	1.02	1.34
2	1V	57	LYS	C-N	-13.70	1.02	1.34
2	1Z	57	LYS	C-N	-13.70	1.02	1.34
2	2R	57	LYS	C-N	-13.70	1.02	1.34
2	2V	57	LYS	C-N	-13.70	1.02	1.34
2	2Z	57	LYS	C-N	-13.70	1.02	1.34
2	43	57	LYS	C-N	-13.70	1.02	1.34
2	47	57	LYS	C-N	-13.70	1.02	1.34
2	5B	57	LYS	C-N	-13.70	1.02	1.34
2	53	57	LYS	C-N	-13.70	1.02	1.34
2	57	57	LYS	C-N	-13.70	1.02	1.34
2	6B	57	LYS	C-N	-13.70	1.02	1.34
1	1E	34	ALA	N-CA	13.70	1.73	1.46
1	2M	34	ALA	N-CA	13.70	1.73	1.46
1	22	34	ALA	N-CA	13.70	1.73	1.46
1	3M	34	ALA	N-CA	13.70	1.73	1.46
1	36	34	ALA	N-CA	13.70	1.73	1.46
1	4I	34	ALA	N-CA	13.70	1.73	1.46
1	4Q	34	ALA	N-CA	13.70	1.73	1.46
1	5Y	34	ALA	N-CA	13.70	1.73	1.46
1	6E	34	ALA	N-CA	13.70	1.73	1.46
1	6Y	34	ALA	N-CA	13.70	1.73	1.46
1	7I	34	ALA	N-CA	13.70	1.73	1.46
1	7U	34	ALA	N-CA	13.70	1.73	1.46
2	1B	57	LYS	C-N	-13.70	1.02	1.34
2	1J	57	LYS	C-N	-13.70	1.02	1.34
2	2F	57	LYS	C-N	-13.70	1.02	1.34
2	27	57	LYS	C-N	-13.70	1.02	1.34
2	3F	57	LYS	C-N	-13.70	1.02	1.34
2	4B	57	LYS	C-N	-13.70	1.02	1.34
2	4N	57	LYS	C-N	-13.70	1.02	1.34
2	4V	57	LYS	C-N	-13.70	1.02	1.34
2	5R	57	LYS	C-N	-13.70	1.02	1.34
2	6J	57	LYS	C-N	-13.70	1.02	1.34
2	6R	57	LYS	C-N	-13.70	1.02	1.34
2	7N	57	LYS	C-N	-13.70	1.02	1.34
2	13	57	LYS	C-N	-13.69	1.02	1.34
2	17	57	LYS	C-N	-13.69	1.02	1.34

*Continued on next page...*

*Continued from previous page...*

Mol	Chain	Res	Type	Atoms	Z	Observed(Å)	Ideal(Å)
2	2B	57	LYS	C-N	-13.69	1.02	1.34
2	3R	57	LYS	C-N	-13.69	1.02	1.34
2	3V	57	LYS	C-N	-13.69	1.02	1.34
2	3Z	57	LYS	C-N	-13.69	1.02	1.34
2	5F	57	LYS	C-N	-13.69	1.02	1.34
2	5J	57	LYS	C-N	-13.69	1.02	1.34
2	5N	57	LYS	C-N	-13.69	1.02	1.34
2	63	57	LYS	C-N	-13.69	1.02	1.34
2	67	57	LYS	C-N	-13.69	1.02	1.34
2	7B	57	LYS	C-N	-13.69	1.02	1.34
2	1N	57	LYS	C-N	-13.68	1.02	1.34
2	2J	57	LYS	C-N	-13.68	1.02	1.34
2	3B	57	LYS	C-N	-13.68	1.02	1.34
2	3J	57	LYS	C-N	-13.68	1.02	1.34
2	33	57	LYS	C-N	-13.68	1.02	1.34
2	4F	57	LYS	C-N	-13.68	1.02	1.34
2	4Z	57	LYS	C-N	-13.68	1.02	1.34
2	5V	57	LYS	C-N	-13.68	1.02	1.34
2	6N	57	LYS	C-N	-13.68	1.02	1.34
2	6V	57	LYS	C-N	-13.68	1.02	1.34
2	7F	57	LYS	C-N	-13.68	1.02	1.34
2	7R	57	LYS	C-N	-13.68	1.02	1.34
1	1Q	18	PRO	C-O	-13.68	0.95	1.23
1	1U	18	PRO	C-O	-13.68	0.95	1.23
1	1Y	18	PRO	C-O	-13.68	0.95	1.23
1	2Q	18	PRO	C-O	-13.68	0.95	1.23
1	2U	18	PRO	C-O	-13.68	0.95	1.23
1	2Y	18	PRO	C-O	-13.68	0.95	1.23
1	42	18	PRO	C-O	-13.68	0.95	1.23
1	46	18	PRO	C-O	-13.68	0.95	1.23
1	5A	18	PRO	C-O	-13.68	0.95	1.23
1	52	18	PRO	C-O	-13.68	0.95	1.23
1	56	18	PRO	C-O	-13.68	0.95	1.23
1	6A	18	PRO	C-O	-13.68	0.95	1.23
1	1A	18	PRO	C-O	-13.67	0.95	1.23
1	1I	18	PRO	C-O	-13.67	0.95	1.23
1	2E	18	PRO	C-O	-13.67	0.95	1.23
1	4U	18	PRO	C-O	-13.67	0.95	1.23
1	5Q	18	PRO	C-O	-13.67	0.95	1.23
1	1E	18	PRO	C-O	-13.67	0.95	1.23
2	1F	57	LYS	C-N	-13.67	1.02	1.34
1	2M	18	PRO	C-O	-13.67	0.95	1.23

*Continued on next page...*

*Continued from previous page...*

Mol	Chain	Res	Type	Atoms	Z	Observed(Å)	Ideal(Å)
2	2N	57	LYS	C-N	-13.67	1.02	1.34
1	22	18	PRO	C-O	-13.67	0.95	1.23
2	23	57	LYS	C-N	-13.67	1.02	1.34
1	26	18	PRO	C-O	-13.67	0.95	1.23
1	3E	18	PRO	C-O	-13.67	0.95	1.23
1	3M	18	PRO	C-O	-13.67	0.95	1.23
2	3N	57	LYS	C-N	-13.67	1.02	1.34
1	36	18	PRO	C-O	-13.67	0.95	1.23
2	37	57	LYS	C-N	-13.67	1.02	1.34
1	4A	18	PRO	C-O	-13.67	0.95	1.23
1	4M	18	PRO	C-O	-13.67	0.95	1.23
1	4I	18	PRO	C-O	-13.67	0.95	1.23
2	4J	57	LYS	C-N	-13.67	1.02	1.34
1	4Q	18	PRO	C-O	-13.67	0.95	1.23
2	4R	57	LYS	C-N	-13.67	1.02	1.34
1	5Y	18	PRO	C-O	-13.67	0.95	1.23
2	5Z	57	LYS	C-N	-13.67	1.02	1.34
1	6E	18	PRO	C-O	-13.67	0.95	1.23
2	6F	57	LYS	C-N	-13.67	1.02	1.34
1	6I	18	PRO	C-O	-13.67	0.95	1.23
1	6Q	18	PRO	C-O	-13.67	0.95	1.23
1	6Y	18	PRO	C-O	-13.67	0.95	1.23
2	6Z	57	LYS	C-N	-13.67	1.02	1.34
1	7I	18	PRO	C-O	-13.67	0.95	1.23
2	7J	57	LYS	C-N	-13.67	1.02	1.34
1	7M	18	PRO	C-O	-13.67	0.95	1.23
1	7U	18	PRO	C-O	-13.67	0.95	1.23
2	7V	57	LYS	C-N	-13.67	1.02	1.34
1	1M	18	PRO	C-O	-13.66	0.95	1.23
1	2I	18	PRO	C-O	-13.66	0.95	1.23
1	3A	18	PRO	C-O	-13.66	0.95	1.23
1	3I	18	PRO	C-O	-13.66	0.95	1.23
1	32	18	PRO	C-O	-13.66	0.95	1.23
1	4E	18	PRO	C-O	-13.66	0.95	1.23
1	4Y	18	PRO	C-O	-13.66	0.95	1.23
1	5U	18	PRO	C-O	-13.66	0.95	1.23
1	6M	18	PRO	C-O	-13.66	0.95	1.23
1	6U	18	PRO	C-O	-13.66	0.95	1.23
1	7E	18	PRO	C-O	-13.66	0.95	1.23
1	7Q	18	PRO	C-O	-13.66	0.95	1.23
1	12	18	PRO	C-O	-13.66	0.95	1.23
1	16	18	PRO	C-O	-13.66	0.95	1.23

*Continued on next page...*

*Continued from previous page...*

Mol	Chain	Res	Type	Atoms	Z	Observed(Å)	Ideal(Å)
1	2A	18	PRO	C-O	-13.66	0.95	1.23
1	3Q	18	PRO	C-O	-13.66	0.95	1.23
1	3U	18	PRO	C-O	-13.66	0.95	1.23
1	3Y	18	PRO	C-O	-13.66	0.95	1.23
1	5E	18	PRO	C-O	-13.66	0.95	1.23
1	5I	18	PRO	C-O	-13.66	0.95	1.23
1	5M	18	PRO	C-O	-13.66	0.95	1.23
1	62	18	PRO	C-O	-13.66	0.95	1.23
1	66	18	PRO	C-O	-13.66	0.95	1.23
1	7A	18	PRO	C-O	-13.66	0.95	1.23
2	1F	72	ARG	CZ-NH2	-13.65	1.15	1.33
2	2N	72	ARG	CZ-NH2	-13.65	1.15	1.33
2	23	72	ARG	CZ-NH2	-13.65	1.15	1.33
2	3N	72	ARG	CZ-NH2	-13.65	1.15	1.33
2	37	72	ARG	CZ-NH2	-13.65	1.15	1.33
2	4J	72	ARG	CZ-NH2	-13.65	1.15	1.33
2	4R	72	ARG	CZ-NH2	-13.65	1.15	1.33
2	5Z	72	ARG	CZ-NH2	-13.65	1.15	1.33
2	6F	72	ARG	CZ-NH2	-13.65	1.15	1.33
2	6Z	72	ARG	CZ-NH2	-13.65	1.15	1.33
2	7J	72	ARG	CZ-NH2	-13.65	1.15	1.33
2	7V	72	ARG	CZ-NH2	-13.65	1.15	1.33
2	1R	72	ARG	CZ-NH2	-13.62	1.15	1.33
2	1V	72	ARG	CZ-NH2	-13.62	1.15	1.33
2	1Z	72	ARG	CZ-NH2	-13.62	1.15	1.33
2	2R	72	ARG	CZ-NH2	-13.62	1.15	1.33
2	2V	72	ARG	CZ-NH2	-13.62	1.15	1.33
2	2Z	72	ARG	CZ-NH2	-13.62	1.15	1.33
2	43	72	ARG	CZ-NH2	-13.62	1.15	1.33
2	47	72	ARG	CZ-NH2	-13.62	1.15	1.33
2	5B	72	ARG	CZ-NH2	-13.62	1.15	1.33
2	53	72	ARG	CZ-NH2	-13.62	1.15	1.33
2	57	72	ARG	CZ-NH2	-13.62	1.15	1.33
2	6B	72	ARG	CZ-NH2	-13.62	1.15	1.33
1	1Q	30	PHE	CA-CB	13.60	1.83	1.53
1	1U	30	PHE	CA-CB	13.60	1.83	1.53
1	1Y	30	PHE	CA-CB	13.60	1.83	1.53
1	2Q	30	PHE	CA-CB	13.60	1.83	1.53
1	2U	30	PHE	CA-CB	13.60	1.83	1.53
1	2Y	30	PHE	CA-CB	13.60	1.83	1.53
1	42	30	PHE	CA-CB	13.60	1.83	1.53
1	46	30	PHE	CA-CB	13.60	1.83	1.53

*Continued on next page...*

*Continued from previous page...*

Mol	Chain	Res	Type	Atoms	Z	Observed(Å)	Ideal(Å)
1	5A	30	PHE	CA-CB	13.60	1.83	1.53
1	52	30	PHE	CA-CB	13.60	1.83	1.53
1	56	30	PHE	CA-CB	13.60	1.83	1.53
1	6A	30	PHE	CA-CB	13.60	1.83	1.53
1	1E	156	SER	CA-C	13.60	1.88	1.52
2	13	72	ARG	CZ-NH2	-13.60	1.15	1.33
2	17	72	ARG	CZ-NH2	-13.60	1.15	1.33
2	2B	72	ARG	CZ-NH2	-13.60	1.15	1.33
1	2M	156	SER	CA-C	13.60	1.88	1.52
1	22	156	SER	CA-C	13.60	1.88	1.52
1	3M	156	SER	CA-C	13.60	1.88	1.52
2	3R	72	ARG	CZ-NH2	-13.60	1.15	1.33
2	3V	72	ARG	CZ-NH2	-13.60	1.15	1.33
2	3Z	72	ARG	CZ-NH2	-13.60	1.15	1.33
1	36	156	SER	CA-C	13.60	1.88	1.52
1	4I	156	SER	CA-C	13.60	1.88	1.52
1	4Q	156	SER	CA-C	13.60	1.88	1.52
2	5F	72	ARG	CZ-NH2	-13.60	1.15	1.33
2	5J	72	ARG	CZ-NH2	-13.60	1.15	1.33
2	5N	72	ARG	CZ-NH2	-13.60	1.15	1.33
1	5Y	156	SER	CA-C	13.60	1.88	1.52
1	6E	156	SER	CA-C	13.60	1.88	1.52
1	6Y	156	SER	CA-C	13.60	1.88	1.52
2	63	72	ARG	CZ-NH2	-13.60	1.15	1.33
2	67	72	ARG	CZ-NH2	-13.60	1.15	1.33
2	7B	72	ARG	CZ-NH2	-13.60	1.15	1.33
1	7I	156	SER	CA-C	13.60	1.88	1.52
1	7U	156	SER	CA-C	13.60	1.88	1.52
1	1M	156	SER	CA-C	13.60	1.88	1.52
1	2I	156	SER	CA-C	13.60	1.88	1.52
1	3A	156	SER	CA-C	13.60	1.88	1.52
1	3I	156	SER	CA-C	13.60	1.88	1.52
1	32	156	SER	CA-C	13.60	1.88	1.52
1	4E	156	SER	CA-C	13.60	1.88	1.52
1	4Y	156	SER	CA-C	13.60	1.88	1.52
1	5U	156	SER	CA-C	13.60	1.88	1.52
1	6M	156	SER	CA-C	13.60	1.88	1.52
1	6U	156	SER	CA-C	13.60	1.88	1.52
1	7E	156	SER	CA-C	13.60	1.88	1.52
1	7Q	156	SER	CA-C	13.60	1.88	1.52
2	1B	72	ARG	CZ-NH2	-13.59	1.15	1.33
2	1J	72	ARG	CZ-NH2	-13.59	1.15	1.33

*Continued on next page...*



*Continued from previous page...*

Mol	Chain	Res	Type	Atoms	Z	Observed(Å)	Ideal(Å)
2	2F	72	ARG	CZ-NH2	-13.59	1.15	1.33
2	27	72	ARG	CZ-NH2	-13.59	1.15	1.33
2	3F	72	ARG	CZ-NH2	-13.59	1.15	1.33
2	4B	72	ARG	CZ-NH2	-13.59	1.15	1.33
2	4N	72	ARG	CZ-NH2	-13.59	1.15	1.33
2	4V	72	ARG	CZ-NH2	-13.59	1.15	1.33
2	5R	72	ARG	CZ-NH2	-13.59	1.15	1.33
2	6J	72	ARG	CZ-NH2	-13.59	1.15	1.33
2	6R	72	ARG	CZ-NH2	-13.59	1.15	1.33
2	7N	72	ARG	CZ-NH2	-13.59	1.15	1.33
1	12	30	PHE	CA-CB	13.58	1.83	1.53
1	16	30	PHE	CA-CB	13.58	1.83	1.53
1	2A	30	PHE	CA-CB	13.58	1.83	1.53
1	3Q	30	PHE	CA-CB	13.58	1.83	1.53
1	3U	30	PHE	CA-CB	13.58	1.83	1.53
1	3Y	30	PHE	CA-CB	13.58	1.83	1.53
1	5E	30	PHE	CA-CB	13.58	1.83	1.53
1	5I	30	PHE	CA-CB	13.58	1.83	1.53
1	5M	30	PHE	CA-CB	13.58	1.83	1.53
1	62	30	PHE	CA-CB	13.58	1.83	1.53
1	66	30	PHE	CA-CB	13.58	1.83	1.53
1	7A	30	PHE	CA-CB	13.58	1.83	1.53
1	1A	30	PHE	CA-CB	13.58	1.83	1.53
1	1I	30	PHE	CA-CB	13.58	1.83	1.53
1	12	156	SER	CA-C	13.58	1.88	1.52
1	16	156	SER	CA-C	13.58	1.88	1.52
1	2A	156	SER	CA-C	13.58	1.88	1.52
1	2E	30	PHE	CA-CB	13.58	1.83	1.53
1	26	30	PHE	CA-CB	13.58	1.83	1.53
1	3E	30	PHE	CA-CB	13.58	1.83	1.53
1	3Q	156	SER	CA-C	13.58	1.88	1.52
1	3U	156	SER	CA-C	13.58	1.88	1.52
1	3Y	156	SER	CA-C	13.58	1.88	1.52
1	4A	30	PHE	CA-CB	13.58	1.83	1.53
1	4M	30	PHE	CA-CB	13.58	1.83	1.53
1	4U	30	PHE	CA-CB	13.58	1.83	1.53
1	5E	156	SER	CA-C	13.58	1.88	1.52
1	5I	156	SER	CA-C	13.58	1.88	1.52
1	5M	156	SER	CA-C	13.58	1.88	1.52
1	5Q	30	PHE	CA-CB	13.58	1.83	1.53
1	6I	30	PHE	CA-CB	13.58	1.83	1.53
1	6Q	30	PHE	CA-CB	13.58	1.83	1.53

*Continued on next page...*

*Continued from previous page...*

Mol	Chain	Res	Type	Atoms	Z	Observed(Å)	Ideal(Å)
1	62	156	SER	CA-C	13.58	1.88	1.52
1	66	156	SER	CA-C	13.58	1.88	1.52
1	7A	156	SER	CA-C	13.58	1.88	1.52
1	7M	30	PHE	CA-CB	13.58	1.83	1.53
2	1B	77	THR	N-CA	13.58	1.73	1.46
1	1E	30	PHE	CA-CB	13.58	1.83	1.53
2	1J	77	THR	N-CA	13.58	1.73	1.46
2	1N	77	THR	N-CA	13.58	1.73	1.46
2	2F	77	THR	N-CA	13.58	1.73	1.46
2	2J	77	THR	N-CA	13.58	1.73	1.46
1	2M	30	PHE	CA-CB	13.58	1.83	1.53
1	22	30	PHE	CA-CB	13.58	1.83	1.53
2	27	77	THR	N-CA	13.58	1.73	1.46
2	3B	77	THR	N-CA	13.58	1.73	1.46
2	3F	77	THR	N-CA	13.58	1.73	1.46
2	3J	77	THR	N-CA	13.58	1.73	1.46
1	3M	30	PHE	CA-CB	13.58	1.83	1.53
2	33	77	THR	N-CA	13.58	1.73	1.46
1	36	30	PHE	CA-CB	13.58	1.83	1.53
2	4B	77	THR	N-CA	13.58	1.73	1.46
2	4F	77	THR	N-CA	13.58	1.73	1.46
1	4I	30	PHE	CA-CB	13.58	1.83	1.53
2	4N	77	THR	N-CA	13.58	1.73	1.46
1	4Q	30	PHE	CA-CB	13.58	1.83	1.53
2	4V	77	THR	N-CA	13.58	1.73	1.46
2	4Z	77	THR	N-CA	13.58	1.73	1.46
2	5R	77	THR	N-CA	13.58	1.73	1.46
2	5V	77	THR	N-CA	13.58	1.73	1.46
1	5Y	30	PHE	CA-CB	13.58	1.83	1.53
1	6E	30	PHE	CA-CB	13.58	1.83	1.53
2	6J	77	THR	N-CA	13.58	1.73	1.46
2	6N	77	THR	N-CA	13.58	1.73	1.46
2	6R	77	THR	N-CA	13.58	1.73	1.46
2	6V	77	THR	N-CA	13.58	1.73	1.46
1	6Y	30	PHE	CA-CB	13.58	1.83	1.53
2	7F	77	THR	N-CA	13.58	1.73	1.46
1	7I	30	PHE	CA-CB	13.58	1.83	1.53
2	7N	77	THR	N-CA	13.58	1.73	1.46
2	7R	77	THR	N-CA	13.58	1.73	1.46
1	7U	30	PHE	CA-CB	13.58	1.83	1.53
1	1A	156	SER	CA-C	13.57	1.88	1.52
1	1I	156	SER	CA-C	13.57	1.88	1.52

*Continued on next page...*

*Continued from previous page...*

Mol	Chain	Res	Type	Atoms	Z	Observed(Å)	Ideal(Å)
1	2E	156	SER	CA-C	13.57	1.88	1.52
1	26	156	SER	CA-C	13.57	1.88	1.52
1	3E	156	SER	CA-C	13.57	1.88	1.52
1	4A	156	SER	CA-C	13.57	1.88	1.52
1	4M	156	SER	CA-C	13.57	1.88	1.52
1	4U	156	SER	CA-C	13.57	1.88	1.52
1	5Q	156	SER	CA-C	13.57	1.88	1.52
1	6I	156	SER	CA-C	13.57	1.88	1.52
1	6Q	156	SER	CA-C	13.57	1.88	1.52
1	7M	156	SER	CA-C	13.57	1.88	1.52
1	1Q	156	SER	CA-C	13.57	1.88	1.52
1	1U	156	SER	CA-C	13.57	1.88	1.52
1	1Y	156	SER	CA-C	13.57	1.88	1.52
1	2Q	156	SER	CA-C	13.57	1.88	1.52
1	2U	156	SER	CA-C	13.57	1.88	1.52
1	2Y	156	SER	CA-C	13.57	1.88	1.52
1	42	156	SER	CA-C	13.57	1.88	1.52
1	46	156	SER	CA-C	13.57	1.88	1.52
1	5A	156	SER	CA-C	13.57	1.88	1.52
1	52	156	SER	CA-C	13.57	1.88	1.52
1	56	156	SER	CA-C	13.57	1.88	1.52
1	6A	156	SER	CA-C	13.57	1.88	1.52
2	1F	77	THR	N-CA	13.56	1.73	1.46
2	2N	77	THR	N-CA	13.56	1.73	1.46
2	23	77	THR	N-CA	13.56	1.73	1.46
2	3N	77	THR	N-CA	13.56	1.73	1.46
2	37	77	THR	N-CA	13.56	1.73	1.46
2	4J	77	THR	N-CA	13.56	1.73	1.46
2	4R	77	THR	N-CA	13.56	1.73	1.46
2	5Z	77	THR	N-CA	13.56	1.73	1.46
2	6F	77	THR	N-CA	13.56	1.73	1.46
2	6Z	77	THR	N-CA	13.56	1.73	1.46
2	7J	77	THR	N-CA	13.56	1.73	1.46
2	7V	77	THR	N-CA	13.56	1.73	1.46
1	1M	30	PHE	CA-CB	13.56	1.83	1.53
2	13	77	THR	N-CA	13.55	1.73	1.46
2	17	77	THR	N-CA	13.55	1.73	1.46
2	2B	77	THR	N-CA	13.55	1.73	1.46
1	2I	30	PHE	CA-CB	13.56	1.83	1.53
1	3A	30	PHE	CA-CB	13.56	1.83	1.53
1	3I	30	PHE	CA-CB	13.56	1.83	1.53
2	3R	77	THR	N-CA	13.55	1.73	1.46

*Continued on next page...*

*Continued from previous page...*

Mol	Chain	Res	Type	Atoms	Z	Observed(Å)	Ideal(Å)
2	3V	77	THR	N-CA	13.55	1.73	1.46
2	3Z	77	THR	N-CA	13.55	1.73	1.46
1	32	30	PHE	CA-CB	13.56	1.83	1.53
1	4E	30	PHE	CA-CB	13.56	1.83	1.53
1	4Y	30	PHE	CA-CB	13.56	1.83	1.53
2	5F	77	THR	N-CA	13.55	1.73	1.46
2	5J	77	THR	N-CA	13.55	1.73	1.46
2	5N	77	THR	N-CA	13.55	1.73	1.46
1	5U	30	PHE	CA-CB	13.56	1.83	1.53
1	6M	30	PHE	CA-CB	13.56	1.83	1.53
1	6U	30	PHE	CA-CB	13.56	1.83	1.53
2	63	77	THR	N-CA	13.55	1.73	1.46
2	67	77	THR	N-CA	13.55	1.73	1.46
2	7B	77	THR	N-CA	13.55	1.73	1.46
1	7E	30	PHE	CA-CB	13.56	1.83	1.53
1	7Q	30	PHE	CA-CB	13.56	1.83	1.53
2	1R	77	THR	N-CA	13.55	1.73	1.46
2	1V	77	THR	N-CA	13.55	1.73	1.46
2	1Z	77	THR	N-CA	13.55	1.73	1.46
2	2R	77	THR	N-CA	13.55	1.73	1.46
2	2V	77	THR	N-CA	13.55	1.73	1.46
2	2Z	77	THR	N-CA	13.55	1.73	1.46
2	43	77	THR	N-CA	13.55	1.73	1.46
2	47	77	THR	N-CA	13.55	1.73	1.46
2	5B	77	THR	N-CA	13.55	1.73	1.46
2	53	77	THR	N-CA	13.55	1.73	1.46
2	57	77	THR	N-CA	13.55	1.73	1.46
2	6B	77	THR	N-CA	13.55	1.73	1.46
2	1N	72	ARG	CZ-NH2	-13.55	1.15	1.33
2	2J	72	ARG	CZ-NH2	-13.55	1.15	1.33
2	3B	72	ARG	CZ-NH2	-13.55	1.15	1.33
2	3J	72	ARG	CZ-NH2	-13.55	1.15	1.33
2	33	72	ARG	CZ-NH2	-13.55	1.15	1.33
2	4F	72	ARG	CZ-NH2	-13.55	1.15	1.33
2	4Z	72	ARG	CZ-NH2	-13.55	1.15	1.33
2	5V	72	ARG	CZ-NH2	-13.55	1.15	1.33
2	6N	72	ARG	CZ-NH2	-13.55	1.15	1.33
2	6V	72	ARG	CZ-NH2	-13.55	1.15	1.33
2	7F	72	ARG	CZ-NH2	-13.55	1.15	1.33
2	7R	72	ARG	CZ-NH2	-13.55	1.15	1.33
2	13	76	ILE	C-O	13.55	1.49	1.23
2	17	76	ILE	C-O	13.55	1.49	1.23

*Continued on next page...*

*Continued from previous page...*

Mol	Chain	Res	Type	Atoms	Z	Observed(Å)	Ideal(Å)
2	2B	76	ILE	C-O	13.55	1.49	1.23
2	3R	76	ILE	C-O	13.55	1.49	1.23
2	3V	76	ILE	C-O	13.55	1.49	1.23
2	3Z	76	ILE	C-O	13.55	1.49	1.23
2	5F	76	ILE	C-O	13.55	1.49	1.23
2	5J	76	ILE	C-O	13.55	1.49	1.23
2	5N	76	ILE	C-O	13.55	1.49	1.23
2	63	76	ILE	C-O	13.55	1.49	1.23
2	67	76	ILE	C-O	13.55	1.49	1.23
2	7B	76	ILE	C-O	13.55	1.49	1.23
2	1R	76	ILE	C-O	13.54	1.49	1.23
2	1V	76	ILE	C-O	13.54	1.49	1.23
2	1Z	76	ILE	C-O	13.54	1.49	1.23
2	2R	76	ILE	C-O	13.54	1.49	1.23
2	2V	76	ILE	C-O	13.54	1.49	1.23
2	2Z	76	ILE	C-O	13.54	1.49	1.23
2	43	76	ILE	C-O	13.54	1.49	1.23
2	47	76	ILE	C-O	13.54	1.49	1.23
2	5B	76	ILE	C-O	13.54	1.49	1.23
2	53	76	ILE	C-O	13.54	1.49	1.23
2	57	76	ILE	C-O	13.54	1.49	1.23
2	6B	76	ILE	C-O	13.54	1.49	1.23
2	1F	76	ILE	C-O	13.53	1.49	1.23
1	1M	30	PHE	C-N	13.53	1.65	1.34
1	2I	30	PHE	C-N	13.53	1.65	1.34
2	2N	76	ILE	C-O	13.53	1.49	1.23
2	23	76	ILE	C-O	13.53	1.49	1.23
1	3A	30	PHE	C-N	13.53	1.65	1.34
1	3I	30	PHE	C-N	13.53	1.65	1.34
2	3N	76	ILE	C-O	13.53	1.49	1.23
1	32	30	PHE	C-N	13.53	1.65	1.34
2	37	76	ILE	C-O	13.53	1.49	1.23
1	4E	30	PHE	C-N	13.53	1.65	1.34
2	4J	76	ILE	C-O	13.53	1.49	1.23
2	4R	76	ILE	C-O	13.53	1.49	1.23
1	4Y	30	PHE	C-N	13.53	1.65	1.34
1	5U	30	PHE	C-N	13.53	1.65	1.34
2	5Z	76	ILE	C-O	13.53	1.49	1.23
2	6F	76	ILE	C-O	13.53	1.49	1.23
1	6M	30	PHE	C-N	13.53	1.65	1.34
1	6U	30	PHE	C-N	13.53	1.65	1.34
2	6Z	76	ILE	C-O	13.53	1.49	1.23

*Continued on next page...*

*Continued from previous page...*

Mol	Chain	Res	Type	Atoms	Z	Observed(Å)	Ideal(Å)
1	7E	30	PHE	C-N	13.53	1.65	1.34
2	7J	76	ILE	C-O	13.53	1.49	1.23
1	7Q	30	PHE	C-N	13.53	1.65	1.34
2	7V	76	ILE	C-O	13.53	1.49	1.23
2	1B	76	ILE	C-O	13.53	1.49	1.23
2	1J	76	ILE	C-O	13.53	1.49	1.23
2	2F	76	ILE	C-O	13.53	1.49	1.23
2	27	76	ILE	C-O	13.53	1.49	1.23
2	3F	76	ILE	C-O	13.53	1.49	1.23
2	4B	76	ILE	C-O	13.53	1.49	1.23
2	4N	76	ILE	C-O	13.53	1.49	1.23
2	4V	76	ILE	C-O	13.53	1.49	1.23
2	5R	76	ILE	C-O	13.53	1.49	1.23
2	6J	76	ILE	C-O	13.53	1.49	1.23
2	6R	76	ILE	C-O	13.53	1.49	1.23
2	7N	76	ILE	C-O	13.53	1.49	1.23
1	12	30	PHE	C-N	13.52	1.65	1.34
1	16	30	PHE	C-N	13.52	1.65	1.34
1	2A	30	PHE	C-N	13.52	1.65	1.34
1	3Q	30	PHE	C-N	13.52	1.65	1.34
1	3U	30	PHE	C-N	13.52	1.65	1.34
1	3Y	30	PHE	C-N	13.52	1.65	1.34
1	5E	30	PHE	C-N	13.52	1.65	1.34
1	5I	30	PHE	C-N	13.52	1.65	1.34
1	5M	30	PHE	C-N	13.52	1.65	1.34
1	62	30	PHE	C-N	13.52	1.65	1.34
1	66	30	PHE	C-N	13.52	1.65	1.34
1	7A	30	PHE	C-N	13.52	1.65	1.34
1	1A	30	PHE	C-N	13.52	1.65	1.34
1	1I	30	PHE	C-N	13.52	1.65	1.34
1	2E	30	PHE	C-N	13.52	1.65	1.34
1	26	30	PHE	C-N	13.52	1.65	1.34
1	3E	30	PHE	C-N	13.52	1.65	1.34
1	4A	30	PHE	C-N	13.52	1.65	1.34
1	4M	30	PHE	C-N	13.52	1.65	1.34
1	4U	30	PHE	C-N	13.52	1.65	1.34
1	5Q	30	PHE	C-N	13.52	1.65	1.34
1	6I	30	PHE	C-N	13.52	1.65	1.34
1	6Q	30	PHE	C-N	13.52	1.65	1.34
1	7M	30	PHE	C-N	13.52	1.65	1.34
1	1E	30	PHE	C-N	13.50	1.65	1.34
2	1N	76	ILE	C-O	13.50	1.49	1.23

*Continued on next page...*

*Continued from previous page...*

Mol	Chain	Res	Type	Atoms	Z	Observed(Å)	Ideal(Å)
2	2J	76	ILE	C-O	13.50	1.49	1.23
1	2M	30	PHE	C-N	13.50	1.65	1.34
1	22	30	PHE	C-N	13.50	1.65	1.34
2	3B	76	ILE	C-O	13.50	1.49	1.23
2	3J	76	ILE	C-O	13.50	1.49	1.23
1	3M	30	PHE	C-N	13.50	1.65	1.34
2	33	76	ILE	C-O	13.50	1.49	1.23
1	36	30	PHE	C-N	13.50	1.65	1.34
2	4F	76	ILE	C-O	13.50	1.49	1.23
1	4I	30	PHE	C-N	13.50	1.65	1.34
1	4Q	30	PHE	C-N	13.50	1.65	1.34
2	4Z	76	ILE	C-O	13.50	1.49	1.23
2	5V	76	ILE	C-O	13.50	1.49	1.23
1	5Y	30	PHE	C-N	13.50	1.65	1.34
1	6E	30	PHE	C-N	13.50	1.65	1.34
2	6N	76	ILE	C-O	13.50	1.49	1.23
2	6V	76	ILE	C-O	13.50	1.49	1.23
1	6Y	30	PHE	C-N	13.50	1.65	1.34
2	7F	76	ILE	C-O	13.50	1.49	1.23
1	7I	30	PHE	C-N	13.50	1.65	1.34
2	7R	76	ILE	C-O	13.50	1.49	1.23
1	7U	30	PHE	C-N	13.50	1.65	1.34
1	1Q	30	PHE	C-N	13.49	1.65	1.34
1	1U	30	PHE	C-N	13.49	1.65	1.34
1	1Y	30	PHE	C-N	13.49	1.65	1.34
2	13	4	GLU	N-CA	13.49	1.73	1.46
2	17	4	GLU	N-CA	13.49	1.73	1.46
2	2B	4	GLU	N-CA	13.49	1.73	1.46
1	2Q	30	PHE	C-N	13.49	1.65	1.34
1	2U	30	PHE	C-N	13.49	1.65	1.34
1	2Y	30	PHE	C-N	13.49	1.65	1.34
2	3R	4	GLU	N-CA	13.49	1.73	1.46
2	3V	4	GLU	N-CA	13.49	1.73	1.46
2	3Z	4	GLU	N-CA	13.49	1.73	1.46
1	42	30	PHE	C-N	13.49	1.65	1.34
1	46	30	PHE	C-N	13.49	1.65	1.34
1	5A	30	PHE	C-N	13.49	1.65	1.34
2	5F	4	GLU	N-CA	13.49	1.73	1.46
2	5J	4	GLU	N-CA	13.49	1.73	1.46
2	5N	4	GLU	N-CA	13.49	1.73	1.46
1	52	30	PHE	C-N	13.49	1.65	1.34
1	56	30	PHE	C-N	13.49	1.65	1.34

*Continued on next page...*

*Continued from previous page...*

Mol	Chain	Res	Type	Atoms	Z	Observed(Å)	Ideal(Å)
1	6A	30	PHE	C-N	13.49	1.65	1.34
2	63	4	GLU	N-CA	13.49	1.73	1.46
2	67	4	GLU	N-CA	13.49	1.73	1.46
2	7B	4	GLU	N-CA	13.49	1.73	1.46
2	1F	4	GLU	N-CA	13.47	1.73	1.46
2	2N	4	GLU	N-CA	13.47	1.73	1.46
2	23	4	GLU	N-CA	13.47	1.73	1.46
2	3N	4	GLU	N-CA	13.47	1.73	1.46
2	37	4	GLU	N-CA	13.47	1.73	1.46
2	4J	4	GLU	N-CA	13.47	1.73	1.46
2	4R	4	GLU	N-CA	13.47	1.73	1.46
2	5Z	4	GLU	N-CA	13.47	1.73	1.46
2	6F	4	GLU	N-CA	13.47	1.73	1.46
2	6Z	4	GLU	N-CA	13.47	1.73	1.46
2	7J	4	GLU	N-CA	13.47	1.73	1.46
2	7V	4	GLU	N-CA	13.47	1.73	1.46
2	1B	4	GLU	N-CA	13.46	1.73	1.46
2	1J	4	GLU	N-CA	13.46	1.73	1.46
2	2F	4	GLU	N-CA	13.46	1.73	1.46
2	27	4	GLU	N-CA	13.46	1.73	1.46
2	3F	4	GLU	N-CA	13.46	1.73	1.46
2	4B	4	GLU	N-CA	13.46	1.73	1.46
2	4N	4	GLU	N-CA	13.46	1.73	1.46
2	4V	4	GLU	N-CA	13.46	1.73	1.46
2	5R	4	GLU	N-CA	13.46	1.73	1.46
2	6J	4	GLU	N-CA	13.46	1.73	1.46
2	6R	4	GLU	N-CA	13.46	1.73	1.46
2	7N	4	GLU	N-CA	13.46	1.73	1.46
2	1B	227	TYR	CD1-CE1	13.46	1.59	1.39
2	1J	227	TYR	CD1-CE1	13.46	1.59	1.39
2	2F	227	TYR	CD1-CE1	13.46	1.59	1.39
2	27	227	TYR	CD1-CE1	13.46	1.59	1.39
2	3F	227	TYR	CD1-CE1	13.46	1.59	1.39
2	4B	227	TYR	CD1-CE1	13.46	1.59	1.39
2	4N	227	TYR	CD1-CE1	13.46	1.59	1.39
2	4V	227	TYR	CD1-CE1	13.46	1.59	1.39
2	5R	227	TYR	CD1-CE1	13.46	1.59	1.39
2	6J	227	TYR	CD1-CE1	13.46	1.59	1.39
2	6R	227	TYR	CD1-CE1	13.46	1.59	1.39
2	7N	227	TYR	CD1-CE1	13.46	1.59	1.39
2	1F	227	TYR	CD1-CE1	13.45	1.59	1.39
2	1N	4	GLU	N-CA	13.45	1.73	1.46

*Continued on next page...*



*Continued from previous page...*

Mol	Chain	Res	Type	Atoms	Z	Observed(Å)	Ideal(Å)
2	1R	4	GLU	N-CA	13.45	1.73	1.46
2	1V	4	GLU	N-CA	13.45	1.73	1.46
2	1Z	4	GLU	N-CA	13.45	1.73	1.46
2	2J	4	GLU	N-CA	13.45	1.73	1.46
2	2N	227	TYR	CD1-CE1	13.45	1.59	1.39
2	2R	4	GLU	N-CA	13.45	1.73	1.46
2	2V	4	GLU	N-CA	13.45	1.73	1.46
2	2Z	4	GLU	N-CA	13.45	1.73	1.46
2	23	227	TYR	CD1-CE1	13.45	1.59	1.39
2	3B	4	GLU	N-CA	13.45	1.73	1.46
2	3J	4	GLU	N-CA	13.45	1.73	1.46
2	3N	227	TYR	CD1-CE1	13.45	1.59	1.39
2	33	4	GLU	N-CA	13.45	1.73	1.46
2	37	227	TYR	CD1-CE1	13.45	1.59	1.39
2	4F	4	GLU	N-CA	13.45	1.73	1.46
2	4J	227	TYR	CD1-CE1	13.45	1.59	1.39
2	4R	227	TYR	CD1-CE1	13.45	1.59	1.39
2	4Z	4	GLU	N-CA	13.45	1.73	1.46
2	43	4	GLU	N-CA	13.45	1.73	1.46
2	47	4	GLU	N-CA	13.45	1.73	1.46
2	5B	4	GLU	N-CA	13.45	1.73	1.46
2	5V	4	GLU	N-CA	13.45	1.73	1.46
2	5Z	227	TYR	CD1-CE1	13.45	1.59	1.39
2	53	4	GLU	N-CA	13.45	1.73	1.46
2	57	4	GLU	N-CA	13.45	1.73	1.46
2	6B	4	GLU	N-CA	13.45	1.73	1.46
2	6F	227	TYR	CD1-CE1	13.45	1.59	1.39
2	6N	4	GLU	N-CA	13.45	1.73	1.46
2	6V	4	GLU	N-CA	13.45	1.73	1.46
2	6Z	227	TYR	CD1-CE1	13.45	1.59	1.39
2	7F	4	GLU	N-CA	13.45	1.73	1.46
2	7J	227	TYR	CD1-CE1	13.45	1.59	1.39
2	7R	4	GLU	N-CA	13.45	1.73	1.46
2	7V	227	TYR	CD1-CE1	13.45	1.59	1.39
2	13	227	TYR	CD1-CE1	13.45	1.59	1.39
2	17	227	TYR	CD1-CE1	13.45	1.59	1.39
2	2B	227	TYR	CD1-CE1	13.45	1.59	1.39
2	3R	227	TYR	CD1-CE1	13.45	1.59	1.39
2	3V	227	TYR	CD1-CE1	13.45	1.59	1.39
2	3Z	227	TYR	CD1-CE1	13.45	1.59	1.39
2	5F	227	TYR	CD1-CE1	13.45	1.59	1.39
2	5J	227	TYR	CD1-CE1	13.45	1.59	1.39

*Continued on next page...*

*Continued from previous page...*

Mol	Chain	Res	Type	Atoms	Z	Observed(Å)	Ideal(Å)
2	5N	227	TYR	CD1-CE1	13.45	1.59	1.39
2	63	227	TYR	CD1-CE1	13.45	1.59	1.39
2	67	227	TYR	CD1-CE1	13.45	1.59	1.39
2	7B	227	TYR	CD1-CE1	13.45	1.59	1.39
2	1N	227	TYR	CD1-CE1	13.44	1.59	1.39
2	2J	227	TYR	CD1-CE1	13.44	1.59	1.39
2	3B	227	TYR	CD1-CE1	13.44	1.59	1.39
2	3J	227	TYR	CD1-CE1	13.44	1.59	1.39
2	33	227	TYR	CD1-CE1	13.44	1.59	1.39
2	4F	227	TYR	CD1-CE1	13.44	1.59	1.39
2	4Z	227	TYR	CD1-CE1	13.44	1.59	1.39
2	5V	227	TYR	CD1-CE1	13.44	1.59	1.39
2	6N	227	TYR	CD1-CE1	13.44	1.59	1.39
2	6V	227	TYR	CD1-CE1	13.44	1.59	1.39
2	7F	227	TYR	CD1-CE1	13.44	1.59	1.39
2	7R	227	TYR	CD1-CE1	13.44	1.59	1.39
2	1R	227	TYR	CD1-CE1	13.44	1.59	1.39
2	1V	227	TYR	CD1-CE1	13.44	1.59	1.39
2	1Z	227	TYR	CD1-CE1	13.44	1.59	1.39
2	2R	227	TYR	CD1-CE1	13.44	1.59	1.39
2	2V	227	TYR	CD1-CE1	13.44	1.59	1.39
2	2Z	227	TYR	CD1-CE1	13.44	1.59	1.39
2	43	227	TYR	CD1-CE1	13.44	1.59	1.39
2	47	227	TYR	CD1-CE1	13.44	1.59	1.39
2	5B	227	TYR	CD1-CE1	13.44	1.59	1.39
2	53	227	TYR	CD1-CE1	13.44	1.59	1.39
2	57	227	TYR	CD1-CE1	13.44	1.59	1.39
2	6B	227	TYR	CD1-CE1	13.44	1.59	1.39
1	1A	50	ARG	CA-CB	-13.43	1.24	1.53
1	1I	50	ARG	CA-CB	-13.43	1.24	1.53
1	1Q	50	ARG	CA-CB	-13.43	1.24	1.53
1	1U	50	ARG	CA-CB	-13.43	1.24	1.53
1	1Y	50	ARG	CA-CB	-13.43	1.24	1.53
1	2E	50	ARG	CA-CB	-13.43	1.24	1.53
1	2Q	50	ARG	CA-CB	-13.43	1.24	1.53
1	2U	50	ARG	CA-CB	-13.43	1.24	1.53
1	2Y	50	ARG	CA-CB	-13.43	1.24	1.53
1	26	50	ARG	CA-CB	-13.43	1.24	1.53
1	3E	50	ARG	CA-CB	-13.43	1.24	1.53
1	4A	50	ARG	CA-CB	-13.43	1.24	1.53
1	4M	50	ARG	CA-CB	-13.43	1.24	1.53
1	4U	50	ARG	CA-CB	-13.43	1.24	1.53

*Continued on next page...*

*Continued from previous page...*

Mol	Chain	Res	Type	Atoms	Z	Observed(Å)	Ideal(Å)
1	42	50	ARG	CA-CB	-13.43	1.24	1.53
1	46	50	ARG	CA-CB	-13.43	1.24	1.53
1	5A	50	ARG	CA-CB	-13.43	1.24	1.53
1	5Q	50	ARG	CA-CB	-13.43	1.24	1.53
1	52	50	ARG	CA-CB	-13.43	1.24	1.53
1	56	50	ARG	CA-CB	-13.43	1.24	1.53
1	6A	50	ARG	CA-CB	-13.43	1.24	1.53
1	6I	50	ARG	CA-CB	-13.43	1.24	1.53
1	6Q	50	ARG	CA-CB	-13.43	1.24	1.53
1	7M	50	ARG	CA-CB	-13.43	1.24	1.53
1	12	50	ARG	CA-CB	-13.42	1.24	1.53
1	16	50	ARG	CA-CB	-13.42	1.24	1.53
1	2A	50	ARG	CA-CB	-13.42	1.24	1.53
1	3Q	50	ARG	CA-CB	-13.42	1.24	1.53
1	3U	50	ARG	CA-CB	-13.42	1.24	1.53
1	3Y	50	ARG	CA-CB	-13.42	1.24	1.53
1	5E	50	ARG	CA-CB	-13.42	1.24	1.53
1	5I	50	ARG	CA-CB	-13.42	1.24	1.53
1	5M	50	ARG	CA-CB	-13.42	1.24	1.53
1	62	50	ARG	CA-CB	-13.42	1.24	1.53
1	66	50	ARG	CA-CB	-13.42	1.24	1.53
1	7A	50	ARG	CA-CB	-13.42	1.24	1.53
1	1E	50	ARG	CA-CB	-13.42	1.24	1.53
1	2M	50	ARG	CA-CB	-13.42	1.24	1.53
1	22	50	ARG	CA-CB	-13.42	1.24	1.53
1	3M	50	ARG	CA-CB	-13.42	1.24	1.53
1	36	50	ARG	CA-CB	-13.42	1.24	1.53
1	4I	50	ARG	CA-CB	-13.42	1.24	1.53
1	4Q	50	ARG	CA-CB	-13.42	1.24	1.53
1	5Y	50	ARG	CA-CB	-13.42	1.24	1.53
1	6E	50	ARG	CA-CB	-13.42	1.24	1.53
1	6Y	50	ARG	CA-CB	-13.42	1.24	1.53
1	7I	50	ARG	CA-CB	-13.42	1.24	1.53
1	7U	50	ARG	CA-CB	-13.42	1.24	1.53
1	1M	50	ARG	CA-CB	-13.41	1.24	1.53
1	2I	50	ARG	CA-CB	-13.41	1.24	1.53
1	3A	50	ARG	CA-CB	-13.41	1.24	1.53
1	3I	50	ARG	CA-CB	-13.41	1.24	1.53
1	32	50	ARG	CA-CB	-13.41	1.24	1.53
1	4E	50	ARG	CA-CB	-13.41	1.24	1.53
1	4Y	50	ARG	CA-CB	-13.41	1.24	1.53
1	5U	50	ARG	CA-CB	-13.41	1.24	1.53

*Continued on next page...*

*Continued from previous page...*

Mol	Chain	Res	Type	Atoms	Z	Observed(Å)	Ideal(Å)
1	6M	50	ARG	CA-CB	-13.41	1.24	1.53
1	6U	50	ARG	CA-CB	-13.41	1.24	1.53
1	7E	50	ARG	CA-CB	-13.41	1.24	1.53
1	7Q	50	ARG	CA-CB	-13.41	1.24	1.53
2	1R	2	GLU	CA-CB	-13.40	1.24	1.53
2	1V	2	GLU	CA-CB	-13.40	1.24	1.53
2	1Z	2	GLU	CA-CB	-13.40	1.24	1.53
2	13	2	GLU	CA-CB	-13.40	1.24	1.53
2	17	2	GLU	CA-CB	-13.40	1.24	1.53
2	2B	2	GLU	CA-CB	-13.40	1.24	1.53
2	2R	2	GLU	CA-CB	-13.40	1.24	1.53
2	2V	2	GLU	CA-CB	-13.40	1.24	1.53
2	2Z	2	GLU	CA-CB	-13.40	1.24	1.53
2	3R	2	GLU	CA-CB	-13.40	1.24	1.53
2	3V	2	GLU	CA-CB	-13.40	1.24	1.53
2	3Z	2	GLU	CA-CB	-13.40	1.24	1.53
2	43	2	GLU	CA-CB	-13.40	1.24	1.53
2	47	2	GLU	CA-CB	-13.40	1.24	1.53
2	5B	2	GLU	CA-CB	-13.40	1.24	1.53
2	5F	2	GLU	CA-CB	-13.40	1.24	1.53
2	5J	2	GLU	CA-CB	-13.40	1.24	1.53
2	5N	2	GLU	CA-CB	-13.40	1.24	1.53
2	53	2	GLU	CA-CB	-13.40	1.24	1.53
2	57	2	GLU	CA-CB	-13.40	1.24	1.53
2	6B	2	GLU	CA-CB	-13.40	1.24	1.53
2	63	2	GLU	CA-CB	-13.40	1.24	1.53
2	67	2	GLU	CA-CB	-13.40	1.24	1.53
2	7B	2	GLU	CA-CB	-13.40	1.24	1.53
2	1B	2	GLU	CA-CB	-13.40	1.24	1.53
2	1J	2	GLU	CA-CB	-13.40	1.24	1.53
2	2F	2	GLU	CA-CB	-13.40	1.24	1.53
2	27	2	GLU	CA-CB	-13.40	1.24	1.53
2	3F	2	GLU	CA-CB	-13.40	1.24	1.53
2	4B	2	GLU	CA-CB	-13.40	1.24	1.53
2	4N	2	GLU	CA-CB	-13.40	1.24	1.53
2	4V	2	GLU	CA-CB	-13.40	1.24	1.53
2	5R	2	GLU	CA-CB	-13.40	1.24	1.53
2	6J	2	GLU	CA-CB	-13.40	1.24	1.53
2	6R	2	GLU	CA-CB	-13.40	1.24	1.53
2	7N	2	GLU	CA-CB	-13.40	1.24	1.53
1	1M	169	ASP	C-O	13.39	1.48	1.23
1	2I	169	ASP	C-O	13.39	1.48	1.23

*Continued on next page...*

*Continued from previous page...*

Mol	Chain	Res	Type	Atoms	Z	Observed(Å)	Ideal(Å)
1	3A	169	ASP	C-O	13.39	1.48	1.23
1	3I	169	ASP	C-O	13.39	1.48	1.23
1	32	169	ASP	C-O	13.39	1.48	1.23
1	4E	169	ASP	C-O	13.39	1.48	1.23
1	4Y	169	ASP	C-O	13.39	1.48	1.23
1	5U	169	ASP	C-O	13.39	1.48	1.23
1	6M	169	ASP	C-O	13.39	1.48	1.23
1	6U	169	ASP	C-O	13.39	1.48	1.23
1	7E	169	ASP	C-O	13.39	1.48	1.23
1	7Q	169	ASP	C-O	13.39	1.48	1.23
1	1E	169	ASP	C-O	13.39	1.48	1.23
1	2M	169	ASP	C-O	13.39	1.48	1.23
1	22	169	ASP	C-O	13.39	1.48	1.23
1	3M	169	ASP	C-O	13.39	1.48	1.23
1	36	169	ASP	C-O	13.39	1.48	1.23
1	4I	169	ASP	C-O	13.39	1.48	1.23
1	4Q	169	ASP	C-O	13.39	1.48	1.23
1	5Y	169	ASP	C-O	13.39	1.48	1.23
1	6E	169	ASP	C-O	13.39	1.48	1.23
1	6Y	169	ASP	C-O	13.39	1.48	1.23
1	7I	169	ASP	C-O	13.39	1.48	1.23
1	7U	169	ASP	C-O	13.39	1.48	1.23
2	1N	2	GLU	CA-CB	-13.39	1.24	1.53
1	12	169	ASP	C-O	13.38	1.48	1.23
1	16	169	ASP	C-O	13.38	1.48	1.23
1	2A	169	ASP	C-O	13.38	1.48	1.23
2	2J	2	GLU	CA-CB	-13.39	1.24	1.53
2	3B	2	GLU	CA-CB	-13.39	1.24	1.53
2	3J	2	GLU	CA-CB	-13.39	1.24	1.53
1	3Q	169	ASP	C-O	13.38	1.48	1.23
1	3U	169	ASP	C-O	13.38	1.48	1.23
1	3Y	169	ASP	C-O	13.38	1.48	1.23
2	33	2	GLU	CA-CB	-13.39	1.24	1.53
2	4F	2	GLU	CA-CB	-13.39	1.24	1.53
2	4Z	2	GLU	CA-CB	-13.39	1.24	1.53
1	5E	169	ASP	C-O	13.38	1.48	1.23
1	5I	169	ASP	C-O	13.38	1.48	1.23
1	5M	169	ASP	C-O	13.38	1.48	1.23
2	5V	2	GLU	CA-CB	-13.39	1.24	1.53
2	6N	2	GLU	CA-CB	-13.39	1.24	1.53
2	6V	2	GLU	CA-CB	-13.39	1.24	1.53
1	62	169	ASP	C-O	13.38	1.48	1.23

*Continued on next page...*

*Continued from previous page...*

Mol	Chain	Res	Type	Atoms	Z	Observed(Å)	Ideal(Å)
1	66	169	ASP	C-O	13.38	1.48	1.23
1	7A	169	ASP	C-O	13.38	1.48	1.23
2	7F	2	GLU	CA-CB	-13.39	1.24	1.53
2	7R	2	GLU	CA-CB	-13.39	1.24	1.53
1	1E	182	PHE	C-N	-13.38	1.03	1.34
1	2M	182	PHE	C-N	-13.38	1.03	1.34
1	22	182	PHE	C-N	-13.38	1.03	1.34
1	3M	182	PHE	C-N	-13.38	1.03	1.34
1	36	182	PHE	C-N	-13.38	1.03	1.34
1	4I	182	PHE	C-N	-13.38	1.03	1.34
1	4Q	182	PHE	C-N	-13.38	1.03	1.34
1	5Y	182	PHE	C-N	-13.38	1.03	1.34
1	6E	182	PHE	C-N	-13.38	1.03	1.34
1	6Y	182	PHE	C-N	-13.38	1.03	1.34
1	7I	182	PHE	C-N	-13.38	1.03	1.34
1	7U	182	PHE	C-N	-13.38	1.03	1.34
1	1A	169	ASP	C-O	13.37	1.48	1.23
1	1I	169	ASP	C-O	13.37	1.48	1.23
1	2E	169	ASP	C-O	13.37	1.48	1.23
1	6I	169	ASP	C-O	13.37	1.48	1.23
2	1F	2	GLU	CA-CB	-13.37	1.24	1.53
1	1Q	169	ASP	C-O	13.37	1.48	1.23
1	1U	169	ASP	C-O	13.37	1.48	1.23
1	1Y	169	ASP	C-O	13.37	1.48	1.23
2	2N	2	GLU	CA-CB	-13.37	1.24	1.53
1	2Q	169	ASP	C-O	13.37	1.48	1.23
1	2U	169	ASP	C-O	13.37	1.48	1.23
1	2Y	169	ASP	C-O	13.37	1.48	1.23
1	26	169	ASP	C-O	13.37	1.48	1.23
1	3E	169	ASP	C-O	13.37	1.48	1.23
1	4A	169	ASP	C-O	13.37	1.48	1.23
1	4M	169	ASP	C-O	13.37	1.48	1.23
1	4U	169	ASP	C-O	13.37	1.48	1.23
1	5Q	169	ASP	C-O	13.37	1.48	1.23
1	6Q	169	ASP	C-O	13.37	1.48	1.23
1	7M	169	ASP	C-O	13.37	1.48	1.23
2	23	2	GLU	CA-CB	-13.37	1.24	1.53
2	3N	2	GLU	CA-CB	-13.37	1.24	1.53
2	37	2	GLU	CA-CB	-13.37	1.24	1.53
2	4J	2	GLU	CA-CB	-13.37	1.24	1.53
2	4R	2	GLU	CA-CB	-13.37	1.24	1.53
1	42	169	ASP	C-O	13.37	1.48	1.23

*Continued on next page...*

*Continued from previous page...*

Mol	Chain	Res	Type	Atoms	Z	Observed(Å)	Ideal(Å)
1	46	169	ASP	C-O	13.37	1.48	1.23
1	5A	169	ASP	C-O	13.37	1.48	1.23
2	5Z	2	GLU	CA-CB	-13.37	1.24	1.53
1	52	169	ASP	C-O	13.37	1.48	1.23
1	56	169	ASP	C-O	13.37	1.48	1.23
1	6A	169	ASP	C-O	13.37	1.48	1.23
2	6F	2	GLU	CA-CB	-13.37	1.24	1.53
2	6Z	2	GLU	CA-CB	-13.37	1.24	1.53
2	7J	2	GLU	CA-CB	-13.37	1.24	1.53
2	7V	2	GLU	CA-CB	-13.37	1.24	1.53
1	1A	48	TYR	CG-CD2	13.37	1.56	1.39
1	1I	48	TYR	CG-CD2	13.37	1.56	1.39
1	1M	48	TYR	CG-CD2	13.37	1.56	1.39
1	2E	48	TYR	CG-CD2	13.37	1.56	1.39
1	2I	48	TYR	CG-CD2	13.37	1.56	1.39
1	26	48	TYR	CG-CD2	13.37	1.56	1.39
1	3A	48	TYR	CG-CD2	13.37	1.56	1.39
1	3E	48	TYR	CG-CD2	13.37	1.56	1.39
1	3I	48	TYR	CG-CD2	13.37	1.56	1.39
1	32	48	TYR	CG-CD2	13.37	1.56	1.39
1	4A	48	TYR	CG-CD2	13.37	1.56	1.39
1	4E	48	TYR	CG-CD2	13.37	1.56	1.39
1	4M	48	TYR	CG-CD2	13.37	1.56	1.39
1	4U	48	TYR	CG-CD2	13.37	1.56	1.39
1	4Y	48	TYR	CG-CD2	13.37	1.56	1.39
1	5Q	48	TYR	CG-CD2	13.37	1.56	1.39
1	5U	48	TYR	CG-CD2	13.37	1.56	1.39
1	6I	48	TYR	CG-CD2	13.37	1.56	1.39
1	6M	48	TYR	CG-CD2	13.37	1.56	1.39
1	6Q	48	TYR	CG-CD2	13.37	1.56	1.39
1	6U	48	TYR	CG-CD2	13.37	1.56	1.39
1	7E	48	TYR	CG-CD2	13.37	1.56	1.39
1	7M	48	TYR	CG-CD2	13.37	1.56	1.39
1	7Q	48	TYR	CG-CD2	13.37	1.56	1.39
1	12	182	PHE	C-N	-13.36	1.03	1.34
1	16	182	PHE	C-N	-13.36	1.03	1.34
1	2A	182	PHE	C-N	-13.36	1.03	1.34
1	3Q	182	PHE	C-N	-13.36	1.03	1.34
1	3U	182	PHE	C-N	-13.36	1.03	1.34
1	3Y	182	PHE	C-N	-13.36	1.03	1.34
1	5E	182	PHE	C-N	-13.36	1.03	1.34
1	5I	182	PHE	C-N	-13.36	1.03	1.34

*Continued on next page...*

*Continued from previous page...*

Mol	Chain	Res	Type	Atoms	Z	Observed(Å)	Ideal(Å)
1	5M	182	PHE	C-N	-13.36	1.03	1.34
1	62	182	PHE	C-N	-13.36	1.03	1.34
1	66	182	PHE	C-N	-13.36	1.03	1.34
1	7A	182	PHE	C-N	-13.36	1.03	1.34
1	1A	182	PHE	C-N	-13.35	1.03	1.34
1	1I	182	PHE	C-N	-13.35	1.03	1.34
1	1Q	182	PHE	C-N	-13.35	1.03	1.34
1	1U	182	PHE	C-N	-13.35	1.03	1.34
1	1Y	182	PHE	C-N	-13.35	1.03	1.34
1	2E	182	PHE	C-N	-13.35	1.03	1.34
1	2Q	182	PHE	C-N	-13.35	1.03	1.34
1	2U	182	PHE	C-N	-13.35	1.03	1.34
1	2Y	182	PHE	C-N	-13.35	1.03	1.34
1	26	182	PHE	C-N	-13.35	1.03	1.34
1	3E	182	PHE	C-N	-13.35	1.03	1.34
1	4A	182	PHE	C-N	-13.35	1.03	1.34
1	4M	182	PHE	C-N	-13.35	1.03	1.34
1	4U	182	PHE	C-N	-13.35	1.03	1.34
1	42	182	PHE	C-N	-13.35	1.03	1.34
1	46	182	PHE	C-N	-13.35	1.03	1.34
1	5A	182	PHE	C-N	-13.35	1.03	1.34
1	5Q	182	PHE	C-N	-13.35	1.03	1.34
1	52	182	PHE	C-N	-13.35	1.03	1.34
1	56	182	PHE	C-N	-13.35	1.03	1.34
1	6A	182	PHE	C-N	-13.35	1.03	1.34
1	6I	182	PHE	C-N	-13.35	1.03	1.34
1	6Q	182	PHE	C-N	-13.35	1.03	1.34
1	7M	182	PHE	C-N	-13.35	1.03	1.34
1	1M	182	PHE	C-N	-13.34	1.03	1.34
1	2I	182	PHE	C-N	-13.34	1.03	1.34
1	3A	182	PHE	C-N	-13.34	1.03	1.34
1	3I	182	PHE	C-N	-13.34	1.03	1.34
1	32	182	PHE	C-N	-13.34	1.03	1.34
1	4E	182	PHE	C-N	-13.34	1.03	1.34
1	4Y	182	PHE	C-N	-13.34	1.03	1.34
1	5U	182	PHE	C-N	-13.34	1.03	1.34
1	6M	182	PHE	C-N	-13.34	1.03	1.34
1	6U	182	PHE	C-N	-13.34	1.03	1.34
1	7E	182	PHE	C-N	-13.34	1.03	1.34
1	7Q	182	PHE	C-N	-13.34	1.03	1.34
1	1Q	48	TYR	CG-CD2	13.32	1.56	1.39
1	1U	48	TYR	CG-CD2	13.32	1.56	1.39

*Continued on next page...*



*Continued from previous page...*

Mol	Chain	Res	Type	Atoms	Z	Observed(Å)	Ideal(Å)
1	1Y	48	TYR	CG-CD2	13.32	1.56	1.39
1	2Q	48	TYR	CG-CD2	13.32	1.56	1.39
1	2U	48	TYR	CG-CD2	13.32	1.56	1.39
1	2Y	48	TYR	CG-CD2	13.32	1.56	1.39
1	42	48	TYR	CG-CD2	13.32	1.56	1.39
1	46	48	TYR	CG-CD2	13.32	1.56	1.39
1	5A	48	TYR	CG-CD2	13.32	1.56	1.39
1	52	48	TYR	CG-CD2	13.32	1.56	1.39
1	56	48	TYR	CG-CD2	13.32	1.56	1.39
1	6A	48	TYR	CG-CD2	13.32	1.56	1.39
1	1E	48	TYR	CG-CD2	13.31	1.56	1.39
1	2M	48	TYR	CG-CD2	13.31	1.56	1.39
1	22	48	TYR	CG-CD2	13.31	1.56	1.39
1	3M	48	TYR	CG-CD2	13.31	1.56	1.39
1	36	48	TYR	CG-CD2	13.31	1.56	1.39
1	4I	48	TYR	CG-CD2	13.31	1.56	1.39
1	4Q	48	TYR	CG-CD2	13.31	1.56	1.39
1	5Y	48	TYR	CG-CD2	13.31	1.56	1.39
1	6E	48	TYR	CG-CD2	13.31	1.56	1.39
1	6Y	48	TYR	CG-CD2	13.31	1.56	1.39
1	7I	48	TYR	CG-CD2	13.31	1.56	1.39
1	7U	48	TYR	CG-CD2	13.31	1.56	1.39
2	1F	32	SER	C-N	13.31	1.59	1.34
2	2N	32	SER	C-N	13.31	1.59	1.34
2	23	32	SER	C-N	13.31	1.59	1.34
2	3N	32	SER	C-N	13.31	1.59	1.34
2	37	32	SER	C-N	13.31	1.59	1.34
2	4J	32	SER	C-N	13.31	1.59	1.34
2	4R	32	SER	C-N	13.31	1.59	1.34
2	5Z	32	SER	C-N	13.31	1.59	1.34
2	6F	32	SER	C-N	13.31	1.59	1.34
2	6Z	32	SER	C-N	13.31	1.59	1.34
2	7J	32	SER	C-N	13.31	1.59	1.34
2	7V	32	SER	C-N	13.31	1.59	1.34
2	13	32	SER	C-N	13.30	1.59	1.34
2	17	32	SER	C-N	13.30	1.59	1.34
2	2B	32	SER	C-N	13.30	1.59	1.34
2	3R	32	SER	C-N	13.30	1.59	1.34
2	3V	32	SER	C-N	13.30	1.59	1.34
2	3Z	32	SER	C-N	13.30	1.59	1.34
2	5F	32	SER	C-N	13.30	1.59	1.34
2	5J	32	SER	C-N	13.30	1.59	1.34

*Continued on next page...*

*Continued from previous page...*

Mol	Chain	Res	Type	Atoms	Z	Observed(Å)	Ideal(Å)
2	5N	32	SER	C-N	13.30	1.59	1.34
2	63	32	SER	C-N	13.30	1.59	1.34
2	67	32	SER	C-N	13.30	1.59	1.34
2	7B	32	SER	C-N	13.30	1.59	1.34
2	13	10	GLN	CD-NE2	-13.30	0.99	1.32
2	17	10	GLN	CD-NE2	-13.30	0.99	1.32
2	2B	10	GLN	CD-NE2	-13.30	0.99	1.32
2	3R	10	GLN	CD-NE2	-13.30	0.99	1.32
2	3V	10	GLN	CD-NE2	-13.30	0.99	1.32
2	3Z	10	GLN	CD-NE2	-13.30	0.99	1.32
2	5F	10	GLN	CD-NE2	-13.30	0.99	1.32
2	5J	10	GLN	CD-NE2	-13.30	0.99	1.32
2	5N	10	GLN	CD-NE2	-13.30	0.99	1.32
2	63	10	GLN	CD-NE2	-13.30	0.99	1.32
2	67	10	GLN	CD-NE2	-13.30	0.99	1.32
2	7B	10	GLN	CD-NE2	-13.30	0.99	1.32
2	1F	41	PHE	CG-CD2	13.29	1.58	1.38
2	2N	41	PHE	CG-CD2	13.29	1.58	1.38
2	23	41	PHE	CG-CD2	13.29	1.58	1.38
2	3N	41	PHE	CG-CD2	13.29	1.58	1.38
2	37	41	PHE	CG-CD2	13.29	1.58	1.38
2	4J	41	PHE	CG-CD2	13.29	1.58	1.38
2	4R	41	PHE	CG-CD2	13.29	1.58	1.38
2	5Z	41	PHE	CG-CD2	13.29	1.58	1.38
2	6F	41	PHE	CG-CD2	13.29	1.58	1.38
2	6Z	41	PHE	CG-CD2	13.29	1.58	1.38
2	7J	41	PHE	CG-CD2	13.29	1.58	1.38
2	7V	41	PHE	CG-CD2	13.29	1.58	1.38
2	1F	10	GLN	CD-NE2	-13.29	0.99	1.32
2	1N	32	SER	C-N	13.29	1.59	1.34
2	1N	41	PHE	CG-CD2	13.29	1.58	1.38
2	2J	32	SER	C-N	13.29	1.59	1.34
2	2J	41	PHE	CG-CD2	13.29	1.58	1.38
2	2N	10	GLN	CD-NE2	-13.29	0.99	1.32
2	23	10	GLN	CD-NE2	-13.29	0.99	1.32
2	3B	32	SER	C-N	13.29	1.59	1.34
2	3B	41	PHE	CG-CD2	13.29	1.58	1.38
2	3J	32	SER	C-N	13.29	1.59	1.34
2	3J	41	PHE	CG-CD2	13.29	1.58	1.38
2	3N	10	GLN	CD-NE2	-13.29	0.99	1.32
2	33	32	SER	C-N	13.29	1.59	1.34
2	33	41	PHE	CG-CD2	13.29	1.58	1.38

*Continued on next page...*

*Continued from previous page...*

Mol	Chain	Res	Type	Atoms	Z	Observed(Å)	Ideal(Å)
2	37	10	GLN	CD-NE2	-13.29	0.99	1.32
2	4F	32	SER	C-N	13.29	1.59	1.34
2	4F	41	PHE	CG-CD2	13.29	1.58	1.38
2	4J	10	GLN	CD-NE2	-13.29	0.99	1.32
2	4R	10	GLN	CD-NE2	-13.29	0.99	1.32
2	4Z	32	SER	C-N	13.29	1.59	1.34
2	4Z	41	PHE	CG-CD2	13.29	1.58	1.38
2	5V	32	SER	C-N	13.29	1.59	1.34
2	5V	41	PHE	CG-CD2	13.29	1.58	1.38
2	5Z	10	GLN	CD-NE2	-13.29	0.99	1.32
2	6F	10	GLN	CD-NE2	-13.29	0.99	1.32
2	6N	32	SER	C-N	13.29	1.59	1.34
2	6N	41	PHE	CG-CD2	13.29	1.58	1.38
2	6V	32	SER	C-N	13.29	1.59	1.34
2	6V	41	PHE	CG-CD2	13.29	1.58	1.38
2	6Z	10	GLN	CD-NE2	-13.29	0.99	1.32
2	7F	32	SER	C-N	13.29	1.59	1.34
2	7F	41	PHE	CG-CD2	13.29	1.58	1.38
2	7J	10	GLN	CD-NE2	-13.29	0.99	1.32
2	7R	32	SER	C-N	13.29	1.59	1.34
2	7R	41	PHE	CG-CD2	13.29	1.58	1.38
2	7V	10	GLN	CD-NE2	-13.29	0.99	1.32
2	1B	10	GLN	CD-NE2	-13.29	0.99	1.32
2	1J	10	GLN	CD-NE2	-13.29	0.99	1.32
2	1R	32	SER	C-N	13.29	1.59	1.34
2	1V	32	SER	C-N	13.29	1.59	1.34
2	1Z	32	SER	C-N	13.29	1.59	1.34
1	12	48	TYR	CG-CD2	13.29	1.56	1.39
1	16	48	TYR	CG-CD2	13.29	1.56	1.39
1	2A	48	TYR	CG-CD2	13.29	1.56	1.39
2	2F	10	GLN	CD-NE2	-13.29	0.99	1.32
2	2R	32	SER	C-N	13.29	1.59	1.34
2	2V	32	SER	C-N	13.29	1.59	1.34
2	2Z	32	SER	C-N	13.29	1.59	1.34
2	27	10	GLN	CD-NE2	-13.29	0.99	1.32
2	3F	10	GLN	CD-NE2	-13.29	0.99	1.32
1	3Q	48	TYR	CG-CD2	13.29	1.56	1.39
1	3U	48	TYR	CG-CD2	13.29	1.56	1.39
1	3Y	48	TYR	CG-CD2	13.29	1.56	1.39
2	4B	10	GLN	CD-NE2	-13.29	0.99	1.32
2	4N	10	GLN	CD-NE2	-13.29	0.99	1.32
2	4V	10	GLN	CD-NE2	-13.29	0.99	1.32

*Continued on next page...*

*Continued from previous page...*

Mol	Chain	Res	Type	Atoms	Z	Observed(Å)	Ideal(Å)
2	43	32	SER	C-N	13.29	1.59	1.34
2	47	32	SER	C-N	13.29	1.59	1.34
2	5B	32	SER	C-N	13.29	1.59	1.34
1	5E	48	TYR	CG-CD2	13.29	1.56	1.39
1	5I	48	TYR	CG-CD2	13.29	1.56	1.39
1	5M	48	TYR	CG-CD2	13.29	1.56	1.39
2	5R	10	GLN	CD-NE2	-13.29	0.99	1.32
2	53	32	SER	C-N	13.29	1.59	1.34
2	57	32	SER	C-N	13.29	1.59	1.34
2	6B	32	SER	C-N	13.29	1.59	1.34
2	6J	10	GLN	CD-NE2	-13.29	0.99	1.32
2	6R	10	GLN	CD-NE2	-13.29	0.99	1.32
1	62	48	TYR	CG-CD2	13.29	1.56	1.39
1	66	48	TYR	CG-CD2	13.29	1.56	1.39
1	7A	48	TYR	CG-CD2	13.29	1.56	1.39
2	7N	10	GLN	CD-NE2	-13.29	0.99	1.32
2	1B	32	SER	C-N	13.28	1.59	1.34
2	1J	32	SER	C-N	13.28	1.59	1.34
2	1N	10	GLN	CD-NE2	-13.28	0.99	1.32
2	2F	32	SER	C-N	13.28	1.59	1.34
2	2J	10	GLN	CD-NE2	-13.28	0.99	1.32
2	27	32	SER	C-N	13.28	1.59	1.34
2	3B	10	GLN	CD-NE2	-13.28	0.99	1.32
2	3F	32	SER	C-N	13.28	1.59	1.34
2	3J	10	GLN	CD-NE2	-13.28	0.99	1.32
2	33	10	GLN	CD-NE2	-13.28	0.99	1.32
2	4B	32	SER	C-N	13.28	1.59	1.34
2	4F	10	GLN	CD-NE2	-13.28	0.99	1.32
2	4N	32	SER	C-N	13.28	1.59	1.34
2	4V	32	SER	C-N	13.28	1.59	1.34
2	4Z	10	GLN	CD-NE2	-13.28	0.99	1.32
2	5R	32	SER	C-N	13.28	1.59	1.34
2	5V	10	GLN	CD-NE2	-13.28	0.99	1.32
2	6J	32	SER	C-N	13.28	1.59	1.34
2	6N	10	GLN	CD-NE2	-13.28	0.99	1.32
2	6R	32	SER	C-N	13.28	1.59	1.34
2	6V	10	GLN	CD-NE2	-13.28	0.99	1.32
2	7F	10	GLN	CD-NE2	-13.28	0.99	1.32
2	7N	32	SER	C-N	13.28	1.59	1.34
2	7R	10	GLN	CD-NE2	-13.28	0.99	1.32
2	1R	10	GLN	CD-NE2	-13.28	0.99	1.32
2	1V	10	GLN	CD-NE2	-13.28	0.99	1.32

*Continued on next page...*

*Continued from previous page...*

Mol	Chain	Res	Type	Atoms	Z	Observed(Å)	Ideal(Å)
2	1Z	10	GLN	CD-NE2	-13.28	0.99	1.32
2	2R	10	GLN	CD-NE2	-13.28	0.99	1.32
2	2V	10	GLN	CD-NE2	-13.28	0.99	1.32
2	2Z	10	GLN	CD-NE2	-13.28	0.99	1.32
2	43	10	GLN	CD-NE2	-13.28	0.99	1.32
2	47	10	GLN	CD-NE2	-13.28	0.99	1.32
2	5B	10	GLN	CD-NE2	-13.28	0.99	1.32
2	53	10	GLN	CD-NE2	-13.28	0.99	1.32
2	57	10	GLN	CD-NE2	-13.28	0.99	1.32
2	6B	10	GLN	CD-NE2	-13.28	0.99	1.32
2	13	41	PHE	CG-CD2	13.27	1.58	1.38
2	17	41	PHE	CG-CD2	13.27	1.58	1.38
2	2B	41	PHE	CG-CD2	13.27	1.58	1.38
2	3R	41	PHE	CG-CD2	13.27	1.58	1.38
2	3V	41	PHE	CG-CD2	13.27	1.58	1.38
2	3Z	41	PHE	CG-CD2	13.27	1.58	1.38
2	5F	41	PHE	CG-CD2	13.27	1.58	1.38
2	5J	41	PHE	CG-CD2	13.27	1.58	1.38
2	5N	41	PHE	CG-CD2	13.27	1.58	1.38
2	63	41	PHE	CG-CD2	13.27	1.58	1.38
2	67	41	PHE	CG-CD2	13.27	1.58	1.38
2	7B	41	PHE	CG-CD2	13.27	1.58	1.38
2	1R	41	PHE	CG-CD2	13.27	1.58	1.38
2	1V	41	PHE	CG-CD2	13.27	1.58	1.38
2	1Z	41	PHE	CG-CD2	13.27	1.58	1.38
2	2R	41	PHE	CG-CD2	13.27	1.58	1.38
2	2V	41	PHE	CG-CD2	13.27	1.58	1.38
2	2Z	41	PHE	CG-CD2	13.27	1.58	1.38
2	43	41	PHE	CG-CD2	13.27	1.58	1.38
2	47	41	PHE	CG-CD2	13.27	1.58	1.38
2	5B	41	PHE	CG-CD2	13.27	1.58	1.38
2	53	41	PHE	CG-CD2	13.27	1.58	1.38
2	57	41	PHE	CG-CD2	13.27	1.58	1.38
2	6B	41	PHE	CG-CD2	13.27	1.58	1.38
2	1B	41	PHE	CG-CD2	13.26	1.58	1.38
2	1J	41	PHE	CG-CD2	13.26	1.58	1.38
2	1R	58	LEU	CG-CD2	-13.26	1.02	1.51
2	1V	58	LEU	CG-CD2	-13.26	1.02	1.51
2	1Z	58	LEU	CG-CD2	-13.26	1.02	1.51
2	2F	41	PHE	CG-CD2	13.26	1.58	1.38
2	2R	58	LEU	CG-CD2	-13.26	1.02	1.51
2	2V	58	LEU	CG-CD2	-13.26	1.02	1.51

*Continued on next page...*

*Continued from previous page...*

Mol	Chain	Res	Type	Atoms	Z	Observed(Å)	Ideal(Å)
2	2Z	58	LEU	CG-CD2	-13.26	1.02	1.51
2	27	41	PHE	CG-CD2	13.26	1.58	1.38
2	3F	41	PHE	CG-CD2	13.26	1.58	1.38
2	4B	41	PHE	CG-CD2	13.26	1.58	1.38
2	4N	41	PHE	CG-CD2	13.26	1.58	1.38
2	4V	41	PHE	CG-CD2	13.26	1.58	1.38
2	43	58	LEU	CG-CD2	-13.26	1.02	1.51
2	47	58	LEU	CG-CD2	-13.26	1.02	1.51
2	5B	58	LEU	CG-CD2	-13.26	1.02	1.51
2	5R	41	PHE	CG-CD2	13.26	1.58	1.38
2	53	58	LEU	CG-CD2	-13.26	1.02	1.51
2	57	58	LEU	CG-CD2	-13.26	1.02	1.51
2	6B	58	LEU	CG-CD2	-13.26	1.02	1.51
2	6J	41	PHE	CG-CD2	13.26	1.58	1.38
2	6R	41	PHE	CG-CD2	13.26	1.58	1.38
2	7N	41	PHE	CG-CD2	13.26	1.58	1.38
2	1B	58	LEU	CG-CD2	-13.25	1.02	1.51
2	1J	58	LEU	CG-CD2	-13.25	1.02	1.51
2	2F	58	LEU	CG-CD2	-13.25	1.02	1.51
2	27	58	LEU	CG-CD2	-13.25	1.02	1.51
2	3F	58	LEU	CG-CD2	-13.25	1.02	1.51
2	4B	58	LEU	CG-CD2	-13.25	1.02	1.51
2	4N	58	LEU	CG-CD2	-13.25	1.02	1.51
2	4V	58	LEU	CG-CD2	-13.25	1.02	1.51
2	5R	58	LEU	CG-CD2	-13.25	1.02	1.51
2	6J	58	LEU	CG-CD2	-13.25	1.02	1.51
2	6R	58	LEU	CG-CD2	-13.25	1.02	1.51
2	7N	58	LEU	CG-CD2	-13.25	1.02	1.51
2	1N	58	LEU	CG-CD2	-13.24	1.02	1.51
2	2J	58	LEU	CG-CD2	-13.24	1.02	1.51
2	3B	58	LEU	CG-CD2	-13.24	1.02	1.51
2	3J	58	LEU	CG-CD2	-13.24	1.02	1.51
2	33	58	LEU	CG-CD2	-13.24	1.02	1.51
2	4F	58	LEU	CG-CD2	-13.24	1.02	1.51
2	4Z	58	LEU	CG-CD2	-13.24	1.02	1.51
2	5V	58	LEU	CG-CD2	-13.24	1.02	1.51
2	6N	58	LEU	CG-CD2	-13.24	1.02	1.51
2	6V	58	LEU	CG-CD2	-13.24	1.02	1.51
2	7F	58	LEU	CG-CD2	-13.24	1.02	1.51
2	7R	58	LEU	CG-CD2	-13.24	1.02	1.51
2	13	58	LEU	CG-CD2	-13.24	1.02	1.51
2	17	58	LEU	CG-CD2	-13.24	1.02	1.51

*Continued on next page...*

*Continued from previous page...*

Mol	Chain	Res	Type	Atoms	Z	Observed(Å)	Ideal(Å)
2	2B	58	LEU	CG-CD2	-13.24	1.02	1.51
2	3R	58	LEU	CG-CD2	-13.24	1.02	1.51
2	3V	58	LEU	CG-CD2	-13.24	1.02	1.51
2	3Z	58	LEU	CG-CD2	-13.24	1.02	1.51
2	5F	58	LEU	CG-CD2	-13.24	1.02	1.51
2	5J	58	LEU	CG-CD2	-13.24	1.02	1.51
2	5N	58	LEU	CG-CD2	-13.24	1.02	1.51
2	63	58	LEU	CG-CD2	-13.24	1.02	1.51
2	67	58	LEU	CG-CD2	-13.24	1.02	1.51
2	7B	58	LEU	CG-CD2	-13.24	1.02	1.51
2	1F	2	GLU	C-O	-13.23	0.98	1.23
2	2N	2	GLU	C-O	-13.23	0.98	1.23
2	23	2	GLU	C-O	-13.23	0.98	1.23
2	3N	2	GLU	C-O	-13.23	0.98	1.23
2	37	2	GLU	C-O	-13.23	0.98	1.23
2	4J	2	GLU	C-O	-13.23	0.98	1.23
2	4R	2	GLU	C-O	-13.23	0.98	1.23
2	5Z	2	GLU	C-O	-13.23	0.98	1.23
2	6F	2	GLU	C-O	-13.23	0.98	1.23
2	6Z	2	GLU	C-O	-13.23	0.98	1.23
2	7J	2	GLU	C-O	-13.23	0.98	1.23
2	7V	2	GLU	C-O	-13.23	0.98	1.23
2	1F	58	LEU	CG-CD2	-13.22	1.02	1.51
2	2N	58	LEU	CG-CD2	-13.22	1.02	1.51
2	23	58	LEU	CG-CD2	-13.22	1.02	1.51
2	3N	58	LEU	CG-CD2	-13.22	1.02	1.51
2	37	58	LEU	CG-CD2	-13.22	1.02	1.51
2	4J	58	LEU	CG-CD2	-13.22	1.02	1.51
2	4R	58	LEU	CG-CD2	-13.22	1.02	1.51
2	5Z	58	LEU	CG-CD2	-13.22	1.02	1.51
2	6F	58	LEU	CG-CD2	-13.22	1.02	1.51
2	6Z	58	LEU	CG-CD2	-13.22	1.02	1.51
2	7J	58	LEU	CG-CD2	-13.22	1.02	1.51
2	7V	58	LEU	CG-CD2	-13.22	1.02	1.51
2	1B	2	GLU	C-O	-13.21	0.98	1.23
2	1J	2	GLU	C-O	-13.21	0.98	1.23
2	1N	2	GLU	C-O	-13.21	0.98	1.23
2	2F	2	GLU	C-O	-13.21	0.98	1.23
2	2J	2	GLU	C-O	-13.21	0.98	1.23
2	27	2	GLU	C-O	-13.21	0.98	1.23
2	3B	2	GLU	C-O	-13.21	0.98	1.23
2	3F	2	GLU	C-O	-13.21	0.98	1.23

*Continued on next page...*



*Continued from previous page...*

Mol	Chain	Res	Type	Atoms	Z	Observed(Å)	Ideal(Å)
2	3J	2	GLU	C-O	-13.21	0.98	1.23
2	33	2	GLU	C-O	-13.21	0.98	1.23
2	4B	2	GLU	C-O	-13.21	0.98	1.23
2	4F	2	GLU	C-O	-13.21	0.98	1.23
2	4N	2	GLU	C-O	-13.21	0.98	1.23
2	4V	2	GLU	C-O	-13.21	0.98	1.23
2	4Z	2	GLU	C-O	-13.21	0.98	1.23
2	5R	2	GLU	C-O	-13.21	0.98	1.23
2	5V	2	GLU	C-O	-13.21	0.98	1.23
2	6J	2	GLU	C-O	-13.21	0.98	1.23
2	6N	2	GLU	C-O	-13.21	0.98	1.23
2	6R	2	GLU	C-O	-13.21	0.98	1.23
2	6V	2	GLU	C-O	-13.21	0.98	1.23
2	7F	2	GLU	C-O	-13.21	0.98	1.23
2	7N	2	GLU	C-O	-13.21	0.98	1.23
2	7R	2	GLU	C-O	-13.21	0.98	1.23
2	13	2	GLU	C-O	-13.20	0.98	1.23
2	17	2	GLU	C-O	-13.20	0.98	1.23
2	2B	2	GLU	C-O	-13.20	0.98	1.23
2	3R	2	GLU	C-O	-13.20	0.98	1.23
2	3V	2	GLU	C-O	-13.20	0.98	1.23
2	3Z	2	GLU	C-O	-13.20	0.98	1.23
2	5F	2	GLU	C-O	-13.20	0.98	1.23
2	5J	2	GLU	C-O	-13.20	0.98	1.23
2	5N	2	GLU	C-O	-13.20	0.98	1.23
2	63	2	GLU	C-O	-13.20	0.98	1.23
2	67	2	GLU	C-O	-13.20	0.98	1.23
2	7B	2	GLU	C-O	-13.20	0.98	1.23
1	12	15	SER	C-O	13.19	1.48	1.23
1	16	15	SER	C-O	13.19	1.48	1.23
1	2A	15	SER	C-O	13.19	1.48	1.23
1	3Q	15	SER	C-O	13.19	1.48	1.23
1	3U	15	SER	C-O	13.19	1.48	1.23
1	3Y	15	SER	C-O	13.19	1.48	1.23
1	5E	15	SER	C-O	13.19	1.48	1.23
1	5I	15	SER	C-O	13.19	1.48	1.23
1	5M	15	SER	C-O	13.19	1.48	1.23
1	62	15	SER	C-O	13.19	1.48	1.23
1	66	15	SER	C-O	13.19	1.48	1.23
1	7A	15	SER	C-O	13.19	1.48	1.23
2	1R	2	GLU	C-O	-13.19	0.98	1.23
2	1V	2	GLU	C-O	-13.19	0.98	1.23

*Continued on next page...*



*Continued from previous page...*

Mol	Chain	Res	Type	Atoms	Z	Observed(Å)	Ideal(Å)
2	1Z	2	GLU	C-O	-13.19	0.98	1.23
2	2R	2	GLU	C-O	-13.19	0.98	1.23
2	2V	2	GLU	C-O	-13.19	0.98	1.23
2	2Z	2	GLU	C-O	-13.19	0.98	1.23
2	43	2	GLU	C-O	-13.19	0.98	1.23
2	47	2	GLU	C-O	-13.19	0.98	1.23
2	5B	2	GLU	C-O	-13.19	0.98	1.23
2	53	2	GLU	C-O	-13.19	0.98	1.23
2	57	2	GLU	C-O	-13.19	0.98	1.23
2	6B	2	GLU	C-O	-13.19	0.98	1.23
1	1E	13	ALA	N-CA	13.17	1.72	1.46
2	1F	15	VAL	CB-CG1	13.17	1.80	1.52
1	2M	13	ALA	N-CA	13.17	1.72	1.46
2	2N	15	VAL	CB-CG1	13.17	1.80	1.52
1	22	13	ALA	N-CA	13.17	1.72	1.46
2	23	15	VAL	CB-CG1	13.17	1.80	1.52
1	3M	13	ALA	N-CA	13.17	1.72	1.46
2	3N	15	VAL	CB-CG1	13.17	1.80	1.52
1	36	13	ALA	N-CA	13.17	1.72	1.46
2	37	15	VAL	CB-CG1	13.17	1.80	1.52
1	4I	13	ALA	N-CA	13.17	1.72	1.46
2	4J	15	VAL	CB-CG1	13.17	1.80	1.52
1	4Q	13	ALA	N-CA	13.17	1.72	1.46
2	4R	15	VAL	CB-CG1	13.17	1.80	1.52
1	5Y	13	ALA	N-CA	13.17	1.72	1.46
2	5Z	15	VAL	CB-CG1	13.17	1.80	1.52
1	6E	13	ALA	N-CA	13.17	1.72	1.46
2	6F	15	VAL	CB-CG1	13.17	1.80	1.52
1	6Y	13	ALA	N-CA	13.17	1.72	1.46
2	6Z	15	VAL	CB-CG1	13.17	1.80	1.52
1	7I	13	ALA	N-CA	13.17	1.72	1.46
2	7J	15	VAL	CB-CG1	13.17	1.80	1.52
1	7U	13	ALA	N-CA	13.17	1.72	1.46
2	7V	15	VAL	CB-CG1	13.17	1.80	1.52
1	12	13	ALA	N-CA	13.17	1.72	1.46
1	16	13	ALA	N-CA	13.17	1.72	1.46
1	2A	13	ALA	N-CA	13.17	1.72	1.46
1	3Q	13	ALA	N-CA	13.17	1.72	1.46
1	3U	13	ALA	N-CA	13.17	1.72	1.46
1	3Y	13	ALA	N-CA	13.17	1.72	1.46
1	5E	13	ALA	N-CA	13.17	1.72	1.46
1	5I	13	ALA	N-CA	13.17	1.72	1.46

*Continued on next page...*

*Continued from previous page...*

Mol	Chain	Res	Type	Atoms	Z	Observed(Å)	Ideal(Å)
1	5M	13	ALA	N-CA	13.17	1.72	1.46
1	62	13	ALA	N-CA	13.17	1.72	1.46
1	66	13	ALA	N-CA	13.17	1.72	1.46
1	7A	13	ALA	N-CA	13.17	1.72	1.46
1	1A	13	ALA	N-CA	13.16	1.72	1.46
2	1B	223	ASP	CA-C	-13.16	1.18	1.52
1	1I	13	ALA	N-CA	13.16	1.72	1.46
2	1J	223	ASP	CA-C	-13.16	1.18	1.52
1	2E	13	ALA	N-CA	13.16	1.72	1.46
2	2F	223	ASP	CA-C	-13.16	1.18	1.52
1	26	13	ALA	N-CA	13.16	1.72	1.46
2	27	223	ASP	CA-C	-13.16	1.18	1.52
1	3E	13	ALA	N-CA	13.16	1.72	1.46
2	3F	223	ASP	CA-C	-13.16	1.18	1.52
1	4A	13	ALA	N-CA	13.16	1.72	1.46
2	4B	223	ASP	CA-C	-13.16	1.18	1.52
1	4M	13	ALA	N-CA	13.16	1.72	1.46
2	4N	223	ASP	CA-C	-13.16	1.18	1.52
1	4U	13	ALA	N-CA	13.16	1.72	1.46
2	4V	223	ASP	CA-C	-13.16	1.18	1.52
1	5Q	13	ALA	N-CA	13.16	1.72	1.46
2	5R	223	ASP	CA-C	-13.16	1.18	1.52
1	6I	13	ALA	N-CA	13.16	1.72	1.46
2	6J	223	ASP	CA-C	-13.16	1.18	1.52
1	6Q	13	ALA	N-CA	13.16	1.72	1.46
2	6R	223	ASP	CA-C	-13.16	1.18	1.52
1	7M	13	ALA	N-CA	13.16	1.72	1.46
2	7N	223	ASP	CA-C	-13.16	1.18	1.52
2	13	15	VAL	CB-CG1	13.16	1.80	1.52
2	17	15	VAL	CB-CG1	13.16	1.80	1.52
2	2B	15	VAL	CB-CG1	13.16	1.80	1.52
2	3R	15	VAL	CB-CG1	13.16	1.80	1.52
2	3V	15	VAL	CB-CG1	13.16	1.80	1.52
2	3Z	15	VAL	CB-CG1	13.16	1.80	1.52
2	5F	15	VAL	CB-CG1	13.16	1.80	1.52
2	5J	15	VAL	CB-CG1	13.16	1.80	1.52
2	5N	15	VAL	CB-CG1	13.16	1.80	1.52
2	63	15	VAL	CB-CG1	13.16	1.80	1.52
2	67	15	VAL	CB-CG1	13.16	1.80	1.52
2	7B	15	VAL	CB-CG1	13.16	1.80	1.52
1	1Q	13	ALA	N-CA	13.16	1.72	1.46
1	1U	13	ALA	N-CA	13.16	1.72	1.46

*Continued on next page...*

*Continued from previous page...*

Mol	Chain	Res	Type	Atoms	Z	Observed(Å)	Ideal(Å)
1	1Y	13	ALA	N-CA	13.16	1.72	1.46
1	2Q	13	ALA	N-CA	13.16	1.72	1.46
1	2U	13	ALA	N-CA	13.16	1.72	1.46
1	2Y	13	ALA	N-CA	13.16	1.72	1.46
1	42	13	ALA	N-CA	13.16	1.72	1.46
1	46	13	ALA	N-CA	13.16	1.72	1.46
1	5A	13	ALA	N-CA	13.16	1.72	1.46
1	52	13	ALA	N-CA	13.16	1.72	1.46
1	56	13	ALA	N-CA	13.16	1.72	1.46
1	6A	13	ALA	N-CA	13.16	1.72	1.46
2	1B	15	VAL	CB-CG1	13.15	1.80	1.52
2	1B	57	LYS	CA-CB	-13.15	1.25	1.53
2	1J	15	VAL	CB-CG1	13.15	1.80	1.52
2	1J	57	LYS	CA-CB	-13.15	1.25	1.53
2	2F	15	VAL	CB-CG1	13.15	1.80	1.52
2	2F	57	LYS	CA-CB	-13.15	1.25	1.53
2	27	15	VAL	CB-CG1	13.15	1.80	1.52
2	27	57	LYS	CA-CB	-13.15	1.25	1.53
2	3F	15	VAL	CB-CG1	13.15	1.80	1.52
2	3F	57	LYS	CA-CB	-13.15	1.25	1.53
2	4B	15	VAL	CB-CG1	13.15	1.80	1.52
2	4B	57	LYS	CA-CB	-13.15	1.25	1.53
2	4N	15	VAL	CB-CG1	13.15	1.80	1.52
2	4N	57	LYS	CA-CB	-13.15	1.25	1.53
2	4V	15	VAL	CB-CG1	13.15	1.80	1.52
2	4V	57	LYS	CA-CB	-13.15	1.25	1.53
2	5R	15	VAL	CB-CG1	13.15	1.80	1.52
2	5R	57	LYS	CA-CB	-13.15	1.25	1.53
2	6J	15	VAL	CB-CG1	13.15	1.80	1.52
2	6J	57	LYS	CA-CB	-13.15	1.25	1.53
2	6R	15	VAL	CB-CG1	13.15	1.80	1.52
2	6R	57	LYS	CA-CB	-13.15	1.25	1.53
2	7N	15	VAL	CB-CG1	13.15	1.80	1.52
2	7N	57	LYS	CA-CB	-13.15	1.25	1.53
2	1R	223	ASP	CA-C	-13.15	1.18	1.52
2	1V	223	ASP	CA-C	-13.15	1.18	1.52
2	1Z	223	ASP	CA-C	-13.15	1.18	1.52
2	2R	223	ASP	CA-C	-13.15	1.18	1.52
2	2V	223	ASP	CA-C	-13.15	1.18	1.52
2	2Z	223	ASP	CA-C	-13.15	1.18	1.52
2	43	223	ASP	CA-C	-13.15	1.18	1.52
2	47	223	ASP	CA-C	-13.15	1.18	1.52

*Continued on next page...*

*Continued from previous page...*

Mol	Chain	Res	Type	Atoms	Z	Observed(Å)	Ideal(Å)
2	5B	223	ASP	CA-C	-13.15	1.18	1.52
2	53	223	ASP	CA-C	-13.15	1.18	1.52
2	57	223	ASP	CA-C	-13.15	1.18	1.52
2	6B	223	ASP	CA-C	-13.15	1.18	1.52
2	13	223	ASP	CA-C	-13.15	1.18	1.52
2	17	223	ASP	CA-C	-13.15	1.18	1.52
2	2B	223	ASP	CA-C	-13.15	1.18	1.52
2	3R	223	ASP	CA-C	-13.15	1.18	1.52
2	3V	223	ASP	CA-C	-13.15	1.18	1.52
2	3Z	223	ASP	CA-C	-13.15	1.18	1.52
2	5F	223	ASP	CA-C	-13.15	1.18	1.52
2	5J	223	ASP	CA-C	-13.15	1.18	1.52
2	5N	223	ASP	CA-C	-13.15	1.18	1.52
2	63	223	ASP	CA-C	-13.15	1.18	1.52
2	67	223	ASP	CA-C	-13.15	1.18	1.52
2	7B	223	ASP	CA-C	-13.15	1.18	1.52
1	1A	15	SER	C-O	13.15	1.48	1.23
2	1F	223	ASP	CA-C	-13.15	1.18	1.52
1	1I	15	SER	C-O	13.15	1.48	1.23
1	2E	15	SER	C-O	13.15	1.48	1.23
1	26	15	SER	C-O	13.15	1.48	1.23
1	4U	15	SER	C-O	13.15	1.48	1.23
2	1N	223	ASP	CA-C	-13.15	1.18	1.52
2	2J	223	ASP	CA-C	-13.15	1.18	1.52
2	2N	223	ASP	CA-C	-13.15	1.18	1.52
2	23	223	ASP	CA-C	-13.15	1.18	1.52
1	3E	15	SER	C-O	13.15	1.48	1.23
2	3B	223	ASP	CA-C	-13.15	1.18	1.52
2	3J	223	ASP	CA-C	-13.15	1.18	1.52
2	3N	223	ASP	CA-C	-13.15	1.18	1.52
2	33	223	ASP	CA-C	-13.15	1.18	1.52
2	37	223	ASP	CA-C	-13.15	1.18	1.52
1	4A	15	SER	C-O	13.15	1.48	1.23
1	4M	15	SER	C-O	13.15	1.48	1.23
2	4F	223	ASP	CA-C	-13.15	1.18	1.52
2	4J	223	ASP	CA-C	-13.15	1.18	1.52
2	4R	223	ASP	CA-C	-13.15	1.18	1.52
1	5Q	15	SER	C-O	13.15	1.48	1.23
2	4Z	223	ASP	CA-C	-13.15	1.18	1.52
2	5V	223	ASP	CA-C	-13.15	1.18	1.52
2	5Z	223	ASP	CA-C	-13.15	1.18	1.52
2	6F	223	ASP	CA-C	-13.15	1.18	1.52

*Continued on next page...*

*Continued from previous page...*

Mol	Chain	Res	Type	Atoms	Z	Observed(Å)	Ideal(Å)
1	6I	15	SER	C-O	13.15	1.48	1.23
1	6Q	15	SER	C-O	13.15	1.48	1.23
2	6N	223	ASP	CA-C	-13.15	1.18	1.52
2	6V	223	ASP	CA-C	-13.15	1.18	1.52
2	6Z	223	ASP	CA-C	-13.15	1.18	1.52
2	7F	223	ASP	CA-C	-13.15	1.18	1.52
2	7J	223	ASP	CA-C	-13.15	1.18	1.52
1	7M	15	SER	C-O	13.15	1.48	1.23
2	7R	223	ASP	CA-C	-13.15	1.18	1.52
2	7V	223	ASP	CA-C	-13.15	1.18	1.52
1	1E	15	SER	C-O	13.14	1.48	1.23
2	1R	57	LYS	CA-CB	-13.14	1.25	1.53
2	1V	57	LYS	CA-CB	-13.14	1.25	1.53
2	1Z	57	LYS	CA-CB	-13.14	1.25	1.53
1	2M	15	SER	C-O	13.14	1.48	1.23
2	2R	57	LYS	CA-CB	-13.14	1.25	1.53
2	2V	57	LYS	CA-CB	-13.14	1.25	1.53
2	2Z	57	LYS	CA-CB	-13.14	1.25	1.53
1	22	15	SER	C-O	13.14	1.48	1.23
1	3M	15	SER	C-O	13.14	1.48	1.23
1	36	15	SER	C-O	13.14	1.48	1.23
1	4I	15	SER	C-O	13.14	1.48	1.23
1	4Q	15	SER	C-O	13.14	1.48	1.23
2	43	57	LYS	CA-CB	-13.14	1.25	1.53
2	47	57	LYS	CA-CB	-13.14	1.25	1.53
2	5B	57	LYS	CA-CB	-13.14	1.25	1.53
1	5Y	15	SER	C-O	13.14	1.48	1.23
2	53	57	LYS	CA-CB	-13.14	1.25	1.53
2	57	57	LYS	CA-CB	-13.14	1.25	1.53
2	6B	57	LYS	CA-CB	-13.14	1.25	1.53
1	6E	15	SER	C-O	13.14	1.48	1.23
1	6Y	15	SER	C-O	13.14	1.48	1.23
1	7I	15	SER	C-O	13.14	1.48	1.23
1	7U	15	SER	C-O	13.14	1.48	1.23
1	1M	15	SER	C-O	13.14	1.48	1.23
1	2I	15	SER	C-O	13.14	1.48	1.23
1	3A	15	SER	C-O	13.14	1.48	1.23
1	3I	15	SER	C-O	13.14	1.48	1.23
1	32	15	SER	C-O	13.14	1.48	1.23
1	4E	15	SER	C-O	13.14	1.48	1.23
1	4Y	15	SER	C-O	13.14	1.48	1.23
1	5U	15	SER	C-O	13.14	1.48	1.23

*Continued on next page...*

*Continued from previous page...*

Mol	Chain	Res	Type	Atoms	Z	Observed(Å)	Ideal(Å)
1	6M	15	SER	C-O	13.14	1.48	1.23
1	6U	15	SER	C-O	13.14	1.48	1.23
1	7E	15	SER	C-O	13.14	1.48	1.23
1	7Q	15	SER	C-O	13.14	1.48	1.23
2	1N	15	VAL	CB-CG1	13.14	1.80	1.52
2	13	57	LYS	CA-CB	-13.14	1.25	1.53
2	17	57	LYS	CA-CB	-13.14	1.25	1.53
2	2B	57	LYS	CA-CB	-13.14	1.25	1.53
2	2J	15	VAL	CB-CG1	13.14	1.80	1.52
2	3B	15	VAL	CB-CG1	13.14	1.80	1.52
2	3J	15	VAL	CB-CG1	13.14	1.80	1.52
2	3R	57	LYS	CA-CB	-13.14	1.25	1.53
2	3V	57	LYS	CA-CB	-13.14	1.25	1.53
2	3Z	57	LYS	CA-CB	-13.14	1.25	1.53
2	33	15	VAL	CB-CG1	13.14	1.80	1.52
2	4F	15	VAL	CB-CG1	13.14	1.80	1.52
2	4Z	15	VAL	CB-CG1	13.14	1.80	1.52
2	5F	57	LYS	CA-CB	-13.14	1.25	1.53
2	5J	57	LYS	CA-CB	-13.14	1.25	1.53
2	5N	57	LYS	CA-CB	-13.14	1.25	1.53
2	5V	15	VAL	CB-CG1	13.14	1.80	1.52
2	6N	15	VAL	CB-CG1	13.14	1.80	1.52
2	6V	15	VAL	CB-CG1	13.14	1.80	1.52
2	63	57	LYS	CA-CB	-13.14	1.25	1.53
2	67	57	LYS	CA-CB	-13.14	1.25	1.53
2	7B	57	LYS	CA-CB	-13.14	1.25	1.53
2	7F	15	VAL	CB-CG1	13.14	1.80	1.52
2	7R	15	VAL	CB-CG1	13.14	1.80	1.52
1	1M	13	ALA	N-CA	13.14	1.72	1.46
2	1R	15	VAL	CB-CG1	13.14	1.80	1.52
2	1V	15	VAL	CB-CG1	13.14	1.80	1.52
2	1Z	15	VAL	CB-CG1	13.14	1.80	1.52
1	2I	13	ALA	N-CA	13.14	1.72	1.46
2	2R	15	VAL	CB-CG1	13.14	1.80	1.52
2	2V	15	VAL	CB-CG1	13.14	1.80	1.52
2	2Z	15	VAL	CB-CG1	13.14	1.80	1.52
1	3A	13	ALA	N-CA	13.14	1.72	1.46
1	3I	13	ALA	N-CA	13.14	1.72	1.46
1	32	13	ALA	N-CA	13.14	1.72	1.46
1	4E	13	ALA	N-CA	13.14	1.72	1.46
1	4Y	13	ALA	N-CA	13.14	1.72	1.46
2	43	15	VAL	CB-CG1	13.14	1.80	1.52

*Continued on next page...*

*Continued from previous page...*

Mol	Chain	Res	Type	Atoms	Z	Observed(Å)	Ideal(Å)
2	47	15	VAL	CB-CG1	13.14	1.80	1.52
2	5B	15	VAL	CB-CG1	13.14	1.80	1.52
1	5U	13	ALA	N-CA	13.14	1.72	1.46
2	53	15	VAL	CB-CG1	13.14	1.80	1.52
2	57	15	VAL	CB-CG1	13.14	1.80	1.52
2	6B	15	VAL	CB-CG1	13.14	1.80	1.52
1	6M	13	ALA	N-CA	13.14	1.72	1.46
1	6U	13	ALA	N-CA	13.14	1.72	1.46
1	7E	13	ALA	N-CA	13.14	1.72	1.46
1	7Q	13	ALA	N-CA	13.14	1.72	1.46
1	1Q	15	SER	C-O	13.14	1.48	1.23
1	1U	15	SER	C-O	13.14	1.48	1.23
1	1Y	15	SER	C-O	13.14	1.48	1.23
1	2Q	15	SER	C-O	13.14	1.48	1.23
1	2U	15	SER	C-O	13.14	1.48	1.23
1	2Y	15	SER	C-O	13.14	1.48	1.23
1	42	15	SER	C-O	13.14	1.48	1.23
1	46	15	SER	C-O	13.14	1.48	1.23
1	5A	15	SER	C-O	13.14	1.48	1.23
1	52	15	SER	C-O	13.14	1.48	1.23
1	56	15	SER	C-O	13.14	1.48	1.23
1	6A	15	SER	C-O	13.14	1.48	1.23
1	1A	171	ARG	CD-NE	-13.13	1.24	1.46
1	1I	171	ARG	CD-NE	-13.13	1.24	1.46
2	1N	57	LYS	CA-CB	-13.13	1.25	1.53
1	2E	171	ARG	CD-NE	-13.13	1.24	1.46
2	2J	57	LYS	CA-CB	-13.13	1.25	1.53
1	26	171	ARG	CD-NE	-13.13	1.24	1.46
2	3B	57	LYS	CA-CB	-13.13	1.25	1.53
1	3E	171	ARG	CD-NE	-13.13	1.24	1.46
2	3J	57	LYS	CA-CB	-13.13	1.25	1.53
2	33	57	LYS	CA-CB	-13.13	1.25	1.53
1	4A	171	ARG	CD-NE	-13.13	1.24	1.46
2	4F	57	LYS	CA-CB	-13.13	1.25	1.53
1	4M	171	ARG	CD-NE	-13.13	1.24	1.46
1	4U	171	ARG	CD-NE	-13.13	1.24	1.46
2	4Z	57	LYS	CA-CB	-13.13	1.25	1.53
1	5Q	171	ARG	CD-NE	-13.13	1.24	1.46
2	5V	57	LYS	CA-CB	-13.13	1.25	1.53
1	6I	171	ARG	CD-NE	-13.13	1.24	1.46
2	6N	57	LYS	CA-CB	-13.13	1.25	1.53
1	6Q	171	ARG	CD-NE	-13.13	1.24	1.46

*Continued on next page...*

*Continued from previous page...*

Mol	Chain	Res	Type	Atoms	Z	Observed(Å)	Ideal(Å)
2	6V	57	LYS	CA-CB	-13.13	1.25	1.53
2	7F	57	LYS	CA-CB	-13.13	1.25	1.53
1	7M	171	ARG	CD-NE	-13.13	1.24	1.46
2	7R	57	LYS	CA-CB	-13.13	1.25	1.53
1	1Q	171	ARG	CD-NE	-13.13	1.24	1.46
1	1U	171	ARG	CD-NE	-13.13	1.24	1.46
1	1Y	171	ARG	CD-NE	-13.13	1.24	1.46
1	2Q	171	ARG	CD-NE	-13.13	1.24	1.46
1	2U	171	ARG	CD-NE	-13.13	1.24	1.46
1	2Y	171	ARG	CD-NE	-13.13	1.24	1.46
1	42	171	ARG	CD-NE	-13.13	1.24	1.46
1	46	171	ARG	CD-NE	-13.13	1.24	1.46
1	5A	171	ARG	CD-NE	-13.13	1.24	1.46
1	52	171	ARG	CD-NE	-13.13	1.24	1.46
1	56	171	ARG	CD-NE	-13.13	1.24	1.46
1	6A	171	ARG	CD-NE	-13.13	1.24	1.46
1	1E	171	ARG	CD-NE	-13.13	1.24	1.46
1	2M	171	ARG	CD-NE	-13.13	1.24	1.46
1	22	171	ARG	CD-NE	-13.13	1.24	1.46
1	3M	171	ARG	CD-NE	-13.13	1.24	1.46
1	36	171	ARG	CD-NE	-13.13	1.24	1.46
1	4I	171	ARG	CD-NE	-13.13	1.24	1.46
1	4Q	171	ARG	CD-NE	-13.13	1.24	1.46
1	5Y	171	ARG	CD-NE	-13.13	1.24	1.46
1	6E	171	ARG	CD-NE	-13.13	1.24	1.46
1	6Y	171	ARG	CD-NE	-13.13	1.24	1.46
1	7I	171	ARG	CD-NE	-13.13	1.24	1.46
1	7U	171	ARG	CD-NE	-13.13	1.24	1.46
2	1F	57	LYS	CA-CB	-13.12	1.25	1.53
2	1R	9	VAL	C-N	13.12	1.64	1.34
2	1V	9	VAL	C-N	13.12	1.64	1.34
2	1Z	9	VAL	C-N	13.12	1.64	1.34
2	13	9	VAL	C-N	13.12	1.64	1.34
2	17	9	VAL	C-N	13.12	1.64	1.34
2	2B	9	VAL	C-N	13.12	1.64	1.34
2	2N	57	LYS	CA-CB	-13.12	1.25	1.53
2	2R	9	VAL	C-N	13.12	1.64	1.34
2	2V	9	VAL	C-N	13.12	1.64	1.34
2	2Z	9	VAL	C-N	13.12	1.64	1.34
2	23	57	LYS	CA-CB	-13.12	1.25	1.53
2	3N	57	LYS	CA-CB	-13.12	1.25	1.53
2	3R	9	VAL	C-N	13.12	1.64	1.34

*Continued on next page...*



*Continued from previous page...*

Mol	Chain	Res	Type	Atoms	Z	Observed(Å)	Ideal(Å)
2	3V	9	VAL	C-N	13.12	1.64	1.34
2	3Z	9	VAL	C-N	13.12	1.64	1.34
2	37	57	LYS	CA-CB	-13.12	1.25	1.53
2	4J	57	LYS	CA-CB	-13.12	1.25	1.53
2	4R	57	LYS	CA-CB	-13.12	1.25	1.53
2	43	9	VAL	C-N	13.12	1.64	1.34
2	47	9	VAL	C-N	13.12	1.64	1.34
2	5B	9	VAL	C-N	13.12	1.64	1.34
2	5F	9	VAL	C-N	13.12	1.64	1.34
2	5J	9	VAL	C-N	13.12	1.64	1.34
2	5N	9	VAL	C-N	13.12	1.64	1.34
2	5Z	57	LYS	CA-CB	-13.12	1.25	1.53
2	53	9	VAL	C-N	13.12	1.64	1.34
2	57	9	VAL	C-N	13.12	1.64	1.34
2	6B	9	VAL	C-N	13.12	1.64	1.34
2	6F	57	LYS	CA-CB	-13.12	1.25	1.53
2	6Z	57	LYS	CA-CB	-13.12	1.25	1.53
2	63	9	VAL	C-N	13.12	1.64	1.34
2	67	9	VAL	C-N	13.12	1.64	1.34
2	7B	9	VAL	C-N	13.12	1.64	1.34
2	7J	57	LYS	CA-CB	-13.12	1.25	1.53
2	7V	57	LYS	CA-CB	-13.12	1.25	1.53
2	1N	9	VAL	C-N	13.12	1.64	1.34
2	2J	9	VAL	C-N	13.12	1.64	1.34
2	3B	9	VAL	C-N	13.12	1.64	1.34
2	3J	9	VAL	C-N	13.12	1.64	1.34
2	33	9	VAL	C-N	13.12	1.64	1.34
2	4F	9	VAL	C-N	13.12	1.64	1.34
2	4Z	9	VAL	C-N	13.12	1.64	1.34
2	5V	9	VAL	C-N	13.12	1.64	1.34
2	6N	9	VAL	C-N	13.12	1.64	1.34
2	6V	9	VAL	C-N	13.12	1.64	1.34
2	7F	9	VAL	C-N	13.12	1.64	1.34
2	7R	9	VAL	C-N	13.12	1.64	1.34
2	1B	9	VAL	C-N	13.12	1.64	1.34
2	1J	9	VAL	C-N	13.12	1.64	1.34
1	1M	171	ARG	CD-NE	-13.12	1.24	1.46
2	2F	9	VAL	C-N	13.12	1.64	1.34
1	2I	171	ARG	CD-NE	-13.12	1.24	1.46
2	27	9	VAL	C-N	13.12	1.64	1.34
1	3A	171	ARG	CD-NE	-13.12	1.24	1.46
2	3F	9	VAL	C-N	13.12	1.64	1.34

*Continued on next page...*

*Continued from previous page...*

Mol	Chain	Res	Type	Atoms	Z	Observed(Å)	Ideal(Å)
1	3I	171	ARG	CD-NE	-13.12	1.24	1.46
1	32	171	ARG	CD-NE	-13.12	1.24	1.46
2	4B	9	VAL	C-N	13.12	1.64	1.34
1	4E	171	ARG	CD-NE	-13.12	1.24	1.46
2	4N	9	VAL	C-N	13.12	1.64	1.34
2	4V	9	VAL	C-N	13.12	1.64	1.34
1	4Y	171	ARG	CD-NE	-13.12	1.24	1.46
2	5R	9	VAL	C-N	13.12	1.64	1.34
1	5U	171	ARG	CD-NE	-13.12	1.24	1.46
2	6J	9	VAL	C-N	13.12	1.64	1.34
1	6M	171	ARG	CD-NE	-13.12	1.24	1.46
2	6R	9	VAL	C-N	13.12	1.64	1.34
1	6U	171	ARG	CD-NE	-13.12	1.24	1.46
1	7E	171	ARG	CD-NE	-13.12	1.24	1.46
2	7N	9	VAL	C-N	13.12	1.64	1.34
1	7Q	171	ARG	CD-NE	-13.12	1.24	1.46
1	1E	68	SER	C-N	-13.10	1.03	1.34
1	2M	68	SER	C-N	-13.10	1.03	1.34
1	22	68	SER	C-N	-13.10	1.03	1.34
1	3M	68	SER	C-N	-13.10	1.03	1.34
1	36	68	SER	C-N	-13.10	1.03	1.34
1	4I	68	SER	C-N	-13.10	1.03	1.34
1	4Q	68	SER	C-N	-13.10	1.03	1.34
1	5Y	68	SER	C-N	-13.10	1.03	1.34
1	6E	68	SER	C-N	-13.10	1.03	1.34
1	6Y	68	SER	C-N	-13.10	1.03	1.34
1	7I	68	SER	C-N	-13.10	1.03	1.34
1	7U	68	SER	C-N	-13.10	1.03	1.34
2	1F	9	VAL	C-N	13.10	1.64	1.34
2	2N	9	VAL	C-N	13.10	1.64	1.34
2	23	9	VAL	C-N	13.10	1.64	1.34
2	3N	9	VAL	C-N	13.10	1.64	1.34
2	37	9	VAL	C-N	13.10	1.64	1.34
2	4J	9	VAL	C-N	13.10	1.64	1.34
2	4R	9	VAL	C-N	13.10	1.64	1.34
2	5Z	9	VAL	C-N	13.10	1.64	1.34
2	6F	9	VAL	C-N	13.10	1.64	1.34
2	6Z	9	VAL	C-N	13.10	1.64	1.34
2	7J	9	VAL	C-N	13.10	1.64	1.34
2	7V	9	VAL	C-N	13.10	1.64	1.34
1	1Q	68	SER	C-N	-13.10	1.03	1.34
1	1U	68	SER	C-N	-13.10	1.03	1.34

*Continued on next page...*

*Continued from previous page...*

Mol	Chain	Res	Type	Atoms	Z	Observed(Å)	Ideal(Å)
1	1Y	68	SER	C-N	-13.10	1.03	1.34
1	2Q	68	SER	C-N	-13.10	1.03	1.34
1	2U	68	SER	C-N	-13.10	1.03	1.34
1	2Y	68	SER	C-N	-13.10	1.03	1.34
1	42	68	SER	C-N	-13.10	1.03	1.34
1	46	68	SER	C-N	-13.10	1.03	1.34
1	5A	68	SER	C-N	-13.10	1.03	1.34
1	52	68	SER	C-N	-13.10	1.03	1.34
1	56	68	SER	C-N	-13.10	1.03	1.34
1	6A	68	SER	C-N	-13.10	1.03	1.34
1	1E	83	GLY	CA-C	13.10	1.72	1.51
2	1F	208	SER	CB-OG	-13.10	1.25	1.42
1	2M	83	GLY	CA-C	13.10	1.72	1.51
2	2N	208	SER	CB-OG	-13.10	1.25	1.42
1	22	83	GLY	CA-C	13.10	1.72	1.51
2	23	208	SER	CB-OG	-13.10	1.25	1.42
1	3M	83	GLY	CA-C	13.10	1.72	1.51
2	3N	208	SER	CB-OG	-13.10	1.25	1.42
1	36	83	GLY	CA-C	13.10	1.72	1.51
2	37	208	SER	CB-OG	-13.10	1.25	1.42
1	4I	83	GLY	CA-C	13.10	1.72	1.51
2	4J	208	SER	CB-OG	-13.10	1.25	1.42
1	4Q	83	GLY	CA-C	13.10	1.72	1.51
2	4R	208	SER	CB-OG	-13.10	1.25	1.42
1	5Y	83	GLY	CA-C	13.10	1.72	1.51
2	5Z	208	SER	CB-OG	-13.10	1.25	1.42
1	6E	83	GLY	CA-C	13.10	1.72	1.51
2	6F	208	SER	CB-OG	-13.10	1.25	1.42
1	6Y	83	GLY	CA-C	13.10	1.72	1.51
2	6Z	208	SER	CB-OG	-13.10	1.25	1.42
1	7I	83	GLY	CA-C	13.10	1.72	1.51
2	7J	208	SER	CB-OG	-13.10	1.25	1.42
1	7U	83	GLY	CA-C	13.10	1.72	1.51
2	7V	208	SER	CB-OG	-13.10	1.25	1.42
1	1A	68	SER	C-N	-13.09	1.03	1.34
1	1I	68	SER	C-N	-13.09	1.03	1.34
2	13	208	SER	CB-OG	-13.09	1.25	1.42
2	17	208	SER	CB-OG	-13.09	1.25	1.42
2	2B	208	SER	CB-OG	-13.09	1.25	1.42
1	2E	68	SER	C-N	-13.09	1.03	1.34
1	26	68	SER	C-N	-13.09	1.03	1.34
1	3E	68	SER	C-N	-13.09	1.03	1.34

*Continued on next page...*

*Continued from previous page...*

Mol	Chain	Res	Type	Atoms	Z	Observed(Å)	Ideal(Å)
2	3R	208	SER	CB-OG	-13.09	1.25	1.42
2	3V	208	SER	CB-OG	-13.09	1.25	1.42
2	3Z	208	SER	CB-OG	-13.09	1.25	1.42
1	4A	68	SER	C-N	-13.09	1.03	1.34
1	4M	68	SER	C-N	-13.09	1.03	1.34
1	4U	68	SER	C-N	-13.09	1.03	1.34
2	5F	208	SER	CB-OG	-13.09	1.25	1.42
2	5J	208	SER	CB-OG	-13.09	1.25	1.42
2	5N	208	SER	CB-OG	-13.09	1.25	1.42
1	5Q	68	SER	C-N	-13.09	1.03	1.34
1	6I	68	SER	C-N	-13.09	1.03	1.34
1	6Q	68	SER	C-N	-13.09	1.03	1.34
2	63	208	SER	CB-OG	-13.09	1.25	1.42
2	67	208	SER	CB-OG	-13.09	1.25	1.42
2	7B	208	SER	CB-OG	-13.09	1.25	1.42
1	7M	68	SER	C-N	-13.09	1.03	1.34
1	12	83	GLY	CA-C	13.09	1.72	1.51
1	16	83	GLY	CA-C	13.09	1.72	1.51
1	2A	83	GLY	CA-C	13.09	1.72	1.51
1	3Q	83	GLY	CA-C	13.09	1.72	1.51
1	3U	83	GLY	CA-C	13.09	1.72	1.51
1	3Y	83	GLY	CA-C	13.09	1.72	1.51
1	5E	83	GLY	CA-C	13.09	1.72	1.51
1	5I	83	GLY	CA-C	13.09	1.72	1.51
1	5M	83	GLY	CA-C	13.09	1.72	1.51
1	62	83	GLY	CA-C	13.09	1.72	1.51
1	66	83	GLY	CA-C	13.09	1.72	1.51
1	7A	83	GLY	CA-C	13.09	1.72	1.51
2	1N	208	SER	CB-OG	-13.09	1.25	1.42
2	2J	208	SER	CB-OG	-13.09	1.25	1.42
2	3B	208	SER	CB-OG	-13.09	1.25	1.42
2	3J	208	SER	CB-OG	-13.09	1.25	1.42
2	33	208	SER	CB-OG	-13.09	1.25	1.42
2	4F	208	SER	CB-OG	-13.09	1.25	1.42
2	4Z	208	SER	CB-OG	-13.09	1.25	1.42
2	5V	208	SER	CB-OG	-13.09	1.25	1.42
2	6N	208	SER	CB-OG	-13.09	1.25	1.42
2	6V	208	SER	CB-OG	-13.09	1.25	1.42
2	7F	208	SER	CB-OG	-13.09	1.25	1.42
2	7R	208	SER	CB-OG	-13.09	1.25	1.42
2	1B	208	SER	CB-OG	-13.08	1.25	1.42
2	1J	208	SER	CB-OG	-13.08	1.25	1.42

*Continued on next page...*

*Continued from previous page...*

Mol	Chain	Res	Type	Atoms	Z	Observed(Å)	Ideal(Å)
2	2F	208	SER	CB-OG	-13.08	1.25	1.42
2	27	208	SER	CB-OG	-13.08	1.25	1.42
2	3F	208	SER	CB-OG	-13.08	1.25	1.42
2	4B	208	SER	CB-OG	-13.08	1.25	1.42
2	4N	208	SER	CB-OG	-13.08	1.25	1.42
2	4V	208	SER	CB-OG	-13.08	1.25	1.42
2	5R	208	SER	CB-OG	-13.08	1.25	1.42
2	6J	208	SER	CB-OG	-13.08	1.25	1.42
2	6R	208	SER	CB-OG	-13.08	1.25	1.42
2	7N	208	SER	CB-OG	-13.08	1.25	1.42
1	12	68	SER	C-N	-13.08	1.03	1.34
1	16	68	SER	C-N	-13.08	1.03	1.34
1	2A	68	SER	C-N	-13.08	1.03	1.34
1	3Q	68	SER	C-N	-13.08	1.03	1.34
1	3U	68	SER	C-N	-13.08	1.03	1.34
1	3Y	68	SER	C-N	-13.08	1.03	1.34
1	5E	68	SER	C-N	-13.08	1.03	1.34
1	5I	68	SER	C-N	-13.08	1.03	1.34
1	5M	68	SER	C-N	-13.08	1.03	1.34
1	62	68	SER	C-N	-13.08	1.03	1.34
1	66	68	SER	C-N	-13.08	1.03	1.34
1	7A	68	SER	C-N	-13.08	1.03	1.34
2	1R	208	SER	CB-OG	-13.08	1.25	1.42
2	1V	208	SER	CB-OG	-13.08	1.25	1.42
2	1Z	208	SER	CB-OG	-13.08	1.25	1.42
2	2R	208	SER	CB-OG	-13.08	1.25	1.42
2	2V	208	SER	CB-OG	-13.08	1.25	1.42
2	2Z	208	SER	CB-OG	-13.08	1.25	1.42
2	43	208	SER	CB-OG	-13.08	1.25	1.42
2	47	208	SER	CB-OG	-13.08	1.25	1.42
2	5B	208	SER	CB-OG	-13.08	1.25	1.42
2	53	208	SER	CB-OG	-13.08	1.25	1.42
2	57	208	SER	CB-OG	-13.08	1.25	1.42
2	6B	208	SER	CB-OG	-13.08	1.25	1.42
2	1R	74	TYR	CG-CD2	-13.07	1.22	1.39
2	1V	74	TYR	CG-CD2	-13.07	1.22	1.39
2	1Z	74	TYR	CG-CD2	-13.07	1.22	1.39
1	12	171	ARG	CD-NE	-13.07	1.24	1.46
1	16	171	ARG	CD-NE	-13.07	1.24	1.46
1	2A	171	ARG	CD-NE	-13.07	1.24	1.46
2	2R	74	TYR	CG-CD2	-13.07	1.22	1.39
2	2V	74	TYR	CG-CD2	-13.07	1.22	1.39

*Continued on next page...*

*Continued from previous page...*

Mol	Chain	Res	Type	Atoms	Z	Observed(Å)	Ideal(Å)
2	2Z	74	TYR	CG-CD2	-13.07	1.22	1.39
1	3Q	171	ARG	CD-NE	-13.07	1.24	1.46
1	3U	171	ARG	CD-NE	-13.07	1.24	1.46
1	3Y	171	ARG	CD-NE	-13.07	1.24	1.46
2	43	74	TYR	CG-CD2	-13.07	1.22	1.39
2	47	74	TYR	CG-CD2	-13.07	1.22	1.39
2	5B	74	TYR	CG-CD2	-13.07	1.22	1.39
1	5E	171	ARG	CD-NE	-13.07	1.24	1.46
1	5I	171	ARG	CD-NE	-13.07	1.24	1.46
1	5M	171	ARG	CD-NE	-13.07	1.24	1.46
2	53	74	TYR	CG-CD2	-13.07	1.22	1.39
2	57	74	TYR	CG-CD2	-13.07	1.22	1.39
2	6B	74	TYR	CG-CD2	-13.07	1.22	1.39
1	62	171	ARG	CD-NE	-13.07	1.24	1.46
1	66	171	ARG	CD-NE	-13.07	1.24	1.46
1	7A	171	ARG	CD-NE	-13.07	1.24	1.46
1	1Q	31	LYS	CB-CG	13.06	1.87	1.52
1	1U	31	LYS	CB-CG	13.06	1.87	1.52
1	1Y	31	LYS	CB-CG	13.06	1.87	1.52
1	2Q	31	LYS	CB-CG	13.06	1.87	1.52
1	2U	31	LYS	CB-CG	13.06	1.87	1.52
1	2Y	31	LYS	CB-CG	13.06	1.87	1.52
1	42	31	LYS	CB-CG	13.06	1.87	1.52
1	46	31	LYS	CB-CG	13.06	1.87	1.52
1	5A	31	LYS	CB-CG	13.06	1.87	1.52
1	52	31	LYS	CB-CG	13.06	1.87	1.52
1	56	31	LYS	CB-CG	13.06	1.87	1.52
1	6A	31	LYS	CB-CG	13.06	1.87	1.52
1	1E	83	GLY	C-O	-13.06	1.02	1.23
1	1Q	83	GLY	CA-C	13.06	1.72	1.51
1	1U	83	GLY	CA-C	13.06	1.72	1.51
1	1Y	83	GLY	CA-C	13.06	1.72	1.51
1	2M	83	GLY	C-O	-13.06	1.02	1.23
1	2Q	83	GLY	CA-C	13.06	1.72	1.51
1	2U	83	GLY	CA-C	13.06	1.72	1.51
1	2Y	83	GLY	CA-C	13.06	1.72	1.51
1	22	83	GLY	C-O	-13.06	1.02	1.23
1	3M	83	GLY	C-O	-13.06	1.02	1.23
1	36	83	GLY	C-O	-13.06	1.02	1.23
1	4I	83	GLY	C-O	-13.06	1.02	1.23
1	4Q	83	GLY	C-O	-13.06	1.02	1.23
1	42	83	GLY	CA-C	13.06	1.72	1.51

*Continued on next page...*

*Continued from previous page...*

Mol	Chain	Res	Type	Atoms	Z	Observed(Å)	Ideal(Å)
1	46	83	GLY	CA-C	13.06	1.72	1.51
1	5A	83	GLY	CA-C	13.06	1.72	1.51
1	5Y	83	GLY	C-O	-13.06	1.02	1.23
1	52	83	GLY	CA-C	13.06	1.72	1.51
1	56	83	GLY	CA-C	13.06	1.72	1.51
1	6A	83	GLY	CA-C	13.06	1.72	1.51
1	6E	83	GLY	C-O	-13.06	1.02	1.23
1	6Y	83	GLY	C-O	-13.06	1.02	1.23
1	7I	83	GLY	C-O	-13.06	1.02	1.23
1	7U	83	GLY	C-O	-13.06	1.02	1.23
1	1A	83	GLY	CA-C	13.06	1.72	1.51
1	1I	83	GLY	CA-C	13.06	1.72	1.51
1	2E	83	GLY	CA-C	13.06	1.72	1.51
1	26	83	GLY	CA-C	13.06	1.72	1.51
1	3E	83	GLY	CA-C	13.06	1.72	1.51
1	4A	83	GLY	CA-C	13.06	1.72	1.51
1	4M	83	GLY	CA-C	13.06	1.72	1.51
1	4U	83	GLY	CA-C	13.06	1.72	1.51
1	5Q	83	GLY	CA-C	13.06	1.72	1.51
1	6I	83	GLY	CA-C	13.06	1.72	1.51
1	6Q	83	GLY	CA-C	13.06	1.72	1.51
1	7M	83	GLY	CA-C	13.06	1.72	1.51
1	1M	68	SER	C-N	-13.05	1.04	1.34
1	2I	68	SER	C-N	-13.05	1.04	1.34
1	3A	68	SER	C-N	-13.05	1.04	1.34
1	3I	68	SER	C-N	-13.05	1.04	1.34
1	32	68	SER	C-N	-13.05	1.04	1.34
1	4E	68	SER	C-N	-13.05	1.04	1.34
1	4Y	68	SER	C-N	-13.05	1.04	1.34
1	5U	68	SER	C-N	-13.05	1.04	1.34
1	6M	68	SER	C-N	-13.05	1.04	1.34
1	6U	68	SER	C-N	-13.05	1.04	1.34
1	7E	68	SER	C-N	-13.05	1.04	1.34
1	7Q	68	SER	C-N	-13.05	1.04	1.34
1	1A	83	GLY	C-O	-13.05	1.02	1.23
1	1I	83	GLY	C-O	-13.05	1.02	1.23
1	12	83	GLY	C-O	-13.05	1.02	1.23
1	16	83	GLY	C-O	-13.05	1.02	1.23
1	2A	83	GLY	C-O	-13.05	1.02	1.23
1	2E	83	GLY	C-O	-13.05	1.02	1.23
1	26	83	GLY	C-O	-13.05	1.02	1.23
1	3E	83	GLY	C-O	-13.05	1.02	1.23

*Continued on next page...*

*Continued from previous page...*

Mol	Chain	Res	Type	Atoms	Z	Observed(Å)	Ideal(Å)
1	3Q	83	GLY	C-O	-13.05	1.02	1.23
1	3U	83	GLY	C-O	-13.05	1.02	1.23
1	3Y	83	GLY	C-O	-13.05	1.02	1.23
1	4A	83	GLY	C-O	-13.05	1.02	1.23
1	4M	83	GLY	C-O	-13.05	1.02	1.23
1	4U	83	GLY	C-O	-13.05	1.02	1.23
1	5E	83	GLY	C-O	-13.05	1.02	1.23
1	5I	83	GLY	C-O	-13.05	1.02	1.23
1	5M	83	GLY	C-O	-13.05	1.02	1.23
1	5Q	83	GLY	C-O	-13.05	1.02	1.23
1	6I	83	GLY	C-O	-13.05	1.02	1.23
1	6Q	83	GLY	C-O	-13.05	1.02	1.23
1	62	83	GLY	C-O	-13.05	1.02	1.23
1	66	83	GLY	C-O	-13.05	1.02	1.23
1	7A	83	GLY	C-O	-13.05	1.02	1.23
1	7M	83	GLY	C-O	-13.05	1.02	1.23
2	13	74	TYR	CG-CD2	-13.05	1.22	1.39
2	17	74	TYR	CG-CD2	-13.05	1.22	1.39
2	2B	74	TYR	CG-CD2	-13.05	1.22	1.39
2	3R	74	TYR	CG-CD2	-13.05	1.22	1.39
2	3V	74	TYR	CG-CD2	-13.05	1.22	1.39
2	3Z	74	TYR	CG-CD2	-13.05	1.22	1.39
2	5F	74	TYR	CG-CD2	-13.05	1.22	1.39
2	5J	74	TYR	CG-CD2	-13.05	1.22	1.39
2	5N	74	TYR	CG-CD2	-13.05	1.22	1.39
2	63	74	TYR	CG-CD2	-13.05	1.22	1.39
2	67	74	TYR	CG-CD2	-13.05	1.22	1.39
2	7B	74	TYR	CG-CD2	-13.05	1.22	1.39
1	1Q	83	GLY	C-O	-13.04	1.02	1.23
1	1U	83	GLY	C-O	-13.04	1.02	1.23
1	1Y	83	GLY	C-O	-13.04	1.02	1.23
1	2Q	83	GLY	C-O	-13.04	1.02	1.23
1	2U	83	GLY	C-O	-13.04	1.02	1.23
1	2Y	83	GLY	C-O	-13.04	1.02	1.23
1	42	83	GLY	C-O	-13.04	1.02	1.23
1	46	83	GLY	C-O	-13.04	1.02	1.23
1	5A	83	GLY	C-O	-13.04	1.02	1.23
1	52	83	GLY	C-O	-13.04	1.02	1.23
1	56	83	GLY	C-O	-13.04	1.02	1.23
1	6A	83	GLY	C-O	-13.04	1.02	1.23
1	1E	31	LYS	CB-CG	13.04	1.87	1.52
1	2M	31	LYS	CB-CG	13.04	1.87	1.52

*Continued on next page...*



*Continued from previous page...*

Mol	Chain	Res	Type	Atoms	Z	Observed(Å)	Ideal(Å)
1	22	31	LYS	CB-CG	13.04	1.87	1.52
1	3M	31	LYS	CB-CG	13.04	1.87	1.52
1	36	31	LYS	CB-CG	13.04	1.87	1.52
1	4I	31	LYS	CB-CG	13.04	1.87	1.52
1	4Q	31	LYS	CB-CG	13.04	1.87	1.52
1	5Y	31	LYS	CB-CG	13.04	1.87	1.52
1	6E	31	LYS	CB-CG	13.04	1.87	1.52
1	6Y	31	LYS	CB-CG	13.04	1.87	1.52
1	7I	31	LYS	CB-CG	13.04	1.87	1.52
1	7U	31	LYS	CB-CG	13.04	1.87	1.52
2	1N	74	TYR	CG-CD2	-13.04	1.22	1.39
2	2J	74	TYR	CG-CD2	-13.04	1.22	1.39
2	3B	74	TYR	CG-CD2	-13.04	1.22	1.39
2	3J	74	TYR	CG-CD2	-13.04	1.22	1.39
2	33	74	TYR	CG-CD2	-13.04	1.22	1.39
2	4F	74	TYR	CG-CD2	-13.04	1.22	1.39
2	4Z	74	TYR	CG-CD2	-13.04	1.22	1.39
2	5V	74	TYR	CG-CD2	-13.04	1.22	1.39
2	6N	74	TYR	CG-CD2	-13.04	1.22	1.39
2	6V	74	TYR	CG-CD2	-13.04	1.22	1.39
2	7F	74	TYR	CG-CD2	-13.04	1.22	1.39
2	7R	74	TYR	CG-CD2	-13.04	1.22	1.39
1	1A	31	LYS	CB-CG	13.04	1.87	1.52
1	1I	31	LYS	CB-CG	13.04	1.87	1.52
1	1M	83	GLY	CA-C	13.04	1.72	1.51
1	2E	31	LYS	CB-CG	13.04	1.87	1.52
1	2I	83	GLY	CA-C	13.04	1.72	1.51
1	26	31	LYS	CB-CG	13.04	1.87	1.52
1	3A	83	GLY	CA-C	13.04	1.72	1.51
1	3E	31	LYS	CB-CG	13.04	1.87	1.52
1	3I	83	GLY	CA-C	13.04	1.72	1.51
1	32	83	GLY	CA-C	13.04	1.72	1.51
1	4A	31	LYS	CB-CG	13.04	1.87	1.52
1	4E	83	GLY	CA-C	13.04	1.72	1.51
1	4M	31	LYS	CB-CG	13.04	1.87	1.52
1	4U	31	LYS	CB-CG	13.04	1.87	1.52
1	4Y	83	GLY	CA-C	13.04	1.72	1.51
1	5Q	31	LYS	CB-CG	13.04	1.87	1.52
1	5U	83	GLY	CA-C	13.04	1.72	1.51
1	6I	31	LYS	CB-CG	13.04	1.87	1.52
1	6M	83	GLY	CA-C	13.04	1.72	1.51
1	6Q	31	LYS	CB-CG	13.04	1.87	1.52

*Continued on next page...*

*Continued from previous page...*

Mol	Chain	Res	Type	Atoms	Z	Observed(Å)	Ideal(Å)
1	6U	83	GLY	CA-C	13.04	1.72	1.51
1	7E	83	GLY	CA-C	13.04	1.72	1.51
1	7M	31	LYS	CB-CG	13.04	1.87	1.52
1	7Q	83	GLY	CA-C	13.04	1.72	1.51
1	1M	31	LYS	CB-CG	13.03	1.87	1.52
1	2I	31	LYS	CB-CG	13.03	1.87	1.52
1	3A	31	LYS	CB-CG	13.03	1.87	1.52
1	3I	31	LYS	CB-CG	13.03	1.87	1.52
1	32	31	LYS	CB-CG	13.03	1.87	1.52
1	4E	31	LYS	CB-CG	13.03	1.87	1.52
1	4Y	31	LYS	CB-CG	13.03	1.87	1.52
1	5U	31	LYS	CB-CG	13.03	1.87	1.52
1	6M	31	LYS	CB-CG	13.03	1.87	1.52
1	6U	31	LYS	CB-CG	13.03	1.87	1.52
1	7E	31	LYS	CB-CG	13.03	1.87	1.52
1	7Q	31	LYS	CB-CG	13.03	1.87	1.52
1	1M	83	GLY	C-O	-13.03	1.02	1.23
1	2I	83	GLY	C-O	-13.03	1.02	1.23
1	3A	83	GLY	C-O	-13.03	1.02	1.23
1	3I	83	GLY	C-O	-13.03	1.02	1.23
1	32	83	GLY	C-O	-13.03	1.02	1.23
1	4E	83	GLY	C-O	-13.03	1.02	1.23
1	4Y	83	GLY	C-O	-13.03	1.02	1.23
1	5U	83	GLY	C-O	-13.03	1.02	1.23
1	6M	83	GLY	C-O	-13.03	1.02	1.23
1	6U	83	GLY	C-O	-13.03	1.02	1.23
1	7E	83	GLY	C-O	-13.03	1.02	1.23
1	7Q	83	GLY	C-O	-13.03	1.02	1.23
2	1B	74	TYR	CG-CD2	-13.03	1.22	1.39
2	1J	74	TYR	CG-CD2	-13.03	1.22	1.39
2	2F	74	TYR	CG-CD2	-13.03	1.22	1.39
2	27	74	TYR	CG-CD2	-13.03	1.22	1.39
2	3F	74	TYR	CG-CD2	-13.03	1.22	1.39
2	4B	74	TYR	CG-CD2	-13.03	1.22	1.39
2	4N	74	TYR	CG-CD2	-13.03	1.22	1.39
2	4V	74	TYR	CG-CD2	-13.03	1.22	1.39
2	5R	74	TYR	CG-CD2	-13.03	1.22	1.39
2	6J	74	TYR	CG-CD2	-13.03	1.22	1.39
2	6R	74	TYR	CG-CD2	-13.03	1.22	1.39
2	7N	74	TYR	CG-CD2	-13.03	1.22	1.39
1	12	31	LYS	CB-CG	13.02	1.87	1.52
1	16	31	LYS	CB-CG	13.02	1.87	1.52

*Continued on next page...*

*Continued from previous page...*

Mol	Chain	Res	Type	Atoms	Z	Observed(Å)	Ideal(Å)
1	2A	31	LYS	CB-CG	13.02	1.87	1.52
1	3Q	31	LYS	CB-CG	13.02	1.87	1.52
1	3U	31	LYS	CB-CG	13.02	1.87	1.52
1	3Y	31	LYS	CB-CG	13.02	1.87	1.52
1	5E	31	LYS	CB-CG	13.02	1.87	1.52
1	5I	31	LYS	CB-CG	13.02	1.87	1.52
1	5M	31	LYS	CB-CG	13.02	1.87	1.52
1	62	31	LYS	CB-CG	13.02	1.87	1.52
1	66	31	LYS	CB-CG	13.02	1.87	1.52
1	7A	31	LYS	CB-CG	13.02	1.87	1.52
2	1N	107	PHE	CA-CB	13.02	1.82	1.53
2	2J	107	PHE	CA-CB	13.02	1.82	1.53
2	3B	107	PHE	CA-CB	13.02	1.82	1.53
2	3J	107	PHE	CA-CB	13.02	1.82	1.53
2	33	107	PHE	CA-CB	13.02	1.82	1.53
2	4F	107	PHE	CA-CB	13.02	1.82	1.53
2	4Z	107	PHE	CA-CB	13.02	1.82	1.53
2	5V	107	PHE	CA-CB	13.02	1.82	1.53
2	6N	107	PHE	CA-CB	13.02	1.82	1.53
2	6V	107	PHE	CA-CB	13.02	1.82	1.53
2	7F	107	PHE	CA-CB	13.02	1.82	1.53
2	7R	107	PHE	CA-CB	13.02	1.82	1.53
2	1F	74	TYR	CG-CD2	-13.00	1.22	1.39
2	2N	74	TYR	CG-CD2	-13.00	1.22	1.39
2	23	74	TYR	CG-CD2	-13.00	1.22	1.39
2	3N	74	TYR	CG-CD2	-13.00	1.22	1.39
2	37	74	TYR	CG-CD2	-13.00	1.22	1.39
2	4J	74	TYR	CG-CD2	-13.00	1.22	1.39
2	4R	74	TYR	CG-CD2	-13.00	1.22	1.39
2	5Z	74	TYR	CG-CD2	-13.00	1.22	1.39
2	6F	74	TYR	CG-CD2	-13.00	1.22	1.39
2	6Z	74	TYR	CG-CD2	-13.00	1.22	1.39
2	7J	74	TYR	CG-CD2	-13.00	1.22	1.39
2	7V	74	TYR	CG-CD2	-13.00	1.22	1.39
1	12	52	PHE	N-CA	12.99	1.72	1.46
1	16	52	PHE	N-CA	12.99	1.72	1.46
1	2A	52	PHE	N-CA	12.99	1.72	1.46
1	3Q	52	PHE	N-CA	12.99	1.72	1.46
1	3U	52	PHE	N-CA	12.99	1.72	1.46
1	3Y	52	PHE	N-CA	12.99	1.72	1.46
1	5E	52	PHE	N-CA	12.99	1.72	1.46
1	5I	52	PHE	N-CA	12.99	1.72	1.46

*Continued on next page...*

*Continued from previous page...*

Mol	Chain	Res	Type	Atoms	Z	Observed(Å)	Ideal(Å)
1	5M	52	PHE	N-CA	12.99	1.72	1.46
1	62	52	PHE	N-CA	12.99	1.72	1.46
1	66	52	PHE	N-CA	12.99	1.72	1.46
1	7A	52	PHE	N-CA	12.99	1.72	1.46
2	13	107	PHE	CA-CB	12.99	1.82	1.53
2	17	107	PHE	CA-CB	12.99	1.82	1.53
2	2B	107	PHE	CA-CB	12.99	1.82	1.53
2	3R	107	PHE	CA-CB	12.99	1.82	1.53
2	3V	107	PHE	CA-CB	12.99	1.82	1.53
2	3Z	107	PHE	CA-CB	12.99	1.82	1.53
2	5F	107	PHE	CA-CB	12.99	1.82	1.53
2	5J	107	PHE	CA-CB	12.99	1.82	1.53
2	5N	107	PHE	CA-CB	12.99	1.82	1.53
2	63	107	PHE	CA-CB	12.99	1.82	1.53
2	67	107	PHE	CA-CB	12.99	1.82	1.53
2	7B	107	PHE	CA-CB	12.99	1.82	1.53
1	1E	52	PHE	N-CA	12.99	1.72	1.46
2	1F	107	PHE	CA-CB	12.99	1.82	1.53
1	2M	52	PHE	N-CA	12.99	1.72	1.46
2	2N	107	PHE	CA-CB	12.99	1.82	1.53
1	22	52	PHE	N-CA	12.99	1.72	1.46
2	23	107	PHE	CA-CB	12.99	1.82	1.53
1	3M	52	PHE	N-CA	12.99	1.72	1.46
2	3N	107	PHE	CA-CB	12.99	1.82	1.53
1	36	52	PHE	N-CA	12.99	1.72	1.46
2	37	107	PHE	CA-CB	12.99	1.82	1.53
1	4I	52	PHE	N-CA	12.99	1.72	1.46
2	4J	107	PHE	CA-CB	12.99	1.82	1.53
1	4Q	52	PHE	N-CA	12.99	1.72	1.46
2	4R	107	PHE	CA-CB	12.99	1.82	1.53
1	5Y	52	PHE	N-CA	12.99	1.72	1.46
2	5Z	107	PHE	CA-CB	12.99	1.82	1.53
1	6E	52	PHE	N-CA	12.99	1.72	1.46
2	6F	107	PHE	CA-CB	12.99	1.82	1.53
1	6Y	52	PHE	N-CA	12.99	1.72	1.46
2	6Z	107	PHE	CA-CB	12.99	1.82	1.53
1	7I	52	PHE	N-CA	12.99	1.72	1.46
2	7J	107	PHE	CA-CB	12.99	1.82	1.53
1	7U	52	PHE	N-CA	12.99	1.72	1.46
2	7V	107	PHE	CA-CB	12.99	1.82	1.53
2	1R	107	PHE	CA-CB	12.98	1.82	1.53
2	1V	107	PHE	CA-CB	12.98	1.82	1.53

*Continued on next page...*

*Continued from previous page...*

Mol	Chain	Res	Type	Atoms	Z	Observed(Å)	Ideal(Å)
2	1Z	107	PHE	CA-CB	12.98	1.82	1.53
2	2R	107	PHE	CA-CB	12.98	1.82	1.53
2	2V	107	PHE	CA-CB	12.98	1.82	1.53
2	2Z	107	PHE	CA-CB	12.98	1.82	1.53
2	43	107	PHE	CA-CB	12.98	1.82	1.53
2	47	107	PHE	CA-CB	12.98	1.82	1.53
2	5B	107	PHE	CA-CB	12.98	1.82	1.53
2	53	107	PHE	CA-CB	12.98	1.82	1.53
2	57	107	PHE	CA-CB	12.98	1.82	1.53
2	6B	107	PHE	CA-CB	12.98	1.82	1.53
2	1B	107	PHE	CA-CB	12.98	1.82	1.53
2	1J	107	PHE	CA-CB	12.98	1.82	1.53
2	2F	107	PHE	CA-CB	12.98	1.82	1.53
2	27	107	PHE	CA-CB	12.98	1.82	1.53
2	3F	107	PHE	CA-CB	12.98	1.82	1.53
2	4B	107	PHE	CA-CB	12.98	1.82	1.53
2	4N	107	PHE	CA-CB	12.98	1.82	1.53
2	4V	107	PHE	CA-CB	12.98	1.82	1.53
2	5R	107	PHE	CA-CB	12.98	1.82	1.53
2	6J	107	PHE	CA-CB	12.98	1.82	1.53
2	6R	107	PHE	CA-CB	12.98	1.82	1.53
2	7N	107	PHE	CA-CB	12.98	1.82	1.53
1	1A	52	PHE	N-CA	12.98	1.72	1.46
1	1I	52	PHE	N-CA	12.98	1.72	1.46
1	2E	52	PHE	N-CA	12.98	1.72	1.46
1	26	52	PHE	N-CA	12.98	1.72	1.46
1	3E	52	PHE	N-CA	12.98	1.72	1.46
1	4A	52	PHE	N-CA	12.98	1.72	1.46
1	4M	52	PHE	N-CA	12.98	1.72	1.46
1	4U	52	PHE	N-CA	12.98	1.72	1.46
1	5Q	52	PHE	N-CA	12.98	1.72	1.46
1	6I	52	PHE	N-CA	12.98	1.72	1.46
1	6Q	52	PHE	N-CA	12.98	1.72	1.46
1	7M	52	PHE	N-CA	12.98	1.72	1.46
1	1M	52	PHE	N-CA	12.97	1.72	1.46
1	2I	52	PHE	N-CA	12.97	1.72	1.46
1	3A	52	PHE	N-CA	12.97	1.72	1.46
1	3I	52	PHE	N-CA	12.97	1.72	1.46
1	32	52	PHE	N-CA	12.97	1.72	1.46
1	4E	52	PHE	N-CA	12.97	1.72	1.46
1	4Y	52	PHE	N-CA	12.97	1.72	1.46
1	5U	52	PHE	N-CA	12.97	1.72	1.46

*Continued on next page...*

*Continued from previous page...*

Mol	Chain	Res	Type	Atoms	Z	Observed(Å)	Ideal(Å)
1	6M	52	PHE	N-CA	12.97	1.72	1.46
1	6U	52	PHE	N-CA	12.97	1.72	1.46
1	7E	52	PHE	N-CA	12.97	1.72	1.46
1	7Q	52	PHE	N-CA	12.97	1.72	1.46
2	1B	1	ALA	C-O	12.97	1.48	1.23
2	1J	1	ALA	C-O	12.97	1.48	1.23
2	2F	1	ALA	C-O	12.97	1.48	1.23
2	27	1	ALA	C-O	12.97	1.48	1.23
2	3F	1	ALA	C-O	12.97	1.48	1.23
2	4B	1	ALA	C-O	12.97	1.48	1.23
2	4N	1	ALA	C-O	12.97	1.48	1.23
2	4V	1	ALA	C-O	12.97	1.48	1.23
2	5R	1	ALA	C-O	12.97	1.48	1.23
2	6J	1	ALA	C-O	12.97	1.48	1.23
2	6R	1	ALA	C-O	12.97	1.48	1.23
2	7N	1	ALA	C-O	12.97	1.48	1.23
1	1Q	52	PHE	N-CA	12.97	1.72	1.46
1	1U	52	PHE	N-CA	12.97	1.72	1.46
1	1Y	52	PHE	N-CA	12.97	1.72	1.46
1	2Q	52	PHE	N-CA	12.97	1.72	1.46
1	2U	52	PHE	N-CA	12.97	1.72	1.46
1	2Y	52	PHE	N-CA	12.97	1.72	1.46
1	42	52	PHE	N-CA	12.97	1.72	1.46
1	46	52	PHE	N-CA	12.97	1.72	1.46
1	5A	52	PHE	N-CA	12.97	1.72	1.46
1	52	52	PHE	N-CA	12.97	1.72	1.46
1	56	52	PHE	N-CA	12.97	1.72	1.46
1	6A	52	PHE	N-CA	12.97	1.72	1.46
2	1R	1	ALA	C-O	12.96	1.48	1.23
2	1V	1	ALA	C-O	12.96	1.48	1.23
2	1Z	1	ALA	C-O	12.96	1.48	1.23
2	2R	1	ALA	C-O	12.96	1.48	1.23
2	2V	1	ALA	C-O	12.96	1.48	1.23
2	2Z	1	ALA	C-O	12.96	1.48	1.23
2	43	1	ALA	C-O	12.96	1.48	1.23
2	47	1	ALA	C-O	12.96	1.48	1.23
2	5B	1	ALA	C-O	12.96	1.48	1.23
2	53	1	ALA	C-O	12.96	1.48	1.23
2	57	1	ALA	C-O	12.96	1.48	1.23
2	6B	1	ALA	C-O	12.96	1.48	1.23
2	1F	1	ALA	C-O	12.95	1.48	1.23
2	2N	1	ALA	C-O	12.95	1.48	1.23

*Continued on next page...*

*Continued from previous page...*

Mol	Chain	Res	Type	Atoms	Z	Observed(Å)	Ideal(Å)
2	23	1	ALA	C-O	12.95	1.48	1.23
2	3N	1	ALA	C-O	12.95	1.48	1.23
2	37	1	ALA	C-O	12.95	1.48	1.23
2	4J	1	ALA	C-O	12.95	1.48	1.23
2	4R	1	ALA	C-O	12.95	1.48	1.23
2	5Z	1	ALA	C-O	12.95	1.48	1.23
2	6F	1	ALA	C-O	12.95	1.48	1.23
2	6Z	1	ALA	C-O	12.95	1.48	1.23
2	7J	1	ALA	C-O	12.95	1.48	1.23
2	7V	1	ALA	C-O	12.95	1.48	1.23
1	1E	30	PHE	CD1-CE1	12.94	1.65	1.39
1	2M	30	PHE	CD1-CE1	12.94	1.65	1.39
1	22	30	PHE	CD1-CE1	12.94	1.65	1.39
1	3M	30	PHE	CD1-CE1	12.94	1.65	1.39
1	36	30	PHE	CD1-CE1	12.94	1.65	1.39
1	4I	30	PHE	CD1-CE1	12.94	1.65	1.39
1	4Q	30	PHE	CD1-CE1	12.94	1.65	1.39
1	5Y	30	PHE	CD1-CE1	12.94	1.65	1.39
1	6E	30	PHE	CD1-CE1	12.94	1.65	1.39
1	6Y	30	PHE	CD1-CE1	12.94	1.65	1.39
1	7I	30	PHE	CD1-CE1	12.94	1.65	1.39
1	7U	30	PHE	CD1-CE1	12.94	1.65	1.39
1	1Q	9	PHE	CG-CD2	12.93	1.58	1.38
1	1U	9	PHE	CG-CD2	12.93	1.58	1.38
1	1Y	9	PHE	CG-CD2	12.93	1.58	1.38
1	12	9	PHE	CG-CD2	12.93	1.58	1.38
1	16	9	PHE	CG-CD2	12.93	1.58	1.38
1	2A	9	PHE	CG-CD2	12.93	1.58	1.38
1	2Q	9	PHE	CG-CD2	12.93	1.58	1.38
1	2U	9	PHE	CG-CD2	12.93	1.58	1.38
1	2Y	9	PHE	CG-CD2	12.93	1.58	1.38
1	3Q	9	PHE	CG-CD2	12.93	1.58	1.38
1	3U	9	PHE	CG-CD2	12.93	1.58	1.38
1	3Y	9	PHE	CG-CD2	12.93	1.58	1.38
1	42	9	PHE	CG-CD2	12.93	1.58	1.38
1	46	9	PHE	CG-CD2	12.93	1.58	1.38
1	5A	9	PHE	CG-CD2	12.93	1.58	1.38
1	5E	9	PHE	CG-CD2	12.93	1.58	1.38
1	5I	9	PHE	CG-CD2	12.93	1.58	1.38
1	5M	9	PHE	CG-CD2	12.93	1.58	1.38
1	52	9	PHE	CG-CD2	12.93	1.58	1.38
1	56	9	PHE	CG-CD2	12.93	1.58	1.38

*Continued on next page...*

*Continued from previous page...*

Mol	Chain	Res	Type	Atoms	Z	Observed(Å)	Ideal(Å)
1	6A	9	PHE	CG-CD2	12.93	1.58	1.38
1	62	9	PHE	CG-CD2	12.93	1.58	1.38
1	66	9	PHE	CG-CD2	12.93	1.58	1.38
1	7A	9	PHE	CG-CD2	12.93	1.58	1.38
1	1M	9	PHE	CG-CD2	12.92	1.58	1.38
1	2I	9	PHE	CG-CD2	12.92	1.58	1.38
1	3A	9	PHE	CG-CD2	12.92	1.58	1.38
1	3I	9	PHE	CG-CD2	12.92	1.58	1.38
1	32	9	PHE	CG-CD2	12.92	1.58	1.38
1	4E	9	PHE	CG-CD2	12.92	1.58	1.38
1	4Y	9	PHE	CG-CD2	12.92	1.58	1.38
1	5U	9	PHE	CG-CD2	12.92	1.58	1.38
1	6M	9	PHE	CG-CD2	12.92	1.58	1.38
1	6U	9	PHE	CG-CD2	12.92	1.58	1.38
1	7E	9	PHE	CG-CD2	12.92	1.58	1.38
1	7Q	9	PHE	CG-CD2	12.92	1.58	1.38
1	1M	95	THR	CA-C	12.92	1.86	1.52
2	13	1	ALA	C-O	12.92	1.47	1.23
2	17	1	ALA	C-O	12.92	1.47	1.23
2	2B	1	ALA	C-O	12.92	1.47	1.23
1	2I	95	THR	CA-C	12.92	1.86	1.52
1	3A	95	THR	CA-C	12.92	1.86	1.52
1	3I	95	THR	CA-C	12.92	1.86	1.52
2	3R	1	ALA	C-O	12.92	1.47	1.23
2	3V	1	ALA	C-O	12.92	1.47	1.23
2	3Z	1	ALA	C-O	12.92	1.47	1.23
1	32	95	THR	CA-C	12.92	1.86	1.52
1	4E	95	THR	CA-C	12.92	1.86	1.52
1	4Y	95	THR	CA-C	12.92	1.86	1.52
2	5F	1	ALA	C-O	12.92	1.47	1.23
2	5J	1	ALA	C-O	12.92	1.47	1.23
2	5N	1	ALA	C-O	12.92	1.47	1.23
1	5U	95	THR	CA-C	12.92	1.86	1.52
1	6M	95	THR	CA-C	12.92	1.86	1.52
1	6U	95	THR	CA-C	12.92	1.86	1.52
2	63	1	ALA	C-O	12.92	1.47	1.23
2	67	1	ALA	C-O	12.92	1.47	1.23
2	7B	1	ALA	C-O	12.92	1.47	1.23
1	7E	95	THR	CA-C	12.92	1.86	1.52
1	7Q	95	THR	CA-C	12.92	1.86	1.52
1	1A	95	THR	CA-C	12.91	1.86	1.52
1	1I	95	THR	CA-C	12.91	1.86	1.52

*Continued on next page...*



*Continued from previous page...*

Mol	Chain	Res	Type	Atoms	Z	Observed(Å)	Ideal(Å)
1	2E	95	THR	CA-C	12.91	1.86	1.52
1	26	95	THR	CA-C	12.91	1.86	1.52
1	3E	95	THR	CA-C	12.91	1.86	1.52
1	4A	95	THR	CA-C	12.91	1.86	1.52
1	4M	95	THR	CA-C	12.91	1.86	1.52
1	4U	95	THR	CA-C	12.91	1.86	1.52
1	5Q	95	THR	CA-C	12.91	1.86	1.52
1	6I	95	THR	CA-C	12.91	1.86	1.52
1	6Q	95	THR	CA-C	12.91	1.86	1.52
1	7M	95	THR	CA-C	12.91	1.86	1.52
1	1E	95	THR	CA-C	12.91	1.86	1.52
1	12	95	THR	CA-C	12.91	1.86	1.52
1	16	95	THR	CA-C	12.91	1.86	1.52
1	2A	95	THR	CA-C	12.91	1.86	1.52
1	2M	95	THR	CA-C	12.91	1.86	1.52
1	22	95	THR	CA-C	12.91	1.86	1.52
1	3M	95	THR	CA-C	12.91	1.86	1.52
1	3Q	95	THR	CA-C	12.91	1.86	1.52
1	3U	95	THR	CA-C	12.91	1.86	1.52
1	3Y	95	THR	CA-C	12.91	1.86	1.52
1	36	95	THR	CA-C	12.91	1.86	1.52
1	4I	95	THR	CA-C	12.91	1.86	1.52
1	4Q	95	THR	CA-C	12.91	1.86	1.52
1	5E	95	THR	CA-C	12.91	1.86	1.52
1	5I	95	THR	CA-C	12.91	1.86	1.52
1	5M	95	THR	CA-C	12.91	1.86	1.52
1	5Y	95	THR	CA-C	12.91	1.86	1.52
1	6E	95	THR	CA-C	12.91	1.86	1.52
1	6Y	95	THR	CA-C	12.91	1.86	1.52
1	62	95	THR	CA-C	12.91	1.86	1.52
1	66	95	THR	CA-C	12.91	1.86	1.52
1	7A	95	THR	CA-C	12.91	1.86	1.52
1	7I	95	THR	CA-C	12.91	1.86	1.52
1	7U	95	THR	CA-C	12.91	1.86	1.52
2	1N	1	ALA	C-O	12.91	1.47	1.23
1	1Q	95	THR	CA-C	12.91	1.86	1.52
1	1U	95	THR	CA-C	12.91	1.86	1.52
1	1Y	95	THR	CA-C	12.91	1.86	1.52
2	2J	1	ALA	C-O	12.91	1.47	1.23
1	2Q	95	THR	CA-C	12.91	1.86	1.52
1	2U	95	THR	CA-C	12.91	1.86	1.52
1	2Y	95	THR	CA-C	12.91	1.86	1.52

*Continued on next page...*

*Continued from previous page...*

Mol	Chain	Res	Type	Atoms	Z	Observed(Å)	Ideal(Å)
2	3B	1	ALA	C-O	12.91	1.47	1.23
2	3J	1	ALA	C-O	12.91	1.47	1.23
2	33	1	ALA	C-O	12.91	1.47	1.23
2	4F	1	ALA	C-O	12.91	1.47	1.23
2	4Z	1	ALA	C-O	12.91	1.47	1.23
1	42	95	THR	CA-C	12.91	1.86	1.52
1	46	95	THR	CA-C	12.91	1.86	1.52
1	5A	95	THR	CA-C	12.91	1.86	1.52
2	5V	1	ALA	C-O	12.91	1.47	1.23
1	52	95	THR	CA-C	12.91	1.86	1.52
1	56	95	THR	CA-C	12.91	1.86	1.52
1	6A	95	THR	CA-C	12.91	1.86	1.52
2	6N	1	ALA	C-O	12.91	1.47	1.23
2	6V	1	ALA	C-O	12.91	1.47	1.23
2	7F	1	ALA	C-O	12.91	1.47	1.23
2	7R	1	ALA	C-O	12.91	1.47	1.23
1	1Q	30	PHE	CD1-CE1	12.90	1.65	1.39
1	1U	30	PHE	CD1-CE1	12.90	1.65	1.39
1	1Y	30	PHE	CD1-CE1	12.90	1.65	1.39
1	2Q	30	PHE	CD1-CE1	12.90	1.65	1.39
1	2U	30	PHE	CD1-CE1	12.90	1.65	1.39
1	2Y	30	PHE	CD1-CE1	12.90	1.65	1.39
1	42	30	PHE	CD1-CE1	12.90	1.65	1.39
1	46	30	PHE	CD1-CE1	12.90	1.65	1.39
1	5A	30	PHE	CD1-CE1	12.90	1.65	1.39
1	52	30	PHE	CD1-CE1	12.90	1.65	1.39
1	56	30	PHE	CD1-CE1	12.90	1.65	1.39
1	6A	30	PHE	CD1-CE1	12.90	1.65	1.39
1	1E	9	PHE	CG-CD2	12.90	1.58	1.38
1	2M	9	PHE	CG-CD2	12.90	1.58	1.38
1	22	9	PHE	CG-CD2	12.90	1.58	1.38
1	3M	9	PHE	CG-CD2	12.90	1.58	1.38
1	36	9	PHE	CG-CD2	12.90	1.58	1.38
1	4I	9	PHE	CG-CD2	12.90	1.58	1.38
1	4Q	9	PHE	CG-CD2	12.90	1.58	1.38
1	5Y	9	PHE	CG-CD2	12.90	1.58	1.38
1	6E	9	PHE	CG-CD2	12.90	1.58	1.38
1	6Y	9	PHE	CG-CD2	12.90	1.58	1.38
1	7I	9	PHE	CG-CD2	12.90	1.58	1.38
1	7U	9	PHE	CG-CD2	12.90	1.58	1.38
1	1A	9	PHE	CG-CD2	12.90	1.58	1.38
1	1I	9	PHE	CG-CD2	12.90	1.58	1.38

*Continued on next page...*

*Continued from previous page...*

Mol	Chain	Res	Type	Atoms	Z	Observed(Å)	Ideal(Å)
1	12	30	PHE	CD1-CE1	12.90	1.65	1.39
1	16	30	PHE	CD1-CE1	12.90	1.65	1.39
1	2A	30	PHE	CD1-CE1	12.90	1.65	1.39
1	2E	9	PHE	CG-CD2	12.90	1.58	1.38
1	26	9	PHE	CG-CD2	12.90	1.58	1.38
1	3E	9	PHE	CG-CD2	12.90	1.58	1.38
1	3Q	30	PHE	CD1-CE1	12.90	1.65	1.39
1	3U	30	PHE	CD1-CE1	12.90	1.65	1.39
1	3Y	30	PHE	CD1-CE1	12.90	1.65	1.39
1	4A	9	PHE	CG-CD2	12.90	1.58	1.38
1	4M	9	PHE	CG-CD2	12.90	1.58	1.38
1	4U	9	PHE	CG-CD2	12.90	1.58	1.38
1	5E	30	PHE	CD1-CE1	12.90	1.65	1.39
1	5I	30	PHE	CD1-CE1	12.90	1.65	1.39
1	5M	30	PHE	CD1-CE1	12.90	1.65	1.39
1	5Q	9	PHE	CG-CD2	12.90	1.58	1.38
1	6I	9	PHE	CG-CD2	12.90	1.58	1.38
1	6Q	9	PHE	CG-CD2	12.90	1.58	1.38
1	62	30	PHE	CD1-CE1	12.90	1.65	1.39
1	66	30	PHE	CD1-CE1	12.90	1.65	1.39
1	7A	30	PHE	CD1-CE1	12.90	1.65	1.39
1	7M	9	PHE	CG-CD2	12.90	1.58	1.38
1	1A	30	PHE	CD1-CE1	12.89	1.65	1.39
1	1I	30	PHE	CD1-CE1	12.89	1.65	1.39
1	2E	30	PHE	CD1-CE1	12.89	1.65	1.39
1	26	30	PHE	CD1-CE1	12.89	1.65	1.39
1	3E	30	PHE	CD1-CE1	12.89	1.65	1.39
1	4A	30	PHE	CD1-CE1	12.89	1.65	1.39
1	4M	30	PHE	CD1-CE1	12.89	1.65	1.39
1	4U	30	PHE	CD1-CE1	12.89	1.65	1.39
1	5Q	30	PHE	CD1-CE1	12.89	1.65	1.39
1	6I	30	PHE	CD1-CE1	12.89	1.65	1.39
1	6Q	30	PHE	CD1-CE1	12.89	1.65	1.39
1	7M	30	PHE	CD1-CE1	12.89	1.65	1.39
1	1M	49	LEU	CA-CB	-12.89	1.24	1.53
1	2I	49	LEU	CA-CB	-12.89	1.24	1.53
1	3A	49	LEU	CA-CB	-12.89	1.24	1.53
1	3I	49	LEU	CA-CB	-12.89	1.24	1.53
1	32	49	LEU	CA-CB	-12.89	1.24	1.53
1	4E	49	LEU	CA-CB	-12.89	1.24	1.53
1	4Y	49	LEU	CA-CB	-12.89	1.24	1.53
1	5U	49	LEU	CA-CB	-12.89	1.24	1.53

*Continued on next page...*

*Continued from previous page...*

Mol	Chain	Res	Type	Atoms	Z	Observed(Å)	Ideal(Å)
1	6M	49	LEU	CA-CB	-12.89	1.24	1.53
1	6U	49	LEU	CA-CB	-12.89	1.24	1.53
1	7E	49	LEU	CA-CB	-12.89	1.24	1.53
1	7Q	49	LEU	CA-CB	-12.89	1.24	1.53
1	1Q	49	LEU	CA-CB	-12.88	1.24	1.53
1	1U	49	LEU	CA-CB	-12.88	1.24	1.53
1	1Y	49	LEU	CA-CB	-12.88	1.24	1.53
1	2Q	49	LEU	CA-CB	-12.88	1.24	1.53
1	2U	49	LEU	CA-CB	-12.88	1.24	1.53
1	2Y	49	LEU	CA-CB	-12.88	1.24	1.53
1	42	49	LEU	CA-CB	-12.88	1.24	1.53
1	46	49	LEU	CA-CB	-12.88	1.24	1.53
1	5A	49	LEU	CA-CB	-12.88	1.24	1.53
1	52	49	LEU	CA-CB	-12.88	1.24	1.53
1	56	49	LEU	CA-CB	-12.88	1.24	1.53
1	6A	49	LEU	CA-CB	-12.88	1.24	1.53
1	1M	30	PHE	CD1-CE1	12.87	1.65	1.39
1	2I	30	PHE	CD1-CE1	12.87	1.65	1.39
1	3A	30	PHE	CD1-CE1	12.87	1.65	1.39
1	3I	30	PHE	CD1-CE1	12.87	1.65	1.39
1	32	30	PHE	CD1-CE1	12.87	1.65	1.39
1	4E	30	PHE	CD1-CE1	12.87	1.65	1.39
1	4Y	30	PHE	CD1-CE1	12.87	1.65	1.39
1	5U	30	PHE	CD1-CE1	12.87	1.65	1.39
1	6M	30	PHE	CD1-CE1	12.87	1.65	1.39
1	6U	30	PHE	CD1-CE1	12.87	1.65	1.39
1	7E	30	PHE	CD1-CE1	12.87	1.65	1.39
1	7Q	30	PHE	CD1-CE1	12.87	1.65	1.39
1	1A	49	LEU	CA-CB	-12.87	1.24	1.53
1	1I	49	LEU	CA-CB	-12.87	1.24	1.53
1	2E	49	LEU	CA-CB	-12.87	1.24	1.53
1	26	49	LEU	CA-CB	-12.87	1.24	1.53
1	3E	49	LEU	CA-CB	-12.87	1.24	1.53
1	4A	49	LEU	CA-CB	-12.87	1.24	1.53
1	4M	49	LEU	CA-CB	-12.87	1.24	1.53
1	4U	49	LEU	CA-CB	-12.87	1.24	1.53
1	5Q	49	LEU	CA-CB	-12.87	1.24	1.53
1	6I	49	LEU	CA-CB	-12.87	1.24	1.53
1	6Q	49	LEU	CA-CB	-12.87	1.24	1.53
1	7M	49	LEU	CA-CB	-12.87	1.24	1.53
1	1E	49	LEU	CA-CB	-12.87	1.24	1.53
1	2M	49	LEU	CA-CB	-12.87	1.24	1.53

*Continued on next page...*

*Continued from previous page...*

Mol	Chain	Res	Type	Atoms	Z	Observed(Å)	Ideal(Å)
1	22	49	LEU	CA-CB	-12.87	1.24	1.53
1	3M	49	LEU	CA-CB	-12.87	1.24	1.53
1	36	49	LEU	CA-CB	-12.87	1.24	1.53
1	4I	49	LEU	CA-CB	-12.87	1.24	1.53
1	4Q	49	LEU	CA-CB	-12.87	1.24	1.53
1	5Y	49	LEU	CA-CB	-12.87	1.24	1.53
1	6E	49	LEU	CA-CB	-12.87	1.24	1.53
1	6Y	49	LEU	CA-CB	-12.87	1.24	1.53
1	7I	49	LEU	CA-CB	-12.87	1.24	1.53
1	7U	49	LEU	CA-CB	-12.87	1.24	1.53
1	1M	39	GLN	CA-C	12.86	1.86	1.52
1	2I	39	GLN	CA-C	12.86	1.86	1.52
1	3A	39	GLN	CA-C	12.86	1.86	1.52
1	3I	39	GLN	CA-C	12.86	1.86	1.52
1	32	39	GLN	CA-C	12.86	1.86	1.52
1	4E	39	GLN	CA-C	12.86	1.86	1.52
1	4Y	39	GLN	CA-C	12.86	1.86	1.52
1	5U	39	GLN	CA-C	12.86	1.86	1.52
1	6M	39	GLN	CA-C	12.86	1.86	1.52
1	6U	39	GLN	CA-C	12.86	1.86	1.52
1	7E	39	GLN	CA-C	12.86	1.86	1.52
1	7Q	39	GLN	CA-C	12.86	1.86	1.52
1	12	49	LEU	CA-CB	-12.86	1.24	1.53
1	16	49	LEU	CA-CB	-12.86	1.24	1.53
1	2A	49	LEU	CA-CB	-12.86	1.24	1.53
1	3Q	49	LEU	CA-CB	-12.86	1.24	1.53
1	3U	49	LEU	CA-CB	-12.86	1.24	1.53
1	3Y	49	LEU	CA-CB	-12.86	1.24	1.53
1	5E	49	LEU	CA-CB	-12.86	1.24	1.53
1	5I	49	LEU	CA-CB	-12.86	1.24	1.53
1	5M	49	LEU	CA-CB	-12.86	1.24	1.53
1	62	49	LEU	CA-CB	-12.86	1.24	1.53
1	66	49	LEU	CA-CB	-12.86	1.24	1.53
1	7A	49	LEU	CA-CB	-12.86	1.24	1.53
1	1A	39	GLN	CA-C	12.84	1.86	1.52
1	1E	39	GLN	CA-C	12.84	1.86	1.52
1	1I	39	GLN	CA-C	12.84	1.86	1.52
1	2E	39	GLN	CA-C	12.84	1.86	1.52
1	2M	39	GLN	CA-C	12.84	1.86	1.52
1	22	39	GLN	CA-C	12.84	1.86	1.52
1	26	39	GLN	CA-C	12.84	1.86	1.52
1	3E	39	GLN	CA-C	12.84	1.86	1.52

*Continued on next page...*

*Continued from previous page...*

Mol	Chain	Res	Type	Atoms	Z	Observed(Å)	Ideal(Å)
1	3M	39	GLN	CA-C	12.84	1.86	1.52
1	36	39	GLN	CA-C	12.84	1.86	1.52
1	4A	39	GLN	CA-C	12.84	1.86	1.52
1	4I	39	GLN	CA-C	12.84	1.86	1.52
1	4M	39	GLN	CA-C	12.84	1.86	1.52
1	4Q	39	GLN	CA-C	12.84	1.86	1.52
1	4U	39	GLN	CA-C	12.84	1.86	1.52
1	5Q	39	GLN	CA-C	12.84	1.86	1.52
1	5Y	39	GLN	CA-C	12.84	1.86	1.52
1	6E	39	GLN	CA-C	12.84	1.86	1.52
1	6I	39	GLN	CA-C	12.84	1.86	1.52
1	6Q	39	GLN	CA-C	12.84	1.86	1.52
1	6Y	39	GLN	CA-C	12.84	1.86	1.52
1	7I	39	GLN	CA-C	12.84	1.86	1.52
1	7M	39	GLN	CA-C	12.84	1.86	1.52
1	7U	39	GLN	CA-C	12.84	1.86	1.52
1	12	39	GLN	CA-C	12.83	1.86	1.52
1	16	39	GLN	CA-C	12.83	1.86	1.52
1	2A	39	GLN	CA-C	12.83	1.86	1.52
1	3Q	39	GLN	CA-C	12.83	1.86	1.52
1	3U	39	GLN	CA-C	12.83	1.86	1.52
1	3Y	39	GLN	CA-C	12.83	1.86	1.52
1	5E	39	GLN	CA-C	12.83	1.86	1.52
1	5I	39	GLN	CA-C	12.83	1.86	1.52
1	5M	39	GLN	CA-C	12.83	1.86	1.52
1	62	39	GLN	CA-C	12.83	1.86	1.52
1	66	39	GLN	CA-C	12.83	1.86	1.52
1	7A	39	GLN	CA-C	12.83	1.86	1.52
2	1F	21	THR	CB-CG2	12.83	1.94	1.52
2	2N	21	THR	CB-CG2	12.83	1.94	1.52
2	23	21	THR	CB-CG2	12.83	1.94	1.52
2	3N	21	THR	CB-CG2	12.83	1.94	1.52
2	37	21	THR	CB-CG2	12.83	1.94	1.52
2	4J	21	THR	CB-CG2	12.83	1.94	1.52
2	4R	21	THR	CB-CG2	12.83	1.94	1.52
2	5Z	21	THR	CB-CG2	12.83	1.94	1.52
2	6F	21	THR	CB-CG2	12.83	1.94	1.52
2	6Z	21	THR	CB-CG2	12.83	1.94	1.52
2	7J	21	THR	CB-CG2	12.83	1.94	1.52
2	7V	21	THR	CB-CG2	12.83	1.94	1.52
2	1B	21	THR	CB-CG2	12.82	1.94	1.52
2	1J	21	THR	CB-CG2	12.82	1.94	1.52

*Continued on next page...*

*Continued from previous page...*

Mol	Chain	Res	Type	Atoms	Z	Observed(Å)	Ideal(Å)
1	1M	150	TYR	CD1-CE1	-12.82	1.20	1.39
1	1Q	39	GLN	CA-C	12.82	1.86	1.52
2	1R	21	THR	CB-CG2	12.82	1.94	1.52
1	1U	39	GLN	CA-C	12.82	1.86	1.52
2	1V	21	THR	CB-CG2	12.82	1.94	1.52
1	1Y	39	GLN	CA-C	12.82	1.86	1.52
2	1Z	21	THR	CB-CG2	12.82	1.94	1.52
2	2F	21	THR	CB-CG2	12.82	1.94	1.52
1	2I	150	TYR	CD1-CE1	-12.82	1.20	1.39
1	2Q	39	GLN	CA-C	12.82	1.86	1.52
2	2R	21	THR	CB-CG2	12.82	1.94	1.52
1	2U	39	GLN	CA-C	12.82	1.86	1.52
2	2V	21	THR	CB-CG2	12.82	1.94	1.52
1	2Y	39	GLN	CA-C	12.82	1.86	1.52
2	2Z	21	THR	CB-CG2	12.82	1.94	1.52
2	27	21	THR	CB-CG2	12.82	1.94	1.52
1	3A	150	TYR	CD1-CE1	-12.82	1.20	1.39
2	3F	21	THR	CB-CG2	12.82	1.94	1.52
1	3I	150	TYR	CD1-CE1	-12.82	1.20	1.39
1	32	150	TYR	CD1-CE1	-12.82	1.20	1.39
2	4B	21	THR	CB-CG2	12.82	1.94	1.52
1	4E	150	TYR	CD1-CE1	-12.82	1.20	1.39
2	4N	21	THR	CB-CG2	12.82	1.94	1.52
2	4V	21	THR	CB-CG2	12.82	1.94	1.52
1	4Y	150	TYR	CD1-CE1	-12.82	1.20	1.39
1	42	39	GLN	CA-C	12.82	1.86	1.52
2	43	21	THR	CB-CG2	12.82	1.94	1.52
1	46	39	GLN	CA-C	12.82	1.86	1.52
2	47	21	THR	CB-CG2	12.82	1.94	1.52
1	5A	39	GLN	CA-C	12.82	1.86	1.52
2	5B	21	THR	CB-CG2	12.82	1.94	1.52
2	5R	21	THR	CB-CG2	12.82	1.94	1.52
1	5U	150	TYR	CD1-CE1	-12.82	1.20	1.39
1	52	39	GLN	CA-C	12.82	1.86	1.52
2	53	21	THR	CB-CG2	12.82	1.94	1.52
1	56	39	GLN	CA-C	12.82	1.86	1.52
2	57	21	THR	CB-CG2	12.82	1.94	1.52
1	6A	39	GLN	CA-C	12.82	1.86	1.52
2	6B	21	THR	CB-CG2	12.82	1.94	1.52
2	6J	21	THR	CB-CG2	12.82	1.94	1.52
1	6M	150	TYR	CD1-CE1	-12.82	1.20	1.39
2	6R	21	THR	CB-CG2	12.82	1.94	1.52

*Continued on next page...*

*Continued from previous page...*

Mol	Chain	Res	Type	Atoms	Z	Observed(Å)	Ideal(Å)
1	6U	150	TYR	CD1-CE1	-12.82	1.20	1.39
1	7E	150	TYR	CD1-CE1	-12.82	1.20	1.39
2	7N	21	THR	CB-CG2	12.82	1.94	1.52
1	7Q	150	TYR	CD1-CE1	-12.82	1.20	1.39
2	1B	79	VAL	CA-C	-12.81	1.19	1.52
2	1J	79	VAL	CA-C	-12.81	1.19	1.52
2	2F	79	VAL	CA-C	-12.81	1.19	1.52
2	27	79	VAL	CA-C	-12.81	1.19	1.52
2	3F	79	VAL	CA-C	-12.81	1.19	1.52
2	4B	79	VAL	CA-C	-12.81	1.19	1.52
2	4N	79	VAL	CA-C	-12.81	1.19	1.52
2	4V	79	VAL	CA-C	-12.81	1.19	1.52
2	5R	79	VAL	CA-C	-12.81	1.19	1.52
2	6J	79	VAL	CA-C	-12.81	1.19	1.52
2	6R	79	VAL	CA-C	-12.81	1.19	1.52
2	7N	79	VAL	CA-C	-12.81	1.19	1.52
2	1F	79	VAL	CA-C	-12.81	1.19	1.52
2	13	53	LYS	CB-CG	12.81	1.87	1.52
2	17	53	LYS	CB-CG	12.81	1.87	1.52
2	2B	53	LYS	CB-CG	12.81	1.87	1.52
2	2N	79	VAL	CA-C	-12.81	1.19	1.52
2	23	79	VAL	CA-C	-12.81	1.19	1.52
2	3N	79	VAL	CA-C	-12.81	1.19	1.52
2	3R	53	LYS	CB-CG	12.81	1.87	1.52
2	3V	53	LYS	CB-CG	12.81	1.87	1.52
2	3Z	53	LYS	CB-CG	12.81	1.87	1.52
2	37	79	VAL	CA-C	-12.81	1.19	1.52
2	4J	79	VAL	CA-C	-12.81	1.19	1.52
2	4R	79	VAL	CA-C	-12.81	1.19	1.52
2	5F	53	LYS	CB-CG	12.81	1.87	1.52
2	5J	53	LYS	CB-CG	12.81	1.87	1.52
2	5N	53	LYS	CB-CG	12.81	1.87	1.52
2	5Z	79	VAL	CA-C	-12.81	1.19	1.52
2	6F	79	VAL	CA-C	-12.81	1.19	1.52
2	6Z	79	VAL	CA-C	-12.81	1.19	1.52
2	63	53	LYS	CB-CG	12.81	1.87	1.52
2	67	53	LYS	CB-CG	12.81	1.87	1.52
2	7B	53	LYS	CB-CG	12.81	1.87	1.52
2	7J	79	VAL	CA-C	-12.81	1.19	1.52
2	7V	79	VAL	CA-C	-12.81	1.19	1.52
2	13	79	VAL	CA-C	-12.81	1.19	1.52
2	17	79	VAL	CA-C	-12.81	1.19	1.52

*Continued on next page...*



*Continued from previous page...*

Mol	Chain	Res	Type	Atoms	Z	Observed(Å)	Ideal(Å)
2	2B	79	VAL	CA-C	-12.81	1.19	1.52
2	3R	79	VAL	CA-C	-12.81	1.19	1.52
2	3V	79	VAL	CA-C	-12.81	1.19	1.52
2	3Z	79	VAL	CA-C	-12.81	1.19	1.52
2	5F	79	VAL	CA-C	-12.81	1.19	1.52
2	5J	79	VAL	CA-C	-12.81	1.19	1.52
2	5N	79	VAL	CA-C	-12.81	1.19	1.52
2	63	79	VAL	CA-C	-12.81	1.19	1.52
2	67	79	VAL	CA-C	-12.81	1.19	1.52
2	7B	79	VAL	CA-C	-12.81	1.19	1.52
2	13	21	THR	CB-CG2	12.80	1.94	1.52
2	17	21	THR	CB-CG2	12.80	1.94	1.52
2	2B	21	THR	CB-CG2	12.80	1.94	1.52
2	3R	21	THR	CB-CG2	12.80	1.94	1.52
2	3V	21	THR	CB-CG2	12.80	1.94	1.52
2	3Z	21	THR	CB-CG2	12.80	1.94	1.52
2	5F	21	THR	CB-CG2	12.80	1.94	1.52
2	5J	21	THR	CB-CG2	12.80	1.94	1.52
2	5N	21	THR	CB-CG2	12.80	1.94	1.52
2	63	21	THR	CB-CG2	12.80	1.94	1.52
2	67	21	THR	CB-CG2	12.80	1.94	1.52
2	7B	21	THR	CB-CG2	12.80	1.94	1.52
2	1B	53	LYS	CB-CG	12.80	1.87	1.52
2	1F	53	LYS	CB-CG	12.80	1.87	1.52
2	1J	53	LYS	CB-CG	12.80	1.87	1.52
1	1M	182	PHE	N-CA	12.80	1.72	1.46
2	1N	79	VAL	CA-C	-12.80	1.19	1.52
2	1R	79	VAL	CA-C	-12.80	1.19	1.52
2	1V	79	VAL	CA-C	-12.80	1.19	1.52
2	1Z	79	VAL	CA-C	-12.80	1.19	1.52
2	2F	53	LYS	CB-CG	12.80	1.87	1.52
1	2I	182	PHE	N-CA	12.80	1.72	1.46
2	2J	79	VAL	CA-C	-12.80	1.19	1.52
2	2N	53	LYS	CB-CG	12.80	1.87	1.52
2	2R	79	VAL	CA-C	-12.80	1.19	1.52
2	2V	79	VAL	CA-C	-12.80	1.19	1.52
2	2Z	79	VAL	CA-C	-12.80	1.19	1.52
2	23	53	LYS	CB-CG	12.80	1.87	1.52
2	27	53	LYS	CB-CG	12.80	1.87	1.52
1	3A	182	PHE	N-CA	12.80	1.72	1.46
2	3B	79	VAL	CA-C	-12.80	1.19	1.52
2	3F	53	LYS	CB-CG	12.80	1.87	1.52

*Continued on next page...*

*Continued from previous page...*

Mol	Chain	Res	Type	Atoms	Z	Observed(Å)	Ideal(Å)
1	3I	182	PHE	N-CA	12.80	1.72	1.46
2	3J	79	VAL	CA-C	-12.80	1.19	1.52
2	3N	53	LYS	CB-CG	12.80	1.87	1.52
1	32	182	PHE	N-CA	12.80	1.72	1.46
2	33	79	VAL	CA-C	-12.80	1.19	1.52
2	37	53	LYS	CB-CG	12.80	1.87	1.52
2	4B	53	LYS	CB-CG	12.80	1.87	1.52
1	4E	182	PHE	N-CA	12.80	1.72	1.46
2	4F	79	VAL	CA-C	-12.80	1.19	1.52
2	4J	53	LYS	CB-CG	12.80	1.87	1.52
2	4N	53	LYS	CB-CG	12.80	1.87	1.52
2	4R	53	LYS	CB-CG	12.80	1.87	1.52
2	4V	53	LYS	CB-CG	12.80	1.87	1.52
1	4Y	182	PHE	N-CA	12.80	1.72	1.46
2	4Z	79	VAL	CA-C	-12.80	1.19	1.52
2	43	79	VAL	CA-C	-12.80	1.19	1.52
2	47	79	VAL	CA-C	-12.80	1.19	1.52
2	5B	79	VAL	CA-C	-12.80	1.19	1.52
2	5R	53	LYS	CB-CG	12.80	1.87	1.52
1	5U	182	PHE	N-CA	12.80	1.72	1.46
2	5V	79	VAL	CA-C	-12.80	1.19	1.52
2	5Z	53	LYS	CB-CG	12.80	1.87	1.52
2	53	79	VAL	CA-C	-12.80	1.19	1.52
2	57	79	VAL	CA-C	-12.80	1.19	1.52
2	6B	79	VAL	CA-C	-12.80	1.19	1.52
2	6F	53	LYS	CB-CG	12.80	1.87	1.52
2	6J	53	LYS	CB-CG	12.80	1.87	1.52
1	6M	182	PHE	N-CA	12.80	1.72	1.46
2	6N	79	VAL	CA-C	-12.80	1.19	1.52
2	6R	53	LYS	CB-CG	12.80	1.87	1.52
1	6U	182	PHE	N-CA	12.80	1.72	1.46
2	6V	79	VAL	CA-C	-12.80	1.19	1.52
2	6Z	53	LYS	CB-CG	12.80	1.87	1.52
1	7E	182	PHE	N-CA	12.80	1.72	1.46
2	7F	79	VAL	CA-C	-12.80	1.19	1.52
2	7J	53	LYS	CB-CG	12.80	1.87	1.52
2	7N	53	LYS	CB-CG	12.80	1.87	1.52
1	7Q	182	PHE	N-CA	12.80	1.72	1.46
2	7R	79	VAL	CA-C	-12.80	1.19	1.52
2	7V	53	LYS	CB-CG	12.80	1.87	1.52
2	1R	53	LYS	CB-CG	12.79	1.87	1.52
2	1V	53	LYS	CB-CG	12.79	1.87	1.52

*Continued on next page...*

*Continued from previous page...*

Mol	Chain	Res	Type	Atoms	Z	Observed(Å)	Ideal(Å)
2	1Z	53	LYS	CB-CG	12.79	1.87	1.52
2	2R	53	LYS	CB-CG	12.79	1.87	1.52
2	2V	53	LYS	CB-CG	12.79	1.87	1.52
2	2Z	53	LYS	CB-CG	12.79	1.87	1.52
2	43	53	LYS	CB-CG	12.79	1.87	1.52
2	47	53	LYS	CB-CG	12.79	1.87	1.52
2	5B	53	LYS	CB-CG	12.79	1.87	1.52
2	53	53	LYS	CB-CG	12.79	1.87	1.52
2	57	53	LYS	CB-CG	12.79	1.87	1.52
2	6B	53	LYS	CB-CG	12.79	1.87	1.52
2	1N	21	THR	CB-CG2	12.79	1.94	1.52
2	2J	21	THR	CB-CG2	12.79	1.94	1.52
2	3B	21	THR	CB-CG2	12.79	1.94	1.52
2	3J	21	THR	CB-CG2	12.79	1.94	1.52
2	33	21	THR	CB-CG2	12.79	1.94	1.52
2	4F	21	THR	CB-CG2	12.79	1.94	1.52
2	4Z	21	THR	CB-CG2	12.79	1.94	1.52
2	5V	21	THR	CB-CG2	12.79	1.94	1.52
2	6N	21	THR	CB-CG2	12.79	1.94	1.52
2	6V	21	THR	CB-CG2	12.79	1.94	1.52
2	7F	21	THR	CB-CG2	12.79	1.94	1.52
2	7R	21	THR	CB-CG2	12.79	1.94	1.52
2	1N	53	LYS	CB-CG	12.79	1.87	1.52
2	2J	53	LYS	CB-CG	12.79	1.87	1.52
2	3B	53	LYS	CB-CG	12.79	1.87	1.52
2	3J	53	LYS	CB-CG	12.79	1.87	1.52
2	33	53	LYS	CB-CG	12.79	1.87	1.52
2	4F	53	LYS	CB-CG	12.79	1.87	1.52
2	4Z	53	LYS	CB-CG	12.79	1.87	1.52
2	5V	53	LYS	CB-CG	12.79	1.87	1.52
2	6N	53	LYS	CB-CG	12.79	1.87	1.52
2	6V	53	LYS	CB-CG	12.79	1.87	1.52
2	7F	53	LYS	CB-CG	12.79	1.87	1.52
2	7R	53	LYS	CB-CG	12.79	1.87	1.52
2	1F	3	PRO	CG-CD	12.78	1.92	1.50
2	2N	3	PRO	CG-CD	12.78	1.92	1.50
2	23	3	PRO	CG-CD	12.78	1.92	1.50
2	3N	3	PRO	CG-CD	12.78	1.92	1.50
2	37	3	PRO	CG-CD	12.78	1.92	1.50
2	4J	3	PRO	CG-CD	12.78	1.92	1.50
2	4R	3	PRO	CG-CD	12.78	1.92	1.50
2	5Z	3	PRO	CG-CD	12.78	1.92	1.50

*Continued on next page...*

*Continued from previous page...*

Mol	Chain	Res	Type	Atoms	Z	Observed(Å)	Ideal(Å)
2	6F	3	PRO	CG-CD	12.78	1.92	1.50
2	6Z	3	PRO	CG-CD	12.78	1.92	1.50
2	7J	3	PRO	CG-CD	12.78	1.92	1.50
2	7V	3	PRO	CG-CD	12.78	1.92	1.50
2	13	3	PRO	CG-CD	12.77	1.92	1.50
2	17	3	PRO	CG-CD	12.77	1.92	1.50
2	2B	3	PRO	CG-CD	12.77	1.92	1.50
2	3R	3	PRO	CG-CD	12.77	1.92	1.50
2	3V	3	PRO	CG-CD	12.77	1.92	1.50
2	3Z	3	PRO	CG-CD	12.77	1.92	1.50
2	5F	3	PRO	CG-CD	12.77	1.92	1.50
2	5J	3	PRO	CG-CD	12.77	1.92	1.50
2	5N	3	PRO	CG-CD	12.77	1.92	1.50
2	63	3	PRO	CG-CD	12.77	1.92	1.50
2	67	3	PRO	CG-CD	12.77	1.92	1.50
2	7B	3	PRO	CG-CD	12.77	1.92	1.50
1	1Q	182	PHE	N-CA	12.77	1.71	1.46
1	1U	182	PHE	N-CA	12.77	1.71	1.46
1	1Y	182	PHE	N-CA	12.77	1.71	1.46
1	2Q	182	PHE	N-CA	12.77	1.71	1.46
1	2U	182	PHE	N-CA	12.77	1.71	1.46
1	2Y	182	PHE	N-CA	12.77	1.71	1.46
1	42	182	PHE	N-CA	12.77	1.71	1.46
1	46	182	PHE	N-CA	12.77	1.71	1.46
1	5A	182	PHE	N-CA	12.77	1.71	1.46
1	52	182	PHE	N-CA	12.77	1.71	1.46
1	56	182	PHE	N-CA	12.77	1.71	1.46
1	6A	182	PHE	N-CA	12.77	1.71	1.46
1	1A	182	PHE	N-CA	12.77	1.71	1.46
1	1I	182	PHE	N-CA	12.77	1.71	1.46
1	2E	182	PHE	N-CA	12.77	1.71	1.46
1	26	182	PHE	N-CA	12.77	1.71	1.46
1	3E	182	PHE	N-CA	12.77	1.71	1.46
1	4A	182	PHE	N-CA	12.77	1.71	1.46
1	4M	182	PHE	N-CA	12.77	1.71	1.46
1	4U	182	PHE	N-CA	12.77	1.71	1.46
1	5Q	182	PHE	N-CA	12.77	1.71	1.46
1	6I	182	PHE	N-CA	12.77	1.71	1.46
1	6Q	182	PHE	N-CA	12.77	1.71	1.46
1	7M	182	PHE	N-CA	12.77	1.71	1.46
1	1E	182	PHE	N-CA	12.77	1.71	1.46
1	2M	182	PHE	N-CA	12.77	1.71	1.46

*Continued on next page...*

*Continued from previous page...*

Mol	Chain	Res	Type	Atoms	Z	Observed(Å)	Ideal(Å)
1	22	182	PHE	N-CA	12.77	1.71	1.46
1	3M	182	PHE	N-CA	12.77	1.71	1.46
1	36	182	PHE	N-CA	12.77	1.71	1.46
1	4I	182	PHE	N-CA	12.77	1.71	1.46
1	4Q	182	PHE	N-CA	12.77	1.71	1.46
1	5Y	182	PHE	N-CA	12.77	1.71	1.46
1	6E	182	PHE	N-CA	12.77	1.71	1.46
1	6Y	182	PHE	N-CA	12.77	1.71	1.46
1	7I	182	PHE	N-CA	12.77	1.71	1.46
1	7U	182	PHE	N-CA	12.77	1.71	1.46
2	1N	3	PRO	CG-CD	12.76	1.92	1.50
2	1R	75	GLN	C-N	12.76	1.63	1.34
2	1V	75	GLN	C-N	12.76	1.63	1.34
2	1Z	75	GLN	C-N	12.76	1.63	1.34
2	2J	3	PRO	CG-CD	12.76	1.92	1.50
2	2R	75	GLN	C-N	12.76	1.63	1.34
2	2V	75	GLN	C-N	12.76	1.63	1.34
2	2Z	75	GLN	C-N	12.76	1.63	1.34
2	3B	3	PRO	CG-CD	12.76	1.92	1.50
2	3J	3	PRO	CG-CD	12.76	1.92	1.50
2	33	3	PRO	CG-CD	12.76	1.92	1.50
2	4F	3	PRO	CG-CD	12.76	1.92	1.50
2	4Z	3	PRO	CG-CD	12.76	1.92	1.50
2	43	75	GLN	C-N	12.76	1.63	1.34
2	47	75	GLN	C-N	12.76	1.63	1.34
2	5B	75	GLN	C-N	12.76	1.63	1.34
2	5V	3	PRO	CG-CD	12.76	1.92	1.50
2	53	75	GLN	C-N	12.76	1.63	1.34
2	57	75	GLN	C-N	12.76	1.63	1.34
2	6B	75	GLN	C-N	12.76	1.63	1.34
2	6N	3	PRO	CG-CD	12.76	1.92	1.50
2	6V	3	PRO	CG-CD	12.76	1.92	1.50
2	7F	3	PRO	CG-CD	12.76	1.92	1.50
2	7R	3	PRO	CG-CD	12.76	1.92	1.50
1	1A	150	TYR	CD1-CE1	-12.76	1.20	1.39
2	1B	3	PRO	CG-CD	12.76	1.92	1.50
1	1I	150	TYR	CD1-CE1	-12.76	1.20	1.39
2	1J	3	PRO	CG-CD	12.76	1.92	1.50
2	1R	3	PRO	CG-CD	12.76	1.92	1.50
2	1V	3	PRO	CG-CD	12.76	1.92	1.50
2	1Z	3	PRO	CG-CD	12.76	1.92	1.50
1	2E	150	TYR	CD1-CE1	-12.76	1.20	1.39

*Continued on next page...*

*Continued from previous page...*

Mol	Chain	Res	Type	Atoms	Z	Observed(Å)	Ideal(Å)
2	2F	3	PRO	CG-CD	12.76	1.92	1.50
2	2R	3	PRO	CG-CD	12.76	1.92	1.50
2	2V	3	PRO	CG-CD	12.76	1.92	1.50
2	2Z	3	PRO	CG-CD	12.76	1.92	1.50
1	26	150	TYR	CD1-CE1	-12.76	1.20	1.39
2	27	3	PRO	CG-CD	12.76	1.92	1.50
1	3E	150	TYR	CD1-CE1	-12.76	1.20	1.39
2	3F	3	PRO	CG-CD	12.76	1.92	1.50
1	4A	150	TYR	CD1-CE1	-12.76	1.20	1.39
2	4B	3	PRO	CG-CD	12.76	1.92	1.50
1	4M	150	TYR	CD1-CE1	-12.76	1.20	1.39
2	4N	3	PRO	CG-CD	12.76	1.92	1.50
1	4U	150	TYR	CD1-CE1	-12.76	1.20	1.39
2	4V	3	PRO	CG-CD	12.76	1.92	1.50
2	43	3	PRO	CG-CD	12.76	1.92	1.50
2	47	3	PRO	CG-CD	12.76	1.92	1.50
2	5B	3	PRO	CG-CD	12.76	1.92	1.50
1	5Q	150	TYR	CD1-CE1	-12.76	1.20	1.39
2	5R	3	PRO	CG-CD	12.76	1.92	1.50
2	53	3	PRO	CG-CD	12.76	1.92	1.50
2	57	3	PRO	CG-CD	12.76	1.92	1.50
2	6B	3	PRO	CG-CD	12.76	1.92	1.50
1	6I	150	TYR	CD1-CE1	-12.76	1.20	1.39
2	6J	3	PRO	CG-CD	12.76	1.92	1.50
1	6Q	150	TYR	CD1-CE1	-12.76	1.20	1.39
2	6R	3	PRO	CG-CD	12.76	1.92	1.50
1	7M	150	TYR	CD1-CE1	-12.76	1.20	1.39
2	7N	3	PRO	CG-CD	12.76	1.92	1.50
2	1F	75	GLN	C-N	12.75	1.63	1.34
1	12	150	TYR	CD1-CE1	-12.75	1.20	1.39
1	16	150	TYR	CD1-CE1	-12.75	1.20	1.39
1	2A	150	TYR	CD1-CE1	-12.75	1.20	1.39
2	2N	75	GLN	C-N	12.75	1.63	1.34
2	23	75	GLN	C-N	12.75	1.63	1.34
2	3N	75	GLN	C-N	12.75	1.63	1.34
1	3Q	150	TYR	CD1-CE1	-12.75	1.20	1.39
1	3U	150	TYR	CD1-CE1	-12.75	1.20	1.39
1	3Y	150	TYR	CD1-CE1	-12.75	1.20	1.39
2	37	75	GLN	C-N	12.75	1.63	1.34
2	4J	75	GLN	C-N	12.75	1.63	1.34
2	4R	75	GLN	C-N	12.75	1.63	1.34
1	5E	150	TYR	CD1-CE1	-12.75	1.20	1.39

*Continued on next page...*

*Continued from previous page...*

Mol	Chain	Res	Type	Atoms	Z	Observed(Å)	Ideal(Å)
1	5I	150	TYR	CD1-CE1	-12.75	1.20	1.39
1	5M	150	TYR	CD1-CE1	-12.75	1.20	1.39
2	5Z	75	GLN	C-N	12.75	1.63	1.34
2	6F	75	GLN	C-N	12.75	1.63	1.34
2	6Z	75	GLN	C-N	12.75	1.63	1.34
1	62	150	TYR	CD1-CE1	-12.75	1.20	1.39
1	66	150	TYR	CD1-CE1	-12.75	1.20	1.39
1	7A	150	TYR	CD1-CE1	-12.75	1.20	1.39
2	7J	75	GLN	C-N	12.75	1.63	1.34
2	7V	75	GLN	C-N	12.75	1.63	1.34
1	1E	150	TYR	CD1-CE1	-12.75	1.20	1.39
2	1N	75	GLN	C-N	12.75	1.63	1.34
1	1Q	150	TYR	CD1-CE1	-12.75	1.20	1.39
1	1U	150	TYR	CD1-CE1	-12.75	1.20	1.39
1	1Y	150	TYR	CD1-CE1	-12.75	1.20	1.39
2	2J	75	GLN	C-N	12.75	1.63	1.34
1	2M	150	TYR	CD1-CE1	-12.75	1.20	1.39
1	2Q	150	TYR	CD1-CE1	-12.75	1.20	1.39
1	2U	150	TYR	CD1-CE1	-12.75	1.20	1.39
1	2Y	150	TYR	CD1-CE1	-12.75	1.20	1.39
1	22	150	TYR	CD1-CE1	-12.75	1.20	1.39
2	3B	75	GLN	C-N	12.75	1.63	1.34
2	3J	75	GLN	C-N	12.75	1.63	1.34
1	3M	150	TYR	CD1-CE1	-12.75	1.20	1.39
2	33	75	GLN	C-N	12.75	1.63	1.34
1	36	150	TYR	CD1-CE1	-12.75	1.20	1.39
2	4F	75	GLN	C-N	12.75	1.63	1.34
1	4I	150	TYR	CD1-CE1	-12.75	1.20	1.39
1	4Q	150	TYR	CD1-CE1	-12.75	1.20	1.39
2	4Z	75	GLN	C-N	12.75	1.63	1.34
1	42	150	TYR	CD1-CE1	-12.75	1.20	1.39
1	46	150	TYR	CD1-CE1	-12.75	1.20	1.39
1	5A	150	TYR	CD1-CE1	-12.75	1.20	1.39
2	5V	75	GLN	C-N	12.75	1.63	1.34
1	5Y	150	TYR	CD1-CE1	-12.75	1.20	1.39
1	52	150	TYR	CD1-CE1	-12.75	1.20	1.39
1	56	150	TYR	CD1-CE1	-12.75	1.20	1.39
1	6A	150	TYR	CD1-CE1	-12.75	1.20	1.39
1	6E	150	TYR	CD1-CE1	-12.75	1.20	1.39
2	6N	75	GLN	C-N	12.75	1.63	1.34
2	6V	75	GLN	C-N	12.75	1.63	1.34
1	6Y	150	TYR	CD1-CE1	-12.75	1.20	1.39

*Continued on next page...*

*Continued from previous page...*

Mol	Chain	Res	Type	Atoms	Z	Observed(Å)	Ideal(Å)
2	7F	75	GLN	C-N	12.75	1.63	1.34
1	7I	150	TYR	CD1-CE1	-12.75	1.20	1.39
2	7R	75	GLN	C-N	12.75	1.63	1.34
1	7U	150	TYR	CD1-CE1	-12.75	1.20	1.39
2	1B	75	GLN	C-N	12.74	1.63	1.34
2	1J	75	GLN	C-N	12.74	1.63	1.34
2	2F	75	GLN	C-N	12.74	1.63	1.34
2	27	75	GLN	C-N	12.74	1.63	1.34
2	3F	75	GLN	C-N	12.74	1.63	1.34
2	4B	75	GLN	C-N	12.74	1.63	1.34
2	4N	75	GLN	C-N	12.74	1.63	1.34
2	4V	75	GLN	C-N	12.74	1.63	1.34
2	5R	75	GLN	C-N	12.74	1.63	1.34
2	6J	75	GLN	C-N	12.74	1.63	1.34
2	6R	75	GLN	C-N	12.74	1.63	1.34
2	7N	75	GLN	C-N	12.74	1.63	1.34
1	12	52	PHE	CE2-CZ	12.74	1.61	1.37
1	16	52	PHE	CE2-CZ	12.74	1.61	1.37
1	2A	52	PHE	CE2-CZ	12.74	1.61	1.37
1	3Q	52	PHE	CE2-CZ	12.74	1.61	1.37
1	3U	52	PHE	CE2-CZ	12.74	1.61	1.37
1	3Y	52	PHE	CE2-CZ	12.74	1.61	1.37
1	5E	52	PHE	CE2-CZ	12.74	1.61	1.37
1	5I	52	PHE	CE2-CZ	12.74	1.61	1.37
1	5M	52	PHE	CE2-CZ	12.74	1.61	1.37
1	62	52	PHE	CE2-CZ	12.74	1.61	1.37
1	66	52	PHE	CE2-CZ	12.74	1.61	1.37
1	7A	52	PHE	CE2-CZ	12.74	1.61	1.37
1	12	182	PHE	N-CA	12.73	1.71	1.46
1	16	182	PHE	N-CA	12.73	1.71	1.46
1	2A	182	PHE	N-CA	12.73	1.71	1.46
1	3Q	182	PHE	N-CA	12.73	1.71	1.46
1	3U	182	PHE	N-CA	12.73	1.71	1.46
1	3Y	182	PHE	N-CA	12.73	1.71	1.46
1	5E	182	PHE	N-CA	12.73	1.71	1.46
1	5I	182	PHE	N-CA	12.73	1.71	1.46
1	5M	182	PHE	N-CA	12.73	1.71	1.46
1	62	182	PHE	N-CA	12.73	1.71	1.46
1	66	182	PHE	N-CA	12.73	1.71	1.46
1	7A	182	PHE	N-CA	12.73	1.71	1.46
2	1B	40	ASN	C-O	-12.73	0.99	1.23
2	1J	40	ASN	C-O	-12.73	0.99	1.23

*Continued on next page...*



*Continued from previous page...*

Mol	Chain	Res	Type	Atoms	Z	Observed(Å)	Ideal(Å)
2	2F	40	ASN	C-O	-12.73	0.99	1.23
2	27	40	ASN	C-O	-12.73	0.99	1.23
2	3F	40	ASN	C-O	-12.73	0.99	1.23
2	4B	40	ASN	C-O	-12.73	0.99	1.23
2	4N	40	ASN	C-O	-12.73	0.99	1.23
2	4V	40	ASN	C-O	-12.73	0.99	1.23
2	5R	40	ASN	C-O	-12.73	0.99	1.23
2	6J	40	ASN	C-O	-12.73	0.99	1.23
2	6R	40	ASN	C-O	-12.73	0.99	1.23
2	7N	40	ASN	C-O	-12.73	0.99	1.23
2	1R	40	ASN	C-O	-12.73	0.99	1.23
2	1V	40	ASN	C-O	-12.73	0.99	1.23
2	1Z	40	ASN	C-O	-12.73	0.99	1.23
2	2R	40	ASN	C-O	-12.73	0.99	1.23
2	2V	40	ASN	C-O	-12.73	0.99	1.23
2	2Z	40	ASN	C-O	-12.73	0.99	1.23
2	43	40	ASN	C-O	-12.73	0.99	1.23
2	47	40	ASN	C-O	-12.73	0.99	1.23
2	5B	40	ASN	C-O	-12.73	0.99	1.23
2	53	40	ASN	C-O	-12.73	0.99	1.23
2	57	40	ASN	C-O	-12.73	0.99	1.23
2	6B	40	ASN	C-O	-12.73	0.99	1.23
1	1M	52	PHE	CE2-CZ	12.73	1.61	1.37
1	2I	52	PHE	CE2-CZ	12.73	1.61	1.37
1	3A	52	PHE	CE2-CZ	12.73	1.61	1.37
1	3I	52	PHE	CE2-CZ	12.73	1.61	1.37
1	32	52	PHE	CE2-CZ	12.73	1.61	1.37
1	4E	52	PHE	CE2-CZ	12.73	1.61	1.37
1	4Y	52	PHE	CE2-CZ	12.73	1.61	1.37
1	5U	52	PHE	CE2-CZ	12.73	1.61	1.37
1	6M	52	PHE	CE2-CZ	12.73	1.61	1.37
1	6U	52	PHE	CE2-CZ	12.73	1.61	1.37
1	7E	52	PHE	CE2-CZ	12.73	1.61	1.37
1	7Q	52	PHE	CE2-CZ	12.73	1.61	1.37
1	1A	22	HIS	N-CA	-12.72	1.21	1.46
1	1I	22	HIS	N-CA	-12.72	1.21	1.46
2	13	75	GLN	C-N	12.72	1.63	1.34
2	17	75	GLN	C-N	12.72	1.63	1.34
2	2B	75	GLN	C-N	12.72	1.63	1.34
1	2E	22	HIS	N-CA	-12.72	1.21	1.46
1	26	22	HIS	N-CA	-12.72	1.21	1.46
1	3E	22	HIS	N-CA	-12.72	1.21	1.46

*Continued on next page...*

*Continued from previous page...*

Mol	Chain	Res	Type	Atoms	Z	Observed(Å)	Ideal(Å)
2	3R	75	GLN	C-N	12.72	1.63	1.34
2	3V	75	GLN	C-N	12.72	1.63	1.34
2	3Z	75	GLN	C-N	12.72	1.63	1.34
1	4A	22	HIS	N-CA	-12.72	1.21	1.46
1	4M	22	HIS	N-CA	-12.72	1.21	1.46
1	4U	22	HIS	N-CA	-12.72	1.21	1.46
2	5F	75	GLN	C-N	12.72	1.63	1.34
2	5J	75	GLN	C-N	12.72	1.63	1.34
2	5N	75	GLN	C-N	12.72	1.63	1.34
1	5Q	22	HIS	N-CA	-12.72	1.21	1.46
1	6I	22	HIS	N-CA	-12.72	1.21	1.46
1	6Q	22	HIS	N-CA	-12.72	1.21	1.46
2	63	75	GLN	C-N	12.72	1.63	1.34
2	67	75	GLN	C-N	12.72	1.63	1.34
2	7B	75	GLN	C-N	12.72	1.63	1.34
1	7M	22	HIS	N-CA	-12.72	1.21	1.46
2	1F	40	ASN	C-O	-12.72	0.99	1.23
2	2N	40	ASN	C-O	-12.72	0.99	1.23
2	23	40	ASN	C-O	-12.72	0.99	1.23
2	3N	40	ASN	C-O	-12.72	0.99	1.23
2	37	40	ASN	C-O	-12.72	0.99	1.23
2	4J	40	ASN	C-O	-12.72	0.99	1.23
2	4R	40	ASN	C-O	-12.72	0.99	1.23
2	5Z	40	ASN	C-O	-12.72	0.99	1.23
2	6F	40	ASN	C-O	-12.72	0.99	1.23
2	6Z	40	ASN	C-O	-12.72	0.99	1.23
2	7J	40	ASN	C-O	-12.72	0.99	1.23
2	7V	40	ASN	C-O	-12.72	0.99	1.23
1	1Q	22	HIS	N-CA	-12.72	1.21	1.46
1	1U	22	HIS	N-CA	-12.72	1.21	1.46
1	1Y	22	HIS	N-CA	-12.72	1.21	1.46
2	13	70	TRP	CE3-CZ3	-12.72	1.16	1.38
2	17	70	TRP	CE3-CZ3	-12.72	1.16	1.38
2	2B	70	TRP	CE3-CZ3	-12.72	1.16	1.38
1	2Q	22	HIS	N-CA	-12.72	1.21	1.46
1	2U	22	HIS	N-CA	-12.72	1.21	1.46
1	2Y	22	HIS	N-CA	-12.72	1.21	1.46
2	3R	70	TRP	CE3-CZ3	-12.72	1.16	1.38
2	3V	70	TRP	CE3-CZ3	-12.72	1.16	1.38
2	3Z	70	TRP	CE3-CZ3	-12.72	1.16	1.38
1	42	22	HIS	N-CA	-12.72	1.21	1.46
1	46	22	HIS	N-CA	-12.72	1.21	1.46

*Continued on next page...*

*Continued from previous page...*

Mol	Chain	Res	Type	Atoms	Z	Observed(Å)	Ideal(Å)
1	5A	22	HIS	N-CA	-12.72	1.21	1.46
2	5F	70	TRP	CE3-CZ3	-12.72	1.16	1.38
2	5J	70	TRP	CE3-CZ3	-12.72	1.16	1.38
2	5N	70	TRP	CE3-CZ3	-12.72	1.16	1.38
1	52	22	HIS	N-CA	-12.72	1.21	1.46
1	56	22	HIS	N-CA	-12.72	1.21	1.46
1	6A	22	HIS	N-CA	-12.72	1.21	1.46
2	63	70	TRP	CE3-CZ3	-12.72	1.16	1.38
2	67	70	TRP	CE3-CZ3	-12.72	1.16	1.38
2	7B	70	TRP	CE3-CZ3	-12.72	1.16	1.38
2	1N	40	ASN	C-O	-12.71	0.99	1.23
2	1R	70	TRP	CE3-CZ3	-12.72	1.16	1.38
2	1V	70	TRP	CE3-CZ3	-12.72	1.16	1.38
2	1Z	70	TRP	CE3-CZ3	-12.72	1.16	1.38
2	2J	40	ASN	C-O	-12.71	0.99	1.23
2	2R	70	TRP	CE3-CZ3	-12.72	1.16	1.38
2	2V	70	TRP	CE3-CZ3	-12.72	1.16	1.38
2	2Z	70	TRP	CE3-CZ3	-12.72	1.16	1.38
2	3B	40	ASN	C-O	-12.71	0.99	1.23
2	3J	40	ASN	C-O	-12.71	0.99	1.23
2	33	40	ASN	C-O	-12.71	0.99	1.23
2	4F	40	ASN	C-O	-12.71	0.99	1.23
2	4Z	40	ASN	C-O	-12.71	0.99	1.23
2	43	70	TRP	CE3-CZ3	-12.72	1.16	1.38
2	47	70	TRP	CE3-CZ3	-12.72	1.16	1.38
2	5B	70	TRP	CE3-CZ3	-12.72	1.16	1.38
2	5V	40	ASN	C-O	-12.71	0.99	1.23
2	53	70	TRP	CE3-CZ3	-12.72	1.16	1.38
2	57	70	TRP	CE3-CZ3	-12.72	1.16	1.38
2	6B	70	TRP	CE3-CZ3	-12.72	1.16	1.38
2	6N	40	ASN	C-O	-12.71	0.99	1.23
2	6V	40	ASN	C-O	-12.71	0.99	1.23
2	7F	40	ASN	C-O	-12.71	0.99	1.23
2	7R	40	ASN	C-O	-12.71	0.99	1.23
1	1A	52	PHE	CE2-CZ	12.71	1.61	1.37
1	1E	22	HIS	N-CA	-12.71	1.21	1.46
1	1I	52	PHE	CE2-CZ	12.71	1.61	1.37
2	13	40	ASN	C-O	-12.71	0.99	1.23
2	17	40	ASN	C-O	-12.71	0.99	1.23
2	2B	40	ASN	C-O	-12.71	0.99	1.23
1	2E	52	PHE	CE2-CZ	12.71	1.61	1.37
1	2M	22	HIS	N-CA	-12.71	1.21	1.46

*Continued on next page...*

*Continued from previous page...*

Mol	Chain	Res	Type	Atoms	Z	Observed(Å)	Ideal(Å)
1	22	22	HIS	N-CA	-12.71	1.21	1.46
1	26	52	PHE	CE2-CZ	12.71	1.61	1.37
1	3E	52	PHE	CE2-CZ	12.71	1.61	1.37
1	3M	22	HIS	N-CA	-12.71	1.21	1.46
2	3R	40	ASN	C-O	-12.71	0.99	1.23
2	3V	40	ASN	C-O	-12.71	0.99	1.23
2	3Z	40	ASN	C-O	-12.71	0.99	1.23
1	36	22	HIS	N-CA	-12.71	1.21	1.46
1	4A	52	PHE	CE2-CZ	12.71	1.61	1.37
1	4I	22	HIS	N-CA	-12.71	1.21	1.46
1	4M	52	PHE	CE2-CZ	12.71	1.61	1.37
1	4Q	22	HIS	N-CA	-12.71	1.21	1.46
1	4U	52	PHE	CE2-CZ	12.71	1.61	1.37
2	5F	40	ASN	C-O	-12.71	0.99	1.23
2	5J	40	ASN	C-O	-12.71	0.99	1.23
2	5N	40	ASN	C-O	-12.71	0.99	1.23
1	5Q	52	PHE	CE2-CZ	12.71	1.61	1.37
1	5Y	22	HIS	N-CA	-12.71	1.21	1.46
1	6E	22	HIS	N-CA	-12.71	1.21	1.46
1	6I	52	PHE	CE2-CZ	12.71	1.61	1.37
1	6Q	52	PHE	CE2-CZ	12.71	1.61	1.37
1	6Y	22	HIS	N-CA	-12.71	1.21	1.46
2	63	40	ASN	C-O	-12.71	0.99	1.23
2	67	40	ASN	C-O	-12.71	0.99	1.23
2	7B	40	ASN	C-O	-12.71	0.99	1.23
1	7I	22	HIS	N-CA	-12.71	1.21	1.46
1	7M	52	PHE	CE2-CZ	12.71	1.61	1.37
1	7U	22	HIS	N-CA	-12.71	1.21	1.46
2	1B	70	TRP	CE3-CZ3	-12.71	1.16	1.38
2	1J	70	TRP	CE3-CZ3	-12.71	1.16	1.38
1	1Q	52	PHE	CE2-CZ	12.71	1.61	1.37
1	1U	52	PHE	CE2-CZ	12.71	1.61	1.37
1	1Y	52	PHE	CE2-CZ	12.71	1.61	1.37
2	2F	70	TRP	CE3-CZ3	-12.71	1.16	1.38
1	2Q	52	PHE	CE2-CZ	12.71	1.61	1.37
1	2U	52	PHE	CE2-CZ	12.71	1.61	1.37
1	2Y	52	PHE	CE2-CZ	12.71	1.61	1.37
2	27	70	TRP	CE3-CZ3	-12.71	1.16	1.38
2	3F	70	TRP	CE3-CZ3	-12.71	1.16	1.38
2	4B	70	TRP	CE3-CZ3	-12.71	1.16	1.38
2	4N	70	TRP	CE3-CZ3	-12.71	1.16	1.38
2	4V	70	TRP	CE3-CZ3	-12.71	1.16	1.38

*Continued on next page...*

*Continued from previous page...*

Mol	Chain	Res	Type	Atoms	Z	Observed(Å)	Ideal(Å)
1	42	52	PHE	CE2-CZ	12.71	1.61	1.37
1	46	52	PHE	CE2-CZ	12.71	1.61	1.37
1	5A	52	PHE	CE2-CZ	12.71	1.61	1.37
2	5R	70	TRP	CE3-CZ3	-12.71	1.16	1.38
1	52	52	PHE	CE2-CZ	12.71	1.61	1.37
1	56	52	PHE	CE2-CZ	12.71	1.61	1.37
1	6A	52	PHE	CE2-CZ	12.71	1.61	1.37
2	6J	70	TRP	CE3-CZ3	-12.71	1.16	1.38
2	6R	70	TRP	CE3-CZ3	-12.71	1.16	1.38
2	7N	70	TRP	CE3-CZ3	-12.71	1.16	1.38
2	1F	70	TRP	CE3-CZ3	-12.70	1.16	1.38
1	1M	22	HIS	N-CA	-12.70	1.21	1.46
1	2I	22	HIS	N-CA	-12.70	1.21	1.46
2	2N	70	TRP	CE3-CZ3	-12.70	1.16	1.38
2	23	70	TRP	CE3-CZ3	-12.70	1.16	1.38
1	3A	22	HIS	N-CA	-12.70	1.21	1.46
1	3I	22	HIS	N-CA	-12.70	1.21	1.46
2	3N	70	TRP	CE3-CZ3	-12.70	1.16	1.38
1	32	22	HIS	N-CA	-12.70	1.21	1.46
2	37	70	TRP	CE3-CZ3	-12.70	1.16	1.38
1	4E	22	HIS	N-CA	-12.70	1.21	1.46
2	4J	70	TRP	CE3-CZ3	-12.70	1.16	1.38
2	4R	70	TRP	CE3-CZ3	-12.70	1.16	1.38
1	4Y	22	HIS	N-CA	-12.70	1.21	1.46
1	5U	22	HIS	N-CA	-12.70	1.21	1.46
2	5Z	70	TRP	CE3-CZ3	-12.70	1.16	1.38
2	6F	70	TRP	CE3-CZ3	-12.70	1.16	1.38
1	6M	22	HIS	N-CA	-12.70	1.21	1.46
1	6U	22	HIS	N-CA	-12.70	1.21	1.46
2	6Z	70	TRP	CE3-CZ3	-12.70	1.16	1.38
1	7E	22	HIS	N-CA	-12.70	1.21	1.46
2	7J	70	TRP	CE3-CZ3	-12.70	1.16	1.38
1	7Q	22	HIS	N-CA	-12.70	1.21	1.46
2	7V	70	TRP	CE3-CZ3	-12.70	1.16	1.38
2	1N	70	TRP	CE3-CZ3	-12.70	1.16	1.38
1	12	22	HIS	N-CA	-12.70	1.21	1.46
1	16	22	HIS	N-CA	-12.70	1.21	1.46
1	2A	22	HIS	N-CA	-12.70	1.21	1.46
2	2J	70	TRP	CE3-CZ3	-12.70	1.16	1.38
2	3B	70	TRP	CE3-CZ3	-12.70	1.16	1.38
2	3J	70	TRP	CE3-CZ3	-12.70	1.16	1.38
1	3Q	22	HIS	N-CA	-12.70	1.21	1.46

*Continued on next page...*

*Continued from previous page...*

Mol	Chain	Res	Type	Atoms	Z	Observed(Å)	Ideal(Å)
1	3U	22	HIS	N-CA	-12.70	1.21	1.46
1	3Y	22	HIS	N-CA	-12.70	1.21	1.46
2	33	70	TRP	CE3-CZ3	-12.70	1.16	1.38
2	4F	70	TRP	CE3-CZ3	-12.70	1.16	1.38
2	4Z	70	TRP	CE3-CZ3	-12.70	1.16	1.38
1	5E	22	HIS	N-CA	-12.70	1.21	1.46
1	5I	22	HIS	N-CA	-12.70	1.21	1.46
1	5M	22	HIS	N-CA	-12.70	1.21	1.46
2	5V	70	TRP	CE3-CZ3	-12.70	1.16	1.38
2	6N	70	TRP	CE3-CZ3	-12.70	1.16	1.38
2	6V	70	TRP	CE3-CZ3	-12.70	1.16	1.38
1	62	22	HIS	N-CA	-12.70	1.21	1.46
1	66	22	HIS	N-CA	-12.70	1.21	1.46
1	7A	22	HIS	N-CA	-12.70	1.21	1.46
2	7F	70	TRP	CE3-CZ3	-12.70	1.16	1.38
2	7R	70	TRP	CE3-CZ3	-12.70	1.16	1.38
1	1E	52	PHE	CE2-CZ	12.69	1.61	1.37
1	2M	52	PHE	CE2-CZ	12.69	1.61	1.37
1	22	52	PHE	CE2-CZ	12.69	1.61	1.37
1	3M	52	PHE	CE2-CZ	12.69	1.61	1.37
1	36	52	PHE	CE2-CZ	12.69	1.61	1.37
1	4I	52	PHE	CE2-CZ	12.69	1.61	1.37
1	4Q	52	PHE	CE2-CZ	12.69	1.61	1.37
1	5Y	52	PHE	CE2-CZ	12.69	1.61	1.37
1	6E	52	PHE	CE2-CZ	12.69	1.61	1.37
1	6Y	52	PHE	CE2-CZ	12.69	1.61	1.37
1	7I	52	PHE	CE2-CZ	12.69	1.61	1.37
1	7U	52	PHE	CE2-CZ	12.69	1.61	1.37
1	1E	96	ASP	CG-OD1	12.66	1.54	1.25
1	12	96	ASP	CG-OD1	12.66	1.54	1.25
1	16	96	ASP	CG-OD1	12.66	1.54	1.25
1	2A	96	ASP	CG-OD1	12.66	1.54	1.25
1	2M	96	ASP	CG-OD1	12.66	1.54	1.25
1	22	96	ASP	CG-OD1	12.66	1.54	1.25
1	3M	96	ASP	CG-OD1	12.66	1.54	1.25
1	3Q	96	ASP	CG-OD1	12.66	1.54	1.25
1	3U	96	ASP	CG-OD1	12.66	1.54	1.25
1	3Y	96	ASP	CG-OD1	12.66	1.54	1.25
1	36	96	ASP	CG-OD1	12.66	1.54	1.25
1	4I	96	ASP	CG-OD1	12.66	1.54	1.25
1	4Q	96	ASP	CG-OD1	12.66	1.54	1.25
1	5E	96	ASP	CG-OD1	12.66	1.54	1.25

*Continued on next page...*

*Continued from previous page...*

Mol	Chain	Res	Type	Atoms	Z	Observed(Å)	Ideal(Å)
1	5I	96	ASP	CG-OD1	12.66	1.54	1.25
1	5M	96	ASP	CG-OD1	12.66	1.54	1.25
1	5Y	96	ASP	CG-OD1	12.66	1.54	1.25
1	6E	96	ASP	CG-OD1	12.66	1.54	1.25
1	6Y	96	ASP	CG-OD1	12.66	1.54	1.25
1	6Z	96	ASP	CG-OD1	12.66	1.54	1.25
1	66	96	ASP	CG-OD1	12.66	1.54	1.25
1	7A	96	ASP	CG-OD1	12.66	1.54	1.25
1	7I	96	ASP	CG-OD1	12.66	1.54	1.25
1	7U	96	ASP	CG-OD1	12.66	1.54	1.25
1	1A	96	ASP	CG-OD1	12.65	1.54	1.25
1	1I	96	ASP	CG-OD1	12.65	1.54	1.25
1	2E	96	ASP	CG-OD1	12.65	1.54	1.25
1	26	96	ASP	CG-OD1	12.65	1.54	1.25
1	3E	96	ASP	CG-OD1	12.65	1.54	1.25
1	4A	96	ASP	CG-OD1	12.65	1.54	1.25
1	4M	96	ASP	CG-OD1	12.65	1.54	1.25
1	4U	96	ASP	CG-OD1	12.65	1.54	1.25
1	5Q	96	ASP	CG-OD1	12.65	1.54	1.25
1	6I	96	ASP	CG-OD1	12.65	1.54	1.25
1	6Q	96	ASP	CG-OD1	12.65	1.54	1.25
1	7M	96	ASP	CG-OD1	12.65	1.54	1.25
1	1M	96	ASP	CG-OD1	12.65	1.54	1.25
1	2I	96	ASP	CG-OD1	12.65	1.54	1.25
1	3A	96	ASP	CG-OD1	12.65	1.54	1.25
1	3I	96	ASP	CG-OD1	12.65	1.54	1.25
1	3Z	96	ASP	CG-OD1	12.65	1.54	1.25
1	4E	96	ASP	CG-OD1	12.65	1.54	1.25
1	4Y	96	ASP	CG-OD1	12.65	1.54	1.25
1	5U	96	ASP	CG-OD1	12.65	1.54	1.25
1	6M	96	ASP	CG-OD1	12.65	1.54	1.25
1	6U	96	ASP	CG-OD1	12.65	1.54	1.25
1	7E	96	ASP	CG-OD1	12.65	1.54	1.25
1	7Q	96	ASP	CG-OD1	12.65	1.54	1.25
1	1Q	96	ASP	CG-OD1	12.64	1.54	1.25
1	1U	96	ASP	CG-OD1	12.64	1.54	1.25
1	1Y	96	ASP	CG-OD1	12.64	1.54	1.25
1	2Q	96	ASP	CG-OD1	12.64	1.54	1.25
1	2U	96	ASP	CG-OD1	12.64	1.54	1.25
1	2Y	96	ASP	CG-OD1	12.64	1.54	1.25
1	4Z	96	ASP	CG-OD1	12.64	1.54	1.25
1	46	96	ASP	CG-OD1	12.64	1.54	1.25

*Continued on next page...*

*Continued from previous page...*

Mol	Chain	Res	Type	Atoms	Z	Observed(Å)	Ideal(Å)
1	5A	96	ASP	CG-OD1	12.64	1.54	1.25
1	52	96	ASP	CG-OD1	12.64	1.54	1.25
1	56	96	ASP	CG-OD1	12.64	1.54	1.25
1	6A	96	ASP	CG-OD1	12.64	1.54	1.25
1	1M	81	ASN	CB-CG	12.62	1.80	1.51
1	2I	81	ASN	CB-CG	12.62	1.80	1.51
1	3A	81	ASN	CB-CG	12.62	1.80	1.51
1	3I	81	ASN	CB-CG	12.62	1.80	1.51
1	32	81	ASN	CB-CG	12.62	1.80	1.51
1	4E	81	ASN	CB-CG	12.62	1.80	1.51
1	4Y	81	ASN	CB-CG	12.62	1.80	1.51
1	5U	81	ASN	CB-CG	12.62	1.80	1.51
1	6M	81	ASN	CB-CG	12.62	1.80	1.51
1	6U	81	ASN	CB-CG	12.62	1.80	1.51
1	7E	81	ASN	CB-CG	12.62	1.80	1.51
1	7Q	81	ASN	CB-CG	12.62	1.80	1.51
1	1A	81	ASN	CB-CG	12.62	1.80	1.51
1	1I	81	ASN	CB-CG	12.62	1.80	1.51
1	2E	81	ASN	CB-CG	12.62	1.80	1.51
1	26	81	ASN	CB-CG	12.62	1.80	1.51
1	3E	81	ASN	CB-CG	12.62	1.80	1.51
1	4A	81	ASN	CB-CG	12.62	1.80	1.51
1	4M	81	ASN	CB-CG	12.62	1.80	1.51
1	4U	81	ASN	CB-CG	12.62	1.80	1.51
1	5Q	81	ASN	CB-CG	12.62	1.80	1.51
1	6I	81	ASN	CB-CG	12.62	1.80	1.51
1	6Q	81	ASN	CB-CG	12.62	1.80	1.51
1	7M	81	ASN	CB-CG	12.62	1.80	1.51
1	1Q	81	ASN	CB-CG	12.61	1.80	1.51
1	1U	81	ASN	CB-CG	12.61	1.80	1.51
1	1Y	81	ASN	CB-CG	12.61	1.80	1.51
1	2Q	81	ASN	CB-CG	12.61	1.80	1.51
1	2U	81	ASN	CB-CG	12.61	1.80	1.51
1	2Y	81	ASN	CB-CG	12.61	1.80	1.51
1	42	81	ASN	CB-CG	12.61	1.80	1.51
1	46	81	ASN	CB-CG	12.61	1.80	1.51
1	5A	81	ASN	CB-CG	12.61	1.80	1.51
1	52	81	ASN	CB-CG	12.61	1.80	1.51
1	56	81	ASN	CB-CG	12.61	1.80	1.51
1	6A	81	ASN	CB-CG	12.61	1.80	1.51
2	13	107	PHE	CA-C	-12.60	1.20	1.52
2	17	107	PHE	CA-C	-12.60	1.20	1.52

*Continued on next page...*



*Continued from previous page...*

Mol	Chain	Res	Type	Atoms	Z	Observed(Å)	Ideal(Å)
2	2B	107	PHE	CA-C	-12.60	1.20	1.52
2	3R	107	PHE	CA-C	-12.60	1.20	1.52
2	3V	107	PHE	CA-C	-12.60	1.20	1.52
2	3Z	107	PHE	CA-C	-12.60	1.20	1.52
2	5F	107	PHE	CA-C	-12.60	1.20	1.52
2	5J	107	PHE	CA-C	-12.60	1.20	1.52
2	5N	107	PHE	CA-C	-12.60	1.20	1.52
2	63	107	PHE	CA-C	-12.60	1.20	1.52
2	67	107	PHE	CA-C	-12.60	1.20	1.52
2	7B	107	PHE	CA-C	-12.60	1.20	1.52
1	1E	81	ASN	CB-CG	12.59	1.80	1.51
1	12	81	ASN	CB-CG	12.59	1.80	1.51
1	16	81	ASN	CB-CG	12.59	1.80	1.51
1	2A	81	ASN	CB-CG	12.59	1.80	1.51
1	2M	81	ASN	CB-CG	12.59	1.80	1.51
1	22	81	ASN	CB-CG	12.59	1.80	1.51
1	3M	81	ASN	CB-CG	12.59	1.80	1.51
1	3Q	81	ASN	CB-CG	12.59	1.80	1.51
1	3U	81	ASN	CB-CG	12.59	1.80	1.51
1	3Y	81	ASN	CB-CG	12.59	1.80	1.51
1	36	81	ASN	CB-CG	12.59	1.80	1.51
1	4I	81	ASN	CB-CG	12.59	1.80	1.51
1	4Q	81	ASN	CB-CG	12.59	1.80	1.51
1	5E	81	ASN	CB-CG	12.59	1.80	1.51
1	5I	81	ASN	CB-CG	12.59	1.80	1.51
1	5M	81	ASN	CB-CG	12.59	1.80	1.51
1	5Y	81	ASN	CB-CG	12.59	1.80	1.51
1	6E	81	ASN	CB-CG	12.59	1.80	1.51
1	6Y	81	ASN	CB-CG	12.59	1.80	1.51
1	62	81	ASN	CB-CG	12.59	1.80	1.51
1	66	81	ASN	CB-CG	12.59	1.80	1.51
1	7A	81	ASN	CB-CG	12.59	1.80	1.51
1	7I	81	ASN	CB-CG	12.59	1.80	1.51
1	7U	81	ASN	CB-CG	12.59	1.80	1.51
2	1F	107	PHE	CA-C	-12.59	1.20	1.52
2	2N	107	PHE	CA-C	-12.59	1.20	1.52
2	23	107	PHE	CA-C	-12.59	1.20	1.52
2	3N	107	PHE	CA-C	-12.59	1.20	1.52
2	37	107	PHE	CA-C	-12.59	1.20	1.52
2	4J	107	PHE	CA-C	-12.59	1.20	1.52
2	4R	107	PHE	CA-C	-12.59	1.20	1.52
2	5Z	107	PHE	CA-C	-12.59	1.20	1.52

*Continued on next page...*

*Continued from previous page...*

Mol	Chain	Res	Type	Atoms	Z	Observed(Å)	Ideal(Å)
2	6F	107	PHE	CA-C	-12.59	1.20	1.52
2	6Z	107	PHE	CA-C	-12.59	1.20	1.52
2	7J	107	PHE	CA-C	-12.59	1.20	1.52
2	7V	107	PHE	CA-C	-12.59	1.20	1.52
2	1R	107	PHE	CA-C	-12.58	1.20	1.52
2	1V	107	PHE	CA-C	-12.58	1.20	1.52
2	1Z	107	PHE	CA-C	-12.58	1.20	1.52
2	2R	107	PHE	CA-C	-12.58	1.20	1.52
2	2V	107	PHE	CA-C	-12.58	1.20	1.52
2	2Z	107	PHE	CA-C	-12.58	1.20	1.52
2	43	107	PHE	CA-C	-12.58	1.20	1.52
2	47	107	PHE	CA-C	-12.58	1.20	1.52
2	5B	107	PHE	CA-C	-12.58	1.20	1.52
2	53	107	PHE	CA-C	-12.58	1.20	1.52
2	57	107	PHE	CA-C	-12.58	1.20	1.52
2	6B	107	PHE	CA-C	-12.58	1.20	1.52
2	1B	107	PHE	CA-C	-12.58	1.20	1.52
2	1J	107	PHE	CA-C	-12.58	1.20	1.52
2	2F	107	PHE	CA-C	-12.58	1.20	1.52
2	27	107	PHE	CA-C	-12.58	1.20	1.52
2	3F	107	PHE	CA-C	-12.58	1.20	1.52
2	4B	107	PHE	CA-C	-12.58	1.20	1.52
2	4N	107	PHE	CA-C	-12.58	1.20	1.52
2	4V	107	PHE	CA-C	-12.58	1.20	1.52
2	5R	107	PHE	CA-C	-12.58	1.20	1.52
2	6J	107	PHE	CA-C	-12.58	1.20	1.52
2	6R	107	PHE	CA-C	-12.58	1.20	1.52
2	7N	107	PHE	CA-C	-12.58	1.20	1.52
1	1A	180	VAL	N-CA	-12.57	1.21	1.46
1	1I	180	VAL	N-CA	-12.57	1.21	1.46
1	1M	180	VAL	N-CA	-12.57	1.21	1.46
1	2E	180	VAL	N-CA	-12.57	1.21	1.46
1	2I	180	VAL	N-CA	-12.57	1.21	1.46
1	26	180	VAL	N-CA	-12.57	1.21	1.46
1	3A	180	VAL	N-CA	-12.57	1.21	1.46
1	3E	180	VAL	N-CA	-12.57	1.21	1.46
1	3I	180	VAL	N-CA	-12.57	1.21	1.46
1	32	180	VAL	N-CA	-12.57	1.21	1.46
1	4A	180	VAL	N-CA	-12.57	1.21	1.46
1	4E	180	VAL	N-CA	-12.57	1.21	1.46
1	4M	180	VAL	N-CA	-12.57	1.21	1.46
1	4U	180	VAL	N-CA	-12.57	1.21	1.46

*Continued on next page...*

*Continued from previous page...*

Mol	Chain	Res	Type	Atoms	Z	Observed(Å)	Ideal(Å)
1	4Y	180	VAL	N-CA	-12.57	1.21	1.46
1	5Q	180	VAL	N-CA	-12.57	1.21	1.46
1	5U	180	VAL	N-CA	-12.57	1.21	1.46
1	6I	180	VAL	N-CA	-12.57	1.21	1.46
1	6M	180	VAL	N-CA	-12.57	1.21	1.46
1	6Q	180	VAL	N-CA	-12.57	1.21	1.46
1	6U	180	VAL	N-CA	-12.57	1.21	1.46
1	7E	180	VAL	N-CA	-12.57	1.21	1.46
1	7M	180	VAL	N-CA	-12.57	1.21	1.46
1	7Q	180	VAL	N-CA	-12.57	1.21	1.46
1	1E	180	VAL	N-CA	-12.57	1.21	1.46
1	2M	180	VAL	N-CA	-12.57	1.21	1.46
1	22	180	VAL	N-CA	-12.57	1.21	1.46
1	3M	180	VAL	N-CA	-12.57	1.21	1.46
1	36	180	VAL	N-CA	-12.57	1.21	1.46
1	4I	180	VAL	N-CA	-12.57	1.21	1.46
1	4Q	180	VAL	N-CA	-12.57	1.21	1.46
1	5Y	180	VAL	N-CA	-12.57	1.21	1.46
1	6E	180	VAL	N-CA	-12.57	1.21	1.46
1	6Y	180	VAL	N-CA	-12.57	1.21	1.46
1	7I	180	VAL	N-CA	-12.57	1.21	1.46
1	7U	180	VAL	N-CA	-12.57	1.21	1.46
2	1N	107	PHE	CA-C	-12.56	1.20	1.52
2	2J	107	PHE	CA-C	-12.56	1.20	1.52
2	3B	107	PHE	CA-C	-12.56	1.20	1.52
2	3J	107	PHE	CA-C	-12.56	1.20	1.52
2	33	107	PHE	CA-C	-12.56	1.20	1.52
2	4F	107	PHE	CA-C	-12.56	1.20	1.52
2	4Z	107	PHE	CA-C	-12.56	1.20	1.52
2	5V	107	PHE	CA-C	-12.56	1.20	1.52
2	6N	107	PHE	CA-C	-12.56	1.20	1.52
2	6V	107	PHE	CA-C	-12.56	1.20	1.52
2	7F	107	PHE	CA-C	-12.56	1.20	1.52
2	7R	107	PHE	CA-C	-12.56	1.20	1.52
1	1M	150	TYR	C-O	12.56	1.47	1.23
1	2I	150	TYR	C-O	12.56	1.47	1.23
1	3A	150	TYR	C-O	12.56	1.47	1.23
1	3I	150	TYR	C-O	12.56	1.47	1.23
1	32	150	TYR	C-O	12.56	1.47	1.23
1	4E	150	TYR	C-O	12.56	1.47	1.23
1	4Y	150	TYR	C-O	12.56	1.47	1.23
1	5U	150	TYR	C-O	12.56	1.47	1.23

*Continued on next page...*

*Continued from previous page...*

Mol	Chain	Res	Type	Atoms	Z	Observed(Å)	Ideal(Å)
1	6M	150	TYR	C-O	12.56	1.47	1.23
1	6U	150	TYR	C-O	12.56	1.47	1.23
1	7E	150	TYR	C-O	12.56	1.47	1.23
1	7Q	150	TYR	C-O	12.56	1.47	1.23
1	1Q	150	TYR	C-O	12.55	1.47	1.23
1	1U	150	TYR	C-O	12.55	1.47	1.23
1	1Y	150	TYR	C-O	12.55	1.47	1.23
1	2Q	150	TYR	C-O	12.55	1.47	1.23
1	2U	150	TYR	C-O	12.55	1.47	1.23
1	2Y	150	TYR	C-O	12.55	1.47	1.23
1	42	150	TYR	C-O	12.55	1.47	1.23
1	46	150	TYR	C-O	12.55	1.47	1.23
1	5A	150	TYR	C-O	12.55	1.47	1.23
1	52	150	TYR	C-O	12.55	1.47	1.23
1	56	150	TYR	C-O	12.55	1.47	1.23
1	6A	150	TYR	C-O	12.55	1.47	1.23
1	1Q	180	VAL	N-CA	-12.55	1.21	1.46
1	1U	180	VAL	N-CA	-12.55	1.21	1.46
1	1Y	180	VAL	N-CA	-12.55	1.21	1.46
1	12	180	VAL	N-CA	-12.55	1.21	1.46
1	16	180	VAL	N-CA	-12.55	1.21	1.46
1	2A	180	VAL	N-CA	-12.55	1.21	1.46
1	2Q	180	VAL	N-CA	-12.55	1.21	1.46
1	2U	180	VAL	N-CA	-12.55	1.21	1.46
1	2Y	180	VAL	N-CA	-12.55	1.21	1.46
1	3Q	180	VAL	N-CA	-12.55	1.21	1.46
1	3U	180	VAL	N-CA	-12.55	1.21	1.46
1	3Y	180	VAL	N-CA	-12.55	1.21	1.46
1	42	180	VAL	N-CA	-12.55	1.21	1.46
1	46	180	VAL	N-CA	-12.55	1.21	1.46
1	5A	180	VAL	N-CA	-12.55	1.21	1.46
1	5E	180	VAL	N-CA	-12.55	1.21	1.46
1	5I	180	VAL	N-CA	-12.55	1.21	1.46
1	5M	180	VAL	N-CA	-12.55	1.21	1.46
1	52	180	VAL	N-CA	-12.55	1.21	1.46
1	56	180	VAL	N-CA	-12.55	1.21	1.46
1	6A	180	VAL	N-CA	-12.55	1.21	1.46
1	62	180	VAL	N-CA	-12.55	1.21	1.46
1	66	180	VAL	N-CA	-12.55	1.21	1.46
1	7A	180	VAL	N-CA	-12.55	1.21	1.46
1	12	150	TYR	C-O	12.54	1.47	1.23
1	16	150	TYR	C-O	12.54	1.47	1.23

*Continued on next page...*

*Continued from previous page...*

Mol	Chain	Res	Type	Atoms	Z	Observed(Å)	Ideal(Å)
1	2A	150	TYR	C-O	12.54	1.47	1.23
1	3Q	150	TYR	C-O	12.54	1.47	1.23
1	3U	150	TYR	C-O	12.54	1.47	1.23
1	3Y	150	TYR	C-O	12.54	1.47	1.23
1	5E	150	TYR	C-O	12.54	1.47	1.23
1	5I	150	TYR	C-O	12.54	1.47	1.23
1	5M	150	TYR	C-O	12.54	1.47	1.23
1	62	150	TYR	C-O	12.54	1.47	1.23
1	66	150	TYR	C-O	12.54	1.47	1.23
1	7A	150	TYR	C-O	12.54	1.47	1.23
2	1F	219	VAL	CA-CB	12.54	1.81	1.54
2	2N	219	VAL	CA-CB	12.54	1.81	1.54
2	23	219	VAL	CA-CB	12.54	1.81	1.54
2	3N	219	VAL	CA-CB	12.54	1.81	1.54
2	37	219	VAL	CA-CB	12.54	1.81	1.54
2	4J	219	VAL	CA-CB	12.54	1.81	1.54
2	4R	219	VAL	CA-CB	12.54	1.81	1.54
2	5Z	219	VAL	CA-CB	12.54	1.81	1.54
2	6F	219	VAL	CA-CB	12.54	1.81	1.54
2	6Z	219	VAL	CA-CB	12.54	1.81	1.54
2	7J	219	VAL	CA-CB	12.54	1.81	1.54
2	7V	219	VAL	CA-CB	12.54	1.81	1.54
2	1F	59	VAL	CA-C	12.53	1.85	1.52
2	2N	59	VAL	CA-C	12.53	1.85	1.52
2	23	59	VAL	CA-C	12.53	1.85	1.52
2	3N	59	VAL	CA-C	12.53	1.85	1.52
2	37	59	VAL	CA-C	12.53	1.85	1.52
2	4J	59	VAL	CA-C	12.53	1.85	1.52
2	4R	59	VAL	CA-C	12.53	1.85	1.52
2	5Z	59	VAL	CA-C	12.53	1.85	1.52
2	6F	59	VAL	CA-C	12.53	1.85	1.52
2	6Z	59	VAL	CA-C	12.53	1.85	1.52
2	7J	59	VAL	CA-C	12.53	1.85	1.52
2	7V	59	VAL	CA-C	12.53	1.85	1.52
1	1A	150	TYR	C-O	12.53	1.47	1.23
2	1B	59	VAL	CA-C	12.53	1.85	1.52
1	1I	150	TYR	C-O	12.53	1.47	1.23
2	1J	59	VAL	CA-C	12.53	1.85	1.52
2	1N	217	PRO	N-CA	-12.53	1.25	1.47
1	2E	150	TYR	C-O	12.53	1.47	1.23
2	2F	59	VAL	CA-C	12.53	1.85	1.52
2	2J	217	PRO	N-CA	-12.53	1.25	1.47

*Continued on next page...*

*Continued from previous page...*

Mol	Chain	Res	Type	Atoms	Z	Observed(Å)	Ideal(Å)
1	26	150	TYR	C-O	12.53	1.47	1.23
2	27	59	VAL	CA-C	12.53	1.85	1.52
2	3B	217	PRO	N-CA	-12.53	1.25	1.47
1	3E	150	TYR	C-O	12.53	1.47	1.23
2	3F	59	VAL	CA-C	12.53	1.85	1.52
2	3J	217	PRO	N-CA	-12.53	1.25	1.47
2	33	217	PRO	N-CA	-12.53	1.25	1.47
1	4A	150	TYR	C-O	12.53	1.47	1.23
2	4B	59	VAL	CA-C	12.53	1.85	1.52
2	4F	217	PRO	N-CA	-12.53	1.25	1.47
1	4M	150	TYR	C-O	12.53	1.47	1.23
2	4N	59	VAL	CA-C	12.53	1.85	1.52
1	4U	150	TYR	C-O	12.53	1.47	1.23
2	4V	59	VAL	CA-C	12.53	1.85	1.52
2	4Z	217	PRO	N-CA	-12.53	1.25	1.47
1	5Q	150	TYR	C-O	12.53	1.47	1.23
2	5R	59	VAL	CA-C	12.53	1.85	1.52
2	5V	217	PRO	N-CA	-12.53	1.25	1.47
1	6I	150	TYR	C-O	12.53	1.47	1.23
2	6J	59	VAL	CA-C	12.53	1.85	1.52
2	6N	217	PRO	N-CA	-12.53	1.25	1.47
1	6Q	150	TYR	C-O	12.53	1.47	1.23
2	6R	59	VAL	CA-C	12.53	1.85	1.52
2	6V	217	PRO	N-CA	-12.53	1.25	1.47
2	7F	217	PRO	N-CA	-12.53	1.25	1.47
1	7M	150	TYR	C-O	12.53	1.47	1.23
2	7N	59	VAL	CA-C	12.53	1.85	1.52
2	7R	217	PRO	N-CA	-12.53	1.25	1.47
2	1R	59	VAL	CA-C	12.52	1.85	1.52
2	1R	219	VAL	CA-CB	12.52	1.81	1.54
2	1V	59	VAL	CA-C	12.52	1.85	1.52
2	1V	219	VAL	CA-CB	12.52	1.81	1.54
2	1Z	59	VAL	CA-C	12.52	1.85	1.52
2	1Z	219	VAL	CA-CB	12.52	1.81	1.54
2	2R	59	VAL	CA-C	12.52	1.85	1.52
2	2R	219	VAL	CA-CB	12.52	1.81	1.54
2	2V	59	VAL	CA-C	12.52	1.85	1.52
2	2V	219	VAL	CA-CB	12.52	1.81	1.54
2	2Z	59	VAL	CA-C	12.52	1.85	1.52
2	2Z	219	VAL	CA-CB	12.52	1.81	1.54
2	43	59	VAL	CA-C	12.52	1.85	1.52
2	43	219	VAL	CA-CB	12.52	1.81	1.54

*Continued on next page...*

*Continued from previous page...*

Mol	Chain	Res	Type	Atoms	Z	Observed(Å)	Ideal(Å)
2	47	59	VAL	CA-C	12.52	1.85	1.52
2	47	219	VAL	CA-CB	12.52	1.81	1.54
2	5B	59	VAL	CA-C	12.52	1.85	1.52
2	5B	219	VAL	CA-CB	12.52	1.81	1.54
2	53	59	VAL	CA-C	12.52	1.85	1.52
2	53	219	VAL	CA-CB	12.52	1.81	1.54
2	57	59	VAL	CA-C	12.52	1.85	1.52
2	57	219	VAL	CA-CB	12.52	1.81	1.54
2	6B	59	VAL	CA-C	12.52	1.85	1.52
2	6B	219	VAL	CA-CB	12.52	1.81	1.54
2	1N	59	VAL	CA-C	12.52	1.85	1.52
2	1R	217	PRO	N-CA	-12.52	1.25	1.47
2	1V	217	PRO	N-CA	-12.52	1.25	1.47
2	1Z	217	PRO	N-CA	-12.52	1.25	1.47
2	1N	219	VAL	CA-CB	12.52	1.81	1.54
2	2J	59	VAL	CA-C	12.52	1.85	1.52
2	2R	217	PRO	N-CA	-12.52	1.25	1.47
2	2V	217	PRO	N-CA	-12.52	1.25	1.47
2	2Z	217	PRO	N-CA	-12.52	1.25	1.47
2	43	217	PRO	N-CA	-12.52	1.25	1.47
2	47	217	PRO	N-CA	-12.52	1.25	1.47
2	5B	217	PRO	N-CA	-12.52	1.25	1.47
2	57	217	PRO	N-CA	-12.52	1.25	1.47
2	6B	217	PRO	N-CA	-12.52	1.25	1.47
2	2J	219	VAL	CA-CB	12.52	1.81	1.54
2	3B	59	VAL	CA-C	12.52	1.85	1.52
2	3B	219	VAL	CA-CB	12.52	1.81	1.54
2	3J	59	VAL	CA-C	12.52	1.85	1.52
2	3J	219	VAL	CA-CB	12.52	1.81	1.54
2	33	59	VAL	CA-C	12.52	1.85	1.52
2	33	219	VAL	CA-CB	12.52	1.81	1.54
2	4F	59	VAL	CA-C	12.52	1.85	1.52
2	4F	219	VAL	CA-CB	12.52	1.81	1.54
2	4Z	59	VAL	CA-C	12.52	1.85	1.52
2	4Z	219	VAL	CA-CB	12.52	1.81	1.54
2	5V	59	VAL	CA-C	12.52	1.85	1.52
2	53	217	PRO	N-CA	-12.52	1.25	1.47
2	5V	219	VAL	CA-CB	12.52	1.81	1.54
2	6N	59	VAL	CA-C	12.52	1.85	1.52
2	6N	219	VAL	CA-CB	12.52	1.81	1.54
2	6V	59	VAL	CA-C	12.52	1.85	1.52
2	6V	219	VAL	CA-CB	12.52	1.81	1.54

*Continued on next page...*

*Continued from previous page...*

Mol	Chain	Res	Type	Atoms	Z	Observed(Å)	Ideal(Å)
2	7F	59	VAL	CA-C	12.52	1.85	1.52
2	7F	219	VAL	CA-CB	12.52	1.81	1.54
2	7R	59	VAL	CA-C	12.52	1.85	1.52
2	7R	219	VAL	CA-CB	12.52	1.81	1.54
2	13	59	VAL	CA-C	12.52	1.85	1.52
2	17	59	VAL	CA-C	12.52	1.85	1.52
2	2B	59	VAL	CA-C	12.52	1.85	1.52
2	3R	59	VAL	CA-C	12.52	1.85	1.52
2	3V	59	VAL	CA-C	12.52	1.85	1.52
2	3Z	59	VAL	CA-C	12.52	1.85	1.52
2	5F	59	VAL	CA-C	12.52	1.85	1.52
2	5J	59	VAL	CA-C	12.52	1.85	1.52
2	5N	59	VAL	CA-C	12.52	1.85	1.52
2	63	59	VAL	CA-C	12.52	1.85	1.52
2	67	59	VAL	CA-C	12.52	1.85	1.52
2	7B	59	VAL	CA-C	12.52	1.85	1.52
2	1F	217	PRO	N-CA	-12.51	1.25	1.47
2	2N	217	PRO	N-CA	-12.51	1.25	1.47
2	23	217	PRO	N-CA	-12.51	1.25	1.47
2	3N	217	PRO	N-CA	-12.51	1.25	1.47
2	37	217	PRO	N-CA	-12.51	1.25	1.47
2	4J	217	PRO	N-CA	-12.51	1.25	1.47
2	4R	217	PRO	N-CA	-12.51	1.25	1.47
2	5Z	217	PRO	N-CA	-12.51	1.25	1.47
2	6F	217	PRO	N-CA	-12.51	1.25	1.47
2	6Z	217	PRO	N-CA	-12.51	1.25	1.47
2	7J	217	PRO	N-CA	-12.51	1.25	1.47
2	7V	217	PRO	N-CA	-12.51	1.25	1.47
1	1E	150	TYR	C-O	12.51	1.47	1.23
2	13	217	PRO	N-CA	-12.51	1.25	1.47
2	17	217	PRO	N-CA	-12.51	1.25	1.47
2	2B	217	PRO	N-CA	-12.51	1.25	1.47
1	2M	150	TYR	C-O	12.51	1.47	1.23
1	22	150	TYR	C-O	12.51	1.47	1.23
1	3M	150	TYR	C-O	12.51	1.47	1.23
2	3R	217	PRO	N-CA	-12.51	1.25	1.47
2	3V	217	PRO	N-CA	-12.51	1.25	1.47
2	3Z	217	PRO	N-CA	-12.51	1.25	1.47
1	36	150	TYR	C-O	12.51	1.47	1.23
1	4I	150	TYR	C-O	12.51	1.47	1.23
1	4Q	150	TYR	C-O	12.51	1.47	1.23
2	5F	217	PRO	N-CA	-12.51	1.25	1.47

*Continued on next page...*



*Continued from previous page...*

Mol	Chain	Res	Type	Atoms	Z	Observed(Å)	Ideal(Å)
2	5J	217	PRO	N-CA	-12.51	1.25	1.47
2	5N	217	PRO	N-CA	-12.51	1.25	1.47
1	5Y	150	TYR	C-O	12.51	1.47	1.23
1	6E	150	TYR	C-O	12.51	1.47	1.23
1	6Y	150	TYR	C-O	12.51	1.47	1.23
2	63	217	PRO	N-CA	-12.51	1.25	1.47
2	67	217	PRO	N-CA	-12.51	1.25	1.47
2	7B	217	PRO	N-CA	-12.51	1.25	1.47
1	7I	150	TYR	C-O	12.51	1.47	1.23
1	7U	150	TYR	C-O	12.51	1.47	1.23
2	1B	217	PRO	N-CA	-12.50	1.26	1.47
2	1B	219	VAL	CA-CB	12.50	1.80	1.54
2	1J	217	PRO	N-CA	-12.50	1.26	1.47
2	1J	219	VAL	CA-CB	12.50	1.80	1.54
2	2F	217	PRO	N-CA	-12.50	1.26	1.47
2	2F	219	VAL	CA-CB	12.50	1.80	1.54
2	27	217	PRO	N-CA	-12.50	1.26	1.47
2	27	219	VAL	CA-CB	12.50	1.80	1.54
2	3F	217	PRO	N-CA	-12.50	1.26	1.47
2	3F	219	VAL	CA-CB	12.50	1.80	1.54
2	4B	217	PRO	N-CA	-12.50	1.26	1.47
2	4B	219	VAL	CA-CB	12.50	1.80	1.54
2	4N	217	PRO	N-CA	-12.50	1.26	1.47
2	4N	219	VAL	CA-CB	12.50	1.80	1.54
2	4V	217	PRO	N-CA	-12.50	1.26	1.47
2	4V	219	VAL	CA-CB	12.50	1.80	1.54
2	5R	217	PRO	N-CA	-12.50	1.26	1.47
2	5R	219	VAL	CA-CB	12.50	1.80	1.54
2	6J	217	PRO	N-CA	-12.50	1.26	1.47
2	6J	219	VAL	CA-CB	12.50	1.80	1.54
2	6R	217	PRO	N-CA	-12.50	1.26	1.47
2	6R	219	VAL	CA-CB	12.50	1.80	1.54
2	7N	217	PRO	N-CA	-12.50	1.26	1.47
2	7N	219	VAL	CA-CB	12.50	1.80	1.54
2	13	219	VAL	CA-CB	12.48	1.80	1.54
2	17	219	VAL	CA-CB	12.48	1.80	1.54
2	2B	219	VAL	CA-CB	12.48	1.80	1.54
2	3R	219	VAL	CA-CB	12.48	1.80	1.54
2	3V	219	VAL	CA-CB	12.48	1.80	1.54
2	3Z	219	VAL	CA-CB	12.48	1.80	1.54
2	5F	219	VAL	CA-CB	12.48	1.80	1.54
2	5J	219	VAL	CA-CB	12.48	1.80	1.54

*Continued on next page...*

*Continued from previous page...*

Mol	Chain	Res	Type	Atoms	Z	Observed(Å)	Ideal(Å)
2	5N	219	VAL	CA-CB	12.48	1.80	1.54
2	63	219	VAL	CA-CB	12.48	1.80	1.54
2	67	219	VAL	CA-CB	12.48	1.80	1.54
2	7B	219	VAL	CA-CB	12.48	1.80	1.54
1	1E	41	ILE	C-O	-12.46	0.99	1.23
1	2M	41	ILE	C-O	-12.46	0.99	1.23
1	22	41	ILE	C-O	-12.46	0.99	1.23
1	3M	41	ILE	C-O	-12.46	0.99	1.23
1	36	41	ILE	C-O	-12.46	0.99	1.23
1	4I	41	ILE	C-O	-12.46	0.99	1.23
1	4Q	41	ILE	C-O	-12.46	0.99	1.23
1	5Y	41	ILE	C-O	-12.46	0.99	1.23
1	6E	41	ILE	C-O	-12.46	0.99	1.23
1	6Y	41	ILE	C-O	-12.46	0.99	1.23
1	7I	41	ILE	C-O	-12.46	0.99	1.23
1	7U	41	ILE	C-O	-12.46	0.99	1.23
1	1M	41	ILE	C-O	-12.45	0.99	1.23
1	2I	41	ILE	C-O	-12.45	0.99	1.23
1	3A	41	ILE	C-O	-12.45	0.99	1.23
1	3I	41	ILE	C-O	-12.45	0.99	1.23
1	32	41	ILE	C-O	-12.45	0.99	1.23
1	4E	41	ILE	C-O	-12.45	0.99	1.23
1	4Y	41	ILE	C-O	-12.45	0.99	1.23
1	5U	41	ILE	C-O	-12.45	0.99	1.23
1	6M	41	ILE	C-O	-12.45	0.99	1.23
1	6U	41	ILE	C-O	-12.45	0.99	1.23
1	7E	41	ILE	C-O	-12.45	0.99	1.23
1	7Q	41	ILE	C-O	-12.45	0.99	1.23
2	1F	54	ASN	C-O	-12.45	0.99	1.23
2	2N	54	ASN	C-O	-12.45	0.99	1.23
2	23	54	ASN	C-O	-12.45	0.99	1.23
2	3N	54	ASN	C-O	-12.45	0.99	1.23
2	37	54	ASN	C-O	-12.45	0.99	1.23
2	4J	54	ASN	C-O	-12.45	0.99	1.23
2	4R	54	ASN	C-O	-12.45	0.99	1.23
2	5Z	54	ASN	C-O	-12.45	0.99	1.23
2	6F	54	ASN	C-O	-12.45	0.99	1.23
2	6Z	54	ASN	C-O	-12.45	0.99	1.23
2	7J	54	ASN	C-O	-12.45	0.99	1.23
2	7V	54	ASN	C-O	-12.45	0.99	1.23
2	1R	54	ASN	C-O	-12.44	0.99	1.23
2	1V	54	ASN	C-O	-12.44	0.99	1.23

*Continued on next page...*

*Continued from previous page...*

Mol	Chain	Res	Type	Atoms	Z	Observed(Å)	Ideal(Å)
2	1Z	54	ASN	C-O	-12.44	0.99	1.23
2	2R	54	ASN	C-O	-12.44	0.99	1.23
2	2V	54	ASN	C-O	-12.44	0.99	1.23
2	2Z	54	ASN	C-O	-12.44	0.99	1.23
2	43	54	ASN	C-O	-12.44	0.99	1.23
2	47	54	ASN	C-O	-12.44	0.99	1.23
2	5B	54	ASN	C-O	-12.44	0.99	1.23
2	53	54	ASN	C-O	-12.44	0.99	1.23
2	57	54	ASN	C-O	-12.44	0.99	1.23
2	6B	54	ASN	C-O	-12.44	0.99	1.23
1	1A	41	ILE	C-O	-12.43	0.99	1.23
1	1I	41	ILE	C-O	-12.43	0.99	1.23
2	13	54	ASN	C-O	-12.43	0.99	1.23
2	17	54	ASN	C-O	-12.43	0.99	1.23
2	2B	54	ASN	C-O	-12.43	0.99	1.23
1	2E	41	ILE	C-O	-12.43	0.99	1.23
1	26	41	ILE	C-O	-12.43	0.99	1.23
1	3E	41	ILE	C-O	-12.43	0.99	1.23
2	3R	54	ASN	C-O	-12.43	0.99	1.23
2	3V	54	ASN	C-O	-12.43	0.99	1.23
2	3Z	54	ASN	C-O	-12.43	0.99	1.23
1	4A	41	ILE	C-O	-12.43	0.99	1.23
1	4M	41	ILE	C-O	-12.43	0.99	1.23
1	4U	41	ILE	C-O	-12.43	0.99	1.23
2	5F	54	ASN	C-O	-12.43	0.99	1.23
2	5J	54	ASN	C-O	-12.43	0.99	1.23
2	5N	54	ASN	C-O	-12.43	0.99	1.23
1	5Q	41	ILE	C-O	-12.43	0.99	1.23
1	6I	41	ILE	C-O	-12.43	0.99	1.23
1	6Q	41	ILE	C-O	-12.43	0.99	1.23
2	63	54	ASN	C-O	-12.43	0.99	1.23
2	67	54	ASN	C-O	-12.43	0.99	1.23
2	7B	54	ASN	C-O	-12.43	0.99	1.23
1	7M	41	ILE	C-O	-12.43	0.99	1.23
1	12	41	ILE	C-O	-12.43	0.99	1.23
1	16	41	ILE	C-O	-12.43	0.99	1.23
1	2A	41	ILE	C-O	-12.43	0.99	1.23
1	3Q	41	ILE	C-O	-12.43	0.99	1.23
1	3U	41	ILE	C-O	-12.43	0.99	1.23
1	3Y	41	ILE	C-O	-12.43	0.99	1.23
1	5E	41	ILE	C-O	-12.43	0.99	1.23
1	5I	41	ILE	C-O	-12.43	0.99	1.23

*Continued on next page...*

*Continued from previous page...*

Mol	Chain	Res	Type	Atoms	Z	Observed(Å)	Ideal(Å)
1	5M	41	ILE	C-O	-12.43	0.99	1.23
1	62	41	ILE	C-O	-12.43	0.99	1.23
1	66	41	ILE	C-O	-12.43	0.99	1.23
1	7A	41	ILE	C-O	-12.43	0.99	1.23
2	1B	54	ASN	C-O	-12.43	0.99	1.23
2	1J	54	ASN	C-O	-12.43	0.99	1.23
2	2F	54	ASN	C-O	-12.43	0.99	1.23
2	27	54	ASN	C-O	-12.43	0.99	1.23
2	3F	54	ASN	C-O	-12.43	0.99	1.23
2	4B	54	ASN	C-O	-12.43	0.99	1.23
2	4N	54	ASN	C-O	-12.43	0.99	1.23
2	4V	54	ASN	C-O	-12.43	0.99	1.23
2	5R	54	ASN	C-O	-12.43	0.99	1.23
2	6J	54	ASN	C-O	-12.43	0.99	1.23
2	6R	54	ASN	C-O	-12.43	0.99	1.23
2	7N	54	ASN	C-O	-12.43	0.99	1.23
1	1E	95	THR	C-O	12.42	1.47	1.23
1	2M	95	THR	C-O	12.42	1.47	1.23
1	22	95	THR	C-O	12.42	1.47	1.23
1	3M	95	THR	C-O	12.42	1.47	1.23
1	36	95	THR	C-O	12.42	1.47	1.23
1	4I	95	THR	C-O	12.42	1.47	1.23
1	4Q	95	THR	C-O	12.42	1.47	1.23
1	5Y	95	THR	C-O	12.42	1.47	1.23
1	6E	95	THR	C-O	12.42	1.47	1.23
1	6Y	95	THR	C-O	12.42	1.47	1.23
1	7I	95	THR	C-O	12.42	1.47	1.23
1	7U	95	THR	C-O	12.42	1.47	1.23
1	1Q	41	ILE	C-O	-12.42	0.99	1.23
1	1U	41	ILE	C-O	-12.42	0.99	1.23
1	1Y	41	ILE	C-O	-12.42	0.99	1.23
1	2Q	41	ILE	C-O	-12.42	0.99	1.23
1	2U	41	ILE	C-O	-12.42	0.99	1.23
1	2Y	41	ILE	C-O	-12.42	0.99	1.23
1	42	41	ILE	C-O	-12.42	0.99	1.23
1	46	41	ILE	C-O	-12.42	0.99	1.23
1	5A	41	ILE	C-O	-12.42	0.99	1.23
1	52	41	ILE	C-O	-12.42	0.99	1.23
1	56	41	ILE	C-O	-12.42	0.99	1.23
1	6A	41	ILE	C-O	-12.42	0.99	1.23
2	1N	29	MET	C-O	-12.41	0.99	1.23
2	2J	29	MET	C-O	-12.41	0.99	1.23

*Continued on next page...*

*Continued from previous page...*

Mol	Chain	Res	Type	Atoms	Z	Observed(Å)	Ideal(Å)
2	3B	29	MET	C-O	-12.41	0.99	1.23
2	3J	29	MET	C-O	-12.41	0.99	1.23
2	33	29	MET	C-O	-12.41	0.99	1.23
2	4F	29	MET	C-O	-12.41	0.99	1.23
2	4Z	29	MET	C-O	-12.41	0.99	1.23
2	5V	29	MET	C-O	-12.41	0.99	1.23
2	6N	29	MET	C-O	-12.41	0.99	1.23
2	6V	29	MET	C-O	-12.41	0.99	1.23
2	7F	29	MET	C-O	-12.41	0.99	1.23
2	7R	29	MET	C-O	-12.41	0.99	1.23
2	1F	29	MET	C-O	-12.41	0.99	1.23
2	2N	29	MET	C-O	-12.41	0.99	1.23
2	23	29	MET	C-O	-12.41	0.99	1.23
2	3N	29	MET	C-O	-12.41	0.99	1.23
2	37	29	MET	C-O	-12.41	0.99	1.23
2	4J	29	MET	C-O	-12.41	0.99	1.23
2	4R	29	MET	C-O	-12.41	0.99	1.23
2	5Z	29	MET	C-O	-12.41	0.99	1.23
2	6F	29	MET	C-O	-12.41	0.99	1.23
2	6Z	29	MET	C-O	-12.41	0.99	1.23
2	7J	29	MET	C-O	-12.41	0.99	1.23
2	7V	29	MET	C-O	-12.41	0.99	1.23
2	1N	54	ASN	C-O	-12.41	0.99	1.23
2	2J	54	ASN	C-O	-12.41	0.99	1.23
2	3B	54	ASN	C-O	-12.41	0.99	1.23
2	3J	54	ASN	C-O	-12.41	0.99	1.23
2	33	54	ASN	C-O	-12.41	0.99	1.23
2	4F	54	ASN	C-O	-12.41	0.99	1.23
2	4Z	54	ASN	C-O	-12.41	0.99	1.23
2	5V	54	ASN	C-O	-12.41	0.99	1.23
2	6N	54	ASN	C-O	-12.41	0.99	1.23
2	6V	54	ASN	C-O	-12.41	0.99	1.23
2	7F	54	ASN	C-O	-12.41	0.99	1.23
2	7R	54	ASN	C-O	-12.41	0.99	1.23
1	1E	43	HIS	C-N	12.40	1.62	1.34
1	2M	43	HIS	C-N	12.40	1.62	1.34
1	22	43	HIS	C-N	12.40	1.62	1.34
1	3M	43	HIS	C-N	12.40	1.62	1.34
1	36	43	HIS	C-N	12.40	1.62	1.34
1	4I	43	HIS	C-N	12.40	1.62	1.34
1	4Q	43	HIS	C-N	12.40	1.62	1.34
1	5Y	43	HIS	C-N	12.40	1.62	1.34

*Continued on next page...*

*Continued from previous page...*

Mol	Chain	Res	Type	Atoms	Z	Observed(Å)	Ideal(Å)
1	6E	43	HIS	C-N	12.40	1.62	1.34
1	6Y	43	HIS	C-N	12.40	1.62	1.34
1	7I	43	HIS	C-N	12.40	1.62	1.34
1	7U	43	HIS	C-N	12.40	1.62	1.34
1	1A	95	THR	C-O	12.40	1.47	1.23
1	1I	95	THR	C-O	12.40	1.47	1.23
1	2E	95	THR	C-O	12.40	1.47	1.23
1	26	95	THR	C-O	12.40	1.47	1.23
1	3E	95	THR	C-O	12.40	1.47	1.23
1	4A	95	THR	C-O	12.40	1.47	1.23
1	4M	95	THR	C-O	12.40	1.47	1.23
1	4U	95	THR	C-O	12.40	1.47	1.23
1	5Q	95	THR	C-O	12.40	1.47	1.23
1	6I	95	THR	C-O	12.40	1.47	1.23
1	6Q	95	THR	C-O	12.40	1.47	1.23
1	7M	95	THR	C-O	12.40	1.47	1.23
1	1Q	95	THR	C-O	12.40	1.47	1.23
1	1U	95	THR	C-O	12.40	1.47	1.23
1	1Y	95	THR	C-O	12.40	1.47	1.23
1	2Q	95	THR	C-O	12.40	1.47	1.23
1	2U	95	THR	C-O	12.40	1.47	1.23
1	2Y	95	THR	C-O	12.40	1.47	1.23
1	42	95	THR	C-O	12.40	1.47	1.23
1	46	95	THR	C-O	12.40	1.47	1.23
1	5A	95	THR	C-O	12.40	1.47	1.23
1	52	95	THR	C-O	12.40	1.47	1.23
1	56	95	THR	C-O	12.40	1.47	1.23
1	6A	95	THR	C-O	12.40	1.47	1.23
1	1A	43	HIS	C-N	12.39	1.62	1.34
1	1A	145	LEU	CB-CG	12.39	1.88	1.52
1	1I	43	HIS	C-N	12.39	1.62	1.34
1	1I	145	LEU	CB-CG	12.39	1.88	1.52
1	2E	43	HIS	C-N	12.39	1.62	1.34
1	2E	145	LEU	CB-CG	12.39	1.88	1.52
1	26	43	HIS	C-N	12.39	1.62	1.34
1	26	145	LEU	CB-CG	12.39	1.88	1.52
1	3E	43	HIS	C-N	12.39	1.62	1.34
1	3E	145	LEU	CB-CG	12.39	1.88	1.52
1	4A	43	HIS	C-N	12.39	1.62	1.34
1	4A	145	LEU	CB-CG	12.39	1.88	1.52
1	4M	43	HIS	C-N	12.39	1.62	1.34
1	4M	145	LEU	CB-CG	12.39	1.88	1.52

*Continued on next page...*

*Continued from previous page...*

Mol	Chain	Res	Type	Atoms	Z	Observed(Å)	Ideal(Å)
1	4U	43	HIS	C-N	12.39	1.62	1.34
1	4U	145	LEU	CB-CG	12.39	1.88	1.52
1	5Q	43	HIS	C-N	12.39	1.62	1.34
1	5Q	145	LEU	CB-CG	12.39	1.88	1.52
1	6I	43	HIS	C-N	12.39	1.62	1.34
1	6I	145	LEU	CB-CG	12.39	1.88	1.52
1	6Q	43	HIS	C-N	12.39	1.62	1.34
1	6Q	145	LEU	CB-CG	12.39	1.88	1.52
1	7M	43	HIS	C-N	12.39	1.62	1.34
1	7M	145	LEU	CB-CG	12.39	1.88	1.52
1	1M	43	HIS	C-N	12.39	1.62	1.34
1	2I	43	HIS	C-N	12.39	1.62	1.34
1	3A	43	HIS	C-N	12.39	1.62	1.34
1	3I	43	HIS	C-N	12.39	1.62	1.34
1	32	43	HIS	C-N	12.39	1.62	1.34
1	4E	43	HIS	C-N	12.39	1.62	1.34
1	4Y	43	HIS	C-N	12.39	1.62	1.34
1	5U	43	HIS	C-N	12.39	1.62	1.34
1	6M	43	HIS	C-N	12.39	1.62	1.34
1	6U	43	HIS	C-N	12.39	1.62	1.34
1	7E	43	HIS	C-N	12.39	1.62	1.34
1	7Q	43	HIS	C-N	12.39	1.62	1.34
1	1M	95	THR	C-O	12.38	1.46	1.23
1	1M	145	LEU	CB-CG	12.38	1.88	1.52
1	2I	95	THR	C-O	12.38	1.46	1.23
1	2I	145	LEU	CB-CG	12.38	1.88	1.52
1	3A	95	THR	C-O	12.38	1.46	1.23
1	3A	145	LEU	CB-CG	12.38	1.88	1.52
1	3I	95	THR	C-O	12.38	1.46	1.23
1	3I	145	LEU	CB-CG	12.38	1.88	1.52
1	32	95	THR	C-O	12.38	1.46	1.23
1	32	145	LEU	CB-CG	12.38	1.88	1.52
1	4E	95	THR	C-O	12.38	1.46	1.23
1	4E	145	LEU	CB-CG	12.38	1.88	1.52
1	4Y	95	THR	C-O	12.38	1.46	1.23
1	4Y	145	LEU	CB-CG	12.38	1.88	1.52
1	5U	95	THR	C-O	12.38	1.46	1.23
1	5U	145	LEU	CB-CG	12.38	1.88	1.52
1	6M	95	THR	C-O	12.38	1.46	1.23
1	6M	145	LEU	CB-CG	12.38	1.88	1.52
1	6U	95	THR	C-O	12.38	1.46	1.23
1	6U	145	LEU	CB-CG	12.38	1.88	1.52

*Continued on next page...*

*Continued from previous page...*

Mol	Chain	Res	Type	Atoms	Z	Observed(Å)	Ideal(Å)
1	7E	95	THR	C-O	12.38	1.46	1.23
1	7E	145	LEU	CB-CG	12.38	1.88	1.52
1	7Q	95	THR	C-O	12.38	1.46	1.23
1	7Q	145	LEU	CB-CG	12.38	1.88	1.52
1	1E	145	LEU	CB-CG	12.38	1.88	1.52
1	2M	145	LEU	CB-CG	12.38	1.88	1.52
1	22	145	LEU	CB-CG	12.38	1.88	1.52
1	3M	145	LEU	CB-CG	12.38	1.88	1.52
1	36	145	LEU	CB-CG	12.38	1.88	1.52
1	4I	145	LEU	CB-CG	12.38	1.88	1.52
1	4Q	145	LEU	CB-CG	12.38	1.88	1.52
1	5Y	145	LEU	CB-CG	12.38	1.88	1.52
1	6E	145	LEU	CB-CG	12.38	1.88	1.52
1	6Y	145	LEU	CB-CG	12.38	1.88	1.52
1	7I	145	LEU	CB-CG	12.38	1.88	1.52
1	7U	145	LEU	CB-CG	12.38	1.88	1.52
2	1B	29	MET	C-O	-12.38	0.99	1.23
2	1J	29	MET	C-O	-12.38	0.99	1.23
2	1R	29	MET	C-O	-12.38	0.99	1.23
2	1V	29	MET	C-O	-12.38	0.99	1.23
2	1Z	29	MET	C-O	-12.38	0.99	1.23
2	2F	29	MET	C-O	-12.38	0.99	1.23
2	2R	29	MET	C-O	-12.38	0.99	1.23
2	2V	29	MET	C-O	-12.38	0.99	1.23
2	2Z	29	MET	C-O	-12.38	0.99	1.23
2	27	29	MET	C-O	-12.38	0.99	1.23
2	3F	29	MET	C-O	-12.38	0.99	1.23
2	4B	29	MET	C-O	-12.38	0.99	1.23
2	4N	29	MET	C-O	-12.38	0.99	1.23
2	4V	29	MET	C-O	-12.38	0.99	1.23
2	43	29	MET	C-O	-12.38	0.99	1.23
2	47	29	MET	C-O	-12.38	0.99	1.23
2	5B	29	MET	C-O	-12.38	0.99	1.23
2	5R	29	MET	C-O	-12.38	0.99	1.23
2	53	29	MET	C-O	-12.38	0.99	1.23
2	57	29	MET	C-O	-12.38	0.99	1.23
2	6B	29	MET	C-O	-12.38	0.99	1.23
2	6J	29	MET	C-O	-12.38	0.99	1.23
2	6R	29	MET	C-O	-12.38	0.99	1.23
2	7N	29	MET	C-O	-12.38	0.99	1.23
1	12	95	THR	C-O	12.38	1.46	1.23
1	16	95	THR	C-O	12.38	1.46	1.23

*Continued on next page...*



*Continued from previous page...*

Mol	Chain	Res	Type	Atoms	Z	Observed(Å)	Ideal(Å)
1	2A	95	THR	C-O	12.38	1.46	1.23
1	3Q	95	THR	C-O	12.38	1.46	1.23
1	3U	95	THR	C-O	12.38	1.46	1.23
1	3Y	95	THR	C-O	12.38	1.46	1.23
1	5E	95	THR	C-O	12.38	1.46	1.23
1	5I	95	THR	C-O	12.38	1.46	1.23
1	5M	95	THR	C-O	12.38	1.46	1.23
1	62	95	THR	C-O	12.38	1.46	1.23
1	66	95	THR	C-O	12.38	1.46	1.23
1	7A	95	THR	C-O	12.38	1.46	1.23
1	1Q	145	LEU	CB-CG	12.37	1.88	1.52
1	1U	145	LEU	CB-CG	12.37	1.88	1.52
1	1Y	145	LEU	CB-CG	12.37	1.88	1.52
1	2Q	145	LEU	CB-CG	12.37	1.88	1.52
1	2U	145	LEU	CB-CG	12.37	1.88	1.52
1	2Y	145	LEU	CB-CG	12.37	1.88	1.52
1	42	145	LEU	CB-CG	12.37	1.88	1.52
1	46	145	LEU	CB-CG	12.37	1.88	1.52
1	5A	145	LEU	CB-CG	12.37	1.88	1.52
1	52	145	LEU	CB-CG	12.37	1.88	1.52
1	56	145	LEU	CB-CG	12.37	1.88	1.52
1	6A	145	LEU	CB-CG	12.37	1.88	1.52
2	13	29	MET	C-O	-12.37	0.99	1.23
2	17	29	MET	C-O	-12.37	0.99	1.23
2	2B	29	MET	C-O	-12.37	0.99	1.23
2	3R	29	MET	C-O	-12.37	0.99	1.23
2	3V	29	MET	C-O	-12.37	0.99	1.23
2	3Z	29	MET	C-O	-12.37	0.99	1.23
2	5F	29	MET	C-O	-12.37	0.99	1.23
2	5J	29	MET	C-O	-12.37	0.99	1.23
2	5N	29	MET	C-O	-12.37	0.99	1.23
2	63	29	MET	C-O	-12.37	0.99	1.23
2	67	29	MET	C-O	-12.37	0.99	1.23
2	7B	29	MET	C-O	-12.37	0.99	1.23
1	12	43	HIS	C-N	12.37	1.62	1.34
1	16	43	HIS	C-N	12.37	1.62	1.34
1	2A	43	HIS	C-N	12.37	1.62	1.34
1	3Q	43	HIS	C-N	12.37	1.62	1.34
1	3U	43	HIS	C-N	12.37	1.62	1.34
1	3Y	43	HIS	C-N	12.37	1.62	1.34
1	5E	43	HIS	C-N	12.37	1.62	1.34
1	5I	43	HIS	C-N	12.37	1.62	1.34

*Continued on next page...*

*Continued from previous page...*

Mol	Chain	Res	Type	Atoms	Z	Observed(Å)	Ideal(Å)
1	5M	43	HIS	C-N	12.37	1.62	1.34
1	62	43	HIS	C-N	12.37	1.62	1.34
1	66	43	HIS	C-N	12.37	1.62	1.34
1	7A	43	HIS	C-N	12.37	1.62	1.34
1	12	145	LEU	CB-CG	12.37	1.88	1.52
1	16	145	LEU	CB-CG	12.37	1.88	1.52
1	2A	145	LEU	CB-CG	12.37	1.88	1.52
1	3Q	145	LEU	CB-CG	12.37	1.88	1.52
1	3U	145	LEU	CB-CG	12.37	1.88	1.52
1	3Y	145	LEU	CB-CG	12.37	1.88	1.52
1	5E	145	LEU	CB-CG	12.37	1.88	1.52
1	5I	145	LEU	CB-CG	12.37	1.88	1.52
1	5M	145	LEU	CB-CG	12.37	1.88	1.52
1	62	145	LEU	CB-CG	12.37	1.88	1.52
1	66	145	LEU	CB-CG	12.37	1.88	1.52
1	7A	145	LEU	CB-CG	12.37	1.88	1.52
1	1A	80	PHE	CA-CB	12.36	1.81	1.53
1	1I	80	PHE	CA-CB	12.36	1.81	1.53
1	2E	80	PHE	CA-CB	12.36	1.81	1.53
1	26	80	PHE	CA-CB	12.36	1.81	1.53
1	3E	80	PHE	CA-CB	12.36	1.81	1.53
1	4A	80	PHE	CA-CB	12.36	1.81	1.53
1	4M	80	PHE	CA-CB	12.36	1.81	1.53
1	4U	80	PHE	CA-CB	12.36	1.81	1.53
1	5Q	80	PHE	CA-CB	12.36	1.81	1.53
1	6I	80	PHE	CA-CB	12.36	1.81	1.53
1	6Q	80	PHE	CA-CB	12.36	1.81	1.53
1	7M	80	PHE	CA-CB	12.36	1.81	1.53
1	1Q	43	HIS	C-N	12.36	1.62	1.34
1	1U	43	HIS	C-N	12.36	1.62	1.34
1	1Y	43	HIS	C-N	12.36	1.62	1.34
1	2Q	43	HIS	C-N	12.36	1.62	1.34
1	2U	43	HIS	C-N	12.36	1.62	1.34
1	2Y	43	HIS	C-N	12.36	1.62	1.34
1	42	43	HIS	C-N	12.36	1.62	1.34
1	46	43	HIS	C-N	12.36	1.62	1.34
1	5A	43	HIS	C-N	12.36	1.62	1.34
1	52	43	HIS	C-N	12.36	1.62	1.34
1	56	43	HIS	C-N	12.36	1.62	1.34
1	6A	43	HIS	C-N	12.36	1.62	1.34
1	1Q	52	PHE	CG-CD1	-12.36	1.20	1.38
1	1U	52	PHE	CG-CD1	-12.36	1.20	1.38

*Continued on next page...*

*Continued from previous page...*

Mol	Chain	Res	Type	Atoms	Z	Observed(Å)	Ideal(Å)
1	1Y	52	PHE	CG-CD1	-12.36	1.20	1.38
1	2Q	52	PHE	CG-CD1	-12.36	1.20	1.38
1	2U	52	PHE	CG-CD1	-12.36	1.20	1.38
1	2Y	52	PHE	CG-CD1	-12.36	1.20	1.38
1	42	52	PHE	CG-CD1	-12.36	1.20	1.38
1	46	52	PHE	CG-CD1	-12.36	1.20	1.38
1	5A	52	PHE	CG-CD1	-12.36	1.20	1.38
1	52	52	PHE	CG-CD1	-12.36	1.20	1.38
1	56	52	PHE	CG-CD1	-12.36	1.20	1.38
1	6A	52	PHE	CG-CD1	-12.36	1.20	1.38
1	1E	52	PHE	CG-CD1	-12.36	1.20	1.38
1	2M	52	PHE	CG-CD1	-12.36	1.20	1.38
1	22	52	PHE	CG-CD1	-12.36	1.20	1.38
1	3M	52	PHE	CG-CD1	-12.36	1.20	1.38
1	36	52	PHE	CG-CD1	-12.36	1.20	1.38
1	4I	52	PHE	CG-CD1	-12.36	1.20	1.38
1	4Q	52	PHE	CG-CD1	-12.36	1.20	1.38
1	5Y	52	PHE	CG-CD1	-12.36	1.20	1.38
1	6E	52	PHE	CG-CD1	-12.36	1.20	1.38
1	6Y	52	PHE	CG-CD1	-12.36	1.20	1.38
1	7I	52	PHE	CG-CD1	-12.36	1.20	1.38
1	7U	52	PHE	CG-CD1	-12.36	1.20	1.38
1	12	80	PHE	CA-CB	12.35	1.81	1.53
1	16	80	PHE	CA-CB	12.35	1.81	1.53
1	2A	80	PHE	CA-CB	12.35	1.81	1.53
1	3Q	80	PHE	CA-CB	12.35	1.81	1.53
1	3U	80	PHE	CA-CB	12.35	1.81	1.53
1	3Y	80	PHE	CA-CB	12.35	1.81	1.53
1	5E	80	PHE	CA-CB	12.35	1.81	1.53
1	5I	80	PHE	CA-CB	12.35	1.81	1.53
1	5M	80	PHE	CA-CB	12.35	1.81	1.53
1	62	80	PHE	CA-CB	12.35	1.81	1.53
1	66	80	PHE	CA-CB	12.35	1.81	1.53
1	7A	80	PHE	CA-CB	12.35	1.81	1.53
1	1A	52	PHE	CG-CD1	-12.34	1.20	1.38
1	1I	52	PHE	CG-CD1	-12.34	1.20	1.38
1	1M	52	PHE	CG-CD1	-12.34	1.20	1.38
1	1M	80	PHE	CA-CB	12.34	1.81	1.53
1	2E	52	PHE	CG-CD1	-12.34	1.20	1.38
1	2I	52	PHE	CG-CD1	-12.34	1.20	1.38
1	2I	80	PHE	CA-CB	12.34	1.81	1.53
1	26	52	PHE	CG-CD1	-12.34	1.20	1.38

*Continued on next page...*

*Continued from previous page...*

Mol	Chain	Res	Type	Atoms	Z	Observed(Å)	Ideal(Å)
1	3A	52	PHE	CG-CD1	-12.34	1.20	1.38
1	3A	80	PHE	CA-CB	12.34	1.81	1.53
1	3E	52	PHE	CG-CD1	-12.34	1.20	1.38
1	3I	52	PHE	CG-CD1	-12.34	1.20	1.38
1	3I	80	PHE	CA-CB	12.34	1.81	1.53
1	32	52	PHE	CG-CD1	-12.34	1.20	1.38
1	32	80	PHE	CA-CB	12.34	1.81	1.53
1	4A	52	PHE	CG-CD1	-12.34	1.20	1.38
1	4E	52	PHE	CG-CD1	-12.34	1.20	1.38
1	4E	80	PHE	CA-CB	12.34	1.81	1.53
1	4M	52	PHE	CG-CD1	-12.34	1.20	1.38
1	4U	52	PHE	CG-CD1	-12.34	1.20	1.38
1	4Y	52	PHE	CG-CD1	-12.34	1.20	1.38
1	4Y	80	PHE	CA-CB	12.34	1.81	1.53
1	5Q	52	PHE	CG-CD1	-12.34	1.20	1.38
1	5U	52	PHE	CG-CD1	-12.34	1.20	1.38
1	5U	80	PHE	CA-CB	12.34	1.81	1.53
1	6I	52	PHE	CG-CD1	-12.34	1.20	1.38
1	6M	52	PHE	CG-CD1	-12.34	1.20	1.38
1	6M	80	PHE	CA-CB	12.34	1.81	1.53
1	6Q	52	PHE	CG-CD1	-12.34	1.20	1.38
1	6U	52	PHE	CG-CD1	-12.34	1.20	1.38
1	6U	80	PHE	CA-CB	12.34	1.81	1.53
1	7E	52	PHE	CG-CD1	-12.34	1.20	1.38
1	7E	80	PHE	CA-CB	12.34	1.81	1.53
1	7M	52	PHE	CG-CD1	-12.34	1.20	1.38
1	7Q	52	PHE	CG-CD1	-12.34	1.20	1.38
1	7Q	80	PHE	CA-CB	12.34	1.81	1.53
1	1E	80	PHE	CA-CB	12.32	1.81	1.53
1	2M	80	PHE	CA-CB	12.32	1.81	1.53
1	22	80	PHE	CA-CB	12.32	1.81	1.53
1	3M	80	PHE	CA-CB	12.32	1.81	1.53
1	36	80	PHE	CA-CB	12.32	1.81	1.53
1	4I	80	PHE	CA-CB	12.32	1.81	1.53
1	4Q	80	PHE	CA-CB	12.32	1.81	1.53
1	5Y	80	PHE	CA-CB	12.32	1.81	1.53
1	6E	80	PHE	CA-CB	12.32	1.81	1.53
1	6Y	80	PHE	CA-CB	12.32	1.81	1.53
1	7I	80	PHE	CA-CB	12.32	1.81	1.53
1	7U	80	PHE	CA-CB	12.32	1.81	1.53
1	1Q	80	PHE	CA-CB	12.32	1.81	1.53
1	1U	80	PHE	CA-CB	12.32	1.81	1.53

*Continued on next page...*

*Continued from previous page...*

Mol	Chain	Res	Type	Atoms	Z	Observed(Å)	Ideal(Å)
1	1Y	80	PHE	CA-CB	12.32	1.81	1.53
1	2Q	80	PHE	CA-CB	12.32	1.81	1.53
1	2U	80	PHE	CA-CB	12.32	1.81	1.53
1	2Y	80	PHE	CA-CB	12.32	1.81	1.53
1	42	80	PHE	CA-CB	12.32	1.81	1.53
1	46	80	PHE	CA-CB	12.32	1.81	1.53
1	5A	80	PHE	CA-CB	12.32	1.81	1.53
1	52	80	PHE	CA-CB	12.32	1.81	1.53
1	56	80	PHE	CA-CB	12.32	1.81	1.53
1	6A	80	PHE	CA-CB	12.32	1.81	1.53
1	12	52	PHE	CG-CD1	-12.31	1.20	1.38
1	16	52	PHE	CG-CD1	-12.31	1.20	1.38
1	2A	52	PHE	CG-CD1	-12.31	1.20	1.38
1	3Q	52	PHE	CG-CD1	-12.31	1.20	1.38
1	3U	52	PHE	CG-CD1	-12.31	1.20	1.38
1	3Y	52	PHE	CG-CD1	-12.31	1.20	1.38
1	5E	52	PHE	CG-CD1	-12.31	1.20	1.38
1	5I	52	PHE	CG-CD1	-12.31	1.20	1.38
1	5M	52	PHE	CG-CD1	-12.31	1.20	1.38
1	62	52	PHE	CG-CD1	-12.31	1.20	1.38
1	66	52	PHE	CG-CD1	-12.31	1.20	1.38
1	7A	52	PHE	CG-CD1	-12.31	1.20	1.38
2	1F	67	THR	N-CA	-12.28	1.21	1.46
2	1R	67	THR	N-CA	-12.28	1.21	1.46
2	1V	67	THR	N-CA	-12.28	1.21	1.46
2	1Z	67	THR	N-CA	-12.28	1.21	1.46
2	2N	67	THR	N-CA	-12.28	1.21	1.46
2	2R	67	THR	N-CA	-12.28	1.21	1.46
2	2V	67	THR	N-CA	-12.28	1.21	1.46
2	2Z	67	THR	N-CA	-12.28	1.21	1.46
2	23	67	THR	N-CA	-12.28	1.21	1.46
2	3N	67	THR	N-CA	-12.28	1.21	1.46
2	37	67	THR	N-CA	-12.28	1.21	1.46
2	4J	67	THR	N-CA	-12.28	1.21	1.46
2	4R	67	THR	N-CA	-12.28	1.21	1.46
2	43	67	THR	N-CA	-12.28	1.21	1.46
2	47	67	THR	N-CA	-12.28	1.21	1.46
2	5B	67	THR	N-CA	-12.28	1.21	1.46
2	5Z	67	THR	N-CA	-12.28	1.21	1.46
2	53	67	THR	N-CA	-12.28	1.21	1.46
2	57	67	THR	N-CA	-12.28	1.21	1.46
2	6B	67	THR	N-CA	-12.28	1.21	1.46

*Continued on next page...*

*Continued from previous page...*

Mol	Chain	Res	Type	Atoms	Z	Observed(Å)	Ideal(Å)
2	6F	67	THR	N-CA	-12.28	1.21	1.46
2	6Z	67	THR	N-CA	-12.28	1.21	1.46
2	7J	67	THR	N-CA	-12.28	1.21	1.46
2	7V	67	THR	N-CA	-12.28	1.21	1.46
2	1B	67	THR	N-CA	-12.28	1.21	1.46
2	1J	67	THR	N-CA	-12.28	1.21	1.46
2	2F	67	THR	N-CA	-12.28	1.21	1.46
2	27	67	THR	N-CA	-12.28	1.21	1.46
2	3F	67	THR	N-CA	-12.28	1.21	1.46
2	4B	67	THR	N-CA	-12.28	1.21	1.46
2	4N	67	THR	N-CA	-12.28	1.21	1.46
2	4V	67	THR	N-CA	-12.28	1.21	1.46
2	5R	67	THR	N-CA	-12.28	1.21	1.46
2	6J	67	THR	N-CA	-12.28	1.21	1.46
2	6R	67	THR	N-CA	-12.28	1.21	1.46
2	7N	67	THR	N-CA	-12.28	1.21	1.46
1	1Q	152	SER	CA-C	-12.27	1.21	1.52
1	1U	152	SER	CA-C	-12.27	1.21	1.52
1	1Y	152	SER	CA-C	-12.27	1.21	1.52
1	2Q	152	SER	CA-C	-12.27	1.21	1.52
1	2U	152	SER	CA-C	-12.27	1.21	1.52
1	2Y	152	SER	CA-C	-12.27	1.21	1.52
1	42	152	SER	CA-C	-12.27	1.21	1.52
1	46	152	SER	CA-C	-12.27	1.21	1.52
1	5A	152	SER	CA-C	-12.27	1.21	1.52
1	52	152	SER	CA-C	-12.27	1.21	1.52
1	56	152	SER	CA-C	-12.27	1.21	1.52
1	6A	152	SER	CA-C	-12.27	1.21	1.52
1	12	152	SER	CA-C	-12.25	1.21	1.52
1	16	152	SER	CA-C	-12.25	1.21	1.52
1	2A	152	SER	CA-C	-12.25	1.21	1.52
1	3Q	152	SER	CA-C	-12.25	1.21	1.52
1	3U	152	SER	CA-C	-12.25	1.21	1.52
1	3Y	152	SER	CA-C	-12.25	1.21	1.52
1	5E	152	SER	CA-C	-12.25	1.21	1.52
1	5I	152	SER	CA-C	-12.25	1.21	1.52
1	5M	152	SER	CA-C	-12.25	1.21	1.52
1	62	152	SER	CA-C	-12.25	1.21	1.52
1	66	152	SER	CA-C	-12.25	1.21	1.52
1	7A	152	SER	CA-C	-12.25	1.21	1.52
1	1M	152	SER	CA-C	-12.25	1.21	1.52
1	2I	152	SER	CA-C	-12.25	1.21	1.52

*Continued on next page...*

*Continued from previous page...*

Mol	Chain	Res	Type	Atoms	Z	Observed(Å)	Ideal(Å)
1	3A	152	SER	CA-C	-12.25	1.21	1.52
1	3I	152	SER	CA-C	-12.25	1.21	1.52
1	32	152	SER	CA-C	-12.25	1.21	1.52
1	4E	152	SER	CA-C	-12.25	1.21	1.52
1	4Y	152	SER	CA-C	-12.25	1.21	1.52
1	5U	152	SER	CA-C	-12.25	1.21	1.52
1	6M	152	SER	CA-C	-12.25	1.21	1.52
1	6U	152	SER	CA-C	-12.25	1.21	1.52
1	7E	152	SER	CA-C	-12.25	1.21	1.52
1	7Q	152	SER	CA-C	-12.25	1.21	1.52
1	1A	152	SER	CA-C	-12.24	1.21	1.52
1	1I	152	SER	CA-C	-12.24	1.21	1.52
1	2E	152	SER	CA-C	-12.24	1.21	1.52
1	26	152	SER	CA-C	-12.24	1.21	1.52
1	3E	152	SER	CA-C	-12.24	1.21	1.52
1	4A	152	SER	CA-C	-12.24	1.21	1.52
1	4M	152	SER	CA-C	-12.24	1.21	1.52
1	4U	152	SER	CA-C	-12.24	1.21	1.52
1	5Q	152	SER	CA-C	-12.24	1.21	1.52
1	6I	152	SER	CA-C	-12.24	1.21	1.52
1	6Q	152	SER	CA-C	-12.24	1.21	1.52
1	7M	152	SER	CA-C	-12.24	1.21	1.52
2	1B	42	HIS	CE1-NE2	12.24	1.60	1.32
2	1J	42	HIS	CE1-NE2	12.24	1.60	1.32
2	13	67	THR	N-CA	-12.24	1.21	1.46
2	17	67	THR	N-CA	-12.24	1.21	1.46
2	2B	67	THR	N-CA	-12.24	1.21	1.46
2	2F	42	HIS	CE1-NE2	12.24	1.60	1.32
2	27	42	HIS	CE1-NE2	12.24	1.60	1.32
2	3F	42	HIS	CE1-NE2	12.24	1.60	1.32
2	3R	67	THR	N-CA	-12.24	1.21	1.46
2	3V	67	THR	N-CA	-12.24	1.21	1.46
2	3Z	67	THR	N-CA	-12.24	1.21	1.46
2	4B	42	HIS	CE1-NE2	12.24	1.60	1.32
2	4N	42	HIS	CE1-NE2	12.24	1.60	1.32
2	4V	42	HIS	CE1-NE2	12.24	1.60	1.32
2	5F	67	THR	N-CA	-12.24	1.21	1.46
2	5J	67	THR	N-CA	-12.24	1.21	1.46
2	5N	67	THR	N-CA	-12.24	1.21	1.46
2	5R	42	HIS	CE1-NE2	12.24	1.60	1.32
2	6J	42	HIS	CE1-NE2	12.24	1.60	1.32
2	6R	42	HIS	CE1-NE2	12.24	1.60	1.32

*Continued on next page...*

*Continued from previous page...*

Mol	Chain	Res	Type	Atoms	Z	Observed(Å)	Ideal(Å)
2	63	67	THR	N-CA	-12.24	1.21	1.46
2	67	67	THR	N-CA	-12.24	1.21	1.46
2	7B	67	THR	N-CA	-12.24	1.21	1.46
2	7N	42	HIS	CE1-NE2	12.24	1.60	1.32
2	1N	67	THR	N-CA	-12.24	1.21	1.46
2	2J	67	THR	N-CA	-12.24	1.21	1.46
2	3B	67	THR	N-CA	-12.24	1.21	1.46
2	3J	67	THR	N-CA	-12.24	1.21	1.46
2	33	67	THR	N-CA	-12.24	1.21	1.46
2	4F	67	THR	N-CA	-12.24	1.21	1.46
2	4Z	67	THR	N-CA	-12.24	1.21	1.46
2	5V	67	THR	N-CA	-12.24	1.21	1.46
2	6N	67	THR	N-CA	-12.24	1.21	1.46
2	6V	67	THR	N-CA	-12.24	1.21	1.46
2	7F	67	THR	N-CA	-12.24	1.21	1.46
2	7R	67	THR	N-CA	-12.24	1.21	1.46
1	1E	152	SER	CA-C	-12.23	1.21	1.52
1	2M	152	SER	CA-C	-12.23	1.21	1.52
1	22	152	SER	CA-C	-12.23	1.21	1.52
1	3M	152	SER	CA-C	-12.23	1.21	1.52
1	36	152	SER	CA-C	-12.23	1.21	1.52
1	4I	152	SER	CA-C	-12.23	1.21	1.52
1	4Q	152	SER	CA-C	-12.23	1.21	1.52
1	5Y	152	SER	CA-C	-12.23	1.21	1.52
1	6E	152	SER	CA-C	-12.23	1.21	1.52
1	6Y	152	SER	CA-C	-12.23	1.21	1.52
1	7I	152	SER	CA-C	-12.23	1.21	1.52
1	7U	152	SER	CA-C	-12.23	1.21	1.52
2	13	42	HIS	CE1-NE2	12.23	1.60	1.32
2	17	42	HIS	CE1-NE2	12.23	1.60	1.32
2	2B	42	HIS	CE1-NE2	12.23	1.60	1.32
2	3R	42	HIS	CE1-NE2	12.23	1.60	1.32
2	3V	42	HIS	CE1-NE2	12.23	1.60	1.32
2	3Z	42	HIS	CE1-NE2	12.23	1.60	1.32
2	5F	42	HIS	CE1-NE2	12.23	1.60	1.32
2	5J	42	HIS	CE1-NE2	12.23	1.60	1.32
2	5N	42	HIS	CE1-NE2	12.23	1.60	1.32
2	63	42	HIS	CE1-NE2	12.23	1.60	1.32
2	67	42	HIS	CE1-NE2	12.23	1.60	1.32
2	7B	42	HIS	CE1-NE2	12.23	1.60	1.32
1	1Q	178	SER	CA-CB	12.22	1.71	1.52
1	1U	178	SER	CA-CB	12.22	1.71	1.52

*Continued on next page...*



*Continued from previous page...*

Mol	Chain	Res	Type	Atoms	Z	Observed(Å)	Ideal(Å)
1	1Y	178	SER	CA-CB	12.22	1.71	1.52
1	12	178	SER	CA-CB	12.22	1.71	1.52
1	16	178	SER	CA-CB	12.22	1.71	1.52
1	2A	178	SER	CA-CB	12.22	1.71	1.52
1	2Q	178	SER	CA-CB	12.22	1.71	1.52
1	2U	178	SER	CA-CB	12.22	1.71	1.52
1	2Y	178	SER	CA-CB	12.22	1.71	1.52
1	3Q	178	SER	CA-CB	12.22	1.71	1.52
1	3U	178	SER	CA-CB	12.22	1.71	1.52
1	3Y	178	SER	CA-CB	12.22	1.71	1.52
1	42	178	SER	CA-CB	12.22	1.71	1.52
1	46	178	SER	CA-CB	12.22	1.71	1.52
1	5A	178	SER	CA-CB	12.22	1.71	1.52
1	5E	178	SER	CA-CB	12.22	1.71	1.52
1	5I	178	SER	CA-CB	12.22	1.71	1.52
1	5M	178	SER	CA-CB	12.22	1.71	1.52
1	52	178	SER	CA-CB	12.22	1.71	1.52
1	56	178	SER	CA-CB	12.22	1.71	1.52
1	6A	178	SER	CA-CB	12.22	1.71	1.52
1	62	178	SER	CA-CB	12.22	1.71	1.52
1	66	178	SER	CA-CB	12.22	1.71	1.52
1	7A	178	SER	CA-CB	12.22	1.71	1.52
2	1N	42	HIS	CE1-NE2	12.22	1.60	1.32
2	2J	42	HIS	CE1-NE2	12.22	1.60	1.32
2	3B	42	HIS	CE1-NE2	12.22	1.60	1.32
2	3J	42	HIS	CE1-NE2	12.22	1.60	1.32
2	33	42	HIS	CE1-NE2	12.22	1.60	1.32
2	4F	42	HIS	CE1-NE2	12.22	1.60	1.32
2	4Z	42	HIS	CE1-NE2	12.22	1.60	1.32
2	5V	42	HIS	CE1-NE2	12.22	1.60	1.32
2	6N	42	HIS	CE1-NE2	12.22	1.60	1.32
2	6V	42	HIS	CE1-NE2	12.22	1.60	1.32
2	7F	42	HIS	CE1-NE2	12.22	1.60	1.32
2	7R	42	HIS	CE1-NE2	12.22	1.60	1.32
2	1F	42	HIS	CE1-NE2	12.22	1.60	1.32
2	2N	42	HIS	CE1-NE2	12.22	1.60	1.32
2	23	42	HIS	CE1-NE2	12.22	1.60	1.32
2	3N	42	HIS	CE1-NE2	12.22	1.60	1.32
2	37	42	HIS	CE1-NE2	12.22	1.60	1.32
2	4J	42	HIS	CE1-NE2	12.22	1.60	1.32
2	4R	42	HIS	CE1-NE2	12.22	1.60	1.32
2	5Z	42	HIS	CE1-NE2	12.22	1.60	1.32

*Continued on next page...*

*Continued from previous page...*

Mol	Chain	Res	Type	Atoms	Z	Observed(Å)	Ideal(Å)
2	6F	42	HIS	CE1-NE2	12.22	1.60	1.32
2	6Z	42	HIS	CE1-NE2	12.22	1.60	1.32
2	7J	42	HIS	CE1-NE2	12.22	1.60	1.32
2	7V	42	HIS	CE1-NE2	12.22	1.60	1.32
2	1R	42	HIS	CE1-NE2	12.21	1.60	1.32
2	1V	42	HIS	CE1-NE2	12.21	1.60	1.32
2	1Z	42	HIS	CE1-NE2	12.21	1.60	1.32
2	2R	42	HIS	CE1-NE2	12.21	1.60	1.32
2	2V	42	HIS	CE1-NE2	12.21	1.60	1.32
2	2Z	42	HIS	CE1-NE2	12.21	1.60	1.32
2	43	42	HIS	CE1-NE2	12.21	1.60	1.32
2	47	42	HIS	CE1-NE2	12.21	1.60	1.32
2	5B	42	HIS	CE1-NE2	12.21	1.60	1.32
2	53	42	HIS	CE1-NE2	12.21	1.60	1.32
2	57	42	HIS	CE1-NE2	12.21	1.60	1.32
2	6B	42	HIS	CE1-NE2	12.21	1.60	1.32
1	1M	178	SER	CA-CB	12.21	1.71	1.52
1	2I	178	SER	CA-CB	12.21	1.71	1.52
1	3A	178	SER	CA-CB	12.21	1.71	1.52
1	3I	178	SER	CA-CB	12.21	1.71	1.52
1	32	178	SER	CA-CB	12.21	1.71	1.52
1	4E	178	SER	CA-CB	12.21	1.71	1.52
1	4Y	178	SER	CA-CB	12.21	1.71	1.52
1	5U	178	SER	CA-CB	12.21	1.71	1.52
1	6M	178	SER	CA-CB	12.21	1.71	1.52
1	6U	178	SER	CA-CB	12.21	1.71	1.52
1	7E	178	SER	CA-CB	12.21	1.71	1.52
1	7Q	178	SER	CA-CB	12.21	1.71	1.52
1	12	21	ASN	C-O	-12.20	1.00	1.23
1	16	21	ASN	C-O	-12.20	1.00	1.23
1	2A	21	ASN	C-O	-12.20	1.00	1.23
1	3Q	21	ASN	C-O	-12.20	1.00	1.23
1	3U	21	ASN	C-O	-12.20	1.00	1.23
1	3Y	21	ASN	C-O	-12.20	1.00	1.23
1	5E	21	ASN	C-O	-12.20	1.00	1.23
1	5I	21	ASN	C-O	-12.20	1.00	1.23
1	5M	21	ASN	C-O	-12.20	1.00	1.23
1	62	21	ASN	C-O	-12.20	1.00	1.23
1	66	21	ASN	C-O	-12.20	1.00	1.23
1	7A	21	ASN	C-O	-12.20	1.00	1.23
1	1E	178	SER	CA-CB	12.19	1.71	1.52
1	2M	178	SER	CA-CB	12.19	1.71	1.52

*Continued on next page...*

*Continued from previous page...*

Mol	Chain	Res	Type	Atoms	Z	Observed(Å)	Ideal(Å)
1	22	178	SER	CA-CB	12.19	1.71	1.52
1	3M	178	SER	CA-CB	12.19	1.71	1.52
1	36	178	SER	CA-CB	12.19	1.71	1.52
1	4I	178	SER	CA-CB	12.19	1.71	1.52
1	4Q	178	SER	CA-CB	12.19	1.71	1.52
1	5Y	178	SER	CA-CB	12.19	1.71	1.52
1	6E	178	SER	CA-CB	12.19	1.71	1.52
1	6Y	178	SER	CA-CB	12.19	1.71	1.52
1	7I	178	SER	CA-CB	12.19	1.71	1.52
1	7U	178	SER	CA-CB	12.19	1.71	1.52
1	1A	178	SER	CA-CB	12.19	1.71	1.52
1	1I	178	SER	CA-CB	12.19	1.71	1.52
1	1M	21	ASN	C-O	-12.19	1.00	1.23
1	2E	178	SER	CA-CB	12.19	1.71	1.52
1	2I	21	ASN	C-O	-12.19	1.00	1.23
1	26	178	SER	CA-CB	12.19	1.71	1.52
1	3A	21	ASN	C-O	-12.19	1.00	1.23
1	3E	178	SER	CA-CB	12.19	1.71	1.52
1	3I	21	ASN	C-O	-12.19	1.00	1.23
1	32	21	ASN	C-O	-12.19	1.00	1.23
1	4A	178	SER	CA-CB	12.19	1.71	1.52
1	4E	21	ASN	C-O	-12.19	1.00	1.23
1	4M	178	SER	CA-CB	12.19	1.71	1.52
1	4U	178	SER	CA-CB	12.19	1.71	1.52
1	4Y	21	ASN	C-O	-12.19	1.00	1.23
1	5Q	178	SER	CA-CB	12.19	1.71	1.52
1	5U	21	ASN	C-O	-12.19	1.00	1.23
1	6I	178	SER	CA-CB	12.19	1.71	1.52
1	6M	21	ASN	C-O	-12.19	1.00	1.23
1	6Q	178	SER	CA-CB	12.19	1.71	1.52
1	6U	21	ASN	C-O	-12.19	1.00	1.23
1	7E	21	ASN	C-O	-12.19	1.00	1.23
1	7M	178	SER	CA-CB	12.19	1.71	1.52
1	7Q	21	ASN	C-O	-12.19	1.00	1.23
1	1A	21	ASN	C-O	-12.16	1.00	1.23
1	1I	21	ASN	C-O	-12.16	1.00	1.23
1	2E	21	ASN	C-O	-12.16	1.00	1.23
1	26	21	ASN	C-O	-12.16	1.00	1.23
1	3E	21	ASN	C-O	-12.16	1.00	1.23
1	4A	21	ASN	C-O	-12.16	1.00	1.23
1	4M	21	ASN	C-O	-12.16	1.00	1.23
1	4U	21	ASN	C-O	-12.16	1.00	1.23

*Continued on next page...*

*Continued from previous page...*

Mol	Chain	Res	Type	Atoms	Z	Observed(Å)	Ideal(Å)
1	5Q	21	ASN	C-O	-12.16	1.00	1.23
1	6I	21	ASN	C-O	-12.16	1.00	1.23
1	6Q	21	ASN	C-O	-12.16	1.00	1.23
1	7M	21	ASN	C-O	-12.16	1.00	1.23
2	1R	45	ALA	C-O	-12.14	1.00	1.23
2	1V	45	ALA	C-O	-12.14	1.00	1.23
2	1Z	45	ALA	C-O	-12.14	1.00	1.23
2	2R	45	ALA	C-O	-12.14	1.00	1.23
2	2V	45	ALA	C-O	-12.14	1.00	1.23
2	2Z	45	ALA	C-O	-12.14	1.00	1.23
2	43	45	ALA	C-O	-12.14	1.00	1.23
2	47	45	ALA	C-O	-12.14	1.00	1.23
2	5B	45	ALA	C-O	-12.14	1.00	1.23
2	53	45	ALA	C-O	-12.14	1.00	1.23
2	57	45	ALA	C-O	-12.14	1.00	1.23
2	6B	45	ALA	C-O	-12.14	1.00	1.23
1	1Q	21	ASN	C-O	-12.14	1.00	1.23
1	1U	21	ASN	C-O	-12.14	1.00	1.23
1	1Y	21	ASN	C-O	-12.14	1.00	1.23
1	2Q	21	ASN	C-O	-12.14	1.00	1.23
1	2U	21	ASN	C-O	-12.14	1.00	1.23
1	2Y	21	ASN	C-O	-12.14	1.00	1.23
1	42	21	ASN	C-O	-12.14	1.00	1.23
1	46	21	ASN	C-O	-12.14	1.00	1.23
1	5A	21	ASN	C-O	-12.14	1.00	1.23
1	52	21	ASN	C-O	-12.14	1.00	1.23
1	56	21	ASN	C-O	-12.14	1.00	1.23
1	6A	21	ASN	C-O	-12.14	1.00	1.23
1	1E	21	ASN	C-O	-12.13	1.00	1.23
2	13	45	ALA	C-O	-12.13	1.00	1.23
2	17	45	ALA	C-O	-12.13	1.00	1.23
2	2B	45	ALA	C-O	-12.13	1.00	1.23
1	2M	21	ASN	C-O	-12.13	1.00	1.23
1	22	21	ASN	C-O	-12.13	1.00	1.23
1	3M	21	ASN	C-O	-12.13	1.00	1.23
2	3R	45	ALA	C-O	-12.13	1.00	1.23
2	3V	45	ALA	C-O	-12.13	1.00	1.23
2	3Z	45	ALA	C-O	-12.13	1.00	1.23
1	36	21	ASN	C-O	-12.13	1.00	1.23
1	4I	21	ASN	C-O	-12.13	1.00	1.23
1	4Q	21	ASN	C-O	-12.13	1.00	1.23
2	5F	45	ALA	C-O	-12.13	1.00	1.23

*Continued on next page...*

*Continued from previous page...*

Mol	Chain	Res	Type	Atoms	Z	Observed(Å)	Ideal(Å)
2	5J	45	ALA	C-O	-12.13	1.00	1.23
2	5N	45	ALA	C-O	-12.13	1.00	1.23
1	5Y	21	ASN	C-O	-12.13	1.00	1.23
1	6E	21	ASN	C-O	-12.13	1.00	1.23
1	6Y	21	ASN	C-O	-12.13	1.00	1.23
2	63	45	ALA	C-O	-12.13	1.00	1.23
2	67	45	ALA	C-O	-12.13	1.00	1.23
2	7B	45	ALA	C-O	-12.13	1.00	1.23
1	7I	21	ASN	C-O	-12.13	1.00	1.23
1	7U	21	ASN	C-O	-12.13	1.00	1.23
2	1B	45	ALA	C-O	-12.12	1.00	1.23
2	1J	45	ALA	C-O	-12.12	1.00	1.23
2	2F	45	ALA	C-O	-12.12	1.00	1.23
2	27	45	ALA	C-O	-12.12	1.00	1.23
2	3F	45	ALA	C-O	-12.12	1.00	1.23
2	4B	45	ALA	C-O	-12.12	1.00	1.23
2	4N	45	ALA	C-O	-12.12	1.00	1.23
2	4V	45	ALA	C-O	-12.12	1.00	1.23
2	5R	45	ALA	C-O	-12.12	1.00	1.23
2	6J	45	ALA	C-O	-12.12	1.00	1.23
2	6R	45	ALA	C-O	-12.12	1.00	1.23
2	7N	45	ALA	C-O	-12.12	1.00	1.23
2	1F	45	ALA	C-O	-12.08	1.00	1.23
2	1N	45	ALA	C-O	-12.08	1.00	1.23
2	2J	45	ALA	C-O	-12.08	1.00	1.23
2	2N	45	ALA	C-O	-12.08	1.00	1.23
2	23	45	ALA	C-O	-12.08	1.00	1.23
2	3B	45	ALA	C-O	-12.08	1.00	1.23
2	3J	45	ALA	C-O	-12.08	1.00	1.23
2	3N	45	ALA	C-O	-12.08	1.00	1.23
2	33	45	ALA	C-O	-12.08	1.00	1.23
2	37	45	ALA	C-O	-12.08	1.00	1.23
2	4F	45	ALA	C-O	-12.08	1.00	1.23
2	4J	45	ALA	C-O	-12.08	1.00	1.23
2	4R	45	ALA	C-O	-12.08	1.00	1.23
2	4Z	45	ALA	C-O	-12.08	1.00	1.23
2	5V	45	ALA	C-O	-12.08	1.00	1.23
2	5Z	45	ALA	C-O	-12.08	1.00	1.23
2	6F	45	ALA	C-O	-12.08	1.00	1.23
2	6N	45	ALA	C-O	-12.08	1.00	1.23
2	6V	45	ALA	C-O	-12.08	1.00	1.23
2	6Z	45	ALA	C-O	-12.08	1.00	1.23

*Continued on next page...*

*Continued from previous page...*

Mol	Chain	Res	Type	Atoms	Z	Observed(Å)	Ideal(Å)
2	7F	45	ALA	C-O	-12.08	1.00	1.23
2	7J	45	ALA	C-O	-12.08	1.00	1.23
2	7R	45	ALA	C-O	-12.08	1.00	1.23
2	7V	45	ALA	C-O	-12.08	1.00	1.23
2	13	24	PRO	CA-C	-12.08	1.28	1.52
2	17	24	PRO	CA-C	-12.08	1.28	1.52
2	2B	24	PRO	CA-C	-12.08	1.28	1.52
2	3R	24	PRO	CA-C	-12.08	1.28	1.52
2	3V	24	PRO	CA-C	-12.08	1.28	1.52
2	3Z	24	PRO	CA-C	-12.08	1.28	1.52
2	5F	24	PRO	CA-C	-12.08	1.28	1.52
2	5J	24	PRO	CA-C	-12.08	1.28	1.52
2	5N	24	PRO	CA-C	-12.08	1.28	1.52
2	63	24	PRO	CA-C	-12.08	1.28	1.52
2	67	24	PRO	CA-C	-12.08	1.28	1.52
2	7B	24	PRO	CA-C	-12.08	1.28	1.52
2	1R	24	PRO	CA-C	-12.07	1.28	1.52
2	1V	24	PRO	CA-C	-12.07	1.28	1.52
2	1Z	24	PRO	CA-C	-12.07	1.28	1.52
2	2R	24	PRO	CA-C	-12.07	1.28	1.52
2	2V	24	PRO	CA-C	-12.07	1.28	1.52
2	2Z	24	PRO	CA-C	-12.07	1.28	1.52
2	43	24	PRO	CA-C	-12.07	1.28	1.52
2	47	24	PRO	CA-C	-12.07	1.28	1.52
2	5B	24	PRO	CA-C	-12.07	1.28	1.52
2	53	24	PRO	CA-C	-12.07	1.28	1.52
2	57	24	PRO	CA-C	-12.07	1.28	1.52
2	6B	24	PRO	CA-C	-12.07	1.28	1.52
2	1F	24	PRO	CA-C	-12.07	1.28	1.52
2	2N	24	PRO	CA-C	-12.07	1.28	1.52
2	23	24	PRO	CA-C	-12.07	1.28	1.52
2	3N	24	PRO	CA-C	-12.07	1.28	1.52
2	37	24	PRO	CA-C	-12.07	1.28	1.52
2	4J	24	PRO	CA-C	-12.07	1.28	1.52
2	4R	24	PRO	CA-C	-12.07	1.28	1.52
2	5Z	24	PRO	CA-C	-12.07	1.28	1.52
2	6F	24	PRO	CA-C	-12.07	1.28	1.52
2	6Z	24	PRO	CA-C	-12.07	1.28	1.52
2	7J	24	PRO	CA-C	-12.07	1.28	1.52
2	7V	24	PRO	CA-C	-12.07	1.28	1.52
1	1E	29	TYR	CD2-CE2	12.06	1.57	1.39
1	12	41	ILE	C-N	-12.06	1.06	1.34

*Continued on next page...*

*Continued from previous page...*

Mol	Chain	Res	Type	Atoms	Z	Observed(Å)	Ideal(Å)
1	16	41	ILE	C-N	-12.06	1.06	1.34
1	2A	41	ILE	C-N	-12.06	1.06	1.34
1	2M	29	TYR	CD2-CE2	12.06	1.57	1.39
1	22	29	TYR	CD2-CE2	12.06	1.57	1.39
1	3M	29	TYR	CD2-CE2	12.06	1.57	1.39
1	3Q	41	ILE	C-N	-12.06	1.06	1.34
1	3U	41	ILE	C-N	-12.06	1.06	1.34
1	3Y	41	ILE	C-N	-12.06	1.06	1.34
1	36	29	TYR	CD2-CE2	12.06	1.57	1.39
1	4I	29	TYR	CD2-CE2	12.06	1.57	1.39
1	4Q	29	TYR	CD2-CE2	12.06	1.57	1.39
1	5E	41	ILE	C-N	-12.06	1.06	1.34
1	5I	41	ILE	C-N	-12.06	1.06	1.34
1	5M	41	ILE	C-N	-12.06	1.06	1.34
1	5Y	29	TYR	CD2-CE2	12.06	1.57	1.39
1	6E	29	TYR	CD2-CE2	12.06	1.57	1.39
1	6Y	29	TYR	CD2-CE2	12.06	1.57	1.39
1	62	41	ILE	C-N	-12.06	1.06	1.34
1	66	41	ILE	C-N	-12.06	1.06	1.34
1	7A	41	ILE	C-N	-12.06	1.06	1.34
1	7I	29	TYR	CD2-CE2	12.06	1.57	1.39
1	7U	29	TYR	CD2-CE2	12.06	1.57	1.39
2	1N	24	PRO	CA-C	-12.06	1.28	1.52
2	2J	24	PRO	CA-C	-12.06	1.28	1.52
2	3B	24	PRO	CA-C	-12.06	1.28	1.52
2	3J	24	PRO	CA-C	-12.06	1.28	1.52
2	33	24	PRO	CA-C	-12.06	1.28	1.52
2	4F	24	PRO	CA-C	-12.06	1.28	1.52
2	4Z	24	PRO	CA-C	-12.06	1.28	1.52
2	5V	24	PRO	CA-C	-12.06	1.28	1.52
2	6N	24	PRO	CA-C	-12.06	1.28	1.52
2	6V	24	PRO	CA-C	-12.06	1.28	1.52
2	7F	24	PRO	CA-C	-12.06	1.28	1.52
2	7R	24	PRO	CA-C	-12.06	1.28	1.52
2	1B	24	PRO	CA-C	-12.06	1.28	1.52
2	1J	24	PRO	CA-C	-12.06	1.28	1.52
2	2F	24	PRO	CA-C	-12.06	1.28	1.52
2	27	24	PRO	CA-C	-12.06	1.28	1.52
2	3F	24	PRO	CA-C	-12.06	1.28	1.52
2	4B	24	PRO	CA-C	-12.06	1.28	1.52
2	4N	24	PRO	CA-C	-12.06	1.28	1.52
2	4V	24	PRO	CA-C	-12.06	1.28	1.52

*Continued on next page...*

*Continued from previous page...*

Mol	Chain	Res	Type	Atoms	Z	Observed(Å)	Ideal(Å)
2	5R	24	PRO	CA-C	-12.06	1.28	1.52
2	6J	24	PRO	CA-C	-12.06	1.28	1.52
2	6R	24	PRO	CA-C	-12.06	1.28	1.52
2	7N	24	PRO	CA-C	-12.06	1.28	1.52
1	1A	29	TYR	CD2-CE2	12.05	1.57	1.39
1	1I	29	TYR	CD2-CE2	12.05	1.57	1.39
1	2E	29	TYR	CD2-CE2	12.05	1.57	1.39
1	26	29	TYR	CD2-CE2	12.05	1.57	1.39
1	3E	29	TYR	CD2-CE2	12.05	1.57	1.39
1	4A	29	TYR	CD2-CE2	12.05	1.57	1.39
1	4M	29	TYR	CD2-CE2	12.05	1.57	1.39
1	4U	29	TYR	CD2-CE2	12.05	1.57	1.39
1	5Q	29	TYR	CD2-CE2	12.05	1.57	1.39
1	6I	29	TYR	CD2-CE2	12.05	1.57	1.39
1	6Q	29	TYR	CD2-CE2	12.05	1.57	1.39
1	7M	29	TYR	CD2-CE2	12.05	1.57	1.39
1	1Q	8	LEU	CB-CG	12.04	1.87	1.52
1	1U	8	LEU	CB-CG	12.04	1.87	1.52
1	1Y	8	LEU	CB-CG	12.04	1.87	1.52
1	12	29	TYR	CD2-CE2	12.04	1.57	1.39
1	16	29	TYR	CD2-CE2	12.04	1.57	1.39
1	2A	29	TYR	CD2-CE2	12.04	1.57	1.39
1	2Q	8	LEU	CB-CG	12.04	1.87	1.52
1	2U	8	LEU	CB-CG	12.04	1.87	1.52
1	2Y	8	LEU	CB-CG	12.04	1.87	1.52
1	3Q	29	TYR	CD2-CE2	12.04	1.57	1.39
1	3U	29	TYR	CD2-CE2	12.04	1.57	1.39
1	3Y	29	TYR	CD2-CE2	12.04	1.57	1.39
1	42	8	LEU	CB-CG	12.04	1.87	1.52
1	46	8	LEU	CB-CG	12.04	1.87	1.52
1	5A	8	LEU	CB-CG	12.04	1.87	1.52
1	5E	29	TYR	CD2-CE2	12.04	1.57	1.39
1	5I	29	TYR	CD2-CE2	12.04	1.57	1.39
1	5M	29	TYR	CD2-CE2	12.04	1.57	1.39
1	52	8	LEU	CB-CG	12.04	1.87	1.52
1	56	8	LEU	CB-CG	12.04	1.87	1.52
1	6A	8	LEU	CB-CG	12.04	1.87	1.52
1	62	29	TYR	CD2-CE2	12.04	1.57	1.39
1	66	29	TYR	CD2-CE2	12.04	1.57	1.39
1	7A	29	TYR	CD2-CE2	12.04	1.57	1.39
1	1A	41	ILE	C-N	-12.04	1.06	1.34
1	1I	41	ILE	C-N	-12.04	1.06	1.34

*Continued on next page...*



*Continued from previous page...*

Mol	Chain	Res	Type	Atoms	Z	Observed(Å)	Ideal(Å)
1	1M	41	ILE	C-N	-12.04	1.06	1.34
1	2E	41	ILE	C-N	-12.04	1.06	1.34
1	2I	41	ILE	C-N	-12.04	1.06	1.34
1	26	41	ILE	C-N	-12.04	1.06	1.34
1	3A	41	ILE	C-N	-12.04	1.06	1.34
1	3E	41	ILE	C-N	-12.04	1.06	1.34
1	3I	41	ILE	C-N	-12.04	1.06	1.34
1	32	41	ILE	C-N	-12.04	1.06	1.34
1	4A	41	ILE	C-N	-12.04	1.06	1.34
1	4E	41	ILE	C-N	-12.04	1.06	1.34
1	4M	41	ILE	C-N	-12.04	1.06	1.34
1	4U	41	ILE	C-N	-12.04	1.06	1.34
1	4Y	41	ILE	C-N	-12.04	1.06	1.34
1	5Q	41	ILE	C-N	-12.04	1.06	1.34
1	5U	41	ILE	C-N	-12.04	1.06	1.34
1	6I	41	ILE	C-N	-12.04	1.06	1.34
1	6M	41	ILE	C-N	-12.04	1.06	1.34
1	6Q	41	ILE	C-N	-12.04	1.06	1.34
1	6U	41	ILE	C-N	-12.04	1.06	1.34
1	7E	41	ILE	C-N	-12.04	1.06	1.34
1	7M	41	ILE	C-N	-12.04	1.06	1.34
1	7Q	41	ILE	C-N	-12.04	1.06	1.34
1	1Q	41	ILE	C-N	-12.03	1.06	1.34
1	1U	41	ILE	C-N	-12.03	1.06	1.34
1	1Y	41	ILE	C-N	-12.03	1.06	1.34
1	2Q	41	ILE	C-N	-12.03	1.06	1.34
1	2U	41	ILE	C-N	-12.03	1.06	1.34
1	2Y	41	ILE	C-N	-12.03	1.06	1.34
1	46	41	ILE	C-N	-12.03	1.06	1.34
1	6A	41	ILE	C-N	-12.03	1.06	1.34
1	1Q	29	TYR	CD2-CE2	12.03	1.57	1.39
1	1U	29	TYR	CD2-CE2	12.03	1.57	1.39
1	1Y	29	TYR	CD2-CE2	12.03	1.57	1.39
1	12	8	LEU	CB-CG	12.03	1.87	1.52
1	16	8	LEU	CB-CG	12.03	1.87	1.52
1	2A	8	LEU	CB-CG	12.03	1.87	1.52
1	42	41	ILE	C-N	-12.03	1.06	1.34
1	2Q	29	TYR	CD2-CE2	12.03	1.57	1.39
1	2U	29	TYR	CD2-CE2	12.03	1.57	1.39
1	2Y	29	TYR	CD2-CE2	12.03	1.57	1.39
1	3Q	8	LEU	CB-CG	12.03	1.87	1.52
1	3U	8	LEU	CB-CG	12.03	1.87	1.52

*Continued on next page...*

*Continued from previous page...*

Mol	Chain	Res	Type	Atoms	Z	Observed(Å)	Ideal(Å)
1	3Y	8	LEU	CB-CG	12.03	1.87	1.52
1	5A	41	ILE	C-N	-12.03	1.06	1.34
1	52	41	ILE	C-N	-12.03	1.06	1.34
1	42	29	TYR	CD2-CE2	12.03	1.57	1.39
1	46	29	TYR	CD2-CE2	12.03	1.57	1.39
1	5A	29	TYR	CD2-CE2	12.03	1.57	1.39
1	5E	8	LEU	CB-CG	12.03	1.87	1.52
1	5I	8	LEU	CB-CG	12.03	1.87	1.52
1	5M	8	LEU	CB-CG	12.03	1.87	1.52
1	56	41	ILE	C-N	-12.03	1.06	1.34
1	52	29	TYR	CD2-CE2	12.03	1.57	1.39
1	56	29	TYR	CD2-CE2	12.03	1.57	1.39
1	6A	29	TYR	CD2-CE2	12.03	1.57	1.39
1	62	8	LEU	CB-CG	12.03	1.87	1.52
1	66	8	LEU	CB-CG	12.03	1.87	1.52
1	7A	8	LEU	CB-CG	12.03	1.87	1.52
1	1A	8	LEU	CB-CG	12.03	1.87	1.52
1	1I	8	LEU	CB-CG	12.03	1.87	1.52
1	2E	8	LEU	CB-CG	12.03	1.87	1.52
1	26	8	LEU	CB-CG	12.03	1.87	1.52
1	3E	8	LEU	CB-CG	12.03	1.87	1.52
1	4A	8	LEU	CB-CG	12.03	1.87	1.52
1	4M	8	LEU	CB-CG	12.03	1.87	1.52
1	4U	8	LEU	CB-CG	12.03	1.87	1.52
1	5Q	8	LEU	CB-CG	12.03	1.87	1.52
1	6I	8	LEU	CB-CG	12.03	1.87	1.52
1	6Q	8	LEU	CB-CG	12.03	1.87	1.52
1	7M	8	LEU	CB-CG	12.03	1.87	1.52
1	1M	8	LEU	CB-CG	12.02	1.87	1.52
1	2I	8	LEU	CB-CG	12.02	1.87	1.52
1	3A	8	LEU	CB-CG	12.02	1.87	1.52
1	3I	8	LEU	CB-CG	12.02	1.87	1.52
1	32	8	LEU	CB-CG	12.02	1.87	1.52
1	4E	8	LEU	CB-CG	12.02	1.87	1.52
1	4Y	8	LEU	CB-CG	12.02	1.87	1.52
1	5U	8	LEU	CB-CG	12.02	1.87	1.52
1	6M	8	LEU	CB-CG	12.02	1.87	1.52
1	6U	8	LEU	CB-CG	12.02	1.87	1.52
1	7E	8	LEU	CB-CG	12.02	1.87	1.52
1	7Q	8	LEU	CB-CG	12.02	1.87	1.52
1	1E	8	LEU	CB-CG	12.01	1.87	1.52
1	1E	41	ILE	C-N	-12.01	1.06	1.34

*Continued on next page...*

*Continued from previous page...*

Mol	Chain	Res	Type	Atoms	Z	Observed(Å)	Ideal(Å)
1	2M	8	LEU	CB-CG	12.01	1.87	1.52
1	2M	41	ILE	C-N	-12.01	1.06	1.34
1	22	8	LEU	CB-CG	12.01	1.87	1.52
1	22	41	ILE	C-N	-12.01	1.06	1.34
1	3M	8	LEU	CB-CG	12.01	1.87	1.52
1	3M	41	ILE	C-N	-12.01	1.06	1.34
1	36	8	LEU	CB-CG	12.01	1.87	1.52
1	36	41	ILE	C-N	-12.01	1.06	1.34
1	4I	8	LEU	CB-CG	12.01	1.87	1.52
1	4I	41	ILE	C-N	-12.01	1.06	1.34
1	4Q	8	LEU	CB-CG	12.01	1.87	1.52
1	4Q	41	ILE	C-N	-12.01	1.06	1.34
1	5Y	8	LEU	CB-CG	12.01	1.87	1.52
1	5Y	41	ILE	C-N	-12.01	1.06	1.34
1	6E	8	LEU	CB-CG	12.01	1.87	1.52
1	6E	41	ILE	C-N	-12.01	1.06	1.34
1	6Y	8	LEU	CB-CG	12.01	1.87	1.52
1	6Y	41	ILE	C-N	-12.01	1.06	1.34
1	7I	8	LEU	CB-CG	12.01	1.87	1.52
1	7I	41	ILE	C-N	-12.01	1.06	1.34
1	7U	8	LEU	CB-CG	12.01	1.87	1.52
1	7U	41	ILE	C-N	-12.01	1.06	1.34
1	1M	29	TYR	CD2-CE2	12.01	1.57	1.39
1	2I	29	TYR	CD2-CE2	12.01	1.57	1.39
1	3A	29	TYR	CD2-CE2	12.01	1.57	1.39
1	3I	29	TYR	CD2-CE2	12.01	1.57	1.39
1	32	29	TYR	CD2-CE2	12.01	1.57	1.39
1	4E	29	TYR	CD2-CE2	12.01	1.57	1.39
1	4Y	29	TYR	CD2-CE2	12.01	1.57	1.39
1	5U	29	TYR	CD2-CE2	12.01	1.57	1.39
1	6M	29	TYR	CD2-CE2	12.01	1.57	1.39
1	6U	29	TYR	CD2-CE2	12.01	1.57	1.39
1	7E	29	TYR	CD2-CE2	12.01	1.57	1.39
1	7Q	29	TYR	CD2-CE2	12.01	1.57	1.39
1	1Q	169	ASP	N-CA	-12.00	1.22	1.46
1	1U	169	ASP	N-CA	-12.00	1.22	1.46
1	1Y	169	ASP	N-CA	-12.00	1.22	1.46
1	2Q	169	ASP	N-CA	-12.00	1.22	1.46
1	2U	169	ASP	N-CA	-12.00	1.22	1.46
1	2Y	169	ASP	N-CA	-12.00	1.22	1.46
1	42	169	ASP	N-CA	-12.00	1.22	1.46
1	46	169	ASP	N-CA	-12.00	1.22	1.46

*Continued on next page...*

*Continued from previous page...*

Mol	Chain	Res	Type	Atoms	Z	Observed(Å)	Ideal(Å)
1	5A	169	ASP	N-CA	-12.00	1.22	1.46
1	52	169	ASP	N-CA	-12.00	1.22	1.46
1	56	169	ASP	N-CA	-12.00	1.22	1.46
1	6A	169	ASP	N-CA	-12.00	1.22	1.46
1	1A	169	ASP	N-CA	-12.00	1.22	1.46
1	1I	169	ASP	N-CA	-12.00	1.22	1.46
1	2E	169	ASP	N-CA	-12.00	1.22	1.46
1	26	169	ASP	N-CA	-12.00	1.22	1.46
1	3E	169	ASP	N-CA	-12.00	1.22	1.46
1	4A	169	ASP	N-CA	-12.00	1.22	1.46
1	4M	169	ASP	N-CA	-12.00	1.22	1.46
1	4U	169	ASP	N-CA	-12.00	1.22	1.46
1	5Q	169	ASP	N-CA	-12.00	1.22	1.46
1	6I	169	ASP	N-CA	-12.00	1.22	1.46
1	6Q	169	ASP	N-CA	-12.00	1.22	1.46
1	7M	169	ASP	N-CA	-12.00	1.22	1.46
1	1E	169	ASP	N-CA	-11.98	1.22	1.46
1	12	169	ASP	N-CA	-11.98	1.22	1.46
1	16	169	ASP	N-CA	-11.98	1.22	1.46
1	2A	169	ASP	N-CA	-11.98	1.22	1.46
1	2M	169	ASP	N-CA	-11.98	1.22	1.46
1	22	169	ASP	N-CA	-11.98	1.22	1.46
1	3M	169	ASP	N-CA	-11.98	1.22	1.46
1	3Q	169	ASP	N-CA	-11.98	1.22	1.46
1	3U	169	ASP	N-CA	-11.98	1.22	1.46
1	3Y	169	ASP	N-CA	-11.98	1.22	1.46
1	36	169	ASP	N-CA	-11.98	1.22	1.46
1	4I	169	ASP	N-CA	-11.98	1.22	1.46
1	4Q	169	ASP	N-CA	-11.98	1.22	1.46
1	5E	169	ASP	N-CA	-11.98	1.22	1.46
1	5I	169	ASP	N-CA	-11.98	1.22	1.46
1	5M	169	ASP	N-CA	-11.98	1.22	1.46
1	5Y	169	ASP	N-CA	-11.98	1.22	1.46
1	6E	169	ASP	N-CA	-11.98	1.22	1.46
1	6Y	169	ASP	N-CA	-11.98	1.22	1.46
1	62	169	ASP	N-CA	-11.98	1.22	1.46
1	66	169	ASP	N-CA	-11.98	1.22	1.46
1	7A	169	ASP	N-CA	-11.98	1.22	1.46
1	7I	169	ASP	N-CA	-11.98	1.22	1.46
1	7U	169	ASP	N-CA	-11.98	1.22	1.46
1	1M	169	ASP	N-CA	-11.96	1.22	1.46
1	2I	169	ASP	N-CA	-11.96	1.22	1.46

*Continued on next page...*

*Continued from previous page...*

Mol	Chain	Res	Type	Atoms	Z	Observed(Å)	Ideal(Å)
1	3A	169	ASP	N-CA	-11.96	1.22	1.46
1	3I	169	ASP	N-CA	-11.96	1.22	1.46
1	32	169	ASP	N-CA	-11.96	1.22	1.46
1	4E	169	ASP	N-CA	-11.96	1.22	1.46
1	4Y	169	ASP	N-CA	-11.96	1.22	1.46
1	5U	169	ASP	N-CA	-11.96	1.22	1.46
1	6M	169	ASP	N-CA	-11.96	1.22	1.46
1	6U	169	ASP	N-CA	-11.96	1.22	1.46
1	7E	169	ASP	N-CA	-11.96	1.22	1.46
1	7Q	169	ASP	N-CA	-11.96	1.22	1.46
1	1M	30	PHE	CB-CG	-11.95	1.31	1.51
1	12	38	PRO	CA-C	-11.95	1.28	1.52
1	16	38	PRO	CA-C	-11.95	1.28	1.52
1	2A	38	PRO	CA-C	-11.95	1.28	1.52
1	2I	30	PHE	CB-CG	-11.95	1.31	1.51
1	3A	30	PHE	CB-CG	-11.95	1.31	1.51
1	3I	30	PHE	CB-CG	-11.95	1.31	1.51
1	3Q	38	PRO	CA-C	-11.95	1.28	1.52
1	3U	38	PRO	CA-C	-11.95	1.28	1.52
1	3Y	38	PRO	CA-C	-11.95	1.28	1.52
1	32	30	PHE	CB-CG	-11.95	1.31	1.51
1	4E	30	PHE	CB-CG	-11.95	1.31	1.51
1	4Y	30	PHE	CB-CG	-11.95	1.31	1.51
1	5E	38	PRO	CA-C	-11.95	1.28	1.52
1	5I	38	PRO	CA-C	-11.95	1.28	1.52
1	5M	38	PRO	CA-C	-11.95	1.28	1.52
1	5U	30	PHE	CB-CG	-11.95	1.31	1.51
1	6M	30	PHE	CB-CG	-11.95	1.31	1.51
1	6U	30	PHE	CB-CG	-11.95	1.31	1.51
1	62	38	PRO	CA-C	-11.95	1.28	1.52
1	66	38	PRO	CA-C	-11.95	1.28	1.52
1	7A	38	PRO	CA-C	-11.95	1.28	1.52
1	7E	30	PHE	CB-CG	-11.95	1.31	1.51
1	7Q	30	PHE	CB-CG	-11.95	1.31	1.51
1	1E	30	PHE	CB-CG	-11.95	1.31	1.51
1	1Q	30	PHE	CB-CG	-11.95	1.31	1.51
1	1U	30	PHE	CB-CG	-11.95	1.31	1.51
1	1Y	30	PHE	CB-CG	-11.95	1.31	1.51
1	12	30	PHE	CB-CG	-11.95	1.31	1.51
1	16	30	PHE	CB-CG	-11.95	1.31	1.51
1	2A	30	PHE	CB-CG	-11.95	1.31	1.51
1	2M	30	PHE	CB-CG	-11.95	1.31	1.51

*Continued on next page...*

*Continued from previous page...*

Mol	Chain	Res	Type	Atoms	Z	Observed(Å)	Ideal(Å)
1	2Q	30	PHE	CB-CG	-11.95	1.31	1.51
1	2U	30	PHE	CB-CG	-11.95	1.31	1.51
1	2Y	30	PHE	CB-CG	-11.95	1.31	1.51
1	22	30	PHE	CB-CG	-11.95	1.31	1.51
1	3M	30	PHE	CB-CG	-11.95	1.31	1.51
1	3Q	30	PHE	CB-CG	-11.95	1.31	1.51
1	3U	30	PHE	CB-CG	-11.95	1.31	1.51
1	3Y	30	PHE	CB-CG	-11.95	1.31	1.51
1	36	30	PHE	CB-CG	-11.95	1.31	1.51
1	4I	30	PHE	CB-CG	-11.95	1.31	1.51
1	4Q	30	PHE	CB-CG	-11.95	1.31	1.51
1	42	30	PHE	CB-CG	-11.95	1.31	1.51
1	46	30	PHE	CB-CG	-11.95	1.31	1.51
1	5A	30	PHE	CB-CG	-11.95	1.31	1.51
1	5E	30	PHE	CB-CG	-11.95	1.31	1.51
1	5I	30	PHE	CB-CG	-11.95	1.31	1.51
1	5M	30	PHE	CB-CG	-11.95	1.31	1.51
1	5Y	30	PHE	CB-CG	-11.95	1.31	1.51
1	52	30	PHE	CB-CG	-11.95	1.31	1.51
1	56	30	PHE	CB-CG	-11.95	1.31	1.51
1	6A	30	PHE	CB-CG	-11.95	1.31	1.51
1	6E	30	PHE	CB-CG	-11.95	1.31	1.51
1	6Y	30	PHE	CB-CG	-11.95	1.31	1.51
1	62	30	PHE	CB-CG	-11.95	1.31	1.51
1	66	30	PHE	CB-CG	-11.95	1.31	1.51
1	7A	30	PHE	CB-CG	-11.95	1.31	1.51
1	7I	30	PHE	CB-CG	-11.95	1.31	1.51
1	7U	30	PHE	CB-CG	-11.95	1.31	1.51
1	1A	38	PRO	CA-C	-11.94	1.28	1.52
1	1E	38	PRO	CA-C	-11.94	1.28	1.52
1	1I	38	PRO	CA-C	-11.94	1.28	1.52
1	1M	38	PRO	CA-C	-11.94	1.28	1.52
1	1Q	38	PRO	CA-C	-11.94	1.28	1.52
1	1U	38	PRO	CA-C	-11.94	1.28	1.52
1	1Y	38	PRO	CA-C	-11.94	1.28	1.52
1	2E	38	PRO	CA-C	-11.94	1.28	1.52
1	2I	38	PRO	CA-C	-11.94	1.28	1.52
1	2M	38	PRO	CA-C	-11.94	1.28	1.52
1	2Q	38	PRO	CA-C	-11.94	1.28	1.52
1	2U	38	PRO	CA-C	-11.94	1.28	1.52
1	2Y	38	PRO	CA-C	-11.94	1.28	1.52
1	22	38	PRO	CA-C	-11.94	1.28	1.52

*Continued on next page...*

*Continued from previous page...*

Mol	Chain	Res	Type	Atoms	Z	Observed(Å)	Ideal(Å)
1	26	38	PRO	CA-C	-11.94	1.28	1.52
1	3A	38	PRO	CA-C	-11.94	1.28	1.52
1	3E	38	PRO	CA-C	-11.94	1.28	1.52
1	3I	38	PRO	CA-C	-11.94	1.28	1.52
1	3M	38	PRO	CA-C	-11.94	1.28	1.52
1	32	38	PRO	CA-C	-11.94	1.28	1.52
1	36	38	PRO	CA-C	-11.94	1.28	1.52
1	4A	38	PRO	CA-C	-11.94	1.28	1.52
1	4E	38	PRO	CA-C	-11.94	1.28	1.52
1	4I	38	PRO	CA-C	-11.94	1.28	1.52
1	4M	38	PRO	CA-C	-11.94	1.28	1.52
1	4Q	38	PRO	CA-C	-11.94	1.28	1.52
1	4U	38	PRO	CA-C	-11.94	1.28	1.52
1	4Y	38	PRO	CA-C	-11.94	1.28	1.52
1	42	38	PRO	CA-C	-11.94	1.28	1.52
1	46	38	PRO	CA-C	-11.94	1.28	1.52
1	5A	38	PRO	CA-C	-11.94	1.28	1.52
1	5Q	38	PRO	CA-C	-11.94	1.28	1.52
1	5U	38	PRO	CA-C	-11.94	1.28	1.52
1	5Y	38	PRO	CA-C	-11.94	1.28	1.52
1	52	38	PRO	CA-C	-11.94	1.28	1.52
1	56	38	PRO	CA-C	-11.94	1.28	1.52
1	6A	38	PRO	CA-C	-11.94	1.28	1.52
1	6E	38	PRO	CA-C	-11.94	1.28	1.52
1	6I	38	PRO	CA-C	-11.94	1.28	1.52
1	6M	38	PRO	CA-C	-11.94	1.28	1.52
1	6Q	38	PRO	CA-C	-11.94	1.28	1.52
1	6U	38	PRO	CA-C	-11.94	1.28	1.52
1	6Y	38	PRO	CA-C	-11.94	1.28	1.52
1	7E	38	PRO	CA-C	-11.94	1.28	1.52
1	7I	38	PRO	CA-C	-11.94	1.28	1.52
1	7M	38	PRO	CA-C	-11.94	1.28	1.52
1	7Q	38	PRO	CA-C	-11.94	1.28	1.52
1	7U	38	PRO	CA-C	-11.94	1.28	1.52
1	1A	30	PHE	CB-CG	-11.93	1.31	1.51
1	1I	30	PHE	CB-CG	-11.93	1.31	1.51
1	2E	30	PHE	CB-CG	-11.93	1.31	1.51
1	26	30	PHE	CB-CG	-11.93	1.31	1.51
1	3E	30	PHE	CB-CG	-11.93	1.31	1.51
1	4A	30	PHE	CB-CG	-11.93	1.31	1.51
1	4M	30	PHE	CB-CG	-11.93	1.31	1.51
1	4U	30	PHE	CB-CG	-11.93	1.31	1.51

*Continued on next page...*

*Continued from previous page...*

Mol	Chain	Res	Type	Atoms	Z	Observed(Å)	Ideal(Å)
1	5Q	30	PHE	CB-CG	-11.93	1.31	1.51
1	6I	30	PHE	CB-CG	-11.93	1.31	1.51
1	6Q	30	PHE	CB-CG	-11.93	1.31	1.51
1	7M	30	PHE	CB-CG	-11.93	1.31	1.51
2	1R	37	ASN	CA-C	11.91	1.83	1.52
2	1V	37	ASN	CA-C	11.91	1.83	1.52
2	1Z	37	ASN	CA-C	11.91	1.83	1.52
2	2R	37	ASN	CA-C	11.91	1.83	1.52
2	2V	37	ASN	CA-C	11.91	1.83	1.52
2	2Z	37	ASN	CA-C	11.91	1.83	1.52
2	43	37	ASN	CA-C	11.91	1.83	1.52
2	47	37	ASN	CA-C	11.91	1.83	1.52
2	5B	37	ASN	CA-C	11.91	1.83	1.52
2	53	37	ASN	CA-C	11.91	1.83	1.52
2	57	37	ASN	CA-C	11.91	1.83	1.52
2	6B	37	ASN	CA-C	11.91	1.83	1.52
2	13	37	ASN	CA-C	11.91	1.83	1.52
2	17	37	ASN	CA-C	11.91	1.83	1.52
2	2B	37	ASN	CA-C	11.91	1.83	1.52
2	3R	37	ASN	CA-C	11.91	1.83	1.52
2	3V	37	ASN	CA-C	11.91	1.83	1.52
2	3Z	37	ASN	CA-C	11.91	1.83	1.52
2	5F	37	ASN	CA-C	11.91	1.83	1.52
2	5J	37	ASN	CA-C	11.91	1.83	1.52
2	5N	37	ASN	CA-C	11.91	1.83	1.52
2	63	37	ASN	CA-C	11.91	1.83	1.52
2	67	37	ASN	CA-C	11.91	1.83	1.52
2	7B	37	ASN	CA-C	11.91	1.83	1.52
2	1B	37	ASN	CA-C	11.90	1.83	1.52
2	1J	37	ASN	CA-C	11.90	1.83	1.52
2	1N	37	ASN	CA-C	11.90	1.83	1.52
2	2F	37	ASN	CA-C	11.90	1.83	1.52
2	2J	37	ASN	CA-C	11.90	1.83	1.52
2	27	37	ASN	CA-C	11.90	1.83	1.52
2	3B	37	ASN	CA-C	11.90	1.83	1.52
2	3F	37	ASN	CA-C	11.90	1.83	1.52
2	3J	37	ASN	CA-C	11.90	1.83	1.52
2	33	37	ASN	CA-C	11.90	1.83	1.52
2	4B	37	ASN	CA-C	11.90	1.83	1.52
2	4F	37	ASN	CA-C	11.90	1.83	1.52
2	4N	37	ASN	CA-C	11.90	1.83	1.52
2	4V	37	ASN	CA-C	11.90	1.83	1.52

*Continued on next page...*



*Continued from previous page...*

Mol	Chain	Res	Type	Atoms	Z	Observed(Å)	Ideal(Å)
2	4Z	37	ASN	CA-C	11.90	1.83	1.52
2	5R	37	ASN	CA-C	11.90	1.83	1.52
2	5V	37	ASN	CA-C	11.90	1.83	1.52
2	6J	37	ASN	CA-C	11.90	1.83	1.52
2	6N	37	ASN	CA-C	11.90	1.83	1.52
2	6R	37	ASN	CA-C	11.90	1.83	1.52
2	6V	37	ASN	CA-C	11.90	1.83	1.52
2	7F	37	ASN	CA-C	11.90	1.83	1.52
2	7N	37	ASN	CA-C	11.90	1.83	1.52
2	7R	37	ASN	CA-C	11.90	1.83	1.52
2	1F	37	ASN	CA-C	11.90	1.83	1.52
2	2N	37	ASN	CA-C	11.90	1.83	1.52
2	23	37	ASN	CA-C	11.90	1.83	1.52
2	3N	37	ASN	CA-C	11.90	1.83	1.52
2	37	37	ASN	CA-C	11.90	1.83	1.52
2	4J	37	ASN	CA-C	11.90	1.83	1.52
2	4R	37	ASN	CA-C	11.90	1.83	1.52
2	5Z	37	ASN	CA-C	11.90	1.83	1.52
2	6F	37	ASN	CA-C	11.90	1.83	1.52
2	6Z	37	ASN	CA-C	11.90	1.83	1.52
2	7J	37	ASN	CA-C	11.90	1.83	1.52
2	7V	37	ASN	CA-C	11.90	1.83	1.52
1	1A	31	LYS	N-CA	-11.87	1.22	1.46
1	1I	31	LYS	N-CA	-11.87	1.22	1.46
1	2E	31	LYS	N-CA	-11.87	1.22	1.46
1	26	31	LYS	N-CA	-11.87	1.22	1.46
1	3E	31	LYS	N-CA	-11.87	1.22	1.46
1	4A	31	LYS	N-CA	-11.87	1.22	1.46
1	4M	31	LYS	N-CA	-11.87	1.22	1.46
1	4U	31	LYS	N-CA	-11.87	1.22	1.46
1	5Q	31	LYS	N-CA	-11.87	1.22	1.46
1	6I	31	LYS	N-CA	-11.87	1.22	1.46
1	6Q	31	LYS	N-CA	-11.87	1.22	1.46
1	7M	31	LYS	N-CA	-11.87	1.22	1.46
1	1M	31	LYS	N-CA	-11.85	1.22	1.46
1	12	31	LYS	N-CA	-11.85	1.22	1.46
1	16	31	LYS	N-CA	-11.85	1.22	1.46
1	2A	31	LYS	N-CA	-11.85	1.22	1.46
1	2I	31	LYS	N-CA	-11.85	1.22	1.46
1	3A	31	LYS	N-CA	-11.85	1.22	1.46
1	3I	31	LYS	N-CA	-11.85	1.22	1.46
1	3Q	31	LYS	N-CA	-11.85	1.22	1.46

*Continued on next page...*

*Continued from previous page...*

Mol	Chain	Res	Type	Atoms	Z	Observed(Å)	Ideal(Å)
1	3U	31	LYS	N-CA	-11.85	1.22	1.46
1	3Y	31	LYS	N-CA	-11.85	1.22	1.46
1	32	31	LYS	N-CA	-11.85	1.22	1.46
1	4E	31	LYS	N-CA	-11.85	1.22	1.46
1	4Y	31	LYS	N-CA	-11.85	1.22	1.46
1	5E	31	LYS	N-CA	-11.85	1.22	1.46
1	5I	31	LYS	N-CA	-11.85	1.22	1.46
1	5M	31	LYS	N-CA	-11.85	1.22	1.46
1	5U	31	LYS	N-CA	-11.85	1.22	1.46
1	6M	31	LYS	N-CA	-11.85	1.22	1.46
1	6U	31	LYS	N-CA	-11.85	1.22	1.46
1	62	31	LYS	N-CA	-11.85	1.22	1.46
1	66	31	LYS	N-CA	-11.85	1.22	1.46
1	7A	31	LYS	N-CA	-11.85	1.22	1.46
1	7E	31	LYS	N-CA	-11.85	1.22	1.46
1	7Q	31	LYS	N-CA	-11.85	1.22	1.46
1	1M	147	ARG	CA-C	-11.85	1.22	1.52
1	2I	147	ARG	CA-C	-11.85	1.22	1.52
1	3A	147	ARG	CA-C	-11.85	1.22	1.52
1	3I	147	ARG	CA-C	-11.85	1.22	1.52
1	32	147	ARG	CA-C	-11.85	1.22	1.52
1	4E	147	ARG	CA-C	-11.85	1.22	1.52
1	4Y	147	ARG	CA-C	-11.85	1.22	1.52
1	5U	147	ARG	CA-C	-11.85	1.22	1.52
1	6M	147	ARG	CA-C	-11.85	1.22	1.52
1	6U	147	ARG	CA-C	-11.85	1.22	1.52
1	7E	147	ARG	CA-C	-11.85	1.22	1.52
1	7Q	147	ARG	CA-C	-11.85	1.22	1.52
1	1E	31	LYS	N-CA	-11.85	1.22	1.46
1	2M	31	LYS	N-CA	-11.85	1.22	1.46
1	22	31	LYS	N-CA	-11.85	1.22	1.46
1	3M	31	LYS	N-CA	-11.85	1.22	1.46
1	36	31	LYS	N-CA	-11.85	1.22	1.46
1	4I	31	LYS	N-CA	-11.85	1.22	1.46
1	4Q	31	LYS	N-CA	-11.85	1.22	1.46
1	5Y	31	LYS	N-CA	-11.85	1.22	1.46
1	6E	31	LYS	N-CA	-11.85	1.22	1.46
1	6Y	31	LYS	N-CA	-11.85	1.22	1.46
1	7I	31	LYS	N-CA	-11.85	1.22	1.46
1	7U	31	LYS	N-CA	-11.85	1.22	1.46
1	12	147	ARG	CA-C	-11.84	1.22	1.52
1	16	147	ARG	CA-C	-11.84	1.22	1.52

*Continued on next page...*

*Continued from previous page...*

Mol	Chain	Res	Type	Atoms	Z	Observed(Å)	Ideal(Å)
1	2A	147	ARG	CA-C	-11.84	1.22	1.52
1	3Q	147	ARG	CA-C	-11.84	1.22	1.52
1	3U	147	ARG	CA-C	-11.84	1.22	1.52
1	3Y	147	ARG	CA-C	-11.84	1.22	1.52
1	5E	147	ARG	CA-C	-11.84	1.22	1.52
1	5I	147	ARG	CA-C	-11.84	1.22	1.52
1	5M	147	ARG	CA-C	-11.84	1.22	1.52
1	62	147	ARG	CA-C	-11.84	1.22	1.52
1	66	147	ARG	CA-C	-11.84	1.22	1.52
1	7A	147	ARG	CA-C	-11.84	1.22	1.52
1	1A	147	ARG	CA-C	-11.84	1.22	1.52
1	1I	147	ARG	CA-C	-11.84	1.22	1.52
1	2E	147	ARG	CA-C	-11.84	1.22	1.52
1	26	147	ARG	CA-C	-11.84	1.22	1.52
1	3E	147	ARG	CA-C	-11.84	1.22	1.52
1	4A	147	ARG	CA-C	-11.84	1.22	1.52
1	4M	147	ARG	CA-C	-11.84	1.22	1.52
1	4U	147	ARG	CA-C	-11.84	1.22	1.52
1	5Q	147	ARG	CA-C	-11.84	1.22	1.52
1	6I	147	ARG	CA-C	-11.84	1.22	1.52
1	6Q	147	ARG	CA-C	-11.84	1.22	1.52
1	7M	147	ARG	CA-C	-11.84	1.22	1.52
1	1E	147	ARG	CA-C	-11.83	1.22	1.52
1	2M	147	ARG	CA-C	-11.83	1.22	1.52
1	22	147	ARG	CA-C	-11.83	1.22	1.52
1	3M	147	ARG	CA-C	-11.83	1.22	1.52
1	36	147	ARG	CA-C	-11.83	1.22	1.52
1	4I	147	ARG	CA-C	-11.83	1.22	1.52
1	4Q	147	ARG	CA-C	-11.83	1.22	1.52
1	5Y	147	ARG	CA-C	-11.83	1.22	1.52
1	6E	147	ARG	CA-C	-11.83	1.22	1.52
1	6Y	147	ARG	CA-C	-11.83	1.22	1.52
1	7I	147	ARG	CA-C	-11.83	1.22	1.52
1	7U	147	ARG	CA-C	-11.83	1.22	1.52
1	1M	181	THR	C-O	-11.83	1.00	1.23
1	1Q	181	THR	C-O	-11.83	1.00	1.23
1	1U	181	THR	C-O	-11.83	1.00	1.23
1	1Y	181	THR	C-O	-11.83	1.00	1.23
1	2I	181	THR	C-O	-11.83	1.00	1.23
1	2Q	181	THR	C-O	-11.83	1.00	1.23
1	2U	181	THR	C-O	-11.83	1.00	1.23
1	2Y	181	THR	C-O	-11.83	1.00	1.23

*Continued on next page...*

*Continued from previous page...*

Mol	Chain	Res	Type	Atoms	Z	Observed(Å)	Ideal(Å)
1	3A	181	THR	C-O	-11.83	1.00	1.23
1	3I	181	THR	C-O	-11.83	1.00	1.23
1	32	181	THR	C-O	-11.83	1.00	1.23
1	4E	181	THR	C-O	-11.83	1.00	1.23
1	4Y	181	THR	C-O	-11.83	1.00	1.23
1	42	181	THR	C-O	-11.83	1.00	1.23
1	46	181	THR	C-O	-11.83	1.00	1.23
1	5A	181	THR	C-O	-11.83	1.00	1.23
1	5U	181	THR	C-O	-11.83	1.00	1.23
1	52	181	THR	C-O	-11.83	1.00	1.23
1	56	181	THR	C-O	-11.83	1.00	1.23
1	6A	181	THR	C-O	-11.83	1.00	1.23
1	6M	181	THR	C-O	-11.83	1.00	1.23
1	6U	181	THR	C-O	-11.83	1.00	1.23
1	7E	181	THR	C-O	-11.83	1.00	1.23
1	7Q	181	THR	C-O	-11.83	1.00	1.23
1	1Q	31	LYS	N-CA	-11.83	1.22	1.46
1	1U	31	LYS	N-CA	-11.83	1.22	1.46
1	1Y	31	LYS	N-CA	-11.83	1.22	1.46
1	2Q	31	LYS	N-CA	-11.83	1.22	1.46
1	2U	31	LYS	N-CA	-11.83	1.22	1.46
1	2Y	31	LYS	N-CA	-11.83	1.22	1.46
1	42	31	LYS	N-CA	-11.83	1.22	1.46
1	46	31	LYS	N-CA	-11.83	1.22	1.46
1	5A	31	LYS	N-CA	-11.83	1.22	1.46
1	52	31	LYS	N-CA	-11.83	1.22	1.46
1	56	31	LYS	N-CA	-11.83	1.22	1.46
1	6A	31	LYS	N-CA	-11.83	1.22	1.46
1	1E	181	THR	C-O	-11.82	1.00	1.23
1	2M	181	THR	C-O	-11.82	1.00	1.23
1	22	181	THR	C-O	-11.82	1.00	1.23
1	3M	181	THR	C-O	-11.82	1.00	1.23
1	36	181	THR	C-O	-11.82	1.00	1.23
1	4I	181	THR	C-O	-11.82	1.00	1.23
1	4Q	181	THR	C-O	-11.82	1.00	1.23
1	5Y	181	THR	C-O	-11.82	1.00	1.23
1	6E	181	THR	C-O	-11.82	1.00	1.23
1	6Y	181	THR	C-O	-11.82	1.00	1.23
1	7I	181	THR	C-O	-11.82	1.00	1.23
1	7U	181	THR	C-O	-11.82	1.00	1.23
1	1A	181	THR	C-O	-11.82	1.00	1.23
1	1I	181	THR	C-O	-11.82	1.00	1.23

*Continued on next page...*

*Continued from previous page...*

Mol	Chain	Res	Type	Atoms	Z	Observed(Å)	Ideal(Å)
1	2E	181	THR	C-O	-11.82	1.00	1.23
1	26	181	THR	C-O	-11.82	1.00	1.23
1	3E	181	THR	C-O	-11.82	1.00	1.23
1	4A	181	THR	C-O	-11.82	1.00	1.23
1	4M	181	THR	C-O	-11.82	1.00	1.23
1	4U	181	THR	C-O	-11.82	1.00	1.23
1	5Q	181	THR	C-O	-11.82	1.00	1.23
1	6I	181	THR	C-O	-11.82	1.00	1.23
1	6Q	181	THR	C-O	-11.82	1.00	1.23
1	7M	181	THR	C-O	-11.82	1.00	1.23
1	1Q	147	ARG	CA-C	-11.81	1.22	1.52
1	1U	147	ARG	CA-C	-11.81	1.22	1.52
1	1Y	147	ARG	CA-C	-11.81	1.22	1.52
1	2Q	147	ARG	CA-C	-11.81	1.22	1.52
1	2U	147	ARG	CA-C	-11.81	1.22	1.52
1	2Y	147	ARG	CA-C	-11.81	1.22	1.52
1	42	147	ARG	CA-C	-11.81	1.22	1.52
1	46	147	ARG	CA-C	-11.81	1.22	1.52
1	5A	147	ARG	CA-C	-11.81	1.22	1.52
1	52	147	ARG	CA-C	-11.81	1.22	1.52
1	56	147	ARG	CA-C	-11.81	1.22	1.52
1	6A	147	ARG	CA-C	-11.81	1.22	1.52
2	1F	216	ASN	N-CA	11.81	1.70	1.46
2	2N	216	ASN	N-CA	11.81	1.70	1.46
2	23	216	ASN	N-CA	11.81	1.70	1.46
2	3N	216	ASN	N-CA	11.81	1.70	1.46
2	37	216	ASN	N-CA	11.81	1.70	1.46
2	4J	216	ASN	N-CA	11.81	1.70	1.46
2	4R	216	ASN	N-CA	11.81	1.70	1.46
2	5Z	216	ASN	N-CA	11.81	1.70	1.46
2	6F	216	ASN	N-CA	11.81	1.70	1.46
2	6Z	216	ASN	N-CA	11.81	1.70	1.46
2	7J	216	ASN	N-CA	11.81	1.70	1.46
2	7V	216	ASN	N-CA	11.81	1.70	1.46
2	1R	216	ASN	N-CA	11.81	1.70	1.46
2	1V	216	ASN	N-CA	11.81	1.70	1.46
2	1Z	216	ASN	N-CA	11.81	1.70	1.46
2	2R	216	ASN	N-CA	11.81	1.70	1.46
2	2V	216	ASN	N-CA	11.81	1.70	1.46
2	2Z	216	ASN	N-CA	11.81	1.70	1.46
2	43	216	ASN	N-CA	11.81	1.70	1.46
2	47	216	ASN	N-CA	11.81	1.70	1.46

*Continued on next page...*

*Continued from previous page...*

Mol	Chain	Res	Type	Atoms	Z	Observed(Å)	Ideal(Å)
2	5B	216	ASN	N-CA	11.81	1.70	1.46
2	53	216	ASN	N-CA	11.81	1.70	1.46
2	57	216	ASN	N-CA	11.81	1.70	1.46
2	6B	216	ASN	N-CA	11.81	1.70	1.46
1	12	181	THR	C-O	-11.80	1.00	1.23
1	16	181	THR	C-O	-11.80	1.00	1.23
1	2A	181	THR	C-O	-11.80	1.00	1.23
1	3Q	181	THR	C-O	-11.80	1.00	1.23
1	3U	181	THR	C-O	-11.80	1.00	1.23
1	3Y	181	THR	C-O	-11.80	1.00	1.23
1	5E	181	THR	C-O	-11.80	1.00	1.23
1	5I	181	THR	C-O	-11.80	1.00	1.23
1	5M	181	THR	C-O	-11.80	1.00	1.23
1	62	181	THR	C-O	-11.80	1.00	1.23
1	66	181	THR	C-O	-11.80	1.00	1.23
1	7A	181	THR	C-O	-11.80	1.00	1.23
2	1B	216	ASN	N-CA	11.78	1.70	1.46
2	1J	216	ASN	N-CA	11.78	1.70	1.46
2	2F	216	ASN	N-CA	11.78	1.70	1.46
2	27	216	ASN	N-CA	11.78	1.70	1.46
2	3F	216	ASN	N-CA	11.78	1.70	1.46
2	4B	216	ASN	N-CA	11.78	1.70	1.46
2	4N	216	ASN	N-CA	11.78	1.70	1.46
2	4V	216	ASN	N-CA	11.78	1.70	1.46
2	5R	216	ASN	N-CA	11.78	1.70	1.46
2	6J	216	ASN	N-CA	11.78	1.70	1.46
2	6R	216	ASN	N-CA	11.78	1.70	1.46
2	7N	216	ASN	N-CA	11.78	1.70	1.46
2	13	216	ASN	N-CA	11.77	1.69	1.46
2	17	216	ASN	N-CA	11.77	1.69	1.46
2	2B	216	ASN	N-CA	11.77	1.69	1.46
2	3R	216	ASN	N-CA	11.77	1.69	1.46
2	3V	216	ASN	N-CA	11.77	1.69	1.46
2	3Z	216	ASN	N-CA	11.77	1.69	1.46
2	5F	216	ASN	N-CA	11.77	1.69	1.46
2	5J	216	ASN	N-CA	11.77	1.69	1.46
2	5N	216	ASN	N-CA	11.77	1.69	1.46
2	63	216	ASN	N-CA	11.77	1.69	1.46
2	67	216	ASN	N-CA	11.77	1.69	1.46
2	7B	216	ASN	N-CA	11.77	1.69	1.46
2	1N	216	ASN	N-CA	11.77	1.69	1.46
2	2J	216	ASN	N-CA	11.77	1.69	1.46

*Continued on next page...*

*Continued from previous page...*

Mol	Chain	Res	Type	Atoms	Z	Observed(Å)	Ideal(Å)
2	3B	216	ASN	N-CA	11.77	1.69	1.46
2	3J	216	ASN	N-CA	11.77	1.69	1.46
2	33	216	ASN	N-CA	11.77	1.69	1.46
2	4F	216	ASN	N-CA	11.77	1.69	1.46
2	4Z	216	ASN	N-CA	11.77	1.69	1.46
2	5V	216	ASN	N-CA	11.77	1.69	1.46
2	6N	216	ASN	N-CA	11.77	1.69	1.46
2	6V	216	ASN	N-CA	11.77	1.69	1.46
2	7F	216	ASN	N-CA	11.77	1.69	1.46
2	7R	216	ASN	N-CA	11.77	1.69	1.46
1	1E	41	ILE	CB-CG1	11.76	1.86	1.54
1	2M	41	ILE	CB-CG1	11.76	1.86	1.54
1	22	41	ILE	CB-CG1	11.76	1.86	1.54
1	3M	41	ILE	CB-CG1	11.76	1.86	1.54
1	36	41	ILE	CB-CG1	11.76	1.86	1.54
1	4I	41	ILE	CB-CG1	11.76	1.86	1.54
1	4Q	41	ILE	CB-CG1	11.76	1.86	1.54
1	5Y	41	ILE	CB-CG1	11.76	1.86	1.54
1	6E	41	ILE	CB-CG1	11.76	1.86	1.54
1	6Y	41	ILE	CB-CG1	11.76	1.86	1.54
1	7I	41	ILE	CB-CG1	11.76	1.86	1.54
1	7U	41	ILE	CB-CG1	11.76	1.86	1.54
1	1A	41	ILE	CB-CG1	11.74	1.86	1.54
1	1I	41	ILE	CB-CG1	11.74	1.86	1.54
1	2E	41	ILE	CB-CG1	11.74	1.86	1.54
1	26	41	ILE	CB-CG1	11.74	1.86	1.54
1	3E	41	ILE	CB-CG1	11.74	1.86	1.54
1	4A	41	ILE	CB-CG1	11.74	1.86	1.54
1	4M	41	ILE	CB-CG1	11.74	1.86	1.54
1	4U	41	ILE	CB-CG1	11.74	1.86	1.54
1	5Q	41	ILE	CB-CG1	11.74	1.86	1.54
1	6I	41	ILE	CB-CG1	11.74	1.86	1.54
1	6Q	41	ILE	CB-CG1	11.74	1.86	1.54
1	7M	41	ILE	CB-CG1	11.74	1.86	1.54
1	1Q	41	ILE	CB-CG1	11.74	1.86	1.54
1	1U	41	ILE	CB-CG1	11.74	1.86	1.54
1	1Y	41	ILE	CB-CG1	11.74	1.86	1.54
1	2Q	41	ILE	CB-CG1	11.74	1.86	1.54
1	2U	41	ILE	CB-CG1	11.74	1.86	1.54
1	2Y	41	ILE	CB-CG1	11.74	1.86	1.54
1	42	41	ILE	CB-CG1	11.74	1.86	1.54
1	46	41	ILE	CB-CG1	11.74	1.86	1.54

*Continued on next page...*

*Continued from previous page...*

Mol	Chain	Res	Type	Atoms	Z	Observed(Å)	Ideal(Å)
1	5A	41	ILE	CB-CG1	11.74	1.86	1.54
1	52	41	ILE	CB-CG1	11.74	1.86	1.54
1	56	41	ILE	CB-CG1	11.74	1.86	1.54
1	6A	41	ILE	CB-CG1	11.74	1.86	1.54
1	12	41	ILE	CB-CG1	11.73	1.86	1.54
1	16	41	ILE	CB-CG1	11.73	1.86	1.54
1	2A	41	ILE	CB-CG1	11.73	1.86	1.54
1	3Q	41	ILE	CB-CG1	11.73	1.86	1.54
1	3U	41	ILE	CB-CG1	11.73	1.86	1.54
1	3Y	41	ILE	CB-CG1	11.73	1.86	1.54
1	5E	41	ILE	CB-CG1	11.73	1.86	1.54
1	5I	41	ILE	CB-CG1	11.73	1.86	1.54
1	5M	41	ILE	CB-CG1	11.73	1.86	1.54
1	62	41	ILE	CB-CG1	11.73	1.86	1.54
1	66	41	ILE	CB-CG1	11.73	1.86	1.54
1	7A	41	ILE	CB-CG1	11.73	1.86	1.54
1	1A	183	GLN	C-O	11.72	1.45	1.23
1	1I	183	GLN	C-O	11.72	1.45	1.23
1	1Q	183	GLN	C-O	11.72	1.45	1.23
1	1U	183	GLN	C-O	11.72	1.45	1.23
1	1Y	183	GLN	C-O	11.72	1.45	1.23
1	2E	183	GLN	C-O	11.72	1.45	1.23
1	2Q	183	GLN	C-O	11.72	1.45	1.23
1	2U	183	GLN	C-O	11.72	1.45	1.23
1	2Y	183	GLN	C-O	11.72	1.45	1.23
1	26	183	GLN	C-O	11.72	1.45	1.23
1	3E	183	GLN	C-O	11.72	1.45	1.23
1	4A	183	GLN	C-O	11.72	1.45	1.23
1	4M	183	GLN	C-O	11.72	1.45	1.23
1	4U	183	GLN	C-O	11.72	1.45	1.23
1	42	183	GLN	C-O	11.72	1.45	1.23
1	46	183	GLN	C-O	11.72	1.45	1.23
1	5A	183	GLN	C-O	11.72	1.45	1.23
1	5Q	183	GLN	C-O	11.72	1.45	1.23
1	52	183	GLN	C-O	11.72	1.45	1.23
1	56	183	GLN	C-O	11.72	1.45	1.23
1	6A	183	GLN	C-O	11.72	1.45	1.23
1	6I	183	GLN	C-O	11.72	1.45	1.23
1	6Q	183	GLN	C-O	11.72	1.45	1.23
1	7M	183	GLN	C-O	11.72	1.45	1.23
1	1M	41	ILE	CB-CG1	11.72	1.86	1.54
1	2I	41	ILE	CB-CG1	11.72	1.86	1.54

*Continued on next page...*



*Continued from previous page...*

Mol	Chain	Res	Type	Atoms	Z	Observed(Å)	Ideal(Å)
1	3A	41	ILE	CB-CG1	11.72	1.86	1.54
1	3I	41	ILE	CB-CG1	11.72	1.86	1.54
1	32	41	ILE	CB-CG1	11.72	1.86	1.54
1	4E	41	ILE	CB-CG1	11.72	1.86	1.54
1	4Y	41	ILE	CB-CG1	11.72	1.86	1.54
1	5U	41	ILE	CB-CG1	11.72	1.86	1.54
1	6M	41	ILE	CB-CG1	11.72	1.86	1.54
1	6U	41	ILE	CB-CG1	11.72	1.86	1.54
1	7E	41	ILE	CB-CG1	11.72	1.86	1.54
1	7Q	41	ILE	CB-CG1	11.72	1.86	1.54
1	1M	183	GLN	C-O	11.72	1.45	1.23
1	2I	183	GLN	C-O	11.72	1.45	1.23
1	3A	183	GLN	C-O	11.72	1.45	1.23
1	3I	183	GLN	C-O	11.72	1.45	1.23
1	32	183	GLN	C-O	11.72	1.45	1.23
1	4E	183	GLN	C-O	11.72	1.45	1.23
1	4Y	183	GLN	C-O	11.72	1.45	1.23
1	5U	183	GLN	C-O	11.72	1.45	1.23
1	6M	183	GLN	C-O	11.72	1.45	1.23
1	6U	183	GLN	C-O	11.72	1.45	1.23
1	7E	183	GLN	C-O	11.72	1.45	1.23
1	7Q	183	GLN	C-O	11.72	1.45	1.23
1	12	183	GLN	C-O	11.72	1.45	1.23
1	16	183	GLN	C-O	11.72	1.45	1.23
1	2A	183	GLN	C-O	11.72	1.45	1.23
1	3Q	183	GLN	C-O	11.72	1.45	1.23
1	3U	183	GLN	C-O	11.72	1.45	1.23
1	3Y	183	GLN	C-O	11.72	1.45	1.23
1	5E	183	GLN	C-O	11.72	1.45	1.23
1	5I	183	GLN	C-O	11.72	1.45	1.23
1	5M	183	GLN	C-O	11.72	1.45	1.23
1	62	183	GLN	C-O	11.72	1.45	1.23
1	66	183	GLN	C-O	11.72	1.45	1.23
1	7A	183	GLN	C-O	11.72	1.45	1.23
1	1E	183	GLN	C-O	11.72	1.45	1.23
1	2M	183	GLN	C-O	11.72	1.45	1.23
1	22	183	GLN	C-O	11.72	1.45	1.23
1	3M	183	GLN	C-O	11.72	1.45	1.23
1	36	183	GLN	C-O	11.72	1.45	1.23
1	4I	183	GLN	C-O	11.72	1.45	1.23
1	4Q	183	GLN	C-O	11.72	1.45	1.23
1	5Y	183	GLN	C-O	11.72	1.45	1.23

*Continued on next page...*

*Continued from previous page...*

Mol	Chain	Res	Type	Atoms	Z	Observed(Å)	Ideal(Å)
1	6E	183	GLN	C-O	11.72	1.45	1.23
1	6Y	183	GLN	C-O	11.72	1.45	1.23
1	7I	183	GLN	C-O	11.72	1.45	1.23
1	7U	183	GLN	C-O	11.72	1.45	1.23
1	1E	24	VAL	C-O	11.71	1.45	1.23
1	2M	24	VAL	C-O	11.71	1.45	1.23
1	22	24	VAL	C-O	11.71	1.45	1.23
1	3M	24	VAL	C-O	11.71	1.45	1.23
1	36	24	VAL	C-O	11.71	1.45	1.23
1	4I	24	VAL	C-O	11.71	1.45	1.23
1	4Q	24	VAL	C-O	11.71	1.45	1.23
1	5Y	24	VAL	C-O	11.71	1.45	1.23
1	6E	24	VAL	C-O	11.71	1.45	1.23
1	6Y	24	VAL	C-O	11.71	1.45	1.23
1	7I	24	VAL	C-O	11.71	1.45	1.23
1	7U	24	VAL	C-O	11.71	1.45	1.23
2	1F	68	PRO	CA-C	11.70	1.76	1.52
2	2N	68	PRO	CA-C	11.70	1.76	1.52
2	23	68	PRO	CA-C	11.70	1.76	1.52
2	3N	68	PRO	CA-C	11.70	1.76	1.52
2	37	68	PRO	CA-C	11.70	1.76	1.52
2	4J	68	PRO	CA-C	11.70	1.76	1.52
2	4R	68	PRO	CA-C	11.70	1.76	1.52
2	5Z	68	PRO	CA-C	11.70	1.76	1.52
2	6F	68	PRO	CA-C	11.70	1.76	1.52
2	6Z	68	PRO	CA-C	11.70	1.76	1.52
2	7J	68	PRO	CA-C	11.70	1.76	1.52
2	7V	68	PRO	CA-C	11.70	1.76	1.52
1	12	24	VAL	C-O	11.69	1.45	1.23
1	16	24	VAL	C-O	11.69	1.45	1.23
1	2A	24	VAL	C-O	11.69	1.45	1.23
1	3Q	24	VAL	C-O	11.69	1.45	1.23
1	3U	24	VAL	C-O	11.69	1.45	1.23
1	3Y	24	VAL	C-O	11.69	1.45	1.23
1	5E	24	VAL	C-O	11.69	1.45	1.23
1	5I	24	VAL	C-O	11.69	1.45	1.23
1	5M	24	VAL	C-O	11.69	1.45	1.23
1	62	24	VAL	C-O	11.69	1.45	1.23
1	66	24	VAL	C-O	11.69	1.45	1.23
1	7A	24	VAL	C-O	11.69	1.45	1.23
1	1A	24	VAL	C-O	11.69	1.45	1.23
1	1I	24	VAL	C-O	11.69	1.45	1.23

*Continued on next page...*

*Continued from previous page...*

Mol	Chain	Res	Type	Atoms	Z	Observed(Å)	Ideal(Å)
1	2E	24	VAL	C-O	11.69	1.45	1.23
1	26	24	VAL	C-O	11.69	1.45	1.23
1	3E	24	VAL	C-O	11.69	1.45	1.23
1	4A	24	VAL	C-O	11.69	1.45	1.23
1	4M	24	VAL	C-O	11.69	1.45	1.23
1	4U	24	VAL	C-O	11.69	1.45	1.23
1	5Q	24	VAL	C-O	11.69	1.45	1.23
1	6I	24	VAL	C-O	11.69	1.45	1.23
1	6Q	24	VAL	C-O	11.69	1.45	1.23
1	7M	24	VAL	C-O	11.69	1.45	1.23
2	1N	68	PRO	CA-C	11.69	1.76	1.52
2	2J	68	PRO	CA-C	11.69	1.76	1.52
2	3B	68	PRO	CA-C	11.69	1.76	1.52
2	3J	68	PRO	CA-C	11.69	1.76	1.52
2	33	68	PRO	CA-C	11.69	1.76	1.52
2	4F	68	PRO	CA-C	11.69	1.76	1.52
2	4Z	68	PRO	CA-C	11.69	1.76	1.52
2	5V	68	PRO	CA-C	11.69	1.76	1.52
2	6N	68	PRO	CA-C	11.69	1.76	1.52
2	6V	68	PRO	CA-C	11.69	1.76	1.52
2	7F	68	PRO	CA-C	11.69	1.76	1.52
2	7R	68	PRO	CA-C	11.69	1.76	1.52
2	1B	68	PRO	CA-C	11.68	1.76	1.52
2	1J	68	PRO	CA-C	11.68	1.76	1.52
2	2F	68	PRO	CA-C	11.68	1.76	1.52
2	27	68	PRO	CA-C	11.68	1.76	1.52
2	3F	68	PRO	CA-C	11.68	1.76	1.52
2	4B	68	PRO	CA-C	11.68	1.76	1.52
2	4N	68	PRO	CA-C	11.68	1.76	1.52
2	4V	68	PRO	CA-C	11.68	1.76	1.52
2	5R	68	PRO	CA-C	11.68	1.76	1.52
2	6J	68	PRO	CA-C	11.68	1.76	1.52
2	6R	68	PRO	CA-C	11.68	1.76	1.52
2	7N	68	PRO	CA-C	11.68	1.76	1.52
2	1N	2	GLU	C-N	11.68	1.56	1.34
2	2J	2	GLU	C-N	11.68	1.56	1.34
2	3B	2	GLU	C-N	11.68	1.56	1.34
2	3J	2	GLU	C-N	11.68	1.56	1.34
2	33	2	GLU	C-N	11.68	1.56	1.34
2	4F	2	GLU	C-N	11.68	1.56	1.34
2	4Z	2	GLU	C-N	11.68	1.56	1.34
2	5V	2	GLU	C-N	11.68	1.56	1.34

*Continued on next page...*

*Continued from previous page...*

Mol	Chain	Res	Type	Atoms	Z	Observed(Å)	Ideal(Å)
2	6N	2	GLU	C-N	11.68	1.56	1.34
2	6V	2	GLU	C-N	11.68	1.56	1.34
2	7F	2	GLU	C-N	11.68	1.56	1.34
2	7R	2	GLU	C-N	11.68	1.56	1.34
1	1M	24	VAL	C-O	11.67	1.45	1.23
1	2I	24	VAL	C-O	11.67	1.45	1.23
1	3A	24	VAL	C-O	11.67	1.45	1.23
1	3I	24	VAL	C-O	11.67	1.45	1.23
1	32	24	VAL	C-O	11.67	1.45	1.23
1	4E	24	VAL	C-O	11.67	1.45	1.23
1	4Y	24	VAL	C-O	11.67	1.45	1.23
1	5U	24	VAL	C-O	11.67	1.45	1.23
1	6M	24	VAL	C-O	11.67	1.45	1.23
1	6U	24	VAL	C-O	11.67	1.45	1.23
1	7E	24	VAL	C-O	11.67	1.45	1.23
1	7Q	24	VAL	C-O	11.67	1.45	1.23
1	1Q	24	VAL	C-O	11.67	1.45	1.23
1	1U	24	VAL	C-O	11.67	1.45	1.23
1	1Y	24	VAL	C-O	11.67	1.45	1.23
1	2Q	24	VAL	C-O	11.67	1.45	1.23
1	2U	24	VAL	C-O	11.67	1.45	1.23
1	2Y	24	VAL	C-O	11.67	1.45	1.23
1	42	24	VAL	C-O	11.67	1.45	1.23
1	46	24	VAL	C-O	11.67	1.45	1.23
1	5A	24	VAL	C-O	11.67	1.45	1.23
1	52	24	VAL	C-O	11.67	1.45	1.23
1	56	24	VAL	C-O	11.67	1.45	1.23
1	6A	24	VAL	C-O	11.67	1.45	1.23
2	13	68	PRO	CA-C	11.66	1.76	1.52
2	17	68	PRO	CA-C	11.66	1.76	1.52
2	2B	68	PRO	CA-C	11.66	1.76	1.52
2	3R	68	PRO	CA-C	11.66	1.76	1.52
2	3V	68	PRO	CA-C	11.66	1.76	1.52
2	3Z	68	PRO	CA-C	11.66	1.76	1.52
2	5F	68	PRO	CA-C	11.66	1.76	1.52
2	5J	68	PRO	CA-C	11.66	1.76	1.52
2	5N	68	PRO	CA-C	11.66	1.76	1.52
2	63	68	PRO	CA-C	11.66	1.76	1.52
2	67	68	PRO	CA-C	11.66	1.76	1.52
2	7B	68	PRO	CA-C	11.66	1.76	1.52
2	1R	68	PRO	CA-C	11.66	1.76	1.52
2	1V	68	PRO	CA-C	11.66	1.76	1.52

*Continued on next page...*

*Continued from previous page...*

Mol	Chain	Res	Type	Atoms	Z	Observed(Å)	Ideal(Å)
2	1Z	68	PRO	CA-C	11.66	1.76	1.52
2	2R	68	PRO	CA-C	11.66	1.76	1.52
2	2V	68	PRO	CA-C	11.66	1.76	1.52
2	2Z	68	PRO	CA-C	11.66	1.76	1.52
2	43	68	PRO	CA-C	11.66	1.76	1.52
2	47	68	PRO	CA-C	11.66	1.76	1.52
2	5B	68	PRO	CA-C	11.66	1.76	1.52
2	53	68	PRO	CA-C	11.66	1.76	1.52
2	57	68	PRO	CA-C	11.66	1.76	1.52
2	6B	68	PRO	CA-C	11.66	1.76	1.52
2	1F	2	GLU	C-N	11.65	1.56	1.34
2	2N	2	GLU	C-N	11.65	1.56	1.34
2	23	2	GLU	C-N	11.65	1.56	1.34
2	3N	2	GLU	C-N	11.65	1.56	1.34
2	37	2	GLU	C-N	11.65	1.56	1.34
2	4J	2	GLU	C-N	11.65	1.56	1.34
2	4R	2	GLU	C-N	11.65	1.56	1.34
2	5Z	2	GLU	C-N	11.65	1.56	1.34
2	6F	2	GLU	C-N	11.65	1.56	1.34
2	6Z	2	GLU	C-N	11.65	1.56	1.34
2	7J	2	GLU	C-N	11.65	1.56	1.34
2	7V	2	GLU	C-N	11.65	1.56	1.34
1	12	171	ARG	CZ-NH2	-11.64	1.18	1.33
1	16	171	ARG	CZ-NH2	-11.64	1.18	1.33
1	2A	171	ARG	CZ-NH2	-11.64	1.18	1.33
1	3Q	171	ARG	CZ-NH2	-11.64	1.18	1.33
1	3U	171	ARG	CZ-NH2	-11.64	1.18	1.33
1	3Y	171	ARG	CZ-NH2	-11.64	1.18	1.33
1	5E	171	ARG	CZ-NH2	-11.64	1.18	1.33
1	5I	171	ARG	CZ-NH2	-11.64	1.18	1.33
1	5M	171	ARG	CZ-NH2	-11.64	1.18	1.33
1	62	171	ARG	CZ-NH2	-11.64	1.18	1.33
1	66	171	ARG	CZ-NH2	-11.64	1.18	1.33
1	7A	171	ARG	CZ-NH2	-11.64	1.18	1.33
1	1A	171	ARG	CZ-NH2	-11.64	1.18	1.33
1	1I	171	ARG	CZ-NH2	-11.64	1.18	1.33
1	2E	171	ARG	CZ-NH2	-11.64	1.18	1.33
1	26	171	ARG	CZ-NH2	-11.64	1.18	1.33
1	3E	171	ARG	CZ-NH2	-11.64	1.18	1.33
1	4A	171	ARG	CZ-NH2	-11.64	1.18	1.33
1	4M	171	ARG	CZ-NH2	-11.64	1.18	1.33
1	4U	171	ARG	CZ-NH2	-11.64	1.18	1.33

*Continued on next page...*

*Continued from previous page...*

Mol	Chain	Res	Type	Atoms	Z	Observed(Å)	Ideal(Å)
1	5Q	171	ARG	CZ-NH2	-11.64	1.18	1.33
1	6I	171	ARG	CZ-NH2	-11.64	1.18	1.33
1	6Q	171	ARG	CZ-NH2	-11.64	1.18	1.33
1	7M	171	ARG	CZ-NH2	-11.64	1.18	1.33
2	1B	2	GLU	C-N	11.64	1.56	1.34
2	1J	2	GLU	C-N	11.64	1.56	1.34
2	2F	2	GLU	C-N	11.64	1.56	1.34
2	27	2	GLU	C-N	11.64	1.56	1.34
2	3F	2	GLU	C-N	11.64	1.56	1.34
2	4B	2	GLU	C-N	11.64	1.56	1.34
2	4N	2	GLU	C-N	11.64	1.56	1.34
2	4V	2	GLU	C-N	11.64	1.56	1.34
2	5R	2	GLU	C-N	11.64	1.56	1.34
2	6J	2	GLU	C-N	11.64	1.56	1.34
2	6R	2	GLU	C-N	11.64	1.56	1.34
2	7N	2	GLU	C-N	11.64	1.56	1.34
1	1E	172	PHE	CD1-CE1	-11.63	1.16	1.39
2	1R	2	GLU	C-N	11.63	1.56	1.34
2	1V	2	GLU	C-N	11.63	1.56	1.34
2	1Z	2	GLU	C-N	11.63	1.56	1.34
1	2M	172	PHE	CD1-CE1	-11.63	1.16	1.39
2	2R	2	GLU	C-N	11.63	1.56	1.34
2	2V	2	GLU	C-N	11.63	1.56	1.34
2	2Z	2	GLU	C-N	11.63	1.56	1.34
1	22	172	PHE	CD1-CE1	-11.63	1.16	1.39
1	3M	172	PHE	CD1-CE1	-11.63	1.16	1.39
1	36	172	PHE	CD1-CE1	-11.63	1.16	1.39
1	4I	172	PHE	CD1-CE1	-11.63	1.16	1.39
1	4Q	172	PHE	CD1-CE1	-11.63	1.16	1.39
2	43	2	GLU	C-N	11.63	1.56	1.34
2	47	2	GLU	C-N	11.63	1.56	1.34
2	5B	2	GLU	C-N	11.63	1.56	1.34
1	5Y	172	PHE	CD1-CE1	-11.63	1.16	1.39
2	53	2	GLU	C-N	11.63	1.56	1.34
2	57	2	GLU	C-N	11.63	1.56	1.34
2	6B	2	GLU	C-N	11.63	1.56	1.34
1	6E	172	PHE	CD1-CE1	-11.63	1.16	1.39
1	6Y	172	PHE	CD1-CE1	-11.63	1.16	1.39
1	7I	172	PHE	CD1-CE1	-11.63	1.16	1.39
1	7U	172	PHE	CD1-CE1	-11.63	1.16	1.39
1	1A	172	PHE	CD1-CE1	-11.63	1.16	1.39
1	1I	172	PHE	CD1-CE1	-11.63	1.16	1.39

*Continued on next page...*

*Continued from previous page...*

Mol	Chain	Res	Type	Atoms	Z	Observed(Å)	Ideal(Å)
1	12	172	PHE	CD1-CE1	-11.63	1.16	1.39
2	13	2	GLU	C-N	11.63	1.56	1.34
1	16	172	PHE	CD1-CE1	-11.63	1.16	1.39
2	17	2	GLU	C-N	11.63	1.56	1.34
1	2A	172	PHE	CD1-CE1	-11.63	1.16	1.39
2	2B	2	GLU	C-N	11.63	1.56	1.34
1	2E	172	PHE	CD1-CE1	-11.63	1.16	1.39
1	26	172	PHE	CD1-CE1	-11.63	1.16	1.39
1	3E	172	PHE	CD1-CE1	-11.63	1.16	1.39
1	3Q	172	PHE	CD1-CE1	-11.63	1.16	1.39
2	3R	2	GLU	C-N	11.63	1.56	1.34
1	3U	172	PHE	CD1-CE1	-11.63	1.16	1.39
2	3V	2	GLU	C-N	11.63	1.56	1.34
1	3Y	172	PHE	CD1-CE1	-11.63	1.16	1.39
2	3Z	2	GLU	C-N	11.63	1.56	1.34
1	4A	172	PHE	CD1-CE1	-11.63	1.16	1.39
1	4M	172	PHE	CD1-CE1	-11.63	1.16	1.39
1	4U	172	PHE	CD1-CE1	-11.63	1.16	1.39
1	5E	172	PHE	CD1-CE1	-11.63	1.16	1.39
2	5F	2	GLU	C-N	11.63	1.56	1.34
1	5I	172	PHE	CD1-CE1	-11.63	1.16	1.39
2	5J	2	GLU	C-N	11.63	1.56	1.34
1	5M	172	PHE	CD1-CE1	-11.63	1.16	1.39
2	5N	2	GLU	C-N	11.63	1.56	1.34
1	5Q	172	PHE	CD1-CE1	-11.63	1.16	1.39
1	6I	172	PHE	CD1-CE1	-11.63	1.16	1.39
1	6Q	172	PHE	CD1-CE1	-11.63	1.16	1.39
1	62	172	PHE	CD1-CE1	-11.63	1.16	1.39
2	63	2	GLU	C-N	11.63	1.56	1.34
1	66	172	PHE	CD1-CE1	-11.63	1.16	1.39
2	67	2	GLU	C-N	11.63	1.56	1.34
1	7A	172	PHE	CD1-CE1	-11.63	1.16	1.39
2	7B	2	GLU	C-N	11.63	1.56	1.34
1	7M	172	PHE	CD1-CE1	-11.63	1.16	1.39
1	1E	171	ARG	CZ-NH2	-11.63	1.18	1.33
1	2M	171	ARG	CZ-NH2	-11.63	1.18	1.33
1	22	171	ARG	CZ-NH2	-11.63	1.18	1.33
1	3M	171	ARG	CZ-NH2	-11.63	1.18	1.33
1	36	171	ARG	CZ-NH2	-11.63	1.18	1.33
1	4I	171	ARG	CZ-NH2	-11.63	1.18	1.33
1	4Q	171	ARG	CZ-NH2	-11.63	1.18	1.33
1	5Y	171	ARG	CZ-NH2	-11.63	1.18	1.33

*Continued on next page...*

*Continued from previous page...*

Mol	Chain	Res	Type	Atoms	Z	Observed(Å)	Ideal(Å)
1	6E	171	ARG	CZ-NH2	-11.63	1.18	1.33
1	6Y	171	ARG	CZ-NH2	-11.63	1.18	1.33
1	7I	171	ARG	CZ-NH2	-11.63	1.18	1.33
1	7U	171	ARG	CZ-NH2	-11.63	1.18	1.33
1	1M	172	PHE	CD1-CE1	-11.62	1.16	1.39
1	1Q	171	ARG	CZ-NH2	-11.62	1.18	1.33
1	1U	171	ARG	CZ-NH2	-11.62	1.18	1.33
1	1Y	171	ARG	CZ-NH2	-11.62	1.18	1.33
1	2I	172	PHE	CD1-CE1	-11.62	1.16	1.39
1	2Q	171	ARG	CZ-NH2	-11.62	1.18	1.33
1	2U	171	ARG	CZ-NH2	-11.62	1.18	1.33
1	2Y	171	ARG	CZ-NH2	-11.62	1.18	1.33
1	3A	172	PHE	CD1-CE1	-11.62	1.16	1.39
1	3I	172	PHE	CD1-CE1	-11.62	1.16	1.39
1	32	172	PHE	CD1-CE1	-11.62	1.16	1.39
1	4E	172	PHE	CD1-CE1	-11.62	1.16	1.39
1	4Y	172	PHE	CD1-CE1	-11.62	1.16	1.39
1	42	171	ARG	CZ-NH2	-11.62	1.18	1.33
1	46	171	ARG	CZ-NH2	-11.62	1.18	1.33
1	5A	171	ARG	CZ-NH2	-11.62	1.18	1.33
1	5U	172	PHE	CD1-CE1	-11.62	1.16	1.39
1	52	171	ARG	CZ-NH2	-11.62	1.18	1.33
1	56	171	ARG	CZ-NH2	-11.62	1.18	1.33
1	6A	171	ARG	CZ-NH2	-11.62	1.18	1.33
1	6M	172	PHE	CD1-CE1	-11.62	1.16	1.39
1	6U	172	PHE	CD1-CE1	-11.62	1.16	1.39
1	7E	172	PHE	CD1-CE1	-11.62	1.16	1.39
1	7Q	172	PHE	CD1-CE1	-11.62	1.16	1.39
1	1M	171	ARG	CZ-NH2	-11.62	1.18	1.33
1	1Q	172	PHE	CD1-CE1	-11.62	1.16	1.39
1	1U	172	PHE	CD1-CE1	-11.62	1.16	1.39
1	1Y	172	PHE	CD1-CE1	-11.62	1.16	1.39
1	2I	171	ARG	CZ-NH2	-11.62	1.18	1.33
1	2Q	172	PHE	CD1-CE1	-11.62	1.16	1.39
1	2U	172	PHE	CD1-CE1	-11.62	1.16	1.39
1	2Y	172	PHE	CD1-CE1	-11.62	1.16	1.39
1	3A	171	ARG	CZ-NH2	-11.62	1.18	1.33
1	3I	171	ARG	CZ-NH2	-11.62	1.18	1.33
1	32	171	ARG	CZ-NH2	-11.62	1.18	1.33
1	4E	171	ARG	CZ-NH2	-11.62	1.18	1.33
1	4Y	171	ARG	CZ-NH2	-11.62	1.18	1.33
1	42	172	PHE	CD1-CE1	-11.62	1.16	1.39

*Continued on next page...*



*Continued from previous page...*

Mol	Chain	Res	Type	Atoms	Z	Observed(Å)	Ideal(Å)
1	46	172	PHE	CD1-CE1	-11.62	1.16	1.39
1	5A	172	PHE	CD1-CE1	-11.62	1.16	1.39
1	5U	171	ARG	CZ-NH2	-11.62	1.18	1.33
1	52	172	PHE	CD1-CE1	-11.62	1.16	1.39
1	56	172	PHE	CD1-CE1	-11.62	1.16	1.39
1	6A	172	PHE	CD1-CE1	-11.62	1.16	1.39
1	6M	171	ARG	CZ-NH2	-11.62	1.18	1.33
1	6U	171	ARG	CZ-NH2	-11.62	1.18	1.33
1	7E	171	ARG	CZ-NH2	-11.62	1.18	1.33
1	7Q	171	ARG	CZ-NH2	-11.62	1.18	1.33
1	1M	155	PRO	C-N	11.61	1.60	1.34
1	2I	155	PRO	C-N	11.61	1.60	1.34
1	3A	155	PRO	C-N	11.61	1.60	1.34
1	3I	155	PRO	C-N	11.61	1.60	1.34
1	32	155	PRO	C-N	11.61	1.60	1.34
1	4E	155	PRO	C-N	11.61	1.60	1.34
1	4Y	155	PRO	C-N	11.61	1.60	1.34
1	5U	155	PRO	C-N	11.61	1.60	1.34
1	6M	155	PRO	C-N	11.61	1.60	1.34
1	6U	155	PRO	C-N	11.61	1.60	1.34
1	7E	155	PRO	C-N	11.61	1.60	1.34
1	7Q	155	PRO	C-N	11.61	1.60	1.34
2	1F	5	ASN	CG-ND2	-11.60	1.03	1.32
2	2N	5	ASN	CG-ND2	-11.60	1.03	1.32
2	23	5	ASN	CG-ND2	-11.60	1.03	1.32
2	3N	5	ASN	CG-ND2	-11.60	1.03	1.32
2	37	5	ASN	CG-ND2	-11.60	1.03	1.32
2	4J	5	ASN	CG-ND2	-11.60	1.03	1.32
2	4R	5	ASN	CG-ND2	-11.60	1.03	1.32
2	5Z	5	ASN	CG-ND2	-11.60	1.03	1.32
2	6F	5	ASN	CG-ND2	-11.60	1.03	1.32
2	6Z	5	ASN	CG-ND2	-11.60	1.03	1.32
2	7J	5	ASN	CG-ND2	-11.60	1.03	1.32
2	7V	5	ASN	CG-ND2	-11.60	1.03	1.32
1	1Q	146	ASN	CG-ND2	11.59	1.61	1.32
1	1U	146	ASN	CG-ND2	11.59	1.61	1.32
1	1Y	146	ASN	CG-ND2	11.59	1.61	1.32
1	12	155	PRO	C-N	11.59	1.60	1.34
1	16	155	PRO	C-N	11.59	1.60	1.34
1	2A	155	PRO	C-N	11.59	1.60	1.34
1	2Q	146	ASN	CG-ND2	11.59	1.61	1.32
1	2U	146	ASN	CG-ND2	11.59	1.61	1.32

*Continued on next page...*

*Continued from previous page...*

Mol	Chain	Res	Type	Atoms	Z	Observed(Å)	Ideal(Å)
1	2Y	146	ASN	CG-ND2	11.59	1.61	1.32
1	3Q	155	PRO	C-N	11.59	1.60	1.34
1	3U	155	PRO	C-N	11.59	1.60	1.34
1	3Y	155	PRO	C-N	11.59	1.60	1.34
1	42	146	ASN	CG-ND2	11.59	1.61	1.32
1	46	146	ASN	CG-ND2	11.59	1.61	1.32
1	5A	146	ASN	CG-ND2	11.59	1.61	1.32
1	5E	155	PRO	C-N	11.59	1.60	1.34
1	5I	155	PRO	C-N	11.59	1.60	1.34
1	5M	155	PRO	C-N	11.59	1.60	1.34
1	52	146	ASN	CG-ND2	11.59	1.61	1.32
1	56	146	ASN	CG-ND2	11.59	1.61	1.32
1	6A	146	ASN	CG-ND2	11.59	1.61	1.32
1	62	155	PRO	C-N	11.59	1.60	1.34
1	66	155	PRO	C-N	11.59	1.60	1.34
1	7A	155	PRO	C-N	11.59	1.60	1.34
1	1A	155	PRO	C-N	11.59	1.60	1.34
1	1I	155	PRO	C-N	11.59	1.60	1.34
1	2E	155	PRO	C-N	11.59	1.60	1.34
1	26	155	PRO	C-N	11.59	1.60	1.34
1	3E	155	PRO	C-N	11.59	1.60	1.34
1	4A	155	PRO	C-N	11.59	1.60	1.34
1	4M	155	PRO	C-N	11.59	1.60	1.34
1	4U	155	PRO	C-N	11.59	1.60	1.34
1	5Q	155	PRO	C-N	11.59	1.60	1.34
1	6I	155	PRO	C-N	11.59	1.60	1.34
1	6Q	155	PRO	C-N	11.59	1.60	1.34
1	7M	155	PRO	C-N	11.59	1.60	1.34
1	1A	20	GLU	C-O	-11.59	1.01	1.23
1	1A	146	ASN	CG-ND2	11.59	1.61	1.32
1	1I	20	GLU	C-O	-11.59	1.01	1.23
1	1I	146	ASN	CG-ND2	11.59	1.61	1.32
1	2E	20	GLU	C-O	-11.59	1.01	1.23
1	2E	146	ASN	CG-ND2	11.59	1.61	1.32
1	26	20	GLU	C-O	-11.59	1.01	1.23
1	26	146	ASN	CG-ND2	11.59	1.61	1.32
1	3E	20	GLU	C-O	-11.59	1.01	1.23
1	3E	146	ASN	CG-ND2	11.59	1.61	1.32
1	4A	20	GLU	C-O	-11.59	1.01	1.23
1	4A	146	ASN	CG-ND2	11.59	1.61	1.32
1	4M	20	GLU	C-O	-11.59	1.01	1.23
1	4M	146	ASN	CG-ND2	11.59	1.61	1.32

*Continued on next page...*

*Continued from previous page...*

Mol	Chain	Res	Type	Atoms	Z	Observed(Å)	Ideal(Å)
1	4U	20	GLU	C-O	-11.59	1.01	1.23
1	4U	146	ASN	CG-ND2	11.59	1.61	1.32
1	5Q	20	GLU	C-O	-11.59	1.01	1.23
1	5Q	146	ASN	CG-ND2	11.59	1.61	1.32
1	6I	20	GLU	C-O	-11.59	1.01	1.23
1	6I	146	ASN	CG-ND2	11.59	1.61	1.32
1	6Q	20	GLU	C-O	-11.59	1.01	1.23
1	6Q	146	ASN	CG-ND2	11.59	1.61	1.32
1	7M	20	GLU	C-O	-11.59	1.01	1.23
1	7M	146	ASN	CG-ND2	11.59	1.61	1.32
2	1B	5	ASN	CG-ND2	-11.58	1.03	1.32
1	1E	155	PRO	C-N	11.58	1.60	1.34
1	1Q	20	GLU	C-O	-11.58	1.01	1.23
1	1U	20	GLU	C-O	-11.58	1.01	1.23
1	1Y	20	GLU	C-O	-11.58	1.01	1.23
1	42	20	GLU	C-O	-11.58	1.01	1.23
2	1J	5	ASN	CG-ND2	-11.58	1.03	1.32
2	2F	5	ASN	CG-ND2	-11.58	1.03	1.32
1	2M	155	PRO	C-N	11.58	1.60	1.34
1	2Q	20	GLU	C-O	-11.58	1.01	1.23
1	2U	20	GLU	C-O	-11.58	1.01	1.23
1	2Y	20	GLU	C-O	-11.58	1.01	1.23
1	22	155	PRO	C-N	11.58	1.60	1.34
1	46	20	GLU	C-O	-11.58	1.01	1.23
2	27	5	ASN	CG-ND2	-11.58	1.03	1.32
2	3F	5	ASN	CG-ND2	-11.58	1.03	1.32
1	3M	155	PRO	C-N	11.58	1.60	1.34
1	36	155	PRO	C-N	11.58	1.60	1.34
2	4B	5	ASN	CG-ND2	-11.58	1.03	1.32
1	4I	155	PRO	C-N	11.58	1.60	1.34
2	4N	5	ASN	CG-ND2	-11.58	1.03	1.32
1	4Q	155	PRO	C-N	11.58	1.60	1.34
1	5A	20	GLU	C-O	-11.58	1.01	1.23
1	52	20	GLU	C-O	-11.58	1.01	1.23
1	56	20	GLU	C-O	-11.58	1.01	1.23
2	4V	5	ASN	CG-ND2	-11.58	1.03	1.32
2	5R	5	ASN	CG-ND2	-11.58	1.03	1.32
1	5Y	155	PRO	C-N	11.58	1.60	1.34
1	6A	20	GLU	C-O	-11.58	1.01	1.23
1	6E	155	PRO	C-N	11.58	1.60	1.34
2	6J	5	ASN	CG-ND2	-11.58	1.03	1.32
2	6R	5	ASN	CG-ND2	-11.58	1.03	1.32

*Continued on next page...*

*Continued from previous page...*

Mol	Chain	Res	Type	Atoms	Z	Observed(Å)	Ideal(Å)
1	6Y	155	PRO	C-N	11.58	1.60	1.34
1	7I	155	PRO	C-N	11.58	1.60	1.34
2	7N	5	ASN	CG-ND2	-11.58	1.03	1.32
1	7U	155	PRO	C-N	11.58	1.60	1.34
1	1E	146	ASN	CG-ND2	11.58	1.61	1.32
1	2M	146	ASN	CG-ND2	11.58	1.61	1.32
1	22	146	ASN	CG-ND2	11.58	1.61	1.32
1	3M	146	ASN	CG-ND2	11.58	1.61	1.32
1	36	146	ASN	CG-ND2	11.58	1.61	1.32
1	4I	146	ASN	CG-ND2	11.58	1.61	1.32
1	4Q	146	ASN	CG-ND2	11.58	1.61	1.32
1	5Y	146	ASN	CG-ND2	11.58	1.61	1.32
1	6E	146	ASN	CG-ND2	11.58	1.61	1.32
1	6Y	146	ASN	CG-ND2	11.58	1.61	1.32
1	7I	146	ASN	CG-ND2	11.58	1.61	1.32
1	7U	146	ASN	CG-ND2	11.58	1.61	1.32
1	1E	20	GLU	C-O	-11.57	1.01	1.23
2	1N	5	ASN	CG-ND2	-11.57	1.03	1.32
2	2J	5	ASN	CG-ND2	-11.57	1.03	1.32
2	3B	5	ASN	CG-ND2	-11.57	1.03	1.32
2	3J	5	ASN	CG-ND2	-11.57	1.03	1.32
2	33	5	ASN	CG-ND2	-11.57	1.03	1.32
2	4Z	5	ASN	CG-ND2	-11.57	1.03	1.32
1	1M	20	GLU	C-O	-11.57	1.01	1.23
1	2I	20	GLU	C-O	-11.57	1.01	1.23
1	2M	20	GLU	C-O	-11.57	1.01	1.23
1	22	20	GLU	C-O	-11.57	1.01	1.23
2	4F	5	ASN	CG-ND2	-11.57	1.03	1.32
2	5V	5	ASN	CG-ND2	-11.57	1.03	1.32
2	7F	5	ASN	CG-ND2	-11.57	1.03	1.32
1	3A	20	GLU	C-O	-11.57	1.01	1.23
1	3I	20	GLU	C-O	-11.57	1.01	1.23
1	3M	20	GLU	C-O	-11.57	1.01	1.23
1	32	20	GLU	C-O	-11.57	1.01	1.23
1	36	20	GLU	C-O	-11.57	1.01	1.23
1	4E	20	GLU	C-O	-11.57	1.01	1.23
1	4I	20	GLU	C-O	-11.57	1.01	1.23
1	4Q	20	GLU	C-O	-11.57	1.01	1.23
1	4Y	20	GLU	C-O	-11.57	1.01	1.23
1	5U	20	GLU	C-O	-11.57	1.01	1.23
1	5Y	20	GLU	C-O	-11.57	1.01	1.23
1	6E	20	GLU	C-O	-11.57	1.01	1.23

*Continued on next page...*

*Continued from previous page...*

Mol	Chain	Res	Type	Atoms	Z	Observed(Å)	Ideal(Å)
2	6N	5	ASN	CG-ND2	-11.57	1.03	1.32
2	6V	5	ASN	CG-ND2	-11.57	1.03	1.32
2	7R	5	ASN	CG-ND2	-11.57	1.03	1.32
1	6M	20	GLU	C-O	-11.57	1.01	1.23
1	6U	20	GLU	C-O	-11.57	1.01	1.23
1	6Y	20	GLU	C-O	-11.57	1.01	1.23
1	7E	20	GLU	C-O	-11.57	1.01	1.23
1	7I	20	GLU	C-O	-11.57	1.01	1.23
1	7Q	20	GLU	C-O	-11.57	1.01	1.23
1	7U	20	GLU	C-O	-11.57	1.01	1.23
1	1M	146	ASN	CG-ND2	11.57	1.61	1.32
1	2I	146	ASN	CG-ND2	11.57	1.61	1.32
1	3A	146	ASN	CG-ND2	11.57	1.61	1.32
1	3I	146	ASN	CG-ND2	11.57	1.61	1.32
1	32	146	ASN	CG-ND2	11.57	1.61	1.32
1	4E	146	ASN	CG-ND2	11.57	1.61	1.32
1	4Y	146	ASN	CG-ND2	11.57	1.61	1.32
1	5U	146	ASN	CG-ND2	11.57	1.61	1.32
1	6M	146	ASN	CG-ND2	11.57	1.61	1.32
1	6U	146	ASN	CG-ND2	11.57	1.61	1.32
1	7E	146	ASN	CG-ND2	11.57	1.61	1.32
1	7Q	146	ASN	CG-ND2	11.57	1.61	1.32
1	12	146	ASN	CG-ND2	11.57	1.61	1.32
1	16	146	ASN	CG-ND2	11.57	1.61	1.32
1	2A	146	ASN	CG-ND2	11.57	1.61	1.32
1	3Q	146	ASN	CG-ND2	11.57	1.61	1.32
1	3U	146	ASN	CG-ND2	11.57	1.61	1.32
1	3Y	146	ASN	CG-ND2	11.57	1.61	1.32
1	5E	146	ASN	CG-ND2	11.57	1.61	1.32
1	5I	146	ASN	CG-ND2	11.57	1.61	1.32
1	5M	146	ASN	CG-ND2	11.57	1.61	1.32
1	62	146	ASN	CG-ND2	11.57	1.61	1.32
1	66	146	ASN	CG-ND2	11.57	1.61	1.32
1	7A	146	ASN	CG-ND2	11.57	1.61	1.32
2	1R	5	ASN	CG-ND2	-11.57	1.03	1.32
2	1V	5	ASN	CG-ND2	-11.57	1.03	1.32
2	1Z	5	ASN	CG-ND2	-11.57	1.03	1.32
2	2R	5	ASN	CG-ND2	-11.57	1.03	1.32
2	2V	5	ASN	CG-ND2	-11.57	1.03	1.32
2	2Z	5	ASN	CG-ND2	-11.57	1.03	1.32
2	43	5	ASN	CG-ND2	-11.57	1.03	1.32
2	47	5	ASN	CG-ND2	-11.57	1.03	1.32

*Continued on next page...*

*Continued from previous page...*

Mol	Chain	Res	Type	Atoms	Z	Observed(Å)	Ideal(Å)
2	5B	5	ASN	CG-ND2	-11.57	1.03	1.32
2	53	5	ASN	CG-ND2	-11.57	1.03	1.32
2	57	5	ASN	CG-ND2	-11.57	1.03	1.32
2	6B	5	ASN	CG-ND2	-11.57	1.03	1.32
1	1Q	155	PRO	C-N	11.56	1.60	1.34
1	1U	155	PRO	C-N	11.56	1.60	1.34
1	1Y	155	PRO	C-N	11.56	1.60	1.34
1	2Q	155	PRO	C-N	11.56	1.60	1.34
1	2U	155	PRO	C-N	11.56	1.60	1.34
1	2Y	155	PRO	C-N	11.56	1.60	1.34
1	42	155	PRO	C-N	11.56	1.60	1.34
1	46	155	PRO	C-N	11.56	1.60	1.34
1	5A	155	PRO	C-N	11.56	1.60	1.34
1	52	155	PRO	C-N	11.56	1.60	1.34
1	56	155	PRO	C-N	11.56	1.60	1.34
1	6A	155	PRO	C-N	11.56	1.60	1.34
1	12	20	GLU	C-O	-11.56	1.01	1.23
2	13	5	ASN	CG-ND2	-11.56	1.03	1.32
1	16	20	GLU	C-O	-11.56	1.01	1.23
2	17	5	ASN	CG-ND2	-11.56	1.03	1.32
1	2A	20	GLU	C-O	-11.56	1.01	1.23
2	2B	5	ASN	CG-ND2	-11.56	1.03	1.32
1	3Q	20	GLU	C-O	-11.56	1.01	1.23
2	3R	5	ASN	CG-ND2	-11.56	1.03	1.32
1	3U	20	GLU	C-O	-11.56	1.01	1.23
2	3V	5	ASN	CG-ND2	-11.56	1.03	1.32
1	3Y	20	GLU	C-O	-11.56	1.01	1.23
2	3Z	5	ASN	CG-ND2	-11.56	1.03	1.32
1	5E	20	GLU	C-O	-11.56	1.01	1.23
2	5F	5	ASN	CG-ND2	-11.56	1.03	1.32
1	5I	20	GLU	C-O	-11.56	1.01	1.23
2	5J	5	ASN	CG-ND2	-11.56	1.03	1.32
1	5M	20	GLU	C-O	-11.56	1.01	1.23
2	5N	5	ASN	CG-ND2	-11.56	1.03	1.32
1	62	20	GLU	C-O	-11.56	1.01	1.23
2	63	5	ASN	CG-ND2	-11.56	1.03	1.32
1	66	20	GLU	C-O	-11.56	1.01	1.23
2	67	5	ASN	CG-ND2	-11.56	1.03	1.32
1	7A	20	GLU	C-O	-11.56	1.01	1.23
2	7B	5	ASN	CG-ND2	-11.56	1.03	1.32
2	1N	42	HIS	N-CA	-11.55	1.23	1.46
2	2J	42	HIS	N-CA	-11.55	1.23	1.46

*Continued on next page...*

*Continued from previous page...*

Mol	Chain	Res	Type	Atoms	Z	Observed(Å)	Ideal(Å)
2	3B	42	HIS	N-CA	-11.55	1.23	1.46
2	3J	42	HIS	N-CA	-11.55	1.23	1.46
2	33	42	HIS	N-CA	-11.55	1.23	1.46
2	4F	42	HIS	N-CA	-11.55	1.23	1.46
2	4Z	42	HIS	N-CA	-11.55	1.23	1.46
2	5V	42	HIS	N-CA	-11.55	1.23	1.46
2	6N	42	HIS	N-CA	-11.55	1.23	1.46
2	6V	42	HIS	N-CA	-11.55	1.23	1.46
2	7F	42	HIS	N-CA	-11.55	1.23	1.46
2	7R	42	HIS	N-CA	-11.55	1.23	1.46
1	1E	179	VAL	CA-C	11.54	1.82	1.52
1	2M	179	VAL	CA-C	11.54	1.82	1.52
1	22	179	VAL	CA-C	11.54	1.82	1.52
1	3M	179	VAL	CA-C	11.54	1.82	1.52
1	36	179	VAL	CA-C	11.54	1.82	1.52
1	4I	179	VAL	CA-C	11.54	1.82	1.52
1	4Q	179	VAL	CA-C	11.54	1.82	1.52
1	5Y	179	VAL	CA-C	11.54	1.82	1.52
1	6E	179	VAL	CA-C	11.54	1.82	1.52
1	6Y	179	VAL	CA-C	11.54	1.82	1.52
1	7I	179	VAL	CA-C	11.54	1.82	1.52
1	7U	179	VAL	CA-C	11.54	1.82	1.52
1	1Q	179	VAL	CA-C	11.54	1.82	1.52
1	1U	179	VAL	CA-C	11.54	1.82	1.52
1	1Y	179	VAL	CA-C	11.54	1.82	1.52
1	2Q	179	VAL	CA-C	11.54	1.82	1.52
1	2U	179	VAL	CA-C	11.54	1.82	1.52
1	2Y	179	VAL	CA-C	11.54	1.82	1.52
1	42	179	VAL	CA-C	11.54	1.82	1.52
1	46	179	VAL	CA-C	11.54	1.82	1.52
1	5A	179	VAL	CA-C	11.54	1.82	1.52
1	52	179	VAL	CA-C	11.54	1.82	1.52
1	56	179	VAL	CA-C	11.54	1.82	1.52
1	6A	179	VAL	CA-C	11.54	1.82	1.52
2	1R	42	HIS	N-CA	-11.53	1.23	1.46
2	1V	42	HIS	N-CA	-11.53	1.23	1.46
2	1Z	42	HIS	N-CA	-11.53	1.23	1.46
1	12	179	VAL	CA-C	11.53	1.82	1.52
1	16	179	VAL	CA-C	11.53	1.82	1.52
1	2A	179	VAL	CA-C	11.53	1.82	1.52
2	2R	42	HIS	N-CA	-11.53	1.23	1.46
2	2V	42	HIS	N-CA	-11.53	1.23	1.46

*Continued on next page...*

*Continued from previous page...*

Mol	Chain	Res	Type	Atoms	Z	Observed(Å)	Ideal(Å)
2	2Z	42	HIS	N-CA	-11.53	1.23	1.46
1	3Q	179	VAL	CA-C	11.53	1.82	1.52
1	3U	179	VAL	CA-C	11.53	1.82	1.52
1	3Y	179	VAL	CA-C	11.53	1.82	1.52
2	43	42	HIS	N-CA	-11.53	1.23	1.46
2	47	42	HIS	N-CA	-11.53	1.23	1.46
2	5B	42	HIS	N-CA	-11.53	1.23	1.46
1	5E	179	VAL	CA-C	11.53	1.82	1.52
1	5I	179	VAL	CA-C	11.53	1.82	1.52
1	5M	179	VAL	CA-C	11.53	1.82	1.52
2	53	42	HIS	N-CA	-11.53	1.23	1.46
2	57	42	HIS	N-CA	-11.53	1.23	1.46
2	6B	42	HIS	N-CA	-11.53	1.23	1.46
1	62	179	VAL	CA-C	11.53	1.82	1.52
1	66	179	VAL	CA-C	11.53	1.82	1.52
1	7A	179	VAL	CA-C	11.53	1.82	1.52
1	1M	179	VAL	CA-C	11.52	1.82	1.52
2	13	42	HIS	N-CA	-11.52	1.23	1.46
2	17	42	HIS	N-CA	-11.52	1.23	1.46
2	2B	42	HIS	N-CA	-11.52	1.23	1.46
1	2I	179	VAL	CA-C	11.52	1.82	1.52
1	3A	179	VAL	CA-C	11.52	1.82	1.52
1	3I	179	VAL	CA-C	11.52	1.82	1.52
2	3R	42	HIS	N-CA	-11.52	1.23	1.46
2	3V	42	HIS	N-CA	-11.52	1.23	1.46
2	3Z	42	HIS	N-CA	-11.52	1.23	1.46
1	32	179	VAL	CA-C	11.52	1.82	1.52
1	4E	179	VAL	CA-C	11.52	1.82	1.52
1	4Y	179	VAL	CA-C	11.52	1.82	1.52
2	5F	42	HIS	N-CA	-11.52	1.23	1.46
2	5J	42	HIS	N-CA	-11.52	1.23	1.46
2	5N	42	HIS	N-CA	-11.52	1.23	1.46
1	5U	179	VAL	CA-C	11.52	1.82	1.52
1	6M	179	VAL	CA-C	11.52	1.82	1.52
1	6U	179	VAL	CA-C	11.52	1.82	1.52
2	63	42	HIS	N-CA	-11.52	1.23	1.46
2	67	42	HIS	N-CA	-11.52	1.23	1.46
2	7B	42	HIS	N-CA	-11.52	1.23	1.46
1	7E	179	VAL	CA-C	11.52	1.82	1.52
1	7Q	179	VAL	CA-C	11.52	1.82	1.52
2	1B	42	HIS	N-CA	-11.51	1.23	1.46
2	1J	42	HIS	N-CA	-11.51	1.23	1.46

*Continued on next page...*



*Continued from previous page...*

Mol	Chain	Res	Type	Atoms	Z	Observed(Å)	Ideal(Å)
2	2F	42	HIS	N-CA	-11.51	1.23	1.46
2	27	42	HIS	N-CA	-11.51	1.23	1.46
2	3F	42	HIS	N-CA	-11.51	1.23	1.46
2	4B	42	HIS	N-CA	-11.51	1.23	1.46
2	4N	42	HIS	N-CA	-11.51	1.23	1.46
2	4V	42	HIS	N-CA	-11.51	1.23	1.46
2	5R	42	HIS	N-CA	-11.51	1.23	1.46
2	6J	42	HIS	N-CA	-11.51	1.23	1.46
2	6R	42	HIS	N-CA	-11.51	1.23	1.46
2	7N	42	HIS	N-CA	-11.51	1.23	1.46
1	1A	179	VAL	CA-C	11.51	1.82	1.52
1	1I	179	VAL	CA-C	11.51	1.82	1.52
1	2E	179	VAL	CA-C	11.51	1.82	1.52
1	26	179	VAL	CA-C	11.51	1.82	1.52
1	3E	179	VAL	CA-C	11.51	1.82	1.52
1	4A	179	VAL	CA-C	11.51	1.82	1.52
1	4M	179	VAL	CA-C	11.51	1.82	1.52
1	4U	179	VAL	CA-C	11.51	1.82	1.52
1	5Q	179	VAL	CA-C	11.51	1.82	1.52
1	6I	179	VAL	CA-C	11.51	1.82	1.52
1	6Q	179	VAL	CA-C	11.51	1.82	1.52
1	7M	179	VAL	CA-C	11.51	1.82	1.52
2	1F	42	HIS	N-CA	-11.50	1.23	1.46
2	2N	42	HIS	N-CA	-11.50	1.23	1.46
2	23	42	HIS	N-CA	-11.50	1.23	1.46
2	3N	42	HIS	N-CA	-11.50	1.23	1.46
2	37	42	HIS	N-CA	-11.50	1.23	1.46
2	4J	42	HIS	N-CA	-11.50	1.23	1.46
2	4R	42	HIS	N-CA	-11.50	1.23	1.46
2	5Z	42	HIS	N-CA	-11.50	1.23	1.46
2	6F	42	HIS	N-CA	-11.50	1.23	1.46
2	6Z	42	HIS	N-CA	-11.50	1.23	1.46
2	7J	42	HIS	N-CA	-11.50	1.23	1.46
2	7V	42	HIS	N-CA	-11.50	1.23	1.46
2	1F	14	THR	C-N	11.48	1.60	1.34
2	2N	14	THR	C-N	11.48	1.60	1.34
2	23	14	THR	C-N	11.48	1.60	1.34
2	3N	14	THR	C-N	11.48	1.60	1.34
2	37	14	THR	C-N	11.48	1.60	1.34
2	4J	14	THR	C-N	11.48	1.60	1.34
2	4R	14	THR	C-N	11.48	1.60	1.34
2	5Z	14	THR	C-N	11.48	1.60	1.34

*Continued on next page...*

*Continued from previous page...*

Mol	Chain	Res	Type	Atoms	Z	Observed(Å)	Ideal(Å)
2	6F	14	THR	C-N	11.48	1.60	1.34
2	6Z	14	THR	C-N	11.48	1.60	1.34
2	7J	14	THR	C-N	11.48	1.60	1.34
2	7V	14	THR	C-N	11.48	1.60	1.34
2	1R	14	THR	C-N	11.47	1.60	1.34
2	1V	14	THR	C-N	11.47	1.60	1.34
2	1Z	14	THR	C-N	11.47	1.60	1.34
2	2R	14	THR	C-N	11.47	1.60	1.34
2	2V	14	THR	C-N	11.47	1.60	1.34
2	2Z	14	THR	C-N	11.47	1.60	1.34
2	43	14	THR	C-N	11.47	1.60	1.34
2	47	14	THR	C-N	11.47	1.60	1.34
2	5B	14	THR	C-N	11.47	1.60	1.34
2	53	14	THR	C-N	11.47	1.60	1.34
2	57	14	THR	C-N	11.47	1.60	1.34
2	6B	14	THR	C-N	11.47	1.60	1.34
2	1B	14	THR	C-N	11.46	1.60	1.34
2	1J	14	THR	C-N	11.46	1.60	1.34
2	1N	14	THR	C-N	11.46	1.60	1.34
2	2F	14	THR	C-N	11.46	1.60	1.34
2	2J	14	THR	C-N	11.46	1.60	1.34
2	27	14	THR	C-N	11.46	1.60	1.34
2	3B	14	THR	C-N	11.46	1.60	1.34
2	3F	14	THR	C-N	11.46	1.60	1.34
2	3J	14	THR	C-N	11.46	1.60	1.34
2	33	14	THR	C-N	11.46	1.60	1.34
2	4B	14	THR	C-N	11.46	1.60	1.34
2	4F	14	THR	C-N	11.46	1.60	1.34
2	4N	14	THR	C-N	11.46	1.60	1.34
2	4V	14	THR	C-N	11.46	1.60	1.34
2	4Z	14	THR	C-N	11.46	1.60	1.34
2	5R	14	THR	C-N	11.46	1.60	1.34
2	5V	14	THR	C-N	11.46	1.60	1.34
2	6J	14	THR	C-N	11.46	1.60	1.34
2	6N	14	THR	C-N	11.46	1.60	1.34
2	6R	14	THR	C-N	11.46	1.60	1.34
2	6V	14	THR	C-N	11.46	1.60	1.34
2	7F	14	THR	C-N	11.46	1.60	1.34
2	7N	14	THR	C-N	11.46	1.60	1.34
2	7R	14	THR	C-N	11.46	1.60	1.34
2	13	14	THR	C-N	11.43	1.60	1.34
2	17	14	THR	C-N	11.43	1.60	1.34

*Continued on next page...*

*Continued from previous page...*

Mol	Chain	Res	Type	Atoms	Z	Observed(Å)	Ideal(Å)
2	2B	14	THR	C-N	11.43	1.60	1.34
2	3R	14	THR	C-N	11.43	1.60	1.34
2	3V	14	THR	C-N	11.43	1.60	1.34
2	3Z	14	THR	C-N	11.43	1.60	1.34
2	5F	14	THR	C-N	11.43	1.60	1.34
2	5J	14	THR	C-N	11.43	1.60	1.34
2	5N	14	THR	C-N	11.43	1.60	1.34
2	63	14	THR	C-N	11.43	1.60	1.34
2	67	14	THR	C-N	11.43	1.60	1.34
2	7B	14	THR	C-N	11.43	1.60	1.34
2	13	74	TYR	CA-C	11.40	1.82	1.52
2	17	74	TYR	CA-C	11.40	1.82	1.52
2	2B	74	TYR	CA-C	11.40	1.82	1.52
2	3R	74	TYR	CA-C	11.40	1.82	1.52
2	3V	74	TYR	CA-C	11.40	1.82	1.52
2	3Z	74	TYR	CA-C	11.40	1.82	1.52
2	5F	74	TYR	CA-C	11.40	1.82	1.52
2	5J	74	TYR	CA-C	11.40	1.82	1.52
2	5N	74	TYR	CA-C	11.40	1.82	1.52
2	63	74	TYR	CA-C	11.40	1.82	1.52
2	67	74	TYR	CA-C	11.40	1.82	1.52
2	7B	74	TYR	CA-C	11.40	1.82	1.52
2	1N	74	TYR	CA-C	11.40	1.82	1.52
2	2J	74	TYR	CA-C	11.40	1.82	1.52
2	3B	74	TYR	CA-C	11.40	1.82	1.52
2	3J	74	TYR	CA-C	11.40	1.82	1.52
2	33	74	TYR	CA-C	11.40	1.82	1.52
2	4F	74	TYR	CA-C	11.40	1.82	1.52
2	4Z	74	TYR	CA-C	11.40	1.82	1.52
2	5V	74	TYR	CA-C	11.40	1.82	1.52
2	6N	74	TYR	CA-C	11.40	1.82	1.52
2	6V	74	TYR	CA-C	11.40	1.82	1.52
2	7F	74	TYR	CA-C	11.40	1.82	1.52
2	7R	74	TYR	CA-C	11.40	1.82	1.52
2	1B	74	TYR	CA-C	11.40	1.82	1.52
2	1J	74	TYR	CA-C	11.40	1.82	1.52
2	2F	74	TYR	CA-C	11.40	1.82	1.52
2	27	74	TYR	CA-C	11.40	1.82	1.52
2	3F	74	TYR	CA-C	11.40	1.82	1.52
2	4B	74	TYR	CA-C	11.40	1.82	1.52
2	4N	74	TYR	CA-C	11.40	1.82	1.52
2	4V	74	TYR	CA-C	11.40	1.82	1.52

*Continued on next page...*

*Continued from previous page...*

Mol	Chain	Res	Type	Atoms	Z	Observed(Å)	Ideal(Å)
2	5R	74	TYR	CA-C	11.40	1.82	1.52
2	6J	74	TYR	CA-C	11.40	1.82	1.52
2	6R	74	TYR	CA-C	11.40	1.82	1.52
2	7N	74	TYR	CA-C	11.40	1.82	1.52
1	1Q	155	PRO	N-CA	-11.39	1.27	1.47
1	1U	155	PRO	N-CA	-11.39	1.27	1.47
1	1Y	155	PRO	N-CA	-11.39	1.27	1.47
1	2Q	155	PRO	N-CA	-11.39	1.27	1.47
1	2U	155	PRO	N-CA	-11.39	1.27	1.47
1	2Y	155	PRO	N-CA	-11.39	1.27	1.47
1	42	155	PRO	N-CA	-11.39	1.27	1.47
1	46	155	PRO	N-CA	-11.39	1.27	1.47
1	5A	155	PRO	N-CA	-11.39	1.27	1.47
1	52	155	PRO	N-CA	-11.39	1.27	1.47
1	56	155	PRO	N-CA	-11.39	1.27	1.47
1	6A	155	PRO	N-CA	-11.39	1.27	1.47
1	1E	155	PRO	N-CA	-11.38	1.27	1.47
1	12	155	PRO	N-CA	-11.38	1.27	1.47
1	16	155	PRO	N-CA	-11.38	1.27	1.47
1	2A	155	PRO	N-CA	-11.38	1.27	1.47
1	2M	155	PRO	N-CA	-11.38	1.27	1.47
1	22	155	PRO	N-CA	-11.38	1.27	1.47
1	3M	155	PRO	N-CA	-11.38	1.27	1.47
1	3Q	155	PRO	N-CA	-11.38	1.27	1.47
1	3U	155	PRO	N-CA	-11.38	1.27	1.47
1	3Y	155	PRO	N-CA	-11.38	1.27	1.47
1	36	155	PRO	N-CA	-11.38	1.27	1.47
1	4I	155	PRO	N-CA	-11.38	1.27	1.47
1	4Q	155	PRO	N-CA	-11.38	1.27	1.47
1	5E	155	PRO	N-CA	-11.38	1.27	1.47
1	5I	155	PRO	N-CA	-11.38	1.27	1.47
1	5M	155	PRO	N-CA	-11.38	1.27	1.47
1	5Y	155	PRO	N-CA	-11.38	1.27	1.47
1	6E	155	PRO	N-CA	-11.38	1.27	1.47
1	6Y	155	PRO	N-CA	-11.38	1.27	1.47
1	62	155	PRO	N-CA	-11.38	1.27	1.47
1	66	155	PRO	N-CA	-11.38	1.27	1.47
1	7A	155	PRO	N-CA	-11.38	1.27	1.47
1	7I	155	PRO	N-CA	-11.38	1.27	1.47
1	7U	155	PRO	N-CA	-11.38	1.27	1.47
2	1R	74	TYR	CA-C	11.38	1.82	1.52
2	1V	74	TYR	CA-C	11.38	1.82	1.52

*Continued on next page...*

*Continued from previous page...*

Mol	Chain	Res	Type	Atoms	Z	Observed(Å)	Ideal(Å)
2	1Z	74	TYR	CA-C	11.38	1.82	1.52
2	2R	74	TYR	CA-C	11.38	1.82	1.52
2	2V	74	TYR	CA-C	11.38	1.82	1.52
2	2Z	74	TYR	CA-C	11.38	1.82	1.52
2	43	74	TYR	CA-C	11.38	1.82	1.52
2	47	74	TYR	CA-C	11.38	1.82	1.52
2	5B	74	TYR	CA-C	11.38	1.82	1.52
2	53	74	TYR	CA-C	11.38	1.82	1.52
2	57	74	TYR	CA-C	11.38	1.82	1.52
2	6B	74	TYR	CA-C	11.38	1.82	1.52
2	1F	74	TYR	CA-C	11.38	1.82	1.52
2	2N	74	TYR	CA-C	11.38	1.82	1.52
2	23	74	TYR	CA-C	11.38	1.82	1.52
2	3N	74	TYR	CA-C	11.38	1.82	1.52
2	37	74	TYR	CA-C	11.38	1.82	1.52
2	4J	74	TYR	CA-C	11.38	1.82	1.52
2	4R	74	TYR	CA-C	11.38	1.82	1.52
2	5Z	74	TYR	CA-C	11.38	1.82	1.52
2	6F	74	TYR	CA-C	11.38	1.82	1.52
2	6Z	74	TYR	CA-C	11.38	1.82	1.52
2	7J	74	TYR	CA-C	11.38	1.82	1.52
2	7V	74	TYR	CA-C	11.38	1.82	1.52
2	1B	37	ASN	CA-CB	11.37	1.82	1.53
2	1F	37	ASN	CA-CB	11.37	1.82	1.53
2	1J	37	ASN	CA-CB	11.37	1.82	1.53
2	2F	37	ASN	CA-CB	11.37	1.82	1.53
2	2N	37	ASN	CA-CB	11.37	1.82	1.53
2	23	37	ASN	CA-CB	11.37	1.82	1.53
2	27	37	ASN	CA-CB	11.37	1.82	1.53
2	3F	37	ASN	CA-CB	11.37	1.82	1.53
2	3N	37	ASN	CA-CB	11.37	1.82	1.53
2	37	37	ASN	CA-CB	11.37	1.82	1.53
2	4B	37	ASN	CA-CB	11.37	1.82	1.53
2	4J	37	ASN	CA-CB	11.37	1.82	1.53
2	4N	37	ASN	CA-CB	11.37	1.82	1.53
2	4R	37	ASN	CA-CB	11.37	1.82	1.53
2	4V	37	ASN	CA-CB	11.37	1.82	1.53
2	5R	37	ASN	CA-CB	11.37	1.82	1.53
2	5Z	37	ASN	CA-CB	11.37	1.82	1.53
2	6F	37	ASN	CA-CB	11.37	1.82	1.53
2	6J	37	ASN	CA-CB	11.37	1.82	1.53
2	6R	37	ASN	CA-CB	11.37	1.82	1.53

*Continued on next page...*

*Continued from previous page...*

Mol	Chain	Res	Type	Atoms	Z	Observed(Å)	Ideal(Å)
2	6Z	37	ASN	CA-CB	11.37	1.82	1.53
2	7J	37	ASN	CA-CB	11.37	1.82	1.53
2	7N	37	ASN	CA-CB	11.37	1.82	1.53
2	7V	37	ASN	CA-CB	11.37	1.82	1.53
2	1N	37	ASN	CA-CB	11.36	1.82	1.53
2	2J	37	ASN	CA-CB	11.36	1.82	1.53
2	3B	37	ASN	CA-CB	11.36	1.82	1.53
2	3J	37	ASN	CA-CB	11.36	1.82	1.53
2	33	37	ASN	CA-CB	11.36	1.82	1.53
2	4F	37	ASN	CA-CB	11.36	1.82	1.53
2	4Z	37	ASN	CA-CB	11.36	1.82	1.53
2	5V	37	ASN	CA-CB	11.36	1.82	1.53
2	6N	37	ASN	CA-CB	11.36	1.82	1.53
2	6V	37	ASN	CA-CB	11.36	1.82	1.53
2	7F	37	ASN	CA-CB	11.36	1.82	1.53
2	7R	37	ASN	CA-CB	11.36	1.82	1.53
1	1A	155	PRO	N-CA	-11.35	1.27	1.47
1	1I	155	PRO	N-CA	-11.35	1.27	1.47
2	1R	37	ASN	CA-CB	11.35	1.82	1.53
2	1V	37	ASN	CA-CB	11.35	1.82	1.53
2	1Z	37	ASN	CA-CB	11.35	1.82	1.53
1	2E	155	PRO	N-CA	-11.35	1.27	1.47
2	2R	37	ASN	CA-CB	11.35	1.82	1.53
2	2V	37	ASN	CA-CB	11.35	1.82	1.53
2	2Z	37	ASN	CA-CB	11.35	1.82	1.53
1	26	155	PRO	N-CA	-11.35	1.27	1.47
1	3E	155	PRO	N-CA	-11.35	1.27	1.47
1	4A	155	PRO	N-CA	-11.35	1.27	1.47
1	4M	155	PRO	N-CA	-11.35	1.27	1.47
1	4U	155	PRO	N-CA	-11.35	1.27	1.47
2	43	37	ASN	CA-CB	11.35	1.82	1.53
2	47	37	ASN	CA-CB	11.35	1.82	1.53
2	5B	37	ASN	CA-CB	11.35	1.82	1.53
1	5Q	155	PRO	N-CA	-11.35	1.27	1.47
2	53	37	ASN	CA-CB	11.35	1.82	1.53
2	57	37	ASN	CA-CB	11.35	1.82	1.53
2	6B	37	ASN	CA-CB	11.35	1.82	1.53
1	6I	155	PRO	N-CA	-11.35	1.27	1.47
1	6Q	155	PRO	N-CA	-11.35	1.27	1.47
1	7M	155	PRO	N-CA	-11.35	1.27	1.47
2	13	37	ASN	CA-CB	11.35	1.82	1.53
2	17	37	ASN	CA-CB	11.35	1.82	1.53

*Continued on next page...*

*Continued from previous page...*

Mol	Chain	Res	Type	Atoms	Z	Observed(Å)	Ideal(Å)
2	2B	37	ASN	CA-CB	11.35	1.82	1.53
2	3R	37	ASN	CA-CB	11.35	1.82	1.53
2	3V	37	ASN	CA-CB	11.35	1.82	1.53
2	3Z	37	ASN	CA-CB	11.35	1.82	1.53
2	5F	37	ASN	CA-CB	11.35	1.82	1.53
2	5J	37	ASN	CA-CB	11.35	1.82	1.53
2	5N	37	ASN	CA-CB	11.35	1.82	1.53
2	63	37	ASN	CA-CB	11.35	1.82	1.53
2	67	37	ASN	CA-CB	11.35	1.82	1.53
2	7B	37	ASN	CA-CB	11.35	1.82	1.53
1	1M	155	PRO	N-CA	-11.34	1.27	1.47
1	2I	155	PRO	N-CA	-11.34	1.27	1.47
1	3A	155	PRO	N-CA	-11.34	1.27	1.47
1	3I	155	PRO	N-CA	-11.34	1.27	1.47
1	32	155	PRO	N-CA	-11.34	1.27	1.47
1	4E	155	PRO	N-CA	-11.34	1.27	1.47
1	4Y	155	PRO	N-CA	-11.34	1.27	1.47
1	5U	155	PRO	N-CA	-11.34	1.27	1.47
1	6M	155	PRO	N-CA	-11.34	1.27	1.47
1	6U	155	PRO	N-CA	-11.34	1.27	1.47
1	7E	155	PRO	N-CA	-11.34	1.27	1.47
1	7Q	155	PRO	N-CA	-11.34	1.27	1.47
1	1Q	7	GLN	C-O	-11.33	1.01	1.23
1	1U	7	GLN	C-O	-11.33	1.01	1.23
1	1Y	7	GLN	C-O	-11.33	1.01	1.23
1	2Q	7	GLN	C-O	-11.33	1.01	1.23
1	2U	7	GLN	C-O	-11.33	1.01	1.23
1	2Y	7	GLN	C-O	-11.33	1.01	1.23
1	42	7	GLN	C-O	-11.33	1.01	1.23
1	46	7	GLN	C-O	-11.33	1.01	1.23
1	5A	7	GLN	C-O	-11.33	1.01	1.23
1	52	7	GLN	C-O	-11.33	1.01	1.23
1	56	7	GLN	C-O	-11.33	1.01	1.23
1	6A	7	GLN	C-O	-11.33	1.01	1.23
1	1A	7	GLN	C-O	-11.32	1.01	1.23
1	1E	7	GLN	C-O	-11.32	1.01	1.23
1	1I	7	GLN	C-O	-11.32	1.01	1.23
1	2E	7	GLN	C-O	-11.32	1.01	1.23
1	2M	7	GLN	C-O	-11.32	1.01	1.23
1	22	7	GLN	C-O	-11.32	1.01	1.23
1	26	7	GLN	C-O	-11.32	1.01	1.23
1	3E	7	GLN	C-O	-11.32	1.01	1.23

*Continued on next page...*

*Continued from previous page...*

Mol	Chain	Res	Type	Atoms	Z	Observed(Å)	Ideal(Å)
1	3M	7	GLN	C-O	-11.32	1.01	1.23
1	36	7	GLN	C-O	-11.32	1.01	1.23
1	4A	7	GLN	C-O	-11.32	1.01	1.23
1	4I	7	GLN	C-O	-11.32	1.01	1.23
1	4M	7	GLN	C-O	-11.32	1.01	1.23
1	4Q	7	GLN	C-O	-11.32	1.01	1.23
1	4U	7	GLN	C-O	-11.32	1.01	1.23
1	5Q	7	GLN	C-O	-11.32	1.01	1.23
1	5Y	7	GLN	C-O	-11.32	1.01	1.23
1	6E	7	GLN	C-O	-11.32	1.01	1.23
1	6I	7	GLN	C-O	-11.32	1.01	1.23
1	6Q	7	GLN	C-O	-11.32	1.01	1.23
1	6Y	7	GLN	C-O	-11.32	1.01	1.23
1	7I	7	GLN	C-O	-11.32	1.01	1.23
1	7M	7	GLN	C-O	-11.32	1.01	1.23
1	7U	7	GLN	C-O	-11.32	1.01	1.23
2	1R	78	HIS	C-N	-11.31	1.08	1.34
2	1V	78	HIS	C-N	-11.31	1.08	1.34
2	1Z	78	HIS	C-N	-11.31	1.08	1.34
2	2R	78	HIS	C-N	-11.31	1.08	1.34
2	2V	78	HIS	C-N	-11.31	1.08	1.34
2	2Z	78	HIS	C-N	-11.31	1.08	1.34
2	43	78	HIS	C-N	-11.31	1.08	1.34
2	47	78	HIS	C-N	-11.31	1.08	1.34
2	5B	78	HIS	C-N	-11.31	1.08	1.34
2	53	78	HIS	C-N	-11.31	1.08	1.34
2	57	78	HIS	C-N	-11.31	1.08	1.34
2	6B	78	HIS	C-N	-11.31	1.08	1.34
1	1Q	65	PHE	CE1-CZ	11.31	1.58	1.37
1	1U	65	PHE	CE1-CZ	11.31	1.58	1.37
1	1Y	65	PHE	CE1-CZ	11.31	1.58	1.37
1	2Q	65	PHE	CE1-CZ	11.31	1.58	1.37
1	2U	65	PHE	CE1-CZ	11.31	1.58	1.37
1	2Y	65	PHE	CE1-CZ	11.31	1.58	1.37
1	42	65	PHE	CE1-CZ	11.31	1.58	1.37
1	46	65	PHE	CE1-CZ	11.31	1.58	1.37
1	5A	65	PHE	CE1-CZ	11.31	1.58	1.37
1	52	65	PHE	CE1-CZ	11.31	1.58	1.37
1	56	65	PHE	CE1-CZ	11.31	1.58	1.37
1	6A	65	PHE	CE1-CZ	11.31	1.58	1.37
1	1M	7	GLN	C-O	-11.30	1.01	1.23
2	1N	28	THR	C-O	11.30	1.44	1.23

*Continued on next page...*



*Continued from previous page...*

Mol	Chain	Res	Type	Atoms	Z	Observed(Å)	Ideal(Å)
1	12	7	GLN	C-O	-11.30	1.01	1.23
1	16	7	GLN	C-O	-11.30	1.01	1.23
1	2A	7	GLN	C-O	-11.30	1.01	1.23
1	2I	7	GLN	C-O	-11.30	1.01	1.23
2	2J	28	THR	C-O	11.30	1.44	1.23
1	3A	7	GLN	C-O	-11.30	1.01	1.23
2	3B	28	THR	C-O	11.30	1.44	1.23
1	3I	7	GLN	C-O	-11.30	1.01	1.23
2	3J	28	THR	C-O	11.30	1.44	1.23
1	3Q	7	GLN	C-O	-11.30	1.01	1.23
1	3U	7	GLN	C-O	-11.30	1.01	1.23
1	3Y	7	GLN	C-O	-11.30	1.01	1.23
1	32	7	GLN	C-O	-11.30	1.01	1.23
2	33	28	THR	C-O	11.30	1.44	1.23
1	4E	7	GLN	C-O	-11.30	1.01	1.23
2	4F	28	THR	C-O	11.30	1.44	1.23
1	4Y	7	GLN	C-O	-11.30	1.01	1.23
2	4Z	28	THR	C-O	11.30	1.44	1.23
1	5E	7	GLN	C-O	-11.30	1.01	1.23
1	5I	7	GLN	C-O	-11.30	1.01	1.23
1	5M	7	GLN	C-O	-11.30	1.01	1.23
1	5U	7	GLN	C-O	-11.30	1.01	1.23
2	5V	28	THR	C-O	11.30	1.44	1.23
1	6M	7	GLN	C-O	-11.30	1.01	1.23
2	6N	28	THR	C-O	11.30	1.44	1.23
1	6U	7	GLN	C-O	-11.30	1.01	1.23
2	6V	28	THR	C-O	11.30	1.44	1.23
1	62	7	GLN	C-O	-11.30	1.01	1.23
1	66	7	GLN	C-O	-11.30	1.01	1.23
1	7A	7	GLN	C-O	-11.30	1.01	1.23
1	7E	7	GLN	C-O	-11.30	1.01	1.23
2	7F	28	THR	C-O	11.30	1.44	1.23
1	7Q	7	GLN	C-O	-11.30	1.01	1.23
2	7R	28	THR	C-O	11.30	1.44	1.23
1	1A	65	PHE	CE1-CZ	11.30	1.58	1.37
1	1I	65	PHE	CE1-CZ	11.30	1.58	1.37
1	2E	65	PHE	CE1-CZ	11.30	1.58	1.37
1	26	65	PHE	CE1-CZ	11.30	1.58	1.37
1	3E	65	PHE	CE1-CZ	11.30	1.58	1.37
1	4A	65	PHE	CE1-CZ	11.30	1.58	1.37
1	4M	65	PHE	CE1-CZ	11.30	1.58	1.37
1	4U	65	PHE	CE1-CZ	11.30	1.58	1.37

*Continued on next page...*

*Continued from previous page...*

Mol	Chain	Res	Type	Atoms	Z	Observed(Å)	Ideal(Å)
1	5Q	65	PHE	CE1-CZ	11.30	1.58	1.37
1	6I	65	PHE	CE1-CZ	11.30	1.58	1.37
1	6Q	65	PHE	CE1-CZ	11.30	1.58	1.37
1	7M	65	PHE	CE1-CZ	11.30	1.58	1.37
1	1M	65	PHE	CE1-CZ	11.30	1.58	1.37
1	2I	65	PHE	CE1-CZ	11.30	1.58	1.37
1	3A	65	PHE	CE1-CZ	11.30	1.58	1.37
1	3I	65	PHE	CE1-CZ	11.30	1.58	1.37
1	32	65	PHE	CE1-CZ	11.30	1.58	1.37
1	4E	65	PHE	CE1-CZ	11.30	1.58	1.37
1	4Y	65	PHE	CE1-CZ	11.30	1.58	1.37
1	5U	65	PHE	CE1-CZ	11.30	1.58	1.37
1	6M	65	PHE	CE1-CZ	11.30	1.58	1.37
1	6U	65	PHE	CE1-CZ	11.30	1.58	1.37
1	7E	65	PHE	CE1-CZ	11.30	1.58	1.37
1	7Q	65	PHE	CE1-CZ	11.30	1.58	1.37
1	1E	65	PHE	CE1-CZ	11.30	1.58	1.37
1	2M	65	PHE	CE1-CZ	11.30	1.58	1.37
1	22	65	PHE	CE1-CZ	11.30	1.58	1.37
1	3M	65	PHE	CE1-CZ	11.30	1.58	1.37
1	36	65	PHE	CE1-CZ	11.30	1.58	1.37
1	4I	65	PHE	CE1-CZ	11.30	1.58	1.37
1	4Q	65	PHE	CE1-CZ	11.30	1.58	1.37
1	5Y	65	PHE	CE1-CZ	11.30	1.58	1.37
1	6E	65	PHE	CE1-CZ	11.30	1.58	1.37
1	6Y	65	PHE	CE1-CZ	11.30	1.58	1.37
1	7I	65	PHE	CE1-CZ	11.30	1.58	1.37
1	7U	65	PHE	CE1-CZ	11.30	1.58	1.37
2	1N	78	HIS	C-N	-11.30	1.08	1.34
1	12	65	PHE	CE1-CZ	11.30	1.58	1.37
1	16	65	PHE	CE1-CZ	11.30	1.58	1.37
1	2A	65	PHE	CE1-CZ	11.30	1.58	1.37
2	2J	78	HIS	C-N	-11.30	1.08	1.34
2	3B	78	HIS	C-N	-11.30	1.08	1.34
2	3J	78	HIS	C-N	-11.30	1.08	1.34
1	3Q	65	PHE	CE1-CZ	11.30	1.58	1.37
1	3U	65	PHE	CE1-CZ	11.30	1.58	1.37
1	3Y	65	PHE	CE1-CZ	11.30	1.58	1.37
2	33	78	HIS	C-N	-11.30	1.08	1.34
2	4F	78	HIS	C-N	-11.30	1.08	1.34
2	4Z	78	HIS	C-N	-11.30	1.08	1.34
1	5E	65	PHE	CE1-CZ	11.30	1.58	1.37

*Continued on next page...*

*Continued from previous page...*

Mol	Chain	Res	Type	Atoms	Z	Observed(Å)	Ideal(Å)
1	5I	65	PHE	CE1-CZ	11.30	1.58	1.37
1	5M	65	PHE	CE1-CZ	11.30	1.58	1.37
2	5V	78	HIS	C-N	-11.30	1.08	1.34
2	6N	78	HIS	C-N	-11.30	1.08	1.34
2	6V	78	HIS	C-N	-11.30	1.08	1.34
1	62	65	PHE	CE1-CZ	11.30	1.58	1.37
1	66	65	PHE	CE1-CZ	11.30	1.58	1.37
1	7A	65	PHE	CE1-CZ	11.30	1.58	1.37
2	7F	78	HIS	C-N	-11.30	1.08	1.34
2	7R	78	HIS	C-N	-11.30	1.08	1.34
2	1B	78	HIS	C-N	-11.30	1.08	1.34
2	1J	78	HIS	C-N	-11.30	1.08	1.34
2	2F	78	HIS	C-N	-11.30	1.08	1.34
2	27	78	HIS	C-N	-11.30	1.08	1.34
2	3F	78	HIS	C-N	-11.30	1.08	1.34
2	4B	78	HIS	C-N	-11.30	1.08	1.34
2	4N	78	HIS	C-N	-11.30	1.08	1.34
2	4V	78	HIS	C-N	-11.30	1.08	1.34
2	5R	78	HIS	C-N	-11.30	1.08	1.34
2	6J	78	HIS	C-N	-11.30	1.08	1.34
2	6R	78	HIS	C-N	-11.30	1.08	1.34
2	7N	78	HIS	C-N	-11.30	1.08	1.34
2	1B	28	THR	C-O	11.29	1.44	1.23
2	1F	28	THR	C-O	11.29	1.44	1.23
2	1J	28	THR	C-O	11.29	1.44	1.23
2	2F	28	THR	C-O	11.29	1.44	1.23
2	2N	28	THR	C-O	11.29	1.44	1.23
2	23	28	THR	C-O	11.29	1.44	1.23
2	27	28	THR	C-O	11.29	1.44	1.23
2	3F	28	THR	C-O	11.29	1.44	1.23
2	3N	28	THR	C-O	11.29	1.44	1.23
2	37	28	THR	C-O	11.29	1.44	1.23
2	4B	28	THR	C-O	11.29	1.44	1.23
2	4J	28	THR	C-O	11.29	1.44	1.23
2	4N	28	THR	C-O	11.29	1.44	1.23
2	4R	28	THR	C-O	11.29	1.44	1.23
2	4V	28	THR	C-O	11.29	1.44	1.23
2	5R	28	THR	C-O	11.29	1.44	1.23
2	5Z	28	THR	C-O	11.29	1.44	1.23
2	6F	28	THR	C-O	11.29	1.44	1.23
2	6J	28	THR	C-O	11.29	1.44	1.23
2	6R	28	THR	C-O	11.29	1.44	1.23

*Continued on next page...*

*Continued from previous page...*

Mol	Chain	Res	Type	Atoms	Z	Observed(Å)	Ideal(Å)
2	6Z	28	THR	C-O	11.29	1.44	1.23
2	7J	28	THR	C-O	11.29	1.44	1.23
2	7N	28	THR	C-O	11.29	1.44	1.23
2	7V	28	THR	C-O	11.29	1.44	1.23
2	1F	78	HIS	C-N	-11.28	1.08	1.34
2	2N	78	HIS	C-N	-11.28	1.08	1.34
2	23	78	HIS	C-N	-11.28	1.08	1.34
2	3N	78	HIS	C-N	-11.28	1.08	1.34
2	37	78	HIS	C-N	-11.28	1.08	1.34
2	4J	78	HIS	C-N	-11.28	1.08	1.34
2	4R	78	HIS	C-N	-11.28	1.08	1.34
2	5Z	78	HIS	C-N	-11.28	1.08	1.34
2	6F	78	HIS	C-N	-11.28	1.08	1.34
2	6Z	78	HIS	C-N	-11.28	1.08	1.34
2	7J	78	HIS	C-N	-11.28	1.08	1.34
2	7V	78	HIS	C-N	-11.28	1.08	1.34
2	13	78	HIS	C-N	-11.27	1.08	1.34
2	17	78	HIS	C-N	-11.27	1.08	1.34
2	2B	78	HIS	C-N	-11.27	1.08	1.34
2	3R	78	HIS	C-N	-11.27	1.08	1.34
2	3V	78	HIS	C-N	-11.27	1.08	1.34
2	3Z	78	HIS	C-N	-11.27	1.08	1.34
2	5F	78	HIS	C-N	-11.27	1.08	1.34
2	5J	78	HIS	C-N	-11.27	1.08	1.34
2	5N	78	HIS	C-N	-11.27	1.08	1.34
2	63	78	HIS	C-N	-11.27	1.08	1.34
2	67	78	HIS	C-N	-11.27	1.08	1.34
2	7B	78	HIS	C-N	-11.27	1.08	1.34
2	1R	28	THR	C-O	11.26	1.44	1.23
2	1V	28	THR	C-O	11.26	1.44	1.23
2	1Z	28	THR	C-O	11.26	1.44	1.23
2	2R	28	THR	C-O	11.26	1.44	1.23
2	2V	28	THR	C-O	11.26	1.44	1.23
2	2Z	28	THR	C-O	11.26	1.44	1.23
2	43	28	THR	C-O	11.26	1.44	1.23
2	47	28	THR	C-O	11.26	1.44	1.23
2	5B	28	THR	C-O	11.26	1.44	1.23
2	53	28	THR	C-O	11.26	1.44	1.23
2	57	28	THR	C-O	11.26	1.44	1.23
2	6B	28	THR	C-O	11.26	1.44	1.23
2	13	28	THR	C-O	11.25	1.44	1.23
2	17	28	THR	C-O	11.25	1.44	1.23

*Continued on next page...*

*Continued from previous page...*

Mol	Chain	Res	Type	Atoms	Z	Observed(Å)	Ideal(Å)
2	2B	28	THR	C-O	11.25	1.44	1.23
2	3R	28	THR	C-O	11.25	1.44	1.23
2	3V	28	THR	C-O	11.25	1.44	1.23
2	3Z	28	THR	C-O	11.25	1.44	1.23
2	5F	28	THR	C-O	11.25	1.44	1.23
2	5J	28	THR	C-O	11.25	1.44	1.23
2	5N	28	THR	C-O	11.25	1.44	1.23
2	63	28	THR	C-O	11.25	1.44	1.23
2	67	28	THR	C-O	11.25	1.44	1.23
2	7B	28	THR	C-O	11.25	1.44	1.23
1	1E	48	TYR	CB-CG	-11.24	1.34	1.51
1	2M	48	TYR	CB-CG	-11.24	1.34	1.51
1	22	48	TYR	CB-CG	-11.24	1.34	1.51
1	3M	48	TYR	CB-CG	-11.24	1.34	1.51
1	36	48	TYR	CB-CG	-11.24	1.34	1.51
1	4I	48	TYR	CB-CG	-11.24	1.34	1.51
1	4Q	48	TYR	CB-CG	-11.24	1.34	1.51
1	5Y	48	TYR	CB-CG	-11.24	1.34	1.51
1	6E	48	TYR	CB-CG	-11.24	1.34	1.51
1	6Y	48	TYR	CB-CG	-11.24	1.34	1.51
1	7I	48	TYR	CB-CG	-11.24	1.34	1.51
1	7U	48	TYR	CB-CG	-11.24	1.34	1.51
1	1A	48	TYR	CB-CG	-11.24	1.34	1.51
1	1I	48	TYR	CB-CG	-11.24	1.34	1.51
1	1M	48	TYR	CB-CG	-11.24	1.34	1.51
1	2E	48	TYR	CB-CG	-11.24	1.34	1.51
1	2I	48	TYR	CB-CG	-11.24	1.34	1.51
1	26	48	TYR	CB-CG	-11.24	1.34	1.51
1	3A	48	TYR	CB-CG	-11.24	1.34	1.51
1	3E	48	TYR	CB-CG	-11.24	1.34	1.51
1	3I	48	TYR	CB-CG	-11.24	1.34	1.51
1	32	48	TYR	CB-CG	-11.24	1.34	1.51
1	4A	48	TYR	CB-CG	-11.24	1.34	1.51
1	4E	48	TYR	CB-CG	-11.24	1.34	1.51
1	4M	48	TYR	CB-CG	-11.24	1.34	1.51
1	4U	48	TYR	CB-CG	-11.24	1.34	1.51
1	4Y	48	TYR	CB-CG	-11.24	1.34	1.51
1	5Q	48	TYR	CB-CG	-11.24	1.34	1.51
1	5U	48	TYR	CB-CG	-11.24	1.34	1.51
1	6I	48	TYR	CB-CG	-11.24	1.34	1.51
1	6M	48	TYR	CB-CG	-11.24	1.34	1.51
1	6Q	48	TYR	CB-CG	-11.24	1.34	1.51

*Continued on next page...*

*Continued from previous page...*

Mol	Chain	Res	Type	Atoms	Z	Observed(Å)	Ideal(Å)
1	6U	48	TYR	CB-CG	-11.24	1.34	1.51
1	7E	48	TYR	CB-CG	-11.24	1.34	1.51
1	7M	48	TYR	CB-CG	-11.24	1.34	1.51
1	7Q	48	TYR	CB-CG	-11.24	1.34	1.51
1	1A	144	VAL	CA-CB	-11.24	1.31	1.54
1	1I	144	VAL	CA-CB	-11.24	1.31	1.54
1	2E	144	VAL	CA-CB	-11.24	1.31	1.54
1	26	144	VAL	CA-CB	-11.24	1.31	1.54
1	3E	144	VAL	CA-CB	-11.24	1.31	1.54
1	4A	144	VAL	CA-CB	-11.24	1.31	1.54
1	4M	144	VAL	CA-CB	-11.24	1.31	1.54
1	4U	144	VAL	CA-CB	-11.24	1.31	1.54
1	5Q	144	VAL	CA-CB	-11.24	1.31	1.54
1	6I	144	VAL	CA-CB	-11.24	1.31	1.54
1	6Q	144	VAL	CA-CB	-11.24	1.31	1.54
1	7M	144	VAL	CA-CB	-11.24	1.31	1.54
1	12	48	TYR	CB-CG	-11.23	1.34	1.51
1	16	48	TYR	CB-CG	-11.23	1.34	1.51
1	2A	48	TYR	CB-CG	-11.23	1.34	1.51
1	3Q	48	TYR	CB-CG	-11.23	1.34	1.51
1	3U	48	TYR	CB-CG	-11.23	1.34	1.51
1	3Y	48	TYR	CB-CG	-11.23	1.34	1.51
1	5E	48	TYR	CB-CG	-11.23	1.34	1.51
1	5I	48	TYR	CB-CG	-11.23	1.34	1.51
1	5M	48	TYR	CB-CG	-11.23	1.34	1.51
1	62	48	TYR	CB-CG	-11.23	1.34	1.51
1	66	48	TYR	CB-CG	-11.23	1.34	1.51
1	7A	48	TYR	CB-CG	-11.23	1.34	1.51
1	1Q	48	TYR	CB-CG	-11.23	1.34	1.51
1	1U	48	TYR	CB-CG	-11.23	1.34	1.51
1	1Y	48	TYR	CB-CG	-11.23	1.34	1.51
1	2Q	48	TYR	CB-CG	-11.23	1.34	1.51
1	2U	48	TYR	CB-CG	-11.23	1.34	1.51
1	2Y	48	TYR	CB-CG	-11.23	1.34	1.51
1	42	48	TYR	CB-CG	-11.23	1.34	1.51
1	46	48	TYR	CB-CG	-11.23	1.34	1.51
1	5A	48	TYR	CB-CG	-11.23	1.34	1.51
1	52	48	TYR	CB-CG	-11.23	1.34	1.51
1	56	48	TYR	CB-CG	-11.23	1.34	1.51
1	6A	48	TYR	CB-CG	-11.23	1.34	1.51
1	1M	144	VAL	CA-CB	-11.22	1.31	1.54
1	2I	144	VAL	CA-CB	-11.22	1.31	1.54

*Continued on next page...*

*Continued from previous page...*

Mol	Chain	Res	Type	Atoms	Z	Observed(Å)	Ideal(Å)
1	3A	144	VAL	CA-CB	-11.22	1.31	1.54
1	3I	144	VAL	CA-CB	-11.22	1.31	1.54
1	32	144	VAL	CA-CB	-11.22	1.31	1.54
1	4E	144	VAL	CA-CB	-11.22	1.31	1.54
1	4Y	144	VAL	CA-CB	-11.22	1.31	1.54
1	5U	144	VAL	CA-CB	-11.22	1.31	1.54
1	6M	144	VAL	CA-CB	-11.22	1.31	1.54
1	6U	144	VAL	CA-CB	-11.22	1.31	1.54
1	7E	144	VAL	CA-CB	-11.22	1.31	1.54
1	7Q	144	VAL	CA-CB	-11.22	1.31	1.54
1	1E	144	VAL	CA-CB	-11.22	1.31	1.54
1	12	144	VAL	CA-CB	-11.22	1.31	1.54
1	16	144	VAL	CA-CB	-11.22	1.31	1.54
1	2A	144	VAL	CA-CB	-11.22	1.31	1.54
1	2M	144	VAL	CA-CB	-11.22	1.31	1.54
1	22	144	VAL	CA-CB	-11.22	1.31	1.54
1	3M	144	VAL	CA-CB	-11.22	1.31	1.54
1	3Q	144	VAL	CA-CB	-11.22	1.31	1.54
1	3U	144	VAL	CA-CB	-11.22	1.31	1.54
1	3Y	144	VAL	CA-CB	-11.22	1.31	1.54
1	36	144	VAL	CA-CB	-11.22	1.31	1.54
1	4I	144	VAL	CA-CB	-11.22	1.31	1.54
1	4Q	144	VAL	CA-CB	-11.22	1.31	1.54
1	5E	144	VAL	CA-CB	-11.22	1.31	1.54
1	5I	144	VAL	CA-CB	-11.22	1.31	1.54
1	5M	144	VAL	CA-CB	-11.22	1.31	1.54
1	5Y	144	VAL	CA-CB	-11.22	1.31	1.54
1	6E	144	VAL	CA-CB	-11.22	1.31	1.54
1	6Y	144	VAL	CA-CB	-11.22	1.31	1.54
1	62	144	VAL	CA-CB	-11.22	1.31	1.54
1	66	144	VAL	CA-CB	-11.22	1.31	1.54
1	7A	144	VAL	CA-CB	-11.22	1.31	1.54
1	7I	144	VAL	CA-CB	-11.22	1.31	1.54
1	7U	144	VAL	CA-CB	-11.22	1.31	1.54
1	1Q	144	VAL	CA-CB	-11.22	1.31	1.54
1	1U	144	VAL	CA-CB	-11.22	1.31	1.54
1	1Y	144	VAL	CA-CB	-11.22	1.31	1.54
1	2Q	144	VAL	CA-CB	-11.22	1.31	1.54
1	2U	144	VAL	CA-CB	-11.22	1.31	1.54
1	2Y	144	VAL	CA-CB	-11.22	1.31	1.54
1	42	144	VAL	CA-CB	-11.22	1.31	1.54
1	46	144	VAL	CA-CB	-11.22	1.31	1.54

*Continued on next page...*

*Continued from previous page...*

Mol	Chain	Res	Type	Atoms	Z	Observed(Å)	Ideal(Å)
1	5A	144	VAL	CA-CB	-11.22	1.31	1.54
1	52	144	VAL	CA-CB	-11.22	1.31	1.54
1	56	144	VAL	CA-CB	-11.22	1.31	1.54
1	6A	144	VAL	CA-CB	-11.22	1.31	1.54
2	1R	72	ARG	CZ-NH1	11.16	1.47	1.33
2	1V	72	ARG	CZ-NH1	11.16	1.47	1.33
2	1Z	72	ARG	CZ-NH1	11.16	1.47	1.33
2	2R	72	ARG	CZ-NH1	11.16	1.47	1.33
2	2V	72	ARG	CZ-NH1	11.16	1.47	1.33
2	2Z	72	ARG	CZ-NH1	11.16	1.47	1.33
2	43	72	ARG	CZ-NH1	11.16	1.47	1.33
2	47	72	ARG	CZ-NH1	11.16	1.47	1.33
2	5B	72	ARG	CZ-NH1	11.16	1.47	1.33
2	53	72	ARG	CZ-NH1	11.16	1.47	1.33
2	57	72	ARG	CZ-NH1	11.16	1.47	1.33
2	6B	72	ARG	CZ-NH1	11.16	1.47	1.33
2	13	72	ARG	CZ-NH1	11.16	1.47	1.33
2	17	72	ARG	CZ-NH1	11.16	1.47	1.33
2	2B	72	ARG	CZ-NH1	11.16	1.47	1.33
2	3R	72	ARG	CZ-NH1	11.16	1.47	1.33
2	3V	72	ARG	CZ-NH1	11.16	1.47	1.33
2	3Z	72	ARG	CZ-NH1	11.16	1.47	1.33
2	5F	72	ARG	CZ-NH1	11.16	1.47	1.33
2	5J	72	ARG	CZ-NH1	11.16	1.47	1.33
2	5N	72	ARG	CZ-NH1	11.16	1.47	1.33
2	63	72	ARG	CZ-NH1	11.16	1.47	1.33
2	67	72	ARG	CZ-NH1	11.16	1.47	1.33
2	7B	72	ARG	CZ-NH1	11.16	1.47	1.33
2	1B	14	THR	CB-CG2	-11.15	1.15	1.52
2	1J	14	THR	CB-CG2	-11.15	1.15	1.52
2	2F	14	THR	CB-CG2	-11.15	1.15	1.52
2	27	14	THR	CB-CG2	-11.15	1.15	1.52
2	3F	14	THR	CB-CG2	-11.15	1.15	1.52
2	4B	14	THR	CB-CG2	-11.15	1.15	1.52
2	4N	14	THR	CB-CG2	-11.15	1.15	1.52
2	4V	14	THR	CB-CG2	-11.15	1.15	1.52
2	5R	14	THR	CB-CG2	-11.15	1.15	1.52
2	6J	14	THR	CB-CG2	-11.15	1.15	1.52
2	6R	14	THR	CB-CG2	-11.15	1.15	1.52
2	7N	14	THR	CB-CG2	-11.15	1.15	1.52
2	1N	14	THR	CB-CG2	-11.15	1.15	1.52
2	2J	14	THR	CB-CG2	-11.15	1.15	1.52

*Continued on next page...*



*Continued from previous page...*

Mol	Chain	Res	Type	Atoms	Z	Observed(Å)	Ideal(Å)
2	3B	14	THR	CB-CG2	-11.15	1.15	1.52
2	3J	14	THR	CB-CG2	-11.15	1.15	1.52
2	33	14	THR	CB-CG2	-11.15	1.15	1.52
2	4F	14	THR	CB-CG2	-11.15	1.15	1.52
2	4Z	14	THR	CB-CG2	-11.15	1.15	1.52
2	5V	14	THR	CB-CG2	-11.15	1.15	1.52
2	6N	14	THR	CB-CG2	-11.15	1.15	1.52
2	6V	14	THR	CB-CG2	-11.15	1.15	1.52
2	7F	14	THR	CB-CG2	-11.15	1.15	1.52
2	7R	14	THR	CB-CG2	-11.15	1.15	1.52
1	1M	42	VAL	N-CA	-11.15	1.24	1.46
1	2I	42	VAL	N-CA	-11.15	1.24	1.46
1	3A	42	VAL	N-CA	-11.15	1.24	1.46
1	3I	42	VAL	N-CA	-11.15	1.24	1.46
1	32	42	VAL	N-CA	-11.15	1.24	1.46
1	4E	42	VAL	N-CA	-11.15	1.24	1.46
1	4Y	42	VAL	N-CA	-11.15	1.24	1.46
1	5U	42	VAL	N-CA	-11.15	1.24	1.46
1	6M	42	VAL	N-CA	-11.15	1.24	1.46
1	6U	42	VAL	N-CA	-11.15	1.24	1.46
1	7E	42	VAL	N-CA	-11.15	1.24	1.46
1	7Q	42	VAL	N-CA	-11.15	1.24	1.46
1	1E	42	VAL	N-CA	-11.15	1.24	1.46
1	2M	42	VAL	N-CA	-11.15	1.24	1.46
1	22	42	VAL	N-CA	-11.15	1.24	1.46
1	3M	42	VAL	N-CA	-11.15	1.24	1.46
1	36	42	VAL	N-CA	-11.15	1.24	1.46
1	4I	42	VAL	N-CA	-11.15	1.24	1.46
1	4Q	42	VAL	N-CA	-11.15	1.24	1.46
1	5Y	42	VAL	N-CA	-11.15	1.24	1.46
1	6E	42	VAL	N-CA	-11.15	1.24	1.46
1	6Y	42	VAL	N-CA	-11.15	1.24	1.46
1	7I	42	VAL	N-CA	-11.15	1.24	1.46
1	7U	42	VAL	N-CA	-11.15	1.24	1.46
2	1R	57	LYS	CE-NZ	-11.14	1.21	1.49
2	1V	57	LYS	CE-NZ	-11.14	1.21	1.49
2	1Z	57	LYS	CE-NZ	-11.14	1.21	1.49
1	12	42	VAL	N-CA	-11.14	1.24	1.46
2	13	14	THR	CB-CG2	-11.14	1.15	1.52
1	16	42	VAL	N-CA	-11.14	1.24	1.46
2	17	14	THR	CB-CG2	-11.14	1.15	1.52
1	2A	42	VAL	N-CA	-11.14	1.24	1.46

*Continued on next page...*

*Continued from previous page...*

Mol	Chain	Res	Type	Atoms	Z	Observed(Å)	Ideal(Å)
2	2B	14	THR	CB-CG2	-11.14	1.15	1.52
2	2R	57	LYS	CE-NZ	-11.14	1.21	1.49
2	2V	57	LYS	CE-NZ	-11.14	1.21	1.49
2	2Z	57	LYS	CE-NZ	-11.14	1.21	1.49
1	3Q	42	VAL	N-CA	-11.14	1.24	1.46
2	3R	14	THR	CB-CG2	-11.14	1.15	1.52
1	3U	42	VAL	N-CA	-11.14	1.24	1.46
2	3V	14	THR	CB-CG2	-11.14	1.15	1.52
1	3Y	42	VAL	N-CA	-11.14	1.24	1.46
2	3Z	14	THR	CB-CG2	-11.14	1.15	1.52
2	43	57	LYS	CE-NZ	-11.14	1.21	1.49
2	47	57	LYS	CE-NZ	-11.14	1.21	1.49
2	5B	57	LYS	CE-NZ	-11.14	1.21	1.49
1	5E	42	VAL	N-CA	-11.14	1.24	1.46
2	5F	14	THR	CB-CG2	-11.14	1.15	1.52
1	5I	42	VAL	N-CA	-11.14	1.24	1.46
2	5J	14	THR	CB-CG2	-11.14	1.15	1.52
1	5M	42	VAL	N-CA	-11.14	1.24	1.46
2	5N	14	THR	CB-CG2	-11.14	1.15	1.52
2	53	57	LYS	CE-NZ	-11.14	1.21	1.49
2	57	57	LYS	CE-NZ	-11.14	1.21	1.49
2	6B	57	LYS	CE-NZ	-11.14	1.21	1.49
1	62	42	VAL	N-CA	-11.14	1.24	1.46
2	63	14	THR	CB-CG2	-11.14	1.15	1.52
1	66	42	VAL	N-CA	-11.14	1.24	1.46
2	67	14	THR	CB-CG2	-11.14	1.15	1.52
1	7A	42	VAL	N-CA	-11.14	1.24	1.46
2	7B	14	THR	CB-CG2	-11.14	1.15	1.52
2	1F	72	ARG	CZ-NH1	11.14	1.47	1.33
2	2N	72	ARG	CZ-NH1	11.14	1.47	1.33
2	23	72	ARG	CZ-NH1	11.14	1.47	1.33
2	3N	72	ARG	CZ-NH1	11.14	1.47	1.33
2	37	72	ARG	CZ-NH1	11.14	1.47	1.33
2	4J	72	ARG	CZ-NH1	11.14	1.47	1.33
2	4R	72	ARG	CZ-NH1	11.14	1.47	1.33
2	5Z	72	ARG	CZ-NH1	11.14	1.47	1.33
2	6F	72	ARG	CZ-NH1	11.14	1.47	1.33
2	6Z	72	ARG	CZ-NH1	11.14	1.47	1.33
2	7J	72	ARG	CZ-NH1	11.14	1.47	1.33
2	7V	72	ARG	CZ-NH1	11.14	1.47	1.33
2	1F	215	GLN	CB-CG	-11.14	1.22	1.52
2	1N	215	GLN	CB-CG	-11.14	1.22	1.52

*Continued on next page...*

*Continued from previous page...*

Mol	Chain	Res	Type	Atoms	Z	Observed(Å)	Ideal(Å)
2	2J	215	GLN	CB-CG	-11.14	1.22	1.52
2	3B	215	GLN	CB-CG	-11.14	1.22	1.52
2	5V	215	GLN	CB-CG	-11.14	1.22	1.52
2	6N	215	GLN	CB-CG	-11.14	1.22	1.52
2	1R	14	THR	CB-CG2	-11.14	1.15	1.52
2	1V	14	THR	CB-CG2	-11.14	1.15	1.52
2	1Z	14	THR	CB-CG2	-11.14	1.15	1.52
2	2N	215	GLN	CB-CG	-11.14	1.22	1.52
2	2R	14	THR	CB-CG2	-11.14	1.15	1.52
2	2V	14	THR	CB-CG2	-11.14	1.15	1.52
2	2Z	14	THR	CB-CG2	-11.14	1.15	1.52
2	23	215	GLN	CB-CG	-11.14	1.22	1.52
2	3J	215	GLN	CB-CG	-11.14	1.22	1.52
2	3N	215	GLN	CB-CG	-11.14	1.22	1.52
2	33	215	GLN	CB-CG	-11.14	1.22	1.52
2	37	215	GLN	CB-CG	-11.14	1.22	1.52
2	4F	215	GLN	CB-CG	-11.14	1.22	1.52
2	4J	215	GLN	CB-CG	-11.14	1.22	1.52
2	4R	215	GLN	CB-CG	-11.14	1.22	1.52
2	4Z	215	GLN	CB-CG	-11.14	1.22	1.52
2	43	14	THR	CB-CG2	-11.14	1.15	1.52
2	47	14	THR	CB-CG2	-11.14	1.15	1.52
2	5B	14	THR	CB-CG2	-11.14	1.15	1.52
2	5Z	215	GLN	CB-CG	-11.14	1.22	1.52
2	53	14	THR	CB-CG2	-11.14	1.15	1.52
2	57	14	THR	CB-CG2	-11.14	1.15	1.52
2	6B	14	THR	CB-CG2	-11.14	1.15	1.52
2	6F	215	GLN	CB-CG	-11.14	1.22	1.52
2	6V	215	GLN	CB-CG	-11.14	1.22	1.52
2	6Z	215	GLN	CB-CG	-11.14	1.22	1.52
2	7F	215	GLN	CB-CG	-11.14	1.22	1.52
2	7J	215	GLN	CB-CG	-11.14	1.22	1.52
2	7R	215	GLN	CB-CG	-11.14	1.22	1.52
2	7V	215	GLN	CB-CG	-11.14	1.22	1.52
2	1F	57	LYS	CE-NZ	-11.13	1.21	1.49
2	1R	215	GLN	CB-CG	-11.14	1.22	1.52
2	1V	215	GLN	CB-CG	-11.14	1.22	1.52
2	1Z	215	GLN	CB-CG	-11.14	1.22	1.52
2	2R	215	GLN	CB-CG	-11.14	1.22	1.52
2	2V	215	GLN	CB-CG	-11.14	1.22	1.52
2	2Z	215	GLN	CB-CG	-11.14	1.22	1.52
2	6B	215	GLN	CB-CG	-11.14	1.22	1.52

*Continued on next page...*

*Continued from previous page...*

Mol	Chain	Res	Type	Atoms	Z	Observed(Å)	Ideal(Å)
2	13	215	GLN	CB-CG	-11.13	1.22	1.52
2	17	215	GLN	CB-CG	-11.13	1.22	1.52
2	2B	215	GLN	CB-CG	-11.13	1.22	1.52
2	2N	57	LYS	CE-NZ	-11.13	1.21	1.49
2	23	57	LYS	CE-NZ	-11.13	1.21	1.49
2	3N	57	LYS	CE-NZ	-11.13	1.21	1.49
2	3R	215	GLN	CB-CG	-11.13	1.22	1.52
2	3V	215	GLN	CB-CG	-11.13	1.22	1.52
2	3Z	215	GLN	CB-CG	-11.13	1.22	1.52
2	37	57	LYS	CE-NZ	-11.13	1.21	1.49
2	4J	57	LYS	CE-NZ	-11.13	1.21	1.49
2	4R	57	LYS	CE-NZ	-11.13	1.21	1.49
2	43	215	GLN	CB-CG	-11.14	1.22	1.52
2	47	215	GLN	CB-CG	-11.14	1.22	1.52
2	5B	215	GLN	CB-CG	-11.14	1.22	1.52
2	53	215	GLN	CB-CG	-11.14	1.22	1.52
2	5F	215	GLN	CB-CG	-11.13	1.22	1.52
2	5J	215	GLN	CB-CG	-11.13	1.22	1.52
2	5N	215	GLN	CB-CG	-11.13	1.22	1.52
2	5Z	57	LYS	CE-NZ	-11.13	1.21	1.49
2	57	215	GLN	CB-CG	-11.14	1.22	1.52
2	6F	57	LYS	CE-NZ	-11.13	1.21	1.49
2	6Z	57	LYS	CE-NZ	-11.13	1.21	1.49
2	63	215	GLN	CB-CG	-11.13	1.22	1.52
2	67	215	GLN	CB-CG	-11.13	1.22	1.52
2	7B	215	GLN	CB-CG	-11.13	1.22	1.52
2	7J	57	LYS	CE-NZ	-11.13	1.21	1.49
2	7V	57	LYS	CE-NZ	-11.13	1.21	1.49
2	1F	14	THR	CB-CG2	-11.13	1.15	1.52
2	2N	14	THR	CB-CG2	-11.13	1.15	1.52
2	23	14	THR	CB-CG2	-11.13	1.15	1.52
2	3N	14	THR	CB-CG2	-11.13	1.15	1.52
2	37	14	THR	CB-CG2	-11.13	1.15	1.52
2	4J	14	THR	CB-CG2	-11.13	1.15	1.52
2	4R	14	THR	CB-CG2	-11.13	1.15	1.52
2	5Z	14	THR	CB-CG2	-11.13	1.15	1.52
2	6F	14	THR	CB-CG2	-11.13	1.15	1.52
2	6Z	14	THR	CB-CG2	-11.13	1.15	1.52
2	7J	14	THR	CB-CG2	-11.13	1.15	1.52
2	7V	14	THR	CB-CG2	-11.13	1.15	1.52
2	1B	57	LYS	CE-NZ	-11.13	1.21	1.49
2	1B	215	GLN	CB-CG	-11.13	1.22	1.52

*Continued on next page...*

*Continued from previous page...*

Mol	Chain	Res	Type	Atoms	Z	Observed(Å)	Ideal(Å)
2	1J	57	LYS	CE-NZ	-11.13	1.21	1.49
2	1J	215	GLN	CB-CG	-11.13	1.22	1.52
2	2F	57	LYS	CE-NZ	-11.13	1.21	1.49
2	2F	215	GLN	CB-CG	-11.13	1.22	1.52
2	27	57	LYS	CE-NZ	-11.13	1.21	1.49
2	27	215	GLN	CB-CG	-11.13	1.22	1.52
2	3F	57	LYS	CE-NZ	-11.13	1.21	1.49
2	3F	215	GLN	CB-CG	-11.13	1.22	1.52
2	4B	57	LYS	CE-NZ	-11.13	1.21	1.49
2	4B	215	GLN	CB-CG	-11.13	1.22	1.52
2	4N	57	LYS	CE-NZ	-11.13	1.21	1.49
2	4N	215	GLN	CB-CG	-11.13	1.22	1.52
2	4V	57	LYS	CE-NZ	-11.13	1.21	1.49
2	4V	215	GLN	CB-CG	-11.13	1.22	1.52
2	5R	57	LYS	CE-NZ	-11.13	1.21	1.49
2	5R	215	GLN	CB-CG	-11.13	1.22	1.52
2	6J	57	LYS	CE-NZ	-11.13	1.21	1.49
2	6J	215	GLN	CB-CG	-11.13	1.22	1.52
2	6R	57	LYS	CE-NZ	-11.13	1.21	1.49
2	6R	215	GLN	CB-CG	-11.13	1.22	1.52
2	7N	57	LYS	CE-NZ	-11.13	1.21	1.49
2	7N	215	GLN	CB-CG	-11.13	1.22	1.52
1	1A	42	VAL	N-CA	-11.12	1.24	1.46
1	1I	42	VAL	N-CA	-11.12	1.24	1.46
1	1Q	42	VAL	N-CA	-11.12	1.24	1.46
1	1U	42	VAL	N-CA	-11.12	1.24	1.46
1	1Y	42	VAL	N-CA	-11.12	1.24	1.46
1	2E	42	VAL	N-CA	-11.12	1.24	1.46
1	2Q	42	VAL	N-CA	-11.12	1.24	1.46
1	2U	42	VAL	N-CA	-11.12	1.24	1.46
1	2Y	42	VAL	N-CA	-11.12	1.24	1.46
1	26	42	VAL	N-CA	-11.12	1.24	1.46
1	3E	42	VAL	N-CA	-11.12	1.24	1.46
1	4A	42	VAL	N-CA	-11.12	1.24	1.46
1	4M	42	VAL	N-CA	-11.12	1.24	1.46
1	4U	42	VAL	N-CA	-11.12	1.24	1.46
1	42	42	VAL	N-CA	-11.12	1.24	1.46
1	46	42	VAL	N-CA	-11.12	1.24	1.46
1	5A	42	VAL	N-CA	-11.12	1.24	1.46
1	5Q	42	VAL	N-CA	-11.12	1.24	1.46
1	52	42	VAL	N-CA	-11.12	1.24	1.46
1	56	42	VAL	N-CA	-11.12	1.24	1.46

*Continued on next page...*

*Continued from previous page...*

Mol	Chain	Res	Type	Atoms	Z	Observed(Å)	Ideal(Å)
1	6A	42	VAL	N-CA	-11.12	1.24	1.46
1	6I	42	VAL	N-CA	-11.12	1.24	1.46
1	6Q	42	VAL	N-CA	-11.12	1.24	1.46
1	7M	42	VAL	N-CA	-11.12	1.24	1.46
2	1B	72	ARG	CZ-NH1	11.11	1.47	1.33
2	1J	72	ARG	CZ-NH1	11.11	1.47	1.33
2	1N	57	LYS	CE-NZ	-11.11	1.21	1.49
2	1N	72	ARG	CZ-NH1	11.11	1.47	1.33
2	2F	72	ARG	CZ-NH1	11.11	1.47	1.33
2	2J	57	LYS	CE-NZ	-11.11	1.21	1.49
2	2J	72	ARG	CZ-NH1	11.11	1.47	1.33
2	27	72	ARG	CZ-NH1	11.11	1.47	1.33
2	3B	57	LYS	CE-NZ	-11.11	1.21	1.49
2	3B	72	ARG	CZ-NH1	11.11	1.47	1.33
2	3F	72	ARG	CZ-NH1	11.11	1.47	1.33
2	3J	57	LYS	CE-NZ	-11.11	1.21	1.49
2	3J	72	ARG	CZ-NH1	11.11	1.47	1.33
2	33	57	LYS	CE-NZ	-11.11	1.21	1.49
2	33	72	ARG	CZ-NH1	11.11	1.47	1.33
2	4B	72	ARG	CZ-NH1	11.11	1.47	1.33
2	4F	57	LYS	CE-NZ	-11.11	1.21	1.49
2	4F	72	ARG	CZ-NH1	11.11	1.47	1.33
2	4N	72	ARG	CZ-NH1	11.11	1.47	1.33
2	4V	72	ARG	CZ-NH1	11.11	1.47	1.33
2	4Z	57	LYS	CE-NZ	-11.11	1.21	1.49
2	4Z	72	ARG	CZ-NH1	11.11	1.47	1.33
2	5R	72	ARG	CZ-NH1	11.11	1.47	1.33
2	5V	57	LYS	CE-NZ	-11.11	1.21	1.49
2	5V	72	ARG	CZ-NH1	11.11	1.47	1.33
2	6J	72	ARG	CZ-NH1	11.11	1.47	1.33
2	6N	57	LYS	CE-NZ	-11.11	1.21	1.49
2	6N	72	ARG	CZ-NH1	11.11	1.47	1.33
2	6R	72	ARG	CZ-NH1	11.11	1.47	1.33
2	6V	57	LYS	CE-NZ	-11.11	1.21	1.49
2	6V	72	ARG	CZ-NH1	11.11	1.47	1.33
2	7F	57	LYS	CE-NZ	-11.11	1.21	1.49
2	7F	72	ARG	CZ-NH1	11.11	1.47	1.33
2	7N	72	ARG	CZ-NH1	11.11	1.47	1.33
2	7R	57	LYS	CE-NZ	-11.11	1.21	1.49
2	7R	72	ARG	CZ-NH1	11.11	1.47	1.33
1	1Q	152	SER	C-O	-11.11	1.02	1.23
1	1U	152	SER	C-O	-11.11	1.02	1.23

*Continued on next page...*

*Continued from previous page...*

Mol	Chain	Res	Type	Atoms	Z	Observed(Å)	Ideal(Å)
1	1Y	152	SER	C-O	-11.11	1.02	1.23
2	13	57	LYS	CE-NZ	-11.11	1.21	1.49
2	17	57	LYS	CE-NZ	-11.11	1.21	1.49
2	2B	57	LYS	CE-NZ	-11.11	1.21	1.49
1	2Q	152	SER	C-O	-11.11	1.02	1.23
1	2U	152	SER	C-O	-11.11	1.02	1.23
1	2Y	152	SER	C-O	-11.11	1.02	1.23
2	3R	57	LYS	CE-NZ	-11.11	1.21	1.49
2	3V	57	LYS	CE-NZ	-11.11	1.21	1.49
2	3Z	57	LYS	CE-NZ	-11.11	1.21	1.49
1	42	152	SER	C-O	-11.11	1.02	1.23
1	46	152	SER	C-O	-11.11	1.02	1.23
1	5A	152	SER	C-O	-11.11	1.02	1.23
2	5F	57	LYS	CE-NZ	-11.11	1.21	1.49
2	5J	57	LYS	CE-NZ	-11.11	1.21	1.49
2	5N	57	LYS	CE-NZ	-11.11	1.21	1.49
1	52	152	SER	C-O	-11.11	1.02	1.23
1	56	152	SER	C-O	-11.11	1.02	1.23
1	6A	152	SER	C-O	-11.11	1.02	1.23
2	63	57	LYS	CE-NZ	-11.11	1.21	1.49
2	67	57	LYS	CE-NZ	-11.11	1.21	1.49
2	7B	57	LYS	CE-NZ	-11.11	1.21	1.49
1	1E	152	SER	C-O	-11.11	1.02	1.23
1	2M	152	SER	C-O	-11.11	1.02	1.23
1	22	152	SER	C-O	-11.11	1.02	1.23
1	3M	152	SER	C-O	-11.11	1.02	1.23
1	36	152	SER	C-O	-11.11	1.02	1.23
1	4I	152	SER	C-O	-11.11	1.02	1.23
1	4Q	152	SER	C-O	-11.11	1.02	1.23
1	5Y	152	SER	C-O	-11.11	1.02	1.23
1	6E	152	SER	C-O	-11.11	1.02	1.23
1	6Y	152	SER	C-O	-11.11	1.02	1.23
1	7I	152	SER	C-O	-11.11	1.02	1.23
1	7U	152	SER	C-O	-11.11	1.02	1.23
1	1A	152	SER	C-O	-11.10	1.02	1.23
1	1I	152	SER	C-O	-11.10	1.02	1.23
1	1Q	168	GLN	CG-CD	11.10	1.76	1.51
1	1U	168	GLN	CG-CD	11.10	1.76	1.51
1	1Y	168	GLN	CG-CD	11.10	1.76	1.51
1	2E	152	SER	C-O	-11.10	1.02	1.23
1	2Q	168	GLN	CG-CD	11.10	1.76	1.51
1	2U	168	GLN	CG-CD	11.10	1.76	1.51

*Continued on next page...*

*Continued from previous page...*

Mol	Chain	Res	Type	Atoms	Z	Observed(Å)	Ideal(Å)
1	2Y	168	GLN	CG-CD	11.10	1.76	1.51
1	26	152	SER	C-O	-11.10	1.02	1.23
1	3E	152	SER	C-O	-11.10	1.02	1.23
1	4A	152	SER	C-O	-11.10	1.02	1.23
1	4M	152	SER	C-O	-11.10	1.02	1.23
1	4U	152	SER	C-O	-11.10	1.02	1.23
1	42	168	GLN	CG-CD	11.10	1.76	1.51
1	46	168	GLN	CG-CD	11.10	1.76	1.51
1	5A	168	GLN	CG-CD	11.10	1.76	1.51
1	5Q	152	SER	C-O	-11.10	1.02	1.23
1	52	168	GLN	CG-CD	11.10	1.76	1.51
1	56	168	GLN	CG-CD	11.10	1.76	1.51
1	6A	168	GLN	CG-CD	11.10	1.76	1.51
1	6I	152	SER	C-O	-11.10	1.02	1.23
1	6Q	152	SER	C-O	-11.10	1.02	1.23
1	7M	152	SER	C-O	-11.10	1.02	1.23
1	12	152	SER	C-O	-11.09	1.02	1.23
1	16	152	SER	C-O	-11.09	1.02	1.23
1	2A	152	SER	C-O	-11.09	1.02	1.23
1	3Q	152	SER	C-O	-11.09	1.02	1.23
1	3U	152	SER	C-O	-11.09	1.02	1.23
1	3Y	152	SER	C-O	-11.09	1.02	1.23
1	5E	152	SER	C-O	-11.09	1.02	1.23
1	5I	152	SER	C-O	-11.09	1.02	1.23
1	5M	152	SER	C-O	-11.09	1.02	1.23
1	62	152	SER	C-O	-11.09	1.02	1.23
1	66	152	SER	C-O	-11.09	1.02	1.23
1	7A	152	SER	C-O	-11.09	1.02	1.23
1	1E	168	GLN	CG-CD	11.09	1.76	1.51
1	2M	168	GLN	CG-CD	11.09	1.76	1.51
1	22	168	GLN	CG-CD	11.09	1.76	1.51
1	3M	168	GLN	CG-CD	11.09	1.76	1.51
1	36	168	GLN	CG-CD	11.09	1.76	1.51
1	4I	168	GLN	CG-CD	11.09	1.76	1.51
1	4Q	168	GLN	CG-CD	11.09	1.76	1.51
1	5Y	168	GLN	CG-CD	11.09	1.76	1.51
1	6E	168	GLN	CG-CD	11.09	1.76	1.51
1	6Y	168	GLN	CG-CD	11.09	1.76	1.51
1	7I	168	GLN	CG-CD	11.09	1.76	1.51
1	7U	168	GLN	CG-CD	11.09	1.76	1.51
1	12	168	GLN	CG-CD	11.08	1.76	1.51
1	16	168	GLN	CG-CD	11.08	1.76	1.51

*Continued on next page...*



*Continued from previous page...*

Mol	Chain	Res	Type	Atoms	Z	Observed(Å)	Ideal(Å)
1	2A	168	GLN	CG-CD	11.08	1.76	1.51
1	3Q	168	GLN	CG-CD	11.08	1.76	1.51
1	3U	168	GLN	CG-CD	11.08	1.76	1.51
1	3Y	168	GLN	CG-CD	11.08	1.76	1.51
1	5E	168	GLN	CG-CD	11.08	1.76	1.51
1	5I	168	GLN	CG-CD	11.08	1.76	1.51
1	5M	168	GLN	CG-CD	11.08	1.76	1.51
1	62	168	GLN	CG-CD	11.08	1.76	1.51
1	66	168	GLN	CG-CD	11.08	1.76	1.51
1	7A	168	GLN	CG-CD	11.08	1.76	1.51
1	1A	168	GLN	CG-CD	11.08	1.76	1.51
1	1I	168	GLN	CG-CD	11.08	1.76	1.51
1	2E	168	GLN	CG-CD	11.08	1.76	1.51
1	26	168	GLN	CG-CD	11.08	1.76	1.51
1	3E	168	GLN	CG-CD	11.08	1.76	1.51
1	4A	168	GLN	CG-CD	11.08	1.76	1.51
1	4M	168	GLN	CG-CD	11.08	1.76	1.51
1	4U	168	GLN	CG-CD	11.08	1.76	1.51
1	5Q	168	GLN	CG-CD	11.08	1.76	1.51
1	6I	168	GLN	CG-CD	11.08	1.76	1.51
1	6Q	168	GLN	CG-CD	11.08	1.76	1.51
1	7M	168	GLN	CG-CD	11.08	1.76	1.51
1	12	147	ARG	CB-CG	11.08	1.82	1.52
1	16	147	ARG	CB-CG	11.08	1.82	1.52
1	2A	147	ARG	CB-CG	11.08	1.82	1.52
1	3Q	147	ARG	CB-CG	11.08	1.82	1.52
1	3U	147	ARG	CB-CG	11.08	1.82	1.52
1	3Y	147	ARG	CB-CG	11.08	1.82	1.52
1	5E	147	ARG	CB-CG	11.08	1.82	1.52
1	5I	147	ARG	CB-CG	11.08	1.82	1.52
1	5M	147	ARG	CB-CG	11.08	1.82	1.52
1	62	147	ARG	CB-CG	11.08	1.82	1.52
1	66	147	ARG	CB-CG	11.08	1.82	1.52
1	7A	147	ARG	CB-CG	11.08	1.82	1.52
1	1M	152	SER	C-O	-11.07	1.02	1.23
1	2I	152	SER	C-O	-11.07	1.02	1.23
1	3A	152	SER	C-O	-11.07	1.02	1.23
1	3I	152	SER	C-O	-11.07	1.02	1.23
1	32	152	SER	C-O	-11.07	1.02	1.23
1	4E	152	SER	C-O	-11.07	1.02	1.23
1	4Y	152	SER	C-O	-11.07	1.02	1.23
1	5U	152	SER	C-O	-11.07	1.02	1.23

*Continued on next page...*

*Continued from previous page...*

Mol	Chain	Res	Type	Atoms	Z	Observed(Å)	Ideal(Å)
1	6M	152	SER	C-O	-11.07	1.02	1.23
1	6U	152	SER	C-O	-11.07	1.02	1.23
1	7E	152	SER	C-O	-11.07	1.02	1.23
1	7Q	152	SER	C-O	-11.07	1.02	1.23
1	1M	168	GLN	CG-CD	11.05	1.76	1.51
1	2I	168	GLN	CG-CD	11.05	1.76	1.51
1	3A	168	GLN	CG-CD	11.05	1.76	1.51
1	3I	168	GLN	CG-CD	11.05	1.76	1.51
1	32	168	GLN	CG-CD	11.05	1.76	1.51
1	4E	168	GLN	CG-CD	11.05	1.76	1.51
1	4Y	168	GLN	CG-CD	11.05	1.76	1.51
1	5U	168	GLN	CG-CD	11.05	1.76	1.51
1	6M	168	GLN	CG-CD	11.05	1.76	1.51
1	6U	168	GLN	CG-CD	11.05	1.76	1.51
1	7E	168	GLN	CG-CD	11.05	1.76	1.51
1	7Q	168	GLN	CG-CD	11.05	1.76	1.51
1	1Q	147	ARG	CB-CG	11.05	1.82	1.52
1	1U	147	ARG	CB-CG	11.05	1.82	1.52
1	1Y	147	ARG	CB-CG	11.05	1.82	1.52
1	2Q	147	ARG	CB-CG	11.05	1.82	1.52
1	2U	147	ARG	CB-CG	11.05	1.82	1.52
1	2Y	147	ARG	CB-CG	11.05	1.82	1.52
1	42	147	ARG	CB-CG	11.05	1.82	1.52
1	46	147	ARG	CB-CG	11.05	1.82	1.52
1	5A	147	ARG	CB-CG	11.05	1.82	1.52
1	52	147	ARG	CB-CG	11.05	1.82	1.52
1	56	147	ARG	CB-CG	11.05	1.82	1.52
1	6A	147	ARG	CB-CG	11.05	1.82	1.52
1	1E	147	ARG	CB-CG	11.04	1.82	1.52
1	2M	147	ARG	CB-CG	11.04	1.82	1.52
1	22	147	ARG	CB-CG	11.04	1.82	1.52
1	3M	147	ARG	CB-CG	11.04	1.82	1.52
1	36	147	ARG	CB-CG	11.04	1.82	1.52
1	4I	147	ARG	CB-CG	11.04	1.82	1.52
1	4Q	147	ARG	CB-CG	11.04	1.82	1.52
1	5Y	147	ARG	CB-CG	11.04	1.82	1.52
1	6E	147	ARG	CB-CG	11.04	1.82	1.52
1	6Y	147	ARG	CB-CG	11.04	1.82	1.52
1	7I	147	ARG	CB-CG	11.04	1.82	1.52
1	7U	147	ARG	CB-CG	11.04	1.82	1.52
1	1A	147	ARG	CB-CG	11.03	1.82	1.52
1	1I	147	ARG	CB-CG	11.03	1.82	1.52

*Continued on next page...*

*Continued from previous page...*

Mol	Chain	Res	Type	Atoms	Z	Observed(Å)	Ideal(Å)
1	2E	147	ARG	CB-CG	11.03	1.82	1.52
1	26	147	ARG	CB-CG	11.03	1.82	1.52
1	3E	147	ARG	CB-CG	11.03	1.82	1.52
1	4A	147	ARG	CB-CG	11.03	1.82	1.52
1	4M	147	ARG	CB-CG	11.03	1.82	1.52
1	4U	147	ARG	CB-CG	11.03	1.82	1.52
1	5Q	147	ARG	CB-CG	11.03	1.82	1.52
1	6I	147	ARG	CB-CG	11.03	1.82	1.52
1	6Q	147	ARG	CB-CG	11.03	1.82	1.52
1	7M	147	ARG	CB-CG	11.03	1.82	1.52
2	1R	107	PHE	CE1-CZ	-11.03	1.16	1.37
2	1V	107	PHE	CE1-CZ	-11.03	1.16	1.37
2	1Z	107	PHE	CE1-CZ	-11.03	1.16	1.37
2	2R	107	PHE	CE1-CZ	-11.03	1.16	1.37
2	2V	107	PHE	CE1-CZ	-11.03	1.16	1.37
2	2Z	107	PHE	CE1-CZ	-11.03	1.16	1.37
2	43	107	PHE	CE1-CZ	-11.03	1.16	1.37
2	47	107	PHE	CE1-CZ	-11.03	1.16	1.37
2	5B	107	PHE	CE1-CZ	-11.03	1.16	1.37
2	53	107	PHE	CE1-CZ	-11.03	1.16	1.37
2	57	107	PHE	CE1-CZ	-11.03	1.16	1.37
2	6B	107	PHE	CE1-CZ	-11.03	1.16	1.37
1	1M	147	ARG	CB-CG	11.01	1.82	1.52
1	2I	147	ARG	CB-CG	11.01	1.82	1.52
1	3A	147	ARG	CB-CG	11.01	1.82	1.52
1	3I	147	ARG	CB-CG	11.01	1.82	1.52
1	32	147	ARG	CB-CG	11.01	1.82	1.52
1	4E	147	ARG	CB-CG	11.01	1.82	1.52
1	4Y	147	ARG	CB-CG	11.01	1.82	1.52
1	5U	147	ARG	CB-CG	11.01	1.82	1.52
1	6M	147	ARG	CB-CG	11.01	1.82	1.52
1	6U	147	ARG	CB-CG	11.01	1.82	1.52
1	7E	147	ARG	CB-CG	11.01	1.82	1.52
1	7Q	147	ARG	CB-CG	11.01	1.82	1.52
2	1B	107	PHE	CE1-CZ	-10.99	1.16	1.37
2	1J	107	PHE	CE1-CZ	-10.99	1.16	1.37
2	2F	107	PHE	CE1-CZ	-10.99	1.16	1.37
2	27	107	PHE	CE1-CZ	-10.99	1.16	1.37
2	3F	107	PHE	CE1-CZ	-10.99	1.16	1.37
2	4B	107	PHE	CE1-CZ	-10.99	1.16	1.37
2	4N	107	PHE	CE1-CZ	-10.99	1.16	1.37
2	4V	107	PHE	CE1-CZ	-10.99	1.16	1.37

*Continued on next page...*

*Continued from previous page...*

Mol	Chain	Res	Type	Atoms	Z	Observed(Å)	Ideal(Å)
2	5R	107	PHE	CE1-CZ	-10.99	1.16	1.37
2	6J	107	PHE	CE1-CZ	-10.99	1.16	1.37
2	6R	107	PHE	CE1-CZ	-10.99	1.16	1.37
2	7N	107	PHE	CE1-CZ	-10.99	1.16	1.37
2	1F	107	PHE	CE1-CZ	-10.98	1.16	1.37
2	2N	107	PHE	CE1-CZ	-10.98	1.16	1.37
2	23	107	PHE	CE1-CZ	-10.98	1.16	1.37
2	3N	107	PHE	CE1-CZ	-10.98	1.16	1.37
2	37	107	PHE	CE1-CZ	-10.98	1.16	1.37
2	4J	107	PHE	CE1-CZ	-10.98	1.16	1.37
2	4R	107	PHE	CE1-CZ	-10.98	1.16	1.37
2	5Z	107	PHE	CE1-CZ	-10.98	1.16	1.37
2	6F	107	PHE	CE1-CZ	-10.98	1.16	1.37
2	6Z	107	PHE	CE1-CZ	-10.98	1.16	1.37
2	7J	107	PHE	CE1-CZ	-10.98	1.16	1.37
2	7V	107	PHE	CE1-CZ	-10.98	1.16	1.37
2	1N	107	PHE	CE1-CZ	-10.98	1.16	1.37
2	13	107	PHE	CE1-CZ	-10.98	1.16	1.37
2	17	107	PHE	CE1-CZ	-10.98	1.16	1.37
2	2B	107	PHE	CE1-CZ	-10.98	1.16	1.37
2	2J	107	PHE	CE1-CZ	-10.98	1.16	1.37
2	3B	107	PHE	CE1-CZ	-10.98	1.16	1.37
2	3J	107	PHE	CE1-CZ	-10.98	1.16	1.37
2	3R	107	PHE	CE1-CZ	-10.98	1.16	1.37
2	3V	107	PHE	CE1-CZ	-10.98	1.16	1.37
2	3Z	107	PHE	CE1-CZ	-10.98	1.16	1.37
2	33	107	PHE	CE1-CZ	-10.98	1.16	1.37
2	4F	107	PHE	CE1-CZ	-10.98	1.16	1.37
2	4Z	107	PHE	CE1-CZ	-10.98	1.16	1.37
2	5F	107	PHE	CE1-CZ	-10.98	1.16	1.37
2	5J	107	PHE	CE1-CZ	-10.98	1.16	1.37
2	5N	107	PHE	CE1-CZ	-10.98	1.16	1.37
2	5V	107	PHE	CE1-CZ	-10.98	1.16	1.37
2	6N	107	PHE	CE1-CZ	-10.98	1.16	1.37
2	6V	107	PHE	CE1-CZ	-10.98	1.16	1.37
2	63	107	PHE	CE1-CZ	-10.98	1.16	1.37
2	67	107	PHE	CE1-CZ	-10.98	1.16	1.37
2	7B	107	PHE	CE1-CZ	-10.98	1.16	1.37
2	7F	107	PHE	CE1-CZ	-10.98	1.16	1.37
2	7R	107	PHE	CE1-CZ	-10.98	1.16	1.37
1	1M	153	SER	C-O	-10.96	1.02	1.23
1	2I	153	SER	C-O	-10.96	1.02	1.23

*Continued on next page...*

*Continued from previous page...*

Mol	Chain	Res	Type	Atoms	Z	Observed(Å)	Ideal(Å)
1	3A	153	SER	C-O	-10.96	1.02	1.23
1	3I	153	SER	C-O	-10.96	1.02	1.23
1	32	153	SER	C-O	-10.96	1.02	1.23
1	4E	153	SER	C-O	-10.96	1.02	1.23
1	4Y	153	SER	C-O	-10.96	1.02	1.23
1	5U	153	SER	C-O	-10.96	1.02	1.23
1	6M	153	SER	C-O	-10.96	1.02	1.23
1	6U	153	SER	C-O	-10.96	1.02	1.23
1	7E	153	SER	C-O	-10.96	1.02	1.23
1	7Q	153	SER	C-O	-10.96	1.02	1.23
2	1B	41	PHE	CD2-CE2	10.96	1.61	1.39
2	1J	41	PHE	CD2-CE2	10.96	1.61	1.39
1	1Q	153	SER	C-O	-10.96	1.02	1.23
1	1U	153	SER	C-O	-10.96	1.02	1.23
1	1Y	153	SER	C-O	-10.96	1.02	1.23
2	2F	41	PHE	CD2-CE2	10.96	1.61	1.39
1	2Q	153	SER	C-O	-10.96	1.02	1.23
1	2U	153	SER	C-O	-10.96	1.02	1.23
1	2Y	153	SER	C-O	-10.96	1.02	1.23
2	27	41	PHE	CD2-CE2	10.96	1.61	1.39
2	3F	41	PHE	CD2-CE2	10.96	1.61	1.39
2	4B	41	PHE	CD2-CE2	10.96	1.61	1.39
2	4N	41	PHE	CD2-CE2	10.96	1.61	1.39
2	4V	41	PHE	CD2-CE2	10.96	1.61	1.39
1	42	153	SER	C-O	-10.96	1.02	1.23
1	46	153	SER	C-O	-10.96	1.02	1.23
1	5A	153	SER	C-O	-10.96	1.02	1.23
2	5R	41	PHE	CD2-CE2	10.96	1.61	1.39
1	52	153	SER	C-O	-10.96	1.02	1.23
1	56	153	SER	C-O	-10.96	1.02	1.23
1	6A	153	SER	C-O	-10.96	1.02	1.23
2	6J	41	PHE	CD2-CE2	10.96	1.61	1.39
2	6R	41	PHE	CD2-CE2	10.96	1.61	1.39
2	7N	41	PHE	CD2-CE2	10.96	1.61	1.39
2	1F	41	PHE	CD2-CE2	10.95	1.61	1.39
2	13	41	PHE	CD2-CE2	10.95	1.61	1.39
2	17	41	PHE	CD2-CE2	10.95	1.61	1.39
2	2B	41	PHE	CD2-CE2	10.95	1.61	1.39
2	2N	41	PHE	CD2-CE2	10.95	1.61	1.39
2	23	41	PHE	CD2-CE2	10.95	1.61	1.39
2	3N	41	PHE	CD2-CE2	10.95	1.61	1.39
2	3R	41	PHE	CD2-CE2	10.95	1.61	1.39

*Continued on next page...*

*Continued from previous page...*

Mol	Chain	Res	Type	Atoms	Z	Observed(Å)	Ideal(Å)
2	3V	41	PHE	CD2-CE2	10.95	1.61	1.39
2	3Z	41	PHE	CD2-CE2	10.95	1.61	1.39
2	37	41	PHE	CD2-CE2	10.95	1.61	1.39
2	4J	41	PHE	CD2-CE2	10.95	1.61	1.39
2	4R	41	PHE	CD2-CE2	10.95	1.61	1.39
2	5F	41	PHE	CD2-CE2	10.95	1.61	1.39
2	5J	41	PHE	CD2-CE2	10.95	1.61	1.39
2	5N	41	PHE	CD2-CE2	10.95	1.61	1.39
2	5Z	41	PHE	CD2-CE2	10.95	1.61	1.39
2	6F	41	PHE	CD2-CE2	10.95	1.61	1.39
2	6Z	41	PHE	CD2-CE2	10.95	1.61	1.39
2	63	41	PHE	CD2-CE2	10.95	1.61	1.39
2	67	41	PHE	CD2-CE2	10.95	1.61	1.39
2	7B	41	PHE	CD2-CE2	10.95	1.61	1.39
2	7J	41	PHE	CD2-CE2	10.95	1.61	1.39
2	7V	41	PHE	CD2-CE2	10.95	1.61	1.39
2	1N	41	PHE	CD2-CE2	10.94	1.61	1.39
2	1R	41	PHE	CD2-CE2	10.94	1.61	1.39
2	1V	41	PHE	CD2-CE2	10.94	1.61	1.39
2	1Z	41	PHE	CD2-CE2	10.94	1.61	1.39
2	2J	41	PHE	CD2-CE2	10.94	1.61	1.39
2	2R	41	PHE	CD2-CE2	10.94	1.61	1.39
2	2V	41	PHE	CD2-CE2	10.94	1.61	1.39
2	2Z	41	PHE	CD2-CE2	10.94	1.61	1.39
2	3B	41	PHE	CD2-CE2	10.94	1.61	1.39
2	3J	41	PHE	CD2-CE2	10.94	1.61	1.39
2	33	41	PHE	CD2-CE2	10.94	1.61	1.39
2	4F	41	PHE	CD2-CE2	10.94	1.61	1.39
2	4Z	41	PHE	CD2-CE2	10.94	1.61	1.39
2	43	41	PHE	CD2-CE2	10.94	1.61	1.39
2	47	41	PHE	CD2-CE2	10.94	1.61	1.39
2	5B	41	PHE	CD2-CE2	10.94	1.61	1.39
2	5V	41	PHE	CD2-CE2	10.94	1.61	1.39
2	53	41	PHE	CD2-CE2	10.94	1.61	1.39
2	57	41	PHE	CD2-CE2	10.94	1.61	1.39
2	6B	41	PHE	CD2-CE2	10.94	1.61	1.39
2	6N	41	PHE	CD2-CE2	10.94	1.61	1.39
2	6V	41	PHE	CD2-CE2	10.94	1.61	1.39
2	7F	41	PHE	CD2-CE2	10.94	1.61	1.39
2	7R	41	PHE	CD2-CE2	10.94	1.61	1.39
1	1A	153	SER	C-O	-10.94	1.02	1.23
1	1I	153	SER	C-O	-10.94	1.02	1.23

*Continued on next page...*

*Continued from previous page...*

Mol	Chain	Res	Type	Atoms	Z	Observed(Å)	Ideal(Å)
1	2E	153	SER	C-O	-10.94	1.02	1.23
1	26	153	SER	C-O	-10.94	1.02	1.23
1	3E	153	SER	C-O	-10.94	1.02	1.23
1	4A	153	SER	C-O	-10.94	1.02	1.23
1	4M	153	SER	C-O	-10.94	1.02	1.23
1	4U	153	SER	C-O	-10.94	1.02	1.23
1	5Q	153	SER	C-O	-10.94	1.02	1.23
1	6I	153	SER	C-O	-10.94	1.02	1.23
1	6Q	153	SER	C-O	-10.94	1.02	1.23
1	7M	153	SER	C-O	-10.94	1.02	1.23
1	1E	153	SER	C-O	-10.93	1.02	1.23
1	2M	153	SER	C-O	-10.93	1.02	1.23
1	22	153	SER	C-O	-10.93	1.02	1.23
1	3M	153	SER	C-O	-10.93	1.02	1.23
1	36	153	SER	C-O	-10.93	1.02	1.23
1	4I	153	SER	C-O	-10.93	1.02	1.23
1	4Q	153	SER	C-O	-10.93	1.02	1.23
1	5Y	153	SER	C-O	-10.93	1.02	1.23
1	6E	153	SER	C-O	-10.93	1.02	1.23
1	6Y	153	SER	C-O	-10.93	1.02	1.23
1	7I	153	SER	C-O	-10.93	1.02	1.23
1	7U	153	SER	C-O	-10.93	1.02	1.23
1	1M	145	LEU	CG-CD1	10.93	1.92	1.51
1	2I	145	LEU	CG-CD1	10.93	1.92	1.51
1	3A	145	LEU	CG-CD1	10.93	1.92	1.51
1	3I	145	LEU	CG-CD1	10.93	1.92	1.51
1	32	145	LEU	CG-CD1	10.93	1.92	1.51
1	4E	145	LEU	CG-CD1	10.93	1.92	1.51
1	4Y	145	LEU	CG-CD1	10.93	1.92	1.51
1	5U	145	LEU	CG-CD1	10.93	1.92	1.51
1	6M	145	LEU	CG-CD1	10.93	1.92	1.51
1	6U	145	LEU	CG-CD1	10.93	1.92	1.51
1	7E	145	LEU	CG-CD1	10.93	1.92	1.51
1	7Q	145	LEU	CG-CD1	10.93	1.92	1.51
1	12	145	LEU	CG-CD1	10.92	1.92	1.51
1	12	153	SER	C-O	-10.92	1.02	1.23
1	16	145	LEU	CG-CD1	10.92	1.92	1.51
1	16	153	SER	C-O	-10.92	1.02	1.23
1	2A	145	LEU	CG-CD1	10.92	1.92	1.51
1	2A	153	SER	C-O	-10.92	1.02	1.23
1	3Q	145	LEU	CG-CD1	10.92	1.92	1.51
1	3Q	153	SER	C-O	-10.92	1.02	1.23

*Continued on next page...*



*Continued from previous page...*

Mol	Chain	Res	Type	Atoms	Z	Observed(Å)	Ideal(Å)
1	3U	145	LEU	CG-CD1	10.92	1.92	1.51
1	3U	153	SER	C-O	-10.92	1.02	1.23
1	3Y	145	LEU	CG-CD1	10.92	1.92	1.51
1	3Y	153	SER	C-O	-10.92	1.02	1.23
1	5E	145	LEU	CG-CD1	10.92	1.92	1.51
1	5E	153	SER	C-O	-10.92	1.02	1.23
1	5I	145	LEU	CG-CD1	10.92	1.92	1.51
1	5I	153	SER	C-O	-10.92	1.02	1.23
1	5M	145	LEU	CG-CD1	10.92	1.92	1.51
1	5M	153	SER	C-O	-10.92	1.02	1.23
1	62	145	LEU	CG-CD1	10.92	1.92	1.51
1	62	153	SER	C-O	-10.92	1.02	1.23
1	66	145	LEU	CG-CD1	10.92	1.92	1.51
1	66	153	SER	C-O	-10.92	1.02	1.23
1	7A	145	LEU	CG-CD1	10.92	1.92	1.51
1	7A	153	SER	C-O	-10.92	1.02	1.23
1	1A	145	LEU	CG-CD1	10.92	1.92	1.51
1	1I	145	LEU	CG-CD1	10.92	1.92	1.51
1	2E	145	LEU	CG-CD1	10.92	1.92	1.51
1	26	145	LEU	CG-CD1	10.92	1.92	1.51
1	3E	145	LEU	CG-CD1	10.92	1.92	1.51
1	4A	145	LEU	CG-CD1	10.92	1.92	1.51
1	4M	145	LEU	CG-CD1	10.92	1.92	1.51
1	4U	145	LEU	CG-CD1	10.92	1.92	1.51
1	5Q	145	LEU	CG-CD1	10.92	1.92	1.51
1	6I	145	LEU	CG-CD1	10.92	1.92	1.51
1	6Q	145	LEU	CG-CD1	10.92	1.92	1.51
1	7M	145	LEU	CG-CD1	10.92	1.92	1.51
2	1B	34	ASP	CA-C	-10.91	1.24	1.52
2	1F	34	ASP	CA-C	-10.91	1.24	1.52
2	1J	34	ASP	CA-C	-10.91	1.24	1.52
2	2F	34	ASP	CA-C	-10.91	1.24	1.52
2	2N	34	ASP	CA-C	-10.91	1.24	1.52
2	23	34	ASP	CA-C	-10.91	1.24	1.52
2	27	34	ASP	CA-C	-10.91	1.24	1.52
2	3F	34	ASP	CA-C	-10.91	1.24	1.52
2	3N	34	ASP	CA-C	-10.91	1.24	1.52
2	37	34	ASP	CA-C	-10.91	1.24	1.52
2	4B	34	ASP	CA-C	-10.91	1.24	1.52
2	4J	34	ASP	CA-C	-10.91	1.24	1.52
2	4N	34	ASP	CA-C	-10.91	1.24	1.52
2	4R	34	ASP	CA-C	-10.91	1.24	1.52

*Continued on next page...*



*Continued from previous page...*

Mol	Chain	Res	Type	Atoms	Z	Observed(Å)	Ideal(Å)
2	4V	34	ASP	CA-C	-10.91	1.24	1.52
2	5R	34	ASP	CA-C	-10.91	1.24	1.52
2	5Z	34	ASP	CA-C	-10.91	1.24	1.52
2	6F	34	ASP	CA-C	-10.91	1.24	1.52
2	6J	34	ASP	CA-C	-10.91	1.24	1.52
2	6R	34	ASP	CA-C	-10.91	1.24	1.52
2	6Z	34	ASP	CA-C	-10.91	1.24	1.52
2	7J	34	ASP	CA-C	-10.91	1.24	1.52
2	7N	34	ASP	CA-C	-10.91	1.24	1.52
2	7V	34	ASP	CA-C	-10.91	1.24	1.52
1	1E	145	LEU	CG-CD1	10.91	1.92	1.51
2	1N	34	ASP	CA-C	-10.91	1.24	1.52
1	1Q	145	LEU	CG-CD1	10.91	1.92	1.51
2	1R	34	ASP	CA-C	-10.91	1.24	1.52
1	1U	145	LEU	CG-CD1	10.91	1.92	1.51
2	1V	34	ASP	CA-C	-10.91	1.24	1.52
1	1Y	145	LEU	CG-CD1	10.91	1.92	1.51
2	1Z	34	ASP	CA-C	-10.91	1.24	1.52
2	2J	34	ASP	CA-C	-10.91	1.24	1.52
1	2M	145	LEU	CG-CD1	10.91	1.92	1.51
1	2Q	145	LEU	CG-CD1	10.91	1.92	1.51
2	2R	34	ASP	CA-C	-10.91	1.24	1.52
1	2U	145	LEU	CG-CD1	10.91	1.92	1.51
2	2V	34	ASP	CA-C	-10.91	1.24	1.52
1	2Y	145	LEU	CG-CD1	10.91	1.92	1.51
2	2Z	34	ASP	CA-C	-10.91	1.24	1.52
1	22	145	LEU	CG-CD1	10.91	1.92	1.51
2	3B	34	ASP	CA-C	-10.91	1.24	1.52
2	3J	34	ASP	CA-C	-10.91	1.24	1.52
1	3M	145	LEU	CG-CD1	10.91	1.92	1.51
2	33	34	ASP	CA-C	-10.91	1.24	1.52
1	36	145	LEU	CG-CD1	10.91	1.92	1.51
2	4F	34	ASP	CA-C	-10.91	1.24	1.52
1	4I	145	LEU	CG-CD1	10.91	1.92	1.51
1	4Q	145	LEU	CG-CD1	10.91	1.92	1.51
2	4Z	34	ASP	CA-C	-10.91	1.24	1.52
1	42	145	LEU	CG-CD1	10.91	1.92	1.51
2	43	34	ASP	CA-C	-10.91	1.24	1.52
1	46	145	LEU	CG-CD1	10.91	1.92	1.51
2	47	34	ASP	CA-C	-10.91	1.24	1.52
1	5A	145	LEU	CG-CD1	10.91	1.92	1.51
2	5B	34	ASP	CA-C	-10.91	1.24	1.52

*Continued on next page...*

*Continued from previous page...*

Mol	Chain	Res	Type	Atoms	Z	Observed(Å)	Ideal(Å)
2	5V	34	ASP	CA-C	-10.91	1.24	1.52
1	5Y	145	LEU	CG-CD1	10.91	1.92	1.51
1	52	145	LEU	CG-CD1	10.91	1.92	1.51
2	53	34	ASP	CA-C	-10.91	1.24	1.52
1	56	145	LEU	CG-CD1	10.91	1.92	1.51
2	57	34	ASP	CA-C	-10.91	1.24	1.52
1	6A	145	LEU	CG-CD1	10.91	1.92	1.51
2	6B	34	ASP	CA-C	-10.91	1.24	1.52
1	6E	145	LEU	CG-CD1	10.91	1.92	1.51
2	6N	34	ASP	CA-C	-10.91	1.24	1.52
2	6V	34	ASP	CA-C	-10.91	1.24	1.52
1	6Y	145	LEU	CG-CD1	10.91	1.92	1.51
2	7F	34	ASP	CA-C	-10.91	1.24	1.52
1	7I	145	LEU	CG-CD1	10.91	1.92	1.51
2	7R	34	ASP	CA-C	-10.91	1.24	1.52
1	7U	145	LEU	CG-CD1	10.91	1.92	1.51
2	13	34	ASP	CA-C	-10.90	1.24	1.52
2	17	34	ASP	CA-C	-10.90	1.24	1.52
2	2B	34	ASP	CA-C	-10.90	1.24	1.52
2	3R	34	ASP	CA-C	-10.90	1.24	1.52
2	3V	34	ASP	CA-C	-10.90	1.24	1.52
2	3Z	34	ASP	CA-C	-10.90	1.24	1.52
2	5F	34	ASP	CA-C	-10.90	1.24	1.52
2	5J	34	ASP	CA-C	-10.90	1.24	1.52
2	5N	34	ASP	CA-C	-10.90	1.24	1.52
2	63	34	ASP	CA-C	-10.90	1.24	1.52
2	67	34	ASP	CA-C	-10.90	1.24	1.52
2	7B	34	ASP	CA-C	-10.90	1.24	1.52
2	1N	46	TYR	CE2-CZ	-10.87	1.24	1.38
2	2J	46	TYR	CE2-CZ	-10.87	1.24	1.38
2	3B	46	TYR	CE2-CZ	-10.87	1.24	1.38
2	3J	46	TYR	CE2-CZ	-10.87	1.24	1.38
2	33	46	TYR	CE2-CZ	-10.87	1.24	1.38
2	4F	46	TYR	CE2-CZ	-10.87	1.24	1.38
2	4Z	46	TYR	CE2-CZ	-10.87	1.24	1.38
2	5V	46	TYR	CE2-CZ	-10.87	1.24	1.38
2	6N	46	TYR	CE2-CZ	-10.87	1.24	1.38
2	6V	46	TYR	CE2-CZ	-10.87	1.24	1.38
2	7F	46	TYR	CE2-CZ	-10.87	1.24	1.38
2	7R	46	TYR	CE2-CZ	-10.87	1.24	1.38
1	1Q	90	PHE	CA-CB	-10.85	1.30	1.53
1	1U	90	PHE	CA-CB	-10.85	1.30	1.53

*Continued on next page...*

*Continued from previous page...*

Mol	Chain	Res	Type	Atoms	Z	Observed(Å)	Ideal(Å)
1	1Y	90	PHE	CA-CB	-10.85	1.30	1.53
1	2Q	90	PHE	CA-CB	-10.85	1.30	1.53
1	2U	90	PHE	CA-CB	-10.85	1.30	1.53
1	2Y	90	PHE	CA-CB	-10.85	1.30	1.53
1	42	90	PHE	CA-CB	-10.85	1.30	1.53
1	46	90	PHE	CA-CB	-10.85	1.30	1.53
1	5A	90	PHE	CA-CB	-10.85	1.30	1.53
1	52	90	PHE	CA-CB	-10.85	1.30	1.53
1	56	90	PHE	CA-CB	-10.85	1.30	1.53
1	6A	90	PHE	CA-CB	-10.85	1.30	1.53
1	12	147	ARG	CZ-NH2	10.85	1.47	1.33
1	16	147	ARG	CZ-NH2	10.85	1.47	1.33
1	2A	147	ARG	CZ-NH2	10.85	1.47	1.33
1	3Q	147	ARG	CZ-NH2	10.85	1.47	1.33
1	3U	147	ARG	CZ-NH2	10.85	1.47	1.33
1	3Y	147	ARG	CZ-NH2	10.85	1.47	1.33
1	5E	147	ARG	CZ-NH2	10.85	1.47	1.33
1	5I	147	ARG	CZ-NH2	10.85	1.47	1.33
1	5M	147	ARG	CZ-NH2	10.85	1.47	1.33
1	62	147	ARG	CZ-NH2	10.85	1.47	1.33
1	66	147	ARG	CZ-NH2	10.85	1.47	1.33
1	7A	147	ARG	CZ-NH2	10.85	1.47	1.33
2	13	46	TYR	CE2-CZ	-10.85	1.24	1.38
2	17	46	TYR	CE2-CZ	-10.85	1.24	1.38
2	2B	46	TYR	CE2-CZ	-10.85	1.24	1.38
2	3R	46	TYR	CE2-CZ	-10.85	1.24	1.38
2	3V	46	TYR	CE2-CZ	-10.85	1.24	1.38
2	3Z	46	TYR	CE2-CZ	-10.85	1.24	1.38
2	5F	46	TYR	CE2-CZ	-10.85	1.24	1.38
2	5J	46	TYR	CE2-CZ	-10.85	1.24	1.38
2	5N	46	TYR	CE2-CZ	-10.85	1.24	1.38
2	63	46	TYR	CE2-CZ	-10.85	1.24	1.38
2	67	46	TYR	CE2-CZ	-10.85	1.24	1.38
2	7B	46	TYR	CE2-CZ	-10.85	1.24	1.38
1	1A	90	PHE	CA-CB	-10.84	1.30	1.53
1	1I	90	PHE	CA-CB	-10.84	1.30	1.53
1	2E	90	PHE	CA-CB	-10.84	1.30	1.53
1	26	90	PHE	CA-CB	-10.84	1.30	1.53
1	3E	90	PHE	CA-CB	-10.84	1.30	1.53
1	4A	90	PHE	CA-CB	-10.84	1.30	1.53
1	4M	90	PHE	CA-CB	-10.84	1.30	1.53
1	4U	90	PHE	CA-CB	-10.84	1.30	1.53

*Continued on next page...*

*Continued from previous page...*

Mol	Chain	Res	Type	Atoms	Z	Observed(Å)	Ideal(Å)
1	5Q	90	PHE	CA-CB	-10.84	1.30	1.53
1	6I	90	PHE	CA-CB	-10.84	1.30	1.53
1	6Q	90	PHE	CA-CB	-10.84	1.30	1.53
1	7M	90	PHE	CA-CB	-10.84	1.30	1.53
1	1M	38	PRO	N-CA	-10.84	1.28	1.47
1	2I	38	PRO	N-CA	-10.84	1.28	1.47
1	3A	38	PRO	N-CA	-10.84	1.28	1.47
1	3I	38	PRO	N-CA	-10.84	1.28	1.47
1	32	38	PRO	N-CA	-10.84	1.28	1.47
1	4E	38	PRO	N-CA	-10.84	1.28	1.47
1	4Y	38	PRO	N-CA	-10.84	1.28	1.47
1	5U	38	PRO	N-CA	-10.84	1.28	1.47
1	6M	38	PRO	N-CA	-10.84	1.28	1.47
1	6U	38	PRO	N-CA	-10.84	1.28	1.47
1	7E	38	PRO	N-CA	-10.84	1.28	1.47
1	7Q	38	PRO	N-CA	-10.84	1.28	1.47
1	1E	90	PHE	CA-CB	-10.84	1.30	1.53
1	2M	90	PHE	CA-CB	-10.84	1.30	1.53
1	22	90	PHE	CA-CB	-10.84	1.30	1.53
1	3M	90	PHE	CA-CB	-10.84	1.30	1.53
1	36	90	PHE	CA-CB	-10.84	1.30	1.53
1	4I	90	PHE	CA-CB	-10.84	1.30	1.53
1	4Q	90	PHE	CA-CB	-10.84	1.30	1.53
1	5Y	90	PHE	CA-CB	-10.84	1.30	1.53
1	6E	90	PHE	CA-CB	-10.84	1.30	1.53
1	6Y	90	PHE	CA-CB	-10.84	1.30	1.53
1	7I	90	PHE	CA-CB	-10.84	1.30	1.53
1	7U	90	PHE	CA-CB	-10.84	1.30	1.53
2	1B	46	TYR	CE2-CZ	-10.83	1.24	1.38
2	1J	46	TYR	CE2-CZ	-10.83	1.24	1.38
2	2F	46	TYR	CE2-CZ	-10.83	1.24	1.38
2	27	46	TYR	CE2-CZ	-10.83	1.24	1.38
2	3F	46	TYR	CE2-CZ	-10.83	1.24	1.38
2	4B	46	TYR	CE2-CZ	-10.83	1.24	1.38
2	4N	46	TYR	CE2-CZ	-10.83	1.24	1.38
2	4V	46	TYR	CE2-CZ	-10.83	1.24	1.38
2	5R	46	TYR	CE2-CZ	-10.83	1.24	1.38
2	6J	46	TYR	CE2-CZ	-10.83	1.24	1.38
2	6R	46	TYR	CE2-CZ	-10.83	1.24	1.38
2	7N	46	TYR	CE2-CZ	-10.83	1.24	1.38
1	1A	21	ASN	CA-CB	-10.83	1.25	1.53
1	1E	38	PRO	N-CA	-10.83	1.28	1.47

*Continued on next page...*

*Continued from previous page...*

Mol	Chain	Res	Type	Atoms	Z	Observed(Å)	Ideal(Å)
2	1F	46	TYR	CE2-CZ	-10.83	1.24	1.38
1	1I	21	ASN	CA-CB	-10.83	1.25	1.53
1	2E	21	ASN	CA-CB	-10.83	1.25	1.53
1	2M	38	PRO	N-CA	-10.83	1.28	1.47
2	2N	46	TYR	CE2-CZ	-10.83	1.24	1.38
1	22	38	PRO	N-CA	-10.83	1.28	1.47
2	23	46	TYR	CE2-CZ	-10.83	1.24	1.38
1	26	21	ASN	CA-CB	-10.83	1.25	1.53
1	3E	21	ASN	CA-CB	-10.83	1.25	1.53
1	3M	38	PRO	N-CA	-10.83	1.28	1.47
2	3N	46	TYR	CE2-CZ	-10.83	1.24	1.38
1	36	38	PRO	N-CA	-10.83	1.28	1.47
2	37	46	TYR	CE2-CZ	-10.83	1.24	1.38
1	4A	21	ASN	CA-CB	-10.83	1.25	1.53
1	4I	38	PRO	N-CA	-10.83	1.28	1.47
2	4J	46	TYR	CE2-CZ	-10.83	1.24	1.38
1	4M	21	ASN	CA-CB	-10.83	1.25	1.53
1	4Q	38	PRO	N-CA	-10.83	1.28	1.47
2	4R	46	TYR	CE2-CZ	-10.83	1.24	1.38
1	4U	21	ASN	CA-CB	-10.83	1.25	1.53
1	5Q	21	ASN	CA-CB	-10.83	1.25	1.53
1	5Y	38	PRO	N-CA	-10.83	1.28	1.47
2	5Z	46	TYR	CE2-CZ	-10.83	1.24	1.38
1	6E	38	PRO	N-CA	-10.83	1.28	1.47
2	6F	46	TYR	CE2-CZ	-10.83	1.24	1.38
1	6I	21	ASN	CA-CB	-10.83	1.25	1.53
1	6Q	21	ASN	CA-CB	-10.83	1.25	1.53
1	6Y	38	PRO	N-CA	-10.83	1.28	1.47
2	6Z	46	TYR	CE2-CZ	-10.83	1.24	1.38
1	7I	38	PRO	N-CA	-10.83	1.28	1.47
2	7J	46	TYR	CE2-CZ	-10.83	1.24	1.38
1	7M	21	ASN	CA-CB	-10.83	1.25	1.53
1	7U	38	PRO	N-CA	-10.83	1.28	1.47
2	7V	46	TYR	CE2-CZ	-10.83	1.24	1.38
1	12	21	ASN	CA-CB	-10.83	1.25	1.53
1	16	21	ASN	CA-CB	-10.83	1.25	1.53
1	2A	21	ASN	CA-CB	-10.83	1.25	1.53
1	3Q	21	ASN	CA-CB	-10.83	1.25	1.53
1	3U	21	ASN	CA-CB	-10.83	1.25	1.53
1	3Y	21	ASN	CA-CB	-10.83	1.25	1.53
1	5E	21	ASN	CA-CB	-10.83	1.25	1.53
1	5I	21	ASN	CA-CB	-10.83	1.25	1.53

*Continued on next page...*

*Continued from previous page...*

Mol	Chain	Res	Type	Atoms	Z	Observed(Å)	Ideal(Å)
1	5M	21	ASN	CA-CB	-10.83	1.25	1.53
1	62	21	ASN	CA-CB	-10.83	1.25	1.53
1	66	21	ASN	CA-CB	-10.83	1.25	1.53
1	7A	21	ASN	CA-CB	-10.83	1.25	1.53
1	1M	21	ASN	CA-CB	-10.82	1.25	1.53
1	2I	21	ASN	CA-CB	-10.82	1.25	1.53
1	3A	21	ASN	CA-CB	-10.82	1.25	1.53
1	3I	21	ASN	CA-CB	-10.82	1.25	1.53
1	32	21	ASN	CA-CB	-10.82	1.25	1.53
1	4E	21	ASN	CA-CB	-10.82	1.25	1.53
1	4Y	21	ASN	CA-CB	-10.82	1.25	1.53
1	5U	21	ASN	CA-CB	-10.82	1.25	1.53
1	6M	21	ASN	CA-CB	-10.82	1.25	1.53
1	6U	21	ASN	CA-CB	-10.82	1.25	1.53
1	7E	21	ASN	CA-CB	-10.82	1.25	1.53
1	7Q	21	ASN	CA-CB	-10.82	1.25	1.53
1	1Q	16	THR	CA-C	-10.82	1.24	1.52
1	1U	16	THR	CA-C	-10.82	1.24	1.52
1	1Y	16	THR	CA-C	-10.82	1.24	1.52
1	2Q	16	THR	CA-C	-10.82	1.24	1.52
1	2U	16	THR	CA-C	-10.82	1.24	1.52
1	2Y	16	THR	CA-C	-10.82	1.24	1.52
1	42	16	THR	CA-C	-10.82	1.24	1.52
1	46	16	THR	CA-C	-10.82	1.24	1.52
1	5A	16	THR	CA-C	-10.82	1.24	1.52
1	52	16	THR	CA-C	-10.82	1.24	1.52
1	56	16	THR	CA-C	-10.82	1.24	1.52
1	6A	16	THR	CA-C	-10.82	1.24	1.52
1	1M	90	PHE	CA-CB	-10.82	1.30	1.53
1	2I	90	PHE	CA-CB	-10.82	1.30	1.53
1	3A	90	PHE	CA-CB	-10.82	1.30	1.53
1	3I	90	PHE	CA-CB	-10.82	1.30	1.53
1	32	90	PHE	CA-CB	-10.82	1.30	1.53
1	4E	90	PHE	CA-CB	-10.82	1.30	1.53
1	4Y	90	PHE	CA-CB	-10.82	1.30	1.53
1	5U	90	PHE	CA-CB	-10.82	1.30	1.53
1	6M	90	PHE	CA-CB	-10.82	1.30	1.53
1	6U	90	PHE	CA-CB	-10.82	1.30	1.53
1	7E	90	PHE	CA-CB	-10.82	1.30	1.53
1	7Q	90	PHE	CA-CB	-10.82	1.30	1.53
1	1A	38	PRO	N-CA	-10.82	1.28	1.47
1	1I	38	PRO	N-CA	-10.82	1.28	1.47

*Continued on next page...*

*Continued from previous page...*

Mol	Chain	Res	Type	Atoms	Z	Observed(Å)	Ideal(Å)
1	1Q	38	PRO	N-CA	-10.82	1.28	1.47
2	1R	46	TYR	CE2-CZ	-10.82	1.24	1.38
1	1U	38	PRO	N-CA	-10.82	1.28	1.47
2	1V	46	TYR	CE2-CZ	-10.82	1.24	1.38
1	1Y	38	PRO	N-CA	-10.82	1.28	1.47
2	1Z	46	TYR	CE2-CZ	-10.82	1.24	1.38
1	12	90	PHE	CA-CB	-10.82	1.30	1.53
1	16	90	PHE	CA-CB	-10.82	1.30	1.53
1	2A	90	PHE	CA-CB	-10.82	1.30	1.53
1	2E	38	PRO	N-CA	-10.82	1.28	1.47
1	2Q	38	PRO	N-CA	-10.82	1.28	1.47
2	2R	46	TYR	CE2-CZ	-10.82	1.24	1.38
1	2U	38	PRO	N-CA	-10.82	1.28	1.47
2	2V	46	TYR	CE2-CZ	-10.82	1.24	1.38
1	2Y	38	PRO	N-CA	-10.82	1.28	1.47
2	2Z	46	TYR	CE2-CZ	-10.82	1.24	1.38
1	26	38	PRO	N-CA	-10.82	1.28	1.47
1	3E	38	PRO	N-CA	-10.82	1.28	1.47
1	3Q	90	PHE	CA-CB	-10.82	1.30	1.53
1	3U	90	PHE	CA-CB	-10.82	1.30	1.53
1	3Y	90	PHE	CA-CB	-10.82	1.30	1.53
1	4A	38	PRO	N-CA	-10.82	1.28	1.47
1	4M	38	PRO	N-CA	-10.82	1.28	1.47
1	4U	38	PRO	N-CA	-10.82	1.28	1.47
1	42	38	PRO	N-CA	-10.82	1.28	1.47
2	43	46	TYR	CE2-CZ	-10.82	1.24	1.38
1	46	38	PRO	N-CA	-10.82	1.28	1.47
2	47	46	TYR	CE2-CZ	-10.82	1.24	1.38
1	5A	38	PRO	N-CA	-10.82	1.28	1.47
2	5B	46	TYR	CE2-CZ	-10.82	1.24	1.38
1	5E	90	PHE	CA-CB	-10.82	1.30	1.53
1	5I	90	PHE	CA-CB	-10.82	1.30	1.53
1	5M	90	PHE	CA-CB	-10.82	1.30	1.53
1	5Q	38	PRO	N-CA	-10.82	1.28	1.47
1	52	38	PRO	N-CA	-10.82	1.28	1.47
2	53	46	TYR	CE2-CZ	-10.82	1.24	1.38
1	56	38	PRO	N-CA	-10.82	1.28	1.47
2	57	46	TYR	CE2-CZ	-10.82	1.24	1.38
1	6A	38	PRO	N-CA	-10.82	1.28	1.47
2	6B	46	TYR	CE2-CZ	-10.82	1.24	1.38
1	6I	38	PRO	N-CA	-10.82	1.28	1.47
1	6Q	38	PRO	N-CA	-10.82	1.28	1.47

*Continued on next page...*



*Continued from previous page...*

Mol	Chain	Res	Type	Atoms	Z	Observed(Å)	Ideal(Å)
1	62	90	PHE	CA-CB	-10.82	1.30	1.53
1	66	90	PHE	CA-CB	-10.82	1.30	1.53
1	7A	90	PHE	CA-CB	-10.82	1.30	1.53
1	7M	38	PRO	N-CA	-10.82	1.28	1.47
1	1A	147	ARG	CZ-NH2	10.81	1.47	1.33
1	1I	147	ARG	CZ-NH2	10.81	1.47	1.33
1	2E	147	ARG	CZ-NH2	10.81	1.47	1.33
1	26	147	ARG	CZ-NH2	10.81	1.47	1.33
1	3E	147	ARG	CZ-NH2	10.81	1.47	1.33
1	4A	147	ARG	CZ-NH2	10.81	1.47	1.33
1	4M	147	ARG	CZ-NH2	10.81	1.47	1.33
1	4U	147	ARG	CZ-NH2	10.81	1.47	1.33
1	5Q	147	ARG	CZ-NH2	10.81	1.47	1.33
1	6I	147	ARG	CZ-NH2	10.81	1.47	1.33
1	6Q	147	ARG	CZ-NH2	10.81	1.47	1.33
1	7M	147	ARG	CZ-NH2	10.81	1.47	1.33
1	1Q	21	ASN	CA-CB	-10.81	1.25	1.53
1	1U	21	ASN	CA-CB	-10.81	1.25	1.53
1	1Y	21	ASN	CA-CB	-10.81	1.25	1.53
1	2Q	21	ASN	CA-CB	-10.81	1.25	1.53
1	2U	21	ASN	CA-CB	-10.81	1.25	1.53
1	2Y	21	ASN	CA-CB	-10.81	1.25	1.53
1	42	21	ASN	CA-CB	-10.81	1.25	1.53
1	46	21	ASN	CA-CB	-10.81	1.25	1.53
1	5A	21	ASN	CA-CB	-10.81	1.25	1.53
1	52	21	ASN	CA-CB	-10.81	1.25	1.53
1	56	21	ASN	CA-CB	-10.81	1.25	1.53
1	6A	21	ASN	CA-CB	-10.81	1.25	1.53
1	1A	16	THR	CA-C	-10.80	1.24	1.52
1	1I	16	THR	CA-C	-10.80	1.24	1.52
1	12	38	PRO	N-CA	-10.80	1.28	1.47
1	16	38	PRO	N-CA	-10.80	1.28	1.47
1	2A	38	PRO	N-CA	-10.80	1.28	1.47
1	2E	16	THR	CA-C	-10.80	1.24	1.52
1	26	16	THR	CA-C	-10.80	1.24	1.52
1	3E	16	THR	CA-C	-10.80	1.24	1.52
1	3Q	38	PRO	N-CA	-10.80	1.28	1.47
1	3U	38	PRO	N-CA	-10.80	1.28	1.47
1	3Y	38	PRO	N-CA	-10.80	1.28	1.47
1	4A	16	THR	CA-C	-10.80	1.24	1.52
1	4M	16	THR	CA-C	-10.80	1.24	1.52
1	4U	16	THR	CA-C	-10.80	1.24	1.52

*Continued on next page...*



*Continued from previous page...*

Mol	Chain	Res	Type	Atoms	Z	Observed(Å)	Ideal(Å)
1	5E	38	PRO	N-CA	-10.80	1.28	1.47
1	5I	38	PRO	N-CA	-10.80	1.28	1.47
1	5M	38	PRO	N-CA	-10.80	1.28	1.47
1	5Q	16	THR	CA-C	-10.80	1.24	1.52
1	6I	16	THR	CA-C	-10.80	1.24	1.52
1	6Q	16	THR	CA-C	-10.80	1.24	1.52
1	62	38	PRO	N-CA	-10.80	1.28	1.47
1	66	38	PRO	N-CA	-10.80	1.28	1.47
1	7A	38	PRO	N-CA	-10.80	1.28	1.47
1	7M	16	THR	CA-C	-10.80	1.24	1.52
1	1E	21	ASN	CA-CB	-10.80	1.25	1.53
1	2M	21	ASN	CA-CB	-10.80	1.25	1.53
1	22	21	ASN	CA-CB	-10.80	1.25	1.53
1	3M	21	ASN	CA-CB	-10.80	1.25	1.53
1	36	21	ASN	CA-CB	-10.80	1.25	1.53
1	4I	21	ASN	CA-CB	-10.80	1.25	1.53
1	4Q	21	ASN	CA-CB	-10.80	1.25	1.53
1	5Y	21	ASN	CA-CB	-10.80	1.25	1.53
1	6E	21	ASN	CA-CB	-10.80	1.25	1.53
1	6Y	21	ASN	CA-CB	-10.80	1.25	1.53
1	7I	21	ASN	CA-CB	-10.80	1.25	1.53
1	7U	21	ASN	CA-CB	-10.80	1.25	1.53
1	12	16	THR	CA-C	-10.79	1.24	1.52
1	16	16	THR	CA-C	-10.79	1.24	1.52
1	2A	16	THR	CA-C	-10.79	1.24	1.52
1	3Q	16	THR	CA-C	-10.79	1.24	1.52
1	3U	16	THR	CA-C	-10.79	1.24	1.52
1	3Y	16	THR	CA-C	-10.79	1.24	1.52
1	5E	16	THR	CA-C	-10.79	1.24	1.52
1	5I	16	THR	CA-C	-10.79	1.24	1.52
1	5M	16	THR	CA-C	-10.79	1.24	1.52
1	62	16	THR	CA-C	-10.79	1.24	1.52
1	66	16	THR	CA-C	-10.79	1.24	1.52
1	7A	16	THR	CA-C	-10.79	1.24	1.52
1	1M	16	THR	CA-C	-10.79	1.24	1.52
1	2I	16	THR	CA-C	-10.79	1.24	1.52
1	3A	16	THR	CA-C	-10.79	1.24	1.52
1	3I	16	THR	CA-C	-10.79	1.24	1.52
1	32	16	THR	CA-C	-10.79	1.24	1.52
1	4E	16	THR	CA-C	-10.79	1.24	1.52
1	4Y	16	THR	CA-C	-10.79	1.24	1.52
1	5U	16	THR	CA-C	-10.79	1.24	1.52

*Continued on next page...*

*Continued from previous page...*

Mol	Chain	Res	Type	Atoms	Z	Observed(Å)	Ideal(Å)
1	6M	16	THR	CA-C	-10.79	1.24	1.52
1	6U	16	THR	CA-C	-10.79	1.24	1.52
1	7E	16	THR	CA-C	-10.79	1.24	1.52
1	7Q	16	THR	CA-C	-10.79	1.24	1.52
1	1E	16	THR	CA-C	-10.79	1.24	1.52
1	2M	16	THR	CA-C	-10.79	1.24	1.52
1	22	16	THR	CA-C	-10.79	1.24	1.52
1	3M	16	THR	CA-C	-10.79	1.24	1.52
1	36	16	THR	CA-C	-10.79	1.24	1.52
1	4I	16	THR	CA-C	-10.79	1.24	1.52
1	4Q	16	THR	CA-C	-10.79	1.24	1.52
1	5Y	16	THR	CA-C	-10.79	1.24	1.52
1	6E	16	THR	CA-C	-10.79	1.24	1.52
1	6Y	16	THR	CA-C	-10.79	1.24	1.52
1	7I	16	THR	CA-C	-10.79	1.24	1.52
1	7U	16	THR	CA-C	-10.79	1.24	1.52
1	1Q	147	ARG	CZ-NH2	10.79	1.47	1.33
1	1U	147	ARG	CZ-NH2	10.79	1.47	1.33
1	1Y	147	ARG	CZ-NH2	10.79	1.47	1.33
1	2Q	147	ARG	CZ-NH2	10.79	1.47	1.33
1	2U	147	ARG	CZ-NH2	10.79	1.47	1.33
1	2Y	147	ARG	CZ-NH2	10.79	1.47	1.33
1	42	147	ARG	CZ-NH2	10.79	1.47	1.33
1	46	147	ARG	CZ-NH2	10.79	1.47	1.33
1	5A	147	ARG	CZ-NH2	10.79	1.47	1.33
1	52	147	ARG	CZ-NH2	10.79	1.47	1.33
1	56	147	ARG	CZ-NH2	10.79	1.47	1.33
1	6A	147	ARG	CZ-NH2	10.79	1.47	1.33
1	1E	81	ASN	C-O	-10.78	1.02	1.23
1	2M	81	ASN	C-O	-10.78	1.02	1.23
1	22	81	ASN	C-O	-10.78	1.02	1.23
1	3M	81	ASN	C-O	-10.78	1.02	1.23
1	36	81	ASN	C-O	-10.78	1.02	1.23
1	4I	81	ASN	C-O	-10.78	1.02	1.23
1	4Q	81	ASN	C-O	-10.78	1.02	1.23
1	5Y	81	ASN	C-O	-10.78	1.02	1.23
1	6E	81	ASN	C-O	-10.78	1.02	1.23
1	6Y	81	ASN	C-O	-10.78	1.02	1.23
1	7I	81	ASN	C-O	-10.78	1.02	1.23
1	7U	81	ASN	C-O	-10.78	1.02	1.23
1	1M	147	ARG	CZ-NH2	10.77	1.47	1.33
1	2I	147	ARG	CZ-NH2	10.77	1.47	1.33

*Continued on next page...*

*Continued from previous page...*

Mol	Chain	Res	Type	Atoms	Z	Observed(Å)	Ideal(Å)
1	3A	147	ARG	CZ-NH2	10.77	1.47	1.33
1	3I	147	ARG	CZ-NH2	10.77	1.47	1.33
1	32	147	ARG	CZ-NH2	10.77	1.47	1.33
1	4E	147	ARG	CZ-NH2	10.77	1.47	1.33
1	4Y	147	ARG	CZ-NH2	10.77	1.47	1.33
1	5U	147	ARG	CZ-NH2	10.77	1.47	1.33
1	6M	147	ARG	CZ-NH2	10.77	1.47	1.33
1	6U	147	ARG	CZ-NH2	10.77	1.47	1.33
1	7E	147	ARG	CZ-NH2	10.77	1.47	1.33
1	7Q	147	ARG	CZ-NH2	10.77	1.47	1.33
1	1E	147	ARG	CZ-NH2	10.77	1.47	1.33
1	2M	147	ARG	CZ-NH2	10.77	1.47	1.33
1	22	147	ARG	CZ-NH2	10.77	1.47	1.33
1	3M	147	ARG	CZ-NH2	10.77	1.47	1.33
1	36	147	ARG	CZ-NH2	10.77	1.47	1.33
1	4I	147	ARG	CZ-NH2	10.77	1.47	1.33
1	4Q	147	ARG	CZ-NH2	10.77	1.47	1.33
1	5Y	147	ARG	CZ-NH2	10.77	1.47	1.33
1	6E	147	ARG	CZ-NH2	10.77	1.47	1.33
1	6Y	147	ARG	CZ-NH2	10.77	1.47	1.33
1	7I	147	ARG	CZ-NH2	10.77	1.47	1.33
1	7U	147	ARG	CZ-NH2	10.77	1.47	1.33
1	1M	81	ASN	C-O	-10.76	1.02	1.23
1	2I	81	ASN	C-O	-10.76	1.02	1.23
1	3A	81	ASN	C-O	-10.76	1.02	1.23
1	3I	81	ASN	C-O	-10.76	1.02	1.23
1	32	81	ASN	C-O	-10.76	1.02	1.23
1	4E	81	ASN	C-O	-10.76	1.02	1.23
1	4Y	81	ASN	C-O	-10.76	1.02	1.23
1	5U	81	ASN	C-O	-10.76	1.02	1.23
1	6M	81	ASN	C-O	-10.76	1.02	1.23
1	6U	81	ASN	C-O	-10.76	1.02	1.23
1	7E	81	ASN	C-O	-10.76	1.02	1.23
1	7Q	81	ASN	C-O	-10.76	1.02	1.23
1	1Q	81	ASN	C-O	-10.75	1.02	1.23
1	1U	81	ASN	C-O	-10.75	1.02	1.23
1	1Y	81	ASN	C-O	-10.75	1.02	1.23
1	2Q	81	ASN	C-O	-10.75	1.02	1.23
1	2U	81	ASN	C-O	-10.75	1.02	1.23
1	2Y	81	ASN	C-O	-10.75	1.02	1.23
1	42	81	ASN	C-O	-10.75	1.02	1.23
1	46	81	ASN	C-O	-10.75	1.02	1.23

*Continued on next page...*

*Continued from previous page...*

Mol	Chain	Res	Type	Atoms	Z	Observed(Å)	Ideal(Å)
1	5A	81	ASN	C-O	-10.75	1.02	1.23
1	52	81	ASN	C-O	-10.75	1.02	1.23
1	56	81	ASN	C-O	-10.75	1.02	1.23
1	6A	81	ASN	C-O	-10.75	1.02	1.23
1	1A	81	ASN	C-O	-10.74	1.02	1.23
1	1I	81	ASN	C-O	-10.74	1.02	1.23
1	2E	81	ASN	C-O	-10.74	1.02	1.23
1	26	81	ASN	C-O	-10.74	1.02	1.23
1	3E	81	ASN	C-O	-10.74	1.02	1.23
1	4A	81	ASN	C-O	-10.74	1.02	1.23
1	4M	81	ASN	C-O	-10.74	1.02	1.23
1	4U	81	ASN	C-O	-10.74	1.02	1.23
1	5Q	81	ASN	C-O	-10.74	1.02	1.23
1	6I	81	ASN	C-O	-10.74	1.02	1.23
1	6Q	81	ASN	C-O	-10.74	1.02	1.23
1	7M	81	ASN	C-O	-10.74	1.02	1.23
1	1M	16	THR	CA-CB	-10.74	1.25	1.53
1	2I	16	THR	CA-CB	-10.74	1.25	1.53
1	3A	16	THR	CA-CB	-10.74	1.25	1.53
1	3I	16	THR	CA-CB	-10.74	1.25	1.53
1	32	16	THR	CA-CB	-10.74	1.25	1.53
1	4E	16	THR	CA-CB	-10.74	1.25	1.53
1	4Y	16	THR	CA-CB	-10.74	1.25	1.53
1	5U	16	THR	CA-CB	-10.74	1.25	1.53
1	6M	16	THR	CA-CB	-10.74	1.25	1.53
1	6U	16	THR	CA-CB	-10.74	1.25	1.53
1	7E	16	THR	CA-CB	-10.74	1.25	1.53
1	7Q	16	THR	CA-CB	-10.74	1.25	1.53
1	12	81	ASN	C-O	-10.74	1.02	1.23
1	16	81	ASN	C-O	-10.74	1.02	1.23
1	2A	81	ASN	C-O	-10.74	1.02	1.23
1	3Q	81	ASN	C-O	-10.74	1.02	1.23
1	3U	81	ASN	C-O	-10.74	1.02	1.23
1	3Y	81	ASN	C-O	-10.74	1.02	1.23
1	5E	81	ASN	C-O	-10.74	1.02	1.23
1	5I	81	ASN	C-O	-10.74	1.02	1.23
1	5M	81	ASN	C-O	-10.74	1.02	1.23
1	62	81	ASN	C-O	-10.74	1.02	1.23
1	66	81	ASN	C-O	-10.74	1.02	1.23
1	7A	81	ASN	C-O	-10.74	1.02	1.23
1	1E	16	THR	CA-CB	-10.73	1.25	1.53
1	2M	16	THR	CA-CB	-10.73	1.25	1.53

*Continued on next page...*

*Continued from previous page...*

Mol	Chain	Res	Type	Atoms	Z	Observed(Å)	Ideal(Å)
1	22	16	THR	CA-CB	-10.73	1.25	1.53
1	3M	16	THR	CA-CB	-10.73	1.25	1.53
1	36	16	THR	CA-CB	-10.73	1.25	1.53
1	4I	16	THR	CA-CB	-10.73	1.25	1.53
1	4Q	16	THR	CA-CB	-10.73	1.25	1.53
1	5Y	16	THR	CA-CB	-10.73	1.25	1.53
1	6E	16	THR	CA-CB	-10.73	1.25	1.53
1	6Y	16	THR	CA-CB	-10.73	1.25	1.53
1	7I	16	THR	CA-CB	-10.73	1.25	1.53
1	7U	16	THR	CA-CB	-10.73	1.25	1.53
1	1A	16	THR	CA-CB	-10.71	1.25	1.53
1	1I	16	THR	CA-CB	-10.71	1.25	1.53
1	2E	16	THR	CA-CB	-10.71	1.25	1.53
1	26	16	THR	CA-CB	-10.71	1.25	1.53
1	3E	16	THR	CA-CB	-10.71	1.25	1.53
1	4A	16	THR	CA-CB	-10.71	1.25	1.53
1	4M	16	THR	CA-CB	-10.71	1.25	1.53
1	4U	16	THR	CA-CB	-10.71	1.25	1.53
1	5Q	16	THR	CA-CB	-10.71	1.25	1.53
1	6I	16	THR	CA-CB	-10.71	1.25	1.53
1	6Q	16	THR	CA-CB	-10.71	1.25	1.53
1	7M	16	THR	CA-CB	-10.71	1.25	1.53
1	1Q	16	THR	CA-CB	-10.70	1.25	1.53
1	1U	16	THR	CA-CB	-10.70	1.25	1.53
1	1Y	16	THR	CA-CB	-10.70	1.25	1.53
1	2Q	16	THR	CA-CB	-10.70	1.25	1.53
1	2U	16	THR	CA-CB	-10.70	1.25	1.53
1	2Y	16	THR	CA-CB	-10.70	1.25	1.53
1	42	16	THR	CA-CB	-10.70	1.25	1.53
1	46	16	THR	CA-CB	-10.70	1.25	1.53
1	5A	16	THR	CA-CB	-10.70	1.25	1.53
1	52	16	THR	CA-CB	-10.70	1.25	1.53
1	56	16	THR	CA-CB	-10.70	1.25	1.53
1	6A	16	THR	CA-CB	-10.70	1.25	1.53
1	12	16	THR	CA-CB	-10.70	1.25	1.53
1	16	16	THR	CA-CB	-10.70	1.25	1.53
1	2A	16	THR	CA-CB	-10.70	1.25	1.53
1	3Q	16	THR	CA-CB	-10.70	1.25	1.53
1	3U	16	THR	CA-CB	-10.70	1.25	1.53
1	3Y	16	THR	CA-CB	-10.70	1.25	1.53
1	5E	16	THR	CA-CB	-10.70	1.25	1.53
1	5I	16	THR	CA-CB	-10.70	1.25	1.53

*Continued on next page...*

*Continued from previous page...*

Mol	Chain	Res	Type	Atoms	Z	Observed(Å)	Ideal(Å)
1	5M	16	THR	CA-CB	-10.70	1.25	1.53
1	62	16	THR	CA-CB	-10.70	1.25	1.53
1	66	16	THR	CA-CB	-10.70	1.25	1.53
1	7A	16	THR	CA-CB	-10.70	1.25	1.53
1	1Q	50	ARG	CD-NE	-10.68	1.28	1.46
1	1U	50	ARG	CD-NE	-10.68	1.28	1.46
1	1Y	50	ARG	CD-NE	-10.68	1.28	1.46
1	2Q	50	ARG	CD-NE	-10.68	1.28	1.46
1	2U	50	ARG	CD-NE	-10.68	1.28	1.46
1	2Y	50	ARG	CD-NE	-10.68	1.28	1.46
1	42	50	ARG	CD-NE	-10.68	1.28	1.46
1	46	50	ARG	CD-NE	-10.68	1.28	1.46
1	5A	50	ARG	CD-NE	-10.68	1.28	1.46
1	52	50	ARG	CD-NE	-10.68	1.28	1.46
1	56	50	ARG	CD-NE	-10.68	1.28	1.46
1	6A	50	ARG	CD-NE	-10.68	1.28	1.46
1	1E	50	ARG	CD-NE	-10.68	1.28	1.46
1	2M	50	ARG	CD-NE	-10.68	1.28	1.46
1	22	50	ARG	CD-NE	-10.68	1.28	1.46
1	3M	50	ARG	CD-NE	-10.68	1.28	1.46
1	36	50	ARG	CD-NE	-10.68	1.28	1.46
1	4I	50	ARG	CD-NE	-10.68	1.28	1.46
1	4Q	50	ARG	CD-NE	-10.68	1.28	1.46
1	5Y	50	ARG	CD-NE	-10.68	1.28	1.46
1	6E	50	ARG	CD-NE	-10.68	1.28	1.46
1	6Y	50	ARG	CD-NE	-10.68	1.28	1.46
1	7I	50	ARG	CD-NE	-10.68	1.28	1.46
1	7U	50	ARG	CD-NE	-10.68	1.28	1.46
1	1A	50	ARG	CD-NE	-10.67	1.28	1.46
1	1I	50	ARG	CD-NE	-10.67	1.28	1.46
1	1M	50	ARG	CD-NE	-10.67	1.28	1.46
1	2E	50	ARG	CD-NE	-10.67	1.28	1.46
1	2I	50	ARG	CD-NE	-10.67	1.28	1.46
1	26	50	ARG	CD-NE	-10.67	1.28	1.46
1	3A	50	ARG	CD-NE	-10.67	1.28	1.46
1	3E	50	ARG	CD-NE	-10.67	1.28	1.46
1	3I	50	ARG	CD-NE	-10.67	1.28	1.46
1	32	50	ARG	CD-NE	-10.67	1.28	1.46
1	4A	50	ARG	CD-NE	-10.67	1.28	1.46
1	4E	50	ARG	CD-NE	-10.67	1.28	1.46
1	4M	50	ARG	CD-NE	-10.67	1.28	1.46
1	4U	50	ARG	CD-NE	-10.67	1.28	1.46

*Continued on next page...*

*Continued from previous page...*

Mol	Chain	Res	Type	Atoms	Z	Observed(Å)	Ideal(Å)
1	4Y	50	ARG	CD-NE	-10.67	1.28	1.46
1	5Q	50	ARG	CD-NE	-10.67	1.28	1.46
1	5U	50	ARG	CD-NE	-10.67	1.28	1.46
1	6I	50	ARG	CD-NE	-10.67	1.28	1.46
1	6M	50	ARG	CD-NE	-10.67	1.28	1.46
1	6Q	50	ARG	CD-NE	-10.67	1.28	1.46
1	6U	50	ARG	CD-NE	-10.67	1.28	1.46
1	7E	50	ARG	CD-NE	-10.67	1.28	1.46
1	7M	50	ARG	CD-NE	-10.67	1.28	1.46
1	7Q	50	ARG	CD-NE	-10.67	1.28	1.46
1	12	50	ARG	CD-NE	-10.67	1.28	1.46
1	16	50	ARG	CD-NE	-10.67	1.28	1.46
1	2A	50	ARG	CD-NE	-10.67	1.28	1.46
1	3Q	50	ARG	CD-NE	-10.67	1.28	1.46
1	3U	50	ARG	CD-NE	-10.67	1.28	1.46
1	3Y	50	ARG	CD-NE	-10.67	1.28	1.46
1	5E	50	ARG	CD-NE	-10.67	1.28	1.46
1	5I	50	ARG	CD-NE	-10.67	1.28	1.46
1	5M	50	ARG	CD-NE	-10.67	1.28	1.46
1	62	50	ARG	CD-NE	-10.67	1.28	1.46
1	66	50	ARG	CD-NE	-10.67	1.28	1.46
1	7A	50	ARG	CD-NE	-10.67	1.28	1.46
2	1N	25	SER	C-O	-10.65	1.03	1.23
2	2J	25	SER	C-O	-10.65	1.03	1.23
2	3B	25	SER	C-O	-10.65	1.03	1.23
2	3J	25	SER	C-O	-10.65	1.03	1.23
2	33	25	SER	C-O	-10.65	1.03	1.23
2	4F	25	SER	C-O	-10.65	1.03	1.23
2	4Z	25	SER	C-O	-10.65	1.03	1.23
2	5V	25	SER	C-O	-10.65	1.03	1.23
2	6N	25	SER	C-O	-10.65	1.03	1.23
2	6V	25	SER	C-O	-10.65	1.03	1.23
2	7F	25	SER	C-O	-10.65	1.03	1.23
2	7R	25	SER	C-O	-10.65	1.03	1.23
2	1B	25	SER	C-O	-10.64	1.03	1.23
2	1J	25	SER	C-O	-10.64	1.03	1.23
2	2F	25	SER	C-O	-10.64	1.03	1.23
2	27	25	SER	C-O	-10.64	1.03	1.23
2	3F	25	SER	C-O	-10.64	1.03	1.23
2	4B	25	SER	C-O	-10.64	1.03	1.23
2	4N	25	SER	C-O	-10.64	1.03	1.23
2	4V	25	SER	C-O	-10.64	1.03	1.23

*Continued on next page...*



*Continued from previous page...*

Mol	Chain	Res	Type	Atoms	Z	Observed(Å)	Ideal(Å)
2	5R	25	SER	C-O	-10.64	1.03	1.23
2	6J	25	SER	C-O	-10.64	1.03	1.23
2	6R	25	SER	C-O	-10.64	1.03	1.23
2	7N	25	SER	C-O	-10.64	1.03	1.23
2	1F	25	SER	C-O	-10.64	1.03	1.23
2	2N	25	SER	C-O	-10.64	1.03	1.23
2	23	25	SER	C-O	-10.64	1.03	1.23
2	3N	25	SER	C-O	-10.64	1.03	1.23
2	37	25	SER	C-O	-10.64	1.03	1.23
2	4J	25	SER	C-O	-10.64	1.03	1.23
2	4R	25	SER	C-O	-10.64	1.03	1.23
2	5Z	25	SER	C-O	-10.64	1.03	1.23
2	6F	25	SER	C-O	-10.64	1.03	1.23
2	6Z	25	SER	C-O	-10.64	1.03	1.23
2	7J	25	SER	C-O	-10.64	1.03	1.23
2	7V	25	SER	C-O	-10.64	1.03	1.23
2	1R	25	SER	C-O	-10.64	1.03	1.23
2	1V	25	SER	C-O	-10.64	1.03	1.23
2	1Z	25	SER	C-O	-10.64	1.03	1.23
2	2R	25	SER	C-O	-10.64	1.03	1.23
2	2V	25	SER	C-O	-10.64	1.03	1.23
2	2Z	25	SER	C-O	-10.64	1.03	1.23
2	43	25	SER	C-O	-10.64	1.03	1.23
2	47	25	SER	C-O	-10.64	1.03	1.23
2	5B	25	SER	C-O	-10.64	1.03	1.23
2	53	25	SER	C-O	-10.64	1.03	1.23
2	57	25	SER	C-O	-10.64	1.03	1.23
2	6B	25	SER	C-O	-10.64	1.03	1.23
1	1M	84	ARG	CA-C	-10.64	1.25	1.52
2	13	25	SER	C-O	-10.64	1.03	1.23
2	17	25	SER	C-O	-10.64	1.03	1.23
2	2B	25	SER	C-O	-10.64	1.03	1.23
1	2I	84	ARG	CA-C	-10.64	1.25	1.52
1	3A	84	ARG	CA-C	-10.64	1.25	1.52
1	3I	84	ARG	CA-C	-10.64	1.25	1.52
2	3R	25	SER	C-O	-10.64	1.03	1.23
2	3V	25	SER	C-O	-10.64	1.03	1.23
2	3Z	25	SER	C-O	-10.64	1.03	1.23
1	32	84	ARG	CA-C	-10.64	1.25	1.52
1	4E	84	ARG	CA-C	-10.64	1.25	1.52
1	4Y	84	ARG	CA-C	-10.64	1.25	1.52
2	5F	25	SER	C-O	-10.64	1.03	1.23

*Continued on next page...*



*Continued from previous page...*

Mol	Chain	Res	Type	Atoms	Z	Observed(Å)	Ideal(Å)
2	5J	25	SER	C-O	-10.64	1.03	1.23
2	5N	25	SER	C-O	-10.64	1.03	1.23
1	5U	84	ARG	CA-C	-10.64	1.25	1.52
1	6M	84	ARG	CA-C	-10.64	1.25	1.52
1	6U	84	ARG	CA-C	-10.64	1.25	1.52
2	63	25	SER	C-O	-10.64	1.03	1.23
2	67	25	SER	C-O	-10.64	1.03	1.23
2	7B	25	SER	C-O	-10.64	1.03	1.23
1	7E	84	ARG	CA-C	-10.64	1.25	1.52
1	7Q	84	ARG	CA-C	-10.64	1.25	1.52
1	1E	84	ARG	CA-C	-10.61	1.25	1.52
1	2M	84	ARG	CA-C	-10.61	1.25	1.52
1	22	84	ARG	CA-C	-10.61	1.25	1.52
1	3M	84	ARG	CA-C	-10.61	1.25	1.52
1	36	84	ARG	CA-C	-10.61	1.25	1.52
1	4I	84	ARG	CA-C	-10.61	1.25	1.52
1	4Q	84	ARG	CA-C	-10.61	1.25	1.52
1	5Y	84	ARG	CA-C	-10.61	1.25	1.52
1	6E	84	ARG	CA-C	-10.61	1.25	1.52
1	6Y	84	ARG	CA-C	-10.61	1.25	1.52
1	7I	84	ARG	CA-C	-10.61	1.25	1.52
1	7U	84	ARG	CA-C	-10.61	1.25	1.52
1	1A	84	ARG	CA-C	-10.60	1.25	1.52
1	1I	84	ARG	CA-C	-10.60	1.25	1.52
1	2E	84	ARG	CA-C	-10.60	1.25	1.52
1	26	84	ARG	CA-C	-10.60	1.25	1.52
1	3E	84	ARG	CA-C	-10.60	1.25	1.52
1	4A	84	ARG	CA-C	-10.60	1.25	1.52
1	4M	84	ARG	CA-C	-10.60	1.25	1.52
1	4U	84	ARG	CA-C	-10.60	1.25	1.52
1	5Q	84	ARG	CA-C	-10.60	1.25	1.52
1	6I	84	ARG	CA-C	-10.60	1.25	1.52
1	6Q	84	ARG	CA-C	-10.60	1.25	1.52
1	7M	84	ARG	CA-C	-10.60	1.25	1.52
1	12	84	ARG	CA-C	-10.60	1.25	1.52
1	16	84	ARG	CA-C	-10.60	1.25	1.52
1	2A	84	ARG	CA-C	-10.60	1.25	1.52
1	3Q	84	ARG	CA-C	-10.60	1.25	1.52
1	3U	84	ARG	CA-C	-10.60	1.25	1.52
1	3Y	84	ARG	CA-C	-10.60	1.25	1.52
1	5E	84	ARG	CA-C	-10.60	1.25	1.52
1	5I	84	ARG	CA-C	-10.60	1.25	1.52

*Continued on next page...*

*Continued from previous page...*

Mol	Chain	Res	Type	Atoms	Z	Observed(Å)	Ideal(Å)
1	5M	84	ARG	CA-C	-10.60	1.25	1.52
1	62	84	ARG	CA-C	-10.60	1.25	1.52
1	66	84	ARG	CA-C	-10.60	1.25	1.52
1	7A	84	ARG	CA-C	-10.60	1.25	1.52
1	1Q	84	ARG	CA-C	-10.60	1.25	1.52
1	1U	84	ARG	CA-C	-10.60	1.25	1.52
1	1Y	84	ARG	CA-C	-10.60	1.25	1.52
1	2Q	84	ARG	CA-C	-10.60	1.25	1.52
1	2U	84	ARG	CA-C	-10.60	1.25	1.52
1	2Y	84	ARG	CA-C	-10.60	1.25	1.52
1	42	84	ARG	CA-C	-10.60	1.25	1.52
1	46	84	ARG	CA-C	-10.60	1.25	1.52
1	5A	84	ARG	CA-C	-10.60	1.25	1.52
1	52	84	ARG	CA-C	-10.60	1.25	1.52
1	56	84	ARG	CA-C	-10.60	1.25	1.52
1	6A	84	ARG	CA-C	-10.60	1.25	1.52
2	1N	35	PHE	CD1-CE1	10.57	1.60	1.39
2	2J	35	PHE	CD1-CE1	10.57	1.60	1.39
2	3B	35	PHE	CD1-CE1	10.57	1.60	1.39
2	3J	35	PHE	CD1-CE1	10.57	1.60	1.39
2	33	35	PHE	CD1-CE1	10.57	1.60	1.39
2	4F	35	PHE	CD1-CE1	10.57	1.60	1.39
2	4Z	35	PHE	CD1-CE1	10.57	1.60	1.39
2	5V	35	PHE	CD1-CE1	10.57	1.60	1.39
2	6N	35	PHE	CD1-CE1	10.57	1.60	1.39
2	6V	35	PHE	CD1-CE1	10.57	1.60	1.39
2	7F	35	PHE	CD1-CE1	10.57	1.60	1.39
2	7R	35	PHE	CD1-CE1	10.57	1.60	1.39
2	1F	35	PHE	CD1-CE1	10.57	1.60	1.39
2	2N	35	PHE	CD1-CE1	10.57	1.60	1.39
2	23	35	PHE	CD1-CE1	10.57	1.60	1.39
2	3N	35	PHE	CD1-CE1	10.57	1.60	1.39
2	37	35	PHE	CD1-CE1	10.57	1.60	1.39
2	4J	35	PHE	CD1-CE1	10.57	1.60	1.39
2	4R	35	PHE	CD1-CE1	10.57	1.60	1.39
2	5Z	35	PHE	CD1-CE1	10.57	1.60	1.39
2	6F	35	PHE	CD1-CE1	10.57	1.60	1.39
2	6Z	35	PHE	CD1-CE1	10.57	1.60	1.39
2	7J	35	PHE	CD1-CE1	10.57	1.60	1.39
2	7V	35	PHE	CD1-CE1	10.57	1.60	1.39
2	1R	35	PHE	CD1-CE1	10.56	1.60	1.39
2	1V	35	PHE	CD1-CE1	10.56	1.60	1.39

*Continued on next page...*

*Continued from previous page...*

Mol	Chain	Res	Type	Atoms	Z	Observed(Å)	Ideal(Å)
2	1Z	35	PHE	CD1-CE1	10.56	1.60	1.39
2	2R	35	PHE	CD1-CE1	10.56	1.60	1.39
2	2V	35	PHE	CD1-CE1	10.56	1.60	1.39
2	2Z	35	PHE	CD1-CE1	10.56	1.60	1.39
2	43	35	PHE	CD1-CE1	10.56	1.60	1.39
2	47	35	PHE	CD1-CE1	10.56	1.60	1.39
2	5B	35	PHE	CD1-CE1	10.56	1.60	1.39
2	53	35	PHE	CD1-CE1	10.56	1.60	1.39
2	57	35	PHE	CD1-CE1	10.56	1.60	1.39
2	6B	35	PHE	CD1-CE1	10.56	1.60	1.39
2	1N	217	PRO	CG-CD	-10.56	1.15	1.50
2	2J	217	PRO	CG-CD	-10.56	1.15	1.50
2	3B	217	PRO	CG-CD	-10.56	1.15	1.50
2	3J	217	PRO	CG-CD	-10.56	1.15	1.50
2	33	217	PRO	CG-CD	-10.56	1.15	1.50
2	4F	217	PRO	CG-CD	-10.56	1.15	1.50
2	4Z	217	PRO	CG-CD	-10.56	1.15	1.50
2	5V	217	PRO	CG-CD	-10.56	1.15	1.50
2	6N	217	PRO	CG-CD	-10.56	1.15	1.50
2	6V	217	PRO	CG-CD	-10.56	1.15	1.50
2	7F	217	PRO	CG-CD	-10.56	1.15	1.50
2	7R	217	PRO	CG-CD	-10.56	1.15	1.50
1	12	36	THR	CA-C	-10.55	1.25	1.52
1	16	36	THR	CA-C	-10.55	1.25	1.52
1	2A	36	THR	CA-C	-10.55	1.25	1.52
1	3Q	36	THR	CA-C	-10.55	1.25	1.52
1	3U	36	THR	CA-C	-10.55	1.25	1.52
1	3Y	36	THR	CA-C	-10.55	1.25	1.52
1	5E	36	THR	CA-C	-10.55	1.25	1.52
1	5I	36	THR	CA-C	-10.55	1.25	1.52
1	5M	36	THR	CA-C	-10.55	1.25	1.52
1	62	36	THR	CA-C	-10.55	1.25	1.52
1	66	36	THR	CA-C	-10.55	1.25	1.52
1	7A	36	THR	CA-C	-10.55	1.25	1.52
2	1B	217	PRO	CG-CD	-10.55	1.15	1.50
2	1J	217	PRO	CG-CD	-10.55	1.15	1.50
2	1R	217	PRO	CG-CD	-10.55	1.15	1.50
2	1V	217	PRO	CG-CD	-10.55	1.15	1.50
2	1Z	217	PRO	CG-CD	-10.55	1.15	1.50
2	13	35	PHE	CD1-CE1	10.55	1.60	1.39
2	13	46	TYR	CA-C	10.55	1.80	1.52
2	17	35	PHE	CD1-CE1	10.55	1.60	1.39

*Continued on next page...*

*Continued from previous page...*

Mol	Chain	Res	Type	Atoms	Z	Observed(Å)	Ideal(Å)
2	17	46	TYR	CA-C	10.55	1.80	1.52
2	2B	35	PHE	CD1-CE1	10.55	1.60	1.39
2	2B	46	TYR	CA-C	10.55	1.80	1.52
2	2F	217	PRO	CG-CD	-10.55	1.15	1.50
2	2R	217	PRO	CG-CD	-10.55	1.15	1.50
2	2V	217	PRO	CG-CD	-10.55	1.15	1.50
2	2Z	217	PRO	CG-CD	-10.55	1.15	1.50
2	27	217	PRO	CG-CD	-10.55	1.15	1.50
2	3F	217	PRO	CG-CD	-10.55	1.15	1.50
2	3R	35	PHE	CD1-CE1	10.55	1.60	1.39
2	3R	46	TYR	CA-C	10.55	1.80	1.52
2	3V	35	PHE	CD1-CE1	10.55	1.60	1.39
2	3V	46	TYR	CA-C	10.55	1.80	1.52
2	3Z	35	PHE	CD1-CE1	10.55	1.60	1.39
2	3Z	46	TYR	CA-C	10.55	1.80	1.52
2	4B	217	PRO	CG-CD	-10.55	1.15	1.50
2	4N	217	PRO	CG-CD	-10.55	1.15	1.50
2	4V	217	PRO	CG-CD	-10.55	1.15	1.50
2	43	217	PRO	CG-CD	-10.55	1.15	1.50
2	47	217	PRO	CG-CD	-10.55	1.15	1.50
2	5B	217	PRO	CG-CD	-10.55	1.15	1.50
2	5F	35	PHE	CD1-CE1	10.55	1.60	1.39
2	5F	46	TYR	CA-C	10.55	1.80	1.52
2	5J	35	PHE	CD1-CE1	10.55	1.60	1.39
2	5J	46	TYR	CA-C	10.55	1.80	1.52
2	5N	35	PHE	CD1-CE1	10.55	1.60	1.39
2	5N	46	TYR	CA-C	10.55	1.80	1.52
2	5R	217	PRO	CG-CD	-10.55	1.15	1.50
2	53	217	PRO	CG-CD	-10.55	1.15	1.50
2	57	217	PRO	CG-CD	-10.55	1.15	1.50
2	6B	217	PRO	CG-CD	-10.55	1.15	1.50
2	6J	217	PRO	CG-CD	-10.55	1.15	1.50
2	6R	217	PRO	CG-CD	-10.55	1.15	1.50
2	63	35	PHE	CD1-CE1	10.55	1.60	1.39
2	63	46	TYR	CA-C	10.55	1.80	1.52
2	67	35	PHE	CD1-CE1	10.55	1.60	1.39
2	67	46	TYR	CA-C	10.55	1.80	1.52
2	7B	35	PHE	CD1-CE1	10.55	1.60	1.39
2	7B	46	TYR	CA-C	10.55	1.80	1.52
2	7N	217	PRO	CG-CD	-10.55	1.15	1.50
1	1E	81	ASN	C-N	10.54	1.58	1.34
1	2M	81	ASN	C-N	10.54	1.58	1.34

*Continued on next page...*

*Continued from previous page...*

Mol	Chain	Res	Type	Atoms	Z	Observed(Å)	Ideal(Å)
1	22	81	ASN	C-N	10.54	1.58	1.34
1	3M	81	ASN	C-N	10.54	1.58	1.34
1	36	81	ASN	C-N	10.54	1.58	1.34
1	4I	81	ASN	C-N	10.54	1.58	1.34
1	4Q	81	ASN	C-N	10.54	1.58	1.34
1	5Y	81	ASN	C-N	10.54	1.58	1.34
1	6E	81	ASN	C-N	10.54	1.58	1.34
1	6Y	81	ASN	C-N	10.54	1.58	1.34
1	7I	81	ASN	C-N	10.54	1.58	1.34
1	7U	81	ASN	C-N	10.54	1.58	1.34
2	1B	47	ASP	CG-OD1	10.54	1.49	1.25
2	1J	47	ASP	CG-OD1	10.54	1.49	1.25
1	1U	81	ASN	C-N	10.54	1.58	1.34
1	1Y	81	ASN	C-N	10.54	1.58	1.34
1	2Q	81	ASN	C-N	10.54	1.58	1.34
2	27	47	ASP	CG-OD1	10.54	1.49	1.25
2	4N	47	ASP	CG-OD1	10.54	1.49	1.25
1	42	81	ASN	C-N	10.54	1.58	1.34
1	1A	36	THR	CA-C	-10.54	1.25	1.52
2	1B	35	PHE	CD1-CE1	10.54	1.60	1.39
1	1I	36	THR	CA-C	-10.54	1.25	1.52
2	1J	35	PHE	CD1-CE1	10.54	1.60	1.39
2	1N	46	TYR	CA-C	10.54	1.80	1.52
1	1Q	81	ASN	C-N	10.54	1.58	1.34
1	2E	36	THR	CA-C	-10.54	1.25	1.52
2	2F	35	PHE	CD1-CE1	10.54	1.60	1.39
2	2F	47	ASP	CG-OD1	10.54	1.49	1.25
2	2J	46	TYR	CA-C	10.54	1.80	1.52
1	2U	81	ASN	C-N	10.54	1.58	1.34
1	2Y	81	ASN	C-N	10.54	1.58	1.34
2	3F	47	ASP	CG-OD1	10.54	1.49	1.25
2	6J	47	ASP	CG-OD1	10.54	1.49	1.25
1	26	36	THR	CA-C	-10.54	1.25	1.52
2	27	35	PHE	CD1-CE1	10.54	1.60	1.39
2	3B	46	TYR	CA-C	10.54	1.80	1.52
1	3E	36	THR	CA-C	-10.54	1.25	1.52
2	3F	35	PHE	CD1-CE1	10.54	1.60	1.39
2	3J	46	TYR	CA-C	10.54	1.80	1.52
2	33	46	TYR	CA-C	10.54	1.80	1.52
2	4B	47	ASP	CG-OD1	10.54	1.49	1.25
1	4A	36	THR	CA-C	-10.54	1.25	1.52
2	4B	35	PHE	CD1-CE1	10.54	1.60	1.39

*Continued on next page...*

*Continued from previous page...*

Mol	Chain	Res	Type	Atoms	Z	Observed(Å)	Ideal(Å)
2	4F	46	TYR	CA-C	10.54	1.80	1.52
2	4V	47	ASP	CG-OD1	10.54	1.49	1.25
2	5R	47	ASP	CG-OD1	10.54	1.49	1.25
1	52	81	ASN	C-N	10.54	1.58	1.34
2	6R	47	ASP	CG-OD1	10.54	1.49	1.25
1	4M	36	THR	CA-C	-10.54	1.25	1.52
2	4N	35	PHE	CD1-CE1	10.54	1.60	1.39
1	4U	36	THR	CA-C	-10.54	1.25	1.52
2	4V	35	PHE	CD1-CE1	10.54	1.60	1.39
2	4Z	46	TYR	CA-C	10.54	1.80	1.52
1	46	81	ASN	C-N	10.54	1.58	1.34
1	5A	81	ASN	C-N	10.54	1.58	1.34
1	6A	81	ASN	C-N	10.54	1.58	1.34
1	5Q	36	THR	CA-C	-10.54	1.25	1.52
2	5R	35	PHE	CD1-CE1	10.54	1.60	1.39
2	5V	46	TYR	CA-C	10.54	1.80	1.52
1	56	81	ASN	C-N	10.54	1.58	1.34
1	6I	36	THR	CA-C	-10.54	1.25	1.52
2	6J	35	PHE	CD1-CE1	10.54	1.60	1.39
2	6N	46	TYR	CA-C	10.54	1.80	1.52
1	6Q	36	THR	CA-C	-10.54	1.25	1.52
2	6R	35	PHE	CD1-CE1	10.54	1.60	1.39
2	6V	46	TYR	CA-C	10.54	1.80	1.52
2	7F	46	TYR	CA-C	10.54	1.80	1.52
2	7N	47	ASP	CG-OD1	10.54	1.49	1.25
1	7M	36	THR	CA-C	-10.54	1.25	1.52
2	7N	35	PHE	CD1-CE1	10.54	1.60	1.39
2	7R	46	TYR	CA-C	10.54	1.80	1.52
1	1A	81	ASN	C-N	10.54	1.58	1.34
1	1E	36	THR	CA-C	-10.54	1.25	1.52
1	1I	81	ASN	C-N	10.54	1.58	1.34
1	2E	81	ASN	C-N	10.54	1.58	1.34
1	2M	36	THR	CA-C	-10.54	1.25	1.52
1	22	36	THR	CA-C	-10.54	1.25	1.52
1	26	81	ASN	C-N	10.54	1.58	1.34
1	3E	81	ASN	C-N	10.54	1.58	1.34
1	3M	36	THR	CA-C	-10.54	1.25	1.52
1	36	36	THR	CA-C	-10.54	1.25	1.52
1	4A	81	ASN	C-N	10.54	1.58	1.34
1	4I	36	THR	CA-C	-10.54	1.25	1.52
1	4M	81	ASN	C-N	10.54	1.58	1.34
1	4Q	36	THR	CA-C	-10.54	1.25	1.52

*Continued on next page...*

*Continued from previous page...*

Mol	Chain	Res	Type	Atoms	Z	Observed(Å)	Ideal(Å)
1	4U	81	ASN	C-N	10.54	1.58	1.34
1	5Q	81	ASN	C-N	10.54	1.58	1.34
1	5Y	36	THR	CA-C	-10.54	1.25	1.52
1	6E	36	THR	CA-C	-10.54	1.25	1.52
1	6I	81	ASN	C-N	10.54	1.58	1.34
1	6Q	81	ASN	C-N	10.54	1.58	1.34
1	6Y	36	THR	CA-C	-10.54	1.25	1.52
1	7I	36	THR	CA-C	-10.54	1.25	1.52
1	7M	81	ASN	C-N	10.54	1.58	1.34
1	7U	36	THR	CA-C	-10.54	1.25	1.52
2	13	217	PRO	CG-CD	-10.54	1.15	1.50
2	17	217	PRO	CG-CD	-10.54	1.15	1.50
2	2B	217	PRO	CG-CD	-10.54	1.15	1.50
2	3R	217	PRO	CG-CD	-10.54	1.15	1.50
2	3V	217	PRO	CG-CD	-10.54	1.15	1.50
2	3Z	217	PRO	CG-CD	-10.54	1.15	1.50
2	5F	217	PRO	CG-CD	-10.54	1.15	1.50
2	5J	217	PRO	CG-CD	-10.54	1.15	1.50
2	5N	217	PRO	CG-CD	-10.54	1.15	1.50
2	63	217	PRO	CG-CD	-10.54	1.15	1.50
2	67	217	PRO	CG-CD	-10.54	1.15	1.50
2	7B	217	PRO	CG-CD	-10.54	1.15	1.50
2	1N	47	ASP	CG-OD1	10.54	1.49	1.25
2	1R	46	TYR	CA-C	10.54	1.80	1.52
2	1V	46	TYR	CA-C	10.54	1.80	1.52
2	1Z	46	TYR	CA-C	10.54	1.80	1.52
2	2J	47	ASP	CG-OD1	10.54	1.49	1.25
2	2R	46	TYR	CA-C	10.54	1.80	1.52
2	2V	46	TYR	CA-C	10.54	1.80	1.52
2	2Z	46	TYR	CA-C	10.54	1.80	1.52
2	3B	47	ASP	CG-OD1	10.54	1.49	1.25
2	3J	47	ASP	CG-OD1	10.54	1.49	1.25
2	33	47	ASP	CG-OD1	10.54	1.49	1.25
2	4F	47	ASP	CG-OD1	10.54	1.49	1.25
2	4Z	47	ASP	CG-OD1	10.54	1.49	1.25
2	43	46	TYR	CA-C	10.54	1.80	1.52
2	47	46	TYR	CA-C	10.54	1.80	1.52
2	5B	46	TYR	CA-C	10.54	1.80	1.52
2	5V	47	ASP	CG-OD1	10.54	1.49	1.25
2	53	46	TYR	CA-C	10.54	1.80	1.52
2	57	46	TYR	CA-C	10.54	1.80	1.52
2	6B	46	TYR	CA-C	10.54	1.80	1.52

*Continued on next page...*

*Continued from previous page...*

Mol	Chain	Res	Type	Atoms	Z	Observed(Å)	Ideal(Å)
2	6N	47	ASP	CG-OD1	10.54	1.49	1.25
2	6V	47	ASP	CG-OD1	10.54	1.49	1.25
2	7F	47	ASP	CG-OD1	10.54	1.49	1.25
2	7R	47	ASP	CG-OD1	10.54	1.49	1.25
2	1B	46	TYR	CA-C	10.53	1.80	1.52
2	1F	217	PRO	CG-CD	-10.53	1.16	1.50
2	1J	46	TYR	CA-C	10.53	1.80	1.52
1	1M	36	THR	CA-C	-10.53	1.25	1.52
2	2F	46	TYR	CA-C	10.53	1.80	1.52
1	2I	36	THR	CA-C	-10.53	1.25	1.52
2	2N	217	PRO	CG-CD	-10.53	1.16	1.50
2	23	217	PRO	CG-CD	-10.53	1.16	1.50
2	27	46	TYR	CA-C	10.53	1.80	1.52
1	3A	36	THR	CA-C	-10.53	1.25	1.52
2	3F	46	TYR	CA-C	10.53	1.80	1.52
1	3I	36	THR	CA-C	-10.53	1.25	1.52
2	3N	217	PRO	CG-CD	-10.53	1.16	1.50
1	32	36	THR	CA-C	-10.53	1.25	1.52
2	37	217	PRO	CG-CD	-10.53	1.16	1.50
2	4B	46	TYR	CA-C	10.53	1.80	1.52
1	4E	36	THR	CA-C	-10.53	1.25	1.52
2	4J	217	PRO	CG-CD	-10.53	1.16	1.50
2	4N	46	TYR	CA-C	10.53	1.80	1.52
2	4R	217	PRO	CG-CD	-10.53	1.16	1.50
2	4V	46	TYR	CA-C	10.53	1.80	1.52
1	4Y	36	THR	CA-C	-10.53	1.25	1.52
2	5R	46	TYR	CA-C	10.53	1.80	1.52
1	5U	36	THR	CA-C	-10.53	1.25	1.52
2	5Z	217	PRO	CG-CD	-10.53	1.16	1.50
2	6F	217	PRO	CG-CD	-10.53	1.16	1.50
2	6J	46	TYR	CA-C	10.53	1.80	1.52
1	6M	36	THR	CA-C	-10.53	1.25	1.52
2	6R	46	TYR	CA-C	10.53	1.80	1.52
1	6U	36	THR	CA-C	-10.53	1.25	1.52
2	6Z	217	PRO	CG-CD	-10.53	1.16	1.50
1	7E	36	THR	CA-C	-10.53	1.25	1.52
2	7J	217	PRO	CG-CD	-10.53	1.16	1.50
2	7N	46	TYR	CA-C	10.53	1.80	1.52
1	7Q	36	THR	CA-C	-10.53	1.25	1.52
2	7V	217	PRO	CG-CD	-10.53	1.16	1.50
2	1F	46	TYR	CA-C	10.52	1.80	1.52
1	12	81	ASN	C-N	10.52	1.58	1.34

*Continued on next page...*



*Continued from previous page...*

Mol	Chain	Res	Type	Atoms	Z	Observed(Å)	Ideal(Å)
2	13	47	ASP	CG-OD1	10.52	1.49	1.25
1	16	81	ASN	C-N	10.52	1.58	1.34
2	17	47	ASP	CG-OD1	10.52	1.49	1.25
1	2A	81	ASN	C-N	10.52	1.58	1.34
2	2B	47	ASP	CG-OD1	10.52	1.49	1.25
2	2N	46	TYR	CA-C	10.52	1.80	1.52
2	23	46	TYR	CA-C	10.52	1.80	1.52
2	3N	46	TYR	CA-C	10.52	1.80	1.52
1	3Q	81	ASN	C-N	10.52	1.58	1.34
2	3R	47	ASP	CG-OD1	10.52	1.49	1.25
1	3U	81	ASN	C-N	10.52	1.58	1.34
2	3V	47	ASP	CG-OD1	10.52	1.49	1.25
1	3Y	81	ASN	C-N	10.52	1.58	1.34
2	3Z	47	ASP	CG-OD1	10.52	1.49	1.25
2	37	46	TYR	CA-C	10.52	1.80	1.52
2	4J	46	TYR	CA-C	10.52	1.80	1.52
2	4R	46	TYR	CA-C	10.52	1.80	1.52
1	5E	81	ASN	C-N	10.52	1.58	1.34
2	5F	47	ASP	CG-OD1	10.52	1.49	1.25
1	5I	81	ASN	C-N	10.52	1.58	1.34
2	5J	47	ASP	CG-OD1	10.52	1.49	1.25
1	5M	81	ASN	C-N	10.52	1.58	1.34
2	5N	47	ASP	CG-OD1	10.52	1.49	1.25
2	5Z	46	TYR	CA-C	10.52	1.80	1.52
2	6F	46	TYR	CA-C	10.52	1.80	1.52
2	6Z	46	TYR	CA-C	10.52	1.80	1.52
1	62	81	ASN	C-N	10.52	1.58	1.34
2	63	47	ASP	CG-OD1	10.52	1.49	1.25
1	66	81	ASN	C-N	10.52	1.58	1.34
2	67	47	ASP	CG-OD1	10.52	1.49	1.25
1	7A	81	ASN	C-N	10.52	1.58	1.34
2	7B	47	ASP	CG-OD1	10.52	1.49	1.25
2	7J	46	TYR	CA-C	10.52	1.80	1.52
2	7V	46	TYR	CA-C	10.52	1.80	1.52
1	1M	81	ASN	C-N	10.52	1.58	1.34
1	2I	81	ASN	C-N	10.52	1.58	1.34
1	3A	81	ASN	C-N	10.52	1.58	1.34
1	3I	81	ASN	C-N	10.52	1.58	1.34
1	32	81	ASN	C-N	10.52	1.58	1.34
1	4E	81	ASN	C-N	10.52	1.58	1.34
1	4Y	81	ASN	C-N	10.52	1.58	1.34
1	5U	81	ASN	C-N	10.52	1.58	1.34

*Continued on next page...*

*Continued from previous page...*

Mol	Chain	Res	Type	Atoms	Z	Observed(Å)	Ideal(Å)
1	6M	81	ASN	C-N	10.52	1.58	1.34
1	6U	81	ASN	C-N	10.52	1.58	1.34
1	7E	81	ASN	C-N	10.52	1.58	1.34
1	7Q	81	ASN	C-N	10.52	1.58	1.34
2	1F	47	ASP	CG-OD1	10.52	1.49	1.25
2	2N	47	ASP	CG-OD1	10.52	1.49	1.25
2	23	47	ASP	CG-OD1	10.52	1.49	1.25
2	3N	47	ASP	CG-OD1	10.52	1.49	1.25
2	37	47	ASP	CG-OD1	10.52	1.49	1.25
2	4J	47	ASP	CG-OD1	10.52	1.49	1.25
2	4R	47	ASP	CG-OD1	10.52	1.49	1.25
2	5Z	47	ASP	CG-OD1	10.52	1.49	1.25
2	6F	47	ASP	CG-OD1	10.52	1.49	1.25
2	6Z	47	ASP	CG-OD1	10.52	1.49	1.25
2	7J	47	ASP	CG-OD1	10.52	1.49	1.25
2	7V	47	ASP	CG-OD1	10.52	1.49	1.25
1	1Q	36	THR	CA-C	-10.51	1.25	1.52
2	1R	47	ASP	CG-OD1	10.51	1.49	1.25
1	1U	36	THR	CA-C	-10.51	1.25	1.52
2	1V	47	ASP	CG-OD1	10.51	1.49	1.25
1	1Y	36	THR	CA-C	-10.51	1.25	1.52
2	1Z	47	ASP	CG-OD1	10.51	1.49	1.25
1	2Q	36	THR	CA-C	-10.51	1.25	1.52
2	2R	47	ASP	CG-OD1	10.51	1.49	1.25
1	2U	36	THR	CA-C	-10.51	1.25	1.52
2	2V	47	ASP	CG-OD1	10.51	1.49	1.25
1	2Y	36	THR	CA-C	-10.51	1.25	1.52
2	2Z	47	ASP	CG-OD1	10.51	1.49	1.25
1	42	36	THR	CA-C	-10.51	1.25	1.52
2	43	47	ASP	CG-OD1	10.51	1.49	1.25
1	46	36	THR	CA-C	-10.51	1.25	1.52
2	47	47	ASP	CG-OD1	10.51	1.49	1.25
1	5A	36	THR	CA-C	-10.51	1.25	1.52
2	5B	47	ASP	CG-OD1	10.51	1.49	1.25
1	52	36	THR	CA-C	-10.51	1.25	1.52
2	53	47	ASP	CG-OD1	10.51	1.49	1.25
1	56	36	THR	CA-C	-10.51	1.25	1.52
2	57	47	ASP	CG-OD1	10.51	1.49	1.25
1	6A	36	THR	CA-C	-10.51	1.25	1.52
2	6B	47	ASP	CG-OD1	10.51	1.49	1.25
2	1B	217	PRO	CB-CG	10.48	2.02	1.50
2	1J	217	PRO	CB-CG	10.48	2.02	1.50

*Continued on next page...*

*Continued from previous page...*

Mol	Chain	Res	Type	Atoms	Z	Observed(Å)	Ideal(Å)
2	1N	217	PRO	CB-CG	10.48	2.02	1.50
2	1R	217	PRO	CB-CG	10.48	2.02	1.50
2	1V	217	PRO	CB-CG	10.48	2.02	1.50
2	1Z	217	PRO	CB-CG	10.48	2.02	1.50
2	2F	217	PRO	CB-CG	10.48	2.02	1.50
2	2J	217	PRO	CB-CG	10.48	2.02	1.50
2	2R	217	PRO	CB-CG	10.48	2.02	1.50
2	2V	217	PRO	CB-CG	10.48	2.02	1.50
2	2Z	217	PRO	CB-CG	10.48	2.02	1.50
2	27	217	PRO	CB-CG	10.48	2.02	1.50
2	3B	217	PRO	CB-CG	10.48	2.02	1.50
2	3F	217	PRO	CB-CG	10.48	2.02	1.50
2	3J	217	PRO	CB-CG	10.48	2.02	1.50
2	33	217	PRO	CB-CG	10.48	2.02	1.50
2	4B	217	PRO	CB-CG	10.48	2.02	1.50
2	4F	217	PRO	CB-CG	10.48	2.02	1.50
2	4N	217	PRO	CB-CG	10.48	2.02	1.50
2	4V	217	PRO	CB-CG	10.48	2.02	1.50
2	4Z	217	PRO	CB-CG	10.48	2.02	1.50
2	43	217	PRO	CB-CG	10.48	2.02	1.50
2	47	217	PRO	CB-CG	10.48	2.02	1.50
2	5B	217	PRO	CB-CG	10.48	2.02	1.50
2	5R	217	PRO	CB-CG	10.48	2.02	1.50
2	5V	217	PRO	CB-CG	10.48	2.02	1.50
2	53	217	PRO	CB-CG	10.48	2.02	1.50
2	57	217	PRO	CB-CG	10.48	2.02	1.50
2	6B	217	PRO	CB-CG	10.48	2.02	1.50
2	6J	217	PRO	CB-CG	10.48	2.02	1.50
2	6N	217	PRO	CB-CG	10.48	2.02	1.50
2	6R	217	PRO	CB-CG	10.48	2.02	1.50
2	6V	217	PRO	CB-CG	10.48	2.02	1.50
2	7F	217	PRO	CB-CG	10.48	2.02	1.50
2	7N	217	PRO	CB-CG	10.48	2.02	1.50
2	7R	217	PRO	CB-CG	10.48	2.02	1.50
2	1F	217	PRO	CB-CG	10.47	2.02	1.50
2	1N	8	VAL	CA-CB	10.47	1.76	1.54
2	2J	8	VAL	CA-CB	10.47	1.76	1.54
2	2N	217	PRO	CB-CG	10.47	2.02	1.50
2	23	217	PRO	CB-CG	10.47	2.02	1.50
2	3B	8	VAL	CA-CB	10.47	1.76	1.54
2	3J	8	VAL	CA-CB	10.47	1.76	1.54
2	3N	217	PRO	CB-CG	10.47	2.02	1.50

*Continued on next page...*

*Continued from previous page...*

Mol	Chain	Res	Type	Atoms	Z	Observed(Å)	Ideal(Å)
2	33	8	VAL	CA-CB	10.47	1.76	1.54
2	37	217	PRO	CB-CG	10.47	2.02	1.50
2	4F	8	VAL	CA-CB	10.47	1.76	1.54
2	4J	217	PRO	CB-CG	10.47	2.02	1.50
2	4R	217	PRO	CB-CG	10.47	2.02	1.50
2	4Z	8	VAL	CA-CB	10.47	1.76	1.54
2	5V	8	VAL	CA-CB	10.47	1.76	1.54
2	5Z	217	PRO	CB-CG	10.47	2.02	1.50
2	6F	217	PRO	CB-CG	10.47	2.02	1.50
2	6N	8	VAL	CA-CB	10.47	1.76	1.54
2	6V	8	VAL	CA-CB	10.47	1.76	1.54
2	6Z	217	PRO	CB-CG	10.47	2.02	1.50
2	7F	8	VAL	CA-CB	10.47	1.76	1.54
2	7J	217	PRO	CB-CG	10.47	2.02	1.50
2	7R	8	VAL	CA-CB	10.47	1.76	1.54
2	7V	217	PRO	CB-CG	10.47	2.02	1.50
2	13	217	PRO	CB-CG	10.46	2.02	1.50
2	17	217	PRO	CB-CG	10.46	2.02	1.50
2	2B	217	PRO	CB-CG	10.46	2.02	1.50
2	3R	217	PRO	CB-CG	10.46	2.02	1.50
2	3V	217	PRO	CB-CG	10.46	2.02	1.50
2	3Z	217	PRO	CB-CG	10.46	2.02	1.50
2	5F	217	PRO	CB-CG	10.46	2.02	1.50
2	5J	217	PRO	CB-CG	10.46	2.02	1.50
2	5N	217	PRO	CB-CG	10.46	2.02	1.50
2	63	217	PRO	CB-CG	10.46	2.02	1.50
2	67	217	PRO	CB-CG	10.46	2.02	1.50
2	7B	217	PRO	CB-CG	10.46	2.02	1.50
2	13	8	VAL	CA-CB	10.46	1.76	1.54
2	17	8	VAL	CA-CB	10.46	1.76	1.54
2	2B	8	VAL	CA-CB	10.46	1.76	1.54
2	3R	8	VAL	CA-CB	10.46	1.76	1.54
2	3V	8	VAL	CA-CB	10.46	1.76	1.54
2	3Z	8	VAL	CA-CB	10.46	1.76	1.54
2	5F	8	VAL	CA-CB	10.46	1.76	1.54
2	5J	8	VAL	CA-CB	10.46	1.76	1.54
2	5N	8	VAL	CA-CB	10.46	1.76	1.54
2	63	8	VAL	CA-CB	10.46	1.76	1.54
2	67	8	VAL	CA-CB	10.46	1.76	1.54
2	7B	8	VAL	CA-CB	10.46	1.76	1.54
2	1F	8	VAL	CA-CB	10.45	1.76	1.54
2	1R	8	VAL	CA-CB	10.45	1.76	1.54

*Continued on next page...*

*Continued from previous page...*

Mol	Chain	Res	Type	Atoms	Z	Observed(Å)	Ideal(Å)
2	1V	8	VAL	CA-CB	10.45	1.76	1.54
2	1Z	8	VAL	CA-CB	10.45	1.76	1.54
2	2N	8	VAL	CA-CB	10.45	1.76	1.54
2	2R	8	VAL	CA-CB	10.45	1.76	1.54
2	2V	8	VAL	CA-CB	10.45	1.76	1.54
2	2Z	8	VAL	CA-CB	10.45	1.76	1.54
2	23	8	VAL	CA-CB	10.45	1.76	1.54
2	3N	8	VAL	CA-CB	10.45	1.76	1.54
2	37	8	VAL	CA-CB	10.45	1.76	1.54
2	4J	8	VAL	CA-CB	10.45	1.76	1.54
2	4R	8	VAL	CA-CB	10.45	1.76	1.54
2	43	8	VAL	CA-CB	10.45	1.76	1.54
2	47	8	VAL	CA-CB	10.45	1.76	1.54
2	5B	8	VAL	CA-CB	10.45	1.76	1.54
2	5Z	8	VAL	CA-CB	10.45	1.76	1.54
2	53	8	VAL	CA-CB	10.45	1.76	1.54
2	57	8	VAL	CA-CB	10.45	1.76	1.54
2	6B	8	VAL	CA-CB	10.45	1.76	1.54
2	6F	8	VAL	CA-CB	10.45	1.76	1.54
2	6Z	8	VAL	CA-CB	10.45	1.76	1.54
2	7J	8	VAL	CA-CB	10.45	1.76	1.54
2	7V	8	VAL	CA-CB	10.45	1.76	1.54
1	12	154	SER	CA-C	10.44	1.80	1.52
1	16	154	SER	CA-C	10.44	1.80	1.52
1	2A	154	SER	CA-C	10.44	1.80	1.52
1	3Q	154	SER	CA-C	10.44	1.80	1.52
1	3U	154	SER	CA-C	10.44	1.80	1.52
1	3Y	154	SER	CA-C	10.44	1.80	1.52
1	5E	154	SER	CA-C	10.44	1.80	1.52
1	5I	154	SER	CA-C	10.44	1.80	1.52
1	5M	154	SER	CA-C	10.44	1.80	1.52
1	62	154	SER	CA-C	10.44	1.80	1.52
1	66	154	SER	CA-C	10.44	1.80	1.52
1	7A	154	SER	CA-C	10.44	1.80	1.52
2	1B	8	VAL	CA-CB	10.44	1.76	1.54
2	1J	8	VAL	CA-CB	10.44	1.76	1.54
1	1Q	154	SER	CA-C	10.44	1.80	1.52
1	1U	154	SER	CA-C	10.44	1.80	1.52
1	1Y	154	SER	CA-C	10.44	1.80	1.52
2	2F	8	VAL	CA-CB	10.44	1.76	1.54
1	2Q	154	SER	CA-C	10.44	1.80	1.52
1	2U	154	SER	CA-C	10.44	1.80	1.52

*Continued on next page...*

*Continued from previous page...*

Mol	Chain	Res	Type	Atoms	Z	Observed(Å)	Ideal(Å)
1	2Y	154	SER	CA-C	10.44	1.80	1.52
2	27	8	VAL	CA-CB	10.44	1.76	1.54
2	3F	8	VAL	CA-CB	10.44	1.76	1.54
2	4B	8	VAL	CA-CB	10.44	1.76	1.54
2	4N	8	VAL	CA-CB	10.44	1.76	1.54
2	4V	8	VAL	CA-CB	10.44	1.76	1.54
1	42	154	SER	CA-C	10.44	1.80	1.52
1	46	154	SER	CA-C	10.44	1.80	1.52
1	5A	154	SER	CA-C	10.44	1.80	1.52
2	5R	8	VAL	CA-CB	10.44	1.76	1.54
1	52	154	SER	CA-C	10.44	1.80	1.52
1	56	154	SER	CA-C	10.44	1.80	1.52
1	6A	154	SER	CA-C	10.44	1.80	1.52
2	6J	8	VAL	CA-CB	10.44	1.76	1.54
2	6R	8	VAL	CA-CB	10.44	1.76	1.54
2	7N	8	VAL	CA-CB	10.44	1.76	1.54
1	1A	154	SER	CA-C	10.44	1.80	1.52
1	1E	154	SER	CA-C	10.44	1.80	1.52
1	1I	154	SER	CA-C	10.44	1.80	1.52
1	1M	30	PHE	C-O	-10.44	1.03	1.23
1	2E	154	SER	CA-C	10.44	1.80	1.52
1	2I	30	PHE	C-O	-10.44	1.03	1.23
1	2M	154	SER	CA-C	10.44	1.80	1.52
1	22	154	SER	CA-C	10.44	1.80	1.52
1	26	154	SER	CA-C	10.44	1.80	1.52
1	3A	30	PHE	C-O	-10.44	1.03	1.23
1	3E	154	SER	CA-C	10.44	1.80	1.52
1	3I	30	PHE	C-O	-10.44	1.03	1.23
1	3M	154	SER	CA-C	10.44	1.80	1.52
1	32	30	PHE	C-O	-10.44	1.03	1.23
1	36	154	SER	CA-C	10.44	1.80	1.52
1	4A	154	SER	CA-C	10.44	1.80	1.52
1	4E	30	PHE	C-O	-10.44	1.03	1.23
1	4I	154	SER	CA-C	10.44	1.80	1.52
1	4M	154	SER	CA-C	10.44	1.80	1.52
1	4Q	154	SER	CA-C	10.44	1.80	1.52
1	4U	154	SER	CA-C	10.44	1.80	1.52
1	4Y	30	PHE	C-O	-10.44	1.03	1.23
1	5Q	154	SER	CA-C	10.44	1.80	1.52
1	5U	30	PHE	C-O	-10.44	1.03	1.23
1	5Y	154	SER	CA-C	10.44	1.80	1.52
1	6E	154	SER	CA-C	10.44	1.80	1.52

*Continued on next page...*

*Continued from previous page...*

Mol	Chain	Res	Type	Atoms	Z	Observed(Å)	Ideal(Å)
1	6I	154	SER	CA-C	10.44	1.80	1.52
1	6M	30	PHE	C-O	-10.44	1.03	1.23
1	6Q	154	SER	CA-C	10.44	1.80	1.52
1	6U	30	PHE	C-O	-10.44	1.03	1.23
1	6Y	154	SER	CA-C	10.44	1.80	1.52
1	7E	30	PHE	C-O	-10.44	1.03	1.23
1	7I	154	SER	CA-C	10.44	1.80	1.52
1	7M	154	SER	CA-C	10.44	1.80	1.52
1	7Q	30	PHE	C-O	-10.44	1.03	1.23
1	7U	154	SER	CA-C	10.44	1.80	1.52
2	1R	25	SER	C-N	10.43	1.58	1.34
2	1V	25	SER	C-N	10.43	1.58	1.34
2	1Z	25	SER	C-N	10.43	1.58	1.34
2	2R	25	SER	C-N	10.43	1.58	1.34
2	2V	25	SER	C-N	10.43	1.58	1.34
2	2Z	25	SER	C-N	10.43	1.58	1.34
2	43	25	SER	C-N	10.43	1.58	1.34
2	47	25	SER	C-N	10.43	1.58	1.34
2	5B	25	SER	C-N	10.43	1.58	1.34
2	53	25	SER	C-N	10.43	1.58	1.34
2	57	25	SER	C-N	10.43	1.58	1.34
2	6B	25	SER	C-N	10.43	1.58	1.34
1	1M	23	GLY	N-CA	10.43	1.61	1.46
1	2I	23	GLY	N-CA	10.43	1.61	1.46
1	3A	23	GLY	N-CA	10.43	1.61	1.46
1	3I	23	GLY	N-CA	10.43	1.61	1.46
1	32	23	GLY	N-CA	10.43	1.61	1.46
1	4E	23	GLY	N-CA	10.43	1.61	1.46
1	4Y	23	GLY	N-CA	10.43	1.61	1.46
1	5U	23	GLY	N-CA	10.43	1.61	1.46
1	6M	23	GLY	N-CA	10.43	1.61	1.46
1	6U	23	GLY	N-CA	10.43	1.61	1.46
1	7E	23	GLY	N-CA	10.43	1.61	1.46
1	7Q	23	GLY	N-CA	10.43	1.61	1.46
1	1Q	30	PHE	C-O	-10.43	1.03	1.23
1	1U	30	PHE	C-O	-10.43	1.03	1.23
1	1Y	30	PHE	C-O	-10.43	1.03	1.23
1	2Q	30	PHE	C-O	-10.43	1.03	1.23
1	2U	30	PHE	C-O	-10.43	1.03	1.23
1	2Y	30	PHE	C-O	-10.43	1.03	1.23
1	42	30	PHE	C-O	-10.43	1.03	1.23
1	46	30	PHE	C-O	-10.43	1.03	1.23

*Continued on next page...*

*Continued from previous page...*

Mol	Chain	Res	Type	Atoms	Z	Observed(Å)	Ideal(Å)
1	5A	30	PHE	C-O	-10.43	1.03	1.23
1	52	30	PHE	C-O	-10.43	1.03	1.23
1	56	30	PHE	C-O	-10.43	1.03	1.23
1	6A	30	PHE	C-O	-10.43	1.03	1.23
1	1M	154	SER	CA-C	10.42	1.80	1.52
1	1Q	23	GLY	N-CA	10.42	1.61	1.46
1	1U	23	GLY	N-CA	10.42	1.61	1.46
1	1Y	23	GLY	N-CA	10.42	1.61	1.46
1	2I	154	SER	CA-C	10.42	1.80	1.52
1	2Q	23	GLY	N-CA	10.42	1.61	1.46
1	2U	23	GLY	N-CA	10.42	1.61	1.46
1	2Y	23	GLY	N-CA	10.42	1.61	1.46
1	3A	154	SER	CA-C	10.42	1.80	1.52
1	3I	154	SER	CA-C	10.42	1.80	1.52
1	32	154	SER	CA-C	10.42	1.80	1.52
1	4E	154	SER	CA-C	10.42	1.80	1.52
1	4Y	154	SER	CA-C	10.42	1.80	1.52
1	42	23	GLY	N-CA	10.42	1.61	1.46
1	46	23	GLY	N-CA	10.42	1.61	1.46
1	5A	23	GLY	N-CA	10.42	1.61	1.46
1	5U	154	SER	CA-C	10.42	1.80	1.52
1	52	23	GLY	N-CA	10.42	1.61	1.46
1	56	23	GLY	N-CA	10.42	1.61	1.46
1	6A	23	GLY	N-CA	10.42	1.61	1.46
1	6M	154	SER	CA-C	10.42	1.80	1.52
1	6U	154	SER	CA-C	10.42	1.80	1.52
1	7E	154	SER	CA-C	10.42	1.80	1.52
1	7Q	154	SER	CA-C	10.42	1.80	1.52
2	1F	25	SER	C-N	10.42	1.58	1.34
2	2N	25	SER	C-N	10.42	1.58	1.34
2	23	25	SER	C-N	10.42	1.58	1.34
2	3N	25	SER	C-N	10.42	1.58	1.34
2	37	25	SER	C-N	10.42	1.58	1.34
2	4J	25	SER	C-N	10.42	1.58	1.34
2	4R	25	SER	C-N	10.42	1.58	1.34
2	5Z	25	SER	C-N	10.42	1.58	1.34
2	6F	25	SER	C-N	10.42	1.58	1.34
2	6Z	25	SER	C-N	10.42	1.58	1.34
2	7J	25	SER	C-N	10.42	1.58	1.34
2	7V	25	SER	C-N	10.42	1.58	1.34
2	1B	25	SER	C-N	10.42	1.58	1.34
2	1J	25	SER	C-N	10.42	1.58	1.34

*Continued on next page...*



*Continued from previous page...*

Mol	Chain	Res	Type	Atoms	Z	Observed(Å)	Ideal(Å)
2	2F	25	SER	C-N	10.42	1.58	1.34
2	27	25	SER	C-N	10.42	1.58	1.34
2	3F	25	SER	C-N	10.42	1.58	1.34
2	4B	25	SER	C-N	10.42	1.58	1.34
2	4N	25	SER	C-N	10.42	1.58	1.34
2	4V	25	SER	C-N	10.42	1.58	1.34
2	5R	25	SER	C-N	10.42	1.58	1.34
2	6J	25	SER	C-N	10.42	1.58	1.34
2	6R	25	SER	C-N	10.42	1.58	1.34
2	7N	25	SER	C-N	10.42	1.58	1.34
1	1A	30	PHE	C-O	-10.42	1.03	1.23
1	1I	30	PHE	C-O	-10.42	1.03	1.23
1	2E	30	PHE	C-O	-10.42	1.03	1.23
1	26	30	PHE	C-O	-10.42	1.03	1.23
1	3E	30	PHE	C-O	-10.42	1.03	1.23
1	4A	30	PHE	C-O	-10.42	1.03	1.23
1	4M	30	PHE	C-O	-10.42	1.03	1.23
1	4U	30	PHE	C-O	-10.42	1.03	1.23
1	5Q	30	PHE	C-O	-10.42	1.03	1.23
1	6I	30	PHE	C-O	-10.42	1.03	1.23
1	6Q	30	PHE	C-O	-10.42	1.03	1.23
1	7M	30	PHE	C-O	-10.42	1.03	1.23
1	12	23	GLY	N-CA	10.41	1.61	1.46
1	16	23	GLY	N-CA	10.41	1.61	1.46
1	2A	23	GLY	N-CA	10.41	1.61	1.46
1	3Q	23	GLY	N-CA	10.41	1.61	1.46
1	3U	23	GLY	N-CA	10.41	1.61	1.46
1	3Y	23	GLY	N-CA	10.41	1.61	1.46
1	5E	23	GLY	N-CA	10.41	1.61	1.46
1	5I	23	GLY	N-CA	10.41	1.61	1.46
1	5M	23	GLY	N-CA	10.41	1.61	1.46
1	62	23	GLY	N-CA	10.41	1.61	1.46
1	66	23	GLY	N-CA	10.41	1.61	1.46
1	7A	23	GLY	N-CA	10.41	1.61	1.46
2	1N	25	SER	C-N	10.41	1.58	1.34
2	2J	25	SER	C-N	10.41	1.58	1.34
2	3B	25	SER	C-N	10.41	1.58	1.34
2	3J	25	SER	C-N	10.41	1.58	1.34
2	33	25	SER	C-N	10.41	1.58	1.34
2	4F	25	SER	C-N	10.41	1.58	1.34
2	4Z	25	SER	C-N	10.41	1.58	1.34
2	5V	25	SER	C-N	10.41	1.58	1.34

*Continued on next page...*

*Continued from previous page...*

Mol	Chain	Res	Type	Atoms	Z	Observed(Å)	Ideal(Å)
2	6N	25	SER	C-N	10.41	1.58	1.34
2	6V	25	SER	C-N	10.41	1.58	1.34
2	7F	25	SER	C-N	10.41	1.58	1.34
2	7R	25	SER	C-N	10.41	1.58	1.34
1	1A	23	GLY	N-CA	10.41	1.61	1.46
1	1E	23	GLY	N-CA	10.41	1.61	1.46
1	1I	23	GLY	N-CA	10.41	1.61	1.46
1	2E	23	GLY	N-CA	10.41	1.61	1.46
1	2M	23	GLY	N-CA	10.41	1.61	1.46
1	22	23	GLY	N-CA	10.41	1.61	1.46
1	26	23	GLY	N-CA	10.41	1.61	1.46
1	3E	23	GLY	N-CA	10.41	1.61	1.46
1	3M	23	GLY	N-CA	10.41	1.61	1.46
1	36	23	GLY	N-CA	10.41	1.61	1.46
1	4A	23	GLY	N-CA	10.41	1.61	1.46
1	4I	23	GLY	N-CA	10.41	1.61	1.46
1	4M	23	GLY	N-CA	10.41	1.61	1.46
1	4Q	23	GLY	N-CA	10.41	1.61	1.46
1	4U	23	GLY	N-CA	10.41	1.61	1.46
1	5Q	23	GLY	N-CA	10.41	1.61	1.46
1	5Y	23	GLY	N-CA	10.41	1.61	1.46
1	6E	23	GLY	N-CA	10.41	1.61	1.46
1	6I	23	GLY	N-CA	10.41	1.61	1.46
1	6Q	23	GLY	N-CA	10.41	1.61	1.46
1	6Y	23	GLY	N-CA	10.41	1.61	1.46
1	7I	23	GLY	N-CA	10.41	1.61	1.46
1	7M	23	GLY	N-CA	10.41	1.61	1.46
1	7U	23	GLY	N-CA	10.41	1.61	1.46
2	13	25	SER	C-N	10.41	1.57	1.34
2	17	25	SER	C-N	10.41	1.57	1.34
2	2B	25	SER	C-N	10.41	1.57	1.34
2	3R	25	SER	C-N	10.41	1.57	1.34
2	3V	25	SER	C-N	10.41	1.57	1.34
2	3Z	25	SER	C-N	10.41	1.57	1.34
2	5F	25	SER	C-N	10.41	1.57	1.34
2	5J	25	SER	C-N	10.41	1.57	1.34
2	5N	25	SER	C-N	10.41	1.57	1.34
2	63	25	SER	C-N	10.41	1.57	1.34
2	67	25	SER	C-N	10.41	1.57	1.34
2	7B	25	SER	C-N	10.41	1.57	1.34
1	1E	30	PHE	C-O	-10.40	1.03	1.23
1	2M	30	PHE	C-O	-10.40	1.03	1.23

*Continued on next page...*

*Continued from previous page...*

Mol	Chain	Res	Type	Atoms	Z	Observed(Å)	Ideal(Å)
1	22	30	PHE	C-O	-10.40	1.03	1.23
1	3M	30	PHE	C-O	-10.40	1.03	1.23
1	36	30	PHE	C-O	-10.40	1.03	1.23
1	4I	30	PHE	C-O	-10.40	1.03	1.23
1	4Q	30	PHE	C-O	-10.40	1.03	1.23
1	5Y	30	PHE	C-O	-10.40	1.03	1.23
1	6E	30	PHE	C-O	-10.40	1.03	1.23
1	6Y	30	PHE	C-O	-10.40	1.03	1.23
1	7I	30	PHE	C-O	-10.40	1.03	1.23
1	7U	30	PHE	C-O	-10.40	1.03	1.23
1	1M	171	ARG	C-N	10.40	1.57	1.34
1	2I	171	ARG	C-N	10.40	1.57	1.34
1	3A	171	ARG	C-N	10.40	1.57	1.34
1	3I	171	ARG	C-N	10.40	1.57	1.34
1	32	171	ARG	C-N	10.40	1.57	1.34
1	4E	171	ARG	C-N	10.40	1.57	1.34
1	4Y	171	ARG	C-N	10.40	1.57	1.34
1	5U	171	ARG	C-N	10.40	1.57	1.34
1	6M	171	ARG	C-N	10.40	1.57	1.34
1	6U	171	ARG	C-N	10.40	1.57	1.34
1	7E	171	ARG	C-N	10.40	1.57	1.34
1	7Q	171	ARG	C-N	10.40	1.57	1.34
1	1A	171	ARG	C-N	10.40	1.57	1.34
1	1I	171	ARG	C-N	10.40	1.57	1.34
1	2E	171	ARG	C-N	10.40	1.57	1.34
1	26	171	ARG	C-N	10.40	1.57	1.34
1	3E	171	ARG	C-N	10.40	1.57	1.34
1	4A	171	ARG	C-N	10.40	1.57	1.34
1	4M	171	ARG	C-N	10.40	1.57	1.34
1	4U	171	ARG	C-N	10.40	1.57	1.34
1	5Q	171	ARG	C-N	10.40	1.57	1.34
1	6I	171	ARG	C-N	10.40	1.57	1.34
1	6Q	171	ARG	C-N	10.40	1.57	1.34
1	7M	171	ARG	C-N	10.40	1.57	1.34
1	12	20	GLU	CB-CG	10.39	1.71	1.52
1	16	20	GLU	CB-CG	10.39	1.71	1.52
1	2A	20	GLU	CB-CG	10.39	1.71	1.52
1	3Q	20	GLU	CB-CG	10.39	1.71	1.52
1	3U	20	GLU	CB-CG	10.39	1.71	1.52
1	3Y	20	GLU	CB-CG	10.39	1.71	1.52
1	5E	20	GLU	CB-CG	10.39	1.71	1.52
1	5I	20	GLU	CB-CG	10.39	1.71	1.52

*Continued on next page...*

*Continued from previous page...*

Mol	Chain	Res	Type	Atoms	Z	Observed(Å)	Ideal(Å)
1	5M	20	GLU	CB-CG	10.39	1.71	1.52
1	62	20	GLU	CB-CG	10.39	1.71	1.52
1	66	20	GLU	CB-CG	10.39	1.71	1.52
1	7A	20	GLU	CB-CG	10.39	1.71	1.52
1	12	30	PHE	C-O	-10.39	1.03	1.23
1	16	30	PHE	C-O	-10.39	1.03	1.23
1	2A	30	PHE	C-O	-10.39	1.03	1.23
1	3Q	30	PHE	C-O	-10.39	1.03	1.23
1	3U	30	PHE	C-O	-10.39	1.03	1.23
1	3Y	30	PHE	C-O	-10.39	1.03	1.23
1	5E	30	PHE	C-O	-10.39	1.03	1.23
1	5I	30	PHE	C-O	-10.39	1.03	1.23
1	5M	30	PHE	C-O	-10.39	1.03	1.23
1	62	30	PHE	C-O	-10.39	1.03	1.23
1	66	30	PHE	C-O	-10.39	1.03	1.23
1	7A	30	PHE	C-O	-10.39	1.03	1.23
1	12	171	ARG	C-N	10.39	1.57	1.34
1	16	171	ARG	C-N	10.39	1.57	1.34
1	2A	171	ARG	C-N	10.39	1.57	1.34
1	3Q	171	ARG	C-N	10.39	1.57	1.34
1	3U	171	ARG	C-N	10.39	1.57	1.34
1	3Y	171	ARG	C-N	10.39	1.57	1.34
1	5E	171	ARG	C-N	10.39	1.57	1.34
1	5I	171	ARG	C-N	10.39	1.57	1.34
1	5M	171	ARG	C-N	10.39	1.57	1.34
1	62	171	ARG	C-N	10.39	1.57	1.34
1	66	171	ARG	C-N	10.39	1.57	1.34
1	7A	171	ARG	C-N	10.39	1.57	1.34
1	1A	20	GLU	CB-CG	10.38	1.71	1.52
1	1E	171	ARG	C-N	10.38	1.57	1.34
1	1I	20	GLU	CB-CG	10.38	1.71	1.52
1	2E	20	GLU	CB-CG	10.38	1.71	1.52
1	2M	171	ARG	C-N	10.38	1.57	1.34
1	22	171	ARG	C-N	10.38	1.57	1.34
1	26	20	GLU	CB-CG	10.38	1.71	1.52
1	3E	20	GLU	CB-CG	10.38	1.71	1.52
1	3M	171	ARG	C-N	10.38	1.57	1.34
1	36	171	ARG	C-N	10.38	1.57	1.34
1	4A	20	GLU	CB-CG	10.38	1.71	1.52
1	4I	171	ARG	C-N	10.38	1.57	1.34
1	4M	20	GLU	CB-CG	10.38	1.71	1.52
1	4Q	171	ARG	C-N	10.38	1.57	1.34

*Continued on next page...*

*Continued from previous page...*

Mol	Chain	Res	Type	Atoms	Z	Observed(Å)	Ideal(Å)
1	4U	20	GLU	CB-CG	10.38	1.71	1.52
1	5Q	20	GLU	CB-CG	10.38	1.71	1.52
1	5Y	171	ARG	C-N	10.38	1.57	1.34
1	6E	171	ARG	C-N	10.38	1.57	1.34
1	6I	20	GLU	CB-CG	10.38	1.71	1.52
1	6Q	20	GLU	CB-CG	10.38	1.71	1.52
1	6Y	171	ARG	C-N	10.38	1.57	1.34
1	7I	171	ARG	C-N	10.38	1.57	1.34
1	7M	20	GLU	CB-CG	10.38	1.71	1.52
1	7U	171	ARG	C-N	10.38	1.57	1.34
1	1Q	171	ARG	C-N	10.38	1.57	1.34
1	1U	171	ARG	C-N	10.38	1.57	1.34
1	1Y	171	ARG	C-N	10.38	1.57	1.34
1	2Q	171	ARG	C-N	10.38	1.57	1.34
1	2U	171	ARG	C-N	10.38	1.57	1.34
1	2Y	171	ARG	C-N	10.38	1.57	1.34
1	42	171	ARG	C-N	10.38	1.57	1.34
1	46	171	ARG	C-N	10.38	1.57	1.34
1	5A	171	ARG	C-N	10.38	1.57	1.34
1	52	171	ARG	C-N	10.38	1.57	1.34
1	56	171	ARG	C-N	10.38	1.57	1.34
1	6A	171	ARG	C-N	10.38	1.57	1.34
1	12	183	GLN	N-CA	10.38	1.67	1.46
1	16	183	GLN	N-CA	10.38	1.67	1.46
1	2A	183	GLN	N-CA	10.38	1.67	1.46
1	3Q	183	GLN	N-CA	10.38	1.67	1.46
1	3U	183	GLN	N-CA	10.38	1.67	1.46
1	3Y	183	GLN	N-CA	10.38	1.67	1.46
1	5E	183	GLN	N-CA	10.38	1.67	1.46
1	5I	183	GLN	N-CA	10.38	1.67	1.46
1	5M	183	GLN	N-CA	10.38	1.67	1.46
1	62	183	GLN	N-CA	10.38	1.67	1.46
1	66	183	GLN	N-CA	10.38	1.67	1.46
1	7A	183	GLN	N-CA	10.38	1.67	1.46
1	1E	20	GLU	CB-CG	10.37	1.71	1.52
1	2M	20	GLU	CB-CG	10.37	1.71	1.52
1	22	20	GLU	CB-CG	10.37	1.71	1.52
1	3M	20	GLU	CB-CG	10.37	1.71	1.52
1	36	20	GLU	CB-CG	10.37	1.71	1.52
1	4I	20	GLU	CB-CG	10.37	1.71	1.52
1	4Q	20	GLU	CB-CG	10.37	1.71	1.52
1	5Y	20	GLU	CB-CG	10.37	1.71	1.52

*Continued on next page...*

*Continued from previous page...*

Mol	Chain	Res	Type	Atoms	Z	Observed(Å)	Ideal(Å)
1	6E	20	GLU	CB-CG	10.37	1.71	1.52
1	6Y	20	GLU	CB-CG	10.37	1.71	1.52
1	7I	20	GLU	CB-CG	10.37	1.71	1.52
1	7U	20	GLU	CB-CG	10.37	1.71	1.52
1	1M	20	GLU	CB-CG	10.36	1.71	1.52
1	2I	20	GLU	CB-CG	10.36	1.71	1.52
1	3A	20	GLU	CB-CG	10.36	1.71	1.52
1	3I	20	GLU	CB-CG	10.36	1.71	1.52
1	32	20	GLU	CB-CG	10.36	1.71	1.52
1	4E	20	GLU	CB-CG	10.36	1.71	1.52
1	4Y	20	GLU	CB-CG	10.36	1.71	1.52
1	5U	20	GLU	CB-CG	10.36	1.71	1.52
1	6M	20	GLU	CB-CG	10.36	1.71	1.52
1	6U	20	GLU	CB-CG	10.36	1.71	1.52
1	7E	20	GLU	CB-CG	10.36	1.71	1.52
1	7Q	20	GLU	CB-CG	10.36	1.71	1.52
1	1A	183	GLN	N-CA	10.36	1.67	1.46
1	1I	183	GLN	N-CA	10.36	1.67	1.46
1	1Q	183	GLN	N-CA	10.36	1.67	1.46
1	1U	183	GLN	N-CA	10.36	1.67	1.46
1	1Y	183	GLN	N-CA	10.36	1.67	1.46
1	2E	183	GLN	N-CA	10.36	1.67	1.46
1	2Q	183	GLN	N-CA	10.36	1.67	1.46
1	2U	183	GLN	N-CA	10.36	1.67	1.46
1	2Y	183	GLN	N-CA	10.36	1.67	1.46
1	26	183	GLN	N-CA	10.36	1.67	1.46
1	3E	183	GLN	N-CA	10.36	1.67	1.46
1	4A	183	GLN	N-CA	10.36	1.67	1.46
1	4M	183	GLN	N-CA	10.36	1.67	1.46
1	4U	183	GLN	N-CA	10.36	1.67	1.46
1	42	183	GLN	N-CA	10.36	1.67	1.46
1	46	183	GLN	N-CA	10.36	1.67	1.46
1	5A	183	GLN	N-CA	10.36	1.67	1.46
1	5Q	183	GLN	N-CA	10.36	1.67	1.46
1	52	183	GLN	N-CA	10.36	1.67	1.46
1	56	183	GLN	N-CA	10.36	1.67	1.46
1	6A	183	GLN	N-CA	10.36	1.67	1.46
1	6I	183	GLN	N-CA	10.36	1.67	1.46
1	6Q	183	GLN	N-CA	10.36	1.67	1.46
1	7M	183	GLN	N-CA	10.36	1.67	1.46
1	1E	183	GLN	N-CA	10.35	1.67	1.46
1	1Q	20	GLU	CB-CG	10.35	1.71	1.52

*Continued on next page...*

*Continued from previous page...*

Mol	Chain	Res	Type	Atoms	Z	Observed(Å)	Ideal(Å)
1	1U	20	GLU	CB-CG	10.35	1.71	1.52
1	1Y	20	GLU	CB-CG	10.35	1.71	1.52
1	2M	183	GLN	N-CA	10.35	1.67	1.46
1	2Q	20	GLU	CB-CG	10.35	1.71	1.52
1	2U	20	GLU	CB-CG	10.35	1.71	1.52
1	2Y	20	GLU	CB-CG	10.35	1.71	1.52
1	22	183	GLN	N-CA	10.35	1.67	1.46
1	3M	183	GLN	N-CA	10.35	1.67	1.46
1	36	183	GLN	N-CA	10.35	1.67	1.46
1	4I	183	GLN	N-CA	10.35	1.67	1.46
1	4Q	183	GLN	N-CA	10.35	1.67	1.46
1	42	20	GLU	CB-CG	10.35	1.71	1.52
1	46	20	GLU	CB-CG	10.35	1.71	1.52
1	5A	20	GLU	CB-CG	10.35	1.71	1.52
1	5Y	183	GLN	N-CA	10.35	1.67	1.46
1	52	20	GLU	CB-CG	10.35	1.71	1.52
1	56	20	GLU	CB-CG	10.35	1.71	1.52
1	6A	20	GLU	CB-CG	10.35	1.71	1.52
1	6E	183	GLN	N-CA	10.35	1.67	1.46
1	6Y	183	GLN	N-CA	10.35	1.67	1.46
1	7I	183	GLN	N-CA	10.35	1.67	1.46
1	7U	183	GLN	N-CA	10.35	1.67	1.46
1	12	12	MET	C-O	-10.35	1.03	1.23
1	16	12	MET	C-O	-10.35	1.03	1.23
1	2A	12	MET	C-O	-10.35	1.03	1.23
1	3Q	12	MET	C-O	-10.35	1.03	1.23
1	3U	12	MET	C-O	-10.35	1.03	1.23
1	3Y	12	MET	C-O	-10.35	1.03	1.23
1	5E	12	MET	C-O	-10.35	1.03	1.23
1	5I	12	MET	C-O	-10.35	1.03	1.23
1	5M	12	MET	C-O	-10.35	1.03	1.23
1	62	12	MET	C-O	-10.35	1.03	1.23
1	66	12	MET	C-O	-10.35	1.03	1.23
1	7A	12	MET	C-O	-10.35	1.03	1.23
1	1M	183	GLN	N-CA	10.34	1.67	1.46
1	2I	183	GLN	N-CA	10.34	1.67	1.46
1	3A	183	GLN	N-CA	10.34	1.67	1.46
1	3I	183	GLN	N-CA	10.34	1.67	1.46
1	32	183	GLN	N-CA	10.34	1.67	1.46
1	4E	183	GLN	N-CA	10.34	1.67	1.46
1	4Y	183	GLN	N-CA	10.34	1.67	1.46
1	5U	183	GLN	N-CA	10.34	1.67	1.46

*Continued on next page...*

*Continued from previous page...*

Mol	Chain	Res	Type	Atoms	Z	Observed(Å)	Ideal(Å)
1	6M	183	GLN	N-CA	10.34	1.67	1.46
1	6U	183	GLN	N-CA	10.34	1.67	1.46
1	7E	183	GLN	N-CA	10.34	1.67	1.46
1	7Q	183	GLN	N-CA	10.34	1.67	1.46
1	1A	12	MET	C-O	-10.33	1.03	1.23
1	1E	12	MET	C-O	-10.33	1.03	1.23
1	1I	12	MET	C-O	-10.33	1.03	1.23
1	2E	12	MET	C-O	-10.33	1.03	1.23
1	2M	12	MET	C-O	-10.33	1.03	1.23
1	22	12	MET	C-O	-10.33	1.03	1.23
1	26	12	MET	C-O	-10.33	1.03	1.23
1	3E	12	MET	C-O	-10.33	1.03	1.23
1	3M	12	MET	C-O	-10.33	1.03	1.23
1	36	12	MET	C-O	-10.33	1.03	1.23
1	4A	12	MET	C-O	-10.33	1.03	1.23
1	4I	12	MET	C-O	-10.33	1.03	1.23
1	4M	12	MET	C-O	-10.33	1.03	1.23
1	4Q	12	MET	C-O	-10.33	1.03	1.23
1	4U	12	MET	C-O	-10.33	1.03	1.23
1	5Q	12	MET	C-O	-10.33	1.03	1.23
1	5Y	12	MET	C-O	-10.33	1.03	1.23
1	6E	12	MET	C-O	-10.33	1.03	1.23
1	6I	12	MET	C-O	-10.33	1.03	1.23
1	6Q	12	MET	C-O	-10.33	1.03	1.23
1	6Y	12	MET	C-O	-10.33	1.03	1.23
1	7I	12	MET	C-O	-10.33	1.03	1.23
1	7M	12	MET	C-O	-10.33	1.03	1.23
1	7U	12	MET	C-O	-10.33	1.03	1.23
1	1M	12	MET	C-O	-10.32	1.03	1.23
1	2I	12	MET	C-O	-10.32	1.03	1.23
1	3A	12	MET	C-O	-10.32	1.03	1.23
1	3I	12	MET	C-O	-10.32	1.03	1.23
1	32	12	MET	C-O	-10.32	1.03	1.23
1	4E	12	MET	C-O	-10.32	1.03	1.23
1	4Y	12	MET	C-O	-10.32	1.03	1.23
1	5U	12	MET	C-O	-10.32	1.03	1.23
1	6M	12	MET	C-O	-10.32	1.03	1.23
1	6U	12	MET	C-O	-10.32	1.03	1.23
1	7E	12	MET	C-O	-10.32	1.03	1.23
1	7Q	12	MET	C-O	-10.32	1.03	1.23
2	1B	52	ASP	CA-CB	10.32	1.76	1.53
2	1F	52	ASP	CA-CB	10.32	1.76	1.53

*Continued on next page...*



*Continued from previous page...*

Mol	Chain	Res	Type	Atoms	Z	Observed(Å)	Ideal(Å)
2	1J	52	ASP	CA-CB	10.32	1.76	1.53
2	1N	52	ASP	CA-CB	10.32	1.76	1.53
2	1R	52	ASP	CA-CB	10.32	1.76	1.53
2	1V	52	ASP	CA-CB	10.32	1.76	1.53
2	1Z	52	ASP	CA-CB	10.32	1.76	1.53
2	2F	52	ASP	CA-CB	10.32	1.76	1.53
2	2J	52	ASP	CA-CB	10.32	1.76	1.53
2	2N	52	ASP	CA-CB	10.32	1.76	1.53
2	23	52	ASP	CA-CB	10.32	1.76	1.53
2	3B	52	ASP	CA-CB	10.32	1.76	1.53
2	3F	52	ASP	CA-CB	10.32	1.76	1.53
2	3J	52	ASP	CA-CB	10.32	1.76	1.53
2	3N	52	ASP	CA-CB	10.32	1.76	1.53
2	6J	52	ASP	CA-CB	10.32	1.76	1.53
2	6R	52	ASP	CA-CB	10.32	1.76	1.53
2	6V	52	ASP	CA-CB	10.32	1.76	1.53
2	6Z	52	ASP	CA-CB	10.32	1.76	1.53
2	13	52	ASP	CA-CB	10.32	1.76	1.53
2	17	52	ASP	CA-CB	10.32	1.76	1.53
2	2B	52	ASP	CA-CB	10.32	1.76	1.53
2	2R	52	ASP	CA-CB	10.32	1.76	1.53
2	2V	52	ASP	CA-CB	10.32	1.76	1.53
2	2Z	52	ASP	CA-CB	10.32	1.76	1.53
2	27	52	ASP	CA-CB	10.32	1.76	1.53
2	33	52	ASP	CA-CB	10.32	1.76	1.53
2	37	52	ASP	CA-CB	10.32	1.76	1.53
2	4B	52	ASP	CA-CB	10.32	1.76	1.53
2	4F	52	ASP	CA-CB	10.32	1.76	1.53
2	4J	52	ASP	CA-CB	10.32	1.76	1.53
2	4N	52	ASP	CA-CB	10.32	1.76	1.53
2	4R	52	ASP	CA-CB	10.32	1.76	1.53
2	4V	52	ASP	CA-CB	10.32	1.76	1.53
2	4Z	52	ASP	CA-CB	10.32	1.76	1.53
2	5V	52	ASP	CA-CB	10.32	1.76	1.53
2	5Z	52	ASP	CA-CB	10.32	1.76	1.53
2	3R	52	ASP	CA-CB	10.32	1.76	1.53
2	3V	52	ASP	CA-CB	10.32	1.76	1.53
2	3Z	52	ASP	CA-CB	10.32	1.76	1.53
2	43	52	ASP	CA-CB	10.32	1.76	1.53
2	47	52	ASP	CA-CB	10.32	1.76	1.53
2	5B	52	ASP	CA-CB	10.32	1.76	1.53
2	5R	52	ASP	CA-CB	10.32	1.76	1.53

*Continued on next page...*

*Continued from previous page...*

Mol	Chain	Res	Type	Atoms	Z	Observed(Å)	Ideal(Å)
2	6N	52	ASP	CA-CB	10.32	1.76	1.53
2	5F	52	ASP	CA-CB	10.32	1.76	1.53
2	5J	52	ASP	CA-CB	10.32	1.76	1.53
2	5N	52	ASP	CA-CB	10.32	1.76	1.53
2	53	52	ASP	CA-CB	10.32	1.76	1.53
2	57	52	ASP	CA-CB	10.32	1.76	1.53
2	6B	52	ASP	CA-CB	10.32	1.76	1.53
2	6F	52	ASP	CA-CB	10.32	1.76	1.53
2	7F	52	ASP	CA-CB	10.32	1.76	1.53
2	7J	52	ASP	CA-CB	10.32	1.76	1.53
2	7N	52	ASP	CA-CB	10.32	1.76	1.53
2	7R	52	ASP	CA-CB	10.32	1.76	1.53
2	7V	52	ASP	CA-CB	10.32	1.76	1.53
2	63	52	ASP	CA-CB	10.32	1.76	1.53
2	67	52	ASP	CA-CB	10.32	1.76	1.53
2	7B	52	ASP	CA-CB	10.32	1.76	1.53
1	1Q	12	MET	C-O	-10.31	1.03	1.23
1	1U	12	MET	C-O	-10.31	1.03	1.23
1	1Y	12	MET	C-O	-10.31	1.03	1.23
1	2Q	12	MET	C-O	-10.31	1.03	1.23
1	2U	12	MET	C-O	-10.31	1.03	1.23
1	2Y	12	MET	C-O	-10.31	1.03	1.23
1	42	12	MET	C-O	-10.31	1.03	1.23
1	46	12	MET	C-O	-10.31	1.03	1.23
1	5A	12	MET	C-O	-10.31	1.03	1.23
1	52	12	MET	C-O	-10.31	1.03	1.23
1	56	12	MET	C-O	-10.31	1.03	1.23
1	6A	12	MET	C-O	-10.31	1.03	1.23
1	1Q	27	LYS	CG-CD	10.30	1.87	1.52
1	1U	27	LYS	CG-CD	10.30	1.87	1.52
1	1Y	27	LYS	CG-CD	10.30	1.87	1.52
1	2Q	27	LYS	CG-CD	10.30	1.87	1.52
1	2U	27	LYS	CG-CD	10.30	1.87	1.52
1	2Y	27	LYS	CG-CD	10.30	1.87	1.52
1	42	27	LYS	CG-CD	10.30	1.87	1.52
1	46	27	LYS	CG-CD	10.30	1.87	1.52
1	5A	27	LYS	CG-CD	10.30	1.87	1.52
1	52	27	LYS	CG-CD	10.30	1.87	1.52
1	56	27	LYS	CG-CD	10.30	1.87	1.52
1	6A	27	LYS	CG-CD	10.30	1.87	1.52
1	1E	27	LYS	CG-CD	10.29	1.87	1.52
1	2M	27	LYS	CG-CD	10.29	1.87	1.52

*Continued on next page...*

*Continued from previous page...*

Mol	Chain	Res	Type	Atoms	Z	Observed(Å)	Ideal(Å)
1	22	27	LYS	CG-CD	10.29	1.87	1.52
1	3M	27	LYS	CG-CD	10.29	1.87	1.52
1	36	27	LYS	CG-CD	10.29	1.87	1.52
1	4I	27	LYS	CG-CD	10.29	1.87	1.52
1	4Q	27	LYS	CG-CD	10.29	1.87	1.52
1	5Y	27	LYS	CG-CD	10.29	1.87	1.52
1	6E	27	LYS	CG-CD	10.29	1.87	1.52
1	6Y	27	LYS	CG-CD	10.29	1.87	1.52
1	7I	27	LYS	CG-CD	10.29	1.87	1.52
1	7U	27	LYS	CG-CD	10.29	1.87	1.52
1	1A	27	LYS	CG-CD	10.29	1.87	1.52
1	1I	27	LYS	CG-CD	10.29	1.87	1.52
1	1M	27	LYS	CG-CD	10.29	1.87	1.52
1	1M	89	PHE	CD1-CE1	10.29	1.59	1.39
1	2E	27	LYS	CG-CD	10.29	1.87	1.52
1	2I	27	LYS	CG-CD	10.29	1.87	1.52
1	2I	89	PHE	CD1-CE1	10.29	1.59	1.39
1	26	27	LYS	CG-CD	10.29	1.87	1.52
1	3A	27	LYS	CG-CD	10.29	1.87	1.52
1	3A	89	PHE	CD1-CE1	10.29	1.59	1.39
1	3E	27	LYS	CG-CD	10.29	1.87	1.52
1	3I	27	LYS	CG-CD	10.29	1.87	1.52
1	3I	89	PHE	CD1-CE1	10.29	1.59	1.39
1	32	27	LYS	CG-CD	10.29	1.87	1.52
1	32	89	PHE	CD1-CE1	10.29	1.59	1.39
1	4A	27	LYS	CG-CD	10.29	1.87	1.52
1	4E	27	LYS	CG-CD	10.29	1.87	1.52
1	4E	89	PHE	CD1-CE1	10.29	1.59	1.39
1	4M	27	LYS	CG-CD	10.29	1.87	1.52
1	4U	27	LYS	CG-CD	10.29	1.87	1.52
1	4Y	27	LYS	CG-CD	10.29	1.87	1.52
1	4Y	89	PHE	CD1-CE1	10.29	1.59	1.39
1	5Q	27	LYS	CG-CD	10.29	1.87	1.52
1	5U	27	LYS	CG-CD	10.29	1.87	1.52
1	5U	89	PHE	CD1-CE1	10.29	1.59	1.39
1	6I	27	LYS	CG-CD	10.29	1.87	1.52
1	6M	27	LYS	CG-CD	10.29	1.87	1.52
1	6M	89	PHE	CD1-CE1	10.29	1.59	1.39
1	6Q	27	LYS	CG-CD	10.29	1.87	1.52
1	6U	27	LYS	CG-CD	10.29	1.87	1.52
1	6U	89	PHE	CD1-CE1	10.29	1.59	1.39
1	7E	27	LYS	CG-CD	10.29	1.87	1.52

*Continued on next page...*

*Continued from previous page...*

Mol	Chain	Res	Type	Atoms	Z	Observed(Å)	Ideal(Å)
1	7E	89	PHE	CD1-CE1	10.29	1.59	1.39
1	7M	27	LYS	CG-CD	10.29	1.87	1.52
1	7Q	27	LYS	CG-CD	10.29	1.87	1.52
1	7Q	89	PHE	CD1-CE1	10.29	1.59	1.39
2	1N	57	LYS	CD-CE	-10.29	1.25	1.51
2	2J	57	LYS	CD-CE	-10.29	1.25	1.51
2	3B	57	LYS	CD-CE	-10.29	1.25	1.51
2	3J	57	LYS	CD-CE	-10.29	1.25	1.51
2	33	57	LYS	CD-CE	-10.29	1.25	1.51
2	4F	57	LYS	CD-CE	-10.29	1.25	1.51
2	4Z	57	LYS	CD-CE	-10.29	1.25	1.51
2	5V	57	LYS	CD-CE	-10.29	1.25	1.51
2	6N	57	LYS	CD-CE	-10.29	1.25	1.51
2	6V	57	LYS	CD-CE	-10.29	1.25	1.51
2	7F	57	LYS	CD-CE	-10.29	1.25	1.51
2	7R	57	LYS	CD-CE	-10.29	1.25	1.51
2	13	57	LYS	CD-CE	-10.28	1.25	1.51
2	17	57	LYS	CD-CE	-10.28	1.25	1.51
2	2B	57	LYS	CD-CE	-10.28	1.25	1.51
2	3R	57	LYS	CD-CE	-10.28	1.25	1.51
2	3V	57	LYS	CD-CE	-10.28	1.25	1.51
2	3Z	57	LYS	CD-CE	-10.28	1.25	1.51
2	5F	57	LYS	CD-CE	-10.28	1.25	1.51
2	5J	57	LYS	CD-CE	-10.28	1.25	1.51
2	5N	57	LYS	CD-CE	-10.28	1.25	1.51
2	63	57	LYS	CD-CE	-10.28	1.25	1.51
2	67	57	LYS	CD-CE	-10.28	1.25	1.51
2	7B	57	LYS	CD-CE	-10.28	1.25	1.51
1	12	27	LYS	CG-CD	10.28	1.87	1.52
1	16	27	LYS	CG-CD	10.28	1.87	1.52
1	2A	27	LYS	CG-CD	10.28	1.87	1.52
1	3Q	27	LYS	CG-CD	10.28	1.87	1.52
1	3U	27	LYS	CG-CD	10.28	1.87	1.52
1	3Y	27	LYS	CG-CD	10.28	1.87	1.52
1	5E	27	LYS	CG-CD	10.28	1.87	1.52
1	5I	27	LYS	CG-CD	10.28	1.87	1.52
1	5M	27	LYS	CG-CD	10.28	1.87	1.52
1	62	27	LYS	CG-CD	10.28	1.87	1.52
1	66	27	LYS	CG-CD	10.28	1.87	1.52
1	7A	27	LYS	CG-CD	10.28	1.87	1.52
1	1A	89	PHE	CD1-CE1	10.28	1.59	1.39
2	1F	57	LYS	CD-CE	-10.28	1.25	1.51

*Continued on next page...*

*Continued from previous page...*

Mol	Chain	Res	Type	Atoms	Z	Observed(Å)	Ideal(Å)
1	1I	89	PHE	CD1-CE1	10.28	1.59	1.39
1	2E	89	PHE	CD1-CE1	10.28	1.59	1.39
2	2N	57	LYS	CD-CE	-10.28	1.25	1.51
2	23	57	LYS	CD-CE	-10.28	1.25	1.51
1	26	89	PHE	CD1-CE1	10.28	1.59	1.39
1	3E	89	PHE	CD1-CE1	10.28	1.59	1.39
2	3N	57	LYS	CD-CE	-10.28	1.25	1.51
2	37	57	LYS	CD-CE	-10.28	1.25	1.51
1	4A	89	PHE	CD1-CE1	10.28	1.59	1.39
2	4J	57	LYS	CD-CE	-10.28	1.25	1.51
1	4M	89	PHE	CD1-CE1	10.28	1.59	1.39
2	4R	57	LYS	CD-CE	-10.28	1.25	1.51
1	4U	89	PHE	CD1-CE1	10.28	1.59	1.39
1	5Q	89	PHE	CD1-CE1	10.28	1.59	1.39
2	5Z	57	LYS	CD-CE	-10.28	1.25	1.51
2	6F	57	LYS	CD-CE	-10.28	1.25	1.51
1	6I	89	PHE	CD1-CE1	10.28	1.59	1.39
1	6Q	89	PHE	CD1-CE1	10.28	1.59	1.39
2	6Z	57	LYS	CD-CE	-10.28	1.25	1.51
2	7J	57	LYS	CD-CE	-10.28	1.25	1.51
1	7M	89	PHE	CD1-CE1	10.28	1.59	1.39
2	7V	57	LYS	CD-CE	-10.28	1.25	1.51
2	1B	57	LYS	CD-CE	-10.28	1.25	1.51
2	1J	57	LYS	CD-CE	-10.28	1.25	1.51
2	2F	57	LYS	CD-CE	-10.28	1.25	1.51
2	27	57	LYS	CD-CE	-10.28	1.25	1.51
2	3F	57	LYS	CD-CE	-10.28	1.25	1.51
2	4B	57	LYS	CD-CE	-10.28	1.25	1.51
2	4N	57	LYS	CD-CE	-10.28	1.25	1.51
2	4V	57	LYS	CD-CE	-10.28	1.25	1.51
2	5R	57	LYS	CD-CE	-10.28	1.25	1.51
2	6J	57	LYS	CD-CE	-10.28	1.25	1.51
2	6R	57	LYS	CD-CE	-10.28	1.25	1.51
2	7N	57	LYS	CD-CE	-10.28	1.25	1.51
1	1Q	39	GLN	CD-NE2	-10.27	1.07	1.32
1	1U	39	GLN	CD-NE2	-10.27	1.07	1.32
1	1Y	39	GLN	CD-NE2	-10.27	1.07	1.32
1	12	89	PHE	CD1-CE1	10.27	1.59	1.39
1	16	89	PHE	CD1-CE1	10.27	1.59	1.39
1	2A	89	PHE	CD1-CE1	10.27	1.59	1.39
1	2Q	39	GLN	CD-NE2	-10.27	1.07	1.32
1	2U	39	GLN	CD-NE2	-10.27	1.07	1.32

*Continued on next page...*

*Continued from previous page...*

Mol	Chain	Res	Type	Atoms	Z	Observed(Å)	Ideal(Å)
1	2Y	39	GLN	CD-NE2	-10.27	1.07	1.32
1	3Q	89	PHE	CD1-CE1	10.27	1.59	1.39
1	3U	89	PHE	CD1-CE1	10.27	1.59	1.39
1	3Y	89	PHE	CD1-CE1	10.27	1.59	1.39
1	42	39	GLN	CD-NE2	-10.27	1.07	1.32
1	46	39	GLN	CD-NE2	-10.27	1.07	1.32
1	5A	39	GLN	CD-NE2	-10.27	1.07	1.32
1	5E	89	PHE	CD1-CE1	10.27	1.59	1.39
1	5I	89	PHE	CD1-CE1	10.27	1.59	1.39
1	5M	89	PHE	CD1-CE1	10.27	1.59	1.39
1	52	39	GLN	CD-NE2	-10.27	1.07	1.32
1	56	39	GLN	CD-NE2	-10.27	1.07	1.32
1	6A	39	GLN	CD-NE2	-10.27	1.07	1.32
1	62	89	PHE	CD1-CE1	10.27	1.59	1.39
1	66	89	PHE	CD1-CE1	10.27	1.59	1.39
1	7A	89	PHE	CD1-CE1	10.27	1.59	1.39
1	1E	89	PHE	CD1-CE1	10.27	1.59	1.39
1	2M	89	PHE	CD1-CE1	10.27	1.59	1.39
1	22	89	PHE	CD1-CE1	10.27	1.59	1.39
1	3M	89	PHE	CD1-CE1	10.27	1.59	1.39
1	36	89	PHE	CD1-CE1	10.27	1.59	1.39
1	4I	89	PHE	CD1-CE1	10.27	1.59	1.39
1	4Q	89	PHE	CD1-CE1	10.27	1.59	1.39
1	5Y	89	PHE	CD1-CE1	10.27	1.59	1.39
1	6E	89	PHE	CD1-CE1	10.27	1.59	1.39
1	6Y	89	PHE	CD1-CE1	10.27	1.59	1.39
1	7I	89	PHE	CD1-CE1	10.27	1.59	1.39
1	7U	89	PHE	CD1-CE1	10.27	1.59	1.39
1	1Q	89	PHE	CD1-CE1	10.27	1.59	1.39
2	1R	57	LYS	CD-CE	-10.27	1.25	1.51
1	1U	89	PHE	CD1-CE1	10.27	1.59	1.39
2	1V	57	LYS	CD-CE	-10.27	1.25	1.51
1	1Y	89	PHE	CD1-CE1	10.27	1.59	1.39
2	1Z	57	LYS	CD-CE	-10.27	1.25	1.51
1	2Q	89	PHE	CD1-CE1	10.27	1.59	1.39
2	2R	57	LYS	CD-CE	-10.27	1.25	1.51
1	2U	89	PHE	CD1-CE1	10.27	1.59	1.39
2	2V	57	LYS	CD-CE	-10.27	1.25	1.51
1	2Y	89	PHE	CD1-CE1	10.27	1.59	1.39
2	2Z	57	LYS	CD-CE	-10.27	1.25	1.51
1	42	89	PHE	CD1-CE1	10.27	1.59	1.39
2	43	57	LYS	CD-CE	-10.27	1.25	1.51

*Continued on next page...*

*Continued from previous page...*

Mol	Chain	Res	Type	Atoms	Z	Observed(Å)	Ideal(Å)
1	46	89	PHE	CD1-CE1	10.27	1.59	1.39
2	47	57	LYS	CD-CE	-10.27	1.25	1.51
1	5A	89	PHE	CD1-CE1	10.27	1.59	1.39
2	5B	57	LYS	CD-CE	-10.27	1.25	1.51
1	52	89	PHE	CD1-CE1	10.27	1.59	1.39
2	53	57	LYS	CD-CE	-10.27	1.25	1.51
1	56	89	PHE	CD1-CE1	10.27	1.59	1.39
2	57	57	LYS	CD-CE	-10.27	1.25	1.51
1	6A	89	PHE	CD1-CE1	10.27	1.59	1.39
2	6B	57	LYS	CD-CE	-10.27	1.25	1.51
2	1F	78	HIS	C-O	10.26	1.42	1.23
1	12	39	GLN	CD-NE2	-10.26	1.07	1.32
1	16	39	GLN	CD-NE2	-10.26	1.07	1.32
1	2A	39	GLN	CD-NE2	-10.26	1.07	1.32
2	2N	78	HIS	C-O	10.26	1.42	1.23
2	23	78	HIS	C-O	10.26	1.42	1.23
2	3N	78	HIS	C-O	10.26	1.42	1.23
1	3Q	39	GLN	CD-NE2	-10.26	1.07	1.32
1	3U	39	GLN	CD-NE2	-10.26	1.07	1.32
1	3Y	39	GLN	CD-NE2	-10.26	1.07	1.32
2	37	78	HIS	C-O	10.26	1.42	1.23
2	4J	78	HIS	C-O	10.26	1.42	1.23
2	4R	78	HIS	C-O	10.26	1.42	1.23
1	5E	39	GLN	CD-NE2	-10.26	1.07	1.32
1	5I	39	GLN	CD-NE2	-10.26	1.07	1.32
1	5M	39	GLN	CD-NE2	-10.26	1.07	1.32
2	5Z	78	HIS	C-O	10.26	1.42	1.23
2	6F	78	HIS	C-O	10.26	1.42	1.23
2	6Z	78	HIS	C-O	10.26	1.42	1.23
1	62	39	GLN	CD-NE2	-10.26	1.07	1.32
1	66	39	GLN	CD-NE2	-10.26	1.07	1.32
1	7A	39	GLN	CD-NE2	-10.26	1.07	1.32
2	7J	78	HIS	C-O	10.26	1.42	1.23
2	7V	78	HIS	C-O	10.26	1.42	1.23
2	1B	78	HIS	C-O	10.26	1.42	1.23
2	1J	78	HIS	C-O	10.26	1.42	1.23
2	2F	78	HIS	C-O	10.26	1.42	1.23
2	27	78	HIS	C-O	10.26	1.42	1.23
2	3F	78	HIS	C-O	10.26	1.42	1.23
2	4B	78	HIS	C-O	10.26	1.42	1.23
2	4N	78	HIS	C-O	10.26	1.42	1.23
2	4V	78	HIS	C-O	10.26	1.42	1.23

*Continued on next page...*



*Continued from previous page...*

Mol	Chain	Res	Type	Atoms	Z	Observed(Å)	Ideal(Å)
2	5R	78	HIS	C-O	10.26	1.42	1.23
2	6J	78	HIS	C-O	10.26	1.42	1.23
2	6R	78	HIS	C-O	10.26	1.42	1.23
2	7N	78	HIS	C-O	10.26	1.42	1.23
1	1A	39	GLN	CD-NE2	-10.26	1.07	1.32
1	1I	39	GLN	CD-NE2	-10.26	1.07	1.32
1	2E	39	GLN	CD-NE2	-10.26	1.07	1.32
1	26	39	GLN	CD-NE2	-10.26	1.07	1.32
1	3E	39	GLN	CD-NE2	-10.26	1.07	1.32
1	4A	39	GLN	CD-NE2	-10.26	1.07	1.32
1	4M	39	GLN	CD-NE2	-10.26	1.07	1.32
1	4U	39	GLN	CD-NE2	-10.26	1.07	1.32
1	5Q	39	GLN	CD-NE2	-10.26	1.07	1.32
1	6I	39	GLN	CD-NE2	-10.26	1.07	1.32
1	6Q	39	GLN	CD-NE2	-10.26	1.07	1.32
1	7M	39	GLN	CD-NE2	-10.26	1.07	1.32
1	12	156	SER	N-CA	-10.26	1.25	1.46
1	16	156	SER	N-CA	-10.26	1.25	1.46
1	2A	156	SER	N-CA	-10.26	1.25	1.46
1	3Q	156	SER	N-CA	-10.26	1.25	1.46
1	3U	156	SER	N-CA	-10.26	1.25	1.46
1	3Y	156	SER	N-CA	-10.26	1.25	1.46
1	5E	156	SER	N-CA	-10.26	1.25	1.46
1	5I	156	SER	N-CA	-10.26	1.25	1.46
1	5M	156	SER	N-CA	-10.26	1.25	1.46
1	62	156	SER	N-CA	-10.26	1.25	1.46
1	66	156	SER	N-CA	-10.26	1.25	1.46
1	7A	156	SER	N-CA	-10.26	1.25	1.46
2	1R	78	HIS	C-O	10.25	1.42	1.23
2	1V	78	HIS	C-O	10.25	1.42	1.23
2	1Z	78	HIS	C-O	10.25	1.42	1.23
2	2R	78	HIS	C-O	10.25	1.42	1.23
2	2V	78	HIS	C-O	10.25	1.42	1.23
2	2Z	78	HIS	C-O	10.25	1.42	1.23
2	43	78	HIS	C-O	10.25	1.42	1.23
2	47	78	HIS	C-O	10.25	1.42	1.23
2	5B	78	HIS	C-O	10.25	1.42	1.23
2	53	78	HIS	C-O	10.25	1.42	1.23
2	57	78	HIS	C-O	10.25	1.42	1.23
2	6B	78	HIS	C-O	10.25	1.42	1.23
2	1N	78	HIS	C-O	10.25	1.42	1.23
2	2J	78	HIS	C-O	10.25	1.42	1.23

*Continued on next page...*



*Continued from previous page...*

Mol	Chain	Res	Type	Atoms	Z	Observed(Å)	Ideal(Å)
2	3B	78	HIS	C-O	10.25	1.42	1.23
2	3J	78	HIS	C-O	10.25	1.42	1.23
2	33	78	HIS	C-O	10.25	1.42	1.23
2	4F	78	HIS	C-O	10.25	1.42	1.23
2	4Z	78	HIS	C-O	10.25	1.42	1.23
2	5V	78	HIS	C-O	10.25	1.42	1.23
2	6N	78	HIS	C-O	10.25	1.42	1.23
2	6V	78	HIS	C-O	10.25	1.42	1.23
2	7F	78	HIS	C-O	10.25	1.42	1.23
2	7R	78	HIS	C-O	10.25	1.42	1.23
1	1M	156	SER	N-CA	-10.24	1.25	1.46
1	2I	156	SER	N-CA	-10.24	1.25	1.46
1	3A	156	SER	N-CA	-10.24	1.25	1.46
1	3I	156	SER	N-CA	-10.24	1.25	1.46
1	32	156	SER	N-CA	-10.24	1.25	1.46
1	4E	156	SER	N-CA	-10.24	1.25	1.46
1	4Y	156	SER	N-CA	-10.24	1.25	1.46
1	5U	156	SER	N-CA	-10.24	1.25	1.46
1	6M	156	SER	N-CA	-10.24	1.25	1.46
1	6U	156	SER	N-CA	-10.24	1.25	1.46
1	7E	156	SER	N-CA	-10.24	1.25	1.46
1	7Q	156	SER	N-CA	-10.24	1.25	1.46
1	1M	39	GLN	CD-NE2	-10.24	1.07	1.32
1	2I	39	GLN	CD-NE2	-10.24	1.07	1.32
1	3A	39	GLN	CD-NE2	-10.24	1.07	1.32
1	3I	39	GLN	CD-NE2	-10.24	1.07	1.32
1	32	39	GLN	CD-NE2	-10.24	1.07	1.32
1	4E	39	GLN	CD-NE2	-10.24	1.07	1.32
1	4Y	39	GLN	CD-NE2	-10.24	1.07	1.32
1	5U	39	GLN	CD-NE2	-10.24	1.07	1.32
1	6M	39	GLN	CD-NE2	-10.24	1.07	1.32
1	6U	39	GLN	CD-NE2	-10.24	1.07	1.32
1	7E	39	GLN	CD-NE2	-10.24	1.07	1.32
1	7Q	39	GLN	CD-NE2	-10.24	1.07	1.32
2	13	78	HIS	C-O	10.24	1.42	1.23
2	17	78	HIS	C-O	10.24	1.42	1.23
2	2B	78	HIS	C-O	10.24	1.42	1.23
2	3R	78	HIS	C-O	10.24	1.42	1.23
2	3V	78	HIS	C-O	10.24	1.42	1.23
2	3Z	78	HIS	C-O	10.24	1.42	1.23
2	5F	78	HIS	C-O	10.24	1.42	1.23
2	5J	78	HIS	C-O	10.24	1.42	1.23

*Continued on next page...*

*Continued from previous page...*

Mol	Chain	Res	Type	Atoms	Z	Observed(Å)	Ideal(Å)
2	5N	78	HIS	C-O	10.24	1.42	1.23
2	63	78	HIS	C-O	10.24	1.42	1.23
2	67	78	HIS	C-O	10.24	1.42	1.23
2	7B	78	HIS	C-O	10.24	1.42	1.23
1	1M	40	SER	N-CA	-10.24	1.25	1.46
1	2I	40	SER	N-CA	-10.24	1.25	1.46
1	3A	40	SER	N-CA	-10.24	1.25	1.46
1	3I	40	SER	N-CA	-10.24	1.25	1.46
1	32	40	SER	N-CA	-10.24	1.25	1.46
1	4E	40	SER	N-CA	-10.24	1.25	1.46
1	4Y	40	SER	N-CA	-10.24	1.25	1.46
1	5U	40	SER	N-CA	-10.24	1.25	1.46
1	6M	40	SER	N-CA	-10.24	1.25	1.46
1	6U	40	SER	N-CA	-10.24	1.25	1.46
1	7E	40	SER	N-CA	-10.24	1.25	1.46
1	7Q	40	SER	N-CA	-10.24	1.25	1.46
1	1A	40	SER	N-CA	-10.23	1.25	1.46
1	1E	40	SER	N-CA	-10.23	1.25	1.46
1	1I	40	SER	N-CA	-10.23	1.25	1.46
1	2E	40	SER	N-CA	-10.23	1.25	1.46
1	2M	40	SER	N-CA	-10.23	1.25	1.46
1	22	40	SER	N-CA	-10.23	1.25	1.46
1	26	40	SER	N-CA	-10.23	1.25	1.46
1	3E	40	SER	N-CA	-10.23	1.25	1.46
1	3M	40	SER	N-CA	-10.23	1.25	1.46
1	36	40	SER	N-CA	-10.23	1.25	1.46
1	4A	40	SER	N-CA	-10.23	1.25	1.46
1	4I	40	SER	N-CA	-10.23	1.25	1.46
1	4M	40	SER	N-CA	-10.23	1.25	1.46
1	4Q	40	SER	N-CA	-10.23	1.25	1.46
1	4U	40	SER	N-CA	-10.23	1.25	1.46
1	5Q	40	SER	N-CA	-10.23	1.25	1.46
1	5Y	40	SER	N-CA	-10.23	1.25	1.46
1	6E	40	SER	N-CA	-10.23	1.25	1.46
1	6I	40	SER	N-CA	-10.23	1.25	1.46
1	6Q	40	SER	N-CA	-10.23	1.25	1.46
1	6Y	40	SER	N-CA	-10.23	1.25	1.46
1	7I	40	SER	N-CA	-10.23	1.25	1.46
1	7M	40	SER	N-CA	-10.23	1.25	1.46
1	7U	40	SER	N-CA	-10.23	1.25	1.46
1	1E	39	GLN	CD-NE2	-10.23	1.07	1.32
1	2M	39	GLN	CD-NE2	-10.23	1.07	1.32

*Continued on next page...*

*Continued from previous page...*

Mol	Chain	Res	Type	Atoms	Z	Observed(Å)	Ideal(Å)
1	22	39	GLN	CD-NE2	-10.23	1.07	1.32
1	3M	39	GLN	CD-NE2	-10.23	1.07	1.32
1	36	39	GLN	CD-NE2	-10.23	1.07	1.32
1	4I	39	GLN	CD-NE2	-10.23	1.07	1.32
1	4Q	39	GLN	CD-NE2	-10.23	1.07	1.32
1	5Y	39	GLN	CD-NE2	-10.23	1.07	1.32
1	6E	39	GLN	CD-NE2	-10.23	1.07	1.32
1	6Y	39	GLN	CD-NE2	-10.23	1.07	1.32
1	7I	39	GLN	CD-NE2	-10.23	1.07	1.32
1	7U	39	GLN	CD-NE2	-10.23	1.07	1.32
1	1E	169	ASP	CA-CB	-10.23	1.31	1.53
1	1M	169	ASP	CA-CB	-10.23	1.31	1.53
1	2I	169	ASP	CA-CB	-10.23	1.31	1.53
1	2M	169	ASP	CA-CB	-10.23	1.31	1.53
1	22	169	ASP	CA-CB	-10.23	1.31	1.53
1	3A	169	ASP	CA-CB	-10.23	1.31	1.53
1	3I	169	ASP	CA-CB	-10.23	1.31	1.53
1	3M	169	ASP	CA-CB	-10.23	1.31	1.53
1	32	169	ASP	CA-CB	-10.23	1.31	1.53
1	36	169	ASP	CA-CB	-10.23	1.31	1.53
1	4E	169	ASP	CA-CB	-10.23	1.31	1.53
1	4I	169	ASP	CA-CB	-10.23	1.31	1.53
1	4Q	169	ASP	CA-CB	-10.23	1.31	1.53
1	4Y	169	ASP	CA-CB	-10.23	1.31	1.53
1	5U	169	ASP	CA-CB	-10.23	1.31	1.53
1	5Y	169	ASP	CA-CB	-10.23	1.31	1.53
1	6E	169	ASP	CA-CB	-10.23	1.31	1.53
1	6M	169	ASP	CA-CB	-10.23	1.31	1.53
1	6U	169	ASP	CA-CB	-10.23	1.31	1.53
1	6Y	169	ASP	CA-CB	-10.23	1.31	1.53
1	7E	169	ASP	CA-CB	-10.23	1.31	1.53
1	7I	169	ASP	CA-CB	-10.23	1.31	1.53
1	7Q	169	ASP	CA-CB	-10.23	1.31	1.53
1	7U	169	ASP	CA-CB	-10.23	1.31	1.53
1	1A	156	SER	N-CA	-10.22	1.25	1.46
1	1I	156	SER	N-CA	-10.22	1.25	1.46
1	2E	156	SER	N-CA	-10.22	1.25	1.46
1	26	156	SER	N-CA	-10.22	1.25	1.46
1	3E	156	SER	N-CA	-10.22	1.25	1.46
1	4A	156	SER	N-CA	-10.22	1.25	1.46
1	4M	156	SER	N-CA	-10.22	1.25	1.46
1	4U	156	SER	N-CA	-10.22	1.25	1.46

*Continued on next page...*

*Continued from previous page...*

Mol	Chain	Res	Type	Atoms	Z	Observed(Å)	Ideal(Å)
1	5Q	156	SER	N-CA	-10.22	1.25	1.46
1	6I	156	SER	N-CA	-10.22	1.25	1.46
1	6Q	156	SER	N-CA	-10.22	1.25	1.46
1	7M	156	SER	N-CA	-10.22	1.25	1.46
1	1E	156	SER	N-CA	-10.21	1.25	1.46
1	2M	156	SER	N-CA	-10.21	1.25	1.46
1	22	156	SER	N-CA	-10.21	1.25	1.46
1	3M	156	SER	N-CA	-10.21	1.25	1.46
1	36	156	SER	N-CA	-10.21	1.25	1.46
1	4I	156	SER	N-CA	-10.21	1.25	1.46
1	4Q	156	SER	N-CA	-10.21	1.25	1.46
1	5Y	156	SER	N-CA	-10.21	1.25	1.46
1	6E	156	SER	N-CA	-10.21	1.25	1.46
1	6Y	156	SER	N-CA	-10.21	1.25	1.46
1	7I	156	SER	N-CA	-10.21	1.25	1.46
1	7U	156	SER	N-CA	-10.21	1.25	1.46
1	1M	169	ASP	C-N	-10.21	1.10	1.34
1	12	40	SER	N-CA	-10.21	1.25	1.46
1	16	40	SER	N-CA	-10.21	1.25	1.46
1	2A	40	SER	N-CA	-10.21	1.25	1.46
1	2I	169	ASP	C-N	-10.21	1.10	1.34
1	3A	169	ASP	C-N	-10.21	1.10	1.34
1	3I	169	ASP	C-N	-10.21	1.10	1.34
1	3Q	40	SER	N-CA	-10.21	1.25	1.46
1	3U	40	SER	N-CA	-10.21	1.25	1.46
1	3Y	40	SER	N-CA	-10.21	1.25	1.46
1	32	169	ASP	C-N	-10.21	1.10	1.34
1	4E	169	ASP	C-N	-10.21	1.10	1.34
1	4Y	169	ASP	C-N	-10.21	1.10	1.34
1	5E	40	SER	N-CA	-10.21	1.25	1.46
1	5I	40	SER	N-CA	-10.21	1.25	1.46
1	5M	40	SER	N-CA	-10.21	1.25	1.46
1	5U	169	ASP	C-N	-10.21	1.10	1.34
1	6M	169	ASP	C-N	-10.21	1.10	1.34
1	6U	169	ASP	C-N	-10.21	1.10	1.34
1	62	40	SER	N-CA	-10.21	1.25	1.46
1	66	40	SER	N-CA	-10.21	1.25	1.46
1	7A	40	SER	N-CA	-10.21	1.25	1.46
1	7E	169	ASP	C-N	-10.21	1.10	1.34
1	7Q	169	ASP	C-N	-10.21	1.10	1.34
1	1E	169	ASP	C-N	-10.21	1.10	1.34
1	12	80	PHE	CE1-CZ	-10.21	1.18	1.37

*Continued on next page...*

*Continued from previous page...*

Mol	Chain	Res	Type	Atoms	Z	Observed(Å)	Ideal(Å)
1	16	80	PHE	CE1-CZ	-10.21	1.18	1.37
1	2A	80	PHE	CE1-CZ	-10.21	1.18	1.37
1	2M	169	ASP	C-N	-10.21	1.10	1.34
1	22	169	ASP	C-N	-10.21	1.10	1.34
1	3M	169	ASP	C-N	-10.21	1.10	1.34
1	3Q	80	PHE	CE1-CZ	-10.21	1.18	1.37
1	3U	80	PHE	CE1-CZ	-10.21	1.18	1.37
1	3Y	80	PHE	CE1-CZ	-10.21	1.18	1.37
1	36	169	ASP	C-N	-10.21	1.10	1.34
1	4I	169	ASP	C-N	-10.21	1.10	1.34
1	4Q	169	ASP	C-N	-10.21	1.10	1.34
1	5E	80	PHE	CE1-CZ	-10.21	1.18	1.37
1	5I	80	PHE	CE1-CZ	-10.21	1.18	1.37
1	5M	80	PHE	CE1-CZ	-10.21	1.18	1.37
1	5Y	169	ASP	C-N	-10.21	1.10	1.34
1	6E	169	ASP	C-N	-10.21	1.10	1.34
1	6Y	169	ASP	C-N	-10.21	1.10	1.34
1	62	80	PHE	CE1-CZ	-10.21	1.18	1.37
1	66	80	PHE	CE1-CZ	-10.21	1.18	1.37
1	7A	80	PHE	CE1-CZ	-10.21	1.18	1.37
1	7I	169	ASP	C-N	-10.21	1.10	1.34
1	7U	169	ASP	C-N	-10.21	1.10	1.34
1	12	169	ASP	C-N	-10.20	1.10	1.34
1	16	169	ASP	C-N	-10.20	1.10	1.34
1	2A	169	ASP	C-N	-10.20	1.10	1.34
1	3Q	169	ASP	C-N	-10.20	1.10	1.34
1	3U	169	ASP	C-N	-10.20	1.10	1.34
1	3Y	169	ASP	C-N	-10.20	1.10	1.34
1	5E	169	ASP	C-N	-10.20	1.10	1.34
1	5I	169	ASP	C-N	-10.20	1.10	1.34
1	5M	169	ASP	C-N	-10.20	1.10	1.34
1	62	169	ASP	C-N	-10.20	1.10	1.34
1	66	169	ASP	C-N	-10.20	1.10	1.34
1	7A	169	ASP	C-N	-10.20	1.10	1.34
1	1M	80	PHE	CE1-CZ	-10.20	1.18	1.37
1	1Q	40	SER	N-CA	-10.20	1.25	1.46
1	1U	40	SER	N-CA	-10.20	1.25	1.46
1	1Y	40	SER	N-CA	-10.20	1.25	1.46
1	2I	80	PHE	CE1-CZ	-10.20	1.18	1.37
1	2Q	40	SER	N-CA	-10.20	1.25	1.46
1	2U	40	SER	N-CA	-10.20	1.25	1.46
1	2Y	40	SER	N-CA	-10.20	1.25	1.46

*Continued on next page...*

*Continued from previous page...*

Mol	Chain	Res	Type	Atoms	Z	Observed(Å)	Ideal(Å)
1	3A	80	PHE	CE1-CZ	-10.20	1.18	1.37
1	3I	80	PHE	CE1-CZ	-10.20	1.18	1.37
1	32	80	PHE	CE1-CZ	-10.20	1.18	1.37
1	4E	80	PHE	CE1-CZ	-10.20	1.18	1.37
1	4Y	80	PHE	CE1-CZ	-10.20	1.18	1.37
1	42	40	SER	N-CA	-10.20	1.25	1.46
1	46	40	SER	N-CA	-10.20	1.25	1.46
1	5A	40	SER	N-CA	-10.20	1.25	1.46
1	5U	80	PHE	CE1-CZ	-10.20	1.18	1.37
1	52	40	SER	N-CA	-10.20	1.25	1.46
1	56	40	SER	N-CA	-10.20	1.25	1.46
1	6A	40	SER	N-CA	-10.20	1.25	1.46
1	6M	80	PHE	CE1-CZ	-10.20	1.18	1.37
1	6U	80	PHE	CE1-CZ	-10.20	1.18	1.37
1	7E	80	PHE	CE1-CZ	-10.20	1.18	1.37
1	7Q	80	PHE	CE1-CZ	-10.20	1.18	1.37
1	1Q	169	ASP	C-N	-10.20	1.10	1.34
1	1U	169	ASP	C-N	-10.20	1.10	1.34
1	1Y	169	ASP	C-N	-10.20	1.10	1.34
1	2Q	169	ASP	C-N	-10.20	1.10	1.34
1	2U	169	ASP	C-N	-10.20	1.10	1.34
1	2Y	169	ASP	C-N	-10.20	1.10	1.34
1	42	169	ASP	C-N	-10.20	1.10	1.34
1	46	169	ASP	C-N	-10.20	1.10	1.34
1	5A	169	ASP	C-N	-10.20	1.10	1.34
1	52	169	ASP	C-N	-10.20	1.10	1.34
1	56	169	ASP	C-N	-10.20	1.10	1.34
1	6A	169	ASP	C-N	-10.20	1.10	1.34
1	1A	169	ASP	CA-CB	-10.20	1.31	1.53
1	1I	169	ASP	CA-CB	-10.20	1.31	1.53
1	2E	169	ASP	CA-CB	-10.20	1.31	1.53
1	26	169	ASP	CA-CB	-10.20	1.31	1.53
1	3E	169	ASP	CA-CB	-10.20	1.31	1.53
1	4A	169	ASP	CA-CB	-10.20	1.31	1.53
1	4M	169	ASP	CA-CB	-10.20	1.31	1.53
1	4U	169	ASP	CA-CB	-10.20	1.31	1.53
1	5Q	169	ASP	CA-CB	-10.20	1.31	1.53
1	6I	169	ASP	CA-CB	-10.20	1.31	1.53
1	6Q	169	ASP	CA-CB	-10.20	1.31	1.53
1	7M	169	ASP	CA-CB	-10.20	1.31	1.53
1	1Q	156	SER	N-CA	-10.19	1.25	1.46
1	1U	156	SER	N-CA	-10.19	1.25	1.46

*Continued on next page...*

*Continued from previous page...*

Mol	Chain	Res	Type	Atoms	Z	Observed(Å)	Ideal(Å)
1	1Y	156	SER	N-CA	-10.19	1.25	1.46
1	2Q	156	SER	N-CA	-10.19	1.25	1.46
1	2U	156	SER	N-CA	-10.19	1.25	1.46
1	2Y	156	SER	N-CA	-10.19	1.25	1.46
1	42	156	SER	N-CA	-10.19	1.25	1.46
1	46	156	SER	N-CA	-10.19	1.25	1.46
1	5A	156	SER	N-CA	-10.19	1.25	1.46
1	52	156	SER	N-CA	-10.19	1.25	1.46
1	56	156	SER	N-CA	-10.19	1.25	1.46
1	6A	156	SER	N-CA	-10.19	1.25	1.46
1	1E	80	PHE	CE1-CZ	-10.19	1.18	1.37
1	2M	80	PHE	CE1-CZ	-10.19	1.18	1.37
1	22	80	PHE	CE1-CZ	-10.19	1.18	1.37
1	3M	80	PHE	CE1-CZ	-10.19	1.18	1.37
1	36	80	PHE	CE1-CZ	-10.19	1.18	1.37
1	4I	80	PHE	CE1-CZ	-10.19	1.18	1.37
1	4Q	80	PHE	CE1-CZ	-10.19	1.18	1.37
1	5Y	80	PHE	CE1-CZ	-10.19	1.18	1.37
1	6E	80	PHE	CE1-CZ	-10.19	1.18	1.37
1	6Y	80	PHE	CE1-CZ	-10.19	1.18	1.37
1	7I	80	PHE	CE1-CZ	-10.19	1.18	1.37
1	7U	80	PHE	CE1-CZ	-10.19	1.18	1.37
1	1Q	80	PHE	CE1-CZ	-10.18	1.18	1.37
1	1U	80	PHE	CE1-CZ	-10.18	1.18	1.37
1	1Y	80	PHE	CE1-CZ	-10.18	1.18	1.37
1	2Q	80	PHE	CE1-CZ	-10.18	1.18	1.37
1	2U	80	PHE	CE1-CZ	-10.18	1.18	1.37
1	2Y	80	PHE	CE1-CZ	-10.18	1.18	1.37
1	42	80	PHE	CE1-CZ	-10.18	1.18	1.37
1	46	80	PHE	CE1-CZ	-10.18	1.18	1.37
1	5A	80	PHE	CE1-CZ	-10.18	1.18	1.37
1	52	80	PHE	CE1-CZ	-10.18	1.18	1.37
1	56	80	PHE	CE1-CZ	-10.18	1.18	1.37
1	6A	80	PHE	CE1-CZ	-10.18	1.18	1.37
1	1A	80	PHE	CE1-CZ	-10.18	1.18	1.37
1	1I	80	PHE	CE1-CZ	-10.18	1.18	1.37
1	2E	80	PHE	CE1-CZ	-10.18	1.18	1.37
1	26	80	PHE	CE1-CZ	-10.18	1.18	1.37
1	3E	80	PHE	CE1-CZ	-10.18	1.18	1.37
1	4A	80	PHE	CE1-CZ	-10.18	1.18	1.37
1	4M	80	PHE	CE1-CZ	-10.18	1.18	1.37
1	4U	80	PHE	CE1-CZ	-10.18	1.18	1.37

*Continued on next page...*

*Continued from previous page...*

Mol	Chain	Res	Type	Atoms	Z	Observed(Å)	Ideal(Å)
1	5Q	80	PHE	CE1-CZ	-10.18	1.18	1.37
1	6I	80	PHE	CE1-CZ	-10.18	1.18	1.37
1	6Q	80	PHE	CE1-CZ	-10.18	1.18	1.37
1	7M	80	PHE	CE1-CZ	-10.18	1.18	1.37
1	1A	169	ASP	C-N	-10.17	1.10	1.34
1	1I	169	ASP	C-N	-10.17	1.10	1.34
1	12	169	ASP	CA-CB	-10.17	1.31	1.53
1	16	169	ASP	CA-CB	-10.17	1.31	1.53
1	2A	169	ASP	CA-CB	-10.17	1.31	1.53
1	2E	169	ASP	C-N	-10.17	1.10	1.34
1	26	169	ASP	C-N	-10.17	1.10	1.34
1	3E	169	ASP	C-N	-10.17	1.10	1.34
1	3Q	169	ASP	CA-CB	-10.17	1.31	1.53
1	3U	169	ASP	CA-CB	-10.17	1.31	1.53
1	3Y	169	ASP	CA-CB	-10.17	1.31	1.53
1	4A	169	ASP	C-N	-10.17	1.10	1.34
1	4M	169	ASP	C-N	-10.17	1.10	1.34
1	4U	169	ASP	C-N	-10.17	1.10	1.34
1	5E	169	ASP	CA-CB	-10.17	1.31	1.53
1	5I	169	ASP	CA-CB	-10.17	1.31	1.53
1	5M	169	ASP	CA-CB	-10.17	1.31	1.53
1	5Q	169	ASP	C-N	-10.17	1.10	1.34
1	6I	169	ASP	C-N	-10.17	1.10	1.34
1	6Q	169	ASP	C-N	-10.17	1.10	1.34
1	62	169	ASP	CA-CB	-10.17	1.31	1.53
1	66	169	ASP	CA-CB	-10.17	1.31	1.53
1	7A	169	ASP	CA-CB	-10.17	1.31	1.53
1	7M	169	ASP	C-N	-10.17	1.10	1.34
2	1F	6	LYS	N-CA	10.17	1.66	1.46
2	2N	6	LYS	N-CA	10.17	1.66	1.46
2	23	6	LYS	N-CA	10.17	1.66	1.46
2	3N	6	LYS	N-CA	10.17	1.66	1.46
2	37	6	LYS	N-CA	10.17	1.66	1.46
2	4J	6	LYS	N-CA	10.17	1.66	1.46
2	4R	6	LYS	N-CA	10.17	1.66	1.46
2	5Z	6	LYS	N-CA	10.17	1.66	1.46
2	6F	6	LYS	N-CA	10.17	1.66	1.46
2	6Z	6	LYS	N-CA	10.17	1.66	1.46
2	7J	6	LYS	N-CA	10.17	1.66	1.46
2	7V	6	LYS	N-CA	10.17	1.66	1.46
1	1Q	169	ASP	CA-CB	-10.16	1.31	1.53
1	1U	169	ASP	CA-CB	-10.16	1.31	1.53

*Continued on next page...*



*Continued from previous page...*

Mol	Chain	Res	Type	Atoms	Z	Observed(Å)	Ideal(Å)
1	1Y	169	ASP	CA-CB	-10.16	1.31	1.53
1	2Q	169	ASP	CA-CB	-10.16	1.31	1.53
1	2U	169	ASP	CA-CB	-10.16	1.31	1.53
1	2Y	169	ASP	CA-CB	-10.16	1.31	1.53
1	42	169	ASP	CA-CB	-10.16	1.31	1.53
1	46	169	ASP	CA-CB	-10.16	1.31	1.53
1	5A	169	ASP	CA-CB	-10.16	1.31	1.53
1	52	169	ASP	CA-CB	-10.16	1.31	1.53
1	56	169	ASP	CA-CB	-10.16	1.31	1.53
1	6A	169	ASP	CA-CB	-10.16	1.31	1.53
2	1R	6	LYS	N-CA	10.16	1.66	1.46
2	1V	6	LYS	N-CA	10.16	1.66	1.46
2	1Z	6	LYS	N-CA	10.16	1.66	1.46
2	2R	6	LYS	N-CA	10.16	1.66	1.46
2	2V	6	LYS	N-CA	10.16	1.66	1.46
2	2Z	6	LYS	N-CA	10.16	1.66	1.46
2	43	6	LYS	N-CA	10.16	1.66	1.46
2	47	6	LYS	N-CA	10.16	1.66	1.46
2	5B	6	LYS	N-CA	10.16	1.66	1.46
2	53	6	LYS	N-CA	10.16	1.66	1.46
2	57	6	LYS	N-CA	10.16	1.66	1.46
2	6B	6	LYS	N-CA	10.16	1.66	1.46
1	1Q	13	ALA	CA-CB	-10.16	1.31	1.52
1	1U	13	ALA	CA-CB	-10.16	1.31	1.52
1	1Y	13	ALA	CA-CB	-10.16	1.31	1.52
1	2Q	13	ALA	CA-CB	-10.16	1.31	1.52
1	2U	13	ALA	CA-CB	-10.16	1.31	1.52
1	2Y	13	ALA	CA-CB	-10.16	1.31	1.52
1	42	13	ALA	CA-CB	-10.16	1.31	1.52
1	46	13	ALA	CA-CB	-10.16	1.31	1.52
1	5A	13	ALA	CA-CB	-10.16	1.31	1.52
1	52	13	ALA	CA-CB	-10.16	1.31	1.52
1	56	13	ALA	CA-CB	-10.16	1.31	1.52
1	6A	13	ALA	CA-CB	-10.16	1.31	1.52
1	1A	19	SER	C-O	10.15	1.42	1.23
1	1I	19	SER	C-O	10.15	1.42	1.23
1	2E	19	SER	C-O	10.15	1.42	1.23
1	26	19	SER	C-O	10.15	1.42	1.23
1	3E	19	SER	C-O	10.15	1.42	1.23
1	4A	19	SER	C-O	10.15	1.42	1.23
1	4M	19	SER	C-O	10.15	1.42	1.23
1	4U	19	SER	C-O	10.15	1.42	1.23

*Continued on next page...*

*Continued from previous page...*

Mol	Chain	Res	Type	Atoms	Z	Observed(Å)	Ideal(Å)
1	5Q	19	SER	C-O	10.15	1.42	1.23
1	6I	19	SER	C-O	10.15	1.42	1.23
1	6Q	19	SER	C-O	10.15	1.42	1.23
1	7M	19	SER	C-O	10.15	1.42	1.23
1	1A	13	ALA	CA-CB	-10.15	1.31	1.52
1	1I	13	ALA	CA-CB	-10.15	1.31	1.52
1	2E	13	ALA	CA-CB	-10.15	1.31	1.52
1	26	13	ALA	CA-CB	-10.15	1.31	1.52
1	3E	13	ALA	CA-CB	-10.15	1.31	1.52
1	4A	13	ALA	CA-CB	-10.15	1.31	1.52
1	4M	13	ALA	CA-CB	-10.15	1.31	1.52
1	4U	13	ALA	CA-CB	-10.15	1.31	1.52
1	5Q	13	ALA	CA-CB	-10.15	1.31	1.52
1	6I	13	ALA	CA-CB	-10.15	1.31	1.52
1	6Q	13	ALA	CA-CB	-10.15	1.31	1.52
1	7M	13	ALA	CA-CB	-10.15	1.31	1.52
2	1N	6	LYS	N-CA	10.14	1.66	1.46
2	2J	6	LYS	N-CA	10.14	1.66	1.46
2	3B	6	LYS	N-CA	10.14	1.66	1.46
2	3J	6	LYS	N-CA	10.14	1.66	1.46
2	33	6	LYS	N-CA	10.14	1.66	1.46
2	4F	6	LYS	N-CA	10.14	1.66	1.46
2	4Z	6	LYS	N-CA	10.14	1.66	1.46
2	5V	6	LYS	N-CA	10.14	1.66	1.46
2	6N	6	LYS	N-CA	10.14	1.66	1.46
2	6V	6	LYS	N-CA	10.14	1.66	1.46
2	7F	6	LYS	N-CA	10.14	1.66	1.46
2	7R	6	LYS	N-CA	10.14	1.66	1.46
1	1E	13	ALA	CA-CB	-10.14	1.31	1.52
1	1M	19	SER	C-O	10.14	1.42	1.23
2	13	6	LYS	N-CA	10.14	1.66	1.46
2	17	6	LYS	N-CA	10.14	1.66	1.46
2	2B	6	LYS	N-CA	10.14	1.66	1.46
1	12	19	SER	C-O	10.14	1.42	1.23
1	16	19	SER	C-O	10.14	1.42	1.23
1	2A	19	SER	C-O	10.14	1.42	1.23
1	2I	19	SER	C-O	10.14	1.42	1.23
1	2M	13	ALA	CA-CB	-10.14	1.31	1.52
1	22	13	ALA	CA-CB	-10.14	1.31	1.52
1	3A	19	SER	C-O	10.14	1.42	1.23
1	3I	19	SER	C-O	10.14	1.42	1.23
1	3M	13	ALA	CA-CB	-10.14	1.31	1.52

*Continued on next page...*

*Continued from previous page...*

Mol	Chain	Res	Type	Atoms	Z	Observed(Å)	Ideal(Å)
2	3R	6	LYS	N-CA	10.14	1.66	1.46
2	3V	6	LYS	N-CA	10.14	1.66	1.46
2	3Z	6	LYS	N-CA	10.14	1.66	1.46
1	3Q	19	SER	C-O	10.14	1.42	1.23
1	3U	19	SER	C-O	10.14	1.42	1.23
1	3Y	19	SER	C-O	10.14	1.42	1.23
1	32	19	SER	C-O	10.14	1.42	1.23
1	36	13	ALA	CA-CB	-10.14	1.31	1.52
1	4E	19	SER	C-O	10.14	1.42	1.23
1	4I	13	ALA	CA-CB	-10.14	1.31	1.52
1	4Q	13	ALA	CA-CB	-10.14	1.31	1.52
1	4Y	19	SER	C-O	10.14	1.42	1.23
2	5F	6	LYS	N-CA	10.14	1.66	1.46
2	5J	6	LYS	N-CA	10.14	1.66	1.46
2	5N	6	LYS	N-CA	10.14	1.66	1.46
2	67	6	LYS	N-CA	10.14	1.66	1.46
1	5E	19	SER	C-O	10.14	1.42	1.23
1	5I	19	SER	C-O	10.14	1.42	1.23
1	5M	19	SER	C-O	10.14	1.42	1.23
1	5U	19	SER	C-O	10.14	1.42	1.23
1	5Y	13	ALA	CA-CB	-10.14	1.31	1.52
1	6E	13	ALA	CA-CB	-10.14	1.31	1.52
1	6M	19	SER	C-O	10.14	1.42	1.23
1	6U	19	SER	C-O	10.14	1.42	1.23
1	6Y	13	ALA	CA-CB	-10.14	1.31	1.52
2	63	6	LYS	N-CA	10.14	1.66	1.46
2	7B	6	LYS	N-CA	10.14	1.66	1.46
1	62	19	SER	C-O	10.14	1.42	1.23
1	66	19	SER	C-O	10.14	1.42	1.23
1	7A	19	SER	C-O	10.14	1.42	1.23
1	7E	19	SER	C-O	10.14	1.42	1.23
1	7I	13	ALA	CA-CB	-10.14	1.31	1.52
1	7Q	19	SER	C-O	10.14	1.42	1.23
1	7U	13	ALA	CA-CB	-10.14	1.31	1.52
2	1B	6	LYS	N-CA	10.14	1.66	1.46
2	1J	6	LYS	N-CA	10.14	1.66	1.46
2	2F	6	LYS	N-CA	10.14	1.66	1.46
2	27	6	LYS	N-CA	10.14	1.66	1.46
2	3F	6	LYS	N-CA	10.14	1.66	1.46
2	4B	6	LYS	N-CA	10.14	1.66	1.46
2	4N	6	LYS	N-CA	10.14	1.66	1.46
2	4V	6	LYS	N-CA	10.14	1.66	1.46

*Continued on next page...*

*Continued from previous page...*

Mol	Chain	Res	Type	Atoms	Z	Observed(Å)	Ideal(Å)
2	5R	6	LYS	N-CA	10.14	1.66	1.46
2	6J	6	LYS	N-CA	10.14	1.66	1.46
2	6R	6	LYS	N-CA	10.14	1.66	1.46
2	7N	6	LYS	N-CA	10.14	1.66	1.46
1	12	13	ALA	CA-CB	-10.14	1.31	1.52
1	16	13	ALA	CA-CB	-10.14	1.31	1.52
1	2A	13	ALA	CA-CB	-10.14	1.31	1.52
1	3Q	13	ALA	CA-CB	-10.14	1.31	1.52
1	3U	13	ALA	CA-CB	-10.14	1.31	1.52
1	3Y	13	ALA	CA-CB	-10.14	1.31	1.52
1	5E	13	ALA	CA-CB	-10.14	1.31	1.52
1	5I	13	ALA	CA-CB	-10.14	1.31	1.52
1	5M	13	ALA	CA-CB	-10.14	1.31	1.52
1	62	13	ALA	CA-CB	-10.14	1.31	1.52
1	66	13	ALA	CA-CB	-10.14	1.31	1.52
1	7A	13	ALA	CA-CB	-10.14	1.31	1.52
1	1E	19	SER	C-O	10.14	1.42	1.23
1	2M	19	SER	C-O	10.14	1.42	1.23
1	22	19	SER	C-O	10.14	1.42	1.23
1	3M	19	SER	C-O	10.14	1.42	1.23
1	36	19	SER	C-O	10.14	1.42	1.23
1	4I	19	SER	C-O	10.14	1.42	1.23
1	4Q	19	SER	C-O	10.14	1.42	1.23
1	5Y	19	SER	C-O	10.14	1.42	1.23
1	6E	19	SER	C-O	10.14	1.42	1.23
1	6Y	19	SER	C-O	10.14	1.42	1.23
1	7I	19	SER	C-O	10.14	1.42	1.23
1	7U	19	SER	C-O	10.14	1.42	1.23
1	1Q	19	SER	C-O	10.13	1.42	1.23
1	1U	19	SER	C-O	10.13	1.42	1.23
1	1Y	19	SER	C-O	10.13	1.42	1.23
1	2Q	19	SER	C-O	10.13	1.42	1.23
1	2U	19	SER	C-O	10.13	1.42	1.23
1	2Y	19	SER	C-O	10.13	1.42	1.23
1	42	19	SER	C-O	10.13	1.42	1.23
1	46	19	SER	C-O	10.13	1.42	1.23
1	5A	19	SER	C-O	10.13	1.42	1.23
1	52	19	SER	C-O	10.13	1.42	1.23
1	56	19	SER	C-O	10.13	1.42	1.23
1	6A	19	SER	C-O	10.13	1.42	1.23
1	1Q	25	ASP	CG-OD1	-10.13	1.02	1.25
1	1U	25	ASP	CG-OD1	-10.13	1.02	1.25

*Continued on next page...*

*Continued from previous page...*

Mol	Chain	Res	Type	Atoms	Z	Observed(Å)	Ideal(Å)
1	1Y	25	ASP	CG-OD1	-10.13	1.02	1.25
1	2Q	25	ASP	CG-OD1	-10.13	1.02	1.25
1	2U	25	ASP	CG-OD1	-10.13	1.02	1.25
1	2Y	25	ASP	CG-OD1	-10.13	1.02	1.25
1	42	25	ASP	CG-OD1	-10.13	1.02	1.25
1	46	25	ASP	CG-OD1	-10.13	1.02	1.25
1	5A	25	ASP	CG-OD1	-10.13	1.02	1.25
1	52	25	ASP	CG-OD1	-10.13	1.02	1.25
1	56	25	ASP	CG-OD1	-10.13	1.02	1.25
1	6A	25	ASP	CG-OD1	-10.13	1.02	1.25
1	1A	25	ASP	CG-OD1	-10.12	1.02	1.25
1	1I	25	ASP	CG-OD1	-10.12	1.02	1.25
1	2E	25	ASP	CG-OD1	-10.12	1.02	1.25
1	26	25	ASP	CG-OD1	-10.12	1.02	1.25
1	3E	25	ASP	CG-OD1	-10.12	1.02	1.25
1	4A	25	ASP	CG-OD1	-10.12	1.02	1.25
1	4M	25	ASP	CG-OD1	-10.12	1.02	1.25
1	4U	25	ASP	CG-OD1	-10.12	1.02	1.25
1	5Q	25	ASP	CG-OD1	-10.12	1.02	1.25
1	6I	25	ASP	CG-OD1	-10.12	1.02	1.25
1	6Q	25	ASP	CG-OD1	-10.12	1.02	1.25
1	7M	25	ASP	CG-OD1	-10.12	1.02	1.25
1	1E	25	ASP	CG-OD1	-10.11	1.02	1.25
1	2M	25	ASP	CG-OD1	-10.11	1.02	1.25
1	22	25	ASP	CG-OD1	-10.11	1.02	1.25
1	3M	25	ASP	CG-OD1	-10.11	1.02	1.25
1	36	25	ASP	CG-OD1	-10.11	1.02	1.25
1	4I	25	ASP	CG-OD1	-10.11	1.02	1.25
1	4Q	25	ASP	CG-OD1	-10.11	1.02	1.25
1	5Y	25	ASP	CG-OD1	-10.11	1.02	1.25
1	6E	25	ASP	CG-OD1	-10.11	1.02	1.25
1	6Y	25	ASP	CG-OD1	-10.11	1.02	1.25
1	7I	25	ASP	CG-OD1	-10.11	1.02	1.25
1	7U	25	ASP	CG-OD1	-10.11	1.02	1.25
1	12	25	ASP	CG-OD1	-10.11	1.02	1.25
1	16	25	ASP	CG-OD1	-10.11	1.02	1.25
1	2A	25	ASP	CG-OD1	-10.11	1.02	1.25
1	3Q	25	ASP	CG-OD1	-10.11	1.02	1.25
1	3U	25	ASP	CG-OD1	-10.11	1.02	1.25
1	3Y	25	ASP	CG-OD1	-10.11	1.02	1.25
1	5E	25	ASP	CG-OD1	-10.11	1.02	1.25
1	5I	25	ASP	CG-OD1	-10.11	1.02	1.25

*Continued on next page...*

*Continued from previous page...*

Mol	Chain	Res	Type	Atoms	Z	Observed(Å)	Ideal(Å)
1	5M	25	ASP	CG-OD1	-10.11	1.02	1.25
1	62	25	ASP	CG-OD1	-10.11	1.02	1.25
1	66	25	ASP	CG-OD1	-10.11	1.02	1.25
1	7A	25	ASP	CG-OD1	-10.11	1.02	1.25
1	1M	154	SER	CA-CB	10.10	1.68	1.52
1	2I	154	SER	CA-CB	10.10	1.68	1.52
1	3A	154	SER	CA-CB	10.10	1.68	1.52
1	3I	154	SER	CA-CB	10.10	1.68	1.52
1	32	154	SER	CA-CB	10.10	1.68	1.52
1	4E	154	SER	CA-CB	10.10	1.68	1.52
1	4Y	154	SER	CA-CB	10.10	1.68	1.52
1	5U	154	SER	CA-CB	10.10	1.68	1.52
1	6M	154	SER	CA-CB	10.10	1.68	1.52
1	6U	154	SER	CA-CB	10.10	1.68	1.52
1	7E	154	SER	CA-CB	10.10	1.68	1.52
1	7Q	154	SER	CA-CB	10.10	1.68	1.52
1	1M	13	ALA	CA-CB	-10.10	1.31	1.52
1	2I	13	ALA	CA-CB	-10.10	1.31	1.52
1	3A	13	ALA	CA-CB	-10.10	1.31	1.52
1	3I	13	ALA	CA-CB	-10.10	1.31	1.52
1	32	13	ALA	CA-CB	-10.10	1.31	1.52
1	4E	13	ALA	CA-CB	-10.10	1.31	1.52
1	4Y	13	ALA	CA-CB	-10.10	1.31	1.52
1	5U	13	ALA	CA-CB	-10.10	1.31	1.52
1	6M	13	ALA	CA-CB	-10.10	1.31	1.52
1	6U	13	ALA	CA-CB	-10.10	1.31	1.52
1	7E	13	ALA	CA-CB	-10.10	1.31	1.52
1	7Q	13	ALA	CA-CB	-10.10	1.31	1.52
1	1E	15	SER	N-CA	-10.09	1.26	1.46
1	2M	15	SER	N-CA	-10.09	1.26	1.46
1	22	15	SER	N-CA	-10.09	1.26	1.46
1	3M	15	SER	N-CA	-10.09	1.26	1.46
1	36	15	SER	N-CA	-10.09	1.26	1.46
1	4I	15	SER	N-CA	-10.09	1.26	1.46
1	4Q	15	SER	N-CA	-10.09	1.26	1.46
1	5Y	15	SER	N-CA	-10.09	1.26	1.46
1	6E	15	SER	N-CA	-10.09	1.26	1.46
1	6Y	15	SER	N-CA	-10.09	1.26	1.46
1	7I	15	SER	N-CA	-10.09	1.26	1.46
1	7U	15	SER	N-CA	-10.09	1.26	1.46
1	1M	15	SER	N-CA	-10.09	1.26	1.46
1	2I	15	SER	N-CA	-10.09	1.26	1.46

*Continued on next page...*

*Continued from previous page...*

Mol	Chain	Res	Type	Atoms	Z	Observed(Å)	Ideal(Å)
1	3A	15	SER	N-CA	-10.09	1.26	1.46
1	3I	15	SER	N-CA	-10.09	1.26	1.46
1	32	15	SER	N-CA	-10.09	1.26	1.46
1	4E	15	SER	N-CA	-10.09	1.26	1.46
1	4Y	15	SER	N-CA	-10.09	1.26	1.46
1	5U	15	SER	N-CA	-10.09	1.26	1.46
1	6M	15	SER	N-CA	-10.09	1.26	1.46
1	6U	15	SER	N-CA	-10.09	1.26	1.46
1	7E	15	SER	N-CA	-10.09	1.26	1.46
1	7Q	15	SER	N-CA	-10.09	1.26	1.46
2	1B	35	PHE	C-N	10.08	1.57	1.34
2	1J	35	PHE	C-N	10.08	1.57	1.34
2	1N	35	PHE	C-N	10.08	1.57	1.34
2	2F	35	PHE	C-N	10.08	1.57	1.34
2	2J	35	PHE	C-N	10.08	1.57	1.34
2	27	35	PHE	C-N	10.08	1.57	1.34
2	3B	35	PHE	C-N	10.08	1.57	1.34
2	3F	35	PHE	C-N	10.08	1.57	1.34
2	3J	35	PHE	C-N	10.08	1.57	1.34
2	33	35	PHE	C-N	10.08	1.57	1.34
2	4B	35	PHE	C-N	10.08	1.57	1.34
2	4F	35	PHE	C-N	10.08	1.57	1.34
2	4N	35	PHE	C-N	10.08	1.57	1.34
2	4V	35	PHE	C-N	10.08	1.57	1.34
2	4Z	35	PHE	C-N	10.08	1.57	1.34
2	5R	35	PHE	C-N	10.08	1.57	1.34
2	5V	35	PHE	C-N	10.08	1.57	1.34
2	6J	35	PHE	C-N	10.08	1.57	1.34
2	6N	35	PHE	C-N	10.08	1.57	1.34
2	6R	35	PHE	C-N	10.08	1.57	1.34
2	6V	35	PHE	C-N	10.08	1.57	1.34
2	7F	35	PHE	C-N	10.08	1.57	1.34
2	7N	35	PHE	C-N	10.08	1.57	1.34
2	7R	35	PHE	C-N	10.08	1.57	1.34
1	1A	15	SER	N-CA	-10.08	1.26	1.46
1	1I	15	SER	N-CA	-10.08	1.26	1.46
1	1Q	15	SER	N-CA	-10.08	1.26	1.46
1	1U	15	SER	N-CA	-10.08	1.26	1.46
1	1Y	15	SER	N-CA	-10.08	1.26	1.46
1	2E	15	SER	N-CA	-10.08	1.26	1.46
1	2Q	15	SER	N-CA	-10.08	1.26	1.46
1	2U	15	SER	N-CA	-10.08	1.26	1.46

*Continued on next page...*

*Continued from previous page...*

Mol	Chain	Res	Type	Atoms	Z	Observed(Å)	Ideal(Å)
1	2Y	15	SER	N-CA	-10.08	1.26	1.46
1	26	15	SER	N-CA	-10.08	1.26	1.46
1	3E	15	SER	N-CA	-10.08	1.26	1.46
1	4A	15	SER	N-CA	-10.08	1.26	1.46
1	4M	15	SER	N-CA	-10.08	1.26	1.46
1	4U	15	SER	N-CA	-10.08	1.26	1.46
1	42	15	SER	N-CA	-10.08	1.26	1.46
1	46	15	SER	N-CA	-10.08	1.26	1.46
1	5A	15	SER	N-CA	-10.08	1.26	1.46
1	5Q	15	SER	N-CA	-10.08	1.26	1.46
1	52	15	SER	N-CA	-10.08	1.26	1.46
1	56	15	SER	N-CA	-10.08	1.26	1.46
1	6A	15	SER	N-CA	-10.08	1.26	1.46
1	6I	15	SER	N-CA	-10.08	1.26	1.46
1	6Q	15	SER	N-CA	-10.08	1.26	1.46
1	7M	15	SER	N-CA	-10.08	1.26	1.46
1	12	15	SER	N-CA	-10.08	1.26	1.46
1	16	15	SER	N-CA	-10.08	1.26	1.46
1	2A	15	SER	N-CA	-10.08	1.26	1.46
1	3Q	15	SER	N-CA	-10.08	1.26	1.46
1	3U	15	SER	N-CA	-10.08	1.26	1.46
1	3Y	15	SER	N-CA	-10.08	1.26	1.46
1	5E	15	SER	N-CA	-10.08	1.26	1.46
1	5I	15	SER	N-CA	-10.08	1.26	1.46
1	5M	15	SER	N-CA	-10.08	1.26	1.46
1	62	15	SER	N-CA	-10.08	1.26	1.46
1	66	15	SER	N-CA	-10.08	1.26	1.46
1	7A	15	SER	N-CA	-10.08	1.26	1.46
1	1M	25	ASP	CG-OD1	-10.07	1.02	1.25
1	2I	25	ASP	CG-OD1	-10.07	1.02	1.25
1	3A	25	ASP	CG-OD1	-10.07	1.02	1.25
1	3I	25	ASP	CG-OD1	-10.07	1.02	1.25
1	32	25	ASP	CG-OD1	-10.07	1.02	1.25
1	4E	25	ASP	CG-OD1	-10.07	1.02	1.25
1	4Y	25	ASP	CG-OD1	-10.07	1.02	1.25
1	5U	25	ASP	CG-OD1	-10.07	1.02	1.25
1	6M	25	ASP	CG-OD1	-10.07	1.02	1.25
1	6U	25	ASP	CG-OD1	-10.07	1.02	1.25
1	7E	25	ASP	CG-OD1	-10.07	1.02	1.25
1	7Q	25	ASP	CG-OD1	-10.07	1.02	1.25
2	1F	35	PHE	C-N	10.07	1.57	1.34
1	12	154	SER	CA-CB	10.07	1.68	1.52

*Continued on next page...*



*Continued from previous page...*

Mol	Chain	Res	Type	Atoms	Z	Observed(Å)	Ideal(Å)
2	13	35	PHE	C-N	10.07	1.57	1.34
1	16	154	SER	CA-CB	10.07	1.68	1.52
2	17	35	PHE	C-N	10.07	1.57	1.34
1	2A	154	SER	CA-CB	10.07	1.68	1.52
2	2B	35	PHE	C-N	10.07	1.57	1.34
2	2N	35	PHE	C-N	10.07	1.57	1.34
2	23	35	PHE	C-N	10.07	1.57	1.34
2	3N	35	PHE	C-N	10.07	1.57	1.34
1	3Q	154	SER	CA-CB	10.07	1.68	1.52
2	3R	35	PHE	C-N	10.07	1.57	1.34
1	3U	154	SER	CA-CB	10.07	1.68	1.52
2	3V	35	PHE	C-N	10.07	1.57	1.34
1	3Y	154	SER	CA-CB	10.07	1.68	1.52
2	3Z	35	PHE	C-N	10.07	1.57	1.34
2	37	35	PHE	C-N	10.07	1.57	1.34
2	4J	35	PHE	C-N	10.07	1.57	1.34
2	4R	35	PHE	C-N	10.07	1.57	1.34
1	5E	154	SER	CA-CB	10.07	1.68	1.52
2	5F	35	PHE	C-N	10.07	1.57	1.34
1	5I	154	SER	CA-CB	10.07	1.68	1.52
2	5J	35	PHE	C-N	10.07	1.57	1.34
1	5M	154	SER	CA-CB	10.07	1.68	1.52
2	5N	35	PHE	C-N	10.07	1.57	1.34
2	5Z	35	PHE	C-N	10.07	1.57	1.34
2	6F	35	PHE	C-N	10.07	1.57	1.34
2	6Z	35	PHE	C-N	10.07	1.57	1.34
1	62	154	SER	CA-CB	10.07	1.68	1.52
2	63	35	PHE	C-N	10.07	1.57	1.34
1	66	154	SER	CA-CB	10.07	1.68	1.52
2	67	35	PHE	C-N	10.07	1.57	1.34
1	7A	154	SER	CA-CB	10.07	1.68	1.52
2	7B	35	PHE	C-N	10.07	1.57	1.34
2	7J	35	PHE	C-N	10.07	1.57	1.34
2	7V	35	PHE	C-N	10.07	1.57	1.34
1	1Q	154	SER	CA-CB	10.07	1.68	1.52
1	1U	154	SER	CA-CB	10.07	1.68	1.52
1	1Y	154	SER	CA-CB	10.07	1.68	1.52
1	2Q	154	SER	CA-CB	10.07	1.68	1.52
1	2U	154	SER	CA-CB	10.07	1.68	1.52
1	2Y	154	SER	CA-CB	10.07	1.68	1.52
1	42	154	SER	CA-CB	10.07	1.68	1.52
1	46	154	SER	CA-CB	10.07	1.68	1.52

*Continued on next page...*

*Continued from previous page...*

Mol	Chain	Res	Type	Atoms	Z	Observed(Å)	Ideal(Å)
1	5A	154	SER	CA-CB	10.07	1.68	1.52
1	52	154	SER	CA-CB	10.07	1.68	1.52
1	56	154	SER	CA-CB	10.07	1.68	1.52
1	6A	154	SER	CA-CB	10.07	1.68	1.52
1	1A	50	ARG	N-CA	-10.06	1.26	1.46
1	1I	50	ARG	N-CA	-10.06	1.26	1.46
1	1M	50	ARG	N-CA	-10.06	1.26	1.46
1	2E	50	ARG	N-CA	-10.06	1.26	1.46
1	3E	50	ARG	N-CA	-10.06	1.26	1.46
1	4M	50	ARG	N-CA	-10.06	1.26	1.46
1	5Q	50	ARG	N-CA	-10.06	1.26	1.46
2	1R	35	PHE	C-N	10.06	1.57	1.34
2	1V	35	PHE	C-N	10.06	1.57	1.34
2	1Z	35	PHE	C-N	10.06	1.57	1.34
1	2I	50	ARG	N-CA	-10.06	1.26	1.46
1	26	50	ARG	N-CA	-10.06	1.26	1.46
1	4A	50	ARG	N-CA	-10.06	1.26	1.46
1	6I	50	ARG	N-CA	-10.06	1.26	1.46
2	2R	35	PHE	C-N	10.06	1.57	1.34
2	2V	35	PHE	C-N	10.06	1.57	1.34
2	2Z	35	PHE	C-N	10.06	1.57	1.34
1	3A	50	ARG	N-CA	-10.06	1.26	1.46
1	3I	50	ARG	N-CA	-10.06	1.26	1.46
1	32	50	ARG	N-CA	-10.06	1.26	1.46
1	4E	50	ARG	N-CA	-10.06	1.26	1.46
1	4U	50	ARG	N-CA	-10.06	1.26	1.46
1	4Y	50	ARG	N-CA	-10.06	1.26	1.46
1	6Q	50	ARG	N-CA	-10.06	1.26	1.46
2	43	35	PHE	C-N	10.06	1.57	1.34
2	47	35	PHE	C-N	10.06	1.57	1.34
2	5B	35	PHE	C-N	10.06	1.57	1.34
1	5U	50	ARG	N-CA	-10.06	1.26	1.46
2	53	35	PHE	C-N	10.06	1.57	1.34
2	57	35	PHE	C-N	10.06	1.57	1.34
2	6B	35	PHE	C-N	10.06	1.57	1.34
1	6M	50	ARG	N-CA	-10.06	1.26	1.46
1	6U	50	ARG	N-CA	-10.06	1.26	1.46
1	7E	50	ARG	N-CA	-10.06	1.26	1.46
1	7M	50	ARG	N-CA	-10.06	1.26	1.46
1	7Q	50	ARG	N-CA	-10.06	1.26	1.46
1	12	155	PRO	CA-CB	10.06	1.73	1.53
1	16	155	PRO	CA-CB	10.06	1.73	1.53

*Continued on next page...*

*Continued from previous page...*

Mol	Chain	Res	Type	Atoms	Z	Observed(Å)	Ideal(Å)
1	2A	155	PRO	CA-CB	10.06	1.73	1.53
1	3Q	155	PRO	CA-CB	10.06	1.73	1.53
1	3U	155	PRO	CA-CB	10.06	1.73	1.53
1	3Y	155	PRO	CA-CB	10.06	1.73	1.53
1	5E	155	PRO	CA-CB	10.06	1.73	1.53
1	5I	155	PRO	CA-CB	10.06	1.73	1.53
1	5M	155	PRO	CA-CB	10.06	1.73	1.53
1	62	155	PRO	CA-CB	10.06	1.73	1.53
1	66	155	PRO	CA-CB	10.06	1.73	1.53
1	7A	155	PRO	CA-CB	10.06	1.73	1.53
1	1Q	155	PRO	CA-CB	10.06	1.73	1.53
1	1U	155	PRO	CA-CB	10.06	1.73	1.53
1	1Y	155	PRO	CA-CB	10.06	1.73	1.53
1	2Q	155	PRO	CA-CB	10.06	1.73	1.53
1	2U	155	PRO	CA-CB	10.06	1.73	1.53
1	2Y	155	PRO	CA-CB	10.06	1.73	1.53
1	42	155	PRO	CA-CB	10.06	1.73	1.53
1	46	155	PRO	CA-CB	10.06	1.73	1.53
1	5A	155	PRO	CA-CB	10.06	1.73	1.53
1	52	155	PRO	CA-CB	10.06	1.73	1.53
1	56	155	PRO	CA-CB	10.06	1.73	1.53
1	6A	155	PRO	CA-CB	10.06	1.73	1.53
1	1M	155	PRO	CA-CB	10.05	1.73	1.53
1	2I	155	PRO	CA-CB	10.05	1.73	1.53
1	3A	155	PRO	CA-CB	10.05	1.73	1.53
1	3I	155	PRO	CA-CB	10.05	1.73	1.53
1	32	155	PRO	CA-CB	10.05	1.73	1.53
1	4E	155	PRO	CA-CB	10.05	1.73	1.53
1	4Y	155	PRO	CA-CB	10.05	1.73	1.53
1	5U	155	PRO	CA-CB	10.05	1.73	1.53
1	6M	155	PRO	CA-CB	10.05	1.73	1.53
1	6U	155	PRO	CA-CB	10.05	1.73	1.53
1	7E	155	PRO	CA-CB	10.05	1.73	1.53
1	7Q	155	PRO	CA-CB	10.05	1.73	1.53
1	1A	146	ASN	CA-C	-10.04	1.26	1.52
1	1E	155	PRO	CA-CB	10.05	1.73	1.53
1	1I	146	ASN	CA-C	-10.04	1.26	1.52
1	2M	155	PRO	CA-CB	10.05	1.73	1.53
1	36	155	PRO	CA-CB	10.05	1.73	1.53
1	1M	146	ASN	CA-C	-10.04	1.26	1.52
1	2E	146	ASN	CA-C	-10.04	1.26	1.52
1	22	155	PRO	CA-CB	10.05	1.73	1.53

*Continued on next page...*

*Continued from previous page...*

Mol	Chain	Res	Type	Atoms	Z	Observed(Å)	Ideal(Å)
1	3M	155	PRO	CA-CB	10.05	1.73	1.53
1	4Q	155	PRO	CA-CB	10.05	1.73	1.53
1	2I	146	ASN	CA-C	-10.04	1.26	1.52
1	26	146	ASN	CA-C	-10.04	1.26	1.52
1	3A	146	ASN	CA-C	-10.04	1.26	1.52
1	3E	146	ASN	CA-C	-10.04	1.26	1.52
1	4I	155	PRO	CA-CB	10.05	1.73	1.53
1	5Y	155	PRO	CA-CB	10.05	1.73	1.53
1	6E	155	PRO	CA-CB	10.05	1.73	1.53
1	6Y	155	PRO	CA-CB	10.05	1.73	1.53
1	3I	146	ASN	CA-C	-10.04	1.26	1.52
1	32	146	ASN	CA-C	-10.04	1.26	1.52
1	4A	146	ASN	CA-C	-10.04	1.26	1.52
1	4E	146	ASN	CA-C	-10.04	1.26	1.52
1	4M	146	ASN	CA-C	-10.04	1.26	1.52
1	4U	146	ASN	CA-C	-10.04	1.26	1.52
1	7I	155	PRO	CA-CB	10.05	1.73	1.53
1	4Y	146	ASN	CA-C	-10.04	1.26	1.52
1	5Q	146	ASN	CA-C	-10.04	1.26	1.52
1	5U	146	ASN	CA-C	-10.04	1.26	1.52
1	6I	146	ASN	CA-C	-10.04	1.26	1.52
1	6M	146	ASN	CA-C	-10.04	1.26	1.52
1	6Q	146	ASN	CA-C	-10.04	1.26	1.52
1	7U	155	PRO	CA-CB	10.05	1.73	1.53
1	6U	146	ASN	CA-C	-10.04	1.26	1.52
1	7E	146	ASN	CA-C	-10.04	1.26	1.52
1	7M	146	ASN	CA-C	-10.04	1.26	1.52
1	7Q	146	ASN	CA-C	-10.04	1.26	1.52
1	12	50	ARG	N-CA	-10.04	1.26	1.46
1	16	50	ARG	N-CA	-10.04	1.26	1.46
1	2A	50	ARG	N-CA	-10.04	1.26	1.46
1	3Q	50	ARG	N-CA	-10.04	1.26	1.46
1	3U	50	ARG	N-CA	-10.04	1.26	1.46
1	3Y	50	ARG	N-CA	-10.04	1.26	1.46
1	5E	50	ARG	N-CA	-10.04	1.26	1.46
1	5I	50	ARG	N-CA	-10.04	1.26	1.46
1	5M	50	ARG	N-CA	-10.04	1.26	1.46
1	62	50	ARG	N-CA	-10.04	1.26	1.46
1	66	50	ARG	N-CA	-10.04	1.26	1.46
1	7A	50	ARG	N-CA	-10.04	1.26	1.46
1	12	146	ASN	CA-C	-10.04	1.26	1.52
1	16	146	ASN	CA-C	-10.04	1.26	1.52

*Continued on next page...*

*Continued from previous page...*

Mol	Chain	Res	Type	Atoms	Z	Observed(Å)	Ideal(Å)
1	2A	146	ASN	CA-C	-10.04	1.26	1.52
1	3Q	146	ASN	CA-C	-10.04	1.26	1.52
1	3U	146	ASN	CA-C	-10.04	1.26	1.52
1	3Y	146	ASN	CA-C	-10.04	1.26	1.52
1	5E	146	ASN	CA-C	-10.04	1.26	1.52
1	5I	146	ASN	CA-C	-10.04	1.26	1.52
1	5M	146	ASN	CA-C	-10.04	1.26	1.52
1	62	146	ASN	CA-C	-10.04	1.26	1.52
1	66	146	ASN	CA-C	-10.04	1.26	1.52
1	7A	146	ASN	CA-C	-10.04	1.26	1.52
1	1A	155	PRO	CA-CB	10.04	1.73	1.53
1	1I	155	PRO	CA-CB	10.04	1.73	1.53
1	1M	26	ALA	C-O	-10.04	1.04	1.23
1	1Q	50	ARG	N-CA	-10.04	1.26	1.46
1	1U	50	ARG	N-CA	-10.04	1.26	1.46
1	1Y	50	ARG	N-CA	-10.04	1.26	1.46
1	2E	155	PRO	CA-CB	10.04	1.73	1.53
1	2I	26	ALA	C-O	-10.04	1.04	1.23
1	2Q	50	ARG	N-CA	-10.04	1.26	1.46
1	2U	50	ARG	N-CA	-10.04	1.26	1.46
1	2Y	50	ARG	N-CA	-10.04	1.26	1.46
1	26	155	PRO	CA-CB	10.04	1.73	1.53
1	3A	26	ALA	C-O	-10.04	1.04	1.23
1	3E	155	PRO	CA-CB	10.04	1.73	1.53
1	3I	26	ALA	C-O	-10.04	1.04	1.23
1	32	26	ALA	C-O	-10.04	1.04	1.23
1	4A	155	PRO	CA-CB	10.04	1.73	1.53
1	4E	26	ALA	C-O	-10.04	1.04	1.23
1	4M	155	PRO	CA-CB	10.04	1.73	1.53
1	4U	155	PRO	CA-CB	10.04	1.73	1.53
1	4Y	26	ALA	C-O	-10.04	1.04	1.23
1	42	50	ARG	N-CA	-10.04	1.26	1.46
1	46	50	ARG	N-CA	-10.04	1.26	1.46
1	5A	50	ARG	N-CA	-10.04	1.26	1.46
1	5Q	155	PRO	CA-CB	10.04	1.73	1.53
1	5U	26	ALA	C-O	-10.04	1.04	1.23
1	52	50	ARG	N-CA	-10.04	1.26	1.46
1	56	50	ARG	N-CA	-10.04	1.26	1.46
1	6A	50	ARG	N-CA	-10.04	1.26	1.46
1	6I	155	PRO	CA-CB	10.04	1.73	1.53
1	6M	26	ALA	C-O	-10.04	1.04	1.23
1	6Q	155	PRO	CA-CB	10.04	1.73	1.53

*Continued on next page...*

*Continued from previous page...*

Mol	Chain	Res	Type	Atoms	Z	Observed(Å)	Ideal(Å)
1	6U	26	ALA	C-O	-10.04	1.04	1.23
1	7E	26	ALA	C-O	-10.04	1.04	1.23
1	7M	155	PRO	CA-CB	10.04	1.73	1.53
1	7Q	26	ALA	C-O	-10.04	1.04	1.23
1	1E	50	ARG	N-CA	-10.04	1.26	1.46
1	1E	146	ASN	CA-C	-10.03	1.26	1.52
1	1Q	146	ASN	CA-C	-10.03	1.26	1.52
1	1U	146	ASN	CA-C	-10.03	1.26	1.52
1	1Y	146	ASN	CA-C	-10.03	1.26	1.52
1	2M	50	ARG	N-CA	-10.04	1.26	1.46
1	2M	146	ASN	CA-C	-10.03	1.26	1.52
1	2Q	146	ASN	CA-C	-10.03	1.26	1.52
1	2U	146	ASN	CA-C	-10.03	1.26	1.52
1	2Y	146	ASN	CA-C	-10.03	1.26	1.52
1	22	50	ARG	N-CA	-10.04	1.26	1.46
1	22	146	ASN	CA-C	-10.03	1.26	1.52
1	3M	50	ARG	N-CA	-10.04	1.26	1.46
1	3M	146	ASN	CA-C	-10.03	1.26	1.52
1	36	50	ARG	N-CA	-10.04	1.26	1.46
1	36	146	ASN	CA-C	-10.03	1.26	1.52
1	4I	50	ARG	N-CA	-10.04	1.26	1.46
1	4I	146	ASN	CA-C	-10.03	1.26	1.52
1	4Q	50	ARG	N-CA	-10.04	1.26	1.46
1	4Q	146	ASN	CA-C	-10.03	1.26	1.52
1	42	146	ASN	CA-C	-10.03	1.26	1.52
1	46	146	ASN	CA-C	-10.03	1.26	1.52
1	5A	146	ASN	CA-C	-10.03	1.26	1.52
1	5Y	50	ARG	N-CA	-10.04	1.26	1.46
1	5Y	146	ASN	CA-C	-10.03	1.26	1.52
1	52	146	ASN	CA-C	-10.03	1.26	1.52
1	56	146	ASN	CA-C	-10.03	1.26	1.52
1	6A	146	ASN	CA-C	-10.03	1.26	1.52
1	6E	50	ARG	N-CA	-10.04	1.26	1.46
1	6E	146	ASN	CA-C	-10.03	1.26	1.52
1	6Y	50	ARG	N-CA	-10.04	1.26	1.46
1	6Y	146	ASN	CA-C	-10.03	1.26	1.52
1	7I	50	ARG	N-CA	-10.04	1.26	1.46
1	7I	146	ASN	CA-C	-10.03	1.26	1.52
1	7U	50	ARG	N-CA	-10.04	1.26	1.46
1	7U	146	ASN	CA-C	-10.03	1.26	1.52
1	1A	154	SER	CA-CB	10.03	1.68	1.52
1	1I	154	SER	CA-CB	10.03	1.68	1.52

*Continued on next page...*

*Continued from previous page...*

Mol	Chain	Res	Type	Atoms	Z	Observed(Å)	Ideal(Å)
1	2E	154	SER	CA-CB	10.03	1.68	1.52
1	26	154	SER	CA-CB	10.03	1.68	1.52
1	3E	154	SER	CA-CB	10.03	1.68	1.52
1	4A	154	SER	CA-CB	10.03	1.68	1.52
1	4M	154	SER	CA-CB	10.03	1.68	1.52
1	4U	154	SER	CA-CB	10.03	1.68	1.52
1	5Q	154	SER	CA-CB	10.03	1.68	1.52
1	6I	154	SER	CA-CB	10.03	1.68	1.52
1	6Q	154	SER	CA-CB	10.03	1.68	1.52
1	7M	154	SER	CA-CB	10.03	1.68	1.52
1	12	26	ALA	C-O	-10.03	1.04	1.23
1	16	26	ALA	C-O	-10.03	1.04	1.23
1	2A	26	ALA	C-O	-10.03	1.04	1.23
1	3Q	26	ALA	C-O	-10.03	1.04	1.23
1	3U	26	ALA	C-O	-10.03	1.04	1.23
1	3Y	26	ALA	C-O	-10.03	1.04	1.23
1	5E	26	ALA	C-O	-10.03	1.04	1.23
1	5I	26	ALA	C-O	-10.03	1.04	1.23
1	5M	26	ALA	C-O	-10.03	1.04	1.23
1	62	26	ALA	C-O	-10.03	1.04	1.23
1	66	26	ALA	C-O	-10.03	1.04	1.23
1	7A	26	ALA	C-O	-10.03	1.04	1.23
1	1E	26	ALA	C-O	-10.02	1.04	1.23
1	2M	26	ALA	C-O	-10.02	1.04	1.23
1	22	26	ALA	C-O	-10.02	1.04	1.23
1	3M	26	ALA	C-O	-10.02	1.04	1.23
1	36	26	ALA	C-O	-10.02	1.04	1.23
1	4I	26	ALA	C-O	-10.02	1.04	1.23
1	4Q	26	ALA	C-O	-10.02	1.04	1.23
1	5Y	26	ALA	C-O	-10.02	1.04	1.23
1	6E	26	ALA	C-O	-10.02	1.04	1.23
1	6Y	26	ALA	C-O	-10.02	1.04	1.23
1	7I	26	ALA	C-O	-10.02	1.04	1.23
1	7U	26	ALA	C-O	-10.02	1.04	1.23
2	1F	224	VAL	CB-CG1	10.01	1.73	1.52
2	1R	224	VAL	CB-CG1	10.01	1.73	1.52
2	1V	224	VAL	CB-CG1	10.01	1.73	1.52
2	1Z	224	VAL	CB-CG1	10.01	1.73	1.52
2	2N	224	VAL	CB-CG1	10.01	1.73	1.52
2	2R	224	VAL	CB-CG1	10.01	1.73	1.52
2	2V	224	VAL	CB-CG1	10.01	1.73	1.52
2	2Z	224	VAL	CB-CG1	10.01	1.73	1.52

*Continued on next page...*

*Continued from previous page...*

Mol	Chain	Res	Type	Atoms	Z	Observed(Å)	Ideal(Å)
2	23	224	VAL	CB-CG1	10.01	1.73	1.52
2	3N	224	VAL	CB-CG1	10.01	1.73	1.52
2	37	224	VAL	CB-CG1	10.01	1.73	1.52
2	4J	224	VAL	CB-CG1	10.01	1.73	1.52
2	4R	224	VAL	CB-CG1	10.01	1.73	1.52
2	43	224	VAL	CB-CG1	10.01	1.73	1.52
2	47	224	VAL	CB-CG1	10.01	1.73	1.52
2	5B	224	VAL	CB-CG1	10.01	1.73	1.52
2	5Z	224	VAL	CB-CG1	10.01	1.73	1.52
2	53	224	VAL	CB-CG1	10.01	1.73	1.52
2	57	224	VAL	CB-CG1	10.01	1.73	1.52
2	6B	224	VAL	CB-CG1	10.01	1.73	1.52
2	6F	224	VAL	CB-CG1	10.01	1.73	1.52
2	6Z	224	VAL	CB-CG1	10.01	1.73	1.52
2	7J	224	VAL	CB-CG1	10.01	1.73	1.52
2	7V	224	VAL	CB-CG1	10.01	1.73	1.52
2	1N	224	VAL	CB-CG1	10.00	1.73	1.52
2	13	224	VAL	CB-CG1	10.00	1.73	1.52
2	17	224	VAL	CB-CG1	10.00	1.73	1.52
2	2B	224	VAL	CB-CG1	10.00	1.73	1.52
2	2J	224	VAL	CB-CG1	10.00	1.73	1.52
2	3B	224	VAL	CB-CG1	10.00	1.73	1.52
2	3J	224	VAL	CB-CG1	10.00	1.73	1.52
2	3R	224	VAL	CB-CG1	10.00	1.73	1.52
2	3V	224	VAL	CB-CG1	10.00	1.73	1.52
2	3Z	224	VAL	CB-CG1	10.00	1.73	1.52
2	33	224	VAL	CB-CG1	10.00	1.73	1.52
2	4F	224	VAL	CB-CG1	10.00	1.73	1.52
2	4Z	224	VAL	CB-CG1	10.00	1.73	1.52
2	5F	224	VAL	CB-CG1	10.00	1.73	1.52
2	5J	224	VAL	CB-CG1	10.00	1.73	1.52
2	5N	224	VAL	CB-CG1	10.00	1.73	1.52
2	5V	224	VAL	CB-CG1	10.00	1.73	1.52
2	6N	224	VAL	CB-CG1	10.00	1.73	1.52
2	6V	224	VAL	CB-CG1	10.00	1.73	1.52
2	63	224	VAL	CB-CG1	10.00	1.73	1.52
2	67	224	VAL	CB-CG1	10.00	1.73	1.52
2	7B	224	VAL	CB-CG1	10.00	1.73	1.52
2	7F	224	VAL	CB-CG1	10.00	1.73	1.52
2	7R	224	VAL	CB-CG1	10.00	1.73	1.52
2	1B	224	VAL	CB-CG1	10.00	1.73	1.52
2	1J	224	VAL	CB-CG1	10.00	1.73	1.52

*Continued on next page...*



*Continued from previous page...*

Mol	Chain	Res	Type	Atoms	Z	Observed(Å)	Ideal(Å)
2	2F	224	VAL	CB-CG1	10.00	1.73	1.52
2	27	224	VAL	CB-CG1	10.00	1.73	1.52
2	3F	224	VAL	CB-CG1	10.00	1.73	1.52
2	4B	224	VAL	CB-CG1	10.00	1.73	1.52
2	4N	224	VAL	CB-CG1	10.00	1.73	1.52
2	4V	224	VAL	CB-CG1	10.00	1.73	1.52
2	5R	224	VAL	CB-CG1	10.00	1.73	1.52
2	6J	224	VAL	CB-CG1	10.00	1.73	1.52
2	6R	224	VAL	CB-CG1	10.00	1.73	1.52
2	7N	224	VAL	CB-CG1	10.00	1.73	1.52
1	1Q	167	GLY	C-O	9.99	1.39	1.23
1	1U	167	GLY	C-O	9.99	1.39	1.23
1	1Y	167	GLY	C-O	9.99	1.39	1.23
1	2Q	167	GLY	C-O	9.99	1.39	1.23
1	2U	167	GLY	C-O	9.99	1.39	1.23
1	2Y	167	GLY	C-O	9.99	1.39	1.23
1	42	167	GLY	C-O	9.99	1.39	1.23
1	46	167	GLY	C-O	9.99	1.39	1.23
1	5A	167	GLY	C-O	9.99	1.39	1.23
1	52	167	GLY	C-O	9.99	1.39	1.23
1	56	167	GLY	C-O	9.99	1.39	1.23
1	6A	167	GLY	C-O	9.99	1.39	1.23
1	1Q	26	ALA	C-O	-9.99	1.04	1.23
1	1U	26	ALA	C-O	-9.99	1.04	1.23
1	1Y	26	ALA	C-O	-9.99	1.04	1.23
2	13	41	PHE	CE1-CZ	9.99	1.56	1.37
2	17	41	PHE	CE1-CZ	9.99	1.56	1.37
2	2B	41	PHE	CE1-CZ	9.99	1.56	1.37
1	2Q	26	ALA	C-O	-9.99	1.04	1.23
1	2U	26	ALA	C-O	-9.99	1.04	1.23
1	2Y	26	ALA	C-O	-9.99	1.04	1.23
2	3R	41	PHE	CE1-CZ	9.99	1.56	1.37
2	3V	41	PHE	CE1-CZ	9.99	1.56	1.37
2	3Z	41	PHE	CE1-CZ	9.99	1.56	1.37
1	42	26	ALA	C-O	-9.99	1.04	1.23
1	46	26	ALA	C-O	-9.99	1.04	1.23
1	5A	26	ALA	C-O	-9.99	1.04	1.23
2	5F	41	PHE	CE1-CZ	9.99	1.56	1.37
2	5J	41	PHE	CE1-CZ	9.99	1.56	1.37
2	5N	41	PHE	CE1-CZ	9.99	1.56	1.37
1	52	26	ALA	C-O	-9.99	1.04	1.23
1	56	26	ALA	C-O	-9.99	1.04	1.23

*Continued on next page...*

*Continued from previous page...*

Mol	Chain	Res	Type	Atoms	Z	Observed(Å)	Ideal(Å)
1	6A	26	ALA	C-O	-9.99	1.04	1.23
2	63	41	PHE	CE1-CZ	9.99	1.56	1.37
2	67	41	PHE	CE1-CZ	9.99	1.56	1.37
2	7B	41	PHE	CE1-CZ	9.99	1.56	1.37
1	1E	154	SER	CA-CB	9.99	1.68	1.52
1	2M	154	SER	CA-CB	9.99	1.68	1.52
1	22	154	SER	CA-CB	9.99	1.68	1.52
1	3M	154	SER	CA-CB	9.99	1.68	1.52
1	36	154	SER	CA-CB	9.99	1.68	1.52
1	4I	154	SER	CA-CB	9.99	1.68	1.52
1	4Q	154	SER	CA-CB	9.99	1.68	1.52
1	5Y	154	SER	CA-CB	9.99	1.68	1.52
1	6E	154	SER	CA-CB	9.99	1.68	1.52
1	6Y	154	SER	CA-CB	9.99	1.68	1.52
1	7I	154	SER	CA-CB	9.99	1.68	1.52
1	7U	154	SER	CA-CB	9.99	1.68	1.52
1	1A	26	ALA	C-O	-9.99	1.04	1.23
1	1I	26	ALA	C-O	-9.99	1.04	1.23
1	2E	26	ALA	C-O	-9.99	1.04	1.23
1	26	26	ALA	C-O	-9.99	1.04	1.23
1	3E	26	ALA	C-O	-9.99	1.04	1.23
1	4A	26	ALA	C-O	-9.99	1.04	1.23
1	4M	26	ALA	C-O	-9.99	1.04	1.23
1	4U	26	ALA	C-O	-9.99	1.04	1.23
1	5Q	26	ALA	C-O	-9.99	1.04	1.23
1	6I	26	ALA	C-O	-9.99	1.04	1.23
1	6Q	26	ALA	C-O	-9.99	1.04	1.23
1	7M	26	ALA	C-O	-9.99	1.04	1.23
1	1E	167	GLY	C-O	9.99	1.39	1.23
1	2M	167	GLY	C-O	9.99	1.39	1.23
1	22	167	GLY	C-O	9.99	1.39	1.23
1	3M	167	GLY	C-O	9.99	1.39	1.23
1	36	167	GLY	C-O	9.99	1.39	1.23
1	4I	167	GLY	C-O	9.99	1.39	1.23
1	4Q	167	GLY	C-O	9.99	1.39	1.23
1	5Y	167	GLY	C-O	9.99	1.39	1.23
1	6E	167	GLY	C-O	9.99	1.39	1.23
1	6Y	167	GLY	C-O	9.99	1.39	1.23
1	7I	167	GLY	C-O	9.99	1.39	1.23
1	7U	167	GLY	C-O	9.99	1.39	1.23
1	1M	167	GLY	C-O	9.98	1.39	1.23
1	2I	167	GLY	C-O	9.98	1.39	1.23

*Continued on next page...*

*Continued from previous page...*

Mol	Chain	Res	Type	Atoms	Z	Observed(Å)	Ideal(Å)
1	3A	167	GLY	C-O	9.98	1.39	1.23
1	3I	167	GLY	C-O	9.98	1.39	1.23
1	32	167	GLY	C-O	9.98	1.39	1.23
1	4E	167	GLY	C-O	9.98	1.39	1.23
1	4Y	167	GLY	C-O	9.98	1.39	1.23
1	5U	167	GLY	C-O	9.98	1.39	1.23
1	6M	167	GLY	C-O	9.98	1.39	1.23
1	6U	167	GLY	C-O	9.98	1.39	1.23
1	7E	167	GLY	C-O	9.98	1.39	1.23
1	7Q	167	GLY	C-O	9.98	1.39	1.23
2	1N	41	PHE	CE1-CZ	9.98	1.56	1.37
1	12	167	GLY	C-O	9.98	1.39	1.23
1	16	167	GLY	C-O	9.98	1.39	1.23
1	2A	167	GLY	C-O	9.98	1.39	1.23
2	2J	41	PHE	CE1-CZ	9.98	1.56	1.37
2	3B	41	PHE	CE1-CZ	9.98	1.56	1.37
2	3J	41	PHE	CE1-CZ	9.98	1.56	1.37
1	3Q	167	GLY	C-O	9.98	1.39	1.23
1	3U	167	GLY	C-O	9.98	1.39	1.23
1	3Y	167	GLY	C-O	9.98	1.39	1.23
2	33	41	PHE	CE1-CZ	9.98	1.56	1.37
2	4F	41	PHE	CE1-CZ	9.98	1.56	1.37
2	4Z	41	PHE	CE1-CZ	9.98	1.56	1.37
1	5E	167	GLY	C-O	9.98	1.39	1.23
1	5I	167	GLY	C-O	9.98	1.39	1.23
1	5M	167	GLY	C-O	9.98	1.39	1.23
2	5V	41	PHE	CE1-CZ	9.98	1.56	1.37
2	6N	41	PHE	CE1-CZ	9.98	1.56	1.37
2	6V	41	PHE	CE1-CZ	9.98	1.56	1.37
1	62	167	GLY	C-O	9.98	1.39	1.23
1	66	167	GLY	C-O	9.98	1.39	1.23
1	7A	167	GLY	C-O	9.98	1.39	1.23
2	7F	41	PHE	CE1-CZ	9.98	1.56	1.37
2	7R	41	PHE	CE1-CZ	9.98	1.56	1.37
2	1R	41	PHE	CE1-CZ	9.98	1.56	1.37
2	1V	41	PHE	CE1-CZ	9.98	1.56	1.37
2	1Z	41	PHE	CE1-CZ	9.98	1.56	1.37
2	2R	41	PHE	CE1-CZ	9.98	1.56	1.37
2	2V	41	PHE	CE1-CZ	9.98	1.56	1.37
2	2Z	41	PHE	CE1-CZ	9.98	1.56	1.37
2	43	41	PHE	CE1-CZ	9.98	1.56	1.37
2	47	41	PHE	CE1-CZ	9.98	1.56	1.37

*Continued on next page...*

*Continued from previous page...*

Mol	Chain	Res	Type	Atoms	Z	Observed(Å)	Ideal(Å)
2	5B	41	PHE	CE1-CZ	9.98	1.56	1.37
2	53	41	PHE	CE1-CZ	9.98	1.56	1.37
2	57	41	PHE	CE1-CZ	9.98	1.56	1.37
2	6B	41	PHE	CE1-CZ	9.98	1.56	1.37
2	1F	41	PHE	CE1-CZ	9.97	1.56	1.37
2	2N	41	PHE	CE1-CZ	9.97	1.56	1.37
2	23	41	PHE	CE1-CZ	9.97	1.56	1.37
2	3N	41	PHE	CE1-CZ	9.97	1.56	1.37
2	37	41	PHE	CE1-CZ	9.97	1.56	1.37
2	5Z	72	ARG	CA-C	9.97	1.78	1.52
2	6F	72	ARG	CA-C	9.97	1.78	1.52
2	6Z	72	ARG	CA-C	9.97	1.78	1.52
2	7J	72	ARG	CA-C	9.97	1.78	1.52
2	7V	41	PHE	CE1-CZ	9.97	1.56	1.37
2	1B	41	PHE	CE1-CZ	9.97	1.56	1.37
2	1F	15	VAL	CA-CB	-9.97	1.33	1.54
2	1F	72	ARG	CA-C	9.97	1.78	1.52
2	4R	72	ARG	CA-C	9.97	1.78	1.52
2	1J	41	PHE	CE1-CZ	9.97	1.56	1.37
2	2F	41	PHE	CE1-CZ	9.97	1.56	1.37
2	2N	15	VAL	CA-CB	-9.97	1.33	1.54
2	2N	72	ARG	CA-C	9.97	1.78	1.52
2	23	15	VAL	CA-CB	-9.97	1.33	1.54
2	23	72	ARG	CA-C	9.97	1.78	1.52
2	3N	72	ARG	CA-C	9.97	1.78	1.52
2	27	41	PHE	CE1-CZ	9.97	1.56	1.37
2	3F	41	PHE	CE1-CZ	9.97	1.56	1.37
2	3N	15	VAL	CA-CB	-9.97	1.33	1.54
2	37	15	VAL	CA-CB	-9.97	1.33	1.54
2	37	72	ARG	CA-C	9.97	1.78	1.52
2	4B	41	PHE	CE1-CZ	9.97	1.56	1.37
2	4J	15	VAL	CA-CB	-9.97	1.33	1.54
2	4J	41	PHE	CE1-CZ	9.97	1.56	1.37
2	4J	72	ARG	CA-C	9.97	1.78	1.52
2	4R	41	PHE	CE1-CZ	9.97	1.56	1.37
2	4N	41	PHE	CE1-CZ	9.97	1.56	1.37
2	4R	15	VAL	CA-CB	-9.97	1.33	1.54
2	5Z	41	PHE	CE1-CZ	9.97	1.56	1.37
2	4V	41	PHE	CE1-CZ	9.97	1.56	1.37
2	5R	41	PHE	CE1-CZ	9.97	1.56	1.37
2	5Z	15	VAL	CA-CB	-9.97	1.33	1.54
2	6F	15	VAL	CA-CB	-9.97	1.33	1.54

*Continued on next page...*

*Continued from previous page...*

Mol	Chain	Res	Type	Atoms	Z	Observed(Å)	Ideal(Å)
2	6F	41	PHE	CE1-CZ	9.97	1.56	1.37
2	6Z	41	PHE	CE1-CZ	9.97	1.56	1.37
2	7J	41	PHE	CE1-CZ	9.97	1.56	1.37
2	6J	41	PHE	CE1-CZ	9.97	1.56	1.37
2	6R	41	PHE	CE1-CZ	9.97	1.56	1.37
2	6Z	15	VAL	CA-CB	-9.97	1.33	1.54
2	7J	15	VAL	CA-CB	-9.97	1.33	1.54
2	7V	72	ARG	CA-C	9.97	1.78	1.52
2	7N	41	PHE	CE1-CZ	9.97	1.56	1.37
2	7V	15	VAL	CA-CB	-9.97	1.33	1.54
2	1N	15	VAL	CA-CB	-9.97	1.33	1.54
2	2J	15	VAL	CA-CB	-9.97	1.33	1.54
2	3B	15	VAL	CA-CB	-9.97	1.33	1.54
2	3J	15	VAL	CA-CB	-9.97	1.33	1.54
2	33	15	VAL	CA-CB	-9.97	1.33	1.54
2	4F	15	VAL	CA-CB	-9.97	1.33	1.54
2	4Z	15	VAL	CA-CB	-9.97	1.33	1.54
2	5V	15	VAL	CA-CB	-9.97	1.33	1.54
2	6N	15	VAL	CA-CB	-9.97	1.33	1.54
2	6V	15	VAL	CA-CB	-9.97	1.33	1.54
2	7F	15	VAL	CA-CB	-9.97	1.33	1.54
2	7R	15	VAL	CA-CB	-9.97	1.33	1.54
1	1A	167	GLY	C-O	9.96	1.39	1.23
1	1I	167	GLY	C-O	9.96	1.39	1.23
2	1R	72	ARG	CA-C	9.96	1.78	1.52
2	1V	72	ARG	CA-C	9.96	1.78	1.52
2	1Z	72	ARG	CA-C	9.96	1.78	1.52
1	2E	167	GLY	C-O	9.96	1.39	1.23
2	2R	72	ARG	CA-C	9.96	1.78	1.52
2	2V	72	ARG	CA-C	9.96	1.78	1.52
2	2Z	72	ARG	CA-C	9.96	1.78	1.52
1	26	167	GLY	C-O	9.96	1.39	1.23
1	3E	167	GLY	C-O	9.96	1.39	1.23
1	4A	167	GLY	C-O	9.96	1.39	1.23
1	4M	167	GLY	C-O	9.96	1.39	1.23
1	4U	167	GLY	C-O	9.96	1.39	1.23
2	43	72	ARG	CA-C	9.96	1.78	1.52
2	47	72	ARG	CA-C	9.96	1.78	1.52
2	5B	72	ARG	CA-C	9.96	1.78	1.52
1	5Q	167	GLY	C-O	9.96	1.39	1.23
2	53	72	ARG	CA-C	9.96	1.78	1.52
2	57	72	ARG	CA-C	9.96	1.78	1.52

*Continued on next page...*

*Continued from previous page...*

Mol	Chain	Res	Type	Atoms	Z	Observed(Å)	Ideal(Å)
2	6B	72	ARG	CA-C	9.96	1.78	1.52
1	6I	167	GLY	C-O	9.96	1.39	1.23
1	6Q	167	GLY	C-O	9.96	1.39	1.23
1	7M	167	GLY	C-O	9.96	1.39	1.23
2	1B	15	VAL	CA-CB	-9.96	1.33	1.54
2	1J	15	VAL	CA-CB	-9.96	1.33	1.54
2	2F	15	VAL	CA-CB	-9.96	1.33	1.54
2	27	15	VAL	CA-CB	-9.96	1.33	1.54
2	3F	15	VAL	CA-CB	-9.96	1.33	1.54
2	4B	15	VAL	CA-CB	-9.96	1.33	1.54
2	4N	15	VAL	CA-CB	-9.96	1.33	1.54
2	4V	15	VAL	CA-CB	-9.96	1.33	1.54
2	5R	15	VAL	CA-CB	-9.96	1.33	1.54
2	6J	15	VAL	CA-CB	-9.96	1.33	1.54
2	6R	15	VAL	CA-CB	-9.96	1.33	1.54
2	7N	15	VAL	CA-CB	-9.96	1.33	1.54
2	13	15	VAL	CA-CB	-9.96	1.33	1.54
2	17	15	VAL	CA-CB	-9.96	1.33	1.54
2	2B	15	VAL	CA-CB	-9.96	1.33	1.54
2	3R	15	VAL	CA-CB	-9.96	1.33	1.54
2	3V	15	VAL	CA-CB	-9.96	1.33	1.54
2	3Z	15	VAL	CA-CB	-9.96	1.33	1.54
2	5F	15	VAL	CA-CB	-9.96	1.33	1.54
2	5J	15	VAL	CA-CB	-9.96	1.33	1.54
2	5N	15	VAL	CA-CB	-9.96	1.33	1.54
2	63	15	VAL	CA-CB	-9.96	1.33	1.54
2	67	15	VAL	CA-CB	-9.96	1.33	1.54
2	7B	15	VAL	CA-CB	-9.96	1.33	1.54
2	1R	15	VAL	CA-CB	-9.96	1.33	1.54
2	1V	15	VAL	CA-CB	-9.96	1.33	1.54
2	1Z	15	VAL	CA-CB	-9.96	1.33	1.54
2	2R	15	VAL	CA-CB	-9.96	1.33	1.54
2	2V	15	VAL	CA-CB	-9.96	1.33	1.54
2	2Z	15	VAL	CA-CB	-9.96	1.33	1.54
2	43	15	VAL	CA-CB	-9.96	1.33	1.54
2	47	15	VAL	CA-CB	-9.96	1.33	1.54
2	5B	15	VAL	CA-CB	-9.96	1.33	1.54
2	53	15	VAL	CA-CB	-9.96	1.33	1.54
2	57	15	VAL	CA-CB	-9.96	1.33	1.54
2	6B	15	VAL	CA-CB	-9.96	1.33	1.54
2	1F	68	PRO	C-O	-9.95	1.03	1.23
2	2N	68	PRO	C-O	-9.95	1.03	1.23

*Continued on next page...*

*Continued from previous page...*

Mol	Chain	Res	Type	Atoms	Z	Observed(Å)	Ideal(Å)
2	23	68	PRO	C-O	-9.95	1.03	1.23
2	3N	68	PRO	C-O	-9.95	1.03	1.23
2	37	68	PRO	C-O	-9.95	1.03	1.23
2	4J	68	PRO	C-O	-9.95	1.03	1.23
2	4R	68	PRO	C-O	-9.95	1.03	1.23
2	5Z	68	PRO	C-O	-9.95	1.03	1.23
2	6F	68	PRO	C-O	-9.95	1.03	1.23
2	6Z	68	PRO	C-O	-9.95	1.03	1.23
2	7J	68	PRO	C-O	-9.95	1.03	1.23
2	7V	68	PRO	C-O	-9.95	1.03	1.23
2	1B	68	PRO	C-O	-9.95	1.03	1.23
2	1J	68	PRO	C-O	-9.95	1.03	1.23
2	2F	68	PRO	C-O	-9.95	1.03	1.23
2	27	68	PRO	C-O	-9.95	1.03	1.23
2	3F	68	PRO	C-O	-9.95	1.03	1.23
2	4B	68	PRO	C-O	-9.95	1.03	1.23
2	4N	68	PRO	C-O	-9.95	1.03	1.23
2	4V	68	PRO	C-O	-9.95	1.03	1.23
2	5R	68	PRO	C-O	-9.95	1.03	1.23
2	6J	68	PRO	C-O	-9.95	1.03	1.23
2	6R	68	PRO	C-O	-9.95	1.03	1.23
2	7N	68	PRO	C-O	-9.95	1.03	1.23
2	1B	72	ARG	CA-C	9.94	1.78	1.52
2	1J	72	ARG	CA-C	9.94	1.78	1.52
2	2F	72	ARG	CA-C	9.94	1.78	1.52
2	27	72	ARG	CA-C	9.94	1.78	1.52
2	3F	72	ARG	CA-C	9.94	1.78	1.52
2	4B	72	ARG	CA-C	9.94	1.78	1.52
2	4N	72	ARG	CA-C	9.94	1.78	1.52
2	4V	72	ARG	CA-C	9.94	1.78	1.52
2	5R	72	ARG	CA-C	9.94	1.78	1.52
2	6J	72	ARG	CA-C	9.94	1.78	1.52
2	6R	72	ARG	CA-C	9.94	1.78	1.52
2	7N	72	ARG	CA-C	9.94	1.78	1.52
2	13	68	PRO	C-O	-9.94	1.03	1.23
2	17	68	PRO	C-O	-9.94	1.03	1.23
2	2B	68	PRO	C-O	-9.94	1.03	1.23
2	3R	68	PRO	C-O	-9.94	1.03	1.23
2	3V	68	PRO	C-O	-9.94	1.03	1.23
2	3Z	68	PRO	C-O	-9.94	1.03	1.23
2	5F	68	PRO	C-O	-9.94	1.03	1.23
2	5J	68	PRO	C-O	-9.94	1.03	1.23

*Continued on next page...*

*Continued from previous page...*

Mol	Chain	Res	Type	Atoms	Z	Observed(Å)	Ideal(Å)
2	5N	68	PRO	C-O	-9.94	1.03	1.23
2	63	68	PRO	C-O	-9.94	1.03	1.23
2	67	68	PRO	C-O	-9.94	1.03	1.23
2	7B	68	PRO	C-O	-9.94	1.03	1.23
2	1N	68	PRO	C-O	-9.92	1.03	1.23
2	1R	68	PRO	C-O	-9.92	1.03	1.23
2	1V	68	PRO	C-O	-9.92	1.03	1.23
2	1Z	68	PRO	C-O	-9.92	1.03	1.23
2	2J	68	PRO	C-O	-9.92	1.03	1.23
2	2R	68	PRO	C-O	-9.92	1.03	1.23
2	2V	68	PRO	C-O	-9.92	1.03	1.23
2	2Z	68	PRO	C-O	-9.92	1.03	1.23
2	3B	68	PRO	C-O	-9.92	1.03	1.23
2	3J	68	PRO	C-O	-9.92	1.03	1.23
2	33	68	PRO	C-O	-9.92	1.03	1.23
2	4F	68	PRO	C-O	-9.92	1.03	1.23
2	4Z	68	PRO	C-O	-9.92	1.03	1.23
2	43	68	PRO	C-O	-9.92	1.03	1.23
2	47	68	PRO	C-O	-9.92	1.03	1.23
2	5B	68	PRO	C-O	-9.92	1.03	1.23
2	5V	68	PRO	C-O	-9.92	1.03	1.23
2	53	68	PRO	C-O	-9.92	1.03	1.23
2	57	68	PRO	C-O	-9.92	1.03	1.23
2	6B	68	PRO	C-O	-9.92	1.03	1.23
2	6N	68	PRO	C-O	-9.92	1.03	1.23
2	6V	68	PRO	C-O	-9.92	1.03	1.23
2	7F	68	PRO	C-O	-9.92	1.03	1.23
2	7R	68	PRO	C-O	-9.92	1.03	1.23
2	13	72	ARG	CA-C	9.92	1.78	1.52
2	17	72	ARG	CA-C	9.92	1.78	1.52
2	2B	72	ARG	CA-C	9.92	1.78	1.52
2	3R	72	ARG	CA-C	9.92	1.78	1.52
2	3V	72	ARG	CA-C	9.92	1.78	1.52
2	3Z	72	ARG	CA-C	9.92	1.78	1.52
2	5F	72	ARG	CA-C	9.92	1.78	1.52
2	5J	72	ARG	CA-C	9.92	1.78	1.52
2	5N	72	ARG	CA-C	9.92	1.78	1.52
2	63	72	ARG	CA-C	9.92	1.78	1.52
2	67	72	ARG	CA-C	9.92	1.78	1.52
2	7B	72	ARG	CA-C	9.92	1.78	1.52
2	1N	72	ARG	CA-C	9.91	1.78	1.52
2	2J	72	ARG	CA-C	9.91	1.78	1.52

*Continued on next page...*



*Continued from previous page...*

Mol	Chain	Res	Type	Atoms	Z	Observed(Å)	Ideal(Å)
2	3B	72	ARG	CA-C	9.91	1.78	1.52
2	3J	72	ARG	CA-C	9.91	1.78	1.52
2	33	72	ARG	CA-C	9.91	1.78	1.52
2	4F	72	ARG	CA-C	9.91	1.78	1.52
2	4Z	72	ARG	CA-C	9.91	1.78	1.52
2	5V	72	ARG	CA-C	9.91	1.78	1.52
2	6N	72	ARG	CA-C	9.91	1.78	1.52
2	6V	72	ARG	CA-C	9.91	1.78	1.52
2	7F	72	ARG	CA-C	9.91	1.78	1.52
2	7R	72	ARG	CA-C	9.91	1.78	1.52
1	1E	29	TYR	CD1-CE1	9.91	1.54	1.39
1	2M	29	TYR	CD1-CE1	9.91	1.54	1.39
1	22	29	TYR	CD1-CE1	9.91	1.54	1.39
1	3M	29	TYR	CD1-CE1	9.91	1.54	1.39
1	36	29	TYR	CD1-CE1	9.91	1.54	1.39
1	4I	29	TYR	CD1-CE1	9.91	1.54	1.39
1	4Q	29	TYR	CD1-CE1	9.91	1.54	1.39
1	5Y	29	TYR	CD1-CE1	9.91	1.54	1.39
1	6E	29	TYR	CD1-CE1	9.91	1.54	1.39
1	6Y	29	TYR	CD1-CE1	9.91	1.54	1.39
1	7I	29	TYR	CD1-CE1	9.91	1.54	1.39
1	7U	29	TYR	CD1-CE1	9.91	1.54	1.39
2	1F	59	VAL	C-O	9.90	1.42	1.23
1	12	64	TYR	C-N	9.90	1.56	1.34
1	16	64	TYR	C-N	9.90	1.56	1.34
1	2A	64	TYR	C-N	9.90	1.56	1.34
2	2N	59	VAL	C-O	9.90	1.42	1.23
2	23	59	VAL	C-O	9.90	1.42	1.23
2	3N	59	VAL	C-O	9.90	1.42	1.23
1	3Q	64	TYR	C-N	9.90	1.56	1.34
1	3U	64	TYR	C-N	9.90	1.56	1.34
1	3Y	64	TYR	C-N	9.90	1.56	1.34
2	37	59	VAL	C-O	9.90	1.42	1.23
2	4J	59	VAL	C-O	9.90	1.42	1.23
2	4R	59	VAL	C-O	9.90	1.42	1.23
1	5E	64	TYR	C-N	9.90	1.56	1.34
1	5I	64	TYR	C-N	9.90	1.56	1.34
1	5M	64	TYR	C-N	9.90	1.56	1.34
2	5Z	59	VAL	C-O	9.90	1.42	1.23
2	6F	59	VAL	C-O	9.90	1.42	1.23
2	6Z	59	VAL	C-O	9.90	1.42	1.23
1	62	64	TYR	C-N	9.90	1.56	1.34

*Continued on next page...*

*Continued from previous page...*

Mol	Chain	Res	Type	Atoms	Z	Observed(Å)	Ideal(Å)
1	66	64	TYR	C-N	9.90	1.56	1.34
1	7A	64	TYR	C-N	9.90	1.56	1.34
2	7J	59	VAL	C-O	9.90	1.42	1.23
2	7V	59	VAL	C-O	9.90	1.42	1.23
1	12	29	TYR	CD1-CE1	9.89	1.54	1.39
1	16	29	TYR	CD1-CE1	9.89	1.54	1.39
1	2A	29	TYR	CD1-CE1	9.89	1.54	1.39
1	3Q	29	TYR	CD1-CE1	9.89	1.54	1.39
1	3U	29	TYR	CD1-CE1	9.89	1.54	1.39
1	3Y	29	TYR	CD1-CE1	9.89	1.54	1.39
1	5E	29	TYR	CD1-CE1	9.89	1.54	1.39
1	5I	29	TYR	CD1-CE1	9.89	1.54	1.39
1	5M	29	TYR	CD1-CE1	9.89	1.54	1.39
1	62	29	TYR	CD1-CE1	9.89	1.54	1.39
1	66	29	TYR	CD1-CE1	9.89	1.54	1.39
1	7A	29	TYR	CD1-CE1	9.89	1.54	1.39
1	1E	64	TYR	C-N	9.88	1.56	1.34
1	1M	29	TYR	CD1-CE1	9.88	1.54	1.39
2	1R	59	VAL	C-O	9.88	1.42	1.23
2	1V	59	VAL	C-O	9.88	1.42	1.23
2	1Z	59	VAL	C-O	9.88	1.42	1.23
1	2I	29	TYR	CD1-CE1	9.88	1.54	1.39
1	2M	64	TYR	C-N	9.88	1.56	1.34
2	2R	59	VAL	C-O	9.88	1.42	1.23
2	2V	59	VAL	C-O	9.88	1.42	1.23
2	2Z	59	VAL	C-O	9.88	1.42	1.23
1	22	64	TYR	C-N	9.88	1.56	1.34
1	3A	29	TYR	CD1-CE1	9.88	1.54	1.39
1	3I	29	TYR	CD1-CE1	9.88	1.54	1.39
1	3M	64	TYR	C-N	9.88	1.56	1.34
1	32	29	TYR	CD1-CE1	9.88	1.54	1.39
1	36	64	TYR	C-N	9.88	1.56	1.34
1	4E	29	TYR	CD1-CE1	9.88	1.54	1.39
1	4I	64	TYR	C-N	9.88	1.56	1.34
1	4Q	64	TYR	C-N	9.88	1.56	1.34
1	4Y	29	TYR	CD1-CE1	9.88	1.54	1.39
2	43	59	VAL	C-O	9.88	1.42	1.23
2	47	59	VAL	C-O	9.88	1.42	1.23
2	5B	59	VAL	C-O	9.88	1.42	1.23
1	5U	29	TYR	CD1-CE1	9.88	1.54	1.39
1	5Y	64	TYR	C-N	9.88	1.56	1.34
2	53	59	VAL	C-O	9.88	1.42	1.23

*Continued on next page...*

*Continued from previous page...*

Mol	Chain	Res	Type	Atoms	Z	Observed(Å)	Ideal(Å)
2	57	59	VAL	C-O	9.88	1.42	1.23
2	6B	59	VAL	C-O	9.88	1.42	1.23
1	6E	64	TYR	C-N	9.88	1.56	1.34
1	6M	29	TYR	CD1-CE1	9.88	1.54	1.39
1	6U	29	TYR	CD1-CE1	9.88	1.54	1.39
1	6Y	64	TYR	C-N	9.88	1.56	1.34
1	7E	29	TYR	CD1-CE1	9.88	1.54	1.39
1	7I	64	TYR	C-N	9.88	1.56	1.34
1	7Q	29	TYR	CD1-CE1	9.88	1.54	1.39
1	7U	64	TYR	C-N	9.88	1.56	1.34
1	1Q	29	TYR	CD1-CE1	9.88	1.54	1.39
1	1U	29	TYR	CD1-CE1	9.88	1.54	1.39
1	1Y	29	TYR	CD1-CE1	9.88	1.54	1.39
1	2Q	29	TYR	CD1-CE1	9.88	1.54	1.39
1	2U	29	TYR	CD1-CE1	9.88	1.54	1.39
1	2Y	29	TYR	CD1-CE1	9.88	1.54	1.39
1	42	29	TYR	CD1-CE1	9.88	1.54	1.39
1	46	29	TYR	CD1-CE1	9.88	1.54	1.39
1	5A	29	TYR	CD1-CE1	9.88	1.54	1.39
1	52	29	TYR	CD1-CE1	9.88	1.54	1.39
1	56	29	TYR	CD1-CE1	9.88	1.54	1.39
1	6A	29	TYR	CD1-CE1	9.88	1.54	1.39
1	1A	29	TYR	CD1-CE1	9.88	1.54	1.39
1	1E	77	ALA	CA-C	-9.88	1.27	1.52
1	1I	29	TYR	CD1-CE1	9.88	1.54	1.39
1	2E	29	TYR	CD1-CE1	9.88	1.54	1.39
1	2M	77	ALA	CA-C	-9.88	1.27	1.52
1	22	77	ALA	CA-C	-9.88	1.27	1.52
1	26	29	TYR	CD1-CE1	9.88	1.54	1.39
1	3E	29	TYR	CD1-CE1	9.88	1.54	1.39
1	3M	77	ALA	CA-C	-9.88	1.27	1.52
1	36	77	ALA	CA-C	-9.88	1.27	1.52
1	4A	29	TYR	CD1-CE1	9.88	1.54	1.39
1	4I	77	ALA	CA-C	-9.88	1.27	1.52
1	4M	29	TYR	CD1-CE1	9.88	1.54	1.39
1	4Q	77	ALA	CA-C	-9.88	1.27	1.52
1	4U	29	TYR	CD1-CE1	9.88	1.54	1.39
1	5Q	29	TYR	CD1-CE1	9.88	1.54	1.39
1	5Y	77	ALA	CA-C	-9.88	1.27	1.52
1	6E	77	ALA	CA-C	-9.88	1.27	1.52
1	6I	29	TYR	CD1-CE1	9.88	1.54	1.39
1	6Q	29	TYR	CD1-CE1	9.88	1.54	1.39

*Continued on next page...*

*Continued from previous page...*

Mol	Chain	Res	Type	Atoms	Z	Observed(Å)	Ideal(Å)
1	6Y	77	ALA	CA-C	-9.88	1.27	1.52
1	7I	77	ALA	CA-C	-9.88	1.27	1.52
1	7M	29	TYR	CD1-CE1	9.88	1.54	1.39
1	7U	77	ALA	CA-C	-9.88	1.27	1.52
1	1A	64	TYR	C-N	9.87	1.56	1.34
1	1I	64	TYR	C-N	9.87	1.56	1.34
1	1M	64	TYR	C-N	9.87	1.56	1.34
2	1N	59	VAL	C-O	9.87	1.42	1.23
1	2E	64	TYR	C-N	9.87	1.56	1.34
1	2I	64	TYR	C-N	9.87	1.56	1.34
2	2J	59	VAL	C-O	9.87	1.42	1.23
1	26	64	TYR	C-N	9.87	1.56	1.34
1	3A	64	TYR	C-N	9.87	1.56	1.34
2	3B	59	VAL	C-O	9.87	1.42	1.23
1	3E	64	TYR	C-N	9.87	1.56	1.34
1	3I	64	TYR	C-N	9.87	1.56	1.34
2	3J	59	VAL	C-O	9.87	1.42	1.23
1	32	64	TYR	C-N	9.87	1.56	1.34
2	33	59	VAL	C-O	9.87	1.42	1.23
1	4A	64	TYR	C-N	9.87	1.56	1.34
1	4E	64	TYR	C-N	9.87	1.56	1.34
2	4F	59	VAL	C-O	9.87	1.42	1.23
1	4M	64	TYR	C-N	9.87	1.56	1.34
1	4U	64	TYR	C-N	9.87	1.56	1.34
1	4Y	64	TYR	C-N	9.87	1.56	1.34
2	4Z	59	VAL	C-O	9.87	1.42	1.23
1	5Q	64	TYR	C-N	9.87	1.56	1.34
1	5U	64	TYR	C-N	9.87	1.56	1.34
2	5V	59	VAL	C-O	9.87	1.42	1.23
1	6I	64	TYR	C-N	9.87	1.56	1.34
1	6M	64	TYR	C-N	9.87	1.56	1.34
2	6N	59	VAL	C-O	9.87	1.42	1.23
1	6Q	64	TYR	C-N	9.87	1.56	1.34
1	6U	64	TYR	C-N	9.87	1.56	1.34
2	6V	59	VAL	C-O	9.87	1.42	1.23
1	7E	64	TYR	C-N	9.87	1.56	1.34
2	7F	59	VAL	C-O	9.87	1.42	1.23
1	7M	64	TYR	C-N	9.87	1.56	1.34
1	7Q	64	TYR	C-N	9.87	1.56	1.34
2	7R	59	VAL	C-O	9.87	1.42	1.23
2	1B	59	VAL	C-O	9.87	1.42	1.23
2	1J	59	VAL	C-O	9.87	1.42	1.23

*Continued on next page...*

*Continued from previous page...*

Mol	Chain	Res	Type	Atoms	Z	Observed(Å)	Ideal(Å)
2	2F	59	VAL	C-O	9.87	1.42	1.23
2	27	59	VAL	C-O	9.87	1.42	1.23
2	3F	59	VAL	C-O	9.87	1.42	1.23
2	4B	59	VAL	C-O	9.87	1.42	1.23
2	4N	59	VAL	C-O	9.87	1.42	1.23
2	4V	59	VAL	C-O	9.87	1.42	1.23
2	5R	59	VAL	C-O	9.87	1.42	1.23
2	6J	59	VAL	C-O	9.87	1.42	1.23
2	6R	59	VAL	C-O	9.87	1.42	1.23
2	7N	59	VAL	C-O	9.87	1.42	1.23
1	12	68	SER	CA-C	9.87	1.78	1.52
1	16	68	SER	CA-C	9.87	1.78	1.52
1	2A	68	SER	CA-C	9.87	1.78	1.52
1	3Q	68	SER	CA-C	9.87	1.78	1.52
1	3U	68	SER	CA-C	9.87	1.78	1.52
1	3Y	68	SER	CA-C	9.87	1.78	1.52
1	5E	68	SER	CA-C	9.87	1.78	1.52
1	5I	68	SER	CA-C	9.87	1.78	1.52
1	5M	68	SER	CA-C	9.87	1.78	1.52
1	62	68	SER	CA-C	9.87	1.78	1.52
1	66	68	SER	CA-C	9.87	1.78	1.52
1	7A	68	SER	CA-C	9.87	1.78	1.52
1	12	77	ALA	CA-C	-9.86	1.27	1.52
1	16	77	ALA	CA-C	-9.86	1.27	1.52
1	2A	77	ALA	CA-C	-9.86	1.27	1.52
1	3Q	77	ALA	CA-C	-9.86	1.27	1.52
1	3U	77	ALA	CA-C	-9.86	1.27	1.52
1	3Y	77	ALA	CA-C	-9.86	1.27	1.52
1	5E	77	ALA	CA-C	-9.86	1.27	1.52
1	5I	77	ALA	CA-C	-9.86	1.27	1.52
1	5M	77	ALA	CA-C	-9.86	1.27	1.52
1	62	77	ALA	CA-C	-9.86	1.27	1.52
1	66	77	ALA	CA-C	-9.86	1.27	1.52
1	7A	77	ALA	CA-C	-9.86	1.27	1.52
1	1A	77	ALA	CA-C	-9.86	1.27	1.52
1	1I	77	ALA	CA-C	-9.86	1.27	1.52
1	1M	77	ALA	CA-C	-9.86	1.27	1.52
1	1Q	64	TYR	C-N	9.86	1.56	1.34
1	1U	64	TYR	C-N	9.86	1.56	1.34
1	1Y	64	TYR	C-N	9.86	1.56	1.34
1	2E	77	ALA	CA-C	-9.86	1.27	1.52
1	2I	77	ALA	CA-C	-9.86	1.27	1.52

*Continued on next page...*

*Continued from previous page...*

Mol	Chain	Res	Type	Atoms	Z	Observed(Å)	Ideal(Å)
1	2Q	64	TYR	C-N	9.86	1.56	1.34
1	2U	64	TYR	C-N	9.86	1.56	1.34
1	2Y	64	TYR	C-N	9.86	1.56	1.34
1	26	77	ALA	CA-C	-9.86	1.27	1.52
1	3A	77	ALA	CA-C	-9.86	1.27	1.52
1	3E	77	ALA	CA-C	-9.86	1.27	1.52
1	3I	77	ALA	CA-C	-9.86	1.27	1.52
1	32	77	ALA	CA-C	-9.86	1.27	1.52
1	4A	77	ALA	CA-C	-9.86	1.27	1.52
1	4E	77	ALA	CA-C	-9.86	1.27	1.52
1	4M	77	ALA	CA-C	-9.86	1.27	1.52
1	4U	77	ALA	CA-C	-9.86	1.27	1.52
1	4Y	77	ALA	CA-C	-9.86	1.27	1.52
1	42	64	TYR	C-N	9.86	1.56	1.34
1	46	64	TYR	C-N	9.86	1.56	1.34
1	5A	64	TYR	C-N	9.86	1.56	1.34
1	5Q	77	ALA	CA-C	-9.86	1.27	1.52
1	5U	77	ALA	CA-C	-9.86	1.27	1.52
1	52	64	TYR	C-N	9.86	1.56	1.34
1	56	64	TYR	C-N	9.86	1.56	1.34
1	6A	64	TYR	C-N	9.86	1.56	1.34
1	6I	77	ALA	CA-C	-9.86	1.27	1.52
1	6M	77	ALA	CA-C	-9.86	1.27	1.52
1	6Q	77	ALA	CA-C	-9.86	1.27	1.52
1	6U	77	ALA	CA-C	-9.86	1.27	1.52
1	7E	77	ALA	CA-C	-9.86	1.27	1.52
1	7M	77	ALA	CA-C	-9.86	1.27	1.52
1	7Q	77	ALA	CA-C	-9.86	1.27	1.52
1	1Q	77	ALA	CA-C	-9.86	1.27	1.52
1	1U	77	ALA	CA-C	-9.86	1.27	1.52
1	1Y	77	ALA	CA-C	-9.86	1.27	1.52
1	2Q	77	ALA	CA-C	-9.86	1.27	1.52
1	2U	77	ALA	CA-C	-9.86	1.27	1.52
1	2Y	77	ALA	CA-C	-9.86	1.27	1.52
1	42	77	ALA	CA-C	-9.86	1.27	1.52
1	46	77	ALA	CA-C	-9.86	1.27	1.52
1	5A	77	ALA	CA-C	-9.86	1.27	1.52
1	52	77	ALA	CA-C	-9.86	1.27	1.52
1	56	77	ALA	CA-C	-9.86	1.27	1.52
1	6A	77	ALA	CA-C	-9.86	1.27	1.52
1	1A	68	SER	CA-C	9.85	1.78	1.52
1	1I	68	SER	CA-C	9.85	1.78	1.52

*Continued on next page...*

*Continued from previous page...*

Mol	Chain	Res	Type	Atoms	Z	Observed(Å)	Ideal(Å)
1	2E	68	SER	CA-C	9.85	1.78	1.52
1	26	68	SER	CA-C	9.85	1.78	1.52
1	3E	68	SER	CA-C	9.85	1.78	1.52
1	4A	68	SER	CA-C	9.85	1.78	1.52
1	4M	68	SER	CA-C	9.85	1.78	1.52
1	4U	68	SER	CA-C	9.85	1.78	1.52
1	5Q	68	SER	CA-C	9.85	1.78	1.52
1	6I	68	SER	CA-C	9.85	1.78	1.52
1	6Q	68	SER	CA-C	9.85	1.78	1.52
1	7M	68	SER	CA-C	9.85	1.78	1.52
1	12	149	THR	CB-OG1	9.85	1.62	1.43
1	16	149	THR	CB-OG1	9.85	1.62	1.43
1	2A	149	THR	CB-OG1	9.85	1.62	1.43
1	3Q	149	THR	CB-OG1	9.85	1.62	1.43
1	3U	149	THR	CB-OG1	9.85	1.62	1.43
1	3Y	149	THR	CB-OG1	9.85	1.62	1.43
1	5E	149	THR	CB-OG1	9.85	1.62	1.43
1	5I	149	THR	CB-OG1	9.85	1.62	1.43
1	5M	149	THR	CB-OG1	9.85	1.62	1.43
1	62	149	THR	CB-OG1	9.85	1.62	1.43
1	66	149	THR	CB-OG1	9.85	1.62	1.43
1	7A	149	THR	CB-OG1	9.85	1.62	1.43
1	1M	149	THR	CB-OG1	9.85	1.62	1.43
1	2I	149	THR	CB-OG1	9.85	1.62	1.43
1	3A	149	THR	CB-OG1	9.85	1.62	1.43
1	3I	149	THR	CB-OG1	9.85	1.62	1.43
1	32	149	THR	CB-OG1	9.85	1.62	1.43
1	4E	149	THR	CB-OG1	9.85	1.62	1.43
1	4Y	149	THR	CB-OG1	9.85	1.62	1.43
1	5U	149	THR	CB-OG1	9.85	1.62	1.43
1	6M	149	THR	CB-OG1	9.85	1.62	1.43
1	6U	149	THR	CB-OG1	9.85	1.62	1.43
1	7E	149	THR	CB-OG1	9.85	1.62	1.43
1	7Q	149	THR	CB-OG1	9.85	1.62	1.43
1	1Q	68	SER	CA-C	9.84	1.78	1.52
1	1U	68	SER	CA-C	9.84	1.78	1.52
1	1Y	68	SER	CA-C	9.84	1.78	1.52
1	2Q	68	SER	CA-C	9.84	1.78	1.52
1	2U	68	SER	CA-C	9.84	1.78	1.52
1	2Y	68	SER	CA-C	9.84	1.78	1.52
1	42	68	SER	CA-C	9.84	1.78	1.52
1	46	68	SER	CA-C	9.84	1.78	1.52

*Continued on next page...*

*Continued from previous page...*

Mol	Chain	Res	Type	Atoms	Z	Observed(Å)	Ideal(Å)
1	5A	68	SER	CA-C	9.84	1.78	1.52
1	52	68	SER	CA-C	9.84	1.78	1.52
1	56	68	SER	CA-C	9.84	1.78	1.52
1	6A	68	SER	CA-C	9.84	1.78	1.52
2	13	59	VAL	C-O	9.84	1.42	1.23
2	17	59	VAL	C-O	9.84	1.42	1.23
2	2B	59	VAL	C-O	9.84	1.42	1.23
2	3R	59	VAL	C-O	9.84	1.42	1.23
2	3V	59	VAL	C-O	9.84	1.42	1.23
2	3Z	59	VAL	C-O	9.84	1.42	1.23
2	5F	59	VAL	C-O	9.84	1.42	1.23
2	5J	59	VAL	C-O	9.84	1.42	1.23
2	5N	59	VAL	C-O	9.84	1.42	1.23
2	63	59	VAL	C-O	9.84	1.42	1.23
2	67	59	VAL	C-O	9.84	1.42	1.23
2	7B	59	VAL	C-O	9.84	1.42	1.23
1	1E	24	VAL	CA-C	-9.83	1.27	1.52
1	1M	68	SER	CA-C	9.83	1.78	1.52
1	12	24	VAL	CA-C	-9.83	1.27	1.52
1	16	24	VAL	CA-C	-9.83	1.27	1.52
1	2A	24	VAL	CA-C	-9.83	1.27	1.52
1	2I	68	SER	CA-C	9.83	1.78	1.52
1	2M	24	VAL	CA-C	-9.83	1.27	1.52
1	22	24	VAL	CA-C	-9.83	1.27	1.52
1	3A	68	SER	CA-C	9.83	1.78	1.52
1	3I	68	SER	CA-C	9.83	1.78	1.52
1	3M	24	VAL	CA-C	-9.83	1.27	1.52
1	3Q	24	VAL	CA-C	-9.83	1.27	1.52
1	3U	24	VAL	CA-C	-9.83	1.27	1.52
1	3Y	24	VAL	CA-C	-9.83	1.27	1.52
1	32	68	SER	CA-C	9.83	1.78	1.52
1	36	24	VAL	CA-C	-9.83	1.27	1.52
1	4E	68	SER	CA-C	9.83	1.78	1.52
1	4I	24	VAL	CA-C	-9.83	1.27	1.52
1	4Q	24	VAL	CA-C	-9.83	1.27	1.52
1	4Y	68	SER	CA-C	9.83	1.78	1.52
1	5E	24	VAL	CA-C	-9.83	1.27	1.52
1	5I	24	VAL	CA-C	-9.83	1.27	1.52
1	5M	24	VAL	CA-C	-9.83	1.27	1.52
1	5U	68	SER	CA-C	9.83	1.78	1.52
1	5Y	24	VAL	CA-C	-9.83	1.27	1.52
1	6E	24	VAL	CA-C	-9.83	1.27	1.52

*Continued on next page...*



*Continued from previous page...*

Mol	Chain	Res	Type	Atoms	Z	Observed(Å)	Ideal(Å)
1	6M	68	SER	CA-C	9.83	1.78	1.52
1	6U	68	SER	CA-C	9.83	1.78	1.52
1	6Y	24	VAL	CA-C	-9.83	1.27	1.52
1	6Z	24	VAL	CA-C	-9.83	1.27	1.52
1	66	24	VAL	CA-C	-9.83	1.27	1.52
1	7A	24	VAL	CA-C	-9.83	1.27	1.52
1	7E	68	SER	CA-C	9.83	1.78	1.52
1	7I	24	VAL	CA-C	-9.83	1.27	1.52
1	7Q	68	SER	CA-C	9.83	1.78	1.52
1	7U	24	VAL	CA-C	-9.83	1.27	1.52
1	1E	68	SER	CA-C	9.82	1.78	1.52
1	2M	68	SER	CA-C	9.82	1.78	1.52
1	22	68	SER	CA-C	9.82	1.78	1.52
1	3M	68	SER	CA-C	9.82	1.78	1.52
1	36	68	SER	CA-C	9.82	1.78	1.52
1	4I	68	SER	CA-C	9.82	1.78	1.52
1	4Q	68	SER	CA-C	9.82	1.78	1.52
1	5Y	68	SER	CA-C	9.82	1.78	1.52
1	6E	68	SER	CA-C	9.82	1.78	1.52
1	6Y	68	SER	CA-C	9.82	1.78	1.52
1	7I	68	SER	CA-C	9.82	1.78	1.52
1	7U	68	SER	CA-C	9.82	1.78	1.52
1	1A	24	VAL	CA-C	-9.82	1.27	1.52
1	1I	24	VAL	CA-C	-9.82	1.27	1.52
1	2E	24	VAL	CA-C	-9.82	1.27	1.52
1	26	24	VAL	CA-C	-9.82	1.27	1.52
1	3E	24	VAL	CA-C	-9.82	1.27	1.52
1	4A	24	VAL	CA-C	-9.82	1.27	1.52
1	4M	24	VAL	CA-C	-9.82	1.27	1.52
1	4U	24	VAL	CA-C	-9.82	1.27	1.52
1	5Q	24	VAL	CA-C	-9.82	1.27	1.52
1	6I	24	VAL	CA-C	-9.82	1.27	1.52
1	6Q	24	VAL	CA-C	-9.82	1.27	1.52
1	7M	24	VAL	CA-C	-9.82	1.27	1.52
1	1A	149	THR	CB-OG1	9.82	1.62	1.43
1	1I	149	THR	CB-OG1	9.82	1.62	1.43
1	2E	149	THR	CB-OG1	9.82	1.62	1.43
1	26	149	THR	CB-OG1	9.82	1.62	1.43
1	3E	149	THR	CB-OG1	9.82	1.62	1.43
1	4A	149	THR	CB-OG1	9.82	1.62	1.43
1	4M	149	THR	CB-OG1	9.82	1.62	1.43
1	4U	149	THR	CB-OG1	9.82	1.62	1.43

*Continued on next page...*

*Continued from previous page...*

Mol	Chain	Res	Type	Atoms	Z	Observed(Å)	Ideal(Å)
1	5Q	149	THR	CB-OG1	9.82	1.62	1.43
1	6I	149	THR	CB-OG1	9.82	1.62	1.43
1	6Q	149	THR	CB-OG1	9.82	1.62	1.43
1	7M	149	THR	CB-OG1	9.82	1.62	1.43
1	1M	24	VAL	CA-C	-9.81	1.27	1.52
1	2I	24	VAL	CA-C	-9.81	1.27	1.52
1	3A	24	VAL	CA-C	-9.81	1.27	1.52
1	3I	24	VAL	CA-C	-9.81	1.27	1.52
1	32	24	VAL	CA-C	-9.81	1.27	1.52
1	4E	24	VAL	CA-C	-9.81	1.27	1.52
1	4Y	24	VAL	CA-C	-9.81	1.27	1.52
1	5U	24	VAL	CA-C	-9.81	1.27	1.52
1	6M	24	VAL	CA-C	-9.81	1.27	1.52
1	6U	24	VAL	CA-C	-9.81	1.27	1.52
1	7E	24	VAL	CA-C	-9.81	1.27	1.52
1	7Q	24	VAL	CA-C	-9.81	1.27	1.52
2	1F	73	GLY	CA-C	9.81	1.67	1.51
2	2N	73	GLY	CA-C	9.81	1.67	1.51
2	23	73	GLY	CA-C	9.81	1.67	1.51
2	3N	73	GLY	CA-C	9.81	1.67	1.51
2	37	73	GLY	CA-C	9.81	1.67	1.51
2	4J	73	GLY	CA-C	9.81	1.67	1.51
2	4R	73	GLY	CA-C	9.81	1.67	1.51
2	5Z	73	GLY	CA-C	9.81	1.67	1.51
2	6F	73	GLY	CA-C	9.81	1.67	1.51
2	6Z	73	GLY	CA-C	9.81	1.67	1.51
2	7J	73	GLY	CA-C	9.81	1.67	1.51
2	7V	73	GLY	CA-C	9.81	1.67	1.51
1	1E	144	VAL	CB-CG1	9.81	1.73	1.52
1	1Q	24	VAL	CA-C	-9.81	1.27	1.52
2	1R	73	GLY	CA-C	9.81	1.67	1.51
1	1U	24	VAL	CA-C	-9.81	1.27	1.52
2	1V	73	GLY	CA-C	9.81	1.67	1.51
1	1Y	24	VAL	CA-C	-9.81	1.27	1.52
2	1Z	73	GLY	CA-C	9.81	1.67	1.51
1	2M	144	VAL	CB-CG1	9.81	1.73	1.52
1	2Q	24	VAL	CA-C	-9.81	1.27	1.52
2	2R	73	GLY	CA-C	9.81	1.67	1.51
1	2U	24	VAL	CA-C	-9.81	1.27	1.52
2	2V	73	GLY	CA-C	9.81	1.67	1.51
1	2Y	24	VAL	CA-C	-9.81	1.27	1.52
2	2Z	73	GLY	CA-C	9.81	1.67	1.51

*Continued on next page...*

*Continued from previous page...*

Mol	Chain	Res	Type	Atoms	Z	Observed(Å)	Ideal(Å)
1	22	144	VAL	CB-CG1	9.81	1.73	1.52
1	3M	144	VAL	CB-CG1	9.81	1.73	1.52
1	36	144	VAL	CB-CG1	9.81	1.73	1.52
1	4I	144	VAL	CB-CG1	9.81	1.73	1.52
1	4Q	144	VAL	CB-CG1	9.81	1.73	1.52
1	42	24	VAL	CA-C	-9.81	1.27	1.52
2	43	73	GLY	CA-C	9.81	1.67	1.51
1	46	24	VAL	CA-C	-9.81	1.27	1.52
2	47	73	GLY	CA-C	9.81	1.67	1.51
1	5A	24	VAL	CA-C	-9.81	1.27	1.52
2	5B	73	GLY	CA-C	9.81	1.67	1.51
1	5Y	144	VAL	CB-CG1	9.81	1.73	1.52
1	52	24	VAL	CA-C	-9.81	1.27	1.52
2	53	73	GLY	CA-C	9.81	1.67	1.51
1	56	24	VAL	CA-C	-9.81	1.27	1.52
2	57	73	GLY	CA-C	9.81	1.67	1.51
1	6A	24	VAL	CA-C	-9.81	1.27	1.52
2	6B	73	GLY	CA-C	9.81	1.67	1.51
1	6E	144	VAL	CB-CG1	9.81	1.73	1.52
1	6Y	144	VAL	CB-CG1	9.81	1.73	1.52
1	7I	144	VAL	CB-CG1	9.81	1.73	1.52
1	7U	144	VAL	CB-CG1	9.81	1.73	1.52
1	1M	144	VAL	CB-CG1	9.80	1.73	1.52
1	2I	144	VAL	CB-CG1	9.80	1.73	1.52
1	3A	144	VAL	CB-CG1	9.80	1.73	1.52
1	3I	144	VAL	CB-CG1	9.80	1.73	1.52
1	32	144	VAL	CB-CG1	9.80	1.73	1.52
1	4E	144	VAL	CB-CG1	9.80	1.73	1.52
1	4Y	144	VAL	CB-CG1	9.80	1.73	1.52
1	5U	144	VAL	CB-CG1	9.80	1.73	1.52
1	6M	144	VAL	CB-CG1	9.80	1.73	1.52
1	6U	144	VAL	CB-CG1	9.80	1.73	1.52
1	7E	144	VAL	CB-CG1	9.80	1.73	1.52
1	7Q	144	VAL	CB-CG1	9.80	1.73	1.52
1	1Q	149	THR	CB-OG1	9.80	1.62	1.43
1	1U	149	THR	CB-OG1	9.80	1.62	1.43
1	1Y	149	THR	CB-OG1	9.80	1.62	1.43
2	13	56	SER	CB-OG	9.80	1.54	1.42
2	17	56	SER	CB-OG	9.80	1.54	1.42
2	2B	56	SER	CB-OG	9.80	1.54	1.42
1	2Q	149	THR	CB-OG1	9.80	1.62	1.43
1	2U	149	THR	CB-OG1	9.80	1.62	1.43

*Continued on next page...*

*Continued from previous page...*

Mol	Chain	Res	Type	Atoms	Z	Observed(Å)	Ideal(Å)
1	2Y	149	THR	CB-OG1	9.80	1.62	1.43
2	3R	56	SER	CB-OG	9.80	1.54	1.42
2	3V	56	SER	CB-OG	9.80	1.54	1.42
2	3Z	56	SER	CB-OG	9.80	1.54	1.42
1	42	149	THR	CB-OG1	9.80	1.62	1.43
1	46	149	THR	CB-OG1	9.80	1.62	1.43
1	5A	149	THR	CB-OG1	9.80	1.62	1.43
2	5F	56	SER	CB-OG	9.80	1.54	1.42
2	5J	56	SER	CB-OG	9.80	1.54	1.42
2	5N	56	SER	CB-OG	9.80	1.54	1.42
1	52	149	THR	CB-OG1	9.80	1.62	1.43
1	56	149	THR	CB-OG1	9.80	1.62	1.43
1	6A	149	THR	CB-OG1	9.80	1.62	1.43
2	63	56	SER	CB-OG	9.80	1.54	1.42
2	67	56	SER	CB-OG	9.80	1.54	1.42
2	7B	56	SER	CB-OG	9.80	1.54	1.42
1	1A	144	VAL	CB-CG1	9.79	1.73	1.52
1	1I	144	VAL	CB-CG1	9.79	1.73	1.52
1	2E	144	VAL	CB-CG1	9.79	1.73	1.52
1	26	144	VAL	CB-CG1	9.79	1.73	1.52
1	3E	144	VAL	CB-CG1	9.79	1.73	1.52
1	4A	144	VAL	CB-CG1	9.79	1.73	1.52
1	4M	144	VAL	CB-CG1	9.79	1.73	1.52
1	4U	144	VAL	CB-CG1	9.79	1.73	1.52
1	5Q	144	VAL	CB-CG1	9.79	1.73	1.52
1	6I	144	VAL	CB-CG1	9.79	1.73	1.52
1	6Q	144	VAL	CB-CG1	9.79	1.73	1.52
1	7M	144	VAL	CB-CG1	9.79	1.73	1.52
2	1B	56	SER	CB-OG	9.79	1.54	1.42
2	1J	56	SER	CB-OG	9.79	1.54	1.42
2	2F	56	SER	CB-OG	9.79	1.54	1.42
2	27	56	SER	CB-OG	9.79	1.54	1.42
2	3F	56	SER	CB-OG	9.79	1.54	1.42
2	4B	56	SER	CB-OG	9.79	1.54	1.42
2	4N	56	SER	CB-OG	9.79	1.54	1.42
2	4V	56	SER	CB-OG	9.79	1.54	1.42
2	5R	56	SER	CB-OG	9.79	1.54	1.42
2	6J	56	SER	CB-OG	9.79	1.54	1.42
2	6R	56	SER	CB-OG	9.79	1.54	1.42
2	7N	56	SER	CB-OG	9.79	1.54	1.42
1	1E	149	THR	CB-OG1	9.79	1.62	1.43
2	1N	56	SER	CB-OG	9.78	1.54	1.42

*Continued on next page...*

*Continued from previous page...*

Mol	Chain	Res	Type	Atoms	Z	Observed(Å)	Ideal(Å)
2	2J	56	SER	CB-OG	9.78	1.54	1.42
1	2M	149	THR	CB-OG1	9.79	1.62	1.43
1	22	149	THR	CB-OG1	9.79	1.62	1.43
2	3B	56	SER	CB-OG	9.78	1.54	1.42
2	3J	56	SER	CB-OG	9.78	1.54	1.42
1	3M	149	THR	CB-OG1	9.79	1.62	1.43
2	33	56	SER	CB-OG	9.78	1.54	1.42
1	36	149	THR	CB-OG1	9.79	1.62	1.43
2	4F	56	SER	CB-OG	9.78	1.54	1.42
1	4I	149	THR	CB-OG1	9.79	1.62	1.43
1	4Q	149	THR	CB-OG1	9.79	1.62	1.43
2	4Z	56	SER	CB-OG	9.78	1.54	1.42
2	5V	56	SER	CB-OG	9.78	1.54	1.42
1	5Y	149	THR	CB-OG1	9.79	1.62	1.43
1	6E	149	THR	CB-OG1	9.79	1.62	1.43
2	6N	56	SER	CB-OG	9.78	1.54	1.42
2	6V	56	SER	CB-OG	9.78	1.54	1.42
1	6Y	149	THR	CB-OG1	9.79	1.62	1.43
2	7F	56	SER	CB-OG	9.78	1.54	1.42
1	7I	149	THR	CB-OG1	9.79	1.62	1.43
2	7R	56	SER	CB-OG	9.78	1.54	1.42
1	7U	149	THR	CB-OG1	9.79	1.62	1.43
2	13	73	GLY	CA-C	9.78	1.67	1.51
2	17	73	GLY	CA-C	9.78	1.67	1.51
2	2B	73	GLY	CA-C	9.78	1.67	1.51
2	3R	73	GLY	CA-C	9.78	1.67	1.51
2	3V	73	GLY	CA-C	9.78	1.67	1.51
2	3Z	73	GLY	CA-C	9.78	1.67	1.51
2	5F	73	GLY	CA-C	9.78	1.67	1.51
2	5J	73	GLY	CA-C	9.78	1.67	1.51
2	5N	73	GLY	CA-C	9.78	1.67	1.51
2	63	73	GLY	CA-C	9.78	1.67	1.51
2	67	73	GLY	CA-C	9.78	1.67	1.51
2	7B	73	GLY	CA-C	9.78	1.67	1.51
1	1M	154	SER	N-CA	-9.78	1.26	1.46
1	2I	154	SER	N-CA	-9.78	1.26	1.46
1	1A	8	LEU	CG-CD2	-9.78	1.15	1.51
1	1I	8	LEU	CG-CD2	-9.78	1.15	1.51
2	1R	56	SER	CB-OG	9.78	1.54	1.42
2	1V	56	SER	CB-OG	9.78	1.54	1.42
2	1Z	56	SER	CB-OG	9.78	1.54	1.42
1	2E	8	LEU	CG-CD2	-9.78	1.15	1.51

*Continued on next page...*

*Continued from previous page...*

Mol	Chain	Res	Type	Atoms	Z	Observed(Å)	Ideal(Å)
2	2R	56	SER	CB-OG	9.78	1.54	1.42
2	2V	56	SER	CB-OG	9.78	1.54	1.42
2	2Z	56	SER	CB-OG	9.78	1.54	1.42
1	3A	154	SER	N-CA	-9.78	1.26	1.46
1	3I	154	SER	N-CA	-9.78	1.26	1.46
1	32	154	SER	N-CA	-9.78	1.26	1.46
1	4E	154	SER	N-CA	-9.78	1.26	1.46
1	4Y	154	SER	N-CA	-9.78	1.26	1.46
1	26	8	LEU	CG-CD2	-9.78	1.15	1.51
1	3E	8	LEU	CG-CD2	-9.78	1.15	1.51
1	4A	8	LEU	CG-CD2	-9.78	1.15	1.51
1	4M	8	LEU	CG-CD2	-9.78	1.15	1.51
1	4U	8	LEU	CG-CD2	-9.78	1.15	1.51
2	43	56	SER	CB-OG	9.78	1.54	1.42
2	47	56	SER	CB-OG	9.78	1.54	1.42
2	5B	56	SER	CB-OG	9.78	1.54	1.42
1	5U	154	SER	N-CA	-9.78	1.26	1.46
1	5Q	8	LEU	CG-CD2	-9.78	1.15	1.51
2	53	56	SER	CB-OG	9.78	1.54	1.42
2	57	56	SER	CB-OG	9.78	1.54	1.42
2	6B	56	SER	CB-OG	9.78	1.54	1.42
1	6M	154	SER	N-CA	-9.78	1.26	1.46
1	6U	154	SER	N-CA	-9.78	1.26	1.46
1	7E	154	SER	N-CA	-9.78	1.26	1.46
1	7Q	154	SER	N-CA	-9.78	1.26	1.46
1	6I	8	LEU	CG-CD2	-9.78	1.15	1.51
1	6Q	8	LEU	CG-CD2	-9.78	1.15	1.51
1	7M	8	LEU	CG-CD2	-9.78	1.15	1.51
2	1N	73	GLY	CA-C	9.78	1.67	1.51
2	2J	73	GLY	CA-C	9.78	1.67	1.51
2	3B	73	GLY	CA-C	9.78	1.67	1.51
2	3J	73	GLY	CA-C	9.78	1.67	1.51
2	33	73	GLY	CA-C	9.78	1.67	1.51
2	4F	73	GLY	CA-C	9.78	1.67	1.51
2	4Z	73	GLY	CA-C	9.78	1.67	1.51
2	5V	73	GLY	CA-C	9.78	1.67	1.51
2	6N	73	GLY	CA-C	9.78	1.67	1.51
2	6V	73	GLY	CA-C	9.78	1.67	1.51
2	7F	73	GLY	CA-C	9.78	1.67	1.51
2	7R	73	GLY	CA-C	9.78	1.67	1.51
1	1M	8	LEU	CG-CD2	-9.77	1.15	1.51
1	1Q	8	LEU	CG-CD2	-9.77	1.15	1.51

*Continued on next page...*

*Continued from previous page...*

Mol	Chain	Res	Type	Atoms	Z	Observed(Å)	Ideal(Å)
1	1U	8	LEU	CG-CD2	-9.77	1.15	1.51
1	1Y	8	LEU	CG-CD2	-9.77	1.15	1.51
1	12	154	SER	N-CA	-9.77	1.26	1.46
1	16	154	SER	N-CA	-9.77	1.26	1.46
1	2A	154	SER	N-CA	-9.77	1.26	1.46
1	2I	8	LEU	CG-CD2	-9.77	1.15	1.51
1	2Q	8	LEU	CG-CD2	-9.77	1.15	1.51
1	2U	8	LEU	CG-CD2	-9.77	1.15	1.51
1	2Y	8	LEU	CG-CD2	-9.77	1.15	1.51
1	3A	8	LEU	CG-CD2	-9.77	1.15	1.51
1	3I	8	LEU	CG-CD2	-9.77	1.15	1.51
1	3Q	154	SER	N-CA	-9.77	1.26	1.46
1	3U	154	SER	N-CA	-9.77	1.26	1.46
1	3Y	154	SER	N-CA	-9.77	1.26	1.46
1	32	8	LEU	CG-CD2	-9.77	1.15	1.51
1	4E	8	LEU	CG-CD2	-9.77	1.15	1.51
1	4Y	8	LEU	CG-CD2	-9.77	1.15	1.51
1	42	8	LEU	CG-CD2	-9.77	1.15	1.51
1	46	8	LEU	CG-CD2	-9.77	1.15	1.51
1	5A	8	LEU	CG-CD2	-9.77	1.15	1.51
1	5E	154	SER	N-CA	-9.77	1.26	1.46
1	5I	154	SER	N-CA	-9.77	1.26	1.46
1	5M	154	SER	N-CA	-9.77	1.26	1.46
1	5U	8	LEU	CG-CD2	-9.77	1.15	1.51
1	52	8	LEU	CG-CD2	-9.77	1.15	1.51
1	56	8	LEU	CG-CD2	-9.77	1.15	1.51
1	6A	8	LEU	CG-CD2	-9.77	1.15	1.51
1	6M	8	LEU	CG-CD2	-9.77	1.15	1.51
1	6U	8	LEU	CG-CD2	-9.77	1.15	1.51
1	62	154	SER	N-CA	-9.77	1.26	1.46
1	66	154	SER	N-CA	-9.77	1.26	1.46
1	7A	154	SER	N-CA	-9.77	1.26	1.46
1	7E	8	LEU	CG-CD2	-9.77	1.15	1.51
1	7Q	8	LEU	CG-CD2	-9.77	1.15	1.51
1	1M	50	ARG	CA-C	9.77	1.78	1.52
1	1Q	144	VAL	CB-CG1	9.77	1.73	1.52
1	1U	144	VAL	CB-CG1	9.77	1.73	1.52
1	1Y	144	VAL	CB-CG1	9.77	1.73	1.52
1	2I	50	ARG	CA-C	9.77	1.78	1.52
1	2Q	144	VAL	CB-CG1	9.77	1.73	1.52
1	2U	144	VAL	CB-CG1	9.77	1.73	1.52
1	2Y	144	VAL	CB-CG1	9.77	1.73	1.52

*Continued on next page...*



*Continued from previous page...*

Mol	Chain	Res	Type	Atoms	Z	Observed(Å)	Ideal(Å)
1	3A	50	ARG	CA-C	9.77	1.78	1.52
1	3I	50	ARG	CA-C	9.77	1.78	1.52
1	32	50	ARG	CA-C	9.77	1.78	1.52
1	4E	50	ARG	CA-C	9.77	1.78	1.52
1	4Y	50	ARG	CA-C	9.77	1.78	1.52
1	42	144	VAL	CB-CG1	9.77	1.73	1.52
1	46	144	VAL	CB-CG1	9.77	1.73	1.52
1	5A	144	VAL	CB-CG1	9.77	1.73	1.52
1	5U	50	ARG	CA-C	9.77	1.78	1.52
1	52	144	VAL	CB-CG1	9.77	1.73	1.52
1	56	144	VAL	CB-CG1	9.77	1.73	1.52
1	6A	144	VAL	CB-CG1	9.77	1.73	1.52
1	6M	50	ARG	CA-C	9.77	1.78	1.52
1	6U	50	ARG	CA-C	9.77	1.78	1.52
1	7E	50	ARG	CA-C	9.77	1.78	1.52
1	7Q	50	ARG	CA-C	9.77	1.78	1.52
1	12	8	LEU	CG-CD2	-9.77	1.15	1.51
1	3Q	8	LEU	CG-CD2	-9.77	1.15	1.51
1	1E	8	LEU	CG-CD2	-9.77	1.15	1.51
1	12	144	VAL	CB-CG1	9.77	1.73	1.52
1	16	8	LEU	CG-CD2	-9.77	1.15	1.51
1	16	144	VAL	CB-CG1	9.77	1.73	1.52
1	2A	8	LEU	CG-CD2	-9.77	1.15	1.51
1	2A	144	VAL	CB-CG1	9.77	1.73	1.52
1	3U	8	LEU	CG-CD2	-9.77	1.15	1.51
1	3Y	8	LEU	CG-CD2	-9.77	1.15	1.51
1	5M	8	LEU	CG-CD2	-9.77	1.15	1.51
1	66	8	LEU	CG-CD2	-9.77	1.15	1.51
1	2M	8	LEU	CG-CD2	-9.77	1.15	1.51
1	22	8	LEU	CG-CD2	-9.77	1.15	1.51
1	3M	8	LEU	CG-CD2	-9.77	1.15	1.51
1	3Q	144	VAL	CB-CG1	9.77	1.73	1.52
1	3U	144	VAL	CB-CG1	9.77	1.73	1.52
1	3Y	144	VAL	CB-CG1	9.77	1.73	1.52
1	5E	8	LEU	CG-CD2	-9.77	1.15	1.51
1	36	8	LEU	CG-CD2	-9.77	1.15	1.51
1	4I	8	LEU	CG-CD2	-9.77	1.15	1.51
1	4Q	8	LEU	CG-CD2	-9.77	1.15	1.51
1	5E	144	VAL	CB-CG1	9.77	1.73	1.52
1	5I	8	LEU	CG-CD2	-9.77	1.15	1.51
1	5I	144	VAL	CB-CG1	9.77	1.73	1.52
1	5M	144	VAL	CB-CG1	9.77	1.73	1.52

*Continued on next page...*



*Continued from previous page...*

Mol	Chain	Res	Type	Atoms	Z	Observed(Å)	Ideal(Å)
1	62	8	LEU	CG-CD2	-9.77	1.15	1.51
1	5Y	8	LEU	CG-CD2	-9.77	1.15	1.51
1	6E	8	LEU	CG-CD2	-9.77	1.15	1.51
1	6Y	8	LEU	CG-CD2	-9.77	1.15	1.51
1	62	144	VAL	CB-CG1	9.77	1.73	1.52
1	66	144	VAL	CB-CG1	9.77	1.73	1.52
1	7A	8	LEU	CG-CD2	-9.77	1.15	1.51
1	7A	144	VAL	CB-CG1	9.77	1.73	1.52
1	7I	8	LEU	CG-CD2	-9.77	1.15	1.51
1	7U	8	LEU	CG-CD2	-9.77	1.15	1.51
1	1A	50	ARG	CA-C	9.76	1.78	1.52
2	1B	73	GLY	CA-C	9.76	1.67	1.51
1	1I	50	ARG	CA-C	9.76	1.78	1.52
2	1J	73	GLY	CA-C	9.76	1.67	1.51
1	2E	50	ARG	CA-C	9.76	1.78	1.52
2	2F	73	GLY	CA-C	9.76	1.67	1.51
1	26	50	ARG	CA-C	9.76	1.78	1.52
2	27	73	GLY	CA-C	9.76	1.67	1.51
1	3E	50	ARG	CA-C	9.76	1.78	1.52
2	3F	73	GLY	CA-C	9.76	1.67	1.51
1	4A	50	ARG	CA-C	9.76	1.78	1.52
2	4B	73	GLY	CA-C	9.76	1.67	1.51
1	4M	50	ARG	CA-C	9.76	1.78	1.52
2	4N	73	GLY	CA-C	9.76	1.67	1.51
1	4U	50	ARG	CA-C	9.76	1.78	1.52
2	4V	73	GLY	CA-C	9.76	1.67	1.51
1	5Q	50	ARG	CA-C	9.76	1.78	1.52
2	5R	73	GLY	CA-C	9.76	1.67	1.51
1	6I	50	ARG	CA-C	9.76	1.78	1.52
2	6J	73	GLY	CA-C	9.76	1.67	1.51
1	6Q	50	ARG	CA-C	9.76	1.78	1.52
2	6R	73	GLY	CA-C	9.76	1.67	1.51
1	7M	50	ARG	CA-C	9.76	1.78	1.52
2	7N	73	GLY	CA-C	9.76	1.67	1.51
1	1E	50	ARG	CA-C	9.76	1.78	1.52
1	2M	50	ARG	CA-C	9.76	1.78	1.52
1	22	50	ARG	CA-C	9.76	1.78	1.52
1	3M	50	ARG	CA-C	9.76	1.78	1.52
1	36	50	ARG	CA-C	9.76	1.78	1.52
1	4I	50	ARG	CA-C	9.76	1.78	1.52
1	4Q	50	ARG	CA-C	9.76	1.78	1.52
1	5Y	50	ARG	CA-C	9.76	1.78	1.52

*Continued on next page...*

*Continued from previous page...*

Mol	Chain	Res	Type	Atoms	Z	Observed(Å)	Ideal(Å)
1	6E	50	ARG	CA-C	9.76	1.78	1.52
1	6Y	50	ARG	CA-C	9.76	1.78	1.52
1	7I	50	ARG	CA-C	9.76	1.78	1.52
1	7U	50	ARG	CA-C	9.76	1.78	1.52
2	1N	60	ARG	CD-NE	9.76	1.63	1.46
2	2J	60	ARG	CD-NE	9.76	1.63	1.46
2	3B	60	ARG	CD-NE	9.76	1.63	1.46
2	3J	60	ARG	CD-NE	9.76	1.63	1.46
2	33	60	ARG	CD-NE	9.76	1.63	1.46
2	4F	60	ARG	CD-NE	9.76	1.63	1.46
2	4Z	60	ARG	CD-NE	9.76	1.63	1.46
2	5V	60	ARG	CD-NE	9.76	1.63	1.46
2	6N	60	ARG	CD-NE	9.76	1.63	1.46
2	6V	60	ARG	CD-NE	9.76	1.63	1.46
2	7F	60	ARG	CD-NE	9.76	1.63	1.46
2	7R	60	ARG	CD-NE	9.76	1.63	1.46
1	1Q	154	SER	N-CA	-9.75	1.26	1.46
1	1U	154	SER	N-CA	-9.75	1.26	1.46
1	1Y	154	SER	N-CA	-9.75	1.26	1.46
1	2Q	154	SER	N-CA	-9.75	1.26	1.46
1	2U	154	SER	N-CA	-9.75	1.26	1.46
1	2Y	154	SER	N-CA	-9.75	1.26	1.46
1	42	154	SER	N-CA	-9.75	1.26	1.46
1	46	154	SER	N-CA	-9.75	1.26	1.46
1	5A	154	SER	N-CA	-9.75	1.26	1.46
1	52	154	SER	N-CA	-9.75	1.26	1.46
1	56	154	SER	N-CA	-9.75	1.26	1.46
1	6A	154	SER	N-CA	-9.75	1.26	1.46
1	1Q	50	ARG	CA-C	9.75	1.78	1.52
1	1U	50	ARG	CA-C	9.75	1.78	1.52
1	1Y	50	ARG	CA-C	9.75	1.78	1.52
1	2Q	50	ARG	CA-C	9.75	1.78	1.52
1	2U	50	ARG	CA-C	9.75	1.78	1.52
1	2Y	50	ARG	CA-C	9.75	1.78	1.52
1	42	50	ARG	CA-C	9.75	1.78	1.52
1	46	50	ARG	CA-C	9.75	1.78	1.52
1	5A	50	ARG	CA-C	9.75	1.78	1.52
1	52	50	ARG	CA-C	9.75	1.78	1.52
1	56	50	ARG	CA-C	9.75	1.78	1.52
1	6A	50	ARG	CA-C	9.75	1.78	1.52
1	12	50	ARG	CA-C	9.74	1.78	1.52
1	16	50	ARG	CA-C	9.74	1.78	1.52

*Continued on next page...*

*Continued from previous page...*

Mol	Chain	Res	Type	Atoms	Z	Observed(Å)	Ideal(Å)
1	2A	50	ARG	CA-C	9.74	1.78	1.52
1	3Q	50	ARG	CA-C	9.74	1.78	1.52
1	3U	50	ARG	CA-C	9.74	1.78	1.52
1	3Y	50	ARG	CA-C	9.74	1.78	1.52
1	5E	50	ARG	CA-C	9.74	1.78	1.52
1	5I	50	ARG	CA-C	9.74	1.78	1.52
1	5M	50	ARG	CA-C	9.74	1.78	1.52
1	62	50	ARG	CA-C	9.74	1.78	1.52
1	66	50	ARG	CA-C	9.74	1.78	1.52
1	7A	50	ARG	CA-C	9.74	1.78	1.52
1	1A	154	SER	N-CA	-9.74	1.26	1.46
1	1I	154	SER	N-CA	-9.74	1.26	1.46
1	2E	154	SER	N-CA	-9.74	1.26	1.46
1	26	154	SER	N-CA	-9.74	1.26	1.46
1	3E	154	SER	N-CA	-9.74	1.26	1.46
1	4A	154	SER	N-CA	-9.74	1.26	1.46
1	4M	154	SER	N-CA	-9.74	1.26	1.46
1	4U	154	SER	N-CA	-9.74	1.26	1.46
1	5Q	154	SER	N-CA	-9.74	1.26	1.46
1	6I	154	SER	N-CA	-9.74	1.26	1.46
1	6Q	154	SER	N-CA	-9.74	1.26	1.46
1	7M	154	SER	N-CA	-9.74	1.26	1.46
2	1F	56	SER	CB-OG	9.73	1.54	1.42
2	2N	56	SER	CB-OG	9.73	1.54	1.42
2	23	56	SER	CB-OG	9.73	1.54	1.42
2	3N	56	SER	CB-OG	9.73	1.54	1.42
2	37	56	SER	CB-OG	9.73	1.54	1.42
2	4J	56	SER	CB-OG	9.73	1.54	1.42
2	4R	56	SER	CB-OG	9.73	1.54	1.42
2	5Z	56	SER	CB-OG	9.73	1.54	1.42
2	6F	56	SER	CB-OG	9.73	1.54	1.42
2	6Z	56	SER	CB-OG	9.73	1.54	1.42
2	7J	56	SER	CB-OG	9.73	1.54	1.42
2	7V	56	SER	CB-OG	9.73	1.54	1.42
2	1R	60	ARG	CD-NE	9.72	1.62	1.46
2	1V	60	ARG	CD-NE	9.72	1.62	1.46
2	1Z	60	ARG	CD-NE	9.72	1.62	1.46
2	2R	60	ARG	CD-NE	9.72	1.62	1.46
2	2V	60	ARG	CD-NE	9.72	1.62	1.46
2	2Z	60	ARG	CD-NE	9.72	1.62	1.46
2	43	60	ARG	CD-NE	9.72	1.62	1.46
2	47	60	ARG	CD-NE	9.72	1.62	1.46

*Continued on next page...*

*Continued from previous page...*

Mol	Chain	Res	Type	Atoms	Z	Observed(Å)	Ideal(Å)
2	5B	60	ARG	CD-NE	9.72	1.62	1.46
2	53	60	ARG	CD-NE	9.72	1.62	1.46
2	57	60	ARG	CD-NE	9.72	1.62	1.46
2	6B	60	ARG	CD-NE	9.72	1.62	1.46
2	1B	60	ARG	CD-NE	9.72	1.62	1.46
2	1J	60	ARG	CD-NE	9.72	1.62	1.46
2	2F	60	ARG	CD-NE	9.72	1.62	1.46
2	27	60	ARG	CD-NE	9.72	1.62	1.46
2	3F	60	ARG	CD-NE	9.72	1.62	1.46
2	4B	60	ARG	CD-NE	9.72	1.62	1.46
2	4N	60	ARG	CD-NE	9.72	1.62	1.46
2	4V	60	ARG	CD-NE	9.72	1.62	1.46
2	5R	60	ARG	CD-NE	9.72	1.62	1.46
2	6J	60	ARG	CD-NE	9.72	1.62	1.46
2	6R	60	ARG	CD-NE	9.72	1.62	1.46
2	7N	60	ARG	CD-NE	9.72	1.62	1.46
2	13	60	ARG	CD-NE	9.71	1.62	1.46
2	17	60	ARG	CD-NE	9.71	1.62	1.46
2	2B	60	ARG	CD-NE	9.71	1.62	1.46
2	3R	60	ARG	CD-NE	9.71	1.62	1.46
2	3V	60	ARG	CD-NE	9.71	1.62	1.46
2	3Z	60	ARG	CD-NE	9.71	1.62	1.46
2	5F	60	ARG	CD-NE	9.71	1.62	1.46
2	5J	60	ARG	CD-NE	9.71	1.62	1.46
2	5N	60	ARG	CD-NE	9.71	1.62	1.46
2	63	60	ARG	CD-NE	9.71	1.62	1.46
2	67	60	ARG	CD-NE	9.71	1.62	1.46
2	7B	60	ARG	CD-NE	9.71	1.62	1.46
1	1Q	51	LEU	CG-CD2	9.69	1.87	1.51
1	1U	51	LEU	CG-CD2	9.69	1.87	1.51
1	1Y	51	LEU	CG-CD2	9.69	1.87	1.51
1	12	51	LEU	CG-CD2	9.69	1.87	1.51
1	16	51	LEU	CG-CD2	9.69	1.87	1.51
1	2A	51	LEU	CG-CD2	9.69	1.87	1.51
1	2Q	51	LEU	CG-CD2	9.69	1.87	1.51
1	2U	51	LEU	CG-CD2	9.69	1.87	1.51
1	2Y	51	LEU	CG-CD2	9.69	1.87	1.51
1	3Q	51	LEU	CG-CD2	9.69	1.87	1.51
1	3U	51	LEU	CG-CD2	9.69	1.87	1.51
1	3Y	51	LEU	CG-CD2	9.69	1.87	1.51
1	42	51	LEU	CG-CD2	9.69	1.87	1.51
1	46	51	LEU	CG-CD2	9.69	1.87	1.51

*Continued on next page...*

*Continued from previous page...*

Mol	Chain	Res	Type	Atoms	Z	Observed(Å)	Ideal(Å)
1	5A	51	LEU	CG-CD2	9.69	1.87	1.51
1	5E	51	LEU	CG-CD2	9.69	1.87	1.51
1	5I	51	LEU	CG-CD2	9.69	1.87	1.51
1	5M	51	LEU	CG-CD2	9.69	1.87	1.51
1	52	51	LEU	CG-CD2	9.69	1.87	1.51
1	56	51	LEU	CG-CD2	9.69	1.87	1.51
1	6A	51	LEU	CG-CD2	9.69	1.87	1.51
1	62	51	LEU	CG-CD2	9.69	1.87	1.51
1	66	51	LEU	CG-CD2	9.69	1.87	1.51
1	7A	51	LEU	CG-CD2	9.69	1.87	1.51
2	1F	60	ARG	CD-NE	9.69	1.62	1.46
2	2N	60	ARG	CD-NE	9.69	1.62	1.46
2	23	60	ARG	CD-NE	9.69	1.62	1.46
2	3N	60	ARG	CD-NE	9.69	1.62	1.46
2	37	60	ARG	CD-NE	9.69	1.62	1.46
2	4J	60	ARG	CD-NE	9.69	1.62	1.46
2	4R	60	ARG	CD-NE	9.69	1.62	1.46
2	5Z	60	ARG	CD-NE	9.69	1.62	1.46
2	6F	60	ARG	CD-NE	9.69	1.62	1.46
2	6Z	60	ARG	CD-NE	9.69	1.62	1.46
2	7J	60	ARG	CD-NE	9.69	1.62	1.46
2	7V	60	ARG	CD-NE	9.69	1.62	1.46
1	1E	154	SER	N-CA	-9.68	1.26	1.46
1	2M	154	SER	N-CA	-9.68	1.26	1.46
1	22	154	SER	N-CA	-9.68	1.26	1.46
1	3M	154	SER	N-CA	-9.68	1.26	1.46
1	36	154	SER	N-CA	-9.68	1.26	1.46
1	4I	154	SER	N-CA	-9.68	1.26	1.46
1	4Q	154	SER	N-CA	-9.68	1.26	1.46
1	5Y	154	SER	N-CA	-9.68	1.26	1.46
1	6E	154	SER	N-CA	-9.68	1.26	1.46
1	6Y	154	SER	N-CA	-9.68	1.26	1.46
1	7I	154	SER	N-CA	-9.68	1.26	1.46
1	7U	154	SER	N-CA	-9.68	1.26	1.46
1	1A	51	LEU	CG-CD2	9.67	1.87	1.51
1	1E	51	LEU	CG-CD2	9.67	1.87	1.51
1	1I	51	LEU	CG-CD2	9.67	1.87	1.51
1	2E	51	LEU	CG-CD2	9.67	1.87	1.51
1	2M	51	LEU	CG-CD2	9.67	1.87	1.51
1	22	51	LEU	CG-CD2	9.67	1.87	1.51
1	26	51	LEU	CG-CD2	9.67	1.87	1.51
1	3E	51	LEU	CG-CD2	9.67	1.87	1.51

*Continued on next page...*

*Continued from previous page...*

Mol	Chain	Res	Type	Atoms	Z	Observed(Å)	Ideal(Å)
1	3M	51	LEU	CG-CD2	9.67	1.87	1.51
1	36	51	LEU	CG-CD2	9.67	1.87	1.51
1	4A	51	LEU	CG-CD2	9.67	1.87	1.51
1	4I	51	LEU	CG-CD2	9.67	1.87	1.51
1	4M	51	LEU	CG-CD2	9.67	1.87	1.51
1	4Q	51	LEU	CG-CD2	9.67	1.87	1.51
1	4U	51	LEU	CG-CD2	9.67	1.87	1.51
1	5Q	51	LEU	CG-CD2	9.67	1.87	1.51
1	5Y	51	LEU	CG-CD2	9.67	1.87	1.51
1	6E	51	LEU	CG-CD2	9.67	1.87	1.51
1	6I	51	LEU	CG-CD2	9.67	1.87	1.51
1	6Q	51	LEU	CG-CD2	9.67	1.87	1.51
1	6Y	51	LEU	CG-CD2	9.67	1.87	1.51
1	7I	51	LEU	CG-CD2	9.67	1.87	1.51
1	7M	51	LEU	CG-CD2	9.67	1.87	1.51
1	7U	51	LEU	CG-CD2	9.67	1.87	1.51
1	12	182	PHE	C-O	-9.67	1.04	1.23
1	16	182	PHE	C-O	-9.67	1.04	1.23
1	2A	182	PHE	C-O	-9.67	1.04	1.23
1	3Q	182	PHE	C-O	-9.67	1.04	1.23
1	3U	182	PHE	C-O	-9.67	1.04	1.23
1	3Y	182	PHE	C-O	-9.67	1.04	1.23
1	5E	182	PHE	C-O	-9.67	1.04	1.23
1	5I	182	PHE	C-O	-9.67	1.04	1.23
1	5M	182	PHE	C-O	-9.67	1.04	1.23
1	62	182	PHE	C-O	-9.67	1.04	1.23
1	66	182	PHE	C-O	-9.67	1.04	1.23
1	7A	182	PHE	C-O	-9.67	1.04	1.23
1	1M	51	LEU	CG-CD2	9.66	1.87	1.51
1	2I	51	LEU	CG-CD2	9.66	1.87	1.51
1	3A	51	LEU	CG-CD2	9.66	1.87	1.51
1	3I	51	LEU	CG-CD2	9.66	1.87	1.51
1	32	51	LEU	CG-CD2	9.66	1.87	1.51
1	4E	51	LEU	CG-CD2	9.66	1.87	1.51
1	4Y	51	LEU	CG-CD2	9.66	1.87	1.51
1	5U	51	LEU	CG-CD2	9.66	1.87	1.51
1	6M	51	LEU	CG-CD2	9.66	1.87	1.51
1	6U	51	LEU	CG-CD2	9.66	1.87	1.51
1	7E	51	LEU	CG-CD2	9.66	1.87	1.51
1	7Q	51	LEU	CG-CD2	9.66	1.87	1.51
1	1A	182	PHE	C-O	-9.65	1.05	1.23
1	1I	182	PHE	C-O	-9.65	1.05	1.23

*Continued on next page...*

*Continued from previous page...*

Mol	Chain	Res	Type	Atoms	Z	Observed(Å)	Ideal(Å)
1	2E	182	PHE	C-O	-9.65	1.05	1.23
1	26	182	PHE	C-O	-9.65	1.05	1.23
1	3E	182	PHE	C-O	-9.65	1.05	1.23
1	4A	182	PHE	C-O	-9.65	1.05	1.23
1	4M	182	PHE	C-O	-9.65	1.05	1.23
1	4U	182	PHE	C-O	-9.65	1.05	1.23
1	5Q	182	PHE	C-O	-9.65	1.05	1.23
1	6I	182	PHE	C-O	-9.65	1.05	1.23
1	6Q	182	PHE	C-O	-9.65	1.05	1.23
1	7M	182	PHE	C-O	-9.65	1.05	1.23
1	1Q	182	PHE	C-O	-9.63	1.05	1.23
1	1U	182	PHE	C-O	-9.63	1.05	1.23
1	1Y	182	PHE	C-O	-9.63	1.05	1.23
1	2Q	182	PHE	C-O	-9.63	1.05	1.23
1	2U	182	PHE	C-O	-9.63	1.05	1.23
1	2Y	182	PHE	C-O	-9.63	1.05	1.23
1	42	182	PHE	C-O	-9.63	1.05	1.23
1	46	182	PHE	C-O	-9.63	1.05	1.23
1	5A	182	PHE	C-O	-9.63	1.05	1.23
1	52	182	PHE	C-O	-9.63	1.05	1.23
1	56	182	PHE	C-O	-9.63	1.05	1.23
1	6A	182	PHE	C-O	-9.63	1.05	1.23
1	1M	182	PHE	C-O	-9.63	1.05	1.23
1	2I	182	PHE	C-O	-9.63	1.05	1.23
1	3A	182	PHE	C-O	-9.63	1.05	1.23
1	3I	182	PHE	C-O	-9.63	1.05	1.23
1	32	182	PHE	C-O	-9.63	1.05	1.23
1	4E	182	PHE	C-O	-9.63	1.05	1.23
1	4Y	182	PHE	C-O	-9.63	1.05	1.23
1	5U	182	PHE	C-O	-9.63	1.05	1.23
1	6M	182	PHE	C-O	-9.63	1.05	1.23
1	6U	182	PHE	C-O	-9.63	1.05	1.23
1	7E	182	PHE	C-O	-9.63	1.05	1.23
1	7Q	182	PHE	C-O	-9.63	1.05	1.23
2	13	66	TRP	C-N	-9.62	1.11	1.34
2	17	66	TRP	C-N	-9.62	1.11	1.34
2	2B	66	TRP	C-N	-9.62	1.11	1.34
2	3R	66	TRP	C-N	-9.62	1.11	1.34
2	3V	66	TRP	C-N	-9.62	1.11	1.34
2	3Z	66	TRP	C-N	-9.62	1.11	1.34
2	5F	66	TRP	C-N	-9.62	1.11	1.34
2	5J	66	TRP	C-N	-9.62	1.11	1.34

*Continued on next page...*



*Continued from previous page...*

Mol	Chain	Res	Type	Atoms	Z	Observed(Å)	Ideal(Å)
2	5N	66	TRP	C-N	-9.62	1.11	1.34
2	63	66	TRP	C-N	-9.62	1.11	1.34
2	67	66	TRP	C-N	-9.62	1.11	1.34
2	7B	66	TRP	C-N	-9.62	1.11	1.34
1	1E	182	PHE	C-O	-9.62	1.05	1.23
1	4Q	182	PHE	C-O	-9.62	1.05	1.23
1	6E	182	PHE	C-O	-9.62	1.05	1.23
1	7I	182	PHE	C-O	-9.62	1.05	1.23
1	7U	182	PHE	C-O	-9.62	1.05	1.23
2	1B	66	TRP	C-N	-9.61	1.11	1.34
2	1J	66	TRP	C-N	-9.61	1.11	1.34
2	13	70	TRP	CZ2-CH2	9.62	1.55	1.37
2	17	70	TRP	CZ2-CH2	9.62	1.55	1.37
2	2B	70	TRP	CZ2-CH2	9.62	1.55	1.37
1	2M	182	PHE	C-O	-9.62	1.05	1.23
1	22	182	PHE	C-O	-9.62	1.05	1.23
1	3M	182	PHE	C-O	-9.62	1.05	1.23
1	6Y	182	PHE	C-O	-9.62	1.05	1.23
2	2F	66	TRP	C-N	-9.61	1.11	1.34
2	27	66	TRP	C-N	-9.61	1.11	1.34
2	3F	66	TRP	C-N	-9.61	1.11	1.34
2	3R	70	TRP	CZ2-CH2	9.62	1.55	1.37
2	3V	70	TRP	CZ2-CH2	9.62	1.55	1.37
2	3Z	70	TRP	CZ2-CH2	9.62	1.55	1.37
1	36	182	PHE	C-O	-9.62	1.05	1.23
1	4I	182	PHE	C-O	-9.62	1.05	1.23
2	4B	66	TRP	C-N	-9.61	1.11	1.34
2	4N	66	TRP	C-N	-9.61	1.11	1.34
2	4V	66	TRP	C-N	-9.61	1.11	1.34
2	5F	70	TRP	CZ2-CH2	9.62	1.55	1.37
2	5J	70	TRP	CZ2-CH2	9.62	1.55	1.37
2	5N	70	TRP	CZ2-CH2	9.62	1.55	1.37
1	5Y	182	PHE	C-O	-9.62	1.05	1.23
2	5R	66	TRP	C-N	-9.61	1.11	1.34
2	6J	66	TRP	C-N	-9.61	1.11	1.34
2	6R	66	TRP	C-N	-9.61	1.11	1.34
2	63	70	TRP	CZ2-CH2	9.62	1.55	1.37
2	67	70	TRP	CZ2-CH2	9.62	1.55	1.37
2	7B	70	TRP	CZ2-CH2	9.62	1.55	1.37
2	7N	66	TRP	C-N	-9.61	1.11	1.34
2	1F	66	TRP	C-N	-9.61	1.11	1.34
2	1R	70	TRP	CZ2-CH2	9.61	1.55	1.37

*Continued on next page...*



*Continued from previous page...*

Mol	Chain	Res	Type	Atoms	Z	Observed(Å)	Ideal(Å)
2	1V	70	TRP	CZ2-CH2	9.61	1.55	1.37
2	1Z	70	TRP	CZ2-CH2	9.61	1.55	1.37
2	2N	66	TRP	C-N	-9.61	1.11	1.34
2	2R	70	TRP	CZ2-CH2	9.61	1.55	1.37
2	2V	70	TRP	CZ2-CH2	9.61	1.55	1.37
2	2Z	70	TRP	CZ2-CH2	9.61	1.55	1.37
2	23	66	TRP	C-N	-9.61	1.11	1.34
2	3N	66	TRP	C-N	-9.61	1.11	1.34
2	37	66	TRP	C-N	-9.61	1.11	1.34
2	4J	66	TRP	C-N	-9.61	1.11	1.34
2	4R	66	TRP	C-N	-9.61	1.11	1.34
2	43	70	TRP	CZ2-CH2	9.61	1.55	1.37
2	47	70	TRP	CZ2-CH2	9.61	1.55	1.37
2	5B	70	TRP	CZ2-CH2	9.61	1.55	1.37
2	5Z	66	TRP	C-N	-9.61	1.11	1.34
2	53	70	TRP	CZ2-CH2	9.61	1.55	1.37
2	57	70	TRP	CZ2-CH2	9.61	1.55	1.37
2	6B	70	TRP	CZ2-CH2	9.61	1.55	1.37
2	6F	66	TRP	C-N	-9.61	1.11	1.34
2	6Z	66	TRP	C-N	-9.61	1.11	1.34
2	7J	66	TRP	C-N	-9.61	1.11	1.34
2	7V	66	TRP	C-N	-9.61	1.11	1.34
2	1N	66	TRP	C-N	-9.60	1.11	1.34
2	2J	66	TRP	C-N	-9.60	1.11	1.34
2	3B	66	TRP	C-N	-9.60	1.11	1.34
2	3J	66	TRP	C-N	-9.60	1.11	1.34
2	33	66	TRP	C-N	-9.60	1.11	1.34
2	4F	66	TRP	C-N	-9.60	1.11	1.34
2	4Z	66	TRP	C-N	-9.60	1.11	1.34
2	5V	66	TRP	C-N	-9.60	1.11	1.34
2	6N	66	TRP	C-N	-9.60	1.11	1.34
2	6V	66	TRP	C-N	-9.60	1.11	1.34
2	7F	66	TRP	C-N	-9.60	1.11	1.34
2	7R	66	TRP	C-N	-9.60	1.11	1.34
2	1F	229	ASN	C-OXT	-9.60	1.05	1.23
2	2N	229	ASN	C-OXT	-9.60	1.05	1.23
2	23	229	ASN	C-OXT	-9.60	1.05	1.23
2	3N	229	ASN	C-OXT	-9.60	1.05	1.23
2	37	229	ASN	C-OXT	-9.60	1.05	1.23
2	4J	229	ASN	C-OXT	-9.60	1.05	1.23
2	4R	229	ASN	C-OXT	-9.60	1.05	1.23
2	5Z	229	ASN	C-OXT	-9.60	1.05	1.23

*Continued on next page...*

*Continued from previous page...*

Mol	Chain	Res	Type	Atoms	Z	Observed(Å)	Ideal(Å)
2	6F	229	ASN	C-OXT	-9.60	1.05	1.23
2	6Z	229	ASN	C-OXT	-9.60	1.05	1.23
2	7J	229	ASN	C-OXT	-9.60	1.05	1.23
2	7V	229	ASN	C-OXT	-9.60	1.05	1.23
2	1R	66	TRP	C-N	-9.59	1.11	1.34
2	1B	229	ASN	C-OXT	-9.59	1.05	1.23
2	1J	229	ASN	C-OXT	-9.59	1.05	1.23
2	1R	229	ASN	C-OXT	-9.59	1.05	1.23
2	1V	66	TRP	C-N	-9.59	1.11	1.34
2	1V	229	ASN	C-OXT	-9.59	1.05	1.23
2	1Z	66	TRP	C-N	-9.59	1.11	1.34
2	1Z	229	ASN	C-OXT	-9.59	1.05	1.23
2	2R	66	TRP	C-N	-9.59	1.11	1.34
2	2V	66	TRP	C-N	-9.59	1.11	1.34
2	2F	229	ASN	C-OXT	-9.59	1.05	1.23
2	2R	229	ASN	C-OXT	-9.59	1.05	1.23
2	2V	229	ASN	C-OXT	-9.59	1.05	1.23
2	2Z	66	TRP	C-N	-9.59	1.11	1.34
2	2Z	229	ASN	C-OXT	-9.59	1.05	1.23
2	43	66	TRP	C-N	-9.59	1.11	1.34
2	47	66	TRP	C-N	-9.59	1.11	1.34
2	5B	66	TRP	C-N	-9.59	1.11	1.34
2	53	66	TRP	C-N	-9.59	1.11	1.34
2	57	66	TRP	C-N	-9.59	1.11	1.34
2	27	229	ASN	C-OXT	-9.59	1.05	1.23
2	3F	229	ASN	C-OXT	-9.59	1.05	1.23
2	4B	229	ASN	C-OXT	-9.59	1.05	1.23
2	4N	229	ASN	C-OXT	-9.59	1.05	1.23
2	4V	229	ASN	C-OXT	-9.59	1.05	1.23
2	43	229	ASN	C-OXT	-9.59	1.05	1.23
2	47	229	ASN	C-OXT	-9.59	1.05	1.23
2	5B	229	ASN	C-OXT	-9.59	1.05	1.23
2	5R	229	ASN	C-OXT	-9.59	1.05	1.23
2	53	229	ASN	C-OXT	-9.59	1.05	1.23
2	57	229	ASN	C-OXT	-9.59	1.05	1.23
2	6B	66	TRP	C-N	-9.59	1.11	1.34
2	6B	229	ASN	C-OXT	-9.59	1.05	1.23
2	6J	229	ASN	C-OXT	-9.59	1.05	1.23
2	6R	229	ASN	C-OXT	-9.59	1.05	1.23
2	7N	229	ASN	C-OXT	-9.59	1.05	1.23
2	1B	70	TRP	CZ2-CH2	9.58	1.55	1.37
2	1J	70	TRP	CZ2-CH2	9.58	1.55	1.37

*Continued on next page...*

*Continued from previous page...*

Mol	Chain	Res	Type	Atoms	Z	Observed(Å)	Ideal(Å)
2	2F	70	TRP	CZ2-CH2	9.58	1.55	1.37
2	27	70	TRP	CZ2-CH2	9.58	1.55	1.37
2	3F	70	TRP	CZ2-CH2	9.58	1.55	1.37
2	4B	70	TRP	CZ2-CH2	9.58	1.55	1.37
2	4N	70	TRP	CZ2-CH2	9.58	1.55	1.37
2	4V	70	TRP	CZ2-CH2	9.58	1.55	1.37
2	5R	70	TRP	CZ2-CH2	9.58	1.55	1.37
2	6J	70	TRP	CZ2-CH2	9.58	1.55	1.37
2	6R	70	TRP	CZ2-CH2	9.58	1.55	1.37
2	7N	70	TRP	CZ2-CH2	9.58	1.55	1.37
2	1N	70	TRP	CZ2-CH2	9.58	1.55	1.37
2	2J	70	TRP	CZ2-CH2	9.58	1.55	1.37
2	3B	70	TRP	CZ2-CH2	9.58	1.55	1.37
2	3J	70	TRP	CZ2-CH2	9.58	1.55	1.37
2	33	70	TRP	CZ2-CH2	9.58	1.55	1.37
2	4F	70	TRP	CZ2-CH2	9.58	1.55	1.37
2	4Z	70	TRP	CZ2-CH2	9.58	1.55	1.37
2	5V	70	TRP	CZ2-CH2	9.58	1.55	1.37
2	6N	70	TRP	CZ2-CH2	9.58	1.55	1.37
2	6V	70	TRP	CZ2-CH2	9.58	1.55	1.37
2	7F	70	TRP	CZ2-CH2	9.58	1.55	1.37
2	7R	70	TRP	CZ2-CH2	9.58	1.55	1.37
2	1F	70	TRP	CZ2-CH2	9.57	1.55	1.37
2	1F	226	ILE	C-N	9.57	1.56	1.34
2	2N	70	TRP	CZ2-CH2	9.57	1.55	1.37
2	2N	226	ILE	C-N	9.57	1.56	1.34
2	23	70	TRP	CZ2-CH2	9.57	1.55	1.37
2	23	226	ILE	C-N	9.57	1.56	1.34
2	3N	70	TRP	CZ2-CH2	9.57	1.55	1.37
2	3N	226	ILE	C-N	9.57	1.56	1.34
2	37	70	TRP	CZ2-CH2	9.57	1.55	1.37
2	37	226	ILE	C-N	9.57	1.56	1.34
2	4J	70	TRP	CZ2-CH2	9.57	1.55	1.37
2	4J	226	ILE	C-N	9.57	1.56	1.34
2	4R	70	TRP	CZ2-CH2	9.57	1.55	1.37
2	4R	226	ILE	C-N	9.57	1.56	1.34
2	5Z	70	TRP	CZ2-CH2	9.57	1.55	1.37
2	5Z	226	ILE	C-N	9.57	1.56	1.34
2	6F	70	TRP	CZ2-CH2	9.57	1.55	1.37
2	6F	226	ILE	C-N	9.57	1.56	1.34
2	6Z	70	TRP	CZ2-CH2	9.57	1.55	1.37
2	6Z	226	ILE	C-N	9.57	1.56	1.34

*Continued on next page...*

*Continued from previous page...*

Mol	Chain	Res	Type	Atoms	Z	Observed(Å)	Ideal(Å)
2	7J	70	TRP	CZ2-CH2	9.57	1.55	1.37
2	7J	226	ILE	C-N	9.57	1.56	1.34
2	7V	70	TRP	CZ2-CH2	9.57	1.55	1.37
2	7V	226	ILE	C-N	9.57	1.56	1.34
2	1N	226	ILE	C-N	9.56	1.56	1.34
2	2J	226	ILE	C-N	9.56	1.56	1.34
2	3B	226	ILE	C-N	9.56	1.56	1.34
2	3J	226	ILE	C-N	9.56	1.56	1.34
2	33	226	ILE	C-N	9.56	1.56	1.34
2	4F	226	ILE	C-N	9.56	1.56	1.34
2	4Z	226	ILE	C-N	9.56	1.56	1.34
2	5V	226	ILE	C-N	9.56	1.56	1.34
2	6N	226	ILE	C-N	9.56	1.56	1.34
2	6V	226	ILE	C-N	9.56	1.56	1.34
2	7F	226	ILE	C-N	9.56	1.56	1.34
2	7R	226	ILE	C-N	9.56	1.56	1.34
1	1M	35	THR	CB-CG2	9.56	1.83	1.52
1	2I	35	THR	CB-CG2	9.56	1.83	1.52
1	3A	35	THR	CB-CG2	9.56	1.83	1.52
1	3I	35	THR	CB-CG2	9.56	1.83	1.52
1	32	35	THR	CB-CG2	9.56	1.83	1.52
1	4E	35	THR	CB-CG2	9.56	1.83	1.52
1	4Y	35	THR	CB-CG2	9.56	1.83	1.52
1	5U	35	THR	CB-CG2	9.56	1.83	1.52
1	6M	35	THR	CB-CG2	9.56	1.83	1.52
1	6U	35	THR	CB-CG2	9.56	1.83	1.52
1	7E	35	THR	CB-CG2	9.56	1.83	1.52
1	7Q	35	THR	CB-CG2	9.56	1.83	1.52
2	1N	229	ASN	C-OXT	-9.56	1.05	1.23
2	1R	226	ILE	C-N	9.56	1.56	1.34
2	1V	226	ILE	C-N	9.56	1.56	1.34
2	1Z	226	ILE	C-N	9.56	1.56	1.34
2	2J	229	ASN	C-OXT	-9.56	1.05	1.23
2	2R	226	ILE	C-N	9.56	1.56	1.34
2	2V	226	ILE	C-N	9.56	1.56	1.34
2	2Z	226	ILE	C-N	9.56	1.56	1.34
2	3B	229	ASN	C-OXT	-9.56	1.05	1.23
2	3J	229	ASN	C-OXT	-9.56	1.05	1.23
2	33	229	ASN	C-OXT	-9.56	1.05	1.23
2	4F	229	ASN	C-OXT	-9.56	1.05	1.23
2	4Z	229	ASN	C-OXT	-9.56	1.05	1.23
2	43	226	ILE	C-N	9.56	1.56	1.34

*Continued on next page...*

*Continued from previous page...*

Mol	Chain	Res	Type	Atoms	Z	Observed(Å)	Ideal(Å)
2	47	226	ILE	C-N	9.56	1.56	1.34
2	5B	226	ILE	C-N	9.56	1.56	1.34
2	5V	229	ASN	C-OXT	-9.56	1.05	1.23
2	53	226	ILE	C-N	9.56	1.56	1.34
2	57	226	ILE	C-N	9.56	1.56	1.34
2	6B	226	ILE	C-N	9.56	1.56	1.34
2	6N	229	ASN	C-OXT	-9.56	1.05	1.23
2	6V	229	ASN	C-OXT	-9.56	1.05	1.23
2	7F	229	ASN	C-OXT	-9.56	1.05	1.23
2	7R	229	ASN	C-OXT	-9.56	1.05	1.23
1	12	35	THR	CB-CG2	9.56	1.83	1.52
1	16	35	THR	CB-CG2	9.56	1.83	1.52
1	2A	35	THR	CB-CG2	9.56	1.83	1.52
1	3Q	35	THR	CB-CG2	9.56	1.83	1.52
1	3U	35	THR	CB-CG2	9.56	1.83	1.52
1	3Y	35	THR	CB-CG2	9.56	1.83	1.52
1	5E	35	THR	CB-CG2	9.56	1.83	1.52
1	5I	35	THR	CB-CG2	9.56	1.83	1.52
1	5M	35	THR	CB-CG2	9.56	1.83	1.52
1	62	35	THR	CB-CG2	9.56	1.83	1.52
1	66	35	THR	CB-CG2	9.56	1.83	1.52
1	7A	35	THR	CB-CG2	9.56	1.83	1.52
2	13	229	ASN	C-OXT	-9.55	1.05	1.23
2	17	229	ASN	C-OXT	-9.55	1.05	1.23
2	2B	229	ASN	C-OXT	-9.55	1.05	1.23
2	3R	229	ASN	C-OXT	-9.55	1.05	1.23
2	3V	229	ASN	C-OXT	-9.55	1.05	1.23
2	3Z	229	ASN	C-OXT	-9.55	1.05	1.23
2	5F	229	ASN	C-OXT	-9.55	1.05	1.23
2	5J	229	ASN	C-OXT	-9.55	1.05	1.23
2	5N	229	ASN	C-OXT	-9.55	1.05	1.23
2	63	229	ASN	C-OXT	-9.55	1.05	1.23
2	67	229	ASN	C-OXT	-9.55	1.05	1.23
2	7B	229	ASN	C-OXT	-9.55	1.05	1.23
1	1E	85	LEU	CG-CD2	-9.55	1.16	1.51
1	2M	85	LEU	CG-CD2	-9.55	1.16	1.51
1	22	85	LEU	CG-CD2	-9.55	1.16	1.51
1	3M	85	LEU	CG-CD2	-9.55	1.16	1.51
1	36	85	LEU	CG-CD2	-9.55	1.16	1.51
1	4I	85	LEU	CG-CD2	-9.55	1.16	1.51
1	4Q	85	LEU	CG-CD2	-9.55	1.16	1.51
1	5Y	85	LEU	CG-CD2	-9.55	1.16	1.51

*Continued on next page...*

*Continued from previous page...*

Mol	Chain	Res	Type	Atoms	Z	Observed(Å)	Ideal(Å)
1	6E	85	LEU	CG-CD2	-9.55	1.16	1.51
1	6Y	85	LEU	CG-CD2	-9.55	1.16	1.51
1	7I	85	LEU	CG-CD2	-9.55	1.16	1.51
1	7U	85	LEU	CG-CD2	-9.55	1.16	1.51
1	1A	35	THR	CB-CG2	9.54	1.83	1.52
2	1B	226	ILE	C-N	9.54	1.56	1.34
1	1I	35	THR	CB-CG2	9.54	1.83	1.52
2	1J	226	ILE	C-N	9.54	1.56	1.34
1	12	85	LEU	CG-CD2	-9.54	1.16	1.51
2	13	226	ILE	C-N	9.54	1.56	1.34
1	16	85	LEU	CG-CD2	-9.54	1.16	1.51
2	17	226	ILE	C-N	9.54	1.56	1.34
1	2A	85	LEU	CG-CD2	-9.54	1.16	1.51
2	2B	226	ILE	C-N	9.54	1.56	1.34
1	2E	35	THR	CB-CG2	9.54	1.83	1.52
2	2F	226	ILE	C-N	9.54	1.56	1.34
1	26	35	THR	CB-CG2	9.54	1.83	1.52
2	27	226	ILE	C-N	9.54	1.56	1.34
1	3E	35	THR	CB-CG2	9.54	1.83	1.52
2	3F	226	ILE	C-N	9.54	1.56	1.34
1	3Q	85	LEU	CG-CD2	-9.54	1.16	1.51
2	3R	226	ILE	C-N	9.54	1.56	1.34
1	3U	85	LEU	CG-CD2	-9.54	1.16	1.51
2	3V	226	ILE	C-N	9.54	1.56	1.34
1	3Y	85	LEU	CG-CD2	-9.54	1.16	1.51
2	3Z	226	ILE	C-N	9.54	1.56	1.34
1	4A	35	THR	CB-CG2	9.54	1.83	1.52
2	4B	226	ILE	C-N	9.54	1.56	1.34
1	4M	35	THR	CB-CG2	9.54	1.83	1.52
2	4N	226	ILE	C-N	9.54	1.56	1.34
1	4U	35	THR	CB-CG2	9.54	1.83	1.52
2	4V	226	ILE	C-N	9.54	1.56	1.34
1	5E	85	LEU	CG-CD2	-9.54	1.16	1.51
2	5F	226	ILE	C-N	9.54	1.56	1.34
1	5I	85	LEU	CG-CD2	-9.54	1.16	1.51
2	5J	226	ILE	C-N	9.54	1.56	1.34
1	5M	85	LEU	CG-CD2	-9.54	1.16	1.51
2	5N	226	ILE	C-N	9.54	1.56	1.34
1	5Q	35	THR	CB-CG2	9.54	1.83	1.52
2	5R	226	ILE	C-N	9.54	1.56	1.34
1	6I	35	THR	CB-CG2	9.54	1.83	1.52
2	6J	226	ILE	C-N	9.54	1.56	1.34

*Continued on next page...*

*Continued from previous page...*

Mol	Chain	Res	Type	Atoms	Z	Observed(Å)	Ideal(Å)
1	6Q	35	THR	CB-CG2	9.54	1.83	1.52
2	6R	226	ILE	C-N	9.54	1.56	1.34
1	62	85	LEU	CG-CD2	-9.54	1.16	1.51
2	63	226	ILE	C-N	9.54	1.56	1.34
1	66	85	LEU	CG-CD2	-9.54	1.16	1.51
2	67	226	ILE	C-N	9.54	1.56	1.34
1	7A	85	LEU	CG-CD2	-9.54	1.16	1.51
2	7B	226	ILE	C-N	9.54	1.56	1.34
1	7M	35	THR	CB-CG2	9.54	1.83	1.52
2	7N	226	ILE	C-N	9.54	1.56	1.34
1	1E	183	GLN	CA-CB	-9.54	1.32	1.53
1	2M	183	GLN	CA-CB	-9.54	1.32	1.53
1	22	183	GLN	CA-CB	-9.54	1.32	1.53
1	3M	183	GLN	CA-CB	-9.54	1.32	1.53
1	36	183	GLN	CA-CB	-9.54	1.32	1.53
1	4I	183	GLN	CA-CB	-9.54	1.32	1.53
1	4Q	183	GLN	CA-CB	-9.54	1.32	1.53
1	5Y	183	GLN	CA-CB	-9.54	1.32	1.53
1	6E	183	GLN	CA-CB	-9.54	1.32	1.53
1	6Y	183	GLN	CA-CB	-9.54	1.32	1.53
1	7I	183	GLN	CA-CB	-9.54	1.32	1.53
1	7U	183	GLN	CA-CB	-9.54	1.32	1.53
1	1E	35	THR	CB-CG2	9.54	1.83	1.52
1	1M	85	LEU	CG-CD2	-9.54	1.16	1.51
1	2I	85	LEU	CG-CD2	-9.54	1.16	1.51
1	2M	35	THR	CB-CG2	9.54	1.83	1.52
1	22	35	THR	CB-CG2	9.54	1.83	1.52
1	3A	85	LEU	CG-CD2	-9.54	1.16	1.51
1	3I	85	LEU	CG-CD2	-9.54	1.16	1.51
1	3M	35	THR	CB-CG2	9.54	1.83	1.52
1	32	85	LEU	CG-CD2	-9.54	1.16	1.51
1	36	35	THR	CB-CG2	9.54	1.83	1.52
1	4E	85	LEU	CG-CD2	-9.54	1.16	1.51
1	4I	35	THR	CB-CG2	9.54	1.83	1.52
1	4Q	35	THR	CB-CG2	9.54	1.83	1.52
1	4Y	85	LEU	CG-CD2	-9.54	1.16	1.51
1	5U	85	LEU	CG-CD2	-9.54	1.16	1.51
1	5Y	35	THR	CB-CG2	9.54	1.83	1.52
1	6E	35	THR	CB-CG2	9.54	1.83	1.52
1	6M	85	LEU	CG-CD2	-9.54	1.16	1.51
1	6U	85	LEU	CG-CD2	-9.54	1.16	1.51
1	6Y	35	THR	CB-CG2	9.54	1.83	1.52

*Continued on next page...*



*Continued from previous page...*

Mol	Chain	Res	Type	Atoms	Z	Observed(Å)	Ideal(Å)
1	7E	85	LEU	CG-CD2	-9.54	1.16	1.51
1	7I	35	THR	CB-CG2	9.54	1.83	1.52
1	7Q	85	LEU	CG-CD2	-9.54	1.16	1.51
1	7U	35	THR	CB-CG2	9.54	1.83	1.52
1	1A	85	LEU	CG-CD2	-9.53	1.16	1.51
2	1B	217	PRO	C-N	-9.53	1.12	1.34
1	1I	85	LEU	CG-CD2	-9.53	1.16	1.51
2	1J	217	PRO	C-N	-9.53	1.12	1.34
1	12	183	GLN	CA-CB	-9.53	1.32	1.53
1	16	183	GLN	CA-CB	-9.53	1.32	1.53
1	2A	183	GLN	CA-CB	-9.53	1.32	1.53
1	2E	85	LEU	CG-CD2	-9.53	1.16	1.51
2	2F	217	PRO	C-N	-9.53	1.12	1.34
1	26	85	LEU	CG-CD2	-9.53	1.16	1.51
2	27	217	PRO	C-N	-9.53	1.12	1.34
1	3E	85	LEU	CG-CD2	-9.53	1.16	1.51
2	3F	217	PRO	C-N	-9.53	1.12	1.34
1	3Q	183	GLN	CA-CB	-9.53	1.32	1.53
1	3U	183	GLN	CA-CB	-9.53	1.32	1.53
1	3Y	183	GLN	CA-CB	-9.53	1.32	1.53
1	4A	85	LEU	CG-CD2	-9.53	1.16	1.51
2	4B	217	PRO	C-N	-9.53	1.12	1.34
1	4M	85	LEU	CG-CD2	-9.53	1.16	1.51
2	4N	217	PRO	C-N	-9.53	1.12	1.34
1	4U	85	LEU	CG-CD2	-9.53	1.16	1.51
2	4V	217	PRO	C-N	-9.53	1.12	1.34
1	5E	183	GLN	CA-CB	-9.53	1.32	1.53
1	5I	183	GLN	CA-CB	-9.53	1.32	1.53
1	5M	183	GLN	CA-CB	-9.53	1.32	1.53
1	5Q	85	LEU	CG-CD2	-9.53	1.16	1.51
2	5R	217	PRO	C-N	-9.53	1.12	1.34
1	6I	85	LEU	CG-CD2	-9.53	1.16	1.51
2	6J	217	PRO	C-N	-9.53	1.12	1.34
1	6Q	85	LEU	CG-CD2	-9.53	1.16	1.51
2	6R	217	PRO	C-N	-9.53	1.12	1.34
1	62	183	GLN	CA-CB	-9.53	1.32	1.53
1	66	183	GLN	CA-CB	-9.53	1.32	1.53
1	7A	183	GLN	CA-CB	-9.53	1.32	1.53
1	7M	85	LEU	CG-CD2	-9.53	1.16	1.51
2	7N	217	PRO	C-N	-9.53	1.12	1.34
1	1Q	85	LEU	CG-CD2	-9.53	1.16	1.51
1	1U	85	LEU	CG-CD2	-9.53	1.16	1.51

*Continued on next page...*



*Continued from previous page...*

Mol	Chain	Res	Type	Atoms	Z	Observed(Å)	Ideal(Å)
1	1Y	85	LEU	CG-CD2	-9.53	1.16	1.51
1	2Q	85	LEU	CG-CD2	-9.53	1.16	1.51
1	2U	85	LEU	CG-CD2	-9.53	1.16	1.51
1	2Y	85	LEU	CG-CD2	-9.53	1.16	1.51
1	42	85	LEU	CG-CD2	-9.53	1.16	1.51
1	46	85	LEU	CG-CD2	-9.53	1.16	1.51
1	5A	85	LEU	CG-CD2	-9.53	1.16	1.51
1	52	85	LEU	CG-CD2	-9.53	1.16	1.51
1	56	85	LEU	CG-CD2	-9.53	1.16	1.51
1	6A	85	LEU	CG-CD2	-9.53	1.16	1.51
1	1Q	35	THR	CB-CG2	9.53	1.83	1.52
1	1U	35	THR	CB-CG2	9.53	1.83	1.52
1	1Y	35	THR	CB-CG2	9.53	1.83	1.52
1	2Q	35	THR	CB-CG2	9.53	1.83	1.52
1	2U	35	THR	CB-CG2	9.53	1.83	1.52
1	2Y	35	THR	CB-CG2	9.53	1.83	1.52
1	42	35	THR	CB-CG2	9.53	1.83	1.52
1	46	35	THR	CB-CG2	9.53	1.83	1.52
1	5A	35	THR	CB-CG2	9.53	1.83	1.52
1	52	35	THR	CB-CG2	9.53	1.83	1.52
1	56	35	THR	CB-CG2	9.53	1.83	1.52
1	6A	35	THR	CB-CG2	9.53	1.83	1.52
1	1A	183	GLN	CA-CB	-9.52	1.33	1.53
1	1I	183	GLN	CA-CB	-9.52	1.33	1.53
1	1M	183	GLN	CA-CB	-9.52	1.33	1.53
1	2E	183	GLN	CA-CB	-9.52	1.33	1.53
1	2I	183	GLN	CA-CB	-9.52	1.33	1.53
1	26	183	GLN	CA-CB	-9.52	1.33	1.53
1	3A	183	GLN	CA-CB	-9.52	1.33	1.53
1	3E	183	GLN	CA-CB	-9.52	1.33	1.53
1	3I	183	GLN	CA-CB	-9.52	1.33	1.53
1	32	183	GLN	CA-CB	-9.52	1.33	1.53
1	4A	183	GLN	CA-CB	-9.52	1.33	1.53
1	4E	183	GLN	CA-CB	-9.52	1.33	1.53
1	4M	183	GLN	CA-CB	-9.52	1.33	1.53
1	4U	183	GLN	CA-CB	-9.52	1.33	1.53
1	4Y	183	GLN	CA-CB	-9.52	1.33	1.53
1	5Q	183	GLN	CA-CB	-9.52	1.33	1.53
1	5U	183	GLN	CA-CB	-9.52	1.33	1.53
1	6I	183	GLN	CA-CB	-9.52	1.33	1.53
1	6M	183	GLN	CA-CB	-9.52	1.33	1.53
1	6Q	183	GLN	CA-CB	-9.52	1.33	1.53

*Continued on next page...*

*Continued from previous page...*

Mol	Chain	Res	Type	Atoms	Z	Observed(Å)	Ideal(Å)
1	6U	183	GLN	CA-CB	-9.52	1.33	1.53
1	7E	183	GLN	CA-CB	-9.52	1.33	1.53
1	7M	183	GLN	CA-CB	-9.52	1.33	1.53
1	7Q	183	GLN	CA-CB	-9.52	1.33	1.53
2	1R	217	PRO	C-N	-9.52	1.12	1.34
2	1V	217	PRO	C-N	-9.52	1.12	1.34
2	1Z	217	PRO	C-N	-9.52	1.12	1.34
2	2R	217	PRO	C-N	-9.52	1.12	1.34
2	2V	217	PRO	C-N	-9.52	1.12	1.34
2	2Z	217	PRO	C-N	-9.52	1.12	1.34
2	43	217	PRO	C-N	-9.52	1.12	1.34
2	47	217	PRO	C-N	-9.52	1.12	1.34
2	5B	217	PRO	C-N	-9.52	1.12	1.34
2	53	217	PRO	C-N	-9.52	1.12	1.34
2	57	217	PRO	C-N	-9.52	1.12	1.34
2	6B	217	PRO	C-N	-9.52	1.12	1.34
2	1F	217	PRO	C-N	-9.51	1.12	1.34
2	2N	217	PRO	C-N	-9.51	1.12	1.34
2	23	217	PRO	C-N	-9.51	1.12	1.34
2	3N	217	PRO	C-N	-9.51	1.12	1.34
2	37	217	PRO	C-N	-9.51	1.12	1.34
2	4J	217	PRO	C-N	-9.51	1.12	1.34
2	4R	217	PRO	C-N	-9.51	1.12	1.34
2	5Z	217	PRO	C-N	-9.51	1.12	1.34
2	6F	217	PRO	C-N	-9.51	1.12	1.34
2	6Z	217	PRO	C-N	-9.51	1.12	1.34
2	7J	217	PRO	C-N	-9.51	1.12	1.34
2	7V	217	PRO	C-N	-9.51	1.12	1.34
1	1Q	183	GLN	CA-CB	-9.51	1.33	1.53
1	1U	183	GLN	CA-CB	-9.51	1.33	1.53
1	1Y	183	GLN	CA-CB	-9.51	1.33	1.53
1	2Q	183	GLN	CA-CB	-9.51	1.33	1.53
1	2U	183	GLN	CA-CB	-9.51	1.33	1.53
1	2Y	183	GLN	CA-CB	-9.51	1.33	1.53
1	42	183	GLN	CA-CB	-9.51	1.33	1.53
1	46	183	GLN	CA-CB	-9.51	1.33	1.53
1	5A	183	GLN	CA-CB	-9.51	1.33	1.53
1	52	183	GLN	CA-CB	-9.51	1.33	1.53
1	56	183	GLN	CA-CB	-9.51	1.33	1.53
1	6A	183	GLN	CA-CB	-9.51	1.33	1.53
2	1N	217	PRO	C-N	-9.51	1.12	1.34
2	2J	217	PRO	C-N	-9.51	1.12	1.34

*Continued on next page...*

*Continued from previous page...*

Mol	Chain	Res	Type	Atoms	Z	Observed(Å)	Ideal(Å)
2	3B	217	PRO	C-N	-9.51	1.12	1.34
2	3J	217	PRO	C-N	-9.51	1.12	1.34
2	33	217	PRO	C-N	-9.51	1.12	1.34
2	4F	217	PRO	C-N	-9.51	1.12	1.34
2	4Z	217	PRO	C-N	-9.51	1.12	1.34
2	5V	217	PRO	C-N	-9.51	1.12	1.34
2	6N	217	PRO	C-N	-9.51	1.12	1.34
2	6V	217	PRO	C-N	-9.51	1.12	1.34
2	7F	217	PRO	C-N	-9.51	1.12	1.34
2	7R	217	PRO	C-N	-9.51	1.12	1.34
2	13	217	PRO	C-N	-9.51	1.12	1.34
2	17	217	PRO	C-N	-9.51	1.12	1.34
2	2B	217	PRO	C-N	-9.51	1.12	1.34
2	3R	217	PRO	C-N	-9.51	1.12	1.34
2	3V	217	PRO	C-N	-9.51	1.12	1.34
2	3Z	217	PRO	C-N	-9.51	1.12	1.34
2	5F	217	PRO	C-N	-9.51	1.12	1.34
2	5J	217	PRO	C-N	-9.51	1.12	1.34
2	5N	217	PRO	C-N	-9.51	1.12	1.34
2	63	217	PRO	C-N	-9.51	1.12	1.34
2	67	217	PRO	C-N	-9.51	1.12	1.34
2	7B	217	PRO	C-N	-9.51	1.12	1.34
1	1M	178	SER	C-O	-9.50	1.05	1.23
1	2I	178	SER	C-O	-9.50	1.05	1.23
1	3A	178	SER	C-O	-9.50	1.05	1.23
1	3I	178	SER	C-O	-9.50	1.05	1.23
1	32	178	SER	C-O	-9.50	1.05	1.23
1	4E	178	SER	C-O	-9.50	1.05	1.23
1	4Y	178	SER	C-O	-9.50	1.05	1.23
1	5U	178	SER	C-O	-9.50	1.05	1.23
1	6M	178	SER	C-O	-9.50	1.05	1.23
1	6U	178	SER	C-O	-9.50	1.05	1.23
1	7E	178	SER	C-O	-9.50	1.05	1.23
1	7Q	178	SER	C-O	-9.50	1.05	1.23
1	1E	156	SER	C-O	-9.49	1.05	1.23
1	2M	156	SER	C-O	-9.49	1.05	1.23
1	22	156	SER	C-O	-9.49	1.05	1.23
1	3M	156	SER	C-O	-9.49	1.05	1.23
1	36	156	SER	C-O	-9.49	1.05	1.23
1	4I	156	SER	C-O	-9.49	1.05	1.23
1	4Q	156	SER	C-O	-9.49	1.05	1.23
1	5Y	156	SER	C-O	-9.49	1.05	1.23

*Continued on next page...*

*Continued from previous page...*

Mol	Chain	Res	Type	Atoms	Z	Observed(Å)	Ideal(Å)
1	6E	156	SER	C-O	-9.49	1.05	1.23
1	6Y	156	SER	C-O	-9.49	1.05	1.23
1	7I	156	SER	C-O	-9.49	1.05	1.23
1	7U	156	SER	C-O	-9.49	1.05	1.23
2	1F	24	PRO	N-CA	9.48	1.63	1.47
2	2N	24	PRO	N-CA	9.48	1.63	1.47
2	23	24	PRO	N-CA	9.48	1.63	1.47
2	3N	24	PRO	N-CA	9.48	1.63	1.47
2	37	24	PRO	N-CA	9.48	1.63	1.47
2	4J	24	PRO	N-CA	9.48	1.63	1.47
2	4R	24	PRO	N-CA	9.48	1.63	1.47
2	5Z	24	PRO	N-CA	9.48	1.63	1.47
2	6F	24	PRO	N-CA	9.48	1.63	1.47
2	6Z	24	PRO	N-CA	9.48	1.63	1.47
2	7J	24	PRO	N-CA	9.48	1.63	1.47
2	7V	24	PRO	N-CA	9.48	1.63	1.47
1	12	156	SER	C-O	-9.48	1.05	1.23
1	16	156	SER	C-O	-9.48	1.05	1.23
1	2A	156	SER	C-O	-9.48	1.05	1.23
1	3Q	156	SER	C-O	-9.48	1.05	1.23
1	3U	156	SER	C-O	-9.48	1.05	1.23
1	3Y	156	SER	C-O	-9.48	1.05	1.23
1	5E	156	SER	C-O	-9.48	1.05	1.23
1	5I	156	SER	C-O	-9.48	1.05	1.23
1	5M	156	SER	C-O	-9.48	1.05	1.23
1	62	156	SER	C-O	-9.48	1.05	1.23
1	66	156	SER	C-O	-9.48	1.05	1.23
1	7A	156	SER	C-O	-9.48	1.05	1.23
2	1B	220	PHE	CD1-CE1	9.47	1.58	1.39
2	1J	220	PHE	CD1-CE1	9.47	1.58	1.39
2	2F	220	PHE	CD1-CE1	9.47	1.58	1.39
2	27	220	PHE	CD1-CE1	9.47	1.58	1.39
2	3F	220	PHE	CD1-CE1	9.47	1.58	1.39
2	4B	220	PHE	CD1-CE1	9.47	1.58	1.39
2	4N	220	PHE	CD1-CE1	9.47	1.58	1.39
2	4V	220	PHE	CD1-CE1	9.47	1.58	1.39
2	5R	220	PHE	CD1-CE1	9.47	1.58	1.39
2	6J	220	PHE	CD1-CE1	9.47	1.58	1.39
2	6R	220	PHE	CD1-CE1	9.47	1.58	1.39
2	7N	220	PHE	CD1-CE1	9.47	1.58	1.39
2	1B	24	PRO	N-CA	9.47	1.63	1.47
2	1J	24	PRO	N-CA	9.47	1.63	1.47

*Continued on next page...*

*Continued from previous page...*

Mol	Chain	Res	Type	Atoms	Z	Observed(Å)	Ideal(Å)
2	2F	24	PRO	N-CA	9.47	1.63	1.47
2	27	24	PRO	N-CA	9.47	1.63	1.47
2	3F	24	PRO	N-CA	9.47	1.63	1.47
2	4B	24	PRO	N-CA	9.47	1.63	1.47
2	4N	24	PRO	N-CA	9.47	1.63	1.47
2	4V	24	PRO	N-CA	9.47	1.63	1.47
2	5R	24	PRO	N-CA	9.47	1.63	1.47
2	6J	24	PRO	N-CA	9.47	1.63	1.47
2	6R	24	PRO	N-CA	9.47	1.63	1.47
2	7N	24	PRO	N-CA	9.47	1.63	1.47
1	1A	156	SER	C-O	-9.47	1.05	1.23
1	1I	156	SER	C-O	-9.47	1.05	1.23
1	1Q	156	SER	C-O	-9.47	1.05	1.23
1	1U	156	SER	C-O	-9.47	1.05	1.23
1	1Y	156	SER	C-O	-9.47	1.05	1.23
1	12	178	SER	C-O	-9.47	1.05	1.23
1	16	178	SER	C-O	-9.47	1.05	1.23
1	2A	178	SER	C-O	-9.47	1.05	1.23
1	2E	156	SER	C-O	-9.47	1.05	1.23
1	2Q	156	SER	C-O	-9.47	1.05	1.23
1	2U	156	SER	C-O	-9.47	1.05	1.23
1	2Y	156	SER	C-O	-9.47	1.05	1.23
1	26	156	SER	C-O	-9.47	1.05	1.23
1	3E	156	SER	C-O	-9.47	1.05	1.23
1	3Q	178	SER	C-O	-9.47	1.05	1.23
1	3U	178	SER	C-O	-9.47	1.05	1.23
1	3Y	178	SER	C-O	-9.47	1.05	1.23
1	4A	156	SER	C-O	-9.47	1.05	1.23
1	4M	156	SER	C-O	-9.47	1.05	1.23
1	4U	156	SER	C-O	-9.47	1.05	1.23
1	42	156	SER	C-O	-9.47	1.05	1.23
1	46	156	SER	C-O	-9.47	1.05	1.23
1	5A	156	SER	C-O	-9.47	1.05	1.23
1	5E	178	SER	C-O	-9.47	1.05	1.23
1	5I	178	SER	C-O	-9.47	1.05	1.23
1	5M	178	SER	C-O	-9.47	1.05	1.23
1	5Q	156	SER	C-O	-9.47	1.05	1.23
1	52	156	SER	C-O	-9.47	1.05	1.23
1	56	156	SER	C-O	-9.47	1.05	1.23
1	6A	156	SER	C-O	-9.47	1.05	1.23
1	6I	156	SER	C-O	-9.47	1.05	1.23
1	6Q	156	SER	C-O	-9.47	1.05	1.23

*Continued on next page...*

*Continued from previous page...*

Mol	Chain	Res	Type	Atoms	Z	Observed(Å)	Ideal(Å)
1	62	178	SER	C-O	-9.47	1.05	1.23
1	66	178	SER	C-O	-9.47	1.05	1.23
1	7A	178	SER	C-O	-9.47	1.05	1.23
1	7M	156	SER	C-O	-9.47	1.05	1.23
1	1A	178	SER	C-O	-9.46	1.05	1.23
1	1I	178	SER	C-O	-9.46	1.05	1.23
2	13	24	PRO	N-CA	9.46	1.63	1.47
2	17	24	PRO	N-CA	9.46	1.63	1.47
2	2B	24	PRO	N-CA	9.46	1.63	1.47
1	2E	178	SER	C-O	-9.46	1.05	1.23
1	26	178	SER	C-O	-9.46	1.05	1.23
1	3E	178	SER	C-O	-9.46	1.05	1.23
2	3R	24	PRO	N-CA	9.46	1.63	1.47
2	3V	24	PRO	N-CA	9.46	1.63	1.47
2	3Z	24	PRO	N-CA	9.46	1.63	1.47
1	4A	178	SER	C-O	-9.46	1.05	1.23
1	4M	178	SER	C-O	-9.46	1.05	1.23
1	4U	178	SER	C-O	-9.46	1.05	1.23
2	5F	24	PRO	N-CA	9.46	1.63	1.47
2	5J	24	PRO	N-CA	9.46	1.63	1.47
2	5N	24	PRO	N-CA	9.46	1.63	1.47
1	5Q	178	SER	C-O	-9.46	1.05	1.23
1	6I	178	SER	C-O	-9.46	1.05	1.23
1	6Q	178	SER	C-O	-9.46	1.05	1.23
2	63	24	PRO	N-CA	9.46	1.63	1.47
2	67	24	PRO	N-CA	9.46	1.63	1.47
2	7B	24	PRO	N-CA	9.46	1.63	1.47
1	7M	178	SER	C-O	-9.46	1.05	1.23
1	1M	48	TYR	C-O	-9.46	1.05	1.23
2	1N	226	ILE	N-CA	9.46	1.65	1.46
1	2I	48	TYR	C-O	-9.46	1.05	1.23
2	2J	226	ILE	N-CA	9.46	1.65	1.46
1	3A	48	TYR	C-O	-9.46	1.05	1.23
2	3B	226	ILE	N-CA	9.46	1.65	1.46
1	3I	48	TYR	C-O	-9.46	1.05	1.23
2	3J	226	ILE	N-CA	9.46	1.65	1.46
1	32	48	TYR	C-O	-9.46	1.05	1.23
2	33	226	ILE	N-CA	9.46	1.65	1.46
1	4E	48	TYR	C-O	-9.46	1.05	1.23
2	4F	226	ILE	N-CA	9.46	1.65	1.46
1	4Y	48	TYR	C-O	-9.46	1.05	1.23
2	4Z	226	ILE	N-CA	9.46	1.65	1.46

*Continued on next page...*

*Continued from previous page...*

Mol	Chain	Res	Type	Atoms	Z	Observed(Å)	Ideal(Å)
1	5U	48	TYR	C-O	-9.46	1.05	1.23
2	5V	226	ILE	N-CA	9.46	1.65	1.46
1	6M	48	TYR	C-O	-9.46	1.05	1.23
2	6N	226	ILE	N-CA	9.46	1.65	1.46
1	6U	48	TYR	C-O	-9.46	1.05	1.23
2	6V	226	ILE	N-CA	9.46	1.65	1.46
1	7E	48	TYR	C-O	-9.46	1.05	1.23
2	7F	226	ILE	N-CA	9.46	1.65	1.46
1	7Q	48	TYR	C-O	-9.46	1.05	1.23
2	7R	226	ILE	N-CA	9.46	1.65	1.46
2	1F	220	PHE	CD1-CE1	9.45	1.58	1.39
2	2N	220	PHE	CD1-CE1	9.45	1.58	1.39
2	23	220	PHE	CD1-CE1	9.45	1.58	1.39
2	3N	220	PHE	CD1-CE1	9.45	1.58	1.39
2	37	220	PHE	CD1-CE1	9.45	1.58	1.39
2	4J	220	PHE	CD1-CE1	9.45	1.58	1.39
2	4R	220	PHE	CD1-CE1	9.45	1.58	1.39
2	5Z	220	PHE	CD1-CE1	9.45	1.58	1.39
2	6F	220	PHE	CD1-CE1	9.45	1.58	1.39
2	6Z	220	PHE	CD1-CE1	9.45	1.58	1.39
2	7J	220	PHE	CD1-CE1	9.45	1.58	1.39
2	7V	220	PHE	CD1-CE1	9.45	1.58	1.39
2	1R	207	GLY	C-N	-9.45	1.12	1.34
2	1V	207	GLY	C-N	-9.45	1.12	1.34
2	2Z	207	GLY	C-N	-9.45	1.12	1.34
2	43	207	GLY	C-N	-9.45	1.12	1.34
1	66	48	TYR	C-O	-9.45	1.05	1.23
1	1A	48	TYR	C-O	-9.45	1.05	1.23
1	1I	48	TYR	C-O	-9.45	1.05	1.23
1	1M	156	SER	C-O	-9.45	1.05	1.23
1	1Q	178	SER	C-O	-9.45	1.05	1.23
1	1U	178	SER	C-O	-9.45	1.05	1.23
1	1Y	178	SER	C-O	-9.45	1.05	1.23
2	1Z	207	GLY	C-N	-9.45	1.12	1.34
1	12	48	TYR	C-O	-9.45	1.05	1.23
2	13	220	PHE	CD1-CE1	9.45	1.58	1.39
1	16	48	TYR	C-O	-9.45	1.05	1.23
2	17	220	PHE	CD1-CE1	9.45	1.58	1.39
1	2A	48	TYR	C-O	-9.45	1.05	1.23
2	2B	220	PHE	CD1-CE1	9.45	1.58	1.39
1	2E	48	TYR	C-O	-9.45	1.05	1.23
1	2I	156	SER	C-O	-9.45	1.05	1.23

*Continued on next page...*



*Continued from previous page...*

Mol	Chain	Res	Type	Atoms	Z	Observed(Å)	Ideal(Å)
1	2Q	178	SER	C-O	-9.45	1.05	1.23
2	2R	207	GLY	C-N	-9.45	1.12	1.34
1	2U	178	SER	C-O	-9.45	1.05	1.23
2	2V	207	GLY	C-N	-9.45	1.12	1.34
1	2Y	178	SER	C-O	-9.45	1.05	1.23
1	3Q	48	TYR	C-O	-9.45	1.05	1.23
1	26	48	TYR	C-O	-9.45	1.05	1.23
1	3A	156	SER	C-O	-9.45	1.05	1.23
1	3E	48	TYR	C-O	-9.45	1.05	1.23
1	3I	156	SER	C-O	-9.45	1.05	1.23
2	3R	220	PHE	CD1-CE1	9.45	1.58	1.39
1	3U	48	TYR	C-O	-9.45	1.05	1.23
2	3V	220	PHE	CD1-CE1	9.45	1.58	1.39
1	3Y	48	TYR	C-O	-9.45	1.05	1.23
2	3Z	220	PHE	CD1-CE1	9.45	1.58	1.39
2	47	207	GLY	C-N	-9.45	1.12	1.34
2	5B	207	GLY	C-N	-9.45	1.12	1.34
1	5M	48	TYR	C-O	-9.45	1.05	1.23
2	6B	207	GLY	C-N	-9.45	1.12	1.34
1	32	156	SER	C-O	-9.45	1.05	1.23
1	4A	48	TYR	C-O	-9.45	1.05	1.23
1	4E	156	SER	C-O	-9.45	1.05	1.23
1	4M	48	TYR	C-O	-9.45	1.05	1.23
1	4U	48	TYR	C-O	-9.45	1.05	1.23
1	4Y	156	SER	C-O	-9.45	1.05	1.23
1	42	178	SER	C-O	-9.45	1.05	1.23
1	46	178	SER	C-O	-9.45	1.05	1.23
1	5A	178	SER	C-O	-9.45	1.05	1.23
1	5E	48	TYR	C-O	-9.45	1.05	1.23
2	5F	220	PHE	CD1-CE1	9.45	1.58	1.39
1	5I	48	TYR	C-O	-9.45	1.05	1.23
2	5J	220	PHE	CD1-CE1	9.45	1.58	1.39
2	5N	220	PHE	CD1-CE1	9.45	1.58	1.39
2	53	207	GLY	C-N	-9.45	1.12	1.34
1	5Q	48	TYR	C-O	-9.45	1.05	1.23
1	5U	156	SER	C-O	-9.45	1.05	1.23
1	52	178	SER	C-O	-9.45	1.05	1.23
1	56	178	SER	C-O	-9.45	1.05	1.23
2	57	207	GLY	C-N	-9.45	1.12	1.34
1	6A	178	SER	C-O	-9.45	1.05	1.23
1	62	48	TYR	C-O	-9.45	1.05	1.23
1	7A	48	TYR	C-O	-9.45	1.05	1.23

*Continued on next page...*



*Continued from previous page...*

Mol	Chain	Res	Type	Atoms	Z	Observed(Å)	Ideal(Å)
1	6I	48	TYR	C-O	-9.45	1.05	1.23
1	6M	156	SER	C-O	-9.45	1.05	1.23
1	6Q	48	TYR	C-O	-9.45	1.05	1.23
1	6U	156	SER	C-O	-9.45	1.05	1.23
2	63	220	PHE	CD1-CE1	9.45	1.58	1.39
2	67	220	PHE	CD1-CE1	9.45	1.58	1.39
2	7B	220	PHE	CD1-CE1	9.45	1.58	1.39
1	7E	156	SER	C-O	-9.45	1.05	1.23
1	7M	48	TYR	C-O	-9.45	1.05	1.23
1	7Q	156	SER	C-O	-9.45	1.05	1.23
1	1Q	50	ARG	CZ-NH2	-9.45	1.20	1.33
1	1U	50	ARG	CZ-NH2	-9.45	1.20	1.33
1	1Y	50	ARG	CZ-NH2	-9.45	1.20	1.33
1	2Q	50	ARG	CZ-NH2	-9.45	1.20	1.33
1	2U	50	ARG	CZ-NH2	-9.45	1.20	1.33
1	2Y	50	ARG	CZ-NH2	-9.45	1.20	1.33
1	42	50	ARG	CZ-NH2	-9.45	1.20	1.33
1	46	50	ARG	CZ-NH2	-9.45	1.20	1.33
1	5A	50	ARG	CZ-NH2	-9.45	1.20	1.33
1	52	50	ARG	CZ-NH2	-9.45	1.20	1.33
1	56	50	ARG	CZ-NH2	-9.45	1.20	1.33
1	6A	50	ARG	CZ-NH2	-9.45	1.20	1.33
1	1E	48	TYR	C-O	-9.44	1.05	1.23
1	1M	147	ARG	CD-NE	-9.44	1.30	1.46
2	1N	24	PRO	N-CA	9.45	1.63	1.47
1	2I	147	ARG	CD-NE	-9.44	1.30	1.46
2	2J	24	PRO	N-CA	9.45	1.63	1.47
1	2M	48	TYR	C-O	-9.44	1.05	1.23
1	22	48	TYR	C-O	-9.44	1.05	1.23
1	3A	147	ARG	CD-NE	-9.44	1.30	1.46
2	3B	24	PRO	N-CA	9.45	1.63	1.47
1	3I	147	ARG	CD-NE	-9.44	1.30	1.46
2	3J	24	PRO	N-CA	9.45	1.63	1.47
1	3M	48	TYR	C-O	-9.44	1.05	1.23
1	32	147	ARG	CD-NE	-9.44	1.30	1.46
2	33	24	PRO	N-CA	9.45	1.63	1.47
1	36	48	TYR	C-O	-9.44	1.05	1.23
1	4E	147	ARG	CD-NE	-9.44	1.30	1.46
2	4F	24	PRO	N-CA	9.45	1.63	1.47
1	4I	48	TYR	C-O	-9.44	1.05	1.23
1	4Q	48	TYR	C-O	-9.44	1.05	1.23
1	4Y	147	ARG	CD-NE	-9.44	1.30	1.46

*Continued on next page...*

*Continued from previous page...*

Mol	Chain	Res	Type	Atoms	Z	Observed(Å)	Ideal(Å)
2	4Z	24	PRO	N-CA	9.45	1.63	1.47
1	5U	147	ARG	CD-NE	-9.44	1.30	1.46
2	5V	24	PRO	N-CA	9.45	1.63	1.47
1	5Y	48	TYR	C-O	-9.44	1.05	1.23
1	6E	48	TYR	C-O	-9.44	1.05	1.23
1	6M	147	ARG	CD-NE	-9.44	1.30	1.46
2	6N	24	PRO	N-CA	9.45	1.63	1.47
1	6U	147	ARG	CD-NE	-9.44	1.30	1.46
2	6V	24	PRO	N-CA	9.45	1.63	1.47
1	6Y	48	TYR	C-O	-9.44	1.05	1.23
1	7E	147	ARG	CD-NE	-9.44	1.30	1.46
2	7F	24	PRO	N-CA	9.45	1.63	1.47
1	7I	48	TYR	C-O	-9.44	1.05	1.23
1	7Q	147	ARG	CD-NE	-9.44	1.30	1.46
2	7R	24	PRO	N-CA	9.45	1.63	1.47
1	7U	48	TYR	C-O	-9.44	1.05	1.23
1	1A	50	ARG	CZ-NH2	-9.44	1.20	1.33
1	1E	50	ARG	CZ-NH2	-9.44	1.20	1.33
1	1I	50	ARG	CZ-NH2	-9.44	1.20	1.33
2	1R	220	PHE	CD1-CE1	9.44	1.58	1.39
2	1V	220	PHE	CD1-CE1	9.44	1.58	1.39
2	1Z	220	PHE	CD1-CE1	9.44	1.58	1.39
1	2M	50	ARG	CZ-NH2	-9.44	1.20	1.33
2	2R	220	PHE	CD1-CE1	9.44	1.58	1.39
2	2V	220	PHE	CD1-CE1	9.44	1.58	1.39
2	2Z	220	PHE	CD1-CE1	9.44	1.58	1.39
1	4Q	50	ARG	CZ-NH2	-9.44	1.20	1.33
2	6B	220	PHE	CD1-CE1	9.44	1.58	1.39
1	6E	50	ARG	CZ-NH2	-9.44	1.20	1.33
2	1N	207	GLY	C-N	-9.44	1.12	1.34
1	2E	50	ARG	CZ-NH2	-9.44	1.20	1.33
1	22	50	ARG	CZ-NH2	-9.44	1.20	1.33
1	3M	50	ARG	CZ-NH2	-9.44	1.20	1.33
2	53	220	PHE	CD1-CE1	9.44	1.58	1.39
2	57	220	PHE	CD1-CE1	9.44	1.58	1.39
1	6Y	50	ARG	CZ-NH2	-9.44	1.20	1.33
2	2J	207	GLY	C-N	-9.44	1.12	1.34
1	26	50	ARG	CZ-NH2	-9.44	1.20	1.33
2	3B	207	GLY	C-N	-9.44	1.12	1.34
1	3E	50	ARG	CZ-NH2	-9.44	1.20	1.33
1	36	50	ARG	CZ-NH2	-9.44	1.20	1.33
1	5Y	50	ARG	CZ-NH2	-9.44	1.20	1.33

*Continued on next page...*

*Continued from previous page...*

Mol	Chain	Res	Type	Atoms	Z	Observed(Å)	Ideal(Å)
1	7I	50	ARG	CZ-NH2	-9.44	1.20	1.33
2	3J	207	GLY	C-N	-9.44	1.12	1.34
2	33	207	GLY	C-N	-9.44	1.12	1.34
1	4A	50	ARG	CZ-NH2	-9.44	1.20	1.33
1	4I	50	ARG	CZ-NH2	-9.44	1.20	1.33
2	4F	207	GLY	C-N	-9.44	1.12	1.34
1	4M	50	ARG	CZ-NH2	-9.44	1.20	1.33
1	4U	50	ARG	CZ-NH2	-9.44	1.20	1.33
2	43	220	PHE	CD1-CE1	9.44	1.58	1.39
2	47	220	PHE	CD1-CE1	9.44	1.58	1.39
2	5B	220	PHE	CD1-CE1	9.44	1.58	1.39
1	7U	50	ARG	CZ-NH2	-9.44	1.20	1.33
2	4Z	207	GLY	C-N	-9.44	1.12	1.34
1	5Q	50	ARG	CZ-NH2	-9.44	1.20	1.33
2	5V	207	GLY	C-N	-9.44	1.12	1.34
1	6I	50	ARG	CZ-NH2	-9.44	1.20	1.33
2	6N	207	GLY	C-N	-9.44	1.12	1.34
1	6Q	50	ARG	CZ-NH2	-9.44	1.20	1.33
2	6V	207	GLY	C-N	-9.44	1.12	1.34
2	7F	207	GLY	C-N	-9.44	1.12	1.34
1	7M	50	ARG	CZ-NH2	-9.44	1.20	1.33
2	7R	207	GLY	C-N	-9.44	1.12	1.34
2	1R	24	PRO	N-CA	9.43	1.63	1.47
2	1V	24	PRO	N-CA	9.43	1.63	1.47
2	1Z	24	PRO	N-CA	9.43	1.63	1.47
2	2R	24	PRO	N-CA	9.43	1.63	1.47
2	2V	24	PRO	N-CA	9.43	1.63	1.47
2	2Z	24	PRO	N-CA	9.43	1.63	1.47
2	43	24	PRO	N-CA	9.43	1.63	1.47
2	47	24	PRO	N-CA	9.43	1.63	1.47
2	5B	24	PRO	N-CA	9.43	1.63	1.47
2	53	24	PRO	N-CA	9.43	1.63	1.47
2	57	24	PRO	N-CA	9.43	1.63	1.47
2	6B	24	PRO	N-CA	9.43	1.63	1.47
1	1E	178	SER	C-O	-9.43	1.05	1.23
2	1N	220	PHE	CD1-CE1	9.43	1.58	1.39
2	2J	220	PHE	CD1-CE1	9.43	1.58	1.39
1	2M	178	SER	C-O	-9.43	1.05	1.23
1	22	178	SER	C-O	-9.43	1.05	1.23
2	3B	220	PHE	CD1-CE1	9.43	1.58	1.39
2	3J	220	PHE	CD1-CE1	9.43	1.58	1.39
1	3M	178	SER	C-O	-9.43	1.05	1.23

*Continued on next page...*

*Continued from previous page...*

Mol	Chain	Res	Type	Atoms	Z	Observed(Å)	Ideal(Å)
2	33	220	PHE	CD1-CE1	9.43	1.58	1.39
1	36	178	SER	C-O	-9.43	1.05	1.23
2	4F	220	PHE	CD1-CE1	9.43	1.58	1.39
1	4I	178	SER	C-O	-9.43	1.05	1.23
1	4Q	178	SER	C-O	-9.43	1.05	1.23
2	4Z	220	PHE	CD1-CE1	9.43	1.58	1.39
2	5V	220	PHE	CD1-CE1	9.43	1.58	1.39
1	5Y	178	SER	C-O	-9.43	1.05	1.23
1	6E	178	SER	C-O	-9.43	1.05	1.23
2	6N	220	PHE	CD1-CE1	9.43	1.58	1.39
2	6V	220	PHE	CD1-CE1	9.43	1.58	1.39
1	6Y	178	SER	C-O	-9.43	1.05	1.23
2	7F	220	PHE	CD1-CE1	9.43	1.58	1.39
1	7I	178	SER	C-O	-9.43	1.05	1.23
2	7R	220	PHE	CD1-CE1	9.43	1.58	1.39
1	7U	178	SER	C-O	-9.43	1.05	1.23
1	1Q	48	TYR	C-O	-9.43	1.05	1.23
1	1U	48	TYR	C-O	-9.43	1.05	1.23
1	1Y	48	TYR	C-O	-9.43	1.05	1.23
1	2Q	48	TYR	C-O	-9.43	1.05	1.23
1	2U	48	TYR	C-O	-9.43	1.05	1.23
1	2Y	48	TYR	C-O	-9.43	1.05	1.23
1	42	48	TYR	C-O	-9.43	1.05	1.23
1	46	48	TYR	C-O	-9.43	1.05	1.23
1	5A	48	TYR	C-O	-9.43	1.05	1.23
1	52	48	TYR	C-O	-9.43	1.05	1.23
1	56	48	TYR	C-O	-9.43	1.05	1.23
1	6A	48	TYR	C-O	-9.43	1.05	1.23
2	1F	226	ILE	N-CA	9.42	1.65	1.46
2	13	207	GLY	C-N	-9.42	1.12	1.34
2	17	207	GLY	C-N	-9.42	1.12	1.34
2	2B	207	GLY	C-N	-9.42	1.12	1.34
2	2N	226	ILE	N-CA	9.42	1.65	1.46
2	23	226	ILE	N-CA	9.42	1.65	1.46
2	3N	226	ILE	N-CA	9.42	1.65	1.46
2	3R	207	GLY	C-N	-9.42	1.12	1.34
2	3V	207	GLY	C-N	-9.42	1.12	1.34
2	3Z	207	GLY	C-N	-9.42	1.12	1.34
2	37	226	ILE	N-CA	9.42	1.65	1.46
2	4J	226	ILE	N-CA	9.42	1.65	1.46
2	4R	226	ILE	N-CA	9.42	1.65	1.46
2	5F	207	GLY	C-N	-9.42	1.12	1.34

*Continued on next page...*

*Continued from previous page...*

Mol	Chain	Res	Type	Atoms	Z	Observed(Å)	Ideal(Å)
2	5J	207	GLY	C-N	-9.42	1.12	1.34
2	5N	207	GLY	C-N	-9.42	1.12	1.34
2	5Z	226	ILE	N-CA	9.42	1.65	1.46
2	6F	226	ILE	N-CA	9.42	1.65	1.46
2	6Z	226	ILE	N-CA	9.42	1.65	1.46
2	63	207	GLY	C-N	-9.42	1.12	1.34
2	67	207	GLY	C-N	-9.42	1.12	1.34
2	7B	207	GLY	C-N	-9.42	1.12	1.34
2	7J	226	ILE	N-CA	9.42	1.65	1.46
2	7V	226	ILE	N-CA	9.42	1.65	1.46
1	1M	50	ARG	CZ-NH2	-9.42	1.20	1.33
1	3A	50	ARG	CZ-NH2	-9.42	1.20	1.33
2	1B	207	GLY	C-N	-9.42	1.12	1.34
2	1B	226	ILE	N-CA	9.42	1.65	1.46
2	1J	207	GLY	C-N	-9.42	1.12	1.34
2	1J	226	ILE	N-CA	9.42	1.65	1.46
1	12	147	ARG	CD-NE	-9.42	1.30	1.46
1	16	147	ARG	CD-NE	-9.42	1.30	1.46
1	2A	147	ARG	CD-NE	-9.42	1.30	1.46
2	2F	207	GLY	C-N	-9.42	1.12	1.34
2	2F	226	ILE	N-CA	9.42	1.65	1.46
1	2I	50	ARG	CZ-NH2	-9.42	1.20	1.33
2	27	207	GLY	C-N	-9.42	1.12	1.34
2	27	226	ILE	N-CA	9.42	1.65	1.46
2	3F	207	GLY	C-N	-9.42	1.12	1.34
2	3F	226	ILE	N-CA	9.42	1.65	1.46
1	3I	50	ARG	CZ-NH2	-9.42	1.20	1.33
1	3Q	147	ARG	CD-NE	-9.42	1.30	1.46
1	3U	147	ARG	CD-NE	-9.42	1.30	1.46
1	3Y	147	ARG	CD-NE	-9.42	1.30	1.46
1	32	50	ARG	CZ-NH2	-9.42	1.20	1.33
1	4E	50	ARG	CZ-NH2	-9.42	1.20	1.33
2	4B	207	GLY	C-N	-9.42	1.12	1.34
2	4B	226	ILE	N-CA	9.42	1.65	1.46
2	4N	207	GLY	C-N	-9.42	1.12	1.34
2	4N	226	ILE	N-CA	9.42	1.65	1.46
1	4Y	50	ARG	CZ-NH2	-9.42	1.20	1.33
1	6M	50	ARG	CZ-NH2	-9.42	1.20	1.33
2	4V	207	GLY	C-N	-9.42	1.12	1.34
2	4V	226	ILE	N-CA	9.42	1.65	1.46
1	5E	147	ARG	CD-NE	-9.42	1.30	1.46
1	5I	147	ARG	CD-NE	-9.42	1.30	1.46

*Continued on next page...*

*Continued from previous page...*

Mol	Chain	Res	Type	Atoms	Z	Observed(Å)	Ideal(Å)
1	5M	147	ARG	CD-NE	-9.42	1.30	1.46
2	5R	207	GLY	C-N	-9.42	1.12	1.34
2	5R	226	ILE	N-CA	9.42	1.65	1.46
1	5U	50	ARG	CZ-NH2	-9.42	1.20	1.33
2	6J	207	GLY	C-N	-9.42	1.12	1.34
2	6J	226	ILE	N-CA	9.42	1.65	1.46
2	6R	207	GLY	C-N	-9.42	1.12	1.34
2	6R	226	ILE	N-CA	9.42	1.65	1.46
1	6U	50	ARG	CZ-NH2	-9.42	1.20	1.33
1	62	147	ARG	CD-NE	-9.42	1.30	1.46
1	66	147	ARG	CD-NE	-9.42	1.30	1.46
1	7A	147	ARG	CD-NE	-9.42	1.30	1.46
1	7E	50	ARG	CZ-NH2	-9.42	1.20	1.33
1	7Q	50	ARG	CZ-NH2	-9.42	1.20	1.33
2	7N	207	GLY	C-N	-9.42	1.12	1.34
2	7N	226	ILE	N-CA	9.42	1.65	1.46
2	13	226	ILE	N-CA	9.42	1.65	1.46
2	17	226	ILE	N-CA	9.42	1.65	1.46
2	2B	226	ILE	N-CA	9.42	1.65	1.46
2	3R	226	ILE	N-CA	9.42	1.65	1.46
2	3V	226	ILE	N-CA	9.42	1.65	1.46
2	3Z	226	ILE	N-CA	9.42	1.65	1.46
2	5F	226	ILE	N-CA	9.42	1.65	1.46
2	5J	226	ILE	N-CA	9.42	1.65	1.46
2	5N	226	ILE	N-CA	9.42	1.65	1.46
2	63	226	ILE	N-CA	9.42	1.65	1.46
2	67	226	ILE	N-CA	9.42	1.65	1.46
2	7B	226	ILE	N-CA	9.42	1.65	1.46
1	1E	147	ARG	CD-NE	-9.41	1.30	1.46
2	1F	207	GLY	C-N	-9.41	1.12	1.34
1	2M	147	ARG	CD-NE	-9.41	1.30	1.46
2	2N	207	GLY	C-N	-9.41	1.12	1.34
1	22	147	ARG	CD-NE	-9.41	1.30	1.46
2	23	207	GLY	C-N	-9.41	1.12	1.34
1	3M	147	ARG	CD-NE	-9.41	1.30	1.46
2	3N	207	GLY	C-N	-9.41	1.12	1.34
1	36	147	ARG	CD-NE	-9.41	1.30	1.46
2	37	207	GLY	C-N	-9.41	1.12	1.34
1	4I	147	ARG	CD-NE	-9.41	1.30	1.46
2	4J	207	GLY	C-N	-9.41	1.12	1.34
1	4Q	147	ARG	CD-NE	-9.41	1.30	1.46
2	4R	207	GLY	C-N	-9.41	1.12	1.34

*Continued on next page...*

*Continued from previous page...*

Mol	Chain	Res	Type	Atoms	Z	Observed(Å)	Ideal(Å)
1	5Y	147	ARG	CD-NE	-9.41	1.30	1.46
2	5Z	207	GLY	C-N	-9.41	1.12	1.34
1	6E	147	ARG	CD-NE	-9.41	1.30	1.46
2	6F	207	GLY	C-N	-9.41	1.12	1.34
1	6Y	147	ARG	CD-NE	-9.41	1.30	1.46
2	6Z	207	GLY	C-N	-9.41	1.12	1.34
1	7I	147	ARG	CD-NE	-9.41	1.30	1.46
2	7J	207	GLY	C-N	-9.41	1.12	1.34
1	7U	147	ARG	CD-NE	-9.41	1.30	1.46
2	7V	207	GLY	C-N	-9.41	1.12	1.34
1	1Q	18	PRO	CG-CD	9.41	1.81	1.50
1	1U	18	PRO	CG-CD	9.41	1.81	1.50
1	1Y	18	PRO	CG-CD	9.41	1.81	1.50
1	2Q	18	PRO	CG-CD	9.41	1.81	1.50
1	2U	18	PRO	CG-CD	9.41	1.81	1.50
1	2Y	18	PRO	CG-CD	9.41	1.81	1.50
1	42	18	PRO	CG-CD	9.41	1.81	1.50
1	46	18	PRO	CG-CD	9.41	1.81	1.50
1	5A	18	PRO	CG-CD	9.41	1.81	1.50
1	52	18	PRO	CG-CD	9.41	1.81	1.50
1	56	18	PRO	CG-CD	9.41	1.81	1.50
1	6A	18	PRO	CG-CD	9.41	1.81	1.50
1	1A	147	ARG	CD-NE	-9.41	1.30	1.46
1	1I	147	ARG	CD-NE	-9.41	1.30	1.46
1	2E	147	ARG	CD-NE	-9.41	1.30	1.46
1	26	147	ARG	CD-NE	-9.41	1.30	1.46
1	3E	147	ARG	CD-NE	-9.41	1.30	1.46
1	4A	147	ARG	CD-NE	-9.41	1.30	1.46
1	4M	147	ARG	CD-NE	-9.41	1.30	1.46
1	4U	147	ARG	CD-NE	-9.41	1.30	1.46
1	5Q	147	ARG	CD-NE	-9.41	1.30	1.46
1	6I	147	ARG	CD-NE	-9.41	1.30	1.46
1	6Q	147	ARG	CD-NE	-9.41	1.30	1.46
1	7M	147	ARG	CD-NE	-9.41	1.30	1.46
1	12	18	PRO	CG-CD	9.41	1.81	1.50
1	16	18	PRO	CG-CD	9.41	1.81	1.50
1	2A	18	PRO	CG-CD	9.41	1.81	1.50
1	3Q	18	PRO	CG-CD	9.41	1.81	1.50
1	3U	18	PRO	CG-CD	9.41	1.81	1.50
1	3Y	18	PRO	CG-CD	9.41	1.81	1.50
1	5E	18	PRO	CG-CD	9.41	1.81	1.50
1	5I	18	PRO	CG-CD	9.41	1.81	1.50

*Continued on next page...*



*Continued from previous page...*

Mol	Chain	Res	Type	Atoms	Z	Observed(Å)	Ideal(Å)
1	5M	18	PRO	CG-CD	9.41	1.81	1.50
1	62	18	PRO	CG-CD	9.41	1.81	1.50
1	66	18	PRO	CG-CD	9.41	1.81	1.50
1	7A	18	PRO	CG-CD	9.41	1.81	1.50
1	12	171	ARG	CA-CB	-9.40	1.33	1.53
1	16	171	ARG	CA-CB	-9.40	1.33	1.53
1	2A	171	ARG	CA-CB	-9.40	1.33	1.53
1	3Q	171	ARG	CA-CB	-9.40	1.33	1.53
1	3U	171	ARG	CA-CB	-9.40	1.33	1.53
1	3Y	171	ARG	CA-CB	-9.40	1.33	1.53
1	5E	171	ARG	CA-CB	-9.40	1.33	1.53
1	5I	171	ARG	CA-CB	-9.40	1.33	1.53
1	5M	171	ARG	CA-CB	-9.40	1.33	1.53
1	62	171	ARG	CA-CB	-9.40	1.33	1.53
1	66	171	ARG	CA-CB	-9.40	1.33	1.53
1	7A	171	ARG	CA-CB	-9.40	1.33	1.53
1	1Q	171	ARG	CA-CB	-9.40	1.33	1.53
1	1U	171	ARG	CA-CB	-9.40	1.33	1.53
1	1Y	171	ARG	CA-CB	-9.40	1.33	1.53
1	2Q	171	ARG	CA-CB	-9.40	1.33	1.53
1	2U	171	ARG	CA-CB	-9.40	1.33	1.53
1	2Y	171	ARG	CA-CB	-9.40	1.33	1.53
1	42	171	ARG	CA-CB	-9.40	1.33	1.53
1	46	171	ARG	CA-CB	-9.40	1.33	1.53
1	5A	171	ARG	CA-CB	-9.40	1.33	1.53
1	52	171	ARG	CA-CB	-9.40	1.33	1.53
1	56	171	ARG	CA-CB	-9.40	1.33	1.53
1	6A	171	ARG	CA-CB	-9.40	1.33	1.53
1	1A	18	PRO	CG-CD	9.40	1.81	1.50
1	1I	18	PRO	CG-CD	9.40	1.81	1.50
1	2E	18	PRO	CG-CD	9.40	1.81	1.50
1	26	18	PRO	CG-CD	9.40	1.81	1.50
1	3E	18	PRO	CG-CD	9.40	1.81	1.50
1	4A	18	PRO	CG-CD	9.40	1.81	1.50
1	4M	18	PRO	CG-CD	9.40	1.81	1.50
1	4U	18	PRO	CG-CD	9.40	1.81	1.50
1	5Q	18	PRO	CG-CD	9.40	1.81	1.50
1	6I	18	PRO	CG-CD	9.40	1.81	1.50
1	6Q	18	PRO	CG-CD	9.40	1.81	1.50
1	7M	18	PRO	CG-CD	9.40	1.81	1.50
1	1M	18	PRO	CG-CD	9.40	1.81	1.50
1	2I	18	PRO	CG-CD	9.40	1.81	1.50

*Continued on next page...*



*Continued from previous page...*

Mol	Chain	Res	Type	Atoms	Z	Observed(Å)	Ideal(Å)
1	3A	18	PRO	CG-CD	9.40	1.81	1.50
1	3I	18	PRO	CG-CD	9.40	1.81	1.50
1	32	18	PRO	CG-CD	9.40	1.81	1.50
1	4E	18	PRO	CG-CD	9.40	1.81	1.50
1	4Y	18	PRO	CG-CD	9.40	1.81	1.50
1	5U	18	PRO	CG-CD	9.40	1.81	1.50
1	6M	18	PRO	CG-CD	9.40	1.81	1.50
1	6U	18	PRO	CG-CD	9.40	1.81	1.50
1	7E	18	PRO	CG-CD	9.40	1.81	1.50
1	7Q	18	PRO	CG-CD	9.40	1.81	1.50
1	1E	18	PRO	CG-CD	9.40	1.81	1.50
1	1M	171	ARG	CA-CB	-9.40	1.33	1.53
1	2I	171	ARG	CA-CB	-9.40	1.33	1.53
1	2M	18	PRO	CG-CD	9.40	1.81	1.50
1	22	18	PRO	CG-CD	9.40	1.81	1.50
1	3A	171	ARG	CA-CB	-9.40	1.33	1.53
1	3I	171	ARG	CA-CB	-9.40	1.33	1.53
1	3M	18	PRO	CG-CD	9.40	1.81	1.50
1	32	171	ARG	CA-CB	-9.40	1.33	1.53
1	36	18	PRO	CG-CD	9.40	1.81	1.50
1	4E	171	ARG	CA-CB	-9.40	1.33	1.53
1	4I	18	PRO	CG-CD	9.40	1.81	1.50
1	4Q	18	PRO	CG-CD	9.40	1.81	1.50
1	4Y	171	ARG	CA-CB	-9.40	1.33	1.53
1	5U	171	ARG	CA-CB	-9.40	1.33	1.53
1	5Y	18	PRO	CG-CD	9.40	1.81	1.50
1	6E	18	PRO	CG-CD	9.40	1.81	1.50
1	6M	171	ARG	CA-CB	-9.40	1.33	1.53
1	6U	171	ARG	CA-CB	-9.40	1.33	1.53
1	6Y	18	PRO	CG-CD	9.40	1.81	1.50
1	7E	171	ARG	CA-CB	-9.40	1.33	1.53
1	7I	18	PRO	CG-CD	9.40	1.81	1.50
1	7Q	171	ARG	CA-CB	-9.40	1.33	1.53
1	7U	18	PRO	CG-CD	9.40	1.81	1.50
2	1R	226	ILE	N-CA	9.39	1.65	1.46
2	1V	226	ILE	N-CA	9.39	1.65	1.46
2	1Z	226	ILE	N-CA	9.39	1.65	1.46
2	2R	226	ILE	N-CA	9.39	1.65	1.46
2	2V	226	ILE	N-CA	9.39	1.65	1.46
2	2Z	226	ILE	N-CA	9.39	1.65	1.46
2	43	226	ILE	N-CA	9.39	1.65	1.46
2	47	226	ILE	N-CA	9.39	1.65	1.46

*Continued on next page...*

*Continued from previous page...*

Mol	Chain	Res	Type	Atoms	Z	Observed(Å)	Ideal(Å)
2	5B	226	ILE	N-CA	9.39	1.65	1.46
2	53	226	ILE	N-CA	9.39	1.65	1.46
2	57	226	ILE	N-CA	9.39	1.65	1.46
2	6B	226	ILE	N-CA	9.39	1.65	1.46
1	1A	171	ARG	CA-CB	-9.39	1.33	1.53
1	1E	171	ARG	CA-CB	-9.39	1.33	1.53
1	1I	171	ARG	CA-CB	-9.39	1.33	1.53
1	1Q	147	ARG	CD-NE	-9.39	1.30	1.46
1	1U	147	ARG	CD-NE	-9.39	1.30	1.46
1	1Y	147	ARG	CD-NE	-9.39	1.30	1.46
1	2E	171	ARG	CA-CB	-9.39	1.33	1.53
1	2M	171	ARG	CA-CB	-9.39	1.33	1.53
1	2Q	147	ARG	CD-NE	-9.39	1.30	1.46
1	2U	147	ARG	CD-NE	-9.39	1.30	1.46
1	2Y	147	ARG	CD-NE	-9.39	1.30	1.46
1	22	171	ARG	CA-CB	-9.39	1.33	1.53
1	26	171	ARG	CA-CB	-9.39	1.33	1.53
1	3E	171	ARG	CA-CB	-9.39	1.33	1.53
1	3M	171	ARG	CA-CB	-9.39	1.33	1.53
1	36	171	ARG	CA-CB	-9.39	1.33	1.53
1	4A	171	ARG	CA-CB	-9.39	1.33	1.53
1	4I	171	ARG	CA-CB	-9.39	1.33	1.53
1	4M	171	ARG	CA-CB	-9.39	1.33	1.53
1	4Q	171	ARG	CA-CB	-9.39	1.33	1.53
1	4U	171	ARG	CA-CB	-9.39	1.33	1.53
1	42	147	ARG	CD-NE	-9.39	1.30	1.46
1	46	147	ARG	CD-NE	-9.39	1.30	1.46
1	5A	147	ARG	CD-NE	-9.39	1.30	1.46
1	5Q	171	ARG	CA-CB	-9.39	1.33	1.53
1	5Y	171	ARG	CA-CB	-9.39	1.33	1.53
1	52	147	ARG	CD-NE	-9.39	1.30	1.46
1	56	147	ARG	CD-NE	-9.39	1.30	1.46
1	6A	147	ARG	CD-NE	-9.39	1.30	1.46
1	6E	171	ARG	CA-CB	-9.39	1.33	1.53
1	6I	171	ARG	CA-CB	-9.39	1.33	1.53
1	6Q	171	ARG	CA-CB	-9.39	1.33	1.53
1	6Y	171	ARG	CA-CB	-9.39	1.33	1.53
1	7I	171	ARG	CA-CB	-9.39	1.33	1.53
1	7M	171	ARG	CA-CB	-9.39	1.33	1.53
1	7U	171	ARG	CA-CB	-9.39	1.33	1.53
1	12	50	ARG	CZ-NH2	-9.37	1.20	1.33
1	16	50	ARG	CZ-NH2	-9.37	1.20	1.33

*Continued on next page...*

*Continued from previous page...*

Mol	Chain	Res	Type	Atoms	Z	Observed(Å)	Ideal(Å)
1	2A	50	ARG	CZ-NH2	-9.37	1.20	1.33
1	3Q	50	ARG	CZ-NH2	-9.37	1.20	1.33
1	3U	50	ARG	CZ-NH2	-9.37	1.20	1.33
1	3Y	50	ARG	CZ-NH2	-9.37	1.20	1.33
1	5E	50	ARG	CZ-NH2	-9.37	1.20	1.33
1	5I	50	ARG	CZ-NH2	-9.37	1.20	1.33
1	5M	50	ARG	CZ-NH2	-9.37	1.20	1.33
1	62	50	ARG	CZ-NH2	-9.37	1.20	1.33
1	66	50	ARG	CZ-NH2	-9.37	1.20	1.33
1	7A	50	ARG	CZ-NH2	-9.37	1.20	1.33
2	13	223	ASP	C-N	9.37	1.55	1.34
2	17	223	ASP	C-N	9.37	1.55	1.34
2	2B	223	ASP	C-N	9.37	1.55	1.34
2	3R	223	ASP	C-N	9.37	1.55	1.34
2	3V	223	ASP	C-N	9.37	1.55	1.34
2	3Z	223	ASP	C-N	9.37	1.55	1.34
2	5F	223	ASP	C-N	9.37	1.55	1.34
2	5J	223	ASP	C-N	9.37	1.55	1.34
2	5N	223	ASP	C-N	9.37	1.55	1.34
2	63	223	ASP	C-N	9.37	1.55	1.34
2	67	223	ASP	C-N	9.37	1.55	1.34
2	7B	223	ASP	C-N	9.37	1.55	1.34
1	1Q	85	LEU	CA-CB	-9.36	1.32	1.53
1	1U	85	LEU	CA-CB	-9.36	1.32	1.53
1	1Y	85	LEU	CA-CB	-9.36	1.32	1.53
1	2Q	85	LEU	CA-CB	-9.36	1.32	1.53
1	2U	85	LEU	CA-CB	-9.36	1.32	1.53
1	2Y	85	LEU	CA-CB	-9.36	1.32	1.53
1	42	85	LEU	CA-CB	-9.36	1.32	1.53
1	46	85	LEU	CA-CB	-9.36	1.32	1.53
1	5A	85	LEU	CA-CB	-9.36	1.32	1.53
1	52	85	LEU	CA-CB	-9.36	1.32	1.53
1	56	85	LEU	CA-CB	-9.36	1.32	1.53
1	6A	85	LEU	CA-CB	-9.36	1.32	1.53
2	1F	223	ASP	C-N	9.36	1.55	1.34
2	2N	223	ASP	C-N	9.36	1.55	1.34
2	23	223	ASP	C-N	9.36	1.55	1.34
2	3N	223	ASP	C-N	9.36	1.55	1.34
2	37	223	ASP	C-N	9.36	1.55	1.34
2	4J	223	ASP	C-N	9.36	1.55	1.34
2	4R	223	ASP	C-N	9.36	1.55	1.34
2	5Z	223	ASP	C-N	9.36	1.55	1.34

*Continued on next page...*

*Continued from previous page...*

Mol	Chain	Res	Type	Atoms	Z	Observed(Å)	Ideal(Å)
2	6F	223	ASP	C-N	9.36	1.55	1.34
2	6Z	223	ASP	C-N	9.36	1.55	1.34
2	7J	223	ASP	C-N	9.36	1.55	1.34
2	7V	223	ASP	C-N	9.36	1.55	1.34
2	1B	223	ASP	C-N	9.35	1.55	1.34
2	1J	223	ASP	C-N	9.35	1.55	1.34
2	1N	223	ASP	C-N	9.35	1.55	1.34
2	2F	223	ASP	C-N	9.35	1.55	1.34
2	2J	223	ASP	C-N	9.35	1.55	1.34
2	27	223	ASP	C-N	9.35	1.55	1.34
2	3B	223	ASP	C-N	9.35	1.55	1.34
2	3F	223	ASP	C-N	9.35	1.55	1.34
2	3J	223	ASP	C-N	9.35	1.55	1.34
2	33	223	ASP	C-N	9.35	1.55	1.34
2	4B	223	ASP	C-N	9.35	1.55	1.34
2	4F	223	ASP	C-N	9.35	1.55	1.34
2	4N	223	ASP	C-N	9.35	1.55	1.34
2	4V	223	ASP	C-N	9.35	1.55	1.34
2	4Z	223	ASP	C-N	9.35	1.55	1.34
2	5R	223	ASP	C-N	9.35	1.55	1.34
2	5V	223	ASP	C-N	9.35	1.55	1.34
2	6J	223	ASP	C-N	9.35	1.55	1.34
2	6N	223	ASP	C-N	9.35	1.55	1.34
2	6R	223	ASP	C-N	9.35	1.55	1.34
2	6V	223	ASP	C-N	9.35	1.55	1.34
2	7F	223	ASP	C-N	9.35	1.55	1.34
2	7N	223	ASP	C-N	9.35	1.55	1.34
2	7R	223	ASP	C-N	9.35	1.55	1.34
1	1A	85	LEU	CA-CB	-9.35	1.32	1.53
1	1I	85	LEU	CA-CB	-9.35	1.32	1.53
1	1Q	179	VAL	N-CA	9.35	1.65	1.46
1	1U	179	VAL	N-CA	9.35	1.65	1.46
1	1Y	179	VAL	N-CA	9.35	1.65	1.46
1	2E	85	LEU	CA-CB	-9.35	1.32	1.53
1	2Q	179	VAL	N-CA	9.35	1.65	1.46
1	2U	179	VAL	N-CA	9.35	1.65	1.46
1	2Y	179	VAL	N-CA	9.35	1.65	1.46
1	26	85	LEU	CA-CB	-9.35	1.32	1.53
1	3E	85	LEU	CA-CB	-9.35	1.32	1.53
1	4A	85	LEU	CA-CB	-9.35	1.32	1.53
1	4M	85	LEU	CA-CB	-9.35	1.32	1.53
1	4U	85	LEU	CA-CB	-9.35	1.32	1.53

*Continued on next page...*

*Continued from previous page...*

Mol	Chain	Res	Type	Atoms	Z	Observed(Å)	Ideal(Å)
1	42	179	VAL	N-CA	9.35	1.65	1.46
1	46	179	VAL	N-CA	9.35	1.65	1.46
1	5A	179	VAL	N-CA	9.35	1.65	1.46
1	5Q	85	LEU	CA-CB	-9.35	1.32	1.53
1	52	179	VAL	N-CA	9.35	1.65	1.46
1	56	179	VAL	N-CA	9.35	1.65	1.46
1	6A	179	VAL	N-CA	9.35	1.65	1.46
1	6I	85	LEU	CA-CB	-9.35	1.32	1.53
1	6Q	85	LEU	CA-CB	-9.35	1.32	1.53
1	7M	85	LEU	CA-CB	-9.35	1.32	1.53
2	1N	227	TYR	CZ-OH	-9.34	1.22	1.37
2	2J	227	TYR	CZ-OH	-9.34	1.22	1.37
2	3B	227	TYR	CZ-OH	-9.34	1.22	1.37
2	3J	227	TYR	CZ-OH	-9.34	1.22	1.37
2	33	227	TYR	CZ-OH	-9.34	1.22	1.37
2	4F	227	TYR	CZ-OH	-9.34	1.22	1.37
2	4Z	227	TYR	CZ-OH	-9.34	1.22	1.37
2	5V	227	TYR	CZ-OH	-9.34	1.22	1.37
2	6N	227	TYR	CZ-OH	-9.34	1.22	1.37
2	6V	227	TYR	CZ-OH	-9.34	1.22	1.37
2	7F	227	TYR	CZ-OH	-9.34	1.22	1.37
2	7R	227	TYR	CZ-OH	-9.34	1.22	1.37
1	1E	85	LEU	CA-CB	-9.34	1.32	1.53
2	1R	223	ASP	C-N	9.34	1.55	1.34
2	1V	223	ASP	C-N	9.34	1.55	1.34
2	1Z	223	ASP	C-N	9.34	1.55	1.34
1	2M	85	LEU	CA-CB	-9.34	1.32	1.53
2	2R	223	ASP	C-N	9.34	1.55	1.34
2	2V	223	ASP	C-N	9.34	1.55	1.34
2	2Z	223	ASP	C-N	9.34	1.55	1.34
1	22	85	LEU	CA-CB	-9.34	1.32	1.53
1	3M	85	LEU	CA-CB	-9.34	1.32	1.53
1	36	85	LEU	CA-CB	-9.34	1.32	1.53
1	4I	85	LEU	CA-CB	-9.34	1.32	1.53
1	4Q	85	LEU	CA-CB	-9.34	1.32	1.53
2	43	223	ASP	C-N	9.34	1.55	1.34
2	47	223	ASP	C-N	9.34	1.55	1.34
2	5B	223	ASP	C-N	9.34	1.55	1.34
1	5Y	85	LEU	CA-CB	-9.34	1.32	1.53
2	53	223	ASP	C-N	9.34	1.55	1.34
2	57	223	ASP	C-N	9.34	1.55	1.34
2	6B	223	ASP	C-N	9.34	1.55	1.34

*Continued on next page...*

*Continued from previous page...*

Mol	Chain	Res	Type	Atoms	Z	Observed(Å)	Ideal(Å)
1	6E	85	LEU	CA-CB	-9.34	1.32	1.53
1	6Y	85	LEU	CA-CB	-9.34	1.32	1.53
1	7I	85	LEU	CA-CB	-9.34	1.32	1.53
1	7U	85	LEU	CA-CB	-9.34	1.32	1.53
1	12	85	LEU	CA-CB	-9.34	1.32	1.53
1	16	85	LEU	CA-CB	-9.34	1.32	1.53
1	2A	85	LEU	CA-CB	-9.34	1.32	1.53
1	3Q	85	LEU	CA-CB	-9.34	1.32	1.53
1	3U	85	LEU	CA-CB	-9.34	1.32	1.53
1	3Y	85	LEU	CA-CB	-9.34	1.32	1.53
1	5E	85	LEU	CA-CB	-9.34	1.32	1.53
1	5I	85	LEU	CA-CB	-9.34	1.32	1.53
1	5M	85	LEU	CA-CB	-9.34	1.32	1.53
1	62	85	LEU	CA-CB	-9.34	1.32	1.53
1	66	85	LEU	CA-CB	-9.34	1.32	1.53
1	7A	85	LEU	CA-CB	-9.34	1.32	1.53
1	1M	85	LEU	CA-CB	-9.33	1.32	1.53
1	2I	85	LEU	CA-CB	-9.33	1.32	1.53
1	3A	85	LEU	CA-CB	-9.33	1.32	1.53
1	3I	85	LEU	CA-CB	-9.33	1.32	1.53
1	32	85	LEU	CA-CB	-9.33	1.32	1.53
1	4E	85	LEU	CA-CB	-9.33	1.32	1.53
1	4Y	85	LEU	CA-CB	-9.33	1.32	1.53
1	5U	85	LEU	CA-CB	-9.33	1.32	1.53
1	6M	85	LEU	CA-CB	-9.33	1.32	1.53
1	6U	85	LEU	CA-CB	-9.33	1.32	1.53
1	7E	85	LEU	CA-CB	-9.33	1.32	1.53
1	7Q	85	LEU	CA-CB	-9.33	1.32	1.53
1	1A	179	VAL	N-CA	9.33	1.65	1.46
1	1I	179	VAL	N-CA	9.33	1.65	1.46
1	2E	179	VAL	N-CA	9.33	1.65	1.46
1	26	179	VAL	N-CA	9.33	1.65	1.46
1	3E	179	VAL	N-CA	9.33	1.65	1.46
1	4A	179	VAL	N-CA	9.33	1.65	1.46
1	4M	179	VAL	N-CA	9.33	1.65	1.46
1	4U	179	VAL	N-CA	9.33	1.65	1.46
1	5Q	179	VAL	N-CA	9.33	1.65	1.46
1	6I	179	VAL	N-CA	9.33	1.65	1.46
1	6Q	179	VAL	N-CA	9.33	1.65	1.46
1	7M	179	VAL	N-CA	9.33	1.65	1.46
1	1M	179	VAL	N-CA	9.32	1.65	1.46
1	2I	179	VAL	N-CA	9.32	1.65	1.46

*Continued on next page...*

*Continued from previous page...*

Mol	Chain	Res	Type	Atoms	Z	Observed(Å)	Ideal(Å)
1	3A	179	VAL	N-CA	9.32	1.65	1.46
1	3I	179	VAL	N-CA	9.32	1.65	1.46
1	32	179	VAL	N-CA	9.32	1.65	1.46
1	4E	179	VAL	N-CA	9.32	1.65	1.46
1	4Y	179	VAL	N-CA	9.32	1.65	1.46
1	5U	179	VAL	N-CA	9.32	1.65	1.46
1	6M	179	VAL	N-CA	9.32	1.65	1.46
1	6U	179	VAL	N-CA	9.32	1.65	1.46
1	7E	179	VAL	N-CA	9.32	1.65	1.46
1	7Q	179	VAL	N-CA	9.32	1.65	1.46
1	1E	179	VAL	N-CA	9.32	1.65	1.46
1	2M	179	VAL	N-CA	9.32	1.65	1.46
1	22	179	VAL	N-CA	9.32	1.65	1.46
1	3M	179	VAL	N-CA	9.32	1.65	1.46
1	36	179	VAL	N-CA	9.32	1.65	1.46
1	4I	179	VAL	N-CA	9.32	1.65	1.46
1	4Q	179	VAL	N-CA	9.32	1.65	1.46
1	5Y	179	VAL	N-CA	9.32	1.65	1.46
1	6E	179	VAL	N-CA	9.32	1.65	1.46
1	6Y	179	VAL	N-CA	9.32	1.65	1.46
1	7I	179	VAL	N-CA	9.32	1.65	1.46
1	7U	179	VAL	N-CA	9.32	1.65	1.46
2	1B	227	TYR	CZ-OH	-9.32	1.22	1.37
2	1J	227	TYR	CZ-OH	-9.32	1.22	1.37
2	1R	227	TYR	CZ-OH	-9.32	1.22	1.37
2	1V	227	TYR	CZ-OH	-9.32	1.22	1.37
2	1Z	227	TYR	CZ-OH	-9.32	1.22	1.37
2	2F	227	TYR	CZ-OH	-9.32	1.22	1.37
2	2R	227	TYR	CZ-OH	-9.32	1.22	1.37
2	2V	227	TYR	CZ-OH	-9.32	1.22	1.37
2	2Z	227	TYR	CZ-OH	-9.32	1.22	1.37
2	27	227	TYR	CZ-OH	-9.32	1.22	1.37
2	3F	227	TYR	CZ-OH	-9.32	1.22	1.37
2	4B	227	TYR	CZ-OH	-9.32	1.22	1.37
2	4N	227	TYR	CZ-OH	-9.32	1.22	1.37
2	4V	227	TYR	CZ-OH	-9.32	1.22	1.37
2	43	227	TYR	CZ-OH	-9.32	1.22	1.37
2	47	227	TYR	CZ-OH	-9.32	1.22	1.37
2	5B	227	TYR	CZ-OH	-9.32	1.22	1.37
2	5R	227	TYR	CZ-OH	-9.32	1.22	1.37
2	53	227	TYR	CZ-OH	-9.32	1.22	1.37
2	57	227	TYR	CZ-OH	-9.32	1.22	1.37

*Continued on next page...*

*Continued from previous page...*

Mol	Chain	Res	Type	Atoms	Z	Observed(Å)	Ideal(Å)
2	6B	227	TYR	CZ-OH	-9.32	1.22	1.37
2	6J	227	TYR	CZ-OH	-9.32	1.22	1.37
2	6R	227	TYR	CZ-OH	-9.32	1.22	1.37
2	7N	227	TYR	CZ-OH	-9.32	1.22	1.37
2	13	227	TYR	CZ-OH	-9.31	1.22	1.37
2	17	227	TYR	CZ-OH	-9.31	1.22	1.37
2	2B	227	TYR	CZ-OH	-9.31	1.22	1.37
2	3R	227	TYR	CZ-OH	-9.31	1.22	1.37
2	3V	227	TYR	CZ-OH	-9.31	1.22	1.37
2	3Z	227	TYR	CZ-OH	-9.31	1.22	1.37
2	5F	227	TYR	CZ-OH	-9.31	1.22	1.37
2	5J	227	TYR	CZ-OH	-9.31	1.22	1.37
2	5N	227	TYR	CZ-OH	-9.31	1.22	1.37
2	63	227	TYR	CZ-OH	-9.31	1.22	1.37
2	67	227	TYR	CZ-OH	-9.31	1.22	1.37
2	7B	227	TYR	CZ-OH	-9.31	1.22	1.37
2	13	209	LEU	C-O	9.31	1.41	1.23
2	17	209	LEU	C-O	9.31	1.41	1.23
2	2B	209	LEU	C-O	9.31	1.41	1.23
2	3R	209	LEU	C-O	9.31	1.41	1.23
2	3V	209	LEU	C-O	9.31	1.41	1.23
2	3Z	209	LEU	C-O	9.31	1.41	1.23
2	5F	209	LEU	C-O	9.31	1.41	1.23
2	5J	209	LEU	C-O	9.31	1.41	1.23
2	5N	209	LEU	C-O	9.31	1.41	1.23
2	63	209	LEU	C-O	9.31	1.41	1.23
2	67	209	LEU	C-O	9.31	1.41	1.23
2	7B	209	LEU	C-O	9.31	1.41	1.23
2	1R	209	LEU	C-O	9.30	1.41	1.23
2	1V	209	LEU	C-O	9.30	1.41	1.23
2	1Z	209	LEU	C-O	9.30	1.41	1.23
2	2R	209	LEU	C-O	9.30	1.41	1.23
2	2V	209	LEU	C-O	9.30	1.41	1.23
2	2Z	209	LEU	C-O	9.30	1.41	1.23
2	43	209	LEU	C-O	9.30	1.41	1.23
2	47	209	LEU	C-O	9.30	1.41	1.23
2	5B	209	LEU	C-O	9.30	1.41	1.23
2	53	209	LEU	C-O	9.30	1.41	1.23
2	57	209	LEU	C-O	9.30	1.41	1.23
2	6B	209	LEU	C-O	9.30	1.41	1.23
2	1B	209	LEU	C-O	9.29	1.41	1.23
2	1J	209	LEU	C-O	9.29	1.41	1.23

*Continued on next page...*



*Continued from previous page...*

Mol	Chain	Res	Type	Atoms	Z	Observed(Å)	Ideal(Å)
2	2F	209	LEU	C-O	9.29	1.41	1.23
2	27	209	LEU	C-O	9.29	1.41	1.23
2	3F	209	LEU	C-O	9.29	1.41	1.23
2	4B	209	LEU	C-O	9.29	1.41	1.23
2	4N	209	LEU	C-O	9.29	1.41	1.23
2	4V	209	LEU	C-O	9.29	1.41	1.23
2	5R	209	LEU	C-O	9.29	1.41	1.23
2	6J	209	LEU	C-O	9.29	1.41	1.23
2	6R	209	LEU	C-O	9.29	1.41	1.23
2	7N	209	LEU	C-O	9.29	1.41	1.23
1	12	179	VAL	N-CA	9.29	1.65	1.46
1	16	179	VAL	N-CA	9.29	1.65	1.46
1	2A	179	VAL	N-CA	9.29	1.65	1.46
1	3Q	179	VAL	N-CA	9.29	1.65	1.46
1	3U	179	VAL	N-CA	9.29	1.65	1.46
1	3Y	179	VAL	N-CA	9.29	1.65	1.46
1	5E	179	VAL	N-CA	9.29	1.65	1.46
1	5I	179	VAL	N-CA	9.29	1.65	1.46
1	5M	179	VAL	N-CA	9.29	1.65	1.46
1	62	179	VAL	N-CA	9.29	1.65	1.46
1	66	179	VAL	N-CA	9.29	1.65	1.46
1	7A	179	VAL	N-CA	9.29	1.65	1.46
2	1F	227	TYR	CZ-OH	-9.29	1.22	1.37
2	23	227	TYR	CZ-OH	-9.29	1.22	1.37
2	1F	53	LYS	N-CA	9.29	1.65	1.46
2	1R	15	VAL	CB-CG2	9.29	1.72	1.52
2	1V	15	VAL	CB-CG2	9.29	1.72	1.52
2	1Z	15	VAL	CB-CG2	9.29	1.72	1.52
2	2N	227	TYR	CZ-OH	-9.29	1.22	1.37
2	3N	227	TYR	CZ-OH	-9.29	1.22	1.37
2	5Z	227	TYR	CZ-OH	-9.29	1.22	1.37
2	7V	227	TYR	CZ-OH	-9.29	1.22	1.37
2	2N	53	LYS	N-CA	9.29	1.65	1.46
2	2R	15	VAL	CB-CG2	9.29	1.72	1.52
2	2V	15	VAL	CB-CG2	9.29	1.72	1.52
2	2Z	15	VAL	CB-CG2	9.29	1.72	1.52
2	37	227	TYR	CZ-OH	-9.29	1.22	1.37
2	4J	227	TYR	CZ-OH	-9.29	1.22	1.37
2	4R	227	TYR	CZ-OH	-9.29	1.22	1.37
2	6Z	227	TYR	CZ-OH	-9.29	1.22	1.37
2	23	53	LYS	N-CA	9.29	1.65	1.46
2	3N	53	LYS	N-CA	9.29	1.65	1.46

*Continued on next page...*

*Continued from previous page...*

Mol	Chain	Res	Type	Atoms	Z	Observed(Å)	Ideal(Å)
2	37	53	LYS	N-CA	9.29	1.65	1.46
2	4J	53	LYS	N-CA	9.29	1.65	1.46
2	4R	53	LYS	N-CA	9.29	1.65	1.46
2	43	15	VAL	CB-CG2	9.29	1.72	1.52
2	47	15	VAL	CB-CG2	9.29	1.72	1.52
2	5B	15	VAL	CB-CG2	9.29	1.72	1.52
2	5Z	53	LYS	N-CA	9.29	1.65	1.46
2	53	15	VAL	CB-CG2	9.29	1.72	1.52
2	57	15	VAL	CB-CG2	9.29	1.72	1.52
2	6B	15	VAL	CB-CG2	9.29	1.72	1.52
2	6F	227	TYR	CZ-OH	-9.29	1.22	1.37
2	7J	227	TYR	CZ-OH	-9.29	1.22	1.37
2	6F	53	LYS	N-CA	9.29	1.65	1.46
2	6Z	53	LYS	N-CA	9.29	1.65	1.46
2	7J	53	LYS	N-CA	9.29	1.65	1.46
2	7V	53	LYS	N-CA	9.29	1.65	1.46
1	1A	92	ASN	CB-CG	9.29	1.72	1.51
1	1I	92	ASN	CB-CG	9.29	1.72	1.51
1	1M	153	SER	CA-C	9.29	1.77	1.52
1	2E	92	ASN	CB-CG	9.29	1.72	1.51
1	2I	153	SER	CA-C	9.29	1.77	1.52
1	26	92	ASN	CB-CG	9.29	1.72	1.51
1	3A	153	SER	CA-C	9.29	1.77	1.52
1	3E	92	ASN	CB-CG	9.29	1.72	1.51
1	3I	153	SER	CA-C	9.29	1.77	1.52
1	32	153	SER	CA-C	9.29	1.77	1.52
1	4A	92	ASN	CB-CG	9.29	1.72	1.51
1	4E	153	SER	CA-C	9.29	1.77	1.52
1	4M	92	ASN	CB-CG	9.29	1.72	1.51
1	4U	92	ASN	CB-CG	9.29	1.72	1.51
1	4Y	153	SER	CA-C	9.29	1.77	1.52
1	5Q	92	ASN	CB-CG	9.29	1.72	1.51
1	5U	153	SER	CA-C	9.29	1.77	1.52
1	6I	92	ASN	CB-CG	9.29	1.72	1.51
1	6M	153	SER	CA-C	9.29	1.77	1.52
1	6Q	92	ASN	CB-CG	9.29	1.72	1.51
1	6U	153	SER	CA-C	9.29	1.77	1.52
1	7E	153	SER	CA-C	9.29	1.77	1.52
1	7M	92	ASN	CB-CG	9.29	1.72	1.51
1	7Q	153	SER	CA-C	9.29	1.77	1.52
2	1F	209	LEU	C-O	9.28	1.41	1.23
2	2N	209	LEU	C-O	9.28	1.41	1.23

*Continued on next page...*

*Continued from previous page...*

Mol	Chain	Res	Type	Atoms	Z	Observed(Å)	Ideal(Å)
2	23	209	LEU	C-O	9.28	1.41	1.23
2	3N	209	LEU	C-O	9.28	1.41	1.23
2	37	209	LEU	C-O	9.28	1.41	1.23
2	4J	209	LEU	C-O	9.28	1.41	1.23
2	4R	209	LEU	C-O	9.28	1.41	1.23
2	5Z	209	LEU	C-O	9.28	1.41	1.23
2	6F	209	LEU	C-O	9.28	1.41	1.23
2	6Z	209	LEU	C-O	9.28	1.41	1.23
2	7J	209	LEU	C-O	9.28	1.41	1.23
2	7V	209	LEU	C-O	9.28	1.41	1.23
1	12	92	ASN	CB-CG	9.28	1.72	1.51
1	16	92	ASN	CB-CG	9.28	1.72	1.51
1	2A	92	ASN	CB-CG	9.28	1.72	1.51
1	3Q	92	ASN	CB-CG	9.28	1.72	1.51
1	3U	92	ASN	CB-CG	9.28	1.72	1.51
1	3Y	92	ASN	CB-CG	9.28	1.72	1.51
1	5E	92	ASN	CB-CG	9.28	1.72	1.51
1	5I	92	ASN	CB-CG	9.28	1.72	1.51
1	5M	92	ASN	CB-CG	9.28	1.72	1.51
1	62	92	ASN	CB-CG	9.28	1.72	1.51
1	66	92	ASN	CB-CG	9.28	1.72	1.51
1	7A	92	ASN	CB-CG	9.28	1.72	1.51
2	1B	15	VAL	CB-CG2	9.28	1.72	1.52
2	1J	15	VAL	CB-CG2	9.28	1.72	1.52
2	1R	53	LYS	N-CA	9.28	1.65	1.46
2	1V	53	LYS	N-CA	9.28	1.65	1.46
2	1Z	53	LYS	N-CA	9.28	1.65	1.46
2	2F	15	VAL	CB-CG2	9.28	1.72	1.52
2	2R	53	LYS	N-CA	9.28	1.65	1.46
2	2V	53	LYS	N-CA	9.28	1.65	1.46
2	2Z	53	LYS	N-CA	9.28	1.65	1.46
2	27	15	VAL	CB-CG2	9.28	1.72	1.52
2	3F	15	VAL	CB-CG2	9.28	1.72	1.52
2	4B	15	VAL	CB-CG2	9.28	1.72	1.52
2	4N	15	VAL	CB-CG2	9.28	1.72	1.52
2	4V	15	VAL	CB-CG2	9.28	1.72	1.52
2	43	53	LYS	N-CA	9.28	1.65	1.46
2	47	53	LYS	N-CA	9.28	1.65	1.46
2	5B	53	LYS	N-CA	9.28	1.65	1.46
2	5R	15	VAL	CB-CG2	9.28	1.72	1.52
2	53	53	LYS	N-CA	9.28	1.65	1.46
2	57	53	LYS	N-CA	9.28	1.65	1.46

*Continued on next page...*

*Continued from previous page...*

Mol	Chain	Res	Type	Atoms	Z	Observed(Å)	Ideal(Å)
2	6B	53	LYS	N-CA	9.28	1.65	1.46
2	6J	15	VAL	CB-CG2	9.28	1.72	1.52
2	6R	15	VAL	CB-CG2	9.28	1.72	1.52
2	7N	15	VAL	CB-CG2	9.28	1.72	1.52
1	1Q	92	ASN	CB-CG	9.27	1.72	1.51
1	1U	92	ASN	CB-CG	9.27	1.72	1.51
1	1Y	92	ASN	CB-CG	9.27	1.72	1.51
1	2Q	92	ASN	CB-CG	9.27	1.72	1.51
1	2U	92	ASN	CB-CG	9.27	1.72	1.51
1	2Y	92	ASN	CB-CG	9.27	1.72	1.51
1	42	92	ASN	CB-CG	9.27	1.72	1.51
1	46	92	ASN	CB-CG	9.27	1.72	1.51
1	5A	92	ASN	CB-CG	9.27	1.72	1.51
1	52	92	ASN	CB-CG	9.27	1.72	1.51
1	56	92	ASN	CB-CG	9.27	1.72	1.51
1	6A	92	ASN	CB-CG	9.27	1.72	1.51
2	1F	209	LEU	N-CA	-9.27	1.27	1.46
1	1M	92	ASN	CB-CG	9.27	1.72	1.51
2	1N	209	LEU	C-O	9.27	1.41	1.23
1	2I	92	ASN	CB-CG	9.27	1.72	1.51
2	2J	209	LEU	C-O	9.27	1.41	1.23
2	2N	209	LEU	N-CA	-9.27	1.27	1.46
2	23	209	LEU	N-CA	-9.27	1.27	1.46
1	3A	92	ASN	CB-CG	9.27	1.72	1.51
2	3B	209	LEU	C-O	9.27	1.41	1.23
1	3I	92	ASN	CB-CG	9.27	1.72	1.51
2	3J	209	LEU	C-O	9.27	1.41	1.23
2	3N	209	LEU	N-CA	-9.27	1.27	1.46
1	32	92	ASN	CB-CG	9.27	1.72	1.51
2	33	209	LEU	C-O	9.27	1.41	1.23
2	37	209	LEU	N-CA	-9.27	1.27	1.46
1	4E	92	ASN	CB-CG	9.27	1.72	1.51
2	4F	209	LEU	C-O	9.27	1.41	1.23
2	4J	209	LEU	N-CA	-9.27	1.27	1.46
2	4R	209	LEU	N-CA	-9.27	1.27	1.46
1	4Y	92	ASN	CB-CG	9.27	1.72	1.51
2	4Z	209	LEU	C-O	9.27	1.41	1.23
1	5U	92	ASN	CB-CG	9.27	1.72	1.51
2	5V	209	LEU	C-O	9.27	1.41	1.23
2	5Z	209	LEU	N-CA	-9.27	1.27	1.46
2	6F	209	LEU	N-CA	-9.27	1.27	1.46
1	6M	92	ASN	CB-CG	9.27	1.72	1.51

*Continued on next page...*

*Continued from previous page...*

Mol	Chain	Res	Type	Atoms	Z	Observed(Å)	Ideal(Å)
2	6N	209	LEU	C-O	9.27	1.41	1.23
1	6U	92	ASN	CB-CG	9.27	1.72	1.51
2	6V	209	LEU	C-O	9.27	1.41	1.23
2	6Z	209	LEU	N-CA	-9.27	1.27	1.46
1	7E	92	ASN	CB-CG	9.27	1.72	1.51
2	7F	209	LEU	C-O	9.27	1.41	1.23
2	7J	209	LEU	N-CA	-9.27	1.27	1.46
1	7Q	92	ASN	CB-CG	9.27	1.72	1.51
2	7R	209	LEU	C-O	9.27	1.41	1.23
2	7V	209	LEU	N-CA	-9.27	1.27	1.46
2	1N	15	VAL	CB-CG2	9.27	1.72	1.52
2	2J	15	VAL	CB-CG2	9.27	1.72	1.52
2	3B	15	VAL	CB-CG2	9.27	1.72	1.52
2	3J	15	VAL	CB-CG2	9.27	1.72	1.52
2	33	15	VAL	CB-CG2	9.27	1.72	1.52
2	4F	15	VAL	CB-CG2	9.27	1.72	1.52
2	4Z	15	VAL	CB-CG2	9.27	1.72	1.52
2	5V	15	VAL	CB-CG2	9.27	1.72	1.52
2	6N	15	VAL	CB-CG2	9.27	1.72	1.52
2	6V	15	VAL	CB-CG2	9.27	1.72	1.52
2	7F	15	VAL	CB-CG2	9.27	1.72	1.52
2	7R	15	VAL	CB-CG2	9.27	1.72	1.52
1	1A	153	SER	CA-C	9.26	1.77	1.52
1	1E	92	ASN	CB-CG	9.26	1.72	1.51
1	1I	153	SER	CA-C	9.26	1.77	1.52
1	1Q	153	SER	CA-C	9.26	1.77	1.52
1	1U	153	SER	CA-C	9.26	1.77	1.52
1	1Y	153	SER	CA-C	9.26	1.77	1.52
1	2E	153	SER	CA-C	9.26	1.77	1.52
1	2M	92	ASN	CB-CG	9.26	1.72	1.51
1	2Q	153	SER	CA-C	9.26	1.77	1.52
1	2U	153	SER	CA-C	9.26	1.77	1.52
1	2Y	153	SER	CA-C	9.26	1.77	1.52
1	22	92	ASN	CB-CG	9.26	1.72	1.51
1	26	153	SER	CA-C	9.26	1.77	1.52
1	3E	153	SER	CA-C	9.26	1.77	1.52
1	3M	92	ASN	CB-CG	9.26	1.72	1.51
1	36	92	ASN	CB-CG	9.26	1.72	1.51
1	4A	153	SER	CA-C	9.26	1.77	1.52
1	4I	92	ASN	CB-CG	9.26	1.72	1.51
1	4M	153	SER	CA-C	9.26	1.77	1.52
1	4Q	92	ASN	CB-CG	9.26	1.72	1.51

*Continued on next page...*

*Continued from previous page...*

Mol	Chain	Res	Type	Atoms	Z	Observed(Å)	Ideal(Å)
1	4U	153	SER	CA-C	9.26	1.77	1.52
1	42	153	SER	CA-C	9.26	1.77	1.52
1	46	153	SER	CA-C	9.26	1.77	1.52
1	5A	153	SER	CA-C	9.26	1.77	1.52
1	5Q	153	SER	CA-C	9.26	1.77	1.52
1	5Y	92	ASN	CB-CG	9.26	1.72	1.51
1	52	153	SER	CA-C	9.26	1.77	1.52
1	56	153	SER	CA-C	9.26	1.77	1.52
1	6A	153	SER	CA-C	9.26	1.77	1.52
1	6E	92	ASN	CB-CG	9.26	1.72	1.51
1	6I	153	SER	CA-C	9.26	1.77	1.52
1	6Q	153	SER	CA-C	9.26	1.77	1.52
1	6Y	92	ASN	CB-CG	9.26	1.72	1.51
1	7I	92	ASN	CB-CG	9.26	1.72	1.51
1	7M	153	SER	CA-C	9.26	1.77	1.52
1	7U	92	ASN	CB-CG	9.26	1.72	1.51
2	1B	53	LYS	N-CA	9.26	1.64	1.46
2	1J	53	LYS	N-CA	9.26	1.64	1.46
2	2F	53	LYS	N-CA	9.26	1.64	1.46
2	27	53	LYS	N-CA	9.26	1.64	1.46
2	3F	53	LYS	N-CA	9.26	1.64	1.46
2	4B	53	LYS	N-CA	9.26	1.64	1.46
2	4N	53	LYS	N-CA	9.26	1.64	1.46
2	4V	53	LYS	N-CA	9.26	1.64	1.46
2	5R	53	LYS	N-CA	9.26	1.64	1.46
2	6J	53	LYS	N-CA	9.26	1.64	1.46
2	6R	53	LYS	N-CA	9.26	1.64	1.46
2	7N	53	LYS	N-CA	9.26	1.64	1.46
2	1F	15	VAL	CB-CG2	9.25	1.72	1.52
2	2N	15	VAL	CB-CG2	9.25	1.72	1.52
2	23	15	VAL	CB-CG2	9.25	1.72	1.52
2	3N	15	VAL	CB-CG2	9.25	1.72	1.52
2	37	15	VAL	CB-CG2	9.25	1.72	1.52
2	4J	15	VAL	CB-CG2	9.25	1.72	1.52
2	4R	15	VAL	CB-CG2	9.25	1.72	1.52
2	5Z	15	VAL	CB-CG2	9.25	1.72	1.52
2	6F	15	VAL	CB-CG2	9.25	1.72	1.52
2	6Z	15	VAL	CB-CG2	9.25	1.72	1.52
2	7J	15	VAL	CB-CG2	9.25	1.72	1.52
2	7V	15	VAL	CB-CG2	9.25	1.72	1.52
2	1B	209	LEU	N-CA	-9.24	1.27	1.46
2	3R	15	VAL	CB-CG2	9.24	1.72	1.52

*Continued on next page...*

*Continued from previous page...*

Mol	Chain	Res	Type	Atoms	Z	Observed(Å)	Ideal(Å)
1	1E	153	SER	CA-C	9.24	1.76	1.52
2	1J	209	LEU	N-CA	-9.24	1.27	1.46
2	13	15	VAL	CB-CG2	9.24	1.72	1.52
2	17	15	VAL	CB-CG2	9.24	1.72	1.52
2	2B	15	VAL	CB-CG2	9.24	1.72	1.52
2	2F	209	LEU	N-CA	-9.24	1.27	1.46
2	3V	15	VAL	CB-CG2	9.24	1.72	1.52
2	3Z	15	VAL	CB-CG2	9.24	1.72	1.52
2	5F	15	VAL	CB-CG2	9.24	1.72	1.52
2	5J	15	VAL	CB-CG2	9.24	1.72	1.52
2	5N	15	VAL	CB-CG2	9.24	1.72	1.52
1	2M	153	SER	CA-C	9.24	1.76	1.52
1	22	153	SER	CA-C	9.24	1.76	1.52
2	27	209	LEU	N-CA	-9.24	1.27	1.46
2	3F	209	LEU	N-CA	-9.24	1.27	1.46
1	3M	153	SER	CA-C	9.24	1.76	1.52
1	36	153	SER	CA-C	9.24	1.76	1.52
2	4B	209	LEU	N-CA	-9.24	1.27	1.46
1	4I	153	SER	CA-C	9.24	1.76	1.52
2	4N	209	LEU	N-CA	-9.24	1.27	1.46
1	4Q	153	SER	CA-C	9.24	1.76	1.52
2	4V	209	LEU	N-CA	-9.24	1.27	1.46
2	5R	209	LEU	N-CA	-9.24	1.27	1.46
1	5Y	153	SER	CA-C	9.24	1.76	1.52
1	6E	153	SER	CA-C	9.24	1.76	1.52
2	6J	209	LEU	N-CA	-9.24	1.27	1.46
2	6R	209	LEU	N-CA	-9.24	1.27	1.46
2	63	15	VAL	CB-CG2	9.24	1.72	1.52
2	67	15	VAL	CB-CG2	9.24	1.72	1.52
2	7B	15	VAL	CB-CG2	9.24	1.72	1.52
1	6Y	153	SER	CA-C	9.24	1.76	1.52
1	7I	153	SER	CA-C	9.24	1.76	1.52
2	7N	209	LEU	N-CA	-9.24	1.27	1.46
1	7U	153	SER	CA-C	9.24	1.76	1.52
1	1Q	170	ALA	C-N	-9.23	1.12	1.34
1	1U	170	ALA	C-N	-9.23	1.12	1.34
1	1Y	170	ALA	C-N	-9.23	1.12	1.34
1	12	153	SER	CA-C	9.23	1.76	1.52
1	16	153	SER	CA-C	9.23	1.76	1.52
1	2A	153	SER	CA-C	9.23	1.76	1.52
1	2Q	170	ALA	C-N	-9.23	1.12	1.34
1	2U	170	ALA	C-N	-9.23	1.12	1.34

*Continued on next page...*

*Continued from previous page...*

Mol	Chain	Res	Type	Atoms	Z	Observed(Å)	Ideal(Å)
1	2Y	170	ALA	C-N	-9.23	1.12	1.34
1	3Q	153	SER	CA-C	9.23	1.76	1.52
1	3U	153	SER	CA-C	9.23	1.76	1.52
1	3Y	153	SER	CA-C	9.23	1.76	1.52
1	42	170	ALA	C-N	-9.23	1.12	1.34
1	46	170	ALA	C-N	-9.23	1.12	1.34
1	5A	170	ALA	C-N	-9.23	1.12	1.34
1	5E	153	SER	CA-C	9.23	1.76	1.52
1	5I	153	SER	CA-C	9.23	1.76	1.52
1	5M	153	SER	CA-C	9.23	1.76	1.52
1	52	170	ALA	C-N	-9.23	1.12	1.34
1	56	170	ALA	C-N	-9.23	1.12	1.34
1	6A	170	ALA	C-N	-9.23	1.12	1.34
1	62	153	SER	CA-C	9.23	1.76	1.52
1	66	153	SER	CA-C	9.23	1.76	1.52
1	7A	153	SER	CA-C	9.23	1.76	1.52
1	1M	38	PRO	C-O	9.23	1.41	1.23
1	1M	170	ALA	C-N	-9.23	1.12	1.34
1	2I	38	PRO	C-O	9.23	1.41	1.23
1	3A	38	PRO	C-O	9.23	1.41	1.23
1	3I	38	PRO	C-O	9.23	1.41	1.23
1	32	38	PRO	C-O	9.23	1.41	1.23
1	4E	38	PRO	C-O	9.23	1.41	1.23
1	7Q	38	PRO	C-O	9.23	1.41	1.23
2	13	53	LYS	N-CA	9.23	1.64	1.46
2	17	53	LYS	N-CA	9.23	1.64	1.46
2	2B	53	LYS	N-CA	9.23	1.64	1.46
1	2I	170	ALA	C-N	-9.23	1.12	1.34
1	3A	170	ALA	C-N	-9.23	1.12	1.34
1	3I	170	ALA	C-N	-9.23	1.12	1.34
1	6U	38	PRO	C-O	9.23	1.41	1.23
1	7E	38	PRO	C-O	9.23	1.41	1.23
2	3R	53	LYS	N-CA	9.23	1.64	1.46
2	3V	53	LYS	N-CA	9.23	1.64	1.46
2	3Z	53	LYS	N-CA	9.23	1.64	1.46
1	32	170	ALA	C-N	-9.23	1.12	1.34
1	4E	170	ALA	C-N	-9.23	1.12	1.34
1	4Y	38	PRO	C-O	9.23	1.41	1.23
1	4Y	170	ALA	C-N	-9.23	1.12	1.34
1	5U	38	PRO	C-O	9.23	1.41	1.23
2	5F	53	LYS	N-CA	9.23	1.64	1.46
2	5J	53	LYS	N-CA	9.23	1.64	1.46

*Continued on next page...*



*Continued from previous page...*

Mol	Chain	Res	Type	Atoms	Z	Observed(Å)	Ideal(Å)
2	5N	53	LYS	N-CA	9.23	1.64	1.46
1	5U	170	ALA	C-N	-9.23	1.12	1.34
1	6M	38	PRO	C-O	9.23	1.41	1.23
1	6M	170	ALA	C-N	-9.23	1.12	1.34
1	6U	170	ALA	C-N	-9.23	1.12	1.34
2	63	53	LYS	N-CA	9.23	1.64	1.46
2	67	53	LYS	N-CA	9.23	1.64	1.46
2	7B	53	LYS	N-CA	9.23	1.64	1.46
1	7E	170	ALA	C-N	-9.23	1.12	1.34
1	7Q	170	ALA	C-N	-9.23	1.12	1.34
2	1N	53	LYS	N-CA	9.22	1.64	1.46
1	1E	170	ALA	C-N	-9.22	1.12	1.34
1	1M	48	TYR	CE1-CZ	9.22	1.50	1.38
2	4Z	53	LYS	N-CA	9.22	1.64	1.46
2	1N	106	GLY	C-N	9.22	1.55	1.34
2	1R	209	LEU	N-CA	-9.22	1.27	1.46
2	1V	209	LEU	N-CA	-9.22	1.27	1.46
2	1Z	209	LEU	N-CA	-9.22	1.27	1.46
1	2I	48	TYR	CE1-CZ	9.22	1.50	1.38
2	2J	53	LYS	N-CA	9.22	1.64	1.46
2	33	53	LYS	N-CA	9.22	1.64	1.46
2	7F	53	LYS	N-CA	9.22	1.64	1.46
2	2J	106	GLY	C-N	9.22	1.55	1.34
1	2M	170	ALA	C-N	-9.22	1.12	1.34
2	2R	209	LEU	N-CA	-9.22	1.27	1.46
2	2V	209	LEU	N-CA	-9.22	1.27	1.46
2	2Z	209	LEU	N-CA	-9.22	1.27	1.46
1	22	170	ALA	C-N	-9.22	1.12	1.34
1	3A	48	TYR	CE1-CZ	9.22	1.50	1.38
2	3B	53	LYS	N-CA	9.22	1.64	1.46
2	3J	53	LYS	N-CA	9.22	1.64	1.46
2	3B	106	GLY	C-N	9.22	1.55	1.34
1	3I	48	TYR	CE1-CZ	9.22	1.50	1.38
2	5V	53	LYS	N-CA	9.22	1.64	1.46
2	7R	53	LYS	N-CA	9.22	1.64	1.46
2	3J	106	GLY	C-N	9.22	1.55	1.34
1	3M	170	ALA	C-N	-9.22	1.12	1.34
1	32	48	TYR	CE1-CZ	9.22	1.50	1.38
2	33	106	GLY	C-N	9.22	1.55	1.34
1	36	170	ALA	C-N	-9.22	1.12	1.34
1	4E	48	TYR	CE1-CZ	9.22	1.50	1.38
2	4F	53	LYS	N-CA	9.22	1.64	1.46

*Continued on next page...*

*Continued from previous page...*

Mol	Chain	Res	Type	Atoms	Z	Observed(Å)	Ideal(Å)
2	4F	106	GLY	C-N	9.22	1.55	1.34
1	4I	170	ALA	C-N	-9.22	1.12	1.34
1	4Q	170	ALA	C-N	-9.22	1.12	1.34
1	4Y	48	TYR	CE1-CZ	9.22	1.50	1.38
2	4Z	106	GLY	C-N	9.22	1.55	1.34
2	43	209	LEU	N-CA	-9.22	1.27	1.46
2	47	209	LEU	N-CA	-9.22	1.27	1.46
2	5B	209	LEU	N-CA	-9.22	1.27	1.46
1	5U	48	TYR	CE1-CZ	9.22	1.50	1.38
2	5V	106	GLY	C-N	9.22	1.55	1.34
1	5Y	170	ALA	C-N	-9.22	1.12	1.34
2	53	209	LEU	N-CA	-9.22	1.27	1.46
2	57	209	LEU	N-CA	-9.22	1.27	1.46
2	6B	209	LEU	N-CA	-9.22	1.27	1.46
1	6E	170	ALA	C-N	-9.22	1.12	1.34
1	6M	48	TYR	CE1-CZ	9.22	1.50	1.38
2	6N	53	LYS	N-CA	9.22	1.64	1.46
2	6V	53	LYS	N-CA	9.22	1.64	1.46
2	6N	106	GLY	C-N	9.22	1.55	1.34
1	6U	48	TYR	CE1-CZ	9.22	1.50	1.38
2	6V	106	GLY	C-N	9.22	1.55	1.34
1	6Y	170	ALA	C-N	-9.22	1.12	1.34
1	7E	48	TYR	CE1-CZ	9.22	1.50	1.38
2	7F	106	GLY	C-N	9.22	1.55	1.34
1	7I	170	ALA	C-N	-9.22	1.12	1.34
1	7Q	48	TYR	CE1-CZ	9.22	1.50	1.38
2	7R	106	GLY	C-N	9.22	1.55	1.34
1	7U	170	ALA	C-N	-9.22	1.12	1.34
2	1F	106	GLY	C-N	9.22	1.55	1.34
2	2N	106	GLY	C-N	9.22	1.55	1.34
2	23	106	GLY	C-N	9.22	1.55	1.34
2	3N	106	GLY	C-N	9.22	1.55	1.34
2	37	106	GLY	C-N	9.22	1.55	1.34
2	4J	106	GLY	C-N	9.22	1.55	1.34
2	4R	106	GLY	C-N	9.22	1.55	1.34
2	5Z	106	GLY	C-N	9.22	1.55	1.34
2	6F	106	GLY	C-N	9.22	1.55	1.34
2	6Z	106	GLY	C-N	9.22	1.55	1.34
2	7J	106	GLY	C-N	9.22	1.55	1.34
2	7V	106	GLY	C-N	9.22	1.55	1.34
2	1N	209	LEU	N-CA	-9.22	1.27	1.46
1	12	170	ALA	C-N	-9.22	1.12	1.34

*Continued on next page...*

*Continued from previous page...*

Mol	Chain	Res	Type	Atoms	Z	Observed(Å)	Ideal(Å)
1	16	170	ALA	C-N	-9.22	1.12	1.34
1	2A	170	ALA	C-N	-9.22	1.12	1.34
2	2J	209	LEU	N-CA	-9.22	1.27	1.46
2	3B	209	LEU	N-CA	-9.22	1.27	1.46
2	3J	209	LEU	N-CA	-9.22	1.27	1.46
1	3Q	170	ALA	C-N	-9.22	1.12	1.34
1	3U	170	ALA	C-N	-9.22	1.12	1.34
1	3Y	170	ALA	C-N	-9.22	1.12	1.34
2	33	209	LEU	N-CA	-9.22	1.27	1.46
2	4F	209	LEU	N-CA	-9.22	1.27	1.46
2	4Z	209	LEU	N-CA	-9.22	1.27	1.46
1	5E	170	ALA	C-N	-9.22	1.12	1.34
1	5I	170	ALA	C-N	-9.22	1.12	1.34
1	5M	170	ALA	C-N	-9.22	1.12	1.34
2	5V	209	LEU	N-CA	-9.22	1.27	1.46
2	6N	209	LEU	N-CA	-9.22	1.27	1.46
2	6V	209	LEU	N-CA	-9.22	1.27	1.46
1	62	170	ALA	C-N	-9.22	1.12	1.34
1	66	170	ALA	C-N	-9.22	1.12	1.34
1	7A	170	ALA	C-N	-9.22	1.12	1.34
2	7F	209	LEU	N-CA	-9.22	1.27	1.46
2	7R	209	LEU	N-CA	-9.22	1.27	1.46
2	1B	106	GLY	C-N	9.21	1.55	1.34
1	1E	38	PRO	C-O	9.21	1.41	1.23
2	1J	106	GLY	C-N	9.21	1.55	1.34
2	2F	106	GLY	C-N	9.21	1.55	1.34
1	2M	38	PRO	C-O	9.21	1.41	1.23
1	22	38	PRO	C-O	9.21	1.41	1.23
2	27	106	GLY	C-N	9.21	1.55	1.34
2	3F	106	GLY	C-N	9.21	1.55	1.34
1	3M	38	PRO	C-O	9.21	1.41	1.23
1	36	38	PRO	C-O	9.21	1.41	1.23
2	4B	106	GLY	C-N	9.21	1.55	1.34
1	4I	38	PRO	C-O	9.21	1.41	1.23
2	4N	106	GLY	C-N	9.21	1.55	1.34
1	4Q	38	PRO	C-O	9.21	1.41	1.23
2	4V	106	GLY	C-N	9.21	1.55	1.34
2	5R	106	GLY	C-N	9.21	1.55	1.34
1	5Y	38	PRO	C-O	9.21	1.41	1.23
1	6E	38	PRO	C-O	9.21	1.41	1.23
2	6J	106	GLY	C-N	9.21	1.55	1.34
2	6R	106	GLY	C-N	9.21	1.55	1.34

*Continued on next page...*

*Continued from previous page...*

Mol	Chain	Res	Type	Atoms	Z	Observed(Å)	Ideal(Å)
1	6Y	38	PRO	C-O	9.21	1.41	1.23
1	7I	38	PRO	C-O	9.21	1.41	1.23
2	7N	106	GLY	C-N	9.21	1.55	1.34
1	7U	38	PRO	C-O	9.21	1.41	1.23
1	1A	170	ALA	C-N	-9.21	1.12	1.34
1	1I	170	ALA	C-N	-9.21	1.12	1.34
1	2E	170	ALA	C-N	-9.21	1.12	1.34
1	26	170	ALA	C-N	-9.21	1.12	1.34
1	3E	170	ALA	C-N	-9.21	1.12	1.34
1	4A	170	ALA	C-N	-9.21	1.12	1.34
1	4M	170	ALA	C-N	-9.21	1.12	1.34
1	4U	170	ALA	C-N	-9.21	1.12	1.34
1	5Q	170	ALA	C-N	-9.21	1.12	1.34
1	6I	170	ALA	C-N	-9.21	1.12	1.34
1	6Q	170	ALA	C-N	-9.21	1.12	1.34
1	7M	170	ALA	C-N	-9.21	1.12	1.34
1	12	38	PRO	C-O	9.20	1.41	1.23
2	13	106	GLY	C-N	9.20	1.55	1.34
2	13	209	LEU	N-CA	-9.20	1.27	1.46
1	16	38	PRO	C-O	9.20	1.41	1.23
2	17	106	GLY	C-N	9.20	1.55	1.34
2	17	209	LEU	N-CA	-9.20	1.27	1.46
1	2A	38	PRO	C-O	9.20	1.41	1.23
2	2B	106	GLY	C-N	9.20	1.55	1.34
2	2B	209	LEU	N-CA	-9.20	1.27	1.46
1	3Q	38	PRO	C-O	9.20	1.41	1.23
2	3R	106	GLY	C-N	9.20	1.55	1.34
2	3R	209	LEU	N-CA	-9.20	1.27	1.46
1	3U	38	PRO	C-O	9.20	1.41	1.23
2	3V	106	GLY	C-N	9.20	1.55	1.34
2	3V	209	LEU	N-CA	-9.20	1.27	1.46
1	3Y	38	PRO	C-O	9.20	1.41	1.23
2	3Z	106	GLY	C-N	9.20	1.55	1.34
2	3Z	209	LEU	N-CA	-9.20	1.27	1.46
1	5E	38	PRO	C-O	9.20	1.41	1.23
2	5F	106	GLY	C-N	9.20	1.55	1.34
2	5F	209	LEU	N-CA	-9.20	1.27	1.46
1	5I	38	PRO	C-O	9.20	1.41	1.23
2	5J	106	GLY	C-N	9.20	1.55	1.34
2	5J	209	LEU	N-CA	-9.20	1.27	1.46
1	5M	38	PRO	C-O	9.20	1.41	1.23
2	5N	106	GLY	C-N	9.20	1.55	1.34

*Continued on next page...*

*Continued from previous page...*

Mol	Chain	Res	Type	Atoms	Z	Observed(Å)	Ideal(Å)
2	5N	209	LEU	N-CA	-9.20	1.27	1.46
1	62	38	PRO	C-O	9.20	1.41	1.23
2	63	106	GLY	C-N	9.20	1.55	1.34
2	63	209	LEU	N-CA	-9.20	1.27	1.46
1	66	38	PRO	C-O	9.20	1.41	1.23
2	67	106	GLY	C-N	9.20	1.55	1.34
2	67	209	LEU	N-CA	-9.20	1.27	1.46
1	7A	38	PRO	C-O	9.20	1.41	1.23
2	7B	106	GLY	C-N	9.20	1.55	1.34
2	7B	209	LEU	N-CA	-9.20	1.27	1.46
1	1A	48	TYR	CE1-CZ	9.20	1.50	1.38
1	1I	48	TYR	CE1-CZ	9.20	1.50	1.38
2	1R	106	GLY	C-N	9.20	1.55	1.34
2	1V	106	GLY	C-N	9.20	1.55	1.34
2	1Z	106	GLY	C-N	9.20	1.55	1.34
1	2E	48	TYR	CE1-CZ	9.20	1.50	1.38
2	2R	106	GLY	C-N	9.20	1.55	1.34
2	2V	106	GLY	C-N	9.20	1.55	1.34
2	2Z	106	GLY	C-N	9.20	1.55	1.34
1	26	48	TYR	CE1-CZ	9.20	1.50	1.38
1	3E	48	TYR	CE1-CZ	9.20	1.50	1.38
1	4A	48	TYR	CE1-CZ	9.20	1.50	1.38
1	4M	48	TYR	CE1-CZ	9.20	1.50	1.38
1	4U	48	TYR	CE1-CZ	9.20	1.50	1.38
2	43	106	GLY	C-N	9.20	1.55	1.34
2	47	106	GLY	C-N	9.20	1.55	1.34
2	5B	106	GLY	C-N	9.20	1.55	1.34
1	5Q	48	TYR	CE1-CZ	9.20	1.50	1.38
2	53	106	GLY	C-N	9.20	1.55	1.34
2	57	106	GLY	C-N	9.20	1.55	1.34
2	6B	106	GLY	C-N	9.20	1.55	1.34
1	6I	48	TYR	CE1-CZ	9.20	1.50	1.38
1	6Q	48	TYR	CE1-CZ	9.20	1.50	1.38
1	7M	48	TYR	CE1-CZ	9.20	1.50	1.38
1	1A	38	PRO	C-O	9.20	1.41	1.23
1	1I	38	PRO	C-O	9.20	1.41	1.23
1	2E	38	PRO	C-O	9.20	1.41	1.23
1	26	38	PRO	C-O	9.20	1.41	1.23
1	3E	38	PRO	C-O	9.20	1.41	1.23
1	4A	38	PRO	C-O	9.20	1.41	1.23
1	4M	38	PRO	C-O	9.20	1.41	1.23
1	4U	38	PRO	C-O	9.20	1.41	1.23

*Continued on next page...*

*Continued from previous page...*

Mol	Chain	Res	Type	Atoms	Z	Observed(Å)	Ideal(Å)
1	5Q	38	PRO	C-O	9.20	1.41	1.23
1	6I	38	PRO	C-O	9.20	1.41	1.23
1	6Q	38	PRO	C-O	9.20	1.41	1.23
1	7M	38	PRO	C-O	9.20	1.41	1.23
1	1E	48	TYR	CE1-CZ	9.19	1.50	1.38
1	1Q	48	TYR	CE1-CZ	9.19	1.50	1.38
1	1U	48	TYR	CE1-CZ	9.19	1.50	1.38
1	1Y	48	TYR	CE1-CZ	9.19	1.50	1.38
1	2M	48	TYR	CE1-CZ	9.19	1.50	1.38
1	2Q	48	TYR	CE1-CZ	9.19	1.50	1.38
1	2U	48	TYR	CE1-CZ	9.19	1.50	1.38
1	2Y	48	TYR	CE1-CZ	9.19	1.50	1.38
1	22	48	TYR	CE1-CZ	9.19	1.50	1.38
1	3M	48	TYR	CE1-CZ	9.19	1.50	1.38
1	36	48	TYR	CE1-CZ	9.19	1.50	1.38
1	4I	48	TYR	CE1-CZ	9.19	1.50	1.38
1	4Q	48	TYR	CE1-CZ	9.19	1.50	1.38
1	42	48	TYR	CE1-CZ	9.19	1.50	1.38
1	46	48	TYR	CE1-CZ	9.19	1.50	1.38
1	5A	48	TYR	CE1-CZ	9.19	1.50	1.38
1	5Y	48	TYR	CE1-CZ	9.19	1.50	1.38
1	52	48	TYR	CE1-CZ	9.19	1.50	1.38
1	56	48	TYR	CE1-CZ	9.19	1.50	1.38
1	6A	48	TYR	CE1-CZ	9.19	1.50	1.38
1	6E	48	TYR	CE1-CZ	9.19	1.50	1.38
1	6Y	48	TYR	CE1-CZ	9.19	1.50	1.38
1	7I	48	TYR	CE1-CZ	9.19	1.50	1.38
1	7U	48	TYR	CE1-CZ	9.19	1.50	1.38
2	1F	10	GLN	CA-C	-9.18	1.29	1.52
2	1R	10	GLN	CA-C	-9.18	1.29	1.52
2	1V	10	GLN	CA-C	-9.18	1.29	1.52
2	1Z	10	GLN	CA-C	-9.18	1.29	1.52
2	2N	10	GLN	CA-C	-9.18	1.29	1.52
2	2R	10	GLN	CA-C	-9.18	1.29	1.52
2	2V	10	GLN	CA-C	-9.18	1.29	1.52
2	2Z	10	GLN	CA-C	-9.18	1.29	1.52
2	23	10	GLN	CA-C	-9.18	1.29	1.52
2	3N	10	GLN	CA-C	-9.18	1.29	1.52
2	37	10	GLN	CA-C	-9.18	1.29	1.52
2	4J	10	GLN	CA-C	-9.18	1.29	1.52
2	4R	10	GLN	CA-C	-9.18	1.29	1.52
2	43	10	GLN	CA-C	-9.18	1.29	1.52

*Continued on next page...*

*Continued from previous page...*

Mol	Chain	Res	Type	Atoms	Z	Observed(Å)	Ideal(Å)
2	47	10	GLN	CA-C	-9.18	1.29	1.52
2	5B	10	GLN	CA-C	-9.18	1.29	1.52
2	5Z	10	GLN	CA-C	-9.18	1.29	1.52
2	53	10	GLN	CA-C	-9.18	1.29	1.52
2	57	10	GLN	CA-C	-9.18	1.29	1.52
2	6B	10	GLN	CA-C	-9.18	1.29	1.52
2	6F	10	GLN	CA-C	-9.18	1.29	1.52
2	6Z	10	GLN	CA-C	-9.18	1.29	1.52
2	7J	10	GLN	CA-C	-9.18	1.29	1.52
2	7V	10	GLN	CA-C	-9.18	1.29	1.52
2	1N	42	HIS	CA-CB	-9.18	1.33	1.53
2	2J	42	HIS	CA-CB	-9.18	1.33	1.53
2	3B	42	HIS	CA-CB	-9.18	1.33	1.53
2	3J	42	HIS	CA-CB	-9.18	1.33	1.53
2	33	42	HIS	CA-CB	-9.18	1.33	1.53
2	4F	42	HIS	CA-CB	-9.18	1.33	1.53
2	4Z	42	HIS	CA-CB	-9.18	1.33	1.53
2	5V	42	HIS	CA-CB	-9.18	1.33	1.53
2	6N	42	HIS	CA-CB	-9.18	1.33	1.53
2	6V	42	HIS	CA-CB	-9.18	1.33	1.53
2	7F	42	HIS	CA-CB	-9.18	1.33	1.53
2	7R	42	HIS	CA-CB	-9.18	1.33	1.53
1	1Q	38	PRO	C-O	9.18	1.41	1.23
1	1U	38	PRO	C-O	9.18	1.41	1.23
1	1Y	38	PRO	C-O	9.18	1.41	1.23
1	2Q	38	PRO	C-O	9.18	1.41	1.23
1	2U	38	PRO	C-O	9.18	1.41	1.23
1	2Y	38	PRO	C-O	9.18	1.41	1.23
1	42	38	PRO	C-O	9.18	1.41	1.23
1	46	38	PRO	C-O	9.18	1.41	1.23
1	5A	38	PRO	C-O	9.18	1.41	1.23
1	52	38	PRO	C-O	9.18	1.41	1.23
1	56	38	PRO	C-O	9.18	1.41	1.23
1	6A	38	PRO	C-O	9.18	1.41	1.23
2	1B	10	GLN	CA-C	-9.18	1.29	1.52
1	1E	66	ARG	NE-CZ	-9.18	1.21	1.33
2	1J	10	GLN	CA-C	-9.18	1.29	1.52
1	12	48	TYR	CE1-CZ	9.18	1.50	1.38
1	16	48	TYR	CE1-CZ	9.18	1.50	1.38
1	2A	48	TYR	CE1-CZ	9.18	1.50	1.38
2	2F	10	GLN	CA-C	-9.18	1.29	1.52
1	2M	66	ARG	NE-CZ	-9.18	1.21	1.33

*Continued on next page...*

*Continued from previous page...*

Mol	Chain	Res	Type	Atoms	Z	Observed(Å)	Ideal(Å)
1	22	66	ARG	NE-CZ	-9.18	1.21	1.33
2	27	10	GLN	CA-C	-9.18	1.29	1.52
2	3F	10	GLN	CA-C	-9.18	1.29	1.52
1	3M	66	ARG	NE-CZ	-9.18	1.21	1.33
1	3Q	48	TYR	CE1-CZ	9.18	1.50	1.38
1	3U	48	TYR	CE1-CZ	9.18	1.50	1.38
1	3Y	48	TYR	CE1-CZ	9.18	1.50	1.38
1	36	66	ARG	NE-CZ	-9.18	1.21	1.33
2	4B	10	GLN	CA-C	-9.18	1.29	1.52
1	4I	66	ARG	NE-CZ	-9.18	1.21	1.33
2	4N	10	GLN	CA-C	-9.18	1.29	1.52
1	4Q	66	ARG	NE-CZ	-9.18	1.21	1.33
2	4V	10	GLN	CA-C	-9.18	1.29	1.52
1	5E	48	TYR	CE1-CZ	9.18	1.50	1.38
1	5I	48	TYR	CE1-CZ	9.18	1.50	1.38
1	5M	48	TYR	CE1-CZ	9.18	1.50	1.38
2	5R	10	GLN	CA-C	-9.18	1.29	1.52
1	5Y	66	ARG	NE-CZ	-9.18	1.21	1.33
1	6E	66	ARG	NE-CZ	-9.18	1.21	1.33
2	6J	10	GLN	CA-C	-9.18	1.29	1.52
2	6R	10	GLN	CA-C	-9.18	1.29	1.52
1	6Y	66	ARG	NE-CZ	-9.18	1.21	1.33
1	62	48	TYR	CE1-CZ	9.18	1.50	1.38
1	66	48	TYR	CE1-CZ	9.18	1.50	1.38
1	7A	48	TYR	CE1-CZ	9.18	1.50	1.38
1	7I	66	ARG	NE-CZ	-9.18	1.21	1.33
2	7N	10	GLN	CA-C	-9.18	1.29	1.52
1	7U	66	ARG	NE-CZ	-9.18	1.21	1.33
1	1E	95	THR	N-CA	9.17	1.64	1.46
2	13	10	GLN	CA-C	-9.17	1.29	1.52
2	13	42	HIS	CA-CB	-9.17	1.33	1.53
2	17	10	GLN	CA-C	-9.17	1.29	1.52
2	17	42	HIS	CA-CB	-9.17	1.33	1.53
2	2B	10	GLN	CA-C	-9.17	1.29	1.52
2	2B	42	HIS	CA-CB	-9.17	1.33	1.53
1	2M	95	THR	N-CA	9.17	1.64	1.46
1	22	95	THR	N-CA	9.17	1.64	1.46
1	3M	95	THR	N-CA	9.17	1.64	1.46
2	3R	10	GLN	CA-C	-9.17	1.29	1.52
2	3R	42	HIS	CA-CB	-9.17	1.33	1.53
2	3V	10	GLN	CA-C	-9.17	1.29	1.52
2	3V	42	HIS	CA-CB	-9.17	1.33	1.53

*Continued on next page...*



*Continued from previous page...*

Mol	Chain	Res	Type	Atoms	Z	Observed(Å)	Ideal(Å)
2	3Z	10	GLN	CA-C	-9.17	1.29	1.52
2	3Z	42	HIS	CA-CB	-9.17	1.33	1.53
1	36	95	THR	N-CA	9.17	1.64	1.46
1	4I	95	THR	N-CA	9.17	1.64	1.46
1	4Q	95	THR	N-CA	9.17	1.64	1.46
2	5F	10	GLN	CA-C	-9.17	1.29	1.52
2	5F	42	HIS	CA-CB	-9.17	1.33	1.53
2	5J	10	GLN	CA-C	-9.17	1.29	1.52
2	5J	42	HIS	CA-CB	-9.17	1.33	1.53
2	5N	10	GLN	CA-C	-9.17	1.29	1.52
2	5N	42	HIS	CA-CB	-9.17	1.33	1.53
1	5Y	95	THR	N-CA	9.17	1.64	1.46
1	6E	95	THR	N-CA	9.17	1.64	1.46
1	6Y	95	THR	N-CA	9.17	1.64	1.46
2	63	10	GLN	CA-C	-9.17	1.29	1.52
2	63	42	HIS	CA-CB	-9.17	1.33	1.53
2	67	10	GLN	CA-C	-9.17	1.29	1.52
2	67	42	HIS	CA-CB	-9.17	1.33	1.53
2	7B	10	GLN	CA-C	-9.17	1.29	1.52
2	7B	42	HIS	CA-CB	-9.17	1.33	1.53
1	7I	95	THR	N-CA	9.17	1.64	1.46
1	7U	95	THR	N-CA	9.17	1.64	1.46
1	1A	95	THR	N-CA	9.17	1.64	1.46
1	1I	95	THR	N-CA	9.17	1.64	1.46
1	2E	95	THR	N-CA	9.17	1.64	1.46
1	26	95	THR	N-CA	9.17	1.64	1.46
1	3E	95	THR	N-CA	9.17	1.64	1.46
1	4A	95	THR	N-CA	9.17	1.64	1.46
1	4M	95	THR	N-CA	9.17	1.64	1.46
1	4U	95	THR	N-CA	9.17	1.64	1.46
1	5Q	95	THR	N-CA	9.17	1.64	1.46
1	6I	95	THR	N-CA	9.17	1.64	1.46
1	6Q	95	THR	N-CA	9.17	1.64	1.46
1	7M	95	THR	N-CA	9.17	1.64	1.46
2	1B	42	HIS	CA-CB	-9.16	1.33	1.53
2	1J	42	HIS	CA-CB	-9.16	1.33	1.53
1	1M	95	THR	N-CA	9.16	1.64	1.46
2	1N	10	GLN	CA-C	-9.16	1.29	1.52
2	2F	42	HIS	CA-CB	-9.16	1.33	1.53
1	2I	95	THR	N-CA	9.16	1.64	1.46
2	2J	10	GLN	CA-C	-9.16	1.29	1.52
2	27	42	HIS	CA-CB	-9.16	1.33	1.53

*Continued on next page...*

*Continued from previous page...*

Mol	Chain	Res	Type	Atoms	Z	Observed(Å)	Ideal(Å)
1	3A	95	THR	N-CA	9.16	1.64	1.46
2	3B	10	GLN	CA-C	-9.16	1.29	1.52
2	3F	42	HIS	CA-CB	-9.16	1.33	1.53
1	3I	95	THR	N-CA	9.16	1.64	1.46
2	3J	10	GLN	CA-C	-9.16	1.29	1.52
1	32	95	THR	N-CA	9.16	1.64	1.46
2	33	10	GLN	CA-C	-9.16	1.29	1.52
2	4B	42	HIS	CA-CB	-9.16	1.33	1.53
1	4E	95	THR	N-CA	9.16	1.64	1.46
2	4F	10	GLN	CA-C	-9.16	1.29	1.52
2	4N	42	HIS	CA-CB	-9.16	1.33	1.53
2	4V	42	HIS	CA-CB	-9.16	1.33	1.53
1	4Y	95	THR	N-CA	9.16	1.64	1.46
2	4Z	10	GLN	CA-C	-9.16	1.29	1.52
2	5R	42	HIS	CA-CB	-9.16	1.33	1.53
1	5U	95	THR	N-CA	9.16	1.64	1.46
2	5V	10	GLN	CA-C	-9.16	1.29	1.52
2	6J	42	HIS	CA-CB	-9.16	1.33	1.53
1	6M	95	THR	N-CA	9.16	1.64	1.46
2	6N	10	GLN	CA-C	-9.16	1.29	1.52
2	6R	42	HIS	CA-CB	-9.16	1.33	1.53
1	6U	95	THR	N-CA	9.16	1.64	1.46
2	6V	10	GLN	CA-C	-9.16	1.29	1.52
1	7E	95	THR	N-CA	9.16	1.64	1.46
2	7F	10	GLN	CA-C	-9.16	1.29	1.52
2	7N	42	HIS	CA-CB	-9.16	1.33	1.53
1	7Q	95	THR	N-CA	9.16	1.64	1.46
2	7R	10	GLN	CA-C	-9.16	1.29	1.52
2	1F	42	HIS	CA-CB	-9.16	1.33	1.53
2	2N	42	HIS	CA-CB	-9.16	1.33	1.53
2	23	42	HIS	CA-CB	-9.16	1.33	1.53
2	3N	42	HIS	CA-CB	-9.16	1.33	1.53
2	37	42	HIS	CA-CB	-9.16	1.33	1.53
2	4J	42	HIS	CA-CB	-9.16	1.33	1.53
2	4R	42	HIS	CA-CB	-9.16	1.33	1.53
2	5Z	42	HIS	CA-CB	-9.16	1.33	1.53
2	6F	42	HIS	CA-CB	-9.16	1.33	1.53
2	6Z	42	HIS	CA-CB	-9.16	1.33	1.53
2	7J	42	HIS	CA-CB	-9.16	1.33	1.53
2	7V	42	HIS	CA-CB	-9.16	1.33	1.53
2	13	35	PHE	CE2-CZ	9.16	1.54	1.37
2	17	35	PHE	CE2-CZ	9.16	1.54	1.37

*Continued on next page...*

*Continued from previous page...*

Mol	Chain	Res	Type	Atoms	Z	Observed(Å)	Ideal(Å)
2	2B	35	PHE	CE2-CZ	9.16	1.54	1.37
2	3R	35	PHE	CE2-CZ	9.16	1.54	1.37
2	3V	35	PHE	CE2-CZ	9.16	1.54	1.37
2	3Z	35	PHE	CE2-CZ	9.16	1.54	1.37
2	5F	35	PHE	CE2-CZ	9.16	1.54	1.37
2	5J	35	PHE	CE2-CZ	9.16	1.54	1.37
2	5N	35	PHE	CE2-CZ	9.16	1.54	1.37
2	63	35	PHE	CE2-CZ	9.16	1.54	1.37
2	67	35	PHE	CE2-CZ	9.16	1.54	1.37
2	7B	35	PHE	CE2-CZ	9.16	1.54	1.37
1	1Q	66	ARG	NE-CZ	-9.15	1.21	1.33
1	1U	66	ARG	NE-CZ	-9.15	1.21	1.33
1	1Y	66	ARG	NE-CZ	-9.15	1.21	1.33
1	2Q	66	ARG	NE-CZ	-9.15	1.21	1.33
1	2U	66	ARG	NE-CZ	-9.15	1.21	1.33
1	2Y	66	ARG	NE-CZ	-9.15	1.21	1.33
1	42	66	ARG	NE-CZ	-9.15	1.21	1.33
1	46	66	ARG	NE-CZ	-9.15	1.21	1.33
1	5A	66	ARG	NE-CZ	-9.15	1.21	1.33
1	52	66	ARG	NE-CZ	-9.15	1.21	1.33
1	56	66	ARG	NE-CZ	-9.15	1.21	1.33
1	6A	66	ARG	NE-CZ	-9.15	1.21	1.33
1	1Q	95	THR	N-CA	9.14	1.64	1.46
1	1U	95	THR	N-CA	9.14	1.64	1.46
1	1Y	95	THR	N-CA	9.14	1.64	1.46
1	2Q	95	THR	N-CA	9.14	1.64	1.46
1	2U	95	THR	N-CA	9.14	1.64	1.46
1	2Y	95	THR	N-CA	9.14	1.64	1.46
1	42	95	THR	N-CA	9.14	1.64	1.46
1	46	95	THR	N-CA	9.14	1.64	1.46
1	5A	95	THR	N-CA	9.14	1.64	1.46
1	52	95	THR	N-CA	9.14	1.64	1.46
1	56	95	THR	N-CA	9.14	1.64	1.46
1	6A	95	THR	N-CA	9.14	1.64	1.46
2	1F	35	PHE	CE2-CZ	9.14	1.54	1.37
1	12	66	ARG	NE-CZ	-9.14	1.21	1.33
1	16	66	ARG	NE-CZ	-9.14	1.21	1.33
1	2A	66	ARG	NE-CZ	-9.14	1.21	1.33
2	2N	35	PHE	CE2-CZ	9.14	1.54	1.37
2	23	35	PHE	CE2-CZ	9.14	1.54	1.37
2	3N	35	PHE	CE2-CZ	9.14	1.54	1.37
1	3Q	66	ARG	NE-CZ	-9.14	1.21	1.33

*Continued on next page...*

*Continued from previous page...*

Mol	Chain	Res	Type	Atoms	Z	Observed(Å)	Ideal(Å)
1	3U	66	ARG	NE-CZ	-9.14	1.21	1.33
1	3Y	66	ARG	NE-CZ	-9.14	1.21	1.33
2	37	35	PHE	CE2-CZ	9.14	1.54	1.37
2	4J	35	PHE	CE2-CZ	9.14	1.54	1.37
2	4R	35	PHE	CE2-CZ	9.14	1.54	1.37
1	5E	66	ARG	NE-CZ	-9.14	1.21	1.33
1	5I	66	ARG	NE-CZ	-9.14	1.21	1.33
1	5M	66	ARG	NE-CZ	-9.14	1.21	1.33
2	5Z	35	PHE	CE2-CZ	9.14	1.54	1.37
2	6F	35	PHE	CE2-CZ	9.14	1.54	1.37
2	6Z	35	PHE	CE2-CZ	9.14	1.54	1.37
1	62	66	ARG	NE-CZ	-9.14	1.21	1.33
1	66	66	ARG	NE-CZ	-9.14	1.21	1.33
1	7A	66	ARG	NE-CZ	-9.14	1.21	1.33
2	7J	35	PHE	CE2-CZ	9.14	1.54	1.37
2	7V	35	PHE	CE2-CZ	9.14	1.54	1.37
2	1R	42	HIS	CA-CB	-9.14	1.33	1.53
2	1V	42	HIS	CA-CB	-9.14	1.33	1.53
2	1Z	42	HIS	CA-CB	-9.14	1.33	1.53
2	2R	42	HIS	CA-CB	-9.14	1.33	1.53
2	2V	42	HIS	CA-CB	-9.14	1.33	1.53
2	2Z	42	HIS	CA-CB	-9.14	1.33	1.53
2	43	42	HIS	CA-CB	-9.14	1.33	1.53
2	47	42	HIS	CA-CB	-9.14	1.33	1.53
2	5B	42	HIS	CA-CB	-9.14	1.33	1.53
2	53	42	HIS	CA-CB	-9.14	1.33	1.53
2	57	42	HIS	CA-CB	-9.14	1.33	1.53
2	6B	42	HIS	CA-CB	-9.14	1.33	1.53
2	1N	35	PHE	CE2-CZ	9.13	1.54	1.37
1	12	95	THR	N-CA	9.13	1.64	1.46
1	16	95	THR	N-CA	9.13	1.64	1.46
1	2A	95	THR	N-CA	9.13	1.64	1.46
2	2J	35	PHE	CE2-CZ	9.13	1.54	1.37
2	3B	35	PHE	CE2-CZ	9.13	1.54	1.37
2	3J	35	PHE	CE2-CZ	9.13	1.54	1.37
1	3Q	95	THR	N-CA	9.13	1.64	1.46
1	3U	95	THR	N-CA	9.13	1.64	1.46
1	3Y	95	THR	N-CA	9.13	1.64	1.46
2	33	35	PHE	CE2-CZ	9.13	1.54	1.37
2	4F	35	PHE	CE2-CZ	9.13	1.54	1.37
2	4Z	35	PHE	CE2-CZ	9.13	1.54	1.37
1	5E	95	THR	N-CA	9.13	1.64	1.46

*Continued on next page...*

*Continued from previous page...*

Mol	Chain	Res	Type	Atoms	Z	Observed(Å)	Ideal(Å)
1	5I	95	THR	N-CA	9.13	1.64	1.46
1	5M	95	THR	N-CA	9.13	1.64	1.46
2	5V	35	PHE	CE2-CZ	9.13	1.54	1.37
2	6N	35	PHE	CE2-CZ	9.13	1.54	1.37
2	6V	35	PHE	CE2-CZ	9.13	1.54	1.37
1	62	95	THR	N-CA	9.13	1.64	1.46
1	66	95	THR	N-CA	9.13	1.64	1.46
1	7A	95	THR	N-CA	9.13	1.64	1.46
2	7F	35	PHE	CE2-CZ	9.13	1.54	1.37
2	7R	35	PHE	CE2-CZ	9.13	1.54	1.37
1	1A	66	ARG	NE-CZ	-9.13	1.21	1.33
1	1I	66	ARG	NE-CZ	-9.13	1.21	1.33
1	1M	66	ARG	NE-CZ	-9.13	1.21	1.33
1	2E	66	ARG	NE-CZ	-9.13	1.21	1.33
1	2I	66	ARG	NE-CZ	-9.13	1.21	1.33
1	26	66	ARG	NE-CZ	-9.13	1.21	1.33
1	3A	66	ARG	NE-CZ	-9.13	1.21	1.33
1	3E	66	ARG	NE-CZ	-9.13	1.21	1.33
1	3I	66	ARG	NE-CZ	-9.13	1.21	1.33
1	32	66	ARG	NE-CZ	-9.13	1.21	1.33
1	4A	66	ARG	NE-CZ	-9.13	1.21	1.33
1	4E	66	ARG	NE-CZ	-9.13	1.21	1.33
1	4M	66	ARG	NE-CZ	-9.13	1.21	1.33
1	4U	66	ARG	NE-CZ	-9.13	1.21	1.33
1	4Y	66	ARG	NE-CZ	-9.13	1.21	1.33
1	5Q	66	ARG	NE-CZ	-9.13	1.21	1.33
1	5U	66	ARG	NE-CZ	-9.13	1.21	1.33
1	6I	66	ARG	NE-CZ	-9.13	1.21	1.33
1	6M	66	ARG	NE-CZ	-9.13	1.21	1.33
1	6Q	66	ARG	NE-CZ	-9.13	1.21	1.33
1	6U	66	ARG	NE-CZ	-9.13	1.21	1.33
1	7E	66	ARG	NE-CZ	-9.13	1.21	1.33
1	7M	66	ARG	NE-CZ	-9.13	1.21	1.33
1	7Q	66	ARG	NE-CZ	-9.13	1.21	1.33
2	1B	35	PHE	CE2-CZ	9.12	1.54	1.37
2	1J	35	PHE	CE2-CZ	9.12	1.54	1.37
2	1R	35	PHE	CE2-CZ	9.12	1.54	1.37
2	1V	35	PHE	CE2-CZ	9.12	1.54	1.37
2	1Z	35	PHE	CE2-CZ	9.12	1.54	1.37
2	2F	35	PHE	CE2-CZ	9.12	1.54	1.37
2	2R	35	PHE	CE2-CZ	9.12	1.54	1.37
2	2V	35	PHE	CE2-CZ	9.12	1.54	1.37

*Continued on next page...*

*Continued from previous page...*

Mol	Chain	Res	Type	Atoms	Z	Observed(Å)	Ideal(Å)
2	2Z	35	PHE	CE2-CZ	9.12	1.54	1.37
2	27	35	PHE	CE2-CZ	9.12	1.54	1.37
2	3F	35	PHE	CE2-CZ	9.12	1.54	1.37
2	4B	35	PHE	CE2-CZ	9.12	1.54	1.37
2	4N	35	PHE	CE2-CZ	9.12	1.54	1.37
2	4V	35	PHE	CE2-CZ	9.12	1.54	1.37
2	43	35	PHE	CE2-CZ	9.12	1.54	1.37
2	47	35	PHE	CE2-CZ	9.12	1.54	1.37
2	5B	35	PHE	CE2-CZ	9.12	1.54	1.37
2	5R	35	PHE	CE2-CZ	9.12	1.54	1.37
2	53	35	PHE	CE2-CZ	9.12	1.54	1.37
2	57	35	PHE	CE2-CZ	9.12	1.54	1.37
2	6B	35	PHE	CE2-CZ	9.12	1.54	1.37
2	6J	35	PHE	CE2-CZ	9.12	1.54	1.37
2	6R	35	PHE	CE2-CZ	9.12	1.54	1.37
2	7N	35	PHE	CE2-CZ	9.12	1.54	1.37
1	12	146	ASN	CG-OD1	9.12	1.44	1.24
1	16	146	ASN	CG-OD1	9.12	1.44	1.24
1	2A	146	ASN	CG-OD1	9.12	1.44	1.24
1	3Q	146	ASN	CG-OD1	9.12	1.44	1.24
1	3U	146	ASN	CG-OD1	9.12	1.44	1.24
1	3Y	146	ASN	CG-OD1	9.12	1.44	1.24
1	5E	146	ASN	CG-OD1	9.12	1.44	1.24
1	5I	146	ASN	CG-OD1	9.12	1.44	1.24
1	5M	146	ASN	CG-OD1	9.12	1.44	1.24
1	62	146	ASN	CG-OD1	9.12	1.44	1.24
1	66	146	ASN	CG-OD1	9.12	1.44	1.24
1	7A	146	ASN	CG-OD1	9.12	1.44	1.24
1	1E	146	ASN	CG-OD1	9.09	1.44	1.24
1	2M	146	ASN	CG-OD1	9.09	1.44	1.24
1	22	146	ASN	CG-OD1	9.09	1.44	1.24
1	3M	146	ASN	CG-OD1	9.09	1.44	1.24
1	36	146	ASN	CG-OD1	9.09	1.44	1.24
1	4I	146	ASN	CG-OD1	9.09	1.44	1.24
1	4Q	146	ASN	CG-OD1	9.09	1.44	1.24
1	5Y	146	ASN	CG-OD1	9.09	1.44	1.24
1	6E	146	ASN	CG-OD1	9.09	1.44	1.24
1	6Y	146	ASN	CG-OD1	9.09	1.44	1.24
1	7I	146	ASN	CG-OD1	9.09	1.44	1.24
1	7U	146	ASN	CG-OD1	9.09	1.44	1.24
1	1A	146	ASN	CG-OD1	9.08	1.44	1.24
1	1I	146	ASN	CG-OD1	9.08	1.44	1.24

*Continued on next page...*

*Continued from previous page...*

Mol	Chain	Res	Type	Atoms	Z	Observed(Å)	Ideal(Å)
1	2E	146	ASN	CG-OD1	9.08	1.44	1.24
1	26	146	ASN	CG-OD1	9.08	1.44	1.24
1	3E	146	ASN	CG-OD1	9.08	1.44	1.24
1	4A	146	ASN	CG-OD1	9.08	1.44	1.24
1	4M	146	ASN	CG-OD1	9.08	1.44	1.24
1	4U	146	ASN	CG-OD1	9.08	1.44	1.24
1	5Q	146	ASN	CG-OD1	9.08	1.44	1.24
1	6I	146	ASN	CG-OD1	9.08	1.44	1.24
1	6Q	146	ASN	CG-OD1	9.08	1.44	1.24
1	7M	146	ASN	CG-OD1	9.08	1.44	1.24
1	1E	38	PRO	CB-CG	9.08	1.95	1.50
1	1M	146	ASN	CG-OD1	9.08	1.44	1.24
2	1N	32	SER	C-O	9.08	1.40	1.23
1	2I	146	ASN	CG-OD1	9.08	1.44	1.24
1	3A	146	ASN	CG-OD1	9.08	1.44	1.24
1	1Q	38	PRO	CB-CG	9.08	1.95	1.50
1	1Q	146	ASN	CG-OD1	9.08	1.44	1.24
1	3I	146	ASN	CG-OD1	9.08	1.44	1.24
1	6U	146	ASN	CG-OD1	9.08	1.44	1.24
1	7Q	146	ASN	CG-OD1	9.08	1.44	1.24
2	1R	32	SER	C-O	9.08	1.40	1.23
1	1U	38	PRO	CB-CG	9.08	1.95	1.50
1	1U	146	ASN	CG-OD1	9.08	1.44	1.24
1	4E	146	ASN	CG-OD1	9.08	1.44	1.24
1	4Y	146	ASN	CG-OD1	9.08	1.44	1.24
2	1V	32	SER	C-O	9.08	1.40	1.23
1	1Y	38	PRO	CB-CG	9.08	1.95	1.50
1	1Y	146	ASN	CG-OD1	9.08	1.44	1.24
2	1Z	32	SER	C-O	9.08	1.40	1.23
2	2J	32	SER	C-O	9.08	1.40	1.23
1	2M	38	PRO	CB-CG	9.08	1.95	1.50
1	32	146	ASN	CG-OD1	9.08	1.44	1.24
1	2Q	38	PRO	CB-CG	9.08	1.95	1.50
1	2Q	146	ASN	CG-OD1	9.08	1.44	1.24
2	2R	32	SER	C-O	9.08	1.40	1.23
1	2U	38	PRO	CB-CG	9.08	1.95	1.50
1	2U	146	ASN	CG-OD1	9.08	1.44	1.24
2	2V	32	SER	C-O	9.08	1.40	1.23
1	2Y	38	PRO	CB-CG	9.08	1.95	1.50
1	2Y	146	ASN	CG-OD1	9.08	1.44	1.24
2	2Z	32	SER	C-O	9.08	1.40	1.23
1	22	38	PRO	CB-CG	9.08	1.95	1.50

*Continued on next page...*

*Continued from previous page...*

Mol	Chain	Res	Type	Atoms	Z	Observed(Å)	Ideal(Å)
2	3B	32	SER	C-O	9.08	1.40	1.23
2	3J	32	SER	C-O	9.08	1.40	1.23
1	3M	38	PRO	CB-CG	9.08	1.95	1.50
2	33	32	SER	C-O	9.08	1.40	1.23
1	36	38	PRO	CB-CG	9.08	1.95	1.50
2	4F	32	SER	C-O	9.08	1.40	1.23
1	4I	38	PRO	CB-CG	9.08	1.95	1.50
1	4Q	38	PRO	CB-CG	9.08	1.95	1.50
2	4Z	32	SER	C-O	9.08	1.40	1.23
1	5U	146	ASN	CG-OD1	9.08	1.44	1.24
1	42	38	PRO	CB-CG	9.08	1.95	1.50
1	42	146	ASN	CG-OD1	9.08	1.44	1.24
1	6M	146	ASN	CG-OD1	9.08	1.44	1.24
2	43	32	SER	C-O	9.08	1.40	1.23
1	46	38	PRO	CB-CG	9.08	1.95	1.50
1	46	146	ASN	CG-OD1	9.08	1.44	1.24
2	47	32	SER	C-O	9.08	1.40	1.23
1	5A	38	PRO	CB-CG	9.08	1.95	1.50
1	5A	146	ASN	CG-OD1	9.08	1.44	1.24
2	5B	32	SER	C-O	9.08	1.40	1.23
2	5V	32	SER	C-O	9.08	1.40	1.23
1	5Y	38	PRO	CB-CG	9.08	1.95	1.50
1	52	38	PRO	CB-CG	9.08	1.95	1.50
1	52	146	ASN	CG-OD1	9.08	1.44	1.24
2	53	32	SER	C-O	9.08	1.40	1.23
1	56	38	PRO	CB-CG	9.08	1.95	1.50
1	56	146	ASN	CG-OD1	9.08	1.44	1.24
2	57	32	SER	C-O	9.08	1.40	1.23
1	6A	38	PRO	CB-CG	9.08	1.95	1.50
1	6A	146	ASN	CG-OD1	9.08	1.44	1.24
2	6B	32	SER	C-O	9.08	1.40	1.23
1	6E	38	PRO	CB-CG	9.08	1.95	1.50
2	6N	32	SER	C-O	9.08	1.40	1.23
2	6V	32	SER	C-O	9.08	1.40	1.23
1	6Y	38	PRO	CB-CG	9.08	1.95	1.50
1	7E	146	ASN	CG-OD1	9.08	1.44	1.24
2	7F	32	SER	C-O	9.08	1.40	1.23
1	7I	38	PRO	CB-CG	9.08	1.95	1.50
2	7R	32	SER	C-O	9.08	1.40	1.23
1	7U	38	PRO	CB-CG	9.08	1.95	1.50
1	1A	38	PRO	CB-CG	9.07	1.95	1.50
2	1B	32	SER	C-O	9.07	1.40	1.23

*Continued on next page...*



*Continued from previous page...*

Mol	Chain	Res	Type	Atoms	Z	Observed(Å)	Ideal(Å)
2	1F	32	SER	C-O	9.07	1.40	1.23
1	1I	38	PRO	CB-CG	9.07	1.95	1.50
2	1J	32	SER	C-O	9.07	1.40	1.23
1	2E	38	PRO	CB-CG	9.07	1.95	1.50
2	2F	32	SER	C-O	9.07	1.40	1.23
2	2N	32	SER	C-O	9.07	1.40	1.23
2	23	32	SER	C-O	9.07	1.40	1.23
1	26	38	PRO	CB-CG	9.07	1.95	1.50
2	27	32	SER	C-O	9.07	1.40	1.23
1	3E	38	PRO	CB-CG	9.07	1.95	1.50
2	3F	32	SER	C-O	9.07	1.40	1.23
2	3N	32	SER	C-O	9.07	1.40	1.23
2	37	32	SER	C-O	9.07	1.40	1.23
1	4A	38	PRO	CB-CG	9.07	1.95	1.50
2	4B	32	SER	C-O	9.07	1.40	1.23
2	4J	32	SER	C-O	9.07	1.40	1.23
1	4M	38	PRO	CB-CG	9.07	1.95	1.50
2	4N	32	SER	C-O	9.07	1.40	1.23
2	4R	32	SER	C-O	9.07	1.40	1.23
1	4U	38	PRO	CB-CG	9.07	1.95	1.50
2	4V	32	SER	C-O	9.07	1.40	1.23
1	5Q	38	PRO	CB-CG	9.07	1.95	1.50
2	5R	32	SER	C-O	9.07	1.40	1.23
2	5Z	32	SER	C-O	9.07	1.40	1.23
2	6F	32	SER	C-O	9.07	1.40	1.23
1	6I	38	PRO	CB-CG	9.07	1.95	1.50
2	6J	32	SER	C-O	9.07	1.40	1.23
1	6Q	38	PRO	CB-CG	9.07	1.95	1.50
2	6R	32	SER	C-O	9.07	1.40	1.23
2	6Z	32	SER	C-O	9.07	1.40	1.23
2	7J	32	SER	C-O	9.07	1.40	1.23
1	7M	38	PRO	CB-CG	9.07	1.95	1.50
2	7N	32	SER	C-O	9.07	1.40	1.23
2	7V	32	SER	C-O	9.07	1.40	1.23
2	13	53	LYS	CE-NZ	-9.07	1.26	1.49
2	17	53	LYS	CE-NZ	-9.07	1.26	1.49
2	2B	53	LYS	CE-NZ	-9.07	1.26	1.49
2	3R	53	LYS	CE-NZ	-9.07	1.26	1.49
2	3V	53	LYS	CE-NZ	-9.07	1.26	1.49
2	3Z	53	LYS	CE-NZ	-9.07	1.26	1.49
2	5F	53	LYS	CE-NZ	-9.07	1.26	1.49
2	5J	53	LYS	CE-NZ	-9.07	1.26	1.49

*Continued on next page...*

*Continued from previous page...*

Mol	Chain	Res	Type	Atoms	Z	Observed(Å)	Ideal(Å)
2	5N	53	LYS	CE-NZ	-9.07	1.26	1.49
2	63	53	LYS	CE-NZ	-9.07	1.26	1.49
2	67	53	LYS	CE-NZ	-9.07	1.26	1.49
2	7B	53	LYS	CE-NZ	-9.07	1.26	1.49
2	13	108	HIS	CA-CB	-9.07	1.33	1.53
2	17	108	HIS	CA-CB	-9.07	1.33	1.53
2	2B	108	HIS	CA-CB	-9.07	1.33	1.53
2	3R	108	HIS	CA-CB	-9.07	1.33	1.53
2	3V	108	HIS	CA-CB	-9.07	1.33	1.53
2	3Z	108	HIS	CA-CB	-9.07	1.33	1.53
2	5F	108	HIS	CA-CB	-9.07	1.33	1.53
2	5J	108	HIS	CA-CB	-9.07	1.33	1.53
2	5N	108	HIS	CA-CB	-9.07	1.33	1.53
2	63	108	HIS	CA-CB	-9.07	1.33	1.53
2	67	108	HIS	CA-CB	-9.07	1.33	1.53
2	7B	108	HIS	CA-CB	-9.07	1.33	1.53
2	1B	53	LYS	CE-NZ	-9.07	1.26	1.49
2	1F	108	HIS	CA-CB	-9.07	1.34	1.53
2	1J	53	LYS	CE-NZ	-9.07	1.26	1.49
1	1M	38	PRO	CB-CG	9.07	1.95	1.50
2	13	32	SER	C-O	9.07	1.40	1.23
2	17	32	SER	C-O	9.07	1.40	1.23
2	2B	32	SER	C-O	9.07	1.40	1.23
2	2F	53	LYS	CE-NZ	-9.07	1.26	1.49
1	2I	38	PRO	CB-CG	9.07	1.95	1.50
2	2N	108	HIS	CA-CB	-9.07	1.34	1.53
2	23	108	HIS	CA-CB	-9.07	1.34	1.53
2	27	53	LYS	CE-NZ	-9.07	1.26	1.49
1	3A	38	PRO	CB-CG	9.07	1.95	1.50
2	3F	53	LYS	CE-NZ	-9.07	1.26	1.49
1	3I	38	PRO	CB-CG	9.07	1.95	1.50
2	3N	108	HIS	CA-CB	-9.07	1.34	1.53
2	3R	32	SER	C-O	9.07	1.40	1.23
2	3V	32	SER	C-O	9.07	1.40	1.23
2	3Z	32	SER	C-O	9.07	1.40	1.23
1	32	38	PRO	CB-CG	9.07	1.95	1.50
2	37	108	HIS	CA-CB	-9.07	1.34	1.53
2	4B	53	LYS	CE-NZ	-9.07	1.26	1.49
1	4E	38	PRO	CB-CG	9.07	1.95	1.50
2	4J	108	HIS	CA-CB	-9.07	1.34	1.53
2	4N	53	LYS	CE-NZ	-9.07	1.26	1.49
2	4R	108	HIS	CA-CB	-9.07	1.34	1.53

*Continued on next page...*

*Continued from previous page...*

Mol	Chain	Res	Type	Atoms	Z	Observed(Å)	Ideal(Å)
2	4V	53	LYS	CE-NZ	-9.07	1.26	1.49
1	4Y	38	PRO	CB-CG	9.07	1.95	1.50
2	5F	32	SER	C-O	9.07	1.40	1.23
2	5J	32	SER	C-O	9.07	1.40	1.23
2	5N	32	SER	C-O	9.07	1.40	1.23
2	5R	53	LYS	CE-NZ	-9.07	1.26	1.49
1	5U	38	PRO	CB-CG	9.07	1.95	1.50
2	5Z	108	HIS	CA-CB	-9.07	1.34	1.53
2	6F	108	HIS	CA-CB	-9.07	1.34	1.53
2	6J	53	LYS	CE-NZ	-9.07	1.26	1.49
1	6M	38	PRO	CB-CG	9.07	1.95	1.50
2	6R	53	LYS	CE-NZ	-9.07	1.26	1.49
1	6U	38	PRO	CB-CG	9.07	1.95	1.50
2	6Z	108	HIS	CA-CB	-9.07	1.34	1.53
2	63	32	SER	C-O	9.07	1.40	1.23
2	67	32	SER	C-O	9.07	1.40	1.23
2	7B	32	SER	C-O	9.07	1.40	1.23
1	7E	38	PRO	CB-CG	9.07	1.95	1.50
2	7J	108	HIS	CA-CB	-9.07	1.34	1.53
2	7N	53	LYS	CE-NZ	-9.07	1.26	1.49
1	7Q	38	PRO	CB-CG	9.07	1.95	1.50
2	7V	108	HIS	CA-CB	-9.07	1.34	1.53
1	12	38	PRO	CB-CG	9.06	1.95	1.50
1	16	38	PRO	CB-CG	9.06	1.95	1.50
1	2A	38	PRO	CB-CG	9.06	1.95	1.50
1	3Q	38	PRO	CB-CG	9.06	1.95	1.50
1	3U	38	PRO	CB-CG	9.06	1.95	1.50
1	3Y	38	PRO	CB-CG	9.06	1.95	1.50
1	5E	38	PRO	CB-CG	9.06	1.95	1.50
1	5I	38	PRO	CB-CG	9.06	1.95	1.50
1	5M	38	PRO	CB-CG	9.06	1.95	1.50
1	62	38	PRO	CB-CG	9.06	1.95	1.50
1	66	38	PRO	CB-CG	9.06	1.95	1.50
1	7A	38	PRO	CB-CG	9.06	1.95	1.50
2	1R	53	LYS	CE-NZ	-9.06	1.26	1.49
2	1V	53	LYS	CE-NZ	-9.06	1.26	1.49
2	1Z	53	LYS	CE-NZ	-9.06	1.26	1.49
2	2R	53	LYS	CE-NZ	-9.06	1.26	1.49
2	2V	53	LYS	CE-NZ	-9.06	1.26	1.49
2	2Z	53	LYS	CE-NZ	-9.06	1.26	1.49
2	43	53	LYS	CE-NZ	-9.06	1.26	1.49
2	47	53	LYS	CE-NZ	-9.06	1.26	1.49

*Continued on next page...*

*Continued from previous page...*

Mol	Chain	Res	Type	Atoms	Z	Observed(Å)	Ideal(Å)
2	5B	53	LYS	CE-NZ	-9.06	1.26	1.49
2	53	53	LYS	CE-NZ	-9.06	1.26	1.49
2	57	53	LYS	CE-NZ	-9.06	1.26	1.49
2	6B	53	LYS	CE-NZ	-9.06	1.26	1.49
2	1F	53	LYS	CE-NZ	-9.06	1.26	1.49
2	2N	53	LYS	CE-NZ	-9.06	1.26	1.49
2	23	53	LYS	CE-NZ	-9.06	1.26	1.49
2	3N	53	LYS	CE-NZ	-9.06	1.26	1.49
2	37	53	LYS	CE-NZ	-9.06	1.26	1.49
2	4J	53	LYS	CE-NZ	-9.06	1.26	1.49
2	4R	53	LYS	CE-NZ	-9.06	1.26	1.49
2	5Z	53	LYS	CE-NZ	-9.06	1.26	1.49
2	6F	53	LYS	CE-NZ	-9.06	1.26	1.49
2	6Z	53	LYS	CE-NZ	-9.06	1.26	1.49
2	7J	53	LYS	CE-NZ	-9.06	1.26	1.49
2	7V	53	LYS	CE-NZ	-9.06	1.26	1.49
2	1R	108	HIS	CA-CB	-9.06	1.34	1.53
2	1V	108	HIS	CA-CB	-9.06	1.34	1.53
2	1Z	108	HIS	CA-CB	-9.06	1.34	1.53
2	2R	108	HIS	CA-CB	-9.06	1.34	1.53
2	2V	108	HIS	CA-CB	-9.06	1.34	1.53
2	2Z	108	HIS	CA-CB	-9.06	1.34	1.53
2	43	108	HIS	CA-CB	-9.06	1.34	1.53
2	47	108	HIS	CA-CB	-9.06	1.34	1.53
2	5B	108	HIS	CA-CB	-9.06	1.34	1.53
2	53	108	HIS	CA-CB	-9.06	1.34	1.53
2	57	108	HIS	CA-CB	-9.06	1.34	1.53
2	6B	108	HIS	CA-CB	-9.06	1.34	1.53
2	1N	108	HIS	CA-CB	-9.05	1.34	1.53
2	2J	108	HIS	CA-CB	-9.05	1.34	1.53
2	3B	108	HIS	CA-CB	-9.05	1.34	1.53
2	3J	108	HIS	CA-CB	-9.05	1.34	1.53
2	33	108	HIS	CA-CB	-9.05	1.34	1.53
2	4F	108	HIS	CA-CB	-9.05	1.34	1.53
2	4Z	108	HIS	CA-CB	-9.05	1.34	1.53
2	5V	108	HIS	CA-CB	-9.05	1.34	1.53
2	6N	108	HIS	CA-CB	-9.05	1.34	1.53
2	6V	108	HIS	CA-CB	-9.05	1.34	1.53
2	7F	108	HIS	CA-CB	-9.05	1.34	1.53
2	7R	108	HIS	CA-CB	-9.05	1.34	1.53
2	1B	108	HIS	CA-CB	-9.05	1.34	1.53
2	1J	108	HIS	CA-CB	-9.05	1.34	1.53

*Continued on next page...*

*Continued from previous page...*

Mol	Chain	Res	Type	Atoms	Z	Observed(Å)	Ideal(Å)
2	2F	108	HIS	CA-CB	-9.05	1.34	1.53
2	27	108	HIS	CA-CB	-9.05	1.34	1.53
2	3F	108	HIS	CA-CB	-9.05	1.34	1.53
2	4B	108	HIS	CA-CB	-9.05	1.34	1.53
2	4N	108	HIS	CA-CB	-9.05	1.34	1.53
2	4V	108	HIS	CA-CB	-9.05	1.34	1.53
2	5R	108	HIS	CA-CB	-9.05	1.34	1.53
2	6J	108	HIS	CA-CB	-9.05	1.34	1.53
2	6R	108	HIS	CA-CB	-9.05	1.34	1.53
2	7N	108	HIS	CA-CB	-9.05	1.34	1.53
2	1N	53	LYS	CE-NZ	-9.04	1.26	1.49
2	2J	53	LYS	CE-NZ	-9.04	1.26	1.49
2	3B	53	LYS	CE-NZ	-9.04	1.26	1.49
2	3J	53	LYS	CE-NZ	-9.04	1.26	1.49
2	33	53	LYS	CE-NZ	-9.04	1.26	1.49
2	4F	53	LYS	CE-NZ	-9.04	1.26	1.49
2	4Z	53	LYS	CE-NZ	-9.04	1.26	1.49
2	5V	53	LYS	CE-NZ	-9.04	1.26	1.49
2	6N	53	LYS	CE-NZ	-9.04	1.26	1.49
2	6V	53	LYS	CE-NZ	-9.04	1.26	1.49
2	7F	53	LYS	CE-NZ	-9.04	1.26	1.49
2	7R	53	LYS	CE-NZ	-9.04	1.26	1.49
2	1R	228	ASP	CA-CB	9.03	1.73	1.53
2	1V	228	ASP	CA-CB	9.03	1.73	1.53
2	1Z	228	ASP	CA-CB	9.03	1.73	1.53
2	2R	228	ASP	CA-CB	9.03	1.73	1.53
2	2V	228	ASP	CA-CB	9.03	1.73	1.53
2	2Z	228	ASP	CA-CB	9.03	1.73	1.53
2	43	228	ASP	CA-CB	9.03	1.73	1.53
2	47	228	ASP	CA-CB	9.03	1.73	1.53
2	5B	228	ASP	CA-CB	9.03	1.73	1.53
2	53	228	ASP	CA-CB	9.03	1.73	1.53
2	57	228	ASP	CA-CB	9.03	1.73	1.53
2	6B	228	ASP	CA-CB	9.03	1.73	1.53
2	1F	228	ASP	CA-CB	9.03	1.73	1.53
2	2N	228	ASP	CA-CB	9.03	1.73	1.53
2	23	228	ASP	CA-CB	9.03	1.73	1.53
2	3N	228	ASP	CA-CB	9.03	1.73	1.53
2	37	228	ASP	CA-CB	9.03	1.73	1.53
2	4J	228	ASP	CA-CB	9.03	1.73	1.53
2	4R	228	ASP	CA-CB	9.03	1.73	1.53
2	5Z	228	ASP	CA-CB	9.03	1.73	1.53

*Continued on next page...*

*Continued from previous page...*

Mol	Chain	Res	Type	Atoms	Z	Observed(Å)	Ideal(Å)
2	6F	228	ASP	CA-CB	9.03	1.73	1.53
2	6Z	228	ASP	CA-CB	9.03	1.73	1.53
2	7J	228	ASP	CA-CB	9.03	1.73	1.53
2	7V	228	ASP	CA-CB	9.03	1.73	1.53
2	1N	77	THR	CA-CB	-9.02	1.29	1.53
2	2J	77	THR	CA-CB	-9.02	1.29	1.53
2	3B	77	THR	CA-CB	-9.02	1.29	1.53
2	3J	77	THR	CA-CB	-9.02	1.29	1.53
2	33	77	THR	CA-CB	-9.02	1.29	1.53
2	4F	77	THR	CA-CB	-9.02	1.29	1.53
2	4Z	77	THR	CA-CB	-9.02	1.29	1.53
2	5V	77	THR	CA-CB	-9.02	1.29	1.53
2	6N	77	THR	CA-CB	-9.02	1.29	1.53
2	6V	77	THR	CA-CB	-9.02	1.29	1.53
2	7F	77	THR	CA-CB	-9.02	1.29	1.53
2	7R	77	THR	CA-CB	-9.02	1.29	1.53
1	1A	9	PHE	CG-CD1	9.02	1.52	1.38
1	1I	9	PHE	CG-CD1	9.02	1.52	1.38
1	2E	9	PHE	CG-CD1	9.02	1.52	1.38
1	26	9	PHE	CG-CD1	9.02	1.52	1.38
1	3E	9	PHE	CG-CD1	9.02	1.52	1.38
1	4A	9	PHE	CG-CD1	9.02	1.52	1.38
1	4M	9	PHE	CG-CD1	9.02	1.52	1.38
1	4U	9	PHE	CG-CD1	9.02	1.52	1.38
1	5Q	9	PHE	CG-CD1	9.02	1.52	1.38
1	6I	9	PHE	CG-CD1	9.02	1.52	1.38
1	6Q	9	PHE	CG-CD1	9.02	1.52	1.38
1	7M	9	PHE	CG-CD1	9.02	1.52	1.38
2	1B	77	THR	CA-CB	-9.02	1.29	1.53
2	1B	228	ASP	CA-CB	9.02	1.73	1.53
2	1J	77	THR	CA-CB	-9.02	1.29	1.53
2	1J	228	ASP	CA-CB	9.02	1.73	1.53
2	13	77	THR	CA-CB	-9.02	1.29	1.53
2	17	77	THR	CA-CB	-9.02	1.29	1.53
2	2B	77	THR	CA-CB	-9.02	1.29	1.53
2	2F	77	THR	CA-CB	-9.02	1.29	1.53
2	2F	228	ASP	CA-CB	9.02	1.73	1.53
2	27	77	THR	CA-CB	-9.02	1.29	1.53
2	27	228	ASP	CA-CB	9.02	1.73	1.53
2	3F	77	THR	CA-CB	-9.02	1.29	1.53
2	3F	228	ASP	CA-CB	9.02	1.73	1.53
2	3R	77	THR	CA-CB	-9.02	1.29	1.53

*Continued on next page...*

*Continued from previous page...*

Mol	Chain	Res	Type	Atoms	Z	Observed(Å)	Ideal(Å)
2	3V	77	THR	CA-CB	-9.02	1.29	1.53
2	3Z	77	THR	CA-CB	-9.02	1.29	1.53
2	4B	77	THR	CA-CB	-9.02	1.29	1.53
2	4B	228	ASP	CA-CB	9.02	1.73	1.53
2	4N	77	THR	CA-CB	-9.02	1.29	1.53
2	4N	228	ASP	CA-CB	9.02	1.73	1.53
2	4V	77	THR	CA-CB	-9.02	1.29	1.53
2	4V	228	ASP	CA-CB	9.02	1.73	1.53
2	5F	77	THR	CA-CB	-9.02	1.29	1.53
2	5J	77	THR	CA-CB	-9.02	1.29	1.53
2	5N	77	THR	CA-CB	-9.02	1.29	1.53
2	5R	77	THR	CA-CB	-9.02	1.29	1.53
2	5R	228	ASP	CA-CB	9.02	1.73	1.53
2	6J	77	THR	CA-CB	-9.02	1.29	1.53
2	6J	228	ASP	CA-CB	9.02	1.73	1.53
2	6R	77	THR	CA-CB	-9.02	1.29	1.53
2	6R	228	ASP	CA-CB	9.02	1.73	1.53
2	63	77	THR	CA-CB	-9.02	1.29	1.53
2	67	77	THR	CA-CB	-9.02	1.29	1.53
2	7B	77	THR	CA-CB	-9.02	1.29	1.53
2	7N	77	THR	CA-CB	-9.02	1.29	1.53
2	7N	228	ASP	CA-CB	9.02	1.73	1.53
1	12	9	PHE	CG-CD1	9.00	1.52	1.38
1	16	9	PHE	CG-CD1	9.00	1.52	1.38
1	2A	9	PHE	CG-CD1	9.00	1.52	1.38
1	3Q	9	PHE	CG-CD1	9.00	1.52	1.38
1	3U	9	PHE	CG-CD1	9.00	1.52	1.38
1	3Y	9	PHE	CG-CD1	9.00	1.52	1.38
1	5E	9	PHE	CG-CD1	9.00	1.52	1.38
1	5I	9	PHE	CG-CD1	9.00	1.52	1.38
1	5M	9	PHE	CG-CD1	9.00	1.52	1.38
1	62	9	PHE	CG-CD1	9.00	1.52	1.38
1	66	9	PHE	CG-CD1	9.00	1.52	1.38
1	7A	9	PHE	CG-CD1	9.00	1.52	1.38
1	1M	9	PHE	CG-CD1	9.00	1.52	1.38
1	2I	9	PHE	CG-CD1	9.00	1.52	1.38
1	3A	9	PHE	CG-CD1	9.00	1.52	1.38
1	3I	9	PHE	CG-CD1	9.00	1.52	1.38
1	32	9	PHE	CG-CD1	9.00	1.52	1.38
1	4E	9	PHE	CG-CD1	9.00	1.52	1.38
1	4Y	9	PHE	CG-CD1	9.00	1.52	1.38
1	5U	9	PHE	CG-CD1	9.00	1.52	1.38

*Continued on next page...*



*Continued from previous page...*

Mol	Chain	Res	Type	Atoms	Z	Observed(Å)	Ideal(Å)
1	6M	9	PHE	CG-CD1	9.00	1.52	1.38
1	6U	9	PHE	CG-CD1	9.00	1.52	1.38
1	7E	9	PHE	CG-CD1	9.00	1.52	1.38
1	7Q	9	PHE	CG-CD1	9.00	1.52	1.38
2	1R	77	THR	CA-CB	-8.99	1.29	1.53
2	1V	77	THR	CA-CB	-8.99	1.29	1.53
2	1Z	77	THR	CA-CB	-8.99	1.29	1.53
2	2R	77	THR	CA-CB	-8.99	1.29	1.53
2	2V	77	THR	CA-CB	-8.99	1.29	1.53
2	2Z	77	THR	CA-CB	-8.99	1.29	1.53
2	43	77	THR	CA-CB	-8.99	1.29	1.53
2	47	77	THR	CA-CB	-8.99	1.29	1.53
2	5B	77	THR	CA-CB	-8.99	1.29	1.53
2	53	77	THR	CA-CB	-8.99	1.29	1.53
2	57	77	THR	CA-CB	-8.99	1.29	1.53
2	6B	77	THR	CA-CB	-8.99	1.29	1.53
2	1N	228	ASP	CA-CB	8.99	1.73	1.53
1	1Q	31	LYS	CA-CB	-8.99	1.34	1.53
1	1U	31	LYS	CA-CB	-8.99	1.34	1.53
1	1Y	31	LYS	CA-CB	-8.99	1.34	1.53
2	2J	228	ASP	CA-CB	8.99	1.73	1.53
1	2Q	31	LYS	CA-CB	-8.99	1.34	1.53
1	2U	31	LYS	CA-CB	-8.99	1.34	1.53
1	2Y	31	LYS	CA-CB	-8.99	1.34	1.53
2	3B	228	ASP	CA-CB	8.99	1.73	1.53
2	3J	228	ASP	CA-CB	8.99	1.73	1.53
2	33	228	ASP	CA-CB	8.99	1.73	1.53
2	4F	228	ASP	CA-CB	8.99	1.73	1.53
2	4Z	228	ASP	CA-CB	8.99	1.73	1.53
1	42	31	LYS	CA-CB	-8.99	1.34	1.53
1	46	31	LYS	CA-CB	-8.99	1.34	1.53
1	5A	31	LYS	CA-CB	-8.99	1.34	1.53
2	5V	228	ASP	CA-CB	8.99	1.73	1.53
1	52	31	LYS	CA-CB	-8.99	1.34	1.53
1	56	31	LYS	CA-CB	-8.99	1.34	1.53
1	6A	31	LYS	CA-CB	-8.99	1.34	1.53
2	6N	228	ASP	CA-CB	8.99	1.73	1.53
2	6V	228	ASP	CA-CB	8.99	1.73	1.53
2	7F	228	ASP	CA-CB	8.99	1.73	1.53
2	7R	228	ASP	CA-CB	8.99	1.73	1.53
1	1E	31	LYS	CA-CB	-8.98	1.34	1.53
1	2M	31	LYS	CA-CB	-8.98	1.34	1.53

*Continued on next page...*



*Continued from previous page...*

Mol	Chain	Res	Type	Atoms	Z	Observed(Å)	Ideal(Å)
1	22	31	LYS	CA-CB	-8.98	1.34	1.53
1	3M	31	LYS	CA-CB	-8.98	1.34	1.53
1	36	31	LYS	CA-CB	-8.98	1.34	1.53
1	4I	31	LYS	CA-CB	-8.98	1.34	1.53
1	4Q	31	LYS	CA-CB	-8.98	1.34	1.53
1	5Y	31	LYS	CA-CB	-8.98	1.34	1.53
1	6E	31	LYS	CA-CB	-8.98	1.34	1.53
1	6Y	31	LYS	CA-CB	-8.98	1.34	1.53
1	7I	31	LYS	CA-CB	-8.98	1.34	1.53
1	7U	31	LYS	CA-CB	-8.98	1.34	1.53
2	1F	77	THR	CA-CB	-8.98	1.29	1.53
1	1M	19	SER	N-CA	-8.98	1.28	1.46
2	13	228	ASP	CA-CB	8.98	1.73	1.53
2	17	228	ASP	CA-CB	8.98	1.73	1.53
2	2B	228	ASP	CA-CB	8.98	1.73	1.53
1	2I	19	SER	N-CA	-8.98	1.28	1.46
2	2N	77	THR	CA-CB	-8.98	1.29	1.53
2	23	77	THR	CA-CB	-8.98	1.29	1.53
1	3A	19	SER	N-CA	-8.98	1.28	1.46
1	3I	19	SER	N-CA	-8.98	1.28	1.46
2	3N	77	THR	CA-CB	-8.98	1.29	1.53
2	3R	228	ASP	CA-CB	8.98	1.73	1.53
2	3V	228	ASP	CA-CB	8.98	1.73	1.53
2	3Z	228	ASP	CA-CB	8.98	1.73	1.53
1	32	19	SER	N-CA	-8.98	1.28	1.46
2	37	77	THR	CA-CB	-8.98	1.29	1.53
1	4E	19	SER	N-CA	-8.98	1.28	1.46
2	4J	77	THR	CA-CB	-8.98	1.29	1.53
2	4R	77	THR	CA-CB	-8.98	1.29	1.53
1	4Y	19	SER	N-CA	-8.98	1.28	1.46
2	5F	228	ASP	CA-CB	8.98	1.73	1.53
2	5J	228	ASP	CA-CB	8.98	1.73	1.53
2	5N	228	ASP	CA-CB	8.98	1.73	1.53
1	5U	19	SER	N-CA	-8.98	1.28	1.46
2	5Z	77	THR	CA-CB	-8.98	1.29	1.53
2	6F	77	THR	CA-CB	-8.98	1.29	1.53
1	6M	19	SER	N-CA	-8.98	1.28	1.46
1	6U	19	SER	N-CA	-8.98	1.28	1.46
2	6Z	77	THR	CA-CB	-8.98	1.29	1.53
2	63	228	ASP	CA-CB	8.98	1.73	1.53
2	67	228	ASP	CA-CB	8.98	1.73	1.53
2	7B	228	ASP	CA-CB	8.98	1.73	1.53

*Continued on next page...*

*Continued from previous page...*

Mol	Chain	Res	Type	Atoms	Z	Observed(Å)	Ideal(Å)
1	7E	19	SER	N-CA	-8.98	1.28	1.46
2	7J	77	THR	CA-CB	-8.98	1.29	1.53
1	7Q	19	SER	N-CA	-8.98	1.28	1.46
2	7V	77	THR	CA-CB	-8.98	1.29	1.53
1	12	19	SER	N-CA	-8.97	1.28	1.46
1	16	19	SER	N-CA	-8.97	1.28	1.46
1	2A	19	SER	N-CA	-8.97	1.28	1.46
1	3Q	19	SER	N-CA	-8.97	1.28	1.46
1	3U	19	SER	N-CA	-8.97	1.28	1.46
1	3Y	19	SER	N-CA	-8.97	1.28	1.46
1	5E	19	SER	N-CA	-8.97	1.28	1.46
1	5I	19	SER	N-CA	-8.97	1.28	1.46
1	5M	19	SER	N-CA	-8.97	1.28	1.46
1	62	19	SER	N-CA	-8.97	1.28	1.46
1	66	19	SER	N-CA	-8.97	1.28	1.46
1	7A	19	SER	N-CA	-8.97	1.28	1.46
1	1A	31	LYS	CA-CB	-8.97	1.34	1.53
1	1I	31	LYS	CA-CB	-8.97	1.34	1.53
1	2E	31	LYS	CA-CB	-8.97	1.34	1.53
1	26	31	LYS	CA-CB	-8.97	1.34	1.53
1	3E	31	LYS	CA-CB	-8.97	1.34	1.53
1	4A	31	LYS	CA-CB	-8.97	1.34	1.53
1	4M	31	LYS	CA-CB	-8.97	1.34	1.53
1	4U	31	LYS	CA-CB	-8.97	1.34	1.53
1	5Q	31	LYS	CA-CB	-8.97	1.34	1.53
1	6I	31	LYS	CA-CB	-8.97	1.34	1.53
1	6Q	31	LYS	CA-CB	-8.97	1.34	1.53
1	7M	31	LYS	CA-CB	-8.97	1.34	1.53
1	1M	31	LYS	CA-CB	-8.96	1.34	1.53
1	2I	31	LYS	CA-CB	-8.96	1.34	1.53
1	3A	31	LYS	CA-CB	-8.96	1.34	1.53
1	3I	31	LYS	CA-CB	-8.96	1.34	1.53
1	32	31	LYS	CA-CB	-8.96	1.34	1.53
1	4E	31	LYS	CA-CB	-8.96	1.34	1.53
1	4Y	31	LYS	CA-CB	-8.96	1.34	1.53
1	5U	31	LYS	CA-CB	-8.96	1.34	1.53
1	6M	31	LYS	CA-CB	-8.96	1.34	1.53
1	6U	31	LYS	CA-CB	-8.96	1.34	1.53
1	7E	31	LYS	CA-CB	-8.96	1.34	1.53
1	7Q	31	LYS	CA-CB	-8.96	1.34	1.53
1	12	31	LYS	CA-CB	-8.96	1.34	1.53
1	16	31	LYS	CA-CB	-8.96	1.34	1.53

*Continued on next page...*

*Continued from previous page...*

Mol	Chain	Res	Type	Atoms	Z	Observed(Å)	Ideal(Å)
1	2A	31	LYS	CA-CB	-8.96	1.34	1.53
1	3Q	31	LYS	CA-CB	-8.96	1.34	1.53
1	3U	31	LYS	CA-CB	-8.96	1.34	1.53
1	3Y	31	LYS	CA-CB	-8.96	1.34	1.53
1	5E	31	LYS	CA-CB	-8.96	1.34	1.53
1	5I	31	LYS	CA-CB	-8.96	1.34	1.53
1	5M	31	LYS	CA-CB	-8.96	1.34	1.53
1	62	31	LYS	CA-CB	-8.96	1.34	1.53
1	66	31	LYS	CA-CB	-8.96	1.34	1.53
1	7A	31	LYS	CA-CB	-8.96	1.34	1.53
1	1Q	9	PHE	CG-CD1	8.96	1.52	1.38
1	1U	9	PHE	CG-CD1	8.96	1.52	1.38
1	1Y	9	PHE	CG-CD1	8.96	1.52	1.38
1	2Q	9	PHE	CG-CD1	8.96	1.52	1.38
1	2U	9	PHE	CG-CD1	8.96	1.52	1.38
1	2Y	9	PHE	CG-CD1	8.96	1.52	1.38
1	42	9	PHE	CG-CD1	8.96	1.52	1.38
1	46	9	PHE	CG-CD1	8.96	1.52	1.38
1	5A	9	PHE	CG-CD1	8.96	1.52	1.38
1	52	9	PHE	CG-CD1	8.96	1.52	1.38
1	56	9	PHE	CG-CD1	8.96	1.52	1.38
1	6A	9	PHE	CG-CD1	8.96	1.52	1.38
1	1A	19	SER	N-CA	-8.95	1.28	1.46
1	1E	9	PHE	CG-CD1	8.96	1.52	1.38
1	1E	19	SER	N-CA	-8.95	1.28	1.46
1	1I	19	SER	N-CA	-8.95	1.28	1.46
1	2E	19	SER	N-CA	-8.95	1.28	1.46
1	2M	9	PHE	CG-CD1	8.96	1.52	1.38
1	2M	19	SER	N-CA	-8.95	1.28	1.46
1	22	9	PHE	CG-CD1	8.96	1.52	1.38
1	22	19	SER	N-CA	-8.95	1.28	1.46
1	26	19	SER	N-CA	-8.95	1.28	1.46
1	3E	19	SER	N-CA	-8.95	1.28	1.46
1	3M	9	PHE	CG-CD1	8.96	1.52	1.38
1	3M	19	SER	N-CA	-8.95	1.28	1.46
1	36	9	PHE	CG-CD1	8.96	1.52	1.38
1	36	19	SER	N-CA	-8.95	1.28	1.46
1	4A	19	SER	N-CA	-8.95	1.28	1.46
1	4I	9	PHE	CG-CD1	8.96	1.52	1.38
1	4I	19	SER	N-CA	-8.95	1.28	1.46
1	4M	19	SER	N-CA	-8.95	1.28	1.46
1	4Q	9	PHE	CG-CD1	8.96	1.52	1.38

*Continued on next page...*

*Continued from previous page...*

Mol	Chain	Res	Type	Atoms	Z	Observed(Å)	Ideal(Å)
1	4Q	19	SER	N-CA	-8.95	1.28	1.46
1	4U	19	SER	N-CA	-8.95	1.28	1.46
1	5Q	19	SER	N-CA	-8.95	1.28	1.46
1	5Y	9	PHE	CG-CD1	8.96	1.52	1.38
1	5Y	19	SER	N-CA	-8.95	1.28	1.46
1	6E	9	PHE	CG-CD1	8.96	1.52	1.38
1	6E	19	SER	N-CA	-8.95	1.28	1.46
1	6I	19	SER	N-CA	-8.95	1.28	1.46
1	6Q	19	SER	N-CA	-8.95	1.28	1.46
1	6Y	9	PHE	CG-CD1	8.96	1.52	1.38
1	6Y	19	SER	N-CA	-8.95	1.28	1.46
1	7I	9	PHE	CG-CD1	8.96	1.52	1.38
1	7I	19	SER	N-CA	-8.95	1.28	1.46
1	7M	19	SER	N-CA	-8.95	1.28	1.46
1	7U	9	PHE	CG-CD1	8.96	1.52	1.38
1	7U	19	SER	N-CA	-8.95	1.28	1.46
1	1Q	19	SER	N-CA	-8.94	1.28	1.46
1	1U	19	SER	N-CA	-8.94	1.28	1.46
1	1Y	19	SER	N-CA	-8.94	1.28	1.46
1	2Q	19	SER	N-CA	-8.94	1.28	1.46
1	2U	19	SER	N-CA	-8.94	1.28	1.46
1	2Y	19	SER	N-CA	-8.94	1.28	1.46
1	42	19	SER	N-CA	-8.94	1.28	1.46
1	46	19	SER	N-CA	-8.94	1.28	1.46
1	5A	19	SER	N-CA	-8.94	1.28	1.46
1	52	19	SER	N-CA	-8.94	1.28	1.46
1	56	19	SER	N-CA	-8.94	1.28	1.46
1	6A	19	SER	N-CA	-8.94	1.28	1.46
2	1B	37	ASN	N-CA	8.91	1.64	1.46
2	1F	229	ASN	N-CA	-8.91	1.28	1.46
2	1J	37	ASN	N-CA	8.91	1.64	1.46
2	1R	37	ASN	N-CA	8.91	1.64	1.46
2	1V	37	ASN	N-CA	8.91	1.64	1.46
2	1Z	37	ASN	N-CA	8.91	1.64	1.46
2	13	31	PHE	CG-CD2	8.91	1.52	1.38
2	2F	37	ASN	N-CA	8.91	1.64	1.46
2	2N	229	ASN	N-CA	-8.91	1.28	1.46
2	13	37	ASN	N-CA	8.91	1.64	1.46
2	17	31	PHE	CG-CD2	8.91	1.52	1.38
2	23	229	ASN	N-CA	-8.91	1.28	1.46
2	6R	37	ASN	N-CA	8.91	1.64	1.46
2	17	37	ASN	N-CA	8.91	1.64	1.46

*Continued on next page...*

*Continued from previous page...*

Mol	Chain	Res	Type	Atoms	Z	Observed(Å)	Ideal(Å)
2	2B	31	PHE	CG-CD2	8.91	1.52	1.38
2	2R	37	ASN	N-CA	8.91	1.64	1.46
2	2V	37	ASN	N-CA	8.91	1.64	1.46
2	2Z	37	ASN	N-CA	8.91	1.64	1.46
2	27	37	ASN	N-CA	8.91	1.64	1.46
2	3F	37	ASN	N-CA	8.91	1.64	1.46
2	3N	229	ASN	N-CA	-8.91	1.28	1.46
2	37	229	ASN	N-CA	-8.91	1.28	1.46
2	2B	37	ASN	N-CA	8.91	1.64	1.46
2	3R	31	PHE	CG-CD2	8.91	1.52	1.38
2	4N	37	ASN	N-CA	8.91	1.64	1.46
2	6B	37	ASN	N-CA	8.91	1.64	1.46
2	3R	37	ASN	N-CA	8.91	1.64	1.46
2	3V	31	PHE	CG-CD2	8.91	1.52	1.38
2	4V	37	ASN	N-CA	8.91	1.64	1.46
2	3V	37	ASN	N-CA	8.91	1.64	1.46
2	3Z	31	PHE	CG-CD2	8.91	1.52	1.38
2	4B	37	ASN	N-CA	8.91	1.64	1.46
2	4J	229	ASN	N-CA	-8.91	1.28	1.46
2	4R	229	ASN	N-CA	-8.91	1.28	1.46
2	43	37	ASN	N-CA	8.91	1.64	1.46
2	47	37	ASN	N-CA	8.91	1.64	1.46
2	5B	37	ASN	N-CA	8.91	1.64	1.46
2	5R	37	ASN	N-CA	8.91	1.64	1.46
2	5Z	229	ASN	N-CA	-8.91	1.28	1.46
2	6F	229	ASN	N-CA	-8.91	1.28	1.46
2	7J	229	ASN	N-CA	-8.91	1.28	1.46
2	3Z	37	ASN	N-CA	8.91	1.64	1.46
2	5F	31	PHE	CG-CD2	8.91	1.52	1.38
2	5F	37	ASN	N-CA	8.91	1.64	1.46
2	5J	31	PHE	CG-CD2	8.91	1.52	1.38
2	5J	37	ASN	N-CA	8.91	1.64	1.46
2	5N	31	PHE	CG-CD2	8.91	1.52	1.38
2	53	37	ASN	N-CA	8.91	1.64	1.46
2	57	37	ASN	N-CA	8.91	1.64	1.46
2	6J	37	ASN	N-CA	8.91	1.64	1.46
2	6Z	229	ASN	N-CA	-8.91	1.28	1.46
2	5N	37	ASN	N-CA	8.91	1.64	1.46
2	63	31	PHE	CG-CD2	8.91	1.52	1.38
2	63	37	ASN	N-CA	8.91	1.64	1.46
2	67	31	PHE	CG-CD2	8.91	1.52	1.38
2	67	37	ASN	N-CA	8.91	1.64	1.46

*Continued on next page...*

*Continued from previous page...*

Mol	Chain	Res	Type	Atoms	Z	Observed(Å)	Ideal(Å)
2	7B	31	PHE	CG-CD2	8.91	1.52	1.38
2	7N	37	ASN	N-CA	8.91	1.64	1.46
2	7V	229	ASN	N-CA	-8.91	1.28	1.46
2	7B	37	ASN	N-CA	8.91	1.64	1.46
2	13	229	ASN	N-CA	-8.91	1.28	1.46
2	17	229	ASN	N-CA	-8.91	1.28	1.46
2	2B	229	ASN	N-CA	-8.91	1.28	1.46
2	3R	229	ASN	N-CA	-8.91	1.28	1.46
2	3V	229	ASN	N-CA	-8.91	1.28	1.46
2	3Z	229	ASN	N-CA	-8.91	1.28	1.46
2	5F	229	ASN	N-CA	-8.91	1.28	1.46
2	5J	229	ASN	N-CA	-8.91	1.28	1.46
2	5N	229	ASN	N-CA	-8.91	1.28	1.46
2	63	229	ASN	N-CA	-8.91	1.28	1.46
2	67	229	ASN	N-CA	-8.91	1.28	1.46
2	7B	229	ASN	N-CA	-8.91	1.28	1.46
1	1E	171	ARG	N-CA	8.91	1.64	1.46
2	1N	37	ASN	N-CA	8.91	1.64	1.46
2	2J	37	ASN	N-CA	8.91	1.64	1.46
1	2M	171	ARG	N-CA	8.91	1.64	1.46
1	22	171	ARG	N-CA	8.91	1.64	1.46
2	3B	37	ASN	N-CA	8.91	1.64	1.46
2	3J	37	ASN	N-CA	8.91	1.64	1.46
1	3M	171	ARG	N-CA	8.91	1.64	1.46
2	33	37	ASN	N-CA	8.91	1.64	1.46
1	36	171	ARG	N-CA	8.91	1.64	1.46
2	4F	37	ASN	N-CA	8.91	1.64	1.46
1	4I	171	ARG	N-CA	8.91	1.64	1.46
1	4Q	171	ARG	N-CA	8.91	1.64	1.46
2	4Z	37	ASN	N-CA	8.91	1.64	1.46
2	5V	37	ASN	N-CA	8.91	1.64	1.46
1	5Y	171	ARG	N-CA	8.91	1.64	1.46
1	6E	171	ARG	N-CA	8.91	1.64	1.46
2	6N	37	ASN	N-CA	8.91	1.64	1.46
2	6V	37	ASN	N-CA	8.91	1.64	1.46
1	6Y	171	ARG	N-CA	8.91	1.64	1.46
2	7F	37	ASN	N-CA	8.91	1.64	1.46
1	7I	171	ARG	N-CA	8.91	1.64	1.46
2	7R	37	ASN	N-CA	8.91	1.64	1.46
1	7U	171	ARG	N-CA	8.91	1.64	1.46
2	1B	229	ASN	N-CA	-8.90	1.28	1.46
2	1J	229	ASN	N-CA	-8.90	1.28	1.46

*Continued on next page...*

*Continued from previous page...*

Mol	Chain	Res	Type	Atoms	Z	Observed(Å)	Ideal(Å)
2	1R	2	GLU	CB-CG	8.90	1.69	1.52
2	1V	2	GLU	CB-CG	8.90	1.69	1.52
2	1Z	2	GLU	CB-CG	8.90	1.69	1.52
2	2F	229	ASN	N-CA	-8.90	1.28	1.46
2	2R	2	GLU	CB-CG	8.90	1.69	1.52
2	2V	2	GLU	CB-CG	8.90	1.69	1.52
2	2Z	2	GLU	CB-CG	8.90	1.69	1.52
2	27	229	ASN	N-CA	-8.90	1.28	1.46
2	3F	229	ASN	N-CA	-8.90	1.28	1.46
2	4B	229	ASN	N-CA	-8.90	1.28	1.46
2	4N	229	ASN	N-CA	-8.90	1.28	1.46
2	4V	229	ASN	N-CA	-8.90	1.28	1.46
2	43	2	GLU	CB-CG	8.90	1.69	1.52
2	47	2	GLU	CB-CG	8.90	1.69	1.52
2	5B	2	GLU	CB-CG	8.90	1.69	1.52
2	5R	229	ASN	N-CA	-8.90	1.28	1.46
2	53	2	GLU	CB-CG	8.90	1.69	1.52
2	57	2	GLU	CB-CG	8.90	1.69	1.52
2	6B	2	GLU	CB-CG	8.90	1.69	1.52
2	6J	229	ASN	N-CA	-8.90	1.28	1.46
2	6R	229	ASN	N-CA	-8.90	1.28	1.46
2	7N	229	ASN	N-CA	-8.90	1.28	1.46
1	1M	171	ARG	N-CA	8.89	1.64	1.46
1	2I	171	ARG	N-CA	8.89	1.64	1.46
1	3A	171	ARG	N-CA	8.89	1.64	1.46
1	3I	171	ARG	N-CA	8.89	1.64	1.46
1	32	171	ARG	N-CA	8.89	1.64	1.46
1	4E	171	ARG	N-CA	8.89	1.64	1.46
1	4Y	171	ARG	N-CA	8.89	1.64	1.46
1	5U	171	ARG	N-CA	8.89	1.64	1.46
1	6M	171	ARG	N-CA	8.89	1.64	1.46
1	6U	171	ARG	N-CA	8.89	1.64	1.46
1	7E	171	ARG	N-CA	8.89	1.64	1.46
1	7Q	171	ARG	N-CA	8.89	1.64	1.46
1	1Q	171	ARG	N-CA	8.89	1.64	1.46
1	1U	171	ARG	N-CA	8.89	1.64	1.46
1	1Y	171	ARG	N-CA	8.89	1.64	1.46
1	2Q	171	ARG	N-CA	8.89	1.64	1.46
1	2U	171	ARG	N-CA	8.89	1.64	1.46
1	2Y	171	ARG	N-CA	8.89	1.64	1.46
1	42	171	ARG	N-CA	8.89	1.64	1.46
1	46	171	ARG	N-CA	8.89	1.64	1.46

*Continued on next page...*

*Continued from previous page...*

Mol	Chain	Res	Type	Atoms	Z	Observed(Å)	Ideal(Å)
1	5A	171	ARG	N-CA	8.89	1.64	1.46
1	52	171	ARG	N-CA	8.89	1.64	1.46
1	56	171	ARG	N-CA	8.89	1.64	1.46
1	6A	171	ARG	N-CA	8.89	1.64	1.46
2	1F	37	ASN	N-CA	8.89	1.64	1.46
2	1R	229	ASN	N-CA	-8.89	1.28	1.46
2	1V	229	ASN	N-CA	-8.89	1.28	1.46
2	1Z	229	ASN	N-CA	-8.89	1.28	1.46
2	2N	37	ASN	N-CA	8.89	1.64	1.46
2	2R	229	ASN	N-CA	-8.89	1.28	1.46
2	2V	229	ASN	N-CA	-8.89	1.28	1.46
2	2Z	229	ASN	N-CA	-8.89	1.28	1.46
2	23	37	ASN	N-CA	8.89	1.64	1.46
2	3N	37	ASN	N-CA	8.89	1.64	1.46
2	37	37	ASN	N-CA	8.89	1.64	1.46
2	4J	37	ASN	N-CA	8.89	1.64	1.46
2	4R	37	ASN	N-CA	8.89	1.64	1.46
2	43	229	ASN	N-CA	-8.89	1.28	1.46
2	47	229	ASN	N-CA	-8.89	1.28	1.46
2	5B	229	ASN	N-CA	-8.89	1.28	1.46
2	5Z	37	ASN	N-CA	8.89	1.64	1.46
2	53	229	ASN	N-CA	-8.89	1.28	1.46
2	57	229	ASN	N-CA	-8.89	1.28	1.46
2	6B	229	ASN	N-CA	-8.89	1.28	1.46
2	6F	37	ASN	N-CA	8.89	1.64	1.46
2	6Z	37	ASN	N-CA	8.89	1.64	1.46
2	7J	37	ASN	N-CA	8.89	1.64	1.46
2	7V	37	ASN	N-CA	8.89	1.64	1.46
1	1A	171	ARG	N-CA	8.89	1.64	1.46
1	1I	171	ARG	N-CA	8.89	1.64	1.46
2	13	2	GLU	CB-CG	8.88	1.69	1.52
2	17	2	GLU	CB-CG	8.88	1.69	1.52
2	2B	2	GLU	CB-CG	8.88	1.69	1.52
1	2E	171	ARG	N-CA	8.89	1.64	1.46
1	26	171	ARG	N-CA	8.89	1.64	1.46
1	3E	171	ARG	N-CA	8.89	1.64	1.46
2	3R	2	GLU	CB-CG	8.88	1.69	1.52
2	3V	2	GLU	CB-CG	8.88	1.69	1.52
2	3Z	2	GLU	CB-CG	8.88	1.69	1.52
1	4A	171	ARG	N-CA	8.89	1.64	1.46
1	4M	171	ARG	N-CA	8.89	1.64	1.46
1	4U	171	ARG	N-CA	8.89	1.64	1.46

*Continued on next page...*



*Continued from previous page...*

Mol	Chain	Res	Type	Atoms	Z	Observed(Å)	Ideal(Å)
2	5F	2	GLU	CB-CG	8.88	1.69	1.52
2	5J	2	GLU	CB-CG	8.88	1.69	1.52
2	5N	2	GLU	CB-CG	8.88	1.69	1.52
1	5Q	171	ARG	N-CA	8.89	1.64	1.46
1	6I	171	ARG	N-CA	8.89	1.64	1.46
1	6Q	171	ARG	N-CA	8.89	1.64	1.46
2	63	2	GLU	CB-CG	8.88	1.69	1.52
2	67	2	GLU	CB-CG	8.88	1.69	1.52
2	7B	2	GLU	CB-CG	8.88	1.69	1.52
1	7M	171	ARG	N-CA	8.89	1.64	1.46
2	1B	2	GLU	CB-CG	8.88	1.69	1.52
2	1J	2	GLU	CB-CG	8.88	1.69	1.52
2	1R	31	PHE	CG-CD2	8.88	1.52	1.38
2	1V	31	PHE	CG-CD2	8.88	1.52	1.38
2	1Z	31	PHE	CG-CD2	8.88	1.52	1.38
2	2F	2	GLU	CB-CG	8.88	1.69	1.52
2	2R	31	PHE	CG-CD2	8.88	1.52	1.38
2	2V	31	PHE	CG-CD2	8.88	1.52	1.38
2	2Z	31	PHE	CG-CD2	8.88	1.52	1.38
2	27	2	GLU	CB-CG	8.88	1.69	1.52
2	3F	2	GLU	CB-CG	8.88	1.69	1.52
2	4B	2	GLU	CB-CG	8.88	1.69	1.52
2	4N	2	GLU	CB-CG	8.88	1.69	1.52
2	4V	2	GLU	CB-CG	8.88	1.69	1.52
2	43	31	PHE	CG-CD2	8.88	1.52	1.38
2	47	31	PHE	CG-CD2	8.88	1.52	1.38
2	5B	31	PHE	CG-CD2	8.88	1.52	1.38
2	5R	2	GLU	CB-CG	8.88	1.69	1.52
2	53	31	PHE	CG-CD2	8.88	1.52	1.38
2	57	31	PHE	CG-CD2	8.88	1.52	1.38
2	6B	31	PHE	CG-CD2	8.88	1.52	1.38
2	6J	2	GLU	CB-CG	8.88	1.69	1.52
2	6R	2	GLU	CB-CG	8.88	1.69	1.52
2	7N	2	GLU	CB-CG	8.88	1.69	1.52
2	1N	2	GLU	CB-CG	8.88	1.69	1.52
2	2J	2	GLU	CB-CG	8.88	1.69	1.52
2	3B	2	GLU	CB-CG	8.88	1.69	1.52
2	3J	2	GLU	CB-CG	8.88	1.69	1.52
2	33	2	GLU	CB-CG	8.88	1.69	1.52
2	4F	2	GLU	CB-CG	8.88	1.69	1.52
2	4Z	2	GLU	CB-CG	8.88	1.69	1.52
2	5V	2	GLU	CB-CG	8.88	1.69	1.52

*Continued on next page...*

*Continued from previous page...*

Mol	Chain	Res	Type	Atoms	Z	Observed(Å)	Ideal(Å)
2	6N	2	GLU	CB-CG	8.88	1.69	1.52
2	6V	2	GLU	CB-CG	8.88	1.69	1.52
2	7F	2	GLU	CB-CG	8.88	1.69	1.52
2	7R	2	GLU	CB-CG	8.88	1.69	1.52
2	1F	2	GLU	CB-CG	8.88	1.69	1.52
2	1N	31	PHE	CG-CD2	8.88	1.52	1.38
2	2J	31	PHE	CG-CD2	8.88	1.52	1.38
2	2N	2	GLU	CB-CG	8.88	1.69	1.52
2	23	2	GLU	CB-CG	8.88	1.69	1.52
2	3B	31	PHE	CG-CD2	8.88	1.52	1.38
2	3J	31	PHE	CG-CD2	8.88	1.52	1.38
2	3N	2	GLU	CB-CG	8.88	1.69	1.52
2	33	31	PHE	CG-CD2	8.88	1.52	1.38
2	37	2	GLU	CB-CG	8.88	1.69	1.52
2	4F	31	PHE	CG-CD2	8.88	1.52	1.38
2	4J	2	GLU	CB-CG	8.88	1.69	1.52
2	4R	2	GLU	CB-CG	8.88	1.69	1.52
2	4Z	31	PHE	CG-CD2	8.88	1.52	1.38
2	5V	31	PHE	CG-CD2	8.88	1.52	1.38
2	5Z	2	GLU	CB-CG	8.88	1.69	1.52
2	6F	2	GLU	CB-CG	8.88	1.69	1.52
2	6N	31	PHE	CG-CD2	8.88	1.52	1.38
2	6V	31	PHE	CG-CD2	8.88	1.52	1.38
2	6Z	2	GLU	CB-CG	8.88	1.69	1.52
2	7F	31	PHE	CG-CD2	8.88	1.52	1.38
2	7J	2	GLU	CB-CG	8.88	1.69	1.52
2	7R	31	PHE	CG-CD2	8.88	1.52	1.38
2	7V	2	GLU	CB-CG	8.88	1.69	1.52
2	1B	31	PHE	CG-CD2	8.88	1.52	1.38
2	1J	31	PHE	CG-CD2	8.88	1.52	1.38
2	2F	31	PHE	CG-CD2	8.88	1.52	1.38
2	27	31	PHE	CG-CD2	8.88	1.52	1.38
2	3F	31	PHE	CG-CD2	8.88	1.52	1.38
2	4B	31	PHE	CG-CD2	8.88	1.52	1.38
2	4N	31	PHE	CG-CD2	8.88	1.52	1.38
2	4V	31	PHE	CG-CD2	8.88	1.52	1.38
2	5R	31	PHE	CG-CD2	8.88	1.52	1.38
2	6J	31	PHE	CG-CD2	8.88	1.52	1.38
2	6R	31	PHE	CG-CD2	8.88	1.52	1.38
2	7N	31	PHE	CG-CD2	8.88	1.52	1.38
2	13	226	ILE	CA-CB	8.87	1.75	1.54
2	17	226	ILE	CA-CB	8.87	1.75	1.54

*Continued on next page...*

*Continued from previous page...*

Mol	Chain	Res	Type	Atoms	Z	Observed(Å)	Ideal(Å)
2	2B	226	ILE	CA-CB	8.87	1.75	1.54
2	3R	226	ILE	CA-CB	8.87	1.75	1.54
2	3V	226	ILE	CA-CB	8.87	1.75	1.54
2	3Z	226	ILE	CA-CB	8.87	1.75	1.54
2	5F	226	ILE	CA-CB	8.87	1.75	1.54
2	5J	226	ILE	CA-CB	8.87	1.75	1.54
2	5N	226	ILE	CA-CB	8.87	1.75	1.54
2	63	226	ILE	CA-CB	8.87	1.75	1.54
2	67	226	ILE	CA-CB	8.87	1.75	1.54
2	7B	226	ILE	CA-CB	8.87	1.75	1.54
2	1N	229	ASN	N-CA	-8.87	1.28	1.46
1	12	171	ARG	N-CA	8.87	1.64	1.46
1	16	171	ARG	N-CA	8.87	1.64	1.46
1	2A	171	ARG	N-CA	8.87	1.64	1.46
2	2J	229	ASN	N-CA	-8.87	1.28	1.46
2	3B	229	ASN	N-CA	-8.87	1.28	1.46
2	3J	229	ASN	N-CA	-8.87	1.28	1.46
1	3Q	171	ARG	N-CA	8.87	1.64	1.46
1	3U	171	ARG	N-CA	8.87	1.64	1.46
1	3Y	171	ARG	N-CA	8.87	1.64	1.46
2	33	229	ASN	N-CA	-8.87	1.28	1.46
2	4F	229	ASN	N-CA	-8.87	1.28	1.46
2	4Z	229	ASN	N-CA	-8.87	1.28	1.46
1	5E	171	ARG	N-CA	8.87	1.64	1.46
1	5I	171	ARG	N-CA	8.87	1.64	1.46
1	5M	171	ARG	N-CA	8.87	1.64	1.46
2	5V	229	ASN	N-CA	-8.87	1.28	1.46
2	6N	229	ASN	N-CA	-8.87	1.28	1.46
2	6V	229	ASN	N-CA	-8.87	1.28	1.46
1	62	171	ARG	N-CA	8.87	1.64	1.46
1	66	171	ARG	N-CA	8.87	1.64	1.46
1	7A	171	ARG	N-CA	8.87	1.64	1.46
2	7F	229	ASN	N-CA	-8.87	1.28	1.46
2	7R	229	ASN	N-CA	-8.87	1.28	1.46
2	1F	9	VAL	N-CA	8.85	1.64	1.46
2	1F	31	PHE	CG-CD2	8.85	1.52	1.38
2	2N	9	VAL	N-CA	8.85	1.64	1.46
2	2N	31	PHE	CG-CD2	8.85	1.52	1.38
2	23	9	VAL	N-CA	8.85	1.64	1.46
2	23	31	PHE	CG-CD2	8.85	1.52	1.38
2	3N	9	VAL	N-CA	8.85	1.64	1.46
2	3N	31	PHE	CG-CD2	8.85	1.52	1.38

*Continued on next page...*

*Continued from previous page...*

Mol	Chain	Res	Type	Atoms	Z	Observed(Å)	Ideal(Å)
2	37	9	VAL	N-CA	8.85	1.64	1.46
2	37	31	PHE	CG-CD2	8.85	1.52	1.38
2	4J	9	VAL	N-CA	8.85	1.64	1.46
2	4J	31	PHE	CG-CD2	8.85	1.52	1.38
2	4R	9	VAL	N-CA	8.85	1.64	1.46
2	4R	31	PHE	CG-CD2	8.85	1.52	1.38
2	5Z	9	VAL	N-CA	8.85	1.64	1.46
2	5Z	31	PHE	CG-CD2	8.85	1.52	1.38
2	6F	9	VAL	N-CA	8.85	1.64	1.46
2	6F	31	PHE	CG-CD2	8.85	1.52	1.38
2	6Z	9	VAL	N-CA	8.85	1.64	1.46
2	6Z	31	PHE	CG-CD2	8.85	1.52	1.38
2	7J	9	VAL	N-CA	8.85	1.64	1.46
2	7J	31	PHE	CG-CD2	8.85	1.52	1.38
2	7V	9	VAL	N-CA	8.85	1.64	1.46
2	7V	31	PHE	CG-CD2	8.85	1.52	1.38
1	1Q	28	GLY	C-O	-8.85	1.09	1.23
1	1U	28	GLY	C-O	-8.85	1.09	1.23
1	1Y	28	GLY	C-O	-8.85	1.09	1.23
1	12	28	GLY	C-O	-8.85	1.09	1.23
1	16	28	GLY	C-O	-8.85	1.09	1.23
1	2A	28	GLY	C-O	-8.85	1.09	1.23
1	2Q	28	GLY	C-O	-8.85	1.09	1.23
1	2U	28	GLY	C-O	-8.85	1.09	1.23
1	2Y	28	GLY	C-O	-8.85	1.09	1.23
1	3Q	28	GLY	C-O	-8.85	1.09	1.23
1	3U	28	GLY	C-O	-8.85	1.09	1.23
1	3Y	28	GLY	C-O	-8.85	1.09	1.23
1	42	28	GLY	C-O	-8.85	1.09	1.23
1	46	28	GLY	C-O	-8.85	1.09	1.23
1	5A	28	GLY	C-O	-8.85	1.09	1.23
1	5E	28	GLY	C-O	-8.85	1.09	1.23
1	5I	28	GLY	C-O	-8.85	1.09	1.23
1	5M	28	GLY	C-O	-8.85	1.09	1.23
1	52	28	GLY	C-O	-8.85	1.09	1.23
1	56	28	GLY	C-O	-8.85	1.09	1.23
1	6A	28	GLY	C-O	-8.85	1.09	1.23
1	62	28	GLY	C-O	-8.85	1.09	1.23
1	66	28	GLY	C-O	-8.85	1.09	1.23
1	7A	28	GLY	C-O	-8.85	1.09	1.23
2	1N	226	ILE	CA-CB	8.84	1.75	1.54
2	2J	226	ILE	CA-CB	8.84	1.75	1.54

*Continued on next page...*

*Continued from previous page...*

Mol	Chain	Res	Type	Atoms	Z	Observed(Å)	Ideal(Å)
2	3B	226	ILE	CA-CB	8.84	1.75	1.54
2	3J	226	ILE	CA-CB	8.84	1.75	1.54
2	33	226	ILE	CA-CB	8.84	1.75	1.54
2	4F	226	ILE	CA-CB	8.84	1.75	1.54
2	4Z	226	ILE	CA-CB	8.84	1.75	1.54
2	5V	226	ILE	CA-CB	8.84	1.75	1.54
2	6N	226	ILE	CA-CB	8.84	1.75	1.54
2	6V	226	ILE	CA-CB	8.84	1.75	1.54
2	7F	226	ILE	CA-CB	8.84	1.75	1.54
2	7R	226	ILE	CA-CB	8.84	1.75	1.54
2	1F	226	ILE	CA-CB	8.84	1.75	1.54
2	2N	226	ILE	CA-CB	8.84	1.75	1.54
2	23	226	ILE	CA-CB	8.84	1.75	1.54
2	3N	226	ILE	CA-CB	8.84	1.75	1.54
2	37	226	ILE	CA-CB	8.84	1.75	1.54
2	4J	226	ILE	CA-CB	8.84	1.75	1.54
2	4R	226	ILE	CA-CB	8.84	1.75	1.54
2	5Z	226	ILE	CA-CB	8.84	1.75	1.54
2	6F	226	ILE	CA-CB	8.84	1.75	1.54
2	6Z	226	ILE	CA-CB	8.84	1.75	1.54
2	7J	226	ILE	CA-CB	8.84	1.75	1.54
2	7V	226	ILE	CA-CB	8.84	1.75	1.54
1	1M	28	GLY	C-O	-8.83	1.09	1.23
2	1N	9	VAL	N-CA	8.83	1.64	1.46
1	2I	28	GLY	C-O	-8.83	1.09	1.23
2	2J	9	VAL	N-CA	8.83	1.64	1.46
1	3A	28	GLY	C-O	-8.83	1.09	1.23
2	3B	9	VAL	N-CA	8.83	1.64	1.46
1	3I	28	GLY	C-O	-8.83	1.09	1.23
2	3J	9	VAL	N-CA	8.83	1.64	1.46
1	32	28	GLY	C-O	-8.83	1.09	1.23
2	33	9	VAL	N-CA	8.83	1.64	1.46
1	4E	28	GLY	C-O	-8.83	1.09	1.23
2	4F	9	VAL	N-CA	8.83	1.64	1.46
1	4Y	28	GLY	C-O	-8.83	1.09	1.23
2	4Z	9	VAL	N-CA	8.83	1.64	1.46
1	5U	28	GLY	C-O	-8.83	1.09	1.23
2	5V	9	VAL	N-CA	8.83	1.64	1.46
1	6M	28	GLY	C-O	-8.83	1.09	1.23
2	6N	9	VAL	N-CA	8.83	1.64	1.46
1	6U	28	GLY	C-O	-8.83	1.09	1.23
2	6V	9	VAL	N-CA	8.83	1.64	1.46

*Continued on next page...*

*Continued from previous page...*

Mol	Chain	Res	Type	Atoms	Z	Observed(Å)	Ideal(Å)
1	7E	28	GLY	C-O	-8.83	1.09	1.23
2	7F	9	VAL	N-CA	8.83	1.64	1.46
1	7Q	28	GLY	C-O	-8.83	1.09	1.23
2	7R	9	VAL	N-CA	8.83	1.64	1.46
2	1B	226	ILE	CA-CB	8.83	1.75	1.54
2	1J	226	ILE	CA-CB	8.83	1.75	1.54
2	2F	226	ILE	CA-CB	8.83	1.75	1.54
2	27	226	ILE	CA-CB	8.83	1.75	1.54
2	3F	226	ILE	CA-CB	8.83	1.75	1.54
2	4B	226	ILE	CA-CB	8.83	1.75	1.54
2	4N	226	ILE	CA-CB	8.83	1.75	1.54
2	4V	226	ILE	CA-CB	8.83	1.75	1.54
2	5R	226	ILE	CA-CB	8.83	1.75	1.54
2	6J	226	ILE	CA-CB	8.83	1.75	1.54
2	6R	226	ILE	CA-CB	8.83	1.75	1.54
2	7N	226	ILE	CA-CB	8.83	1.75	1.54
1	1E	28	GLY	C-O	-8.82	1.09	1.23
1	2M	28	GLY	C-O	-8.82	1.09	1.23
1	22	28	GLY	C-O	-8.82	1.09	1.23
1	3M	28	GLY	C-O	-8.82	1.09	1.23
1	36	28	GLY	C-O	-8.82	1.09	1.23
1	4I	28	GLY	C-O	-8.82	1.09	1.23
1	4Q	28	GLY	C-O	-8.82	1.09	1.23
1	5Y	28	GLY	C-O	-8.82	1.09	1.23
1	6E	28	GLY	C-O	-8.82	1.09	1.23
1	6Y	28	GLY	C-O	-8.82	1.09	1.23
1	7I	28	GLY	C-O	-8.82	1.09	1.23
1	7U	28	GLY	C-O	-8.82	1.09	1.23
1	1M	49	LEU	N-CA	-8.82	1.28	1.46
2	1R	226	ILE	CA-CB	8.82	1.75	1.54
2	1V	226	ILE	CA-CB	8.82	1.75	1.54
2	1Z	226	ILE	CA-CB	8.82	1.75	1.54
1	2I	49	LEU	N-CA	-8.82	1.28	1.46
2	2R	226	ILE	CA-CB	8.82	1.75	1.54
2	2V	226	ILE	CA-CB	8.82	1.75	1.54
2	2Z	226	ILE	CA-CB	8.82	1.75	1.54
1	3A	49	LEU	N-CA	-8.82	1.28	1.46
1	3I	49	LEU	N-CA	-8.82	1.28	1.46
1	32	49	LEU	N-CA	-8.82	1.28	1.46
1	4E	49	LEU	N-CA	-8.82	1.28	1.46
1	4Y	49	LEU	N-CA	-8.82	1.28	1.46
2	43	226	ILE	CA-CB	8.82	1.75	1.54

*Continued on next page...*

*Continued from previous page...*

Mol	Chain	Res	Type	Atoms	Z	Observed(Å)	Ideal(Å)
2	47	226	ILE	CA-CB	8.82	1.75	1.54
2	5B	226	ILE	CA-CB	8.82	1.75	1.54
1	5U	49	LEU	N-CA	-8.82	1.28	1.46
2	53	226	ILE	CA-CB	8.82	1.75	1.54
2	57	226	ILE	CA-CB	8.82	1.75	1.54
2	6B	226	ILE	CA-CB	8.82	1.75	1.54
1	6M	49	LEU	N-CA	-8.82	1.28	1.46
1	6U	49	LEU	N-CA	-8.82	1.28	1.46
1	7E	49	LEU	N-CA	-8.82	1.28	1.46
1	7Q	49	LEU	N-CA	-8.82	1.28	1.46
2	13	9	VAL	N-CA	8.81	1.64	1.46
2	17	9	VAL	N-CA	8.81	1.64	1.46
2	2B	9	VAL	N-CA	8.81	1.64	1.46
2	3R	9	VAL	N-CA	8.81	1.64	1.46
2	3V	9	VAL	N-CA	8.81	1.64	1.46
2	3Z	9	VAL	N-CA	8.81	1.64	1.46
2	5F	9	VAL	N-CA	8.81	1.64	1.46
2	5J	9	VAL	N-CA	8.81	1.64	1.46
2	5N	9	VAL	N-CA	8.81	1.64	1.46
2	63	9	VAL	N-CA	8.81	1.64	1.46
2	67	9	VAL	N-CA	8.81	1.64	1.46
2	7B	9	VAL	N-CA	8.81	1.64	1.46
1	1E	49	LEU	N-CA	-8.81	1.28	1.46
1	2M	49	LEU	N-CA	-8.81	1.28	1.46
1	22	49	LEU	N-CA	-8.81	1.28	1.46
1	3M	49	LEU	N-CA	-8.81	1.28	1.46
1	36	49	LEU	N-CA	-8.81	1.28	1.46
1	4I	49	LEU	N-CA	-8.81	1.28	1.46
1	4Q	49	LEU	N-CA	-8.81	1.28	1.46
1	5Y	49	LEU	N-CA	-8.81	1.28	1.46
1	6E	49	LEU	N-CA	-8.81	1.28	1.46
1	6Y	49	LEU	N-CA	-8.81	1.28	1.46
1	7I	49	LEU	N-CA	-8.81	1.28	1.46
1	7U	49	LEU	N-CA	-8.81	1.28	1.46
2	1B	9	VAL	N-CA	8.81	1.64	1.46
2	1J	9	VAL	N-CA	8.81	1.64	1.46
2	2F	9	VAL	N-CA	8.81	1.64	1.46
2	27	9	VAL	N-CA	8.81	1.64	1.46
2	3F	9	VAL	N-CA	8.81	1.64	1.46
2	4B	9	VAL	N-CA	8.81	1.64	1.46
2	4N	9	VAL	N-CA	8.81	1.64	1.46
2	4V	9	VAL	N-CA	8.81	1.64	1.46

*Continued on next page...*



*Continued from previous page...*

Mol	Chain	Res	Type	Atoms	Z	Observed(Å)	Ideal(Å)
2	5R	9	VAL	N-CA	8.81	1.64	1.46
2	6J	9	VAL	N-CA	8.81	1.64	1.46
2	6R	9	VAL	N-CA	8.81	1.64	1.46
2	7N	9	VAL	N-CA	8.81	1.64	1.46
2	1R	9	VAL	N-CA	8.81	1.64	1.46
2	1V	9	VAL	N-CA	8.81	1.64	1.46
2	1Z	9	VAL	N-CA	8.81	1.64	1.46
2	2R	9	VAL	N-CA	8.81	1.64	1.46
2	2V	9	VAL	N-CA	8.81	1.64	1.46
2	2Z	9	VAL	N-CA	8.81	1.64	1.46
2	43	9	VAL	N-CA	8.81	1.64	1.46
2	47	9	VAL	N-CA	8.81	1.64	1.46
2	5B	9	VAL	N-CA	8.81	1.64	1.46
2	53	9	VAL	N-CA	8.81	1.64	1.46
2	57	9	VAL	N-CA	8.81	1.64	1.46
2	6B	9	VAL	N-CA	8.81	1.64	1.46
1	1A	28	GLY	C-O	-8.81	1.09	1.23
1	1I	28	GLY	C-O	-8.81	1.09	1.23
1	2E	28	GLY	C-O	-8.81	1.09	1.23
1	26	28	GLY	C-O	-8.81	1.09	1.23
1	3E	28	GLY	C-O	-8.81	1.09	1.23
1	4A	28	GLY	C-O	-8.81	1.09	1.23
1	4M	28	GLY	C-O	-8.81	1.09	1.23
1	4U	28	GLY	C-O	-8.81	1.09	1.23
1	5Q	28	GLY	C-O	-8.81	1.09	1.23
1	6I	28	GLY	C-O	-8.81	1.09	1.23
1	6Q	28	GLY	C-O	-8.81	1.09	1.23
1	7M	28	GLY	C-O	-8.81	1.09	1.23
1	12	49	LEU	N-CA	-8.80	1.28	1.46
1	16	49	LEU	N-CA	-8.80	1.28	1.46
1	2A	49	LEU	N-CA	-8.80	1.28	1.46
1	3Q	49	LEU	N-CA	-8.80	1.28	1.46
1	3U	49	LEU	N-CA	-8.80	1.28	1.46
1	3Y	49	LEU	N-CA	-8.80	1.28	1.46
1	5E	49	LEU	N-CA	-8.80	1.28	1.46
1	5I	49	LEU	N-CA	-8.80	1.28	1.46
1	5M	49	LEU	N-CA	-8.80	1.28	1.46
1	62	49	LEU	N-CA	-8.80	1.28	1.46
1	66	49	LEU	N-CA	-8.80	1.28	1.46
1	7A	49	LEU	N-CA	-8.80	1.28	1.46
1	1A	49	LEU	N-CA	-8.80	1.28	1.46
1	1I	49	LEU	N-CA	-8.80	1.28	1.46

*Continued on next page...*



*Continued from previous page...*

Mol	Chain	Res	Type	Atoms	Z	Observed(Å)	Ideal(Å)
1	2E	49	LEU	N-CA	-8.80	1.28	1.46
1	26	49	LEU	N-CA	-8.80	1.28	1.46
1	3E	49	LEU	N-CA	-8.80	1.28	1.46
1	4A	49	LEU	N-CA	-8.80	1.28	1.46
1	4M	49	LEU	N-CA	-8.80	1.28	1.46
1	4U	49	LEU	N-CA	-8.80	1.28	1.46
1	5Q	49	LEU	N-CA	-8.80	1.28	1.46
1	6I	49	LEU	N-CA	-8.80	1.28	1.46
1	6Q	49	LEU	N-CA	-8.80	1.28	1.46
1	7M	49	LEU	N-CA	-8.80	1.28	1.46
1	1Q	49	LEU	N-CA	-8.79	1.28	1.46
1	1U	49	LEU	N-CA	-8.79	1.28	1.46
1	1Y	49	LEU	N-CA	-8.79	1.28	1.46
1	2Q	49	LEU	N-CA	-8.79	1.28	1.46
1	2U	49	LEU	N-CA	-8.79	1.28	1.46
1	2Y	49	LEU	N-CA	-8.79	1.28	1.46
1	42	49	LEU	N-CA	-8.79	1.28	1.46
1	46	49	LEU	N-CA	-8.79	1.28	1.46
1	5A	49	LEU	N-CA	-8.79	1.28	1.46
1	52	49	LEU	N-CA	-8.79	1.28	1.46
1	56	49	LEU	N-CA	-8.79	1.28	1.46
1	6A	49	LEU	N-CA	-8.79	1.28	1.46
1	1M	21	ASN	C-N	8.76	1.54	1.34
1	2I	21	ASN	C-N	8.76	1.54	1.34
1	3A	21	ASN	C-N	8.76	1.54	1.34
1	3I	21	ASN	C-N	8.76	1.54	1.34
1	32	21	ASN	C-N	8.76	1.54	1.34
1	4E	21	ASN	C-N	8.76	1.54	1.34
1	4Y	21	ASN	C-N	8.76	1.54	1.34
1	5U	21	ASN	C-N	8.76	1.54	1.34
1	6M	21	ASN	C-N	8.76	1.54	1.34
1	6U	21	ASN	C-N	8.76	1.54	1.34
1	7E	21	ASN	C-N	8.76	1.54	1.34
1	7Q	21	ASN	C-N	8.76	1.54	1.34
1	12	21	ASN	C-N	8.74	1.54	1.34
1	16	21	ASN	C-N	8.74	1.54	1.34
1	2A	21	ASN	C-N	8.74	1.54	1.34
1	3Q	21	ASN	C-N	8.74	1.54	1.34
1	3U	21	ASN	C-N	8.74	1.54	1.34
1	3Y	21	ASN	C-N	8.74	1.54	1.34
1	5E	21	ASN	C-N	8.74	1.54	1.34
1	5I	21	ASN	C-N	8.74	1.54	1.34

*Continued on next page...*

*Continued from previous page...*

Mol	Chain	Res	Type	Atoms	Z	Observed(Å)	Ideal(Å)
1	5M	21	ASN	C-N	8.74	1.54	1.34
1	62	21	ASN	C-N	8.74	1.54	1.34
1	66	21	ASN	C-N	8.74	1.54	1.34
1	7A	21	ASN	C-N	8.74	1.54	1.34
1	1A	21	ASN	C-N	8.74	1.54	1.34
1	1I	21	ASN	C-N	8.74	1.54	1.34
1	2E	21	ASN	C-N	8.74	1.54	1.34
1	26	21	ASN	C-N	8.74	1.54	1.34
1	3E	21	ASN	C-N	8.74	1.54	1.34
1	4A	21	ASN	C-N	8.74	1.54	1.34
1	4M	21	ASN	C-N	8.74	1.54	1.34
1	4U	21	ASN	C-N	8.74	1.54	1.34
1	5Q	21	ASN	C-N	8.74	1.54	1.34
1	6I	21	ASN	C-N	8.74	1.54	1.34
1	6Q	21	ASN	C-N	8.74	1.54	1.34
1	7M	21	ASN	C-N	8.74	1.54	1.34
1	1E	21	ASN	C-N	8.73	1.54	1.34
1	2M	21	ASN	C-N	8.73	1.54	1.34
1	22	21	ASN	C-N	8.73	1.54	1.34
1	3M	21	ASN	C-N	8.73	1.54	1.34
1	36	21	ASN	C-N	8.73	1.54	1.34
1	4I	21	ASN	C-N	8.73	1.54	1.34
1	4Q	21	ASN	C-N	8.73	1.54	1.34
1	5Y	21	ASN	C-N	8.73	1.54	1.34
1	6E	21	ASN	C-N	8.73	1.54	1.34
1	6Y	21	ASN	C-N	8.73	1.54	1.34
1	7I	21	ASN	C-N	8.73	1.54	1.34
1	7U	21	ASN	C-N	8.73	1.54	1.34
1	1E	19	SER	CB-OG	-8.73	1.30	1.42
1	2M	19	SER	CB-OG	-8.73	1.30	1.42
1	22	19	SER	CB-OG	-8.73	1.30	1.42
1	3M	19	SER	CB-OG	-8.73	1.30	1.42
1	36	19	SER	CB-OG	-8.73	1.30	1.42
1	4I	19	SER	CB-OG	-8.73	1.30	1.42
1	4Q	19	SER	CB-OG	-8.73	1.30	1.42
1	5Y	19	SER	CB-OG	-8.73	1.30	1.42
1	6E	19	SER	CB-OG	-8.73	1.30	1.42
1	6Y	19	SER	CB-OG	-8.73	1.30	1.42
1	7I	19	SER	CB-OG	-8.73	1.30	1.42
1	7U	19	SER	CB-OG	-8.73	1.30	1.42
1	1Q	21	ASN	C-N	8.72	1.54	1.34
1	1U	21	ASN	C-N	8.72	1.54	1.34

*Continued on next page...*

*Continued from previous page...*

Mol	Chain	Res	Type	Atoms	Z	Observed(Å)	Ideal(Å)
1	1Y	21	ASN	C-N	8.72	1.54	1.34
1	2Q	21	ASN	C-N	8.72	1.54	1.34
1	2U	21	ASN	C-N	8.72	1.54	1.34
1	2Y	21	ASN	C-N	8.72	1.54	1.34
1	42	21	ASN	C-N	8.72	1.54	1.34
1	46	21	ASN	C-N	8.72	1.54	1.34
1	5A	21	ASN	C-N	8.72	1.54	1.34
1	52	21	ASN	C-N	8.72	1.54	1.34
1	56	21	ASN	C-N	8.72	1.54	1.34
1	6A	21	ASN	C-N	8.72	1.54	1.34
1	1Q	29	TYR	CA-C	8.70	1.75	1.52
1	1U	29	TYR	CA-C	8.70	1.75	1.52
1	1Y	29	TYR	CA-C	8.70	1.75	1.52
1	2Q	29	TYR	CA-C	8.70	1.75	1.52
1	2U	29	TYR	CA-C	8.70	1.75	1.52
1	2Y	29	TYR	CA-C	8.70	1.75	1.52
1	42	29	TYR	CA-C	8.70	1.75	1.52
1	46	29	TYR	CA-C	8.70	1.75	1.52
1	5A	29	TYR	CA-C	8.70	1.75	1.52
1	52	29	TYR	CA-C	8.70	1.75	1.52
1	56	29	TYR	CA-C	8.70	1.75	1.52
1	6A	29	TYR	CA-C	8.70	1.75	1.52
1	1Q	19	SER	CB-OG	-8.70	1.30	1.42
1	1U	19	SER	CB-OG	-8.70	1.30	1.42
1	1Y	19	SER	CB-OG	-8.70	1.30	1.42
1	2Q	19	SER	CB-OG	-8.70	1.30	1.42
1	2U	19	SER	CB-OG	-8.70	1.30	1.42
1	2Y	19	SER	CB-OG	-8.70	1.30	1.42
1	42	19	SER	CB-OG	-8.70	1.30	1.42
1	46	19	SER	CB-OG	-8.70	1.30	1.42
1	5A	19	SER	CB-OG	-8.70	1.30	1.42
1	52	19	SER	CB-OG	-8.70	1.30	1.42
1	56	19	SER	CB-OG	-8.70	1.30	1.42
1	6A	19	SER	CB-OG	-8.70	1.30	1.42
1	1E	29	TYR	CA-C	8.68	1.75	1.52
1	1E	65	PHE	CG-CD2	8.68	1.51	1.38
1	12	29	TYR	CA-C	8.68	1.75	1.52
2	13	69	SER	CA-C	8.68	1.75	1.52
1	16	29	TYR	CA-C	8.68	1.75	1.52
2	17	69	SER	CA-C	8.68	1.75	1.52
1	2A	29	TYR	CA-C	8.68	1.75	1.52
2	2B	69	SER	CA-C	8.68	1.75	1.52

*Continued on next page...*

*Continued from previous page...*

Mol	Chain	Res	Type	Atoms	Z	Observed(Å)	Ideal(Å)
1	2M	29	TYR	CA-C	8.68	1.75	1.52
1	2M	65	PHE	CG-CD2	8.68	1.51	1.38
1	22	29	TYR	CA-C	8.68	1.75	1.52
1	22	65	PHE	CG-CD2	8.68	1.51	1.38
1	3M	29	TYR	CA-C	8.68	1.75	1.52
1	3M	65	PHE	CG-CD2	8.68	1.51	1.38
1	3Q	29	TYR	CA-C	8.68	1.75	1.52
2	3R	69	SER	CA-C	8.68	1.75	1.52
1	3U	29	TYR	CA-C	8.68	1.75	1.52
2	3V	69	SER	CA-C	8.68	1.75	1.52
1	3Y	29	TYR	CA-C	8.68	1.75	1.52
2	3Z	69	SER	CA-C	8.68	1.75	1.52
1	36	29	TYR	CA-C	8.68	1.75	1.52
1	36	65	PHE	CG-CD2	8.68	1.51	1.38
1	4I	29	TYR	CA-C	8.68	1.75	1.52
1	4I	65	PHE	CG-CD2	8.68	1.51	1.38
1	4Q	29	TYR	CA-C	8.68	1.75	1.52
1	4Q	65	PHE	CG-CD2	8.68	1.51	1.38
1	5E	29	TYR	CA-C	8.68	1.75	1.52
2	5F	69	SER	CA-C	8.68	1.75	1.52
1	5I	29	TYR	CA-C	8.68	1.75	1.52
2	5J	69	SER	CA-C	8.68	1.75	1.52
1	5M	29	TYR	CA-C	8.68	1.75	1.52
2	5N	69	SER	CA-C	8.68	1.75	1.52
1	5Y	29	TYR	CA-C	8.68	1.75	1.52
1	5Y	65	PHE	CG-CD2	8.68	1.51	1.38
1	6E	29	TYR	CA-C	8.68	1.75	1.52
1	6E	65	PHE	CG-CD2	8.68	1.51	1.38
1	6Y	29	TYR	CA-C	8.68	1.75	1.52
1	6Y	65	PHE	CG-CD2	8.68	1.51	1.38
1	62	29	TYR	CA-C	8.68	1.75	1.52
2	63	69	SER	CA-C	8.68	1.75	1.52
1	66	29	TYR	CA-C	8.68	1.75	1.52
2	67	69	SER	CA-C	8.68	1.75	1.52
1	7A	29	TYR	CA-C	8.68	1.75	1.52
2	7B	69	SER	CA-C	8.68	1.75	1.52
1	7I	29	TYR	CA-C	8.68	1.75	1.52
1	7I	65	PHE	CG-CD2	8.68	1.51	1.38
1	7U	29	TYR	CA-C	8.68	1.75	1.52
1	7U	65	PHE	CG-CD2	8.68	1.51	1.38
1	1A	29	TYR	CA-C	8.68	1.75	1.52
1	1I	29	TYR	CA-C	8.68	1.75	1.52

*Continued on next page...*

*Continued from previous page...*

Mol	Chain	Res	Type	Atoms	Z	Observed(Å)	Ideal(Å)
2	1N	69	SER	CA-C	8.68	1.75	1.52
1	2E	29	TYR	CA-C	8.68	1.75	1.52
1	26	29	TYR	CA-C	8.68	1.75	1.52
1	3E	29	TYR	CA-C	8.68	1.75	1.52
1	5Q	29	TYR	CA-C	8.68	1.75	1.52
1	6I	29	TYR	CA-C	8.68	1.75	1.52
1	12	151	ASN	CA-C	-8.68	1.30	1.52
1	16	151	ASN	CA-C	-8.68	1.30	1.52
1	2A	151	ASN	CA-C	-8.68	1.30	1.52
2	2J	69	SER	CA-C	8.68	1.75	1.52
2	3B	69	SER	CA-C	8.68	1.75	1.52
2	3J	69	SER	CA-C	8.68	1.75	1.52
1	6Q	29	TYR	CA-C	8.68	1.75	1.52
1	3Q	151	ASN	CA-C	-8.68	1.30	1.52
1	3U	151	ASN	CA-C	-8.68	1.30	1.52
1	3Y	151	ASN	CA-C	-8.68	1.30	1.52
2	33	69	SER	CA-C	8.68	1.75	1.52
1	4A	29	TYR	CA-C	8.68	1.75	1.52
2	4F	69	SER	CA-C	8.68	1.75	1.52
1	4M	29	TYR	CA-C	8.68	1.75	1.52
1	4U	29	TYR	CA-C	8.68	1.75	1.52
2	4Z	69	SER	CA-C	8.68	1.75	1.52
1	5E	151	ASN	CA-C	-8.68	1.30	1.52
1	5I	151	ASN	CA-C	-8.68	1.30	1.52
1	5M	151	ASN	CA-C	-8.68	1.30	1.52
2	5V	69	SER	CA-C	8.68	1.75	1.52
2	6N	69	SER	CA-C	8.68	1.75	1.52
2	6V	69	SER	CA-C	8.68	1.75	1.52
1	7M	29	TYR	CA-C	8.68	1.75	1.52
1	62	151	ASN	CA-C	-8.68	1.30	1.52
1	66	151	ASN	CA-C	-8.68	1.30	1.52
1	7A	151	ASN	CA-C	-8.68	1.30	1.52
2	7F	69	SER	CA-C	8.68	1.75	1.52
2	7R	69	SER	CA-C	8.68	1.75	1.52
1	1A	19	SER	CB-OG	-8.68	1.30	1.42
2	1B	69	SER	CA-C	8.68	1.75	1.52
1	1E	151	ASN	CA-C	-8.68	1.30	1.52
1	1I	19	SER	CB-OG	-8.68	1.30	1.42
2	1J	69	SER	CA-C	8.68	1.75	1.52
1	2E	19	SER	CB-OG	-8.68	1.30	1.42
2	2F	69	SER	CA-C	8.68	1.75	1.52
1	2M	151	ASN	CA-C	-8.68	1.30	1.52

*Continued on next page...*

*Continued from previous page...*

Mol	Chain	Res	Type	Atoms	Z	Observed(Å)	Ideal(Å)
1	22	151	ASN	CA-C	-8.68	1.30	1.52
1	26	19	SER	CB-OG	-8.68	1.30	1.42
2	27	69	SER	CA-C	8.68	1.75	1.52
1	3E	19	SER	CB-OG	-8.68	1.30	1.42
2	3F	69	SER	CA-C	8.68	1.75	1.52
1	3M	151	ASN	CA-C	-8.68	1.30	1.52
1	36	151	ASN	CA-C	-8.68	1.30	1.52
1	4A	19	SER	CB-OG	-8.68	1.30	1.42
2	4B	69	SER	CA-C	8.68	1.75	1.52
1	4I	151	ASN	CA-C	-8.68	1.30	1.52
1	4M	19	SER	CB-OG	-8.68	1.30	1.42
2	4N	69	SER	CA-C	8.68	1.75	1.52
1	4Q	151	ASN	CA-C	-8.68	1.30	1.52
1	4U	19	SER	CB-OG	-8.68	1.30	1.42
2	4V	69	SER	CA-C	8.68	1.75	1.52
1	5Q	19	SER	CB-OG	-8.68	1.30	1.42
2	5R	69	SER	CA-C	8.68	1.75	1.52
1	5Y	151	ASN	CA-C	-8.68	1.30	1.52
1	6E	151	ASN	CA-C	-8.68	1.30	1.52
1	6I	19	SER	CB-OG	-8.68	1.30	1.42
2	6J	69	SER	CA-C	8.68	1.75	1.52
1	6Q	19	SER	CB-OG	-8.68	1.30	1.42
2	6R	69	SER	CA-C	8.68	1.75	1.52
1	6Y	151	ASN	CA-C	-8.68	1.30	1.52
1	7I	151	ASN	CA-C	-8.68	1.30	1.52
1	7M	19	SER	CB-OG	-8.68	1.30	1.42
2	7N	69	SER	CA-C	8.68	1.75	1.52
1	7U	151	ASN	CA-C	-8.68	1.30	1.52
1	1A	151	ASN	CA-C	-8.67	1.30	1.52
2	1F	69	SER	CA-C	8.67	1.75	1.52
1	1I	151	ASN	CA-C	-8.67	1.30	1.52
1	2E	151	ASN	CA-C	-8.67	1.30	1.52
2	2N	69	SER	CA-C	8.67	1.75	1.52
2	23	69	SER	CA-C	8.67	1.75	1.52
1	26	151	ASN	CA-C	-8.67	1.30	1.52
1	3E	151	ASN	CA-C	-8.67	1.30	1.52
2	3N	69	SER	CA-C	8.67	1.75	1.52
2	37	69	SER	CA-C	8.67	1.75	1.52
1	4A	151	ASN	CA-C	-8.67	1.30	1.52
2	4J	69	SER	CA-C	8.67	1.75	1.52
1	4M	151	ASN	CA-C	-8.67	1.30	1.52
2	4R	69	SER	CA-C	8.67	1.75	1.52

*Continued on next page...*

*Continued from previous page...*

Mol	Chain	Res	Type	Atoms	Z	Observed(Å)	Ideal(Å)
1	4U	151	ASN	CA-C	-8.67	1.30	1.52
1	5Q	151	ASN	CA-C	-8.67	1.30	1.52
2	5Z	69	SER	CA-C	8.67	1.75	1.52
2	6F	69	SER	CA-C	8.67	1.75	1.52
1	6I	151	ASN	CA-C	-8.67	1.30	1.52
1	6Q	151	ASN	CA-C	-8.67	1.30	1.52
2	6Z	69	SER	CA-C	8.67	1.75	1.52
2	7J	69	SER	CA-C	8.67	1.75	1.52
1	7M	151	ASN	CA-C	-8.67	1.30	1.52
2	7V	69	SER	CA-C	8.67	1.75	1.52
1	1M	29	TYR	CA-C	8.67	1.75	1.52
1	1Q	65	PHE	CG-CD2	8.67	1.51	1.38
1	1Q	151	ASN	CA-C	-8.67	1.30	1.52
1	1U	65	PHE	CG-CD2	8.67	1.51	1.38
1	1U	151	ASN	CA-C	-8.67	1.30	1.52
1	1Y	65	PHE	CG-CD2	8.67	1.51	1.38
1	1Y	151	ASN	CA-C	-8.67	1.30	1.52
1	12	65	PHE	CG-CD2	8.67	1.51	1.38
1	16	65	PHE	CG-CD2	8.67	1.51	1.38
1	2A	65	PHE	CG-CD2	8.67	1.51	1.38
1	2I	29	TYR	CA-C	8.67	1.75	1.52
1	2Q	65	PHE	CG-CD2	8.67	1.51	1.38
1	2Q	151	ASN	CA-C	-8.67	1.30	1.52
1	2U	65	PHE	CG-CD2	8.67	1.51	1.38
1	2U	151	ASN	CA-C	-8.67	1.30	1.52
1	2Y	65	PHE	CG-CD2	8.67	1.51	1.38
1	2Y	151	ASN	CA-C	-8.67	1.30	1.52
1	3A	29	TYR	CA-C	8.67	1.75	1.52
1	3I	29	TYR	CA-C	8.67	1.75	1.52
1	3Q	65	PHE	CG-CD2	8.67	1.51	1.38
1	3U	65	PHE	CG-CD2	8.67	1.51	1.38
1	3Y	65	PHE	CG-CD2	8.67	1.51	1.38
1	32	29	TYR	CA-C	8.67	1.75	1.52
1	4E	29	TYR	CA-C	8.67	1.75	1.52
1	4Y	29	TYR	CA-C	8.67	1.75	1.52
1	42	65	PHE	CG-CD2	8.67	1.51	1.38
1	42	151	ASN	CA-C	-8.67	1.30	1.52
1	46	65	PHE	CG-CD2	8.67	1.51	1.38
1	46	151	ASN	CA-C	-8.67	1.30	1.52
1	5A	65	PHE	CG-CD2	8.67	1.51	1.38
1	5A	151	ASN	CA-C	-8.67	1.30	1.52
1	5E	65	PHE	CG-CD2	8.67	1.51	1.38

*Continued on next page...*

*Continued from previous page...*

Mol	Chain	Res	Type	Atoms	Z	Observed(Å)	Ideal(Å)
1	5I	65	PHE	CG-CD2	8.67	1.51	1.38
1	5M	65	PHE	CG-CD2	8.67	1.51	1.38
1	5U	29	TYR	CA-C	8.67	1.75	1.52
1	52	65	PHE	CG-CD2	8.67	1.51	1.38
1	52	151	ASN	CA-C	-8.67	1.30	1.52
1	56	65	PHE	CG-CD2	8.67	1.51	1.38
1	56	151	ASN	CA-C	-8.67	1.30	1.52
1	6A	65	PHE	CG-CD2	8.67	1.51	1.38
1	6A	151	ASN	CA-C	-8.67	1.30	1.52
1	6M	29	TYR	CA-C	8.67	1.75	1.52
1	6U	29	TYR	CA-C	8.67	1.75	1.52
1	62	65	PHE	CG-CD2	8.67	1.51	1.38
1	66	65	PHE	CG-CD2	8.67	1.51	1.38
1	7A	65	PHE	CG-CD2	8.67	1.51	1.38
1	7E	29	TYR	CA-C	8.67	1.75	1.52
1	7Q	29	TYR	CA-C	8.67	1.75	1.52
2	1R	69	SER	CA-C	8.66	1.75	1.52
2	1V	69	SER	CA-C	8.66	1.75	1.52
2	1Z	69	SER	CA-C	8.66	1.75	1.52
2	2R	69	SER	CA-C	8.66	1.75	1.52
2	2V	69	SER	CA-C	8.66	1.75	1.52
2	2Z	69	SER	CA-C	8.66	1.75	1.52
2	43	69	SER	CA-C	8.66	1.75	1.52
2	47	69	SER	CA-C	8.66	1.75	1.52
2	5B	69	SER	CA-C	8.66	1.75	1.52
2	53	69	SER	CA-C	8.66	1.75	1.52
2	57	69	SER	CA-C	8.66	1.75	1.52
2	6B	69	SER	CA-C	8.66	1.75	1.52
1	1A	65	PHE	CG-CD2	8.66	1.51	1.38
1	1E	91	PRO	C-O	-8.66	1.05	1.23
1	1I	65	PHE	CG-CD2	8.66	1.51	1.38
1	2E	65	PHE	CG-CD2	8.66	1.51	1.38
1	2M	91	PRO	C-O	-8.66	1.05	1.23
1	22	91	PRO	C-O	-8.66	1.05	1.23
1	26	65	PHE	CG-CD2	8.66	1.51	1.38
1	3E	65	PHE	CG-CD2	8.66	1.51	1.38
1	3M	91	PRO	C-O	-8.66	1.05	1.23
1	36	91	PRO	C-O	-8.66	1.05	1.23
1	4A	65	PHE	CG-CD2	8.66	1.51	1.38
1	4I	91	PRO	C-O	-8.66	1.05	1.23
1	4M	65	PHE	CG-CD2	8.66	1.51	1.38
1	4Q	91	PRO	C-O	-8.66	1.05	1.23

*Continued on next page...*



*Continued from previous page...*

Mol	Chain	Res	Type	Atoms	Z	Observed(Å)	Ideal(Å)
1	4U	65	PHE	CG-CD2	8.66	1.51	1.38
1	5Q	65	PHE	CG-CD2	8.66	1.51	1.38
1	5Y	91	PRO	C-O	-8.66	1.05	1.23
1	6E	91	PRO	C-O	-8.66	1.05	1.23
1	6I	65	PHE	CG-CD2	8.66	1.51	1.38
1	6Q	65	PHE	CG-CD2	8.66	1.51	1.38
1	6Y	91	PRO	C-O	-8.66	1.05	1.23
1	7I	91	PRO	C-O	-8.66	1.05	1.23
1	7M	65	PHE	CG-CD2	8.66	1.51	1.38
1	7U	91	PRO	C-O	-8.66	1.05	1.23
1	1M	65	PHE	CG-CD2	8.66	1.51	1.38
2	1N	79	VAL	C-O	8.66	1.39	1.23
2	13	79	VAL	C-O	8.66	1.39	1.23
2	17	79	VAL	C-O	8.66	1.39	1.23
2	2B	79	VAL	C-O	8.66	1.39	1.23
1	2I	65	PHE	CG-CD2	8.66	1.51	1.38
2	2J	79	VAL	C-O	8.66	1.39	1.23
1	3A	65	PHE	CG-CD2	8.66	1.51	1.38
2	3B	79	VAL	C-O	8.66	1.39	1.23
1	3I	65	PHE	CG-CD2	8.66	1.51	1.38
2	3J	79	VAL	C-O	8.66	1.39	1.23
2	3R	79	VAL	C-O	8.66	1.39	1.23
2	3V	79	VAL	C-O	8.66	1.39	1.23
2	3Z	79	VAL	C-O	8.66	1.39	1.23
1	32	65	PHE	CG-CD2	8.66	1.51	1.38
2	33	79	VAL	C-O	8.66	1.39	1.23
1	4E	65	PHE	CG-CD2	8.66	1.51	1.38
2	4F	79	VAL	C-O	8.66	1.39	1.23
1	4Y	65	PHE	CG-CD2	8.66	1.51	1.38
2	4Z	79	VAL	C-O	8.66	1.39	1.23
2	5F	79	VAL	C-O	8.66	1.39	1.23
2	5J	79	VAL	C-O	8.66	1.39	1.23
2	5N	79	VAL	C-O	8.66	1.39	1.23
1	5U	65	PHE	CG-CD2	8.66	1.51	1.38
2	5V	79	VAL	C-O	8.66	1.39	1.23
1	6M	65	PHE	CG-CD2	8.66	1.51	1.38
2	6N	79	VAL	C-O	8.66	1.39	1.23
1	6U	65	PHE	CG-CD2	8.66	1.51	1.38
2	6V	79	VAL	C-O	8.66	1.39	1.23
2	63	79	VAL	C-O	8.66	1.39	1.23
2	67	79	VAL	C-O	8.66	1.39	1.23
2	7B	79	VAL	C-O	8.66	1.39	1.23

*Continued on next page...*

*Continued from previous page...*

Mol	Chain	Res	Type	Atoms	Z	Observed(Å)	Ideal(Å)
1	7E	65	PHE	CG-CD2	8.66	1.51	1.38
2	7F	79	VAL	C-O	8.66	1.39	1.23
1	7Q	65	PHE	CG-CD2	8.66	1.51	1.38
2	7R	79	VAL	C-O	8.66	1.39	1.23
1	1M	151	ASN	CA-C	-8.65	1.30	1.52
1	2I	151	ASN	CA-C	-8.65	1.30	1.52
1	3A	151	ASN	CA-C	-8.65	1.30	1.52
1	3I	151	ASN	CA-C	-8.65	1.30	1.52
1	32	151	ASN	CA-C	-8.65	1.30	1.52
1	4E	151	ASN	CA-C	-8.65	1.30	1.52
1	4Y	151	ASN	CA-C	-8.65	1.30	1.52
1	5U	151	ASN	CA-C	-8.65	1.30	1.52
1	6M	151	ASN	CA-C	-8.65	1.30	1.52
1	6U	151	ASN	CA-C	-8.65	1.30	1.52
1	7E	151	ASN	CA-C	-8.65	1.30	1.52
1	7Q	151	ASN	CA-C	-8.65	1.30	1.52
1	12	19	SER	CB-OG	-8.65	1.31	1.42
1	12	180	VAL	CB-CG1	-8.65	1.34	1.52
1	16	19	SER	CB-OG	-8.65	1.31	1.42
1	16	180	VAL	CB-CG1	-8.65	1.34	1.52
1	2A	19	SER	CB-OG	-8.65	1.31	1.42
1	2A	180	VAL	CB-CG1	-8.65	1.34	1.52
1	3Q	19	SER	CB-OG	-8.65	1.31	1.42
1	3Q	180	VAL	CB-CG1	-8.65	1.34	1.52
1	3U	19	SER	CB-OG	-8.65	1.31	1.42
1	3U	180	VAL	CB-CG1	-8.65	1.34	1.52
1	3Y	19	SER	CB-OG	-8.65	1.31	1.42
1	3Y	180	VAL	CB-CG1	-8.65	1.34	1.52
1	5E	19	SER	CB-OG	-8.65	1.31	1.42
1	5E	180	VAL	CB-CG1	-8.65	1.34	1.52
1	5I	19	SER	CB-OG	-8.65	1.31	1.42
1	5I	180	VAL	CB-CG1	-8.65	1.34	1.52
1	5M	19	SER	CB-OG	-8.65	1.31	1.42
1	5M	180	VAL	CB-CG1	-8.65	1.34	1.52
1	62	19	SER	CB-OG	-8.65	1.31	1.42
1	62	180	VAL	CB-CG1	-8.65	1.34	1.52
1	66	19	SER	CB-OG	-8.65	1.31	1.42
1	66	180	VAL	CB-CG1	-8.65	1.34	1.52
1	7A	19	SER	CB-OG	-8.65	1.31	1.42
1	7A	180	VAL	CB-CG1	-8.65	1.34	1.52
1	1M	19	SER	CB-OG	-8.64	1.31	1.42
1	2I	19	SER	CB-OG	-8.64	1.31	1.42

*Continued on next page...*

*Continued from previous page...*

Mol	Chain	Res	Type	Atoms	Z	Observed(Å)	Ideal(Å)
1	3A	19	SER	CB-OG	-8.64	1.31	1.42
1	3I	19	SER	CB-OG	-8.64	1.31	1.42
1	32	19	SER	CB-OG	-8.64	1.31	1.42
1	4E	19	SER	CB-OG	-8.64	1.31	1.42
1	4Y	19	SER	CB-OG	-8.64	1.31	1.42
1	5U	19	SER	CB-OG	-8.64	1.31	1.42
1	6M	19	SER	CB-OG	-8.64	1.31	1.42
1	6U	19	SER	CB-OG	-8.64	1.31	1.42
1	7E	19	SER	CB-OG	-8.64	1.31	1.42
1	7Q	19	SER	CB-OG	-8.64	1.31	1.42
2	1R	79	VAL	C-O	8.64	1.39	1.23
2	1V	79	VAL	C-O	8.64	1.39	1.23
2	1Z	79	VAL	C-O	8.64	1.39	1.23
2	2R	79	VAL	C-O	8.64	1.39	1.23
2	2V	79	VAL	C-O	8.64	1.39	1.23
2	2Z	79	VAL	C-O	8.64	1.39	1.23
2	43	79	VAL	C-O	8.64	1.39	1.23
2	47	79	VAL	C-O	8.64	1.39	1.23
2	5B	79	VAL	C-O	8.64	1.39	1.23
2	53	79	VAL	C-O	8.64	1.39	1.23
2	57	79	VAL	C-O	8.64	1.39	1.23
2	6B	79	VAL	C-O	8.64	1.39	1.23
2	1B	79	VAL	C-O	8.64	1.39	1.23
2	1F	79	VAL	C-O	8.63	1.39	1.23
2	1J	79	VAL	C-O	8.64	1.39	1.23
2	2F	79	VAL	C-O	8.64	1.39	1.23
2	2N	79	VAL	C-O	8.63	1.39	1.23
2	23	79	VAL	C-O	8.63	1.39	1.23
2	27	79	VAL	C-O	8.64	1.39	1.23
2	3F	79	VAL	C-O	8.64	1.39	1.23
2	3N	79	VAL	C-O	8.63	1.39	1.23
2	37	79	VAL	C-O	8.63	1.39	1.23
2	4B	79	VAL	C-O	8.64	1.39	1.23
2	4J	79	VAL	C-O	8.63	1.39	1.23
2	4N	79	VAL	C-O	8.64	1.39	1.23
2	4R	79	VAL	C-O	8.63	1.39	1.23
2	4V	79	VAL	C-O	8.64	1.39	1.23
2	5R	79	VAL	C-O	8.64	1.39	1.23
2	5Z	79	VAL	C-O	8.63	1.39	1.23
2	6F	79	VAL	C-O	8.63	1.39	1.23
2	6J	79	VAL	C-O	8.64	1.39	1.23
2	6R	79	VAL	C-O	8.64	1.39	1.23

*Continued on next page...*

*Continued from previous page...*

Mol	Chain	Res	Type	Atoms	Z	Observed(Å)	Ideal(Å)
2	6Z	79	VAL	C-O	8.63	1.39	1.23
2	7J	79	VAL	C-O	8.63	1.39	1.23
2	7N	79	VAL	C-O	8.64	1.39	1.23
2	7V	79	VAL	C-O	8.63	1.39	1.23
1	1A	91	PRO	C-O	-8.63	1.05	1.23
1	1I	91	PRO	C-O	-8.63	1.05	1.23
1	1M	180	VAL	CB-CG1	-8.63	1.34	1.52
1	2E	91	PRO	C-O	-8.63	1.05	1.23
1	2I	180	VAL	CB-CG1	-8.63	1.34	1.52
1	26	91	PRO	C-O	-8.63	1.05	1.23
1	3A	180	VAL	CB-CG1	-8.63	1.34	1.52
1	3E	91	PRO	C-O	-8.63	1.05	1.23
1	3I	180	VAL	CB-CG1	-8.63	1.34	1.52
1	32	180	VAL	CB-CG1	-8.63	1.34	1.52
1	4A	91	PRO	C-O	-8.63	1.05	1.23
1	4E	180	VAL	CB-CG1	-8.63	1.34	1.52
1	4M	91	PRO	C-O	-8.63	1.05	1.23
1	4U	91	PRO	C-O	-8.63	1.05	1.23
1	4Y	180	VAL	CB-CG1	-8.63	1.34	1.52
1	5Q	91	PRO	C-O	-8.63	1.05	1.23
1	5U	180	VAL	CB-CG1	-8.63	1.34	1.52
1	6I	91	PRO	C-O	-8.63	1.05	1.23
1	6M	180	VAL	CB-CG1	-8.63	1.34	1.52
1	6Q	91	PRO	C-O	-8.63	1.05	1.23
1	6U	180	VAL	CB-CG1	-8.63	1.34	1.52
1	7E	180	VAL	CB-CG1	-8.63	1.34	1.52
1	7M	91	PRO	C-O	-8.63	1.05	1.23
1	7Q	180	VAL	CB-CG1	-8.63	1.34	1.52
2	1B	223	ASP	C-O	8.62	1.39	1.23
2	1J	223	ASP	C-O	8.62	1.39	1.23
2	2F	223	ASP	C-O	8.62	1.39	1.23
2	27	223	ASP	C-O	8.62	1.39	1.23
2	3F	223	ASP	C-O	8.62	1.39	1.23
2	4B	223	ASP	C-O	8.62	1.39	1.23
2	4N	223	ASP	C-O	8.62	1.39	1.23
2	4V	223	ASP	C-O	8.62	1.39	1.23
2	5R	223	ASP	C-O	8.62	1.39	1.23
2	6J	223	ASP	C-O	8.62	1.39	1.23
2	6R	223	ASP	C-O	8.62	1.39	1.23
2	7N	223	ASP	C-O	8.62	1.39	1.23
1	1A	180	VAL	CB-CG1	-8.62	1.34	1.52
1	1I	180	VAL	CB-CG1	-8.62	1.34	1.52

*Continued on next page...*

*Continued from previous page...*

Mol	Chain	Res	Type	Atoms	Z	Observed(Å)	Ideal(Å)
1	2E	180	VAL	CB-CG1	-8.62	1.34	1.52
1	26	180	VAL	CB-CG1	-8.62	1.34	1.52
1	3E	180	VAL	CB-CG1	-8.62	1.34	1.52
1	4A	180	VAL	CB-CG1	-8.62	1.34	1.52
1	4M	180	VAL	CB-CG1	-8.62	1.34	1.52
1	4U	180	VAL	CB-CG1	-8.62	1.34	1.52
1	5Q	180	VAL	CB-CG1	-8.62	1.34	1.52
1	6I	180	VAL	CB-CG1	-8.62	1.34	1.52
1	6Q	180	VAL	CB-CG1	-8.62	1.34	1.52
1	7M	180	VAL	CB-CG1	-8.62	1.34	1.52
1	1M	91	PRO	C-O	-8.62	1.06	1.23
1	2I	91	PRO	C-O	-8.62	1.06	1.23
1	3A	91	PRO	C-O	-8.62	1.06	1.23
1	3I	91	PRO	C-O	-8.62	1.06	1.23
1	32	91	PRO	C-O	-8.62	1.06	1.23
1	4E	91	PRO	C-O	-8.62	1.06	1.23
1	4Y	91	PRO	C-O	-8.62	1.06	1.23
1	5U	91	PRO	C-O	-8.62	1.06	1.23
1	6M	91	PRO	C-O	-8.62	1.06	1.23
1	6U	91	PRO	C-O	-8.62	1.06	1.23
1	7E	91	PRO	C-O	-8.62	1.06	1.23
1	7Q	91	PRO	C-O	-8.62	1.06	1.23
1	1Q	91	PRO	C-O	-8.61	1.06	1.23
1	1U	91	PRO	C-O	-8.61	1.06	1.23
1	1Y	91	PRO	C-O	-8.61	1.06	1.23
2	13	60	ARG	NE-CZ	-8.61	1.21	1.33
2	17	60	ARG	NE-CZ	-8.61	1.21	1.33
2	2B	60	ARG	NE-CZ	-8.61	1.21	1.33
1	2Q	91	PRO	C-O	-8.61	1.06	1.23
1	2U	91	PRO	C-O	-8.61	1.06	1.23
1	2Y	91	PRO	C-O	-8.61	1.06	1.23
2	3R	60	ARG	NE-CZ	-8.61	1.21	1.33
2	3V	60	ARG	NE-CZ	-8.61	1.21	1.33
2	3Z	60	ARG	NE-CZ	-8.61	1.21	1.33
1	42	91	PRO	C-O	-8.61	1.06	1.23
1	46	91	PRO	C-O	-8.61	1.06	1.23
1	5A	91	PRO	C-O	-8.61	1.06	1.23
2	5F	60	ARG	NE-CZ	-8.61	1.21	1.33
2	5J	60	ARG	NE-CZ	-8.61	1.21	1.33
2	5N	60	ARG	NE-CZ	-8.61	1.21	1.33
1	52	91	PRO	C-O	-8.61	1.06	1.23
1	56	91	PRO	C-O	-8.61	1.06	1.23

*Continued on next page...*

*Continued from previous page...*

Mol	Chain	Res	Type	Atoms	Z	Observed(Å)	Ideal(Å)
1	6A	91	PRO	C-O	-8.61	1.06	1.23
2	63	60	ARG	NE-CZ	-8.61	1.21	1.33
2	67	60	ARG	NE-CZ	-8.61	1.21	1.33
2	7B	60	ARG	NE-CZ	-8.61	1.21	1.33
2	1B	60	ARG	NE-CZ	-8.61	1.21	1.33
2	1J	60	ARG	NE-CZ	-8.61	1.21	1.33
2	1N	60	ARG	NE-CZ	-8.61	1.21	1.33
2	1R	60	ARG	NE-CZ	-8.61	1.21	1.33
2	1V	60	ARG	NE-CZ	-8.61	1.21	1.33
2	1Z	60	ARG	NE-CZ	-8.61	1.21	1.33
2	2F	60	ARG	NE-CZ	-8.61	1.21	1.33
2	2J	60	ARG	NE-CZ	-8.61	1.21	1.33
2	2R	60	ARG	NE-CZ	-8.61	1.21	1.33
2	2V	60	ARG	NE-CZ	-8.61	1.21	1.33
2	2Z	60	ARG	NE-CZ	-8.61	1.21	1.33
2	27	60	ARG	NE-CZ	-8.61	1.21	1.33
2	3B	60	ARG	NE-CZ	-8.61	1.21	1.33
2	3F	60	ARG	NE-CZ	-8.61	1.21	1.33
2	3J	60	ARG	NE-CZ	-8.61	1.21	1.33
2	33	60	ARG	NE-CZ	-8.61	1.21	1.33
2	4B	60	ARG	NE-CZ	-8.61	1.21	1.33
2	4F	60	ARG	NE-CZ	-8.61	1.21	1.33
2	4N	60	ARG	NE-CZ	-8.61	1.21	1.33
2	4V	60	ARG	NE-CZ	-8.61	1.21	1.33
2	4Z	60	ARG	NE-CZ	-8.61	1.21	1.33
2	43	60	ARG	NE-CZ	-8.61	1.21	1.33
2	47	60	ARG	NE-CZ	-8.61	1.21	1.33
2	5B	60	ARG	NE-CZ	-8.61	1.21	1.33
2	5R	60	ARG	NE-CZ	-8.61	1.21	1.33
2	5V	60	ARG	NE-CZ	-8.61	1.21	1.33
2	53	60	ARG	NE-CZ	-8.61	1.21	1.33
2	57	60	ARG	NE-CZ	-8.61	1.21	1.33
2	6B	60	ARG	NE-CZ	-8.61	1.21	1.33
2	6J	60	ARG	NE-CZ	-8.61	1.21	1.33
2	6N	60	ARG	NE-CZ	-8.61	1.21	1.33
2	6R	60	ARG	NE-CZ	-8.61	1.21	1.33
2	6V	60	ARG	NE-CZ	-8.61	1.21	1.33
2	7F	60	ARG	NE-CZ	-8.61	1.21	1.33
2	7N	60	ARG	NE-CZ	-8.61	1.21	1.33
2	7R	60	ARG	NE-CZ	-8.61	1.21	1.33
2	13	223	ASP	C-O	8.61	1.39	1.23
2	17	223	ASP	C-O	8.61	1.39	1.23

*Continued on next page...*

*Continued from previous page...*

Mol	Chain	Res	Type	Atoms	Z	Observed(Å)	Ideal(Å)
2	2B	223	ASP	C-O	8.61	1.39	1.23
2	3R	223	ASP	C-O	8.61	1.39	1.23
2	3V	223	ASP	C-O	8.61	1.39	1.23
2	3Z	223	ASP	C-O	8.61	1.39	1.23
2	5F	223	ASP	C-O	8.61	1.39	1.23
2	5J	223	ASP	C-O	8.61	1.39	1.23
2	5N	223	ASP	C-O	8.61	1.39	1.23
2	63	223	ASP	C-O	8.61	1.39	1.23
2	67	223	ASP	C-O	8.61	1.39	1.23
2	7B	223	ASP	C-O	8.61	1.39	1.23
1	12	91	PRO	C-O	-8.60	1.06	1.23
1	16	91	PRO	C-O	-8.60	1.06	1.23
1	2A	91	PRO	C-O	-8.60	1.06	1.23
1	3Q	91	PRO	C-O	-8.60	1.06	1.23
1	3U	91	PRO	C-O	-8.60	1.06	1.23
1	3Y	91	PRO	C-O	-8.60	1.06	1.23
1	5E	91	PRO	C-O	-8.60	1.06	1.23
1	5I	91	PRO	C-O	-8.60	1.06	1.23
1	5M	91	PRO	C-O	-8.60	1.06	1.23
1	62	91	PRO	C-O	-8.60	1.06	1.23
1	66	91	PRO	C-O	-8.60	1.06	1.23
1	7A	91	PRO	C-O	-8.60	1.06	1.23
2	1F	60	ARG	NE-CZ	-8.60	1.21	1.33
1	1Q	180	VAL	CB-CG1	-8.60	1.34	1.52
2	1R	40	ASN	C-N	8.60	1.53	1.34
1	1U	180	VAL	CB-CG1	-8.60	1.34	1.52
2	1V	40	ASN	C-N	8.60	1.53	1.34
1	1Y	180	VAL	CB-CG1	-8.60	1.34	1.52
2	1Z	40	ASN	C-N	8.60	1.53	1.34
2	2N	60	ARG	NE-CZ	-8.60	1.21	1.33
1	2Q	180	VAL	CB-CG1	-8.60	1.34	1.52
2	2R	40	ASN	C-N	8.60	1.53	1.34
1	2U	180	VAL	CB-CG1	-8.60	1.34	1.52
2	2V	40	ASN	C-N	8.60	1.53	1.34
1	2Y	180	VAL	CB-CG1	-8.60	1.34	1.52
2	2Z	40	ASN	C-N	8.60	1.53	1.34
2	23	60	ARG	NE-CZ	-8.60	1.21	1.33
2	3N	60	ARG	NE-CZ	-8.60	1.21	1.33
2	37	60	ARG	NE-CZ	-8.60	1.21	1.33
2	4J	60	ARG	NE-CZ	-8.60	1.21	1.33
2	4R	60	ARG	NE-CZ	-8.60	1.21	1.33
1	42	180	VAL	CB-CG1	-8.60	1.34	1.52

*Continued on next page...*



*Continued from previous page...*

Mol	Chain	Res	Type	Atoms	Z	Observed(Å)	Ideal(Å)
2	43	40	ASN	C-N	8.60	1.53	1.34
1	46	180	VAL	CB-CG1	-8.60	1.34	1.52
2	47	40	ASN	C-N	8.60	1.53	1.34
1	5A	180	VAL	CB-CG1	-8.60	1.34	1.52
2	5B	40	ASN	C-N	8.60	1.53	1.34
2	5Z	60	ARG	NE-CZ	-8.60	1.21	1.33
1	52	180	VAL	CB-CG1	-8.60	1.34	1.52
2	53	40	ASN	C-N	8.60	1.53	1.34
1	56	180	VAL	CB-CG1	-8.60	1.34	1.52
2	57	40	ASN	C-N	8.60	1.53	1.34
1	6A	180	VAL	CB-CG1	-8.60	1.34	1.52
2	6B	40	ASN	C-N	8.60	1.53	1.34
2	6F	60	ARG	NE-CZ	-8.60	1.21	1.33
2	6Z	60	ARG	NE-CZ	-8.60	1.21	1.33
2	7J	60	ARG	NE-CZ	-8.60	1.21	1.33
2	7V	60	ARG	NE-CZ	-8.60	1.21	1.33
2	1F	223	ASP	C-O	8.60	1.39	1.23
2	2N	223	ASP	C-O	8.60	1.39	1.23
2	23	223	ASP	C-O	8.60	1.39	1.23
2	3N	223	ASP	C-O	8.60	1.39	1.23
2	37	223	ASP	C-O	8.60	1.39	1.23
2	4J	223	ASP	C-O	8.60	1.39	1.23
2	4R	223	ASP	C-O	8.60	1.39	1.23
2	5Z	223	ASP	C-O	8.60	1.39	1.23
2	6F	223	ASP	C-O	8.60	1.39	1.23
2	6Z	223	ASP	C-O	8.60	1.39	1.23
2	7J	223	ASP	C-O	8.60	1.39	1.23
2	7V	223	ASP	C-O	8.60	1.39	1.23
2	1B	224	VAL	CA-C	8.60	1.75	1.52
2	1J	224	VAL	CA-C	8.60	1.75	1.52
2	1N	41	PHE	CG-CD1	-8.60	1.25	1.38
2	13	224	VAL	CA-C	8.60	1.75	1.52
2	17	224	VAL	CA-C	8.60	1.75	1.52
2	2B	224	VAL	CA-C	8.60	1.75	1.52
2	2F	224	VAL	CA-C	8.60	1.75	1.52
2	2J	41	PHE	CG-CD1	-8.60	1.25	1.38
2	27	224	VAL	CA-C	8.60	1.75	1.52
2	3B	41	PHE	CG-CD1	-8.60	1.25	1.38
2	3F	224	VAL	CA-C	8.60	1.75	1.52
2	3J	41	PHE	CG-CD1	-8.60	1.25	1.38
2	3R	224	VAL	CA-C	8.60	1.75	1.52
2	3V	224	VAL	CA-C	8.60	1.75	1.52

*Continued on next page...*



*Continued from previous page...*

Mol	Chain	Res	Type	Atoms	Z	Observed(Å)	Ideal(Å)
2	3Z	224	VAL	CA-C	8.60	1.75	1.52
2	33	41	PHE	CG-CD1	-8.60	1.25	1.38
2	4B	224	VAL	CA-C	8.60	1.75	1.52
2	4F	41	PHE	CG-CD1	-8.60	1.25	1.38
2	4N	224	VAL	CA-C	8.60	1.75	1.52
2	4V	224	VAL	CA-C	8.60	1.75	1.52
2	4Z	41	PHE	CG-CD1	-8.60	1.25	1.38
2	5F	224	VAL	CA-C	8.60	1.75	1.52
2	5J	224	VAL	CA-C	8.60	1.75	1.52
2	5N	224	VAL	CA-C	8.60	1.75	1.52
2	5R	224	VAL	CA-C	8.60	1.75	1.52
2	5V	41	PHE	CG-CD1	-8.60	1.25	1.38
2	6J	224	VAL	CA-C	8.60	1.75	1.52
2	6N	41	PHE	CG-CD1	-8.60	1.25	1.38
2	6R	224	VAL	CA-C	8.60	1.75	1.52
2	6V	41	PHE	CG-CD1	-8.60	1.25	1.38
2	63	224	VAL	CA-C	8.60	1.75	1.52
2	67	224	VAL	CA-C	8.60	1.75	1.52
2	7B	224	VAL	CA-C	8.60	1.75	1.52
2	7F	41	PHE	CG-CD1	-8.60	1.25	1.38
2	7N	224	VAL	CA-C	8.60	1.75	1.52
2	7R	41	PHE	CG-CD1	-8.60	1.25	1.38
2	1F	41	PHE	CG-CD1	-8.59	1.25	1.38
2	2N	41	PHE	CG-CD1	-8.59	1.25	1.38
2	23	41	PHE	CG-CD1	-8.59	1.25	1.38
2	3N	41	PHE	CG-CD1	-8.59	1.25	1.38
2	37	41	PHE	CG-CD1	-8.59	1.25	1.38
2	4J	41	PHE	CG-CD1	-8.59	1.25	1.38
2	4R	41	PHE	CG-CD1	-8.59	1.25	1.38
2	5Z	41	PHE	CG-CD1	-8.59	1.25	1.38
2	6F	41	PHE	CG-CD1	-8.59	1.25	1.38
2	6Z	41	PHE	CG-CD1	-8.59	1.25	1.38
2	7J	41	PHE	CG-CD1	-8.59	1.25	1.38
2	7V	41	PHE	CG-CD1	-8.59	1.25	1.38
2	1N	224	VAL	CA-C	8.59	1.75	1.52
2	2J	224	VAL	CA-C	8.59	1.75	1.52
2	3B	224	VAL	CA-C	8.59	1.75	1.52
2	3J	224	VAL	CA-C	8.59	1.75	1.52
2	33	224	VAL	CA-C	8.59	1.75	1.52
2	4F	224	VAL	CA-C	8.59	1.75	1.52
2	4Z	224	VAL	CA-C	8.59	1.75	1.52
2	5V	224	VAL	CA-C	8.59	1.75	1.52

*Continued on next page...*

*Continued from previous page...*

Mol	Chain	Res	Type	Atoms	Z	Observed(Å)	Ideal(Å)
2	6N	224	VAL	CA-C	8.59	1.75	1.52
2	6V	224	VAL	CA-C	8.59	1.75	1.52
2	7F	224	VAL	CA-C	8.59	1.75	1.52
2	7R	224	VAL	CA-C	8.59	1.75	1.52
2	1F	74	TYR	CA-CB	8.58	1.72	1.53
2	1R	224	VAL	CA-C	8.58	1.75	1.52
2	1V	224	VAL	CA-C	8.58	1.75	1.52
2	1Z	224	VAL	CA-C	8.58	1.75	1.52
2	2N	74	TYR	CA-CB	8.58	1.72	1.53
2	2R	224	VAL	CA-C	8.58	1.75	1.52
2	2V	224	VAL	CA-C	8.58	1.75	1.52
2	2Z	224	VAL	CA-C	8.58	1.75	1.52
2	23	74	TYR	CA-CB	8.58	1.72	1.53
2	3N	74	TYR	CA-CB	8.58	1.72	1.53
2	37	74	TYR	CA-CB	8.58	1.72	1.53
2	4J	74	TYR	CA-CB	8.58	1.72	1.53
2	4R	74	TYR	CA-CB	8.58	1.72	1.53
2	43	224	VAL	CA-C	8.58	1.75	1.52
2	47	224	VAL	CA-C	8.58	1.75	1.52
2	5B	224	VAL	CA-C	8.58	1.75	1.52
2	5Z	74	TYR	CA-CB	8.58	1.72	1.53
2	53	224	VAL	CA-C	8.58	1.75	1.52
2	57	224	VAL	CA-C	8.58	1.75	1.52
2	6B	224	VAL	CA-C	8.58	1.75	1.52
2	6F	74	TYR	CA-CB	8.58	1.72	1.53
2	6Z	74	TYR	CA-CB	8.58	1.72	1.53
2	7J	74	TYR	CA-CB	8.58	1.72	1.53
2	7V	74	TYR	CA-CB	8.58	1.72	1.53
2	1R	223	ASP	C-O	8.58	1.39	1.23
2	1V	223	ASP	C-O	8.58	1.39	1.23
2	1Z	223	ASP	C-O	8.58	1.39	1.23
2	2R	223	ASP	C-O	8.58	1.39	1.23
2	2V	223	ASP	C-O	8.58	1.39	1.23
2	2Z	223	ASP	C-O	8.58	1.39	1.23
2	43	223	ASP	C-O	8.58	1.39	1.23
2	47	223	ASP	C-O	8.58	1.39	1.23
2	5B	223	ASP	C-O	8.58	1.39	1.23
2	53	223	ASP	C-O	8.58	1.39	1.23
2	57	223	ASP	C-O	8.58	1.39	1.23
2	6B	223	ASP	C-O	8.58	1.39	1.23
2	1B	40	ASN	C-N	8.58	1.53	1.34
2	1F	224	VAL	CA-C	8.58	1.75	1.52

*Continued on next page...*

*Continued from previous page...*

Mol	Chain	Res	Type	Atoms	Z	Observed(Å)	Ideal(Å)
2	1J	40	ASN	C-N	8.58	1.53	1.34
2	13	53	LYS	CD-CE	8.58	1.72	1.51
2	17	53	LYS	CD-CE	8.58	1.72	1.51
2	2B	53	LYS	CD-CE	8.58	1.72	1.51
2	2F	40	ASN	C-N	8.58	1.53	1.34
2	2N	224	VAL	CA-C	8.58	1.75	1.52
2	23	224	VAL	CA-C	8.58	1.75	1.52
2	27	40	ASN	C-N	8.58	1.53	1.34
2	3F	40	ASN	C-N	8.58	1.53	1.34
2	3N	224	VAL	CA-C	8.58	1.75	1.52
2	3R	53	LYS	CD-CE	8.58	1.72	1.51
2	3V	53	LYS	CD-CE	8.58	1.72	1.51
2	3Z	53	LYS	CD-CE	8.58	1.72	1.51
2	37	224	VAL	CA-C	8.58	1.75	1.52
2	4B	40	ASN	C-N	8.58	1.53	1.34
2	4J	224	VAL	CA-C	8.58	1.75	1.52
2	4N	40	ASN	C-N	8.58	1.53	1.34
2	4R	224	VAL	CA-C	8.58	1.75	1.52
2	4V	40	ASN	C-N	8.58	1.53	1.34
2	5F	53	LYS	CD-CE	8.58	1.72	1.51
2	5J	53	LYS	CD-CE	8.58	1.72	1.51
2	5N	53	LYS	CD-CE	8.58	1.72	1.51
2	5R	40	ASN	C-N	8.58	1.53	1.34
2	5Z	224	VAL	CA-C	8.58	1.75	1.52
2	6F	224	VAL	CA-C	8.58	1.75	1.52
2	6J	40	ASN	C-N	8.58	1.53	1.34
2	6R	40	ASN	C-N	8.58	1.53	1.34
2	6Z	224	VAL	CA-C	8.58	1.75	1.52
2	63	53	LYS	CD-CE	8.58	1.72	1.51
2	67	53	LYS	CD-CE	8.58	1.72	1.51
2	7B	53	LYS	CD-CE	8.58	1.72	1.51
2	7J	224	VAL	CA-C	8.58	1.75	1.52
2	7N	40	ASN	C-N	8.58	1.53	1.34
2	7V	224	VAL	CA-C	8.58	1.75	1.52
2	1B	53	LYS	CD-CE	8.57	1.72	1.51
2	1J	53	LYS	CD-CE	8.57	1.72	1.51
2	1N	223	ASP	C-O	8.57	1.39	1.23
2	1R	53	LYS	CD-CE	8.57	1.72	1.51
2	1V	53	LYS	CD-CE	8.57	1.72	1.51
2	1Z	53	LYS	CD-CE	8.57	1.72	1.51
2	13	40	ASN	C-N	8.57	1.53	1.34
2	17	40	ASN	C-N	8.57	1.53	1.34

*Continued on next page...*

*Continued from previous page...*

Mol	Chain	Res	Type	Atoms	Z	Observed(Å)	Ideal(Å)
2	2B	40	ASN	C-N	8.57	1.53	1.34
2	2F	53	LYS	CD-CE	8.57	1.72	1.51
2	2J	223	ASP	C-O	8.57	1.39	1.23
2	2R	53	LYS	CD-CE	8.57	1.72	1.51
2	2V	53	LYS	CD-CE	8.57	1.72	1.51
2	2Z	53	LYS	CD-CE	8.57	1.72	1.51
2	27	53	LYS	CD-CE	8.57	1.72	1.51
2	3B	223	ASP	C-O	8.57	1.39	1.23
2	3F	53	LYS	CD-CE	8.57	1.72	1.51
2	3J	223	ASP	C-O	8.57	1.39	1.23
2	3R	40	ASN	C-N	8.57	1.53	1.34
2	3V	40	ASN	C-N	8.57	1.53	1.34
2	3Z	40	ASN	C-N	8.57	1.53	1.34
2	33	223	ASP	C-O	8.57	1.39	1.23
2	4B	53	LYS	CD-CE	8.57	1.72	1.51
2	4F	223	ASP	C-O	8.57	1.39	1.23
2	4N	53	LYS	CD-CE	8.57	1.72	1.51
2	4V	53	LYS	CD-CE	8.57	1.72	1.51
2	4Z	223	ASP	C-O	8.57	1.39	1.23
2	43	53	LYS	CD-CE	8.57	1.72	1.51
2	47	53	LYS	CD-CE	8.57	1.72	1.51
2	5B	53	LYS	CD-CE	8.57	1.72	1.51
2	5F	40	ASN	C-N	8.57	1.53	1.34
2	5J	40	ASN	C-N	8.57	1.53	1.34
2	5N	40	ASN	C-N	8.57	1.53	1.34
2	5R	53	LYS	CD-CE	8.57	1.72	1.51
2	5V	223	ASP	C-O	8.57	1.39	1.23
2	53	53	LYS	CD-CE	8.57	1.72	1.51
2	57	53	LYS	CD-CE	8.57	1.72	1.51
2	6B	53	LYS	CD-CE	8.57	1.72	1.51
2	6J	53	LYS	CD-CE	8.57	1.72	1.51
2	6N	223	ASP	C-O	8.57	1.39	1.23
2	6R	53	LYS	CD-CE	8.57	1.72	1.51
2	6V	223	ASP	C-O	8.57	1.39	1.23
2	63	40	ASN	C-N	8.57	1.53	1.34
2	67	40	ASN	C-N	8.57	1.53	1.34
2	7B	40	ASN	C-N	8.57	1.53	1.34
2	7F	223	ASP	C-O	8.57	1.39	1.23
2	7N	53	LYS	CD-CE	8.57	1.72	1.51
2	7R	223	ASP	C-O	8.57	1.39	1.23
2	1B	74	TYR	CA-CB	8.57	1.72	1.53
2	1J	74	TYR	CA-CB	8.57	1.72	1.53

*Continued on next page...*

*Continued from previous page...*

Mol	Chain	Res	Type	Atoms	Z	Observed(Å)	Ideal(Å)
2	13	41	PHE	CG-CD1	-8.57	1.25	1.38
2	17	41	PHE	CG-CD1	-8.57	1.25	1.38
2	2B	41	PHE	CG-CD1	-8.57	1.25	1.38
2	2F	74	TYR	CA-CB	8.57	1.72	1.53
2	27	74	TYR	CA-CB	8.57	1.72	1.53
2	3F	74	TYR	CA-CB	8.57	1.72	1.53
2	3R	41	PHE	CG-CD1	-8.57	1.25	1.38
2	3V	41	PHE	CG-CD1	-8.57	1.25	1.38
2	3Z	41	PHE	CG-CD1	-8.57	1.25	1.38
2	4B	74	TYR	CA-CB	8.57	1.72	1.53
2	4N	74	TYR	CA-CB	8.57	1.72	1.53
2	4V	74	TYR	CA-CB	8.57	1.72	1.53
2	5F	41	PHE	CG-CD1	-8.57	1.25	1.38
2	5J	41	PHE	CG-CD1	-8.57	1.25	1.38
2	5N	41	PHE	CG-CD1	-8.57	1.25	1.38
2	5R	74	TYR	CA-CB	8.57	1.72	1.53
2	6J	74	TYR	CA-CB	8.57	1.72	1.53
2	6R	74	TYR	CA-CB	8.57	1.72	1.53
2	63	41	PHE	CG-CD1	-8.57	1.25	1.38
2	67	41	PHE	CG-CD1	-8.57	1.25	1.38
2	7B	41	PHE	CG-CD1	-8.57	1.25	1.38
2	7N	74	TYR	CA-CB	8.57	1.72	1.53
2	1R	74	TYR	CA-CB	8.57	1.72	1.53
2	1V	74	TYR	CA-CB	8.57	1.72	1.53
2	1Z	74	TYR	CA-CB	8.57	1.72	1.53
2	2R	74	TYR	CA-CB	8.57	1.72	1.53
2	2V	74	TYR	CA-CB	8.57	1.72	1.53
2	2Z	74	TYR	CA-CB	8.57	1.72	1.53
2	43	74	TYR	CA-CB	8.57	1.72	1.53
2	47	74	TYR	CA-CB	8.57	1.72	1.53
2	5B	74	TYR	CA-CB	8.57	1.72	1.53
2	53	74	TYR	CA-CB	8.57	1.72	1.53
2	57	74	TYR	CA-CB	8.57	1.72	1.53
2	6B	74	TYR	CA-CB	8.57	1.72	1.53
2	1B	41	PHE	CG-CD1	-8.56	1.25	1.38
1	1E	180	VAL	CB-CG1	-8.56	1.34	1.52
2	1F	53	LYS	CD-CE	8.56	1.72	1.51
2	1J	41	PHE	CG-CD1	-8.56	1.25	1.38
2	2F	41	PHE	CG-CD1	-8.56	1.25	1.38
1	2M	180	VAL	CB-CG1	-8.56	1.34	1.52
2	2N	53	LYS	CD-CE	8.56	1.72	1.51
1	22	180	VAL	CB-CG1	-8.56	1.34	1.52

*Continued on next page...*

*Continued from previous page...*

Mol	Chain	Res	Type	Atoms	Z	Observed(Å)	Ideal(Å)
2	23	53	LYS	CD-CE	8.56	1.72	1.51
2	27	41	PHE	CG-CD1	-8.56	1.25	1.38
2	3F	41	PHE	CG-CD1	-8.56	1.25	1.38
1	3M	180	VAL	CB-CG1	-8.56	1.34	1.52
2	3N	53	LYS	CD-CE	8.56	1.72	1.51
1	36	180	VAL	CB-CG1	-8.56	1.34	1.52
2	37	53	LYS	CD-CE	8.56	1.72	1.51
2	4B	41	PHE	CG-CD1	-8.56	1.25	1.38
1	4I	180	VAL	CB-CG1	-8.56	1.34	1.52
2	4J	53	LYS	CD-CE	8.56	1.72	1.51
2	4N	41	PHE	CG-CD1	-8.56	1.25	1.38
1	4Q	180	VAL	CB-CG1	-8.56	1.34	1.52
2	4R	53	LYS	CD-CE	8.56	1.72	1.51
2	4V	41	PHE	CG-CD1	-8.56	1.25	1.38
2	5R	41	PHE	CG-CD1	-8.56	1.25	1.38
1	5Y	180	VAL	CB-CG1	-8.56	1.34	1.52
2	5Z	53	LYS	CD-CE	8.56	1.72	1.51
1	6E	180	VAL	CB-CG1	-8.56	1.34	1.52
2	6F	53	LYS	CD-CE	8.56	1.72	1.51
2	6J	41	PHE	CG-CD1	-8.56	1.25	1.38
2	6R	41	PHE	CG-CD1	-8.56	1.25	1.38
1	6Y	180	VAL	CB-CG1	-8.56	1.34	1.52
2	6Z	53	LYS	CD-CE	8.56	1.72	1.51
1	7I	180	VAL	CB-CG1	-8.56	1.34	1.52
2	7J	53	LYS	CD-CE	8.56	1.72	1.51
2	7N	41	PHE	CG-CD1	-8.56	1.25	1.38
1	7U	180	VAL	CB-CG1	-8.56	1.34	1.52
2	7V	53	LYS	CD-CE	8.56	1.72	1.51
2	1F	40	ASN	C-N	8.56	1.53	1.34
2	1N	40	ASN	C-N	8.56	1.53	1.34
2	13	74	TYR	CA-CB	8.56	1.72	1.53
2	17	74	TYR	CA-CB	8.56	1.72	1.53
2	2B	74	TYR	CA-CB	8.56	1.72	1.53
2	2J	40	ASN	C-N	8.56	1.53	1.34
2	2N	40	ASN	C-N	8.56	1.53	1.34
2	23	40	ASN	C-N	8.56	1.53	1.34
2	3B	40	ASN	C-N	8.56	1.53	1.34
2	3J	40	ASN	C-N	8.56	1.53	1.34
2	3N	40	ASN	C-N	8.56	1.53	1.34
2	3R	74	TYR	CA-CB	8.56	1.72	1.53
2	3V	74	TYR	CA-CB	8.56	1.72	1.53
2	3Z	74	TYR	CA-CB	8.56	1.72	1.53

*Continued on next page...*

*Continued from previous page...*

Mol	Chain	Res	Type	Atoms	Z	Observed(Å)	Ideal(Å)
2	33	40	ASN	C-N	8.56	1.53	1.34
2	37	40	ASN	C-N	8.56	1.53	1.34
2	4F	40	ASN	C-N	8.56	1.53	1.34
2	4J	40	ASN	C-N	8.56	1.53	1.34
2	4R	40	ASN	C-N	8.56	1.53	1.34
2	4Z	40	ASN	C-N	8.56	1.53	1.34
2	5F	74	TYR	CA-CB	8.56	1.72	1.53
2	5J	74	TYR	CA-CB	8.56	1.72	1.53
2	5N	74	TYR	CA-CB	8.56	1.72	1.53
2	5V	40	ASN	C-N	8.56	1.53	1.34
2	5Z	40	ASN	C-N	8.56	1.53	1.34
2	6F	40	ASN	C-N	8.56	1.53	1.34
2	6N	40	ASN	C-N	8.56	1.53	1.34
2	6V	40	ASN	C-N	8.56	1.53	1.34
2	6Z	40	ASN	C-N	8.56	1.53	1.34
2	63	74	TYR	CA-CB	8.56	1.72	1.53
2	67	74	TYR	CA-CB	8.56	1.72	1.53
2	7B	74	TYR	CA-CB	8.56	1.72	1.53
2	7F	40	ASN	C-N	8.56	1.53	1.34
2	7J	40	ASN	C-N	8.56	1.53	1.34
2	7R	40	ASN	C-N	8.56	1.53	1.34
2	7V	40	ASN	C-N	8.56	1.53	1.34
2	1N	53	LYS	CD-CE	8.55	1.72	1.51
2	2J	53	LYS	CD-CE	8.55	1.72	1.51
2	3B	53	LYS	CD-CE	8.55	1.72	1.51
2	3J	53	LYS	CD-CE	8.55	1.72	1.51
2	33	53	LYS	CD-CE	8.55	1.72	1.51
2	4F	53	LYS	CD-CE	8.55	1.72	1.51
2	4Z	53	LYS	CD-CE	8.55	1.72	1.51
2	5V	53	LYS	CD-CE	8.55	1.72	1.51
2	6N	53	LYS	CD-CE	8.55	1.72	1.51
2	6V	53	LYS	CD-CE	8.55	1.72	1.51
2	7F	53	LYS	CD-CE	8.55	1.72	1.51
2	7R	53	LYS	CD-CE	8.55	1.72	1.51
2	1N	74	TYR	CA-CB	8.55	1.72	1.53
1	1Q	151	ASN	N-CA	8.55	1.63	1.46
2	1R	41	PHE	CG-CD1	-8.55	1.25	1.38
1	1U	151	ASN	N-CA	8.55	1.63	1.46
2	1V	41	PHE	CG-CD1	-8.55	1.25	1.38
1	1Y	151	ASN	N-CA	8.55	1.63	1.46
2	1Z	41	PHE	CG-CD1	-8.55	1.25	1.38
2	2J	74	TYR	CA-CB	8.55	1.72	1.53

*Continued on next page...*



*Continued from previous page...*

Mol	Chain	Res	Type	Atoms	Z	Observed(Å)	Ideal(Å)
1	2Q	151	ASN	N-CA	8.55	1.63	1.46
2	2R	41	PHE	CG-CD1	-8.55	1.25	1.38
1	2U	151	ASN	N-CA	8.55	1.63	1.46
2	2V	41	PHE	CG-CD1	-8.55	1.25	1.38
1	2Y	151	ASN	N-CA	8.55	1.63	1.46
2	2Z	41	PHE	CG-CD1	-8.55	1.25	1.38
2	3B	74	TYR	CA-CB	8.55	1.72	1.53
2	3J	74	TYR	CA-CB	8.55	1.72	1.53
2	33	74	TYR	CA-CB	8.55	1.72	1.53
2	4F	74	TYR	CA-CB	8.55	1.72	1.53
2	4Z	74	TYR	CA-CB	8.55	1.72	1.53
1	42	151	ASN	N-CA	8.55	1.63	1.46
2	43	41	PHE	CG-CD1	-8.55	1.25	1.38
1	46	151	ASN	N-CA	8.55	1.63	1.46
2	47	41	PHE	CG-CD1	-8.55	1.25	1.38
1	5A	151	ASN	N-CA	8.55	1.63	1.46
2	5B	41	PHE	CG-CD1	-8.55	1.25	1.38
2	5V	74	TYR	CA-CB	8.55	1.72	1.53
1	52	151	ASN	N-CA	8.55	1.63	1.46
2	53	41	PHE	CG-CD1	-8.55	1.25	1.38
1	56	151	ASN	N-CA	8.55	1.63	1.46
2	57	41	PHE	CG-CD1	-8.55	1.25	1.38
1	6A	151	ASN	N-CA	8.55	1.63	1.46
2	6B	41	PHE	CG-CD1	-8.55	1.25	1.38
2	6N	74	TYR	CA-CB	8.55	1.72	1.53
2	6V	74	TYR	CA-CB	8.55	1.72	1.53
2	7F	74	TYR	CA-CB	8.55	1.72	1.53
2	7R	74	TYR	CA-CB	8.55	1.72	1.53
2	1B	5	ASN	CA-CB	8.54	1.75	1.53
2	1J	5	ASN	CA-CB	8.54	1.75	1.53
2	2F	5	ASN	CA-CB	8.54	1.75	1.53
2	27	5	ASN	CA-CB	8.54	1.75	1.53
2	3F	5	ASN	CA-CB	8.54	1.75	1.53
2	4B	5	ASN	CA-CB	8.54	1.75	1.53
2	4N	5	ASN	CA-CB	8.54	1.75	1.53
2	4V	5	ASN	CA-CB	8.54	1.75	1.53
2	5R	5	ASN	CA-CB	8.54	1.75	1.53
2	6J	5	ASN	CA-CB	8.54	1.75	1.53
2	6R	5	ASN	CA-CB	8.54	1.75	1.53
2	7N	5	ASN	CA-CB	8.54	1.75	1.53
2	1F	5	ASN	CA-CB	8.54	1.75	1.53
2	1N	5	ASN	CA-CB	8.54	1.75	1.53

*Continued on next page...*



*Continued from previous page...*

Mol	Chain	Res	Type	Atoms	Z	Observed(Å)	Ideal(Å)
2	2J	5	ASN	CA-CB	8.54	1.75	1.53
2	2N	5	ASN	CA-CB	8.54	1.75	1.53
2	23	5	ASN	CA-CB	8.54	1.75	1.53
2	3B	5	ASN	CA-CB	8.54	1.75	1.53
2	3J	5	ASN	CA-CB	8.54	1.75	1.53
2	3N	5	ASN	CA-CB	8.54	1.75	1.53
2	33	5	ASN	CA-CB	8.54	1.75	1.53
2	37	5	ASN	CA-CB	8.54	1.75	1.53
2	4F	5	ASN	CA-CB	8.54	1.75	1.53
2	4J	5	ASN	CA-CB	8.54	1.75	1.53
2	4R	5	ASN	CA-CB	8.54	1.75	1.53
2	4Z	5	ASN	CA-CB	8.54	1.75	1.53
2	5V	5	ASN	CA-CB	8.54	1.75	1.53
2	5Z	5	ASN	CA-CB	8.54	1.75	1.53
2	6F	5	ASN	CA-CB	8.54	1.75	1.53
2	6N	5	ASN	CA-CB	8.54	1.75	1.53
2	6V	5	ASN	CA-CB	8.54	1.75	1.53
2	6Z	5	ASN	CA-CB	8.54	1.75	1.53
2	7F	5	ASN	CA-CB	8.54	1.75	1.53
2	7J	5	ASN	CA-CB	8.54	1.75	1.53
2	7R	5	ASN	CA-CB	8.54	1.75	1.53
2	7V	5	ASN	CA-CB	8.54	1.75	1.53
2	1R	5	ASN	CA-CB	8.54	1.75	1.53
2	1V	5	ASN	CA-CB	8.54	1.75	1.53
2	1Z	5	ASN	CA-CB	8.54	1.75	1.53
2	2R	5	ASN	CA-CB	8.54	1.75	1.53
2	2V	5	ASN	CA-CB	8.54	1.75	1.53
2	2Z	5	ASN	CA-CB	8.54	1.75	1.53
2	43	5	ASN	CA-CB	8.54	1.75	1.53
2	47	5	ASN	CA-CB	8.54	1.75	1.53
2	5B	5	ASN	CA-CB	8.54	1.75	1.53
2	53	5	ASN	CA-CB	8.54	1.75	1.53
2	57	5	ASN	CA-CB	8.54	1.75	1.53
2	6B	5	ASN	CA-CB	8.54	1.75	1.53
2	13	5	ASN	CA-CB	8.54	1.75	1.53
2	17	5	ASN	CA-CB	8.54	1.75	1.53
2	2B	5	ASN	CA-CB	8.54	1.75	1.53
2	3R	5	ASN	CA-CB	8.54	1.75	1.53
2	3V	5	ASN	CA-CB	8.54	1.75	1.53
2	3Z	5	ASN	CA-CB	8.54	1.75	1.53
2	5F	5	ASN	CA-CB	8.54	1.75	1.53
2	5J	5	ASN	CA-CB	8.54	1.75	1.53

*Continued on next page...*

*Continued from previous page...*

Mol	Chain	Res	Type	Atoms	Z	Observed(Å)	Ideal(Å)
2	5N	5	ASN	CA-CB	8.54	1.75	1.53
2	63	5	ASN	CA-CB	8.54	1.75	1.53
2	67	5	ASN	CA-CB	8.54	1.75	1.53
2	7B	5	ASN	CA-CB	8.54	1.75	1.53
1	1E	151	ASN	N-CA	8.53	1.63	1.46
2	1F	2	GLU	CG-CD	-8.53	1.39	1.51
1	2M	151	ASN	N-CA	8.53	1.63	1.46
2	2N	2	GLU	CG-CD	-8.53	1.39	1.51
1	22	151	ASN	N-CA	8.53	1.63	1.46
2	23	2	GLU	CG-CD	-8.53	1.39	1.51
1	3M	151	ASN	N-CA	8.53	1.63	1.46
2	3N	2	GLU	CG-CD	-8.53	1.39	1.51
1	36	151	ASN	N-CA	8.53	1.63	1.46
2	37	2	GLU	CG-CD	-8.53	1.39	1.51
1	4I	151	ASN	N-CA	8.53	1.63	1.46
2	4J	2	GLU	CG-CD	-8.53	1.39	1.51
1	4Q	151	ASN	N-CA	8.53	1.63	1.46
2	4R	2	GLU	CG-CD	-8.53	1.39	1.51
1	5Y	151	ASN	N-CA	8.53	1.63	1.46
2	5Z	2	GLU	CG-CD	-8.53	1.39	1.51
1	6E	151	ASN	N-CA	8.53	1.63	1.46
2	6F	2	GLU	CG-CD	-8.53	1.39	1.51
1	6Y	151	ASN	N-CA	8.53	1.63	1.46
2	6Z	2	GLU	CG-CD	-8.53	1.39	1.51
1	7I	151	ASN	N-CA	8.53	1.63	1.46
2	7J	2	GLU	CG-CD	-8.53	1.39	1.51
1	7U	151	ASN	N-CA	8.53	1.63	1.46
2	7V	2	GLU	CG-CD	-8.53	1.39	1.51
1	12	151	ASN	N-CA	8.53	1.63	1.46
1	16	151	ASN	N-CA	8.53	1.63	1.46
1	2A	151	ASN	N-CA	8.53	1.63	1.46
1	3Q	151	ASN	N-CA	8.53	1.63	1.46
1	3U	151	ASN	N-CA	8.53	1.63	1.46
1	3Y	151	ASN	N-CA	8.53	1.63	1.46
1	5E	151	ASN	N-CA	8.53	1.63	1.46
1	5I	151	ASN	N-CA	8.53	1.63	1.46
1	5M	151	ASN	N-CA	8.53	1.63	1.46
1	62	151	ASN	N-CA	8.53	1.63	1.46
1	66	151	ASN	N-CA	8.53	1.63	1.46
1	7A	151	ASN	N-CA	8.53	1.63	1.46
2	13	2	GLU	CG-CD	-8.52	1.39	1.51
2	13	27	PRO	C-N	8.52	1.53	1.34

*Continued on next page...*

*Continued from previous page...*

Mol	Chain	Res	Type	Atoms	Z	Observed(Å)	Ideal(Å)
2	17	2	GLU	CG-CD	-8.52	1.39	1.51
2	17	27	PRO	C-N	8.52	1.53	1.34
2	2B	2	GLU	CG-CD	-8.52	1.39	1.51
2	2B	27	PRO	C-N	8.52	1.53	1.34
2	3R	2	GLU	CG-CD	-8.52	1.39	1.51
2	3R	27	PRO	C-N	8.52	1.53	1.34
2	3V	2	GLU	CG-CD	-8.52	1.39	1.51
2	3V	27	PRO	C-N	8.52	1.53	1.34
2	3Z	2	GLU	CG-CD	-8.52	1.39	1.51
2	3Z	27	PRO	C-N	8.52	1.53	1.34
2	5F	2	GLU	CG-CD	-8.52	1.39	1.51
2	5F	27	PRO	C-N	8.52	1.53	1.34
2	5J	2	GLU	CG-CD	-8.52	1.39	1.51
2	5J	27	PRO	C-N	8.52	1.53	1.34
2	5N	2	GLU	CG-CD	-8.52	1.39	1.51
2	5N	27	PRO	C-N	8.52	1.53	1.34
2	63	2	GLU	CG-CD	-8.52	1.39	1.51
2	63	27	PRO	C-N	8.52	1.53	1.34
2	67	2	GLU	CG-CD	-8.52	1.39	1.51
2	67	27	PRO	C-N	8.52	1.53	1.34
2	7B	2	GLU	CG-CD	-8.52	1.39	1.51
2	7B	27	PRO	C-N	8.52	1.53	1.34
2	1F	59	VAL	N-CA	-8.52	1.29	1.46
2	2N	59	VAL	N-CA	-8.52	1.29	1.46
2	23	59	VAL	N-CA	-8.52	1.29	1.46
2	3N	59	VAL	N-CA	-8.52	1.29	1.46
2	37	59	VAL	N-CA	-8.52	1.29	1.46
2	4J	59	VAL	N-CA	-8.52	1.29	1.46
2	4R	59	VAL	N-CA	-8.52	1.29	1.46
2	5Z	59	VAL	N-CA	-8.52	1.29	1.46
2	6F	59	VAL	N-CA	-8.52	1.29	1.46
2	6Z	59	VAL	N-CA	-8.52	1.29	1.46
2	7J	59	VAL	N-CA	-8.52	1.29	1.46
2	7V	59	VAL	N-CA	-8.52	1.29	1.46
2	1B	2	GLU	CG-CD	-8.52	1.39	1.51
2	1J	2	GLU	CG-CD	-8.52	1.39	1.51
2	1N	59	VAL	N-CA	-8.52	1.29	1.46
2	1R	27	PRO	C-N	8.52	1.53	1.34
2	1V	27	PRO	C-N	8.52	1.53	1.34
2	1Z	27	PRO	C-N	8.52	1.53	1.34
2	2F	2	GLU	CG-CD	-8.52	1.39	1.51
2	2J	59	VAL	N-CA	-8.52	1.29	1.46

*Continued on next page...*

*Continued from previous page...*

Mol	Chain	Res	Type	Atoms	Z	Observed(Å)	Ideal(Å)
2	2R	27	PRO	C-N	8.52	1.53	1.34
2	2V	27	PRO	C-N	8.52	1.53	1.34
2	2Z	27	PRO	C-N	8.52	1.53	1.34
2	27	2	GLU	CG-CD	-8.52	1.39	1.51
2	3B	59	VAL	N-CA	-8.52	1.29	1.46
2	3F	2	GLU	CG-CD	-8.52	1.39	1.51
2	3J	59	VAL	N-CA	-8.52	1.29	1.46
2	33	59	VAL	N-CA	-8.52	1.29	1.46
2	4B	2	GLU	CG-CD	-8.52	1.39	1.51
2	4F	59	VAL	N-CA	-8.52	1.29	1.46
2	4N	2	GLU	CG-CD	-8.52	1.39	1.51
2	4V	2	GLU	CG-CD	-8.52	1.39	1.51
2	4Z	59	VAL	N-CA	-8.52	1.29	1.46
2	43	27	PRO	C-N	8.52	1.53	1.34
2	47	27	PRO	C-N	8.52	1.53	1.34
2	5B	27	PRO	C-N	8.52	1.53	1.34
2	5R	2	GLU	CG-CD	-8.52	1.39	1.51
2	5V	59	VAL	N-CA	-8.52	1.29	1.46
2	53	27	PRO	C-N	8.52	1.53	1.34
2	57	27	PRO	C-N	8.52	1.53	1.34
2	6B	27	PRO	C-N	8.52	1.53	1.34
2	6J	2	GLU	CG-CD	-8.52	1.39	1.51
2	6N	59	VAL	N-CA	-8.52	1.29	1.46
2	6R	2	GLU	CG-CD	-8.52	1.39	1.51
2	6V	59	VAL	N-CA	-8.52	1.29	1.46
2	7F	59	VAL	N-CA	-8.52	1.29	1.46
2	7N	2	GLU	CG-CD	-8.52	1.39	1.51
2	7R	59	VAL	N-CA	-8.52	1.29	1.46
1	1M	151	ASN	N-CA	8.51	1.63	1.46
1	1Q	34	ALA	C-N	8.51	1.53	1.34
1	1U	34	ALA	C-N	8.51	1.53	1.34
1	1Y	34	ALA	C-N	8.51	1.53	1.34
1	2I	151	ASN	N-CA	8.51	1.63	1.46
1	2Q	34	ALA	C-N	8.51	1.53	1.34
1	2U	34	ALA	C-N	8.51	1.53	1.34
1	2Y	34	ALA	C-N	8.51	1.53	1.34
1	3A	151	ASN	N-CA	8.51	1.63	1.46
1	3I	151	ASN	N-CA	8.51	1.63	1.46
1	32	151	ASN	N-CA	8.51	1.63	1.46
1	4E	151	ASN	N-CA	8.51	1.63	1.46
1	4Y	151	ASN	N-CA	8.51	1.63	1.46
1	42	34	ALA	C-N	8.51	1.53	1.34

*Continued on next page...*

*Continued from previous page...*

Mol	Chain	Res	Type	Atoms	Z	Observed(Å)	Ideal(Å)
1	46	34	ALA	C-N	8.51	1.53	1.34
1	5A	34	ALA	C-N	8.51	1.53	1.34
1	5U	151	ASN	N-CA	8.51	1.63	1.46
1	52	34	ALA	C-N	8.51	1.53	1.34
1	56	34	ALA	C-N	8.51	1.53	1.34
1	6A	34	ALA	C-N	8.51	1.53	1.34
1	6M	151	ASN	N-CA	8.51	1.63	1.46
1	6U	151	ASN	N-CA	8.51	1.63	1.46
1	7E	151	ASN	N-CA	8.51	1.63	1.46
1	7Q	151	ASN	N-CA	8.51	1.63	1.46
2	1B	27	PRO	C-N	8.51	1.53	1.34
2	1J	27	PRO	C-N	8.51	1.53	1.34
2	1R	2	GLU	CG-CD	-8.51	1.39	1.51
2	1V	2	GLU	CG-CD	-8.51	1.39	1.51
2	1Z	2	GLU	CG-CD	-8.51	1.39	1.51
2	2F	27	PRO	C-N	8.51	1.53	1.34
2	3F	27	PRO	C-N	8.51	1.53	1.34
2	4N	27	PRO	C-N	8.51	1.53	1.34
2	4V	27	PRO	C-N	8.51	1.53	1.34
2	6R	27	PRO	C-N	8.51	1.53	1.34
2	7N	27	PRO	C-N	8.51	1.53	1.34
2	13	23	HIS	C-N	8.51	1.50	1.34
2	17	23	HIS	C-N	8.51	1.50	1.34
2	2B	23	HIS	C-N	8.51	1.50	1.34
2	2R	2	GLU	CG-CD	-8.51	1.39	1.51
2	2V	2	GLU	CG-CD	-8.51	1.39	1.51
2	2Z	2	GLU	CG-CD	-8.51	1.39	1.51
2	27	27	PRO	C-N	8.51	1.53	1.34
2	4B	27	PRO	C-N	8.51	1.53	1.34
2	3R	23	HIS	C-N	8.51	1.50	1.34
2	3V	23	HIS	C-N	8.51	1.50	1.34
2	3Z	23	HIS	C-N	8.51	1.50	1.34
2	43	2	GLU	CG-CD	-8.51	1.39	1.51
2	47	2	GLU	CG-CD	-8.51	1.39	1.51
2	5B	2	GLU	CG-CD	-8.51	1.39	1.51
2	5R	27	PRO	C-N	8.51	1.53	1.34
2	5F	23	HIS	C-N	8.51	1.50	1.34
2	5J	23	HIS	C-N	8.51	1.50	1.34
2	5N	23	HIS	C-N	8.51	1.50	1.34
2	53	2	GLU	CG-CD	-8.51	1.39	1.51
2	57	2	GLU	CG-CD	-8.51	1.39	1.51
2	6B	2	GLU	CG-CD	-8.51	1.39	1.51

*Continued on next page...*

*Continued from previous page...*

Mol	Chain	Res	Type	Atoms	Z	Observed(Å)	Ideal(Å)
2	6J	27	PRO	C-N	8.51	1.53	1.34
2	63	23	HIS	C-N	8.51	1.50	1.34
2	67	23	HIS	C-N	8.51	1.50	1.34
2	7B	23	HIS	C-N	8.51	1.50	1.34
2	13	59	VAL	N-CA	-8.50	1.29	1.46
2	17	59	VAL	N-CA	-8.50	1.29	1.46
2	2B	59	VAL	N-CA	-8.50	1.29	1.46
2	3R	59	VAL	N-CA	-8.50	1.29	1.46
2	3V	59	VAL	N-CA	-8.50	1.29	1.46
2	3Z	59	VAL	N-CA	-8.50	1.29	1.46
2	5F	59	VAL	N-CA	-8.50	1.29	1.46
2	5J	59	VAL	N-CA	-8.50	1.29	1.46
2	5N	59	VAL	N-CA	-8.50	1.29	1.46
2	63	59	VAL	N-CA	-8.50	1.29	1.46
2	67	59	VAL	N-CA	-8.50	1.29	1.46
2	7B	59	VAL	N-CA	-8.50	1.29	1.46
1	1M	34	ALA	C-N	8.50	1.53	1.34
1	2I	34	ALA	C-N	8.50	1.53	1.34
1	4Y	34	ALA	C-N	8.50	1.53	1.34
1	1A	151	ASN	N-CA	8.50	1.63	1.46
1	1I	151	ASN	N-CA	8.50	1.63	1.46
2	1N	2	GLU	CG-CD	-8.50	1.39	1.51
1	2E	151	ASN	N-CA	8.50	1.63	1.46
2	2J	2	GLU	CG-CD	-8.50	1.39	1.51
1	3A	34	ALA	C-N	8.50	1.53	1.34
1	6M	34	ALA	C-N	8.50	1.53	1.34
1	26	151	ASN	N-CA	8.50	1.63	1.46
2	3B	2	GLU	CG-CD	-8.50	1.39	1.51
1	3I	34	ALA	C-N	8.50	1.53	1.34
1	3E	151	ASN	N-CA	8.50	1.63	1.46
2	3J	2	GLU	CG-CD	-8.50	1.39	1.51
1	32	34	ALA	C-N	8.50	1.53	1.34
2	33	2	GLU	CG-CD	-8.50	1.39	1.51
1	4E	34	ALA	C-N	8.50	1.53	1.34
1	4A	151	ASN	N-CA	8.50	1.63	1.46
2	4F	2	GLU	CG-CD	-8.50	1.39	1.51
1	5U	34	ALA	C-N	8.50	1.53	1.34
1	4M	151	ASN	N-CA	8.50	1.63	1.46
1	4U	151	ASN	N-CA	8.50	1.63	1.46
2	4Z	2	GLU	CG-CD	-8.50	1.39	1.51
1	5Q	151	ASN	N-CA	8.50	1.63	1.46
2	5V	2	GLU	CG-CD	-8.50	1.39	1.51

*Continued on next page...*

*Continued from previous page...*

Mol	Chain	Res	Type	Atoms	Z	Observed(Å)	Ideal(Å)
1	6I	151	ASN	N-CA	8.50	1.63	1.46
2	6N	2	GLU	CG-CD	-8.50	1.39	1.51
1	6U	34	ALA	C-N	8.50	1.53	1.34
1	6Q	151	ASN	N-CA	8.50	1.63	1.46
2	6V	2	GLU	CG-CD	-8.50	1.39	1.51
1	7E	34	ALA	C-N	8.50	1.53	1.34
2	7F	2	GLU	CG-CD	-8.50	1.39	1.51
1	7Q	34	ALA	C-N	8.50	1.53	1.34
1	7M	151	ASN	N-CA	8.50	1.63	1.46
2	7R	2	GLU	CG-CD	-8.50	1.39	1.51
1	1E	34	ALA	C-N	8.50	1.53	1.34
2	1F	27	PRO	C-N	8.50	1.53	1.34
2	1N	23	HIS	C-N	8.50	1.50	1.34
2	1R	23	HIS	C-N	8.50	1.50	1.34
2	1R	59	VAL	N-CA	-8.50	1.29	1.46
2	1V	23	HIS	C-N	8.50	1.50	1.34
2	1V	59	VAL	N-CA	-8.50	1.29	1.46
2	1Z	23	HIS	C-N	8.50	1.50	1.34
2	1Z	59	VAL	N-CA	-8.50	1.29	1.46
2	2J	23	HIS	C-N	8.50	1.50	1.34
1	2M	34	ALA	C-N	8.50	1.53	1.34
2	2N	27	PRO	C-N	8.50	1.53	1.34
2	2R	23	HIS	C-N	8.50	1.50	1.34
2	2R	59	VAL	N-CA	-8.50	1.29	1.46
2	2V	23	HIS	C-N	8.50	1.50	1.34
2	2V	59	VAL	N-CA	-8.50	1.29	1.46
2	2Z	23	HIS	C-N	8.50	1.50	1.34
2	2Z	59	VAL	N-CA	-8.50	1.29	1.46
1	22	34	ALA	C-N	8.50	1.53	1.34
2	23	27	PRO	C-N	8.50	1.53	1.34
2	3B	23	HIS	C-N	8.50	1.50	1.34
2	3J	23	HIS	C-N	8.50	1.50	1.34
1	3M	34	ALA	C-N	8.50	1.53	1.34
2	3N	27	PRO	C-N	8.50	1.53	1.34
2	33	23	HIS	C-N	8.50	1.50	1.34
1	36	34	ALA	C-N	8.50	1.53	1.34
2	37	27	PRO	C-N	8.50	1.53	1.34
2	4F	23	HIS	C-N	8.50	1.50	1.34
1	4I	34	ALA	C-N	8.50	1.53	1.34
2	4J	27	PRO	C-N	8.50	1.53	1.34
1	4Q	34	ALA	C-N	8.50	1.53	1.34
2	4R	27	PRO	C-N	8.50	1.53	1.34

*Continued on next page...*

*Continued from previous page...*

Mol	Chain	Res	Type	Atoms	Z	Observed(Å)	Ideal(Å)
2	4Z	23	HIS	C-N	8.50	1.50	1.34
2	43	23	HIS	C-N	8.50	1.50	1.34
2	43	59	VAL	N-CA	-8.50	1.29	1.46
2	47	23	HIS	C-N	8.50	1.50	1.34
2	47	59	VAL	N-CA	-8.50	1.29	1.46
2	5B	23	HIS	C-N	8.50	1.50	1.34
2	5B	59	VAL	N-CA	-8.50	1.29	1.46
2	5V	23	HIS	C-N	8.50	1.50	1.34
1	5Y	34	ALA	C-N	8.50	1.53	1.34
2	5Z	27	PRO	C-N	8.50	1.53	1.34
2	53	23	HIS	C-N	8.50	1.50	1.34
2	53	59	VAL	N-CA	-8.50	1.29	1.46
2	57	23	HIS	C-N	8.50	1.50	1.34
2	57	59	VAL	N-CA	-8.50	1.29	1.46
2	6B	23	HIS	C-N	8.50	1.50	1.34
2	6B	59	VAL	N-CA	-8.50	1.29	1.46
1	6E	34	ALA	C-N	8.50	1.53	1.34
2	6F	27	PRO	C-N	8.50	1.53	1.34
2	6N	23	HIS	C-N	8.50	1.50	1.34
2	6V	23	HIS	C-N	8.50	1.50	1.34
1	6Y	34	ALA	C-N	8.50	1.53	1.34
2	6Z	27	PRO	C-N	8.50	1.53	1.34
2	7F	23	HIS	C-N	8.50	1.50	1.34
1	7I	34	ALA	C-N	8.50	1.53	1.34
2	7J	27	PRO	C-N	8.50	1.53	1.34
2	7R	23	HIS	C-N	8.50	1.50	1.34
1	7U	34	ALA	C-N	8.50	1.53	1.34
2	7V	27	PRO	C-N	8.50	1.53	1.34
1	1A	34	ALA	C-N	8.49	1.53	1.34
2	1B	59	VAL	N-CA	-8.49	1.29	1.46
2	1F	57	LYS	CG-CD	8.49	1.81	1.52
1	1I	34	ALA	C-N	8.49	1.53	1.34
2	1J	59	VAL	N-CA	-8.49	1.29	1.46
2	1N	27	PRO	C-N	8.49	1.53	1.34
1	2E	34	ALA	C-N	8.49	1.53	1.34
2	2F	59	VAL	N-CA	-8.49	1.29	1.46
2	2J	27	PRO	C-N	8.49	1.53	1.34
2	2N	57	LYS	CG-CD	8.49	1.81	1.52
2	23	57	LYS	CG-CD	8.49	1.81	1.52
1	26	34	ALA	C-N	8.49	1.53	1.34
2	27	59	VAL	N-CA	-8.49	1.29	1.46
2	3B	27	PRO	C-N	8.49	1.53	1.34

*Continued on next page...*



*Continued from previous page...*

Mol	Chain	Res	Type	Atoms	Z	Observed(Å)	Ideal(Å)
1	3E	34	ALA	C-N	8.49	1.53	1.34
2	3F	59	VAL	N-CA	-8.49	1.29	1.46
2	3J	27	PRO	C-N	8.49	1.53	1.34
2	3N	57	LYS	CG-CD	8.49	1.81	1.52
2	33	27	PRO	C-N	8.49	1.53	1.34
2	37	57	LYS	CG-CD	8.49	1.81	1.52
1	4A	34	ALA	C-N	8.49	1.53	1.34
2	4B	59	VAL	N-CA	-8.49	1.29	1.46
2	4F	27	PRO	C-N	8.49	1.53	1.34
2	4J	57	LYS	CG-CD	8.49	1.81	1.52
1	4M	34	ALA	C-N	8.49	1.53	1.34
2	4N	59	VAL	N-CA	-8.49	1.29	1.46
2	4R	57	LYS	CG-CD	8.49	1.81	1.52
1	4U	34	ALA	C-N	8.49	1.53	1.34
2	4V	59	VAL	N-CA	-8.49	1.29	1.46
2	4Z	27	PRO	C-N	8.49	1.53	1.34
1	5Q	34	ALA	C-N	8.49	1.53	1.34
2	5R	59	VAL	N-CA	-8.49	1.29	1.46
2	5V	27	PRO	C-N	8.49	1.53	1.34
2	5Z	57	LYS	CG-CD	8.49	1.81	1.52
2	6F	57	LYS	CG-CD	8.49	1.81	1.52
1	6I	34	ALA	C-N	8.49	1.53	1.34
2	6J	59	VAL	N-CA	-8.49	1.29	1.46
2	6N	27	PRO	C-N	8.49	1.53	1.34
1	6Q	34	ALA	C-N	8.49	1.53	1.34
2	6R	59	VAL	N-CA	-8.49	1.29	1.46
2	6V	27	PRO	C-N	8.49	1.53	1.34
2	6Z	57	LYS	CG-CD	8.49	1.81	1.52
2	7F	27	PRO	C-N	8.49	1.53	1.34
2	7J	57	LYS	CG-CD	8.49	1.81	1.52
1	7M	34	ALA	C-N	8.49	1.53	1.34
2	7N	59	VAL	N-CA	-8.49	1.29	1.46
2	7R	27	PRO	C-N	8.49	1.53	1.34
2	7V	57	LYS	CG-CD	8.49	1.81	1.52
2	13	57	LYS	CG-CD	8.49	1.81	1.52
2	17	57	LYS	CG-CD	8.49	1.81	1.52
2	2B	57	LYS	CG-CD	8.49	1.81	1.52
2	3R	57	LYS	CG-CD	8.49	1.81	1.52
2	3V	57	LYS	CG-CD	8.49	1.81	1.52
2	3Z	57	LYS	CG-CD	8.49	1.81	1.52
2	5F	57	LYS	CG-CD	8.49	1.81	1.52
2	5J	57	LYS	CG-CD	8.49	1.81	1.52

*Continued on next page...*

*Continued from previous page...*

Mol	Chain	Res	Type	Atoms	Z	Observed(Å)	Ideal(Å)
2	5N	57	LYS	CG-CD	8.49	1.81	1.52
2	63	57	LYS	CG-CD	8.49	1.81	1.52
2	67	57	LYS	CG-CD	8.49	1.81	1.52
2	7B	57	LYS	CG-CD	8.49	1.81	1.52
2	1N	76	ILE	C-N	8.49	1.53	1.34
1	12	34	ALA	C-N	8.49	1.53	1.34
1	16	34	ALA	C-N	8.49	1.53	1.34
1	2A	34	ALA	C-N	8.49	1.53	1.34
2	2J	76	ILE	C-N	8.49	1.53	1.34
2	3B	76	ILE	C-N	8.49	1.53	1.34
2	3J	76	ILE	C-N	8.49	1.53	1.34
1	3Q	34	ALA	C-N	8.49	1.53	1.34
1	3U	34	ALA	C-N	8.49	1.53	1.34
1	3Y	34	ALA	C-N	8.49	1.53	1.34
2	33	76	ILE	C-N	8.49	1.53	1.34
2	4F	76	ILE	C-N	8.49	1.53	1.34
2	4Z	76	ILE	C-N	8.49	1.53	1.34
1	5E	34	ALA	C-N	8.49	1.53	1.34
1	5I	34	ALA	C-N	8.49	1.53	1.34
1	5M	34	ALA	C-N	8.49	1.53	1.34
2	5V	76	ILE	C-N	8.49	1.53	1.34
2	6N	76	ILE	C-N	8.49	1.53	1.34
2	6V	76	ILE	C-N	8.49	1.53	1.34
1	62	34	ALA	C-N	8.49	1.53	1.34
1	66	34	ALA	C-N	8.49	1.53	1.34
1	7A	34	ALA	C-N	8.49	1.53	1.34
2	7F	76	ILE	C-N	8.49	1.53	1.34
2	7R	76	ILE	C-N	8.49	1.53	1.34
2	1R	57	LYS	CG-CD	8.48	1.81	1.52
2	1V	57	LYS	CG-CD	8.48	1.81	1.52
2	1Z	57	LYS	CG-CD	8.48	1.81	1.52
2	2R	57	LYS	CG-CD	8.48	1.81	1.52
2	2V	57	LYS	CG-CD	8.48	1.81	1.52
2	2Z	57	LYS	CG-CD	8.48	1.81	1.52
2	43	57	LYS	CG-CD	8.48	1.81	1.52
2	47	57	LYS	CG-CD	8.48	1.81	1.52
2	5B	57	LYS	CG-CD	8.48	1.81	1.52
2	53	57	LYS	CG-CD	8.48	1.81	1.52
2	57	57	LYS	CG-CD	8.48	1.81	1.52
2	6B	57	LYS	CG-CD	8.48	1.81	1.52
2	1F	23	HIS	C-N	8.48	1.50	1.34
2	2N	23	HIS	C-N	8.48	1.50	1.34

*Continued on next page...*

*Continued from previous page...*

Mol	Chain	Res	Type	Atoms	Z	Observed(Å)	Ideal(Å)
2	23	23	HIS	C-N	8.48	1.50	1.34
2	3N	23	HIS	C-N	8.48	1.50	1.34
2	37	23	HIS	C-N	8.48	1.50	1.34
2	4J	23	HIS	C-N	8.48	1.50	1.34
2	4R	23	HIS	C-N	8.48	1.50	1.34
2	5Z	23	HIS	C-N	8.48	1.50	1.34
2	6F	23	HIS	C-N	8.48	1.50	1.34
2	6Z	23	HIS	C-N	8.48	1.50	1.34
2	7J	23	HIS	C-N	8.48	1.50	1.34
2	7V	23	HIS	C-N	8.48	1.50	1.34
2	1B	76	ILE	C-N	8.47	1.53	1.34
2	1J	76	ILE	C-N	8.47	1.53	1.34
2	2F	76	ILE	C-N	8.47	1.53	1.34
2	27	76	ILE	C-N	8.47	1.53	1.34
2	3F	76	ILE	C-N	8.47	1.53	1.34
2	4B	76	ILE	C-N	8.47	1.53	1.34
2	4N	76	ILE	C-N	8.47	1.53	1.34
2	4V	76	ILE	C-N	8.47	1.53	1.34
2	5R	76	ILE	C-N	8.47	1.53	1.34
2	6J	76	ILE	C-N	8.47	1.53	1.34
2	6R	76	ILE	C-N	8.47	1.53	1.34
2	7N	76	ILE	C-N	8.47	1.53	1.34
2	1B	23	HIS	C-N	8.47	1.50	1.34
2	5B	76	ILE	C-N	8.47	1.53	1.34
2	1B	57	LYS	CG-CD	8.47	1.81	1.52
2	1F	76	ILE	C-N	8.47	1.53	1.34
2	1J	23	HIS	C-N	8.47	1.50	1.34
2	1R	76	ILE	C-N	8.47	1.53	1.34
2	1V	76	ILE	C-N	8.47	1.53	1.34
2	1Z	76	ILE	C-N	8.47	1.53	1.34
2	2R	76	ILE	C-N	8.47	1.53	1.34
2	53	76	ILE	C-N	8.47	1.53	1.34
2	1J	57	LYS	CG-CD	8.47	1.81	1.52
2	2F	23	HIS	C-N	8.47	1.50	1.34
2	2F	57	LYS	CG-CD	8.47	1.81	1.52
2	2N	76	ILE	C-N	8.47	1.53	1.34
2	2V	76	ILE	C-N	8.47	1.53	1.34
2	2Z	76	ILE	C-N	8.47	1.53	1.34
2	23	76	ILE	C-N	8.47	1.53	1.34
2	27	23	HIS	C-N	8.47	1.50	1.34
2	27	57	LYS	CG-CD	8.47	1.81	1.52
2	3F	23	HIS	C-N	8.47	1.50	1.34

*Continued on next page...*

*Continued from previous page...*

Mol	Chain	Res	Type	Atoms	Z	Observed(Å)	Ideal(Å)
2	3F	57	LYS	CG-CD	8.47	1.81	1.52
2	3N	76	ILE	C-N	8.47	1.53	1.34
2	37	76	ILE	C-N	8.47	1.53	1.34
2	4B	23	HIS	C-N	8.47	1.50	1.34
2	43	76	ILE	C-N	8.47	1.53	1.34
2	6B	76	ILE	C-N	8.47	1.53	1.34
2	4B	57	LYS	CG-CD	8.47	1.81	1.52
2	4J	76	ILE	C-N	8.47	1.53	1.34
2	4N	23	HIS	C-N	8.47	1.50	1.34
2	4N	57	LYS	CG-CD	8.47	1.81	1.52
2	4R	76	ILE	C-N	8.47	1.53	1.34
2	4V	23	HIS	C-N	8.47	1.50	1.34
2	47	76	ILE	C-N	8.47	1.53	1.34
2	4V	57	LYS	CG-CD	8.47	1.81	1.52
2	5R	23	HIS	C-N	8.47	1.50	1.34
2	5R	57	LYS	CG-CD	8.47	1.81	1.52
2	5Z	76	ILE	C-N	8.47	1.53	1.34
2	57	76	ILE	C-N	8.47	1.53	1.34
2	6F	76	ILE	C-N	8.47	1.53	1.34
2	6J	23	HIS	C-N	8.47	1.50	1.34
2	6J	57	LYS	CG-CD	8.47	1.81	1.52
2	6R	23	HIS	C-N	8.47	1.50	1.34
2	6R	57	LYS	CG-CD	8.47	1.81	1.52
2	6Z	76	ILE	C-N	8.47	1.53	1.34
2	7J	76	ILE	C-N	8.47	1.53	1.34
2	7N	23	HIS	C-N	8.47	1.50	1.34
2	7N	57	LYS	CG-CD	8.47	1.81	1.52
2	7V	76	ILE	C-N	8.47	1.53	1.34
2	1N	57	LYS	CG-CD	8.46	1.81	1.52
2	2J	57	LYS	CG-CD	8.46	1.81	1.52
2	3B	57	LYS	CG-CD	8.46	1.81	1.52
2	3J	57	LYS	CG-CD	8.46	1.81	1.52
2	33	57	LYS	CG-CD	8.46	1.81	1.52
2	4F	57	LYS	CG-CD	8.46	1.81	1.52
2	4Z	57	LYS	CG-CD	8.46	1.81	1.52
2	5V	57	LYS	CG-CD	8.46	1.81	1.52
2	6N	57	LYS	CG-CD	8.46	1.81	1.52
2	6V	57	LYS	CG-CD	8.46	1.81	1.52
2	7F	57	LYS	CG-CD	8.46	1.81	1.52
2	7R	57	LYS	CG-CD	8.46	1.81	1.52
2	1B	21	THR	C-O	8.46	1.39	1.23
2	1J	21	THR	C-O	8.46	1.39	1.23

*Continued on next page...*

*Continued from previous page...*

Mol	Chain	Res	Type	Atoms	Z	Observed(Å)	Ideal(Å)
2	2F	21	THR	C-O	8.46	1.39	1.23
2	27	21	THR	C-O	8.46	1.39	1.23
2	3F	21	THR	C-O	8.46	1.39	1.23
2	4B	21	THR	C-O	8.46	1.39	1.23
2	4N	21	THR	C-O	8.46	1.39	1.23
2	4V	21	THR	C-O	8.46	1.39	1.23
2	5R	21	THR	C-O	8.46	1.39	1.23
2	6J	21	THR	C-O	8.46	1.39	1.23
2	6R	21	THR	C-O	8.46	1.39	1.23
2	7N	21	THR	C-O	8.46	1.39	1.23
2	13	21	THR	C-O	8.46	1.39	1.23
2	17	21	THR	C-O	8.46	1.39	1.23
2	2B	21	THR	C-O	8.46	1.39	1.23
2	3R	21	THR	C-O	8.46	1.39	1.23
2	3V	21	THR	C-O	8.46	1.39	1.23
2	3Z	21	THR	C-O	8.46	1.39	1.23
2	5F	21	THR	C-O	8.46	1.39	1.23
2	5J	21	THR	C-O	8.46	1.39	1.23
2	5N	21	THR	C-O	8.46	1.39	1.23
2	63	21	THR	C-O	8.46	1.39	1.23
2	67	21	THR	C-O	8.46	1.39	1.23
2	7B	21	THR	C-O	8.46	1.39	1.23
2	1N	21	THR	C-O	8.45	1.39	1.23
2	2J	21	THR	C-O	8.45	1.39	1.23
2	3B	21	THR	C-O	8.45	1.39	1.23
2	3J	21	THR	C-O	8.45	1.39	1.23
2	33	21	THR	C-O	8.45	1.39	1.23
2	4F	21	THR	C-O	8.45	1.39	1.23
2	4Z	21	THR	C-O	8.45	1.39	1.23
2	5V	21	THR	C-O	8.45	1.39	1.23
2	6N	21	THR	C-O	8.45	1.39	1.23
2	6V	21	THR	C-O	8.45	1.39	1.23
2	7F	21	THR	C-O	8.45	1.39	1.23
2	7R	21	THR	C-O	8.45	1.39	1.23
1	1Q	49	LEU	CB-CG	8.45	1.77	1.52
1	1U	49	LEU	CB-CG	8.45	1.77	1.52
1	1Y	49	LEU	CB-CG	8.45	1.77	1.52
1	2Q	49	LEU	CB-CG	8.45	1.77	1.52
1	2U	49	LEU	CB-CG	8.45	1.77	1.52
1	2Y	49	LEU	CB-CG	8.45	1.77	1.52
1	42	49	LEU	CB-CG	8.45	1.77	1.52
1	46	49	LEU	CB-CG	8.45	1.77	1.52

*Continued on next page...*

*Continued from previous page...*

Mol	Chain	Res	Type	Atoms	Z	Observed(Å)	Ideal(Å)
1	5A	49	LEU	CB-CG	8.45	1.77	1.52
1	52	49	LEU	CB-CG	8.45	1.77	1.52
1	56	49	LEU	CB-CG	8.45	1.77	1.52
1	6A	49	LEU	CB-CG	8.45	1.77	1.52
2	13	76	ILE	C-N	8.44	1.53	1.34
2	17	76	ILE	C-N	8.44	1.53	1.34
2	2B	76	ILE	C-N	8.44	1.53	1.34
2	3R	76	ILE	C-N	8.44	1.53	1.34
2	3V	76	ILE	C-N	8.44	1.53	1.34
2	3Z	76	ILE	C-N	8.44	1.53	1.34
2	5F	76	ILE	C-N	8.44	1.53	1.34
2	5J	76	ILE	C-N	8.44	1.53	1.34
2	5N	76	ILE	C-N	8.44	1.53	1.34
2	63	76	ILE	C-N	8.44	1.53	1.34
2	67	76	ILE	C-N	8.44	1.53	1.34
2	7B	76	ILE	C-N	8.44	1.53	1.34
2	1F	21	THR	C-O	8.44	1.39	1.23
2	2N	21	THR	C-O	8.44	1.39	1.23
2	23	21	THR	C-O	8.44	1.39	1.23
2	3N	21	THR	C-O	8.44	1.39	1.23
2	37	21	THR	C-O	8.44	1.39	1.23
2	4J	21	THR	C-O	8.44	1.39	1.23
2	4R	21	THR	C-O	8.44	1.39	1.23
2	5Z	21	THR	C-O	8.44	1.39	1.23
2	6F	21	THR	C-O	8.44	1.39	1.23
2	6Z	21	THR	C-O	8.44	1.39	1.23
2	7J	21	THR	C-O	8.44	1.39	1.23
2	7V	21	THR	C-O	8.44	1.39	1.23
2	1R	21	THR	C-O	8.44	1.39	1.23
2	1V	21	THR	C-O	8.44	1.39	1.23
2	1Z	21	THR	C-O	8.44	1.39	1.23
2	2R	21	THR	C-O	8.44	1.39	1.23
2	2V	21	THR	C-O	8.44	1.39	1.23
2	2Z	21	THR	C-O	8.44	1.39	1.23
2	43	21	THR	C-O	8.44	1.39	1.23
2	47	21	THR	C-O	8.44	1.39	1.23
2	5B	21	THR	C-O	8.44	1.39	1.23
2	53	21	THR	C-O	8.44	1.39	1.23
2	57	21	THR	C-O	8.44	1.39	1.23
2	6B	21	THR	C-O	8.44	1.39	1.23
1	1M	49	LEU	CB-CG	8.44	1.77	1.52
1	2I	49	LEU	CB-CG	8.44	1.77	1.52

*Continued on next page...*

*Continued from previous page...*

Mol	Chain	Res	Type	Atoms	Z	Observed(Å)	Ideal(Å)
1	3A	49	LEU	CB-CG	8.44	1.77	1.52
1	3I	49	LEU	CB-CG	8.44	1.77	1.52
1	32	49	LEU	CB-CG	8.44	1.77	1.52
1	4E	49	LEU	CB-CG	8.44	1.77	1.52
1	4Y	49	LEU	CB-CG	8.44	1.77	1.52
1	5U	49	LEU	CB-CG	8.44	1.77	1.52
1	6M	49	LEU	CB-CG	8.44	1.77	1.52
1	6U	49	LEU	CB-CG	8.44	1.77	1.52
1	7E	49	LEU	CB-CG	8.44	1.77	1.52
1	7Q	49	LEU	CB-CG	8.44	1.77	1.52
1	12	49	LEU	CB-CG	8.43	1.77	1.52
2	13	108	HIS	CB-CG	8.43	1.65	1.50
1	16	49	LEU	CB-CG	8.43	1.77	1.52
2	17	108	HIS	CB-CG	8.43	1.65	1.50
1	2A	49	LEU	CB-CG	8.43	1.77	1.52
2	2B	108	HIS	CB-CG	8.43	1.65	1.50
1	3Q	49	LEU	CB-CG	8.43	1.77	1.52
2	3R	108	HIS	CB-CG	8.43	1.65	1.50
1	3U	49	LEU	CB-CG	8.43	1.77	1.52
2	3V	108	HIS	CB-CG	8.43	1.65	1.50
1	3Y	49	LEU	CB-CG	8.43	1.77	1.52
2	3Z	108	HIS	CB-CG	8.43	1.65	1.50
1	5E	49	LEU	CB-CG	8.43	1.77	1.52
2	5F	108	HIS	CB-CG	8.43	1.65	1.50
1	5I	49	LEU	CB-CG	8.43	1.77	1.52
2	5J	108	HIS	CB-CG	8.43	1.65	1.50
1	5M	49	LEU	CB-CG	8.43	1.77	1.52
2	5N	108	HIS	CB-CG	8.43	1.65	1.50
1	62	49	LEU	CB-CG	8.43	1.77	1.52
2	63	108	HIS	CB-CG	8.43	1.65	1.50
1	66	49	LEU	CB-CG	8.43	1.77	1.52
2	67	108	HIS	CB-CG	8.43	1.65	1.50
1	7A	49	LEU	CB-CG	8.43	1.77	1.52
2	7B	108	HIS	CB-CG	8.43	1.65	1.50
2	1F	38	VAL	N-CA	8.43	1.63	1.46
2	2N	38	VAL	N-CA	8.43	1.63	1.46
2	23	38	VAL	N-CA	8.43	1.63	1.46
2	3N	38	VAL	N-CA	8.43	1.63	1.46
2	37	38	VAL	N-CA	8.43	1.63	1.46
2	4J	38	VAL	N-CA	8.43	1.63	1.46
2	4R	38	VAL	N-CA	8.43	1.63	1.46
2	5Z	38	VAL	N-CA	8.43	1.63	1.46

*Continued on next page...*

*Continued from previous page...*

Mol	Chain	Res	Type	Atoms	Z	Observed(Å)	Ideal(Å)
2	6F	38	VAL	N-CA	8.43	1.63	1.46
2	6Z	38	VAL	N-CA	8.43	1.63	1.46
2	7J	38	VAL	N-CA	8.43	1.63	1.46
2	7V	38	VAL	N-CA	8.43	1.63	1.46
1	1A	49	LEU	CB-CG	8.43	1.76	1.52
1	1I	49	LEU	CB-CG	8.43	1.76	1.52
1	2E	49	LEU	CB-CG	8.43	1.76	1.52
1	26	49	LEU	CB-CG	8.43	1.76	1.52
1	3E	49	LEU	CB-CG	8.43	1.76	1.52
1	4A	49	LEU	CB-CG	8.43	1.76	1.52
1	4M	49	LEU	CB-CG	8.43	1.76	1.52
1	4U	49	LEU	CB-CG	8.43	1.76	1.52
1	5Q	49	LEU	CB-CG	8.43	1.76	1.52
1	6I	49	LEU	CB-CG	8.43	1.76	1.52
1	6Q	49	LEU	CB-CG	8.43	1.76	1.52
1	7M	49	LEU	CB-CG	8.43	1.76	1.52
2	1R	38	VAL	N-CA	8.42	1.63	1.46
2	1V	38	VAL	N-CA	8.42	1.63	1.46
2	1Z	38	VAL	N-CA	8.42	1.63	1.46
2	2R	38	VAL	N-CA	8.42	1.63	1.46
2	2V	38	VAL	N-CA	8.42	1.63	1.46
2	2Z	38	VAL	N-CA	8.42	1.63	1.46
2	43	38	VAL	N-CA	8.42	1.63	1.46
2	47	38	VAL	N-CA	8.42	1.63	1.46
2	5B	38	VAL	N-CA	8.42	1.63	1.46
2	53	38	VAL	N-CA	8.42	1.63	1.46
2	57	38	VAL	N-CA	8.42	1.63	1.46
2	6B	38	VAL	N-CA	8.42	1.63	1.46
2	1B	38	VAL	N-CA	8.41	1.63	1.46
2	1J	38	VAL	N-CA	8.41	1.63	1.46
2	2F	38	VAL	N-CA	8.41	1.63	1.46
2	27	38	VAL	N-CA	8.41	1.63	1.46
2	3F	38	VAL	N-CA	8.41	1.63	1.46
2	4B	38	VAL	N-CA	8.41	1.63	1.46
2	4N	38	VAL	N-CA	8.41	1.63	1.46
2	4V	38	VAL	N-CA	8.41	1.63	1.46
2	5R	38	VAL	N-CA	8.41	1.63	1.46
2	6J	38	VAL	N-CA	8.41	1.63	1.46
2	6R	38	VAL	N-CA	8.41	1.63	1.46
2	7N	38	VAL	N-CA	8.41	1.63	1.46
1	1E	42	VAL	CB-CG1	8.41	1.70	1.52
1	1E	49	LEU	CB-CG	8.41	1.76	1.52

*Continued on next page...*



*Continued from previous page...*

Mol	Chain	Res	Type	Atoms	Z	Observed(Å)	Ideal(Å)
1	1M	42	VAL	CB-CG1	8.41	1.70	1.52
2	13	38	VAL	N-CA	8.41	1.63	1.46
2	17	38	VAL	N-CA	8.41	1.63	1.46
2	2B	38	VAL	N-CA	8.41	1.63	1.46
1	2I	42	VAL	CB-CG1	8.41	1.70	1.52
1	2M	42	VAL	CB-CG1	8.41	1.70	1.52
1	2M	49	LEU	CB-CG	8.41	1.76	1.52
1	22	42	VAL	CB-CG1	8.41	1.70	1.52
1	22	49	LEU	CB-CG	8.41	1.76	1.52
1	3A	42	VAL	CB-CG1	8.41	1.70	1.52
1	3I	42	VAL	CB-CG1	8.41	1.70	1.52
1	3M	42	VAL	CB-CG1	8.41	1.70	1.52
1	3M	49	LEU	CB-CG	8.41	1.76	1.52
2	3R	38	VAL	N-CA	8.41	1.63	1.46
2	3V	38	VAL	N-CA	8.41	1.63	1.46
2	3Z	38	VAL	N-CA	8.41	1.63	1.46
1	32	42	VAL	CB-CG1	8.41	1.70	1.52
1	36	42	VAL	CB-CG1	8.41	1.70	1.52
1	36	49	LEU	CB-CG	8.41	1.76	1.52
1	4E	42	VAL	CB-CG1	8.41	1.70	1.52
1	4I	42	VAL	CB-CG1	8.41	1.70	1.52
1	4I	49	LEU	CB-CG	8.41	1.76	1.52
1	4Q	42	VAL	CB-CG1	8.41	1.70	1.52
1	4Q	49	LEU	CB-CG	8.41	1.76	1.52
1	4Y	42	VAL	CB-CG1	8.41	1.70	1.52
2	5F	38	VAL	N-CA	8.41	1.63	1.46
2	5J	38	VAL	N-CA	8.41	1.63	1.46
2	5N	38	VAL	N-CA	8.41	1.63	1.46
1	5U	42	VAL	CB-CG1	8.41	1.70	1.52
1	5Y	42	VAL	CB-CG1	8.41	1.70	1.52
1	5Y	49	LEU	CB-CG	8.41	1.76	1.52
1	6E	42	VAL	CB-CG1	8.41	1.70	1.52
1	6E	49	LEU	CB-CG	8.41	1.76	1.52
1	6M	42	VAL	CB-CG1	8.41	1.70	1.52
1	6U	42	VAL	CB-CG1	8.41	1.70	1.52
1	6Y	42	VAL	CB-CG1	8.41	1.70	1.52
1	6Y	49	LEU	CB-CG	8.41	1.76	1.52
2	63	38	VAL	N-CA	8.41	1.63	1.46
2	67	38	VAL	N-CA	8.41	1.63	1.46
2	7B	38	VAL	N-CA	8.41	1.63	1.46
1	7E	42	VAL	CB-CG1	8.41	1.70	1.52
1	7I	42	VAL	CB-CG1	8.41	1.70	1.52

*Continued on next page...*

*Continued from previous page...*

Mol	Chain	Res	Type	Atoms	Z	Observed(Å)	Ideal(Å)
1	7I	49	LEU	CB-CG	8.41	1.76	1.52
1	7Q	42	VAL	CB-CG1	8.41	1.70	1.52
1	7U	42	VAL	CB-CG1	8.41	1.70	1.52
1	7U	49	LEU	CB-CG	8.41	1.76	1.52
2	1N	38	VAL	N-CA	8.40	1.63	1.46
2	2J	38	VAL	N-CA	8.40	1.63	1.46
2	3B	38	VAL	N-CA	8.40	1.63	1.46
2	3J	38	VAL	N-CA	8.40	1.63	1.46
2	33	38	VAL	N-CA	8.40	1.63	1.46
2	4F	38	VAL	N-CA	8.40	1.63	1.46
2	4Z	38	VAL	N-CA	8.40	1.63	1.46
2	5V	38	VAL	N-CA	8.40	1.63	1.46
2	6N	38	VAL	N-CA	8.40	1.63	1.46
2	6V	38	VAL	N-CA	8.40	1.63	1.46
2	7F	38	VAL	N-CA	8.40	1.63	1.46
2	7R	38	VAL	N-CA	8.40	1.63	1.46
2	1F	108	HIS	CB-CG	8.39	1.65	1.50
2	2N	108	HIS	CB-CG	8.39	1.65	1.50
2	23	108	HIS	CB-CG	8.39	1.65	1.50
2	37	108	HIS	CB-CG	8.39	1.65	1.50
2	7V	108	HIS	CB-CG	8.39	1.65	1.50
1	1A	42	VAL	CB-CG1	8.39	1.70	1.52
1	1I	42	VAL	CB-CG1	8.39	1.70	1.52
2	1N	108	HIS	CB-CG	8.39	1.65	1.50
2	1R	108	HIS	CB-CG	8.39	1.65	1.50
2	1V	108	HIS	CB-CG	8.39	1.65	1.50
2	1Z	108	HIS	CB-CG	8.39	1.65	1.50
1	12	42	VAL	CB-CG1	8.39	1.70	1.52
1	16	42	VAL	CB-CG1	8.39	1.70	1.52
1	2A	42	VAL	CB-CG1	8.39	1.70	1.52
1	2E	42	VAL	CB-CG1	8.39	1.70	1.52
2	2J	108	HIS	CB-CG	8.39	1.65	1.50
2	3N	108	HIS	CB-CG	8.39	1.65	1.50
2	5Z	108	HIS	CB-CG	8.39	1.65	1.50
2	6F	108	HIS	CB-CG	8.39	1.65	1.50
2	7J	108	HIS	CB-CG	8.39	1.65	1.50
2	2R	108	HIS	CB-CG	8.39	1.65	1.50
2	2V	108	HIS	CB-CG	8.39	1.65	1.50
2	2Z	108	HIS	CB-CG	8.39	1.65	1.50
1	26	42	VAL	CB-CG1	8.39	1.70	1.52
2	3B	108	HIS	CB-CG	8.39	1.65	1.50
1	3E	42	VAL	CB-CG1	8.39	1.70	1.52

*Continued on next page...*

*Continued from previous page...*

Mol	Chain	Res	Type	Atoms	Z	Observed(Å)	Ideal(Å)
2	3J	108	HIS	CB-CG	8.39	1.65	1.50
1	3Q	42	VAL	CB-CG1	8.39	1.70	1.52
1	3U	42	VAL	CB-CG1	8.39	1.70	1.52
1	3Y	42	VAL	CB-CG1	8.39	1.70	1.52
2	33	108	HIS	CB-CG	8.39	1.65	1.50
1	4A	42	VAL	CB-CG1	8.39	1.70	1.52
2	4F	108	HIS	CB-CG	8.39	1.65	1.50
2	4J	108	HIS	CB-CG	8.39	1.65	1.50
2	4R	108	HIS	CB-CG	8.39	1.65	1.50
1	4M	42	VAL	CB-CG1	8.39	1.70	1.52
1	4U	42	VAL	CB-CG1	8.39	1.70	1.52
2	4Z	108	HIS	CB-CG	8.39	1.65	1.50
2	43	108	HIS	CB-CG	8.39	1.65	1.50
2	47	108	HIS	CB-CG	8.39	1.65	1.50
2	5B	108	HIS	CB-CG	8.39	1.65	1.50
1	5E	42	VAL	CB-CG1	8.39	1.70	1.52
1	5I	42	VAL	CB-CG1	8.39	1.70	1.52
1	5M	42	VAL	CB-CG1	8.39	1.70	1.52
1	5Q	42	VAL	CB-CG1	8.39	1.70	1.52
2	5V	108	HIS	CB-CG	8.39	1.65	1.50
2	6Z	108	HIS	CB-CG	8.39	1.65	1.50
2	53	108	HIS	CB-CG	8.39	1.65	1.50
2	57	108	HIS	CB-CG	8.39	1.65	1.50
2	6B	108	HIS	CB-CG	8.39	1.65	1.50
1	6I	42	VAL	CB-CG1	8.39	1.70	1.52
2	6N	108	HIS	CB-CG	8.39	1.65	1.50
1	6Q	42	VAL	CB-CG1	8.39	1.70	1.52
2	6V	108	HIS	CB-CG	8.39	1.65	1.50
1	62	42	VAL	CB-CG1	8.39	1.70	1.52
1	66	42	VAL	CB-CG1	8.39	1.70	1.52
1	7A	42	VAL	CB-CG1	8.39	1.70	1.52
2	7F	108	HIS	CB-CG	8.39	1.65	1.50
1	7M	42	VAL	CB-CG1	8.39	1.70	1.52
2	7R	108	HIS	CB-CG	8.39	1.65	1.50
2	1B	108	HIS	CB-CG	8.39	1.65	1.50
2	1J	108	HIS	CB-CG	8.39	1.65	1.50
2	2F	108	HIS	CB-CG	8.39	1.65	1.50
2	27	108	HIS	CB-CG	8.39	1.65	1.50
2	3F	108	HIS	CB-CG	8.39	1.65	1.50
2	4B	108	HIS	CB-CG	8.39	1.65	1.50
2	4N	108	HIS	CB-CG	8.39	1.65	1.50
2	4V	108	HIS	CB-CG	8.39	1.65	1.50

*Continued on next page...*

*Continued from previous page...*

Mol	Chain	Res	Type	Atoms	Z	Observed(Å)	Ideal(Å)
2	5R	108	HIS	CB-CG	8.39	1.65	1.50
2	6J	108	HIS	CB-CG	8.39	1.65	1.50
2	6R	108	HIS	CB-CG	8.39	1.65	1.50
2	7N	108	HIS	CB-CG	8.39	1.65	1.50
1	1Q	93	ALA	N-CA	-8.39	1.29	1.46
1	1U	93	ALA	N-CA	-8.39	1.29	1.46
1	1Y	93	ALA	N-CA	-8.39	1.29	1.46
1	2Q	93	ALA	N-CA	-8.39	1.29	1.46
1	2U	93	ALA	N-CA	-8.39	1.29	1.46
1	2Y	93	ALA	N-CA	-8.39	1.29	1.46
1	42	93	ALA	N-CA	-8.39	1.29	1.46
1	46	93	ALA	N-CA	-8.39	1.29	1.46
1	5A	93	ALA	N-CA	-8.39	1.29	1.46
1	52	93	ALA	N-CA	-8.39	1.29	1.46
1	56	93	ALA	N-CA	-8.39	1.29	1.46
1	6A	93	ALA	N-CA	-8.39	1.29	1.46
1	1A	93	ALA	N-CA	-8.38	1.29	1.46
1	1I	93	ALA	N-CA	-8.38	1.29	1.46
1	1Q	42	VAL	CB-CG1	8.38	1.70	1.52
1	1U	42	VAL	CB-CG1	8.38	1.70	1.52
1	1Y	42	VAL	CB-CG1	8.38	1.70	1.52
1	2E	93	ALA	N-CA	-8.38	1.29	1.46
1	2Q	42	VAL	CB-CG1	8.38	1.70	1.52
1	2U	42	VAL	CB-CG1	8.38	1.70	1.52
1	2Y	42	VAL	CB-CG1	8.38	1.70	1.52
1	26	93	ALA	N-CA	-8.38	1.29	1.46
1	3E	93	ALA	N-CA	-8.38	1.29	1.46
1	4A	93	ALA	N-CA	-8.38	1.29	1.46
1	4M	93	ALA	N-CA	-8.38	1.29	1.46
1	4U	93	ALA	N-CA	-8.38	1.29	1.46
1	42	42	VAL	CB-CG1	8.38	1.70	1.52
1	46	42	VAL	CB-CG1	8.38	1.70	1.52
1	5A	42	VAL	CB-CG1	8.38	1.70	1.52
1	5Q	93	ALA	N-CA	-8.38	1.29	1.46
1	52	42	VAL	CB-CG1	8.38	1.70	1.52
1	56	42	VAL	CB-CG1	8.38	1.70	1.52
1	6A	42	VAL	CB-CG1	8.38	1.70	1.52
1	6I	93	ALA	N-CA	-8.38	1.29	1.46
1	6Q	93	ALA	N-CA	-8.38	1.29	1.46
1	7M	93	ALA	N-CA	-8.38	1.29	1.46
2	1F	38	VAL	CB-CG2	8.38	1.70	1.52
2	2N	38	VAL	CB-CG2	8.38	1.70	1.52

*Continued on next page...*

*Continued from previous page...*

Mol	Chain	Res	Type	Atoms	Z	Observed(Å)	Ideal(Å)
2	23	38	VAL	CB-CG2	8.38	1.70	1.52
2	3N	38	VAL	CB-CG2	8.38	1.70	1.52
2	37	38	VAL	CB-CG2	8.38	1.70	1.52
2	4J	38	VAL	CB-CG2	8.38	1.70	1.52
2	4R	38	VAL	CB-CG2	8.38	1.70	1.52
2	5Z	38	VAL	CB-CG2	8.38	1.70	1.52
2	6F	38	VAL	CB-CG2	8.38	1.70	1.52
2	6Z	38	VAL	CB-CG2	8.38	1.70	1.52
2	7J	38	VAL	CB-CG2	8.38	1.70	1.52
2	7V	38	VAL	CB-CG2	8.38	1.70	1.52
1	1M	93	ALA	N-CA	-8.37	1.29	1.46
1	2I	93	ALA	N-CA	-8.37	1.29	1.46
1	3A	93	ALA	N-CA	-8.37	1.29	1.46
1	3I	93	ALA	N-CA	-8.37	1.29	1.46
1	32	93	ALA	N-CA	-8.37	1.29	1.46
1	4E	93	ALA	N-CA	-8.37	1.29	1.46
1	4Y	93	ALA	N-CA	-8.37	1.29	1.46
1	5U	93	ALA	N-CA	-8.37	1.29	1.46
1	6M	93	ALA	N-CA	-8.37	1.29	1.46
1	6U	93	ALA	N-CA	-8.37	1.29	1.46
1	7E	93	ALA	N-CA	-8.37	1.29	1.46
1	7Q	93	ALA	N-CA	-8.37	1.29	1.46
2	13	38	VAL	CB-CG2	8.37	1.70	1.52
2	17	38	VAL	CB-CG2	8.37	1.70	1.52
2	2B	38	VAL	CB-CG2	8.37	1.70	1.52
2	3R	38	VAL	CB-CG2	8.37	1.70	1.52
2	3V	38	VAL	CB-CG2	8.37	1.70	1.52
2	3Z	38	VAL	CB-CG2	8.37	1.70	1.52
2	5F	38	VAL	CB-CG2	8.37	1.70	1.52
2	5J	38	VAL	CB-CG2	8.37	1.70	1.52
2	5N	38	VAL	CB-CG2	8.37	1.70	1.52
2	63	38	VAL	CB-CG2	8.37	1.70	1.52
2	67	38	VAL	CB-CG2	8.37	1.70	1.52
2	7B	38	VAL	CB-CG2	8.37	1.70	1.52
2	1R	38	VAL	CB-CG2	8.36	1.70	1.52
2	1V	38	VAL	CB-CG2	8.36	1.70	1.52
2	1Z	38	VAL	CB-CG2	8.36	1.70	1.52
2	2R	38	VAL	CB-CG2	8.36	1.70	1.52
2	2V	38	VAL	CB-CG2	8.36	1.70	1.52
2	2Z	38	VAL	CB-CG2	8.36	1.70	1.52
2	43	38	VAL	CB-CG2	8.36	1.70	1.52
2	47	38	VAL	CB-CG2	8.36	1.70	1.52

*Continued on next page...*

*Continued from previous page...*

Mol	Chain	Res	Type	Atoms	Z	Observed(Å)	Ideal(Å)
2	5B	38	VAL	CB-CG2	8.36	1.70	1.52
2	53	38	VAL	CB-CG2	8.36	1.70	1.52
2	57	38	VAL	CB-CG2	8.36	1.70	1.52
2	6B	38	VAL	CB-CG2	8.36	1.70	1.52
2	1B	38	VAL	CB-CG2	8.35	1.70	1.52
1	1E	93	ALA	N-CA	-8.35	1.29	1.46
2	1J	38	VAL	CB-CG2	8.35	1.70	1.52
2	2F	38	VAL	CB-CG2	8.35	1.70	1.52
1	2M	93	ALA	N-CA	-8.35	1.29	1.46
1	22	93	ALA	N-CA	-8.35	1.29	1.46
2	27	38	VAL	CB-CG2	8.35	1.70	1.52
2	3F	38	VAL	CB-CG2	8.35	1.70	1.52
1	3M	93	ALA	N-CA	-8.35	1.29	1.46
1	36	93	ALA	N-CA	-8.35	1.29	1.46
2	4B	38	VAL	CB-CG2	8.35	1.70	1.52
1	4I	93	ALA	N-CA	-8.35	1.29	1.46
2	4N	38	VAL	CB-CG2	8.35	1.70	1.52
1	4Q	93	ALA	N-CA	-8.35	1.29	1.46
2	4V	38	VAL	CB-CG2	8.35	1.70	1.52
2	5R	38	VAL	CB-CG2	8.35	1.70	1.52
1	5Y	93	ALA	N-CA	-8.35	1.29	1.46
1	6E	93	ALA	N-CA	-8.35	1.29	1.46
2	6J	38	VAL	CB-CG2	8.35	1.70	1.52
2	6R	38	VAL	CB-CG2	8.35	1.70	1.52
1	6Y	93	ALA	N-CA	-8.35	1.29	1.46
1	7I	93	ALA	N-CA	-8.35	1.29	1.46
2	7N	38	VAL	CB-CG2	8.35	1.70	1.52
1	7U	93	ALA	N-CA	-8.35	1.29	1.46
2	1N	38	VAL	CB-CG2	8.35	1.70	1.52
2	2J	38	VAL	CB-CG2	8.35	1.70	1.52
2	3B	38	VAL	CB-CG2	8.35	1.70	1.52
2	3J	38	VAL	CB-CG2	8.35	1.70	1.52
2	33	38	VAL	CB-CG2	8.35	1.70	1.52
2	4F	38	VAL	CB-CG2	8.35	1.70	1.52
2	4Z	38	VAL	CB-CG2	8.35	1.70	1.52
2	5V	38	VAL	CB-CG2	8.35	1.70	1.52
2	6N	38	VAL	CB-CG2	8.35	1.70	1.52
2	6V	38	VAL	CB-CG2	8.35	1.70	1.52
2	7F	38	VAL	CB-CG2	8.35	1.70	1.52
2	7R	38	VAL	CB-CG2	8.35	1.70	1.52
2	1R	41	PHE	N-CA	8.35	1.63	1.46
2	1V	41	PHE	N-CA	8.35	1.63	1.46

*Continued on next page...*

*Continued from previous page...*

Mol	Chain	Res	Type	Atoms	Z	Observed(Å)	Ideal(Å)
2	1Z	41	PHE	N-CA	8.35	1.63	1.46
2	2R	41	PHE	N-CA	8.35	1.63	1.46
2	2V	41	PHE	N-CA	8.35	1.63	1.46
2	2Z	41	PHE	N-CA	8.35	1.63	1.46
2	43	41	PHE	N-CA	8.35	1.63	1.46
2	47	41	PHE	N-CA	8.35	1.63	1.46
2	5B	41	PHE	N-CA	8.35	1.63	1.46
2	53	41	PHE	N-CA	8.35	1.63	1.46
2	57	41	PHE	N-CA	8.35	1.63	1.46
2	6B	41	PHE	N-CA	8.35	1.63	1.46
2	13	41	PHE	N-CA	8.34	1.63	1.46
2	17	41	PHE	N-CA	8.34	1.63	1.46
2	2B	41	PHE	N-CA	8.34	1.63	1.46
2	3R	41	PHE	N-CA	8.34	1.63	1.46
2	3V	41	PHE	N-CA	8.34	1.63	1.46
2	3Z	41	PHE	N-CA	8.34	1.63	1.46
2	5F	41	PHE	N-CA	8.34	1.63	1.46
2	5J	41	PHE	N-CA	8.34	1.63	1.46
2	5N	41	PHE	N-CA	8.34	1.63	1.46
2	63	41	PHE	N-CA	8.34	1.63	1.46
2	67	41	PHE	N-CA	8.34	1.63	1.46
2	7B	41	PHE	N-CA	8.34	1.63	1.46
2	1B	15	VAL	CA-C	-8.34	1.31	1.52
2	1J	15	VAL	CA-C	-8.34	1.31	1.52
2	2F	15	VAL	CA-C	-8.34	1.31	1.52
2	27	15	VAL	CA-C	-8.34	1.31	1.52
2	3F	15	VAL	CA-C	-8.34	1.31	1.52
2	4B	15	VAL	CA-C	-8.34	1.31	1.52
2	4N	15	VAL	CA-C	-8.34	1.31	1.52
2	4V	15	VAL	CA-C	-8.34	1.31	1.52
2	5R	15	VAL	CA-C	-8.34	1.31	1.52
2	6J	15	VAL	CA-C	-8.34	1.31	1.52
2	6R	15	VAL	CA-C	-8.34	1.31	1.52
2	7N	15	VAL	CA-C	-8.34	1.31	1.52
2	1F	15	VAL	CA-C	-8.34	1.31	1.52
1	12	145	LEU	CA-CB	8.34	1.73	1.53
1	16	145	LEU	CA-CB	8.34	1.73	1.53
1	2A	145	LEU	CA-CB	8.34	1.73	1.53
2	2N	15	VAL	CA-C	-8.34	1.31	1.52
2	23	15	VAL	CA-C	-8.34	1.31	1.52
2	3N	15	VAL	CA-C	-8.34	1.31	1.52
1	3Q	145	LEU	CA-CB	8.34	1.73	1.53

*Continued on next page...*

*Continued from previous page...*

Mol	Chain	Res	Type	Atoms	Z	Observed(Å)	Ideal(Å)
1	3U	145	LEU	CA-CB	8.34	1.73	1.53
1	3Y	145	LEU	CA-CB	8.34	1.73	1.53
2	37	15	VAL	CA-C	-8.34	1.31	1.52
2	4J	15	VAL	CA-C	-8.34	1.31	1.52
2	4R	15	VAL	CA-C	-8.34	1.31	1.52
1	5E	145	LEU	CA-CB	8.34	1.73	1.53
1	5I	145	LEU	CA-CB	8.34	1.73	1.53
1	5M	145	LEU	CA-CB	8.34	1.73	1.53
2	5Z	15	VAL	CA-C	-8.34	1.31	1.52
2	6F	15	VAL	CA-C	-8.34	1.31	1.52
2	6Z	15	VAL	CA-C	-8.34	1.31	1.52
1	62	145	LEU	CA-CB	8.34	1.73	1.53
1	66	145	LEU	CA-CB	8.34	1.73	1.53
1	7A	145	LEU	CA-CB	8.34	1.73	1.53
2	7J	15	VAL	CA-C	-8.34	1.31	1.52
2	7V	15	VAL	CA-C	-8.34	1.31	1.52
2	1N	41	PHE	N-CA	8.34	1.63	1.46
2	1R	15	VAL	CA-C	-8.34	1.31	1.52
2	1V	15	VAL	CA-C	-8.34	1.31	1.52
2	1Z	15	VAL	CA-C	-8.34	1.31	1.52
1	12	93	ALA	N-CA	-8.34	1.29	1.46
1	16	93	ALA	N-CA	-8.34	1.29	1.46
1	2A	93	ALA	N-CA	-8.34	1.29	1.46
2	2J	41	PHE	N-CA	8.34	1.63	1.46
2	2R	15	VAL	CA-C	-8.34	1.31	1.52
2	2V	15	VAL	CA-C	-8.34	1.31	1.52
2	2Z	15	VAL	CA-C	-8.34	1.31	1.52
2	3B	41	PHE	N-CA	8.34	1.63	1.46
2	3J	41	PHE	N-CA	8.34	1.63	1.46
1	3Q	93	ALA	N-CA	-8.34	1.29	1.46
1	3U	93	ALA	N-CA	-8.34	1.29	1.46
1	3Y	93	ALA	N-CA	-8.34	1.29	1.46
2	33	41	PHE	N-CA	8.34	1.63	1.46
2	4F	41	PHE	N-CA	8.34	1.63	1.46
2	4Z	41	PHE	N-CA	8.34	1.63	1.46
2	43	15	VAL	CA-C	-8.34	1.31	1.52
2	47	15	VAL	CA-C	-8.34	1.31	1.52
2	5B	15	VAL	CA-C	-8.34	1.31	1.52
1	5E	93	ALA	N-CA	-8.34	1.29	1.46
1	5I	93	ALA	N-CA	-8.34	1.29	1.46
1	5M	93	ALA	N-CA	-8.34	1.29	1.46
2	5V	41	PHE	N-CA	8.34	1.63	1.46

*Continued on next page...*



*Continued from previous page...*

Mol	Chain	Res	Type	Atoms	Z	Observed(Å)	Ideal(Å)
2	53	15	VAL	CA-C	-8.34	1.31	1.52
2	57	15	VAL	CA-C	-8.34	1.31	1.52
2	6B	15	VAL	CA-C	-8.34	1.31	1.52
2	6N	41	PHE	N-CA	8.34	1.63	1.46
2	6V	41	PHE	N-CA	8.34	1.63	1.46
1	62	93	ALA	N-CA	-8.34	1.29	1.46
1	66	93	ALA	N-CA	-8.34	1.29	1.46
1	7A	93	ALA	N-CA	-8.34	1.29	1.46
2	7F	41	PHE	N-CA	8.34	1.63	1.46
2	7R	41	PHE	N-CA	8.34	1.63	1.46
1	1E	145	LEU	CA-CB	8.33	1.73	1.53
1	2M	145	LEU	CA-CB	8.33	1.73	1.53
1	22	145	LEU	CA-CB	8.33	1.73	1.53
1	3M	145	LEU	CA-CB	8.33	1.73	1.53
1	36	145	LEU	CA-CB	8.33	1.73	1.53
1	4I	145	LEU	CA-CB	8.33	1.73	1.53
1	4Q	145	LEU	CA-CB	8.33	1.73	1.53
1	5Y	145	LEU	CA-CB	8.33	1.73	1.53
1	6E	145	LEU	CA-CB	8.33	1.73	1.53
1	6Y	145	LEU	CA-CB	8.33	1.73	1.53
1	7I	145	LEU	CA-CB	8.33	1.73	1.53
1	7U	145	LEU	CA-CB	8.33	1.73	1.53
2	1B	41	PHE	N-CA	8.33	1.63	1.46
2	1J	41	PHE	N-CA	8.33	1.63	1.46
2	2F	41	PHE	N-CA	8.33	1.63	1.46
2	27	41	PHE	N-CA	8.33	1.63	1.46
2	3F	41	PHE	N-CA	8.33	1.63	1.46
2	4B	41	PHE	N-CA	8.33	1.63	1.46
2	4N	41	PHE	N-CA	8.33	1.63	1.46
2	4V	41	PHE	N-CA	8.33	1.63	1.46
2	5R	41	PHE	N-CA	8.33	1.63	1.46
2	6J	41	PHE	N-CA	8.33	1.63	1.46
2	6R	41	PHE	N-CA	8.33	1.63	1.46
2	7N	41	PHE	N-CA	8.33	1.63	1.46
1	1A	145	LEU	CA-CB	8.33	1.73	1.53
1	1I	145	LEU	CA-CB	8.33	1.73	1.53
1	2E	145	LEU	CA-CB	8.33	1.73	1.53
1	26	145	LEU	CA-CB	8.33	1.73	1.53
1	3E	145	LEU	CA-CB	8.33	1.73	1.53
1	4A	145	LEU	CA-CB	8.33	1.73	1.53
1	4M	145	LEU	CA-CB	8.33	1.73	1.53
1	4U	145	LEU	CA-CB	8.33	1.73	1.53

*Continued on next page...*

*Continued from previous page...*

Mol	Chain	Res	Type	Atoms	Z	Observed(Å)	Ideal(Å)
1	5Q	145	LEU	CA-CB	8.33	1.73	1.53
1	6I	145	LEU	CA-CB	8.33	1.73	1.53
1	6Q	145	LEU	CA-CB	8.33	1.73	1.53
1	7M	145	LEU	CA-CB	8.33	1.73	1.53
2	1F	41	PHE	N-CA	8.32	1.62	1.46
2	2N	41	PHE	N-CA	8.32	1.62	1.46
2	23	41	PHE	N-CA	8.32	1.62	1.46
2	3N	41	PHE	N-CA	8.32	1.62	1.46
2	37	41	PHE	N-CA	8.32	1.62	1.46
2	4J	41	PHE	N-CA	8.32	1.62	1.46
2	4R	41	PHE	N-CA	8.32	1.62	1.46
2	5Z	41	PHE	N-CA	8.32	1.62	1.46
2	6F	41	PHE	N-CA	8.32	1.62	1.46
2	6Z	41	PHE	N-CA	8.32	1.62	1.46
2	7J	41	PHE	N-CA	8.32	1.62	1.46
2	7V	41	PHE	N-CA	8.32	1.62	1.46
1	1M	145	LEU	CA-CB	8.32	1.72	1.53
1	2I	145	LEU	CA-CB	8.32	1.72	1.53
1	3A	145	LEU	CA-CB	8.32	1.72	1.53
1	3I	145	LEU	CA-CB	8.32	1.72	1.53
1	32	145	LEU	CA-CB	8.32	1.72	1.53
1	4E	145	LEU	CA-CB	8.32	1.72	1.53
1	4Y	145	LEU	CA-CB	8.32	1.72	1.53
1	5U	145	LEU	CA-CB	8.32	1.72	1.53
1	6M	145	LEU	CA-CB	8.32	1.72	1.53
1	6U	145	LEU	CA-CB	8.32	1.72	1.53
1	7E	145	LEU	CA-CB	8.32	1.72	1.53
1	7Q	145	LEU	CA-CB	8.32	1.72	1.53
2	13	15	VAL	CA-C	-8.32	1.31	1.52
2	17	15	VAL	CA-C	-8.32	1.31	1.52
2	2B	15	VAL	CA-C	-8.32	1.31	1.52
2	3R	15	VAL	CA-C	-8.32	1.31	1.52
2	3V	15	VAL	CA-C	-8.32	1.31	1.52
2	3Z	15	VAL	CA-C	-8.32	1.31	1.52
2	5F	15	VAL	CA-C	-8.32	1.31	1.52
2	5J	15	VAL	CA-C	-8.32	1.31	1.52
2	5N	15	VAL	CA-C	-8.32	1.31	1.52
2	63	15	VAL	CA-C	-8.32	1.31	1.52
2	67	15	VAL	CA-C	-8.32	1.31	1.52
2	7B	15	VAL	CA-C	-8.32	1.31	1.52
2	1N	15	VAL	CA-C	-8.30	1.31	1.52
1	1Q	145	LEU	CA-CB	8.30	1.72	1.53

*Continued on next page...*

*Continued from previous page...*

Mol	Chain	Res	Type	Atoms	Z	Observed(Å)	Ideal(Å)
1	1U	145	LEU	CA-CB	8.30	1.72	1.53
1	1Y	145	LEU	CA-CB	8.30	1.72	1.53
2	2J	15	VAL	CA-C	-8.30	1.31	1.52
1	2Q	145	LEU	CA-CB	8.30	1.72	1.53
1	2U	145	LEU	CA-CB	8.30	1.72	1.53
1	2Y	145	LEU	CA-CB	8.30	1.72	1.53
2	3B	15	VAL	CA-C	-8.30	1.31	1.52
2	3J	15	VAL	CA-C	-8.30	1.31	1.52
2	33	15	VAL	CA-C	-8.30	1.31	1.52
2	4F	15	VAL	CA-C	-8.30	1.31	1.52
2	4Z	15	VAL	CA-C	-8.30	1.31	1.52
1	42	145	LEU	CA-CB	8.30	1.72	1.53
1	46	145	LEU	CA-CB	8.30	1.72	1.53
1	5A	145	LEU	CA-CB	8.30	1.72	1.53
2	5V	15	VAL	CA-C	-8.30	1.31	1.52
1	52	145	LEU	CA-CB	8.30	1.72	1.53
1	56	145	LEU	CA-CB	8.30	1.72	1.53
1	6A	145	LEU	CA-CB	8.30	1.72	1.53
2	6N	15	VAL	CA-C	-8.30	1.31	1.52
2	6V	15	VAL	CA-C	-8.30	1.31	1.52
2	7F	15	VAL	CA-C	-8.30	1.31	1.52
2	7R	15	VAL	CA-C	-8.30	1.31	1.52
2	13	15	VAL	C-O	8.30	1.39	1.23
2	17	15	VAL	C-O	8.30	1.39	1.23
2	2B	15	VAL	C-O	8.30	1.39	1.23
2	3R	15	VAL	C-O	8.30	1.39	1.23
2	3V	15	VAL	C-O	8.30	1.39	1.23
2	3Z	15	VAL	C-O	8.30	1.39	1.23
2	5F	15	VAL	C-O	8.30	1.39	1.23
2	5J	15	VAL	C-O	8.30	1.39	1.23
2	5N	15	VAL	C-O	8.30	1.39	1.23
2	63	15	VAL	C-O	8.30	1.39	1.23
2	67	15	VAL	C-O	8.30	1.39	1.23
2	7B	15	VAL	C-O	8.30	1.39	1.23
2	1B	15	VAL	C-O	8.29	1.39	1.23
2	1J	15	VAL	C-O	8.29	1.39	1.23
2	2F	15	VAL	C-O	8.29	1.39	1.23
2	27	15	VAL	C-O	8.29	1.39	1.23
2	3F	15	VAL	C-O	8.29	1.39	1.23
2	4B	15	VAL	C-O	8.29	1.39	1.23
2	4N	15	VAL	C-O	8.29	1.39	1.23
2	4V	15	VAL	C-O	8.29	1.39	1.23

*Continued on next page...*

*Continued from previous page...*

Mol	Chain	Res	Type	Atoms	Z	Observed(Å)	Ideal(Å)
2	5R	15	VAL	C-O	8.29	1.39	1.23
2	6J	15	VAL	C-O	8.29	1.39	1.23
2	6R	15	VAL	C-O	8.29	1.39	1.23
2	7N	15	VAL	C-O	8.29	1.39	1.23
2	1N	15	VAL	C-O	8.29	1.39	1.23
2	2J	15	VAL	C-O	8.29	1.39	1.23
2	3B	15	VAL	C-O	8.29	1.39	1.23
2	3J	15	VAL	C-O	8.29	1.39	1.23
2	33	15	VAL	C-O	8.29	1.39	1.23
2	4F	15	VAL	C-O	8.29	1.39	1.23
2	4Z	15	VAL	C-O	8.29	1.39	1.23
2	5V	15	VAL	C-O	8.29	1.39	1.23
2	6N	15	VAL	C-O	8.29	1.39	1.23
2	6V	15	VAL	C-O	8.29	1.39	1.23
2	7F	15	VAL	C-O	8.29	1.39	1.23
2	7R	15	VAL	C-O	8.29	1.39	1.23
1	1A	95	THR	CB-CG2	-8.28	1.25	1.52
1	1I	95	THR	CB-CG2	-8.28	1.25	1.52
1	2E	95	THR	CB-CG2	-8.28	1.25	1.52
1	26	95	THR	CB-CG2	-8.28	1.25	1.52
1	3E	95	THR	CB-CG2	-8.28	1.25	1.52
1	4A	95	THR	CB-CG2	-8.28	1.25	1.52
1	4M	95	THR	CB-CG2	-8.28	1.25	1.52
1	4U	95	THR	CB-CG2	-8.28	1.25	1.52
1	5Q	95	THR	CB-CG2	-8.28	1.25	1.52
1	6I	95	THR	CB-CG2	-8.28	1.25	1.52
1	6Q	95	THR	CB-CG2	-8.28	1.25	1.52
1	7M	95	THR	CB-CG2	-8.28	1.25	1.52
1	1E	95	THR	CB-CG2	-8.28	1.25	1.52
1	1M	95	THR	CB-CG2	-8.28	1.25	1.52
1	2I	95	THR	CB-CG2	-8.28	1.25	1.52
1	2M	95	THR	CB-CG2	-8.28	1.25	1.52
1	22	95	THR	CB-CG2	-8.28	1.25	1.52
1	3A	95	THR	CB-CG2	-8.28	1.25	1.52
1	3I	95	THR	CB-CG2	-8.28	1.25	1.52
1	3M	95	THR	CB-CG2	-8.28	1.25	1.52
1	32	95	THR	CB-CG2	-8.28	1.25	1.52
1	36	95	THR	CB-CG2	-8.28	1.25	1.52
1	4E	95	THR	CB-CG2	-8.28	1.25	1.52
1	4I	95	THR	CB-CG2	-8.28	1.25	1.52
1	4Q	95	THR	CB-CG2	-8.28	1.25	1.52
1	4Y	95	THR	CB-CG2	-8.28	1.25	1.52

*Continued on next page...*

*Continued from previous page...*

Mol	Chain	Res	Type	Atoms	Z	Observed(Å)	Ideal(Å)
1	5U	95	THR	CB-CG2	-8.28	1.25	1.52
1	5Y	95	THR	CB-CG2	-8.28	1.25	1.52
1	6E	95	THR	CB-CG2	-8.28	1.25	1.52
1	6M	95	THR	CB-CG2	-8.28	1.25	1.52
1	6U	95	THR	CB-CG2	-8.28	1.25	1.52
1	6Y	95	THR	CB-CG2	-8.28	1.25	1.52
1	7E	95	THR	CB-CG2	-8.28	1.25	1.52
1	7I	95	THR	CB-CG2	-8.28	1.25	1.52
1	7Q	95	THR	CB-CG2	-8.28	1.25	1.52
1	7U	95	THR	CB-CG2	-8.28	1.25	1.52
1	1Q	95	THR	CB-CG2	-8.28	1.25	1.52
1	1U	95	THR	CB-CG2	-8.28	1.25	1.52
1	1Y	95	THR	CB-CG2	-8.28	1.25	1.52
1	2Q	95	THR	CB-CG2	-8.28	1.25	1.52
1	2U	95	THR	CB-CG2	-8.28	1.25	1.52
1	2Y	95	THR	CB-CG2	-8.28	1.25	1.52
1	42	95	THR	CB-CG2	-8.28	1.25	1.52
1	46	95	THR	CB-CG2	-8.28	1.25	1.52
1	5A	95	THR	CB-CG2	-8.28	1.25	1.52
1	52	95	THR	CB-CG2	-8.28	1.25	1.52
1	56	95	THR	CB-CG2	-8.28	1.25	1.52
1	6A	95	THR	CB-CG2	-8.28	1.25	1.52
1	1Q	41	ILE	N-CA	8.27	1.62	1.46
1	1U	41	ILE	N-CA	8.27	1.62	1.46
1	1Y	41	ILE	N-CA	8.27	1.62	1.46
1	2Q	41	ILE	N-CA	8.27	1.62	1.46
1	2U	41	ILE	N-CA	8.27	1.62	1.46
1	2Y	41	ILE	N-CA	8.27	1.62	1.46
1	42	41	ILE	N-CA	8.27	1.62	1.46
1	46	41	ILE	N-CA	8.27	1.62	1.46
1	5A	41	ILE	N-CA	8.27	1.62	1.46
1	52	41	ILE	N-CA	8.27	1.62	1.46
1	56	41	ILE	N-CA	8.27	1.62	1.46
1	6A	41	ILE	N-CA	8.27	1.62	1.46
2	1R	72	ARG	C-N	8.27	1.48	1.33
2	1V	72	ARG	C-N	8.27	1.48	1.33
2	1Z	72	ARG	C-N	8.27	1.48	1.33
2	13	72	ARG	C-N	8.27	1.48	1.33
2	17	72	ARG	C-N	8.27	1.48	1.33
2	2B	72	ARG	C-N	8.27	1.48	1.33
2	2R	72	ARG	C-N	8.27	1.48	1.33
2	2V	72	ARG	C-N	8.27	1.48	1.33

*Continued on next page...*

*Continued from previous page...*

Mol	Chain	Res	Type	Atoms	Z	Observed(Å)	Ideal(Å)
2	2Z	72	ARG	C-N	8.27	1.48	1.33
2	3R	72	ARG	C-N	8.27	1.48	1.33
2	3V	72	ARG	C-N	8.27	1.48	1.33
2	3Z	72	ARG	C-N	8.27	1.48	1.33
2	43	72	ARG	C-N	8.27	1.48	1.33
2	47	72	ARG	C-N	8.27	1.48	1.33
2	5B	72	ARG	C-N	8.27	1.48	1.33
2	5F	72	ARG	C-N	8.27	1.48	1.33
2	5J	72	ARG	C-N	8.27	1.48	1.33
2	5N	72	ARG	C-N	8.27	1.48	1.33
2	53	72	ARG	C-N	8.27	1.48	1.33
2	57	72	ARG	C-N	8.27	1.48	1.33
2	6B	72	ARG	C-N	8.27	1.48	1.33
2	63	72	ARG	C-N	8.27	1.48	1.33
2	67	72	ARG	C-N	8.27	1.48	1.33
2	7B	72	ARG	C-N	8.27	1.48	1.33
1	12	41	ILE	N-CA	8.27	1.62	1.46
1	16	41	ILE	N-CA	8.27	1.62	1.46
1	2A	41	ILE	N-CA	8.27	1.62	1.46
1	3Q	41	ILE	N-CA	8.27	1.62	1.46
1	3U	41	ILE	N-CA	8.27	1.62	1.46
1	3Y	41	ILE	N-CA	8.27	1.62	1.46
1	5E	41	ILE	N-CA	8.27	1.62	1.46
1	5I	41	ILE	N-CA	8.27	1.62	1.46
1	5M	41	ILE	N-CA	8.27	1.62	1.46
1	62	41	ILE	N-CA	8.27	1.62	1.46
1	66	41	ILE	N-CA	8.27	1.62	1.46
1	7A	41	ILE	N-CA	8.27	1.62	1.46
2	1R	15	VAL	C-O	8.27	1.39	1.23
2	1V	15	VAL	C-O	8.27	1.39	1.23
2	1Z	15	VAL	C-O	8.27	1.39	1.23
2	2R	15	VAL	C-O	8.27	1.39	1.23
2	2V	15	VAL	C-O	8.27	1.39	1.23
2	2Z	15	VAL	C-O	8.27	1.39	1.23
2	43	15	VAL	C-O	8.27	1.39	1.23
2	47	15	VAL	C-O	8.27	1.39	1.23
2	5B	15	VAL	C-O	8.27	1.39	1.23
2	53	15	VAL	C-O	8.27	1.39	1.23
2	57	15	VAL	C-O	8.27	1.39	1.23
2	6B	15	VAL	C-O	8.27	1.39	1.23
1	1A	183	GLN	CG-CD	8.26	1.70	1.51
1	1I	183	GLN	CG-CD	8.26	1.70	1.51

*Continued on next page...*

*Continued from previous page...*

Mol	Chain	Res	Type	Atoms	Z	Observed(Å)	Ideal(Å)
1	2E	183	GLN	CG-CD	8.26	1.70	1.51
1	26	183	GLN	CG-CD	8.26	1.70	1.51
1	3E	183	GLN	CG-CD	8.26	1.70	1.51
1	4A	183	GLN	CG-CD	8.26	1.70	1.51
1	4M	183	GLN	CG-CD	8.26	1.70	1.51
1	4U	183	GLN	CG-CD	8.26	1.70	1.51
1	5Q	183	GLN	CG-CD	8.26	1.70	1.51
1	6I	183	GLN	CG-CD	8.26	1.70	1.51
1	6Q	183	GLN	CG-CD	8.26	1.70	1.51
1	7M	183	GLN	CG-CD	8.26	1.70	1.51
2	1N	224	VAL	N-CA	-8.26	1.29	1.46
2	2J	224	VAL	N-CA	-8.26	1.29	1.46
2	3B	224	VAL	N-CA	-8.26	1.29	1.46
2	3J	224	VAL	N-CA	-8.26	1.29	1.46
2	33	224	VAL	N-CA	-8.26	1.29	1.46
2	4F	224	VAL	N-CA	-8.26	1.29	1.46
2	4Z	224	VAL	N-CA	-8.26	1.29	1.46
2	5V	224	VAL	N-CA	-8.26	1.29	1.46
2	6N	224	VAL	N-CA	-8.26	1.29	1.46
2	6V	224	VAL	N-CA	-8.26	1.29	1.46
2	7F	224	VAL	N-CA	-8.26	1.29	1.46
2	7R	224	VAL	N-CA	-8.26	1.29	1.46
1	1M	183	GLN	CG-CD	8.26	1.70	1.51
1	2I	183	GLN	CG-CD	8.26	1.70	1.51
1	3A	183	GLN	CG-CD	8.26	1.70	1.51
1	3I	183	GLN	CG-CD	8.26	1.70	1.51
1	32	183	GLN	CG-CD	8.26	1.70	1.51
1	4E	183	GLN	CG-CD	8.26	1.70	1.51
1	4Y	183	GLN	CG-CD	8.26	1.70	1.51
1	5U	183	GLN	CG-CD	8.26	1.70	1.51
1	6M	183	GLN	CG-CD	8.26	1.70	1.51
1	6U	183	GLN	CG-CD	8.26	1.70	1.51
1	7E	183	GLN	CG-CD	8.26	1.70	1.51
1	7Q	183	GLN	CG-CD	8.26	1.70	1.51
1	1E	183	GLN	CG-CD	8.26	1.70	1.51
1	1Q	183	GLN	CG-CD	8.26	1.70	1.51
1	1U	183	GLN	CG-CD	8.26	1.70	1.51
1	1Y	183	GLN	CG-CD	8.26	1.70	1.51
1	12	95	THR	CB-CG2	-8.26	1.25	1.52
1	16	95	THR	CB-CG2	-8.26	1.25	1.52
1	2A	95	THR	CB-CG2	-8.26	1.25	1.52
1	2M	183	GLN	CG-CD	8.26	1.70	1.51

*Continued on next page...*

*Continued from previous page...*

Mol	Chain	Res	Type	Atoms	Z	Observed(Å)	Ideal(Å)
1	2Q	183	GLN	CG-CD	8.26	1.70	1.51
1	2U	183	GLN	CG-CD	8.26	1.70	1.51
1	2Y	183	GLN	CG-CD	8.26	1.70	1.51
1	22	183	GLN	CG-CD	8.26	1.70	1.51
1	3M	183	GLN	CG-CD	8.26	1.70	1.51
1	3Q	95	THR	CB-CG2	-8.26	1.25	1.52
1	3U	95	THR	CB-CG2	-8.26	1.25	1.52
1	3Y	95	THR	CB-CG2	-8.26	1.25	1.52
1	36	183	GLN	CG-CD	8.26	1.70	1.51
1	4I	183	GLN	CG-CD	8.26	1.70	1.51
1	4Q	183	GLN	CG-CD	8.26	1.70	1.51
1	42	183	GLN	CG-CD	8.26	1.70	1.51
1	46	183	GLN	CG-CD	8.26	1.70	1.51
1	5A	183	GLN	CG-CD	8.26	1.70	1.51
1	5E	95	THR	CB-CG2	-8.26	1.25	1.52
1	5I	95	THR	CB-CG2	-8.26	1.25	1.52
1	5M	95	THR	CB-CG2	-8.26	1.25	1.52
1	5Y	183	GLN	CG-CD	8.26	1.70	1.51
1	52	183	GLN	CG-CD	8.26	1.70	1.51
1	56	183	GLN	CG-CD	8.26	1.70	1.51
1	6A	183	GLN	CG-CD	8.26	1.70	1.51
1	6E	183	GLN	CG-CD	8.26	1.70	1.51
1	6Y	183	GLN	CG-CD	8.26	1.70	1.51
1	62	95	THR	CB-CG2	-8.26	1.25	1.52
1	66	95	THR	CB-CG2	-8.26	1.25	1.52
1	7A	95	THR	CB-CG2	-8.26	1.25	1.52
1	7I	183	GLN	CG-CD	8.26	1.70	1.51
1	7U	183	GLN	CG-CD	8.26	1.70	1.51
2	1F	15	VAL	C-O	8.25	1.39	1.23
2	1R	224	VAL	N-CA	-8.25	1.29	1.46
2	1V	224	VAL	N-CA	-8.25	1.29	1.46
2	1Z	224	VAL	N-CA	-8.25	1.29	1.46
2	2N	15	VAL	C-O	8.25	1.39	1.23
2	2R	224	VAL	N-CA	-8.25	1.29	1.46
2	2V	224	VAL	N-CA	-8.25	1.29	1.46
2	2Z	224	VAL	N-CA	-8.25	1.29	1.46
2	23	15	VAL	C-O	8.25	1.39	1.23
2	3N	15	VAL	C-O	8.25	1.39	1.23
2	37	15	VAL	C-O	8.25	1.39	1.23
2	4J	15	VAL	C-O	8.25	1.39	1.23
2	4R	15	VAL	C-O	8.25	1.39	1.23
2	43	224	VAL	N-CA	-8.25	1.29	1.46

*Continued on next page...*



*Continued from previous page...*

Mol	Chain	Res	Type	Atoms	Z	Observed(Å)	Ideal(Å)
2	47	224	VAL	N-CA	-8.25	1.29	1.46
2	5B	224	VAL	N-CA	-8.25	1.29	1.46
2	5Z	15	VAL	C-O	8.25	1.39	1.23
2	53	224	VAL	N-CA	-8.25	1.29	1.46
2	57	224	VAL	N-CA	-8.25	1.29	1.46
2	6B	224	VAL	N-CA	-8.25	1.29	1.46
2	6F	15	VAL	C-O	8.25	1.39	1.23
2	6Z	15	VAL	C-O	8.25	1.39	1.23
2	7J	15	VAL	C-O	8.25	1.39	1.23
2	7V	15	VAL	C-O	8.25	1.39	1.23
2	1F	16	ASN	CA-CB	8.25	1.74	1.53
2	1F	224	VAL	N-CA	-8.25	1.29	1.46
2	2N	16	ASN	CA-CB	8.25	1.74	1.53
2	2N	224	VAL	N-CA	-8.25	1.29	1.46
2	23	16	ASN	CA-CB	8.25	1.74	1.53
2	23	224	VAL	N-CA	-8.25	1.29	1.46
2	3N	16	ASN	CA-CB	8.25	1.74	1.53
2	3N	224	VAL	N-CA	-8.25	1.29	1.46
2	37	16	ASN	CA-CB	8.25	1.74	1.53
2	37	224	VAL	N-CA	-8.25	1.29	1.46
2	4J	16	ASN	CA-CB	8.25	1.74	1.53
2	4J	224	VAL	N-CA	-8.25	1.29	1.46
2	4R	16	ASN	CA-CB	8.25	1.74	1.53
2	4R	224	VAL	N-CA	-8.25	1.29	1.46
2	5Z	16	ASN	CA-CB	8.25	1.74	1.53
2	5Z	224	VAL	N-CA	-8.25	1.29	1.46
2	6F	16	ASN	CA-CB	8.25	1.74	1.53
2	6F	224	VAL	N-CA	-8.25	1.29	1.46
2	6Z	16	ASN	CA-CB	8.25	1.74	1.53
2	6Z	224	VAL	N-CA	-8.25	1.29	1.46
2	7J	16	ASN	CA-CB	8.25	1.74	1.53
2	7J	224	VAL	N-CA	-8.25	1.29	1.46
2	7V	16	ASN	CA-CB	8.25	1.74	1.53
2	7V	224	VAL	N-CA	-8.25	1.29	1.46
2	1N	72	ARG	C-N	8.25	1.47	1.33
1	12	183	GLN	CG-CD	8.25	1.70	1.51
1	16	183	GLN	CG-CD	8.25	1.70	1.51
1	2A	183	GLN	CG-CD	8.25	1.70	1.51
2	2J	72	ARG	C-N	8.25	1.47	1.33
2	3B	72	ARG	C-N	8.25	1.47	1.33
2	3J	72	ARG	C-N	8.25	1.47	1.33
1	3Q	183	GLN	CG-CD	8.25	1.70	1.51

*Continued on next page...*

*Continued from previous page...*

Mol	Chain	Res	Type	Atoms	Z	Observed(Å)	Ideal(Å)
1	3U	183	GLN	CG-CD	8.25	1.70	1.51
1	3Y	183	GLN	CG-CD	8.25	1.70	1.51
2	33	72	ARG	C-N	8.25	1.47	1.33
2	4F	72	ARG	C-N	8.25	1.47	1.33
2	4Z	72	ARG	C-N	8.25	1.47	1.33
1	5E	183	GLN	CG-CD	8.25	1.70	1.51
1	5I	183	GLN	CG-CD	8.25	1.70	1.51
1	5M	183	GLN	CG-CD	8.25	1.70	1.51
2	5V	72	ARG	C-N	8.25	1.47	1.33
2	6N	72	ARG	C-N	8.25	1.47	1.33
2	6V	72	ARG	C-N	8.25	1.47	1.33
1	62	183	GLN	CG-CD	8.25	1.70	1.51
1	66	183	GLN	CG-CD	8.25	1.70	1.51
1	7A	183	GLN	CG-CD	8.25	1.70	1.51
2	7F	72	ARG	C-N	8.25	1.47	1.33
2	7R	72	ARG	C-N	8.25	1.47	1.33
2	1B	72	ARG	C-N	8.24	1.47	1.33
2	1B	224	VAL	N-CA	-8.24	1.29	1.46
2	1J	72	ARG	C-N	8.24	1.47	1.33
2	1J	224	VAL	N-CA	-8.24	1.29	1.46
2	2F	72	ARG	C-N	8.24	1.47	1.33
2	2F	224	VAL	N-CA	-8.24	1.29	1.46
2	27	72	ARG	C-N	8.24	1.47	1.33
2	27	224	VAL	N-CA	-8.24	1.29	1.46
2	3F	72	ARG	C-N	8.24	1.47	1.33
2	3F	224	VAL	N-CA	-8.24	1.29	1.46
2	4B	72	ARG	C-N	8.24	1.47	1.33
2	4B	224	VAL	N-CA	-8.24	1.29	1.46
2	4N	72	ARG	C-N	8.24	1.47	1.33
2	4N	224	VAL	N-CA	-8.24	1.29	1.46
2	4V	72	ARG	C-N	8.24	1.47	1.33
2	4V	224	VAL	N-CA	-8.24	1.29	1.46
2	5R	72	ARG	C-N	8.24	1.47	1.33
2	5R	224	VAL	N-CA	-8.24	1.29	1.46
2	6J	72	ARG	C-N	8.24	1.47	1.33
2	6J	224	VAL	N-CA	-8.24	1.29	1.46
2	6R	72	ARG	C-N	8.24	1.47	1.33
2	6R	224	VAL	N-CA	-8.24	1.29	1.46
2	7N	72	ARG	C-N	8.24	1.47	1.33
2	7N	224	VAL	N-CA	-8.24	1.29	1.46
1	1A	41	ILE	N-CA	8.24	1.62	1.46
1	1I	41	ILE	N-CA	8.24	1.62	1.46

*Continued on next page...*

*Continued from previous page...*

Mol	Chain	Res	Type	Atoms	Z	Observed(Å)	Ideal(Å)
1	1M	41	ILE	N-CA	8.24	1.62	1.46
2	13	224	VAL	N-CA	-8.24	1.29	1.46
2	17	224	VAL	N-CA	-8.24	1.29	1.46
2	2B	224	VAL	N-CA	-8.24	1.29	1.46
1	2E	41	ILE	N-CA	8.24	1.62	1.46
1	2I	41	ILE	N-CA	8.24	1.62	1.46
1	26	41	ILE	N-CA	8.24	1.62	1.46
1	3A	41	ILE	N-CA	8.24	1.62	1.46
1	3E	41	ILE	N-CA	8.24	1.62	1.46
1	3I	41	ILE	N-CA	8.24	1.62	1.46
2	3R	224	VAL	N-CA	-8.24	1.29	1.46
2	3V	224	VAL	N-CA	-8.24	1.29	1.46
2	3Z	224	VAL	N-CA	-8.24	1.29	1.46
1	32	41	ILE	N-CA	8.24	1.62	1.46
1	4A	41	ILE	N-CA	8.24	1.62	1.46
1	4E	41	ILE	N-CA	8.24	1.62	1.46
1	4M	41	ILE	N-CA	8.24	1.62	1.46
1	4U	41	ILE	N-CA	8.24	1.62	1.46
1	4Y	41	ILE	N-CA	8.24	1.62	1.46
2	5F	224	VAL	N-CA	-8.24	1.29	1.46
2	5J	224	VAL	N-CA	-8.24	1.29	1.46
2	5N	224	VAL	N-CA	-8.24	1.29	1.46
1	5Q	41	ILE	N-CA	8.24	1.62	1.46
1	5U	41	ILE	N-CA	8.24	1.62	1.46
1	6I	41	ILE	N-CA	8.24	1.62	1.46
1	6M	41	ILE	N-CA	8.24	1.62	1.46
1	6Q	41	ILE	N-CA	8.24	1.62	1.46
1	6U	41	ILE	N-CA	8.24	1.62	1.46
2	63	224	VAL	N-CA	-8.24	1.29	1.46
2	67	224	VAL	N-CA	-8.24	1.29	1.46
2	7B	224	VAL	N-CA	-8.24	1.29	1.46
1	7E	41	ILE	N-CA	8.24	1.62	1.46
1	7M	41	ILE	N-CA	8.24	1.62	1.46
1	7Q	41	ILE	N-CA	8.24	1.62	1.46
1	1E	41	ILE	N-CA	8.23	1.62	1.46
1	2M	41	ILE	N-CA	8.23	1.62	1.46
1	22	41	ILE	N-CA	8.23	1.62	1.46
1	3M	41	ILE	N-CA	8.23	1.62	1.46
1	36	41	ILE	N-CA	8.23	1.62	1.46
1	4I	41	ILE	N-CA	8.23	1.62	1.46
1	4Q	41	ILE	N-CA	8.23	1.62	1.46
1	5Y	41	ILE	N-CA	8.23	1.62	1.46

*Continued on next page...*

*Continued from previous page...*

Mol	Chain	Res	Type	Atoms	Z	Observed(Å)	Ideal(Å)
1	6E	41	ILE	N-CA	8.23	1.62	1.46
1	6Y	41	ILE	N-CA	8.23	1.62	1.46
1	7I	41	ILE	N-CA	8.23	1.62	1.46
1	7U	41	ILE	N-CA	8.23	1.62	1.46
1	1Q	48	TYR	CA-CB	8.23	1.72	1.53
1	1U	48	TYR	CA-CB	8.23	1.72	1.53
1	1Y	48	TYR	CA-CB	8.23	1.72	1.53
1	12	48	TYR	CA-CB	8.23	1.72	1.53
1	16	48	TYR	CA-CB	8.23	1.72	1.53
1	2A	48	TYR	CA-CB	8.23	1.72	1.53
1	2Q	48	TYR	CA-CB	8.23	1.72	1.53
1	2U	48	TYR	CA-CB	8.23	1.72	1.53
1	2Y	48	TYR	CA-CB	8.23	1.72	1.53
1	3Q	48	TYR	CA-CB	8.23	1.72	1.53
1	3U	48	TYR	CA-CB	8.23	1.72	1.53
1	3Y	48	TYR	CA-CB	8.23	1.72	1.53
1	42	48	TYR	CA-CB	8.23	1.72	1.53
1	46	48	TYR	CA-CB	8.23	1.72	1.53
1	5A	48	TYR	CA-CB	8.23	1.72	1.53
1	5E	48	TYR	CA-CB	8.23	1.72	1.53
1	5I	48	TYR	CA-CB	8.23	1.72	1.53
1	5M	48	TYR	CA-CB	8.23	1.72	1.53
1	52	48	TYR	CA-CB	8.23	1.72	1.53
1	56	48	TYR	CA-CB	8.23	1.72	1.53
1	6A	48	TYR	CA-CB	8.23	1.72	1.53
1	62	48	TYR	CA-CB	8.23	1.72	1.53
1	66	48	TYR	CA-CB	8.23	1.72	1.53
1	7A	48	TYR	CA-CB	8.23	1.72	1.53
1	1E	84	ARG	CB-CG	-8.23	1.30	1.52
1	2M	84	ARG	CB-CG	-8.23	1.30	1.52
1	22	84	ARG	CB-CG	-8.23	1.30	1.52
1	3M	84	ARG	CB-CG	-8.23	1.30	1.52
1	36	84	ARG	CB-CG	-8.23	1.30	1.52
1	4I	84	ARG	CB-CG	-8.23	1.30	1.52
1	4Q	84	ARG	CB-CG	-8.23	1.30	1.52
1	5Y	84	ARG	CB-CG	-8.23	1.30	1.52
1	6E	84	ARG	CB-CG	-8.23	1.30	1.52
1	6Y	84	ARG	CB-CG	-8.23	1.30	1.52
1	7I	84	ARG	CB-CG	-8.23	1.30	1.52
1	7U	84	ARG	CB-CG	-8.23	1.30	1.52
2	1B	16	ASN	CA-CB	8.22	1.74	1.53
2	1J	16	ASN	CA-CB	8.22	1.74	1.53

*Continued on next page...*

*Continued from previous page...*

Mol	Chain	Res	Type	Atoms	Z	Observed(Å)	Ideal(Å)
2	1N	16	ASN	CA-CB	8.22	1.74	1.53
2	2F	16	ASN	CA-CB	8.22	1.74	1.53
2	2J	16	ASN	CA-CB	8.22	1.74	1.53
2	27	16	ASN	CA-CB	8.22	1.74	1.53
2	3B	16	ASN	CA-CB	8.22	1.74	1.53
2	3F	16	ASN	CA-CB	8.22	1.74	1.53
2	3J	16	ASN	CA-CB	8.22	1.74	1.53
2	33	16	ASN	CA-CB	8.22	1.74	1.53
2	4B	16	ASN	CA-CB	8.22	1.74	1.53
2	4F	16	ASN	CA-CB	8.22	1.74	1.53
2	4N	16	ASN	CA-CB	8.22	1.74	1.53
2	4V	16	ASN	CA-CB	8.22	1.74	1.53
2	4Z	16	ASN	CA-CB	8.22	1.74	1.53
2	5R	16	ASN	CA-CB	8.22	1.74	1.53
2	5V	16	ASN	CA-CB	8.22	1.74	1.53
2	6J	16	ASN	CA-CB	8.22	1.74	1.53
2	6N	16	ASN	CA-CB	8.22	1.74	1.53
2	6R	16	ASN	CA-CB	8.22	1.74	1.53
2	6V	16	ASN	CA-CB	8.22	1.74	1.53
2	7F	16	ASN	CA-CB	8.22	1.74	1.53
2	7N	16	ASN	CA-CB	8.22	1.74	1.53
2	7R	16	ASN	CA-CB	8.22	1.74	1.53
2	1F	72	ARG	C-N	8.22	1.47	1.33
2	2N	72	ARG	C-N	8.22	1.47	1.33
2	23	72	ARG	C-N	8.22	1.47	1.33
2	3N	72	ARG	C-N	8.22	1.47	1.33
2	37	72	ARG	C-N	8.22	1.47	1.33
2	4J	72	ARG	C-N	8.22	1.47	1.33
2	4R	72	ARG	C-N	8.22	1.47	1.33
2	5Z	72	ARG	C-N	8.22	1.47	1.33
2	6F	72	ARG	C-N	8.22	1.47	1.33
2	6Z	72	ARG	C-N	8.22	1.47	1.33
2	7J	72	ARG	C-N	8.22	1.47	1.33
2	7V	72	ARG	C-N	8.22	1.47	1.33
1	1M	84	ARG	CB-CG	-8.22	1.30	1.52
1	2I	84	ARG	CB-CG	-8.22	1.30	1.52
1	3A	84	ARG	CB-CG	-8.22	1.30	1.52
1	3I	84	ARG	CB-CG	-8.22	1.30	1.52
1	32	84	ARG	CB-CG	-8.22	1.30	1.52
1	4E	84	ARG	CB-CG	-8.22	1.30	1.52
1	4Y	84	ARG	CB-CG	-8.22	1.30	1.52
1	5U	84	ARG	CB-CG	-8.22	1.30	1.52

*Continued on next page...*

*Continued from previous page...*

Mol	Chain	Res	Type	Atoms	Z	Observed(Å)	Ideal(Å)
1	6M	84	ARG	CB-CG	-8.22	1.30	1.52
1	6U	84	ARG	CB-CG	-8.22	1.30	1.52
1	7E	84	ARG	CB-CG	-8.22	1.30	1.52
1	7Q	84	ARG	CB-CG	-8.22	1.30	1.52
1	1A	84	ARG	CB-CG	-8.22	1.30	1.52
1	1I	84	ARG	CB-CG	-8.22	1.30	1.52
2	1R	16	ASN	CA-CB	8.22	1.74	1.53
2	1V	16	ASN	CA-CB	8.22	1.74	1.53
2	1Z	16	ASN	CA-CB	8.22	1.74	1.53
1	2E	84	ARG	CB-CG	-8.22	1.30	1.52
2	2R	16	ASN	CA-CB	8.22	1.74	1.53
2	2V	16	ASN	CA-CB	8.22	1.74	1.53
2	2Z	16	ASN	CA-CB	8.22	1.74	1.53
1	26	84	ARG	CB-CG	-8.22	1.30	1.52
1	3E	84	ARG	CB-CG	-8.22	1.30	1.52
1	4A	84	ARG	CB-CG	-8.22	1.30	1.52
1	4M	84	ARG	CB-CG	-8.22	1.30	1.52
1	4U	84	ARG	CB-CG	-8.22	1.30	1.52
2	43	16	ASN	CA-CB	8.22	1.74	1.53
2	47	16	ASN	CA-CB	8.22	1.74	1.53
2	5B	16	ASN	CA-CB	8.22	1.74	1.53
1	5Q	84	ARG	CB-CG	-8.22	1.30	1.52
2	53	16	ASN	CA-CB	8.22	1.74	1.53
2	57	16	ASN	CA-CB	8.22	1.74	1.53
2	6B	16	ASN	CA-CB	8.22	1.74	1.53
1	6I	84	ARG	CB-CG	-8.22	1.30	1.52
1	6Q	84	ARG	CB-CG	-8.22	1.30	1.52
1	7M	84	ARG	CB-CG	-8.22	1.30	1.52
1	12	84	ARG	CB-CG	-8.21	1.30	1.52
1	16	84	ARG	CB-CG	-8.21	1.30	1.52
1	2A	84	ARG	CB-CG	-8.21	1.30	1.52
1	3Q	84	ARG	CB-CG	-8.21	1.30	1.52
1	3U	84	ARG	CB-CG	-8.21	1.30	1.52
1	3Y	84	ARG	CB-CG	-8.21	1.30	1.52
1	5E	84	ARG	CB-CG	-8.21	1.30	1.52
1	5I	84	ARG	CB-CG	-8.21	1.30	1.52
1	5M	84	ARG	CB-CG	-8.21	1.30	1.52
1	62	84	ARG	CB-CG	-8.21	1.30	1.52
1	66	84	ARG	CB-CG	-8.21	1.30	1.52
1	7A	84	ARG	CB-CG	-8.21	1.30	1.52
2	13	16	ASN	CA-CB	8.21	1.74	1.53
2	17	16	ASN	CA-CB	8.21	1.74	1.53

*Continued on next page...*

*Continued from previous page...*

Mol	Chain	Res	Type	Atoms	Z	Observed(Å)	Ideal(Å)
2	2B	16	ASN	CA-CB	8.21	1.74	1.53
2	3R	16	ASN	CA-CB	8.21	1.74	1.53
2	3V	16	ASN	CA-CB	8.21	1.74	1.53
2	3Z	16	ASN	CA-CB	8.21	1.74	1.53
2	5F	16	ASN	CA-CB	8.21	1.74	1.53
2	5J	16	ASN	CA-CB	8.21	1.74	1.53
2	5N	16	ASN	CA-CB	8.21	1.74	1.53
2	63	16	ASN	CA-CB	8.21	1.74	1.53
2	67	16	ASN	CA-CB	8.21	1.74	1.53
2	7B	16	ASN	CA-CB	8.21	1.74	1.53
1	1E	48	TYR	CA-CB	8.20	1.72	1.53
1	2M	48	TYR	CA-CB	8.20	1.72	1.53
1	22	48	TYR	CA-CB	8.20	1.72	1.53
1	3M	48	TYR	CA-CB	8.20	1.72	1.53
1	36	48	TYR	CA-CB	8.20	1.72	1.53
1	4I	48	TYR	CA-CB	8.20	1.72	1.53
1	4Q	48	TYR	CA-CB	8.20	1.72	1.53
1	5Y	48	TYR	CA-CB	8.20	1.72	1.53
1	6E	48	TYR	CA-CB	8.20	1.72	1.53
1	6Y	48	TYR	CA-CB	8.20	1.72	1.53
1	7I	48	TYR	CA-CB	8.20	1.72	1.53
1	7U	48	TYR	CA-CB	8.20	1.72	1.53
1	1A	48	TYR	CA-CB	8.19	1.72	1.53
1	1I	48	TYR	CA-CB	8.19	1.72	1.53
1	2E	48	TYR	CA-CB	8.19	1.72	1.53
1	26	48	TYR	CA-CB	8.19	1.72	1.53
1	3E	48	TYR	CA-CB	8.19	1.72	1.53
1	4A	48	TYR	CA-CB	8.19	1.72	1.53
1	4M	48	TYR	CA-CB	8.19	1.72	1.53
1	4U	48	TYR	CA-CB	8.19	1.72	1.53
1	5Q	48	TYR	CA-CB	8.19	1.72	1.53
1	6I	48	TYR	CA-CB	8.19	1.72	1.53
1	6Q	48	TYR	CA-CB	8.19	1.72	1.53
1	7M	48	TYR	CA-CB	8.19	1.72	1.53
1	1M	48	TYR	CA-CB	8.19	1.72	1.53
1	2I	48	TYR	CA-CB	8.19	1.72	1.53
1	3A	48	TYR	CA-CB	8.19	1.72	1.53
1	3I	48	TYR	CA-CB	8.19	1.72	1.53
1	32	48	TYR	CA-CB	8.19	1.72	1.53
1	4E	48	TYR	CA-CB	8.19	1.72	1.53
1	4Y	48	TYR	CA-CB	8.19	1.72	1.53
1	5U	48	TYR	CA-CB	8.19	1.72	1.53

*Continued on next page...*

*Continued from previous page...*

Mol	Chain	Res	Type	Atoms	Z	Observed(Å)	Ideal(Å)
1	6M	48	TYR	CA-CB	8.19	1.72	1.53
1	6U	48	TYR	CA-CB	8.19	1.72	1.53
1	7E	48	TYR	CA-CB	8.19	1.72	1.53
1	7Q	48	TYR	CA-CB	8.19	1.72	1.53
1	1E	77	ALA	C-O	8.19	1.39	1.23
1	1Q	77	ALA	C-O	8.19	1.39	1.23
1	2M	77	ALA	C-O	8.19	1.39	1.23
1	1Q	84	ARG	CB-CG	-8.19	1.30	1.52
1	1U	77	ALA	C-O	8.19	1.39	1.23
1	22	77	ALA	C-O	8.19	1.39	1.23
1	4I	77	ALA	C-O	8.19	1.39	1.23
1	7U	77	ALA	C-O	8.19	1.39	1.23
1	1U	84	ARG	CB-CG	-8.19	1.30	1.52
1	1Y	77	ALA	C-O	8.19	1.39	1.23
1	1Y	84	ARG	CB-CG	-8.19	1.30	1.52
1	2Q	77	ALA	C-O	8.19	1.39	1.23
1	2Q	84	ARG	CB-CG	-8.19	1.30	1.52
1	2U	77	ALA	C-O	8.19	1.39	1.23
1	2U	84	ARG	CB-CG	-8.19	1.30	1.52
1	2Y	77	ALA	C-O	8.19	1.39	1.23
1	3M	77	ALA	C-O	8.19	1.39	1.23
1	36	77	ALA	C-O	8.19	1.39	1.23
1	4Q	77	ALA	C-O	8.19	1.39	1.23
1	5Y	77	ALA	C-O	8.19	1.39	1.23
1	6E	77	ALA	C-O	8.19	1.39	1.23
1	7I	77	ALA	C-O	8.19	1.39	1.23
1	2Y	84	ARG	CB-CG	-8.19	1.30	1.52
1	42	77	ALA	C-O	8.19	1.39	1.23
1	42	84	ARG	CB-CG	-8.19	1.30	1.52
1	46	77	ALA	C-O	8.19	1.39	1.23
1	46	84	ARG	CB-CG	-8.19	1.30	1.52
1	5A	77	ALA	C-O	8.19	1.39	1.23
1	5A	84	ARG	CB-CG	-8.19	1.30	1.52
1	52	77	ALA	C-O	8.19	1.39	1.23
1	52	84	ARG	CB-CG	-8.19	1.30	1.52
1	56	77	ALA	C-O	8.19	1.39	1.23
1	56	84	ARG	CB-CG	-8.19	1.30	1.52
1	6A	77	ALA	C-O	8.19	1.39	1.23
1	6Y	77	ALA	C-O	8.19	1.39	1.23
1	6A	84	ARG	CB-CG	-8.19	1.30	1.52
1	1A	77	ALA	C-O	8.17	1.38	1.23
1	1I	77	ALA	C-O	8.17	1.38	1.23

*Continued on next page...*



*Continued from previous page...*

Mol	Chain	Res	Type	Atoms	Z	Observed(Å)	Ideal(Å)
1	2E	77	ALA	C-O	8.17	1.38	1.23
1	26	77	ALA	C-O	8.17	1.38	1.23
1	3E	77	ALA	C-O	8.17	1.38	1.23
1	4A	77	ALA	C-O	8.17	1.38	1.23
1	4M	77	ALA	C-O	8.17	1.38	1.23
1	4U	77	ALA	C-O	8.17	1.38	1.23
1	5Q	77	ALA	C-O	8.17	1.38	1.23
1	6I	77	ALA	C-O	8.17	1.38	1.23
1	6Q	77	ALA	C-O	8.17	1.38	1.23
1	7M	77	ALA	C-O	8.17	1.38	1.23
1	1A	146	ASN	C-O	8.16	1.38	1.23
1	1I	146	ASN	C-O	8.16	1.38	1.23
1	2E	146	ASN	C-O	8.16	1.38	1.23
1	26	146	ASN	C-O	8.16	1.38	1.23
1	3E	146	ASN	C-O	8.16	1.38	1.23
1	4A	146	ASN	C-O	8.16	1.38	1.23
1	4M	146	ASN	C-O	8.16	1.38	1.23
1	4U	146	ASN	C-O	8.16	1.38	1.23
1	5Q	146	ASN	C-O	8.16	1.38	1.23
1	6I	146	ASN	C-O	8.16	1.38	1.23
1	6Q	146	ASN	C-O	8.16	1.38	1.23
1	7M	146	ASN	C-O	8.16	1.38	1.23
1	12	77	ALA	C-O	8.16	1.38	1.23
1	16	77	ALA	C-O	8.16	1.38	1.23
1	2A	77	ALA	C-O	8.16	1.38	1.23
1	3Q	77	ALA	C-O	8.16	1.38	1.23
1	3U	77	ALA	C-O	8.16	1.38	1.23
1	3Y	77	ALA	C-O	8.16	1.38	1.23
1	5E	77	ALA	C-O	8.16	1.38	1.23
1	5I	77	ALA	C-O	8.16	1.38	1.23
1	5M	77	ALA	C-O	8.16	1.38	1.23
1	62	77	ALA	C-O	8.16	1.38	1.23
1	66	77	ALA	C-O	8.16	1.38	1.23
1	7A	77	ALA	C-O	8.16	1.38	1.23
1	1E	146	ASN	C-O	8.16	1.38	1.23
1	1M	77	ALA	C-O	8.16	1.38	1.23
1	2I	77	ALA	C-O	8.16	1.38	1.23
1	2M	146	ASN	C-O	8.16	1.38	1.23
1	22	146	ASN	C-O	8.16	1.38	1.23
1	3A	77	ALA	C-O	8.16	1.38	1.23
1	3I	77	ALA	C-O	8.16	1.38	1.23
1	3M	146	ASN	C-O	8.16	1.38	1.23

*Continued on next page...*

*Continued from previous page...*

Mol	Chain	Res	Type	Atoms	Z	Observed(Å)	Ideal(Å)
1	32	77	ALA	C-O	8.16	1.38	1.23
1	36	146	ASN	C-O	8.16	1.38	1.23
1	4E	77	ALA	C-O	8.16	1.38	1.23
1	4I	146	ASN	C-O	8.16	1.38	1.23
1	4Q	146	ASN	C-O	8.16	1.38	1.23
1	4Y	77	ALA	C-O	8.16	1.38	1.23
1	5U	77	ALA	C-O	8.16	1.38	1.23
1	5Y	146	ASN	C-O	8.16	1.38	1.23
1	6E	146	ASN	C-O	8.16	1.38	1.23
1	6M	77	ALA	C-O	8.16	1.38	1.23
1	6U	77	ALA	C-O	8.16	1.38	1.23
1	6Y	146	ASN	C-O	8.16	1.38	1.23
1	7E	77	ALA	C-O	8.16	1.38	1.23
1	7I	146	ASN	C-O	8.16	1.38	1.23
1	7Q	77	ALA	C-O	8.16	1.38	1.23
1	7U	146	ASN	C-O	8.16	1.38	1.23
1	1M	146	ASN	C-O	8.15	1.38	1.23
2	1N	6	LYS	CD-CE	8.15	1.71	1.51
1	2I	146	ASN	C-O	8.15	1.38	1.23
2	2J	6	LYS	CD-CE	8.15	1.71	1.51
1	3A	146	ASN	C-O	8.15	1.38	1.23
2	3B	6	LYS	CD-CE	8.15	1.71	1.51
1	3I	146	ASN	C-O	8.15	1.38	1.23
2	3J	6	LYS	CD-CE	8.15	1.71	1.51
1	32	146	ASN	C-O	8.15	1.38	1.23
2	33	6	LYS	CD-CE	8.15	1.71	1.51
1	4E	146	ASN	C-O	8.15	1.38	1.23
2	4F	6	LYS	CD-CE	8.15	1.71	1.51
1	4Y	146	ASN	C-O	8.15	1.38	1.23
2	4Z	6	LYS	CD-CE	8.15	1.71	1.51
1	5U	146	ASN	C-O	8.15	1.38	1.23
2	5V	6	LYS	CD-CE	8.15	1.71	1.51
1	6M	146	ASN	C-O	8.15	1.38	1.23
2	6N	6	LYS	CD-CE	8.15	1.71	1.51
1	6U	146	ASN	C-O	8.15	1.38	1.23
2	6V	6	LYS	CD-CE	8.15	1.71	1.51
1	7E	146	ASN	C-O	8.15	1.38	1.23
2	7F	6	LYS	CD-CE	8.15	1.71	1.51
1	7Q	146	ASN	C-O	8.15	1.38	1.23
2	7R	6	LYS	CD-CE	8.15	1.71	1.51
2	1F	208	SER	N-CA	-8.15	1.30	1.46
2	13	6	LYS	CD-CE	8.15	1.71	1.51

*Continued on next page...*

*Continued from previous page...*

Mol	Chain	Res	Type	Atoms	Z	Observed(Å)	Ideal(Å)
2	17	6	LYS	CD-CE	8.15	1.71	1.51
2	2B	6	LYS	CD-CE	8.15	1.71	1.51
2	2N	208	SER	N-CA	-8.15	1.30	1.46
2	23	208	SER	N-CA	-8.15	1.30	1.46
2	3N	208	SER	N-CA	-8.15	1.30	1.46
2	3R	6	LYS	CD-CE	8.15	1.71	1.51
2	3V	6	LYS	CD-CE	8.15	1.71	1.51
2	3Z	6	LYS	CD-CE	8.15	1.71	1.51
2	37	208	SER	N-CA	-8.15	1.30	1.46
2	4J	208	SER	N-CA	-8.15	1.30	1.46
2	4R	208	SER	N-CA	-8.15	1.30	1.46
2	5F	6	LYS	CD-CE	8.15	1.71	1.51
2	5J	6	LYS	CD-CE	8.15	1.71	1.51
2	5N	6	LYS	CD-CE	8.15	1.71	1.51
2	5Z	208	SER	N-CA	-8.15	1.30	1.46
2	6F	208	SER	N-CA	-8.15	1.30	1.46
2	6Z	208	SER	N-CA	-8.15	1.30	1.46
2	63	6	LYS	CD-CE	8.15	1.71	1.51
2	67	6	LYS	CD-CE	8.15	1.71	1.51
2	7B	6	LYS	CD-CE	8.15	1.71	1.51
2	7J	208	SER	N-CA	-8.15	1.30	1.46
2	7V	208	SER	N-CA	-8.15	1.30	1.46
2	13	208	SER	N-CA	-8.15	1.30	1.46
2	17	208	SER	N-CA	-8.15	1.30	1.46
2	2B	208	SER	N-CA	-8.15	1.30	1.46
2	3R	208	SER	N-CA	-8.15	1.30	1.46
2	3V	208	SER	N-CA	-8.15	1.30	1.46
2	3Z	208	SER	N-CA	-8.15	1.30	1.46
2	5F	208	SER	N-CA	-8.15	1.30	1.46
2	5J	208	SER	N-CA	-8.15	1.30	1.46
2	5N	208	SER	N-CA	-8.15	1.30	1.46
2	63	208	SER	N-CA	-8.15	1.30	1.46
2	67	208	SER	N-CA	-8.15	1.30	1.46
2	7B	208	SER	N-CA	-8.15	1.30	1.46
2	1N	208	SER	N-CA	-8.14	1.30	1.46
1	1Q	146	ASN	C-O	8.14	1.38	1.23
1	1U	146	ASN	C-O	8.14	1.38	1.23
1	1Y	146	ASN	C-O	8.14	1.38	1.23
2	2J	208	SER	N-CA	-8.14	1.30	1.46
1	2Q	146	ASN	C-O	8.14	1.38	1.23
1	2U	146	ASN	C-O	8.14	1.38	1.23
1	2Y	146	ASN	C-O	8.14	1.38	1.23

*Continued on next page...*

*Continued from previous page...*

Mol	Chain	Res	Type	Atoms	Z	Observed(Å)	Ideal(Å)
2	3B	208	SER	N-CA	-8.14	1.30	1.46
2	3J	208	SER	N-CA	-8.14	1.30	1.46
2	33	208	SER	N-CA	-8.14	1.30	1.46
2	4F	208	SER	N-CA	-8.14	1.30	1.46
2	4Z	208	SER	N-CA	-8.14	1.30	1.46
1	42	146	ASN	C-O	8.14	1.38	1.23
1	46	146	ASN	C-O	8.14	1.38	1.23
1	5A	146	ASN	C-O	8.14	1.38	1.23
2	5V	208	SER	N-CA	-8.14	1.30	1.46
1	52	146	ASN	C-O	8.14	1.38	1.23
1	56	146	ASN	C-O	8.14	1.38	1.23
1	6A	146	ASN	C-O	8.14	1.38	1.23
2	6N	208	SER	N-CA	-8.14	1.30	1.46
2	6V	208	SER	N-CA	-8.14	1.30	1.46
2	7F	208	SER	N-CA	-8.14	1.30	1.46
2	7R	208	SER	N-CA	-8.14	1.30	1.46
1	12	146	ASN	C-O	8.14	1.38	1.23
1	16	146	ASN	C-O	8.14	1.38	1.23
1	2A	146	ASN	C-O	8.14	1.38	1.23
1	3Q	146	ASN	C-O	8.14	1.38	1.23
1	3U	146	ASN	C-O	8.14	1.38	1.23
1	3Y	146	ASN	C-O	8.14	1.38	1.23
1	5E	146	ASN	C-O	8.14	1.38	1.23
1	5I	146	ASN	C-O	8.14	1.38	1.23
1	5M	146	ASN	C-O	8.14	1.38	1.23
1	62	146	ASN	C-O	8.14	1.38	1.23
1	66	146	ASN	C-O	8.14	1.38	1.23
1	7A	146	ASN	C-O	8.14	1.38	1.23
2	1B	70	TRP	C-O	-8.14	1.07	1.23
2	1J	70	TRP	C-O	-8.14	1.07	1.23
2	2F	70	TRP	C-O	-8.14	1.07	1.23
2	27	70	TRP	C-O	-8.14	1.07	1.23
2	3F	70	TRP	C-O	-8.14	1.07	1.23
2	4B	70	TRP	C-O	-8.14	1.07	1.23
2	4N	70	TRP	C-O	-8.14	1.07	1.23
2	4V	70	TRP	C-O	-8.14	1.07	1.23
2	5R	70	TRP	C-O	-8.14	1.07	1.23
2	6J	70	TRP	C-O	-8.14	1.07	1.23
2	6R	70	TRP	C-O	-8.14	1.07	1.23
2	7N	70	TRP	C-O	-8.14	1.07	1.23
2	13	70	TRP	C-O	-8.14	1.07	1.23
2	17	70	TRP	C-O	-8.14	1.07	1.23

*Continued on next page...*

*Continued from previous page...*

Mol	Chain	Res	Type	Atoms	Z	Observed(Å)	Ideal(Å)
2	2B	70	TRP	C-O	-8.14	1.07	1.23
2	3R	70	TRP	C-O	-8.14	1.07	1.23
2	3V	70	TRP	C-O	-8.14	1.07	1.23
2	3Z	70	TRP	C-O	-8.14	1.07	1.23
2	5F	70	TRP	C-O	-8.14	1.07	1.23
2	5J	70	TRP	C-O	-8.14	1.07	1.23
2	5N	70	TRP	C-O	-8.14	1.07	1.23
2	63	70	TRP	C-O	-8.14	1.07	1.23
2	67	70	TRP	C-O	-8.14	1.07	1.23
2	7B	70	TRP	C-O	-8.14	1.07	1.23
2	1F	70	TRP	C-O	-8.14	1.07	1.23
2	2N	70	TRP	C-O	-8.14	1.07	1.23
2	23	70	TRP	C-O	-8.14	1.07	1.23
2	3N	70	TRP	C-O	-8.14	1.07	1.23
2	37	70	TRP	C-O	-8.14	1.07	1.23
2	4J	70	TRP	C-O	-8.14	1.07	1.23
2	4R	70	TRP	C-O	-8.14	1.07	1.23
2	5Z	70	TRP	C-O	-8.14	1.07	1.23
2	6F	70	TRP	C-O	-8.14	1.07	1.23
2	6Z	70	TRP	C-O	-8.14	1.07	1.23
2	7J	70	TRP	C-O	-8.14	1.07	1.23
2	7V	70	TRP	C-O	-8.14	1.07	1.23
2	1B	6	LYS	CD-CE	8.13	1.71	1.51
2	1J	6	LYS	CD-CE	8.13	1.71	1.51
2	1R	208	SER	N-CA	-8.13	1.30	1.46
2	1V	208	SER	N-CA	-8.13	1.30	1.46
2	1Z	208	SER	N-CA	-8.13	1.30	1.46
2	2F	6	LYS	CD-CE	8.13	1.71	1.51
2	2R	208	SER	N-CA	-8.13	1.30	1.46
2	2V	208	SER	N-CA	-8.13	1.30	1.46
2	2Z	208	SER	N-CA	-8.13	1.30	1.46
2	27	6	LYS	CD-CE	8.13	1.71	1.51
2	3F	6	LYS	CD-CE	8.13	1.71	1.51
2	4B	6	LYS	CD-CE	8.13	1.71	1.51
2	4N	6	LYS	CD-CE	8.13	1.71	1.51
2	4V	6	LYS	CD-CE	8.13	1.71	1.51
2	43	208	SER	N-CA	-8.13	1.30	1.46
2	47	208	SER	N-CA	-8.13	1.30	1.46
2	5B	208	SER	N-CA	-8.13	1.30	1.46
2	5R	6	LYS	CD-CE	8.13	1.71	1.51
2	53	208	SER	N-CA	-8.13	1.30	1.46
2	57	208	SER	N-CA	-8.13	1.30	1.46

*Continued on next page...*

*Continued from previous page...*

Mol	Chain	Res	Type	Atoms	Z	Observed(Å)	Ideal(Å)
2	6B	208	SER	N-CA	-8.13	1.30	1.46
2	6J	6	LYS	CD-CE	8.13	1.71	1.51
2	6R	6	LYS	CD-CE	8.13	1.71	1.51
2	7N	6	LYS	CD-CE	8.13	1.71	1.51
2	1B	208	SER	N-CA	-8.12	1.30	1.46
2	1J	208	SER	N-CA	-8.12	1.30	1.46
2	2F	208	SER	N-CA	-8.12	1.30	1.46
2	27	208	SER	N-CA	-8.12	1.30	1.46
2	3F	208	SER	N-CA	-8.12	1.30	1.46
2	4B	208	SER	N-CA	-8.12	1.30	1.46
2	4N	208	SER	N-CA	-8.12	1.30	1.46
2	4V	208	SER	N-CA	-8.12	1.30	1.46
2	5R	208	SER	N-CA	-8.12	1.30	1.46
2	6J	208	SER	N-CA	-8.12	1.30	1.46
2	6R	208	SER	N-CA	-8.12	1.30	1.46
2	7N	208	SER	N-CA	-8.12	1.30	1.46
2	13	7	ASN	CG-ND2	8.12	1.53	1.32
2	17	7	ASN	CG-ND2	8.12	1.53	1.32
2	2B	7	ASN	CG-ND2	8.12	1.53	1.32
2	3R	7	ASN	CG-ND2	8.12	1.53	1.32
2	3V	7	ASN	CG-ND2	8.12	1.53	1.32
2	3Z	7	ASN	CG-ND2	8.12	1.53	1.32
2	5F	7	ASN	CG-ND2	8.12	1.53	1.32
2	5J	7	ASN	CG-ND2	8.12	1.53	1.32
2	5N	7	ASN	CG-ND2	8.12	1.53	1.32
2	63	7	ASN	CG-ND2	8.12	1.53	1.32
2	67	7	ASN	CG-ND2	8.12	1.53	1.32
2	7B	7	ASN	CG-ND2	8.12	1.53	1.32
2	1R	6	LYS	CD-CE	8.11	1.71	1.51
2	1V	6	LYS	CD-CE	8.11	1.71	1.51
2	1Z	6	LYS	CD-CE	8.11	1.71	1.51
2	2R	6	LYS	CD-CE	8.11	1.71	1.51
2	2V	6	LYS	CD-CE	8.11	1.71	1.51
2	2Z	6	LYS	CD-CE	8.11	1.71	1.51
2	43	6	LYS	CD-CE	8.11	1.71	1.51
2	47	6	LYS	CD-CE	8.11	1.71	1.51
2	5B	6	LYS	CD-CE	8.11	1.71	1.51
2	53	6	LYS	CD-CE	8.11	1.71	1.51
2	57	6	LYS	CD-CE	8.11	1.71	1.51
2	6B	6	LYS	CD-CE	8.11	1.71	1.51
2	1N	70	TRP	C-O	-8.11	1.07	1.23
2	2J	70	TRP	C-O	-8.11	1.07	1.23

*Continued on next page...*

*Continued from previous page...*

Mol	Chain	Res	Type	Atoms	Z	Observed(Å)	Ideal(Å)
2	3B	70	TRP	C-O	-8.11	1.07	1.23
2	3J	70	TRP	C-O	-8.11	1.07	1.23
2	33	70	TRP	C-O	-8.11	1.07	1.23
2	4F	70	TRP	C-O	-8.11	1.07	1.23
2	4Z	70	TRP	C-O	-8.11	1.07	1.23
2	5V	70	TRP	C-O	-8.11	1.07	1.23
2	6N	70	TRP	C-O	-8.11	1.07	1.23
2	6V	70	TRP	C-O	-8.11	1.07	1.23
2	7F	70	TRP	C-O	-8.11	1.07	1.23
2	7R	70	TRP	C-O	-8.11	1.07	1.23
2	1R	70	TRP	C-O	-8.11	1.07	1.23
2	1V	70	TRP	C-O	-8.11	1.07	1.23
2	1Z	70	TRP	C-O	-8.11	1.07	1.23
2	2R	70	TRP	C-O	-8.11	1.07	1.23
2	2V	70	TRP	C-O	-8.11	1.07	1.23
2	2Z	70	TRP	C-O	-8.11	1.07	1.23
2	43	70	TRP	C-O	-8.11	1.07	1.23
2	47	70	TRP	C-O	-8.11	1.07	1.23
2	5B	70	TRP	C-O	-8.11	1.07	1.23
2	53	70	TRP	C-O	-8.11	1.07	1.23
2	57	70	TRP	C-O	-8.11	1.07	1.23
2	6B	70	TRP	C-O	-8.11	1.07	1.23
1	1M	14	ASP	C-N	8.11	1.52	1.34
1	2I	14	ASP	C-N	8.11	1.52	1.34
1	3A	14	ASP	C-N	8.11	1.52	1.34
1	3I	14	ASP	C-N	8.11	1.52	1.34
1	32	14	ASP	C-N	8.11	1.52	1.34
1	4E	14	ASP	C-N	8.11	1.52	1.34
1	4Y	14	ASP	C-N	8.11	1.52	1.34
1	5U	14	ASP	C-N	8.11	1.52	1.34
1	6M	14	ASP	C-N	8.11	1.52	1.34
1	6U	14	ASP	C-N	8.11	1.52	1.34
1	7E	14	ASP	C-N	8.11	1.52	1.34
1	7Q	14	ASP	C-N	8.11	1.52	1.34
2	1F	7	ASN	CG-ND2	8.10	1.53	1.32
2	2N	7	ASN	CG-ND2	8.10	1.53	1.32
2	23	7	ASN	CG-ND2	8.10	1.53	1.32
2	3N	7	ASN	CG-ND2	8.10	1.53	1.32
2	37	7	ASN	CG-ND2	8.10	1.53	1.32
2	4J	7	ASN	CG-ND2	8.10	1.53	1.32
2	4R	7	ASN	CG-ND2	8.10	1.53	1.32
2	5Z	7	ASN	CG-ND2	8.10	1.53	1.32

*Continued on next page...*

*Continued from previous page...*

Mol	Chain	Res	Type	Atoms	Z	Observed(Å)	Ideal(Å)
2	6F	7	ASN	CG-ND2	8.10	1.53	1.32
2	6Z	7	ASN	CG-ND2	8.10	1.53	1.32
2	7J	7	ASN	CG-ND2	8.10	1.53	1.32
2	7V	7	ASN	CG-ND2	8.10	1.53	1.32
2	1F	6	LYS	CD-CE	8.10	1.71	1.51
2	1F	58	LEU	C-N	8.10	1.52	1.34
2	2N	6	LYS	CD-CE	8.10	1.71	1.51
2	2N	58	LEU	C-N	8.10	1.52	1.34
2	23	6	LYS	CD-CE	8.10	1.71	1.51
2	23	58	LEU	C-N	8.10	1.52	1.34
2	3N	6	LYS	CD-CE	8.10	1.71	1.51
2	3N	58	LEU	C-N	8.10	1.52	1.34
2	37	6	LYS	CD-CE	8.10	1.71	1.51
2	37	58	LEU	C-N	8.10	1.52	1.34
2	4J	6	LYS	CD-CE	8.10	1.71	1.51
2	4J	58	LEU	C-N	8.10	1.52	1.34
2	4R	6	LYS	CD-CE	8.10	1.71	1.51
2	4R	58	LEU	C-N	8.10	1.52	1.34
2	5Z	6	LYS	CD-CE	8.10	1.71	1.51
2	5Z	58	LEU	C-N	8.10	1.52	1.34
2	6F	6	LYS	CD-CE	8.10	1.71	1.51
2	6F	58	LEU	C-N	8.10	1.52	1.34
2	6Z	6	LYS	CD-CE	8.10	1.71	1.51
2	6Z	58	LEU	C-N	8.10	1.52	1.34
2	7J	6	LYS	CD-CE	8.10	1.71	1.51
2	7J	58	LEU	C-N	8.10	1.52	1.34
2	7V	6	LYS	CD-CE	8.10	1.71	1.51
2	7V	58	LEU	C-N	8.10	1.52	1.34
1	1A	14	ASP	C-N	8.09	1.52	1.34
2	1B	7	ASN	CG-ND2	8.09	1.53	1.32
1	1E	14	ASP	C-N	8.09	1.52	1.34
1	1I	14	ASP	C-N	8.09	1.52	1.34
2	1J	7	ASN	CG-ND2	8.09	1.53	1.32
1	2E	14	ASP	C-N	8.09	1.52	1.34
2	2F	7	ASN	CG-ND2	8.09	1.53	1.32
1	2M	14	ASP	C-N	8.09	1.52	1.34
1	22	14	ASP	C-N	8.09	1.52	1.34
1	26	14	ASP	C-N	8.09	1.52	1.34
2	27	7	ASN	CG-ND2	8.09	1.53	1.32
1	3E	14	ASP	C-N	8.09	1.52	1.34
2	3F	7	ASN	CG-ND2	8.09	1.53	1.32
1	3M	14	ASP	C-N	8.09	1.52	1.34

*Continued on next page...*



*Continued from previous page...*

Mol	Chain	Res	Type	Atoms	Z	Observed(Å)	Ideal(Å)
1	36	14	ASP	C-N	8.09	1.52	1.34
1	4A	14	ASP	C-N	8.09	1.52	1.34
2	4B	7	ASN	CG-ND2	8.09	1.53	1.32
1	4I	14	ASP	C-N	8.09	1.52	1.34
1	4M	14	ASP	C-N	8.09	1.52	1.34
2	4N	7	ASN	CG-ND2	8.09	1.53	1.32
1	4Q	14	ASP	C-N	8.09	1.52	1.34
1	4U	14	ASP	C-N	8.09	1.52	1.34
2	4V	7	ASN	CG-ND2	8.09	1.53	1.32
1	5Q	14	ASP	C-N	8.09	1.52	1.34
2	5R	7	ASN	CG-ND2	8.09	1.53	1.32
1	5Y	14	ASP	C-N	8.09	1.52	1.34
1	6E	14	ASP	C-N	8.09	1.52	1.34
1	6I	14	ASP	C-N	8.09	1.52	1.34
2	6J	7	ASN	CG-ND2	8.09	1.53	1.32
1	6Q	14	ASP	C-N	8.09	1.52	1.34
2	6R	7	ASN	CG-ND2	8.09	1.53	1.32
1	6Y	14	ASP	C-N	8.09	1.52	1.34
1	7I	14	ASP	C-N	8.09	1.52	1.34
1	7M	14	ASP	C-N	8.09	1.52	1.34
2	7N	7	ASN	CG-ND2	8.09	1.53	1.32
1	7U	14	ASP	C-N	8.09	1.52	1.34
2	1B	58	LEU	C-N	8.09	1.52	1.34
2	1J	58	LEU	C-N	8.09	1.52	1.34
2	1R	58	LEU	C-N	8.09	1.52	1.34
2	1V	58	LEU	C-N	8.09	1.52	1.34
2	1Z	58	LEU	C-N	8.09	1.52	1.34
2	2F	58	LEU	C-N	8.09	1.52	1.34
2	2R	58	LEU	C-N	8.09	1.52	1.34
2	2V	58	LEU	C-N	8.09	1.52	1.34
2	2Z	58	LEU	C-N	8.09	1.52	1.34
2	27	58	LEU	C-N	8.09	1.52	1.34
2	3F	58	LEU	C-N	8.09	1.52	1.34
2	4B	58	LEU	C-N	8.09	1.52	1.34
2	4N	58	LEU	C-N	8.09	1.52	1.34
2	4V	58	LEU	C-N	8.09	1.52	1.34
2	43	58	LEU	C-N	8.09	1.52	1.34
2	47	58	LEU	C-N	8.09	1.52	1.34
2	5B	58	LEU	C-N	8.09	1.52	1.34
2	5R	58	LEU	C-N	8.09	1.52	1.34
2	53	58	LEU	C-N	8.09	1.52	1.34
2	57	58	LEU	C-N	8.09	1.52	1.34

*Continued on next page...*

*Continued from previous page...*

Mol	Chain	Res	Type	Atoms	Z	Observed(Å)	Ideal(Å)
2	6B	58	LEU	C-N	8.09	1.52	1.34
2	6J	58	LEU	C-N	8.09	1.52	1.34
2	6R	58	LEU	C-N	8.09	1.52	1.34
2	7N	58	LEU	C-N	8.09	1.52	1.34
1	12	14	ASP	C-N	8.09	1.52	1.34
1	16	14	ASP	C-N	8.09	1.52	1.34
1	2A	14	ASP	C-N	8.09	1.52	1.34
1	3Q	14	ASP	C-N	8.09	1.52	1.34
1	3U	14	ASP	C-N	8.09	1.52	1.34
1	3Y	14	ASP	C-N	8.09	1.52	1.34
1	5E	14	ASP	C-N	8.09	1.52	1.34
1	5I	14	ASP	C-N	8.09	1.52	1.34
1	5M	14	ASP	C-N	8.09	1.52	1.34
1	62	14	ASP	C-N	8.09	1.52	1.34
1	66	14	ASP	C-N	8.09	1.52	1.34
1	7A	14	ASP	C-N	8.09	1.52	1.34
2	1F	78	HIS	CE1-NE2	8.08	1.51	1.32
2	1N	58	LEU	C-N	8.08	1.52	1.34
2	13	58	LEU	C-N	8.08	1.52	1.34
2	17	58	LEU	C-N	8.08	1.52	1.34
2	2B	58	LEU	C-N	8.08	1.52	1.34
2	2J	58	LEU	C-N	8.08	1.52	1.34
2	2N	78	HIS	CE1-NE2	8.08	1.51	1.32
2	23	78	HIS	CE1-NE2	8.08	1.51	1.32
2	3B	58	LEU	C-N	8.08	1.52	1.34
2	3J	58	LEU	C-N	8.08	1.52	1.34
2	3N	78	HIS	CE1-NE2	8.08	1.51	1.32
2	3R	58	LEU	C-N	8.08	1.52	1.34
2	3V	58	LEU	C-N	8.08	1.52	1.34
2	3Z	58	LEU	C-N	8.08	1.52	1.34
2	33	58	LEU	C-N	8.08	1.52	1.34
2	37	78	HIS	CE1-NE2	8.08	1.51	1.32
2	4F	58	LEU	C-N	8.08	1.52	1.34
2	4J	78	HIS	CE1-NE2	8.08	1.51	1.32
2	4R	78	HIS	CE1-NE2	8.08	1.51	1.32
2	4Z	58	LEU	C-N	8.08	1.52	1.34
2	5F	58	LEU	C-N	8.08	1.52	1.34
2	5J	58	LEU	C-N	8.08	1.52	1.34
2	5N	58	LEU	C-N	8.08	1.52	1.34
2	5V	58	LEU	C-N	8.08	1.52	1.34
2	5Z	78	HIS	CE1-NE2	8.08	1.51	1.32
2	6F	78	HIS	CE1-NE2	8.08	1.51	1.32

*Continued on next page...*

*Continued from previous page...*

Mol	Chain	Res	Type	Atoms	Z	Observed(Å)	Ideal(Å)
2	6N	58	LEU	C-N	8.08	1.52	1.34
2	6V	58	LEU	C-N	8.08	1.52	1.34
2	6Z	78	HIS	CE1-NE2	8.08	1.51	1.32
2	63	58	LEU	C-N	8.08	1.52	1.34
2	67	58	LEU	C-N	8.08	1.52	1.34
2	7B	58	LEU	C-N	8.08	1.52	1.34
2	7F	58	LEU	C-N	8.08	1.52	1.34
2	7J	78	HIS	CE1-NE2	8.08	1.51	1.32
2	7R	58	LEU	C-N	8.08	1.52	1.34
2	7V	78	HIS	CE1-NE2	8.08	1.51	1.32
2	1R	78	HIS	CE1-NE2	8.08	1.51	1.32
2	1V	78	HIS	CE1-NE2	8.08	1.51	1.32
2	1Z	78	HIS	CE1-NE2	8.08	1.51	1.32
2	2R	78	HIS	CE1-NE2	8.08	1.51	1.32
2	2V	78	HIS	CE1-NE2	8.08	1.51	1.32
2	2Z	78	HIS	CE1-NE2	8.08	1.51	1.32
2	43	78	HIS	CE1-NE2	8.08	1.51	1.32
2	47	78	HIS	CE1-NE2	8.08	1.51	1.32
2	5B	78	HIS	CE1-NE2	8.08	1.51	1.32
2	53	78	HIS	CE1-NE2	8.08	1.51	1.32
2	57	78	HIS	CE1-NE2	8.08	1.51	1.32
2	6B	78	HIS	CE1-NE2	8.08	1.51	1.32
2	1N	7	ASN	CG-ND2	8.07	1.53	1.32
2	2J	7	ASN	CG-ND2	8.07	1.53	1.32
2	3B	7	ASN	CG-ND2	8.07	1.53	1.32
2	3J	7	ASN	CG-ND2	8.07	1.53	1.32
2	33	7	ASN	CG-ND2	8.07	1.53	1.32
2	4F	7	ASN	CG-ND2	8.07	1.53	1.32
2	4Z	7	ASN	CG-ND2	8.07	1.53	1.32
2	5V	7	ASN	CG-ND2	8.07	1.53	1.32
2	6N	7	ASN	CG-ND2	8.07	1.53	1.32
2	6V	7	ASN	CG-ND2	8.07	1.53	1.32
2	7F	7	ASN	CG-ND2	8.07	1.53	1.32
2	7R	7	ASN	CG-ND2	8.07	1.53	1.32
1	1Q	14	ASP	C-N	8.07	1.52	1.34
1	1U	14	ASP	C-N	8.07	1.52	1.34
1	1Y	14	ASP	C-N	8.07	1.52	1.34
1	2Q	14	ASP	C-N	8.07	1.52	1.34
1	2U	14	ASP	C-N	8.07	1.52	1.34
1	2Y	14	ASP	C-N	8.07	1.52	1.34
1	42	14	ASP	C-N	8.07	1.52	1.34
1	46	14	ASP	C-N	8.07	1.52	1.34

*Continued on next page...*

*Continued from previous page...*

Mol	Chain	Res	Type	Atoms	Z	Observed(Å)	Ideal(Å)
1	5A	14	ASP	C-N	8.07	1.52	1.34
1	52	14	ASP	C-N	8.07	1.52	1.34
1	56	14	ASP	C-N	8.07	1.52	1.34
1	6A	14	ASP	C-N	8.07	1.52	1.34
2	1R	7	ASN	CG-ND2	8.06	1.53	1.32
2	1V	7	ASN	CG-ND2	8.06	1.53	1.32
2	1Z	7	ASN	CG-ND2	8.06	1.53	1.32
2	2R	7	ASN	CG-ND2	8.06	1.53	1.32
2	2V	7	ASN	CG-ND2	8.06	1.53	1.32
2	2Z	7	ASN	CG-ND2	8.06	1.53	1.32
2	43	7	ASN	CG-ND2	8.06	1.53	1.32
2	47	7	ASN	CG-ND2	8.06	1.53	1.32
2	5B	7	ASN	CG-ND2	8.06	1.53	1.32
2	53	7	ASN	CG-ND2	8.06	1.53	1.32
2	57	7	ASN	CG-ND2	8.06	1.53	1.32
2	6B	7	ASN	CG-ND2	8.06	1.53	1.32
1	1A	180	VAL	C-O	-8.06	1.08	1.23
2	1B	78	HIS	CE1-NE2	8.06	1.51	1.32
1	1I	180	VAL	C-O	-8.06	1.08	1.23
2	1J	78	HIS	CE1-NE2	8.06	1.51	1.32
2	13	78	HIS	CE1-NE2	8.06	1.51	1.32
2	17	78	HIS	CE1-NE2	8.06	1.51	1.32
2	2B	78	HIS	CE1-NE2	8.06	1.51	1.32
1	2E	180	VAL	C-O	-8.06	1.08	1.23
2	2F	78	HIS	CE1-NE2	8.06	1.51	1.32
1	26	180	VAL	C-O	-8.06	1.08	1.23
2	27	78	HIS	CE1-NE2	8.06	1.51	1.32
1	3E	180	VAL	C-O	-8.06	1.08	1.23
2	3F	78	HIS	CE1-NE2	8.06	1.51	1.32
2	3R	78	HIS	CE1-NE2	8.06	1.51	1.32
2	3V	78	HIS	CE1-NE2	8.06	1.51	1.32
2	3Z	78	HIS	CE1-NE2	8.06	1.51	1.32
1	4A	180	VAL	C-O	-8.06	1.08	1.23
2	4B	78	HIS	CE1-NE2	8.06	1.51	1.32
1	4M	180	VAL	C-O	-8.06	1.08	1.23
2	4N	78	HIS	CE1-NE2	8.06	1.51	1.32
1	4U	180	VAL	C-O	-8.06	1.08	1.23
2	4V	78	HIS	CE1-NE2	8.06	1.51	1.32
2	5F	78	HIS	CE1-NE2	8.06	1.51	1.32
2	5J	78	HIS	CE1-NE2	8.06	1.51	1.32
2	5N	78	HIS	CE1-NE2	8.06	1.51	1.32
1	5Q	180	VAL	C-O	-8.06	1.08	1.23

*Continued on next page...*

*Continued from previous page...*

Mol	Chain	Res	Type	Atoms	Z	Observed(Å)	Ideal(Å)
2	5R	78	HIS	CE1-NE2	8.06	1.51	1.32
1	6I	180	VAL	C-O	-8.06	1.08	1.23
2	6J	78	HIS	CE1-NE2	8.06	1.51	1.32
1	6Q	180	VAL	C-O	-8.06	1.08	1.23
2	6R	78	HIS	CE1-NE2	8.06	1.51	1.32
2	63	78	HIS	CE1-NE2	8.06	1.51	1.32
2	67	78	HIS	CE1-NE2	8.06	1.51	1.32
2	7B	78	HIS	CE1-NE2	8.06	1.51	1.32
1	7M	180	VAL	C-O	-8.06	1.08	1.23
2	7N	78	HIS	CE1-NE2	8.06	1.51	1.32
1	1E	180	VAL	C-O	-8.06	1.08	1.23
2	1N	78	HIS	CE1-NE2	8.06	1.51	1.32
2	2J	78	HIS	CE1-NE2	8.06	1.51	1.32
1	2M	180	VAL	C-O	-8.06	1.08	1.23
1	22	180	VAL	C-O	-8.06	1.08	1.23
2	3B	78	HIS	CE1-NE2	8.06	1.51	1.32
2	3J	78	HIS	CE1-NE2	8.06	1.51	1.32
1	3M	180	VAL	C-O	-8.06	1.08	1.23
2	33	78	HIS	CE1-NE2	8.06	1.51	1.32
1	36	180	VAL	C-O	-8.06	1.08	1.23
2	4F	78	HIS	CE1-NE2	8.06	1.51	1.32
1	4I	180	VAL	C-O	-8.06	1.08	1.23
1	4Q	180	VAL	C-O	-8.06	1.08	1.23
2	4Z	78	HIS	CE1-NE2	8.06	1.51	1.32
2	5V	78	HIS	CE1-NE2	8.06	1.51	1.32
1	5Y	180	VAL	C-O	-8.06	1.08	1.23
1	6E	180	VAL	C-O	-8.06	1.08	1.23
2	6N	78	HIS	CE1-NE2	8.06	1.51	1.32
2	6V	78	HIS	CE1-NE2	8.06	1.51	1.32
1	6Y	180	VAL	C-O	-8.06	1.08	1.23
2	7F	78	HIS	CE1-NE2	8.06	1.51	1.32
1	7I	180	VAL	C-O	-8.06	1.08	1.23
2	7R	78	HIS	CE1-NE2	8.06	1.51	1.32
1	7U	180	VAL	C-O	-8.06	1.08	1.23
1	1M	180	VAL	C-O	-8.06	1.08	1.23
1	2I	180	VAL	C-O	-8.06	1.08	1.23
1	3A	180	VAL	C-O	-8.06	1.08	1.23
1	3I	180	VAL	C-O	-8.06	1.08	1.23
1	32	180	VAL	C-O	-8.06	1.08	1.23
1	4E	180	VAL	C-O	-8.06	1.08	1.23
1	4Y	180	VAL	C-O	-8.06	1.08	1.23
1	5U	180	VAL	C-O	-8.06	1.08	1.23

*Continued on next page...*

*Continued from previous page...*

Mol	Chain	Res	Type	Atoms	Z	Observed(Å)	Ideal(Å)
1	6M	180	VAL	C-O	-8.06	1.08	1.23
1	6U	180	VAL	C-O	-8.06	1.08	1.23
1	7E	180	VAL	C-O	-8.06	1.08	1.23
1	7Q	180	VAL	C-O	-8.06	1.08	1.23
1	12	180	VAL	C-O	-8.05	1.08	1.23
1	16	180	VAL	C-O	-8.05	1.08	1.23
1	2A	180	VAL	C-O	-8.05	1.08	1.23
1	3Q	180	VAL	C-O	-8.05	1.08	1.23
1	3U	180	VAL	C-O	-8.05	1.08	1.23
1	3Y	180	VAL	C-O	-8.05	1.08	1.23
1	5E	180	VAL	C-O	-8.05	1.08	1.23
1	5I	180	VAL	C-O	-8.05	1.08	1.23
1	5M	180	VAL	C-O	-8.05	1.08	1.23
1	62	180	VAL	C-O	-8.05	1.08	1.23
1	66	180	VAL	C-O	-8.05	1.08	1.23
1	7A	180	VAL	C-O	-8.05	1.08	1.23
1	1Q	7	GLN	CD-NE2	8.05	1.52	1.32
1	1U	7	GLN	CD-NE2	8.05	1.52	1.32
1	1Y	7	GLN	CD-NE2	8.05	1.52	1.32
1	12	7	GLN	CD-NE2	8.05	1.52	1.32
1	16	7	GLN	CD-NE2	8.05	1.52	1.32
1	2A	7	GLN	CD-NE2	8.05	1.52	1.32
1	2Q	7	GLN	CD-NE2	8.05	1.52	1.32
1	2U	7	GLN	CD-NE2	8.05	1.52	1.32
1	2Y	7	GLN	CD-NE2	8.05	1.52	1.32
1	3Q	7	GLN	CD-NE2	8.05	1.52	1.32
1	3U	7	GLN	CD-NE2	8.05	1.52	1.32
1	3Y	7	GLN	CD-NE2	8.05	1.52	1.32
1	42	7	GLN	CD-NE2	8.05	1.52	1.32
1	46	7	GLN	CD-NE2	8.05	1.52	1.32
1	5A	7	GLN	CD-NE2	8.05	1.52	1.32
1	5E	7	GLN	CD-NE2	8.05	1.52	1.32
1	5I	7	GLN	CD-NE2	8.05	1.52	1.32
1	5M	7	GLN	CD-NE2	8.05	1.52	1.32
1	52	7	GLN	CD-NE2	8.05	1.52	1.32
1	56	7	GLN	CD-NE2	8.05	1.52	1.32
1	6A	7	GLN	CD-NE2	8.05	1.52	1.32
1	62	7	GLN	CD-NE2	8.05	1.52	1.32
1	66	7	GLN	CD-NE2	8.05	1.52	1.32
1	7A	7	GLN	CD-NE2	8.05	1.52	1.32
1	1E	7	GLN	CD-NE2	8.05	1.52	1.32
1	2M	7	GLN	CD-NE2	8.05	1.52	1.32

*Continued on next page...*

*Continued from previous page...*

Mol	Chain	Res	Type	Atoms	Z	Observed(Å)	Ideal(Å)
1	3M	7	GLN	CD-NE2	8.05	1.52	1.32
1	4Q	7	GLN	CD-NE2	8.05	1.52	1.32
1	1A	7	GLN	CD-NE2	8.04	1.52	1.32
1	1I	7	GLN	CD-NE2	8.04	1.52	1.32
1	1M	7	GLN	CD-NE2	8.04	1.52	1.32
1	2E	7	GLN	CD-NE2	8.04	1.52	1.32
1	2I	7	GLN	CD-NE2	8.04	1.52	1.32
1	22	7	GLN	CD-NE2	8.05	1.52	1.32
1	4I	7	GLN	CD-NE2	8.05	1.52	1.32
1	26	7	GLN	CD-NE2	8.04	1.52	1.32
1	3A	7	GLN	CD-NE2	8.04	1.52	1.32
1	3E	7	GLN	CD-NE2	8.04	1.52	1.32
1	3I	7	GLN	CD-NE2	8.04	1.52	1.32
1	32	7	GLN	CD-NE2	8.04	1.52	1.32
1	36	7	GLN	CD-NE2	8.05	1.52	1.32
1	4A	7	GLN	CD-NE2	8.04	1.52	1.32
1	4E	7	GLN	CD-NE2	8.04	1.52	1.32
1	5Y	7	GLN	CD-NE2	8.05	1.52	1.32
1	7I	7	GLN	CD-NE2	8.05	1.52	1.32
1	7U	7	GLN	CD-NE2	8.05	1.52	1.32
1	4M	7	GLN	CD-NE2	8.04	1.52	1.32
1	4U	7	GLN	CD-NE2	8.04	1.52	1.32
1	4Y	7	GLN	CD-NE2	8.04	1.52	1.32
1	5Q	7	GLN	CD-NE2	8.04	1.52	1.32
1	5U	7	GLN	CD-NE2	8.04	1.52	1.32
1	6E	7	GLN	CD-NE2	8.05	1.52	1.32
1	6Y	7	GLN	CD-NE2	8.05	1.52	1.32
1	6I	7	GLN	CD-NE2	8.04	1.52	1.32
1	6M	7	GLN	CD-NE2	8.04	1.52	1.32
1	6Q	7	GLN	CD-NE2	8.04	1.52	1.32
1	6U	7	GLN	CD-NE2	8.04	1.52	1.32
1	7E	7	GLN	CD-NE2	8.04	1.52	1.32
1	7M	7	GLN	CD-NE2	8.04	1.52	1.32
1	7Q	7	GLN	CD-NE2	8.04	1.52	1.32
2	1R	72	ARG	C-O	-8.04	1.08	1.23
2	1V	72	ARG	C-O	-8.04	1.08	1.23
2	1Z	72	ARG	C-O	-8.04	1.08	1.23
2	2R	72	ARG	C-O	-8.04	1.08	1.23
2	2V	72	ARG	C-O	-8.04	1.08	1.23
2	2Z	72	ARG	C-O	-8.04	1.08	1.23
2	43	72	ARG	C-O	-8.04	1.08	1.23
2	47	72	ARG	C-O	-8.04	1.08	1.23

*Continued on next page...*

*Continued from previous page...*

Mol	Chain	Res	Type	Atoms	Z	Observed(Å)	Ideal(Å)
2	5B	72	ARG	C-O	-8.04	1.08	1.23
2	53	72	ARG	C-O	-8.04	1.08	1.23
2	57	72	ARG	C-O	-8.04	1.08	1.23
2	6B	72	ARG	C-O	-8.04	1.08	1.23
1	1Q	180	VAL	C-O	-8.04	1.08	1.23
2	1R	6	LYS	CB-CG	8.04	1.74	1.52
1	1U	180	VAL	C-O	-8.04	1.08	1.23
2	1V	6	LYS	CB-CG	8.04	1.74	1.52
1	1Y	180	VAL	C-O	-8.04	1.08	1.23
2	1Z	6	LYS	CB-CG	8.04	1.74	1.52
1	2Q	180	VAL	C-O	-8.04	1.08	1.23
2	2R	6	LYS	CB-CG	8.04	1.74	1.52
1	2U	180	VAL	C-O	-8.04	1.08	1.23
2	2V	6	LYS	CB-CG	8.04	1.74	1.52
1	2Y	180	VAL	C-O	-8.04	1.08	1.23
2	2Z	6	LYS	CB-CG	8.04	1.74	1.52
1	42	180	VAL	C-O	-8.04	1.08	1.23
2	43	6	LYS	CB-CG	8.04	1.74	1.52
1	46	180	VAL	C-O	-8.04	1.08	1.23
2	47	6	LYS	CB-CG	8.04	1.74	1.52
1	5A	180	VAL	C-O	-8.04	1.08	1.23
2	5B	6	LYS	CB-CG	8.04	1.74	1.52
1	52	180	VAL	C-O	-8.04	1.08	1.23
2	53	6	LYS	CB-CG	8.04	1.74	1.52
1	56	180	VAL	C-O	-8.04	1.08	1.23
2	57	6	LYS	CB-CG	8.04	1.74	1.52
1	6A	180	VAL	C-O	-8.04	1.08	1.23
2	6B	6	LYS	CB-CG	8.04	1.74	1.52
2	1B	6	LYS	CB-CG	8.03	1.74	1.52
2	1J	6	LYS	CB-CG	8.03	1.74	1.52
2	2F	6	LYS	CB-CG	8.03	1.74	1.52
2	27	6	LYS	CB-CG	8.03	1.74	1.52
2	3F	6	LYS	CB-CG	8.03	1.74	1.52
2	4B	6	LYS	CB-CG	8.03	1.74	1.52
2	4N	6	LYS	CB-CG	8.03	1.74	1.52
2	4V	6	LYS	CB-CG	8.03	1.74	1.52
2	5R	6	LYS	CB-CG	8.03	1.74	1.52
2	6J	6	LYS	CB-CG	8.03	1.74	1.52
2	6R	6	LYS	CB-CG	8.03	1.74	1.52
2	7N	6	LYS	CB-CG	8.03	1.74	1.52
2	1B	16	ASN	N-CA	8.03	1.62	1.46
2	1N	6	LYS	CB-CG	8.03	1.74	1.52

*Continued on next page...*



*Continued from previous page...*

Mol	Chain	Res	Type	Atoms	Z	Observed(Å)	Ideal(Å)
2	1F	29	MET	CA-C	8.03	1.73	1.52
2	1J	16	ASN	N-CA	8.03	1.62	1.46
2	2F	16	ASN	N-CA	8.03	1.62	1.46
2	2J	6	LYS	CB-CG	8.03	1.74	1.52
2	2N	29	MET	CA-C	8.03	1.73	1.52
2	23	29	MET	CA-C	8.03	1.73	1.52
2	27	16	ASN	N-CA	8.03	1.62	1.46
2	3B	6	LYS	CB-CG	8.03	1.74	1.52
2	3F	16	ASN	N-CA	8.03	1.62	1.46
2	3J	6	LYS	CB-CG	8.03	1.74	1.52
2	33	6	LYS	CB-CG	8.03	1.74	1.52
2	4F	6	LYS	CB-CG	8.03	1.74	1.52
2	5V	6	LYS	CB-CG	8.03	1.74	1.52
2	3N	29	MET	CA-C	8.03	1.73	1.52
2	37	29	MET	CA-C	8.03	1.73	1.52
2	4B	16	ASN	N-CA	8.03	1.62	1.46
2	4J	29	MET	CA-C	8.03	1.73	1.52
2	4N	16	ASN	N-CA	8.03	1.62	1.46
2	4R	29	MET	CA-C	8.03	1.73	1.52
2	4V	16	ASN	N-CA	8.03	1.62	1.46
2	4Z	6	LYS	CB-CG	8.03	1.74	1.52
2	5R	16	ASN	N-CA	8.03	1.62	1.46
2	6N	6	LYS	CB-CG	8.03	1.74	1.52
2	6V	6	LYS	CB-CG	8.03	1.74	1.52
2	5Z	29	MET	CA-C	8.03	1.73	1.52
2	6F	29	MET	CA-C	8.03	1.73	1.52
2	6J	16	ASN	N-CA	8.03	1.62	1.46
2	6R	16	ASN	N-CA	8.03	1.62	1.46
2	7F	6	LYS	CB-CG	8.03	1.74	1.52
2	6Z	29	MET	CA-C	8.03	1.73	1.52
2	7J	29	MET	CA-C	8.03	1.73	1.52
2	7N	16	ASN	N-CA	8.03	1.62	1.46
2	7R	6	LYS	CB-CG	8.03	1.74	1.52
2	7V	29	MET	CA-C	8.03	1.73	1.52
2	1R	16	ASN	N-CA	8.03	1.62	1.46
2	1V	16	ASN	N-CA	8.03	1.62	1.46
2	1Z	16	ASN	N-CA	8.03	1.62	1.46
2	2R	16	ASN	N-CA	8.03	1.62	1.46
2	2V	16	ASN	N-CA	8.03	1.62	1.46
2	2Z	16	ASN	N-CA	8.03	1.62	1.46
2	43	16	ASN	N-CA	8.03	1.62	1.46
2	47	16	ASN	N-CA	8.03	1.62	1.46

*Continued on next page...*

*Continued from previous page...*

Mol	Chain	Res	Type	Atoms	Z	Observed(Å)	Ideal(Å)
2	5B	16	ASN	N-CA	8.03	1.62	1.46
2	53	16	ASN	N-CA	8.03	1.62	1.46
2	57	16	ASN	N-CA	8.03	1.62	1.46
2	6B	16	ASN	N-CA	8.03	1.62	1.46
2	13	6	LYS	CB-CG	8.02	1.74	1.52
2	13	72	ARG	C-O	-8.02	1.08	1.23
2	17	6	LYS	CB-CG	8.02	1.74	1.52
2	17	72	ARG	C-O	-8.02	1.08	1.23
2	2B	6	LYS	CB-CG	8.02	1.74	1.52
2	2B	72	ARG	C-O	-8.02	1.08	1.23
2	3R	6	LYS	CB-CG	8.02	1.74	1.52
2	3R	72	ARG	C-O	-8.02	1.08	1.23
2	3V	6	LYS	CB-CG	8.02	1.74	1.52
2	3V	72	ARG	C-O	-8.02	1.08	1.23
2	3Z	6	LYS	CB-CG	8.02	1.74	1.52
2	3Z	72	ARG	C-O	-8.02	1.08	1.23
2	5F	6	LYS	CB-CG	8.02	1.74	1.52
2	5F	72	ARG	C-O	-8.02	1.08	1.23
2	5J	6	LYS	CB-CG	8.02	1.74	1.52
2	5J	72	ARG	C-O	-8.02	1.08	1.23
2	5N	6	LYS	CB-CG	8.02	1.74	1.52
2	5N	72	ARG	C-O	-8.02	1.08	1.23
2	63	6	LYS	CB-CG	8.02	1.74	1.52
2	63	72	ARG	C-O	-8.02	1.08	1.23
2	67	6	LYS	CB-CG	8.02	1.74	1.52
2	67	72	ARG	C-O	-8.02	1.08	1.23
2	7B	6	LYS	CB-CG	8.02	1.74	1.52
2	7B	72	ARG	C-O	-8.02	1.08	1.23
2	1F	72	ARG	C-O	-8.02	1.08	1.23
2	2N	72	ARG	C-O	-8.02	1.08	1.23
2	23	72	ARG	C-O	-8.02	1.08	1.23
2	3N	72	ARG	C-O	-8.02	1.08	1.23
2	37	72	ARG	C-O	-8.02	1.08	1.23
2	4J	72	ARG	C-O	-8.02	1.08	1.23
2	4R	72	ARG	C-O	-8.02	1.08	1.23
2	5Z	72	ARG	C-O	-8.02	1.08	1.23
2	6F	72	ARG	C-O	-8.02	1.08	1.23
2	6Z	72	ARG	C-O	-8.02	1.08	1.23
2	7J	72	ARG	C-O	-8.02	1.08	1.23
2	7V	72	ARG	C-O	-8.02	1.08	1.23
2	1B	72	ARG	C-O	-8.01	1.08	1.23
2	1J	72	ARG	C-O	-8.01	1.08	1.23

*Continued on next page...*

*Continued from previous page...*

Mol	Chain	Res	Type	Atoms	Z	Observed(Å)	Ideal(Å)
2	13	16	ASN	N-CA	8.01	1.62	1.46
2	17	16	ASN	N-CA	8.01	1.62	1.46
2	2B	16	ASN	N-CA	8.01	1.62	1.46
2	2F	72	ARG	C-O	-8.01	1.08	1.23
2	27	72	ARG	C-O	-8.01	1.08	1.23
2	3F	72	ARG	C-O	-8.01	1.08	1.23
2	3R	16	ASN	N-CA	8.01	1.62	1.46
2	3V	16	ASN	N-CA	8.01	1.62	1.46
2	3Z	16	ASN	N-CA	8.01	1.62	1.46
2	4B	72	ARG	C-O	-8.01	1.08	1.23
2	4N	72	ARG	C-O	-8.01	1.08	1.23
2	4V	72	ARG	C-O	-8.01	1.08	1.23
2	5F	16	ASN	N-CA	8.01	1.62	1.46
2	5J	16	ASN	N-CA	8.01	1.62	1.46
2	5N	16	ASN	N-CA	8.01	1.62	1.46
2	5R	72	ARG	C-O	-8.01	1.08	1.23
2	6J	72	ARG	C-O	-8.01	1.08	1.23
2	6R	72	ARG	C-O	-8.01	1.08	1.23
2	63	16	ASN	N-CA	8.01	1.62	1.46
2	67	16	ASN	N-CA	8.01	1.62	1.46
2	7B	16	ASN	N-CA	8.01	1.62	1.46
2	7N	72	ARG	C-O	-8.01	1.08	1.23
2	1F	16	ASN	N-CA	8.01	1.62	1.46
2	1N	29	MET	CA-C	8.01	1.73	1.52
2	2J	29	MET	CA-C	8.01	1.73	1.52
2	2N	16	ASN	N-CA	8.01	1.62	1.46
2	23	16	ASN	N-CA	8.01	1.62	1.46
2	3B	29	MET	CA-C	8.01	1.73	1.52
2	3J	29	MET	CA-C	8.01	1.73	1.52
2	3N	16	ASN	N-CA	8.01	1.62	1.46
2	33	29	MET	CA-C	8.01	1.73	1.52
2	37	16	ASN	N-CA	8.01	1.62	1.46
2	4F	29	MET	CA-C	8.01	1.73	1.52
2	4J	16	ASN	N-CA	8.01	1.62	1.46
2	4R	16	ASN	N-CA	8.01	1.62	1.46
2	4Z	29	MET	CA-C	8.01	1.73	1.52
2	5V	29	MET	CA-C	8.01	1.73	1.52
2	5Z	16	ASN	N-CA	8.01	1.62	1.46
2	6F	16	ASN	N-CA	8.01	1.62	1.46
2	6N	29	MET	CA-C	8.01	1.73	1.52
2	6V	29	MET	CA-C	8.01	1.73	1.52
2	6Z	16	ASN	N-CA	8.01	1.62	1.46

*Continued on next page...*

*Continued from previous page...*

Mol	Chain	Res	Type	Atoms	Z	Observed(Å)	Ideal(Å)
2	7F	29	MET	CA-C	8.01	1.73	1.52
2	7J	16	ASN	N-CA	8.01	1.62	1.46
2	7R	29	MET	CA-C	8.01	1.73	1.52
2	7V	16	ASN	N-CA	8.01	1.62	1.46
1	1Q	83	GLY	N-CA	-8.01	1.34	1.46
1	1U	83	GLY	N-CA	-8.01	1.34	1.46
1	1Y	83	GLY	N-CA	-8.01	1.34	1.46
1	2Q	83	GLY	N-CA	-8.01	1.34	1.46
1	2U	83	GLY	N-CA	-8.01	1.34	1.46
1	2Y	83	GLY	N-CA	-8.01	1.34	1.46
1	42	83	GLY	N-CA	-8.01	1.34	1.46
1	46	83	GLY	N-CA	-8.01	1.34	1.46
1	5A	83	GLY	N-CA	-8.01	1.34	1.46
1	52	83	GLY	N-CA	-8.01	1.34	1.46
1	56	83	GLY	N-CA	-8.01	1.34	1.46
1	6A	83	GLY	N-CA	-8.01	1.34	1.46
2	1B	215	GLN	CD-NE2	8.00	1.52	1.32
2	1J	215	GLN	CD-NE2	8.00	1.52	1.32
2	13	215	GLN	CD-NE2	8.00	1.52	1.32
2	17	215	GLN	CD-NE2	8.00	1.52	1.32
2	2B	215	GLN	CD-NE2	8.00	1.52	1.32
2	2F	215	GLN	CD-NE2	8.00	1.52	1.32
2	27	215	GLN	CD-NE2	8.00	1.52	1.32
2	3F	215	GLN	CD-NE2	8.00	1.52	1.32
2	3R	215	GLN	CD-NE2	8.00	1.52	1.32
2	3V	215	GLN	CD-NE2	8.00	1.52	1.32
2	3Z	215	GLN	CD-NE2	8.00	1.52	1.32
2	4B	215	GLN	CD-NE2	8.00	1.52	1.32
2	4N	215	GLN	CD-NE2	8.00	1.52	1.32
2	4V	215	GLN	CD-NE2	8.00	1.52	1.32
2	5F	215	GLN	CD-NE2	8.00	1.52	1.32
2	5J	215	GLN	CD-NE2	8.00	1.52	1.32
2	5N	215	GLN	CD-NE2	8.00	1.52	1.32
2	5R	215	GLN	CD-NE2	8.00	1.52	1.32
2	6J	215	GLN	CD-NE2	8.00	1.52	1.32
2	6R	215	GLN	CD-NE2	8.00	1.52	1.32
2	63	215	GLN	CD-NE2	8.00	1.52	1.32
2	67	215	GLN	CD-NE2	8.00	1.52	1.32
2	7B	215	GLN	CD-NE2	8.00	1.52	1.32
2	7N	215	GLN	CD-NE2	8.00	1.52	1.32
2	1F	6	LYS	CB-CG	8.00	1.74	1.52
2	2N	6	LYS	CB-CG	8.00	1.74	1.52

*Continued on next page...*

*Continued from previous page...*

Mol	Chain	Res	Type	Atoms	Z	Observed(Å)	Ideal(Å)
2	23	6	LYS	CB-CG	8.00	1.74	1.52
2	3N	6	LYS	CB-CG	8.00	1.74	1.52
2	37	6	LYS	CB-CG	8.00	1.74	1.52
2	4J	6	LYS	CB-CG	8.00	1.74	1.52
2	4R	6	LYS	CB-CG	8.00	1.74	1.52
2	5Z	6	LYS	CB-CG	8.00	1.74	1.52
2	6F	6	LYS	CB-CG	8.00	1.74	1.52
2	6Z	6	LYS	CB-CG	8.00	1.74	1.52
2	7J	6	LYS	CB-CG	8.00	1.74	1.52
2	7V	6	LYS	CB-CG	8.00	1.74	1.52
2	1N	16	ASN	N-CA	8.00	1.62	1.46
2	1R	215	GLN	CD-NE2	8.00	1.52	1.32
2	1V	215	GLN	CD-NE2	8.00	1.52	1.32
2	1Z	215	GLN	CD-NE2	8.00	1.52	1.32
2	2J	16	ASN	N-CA	8.00	1.62	1.46
2	2R	215	GLN	CD-NE2	8.00	1.52	1.32
2	2V	215	GLN	CD-NE2	8.00	1.52	1.32
2	2Z	215	GLN	CD-NE2	8.00	1.52	1.32
2	3B	16	ASN	N-CA	8.00	1.62	1.46
2	3J	16	ASN	N-CA	8.00	1.62	1.46
2	33	16	ASN	N-CA	8.00	1.62	1.46
2	4F	16	ASN	N-CA	8.00	1.62	1.46
2	4Z	16	ASN	N-CA	8.00	1.62	1.46
2	43	215	GLN	CD-NE2	8.00	1.52	1.32
2	47	215	GLN	CD-NE2	8.00	1.52	1.32
2	5B	215	GLN	CD-NE2	8.00	1.52	1.32
2	5V	16	ASN	N-CA	8.00	1.62	1.46
2	53	215	GLN	CD-NE2	8.00	1.52	1.32
2	57	215	GLN	CD-NE2	8.00	1.52	1.32
2	6B	215	GLN	CD-NE2	8.00	1.52	1.32
2	6N	16	ASN	N-CA	8.00	1.62	1.46
2	6V	16	ASN	N-CA	8.00	1.62	1.46
2	7F	16	ASN	N-CA	8.00	1.62	1.46
2	7R	16	ASN	N-CA	8.00	1.62	1.46
1	1A	83	GLY	N-CA	-8.00	1.34	1.46
1	1I	83	GLY	N-CA	-8.00	1.34	1.46
1	2E	83	GLY	N-CA	-8.00	1.34	1.46
1	26	83	GLY	N-CA	-8.00	1.34	1.46
1	3E	83	GLY	N-CA	-8.00	1.34	1.46
1	4A	83	GLY	N-CA	-8.00	1.34	1.46
1	4M	83	GLY	N-CA	-8.00	1.34	1.46
1	4U	83	GLY	N-CA	-8.00	1.34	1.46

*Continued on next page...*

*Continued from previous page...*

Mol	Chain	Res	Type	Atoms	Z	Observed(Å)	Ideal(Å)
1	5Q	83	GLY	N-CA	-8.00	1.34	1.46
1	6I	83	GLY	N-CA	-8.00	1.34	1.46
1	6Q	83	GLY	N-CA	-8.00	1.34	1.46
1	7M	83	GLY	N-CA	-8.00	1.34	1.46
2	1F	215	GLN	CD-NE2	7.99	1.52	1.32
2	1N	215	GLN	CD-NE2	7.99	1.52	1.32
2	2J	215	GLN	CD-NE2	7.99	1.52	1.32
2	2N	215	GLN	CD-NE2	7.99	1.52	1.32
2	23	215	GLN	CD-NE2	7.99	1.52	1.32
2	3B	215	GLN	CD-NE2	7.99	1.52	1.32
2	3J	215	GLN	CD-NE2	7.99	1.52	1.32
2	3N	215	GLN	CD-NE2	7.99	1.52	1.32
2	33	215	GLN	CD-NE2	7.99	1.52	1.32
2	37	215	GLN	CD-NE2	7.99	1.52	1.32
2	4F	215	GLN	CD-NE2	7.99	1.52	1.32
2	4J	215	GLN	CD-NE2	7.99	1.52	1.32
2	4R	215	GLN	CD-NE2	7.99	1.52	1.32
2	4Z	215	GLN	CD-NE2	7.99	1.52	1.32
2	5V	215	GLN	CD-NE2	7.99	1.52	1.32
2	5Z	215	GLN	CD-NE2	7.99	1.52	1.32
2	6F	215	GLN	CD-NE2	7.99	1.52	1.32
2	6N	215	GLN	CD-NE2	7.99	1.52	1.32
2	6V	215	GLN	CD-NE2	7.99	1.52	1.32
2	6Z	215	GLN	CD-NE2	7.99	1.52	1.32
2	7F	215	GLN	CD-NE2	7.99	1.52	1.32
2	7J	215	GLN	CD-NE2	7.99	1.52	1.32
2	7R	215	GLN	CD-NE2	7.99	1.52	1.32
2	7V	215	GLN	CD-NE2	7.99	1.52	1.32
2	1B	29	MET	CA-C	7.99	1.73	1.52
2	1J	29	MET	CA-C	7.99	1.73	1.52
2	2F	29	MET	CA-C	7.99	1.73	1.52
2	27	29	MET	CA-C	7.99	1.73	1.52
2	3F	29	MET	CA-C	7.99	1.73	1.52
2	4B	29	MET	CA-C	7.99	1.73	1.52
2	4N	29	MET	CA-C	7.99	1.73	1.52
2	4V	29	MET	CA-C	7.99	1.73	1.52
2	5R	29	MET	CA-C	7.99	1.73	1.52
2	6J	29	MET	CA-C	7.99	1.73	1.52
2	6R	29	MET	CA-C	7.99	1.73	1.52
2	7N	29	MET	CA-C	7.99	1.73	1.52
1	1A	97	SER	C-N	7.98	1.52	1.34
1	1I	97	SER	C-N	7.98	1.52	1.34

*Continued on next page...*

*Continued from previous page...*

Mol	Chain	Res	Type	Atoms	Z	Observed(Å)	Ideal(Å)
1	1M	97	SER	C-N	7.98	1.52	1.34
1	2E	97	SER	C-N	7.98	1.52	1.34
1	2I	97	SER	C-N	7.98	1.52	1.34
1	26	97	SER	C-N	7.98	1.52	1.34
1	3A	97	SER	C-N	7.98	1.52	1.34
1	3E	97	SER	C-N	7.98	1.52	1.34
1	3I	97	SER	C-N	7.98	1.52	1.34
1	32	97	SER	C-N	7.98	1.52	1.34
1	4A	97	SER	C-N	7.98	1.52	1.34
1	4E	97	SER	C-N	7.98	1.52	1.34
1	4M	97	SER	C-N	7.98	1.52	1.34
1	4U	97	SER	C-N	7.98	1.52	1.34
1	4Y	97	SER	C-N	7.98	1.52	1.34
1	5Q	97	SER	C-N	7.98	1.52	1.34
1	5U	97	SER	C-N	7.98	1.52	1.34
1	6I	97	SER	C-N	7.98	1.52	1.34
1	6M	97	SER	C-N	7.98	1.52	1.34
1	6Q	97	SER	C-N	7.98	1.52	1.34
1	6U	97	SER	C-N	7.98	1.52	1.34
1	7E	97	SER	C-N	7.98	1.52	1.34
1	7M	97	SER	C-N	7.98	1.52	1.34
1	7Q	97	SER	C-N	7.98	1.52	1.34
1	1Q	97	SER	C-N	7.98	1.52	1.34
1	1U	97	SER	C-N	7.98	1.52	1.34
1	1Y	97	SER	C-N	7.98	1.52	1.34
1	2Q	97	SER	C-N	7.98	1.52	1.34
1	2U	97	SER	C-N	7.98	1.52	1.34
1	2Y	97	SER	C-N	7.98	1.52	1.34
1	42	97	SER	C-N	7.98	1.52	1.34
1	46	97	SER	C-N	7.98	1.52	1.34
1	5A	97	SER	C-N	7.98	1.52	1.34
1	52	97	SER	C-N	7.98	1.52	1.34
1	56	97	SER	C-N	7.98	1.52	1.34
1	6A	97	SER	C-N	7.98	1.52	1.34
2	1N	72	ARG	C-O	-7.98	1.08	1.23
2	2J	72	ARG	C-O	-7.98	1.08	1.23
2	3B	72	ARG	C-O	-7.98	1.08	1.23
2	3J	72	ARG	C-O	-7.98	1.08	1.23
2	33	72	ARG	C-O	-7.98	1.08	1.23
2	4F	72	ARG	C-O	-7.98	1.08	1.23
2	4Z	72	ARG	C-O	-7.98	1.08	1.23
2	5V	72	ARG	C-O	-7.98	1.08	1.23

*Continued on next page...*

*Continued from previous page...*

Mol	Chain	Res	Type	Atoms	Z	Observed(Å)	Ideal(Å)
2	6N	72	ARG	C-O	-7.98	1.08	1.23
2	6V	72	ARG	C-O	-7.98	1.08	1.23
2	7F	72	ARG	C-O	-7.98	1.08	1.23
2	7R	72	ARG	C-O	-7.98	1.08	1.23
1	1E	97	SER	C-N	7.98	1.52	1.34
1	12	97	SER	C-N	7.98	1.52	1.34
1	16	97	SER	C-N	7.98	1.52	1.34
1	2A	97	SER	C-N	7.98	1.52	1.34
1	2M	97	SER	C-N	7.98	1.52	1.34
1	22	97	SER	C-N	7.98	1.52	1.34
1	3M	97	SER	C-N	7.98	1.52	1.34
1	3Q	97	SER	C-N	7.98	1.52	1.34
1	3U	97	SER	C-N	7.98	1.52	1.34
1	3Y	97	SER	C-N	7.98	1.52	1.34
1	36	97	SER	C-N	7.98	1.52	1.34
1	4I	97	SER	C-N	7.98	1.52	1.34
1	4Q	97	SER	C-N	7.98	1.52	1.34
1	5E	97	SER	C-N	7.98	1.52	1.34
1	5I	97	SER	C-N	7.98	1.52	1.34
1	5M	97	SER	C-N	7.98	1.52	1.34
1	5Y	97	SER	C-N	7.98	1.52	1.34
1	6E	97	SER	C-N	7.98	1.52	1.34
1	6Y	97	SER	C-N	7.98	1.52	1.34
1	62	97	SER	C-N	7.98	1.52	1.34
1	66	97	SER	C-N	7.98	1.52	1.34
1	7A	97	SER	C-N	7.98	1.52	1.34
1	7I	97	SER	C-N	7.98	1.52	1.34
1	7U	97	SER	C-N	7.98	1.52	1.34
1	1M	83	GLY	N-CA	-7.97	1.34	1.46
1	2I	83	GLY	N-CA	-7.97	1.34	1.46
1	3A	83	GLY	N-CA	-7.97	1.34	1.46
1	3I	83	GLY	N-CA	-7.97	1.34	1.46
1	32	83	GLY	N-CA	-7.97	1.34	1.46
1	4E	83	GLY	N-CA	-7.97	1.34	1.46
1	4Y	83	GLY	N-CA	-7.97	1.34	1.46
1	5U	83	GLY	N-CA	-7.97	1.34	1.46
1	6M	83	GLY	N-CA	-7.97	1.34	1.46
1	6U	83	GLY	N-CA	-7.97	1.34	1.46
1	7E	83	GLY	N-CA	-7.97	1.34	1.46
1	7Q	83	GLY	N-CA	-7.97	1.34	1.46
1	12	83	GLY	N-CA	-7.97	1.34	1.46
2	13	26	ALA	CA-CB	-7.97	1.35	1.52

*Continued on next page...*



*Continued from previous page...*

Mol	Chain	Res	Type	Atoms	Z	Observed(Å)	Ideal(Å)
1	16	83	GLY	N-CA	-7.97	1.34	1.46
2	17	26	ALA	CA-CB	-7.97	1.35	1.52
1	2A	83	GLY	N-CA	-7.97	1.34	1.46
2	2B	26	ALA	CA-CB	-7.97	1.35	1.52
1	3Q	83	GLY	N-CA	-7.97	1.34	1.46
2	3R	26	ALA	CA-CB	-7.97	1.35	1.52
1	3U	83	GLY	N-CA	-7.97	1.34	1.46
2	3V	26	ALA	CA-CB	-7.97	1.35	1.52
1	3Y	83	GLY	N-CA	-7.97	1.34	1.46
2	3Z	26	ALA	CA-CB	-7.97	1.35	1.52
1	5E	83	GLY	N-CA	-7.97	1.34	1.46
2	5F	26	ALA	CA-CB	-7.97	1.35	1.52
1	5I	83	GLY	N-CA	-7.97	1.34	1.46
2	5J	26	ALA	CA-CB	-7.97	1.35	1.52
1	5M	83	GLY	N-CA	-7.97	1.34	1.46
2	5N	26	ALA	CA-CB	-7.97	1.35	1.52
1	62	83	GLY	N-CA	-7.97	1.34	1.46
2	63	26	ALA	CA-CB	-7.97	1.35	1.52
1	66	83	GLY	N-CA	-7.97	1.34	1.46
2	67	26	ALA	CA-CB	-7.97	1.35	1.52
1	7A	83	GLY	N-CA	-7.97	1.34	1.46
2	7B	26	ALA	CA-CB	-7.97	1.35	1.52
2	13	29	MET	CA-C	7.97	1.73	1.52
2	17	29	MET	CA-C	7.97	1.73	1.52
2	2B	29	MET	CA-C	7.97	1.73	1.52
2	3R	29	MET	CA-C	7.97	1.73	1.52
2	3V	29	MET	CA-C	7.97	1.73	1.52
2	3Z	29	MET	CA-C	7.97	1.73	1.52
2	5F	29	MET	CA-C	7.97	1.73	1.52
2	5J	29	MET	CA-C	7.97	1.73	1.52
2	5N	29	MET	CA-C	7.97	1.73	1.52
2	63	29	MET	CA-C	7.97	1.73	1.52
2	67	29	MET	CA-C	7.97	1.73	1.52
2	7B	29	MET	CA-C	7.97	1.73	1.52
2	1R	29	MET	CA-C	7.96	1.73	1.52
2	1V	29	MET	CA-C	7.96	1.73	1.52
2	1Z	29	MET	CA-C	7.96	1.73	1.52
2	2R	29	MET	CA-C	7.96	1.73	1.52
2	2V	29	MET	CA-C	7.96	1.73	1.52
2	2Z	29	MET	CA-C	7.96	1.73	1.52
2	43	29	MET	CA-C	7.96	1.73	1.52
2	47	29	MET	CA-C	7.96	1.73	1.52

*Continued on next page...*

*Continued from previous page...*

Mol	Chain	Res	Type	Atoms	Z	Observed(Å)	Ideal(Å)
2	5B	29	MET	CA-C	7.96	1.73	1.52
2	53	29	MET	CA-C	7.96	1.73	1.52
2	57	29	MET	CA-C	7.96	1.73	1.52
2	6B	29	MET	CA-C	7.96	1.73	1.52
2	1N	26	ALA	CA-CB	-7.95	1.35	1.52
2	2J	26	ALA	CA-CB	-7.95	1.35	1.52
2	3B	26	ALA	CA-CB	-7.95	1.35	1.52
2	3J	26	ALA	CA-CB	-7.95	1.35	1.52
2	33	26	ALA	CA-CB	-7.95	1.35	1.52
2	4F	26	ALA	CA-CB	-7.95	1.35	1.52
2	4Z	26	ALA	CA-CB	-7.95	1.35	1.52
2	5V	26	ALA	CA-CB	-7.95	1.35	1.52
2	6N	26	ALA	CA-CB	-7.95	1.35	1.52
2	6V	26	ALA	CA-CB	-7.95	1.35	1.52
2	7F	26	ALA	CA-CB	-7.95	1.35	1.52
2	7R	26	ALA	CA-CB	-7.95	1.35	1.52
2	1R	26	ALA	CA-CB	-7.94	1.35	1.52
2	1V	26	ALA	CA-CB	-7.94	1.35	1.52
2	1Z	26	ALA	CA-CB	-7.94	1.35	1.52
2	2R	26	ALA	CA-CB	-7.94	1.35	1.52
2	2V	26	ALA	CA-CB	-7.94	1.35	1.52
2	2Z	26	ALA	CA-CB	-7.94	1.35	1.52
2	43	26	ALA	CA-CB	-7.94	1.35	1.52
2	47	26	ALA	CA-CB	-7.94	1.35	1.52
2	5B	26	ALA	CA-CB	-7.94	1.35	1.52
2	53	26	ALA	CA-CB	-7.94	1.35	1.52
2	57	26	ALA	CA-CB	-7.94	1.35	1.52
2	6B	26	ALA	CA-CB	-7.94	1.35	1.52
2	1B	26	ALA	CA-CB	-7.94	1.35	1.52
2	1J	26	ALA	CA-CB	-7.94	1.35	1.52
2	2F	26	ALA	CA-CB	-7.94	1.35	1.52
2	27	26	ALA	CA-CB	-7.94	1.35	1.52
2	3F	26	ALA	CA-CB	-7.94	1.35	1.52
2	4B	26	ALA	CA-CB	-7.94	1.35	1.52
2	4N	26	ALA	CA-CB	-7.94	1.35	1.52
2	4V	26	ALA	CA-CB	-7.94	1.35	1.52
2	5R	26	ALA	CA-CB	-7.94	1.35	1.52
2	6J	26	ALA	CA-CB	-7.94	1.35	1.52
2	6R	26	ALA	CA-CB	-7.94	1.35	1.52
2	7N	26	ALA	CA-CB	-7.94	1.35	1.52
1	1E	83	GLY	N-CA	-7.94	1.34	1.46
1	2M	83	GLY	N-CA	-7.94	1.34	1.46

*Continued on next page...*

*Continued from previous page...*

Mol	Chain	Res	Type	Atoms	Z	Observed(Å)	Ideal(Å)
1	22	83	GLY	N-CA	-7.94	1.34	1.46
1	3M	83	GLY	N-CA	-7.94	1.34	1.46
1	36	83	GLY	N-CA	-7.94	1.34	1.46
1	4I	83	GLY	N-CA	-7.94	1.34	1.46
1	4Q	83	GLY	N-CA	-7.94	1.34	1.46
1	5Y	83	GLY	N-CA	-7.94	1.34	1.46
1	6E	83	GLY	N-CA	-7.94	1.34	1.46
1	6Y	83	GLY	N-CA	-7.94	1.34	1.46
1	7I	83	GLY	N-CA	-7.94	1.34	1.46
1	7U	83	GLY	N-CA	-7.94	1.34	1.46
2	1F	26	ALA	CA-CB	-7.93	1.35	1.52
2	2N	26	ALA	CA-CB	-7.93	1.35	1.52
2	23	26	ALA	CA-CB	-7.93	1.35	1.52
2	3N	26	ALA	CA-CB	-7.93	1.35	1.52
2	37	26	ALA	CA-CB	-7.93	1.35	1.52
2	4J	26	ALA	CA-CB	-7.93	1.35	1.52
2	4R	26	ALA	CA-CB	-7.93	1.35	1.52
2	5Z	26	ALA	CA-CB	-7.93	1.35	1.52
2	6F	26	ALA	CA-CB	-7.93	1.35	1.52
2	6Z	26	ALA	CA-CB	-7.93	1.35	1.52
2	7J	26	ALA	CA-CB	-7.93	1.35	1.52
2	7V	26	ALA	CA-CB	-7.93	1.35	1.52
2	1F	71	ALA	N-CA	-7.92	1.30	1.46
2	2N	71	ALA	N-CA	-7.92	1.30	1.46
2	23	71	ALA	N-CA	-7.92	1.30	1.46
2	3N	71	ALA	N-CA	-7.92	1.30	1.46
2	37	71	ALA	N-CA	-7.92	1.30	1.46
2	4J	71	ALA	N-CA	-7.92	1.30	1.46
2	4R	71	ALA	N-CA	-7.92	1.30	1.46
2	5Z	71	ALA	N-CA	-7.92	1.30	1.46
2	6F	71	ALA	N-CA	-7.92	1.30	1.46
2	6Z	71	ALA	N-CA	-7.92	1.30	1.46
2	7J	71	ALA	N-CA	-7.92	1.30	1.46
2	7V	71	ALA	N-CA	-7.92	1.30	1.46
1	1E	166	MET	N-CA	7.91	1.62	1.46
1	2M	166	MET	N-CA	7.91	1.62	1.46
1	22	166	MET	N-CA	7.91	1.62	1.46
1	3M	166	MET	N-CA	7.91	1.62	1.46
1	36	166	MET	N-CA	7.91	1.62	1.46
1	4I	166	MET	N-CA	7.91	1.62	1.46
1	4Q	166	MET	N-CA	7.91	1.62	1.46
1	5Y	166	MET	N-CA	7.91	1.62	1.46

*Continued on next page...*

*Continued from previous page...*

Mol	Chain	Res	Type	Atoms	Z	Observed(Å)	Ideal(Å)
1	6E	166	MET	N-CA	7.91	1.62	1.46
1	6Y	166	MET	N-CA	7.91	1.62	1.46
1	7I	166	MET	N-CA	7.91	1.62	1.46
1	7U	166	MET	N-CA	7.91	1.62	1.46
1	12	166	MET	N-CA	7.91	1.62	1.46
1	16	166	MET	N-CA	7.91	1.62	1.46
1	2A	166	MET	N-CA	7.91	1.62	1.46
1	3Q	166	MET	N-CA	7.91	1.62	1.46
1	3U	166	MET	N-CA	7.91	1.62	1.46
1	3Y	166	MET	N-CA	7.91	1.62	1.46
1	5E	166	MET	N-CA	7.91	1.62	1.46
1	5I	166	MET	N-CA	7.91	1.62	1.46
1	5M	166	MET	N-CA	7.91	1.62	1.46
1	62	166	MET	N-CA	7.91	1.62	1.46
1	66	166	MET	N-CA	7.91	1.62	1.46
1	7A	166	MET	N-CA	7.91	1.62	1.46
2	1B	71	ALA	N-CA	-7.90	1.30	1.46
2	1J	71	ALA	N-CA	-7.90	1.30	1.46
2	1N	71	ALA	N-CA	-7.90	1.30	1.46
2	2F	71	ALA	N-CA	-7.90	1.30	1.46
2	2J	71	ALA	N-CA	-7.90	1.30	1.46
2	27	71	ALA	N-CA	-7.90	1.30	1.46
2	3B	71	ALA	N-CA	-7.90	1.30	1.46
2	3F	71	ALA	N-CA	-7.90	1.30	1.46
2	3J	71	ALA	N-CA	-7.90	1.30	1.46
2	33	71	ALA	N-CA	-7.90	1.30	1.46
2	4B	71	ALA	N-CA	-7.90	1.30	1.46
2	4F	71	ALA	N-CA	-7.90	1.30	1.46
2	4N	71	ALA	N-CA	-7.90	1.30	1.46
2	4V	71	ALA	N-CA	-7.90	1.30	1.46
2	4Z	71	ALA	N-CA	-7.90	1.30	1.46
2	5R	71	ALA	N-CA	-7.90	1.30	1.46
2	5V	71	ALA	N-CA	-7.90	1.30	1.46
2	6J	71	ALA	N-CA	-7.90	1.30	1.46
2	6N	71	ALA	N-CA	-7.90	1.30	1.46
2	6R	71	ALA	N-CA	-7.90	1.30	1.46
2	6V	71	ALA	N-CA	-7.90	1.30	1.46
2	7F	71	ALA	N-CA	-7.90	1.30	1.46
2	7N	71	ALA	N-CA	-7.90	1.30	1.46
2	7R	71	ALA	N-CA	-7.90	1.30	1.46
1	1E	150	TYR	CB-CG	7.89	1.63	1.51
1	2M	150	TYR	CB-CG	7.89	1.63	1.51

*Continued on next page...*

*Continued from previous page...*

Mol	Chain	Res	Type	Atoms	Z	Observed(Å)	Ideal(Å)
1	22	150	TYR	CB-CG	7.89	1.63	1.51
1	3M	150	TYR	CB-CG	7.89	1.63	1.51
1	36	150	TYR	CB-CG	7.89	1.63	1.51
1	4I	150	TYR	CB-CG	7.89	1.63	1.51
1	4Q	150	TYR	CB-CG	7.89	1.63	1.51
1	5Y	150	TYR	CB-CG	7.89	1.63	1.51
1	6E	150	TYR	CB-CG	7.89	1.63	1.51
1	6Y	150	TYR	CB-CG	7.89	1.63	1.51
1	7I	150	TYR	CB-CG	7.89	1.63	1.51
1	7U	150	TYR	CB-CG	7.89	1.63	1.51
2	13	71	ALA	N-CA	-7.88	1.30	1.46
2	17	71	ALA	N-CA	-7.88	1.30	1.46
2	2B	71	ALA	N-CA	-7.88	1.30	1.46
2	3R	71	ALA	N-CA	-7.88	1.30	1.46
2	3V	71	ALA	N-CA	-7.88	1.30	1.46
2	3Z	71	ALA	N-CA	-7.88	1.30	1.46
2	5F	71	ALA	N-CA	-7.88	1.30	1.46
2	5J	71	ALA	N-CA	-7.88	1.30	1.46
2	5N	71	ALA	N-CA	-7.88	1.30	1.46
2	63	71	ALA	N-CA	-7.88	1.30	1.46
2	67	71	ALA	N-CA	-7.88	1.30	1.46
2	7B	71	ALA	N-CA	-7.88	1.30	1.46
2	1R	71	ALA	N-CA	-7.88	1.30	1.46
2	1V	71	ALA	N-CA	-7.88	1.30	1.46
2	1Z	71	ALA	N-CA	-7.88	1.30	1.46
2	2R	71	ALA	N-CA	-7.88	1.30	1.46
2	2V	71	ALA	N-CA	-7.88	1.30	1.46
2	2Z	71	ALA	N-CA	-7.88	1.30	1.46
2	43	71	ALA	N-CA	-7.88	1.30	1.46
2	47	71	ALA	N-CA	-7.88	1.30	1.46
2	5B	71	ALA	N-CA	-7.88	1.30	1.46
2	53	71	ALA	N-CA	-7.88	1.30	1.46
2	57	71	ALA	N-CA	-7.88	1.30	1.46
2	6B	71	ALA	N-CA	-7.88	1.30	1.46
1	1A	166	MET	N-CA	7.87	1.62	1.46
1	1I	166	MET	N-CA	7.87	1.62	1.46
1	2E	166	MET	N-CA	7.87	1.62	1.46
1	26	166	MET	N-CA	7.87	1.62	1.46
1	3E	166	MET	N-CA	7.87	1.62	1.46
1	4A	166	MET	N-CA	7.87	1.62	1.46
1	4M	166	MET	N-CA	7.87	1.62	1.46
1	4U	166	MET	N-CA	7.87	1.62	1.46

*Continued on next page...*

*Continued from previous page...*

Mol	Chain	Res	Type	Atoms	Z	Observed(Å)	Ideal(Å)
1	5Q	166	MET	N-CA	7.87	1.62	1.46
1	6I	166	MET	N-CA	7.87	1.62	1.46
1	6Q	166	MET	N-CA	7.87	1.62	1.46
1	7M	166	MET	N-CA	7.87	1.62	1.46
1	12	150	TYR	CB-CG	7.87	1.63	1.51
1	16	150	TYR	CB-CG	7.87	1.63	1.51
1	2A	150	TYR	CB-CG	7.87	1.63	1.51
1	3Q	150	TYR	CB-CG	7.87	1.63	1.51
1	3U	150	TYR	CB-CG	7.87	1.63	1.51
1	3Y	150	TYR	CB-CG	7.87	1.63	1.51
1	5E	150	TYR	CB-CG	7.87	1.63	1.51
1	5I	150	TYR	CB-CG	7.87	1.63	1.51
1	5M	150	TYR	CB-CG	7.87	1.63	1.51
1	62	150	TYR	CB-CG	7.87	1.63	1.51
1	66	150	TYR	CB-CG	7.87	1.63	1.51
1	7A	150	TYR	CB-CG	7.87	1.63	1.51
1	1Q	166	MET	N-CA	7.86	1.62	1.46
1	1U	166	MET	N-CA	7.86	1.62	1.46
1	1Y	166	MET	N-CA	7.86	1.62	1.46
1	2Q	166	MET	N-CA	7.86	1.62	1.46
1	2U	166	MET	N-CA	7.86	1.62	1.46
1	2Y	166	MET	N-CA	7.86	1.62	1.46
1	42	166	MET	N-CA	7.86	1.62	1.46
1	46	166	MET	N-CA	7.86	1.62	1.46
1	5A	166	MET	N-CA	7.86	1.62	1.46
1	52	166	MET	N-CA	7.86	1.62	1.46
1	56	166	MET	N-CA	7.86	1.62	1.46
1	6A	166	MET	N-CA	7.86	1.62	1.46
1	1M	166	MET	N-CA	7.86	1.62	1.46
1	2I	166	MET	N-CA	7.86	1.62	1.46
1	3A	166	MET	N-CA	7.86	1.62	1.46
1	3I	166	MET	N-CA	7.86	1.62	1.46
1	32	166	MET	N-CA	7.86	1.62	1.46
1	4E	166	MET	N-CA	7.86	1.62	1.46
1	4Y	166	MET	N-CA	7.86	1.62	1.46
1	5U	166	MET	N-CA	7.86	1.62	1.46
1	6M	166	MET	N-CA	7.86	1.62	1.46
1	6U	166	MET	N-CA	7.86	1.62	1.46
1	7E	166	MET	N-CA	7.86	1.62	1.46
1	7Q	166	MET	N-CA	7.86	1.62	1.46
1	1A	7	GLN	C-N	7.86	1.52	1.34
1	1I	7	GLN	C-N	7.86	1.52	1.34

*Continued on next page...*

*Continued from previous page...*

Mol	Chain	Res	Type	Atoms	Z	Observed(Å)	Ideal(Å)
1	2E	7	GLN	C-N	7.86	1.52	1.34
1	26	7	GLN	C-N	7.86	1.52	1.34
1	3E	7	GLN	C-N	7.86	1.52	1.34
1	4A	7	GLN	C-N	7.86	1.52	1.34
1	4M	7	GLN	C-N	7.86	1.52	1.34
1	4U	7	GLN	C-N	7.86	1.52	1.34
1	5Q	7	GLN	C-N	7.86	1.52	1.34
1	6I	7	GLN	C-N	7.86	1.52	1.34
1	6Q	7	GLN	C-N	7.86	1.52	1.34
1	7M	7	GLN	C-N	7.86	1.52	1.34
1	1M	150	TYR	CB-CG	7.85	1.63	1.51
1	2I	150	TYR	CB-CG	7.85	1.63	1.51
1	3A	150	TYR	CB-CG	7.85	1.63	1.51
1	3I	150	TYR	CB-CG	7.85	1.63	1.51
1	32	150	TYR	CB-CG	7.85	1.63	1.51
1	4E	150	TYR	CB-CG	7.85	1.63	1.51
1	4Y	150	TYR	CB-CG	7.85	1.63	1.51
1	5U	150	TYR	CB-CG	7.85	1.63	1.51
1	6M	150	TYR	CB-CG	7.85	1.63	1.51
1	6U	150	TYR	CB-CG	7.85	1.63	1.51
1	7E	150	TYR	CB-CG	7.85	1.63	1.51
1	7Q	150	TYR	CB-CG	7.85	1.63	1.51
1	1A	150	TYR	CB-CG	7.85	1.63	1.51
1	1I	150	TYR	CB-CG	7.85	1.63	1.51
1	2E	150	TYR	CB-CG	7.85	1.63	1.51
1	26	150	TYR	CB-CG	7.85	1.63	1.51
1	3E	150	TYR	CB-CG	7.85	1.63	1.51
1	4A	150	TYR	CB-CG	7.85	1.63	1.51
1	4M	150	TYR	CB-CG	7.85	1.63	1.51
1	4U	150	TYR	CB-CG	7.85	1.63	1.51
1	5Q	150	TYR	CB-CG	7.85	1.63	1.51
1	6I	150	TYR	CB-CG	7.85	1.63	1.51
1	6Q	150	TYR	CB-CG	7.85	1.63	1.51
1	7M	150	TYR	CB-CG	7.85	1.63	1.51
1	1M	7	GLN	C-N	7.83	1.52	1.34
1	2I	7	GLN	C-N	7.83	1.52	1.34
1	3A	7	GLN	C-N	7.83	1.52	1.34
1	3I	7	GLN	C-N	7.83	1.52	1.34
1	32	7	GLN	C-N	7.83	1.52	1.34
1	4E	7	GLN	C-N	7.83	1.52	1.34
1	4Y	7	GLN	C-N	7.83	1.52	1.34
1	5U	7	GLN	C-N	7.83	1.52	1.34

*Continued on next page...*

*Continued from previous page...*

Mol	Chain	Res	Type	Atoms	Z	Observed(Å)	Ideal(Å)
1	6M	7	GLN	C-N	7.83	1.52	1.34
1	6U	7	GLN	C-N	7.83	1.52	1.34
1	7E	7	GLN	C-N	7.83	1.52	1.34
1	7Q	7	GLN	C-N	7.83	1.52	1.34
1	1A	18	PRO	CA-CB	7.83	1.69	1.53
1	1I	18	PRO	CA-CB	7.83	1.69	1.53
1	2E	18	PRO	CA-CB	7.83	1.69	1.53
1	26	18	PRO	CA-CB	7.83	1.69	1.53
1	3E	18	PRO	CA-CB	7.83	1.69	1.53
1	4A	18	PRO	CA-CB	7.83	1.69	1.53
1	4M	18	PRO	CA-CB	7.83	1.69	1.53
1	4U	18	PRO	CA-CB	7.83	1.69	1.53
1	5Q	18	PRO	CA-CB	7.83	1.69	1.53
1	6I	18	PRO	CA-CB	7.83	1.69	1.53
1	6Q	18	PRO	CA-CB	7.83	1.69	1.53
1	7M	18	PRO	CA-CB	7.83	1.69	1.53
1	1A	170	ALA	C-O	-7.83	1.08	1.23
1	1I	170	ALA	C-O	-7.83	1.08	1.23
1	1Q	18	PRO	CA-CB	7.83	1.69	1.53
1	1U	18	PRO	CA-CB	7.83	1.69	1.53
1	1Y	18	PRO	CA-CB	7.83	1.69	1.53
1	12	7	GLN	C-N	7.83	1.52	1.34
1	16	7	GLN	C-N	7.83	1.52	1.34
1	2A	7	GLN	C-N	7.83	1.52	1.34
1	2E	170	ALA	C-O	-7.83	1.08	1.23
1	2Q	18	PRO	CA-CB	7.83	1.69	1.53
1	2U	18	PRO	CA-CB	7.83	1.69	1.53
1	2Y	18	PRO	CA-CB	7.83	1.69	1.53
1	26	170	ALA	C-O	-7.83	1.08	1.23
1	3E	170	ALA	C-O	-7.83	1.08	1.23
1	3Q	7	GLN	C-N	7.83	1.52	1.34
1	3U	7	GLN	C-N	7.83	1.52	1.34
1	3Y	7	GLN	C-N	7.83	1.52	1.34
1	4A	170	ALA	C-O	-7.83	1.08	1.23
1	4M	170	ALA	C-O	-7.83	1.08	1.23
1	4U	170	ALA	C-O	-7.83	1.08	1.23
1	42	18	PRO	CA-CB	7.83	1.69	1.53
1	46	18	PRO	CA-CB	7.83	1.69	1.53
1	5A	18	PRO	CA-CB	7.83	1.69	1.53
1	5E	7	GLN	C-N	7.83	1.52	1.34
1	5I	7	GLN	C-N	7.83	1.52	1.34
1	5M	7	GLN	C-N	7.83	1.52	1.34

*Continued on next page...*



*Continued from previous page...*

Mol	Chain	Res	Type	Atoms	Z	Observed(Å)	Ideal(Å)
1	5Q	170	ALA	C-O	-7.83	1.08	1.23
1	52	18	PRO	CA-CB	7.83	1.69	1.53
1	56	18	PRO	CA-CB	7.83	1.69	1.53
1	6A	18	PRO	CA-CB	7.83	1.69	1.53
1	6I	170	ALA	C-O	-7.83	1.08	1.23
1	6Q	170	ALA	C-O	-7.83	1.08	1.23
1	62	7	GLN	C-N	7.83	1.52	1.34
1	66	7	GLN	C-N	7.83	1.52	1.34
1	7A	7	GLN	C-N	7.83	1.52	1.34
1	7M	170	ALA	C-O	-7.83	1.08	1.23
1	12	18	PRO	CA-CB	7.83	1.69	1.53
1	16	18	PRO	CA-CB	7.83	1.69	1.53
1	2A	18	PRO	CA-CB	7.83	1.69	1.53
1	3Q	18	PRO	CA-CB	7.83	1.69	1.53
1	3U	18	PRO	CA-CB	7.83	1.69	1.53
1	3Y	18	PRO	CA-CB	7.83	1.69	1.53
1	5E	18	PRO	CA-CB	7.83	1.69	1.53
1	5I	18	PRO	CA-CB	7.83	1.69	1.53
1	5M	18	PRO	CA-CB	7.83	1.69	1.53
1	62	18	PRO	CA-CB	7.83	1.69	1.53
1	66	18	PRO	CA-CB	7.83	1.69	1.53
1	7A	18	PRO	CA-CB	7.83	1.69	1.53
1	1E	170	ALA	C-O	-7.82	1.08	1.23
1	1Q	7	GLN	C-N	7.82	1.52	1.34
1	1Q	170	ALA	C-O	-7.82	1.08	1.23
1	1U	7	GLN	C-N	7.82	1.52	1.34
1	1U	170	ALA	C-O	-7.82	1.08	1.23
1	1Y	7	GLN	C-N	7.82	1.52	1.34
1	1Y	170	ALA	C-O	-7.82	1.08	1.23
1	2M	170	ALA	C-O	-7.82	1.08	1.23
1	2Q	7	GLN	C-N	7.82	1.52	1.34
1	2Q	170	ALA	C-O	-7.82	1.08	1.23
1	2U	7	GLN	C-N	7.82	1.52	1.34
1	2U	170	ALA	C-O	-7.82	1.08	1.23
1	2Y	7	GLN	C-N	7.82	1.52	1.34
1	2Y	170	ALA	C-O	-7.82	1.08	1.23
1	22	170	ALA	C-O	-7.82	1.08	1.23
1	3M	170	ALA	C-O	-7.82	1.08	1.23
1	36	170	ALA	C-O	-7.82	1.08	1.23
1	4I	170	ALA	C-O	-7.82	1.08	1.23
1	4Q	170	ALA	C-O	-7.82	1.08	1.23
1	42	7	GLN	C-N	7.82	1.52	1.34

*Continued on next page...*

*Continued from previous page...*

Mol	Chain	Res	Type	Atoms	Z	Observed(Å)	Ideal(Å)
1	42	170	ALA	C-O	-7.82	1.08	1.23
1	46	7	GLN	C-N	7.82	1.52	1.34
1	46	170	ALA	C-O	-7.82	1.08	1.23
1	5A	7	GLN	C-N	7.82	1.52	1.34
1	5A	170	ALA	C-O	-7.82	1.08	1.23
1	5Y	170	ALA	C-O	-7.82	1.08	1.23
1	52	7	GLN	C-N	7.82	1.52	1.34
1	52	170	ALA	C-O	-7.82	1.08	1.23
1	56	7	GLN	C-N	7.82	1.52	1.34
1	56	170	ALA	C-O	-7.82	1.08	1.23
1	6A	7	GLN	C-N	7.82	1.52	1.34
1	6A	170	ALA	C-O	-7.82	1.08	1.23
1	6E	170	ALA	C-O	-7.82	1.08	1.23
1	6Y	170	ALA	C-O	-7.82	1.08	1.23
1	7I	170	ALA	C-O	-7.82	1.08	1.23
1	7U	170	ALA	C-O	-7.82	1.08	1.23
1	1E	7	GLN	C-N	7.82	1.52	1.34
2	1N	68	PRO	C-N	7.82	1.52	1.34
2	2J	68	PRO	C-N	7.82	1.52	1.34
1	2M	7	GLN	C-N	7.82	1.52	1.34
1	22	7	GLN	C-N	7.82	1.52	1.34
2	3B	68	PRO	C-N	7.82	1.52	1.34
2	3J	68	PRO	C-N	7.82	1.52	1.34
1	3M	7	GLN	C-N	7.82	1.52	1.34
2	33	68	PRO	C-N	7.82	1.52	1.34
1	36	7	GLN	C-N	7.82	1.52	1.34
2	4F	68	PRO	C-N	7.82	1.52	1.34
1	4I	7	GLN	C-N	7.82	1.52	1.34
1	4Q	7	GLN	C-N	7.82	1.52	1.34
2	4Z	68	PRO	C-N	7.82	1.52	1.34
2	5V	68	PRO	C-N	7.82	1.52	1.34
1	5Y	7	GLN	C-N	7.82	1.52	1.34
1	6E	7	GLN	C-N	7.82	1.52	1.34
2	6N	68	PRO	C-N	7.82	1.52	1.34
2	6V	68	PRO	C-N	7.82	1.52	1.34
1	6Y	7	GLN	C-N	7.82	1.52	1.34
2	7F	68	PRO	C-N	7.82	1.52	1.34
1	7I	7	GLN	C-N	7.82	1.52	1.34
2	7R	68	PRO	C-N	7.82	1.52	1.34
1	7U	7	GLN	C-N	7.82	1.52	1.34
1	1Q	65	PHE	CA-C	7.81	1.73	1.52
1	1U	65	PHE	CA-C	7.81	1.73	1.52

*Continued on next page...*

*Continued from previous page...*

Mol	Chain	Res	Type	Atoms	Z	Observed(Å)	Ideal(Å)
1	1Y	65	PHE	CA-C	7.81	1.73	1.52
1	2Q	65	PHE	CA-C	7.81	1.73	1.52
1	2U	65	PHE	CA-C	7.81	1.73	1.52
1	2Y	65	PHE	CA-C	7.81	1.73	1.52
1	42	65	PHE	CA-C	7.81	1.73	1.52
1	46	65	PHE	CA-C	7.81	1.73	1.52
1	5A	65	PHE	CA-C	7.81	1.73	1.52
1	52	65	PHE	CA-C	7.81	1.73	1.52
1	56	65	PHE	CA-C	7.81	1.73	1.52
1	6A	65	PHE	CA-C	7.81	1.73	1.52
2	1R	68	PRO	C-N	7.81	1.52	1.34
2	1V	68	PRO	C-N	7.81	1.52	1.34
2	1Z	68	PRO	C-N	7.81	1.52	1.34
2	2R	68	PRO	C-N	7.81	1.52	1.34
2	2V	68	PRO	C-N	7.81	1.52	1.34
2	2Z	68	PRO	C-N	7.81	1.52	1.34
2	43	68	PRO	C-N	7.81	1.52	1.34
2	47	68	PRO	C-N	7.81	1.52	1.34
2	5B	68	PRO	C-N	7.81	1.52	1.34
2	53	68	PRO	C-N	7.81	1.52	1.34
2	57	68	PRO	C-N	7.81	1.52	1.34
2	6B	68	PRO	C-N	7.81	1.52	1.34
1	1A	65	PHE	CA-C	7.81	1.73	1.52
1	1I	65	PHE	CA-C	7.81	1.73	1.52
1	1M	18	PRO	CA-CB	7.81	1.69	1.53
1	2E	65	PHE	CA-C	7.81	1.73	1.52
1	2I	18	PRO	CA-CB	7.81	1.69	1.53
1	26	65	PHE	CA-C	7.81	1.73	1.52
1	3A	18	PRO	CA-CB	7.81	1.69	1.53
1	3E	65	PHE	CA-C	7.81	1.73	1.52
1	3I	18	PRO	CA-CB	7.81	1.69	1.53
1	32	18	PRO	CA-CB	7.81	1.69	1.53
1	4A	65	PHE	CA-C	7.81	1.73	1.52
1	4E	18	PRO	CA-CB	7.81	1.69	1.53
1	4M	65	PHE	CA-C	7.81	1.73	1.52
1	4U	65	PHE	CA-C	7.81	1.73	1.52
1	4Y	18	PRO	CA-CB	7.81	1.69	1.53
1	5Q	65	PHE	CA-C	7.81	1.73	1.52
1	5U	18	PRO	CA-CB	7.81	1.69	1.53
1	6I	65	PHE	CA-C	7.81	1.73	1.52
1	6M	18	PRO	CA-CB	7.81	1.69	1.53
1	6Q	65	PHE	CA-C	7.81	1.73	1.52

*Continued on next page...*

*Continued from previous page...*

Mol	Chain	Res	Type	Atoms	Z	Observed(Å)	Ideal(Å)
1	6U	18	PRO	CA-CB	7.81	1.69	1.53
1	7E	18	PRO	CA-CB	7.81	1.69	1.53
1	7M	65	PHE	CA-C	7.81	1.73	1.52
1	7Q	18	PRO	CA-CB	7.81	1.69	1.53
2	1B	68	PRO	C-N	7.80	1.52	1.34
2	1J	68	PRO	C-N	7.80	1.52	1.34
2	2F	68	PRO	C-N	7.80	1.52	1.34
2	27	68	PRO	C-N	7.80	1.52	1.34
2	3F	68	PRO	C-N	7.80	1.52	1.34
2	4B	68	PRO	C-N	7.80	1.52	1.34
2	4N	68	PRO	C-N	7.80	1.52	1.34
2	4V	68	PRO	C-N	7.80	1.52	1.34
2	5R	68	PRO	C-N	7.80	1.52	1.34
2	6J	68	PRO	C-N	7.80	1.52	1.34
2	6R	68	PRO	C-N	7.80	1.52	1.34
2	7N	68	PRO	C-N	7.80	1.52	1.34
1	1E	18	PRO	CA-CB	7.80	1.69	1.53
1	2M	18	PRO	CA-CB	7.80	1.69	1.53
1	22	18	PRO	CA-CB	7.80	1.69	1.53
1	3M	18	PRO	CA-CB	7.80	1.69	1.53
1	36	18	PRO	CA-CB	7.80	1.69	1.53
1	4I	18	PRO	CA-CB	7.80	1.69	1.53
1	4Q	18	PRO	CA-CB	7.80	1.69	1.53
1	5Y	18	PRO	CA-CB	7.80	1.69	1.53
1	6E	18	PRO	CA-CB	7.80	1.69	1.53
1	6Y	18	PRO	CA-CB	7.80	1.69	1.53
1	7I	18	PRO	CA-CB	7.80	1.69	1.53
1	7U	18	PRO	CA-CB	7.80	1.69	1.53
1	12	65	PHE	CA-C	7.80	1.73	1.52
1	12	170	ALA	C-O	-7.80	1.08	1.23
1	16	65	PHE	CA-C	7.80	1.73	1.52
1	16	170	ALA	C-O	-7.80	1.08	1.23
1	2A	65	PHE	CA-C	7.80	1.73	1.52
1	2A	170	ALA	C-O	-7.80	1.08	1.23
1	3Q	65	PHE	CA-C	7.80	1.73	1.52
1	3Q	170	ALA	C-O	-7.80	1.08	1.23
1	3U	65	PHE	CA-C	7.80	1.73	1.52
1	3U	170	ALA	C-O	-7.80	1.08	1.23
1	3Y	65	PHE	CA-C	7.80	1.73	1.52
1	3Y	170	ALA	C-O	-7.80	1.08	1.23
1	5E	65	PHE	CA-C	7.80	1.73	1.52
1	5E	170	ALA	C-O	-7.80	1.08	1.23

*Continued on next page...*

*Continued from previous page...*

Mol	Chain	Res	Type	Atoms	Z	Observed(Å)	Ideal(Å)
1	5I	65	PHE	CA-C	7.80	1.73	1.52
1	5I	170	ALA	C-O	-7.80	1.08	1.23
1	5M	65	PHE	CA-C	7.80	1.73	1.52
1	5M	170	ALA	C-O	-7.80	1.08	1.23
1	62	65	PHE	CA-C	7.80	1.73	1.52
1	62	170	ALA	C-O	-7.80	1.08	1.23
1	66	65	PHE	CA-C	7.80	1.73	1.52
1	66	170	ALA	C-O	-7.80	1.08	1.23
1	7A	65	PHE	CA-C	7.80	1.73	1.52
1	7A	170	ALA	C-O	-7.80	1.08	1.23
1	1Q	150	TYR	CB-CG	7.80	1.63	1.51
1	1U	150	TYR	CB-CG	7.80	1.63	1.51
1	1Y	150	TYR	CB-CG	7.80	1.63	1.51
1	2Q	150	TYR	CB-CG	7.80	1.63	1.51
1	2U	150	TYR	CB-CG	7.80	1.63	1.51
1	2Y	150	TYR	CB-CG	7.80	1.63	1.51
1	42	150	TYR	CB-CG	7.80	1.63	1.51
1	46	150	TYR	CB-CG	7.80	1.63	1.51
1	5A	150	TYR	CB-CG	7.80	1.63	1.51
1	52	150	TYR	CB-CG	7.80	1.63	1.51
1	56	150	TYR	CB-CG	7.80	1.63	1.51
1	6A	150	TYR	CB-CG	7.80	1.63	1.51
1	1E	65	PHE	CA-C	7.80	1.73	1.52
1	1M	65	PHE	CA-C	7.80	1.73	1.52
1	2I	65	PHE	CA-C	7.80	1.73	1.52
1	2M	65	PHE	CA-C	7.80	1.73	1.52
1	22	65	PHE	CA-C	7.80	1.73	1.52
1	3A	65	PHE	CA-C	7.80	1.73	1.52
1	3I	65	PHE	CA-C	7.80	1.73	1.52
1	3M	65	PHE	CA-C	7.80	1.73	1.52
1	32	65	PHE	CA-C	7.80	1.73	1.52
1	36	65	PHE	CA-C	7.80	1.73	1.52
1	4E	65	PHE	CA-C	7.80	1.73	1.52
1	4I	65	PHE	CA-C	7.80	1.73	1.52
1	4Q	65	PHE	CA-C	7.80	1.73	1.52
1	4Y	65	PHE	CA-C	7.80	1.73	1.52
1	5U	65	PHE	CA-C	7.80	1.73	1.52
1	5Y	65	PHE	CA-C	7.80	1.73	1.52
1	6E	65	PHE	CA-C	7.80	1.73	1.52
1	6M	65	PHE	CA-C	7.80	1.73	1.52
1	6U	65	PHE	CA-C	7.80	1.73	1.52
1	6Y	65	PHE	CA-C	7.80	1.73	1.52

*Continued on next page...*

*Continued from previous page...*

Mol	Chain	Res	Type	Atoms	Z	Observed(Å)	Ideal(Å)
1	7E	65	PHE	CA-C	7.80	1.73	1.52
1	7I	65	PHE	CA-C	7.80	1.73	1.52
1	7Q	65	PHE	CA-C	7.80	1.73	1.52
1	7U	65	PHE	CA-C	7.80	1.73	1.52
2	13	79	VAL	CB-CG2	7.79	1.69	1.52
2	17	79	VAL	CB-CG2	7.79	1.69	1.52
2	2B	79	VAL	CB-CG2	7.79	1.69	1.52
2	3R	79	VAL	CB-CG2	7.79	1.69	1.52
2	3V	79	VAL	CB-CG2	7.79	1.69	1.52
2	3Z	79	VAL	CB-CG2	7.79	1.69	1.52
2	5F	79	VAL	CB-CG2	7.79	1.69	1.52
2	5J	79	VAL	CB-CG2	7.79	1.69	1.52
2	5N	79	VAL	CB-CG2	7.79	1.69	1.52
2	63	79	VAL	CB-CG2	7.79	1.69	1.52
2	67	79	VAL	CB-CG2	7.79	1.69	1.52
2	7B	79	VAL	CB-CG2	7.79	1.69	1.52
1	1M	170	ALA	C-O	-7.79	1.08	1.23
2	13	68	PRO	C-N	7.79	1.51	1.34
2	17	68	PRO	C-N	7.79	1.51	1.34
2	2B	68	PRO	C-N	7.79	1.51	1.34
1	2I	170	ALA	C-O	-7.79	1.08	1.23
1	3A	170	ALA	C-O	-7.79	1.08	1.23
1	3I	170	ALA	C-O	-7.79	1.08	1.23
2	3R	68	PRO	C-N	7.79	1.51	1.34
2	3V	68	PRO	C-N	7.79	1.51	1.34
2	3Z	68	PRO	C-N	7.79	1.51	1.34
1	32	170	ALA	C-O	-7.79	1.08	1.23
1	4E	170	ALA	C-O	-7.79	1.08	1.23
1	4Y	170	ALA	C-O	-7.79	1.08	1.23
2	5F	68	PRO	C-N	7.79	1.51	1.34
2	5J	68	PRO	C-N	7.79	1.51	1.34
2	5N	68	PRO	C-N	7.79	1.51	1.34
1	5U	170	ALA	C-O	-7.79	1.08	1.23
1	6M	170	ALA	C-O	-7.79	1.08	1.23
1	6U	170	ALA	C-O	-7.79	1.08	1.23
2	63	68	PRO	C-N	7.79	1.51	1.34
2	67	68	PRO	C-N	7.79	1.51	1.34
2	7B	68	PRO	C-N	7.79	1.51	1.34
1	7E	170	ALA	C-O	-7.79	1.08	1.23
1	7Q	170	ALA	C-O	-7.79	1.08	1.23
2	1F	68	PRO	C-N	7.78	1.51	1.34
2	2N	68	PRO	C-N	7.78	1.51	1.34

*Continued on next page...*

*Continued from previous page...*

Mol	Chain	Res	Type	Atoms	Z	Observed(Å)	Ideal(Å)
2	23	68	PRO	C-N	7.78	1.51	1.34
2	3N	68	PRO	C-N	7.78	1.51	1.34
2	37	68	PRO	C-N	7.78	1.51	1.34
2	4J	68	PRO	C-N	7.78	1.51	1.34
2	4R	68	PRO	C-N	7.78	1.51	1.34
2	5Z	68	PRO	C-N	7.78	1.51	1.34
2	6F	68	PRO	C-N	7.78	1.51	1.34
2	6Z	68	PRO	C-N	7.78	1.51	1.34
2	7J	68	PRO	C-N	7.78	1.51	1.34
2	7V	68	PRO	C-N	7.78	1.51	1.34
1	1A	20	GLU	C-N	7.78	1.51	1.34
1	1I	20	GLU	C-N	7.78	1.51	1.34
2	1N	79	VAL	CB-CG2	7.78	1.69	1.52
1	2E	20	GLU	C-N	7.78	1.51	1.34
2	2J	79	VAL	CB-CG2	7.78	1.69	1.52
1	26	20	GLU	C-N	7.78	1.51	1.34
2	3B	79	VAL	CB-CG2	7.78	1.69	1.52
1	3E	20	GLU	C-N	7.78	1.51	1.34
2	3J	79	VAL	CB-CG2	7.78	1.69	1.52
2	33	79	VAL	CB-CG2	7.78	1.69	1.52
1	4A	20	GLU	C-N	7.78	1.51	1.34
2	4F	79	VAL	CB-CG2	7.78	1.69	1.52
1	4M	20	GLU	C-N	7.78	1.51	1.34
1	4U	20	GLU	C-N	7.78	1.51	1.34
2	4Z	79	VAL	CB-CG2	7.78	1.69	1.52
1	5Q	20	GLU	C-N	7.78	1.51	1.34
2	5V	79	VAL	CB-CG2	7.78	1.69	1.52
1	6I	20	GLU	C-N	7.78	1.51	1.34
2	6N	79	VAL	CB-CG2	7.78	1.69	1.52
1	6Q	20	GLU	C-N	7.78	1.51	1.34
2	6V	79	VAL	CB-CG2	7.78	1.69	1.52
2	7F	79	VAL	CB-CG2	7.78	1.69	1.52
1	7M	20	GLU	C-N	7.78	1.51	1.34
2	7R	79	VAL	CB-CG2	7.78	1.69	1.52
2	1B	79	VAL	CB-CG2	7.76	1.69	1.52
2	1J	79	VAL	CB-CG2	7.76	1.69	1.52
2	2F	79	VAL	CB-CG2	7.76	1.69	1.52
2	27	79	VAL	CB-CG2	7.76	1.69	1.52
2	3F	79	VAL	CB-CG2	7.76	1.69	1.52
2	4B	79	VAL	CB-CG2	7.76	1.69	1.52
2	4N	79	VAL	CB-CG2	7.76	1.69	1.52
2	4V	79	VAL	CB-CG2	7.76	1.69	1.52

*Continued on next page...*

*Continued from previous page...*

Mol	Chain	Res	Type	Atoms	Z	Observed(Å)	Ideal(Å)
2	5R	79	VAL	CB-CG2	7.76	1.69	1.52
2	6J	79	VAL	CB-CG2	7.76	1.69	1.52
2	6R	79	VAL	CB-CG2	7.76	1.69	1.52
2	7N	79	VAL	CB-CG2	7.76	1.69	1.52
1	1E	20	GLU	C-N	7.76	1.51	1.34
1	1E	169	ASP	CA-C	7.76	1.73	1.52
1	2M	20	GLU	C-N	7.76	1.51	1.34
1	2M	169	ASP	CA-C	7.76	1.73	1.52
1	22	20	GLU	C-N	7.76	1.51	1.34
1	22	169	ASP	CA-C	7.76	1.73	1.52
1	3M	20	GLU	C-N	7.76	1.51	1.34
1	3M	169	ASP	CA-C	7.76	1.73	1.52
1	36	20	GLU	C-N	7.76	1.51	1.34
1	36	169	ASP	CA-C	7.76	1.73	1.52
1	4I	20	GLU	C-N	7.76	1.51	1.34
1	4I	169	ASP	CA-C	7.76	1.73	1.52
1	4Q	20	GLU	C-N	7.76	1.51	1.34
1	4Q	169	ASP	CA-C	7.76	1.73	1.52
1	5Y	20	GLU	C-N	7.76	1.51	1.34
1	5Y	169	ASP	CA-C	7.76	1.73	1.52
1	6E	20	GLU	C-N	7.76	1.51	1.34
1	6E	169	ASP	CA-C	7.76	1.73	1.52
1	6Y	20	GLU	C-N	7.76	1.51	1.34
1	6Y	169	ASP	CA-C	7.76	1.73	1.52
1	7I	20	GLU	C-N	7.76	1.51	1.34
1	7I	169	ASP	CA-C	7.76	1.73	1.52
1	7U	20	GLU	C-N	7.76	1.51	1.34
1	7U	169	ASP	CA-C	7.76	1.73	1.52
1	1Q	20	GLU	C-N	7.75	1.51	1.34
1	1U	20	GLU	C-N	7.75	1.51	1.34
1	1Y	20	GLU	C-N	7.75	1.51	1.34
1	2Q	20	GLU	C-N	7.75	1.51	1.34
1	2U	20	GLU	C-N	7.75	1.51	1.34
1	2Y	20	GLU	C-N	7.75	1.51	1.34
1	42	20	GLU	C-N	7.75	1.51	1.34
1	46	20	GLU	C-N	7.75	1.51	1.34
1	5A	20	GLU	C-N	7.75	1.51	1.34
1	52	20	GLU	C-N	7.75	1.51	1.34
1	56	20	GLU	C-N	7.75	1.51	1.34
1	6A	20	GLU	C-N	7.75	1.51	1.34
1	12	20	GLU	C-N	7.75	1.51	1.34
1	16	20	GLU	C-N	7.75	1.51	1.34

*Continued on next page...*



*Continued from previous page...*

Mol	Chain	Res	Type	Atoms	Z	Observed(Å)	Ideal(Å)
1	2A	20	GLU	C-N	7.75	1.51	1.34
1	3Q	20	GLU	C-N	7.75	1.51	1.34
1	3U	20	GLU	C-N	7.75	1.51	1.34
1	3Y	20	GLU	C-N	7.75	1.51	1.34
1	5E	20	GLU	C-N	7.75	1.51	1.34
1	5I	20	GLU	C-N	7.75	1.51	1.34
1	5M	20	GLU	C-N	7.75	1.51	1.34
1	62	20	GLU	C-N	7.75	1.51	1.34
1	66	20	GLU	C-N	7.75	1.51	1.34
1	7A	20	GLU	C-N	7.75	1.51	1.34
1	12	169	ASP	CA-C	7.75	1.73	1.52
1	16	169	ASP	CA-C	7.75	1.73	1.52
1	2A	169	ASP	CA-C	7.75	1.73	1.52
1	3Q	169	ASP	CA-C	7.75	1.73	1.52
1	3U	169	ASP	CA-C	7.75	1.73	1.52
1	3Y	169	ASP	CA-C	7.75	1.73	1.52
1	5E	169	ASP	CA-C	7.75	1.73	1.52
1	5I	169	ASP	CA-C	7.75	1.73	1.52
1	5M	169	ASP	CA-C	7.75	1.73	1.52
1	62	169	ASP	CA-C	7.75	1.73	1.52
1	66	169	ASP	CA-C	7.75	1.73	1.52
1	7A	169	ASP	CA-C	7.75	1.73	1.52
2	1F	79	VAL	CB-CG2	7.74	1.69	1.52
2	1R	79	VAL	CB-CG2	7.74	1.69	1.52
2	1V	79	VAL	CB-CG2	7.74	1.69	1.52
2	1Z	79	VAL	CB-CG2	7.74	1.69	1.52
2	2N	79	VAL	CB-CG2	7.74	1.69	1.52
2	2R	79	VAL	CB-CG2	7.74	1.69	1.52
2	2V	79	VAL	CB-CG2	7.74	1.69	1.52
2	2Z	79	VAL	CB-CG2	7.74	1.69	1.52
2	23	79	VAL	CB-CG2	7.74	1.69	1.52
2	3N	79	VAL	CB-CG2	7.74	1.69	1.52
2	37	79	VAL	CB-CG2	7.74	1.69	1.52
2	4J	79	VAL	CB-CG2	7.74	1.69	1.52
2	4R	79	VAL	CB-CG2	7.74	1.69	1.52
2	43	79	VAL	CB-CG2	7.74	1.69	1.52
2	47	79	VAL	CB-CG2	7.74	1.69	1.52
2	5B	79	VAL	CB-CG2	7.74	1.69	1.52
2	5Z	79	VAL	CB-CG2	7.74	1.69	1.52
2	53	79	VAL	CB-CG2	7.74	1.69	1.52
2	57	79	VAL	CB-CG2	7.74	1.69	1.52
2	6B	79	VAL	CB-CG2	7.74	1.69	1.52

*Continued on next page...*

*Continued from previous page...*

Mol	Chain	Res	Type	Atoms	Z	Observed(Å)	Ideal(Å)
2	6F	79	VAL	CB-CG2	7.74	1.69	1.52
2	6Z	79	VAL	CB-CG2	7.74	1.69	1.52
2	7J	79	VAL	CB-CG2	7.74	1.69	1.52
2	7V	79	VAL	CB-CG2	7.74	1.69	1.52
1	1M	20	GLU	C-N	7.74	1.51	1.34
1	2I	20	GLU	C-N	7.74	1.51	1.34
1	3A	20	GLU	C-N	7.74	1.51	1.34
1	3I	20	GLU	C-N	7.74	1.51	1.34
1	32	20	GLU	C-N	7.74	1.51	1.34
1	4E	20	GLU	C-N	7.74	1.51	1.34
1	4Y	20	GLU	C-N	7.74	1.51	1.34
1	5U	20	GLU	C-N	7.74	1.51	1.34
1	6M	20	GLU	C-N	7.74	1.51	1.34
1	6U	20	GLU	C-N	7.74	1.51	1.34
1	7E	20	GLU	C-N	7.74	1.51	1.34
1	7Q	20	GLU	C-N	7.74	1.51	1.34
1	12	155	PRO	CA-C	7.72	1.68	1.52
1	16	155	PRO	CA-C	7.72	1.68	1.52
1	2A	155	PRO	CA-C	7.72	1.68	1.52
1	3Q	155	PRO	CA-C	7.72	1.68	1.52
1	3U	155	PRO	CA-C	7.72	1.68	1.52
1	3Y	155	PRO	CA-C	7.72	1.68	1.52
1	5E	155	PRO	CA-C	7.72	1.68	1.52
1	5I	155	PRO	CA-C	7.72	1.68	1.52
1	5M	155	PRO	CA-C	7.72	1.68	1.52
1	62	155	PRO	CA-C	7.72	1.68	1.52
1	66	155	PRO	CA-C	7.72	1.68	1.52
1	7A	155	PRO	CA-C	7.72	1.68	1.52
1	1A	169	ASP	CA-C	7.72	1.73	1.52
1	1I	169	ASP	CA-C	7.72	1.73	1.52
1	2E	169	ASP	CA-C	7.72	1.73	1.52
1	26	169	ASP	CA-C	7.72	1.73	1.52
1	3E	169	ASP	CA-C	7.72	1.73	1.52
1	4A	169	ASP	CA-C	7.72	1.73	1.52
1	4M	169	ASP	CA-C	7.72	1.73	1.52
1	4U	169	ASP	CA-C	7.72	1.73	1.52
1	5Q	169	ASP	CA-C	7.72	1.73	1.52
1	6I	169	ASP	CA-C	7.72	1.73	1.52
1	6Q	169	ASP	CA-C	7.72	1.73	1.52
1	7M	169	ASP	CA-C	7.72	1.73	1.52
1	12	85	LEU	N-CA	7.72	1.61	1.46
1	16	85	LEU	N-CA	7.72	1.61	1.46

*Continued on next page...*

*Continued from previous page...*

Mol	Chain	Res	Type	Atoms	Z	Observed(Å)	Ideal(Å)
1	2A	85	LEU	N-CA	7.72	1.61	1.46
1	3Q	85	LEU	N-CA	7.72	1.61	1.46
1	3U	85	LEU	N-CA	7.72	1.61	1.46
1	3Y	85	LEU	N-CA	7.72	1.61	1.46
1	5E	85	LEU	N-CA	7.72	1.61	1.46
1	5I	85	LEU	N-CA	7.72	1.61	1.46
1	5M	85	LEU	N-CA	7.72	1.61	1.46
1	62	85	LEU	N-CA	7.72	1.61	1.46
1	66	85	LEU	N-CA	7.72	1.61	1.46
1	7A	85	LEU	N-CA	7.72	1.61	1.46
1	1Q	169	ASP	CA-C	7.72	1.73	1.52
1	1U	169	ASP	CA-C	7.72	1.73	1.52
1	1Y	169	ASP	CA-C	7.72	1.73	1.52
1	2Q	169	ASP	CA-C	7.72	1.73	1.52
1	2U	169	ASP	CA-C	7.72	1.73	1.52
1	2Y	169	ASP	CA-C	7.72	1.73	1.52
1	42	169	ASP	CA-C	7.72	1.73	1.52
1	46	169	ASP	CA-C	7.72	1.73	1.52
1	5A	169	ASP	CA-C	7.72	1.73	1.52
1	52	169	ASP	CA-C	7.72	1.73	1.52
1	56	169	ASP	CA-C	7.72	1.73	1.52
1	6A	169	ASP	CA-C	7.72	1.73	1.52
1	1A	155	PRO	CA-C	7.71	1.68	1.52
1	1I	155	PRO	CA-C	7.71	1.68	1.52
1	2E	155	PRO	CA-C	7.71	1.68	1.52
1	26	155	PRO	CA-C	7.71	1.68	1.52
1	3E	155	PRO	CA-C	7.71	1.68	1.52
1	4A	155	PRO	CA-C	7.71	1.68	1.52
1	4M	155	PRO	CA-C	7.71	1.68	1.52
1	4U	155	PRO	CA-C	7.71	1.68	1.52
1	5Q	155	PRO	CA-C	7.71	1.68	1.52
1	6I	155	PRO	CA-C	7.71	1.68	1.52
1	6Q	155	PRO	CA-C	7.71	1.68	1.52
1	7M	155	PRO	CA-C	7.71	1.68	1.52
1	1Q	155	PRO	CA-C	7.71	1.68	1.52
1	1U	155	PRO	CA-C	7.71	1.68	1.52
1	1Y	155	PRO	CA-C	7.71	1.68	1.52
1	2Q	155	PRO	CA-C	7.71	1.68	1.52
1	2U	155	PRO	CA-C	7.71	1.68	1.52
1	2Y	155	PRO	CA-C	7.71	1.68	1.52
1	42	155	PRO	CA-C	7.71	1.68	1.52
1	46	155	PRO	CA-C	7.71	1.68	1.52

*Continued on next page...*

*Continued from previous page...*

Mol	Chain	Res	Type	Atoms	Z	Observed(Å)	Ideal(Å)
1	5A	155	PRO	CA-C	7.71	1.68	1.52
1	52	155	PRO	CA-C	7.71	1.68	1.52
1	56	155	PRO	CA-C	7.71	1.68	1.52
1	6A	155	PRO	CA-C	7.71	1.68	1.52
2	1B	226	ILE	CB-CG2	-7.71	1.28	1.52
2	1J	226	ILE	CB-CG2	-7.71	1.28	1.52
1	1M	169	ASP	CA-C	7.71	1.73	1.52
2	2F	226	ILE	CB-CG2	-7.71	1.28	1.52
1	2I	169	ASP	CA-C	7.71	1.73	1.52
2	27	226	ILE	CB-CG2	-7.71	1.28	1.52
1	3A	169	ASP	CA-C	7.71	1.73	1.52
2	3F	226	ILE	CB-CG2	-7.71	1.28	1.52
1	3I	169	ASP	CA-C	7.71	1.73	1.52
1	32	169	ASP	CA-C	7.71	1.73	1.52
2	4B	226	ILE	CB-CG2	-7.71	1.28	1.52
1	4E	169	ASP	CA-C	7.71	1.73	1.52
2	4N	226	ILE	CB-CG2	-7.71	1.28	1.52
2	4V	226	ILE	CB-CG2	-7.71	1.28	1.52
1	4Y	169	ASP	CA-C	7.71	1.73	1.52
2	5R	226	ILE	CB-CG2	-7.71	1.28	1.52
1	5U	169	ASP	CA-C	7.71	1.73	1.52
2	6J	226	ILE	CB-CG2	-7.71	1.28	1.52
1	6M	169	ASP	CA-C	7.71	1.73	1.52
2	6R	226	ILE	CB-CG2	-7.71	1.28	1.52
1	6U	169	ASP	CA-C	7.71	1.73	1.52
1	7E	169	ASP	CA-C	7.71	1.73	1.52
2	7N	226	ILE	CB-CG2	-7.71	1.28	1.52
1	7Q	169	ASP	CA-C	7.71	1.73	1.52
2	1F	226	ILE	CB-CG2	-7.71	1.28	1.52
2	1R	34	ASP	N-CA	7.71	1.61	1.46
2	1V	34	ASP	N-CA	7.71	1.61	1.46
2	1Z	34	ASP	N-CA	7.71	1.61	1.46
2	13	226	ILE	CB-CG2	-7.71	1.28	1.52
2	17	226	ILE	CB-CG2	-7.71	1.28	1.52
2	2B	226	ILE	CB-CG2	-7.71	1.28	1.52
2	2N	226	ILE	CB-CG2	-7.71	1.28	1.52
2	2R	34	ASP	N-CA	7.71	1.61	1.46
2	2V	34	ASP	N-CA	7.71	1.61	1.46
2	2Z	34	ASP	N-CA	7.71	1.61	1.46
2	23	226	ILE	CB-CG2	-7.71	1.28	1.52
2	3N	226	ILE	CB-CG2	-7.71	1.28	1.52
2	3R	226	ILE	CB-CG2	-7.71	1.28	1.52

*Continued on next page...*

*Continued from previous page...*

Mol	Chain	Res	Type	Atoms	Z	Observed(Å)	Ideal(Å)
2	3V	226	ILE	CB-CG2	-7.71	1.28	1.52
2	3Z	226	ILE	CB-CG2	-7.71	1.28	1.52
2	37	226	ILE	CB-CG2	-7.71	1.28	1.52
2	4J	226	ILE	CB-CG2	-7.71	1.28	1.52
2	4R	226	ILE	CB-CG2	-7.71	1.28	1.52
2	43	34	ASP	N-CA	7.71	1.61	1.46
2	47	34	ASP	N-CA	7.71	1.61	1.46
2	5B	34	ASP	N-CA	7.71	1.61	1.46
2	5F	226	ILE	CB-CG2	-7.71	1.28	1.52
2	5J	226	ILE	CB-CG2	-7.71	1.28	1.52
2	5N	226	ILE	CB-CG2	-7.71	1.28	1.52
2	5Z	226	ILE	CB-CG2	-7.71	1.28	1.52
2	53	34	ASP	N-CA	7.71	1.61	1.46
2	57	34	ASP	N-CA	7.71	1.61	1.46
2	6B	34	ASP	N-CA	7.71	1.61	1.46
2	6F	226	ILE	CB-CG2	-7.71	1.28	1.52
2	6Z	226	ILE	CB-CG2	-7.71	1.28	1.52
2	63	226	ILE	CB-CG2	-7.71	1.28	1.52
2	67	226	ILE	CB-CG2	-7.71	1.28	1.52
2	7B	226	ILE	CB-CG2	-7.71	1.28	1.52
2	7J	226	ILE	CB-CG2	-7.71	1.28	1.52
2	7V	226	ILE	CB-CG2	-7.71	1.28	1.52
1	1Q	85	LEU	N-CA	7.70	1.61	1.46
1	1U	85	LEU	N-CA	7.70	1.61	1.46
1	1Y	85	LEU	N-CA	7.70	1.61	1.46
1	2Q	85	LEU	N-CA	7.70	1.61	1.46
1	2U	85	LEU	N-CA	7.70	1.61	1.46
1	2Y	85	LEU	N-CA	7.70	1.61	1.46
1	42	85	LEU	N-CA	7.70	1.61	1.46
1	46	85	LEU	N-CA	7.70	1.61	1.46
1	5A	85	LEU	N-CA	7.70	1.61	1.46
1	52	85	LEU	N-CA	7.70	1.61	1.46
1	56	85	LEU	N-CA	7.70	1.61	1.46
1	6A	85	LEU	N-CA	7.70	1.61	1.46
1	1M	85	LEU	N-CA	7.70	1.61	1.46
1	2I	85	LEU	N-CA	7.70	1.61	1.46
1	3A	85	LEU	N-CA	7.70	1.61	1.46
1	3I	85	LEU	N-CA	7.70	1.61	1.46
1	32	85	LEU	N-CA	7.70	1.61	1.46
1	4E	85	LEU	N-CA	7.70	1.61	1.46
1	4Y	85	LEU	N-CA	7.70	1.61	1.46
1	5U	85	LEU	N-CA	7.70	1.61	1.46

*Continued on next page...*

*Continued from previous page...*

Mol	Chain	Res	Type	Atoms	Z	Observed(Å)	Ideal(Å)
1	6M	85	LEU	N-CA	7.70	1.61	1.46
1	6U	85	LEU	N-CA	7.70	1.61	1.46
1	7E	85	LEU	N-CA	7.70	1.61	1.46
1	7Q	85	LEU	N-CA	7.70	1.61	1.46
2	1R	226	ILE	CB-CG2	-7.70	1.28	1.52
2	1V	226	ILE	CB-CG2	-7.70	1.28	1.52
2	1Z	226	ILE	CB-CG2	-7.70	1.28	1.52
2	2R	226	ILE	CB-CG2	-7.70	1.28	1.52
2	2V	226	ILE	CB-CG2	-7.70	1.28	1.52
2	2Z	226	ILE	CB-CG2	-7.70	1.28	1.52
2	43	226	ILE	CB-CG2	-7.70	1.28	1.52
2	47	226	ILE	CB-CG2	-7.70	1.28	1.52
2	5B	226	ILE	CB-CG2	-7.70	1.28	1.52
2	53	226	ILE	CB-CG2	-7.70	1.28	1.52
2	57	226	ILE	CB-CG2	-7.70	1.28	1.52
2	6B	226	ILE	CB-CG2	-7.70	1.28	1.52
1	1E	155	PRO	CA-C	7.70	1.68	1.52
2	1N	226	ILE	CB-CG2	-7.70	1.28	1.52
2	2J	226	ILE	CB-CG2	-7.70	1.28	1.52
1	2M	155	PRO	CA-C	7.70	1.68	1.52
1	22	155	PRO	CA-C	7.70	1.68	1.52
2	3B	226	ILE	CB-CG2	-7.70	1.28	1.52
2	3J	226	ILE	CB-CG2	-7.70	1.28	1.52
1	3M	155	PRO	CA-C	7.70	1.68	1.52
2	33	226	ILE	CB-CG2	-7.70	1.28	1.52
1	36	155	PRO	CA-C	7.70	1.68	1.52
2	4F	226	ILE	CB-CG2	-7.70	1.28	1.52
1	4I	155	PRO	CA-C	7.70	1.68	1.52
1	4Q	155	PRO	CA-C	7.70	1.68	1.52
2	4Z	226	ILE	CB-CG2	-7.70	1.28	1.52
2	5V	226	ILE	CB-CG2	-7.70	1.28	1.52
1	5Y	155	PRO	CA-C	7.70	1.68	1.52
1	6E	155	PRO	CA-C	7.70	1.68	1.52
2	6N	226	ILE	CB-CG2	-7.70	1.28	1.52
2	6V	226	ILE	CB-CG2	-7.70	1.28	1.52
1	6Y	155	PRO	CA-C	7.70	1.68	1.52
2	7F	226	ILE	CB-CG2	-7.70	1.28	1.52
1	7I	155	PRO	CA-C	7.70	1.68	1.52
2	7R	226	ILE	CB-CG2	-7.70	1.28	1.52
1	7U	155	PRO	CA-C	7.70	1.68	1.52
1	1A	85	LEU	N-CA	7.69	1.61	1.46
2	1B	34	ASP	N-CA	7.69	1.61	1.46

*Continued on next page...*

*Continued from previous page...*

Mol	Chain	Res	Type	Atoms	Z	Observed(Å)	Ideal(Å)
1	1E	85	LEU	N-CA	7.69	1.61	1.46
2	1F	34	ASP	N-CA	7.69	1.61	1.46
1	1I	85	LEU	N-CA	7.69	1.61	1.46
2	1J	34	ASP	N-CA	7.69	1.61	1.46
1	2E	85	LEU	N-CA	7.69	1.61	1.46
2	2F	34	ASP	N-CA	7.69	1.61	1.46
1	2M	85	LEU	N-CA	7.69	1.61	1.46
2	2N	34	ASP	N-CA	7.69	1.61	1.46
1	22	85	LEU	N-CA	7.69	1.61	1.46
2	23	34	ASP	N-CA	7.69	1.61	1.46
1	26	85	LEU	N-CA	7.69	1.61	1.46
2	27	34	ASP	N-CA	7.69	1.61	1.46
1	3E	85	LEU	N-CA	7.69	1.61	1.46
2	3F	34	ASP	N-CA	7.69	1.61	1.46
1	3M	85	LEU	N-CA	7.69	1.61	1.46
2	3N	34	ASP	N-CA	7.69	1.61	1.46
1	36	85	LEU	N-CA	7.69	1.61	1.46
2	37	34	ASP	N-CA	7.69	1.61	1.46
1	4A	85	LEU	N-CA	7.69	1.61	1.46
2	4B	34	ASP	N-CA	7.69	1.61	1.46
1	4I	85	LEU	N-CA	7.69	1.61	1.46
2	4J	34	ASP	N-CA	7.69	1.61	1.46
1	4M	85	LEU	N-CA	7.69	1.61	1.46
2	4N	34	ASP	N-CA	7.69	1.61	1.46
1	4Q	85	LEU	N-CA	7.69	1.61	1.46
2	4R	34	ASP	N-CA	7.69	1.61	1.46
1	4U	85	LEU	N-CA	7.69	1.61	1.46
2	4V	34	ASP	N-CA	7.69	1.61	1.46
1	5Q	85	LEU	N-CA	7.69	1.61	1.46
2	5R	34	ASP	N-CA	7.69	1.61	1.46
1	5Y	85	LEU	N-CA	7.69	1.61	1.46
2	5Z	34	ASP	N-CA	7.69	1.61	1.46
1	6E	85	LEU	N-CA	7.69	1.61	1.46
2	6F	34	ASP	N-CA	7.69	1.61	1.46
1	6I	85	LEU	N-CA	7.69	1.61	1.46
2	6J	34	ASP	N-CA	7.69	1.61	1.46
1	6Q	85	LEU	N-CA	7.69	1.61	1.46
2	6R	34	ASP	N-CA	7.69	1.61	1.46
1	6Y	85	LEU	N-CA	7.69	1.61	1.46
2	6Z	34	ASP	N-CA	7.69	1.61	1.46
1	7I	85	LEU	N-CA	7.69	1.61	1.46
2	7J	34	ASP	N-CA	7.69	1.61	1.46

*Continued on next page...*

*Continued from previous page...*

Mol	Chain	Res	Type	Atoms	Z	Observed(Å)	Ideal(Å)
1	7M	85	LEU	N-CA	7.69	1.61	1.46
2	7N	34	ASP	N-CA	7.69	1.61	1.46
1	7U	85	LEU	N-CA	7.69	1.61	1.46
2	7V	34	ASP	N-CA	7.69	1.61	1.46
2	13	34	ASP	N-CA	7.68	1.61	1.46
2	17	34	ASP	N-CA	7.68	1.61	1.46
2	2B	34	ASP	N-CA	7.68	1.61	1.46
2	3R	34	ASP	N-CA	7.68	1.61	1.46
2	3V	34	ASP	N-CA	7.68	1.61	1.46
2	3Z	34	ASP	N-CA	7.68	1.61	1.46
2	5F	34	ASP	N-CA	7.68	1.61	1.46
2	5J	34	ASP	N-CA	7.68	1.61	1.46
2	5N	34	ASP	N-CA	7.68	1.61	1.46
2	63	34	ASP	N-CA	7.68	1.61	1.46
2	67	34	ASP	N-CA	7.68	1.61	1.46
2	7B	34	ASP	N-CA	7.68	1.61	1.46
1	1M	155	PRO	CA-C	7.67	1.68	1.52
1	2I	155	PRO	CA-C	7.67	1.68	1.52
1	3A	155	PRO	CA-C	7.67	1.68	1.52
1	3I	155	PRO	CA-C	7.67	1.68	1.52
1	32	155	PRO	CA-C	7.67	1.68	1.52
1	4E	155	PRO	CA-C	7.67	1.68	1.52
1	4Y	155	PRO	CA-C	7.67	1.68	1.52
1	5U	155	PRO	CA-C	7.67	1.68	1.52
1	6M	155	PRO	CA-C	7.67	1.68	1.52
1	6U	155	PRO	CA-C	7.67	1.68	1.52
1	7E	155	PRO	CA-C	7.67	1.68	1.52
1	7Q	155	PRO	CA-C	7.67	1.68	1.52
1	12	169	ASP	CG-OD2	7.66	1.43	1.25
1	16	169	ASP	CG-OD2	7.66	1.43	1.25
1	2A	169	ASP	CG-OD2	7.66	1.43	1.25
1	3Q	169	ASP	CG-OD2	7.66	1.43	1.25
1	3U	169	ASP	CG-OD2	7.66	1.43	1.25
1	3Y	169	ASP	CG-OD2	7.66	1.43	1.25
1	5E	169	ASP	CG-OD2	7.66	1.43	1.25
1	5I	169	ASP	CG-OD2	7.66	1.43	1.25
1	5M	169	ASP	CG-OD2	7.66	1.43	1.25
1	62	169	ASP	CG-OD2	7.66	1.43	1.25
1	66	169	ASP	CG-OD2	7.66	1.43	1.25
1	7A	169	ASP	CG-OD2	7.66	1.43	1.25
2	1N	34	ASP	N-CA	7.66	1.61	1.46
2	2J	34	ASP	N-CA	7.66	1.61	1.46

*Continued on next page...*



*Continued from previous page...*

Mol	Chain	Res	Type	Atoms	Z	Observed(Å)	Ideal(Å)
2	3B	34	ASP	N-CA	7.66	1.61	1.46
2	3J	34	ASP	N-CA	7.66	1.61	1.46
2	33	34	ASP	N-CA	7.66	1.61	1.46
2	4F	34	ASP	N-CA	7.66	1.61	1.46
2	4Z	34	ASP	N-CA	7.66	1.61	1.46
2	5V	34	ASP	N-CA	7.66	1.61	1.46
2	6N	34	ASP	N-CA	7.66	1.61	1.46
2	6V	34	ASP	N-CA	7.66	1.61	1.46
2	7F	34	ASP	N-CA	7.66	1.61	1.46
2	7R	34	ASP	N-CA	7.66	1.61	1.46
1	1M	169	ASP	CG-OD2	7.66	1.43	1.25
1	2I	169	ASP	CG-OD2	7.66	1.43	1.25
1	3A	169	ASP	CG-OD2	7.66	1.43	1.25
1	3I	169	ASP	CG-OD2	7.66	1.43	1.25
1	32	169	ASP	CG-OD2	7.66	1.43	1.25
1	4E	169	ASP	CG-OD2	7.66	1.43	1.25
1	4Y	169	ASP	CG-OD2	7.66	1.43	1.25
1	5U	169	ASP	CG-OD2	7.66	1.43	1.25
1	6M	169	ASP	CG-OD2	7.66	1.43	1.25
1	6U	169	ASP	CG-OD2	7.66	1.43	1.25
1	7E	169	ASP	CG-OD2	7.66	1.43	1.25
1	7Q	169	ASP	CG-OD2	7.66	1.43	1.25
1	12	16	THR	N-CA	7.64	1.61	1.46
1	16	16	THR	N-CA	7.64	1.61	1.46
1	2A	16	THR	N-CA	7.64	1.61	1.46
1	3Q	16	THR	N-CA	7.64	1.61	1.46
1	3U	16	THR	N-CA	7.64	1.61	1.46
1	3Y	16	THR	N-CA	7.64	1.61	1.46
1	5E	16	THR	N-CA	7.64	1.61	1.46
1	5I	16	THR	N-CA	7.64	1.61	1.46
1	5M	16	THR	N-CA	7.64	1.61	1.46
1	62	16	THR	N-CA	7.64	1.61	1.46
1	66	16	THR	N-CA	7.64	1.61	1.46
1	7A	16	THR	N-CA	7.64	1.61	1.46
1	1A	169	ASP	CG-OD2	7.63	1.43	1.25
1	1I	169	ASP	CG-OD2	7.63	1.43	1.25
1	2E	169	ASP	CG-OD2	7.63	1.43	1.25
1	26	169	ASP	CG-OD2	7.63	1.43	1.25
1	3E	169	ASP	CG-OD2	7.63	1.43	1.25
1	4A	169	ASP	CG-OD2	7.63	1.43	1.25
1	4M	169	ASP	CG-OD2	7.63	1.43	1.25
1	4U	169	ASP	CG-OD2	7.63	1.43	1.25

*Continued on next page...*

*Continued from previous page...*

Mol	Chain	Res	Type	Atoms	Z	Observed(Å)	Ideal(Å)
1	5Q	169	ASP	CG-OD2	7.63	1.43	1.25
1	6I	169	ASP	CG-OD2	7.63	1.43	1.25
1	6Q	169	ASP	CG-OD2	7.63	1.43	1.25
1	7M	169	ASP	CG-OD2	7.63	1.43	1.25
1	1M	16	THR	N-CA	7.62	1.61	1.46
1	2I	16	THR	N-CA	7.62	1.61	1.46
1	3A	16	THR	N-CA	7.62	1.61	1.46
1	3I	16	THR	N-CA	7.62	1.61	1.46
1	32	16	THR	N-CA	7.62	1.61	1.46
1	4E	16	THR	N-CA	7.62	1.61	1.46
1	4Y	16	THR	N-CA	7.62	1.61	1.46
1	5U	16	THR	N-CA	7.62	1.61	1.46
1	6M	16	THR	N-CA	7.62	1.61	1.46
1	6U	16	THR	N-CA	7.62	1.61	1.46
1	7E	16	THR	N-CA	7.62	1.61	1.46
1	7Q	16	THR	N-CA	7.62	1.61	1.46
1	1Q	16	THR	N-CA	7.62	1.61	1.46
1	1U	16	THR	N-CA	7.62	1.61	1.46
1	1Y	16	THR	N-CA	7.62	1.61	1.46
1	2Q	16	THR	N-CA	7.62	1.61	1.46
1	2U	16	THR	N-CA	7.62	1.61	1.46
1	2Y	16	THR	N-CA	7.62	1.61	1.46
1	42	16	THR	N-CA	7.62	1.61	1.46
1	46	16	THR	N-CA	7.62	1.61	1.46
1	5A	16	THR	N-CA	7.62	1.61	1.46
1	52	16	THR	N-CA	7.62	1.61	1.46
1	56	16	THR	N-CA	7.62	1.61	1.46
1	6A	16	THR	N-CA	7.62	1.61	1.46
1	1Q	169	ASP	CG-OD2	7.62	1.42	1.25
1	1U	169	ASP	CG-OD2	7.62	1.42	1.25
1	1Y	169	ASP	CG-OD2	7.62	1.42	1.25
1	2Q	169	ASP	CG-OD2	7.62	1.42	1.25
1	2U	169	ASP	CG-OD2	7.62	1.42	1.25
1	2Y	169	ASP	CG-OD2	7.62	1.42	1.25
1	42	169	ASP	CG-OD2	7.62	1.42	1.25
1	46	169	ASP	CG-OD2	7.62	1.42	1.25
1	5A	169	ASP	CG-OD2	7.62	1.42	1.25
1	52	169	ASP	CG-OD2	7.62	1.42	1.25
1	56	169	ASP	CG-OD2	7.62	1.42	1.25
1	6A	169	ASP	CG-OD2	7.62	1.42	1.25
1	1A	16	THR	N-CA	7.61	1.61	1.46
1	1E	169	ASP	CG-OD2	7.61	1.42	1.25

*Continued on next page...*

*Continued from previous page...*

Mol	Chain	Res	Type	Atoms	Z	Observed(Å)	Ideal(Å)
1	1I	16	THR	N-CA	7.61	1.61	1.46
1	2E	16	THR	N-CA	7.61	1.61	1.46
1	2M	169	ASP	CG-OD2	7.61	1.42	1.25
1	22	169	ASP	CG-OD2	7.61	1.42	1.25
1	26	16	THR	N-CA	7.61	1.61	1.46
1	3E	16	THR	N-CA	7.61	1.61	1.46
1	3M	169	ASP	CG-OD2	7.61	1.42	1.25
1	36	169	ASP	CG-OD2	7.61	1.42	1.25
1	4A	16	THR	N-CA	7.61	1.61	1.46
1	4I	169	ASP	CG-OD2	7.61	1.42	1.25
1	4M	16	THR	N-CA	7.61	1.61	1.46
1	4Q	169	ASP	CG-OD2	7.61	1.42	1.25
1	4U	16	THR	N-CA	7.61	1.61	1.46
1	5Q	16	THR	N-CA	7.61	1.61	1.46
1	5Y	169	ASP	CG-OD2	7.61	1.42	1.25
1	6E	169	ASP	CG-OD2	7.61	1.42	1.25
1	6I	16	THR	N-CA	7.61	1.61	1.46
1	6Q	16	THR	N-CA	7.61	1.61	1.46
1	6Y	169	ASP	CG-OD2	7.61	1.42	1.25
1	7I	169	ASP	CG-OD2	7.61	1.42	1.25
1	7M	16	THR	N-CA	7.61	1.61	1.46
1	7U	169	ASP	CG-OD2	7.61	1.42	1.25
1	1E	16	THR	N-CA	7.60	1.61	1.46
2	1F	24	PRO	C-O	-7.60	1.08	1.23
1	2M	16	THR	N-CA	7.60	1.61	1.46
2	2N	24	PRO	C-O	-7.60	1.08	1.23
1	22	16	THR	N-CA	7.60	1.61	1.46
2	23	24	PRO	C-O	-7.60	1.08	1.23
1	3M	16	THR	N-CA	7.60	1.61	1.46
2	3N	24	PRO	C-O	-7.60	1.08	1.23
1	36	16	THR	N-CA	7.60	1.61	1.46
2	37	24	PRO	C-O	-7.60	1.08	1.23
1	4I	16	THR	N-CA	7.60	1.61	1.46
2	4J	24	PRO	C-O	-7.60	1.08	1.23
1	4Q	16	THR	N-CA	7.60	1.61	1.46
2	4R	24	PRO	C-O	-7.60	1.08	1.23
1	5Y	16	THR	N-CA	7.60	1.61	1.46
2	5Z	24	PRO	C-O	-7.60	1.08	1.23
1	6E	16	THR	N-CA	7.60	1.61	1.46
2	6F	24	PRO	C-O	-7.60	1.08	1.23
1	6Y	16	THR	N-CA	7.60	1.61	1.46
2	6Z	24	PRO	C-O	-7.60	1.08	1.23

*Continued on next page...*

*Continued from previous page...*

Mol	Chain	Res	Type	Atoms	Z	Observed(Å)	Ideal(Å)
1	7I	16	THR	N-CA	7.60	1.61	1.46
2	7J	24	PRO	C-O	-7.60	1.08	1.23
1	7U	16	THR	N-CA	7.60	1.61	1.46
2	7V	24	PRO	C-O	-7.60	1.08	1.23
1	1M	8	LEU	CA-CB	7.60	1.71	1.53
1	2I	8	LEU	CA-CB	7.60	1.71	1.53
1	3A	8	LEU	CA-CB	7.60	1.71	1.53
1	3I	8	LEU	CA-CB	7.60	1.71	1.53
1	32	8	LEU	CA-CB	7.60	1.71	1.53
1	4E	8	LEU	CA-CB	7.60	1.71	1.53
1	4Y	8	LEU	CA-CB	7.60	1.71	1.53
1	5U	8	LEU	CA-CB	7.60	1.71	1.53
1	6M	8	LEU	CA-CB	7.60	1.71	1.53
1	6U	8	LEU	CA-CB	7.60	1.71	1.53
1	7E	8	LEU	CA-CB	7.60	1.71	1.53
1	7Q	8	LEU	CA-CB	7.60	1.71	1.53
1	1E	8	LEU	CA-CB	7.59	1.71	1.53
1	1Q	8	LEU	CA-CB	7.59	1.71	1.53
1	1U	8	LEU	CA-CB	7.59	1.71	1.53
1	1Y	8	LEU	CA-CB	7.59	1.71	1.53
1	2M	8	LEU	CA-CB	7.59	1.71	1.53
1	2Q	8	LEU	CA-CB	7.59	1.71	1.53
1	2U	8	LEU	CA-CB	7.59	1.71	1.53
1	2Y	8	LEU	CA-CB	7.59	1.71	1.53
1	22	8	LEU	CA-CB	7.59	1.71	1.53
1	3M	8	LEU	CA-CB	7.59	1.71	1.53
1	36	8	LEU	CA-CB	7.59	1.71	1.53
1	4I	8	LEU	CA-CB	7.59	1.71	1.53
1	4Q	8	LEU	CA-CB	7.59	1.71	1.53
1	42	8	LEU	CA-CB	7.59	1.71	1.53
1	46	8	LEU	CA-CB	7.59	1.71	1.53
1	5A	8	LEU	CA-CB	7.59	1.71	1.53
1	5Y	8	LEU	CA-CB	7.59	1.71	1.53
1	52	8	LEU	CA-CB	7.59	1.71	1.53
1	56	8	LEU	CA-CB	7.59	1.71	1.53
1	6A	8	LEU	CA-CB	7.59	1.71	1.53
1	6E	8	LEU	CA-CB	7.59	1.71	1.53
1	6Y	8	LEU	CA-CB	7.59	1.71	1.53
1	7I	8	LEU	CA-CB	7.59	1.71	1.53
1	7U	8	LEU	CA-CB	7.59	1.71	1.53
2	1B	24	PRO	C-O	-7.58	1.08	1.23
2	1J	24	PRO	C-O	-7.58	1.08	1.23

*Continued on next page...*

*Continued from previous page...*

Mol	Chain	Res	Type	Atoms	Z	Observed(Å)	Ideal(Å)
2	2F	24	PRO	C-O	-7.58	1.08	1.23
2	27	24	PRO	C-O	-7.58	1.08	1.23
2	3F	24	PRO	C-O	-7.58	1.08	1.23
2	4B	24	PRO	C-O	-7.58	1.08	1.23
2	4N	24	PRO	C-O	-7.58	1.08	1.23
2	4V	24	PRO	C-O	-7.58	1.08	1.23
2	5R	24	PRO	C-O	-7.58	1.08	1.23
2	6J	24	PRO	C-O	-7.58	1.08	1.23
2	6R	24	PRO	C-O	-7.58	1.08	1.23
2	7N	24	PRO	C-O	-7.58	1.08	1.23
2	1N	24	PRO	C-O	-7.58	1.08	1.23
2	2J	24	PRO	C-O	-7.58	1.08	1.23
2	3B	24	PRO	C-O	-7.58	1.08	1.23
2	3J	24	PRO	C-O	-7.58	1.08	1.23
2	33	24	PRO	C-O	-7.58	1.08	1.23
2	4F	24	PRO	C-O	-7.58	1.08	1.23
2	4Z	24	PRO	C-O	-7.58	1.08	1.23
2	5V	24	PRO	C-O	-7.58	1.08	1.23
2	6N	24	PRO	C-O	-7.58	1.08	1.23
2	6V	24	PRO	C-O	-7.58	1.08	1.23
2	7F	24	PRO	C-O	-7.58	1.08	1.23
2	7R	24	PRO	C-O	-7.58	1.08	1.23
2	1R	24	PRO	C-O	-7.58	1.08	1.23
2	1V	24	PRO	C-O	-7.58	1.08	1.23
2	1Z	24	PRO	C-O	-7.58	1.08	1.23
2	2R	24	PRO	C-O	-7.58	1.08	1.23
2	2V	24	PRO	C-O	-7.58	1.08	1.23
2	2Z	24	PRO	C-O	-7.58	1.08	1.23
2	43	24	PRO	C-O	-7.58	1.08	1.23
2	47	24	PRO	C-O	-7.58	1.08	1.23
2	5B	24	PRO	C-O	-7.58	1.08	1.23
2	53	24	PRO	C-O	-7.58	1.08	1.23
2	57	24	PRO	C-O	-7.58	1.08	1.23
2	6B	24	PRO	C-O	-7.58	1.08	1.23
1	1A	8	LEU	CA-CB	7.57	1.71	1.53
1	1I	8	LEU	CA-CB	7.57	1.71	1.53
1	2E	8	LEU	CA-CB	7.57	1.71	1.53
1	26	8	LEU	CA-CB	7.57	1.71	1.53
1	3E	8	LEU	CA-CB	7.57	1.71	1.53
1	4A	8	LEU	CA-CB	7.57	1.71	1.53
1	4M	8	LEU	CA-CB	7.57	1.71	1.53
1	4U	8	LEU	CA-CB	7.57	1.71	1.53

*Continued on next page...*

*Continued from previous page...*

Mol	Chain	Res	Type	Atoms	Z	Observed(Å)	Ideal(Å)
1	5Q	8	LEU	CA-CB	7.57	1.71	1.53
1	6I	8	LEU	CA-CB	7.57	1.71	1.53
1	6Q	8	LEU	CA-CB	7.57	1.71	1.53
1	7M	8	LEU	CA-CB	7.57	1.71	1.53
1	12	8	LEU	CA-CB	7.57	1.71	1.53
1	16	8	LEU	CA-CB	7.57	1.71	1.53
1	2A	8	LEU	CA-CB	7.57	1.71	1.53
1	3Q	8	LEU	CA-CB	7.57	1.71	1.53
1	3U	8	LEU	CA-CB	7.57	1.71	1.53
1	3Y	8	LEU	CA-CB	7.57	1.71	1.53
1	5E	8	LEU	CA-CB	7.57	1.71	1.53
1	5I	8	LEU	CA-CB	7.57	1.71	1.53
1	5M	8	LEU	CA-CB	7.57	1.71	1.53
1	62	8	LEU	CA-CB	7.57	1.71	1.53
1	66	8	LEU	CA-CB	7.57	1.71	1.53
1	7A	8	LEU	CA-CB	7.57	1.71	1.53
1	1A	41	ILE	CB-CG2	-7.55	1.29	1.52
1	1I	41	ILE	CB-CG2	-7.55	1.29	1.52
1	2E	41	ILE	CB-CG2	-7.55	1.29	1.52
1	26	41	ILE	CB-CG2	-7.55	1.29	1.52
1	3E	41	ILE	CB-CG2	-7.55	1.29	1.52
1	4A	41	ILE	CB-CG2	-7.55	1.29	1.52
1	4M	41	ILE	CB-CG2	-7.55	1.29	1.52
1	4U	41	ILE	CB-CG2	-7.55	1.29	1.52
1	5Q	41	ILE	CB-CG2	-7.55	1.29	1.52
1	6I	41	ILE	CB-CG2	-7.55	1.29	1.52
1	6Q	41	ILE	CB-CG2	-7.55	1.29	1.52
1	7M	41	ILE	CB-CG2	-7.55	1.29	1.52
2	13	24	PRO	C-O	-7.55	1.08	1.23
2	17	24	PRO	C-O	-7.55	1.08	1.23
2	2B	24	PRO	C-O	-7.55	1.08	1.23
2	3R	24	PRO	C-O	-7.55	1.08	1.23
2	3V	24	PRO	C-O	-7.55	1.08	1.23
2	3Z	24	PRO	C-O	-7.55	1.08	1.23
2	5F	24	PRO	C-O	-7.55	1.08	1.23
2	5J	24	PRO	C-O	-7.55	1.08	1.23
2	5N	24	PRO	C-O	-7.55	1.08	1.23
2	63	24	PRO	C-O	-7.55	1.08	1.23
2	67	24	PRO	C-O	-7.55	1.08	1.23
2	7B	24	PRO	C-O	-7.55	1.08	1.23
1	1E	41	ILE	CB-CG2	-7.55	1.29	1.52
1	2M	41	ILE	CB-CG2	-7.55	1.29	1.52

*Continued on next page...*

*Continued from previous page...*

Mol	Chain	Res	Type	Atoms	Z	Observed(Å)	Ideal(Å)
1	22	41	ILE	CB-CG2	-7.55	1.29	1.52
1	3M	41	ILE	CB-CG2	-7.55	1.29	1.52
1	36	41	ILE	CB-CG2	-7.55	1.29	1.52
1	4I	41	ILE	CB-CG2	-7.55	1.29	1.52
1	4Q	41	ILE	CB-CG2	-7.55	1.29	1.52
1	5Y	41	ILE	CB-CG2	-7.55	1.29	1.52
1	6E	41	ILE	CB-CG2	-7.55	1.29	1.52
1	6Y	41	ILE	CB-CG2	-7.55	1.29	1.52
1	7I	41	ILE	CB-CG2	-7.55	1.29	1.52
1	7U	41	ILE	CB-CG2	-7.55	1.29	1.52
2	1F	55	PRO	C-O	-7.54	1.08	1.23
1	1M	41	ILE	CB-CG2	-7.54	1.29	1.52
1	12	41	ILE	CB-CG2	-7.54	1.29	1.52
1	16	41	ILE	CB-CG2	-7.54	1.29	1.52
1	2A	41	ILE	CB-CG2	-7.54	1.29	1.52
1	2I	41	ILE	CB-CG2	-7.54	1.29	1.52
2	2N	55	PRO	C-O	-7.54	1.08	1.23
2	23	55	PRO	C-O	-7.54	1.08	1.23
1	3A	41	ILE	CB-CG2	-7.54	1.29	1.52
1	3I	41	ILE	CB-CG2	-7.54	1.29	1.52
2	3N	55	PRO	C-O	-7.54	1.08	1.23
1	3Q	41	ILE	CB-CG2	-7.54	1.29	1.52
1	3U	41	ILE	CB-CG2	-7.54	1.29	1.52
1	3Y	41	ILE	CB-CG2	-7.54	1.29	1.52
1	32	41	ILE	CB-CG2	-7.54	1.29	1.52
2	37	55	PRO	C-O	-7.54	1.08	1.23
1	4E	41	ILE	CB-CG2	-7.54	1.29	1.52
2	4J	55	PRO	C-O	-7.54	1.08	1.23
2	4R	55	PRO	C-O	-7.54	1.08	1.23
1	4Y	41	ILE	CB-CG2	-7.54	1.29	1.52
1	5E	41	ILE	CB-CG2	-7.54	1.29	1.52
1	5I	41	ILE	CB-CG2	-7.54	1.29	1.52
1	5M	41	ILE	CB-CG2	-7.54	1.29	1.52
1	5U	41	ILE	CB-CG2	-7.54	1.29	1.52
2	5Z	55	PRO	C-O	-7.54	1.08	1.23
2	6F	55	PRO	C-O	-7.54	1.08	1.23
1	6M	41	ILE	CB-CG2	-7.54	1.29	1.52
1	6U	41	ILE	CB-CG2	-7.54	1.29	1.52
2	6Z	55	PRO	C-O	-7.54	1.08	1.23
1	62	41	ILE	CB-CG2	-7.54	1.29	1.52
1	66	41	ILE	CB-CG2	-7.54	1.29	1.52
1	7A	41	ILE	CB-CG2	-7.54	1.29	1.52

*Continued on next page...*

*Continued from previous page...*

Mol	Chain	Res	Type	Atoms	Z	Observed(Å)	Ideal(Å)
1	7E	41	ILE	CB-CG2	-7.54	1.29	1.52
2	7J	55	PRO	C-O	-7.54	1.08	1.23
1	7Q	41	ILE	CB-CG2	-7.54	1.29	1.52
2	7V	55	PRO	C-O	-7.54	1.08	1.23
1	1Q	41	ILE	CB-CG2	-7.54	1.29	1.52
1	1U	41	ILE	CB-CG2	-7.54	1.29	1.52
1	1Y	41	ILE	CB-CG2	-7.54	1.29	1.52
1	2Q	41	ILE	CB-CG2	-7.54	1.29	1.52
1	2U	41	ILE	CB-CG2	-7.54	1.29	1.52
1	2Y	41	ILE	CB-CG2	-7.54	1.29	1.52
1	42	41	ILE	CB-CG2	-7.54	1.29	1.52
1	46	41	ILE	CB-CG2	-7.54	1.29	1.52
1	5A	41	ILE	CB-CG2	-7.54	1.29	1.52
1	52	41	ILE	CB-CG2	-7.54	1.29	1.52
1	56	41	ILE	CB-CG2	-7.54	1.29	1.52
1	6A	41	ILE	CB-CG2	-7.54	1.29	1.52
2	1R	52	ASP	C-O	7.54	1.37	1.23
2	1V	52	ASP	C-O	7.54	1.37	1.23
2	1Z	52	ASP	C-O	7.54	1.37	1.23
2	2R	52	ASP	C-O	7.54	1.37	1.23
2	2V	52	ASP	C-O	7.54	1.37	1.23
2	2Z	52	ASP	C-O	7.54	1.37	1.23
2	43	52	ASP	C-O	7.54	1.37	1.23
2	47	52	ASP	C-O	7.54	1.37	1.23
2	5B	52	ASP	C-O	7.54	1.37	1.23
2	53	52	ASP	C-O	7.54	1.37	1.23
2	57	52	ASP	C-O	7.54	1.37	1.23
2	6B	52	ASP	C-O	7.54	1.37	1.23
2	1F	52	ASP	C-O	7.54	1.37	1.23
2	2N	52	ASP	C-O	7.54	1.37	1.23
2	23	52	ASP	C-O	7.54	1.37	1.23
2	3N	52	ASP	C-O	7.54	1.37	1.23
2	37	52	ASP	C-O	7.54	1.37	1.23
2	4J	52	ASP	C-O	7.54	1.37	1.23
2	4R	52	ASP	C-O	7.54	1.37	1.23
2	5Z	52	ASP	C-O	7.54	1.37	1.23
2	6F	52	ASP	C-O	7.54	1.37	1.23
2	6Z	52	ASP	C-O	7.54	1.37	1.23
2	7J	52	ASP	C-O	7.54	1.37	1.23
2	7V	52	ASP	C-O	7.54	1.37	1.23
1	12	148	LEU	CA-C	7.53	1.72	1.52
1	16	148	LEU	CA-C	7.53	1.72	1.52

*Continued on next page...*



*Continued from previous page...*

Mol	Chain	Res	Type	Atoms	Z	Observed(Å)	Ideal(Å)
1	2A	148	LEU	CA-C	7.53	1.72	1.52
1	3Q	148	LEU	CA-C	7.53	1.72	1.52
1	3U	148	LEU	CA-C	7.53	1.72	1.52
1	3Y	148	LEU	CA-C	7.53	1.72	1.52
1	5E	148	LEU	CA-C	7.53	1.72	1.52
1	5I	148	LEU	CA-C	7.53	1.72	1.52
1	5M	148	LEU	CA-C	7.53	1.72	1.52
1	62	148	LEU	CA-C	7.53	1.72	1.52
1	66	148	LEU	CA-C	7.53	1.72	1.52
1	7A	148	LEU	CA-C	7.53	1.72	1.52
1	1Q	148	LEU	CA-C	7.53	1.72	1.52
1	1U	148	LEU	CA-C	7.53	1.72	1.52
1	1Y	148	LEU	CA-C	7.53	1.72	1.52
1	2Q	148	LEU	CA-C	7.53	1.72	1.52
1	2U	148	LEU	CA-C	7.53	1.72	1.52
1	2Y	148	LEU	CA-C	7.53	1.72	1.52
1	42	148	LEU	CA-C	7.53	1.72	1.52
1	46	148	LEU	CA-C	7.53	1.72	1.52
1	5A	148	LEU	CA-C	7.53	1.72	1.52
1	52	148	LEU	CA-C	7.53	1.72	1.52
1	56	148	LEU	CA-C	7.53	1.72	1.52
1	6A	148	LEU	CA-C	7.53	1.72	1.52
2	1N	55	PRO	C-O	-7.53	1.08	1.23
2	2J	55	PRO	C-O	-7.53	1.08	1.23
2	3B	55	PRO	C-O	-7.53	1.08	1.23
2	3J	55	PRO	C-O	-7.53	1.08	1.23
2	33	55	PRO	C-O	-7.53	1.08	1.23
2	4F	55	PRO	C-O	-7.53	1.08	1.23
2	4Z	55	PRO	C-O	-7.53	1.08	1.23
2	5V	55	PRO	C-O	-7.53	1.08	1.23
2	6N	55	PRO	C-O	-7.53	1.08	1.23
2	6V	55	PRO	C-O	-7.53	1.08	1.23
2	7F	55	PRO	C-O	-7.53	1.08	1.23
2	7R	55	PRO	C-O	-7.53	1.08	1.23
2	1R	55	PRO	C-O	-7.53	1.08	1.23
2	1V	55	PRO	C-O	-7.53	1.08	1.23
2	1Z	55	PRO	C-O	-7.53	1.08	1.23
2	2R	55	PRO	C-O	-7.53	1.08	1.23
2	2V	55	PRO	C-O	-7.53	1.08	1.23
2	2Z	55	PRO	C-O	-7.53	1.08	1.23
2	43	55	PRO	C-O	-7.53	1.08	1.23
2	47	55	PRO	C-O	-7.53	1.08	1.23

*Continued on next page...*

*Continued from previous page...*

Mol	Chain	Res	Type	Atoms	Z	Observed(Å)	Ideal(Å)
2	5B	55	PRO	C-O	-7.53	1.08	1.23
2	53	55	PRO	C-O	-7.53	1.08	1.23
2	57	55	PRO	C-O	-7.53	1.08	1.23
2	6B	55	PRO	C-O	-7.53	1.08	1.23
1	1E	85	LEU	CB-CG	7.53	1.74	1.52
1	2M	85	LEU	CB-CG	7.53	1.74	1.52
1	22	85	LEU	CB-CG	7.53	1.74	1.52
1	3M	85	LEU	CB-CG	7.53	1.74	1.52
1	36	85	LEU	CB-CG	7.53	1.74	1.52
1	4I	85	LEU	CB-CG	7.53	1.74	1.52
1	4Q	85	LEU	CB-CG	7.53	1.74	1.52
1	5Y	85	LEU	CB-CG	7.53	1.74	1.52
1	6E	85	LEU	CB-CG	7.53	1.74	1.52
1	6Y	85	LEU	CB-CG	7.53	1.74	1.52
1	7I	85	LEU	CB-CG	7.53	1.74	1.52
1	7U	85	LEU	CB-CG	7.53	1.74	1.52
2	1B	52	ASP	C-O	7.52	1.37	1.23
2	1B	55	PRO	C-O	-7.52	1.08	1.23
2	1J	52	ASP	C-O	7.52	1.37	1.23
2	1J	55	PRO	C-O	-7.52	1.08	1.23
2	13	55	PRO	C-O	-7.52	1.08	1.23
2	17	55	PRO	C-O	-7.52	1.08	1.23
2	2B	55	PRO	C-O	-7.52	1.08	1.23
2	2F	52	ASP	C-O	7.52	1.37	1.23
2	2F	55	PRO	C-O	-7.52	1.08	1.23
2	27	52	ASP	C-O	7.52	1.37	1.23
2	27	55	PRO	C-O	-7.52	1.08	1.23
2	3F	52	ASP	C-O	7.52	1.37	1.23
2	3F	55	PRO	C-O	-7.52	1.08	1.23
2	3R	55	PRO	C-O	-7.52	1.08	1.23
2	3V	55	PRO	C-O	-7.52	1.08	1.23
2	3Z	55	PRO	C-O	-7.52	1.08	1.23
2	4B	52	ASP	C-O	7.52	1.37	1.23
2	4B	55	PRO	C-O	-7.52	1.08	1.23
2	4N	52	ASP	C-O	7.52	1.37	1.23
2	4N	55	PRO	C-O	-7.52	1.08	1.23
2	4V	52	ASP	C-O	7.52	1.37	1.23
2	4V	55	PRO	C-O	-7.52	1.08	1.23
2	5F	55	PRO	C-O	-7.52	1.08	1.23
2	5J	55	PRO	C-O	-7.52	1.08	1.23
2	5N	55	PRO	C-O	-7.52	1.08	1.23
2	5R	52	ASP	C-O	7.52	1.37	1.23

*Continued on next page...*

*Continued from previous page...*

Mol	Chain	Res	Type	Atoms	Z	Observed(Å)	Ideal(Å)
2	5R	55	PRO	C-O	-7.52	1.08	1.23
2	6J	52	ASP	C-O	7.52	1.37	1.23
2	6J	55	PRO	C-O	-7.52	1.08	1.23
2	6R	52	ASP	C-O	7.52	1.37	1.23
2	6R	55	PRO	C-O	-7.52	1.08	1.23
2	63	55	PRO	C-O	-7.52	1.08	1.23
2	67	55	PRO	C-O	-7.52	1.08	1.23
2	7B	55	PRO	C-O	-7.52	1.08	1.23
2	7N	52	ASP	C-O	7.52	1.37	1.23
2	7N	55	PRO	C-O	-7.52	1.08	1.23
1	1A	85	LEU	CB-CG	7.52	1.74	1.52
1	1I	85	LEU	CB-CG	7.52	1.74	1.52
1	2E	85	LEU	CB-CG	7.52	1.74	1.52
1	26	85	LEU	CB-CG	7.52	1.74	1.52
1	3E	85	LEU	CB-CG	7.52	1.74	1.52
1	4A	85	LEU	CB-CG	7.52	1.74	1.52
1	4M	85	LEU	CB-CG	7.52	1.74	1.52
1	4U	85	LEU	CB-CG	7.52	1.74	1.52
1	5Q	85	LEU	CB-CG	7.52	1.74	1.52
1	6I	85	LEU	CB-CG	7.52	1.74	1.52
1	6Q	85	LEU	CB-CG	7.52	1.74	1.52
1	7M	85	LEU	CB-CG	7.52	1.74	1.52
1	1E	148	LEU	CA-C	7.51	1.72	1.52
1	12	85	LEU	CB-CG	7.51	1.74	1.52
1	16	85	LEU	CB-CG	7.51	1.74	1.52
1	2A	85	LEU	CB-CG	7.51	1.74	1.52
1	2M	148	LEU	CA-C	7.51	1.72	1.52
1	22	148	LEU	CA-C	7.51	1.72	1.52
1	3M	148	LEU	CA-C	7.51	1.72	1.52
1	3Q	85	LEU	CB-CG	7.51	1.74	1.52
1	3U	85	LEU	CB-CG	7.51	1.74	1.52
1	3Y	85	LEU	CB-CG	7.51	1.74	1.52
1	36	148	LEU	CA-C	7.51	1.72	1.52
1	4I	148	LEU	CA-C	7.51	1.72	1.52
1	4Q	148	LEU	CA-C	7.51	1.72	1.52
1	5E	85	LEU	CB-CG	7.51	1.74	1.52
1	5I	85	LEU	CB-CG	7.51	1.74	1.52
1	5M	85	LEU	CB-CG	7.51	1.74	1.52
1	5Y	148	LEU	CA-C	7.51	1.72	1.52
1	6E	148	LEU	CA-C	7.51	1.72	1.52
1	6Y	148	LEU	CA-C	7.51	1.72	1.52
1	62	85	LEU	CB-CG	7.51	1.74	1.52

*Continued on next page...*

*Continued from previous page...*

Mol	Chain	Res	Type	Atoms	Z	Observed(Å)	Ideal(Å)
1	66	85	LEU	CB-CG	7.51	1.74	1.52
1	7A	85	LEU	CB-CG	7.51	1.74	1.52
1	7I	148	LEU	CA-C	7.51	1.72	1.52
1	7U	148	LEU	CA-C	7.51	1.72	1.52
1	1A	148	LEU	CA-C	7.51	1.72	1.52
1	1I	148	LEU	CA-C	7.51	1.72	1.52
1	2E	148	LEU	CA-C	7.51	1.72	1.52
1	26	148	LEU	CA-C	7.51	1.72	1.52
1	3E	148	LEU	CA-C	7.51	1.72	1.52
1	4A	148	LEU	CA-C	7.51	1.72	1.52
1	4M	148	LEU	CA-C	7.51	1.72	1.52
1	4U	148	LEU	CA-C	7.51	1.72	1.52
1	5Q	148	LEU	CA-C	7.51	1.72	1.52
1	6I	148	LEU	CA-C	7.51	1.72	1.52
1	6Q	148	LEU	CA-C	7.51	1.72	1.52
1	7M	148	LEU	CA-C	7.51	1.72	1.52
1	1M	148	LEU	CA-C	7.51	1.72	1.52
1	2I	148	LEU	CA-C	7.51	1.72	1.52
1	3A	148	LEU	CA-C	7.51	1.72	1.52
1	3I	148	LEU	CA-C	7.51	1.72	1.52
1	32	148	LEU	CA-C	7.51	1.72	1.52
1	4E	148	LEU	CA-C	7.51	1.72	1.52
1	4Y	148	LEU	CA-C	7.51	1.72	1.52
1	5U	148	LEU	CA-C	7.51	1.72	1.52
1	6M	148	LEU	CA-C	7.51	1.72	1.52
1	6U	148	LEU	CA-C	7.51	1.72	1.52
1	7E	148	LEU	CA-C	7.51	1.72	1.52
1	7Q	148	LEU	CA-C	7.51	1.72	1.52
1	1Q	85	LEU	CB-CG	7.51	1.74	1.52
1	1U	85	LEU	CB-CG	7.51	1.74	1.52
1	1Y	85	LEU	CB-CG	7.51	1.74	1.52
1	2Q	85	LEU	CB-CG	7.51	1.74	1.52
1	2U	85	LEU	CB-CG	7.51	1.74	1.52
1	2Y	85	LEU	CB-CG	7.51	1.74	1.52
1	42	85	LEU	CB-CG	7.51	1.74	1.52
1	46	85	LEU	CB-CG	7.51	1.74	1.52
1	5A	85	LEU	CB-CG	7.51	1.74	1.52
1	52	85	LEU	CB-CG	7.51	1.74	1.52
1	56	85	LEU	CB-CG	7.51	1.74	1.52
1	6A	85	LEU	CB-CG	7.51	1.74	1.52
2	13	47	ASP	CG-OD2	-7.50	1.08	1.25
2	17	47	ASP	CG-OD2	-7.50	1.08	1.25

*Continued on next page...*

*Continued from previous page...*

Mol	Chain	Res	Type	Atoms	Z	Observed(Å)	Ideal(Å)
2	2B	47	ASP	CG-OD2	-7.50	1.08	1.25
2	3R	47	ASP	CG-OD2	-7.50	1.08	1.25
2	3V	47	ASP	CG-OD2	-7.50	1.08	1.25
2	3Z	47	ASP	CG-OD2	-7.50	1.08	1.25
2	5F	47	ASP	CG-OD2	-7.50	1.08	1.25
2	5J	47	ASP	CG-OD2	-7.50	1.08	1.25
2	5N	47	ASP	CG-OD2	-7.50	1.08	1.25
2	63	47	ASP	CG-OD2	-7.50	1.08	1.25
2	67	47	ASP	CG-OD2	-7.50	1.08	1.25
2	7B	47	ASP	CG-OD2	-7.50	1.08	1.25
2	13	52	ASP	C-O	7.50	1.37	1.23
2	17	52	ASP	C-O	7.50	1.37	1.23
2	2B	52	ASP	C-O	7.50	1.37	1.23
2	3R	52	ASP	C-O	7.50	1.37	1.23
2	3V	52	ASP	C-O	7.50	1.37	1.23
2	3Z	52	ASP	C-O	7.50	1.37	1.23
2	5F	52	ASP	C-O	7.50	1.37	1.23
2	5J	52	ASP	C-O	7.50	1.37	1.23
2	5N	52	ASP	C-O	7.50	1.37	1.23
2	63	52	ASP	C-O	7.50	1.37	1.23
2	67	52	ASP	C-O	7.50	1.37	1.23
2	7B	52	ASP	C-O	7.50	1.37	1.23
1	1M	85	LEU	CB-CG	7.50	1.74	1.52
2	1N	52	ASP	C-O	7.50	1.37	1.23
1	2I	85	LEU	CB-CG	7.50	1.74	1.52
2	2J	52	ASP	C-O	7.50	1.37	1.23
1	3A	85	LEU	CB-CG	7.50	1.74	1.52
2	3B	52	ASP	C-O	7.50	1.37	1.23
1	3I	85	LEU	CB-CG	7.50	1.74	1.52
2	3J	52	ASP	C-O	7.50	1.37	1.23
1	32	85	LEU	CB-CG	7.50	1.74	1.52
2	33	52	ASP	C-O	7.50	1.37	1.23
1	4E	85	LEU	CB-CG	7.50	1.74	1.52
2	4F	52	ASP	C-O	7.50	1.37	1.23
1	4Y	85	LEU	CB-CG	7.50	1.74	1.52
2	4Z	52	ASP	C-O	7.50	1.37	1.23
1	5U	85	LEU	CB-CG	7.50	1.74	1.52
2	5V	52	ASP	C-O	7.50	1.37	1.23
1	6M	85	LEU	CB-CG	7.50	1.74	1.52
2	6N	52	ASP	C-O	7.50	1.37	1.23
1	6U	85	LEU	CB-CG	7.50	1.74	1.52
2	6V	52	ASP	C-O	7.50	1.37	1.23

*Continued on next page...*

*Continued from previous page...*

Mol	Chain	Res	Type	Atoms	Z	Observed(Å)	Ideal(Å)
1	7E	85	LEU	CB-CG	7.50	1.74	1.52
2	7F	52	ASP	C-O	7.50	1.37	1.23
1	7Q	85	LEU	CB-CG	7.50	1.74	1.52
2	7R	52	ASP	C-O	7.50	1.37	1.23
2	1N	47	ASP	CG-OD2	-7.50	1.08	1.25
2	2J	47	ASP	CG-OD2	-7.50	1.08	1.25
2	3B	47	ASP	CG-OD2	-7.50	1.08	1.25
2	3J	47	ASP	CG-OD2	-7.50	1.08	1.25
2	33	47	ASP	CG-OD2	-7.50	1.08	1.25
2	4F	47	ASP	CG-OD2	-7.50	1.08	1.25
2	4Z	47	ASP	CG-OD2	-7.50	1.08	1.25
2	5V	47	ASP	CG-OD2	-7.50	1.08	1.25
2	6N	47	ASP	CG-OD2	-7.50	1.08	1.25
2	6V	47	ASP	CG-OD2	-7.50	1.08	1.25
2	7F	47	ASP	CG-OD2	-7.50	1.08	1.25
2	7R	47	ASP	CG-OD2	-7.50	1.08	1.25
2	1B	47	ASP	CG-OD2	-7.50	1.08	1.25
2	1J	47	ASP	CG-OD2	-7.50	1.08	1.25
2	2F	47	ASP	CG-OD2	-7.50	1.08	1.25
2	27	47	ASP	CG-OD2	-7.50	1.08	1.25
2	3F	47	ASP	CG-OD2	-7.50	1.08	1.25
2	4B	47	ASP	CG-OD2	-7.50	1.08	1.25
2	4N	47	ASP	CG-OD2	-7.50	1.08	1.25
2	4V	47	ASP	CG-OD2	-7.50	1.08	1.25
2	5R	47	ASP	CG-OD2	-7.50	1.08	1.25
2	6J	47	ASP	CG-OD2	-7.50	1.08	1.25
2	6R	47	ASP	CG-OD2	-7.50	1.08	1.25
2	7N	47	ASP	CG-OD2	-7.50	1.08	1.25
2	1F	47	ASP	CG-OD2	-7.49	1.08	1.25
2	2N	47	ASP	CG-OD2	-7.49	1.08	1.25
2	23	47	ASP	CG-OD2	-7.49	1.08	1.25
2	3N	47	ASP	CG-OD2	-7.49	1.08	1.25
2	37	47	ASP	CG-OD2	-7.49	1.08	1.25
2	4J	47	ASP	CG-OD2	-7.49	1.08	1.25
2	4R	47	ASP	CG-OD2	-7.49	1.08	1.25
2	5Z	47	ASP	CG-OD2	-7.49	1.08	1.25
2	6F	47	ASP	CG-OD2	-7.49	1.08	1.25
2	6Z	47	ASP	CG-OD2	-7.49	1.08	1.25
2	7J	47	ASP	CG-OD2	-7.49	1.08	1.25
2	7V	47	ASP	CG-OD2	-7.49	1.08	1.25
2	1F	216	ASN	C-N	7.49	1.48	1.34
2	1N	216	ASN	C-N	7.49	1.48	1.34

*Continued on next page...*

*Continued from previous page...*

Mol	Chain	Res	Type	Atoms	Z	Observed(Å)	Ideal(Å)
2	2J	216	ASN	C-N	7.49	1.48	1.34
2	2N	216	ASN	C-N	7.49	1.48	1.34
2	23	216	ASN	C-N	7.49	1.48	1.34
2	3B	216	ASN	C-N	7.49	1.48	1.34
2	3J	216	ASN	C-N	7.49	1.48	1.34
2	3N	216	ASN	C-N	7.49	1.48	1.34
2	33	216	ASN	C-N	7.49	1.48	1.34
2	37	216	ASN	C-N	7.49	1.48	1.34
2	4F	216	ASN	C-N	7.49	1.48	1.34
2	4J	216	ASN	C-N	7.49	1.48	1.34
2	4R	216	ASN	C-N	7.49	1.48	1.34
2	4Z	216	ASN	C-N	7.49	1.48	1.34
2	5V	216	ASN	C-N	7.49	1.48	1.34
2	5Z	216	ASN	C-N	7.49	1.48	1.34
2	6F	216	ASN	C-N	7.49	1.48	1.34
2	6N	216	ASN	C-N	7.49	1.48	1.34
2	6V	216	ASN	C-N	7.49	1.48	1.34
2	6Z	216	ASN	C-N	7.49	1.48	1.34
2	7F	216	ASN	C-N	7.49	1.48	1.34
2	7J	216	ASN	C-N	7.49	1.48	1.34
2	7R	216	ASN	C-N	7.49	1.48	1.34
2	7V	216	ASN	C-N	7.49	1.48	1.34
2	1R	47	ASP	CG-OD2	-7.47	1.08	1.25
2	1V	47	ASP	CG-OD2	-7.47	1.08	1.25
2	1Z	47	ASP	CG-OD2	-7.47	1.08	1.25
2	2R	47	ASP	CG-OD2	-7.47	1.08	1.25
2	2V	47	ASP	CG-OD2	-7.47	1.08	1.25
2	2Z	47	ASP	CG-OD2	-7.47	1.08	1.25
2	43	47	ASP	CG-OD2	-7.47	1.08	1.25
2	47	47	ASP	CG-OD2	-7.47	1.08	1.25
2	5B	47	ASP	CG-OD2	-7.47	1.08	1.25
2	53	47	ASP	CG-OD2	-7.47	1.08	1.25
2	57	47	ASP	CG-OD2	-7.47	1.08	1.25
2	6B	47	ASP	CG-OD2	-7.47	1.08	1.25
1	1A	82	ARG	CA-C	7.45	1.72	1.52
1	1I	82	ARG	CA-C	7.45	1.72	1.52
1	2E	82	ARG	CA-C	7.45	1.72	1.52
1	26	82	ARG	CA-C	7.45	1.72	1.52
1	3E	82	ARG	CA-C	7.45	1.72	1.52
1	4A	82	ARG	CA-C	7.45	1.72	1.52
1	4M	82	ARG	CA-C	7.45	1.72	1.52
1	4U	82	ARG	CA-C	7.45	1.72	1.52

*Continued on next page...*

*Continued from previous page...*

Mol	Chain	Res	Type	Atoms	Z	Observed(Å)	Ideal(Å)
1	5Q	82	ARG	CA-C	7.45	1.72	1.52
1	6I	82	ARG	CA-C	7.45	1.72	1.52
1	6Q	82	ARG	CA-C	7.45	1.72	1.52
1	7M	82	ARG	CA-C	7.45	1.72	1.52
1	1Q	82	ARG	CA-C	7.45	1.72	1.52
2	1R	216	ASN	C-N	7.45	1.48	1.34
1	1U	82	ARG	CA-C	7.45	1.72	1.52
2	1V	216	ASN	C-N	7.45	1.48	1.34
1	1Y	82	ARG	CA-C	7.45	1.72	1.52
2	1Z	216	ASN	C-N	7.45	1.48	1.34
1	2Q	82	ARG	CA-C	7.45	1.72	1.52
2	2R	216	ASN	C-N	7.45	1.48	1.34
1	2U	82	ARG	CA-C	7.45	1.72	1.52
2	2V	216	ASN	C-N	7.45	1.48	1.34
1	2Y	82	ARG	CA-C	7.45	1.72	1.52
2	2Z	216	ASN	C-N	7.45	1.48	1.34
1	42	82	ARG	CA-C	7.45	1.72	1.52
2	43	216	ASN	C-N	7.45	1.48	1.34
1	46	82	ARG	CA-C	7.45	1.72	1.52
2	47	216	ASN	C-N	7.45	1.48	1.34
1	5A	82	ARG	CA-C	7.45	1.72	1.52
2	5B	216	ASN	C-N	7.45	1.48	1.34
1	52	82	ARG	CA-C	7.45	1.72	1.52
2	53	216	ASN	C-N	7.45	1.48	1.34
1	56	82	ARG	CA-C	7.45	1.72	1.52
2	57	216	ASN	C-N	7.45	1.48	1.34
1	6A	82	ARG	CA-C	7.45	1.72	1.52
2	6B	216	ASN	C-N	7.45	1.48	1.34
2	1B	216	ASN	C-N	7.44	1.48	1.34
2	1J	216	ASN	C-N	7.44	1.48	1.34
1	1M	82	ARG	CA-C	7.44	1.72	1.52
2	13	216	ASN	C-N	7.44	1.48	1.34
2	17	216	ASN	C-N	7.44	1.48	1.34
2	2B	216	ASN	C-N	7.44	1.48	1.34
2	2F	216	ASN	C-N	7.44	1.48	1.34
1	2I	82	ARG	CA-C	7.44	1.72	1.52
2	27	216	ASN	C-N	7.44	1.48	1.34
1	3A	82	ARG	CA-C	7.44	1.72	1.52
2	3F	216	ASN	C-N	7.44	1.48	1.34
1	3I	82	ARG	CA-C	7.44	1.72	1.52
2	3R	216	ASN	C-N	7.44	1.48	1.34
2	3V	216	ASN	C-N	7.44	1.48	1.34

*Continued on next page...*



*Continued from previous page...*

Mol	Chain	Res	Type	Atoms	Z	Observed(Å)	Ideal(Å)
2	3Z	216	ASN	C-N	7.44	1.48	1.34
1	32	82	ARG	CA-C	7.44	1.72	1.52
2	4B	216	ASN	C-N	7.44	1.48	1.34
1	4E	82	ARG	CA-C	7.44	1.72	1.52
2	4N	216	ASN	C-N	7.44	1.48	1.34
2	4V	216	ASN	C-N	7.44	1.48	1.34
1	4Y	82	ARG	CA-C	7.44	1.72	1.52
2	5F	216	ASN	C-N	7.44	1.48	1.34
2	5J	216	ASN	C-N	7.44	1.48	1.34
2	5N	216	ASN	C-N	7.44	1.48	1.34
2	5R	216	ASN	C-N	7.44	1.48	1.34
1	5U	82	ARG	CA-C	7.44	1.72	1.52
2	6J	216	ASN	C-N	7.44	1.48	1.34
1	6M	82	ARG	CA-C	7.44	1.72	1.52
2	6R	216	ASN	C-N	7.44	1.48	1.34
1	6U	82	ARG	CA-C	7.44	1.72	1.52
2	63	216	ASN	C-N	7.44	1.48	1.34
2	67	216	ASN	C-N	7.44	1.48	1.34
2	7B	216	ASN	C-N	7.44	1.48	1.34
1	7E	82	ARG	CA-C	7.44	1.72	1.52
2	7N	216	ASN	C-N	7.44	1.48	1.34
1	7Q	82	ARG	CA-C	7.44	1.72	1.52
1	12	82	ARG	CA-C	7.44	1.72	1.52
1	16	82	ARG	CA-C	7.44	1.72	1.52
1	2A	82	ARG	CA-C	7.44	1.72	1.52
1	3Q	82	ARG	CA-C	7.44	1.72	1.52
1	3U	82	ARG	CA-C	7.44	1.72	1.52
1	3Y	82	ARG	CA-C	7.44	1.72	1.52
1	5E	82	ARG	CA-C	7.44	1.72	1.52
1	5I	82	ARG	CA-C	7.44	1.72	1.52
1	5M	82	ARG	CA-C	7.44	1.72	1.52
1	62	82	ARG	CA-C	7.44	1.72	1.52
1	66	82	ARG	CA-C	7.44	1.72	1.52
1	7A	82	ARG	CA-C	7.44	1.72	1.52
1	1E	82	ARG	CA-C	7.43	1.72	1.52
1	2M	82	ARG	CA-C	7.43	1.72	1.52
1	22	82	ARG	CA-C	7.43	1.72	1.52
1	3M	82	ARG	CA-C	7.43	1.72	1.52
1	36	82	ARG	CA-C	7.43	1.72	1.52
1	4I	82	ARG	CA-C	7.43	1.72	1.52
1	4Q	82	ARG	CA-C	7.43	1.72	1.52
1	5Y	82	ARG	CA-C	7.43	1.72	1.52

*Continued on next page...*

*Continued from previous page...*

Mol	Chain	Res	Type	Atoms	Z	Observed(Å)	Ideal(Å)
1	6E	82	ARG	CA-C	7.43	1.72	1.52
1	6Y	82	ARG	CA-C	7.43	1.72	1.52
1	7I	82	ARG	CA-C	7.43	1.72	1.52
1	7U	82	ARG	CA-C	7.43	1.72	1.52
1	1A	66	ARG	CA-CB	7.43	1.70	1.53
1	1I	66	ARG	CA-CB	7.43	1.70	1.53
1	2E	66	ARG	CA-CB	7.43	1.70	1.53
1	26	66	ARG	CA-CB	7.43	1.70	1.53
1	3E	66	ARG	CA-CB	7.43	1.70	1.53
1	4A	66	ARG	CA-CB	7.43	1.70	1.53
1	4M	66	ARG	CA-CB	7.43	1.70	1.53
1	4U	66	ARG	CA-CB	7.43	1.70	1.53
1	5Q	66	ARG	CA-CB	7.43	1.70	1.53
1	6I	66	ARG	CA-CB	7.43	1.70	1.53
1	6Q	66	ARG	CA-CB	7.43	1.70	1.53
1	7M	66	ARG	CA-CB	7.43	1.70	1.53
1	1M	66	ARG	CA-CB	7.43	1.70	1.53
1	2I	66	ARG	CA-CB	7.43	1.70	1.53
1	3A	66	ARG	CA-CB	7.43	1.70	1.53
1	3I	66	ARG	CA-CB	7.43	1.70	1.53
1	32	66	ARG	CA-CB	7.43	1.70	1.53
1	4E	66	ARG	CA-CB	7.43	1.70	1.53
1	4Y	66	ARG	CA-CB	7.43	1.70	1.53
1	5U	66	ARG	CA-CB	7.43	1.70	1.53
1	6M	66	ARG	CA-CB	7.43	1.70	1.53
1	6U	66	ARG	CA-CB	7.43	1.70	1.53
1	7E	66	ARG	CA-CB	7.43	1.70	1.53
1	7Q	66	ARG	CA-CB	7.43	1.70	1.53
1	12	18	PRO	N-CD	-7.42	1.37	1.47
1	16	18	PRO	N-CD	-7.42	1.37	1.47
1	2A	18	PRO	N-CD	-7.42	1.37	1.47
1	3Q	18	PRO	N-CD	-7.42	1.37	1.47
1	3U	18	PRO	N-CD	-7.42	1.37	1.47
1	3Y	18	PRO	N-CD	-7.42	1.37	1.47
1	5E	18	PRO	N-CD	-7.42	1.37	1.47
1	5I	18	PRO	N-CD	-7.42	1.37	1.47
1	5M	18	PRO	N-CD	-7.42	1.37	1.47
1	62	18	PRO	N-CD	-7.42	1.37	1.47
1	66	18	PRO	N-CD	-7.42	1.37	1.47
1	7A	18	PRO	N-CD	-7.42	1.37	1.47
1	1Q	66	ARG	CA-CB	7.42	1.70	1.53
1	1U	66	ARG	CA-CB	7.42	1.70	1.53

*Continued on next page...*

*Continued from previous page...*

Mol	Chain	Res	Type	Atoms	Z	Observed(Å)	Ideal(Å)
1	1Y	66	ARG	CA-CB	7.42	1.70	1.53
1	2Q	66	ARG	CA-CB	7.42	1.70	1.53
1	2U	66	ARG	CA-CB	7.42	1.70	1.53
1	2Y	66	ARG	CA-CB	7.42	1.70	1.53
1	42	66	ARG	CA-CB	7.42	1.70	1.53
1	46	66	ARG	CA-CB	7.42	1.70	1.53
1	5A	66	ARG	CA-CB	7.42	1.70	1.53
1	52	66	ARG	CA-CB	7.42	1.70	1.53
1	56	66	ARG	CA-CB	7.42	1.70	1.53
1	6A	66	ARG	CA-CB	7.42	1.70	1.53
1	1Q	90	PHE	CE2-CZ	-7.41	1.23	1.37
1	1U	90	PHE	CE2-CZ	-7.41	1.23	1.37
1	1Y	90	PHE	CE2-CZ	-7.41	1.23	1.37
1	12	66	ARG	CA-CB	7.41	1.70	1.53
1	16	66	ARG	CA-CB	7.41	1.70	1.53
1	2A	66	ARG	CA-CB	7.41	1.70	1.53
1	2Q	90	PHE	CE2-CZ	-7.41	1.23	1.37
1	2U	90	PHE	CE2-CZ	-7.41	1.23	1.37
1	2Y	90	PHE	CE2-CZ	-7.41	1.23	1.37
1	3Q	66	ARG	CA-CB	7.41	1.70	1.53
1	3U	66	ARG	CA-CB	7.41	1.70	1.53
1	3Y	66	ARG	CA-CB	7.41	1.70	1.53
1	42	90	PHE	CE2-CZ	-7.41	1.23	1.37
1	46	90	PHE	CE2-CZ	-7.41	1.23	1.37
1	5A	90	PHE	CE2-CZ	-7.41	1.23	1.37
1	5E	66	ARG	CA-CB	7.41	1.70	1.53
1	5I	66	ARG	CA-CB	7.41	1.70	1.53
1	5M	66	ARG	CA-CB	7.41	1.70	1.53
1	52	90	PHE	CE2-CZ	-7.41	1.23	1.37
1	56	90	PHE	CE2-CZ	-7.41	1.23	1.37
1	6A	90	PHE	CE2-CZ	-7.41	1.23	1.37
1	62	66	ARG	CA-CB	7.41	1.70	1.53
1	66	66	ARG	CA-CB	7.41	1.70	1.53
1	7A	66	ARG	CA-CB	7.41	1.70	1.53
1	1A	166	MET	CG-SD	-7.40	1.61	1.81
1	1I	166	MET	CG-SD	-7.40	1.61	1.81
1	2E	166	MET	CG-SD	-7.40	1.61	1.81
1	26	166	MET	CG-SD	-7.40	1.61	1.81
1	3E	166	MET	CG-SD	-7.40	1.61	1.81
1	4A	166	MET	CG-SD	-7.40	1.61	1.81
1	4M	166	MET	CG-SD	-7.40	1.61	1.81
1	4U	166	MET	CG-SD	-7.40	1.61	1.81

*Continued on next page...*

*Continued from previous page...*

Mol	Chain	Res	Type	Atoms	Z	Observed(Å)	Ideal(Å)
1	5Q	166	MET	CG-SD	-7.40	1.61	1.81
1	6I	166	MET	CG-SD	-7.40	1.61	1.81
1	6Q	166	MET	CG-SD	-7.40	1.61	1.81
1	7M	166	MET	CG-SD	-7.40	1.61	1.81
1	1E	66	ARG	CA-CB	7.39	1.70	1.53
2	1F	16	ASN	C-N	-7.39	1.17	1.34
1	12	166	MET	CG-SD	-7.39	1.61	1.81
1	16	166	MET	CG-SD	-7.39	1.61	1.81
1	2A	166	MET	CG-SD	-7.39	1.61	1.81
1	2M	66	ARG	CA-CB	7.39	1.70	1.53
2	2N	16	ASN	C-N	-7.39	1.17	1.34
1	22	66	ARG	CA-CB	7.39	1.70	1.53
2	23	16	ASN	C-N	-7.39	1.17	1.34
1	3M	66	ARG	CA-CB	7.39	1.70	1.53
2	3N	16	ASN	C-N	-7.39	1.17	1.34
1	3Q	166	MET	CG-SD	-7.39	1.61	1.81
1	3U	166	MET	CG-SD	-7.39	1.61	1.81
1	3Y	166	MET	CG-SD	-7.39	1.61	1.81
1	36	66	ARG	CA-CB	7.39	1.70	1.53
2	37	16	ASN	C-N	-7.39	1.17	1.34
1	4I	66	ARG	CA-CB	7.39	1.70	1.53
2	4J	16	ASN	C-N	-7.39	1.17	1.34
1	4Q	66	ARG	CA-CB	7.39	1.70	1.53
2	4R	16	ASN	C-N	-7.39	1.17	1.34
1	5E	166	MET	CG-SD	-7.39	1.61	1.81
1	5I	166	MET	CG-SD	-7.39	1.61	1.81
1	5M	166	MET	CG-SD	-7.39	1.61	1.81
1	5Y	66	ARG	CA-CB	7.39	1.70	1.53
2	5Z	16	ASN	C-N	-7.39	1.17	1.34
1	6E	66	ARG	CA-CB	7.39	1.70	1.53
2	6F	16	ASN	C-N	-7.39	1.17	1.34
1	6Y	66	ARG	CA-CB	7.39	1.70	1.53
2	6Z	16	ASN	C-N	-7.39	1.17	1.34
1	62	166	MET	CG-SD	-7.39	1.61	1.81
1	66	166	MET	CG-SD	-7.39	1.61	1.81
1	7A	166	MET	CG-SD	-7.39	1.61	1.81
1	7I	66	ARG	CA-CB	7.39	1.70	1.53
2	7J	16	ASN	C-N	-7.39	1.17	1.34
1	7U	66	ARG	CA-CB	7.39	1.70	1.53
2	7V	16	ASN	C-N	-7.39	1.17	1.34
1	1Q	166	MET	CG-SD	-7.39	1.61	1.81
1	1U	166	MET	CG-SD	-7.39	1.61	1.81

*Continued on next page...*

*Continued from previous page...*

Mol	Chain	Res	Type	Atoms	Z	Observed(Å)	Ideal(Å)
1	1Y	166	MET	CG-SD	-7.39	1.61	1.81
1	2Q	166	MET	CG-SD	-7.39	1.61	1.81
1	2U	166	MET	CG-SD	-7.39	1.61	1.81
1	2Y	166	MET	CG-SD	-7.39	1.61	1.81
1	42	166	MET	CG-SD	-7.39	1.61	1.81
1	46	166	MET	CG-SD	-7.39	1.61	1.81
1	5A	166	MET	CG-SD	-7.39	1.61	1.81
1	52	166	MET	CG-SD	-7.39	1.61	1.81
1	56	166	MET	CG-SD	-7.39	1.61	1.81
1	6A	166	MET	CG-SD	-7.39	1.61	1.81
1	1Q	18	PRO	N-CD	-7.39	1.37	1.47
1	1U	18	PRO	N-CD	-7.39	1.37	1.47
1	1Y	18	PRO	N-CD	-7.39	1.37	1.47
1	2Q	18	PRO	N-CD	-7.39	1.37	1.47
1	2U	18	PRO	N-CD	-7.39	1.37	1.47
1	2Y	18	PRO	N-CD	-7.39	1.37	1.47
1	42	18	PRO	N-CD	-7.39	1.37	1.47
1	46	18	PRO	N-CD	-7.39	1.37	1.47
1	5A	18	PRO	N-CD	-7.39	1.37	1.47
1	52	18	PRO	N-CD	-7.39	1.37	1.47
1	56	18	PRO	N-CD	-7.39	1.37	1.47
1	6A	18	PRO	N-CD	-7.39	1.37	1.47
1	1E	166	MET	CG-SD	-7.38	1.61	1.81
1	2M	166	MET	CG-SD	-7.38	1.61	1.81
1	22	166	MET	CG-SD	-7.38	1.61	1.81
1	3M	166	MET	CG-SD	-7.38	1.61	1.81
1	36	166	MET	CG-SD	-7.38	1.61	1.81
1	4I	166	MET	CG-SD	-7.38	1.61	1.81
1	4Q	166	MET	CG-SD	-7.38	1.61	1.81
1	5Y	166	MET	CG-SD	-7.38	1.61	1.81
1	6E	166	MET	CG-SD	-7.38	1.61	1.81
1	6Y	166	MET	CG-SD	-7.38	1.61	1.81
1	7I	166	MET	CG-SD	-7.38	1.61	1.81
1	7U	166	MET	CG-SD	-7.38	1.61	1.81
1	1A	90	PHE	CE2-CZ	-7.38	1.23	1.37
1	1E	18	PRO	N-CD	-7.38	1.37	1.47
1	1I	90	PHE	CE2-CZ	-7.38	1.23	1.37
1	2E	90	PHE	CE2-CZ	-7.38	1.23	1.37
1	2M	18	PRO	N-CD	-7.38	1.37	1.47
1	22	18	PRO	N-CD	-7.38	1.37	1.47
1	26	90	PHE	CE2-CZ	-7.38	1.23	1.37
1	3E	90	PHE	CE2-CZ	-7.38	1.23	1.37

*Continued on next page...*

*Continued from previous page...*

Mol	Chain	Res	Type	Atoms	Z	Observed(Å)	Ideal(Å)
1	3M	18	PRO	N-CD	-7.38	1.37	1.47
1	36	18	PRO	N-CD	-7.38	1.37	1.47
1	4A	90	PHE	CE2-CZ	-7.38	1.23	1.37
1	4I	18	PRO	N-CD	-7.38	1.37	1.47
1	4M	90	PHE	CE2-CZ	-7.38	1.23	1.37
1	4Q	18	PRO	N-CD	-7.38	1.37	1.47
1	4U	90	PHE	CE2-CZ	-7.38	1.23	1.37
1	5Q	90	PHE	CE2-CZ	-7.38	1.23	1.37
1	5Y	18	PRO	N-CD	-7.38	1.37	1.47
1	6E	18	PRO	N-CD	-7.38	1.37	1.47
1	6I	90	PHE	CE2-CZ	-7.38	1.23	1.37
1	6Q	90	PHE	CE2-CZ	-7.38	1.23	1.37
1	6Y	18	PRO	N-CD	-7.38	1.37	1.47
1	7I	18	PRO	N-CD	-7.38	1.37	1.47
1	7M	90	PHE	CE2-CZ	-7.38	1.23	1.37
1	7U	18	PRO	N-CD	-7.38	1.37	1.47
1	1A	18	PRO	N-CD	-7.38	1.37	1.47
1	1I	18	PRO	N-CD	-7.38	1.37	1.47
1	2E	18	PRO	N-CD	-7.38	1.37	1.47
1	26	18	PRO	N-CD	-7.38	1.37	1.47
1	3E	18	PRO	N-CD	-7.38	1.37	1.47
1	4A	18	PRO	N-CD	-7.38	1.37	1.47
1	4M	18	PRO	N-CD	-7.38	1.37	1.47
1	4U	18	PRO	N-CD	-7.38	1.37	1.47
1	5Q	18	PRO	N-CD	-7.38	1.37	1.47
1	6I	18	PRO	N-CD	-7.38	1.37	1.47
1	6Q	18	PRO	N-CD	-7.38	1.37	1.47
1	7M	18	PRO	N-CD	-7.38	1.37	1.47
1	1M	90	PHE	CE2-CZ	-7.37	1.23	1.37
1	2I	90	PHE	CE2-CZ	-7.37	1.23	1.37
1	3A	90	PHE	CE2-CZ	-7.37	1.23	1.37
1	3I	90	PHE	CE2-CZ	-7.37	1.23	1.37
1	32	90	PHE	CE2-CZ	-7.37	1.23	1.37
1	4E	90	PHE	CE2-CZ	-7.37	1.23	1.37
1	4Y	90	PHE	CE2-CZ	-7.37	1.23	1.37
1	5U	90	PHE	CE2-CZ	-7.37	1.23	1.37
1	6M	90	PHE	CE2-CZ	-7.37	1.23	1.37
1	6U	90	PHE	CE2-CZ	-7.37	1.23	1.37
1	7E	90	PHE	CE2-CZ	-7.37	1.23	1.37
1	7Q	90	PHE	CE2-CZ	-7.37	1.23	1.37
1	1M	166	MET	CG-SD	-7.37	1.61	1.81
1	2I	166	MET	CG-SD	-7.37	1.61	1.81

*Continued on next page...*

*Continued from previous page...*

Mol	Chain	Res	Type	Atoms	Z	Observed(Å)	Ideal(Å)
1	3A	166	MET	CG-SD	-7.37	1.61	1.81
1	3I	166	MET	CG-SD	-7.37	1.61	1.81
1	32	166	MET	CG-SD	-7.37	1.61	1.81
1	4E	166	MET	CG-SD	-7.37	1.61	1.81
1	4Y	166	MET	CG-SD	-7.37	1.61	1.81
1	5U	166	MET	CG-SD	-7.37	1.61	1.81
1	6M	166	MET	CG-SD	-7.37	1.61	1.81
1	6U	166	MET	CG-SD	-7.37	1.61	1.81
1	7E	166	MET	CG-SD	-7.37	1.61	1.81
1	7Q	166	MET	CG-SD	-7.37	1.61	1.81
1	12	90	PHE	CE2-CZ	-7.37	1.23	1.37
1	16	90	PHE	CE2-CZ	-7.37	1.23	1.37
1	2A	90	PHE	CE2-CZ	-7.37	1.23	1.37
1	3Q	90	PHE	CE2-CZ	-7.37	1.23	1.37
1	3U	90	PHE	CE2-CZ	-7.37	1.23	1.37
1	3Y	90	PHE	CE2-CZ	-7.37	1.23	1.37
1	5E	90	PHE	CE2-CZ	-7.37	1.23	1.37
1	5I	90	PHE	CE2-CZ	-7.37	1.23	1.37
1	5M	90	PHE	CE2-CZ	-7.37	1.23	1.37
1	62	90	PHE	CE2-CZ	-7.37	1.23	1.37
1	66	90	PHE	CE2-CZ	-7.37	1.23	1.37
1	7A	90	PHE	CE2-CZ	-7.37	1.23	1.37
2	1B	16	ASN	C-N	-7.37	1.17	1.34
2	1J	16	ASN	C-N	-7.37	1.17	1.34
2	1N	16	ASN	C-N	-7.37	1.17	1.34
2	2F	16	ASN	C-N	-7.37	1.17	1.34
2	2J	16	ASN	C-N	-7.37	1.17	1.34
2	27	16	ASN	C-N	-7.37	1.17	1.34
2	3B	16	ASN	C-N	-7.37	1.17	1.34
2	3F	16	ASN	C-N	-7.37	1.17	1.34
2	3J	16	ASN	C-N	-7.37	1.17	1.34
2	33	16	ASN	C-N	-7.37	1.17	1.34
2	4B	16	ASN	C-N	-7.37	1.17	1.34
2	4F	16	ASN	C-N	-7.37	1.17	1.34
2	4N	16	ASN	C-N	-7.37	1.17	1.34
2	4V	16	ASN	C-N	-7.37	1.17	1.34
2	4Z	16	ASN	C-N	-7.37	1.17	1.34
2	5R	16	ASN	C-N	-7.37	1.17	1.34
2	5V	16	ASN	C-N	-7.37	1.17	1.34
2	6J	16	ASN	C-N	-7.37	1.17	1.34
2	6N	16	ASN	C-N	-7.37	1.17	1.34
2	6R	16	ASN	C-N	-7.37	1.17	1.34

*Continued on next page...*

*Continued from previous page...*

Mol	Chain	Res	Type	Atoms	Z	Observed(Å)	Ideal(Å)
2	6V	16	ASN	C-N	-7.37	1.17	1.34
2	7F	16	ASN	C-N	-7.37	1.17	1.34
2	7N	16	ASN	C-N	-7.37	1.17	1.34
2	7R	16	ASN	C-N	-7.37	1.17	1.34
2	1R	16	ASN	C-N	-7.36	1.17	1.34
2	1V	16	ASN	C-N	-7.36	1.17	1.34
2	1Z	16	ASN	C-N	-7.36	1.17	1.34
2	2R	16	ASN	C-N	-7.36	1.17	1.34
2	2V	16	ASN	C-N	-7.36	1.17	1.34
2	2Z	16	ASN	C-N	-7.36	1.17	1.34
2	43	16	ASN	C-N	-7.36	1.17	1.34
2	47	16	ASN	C-N	-7.36	1.17	1.34
2	5B	16	ASN	C-N	-7.36	1.17	1.34
2	53	16	ASN	C-N	-7.36	1.17	1.34
2	57	16	ASN	C-N	-7.36	1.17	1.34
2	6B	16	ASN	C-N	-7.36	1.17	1.34
2	1B	47	ASP	CA-C	7.36	1.72	1.52
2	1J	47	ASP	CA-C	7.36	1.72	1.52
2	2F	47	ASP	CA-C	7.36	1.72	1.52
2	27	47	ASP	CA-C	7.36	1.72	1.52
2	3F	47	ASP	CA-C	7.36	1.72	1.52
2	4B	47	ASP	CA-C	7.36	1.72	1.52
2	4N	47	ASP	CA-C	7.36	1.72	1.52
2	4V	47	ASP	CA-C	7.36	1.72	1.52
2	5R	47	ASP	CA-C	7.36	1.72	1.52
2	6J	47	ASP	CA-C	7.36	1.72	1.52
2	6R	47	ASP	CA-C	7.36	1.72	1.52
2	7N	47	ASP	CA-C	7.36	1.72	1.52
2	1F	47	ASP	CA-C	7.36	1.72	1.52
1	1M	18	PRO	N-CD	-7.36	1.37	1.47
2	13	47	ASP	CA-C	7.36	1.72	1.52
2	17	47	ASP	CA-C	7.36	1.72	1.52
2	2B	47	ASP	CA-C	7.36	1.72	1.52
1	2I	18	PRO	N-CD	-7.36	1.37	1.47
2	2N	47	ASP	CA-C	7.36	1.72	1.52
2	23	47	ASP	CA-C	7.36	1.72	1.52
1	3A	18	PRO	N-CD	-7.36	1.37	1.47
1	3I	18	PRO	N-CD	-7.36	1.37	1.47
2	3N	47	ASP	CA-C	7.36	1.72	1.52
2	3R	47	ASP	CA-C	7.36	1.72	1.52
2	3V	47	ASP	CA-C	7.36	1.72	1.52
2	3Z	47	ASP	CA-C	7.36	1.72	1.52

*Continued on next page...*



*Continued from previous page...*

Mol	Chain	Res	Type	Atoms	Z	Observed(Å)	Ideal(Å)
1	32	18	PRO	N-CD	-7.36	1.37	1.47
2	37	47	ASP	CA-C	7.36	1.72	1.52
1	4E	18	PRO	N-CD	-7.36	1.37	1.47
2	4J	47	ASP	CA-C	7.36	1.72	1.52
2	4R	47	ASP	CA-C	7.36	1.72	1.52
1	4Y	18	PRO	N-CD	-7.36	1.37	1.47
2	5F	47	ASP	CA-C	7.36	1.72	1.52
2	5J	47	ASP	CA-C	7.36	1.72	1.52
2	5N	47	ASP	CA-C	7.36	1.72	1.52
1	5U	18	PRO	N-CD	-7.36	1.37	1.47
2	5Z	47	ASP	CA-C	7.36	1.72	1.52
2	6F	47	ASP	CA-C	7.36	1.72	1.52
1	6M	18	PRO	N-CD	-7.36	1.37	1.47
1	6U	18	PRO	N-CD	-7.36	1.37	1.47
2	6Z	47	ASP	CA-C	7.36	1.72	1.52
2	63	47	ASP	CA-C	7.36	1.72	1.52
2	67	47	ASP	CA-C	7.36	1.72	1.52
2	7B	47	ASP	CA-C	7.36	1.72	1.52
1	7E	18	PRO	N-CD	-7.36	1.37	1.47
2	7J	47	ASP	CA-C	7.36	1.72	1.52
1	7Q	18	PRO	N-CD	-7.36	1.37	1.47
2	7V	47	ASP	CA-C	7.36	1.72	1.52
2	13	16	ASN	C-N	-7.35	1.17	1.34
2	17	16	ASN	C-N	-7.35	1.17	1.34
2	2B	16	ASN	C-N	-7.35	1.17	1.34
2	3R	16	ASN	C-N	-7.35	1.17	1.34
2	3V	16	ASN	C-N	-7.35	1.17	1.34
2	3Z	16	ASN	C-N	-7.35	1.17	1.34
2	5F	16	ASN	C-N	-7.35	1.17	1.34
2	5J	16	ASN	C-N	-7.35	1.17	1.34
2	5N	16	ASN	C-N	-7.35	1.17	1.34
2	63	16	ASN	C-N	-7.35	1.17	1.34
2	67	16	ASN	C-N	-7.35	1.17	1.34
2	7B	16	ASN	C-N	-7.35	1.17	1.34
1	1E	90	PHE	CE2-CZ	-7.35	1.23	1.37
1	2M	90	PHE	CE2-CZ	-7.35	1.23	1.37
1	22	90	PHE	CE2-CZ	-7.35	1.23	1.37
1	3M	90	PHE	CE2-CZ	-7.35	1.23	1.37
1	36	90	PHE	CE2-CZ	-7.35	1.23	1.37
1	4I	90	PHE	CE2-CZ	-7.35	1.23	1.37
1	4Q	90	PHE	CE2-CZ	-7.35	1.23	1.37
1	5Y	90	PHE	CE2-CZ	-7.35	1.23	1.37

*Continued on next page...*

*Continued from previous page...*

Mol	Chain	Res	Type	Atoms	Z	Observed(Å)	Ideal(Å)
1	6E	90	PHE	CE2-CZ	-7.35	1.23	1.37
1	6Y	90	PHE	CE2-CZ	-7.35	1.23	1.37
1	7I	90	PHE	CE2-CZ	-7.35	1.23	1.37
1	7U	90	PHE	CE2-CZ	-7.35	1.23	1.37
2	1N	47	ASP	CA-C	7.34	1.72	1.52
2	1R	47	ASP	CA-C	7.34	1.72	1.52
2	1V	47	ASP	CA-C	7.34	1.72	1.52
2	1Z	47	ASP	CA-C	7.34	1.72	1.52
2	2J	47	ASP	CA-C	7.34	1.72	1.52
2	2R	47	ASP	CA-C	7.34	1.72	1.52
2	2V	47	ASP	CA-C	7.34	1.72	1.52
2	2Z	47	ASP	CA-C	7.34	1.72	1.52
2	3B	47	ASP	CA-C	7.34	1.72	1.52
2	3J	47	ASP	CA-C	7.34	1.72	1.52
2	33	47	ASP	CA-C	7.34	1.72	1.52
2	4F	47	ASP	CA-C	7.34	1.72	1.52
2	4Z	47	ASP	CA-C	7.34	1.72	1.52
2	43	47	ASP	CA-C	7.34	1.72	1.52
2	47	47	ASP	CA-C	7.34	1.72	1.52
2	5B	47	ASP	CA-C	7.34	1.72	1.52
2	5V	47	ASP	CA-C	7.34	1.72	1.52
2	53	47	ASP	CA-C	7.34	1.72	1.52
2	57	47	ASP	CA-C	7.34	1.72	1.52
2	6B	47	ASP	CA-C	7.34	1.72	1.52
2	6N	47	ASP	CA-C	7.34	1.72	1.52
2	6V	47	ASP	CA-C	7.34	1.72	1.52
2	7F	47	ASP	CA-C	7.34	1.72	1.52
2	7R	47	ASP	CA-C	7.34	1.72	1.52
1	1Q	22	HIS	C-N	-7.34	1.19	1.33
1	1U	22	HIS	C-N	-7.34	1.19	1.33
1	1Y	22	HIS	C-N	-7.34	1.19	1.33
1	2Q	22	HIS	C-N	-7.34	1.19	1.33
1	2U	22	HIS	C-N	-7.34	1.19	1.33
1	2Y	22	HIS	C-N	-7.34	1.19	1.33
1	42	22	HIS	C-N	-7.34	1.19	1.33
1	46	22	HIS	C-N	-7.34	1.19	1.33
1	5A	22	HIS	C-N	-7.34	1.19	1.33
1	52	22	HIS	C-N	-7.34	1.19	1.33
1	56	22	HIS	C-N	-7.34	1.19	1.33
1	6A	22	HIS	C-N	-7.34	1.19	1.33
1	1M	22	HIS	C-N	-7.33	1.19	1.33
1	2I	22	HIS	C-N	-7.33	1.19	1.33

*Continued on next page...*

*Continued from previous page...*

Mol	Chain	Res	Type	Atoms	Z	Observed(Å)	Ideal(Å)
1	3A	22	HIS	C-N	-7.33	1.19	1.33
1	3I	22	HIS	C-N	-7.33	1.19	1.33
1	32	22	HIS	C-N	-7.33	1.19	1.33
1	4E	22	HIS	C-N	-7.33	1.19	1.33
1	4Y	22	HIS	C-N	-7.33	1.19	1.33
1	5U	22	HIS	C-N	-7.33	1.19	1.33
1	6M	22	HIS	C-N	-7.33	1.19	1.33
1	6U	22	HIS	C-N	-7.33	1.19	1.33
1	7E	22	HIS	C-N	-7.33	1.19	1.33
1	7Q	22	HIS	C-N	-7.33	1.19	1.33
1	1E	22	HIS	C-N	-7.32	1.19	1.33
1	2M	22	HIS	C-N	-7.32	1.19	1.33
1	22	22	HIS	C-N	-7.32	1.19	1.33
1	3M	22	HIS	C-N	-7.32	1.19	1.33
1	36	22	HIS	C-N	-7.32	1.19	1.33
1	4I	22	HIS	C-N	-7.32	1.19	1.33
1	4Q	22	HIS	C-N	-7.32	1.19	1.33
1	5Y	22	HIS	C-N	-7.32	1.19	1.33
1	6E	22	HIS	C-N	-7.32	1.19	1.33
1	6Y	22	HIS	C-N	-7.32	1.19	1.33
1	7I	22	HIS	C-N	-7.32	1.19	1.33
1	7U	22	HIS	C-N	-7.32	1.19	1.33
2	1R	70	TRP	CE2-CZ2	7.32	1.52	1.39
2	1V	70	TRP	CE2-CZ2	7.32	1.52	1.39
2	1Z	70	TRP	CE2-CZ2	7.32	1.52	1.39
2	2R	70	TRP	CE2-CZ2	7.32	1.52	1.39
2	2V	70	TRP	CE2-CZ2	7.32	1.52	1.39
2	2Z	70	TRP	CE2-CZ2	7.32	1.52	1.39
2	43	70	TRP	CE2-CZ2	7.32	1.52	1.39
2	47	70	TRP	CE2-CZ2	7.32	1.52	1.39
2	5B	70	TRP	CE2-CZ2	7.32	1.52	1.39
2	53	70	TRP	CE2-CZ2	7.32	1.52	1.39
2	57	70	TRP	CE2-CZ2	7.32	1.52	1.39
2	6B	70	TRP	CE2-CZ2	7.32	1.52	1.39
1	1A	22	HIS	C-N	-7.31	1.19	1.33
1	1I	22	HIS	C-N	-7.31	1.19	1.33
1	2E	22	HIS	C-N	-7.31	1.19	1.33
1	26	22	HIS	C-N	-7.31	1.19	1.33
1	3E	22	HIS	C-N	-7.31	1.19	1.33
1	4A	22	HIS	C-N	-7.31	1.19	1.33
1	4M	22	HIS	C-N	-7.31	1.19	1.33
1	4U	22	HIS	C-N	-7.31	1.19	1.33

*Continued on next page...*

*Continued from previous page...*

Mol	Chain	Res	Type	Atoms	Z	Observed(Å)	Ideal(Å)
1	5Q	22	HIS	C-N	-7.31	1.19	1.33
1	6I	22	HIS	C-N	-7.31	1.19	1.33
1	6Q	22	HIS	C-N	-7.31	1.19	1.33
1	7M	22	HIS	C-N	-7.31	1.19	1.33
2	1F	70	TRP	CE2-CZ2	7.30	1.52	1.39
1	12	22	HIS	C-N	-7.30	1.20	1.33
1	16	22	HIS	C-N	-7.30	1.20	1.33
1	2A	22	HIS	C-N	-7.30	1.20	1.33
2	2N	70	TRP	CE2-CZ2	7.30	1.52	1.39
2	23	70	TRP	CE2-CZ2	7.30	1.52	1.39
2	3N	70	TRP	CE2-CZ2	7.30	1.52	1.39
1	3Q	22	HIS	C-N	-7.30	1.20	1.33
1	3U	22	HIS	C-N	-7.30	1.20	1.33
1	3Y	22	HIS	C-N	-7.30	1.20	1.33
2	37	70	TRP	CE2-CZ2	7.30	1.52	1.39
2	4J	70	TRP	CE2-CZ2	7.30	1.52	1.39
2	4R	70	TRP	CE2-CZ2	7.30	1.52	1.39
1	5E	22	HIS	C-N	-7.30	1.20	1.33
1	5I	22	HIS	C-N	-7.30	1.20	1.33
1	5M	22	HIS	C-N	-7.30	1.20	1.33
2	5Z	70	TRP	CE2-CZ2	7.30	1.52	1.39
2	6F	70	TRP	CE2-CZ2	7.30	1.52	1.39
2	6Z	70	TRP	CE2-CZ2	7.30	1.52	1.39
1	62	22	HIS	C-N	-7.30	1.20	1.33
1	66	22	HIS	C-N	-7.30	1.20	1.33
1	7A	22	HIS	C-N	-7.30	1.20	1.33
2	7J	70	TRP	CE2-CZ2	7.30	1.52	1.39
2	7V	70	TRP	CE2-CZ2	7.30	1.52	1.39
1	1A	179	VAL	C-N	7.30	1.50	1.34
1	1I	179	VAL	C-N	7.30	1.50	1.34
1	2E	179	VAL	C-N	7.30	1.50	1.34
1	26	179	VAL	C-N	7.30	1.50	1.34
1	3E	179	VAL	C-N	7.30	1.50	1.34
1	4A	179	VAL	C-N	7.30	1.50	1.34
1	4M	179	VAL	C-N	7.30	1.50	1.34
1	4U	179	VAL	C-N	7.30	1.50	1.34
1	5Q	179	VAL	C-N	7.30	1.50	1.34
1	6I	179	VAL	C-N	7.30	1.50	1.34
1	6Q	179	VAL	C-N	7.30	1.50	1.34
1	7M	179	VAL	C-N	7.30	1.50	1.34
1	1Q	179	VAL	C-N	7.29	1.50	1.34
1	1U	179	VAL	C-N	7.29	1.50	1.34

*Continued on next page...*

*Continued from previous page...*

Mol	Chain	Res	Type	Atoms	Z	Observed(Å)	Ideal(Å)
1	1Y	179	VAL	C-N	7.29	1.50	1.34
1	2Q	179	VAL	C-N	7.29	1.50	1.34
1	2U	179	VAL	C-N	7.29	1.50	1.34
1	2Y	179	VAL	C-N	7.29	1.50	1.34
1	42	179	VAL	C-N	7.29	1.50	1.34
1	46	179	VAL	C-N	7.29	1.50	1.34
1	5A	179	VAL	C-N	7.29	1.50	1.34
1	52	179	VAL	C-N	7.29	1.50	1.34
1	56	179	VAL	C-N	7.29	1.50	1.34
1	6A	179	VAL	C-N	7.29	1.50	1.34
1	1A	178	SER	CA-C	-7.29	1.33	1.52
1	1I	178	SER	CA-C	-7.29	1.33	1.52
1	1M	178	SER	CA-C	-7.29	1.33	1.52
1	1M	179	VAL	C-N	7.29	1.50	1.34
1	2E	178	SER	CA-C	-7.29	1.33	1.52
1	2I	178	SER	CA-C	-7.29	1.33	1.52
1	2I	179	VAL	C-N	7.29	1.50	1.34
1	26	178	SER	CA-C	-7.29	1.33	1.52
1	3A	178	SER	CA-C	-7.29	1.33	1.52
1	3A	179	VAL	C-N	7.29	1.50	1.34
1	3E	178	SER	CA-C	-7.29	1.33	1.52
1	3I	178	SER	CA-C	-7.29	1.33	1.52
1	3I	179	VAL	C-N	7.29	1.50	1.34
1	32	178	SER	CA-C	-7.29	1.33	1.52
1	32	179	VAL	C-N	7.29	1.50	1.34
1	4A	178	SER	CA-C	-7.29	1.33	1.52
1	4E	178	SER	CA-C	-7.29	1.33	1.52
1	4E	179	VAL	C-N	7.29	1.50	1.34
1	4M	178	SER	CA-C	-7.29	1.33	1.52
1	4U	178	SER	CA-C	-7.29	1.33	1.52
1	4Y	178	SER	CA-C	-7.29	1.33	1.52
1	4Y	179	VAL	C-N	7.29	1.50	1.34
1	5Q	178	SER	CA-C	-7.29	1.33	1.52
1	5U	178	SER	CA-C	-7.29	1.33	1.52
1	5U	179	VAL	C-N	7.29	1.50	1.34
1	6I	178	SER	CA-C	-7.29	1.33	1.52
1	6M	178	SER	CA-C	-7.29	1.33	1.52
1	6M	179	VAL	C-N	7.29	1.50	1.34
1	6Q	178	SER	CA-C	-7.29	1.33	1.52
1	6U	178	SER	CA-C	-7.29	1.33	1.52
1	6U	179	VAL	C-N	7.29	1.50	1.34
1	7E	178	SER	CA-C	-7.29	1.33	1.52

*Continued on next page...*

*Continued from previous page...*

Mol	Chain	Res	Type	Atoms	Z	Observed(Å)	Ideal(Å)
1	7E	179	VAL	C-N	7.29	1.50	1.34
1	7M	178	SER	CA-C	-7.29	1.33	1.52
1	7Q	178	SER	CA-C	-7.29	1.33	1.52
1	7Q	179	VAL	C-N	7.29	1.50	1.34
2	13	70	TRP	CE2-CZ2	7.29	1.52	1.39
2	17	70	TRP	CE2-CZ2	7.29	1.52	1.39
2	2B	70	TRP	CE2-CZ2	7.29	1.52	1.39
2	3R	70	TRP	CE2-CZ2	7.29	1.52	1.39
2	3V	70	TRP	CE2-CZ2	7.29	1.52	1.39
2	3Z	70	TRP	CE2-CZ2	7.29	1.52	1.39
2	5F	70	TRP	CE2-CZ2	7.29	1.52	1.39
2	5J	70	TRP	CE2-CZ2	7.29	1.52	1.39
2	5N	70	TRP	CE2-CZ2	7.29	1.52	1.39
2	63	70	TRP	CE2-CZ2	7.29	1.52	1.39
2	67	70	TRP	CE2-CZ2	7.29	1.52	1.39
2	7B	70	TRP	CE2-CZ2	7.29	1.52	1.39
1	12	178	SER	CA-C	-7.29	1.33	1.52
1	16	178	SER	CA-C	-7.29	1.33	1.52
1	2A	178	SER	CA-C	-7.29	1.33	1.52
1	3Q	178	SER	CA-C	-7.29	1.33	1.52
1	3U	178	SER	CA-C	-7.29	1.33	1.52
1	3Y	178	SER	CA-C	-7.29	1.33	1.52
1	5E	178	SER	CA-C	-7.29	1.33	1.52
1	5I	178	SER	CA-C	-7.29	1.33	1.52
1	5M	178	SER	CA-C	-7.29	1.33	1.52
1	62	178	SER	CA-C	-7.29	1.33	1.52
1	66	178	SER	CA-C	-7.29	1.33	1.52
1	7A	178	SER	CA-C	-7.29	1.33	1.52
1	1E	179	VAL	C-N	7.29	1.50	1.34
1	2M	179	VAL	C-N	7.29	1.50	1.34
1	22	179	VAL	C-N	7.29	1.50	1.34
1	3M	179	VAL	C-N	7.29	1.50	1.34
1	36	179	VAL	C-N	7.29	1.50	1.34
1	4I	179	VAL	C-N	7.29	1.50	1.34
1	4Q	179	VAL	C-N	7.29	1.50	1.34
1	5Y	179	VAL	C-N	7.29	1.50	1.34
1	6E	179	VAL	C-N	7.29	1.50	1.34
1	6Y	179	VAL	C-N	7.29	1.50	1.34
1	7I	179	VAL	C-N	7.29	1.50	1.34
1	7U	179	VAL	C-N	7.29	1.50	1.34
1	1Q	178	SER	CA-C	-7.28	1.34	1.52
1	1U	178	SER	CA-C	-7.28	1.34	1.52

*Continued on next page...*

*Continued from previous page...*

Mol	Chain	Res	Type	Atoms	Z	Observed(Å)	Ideal(Å)
1	1Y	178	SER	CA-C	-7.28	1.34	1.52
1	2Q	178	SER	CA-C	-7.28	1.34	1.52
1	2U	178	SER	CA-C	-7.28	1.34	1.52
1	2Y	178	SER	CA-C	-7.28	1.34	1.52
1	42	178	SER	CA-C	-7.28	1.34	1.52
1	46	178	SER	CA-C	-7.28	1.34	1.52
1	5A	178	SER	CA-C	-7.28	1.34	1.52
1	52	178	SER	CA-C	-7.28	1.34	1.52
1	56	178	SER	CA-C	-7.28	1.34	1.52
1	6A	178	SER	CA-C	-7.28	1.34	1.52
1	1E	178	SER	CA-C	-7.28	1.34	1.52
1	2M	178	SER	CA-C	-7.28	1.34	1.52
1	22	178	SER	CA-C	-7.28	1.34	1.52
1	3M	178	SER	CA-C	-7.28	1.34	1.52
1	36	178	SER	CA-C	-7.28	1.34	1.52
1	4I	178	SER	CA-C	-7.28	1.34	1.52
1	4Q	178	SER	CA-C	-7.28	1.34	1.52
1	5Y	178	SER	CA-C	-7.28	1.34	1.52
1	6E	178	SER	CA-C	-7.28	1.34	1.52
1	6Y	178	SER	CA-C	-7.28	1.34	1.52
1	7I	178	SER	CA-C	-7.28	1.34	1.52
1	7U	178	SER	CA-C	-7.28	1.34	1.52
2	1B	70	TRP	CE2-CZ2	7.28	1.52	1.39
2	1J	70	TRP	CE2-CZ2	7.28	1.52	1.39
2	2F	70	TRP	CE2-CZ2	7.28	1.52	1.39
2	27	70	TRP	CE2-CZ2	7.28	1.52	1.39
2	3F	70	TRP	CE2-CZ2	7.28	1.52	1.39
2	4B	70	TRP	CE2-CZ2	7.28	1.52	1.39
2	4N	70	TRP	CE2-CZ2	7.28	1.52	1.39
2	4V	70	TRP	CE2-CZ2	7.28	1.52	1.39
2	5R	70	TRP	CE2-CZ2	7.28	1.52	1.39
2	6J	70	TRP	CE2-CZ2	7.28	1.52	1.39
2	6R	70	TRP	CE2-CZ2	7.28	1.52	1.39
2	7N	70	TRP	CE2-CZ2	7.28	1.52	1.39
2	1N	70	TRP	CE2-CZ2	7.28	1.52	1.39
1	12	179	VAL	C-N	7.28	1.50	1.34
1	16	179	VAL	C-N	7.28	1.50	1.34
1	2A	179	VAL	C-N	7.28	1.50	1.34
2	2J	70	TRP	CE2-CZ2	7.28	1.52	1.39
2	3B	70	TRP	CE2-CZ2	7.28	1.52	1.39
2	3J	70	TRP	CE2-CZ2	7.28	1.52	1.39
1	3Q	179	VAL	C-N	7.28	1.50	1.34

*Continued on next page...*

*Continued from previous page...*

Mol	Chain	Res	Type	Atoms	Z	Observed(Å)	Ideal(Å)
1	3U	179	VAL	C-N	7.28	1.50	1.34
1	3Y	179	VAL	C-N	7.28	1.50	1.34
2	33	70	TRP	CE2-CZ2	7.28	1.52	1.39
2	4F	70	TRP	CE2-CZ2	7.28	1.52	1.39
2	4Z	70	TRP	CE2-CZ2	7.28	1.52	1.39
1	5E	179	VAL	C-N	7.28	1.50	1.34
1	5I	179	VAL	C-N	7.28	1.50	1.34
1	5M	179	VAL	C-N	7.28	1.50	1.34
2	5V	70	TRP	CE2-CZ2	7.28	1.52	1.39
2	6N	70	TRP	CE2-CZ2	7.28	1.52	1.39
2	6V	70	TRP	CE2-CZ2	7.28	1.52	1.39
1	62	179	VAL	C-N	7.28	1.50	1.34
1	66	179	VAL	C-N	7.28	1.50	1.34
1	7A	179	VAL	C-N	7.28	1.50	1.34
2	7F	70	TRP	CE2-CZ2	7.28	1.52	1.39
2	7R	70	TRP	CE2-CZ2	7.28	1.52	1.39
2	1R	37	ASN	C-N	-7.24	1.17	1.34
2	1V	37	ASN	C-N	-7.24	1.17	1.34
2	1Z	37	ASN	C-N	-7.24	1.17	1.34
2	2R	37	ASN	C-N	-7.24	1.17	1.34
2	2V	37	ASN	C-N	-7.24	1.17	1.34
2	2Z	37	ASN	C-N	-7.24	1.17	1.34
2	43	37	ASN	C-N	-7.24	1.17	1.34
2	47	37	ASN	C-N	-7.24	1.17	1.34
2	5B	37	ASN	C-N	-7.24	1.17	1.34
2	53	37	ASN	C-N	-7.24	1.17	1.34
2	57	37	ASN	C-N	-7.24	1.17	1.34
2	6B	37	ASN	C-N	-7.24	1.17	1.34
2	1N	218	ARG	N-CA	7.23	1.60	1.46
2	13	218	ARG	N-CA	7.23	1.60	1.46
2	17	218	ARG	N-CA	7.23	1.60	1.46
2	2B	218	ARG	N-CA	7.23	1.60	1.46
2	2J	218	ARG	N-CA	7.23	1.60	1.46
2	3B	218	ARG	N-CA	7.23	1.60	1.46
2	3J	218	ARG	N-CA	7.23	1.60	1.46
2	3R	218	ARG	N-CA	7.23	1.60	1.46
2	3V	218	ARG	N-CA	7.23	1.60	1.46
2	3Z	218	ARG	N-CA	7.23	1.60	1.46
2	33	218	ARG	N-CA	7.23	1.60	1.46
2	4F	218	ARG	N-CA	7.23	1.60	1.46
2	4Z	218	ARG	N-CA	7.23	1.60	1.46
2	5F	218	ARG	N-CA	7.23	1.60	1.46

*Continued on next page...*



*Continued from previous page...*

Mol	Chain	Res	Type	Atoms	Z	Observed(Å)	Ideal(Å)
2	5J	218	ARG	N-CA	7.23	1.60	1.46
2	5N	218	ARG	N-CA	7.23	1.60	1.46
2	5V	218	ARG	N-CA	7.23	1.60	1.46
2	6N	218	ARG	N-CA	7.23	1.60	1.46
2	6V	218	ARG	N-CA	7.23	1.60	1.46
2	63	218	ARG	N-CA	7.23	1.60	1.46
2	67	218	ARG	N-CA	7.23	1.60	1.46
2	7B	218	ARG	N-CA	7.23	1.60	1.46
2	7F	218	ARG	N-CA	7.23	1.60	1.46
2	7R	218	ARG	N-CA	7.23	1.60	1.46
2	1R	218	ARG	N-CA	7.23	1.60	1.46
2	1V	218	ARG	N-CA	7.23	1.60	1.46
2	1Z	218	ARG	N-CA	7.23	1.60	1.46
2	2R	218	ARG	N-CA	7.23	1.60	1.46
2	2V	218	ARG	N-CA	7.23	1.60	1.46
2	2Z	218	ARG	N-CA	7.23	1.60	1.46
2	43	218	ARG	N-CA	7.23	1.60	1.46
2	47	218	ARG	N-CA	7.23	1.60	1.46
2	5B	218	ARG	N-CA	7.23	1.60	1.46
2	53	218	ARG	N-CA	7.23	1.60	1.46
2	57	218	ARG	N-CA	7.23	1.60	1.46
2	6B	218	ARG	N-CA	7.23	1.60	1.46
2	1B	218	ARG	N-CA	7.22	1.60	1.46
2	1J	218	ARG	N-CA	7.22	1.60	1.46
2	1N	37	ASN	C-N	-7.22	1.17	1.34
2	2F	218	ARG	N-CA	7.22	1.60	1.46
2	2J	37	ASN	C-N	-7.22	1.17	1.34
2	27	218	ARG	N-CA	7.22	1.60	1.46
2	3B	37	ASN	C-N	-7.22	1.17	1.34
2	3F	218	ARG	N-CA	7.22	1.60	1.46
2	3J	37	ASN	C-N	-7.22	1.17	1.34
2	33	37	ASN	C-N	-7.22	1.17	1.34
2	4B	218	ARG	N-CA	7.22	1.60	1.46
2	4F	37	ASN	C-N	-7.22	1.17	1.34
2	4N	218	ARG	N-CA	7.22	1.60	1.46
2	4V	218	ARG	N-CA	7.22	1.60	1.46
2	4Z	37	ASN	C-N	-7.22	1.17	1.34
2	5R	218	ARG	N-CA	7.22	1.60	1.46
2	5V	37	ASN	C-N	-7.22	1.17	1.34
2	6J	218	ARG	N-CA	7.22	1.60	1.46
2	6N	37	ASN	C-N	-7.22	1.17	1.34
2	6R	218	ARG	N-CA	7.22	1.60	1.46

*Continued on next page...*

*Continued from previous page...*

Mol	Chain	Res	Type	Atoms	Z	Observed(Å)	Ideal(Å)
2	6V	37	ASN	C-N	-7.22	1.17	1.34
2	7F	37	ASN	C-N	-7.22	1.17	1.34
2	7N	218	ARG	N-CA	7.22	1.60	1.46
2	7R	37	ASN	C-N	-7.22	1.17	1.34
2	1B	37	ASN	C-N	-7.22	1.17	1.34
2	1J	37	ASN	C-N	-7.22	1.17	1.34
2	2F	37	ASN	C-N	-7.22	1.17	1.34
2	27	37	ASN	C-N	-7.22	1.17	1.34
2	3F	37	ASN	C-N	-7.22	1.17	1.34
2	4B	37	ASN	C-N	-7.22	1.17	1.34
2	4N	37	ASN	C-N	-7.22	1.17	1.34
2	4V	37	ASN	C-N	-7.22	1.17	1.34
2	5R	37	ASN	C-N	-7.22	1.17	1.34
2	6J	37	ASN	C-N	-7.22	1.17	1.34
2	6R	37	ASN	C-N	-7.22	1.17	1.34
2	7N	37	ASN	C-N	-7.22	1.17	1.34
2	1F	218	ARG	N-CA	7.21	1.60	1.46
2	2N	218	ARG	N-CA	7.21	1.60	1.46
2	23	218	ARG	N-CA	7.21	1.60	1.46
2	3N	218	ARG	N-CA	7.21	1.60	1.46
2	37	218	ARG	N-CA	7.21	1.60	1.46
2	4J	218	ARG	N-CA	7.21	1.60	1.46
2	4R	218	ARG	N-CA	7.21	1.60	1.46
2	5Z	218	ARG	N-CA	7.21	1.60	1.46
2	6F	218	ARG	N-CA	7.21	1.60	1.46
2	6Z	218	ARG	N-CA	7.21	1.60	1.46
2	7J	218	ARG	N-CA	7.21	1.60	1.46
2	7V	218	ARG	N-CA	7.21	1.60	1.46
2	13	28	THR	CA-CB	7.21	1.72	1.53
2	17	28	THR	CA-CB	7.21	1.72	1.53
2	2B	28	THR	CA-CB	7.21	1.72	1.53
2	3R	28	THR	CA-CB	7.21	1.72	1.53
2	3V	28	THR	CA-CB	7.21	1.72	1.53
2	3Z	28	THR	CA-CB	7.21	1.72	1.53
2	5F	28	THR	CA-CB	7.21	1.72	1.53
2	5J	28	THR	CA-CB	7.21	1.72	1.53
2	5N	28	THR	CA-CB	7.21	1.72	1.53
2	63	28	THR	CA-CB	7.21	1.72	1.53
2	67	28	THR	CA-CB	7.21	1.72	1.53
2	7B	28	THR	CA-CB	7.21	1.72	1.53
1	12	156	SER	C-N	7.20	1.50	1.34
1	16	156	SER	C-N	7.20	1.50	1.34

*Continued on next page...*

*Continued from previous page...*

Mol	Chain	Res	Type	Atoms	Z	Observed(Å)	Ideal(Å)
1	2A	156	SER	C-N	7.20	1.50	1.34
1	3Q	156	SER	C-N	7.20	1.50	1.34
1	3U	156	SER	C-N	7.20	1.50	1.34
1	3Y	156	SER	C-N	7.20	1.50	1.34
1	5E	156	SER	C-N	7.20	1.50	1.34
1	5I	156	SER	C-N	7.20	1.50	1.34
1	5M	156	SER	C-N	7.20	1.50	1.34
1	62	156	SER	C-N	7.20	1.50	1.34
1	66	156	SER	C-N	7.20	1.50	1.34
1	7A	156	SER	C-N	7.20	1.50	1.34
1	1E	156	SER	C-N	7.20	1.50	1.34
1	1Q	156	SER	C-N	7.20	1.50	1.34
1	1U	156	SER	C-N	7.20	1.50	1.34
1	1Y	156	SER	C-N	7.20	1.50	1.34
1	2M	156	SER	C-N	7.20	1.50	1.34
1	2Q	156	SER	C-N	7.20	1.50	1.34
1	2U	156	SER	C-N	7.20	1.50	1.34
1	2Y	156	SER	C-N	7.20	1.50	1.34
1	22	156	SER	C-N	7.20	1.50	1.34
1	3M	156	SER	C-N	7.20	1.50	1.34
1	36	156	SER	C-N	7.20	1.50	1.34
1	4I	156	SER	C-N	7.20	1.50	1.34
1	4Q	156	SER	C-N	7.20	1.50	1.34
1	42	156	SER	C-N	7.20	1.50	1.34
1	46	156	SER	C-N	7.20	1.50	1.34
1	5A	156	SER	C-N	7.20	1.50	1.34
1	5Y	156	SER	C-N	7.20	1.50	1.34
1	52	156	SER	C-N	7.20	1.50	1.34
1	56	156	SER	C-N	7.20	1.50	1.34
1	6A	156	SER	C-N	7.20	1.50	1.34
1	6E	156	SER	C-N	7.20	1.50	1.34
1	6Y	156	SER	C-N	7.20	1.50	1.34
1	7I	156	SER	C-N	7.20	1.50	1.34
1	7U	156	SER	C-N	7.20	1.50	1.34
1	1A	21	ASN	CG-ND2	7.19	1.50	1.32
1	1I	21	ASN	CG-ND2	7.19	1.50	1.32
1	1M	156	SER	C-N	7.19	1.50	1.34
1	2E	21	ASN	CG-ND2	7.19	1.50	1.32
1	2I	156	SER	C-N	7.19	1.50	1.34
1	26	21	ASN	CG-ND2	7.19	1.50	1.32
1	3A	156	SER	C-N	7.19	1.50	1.34
1	3E	21	ASN	CG-ND2	7.19	1.50	1.32

*Continued on next page...*

*Continued from previous page...*

Mol	Chain	Res	Type	Atoms	Z	Observed(Å)	Ideal(Å)
1	3I	156	SER	C-N	7.19	1.50	1.34
1	32	156	SER	C-N	7.19	1.50	1.34
1	4A	21	ASN	CG-ND2	7.19	1.50	1.32
1	4E	156	SER	C-N	7.19	1.50	1.34
1	4M	21	ASN	CG-ND2	7.19	1.50	1.32
1	4U	21	ASN	CG-ND2	7.19	1.50	1.32
1	4Y	156	SER	C-N	7.19	1.50	1.34
1	5Q	21	ASN	CG-ND2	7.19	1.50	1.32
1	5U	156	SER	C-N	7.19	1.50	1.34
1	6I	21	ASN	CG-ND2	7.19	1.50	1.32
1	6M	156	SER	C-N	7.19	1.50	1.34
1	6Q	21	ASN	CG-ND2	7.19	1.50	1.32
1	6U	156	SER	C-N	7.19	1.50	1.34
1	7E	156	SER	C-N	7.19	1.50	1.34
1	7M	21	ASN	CG-ND2	7.19	1.50	1.32
1	7Q	156	SER	C-N	7.19	1.50	1.34
1	1A	156	SER	C-N	7.19	1.50	1.34
2	1F	28	THR	CA-CB	7.19	1.72	1.53
1	1I	156	SER	C-N	7.19	1.50	1.34
2	1N	16	ASN	CG-OD1	7.19	1.39	1.24
1	1Q	21	ASN	CG-ND2	7.19	1.50	1.32
2	1R	28	THR	CA-CB	7.19	1.72	1.53
1	1U	21	ASN	CG-ND2	7.19	1.50	1.32
2	1V	28	THR	CA-CB	7.19	1.72	1.53
1	1Y	21	ASN	CG-ND2	7.19	1.50	1.32
2	1Z	28	THR	CA-CB	7.19	1.72	1.53
1	2E	156	SER	C-N	7.19	1.50	1.34
2	2J	16	ASN	CG-OD1	7.19	1.39	1.24
2	2N	28	THR	CA-CB	7.19	1.72	1.53
1	2Q	21	ASN	CG-ND2	7.19	1.50	1.32
2	2R	28	THR	CA-CB	7.19	1.72	1.53
1	2U	21	ASN	CG-ND2	7.19	1.50	1.32
2	2V	28	THR	CA-CB	7.19	1.72	1.53
1	2Y	21	ASN	CG-ND2	7.19	1.50	1.32
2	2Z	28	THR	CA-CB	7.19	1.72	1.53
2	23	28	THR	CA-CB	7.19	1.72	1.53
1	26	156	SER	C-N	7.19	1.50	1.34
2	3B	16	ASN	CG-OD1	7.19	1.39	1.24
1	3E	156	SER	C-N	7.19	1.50	1.34
2	3J	16	ASN	CG-OD1	7.19	1.39	1.24
2	3N	28	THR	CA-CB	7.19	1.72	1.53
2	33	16	ASN	CG-OD1	7.19	1.39	1.24

*Continued on next page...*

*Continued from previous page...*

Mol	Chain	Res	Type	Atoms	Z	Observed(Å)	Ideal(Å)
2	37	28	THR	CA-CB	7.19	1.72	1.53
1	4A	156	SER	C-N	7.19	1.50	1.34
2	4F	16	ASN	CG-OD1	7.19	1.39	1.24
2	4J	28	THR	CA-CB	7.19	1.72	1.53
1	4M	156	SER	C-N	7.19	1.50	1.34
2	4R	28	THR	CA-CB	7.19	1.72	1.53
1	4U	156	SER	C-N	7.19	1.50	1.34
2	4Z	16	ASN	CG-OD1	7.19	1.39	1.24
1	42	21	ASN	CG-ND2	7.19	1.50	1.32
2	43	28	THR	CA-CB	7.19	1.72	1.53
1	46	21	ASN	CG-ND2	7.19	1.50	1.32
2	47	28	THR	CA-CB	7.19	1.72	1.53
1	5A	21	ASN	CG-ND2	7.19	1.50	1.32
2	5B	28	THR	CA-CB	7.19	1.72	1.53
1	5Q	156	SER	C-N	7.19	1.50	1.34
2	5V	16	ASN	CG-OD1	7.19	1.39	1.24
2	5Z	28	THR	CA-CB	7.19	1.72	1.53
1	52	21	ASN	CG-ND2	7.19	1.50	1.32
2	53	28	THR	CA-CB	7.19	1.72	1.53
1	56	21	ASN	CG-ND2	7.19	1.50	1.32
2	57	28	THR	CA-CB	7.19	1.72	1.53
1	6A	21	ASN	CG-ND2	7.19	1.50	1.32
2	6B	28	THR	CA-CB	7.19	1.72	1.53
2	6F	28	THR	CA-CB	7.19	1.72	1.53
1	6I	156	SER	C-N	7.19	1.50	1.34
2	6N	16	ASN	CG-OD1	7.19	1.39	1.24
1	6Q	156	SER	C-N	7.19	1.50	1.34
2	6V	16	ASN	CG-OD1	7.19	1.39	1.24
2	6Z	28	THR	CA-CB	7.19	1.72	1.53
2	7F	16	ASN	CG-OD1	7.19	1.39	1.24
2	7J	28	THR	CA-CB	7.19	1.72	1.53
1	7M	156	SER	C-N	7.19	1.50	1.34
2	7R	16	ASN	CG-OD1	7.19	1.39	1.24
2	7V	28	THR	CA-CB	7.19	1.72	1.53
2	1F	37	ASN	C-N	-7.19	1.17	1.34
2	2N	37	ASN	C-N	-7.19	1.17	1.34
2	23	37	ASN	C-N	-7.19	1.17	1.34
2	3N	37	ASN	C-N	-7.19	1.17	1.34
2	37	37	ASN	C-N	-7.19	1.17	1.34
2	4J	37	ASN	C-N	-7.19	1.17	1.34
2	4R	37	ASN	C-N	-7.19	1.17	1.34
2	5Z	37	ASN	C-N	-7.19	1.17	1.34

*Continued on next page...*

*Continued from previous page...*

Mol	Chain	Res	Type	Atoms	Z	Observed(Å)	Ideal(Å)
2	6F	37	ASN	C-N	-7.19	1.17	1.34
2	6Z	37	ASN	C-N	-7.19	1.17	1.34
2	7J	37	ASN	C-N	-7.19	1.17	1.34
2	7V	37	ASN	C-N	-7.19	1.17	1.34
2	1B	28	THR	CA-CB	7.18	1.72	1.53
2	1J	28	THR	CA-CB	7.18	1.72	1.53
2	13	37	ASN	C-N	-7.18	1.17	1.34
2	17	37	ASN	C-N	-7.18	1.17	1.34
2	2B	37	ASN	C-N	-7.18	1.17	1.34
2	2F	28	THR	CA-CB	7.18	1.72	1.53
2	27	28	THR	CA-CB	7.18	1.72	1.53
2	3F	28	THR	CA-CB	7.18	1.72	1.53
2	3R	37	ASN	C-N	-7.18	1.17	1.34
2	3V	37	ASN	C-N	-7.18	1.17	1.34
2	3Z	37	ASN	C-N	-7.18	1.17	1.34
2	4B	28	THR	CA-CB	7.18	1.72	1.53
2	4N	28	THR	CA-CB	7.18	1.72	1.53
2	4V	28	THR	CA-CB	7.18	1.72	1.53
2	5F	37	ASN	C-N	-7.18	1.17	1.34
2	5J	37	ASN	C-N	-7.18	1.17	1.34
2	5N	37	ASN	C-N	-7.18	1.17	1.34
2	5R	28	THR	CA-CB	7.18	1.72	1.53
2	6J	28	THR	CA-CB	7.18	1.72	1.53
2	6R	28	THR	CA-CB	7.18	1.72	1.53
2	63	37	ASN	C-N	-7.18	1.17	1.34
2	67	37	ASN	C-N	-7.18	1.17	1.34
2	7B	37	ASN	C-N	-7.18	1.17	1.34
2	7N	28	THR	CA-CB	7.18	1.72	1.53
1	1Q	172	PHE	CA-C	-7.18	1.34	1.52
2	1R	6	LYS	C-N	7.18	1.50	1.34
1	1U	172	PHE	CA-C	-7.18	1.34	1.52
2	1V	6	LYS	C-N	7.18	1.50	1.34
1	1Y	172	PHE	CA-C	-7.18	1.34	1.52
2	1Z	6	LYS	C-N	7.18	1.50	1.34
1	2Q	172	PHE	CA-C	-7.18	1.34	1.52
2	2R	6	LYS	C-N	7.18	1.50	1.34
1	2U	172	PHE	CA-C	-7.18	1.34	1.52
2	2V	6	LYS	C-N	7.18	1.50	1.34
1	2Y	172	PHE	CA-C	-7.18	1.34	1.52
2	2Z	6	LYS	C-N	7.18	1.50	1.34
1	42	172	PHE	CA-C	-7.18	1.34	1.52
2	43	6	LYS	C-N	7.18	1.50	1.34

*Continued on next page...*

*Continued from previous page...*

Mol	Chain	Res	Type	Atoms	Z	Observed(Å)	Ideal(Å)
1	46	172	PHE	CA-C	-7.18	1.34	1.52
2	47	6	LYS	C-N	7.18	1.50	1.34
1	5A	172	PHE	CA-C	-7.18	1.34	1.52
2	5B	6	LYS	C-N	7.18	1.50	1.34
1	52	172	PHE	CA-C	-7.18	1.34	1.52
2	53	6	LYS	C-N	7.18	1.50	1.34
1	56	172	PHE	CA-C	-7.18	1.34	1.52
2	57	6	LYS	C-N	7.18	1.50	1.34
1	6A	172	PHE	CA-C	-7.18	1.34	1.52
2	6B	6	LYS	C-N	7.18	1.50	1.34
2	1N	28	THR	CA-CB	7.17	1.72	1.53
2	2J	28	THR	CA-CB	7.17	1.72	1.53
2	3B	28	THR	CA-CB	7.17	1.72	1.53
2	3J	28	THR	CA-CB	7.17	1.72	1.53
2	33	28	THR	CA-CB	7.17	1.72	1.53
2	4F	28	THR	CA-CB	7.17	1.72	1.53
2	4Z	28	THR	CA-CB	7.17	1.72	1.53
2	5V	28	THR	CA-CB	7.17	1.72	1.53
2	6N	28	THR	CA-CB	7.17	1.72	1.53
2	6V	28	THR	CA-CB	7.17	1.72	1.53
2	7F	28	THR	CA-CB	7.17	1.72	1.53
2	7R	28	THR	CA-CB	7.17	1.72	1.53
2	1N	6	LYS	C-N	7.17	1.50	1.34
1	1Q	180	VAL	C-N	7.17	1.50	1.34
1	1U	180	VAL	C-N	7.17	1.50	1.34
1	1Y	180	VAL	C-N	7.17	1.50	1.34
2	2J	6	LYS	C-N	7.17	1.50	1.34
1	2Q	180	VAL	C-N	7.17	1.50	1.34
1	2U	180	VAL	C-N	7.17	1.50	1.34
1	2Y	180	VAL	C-N	7.17	1.50	1.34
2	3B	6	LYS	C-N	7.17	1.50	1.34
2	3J	6	LYS	C-N	7.17	1.50	1.34
2	33	6	LYS	C-N	7.17	1.50	1.34
2	4F	6	LYS	C-N	7.17	1.50	1.34
2	4Z	6	LYS	C-N	7.17	1.50	1.34
1	42	180	VAL	C-N	7.17	1.50	1.34
1	46	180	VAL	C-N	7.17	1.50	1.34
1	5A	180	VAL	C-N	7.17	1.50	1.34
2	5V	6	LYS	C-N	7.17	1.50	1.34
1	52	180	VAL	C-N	7.17	1.50	1.34
1	56	180	VAL	C-N	7.17	1.50	1.34
1	6A	180	VAL	C-N	7.17	1.50	1.34

*Continued on next page...*

*Continued from previous page...*

Mol	Chain	Res	Type	Atoms	Z	Observed(Å)	Ideal(Å)
2	6N	6	LYS	C-N	7.17	1.50	1.34
2	6V	6	LYS	C-N	7.17	1.50	1.34
2	7F	6	LYS	C-N	7.17	1.50	1.34
2	7R	6	LYS	C-N	7.17	1.50	1.34
2	1R	25	SER	N-CA	7.17	1.60	1.46
2	1V	25	SER	N-CA	7.17	1.60	1.46
2	1Z	25	SER	N-CA	7.17	1.60	1.46
1	12	172	PHE	CA-C	-7.17	1.34	1.52
1	16	172	PHE	CA-C	-7.17	1.34	1.52
1	2A	172	PHE	CA-C	-7.17	1.34	1.52
2	2R	25	SER	N-CA	7.17	1.60	1.46
2	2V	25	SER	N-CA	7.17	1.60	1.46
2	2Z	25	SER	N-CA	7.17	1.60	1.46
1	3Q	172	PHE	CA-C	-7.17	1.34	1.52
1	3U	172	PHE	CA-C	-7.17	1.34	1.52
1	3Y	172	PHE	CA-C	-7.17	1.34	1.52
2	43	25	SER	N-CA	7.17	1.60	1.46
2	47	25	SER	N-CA	7.17	1.60	1.46
2	5B	25	SER	N-CA	7.17	1.60	1.46
1	5E	172	PHE	CA-C	-7.17	1.34	1.52
1	5I	172	PHE	CA-C	-7.17	1.34	1.52
1	5M	172	PHE	CA-C	-7.17	1.34	1.52
2	53	25	SER	N-CA	7.17	1.60	1.46
2	57	25	SER	N-CA	7.17	1.60	1.46
2	6B	25	SER	N-CA	7.17	1.60	1.46
1	62	172	PHE	CA-C	-7.17	1.34	1.52
1	66	172	PHE	CA-C	-7.17	1.34	1.52
1	7A	172	PHE	CA-C	-7.17	1.34	1.52
1	1M	21	ASN	CG-ND2	7.17	1.50	1.32
1	2I	21	ASN	CG-ND2	7.17	1.50	1.32
1	3A	21	ASN	CG-ND2	7.17	1.50	1.32
1	3I	21	ASN	CG-ND2	7.17	1.50	1.32
1	32	21	ASN	CG-ND2	7.17	1.50	1.32
1	4E	21	ASN	CG-ND2	7.17	1.50	1.32
1	4Y	21	ASN	CG-ND2	7.17	1.50	1.32
1	5U	21	ASN	CG-ND2	7.17	1.50	1.32
1	6M	21	ASN	CG-ND2	7.17	1.50	1.32
1	6U	21	ASN	CG-ND2	7.17	1.50	1.32
1	7E	21	ASN	CG-ND2	7.17	1.50	1.32
1	7Q	21	ASN	CG-ND2	7.17	1.50	1.32
1	1A	180	VAL	C-N	7.17	1.50	1.34
2	1B	25	SER	N-CA	7.17	1.60	1.46

*Continued on next page...*



*Continued from previous page...*

Mol	Chain	Res	Type	Atoms	Z	Observed(Å)	Ideal(Å)
1	1E	21	ASN	CG-ND2	7.17	1.50	1.32
1	1E	180	VAL	C-N	7.17	1.50	1.34
1	1I	180	VAL	C-N	7.17	1.50	1.34
2	1J	25	SER	N-CA	7.17	1.60	1.46
1	2E	180	VAL	C-N	7.17	1.50	1.34
2	2F	25	SER	N-CA	7.17	1.60	1.46
1	2M	21	ASN	CG-ND2	7.17	1.50	1.32
1	2M	180	VAL	C-N	7.17	1.50	1.34
1	22	21	ASN	CG-ND2	7.17	1.50	1.32
1	22	180	VAL	C-N	7.17	1.50	1.34
1	26	180	VAL	C-N	7.17	1.50	1.34
2	27	25	SER	N-CA	7.17	1.60	1.46
1	3E	180	VAL	C-N	7.17	1.50	1.34
2	3F	25	SER	N-CA	7.17	1.60	1.46
1	3M	21	ASN	CG-ND2	7.17	1.50	1.32
1	3M	180	VAL	C-N	7.17	1.50	1.34
1	36	21	ASN	CG-ND2	7.17	1.50	1.32
1	36	180	VAL	C-N	7.17	1.50	1.34
1	4A	180	VAL	C-N	7.17	1.50	1.34
2	4B	25	SER	N-CA	7.17	1.60	1.46
1	4I	21	ASN	CG-ND2	7.17	1.50	1.32
1	4I	180	VAL	C-N	7.17	1.50	1.34
1	4M	180	VAL	C-N	7.17	1.50	1.34
2	4N	25	SER	N-CA	7.17	1.60	1.46
1	4Q	21	ASN	CG-ND2	7.17	1.50	1.32
1	4Q	180	VAL	C-N	7.17	1.50	1.34
1	4U	180	VAL	C-N	7.17	1.50	1.34
2	4V	25	SER	N-CA	7.17	1.60	1.46
1	5Q	180	VAL	C-N	7.17	1.50	1.34
2	5R	25	SER	N-CA	7.17	1.60	1.46
1	5Y	21	ASN	CG-ND2	7.17	1.50	1.32
1	5Y	180	VAL	C-N	7.17	1.50	1.34
1	6E	21	ASN	CG-ND2	7.17	1.50	1.32
1	6E	180	VAL	C-N	7.17	1.50	1.34
1	6I	180	VAL	C-N	7.17	1.50	1.34
2	6J	25	SER	N-CA	7.17	1.60	1.46
1	6Q	180	VAL	C-N	7.17	1.50	1.34
2	6R	25	SER	N-CA	7.17	1.60	1.46
1	6Y	21	ASN	CG-ND2	7.17	1.50	1.32
1	6Y	180	VAL	C-N	7.17	1.50	1.34
1	7I	21	ASN	CG-ND2	7.17	1.50	1.32
1	7I	180	VAL	C-N	7.17	1.50	1.34

*Continued on next page...*

*Continued from previous page...*

Mol	Chain	Res	Type	Atoms	Z	Observed(Å)	Ideal(Å)
1	7M	180	VAL	C-N	7.17	1.50	1.34
2	7N	25	SER	N-CA	7.17	1.60	1.46
1	7U	21	ASN	CG-ND2	7.17	1.50	1.32
1	7U	180	VAL	C-N	7.17	1.50	1.34
2	1B	36	SER	C-N	-7.17	1.17	1.34
2	1F	25	SER	N-CA	7.17	1.60	1.46
2	1J	36	SER	C-N	-7.17	1.17	1.34
1	12	21	ASN	CG-ND2	7.17	1.50	1.32
1	12	77	ALA	C-N	-7.17	1.17	1.34
2	13	16	ASN	CG-OD1	7.17	1.39	1.24
1	16	21	ASN	CG-ND2	7.17	1.50	1.32
1	16	77	ALA	C-N	-7.17	1.17	1.34
2	17	16	ASN	CG-OD1	7.17	1.39	1.24
1	2A	21	ASN	CG-ND2	7.17	1.50	1.32
1	2A	77	ALA	C-N	-7.17	1.17	1.34
2	2B	16	ASN	CG-OD1	7.17	1.39	1.24
2	2F	36	SER	C-N	-7.17	1.17	1.34
2	2N	25	SER	N-CA	7.17	1.60	1.46
2	23	25	SER	N-CA	7.17	1.60	1.46
2	27	36	SER	C-N	-7.17	1.17	1.34
2	3F	36	SER	C-N	-7.17	1.17	1.34
2	3N	25	SER	N-CA	7.17	1.60	1.46
1	3Q	21	ASN	CG-ND2	7.17	1.50	1.32
1	3Q	77	ALA	C-N	-7.17	1.17	1.34
2	3R	16	ASN	CG-OD1	7.17	1.39	1.24
1	3U	21	ASN	CG-ND2	7.17	1.50	1.32
1	3U	77	ALA	C-N	-7.17	1.17	1.34
2	3V	16	ASN	CG-OD1	7.17	1.39	1.24
1	3Y	21	ASN	CG-ND2	7.17	1.50	1.32
1	3Y	77	ALA	C-N	-7.17	1.17	1.34
2	3Z	16	ASN	CG-OD1	7.17	1.39	1.24
2	37	25	SER	N-CA	7.17	1.60	1.46
2	4B	36	SER	C-N	-7.17	1.17	1.34
2	4J	25	SER	N-CA	7.17	1.60	1.46
2	4N	36	SER	C-N	-7.17	1.17	1.34
2	4R	25	SER	N-CA	7.17	1.60	1.46
2	4V	36	SER	C-N	-7.17	1.17	1.34
1	5E	21	ASN	CG-ND2	7.17	1.50	1.32
1	5E	77	ALA	C-N	-7.17	1.17	1.34
2	5F	16	ASN	CG-OD1	7.17	1.39	1.24
1	5I	21	ASN	CG-ND2	7.17	1.50	1.32
1	5I	77	ALA	C-N	-7.17	1.17	1.34

*Continued on next page...*

*Continued from previous page...*

Mol	Chain	Res	Type	Atoms	Z	Observed(Å)	Ideal(Å)
2	5J	16	ASN	CG-OD1	7.17	1.39	1.24
1	5M	21	ASN	CG-ND2	7.17	1.50	1.32
1	5M	77	ALA	C-N	-7.17	1.17	1.34
2	5N	16	ASN	CG-OD1	7.17	1.39	1.24
2	5R	36	SER	C-N	-7.17	1.17	1.34
2	5Z	25	SER	N-CA	7.17	1.60	1.46
2	6F	25	SER	N-CA	7.17	1.60	1.46
2	6J	36	SER	C-N	-7.17	1.17	1.34
2	6R	36	SER	C-N	-7.17	1.17	1.34
2	6Z	25	SER	N-CA	7.17	1.60	1.46
1	62	21	ASN	CG-ND2	7.17	1.50	1.32
1	62	77	ALA	C-N	-7.17	1.17	1.34
2	63	16	ASN	CG-OD1	7.17	1.39	1.24
1	66	21	ASN	CG-ND2	7.17	1.50	1.32
1	66	77	ALA	C-N	-7.17	1.17	1.34
2	67	16	ASN	CG-OD1	7.17	1.39	1.24
1	7A	21	ASN	CG-ND2	7.17	1.50	1.32
1	7A	77	ALA	C-N	-7.17	1.17	1.34
2	7B	16	ASN	CG-OD1	7.17	1.39	1.24
2	7J	25	SER	N-CA	7.17	1.60	1.46
2	7N	36	SER	C-N	-7.17	1.17	1.34
2	7V	25	SER	N-CA	7.17	1.60	1.46
1	1A	172	PHE	CA-C	-7.17	1.34	1.52
1	1I	172	PHE	CA-C	-7.17	1.34	1.52
2	1R	16	ASN	CG-OD1	7.17	1.39	1.24
2	1V	16	ASN	CG-OD1	7.17	1.39	1.24
2	1Z	16	ASN	CG-OD1	7.17	1.39	1.24
1	2E	172	PHE	CA-C	-7.17	1.34	1.52
2	2R	16	ASN	CG-OD1	7.17	1.39	1.24
2	2V	16	ASN	CG-OD1	7.17	1.39	1.24
2	2Z	16	ASN	CG-OD1	7.17	1.39	1.24
1	26	172	PHE	CA-C	-7.17	1.34	1.52
1	3E	172	PHE	CA-C	-7.17	1.34	1.52
1	4A	172	PHE	CA-C	-7.17	1.34	1.52
1	4M	172	PHE	CA-C	-7.17	1.34	1.52
1	4U	172	PHE	CA-C	-7.17	1.34	1.52
2	43	16	ASN	CG-OD1	7.17	1.39	1.24
2	47	16	ASN	CG-OD1	7.17	1.39	1.24
2	5B	16	ASN	CG-OD1	7.17	1.39	1.24
1	5Q	172	PHE	CA-C	-7.17	1.34	1.52
2	53	16	ASN	CG-OD1	7.17	1.39	1.24
2	57	16	ASN	CG-OD1	7.17	1.39	1.24

*Continued on next page...*

*Continued from previous page...*

Mol	Chain	Res	Type	Atoms	Z	Observed(Å)	Ideal(Å)
2	6B	16	ASN	CG-OD1	7.17	1.39	1.24
1	6I	172	PHE	CA-C	-7.17	1.34	1.52
1	6Q	172	PHE	CA-C	-7.17	1.34	1.52
1	7M	172	PHE	CA-C	-7.17	1.34	1.52
2	1B	16	ASN	CG-OD1	7.16	1.39	1.24
1	1E	172	PHE	CA-C	-7.16	1.34	1.52
2	1J	16	ASN	CG-OD1	7.16	1.39	1.24
2	2F	16	ASN	CG-OD1	7.16	1.39	1.24
1	2M	172	PHE	CA-C	-7.16	1.34	1.52
1	22	172	PHE	CA-C	-7.16	1.34	1.52
2	27	16	ASN	CG-OD1	7.16	1.39	1.24
2	3F	16	ASN	CG-OD1	7.16	1.39	1.24
1	3M	172	PHE	CA-C	-7.16	1.34	1.52
1	36	172	PHE	CA-C	-7.16	1.34	1.52
2	4B	16	ASN	CG-OD1	7.16	1.39	1.24
1	4I	172	PHE	CA-C	-7.16	1.34	1.52
2	4N	16	ASN	CG-OD1	7.16	1.39	1.24
1	4Q	172	PHE	CA-C	-7.16	1.34	1.52
2	4V	16	ASN	CG-OD1	7.16	1.39	1.24
2	5R	16	ASN	CG-OD1	7.16	1.39	1.24
1	5Y	172	PHE	CA-C	-7.16	1.34	1.52
1	6E	172	PHE	CA-C	-7.16	1.34	1.52
2	6J	16	ASN	CG-OD1	7.16	1.39	1.24
2	6R	16	ASN	CG-OD1	7.16	1.39	1.24
1	6Y	172	PHE	CA-C	-7.16	1.34	1.52
1	7I	172	PHE	CA-C	-7.16	1.34	1.52
2	7N	16	ASN	CG-OD1	7.16	1.39	1.24
1	7U	172	PHE	CA-C	-7.16	1.34	1.52
2	1F	16	ASN	CG-OD1	7.16	1.39	1.24
1	1Q	77	ALA	C-N	-7.16	1.17	1.34
1	1U	77	ALA	C-N	-7.16	1.17	1.34
1	1Y	77	ALA	C-N	-7.16	1.17	1.34
2	13	36	SER	C-N	-7.16	1.17	1.34
2	17	36	SER	C-N	-7.16	1.17	1.34
2	2B	36	SER	C-N	-7.16	1.17	1.34
2	2N	16	ASN	CG-OD1	7.16	1.39	1.24
1	2Q	77	ALA	C-N	-7.16	1.17	1.34
1	2U	77	ALA	C-N	-7.16	1.17	1.34
1	2Y	77	ALA	C-N	-7.16	1.17	1.34
2	23	16	ASN	CG-OD1	7.16	1.39	1.24
2	3N	16	ASN	CG-OD1	7.16	1.39	1.24
2	3R	36	SER	C-N	-7.16	1.17	1.34

*Continued on next page...*

*Continued from previous page...*

Mol	Chain	Res	Type	Atoms	Z	Observed(Å)	Ideal(Å)
2	3V	36	SER	C-N	-7.16	1.17	1.34
2	3Z	36	SER	C-N	-7.16	1.17	1.34
2	37	16	ASN	CG-OD1	7.16	1.39	1.24
2	4J	16	ASN	CG-OD1	7.16	1.39	1.24
2	4R	16	ASN	CG-OD1	7.16	1.39	1.24
1	42	77	ALA	C-N	-7.16	1.17	1.34
1	46	77	ALA	C-N	-7.16	1.17	1.34
1	5A	77	ALA	C-N	-7.16	1.17	1.34
2	5F	36	SER	C-N	-7.16	1.17	1.34
2	5J	36	SER	C-N	-7.16	1.17	1.34
2	5N	36	SER	C-N	-7.16	1.17	1.34
2	5Z	16	ASN	CG-OD1	7.16	1.39	1.24
1	52	77	ALA	C-N	-7.16	1.17	1.34
1	56	77	ALA	C-N	-7.16	1.17	1.34
1	6A	77	ALA	C-N	-7.16	1.17	1.34
2	6F	16	ASN	CG-OD1	7.16	1.39	1.24
2	6Z	16	ASN	CG-OD1	7.16	1.39	1.24
2	63	36	SER	C-N	-7.16	1.17	1.34
2	67	36	SER	C-N	-7.16	1.17	1.34
2	7B	36	SER	C-N	-7.16	1.17	1.34
2	7J	16	ASN	CG-OD1	7.16	1.39	1.24
2	7V	16	ASN	CG-OD1	7.16	1.39	1.24
1	1E	21	ASN	CB-CG	-7.16	1.34	1.51
1	2M	21	ASN	CB-CG	-7.16	1.34	1.51
1	22	21	ASN	CB-CG	-7.16	1.34	1.51
1	3M	21	ASN	CB-CG	-7.16	1.34	1.51
1	36	21	ASN	CB-CG	-7.16	1.34	1.51
1	4I	21	ASN	CB-CG	-7.16	1.34	1.51
1	4Q	21	ASN	CB-CG	-7.16	1.34	1.51
1	5Y	21	ASN	CB-CG	-7.16	1.34	1.51
1	6E	21	ASN	CB-CG	-7.16	1.34	1.51
1	6Y	21	ASN	CB-CG	-7.16	1.34	1.51
1	7I	21	ASN	CB-CG	-7.16	1.34	1.51
1	7U	21	ASN	CB-CG	-7.16	1.34	1.51
2	1B	6	LYS	C-N	7.16	1.50	1.34
2	1F	6	LYS	C-N	7.16	1.50	1.34
2	1J	6	LYS	C-N	7.16	1.50	1.34
2	2F	6	LYS	C-N	7.16	1.50	1.34
2	2N	6	LYS	C-N	7.16	1.50	1.34
2	23	6	LYS	C-N	7.16	1.50	1.34
2	27	6	LYS	C-N	7.16	1.50	1.34
2	3F	6	LYS	C-N	7.16	1.50	1.34

*Continued on next page...*

*Continued from previous page...*

Mol	Chain	Res	Type	Atoms	Z	Observed(Å)	Ideal(Å)
2	3N	6	LYS	C-N	7.16	1.50	1.34
2	37	6	LYS	C-N	7.16	1.50	1.34
2	4B	6	LYS	C-N	7.16	1.50	1.34
2	4J	6	LYS	C-N	7.16	1.50	1.34
2	4N	6	LYS	C-N	7.16	1.50	1.34
2	4R	6	LYS	C-N	7.16	1.50	1.34
2	4V	6	LYS	C-N	7.16	1.50	1.34
2	5R	6	LYS	C-N	7.16	1.50	1.34
2	5Z	6	LYS	C-N	7.16	1.50	1.34
2	6F	6	LYS	C-N	7.16	1.50	1.34
2	6J	6	LYS	C-N	7.16	1.50	1.34
2	6R	6	LYS	C-N	7.16	1.50	1.34
2	6Z	6	LYS	C-N	7.16	1.50	1.34
2	7J	6	LYS	C-N	7.16	1.50	1.34
2	7N	6	LYS	C-N	7.16	1.50	1.34
2	7V	6	LYS	C-N	7.16	1.50	1.34
1	12	180	VAL	C-N	7.15	1.50	1.34
1	16	180	VAL	C-N	7.15	1.50	1.34
1	2A	180	VAL	C-N	7.15	1.50	1.34
1	3Q	180	VAL	C-N	7.15	1.50	1.34
1	3U	180	VAL	C-N	7.15	1.50	1.34
1	3Y	180	VAL	C-N	7.15	1.50	1.34
1	5E	180	VAL	C-N	7.15	1.50	1.34
1	5I	180	VAL	C-N	7.15	1.50	1.34
1	5M	180	VAL	C-N	7.15	1.50	1.34
1	62	180	VAL	C-N	7.15	1.50	1.34
1	66	180	VAL	C-N	7.15	1.50	1.34
1	7A	180	VAL	C-N	7.15	1.50	1.34
1	1E	77	ALA	C-N	-7.15	1.17	1.34
1	2M	77	ALA	C-N	-7.15	1.17	1.34
1	22	77	ALA	C-N	-7.15	1.17	1.34
1	3M	77	ALA	C-N	-7.15	1.17	1.34
1	36	77	ALA	C-N	-7.15	1.17	1.34
1	4I	77	ALA	C-N	-7.15	1.17	1.34
1	4Q	77	ALA	C-N	-7.15	1.17	1.34
1	5Y	77	ALA	C-N	-7.15	1.17	1.34
1	6E	77	ALA	C-N	-7.15	1.17	1.34
1	6Y	77	ALA	C-N	-7.15	1.17	1.34
1	7I	77	ALA	C-N	-7.15	1.17	1.34
1	7U	77	ALA	C-N	-7.15	1.17	1.34
1	1M	180	VAL	C-N	7.15	1.50	1.34
2	13	6	LYS	C-N	7.15	1.50	1.34

*Continued on next page...*

*Continued from previous page...*

Mol	Chain	Res	Type	Atoms	Z	Observed(Å)	Ideal(Å)
2	17	6	LYS	C-N	7.15	1.50	1.34
2	2B	6	LYS	C-N	7.15	1.50	1.34
1	2I	180	VAL	C-N	7.15	1.50	1.34
1	3A	180	VAL	C-N	7.15	1.50	1.34
1	3I	180	VAL	C-N	7.15	1.50	1.34
2	3R	6	LYS	C-N	7.15	1.50	1.34
2	3V	6	LYS	C-N	7.15	1.50	1.34
2	3Z	6	LYS	C-N	7.15	1.50	1.34
1	32	180	VAL	C-N	7.15	1.50	1.34
1	4E	180	VAL	C-N	7.15	1.50	1.34
1	4Y	180	VAL	C-N	7.15	1.50	1.34
2	5F	6	LYS	C-N	7.15	1.50	1.34
2	5J	6	LYS	C-N	7.15	1.50	1.34
2	5N	6	LYS	C-N	7.15	1.50	1.34
1	5U	180	VAL	C-N	7.15	1.50	1.34
1	6M	180	VAL	C-N	7.15	1.50	1.34
1	6U	180	VAL	C-N	7.15	1.50	1.34
2	63	6	LYS	C-N	7.15	1.50	1.34
2	67	6	LYS	C-N	7.15	1.50	1.34
2	7B	6	LYS	C-N	7.15	1.50	1.34
1	7E	180	VAL	C-N	7.15	1.50	1.34
1	7Q	180	VAL	C-N	7.15	1.50	1.34
2	1N	25	SER	N-CA	7.15	1.60	1.46
2	2J	25	SER	N-CA	7.15	1.60	1.46
2	3B	25	SER	N-CA	7.15	1.60	1.46
2	3J	25	SER	N-CA	7.15	1.60	1.46
2	33	25	SER	N-CA	7.15	1.60	1.46
2	4F	25	SER	N-CA	7.15	1.60	1.46
2	4Z	25	SER	N-CA	7.15	1.60	1.46
2	5V	25	SER	N-CA	7.15	1.60	1.46
2	6N	25	SER	N-CA	7.15	1.60	1.46
2	6V	25	SER	N-CA	7.15	1.60	1.46
2	7F	25	SER	N-CA	7.15	1.60	1.46
2	7R	25	SER	N-CA	7.15	1.60	1.46
1	1M	77	ALA	C-N	-7.14	1.17	1.34
1	1Q	21	ASN	CB-CG	-7.14	1.34	1.51
1	1U	21	ASN	CB-CG	-7.14	1.34	1.51
1	1Y	21	ASN	CB-CG	-7.14	1.34	1.51
1	2I	77	ALA	C-N	-7.14	1.17	1.34
1	2Q	21	ASN	CB-CG	-7.14	1.34	1.51
1	2U	21	ASN	CB-CG	-7.14	1.34	1.51
1	2Y	21	ASN	CB-CG	-7.14	1.34	1.51

*Continued on next page...*

*Continued from previous page...*

Mol	Chain	Res	Type	Atoms	Z	Observed(Å)	Ideal(Å)
1	3A	77	ALA	C-N	-7.14	1.17	1.34
1	3I	77	ALA	C-N	-7.14	1.17	1.34
1	32	77	ALA	C-N	-7.14	1.17	1.34
1	4E	77	ALA	C-N	-7.14	1.17	1.34
1	4Y	77	ALA	C-N	-7.14	1.17	1.34
1	42	21	ASN	CB-CG	-7.14	1.34	1.51
1	46	21	ASN	CB-CG	-7.14	1.34	1.51
1	5A	21	ASN	CB-CG	-7.14	1.34	1.51
1	5U	77	ALA	C-N	-7.14	1.17	1.34
1	52	21	ASN	CB-CG	-7.14	1.34	1.51
1	56	21	ASN	CB-CG	-7.14	1.34	1.51
1	6A	21	ASN	CB-CG	-7.14	1.34	1.51
1	6M	77	ALA	C-N	-7.14	1.17	1.34
1	6U	77	ALA	C-N	-7.14	1.17	1.34
1	7E	77	ALA	C-N	-7.14	1.17	1.34
1	7Q	77	ALA	C-N	-7.14	1.17	1.34
1	1M	172	PHE	CA-C	-7.14	1.34	1.52
1	2I	172	PHE	CA-C	-7.14	1.34	1.52
1	3A	172	PHE	CA-C	-7.14	1.34	1.52
1	3I	172	PHE	CA-C	-7.14	1.34	1.52
1	32	172	PHE	CA-C	-7.14	1.34	1.52
1	4E	172	PHE	CA-C	-7.14	1.34	1.52
1	4Y	172	PHE	CA-C	-7.14	1.34	1.52
1	5U	172	PHE	CA-C	-7.14	1.34	1.52
1	6M	172	PHE	CA-C	-7.14	1.34	1.52
1	6U	172	PHE	CA-C	-7.14	1.34	1.52
1	7E	172	PHE	CA-C	-7.14	1.34	1.52
1	7Q	172	PHE	CA-C	-7.14	1.34	1.52
1	1A	77	ALA	C-N	-7.14	1.17	1.34
1	1I	77	ALA	C-N	-7.14	1.17	1.34
1	2E	77	ALA	C-N	-7.14	1.17	1.34
1	26	77	ALA	C-N	-7.14	1.17	1.34
1	3E	77	ALA	C-N	-7.14	1.17	1.34
1	4A	77	ALA	C-N	-7.14	1.17	1.34
1	4M	77	ALA	C-N	-7.14	1.17	1.34
1	4U	77	ALA	C-N	-7.14	1.17	1.34
1	5Q	77	ALA	C-N	-7.14	1.17	1.34
1	6I	77	ALA	C-N	-7.14	1.17	1.34
1	6Q	77	ALA	C-N	-7.14	1.17	1.34
1	7M	77	ALA	C-N	-7.14	1.17	1.34
2	13	25	SER	N-CA	7.14	1.60	1.46
2	17	25	SER	N-CA	7.14	1.60	1.46

*Continued on next page...*



*Continued from previous page...*

Mol	Chain	Res	Type	Atoms	Z	Observed(Å)	Ideal(Å)
2	2B	25	SER	N-CA	7.14	1.60	1.46
2	3R	25	SER	N-CA	7.14	1.60	1.46
2	3V	25	SER	N-CA	7.14	1.60	1.46
2	3Z	25	SER	N-CA	7.14	1.60	1.46
2	5F	25	SER	N-CA	7.14	1.60	1.46
2	5J	25	SER	N-CA	7.14	1.60	1.46
2	5N	25	SER	N-CA	7.14	1.60	1.46
2	63	25	SER	N-CA	7.14	1.60	1.46
2	67	25	SER	N-CA	7.14	1.60	1.46
2	7B	25	SER	N-CA	7.14	1.60	1.46
2	1R	36	SER	C-N	-7.13	1.17	1.34
2	1V	36	SER	C-N	-7.13	1.17	1.34
2	1Z	36	SER	C-N	-7.13	1.17	1.34
2	2R	36	SER	C-N	-7.13	1.17	1.34
2	2V	36	SER	C-N	-7.13	1.17	1.34
2	2Z	36	SER	C-N	-7.13	1.17	1.34
2	43	36	SER	C-N	-7.13	1.17	1.34
2	47	36	SER	C-N	-7.13	1.17	1.34
2	5B	36	SER	C-N	-7.13	1.17	1.34
2	53	36	SER	C-N	-7.13	1.17	1.34
2	57	36	SER	C-N	-7.13	1.17	1.34
2	6B	36	SER	C-N	-7.13	1.17	1.34
2	1N	36	SER	C-N	-7.13	1.17	1.34
2	2J	36	SER	C-N	-7.13	1.17	1.34
2	3B	36	SER	C-N	-7.13	1.17	1.34
2	3J	36	SER	C-N	-7.13	1.17	1.34
2	33	36	SER	C-N	-7.13	1.17	1.34
2	4F	36	SER	C-N	-7.13	1.17	1.34
2	4Z	36	SER	C-N	-7.13	1.17	1.34
2	5V	36	SER	C-N	-7.13	1.17	1.34
2	6N	36	SER	C-N	-7.13	1.17	1.34
2	6V	36	SER	C-N	-7.13	1.17	1.34
2	7F	36	SER	C-N	-7.13	1.17	1.34
2	7R	36	SER	C-N	-7.13	1.17	1.34
2	1B	60	ARG	CA-C	7.13	1.71	1.52
2	1J	60	ARG	CA-C	7.13	1.71	1.52
2	2F	60	ARG	CA-C	7.13	1.71	1.52
2	27	60	ARG	CA-C	7.13	1.71	1.52
2	3F	60	ARG	CA-C	7.13	1.71	1.52
2	4B	60	ARG	CA-C	7.13	1.71	1.52
2	4N	60	ARG	CA-C	7.13	1.71	1.52
2	4V	60	ARG	CA-C	7.13	1.71	1.52

*Continued on next page...*

*Continued from previous page...*

Mol	Chain	Res	Type	Atoms	Z	Observed(Å)	Ideal(Å)
2	5R	60	ARG	CA-C	7.13	1.71	1.52
2	6J	60	ARG	CA-C	7.13	1.71	1.52
2	6R	60	ARG	CA-C	7.13	1.71	1.52
2	7N	60	ARG	CA-C	7.13	1.71	1.52
2	1R	80	GLU	C-O	-7.13	1.09	1.23
2	1V	80	GLU	C-O	-7.13	1.09	1.23
2	1Z	80	GLU	C-O	-7.13	1.09	1.23
2	2R	80	GLU	C-O	-7.13	1.09	1.23
2	2V	80	GLU	C-O	-7.13	1.09	1.23
2	2Z	80	GLU	C-O	-7.13	1.09	1.23
2	43	80	GLU	C-O	-7.13	1.09	1.23
2	47	80	GLU	C-O	-7.13	1.09	1.23
2	5B	80	GLU	C-O	-7.13	1.09	1.23
2	53	80	GLU	C-O	-7.13	1.09	1.23
2	57	80	GLU	C-O	-7.13	1.09	1.23
2	6B	80	GLU	C-O	-7.13	1.09	1.23
2	1F	60	ARG	CA-C	7.13	1.71	1.52
2	1N	60	ARG	CA-C	7.13	1.71	1.52
2	2J	60	ARG	CA-C	7.13	1.71	1.52
2	2N	60	ARG	CA-C	7.13	1.71	1.52
2	23	60	ARG	CA-C	7.13	1.71	1.52
2	3B	60	ARG	CA-C	7.13	1.71	1.52
2	3J	60	ARG	CA-C	7.13	1.71	1.52
2	3N	60	ARG	CA-C	7.13	1.71	1.52
2	33	60	ARG	CA-C	7.13	1.71	1.52
2	37	60	ARG	CA-C	7.13	1.71	1.52
2	4F	60	ARG	CA-C	7.13	1.71	1.52
2	4J	60	ARG	CA-C	7.13	1.71	1.52
2	4R	60	ARG	CA-C	7.13	1.71	1.52
2	4Z	60	ARG	CA-C	7.13	1.71	1.52
2	5V	60	ARG	CA-C	7.13	1.71	1.52
2	5Z	60	ARG	CA-C	7.13	1.71	1.52
2	6F	60	ARG	CA-C	7.13	1.71	1.52
2	6N	60	ARG	CA-C	7.13	1.71	1.52
2	6V	60	ARG	CA-C	7.13	1.71	1.52
2	6Z	60	ARG	CA-C	7.13	1.71	1.52
2	7F	60	ARG	CA-C	7.13	1.71	1.52
2	7J	60	ARG	CA-C	7.13	1.71	1.52
2	7R	60	ARG	CA-C	7.13	1.71	1.52
2	7V	60	ARG	CA-C	7.13	1.71	1.52
2	1F	36	SER	C-N	-7.12	1.17	1.34
2	13	60	ARG	CA-C	7.12	1.71	1.52

*Continued on next page...*

*Continued from previous page...*

Mol	Chain	Res	Type	Atoms	Z	Observed(Å)	Ideal(Å)
2	17	60	ARG	CA-C	7.12	1.71	1.52
2	2B	60	ARG	CA-C	7.12	1.71	1.52
2	2N	36	SER	C-N	-7.12	1.17	1.34
2	23	36	SER	C-N	-7.12	1.17	1.34
2	3N	36	SER	C-N	-7.12	1.17	1.34
2	3R	60	ARG	CA-C	7.12	1.71	1.52
2	3V	60	ARG	CA-C	7.12	1.71	1.52
2	3Z	60	ARG	CA-C	7.12	1.71	1.52
2	37	36	SER	C-N	-7.12	1.17	1.34
2	4J	36	SER	C-N	-7.12	1.17	1.34
2	4R	36	SER	C-N	-7.12	1.17	1.34
2	5F	60	ARG	CA-C	7.12	1.71	1.52
2	5J	60	ARG	CA-C	7.12	1.71	1.52
2	5N	60	ARG	CA-C	7.12	1.71	1.52
2	5Z	36	SER	C-N	-7.12	1.17	1.34
2	6F	36	SER	C-N	-7.12	1.17	1.34
2	6Z	36	SER	C-N	-7.12	1.17	1.34
2	63	60	ARG	CA-C	7.12	1.71	1.52
2	67	60	ARG	CA-C	7.12	1.71	1.52
2	7B	60	ARG	CA-C	7.12	1.71	1.52
2	7J	36	SER	C-N	-7.12	1.17	1.34
2	7V	36	SER	C-N	-7.12	1.17	1.34
2	1R	60	ARG	CA-C	7.12	1.71	1.52
2	1V	60	ARG	CA-C	7.12	1.71	1.52
2	1Z	60	ARG	CA-C	7.12	1.71	1.52
2	2R	60	ARG	CA-C	7.12	1.71	1.52
2	2V	60	ARG	CA-C	7.12	1.71	1.52
2	2Z	60	ARG	CA-C	7.12	1.71	1.52
2	43	60	ARG	CA-C	7.12	1.71	1.52
2	47	60	ARG	CA-C	7.12	1.71	1.52
2	5B	60	ARG	CA-C	7.12	1.71	1.52
2	53	60	ARG	CA-C	7.12	1.71	1.52
2	57	60	ARG	CA-C	7.12	1.71	1.52
2	6B	60	ARG	CA-C	7.12	1.71	1.52
1	1M	7	GLN	CA-CB	7.12	1.69	1.53
1	2I	7	GLN	CA-CB	7.12	1.69	1.53
1	3A	7	GLN	CA-CB	7.12	1.69	1.53
1	3I	7	GLN	CA-CB	7.12	1.69	1.53
1	32	7	GLN	CA-CB	7.12	1.69	1.53
1	4E	7	GLN	CA-CB	7.12	1.69	1.53
1	4Y	7	GLN	CA-CB	7.12	1.69	1.53
1	5U	7	GLN	CA-CB	7.12	1.69	1.53

*Continued on next page...*

*Continued from previous page...*

Mol	Chain	Res	Type	Atoms	Z	Observed(Å)	Ideal(Å)
1	6M	7	GLN	CA-CB	7.12	1.69	1.53
1	6U	7	GLN	CA-CB	7.12	1.69	1.53
1	7E	7	GLN	CA-CB	7.12	1.69	1.53
1	7Q	7	GLN	CA-CB	7.12	1.69	1.53
1	12	7	GLN	CA-CB	7.12	1.69	1.53
1	16	7	GLN	CA-CB	7.12	1.69	1.53
1	2A	7	GLN	CA-CB	7.12	1.69	1.53
1	3Q	7	GLN	CA-CB	7.12	1.69	1.53
1	3U	7	GLN	CA-CB	7.12	1.69	1.53
1	3Y	7	GLN	CA-CB	7.12	1.69	1.53
1	5E	7	GLN	CA-CB	7.12	1.69	1.53
1	5I	7	GLN	CA-CB	7.12	1.69	1.53
1	5M	7	GLN	CA-CB	7.12	1.69	1.53
1	62	7	GLN	CA-CB	7.12	1.69	1.53
1	66	7	GLN	CA-CB	7.12	1.69	1.53
1	7A	7	GLN	CA-CB	7.12	1.69	1.53
1	1Q	25	ASP	CA-CB	7.12	1.69	1.53
1	1U	25	ASP	CA-CB	7.12	1.69	1.53
1	1Y	25	ASP	CA-CB	7.12	1.69	1.53
1	2Q	25	ASP	CA-CB	7.12	1.69	1.53
1	2U	25	ASP	CA-CB	7.12	1.69	1.53
1	2Y	25	ASP	CA-CB	7.12	1.69	1.53
1	42	25	ASP	CA-CB	7.12	1.69	1.53
1	46	25	ASP	CA-CB	7.12	1.69	1.53
1	5A	25	ASP	CA-CB	7.12	1.69	1.53
1	52	25	ASP	CA-CB	7.12	1.69	1.53
1	56	25	ASP	CA-CB	7.12	1.69	1.53
1	6A	25	ASP	CA-CB	7.12	1.69	1.53
2	1F	80	GLU	C-O	-7.11	1.09	1.23
1	1M	25	ASP	CA-CB	7.11	1.69	1.53
1	2I	25	ASP	CA-CB	7.11	1.69	1.53
2	2N	80	GLU	C-O	-7.11	1.09	1.23
2	23	80	GLU	C-O	-7.11	1.09	1.23
1	3A	25	ASP	CA-CB	7.11	1.69	1.53
1	3I	25	ASP	CA-CB	7.11	1.69	1.53
2	3N	80	GLU	C-O	-7.11	1.09	1.23
1	32	25	ASP	CA-CB	7.11	1.69	1.53
2	37	80	GLU	C-O	-7.11	1.09	1.23
1	4E	25	ASP	CA-CB	7.11	1.69	1.53
2	4J	80	GLU	C-O	-7.11	1.09	1.23
2	4R	80	GLU	C-O	-7.11	1.09	1.23
1	4Y	25	ASP	CA-CB	7.11	1.69	1.53

*Continued on next page...*

*Continued from previous page...*

Mol	Chain	Res	Type	Atoms	Z	Observed(Å)	Ideal(Å)
1	5U	25	ASP	CA-CB	7.11	1.69	1.53
2	5Z	80	GLU	C-O	-7.11	1.09	1.23
2	6F	80	GLU	C-O	-7.11	1.09	1.23
1	6M	25	ASP	CA-CB	7.11	1.69	1.53
1	6U	25	ASP	CA-CB	7.11	1.69	1.53
2	6Z	80	GLU	C-O	-7.11	1.09	1.23
1	7E	25	ASP	CA-CB	7.11	1.69	1.53
2	7J	80	GLU	C-O	-7.11	1.09	1.23
1	7Q	25	ASP	CA-CB	7.11	1.69	1.53
2	7V	80	GLU	C-O	-7.11	1.09	1.23
1	1A	21	ASN	CB-CG	-7.11	1.34	1.51
1	1I	21	ASN	CB-CG	-7.11	1.34	1.51
1	2E	21	ASN	CB-CG	-7.11	1.34	1.51
1	26	21	ASN	CB-CG	-7.11	1.34	1.51
1	3E	21	ASN	CB-CG	-7.11	1.34	1.51
1	4A	21	ASN	CB-CG	-7.11	1.34	1.51
1	4M	21	ASN	CB-CG	-7.11	1.34	1.51
1	4U	21	ASN	CB-CG	-7.11	1.34	1.51
1	5Q	21	ASN	CB-CG	-7.11	1.34	1.51
1	6I	21	ASN	CB-CG	-7.11	1.34	1.51
1	6Q	21	ASN	CB-CG	-7.11	1.34	1.51
1	7M	21	ASN	CB-CG	-7.11	1.34	1.51
1	1A	7	GLN	CA-CB	7.11	1.69	1.53
2	1B	80	GLU	C-O	-7.11	1.09	1.23
1	1I	7	GLN	CA-CB	7.11	1.69	1.53
2	1J	80	GLU	C-O	-7.11	1.09	1.23
1	2E	7	GLN	CA-CB	7.11	1.69	1.53
2	2F	80	GLU	C-O	-7.11	1.09	1.23
1	26	7	GLN	CA-CB	7.11	1.69	1.53
2	27	80	GLU	C-O	-7.11	1.09	1.23
1	3E	7	GLN	CA-CB	7.11	1.69	1.53
2	3F	80	GLU	C-O	-7.11	1.09	1.23
1	4A	7	GLN	CA-CB	7.11	1.69	1.53
2	4B	80	GLU	C-O	-7.11	1.09	1.23
1	4M	7	GLN	CA-CB	7.11	1.69	1.53
2	4N	80	GLU	C-O	-7.11	1.09	1.23
1	4U	7	GLN	CA-CB	7.11	1.69	1.53
2	4V	80	GLU	C-O	-7.11	1.09	1.23
1	5Q	7	GLN	CA-CB	7.11	1.69	1.53
2	5R	80	GLU	C-O	-7.11	1.09	1.23
1	6I	7	GLN	CA-CB	7.11	1.69	1.53
2	6J	80	GLU	C-O	-7.11	1.09	1.23

*Continued on next page...*

*Continued from previous page...*

Mol	Chain	Res	Type	Atoms	Z	Observed(Å)	Ideal(Å)
1	6Q	7	GLN	CA-CB	7.11	1.69	1.53
2	6R	80	GLU	C-O	-7.11	1.09	1.23
1	7M	7	GLN	CA-CB	7.11	1.69	1.53
2	7N	80	GLU	C-O	-7.11	1.09	1.23
1	1Q	7	GLN	CA-CB	7.11	1.69	1.53
1	1U	7	GLN	CA-CB	7.11	1.69	1.53
1	1Y	7	GLN	CA-CB	7.11	1.69	1.53
2	13	80	GLU	C-O	-7.11	1.09	1.23
2	17	80	GLU	C-O	-7.11	1.09	1.23
2	2B	80	GLU	C-O	-7.11	1.09	1.23
1	2Q	7	GLN	CA-CB	7.11	1.69	1.53
1	2U	7	GLN	CA-CB	7.11	1.69	1.53
1	2Y	7	GLN	CA-CB	7.11	1.69	1.53
2	3R	80	GLU	C-O	-7.11	1.09	1.23
2	3V	80	GLU	C-O	-7.11	1.09	1.23
2	3Z	80	GLU	C-O	-7.11	1.09	1.23
1	42	7	GLN	CA-CB	7.11	1.69	1.53
1	46	7	GLN	CA-CB	7.11	1.69	1.53
1	5A	7	GLN	CA-CB	7.11	1.69	1.53
2	5F	80	GLU	C-O	-7.11	1.09	1.23
2	5J	80	GLU	C-O	-7.11	1.09	1.23
2	5N	80	GLU	C-O	-7.11	1.09	1.23
1	52	7	GLN	CA-CB	7.11	1.69	1.53
1	56	7	GLN	CA-CB	7.11	1.69	1.53
1	6A	7	GLN	CA-CB	7.11	1.69	1.53
2	63	80	GLU	C-O	-7.11	1.09	1.23
2	67	80	GLU	C-O	-7.11	1.09	1.23
2	7B	80	GLU	C-O	-7.11	1.09	1.23
1	12	21	ASN	CB-CG	-7.10	1.34	1.51
1	16	21	ASN	CB-CG	-7.10	1.34	1.51
1	2A	21	ASN	CB-CG	-7.10	1.34	1.51
1	3Q	21	ASN	CB-CG	-7.10	1.34	1.51
1	3U	21	ASN	CB-CG	-7.10	1.34	1.51
1	3Y	21	ASN	CB-CG	-7.10	1.34	1.51
1	5E	21	ASN	CB-CG	-7.10	1.34	1.51
1	5I	21	ASN	CB-CG	-7.10	1.34	1.51
1	5M	21	ASN	CB-CG	-7.10	1.34	1.51
1	62	21	ASN	CB-CG	-7.10	1.34	1.51
1	66	21	ASN	CB-CG	-7.10	1.34	1.51
1	7A	21	ASN	CB-CG	-7.10	1.34	1.51
1	1A	25	ASP	CA-CB	7.09	1.69	1.53
1	1E	7	GLN	CA-CB	7.09	1.69	1.53

*Continued on next page...*

*Continued from previous page...*

Mol	Chain	Res	Type	Atoms	Z	Observed(Å)	Ideal(Å)
1	1I	25	ASP	CA-CB	7.09	1.69	1.53
1	2E	25	ASP	CA-CB	7.09	1.69	1.53
1	2M	7	GLN	CA-CB	7.09	1.69	1.53
1	22	7	GLN	CA-CB	7.09	1.69	1.53
1	26	25	ASP	CA-CB	7.09	1.69	1.53
1	3E	25	ASP	CA-CB	7.09	1.69	1.53
1	3M	7	GLN	CA-CB	7.09	1.69	1.53
1	36	7	GLN	CA-CB	7.09	1.69	1.53
1	4A	25	ASP	CA-CB	7.09	1.69	1.53
1	4I	7	GLN	CA-CB	7.09	1.69	1.53
1	4M	25	ASP	CA-CB	7.09	1.69	1.53
1	4Q	7	GLN	CA-CB	7.09	1.69	1.53
1	4U	25	ASP	CA-CB	7.09	1.69	1.53
1	5Q	25	ASP	CA-CB	7.09	1.69	1.53
1	5Y	7	GLN	CA-CB	7.09	1.69	1.53
1	6E	7	GLN	CA-CB	7.09	1.69	1.53
1	6I	25	ASP	CA-CB	7.09	1.69	1.53
1	6Q	25	ASP	CA-CB	7.09	1.69	1.53
1	6Y	7	GLN	CA-CB	7.09	1.69	1.53
1	7I	7	GLN	CA-CB	7.09	1.69	1.53
1	7M	25	ASP	CA-CB	7.09	1.69	1.53
1	7U	7	GLN	CA-CB	7.09	1.69	1.53
1	1M	21	ASN	CB-CG	-7.09	1.34	1.51
1	2I	21	ASN	CB-CG	-7.09	1.34	1.51
1	3A	21	ASN	CB-CG	-7.09	1.34	1.51
1	3I	21	ASN	CB-CG	-7.09	1.34	1.51
1	32	21	ASN	CB-CG	-7.09	1.34	1.51
1	4E	21	ASN	CB-CG	-7.09	1.34	1.51
1	4Y	21	ASN	CB-CG	-7.09	1.34	1.51
1	5U	21	ASN	CB-CG	-7.09	1.34	1.51
1	6M	21	ASN	CB-CG	-7.09	1.34	1.51
1	6U	21	ASN	CB-CG	-7.09	1.34	1.51
1	7E	21	ASN	CB-CG	-7.09	1.34	1.51
1	7Q	21	ASN	CB-CG	-7.09	1.34	1.51
1	1Q	80	PHE	CA-C	7.09	1.71	1.52
1	1U	80	PHE	CA-C	7.09	1.71	1.52
1	1Y	80	PHE	CA-C	7.09	1.71	1.52
1	2Q	80	PHE	CA-C	7.09	1.71	1.52
1	2U	80	PHE	CA-C	7.09	1.71	1.52
1	2Y	80	PHE	CA-C	7.09	1.71	1.52
1	42	80	PHE	CA-C	7.09	1.71	1.52
1	46	80	PHE	CA-C	7.09	1.71	1.52

*Continued on next page...*

*Continued from previous page...*

Mol	Chain	Res	Type	Atoms	Z	Observed(Å)	Ideal(Å)
1	5A	80	PHE	CA-C	7.09	1.71	1.52
1	52	80	PHE	CA-C	7.09	1.71	1.52
1	56	80	PHE	CA-C	7.09	1.71	1.52
1	6A	80	PHE	CA-C	7.09	1.71	1.52
1	1M	80	PHE	CA-C	7.08	1.71	1.52
1	2I	80	PHE	CA-C	7.08	1.71	1.52
1	3A	80	PHE	CA-C	7.08	1.71	1.52
1	3I	80	PHE	CA-C	7.08	1.71	1.52
1	32	80	PHE	CA-C	7.08	1.71	1.52
1	4E	80	PHE	CA-C	7.08	1.71	1.52
1	4Y	80	PHE	CA-C	7.08	1.71	1.52
1	5U	80	PHE	CA-C	7.08	1.71	1.52
1	6M	80	PHE	CA-C	7.08	1.71	1.52
1	6U	80	PHE	CA-C	7.08	1.71	1.52
1	7E	80	PHE	CA-C	7.08	1.71	1.52
1	7Q	80	PHE	CA-C	7.08	1.71	1.52
1	1A	80	PHE	CA-C	7.08	1.71	1.52
1	1I	80	PHE	CA-C	7.08	1.71	1.52
1	2E	80	PHE	CA-C	7.08	1.71	1.52
1	26	80	PHE	CA-C	7.08	1.71	1.52
1	3E	80	PHE	CA-C	7.08	1.71	1.52
1	4A	80	PHE	CA-C	7.08	1.71	1.52
1	4M	80	PHE	CA-C	7.08	1.71	1.52
1	4U	80	PHE	CA-C	7.08	1.71	1.52
1	5Q	80	PHE	CA-C	7.08	1.71	1.52
1	6I	80	PHE	CA-C	7.08	1.71	1.52
1	6Q	80	PHE	CA-C	7.08	1.71	1.52
1	7M	80	PHE	CA-C	7.08	1.71	1.52
1	12	80	PHE	CA-C	7.07	1.71	1.52
1	16	80	PHE	CA-C	7.07	1.71	1.52
1	2A	80	PHE	CA-C	7.07	1.71	1.52
1	3Q	80	PHE	CA-C	7.07	1.71	1.52
1	3U	80	PHE	CA-C	7.07	1.71	1.52
1	3Y	80	PHE	CA-C	7.07	1.71	1.52
1	5E	80	PHE	CA-C	7.07	1.71	1.52
1	5I	80	PHE	CA-C	7.07	1.71	1.52
1	5M	80	PHE	CA-C	7.07	1.71	1.52
1	62	80	PHE	CA-C	7.07	1.71	1.52
1	66	80	PHE	CA-C	7.07	1.71	1.52
1	7A	80	PHE	CA-C	7.07	1.71	1.52
1	1E	25	ASP	CA-CB	7.07	1.69	1.53
1	2M	25	ASP	CA-CB	7.07	1.69	1.53

*Continued on next page...*



*Continued from previous page...*

Mol	Chain	Res	Type	Atoms	Z	Observed(Å)	Ideal(Å)
1	22	25	ASP	CA-CB	7.07	1.69	1.53
1	3M	25	ASP	CA-CB	7.07	1.69	1.53
1	36	25	ASP	CA-CB	7.07	1.69	1.53
1	4I	25	ASP	CA-CB	7.07	1.69	1.53
1	4Q	25	ASP	CA-CB	7.07	1.69	1.53
1	5Y	25	ASP	CA-CB	7.07	1.69	1.53
1	6E	25	ASP	CA-CB	7.07	1.69	1.53
1	6Y	25	ASP	CA-CB	7.07	1.69	1.53
1	7I	25	ASP	CA-CB	7.07	1.69	1.53
1	7U	25	ASP	CA-CB	7.07	1.69	1.53
1	1E	80	PHE	CA-C	7.07	1.71	1.52
1	2M	80	PHE	CA-C	7.07	1.71	1.52
1	22	80	PHE	CA-C	7.07	1.71	1.52
1	3M	80	PHE	CA-C	7.07	1.71	1.52
1	36	80	PHE	CA-C	7.07	1.71	1.52
1	4I	80	PHE	CA-C	7.07	1.71	1.52
1	4Q	80	PHE	CA-C	7.07	1.71	1.52
1	5Y	80	PHE	CA-C	7.07	1.71	1.52
1	6E	80	PHE	CA-C	7.07	1.71	1.52
1	6Y	80	PHE	CA-C	7.07	1.71	1.52
1	7I	80	PHE	CA-C	7.07	1.71	1.52
1	7U	80	PHE	CA-C	7.07	1.71	1.52
2	1N	80	GLU	C-O	-7.07	1.09	1.23
2	2J	80	GLU	C-O	-7.07	1.09	1.23
2	3B	80	GLU	C-O	-7.07	1.09	1.23
2	3J	80	GLU	C-O	-7.07	1.09	1.23
2	33	80	GLU	C-O	-7.07	1.09	1.23
2	4F	80	GLU	C-O	-7.07	1.09	1.23
2	4Z	80	GLU	C-O	-7.07	1.09	1.23
2	5V	80	GLU	C-O	-7.07	1.09	1.23
2	6N	80	GLU	C-O	-7.07	1.09	1.23
2	6V	80	GLU	C-O	-7.07	1.09	1.23
2	7F	80	GLU	C-O	-7.07	1.09	1.23
2	7R	80	GLU	C-O	-7.07	1.09	1.23
1	12	25	ASP	CA-CB	7.06	1.69	1.53
1	16	25	ASP	CA-CB	7.06	1.69	1.53
1	2A	25	ASP	CA-CB	7.06	1.69	1.53
1	3Q	25	ASP	CA-CB	7.06	1.69	1.53
1	3U	25	ASP	CA-CB	7.06	1.69	1.53
1	3Y	25	ASP	CA-CB	7.06	1.69	1.53
1	5E	25	ASP	CA-CB	7.06	1.69	1.53
1	5I	25	ASP	CA-CB	7.06	1.69	1.53

*Continued on next page...*

*Continued from previous page...*

Mol	Chain	Res	Type	Atoms	Z	Observed(Å)	Ideal(Å)
1	5M	25	ASP	CA-CB	7.06	1.69	1.53
1	62	25	ASP	CA-CB	7.06	1.69	1.53
1	66	25	ASP	CA-CB	7.06	1.69	1.53
1	7A	25	ASP	CA-CB	7.06	1.69	1.53
2	13	72	ARG	CG-CD	7.06	1.69	1.51
2	17	72	ARG	CG-CD	7.06	1.69	1.51
2	2B	72	ARG	CG-CD	7.06	1.69	1.51
2	3R	72	ARG	CG-CD	7.06	1.69	1.51
2	3V	72	ARG	CG-CD	7.06	1.69	1.51
2	3Z	72	ARG	CG-CD	7.06	1.69	1.51
2	5F	72	ARG	CG-CD	7.06	1.69	1.51
2	5J	72	ARG	CG-CD	7.06	1.69	1.51
2	5N	72	ARG	CG-CD	7.06	1.69	1.51
2	63	72	ARG	CG-CD	7.06	1.69	1.51
2	67	72	ARG	CG-CD	7.06	1.69	1.51
2	7B	72	ARG	CG-CD	7.06	1.69	1.51
1	1M	21	ASN	N-CA	-7.06	1.32	1.46
1	2I	21	ASN	N-CA	-7.06	1.32	1.46
1	3A	21	ASN	N-CA	-7.06	1.32	1.46
1	3I	21	ASN	N-CA	-7.06	1.32	1.46
1	32	21	ASN	N-CA	-7.06	1.32	1.46
1	4E	21	ASN	N-CA	-7.06	1.32	1.46
1	4Y	21	ASN	N-CA	-7.06	1.32	1.46
1	5U	21	ASN	N-CA	-7.06	1.32	1.46
1	6M	21	ASN	N-CA	-7.06	1.32	1.46
1	6U	21	ASN	N-CA	-7.06	1.32	1.46
1	7E	21	ASN	N-CA	-7.06	1.32	1.46
1	7Q	21	ASN	N-CA	-7.06	1.32	1.46
1	12	21	ASN	N-CA	-7.05	1.32	1.46
1	16	21	ASN	N-CA	-7.05	1.32	1.46
1	2A	21	ASN	N-CA	-7.05	1.32	1.46
1	3Q	21	ASN	N-CA	-7.05	1.32	1.46
1	3U	21	ASN	N-CA	-7.05	1.32	1.46
1	3Y	21	ASN	N-CA	-7.05	1.32	1.46
1	5E	21	ASN	N-CA	-7.05	1.32	1.46
1	5I	21	ASN	N-CA	-7.05	1.32	1.46
1	5M	21	ASN	N-CA	-7.05	1.32	1.46
1	62	21	ASN	N-CA	-7.05	1.32	1.46
1	66	21	ASN	N-CA	-7.05	1.32	1.46
1	7A	21	ASN	N-CA	-7.05	1.32	1.46
1	1M	79	THR	C-N	-7.05	1.17	1.34
1	1Q	79	THR	C-N	-7.05	1.17	1.34

*Continued on next page...*

*Continued from previous page...*

Mol	Chain	Res	Type	Atoms	Z	Observed(Å)	Ideal(Å)
1	1U	79	THR	C-N	-7.05	1.17	1.34
1	1Y	79	THR	C-N	-7.05	1.17	1.34
1	2I	79	THR	C-N	-7.05	1.17	1.34
1	2Q	79	THR	C-N	-7.05	1.17	1.34
1	2U	79	THR	C-N	-7.05	1.17	1.34
1	2Y	79	THR	C-N	-7.05	1.17	1.34
1	3A	79	THR	C-N	-7.05	1.17	1.34
1	3I	79	THR	C-N	-7.05	1.17	1.34
1	32	79	THR	C-N	-7.05	1.17	1.34
1	4E	79	THR	C-N	-7.05	1.17	1.34
1	4Y	79	THR	C-N	-7.05	1.17	1.34
1	42	79	THR	C-N	-7.05	1.17	1.34
1	46	79	THR	C-N	-7.05	1.17	1.34
1	5A	79	THR	C-N	-7.05	1.17	1.34
1	5U	79	THR	C-N	-7.05	1.17	1.34
1	52	79	THR	C-N	-7.05	1.17	1.34
1	56	79	THR	C-N	-7.05	1.17	1.34
1	6A	79	THR	C-N	-7.05	1.17	1.34
1	6M	79	THR	C-N	-7.05	1.17	1.34
1	6U	79	THR	C-N	-7.05	1.17	1.34
1	7E	79	THR	C-N	-7.05	1.17	1.34
1	7Q	79	THR	C-N	-7.05	1.17	1.34
1	1A	21	ASN	N-CA	-7.05	1.32	1.46
1	1I	21	ASN	N-CA	-7.05	1.32	1.46
1	1Q	66	ARG	N-CA	-7.05	1.32	1.46
1	1U	66	ARG	N-CA	-7.05	1.32	1.46
1	1Y	66	ARG	N-CA	-7.05	1.32	1.46
1	2E	21	ASN	N-CA	-7.05	1.32	1.46
1	2Q	66	ARG	N-CA	-7.05	1.32	1.46
1	2U	66	ARG	N-CA	-7.05	1.32	1.46
1	2Y	66	ARG	N-CA	-7.05	1.32	1.46
1	26	21	ASN	N-CA	-7.05	1.32	1.46
1	3E	21	ASN	N-CA	-7.05	1.32	1.46
1	4A	21	ASN	N-CA	-7.05	1.32	1.46
1	4M	21	ASN	N-CA	-7.05	1.32	1.46
1	4U	21	ASN	N-CA	-7.05	1.32	1.46
1	42	66	ARG	N-CA	-7.05	1.32	1.46
1	46	66	ARG	N-CA	-7.05	1.32	1.46
1	5A	66	ARG	N-CA	-7.05	1.32	1.46
1	5Q	21	ASN	N-CA	-7.05	1.32	1.46
1	52	66	ARG	N-CA	-7.05	1.32	1.46
1	56	66	ARG	N-CA	-7.05	1.32	1.46

*Continued on next page...*

*Continued from previous page...*

Mol	Chain	Res	Type	Atoms	Z	Observed(Å)	Ideal(Å)
1	6A	66	ARG	N-CA	-7.05	1.32	1.46
1	6I	21	ASN	N-CA	-7.05	1.32	1.46
1	6Q	21	ASN	N-CA	-7.05	1.32	1.46
1	7M	21	ASN	N-CA	-7.05	1.32	1.46
1	1Q	21	ASN	N-CA	-7.05	1.32	1.46
1	1U	21	ASN	N-CA	-7.05	1.32	1.46
1	1Y	21	ASN	N-CA	-7.05	1.32	1.46
1	2Q	21	ASN	N-CA	-7.05	1.32	1.46
1	2U	21	ASN	N-CA	-7.05	1.32	1.46
1	2Y	21	ASN	N-CA	-7.05	1.32	1.46
1	42	21	ASN	N-CA	-7.05	1.32	1.46
1	46	21	ASN	N-CA	-7.05	1.32	1.46
1	5A	21	ASN	N-CA	-7.05	1.32	1.46
1	52	21	ASN	N-CA	-7.05	1.32	1.46
1	56	21	ASN	N-CA	-7.05	1.32	1.46
1	6A	21	ASN	N-CA	-7.05	1.32	1.46
2	1F	72	ARG	CG-CD	7.04	1.69	1.51
2	13	219	VAL	CB-CG2	7.04	1.67	1.52
2	17	219	VAL	CB-CG2	7.04	1.67	1.52
2	2B	219	VAL	CB-CG2	7.04	1.67	1.52
2	2N	72	ARG	CG-CD	7.04	1.69	1.51
2	23	72	ARG	CG-CD	7.04	1.69	1.51
2	3N	72	ARG	CG-CD	7.04	1.69	1.51
2	3R	219	VAL	CB-CG2	7.04	1.67	1.52
2	3V	219	VAL	CB-CG2	7.04	1.67	1.52
2	3Z	219	VAL	CB-CG2	7.04	1.67	1.52
2	37	72	ARG	CG-CD	7.04	1.69	1.51
2	4J	72	ARG	CG-CD	7.04	1.69	1.51
2	4R	72	ARG	CG-CD	7.04	1.69	1.51
2	5F	219	VAL	CB-CG2	7.04	1.67	1.52
2	5J	219	VAL	CB-CG2	7.04	1.67	1.52
2	5N	219	VAL	CB-CG2	7.04	1.67	1.52
2	5Z	72	ARG	CG-CD	7.04	1.69	1.51
2	6F	72	ARG	CG-CD	7.04	1.69	1.51
2	6Z	72	ARG	CG-CD	7.04	1.69	1.51
2	63	219	VAL	CB-CG2	7.04	1.67	1.52
2	67	219	VAL	CB-CG2	7.04	1.67	1.52
2	7B	219	VAL	CB-CG2	7.04	1.67	1.52
2	7J	72	ARG	CG-CD	7.04	1.69	1.51
2	7V	72	ARG	CG-CD	7.04	1.69	1.51
1	1A	79	THR	C-N	-7.04	1.17	1.34
1	1I	79	THR	C-N	-7.04	1.17	1.34

*Continued on next page...*

*Continued from previous page...*

Mol	Chain	Res	Type	Atoms	Z	Observed(Å)	Ideal(Å)
2	1R	72	ARG	CD-NE	-7.04	1.34	1.46
2	1V	72	ARG	CD-NE	-7.04	1.34	1.46
2	1Z	72	ARG	CD-NE	-7.04	1.34	1.46
1	2E	79	THR	C-N	-7.04	1.17	1.34
2	2R	72	ARG	CD-NE	-7.04	1.34	1.46
2	2V	72	ARG	CD-NE	-7.04	1.34	1.46
2	2Z	72	ARG	CD-NE	-7.04	1.34	1.46
1	26	79	THR	C-N	-7.04	1.17	1.34
1	3E	79	THR	C-N	-7.04	1.17	1.34
1	4A	79	THR	C-N	-7.04	1.17	1.34
1	4M	79	THR	C-N	-7.04	1.17	1.34
1	4U	79	THR	C-N	-7.04	1.17	1.34
2	43	72	ARG	CD-NE	-7.04	1.34	1.46
2	47	72	ARG	CD-NE	-7.04	1.34	1.46
2	5B	72	ARG	CD-NE	-7.04	1.34	1.46
1	5Q	79	THR	C-N	-7.04	1.17	1.34
2	53	72	ARG	CD-NE	-7.04	1.34	1.46
2	57	72	ARG	CD-NE	-7.04	1.34	1.46
2	6B	72	ARG	CD-NE	-7.04	1.34	1.46
1	6I	79	THR	C-N	-7.04	1.17	1.34
1	6Q	79	THR	C-N	-7.04	1.17	1.34
1	7M	79	THR	C-N	-7.04	1.17	1.34
2	1B	72	ARG	CG-CD	7.04	1.69	1.51
2	1J	72	ARG	CG-CD	7.04	1.69	1.51
2	2F	72	ARG	CG-CD	7.04	1.69	1.51
2	27	72	ARG	CG-CD	7.04	1.69	1.51
2	3F	72	ARG	CG-CD	7.04	1.69	1.51
2	4B	72	ARG	CG-CD	7.04	1.69	1.51
2	4N	72	ARG	CG-CD	7.04	1.69	1.51
2	4V	72	ARG	CG-CD	7.04	1.69	1.51
2	5R	72	ARG	CG-CD	7.04	1.69	1.51
2	6J	72	ARG	CG-CD	7.04	1.69	1.51
2	6R	72	ARG	CG-CD	7.04	1.69	1.51
2	7N	72	ARG	CG-CD	7.04	1.69	1.51
2	1N	72	ARG	CG-CD	7.04	1.69	1.51
2	2J	72	ARG	CG-CD	7.04	1.69	1.51
2	3B	72	ARG	CG-CD	7.04	1.69	1.51
2	3J	72	ARG	CG-CD	7.04	1.69	1.51
2	33	72	ARG	CG-CD	7.04	1.69	1.51
2	4F	72	ARG	CG-CD	7.04	1.69	1.51
2	4Z	72	ARG	CG-CD	7.04	1.69	1.51
2	5V	72	ARG	CG-CD	7.04	1.69	1.51

*Continued on next page...*

*Continued from previous page...*

Mol	Chain	Res	Type	Atoms	Z	Observed(Å)	Ideal(Å)
2	6N	72	ARG	CG-CD	7.04	1.69	1.51
2	6V	72	ARG	CG-CD	7.04	1.69	1.51
2	7F	72	ARG	CG-CD	7.04	1.69	1.51
2	7R	72	ARG	CG-CD	7.04	1.69	1.51
2	1B	72	ARG	CD-NE	-7.04	1.34	1.46
2	1J	72	ARG	CD-NE	-7.04	1.34	1.46
2	13	72	ARG	CD-NE	-7.04	1.34	1.46
2	17	72	ARG	CD-NE	-7.04	1.34	1.46
2	2B	72	ARG	CD-NE	-7.04	1.34	1.46
2	2F	72	ARG	CD-NE	-7.04	1.34	1.46
2	27	72	ARG	CD-NE	-7.04	1.34	1.46
2	3F	72	ARG	CD-NE	-7.04	1.34	1.46
2	3R	72	ARG	CD-NE	-7.04	1.34	1.46
2	3V	72	ARG	CD-NE	-7.04	1.34	1.46
2	3Z	72	ARG	CD-NE	-7.04	1.34	1.46
2	4B	72	ARG	CD-NE	-7.04	1.34	1.46
2	4N	72	ARG	CD-NE	-7.04	1.34	1.46
2	4V	72	ARG	CD-NE	-7.04	1.34	1.46
2	5F	72	ARG	CD-NE	-7.04	1.34	1.46
2	5J	72	ARG	CD-NE	-7.04	1.34	1.46
2	5N	72	ARG	CD-NE	-7.04	1.34	1.46
2	5R	72	ARG	CD-NE	-7.04	1.34	1.46
2	6J	72	ARG	CD-NE	-7.04	1.34	1.46
2	6R	72	ARG	CD-NE	-7.04	1.34	1.46
2	63	72	ARG	CD-NE	-7.04	1.34	1.46
2	67	72	ARG	CD-NE	-7.04	1.34	1.46
2	7B	72	ARG	CD-NE	-7.04	1.34	1.46
2	7N	72	ARG	CD-NE	-7.04	1.34	1.46
1	12	52	PHE	CA-CB	7.04	1.69	1.53
1	12	66	ARG	N-CA	-7.04	1.32	1.46
1	12	79	THR	C-N	-7.04	1.17	1.34
1	16	52	PHE	CA-CB	7.04	1.69	1.53
1	16	66	ARG	N-CA	-7.04	1.32	1.46
1	16	79	THR	C-N	-7.04	1.17	1.34
1	2A	52	PHE	CA-CB	7.04	1.69	1.53
1	2A	66	ARG	N-CA	-7.04	1.32	1.46
1	2A	79	THR	C-N	-7.04	1.17	1.34
1	3Q	52	PHE	CA-CB	7.04	1.69	1.53
1	3Q	66	ARG	N-CA	-7.04	1.32	1.46
1	3Q	79	THR	C-N	-7.04	1.17	1.34
1	3U	52	PHE	CA-CB	7.04	1.69	1.53
1	3U	66	ARG	N-CA	-7.04	1.32	1.46

*Continued on next page...*

*Continued from previous page...*

Mol	Chain	Res	Type	Atoms	Z	Observed(Å)	Ideal(Å)
1	3U	79	THR	C-N	-7.04	1.17	1.34
1	3Y	52	PHE	CA-CB	7.04	1.69	1.53
1	3Y	66	ARG	N-CA	-7.04	1.32	1.46
1	3Y	79	THR	C-N	-7.04	1.17	1.34
1	5E	52	PHE	CA-CB	7.04	1.69	1.53
1	5E	66	ARG	N-CA	-7.04	1.32	1.46
1	5E	79	THR	C-N	-7.04	1.17	1.34
1	5I	52	PHE	CA-CB	7.04	1.69	1.53
1	5I	66	ARG	N-CA	-7.04	1.32	1.46
1	5I	79	THR	C-N	-7.04	1.17	1.34
1	5M	52	PHE	CA-CB	7.04	1.69	1.53
1	5M	66	ARG	N-CA	-7.04	1.32	1.46
1	5M	79	THR	C-N	-7.04	1.17	1.34
1	62	52	PHE	CA-CB	7.04	1.69	1.53
1	62	66	ARG	N-CA	-7.04	1.32	1.46
1	62	79	THR	C-N	-7.04	1.17	1.34
1	66	52	PHE	CA-CB	7.04	1.69	1.53
1	66	66	ARG	N-CA	-7.04	1.32	1.46
1	66	79	THR	C-N	-7.04	1.17	1.34
1	7A	52	PHE	CA-CB	7.04	1.69	1.53
1	7A	66	ARG	N-CA	-7.04	1.32	1.46
1	7A	79	THR	C-N	-7.04	1.17	1.34
1	1E	79	THR	C-N	-7.03	1.17	1.34
1	1M	66	ARG	N-CA	-7.03	1.32	1.46
2	1R	219	VAL	C-N	7.03	1.50	1.34
2	1V	219	VAL	C-N	7.03	1.50	1.34
2	1Z	219	VAL	C-N	7.03	1.50	1.34
1	2I	66	ARG	N-CA	-7.03	1.32	1.46
1	2M	79	THR	C-N	-7.03	1.17	1.34
2	2R	219	VAL	C-N	7.03	1.50	1.34
2	2V	219	VAL	C-N	7.03	1.50	1.34
2	2Z	219	VAL	C-N	7.03	1.50	1.34
1	22	79	THR	C-N	-7.03	1.17	1.34
1	3A	66	ARG	N-CA	-7.03	1.32	1.46
1	3I	66	ARG	N-CA	-7.03	1.32	1.46
1	3M	79	THR	C-N	-7.03	1.17	1.34
1	32	66	ARG	N-CA	-7.03	1.32	1.46
1	36	79	THR	C-N	-7.03	1.17	1.34
1	4E	66	ARG	N-CA	-7.03	1.32	1.46
1	4I	79	THR	C-N	-7.03	1.17	1.34
1	4Q	79	THR	C-N	-7.03	1.17	1.34
1	4Y	66	ARG	N-CA	-7.03	1.32	1.46

*Continued on next page...*

*Continued from previous page...*

Mol	Chain	Res	Type	Atoms	Z	Observed(Å)	Ideal(Å)
2	43	219	VAL	C-N	7.03	1.50	1.34
2	47	219	VAL	C-N	7.03	1.50	1.34
2	5B	219	VAL	C-N	7.03	1.50	1.34
1	5U	66	ARG	N-CA	-7.03	1.32	1.46
1	5Y	79	THR	C-N	-7.03	1.17	1.34
2	53	219	VAL	C-N	7.03	1.50	1.34
2	57	219	VAL	C-N	7.03	1.50	1.34
2	6B	219	VAL	C-N	7.03	1.50	1.34
1	6E	79	THR	C-N	-7.03	1.17	1.34
1	6M	66	ARG	N-CA	-7.03	1.32	1.46
1	6U	66	ARG	N-CA	-7.03	1.32	1.46
1	6Y	79	THR	C-N	-7.03	1.17	1.34
1	7E	66	ARG	N-CA	-7.03	1.32	1.46
1	7I	79	THR	C-N	-7.03	1.17	1.34
1	7Q	66	ARG	N-CA	-7.03	1.32	1.46
1	7U	79	THR	C-N	-7.03	1.17	1.34
1	1A	66	ARG	N-CA	-7.03	1.32	1.46
1	1I	66	ARG	N-CA	-7.03	1.32	1.46
2	1N	219	VAL	C-N	7.03	1.50	1.34
2	1R	72	ARG	CG-CD	7.03	1.69	1.51
2	1V	72	ARG	CG-CD	7.03	1.69	1.51
2	1Z	72	ARG	CG-CD	7.03	1.69	1.51
1	2E	66	ARG	N-CA	-7.03	1.32	1.46
2	2J	219	VAL	C-N	7.03	1.50	1.34
2	2R	72	ARG	CG-CD	7.03	1.69	1.51
2	2V	72	ARG	CG-CD	7.03	1.69	1.51
2	2Z	72	ARG	CG-CD	7.03	1.69	1.51
1	26	66	ARG	N-CA	-7.03	1.32	1.46
2	3B	219	VAL	C-N	7.03	1.50	1.34
1	3E	66	ARG	N-CA	-7.03	1.32	1.46
2	3J	219	VAL	C-N	7.03	1.50	1.34
2	33	219	VAL	C-N	7.03	1.50	1.34
1	4A	66	ARG	N-CA	-7.03	1.32	1.46
2	4F	219	VAL	C-N	7.03	1.50	1.34
1	4M	66	ARG	N-CA	-7.03	1.32	1.46
1	4U	66	ARG	N-CA	-7.03	1.32	1.46
2	4Z	219	VAL	C-N	7.03	1.50	1.34
2	43	72	ARG	CG-CD	7.03	1.69	1.51
2	47	72	ARG	CG-CD	7.03	1.69	1.51
2	5B	72	ARG	CG-CD	7.03	1.69	1.51
1	5Q	66	ARG	N-CA	-7.03	1.32	1.46
2	5V	219	VAL	C-N	7.03	1.50	1.34

*Continued on next page...*



*Continued from previous page...*

Mol	Chain	Res	Type	Atoms	Z	Observed(Å)	Ideal(Å)
2	53	72	ARG	CG-CD	7.03	1.69	1.51
2	57	72	ARG	CG-CD	7.03	1.69	1.51
2	6B	72	ARG	CG-CD	7.03	1.69	1.51
1	6I	66	ARG	N-CA	-7.03	1.32	1.46
2	6N	219	VAL	C-N	7.03	1.50	1.34
1	6Q	66	ARG	N-CA	-7.03	1.32	1.46
2	6V	219	VAL	C-N	7.03	1.50	1.34
2	7F	219	VAL	C-N	7.03	1.50	1.34
1	7M	66	ARG	N-CA	-7.03	1.32	1.46
2	7R	219	VAL	C-N	7.03	1.50	1.34
2	1F	71	ALA	C-N	7.03	1.50	1.34
2	2N	71	ALA	C-N	7.03	1.50	1.34
2	23	71	ALA	C-N	7.03	1.50	1.34
2	3N	71	ALA	C-N	7.03	1.50	1.34
2	37	71	ALA	C-N	7.03	1.50	1.34
2	4J	71	ALA	C-N	7.03	1.50	1.34
2	4R	71	ALA	C-N	7.03	1.50	1.34
2	5Z	71	ALA	C-N	7.03	1.50	1.34
2	6F	71	ALA	C-N	7.03	1.50	1.34
2	6Z	71	ALA	C-N	7.03	1.50	1.34
2	7J	71	ALA	C-N	7.03	1.50	1.34
2	7V	71	ALA	C-N	7.03	1.50	1.34
2	1F	39	ASP	C-N	7.03	1.50	1.34
2	1N	71	ALA	C-N	7.03	1.50	1.34
2	1R	71	ALA	C-N	7.03	1.50	1.34
2	1V	71	ALA	C-N	7.03	1.50	1.34
2	1Z	71	ALA	C-N	7.03	1.50	1.34
2	2J	71	ALA	C-N	7.03	1.50	1.34
2	2N	39	ASP	C-N	7.03	1.50	1.34
2	2R	71	ALA	C-N	7.03	1.50	1.34
2	2V	71	ALA	C-N	7.03	1.50	1.34
2	2Z	71	ALA	C-N	7.03	1.50	1.34
2	23	39	ASP	C-N	7.03	1.50	1.34
2	3B	71	ALA	C-N	7.03	1.50	1.34
2	3J	71	ALA	C-N	7.03	1.50	1.34
2	3N	39	ASP	C-N	7.03	1.50	1.34
2	33	71	ALA	C-N	7.03	1.50	1.34
2	37	39	ASP	C-N	7.03	1.50	1.34
2	4F	71	ALA	C-N	7.03	1.50	1.34
2	4J	39	ASP	C-N	7.03	1.50	1.34
2	4R	39	ASP	C-N	7.03	1.50	1.34
2	4Z	71	ALA	C-N	7.03	1.50	1.34

*Continued on next page...*

*Continued from previous page...*

Mol	Chain	Res	Type	Atoms	Z	Observed(Å)	Ideal(Å)
2	43	71	ALA	C-N	7.03	1.50	1.34
2	47	71	ALA	C-N	7.03	1.50	1.34
2	5B	71	ALA	C-N	7.03	1.50	1.34
2	5V	71	ALA	C-N	7.03	1.50	1.34
2	5Z	39	ASP	C-N	7.03	1.50	1.34
2	53	71	ALA	C-N	7.03	1.50	1.34
2	57	71	ALA	C-N	7.03	1.50	1.34
2	6B	71	ALA	C-N	7.03	1.50	1.34
2	6F	39	ASP	C-N	7.03	1.50	1.34
2	6N	71	ALA	C-N	7.03	1.50	1.34
2	6V	71	ALA	C-N	7.03	1.50	1.34
2	6Z	39	ASP	C-N	7.03	1.50	1.34
2	7F	71	ALA	C-N	7.03	1.50	1.34
2	7J	39	ASP	C-N	7.03	1.50	1.34
2	7R	71	ALA	C-N	7.03	1.50	1.34
2	7V	39	ASP	C-N	7.03	1.50	1.34
2	1F	72	ARG	CD-NE	-7.02	1.34	1.46
1	1M	52	PHE	CA-CB	7.02	1.69	1.53
1	2I	52	PHE	CA-CB	7.02	1.69	1.53
2	2N	72	ARG	CD-NE	-7.02	1.34	1.46
2	23	72	ARG	CD-NE	-7.02	1.34	1.46
1	3A	52	PHE	CA-CB	7.02	1.69	1.53
1	3I	52	PHE	CA-CB	7.02	1.69	1.53
2	3N	72	ARG	CD-NE	-7.02	1.34	1.46
1	32	52	PHE	CA-CB	7.02	1.69	1.53
2	37	72	ARG	CD-NE	-7.02	1.34	1.46
1	4E	52	PHE	CA-CB	7.02	1.69	1.53
2	4J	72	ARG	CD-NE	-7.02	1.34	1.46
2	4R	72	ARG	CD-NE	-7.02	1.34	1.46
1	4Y	52	PHE	CA-CB	7.02	1.69	1.53
1	5U	52	PHE	CA-CB	7.02	1.69	1.53
2	5Z	72	ARG	CD-NE	-7.02	1.34	1.46
2	6F	72	ARG	CD-NE	-7.02	1.34	1.46
1	6M	52	PHE	CA-CB	7.02	1.69	1.53
1	6U	52	PHE	CA-CB	7.02	1.69	1.53
2	6Z	72	ARG	CD-NE	-7.02	1.34	1.46
1	7E	52	PHE	CA-CB	7.02	1.69	1.53
2	7J	72	ARG	CD-NE	-7.02	1.34	1.46
1	7Q	52	PHE	CA-CB	7.02	1.69	1.53
2	7V	72	ARG	CD-NE	-7.02	1.34	1.46
2	1B	39	ASP	C-N	7.02	1.50	1.34
2	1B	71	ALA	C-N	7.02	1.50	1.34

*Continued on next page...*

*Continued from previous page...*

Mol	Chain	Res	Type	Atoms	Z	Observed(Å)	Ideal(Å)
2	1J	39	ASP	C-N	7.02	1.50	1.34
2	1J	71	ALA	C-N	7.02	1.50	1.34
2	1N	39	ASP	C-N	7.02	1.50	1.34
2	13	71	ALA	C-N	7.02	1.50	1.34
2	17	71	ALA	C-N	7.02	1.50	1.34
2	2B	71	ALA	C-N	7.02	1.50	1.34
2	2F	39	ASP	C-N	7.02	1.50	1.34
2	2F	71	ALA	C-N	7.02	1.50	1.34
2	2J	39	ASP	C-N	7.02	1.50	1.34
2	27	39	ASP	C-N	7.02	1.50	1.34
2	27	71	ALA	C-N	7.02	1.50	1.34
2	3B	39	ASP	C-N	7.02	1.50	1.34
2	3F	39	ASP	C-N	7.02	1.50	1.34
2	3F	71	ALA	C-N	7.02	1.50	1.34
2	3J	39	ASP	C-N	7.02	1.50	1.34
2	3R	71	ALA	C-N	7.02	1.50	1.34
2	3V	71	ALA	C-N	7.02	1.50	1.34
2	3Z	71	ALA	C-N	7.02	1.50	1.34
2	33	39	ASP	C-N	7.02	1.50	1.34
2	4B	39	ASP	C-N	7.02	1.50	1.34
2	4B	71	ALA	C-N	7.02	1.50	1.34
2	4F	39	ASP	C-N	7.02	1.50	1.34
2	4N	39	ASP	C-N	7.02	1.50	1.34
2	4N	71	ALA	C-N	7.02	1.50	1.34
2	4V	39	ASP	C-N	7.02	1.50	1.34
2	4V	71	ALA	C-N	7.02	1.50	1.34
2	4Z	39	ASP	C-N	7.02	1.50	1.34
2	5F	71	ALA	C-N	7.02	1.50	1.34
2	5J	71	ALA	C-N	7.02	1.50	1.34
2	5N	71	ALA	C-N	7.02	1.50	1.34
2	5R	39	ASP	C-N	7.02	1.50	1.34
2	5R	71	ALA	C-N	7.02	1.50	1.34
2	5V	39	ASP	C-N	7.02	1.50	1.34
2	6J	39	ASP	C-N	7.02	1.50	1.34
2	6J	71	ALA	C-N	7.02	1.50	1.34
2	6N	39	ASP	C-N	7.02	1.50	1.34
2	6R	39	ASP	C-N	7.02	1.50	1.34
2	6R	71	ALA	C-N	7.02	1.50	1.34
2	6V	39	ASP	C-N	7.02	1.50	1.34
2	63	71	ALA	C-N	7.02	1.50	1.34
2	67	71	ALA	C-N	7.02	1.50	1.34
2	7B	71	ALA	C-N	7.02	1.50	1.34

*Continued on next page...*

*Continued from previous page...*

Mol	Chain	Res	Type	Atoms	Z	Observed(Å)	Ideal(Å)
2	7F	39	ASP	C-N	7.02	1.50	1.34
2	7N	39	ASP	C-N	7.02	1.50	1.34
2	7N	71	ALA	C-N	7.02	1.50	1.34
2	7R	39	ASP	C-N	7.02	1.50	1.34
2	1N	72	ARG	CD-NE	-7.02	1.34	1.46
2	2J	72	ARG	CD-NE	-7.02	1.34	1.46
2	3B	72	ARG	CD-NE	-7.02	1.34	1.46
2	3J	72	ARG	CD-NE	-7.02	1.34	1.46
2	33	72	ARG	CD-NE	-7.02	1.34	1.46
2	4F	72	ARG	CD-NE	-7.02	1.34	1.46
2	4Z	72	ARG	CD-NE	-7.02	1.34	1.46
2	5V	72	ARG	CD-NE	-7.02	1.34	1.46
2	6N	72	ARG	CD-NE	-7.02	1.34	1.46
2	6V	72	ARG	CD-NE	-7.02	1.34	1.46
2	7F	72	ARG	CD-NE	-7.02	1.34	1.46
2	7R	72	ARG	CD-NE	-7.02	1.34	1.46
2	1B	219	VAL	C-N	7.01	1.50	1.34
2	1J	219	VAL	C-N	7.01	1.50	1.34
1	12	170	ALA	CA-C	7.01	1.71	1.52
1	16	170	ALA	CA-C	7.01	1.71	1.52
1	2A	170	ALA	CA-C	7.01	1.71	1.52
2	2F	219	VAL	C-N	7.01	1.50	1.34
2	27	219	VAL	C-N	7.01	1.50	1.34
2	3F	219	VAL	C-N	7.01	1.50	1.34
1	3Q	170	ALA	CA-C	7.01	1.71	1.52
1	3U	170	ALA	CA-C	7.01	1.71	1.52
1	3Y	170	ALA	CA-C	7.01	1.71	1.52
2	4B	219	VAL	C-N	7.01	1.50	1.34
2	4N	219	VAL	C-N	7.01	1.50	1.34
2	4V	219	VAL	C-N	7.01	1.50	1.34
1	5E	170	ALA	CA-C	7.01	1.71	1.52
1	5I	170	ALA	CA-C	7.01	1.71	1.52
1	5M	170	ALA	CA-C	7.01	1.71	1.52
2	5R	219	VAL	C-N	7.01	1.50	1.34
2	6J	219	VAL	C-N	7.01	1.50	1.34
2	6R	219	VAL	C-N	7.01	1.50	1.34
1	62	170	ALA	CA-C	7.01	1.71	1.52
1	66	170	ALA	CA-C	7.01	1.71	1.52
1	7A	170	ALA	CA-C	7.01	1.71	1.52
2	7N	219	VAL	C-N	7.01	1.50	1.34
1	1M	94	THR	N-CA	-7.01	1.32	1.46
1	1Q	170	ALA	CA-C	7.01	1.71	1.52

*Continued on next page...*

*Continued from previous page...*

Mol	Chain	Res	Type	Atoms	Z	Observed(Å)	Ideal(Å)
1	1U	170	ALA	CA-C	7.01	1.71	1.52
1	1Y	170	ALA	CA-C	7.01	1.71	1.52
1	2I	94	THR	N-CA	-7.01	1.32	1.46
1	2Q	170	ALA	CA-C	7.01	1.71	1.52
1	2U	170	ALA	CA-C	7.01	1.71	1.52
1	2Y	170	ALA	CA-C	7.01	1.71	1.52
1	3A	94	THR	N-CA	-7.01	1.32	1.46
1	3I	94	THR	N-CA	-7.01	1.32	1.46
1	32	94	THR	N-CA	-7.01	1.32	1.46
1	4E	94	THR	N-CA	-7.01	1.32	1.46
1	4Y	94	THR	N-CA	-7.01	1.32	1.46
1	42	170	ALA	CA-C	7.01	1.71	1.52
1	46	170	ALA	CA-C	7.01	1.71	1.52
1	5A	170	ALA	CA-C	7.01	1.71	1.52
1	5U	94	THR	N-CA	-7.01	1.32	1.46
1	52	170	ALA	CA-C	7.01	1.71	1.52
1	56	170	ALA	CA-C	7.01	1.71	1.52
1	6A	170	ALA	CA-C	7.01	1.71	1.52
1	6M	94	THR	N-CA	-7.01	1.32	1.46
1	6U	94	THR	N-CA	-7.01	1.32	1.46
1	7E	94	THR	N-CA	-7.01	1.32	1.46
1	7Q	94	THR	N-CA	-7.01	1.32	1.46
2	1F	219	VAL	CB-CG2	7.01	1.67	1.52
1	1Q	52	PHE	CA-CB	7.01	1.69	1.53
1	1U	52	PHE	CA-CB	7.01	1.69	1.53
1	1Y	52	PHE	CA-CB	7.01	1.69	1.53
2	2N	219	VAL	CB-CG2	7.01	1.67	1.52
1	2Q	52	PHE	CA-CB	7.01	1.69	1.53
1	2U	52	PHE	CA-CB	7.01	1.69	1.53
1	2Y	52	PHE	CA-CB	7.01	1.69	1.53
2	23	219	VAL	CB-CG2	7.01	1.67	1.52
2	3N	219	VAL	CB-CG2	7.01	1.67	1.52
2	37	219	VAL	CB-CG2	7.01	1.67	1.52
2	4J	219	VAL	CB-CG2	7.01	1.67	1.52
2	4R	219	VAL	CB-CG2	7.01	1.67	1.52
1	42	52	PHE	CA-CB	7.01	1.69	1.53
1	46	52	PHE	CA-CB	7.01	1.69	1.53
1	5A	52	PHE	CA-CB	7.01	1.69	1.53
2	5Z	219	VAL	CB-CG2	7.01	1.67	1.52
1	52	52	PHE	CA-CB	7.01	1.69	1.53
1	56	52	PHE	CA-CB	7.01	1.69	1.53
1	6A	52	PHE	CA-CB	7.01	1.69	1.53

*Continued on next page...*

*Continued from previous page...*

Mol	Chain	Res	Type	Atoms	Z	Observed(Å)	Ideal(Å)
2	6F	219	VAL	CB-CG2	7.01	1.67	1.52
2	6Z	219	VAL	CB-CG2	7.01	1.67	1.52
2	7J	219	VAL	CB-CG2	7.01	1.67	1.52
2	7V	219	VAL	CB-CG2	7.01	1.67	1.52
1	1A	170	ALA	CA-C	7.01	1.71	1.52
1	1I	170	ALA	CA-C	7.01	1.71	1.52
1	2E	170	ALA	CA-C	7.01	1.71	1.52
1	26	170	ALA	CA-C	7.01	1.71	1.52
1	3E	170	ALA	CA-C	7.01	1.71	1.52
1	4A	170	ALA	CA-C	7.01	1.71	1.52
1	4M	170	ALA	CA-C	7.01	1.71	1.52
1	4U	170	ALA	CA-C	7.01	1.71	1.52
1	5Q	170	ALA	CA-C	7.01	1.71	1.52
1	6I	170	ALA	CA-C	7.01	1.71	1.52
1	6Q	170	ALA	CA-C	7.01	1.71	1.52
1	7M	170	ALA	CA-C	7.01	1.71	1.52
2	13	39	ASP	C-N	7.01	1.50	1.34
2	17	39	ASP	C-N	7.01	1.50	1.34
2	2B	39	ASP	C-N	7.01	1.50	1.34
2	3R	39	ASP	C-N	7.01	1.50	1.34
2	3V	39	ASP	C-N	7.01	1.50	1.34
2	3Z	39	ASP	C-N	7.01	1.50	1.34
2	5F	39	ASP	C-N	7.01	1.50	1.34
2	5J	39	ASP	C-N	7.01	1.50	1.34
2	5N	39	ASP	C-N	7.01	1.50	1.34
2	63	39	ASP	C-N	7.01	1.50	1.34
2	67	39	ASP	C-N	7.01	1.50	1.34
2	7B	39	ASP	C-N	7.01	1.50	1.34
1	1A	52	PHE	CA-CB	7.01	1.69	1.53
1	1E	52	PHE	CA-CB	7.01	1.69	1.53
1	1I	52	PHE	CA-CB	7.01	1.69	1.53
1	2E	52	PHE	CA-CB	7.01	1.69	1.53
1	2M	52	PHE	CA-CB	7.01	1.69	1.53
1	22	52	PHE	CA-CB	7.01	1.69	1.53
1	26	52	PHE	CA-CB	7.01	1.69	1.53
1	3E	52	PHE	CA-CB	7.01	1.69	1.53
1	3M	52	PHE	CA-CB	7.01	1.69	1.53
1	36	52	PHE	CA-CB	7.01	1.69	1.53
1	4A	52	PHE	CA-CB	7.01	1.69	1.53
1	4I	52	PHE	CA-CB	7.01	1.69	1.53
1	4M	52	PHE	CA-CB	7.01	1.69	1.53
1	4Q	52	PHE	CA-CB	7.01	1.69	1.53

*Continued on next page...*

*Continued from previous page...*

Mol	Chain	Res	Type	Atoms	Z	Observed(Å)	Ideal(Å)
1	4U	52	PHE	CA-CB	7.01	1.69	1.53
1	5Q	52	PHE	CA-CB	7.01	1.69	1.53
1	5Y	52	PHE	CA-CB	7.01	1.69	1.53
1	6E	52	PHE	CA-CB	7.01	1.69	1.53
1	6I	52	PHE	CA-CB	7.01	1.69	1.53
1	6Q	52	PHE	CA-CB	7.01	1.69	1.53
1	6Y	52	PHE	CA-CB	7.01	1.69	1.53
1	7I	52	PHE	CA-CB	7.01	1.69	1.53
1	7M	52	PHE	CA-CB	7.01	1.69	1.53
1	7U	52	PHE	CA-CB	7.01	1.69	1.53
1	1E	21	ASN	N-CA	-7.00	1.32	1.46
1	1E	170	ALA	CA-C	7.00	1.71	1.52
1	2M	21	ASN	N-CA	-7.00	1.32	1.46
1	2M	170	ALA	CA-C	7.00	1.71	1.52
1	22	21	ASN	N-CA	-7.00	1.32	1.46
1	22	170	ALA	CA-C	7.00	1.71	1.52
1	3M	21	ASN	N-CA	-7.00	1.32	1.46
1	3M	170	ALA	CA-C	7.00	1.71	1.52
1	36	21	ASN	N-CA	-7.00	1.32	1.46
1	36	170	ALA	CA-C	7.00	1.71	1.52
1	4I	21	ASN	N-CA	-7.00	1.32	1.46
1	4I	170	ALA	CA-C	7.00	1.71	1.52
1	4Q	21	ASN	N-CA	-7.00	1.32	1.46
1	4Q	170	ALA	CA-C	7.00	1.71	1.52
1	5Y	21	ASN	N-CA	-7.00	1.32	1.46
1	5Y	170	ALA	CA-C	7.00	1.71	1.52
1	6E	21	ASN	N-CA	-7.00	1.32	1.46
1	6E	170	ALA	CA-C	7.00	1.71	1.52
1	6Y	21	ASN	N-CA	-7.00	1.32	1.46
1	6Y	170	ALA	CA-C	7.00	1.71	1.52
1	7I	21	ASN	N-CA	-7.00	1.32	1.46
1	7I	170	ALA	CA-C	7.00	1.71	1.52
1	7U	21	ASN	N-CA	-7.00	1.32	1.46
1	7U	170	ALA	CA-C	7.00	1.71	1.52
1	1E	66	ARG	N-CA	-7.00	1.32	1.46
1	2M	66	ARG	N-CA	-7.00	1.32	1.46
1	22	66	ARG	N-CA	-7.00	1.32	1.46
1	3M	66	ARG	N-CA	-7.00	1.32	1.46
1	36	66	ARG	N-CA	-7.00	1.32	1.46
1	4I	66	ARG	N-CA	-7.00	1.32	1.46
1	4Q	66	ARG	N-CA	-7.00	1.32	1.46
1	5Y	66	ARG	N-CA	-7.00	1.32	1.46

*Continued on next page...*

*Continued from previous page...*

Mol	Chain	Res	Type	Atoms	Z	Observed(Å)	Ideal(Å)
1	6E	66	ARG	N-CA	-7.00	1.32	1.46
1	6Y	66	ARG	N-CA	-7.00	1.32	1.46
1	7I	66	ARG	N-CA	-7.00	1.32	1.46
1	7U	66	ARG	N-CA	-7.00	1.32	1.46
2	1B	219	VAL	CB-CG2	7.00	1.67	1.52
2	1J	219	VAL	CB-CG2	7.00	1.67	1.52
2	2F	219	VAL	CB-CG2	7.00	1.67	1.52
2	27	219	VAL	CB-CG2	7.00	1.67	1.52
2	3F	219	VAL	CB-CG2	7.00	1.67	1.52
2	4B	219	VAL	CB-CG2	7.00	1.67	1.52
2	4N	219	VAL	CB-CG2	7.00	1.67	1.52
2	4V	219	VAL	CB-CG2	7.00	1.67	1.52
2	5R	219	VAL	CB-CG2	7.00	1.67	1.52
2	6J	219	VAL	CB-CG2	7.00	1.67	1.52
2	6R	219	VAL	CB-CG2	7.00	1.67	1.52
2	7N	219	VAL	CB-CG2	7.00	1.67	1.52
1	1E	90	PHE	CD2-CE2	-7.00	1.25	1.39
1	2M	90	PHE	CD2-CE2	-7.00	1.25	1.39
1	22	90	PHE	CD2-CE2	-7.00	1.25	1.39
1	3M	90	PHE	CD2-CE2	-7.00	1.25	1.39
1	36	90	PHE	CD2-CE2	-7.00	1.25	1.39
1	4I	90	PHE	CD2-CE2	-7.00	1.25	1.39
1	4Q	90	PHE	CD2-CE2	-7.00	1.25	1.39
1	5Y	90	PHE	CD2-CE2	-7.00	1.25	1.39
1	6E	90	PHE	CD2-CE2	-7.00	1.25	1.39
1	6Y	90	PHE	CD2-CE2	-7.00	1.25	1.39
1	7I	90	PHE	CD2-CE2	-7.00	1.25	1.39
1	7U	90	PHE	CD2-CE2	-7.00	1.25	1.39
1	1A	94	THR	N-CA	-7.00	1.32	1.46
1	1I	94	THR	N-CA	-7.00	1.32	1.46
2	1N	219	VAL	CB-CG2	7.00	1.67	1.52
2	1R	39	ASP	C-N	7.00	1.50	1.34
2	1V	39	ASP	C-N	7.00	1.50	1.34
2	1Z	39	ASP	C-N	7.00	1.50	1.34
1	2E	94	THR	N-CA	-7.00	1.32	1.46
2	2J	219	VAL	CB-CG2	7.00	1.67	1.52
2	2R	39	ASP	C-N	7.00	1.50	1.34
2	2V	39	ASP	C-N	7.00	1.50	1.34
2	2Z	39	ASP	C-N	7.00	1.50	1.34
1	26	94	THR	N-CA	-7.00	1.32	1.46
2	3B	219	VAL	CB-CG2	7.00	1.67	1.52
1	3E	94	THR	N-CA	-7.00	1.32	1.46

*Continued on next page...*



*Continued from previous page...*

Mol	Chain	Res	Type	Atoms	Z	Observed(Å)	Ideal(Å)
2	3J	219	VAL	CB-CG2	7.00	1.67	1.52
2	33	219	VAL	CB-CG2	7.00	1.67	1.52
1	4A	94	THR	N-CA	-7.00	1.32	1.46
2	4F	219	VAL	CB-CG2	7.00	1.67	1.52
1	4M	94	THR	N-CA	-7.00	1.32	1.46
1	4U	94	THR	N-CA	-7.00	1.32	1.46
2	4Z	219	VAL	CB-CG2	7.00	1.67	1.52
2	43	39	ASP	C-N	7.00	1.50	1.34
2	47	39	ASP	C-N	7.00	1.50	1.34
2	5B	39	ASP	C-N	7.00	1.50	1.34
1	5Q	94	THR	N-CA	-7.00	1.32	1.46
2	5V	219	VAL	CB-CG2	7.00	1.67	1.52
2	53	39	ASP	C-N	7.00	1.50	1.34
2	57	39	ASP	C-N	7.00	1.50	1.34
2	6B	39	ASP	C-N	7.00	1.50	1.34
1	6I	94	THR	N-CA	-7.00	1.32	1.46
2	6N	219	VAL	CB-CG2	7.00	1.67	1.52
1	6Q	94	THR	N-CA	-7.00	1.32	1.46
2	6V	219	VAL	CB-CG2	7.00	1.67	1.52
2	7F	219	VAL	CB-CG2	7.00	1.67	1.52
1	7M	94	THR	N-CA	-7.00	1.32	1.46
2	7R	219	VAL	CB-CG2	7.00	1.67	1.52
2	13	219	VAL	C-N	7.00	1.50	1.34
2	17	219	VAL	C-N	7.00	1.50	1.34
2	2B	219	VAL	C-N	7.00	1.50	1.34
2	3R	219	VAL	C-N	7.00	1.50	1.34
2	3V	219	VAL	C-N	7.00	1.50	1.34
2	3Z	219	VAL	C-N	7.00	1.50	1.34
2	5F	219	VAL	C-N	7.00	1.50	1.34
2	5J	219	VAL	C-N	7.00	1.50	1.34
2	5N	219	VAL	C-N	7.00	1.50	1.34
2	63	219	VAL	C-N	7.00	1.50	1.34
2	67	219	VAL	C-N	7.00	1.50	1.34
2	7B	219	VAL	C-N	7.00	1.50	1.34
1	1Q	94	THR	N-CA	-7.00	1.32	1.46
1	1U	94	THR	N-CA	-7.00	1.32	1.46
1	1Y	94	THR	N-CA	-7.00	1.32	1.46
1	2Q	94	THR	N-CA	-7.00	1.32	1.46
1	2U	94	THR	N-CA	-7.00	1.32	1.46
1	2Y	94	THR	N-CA	-7.00	1.32	1.46
1	42	94	THR	N-CA	-7.00	1.32	1.46
1	46	94	THR	N-CA	-7.00	1.32	1.46

*Continued on next page...*

*Continued from previous page...*

Mol	Chain	Res	Type	Atoms	Z	Observed(Å)	Ideal(Å)
1	5A	94	THR	N-CA	-7.00	1.32	1.46
1	52	94	THR	N-CA	-7.00	1.32	1.46
1	56	94	THR	N-CA	-7.00	1.32	1.46
1	6A	94	THR	N-CA	-7.00	1.32	1.46
1	1E	94	THR	N-CA	-6.99	1.32	1.46
2	1F	219	VAL	C-N	6.99	1.50	1.34
1	2M	94	THR	N-CA	-6.99	1.32	1.46
2	2N	219	VAL	C-N	6.99	1.50	1.34
1	22	94	THR	N-CA	-6.99	1.32	1.46
2	23	219	VAL	C-N	6.99	1.50	1.34
1	3M	94	THR	N-CA	-6.99	1.32	1.46
2	3N	219	VAL	C-N	6.99	1.50	1.34
1	36	94	THR	N-CA	-6.99	1.32	1.46
2	37	219	VAL	C-N	6.99	1.50	1.34
1	4I	94	THR	N-CA	-6.99	1.32	1.46
2	4J	219	VAL	C-N	6.99	1.50	1.34
1	4Q	94	THR	N-CA	-6.99	1.32	1.46
2	4R	219	VAL	C-N	6.99	1.50	1.34
1	5Y	94	THR	N-CA	-6.99	1.32	1.46
2	5Z	219	VAL	C-N	6.99	1.50	1.34
1	6E	94	THR	N-CA	-6.99	1.32	1.46
2	6F	219	VAL	C-N	6.99	1.50	1.34
1	6Y	94	THR	N-CA	-6.99	1.32	1.46
2	6Z	219	VAL	C-N	6.99	1.50	1.34
1	7I	94	THR	N-CA	-6.99	1.32	1.46
2	7J	219	VAL	C-N	6.99	1.50	1.34
1	7U	94	THR	N-CA	-6.99	1.32	1.46
2	7V	219	VAL	C-N	6.99	1.50	1.34
1	12	94	THR	N-CA	-6.99	1.32	1.46
1	16	94	THR	N-CA	-6.99	1.32	1.46
1	2A	94	THR	N-CA	-6.99	1.32	1.46
1	3Q	94	THR	N-CA	-6.99	1.32	1.46
1	3U	94	THR	N-CA	-6.99	1.32	1.46
1	3Y	94	THR	N-CA	-6.99	1.32	1.46
1	5E	94	THR	N-CA	-6.99	1.32	1.46
1	5I	94	THR	N-CA	-6.99	1.32	1.46
1	5M	94	THR	N-CA	-6.99	1.32	1.46
1	62	94	THR	N-CA	-6.99	1.32	1.46
1	66	94	THR	N-CA	-6.99	1.32	1.46
1	7A	94	THR	N-CA	-6.99	1.32	1.46
1	1M	170	ALA	CA-C	6.99	1.71	1.52
1	2I	170	ALA	CA-C	6.99	1.71	1.52

*Continued on next page...*

*Continued from previous page...*

Mol	Chain	Res	Type	Atoms	Z	Observed(Å)	Ideal(Å)
1	3A	170	ALA	CA-C	6.99	1.71	1.52
1	3I	170	ALA	CA-C	6.99	1.71	1.52
1	32	170	ALA	CA-C	6.99	1.71	1.52
1	4E	170	ALA	CA-C	6.99	1.71	1.52
1	4Y	170	ALA	CA-C	6.99	1.71	1.52
1	5U	170	ALA	CA-C	6.99	1.71	1.52
1	6M	170	ALA	CA-C	6.99	1.71	1.52
1	6U	170	ALA	CA-C	6.99	1.71	1.52
1	7E	170	ALA	CA-C	6.99	1.71	1.52
1	7Q	170	ALA	CA-C	6.99	1.71	1.52
1	1M	39	GLN	N-CA	6.99	1.60	1.46
1	2I	39	GLN	N-CA	6.99	1.60	1.46
1	3A	39	GLN	N-CA	6.99	1.60	1.46
1	3I	39	GLN	N-CA	6.99	1.60	1.46
1	32	39	GLN	N-CA	6.99	1.60	1.46
1	4E	39	GLN	N-CA	6.99	1.60	1.46
1	4Y	39	GLN	N-CA	6.99	1.60	1.46
1	5U	39	GLN	N-CA	6.99	1.60	1.46
1	6M	39	GLN	N-CA	6.99	1.60	1.46
1	6U	39	GLN	N-CA	6.99	1.60	1.46
1	7E	39	GLN	N-CA	6.99	1.60	1.46
1	7Q	39	GLN	N-CA	6.99	1.60	1.46
1	1Q	39	GLN	N-CA	6.99	1.60	1.46
2	1R	57	LYS	C-O	6.99	1.36	1.23
1	1U	39	GLN	N-CA	6.99	1.60	1.46
2	1V	57	LYS	C-O	6.99	1.36	1.23
1	1Y	39	GLN	N-CA	6.99	1.60	1.46
2	1Z	57	LYS	C-O	6.99	1.36	1.23
1	2Q	39	GLN	N-CA	6.99	1.60	1.46
2	2R	57	LYS	C-O	6.99	1.36	1.23
1	2U	39	GLN	N-CA	6.99	1.60	1.46
2	2V	57	LYS	C-O	6.99	1.36	1.23
1	2Y	39	GLN	N-CA	6.99	1.60	1.46
2	2Z	57	LYS	C-O	6.99	1.36	1.23
1	42	39	GLN	N-CA	6.99	1.60	1.46
2	43	57	LYS	C-O	6.99	1.36	1.23
1	46	39	GLN	N-CA	6.99	1.60	1.46
2	47	57	LYS	C-O	6.99	1.36	1.23
1	5A	39	GLN	N-CA	6.99	1.60	1.46
2	5B	57	LYS	C-O	6.99	1.36	1.23
1	52	39	GLN	N-CA	6.99	1.60	1.46
2	53	57	LYS	C-O	6.99	1.36	1.23

*Continued on next page...*

*Continued from previous page...*

Mol	Chain	Res	Type	Atoms	Z	Observed(Å)	Ideal(Å)
1	56	39	GLN	N-CA	6.99	1.60	1.46
2	57	57	LYS	C-O	6.99	1.36	1.23
1	6A	39	GLN	N-CA	6.99	1.60	1.46
2	6B	57	LYS	C-O	6.99	1.36	1.23
2	1N	9	VAL	C-O	-6.98	1.10	1.23
2	1R	219	VAL	CB-CG2	6.98	1.67	1.52
2	1V	219	VAL	CB-CG2	6.98	1.67	1.52
2	1Z	219	VAL	CB-CG2	6.98	1.67	1.52
1	12	39	GLN	N-CA	6.98	1.60	1.46
1	16	39	GLN	N-CA	6.98	1.60	1.46
1	2A	39	GLN	N-CA	6.98	1.60	1.46
2	2J	9	VAL	C-O	-6.98	1.10	1.23
2	2R	219	VAL	CB-CG2	6.98	1.67	1.52
2	2V	219	VAL	CB-CG2	6.98	1.67	1.52
2	2Z	219	VAL	CB-CG2	6.98	1.67	1.52
2	3B	9	VAL	C-O	-6.98	1.10	1.23
2	3J	9	VAL	C-O	-6.98	1.10	1.23
1	3Q	39	GLN	N-CA	6.98	1.60	1.46
1	3U	39	GLN	N-CA	6.98	1.60	1.46
1	3Y	39	GLN	N-CA	6.98	1.60	1.46
2	33	9	VAL	C-O	-6.98	1.10	1.23
2	4F	9	VAL	C-O	-6.98	1.10	1.23
2	4Z	9	VAL	C-O	-6.98	1.10	1.23
2	43	219	VAL	CB-CG2	6.98	1.67	1.52
2	47	219	VAL	CB-CG2	6.98	1.67	1.52
2	5B	219	VAL	CB-CG2	6.98	1.67	1.52
1	5E	39	GLN	N-CA	6.98	1.60	1.46
1	5I	39	GLN	N-CA	6.98	1.60	1.46
1	5M	39	GLN	N-CA	6.98	1.60	1.46
2	5V	9	VAL	C-O	-6.98	1.10	1.23
2	53	219	VAL	CB-CG2	6.98	1.67	1.52
2	57	219	VAL	CB-CG2	6.98	1.67	1.52
2	6B	219	VAL	CB-CG2	6.98	1.67	1.52
2	6N	9	VAL	C-O	-6.98	1.10	1.23
2	6V	9	VAL	C-O	-6.98	1.10	1.23
1	62	39	GLN	N-CA	6.98	1.60	1.46
1	66	39	GLN	N-CA	6.98	1.60	1.46
1	7A	39	GLN	N-CA	6.98	1.60	1.46
2	7F	9	VAL	C-O	-6.98	1.10	1.23
2	7R	9	VAL	C-O	-6.98	1.10	1.23
1	1A	39	GLN	N-CA	6.98	1.60	1.46
1	1I	39	GLN	N-CA	6.98	1.60	1.46

*Continued on next page...*

*Continued from previous page...*

Mol	Chain	Res	Type	Atoms	Z	Observed(Å)	Ideal(Å)
1	2E	39	GLN	N-CA	6.98	1.60	1.46
1	26	39	GLN	N-CA	6.98	1.60	1.46
1	3E	39	GLN	N-CA	6.98	1.60	1.46
1	4A	39	GLN	N-CA	6.98	1.60	1.46
1	4M	39	GLN	N-CA	6.98	1.60	1.46
1	4U	39	GLN	N-CA	6.98	1.60	1.46
1	5Q	39	GLN	N-CA	6.98	1.60	1.46
1	6I	39	GLN	N-CA	6.98	1.60	1.46
1	6Q	39	GLN	N-CA	6.98	1.60	1.46
1	7M	39	GLN	N-CA	6.98	1.60	1.46
1	1Q	90	PHE	CD2-CE2	-6.98	1.25	1.39
1	1U	90	PHE	CD2-CE2	-6.98	1.25	1.39
1	1Y	90	PHE	CD2-CE2	-6.98	1.25	1.39
1	2Q	90	PHE	CD2-CE2	-6.98	1.25	1.39
1	2U	90	PHE	CD2-CE2	-6.98	1.25	1.39
1	2Y	90	PHE	CD2-CE2	-6.98	1.25	1.39
1	42	90	PHE	CD2-CE2	-6.98	1.25	1.39
1	46	90	PHE	CD2-CE2	-6.98	1.25	1.39
1	5A	90	PHE	CD2-CE2	-6.98	1.25	1.39
1	52	90	PHE	CD2-CE2	-6.98	1.25	1.39
1	56	90	PHE	CD2-CE2	-6.98	1.25	1.39
1	6A	90	PHE	CD2-CE2	-6.98	1.25	1.39
1	1M	90	PHE	CD2-CE2	-6.97	1.25	1.39
1	2I	90	PHE	CD2-CE2	-6.97	1.25	1.39
1	3A	90	PHE	CD2-CE2	-6.97	1.25	1.39
1	3I	90	PHE	CD2-CE2	-6.97	1.25	1.39
1	32	90	PHE	CD2-CE2	-6.97	1.25	1.39
1	4E	90	PHE	CD2-CE2	-6.97	1.25	1.39
1	4Y	90	PHE	CD2-CE2	-6.97	1.25	1.39
1	5U	90	PHE	CD2-CE2	-6.97	1.25	1.39
1	6M	90	PHE	CD2-CE2	-6.97	1.25	1.39
1	6U	90	PHE	CD2-CE2	-6.97	1.25	1.39
1	7E	90	PHE	CD2-CE2	-6.97	1.25	1.39
1	7Q	90	PHE	CD2-CE2	-6.97	1.25	1.39
1	1A	90	PHE	CD2-CE2	-6.97	1.25	1.39
1	1I	90	PHE	CD2-CE2	-6.97	1.25	1.39
1	2E	90	PHE	CD2-CE2	-6.97	1.25	1.39
1	26	90	PHE	CD2-CE2	-6.97	1.25	1.39
1	3E	90	PHE	CD2-CE2	-6.97	1.25	1.39
1	4A	90	PHE	CD2-CE2	-6.97	1.25	1.39
1	4M	90	PHE	CD2-CE2	-6.97	1.25	1.39
1	4U	90	PHE	CD2-CE2	-6.97	1.25	1.39

*Continued on next page...*

*Continued from previous page...*

Mol	Chain	Res	Type	Atoms	Z	Observed(Å)	Ideal(Å)
1	5Q	90	PHE	CD2-CE2	-6.97	1.25	1.39
1	6I	90	PHE	CD2-CE2	-6.97	1.25	1.39
1	6Q	90	PHE	CD2-CE2	-6.97	1.25	1.39
1	7M	90	PHE	CD2-CE2	-6.97	1.25	1.39
1	1E	39	GLN	N-CA	6.97	1.60	1.46
1	2M	39	GLN	N-CA	6.97	1.60	1.46
1	22	39	GLN	N-CA	6.97	1.60	1.46
1	3M	39	GLN	N-CA	6.97	1.60	1.46
1	36	39	GLN	N-CA	6.97	1.60	1.46
1	4I	39	GLN	N-CA	6.97	1.60	1.46
1	4Q	39	GLN	N-CA	6.97	1.60	1.46
1	5Y	39	GLN	N-CA	6.97	1.60	1.46
1	6E	39	GLN	N-CA	6.97	1.60	1.46
1	6Y	39	GLN	N-CA	6.97	1.60	1.46
1	7I	39	GLN	N-CA	6.97	1.60	1.46
1	7U	39	GLN	N-CA	6.97	1.60	1.46
1	1E	97	SER	N-CA	6.96	1.60	1.46
2	1R	9	VAL	C-O	-6.96	1.10	1.23
2	1V	9	VAL	C-O	-6.96	1.10	1.23
2	1Z	9	VAL	C-O	-6.96	1.10	1.23
1	2M	97	SER	N-CA	6.96	1.60	1.46
2	2R	9	VAL	C-O	-6.96	1.10	1.23
2	2V	9	VAL	C-O	-6.96	1.10	1.23
2	2Z	9	VAL	C-O	-6.96	1.10	1.23
1	22	97	SER	N-CA	6.96	1.60	1.46
1	3M	97	SER	N-CA	6.96	1.60	1.46
1	36	97	SER	N-CA	6.96	1.60	1.46
1	4I	97	SER	N-CA	6.96	1.60	1.46
1	4Q	97	SER	N-CA	6.96	1.60	1.46
2	43	9	VAL	C-O	-6.96	1.10	1.23
2	47	9	VAL	C-O	-6.96	1.10	1.23
2	5B	9	VAL	C-O	-6.96	1.10	1.23
1	5Y	97	SER	N-CA	6.96	1.60	1.46
2	53	9	VAL	C-O	-6.96	1.10	1.23
2	57	9	VAL	C-O	-6.96	1.10	1.23
2	6B	9	VAL	C-O	-6.96	1.10	1.23
1	6E	97	SER	N-CA	6.96	1.60	1.46
1	6Y	97	SER	N-CA	6.96	1.60	1.46
1	7I	97	SER	N-CA	6.96	1.60	1.46
1	7U	97	SER	N-CA	6.96	1.60	1.46
2	13	9	VAL	C-O	-6.96	1.10	1.23
2	17	9	VAL	C-O	-6.96	1.10	1.23

*Continued on next page...*

*Continued from previous page...*

Mol	Chain	Res	Type	Atoms	Z	Observed(Å)	Ideal(Å)
2	2B	9	VAL	C-O	-6.96	1.10	1.23
2	3R	9	VAL	C-O	-6.96	1.10	1.23
2	3V	9	VAL	C-O	-6.96	1.10	1.23
2	3Z	9	VAL	C-O	-6.96	1.10	1.23
2	5F	9	VAL	C-O	-6.96	1.10	1.23
2	5J	9	VAL	C-O	-6.96	1.10	1.23
2	5N	9	VAL	C-O	-6.96	1.10	1.23
2	63	9	VAL	C-O	-6.96	1.10	1.23
2	67	9	VAL	C-O	-6.96	1.10	1.23
2	7B	9	VAL	C-O	-6.96	1.10	1.23
2	1B	57	LYS	C-O	6.96	1.36	1.23
2	1J	57	LYS	C-O	6.96	1.36	1.23
2	2F	57	LYS	C-O	6.96	1.36	1.23
2	27	57	LYS	C-O	6.96	1.36	1.23
2	3F	57	LYS	C-O	6.96	1.36	1.23
2	4B	57	LYS	C-O	6.96	1.36	1.23
2	4N	57	LYS	C-O	6.96	1.36	1.23
2	4V	57	LYS	C-O	6.96	1.36	1.23
2	5R	57	LYS	C-O	6.96	1.36	1.23
2	6J	57	LYS	C-O	6.96	1.36	1.23
2	6R	57	LYS	C-O	6.96	1.36	1.23
2	7N	57	LYS	C-O	6.96	1.36	1.23
1	1A	97	SER	N-CA	6.96	1.60	1.46
1	1I	97	SER	N-CA	6.96	1.60	1.46
1	2E	97	SER	N-CA	6.96	1.60	1.46
1	26	97	SER	N-CA	6.96	1.60	1.46
1	3E	97	SER	N-CA	6.96	1.60	1.46
1	4A	97	SER	N-CA	6.96	1.60	1.46
1	4M	97	SER	N-CA	6.96	1.60	1.46
1	4U	97	SER	N-CA	6.96	1.60	1.46
1	5Q	97	SER	N-CA	6.96	1.60	1.46
1	6I	97	SER	N-CA	6.96	1.60	1.46
1	6Q	97	SER	N-CA	6.96	1.60	1.46
1	7M	97	SER	N-CA	6.96	1.60	1.46
1	12	90	PHE	CD2-CE2	-6.95	1.25	1.39
1	16	90	PHE	CD2-CE2	-6.95	1.25	1.39
1	2A	90	PHE	CD2-CE2	-6.95	1.25	1.39
1	3Q	90	PHE	CD2-CE2	-6.95	1.25	1.39
1	3U	90	PHE	CD2-CE2	-6.95	1.25	1.39
1	3Y	90	PHE	CD2-CE2	-6.95	1.25	1.39
1	5E	90	PHE	CD2-CE2	-6.95	1.25	1.39
1	5I	90	PHE	CD2-CE2	-6.95	1.25	1.39

*Continued on next page...*

*Continued from previous page...*

Mol	Chain	Res	Type	Atoms	Z	Observed(Å)	Ideal(Å)
1	5M	90	PHE	CD2-CE2	-6.95	1.25	1.39
1	62	90	PHE	CD2-CE2	-6.95	1.25	1.39
1	66	90	PHE	CD2-CE2	-6.95	1.25	1.39
1	7A	90	PHE	CD2-CE2	-6.95	1.25	1.39
2	1F	57	LYS	C-O	6.95	1.36	1.23
2	2N	57	LYS	C-O	6.95	1.36	1.23
2	23	57	LYS	C-O	6.95	1.36	1.23
2	3N	57	LYS	C-O	6.95	1.36	1.23
2	37	57	LYS	C-O	6.95	1.36	1.23
2	4J	57	LYS	C-O	6.95	1.36	1.23
2	4R	57	LYS	C-O	6.95	1.36	1.23
2	5Z	57	LYS	C-O	6.95	1.36	1.23
2	6F	57	LYS	C-O	6.95	1.36	1.23
2	6Z	57	LYS	C-O	6.95	1.36	1.23
2	7J	57	LYS	C-O	6.95	1.36	1.23
2	7V	57	LYS	C-O	6.95	1.36	1.23
1	1M	97	SER	N-CA	6.95	1.60	1.46
1	2I	97	SER	N-CA	6.95	1.60	1.46
1	3A	97	SER	N-CA	6.95	1.60	1.46
1	3I	97	SER	N-CA	6.95	1.60	1.46
1	32	97	SER	N-CA	6.95	1.60	1.46
1	4E	97	SER	N-CA	6.95	1.60	1.46
1	4Y	97	SER	N-CA	6.95	1.60	1.46
1	5U	97	SER	N-CA	6.95	1.60	1.46
1	6M	97	SER	N-CA	6.95	1.60	1.46
1	6U	97	SER	N-CA	6.95	1.60	1.46
1	7E	97	SER	N-CA	6.95	1.60	1.46
1	7Q	97	SER	N-CA	6.95	1.60	1.46
1	12	97	SER	N-CA	6.94	1.60	1.46
1	16	97	SER	N-CA	6.94	1.60	1.46
1	2A	97	SER	N-CA	6.94	1.60	1.46
1	3Q	97	SER	N-CA	6.94	1.60	1.46
1	3U	97	SER	N-CA	6.94	1.60	1.46
1	3Y	97	SER	N-CA	6.94	1.60	1.46
1	5E	97	SER	N-CA	6.94	1.60	1.46
1	5I	97	SER	N-CA	6.94	1.60	1.46
1	5M	97	SER	N-CA	6.94	1.60	1.46
1	62	97	SER	N-CA	6.94	1.60	1.46
1	66	97	SER	N-CA	6.94	1.60	1.46
1	7A	97	SER	N-CA	6.94	1.60	1.46
1	1E	29	TYR	N-CA	6.94	1.60	1.46
1	1Q	97	SER	N-CA	6.94	1.60	1.46

*Continued on next page...*



*Continued from previous page...*

Mol	Chain	Res	Type	Atoms	Z	Observed(Å)	Ideal(Å)
1	1U	97	SER	N-CA	6.94	1.60	1.46
1	1Y	97	SER	N-CA	6.94	1.60	1.46
1	2M	29	TYR	N-CA	6.94	1.60	1.46
1	2Q	97	SER	N-CA	6.94	1.60	1.46
1	2U	97	SER	N-CA	6.94	1.60	1.46
1	2Y	97	SER	N-CA	6.94	1.60	1.46
1	22	29	TYR	N-CA	6.94	1.60	1.46
1	3M	29	TYR	N-CA	6.94	1.60	1.46
1	36	29	TYR	N-CA	6.94	1.60	1.46
1	4I	29	TYR	N-CA	6.94	1.60	1.46
1	4Q	29	TYR	N-CA	6.94	1.60	1.46
1	42	97	SER	N-CA	6.94	1.60	1.46
1	46	97	SER	N-CA	6.94	1.60	1.46
1	5A	97	SER	N-CA	6.94	1.60	1.46
1	5Y	29	TYR	N-CA	6.94	1.60	1.46
1	52	97	SER	N-CA	6.94	1.60	1.46
1	56	97	SER	N-CA	6.94	1.60	1.46
1	6A	97	SER	N-CA	6.94	1.60	1.46
1	6E	29	TYR	N-CA	6.94	1.60	1.46
1	6Y	29	TYR	N-CA	6.94	1.60	1.46
1	7I	29	TYR	N-CA	6.94	1.60	1.46
1	7U	29	TYR	N-CA	6.94	1.60	1.46
1	1A	29	TYR	N-CA	6.94	1.60	1.46
1	1I	29	TYR	N-CA	6.94	1.60	1.46
1	2E	29	TYR	N-CA	6.94	1.60	1.46
1	26	29	TYR	N-CA	6.94	1.60	1.46
1	3E	29	TYR	N-CA	6.94	1.60	1.46
1	4A	29	TYR	N-CA	6.94	1.60	1.46
1	4M	29	TYR	N-CA	6.94	1.60	1.46
1	4U	29	TYR	N-CA	6.94	1.60	1.46
1	5Q	29	TYR	N-CA	6.94	1.60	1.46
1	6I	29	TYR	N-CA	6.94	1.60	1.46
1	6Q	29	TYR	N-CA	6.94	1.60	1.46
1	7M	29	TYR	N-CA	6.94	1.60	1.46
1	12	29	TYR	N-CA	6.94	1.60	1.46
1	16	29	TYR	N-CA	6.94	1.60	1.46
1	2A	29	TYR	N-CA	6.94	1.60	1.46
1	3Q	29	TYR	N-CA	6.94	1.60	1.46
1	3U	29	TYR	N-CA	6.94	1.60	1.46
1	3Y	29	TYR	N-CA	6.94	1.60	1.46
1	5E	29	TYR	N-CA	6.94	1.60	1.46
1	5I	29	TYR	N-CA	6.94	1.60	1.46

*Continued on next page...*

*Continued from previous page...*

Mol	Chain	Res	Type	Atoms	Z	Observed(Å)	Ideal(Å)
1	5M	29	TYR	N-CA	6.94	1.60	1.46
1	62	29	TYR	N-CA	6.94	1.60	1.46
1	66	29	TYR	N-CA	6.94	1.60	1.46
1	7A	29	TYR	N-CA	6.94	1.60	1.46
2	1F	9	VAL	C-O	-6.94	1.10	1.23
2	2N	9	VAL	C-O	-6.94	1.10	1.23
2	23	9	VAL	C-O	-6.94	1.10	1.23
2	3N	9	VAL	C-O	-6.94	1.10	1.23
2	37	9	VAL	C-O	-6.94	1.10	1.23
2	4J	9	VAL	C-O	-6.94	1.10	1.23
2	4R	9	VAL	C-O	-6.94	1.10	1.23
2	5Z	9	VAL	C-O	-6.94	1.10	1.23
2	6F	9	VAL	C-O	-6.94	1.10	1.23
2	6Z	9	VAL	C-O	-6.94	1.10	1.23
2	7J	9	VAL	C-O	-6.94	1.10	1.23
2	7V	9	VAL	C-O	-6.94	1.10	1.23
2	1B	9	VAL	C-O	-6.94	1.10	1.23
2	1J	9	VAL	C-O	-6.94	1.10	1.23
2	2F	9	VAL	C-O	-6.94	1.10	1.23
2	27	9	VAL	C-O	-6.94	1.10	1.23
2	3F	9	VAL	C-O	-6.94	1.10	1.23
2	4B	9	VAL	C-O	-6.94	1.10	1.23
2	4N	9	VAL	C-O	-6.94	1.10	1.23
2	4V	9	VAL	C-O	-6.94	1.10	1.23
2	5R	9	VAL	C-O	-6.94	1.10	1.23
2	6J	9	VAL	C-O	-6.94	1.10	1.23
2	6R	9	VAL	C-O	-6.94	1.10	1.23
2	7N	9	VAL	C-O	-6.94	1.10	1.23
2	13	57	LYS	C-O	6.93	1.36	1.23
2	17	57	LYS	C-O	6.93	1.36	1.23
2	2B	57	LYS	C-O	6.93	1.36	1.23
2	3R	57	LYS	C-O	6.93	1.36	1.23
2	3V	57	LYS	C-O	6.93	1.36	1.23
2	3Z	57	LYS	C-O	6.93	1.36	1.23
2	5F	57	LYS	C-O	6.93	1.36	1.23
2	5J	57	LYS	C-O	6.93	1.36	1.23
2	5N	57	LYS	C-O	6.93	1.36	1.23
2	63	57	LYS	C-O	6.93	1.36	1.23
2	67	57	LYS	C-O	6.93	1.36	1.23
2	7B	57	LYS	C-O	6.93	1.36	1.23
1	1Q	29	TYR	N-CA	6.92	1.60	1.46
1	1U	29	TYR	N-CA	6.92	1.60	1.46

*Continued on next page...*

*Continued from previous page...*

Mol	Chain	Res	Type	Atoms	Z	Observed(Å)	Ideal(Å)
1	1Y	29	TYR	N-CA	6.92	1.60	1.46
1	2Q	29	TYR	N-CA	6.92	1.60	1.46
1	2U	29	TYR	N-CA	6.92	1.60	1.46
1	2Y	29	TYR	N-CA	6.92	1.60	1.46
1	42	29	TYR	N-CA	6.92	1.60	1.46
1	46	29	TYR	N-CA	6.92	1.60	1.46
1	5A	29	TYR	N-CA	6.92	1.60	1.46
1	52	29	TYR	N-CA	6.92	1.60	1.46
1	56	29	TYR	N-CA	6.92	1.60	1.46
1	6A	29	TYR	N-CA	6.92	1.60	1.46
1	1M	29	TYR	N-CA	6.92	1.60	1.46
1	2I	29	TYR	N-CA	6.92	1.60	1.46
1	3A	29	TYR	N-CA	6.92	1.60	1.46
1	3I	29	TYR	N-CA	6.92	1.60	1.46
1	32	29	TYR	N-CA	6.92	1.60	1.46
1	4E	29	TYR	N-CA	6.92	1.60	1.46
1	4Y	29	TYR	N-CA	6.92	1.60	1.46
1	5U	29	TYR	N-CA	6.92	1.60	1.46
1	6M	29	TYR	N-CA	6.92	1.60	1.46
1	6U	29	TYR	N-CA	6.92	1.60	1.46
1	7E	29	TYR	N-CA	6.92	1.60	1.46
1	7Q	29	TYR	N-CA	6.92	1.60	1.46
2	1F	79	VAL	C-N	-6.91	1.18	1.34
2	2N	79	VAL	C-N	-6.91	1.18	1.34
2	23	79	VAL	C-N	-6.91	1.18	1.34
2	3N	79	VAL	C-N	-6.91	1.18	1.34
2	37	79	VAL	C-N	-6.91	1.18	1.34
2	4J	79	VAL	C-N	-6.91	1.18	1.34
2	4R	79	VAL	C-N	-6.91	1.18	1.34
2	5Z	79	VAL	C-N	-6.91	1.18	1.34
2	6F	79	VAL	C-N	-6.91	1.18	1.34
2	6Z	79	VAL	C-N	-6.91	1.18	1.34
2	7J	79	VAL	C-N	-6.91	1.18	1.34
2	7V	79	VAL	C-N	-6.91	1.18	1.34
2	1N	79	VAL	C-N	-6.90	1.18	1.34
2	2J	79	VAL	C-N	-6.90	1.18	1.34
2	3B	79	VAL	C-N	-6.90	1.18	1.34
2	3J	79	VAL	C-N	-6.90	1.18	1.34
2	33	79	VAL	C-N	-6.90	1.18	1.34
2	4F	79	VAL	C-N	-6.90	1.18	1.34
2	4Z	79	VAL	C-N	-6.90	1.18	1.34
2	5V	79	VAL	C-N	-6.90	1.18	1.34

*Continued on next page...*

*Continued from previous page...*

Mol	Chain	Res	Type	Atoms	Z	Observed(Å)	Ideal(Å)
2	6N	79	VAL	C-N	-6.90	1.18	1.34
2	6V	79	VAL	C-N	-6.90	1.18	1.34
2	7F	79	VAL	C-N	-6.90	1.18	1.34
2	7R	79	VAL	C-N	-6.90	1.18	1.34
2	1B	79	VAL	C-N	-6.89	1.18	1.34
2	1J	79	VAL	C-N	-6.89	1.18	1.34
2	1N	57	LYS	C-O	6.89	1.36	1.23
2	2F	79	VAL	C-N	-6.89	1.18	1.34
2	2J	57	LYS	C-O	6.89	1.36	1.23
2	27	79	VAL	C-N	-6.89	1.18	1.34
2	3B	57	LYS	C-O	6.89	1.36	1.23
2	3F	79	VAL	C-N	-6.89	1.18	1.34
2	3J	57	LYS	C-O	6.89	1.36	1.23
2	33	57	LYS	C-O	6.89	1.36	1.23
2	4B	79	VAL	C-N	-6.89	1.18	1.34
2	4F	57	LYS	C-O	6.89	1.36	1.23
2	4N	79	VAL	C-N	-6.89	1.18	1.34
2	4V	79	VAL	C-N	-6.89	1.18	1.34
2	4Z	57	LYS	C-O	6.89	1.36	1.23
2	5R	79	VAL	C-N	-6.89	1.18	1.34
2	5V	57	LYS	C-O	6.89	1.36	1.23
2	6J	79	VAL	C-N	-6.89	1.18	1.34
2	6N	57	LYS	C-O	6.89	1.36	1.23
2	6R	79	VAL	C-N	-6.89	1.18	1.34
2	6V	57	LYS	C-O	6.89	1.36	1.23
2	7F	57	LYS	C-O	6.89	1.36	1.23
2	7N	79	VAL	C-N	-6.89	1.18	1.34
2	7R	57	LYS	C-O	6.89	1.36	1.23
2	1R	79	VAL	C-N	-6.88	1.18	1.34
2	1V	79	VAL	C-N	-6.88	1.18	1.34
2	1Z	79	VAL	C-N	-6.88	1.18	1.34
2	13	79	VAL	C-N	-6.88	1.18	1.34
2	17	79	VAL	C-N	-6.88	1.18	1.34
2	2B	79	VAL	C-N	-6.88	1.18	1.34
2	2R	79	VAL	C-N	-6.88	1.18	1.34
2	2V	79	VAL	C-N	-6.88	1.18	1.34
2	2Z	79	VAL	C-N	-6.88	1.18	1.34
2	3R	79	VAL	C-N	-6.88	1.18	1.34
2	3V	79	VAL	C-N	-6.88	1.18	1.34
2	3Z	79	VAL	C-N	-6.88	1.18	1.34
2	43	79	VAL	C-N	-6.88	1.18	1.34
2	47	79	VAL	C-N	-6.88	1.18	1.34

*Continued on next page...*

*Continued from previous page...*

Mol	Chain	Res	Type	Atoms	Z	Observed(Å)	Ideal(Å)
2	5B	79	VAL	C-N	-6.88	1.18	1.34
2	5F	79	VAL	C-N	-6.88	1.18	1.34
2	5J	79	VAL	C-N	-6.88	1.18	1.34
2	5N	79	VAL	C-N	-6.88	1.18	1.34
2	53	79	VAL	C-N	-6.88	1.18	1.34
2	57	79	VAL	C-N	-6.88	1.18	1.34
2	6B	79	VAL	C-N	-6.88	1.18	1.34
2	63	79	VAL	C-N	-6.88	1.18	1.34
2	67	79	VAL	C-N	-6.88	1.18	1.34
2	7B	79	VAL	C-N	-6.88	1.18	1.34
2	13	2	GLU	CD-OE1	6.88	1.33	1.25
2	17	2	GLU	CD-OE1	6.88	1.33	1.25
2	2B	2	GLU	CD-OE1	6.88	1.33	1.25
2	3R	2	GLU	CD-OE1	6.88	1.33	1.25
2	3V	2	GLU	CD-OE1	6.88	1.33	1.25
2	3Z	2	GLU	CD-OE1	6.88	1.33	1.25
2	5F	2	GLU	CD-OE1	6.88	1.33	1.25
2	5J	2	GLU	CD-OE1	6.88	1.33	1.25
2	5N	2	GLU	CD-OE1	6.88	1.33	1.25
2	63	2	GLU	CD-OE1	6.88	1.33	1.25
2	67	2	GLU	CD-OE1	6.88	1.33	1.25
2	7B	2	GLU	CD-OE1	6.88	1.33	1.25
2	1N	77	THR	CB-CG2	6.87	1.75	1.52
1	1Q	76	TYR	C-N	-6.87	1.18	1.34
1	1U	76	TYR	C-N	-6.87	1.18	1.34
1	1Y	76	TYR	C-N	-6.87	1.18	1.34
2	2J	77	THR	CB-CG2	6.87	1.75	1.52
1	2Q	76	TYR	C-N	-6.87	1.18	1.34
1	2U	76	TYR	C-N	-6.87	1.18	1.34
1	2Y	76	TYR	C-N	-6.87	1.18	1.34
2	3B	77	THR	CB-CG2	6.87	1.75	1.52
2	3J	77	THR	CB-CG2	6.87	1.75	1.52
2	33	77	THR	CB-CG2	6.87	1.75	1.52
2	4F	77	THR	CB-CG2	6.87	1.75	1.52
2	4Z	77	THR	CB-CG2	6.87	1.75	1.52
1	42	76	TYR	C-N	-6.87	1.18	1.34
1	46	76	TYR	C-N	-6.87	1.18	1.34
1	5A	76	TYR	C-N	-6.87	1.18	1.34
2	5V	77	THR	CB-CG2	6.87	1.75	1.52
1	52	76	TYR	C-N	-6.87	1.18	1.34
1	56	76	TYR	C-N	-6.87	1.18	1.34
1	6A	76	TYR	C-N	-6.87	1.18	1.34

*Continued on next page...*

*Continued from previous page...*

Mol	Chain	Res	Type	Atoms	Z	Observed(Å)	Ideal(Å)
2	6N	77	THR	CB-CG2	6.87	1.75	1.52
2	6V	77	THR	CB-CG2	6.87	1.75	1.52
2	7F	77	THR	CB-CG2	6.87	1.75	1.52
2	7R	77	THR	CB-CG2	6.87	1.75	1.52
2	1N	7	ASN	C-O	6.87	1.36	1.23
2	2J	7	ASN	C-O	6.87	1.36	1.23
2	3B	7	ASN	C-O	6.87	1.36	1.23
2	3J	7	ASN	C-O	6.87	1.36	1.23
2	33	7	ASN	C-O	6.87	1.36	1.23
2	4F	7	ASN	C-O	6.87	1.36	1.23
2	4Z	7	ASN	C-O	6.87	1.36	1.23
2	5V	7	ASN	C-O	6.87	1.36	1.23
2	6N	7	ASN	C-O	6.87	1.36	1.23
2	6V	7	ASN	C-O	6.87	1.36	1.23
2	7F	7	ASN	C-O	6.87	1.36	1.23
2	7R	7	ASN	C-O	6.87	1.36	1.23
2	1R	77	THR	CB-CG2	6.86	1.75	1.52
2	1V	77	THR	CB-CG2	6.86	1.75	1.52
2	1Z	77	THR	CB-CG2	6.86	1.75	1.52
2	2R	77	THR	CB-CG2	6.86	1.75	1.52
2	2V	77	THR	CB-CG2	6.86	1.75	1.52
2	2Z	77	THR	CB-CG2	6.86	1.75	1.52
2	43	77	THR	CB-CG2	6.86	1.75	1.52
2	47	77	THR	CB-CG2	6.86	1.75	1.52
2	5B	77	THR	CB-CG2	6.86	1.75	1.52
2	53	77	THR	CB-CG2	6.86	1.75	1.52
2	57	77	THR	CB-CG2	6.86	1.75	1.52
2	6B	77	THR	CB-CG2	6.86	1.75	1.52
2	1B	7	ASN	C-O	6.86	1.36	1.23
2	1F	77	THR	CB-CG2	6.86	1.75	1.52
2	1J	7	ASN	C-O	6.86	1.36	1.23
2	13	78	HIS	ND1-CE1	-6.86	1.17	1.34
2	17	78	HIS	ND1-CE1	-6.86	1.17	1.34
2	2B	78	HIS	ND1-CE1	-6.86	1.17	1.34
2	2F	7	ASN	C-O	6.86	1.36	1.23
2	2N	77	THR	CB-CG2	6.86	1.75	1.52
2	23	77	THR	CB-CG2	6.86	1.75	1.52
2	27	7	ASN	C-O	6.86	1.36	1.23
2	3F	7	ASN	C-O	6.86	1.36	1.23
2	3N	77	THR	CB-CG2	6.86	1.75	1.52
2	3R	78	HIS	ND1-CE1	-6.86	1.17	1.34
2	3V	78	HIS	ND1-CE1	-6.86	1.17	1.34

*Continued on next page...*

*Continued from previous page...*

Mol	Chain	Res	Type	Atoms	Z	Observed(Å)	Ideal(Å)
2	3Z	78	HIS	ND1-CE1	-6.86	1.17	1.34
2	37	77	THR	CB-CG2	6.86	1.75	1.52
2	4B	7	ASN	C-O	6.86	1.36	1.23
2	4J	77	THR	CB-CG2	6.86	1.75	1.52
2	4N	7	ASN	C-O	6.86	1.36	1.23
2	4R	77	THR	CB-CG2	6.86	1.75	1.52
2	4V	7	ASN	C-O	6.86	1.36	1.23
2	5F	78	HIS	ND1-CE1	-6.86	1.17	1.34
2	5J	78	HIS	ND1-CE1	-6.86	1.17	1.34
2	5N	78	HIS	ND1-CE1	-6.86	1.17	1.34
2	5R	7	ASN	C-O	6.86	1.36	1.23
2	5Z	77	THR	CB-CG2	6.86	1.75	1.52
2	6F	77	THR	CB-CG2	6.86	1.75	1.52
2	6J	7	ASN	C-O	6.86	1.36	1.23
2	6R	7	ASN	C-O	6.86	1.36	1.23
2	6Z	77	THR	CB-CG2	6.86	1.75	1.52
2	63	78	HIS	ND1-CE1	-6.86	1.17	1.34
2	67	78	HIS	ND1-CE1	-6.86	1.17	1.34
2	7B	78	HIS	ND1-CE1	-6.86	1.17	1.34
2	7J	77	THR	CB-CG2	6.86	1.75	1.52
2	7N	7	ASN	C-O	6.86	1.36	1.23
2	7V	77	THR	CB-CG2	6.86	1.75	1.52
2	1F	3	PRO	CB-CG	6.86	1.84	1.50
2	2N	3	PRO	CB-CG	6.86	1.84	1.50
2	23	3	PRO	CB-CG	6.86	1.84	1.50
2	3N	3	PRO	CB-CG	6.86	1.84	1.50
2	37	3	PRO	CB-CG	6.86	1.84	1.50
2	4J	3	PRO	CB-CG	6.86	1.84	1.50
2	4R	3	PRO	CB-CG	6.86	1.84	1.50
2	5Z	3	PRO	CB-CG	6.86	1.84	1.50
2	6F	3	PRO	CB-CG	6.86	1.84	1.50
2	6Z	3	PRO	CB-CG	6.86	1.84	1.50
2	7J	3	PRO	CB-CG	6.86	1.84	1.50
2	7V	3	PRO	CB-CG	6.86	1.84	1.50
2	1B	77	THR	CB-CG2	6.85	1.75	1.52
2	1F	78	HIS	ND1-CE1	-6.85	1.17	1.34
2	1J	77	THR	CB-CG2	6.85	1.75	1.52
2	1R	3	PRO	CB-CG	6.85	1.84	1.50
2	1V	3	PRO	CB-CG	6.85	1.84	1.50
2	1Z	3	PRO	CB-CG	6.85	1.84	1.50
2	2F	77	THR	CB-CG2	6.85	1.75	1.52
2	2N	78	HIS	ND1-CE1	-6.85	1.17	1.34

*Continued on next page...*

*Continued from previous page...*

Mol	Chain	Res	Type	Atoms	Z	Observed(Å)	Ideal(Å)
2	2R	3	PRO	CB-CG	6.85	1.84	1.50
2	2V	3	PRO	CB-CG	6.85	1.84	1.50
2	2Z	3	PRO	CB-CG	6.85	1.84	1.50
2	23	78	HIS	ND1-CE1	-6.85	1.17	1.34
2	27	77	THR	CB-CG2	6.85	1.75	1.52
2	3F	77	THR	CB-CG2	6.85	1.75	1.52
2	3N	78	HIS	ND1-CE1	-6.85	1.17	1.34
2	37	78	HIS	ND1-CE1	-6.85	1.17	1.34
2	4B	77	THR	CB-CG2	6.85	1.75	1.52
2	4J	78	HIS	ND1-CE1	-6.85	1.17	1.34
2	4N	77	THR	CB-CG2	6.85	1.75	1.52
2	4R	78	HIS	ND1-CE1	-6.85	1.17	1.34
2	4V	77	THR	CB-CG2	6.85	1.75	1.52
2	43	3	PRO	CB-CG	6.85	1.84	1.50
2	47	3	PRO	CB-CG	6.85	1.84	1.50
2	5B	3	PRO	CB-CG	6.85	1.84	1.50
2	5R	77	THR	CB-CG2	6.85	1.75	1.52
2	5Z	78	HIS	ND1-CE1	-6.85	1.17	1.34
2	53	3	PRO	CB-CG	6.85	1.84	1.50
2	57	3	PRO	CB-CG	6.85	1.84	1.50
2	6B	3	PRO	CB-CG	6.85	1.84	1.50
2	6F	78	HIS	ND1-CE1	-6.85	1.17	1.34
2	6J	77	THR	CB-CG2	6.85	1.75	1.52
2	6R	77	THR	CB-CG2	6.85	1.75	1.52
2	6Z	78	HIS	ND1-CE1	-6.85	1.17	1.34
2	7J	78	HIS	ND1-CE1	-6.85	1.17	1.34
2	7N	77	THR	CB-CG2	6.85	1.75	1.52
2	7V	78	HIS	ND1-CE1	-6.85	1.17	1.34
2	1N	3	PRO	CB-CG	6.85	1.84	1.50
2	13	77	THR	CB-CG2	6.85	1.75	1.52
2	17	77	THR	CB-CG2	6.85	1.75	1.52
2	2B	77	THR	CB-CG2	6.85	1.75	1.52
2	2J	3	PRO	CB-CG	6.85	1.84	1.50
2	3B	3	PRO	CB-CG	6.85	1.84	1.50
2	3J	3	PRO	CB-CG	6.85	1.84	1.50
2	3R	77	THR	CB-CG2	6.85	1.75	1.52
2	3V	77	THR	CB-CG2	6.85	1.75	1.52
2	3Z	77	THR	CB-CG2	6.85	1.75	1.52
2	33	3	PRO	CB-CG	6.85	1.84	1.50
2	4F	3	PRO	CB-CG	6.85	1.84	1.50
2	4Z	3	PRO	CB-CG	6.85	1.84	1.50
2	5F	77	THR	CB-CG2	6.85	1.75	1.52

*Continued on next page...*



*Continued from previous page...*

Mol	Chain	Res	Type	Atoms	Z	Observed(Å)	Ideal(Å)
2	5J	77	THR	CB-CG2	6.85	1.75	1.52
2	5N	77	THR	CB-CG2	6.85	1.75	1.52
2	5V	3	PRO	CB-CG	6.85	1.84	1.50
2	6N	3	PRO	CB-CG	6.85	1.84	1.50
2	6V	3	PRO	CB-CG	6.85	1.84	1.50
2	63	77	THR	CB-CG2	6.85	1.75	1.52
2	67	77	THR	CB-CG2	6.85	1.75	1.52
2	7B	77	THR	CB-CG2	6.85	1.75	1.52
2	7F	3	PRO	CB-CG	6.85	1.84	1.50
2	7R	3	PRO	CB-CG	6.85	1.84	1.50
2	1F	7	ASN	C-O	6.85	1.36	1.23
2	1N	78	HIS	ND1-CE1	-6.85	1.17	1.34
2	1R	7	ASN	C-O	6.85	1.36	1.23
2	1R	76	ILE	CB-CG2	-6.85	1.31	1.52
2	1V	7	ASN	C-O	6.85	1.36	1.23
2	1V	76	ILE	CB-CG2	-6.85	1.31	1.52
2	1Z	7	ASN	C-O	6.85	1.36	1.23
2	1Z	76	ILE	CB-CG2	-6.85	1.31	1.52
2	2J	78	HIS	ND1-CE1	-6.85	1.17	1.34
2	2N	7	ASN	C-O	6.85	1.36	1.23
2	2R	7	ASN	C-O	6.85	1.36	1.23
2	2R	76	ILE	CB-CG2	-6.85	1.31	1.52
2	2V	7	ASN	C-O	6.85	1.36	1.23
2	2V	76	ILE	CB-CG2	-6.85	1.31	1.52
2	2Z	7	ASN	C-O	6.85	1.36	1.23
2	2Z	76	ILE	CB-CG2	-6.85	1.31	1.52
2	23	7	ASN	C-O	6.85	1.36	1.23
2	3B	78	HIS	ND1-CE1	-6.85	1.17	1.34
2	3J	78	HIS	ND1-CE1	-6.85	1.17	1.34
2	3N	7	ASN	C-O	6.85	1.36	1.23
2	33	78	HIS	ND1-CE1	-6.85	1.17	1.34
2	37	7	ASN	C-O	6.85	1.36	1.23
2	4F	78	HIS	ND1-CE1	-6.85	1.17	1.34
2	4J	7	ASN	C-O	6.85	1.36	1.23
2	4R	7	ASN	C-O	6.85	1.36	1.23
2	4Z	78	HIS	ND1-CE1	-6.85	1.17	1.34
2	43	7	ASN	C-O	6.85	1.36	1.23
2	43	76	ILE	CB-CG2	-6.85	1.31	1.52
2	47	7	ASN	C-O	6.85	1.36	1.23
2	47	76	ILE	CB-CG2	-6.85	1.31	1.52
2	5B	7	ASN	C-O	6.85	1.36	1.23
2	5B	76	ILE	CB-CG2	-6.85	1.31	1.52

*Continued on next page...*

*Continued from previous page...*

Mol	Chain	Res	Type	Atoms	Z	Observed(Å)	Ideal(Å)
2	5V	78	HIS	ND1-CE1	-6.85	1.17	1.34
2	5Z	7	ASN	C-O	6.85	1.36	1.23
2	53	7	ASN	C-O	6.85	1.36	1.23
2	53	76	ILE	CB-CG2	-6.85	1.31	1.52
2	57	7	ASN	C-O	6.85	1.36	1.23
2	57	76	ILE	CB-CG2	-6.85	1.31	1.52
2	6B	7	ASN	C-O	6.85	1.36	1.23
2	6B	76	ILE	CB-CG2	-6.85	1.31	1.52
2	6F	7	ASN	C-O	6.85	1.36	1.23
2	6N	78	HIS	ND1-CE1	-6.85	1.17	1.34
2	6V	78	HIS	ND1-CE1	-6.85	1.17	1.34
2	6Z	7	ASN	C-O	6.85	1.36	1.23
2	7F	78	HIS	ND1-CE1	-6.85	1.17	1.34
2	7J	7	ASN	C-O	6.85	1.36	1.23
2	7R	78	HIS	ND1-CE1	-6.85	1.17	1.34
2	7V	7	ASN	C-O	6.85	1.36	1.23
2	13	7	ASN	C-O	6.85	1.36	1.23
2	17	7	ASN	C-O	6.85	1.36	1.23
2	2B	7	ASN	C-O	6.85	1.36	1.23
2	3R	7	ASN	C-O	6.85	1.36	1.23
2	3V	7	ASN	C-O	6.85	1.36	1.23
2	3Z	7	ASN	C-O	6.85	1.36	1.23
2	5F	7	ASN	C-O	6.85	1.36	1.23
2	5J	7	ASN	C-O	6.85	1.36	1.23
2	5N	7	ASN	C-O	6.85	1.36	1.23
2	63	7	ASN	C-O	6.85	1.36	1.23
2	67	7	ASN	C-O	6.85	1.36	1.23
2	7B	7	ASN	C-O	6.85	1.36	1.23
2	1B	3	PRO	CB-CG	6.85	1.84	1.50
2	1J	3	PRO	CB-CG	6.85	1.84	1.50
2	13	3	PRO	CB-CG	6.85	1.84	1.50
2	17	3	PRO	CB-CG	6.85	1.84	1.50
2	2B	3	PRO	CB-CG	6.85	1.84	1.50
2	2F	3	PRO	CB-CG	6.85	1.84	1.50
2	27	3	PRO	CB-CG	6.85	1.84	1.50
2	3F	3	PRO	CB-CG	6.85	1.84	1.50
2	3R	3	PRO	CB-CG	6.85	1.84	1.50
2	3V	3	PRO	CB-CG	6.85	1.84	1.50
2	3Z	3	PRO	CB-CG	6.85	1.84	1.50
2	4B	3	PRO	CB-CG	6.85	1.84	1.50
2	4N	3	PRO	CB-CG	6.85	1.84	1.50
2	4V	3	PRO	CB-CG	6.85	1.84	1.50

*Continued on next page...*

*Continued from previous page...*

Mol	Chain	Res	Type	Atoms	Z	Observed(Å)	Ideal(Å)
2	5F	3	PRO	CB-CG	6.85	1.84	1.50
2	5J	3	PRO	CB-CG	6.85	1.84	1.50
2	5N	3	PRO	CB-CG	6.85	1.84	1.50
2	5R	3	PRO	CB-CG	6.85	1.84	1.50
2	6J	3	PRO	CB-CG	6.85	1.84	1.50
2	6R	3	PRO	CB-CG	6.85	1.84	1.50
2	63	3	PRO	CB-CG	6.85	1.84	1.50
2	67	3	PRO	CB-CG	6.85	1.84	1.50
2	7B	3	PRO	CB-CG	6.85	1.84	1.50
2	7N	3	PRO	CB-CG	6.85	1.84	1.50
1	1M	76	TYR	C-N	-6.84	1.18	1.34
1	12	76	TYR	C-N	-6.84	1.18	1.34
1	16	76	TYR	C-N	-6.84	1.18	1.34
1	2A	76	TYR	C-N	-6.84	1.18	1.34
1	2I	76	TYR	C-N	-6.84	1.18	1.34
1	3A	76	TYR	C-N	-6.84	1.18	1.34
1	3I	76	TYR	C-N	-6.84	1.18	1.34
1	3Q	76	TYR	C-N	-6.84	1.18	1.34
1	3U	76	TYR	C-N	-6.84	1.18	1.34
1	3Y	76	TYR	C-N	-6.84	1.18	1.34
1	32	76	TYR	C-N	-6.84	1.18	1.34
1	4E	76	TYR	C-N	-6.84	1.18	1.34
1	4Y	76	TYR	C-N	-6.84	1.18	1.34
1	5E	76	TYR	C-N	-6.84	1.18	1.34
1	5I	76	TYR	C-N	-6.84	1.18	1.34
1	5M	76	TYR	C-N	-6.84	1.18	1.34
1	5U	76	TYR	C-N	-6.84	1.18	1.34
1	6M	76	TYR	C-N	-6.84	1.18	1.34
1	6U	76	TYR	C-N	-6.84	1.18	1.34
1	62	76	TYR	C-N	-6.84	1.18	1.34
1	66	76	TYR	C-N	-6.84	1.18	1.34
1	7A	76	TYR	C-N	-6.84	1.18	1.34
1	7E	76	TYR	C-N	-6.84	1.18	1.34
1	7Q	76	TYR	C-N	-6.84	1.18	1.34
2	1B	76	ILE	CB-CG2	-6.84	1.31	1.52
1	1E	76	TYR	C-N	-6.84	1.18	1.34
2	1J	76	ILE	CB-CG2	-6.84	1.31	1.52
2	13	76	ILE	CB-CG2	-6.84	1.31	1.52
2	17	76	ILE	CB-CG2	-6.84	1.31	1.52
2	2B	76	ILE	CB-CG2	-6.84	1.31	1.52
2	2F	76	ILE	CB-CG2	-6.84	1.31	1.52
1	2M	76	TYR	C-N	-6.84	1.18	1.34

*Continued on next page...*

*Continued from previous page...*

Mol	Chain	Res	Type	Atoms	Z	Observed(Å)	Ideal(Å)
1	22	76	TYR	C-N	-6.84	1.18	1.34
2	27	76	ILE	CB-CG2	-6.84	1.31	1.52
2	3F	76	ILE	CB-CG2	-6.84	1.31	1.52
1	3M	76	TYR	C-N	-6.84	1.18	1.34
2	3R	76	ILE	CB-CG2	-6.84	1.31	1.52
2	3V	76	ILE	CB-CG2	-6.84	1.31	1.52
2	3Z	76	ILE	CB-CG2	-6.84	1.31	1.52
1	36	76	TYR	C-N	-6.84	1.18	1.34
2	4B	76	ILE	CB-CG2	-6.84	1.31	1.52
1	4I	76	TYR	C-N	-6.84	1.18	1.34
2	4N	76	ILE	CB-CG2	-6.84	1.31	1.52
1	4Q	76	TYR	C-N	-6.84	1.18	1.34
2	4V	76	ILE	CB-CG2	-6.84	1.31	1.52
2	5F	76	ILE	CB-CG2	-6.84	1.31	1.52
2	5J	76	ILE	CB-CG2	-6.84	1.31	1.52
2	5N	76	ILE	CB-CG2	-6.84	1.31	1.52
2	5R	76	ILE	CB-CG2	-6.84	1.31	1.52
1	5Y	76	TYR	C-N	-6.84	1.18	1.34
1	6E	76	TYR	C-N	-6.84	1.18	1.34
2	6J	76	ILE	CB-CG2	-6.84	1.31	1.52
2	6R	76	ILE	CB-CG2	-6.84	1.31	1.52
1	6Y	76	TYR	C-N	-6.84	1.18	1.34
2	63	76	ILE	CB-CG2	-6.84	1.31	1.52
2	67	76	ILE	CB-CG2	-6.84	1.31	1.52
2	7B	76	ILE	CB-CG2	-6.84	1.31	1.52
1	7I	76	TYR	C-N	-6.84	1.18	1.34
2	7N	76	ILE	CB-CG2	-6.84	1.31	1.52
1	7U	76	TYR	C-N	-6.84	1.18	1.34
1	1A	76	TYR	C-N	-6.84	1.18	1.34
2	1B	78	HIS	ND1-CE1	-6.84	1.17	1.34
1	1I	76	TYR	C-N	-6.84	1.18	1.34
2	1J	78	HIS	ND1-CE1	-6.84	1.17	1.34
1	2E	76	TYR	C-N	-6.84	1.18	1.34
2	2F	78	HIS	ND1-CE1	-6.84	1.17	1.34
1	26	76	TYR	C-N	-6.84	1.18	1.34
2	27	78	HIS	ND1-CE1	-6.84	1.17	1.34
1	3E	76	TYR	C-N	-6.84	1.18	1.34
2	3F	78	HIS	ND1-CE1	-6.84	1.17	1.34
1	4A	76	TYR	C-N	-6.84	1.18	1.34
2	4B	78	HIS	ND1-CE1	-6.84	1.17	1.34
1	4M	76	TYR	C-N	-6.84	1.18	1.34
2	4N	78	HIS	ND1-CE1	-6.84	1.17	1.34

*Continued on next page...*

*Continued from previous page...*

Mol	Chain	Res	Type	Atoms	Z	Observed(Å)	Ideal(Å)
1	4U	76	TYR	C-N	-6.84	1.18	1.34
2	4V	78	HIS	ND1-CE1	-6.84	1.17	1.34
1	5Q	76	TYR	C-N	-6.84	1.18	1.34
2	5R	78	HIS	ND1-CE1	-6.84	1.17	1.34
1	6I	76	TYR	C-N	-6.84	1.18	1.34
2	6J	78	HIS	ND1-CE1	-6.84	1.17	1.34
1	6Q	76	TYR	C-N	-6.84	1.18	1.34
2	6R	78	HIS	ND1-CE1	-6.84	1.17	1.34
1	7M	76	TYR	C-N	-6.84	1.18	1.34
2	7N	78	HIS	ND1-CE1	-6.84	1.17	1.34
2	1N	25	SER	CA-C	-6.84	1.35	1.52
2	2J	25	SER	CA-C	-6.84	1.35	1.52
2	3B	25	SER	CA-C	-6.84	1.35	1.52
2	3J	25	SER	CA-C	-6.84	1.35	1.52
2	33	25	SER	CA-C	-6.84	1.35	1.52
2	4F	25	SER	CA-C	-6.84	1.35	1.52
2	4Z	25	SER	CA-C	-6.84	1.35	1.52
2	5V	25	SER	CA-C	-6.84	1.35	1.52
2	6N	25	SER	CA-C	-6.84	1.35	1.52
2	6V	25	SER	CA-C	-6.84	1.35	1.52
2	7F	25	SER	CA-C	-6.84	1.35	1.52
2	7R	25	SER	CA-C	-6.84	1.35	1.52
2	13	25	SER	CA-C	-6.83	1.35	1.52
2	17	25	SER	CA-C	-6.83	1.35	1.52
2	2B	25	SER	CA-C	-6.83	1.35	1.52
2	3R	25	SER	CA-C	-6.83	1.35	1.52
2	3V	25	SER	CA-C	-6.83	1.35	1.52
2	3Z	25	SER	CA-C	-6.83	1.35	1.52
2	5F	25	SER	CA-C	-6.83	1.35	1.52
2	5J	25	SER	CA-C	-6.83	1.35	1.52
2	5N	25	SER	CA-C	-6.83	1.35	1.52
2	63	25	SER	CA-C	-6.83	1.35	1.52
2	67	25	SER	CA-C	-6.83	1.35	1.52
2	7B	25	SER	CA-C	-6.83	1.35	1.52
2	1N	2	GLU	CD-OE1	6.83	1.33	1.25
2	2J	2	GLU	CD-OE1	6.83	1.33	1.25
2	3B	2	GLU	CD-OE1	6.83	1.33	1.25
2	3J	2	GLU	CD-OE1	6.83	1.33	1.25
2	33	2	GLU	CD-OE1	6.83	1.33	1.25
2	4F	2	GLU	CD-OE1	6.83	1.33	1.25
2	4Z	2	GLU	CD-OE1	6.83	1.33	1.25
2	5V	2	GLU	CD-OE1	6.83	1.33	1.25

*Continued on next page...*

*Continued from previous page...*

Mol	Chain	Res	Type	Atoms	Z	Observed(Å)	Ideal(Å)
2	6N	2	GLU	CD-OE1	6.83	1.33	1.25
2	6V	2	GLU	CD-OE1	6.83	1.33	1.25
2	7F	2	GLU	CD-OE1	6.83	1.33	1.25
2	7R	2	GLU	CD-OE1	6.83	1.33	1.25
1	1M	78	SER	CA-C	6.83	1.70	1.52
1	2I	78	SER	CA-C	6.83	1.70	1.52
1	3A	78	SER	CA-C	6.83	1.70	1.52
1	3I	78	SER	CA-C	6.83	1.70	1.52
1	32	78	SER	CA-C	6.83	1.70	1.52
1	4E	78	SER	CA-C	6.83	1.70	1.52
1	4Y	78	SER	CA-C	6.83	1.70	1.52
1	5U	78	SER	CA-C	6.83	1.70	1.52
1	6M	78	SER	CA-C	6.83	1.70	1.52
1	6U	78	SER	CA-C	6.83	1.70	1.52
1	7E	78	SER	CA-C	6.83	1.70	1.52
1	7Q	78	SER	CA-C	6.83	1.70	1.52
1	1M	49	LEU	CG-CD1	6.83	1.77	1.51
1	2I	49	LEU	CG-CD1	6.83	1.77	1.51
1	3A	49	LEU	CG-CD1	6.83	1.77	1.51
1	3I	49	LEU	CG-CD1	6.83	1.77	1.51
1	32	49	LEU	CG-CD1	6.83	1.77	1.51
1	4E	49	LEU	CG-CD1	6.83	1.77	1.51
1	4Y	49	LEU	CG-CD1	6.83	1.77	1.51
1	5U	49	LEU	CG-CD1	6.83	1.77	1.51
1	6M	49	LEU	CG-CD1	6.83	1.77	1.51
1	6U	49	LEU	CG-CD1	6.83	1.77	1.51
1	7E	49	LEU	CG-CD1	6.83	1.77	1.51
1	7Q	49	LEU	CG-CD1	6.83	1.77	1.51
1	1Q	158	VAL	C-N	6.83	1.49	1.34
1	1U	158	VAL	C-N	6.83	1.49	1.34
1	1Y	158	VAL	C-N	6.83	1.49	1.34
1	2Q	158	VAL	C-N	6.83	1.49	1.34
1	2U	158	VAL	C-N	6.83	1.49	1.34
1	2Y	158	VAL	C-N	6.83	1.49	1.34
1	42	158	VAL	C-N	6.83	1.49	1.34
1	46	158	VAL	C-N	6.83	1.49	1.34
1	5A	158	VAL	C-N	6.83	1.49	1.34
1	52	158	VAL	C-N	6.83	1.49	1.34
1	56	158	VAL	C-N	6.83	1.49	1.34
1	6A	158	VAL	C-N	6.83	1.49	1.34
2	1N	76	ILE	CB-CG2	-6.83	1.31	1.52
1	12	49	LEU	CG-CD1	6.83	1.77	1.51

*Continued on next page...*

*Continued from previous page...*

Mol	Chain	Res	Type	Atoms	Z	Observed(Å)	Ideal(Å)
1	16	49	LEU	CG-CD1	6.83	1.77	1.51
1	2A	49	LEU	CG-CD1	6.83	1.77	1.51
2	2J	76	ILE	CB-CG2	-6.83	1.31	1.52
2	3B	76	ILE	CB-CG2	-6.83	1.31	1.52
2	3J	76	ILE	CB-CG2	-6.83	1.31	1.52
1	3Q	49	LEU	CG-CD1	6.83	1.77	1.51
1	3U	49	LEU	CG-CD1	6.83	1.77	1.51
1	3Y	49	LEU	CG-CD1	6.83	1.77	1.51
2	33	76	ILE	CB-CG2	-6.83	1.31	1.52
2	4F	76	ILE	CB-CG2	-6.83	1.31	1.52
2	4Z	76	ILE	CB-CG2	-6.83	1.31	1.52
1	5E	49	LEU	CG-CD1	6.83	1.77	1.51
1	5I	49	LEU	CG-CD1	6.83	1.77	1.51
1	5M	49	LEU	CG-CD1	6.83	1.77	1.51
2	5V	76	ILE	CB-CG2	-6.83	1.31	1.52
2	6N	76	ILE	CB-CG2	-6.83	1.31	1.52
2	6V	76	ILE	CB-CG2	-6.83	1.31	1.52
1	62	49	LEU	CG-CD1	6.83	1.77	1.51
1	66	49	LEU	CG-CD1	6.83	1.77	1.51
1	7A	49	LEU	CG-CD1	6.83	1.77	1.51
2	7F	76	ILE	CB-CG2	-6.83	1.31	1.52
2	7R	76	ILE	CB-CG2	-6.83	1.31	1.52
1	1A	49	LEU	CG-CD1	6.82	1.77	1.51
2	1F	76	ILE	CB-CG2	-6.82	1.31	1.52
1	1I	49	LEU	CG-CD1	6.82	1.77	1.51
1	2E	49	LEU	CG-CD1	6.82	1.77	1.51
2	2N	76	ILE	CB-CG2	-6.82	1.31	1.52
2	23	76	ILE	CB-CG2	-6.82	1.31	1.52
1	26	49	LEU	CG-CD1	6.82	1.77	1.51
1	3E	49	LEU	CG-CD1	6.82	1.77	1.51
2	3N	76	ILE	CB-CG2	-6.82	1.31	1.52
2	37	76	ILE	CB-CG2	-6.82	1.31	1.52
1	4A	49	LEU	CG-CD1	6.82	1.77	1.51
2	4J	76	ILE	CB-CG2	-6.82	1.31	1.52
1	4M	49	LEU	CG-CD1	6.82	1.77	1.51
2	4R	76	ILE	CB-CG2	-6.82	1.31	1.52
1	4U	49	LEU	CG-CD1	6.82	1.77	1.51
1	5Q	49	LEU	CG-CD1	6.82	1.77	1.51
2	5Z	76	ILE	CB-CG2	-6.82	1.31	1.52
2	6F	76	ILE	CB-CG2	-6.82	1.31	1.52
1	6I	49	LEU	CG-CD1	6.82	1.77	1.51
1	6Q	49	LEU	CG-CD1	6.82	1.77	1.51

*Continued on next page...*

*Continued from previous page...*

Mol	Chain	Res	Type	Atoms	Z	Observed(Å)	Ideal(Å)
2	6Z	76	ILE	CB-CG2	-6.82	1.31	1.52
2	7J	76	ILE	CB-CG2	-6.82	1.31	1.52
1	7M	49	LEU	CG-CD1	6.82	1.77	1.51
2	7V	76	ILE	CB-CG2	-6.82	1.31	1.52
2	1B	25	SER	CA-C	-6.82	1.35	1.52
2	1J	25	SER	CA-C	-6.82	1.35	1.52
2	2F	25	SER	CA-C	-6.82	1.35	1.52
2	27	25	SER	CA-C	-6.82	1.35	1.52
2	3F	25	SER	CA-C	-6.82	1.35	1.52
2	4B	25	SER	CA-C	-6.82	1.35	1.52
2	4N	25	SER	CA-C	-6.82	1.35	1.52
2	4V	25	SER	CA-C	-6.82	1.35	1.52
2	5R	25	SER	CA-C	-6.82	1.35	1.52
2	6J	25	SER	CA-C	-6.82	1.35	1.52
2	6R	25	SER	CA-C	-6.82	1.35	1.52
2	7N	25	SER	CA-C	-6.82	1.35	1.52
1	1Q	49	LEU	CG-CD1	6.82	1.77	1.51
1	1U	49	LEU	CG-CD1	6.82	1.77	1.51
1	1Y	49	LEU	CG-CD1	6.82	1.77	1.51
1	2Q	49	LEU	CG-CD1	6.82	1.77	1.51
1	2U	49	LEU	CG-CD1	6.82	1.77	1.51
1	2Y	49	LEU	CG-CD1	6.82	1.77	1.51
1	42	49	LEU	CG-CD1	6.82	1.77	1.51
1	46	49	LEU	CG-CD1	6.82	1.77	1.51
1	5A	49	LEU	CG-CD1	6.82	1.77	1.51
1	52	49	LEU	CG-CD1	6.82	1.77	1.51
1	56	49	LEU	CG-CD1	6.82	1.77	1.51
1	6A	49	LEU	CG-CD1	6.82	1.77	1.51
2	1R	25	SER	CA-C	-6.81	1.35	1.52
2	1V	25	SER	CA-C	-6.81	1.35	1.52
2	1Z	25	SER	CA-C	-6.81	1.35	1.52
2	2R	25	SER	CA-C	-6.81	1.35	1.52
2	2V	25	SER	CA-C	-6.81	1.35	1.52
2	2Z	25	SER	CA-C	-6.81	1.35	1.52
2	43	25	SER	CA-C	-6.81	1.35	1.52
2	47	25	SER	CA-C	-6.81	1.35	1.52
2	5B	25	SER	CA-C	-6.81	1.35	1.52
2	53	25	SER	CA-C	-6.81	1.35	1.52
2	57	25	SER	CA-C	-6.81	1.35	1.52
2	6B	25	SER	CA-C	-6.81	1.35	1.52
2	1B	2	GLU	CD-OE1	6.81	1.33	1.25
2	1J	2	GLU	CD-OE1	6.81	1.33	1.25

*Continued on next page...*



*Continued from previous page...*

Mol	Chain	Res	Type	Atoms	Z	Observed(Å)	Ideal(Å)
2	2F	2	GLU	CD-OE1	6.81	1.33	1.25
2	27	2	GLU	CD-OE1	6.81	1.33	1.25
2	3F	2	GLU	CD-OE1	6.81	1.33	1.25
2	4B	2	GLU	CD-OE1	6.81	1.33	1.25
2	4N	2	GLU	CD-OE1	6.81	1.33	1.25
2	4V	2	GLU	CD-OE1	6.81	1.33	1.25
2	5R	2	GLU	CD-OE1	6.81	1.33	1.25
2	6J	2	GLU	CD-OE1	6.81	1.33	1.25
2	6R	2	GLU	CD-OE1	6.81	1.33	1.25
2	7N	2	GLU	CD-OE1	6.81	1.33	1.25
1	1A	78	SER	CA-C	6.81	1.70	1.52
1	1E	158	VAL	C-N	6.81	1.49	1.34
1	1I	78	SER	CA-C	6.81	1.70	1.52
2	1R	78	HIS	ND1-CE1	-6.81	1.17	1.34
2	1V	78	HIS	ND1-CE1	-6.81	1.17	1.34
2	1Z	78	HIS	ND1-CE1	-6.81	1.17	1.34
1	2E	78	SER	CA-C	6.81	1.70	1.52
1	2M	158	VAL	C-N	6.81	1.49	1.34
2	2R	78	HIS	ND1-CE1	-6.81	1.17	1.34
2	2V	78	HIS	ND1-CE1	-6.81	1.17	1.34
2	2Z	78	HIS	ND1-CE1	-6.81	1.17	1.34
1	22	158	VAL	C-N	6.81	1.49	1.34
1	26	78	SER	CA-C	6.81	1.70	1.52
1	3E	78	SER	CA-C	6.81	1.70	1.52
1	3M	158	VAL	C-N	6.81	1.49	1.34
1	36	158	VAL	C-N	6.81	1.49	1.34
1	4A	78	SER	CA-C	6.81	1.70	1.52
1	4I	158	VAL	C-N	6.81	1.49	1.34
1	4M	78	SER	CA-C	6.81	1.70	1.52
1	4Q	158	VAL	C-N	6.81	1.49	1.34
1	4U	78	SER	CA-C	6.81	1.70	1.52
2	43	78	HIS	ND1-CE1	-6.81	1.17	1.34
2	47	78	HIS	ND1-CE1	-6.81	1.17	1.34
2	5B	78	HIS	ND1-CE1	-6.81	1.17	1.34
1	5Q	78	SER	CA-C	6.81	1.70	1.52
1	5Y	158	VAL	C-N	6.81	1.49	1.34
2	53	78	HIS	ND1-CE1	-6.81	1.17	1.34
2	57	78	HIS	ND1-CE1	-6.81	1.17	1.34
2	6B	78	HIS	ND1-CE1	-6.81	1.17	1.34
1	6E	158	VAL	C-N	6.81	1.49	1.34
1	6I	78	SER	CA-C	6.81	1.70	1.52
1	6Q	78	SER	CA-C	6.81	1.70	1.52

*Continued on next page...*

*Continued from previous page...*

Mol	Chain	Res	Type	Atoms	Z	Observed(Å)	Ideal(Å)
1	6Y	158	VAL	C-N	6.81	1.49	1.34
1	7I	158	VAL	C-N	6.81	1.49	1.34
1	7M	78	SER	CA-C	6.81	1.70	1.52
1	7U	158	VAL	C-N	6.81	1.49	1.34
1	1E	49	LEU	CG-CD1	6.81	1.77	1.51
1	2M	49	LEU	CG-CD1	6.81	1.77	1.51
1	22	49	LEU	CG-CD1	6.81	1.77	1.51
1	3M	49	LEU	CG-CD1	6.81	1.77	1.51
1	36	49	LEU	CG-CD1	6.81	1.77	1.51
1	4I	49	LEU	CG-CD1	6.81	1.77	1.51
1	4Q	49	LEU	CG-CD1	6.81	1.77	1.51
1	5Y	49	LEU	CG-CD1	6.81	1.77	1.51
1	6E	49	LEU	CG-CD1	6.81	1.77	1.51
1	6Y	49	LEU	CG-CD1	6.81	1.77	1.51
1	7I	49	LEU	CG-CD1	6.81	1.77	1.51
1	7U	49	LEU	CG-CD1	6.81	1.77	1.51
2	1F	25	SER	CA-C	-6.80	1.35	1.52
2	1R	2	GLU	CD-OE1	6.80	1.33	1.25
2	1V	2	GLU	CD-OE1	6.80	1.33	1.25
2	1Z	2	GLU	CD-OE1	6.80	1.33	1.25
2	2N	25	SER	CA-C	-6.80	1.35	1.52
2	2R	2	GLU	CD-OE1	6.80	1.33	1.25
2	2V	2	GLU	CD-OE1	6.80	1.33	1.25
2	2Z	2	GLU	CD-OE1	6.80	1.33	1.25
2	23	25	SER	CA-C	-6.80	1.35	1.52
2	3N	25	SER	CA-C	-6.80	1.35	1.52
2	37	25	SER	CA-C	-6.80	1.35	1.52
2	4J	25	SER	CA-C	-6.80	1.35	1.52
2	4R	25	SER	CA-C	-6.80	1.35	1.52
2	43	2	GLU	CD-OE1	6.80	1.33	1.25
2	47	2	GLU	CD-OE1	6.80	1.33	1.25
2	5B	2	GLU	CD-OE1	6.80	1.33	1.25
2	5Z	25	SER	CA-C	-6.80	1.35	1.52
2	53	2	GLU	CD-OE1	6.80	1.33	1.25
2	57	2	GLU	CD-OE1	6.80	1.33	1.25
2	6B	2	GLU	CD-OE1	6.80	1.33	1.25
2	6F	25	SER	CA-C	-6.80	1.35	1.52
2	6Z	25	SER	CA-C	-6.80	1.35	1.52
2	7J	25	SER	CA-C	-6.80	1.35	1.52
2	7V	25	SER	CA-C	-6.80	1.35	1.52
1	1E	25	ASP	N-CA	-6.80	1.32	1.46
1	12	25	ASP	N-CA	-6.80	1.32	1.46

*Continued on next page...*

*Continued from previous page...*

Mol	Chain	Res	Type	Atoms	Z	Observed(Å)	Ideal(Å)
1	16	25	ASP	N-CA	-6.80	1.32	1.46
1	2A	25	ASP	N-CA	-6.80	1.32	1.46
1	2M	25	ASP	N-CA	-6.80	1.32	1.46
1	22	25	ASP	N-CA	-6.80	1.32	1.46
1	3M	25	ASP	N-CA	-6.80	1.32	1.46
1	3Q	25	ASP	N-CA	-6.80	1.32	1.46
1	3U	25	ASP	N-CA	-6.80	1.32	1.46
1	3Y	25	ASP	N-CA	-6.80	1.32	1.46
1	36	25	ASP	N-CA	-6.80	1.32	1.46
1	4I	25	ASP	N-CA	-6.80	1.32	1.46
1	4Q	25	ASP	N-CA	-6.80	1.32	1.46
1	5E	25	ASP	N-CA	-6.80	1.32	1.46
1	5I	25	ASP	N-CA	-6.80	1.32	1.46
1	5M	25	ASP	N-CA	-6.80	1.32	1.46
1	5Y	25	ASP	N-CA	-6.80	1.32	1.46
1	6E	25	ASP	N-CA	-6.80	1.32	1.46
1	6Y	25	ASP	N-CA	-6.80	1.32	1.46
1	62	25	ASP	N-CA	-6.80	1.32	1.46
1	66	25	ASP	N-CA	-6.80	1.32	1.46
1	7A	25	ASP	N-CA	-6.80	1.32	1.46
1	7I	25	ASP	N-CA	-6.80	1.32	1.46
1	7U	25	ASP	N-CA	-6.80	1.32	1.46
1	1M	25	ASP	N-CA	-6.80	1.32	1.46
1	2I	25	ASP	N-CA	-6.80	1.32	1.46
1	3A	25	ASP	N-CA	-6.80	1.32	1.46
1	3I	25	ASP	N-CA	-6.80	1.32	1.46
1	32	25	ASP	N-CA	-6.80	1.32	1.46
1	4E	25	ASP	N-CA	-6.80	1.32	1.46
1	4Y	25	ASP	N-CA	-6.80	1.32	1.46
1	5U	25	ASP	N-CA	-6.80	1.32	1.46
1	6M	25	ASP	N-CA	-6.80	1.32	1.46
1	6U	25	ASP	N-CA	-6.80	1.32	1.46
1	7E	25	ASP	N-CA	-6.80	1.32	1.46
1	7Q	25	ASP	N-CA	-6.80	1.32	1.46
1	1A	25	ASP	N-CA	-6.79	1.32	1.46
1	1A	158	VAL	C-N	6.79	1.49	1.34
1	1I	25	ASP	N-CA	-6.79	1.32	1.46
1	1I	158	VAL	C-N	6.79	1.49	1.34
1	12	158	VAL	C-N	6.79	1.49	1.34
1	16	158	VAL	C-N	6.79	1.49	1.34
1	2A	158	VAL	C-N	6.79	1.49	1.34
1	2E	25	ASP	N-CA	-6.79	1.32	1.46

*Continued on next page...*

*Continued from previous page...*

Mol	Chain	Res	Type	Atoms	Z	Observed(Å)	Ideal(Å)
1	2E	158	VAL	C-N	6.79	1.49	1.34
1	26	25	ASP	N-CA	-6.79	1.32	1.46
1	26	158	VAL	C-N	6.79	1.49	1.34
1	3E	25	ASP	N-CA	-6.79	1.32	1.46
1	3E	158	VAL	C-N	6.79	1.49	1.34
1	3Q	158	VAL	C-N	6.79	1.49	1.34
1	3U	158	VAL	C-N	6.79	1.49	1.34
1	3Y	158	VAL	C-N	6.79	1.49	1.34
1	4A	25	ASP	N-CA	-6.79	1.32	1.46
1	4A	158	VAL	C-N	6.79	1.49	1.34
1	4M	25	ASP	N-CA	-6.79	1.32	1.46
1	4M	158	VAL	C-N	6.79	1.49	1.34
1	4U	25	ASP	N-CA	-6.79	1.32	1.46
1	4U	158	VAL	C-N	6.79	1.49	1.34
1	5E	158	VAL	C-N	6.79	1.49	1.34
1	5I	158	VAL	C-N	6.79	1.49	1.34
1	5M	158	VAL	C-N	6.79	1.49	1.34
1	5Q	25	ASP	N-CA	-6.79	1.32	1.46
1	5Q	158	VAL	C-N	6.79	1.49	1.34
1	6I	25	ASP	N-CA	-6.79	1.32	1.46
1	6I	158	VAL	C-N	6.79	1.49	1.34
1	6Q	25	ASP	N-CA	-6.79	1.32	1.46
1	6Q	158	VAL	C-N	6.79	1.49	1.34
1	62	158	VAL	C-N	6.79	1.49	1.34
1	66	158	VAL	C-N	6.79	1.49	1.34
1	7A	158	VAL	C-N	6.79	1.49	1.34
1	7M	25	ASP	N-CA	-6.79	1.32	1.46
1	7M	158	VAL	C-N	6.79	1.49	1.34
2	1N	50	THR	C-O	-6.79	1.10	1.23
1	1Q	78	SER	CA-C	6.79	1.70	1.52
2	1R	50	THR	C-O	-6.79	1.10	1.23
1	1U	78	SER	CA-C	6.79	1.70	1.52
2	1V	50	THR	C-O	-6.79	1.10	1.23
1	1Y	78	SER	CA-C	6.79	1.70	1.52
2	1Z	50	THR	C-O	-6.79	1.10	1.23
2	2J	50	THR	C-O	-6.79	1.10	1.23
1	2Q	78	SER	CA-C	6.79	1.70	1.52
2	2R	50	THR	C-O	-6.79	1.10	1.23
1	2U	78	SER	CA-C	6.79	1.70	1.52
2	2V	50	THR	C-O	-6.79	1.10	1.23
1	2Y	78	SER	CA-C	6.79	1.70	1.52
2	2Z	50	THR	C-O	-6.79	1.10	1.23

*Continued on next page...*

*Continued from previous page...*

Mol	Chain	Res	Type	Atoms	Z	Observed(Å)	Ideal(Å)
2	3B	50	THR	C-O	-6.79	1.10	1.23
2	3J	50	THR	C-O	-6.79	1.10	1.23
2	33	50	THR	C-O	-6.79	1.10	1.23
2	4F	50	THR	C-O	-6.79	1.10	1.23
2	4Z	50	THR	C-O	-6.79	1.10	1.23
1	42	78	SER	CA-C	6.79	1.70	1.52
2	43	50	THR	C-O	-6.79	1.10	1.23
1	46	78	SER	CA-C	6.79	1.70	1.52
2	47	50	THR	C-O	-6.79	1.10	1.23
1	5A	78	SER	CA-C	6.79	1.70	1.52
2	5B	50	THR	C-O	-6.79	1.10	1.23
2	5V	50	THR	C-O	-6.79	1.10	1.23
1	52	78	SER	CA-C	6.79	1.70	1.52
2	53	50	THR	C-O	-6.79	1.10	1.23
1	56	78	SER	CA-C	6.79	1.70	1.52
2	57	50	THR	C-O	-6.79	1.10	1.23
1	6A	78	SER	CA-C	6.79	1.70	1.52
2	6B	50	THR	C-O	-6.79	1.10	1.23
2	6N	50	THR	C-O	-6.79	1.10	1.23
2	6V	50	THR	C-O	-6.79	1.10	1.23
2	7F	50	THR	C-O	-6.79	1.10	1.23
2	7R	50	THR	C-O	-6.79	1.10	1.23
1	1E	78	SER	CA-C	6.79	1.70	1.52
1	2M	78	SER	CA-C	6.79	1.70	1.52
1	22	78	SER	CA-C	6.79	1.70	1.52
1	3M	78	SER	CA-C	6.79	1.70	1.52
1	36	78	SER	CA-C	6.79	1.70	1.52
1	4I	78	SER	CA-C	6.79	1.70	1.52
1	4Q	78	SER	CA-C	6.79	1.70	1.52
1	5Y	78	SER	CA-C	6.79	1.70	1.52
1	6E	78	SER	CA-C	6.79	1.70	1.52
1	6Y	78	SER	CA-C	6.79	1.70	1.52
1	7I	78	SER	CA-C	6.79	1.70	1.52
1	7U	78	SER	CA-C	6.79	1.70	1.52
1	1Q	25	ASP	N-CA	-6.79	1.32	1.46
1	1U	25	ASP	N-CA	-6.79	1.32	1.46
1	1Y	25	ASP	N-CA	-6.79	1.32	1.46
1	2Q	25	ASP	N-CA	-6.79	1.32	1.46
1	2U	25	ASP	N-CA	-6.79	1.32	1.46
1	2Y	25	ASP	N-CA	-6.79	1.32	1.46
1	42	25	ASP	N-CA	-6.79	1.32	1.46
1	46	25	ASP	N-CA	-6.79	1.32	1.46

*Continued on next page...*

*Continued from previous page...*

Mol	Chain	Res	Type	Atoms	Z	Observed(Å)	Ideal(Å)
1	5A	25	ASP	N-CA	-6.79	1.32	1.46
1	52	25	ASP	N-CA	-6.79	1.32	1.46
1	56	25	ASP	N-CA	-6.79	1.32	1.46
1	6A	25	ASP	N-CA	-6.79	1.32	1.46
1	1M	150	TYR	CA-C	-6.78	1.35	1.52
1	1M	158	VAL	C-N	6.78	1.49	1.34
1	12	78	SER	CA-C	6.78	1.70	1.52
1	12	82	ARG	CA-CB	6.78	1.68	1.53
1	16	78	SER	CA-C	6.78	1.70	1.52
1	16	82	ARG	CA-CB	6.78	1.68	1.53
1	2A	78	SER	CA-C	6.78	1.70	1.52
1	2A	82	ARG	CA-CB	6.78	1.68	1.53
1	2I	150	TYR	CA-C	-6.78	1.35	1.52
1	2I	158	VAL	C-N	6.78	1.49	1.34
1	3A	150	TYR	CA-C	-6.78	1.35	1.52
1	3A	158	VAL	C-N	6.78	1.49	1.34
1	3I	150	TYR	CA-C	-6.78	1.35	1.52
1	3I	158	VAL	C-N	6.78	1.49	1.34
1	3Q	78	SER	CA-C	6.78	1.70	1.52
1	3Q	82	ARG	CA-CB	6.78	1.68	1.53
1	3U	78	SER	CA-C	6.78	1.70	1.52
1	3U	82	ARG	CA-CB	6.78	1.68	1.53
1	3Y	78	SER	CA-C	6.78	1.70	1.52
1	3Y	82	ARG	CA-CB	6.78	1.68	1.53
1	32	150	TYR	CA-C	-6.78	1.35	1.52
1	32	158	VAL	C-N	6.78	1.49	1.34
1	4E	150	TYR	CA-C	-6.78	1.35	1.52
1	4E	158	VAL	C-N	6.78	1.49	1.34
1	4Y	150	TYR	CA-C	-6.78	1.35	1.52
1	4Y	158	VAL	C-N	6.78	1.49	1.34
1	5E	78	SER	CA-C	6.78	1.70	1.52
1	5E	82	ARG	CA-CB	6.78	1.68	1.53
1	5I	78	SER	CA-C	6.78	1.70	1.52
1	5I	82	ARG	CA-CB	6.78	1.68	1.53
1	5M	78	SER	CA-C	6.78	1.70	1.52
1	5M	82	ARG	CA-CB	6.78	1.68	1.53
1	5U	150	TYR	CA-C	-6.78	1.35	1.52
1	5U	158	VAL	C-N	6.78	1.49	1.34
1	6M	150	TYR	CA-C	-6.78	1.35	1.52
1	6M	158	VAL	C-N	6.78	1.49	1.34
1	6U	150	TYR	CA-C	-6.78	1.35	1.52
1	6U	158	VAL	C-N	6.78	1.49	1.34

*Continued on next page...*

*Continued from previous page...*

Mol	Chain	Res	Type	Atoms	Z	Observed(Å)	Ideal(Å)
1	62	78	SER	CA-C	6.78	1.70	1.52
1	62	82	ARG	CA-CB	6.78	1.68	1.53
1	66	78	SER	CA-C	6.78	1.70	1.52
1	66	82	ARG	CA-CB	6.78	1.68	1.53
1	7A	78	SER	CA-C	6.78	1.70	1.52
1	7A	82	ARG	CA-CB	6.78	1.68	1.53
1	7E	150	TYR	CA-C	-6.78	1.35	1.52
1	7E	158	VAL	C-N	6.78	1.49	1.34
1	7Q	150	TYR	CA-C	-6.78	1.35	1.52
1	7Q	158	VAL	C-N	6.78	1.49	1.34
1	1E	82	ARG	CA-CB	6.78	1.68	1.53
1	2M	82	ARG	CA-CB	6.78	1.68	1.53
1	22	82	ARG	CA-CB	6.78	1.68	1.53
1	3M	82	ARG	CA-CB	6.78	1.68	1.53
1	36	82	ARG	CA-CB	6.78	1.68	1.53
1	4I	82	ARG	CA-CB	6.78	1.68	1.53
1	4Q	82	ARG	CA-CB	6.78	1.68	1.53
1	5Y	82	ARG	CA-CB	6.78	1.68	1.53
1	6E	82	ARG	CA-CB	6.78	1.68	1.53
1	6Y	82	ARG	CA-CB	6.78	1.68	1.53
1	7I	82	ARG	CA-CB	6.78	1.68	1.53
1	7U	82	ARG	CA-CB	6.78	1.68	1.53
2	1B	50	THR	C-O	-6.78	1.10	1.23
2	1J	50	THR	C-O	-6.78	1.10	1.23
2	2F	50	THR	C-O	-6.78	1.10	1.23
2	27	50	THR	C-O	-6.78	1.10	1.23
2	3F	50	THR	C-O	-6.78	1.10	1.23
2	4B	50	THR	C-O	-6.78	1.10	1.23
2	4N	50	THR	C-O	-6.78	1.10	1.23
2	4V	50	THR	C-O	-6.78	1.10	1.23
2	5R	50	THR	C-O	-6.78	1.10	1.23
2	6J	50	THR	C-O	-6.78	1.10	1.23
2	6R	50	THR	C-O	-6.78	1.10	1.23
2	7N	50	THR	C-O	-6.78	1.10	1.23
1	1A	82	ARG	CA-CB	6.78	1.68	1.53
1	1I	82	ARG	CA-CB	6.78	1.68	1.53
2	1N	228	ASP	CA-C	6.78	1.70	1.52
1	2E	82	ARG	CA-CB	6.78	1.68	1.53
2	2J	228	ASP	CA-C	6.78	1.70	1.52
1	26	82	ARG	CA-CB	6.78	1.68	1.53
2	3B	228	ASP	CA-C	6.78	1.70	1.52
1	3E	82	ARG	CA-CB	6.78	1.68	1.53

*Continued on next page...*



*Continued from previous page...*

Mol	Chain	Res	Type	Atoms	Z	Observed(Å)	Ideal(Å)
2	3J	228	ASP	CA-C	6.78	1.70	1.52
2	33	228	ASP	CA-C	6.78	1.70	1.52
1	4A	82	ARG	CA-CB	6.78	1.68	1.53
2	4F	228	ASP	CA-C	6.78	1.70	1.52
1	4M	82	ARG	CA-CB	6.78	1.68	1.53
1	4U	82	ARG	CA-CB	6.78	1.68	1.53
2	4Z	228	ASP	CA-C	6.78	1.70	1.52
1	5Q	82	ARG	CA-CB	6.78	1.68	1.53
2	5V	228	ASP	CA-C	6.78	1.70	1.52
1	6I	82	ARG	CA-CB	6.78	1.68	1.53
2	6N	228	ASP	CA-C	6.78	1.70	1.52
1	6Q	82	ARG	CA-CB	6.78	1.68	1.53
2	6V	228	ASP	CA-C	6.78	1.70	1.52
2	7F	228	ASP	CA-C	6.78	1.70	1.52
1	7M	82	ARG	CA-CB	6.78	1.68	1.53
2	7R	228	ASP	CA-C	6.78	1.70	1.52
2	1B	228	ASP	CA-C	6.77	1.70	1.52
2	1F	50	THR	C-O	-6.77	1.10	1.23
2	1J	228	ASP	CA-C	6.77	1.70	1.52
2	2F	228	ASP	CA-C	6.77	1.70	1.52
2	2N	50	THR	C-O	-6.77	1.10	1.23
2	23	50	THR	C-O	-6.77	1.10	1.23
2	27	228	ASP	CA-C	6.77	1.70	1.52
2	3F	228	ASP	CA-C	6.77	1.70	1.52
2	3N	50	THR	C-O	-6.77	1.10	1.23
2	37	50	THR	C-O	-6.77	1.10	1.23
2	4B	228	ASP	CA-C	6.77	1.70	1.52
2	4J	50	THR	C-O	-6.77	1.10	1.23
2	4N	228	ASP	CA-C	6.77	1.70	1.52
2	4R	50	THR	C-O	-6.77	1.10	1.23
2	4V	228	ASP	CA-C	6.77	1.70	1.52
2	5R	228	ASP	CA-C	6.77	1.70	1.52
2	5Z	50	THR	C-O	-6.77	1.10	1.23
2	6F	50	THR	C-O	-6.77	1.10	1.23
2	6J	228	ASP	CA-C	6.77	1.70	1.52
2	6R	228	ASP	CA-C	6.77	1.70	1.52
2	6Z	50	THR	C-O	-6.77	1.10	1.23
2	7J	50	THR	C-O	-6.77	1.10	1.23
2	7N	228	ASP	CA-C	6.77	1.70	1.52
2	7V	50	THR	C-O	-6.77	1.10	1.23
2	13	50	THR	C-O	-6.77	1.10	1.23
2	17	50	THR	C-O	-6.77	1.10	1.23

*Continued on next page...*



*Continued from previous page...*

Mol	Chain	Res	Type	Atoms	Z	Observed(Å)	Ideal(Å)
2	2B	50	THR	C-O	-6.77	1.10	1.23
2	3R	50	THR	C-O	-6.77	1.10	1.23
2	3V	50	THR	C-O	-6.77	1.10	1.23
2	3Z	50	THR	C-O	-6.77	1.10	1.23
2	5F	50	THR	C-O	-6.77	1.10	1.23
2	5J	50	THR	C-O	-6.77	1.10	1.23
2	5N	50	THR	C-O	-6.77	1.10	1.23
2	63	50	THR	C-O	-6.77	1.10	1.23
2	67	50	THR	C-O	-6.77	1.10	1.23
2	7B	50	THR	C-O	-6.77	1.10	1.23
2	1R	216	ASN	CB-CG	6.77	1.66	1.51
2	1V	216	ASN	CB-CG	6.77	1.66	1.51
2	1Z	216	ASN	CB-CG	6.77	1.66	1.51
2	2R	216	ASN	CB-CG	6.77	1.66	1.51
2	2V	216	ASN	CB-CG	6.77	1.66	1.51
2	2Z	216	ASN	CB-CG	6.77	1.66	1.51
2	43	216	ASN	CB-CG	6.77	1.66	1.51
2	47	216	ASN	CB-CG	6.77	1.66	1.51
2	5B	216	ASN	CB-CG	6.77	1.66	1.51
2	53	216	ASN	CB-CG	6.77	1.66	1.51
2	57	216	ASN	CB-CG	6.77	1.66	1.51
2	6B	216	ASN	CB-CG	6.77	1.66	1.51
2	1R	228	ASP	CA-C	6.77	1.70	1.52
2	1V	228	ASP	CA-C	6.77	1.70	1.52
2	1Z	228	ASP	CA-C	6.77	1.70	1.52
2	2R	228	ASP	CA-C	6.77	1.70	1.52
2	2V	228	ASP	CA-C	6.77	1.70	1.52
2	2Z	228	ASP	CA-C	6.77	1.70	1.52
2	43	228	ASP	CA-C	6.77	1.70	1.52
2	47	228	ASP	CA-C	6.77	1.70	1.52
2	5B	228	ASP	CA-C	6.77	1.70	1.52
2	53	228	ASP	CA-C	6.77	1.70	1.52
2	57	228	ASP	CA-C	6.77	1.70	1.52
2	6B	228	ASP	CA-C	6.77	1.70	1.52
2	1B	216	ASN	CB-CG	6.76	1.66	1.51
2	1J	216	ASN	CB-CG	6.76	1.66	1.51
2	13	228	ASP	CA-C	6.76	1.70	1.52
2	17	228	ASP	CA-C	6.76	1.70	1.52
2	2B	228	ASP	CA-C	6.76	1.70	1.52
2	2F	216	ASN	CB-CG	6.76	1.66	1.51
2	27	216	ASN	CB-CG	6.76	1.66	1.51
2	3F	216	ASN	CB-CG	6.76	1.66	1.51

*Continued on next page...*

*Continued from previous page...*

Mol	Chain	Res	Type	Atoms	Z	Observed(Å)	Ideal(Å)
2	3R	228	ASP	CA-C	6.76	1.70	1.52
2	3V	228	ASP	CA-C	6.76	1.70	1.52
2	3Z	228	ASP	CA-C	6.76	1.70	1.52
2	4B	216	ASN	CB-CG	6.76	1.66	1.51
2	4N	216	ASN	CB-CG	6.76	1.66	1.51
2	4V	216	ASN	CB-CG	6.76	1.66	1.51
2	5F	228	ASP	CA-C	6.76	1.70	1.52
2	5J	228	ASP	CA-C	6.76	1.70	1.52
2	5N	228	ASP	CA-C	6.76	1.70	1.52
2	5R	216	ASN	CB-CG	6.76	1.66	1.51
2	6J	216	ASN	CB-CG	6.76	1.66	1.51
2	6R	216	ASN	CB-CG	6.76	1.66	1.51
2	63	228	ASP	CA-C	6.76	1.70	1.52
2	67	228	ASP	CA-C	6.76	1.70	1.52
2	7B	228	ASP	CA-C	6.76	1.70	1.52
2	7N	216	ASN	CB-CG	6.76	1.66	1.51
1	1E	93	ALA	C-O	-6.76	1.10	1.23
1	2M	93	ALA	C-O	-6.76	1.10	1.23
1	22	93	ALA	C-O	-6.76	1.10	1.23
1	3M	93	ALA	C-O	-6.76	1.10	1.23
1	36	93	ALA	C-O	-6.76	1.10	1.23
1	4I	93	ALA	C-O	-6.76	1.10	1.23
1	4Q	93	ALA	C-O	-6.76	1.10	1.23
1	5Y	93	ALA	C-O	-6.76	1.10	1.23
1	6E	93	ALA	C-O	-6.76	1.10	1.23
1	6Y	93	ALA	C-O	-6.76	1.10	1.23
1	7I	93	ALA	C-O	-6.76	1.10	1.23
1	7U	93	ALA	C-O	-6.76	1.10	1.23
2	1F	2	GLU	CD-OE1	6.76	1.33	1.25
2	1F	228	ASP	CA-C	6.76	1.70	1.52
2	13	216	ASN	CB-CG	6.76	1.66	1.51
2	17	216	ASN	CB-CG	6.76	1.66	1.51
2	2B	216	ASN	CB-CG	6.76	1.66	1.51
2	2N	2	GLU	CD-OE1	6.76	1.33	1.25
2	2N	228	ASP	CA-C	6.76	1.70	1.52
2	23	2	GLU	CD-OE1	6.76	1.33	1.25
2	23	228	ASP	CA-C	6.76	1.70	1.52
2	3N	2	GLU	CD-OE1	6.76	1.33	1.25
2	3N	228	ASP	CA-C	6.76	1.70	1.52
2	3R	216	ASN	CB-CG	6.76	1.66	1.51
2	3V	216	ASN	CB-CG	6.76	1.66	1.51
2	3Z	216	ASN	CB-CG	6.76	1.66	1.51

*Continued on next page...*

*Continued from previous page...*

Mol	Chain	Res	Type	Atoms	Z	Observed(Å)	Ideal(Å)
2	37	2	GLU	CD-OE1	6.76	1.33	1.25
2	37	228	ASP	CA-C	6.76	1.70	1.52
2	4J	2	GLU	CD-OE1	6.76	1.33	1.25
2	4J	228	ASP	CA-C	6.76	1.70	1.52
2	4R	2	GLU	CD-OE1	6.76	1.33	1.25
2	4R	228	ASP	CA-C	6.76	1.70	1.52
2	5F	216	ASN	CB-CG	6.76	1.66	1.51
2	5J	216	ASN	CB-CG	6.76	1.66	1.51
2	5N	216	ASN	CB-CG	6.76	1.66	1.51
2	5Z	2	GLU	CD-OE1	6.76	1.33	1.25
2	5Z	228	ASP	CA-C	6.76	1.70	1.52
2	6F	2	GLU	CD-OE1	6.76	1.33	1.25
2	6F	228	ASP	CA-C	6.76	1.70	1.52
2	6Z	2	GLU	CD-OE1	6.76	1.33	1.25
2	6Z	228	ASP	CA-C	6.76	1.70	1.52
2	63	216	ASN	CB-CG	6.76	1.66	1.51
2	67	216	ASN	CB-CG	6.76	1.66	1.51
2	7B	216	ASN	CB-CG	6.76	1.66	1.51
2	7J	2	GLU	CD-OE1	6.76	1.33	1.25
2	7J	228	ASP	CA-C	6.76	1.70	1.52
2	7V	2	GLU	CD-OE1	6.76	1.33	1.25
2	7V	228	ASP	CA-C	6.76	1.70	1.52
1	1E	12	MET	CB-CG	6.76	1.73	1.51
1	2M	12	MET	CB-CG	6.76	1.73	1.51
1	22	12	MET	CB-CG	6.76	1.73	1.51
1	3M	12	MET	CB-CG	6.76	1.73	1.51
1	36	12	MET	CB-CG	6.76	1.73	1.51
1	4I	12	MET	CB-CG	6.76	1.73	1.51
1	4Q	12	MET	CB-CG	6.76	1.73	1.51
1	5Y	12	MET	CB-CG	6.76	1.73	1.51
1	6E	12	MET	CB-CG	6.76	1.73	1.51
1	6Y	12	MET	CB-CG	6.76	1.73	1.51
1	7I	12	MET	CB-CG	6.76	1.73	1.51
1	7U	12	MET	CB-CG	6.76	1.73	1.51
1	1Q	150	TYR	CA-C	-6.76	1.35	1.52
1	1U	150	TYR	CA-C	-6.76	1.35	1.52
1	1Y	150	TYR	CA-C	-6.76	1.35	1.52
1	2Q	150	TYR	CA-C	-6.76	1.35	1.52
1	2U	150	TYR	CA-C	-6.76	1.35	1.52
1	2Y	150	TYR	CA-C	-6.76	1.35	1.52
1	42	150	TYR	CA-C	-6.76	1.35	1.52
1	46	150	TYR	CA-C	-6.76	1.35	1.52

*Continued on next page...*

*Continued from previous page...*

Mol	Chain	Res	Type	Atoms	Z	Observed(Å)	Ideal(Å)
1	5A	150	TYR	CA-C	-6.76	1.35	1.52
1	52	150	TYR	CA-C	-6.76	1.35	1.52
1	56	150	TYR	CA-C	-6.76	1.35	1.52
1	6A	150	TYR	CA-C	-6.76	1.35	1.52
1	1E	150	TYR	CA-C	-6.75	1.35	1.52
1	1M	82	ARG	CA-CB	6.75	1.68	1.53
1	1M	93	ALA	C-O	-6.75	1.10	1.23
1	2I	82	ARG	CA-CB	6.75	1.68	1.53
1	2I	93	ALA	C-O	-6.75	1.10	1.23
1	2M	150	TYR	CA-C	-6.75	1.35	1.52
1	22	150	TYR	CA-C	-6.75	1.35	1.52
1	3A	82	ARG	CA-CB	6.75	1.68	1.53
1	3A	93	ALA	C-O	-6.75	1.10	1.23
1	3I	82	ARG	CA-CB	6.75	1.68	1.53
1	3I	93	ALA	C-O	-6.75	1.10	1.23
1	3M	150	TYR	CA-C	-6.75	1.35	1.52
1	32	82	ARG	CA-CB	6.75	1.68	1.53
1	32	93	ALA	C-O	-6.75	1.10	1.23
1	36	150	TYR	CA-C	-6.75	1.35	1.52
1	4E	82	ARG	CA-CB	6.75	1.68	1.53
1	4E	93	ALA	C-O	-6.75	1.10	1.23
1	4I	150	TYR	CA-C	-6.75	1.35	1.52
1	4Q	150	TYR	CA-C	-6.75	1.35	1.52
1	4Y	82	ARG	CA-CB	6.75	1.68	1.53
1	4Y	93	ALA	C-O	-6.75	1.10	1.23
1	5U	82	ARG	CA-CB	6.75	1.68	1.53
1	5U	93	ALA	C-O	-6.75	1.10	1.23
1	5Y	150	TYR	CA-C	-6.75	1.35	1.52
1	6E	150	TYR	CA-C	-6.75	1.35	1.52
1	6M	82	ARG	CA-CB	6.75	1.68	1.53
1	6M	93	ALA	C-O	-6.75	1.10	1.23
1	6U	82	ARG	CA-CB	6.75	1.68	1.53
1	6U	93	ALA	C-O	-6.75	1.10	1.23
1	6Y	150	TYR	CA-C	-6.75	1.35	1.52
1	7E	82	ARG	CA-CB	6.75	1.68	1.53
1	7E	93	ALA	C-O	-6.75	1.10	1.23
1	7I	150	TYR	CA-C	-6.75	1.35	1.52
1	7Q	82	ARG	CA-CB	6.75	1.68	1.53
1	7Q	93	ALA	C-O	-6.75	1.10	1.23
1	7U	150	TYR	CA-C	-6.75	1.35	1.52
1	12	12	MET	CB-CG	6.75	1.73	1.51
1	16	12	MET	CB-CG	6.75	1.73	1.51

*Continued on next page...*

*Continued from previous page...*

Mol	Chain	Res	Type	Atoms	Z	Observed(Å)	Ideal(Å)
1	2A	12	MET	CB-CG	6.75	1.73	1.51
1	3Q	12	MET	CB-CG	6.75	1.73	1.51
1	3U	12	MET	CB-CG	6.75	1.73	1.51
1	3Y	12	MET	CB-CG	6.75	1.73	1.51
1	5E	12	MET	CB-CG	6.75	1.73	1.51
1	5I	12	MET	CB-CG	6.75	1.73	1.51
1	5M	12	MET	CB-CG	6.75	1.73	1.51
1	62	12	MET	CB-CG	6.75	1.73	1.51
1	66	12	MET	CB-CG	6.75	1.73	1.51
1	7A	12	MET	CB-CG	6.75	1.73	1.51
1	1Q	82	ARG	CA-CB	6.75	1.68	1.53
1	1U	82	ARG	CA-CB	6.75	1.68	1.53
1	1Y	82	ARG	CA-CB	6.75	1.68	1.53
1	2Q	82	ARG	CA-CB	6.75	1.68	1.53
1	2U	82	ARG	CA-CB	6.75	1.68	1.53
1	2Y	82	ARG	CA-CB	6.75	1.68	1.53
1	42	82	ARG	CA-CB	6.75	1.68	1.53
1	46	82	ARG	CA-CB	6.75	1.68	1.53
1	5A	82	ARG	CA-CB	6.75	1.68	1.53
1	52	82	ARG	CA-CB	6.75	1.68	1.53
1	56	82	ARG	CA-CB	6.75	1.68	1.53
1	6A	82	ARG	CA-CB	6.75	1.68	1.53
1	1A	12	MET	CB-CG	6.75	1.73	1.51
1	1I	12	MET	CB-CG	6.75	1.73	1.51
1	2E	12	MET	CB-CG	6.75	1.73	1.51
1	26	12	MET	CB-CG	6.75	1.73	1.51
1	3E	12	MET	CB-CG	6.75	1.73	1.51
1	4A	12	MET	CB-CG	6.75	1.73	1.51
1	4M	12	MET	CB-CG	6.75	1.73	1.51
1	4U	12	MET	CB-CG	6.75	1.73	1.51
1	5Q	12	MET	CB-CG	6.75	1.73	1.51
1	6I	12	MET	CB-CG	6.75	1.73	1.51
1	6Q	12	MET	CB-CG	6.75	1.73	1.51
1	7M	12	MET	CB-CG	6.75	1.73	1.51
1	1A	150	TYR	CA-C	-6.74	1.35	1.52
1	1I	150	TYR	CA-C	-6.74	1.35	1.52
2	1R	4	GLU	C-N	6.74	1.49	1.34
2	1V	4	GLU	C-N	6.74	1.49	1.34
2	1Z	4	GLU	C-N	6.74	1.49	1.34
1	2E	150	TYR	CA-C	-6.74	1.35	1.52
2	2R	4	GLU	C-N	6.74	1.49	1.34
2	2V	4	GLU	C-N	6.74	1.49	1.34

*Continued on next page...*

*Continued from previous page...*

Mol	Chain	Res	Type	Atoms	Z	Observed(Å)	Ideal(Å)
2	2Z	4	GLU	C-N	6.74	1.49	1.34
1	26	150	TYR	CA-C	-6.74	1.35	1.52
1	3E	150	TYR	CA-C	-6.74	1.35	1.52
1	4A	150	TYR	CA-C	-6.74	1.35	1.52
1	4M	150	TYR	CA-C	-6.74	1.35	1.52
1	4U	150	TYR	CA-C	-6.74	1.35	1.52
2	43	4	GLU	C-N	6.74	1.49	1.34
2	47	4	GLU	C-N	6.74	1.49	1.34
2	5B	4	GLU	C-N	6.74	1.49	1.34
1	5Q	150	TYR	CA-C	-6.74	1.35	1.52
2	53	4	GLU	C-N	6.74	1.49	1.34
2	57	4	GLU	C-N	6.74	1.49	1.34
2	6B	4	GLU	C-N	6.74	1.49	1.34
1	6I	150	TYR	CA-C	-6.74	1.35	1.52
1	6Q	150	TYR	CA-C	-6.74	1.35	1.52
1	7M	150	TYR	CA-C	-6.74	1.35	1.52
2	13	4	GLU	C-N	6.74	1.49	1.34
2	17	4	GLU	C-N	6.74	1.49	1.34
2	2B	4	GLU	C-N	6.74	1.49	1.34
2	3R	4	GLU	C-N	6.74	1.49	1.34
2	3V	4	GLU	C-N	6.74	1.49	1.34
2	3Z	4	GLU	C-N	6.74	1.49	1.34
2	5F	4	GLU	C-N	6.74	1.49	1.34
2	5J	4	GLU	C-N	6.74	1.49	1.34
2	5N	4	GLU	C-N	6.74	1.49	1.34
2	63	4	GLU	C-N	6.74	1.49	1.34
2	67	4	GLU	C-N	6.74	1.49	1.34
2	7B	4	GLU	C-N	6.74	1.49	1.34
2	1F	216	ASN	CB-CG	6.74	1.66	1.51
1	1Q	12	MET	CB-CG	6.74	1.73	1.51
1	1U	12	MET	CB-CG	6.74	1.73	1.51
1	1Y	12	MET	CB-CG	6.74	1.73	1.51
2	2N	216	ASN	CB-CG	6.74	1.66	1.51
1	2Q	12	MET	CB-CG	6.74	1.73	1.51
1	2U	12	MET	CB-CG	6.74	1.73	1.51
1	2Y	12	MET	CB-CG	6.74	1.73	1.51
2	23	216	ASN	CB-CG	6.74	1.66	1.51
2	3N	216	ASN	CB-CG	6.74	1.66	1.51
2	37	216	ASN	CB-CG	6.74	1.66	1.51
2	4J	216	ASN	CB-CG	6.74	1.66	1.51
2	4R	216	ASN	CB-CG	6.74	1.66	1.51
1	42	12	MET	CB-CG	6.74	1.73	1.51

*Continued on next page...*

*Continued from previous page...*

Mol	Chain	Res	Type	Atoms	Z	Observed(Å)	Ideal(Å)
1	46	12	MET	CB-CG	6.74	1.73	1.51
1	5A	12	MET	CB-CG	6.74	1.73	1.51
2	5Z	216	ASN	CB-CG	6.74	1.66	1.51
1	52	12	MET	CB-CG	6.74	1.73	1.51
1	56	12	MET	CB-CG	6.74	1.73	1.51
1	6A	12	MET	CB-CG	6.74	1.73	1.51
2	6F	216	ASN	CB-CG	6.74	1.66	1.51
2	6Z	216	ASN	CB-CG	6.74	1.66	1.51
2	7J	216	ASN	CB-CG	6.74	1.66	1.51
2	7V	216	ASN	CB-CG	6.74	1.66	1.51
1	1A	93	ALA	C-O	-6.74	1.10	1.23
1	1I	93	ALA	C-O	-6.74	1.10	1.23
2	1N	216	ASN	CB-CG	6.74	1.66	1.51
1	2E	93	ALA	C-O	-6.74	1.10	1.23
2	2J	216	ASN	CB-CG	6.74	1.66	1.51
1	26	93	ALA	C-O	-6.74	1.10	1.23
2	3B	216	ASN	CB-CG	6.74	1.66	1.51
1	3E	93	ALA	C-O	-6.74	1.10	1.23
2	3J	216	ASN	CB-CG	6.74	1.66	1.51
2	33	216	ASN	CB-CG	6.74	1.66	1.51
1	4A	93	ALA	C-O	-6.74	1.10	1.23
2	4F	216	ASN	CB-CG	6.74	1.66	1.51
1	4M	93	ALA	C-O	-6.74	1.10	1.23
1	4U	93	ALA	C-O	-6.74	1.10	1.23
2	4Z	216	ASN	CB-CG	6.74	1.66	1.51
1	5Q	93	ALA	C-O	-6.74	1.10	1.23
2	5V	216	ASN	CB-CG	6.74	1.66	1.51
1	6I	93	ALA	C-O	-6.74	1.10	1.23
2	6N	216	ASN	CB-CG	6.74	1.66	1.51
1	6Q	93	ALA	C-O	-6.74	1.10	1.23
2	6V	216	ASN	CB-CG	6.74	1.66	1.51
2	7F	216	ASN	CB-CG	6.74	1.66	1.51
1	7M	93	ALA	C-O	-6.74	1.10	1.23
2	7R	216	ASN	CB-CG	6.74	1.66	1.51
1	1M	12	MET	CB-CG	6.73	1.72	1.51
1	2I	12	MET	CB-CG	6.73	1.72	1.51
1	3A	12	MET	CB-CG	6.73	1.72	1.51
1	3I	12	MET	CB-CG	6.73	1.72	1.51
1	32	12	MET	CB-CG	6.73	1.72	1.51
1	4E	12	MET	CB-CG	6.73	1.72	1.51
1	4Y	12	MET	CB-CG	6.73	1.72	1.51
1	5U	12	MET	CB-CG	6.73	1.72	1.51

*Continued on next page...*

*Continued from previous page...*

Mol	Chain	Res	Type	Atoms	Z	Observed(Å)	Ideal(Å)
1	6M	12	MET	CB-CG	6.73	1.72	1.51
1	6U	12	MET	CB-CG	6.73	1.72	1.51
1	7E	12	MET	CB-CG	6.73	1.72	1.51
1	7Q	12	MET	CB-CG	6.73	1.72	1.51
1	12	150	TYR	CA-C	-6.73	1.35	1.52
1	16	150	TYR	CA-C	-6.73	1.35	1.52
1	2A	150	TYR	CA-C	-6.73	1.35	1.52
1	3Q	150	TYR	CA-C	-6.73	1.35	1.52
1	3U	150	TYR	CA-C	-6.73	1.35	1.52
1	3Y	150	TYR	CA-C	-6.73	1.35	1.52
1	5E	150	TYR	CA-C	-6.73	1.35	1.52
1	5I	150	TYR	CA-C	-6.73	1.35	1.52
1	5M	150	TYR	CA-C	-6.73	1.35	1.52
1	62	150	TYR	CA-C	-6.73	1.35	1.52
1	66	150	TYR	CA-C	-6.73	1.35	1.52
1	7A	150	TYR	CA-C	-6.73	1.35	1.52
2	1F	4	GLU	C-N	6.73	1.49	1.34
2	2N	4	GLU	C-N	6.73	1.49	1.34
2	23	4	GLU	C-N	6.73	1.49	1.34
2	3N	4	GLU	C-N	6.73	1.49	1.34
2	37	4	GLU	C-N	6.73	1.49	1.34
2	4J	4	GLU	C-N	6.73	1.49	1.34
2	4R	4	GLU	C-N	6.73	1.49	1.34
2	5Z	4	GLU	C-N	6.73	1.49	1.34
2	6F	4	GLU	C-N	6.73	1.49	1.34
2	6Z	4	GLU	C-N	6.73	1.49	1.34
2	7J	4	GLU	C-N	6.73	1.49	1.34
2	7V	4	GLU	C-N	6.73	1.49	1.34
2	1B	4	GLU	C-N	6.72	1.49	1.34
2	1J	4	GLU	C-N	6.72	1.49	1.34
1	1M	145	LEU	CA-C	6.72	1.70	1.52
2	2F	4	GLU	C-N	6.72	1.49	1.34
1	2I	145	LEU	CA-C	6.72	1.70	1.52
2	27	4	GLU	C-N	6.72	1.49	1.34
1	3A	145	LEU	CA-C	6.72	1.70	1.52
2	3F	4	GLU	C-N	6.72	1.49	1.34
1	3I	145	LEU	CA-C	6.72	1.70	1.52
1	32	145	LEU	CA-C	6.72	1.70	1.52
2	4B	4	GLU	C-N	6.72	1.49	1.34
1	4E	145	LEU	CA-C	6.72	1.70	1.52
2	4N	4	GLU	C-N	6.72	1.49	1.34
2	4V	4	GLU	C-N	6.72	1.49	1.34

*Continued on next page...*



*Continued from previous page...*

Mol	Chain	Res	Type	Atoms	Z	Observed(Å)	Ideal(Å)
1	4Y	145	LEU	CA-C	6.72	1.70	1.52
2	5R	4	GLU	C-N	6.72	1.49	1.34
1	5U	145	LEU	CA-C	6.72	1.70	1.52
2	6J	4	GLU	C-N	6.72	1.49	1.34
1	6M	145	LEU	CA-C	6.72	1.70	1.52
2	6R	4	GLU	C-N	6.72	1.49	1.34
1	6U	145	LEU	CA-C	6.72	1.70	1.52
1	7E	145	LEU	CA-C	6.72	1.70	1.52
2	7N	4	GLU	C-N	6.72	1.49	1.34
1	7Q	145	LEU	CA-C	6.72	1.70	1.52
1	1E	145	LEU	CA-C	6.72	1.70	1.52
1	2M	145	LEU	CA-C	6.72	1.70	1.52
1	22	145	LEU	CA-C	6.72	1.70	1.52
1	3M	145	LEU	CA-C	6.72	1.70	1.52
1	36	145	LEU	CA-C	6.72	1.70	1.52
1	4I	145	LEU	CA-C	6.72	1.70	1.52
1	4Q	145	LEU	CA-C	6.72	1.70	1.52
1	5Y	145	LEU	CA-C	6.72	1.70	1.52
1	6E	145	LEU	CA-C	6.72	1.70	1.52
1	6Y	145	LEU	CA-C	6.72	1.70	1.52
1	7I	145	LEU	CA-C	6.72	1.70	1.52
1	7U	145	LEU	CA-C	6.72	1.70	1.52
1	1A	145	LEU	CA-C	6.72	1.70	1.52
1	1I	145	LEU	CA-C	6.72	1.70	1.52
1	2E	145	LEU	CA-C	6.72	1.70	1.52
1	26	145	LEU	CA-C	6.72	1.70	1.52
1	3E	145	LEU	CA-C	6.72	1.70	1.52
1	4A	145	LEU	CA-C	6.72	1.70	1.52
1	4M	145	LEU	CA-C	6.72	1.70	1.52
1	4U	145	LEU	CA-C	6.72	1.70	1.52
1	5Q	145	LEU	CA-C	6.72	1.70	1.52
1	6I	145	LEU	CA-C	6.72	1.70	1.52
1	6Q	145	LEU	CA-C	6.72	1.70	1.52
1	7M	145	LEU	CA-C	6.72	1.70	1.52
1	1Q	93	ALA	C-O	-6.71	1.10	1.23
1	1U	93	ALA	C-O	-6.71	1.10	1.23
1	1Y	93	ALA	C-O	-6.71	1.10	1.23
1	2Q	93	ALA	C-O	-6.71	1.10	1.23
1	2U	93	ALA	C-O	-6.71	1.10	1.23
1	2Y	93	ALA	C-O	-6.71	1.10	1.23
1	42	93	ALA	C-O	-6.71	1.10	1.23
1	46	93	ALA	C-O	-6.71	1.10	1.23

*Continued on next page...*

*Continued from previous page...*

Mol	Chain	Res	Type	Atoms	Z	Observed(Å)	Ideal(Å)
1	5A	93	ALA	C-O	-6.71	1.10	1.23
1	52	93	ALA	C-O	-6.71	1.10	1.23
1	56	93	ALA	C-O	-6.71	1.10	1.23
1	6A	93	ALA	C-O	-6.71	1.10	1.23
1	1E	24	VAL	CB-CG2	6.71	1.67	1.52
1	2M	24	VAL	CB-CG2	6.71	1.67	1.52
1	22	24	VAL	CB-CG2	6.71	1.67	1.52
1	3M	24	VAL	CB-CG2	6.71	1.67	1.52
1	36	24	VAL	CB-CG2	6.71	1.67	1.52
1	4I	24	VAL	CB-CG2	6.71	1.67	1.52
1	4Q	24	VAL	CB-CG2	6.71	1.67	1.52
1	5Y	24	VAL	CB-CG2	6.71	1.67	1.52
1	6E	24	VAL	CB-CG2	6.71	1.67	1.52
1	6Y	24	VAL	CB-CG2	6.71	1.67	1.52
1	7I	24	VAL	CB-CG2	6.71	1.67	1.52
1	7U	24	VAL	CB-CG2	6.71	1.67	1.52
1	1Q	145	LEU	CA-C	6.71	1.70	1.52
1	1U	145	LEU	CA-C	6.71	1.70	1.52
1	1Y	145	LEU	CA-C	6.71	1.70	1.52
1	2Q	145	LEU	CA-C	6.71	1.70	1.52
1	2U	145	LEU	CA-C	6.71	1.70	1.52
1	2Y	145	LEU	CA-C	6.71	1.70	1.52
1	42	145	LEU	CA-C	6.71	1.70	1.52
1	46	145	LEU	CA-C	6.71	1.70	1.52
1	5A	145	LEU	CA-C	6.71	1.70	1.52
1	52	145	LEU	CA-C	6.71	1.70	1.52
1	56	145	LEU	CA-C	6.71	1.70	1.52
1	6A	145	LEU	CA-C	6.71	1.70	1.52
2	1N	23	HIS	ND1-CE1	-6.71	1.18	1.34
2	2J	23	HIS	ND1-CE1	-6.71	1.18	1.34
2	3B	23	HIS	ND1-CE1	-6.71	1.18	1.34
2	3J	23	HIS	ND1-CE1	-6.71	1.18	1.34
2	33	23	HIS	ND1-CE1	-6.71	1.18	1.34
2	4F	23	HIS	ND1-CE1	-6.71	1.18	1.34
2	4Z	23	HIS	ND1-CE1	-6.71	1.18	1.34
2	5V	23	HIS	ND1-CE1	-6.71	1.18	1.34
2	6N	23	HIS	ND1-CE1	-6.71	1.18	1.34
2	6V	23	HIS	ND1-CE1	-6.71	1.18	1.34
2	7F	23	HIS	ND1-CE1	-6.71	1.18	1.34
2	7R	23	HIS	ND1-CE1	-6.71	1.18	1.34
2	1N	4	GLU	C-N	6.70	1.49	1.34
2	13	23	HIS	ND1-CE1	-6.70	1.18	1.34

*Continued on next page...*

*Continued from previous page...*

Mol	Chain	Res	Type	Atoms	Z	Observed(Å)	Ideal(Å)
2	17	23	HIS	ND1-CE1	-6.70	1.18	1.34
2	2B	23	HIS	ND1-CE1	-6.70	1.18	1.34
2	2J	4	GLU	C-N	6.70	1.49	1.34
2	3B	4	GLU	C-N	6.70	1.49	1.34
2	3J	4	GLU	C-N	6.70	1.49	1.34
2	3R	23	HIS	ND1-CE1	-6.70	1.18	1.34
2	3V	23	HIS	ND1-CE1	-6.70	1.18	1.34
2	3Z	23	HIS	ND1-CE1	-6.70	1.18	1.34
2	33	4	GLU	C-N	6.70	1.49	1.34
2	4F	4	GLU	C-N	6.70	1.49	1.34
2	4Z	4	GLU	C-N	6.70	1.49	1.34
2	5F	23	HIS	ND1-CE1	-6.70	1.18	1.34
2	5J	23	HIS	ND1-CE1	-6.70	1.18	1.34
2	5N	23	HIS	ND1-CE1	-6.70	1.18	1.34
2	5V	4	GLU	C-N	6.70	1.49	1.34
2	6N	4	GLU	C-N	6.70	1.49	1.34
2	6V	4	GLU	C-N	6.70	1.49	1.34
2	63	23	HIS	ND1-CE1	-6.70	1.18	1.34
2	67	23	HIS	ND1-CE1	-6.70	1.18	1.34
2	7B	23	HIS	ND1-CE1	-6.70	1.18	1.34
2	7F	4	GLU	C-N	6.70	1.49	1.34
2	7R	4	GLU	C-N	6.70	1.49	1.34
2	1F	23	HIS	ND1-CE1	-6.70	1.18	1.34
1	1M	84	ARG	NE-CZ	-6.70	1.24	1.33
1	2I	84	ARG	NE-CZ	-6.70	1.24	1.33
2	2N	23	HIS	ND1-CE1	-6.70	1.18	1.34
2	23	23	HIS	ND1-CE1	-6.70	1.18	1.34
1	3A	84	ARG	NE-CZ	-6.70	1.24	1.33
1	3I	84	ARG	NE-CZ	-6.70	1.24	1.33
2	3N	23	HIS	ND1-CE1	-6.70	1.18	1.34
1	32	84	ARG	NE-CZ	-6.70	1.24	1.33
2	37	23	HIS	ND1-CE1	-6.70	1.18	1.34
1	4E	84	ARG	NE-CZ	-6.70	1.24	1.33
2	4J	23	HIS	ND1-CE1	-6.70	1.18	1.34
2	4R	23	HIS	ND1-CE1	-6.70	1.18	1.34
1	4Y	84	ARG	NE-CZ	-6.70	1.24	1.33
1	5U	84	ARG	NE-CZ	-6.70	1.24	1.33
2	5Z	23	HIS	ND1-CE1	-6.70	1.18	1.34
2	6F	23	HIS	ND1-CE1	-6.70	1.18	1.34
1	6M	84	ARG	NE-CZ	-6.70	1.24	1.33
1	6U	84	ARG	NE-CZ	-6.70	1.24	1.33
2	6Z	23	HIS	ND1-CE1	-6.70	1.18	1.34

*Continued on next page...*

*Continued from previous page...*

Mol	Chain	Res	Type	Atoms	Z	Observed(Å)	Ideal(Å)
1	7E	84	ARG	NE-CZ	-6.70	1.24	1.33
2	7J	23	HIS	ND1-CE1	-6.70	1.18	1.34
1	7Q	84	ARG	NE-CZ	-6.70	1.24	1.33
2	7V	23	HIS	ND1-CE1	-6.70	1.18	1.34
2	1B	70	TRP	N-CA	6.70	1.59	1.46
2	1J	70	TRP	N-CA	6.70	1.59	1.46
1	12	145	LEU	CA-C	6.70	1.70	1.52
1	16	145	LEU	CA-C	6.70	1.70	1.52
1	2A	145	LEU	CA-C	6.70	1.70	1.52
2	2F	70	TRP	N-CA	6.70	1.59	1.46
2	27	70	TRP	N-CA	6.70	1.59	1.46
2	3F	70	TRP	N-CA	6.70	1.59	1.46
1	3Q	145	LEU	CA-C	6.70	1.70	1.52
1	3U	145	LEU	CA-C	6.70	1.70	1.52
1	3Y	145	LEU	CA-C	6.70	1.70	1.52
2	4B	70	TRP	N-CA	6.70	1.59	1.46
2	4N	70	TRP	N-CA	6.70	1.59	1.46
2	4V	70	TRP	N-CA	6.70	1.59	1.46
1	5E	145	LEU	CA-C	6.70	1.70	1.52
1	5I	145	LEU	CA-C	6.70	1.70	1.52
1	5M	145	LEU	CA-C	6.70	1.70	1.52
2	5R	70	TRP	N-CA	6.70	1.59	1.46
2	6J	70	TRP	N-CA	6.70	1.59	1.46
2	6R	70	TRP	N-CA	6.70	1.59	1.46
1	62	145	LEU	CA-C	6.70	1.70	1.52
1	66	145	LEU	CA-C	6.70	1.70	1.52
1	7A	145	LEU	CA-C	6.70	1.70	1.52
2	7N	70	TRP	N-CA	6.70	1.59	1.46
2	1N	70	TRP	N-CA	6.69	1.59	1.46
2	2J	70	TRP	N-CA	6.69	1.59	1.46
2	3B	70	TRP	N-CA	6.69	1.59	1.46
2	3J	70	TRP	N-CA	6.69	1.59	1.46
2	33	70	TRP	N-CA	6.69	1.59	1.46
2	4F	70	TRP	N-CA	6.69	1.59	1.46
2	4Z	70	TRP	N-CA	6.69	1.59	1.46
2	5V	70	TRP	N-CA	6.69	1.59	1.46
2	6N	70	TRP	N-CA	6.69	1.59	1.46
2	6V	70	TRP	N-CA	6.69	1.59	1.46
2	7F	70	TRP	N-CA	6.69	1.59	1.46
2	7R	70	TRP	N-CA	6.69	1.59	1.46
1	1A	24	VAL	CB-CG2	6.69	1.66	1.52
1	1I	24	VAL	CB-CG2	6.69	1.66	1.52

*Continued on next page...*

*Continued from previous page...*

Mol	Chain	Res	Type	Atoms	Z	Observed(Å)	Ideal(Å)
1	12	24	VAL	CB-CG2	6.69	1.67	1.52
1	16	24	VAL	CB-CG2	6.69	1.67	1.52
1	2A	24	VAL	CB-CG2	6.69	1.67	1.52
1	2E	24	VAL	CB-CG2	6.69	1.66	1.52
1	26	24	VAL	CB-CG2	6.69	1.66	1.52
1	3E	24	VAL	CB-CG2	6.69	1.66	1.52
1	3Q	24	VAL	CB-CG2	6.69	1.67	1.52
1	3U	24	VAL	CB-CG2	6.69	1.67	1.52
1	3Y	24	VAL	CB-CG2	6.69	1.67	1.52
1	4A	24	VAL	CB-CG2	6.69	1.66	1.52
1	4M	24	VAL	CB-CG2	6.69	1.66	1.52
1	4U	24	VAL	CB-CG2	6.69	1.66	1.52
1	5E	24	VAL	CB-CG2	6.69	1.67	1.52
1	5I	24	VAL	CB-CG2	6.69	1.67	1.52
1	5M	24	VAL	CB-CG2	6.69	1.67	1.52
1	5Q	24	VAL	CB-CG2	6.69	1.66	1.52
1	6I	24	VAL	CB-CG2	6.69	1.66	1.52
1	6Q	24	VAL	CB-CG2	6.69	1.66	1.52
1	62	24	VAL	CB-CG2	6.69	1.67	1.52
1	66	24	VAL	CB-CG2	6.69	1.67	1.52
1	7A	24	VAL	CB-CG2	6.69	1.67	1.52
1	7M	24	VAL	CB-CG2	6.69	1.66	1.52
2	1F	70	TRP	N-CA	6.68	1.59	1.46
1	1Q	24	VAL	CB-CG2	6.68	1.66	1.52
1	1U	24	VAL	CB-CG2	6.68	1.66	1.52
1	1Y	24	VAL	CB-CG2	6.68	1.66	1.52
2	2N	70	TRP	N-CA	6.68	1.59	1.46
1	2Q	24	VAL	CB-CG2	6.68	1.66	1.52
1	2U	24	VAL	CB-CG2	6.68	1.66	1.52
1	2Y	24	VAL	CB-CG2	6.68	1.66	1.52
2	23	70	TRP	N-CA	6.68	1.59	1.46
2	3N	70	TRP	N-CA	6.68	1.59	1.46
2	37	70	TRP	N-CA	6.68	1.59	1.46
2	4J	70	TRP	N-CA	6.68	1.59	1.46
2	4R	70	TRP	N-CA	6.68	1.59	1.46
1	42	24	VAL	CB-CG2	6.68	1.66	1.52
1	46	24	VAL	CB-CG2	6.68	1.66	1.52
1	5A	24	VAL	CB-CG2	6.68	1.66	1.52
2	5Z	70	TRP	N-CA	6.68	1.59	1.46
1	52	24	VAL	CB-CG2	6.68	1.66	1.52
1	56	24	VAL	CB-CG2	6.68	1.66	1.52
1	6A	24	VAL	CB-CG2	6.68	1.66	1.52

*Continued on next page...*

*Continued from previous page...*

Mol	Chain	Res	Type	Atoms	Z	Observed(Å)	Ideal(Å)
2	6F	70	TRP	N-CA	6.68	1.59	1.46
2	6Z	70	TRP	N-CA	6.68	1.59	1.46
2	7J	70	TRP	N-CA	6.68	1.59	1.46
2	7V	70	TRP	N-CA	6.68	1.59	1.46
2	1R	70	TRP	N-CA	6.68	1.59	1.46
2	1V	70	TRP	N-CA	6.68	1.59	1.46
2	1Z	70	TRP	N-CA	6.68	1.59	1.46
2	2R	70	TRP	N-CA	6.68	1.59	1.46
2	2V	70	TRP	N-CA	6.68	1.59	1.46
2	2Z	70	TRP	N-CA	6.68	1.59	1.46
2	43	70	TRP	N-CA	6.68	1.59	1.46
2	47	70	TRP	N-CA	6.68	1.59	1.46
2	5B	70	TRP	N-CA	6.68	1.59	1.46
2	53	70	TRP	N-CA	6.68	1.59	1.46
2	57	70	TRP	N-CA	6.68	1.59	1.46
2	6B	70	TRP	N-CA	6.68	1.59	1.46
1	1Q	172	PHE	CD2-CE2	-6.68	1.25	1.39
1	1U	172	PHE	CD2-CE2	-6.68	1.25	1.39
1	1Y	172	PHE	CD2-CE2	-6.68	1.25	1.39
1	12	93	ALA	C-O	-6.68	1.10	1.23
1	16	93	ALA	C-O	-6.68	1.10	1.23
1	2A	93	ALA	C-O	-6.68	1.10	1.23
1	2Q	172	PHE	CD2-CE2	-6.68	1.25	1.39
1	2U	172	PHE	CD2-CE2	-6.68	1.25	1.39
1	2Y	172	PHE	CD2-CE2	-6.68	1.25	1.39
1	3Q	93	ALA	C-O	-6.68	1.10	1.23
1	3U	93	ALA	C-O	-6.68	1.10	1.23
1	3Y	93	ALA	C-O	-6.68	1.10	1.23
1	42	172	PHE	CD2-CE2	-6.68	1.25	1.39
1	46	172	PHE	CD2-CE2	-6.68	1.25	1.39
1	5A	172	PHE	CD2-CE2	-6.68	1.25	1.39
1	5E	93	ALA	C-O	-6.68	1.10	1.23
1	5I	93	ALA	C-O	-6.68	1.10	1.23
1	5M	93	ALA	C-O	-6.68	1.10	1.23
1	52	172	PHE	CD2-CE2	-6.68	1.25	1.39
1	56	172	PHE	CD2-CE2	-6.68	1.25	1.39
1	6A	172	PHE	CD2-CE2	-6.68	1.25	1.39
1	62	93	ALA	C-O	-6.68	1.10	1.23
1	66	93	ALA	C-O	-6.68	1.10	1.23
1	7A	93	ALA	C-O	-6.68	1.10	1.23
1	1A	172	PHE	CD2-CE2	-6.68	1.25	1.39
2	1B	23	HIS	ND1-CE1	-6.68	1.18	1.34

*Continued on next page...*

*Continued from previous page...*

Mol	Chain	Res	Type	Atoms	Z	Observed(Å)	Ideal(Å)
1	1I	172	PHE	CD2-CE2	-6.68	1.25	1.39
2	1J	23	HIS	ND1-CE1	-6.68	1.18	1.34
2	1R	33	PRO	C-N	-6.68	1.18	1.34
2	1V	33	PRO	C-N	-6.68	1.18	1.34
2	1Z	33	PRO	C-N	-6.68	1.18	1.34
2	13	70	TRP	N-CA	6.68	1.59	1.46
2	17	70	TRP	N-CA	6.68	1.59	1.46
2	2B	70	TRP	N-CA	6.68	1.59	1.46
1	2E	172	PHE	CD2-CE2	-6.68	1.25	1.39
2	2F	23	HIS	ND1-CE1	-6.68	1.18	1.34
2	2R	33	PRO	C-N	-6.68	1.18	1.34
2	2V	33	PRO	C-N	-6.68	1.18	1.34
2	2Z	33	PRO	C-N	-6.68	1.18	1.34
1	26	172	PHE	CD2-CE2	-6.68	1.25	1.39
2	27	23	HIS	ND1-CE1	-6.68	1.18	1.34
1	3E	172	PHE	CD2-CE2	-6.68	1.25	1.39
2	3F	23	HIS	ND1-CE1	-6.68	1.18	1.34
2	3R	70	TRP	N-CA	6.68	1.59	1.46
2	3V	70	TRP	N-CA	6.68	1.59	1.46
2	3Z	70	TRP	N-CA	6.68	1.59	1.46
1	4A	172	PHE	CD2-CE2	-6.68	1.25	1.39
2	4B	23	HIS	ND1-CE1	-6.68	1.18	1.34
1	4M	172	PHE	CD2-CE2	-6.68	1.25	1.39
2	4N	23	HIS	ND1-CE1	-6.68	1.18	1.34
1	4U	172	PHE	CD2-CE2	-6.68	1.25	1.39
2	4V	23	HIS	ND1-CE1	-6.68	1.18	1.34
2	43	33	PRO	C-N	-6.68	1.18	1.34
2	47	33	PRO	C-N	-6.68	1.18	1.34
2	5B	33	PRO	C-N	-6.68	1.18	1.34
2	5F	70	TRP	N-CA	6.68	1.59	1.46
2	5J	70	TRP	N-CA	6.68	1.59	1.46
2	5N	70	TRP	N-CA	6.68	1.59	1.46
1	5Q	172	PHE	CD2-CE2	-6.68	1.25	1.39
2	5R	23	HIS	ND1-CE1	-6.68	1.18	1.34
2	53	33	PRO	C-N	-6.68	1.18	1.34
2	57	33	PRO	C-N	-6.68	1.18	1.34
2	6B	33	PRO	C-N	-6.68	1.18	1.34
1	6I	172	PHE	CD2-CE2	-6.68	1.25	1.39
2	6J	23	HIS	ND1-CE1	-6.68	1.18	1.34
1	6Q	172	PHE	CD2-CE2	-6.68	1.25	1.39
2	6R	23	HIS	ND1-CE1	-6.68	1.18	1.34
2	63	70	TRP	N-CA	6.68	1.59	1.46

*Continued on next page...*



*Continued from previous page...*

Mol	Chain	Res	Type	Atoms	Z	Observed(Å)	Ideal(Å)
2	67	70	TRP	N-CA	6.68	1.59	1.46
2	7B	70	TRP	N-CA	6.68	1.59	1.46
1	7M	172	PHE	CD2-CE2	-6.68	1.25	1.39
2	7N	23	HIS	ND1-CE1	-6.68	1.18	1.34
1	1A	84	ARG	NE-CZ	-6.68	1.24	1.33
2	1B	33	PRO	C-N	-6.68	1.18	1.34
1	1I	84	ARG	NE-CZ	-6.68	1.24	1.33
2	1J	33	PRO	C-N	-6.68	1.18	1.34
1	2E	84	ARG	NE-CZ	-6.68	1.24	1.33
2	2F	33	PRO	C-N	-6.68	1.18	1.34
1	26	84	ARG	NE-CZ	-6.68	1.24	1.33
2	27	33	PRO	C-N	-6.68	1.18	1.34
1	3E	84	ARG	NE-CZ	-6.68	1.24	1.33
2	3F	33	PRO	C-N	-6.68	1.18	1.34
1	4A	84	ARG	NE-CZ	-6.68	1.24	1.33
2	4B	33	PRO	C-N	-6.68	1.18	1.34
1	4M	84	ARG	NE-CZ	-6.68	1.24	1.33
2	4N	33	PRO	C-N	-6.68	1.18	1.34
1	4U	84	ARG	NE-CZ	-6.68	1.24	1.33
2	4V	33	PRO	C-N	-6.68	1.18	1.34
1	5Q	84	ARG	NE-CZ	-6.68	1.24	1.33
2	5R	33	PRO	C-N	-6.68	1.18	1.34
1	6I	84	ARG	NE-CZ	-6.68	1.24	1.33
2	6J	33	PRO	C-N	-6.68	1.18	1.34
1	6Q	84	ARG	NE-CZ	-6.68	1.24	1.33
2	6R	33	PRO	C-N	-6.68	1.18	1.34
1	7M	84	ARG	NE-CZ	-6.68	1.24	1.33
2	7N	33	PRO	C-N	-6.68	1.18	1.34
1	1M	24	VAL	CB-CG2	6.67	1.66	1.52
2	1N	33	PRO	C-N	-6.67	1.18	1.34
1	2I	24	VAL	CB-CG2	6.67	1.66	1.52
2	2J	33	PRO	C-N	-6.67	1.18	1.34
1	3A	24	VAL	CB-CG2	6.67	1.66	1.52
2	3B	33	PRO	C-N	-6.67	1.18	1.34
1	3I	24	VAL	CB-CG2	6.67	1.66	1.52
2	3J	33	PRO	C-N	-6.67	1.18	1.34
1	32	24	VAL	CB-CG2	6.67	1.66	1.52
2	33	33	PRO	C-N	-6.67	1.18	1.34
1	4E	24	VAL	CB-CG2	6.67	1.66	1.52
2	4F	33	PRO	C-N	-6.67	1.18	1.34
1	4Y	24	VAL	CB-CG2	6.67	1.66	1.52
2	4Z	33	PRO	C-N	-6.67	1.18	1.34

*Continued on next page...*



*Continued from previous page...*

Mol	Chain	Res	Type	Atoms	Z	Observed(Å)	Ideal(Å)
1	5U	24	VAL	CB-CG2	6.67	1.66	1.52
2	5V	33	PRO	C-N	-6.67	1.18	1.34
1	6M	24	VAL	CB-CG2	6.67	1.66	1.52
2	6N	33	PRO	C-N	-6.67	1.18	1.34
1	6U	24	VAL	CB-CG2	6.67	1.66	1.52
2	6V	33	PRO	C-N	-6.67	1.18	1.34
1	7E	24	VAL	CB-CG2	6.67	1.66	1.52
2	7F	33	PRO	C-N	-6.67	1.18	1.34
1	7Q	24	VAL	CB-CG2	6.67	1.66	1.52
2	7R	33	PRO	C-N	-6.67	1.18	1.34
1	12	84	ARG	NE-CZ	-6.67	1.24	1.33
1	16	84	ARG	NE-CZ	-6.67	1.24	1.33
1	2A	84	ARG	NE-CZ	-6.67	1.24	1.33
1	3Q	84	ARG	NE-CZ	-6.67	1.24	1.33
1	3U	84	ARG	NE-CZ	-6.67	1.24	1.33
1	3Y	84	ARG	NE-CZ	-6.67	1.24	1.33
1	5E	84	ARG	NE-CZ	-6.67	1.24	1.33
1	5I	84	ARG	NE-CZ	-6.67	1.24	1.33
1	5M	84	ARG	NE-CZ	-6.67	1.24	1.33
1	62	84	ARG	NE-CZ	-6.67	1.24	1.33
1	66	84	ARG	NE-CZ	-6.67	1.24	1.33
1	7A	84	ARG	NE-CZ	-6.67	1.24	1.33
1	1E	80	PHE	CB-CG	-6.67	1.40	1.51
1	2M	80	PHE	CB-CG	-6.67	1.40	1.51
1	22	80	PHE	CB-CG	-6.67	1.40	1.51
1	3M	80	PHE	CB-CG	-6.67	1.40	1.51
1	36	80	PHE	CB-CG	-6.67	1.40	1.51
1	4I	80	PHE	CB-CG	-6.67	1.40	1.51
1	4Q	80	PHE	CB-CG	-6.67	1.40	1.51
1	5Y	80	PHE	CB-CG	-6.67	1.40	1.51
1	6E	80	PHE	CB-CG	-6.67	1.40	1.51
1	6Y	80	PHE	CB-CG	-6.67	1.40	1.51
1	7I	80	PHE	CB-CG	-6.67	1.40	1.51
1	7U	80	PHE	CB-CG	-6.67	1.40	1.51
2	1R	23	HIS	ND1-CE1	-6.67	1.18	1.34
2	1V	23	HIS	ND1-CE1	-6.67	1.18	1.34
2	1Z	23	HIS	ND1-CE1	-6.67	1.18	1.34
2	2R	23	HIS	ND1-CE1	-6.67	1.18	1.34
2	2V	23	HIS	ND1-CE1	-6.67	1.18	1.34
2	2Z	23	HIS	ND1-CE1	-6.67	1.18	1.34
2	43	23	HIS	ND1-CE1	-6.67	1.18	1.34
2	47	23	HIS	ND1-CE1	-6.67	1.18	1.34

*Continued on next page...*

*Continued from previous page...*

Mol	Chain	Res	Type	Atoms	Z	Observed(Å)	Ideal(Å)
2	5B	23	HIS	ND1-CE1	-6.67	1.18	1.34
2	53	23	HIS	ND1-CE1	-6.67	1.18	1.34
2	57	23	HIS	ND1-CE1	-6.67	1.18	1.34
2	6B	23	HIS	ND1-CE1	-6.67	1.18	1.34
2	1F	209	LEU	CB-CG	6.66	1.71	1.52
2	2N	209	LEU	CB-CG	6.66	1.71	1.52
2	23	209	LEU	CB-CG	6.66	1.71	1.52
2	3N	209	LEU	CB-CG	6.66	1.71	1.52
2	37	209	LEU	CB-CG	6.66	1.71	1.52
2	4J	209	LEU	CB-CG	6.66	1.71	1.52
2	4R	209	LEU	CB-CG	6.66	1.71	1.52
2	5Z	209	LEU	CB-CG	6.66	1.71	1.52
2	6F	209	LEU	CB-CG	6.66	1.71	1.52
2	6Z	209	LEU	CB-CG	6.66	1.71	1.52
2	7J	209	LEU	CB-CG	6.66	1.71	1.52
2	7V	209	LEU	CB-CG	6.66	1.71	1.52
1	1E	172	PHE	CD2-CE2	-6.66	1.25	1.39
2	1F	33	PRO	C-N	-6.66	1.18	1.34
1	1Q	84	ARG	NE-CZ	-6.66	1.24	1.33
1	1U	84	ARG	NE-CZ	-6.66	1.24	1.33
1	1Y	84	ARG	NE-CZ	-6.66	1.24	1.33
2	13	33	PRO	C-N	-6.66	1.18	1.34
2	17	33	PRO	C-N	-6.66	1.18	1.34
2	2B	33	PRO	C-N	-6.66	1.18	1.34
1	2M	172	PHE	CD2-CE2	-6.66	1.25	1.39
2	2N	33	PRO	C-N	-6.66	1.18	1.34
1	2Q	84	ARG	NE-CZ	-6.66	1.24	1.33
1	2U	84	ARG	NE-CZ	-6.66	1.24	1.33
1	2Y	84	ARG	NE-CZ	-6.66	1.24	1.33
1	22	172	PHE	CD2-CE2	-6.66	1.25	1.39
2	23	33	PRO	C-N	-6.66	1.18	1.34
1	3M	172	PHE	CD2-CE2	-6.66	1.25	1.39
2	3N	33	PRO	C-N	-6.66	1.18	1.34
2	3R	33	PRO	C-N	-6.66	1.18	1.34
2	3V	33	PRO	C-N	-6.66	1.18	1.34
2	3Z	33	PRO	C-N	-6.66	1.18	1.34
1	36	172	PHE	CD2-CE2	-6.66	1.25	1.39
2	37	33	PRO	C-N	-6.66	1.18	1.34
1	4I	172	PHE	CD2-CE2	-6.66	1.25	1.39
2	4J	33	PRO	C-N	-6.66	1.18	1.34
1	4Q	172	PHE	CD2-CE2	-6.66	1.25	1.39
2	4R	33	PRO	C-N	-6.66	1.18	1.34

*Continued on next page...*

*Continued from previous page...*

Mol	Chain	Res	Type	Atoms	Z	Observed(Å)	Ideal(Å)
1	42	84	ARG	NE-CZ	-6.66	1.24	1.33
1	46	84	ARG	NE-CZ	-6.66	1.24	1.33
1	5A	84	ARG	NE-CZ	-6.66	1.24	1.33
2	5F	33	PRO	C-N	-6.66	1.18	1.34
2	5J	33	PRO	C-N	-6.66	1.18	1.34
2	5N	33	PRO	C-N	-6.66	1.18	1.34
1	5Y	172	PHE	CD2-CE2	-6.66	1.25	1.39
2	5Z	33	PRO	C-N	-6.66	1.18	1.34
1	52	84	ARG	NE-CZ	-6.66	1.24	1.33
1	56	84	ARG	NE-CZ	-6.66	1.24	1.33
1	6A	84	ARG	NE-CZ	-6.66	1.24	1.33
1	6E	172	PHE	CD2-CE2	-6.66	1.25	1.39
2	6F	33	PRO	C-N	-6.66	1.18	1.34
1	6Y	172	PHE	CD2-CE2	-6.66	1.25	1.39
2	6Z	33	PRO	C-N	-6.66	1.18	1.34
2	63	33	PRO	C-N	-6.66	1.18	1.34
2	67	33	PRO	C-N	-6.66	1.18	1.34
2	7B	33	PRO	C-N	-6.66	1.18	1.34
1	7I	172	PHE	CD2-CE2	-6.66	1.25	1.39
2	7J	33	PRO	C-N	-6.66	1.18	1.34
1	7U	172	PHE	CD2-CE2	-6.66	1.25	1.39
2	7V	33	PRO	C-N	-6.66	1.18	1.34
1	1E	84	ARG	NE-CZ	-6.65	1.24	1.33
1	12	172	PHE	CD2-CE2	-6.65	1.25	1.39
1	16	172	PHE	CD2-CE2	-6.65	1.25	1.39
1	2A	172	PHE	CD2-CE2	-6.65	1.25	1.39
1	2M	84	ARG	NE-CZ	-6.65	1.24	1.33
1	22	84	ARG	NE-CZ	-6.65	1.24	1.33
1	3M	84	ARG	NE-CZ	-6.65	1.24	1.33
1	3Q	172	PHE	CD2-CE2	-6.65	1.25	1.39
1	3U	172	PHE	CD2-CE2	-6.65	1.25	1.39
1	3Y	172	PHE	CD2-CE2	-6.65	1.25	1.39
1	36	84	ARG	NE-CZ	-6.65	1.24	1.33
1	4I	84	ARG	NE-CZ	-6.65	1.24	1.33
1	4Q	84	ARG	NE-CZ	-6.65	1.24	1.33
1	5E	172	PHE	CD2-CE2	-6.65	1.25	1.39
1	5I	172	PHE	CD2-CE2	-6.65	1.25	1.39
1	5M	172	PHE	CD2-CE2	-6.65	1.25	1.39
1	5Y	84	ARG	NE-CZ	-6.65	1.24	1.33
1	6E	84	ARG	NE-CZ	-6.65	1.24	1.33
1	6Y	84	ARG	NE-CZ	-6.65	1.24	1.33
1	62	172	PHE	CD2-CE2	-6.65	1.25	1.39

*Continued on next page...*

*Continued from previous page...*

Mol	Chain	Res	Type	Atoms	Z	Observed(Å)	Ideal(Å)
1	66	172	PHE	CD2-CE2	-6.65	1.25	1.39
1	7A	172	PHE	CD2-CE2	-6.65	1.25	1.39
1	7I	84	ARG	NE-CZ	-6.65	1.24	1.33
1	7U	84	ARG	NE-CZ	-6.65	1.24	1.33
2	1R	67	THR	CA-CB	6.65	1.70	1.53
2	1V	67	THR	CA-CB	6.65	1.70	1.53
2	1Z	67	THR	CA-CB	6.65	1.70	1.53
2	2R	67	THR	CA-CB	6.65	1.70	1.53
2	2V	67	THR	CA-CB	6.65	1.70	1.53
2	2Z	67	THR	CA-CB	6.65	1.70	1.53
2	43	67	THR	CA-CB	6.65	1.70	1.53
2	47	67	THR	CA-CB	6.65	1.70	1.53
2	5B	67	THR	CA-CB	6.65	1.70	1.53
2	53	67	THR	CA-CB	6.65	1.70	1.53
2	57	67	THR	CA-CB	6.65	1.70	1.53
2	6B	67	THR	CA-CB	6.65	1.70	1.53
2	1N	209	LEU	CB-CG	6.64	1.71	1.52
2	2J	209	LEU	CB-CG	6.64	1.71	1.52
2	3B	209	LEU	CB-CG	6.64	1.71	1.52
2	3J	209	LEU	CB-CG	6.64	1.71	1.52
2	33	209	LEU	CB-CG	6.64	1.71	1.52
2	4F	209	LEU	CB-CG	6.64	1.71	1.52
2	4Z	209	LEU	CB-CG	6.64	1.71	1.52
2	5V	209	LEU	CB-CG	6.64	1.71	1.52
2	6N	209	LEU	CB-CG	6.64	1.71	1.52
2	6V	209	LEU	CB-CG	6.64	1.71	1.52
2	7F	209	LEU	CB-CG	6.64	1.71	1.52
2	7R	209	LEU	CB-CG	6.64	1.71	1.52
1	1A	80	PHE	CB-CG	-6.64	1.40	1.51
2	1B	209	LEU	CB-CG	6.64	1.71	1.52
2	1F	67	THR	CA-CB	6.64	1.70	1.53
1	1I	80	PHE	CB-CG	-6.64	1.40	1.51
2	1J	209	LEU	CB-CG	6.64	1.71	1.52
1	2E	80	PHE	CB-CG	-6.64	1.40	1.51
2	2F	209	LEU	CB-CG	6.64	1.71	1.52
2	2N	67	THR	CA-CB	6.64	1.70	1.53
2	23	67	THR	CA-CB	6.64	1.70	1.53
1	26	80	PHE	CB-CG	-6.64	1.40	1.51
2	27	209	LEU	CB-CG	6.64	1.71	1.52
1	3E	80	PHE	CB-CG	-6.64	1.40	1.51
2	3F	209	LEU	CB-CG	6.64	1.71	1.52
2	3N	67	THR	CA-CB	6.64	1.70	1.53

*Continued on next page...*

*Continued from previous page...*

Mol	Chain	Res	Type	Atoms	Z	Observed(Å)	Ideal(Å)
2	37	67	THR	CA-CB	6.64	1.70	1.53
1	4A	80	PHE	CB-CG	-6.64	1.40	1.51
2	4B	209	LEU	CB-CG	6.64	1.71	1.52
2	4J	67	THR	CA-CB	6.64	1.70	1.53
1	4M	80	PHE	CB-CG	-6.64	1.40	1.51
2	4N	209	LEU	CB-CG	6.64	1.71	1.52
2	4R	67	THR	CA-CB	6.64	1.70	1.53
1	4U	80	PHE	CB-CG	-6.64	1.40	1.51
2	4V	209	LEU	CB-CG	6.64	1.71	1.52
1	5Q	80	PHE	CB-CG	-6.64	1.40	1.51
2	5R	209	LEU	CB-CG	6.64	1.71	1.52
2	5Z	67	THR	CA-CB	6.64	1.70	1.53
2	6F	67	THR	CA-CB	6.64	1.70	1.53
1	6I	80	PHE	CB-CG	-6.64	1.40	1.51
2	6J	209	LEU	CB-CG	6.64	1.71	1.52
1	6Q	80	PHE	CB-CG	-6.64	1.40	1.51
2	6R	209	LEU	CB-CG	6.64	1.71	1.52
2	6Z	67	THR	CA-CB	6.64	1.70	1.53
2	7J	67	THR	CA-CB	6.64	1.70	1.53
1	7M	80	PHE	CB-CG	-6.64	1.40	1.51
2	7N	209	LEU	CB-CG	6.64	1.71	1.52
2	7V	67	THR	CA-CB	6.64	1.70	1.53
1	1M	80	PHE	CB-CG	-6.64	1.40	1.51
1	2I	80	PHE	CB-CG	-6.64	1.40	1.51
1	3A	80	PHE	CB-CG	-6.64	1.40	1.51
1	3I	80	PHE	CB-CG	-6.64	1.40	1.51
1	32	80	PHE	CB-CG	-6.64	1.40	1.51
1	4E	80	PHE	CB-CG	-6.64	1.40	1.51
1	4Y	80	PHE	CB-CG	-6.64	1.40	1.51
1	5U	80	PHE	CB-CG	-6.64	1.40	1.51
1	6M	80	PHE	CB-CG	-6.64	1.40	1.51
1	6U	80	PHE	CB-CG	-6.64	1.40	1.51
1	7E	80	PHE	CB-CG	-6.64	1.40	1.51
1	7Q	80	PHE	CB-CG	-6.64	1.40	1.51
1	1M	172	PHE	CD2-CE2	-6.64	1.25	1.39
1	2I	172	PHE	CD2-CE2	-6.64	1.25	1.39
1	3A	172	PHE	CD2-CE2	-6.64	1.25	1.39
1	3I	172	PHE	CD2-CE2	-6.64	1.25	1.39
1	32	172	PHE	CD2-CE2	-6.64	1.25	1.39
1	4E	172	PHE	CD2-CE2	-6.64	1.25	1.39
1	4Y	172	PHE	CD2-CE2	-6.64	1.25	1.39
1	5U	172	PHE	CD2-CE2	-6.64	1.25	1.39

*Continued on next page...*

*Continued from previous page...*

Mol	Chain	Res	Type	Atoms	Z	Observed(Å)	Ideal(Å)
1	6M	172	PHE	CD2-CE2	-6.64	1.25	1.39
1	6U	172	PHE	CD2-CE2	-6.64	1.25	1.39
1	7E	172	PHE	CD2-CE2	-6.64	1.25	1.39
1	7Q	172	PHE	CD2-CE2	-6.64	1.25	1.39
2	13	67	THR	CA-CB	6.64	1.70	1.53
2	17	67	THR	CA-CB	6.64	1.70	1.53
2	2B	67	THR	CA-CB	6.64	1.70	1.53
2	3R	67	THR	CA-CB	6.64	1.70	1.53
2	3V	67	THR	CA-CB	6.64	1.70	1.53
2	3Z	67	THR	CA-CB	6.64	1.70	1.53
2	5F	67	THR	CA-CB	6.64	1.70	1.53
2	5J	67	THR	CA-CB	6.64	1.70	1.53
2	5N	67	THR	CA-CB	6.64	1.70	1.53
2	63	67	THR	CA-CB	6.64	1.70	1.53
2	67	67	THR	CA-CB	6.64	1.70	1.53
2	7B	67	THR	CA-CB	6.64	1.70	1.53
2	1B	67	THR	CA-CB	6.64	1.70	1.53
2	1J	67	THR	CA-CB	6.64	1.70	1.53
2	2F	67	THR	CA-CB	6.64	1.70	1.53
2	27	67	THR	CA-CB	6.64	1.70	1.53
2	3F	67	THR	CA-CB	6.64	1.70	1.53
2	4B	67	THR	CA-CB	6.64	1.70	1.53
2	4N	67	THR	CA-CB	6.64	1.70	1.53
2	4V	67	THR	CA-CB	6.64	1.70	1.53
2	5R	67	THR	CA-CB	6.64	1.70	1.53
2	6J	67	THR	CA-CB	6.64	1.70	1.53
2	6R	67	THR	CA-CB	6.64	1.70	1.53
2	7N	67	THR	CA-CB	6.64	1.70	1.53
1	1A	145	LEU	CG-CD2	-6.63	1.27	1.51
1	1I	145	LEU	CG-CD2	-6.63	1.27	1.51
2	1N	67	THR	CA-CB	6.63	1.70	1.53
1	2E	145	LEU	CG-CD2	-6.63	1.27	1.51
2	2J	67	THR	CA-CB	6.63	1.70	1.53
1	26	145	LEU	CG-CD2	-6.63	1.27	1.51
2	3B	67	THR	CA-CB	6.63	1.70	1.53
1	3E	145	LEU	CG-CD2	-6.63	1.27	1.51
2	3J	67	THR	CA-CB	6.63	1.70	1.53
2	33	67	THR	CA-CB	6.63	1.70	1.53
1	4A	145	LEU	CG-CD2	-6.63	1.27	1.51
2	4F	67	THR	CA-CB	6.63	1.70	1.53
1	4M	145	LEU	CG-CD2	-6.63	1.27	1.51
1	4U	145	LEU	CG-CD2	-6.63	1.27	1.51

*Continued on next page...*

*Continued from previous page...*

Mol	Chain	Res	Type	Atoms	Z	Observed(Å)	Ideal(Å)
2	4Z	67	THR	CA-CB	6.63	1.70	1.53
1	5Q	145	LEU	CG-CD2	-6.63	1.27	1.51
2	5V	67	THR	CA-CB	6.63	1.70	1.53
1	6I	145	LEU	CG-CD2	-6.63	1.27	1.51
2	6N	67	THR	CA-CB	6.63	1.70	1.53
1	6Q	145	LEU	CG-CD2	-6.63	1.27	1.51
2	6V	67	THR	CA-CB	6.63	1.70	1.53
2	7F	67	THR	CA-CB	6.63	1.70	1.53
1	7M	145	LEU	CG-CD2	-6.63	1.27	1.51
2	7R	67	THR	CA-CB	6.63	1.70	1.53
1	1Q	145	LEU	CG-CD2	-6.63	1.27	1.51
1	1U	145	LEU	CG-CD2	-6.63	1.27	1.51
1	1Y	145	LEU	CG-CD2	-6.63	1.27	1.51
1	2Q	145	LEU	CG-CD2	-6.63	1.27	1.51
1	2U	145	LEU	CG-CD2	-6.63	1.27	1.51
1	2Y	145	LEU	CG-CD2	-6.63	1.27	1.51
1	42	145	LEU	CG-CD2	-6.63	1.27	1.51
1	46	145	LEU	CG-CD2	-6.63	1.27	1.51
1	5A	145	LEU	CG-CD2	-6.63	1.27	1.51
1	52	145	LEU	CG-CD2	-6.63	1.27	1.51
1	56	145	LEU	CG-CD2	-6.63	1.27	1.51
1	6A	145	LEU	CG-CD2	-6.63	1.27	1.51
1	12	80	PHE	CB-CG	-6.62	1.40	1.51
1	16	80	PHE	CB-CG	-6.62	1.40	1.51
1	2A	80	PHE	CB-CG	-6.62	1.40	1.51
1	3Q	80	PHE	CB-CG	-6.62	1.40	1.51
1	3U	80	PHE	CB-CG	-6.62	1.40	1.51
1	3Y	80	PHE	CB-CG	-6.62	1.40	1.51
1	5E	80	PHE	CB-CG	-6.62	1.40	1.51
1	5I	80	PHE	CB-CG	-6.62	1.40	1.51
1	5M	80	PHE	CB-CG	-6.62	1.40	1.51
1	62	80	PHE	CB-CG	-6.62	1.40	1.51
1	66	80	PHE	CB-CG	-6.62	1.40	1.51
1	7A	80	PHE	CB-CG	-6.62	1.40	1.51
1	1M	145	LEU	CG-CD2	-6.62	1.27	1.51
1	1Q	80	PHE	CB-CG	-6.62	1.40	1.51
1	1U	80	PHE	CB-CG	-6.62	1.40	1.51
1	1Y	80	PHE	CB-CG	-6.62	1.40	1.51
1	2I	145	LEU	CG-CD2	-6.62	1.27	1.51
1	2Q	80	PHE	CB-CG	-6.62	1.40	1.51
1	2U	80	PHE	CB-CG	-6.62	1.40	1.51
1	2Y	80	PHE	CB-CG	-6.62	1.40	1.51

*Continued on next page...*



*Continued from previous page...*

Mol	Chain	Res	Type	Atoms	Z	Observed(Å)	Ideal(Å)
1	3A	145	LEU	CG-CD2	-6.62	1.27	1.51
1	3I	145	LEU	CG-CD2	-6.62	1.27	1.51
1	32	145	LEU	CG-CD2	-6.62	1.27	1.51
1	4E	145	LEU	CG-CD2	-6.62	1.27	1.51
1	4Y	145	LEU	CG-CD2	-6.62	1.27	1.51
1	42	80	PHE	CB-CG	-6.62	1.40	1.51
1	46	80	PHE	CB-CG	-6.62	1.40	1.51
1	5A	80	PHE	CB-CG	-6.62	1.40	1.51
1	5U	145	LEU	CG-CD2	-6.62	1.27	1.51
1	52	80	PHE	CB-CG	-6.62	1.40	1.51
1	56	80	PHE	CB-CG	-6.62	1.40	1.51
1	6A	80	PHE	CB-CG	-6.62	1.40	1.51
1	6M	145	LEU	CG-CD2	-6.62	1.27	1.51
1	6U	145	LEU	CG-CD2	-6.62	1.27	1.51
1	7E	145	LEU	CG-CD2	-6.62	1.27	1.51
1	7Q	145	LEU	CG-CD2	-6.62	1.27	1.51
2	1R	209	LEU	CB-CG	6.62	1.71	1.52
2	1V	209	LEU	CB-CG	6.62	1.71	1.52
2	1Z	209	LEU	CB-CG	6.62	1.71	1.52
2	2R	209	LEU	CB-CG	6.62	1.71	1.52
2	2V	209	LEU	CB-CG	6.62	1.71	1.52
2	2Z	209	LEU	CB-CG	6.62	1.71	1.52
2	43	209	LEU	CB-CG	6.62	1.71	1.52
2	47	209	LEU	CB-CG	6.62	1.71	1.52
2	5B	209	LEU	CB-CG	6.62	1.71	1.52
2	53	209	LEU	CB-CG	6.62	1.71	1.52
2	57	209	LEU	CB-CG	6.62	1.71	1.52
2	6B	209	LEU	CB-CG	6.62	1.71	1.52
1	12	145	LEU	CG-CD2	-6.62	1.27	1.51
2	13	209	LEU	CB-CG	6.62	1.71	1.52
1	16	145	LEU	CG-CD2	-6.62	1.27	1.51
2	17	209	LEU	CB-CG	6.62	1.71	1.52
1	2A	145	LEU	CG-CD2	-6.62	1.27	1.51
2	2B	209	LEU	CB-CG	6.62	1.71	1.52
1	3Q	145	LEU	CG-CD2	-6.62	1.27	1.51
2	3R	209	LEU	CB-CG	6.62	1.71	1.52
1	3U	145	LEU	CG-CD2	-6.62	1.27	1.51
2	3V	209	LEU	CB-CG	6.62	1.71	1.52
1	3Y	145	LEU	CG-CD2	-6.62	1.27	1.51
2	3Z	209	LEU	CB-CG	6.62	1.71	1.52
1	5E	145	LEU	CG-CD2	-6.62	1.27	1.51
2	5F	209	LEU	CB-CG	6.62	1.71	1.52

*Continued on next page...*



*Continued from previous page...*

Mol	Chain	Res	Type	Atoms	Z	Observed(Å)	Ideal(Å)
1	5I	145	LEU	CG-CD2	-6.62	1.27	1.51
2	5J	209	LEU	CB-CG	6.62	1.71	1.52
1	5M	145	LEU	CG-CD2	-6.62	1.27	1.51
2	5N	209	LEU	CB-CG	6.62	1.71	1.52
1	62	145	LEU	CG-CD2	-6.62	1.27	1.51
2	63	209	LEU	CB-CG	6.62	1.71	1.52
1	66	145	LEU	CG-CD2	-6.62	1.27	1.51
2	67	209	LEU	CB-CG	6.62	1.71	1.52
1	7A	145	LEU	CG-CD2	-6.62	1.27	1.51
2	7B	209	LEU	CB-CG	6.62	1.71	1.52
1	1E	145	LEU	CG-CD2	-6.62	1.27	1.51
1	2M	145	LEU	CG-CD2	-6.62	1.27	1.51
1	22	145	LEU	CG-CD2	-6.62	1.27	1.51
1	3M	145	LEU	CG-CD2	-6.62	1.27	1.51
1	36	145	LEU	CG-CD2	-6.62	1.27	1.51
1	4I	145	LEU	CG-CD2	-6.62	1.27	1.51
1	4Q	145	LEU	CG-CD2	-6.62	1.27	1.51
1	5Y	145	LEU	CG-CD2	-6.62	1.27	1.51
1	6E	145	LEU	CG-CD2	-6.62	1.27	1.51
1	6Y	145	LEU	CG-CD2	-6.62	1.27	1.51
1	7I	145	LEU	CG-CD2	-6.62	1.27	1.51
1	7U	145	LEU	CG-CD2	-6.62	1.27	1.51
2	1N	216	ASN	CA-C	-6.61	1.35	1.52
2	2J	216	ASN	CA-C	-6.61	1.35	1.52
2	3B	216	ASN	CA-C	-6.61	1.35	1.52
2	3J	216	ASN	CA-C	-6.61	1.35	1.52
2	33	216	ASN	CA-C	-6.61	1.35	1.52
2	4F	216	ASN	CA-C	-6.61	1.35	1.52
2	4Z	216	ASN	CA-C	-6.61	1.35	1.52
2	5V	216	ASN	CA-C	-6.61	1.35	1.52
2	6N	216	ASN	CA-C	-6.61	1.35	1.52
2	6V	216	ASN	CA-C	-6.61	1.35	1.52
2	7F	216	ASN	CA-C	-6.61	1.35	1.52
2	7R	216	ASN	CA-C	-6.61	1.35	1.52
1	1A	42	VAL	CA-C	6.61	1.70	1.52
1	1I	42	VAL	CA-C	6.61	1.70	1.52
1	1M	42	VAL	CA-C	6.61	1.70	1.52
1	2E	42	VAL	CA-C	6.61	1.70	1.52
1	2I	42	VAL	CA-C	6.61	1.70	1.52
1	26	42	VAL	CA-C	6.61	1.70	1.52
1	3A	42	VAL	CA-C	6.61	1.70	1.52
1	3E	42	VAL	CA-C	6.61	1.70	1.52

*Continued on next page...*

*Continued from previous page...*

Mol	Chain	Res	Type	Atoms	Z	Observed(Å)	Ideal(Å)
1	3I	42	VAL	CA-C	6.61	1.70	1.52
1	32	42	VAL	CA-C	6.61	1.70	1.52
1	4A	42	VAL	CA-C	6.61	1.70	1.52
1	4E	42	VAL	CA-C	6.61	1.70	1.52
1	4M	42	VAL	CA-C	6.61	1.70	1.52
1	4U	42	VAL	CA-C	6.61	1.70	1.52
1	4Y	42	VAL	CA-C	6.61	1.70	1.52
1	5Q	42	VAL	CA-C	6.61	1.70	1.52
1	5U	42	VAL	CA-C	6.61	1.70	1.52
1	6I	42	VAL	CA-C	6.61	1.70	1.52
1	6M	42	VAL	CA-C	6.61	1.70	1.52
1	6Q	42	VAL	CA-C	6.61	1.70	1.52
1	6U	42	VAL	CA-C	6.61	1.70	1.52
1	7E	42	VAL	CA-C	6.61	1.70	1.52
1	7M	42	VAL	CA-C	6.61	1.70	1.52
1	7Q	42	VAL	CA-C	6.61	1.70	1.52
1	1Q	42	VAL	CA-C	6.61	1.70	1.52
1	1U	42	VAL	CA-C	6.61	1.70	1.52
1	1Y	42	VAL	CA-C	6.61	1.70	1.52
1	2Q	42	VAL	CA-C	6.61	1.70	1.52
1	2U	42	VAL	CA-C	6.61	1.70	1.52
1	2Y	42	VAL	CA-C	6.61	1.70	1.52
1	42	42	VAL	CA-C	6.61	1.70	1.52
1	46	42	VAL	CA-C	6.61	1.70	1.52
1	5A	42	VAL	CA-C	6.61	1.70	1.52
1	52	42	VAL	CA-C	6.61	1.70	1.52
1	56	42	VAL	CA-C	6.61	1.70	1.52
1	6A	42	VAL	CA-C	6.61	1.70	1.52
2	1R	216	ASN	CA-C	-6.61	1.35	1.52
2	1V	216	ASN	CA-C	-6.61	1.35	1.52
2	1Z	216	ASN	CA-C	-6.61	1.35	1.52
2	2R	216	ASN	CA-C	-6.61	1.35	1.52
2	2V	216	ASN	CA-C	-6.61	1.35	1.52
2	2Z	216	ASN	CA-C	-6.61	1.35	1.52
2	43	216	ASN	CA-C	-6.61	1.35	1.52
2	47	216	ASN	CA-C	-6.61	1.35	1.52
2	5B	216	ASN	CA-C	-6.61	1.35	1.52
2	53	216	ASN	CA-C	-6.61	1.35	1.52
2	57	216	ASN	CA-C	-6.61	1.35	1.52
2	6B	216	ASN	CA-C	-6.61	1.35	1.52
1	12	42	VAL	CA-C	6.60	1.70	1.52
1	16	42	VAL	CA-C	6.60	1.70	1.52

*Continued on next page...*

*Continued from previous page...*

Mol	Chain	Res	Type	Atoms	Z	Observed(Å)	Ideal(Å)
1	2A	42	VAL	CA-C	6.60	1.70	1.52
1	3Q	42	VAL	CA-C	6.60	1.70	1.52
1	3U	42	VAL	CA-C	6.60	1.70	1.52
1	3Y	42	VAL	CA-C	6.60	1.70	1.52
1	5E	42	VAL	CA-C	6.60	1.70	1.52
1	5I	42	VAL	CA-C	6.60	1.70	1.52
1	5M	42	VAL	CA-C	6.60	1.70	1.52
1	62	42	VAL	CA-C	6.60	1.70	1.52
1	66	42	VAL	CA-C	6.60	1.70	1.52
1	7A	42	VAL	CA-C	6.60	1.70	1.52
2	1F	216	ASN	CA-C	-6.60	1.35	1.52
1	1M	7	GLN	N-CA	-6.60	1.33	1.46
1	2I	7	GLN	N-CA	-6.60	1.33	1.46
2	2N	216	ASN	CA-C	-6.60	1.35	1.52
2	23	216	ASN	CA-C	-6.60	1.35	1.52
1	3A	7	GLN	N-CA	-6.60	1.33	1.46
1	3I	7	GLN	N-CA	-6.60	1.33	1.46
2	3N	216	ASN	CA-C	-6.60	1.35	1.52
1	32	7	GLN	N-CA	-6.60	1.33	1.46
2	37	216	ASN	CA-C	-6.60	1.35	1.52
1	4E	7	GLN	N-CA	-6.60	1.33	1.46
2	4J	216	ASN	CA-C	-6.60	1.35	1.52
2	4R	216	ASN	CA-C	-6.60	1.35	1.52
1	4Y	7	GLN	N-CA	-6.60	1.33	1.46
1	5U	7	GLN	N-CA	-6.60	1.33	1.46
2	5Z	216	ASN	CA-C	-6.60	1.35	1.52
2	6F	216	ASN	CA-C	-6.60	1.35	1.52
1	6M	7	GLN	N-CA	-6.60	1.33	1.46
1	6U	7	GLN	N-CA	-6.60	1.33	1.46
2	6Z	216	ASN	CA-C	-6.60	1.35	1.52
1	7E	7	GLN	N-CA	-6.60	1.33	1.46
2	7J	216	ASN	CA-C	-6.60	1.35	1.52
1	7Q	7	GLN	N-CA	-6.60	1.33	1.46
2	7V	216	ASN	CA-C	-6.60	1.35	1.52
1	1E	42	VAL	CA-C	6.59	1.70	1.52
1	2M	42	VAL	CA-C	6.59	1.70	1.52
1	22	42	VAL	CA-C	6.59	1.70	1.52
1	3M	42	VAL	CA-C	6.59	1.70	1.52
1	36	42	VAL	CA-C	6.59	1.70	1.52
1	4I	42	VAL	CA-C	6.59	1.70	1.52
1	4Q	42	VAL	CA-C	6.59	1.70	1.52
1	5Y	42	VAL	CA-C	6.59	1.70	1.52

*Continued on next page...*

*Continued from previous page...*

Mol	Chain	Res	Type	Atoms	Z	Observed(Å)	Ideal(Å)
1	6E	42	VAL	CA-C	6.59	1.70	1.52
1	6Y	42	VAL	CA-C	6.59	1.70	1.52
1	7I	42	VAL	CA-C	6.59	1.70	1.52
1	7U	42	VAL	CA-C	6.59	1.70	1.52
2	13	216	ASN	CA-C	-6.59	1.35	1.52
2	17	216	ASN	CA-C	-6.59	1.35	1.52
2	2B	216	ASN	CA-C	-6.59	1.35	1.52
2	3R	216	ASN	CA-C	-6.59	1.35	1.52
2	3V	216	ASN	CA-C	-6.59	1.35	1.52
2	3Z	216	ASN	CA-C	-6.59	1.35	1.52
2	5F	216	ASN	CA-C	-6.59	1.35	1.52
2	5J	216	ASN	CA-C	-6.59	1.35	1.52
2	5N	216	ASN	CA-C	-6.59	1.35	1.52
2	63	216	ASN	CA-C	-6.59	1.35	1.52
2	67	216	ASN	CA-C	-6.59	1.35	1.52
2	7B	216	ASN	CA-C	-6.59	1.35	1.52
2	1B	216	ASN	CA-C	-6.58	1.35	1.52
2	1J	216	ASN	CA-C	-6.58	1.35	1.52
2	2F	216	ASN	CA-C	-6.58	1.35	1.52
2	27	216	ASN	CA-C	-6.58	1.35	1.52
2	3F	216	ASN	CA-C	-6.58	1.35	1.52
2	4B	216	ASN	CA-C	-6.58	1.35	1.52
2	4N	216	ASN	CA-C	-6.58	1.35	1.52
2	4V	216	ASN	CA-C	-6.58	1.35	1.52
2	5R	216	ASN	CA-C	-6.58	1.35	1.52
2	6J	216	ASN	CA-C	-6.58	1.35	1.52
2	6R	216	ASN	CA-C	-6.58	1.35	1.52
2	7N	216	ASN	CA-C	-6.58	1.35	1.52
2	1F	78	HIS	CB-CG	-6.58	1.38	1.50
2	2N	78	HIS	CB-CG	-6.58	1.38	1.50
2	23	78	HIS	CB-CG	-6.58	1.38	1.50
2	3N	78	HIS	CB-CG	-6.58	1.38	1.50
2	37	78	HIS	CB-CG	-6.58	1.38	1.50
2	4J	78	HIS	CB-CG	-6.58	1.38	1.50
2	4R	78	HIS	CB-CG	-6.58	1.38	1.50
2	5Z	78	HIS	CB-CG	-6.58	1.38	1.50
2	6F	78	HIS	CB-CG	-6.58	1.38	1.50
2	6Z	78	HIS	CB-CG	-6.58	1.38	1.50
2	7J	78	HIS	CB-CG	-6.58	1.38	1.50
2	7V	78	HIS	CB-CG	-6.58	1.38	1.50
1	1E	7	GLN	N-CA	-6.57	1.33	1.46
2	1R	73	GLY	N-CA	-6.57	1.36	1.46

*Continued on next page...*

*Continued from previous page...*

Mol	Chain	Res	Type	Atoms	Z	Observed(Å)	Ideal(Å)
2	1V	73	GLY	N-CA	-6.57	1.36	1.46
2	1Z	73	GLY	N-CA	-6.57	1.36	1.46
1	2M	7	GLN	N-CA	-6.57	1.33	1.46
2	2R	73	GLY	N-CA	-6.57	1.36	1.46
2	2V	73	GLY	N-CA	-6.57	1.36	1.46
2	2Z	73	GLY	N-CA	-6.57	1.36	1.46
1	22	7	GLN	N-CA	-6.57	1.33	1.46
1	3M	7	GLN	N-CA	-6.57	1.33	1.46
1	36	7	GLN	N-CA	-6.57	1.33	1.46
1	4I	7	GLN	N-CA	-6.57	1.33	1.46
1	4Q	7	GLN	N-CA	-6.57	1.33	1.46
2	43	73	GLY	N-CA	-6.57	1.36	1.46
2	47	73	GLY	N-CA	-6.57	1.36	1.46
2	5B	73	GLY	N-CA	-6.57	1.36	1.46
1	5Y	7	GLN	N-CA	-6.57	1.33	1.46
2	53	73	GLY	N-CA	-6.57	1.36	1.46
2	57	73	GLY	N-CA	-6.57	1.36	1.46
2	6B	73	GLY	N-CA	-6.57	1.36	1.46
1	6E	7	GLN	N-CA	-6.57	1.33	1.46
1	6Y	7	GLN	N-CA	-6.57	1.33	1.46
1	7I	7	GLN	N-CA	-6.57	1.33	1.46
1	7U	7	GLN	N-CA	-6.57	1.33	1.46
2	1B	29	MET	CG-SD	6.57	1.98	1.81
2	1J	29	MET	CG-SD	6.57	1.98	1.81
2	2F	29	MET	CG-SD	6.57	1.98	1.81
2	27	29	MET	CG-SD	6.57	1.98	1.81
2	3F	29	MET	CG-SD	6.57	1.98	1.81
2	4B	29	MET	CG-SD	6.57	1.98	1.81
2	4N	29	MET	CG-SD	6.57	1.98	1.81
2	4V	29	MET	CG-SD	6.57	1.98	1.81
2	5R	29	MET	CG-SD	6.57	1.98	1.81
2	6J	29	MET	CG-SD	6.57	1.98	1.81
2	6R	29	MET	CG-SD	6.57	1.98	1.81
2	7N	29	MET	CG-SD	6.57	1.98	1.81
1	1Q	7	GLN	N-CA	-6.57	1.33	1.46
1	1U	7	GLN	N-CA	-6.57	1.33	1.46
1	1Y	7	GLN	N-CA	-6.57	1.33	1.46
2	13	29	MET	CG-SD	6.57	1.98	1.81
2	17	29	MET	CG-SD	6.57	1.98	1.81
2	2B	29	MET	CG-SD	6.57	1.98	1.81
1	2Q	7	GLN	N-CA	-6.57	1.33	1.46
1	2U	7	GLN	N-CA	-6.57	1.33	1.46

*Continued on next page...*

*Continued from previous page...*

Mol	Chain	Res	Type	Atoms	Z	Observed(Å)	Ideal(Å)
1	2Y	7	GLN	N-CA	-6.57	1.33	1.46
2	3R	29	MET	CG-SD	6.57	1.98	1.81
2	3V	29	MET	CG-SD	6.57	1.98	1.81
2	3Z	29	MET	CG-SD	6.57	1.98	1.81
1	42	7	GLN	N-CA	-6.57	1.33	1.46
1	46	7	GLN	N-CA	-6.57	1.33	1.46
1	5A	7	GLN	N-CA	-6.57	1.33	1.46
2	5F	29	MET	CG-SD	6.57	1.98	1.81
2	5J	29	MET	CG-SD	6.57	1.98	1.81
2	5N	29	MET	CG-SD	6.57	1.98	1.81
1	52	7	GLN	N-CA	-6.57	1.33	1.46
1	56	7	GLN	N-CA	-6.57	1.33	1.46
1	6A	7	GLN	N-CA	-6.57	1.33	1.46
2	63	29	MET	CG-SD	6.57	1.98	1.81
2	67	29	MET	CG-SD	6.57	1.98	1.81
2	7B	29	MET	CG-SD	6.57	1.98	1.81
1	1A	7	GLN	N-CA	-6.56	1.33	1.46
1	1I	7	GLN	N-CA	-6.56	1.33	1.46
1	2E	7	GLN	N-CA	-6.56	1.33	1.46
1	26	7	GLN	N-CA	-6.56	1.33	1.46
1	3E	7	GLN	N-CA	-6.56	1.33	1.46
1	4A	7	GLN	N-CA	-6.56	1.33	1.46
1	4M	7	GLN	N-CA	-6.56	1.33	1.46
1	4U	7	GLN	N-CA	-6.56	1.33	1.46
1	5Q	7	GLN	N-CA	-6.56	1.33	1.46
1	6I	7	GLN	N-CA	-6.56	1.33	1.46
1	6Q	7	GLN	N-CA	-6.56	1.33	1.46
1	7M	7	GLN	N-CA	-6.56	1.33	1.46
1	12	7	GLN	N-CA	-6.56	1.33	1.46
2	13	78	HIS	CB-CG	-6.56	1.38	1.50
1	16	7	GLN	N-CA	-6.56	1.33	1.46
2	17	78	HIS	CB-CG	-6.56	1.38	1.50
1	2A	7	GLN	N-CA	-6.56	1.33	1.46
2	2B	78	HIS	CB-CG	-6.56	1.38	1.50
1	3Q	7	GLN	N-CA	-6.56	1.33	1.46
2	3R	78	HIS	CB-CG	-6.56	1.38	1.50
1	3U	7	GLN	N-CA	-6.56	1.33	1.46
2	3V	78	HIS	CB-CG	-6.56	1.38	1.50
1	3Y	7	GLN	N-CA	-6.56	1.33	1.46
2	3Z	78	HIS	CB-CG	-6.56	1.38	1.50
1	5E	7	GLN	N-CA	-6.56	1.33	1.46
2	5F	78	HIS	CB-CG	-6.56	1.38	1.50

*Continued on next page...*

*Continued from previous page...*

Mol	Chain	Res	Type	Atoms	Z	Observed(Å)	Ideal(Å)
1	5I	7	GLN	N-CA	-6.56	1.33	1.46
2	5J	78	HIS	CB-CG	-6.56	1.38	1.50
1	5M	7	GLN	N-CA	-6.56	1.33	1.46
2	5N	78	HIS	CB-CG	-6.56	1.38	1.50
1	62	7	GLN	N-CA	-6.56	1.33	1.46
2	63	78	HIS	CB-CG	-6.56	1.38	1.50
1	66	7	GLN	N-CA	-6.56	1.33	1.46
2	67	78	HIS	CB-CG	-6.56	1.38	1.50
1	7A	7	GLN	N-CA	-6.56	1.33	1.46
2	7B	78	HIS	CB-CG	-6.56	1.38	1.50
2	1R	29	MET	CG-SD	6.55	1.98	1.81
2	1V	29	MET	CG-SD	6.55	1.98	1.81
2	1Z	29	MET	CG-SD	6.55	1.98	1.81
2	2R	29	MET	CG-SD	6.55	1.98	1.81
2	2V	29	MET	CG-SD	6.55	1.98	1.81
2	2Z	29	MET	CG-SD	6.55	1.98	1.81
2	43	29	MET	CG-SD	6.55	1.98	1.81
2	47	29	MET	CG-SD	6.55	1.98	1.81
2	5B	29	MET	CG-SD	6.55	1.98	1.81
2	53	29	MET	CG-SD	6.55	1.98	1.81
2	57	29	MET	CG-SD	6.55	1.98	1.81
2	6B	29	MET	CG-SD	6.55	1.98	1.81
2	1N	29	MET	CG-SD	6.55	1.98	1.81
2	2J	29	MET	CG-SD	6.55	1.98	1.81
2	3B	29	MET	CG-SD	6.55	1.98	1.81
2	3J	29	MET	CG-SD	6.55	1.98	1.81
2	33	29	MET	CG-SD	6.55	1.98	1.81
2	4F	29	MET	CG-SD	6.55	1.98	1.81
2	4Z	29	MET	CG-SD	6.55	1.98	1.81
2	5V	29	MET	CG-SD	6.55	1.98	1.81
2	6N	29	MET	CG-SD	6.55	1.98	1.81
2	6V	29	MET	CG-SD	6.55	1.98	1.81
2	7F	29	MET	CG-SD	6.55	1.98	1.81
2	7R	29	MET	CG-SD	6.55	1.98	1.81
2	1B	73	GLY	N-CA	-6.55	1.36	1.46
2	1B	78	HIS	CB-CG	-6.55	1.38	1.50
2	1F	29	MET	CG-SD	6.55	1.98	1.81
2	1J	73	GLY	N-CA	-6.55	1.36	1.46
2	1J	78	HIS	CB-CG	-6.55	1.38	1.50
2	1N	78	HIS	CB-CG	-6.55	1.38	1.50
2	2F	73	GLY	N-CA	-6.55	1.36	1.46
2	2F	78	HIS	CB-CG	-6.55	1.38	1.50

*Continued on next page...*



*Continued from previous page...*

Mol	Chain	Res	Type	Atoms	Z	Observed(Å)	Ideal(Å)
2	2J	78	HIS	CB-CG	-6.55	1.38	1.50
2	2N	29	MET	CG-SD	6.55	1.98	1.81
2	23	29	MET	CG-SD	6.55	1.98	1.81
2	27	73	GLY	N-CA	-6.55	1.36	1.46
2	27	78	HIS	CB-CG	-6.55	1.38	1.50
2	3B	78	HIS	CB-CG	-6.55	1.38	1.50
2	3F	73	GLY	N-CA	-6.55	1.36	1.46
2	3F	78	HIS	CB-CG	-6.55	1.38	1.50
2	3J	78	HIS	CB-CG	-6.55	1.38	1.50
2	3N	29	MET	CG-SD	6.55	1.98	1.81
2	33	78	HIS	CB-CG	-6.55	1.38	1.50
2	37	29	MET	CG-SD	6.55	1.98	1.81
2	4B	73	GLY	N-CA	-6.55	1.36	1.46
2	4B	78	HIS	CB-CG	-6.55	1.38	1.50
2	4F	78	HIS	CB-CG	-6.55	1.38	1.50
2	4J	29	MET	CG-SD	6.55	1.98	1.81
2	4N	73	GLY	N-CA	-6.55	1.36	1.46
2	4N	78	HIS	CB-CG	-6.55	1.38	1.50
2	4R	29	MET	CG-SD	6.55	1.98	1.81
2	4V	73	GLY	N-CA	-6.55	1.36	1.46
2	4V	78	HIS	CB-CG	-6.55	1.38	1.50
2	4Z	78	HIS	CB-CG	-6.55	1.38	1.50
2	5R	73	GLY	N-CA	-6.55	1.36	1.46
2	5R	78	HIS	CB-CG	-6.55	1.38	1.50
2	5V	78	HIS	CB-CG	-6.55	1.38	1.50
2	5Z	29	MET	CG-SD	6.55	1.98	1.81
2	6F	29	MET	CG-SD	6.55	1.98	1.81
2	6J	73	GLY	N-CA	-6.55	1.36	1.46
2	6J	78	HIS	CB-CG	-6.55	1.38	1.50
2	6N	78	HIS	CB-CG	-6.55	1.38	1.50
2	6R	73	GLY	N-CA	-6.55	1.36	1.46
2	6R	78	HIS	CB-CG	-6.55	1.38	1.50
2	6V	78	HIS	CB-CG	-6.55	1.38	1.50
2	6Z	29	MET	CG-SD	6.55	1.98	1.81
2	7F	78	HIS	CB-CG	-6.55	1.38	1.50
2	7J	29	MET	CG-SD	6.55	1.98	1.81
2	7N	73	GLY	N-CA	-6.55	1.36	1.46
2	7N	78	HIS	CB-CG	-6.55	1.38	1.50
2	7R	78	HIS	CB-CG	-6.55	1.38	1.50
2	7V	29	MET	CG-SD	6.55	1.98	1.81
2	1F	73	GLY	N-CA	-6.55	1.36	1.46
2	2N	73	GLY	N-CA	-6.55	1.36	1.46

*Continued on next page...*



*Continued from previous page...*

Mol	Chain	Res	Type	Atoms	Z	Observed(Å)	Ideal(Å)
2	23	73	GLY	N-CA	-6.55	1.36	1.46
2	3N	73	GLY	N-CA	-6.55	1.36	1.46
2	37	73	GLY	N-CA	-6.55	1.36	1.46
2	4J	73	GLY	N-CA	-6.55	1.36	1.46
2	4R	73	GLY	N-CA	-6.55	1.36	1.46
2	5Z	73	GLY	N-CA	-6.55	1.36	1.46
2	6F	73	GLY	N-CA	-6.55	1.36	1.46
2	6Z	73	GLY	N-CA	-6.55	1.36	1.46
2	7J	73	GLY	N-CA	-6.55	1.36	1.46
2	7V	73	GLY	N-CA	-6.55	1.36	1.46
2	1R	39	ASP	CG-OD2	6.54	1.40	1.25
2	1V	39	ASP	CG-OD2	6.54	1.40	1.25
2	1Z	39	ASP	CG-OD2	6.54	1.40	1.25
2	13	73	GLY	N-CA	-6.54	1.36	1.46
2	17	73	GLY	N-CA	-6.54	1.36	1.46
2	2B	73	GLY	N-CA	-6.54	1.36	1.46
2	2R	39	ASP	CG-OD2	6.54	1.40	1.25
2	2V	39	ASP	CG-OD2	6.54	1.40	1.25
2	2Z	39	ASP	CG-OD2	6.54	1.40	1.25
2	3R	73	GLY	N-CA	-6.54	1.36	1.46
2	3V	73	GLY	N-CA	-6.54	1.36	1.46
2	3Z	73	GLY	N-CA	-6.54	1.36	1.46
2	43	39	ASP	CG-OD2	6.54	1.40	1.25
2	47	39	ASP	CG-OD2	6.54	1.40	1.25
2	5B	39	ASP	CG-OD2	6.54	1.40	1.25
2	5F	73	GLY	N-CA	-6.54	1.36	1.46
2	5J	73	GLY	N-CA	-6.54	1.36	1.46
2	5N	73	GLY	N-CA	-6.54	1.36	1.46
2	53	39	ASP	CG-OD2	6.54	1.40	1.25
2	57	39	ASP	CG-OD2	6.54	1.40	1.25
2	6B	39	ASP	CG-OD2	6.54	1.40	1.25
2	63	73	GLY	N-CA	-6.54	1.36	1.46
2	67	73	GLY	N-CA	-6.54	1.36	1.46
2	7B	73	GLY	N-CA	-6.54	1.36	1.46
2	1N	73	GLY	N-CA	-6.54	1.36	1.46
2	2J	73	GLY	N-CA	-6.54	1.36	1.46
2	3B	73	GLY	N-CA	-6.54	1.36	1.46
2	3J	73	GLY	N-CA	-6.54	1.36	1.46
2	33	73	GLY	N-CA	-6.54	1.36	1.46
2	4F	73	GLY	N-CA	-6.54	1.36	1.46
2	4Z	73	GLY	N-CA	-6.54	1.36	1.46
2	5V	73	GLY	N-CA	-6.54	1.36	1.46

*Continued on next page...*

*Continued from previous page...*

Mol	Chain	Res	Type	Atoms	Z	Observed(Å)	Ideal(Å)
2	6N	73	GLY	N-CA	-6.54	1.36	1.46
2	6V	73	GLY	N-CA	-6.54	1.36	1.46
2	7F	73	GLY	N-CA	-6.54	1.36	1.46
2	7R	73	GLY	N-CA	-6.54	1.36	1.46
2	1N	39	ASP	CG-OD2	6.53	1.40	1.25
2	2J	39	ASP	CG-OD2	6.53	1.40	1.25
2	3B	39	ASP	CG-OD2	6.53	1.40	1.25
2	3J	39	ASP	CG-OD2	6.53	1.40	1.25
2	33	39	ASP	CG-OD2	6.53	1.40	1.25
2	4F	39	ASP	CG-OD2	6.53	1.40	1.25
2	4Z	39	ASP	CG-OD2	6.53	1.40	1.25
2	5V	39	ASP	CG-OD2	6.53	1.40	1.25
2	6N	39	ASP	CG-OD2	6.53	1.40	1.25
2	6V	39	ASP	CG-OD2	6.53	1.40	1.25
2	7F	39	ASP	CG-OD2	6.53	1.40	1.25
2	7R	39	ASP	CG-OD2	6.53	1.40	1.25
1	1A	35	THR	CA-CB	-6.53	1.36	1.53
1	1I	35	THR	CA-CB	-6.53	1.36	1.53
1	2E	35	THR	CA-CB	-6.53	1.36	1.53
1	26	35	THR	CA-CB	-6.53	1.36	1.53
1	3E	35	THR	CA-CB	-6.53	1.36	1.53
1	4A	35	THR	CA-CB	-6.53	1.36	1.53
1	4M	35	THR	CA-CB	-6.53	1.36	1.53
1	4U	35	THR	CA-CB	-6.53	1.36	1.53
1	5Q	35	THR	CA-CB	-6.53	1.36	1.53
1	6I	35	THR	CA-CB	-6.53	1.36	1.53
1	6Q	35	THR	CA-CB	-6.53	1.36	1.53
1	7M	35	THR	CA-CB	-6.53	1.36	1.53
1	12	35	THR	CA-CB	-6.52	1.36	1.53
1	16	35	THR	CA-CB	-6.52	1.36	1.53
1	2A	35	THR	CA-CB	-6.52	1.36	1.53
1	3Q	35	THR	CA-CB	-6.52	1.36	1.53
1	3U	35	THR	CA-CB	-6.52	1.36	1.53
1	3Y	35	THR	CA-CB	-6.52	1.36	1.53
1	5E	35	THR	CA-CB	-6.52	1.36	1.53
1	5I	35	THR	CA-CB	-6.52	1.36	1.53
1	5M	35	THR	CA-CB	-6.52	1.36	1.53
1	62	35	THR	CA-CB	-6.52	1.36	1.53
1	66	35	THR	CA-CB	-6.52	1.36	1.53
1	7A	35	THR	CA-CB	-6.52	1.36	1.53
1	1E	35	THR	CA-CB	-6.52	1.36	1.53
1	2M	35	THR	CA-CB	-6.52	1.36	1.53

*Continued on next page...*

*Continued from previous page...*

Mol	Chain	Res	Type	Atoms	Z	Observed(Å)	Ideal(Å)
1	22	35	THR	CA-CB	-6.52	1.36	1.53
1	3M	35	THR	CA-CB	-6.52	1.36	1.53
1	36	35	THR	CA-CB	-6.52	1.36	1.53
1	4I	35	THR	CA-CB	-6.52	1.36	1.53
1	4Q	35	THR	CA-CB	-6.52	1.36	1.53
1	5Y	35	THR	CA-CB	-6.52	1.36	1.53
1	6E	35	THR	CA-CB	-6.52	1.36	1.53
1	6Y	35	THR	CA-CB	-6.52	1.36	1.53
1	7I	35	THR	CA-CB	-6.52	1.36	1.53
1	7U	35	THR	CA-CB	-6.52	1.36	1.53
1	1A	147	ARG	C-O	-6.52	1.10	1.23
2	1B	39	ASP	CG-OD2	6.52	1.40	1.25
1	1I	147	ARG	C-O	-6.52	1.10	1.23
2	1J	39	ASP	CG-OD2	6.52	1.40	1.25
2	1R	78	HIS	CB-CG	-6.52	1.38	1.50
2	1V	78	HIS	CB-CG	-6.52	1.38	1.50
2	1Z	78	HIS	CB-CG	-6.52	1.38	1.50
1	12	147	ARG	C-O	-6.52	1.10	1.23
1	16	147	ARG	C-O	-6.52	1.10	1.23
1	2A	147	ARG	C-O	-6.52	1.10	1.23
1	2E	147	ARG	C-O	-6.52	1.10	1.23
2	2F	39	ASP	CG-OD2	6.52	1.40	1.25
2	2R	78	HIS	CB-CG	-6.52	1.38	1.50
2	2V	78	HIS	CB-CG	-6.52	1.38	1.50
2	2Z	78	HIS	CB-CG	-6.52	1.38	1.50
1	26	147	ARG	C-O	-6.52	1.10	1.23
2	27	39	ASP	CG-OD2	6.52	1.40	1.25
1	3E	147	ARG	C-O	-6.52	1.10	1.23
2	3F	39	ASP	CG-OD2	6.52	1.40	1.25
1	3Q	147	ARG	C-O	-6.52	1.10	1.23
1	3U	147	ARG	C-O	-6.52	1.10	1.23
1	3Y	147	ARG	C-O	-6.52	1.10	1.23
1	4A	147	ARG	C-O	-6.52	1.10	1.23
2	4B	39	ASP	CG-OD2	6.52	1.40	1.25
1	4M	147	ARG	C-O	-6.52	1.10	1.23
2	4N	39	ASP	CG-OD2	6.52	1.40	1.25
1	4U	147	ARG	C-O	-6.52	1.10	1.23
2	4V	39	ASP	CG-OD2	6.52	1.40	1.25
2	43	78	HIS	CB-CG	-6.52	1.38	1.50
2	47	78	HIS	CB-CG	-6.52	1.38	1.50
2	5B	78	HIS	CB-CG	-6.52	1.38	1.50
1	5E	147	ARG	C-O	-6.52	1.10	1.23

*Continued on next page...*

*Continued from previous page...*

Mol	Chain	Res	Type	Atoms	Z	Observed(Å)	Ideal(Å)
1	5I	147	ARG	C-O	-6.52	1.10	1.23
1	5M	147	ARG	C-O	-6.52	1.10	1.23
1	5Q	147	ARG	C-O	-6.52	1.10	1.23
2	5R	39	ASP	CG-OD2	6.52	1.40	1.25
2	53	78	HIS	CB-CG	-6.52	1.38	1.50
2	57	78	HIS	CB-CG	-6.52	1.38	1.50
2	6B	78	HIS	CB-CG	-6.52	1.38	1.50
1	6I	147	ARG	C-O	-6.52	1.10	1.23
2	6J	39	ASP	CG-OD2	6.52	1.40	1.25
1	6Q	147	ARG	C-O	-6.52	1.10	1.23
2	6R	39	ASP	CG-OD2	6.52	1.40	1.25
1	62	147	ARG	C-O	-6.52	1.10	1.23
1	66	147	ARG	C-O	-6.52	1.10	1.23
1	7A	147	ARG	C-O	-6.52	1.10	1.23
1	7M	147	ARG	C-O	-6.52	1.10	1.23
2	7N	39	ASP	CG-OD2	6.52	1.40	1.25
1	1M	147	ARG	C-O	-6.52	1.10	1.23
1	2I	147	ARG	C-O	-6.52	1.10	1.23
1	3A	147	ARG	C-O	-6.52	1.10	1.23
1	3I	147	ARG	C-O	-6.52	1.10	1.23
1	32	147	ARG	C-O	-6.52	1.10	1.23
1	4E	147	ARG	C-O	-6.52	1.10	1.23
1	4Y	147	ARG	C-O	-6.52	1.10	1.23
1	5U	147	ARG	C-O	-6.52	1.10	1.23
1	6M	147	ARG	C-O	-6.52	1.10	1.23
1	6U	147	ARG	C-O	-6.52	1.10	1.23
1	7E	147	ARG	C-O	-6.52	1.10	1.23
1	7Q	147	ARG	C-O	-6.52	1.10	1.23
1	1Q	147	ARG	C-O	-6.51	1.10	1.23
1	1U	147	ARG	C-O	-6.51	1.10	1.23
1	1Y	147	ARG	C-O	-6.51	1.10	1.23
1	2Q	147	ARG	C-O	-6.51	1.10	1.23
1	2U	147	ARG	C-O	-6.51	1.10	1.23
1	2Y	147	ARG	C-O	-6.51	1.10	1.23
1	42	147	ARG	C-O	-6.51	1.10	1.23
1	46	147	ARG	C-O	-6.51	1.10	1.23
1	5A	147	ARG	C-O	-6.51	1.10	1.23
1	52	147	ARG	C-O	-6.51	1.10	1.23
1	56	147	ARG	C-O	-6.51	1.10	1.23
1	6A	147	ARG	C-O	-6.51	1.10	1.23
1	1Q	92	ASN	N-CA	-6.51	1.33	1.46
1	1U	92	ASN	N-CA	-6.51	1.33	1.46

*Continued on next page...*

*Continued from previous page...*

Mol	Chain	Res	Type	Atoms	Z	Observed(Å)	Ideal(Å)
1	1Y	92	ASN	N-CA	-6.51	1.33	1.46
1	2Q	92	ASN	N-CA	-6.51	1.33	1.46
1	2U	92	ASN	N-CA	-6.51	1.33	1.46
1	2Y	92	ASN	N-CA	-6.51	1.33	1.46
1	42	92	ASN	N-CA	-6.51	1.33	1.46
1	46	92	ASN	N-CA	-6.51	1.33	1.46
1	5A	92	ASN	N-CA	-6.51	1.33	1.46
1	52	92	ASN	N-CA	-6.51	1.33	1.46
1	56	92	ASN	N-CA	-6.51	1.33	1.46
1	6A	92	ASN	N-CA	-6.51	1.33	1.46
1	1E	147	ARG	C-O	-6.51	1.10	1.23
1	1M	35	THR	CA-CB	-6.51	1.36	1.53
1	2I	35	THR	CA-CB	-6.51	1.36	1.53
1	2M	147	ARG	C-O	-6.51	1.10	1.23
1	22	147	ARG	C-O	-6.51	1.10	1.23
1	3A	35	THR	CA-CB	-6.51	1.36	1.53
1	3I	35	THR	CA-CB	-6.51	1.36	1.53
1	3M	147	ARG	C-O	-6.51	1.10	1.23
1	32	35	THR	CA-CB	-6.51	1.36	1.53
1	36	147	ARG	C-O	-6.51	1.10	1.23
1	4E	35	THR	CA-CB	-6.51	1.36	1.53
1	4I	147	ARG	C-O	-6.51	1.10	1.23
1	4Q	147	ARG	C-O	-6.51	1.10	1.23
1	4Y	35	THR	CA-CB	-6.51	1.36	1.53
1	5U	35	THR	CA-CB	-6.51	1.36	1.53
1	5Y	147	ARG	C-O	-6.51	1.10	1.23
1	6E	147	ARG	C-O	-6.51	1.10	1.23
1	6M	35	THR	CA-CB	-6.51	1.36	1.53
1	6U	35	THR	CA-CB	-6.51	1.36	1.53
1	6Y	147	ARG	C-O	-6.51	1.10	1.23
1	7E	35	THR	CA-CB	-6.51	1.36	1.53
1	7I	147	ARG	C-O	-6.51	1.10	1.23
1	7Q	35	THR	CA-CB	-6.51	1.36	1.53
1	7U	147	ARG	C-O	-6.51	1.10	1.23
1	1Q	35	THR	CA-CB	-6.50	1.36	1.53
1	1U	35	THR	CA-CB	-6.50	1.36	1.53
1	1Y	35	THR	CA-CB	-6.50	1.36	1.53
1	2Q	35	THR	CA-CB	-6.50	1.36	1.53
1	2U	35	THR	CA-CB	-6.50	1.36	1.53
1	2Y	35	THR	CA-CB	-6.50	1.36	1.53
1	42	35	THR	CA-CB	-6.50	1.36	1.53
1	46	35	THR	CA-CB	-6.50	1.36	1.53

*Continued on next page...*

*Continued from previous page...*

Mol	Chain	Res	Type	Atoms	Z	Observed(Å)	Ideal(Å)
1	5A	35	THR	CA-CB	-6.50	1.36	1.53
1	52	35	THR	CA-CB	-6.50	1.36	1.53
1	56	35	THR	CA-CB	-6.50	1.36	1.53
1	6A	35	THR	CA-CB	-6.50	1.36	1.53
2	13	79	VAL	CB-CG1	-6.50	1.39	1.52
2	17	79	VAL	CB-CG1	-6.50	1.39	1.52
2	2B	79	VAL	CB-CG1	-6.50	1.39	1.52
2	3R	79	VAL	CB-CG1	-6.50	1.39	1.52
2	3V	79	VAL	CB-CG1	-6.50	1.39	1.52
2	3Z	79	VAL	CB-CG1	-6.50	1.39	1.52
2	5F	79	VAL	CB-CG1	-6.50	1.39	1.52
2	5J	79	VAL	CB-CG1	-6.50	1.39	1.52
2	5N	79	VAL	CB-CG1	-6.50	1.39	1.52
2	63	79	VAL	CB-CG1	-6.50	1.39	1.52
2	67	79	VAL	CB-CG1	-6.50	1.39	1.52
2	7B	79	VAL	CB-CG1	-6.50	1.39	1.52
2	1N	79	VAL	CB-CG1	-6.50	1.39	1.52
2	2J	79	VAL	CB-CG1	-6.50	1.39	1.52
2	3B	79	VAL	CB-CG1	-6.50	1.39	1.52
2	3J	79	VAL	CB-CG1	-6.50	1.39	1.52
2	33	79	VAL	CB-CG1	-6.50	1.39	1.52
2	4F	79	VAL	CB-CG1	-6.50	1.39	1.52
2	4Z	79	VAL	CB-CG1	-6.50	1.39	1.52
2	5V	79	VAL	CB-CG1	-6.50	1.39	1.52
2	6N	79	VAL	CB-CG1	-6.50	1.39	1.52
2	6V	79	VAL	CB-CG1	-6.50	1.39	1.52
2	7F	79	VAL	CB-CG1	-6.50	1.39	1.52
2	7R	79	VAL	CB-CG1	-6.50	1.39	1.52
1	12	92	ASN	N-CA	-6.50	1.33	1.46
2	13	75	GLN	CD-NE2	6.50	1.49	1.32
1	16	92	ASN	N-CA	-6.50	1.33	1.46
2	17	75	GLN	CD-NE2	6.50	1.49	1.32
1	2A	92	ASN	N-CA	-6.50	1.33	1.46
2	2B	75	GLN	CD-NE2	6.50	1.49	1.32
1	3Q	92	ASN	N-CA	-6.50	1.33	1.46
2	3R	75	GLN	CD-NE2	6.50	1.49	1.32
1	3U	92	ASN	N-CA	-6.50	1.33	1.46
2	3V	75	GLN	CD-NE2	6.50	1.49	1.32
1	3Y	92	ASN	N-CA	-6.50	1.33	1.46
2	3Z	75	GLN	CD-NE2	6.50	1.49	1.32
1	5E	92	ASN	N-CA	-6.50	1.33	1.46
2	5F	75	GLN	CD-NE2	6.50	1.49	1.32

*Continued on next page...*

*Continued from previous page...*

Mol	Chain	Res	Type	Atoms	Z	Observed(Å)	Ideal(Å)
1	5I	92	ASN	N-CA	-6.50	1.33	1.46
2	5J	75	GLN	CD-NE2	6.50	1.49	1.32
1	5M	92	ASN	N-CA	-6.50	1.33	1.46
2	5N	75	GLN	CD-NE2	6.50	1.49	1.32
1	62	92	ASN	N-CA	-6.50	1.33	1.46
2	63	75	GLN	CD-NE2	6.50	1.49	1.32
1	66	92	ASN	N-CA	-6.50	1.33	1.46
2	67	75	GLN	CD-NE2	6.50	1.49	1.32
1	7A	92	ASN	N-CA	-6.50	1.33	1.46
2	7B	75	GLN	CD-NE2	6.50	1.49	1.32
2	1B	75	GLN	CD-NE2	6.49	1.49	1.32
2	1J	75	GLN	CD-NE2	6.49	1.49	1.32
2	1N	75	GLN	CD-NE2	6.49	1.49	1.32
2	1R	75	GLN	CD-NE2	6.49	1.49	1.32
2	1V	75	GLN	CD-NE2	6.49	1.49	1.32
2	1Z	75	GLN	CD-NE2	6.49	1.49	1.32
2	2F	75	GLN	CD-NE2	6.49	1.49	1.32
2	2J	75	GLN	CD-NE2	6.49	1.49	1.32
2	2R	75	GLN	CD-NE2	6.49	1.49	1.32
2	2V	75	GLN	CD-NE2	6.49	1.49	1.32
2	2Z	75	GLN	CD-NE2	6.49	1.49	1.32
2	27	75	GLN	CD-NE2	6.49	1.49	1.32
2	3B	75	GLN	CD-NE2	6.49	1.49	1.32
2	3F	75	GLN	CD-NE2	6.49	1.49	1.32
2	3J	75	GLN	CD-NE2	6.49	1.49	1.32
2	33	75	GLN	CD-NE2	6.49	1.49	1.32
2	4B	75	GLN	CD-NE2	6.49	1.49	1.32
2	4F	75	GLN	CD-NE2	6.49	1.49	1.32
2	4N	75	GLN	CD-NE2	6.49	1.49	1.32
2	4V	75	GLN	CD-NE2	6.49	1.49	1.32
2	4Z	75	GLN	CD-NE2	6.49	1.49	1.32
2	43	75	GLN	CD-NE2	6.49	1.49	1.32
2	47	75	GLN	CD-NE2	6.49	1.49	1.32
2	5B	75	GLN	CD-NE2	6.49	1.49	1.32
2	5R	75	GLN	CD-NE2	6.49	1.49	1.32
2	5V	75	GLN	CD-NE2	6.49	1.49	1.32
2	53	75	GLN	CD-NE2	6.49	1.49	1.32
2	57	75	GLN	CD-NE2	6.49	1.49	1.32
2	6B	75	GLN	CD-NE2	6.49	1.49	1.32
2	6J	75	GLN	CD-NE2	6.49	1.49	1.32
2	6N	75	GLN	CD-NE2	6.49	1.49	1.32
2	6R	75	GLN	CD-NE2	6.49	1.49	1.32

*Continued on next page...*



*Continued from previous page...*

Mol	Chain	Res	Type	Atoms	Z	Observed(Å)	Ideal(Å)
2	6V	75	GLN	CD-NE2	6.49	1.49	1.32
2	7F	75	GLN	CD-NE2	6.49	1.49	1.32
2	7N	75	GLN	CD-NE2	6.49	1.49	1.32
2	7R	75	GLN	CD-NE2	6.49	1.49	1.32
2	1F	39	ASP	CG-OD2	6.49	1.40	1.25
2	2N	39	ASP	CG-OD2	6.49	1.40	1.25
2	23	39	ASP	CG-OD2	6.49	1.40	1.25
2	3N	39	ASP	CG-OD2	6.49	1.40	1.25
2	37	39	ASP	CG-OD2	6.49	1.40	1.25
2	4J	39	ASP	CG-OD2	6.49	1.40	1.25
2	4R	39	ASP	CG-OD2	6.49	1.40	1.25
2	5Z	39	ASP	CG-OD2	6.49	1.40	1.25
2	6F	39	ASP	CG-OD2	6.49	1.40	1.25
2	6Z	39	ASP	CG-OD2	6.49	1.40	1.25
2	7J	39	ASP	CG-OD2	6.49	1.40	1.25
2	7V	39	ASP	CG-OD2	6.49	1.40	1.25
2	1F	75	GLN	CD-NE2	6.48	1.49	1.32
2	2N	75	GLN	CD-NE2	6.48	1.49	1.32
2	23	75	GLN	CD-NE2	6.48	1.49	1.32
2	3N	75	GLN	CD-NE2	6.48	1.49	1.32
2	37	75	GLN	CD-NE2	6.48	1.49	1.32
2	4J	75	GLN	CD-NE2	6.48	1.49	1.32
2	4R	75	GLN	CD-NE2	6.48	1.49	1.32
2	5Z	75	GLN	CD-NE2	6.48	1.49	1.32
2	6F	75	GLN	CD-NE2	6.48	1.49	1.32
2	6Z	75	GLN	CD-NE2	6.48	1.49	1.32
2	7J	75	GLN	CD-NE2	6.48	1.49	1.32
2	7V	75	GLN	CD-NE2	6.48	1.49	1.32
2	13	39	ASP	CG-OD2	6.48	1.40	1.25
2	17	39	ASP	CG-OD2	6.48	1.40	1.25
2	2B	39	ASP	CG-OD2	6.48	1.40	1.25
2	3R	39	ASP	CG-OD2	6.48	1.40	1.25
2	3V	39	ASP	CG-OD2	6.48	1.40	1.25
2	3Z	39	ASP	CG-OD2	6.48	1.40	1.25
2	5F	39	ASP	CG-OD2	6.48	1.40	1.25
2	5J	39	ASP	CG-OD2	6.48	1.40	1.25
2	5N	39	ASP	CG-OD2	6.48	1.40	1.25
2	63	39	ASP	CG-OD2	6.48	1.40	1.25
2	67	39	ASP	CG-OD2	6.48	1.40	1.25
2	7B	39	ASP	CG-OD2	6.48	1.40	1.25
2	1F	224	VAL	CA-CB	6.47	1.68	1.54
2	2N	224	VAL	CA-CB	6.47	1.68	1.54

*Continued on next page...*



*Continued from previous page...*

Mol	Chain	Res	Type	Atoms	Z	Observed(Å)	Ideal(Å)
2	23	224	VAL	CA-CB	6.47	1.68	1.54
2	3N	224	VAL	CA-CB	6.47	1.68	1.54
2	37	224	VAL	CA-CB	6.47	1.68	1.54
2	4J	224	VAL	CA-CB	6.47	1.68	1.54
2	4R	224	VAL	CA-CB	6.47	1.68	1.54
2	5Z	224	VAL	CA-CB	6.47	1.68	1.54
2	6F	224	VAL	CA-CB	6.47	1.68	1.54
2	6Z	224	VAL	CA-CB	6.47	1.68	1.54
2	7J	224	VAL	CA-CB	6.47	1.68	1.54
2	7V	224	VAL	CA-CB	6.47	1.68	1.54
1	1A	92	ASN	N-CA	-6.47	1.33	1.46
1	1I	92	ASN	N-CA	-6.47	1.33	1.46
1	2E	92	ASN	N-CA	-6.47	1.33	1.46
1	26	92	ASN	N-CA	-6.47	1.33	1.46
1	3E	92	ASN	N-CA	-6.47	1.33	1.46
1	4A	92	ASN	N-CA	-6.47	1.33	1.46
1	4M	92	ASN	N-CA	-6.47	1.33	1.46
1	4U	92	ASN	N-CA	-6.47	1.33	1.46
1	5Q	92	ASN	N-CA	-6.47	1.33	1.46
1	6I	92	ASN	N-CA	-6.47	1.33	1.46
1	6Q	92	ASN	N-CA	-6.47	1.33	1.46
1	7M	92	ASN	N-CA	-6.47	1.33	1.46
2	1R	79	VAL	CB-CG1	-6.46	1.39	1.52
2	1V	79	VAL	CB-CG1	-6.46	1.39	1.52
2	1Z	79	VAL	CB-CG1	-6.46	1.39	1.52
2	2R	79	VAL	CB-CG1	-6.46	1.39	1.52
2	2V	79	VAL	CB-CG1	-6.46	1.39	1.52
2	2Z	79	VAL	CB-CG1	-6.46	1.39	1.52
2	43	79	VAL	CB-CG1	-6.46	1.39	1.52
2	47	79	VAL	CB-CG1	-6.46	1.39	1.52
2	5B	79	VAL	CB-CG1	-6.46	1.39	1.52
2	53	79	VAL	CB-CG1	-6.46	1.39	1.52
2	57	79	VAL	CB-CG1	-6.46	1.39	1.52
2	6B	79	VAL	CB-CG1	-6.46	1.39	1.52
1	1E	92	ASN	N-CA	-6.46	1.33	1.46
1	2M	92	ASN	N-CA	-6.46	1.33	1.46
1	22	92	ASN	N-CA	-6.46	1.33	1.46
1	3M	92	ASN	N-CA	-6.46	1.33	1.46
1	36	92	ASN	N-CA	-6.46	1.33	1.46
1	4I	92	ASN	N-CA	-6.46	1.33	1.46
1	4Q	92	ASN	N-CA	-6.46	1.33	1.46
1	5Y	92	ASN	N-CA	-6.46	1.33	1.46

*Continued on next page...*

*Continued from previous page...*

Mol	Chain	Res	Type	Atoms	Z	Observed(Å)	Ideal(Å)
1	6E	92	ASN	N-CA	-6.46	1.33	1.46
1	6Y	92	ASN	N-CA	-6.46	1.33	1.46
1	7I	92	ASN	N-CA	-6.46	1.33	1.46
1	7U	92	ASN	N-CA	-6.46	1.33	1.46
2	1F	79	VAL	CB-CG1	-6.46	1.39	1.52
2	2N	79	VAL	CB-CG1	-6.46	1.39	1.52
2	23	79	VAL	CB-CG1	-6.46	1.39	1.52
2	3N	79	VAL	CB-CG1	-6.46	1.39	1.52
2	37	79	VAL	CB-CG1	-6.46	1.39	1.52
2	4J	79	VAL	CB-CG1	-6.46	1.39	1.52
2	4R	79	VAL	CB-CG1	-6.46	1.39	1.52
2	5Z	79	VAL	CB-CG1	-6.46	1.39	1.52
2	6F	79	VAL	CB-CG1	-6.46	1.39	1.52
2	6Z	79	VAL	CB-CG1	-6.46	1.39	1.52
2	7J	79	VAL	CB-CG1	-6.46	1.39	1.52
2	7V	79	VAL	CB-CG1	-6.46	1.39	1.52
1	1M	92	ASN	N-CA	-6.45	1.33	1.46
2	1N	224	VAL	CA-CB	6.45	1.68	1.54
2	1R	224	VAL	CA-CB	6.45	1.68	1.54
2	1V	224	VAL	CA-CB	6.45	1.68	1.54
2	1Z	224	VAL	CA-CB	6.45	1.68	1.54
1	2I	92	ASN	N-CA	-6.45	1.33	1.46
2	2J	224	VAL	CA-CB	6.45	1.68	1.54
2	2R	224	VAL	CA-CB	6.45	1.68	1.54
2	2V	224	VAL	CA-CB	6.45	1.68	1.54
2	2Z	224	VAL	CA-CB	6.45	1.68	1.54
1	3A	92	ASN	N-CA	-6.45	1.33	1.46
2	3B	224	VAL	CA-CB	6.45	1.68	1.54
1	3I	92	ASN	N-CA	-6.45	1.33	1.46
2	3J	224	VAL	CA-CB	6.45	1.68	1.54
1	32	92	ASN	N-CA	-6.45	1.33	1.46
2	33	224	VAL	CA-CB	6.45	1.68	1.54
1	4E	92	ASN	N-CA	-6.45	1.33	1.46
2	4F	224	VAL	CA-CB	6.45	1.68	1.54
1	4Y	92	ASN	N-CA	-6.45	1.33	1.46
2	4Z	224	VAL	CA-CB	6.45	1.68	1.54
2	43	224	VAL	CA-CB	6.45	1.68	1.54
2	47	224	VAL	CA-CB	6.45	1.68	1.54
2	5B	224	VAL	CA-CB	6.45	1.68	1.54
1	5U	92	ASN	N-CA	-6.45	1.33	1.46
2	5V	224	VAL	CA-CB	6.45	1.68	1.54
2	53	224	VAL	CA-CB	6.45	1.68	1.54

*Continued on next page...*

*Continued from previous page...*

Mol	Chain	Res	Type	Atoms	Z	Observed(Å)	Ideal(Å)
2	57	224	VAL	CA-CB	6.45	1.68	1.54
2	6B	224	VAL	CA-CB	6.45	1.68	1.54
1	6M	92	ASN	N-CA	-6.45	1.33	1.46
2	6N	224	VAL	CA-CB	6.45	1.68	1.54
1	6U	92	ASN	N-CA	-6.45	1.33	1.46
2	6V	224	VAL	CA-CB	6.45	1.68	1.54
1	7E	92	ASN	N-CA	-6.45	1.33	1.46
2	7F	224	VAL	CA-CB	6.45	1.68	1.54
1	7Q	92	ASN	N-CA	-6.45	1.33	1.46
2	7R	224	VAL	CA-CB	6.45	1.68	1.54
2	1B	224	VAL	CA-CB	6.45	1.68	1.54
2	1J	224	VAL	CA-CB	6.45	1.68	1.54
2	2F	224	VAL	CA-CB	6.45	1.68	1.54
2	27	224	VAL	CA-CB	6.45	1.68	1.54
2	3F	224	VAL	CA-CB	6.45	1.68	1.54
2	4B	224	VAL	CA-CB	6.45	1.68	1.54
2	4N	224	VAL	CA-CB	6.45	1.68	1.54
2	4V	224	VAL	CA-CB	6.45	1.68	1.54
2	5R	224	VAL	CA-CB	6.45	1.68	1.54
2	6J	224	VAL	CA-CB	6.45	1.68	1.54
2	6R	224	VAL	CA-CB	6.45	1.68	1.54
2	7N	224	VAL	CA-CB	6.45	1.68	1.54
2	1B	79	VAL	CB-CG1	-6.45	1.39	1.52
2	1J	79	VAL	CB-CG1	-6.45	1.39	1.52
2	2F	79	VAL	CB-CG1	-6.45	1.39	1.52
2	27	79	VAL	CB-CG1	-6.45	1.39	1.52
2	3F	79	VAL	CB-CG1	-6.45	1.39	1.52
2	4B	79	VAL	CB-CG1	-6.45	1.39	1.52
2	4N	79	VAL	CB-CG1	-6.45	1.39	1.52
2	4V	79	VAL	CB-CG1	-6.45	1.39	1.52
2	5R	79	VAL	CB-CG1	-6.45	1.39	1.52
2	6J	79	VAL	CB-CG1	-6.45	1.39	1.52
2	6R	79	VAL	CB-CG1	-6.45	1.39	1.52
2	7N	79	VAL	CB-CG1	-6.45	1.39	1.52
1	1M	144	VAL	C-O	6.44	1.35	1.23
1	2I	144	VAL	C-O	6.44	1.35	1.23
1	3A	144	VAL	C-O	6.44	1.35	1.23
1	3I	144	VAL	C-O	6.44	1.35	1.23
1	32	144	VAL	C-O	6.44	1.35	1.23
1	4E	144	VAL	C-O	6.44	1.35	1.23
1	4Y	144	VAL	C-O	6.44	1.35	1.23
1	5U	144	VAL	C-O	6.44	1.35	1.23

*Continued on next page...*

*Continued from previous page...*

Mol	Chain	Res	Type	Atoms	Z	Observed(Å)	Ideal(Å)
1	6M	144	VAL	C-O	6.44	1.35	1.23
1	6U	144	VAL	C-O	6.44	1.35	1.23
1	7E	144	VAL	C-O	6.44	1.35	1.23
1	7Q	144	VAL	C-O	6.44	1.35	1.23
2	13	224	VAL	CA-CB	6.43	1.68	1.54
2	17	224	VAL	CA-CB	6.43	1.68	1.54
2	2B	224	VAL	CA-CB	6.43	1.68	1.54
2	3R	224	VAL	CA-CB	6.43	1.68	1.54
2	3V	224	VAL	CA-CB	6.43	1.68	1.54
2	3Z	224	VAL	CA-CB	6.43	1.68	1.54
2	5F	224	VAL	CA-CB	6.43	1.68	1.54
2	5J	224	VAL	CA-CB	6.43	1.68	1.54
2	5N	224	VAL	CA-CB	6.43	1.68	1.54
2	63	224	VAL	CA-CB	6.43	1.68	1.54
2	67	224	VAL	CA-CB	6.43	1.68	1.54
2	7B	224	VAL	CA-CB	6.43	1.68	1.54
1	1E	144	VAL	C-O	6.43	1.35	1.23
1	2M	144	VAL	C-O	6.43	1.35	1.23
1	22	144	VAL	C-O	6.43	1.35	1.23
1	3M	144	VAL	C-O	6.43	1.35	1.23
1	36	144	VAL	C-O	6.43	1.35	1.23
1	4I	144	VAL	C-O	6.43	1.35	1.23
1	4Q	144	VAL	C-O	6.43	1.35	1.23
1	5Y	144	VAL	C-O	6.43	1.35	1.23
1	6E	144	VAL	C-O	6.43	1.35	1.23
1	6Y	144	VAL	C-O	6.43	1.35	1.23
1	7I	144	VAL	C-O	6.43	1.35	1.23
1	7U	144	VAL	C-O	6.43	1.35	1.23
1	1A	144	VAL	C-O	6.40	1.35	1.23
1	1I	144	VAL	C-O	6.40	1.35	1.23
2	1N	17	THR	C-N	-6.40	1.19	1.34
1	2E	144	VAL	C-O	6.40	1.35	1.23
2	2J	17	THR	C-N	-6.40	1.19	1.34
1	26	144	VAL	C-O	6.40	1.35	1.23
2	3B	17	THR	C-N	-6.40	1.19	1.34
1	3E	144	VAL	C-O	6.40	1.35	1.23
2	3J	17	THR	C-N	-6.40	1.19	1.34
2	33	17	THR	C-N	-6.40	1.19	1.34
1	4A	144	VAL	C-O	6.40	1.35	1.23
2	4F	17	THR	C-N	-6.40	1.19	1.34
1	4M	144	VAL	C-O	6.40	1.35	1.23
1	4U	144	VAL	C-O	6.40	1.35	1.23

*Continued on next page...*

*Continued from previous page...*

Mol	Chain	Res	Type	Atoms	Z	Observed(Å)	Ideal(Å)
2	4Z	17	THR	C-N	-6.40	1.19	1.34
1	5Q	144	VAL	C-O	6.40	1.35	1.23
2	5V	17	THR	C-N	-6.40	1.19	1.34
1	6I	144	VAL	C-O	6.40	1.35	1.23
2	6N	17	THR	C-N	-6.40	1.19	1.34
1	6Q	144	VAL	C-O	6.40	1.35	1.23
2	6V	17	THR	C-N	-6.40	1.19	1.34
2	7F	17	THR	C-N	-6.40	1.19	1.34
1	7M	144	VAL	C-O	6.40	1.35	1.23
2	7R	17	THR	C-N	-6.40	1.19	1.34
2	13	17	THR	C-N	-6.40	1.19	1.34
2	17	17	THR	C-N	-6.40	1.19	1.34
2	2B	17	THR	C-N	-6.40	1.19	1.34
2	3R	17	THR	C-N	-6.40	1.19	1.34
2	3V	17	THR	C-N	-6.40	1.19	1.34
2	3Z	17	THR	C-N	-6.40	1.19	1.34
2	5F	17	THR	C-N	-6.40	1.19	1.34
2	5J	17	THR	C-N	-6.40	1.19	1.34
2	5N	17	THR	C-N	-6.40	1.19	1.34
2	63	17	THR	C-N	-6.40	1.19	1.34
2	67	17	THR	C-N	-6.40	1.19	1.34
2	7B	17	THR	C-N	-6.40	1.19	1.34
1	1M	144	VAL	N-CA	-6.40	1.33	1.46
1	2I	144	VAL	N-CA	-6.40	1.33	1.46
1	3A	144	VAL	N-CA	-6.40	1.33	1.46
1	3I	144	VAL	N-CA	-6.40	1.33	1.46
1	32	144	VAL	N-CA	-6.40	1.33	1.46
1	4E	144	VAL	N-CA	-6.40	1.33	1.46
1	4Y	144	VAL	N-CA	-6.40	1.33	1.46
1	5U	144	VAL	N-CA	-6.40	1.33	1.46
1	6M	144	VAL	N-CA	-6.40	1.33	1.46
1	6U	144	VAL	N-CA	-6.40	1.33	1.46
1	7E	144	VAL	N-CA	-6.40	1.33	1.46
1	7Q	144	VAL	N-CA	-6.40	1.33	1.46
1	1E	144	VAL	N-CA	-6.40	1.33	1.46
1	2M	144	VAL	N-CA	-6.40	1.33	1.46
1	22	144	VAL	N-CA	-6.40	1.33	1.46
1	3M	144	VAL	N-CA	-6.40	1.33	1.46
1	36	144	VAL	N-CA	-6.40	1.33	1.46
1	4I	144	VAL	N-CA	-6.40	1.33	1.46
1	4Q	144	VAL	N-CA	-6.40	1.33	1.46
1	5Y	144	VAL	N-CA	-6.40	1.33	1.46

*Continued on next page...*

*Continued from previous page...*

Mol	Chain	Res	Type	Atoms	Z	Observed(Å)	Ideal(Å)
1	6E	144	VAL	N-CA	-6.40	1.33	1.46
1	6Y	144	VAL	N-CA	-6.40	1.33	1.46
1	7I	144	VAL	N-CA	-6.40	1.33	1.46
1	7U	144	VAL	N-CA	-6.40	1.33	1.46
1	12	50	ARG	CZ-NH1	-6.40	1.24	1.33
1	16	50	ARG	CZ-NH1	-6.40	1.24	1.33
1	2A	50	ARG	CZ-NH1	-6.40	1.24	1.33
1	3Q	50	ARG	CZ-NH1	-6.40	1.24	1.33
1	3U	50	ARG	CZ-NH1	-6.40	1.24	1.33
1	3Y	50	ARG	CZ-NH1	-6.40	1.24	1.33
1	5E	50	ARG	CZ-NH1	-6.40	1.24	1.33
1	5I	50	ARG	CZ-NH1	-6.40	1.24	1.33
1	5M	50	ARG	CZ-NH1	-6.40	1.24	1.33
1	62	50	ARG	CZ-NH1	-6.40	1.24	1.33
1	66	50	ARG	CZ-NH1	-6.40	1.24	1.33
1	7A	50	ARG	CZ-NH1	-6.40	1.24	1.33
2	1R	55	PRO	CA-C	-6.39	1.40	1.52
2	1V	55	PRO	CA-C	-6.39	1.40	1.52
2	1Z	55	PRO	CA-C	-6.39	1.40	1.52
2	2R	55	PRO	CA-C	-6.39	1.40	1.52
2	2V	55	PRO	CA-C	-6.39	1.40	1.52
2	2Z	55	PRO	CA-C	-6.39	1.40	1.52
2	43	55	PRO	CA-C	-6.39	1.40	1.52
2	47	55	PRO	CA-C	-6.39	1.40	1.52
2	5B	55	PRO	CA-C	-6.39	1.40	1.52
2	53	55	PRO	CA-C	-6.39	1.40	1.52
2	57	55	PRO	CA-C	-6.39	1.40	1.52
2	6B	55	PRO	CA-C	-6.39	1.40	1.52
1	1A	144	VAL	N-CA	-6.39	1.33	1.46
1	1I	144	VAL	N-CA	-6.39	1.33	1.46
1	2E	144	VAL	N-CA	-6.39	1.33	1.46
1	26	144	VAL	N-CA	-6.39	1.33	1.46
1	3E	144	VAL	N-CA	-6.39	1.33	1.46
1	4A	144	VAL	N-CA	-6.39	1.33	1.46
1	4M	144	VAL	N-CA	-6.39	1.33	1.46
1	4U	144	VAL	N-CA	-6.39	1.33	1.46
1	5Q	144	VAL	N-CA	-6.39	1.33	1.46
1	6I	144	VAL	N-CA	-6.39	1.33	1.46
1	6Q	144	VAL	N-CA	-6.39	1.33	1.46
1	7M	144	VAL	N-CA	-6.39	1.33	1.46
2	1B	17	THR	C-N	-6.39	1.19	1.34
2	1J	17	THR	C-N	-6.39	1.19	1.34

*Continued on next page...*

*Continued from previous page...*

Mol	Chain	Res	Type	Atoms	Z	Observed(Å)	Ideal(Å)
2	1R	17	THR	C-N	-6.39	1.19	1.34
2	1V	17	THR	C-N	-6.39	1.19	1.34
2	1Z	17	THR	C-N	-6.39	1.19	1.34
2	2F	17	THR	C-N	-6.39	1.19	1.34
2	2R	17	THR	C-N	-6.39	1.19	1.34
2	2V	17	THR	C-N	-6.39	1.19	1.34
2	2Z	17	THR	C-N	-6.39	1.19	1.34
2	27	17	THR	C-N	-6.39	1.19	1.34
2	3F	17	THR	C-N	-6.39	1.19	1.34
2	4B	17	THR	C-N	-6.39	1.19	1.34
2	4N	17	THR	C-N	-6.39	1.19	1.34
2	4V	17	THR	C-N	-6.39	1.19	1.34
2	43	17	THR	C-N	-6.39	1.19	1.34
2	47	17	THR	C-N	-6.39	1.19	1.34
2	5B	17	THR	C-N	-6.39	1.19	1.34
2	5R	17	THR	C-N	-6.39	1.19	1.34
2	53	17	THR	C-N	-6.39	1.19	1.34
2	57	17	THR	C-N	-6.39	1.19	1.34
2	6B	17	THR	C-N	-6.39	1.19	1.34
2	6J	17	THR	C-N	-6.39	1.19	1.34
2	6R	17	THR	C-N	-6.39	1.19	1.34
2	7N	17	THR	C-N	-6.39	1.19	1.34
1	1M	50	ARG	CZ-NH1	-6.38	1.24	1.33
1	2I	50	ARG	CZ-NH1	-6.38	1.24	1.33
1	3A	50	ARG	CZ-NH1	-6.38	1.24	1.33
1	3I	50	ARG	CZ-NH1	-6.38	1.24	1.33
1	32	50	ARG	CZ-NH1	-6.38	1.24	1.33
1	4E	50	ARG	CZ-NH1	-6.38	1.24	1.33
1	4Y	50	ARG	CZ-NH1	-6.38	1.24	1.33
1	5U	50	ARG	CZ-NH1	-6.38	1.24	1.33
1	6M	50	ARG	CZ-NH1	-6.38	1.24	1.33
1	6U	50	ARG	CZ-NH1	-6.38	1.24	1.33
1	7E	50	ARG	CZ-NH1	-6.38	1.24	1.33
1	7Q	50	ARG	CZ-NH1	-6.38	1.24	1.33
2	1B	16	ASN	CA-C	-6.38	1.36	1.52
2	1J	16	ASN	CA-C	-6.38	1.36	1.52
1	1Q	144	VAL	N-CA	-6.38	1.33	1.46
2	1R	16	ASN	CA-C	-6.38	1.36	1.52
1	1U	144	VAL	N-CA	-6.38	1.33	1.46
2	1V	16	ASN	CA-C	-6.38	1.36	1.52
1	1Y	144	VAL	N-CA	-6.38	1.33	1.46
2	1Z	16	ASN	CA-C	-6.38	1.36	1.52

*Continued on next page...*

*Continued from previous page...*

Mol	Chain	Res	Type	Atoms	Z	Observed(Å)	Ideal(Å)
2	13	16	ASN	CA-C	-6.38	1.36	1.52
2	17	16	ASN	CA-C	-6.38	1.36	1.52
2	2B	16	ASN	CA-C	-6.38	1.36	1.52
2	2F	16	ASN	CA-C	-6.38	1.36	1.52
1	2Q	144	VAL	N-CA	-6.38	1.33	1.46
2	2R	16	ASN	CA-C	-6.38	1.36	1.52
1	2U	144	VAL	N-CA	-6.38	1.33	1.46
2	2V	16	ASN	CA-C	-6.38	1.36	1.52
1	2Y	144	VAL	N-CA	-6.38	1.33	1.46
2	2Z	16	ASN	CA-C	-6.38	1.36	1.52
2	27	16	ASN	CA-C	-6.38	1.36	1.52
2	3F	16	ASN	CA-C	-6.38	1.36	1.52
2	3R	16	ASN	CA-C	-6.38	1.36	1.52
2	3V	16	ASN	CA-C	-6.38	1.36	1.52
2	3Z	16	ASN	CA-C	-6.38	1.36	1.52
2	4B	16	ASN	CA-C	-6.38	1.36	1.52
2	4N	16	ASN	CA-C	-6.38	1.36	1.52
2	4V	16	ASN	CA-C	-6.38	1.36	1.52
1	42	144	VAL	N-CA	-6.38	1.33	1.46
2	43	16	ASN	CA-C	-6.38	1.36	1.52
1	46	144	VAL	N-CA	-6.38	1.33	1.46
2	47	16	ASN	CA-C	-6.38	1.36	1.52
1	5A	144	VAL	N-CA	-6.38	1.33	1.46
2	5B	16	ASN	CA-C	-6.38	1.36	1.52
2	5F	16	ASN	CA-C	-6.38	1.36	1.52
2	5J	16	ASN	CA-C	-6.38	1.36	1.52
2	5N	16	ASN	CA-C	-6.38	1.36	1.52
2	5R	16	ASN	CA-C	-6.38	1.36	1.52
1	52	144	VAL	N-CA	-6.38	1.33	1.46
2	53	16	ASN	CA-C	-6.38	1.36	1.52
1	56	144	VAL	N-CA	-6.38	1.33	1.46
2	57	16	ASN	CA-C	-6.38	1.36	1.52
1	6A	144	VAL	N-CA	-6.38	1.33	1.46
2	6B	16	ASN	CA-C	-6.38	1.36	1.52
2	6J	16	ASN	CA-C	-6.38	1.36	1.52
2	6R	16	ASN	CA-C	-6.38	1.36	1.52
2	63	16	ASN	CA-C	-6.38	1.36	1.52
2	67	16	ASN	CA-C	-6.38	1.36	1.52
2	7B	16	ASN	CA-C	-6.38	1.36	1.52
2	7N	16	ASN	CA-C	-6.38	1.36	1.52
2	1F	16	ASN	CA-C	-6.38	1.36	1.52
2	2N	16	ASN	CA-C	-6.38	1.36	1.52

*Continued on next page...*



*Continued from previous page...*

Mol	Chain	Res	Type	Atoms	Z	Observed(Å)	Ideal(Å)
2	23	16	ASN	CA-C	-6.38	1.36	1.52
2	3N	16	ASN	CA-C	-6.38	1.36	1.52
2	37	16	ASN	CA-C	-6.38	1.36	1.52
2	4J	16	ASN	CA-C	-6.38	1.36	1.52
2	4R	16	ASN	CA-C	-6.38	1.36	1.52
2	5Z	16	ASN	CA-C	-6.38	1.36	1.52
2	6F	16	ASN	CA-C	-6.38	1.36	1.52
2	6Z	16	ASN	CA-C	-6.38	1.36	1.52
2	7J	16	ASN	CA-C	-6.38	1.36	1.52
2	7V	16	ASN	CA-C	-6.38	1.36	1.52
2	1B	55	PRO	CA-C	-6.37	1.40	1.52
2	1F	55	PRO	CA-C	-6.37	1.40	1.52
2	1J	55	PRO	CA-C	-6.37	1.40	1.52
2	1N	16	ASN	CA-C	-6.37	1.36	1.52
2	1N	35	PHE	N-CA	-6.37	1.33	1.46
1	1Q	144	VAL	C-O	6.37	1.35	1.23
1	1U	144	VAL	C-O	6.37	1.35	1.23
1	1Y	144	VAL	C-O	6.37	1.35	1.23
1	12	144	VAL	N-CA	-6.37	1.33	1.46
1	16	144	VAL	N-CA	-6.37	1.33	1.46
1	2A	144	VAL	N-CA	-6.37	1.33	1.46
2	2F	55	PRO	CA-C	-6.37	1.40	1.52
2	2J	16	ASN	CA-C	-6.37	1.36	1.52
2	2J	35	PHE	N-CA	-6.37	1.33	1.46
2	2N	55	PRO	CA-C	-6.37	1.40	1.52
1	2Q	144	VAL	C-O	6.37	1.35	1.23
1	2U	144	VAL	C-O	6.37	1.35	1.23
1	2Y	144	VAL	C-O	6.37	1.35	1.23
2	23	55	PRO	CA-C	-6.37	1.40	1.52
2	27	55	PRO	CA-C	-6.37	1.40	1.52
2	3B	16	ASN	CA-C	-6.37	1.36	1.52
2	3B	35	PHE	N-CA	-6.37	1.33	1.46
2	3F	55	PRO	CA-C	-6.37	1.40	1.52
2	3J	16	ASN	CA-C	-6.37	1.36	1.52
2	3J	35	PHE	N-CA	-6.37	1.33	1.46
2	3N	55	PRO	CA-C	-6.37	1.40	1.52
1	3Q	144	VAL	N-CA	-6.37	1.33	1.46
1	3U	144	VAL	N-CA	-6.37	1.33	1.46
1	3Y	144	VAL	N-CA	-6.37	1.33	1.46
2	33	16	ASN	CA-C	-6.37	1.36	1.52
2	33	35	PHE	N-CA	-6.37	1.33	1.46
2	37	55	PRO	CA-C	-6.37	1.40	1.52

*Continued on next page...*

*Continued from previous page...*

Mol	Chain	Res	Type	Atoms	Z	Observed(Å)	Ideal(Å)
2	4B	55	PRO	CA-C	-6.37	1.40	1.52
2	4F	16	ASN	CA-C	-6.37	1.36	1.52
2	4F	35	PHE	N-CA	-6.37	1.33	1.46
2	4J	55	PRO	CA-C	-6.37	1.40	1.52
2	4N	55	PRO	CA-C	-6.37	1.40	1.52
2	4R	55	PRO	CA-C	-6.37	1.40	1.52
2	4V	55	PRO	CA-C	-6.37	1.40	1.52
2	4Z	16	ASN	CA-C	-6.37	1.36	1.52
2	4Z	35	PHE	N-CA	-6.37	1.33	1.46
1	42	144	VAL	C-O	6.37	1.35	1.23
1	46	144	VAL	C-O	6.37	1.35	1.23
1	5A	144	VAL	C-O	6.37	1.35	1.23
1	5E	144	VAL	N-CA	-6.37	1.33	1.46
1	5I	144	VAL	N-CA	-6.37	1.33	1.46
1	5M	144	VAL	N-CA	-6.37	1.33	1.46
2	5R	55	PRO	CA-C	-6.37	1.40	1.52
2	5V	16	ASN	CA-C	-6.37	1.36	1.52
2	5V	35	PHE	N-CA	-6.37	1.33	1.46
2	5Z	55	PRO	CA-C	-6.37	1.40	1.52
1	52	144	VAL	C-O	6.37	1.35	1.23
1	56	144	VAL	C-O	6.37	1.35	1.23
1	6A	144	VAL	C-O	6.37	1.35	1.23
2	6F	55	PRO	CA-C	-6.37	1.40	1.52
2	6J	55	PRO	CA-C	-6.37	1.40	1.52
2	6N	16	ASN	CA-C	-6.37	1.36	1.52
2	6N	35	PHE	N-CA	-6.37	1.33	1.46
2	6R	55	PRO	CA-C	-6.37	1.40	1.52
2	6V	16	ASN	CA-C	-6.37	1.36	1.52
2	6V	35	PHE	N-CA	-6.37	1.33	1.46
2	6Z	55	PRO	CA-C	-6.37	1.40	1.52
1	62	144	VAL	N-CA	-6.37	1.33	1.46
1	66	144	VAL	N-CA	-6.37	1.33	1.46
1	7A	144	VAL	N-CA	-6.37	1.33	1.46
2	7F	16	ASN	CA-C	-6.37	1.36	1.52
2	7F	35	PHE	N-CA	-6.37	1.33	1.46
2	7J	55	PRO	CA-C	-6.37	1.40	1.52
2	7N	55	PRO	CA-C	-6.37	1.40	1.52
2	7R	16	ASN	CA-C	-6.37	1.36	1.52
2	7R	35	PHE	N-CA	-6.37	1.33	1.46
2	7V	55	PRO	CA-C	-6.37	1.40	1.52
1	12	144	VAL	C-O	6.37	1.35	1.23
1	16	144	VAL	C-O	6.37	1.35	1.23

*Continued on next page...*

*Continued from previous page...*

Mol	Chain	Res	Type	Atoms	Z	Observed(Å)	Ideal(Å)
1	2A	144	VAL	C-O	6.37	1.35	1.23
1	3Q	144	VAL	C-O	6.37	1.35	1.23
1	3U	144	VAL	C-O	6.37	1.35	1.23
1	3Y	144	VAL	C-O	6.37	1.35	1.23
1	5E	144	VAL	C-O	6.37	1.35	1.23
1	5I	144	VAL	C-O	6.37	1.35	1.23
1	5M	144	VAL	C-O	6.37	1.35	1.23
1	62	144	VAL	C-O	6.37	1.35	1.23
1	66	144	VAL	C-O	6.37	1.35	1.23
1	7A	144	VAL	C-O	6.37	1.35	1.23
2	1F	17	THR	C-N	-6.37	1.19	1.34
2	2N	17	THR	C-N	-6.37	1.19	1.34
2	23	17	THR	C-N	-6.37	1.19	1.34
2	3N	17	THR	C-N	-6.37	1.19	1.34
2	37	17	THR	C-N	-6.37	1.19	1.34
2	4J	17	THR	C-N	-6.37	1.19	1.34
2	4R	17	THR	C-N	-6.37	1.19	1.34
2	5Z	17	THR	C-N	-6.37	1.19	1.34
2	6F	17	THR	C-N	-6.37	1.19	1.34
2	6Z	17	THR	C-N	-6.37	1.19	1.34
2	7J	17	THR	C-N	-6.37	1.19	1.34
2	7V	17	THR	C-N	-6.37	1.19	1.34
2	13	55	PRO	CA-C	-6.36	1.40	1.52
2	17	55	PRO	CA-C	-6.36	1.40	1.52
2	2B	55	PRO	CA-C	-6.36	1.40	1.52
2	3R	55	PRO	CA-C	-6.36	1.40	1.52
2	3V	55	PRO	CA-C	-6.36	1.40	1.52
2	3Z	55	PRO	CA-C	-6.36	1.40	1.52
2	5F	55	PRO	CA-C	-6.36	1.40	1.52
2	5J	55	PRO	CA-C	-6.36	1.40	1.52
2	5N	55	PRO	CA-C	-6.36	1.40	1.52
2	63	55	PRO	CA-C	-6.36	1.40	1.52
2	67	55	PRO	CA-C	-6.36	1.40	1.52
2	7B	55	PRO	CA-C	-6.36	1.40	1.52
2	1R	8	VAL	CA-C	6.36	1.69	1.52
2	1V	8	VAL	CA-C	6.36	1.69	1.52
2	1Z	8	VAL	CA-C	6.36	1.69	1.52
2	2R	8	VAL	CA-C	6.36	1.69	1.52
2	2V	8	VAL	CA-C	6.36	1.69	1.52
2	2Z	8	VAL	CA-C	6.36	1.69	1.52
2	43	8	VAL	CA-C	6.36	1.69	1.52
2	47	8	VAL	CA-C	6.36	1.69	1.52

*Continued on next page...*

*Continued from previous page...*

Mol	Chain	Res	Type	Atoms	Z	Observed(Å)	Ideal(Å)
2	5B	8	VAL	CA-C	6.36	1.69	1.52
2	53	8	VAL	CA-C	6.36	1.69	1.52
2	57	8	VAL	CA-C	6.36	1.69	1.52
2	6B	8	VAL	CA-C	6.36	1.69	1.52
1	1E	50	ARG	CZ-NH1	-6.36	1.24	1.33
2	1N	55	PRO	CA-C	-6.36	1.40	1.52
2	2J	55	PRO	CA-C	-6.36	1.40	1.52
1	2M	50	ARG	CZ-NH1	-6.36	1.24	1.33
1	22	50	ARG	CZ-NH1	-6.36	1.24	1.33
2	3B	55	PRO	CA-C	-6.36	1.40	1.52
2	3J	55	PRO	CA-C	-6.36	1.40	1.52
1	3M	50	ARG	CZ-NH1	-6.36	1.24	1.33
2	33	55	PRO	CA-C	-6.36	1.40	1.52
1	36	50	ARG	CZ-NH1	-6.36	1.24	1.33
2	4F	55	PRO	CA-C	-6.36	1.40	1.52
1	4I	50	ARG	CZ-NH1	-6.36	1.24	1.33
1	4Q	50	ARG	CZ-NH1	-6.36	1.24	1.33
2	4Z	55	PRO	CA-C	-6.36	1.40	1.52
2	5V	55	PRO	CA-C	-6.36	1.40	1.52
1	5Y	50	ARG	CZ-NH1	-6.36	1.24	1.33
1	6E	50	ARG	CZ-NH1	-6.36	1.24	1.33
2	6N	55	PRO	CA-C	-6.36	1.40	1.52
2	6V	55	PRO	CA-C	-6.36	1.40	1.52
1	6Y	50	ARG	CZ-NH1	-6.36	1.24	1.33
2	7F	55	PRO	CA-C	-6.36	1.40	1.52
1	7I	50	ARG	CZ-NH1	-6.36	1.24	1.33
2	7R	55	PRO	CA-C	-6.36	1.40	1.52
1	7U	50	ARG	CZ-NH1	-6.36	1.24	1.33
1	1A	155	PRO	CB-CG	6.36	1.81	1.50
1	1I	155	PRO	CB-CG	6.36	1.81	1.50
1	1Q	50	ARG	CZ-NH1	-6.36	1.24	1.33
1	1U	50	ARG	CZ-NH1	-6.36	1.24	1.33
1	1Y	50	ARG	CZ-NH1	-6.36	1.24	1.33
1	2E	155	PRO	CB-CG	6.36	1.81	1.50
1	2Q	50	ARG	CZ-NH1	-6.36	1.24	1.33
1	2U	50	ARG	CZ-NH1	-6.36	1.24	1.33
1	2Y	50	ARG	CZ-NH1	-6.36	1.24	1.33
1	26	155	PRO	CB-CG	6.36	1.81	1.50
1	3E	155	PRO	CB-CG	6.36	1.81	1.50
1	4A	155	PRO	CB-CG	6.36	1.81	1.50
1	4M	155	PRO	CB-CG	6.36	1.81	1.50
1	4U	155	PRO	CB-CG	6.36	1.81	1.50

*Continued on next page...*

*Continued from previous page...*

Mol	Chain	Res	Type	Atoms	Z	Observed(Å)	Ideal(Å)
1	42	50	ARG	CZ-NH1	-6.36	1.24	1.33
1	46	50	ARG	CZ-NH1	-6.36	1.24	1.33
1	5A	50	ARG	CZ-NH1	-6.36	1.24	1.33
1	5Q	155	PRO	CB-CG	6.36	1.81	1.50
1	52	50	ARG	CZ-NH1	-6.36	1.24	1.33
1	56	50	ARG	CZ-NH1	-6.36	1.24	1.33
1	6A	50	ARG	CZ-NH1	-6.36	1.24	1.33
1	6I	155	PRO	CB-CG	6.36	1.81	1.50
1	6Q	155	PRO	CB-CG	6.36	1.81	1.50
1	7M	155	PRO	CB-CG	6.36	1.81	1.50
1	1Q	155	PRO	CB-CG	6.35	1.81	1.50
1	1U	155	PRO	CB-CG	6.35	1.81	1.50
1	1Y	155	PRO	CB-CG	6.35	1.81	1.50
1	2Q	155	PRO	CB-CG	6.35	1.81	1.50
1	2U	155	PRO	CB-CG	6.35	1.81	1.50
1	2Y	155	PRO	CB-CG	6.35	1.81	1.50
1	42	155	PRO	CB-CG	6.35	1.81	1.50
1	46	155	PRO	CB-CG	6.35	1.81	1.50
1	5A	155	PRO	CB-CG	6.35	1.81	1.50
1	52	155	PRO	CB-CG	6.35	1.81	1.50
1	56	155	PRO	CB-CG	6.35	1.81	1.50
1	6A	155	PRO	CB-CG	6.35	1.81	1.50
2	1B	8	VAL	CA-C	6.35	1.69	1.52
2	1J	8	VAL	CA-C	6.35	1.69	1.52
2	13	8	VAL	CA-C	6.35	1.69	1.52
2	17	8	VAL	CA-C	6.35	1.69	1.52
2	2B	8	VAL	CA-C	6.35	1.69	1.52
2	2F	8	VAL	CA-C	6.35	1.69	1.52
2	27	8	VAL	CA-C	6.35	1.69	1.52
2	3F	8	VAL	CA-C	6.35	1.69	1.52
2	3R	8	VAL	CA-C	6.35	1.69	1.52
2	3V	8	VAL	CA-C	6.35	1.69	1.52
2	3Z	8	VAL	CA-C	6.35	1.69	1.52
2	4B	8	VAL	CA-C	6.35	1.69	1.52
2	4N	8	VAL	CA-C	6.35	1.69	1.52
2	4V	8	VAL	CA-C	6.35	1.69	1.52
2	5F	8	VAL	CA-C	6.35	1.69	1.52
2	5J	8	VAL	CA-C	6.35	1.69	1.52
2	5N	8	VAL	CA-C	6.35	1.69	1.52
2	5R	8	VAL	CA-C	6.35	1.69	1.52
2	6J	8	VAL	CA-C	6.35	1.69	1.52
2	6R	8	VAL	CA-C	6.35	1.69	1.52

*Continued on next page...*

*Continued from previous page...*

Mol	Chain	Res	Type	Atoms	Z	Observed(Å)	Ideal(Å)
2	63	8	VAL	CA-C	6.35	1.69	1.52
2	67	8	VAL	CA-C	6.35	1.69	1.52
2	7B	8	VAL	CA-C	6.35	1.69	1.52
2	7N	8	VAL	CA-C	6.35	1.69	1.52
1	12	155	PRO	CB-CG	6.35	1.81	1.50
1	16	155	PRO	CB-CG	6.35	1.81	1.50
1	2A	155	PRO	CB-CG	6.35	1.81	1.50
1	3Q	155	PRO	CB-CG	6.35	1.81	1.50
1	3U	155	PRO	CB-CG	6.35	1.81	1.50
1	3Y	155	PRO	CB-CG	6.35	1.81	1.50
1	5E	155	PRO	CB-CG	6.35	1.81	1.50
1	5I	155	PRO	CB-CG	6.35	1.81	1.50
1	5M	155	PRO	CB-CG	6.35	1.81	1.50
1	62	155	PRO	CB-CG	6.35	1.81	1.50
1	66	155	PRO	CB-CG	6.35	1.81	1.50
1	7A	155	PRO	CB-CG	6.35	1.81	1.50
1	1Q	179	VAL	CA-CB	6.35	1.68	1.54
1	1U	179	VAL	CA-CB	6.35	1.68	1.54
1	1Y	179	VAL	CA-CB	6.35	1.68	1.54
1	12	179	VAL	CA-CB	6.35	1.68	1.54
1	16	179	VAL	CA-CB	6.35	1.68	1.54
1	2A	179	VAL	CA-CB	6.35	1.68	1.54
1	2Q	179	VAL	CA-CB	6.35	1.68	1.54
1	2U	179	VAL	CA-CB	6.35	1.68	1.54
1	2Y	179	VAL	CA-CB	6.35	1.68	1.54
1	3Q	179	VAL	CA-CB	6.35	1.68	1.54
1	3U	179	VAL	CA-CB	6.35	1.68	1.54
1	3Y	179	VAL	CA-CB	6.35	1.68	1.54
1	42	179	VAL	CA-CB	6.35	1.68	1.54
1	46	179	VAL	CA-CB	6.35	1.68	1.54
1	5A	179	VAL	CA-CB	6.35	1.68	1.54
1	5E	179	VAL	CA-CB	6.35	1.68	1.54
1	5I	179	VAL	CA-CB	6.35	1.68	1.54
1	5M	179	VAL	CA-CB	6.35	1.68	1.54
1	52	179	VAL	CA-CB	6.35	1.68	1.54
1	56	179	VAL	CA-CB	6.35	1.68	1.54
1	6A	179	VAL	CA-CB	6.35	1.68	1.54
1	62	179	VAL	CA-CB	6.35	1.68	1.54
1	66	179	VAL	CA-CB	6.35	1.68	1.54
1	7A	179	VAL	CA-CB	6.35	1.68	1.54
1	1M	155	PRO	CB-CG	6.35	1.81	1.50
1	2I	155	PRO	CB-CG	6.35	1.81	1.50

*Continued on next page...*

*Continued from previous page...*

Mol	Chain	Res	Type	Atoms	Z	Observed(Å)	Ideal(Å)
1	3A	155	PRO	CB-CG	6.35	1.81	1.50
1	3I	155	PRO	CB-CG	6.35	1.81	1.50
1	32	155	PRO	CB-CG	6.35	1.81	1.50
1	4E	155	PRO	CB-CG	6.35	1.81	1.50
1	4Y	155	PRO	CB-CG	6.35	1.81	1.50
1	5U	155	PRO	CB-CG	6.35	1.81	1.50
1	6M	155	PRO	CB-CG	6.35	1.81	1.50
1	6U	155	PRO	CB-CG	6.35	1.81	1.50
1	7E	155	PRO	CB-CG	6.35	1.81	1.50
1	7Q	155	PRO	CB-CG	6.35	1.81	1.50
1	1E	155	PRO	CB-CG	6.34	1.81	1.50
2	1N	8	VAL	CA-C	6.34	1.69	1.52
1	1Q	36	THR	C-N	-6.34	1.19	1.34
1	1U	36	THR	C-N	-6.34	1.19	1.34
1	1Y	36	THR	C-N	-6.34	1.19	1.34
2	2J	8	VAL	CA-C	6.34	1.69	1.52
1	2M	155	PRO	CB-CG	6.34	1.81	1.50
1	2Q	36	THR	C-N	-6.34	1.19	1.34
1	2U	36	THR	C-N	-6.34	1.19	1.34
1	2Y	36	THR	C-N	-6.34	1.19	1.34
1	22	155	PRO	CB-CG	6.34	1.81	1.50
2	3B	8	VAL	CA-C	6.34	1.69	1.52
2	3J	8	VAL	CA-C	6.34	1.69	1.52
1	3M	155	PRO	CB-CG	6.34	1.81	1.50
2	33	8	VAL	CA-C	6.34	1.69	1.52
1	36	155	PRO	CB-CG	6.34	1.81	1.50
2	4F	8	VAL	CA-C	6.34	1.69	1.52
1	4I	155	PRO	CB-CG	6.34	1.81	1.50
1	4Q	155	PRO	CB-CG	6.34	1.81	1.50
2	4Z	8	VAL	CA-C	6.34	1.69	1.52
1	42	36	THR	C-N	-6.34	1.19	1.34
1	46	36	THR	C-N	-6.34	1.19	1.34
1	5A	36	THR	C-N	-6.34	1.19	1.34
2	5V	8	VAL	CA-C	6.34	1.69	1.52
1	5Y	155	PRO	CB-CG	6.34	1.81	1.50
1	52	36	THR	C-N	-6.34	1.19	1.34
1	56	36	THR	C-N	-6.34	1.19	1.34
1	6A	36	THR	C-N	-6.34	1.19	1.34
1	6E	155	PRO	CB-CG	6.34	1.81	1.50
2	6N	8	VAL	CA-C	6.34	1.69	1.52
2	6V	8	VAL	CA-C	6.34	1.69	1.52
1	6Y	155	PRO	CB-CG	6.34	1.81	1.50

*Continued on next page...*

*Continued from previous page...*

Mol	Chain	Res	Type	Atoms	Z	Observed(Å)	Ideal(Å)
2	7F	8	VAL	CA-C	6.34	1.69	1.52
1	7I	155	PRO	CB-CG	6.34	1.81	1.50
2	7R	8	VAL	CA-C	6.34	1.69	1.52
1	7U	155	PRO	CB-CG	6.34	1.81	1.50
2	1R	35	PHE	N-CA	-6.34	1.33	1.46
2	1V	35	PHE	N-CA	-6.34	1.33	1.46
2	1Z	35	PHE	N-CA	-6.34	1.33	1.46
2	13	35	PHE	N-CA	-6.34	1.33	1.46
2	17	35	PHE	N-CA	-6.34	1.33	1.46
2	2B	35	PHE	N-CA	-6.34	1.33	1.46
2	2R	35	PHE	N-CA	-6.34	1.33	1.46
2	2V	35	PHE	N-CA	-6.34	1.33	1.46
2	2Z	35	PHE	N-CA	-6.34	1.33	1.46
2	3R	35	PHE	N-CA	-6.34	1.33	1.46
2	3V	35	PHE	N-CA	-6.34	1.33	1.46
2	3Z	35	PHE	N-CA	-6.34	1.33	1.46
2	43	35	PHE	N-CA	-6.34	1.33	1.46
2	47	35	PHE	N-CA	-6.34	1.33	1.46
2	5B	35	PHE	N-CA	-6.34	1.33	1.46
2	5F	35	PHE	N-CA	-6.34	1.33	1.46
2	5J	35	PHE	N-CA	-6.34	1.33	1.46
2	5N	35	PHE	N-CA	-6.34	1.33	1.46
2	53	35	PHE	N-CA	-6.34	1.33	1.46
2	57	35	PHE	N-CA	-6.34	1.33	1.46
2	6B	35	PHE	N-CA	-6.34	1.33	1.46
2	63	35	PHE	N-CA	-6.34	1.33	1.46
2	67	35	PHE	N-CA	-6.34	1.33	1.46
2	7B	35	PHE	N-CA	-6.34	1.33	1.46
1	1A	50	ARG	CZ-NH1	-6.33	1.24	1.33
1	1I	50	ARG	CZ-NH1	-6.33	1.24	1.33
1	2E	50	ARG	CZ-NH1	-6.33	1.24	1.33
1	26	50	ARG	CZ-NH1	-6.33	1.24	1.33
1	3E	50	ARG	CZ-NH1	-6.33	1.24	1.33
1	4A	50	ARG	CZ-NH1	-6.33	1.24	1.33
1	4M	50	ARG	CZ-NH1	-6.33	1.24	1.33
1	4U	50	ARG	CZ-NH1	-6.33	1.24	1.33
1	5Q	50	ARG	CZ-NH1	-6.33	1.24	1.33
1	6I	50	ARG	CZ-NH1	-6.33	1.24	1.33
1	6Q	50	ARG	CZ-NH1	-6.33	1.24	1.33
1	7M	50	ARG	CZ-NH1	-6.33	1.24	1.33
2	1B	35	PHE	N-CA	-6.33	1.33	1.46
2	1J	35	PHE	N-CA	-6.33	1.33	1.46

*Continued on next page...*



*Continued from previous page...*

Mol	Chain	Res	Type	Atoms	Z	Observed(Å)	Ideal(Å)
2	2F	35	PHE	N-CA	-6.33	1.33	1.46
2	27	35	PHE	N-CA	-6.33	1.33	1.46
2	3F	35	PHE	N-CA	-6.33	1.33	1.46
2	4B	35	PHE	N-CA	-6.33	1.33	1.46
2	4N	35	PHE	N-CA	-6.33	1.33	1.46
2	4V	35	PHE	N-CA	-6.33	1.33	1.46
2	5R	35	PHE	N-CA	-6.33	1.33	1.46
2	6J	35	PHE	N-CA	-6.33	1.33	1.46
2	6R	35	PHE	N-CA	-6.33	1.33	1.46
2	7N	35	PHE	N-CA	-6.33	1.33	1.46
2	1F	35	PHE	N-CA	-6.33	1.33	1.46
2	2N	35	PHE	N-CA	-6.33	1.33	1.46
2	23	35	PHE	N-CA	-6.33	1.33	1.46
2	3N	35	PHE	N-CA	-6.33	1.33	1.46
2	37	35	PHE	N-CA	-6.33	1.33	1.46
2	4J	35	PHE	N-CA	-6.33	1.33	1.46
2	4R	35	PHE	N-CA	-6.33	1.33	1.46
2	5Z	35	PHE	N-CA	-6.33	1.33	1.46
2	6F	35	PHE	N-CA	-6.33	1.33	1.46
2	6Z	35	PHE	N-CA	-6.33	1.33	1.46
2	7J	35	PHE	N-CA	-6.33	1.33	1.46
2	7V	35	PHE	N-CA	-6.33	1.33	1.46
2	1F	8	VAL	CA-C	6.33	1.69	1.52
1	12	27	LYS	N-CA	-6.33	1.33	1.46
1	16	27	LYS	N-CA	-6.33	1.33	1.46
1	2A	27	LYS	N-CA	-6.33	1.33	1.46
2	2N	8	VAL	CA-C	6.33	1.69	1.52
2	23	8	VAL	CA-C	6.33	1.69	1.52
2	3N	8	VAL	CA-C	6.33	1.69	1.52
1	3Q	27	LYS	N-CA	-6.33	1.33	1.46
1	3U	27	LYS	N-CA	-6.33	1.33	1.46
1	3Y	27	LYS	N-CA	-6.33	1.33	1.46
2	37	8	VAL	CA-C	6.33	1.69	1.52
2	4J	8	VAL	CA-C	6.33	1.69	1.52
2	4R	8	VAL	CA-C	6.33	1.69	1.52
1	5E	27	LYS	N-CA	-6.33	1.33	1.46
1	5I	27	LYS	N-CA	-6.33	1.33	1.46
1	5M	27	LYS	N-CA	-6.33	1.33	1.46
2	5Z	8	VAL	CA-C	6.33	1.69	1.52
2	6F	8	VAL	CA-C	6.33	1.69	1.52
2	6Z	8	VAL	CA-C	6.33	1.69	1.52
1	62	27	LYS	N-CA	-6.33	1.33	1.46

*Continued on next page...*

*Continued from previous page...*

Mol	Chain	Res	Type	Atoms	Z	Observed(Å)	Ideal(Å)
1	66	27	LYS	N-CA	-6.33	1.33	1.46
1	7A	27	LYS	N-CA	-6.33	1.33	1.46
2	7J	8	VAL	CA-C	6.33	1.69	1.52
2	7V	8	VAL	CA-C	6.33	1.69	1.52
1	12	36	THR	C-N	-6.32	1.19	1.34
1	16	36	THR	C-N	-6.32	1.19	1.34
1	2A	36	THR	C-N	-6.32	1.19	1.34
1	3Q	36	THR	C-N	-6.32	1.19	1.34
1	3U	36	THR	C-N	-6.32	1.19	1.34
1	3Y	36	THR	C-N	-6.32	1.19	1.34
1	5E	36	THR	C-N	-6.32	1.19	1.34
1	5I	36	THR	C-N	-6.32	1.19	1.34
1	5M	36	THR	C-N	-6.32	1.19	1.34
1	62	36	THR	C-N	-6.32	1.19	1.34
1	66	36	THR	C-N	-6.32	1.19	1.34
1	7A	36	THR	C-N	-6.32	1.19	1.34
1	1A	179	VAL	CA-CB	6.32	1.68	1.54
1	1I	179	VAL	CA-CB	6.32	1.68	1.54
1	2E	179	VAL	CA-CB	6.32	1.68	1.54
1	26	179	VAL	CA-CB	6.32	1.68	1.54
1	3E	179	VAL	CA-CB	6.32	1.68	1.54
1	4A	179	VAL	CA-CB	6.32	1.68	1.54
1	4M	179	VAL	CA-CB	6.32	1.68	1.54
1	4U	179	VAL	CA-CB	6.32	1.68	1.54
1	5Q	179	VAL	CA-CB	6.32	1.68	1.54
1	6I	179	VAL	CA-CB	6.32	1.68	1.54
1	6Q	179	VAL	CA-CB	6.32	1.68	1.54
1	7M	179	VAL	CA-CB	6.32	1.68	1.54
1	1A	36	THR	C-N	-6.32	1.19	1.34
1	1I	36	THR	C-N	-6.32	1.19	1.34
1	2E	36	THR	C-N	-6.32	1.19	1.34
1	26	36	THR	C-N	-6.32	1.19	1.34
1	3E	36	THR	C-N	-6.32	1.19	1.34
1	4A	36	THR	C-N	-6.32	1.19	1.34
1	4M	36	THR	C-N	-6.32	1.19	1.34
1	4U	36	THR	C-N	-6.32	1.19	1.34
1	5Q	36	THR	C-N	-6.32	1.19	1.34
1	6I	36	THR	C-N	-6.32	1.19	1.34
1	6Q	36	THR	C-N	-6.32	1.19	1.34
1	7M	36	THR	C-N	-6.32	1.19	1.34
1	1E	179	VAL	CA-CB	6.31	1.68	1.54
1	2M	179	VAL	CA-CB	6.31	1.68	1.54

*Continued on next page...*

*Continued from previous page...*

Mol	Chain	Res	Type	Atoms	Z	Observed(Å)	Ideal(Å)
1	22	179	VAL	CA-CB	6.31	1.68	1.54
1	3M	179	VAL	CA-CB	6.31	1.68	1.54
1	36	179	VAL	CA-CB	6.31	1.68	1.54
1	4I	179	VAL	CA-CB	6.31	1.68	1.54
1	4Q	179	VAL	CA-CB	6.31	1.68	1.54
1	5Y	179	VAL	CA-CB	6.31	1.68	1.54
1	6E	179	VAL	CA-CB	6.31	1.68	1.54
1	6Y	179	VAL	CA-CB	6.31	1.68	1.54
1	7I	179	VAL	CA-CB	6.31	1.68	1.54
1	7U	179	VAL	CA-CB	6.31	1.68	1.54
1	1M	36	THR	C-N	-6.31	1.19	1.34
1	1M	179	VAL	CA-CB	6.31	1.68	1.54
1	2I	36	THR	C-N	-6.31	1.19	1.34
1	2I	179	VAL	CA-CB	6.31	1.68	1.54
1	3A	36	THR	C-N	-6.31	1.19	1.34
1	3A	179	VAL	CA-CB	6.31	1.68	1.54
1	3I	36	THR	C-N	-6.31	1.19	1.34
1	3I	179	VAL	CA-CB	6.31	1.68	1.54
1	32	36	THR	C-N	-6.31	1.19	1.34
1	32	179	VAL	CA-CB	6.31	1.68	1.54
1	4E	36	THR	C-N	-6.31	1.19	1.34
1	4E	179	VAL	CA-CB	6.31	1.68	1.54
1	4Y	36	THR	C-N	-6.31	1.19	1.34
1	4Y	179	VAL	CA-CB	6.31	1.68	1.54
1	5U	36	THR	C-N	-6.31	1.19	1.34
1	5U	179	VAL	CA-CB	6.31	1.68	1.54
1	6M	36	THR	C-N	-6.31	1.19	1.34
1	6M	179	VAL	CA-CB	6.31	1.68	1.54
1	6U	36	THR	C-N	-6.31	1.19	1.34
1	6U	179	VAL	CA-CB	6.31	1.68	1.54
1	7E	36	THR	C-N	-6.31	1.19	1.34
1	7E	179	VAL	CA-CB	6.31	1.68	1.54
1	7Q	36	THR	C-N	-6.31	1.19	1.34
1	7Q	179	VAL	CA-CB	6.31	1.68	1.54
1	1E	36	THR	C-N	-6.29	1.19	1.34
1	2M	36	THR	C-N	-6.29	1.19	1.34
1	22	36	THR	C-N	-6.29	1.19	1.34
1	3M	36	THR	C-N	-6.29	1.19	1.34
1	36	36	THR	C-N	-6.29	1.19	1.34
1	4I	36	THR	C-N	-6.29	1.19	1.34
1	4Q	36	THR	C-N	-6.29	1.19	1.34
1	5Y	36	THR	C-N	-6.29	1.19	1.34

*Continued on next page...*

*Continued from previous page...*

Mol	Chain	Res	Type	Atoms	Z	Observed(Å)	Ideal(Å)
1	6E	36	THR	C-N	-6.29	1.19	1.34
1	6Y	36	THR	C-N	-6.29	1.19	1.34
1	7I	36	THR	C-N	-6.29	1.19	1.34
1	7U	36	THR	C-N	-6.29	1.19	1.34
1	1Q	27	LYS	N-CA	-6.29	1.33	1.46
1	1U	27	LYS	N-CA	-6.29	1.33	1.46
1	1Y	27	LYS	N-CA	-6.29	1.33	1.46
1	2Q	27	LYS	N-CA	-6.29	1.33	1.46
1	2U	27	LYS	N-CA	-6.29	1.33	1.46
1	2Y	27	LYS	N-CA	-6.29	1.33	1.46
1	42	27	LYS	N-CA	-6.29	1.33	1.46
1	46	27	LYS	N-CA	-6.29	1.33	1.46
1	5A	27	LYS	N-CA	-6.29	1.33	1.46
1	52	27	LYS	N-CA	-6.29	1.33	1.46
1	56	27	LYS	N-CA	-6.29	1.33	1.46
1	6A	27	LYS	N-CA	-6.29	1.33	1.46
1	1Q	182	PHE	CE1-CZ	-6.28	1.25	1.37
1	1U	182	PHE	CE1-CZ	-6.28	1.25	1.37
1	1Y	182	PHE	CE1-CZ	-6.28	1.25	1.37
1	2Q	182	PHE	CE1-CZ	-6.28	1.25	1.37
1	2U	182	PHE	CE1-CZ	-6.28	1.25	1.37
1	2Y	182	PHE	CE1-CZ	-6.28	1.25	1.37
1	42	182	PHE	CE1-CZ	-6.28	1.25	1.37
1	46	182	PHE	CE1-CZ	-6.28	1.25	1.37
1	5A	182	PHE	CE1-CZ	-6.28	1.25	1.37
1	52	182	PHE	CE1-CZ	-6.28	1.25	1.37
1	56	182	PHE	CE1-CZ	-6.28	1.25	1.37
1	6A	182	PHE	CE1-CZ	-6.28	1.25	1.37
1	1A	27	LYS	N-CA	-6.28	1.33	1.46
1	1I	27	LYS	N-CA	-6.28	1.33	1.46
1	2E	27	LYS	N-CA	-6.28	1.33	1.46
1	26	27	LYS	N-CA	-6.28	1.33	1.46
1	3E	27	LYS	N-CA	-6.28	1.33	1.46
1	4A	27	LYS	N-CA	-6.28	1.33	1.46
1	4M	27	LYS	N-CA	-6.28	1.33	1.46
1	4U	27	LYS	N-CA	-6.28	1.33	1.46
1	5Q	27	LYS	N-CA	-6.28	1.33	1.46
1	6I	27	LYS	N-CA	-6.28	1.33	1.46
1	6Q	27	LYS	N-CA	-6.28	1.33	1.46
1	7M	27	LYS	N-CA	-6.28	1.33	1.46
1	1A	166	MET	CB-CG	6.27	1.71	1.51
1	1E	166	MET	CB-CG	6.27	1.71	1.51

*Continued on next page...*

*Continued from previous page...*

Mol	Chain	Res	Type	Atoms	Z	Observed(Å)	Ideal(Å)
1	1I	166	MET	CB-CG	6.27	1.71	1.51
1	2E	166	MET	CB-CG	6.27	1.71	1.51
1	2M	166	MET	CB-CG	6.27	1.71	1.51
1	22	166	MET	CB-CG	6.27	1.71	1.51
1	26	166	MET	CB-CG	6.27	1.71	1.51
1	3E	166	MET	CB-CG	6.27	1.71	1.51
1	3M	166	MET	CB-CG	6.27	1.71	1.51
1	36	166	MET	CB-CG	6.27	1.71	1.51
1	4A	166	MET	CB-CG	6.27	1.71	1.51
1	4I	166	MET	CB-CG	6.27	1.71	1.51
1	4M	166	MET	CB-CG	6.27	1.71	1.51
1	4Q	166	MET	CB-CG	6.27	1.71	1.51
1	4U	166	MET	CB-CG	6.27	1.71	1.51
1	5Q	166	MET	CB-CG	6.27	1.71	1.51
1	5Y	166	MET	CB-CG	6.27	1.71	1.51
1	6E	166	MET	CB-CG	6.27	1.71	1.51
1	6I	166	MET	CB-CG	6.27	1.71	1.51
1	6Q	166	MET	CB-CG	6.27	1.71	1.51
1	6Y	166	MET	CB-CG	6.27	1.71	1.51
1	7I	166	MET	CB-CG	6.27	1.71	1.51
1	7M	166	MET	CB-CG	6.27	1.71	1.51
1	7U	166	MET	CB-CG	6.27	1.71	1.51
1	1M	27	LYS	N-CA	-6.26	1.33	1.46
1	2I	27	LYS	N-CA	-6.26	1.33	1.46
1	3A	27	LYS	N-CA	-6.26	1.33	1.46
1	3I	27	LYS	N-CA	-6.26	1.33	1.46
1	32	27	LYS	N-CA	-6.26	1.33	1.46
1	4E	27	LYS	N-CA	-6.26	1.33	1.46
1	4Y	27	LYS	N-CA	-6.26	1.33	1.46
1	5U	27	LYS	N-CA	-6.26	1.33	1.46
1	6M	27	LYS	N-CA	-6.26	1.33	1.46
1	6U	27	LYS	N-CA	-6.26	1.33	1.46
1	7E	27	LYS	N-CA	-6.26	1.33	1.46
1	7Q	27	LYS	N-CA	-6.26	1.33	1.46
1	1E	182	PHE	CE1-CZ	-6.25	1.25	1.37
1	2M	182	PHE	CE1-CZ	-6.25	1.25	1.37
1	22	182	PHE	CE1-CZ	-6.25	1.25	1.37
1	3M	182	PHE	CE1-CZ	-6.25	1.25	1.37
1	36	182	PHE	CE1-CZ	-6.25	1.25	1.37
1	4I	182	PHE	CE1-CZ	-6.25	1.25	1.37
1	4Q	182	PHE	CE1-CZ	-6.25	1.25	1.37
1	5Y	182	PHE	CE1-CZ	-6.25	1.25	1.37

*Continued on next page...*

*Continued from previous page...*

Mol	Chain	Res	Type	Atoms	Z	Observed(Å)	Ideal(Å)
1	6E	182	PHE	CE1-CZ	-6.25	1.25	1.37
1	6Y	182	PHE	CE1-CZ	-6.25	1.25	1.37
1	7I	182	PHE	CE1-CZ	-6.25	1.25	1.37
1	7U	182	PHE	CE1-CZ	-6.25	1.25	1.37
1	1Q	166	MET	CB-CG	6.25	1.71	1.51
1	1U	166	MET	CB-CG	6.25	1.71	1.51
1	1Y	166	MET	CB-CG	6.25	1.71	1.51
1	2Q	166	MET	CB-CG	6.25	1.71	1.51
1	2U	166	MET	CB-CG	6.25	1.71	1.51
1	2Y	166	MET	CB-CG	6.25	1.71	1.51
1	42	166	MET	CB-CG	6.25	1.71	1.51
1	46	166	MET	CB-CG	6.25	1.71	1.51
1	5A	166	MET	CB-CG	6.25	1.71	1.51
1	52	166	MET	CB-CG	6.25	1.71	1.51
1	56	166	MET	CB-CG	6.25	1.71	1.51
1	6A	166	MET	CB-CG	6.25	1.71	1.51
1	1M	166	MET	CB-CG	6.25	1.71	1.51
1	1M	182	PHE	CE1-CZ	-6.25	1.25	1.37
1	2I	166	MET	CB-CG	6.25	1.71	1.51
1	2I	182	PHE	CE1-CZ	-6.25	1.25	1.37
1	3A	166	MET	CB-CG	6.25	1.71	1.51
1	3A	182	PHE	CE1-CZ	-6.25	1.25	1.37
1	3I	166	MET	CB-CG	6.25	1.71	1.51
1	3I	182	PHE	CE1-CZ	-6.25	1.25	1.37
1	32	166	MET	CB-CG	6.25	1.71	1.51
1	32	182	PHE	CE1-CZ	-6.25	1.25	1.37
1	4E	166	MET	CB-CG	6.25	1.71	1.51
1	4E	182	PHE	CE1-CZ	-6.25	1.25	1.37
1	4Y	166	MET	CB-CG	6.25	1.71	1.51
1	4Y	182	PHE	CE1-CZ	-6.25	1.25	1.37
1	5U	166	MET	CB-CG	6.25	1.71	1.51
1	5U	182	PHE	CE1-CZ	-6.25	1.25	1.37
1	6M	166	MET	CB-CG	6.25	1.71	1.51
1	6M	182	PHE	CE1-CZ	-6.25	1.25	1.37
1	6U	166	MET	CB-CG	6.25	1.71	1.51
1	6U	182	PHE	CE1-CZ	-6.25	1.25	1.37
1	7E	166	MET	CB-CG	6.25	1.71	1.51
1	7E	182	PHE	CE1-CZ	-6.25	1.25	1.37
1	7Q	166	MET	CB-CG	6.25	1.71	1.51
1	7Q	182	PHE	CE1-CZ	-6.25	1.25	1.37
1	12	166	MET	CB-CG	6.24	1.71	1.51
1	16	166	MET	CB-CG	6.24	1.71	1.51

*Continued on next page...*

*Continued from previous page...*

Mol	Chain	Res	Type	Atoms	Z	Observed(Å)	Ideal(Å)
1	2A	166	MET	CB-CG	6.24	1.71	1.51
1	3Q	166	MET	CB-CG	6.24	1.71	1.51
1	3U	166	MET	CB-CG	6.24	1.71	1.51
1	3Y	166	MET	CB-CG	6.24	1.71	1.51
1	5E	166	MET	CB-CG	6.24	1.71	1.51
1	5I	166	MET	CB-CG	6.24	1.71	1.51
1	5M	166	MET	CB-CG	6.24	1.71	1.51
1	62	166	MET	CB-CG	6.24	1.71	1.51
1	66	166	MET	CB-CG	6.24	1.71	1.51
1	7A	166	MET	CB-CG	6.24	1.71	1.51
1	1A	182	PHE	CE1-CZ	-6.24	1.25	1.37
1	1I	182	PHE	CE1-CZ	-6.24	1.25	1.37
1	2E	182	PHE	CE1-CZ	-6.24	1.25	1.37
1	26	182	PHE	CE1-CZ	-6.24	1.25	1.37
1	3E	182	PHE	CE1-CZ	-6.24	1.25	1.37
1	4A	182	PHE	CE1-CZ	-6.24	1.25	1.37
1	4M	182	PHE	CE1-CZ	-6.24	1.25	1.37
1	4U	182	PHE	CE1-CZ	-6.24	1.25	1.37
1	5Q	182	PHE	CE1-CZ	-6.24	1.25	1.37
1	6I	182	PHE	CE1-CZ	-6.24	1.25	1.37
1	6Q	182	PHE	CE1-CZ	-6.24	1.25	1.37
1	7M	182	PHE	CE1-CZ	-6.24	1.25	1.37
1	12	182	PHE	CE1-CZ	-6.23	1.25	1.37
1	16	182	PHE	CE1-CZ	-6.23	1.25	1.37
1	2A	182	PHE	CE1-CZ	-6.23	1.25	1.37
1	3Q	182	PHE	CE1-CZ	-6.23	1.25	1.37
1	3U	182	PHE	CE1-CZ	-6.23	1.25	1.37
1	3Y	182	PHE	CE1-CZ	-6.23	1.25	1.37
1	5E	182	PHE	CE1-CZ	-6.23	1.25	1.37
1	5I	182	PHE	CE1-CZ	-6.23	1.25	1.37
1	5M	182	PHE	CE1-CZ	-6.23	1.25	1.37
1	62	182	PHE	CE1-CZ	-6.23	1.25	1.37
1	66	182	PHE	CE1-CZ	-6.23	1.25	1.37
1	7A	182	PHE	CE1-CZ	-6.23	1.25	1.37
1	1E	27	LYS	N-CA	-6.22	1.33	1.46
1	2M	27	LYS	N-CA	-6.22	1.33	1.46
1	22	27	LYS	N-CA	-6.22	1.33	1.46
1	3M	27	LYS	N-CA	-6.22	1.33	1.46
1	36	27	LYS	N-CA	-6.22	1.33	1.46
1	4I	27	LYS	N-CA	-6.22	1.33	1.46
1	4Q	27	LYS	N-CA	-6.22	1.33	1.46
1	5Y	27	LYS	N-CA	-6.22	1.33	1.46

*Continued on next page...*

*Continued from previous page...*

Mol	Chain	Res	Type	Atoms	Z	Observed(Å)	Ideal(Å)
1	6E	27	LYS	N-CA	-6.22	1.33	1.46
1	6Y	27	LYS	N-CA	-6.22	1.33	1.46
1	7I	27	LYS	N-CA	-6.22	1.33	1.46
1	7U	27	LYS	N-CA	-6.22	1.33	1.46
2	1R	49	THR	C-N	-6.22	1.19	1.34
2	1V	49	THR	C-N	-6.22	1.19	1.34
2	1Z	49	THR	C-N	-6.22	1.19	1.34
2	2R	49	THR	C-N	-6.22	1.19	1.34
2	2V	49	THR	C-N	-6.22	1.19	1.34
2	2Z	49	THR	C-N	-6.22	1.19	1.34
2	43	49	THR	C-N	-6.22	1.19	1.34
2	47	49	THR	C-N	-6.22	1.19	1.34
2	5B	49	THR	C-N	-6.22	1.19	1.34
2	53	49	THR	C-N	-6.22	1.19	1.34
2	57	49	THR	C-N	-6.22	1.19	1.34
2	6B	49	THR	C-N	-6.22	1.19	1.34
1	12	31	LYS	C-N	-6.21	1.19	1.34
1	16	31	LYS	C-N	-6.21	1.19	1.34
1	2A	31	LYS	C-N	-6.21	1.19	1.34
1	3Q	31	LYS	C-N	-6.21	1.19	1.34
1	3U	31	LYS	C-N	-6.21	1.19	1.34
1	3Y	31	LYS	C-N	-6.21	1.19	1.34
1	5E	31	LYS	C-N	-6.21	1.19	1.34
1	5I	31	LYS	C-N	-6.21	1.19	1.34
1	5M	31	LYS	C-N	-6.21	1.19	1.34
1	62	31	LYS	C-N	-6.21	1.19	1.34
1	66	31	LYS	C-N	-6.21	1.19	1.34
1	7A	31	LYS	C-N	-6.21	1.19	1.34
2	1F	49	THR	C-N	-6.21	1.19	1.34
2	2N	49	THR	C-N	-6.21	1.19	1.34
2	23	49	THR	C-N	-6.21	1.19	1.34
2	3N	49	THR	C-N	-6.21	1.19	1.34
2	37	49	THR	C-N	-6.21	1.19	1.34
2	4J	49	THR	C-N	-6.21	1.19	1.34
2	4R	49	THR	C-N	-6.21	1.19	1.34
2	5Z	49	THR	C-N	-6.21	1.19	1.34
2	6F	49	THR	C-N	-6.21	1.19	1.34
2	6Z	49	THR	C-N	-6.21	1.19	1.34
2	7J	49	THR	C-N	-6.21	1.19	1.34
2	7V	49	THR	C-N	-6.21	1.19	1.34
1	1E	31	LYS	C-N	-6.20	1.19	1.34
1	2M	31	LYS	C-N	-6.20	1.19	1.34

*Continued on next page...*



*Continued from previous page...*

Mol	Chain	Res	Type	Atoms	Z	Observed(Å)	Ideal(Å)
1	22	31	LYS	C-N	-6.20	1.19	1.34
1	3M	31	LYS	C-N	-6.20	1.19	1.34
1	36	31	LYS	C-N	-6.20	1.19	1.34
1	4I	31	LYS	C-N	-6.20	1.19	1.34
1	4Q	31	LYS	C-N	-6.20	1.19	1.34
1	5Y	31	LYS	C-N	-6.20	1.19	1.34
1	6E	31	LYS	C-N	-6.20	1.19	1.34
1	6Y	31	LYS	C-N	-6.20	1.19	1.34
1	7I	31	LYS	C-N	-6.20	1.19	1.34
1	7U	31	LYS	C-N	-6.20	1.19	1.34
2	1N	40	ASN	CB-CG	-6.20	1.36	1.51
2	2J	40	ASN	CB-CG	-6.20	1.36	1.51
2	3B	40	ASN	CB-CG	-6.20	1.36	1.51
2	3J	40	ASN	CB-CG	-6.20	1.36	1.51
2	33	40	ASN	CB-CG	-6.20	1.36	1.51
2	4F	40	ASN	CB-CG	-6.20	1.36	1.51
2	4Z	40	ASN	CB-CG	-6.20	1.36	1.51
2	5V	40	ASN	CB-CG	-6.20	1.36	1.51
2	6N	40	ASN	CB-CG	-6.20	1.36	1.51
2	6V	40	ASN	CB-CG	-6.20	1.36	1.51
2	7F	40	ASN	CB-CG	-6.20	1.36	1.51
2	7R	40	ASN	CB-CG	-6.20	1.36	1.51
1	1A	31	LYS	C-N	-6.20	1.19	1.34
1	1I	31	LYS	C-N	-6.20	1.19	1.34
1	2E	31	LYS	C-N	-6.20	1.19	1.34
1	26	31	LYS	C-N	-6.20	1.19	1.34
1	3E	31	LYS	C-N	-6.20	1.19	1.34
1	4A	31	LYS	C-N	-6.20	1.19	1.34
1	4M	31	LYS	C-N	-6.20	1.19	1.34
1	4U	31	LYS	C-N	-6.20	1.19	1.34
1	5Q	31	LYS	C-N	-6.20	1.19	1.34
1	6I	31	LYS	C-N	-6.20	1.19	1.34
1	6Q	31	LYS	C-N	-6.20	1.19	1.34
1	7M	31	LYS	C-N	-6.20	1.19	1.34
1	1M	31	LYS	C-N	-6.20	1.19	1.34
1	1Q	31	LYS	C-N	-6.20	1.19	1.34
1	1U	31	LYS	C-N	-6.20	1.19	1.34
1	1Y	31	LYS	C-N	-6.20	1.19	1.34
2	13	40	ASN	CB-CG	-6.20	1.36	1.51
2	13	49	THR	C-N	-6.20	1.19	1.34
2	17	40	ASN	CB-CG	-6.20	1.36	1.51
2	17	49	THR	C-N	-6.20	1.19	1.34

*Continued on next page...*

*Continued from previous page...*

Mol	Chain	Res	Type	Atoms	Z	Observed(Å)	Ideal(Å)
2	2B	40	ASN	CB-CG	-6.20	1.36	1.51
2	2B	49	THR	C-N	-6.20	1.19	1.34
1	2I	31	LYS	C-N	-6.20	1.19	1.34
1	2Q	31	LYS	C-N	-6.20	1.19	1.34
1	2U	31	LYS	C-N	-6.20	1.19	1.34
1	2Y	31	LYS	C-N	-6.20	1.19	1.34
1	3A	31	LYS	C-N	-6.20	1.19	1.34
1	3I	31	LYS	C-N	-6.20	1.19	1.34
2	3R	40	ASN	CB-CG	-6.20	1.36	1.51
2	3R	49	THR	C-N	-6.20	1.19	1.34
2	3V	40	ASN	CB-CG	-6.20	1.36	1.51
2	3V	49	THR	C-N	-6.20	1.19	1.34
2	3Z	40	ASN	CB-CG	-6.20	1.36	1.51
2	3Z	49	THR	C-N	-6.20	1.19	1.34
1	32	31	LYS	C-N	-6.20	1.19	1.34
1	4E	31	LYS	C-N	-6.20	1.19	1.34
1	4Y	31	LYS	C-N	-6.20	1.19	1.34
1	42	31	LYS	C-N	-6.20	1.19	1.34
1	46	31	LYS	C-N	-6.20	1.19	1.34
1	5A	31	LYS	C-N	-6.20	1.19	1.34
2	5F	40	ASN	CB-CG	-6.20	1.36	1.51
2	5F	49	THR	C-N	-6.20	1.19	1.34
2	5J	40	ASN	CB-CG	-6.20	1.36	1.51
2	5J	49	THR	C-N	-6.20	1.19	1.34
2	5N	40	ASN	CB-CG	-6.20	1.36	1.51
2	5N	49	THR	C-N	-6.20	1.19	1.34
1	5U	31	LYS	C-N	-6.20	1.19	1.34
1	52	31	LYS	C-N	-6.20	1.19	1.34
1	56	31	LYS	C-N	-6.20	1.19	1.34
1	6A	31	LYS	C-N	-6.20	1.19	1.34
1	6M	31	LYS	C-N	-6.20	1.19	1.34
1	6U	31	LYS	C-N	-6.20	1.19	1.34
2	63	40	ASN	CB-CG	-6.20	1.36	1.51
2	63	49	THR	C-N	-6.20	1.19	1.34
2	67	40	ASN	CB-CG	-6.20	1.36	1.51
2	67	49	THR	C-N	-6.20	1.19	1.34
2	7B	40	ASN	CB-CG	-6.20	1.36	1.51
2	7B	49	THR	C-N	-6.20	1.19	1.34
1	7E	31	LYS	C-N	-6.20	1.19	1.34
1	7Q	31	LYS	C-N	-6.20	1.19	1.34
2	1N	49	THR	C-N	-6.19	1.19	1.34
2	1R	40	ASN	CB-CG	-6.19	1.36	1.51

*Continued on next page...*

*Continued from previous page...*

Mol	Chain	Res	Type	Atoms	Z	Observed(Å)	Ideal(Å)
2	1V	40	ASN	CB-CG	-6.19	1.36	1.51
2	1Z	40	ASN	CB-CG	-6.19	1.36	1.51
2	2J	49	THR	C-N	-6.19	1.19	1.34
2	2R	40	ASN	CB-CG	-6.19	1.36	1.51
2	2V	40	ASN	CB-CG	-6.19	1.36	1.51
2	2Z	40	ASN	CB-CG	-6.19	1.36	1.51
2	3B	49	THR	C-N	-6.19	1.19	1.34
2	3J	49	THR	C-N	-6.19	1.19	1.34
2	33	49	THR	C-N	-6.19	1.19	1.34
2	4F	49	THR	C-N	-6.19	1.19	1.34
2	4Z	49	THR	C-N	-6.19	1.19	1.34
2	43	40	ASN	CB-CG	-6.19	1.36	1.51
2	47	40	ASN	CB-CG	-6.19	1.36	1.51
2	5B	40	ASN	CB-CG	-6.19	1.36	1.51
2	5V	49	THR	C-N	-6.19	1.19	1.34
2	53	40	ASN	CB-CG	-6.19	1.36	1.51
2	57	40	ASN	CB-CG	-6.19	1.36	1.51
2	6B	40	ASN	CB-CG	-6.19	1.36	1.51
2	6N	49	THR	C-N	-6.19	1.19	1.34
2	6V	49	THR	C-N	-6.19	1.19	1.34
2	7F	49	THR	C-N	-6.19	1.19	1.34
2	7R	49	THR	C-N	-6.19	1.19	1.34
2	1F	40	ASN	CB-CG	-6.19	1.36	1.51
2	2N	40	ASN	CB-CG	-6.19	1.36	1.51
2	23	40	ASN	CB-CG	-6.19	1.36	1.51
2	3N	40	ASN	CB-CG	-6.19	1.36	1.51
2	37	40	ASN	CB-CG	-6.19	1.36	1.51
2	4J	40	ASN	CB-CG	-6.19	1.36	1.51
2	4R	40	ASN	CB-CG	-6.19	1.36	1.51
2	5Z	40	ASN	CB-CG	-6.19	1.36	1.51
2	6F	40	ASN	CB-CG	-6.19	1.36	1.51
2	6Z	40	ASN	CB-CG	-6.19	1.36	1.51
2	7J	40	ASN	CB-CG	-6.19	1.36	1.51
2	7V	40	ASN	CB-CG	-6.19	1.36	1.51
2	1B	49	THR	C-N	-6.19	1.19	1.34
2	1J	49	THR	C-N	-6.19	1.19	1.34
2	2F	49	THR	C-N	-6.19	1.19	1.34
2	27	49	THR	C-N	-6.19	1.19	1.34
2	3F	49	THR	C-N	-6.19	1.19	1.34
2	4B	49	THR	C-N	-6.19	1.19	1.34
2	4N	49	THR	C-N	-6.19	1.19	1.34
2	4V	49	THR	C-N	-6.19	1.19	1.34

*Continued on next page...*

*Continued from previous page...*

Mol	Chain	Res	Type	Atoms	Z	Observed(Å)	Ideal(Å)
2	5R	49	THR	C-N	-6.19	1.19	1.34
2	6J	49	THR	C-N	-6.19	1.19	1.34
2	6R	49	THR	C-N	-6.19	1.19	1.34
2	7N	49	THR	C-N	-6.19	1.19	1.34
1	1M	148	LEU	CG-CD1	-6.18	1.28	1.51
1	2I	148	LEU	CG-CD1	-6.18	1.28	1.51
1	3A	148	LEU	CG-CD1	-6.18	1.28	1.51
1	3I	148	LEU	CG-CD1	-6.18	1.28	1.51
1	32	148	LEU	CG-CD1	-6.18	1.28	1.51
1	4E	148	LEU	CG-CD1	-6.18	1.28	1.51
1	4Y	148	LEU	CG-CD1	-6.18	1.28	1.51
1	5U	148	LEU	CG-CD1	-6.18	1.28	1.51
1	6M	148	LEU	CG-CD1	-6.18	1.28	1.51
1	6U	148	LEU	CG-CD1	-6.18	1.28	1.51
1	7E	148	LEU	CG-CD1	-6.18	1.28	1.51
1	7Q	148	LEU	CG-CD1	-6.18	1.28	1.51
1	12	148	LEU	CG-CD1	-6.18	1.28	1.51
1	16	148	LEU	CG-CD1	-6.18	1.28	1.51
1	2A	148	LEU	CG-CD1	-6.18	1.28	1.51
1	3Q	148	LEU	CG-CD1	-6.18	1.28	1.51
1	3U	148	LEU	CG-CD1	-6.18	1.28	1.51
1	3Y	148	LEU	CG-CD1	-6.18	1.28	1.51
1	5E	148	LEU	CG-CD1	-6.18	1.28	1.51
1	5I	148	LEU	CG-CD1	-6.18	1.28	1.51
1	5M	148	LEU	CG-CD1	-6.18	1.28	1.51
1	62	148	LEU	CG-CD1	-6.18	1.28	1.51
1	66	148	LEU	CG-CD1	-6.18	1.28	1.51
1	7A	148	LEU	CG-CD1	-6.18	1.28	1.51
1	1A	148	LEU	CG-CD1	-6.17	1.29	1.51
1	1I	148	LEU	CG-CD1	-6.17	1.29	1.51
1	2E	148	LEU	CG-CD1	-6.17	1.29	1.51
1	26	148	LEU	CG-CD1	-6.17	1.29	1.51
1	3E	148	LEU	CG-CD1	-6.17	1.29	1.51
1	4A	148	LEU	CG-CD1	-6.17	1.29	1.51
1	4M	148	LEU	CG-CD1	-6.17	1.29	1.51
1	4U	148	LEU	CG-CD1	-6.17	1.29	1.51
1	5Q	148	LEU	CG-CD1	-6.17	1.29	1.51
1	6I	148	LEU	CG-CD1	-6.17	1.29	1.51
1	6Q	148	LEU	CG-CD1	-6.17	1.29	1.51
1	7M	148	LEU	CG-CD1	-6.17	1.29	1.51
1	1Q	148	LEU	CG-CD1	-6.17	1.29	1.51
2	1R	22	GLN	N-CA	-6.17	1.34	1.46

*Continued on next page...*

*Continued from previous page...*

Mol	Chain	Res	Type	Atoms	Z	Observed(Å)	Ideal(Å)
1	1U	148	LEU	CG-CD1	-6.17	1.29	1.51
2	1V	22	GLN	N-CA	-6.17	1.34	1.46
1	1Y	148	LEU	CG-CD1	-6.17	1.29	1.51
2	1Z	22	GLN	N-CA	-6.17	1.34	1.46
1	2Q	148	LEU	CG-CD1	-6.17	1.29	1.51
2	2R	22	GLN	N-CA	-6.17	1.34	1.46
1	2U	148	LEU	CG-CD1	-6.17	1.29	1.51
2	2V	22	GLN	N-CA	-6.17	1.34	1.46
1	2Y	148	LEU	CG-CD1	-6.17	1.29	1.51
2	2Z	22	GLN	N-CA	-6.17	1.34	1.46
1	42	148	LEU	CG-CD1	-6.17	1.29	1.51
2	43	22	GLN	N-CA	-6.17	1.34	1.46
1	46	148	LEU	CG-CD1	-6.17	1.29	1.51
2	47	22	GLN	N-CA	-6.17	1.34	1.46
1	5A	148	LEU	CG-CD1	-6.17	1.29	1.51
2	5B	22	GLN	N-CA	-6.17	1.34	1.46
1	52	148	LEU	CG-CD1	-6.17	1.29	1.51
2	53	22	GLN	N-CA	-6.17	1.34	1.46
1	56	148	LEU	CG-CD1	-6.17	1.29	1.51
2	57	22	GLN	N-CA	-6.17	1.34	1.46
1	6A	148	LEU	CG-CD1	-6.17	1.29	1.51
2	6B	22	GLN	N-CA	-6.17	1.34	1.46
2	1B	40	ASN	CB-CG	-6.17	1.36	1.51
2	1J	40	ASN	CB-CG	-6.17	1.36	1.51
2	2F	40	ASN	CB-CG	-6.17	1.36	1.51
2	27	40	ASN	CB-CG	-6.17	1.36	1.51
2	3F	40	ASN	CB-CG	-6.17	1.36	1.51
2	4B	40	ASN	CB-CG	-6.17	1.36	1.51
2	4N	40	ASN	CB-CG	-6.17	1.36	1.51
2	4V	40	ASN	CB-CG	-6.17	1.36	1.51
2	5R	40	ASN	CB-CG	-6.17	1.36	1.51
2	6J	40	ASN	CB-CG	-6.17	1.36	1.51
2	6R	40	ASN	CB-CG	-6.17	1.36	1.51
2	7N	40	ASN	CB-CG	-6.17	1.36	1.51
1	1E	148	LEU	CG-CD1	-6.17	1.29	1.51
2	1F	22	GLN	N-CA	-6.17	1.34	1.46
1	2M	148	LEU	CG-CD1	-6.17	1.29	1.51
2	2N	22	GLN	N-CA	-6.17	1.34	1.46
1	22	148	LEU	CG-CD1	-6.17	1.29	1.51
2	23	22	GLN	N-CA	-6.17	1.34	1.46
1	3M	148	LEU	CG-CD1	-6.17	1.29	1.51
2	3N	22	GLN	N-CA	-6.17	1.34	1.46

*Continued on next page...*

*Continued from previous page...*

Mol	Chain	Res	Type	Atoms	Z	Observed(Å)	Ideal(Å)
1	36	148	LEU	CG-CD1	-6.17	1.29	1.51
2	37	22	GLN	N-CA	-6.17	1.34	1.46
1	4I	148	LEU	CG-CD1	-6.17	1.29	1.51
2	4J	22	GLN	N-CA	-6.17	1.34	1.46
1	4Q	148	LEU	CG-CD1	-6.17	1.29	1.51
2	4R	22	GLN	N-CA	-6.17	1.34	1.46
1	5Y	148	LEU	CG-CD1	-6.17	1.29	1.51
2	5Z	22	GLN	N-CA	-6.17	1.34	1.46
1	6E	148	LEU	CG-CD1	-6.17	1.29	1.51
2	6F	22	GLN	N-CA	-6.17	1.34	1.46
1	6Y	148	LEU	CG-CD1	-6.17	1.29	1.51
2	6Z	22	GLN	N-CA	-6.17	1.34	1.46
1	7I	148	LEU	CG-CD1	-6.17	1.29	1.51
2	7J	22	GLN	N-CA	-6.17	1.34	1.46
1	7U	148	LEU	CG-CD1	-6.17	1.29	1.51
2	7V	22	GLN	N-CA	-6.17	1.34	1.46
2	1B	22	GLN	N-CA	-6.15	1.34	1.46
2	1J	22	GLN	N-CA	-6.15	1.34	1.46
2	2F	22	GLN	N-CA	-6.15	1.34	1.46
2	27	22	GLN	N-CA	-6.15	1.34	1.46
2	3F	22	GLN	N-CA	-6.15	1.34	1.46
2	4B	22	GLN	N-CA	-6.15	1.34	1.46
2	4N	22	GLN	N-CA	-6.15	1.34	1.46
2	4V	22	GLN	N-CA	-6.15	1.34	1.46
2	5R	22	GLN	N-CA	-6.15	1.34	1.46
2	6J	22	GLN	N-CA	-6.15	1.34	1.46
2	6R	22	GLN	N-CA	-6.15	1.34	1.46
2	7N	22	GLN	N-CA	-6.15	1.34	1.46
2	1F	220	PHE	CG-CD2	-6.15	1.29	1.38
2	2N	220	PHE	CG-CD2	-6.15	1.29	1.38
2	23	220	PHE	CG-CD2	-6.15	1.29	1.38
2	3N	220	PHE	CG-CD2	-6.15	1.29	1.38
2	37	220	PHE	CG-CD2	-6.15	1.29	1.38
2	4J	220	PHE	CG-CD2	-6.15	1.29	1.38
2	4R	220	PHE	CG-CD2	-6.15	1.29	1.38
2	5Z	220	PHE	CG-CD2	-6.15	1.29	1.38
2	6F	220	PHE	CG-CD2	-6.15	1.29	1.38
2	6Z	220	PHE	CG-CD2	-6.15	1.29	1.38
2	7J	220	PHE	CG-CD2	-6.15	1.29	1.38
2	7V	220	PHE	CG-CD2	-6.15	1.29	1.38
2	1B	220	PHE	CG-CD2	-6.15	1.29	1.38
2	1J	220	PHE	CG-CD2	-6.15	1.29	1.38

*Continued on next page...*

*Continued from previous page...*

Mol	Chain	Res	Type	Atoms	Z	Observed(Å)	Ideal(Å)
2	2F	220	PHE	CG-CD2	-6.15	1.29	1.38
2	27	220	PHE	CG-CD2	-6.15	1.29	1.38
2	3F	220	PHE	CG-CD2	-6.15	1.29	1.38
2	4B	220	PHE	CG-CD2	-6.15	1.29	1.38
2	4N	220	PHE	CG-CD2	-6.15	1.29	1.38
2	4V	220	PHE	CG-CD2	-6.15	1.29	1.38
2	5R	220	PHE	CG-CD2	-6.15	1.29	1.38
2	6J	220	PHE	CG-CD2	-6.15	1.29	1.38
2	6R	220	PHE	CG-CD2	-6.15	1.29	1.38
2	7N	220	PHE	CG-CD2	-6.15	1.29	1.38
2	13	22	GLN	N-CA	-6.14	1.34	1.46
2	17	22	GLN	N-CA	-6.14	1.34	1.46
2	2B	22	GLN	N-CA	-6.14	1.34	1.46
2	3R	22	GLN	N-CA	-6.14	1.34	1.46
2	3V	22	GLN	N-CA	-6.14	1.34	1.46
2	3Z	22	GLN	N-CA	-6.14	1.34	1.46
2	5F	22	GLN	N-CA	-6.14	1.34	1.46
2	5J	22	GLN	N-CA	-6.14	1.34	1.46
2	5N	22	GLN	N-CA	-6.14	1.34	1.46
2	63	22	GLN	N-CA	-6.14	1.34	1.46
2	67	22	GLN	N-CA	-6.14	1.34	1.46
2	7B	22	GLN	N-CA	-6.14	1.34	1.46
2	1N	220	PHE	CG-CD2	-6.14	1.29	1.38
1	1Q	68	SER	C-O	6.14	1.35	1.23
1	1U	68	SER	C-O	6.14	1.35	1.23
1	1Y	68	SER	C-O	6.14	1.35	1.23
2	2J	220	PHE	CG-CD2	-6.14	1.29	1.38
1	2Q	68	SER	C-O	6.14	1.35	1.23
1	2U	68	SER	C-O	6.14	1.35	1.23
1	2Y	68	SER	C-O	6.14	1.35	1.23
2	3B	220	PHE	CG-CD2	-6.14	1.29	1.38
2	3J	220	PHE	CG-CD2	-6.14	1.29	1.38
2	33	220	PHE	CG-CD2	-6.14	1.29	1.38
2	4F	220	PHE	CG-CD2	-6.14	1.29	1.38
2	4Z	220	PHE	CG-CD2	-6.14	1.29	1.38
1	42	68	SER	C-O	6.14	1.35	1.23
1	46	68	SER	C-O	6.14	1.35	1.23
1	5A	68	SER	C-O	6.14	1.35	1.23
2	5V	220	PHE	CG-CD2	-6.14	1.29	1.38
1	52	68	SER	C-O	6.14	1.35	1.23
1	56	68	SER	C-O	6.14	1.35	1.23
1	6A	68	SER	C-O	6.14	1.35	1.23

*Continued on next page...*

*Continued from previous page...*

Mol	Chain	Res	Type	Atoms	Z	Observed(Å)	Ideal(Å)
2	6N	220	PHE	CG-CD2	-6.14	1.29	1.38
2	6V	220	PHE	CG-CD2	-6.14	1.29	1.38
2	7F	220	PHE	CG-CD2	-6.14	1.29	1.38
2	7R	220	PHE	CG-CD2	-6.14	1.29	1.38
2	1N	22	GLN	N-CA	-6.13	1.34	1.46
2	1R	220	PHE	CG-CD2	-6.13	1.29	1.38
2	1V	220	PHE	CG-CD2	-6.13	1.29	1.38
2	1Z	220	PHE	CG-CD2	-6.13	1.29	1.38
2	2J	22	GLN	N-CA	-6.13	1.34	1.46
2	2R	220	PHE	CG-CD2	-6.13	1.29	1.38
2	2V	220	PHE	CG-CD2	-6.13	1.29	1.38
2	2Z	220	PHE	CG-CD2	-6.13	1.29	1.38
2	3B	22	GLN	N-CA	-6.13	1.34	1.46
2	3J	22	GLN	N-CA	-6.13	1.34	1.46
2	33	22	GLN	N-CA	-6.13	1.34	1.46
2	4F	22	GLN	N-CA	-6.13	1.34	1.46
2	4Z	22	GLN	N-CA	-6.13	1.34	1.46
2	43	220	PHE	CG-CD2	-6.13	1.29	1.38
2	47	220	PHE	CG-CD2	-6.13	1.29	1.38
2	5B	220	PHE	CG-CD2	-6.13	1.29	1.38
2	5V	22	GLN	N-CA	-6.13	1.34	1.46
2	53	220	PHE	CG-CD2	-6.13	1.29	1.38
2	57	220	PHE	CG-CD2	-6.13	1.29	1.38
2	6B	220	PHE	CG-CD2	-6.13	1.29	1.38
2	6N	22	GLN	N-CA	-6.13	1.34	1.46
2	6V	22	GLN	N-CA	-6.13	1.34	1.46
2	7F	22	GLN	N-CA	-6.13	1.34	1.46
2	7R	22	GLN	N-CA	-6.13	1.34	1.46
1	1E	68	SER	C-O	6.13	1.34	1.23
1	2M	68	SER	C-O	6.13	1.34	1.23
1	22	68	SER	C-O	6.13	1.34	1.23
1	3M	68	SER	C-O	6.13	1.34	1.23
1	36	68	SER	C-O	6.13	1.34	1.23
1	4I	68	SER	C-O	6.13	1.34	1.23
1	4Q	68	SER	C-O	6.13	1.34	1.23
1	5Y	68	SER	C-O	6.13	1.34	1.23
1	6E	68	SER	C-O	6.13	1.34	1.23
1	6Y	68	SER	C-O	6.13	1.34	1.23
1	7I	68	SER	C-O	6.13	1.34	1.23
1	7U	68	SER	C-O	6.13	1.34	1.23
2	1R	4	GLU	CA-C	-6.12	1.37	1.52
2	1V	4	GLU	CA-C	-6.12	1.37	1.52

*Continued on next page...*



*Continued from previous page...*

Mol	Chain	Res	Type	Atoms	Z	Observed(Å)	Ideal(Å)
2	1Z	4	GLU	CA-C	-6.12	1.37	1.52
2	13	220	PHE	CG-CD2	-6.12	1.29	1.38
2	17	220	PHE	CG-CD2	-6.12	1.29	1.38
2	2B	220	PHE	CG-CD2	-6.12	1.29	1.38
2	2R	4	GLU	CA-C	-6.12	1.37	1.52
2	2V	4	GLU	CA-C	-6.12	1.37	1.52
2	2Z	4	GLU	CA-C	-6.12	1.37	1.52
2	3R	220	PHE	CG-CD2	-6.12	1.29	1.38
2	3V	220	PHE	CG-CD2	-6.12	1.29	1.38
2	3Z	220	PHE	CG-CD2	-6.12	1.29	1.38
2	43	4	GLU	CA-C	-6.12	1.37	1.52
2	47	4	GLU	CA-C	-6.12	1.37	1.52
2	5B	4	GLU	CA-C	-6.12	1.37	1.52
2	5F	220	PHE	CG-CD2	-6.12	1.29	1.38
2	5J	220	PHE	CG-CD2	-6.12	1.29	1.38
2	5N	220	PHE	CG-CD2	-6.12	1.29	1.38
2	53	4	GLU	CA-C	-6.12	1.37	1.52
2	57	4	GLU	CA-C	-6.12	1.37	1.52
2	6B	4	GLU	CA-C	-6.12	1.37	1.52
2	63	220	PHE	CG-CD2	-6.12	1.29	1.38
2	67	220	PHE	CG-CD2	-6.12	1.29	1.38
2	7B	220	PHE	CG-CD2	-6.12	1.29	1.38
1	12	177	GLY	C-N	6.12	1.48	1.34
1	16	177	GLY	C-N	6.12	1.48	1.34
1	2A	177	GLY	C-N	6.12	1.48	1.34
1	3Q	177	GLY	C-N	6.12	1.48	1.34
1	3U	177	GLY	C-N	6.12	1.48	1.34
1	3Y	177	GLY	C-N	6.12	1.48	1.34
1	5E	177	GLY	C-N	6.12	1.48	1.34
1	5I	177	GLY	C-N	6.12	1.48	1.34
1	5M	177	GLY	C-N	6.12	1.48	1.34
1	62	177	GLY	C-N	6.12	1.48	1.34
1	66	177	GLY	C-N	6.12	1.48	1.34
1	7A	177	GLY	C-N	6.12	1.48	1.34
1	1A	68	SER	C-O	6.11	1.34	1.23
1	1I	68	SER	C-O	6.11	1.34	1.23
1	1Q	177	GLY	C-N	6.11	1.48	1.34
1	1U	177	GLY	C-N	6.11	1.48	1.34
1	1Y	177	GLY	C-N	6.11	1.48	1.34
1	2E	68	SER	C-O	6.11	1.34	1.23
1	2Q	177	GLY	C-N	6.11	1.48	1.34
1	2U	177	GLY	C-N	6.11	1.48	1.34

*Continued on next page...*

*Continued from previous page...*

Mol	Chain	Res	Type	Atoms	Z	Observed(Å)	Ideal(Å)
1	2Y	177	GLY	C-N	6.11	1.48	1.34
1	26	68	SER	C-O	6.11	1.34	1.23
1	3E	68	SER	C-O	6.11	1.34	1.23
1	4A	68	SER	C-O	6.11	1.34	1.23
1	4M	68	SER	C-O	6.11	1.34	1.23
1	4U	68	SER	C-O	6.11	1.34	1.23
1	42	177	GLY	C-N	6.11	1.48	1.34
1	46	177	GLY	C-N	6.11	1.48	1.34
1	5A	177	GLY	C-N	6.11	1.48	1.34
1	5Q	68	SER	C-O	6.11	1.34	1.23
1	52	177	GLY	C-N	6.11	1.48	1.34
1	56	177	GLY	C-N	6.11	1.48	1.34
1	6A	177	GLY	C-N	6.11	1.48	1.34
1	6I	68	SER	C-O	6.11	1.34	1.23
1	6Q	68	SER	C-O	6.11	1.34	1.23
1	7M	68	SER	C-O	6.11	1.34	1.23
2	13	4	GLU	CA-C	-6.10	1.37	1.52
2	17	4	GLU	CA-C	-6.10	1.37	1.52
2	2B	4	GLU	CA-C	-6.10	1.37	1.52
2	3R	4	GLU	CA-C	-6.10	1.37	1.52
2	3V	4	GLU	CA-C	-6.10	1.37	1.52
2	3Z	4	GLU	CA-C	-6.10	1.37	1.52
2	5F	4	GLU	CA-C	-6.10	1.37	1.52
2	5J	4	GLU	CA-C	-6.10	1.37	1.52
2	5N	4	GLU	CA-C	-6.10	1.37	1.52
2	63	4	GLU	CA-C	-6.10	1.37	1.52
2	67	4	GLU	CA-C	-6.10	1.37	1.52
2	7B	4	GLU	CA-C	-6.10	1.37	1.52
1	1M	177	GLY	C-N	6.10	1.48	1.34
1	2I	177	GLY	C-N	6.10	1.48	1.34
1	3A	177	GLY	C-N	6.10	1.48	1.34
1	3I	177	GLY	C-N	6.10	1.48	1.34
1	32	177	GLY	C-N	6.10	1.48	1.34
1	4E	177	GLY	C-N	6.10	1.48	1.34
1	4Y	177	GLY	C-N	6.10	1.48	1.34
1	5U	177	GLY	C-N	6.10	1.48	1.34
1	6M	177	GLY	C-N	6.10	1.48	1.34
1	6U	177	GLY	C-N	6.10	1.48	1.34
1	7E	177	GLY	C-N	6.10	1.48	1.34
1	7Q	177	GLY	C-N	6.10	1.48	1.34
2	1N	4	GLU	CA-C	-6.10	1.37	1.52
2	2J	4	GLU	CA-C	-6.10	1.37	1.52

*Continued on next page...*

*Continued from previous page...*

Mol	Chain	Res	Type	Atoms	Z	Observed(Å)	Ideal(Å)
2	3B	4	GLU	CA-C	-6.10	1.37	1.52
2	3J	4	GLU	CA-C	-6.10	1.37	1.52
2	33	4	GLU	CA-C	-6.10	1.37	1.52
2	4F	4	GLU	CA-C	-6.10	1.37	1.52
2	4Z	4	GLU	CA-C	-6.10	1.37	1.52
2	5V	4	GLU	CA-C	-6.10	1.37	1.52
2	6N	4	GLU	CA-C	-6.10	1.37	1.52
2	6V	4	GLU	CA-C	-6.10	1.37	1.52
2	7F	4	GLU	CA-C	-6.10	1.37	1.52
2	7R	4	GLU	CA-C	-6.10	1.37	1.52
1	1M	168	GLN	N-CA	-6.09	1.34	1.46
1	2I	168	GLN	N-CA	-6.09	1.34	1.46
1	3A	168	GLN	N-CA	-6.09	1.34	1.46
1	3I	168	GLN	N-CA	-6.09	1.34	1.46
1	32	168	GLN	N-CA	-6.09	1.34	1.46
1	4E	168	GLN	N-CA	-6.09	1.34	1.46
1	4Y	168	GLN	N-CA	-6.09	1.34	1.46
1	5U	168	GLN	N-CA	-6.09	1.34	1.46
1	6M	168	GLN	N-CA	-6.09	1.34	1.46
1	6U	168	GLN	N-CA	-6.09	1.34	1.46
1	7E	168	GLN	N-CA	-6.09	1.34	1.46
1	7Q	168	GLN	N-CA	-6.09	1.34	1.46
1	1M	68	SER	C-O	6.09	1.34	1.23
1	2I	68	SER	C-O	6.09	1.34	1.23
1	3A	68	SER	C-O	6.09	1.34	1.23
1	3I	68	SER	C-O	6.09	1.34	1.23
1	32	68	SER	C-O	6.09	1.34	1.23
1	4E	68	SER	C-O	6.09	1.34	1.23
1	4Y	68	SER	C-O	6.09	1.34	1.23
1	5U	68	SER	C-O	6.09	1.34	1.23
1	6M	68	SER	C-O	6.09	1.34	1.23
1	6U	68	SER	C-O	6.09	1.34	1.23
1	7E	68	SER	C-O	6.09	1.34	1.23
1	7Q	68	SER	C-O	6.09	1.34	1.23
2	1B	4	GLU	CA-C	-6.09	1.37	1.52
2	1J	4	GLU	CA-C	-6.09	1.37	1.52
2	2F	4	GLU	CA-C	-6.09	1.37	1.52
2	27	4	GLU	CA-C	-6.09	1.37	1.52
2	3F	4	GLU	CA-C	-6.09	1.37	1.52
2	4B	4	GLU	CA-C	-6.09	1.37	1.52
2	4N	4	GLU	CA-C	-6.09	1.37	1.52
2	4V	4	GLU	CA-C	-6.09	1.37	1.52

*Continued on next page...*

*Continued from previous page...*

Mol	Chain	Res	Type	Atoms	Z	Observed(Å)	Ideal(Å)
2	5R	4	GLU	CA-C	-6.09	1.37	1.52
2	6J	4	GLU	CA-C	-6.09	1.37	1.52
2	6R	4	GLU	CA-C	-6.09	1.37	1.52
2	7N	4	GLU	CA-C	-6.09	1.37	1.52
1	1A	177	GLY	C-N	6.09	1.48	1.34
1	1I	177	GLY	C-N	6.09	1.48	1.34
1	2E	177	GLY	C-N	6.09	1.48	1.34
1	26	177	GLY	C-N	6.09	1.48	1.34
1	3E	177	GLY	C-N	6.09	1.48	1.34
1	4A	177	GLY	C-N	6.09	1.48	1.34
1	4M	177	GLY	C-N	6.09	1.48	1.34
1	4U	177	GLY	C-N	6.09	1.48	1.34
1	5Q	177	GLY	C-N	6.09	1.48	1.34
1	6I	177	GLY	C-N	6.09	1.48	1.34
1	6Q	177	GLY	C-N	6.09	1.48	1.34
1	7M	177	GLY	C-N	6.09	1.48	1.34
2	1F	4	GLU	CA-C	-6.08	1.37	1.52
2	2N	4	GLU	CA-C	-6.08	1.37	1.52
2	23	4	GLU	CA-C	-6.08	1.37	1.52
2	3N	4	GLU	CA-C	-6.08	1.37	1.52
2	37	4	GLU	CA-C	-6.08	1.37	1.52
2	4J	4	GLU	CA-C	-6.08	1.37	1.52
2	4R	4	GLU	CA-C	-6.08	1.37	1.52
2	5Z	4	GLU	CA-C	-6.08	1.37	1.52
2	6F	4	GLU	CA-C	-6.08	1.37	1.52
2	6Z	4	GLU	CA-C	-6.08	1.37	1.52
2	7J	4	GLU	CA-C	-6.08	1.37	1.52
2	7V	4	GLU	CA-C	-6.08	1.37	1.52
1	1A	168	GLN	N-CA	-6.08	1.34	1.46
1	1I	168	GLN	N-CA	-6.08	1.34	1.46
1	2E	168	GLN	N-CA	-6.08	1.34	1.46
1	26	168	GLN	N-CA	-6.08	1.34	1.46
1	3E	168	GLN	N-CA	-6.08	1.34	1.46
1	4A	168	GLN	N-CA	-6.08	1.34	1.46
1	4M	168	GLN	N-CA	-6.08	1.34	1.46
1	4U	168	GLN	N-CA	-6.08	1.34	1.46
1	5Q	168	GLN	N-CA	-6.08	1.34	1.46
1	6I	168	GLN	N-CA	-6.08	1.34	1.46
1	6Q	168	GLN	N-CA	-6.08	1.34	1.46
1	7M	168	GLN	N-CA	-6.08	1.34	1.46
1	12	68	SER	C-O	6.07	1.34	1.23
1	16	68	SER	C-O	6.07	1.34	1.23

*Continued on next page...*

*Continued from previous page...*

Mol	Chain	Res	Type	Atoms	Z	Observed(Å)	Ideal(Å)
1	2A	68	SER	C-O	6.07	1.34	1.23
1	3Q	68	SER	C-O	6.07	1.34	1.23
1	3U	68	SER	C-O	6.07	1.34	1.23
1	3Y	68	SER	C-O	6.07	1.34	1.23
1	5E	68	SER	C-O	6.07	1.34	1.23
1	5I	68	SER	C-O	6.07	1.34	1.23
1	5M	68	SER	C-O	6.07	1.34	1.23
1	62	68	SER	C-O	6.07	1.34	1.23
1	66	68	SER	C-O	6.07	1.34	1.23
1	7A	68	SER	C-O	6.07	1.34	1.23
1	1Q	168	GLN	N-CA	-6.07	1.34	1.46
1	1U	168	GLN	N-CA	-6.07	1.34	1.46
1	1Y	168	GLN	N-CA	-6.07	1.34	1.46
1	2Q	168	GLN	N-CA	-6.07	1.34	1.46
1	2U	168	GLN	N-CA	-6.07	1.34	1.46
1	2Y	168	GLN	N-CA	-6.07	1.34	1.46
1	42	168	GLN	N-CA	-6.07	1.34	1.46
1	46	168	GLN	N-CA	-6.07	1.34	1.46
1	5A	168	GLN	N-CA	-6.07	1.34	1.46
1	52	168	GLN	N-CA	-6.07	1.34	1.46
1	56	168	GLN	N-CA	-6.07	1.34	1.46
1	6A	168	GLN	N-CA	-6.07	1.34	1.46
1	1E	177	GLY	C-N	6.07	1.48	1.34
1	2M	177	GLY	C-N	6.07	1.48	1.34
1	22	177	GLY	C-N	6.07	1.48	1.34
1	3M	177	GLY	C-N	6.07	1.48	1.34
1	36	177	GLY	C-N	6.07	1.48	1.34
1	4I	177	GLY	C-N	6.07	1.48	1.34
1	4Q	177	GLY	C-N	6.07	1.48	1.34
1	5Y	177	GLY	C-N	6.07	1.48	1.34
1	6E	177	GLY	C-N	6.07	1.48	1.34
1	6Y	177	GLY	C-N	6.07	1.48	1.34
1	7I	177	GLY	C-N	6.07	1.48	1.34
1	7U	177	GLY	C-N	6.07	1.48	1.34
1	12	168	GLN	N-CA	-6.07	1.34	1.46
1	16	168	GLN	N-CA	-6.07	1.34	1.46
1	2A	168	GLN	N-CA	-6.07	1.34	1.46
1	3Q	168	GLN	N-CA	-6.07	1.34	1.46
1	3U	168	GLN	N-CA	-6.07	1.34	1.46
1	3Y	168	GLN	N-CA	-6.07	1.34	1.46
1	5E	168	GLN	N-CA	-6.07	1.34	1.46
1	5I	168	GLN	N-CA	-6.07	1.34	1.46

*Continued on next page...*

*Continued from previous page...*

Mol	Chain	Res	Type	Atoms	Z	Observed(Å)	Ideal(Å)
1	5M	168	GLN	N-CA	-6.07	1.34	1.46
1	62	168	GLN	N-CA	-6.07	1.34	1.46
1	66	168	GLN	N-CA	-6.07	1.34	1.46
1	7A	168	GLN	N-CA	-6.07	1.34	1.46
2	1B	4	GLU	CB-CG	6.06	1.63	1.52
2	1J	4	GLU	CB-CG	6.06	1.63	1.52
2	2F	4	GLU	CB-CG	6.06	1.63	1.52
2	27	4	GLU	CB-CG	6.06	1.63	1.52
2	3F	4	GLU	CB-CG	6.06	1.63	1.52
2	4B	4	GLU	CB-CG	6.06	1.63	1.52
2	4N	4	GLU	CB-CG	6.06	1.63	1.52
2	4V	4	GLU	CB-CG	6.06	1.63	1.52
2	5R	4	GLU	CB-CG	6.06	1.63	1.52
2	6J	4	GLU	CB-CG	6.06	1.63	1.52
2	6R	4	GLU	CB-CG	6.06	1.63	1.52
2	7N	4	GLU	CB-CG	6.06	1.63	1.52
2	1N	4	GLU	CB-CG	6.05	1.63	1.52
2	2J	4	GLU	CB-CG	6.05	1.63	1.52
2	3B	4	GLU	CB-CG	6.05	1.63	1.52
2	3J	4	GLU	CB-CG	6.05	1.63	1.52
2	33	4	GLU	CB-CG	6.05	1.63	1.52
2	4F	4	GLU	CB-CG	6.05	1.63	1.52
2	4Z	4	GLU	CB-CG	6.05	1.63	1.52
2	5V	4	GLU	CB-CG	6.05	1.63	1.52
2	6N	4	GLU	CB-CG	6.05	1.63	1.52
2	6V	4	GLU	CB-CG	6.05	1.63	1.52
2	7F	4	GLU	CB-CG	6.05	1.63	1.52
2	7R	4	GLU	CB-CG	6.05	1.63	1.52
1	1M	50	ARG	CG-CD	6.05	1.67	1.51
1	2I	50	ARG	CG-CD	6.05	1.67	1.51
1	3A	50	ARG	CG-CD	6.05	1.67	1.51
1	3I	50	ARG	CG-CD	6.05	1.67	1.51
1	32	50	ARG	CG-CD	6.05	1.67	1.51
1	4E	50	ARG	CG-CD	6.05	1.67	1.51
1	4Y	50	ARG	CG-CD	6.05	1.67	1.51
1	5U	50	ARG	CG-CD	6.05	1.67	1.51
1	6M	50	ARG	CG-CD	6.05	1.67	1.51
1	6U	50	ARG	CG-CD	6.05	1.67	1.51
1	7E	50	ARG	CG-CD	6.05	1.67	1.51
1	7Q	50	ARG	CG-CD	6.05	1.67	1.51
1	1Q	50	ARG	CG-CD	6.05	1.67	1.51
1	1U	50	ARG	CG-CD	6.05	1.67	1.51

*Continued on next page...*

*Continued from previous page...*

Mol	Chain	Res	Type	Atoms	Z	Observed(Å)	Ideal(Å)
1	1Y	50	ARG	CG-CD	6.05	1.67	1.51
1	2Q	50	ARG	CG-CD	6.05	1.67	1.51
1	2U	50	ARG	CG-CD	6.05	1.67	1.51
1	2Y	50	ARG	CG-CD	6.05	1.67	1.51
1	42	50	ARG	CG-CD	6.05	1.67	1.51
1	46	50	ARG	CG-CD	6.05	1.67	1.51
1	5A	50	ARG	CG-CD	6.05	1.67	1.51
1	52	50	ARG	CG-CD	6.05	1.67	1.51
1	56	50	ARG	CG-CD	6.05	1.67	1.51
1	6A	50	ARG	CG-CD	6.05	1.67	1.51
1	1E	168	GLN	N-CA	-6.04	1.34	1.46
1	2M	168	GLN	N-CA	-6.04	1.34	1.46
1	22	168	GLN	N-CA	-6.04	1.34	1.46
1	3M	168	GLN	N-CA	-6.04	1.34	1.46
1	36	168	GLN	N-CA	-6.04	1.34	1.46
1	4I	168	GLN	N-CA	-6.04	1.34	1.46
1	4Q	168	GLN	N-CA	-6.04	1.34	1.46
1	5Y	168	GLN	N-CA	-6.04	1.34	1.46
1	6E	168	GLN	N-CA	-6.04	1.34	1.46
1	6Y	168	GLN	N-CA	-6.04	1.34	1.46
1	7I	168	GLN	N-CA	-6.04	1.34	1.46
1	7U	168	GLN	N-CA	-6.04	1.34	1.46
1	1E	50	ARG	CG-CD	6.04	1.67	1.51
1	2M	50	ARG	CG-CD	6.04	1.67	1.51
1	22	50	ARG	CG-CD	6.04	1.67	1.51
1	3M	50	ARG	CG-CD	6.04	1.67	1.51
1	36	50	ARG	CG-CD	6.04	1.67	1.51
1	4I	50	ARG	CG-CD	6.04	1.67	1.51
1	4Q	50	ARG	CG-CD	6.04	1.67	1.51
1	5Y	50	ARG	CG-CD	6.04	1.67	1.51
1	6E	50	ARG	CG-CD	6.04	1.67	1.51
1	6Y	50	ARG	CG-CD	6.04	1.67	1.51
1	7I	50	ARG	CG-CD	6.04	1.67	1.51
1	7U	50	ARG	CG-CD	6.04	1.67	1.51
2	1B	218	ARG	CB-CG	6.04	1.68	1.52
2	1J	218	ARG	CB-CG	6.04	1.68	1.52
2	2F	218	ARG	CB-CG	6.04	1.68	1.52
2	27	218	ARG	CB-CG	6.04	1.68	1.52
2	3F	218	ARG	CB-CG	6.04	1.68	1.52
2	4B	218	ARG	CB-CG	6.04	1.68	1.52
2	4N	218	ARG	CB-CG	6.04	1.68	1.52
2	4V	218	ARG	CB-CG	6.04	1.68	1.52

*Continued on next page...*

*Continued from previous page...*

Mol	Chain	Res	Type	Atoms	Z	Observed(Å)	Ideal(Å)
2	5R	218	ARG	CB-CG	6.04	1.68	1.52
2	6J	218	ARG	CB-CG	6.04	1.68	1.52
2	6R	218	ARG	CB-CG	6.04	1.68	1.52
2	7N	218	ARG	CB-CG	6.04	1.68	1.52
1	1A	50	ARG	CG-CD	6.04	1.67	1.51
1	1I	50	ARG	CG-CD	6.04	1.67	1.51
1	12	50	ARG	CG-CD	6.04	1.67	1.51
1	16	50	ARG	CG-CD	6.04	1.67	1.51
1	2A	50	ARG	CG-CD	6.04	1.67	1.51
1	2E	50	ARG	CG-CD	6.04	1.67	1.51
1	26	50	ARG	CG-CD	6.04	1.67	1.51
1	3E	50	ARG	CG-CD	6.04	1.67	1.51
1	3Q	50	ARG	CG-CD	6.04	1.67	1.51
1	3U	50	ARG	CG-CD	6.04	1.67	1.51
1	3Y	50	ARG	CG-CD	6.04	1.67	1.51
1	4A	50	ARG	CG-CD	6.04	1.67	1.51
1	4M	50	ARG	CG-CD	6.04	1.67	1.51
1	4U	50	ARG	CG-CD	6.04	1.67	1.51
1	5E	50	ARG	CG-CD	6.04	1.67	1.51
1	5I	50	ARG	CG-CD	6.04	1.67	1.51
1	5M	50	ARG	CG-CD	6.04	1.67	1.51
1	5Q	50	ARG	CG-CD	6.04	1.67	1.51
1	6I	50	ARG	CG-CD	6.04	1.67	1.51
1	6Q	50	ARG	CG-CD	6.04	1.67	1.51
1	62	50	ARG	CG-CD	6.04	1.67	1.51
1	66	50	ARG	CG-CD	6.04	1.67	1.51
1	7A	50	ARG	CG-CD	6.04	1.67	1.51
1	7M	50	ARG	CG-CD	6.04	1.67	1.51
2	13	4	GLU	CB-CG	6.04	1.63	1.52
2	17	4	GLU	CB-CG	6.04	1.63	1.52
2	2B	4	GLU	CB-CG	6.04	1.63	1.52
2	3R	4	GLU	CB-CG	6.04	1.63	1.52
2	3V	4	GLU	CB-CG	6.04	1.63	1.52
2	3Z	4	GLU	CB-CG	6.04	1.63	1.52
2	5F	4	GLU	CB-CG	6.04	1.63	1.52
2	5J	4	GLU	CB-CG	6.04	1.63	1.52
2	5N	4	GLU	CB-CG	6.04	1.63	1.52
2	63	4	GLU	CB-CG	6.04	1.63	1.52
2	67	4	GLU	CB-CG	6.04	1.63	1.52
2	7B	4	GLU	CB-CG	6.04	1.63	1.52
2	1R	4	GLU	CB-CG	6.03	1.63	1.52
2	1V	4	GLU	CB-CG	6.03	1.63	1.52

*Continued on next page...*



*Continued from previous page...*

Mol	Chain	Res	Type	Atoms	Z	Observed(Å)	Ideal(Å)
2	1Z	4	GLU	CB-CG	6.03	1.63	1.52
2	2R	4	GLU	CB-CG	6.03	1.63	1.52
2	2V	4	GLU	CB-CG	6.03	1.63	1.52
2	2Z	4	GLU	CB-CG	6.03	1.63	1.52
2	43	4	GLU	CB-CG	6.03	1.63	1.52
2	47	4	GLU	CB-CG	6.03	1.63	1.52
2	5B	4	GLU	CB-CG	6.03	1.63	1.52
2	53	4	GLU	CB-CG	6.03	1.63	1.52
2	57	4	GLU	CB-CG	6.03	1.63	1.52
2	6B	4	GLU	CB-CG	6.03	1.63	1.52
2	1R	218	ARG	CB-CG	6.03	1.68	1.52
2	1V	218	ARG	CB-CG	6.03	1.68	1.52
2	1Z	218	ARG	CB-CG	6.03	1.68	1.52
2	2R	218	ARG	CB-CG	6.03	1.68	1.52
2	2V	218	ARG	CB-CG	6.03	1.68	1.52
2	2Z	218	ARG	CB-CG	6.03	1.68	1.52
2	43	218	ARG	CB-CG	6.03	1.68	1.52
2	47	218	ARG	CB-CG	6.03	1.68	1.52
2	5B	218	ARG	CB-CG	6.03	1.68	1.52
2	53	218	ARG	CB-CG	6.03	1.68	1.52
2	57	218	ARG	CB-CG	6.03	1.68	1.52
2	6B	218	ARG	CB-CG	6.03	1.68	1.52
2	13	218	ARG	CB-CG	6.03	1.68	1.52
2	17	218	ARG	CB-CG	6.03	1.68	1.52
2	2B	218	ARG	CB-CG	6.03	1.68	1.52
2	3R	218	ARG	CB-CG	6.03	1.68	1.52
2	3V	218	ARG	CB-CG	6.03	1.68	1.52
2	3Z	218	ARG	CB-CG	6.03	1.68	1.52
2	5F	218	ARG	CB-CG	6.03	1.68	1.52
2	5J	218	ARG	CB-CG	6.03	1.68	1.52
2	5N	218	ARG	CB-CG	6.03	1.68	1.52
2	63	218	ARG	CB-CG	6.03	1.68	1.52
2	67	218	ARG	CB-CG	6.03	1.68	1.52
2	7B	218	ARG	CB-CG	6.03	1.68	1.52
2	1F	4	GLU	CB-CG	6.03	1.63	1.52
1	1Q	19	SER	C-N	6.03	1.48	1.34
1	1U	19	SER	C-N	6.03	1.48	1.34
1	1Y	19	SER	C-N	6.03	1.48	1.34
2	2N	4	GLU	CB-CG	6.03	1.63	1.52
1	2Q	19	SER	C-N	6.03	1.48	1.34
1	2U	19	SER	C-N	6.03	1.48	1.34
1	2Y	19	SER	C-N	6.03	1.48	1.34

*Continued on next page...*

*Continued from previous page...*

Mol	Chain	Res	Type	Atoms	Z	Observed(Å)	Ideal(Å)
2	23	4	GLU	CB-CG	6.03	1.63	1.52
2	3N	4	GLU	CB-CG	6.03	1.63	1.52
2	37	4	GLU	CB-CG	6.03	1.63	1.52
2	4J	4	GLU	CB-CG	6.03	1.63	1.52
2	4R	4	GLU	CB-CG	6.03	1.63	1.52
1	42	19	SER	C-N	6.03	1.48	1.34
1	46	19	SER	C-N	6.03	1.48	1.34
1	5A	19	SER	C-N	6.03	1.48	1.34
2	5Z	4	GLU	CB-CG	6.03	1.63	1.52
1	52	19	SER	C-N	6.03	1.48	1.34
1	56	19	SER	C-N	6.03	1.48	1.34
1	6A	19	SER	C-N	6.03	1.48	1.34
2	6F	4	GLU	CB-CG	6.03	1.63	1.52
2	6Z	4	GLU	CB-CG	6.03	1.63	1.52
2	7J	4	GLU	CB-CG	6.03	1.63	1.52
2	7V	4	GLU	CB-CG	6.03	1.63	1.52
1	1M	167	GLY	N-CA	-6.02	1.37	1.46
1	12	167	GLY	N-CA	-6.02	1.37	1.46
1	16	167	GLY	N-CA	-6.02	1.37	1.46
1	2A	167	GLY	N-CA	-6.02	1.37	1.46
1	2I	167	GLY	N-CA	-6.02	1.37	1.46
1	3A	167	GLY	N-CA	-6.02	1.37	1.46
1	3I	167	GLY	N-CA	-6.02	1.37	1.46
1	3Q	167	GLY	N-CA	-6.02	1.37	1.46
1	3U	167	GLY	N-CA	-6.02	1.37	1.46
1	3Y	167	GLY	N-CA	-6.02	1.37	1.46
1	32	167	GLY	N-CA	-6.02	1.37	1.46
1	4E	167	GLY	N-CA	-6.02	1.37	1.46
1	4Y	167	GLY	N-CA	-6.02	1.37	1.46
1	5E	167	GLY	N-CA	-6.02	1.37	1.46
1	5I	167	GLY	N-CA	-6.02	1.37	1.46
1	5M	167	GLY	N-CA	-6.02	1.37	1.46
1	5U	167	GLY	N-CA	-6.02	1.37	1.46
1	6M	167	GLY	N-CA	-6.02	1.37	1.46
1	6U	167	GLY	N-CA	-6.02	1.37	1.46
1	62	167	GLY	N-CA	-6.02	1.37	1.46
1	66	167	GLY	N-CA	-6.02	1.37	1.46
1	7A	167	GLY	N-CA	-6.02	1.37	1.46
1	7E	167	GLY	N-CA	-6.02	1.37	1.46
1	7Q	167	GLY	N-CA	-6.02	1.37	1.46
2	13	70	TRP	CD2-CE3	-6.02	1.31	1.40
2	17	70	TRP	CD2-CE3	-6.02	1.31	1.40

*Continued on next page...*

*Continued from previous page...*

Mol	Chain	Res	Type	Atoms	Z	Observed(Å)	Ideal(Å)
2	2B	70	TRP	CD2-CE3	-6.02	1.31	1.40
2	3R	70	TRP	CD2-CE3	-6.02	1.31	1.40
2	3V	70	TRP	CD2-CE3	-6.02	1.31	1.40
2	3Z	70	TRP	CD2-CE3	-6.02	1.31	1.40
2	5F	70	TRP	CD2-CE3	-6.02	1.31	1.40
2	5J	70	TRP	CD2-CE3	-6.02	1.31	1.40
2	5N	70	TRP	CD2-CE3	-6.02	1.31	1.40
2	63	70	TRP	CD2-CE3	-6.02	1.31	1.40
2	67	70	TRP	CD2-CE3	-6.02	1.31	1.40
2	7B	70	TRP	CD2-CE3	-6.02	1.31	1.40
2	1B	70	TRP	CD2-CE3	-6.02	1.31	1.40
2	1J	70	TRP	CD2-CE3	-6.02	1.31	1.40
2	2F	70	TRP	CD2-CE3	-6.02	1.31	1.40
2	27	70	TRP	CD2-CE3	-6.02	1.31	1.40
2	3F	70	TRP	CD2-CE3	-6.02	1.31	1.40
2	4B	70	TRP	CD2-CE3	-6.02	1.31	1.40
2	4N	70	TRP	CD2-CE3	-6.02	1.31	1.40
2	4V	70	TRP	CD2-CE3	-6.02	1.31	1.40
2	5R	70	TRP	CD2-CE3	-6.02	1.31	1.40
2	6J	70	TRP	CD2-CE3	-6.02	1.31	1.40
2	6R	70	TRP	CD2-CE3	-6.02	1.31	1.40
2	7N	70	TRP	CD2-CE3	-6.02	1.31	1.40
2	1N	218	ARG	CB-CG	6.01	1.68	1.52
2	2J	218	ARG	CB-CG	6.01	1.68	1.52
2	3B	218	ARG	CB-CG	6.01	1.68	1.52
2	3J	218	ARG	CB-CG	6.01	1.68	1.52
2	33	218	ARG	CB-CG	6.01	1.68	1.52
2	4F	218	ARG	CB-CG	6.01	1.68	1.52
2	4Z	218	ARG	CB-CG	6.01	1.68	1.52
2	5V	218	ARG	CB-CG	6.01	1.68	1.52
2	6N	218	ARG	CB-CG	6.01	1.68	1.52
2	6V	218	ARG	CB-CG	6.01	1.68	1.52
2	7F	218	ARG	CB-CG	6.01	1.68	1.52
2	7R	218	ARG	CB-CG	6.01	1.68	1.52
2	1F	218	ARG	CB-CG	6.01	1.68	1.52
1	12	92	ASN	C-N	-6.01	1.20	1.34
2	13	33	PRO	C-O	-6.01	1.11	1.23
1	16	92	ASN	C-N	-6.01	1.20	1.34
2	17	33	PRO	C-O	-6.01	1.11	1.23
1	2A	92	ASN	C-N	-6.01	1.20	1.34
2	2B	33	PRO	C-O	-6.01	1.11	1.23
2	2N	218	ARG	CB-CG	6.01	1.68	1.52

*Continued on next page...*

*Continued from previous page...*

Mol	Chain	Res	Type	Atoms	Z	Observed(Å)	Ideal(Å)
2	23	218	ARG	CB-CG	6.01	1.68	1.52
2	3N	218	ARG	CB-CG	6.01	1.68	1.52
1	3Q	92	ASN	C-N	-6.01	1.20	1.34
2	3R	33	PRO	C-O	-6.01	1.11	1.23
1	3U	92	ASN	C-N	-6.01	1.20	1.34
2	3V	33	PRO	C-O	-6.01	1.11	1.23
1	3Y	92	ASN	C-N	-6.01	1.20	1.34
2	3Z	33	PRO	C-O	-6.01	1.11	1.23
2	37	218	ARG	CB-CG	6.01	1.68	1.52
2	4J	218	ARG	CB-CG	6.01	1.68	1.52
2	4R	218	ARG	CB-CG	6.01	1.68	1.52
1	5E	92	ASN	C-N	-6.01	1.20	1.34
2	5F	33	PRO	C-O	-6.01	1.11	1.23
1	5I	92	ASN	C-N	-6.01	1.20	1.34
2	5J	33	PRO	C-O	-6.01	1.11	1.23
1	5M	92	ASN	C-N	-6.01	1.20	1.34
2	5N	33	PRO	C-O	-6.01	1.11	1.23
2	5Z	218	ARG	CB-CG	6.01	1.68	1.52
2	6F	218	ARG	CB-CG	6.01	1.68	1.52
2	6Z	218	ARG	CB-CG	6.01	1.68	1.52
1	62	92	ASN	C-N	-6.01	1.20	1.34
2	63	33	PRO	C-O	-6.01	1.11	1.23
1	66	92	ASN	C-N	-6.01	1.20	1.34
2	67	33	PRO	C-O	-6.01	1.11	1.23
1	7A	92	ASN	C-N	-6.01	1.20	1.34
2	7B	33	PRO	C-O	-6.01	1.11	1.23
2	7J	218	ARG	CB-CG	6.01	1.68	1.52
2	7V	218	ARG	CB-CG	6.01	1.68	1.52
2	1B	33	PRO	C-O	-6.01	1.11	1.23
2	1J	33	PRO	C-O	-6.01	1.11	1.23
1	1M	92	ASN	C-N	-6.01	1.20	1.34
2	2F	33	PRO	C-O	-6.01	1.11	1.23
1	2I	92	ASN	C-N	-6.01	1.20	1.34
2	27	33	PRO	C-O	-6.01	1.11	1.23
1	3A	92	ASN	C-N	-6.01	1.20	1.34
2	3F	33	PRO	C-O	-6.01	1.11	1.23
1	3I	92	ASN	C-N	-6.01	1.20	1.34
1	32	92	ASN	C-N	-6.01	1.20	1.34
2	4B	33	PRO	C-O	-6.01	1.11	1.23
1	4E	92	ASN	C-N	-6.01	1.20	1.34
2	4N	33	PRO	C-O	-6.01	1.11	1.23
2	4V	33	PRO	C-O	-6.01	1.11	1.23

*Continued on next page...*

*Continued from previous page...*

Mol	Chain	Res	Type	Atoms	Z	Observed(Å)	Ideal(Å)
1	4Y	92	ASN	C-N	-6.01	1.20	1.34
2	5R	33	PRO	C-O	-6.01	1.11	1.23
1	5U	92	ASN	C-N	-6.01	1.20	1.34
2	6J	33	PRO	C-O	-6.01	1.11	1.23
1	6M	92	ASN	C-N	-6.01	1.20	1.34
2	6R	33	PRO	C-O	-6.01	1.11	1.23
1	6U	92	ASN	C-N	-6.01	1.20	1.34
1	7E	92	ASN	C-N	-6.01	1.20	1.34
2	7N	33	PRO	C-O	-6.01	1.11	1.23
1	7Q	92	ASN	C-N	-6.01	1.20	1.34
1	1Q	68	SER	N-CA	6.01	1.58	1.46
1	1U	68	SER	N-CA	6.01	1.58	1.46
1	1Y	68	SER	N-CA	6.01	1.58	1.46
1	2Q	68	SER	N-CA	6.01	1.58	1.46
1	2U	68	SER	N-CA	6.01	1.58	1.46
1	2Y	68	SER	N-CA	6.01	1.58	1.46
1	42	68	SER	N-CA	6.01	1.58	1.46
1	46	68	SER	N-CA	6.01	1.58	1.46
1	5A	68	SER	N-CA	6.01	1.58	1.46
1	52	68	SER	N-CA	6.01	1.58	1.46
1	56	68	SER	N-CA	6.01	1.58	1.46
1	6A	68	SER	N-CA	6.01	1.58	1.46
1	12	19	SER	C-N	6.01	1.47	1.34
1	16	19	SER	C-N	6.01	1.47	1.34
1	2A	19	SER	C-N	6.01	1.47	1.34
1	3Q	19	SER	C-N	6.01	1.47	1.34
1	3U	19	SER	C-N	6.01	1.47	1.34
1	3Y	19	SER	C-N	6.01	1.47	1.34
1	5E	19	SER	C-N	6.01	1.47	1.34
1	5I	19	SER	C-N	6.01	1.47	1.34
1	5M	19	SER	C-N	6.01	1.47	1.34
1	62	19	SER	C-N	6.01	1.47	1.34
1	66	19	SER	C-N	6.01	1.47	1.34
1	7A	19	SER	C-N	6.01	1.47	1.34
1	12	82	ARG	N-CA	-6.00	1.34	1.46
1	16	82	ARG	N-CA	-6.00	1.34	1.46
1	2A	82	ARG	N-CA	-6.00	1.34	1.46
1	3Q	82	ARG	N-CA	-6.00	1.34	1.46
1	3U	82	ARG	N-CA	-6.00	1.34	1.46
1	3Y	82	ARG	N-CA	-6.00	1.34	1.46
1	5E	82	ARG	N-CA	-6.00	1.34	1.46
1	5I	82	ARG	N-CA	-6.00	1.34	1.46

*Continued on next page...*

*Continued from previous page...*

Mol	Chain	Res	Type	Atoms	Z	Observed(Å)	Ideal(Å)
1	5M	82	ARG	N-CA	-6.00	1.34	1.46
1	62	82	ARG	N-CA	-6.00	1.34	1.46
1	66	82	ARG	N-CA	-6.00	1.34	1.46
1	7A	82	ARG	N-CA	-6.00	1.34	1.46
1	1E	82	ARG	N-CA	-6.00	1.34	1.46
1	2M	82	ARG	N-CA	-6.00	1.34	1.46
1	22	82	ARG	N-CA	-6.00	1.34	1.46
1	3M	82	ARG	N-CA	-6.00	1.34	1.46
1	36	82	ARG	N-CA	-6.00	1.34	1.46
1	4I	82	ARG	N-CA	-6.00	1.34	1.46
1	4Q	82	ARG	N-CA	-6.00	1.34	1.46
1	5Y	82	ARG	N-CA	-6.00	1.34	1.46
1	6E	82	ARG	N-CA	-6.00	1.34	1.46
1	6Y	82	ARG	N-CA	-6.00	1.34	1.46
1	7I	82	ARG	N-CA	-6.00	1.34	1.46
1	7U	82	ARG	N-CA	-6.00	1.34	1.46
1	1E	19	SER	C-N	6.00	1.47	1.34
1	1Q	167	GLY	N-CA	-6.00	1.37	1.46
1	1U	167	GLY	N-CA	-6.00	1.37	1.46
1	1Y	167	GLY	N-CA	-6.00	1.37	1.46
1	2M	19	SER	C-N	6.00	1.47	1.34
1	2Q	167	GLY	N-CA	-6.00	1.37	1.46
1	2U	167	GLY	N-CA	-6.00	1.37	1.46
1	2Y	167	GLY	N-CA	-6.00	1.37	1.46
1	22	19	SER	C-N	6.00	1.47	1.34
1	3M	19	SER	C-N	6.00	1.47	1.34
1	36	19	SER	C-N	6.00	1.47	1.34
1	4I	19	SER	C-N	6.00	1.47	1.34
1	4Q	19	SER	C-N	6.00	1.47	1.34
1	42	167	GLY	N-CA	-6.00	1.37	1.46
1	46	167	GLY	N-CA	-6.00	1.37	1.46
1	5A	167	GLY	N-CA	-6.00	1.37	1.46
1	5Y	19	SER	C-N	6.00	1.47	1.34
1	52	167	GLY	N-CA	-6.00	1.37	1.46
1	56	167	GLY	N-CA	-6.00	1.37	1.46
1	6A	167	GLY	N-CA	-6.00	1.37	1.46
1	6E	19	SER	C-N	6.00	1.47	1.34
1	6Y	19	SER	C-N	6.00	1.47	1.34
1	7I	19	SER	C-N	6.00	1.47	1.34
1	7U	19	SER	C-N	6.00	1.47	1.34
1	1E	167	GLY	N-CA	-6.00	1.37	1.46
1	2M	167	GLY	N-CA	-6.00	1.37	1.46

*Continued on next page...*

*Continued from previous page...*

Mol	Chain	Res	Type	Atoms	Z	Observed(Å)	Ideal(Å)
1	22	167	GLY	N-CA	-6.00	1.37	1.46
1	3M	167	GLY	N-CA	-6.00	1.37	1.46
1	36	167	GLY	N-CA	-6.00	1.37	1.46
1	4I	167	GLY	N-CA	-6.00	1.37	1.46
1	4Q	167	GLY	N-CA	-6.00	1.37	1.46
1	5Y	167	GLY	N-CA	-6.00	1.37	1.46
1	6E	167	GLY	N-CA	-6.00	1.37	1.46
1	6Y	167	GLY	N-CA	-6.00	1.37	1.46
1	7I	167	GLY	N-CA	-6.00	1.37	1.46
1	7U	167	GLY	N-CA	-6.00	1.37	1.46
1	1A	182	PHE	CA-C	-6.00	1.37	1.52
1	1E	68	SER	N-CA	6.00	1.58	1.46
1	1E	92	ASN	C-N	-6.00	1.20	1.34
1	1I	182	PHE	CA-C	-6.00	1.37	1.52
1	1M	182	PHE	CA-C	-6.00	1.37	1.52
2	1N	70	TRP	CD2-CE3	-6.00	1.31	1.40
1	2E	182	PHE	CA-C	-6.00	1.37	1.52
1	2I	182	PHE	CA-C	-6.00	1.37	1.52
2	2J	70	TRP	CD2-CE3	-6.00	1.31	1.40
1	2M	68	SER	N-CA	6.00	1.58	1.46
1	2M	92	ASN	C-N	-6.00	1.20	1.34
1	22	68	SER	N-CA	6.00	1.58	1.46
1	22	92	ASN	C-N	-6.00	1.20	1.34
1	26	182	PHE	CA-C	-6.00	1.37	1.52
1	3A	182	PHE	CA-C	-6.00	1.37	1.52
2	3B	70	TRP	CD2-CE3	-6.00	1.31	1.40
1	3E	182	PHE	CA-C	-6.00	1.37	1.52
1	3I	182	PHE	CA-C	-6.00	1.37	1.52
2	3J	70	TRP	CD2-CE3	-6.00	1.31	1.40
1	3M	68	SER	N-CA	6.00	1.58	1.46
1	3M	92	ASN	C-N	-6.00	1.20	1.34
1	32	182	PHE	CA-C	-6.00	1.37	1.52
2	33	70	TRP	CD2-CE3	-6.00	1.31	1.40
1	36	68	SER	N-CA	6.00	1.58	1.46
1	36	92	ASN	C-N	-6.00	1.20	1.34
1	4A	182	PHE	CA-C	-6.00	1.37	1.52
1	4E	182	PHE	CA-C	-6.00	1.37	1.52
2	4F	70	TRP	CD2-CE3	-6.00	1.31	1.40
1	4I	68	SER	N-CA	6.00	1.58	1.46
1	4I	92	ASN	C-N	-6.00	1.20	1.34
1	4M	182	PHE	CA-C	-6.00	1.37	1.52
1	4Q	68	SER	N-CA	6.00	1.58	1.46

*Continued on next page...*



*Continued from previous page...*

Mol	Chain	Res	Type	Atoms	Z	Observed(Å)	Ideal(Å)
1	4Q	92	ASN	C-N	-6.00	1.20	1.34
1	4U	182	PHE	CA-C	-6.00	1.37	1.52
1	4Y	182	PHE	CA-C	-6.00	1.37	1.52
2	4Z	70	TRP	CD2-CE3	-6.00	1.31	1.40
1	5Q	182	PHE	CA-C	-6.00	1.37	1.52
1	5U	182	PHE	CA-C	-6.00	1.37	1.52
2	5V	70	TRP	CD2-CE3	-6.00	1.31	1.40
1	5Y	68	SER	N-CA	6.00	1.58	1.46
1	5Y	92	ASN	C-N	-6.00	1.20	1.34
1	6E	68	SER	N-CA	6.00	1.58	1.46
1	6E	92	ASN	C-N	-6.00	1.20	1.34
1	6I	182	PHE	CA-C	-6.00	1.37	1.52
1	6M	182	PHE	CA-C	-6.00	1.37	1.52
2	6N	70	TRP	CD2-CE3	-6.00	1.31	1.40
1	6Q	182	PHE	CA-C	-6.00	1.37	1.52
1	6U	182	PHE	CA-C	-6.00	1.37	1.52
2	6V	70	TRP	CD2-CE3	-6.00	1.31	1.40
1	6Y	68	SER	N-CA	6.00	1.58	1.46
1	6Y	92	ASN	C-N	-6.00	1.20	1.34
1	7E	182	PHE	CA-C	-6.00	1.37	1.52
2	7F	70	TRP	CD2-CE3	-6.00	1.31	1.40
1	7I	68	SER	N-CA	6.00	1.58	1.46
1	7I	92	ASN	C-N	-6.00	1.20	1.34
1	7M	182	PHE	CA-C	-6.00	1.37	1.52
1	7Q	182	PHE	CA-C	-6.00	1.37	1.52
2	7R	70	TRP	CD2-CE3	-6.00	1.31	1.40
1	7U	68	SER	N-CA	6.00	1.58	1.46
1	7U	92	ASN	C-N	-6.00	1.20	1.34
1	1A	167	GLY	N-CA	-6.00	1.37	1.46
1	1I	167	GLY	N-CA	-6.00	1.37	1.46
1	1Q	182	PHE	CA-C	-6.00	1.37	1.52
2	1R	33	PRO	C-O	-6.00	1.11	1.23
1	1U	182	PHE	CA-C	-6.00	1.37	1.52
2	1V	33	PRO	C-O	-6.00	1.11	1.23
1	1Y	182	PHE	CA-C	-6.00	1.37	1.52
2	1Z	33	PRO	C-O	-6.00	1.11	1.23
1	2E	167	GLY	N-CA	-6.00	1.37	1.46
1	2Q	182	PHE	CA-C	-6.00	1.37	1.52
2	2R	33	PRO	C-O	-6.00	1.11	1.23
1	2U	182	PHE	CA-C	-6.00	1.37	1.52
2	2V	33	PRO	C-O	-6.00	1.11	1.23
1	2Y	182	PHE	CA-C	-6.00	1.37	1.52

*Continued on next page...*



*Continued from previous page...*

Mol	Chain	Res	Type	Atoms	Z	Observed(Å)	Ideal(Å)
2	2Z	33	PRO	C-O	-6.00	1.11	1.23
1	26	167	GLY	N-CA	-6.00	1.37	1.46
1	3E	167	GLY	N-CA	-6.00	1.37	1.46
1	4A	167	GLY	N-CA	-6.00	1.37	1.46
1	4M	167	GLY	N-CA	-6.00	1.37	1.46
1	4U	167	GLY	N-CA	-6.00	1.37	1.46
1	42	182	PHE	CA-C	-6.00	1.37	1.52
2	43	33	PRO	C-O	-6.00	1.11	1.23
1	46	182	PHE	CA-C	-6.00	1.37	1.52
2	47	33	PRO	C-O	-6.00	1.11	1.23
1	5A	182	PHE	CA-C	-6.00	1.37	1.52
2	5B	33	PRO	C-O	-6.00	1.11	1.23
1	5Q	167	GLY	N-CA	-6.00	1.37	1.46
1	52	182	PHE	CA-C	-6.00	1.37	1.52
2	53	33	PRO	C-O	-6.00	1.11	1.23
1	56	182	PHE	CA-C	-6.00	1.37	1.52
2	57	33	PRO	C-O	-6.00	1.11	1.23
1	6A	182	PHE	CA-C	-6.00	1.37	1.52
2	6B	33	PRO	C-O	-6.00	1.11	1.23
1	6I	167	GLY	N-CA	-6.00	1.37	1.46
1	6Q	167	GLY	N-CA	-6.00	1.37	1.46
1	7M	167	GLY	N-CA	-6.00	1.37	1.46
1	1E	182	PHE	CA-C	-6.00	1.37	1.52
1	2M	182	PHE	CA-C	-6.00	1.37	1.52
1	22	182	PHE	CA-C	-6.00	1.37	1.52
1	3M	182	PHE	CA-C	-6.00	1.37	1.52
1	36	182	PHE	CA-C	-6.00	1.37	1.52
1	4I	182	PHE	CA-C	-6.00	1.37	1.52
1	4Q	182	PHE	CA-C	-6.00	1.37	1.52
1	5Y	182	PHE	CA-C	-6.00	1.37	1.52
1	6E	182	PHE	CA-C	-6.00	1.37	1.52
1	6Y	182	PHE	CA-C	-6.00	1.37	1.52
1	7I	182	PHE	CA-C	-6.00	1.37	1.52
1	7U	182	PHE	CA-C	-6.00	1.37	1.52
1	12	182	PHE	CA-C	-5.99	1.37	1.52
1	16	182	PHE	CA-C	-5.99	1.37	1.52
1	2A	182	PHE	CA-C	-5.99	1.37	1.52
1	3Q	182	PHE	CA-C	-5.99	1.37	1.52
1	3U	182	PHE	CA-C	-5.99	1.37	1.52
1	3Y	182	PHE	CA-C	-5.99	1.37	1.52
1	5E	182	PHE	CA-C	-5.99	1.37	1.52
1	5I	182	PHE	CA-C	-5.99	1.37	1.52

*Continued on next page...*

*Continued from previous page...*

Mol	Chain	Res	Type	Atoms	Z	Observed(Å)	Ideal(Å)
1	5M	182	PHE	CA-C	-5.99	1.37	1.52
1	62	182	PHE	CA-C	-5.99	1.37	1.52
1	66	182	PHE	CA-C	-5.99	1.37	1.52
1	7A	182	PHE	CA-C	-5.99	1.37	1.52
1	1A	92	ASN	C-N	-5.99	1.20	1.34
1	1I	92	ASN	C-N	-5.99	1.20	1.34
1	2E	92	ASN	C-N	-5.99	1.20	1.34
1	26	92	ASN	C-N	-5.99	1.20	1.34
1	3E	92	ASN	C-N	-5.99	1.20	1.34
1	4A	92	ASN	C-N	-5.99	1.20	1.34
1	4M	92	ASN	C-N	-5.99	1.20	1.34
1	4U	92	ASN	C-N	-5.99	1.20	1.34
1	5Q	92	ASN	C-N	-5.99	1.20	1.34
1	6I	92	ASN	C-N	-5.99	1.20	1.34
1	6Q	92	ASN	C-N	-5.99	1.20	1.34
1	7M	92	ASN	C-N	-5.99	1.20	1.34
1	1A	19	SER	C-N	5.99	1.47	1.34
2	1F	33	PRO	C-O	-5.99	1.11	1.23
1	1I	19	SER	C-N	5.99	1.47	1.34
1	2E	19	SER	C-N	5.99	1.47	1.34
2	2N	33	PRO	C-O	-5.99	1.11	1.23
2	23	33	PRO	C-O	-5.99	1.11	1.23
1	26	19	SER	C-N	5.99	1.47	1.34
1	3E	19	SER	C-N	5.99	1.47	1.34
2	3N	33	PRO	C-O	-5.99	1.11	1.23
2	37	33	PRO	C-O	-5.99	1.11	1.23
1	4A	19	SER	C-N	5.99	1.47	1.34
2	4J	33	PRO	C-O	-5.99	1.11	1.23
1	4M	19	SER	C-N	5.99	1.47	1.34
2	4R	33	PRO	C-O	-5.99	1.11	1.23
1	4U	19	SER	C-N	5.99	1.47	1.34
1	5Q	19	SER	C-N	5.99	1.47	1.34
2	5Z	33	PRO	C-O	-5.99	1.11	1.23
2	6F	33	PRO	C-O	-5.99	1.11	1.23
1	6I	19	SER	C-N	5.99	1.47	1.34
1	6Q	19	SER	C-N	5.99	1.47	1.34
2	6Z	33	PRO	C-O	-5.99	1.11	1.23
2	7J	33	PRO	C-O	-5.99	1.11	1.23
1	7M	19	SER	C-N	5.99	1.47	1.34
2	7V	33	PRO	C-O	-5.99	1.11	1.23
2	1F	22	GLN	C-N	5.99	1.47	1.34
1	1Q	9	PHE	N-CA	5.99	1.58	1.46

*Continued on next page...*

*Continued from previous page...*

Mol	Chain	Res	Type	Atoms	Z	Observed(Å)	Ideal(Å)
1	1U	9	PHE	N-CA	5.99	1.58	1.46
1	1Y	9	PHE	N-CA	5.99	1.58	1.46
2	2N	22	GLN	C-N	5.99	1.47	1.34
1	2Q	9	PHE	N-CA	5.99	1.58	1.46
1	2U	9	PHE	N-CA	5.99	1.58	1.46
1	2Y	9	PHE	N-CA	5.99	1.58	1.46
2	23	22	GLN	C-N	5.99	1.47	1.34
2	3N	22	GLN	C-N	5.99	1.47	1.34
2	37	22	GLN	C-N	5.99	1.47	1.34
2	4J	22	GLN	C-N	5.99	1.47	1.34
2	4R	22	GLN	C-N	5.99	1.47	1.34
1	42	9	PHE	N-CA	5.99	1.58	1.46
1	46	9	PHE	N-CA	5.99	1.58	1.46
1	5A	9	PHE	N-CA	5.99	1.58	1.46
2	5Z	22	GLN	C-N	5.99	1.47	1.34
1	52	9	PHE	N-CA	5.99	1.58	1.46
1	56	9	PHE	N-CA	5.99	1.58	1.46
1	6A	9	PHE	N-CA	5.99	1.58	1.46
2	6F	22	GLN	C-N	5.99	1.47	1.34
2	6Z	22	GLN	C-N	5.99	1.47	1.34
2	7J	22	GLN	C-N	5.99	1.47	1.34
2	7V	22	GLN	C-N	5.99	1.47	1.34
1	1A	82	ARG	N-CA	-5.99	1.34	1.46
1	1I	82	ARG	N-CA	-5.99	1.34	1.46
1	2E	82	ARG	N-CA	-5.99	1.34	1.46
1	26	82	ARG	N-CA	-5.99	1.34	1.46
1	3E	82	ARG	N-CA	-5.99	1.34	1.46
1	4A	82	ARG	N-CA	-5.99	1.34	1.46
1	4M	82	ARG	N-CA	-5.99	1.34	1.46
1	4U	82	ARG	N-CA	-5.99	1.34	1.46
1	5Q	82	ARG	N-CA	-5.99	1.34	1.46
1	6I	82	ARG	N-CA	-5.99	1.34	1.46
1	6Q	82	ARG	N-CA	-5.99	1.34	1.46
1	7M	82	ARG	N-CA	-5.99	1.34	1.46
1	12	9	PHE	N-CA	5.99	1.58	1.46
1	16	9	PHE	N-CA	5.99	1.58	1.46
1	2A	9	PHE	N-CA	5.99	1.58	1.46
1	3Q	9	PHE	N-CA	5.99	1.58	1.46
1	3U	9	PHE	N-CA	5.99	1.58	1.46
1	3Y	9	PHE	N-CA	5.99	1.58	1.46
1	5E	9	PHE	N-CA	5.99	1.58	1.46
1	5I	9	PHE	N-CA	5.99	1.58	1.46

*Continued on next page...*

*Continued from previous page...*

Mol	Chain	Res	Type	Atoms	Z	Observed(Å)	Ideal(Å)
1	5M	9	PHE	N-CA	5.99	1.58	1.46
1	62	9	PHE	N-CA	5.99	1.58	1.46
1	66	9	PHE	N-CA	5.99	1.58	1.46
1	7A	9	PHE	N-CA	5.99	1.58	1.46
2	1F	70	TRP	CD2-CE3	-5.98	1.31	1.40
2	1N	33	PRO	C-O	-5.98	1.11	1.23
1	1Q	92	ASN	C-N	-5.98	1.20	1.34
1	1U	92	ASN	C-N	-5.98	1.20	1.34
1	1Y	92	ASN	C-N	-5.98	1.20	1.34
2	2J	33	PRO	C-O	-5.98	1.11	1.23
2	2N	70	TRP	CD2-CE3	-5.98	1.31	1.40
1	2Q	92	ASN	C-N	-5.98	1.20	1.34
1	2U	92	ASN	C-N	-5.98	1.20	1.34
1	2Y	92	ASN	C-N	-5.98	1.20	1.34
2	23	70	TRP	CD2-CE3	-5.98	1.31	1.40
2	3B	33	PRO	C-O	-5.98	1.11	1.23
2	3J	33	PRO	C-O	-5.98	1.11	1.23
2	3N	70	TRP	CD2-CE3	-5.98	1.31	1.40
2	33	33	PRO	C-O	-5.98	1.11	1.23
2	37	70	TRP	CD2-CE3	-5.98	1.31	1.40
2	4F	33	PRO	C-O	-5.98	1.11	1.23
2	4J	70	TRP	CD2-CE3	-5.98	1.31	1.40
2	4R	70	TRP	CD2-CE3	-5.98	1.31	1.40
2	4Z	33	PRO	C-O	-5.98	1.11	1.23
1	42	92	ASN	C-N	-5.98	1.20	1.34
1	46	92	ASN	C-N	-5.98	1.20	1.34
1	5A	92	ASN	C-N	-5.98	1.20	1.34
2	5V	33	PRO	C-O	-5.98	1.11	1.23
2	5Z	70	TRP	CD2-CE3	-5.98	1.31	1.40
1	52	92	ASN	C-N	-5.98	1.20	1.34
1	56	92	ASN	C-N	-5.98	1.20	1.34
1	6A	92	ASN	C-N	-5.98	1.20	1.34
2	6F	70	TRP	CD2-CE3	-5.98	1.31	1.40
2	6N	33	PRO	C-O	-5.98	1.11	1.23
2	6V	33	PRO	C-O	-5.98	1.11	1.23
2	6Z	70	TRP	CD2-CE3	-5.98	1.31	1.40
2	7F	33	PRO	C-O	-5.98	1.11	1.23
2	7J	70	TRP	CD2-CE3	-5.98	1.31	1.40
2	7R	33	PRO	C-O	-5.98	1.11	1.23
2	7V	70	TRP	CD2-CE3	-5.98	1.31	1.40
1	1M	19	SER	C-N	5.98	1.47	1.34
2	1R	70	TRP	CD2-CE3	-5.98	1.31	1.40

*Continued on next page...*

*Continued from previous page...*

Mol	Chain	Res	Type	Atoms	Z	Observed(Å)	Ideal(Å)
2	1V	70	TRP	CD2-CE3	-5.98	1.31	1.40
2	1Z	70	TRP	CD2-CE3	-5.98	1.31	1.40
1	2I	19	SER	C-N	5.98	1.47	1.34
2	2R	70	TRP	CD2-CE3	-5.98	1.31	1.40
2	2V	70	TRP	CD2-CE3	-5.98	1.31	1.40
2	2Z	70	TRP	CD2-CE3	-5.98	1.31	1.40
1	3A	19	SER	C-N	5.98	1.47	1.34
1	3I	19	SER	C-N	5.98	1.47	1.34
1	32	19	SER	C-N	5.98	1.47	1.34
1	4E	19	SER	C-N	5.98	1.47	1.34
1	4Y	19	SER	C-N	5.98	1.47	1.34
2	43	70	TRP	CD2-CE3	-5.98	1.31	1.40
2	47	70	TRP	CD2-CE3	-5.98	1.31	1.40
2	5B	70	TRP	CD2-CE3	-5.98	1.31	1.40
1	5U	19	SER	C-N	5.98	1.47	1.34
2	53	70	TRP	CD2-CE3	-5.98	1.31	1.40
2	57	70	TRP	CD2-CE3	-5.98	1.31	1.40
2	6B	70	TRP	CD2-CE3	-5.98	1.31	1.40
1	6M	19	SER	C-N	5.98	1.47	1.34
1	6U	19	SER	C-N	5.98	1.47	1.34
1	7E	19	SER	C-N	5.98	1.47	1.34
1	7Q	19	SER	C-N	5.98	1.47	1.34
2	1B	22	GLN	C-N	5.97	1.47	1.34
1	1E	9	PHE	N-CA	5.97	1.58	1.46
2	1J	22	GLN	C-N	5.97	1.47	1.34
1	1M	9	PHE	N-CA	5.97	1.58	1.46
2	2F	22	GLN	C-N	5.97	1.47	1.34
1	2I	9	PHE	N-CA	5.97	1.58	1.46
1	2M	9	PHE	N-CA	5.97	1.58	1.46
1	22	9	PHE	N-CA	5.97	1.58	1.46
2	27	22	GLN	C-N	5.97	1.47	1.34
1	3A	9	PHE	N-CA	5.97	1.58	1.46
2	3F	22	GLN	C-N	5.97	1.47	1.34
1	3I	9	PHE	N-CA	5.97	1.58	1.46
1	3M	9	PHE	N-CA	5.97	1.58	1.46
1	32	9	PHE	N-CA	5.97	1.58	1.46
1	36	9	PHE	N-CA	5.97	1.58	1.46
2	4B	22	GLN	C-N	5.97	1.47	1.34
1	4E	9	PHE	N-CA	5.97	1.58	1.46
1	4I	9	PHE	N-CA	5.97	1.58	1.46
2	4N	22	GLN	C-N	5.97	1.47	1.34
1	4Q	9	PHE	N-CA	5.97	1.58	1.46

*Continued on next page...*

*Continued from previous page...*

Mol	Chain	Res	Type	Atoms	Z	Observed(Å)	Ideal(Å)
2	4V	22	GLN	C-N	5.97	1.47	1.34
1	4Y	9	PHE	N-CA	5.97	1.58	1.46
2	5R	22	GLN	C-N	5.97	1.47	1.34
1	5U	9	PHE	N-CA	5.97	1.58	1.46
1	5Y	9	PHE	N-CA	5.97	1.58	1.46
1	6E	9	PHE	N-CA	5.97	1.58	1.46
2	6J	22	GLN	C-N	5.97	1.47	1.34
1	6M	9	PHE	N-CA	5.97	1.58	1.46
2	6R	22	GLN	C-N	5.97	1.47	1.34
1	6U	9	PHE	N-CA	5.97	1.58	1.46
1	6Y	9	PHE	N-CA	5.97	1.58	1.46
1	7E	9	PHE	N-CA	5.97	1.58	1.46
1	7I	9	PHE	N-CA	5.97	1.58	1.46
2	7N	22	GLN	C-N	5.97	1.47	1.34
1	7Q	9	PHE	N-CA	5.97	1.58	1.46
1	7U	9	PHE	N-CA	5.97	1.58	1.46
1	1A	66	ARG	CZ-NH2	5.97	1.40	1.33
1	1I	66	ARG	CZ-NH2	5.97	1.40	1.33
1	1M	82	ARG	N-CA	-5.97	1.34	1.46
1	2E	66	ARG	CZ-NH2	5.97	1.40	1.33
1	2I	82	ARG	N-CA	-5.97	1.34	1.46
1	26	66	ARG	CZ-NH2	5.97	1.40	1.33
1	3A	82	ARG	N-CA	-5.97	1.34	1.46
1	3E	66	ARG	CZ-NH2	5.97	1.40	1.33
1	3I	82	ARG	N-CA	-5.97	1.34	1.46
1	32	82	ARG	N-CA	-5.97	1.34	1.46
1	4A	66	ARG	CZ-NH2	5.97	1.40	1.33
1	4E	82	ARG	N-CA	-5.97	1.34	1.46
1	4M	66	ARG	CZ-NH2	5.97	1.40	1.33
1	4U	66	ARG	CZ-NH2	5.97	1.40	1.33
1	4Y	82	ARG	N-CA	-5.97	1.34	1.46
1	5Q	66	ARG	CZ-NH2	5.97	1.40	1.33
1	5U	82	ARG	N-CA	-5.97	1.34	1.46
1	6I	66	ARG	CZ-NH2	5.97	1.40	1.33
1	6M	82	ARG	N-CA	-5.97	1.34	1.46
1	6Q	66	ARG	CZ-NH2	5.97	1.40	1.33
1	6U	82	ARG	N-CA	-5.97	1.34	1.46
1	7E	82	ARG	N-CA	-5.97	1.34	1.46
1	7M	66	ARG	CZ-NH2	5.97	1.40	1.33
1	7Q	82	ARG	N-CA	-5.97	1.34	1.46
1	1A	68	SER	N-CA	5.97	1.58	1.46
1	1I	68	SER	N-CA	5.97	1.58	1.46

*Continued on next page...*

*Continued from previous page...*

Mol	Chain	Res	Type	Atoms	Z	Observed(Å)	Ideal(Å)
1	1Q	23	GLY	CA-C	-5.97	1.42	1.51
1	1U	23	GLY	CA-C	-5.97	1.42	1.51
1	1Y	23	GLY	CA-C	-5.97	1.42	1.51
1	2E	68	SER	N-CA	5.97	1.58	1.46
1	2Q	23	GLY	CA-C	-5.97	1.42	1.51
1	2U	23	GLY	CA-C	-5.97	1.42	1.51
1	2Y	23	GLY	CA-C	-5.97	1.42	1.51
1	26	68	SER	N-CA	5.97	1.58	1.46
1	3E	68	SER	N-CA	5.97	1.58	1.46
1	4A	68	SER	N-CA	5.97	1.58	1.46
1	4M	68	SER	N-CA	5.97	1.58	1.46
1	4U	68	SER	N-CA	5.97	1.58	1.46
1	42	23	GLY	CA-C	-5.97	1.42	1.51
1	46	23	GLY	CA-C	-5.97	1.42	1.51
1	5A	23	GLY	CA-C	-5.97	1.42	1.51
1	5Q	68	SER	N-CA	5.97	1.58	1.46
1	52	23	GLY	CA-C	-5.97	1.42	1.51
1	56	23	GLY	CA-C	-5.97	1.42	1.51
1	6A	23	GLY	CA-C	-5.97	1.42	1.51
1	6I	68	SER	N-CA	5.97	1.58	1.46
1	6Q	68	SER	N-CA	5.97	1.58	1.46
1	7M	68	SER	N-CA	5.97	1.58	1.46
1	1Q	66	ARG	CZ-NH2	5.97	1.40	1.33
1	1Q	82	ARG	N-CA	-5.97	1.34	1.46
1	1U	66	ARG	CZ-NH2	5.97	1.40	1.33
1	1U	82	ARG	N-CA	-5.97	1.34	1.46
1	1Y	66	ARG	CZ-NH2	5.97	1.40	1.33
1	1Y	82	ARG	N-CA	-5.97	1.34	1.46
1	2Q	66	ARG	CZ-NH2	5.97	1.40	1.33
1	2Q	82	ARG	N-CA	-5.97	1.34	1.46
1	2U	66	ARG	CZ-NH2	5.97	1.40	1.33
1	2U	82	ARG	N-CA	-5.97	1.34	1.46
1	2Y	66	ARG	CZ-NH2	5.97	1.40	1.33
1	2Y	82	ARG	N-CA	-5.97	1.34	1.46
1	42	66	ARG	CZ-NH2	5.97	1.40	1.33
1	42	82	ARG	N-CA	-5.97	1.34	1.46
1	46	66	ARG	CZ-NH2	5.97	1.40	1.33
1	46	82	ARG	N-CA	-5.97	1.34	1.46
1	5A	66	ARG	CZ-NH2	5.97	1.40	1.33
1	5A	82	ARG	N-CA	-5.97	1.34	1.46
1	52	66	ARG	CZ-NH2	5.97	1.40	1.33
1	52	82	ARG	N-CA	-5.97	1.34	1.46

*Continued on next page...*

*Continued from previous page...*

Mol	Chain	Res	Type	Atoms	Z	Observed(Å)	Ideal(Å)
1	56	66	ARG	CZ-NH2	5.97	1.40	1.33
1	56	82	ARG	N-CA	-5.97	1.34	1.46
1	6A	66	ARG	CZ-NH2	5.97	1.40	1.33
1	6A	82	ARG	N-CA	-5.97	1.34	1.46
2	13	22	GLN	C-N	5.96	1.47	1.34
2	17	22	GLN	C-N	5.96	1.47	1.34
2	2B	22	GLN	C-N	5.96	1.47	1.34
2	3R	22	GLN	C-N	5.96	1.47	1.34
2	3V	22	GLN	C-N	5.96	1.47	1.34
2	3Z	22	GLN	C-N	5.96	1.47	1.34
2	5F	22	GLN	C-N	5.96	1.47	1.34
2	5J	22	GLN	C-N	5.96	1.47	1.34
2	5N	22	GLN	C-N	5.96	1.47	1.34
2	63	22	GLN	C-N	5.96	1.47	1.34
2	67	22	GLN	C-N	5.96	1.47	1.34
2	7B	22	GLN	C-N	5.96	1.47	1.34
2	1R	22	GLN	C-N	5.96	1.47	1.34
2	1V	22	GLN	C-N	5.96	1.47	1.34
2	1Z	22	GLN	C-N	5.96	1.47	1.34
2	2R	22	GLN	C-N	5.96	1.47	1.34
2	2V	22	GLN	C-N	5.96	1.47	1.34
2	2Z	22	GLN	C-N	5.96	1.47	1.34
2	43	22	GLN	C-N	5.96	1.47	1.34
2	47	22	GLN	C-N	5.96	1.47	1.34
2	5B	22	GLN	C-N	5.96	1.47	1.34
2	53	22	GLN	C-N	5.96	1.47	1.34
2	57	22	GLN	C-N	5.96	1.47	1.34
2	6B	22	GLN	C-N	5.96	1.47	1.34
1	12	68	SER	N-CA	5.96	1.58	1.46
1	16	68	SER	N-CA	5.96	1.58	1.46
1	2A	68	SER	N-CA	5.96	1.58	1.46
1	3Q	68	SER	N-CA	5.96	1.58	1.46
1	3U	68	SER	N-CA	5.96	1.58	1.46
1	3Y	68	SER	N-CA	5.96	1.58	1.46
1	5E	68	SER	N-CA	5.96	1.58	1.46
1	5I	68	SER	N-CA	5.96	1.58	1.46
1	5M	68	SER	N-CA	5.96	1.58	1.46
1	62	68	SER	N-CA	5.96	1.58	1.46
1	66	68	SER	N-CA	5.96	1.58	1.46
1	7A	68	SER	N-CA	5.96	1.58	1.46
1	1A	9	PHE	N-CA	5.96	1.58	1.46
1	1I	9	PHE	N-CA	5.96	1.58	1.46

*Continued on next page...*



*Continued from previous page...*

Mol	Chain	Res	Type	Atoms	Z	Observed(Å)	Ideal(Å)
1	2E	9	PHE	N-CA	5.96	1.58	1.46
1	26	9	PHE	N-CA	5.96	1.58	1.46
1	3E	9	PHE	N-CA	5.96	1.58	1.46
1	4A	9	PHE	N-CA	5.96	1.58	1.46
1	4M	9	PHE	N-CA	5.96	1.58	1.46
1	4U	9	PHE	N-CA	5.96	1.58	1.46
1	5Q	9	PHE	N-CA	5.96	1.58	1.46
1	6I	9	PHE	N-CA	5.96	1.58	1.46
1	6Q	9	PHE	N-CA	5.96	1.58	1.46
1	7M	9	PHE	N-CA	5.96	1.58	1.46
1	1E	66	ARG	CZ-NH2	5.96	1.40	1.33
1	2M	66	ARG	CZ-NH2	5.96	1.40	1.33
1	22	66	ARG	CZ-NH2	5.96	1.40	1.33
1	3M	66	ARG	CZ-NH2	5.96	1.40	1.33
1	36	66	ARG	CZ-NH2	5.96	1.40	1.33
1	4I	66	ARG	CZ-NH2	5.96	1.40	1.33
1	4Q	66	ARG	CZ-NH2	5.96	1.40	1.33
1	5Y	66	ARG	CZ-NH2	5.96	1.40	1.33
1	6E	66	ARG	CZ-NH2	5.96	1.40	1.33
1	6Y	66	ARG	CZ-NH2	5.96	1.40	1.33
1	7I	66	ARG	CZ-NH2	5.96	1.40	1.33
1	7U	66	ARG	CZ-NH2	5.96	1.40	1.33
1	1E	23	GLY	CA-C	-5.95	1.42	1.51
1	2M	23	GLY	CA-C	-5.95	1.42	1.51
1	22	23	GLY	CA-C	-5.95	1.42	1.51
1	3M	23	GLY	CA-C	-5.95	1.42	1.51
1	36	23	GLY	CA-C	-5.95	1.42	1.51
1	4I	23	GLY	CA-C	-5.95	1.42	1.51
1	4Q	23	GLY	CA-C	-5.95	1.42	1.51
1	5Y	23	GLY	CA-C	-5.95	1.42	1.51
1	6E	23	GLY	CA-C	-5.95	1.42	1.51
1	6Y	23	GLY	CA-C	-5.95	1.42	1.51
1	7I	23	GLY	CA-C	-5.95	1.42	1.51
1	7U	23	GLY	CA-C	-5.95	1.42	1.51
1	1M	68	SER	N-CA	5.95	1.58	1.46
1	2I	68	SER	N-CA	5.95	1.58	1.46
1	3A	68	SER	N-CA	5.95	1.58	1.46
1	3I	68	SER	N-CA	5.95	1.58	1.46
1	32	68	SER	N-CA	5.95	1.58	1.46
1	4E	68	SER	N-CA	5.95	1.58	1.46
1	4Y	68	SER	N-CA	5.95	1.58	1.46
1	5U	68	SER	N-CA	5.95	1.58	1.46

*Continued on next page...*

*Continued from previous page...*

Mol	Chain	Res	Type	Atoms	Z	Observed(Å)	Ideal(Å)
1	6M	68	SER	N-CA	5.95	1.58	1.46
1	6U	68	SER	N-CA	5.95	1.58	1.46
1	7E	68	SER	N-CA	5.95	1.58	1.46
1	7Q	68	SER	N-CA	5.95	1.58	1.46
1	1M	66	ARG	CZ-NH2	5.94	1.40	1.33
2	1N	22	GLN	C-N	5.94	1.47	1.34
1	2I	66	ARG	CZ-NH2	5.94	1.40	1.33
2	2J	22	GLN	C-N	5.94	1.47	1.34
1	3A	66	ARG	CZ-NH2	5.94	1.40	1.33
2	3B	22	GLN	C-N	5.94	1.47	1.34
1	3I	66	ARG	CZ-NH2	5.94	1.40	1.33
2	3J	22	GLN	C-N	5.94	1.47	1.34
1	32	66	ARG	CZ-NH2	5.94	1.40	1.33
2	33	22	GLN	C-N	5.94	1.47	1.34
1	4E	66	ARG	CZ-NH2	5.94	1.40	1.33
2	4F	22	GLN	C-N	5.94	1.47	1.34
1	4Y	66	ARG	CZ-NH2	5.94	1.40	1.33
2	4Z	22	GLN	C-N	5.94	1.47	1.34
1	5U	66	ARG	CZ-NH2	5.94	1.40	1.33
2	5V	22	GLN	C-N	5.94	1.47	1.34
1	6M	66	ARG	CZ-NH2	5.94	1.40	1.33
2	6N	22	GLN	C-N	5.94	1.47	1.34
1	6U	66	ARG	CZ-NH2	5.94	1.40	1.33
2	6V	22	GLN	C-N	5.94	1.47	1.34
1	7E	66	ARG	CZ-NH2	5.94	1.40	1.33
2	7F	22	GLN	C-N	5.94	1.47	1.34
1	7Q	66	ARG	CZ-NH2	5.94	1.40	1.33
2	7R	22	GLN	C-N	5.94	1.47	1.34
1	12	23	GLY	CA-C	-5.94	1.42	1.51
1	16	23	GLY	CA-C	-5.94	1.42	1.51
1	2A	23	GLY	CA-C	-5.94	1.42	1.51
1	3Q	23	GLY	CA-C	-5.94	1.42	1.51
1	3U	23	GLY	CA-C	-5.94	1.42	1.51
1	3Y	23	GLY	CA-C	-5.94	1.42	1.51
1	5E	23	GLY	CA-C	-5.94	1.42	1.51
1	5I	23	GLY	CA-C	-5.94	1.42	1.51
1	5M	23	GLY	CA-C	-5.94	1.42	1.51
1	62	23	GLY	CA-C	-5.94	1.42	1.51
1	66	23	GLY	CA-C	-5.94	1.42	1.51
1	7A	23	GLY	CA-C	-5.94	1.42	1.51
2	1B	54	ASN	CG-OD1	5.94	1.37	1.24
2	1J	54	ASN	CG-OD1	5.94	1.37	1.24

*Continued on next page...*

*Continued from previous page...*

Mol	Chain	Res	Type	Atoms	Z	Observed(Å)	Ideal(Å)
2	13	54	ASN	CG-OD1	5.94	1.37	1.24
2	17	54	ASN	CG-OD1	5.94	1.37	1.24
2	2B	54	ASN	CG-OD1	5.94	1.37	1.24
2	2F	54	ASN	CG-OD1	5.94	1.37	1.24
2	27	54	ASN	CG-OD1	5.94	1.37	1.24
2	3F	54	ASN	CG-OD1	5.94	1.37	1.24
2	3R	54	ASN	CG-OD1	5.94	1.37	1.24
2	3V	54	ASN	CG-OD1	5.94	1.37	1.24
2	3Z	54	ASN	CG-OD1	5.94	1.37	1.24
2	4B	54	ASN	CG-OD1	5.94	1.37	1.24
2	4N	54	ASN	CG-OD1	5.94	1.37	1.24
2	4V	54	ASN	CG-OD1	5.94	1.37	1.24
2	5F	54	ASN	CG-OD1	5.94	1.37	1.24
2	5J	54	ASN	CG-OD1	5.94	1.37	1.24
2	5N	54	ASN	CG-OD1	5.94	1.37	1.24
2	5R	54	ASN	CG-OD1	5.94	1.37	1.24
2	6J	54	ASN	CG-OD1	5.94	1.37	1.24
2	6R	54	ASN	CG-OD1	5.94	1.37	1.24
2	63	54	ASN	CG-OD1	5.94	1.37	1.24
2	67	54	ASN	CG-OD1	5.94	1.37	1.24
2	7B	54	ASN	CG-OD1	5.94	1.37	1.24
2	7N	54	ASN	CG-OD1	5.94	1.37	1.24
1	1M	23	GLY	CA-C	-5.94	1.42	1.51
1	2I	23	GLY	CA-C	-5.94	1.42	1.51
1	3A	23	GLY	CA-C	-5.94	1.42	1.51
1	3I	23	GLY	CA-C	-5.94	1.42	1.51
1	32	23	GLY	CA-C	-5.94	1.42	1.51
1	4E	23	GLY	CA-C	-5.94	1.42	1.51
1	4Y	23	GLY	CA-C	-5.94	1.42	1.51
1	5U	23	GLY	CA-C	-5.94	1.42	1.51
1	6M	23	GLY	CA-C	-5.94	1.42	1.51
1	6U	23	GLY	CA-C	-5.94	1.42	1.51
1	7E	23	GLY	CA-C	-5.94	1.42	1.51
1	7Q	23	GLY	CA-C	-5.94	1.42	1.51
2	1F	218	ARG	CG-CD	5.93	1.66	1.51
2	2N	218	ARG	CG-CD	5.93	1.66	1.51
2	23	218	ARG	CG-CD	5.93	1.66	1.51
2	3N	218	ARG	CG-CD	5.93	1.66	1.51
2	37	218	ARG	CG-CD	5.93	1.66	1.51
2	4J	218	ARG	CG-CD	5.93	1.66	1.51
2	4R	218	ARG	CG-CD	5.93	1.66	1.51
2	5Z	218	ARG	CG-CD	5.93	1.66	1.51

*Continued on next page...*

*Continued from previous page...*

Mol	Chain	Res	Type	Atoms	Z	Observed(Å)	Ideal(Å)
2	6F	218	ARG	CG-CD	5.93	1.66	1.51
2	6Z	218	ARG	CG-CD	5.93	1.66	1.51
2	7J	218	ARG	CG-CD	5.93	1.66	1.51
2	7V	218	ARG	CG-CD	5.93	1.66	1.51
1	12	66	ARG	CZ-NH2	5.93	1.40	1.33
1	16	66	ARG	CZ-NH2	5.93	1.40	1.33
1	2A	66	ARG	CZ-NH2	5.93	1.40	1.33
1	3Q	66	ARG	CZ-NH2	5.93	1.40	1.33
1	3U	66	ARG	CZ-NH2	5.93	1.40	1.33
1	3Y	66	ARG	CZ-NH2	5.93	1.40	1.33
1	5E	66	ARG	CZ-NH2	5.93	1.40	1.33
1	5I	66	ARG	CZ-NH2	5.93	1.40	1.33
1	5M	66	ARG	CZ-NH2	5.93	1.40	1.33
1	62	66	ARG	CZ-NH2	5.93	1.40	1.33
1	66	66	ARG	CZ-NH2	5.93	1.40	1.33
1	7A	66	ARG	CZ-NH2	5.93	1.40	1.33
2	1F	54	ASN	CG-OD1	5.93	1.36	1.24
2	2N	54	ASN	CG-OD1	5.93	1.36	1.24
2	23	54	ASN	CG-OD1	5.93	1.36	1.24
2	3N	54	ASN	CG-OD1	5.93	1.36	1.24
2	37	54	ASN	CG-OD1	5.93	1.36	1.24
2	4J	54	ASN	CG-OD1	5.93	1.36	1.24
2	4R	54	ASN	CG-OD1	5.93	1.36	1.24
2	5Z	54	ASN	CG-OD1	5.93	1.36	1.24
2	6F	54	ASN	CG-OD1	5.93	1.36	1.24
2	6Z	54	ASN	CG-OD1	5.93	1.36	1.24
2	7J	54	ASN	CG-OD1	5.93	1.36	1.24
2	7V	54	ASN	CG-OD1	5.93	1.36	1.24
1	1A	23	GLY	CA-C	-5.92	1.42	1.51
1	1I	23	GLY	CA-C	-5.92	1.42	1.51
1	2E	23	GLY	CA-C	-5.92	1.42	1.51
1	26	23	GLY	CA-C	-5.92	1.42	1.51
1	3E	23	GLY	CA-C	-5.92	1.42	1.51
1	4A	23	GLY	CA-C	-5.92	1.42	1.51
1	4M	23	GLY	CA-C	-5.92	1.42	1.51
1	4U	23	GLY	CA-C	-5.92	1.42	1.51
1	5Q	23	GLY	CA-C	-5.92	1.42	1.51
1	6I	23	GLY	CA-C	-5.92	1.42	1.51
1	6Q	23	GLY	CA-C	-5.92	1.42	1.51
1	7M	23	GLY	CA-C	-5.92	1.42	1.51
2	1B	218	ARG	CG-CD	5.92	1.66	1.51
2	1J	218	ARG	CG-CD	5.92	1.66	1.51

*Continued on next page...*

*Continued from previous page...*

Mol	Chain	Res	Type	Atoms	Z	Observed(Å)	Ideal(Å)
2	1N	218	ARG	CG-CD	5.92	1.66	1.51
2	2F	218	ARG	CG-CD	5.92	1.66	1.51
2	2J	218	ARG	CG-CD	5.92	1.66	1.51
2	27	218	ARG	CG-CD	5.92	1.66	1.51
2	3B	218	ARG	CG-CD	5.92	1.66	1.51
2	3F	218	ARG	CG-CD	5.92	1.66	1.51
2	3J	218	ARG	CG-CD	5.92	1.66	1.51
2	33	218	ARG	CG-CD	5.92	1.66	1.51
2	4B	218	ARG	CG-CD	5.92	1.66	1.51
2	4F	218	ARG	CG-CD	5.92	1.66	1.51
2	4N	218	ARG	CG-CD	5.92	1.66	1.51
2	4V	218	ARG	CG-CD	5.92	1.66	1.51
2	4Z	218	ARG	CG-CD	5.92	1.66	1.51
2	5R	218	ARG	CG-CD	5.92	1.66	1.51
2	5V	218	ARG	CG-CD	5.92	1.66	1.51
2	6J	218	ARG	CG-CD	5.92	1.66	1.51
2	6N	218	ARG	CG-CD	5.92	1.66	1.51
2	6R	218	ARG	CG-CD	5.92	1.66	1.51
2	6V	218	ARG	CG-CD	5.92	1.66	1.51
2	7F	218	ARG	CG-CD	5.92	1.66	1.51
2	7N	218	ARG	CG-CD	5.92	1.66	1.51
2	7R	218	ARG	CG-CD	5.92	1.66	1.51
2	13	218	ARG	CG-CD	5.92	1.66	1.51
2	17	218	ARG	CG-CD	5.92	1.66	1.51
2	2B	218	ARG	CG-CD	5.92	1.66	1.51
2	3R	218	ARG	CG-CD	5.92	1.66	1.51
2	3V	218	ARG	CG-CD	5.92	1.66	1.51
2	3Z	218	ARG	CG-CD	5.92	1.66	1.51
2	5F	218	ARG	CG-CD	5.92	1.66	1.51
2	5J	218	ARG	CG-CD	5.92	1.66	1.51
2	5N	218	ARG	CG-CD	5.92	1.66	1.51
2	63	218	ARG	CG-CD	5.92	1.66	1.51
2	67	218	ARG	CG-CD	5.92	1.66	1.51
2	7B	218	ARG	CG-CD	5.92	1.66	1.51
2	1R	54	ASN	CG-OD1	5.91	1.36	1.24
2	1V	54	ASN	CG-OD1	5.91	1.36	1.24
2	1Z	54	ASN	CG-OD1	5.91	1.36	1.24
2	2R	54	ASN	CG-OD1	5.91	1.36	1.24
2	2V	54	ASN	CG-OD1	5.91	1.36	1.24
2	2Z	54	ASN	CG-OD1	5.91	1.36	1.24
2	43	54	ASN	CG-OD1	5.91	1.36	1.24
2	47	54	ASN	CG-OD1	5.91	1.36	1.24

*Continued on next page...*

*Continued from previous page...*

Mol	Chain	Res	Type	Atoms	Z	Observed(Å)	Ideal(Å)
2	5B	54	ASN	CG-OD1	5.91	1.36	1.24
2	53	54	ASN	CG-OD1	5.91	1.36	1.24
2	57	54	ASN	CG-OD1	5.91	1.36	1.24
2	6B	54	ASN	CG-OD1	5.91	1.36	1.24
2	1N	54	ASN	CG-OD1	5.91	1.36	1.24
2	2J	54	ASN	CG-OD1	5.91	1.36	1.24
2	3B	54	ASN	CG-OD1	5.91	1.36	1.24
2	3J	54	ASN	CG-OD1	5.91	1.36	1.24
2	33	54	ASN	CG-OD1	5.91	1.36	1.24
2	4F	54	ASN	CG-OD1	5.91	1.36	1.24
2	4Z	54	ASN	CG-OD1	5.91	1.36	1.24
2	5V	54	ASN	CG-OD1	5.91	1.36	1.24
2	6N	54	ASN	CG-OD1	5.91	1.36	1.24
2	6V	54	ASN	CG-OD1	5.91	1.36	1.24
2	7F	54	ASN	CG-OD1	5.91	1.36	1.24
2	7R	54	ASN	CG-OD1	5.91	1.36	1.24
2	1R	218	ARG	CG-CD	5.91	1.66	1.51
2	1V	218	ARG	CG-CD	5.91	1.66	1.51
2	1Z	218	ARG	CG-CD	5.91	1.66	1.51
2	2R	218	ARG	CG-CD	5.91	1.66	1.51
2	2V	218	ARG	CG-CD	5.91	1.66	1.51
2	2Z	218	ARG	CG-CD	5.91	1.66	1.51
2	43	218	ARG	CG-CD	5.91	1.66	1.51
2	47	218	ARG	CG-CD	5.91	1.66	1.51
2	5B	218	ARG	CG-CD	5.91	1.66	1.51
2	53	218	ARG	CG-CD	5.91	1.66	1.51
2	57	218	ARG	CG-CD	5.91	1.66	1.51
2	6B	218	ARG	CG-CD	5.91	1.66	1.51
1	1M	51	LEU	CG-CD1	5.91	1.73	1.51
1	2I	51	LEU	CG-CD1	5.91	1.73	1.51
1	3A	51	LEU	CG-CD1	5.91	1.73	1.51
1	3I	51	LEU	CG-CD1	5.91	1.73	1.51
1	32	51	LEU	CG-CD1	5.91	1.73	1.51
1	4E	51	LEU	CG-CD1	5.91	1.73	1.51
1	4Y	51	LEU	CG-CD1	5.91	1.73	1.51
1	5U	51	LEU	CG-CD1	5.91	1.73	1.51
1	6M	51	LEU	CG-CD1	5.91	1.73	1.51
1	6U	51	LEU	CG-CD1	5.91	1.73	1.51
1	7E	51	LEU	CG-CD1	5.91	1.73	1.51
1	7Q	51	LEU	CG-CD1	5.91	1.73	1.51
2	1R	51	GLY	C-O	5.90	1.33	1.23
2	1V	51	GLY	C-O	5.90	1.33	1.23

*Continued on next page...*

*Continued from previous page...*

Mol	Chain	Res	Type	Atoms	Z	Observed(Å)	Ideal(Å)
2	1Z	51	GLY	C-O	5.90	1.33	1.23
2	2R	51	GLY	C-O	5.90	1.33	1.23
2	2V	51	GLY	C-O	5.90	1.33	1.23
2	2Z	51	GLY	C-O	5.90	1.33	1.23
2	43	51	GLY	C-O	5.90	1.33	1.23
2	47	51	GLY	C-O	5.90	1.33	1.23
2	5B	51	GLY	C-O	5.90	1.33	1.23
2	53	51	GLY	C-O	5.90	1.33	1.23
2	57	51	GLY	C-O	5.90	1.33	1.23
2	6B	51	GLY	C-O	5.90	1.33	1.23
2	1B	51	GLY	C-O	5.90	1.33	1.23
2	1J	51	GLY	C-O	5.90	1.33	1.23
2	2F	51	GLY	C-O	5.90	1.33	1.23
2	27	51	GLY	C-O	5.90	1.33	1.23
2	3F	51	GLY	C-O	5.90	1.33	1.23
2	4B	51	GLY	C-O	5.90	1.33	1.23
2	4N	51	GLY	C-O	5.90	1.33	1.23
2	4V	51	GLY	C-O	5.90	1.33	1.23
2	5R	51	GLY	C-O	5.90	1.33	1.23
2	6J	51	GLY	C-O	5.90	1.33	1.23
2	6R	51	GLY	C-O	5.90	1.33	1.23
2	7N	51	GLY	C-O	5.90	1.33	1.23
1	1A	51	LEU	CG-CD1	5.89	1.73	1.51
1	1I	51	LEU	CG-CD1	5.89	1.73	1.51
1	2E	51	LEU	CG-CD1	5.89	1.73	1.51
1	26	51	LEU	CG-CD1	5.89	1.73	1.51
1	3E	51	LEU	CG-CD1	5.89	1.73	1.51
1	4A	51	LEU	CG-CD1	5.89	1.73	1.51
1	4M	51	LEU	CG-CD1	5.89	1.73	1.51
1	4U	51	LEU	CG-CD1	5.89	1.73	1.51
1	5Q	51	LEU	CG-CD1	5.89	1.73	1.51
1	6I	51	LEU	CG-CD1	5.89	1.73	1.51
1	6Q	51	LEU	CG-CD1	5.89	1.73	1.51
1	7M	51	LEU	CG-CD1	5.89	1.73	1.51
1	1E	51	LEU	CG-CD1	5.89	1.73	1.51
2	1R	27	PRO	CG-CD	-5.89	1.31	1.50
2	1V	27	PRO	CG-CD	-5.89	1.31	1.50
2	1Z	27	PRO	CG-CD	-5.89	1.31	1.50
1	2M	51	LEU	CG-CD1	5.89	1.73	1.51
2	2R	27	PRO	CG-CD	-5.89	1.31	1.50
2	2V	27	PRO	CG-CD	-5.89	1.31	1.50
2	2Z	27	PRO	CG-CD	-5.89	1.31	1.50

*Continued on next page...*



*Continued from previous page...*

Mol	Chain	Res	Type	Atoms	Z	Observed(Å)	Ideal(Å)
1	22	51	LEU	CG-CD1	5.89	1.73	1.51
1	3M	51	LEU	CG-CD1	5.89	1.73	1.51
1	36	51	LEU	CG-CD1	5.89	1.73	1.51
1	4I	51	LEU	CG-CD1	5.89	1.73	1.51
1	4Q	51	LEU	CG-CD1	5.89	1.73	1.51
2	43	27	PRO	CG-CD	-5.89	1.31	1.50
2	47	27	PRO	CG-CD	-5.89	1.31	1.50
2	5B	27	PRO	CG-CD	-5.89	1.31	1.50
1	5Y	51	LEU	CG-CD1	5.89	1.73	1.51
2	53	27	PRO	CG-CD	-5.89	1.31	1.50
2	57	27	PRO	CG-CD	-5.89	1.31	1.50
2	6B	27	PRO	CG-CD	-5.89	1.31	1.50
1	6E	51	LEU	CG-CD1	5.89	1.73	1.51
1	6Y	51	LEU	CG-CD1	5.89	1.73	1.51
1	7I	51	LEU	CG-CD1	5.89	1.73	1.51
1	7U	51	LEU	CG-CD1	5.89	1.73	1.51
1	1Q	51	LEU	CG-CD1	5.89	1.73	1.51
1	1U	51	LEU	CG-CD1	5.89	1.73	1.51
1	1Y	51	LEU	CG-CD1	5.89	1.73	1.51
1	2Q	51	LEU	CG-CD1	5.89	1.73	1.51
1	2U	51	LEU	CG-CD1	5.89	1.73	1.51
1	2Y	51	LEU	CG-CD1	5.89	1.73	1.51
1	42	51	LEU	CG-CD1	5.89	1.73	1.51
1	46	51	LEU	CG-CD1	5.89	1.73	1.51
1	5A	51	LEU	CG-CD1	5.89	1.73	1.51
1	52	51	LEU	CG-CD1	5.89	1.73	1.51
1	56	51	LEU	CG-CD1	5.89	1.73	1.51
1	6A	51	LEU	CG-CD1	5.89	1.73	1.51
2	1B	27	PRO	CG-CD	-5.89	1.31	1.50
2	1J	27	PRO	CG-CD	-5.89	1.31	1.50
2	2F	27	PRO	CG-CD	-5.89	1.31	1.50
2	27	27	PRO	CG-CD	-5.89	1.31	1.50
2	3F	27	PRO	CG-CD	-5.89	1.31	1.50
2	4B	27	PRO	CG-CD	-5.89	1.31	1.50
2	4N	27	PRO	CG-CD	-5.89	1.31	1.50
2	4V	27	PRO	CG-CD	-5.89	1.31	1.50
2	5R	27	PRO	CG-CD	-5.89	1.31	1.50
2	6J	27	PRO	CG-CD	-5.89	1.31	1.50
2	6R	27	PRO	CG-CD	-5.89	1.31	1.50
2	7N	27	PRO	CG-CD	-5.89	1.31	1.50
1	1E	181	THR	CB-OG1	-5.88	1.31	1.43
1	2M	181	THR	CB-OG1	-5.88	1.31	1.43

*Continued on next page...*



*Continued from previous page...*

Mol	Chain	Res	Type	Atoms	Z	Observed(Å)	Ideal(Å)
1	22	181	THR	CB-OG1	-5.88	1.31	1.43
1	3M	181	THR	CB-OG1	-5.88	1.31	1.43
1	36	181	THR	CB-OG1	-5.88	1.31	1.43
1	4I	181	THR	CB-OG1	-5.88	1.31	1.43
1	4Q	181	THR	CB-OG1	-5.88	1.31	1.43
1	5Y	181	THR	CB-OG1	-5.88	1.31	1.43
1	6E	181	THR	CB-OG1	-5.88	1.31	1.43
1	6Y	181	THR	CB-OG1	-5.88	1.31	1.43
1	7I	181	THR	CB-OG1	-5.88	1.31	1.43
1	7U	181	THR	CB-OG1	-5.88	1.31	1.43
2	13	51	GLY	C-O	5.88	1.33	1.23
2	17	51	GLY	C-O	5.88	1.33	1.23
2	2B	51	GLY	C-O	5.88	1.33	1.23
2	3R	51	GLY	C-O	5.88	1.33	1.23
2	3V	51	GLY	C-O	5.88	1.33	1.23
2	3Z	51	GLY	C-O	5.88	1.33	1.23
2	5F	51	GLY	C-O	5.88	1.33	1.23
2	5J	51	GLY	C-O	5.88	1.33	1.23
2	5N	51	GLY	C-O	5.88	1.33	1.23
2	63	51	GLY	C-O	5.88	1.33	1.23
2	67	51	GLY	C-O	5.88	1.33	1.23
2	7B	51	GLY	C-O	5.88	1.33	1.23
2	1N	27	PRO	CG-CD	-5.88	1.31	1.50
1	12	51	LEU	CG-CD1	5.88	1.73	1.51
1	16	51	LEU	CG-CD1	5.88	1.73	1.51
1	2A	51	LEU	CG-CD1	5.88	1.73	1.51
2	2J	27	PRO	CG-CD	-5.88	1.31	1.50
2	3B	27	PRO	CG-CD	-5.88	1.31	1.50
2	3J	27	PRO	CG-CD	-5.88	1.31	1.50
1	3Q	51	LEU	CG-CD1	5.88	1.73	1.51
1	3U	51	LEU	CG-CD1	5.88	1.73	1.51
1	3Y	51	LEU	CG-CD1	5.88	1.73	1.51
2	33	27	PRO	CG-CD	-5.88	1.31	1.50
2	4F	27	PRO	CG-CD	-5.88	1.31	1.50
2	4Z	27	PRO	CG-CD	-5.88	1.31	1.50
1	5E	51	LEU	CG-CD1	5.88	1.73	1.51
1	5I	51	LEU	CG-CD1	5.88	1.73	1.51
1	5M	51	LEU	CG-CD1	5.88	1.73	1.51
2	5V	27	PRO	CG-CD	-5.88	1.31	1.50
2	6N	27	PRO	CG-CD	-5.88	1.31	1.50
2	6V	27	PRO	CG-CD	-5.88	1.31	1.50
1	62	51	LEU	CG-CD1	5.88	1.73	1.51

*Continued on next page...*

*Continued from previous page...*

Mol	Chain	Res	Type	Atoms	Z	Observed(Å)	Ideal(Å)
1	66	51	LEU	CG-CD1	5.88	1.73	1.51
1	7A	51	LEU	CG-CD1	5.88	1.73	1.51
2	7F	27	PRO	CG-CD	-5.88	1.31	1.50
2	7R	27	PRO	CG-CD	-5.88	1.31	1.50
2	1F	27	PRO	CG-CD	-5.87	1.31	1.50
2	13	27	PRO	CG-CD	-5.87	1.31	1.50
2	17	27	PRO	CG-CD	-5.87	1.31	1.50
2	2B	27	PRO	CG-CD	-5.87	1.31	1.50
2	2N	27	PRO	CG-CD	-5.87	1.31	1.50
2	23	27	PRO	CG-CD	-5.87	1.31	1.50
2	3N	27	PRO	CG-CD	-5.87	1.31	1.50
2	3R	27	PRO	CG-CD	-5.87	1.31	1.50
2	3V	27	PRO	CG-CD	-5.87	1.31	1.50
2	3Z	27	PRO	CG-CD	-5.87	1.31	1.50
2	37	27	PRO	CG-CD	-5.87	1.31	1.50
2	4J	27	PRO	CG-CD	-5.87	1.31	1.50
2	4R	27	PRO	CG-CD	-5.87	1.31	1.50
2	5F	27	PRO	CG-CD	-5.87	1.31	1.50
2	5J	27	PRO	CG-CD	-5.87	1.31	1.50
2	5N	27	PRO	CG-CD	-5.87	1.31	1.50
2	5Z	27	PRO	CG-CD	-5.87	1.31	1.50
2	6F	27	PRO	CG-CD	-5.87	1.31	1.50
2	6Z	27	PRO	CG-CD	-5.87	1.31	1.50
2	63	27	PRO	CG-CD	-5.87	1.31	1.50
2	67	27	PRO	CG-CD	-5.87	1.31	1.50
2	7B	27	PRO	CG-CD	-5.87	1.31	1.50
2	7J	27	PRO	CG-CD	-5.87	1.31	1.50
2	7V	27	PRO	CG-CD	-5.87	1.31	1.50
1	1M	181	THR	CB-OG1	-5.87	1.31	1.43
1	2I	181	THR	CB-OG1	-5.87	1.31	1.43
1	3A	181	THR	CB-OG1	-5.87	1.31	1.43
1	3I	181	THR	CB-OG1	-5.87	1.31	1.43
1	32	181	THR	CB-OG1	-5.87	1.31	1.43
1	4E	181	THR	CB-OG1	-5.87	1.31	1.43
1	4Y	181	THR	CB-OG1	-5.87	1.31	1.43
1	5U	181	THR	CB-OG1	-5.87	1.31	1.43
1	6M	181	THR	CB-OG1	-5.87	1.31	1.43
1	6U	181	THR	CB-OG1	-5.87	1.31	1.43
1	7E	181	THR	CB-OG1	-5.87	1.31	1.43
1	7Q	181	THR	CB-OG1	-5.87	1.31	1.43
2	1F	51	GLY	C-O	5.87	1.33	1.23
2	2N	51	GLY	C-O	5.87	1.33	1.23

*Continued on next page...*

*Continued from previous page...*

Mol	Chain	Res	Type	Atoms	Z	Observed(Å)	Ideal(Å)
2	23	51	GLY	C-O	5.87	1.33	1.23
2	3N	51	GLY	C-O	5.87	1.33	1.23
2	37	51	GLY	C-O	5.87	1.33	1.23
2	4J	51	GLY	C-O	5.87	1.33	1.23
2	4R	51	GLY	C-O	5.87	1.33	1.23
2	5Z	51	GLY	C-O	5.87	1.33	1.23
2	6F	51	GLY	C-O	5.87	1.33	1.23
2	6Z	51	GLY	C-O	5.87	1.33	1.23
2	7J	51	GLY	C-O	5.87	1.33	1.23
2	7V	51	GLY	C-O	5.87	1.33	1.23
2	1F	222	GLN	N-CA	-5.87	1.34	1.46
2	2N	222	GLN	N-CA	-5.87	1.34	1.46
2	23	222	GLN	N-CA	-5.87	1.34	1.46
2	3N	222	GLN	N-CA	-5.87	1.34	1.46
2	37	222	GLN	N-CA	-5.87	1.34	1.46
2	4J	222	GLN	N-CA	-5.87	1.34	1.46
2	4R	222	GLN	N-CA	-5.87	1.34	1.46
2	5Z	222	GLN	N-CA	-5.87	1.34	1.46
2	6F	222	GLN	N-CA	-5.87	1.34	1.46
2	6Z	222	GLN	N-CA	-5.87	1.34	1.46
2	7J	222	GLN	N-CA	-5.87	1.34	1.46
2	7V	222	GLN	N-CA	-5.87	1.34	1.46
1	12	148	LEU	CB-CG	5.87	1.69	1.52
1	16	148	LEU	CB-CG	5.87	1.69	1.52
1	2A	148	LEU	CB-CG	5.87	1.69	1.52
1	3Q	148	LEU	CB-CG	5.87	1.69	1.52
1	3U	148	LEU	CB-CG	5.87	1.69	1.52
1	3Y	148	LEU	CB-CG	5.87	1.69	1.52
1	5E	148	LEU	CB-CG	5.87	1.69	1.52
1	5I	148	LEU	CB-CG	5.87	1.69	1.52
1	5M	148	LEU	CB-CG	5.87	1.69	1.52
1	62	148	LEU	CB-CG	5.87	1.69	1.52
1	66	148	LEU	CB-CG	5.87	1.69	1.52
1	7A	148	LEU	CB-CG	5.87	1.69	1.52
1	1M	148	LEU	CB-CG	5.86	1.69	1.52
2	1N	51	GLY	C-O	5.86	1.33	1.23
1	2I	148	LEU	CB-CG	5.86	1.69	1.52
2	2J	51	GLY	C-O	5.86	1.33	1.23
1	3A	148	LEU	CB-CG	5.86	1.69	1.52
2	3B	51	GLY	C-O	5.86	1.33	1.23
1	3I	148	LEU	CB-CG	5.86	1.69	1.52
2	3J	51	GLY	C-O	5.86	1.33	1.23

*Continued on next page...*

*Continued from previous page...*

Mol	Chain	Res	Type	Atoms	Z	Observed(Å)	Ideal(Å)
1	32	148	LEU	CB-CG	5.86	1.69	1.52
2	33	51	GLY	C-O	5.86	1.33	1.23
1	4E	148	LEU	CB-CG	5.86	1.69	1.52
2	4F	51	GLY	C-O	5.86	1.33	1.23
1	4Y	148	LEU	CB-CG	5.86	1.69	1.52
2	4Z	51	GLY	C-O	5.86	1.33	1.23
1	5U	148	LEU	CB-CG	5.86	1.69	1.52
2	5V	51	GLY	C-O	5.86	1.33	1.23
1	6M	148	LEU	CB-CG	5.86	1.69	1.52
2	6N	51	GLY	C-O	5.86	1.33	1.23
1	6U	148	LEU	CB-CG	5.86	1.69	1.52
2	6V	51	GLY	C-O	5.86	1.33	1.23
1	7E	148	LEU	CB-CG	5.86	1.69	1.52
2	7F	51	GLY	C-O	5.86	1.33	1.23
1	7Q	148	LEU	CB-CG	5.86	1.69	1.52
2	7R	51	GLY	C-O	5.86	1.33	1.23
2	1B	222	GLN	N-CA	-5.86	1.34	1.46
2	1J	222	GLN	N-CA	-5.86	1.34	1.46
1	1Q	148	LEU	CB-CG	5.86	1.69	1.52
1	1U	148	LEU	CB-CG	5.86	1.69	1.52
1	1Y	148	LEU	CB-CG	5.86	1.69	1.52
2	2F	222	GLN	N-CA	-5.86	1.34	1.46
1	2Q	148	LEU	CB-CG	5.86	1.69	1.52
1	2U	148	LEU	CB-CG	5.86	1.69	1.52
1	2Y	148	LEU	CB-CG	5.86	1.69	1.52
2	27	222	GLN	N-CA	-5.86	1.34	1.46
2	3F	222	GLN	N-CA	-5.86	1.34	1.46
2	4B	222	GLN	N-CA	-5.86	1.34	1.46
2	4N	222	GLN	N-CA	-5.86	1.34	1.46
2	4V	222	GLN	N-CA	-5.86	1.34	1.46
1	42	148	LEU	CB-CG	5.86	1.69	1.52
1	46	148	LEU	CB-CG	5.86	1.69	1.52
1	5A	148	LEU	CB-CG	5.86	1.69	1.52
2	5R	222	GLN	N-CA	-5.86	1.34	1.46
1	52	148	LEU	CB-CG	5.86	1.69	1.52
1	56	148	LEU	CB-CG	5.86	1.69	1.52
1	6A	148	LEU	CB-CG	5.86	1.69	1.52
2	6J	222	GLN	N-CA	-5.86	1.34	1.46
2	6R	222	GLN	N-CA	-5.86	1.34	1.46
2	7N	222	GLN	N-CA	-5.86	1.34	1.46
1	1A	181	THR	CB-OG1	-5.86	1.31	1.43
1	1I	181	THR	CB-OG1	-5.86	1.31	1.43

*Continued on next page...*

*Continued from previous page...*

Mol	Chain	Res	Type	Atoms	Z	Observed(Å)	Ideal(Å)
1	2E	181	THR	CB-OG1	-5.86	1.31	1.43
1	26	181	THR	CB-OG1	-5.86	1.31	1.43
1	3E	181	THR	CB-OG1	-5.86	1.31	1.43
1	4A	181	THR	CB-OG1	-5.86	1.31	1.43
1	4M	181	THR	CB-OG1	-5.86	1.31	1.43
1	4U	181	THR	CB-OG1	-5.86	1.31	1.43
1	5Q	181	THR	CB-OG1	-5.86	1.31	1.43
1	6I	181	THR	CB-OG1	-5.86	1.31	1.43
1	6Q	181	THR	CB-OG1	-5.86	1.31	1.43
1	7M	181	THR	CB-OG1	-5.86	1.31	1.43
1	1A	148	LEU	CB-CG	5.86	1.69	1.52
1	1I	148	LEU	CB-CG	5.86	1.69	1.52
1	2E	148	LEU	CB-CG	5.86	1.69	1.52
1	26	148	LEU	CB-CG	5.86	1.69	1.52
1	3E	148	LEU	CB-CG	5.86	1.69	1.52
1	4A	148	LEU	CB-CG	5.86	1.69	1.52
1	4M	148	LEU	CB-CG	5.86	1.69	1.52
1	4U	148	LEU	CB-CG	5.86	1.69	1.52
1	5Q	148	LEU	CB-CG	5.86	1.69	1.52
1	6I	148	LEU	CB-CG	5.86	1.69	1.52
1	6Q	148	LEU	CB-CG	5.86	1.69	1.52
1	7M	148	LEU	CB-CG	5.86	1.69	1.52
1	1E	148	LEU	CB-CG	5.86	1.69	1.52
1	2M	148	LEU	CB-CG	5.86	1.69	1.52
1	22	148	LEU	CB-CG	5.86	1.69	1.52
1	3M	148	LEU	CB-CG	5.86	1.69	1.52
1	36	148	LEU	CB-CG	5.86	1.69	1.52
1	4I	148	LEU	CB-CG	5.86	1.69	1.52
1	4Q	148	LEU	CB-CG	5.86	1.69	1.52
1	5Y	148	LEU	CB-CG	5.86	1.69	1.52
1	6E	148	LEU	CB-CG	5.86	1.69	1.52
1	6Y	148	LEU	CB-CG	5.86	1.69	1.52
1	7I	148	LEU	CB-CG	5.86	1.69	1.52
1	7U	148	LEU	CB-CG	5.86	1.69	1.52
1	12	181	THR	CB-OG1	-5.85	1.31	1.43
1	16	181	THR	CB-OG1	-5.85	1.31	1.43
1	2A	181	THR	CB-OG1	-5.85	1.31	1.43
1	3Q	181	THR	CB-OG1	-5.85	1.31	1.43
1	3U	181	THR	CB-OG1	-5.85	1.31	1.43
1	3Y	181	THR	CB-OG1	-5.85	1.31	1.43
1	5E	181	THR	CB-OG1	-5.85	1.31	1.43
1	5I	181	THR	CB-OG1	-5.85	1.31	1.43

*Continued on next page...*

*Continued from previous page...*

Mol	Chain	Res	Type	Atoms	Z	Observed(Å)	Ideal(Å)
1	5M	181	THR	CB-OG1	-5.85	1.31	1.43
1	62	181	THR	CB-OG1	-5.85	1.31	1.43
1	66	181	THR	CB-OG1	-5.85	1.31	1.43
1	7A	181	THR	CB-OG1	-5.85	1.31	1.43
2	1N	222	GLN	N-CA	-5.85	1.34	1.46
2	2J	222	GLN	N-CA	-5.85	1.34	1.46
2	3B	222	GLN	N-CA	-5.85	1.34	1.46
2	3J	222	GLN	N-CA	-5.85	1.34	1.46
2	33	222	GLN	N-CA	-5.85	1.34	1.46
2	4F	222	GLN	N-CA	-5.85	1.34	1.46
2	4Z	222	GLN	N-CA	-5.85	1.34	1.46
2	5V	222	GLN	N-CA	-5.85	1.34	1.46
2	6N	222	GLN	N-CA	-5.85	1.34	1.46
2	6V	222	GLN	N-CA	-5.85	1.34	1.46
2	7F	222	GLN	N-CA	-5.85	1.34	1.46
2	7R	222	GLN	N-CA	-5.85	1.34	1.46
1	12	65	PHE	CA-CB	-5.84	1.41	1.53
1	16	65	PHE	CA-CB	-5.84	1.41	1.53
1	2A	65	PHE	CA-CB	-5.84	1.41	1.53
1	3Q	65	PHE	CA-CB	-5.84	1.41	1.53
1	3U	65	PHE	CA-CB	-5.84	1.41	1.53
1	3Y	65	PHE	CA-CB	-5.84	1.41	1.53
1	5E	65	PHE	CA-CB	-5.84	1.41	1.53
1	5I	65	PHE	CA-CB	-5.84	1.41	1.53
1	5M	65	PHE	CA-CB	-5.84	1.41	1.53
1	62	65	PHE	CA-CB	-5.84	1.41	1.53
1	66	65	PHE	CA-CB	-5.84	1.41	1.53
1	7A	65	PHE	CA-CB	-5.84	1.41	1.53
2	13	218	ARG	CD-NE	-5.84	1.36	1.46
2	17	218	ARG	CD-NE	-5.84	1.36	1.46
2	2B	218	ARG	CD-NE	-5.84	1.36	1.46
2	3R	218	ARG	CD-NE	-5.84	1.36	1.46
2	3V	218	ARG	CD-NE	-5.84	1.36	1.46
2	3Z	218	ARG	CD-NE	-5.84	1.36	1.46
2	5F	218	ARG	CD-NE	-5.84	1.36	1.46
2	5J	218	ARG	CD-NE	-5.84	1.36	1.46
2	5N	218	ARG	CD-NE	-5.84	1.36	1.46
2	63	218	ARG	CD-NE	-5.84	1.36	1.46
2	67	218	ARG	CD-NE	-5.84	1.36	1.46
2	7B	218	ARG	CD-NE	-5.84	1.36	1.46
1	1Q	181	THR	CB-OG1	-5.84	1.31	1.43
2	1R	222	GLN	N-CA	-5.84	1.34	1.46

*Continued on next page...*

*Continued from previous page...*

Mol	Chain	Res	Type	Atoms	Z	Observed(Å)	Ideal(Å)
1	1U	181	THR	CB-OG1	-5.84	1.31	1.43
2	1V	222	GLN	N-CA	-5.84	1.34	1.46
1	1Y	181	THR	CB-OG1	-5.84	1.31	1.43
2	1Z	222	GLN	N-CA	-5.84	1.34	1.46
1	2Q	181	THR	CB-OG1	-5.84	1.31	1.43
2	2R	222	GLN	N-CA	-5.84	1.34	1.46
1	2U	181	THR	CB-OG1	-5.84	1.31	1.43
2	2V	222	GLN	N-CA	-5.84	1.34	1.46
1	2Y	181	THR	CB-OG1	-5.84	1.31	1.43
2	2Z	222	GLN	N-CA	-5.84	1.34	1.46
1	42	181	THR	CB-OG1	-5.84	1.31	1.43
2	43	222	GLN	N-CA	-5.84	1.34	1.46
1	46	181	THR	CB-OG1	-5.84	1.31	1.43
2	47	222	GLN	N-CA	-5.84	1.34	1.46
1	5A	181	THR	CB-OG1	-5.84	1.31	1.43
2	5B	222	GLN	N-CA	-5.84	1.34	1.46
1	52	181	THR	CB-OG1	-5.84	1.31	1.43
2	53	222	GLN	N-CA	-5.84	1.34	1.46
1	56	181	THR	CB-OG1	-5.84	1.31	1.43
2	57	222	GLN	N-CA	-5.84	1.34	1.46
1	6A	181	THR	CB-OG1	-5.84	1.31	1.43
2	6B	222	GLN	N-CA	-5.84	1.34	1.46
2	1F	80	GLU	CG-CD	5.84	1.60	1.51
2	1R	80	GLU	CG-CD	5.84	1.60	1.51
2	1V	80	GLU	CG-CD	5.84	1.60	1.51
2	1Z	80	GLU	CG-CD	5.84	1.60	1.51
1	12	27	LYS	CA-CB	5.84	1.66	1.53
1	16	27	LYS	CA-CB	5.84	1.66	1.53
1	2A	27	LYS	CA-CB	5.84	1.66	1.53
2	2N	80	GLU	CG-CD	5.84	1.60	1.51
2	2R	80	GLU	CG-CD	5.84	1.60	1.51
2	2V	80	GLU	CG-CD	5.84	1.60	1.51
2	2Z	80	GLU	CG-CD	5.84	1.60	1.51
2	23	80	GLU	CG-CD	5.84	1.60	1.51
2	3N	80	GLU	CG-CD	5.84	1.60	1.51
1	3Q	27	LYS	CA-CB	5.84	1.66	1.53
1	3U	27	LYS	CA-CB	5.84	1.66	1.53
1	3Y	27	LYS	CA-CB	5.84	1.66	1.53
2	37	80	GLU	CG-CD	5.84	1.60	1.51
2	4J	80	GLU	CG-CD	5.84	1.60	1.51
2	4R	80	GLU	CG-CD	5.84	1.60	1.51
2	43	80	GLU	CG-CD	5.84	1.60	1.51

*Continued on next page...*



*Continued from previous page...*

Mol	Chain	Res	Type	Atoms	Z	Observed(Å)	Ideal(Å)
2	47	80	GLU	CG-CD	5.84	1.60	1.51
2	5B	80	GLU	CG-CD	5.84	1.60	1.51
1	5E	27	LYS	CA-CB	5.84	1.66	1.53
1	5I	27	LYS	CA-CB	5.84	1.66	1.53
1	5M	27	LYS	CA-CB	5.84	1.66	1.53
2	5Z	80	GLU	CG-CD	5.84	1.60	1.51
2	53	80	GLU	CG-CD	5.84	1.60	1.51
2	57	80	GLU	CG-CD	5.84	1.60	1.51
2	6B	80	GLU	CG-CD	5.84	1.60	1.51
2	6F	80	GLU	CG-CD	5.84	1.60	1.51
2	6Z	80	GLU	CG-CD	5.84	1.60	1.51
1	62	27	LYS	CA-CB	5.84	1.66	1.53
1	66	27	LYS	CA-CB	5.84	1.66	1.53
1	7A	27	LYS	CA-CB	5.84	1.66	1.53
2	7J	80	GLU	CG-CD	5.84	1.60	1.51
2	7V	80	GLU	CG-CD	5.84	1.60	1.51
1	1A	27	LYS	CA-CB	5.83	1.66	1.53
1	1I	27	LYS	CA-CB	5.83	1.66	1.53
1	1Q	27	LYS	CA-CB	5.83	1.66	1.53
1	1U	27	LYS	CA-CB	5.83	1.66	1.53
1	1Y	27	LYS	CA-CB	5.83	1.66	1.53
2	13	222	GLN	N-CA	-5.83	1.34	1.46
2	17	222	GLN	N-CA	-5.83	1.34	1.46
2	2B	222	GLN	N-CA	-5.83	1.34	1.46
1	2E	27	LYS	CA-CB	5.83	1.66	1.53
1	2Q	27	LYS	CA-CB	5.83	1.66	1.53
1	2U	27	LYS	CA-CB	5.83	1.66	1.53
1	2Y	27	LYS	CA-CB	5.83	1.66	1.53
1	26	27	LYS	CA-CB	5.83	1.66	1.53
1	3E	27	LYS	CA-CB	5.83	1.66	1.53
2	3R	222	GLN	N-CA	-5.83	1.34	1.46
2	3V	222	GLN	N-CA	-5.83	1.34	1.46
2	3Z	222	GLN	N-CA	-5.83	1.34	1.46
1	4A	27	LYS	CA-CB	5.83	1.66	1.53
1	4M	27	LYS	CA-CB	5.83	1.66	1.53
1	4U	27	LYS	CA-CB	5.83	1.66	1.53
1	42	27	LYS	CA-CB	5.83	1.66	1.53
1	46	27	LYS	CA-CB	5.83	1.66	1.53
1	5A	27	LYS	CA-CB	5.83	1.66	1.53
2	5F	222	GLN	N-CA	-5.83	1.34	1.46
2	5J	222	GLN	N-CA	-5.83	1.34	1.46
2	5N	222	GLN	N-CA	-5.83	1.34	1.46

*Continued on next page...*



*Continued from previous page...*

Mol	Chain	Res	Type	Atoms	Z	Observed(Å)	Ideal(Å)
1	5Q	27	LYS	CA-CB	5.83	1.66	1.53
1	52	27	LYS	CA-CB	5.83	1.66	1.53
1	56	27	LYS	CA-CB	5.83	1.66	1.53
1	6A	27	LYS	CA-CB	5.83	1.66	1.53
1	6I	27	LYS	CA-CB	5.83	1.66	1.53
1	6Q	27	LYS	CA-CB	5.83	1.66	1.53
2	63	222	GLN	N-CA	-5.83	1.34	1.46
2	67	222	GLN	N-CA	-5.83	1.34	1.46
2	7B	222	GLN	N-CA	-5.83	1.34	1.46
1	7M	27	LYS	CA-CB	5.83	1.66	1.53
1	1M	65	PHE	CA-CB	-5.82	1.41	1.53
1	2I	65	PHE	CA-CB	-5.82	1.41	1.53
1	3A	65	PHE	CA-CB	-5.82	1.41	1.53
1	3I	65	PHE	CA-CB	-5.82	1.41	1.53
1	32	65	PHE	CA-CB	-5.82	1.41	1.53
1	4E	65	PHE	CA-CB	-5.82	1.41	1.53
1	4Y	65	PHE	CA-CB	-5.82	1.41	1.53
1	5U	65	PHE	CA-CB	-5.82	1.41	1.53
1	6M	65	PHE	CA-CB	-5.82	1.41	1.53
1	6U	65	PHE	CA-CB	-5.82	1.41	1.53
1	7E	65	PHE	CA-CB	-5.82	1.41	1.53
1	7Q	65	PHE	CA-CB	-5.82	1.41	1.53
1	1A	65	PHE	CA-CB	-5.82	1.41	1.53
1	1I	65	PHE	CA-CB	-5.82	1.41	1.53
1	2E	65	PHE	CA-CB	-5.82	1.41	1.53
1	26	65	PHE	CA-CB	-5.82	1.41	1.53
1	3E	65	PHE	CA-CB	-5.82	1.41	1.53
1	4A	65	PHE	CA-CB	-5.82	1.41	1.53
1	4M	65	PHE	CA-CB	-5.82	1.41	1.53
1	4U	65	PHE	CA-CB	-5.82	1.41	1.53
1	5Q	65	PHE	CA-CB	-5.82	1.41	1.53
1	6I	65	PHE	CA-CB	-5.82	1.41	1.53
1	6Q	65	PHE	CA-CB	-5.82	1.41	1.53
1	7M	65	PHE	CA-CB	-5.82	1.41	1.53
1	1E	27	LYS	CA-CB	5.82	1.66	1.53
1	2M	27	LYS	CA-CB	5.82	1.66	1.53
1	22	27	LYS	CA-CB	5.82	1.66	1.53
1	3M	27	LYS	CA-CB	5.82	1.66	1.53
1	36	27	LYS	CA-CB	5.82	1.66	1.53
1	4I	27	LYS	CA-CB	5.82	1.66	1.53
1	4Q	27	LYS	CA-CB	5.82	1.66	1.53
1	5Y	27	LYS	CA-CB	5.82	1.66	1.53

*Continued on next page...*

*Continued from previous page...*

Mol	Chain	Res	Type	Atoms	Z	Observed(Å)	Ideal(Å)
1	6E	27	LYS	CA-CB	5.82	1.66	1.53
1	6Y	27	LYS	CA-CB	5.82	1.66	1.53
1	7I	27	LYS	CA-CB	5.82	1.66	1.53
1	7U	27	LYS	CA-CB	5.82	1.66	1.53
2	1B	80	GLU	CG-CD	5.82	1.60	1.51
2	1B	218	ARG	CD-NE	-5.82	1.36	1.46
2	1J	80	GLU	CG-CD	5.82	1.60	1.51
2	1J	218	ARG	CD-NE	-5.82	1.36	1.46
2	2F	80	GLU	CG-CD	5.82	1.60	1.51
2	2F	218	ARG	CD-NE	-5.82	1.36	1.46
2	27	80	GLU	CG-CD	5.82	1.60	1.51
2	27	218	ARG	CD-NE	-5.82	1.36	1.46
2	3F	80	GLU	CG-CD	5.82	1.60	1.51
2	3F	218	ARG	CD-NE	-5.82	1.36	1.46
2	4B	80	GLU	CG-CD	5.82	1.60	1.51
2	4B	218	ARG	CD-NE	-5.82	1.36	1.46
2	4N	80	GLU	CG-CD	5.82	1.60	1.51
2	4N	218	ARG	CD-NE	-5.82	1.36	1.46
2	4V	80	GLU	CG-CD	5.82	1.60	1.51
2	4V	218	ARG	CD-NE	-5.82	1.36	1.46
2	5R	80	GLU	CG-CD	5.82	1.60	1.51
2	5R	218	ARG	CD-NE	-5.82	1.36	1.46
2	6J	80	GLU	CG-CD	5.82	1.60	1.51
2	6J	218	ARG	CD-NE	-5.82	1.36	1.46
2	6R	80	GLU	CG-CD	5.82	1.60	1.51
2	6R	218	ARG	CD-NE	-5.82	1.36	1.46
2	7N	80	GLU	CG-CD	5.82	1.60	1.51
2	7N	218	ARG	CD-NE	-5.82	1.36	1.46
1	1E	172	PHE	CA-CB	5.81	1.66	1.53
1	2M	172	PHE	CA-CB	5.81	1.66	1.53
1	22	172	PHE	CA-CB	5.81	1.66	1.53
1	3M	172	PHE	CA-CB	5.81	1.66	1.53
1	36	172	PHE	CA-CB	5.81	1.66	1.53
1	4I	172	PHE	CA-CB	5.81	1.66	1.53
1	4Q	172	PHE	CA-CB	5.81	1.66	1.53
1	5Y	172	PHE	CA-CB	5.81	1.66	1.53
1	6E	172	PHE	CA-CB	5.81	1.66	1.53
1	6Y	172	PHE	CA-CB	5.81	1.66	1.53
1	7I	172	PHE	CA-CB	5.81	1.66	1.53
1	7U	172	PHE	CA-CB	5.81	1.66	1.53
1	1Q	65	PHE	CA-CB	-5.81	1.41	1.53
1	1U	65	PHE	CA-CB	-5.81	1.41	1.53

*Continued on next page...*

*Continued from previous page...*

Mol	Chain	Res	Type	Atoms	Z	Observed(Å)	Ideal(Å)
1	1Y	65	PHE	CA-CB	-5.81	1.41	1.53
1	2Q	65	PHE	CA-CB	-5.81	1.41	1.53
1	2U	65	PHE	CA-CB	-5.81	1.41	1.53
1	2Y	65	PHE	CA-CB	-5.81	1.41	1.53
1	42	65	PHE	CA-CB	-5.81	1.41	1.53
1	46	65	PHE	CA-CB	-5.81	1.41	1.53
1	5A	65	PHE	CA-CB	-5.81	1.41	1.53
1	52	65	PHE	CA-CB	-5.81	1.41	1.53
1	56	65	PHE	CA-CB	-5.81	1.41	1.53
1	6A	65	PHE	CA-CB	-5.81	1.41	1.53
2	1B	46	TYR	CE1-CZ	-5.81	1.30	1.38
1	1E	65	PHE	CA-CB	-5.81	1.41	1.53
2	1J	46	TYR	CE1-CZ	-5.81	1.30	1.38
2	2F	46	TYR	CE1-CZ	-5.81	1.30	1.38
1	2M	65	PHE	CA-CB	-5.81	1.41	1.53
1	22	65	PHE	CA-CB	-5.81	1.41	1.53
2	27	46	TYR	CE1-CZ	-5.81	1.30	1.38
2	3F	46	TYR	CE1-CZ	-5.81	1.30	1.38
1	3M	65	PHE	CA-CB	-5.81	1.41	1.53
1	36	65	PHE	CA-CB	-5.81	1.41	1.53
2	4B	46	TYR	CE1-CZ	-5.81	1.30	1.38
1	4I	65	PHE	CA-CB	-5.81	1.41	1.53
2	4N	46	TYR	CE1-CZ	-5.81	1.30	1.38
1	4Q	65	PHE	CA-CB	-5.81	1.41	1.53
2	4V	46	TYR	CE1-CZ	-5.81	1.30	1.38
2	5R	46	TYR	CE1-CZ	-5.81	1.30	1.38
1	5Y	65	PHE	CA-CB	-5.81	1.41	1.53
1	6E	65	PHE	CA-CB	-5.81	1.41	1.53
2	6J	46	TYR	CE1-CZ	-5.81	1.30	1.38
2	6R	46	TYR	CE1-CZ	-5.81	1.30	1.38
1	6Y	65	PHE	CA-CB	-5.81	1.41	1.53
1	7I	65	PHE	CA-CB	-5.81	1.41	1.53
2	7N	46	TYR	CE1-CZ	-5.81	1.30	1.38
1	7U	65	PHE	CA-CB	-5.81	1.41	1.53
2	1R	46	TYR	CE1-CZ	-5.81	1.31	1.38
2	1V	46	TYR	CE1-CZ	-5.81	1.31	1.38
2	1Z	46	TYR	CE1-CZ	-5.81	1.31	1.38
2	2R	46	TYR	CE1-CZ	-5.81	1.31	1.38
2	2V	46	TYR	CE1-CZ	-5.81	1.31	1.38
2	2Z	46	TYR	CE1-CZ	-5.81	1.31	1.38
2	43	46	TYR	CE1-CZ	-5.81	1.31	1.38
2	47	46	TYR	CE1-CZ	-5.81	1.31	1.38

*Continued on next page...*

*Continued from previous page...*

Mol	Chain	Res	Type	Atoms	Z	Observed(Å)	Ideal(Å)
2	5B	46	TYR	CE1-CZ	-5.81	1.31	1.38
2	53	46	TYR	CE1-CZ	-5.81	1.31	1.38
2	57	46	TYR	CE1-CZ	-5.81	1.31	1.38
2	6B	46	TYR	CE1-CZ	-5.81	1.31	1.38
2	1F	46	TYR	CE1-CZ	-5.80	1.31	1.38
1	1M	27	LYS	CA-CB	5.80	1.66	1.53
1	2I	27	LYS	CA-CB	5.80	1.66	1.53
2	2N	46	TYR	CE1-CZ	-5.80	1.31	1.38
2	23	46	TYR	CE1-CZ	-5.80	1.31	1.38
1	3A	27	LYS	CA-CB	5.80	1.66	1.53
1	3I	27	LYS	CA-CB	5.80	1.66	1.53
2	3N	46	TYR	CE1-CZ	-5.80	1.31	1.38
1	32	27	LYS	CA-CB	5.80	1.66	1.53
2	37	46	TYR	CE1-CZ	-5.80	1.31	1.38
1	4E	27	LYS	CA-CB	5.80	1.66	1.53
2	4J	46	TYR	CE1-CZ	-5.80	1.31	1.38
2	4R	46	TYR	CE1-CZ	-5.80	1.31	1.38
1	4Y	27	LYS	CA-CB	5.80	1.66	1.53
1	5U	27	LYS	CA-CB	5.80	1.66	1.53
2	5Z	46	TYR	CE1-CZ	-5.80	1.31	1.38
2	6F	46	TYR	CE1-CZ	-5.80	1.31	1.38
1	6M	27	LYS	CA-CB	5.80	1.66	1.53
1	6U	27	LYS	CA-CB	5.80	1.66	1.53
2	6Z	46	TYR	CE1-CZ	-5.80	1.31	1.38
1	7E	27	LYS	CA-CB	5.80	1.66	1.53
2	7J	46	TYR	CE1-CZ	-5.80	1.31	1.38
1	7Q	27	LYS	CA-CB	5.80	1.66	1.53
2	7V	46	TYR	CE1-CZ	-5.80	1.31	1.38
2	1N	218	ARG	CD-NE	-5.80	1.36	1.46
2	2J	218	ARG	CD-NE	-5.80	1.36	1.46
2	3B	218	ARG	CD-NE	-5.80	1.36	1.46
2	3J	218	ARG	CD-NE	-5.80	1.36	1.46
2	33	218	ARG	CD-NE	-5.80	1.36	1.46
2	4F	218	ARG	CD-NE	-5.80	1.36	1.46
2	4Z	218	ARG	CD-NE	-5.80	1.36	1.46
2	5V	218	ARG	CD-NE	-5.80	1.36	1.46
2	6N	218	ARG	CD-NE	-5.80	1.36	1.46
2	6V	218	ARG	CD-NE	-5.80	1.36	1.46
2	7F	218	ARG	CD-NE	-5.80	1.36	1.46
2	7R	218	ARG	CD-NE	-5.80	1.36	1.46
1	1E	151	ASN	C-N	5.80	1.47	1.34
2	1N	80	GLU	CG-CD	5.80	1.60	1.51

*Continued on next page...*

*Continued from previous page...*

Mol	Chain	Res	Type	Atoms	Z	Observed(Å)	Ideal(Å)
2	2J	80	GLU	CG-CD	5.80	1.60	1.51
1	2M	151	ASN	C-N	5.80	1.47	1.34
1	22	151	ASN	C-N	5.80	1.47	1.34
2	3B	80	GLU	CG-CD	5.80	1.60	1.51
2	3J	80	GLU	CG-CD	5.80	1.60	1.51
1	3M	151	ASN	C-N	5.80	1.47	1.34
2	33	80	GLU	CG-CD	5.80	1.60	1.51
1	36	151	ASN	C-N	5.80	1.47	1.34
2	4F	80	GLU	CG-CD	5.80	1.60	1.51
1	4I	151	ASN	C-N	5.80	1.47	1.34
1	4Q	151	ASN	C-N	5.80	1.47	1.34
2	4Z	80	GLU	CG-CD	5.80	1.60	1.51
2	5V	80	GLU	CG-CD	5.80	1.60	1.51
1	5Y	151	ASN	C-N	5.80	1.47	1.34
1	6E	151	ASN	C-N	5.80	1.47	1.34
2	6N	80	GLU	CG-CD	5.80	1.60	1.51
2	6V	80	GLU	CG-CD	5.80	1.60	1.51
1	6Y	151	ASN	C-N	5.80	1.47	1.34
2	7F	80	GLU	CG-CD	5.80	1.60	1.51
1	7I	151	ASN	C-N	5.80	1.47	1.34
2	7R	80	GLU	CG-CD	5.80	1.60	1.51
1	7U	151	ASN	C-N	5.80	1.47	1.34
1	1M	30	PHE	CG-CD2	-5.80	1.30	1.38
1	1Q	90	PHE	N-CA	5.80	1.57	1.46
1	1U	90	PHE	N-CA	5.80	1.57	1.46
1	1Y	90	PHE	N-CA	5.80	1.57	1.46
1	2I	30	PHE	CG-CD2	-5.80	1.30	1.38
1	2Q	90	PHE	N-CA	5.80	1.57	1.46
1	2U	90	PHE	N-CA	5.80	1.57	1.46
1	2Y	90	PHE	N-CA	5.80	1.57	1.46
1	3A	30	PHE	CG-CD2	-5.80	1.30	1.38
1	3I	30	PHE	CG-CD2	-5.80	1.30	1.38
1	32	30	PHE	CG-CD2	-5.80	1.30	1.38
1	4E	30	PHE	CG-CD2	-5.80	1.30	1.38
1	4Y	30	PHE	CG-CD2	-5.80	1.30	1.38
1	42	90	PHE	N-CA	5.80	1.57	1.46
1	46	90	PHE	N-CA	5.80	1.57	1.46
1	5A	90	PHE	N-CA	5.80	1.57	1.46
1	5U	30	PHE	CG-CD2	-5.80	1.30	1.38
1	52	90	PHE	N-CA	5.80	1.57	1.46
1	56	90	PHE	N-CA	5.80	1.57	1.46
1	6A	90	PHE	N-CA	5.80	1.57	1.46

*Continued on next page...*

*Continued from previous page...*

Mol	Chain	Res	Type	Atoms	Z	Observed(Å)	Ideal(Å)
1	6M	30	PHE	CG-CD2	-5.80	1.30	1.38
1	6U	30	PHE	CG-CD2	-5.80	1.30	1.38
1	7E	30	PHE	CG-CD2	-5.80	1.30	1.38
1	7Q	30	PHE	CG-CD2	-5.80	1.30	1.38
1	1A	172	PHE	CA-CB	5.79	1.66	1.53
1	1I	172	PHE	CA-CB	5.79	1.66	1.53
1	2E	172	PHE	CA-CB	5.79	1.66	1.53
1	26	172	PHE	CA-CB	5.79	1.66	1.53
1	3E	172	PHE	CA-CB	5.79	1.66	1.53
1	4A	172	PHE	CA-CB	5.79	1.66	1.53
1	4M	172	PHE	CA-CB	5.79	1.66	1.53
1	4U	172	PHE	CA-CB	5.79	1.66	1.53
1	5Q	172	PHE	CA-CB	5.79	1.66	1.53
1	6I	172	PHE	CA-CB	5.79	1.66	1.53
1	6Q	172	PHE	CA-CB	5.79	1.66	1.53
1	7M	172	PHE	CA-CB	5.79	1.66	1.53
2	1N	219	VAL	C-O	-5.79	1.12	1.23
2	13	80	GLU	CG-CD	5.79	1.60	1.51
2	17	80	GLU	CG-CD	5.79	1.60	1.51
2	2B	80	GLU	CG-CD	5.79	1.60	1.51
2	2J	219	VAL	C-O	-5.79	1.12	1.23
2	3B	219	VAL	C-O	-5.79	1.12	1.23
2	3J	219	VAL	C-O	-5.79	1.12	1.23
2	3R	80	GLU	CG-CD	5.79	1.60	1.51
2	3V	80	GLU	CG-CD	5.79	1.60	1.51
2	3Z	80	GLU	CG-CD	5.79	1.60	1.51
2	33	219	VAL	C-O	-5.79	1.12	1.23
2	4F	219	VAL	C-O	-5.79	1.12	1.23
2	4Z	219	VAL	C-O	-5.79	1.12	1.23
2	5F	80	GLU	CG-CD	5.79	1.60	1.51
2	5J	80	GLU	CG-CD	5.79	1.60	1.51
2	5N	80	GLU	CG-CD	5.79	1.60	1.51
2	5V	219	VAL	C-O	-5.79	1.12	1.23
2	6N	219	VAL	C-O	-5.79	1.12	1.23
2	6V	219	VAL	C-O	-5.79	1.12	1.23
2	63	80	GLU	CG-CD	5.79	1.60	1.51
2	67	80	GLU	CG-CD	5.79	1.60	1.51
2	7B	80	GLU	CG-CD	5.79	1.60	1.51
2	7F	219	VAL	C-O	-5.79	1.12	1.23
2	7R	219	VAL	C-O	-5.79	1.12	1.23
2	1F	218	ARG	CD-NE	-5.79	1.36	1.46
2	2N	218	ARG	CD-NE	-5.79	1.36	1.46

*Continued on next page...*

*Continued from previous page...*

Mol	Chain	Res	Type	Atoms	Z	Observed(Å)	Ideal(Å)
2	23	218	ARG	CD-NE	-5.79	1.36	1.46
2	3N	218	ARG	CD-NE	-5.79	1.36	1.46
2	37	218	ARG	CD-NE	-5.79	1.36	1.46
2	4J	218	ARG	CD-NE	-5.79	1.36	1.46
2	4R	218	ARG	CD-NE	-5.79	1.36	1.46
2	5Z	218	ARG	CD-NE	-5.79	1.36	1.46
2	6F	218	ARG	CD-NE	-5.79	1.36	1.46
2	6Z	218	ARG	CD-NE	-5.79	1.36	1.46
2	7J	218	ARG	CD-NE	-5.79	1.36	1.46
2	7V	218	ARG	CD-NE	-5.79	1.36	1.46
1	1M	90	PHE	N-CA	5.79	1.57	1.46
1	1Q	151	ASN	C-N	5.79	1.47	1.34
1	1U	151	ASN	C-N	5.79	1.47	1.34
1	1Y	151	ASN	C-N	5.79	1.47	1.34
1	2I	90	PHE	N-CA	5.79	1.57	1.46
1	2Q	151	ASN	C-N	5.79	1.47	1.34
1	2U	151	ASN	C-N	5.79	1.47	1.34
1	2Y	151	ASN	C-N	5.79	1.47	1.34
1	3A	90	PHE	N-CA	5.79	1.57	1.46
1	3I	90	PHE	N-CA	5.79	1.57	1.46
1	32	90	PHE	N-CA	5.79	1.57	1.46
1	4E	90	PHE	N-CA	5.79	1.57	1.46
1	4Y	90	PHE	N-CA	5.79	1.57	1.46
1	42	151	ASN	C-N	5.79	1.47	1.34
1	46	151	ASN	C-N	5.79	1.47	1.34
1	5A	151	ASN	C-N	5.79	1.47	1.34
1	5U	90	PHE	N-CA	5.79	1.57	1.46
1	52	151	ASN	C-N	5.79	1.47	1.34
1	56	151	ASN	C-N	5.79	1.47	1.34
1	6A	151	ASN	C-N	5.79	1.47	1.34
1	6M	90	PHE	N-CA	5.79	1.57	1.46
1	6U	90	PHE	N-CA	5.79	1.57	1.46
1	7E	90	PHE	N-CA	5.79	1.57	1.46
1	7Q	90	PHE	N-CA	5.79	1.57	1.46
2	1R	219	VAL	C-O	-5.79	1.12	1.23
2	1V	219	VAL	C-O	-5.79	1.12	1.23
2	1Z	219	VAL	C-O	-5.79	1.12	1.23
2	2R	219	VAL	C-O	-5.79	1.12	1.23
2	2V	219	VAL	C-O	-5.79	1.12	1.23
2	2Z	219	VAL	C-O	-5.79	1.12	1.23
2	43	219	VAL	C-O	-5.79	1.12	1.23
2	47	219	VAL	C-O	-5.79	1.12	1.23

*Continued on next page...*

*Continued from previous page...*

Mol	Chain	Res	Type	Atoms	Z	Observed(Å)	Ideal(Å)
2	5B	219	VAL	C-O	-5.79	1.12	1.23
2	53	219	VAL	C-O	-5.79	1.12	1.23
2	57	219	VAL	C-O	-5.79	1.12	1.23
2	6B	219	VAL	C-O	-5.79	1.12	1.23
1	1Q	172	PHE	CA-CB	5.78	1.66	1.53
1	1U	172	PHE	CA-CB	5.78	1.66	1.53
1	1Y	172	PHE	CA-CB	5.78	1.66	1.53
1	12	172	PHE	CE2-CZ	5.78	1.48	1.37
1	16	172	PHE	CE2-CZ	5.78	1.48	1.37
1	2A	172	PHE	CE2-CZ	5.78	1.48	1.37
1	2Q	172	PHE	CA-CB	5.78	1.66	1.53
1	2U	172	PHE	CA-CB	5.78	1.66	1.53
1	2Y	172	PHE	CA-CB	5.78	1.66	1.53
1	3Q	172	PHE	CE2-CZ	5.78	1.48	1.37
1	3U	172	PHE	CE2-CZ	5.78	1.48	1.37
1	3Y	172	PHE	CE2-CZ	5.78	1.48	1.37
1	42	172	PHE	CA-CB	5.78	1.66	1.53
1	46	172	PHE	CA-CB	5.78	1.66	1.53
1	5A	172	PHE	CA-CB	5.78	1.66	1.53
1	5E	172	PHE	CE2-CZ	5.78	1.48	1.37
1	5I	172	PHE	CE2-CZ	5.78	1.48	1.37
1	5M	172	PHE	CE2-CZ	5.78	1.48	1.37
1	52	172	PHE	CA-CB	5.78	1.66	1.53
1	56	172	PHE	CA-CB	5.78	1.66	1.53
1	6A	172	PHE	CA-CB	5.78	1.66	1.53
1	62	172	PHE	CE2-CZ	5.78	1.48	1.37
1	66	172	PHE	CE2-CZ	5.78	1.48	1.37
1	7A	172	PHE	CE2-CZ	5.78	1.48	1.37
1	1A	90	PHE	N-CA	5.78	1.57	1.46
1	1I	90	PHE	N-CA	5.78	1.57	1.46
1	1Q	172	PHE	CE2-CZ	5.78	1.48	1.37
1	1U	172	PHE	CE2-CZ	5.78	1.48	1.37
1	1Y	172	PHE	CE2-CZ	5.78	1.48	1.37
1	12	172	PHE	CA-CB	5.78	1.66	1.53
1	16	172	PHE	CA-CB	5.78	1.66	1.53
1	2A	172	PHE	CA-CB	5.78	1.66	1.53
1	2E	90	PHE	N-CA	5.78	1.57	1.46
1	2Q	172	PHE	CE2-CZ	5.78	1.48	1.37
1	2U	172	PHE	CE2-CZ	5.78	1.48	1.37
1	2Y	172	PHE	CE2-CZ	5.78	1.48	1.37
1	26	90	PHE	N-CA	5.78	1.57	1.46
1	3E	90	PHE	N-CA	5.78	1.57	1.46

*Continued on next page...*



*Continued from previous page...*

Mol	Chain	Res	Type	Atoms	Z	Observed(Å)	Ideal(Å)
1	3Q	172	PHE	CA-CB	5.78	1.66	1.53
1	3U	172	PHE	CA-CB	5.78	1.66	1.53
1	3Y	172	PHE	CA-CB	5.78	1.66	1.53
1	4A	90	PHE	N-CA	5.78	1.57	1.46
1	4M	90	PHE	N-CA	5.78	1.57	1.46
1	4U	90	PHE	N-CA	5.78	1.57	1.46
1	42	172	PHE	CE2-CZ	5.78	1.48	1.37
1	46	172	PHE	CE2-CZ	5.78	1.48	1.37
1	5A	172	PHE	CE2-CZ	5.78	1.48	1.37
1	5E	172	PHE	CA-CB	5.78	1.66	1.53
1	5I	172	PHE	CA-CB	5.78	1.66	1.53
1	5M	172	PHE	CA-CB	5.78	1.66	1.53
1	5Q	90	PHE	N-CA	5.78	1.57	1.46
1	52	172	PHE	CE2-CZ	5.78	1.48	1.37
1	56	172	PHE	CE2-CZ	5.78	1.48	1.37
1	6A	172	PHE	CE2-CZ	5.78	1.48	1.37
1	6I	90	PHE	N-CA	5.78	1.57	1.46
1	6Q	90	PHE	N-CA	5.78	1.57	1.46
1	62	172	PHE	CA-CB	5.78	1.66	1.53
1	66	172	PHE	CA-CB	5.78	1.66	1.53
1	7A	172	PHE	CA-CB	5.78	1.66	1.53
1	7M	90	PHE	N-CA	5.78	1.57	1.46
2	1R	60	ARG	CZ-NH2	-5.77	1.25	1.33
2	1V	60	ARG	CZ-NH2	-5.77	1.25	1.33
2	1Z	60	ARG	CZ-NH2	-5.77	1.25	1.33
2	2R	60	ARG	CZ-NH2	-5.77	1.25	1.33
2	2V	60	ARG	CZ-NH2	-5.77	1.25	1.33
2	2Z	60	ARG	CZ-NH2	-5.77	1.25	1.33
2	43	60	ARG	CZ-NH2	-5.77	1.25	1.33
2	47	60	ARG	CZ-NH2	-5.77	1.25	1.33
2	5B	60	ARG	CZ-NH2	-5.77	1.25	1.33
2	53	60	ARG	CZ-NH2	-5.77	1.25	1.33
2	57	60	ARG	CZ-NH2	-5.77	1.25	1.33
2	6B	60	ARG	CZ-NH2	-5.77	1.25	1.33
2	1B	107	PHE	C-O	-5.77	1.12	1.23
2	1J	107	PHE	C-O	-5.77	1.12	1.23
1	12	151	ASN	C-N	5.77	1.47	1.34
1	16	151	ASN	C-N	5.77	1.47	1.34
1	2A	151	ASN	C-N	5.77	1.47	1.34
2	2F	107	PHE	C-O	-5.77	1.12	1.23
2	27	107	PHE	C-O	-5.77	1.12	1.23
2	3F	107	PHE	C-O	-5.77	1.12	1.23

*Continued on next page...*

*Continued from previous page...*

Mol	Chain	Res	Type	Atoms	Z	Observed(Å)	Ideal(Å)
1	3Q	151	ASN	C-N	5.77	1.47	1.34
1	3U	151	ASN	C-N	5.77	1.47	1.34
1	3Y	151	ASN	C-N	5.77	1.47	1.34
2	4B	107	PHE	C-O	-5.77	1.12	1.23
2	4N	107	PHE	C-O	-5.77	1.12	1.23
2	4V	107	PHE	C-O	-5.77	1.12	1.23
1	5E	151	ASN	C-N	5.77	1.47	1.34
1	5I	151	ASN	C-N	5.77	1.47	1.34
1	5M	151	ASN	C-N	5.77	1.47	1.34
2	5R	107	PHE	C-O	-5.77	1.12	1.23
2	6J	107	PHE	C-O	-5.77	1.12	1.23
2	6R	107	PHE	C-O	-5.77	1.12	1.23
1	62	151	ASN	C-N	5.77	1.47	1.34
1	66	151	ASN	C-N	5.77	1.47	1.34
1	7A	151	ASN	C-N	5.77	1.47	1.34
2	7N	107	PHE	C-O	-5.77	1.12	1.23
2	1F	60	ARG	CZ-NH2	-5.77	1.25	1.33
1	1M	151	ASN	C-N	5.77	1.47	1.34
1	12	30	PHE	CG-CD2	-5.77	1.30	1.38
1	16	30	PHE	CG-CD2	-5.77	1.30	1.38
1	2A	30	PHE	CG-CD2	-5.77	1.30	1.38
1	2I	151	ASN	C-N	5.77	1.47	1.34
2	2N	60	ARG	CZ-NH2	-5.77	1.25	1.33
2	23	60	ARG	CZ-NH2	-5.77	1.25	1.33
1	3A	151	ASN	C-N	5.77	1.47	1.34
1	3I	151	ASN	C-N	5.77	1.47	1.34
2	3N	60	ARG	CZ-NH2	-5.77	1.25	1.33
1	3Q	30	PHE	CG-CD2	-5.77	1.30	1.38
1	3U	30	PHE	CG-CD2	-5.77	1.30	1.38
1	3Y	30	PHE	CG-CD2	-5.77	1.30	1.38
1	32	151	ASN	C-N	5.77	1.47	1.34
2	37	60	ARG	CZ-NH2	-5.77	1.25	1.33
1	4E	151	ASN	C-N	5.77	1.47	1.34
2	4J	60	ARG	CZ-NH2	-5.77	1.25	1.33
2	4R	60	ARG	CZ-NH2	-5.77	1.25	1.33
1	4Y	151	ASN	C-N	5.77	1.47	1.34
1	5E	30	PHE	CG-CD2	-5.77	1.30	1.38
1	5I	30	PHE	CG-CD2	-5.77	1.30	1.38
1	5M	30	PHE	CG-CD2	-5.77	1.30	1.38
1	5U	151	ASN	C-N	5.77	1.47	1.34
2	5Z	60	ARG	CZ-NH2	-5.77	1.25	1.33
2	6F	60	ARG	CZ-NH2	-5.77	1.25	1.33

*Continued on next page...*

*Continued from previous page...*

Mol	Chain	Res	Type	Atoms	Z	Observed(Å)	Ideal(Å)
1	6M	151	ASN	C-N	5.77	1.47	1.34
1	6U	151	ASN	C-N	5.77	1.47	1.34
2	6Z	60	ARG	CZ-NH2	-5.77	1.25	1.33
1	62	30	PHE	CG-CD2	-5.77	1.30	1.38
1	66	30	PHE	CG-CD2	-5.77	1.30	1.38
1	7A	30	PHE	CG-CD2	-5.77	1.30	1.38
1	7E	151	ASN	C-N	5.77	1.47	1.34
2	7J	60	ARG	CZ-NH2	-5.77	1.25	1.33
1	7Q	151	ASN	C-N	5.77	1.47	1.34
2	7V	60	ARG	CZ-NH2	-5.77	1.25	1.33
2	1R	9	VAL	CB-CG1	5.77	1.65	1.52
2	1R	218	ARG	CD-NE	-5.77	1.36	1.46
2	1V	9	VAL	CB-CG1	5.77	1.65	1.52
2	1V	218	ARG	CD-NE	-5.77	1.36	1.46
2	1Z	9	VAL	CB-CG1	5.77	1.65	1.52
2	1Z	218	ARG	CD-NE	-5.77	1.36	1.46
2	13	60	ARG	CZ-NH2	-5.77	1.25	1.33
2	17	60	ARG	CZ-NH2	-5.77	1.25	1.33
2	2B	60	ARG	CZ-NH2	-5.77	1.25	1.33
2	2R	9	VAL	CB-CG1	5.77	1.65	1.52
2	2R	218	ARG	CD-NE	-5.77	1.36	1.46
2	2V	9	VAL	CB-CG1	5.77	1.65	1.52
2	2V	218	ARG	CD-NE	-5.77	1.36	1.46
2	2Z	9	VAL	CB-CG1	5.77	1.65	1.52
2	2Z	218	ARG	CD-NE	-5.77	1.36	1.46
2	3R	60	ARG	CZ-NH2	-5.77	1.25	1.33
2	3V	60	ARG	CZ-NH2	-5.77	1.25	1.33
2	3Z	60	ARG	CZ-NH2	-5.77	1.25	1.33
2	43	9	VAL	CB-CG1	5.77	1.65	1.52
2	43	218	ARG	CD-NE	-5.77	1.36	1.46
2	47	9	VAL	CB-CG1	5.77	1.65	1.52
2	47	218	ARG	CD-NE	-5.77	1.36	1.46
2	5B	9	VAL	CB-CG1	5.77	1.65	1.52
2	5B	218	ARG	CD-NE	-5.77	1.36	1.46
2	5F	60	ARG	CZ-NH2	-5.77	1.25	1.33
2	5J	60	ARG	CZ-NH2	-5.77	1.25	1.33
2	5N	60	ARG	CZ-NH2	-5.77	1.25	1.33
2	53	9	VAL	CB-CG1	5.77	1.65	1.52
2	53	218	ARG	CD-NE	-5.77	1.36	1.46
2	57	9	VAL	CB-CG1	5.77	1.65	1.52
2	57	218	ARG	CD-NE	-5.77	1.36	1.46
2	6B	9	VAL	CB-CG1	5.77	1.65	1.52

*Continued on next page...*

*Continued from previous page...*

Mol	Chain	Res	Type	Atoms	Z	Observed(Å)	Ideal(Å)
2	6B	218	ARG	CD-NE	-5.77	1.36	1.46
2	63	60	ARG	CZ-NH2	-5.77	1.25	1.33
2	67	60	ARG	CZ-NH2	-5.77	1.25	1.33
2	7B	60	ARG	CZ-NH2	-5.77	1.25	1.33
2	13	46	TYR	CE1-CZ	-5.77	1.31	1.38
2	17	46	TYR	CE1-CZ	-5.77	1.31	1.38
2	2B	46	TYR	CE1-CZ	-5.77	1.31	1.38
2	3R	46	TYR	CE1-CZ	-5.77	1.31	1.38
2	3V	46	TYR	CE1-CZ	-5.77	1.31	1.38
2	3Z	46	TYR	CE1-CZ	-5.77	1.31	1.38
2	5F	46	TYR	CE1-CZ	-5.77	1.31	1.38
2	5J	46	TYR	CE1-CZ	-5.77	1.31	1.38
2	5N	46	TYR	CE1-CZ	-5.77	1.31	1.38
2	63	46	TYR	CE1-CZ	-5.77	1.31	1.38
2	67	46	TYR	CE1-CZ	-5.77	1.31	1.38
2	7B	46	TYR	CE1-CZ	-5.77	1.31	1.38
1	12	90	PHE	N-CA	5.77	1.57	1.46
1	16	90	PHE	N-CA	5.77	1.57	1.46
1	2A	90	PHE	N-CA	5.77	1.57	1.46
1	3Q	90	PHE	N-CA	5.77	1.57	1.46
1	3U	90	PHE	N-CA	5.77	1.57	1.46
1	3Y	90	PHE	N-CA	5.77	1.57	1.46
1	5E	90	PHE	N-CA	5.77	1.57	1.46
1	5I	90	PHE	N-CA	5.77	1.57	1.46
1	5M	90	PHE	N-CA	5.77	1.57	1.46
1	62	90	PHE	N-CA	5.77	1.57	1.46
1	66	90	PHE	N-CA	5.77	1.57	1.46
1	7A	90	PHE	N-CA	5.77	1.57	1.46
1	1A	151	ASN	C-N	5.76	1.47	1.34
1	1I	151	ASN	C-N	5.76	1.47	1.34
2	1N	74	TYR	CZ-OH	-5.76	1.28	1.37
1	2E	151	ASN	C-N	5.76	1.47	1.34
2	2J	74	TYR	CZ-OH	-5.76	1.28	1.37
1	26	151	ASN	C-N	5.76	1.47	1.34
2	3B	74	TYR	CZ-OH	-5.76	1.28	1.37
1	3E	151	ASN	C-N	5.76	1.47	1.34
2	3J	74	TYR	CZ-OH	-5.76	1.28	1.37
2	33	74	TYR	CZ-OH	-5.76	1.28	1.37
1	4A	151	ASN	C-N	5.76	1.47	1.34
2	4F	74	TYR	CZ-OH	-5.76	1.28	1.37
1	4M	151	ASN	C-N	5.76	1.47	1.34
1	4U	151	ASN	C-N	5.76	1.47	1.34

*Continued on next page...*

*Continued from previous page...*

Mol	Chain	Res	Type	Atoms	Z	Observed(Å)	Ideal(Å)
2	4Z	74	TYR	CZ-OH	-5.76	1.28	1.37
1	5Q	151	ASN	C-N	5.76	1.47	1.34
2	5V	74	TYR	CZ-OH	-5.76	1.28	1.37
1	6I	151	ASN	C-N	5.76	1.47	1.34
2	6N	74	TYR	CZ-OH	-5.76	1.28	1.37
1	6Q	151	ASN	C-N	5.76	1.47	1.34
2	6V	74	TYR	CZ-OH	-5.76	1.28	1.37
2	7F	74	TYR	CZ-OH	-5.76	1.28	1.37
1	7M	151	ASN	C-N	5.76	1.47	1.34
2	7R	74	TYR	CZ-OH	-5.76	1.28	1.37
2	1B	219	VAL	C-O	-5.76	1.12	1.23
2	1J	219	VAL	C-O	-5.76	1.12	1.23
2	2F	219	VAL	C-O	-5.76	1.12	1.23
2	27	219	VAL	C-O	-5.76	1.12	1.23
2	3F	219	VAL	C-O	-5.76	1.12	1.23
2	4B	219	VAL	C-O	-5.76	1.12	1.23
2	4N	219	VAL	C-O	-5.76	1.12	1.23
2	4V	219	VAL	C-O	-5.76	1.12	1.23
2	5R	219	VAL	C-O	-5.76	1.12	1.23
2	6J	219	VAL	C-O	-5.76	1.12	1.23
2	6R	219	VAL	C-O	-5.76	1.12	1.23
2	7N	219	VAL	C-O	-5.76	1.12	1.23
1	1E	90	PHE	N-CA	5.76	1.57	1.46
2	1N	46	TYR	CE1-CZ	-5.76	1.31	1.38
2	1N	107	PHE	C-O	-5.76	1.12	1.23
2	2J	46	TYR	CE1-CZ	-5.76	1.31	1.38
2	2J	107	PHE	C-O	-5.76	1.12	1.23
1	2M	90	PHE	N-CA	5.76	1.57	1.46
1	22	90	PHE	N-CA	5.76	1.57	1.46
2	3B	46	TYR	CE1-CZ	-5.76	1.31	1.38
2	3B	107	PHE	C-O	-5.76	1.12	1.23
2	3J	46	TYR	CE1-CZ	-5.76	1.31	1.38
2	3J	107	PHE	C-O	-5.76	1.12	1.23
1	3M	90	PHE	N-CA	5.76	1.57	1.46
2	33	46	TYR	CE1-CZ	-5.76	1.31	1.38
2	33	107	PHE	C-O	-5.76	1.12	1.23
1	36	90	PHE	N-CA	5.76	1.57	1.46
2	4F	46	TYR	CE1-CZ	-5.76	1.31	1.38
2	4F	107	PHE	C-O	-5.76	1.12	1.23
1	4I	90	PHE	N-CA	5.76	1.57	1.46
1	4Q	90	PHE	N-CA	5.76	1.57	1.46
2	4Z	46	TYR	CE1-CZ	-5.76	1.31	1.38

*Continued on next page...*

*Continued from previous page...*

Mol	Chain	Res	Type	Atoms	Z	Observed(Å)	Ideal(Å)
2	4Z	107	PHE	C-O	-5.76	1.12	1.23
2	5V	46	TYR	CE1-CZ	-5.76	1.31	1.38
2	5V	107	PHE	C-O	-5.76	1.12	1.23
1	5Y	90	PHE	N-CA	5.76	1.57	1.46
1	6E	90	PHE	N-CA	5.76	1.57	1.46
2	6N	46	TYR	CE1-CZ	-5.76	1.31	1.38
2	6N	107	PHE	C-O	-5.76	1.12	1.23
2	6V	46	TYR	CE1-CZ	-5.76	1.31	1.38
2	6V	107	PHE	C-O	-5.76	1.12	1.23
1	6Y	90	PHE	N-CA	5.76	1.57	1.46
2	7F	46	TYR	CE1-CZ	-5.76	1.31	1.38
2	7F	107	PHE	C-O	-5.76	1.12	1.23
1	7I	90	PHE	N-CA	5.76	1.57	1.46
2	7R	46	TYR	CE1-CZ	-5.76	1.31	1.38
2	7R	107	PHE	C-O	-5.76	1.12	1.23
1	7U	90	PHE	N-CA	5.76	1.57	1.46
2	13	74	TYR	CZ-OH	-5.76	1.28	1.37
2	17	74	TYR	CZ-OH	-5.76	1.28	1.37
2	2B	74	TYR	CZ-OH	-5.76	1.28	1.37
2	3R	74	TYR	CZ-OH	-5.76	1.28	1.37
2	3V	74	TYR	CZ-OH	-5.76	1.28	1.37
2	3Z	74	TYR	CZ-OH	-5.76	1.28	1.37
2	5F	74	TYR	CZ-OH	-5.76	1.28	1.37
2	5J	74	TYR	CZ-OH	-5.76	1.28	1.37
2	5N	74	TYR	CZ-OH	-5.76	1.28	1.37
2	63	74	TYR	CZ-OH	-5.76	1.28	1.37
2	67	74	TYR	CZ-OH	-5.76	1.28	1.37
2	7B	74	TYR	CZ-OH	-5.76	1.28	1.37
1	1E	30	PHE	CG-CD2	-5.76	1.30	1.38
1	2M	30	PHE	CG-CD2	-5.76	1.30	1.38
1	22	30	PHE	CG-CD2	-5.76	1.30	1.38
1	3M	30	PHE	CG-CD2	-5.76	1.30	1.38
1	36	30	PHE	CG-CD2	-5.76	1.30	1.38
1	4I	30	PHE	CG-CD2	-5.76	1.30	1.38
1	4Q	30	PHE	CG-CD2	-5.76	1.30	1.38
1	5Y	30	PHE	CG-CD2	-5.76	1.30	1.38
1	6E	30	PHE	CG-CD2	-5.76	1.30	1.38
1	6Y	30	PHE	CG-CD2	-5.76	1.30	1.38
1	7I	30	PHE	CG-CD2	-5.76	1.30	1.38
1	7U	30	PHE	CG-CD2	-5.76	1.30	1.38
2	1F	107	PHE	C-O	-5.76	1.12	1.23
1	1M	172	PHE	CA-CB	5.76	1.66	1.53

*Continued on next page...*

*Continued from previous page...*

Mol	Chain	Res	Type	Atoms	Z	Observed(Å)	Ideal(Å)
1	12	29	TYR	C-N	5.76	1.47	1.34
1	16	29	TYR	C-N	5.76	1.47	1.34
1	2A	29	TYR	C-N	5.76	1.47	1.34
1	2I	172	PHE	CA-CB	5.76	1.66	1.53
2	2N	107	PHE	C-O	-5.76	1.12	1.23
2	23	107	PHE	C-O	-5.76	1.12	1.23
1	3A	172	PHE	CA-CB	5.76	1.66	1.53
1	3I	172	PHE	CA-CB	5.76	1.66	1.53
2	3N	107	PHE	C-O	-5.76	1.12	1.23
1	3Q	29	TYR	C-N	5.76	1.47	1.34
1	3U	29	TYR	C-N	5.76	1.47	1.34
1	3Y	29	TYR	C-N	5.76	1.47	1.34
1	32	172	PHE	CA-CB	5.76	1.66	1.53
2	37	107	PHE	C-O	-5.76	1.12	1.23
1	4E	172	PHE	CA-CB	5.76	1.66	1.53
2	4J	107	PHE	C-O	-5.76	1.12	1.23
2	4R	107	PHE	C-O	-5.76	1.12	1.23
1	4Y	172	PHE	CA-CB	5.76	1.66	1.53
1	5E	29	TYR	C-N	5.76	1.47	1.34
1	5I	29	TYR	C-N	5.76	1.47	1.34
1	5M	29	TYR	C-N	5.76	1.47	1.34
1	5U	172	PHE	CA-CB	5.76	1.66	1.53
2	5Z	107	PHE	C-O	-5.76	1.12	1.23
2	6F	107	PHE	C-O	-5.76	1.12	1.23
1	6M	172	PHE	CA-CB	5.76	1.66	1.53
1	6U	172	PHE	CA-CB	5.76	1.66	1.53
2	6Z	107	PHE	C-O	-5.76	1.12	1.23
1	62	29	TYR	C-N	5.76	1.47	1.34
1	66	29	TYR	C-N	5.76	1.47	1.34
1	7A	29	TYR	C-N	5.76	1.47	1.34
1	7E	172	PHE	CA-CB	5.76	1.66	1.53
2	7J	107	PHE	C-O	-5.76	1.12	1.23
1	7Q	172	PHE	CA-CB	5.76	1.66	1.53
2	7V	107	PHE	C-O	-5.76	1.12	1.23
1	1A	30	PHE	CG-CD2	-5.75	1.30	1.38
2	1F	219	VAL	C-O	-5.75	1.12	1.23
1	1I	30	PHE	CG-CD2	-5.75	1.30	1.38
2	1N	60	ARG	CZ-NH2	-5.75	1.25	1.33
1	2E	30	PHE	CG-CD2	-5.75	1.30	1.38
2	2J	60	ARG	CZ-NH2	-5.75	1.25	1.33
2	2N	219	VAL	C-O	-5.75	1.12	1.23
2	23	219	VAL	C-O	-5.75	1.12	1.23

*Continued on next page...*

*Continued from previous page...*

Mol	Chain	Res	Type	Atoms	Z	Observed(Å)	Ideal(Å)
1	26	30	PHE	CG-CD2	-5.75	1.30	1.38
2	3B	60	ARG	CZ-NH2	-5.75	1.25	1.33
1	3E	30	PHE	CG-CD2	-5.75	1.30	1.38
2	3J	60	ARG	CZ-NH2	-5.75	1.25	1.33
2	3N	219	VAL	C-O	-5.75	1.12	1.23
2	33	60	ARG	CZ-NH2	-5.75	1.25	1.33
2	37	219	VAL	C-O	-5.75	1.12	1.23
1	4A	30	PHE	CG-CD2	-5.75	1.30	1.38
2	4F	60	ARG	CZ-NH2	-5.75	1.25	1.33
2	4J	219	VAL	C-O	-5.75	1.12	1.23
1	4M	30	PHE	CG-CD2	-5.75	1.30	1.38
2	4R	219	VAL	C-O	-5.75	1.12	1.23
1	4U	30	PHE	CG-CD2	-5.75	1.30	1.38
2	4Z	60	ARG	CZ-NH2	-5.75	1.25	1.33
1	5Q	30	PHE	CG-CD2	-5.75	1.30	1.38
2	5V	60	ARG	CZ-NH2	-5.75	1.25	1.33
2	5Z	219	VAL	C-O	-5.75	1.12	1.23
2	6F	219	VAL	C-O	-5.75	1.12	1.23
1	6I	30	PHE	CG-CD2	-5.75	1.30	1.38
2	6N	60	ARG	CZ-NH2	-5.75	1.25	1.33
1	6Q	30	PHE	CG-CD2	-5.75	1.30	1.38
2	6V	60	ARG	CZ-NH2	-5.75	1.25	1.33
2	6Z	219	VAL	C-O	-5.75	1.12	1.23
2	7F	60	ARG	CZ-NH2	-5.75	1.25	1.33
2	7J	219	VAL	C-O	-5.75	1.12	1.23
1	7M	30	PHE	CG-CD2	-5.75	1.30	1.38
2	7R	60	ARG	CZ-NH2	-5.75	1.25	1.33
2	7V	219	VAL	C-O	-5.75	1.12	1.23
2	1B	74	TYR	CZ-OH	-5.75	1.28	1.37
2	1J	74	TYR	CZ-OH	-5.75	1.28	1.37
2	13	219	VAL	C-O	-5.75	1.12	1.23
2	17	219	VAL	C-O	-5.75	1.12	1.23
2	2B	219	VAL	C-O	-5.75	1.12	1.23
2	2F	74	TYR	CZ-OH	-5.75	1.28	1.37
2	27	74	TYR	CZ-OH	-5.75	1.28	1.37
2	3F	74	TYR	CZ-OH	-5.75	1.28	1.37
2	3R	219	VAL	C-O	-5.75	1.12	1.23
2	3V	219	VAL	C-O	-5.75	1.12	1.23
2	3Z	219	VAL	C-O	-5.75	1.12	1.23
2	4B	74	TYR	CZ-OH	-5.75	1.28	1.37
2	4N	74	TYR	CZ-OH	-5.75	1.28	1.37
2	4V	74	TYR	CZ-OH	-5.75	1.28	1.37

*Continued on next page...*



*Continued from previous page...*

Mol	Chain	Res	Type	Atoms	Z	Observed(Å)	Ideal(Å)
2	5F	219	VAL	C-O	-5.75	1.12	1.23
2	5J	219	VAL	C-O	-5.75	1.12	1.23
2	5N	219	VAL	C-O	-5.75	1.12	1.23
2	5R	74	TYR	CZ-OH	-5.75	1.28	1.37
2	6J	74	TYR	CZ-OH	-5.75	1.28	1.37
2	6R	74	TYR	CZ-OH	-5.75	1.28	1.37
2	63	219	VAL	C-O	-5.75	1.12	1.23
2	67	219	VAL	C-O	-5.75	1.12	1.23
2	7B	219	VAL	C-O	-5.75	1.12	1.23
2	7N	74	TYR	CZ-OH	-5.75	1.28	1.37
1	1M	29	TYR	C-N	5.75	1.47	1.34
2	1R	107	PHE	C-O	-5.75	1.12	1.23
2	1R	225	ASN	N-CA	-5.75	1.34	1.46
2	1V	107	PHE	C-O	-5.75	1.12	1.23
2	1V	225	ASN	N-CA	-5.75	1.34	1.46
2	1Z	107	PHE	C-O	-5.75	1.12	1.23
2	1Z	225	ASN	N-CA	-5.75	1.34	1.46
2	13	9	VAL	CB-CG1	5.75	1.65	1.52
2	17	9	VAL	CB-CG1	5.75	1.65	1.52
2	2B	9	VAL	CB-CG1	5.75	1.65	1.52
1	2I	29	TYR	C-N	5.75	1.47	1.34
2	2R	107	PHE	C-O	-5.75	1.12	1.23
2	2R	225	ASN	N-CA	-5.75	1.34	1.46
2	2V	107	PHE	C-O	-5.75	1.12	1.23
2	2V	225	ASN	N-CA	-5.75	1.34	1.46
2	2Z	107	PHE	C-O	-5.75	1.12	1.23
2	2Z	225	ASN	N-CA	-5.75	1.34	1.46
1	3A	29	TYR	C-N	5.75	1.47	1.34
1	3I	29	TYR	C-N	5.75	1.47	1.34
2	3R	9	VAL	CB-CG1	5.75	1.65	1.52
2	3V	9	VAL	CB-CG1	5.75	1.65	1.52
2	3Z	9	VAL	CB-CG1	5.75	1.65	1.52
1	32	29	TYR	C-N	5.75	1.47	1.34
1	4E	29	TYR	C-N	5.75	1.47	1.34
1	4Y	29	TYR	C-N	5.75	1.47	1.34
2	43	107	PHE	C-O	-5.75	1.12	1.23
2	43	225	ASN	N-CA	-5.75	1.34	1.46
2	47	107	PHE	C-O	-5.75	1.12	1.23
2	47	225	ASN	N-CA	-5.75	1.34	1.46
2	5B	107	PHE	C-O	-5.75	1.12	1.23
2	5B	225	ASN	N-CA	-5.75	1.34	1.46
2	5F	9	VAL	CB-CG1	5.75	1.65	1.52

*Continued on next page...*

*Continued from previous page...*

Mol	Chain	Res	Type	Atoms	Z	Observed(Å)	Ideal(Å)
2	5J	9	VAL	CB-CG1	5.75	1.65	1.52
2	5N	9	VAL	CB-CG1	5.75	1.65	1.52
1	5U	29	TYR	C-N	5.75	1.47	1.34
2	53	107	PHE	C-O	-5.75	1.12	1.23
2	53	225	ASN	N-CA	-5.75	1.34	1.46
2	57	107	PHE	C-O	-5.75	1.12	1.23
2	57	225	ASN	N-CA	-5.75	1.34	1.46
2	6B	107	PHE	C-O	-5.75	1.12	1.23
2	6B	225	ASN	N-CA	-5.75	1.34	1.46
1	6M	29	TYR	C-N	5.75	1.47	1.34
1	6U	29	TYR	C-N	5.75	1.47	1.34
2	63	9	VAL	CB-CG1	5.75	1.65	1.52
2	67	9	VAL	CB-CG1	5.75	1.65	1.52
2	7B	9	VAL	CB-CG1	5.75	1.65	1.52
1	7E	29	TYR	C-N	5.75	1.47	1.34
1	7Q	29	TYR	C-N	5.75	1.47	1.34
1	1A	29	TYR	C-N	5.75	1.47	1.34
2	1B	9	VAL	CB-CG1	5.75	1.65	1.52
1	1I	29	TYR	C-N	5.75	1.47	1.34
2	1J	9	VAL	CB-CG1	5.75	1.65	1.52
1	2E	29	TYR	C-N	5.75	1.47	1.34
2	2F	9	VAL	CB-CG1	5.75	1.65	1.52
1	26	29	TYR	C-N	5.75	1.47	1.34
2	27	9	VAL	CB-CG1	5.75	1.65	1.52
1	3E	29	TYR	C-N	5.75	1.47	1.34
2	3F	9	VAL	CB-CG1	5.75	1.65	1.52
1	4A	29	TYR	C-N	5.75	1.47	1.34
2	4B	9	VAL	CB-CG1	5.75	1.65	1.52
1	4M	29	TYR	C-N	5.75	1.47	1.34
2	4N	9	VAL	CB-CG1	5.75	1.65	1.52
1	4U	29	TYR	C-N	5.75	1.47	1.34
2	4V	9	VAL	CB-CG1	5.75	1.65	1.52
1	5Q	29	TYR	C-N	5.75	1.47	1.34
2	5R	9	VAL	CB-CG1	5.75	1.65	1.52
1	6I	29	TYR	C-N	5.75	1.47	1.34
2	6J	9	VAL	CB-CG1	5.75	1.65	1.52
1	6Q	29	TYR	C-N	5.75	1.47	1.34
2	6R	9	VAL	CB-CG1	5.75	1.65	1.52
1	7M	29	TYR	C-N	5.75	1.47	1.34
2	7N	9	VAL	CB-CG1	5.75	1.65	1.52
1	1Q	30	PHE	CG-CD2	-5.74	1.30	1.38
1	1U	30	PHE	CG-CD2	-5.74	1.30	1.38

*Continued on next page...*

*Continued from previous page...*

Mol	Chain	Res	Type	Atoms	Z	Observed(Å)	Ideal(Å)
1	1Y	30	PHE	CG-CD2	-5.74	1.30	1.38
1	2Q	30	PHE	CG-CD2	-5.74	1.30	1.38
1	2U	30	PHE	CG-CD2	-5.74	1.30	1.38
1	2Y	30	PHE	CG-CD2	-5.74	1.30	1.38
1	42	30	PHE	CG-CD2	-5.74	1.30	1.38
1	46	30	PHE	CG-CD2	-5.74	1.30	1.38
1	5A	30	PHE	CG-CD2	-5.74	1.30	1.38
1	52	30	PHE	CG-CD2	-5.74	1.30	1.38
1	56	30	PHE	CG-CD2	-5.74	1.30	1.38
1	6A	30	PHE	CG-CD2	-5.74	1.30	1.38
2	1B	60	ARG	CZ-NH2	-5.74	1.25	1.33
2	1J	60	ARG	CZ-NH2	-5.74	1.25	1.33
2	1N	9	VAL	CB-CG1	5.74	1.65	1.52
2	1R	74	TYR	CZ-OH	-5.74	1.28	1.37
2	1V	74	TYR	CZ-OH	-5.74	1.28	1.37
2	1Z	74	TYR	CZ-OH	-5.74	1.28	1.37
2	13	107	PHE	C-O	-5.74	1.12	1.23
2	17	107	PHE	C-O	-5.74	1.12	1.23
2	2B	107	PHE	C-O	-5.74	1.12	1.23
2	2F	60	ARG	CZ-NH2	-5.74	1.25	1.33
2	2J	9	VAL	CB-CG1	5.74	1.65	1.52
2	2R	74	TYR	CZ-OH	-5.74	1.28	1.37
2	2V	74	TYR	CZ-OH	-5.74	1.28	1.37
2	2Z	74	TYR	CZ-OH	-5.74	1.28	1.37
2	27	60	ARG	CZ-NH2	-5.74	1.25	1.33
2	3B	9	VAL	CB-CG1	5.74	1.65	1.52
2	3F	60	ARG	CZ-NH2	-5.74	1.25	1.33
2	3J	9	VAL	CB-CG1	5.74	1.65	1.52
2	3R	107	PHE	C-O	-5.74	1.12	1.23
2	3V	107	PHE	C-O	-5.74	1.12	1.23
2	3Z	107	PHE	C-O	-5.74	1.12	1.23
2	33	9	VAL	CB-CG1	5.74	1.65	1.52
2	4B	60	ARG	CZ-NH2	-5.74	1.25	1.33
2	4F	9	VAL	CB-CG1	5.74	1.65	1.52
2	4N	60	ARG	CZ-NH2	-5.74	1.25	1.33
2	4V	60	ARG	CZ-NH2	-5.74	1.25	1.33
2	4Z	9	VAL	CB-CG1	5.74	1.65	1.52
2	43	74	TYR	CZ-OH	-5.74	1.28	1.37
2	47	74	TYR	CZ-OH	-5.74	1.28	1.37
2	5B	74	TYR	CZ-OH	-5.74	1.28	1.37
2	5F	107	PHE	C-O	-5.74	1.12	1.23
2	5J	107	PHE	C-O	-5.74	1.12	1.23

*Continued on next page...*

*Continued from previous page...*

Mol	Chain	Res	Type	Atoms	Z	Observed(Å)	Ideal(Å)
2	5N	107	PHE	C-O	-5.74	1.12	1.23
2	5R	60	ARG	CZ-NH2	-5.74	1.25	1.33
2	5V	9	VAL	CB-CG1	5.74	1.65	1.52
2	53	74	TYR	CZ-OH	-5.74	1.28	1.37
2	57	74	TYR	CZ-OH	-5.74	1.28	1.37
2	6B	74	TYR	CZ-OH	-5.74	1.28	1.37
2	6J	60	ARG	CZ-NH2	-5.74	1.25	1.33
2	6N	9	VAL	CB-CG1	5.74	1.65	1.52
2	6R	60	ARG	CZ-NH2	-5.74	1.25	1.33
2	6V	9	VAL	CB-CG1	5.74	1.65	1.52
2	63	107	PHE	C-O	-5.74	1.12	1.23
2	67	107	PHE	C-O	-5.74	1.12	1.23
2	7B	107	PHE	C-O	-5.74	1.12	1.23
2	7F	9	VAL	CB-CG1	5.74	1.65	1.52
2	7N	60	ARG	CZ-NH2	-5.74	1.25	1.33
2	7R	9	VAL	CB-CG1	5.74	1.65	1.52
2	1B	225	ASN	N-CA	-5.74	1.34	1.46
2	1F	74	TYR	CZ-OH	-5.74	1.28	1.37
2	1J	225	ASN	N-CA	-5.74	1.34	1.46
1	12	66	ARG	CG-CD	-5.74	1.37	1.51
1	16	66	ARG	CG-CD	-5.74	1.37	1.51
1	2A	66	ARG	CG-CD	-5.74	1.37	1.51
2	2F	225	ASN	N-CA	-5.74	1.34	1.46
2	2N	74	TYR	CZ-OH	-5.74	1.28	1.37
2	23	74	TYR	CZ-OH	-5.74	1.28	1.37
2	27	225	ASN	N-CA	-5.74	1.34	1.46
2	3F	225	ASN	N-CA	-5.74	1.34	1.46
2	3N	74	TYR	CZ-OH	-5.74	1.28	1.37
1	3Q	66	ARG	CG-CD	-5.74	1.37	1.51
1	3U	66	ARG	CG-CD	-5.74	1.37	1.51
1	3Y	66	ARG	CG-CD	-5.74	1.37	1.51
2	37	74	TYR	CZ-OH	-5.74	1.28	1.37
2	4B	225	ASN	N-CA	-5.74	1.34	1.46
2	4J	74	TYR	CZ-OH	-5.74	1.28	1.37
2	4N	225	ASN	N-CA	-5.74	1.34	1.46
2	4R	74	TYR	CZ-OH	-5.74	1.28	1.37
2	4V	225	ASN	N-CA	-5.74	1.34	1.46
1	5E	66	ARG	CG-CD	-5.74	1.37	1.51
1	5I	66	ARG	CG-CD	-5.74	1.37	1.51
1	5M	66	ARG	CG-CD	-5.74	1.37	1.51
2	5R	225	ASN	N-CA	-5.74	1.34	1.46
2	5Z	74	TYR	CZ-OH	-5.74	1.28	1.37

*Continued on next page...*

*Continued from previous page...*

Mol	Chain	Res	Type	Atoms	Z	Observed(Å)	Ideal(Å)
2	6F	74	TYR	CZ-OH	-5.74	1.28	1.37
2	6J	225	ASN	N-CA	-5.74	1.34	1.46
2	6R	225	ASN	N-CA	-5.74	1.34	1.46
2	6Z	74	TYR	CZ-OH	-5.74	1.28	1.37
1	62	66	ARG	CG-CD	-5.74	1.37	1.51
1	66	66	ARG	CG-CD	-5.74	1.37	1.51
1	7A	66	ARG	CG-CD	-5.74	1.37	1.51
2	7J	74	TYR	CZ-OH	-5.74	1.28	1.37
2	7N	225	ASN	N-CA	-5.74	1.34	1.46
2	7V	74	TYR	CZ-OH	-5.74	1.28	1.37
1	1A	172	PHE	CE2-CZ	5.73	1.48	1.37
1	1E	66	ARG	CG-CD	-5.73	1.37	1.51
1	1I	172	PHE	CE2-CZ	5.73	1.48	1.37
1	2E	172	PHE	CE2-CZ	5.73	1.48	1.37
1	2M	66	ARG	CG-CD	-5.73	1.37	1.51
1	22	66	ARG	CG-CD	-5.73	1.37	1.51
1	26	172	PHE	CE2-CZ	5.73	1.48	1.37
1	3E	172	PHE	CE2-CZ	5.73	1.48	1.37
1	3M	66	ARG	CG-CD	-5.73	1.37	1.51
1	36	66	ARG	CG-CD	-5.73	1.37	1.51
1	4A	172	PHE	CE2-CZ	5.73	1.48	1.37
1	4I	66	ARG	CG-CD	-5.73	1.37	1.51
1	4M	172	PHE	CE2-CZ	5.73	1.48	1.37
1	4Q	66	ARG	CG-CD	-5.73	1.37	1.51
1	4U	172	PHE	CE2-CZ	5.73	1.48	1.37
1	5Q	172	PHE	CE2-CZ	5.73	1.48	1.37
1	5Y	66	ARG	CG-CD	-5.73	1.37	1.51
1	6E	66	ARG	CG-CD	-5.73	1.37	1.51
1	6I	172	PHE	CE2-CZ	5.73	1.48	1.37
1	6Q	172	PHE	CE2-CZ	5.73	1.48	1.37
1	6Y	66	ARG	CG-CD	-5.73	1.37	1.51
1	7I	66	ARG	CG-CD	-5.73	1.37	1.51
1	7M	172	PHE	CE2-CZ	5.73	1.48	1.37
1	7U	66	ARG	CG-CD	-5.73	1.37	1.51
1	1E	172	PHE	CE2-CZ	5.73	1.48	1.37
1	2M	172	PHE	CE2-CZ	5.73	1.48	1.37
1	22	172	PHE	CE2-CZ	5.73	1.48	1.37
1	3M	172	PHE	CE2-CZ	5.73	1.48	1.37
1	36	172	PHE	CE2-CZ	5.73	1.48	1.37
1	4I	172	PHE	CE2-CZ	5.73	1.48	1.37
1	4Q	172	PHE	CE2-CZ	5.73	1.48	1.37
1	5Y	172	PHE	CE2-CZ	5.73	1.48	1.37

*Continued on next page...*

*Continued from previous page...*

Mol	Chain	Res	Type	Atoms	Z	Observed(Å)	Ideal(Å)
1	6E	172	PHE	CE2-CZ	5.73	1.48	1.37
1	6Y	172	PHE	CE2-CZ	5.73	1.48	1.37
1	7I	172	PHE	CE2-CZ	5.73	1.48	1.37
1	7U	172	PHE	CE2-CZ	5.73	1.48	1.37
1	1E	29	TYR	C-N	5.73	1.47	1.34
1	2M	29	TYR	C-N	5.73	1.47	1.34
1	22	29	TYR	C-N	5.73	1.47	1.34
1	3M	29	TYR	C-N	5.73	1.47	1.34
1	36	29	TYR	C-N	5.73	1.47	1.34
1	4I	29	TYR	C-N	5.73	1.47	1.34
1	4Q	29	TYR	C-N	5.73	1.47	1.34
1	5Y	29	TYR	C-N	5.73	1.47	1.34
1	6E	29	TYR	C-N	5.73	1.47	1.34
1	6Y	29	TYR	C-N	5.73	1.47	1.34
1	7I	29	TYR	C-N	5.73	1.47	1.34
1	7U	29	TYR	C-N	5.73	1.47	1.34
1	1M	172	PHE	CE2-CZ	5.73	1.48	1.37
1	2I	172	PHE	CE2-CZ	5.73	1.48	1.37
1	3A	172	PHE	CE2-CZ	5.73	1.48	1.37
1	3I	172	PHE	CE2-CZ	5.73	1.48	1.37
1	32	172	PHE	CE2-CZ	5.73	1.48	1.37
1	4E	172	PHE	CE2-CZ	5.73	1.48	1.37
1	4Y	172	PHE	CE2-CZ	5.73	1.48	1.37
1	5U	172	PHE	CE2-CZ	5.73	1.48	1.37
1	6M	172	PHE	CE2-CZ	5.73	1.48	1.37
1	6U	172	PHE	CE2-CZ	5.73	1.48	1.37
1	7E	172	PHE	CE2-CZ	5.73	1.48	1.37
1	7Q	172	PHE	CE2-CZ	5.73	1.48	1.37
1	1M	66	ARG	CG-CD	-5.72	1.37	1.51
1	2I	66	ARG	CG-CD	-5.72	1.37	1.51
1	3A	66	ARG	CG-CD	-5.72	1.37	1.51
1	3I	66	ARG	CG-CD	-5.72	1.37	1.51
1	32	66	ARG	CG-CD	-5.72	1.37	1.51
1	4E	66	ARG	CG-CD	-5.72	1.37	1.51
1	4Y	66	ARG	CG-CD	-5.72	1.37	1.51
1	5U	66	ARG	CG-CD	-5.72	1.37	1.51
1	6M	66	ARG	CG-CD	-5.72	1.37	1.51
1	6U	66	ARG	CG-CD	-5.72	1.37	1.51
1	7E	66	ARG	CG-CD	-5.72	1.37	1.51
1	7Q	66	ARG	CG-CD	-5.72	1.37	1.51
2	1F	9	VAL	CB-CG1	5.72	1.64	1.52
2	2N	9	VAL	CB-CG1	5.72	1.64	1.52

*Continued on next page...*

*Continued from previous page...*

Mol	Chain	Res	Type	Atoms	Z	Observed(Å)	Ideal(Å)
2	23	9	VAL	CB-CG1	5.72	1.64	1.52
2	3N	9	VAL	CB-CG1	5.72	1.64	1.52
2	37	9	VAL	CB-CG1	5.72	1.64	1.52
2	4J	9	VAL	CB-CG1	5.72	1.64	1.52
2	4R	9	VAL	CB-CG1	5.72	1.64	1.52
2	5Z	9	VAL	CB-CG1	5.72	1.64	1.52
2	6F	9	VAL	CB-CG1	5.72	1.64	1.52
2	6Z	9	VAL	CB-CG1	5.72	1.64	1.52
2	7J	9	VAL	CB-CG1	5.72	1.64	1.52
2	7V	9	VAL	CB-CG1	5.72	1.64	1.52
1	1A	66	ARG	CG-CD	-5.72	1.37	1.51
1	1I	66	ARG	CG-CD	-5.72	1.37	1.51
1	2E	66	ARG	CG-CD	-5.72	1.37	1.51
1	26	66	ARG	CG-CD	-5.72	1.37	1.51
1	3E	66	ARG	CG-CD	-5.72	1.37	1.51
1	4A	66	ARG	CG-CD	-5.72	1.37	1.51
1	4M	66	ARG	CG-CD	-5.72	1.37	1.51
1	4U	66	ARG	CG-CD	-5.72	1.37	1.51
1	5Q	66	ARG	CG-CD	-5.72	1.37	1.51
1	6I	66	ARG	CG-CD	-5.72	1.37	1.51
1	6Q	66	ARG	CG-CD	-5.72	1.37	1.51
1	7M	66	ARG	CG-CD	-5.72	1.37	1.51
1	1Q	29	TYR	C-N	5.72	1.47	1.34
1	1U	29	TYR	C-N	5.72	1.47	1.34
1	1Y	29	TYR	C-N	5.72	1.47	1.34
1	2Q	29	TYR	C-N	5.72	1.47	1.34
1	2U	29	TYR	C-N	5.72	1.47	1.34
1	2Y	29	TYR	C-N	5.72	1.47	1.34
1	42	29	TYR	C-N	5.72	1.47	1.34
1	46	29	TYR	C-N	5.72	1.47	1.34
1	5A	29	TYR	C-N	5.72	1.47	1.34
1	52	29	TYR	C-N	5.72	1.47	1.34
1	56	29	TYR	C-N	5.72	1.47	1.34
1	6A	29	TYR	C-N	5.72	1.47	1.34
1	1Q	66	ARG	CG-CD	-5.71	1.37	1.51
1	1U	66	ARG	CG-CD	-5.71	1.37	1.51
1	1Y	66	ARG	CG-CD	-5.71	1.37	1.51
1	2Q	66	ARG	CG-CD	-5.71	1.37	1.51
1	2U	66	ARG	CG-CD	-5.71	1.37	1.51
1	2Y	66	ARG	CG-CD	-5.71	1.37	1.51
1	42	66	ARG	CG-CD	-5.71	1.37	1.51
1	46	66	ARG	CG-CD	-5.71	1.37	1.51

*Continued on next page...*

*Continued from previous page...*

Mol	Chain	Res	Type	Atoms	Z	Observed(Å)	Ideal(Å)
1	5A	66	ARG	CG-CD	-5.71	1.37	1.51
1	52	66	ARG	CG-CD	-5.71	1.37	1.51
1	56	66	ARG	CG-CD	-5.71	1.37	1.51
1	6A	66	ARG	CG-CD	-5.71	1.37	1.51
2	1F	225	ASN	N-CA	-5.71	1.34	1.46
2	13	225	ASN	N-CA	-5.71	1.34	1.46
2	17	225	ASN	N-CA	-5.71	1.34	1.46
2	2B	225	ASN	N-CA	-5.71	1.34	1.46
2	2N	225	ASN	N-CA	-5.71	1.34	1.46
2	23	225	ASN	N-CA	-5.71	1.34	1.46
2	3N	225	ASN	N-CA	-5.71	1.34	1.46
2	3R	225	ASN	N-CA	-5.71	1.34	1.46
2	3V	225	ASN	N-CA	-5.71	1.34	1.46
2	3Z	225	ASN	N-CA	-5.71	1.34	1.46
2	37	225	ASN	N-CA	-5.71	1.34	1.46
2	4J	225	ASN	N-CA	-5.71	1.34	1.46
2	4R	225	ASN	N-CA	-5.71	1.34	1.46
2	5F	225	ASN	N-CA	-5.71	1.34	1.46
2	5J	225	ASN	N-CA	-5.71	1.34	1.46
2	5N	225	ASN	N-CA	-5.71	1.34	1.46
2	5Z	225	ASN	N-CA	-5.71	1.34	1.46
2	6F	225	ASN	N-CA	-5.71	1.34	1.46
2	6Z	225	ASN	N-CA	-5.71	1.34	1.46
2	63	225	ASN	N-CA	-5.71	1.34	1.46
2	67	225	ASN	N-CA	-5.71	1.34	1.46
2	7B	225	ASN	N-CA	-5.71	1.34	1.46
2	7J	225	ASN	N-CA	-5.71	1.34	1.46
2	7V	225	ASN	N-CA	-5.71	1.34	1.46
2	13	29	MET	N-CA	5.70	1.57	1.46
2	17	29	MET	N-CA	5.70	1.57	1.46
2	2B	29	MET	N-CA	5.70	1.57	1.46
2	3R	29	MET	N-CA	5.70	1.57	1.46
2	3V	29	MET	N-CA	5.70	1.57	1.46
2	3Z	29	MET	N-CA	5.70	1.57	1.46
2	5F	29	MET	N-CA	5.70	1.57	1.46
2	5J	29	MET	N-CA	5.70	1.57	1.46
2	5N	29	MET	N-CA	5.70	1.57	1.46
2	63	29	MET	N-CA	5.70	1.57	1.46
2	67	29	MET	N-CA	5.70	1.57	1.46
2	7B	29	MET	N-CA	5.70	1.57	1.46
2	1N	29	MET	N-CA	5.70	1.57	1.46
2	2J	29	MET	N-CA	5.70	1.57	1.46

*Continued on next page...*



*Continued from previous page...*

Mol	Chain	Res	Type	Atoms	Z	Observed(Å)	Ideal(Å)
2	3B	29	MET	N-CA	5.70	1.57	1.46
2	3J	29	MET	N-CA	5.70	1.57	1.46
2	33	29	MET	N-CA	5.70	1.57	1.46
2	4F	29	MET	N-CA	5.70	1.57	1.46
2	4Z	29	MET	N-CA	5.70	1.57	1.46
2	5V	29	MET	N-CA	5.70	1.57	1.46
2	6N	29	MET	N-CA	5.70	1.57	1.46
2	6V	29	MET	N-CA	5.70	1.57	1.46
2	7F	29	MET	N-CA	5.70	1.57	1.46
2	7R	29	MET	N-CA	5.70	1.57	1.46
2	1B	29	MET	N-CA	5.70	1.57	1.46
2	1J	29	MET	N-CA	5.70	1.57	1.46
1	1Q	43	HIS	N-CA	5.70	1.57	1.46
1	1U	43	HIS	N-CA	5.70	1.57	1.46
1	1Y	43	HIS	N-CA	5.70	1.57	1.46
2	2F	29	MET	N-CA	5.70	1.57	1.46
1	2Q	43	HIS	N-CA	5.70	1.57	1.46
1	2U	43	HIS	N-CA	5.70	1.57	1.46
1	2Y	43	HIS	N-CA	5.70	1.57	1.46
2	27	29	MET	N-CA	5.70	1.57	1.46
2	3F	29	MET	N-CA	5.70	1.57	1.46
2	4B	29	MET	N-CA	5.70	1.57	1.46
2	4N	29	MET	N-CA	5.70	1.57	1.46
2	4V	29	MET	N-CA	5.70	1.57	1.46
1	42	43	HIS	N-CA	5.70	1.57	1.46
1	46	43	HIS	N-CA	5.70	1.57	1.46
1	5A	43	HIS	N-CA	5.70	1.57	1.46
2	5R	29	MET	N-CA	5.70	1.57	1.46
1	52	43	HIS	N-CA	5.70	1.57	1.46
1	56	43	HIS	N-CA	5.70	1.57	1.46
1	6A	43	HIS	N-CA	5.70	1.57	1.46
2	6J	29	MET	N-CA	5.70	1.57	1.46
2	6R	29	MET	N-CA	5.70	1.57	1.46
2	7N	29	MET	N-CA	5.70	1.57	1.46
2	1N	225	ASN	N-CA	-5.70	1.34	1.46
2	2J	225	ASN	N-CA	-5.70	1.34	1.46
2	3B	225	ASN	N-CA	-5.70	1.34	1.46
2	3J	225	ASN	N-CA	-5.70	1.34	1.46
2	33	225	ASN	N-CA	-5.70	1.34	1.46
2	4F	225	ASN	N-CA	-5.70	1.34	1.46
2	4Z	225	ASN	N-CA	-5.70	1.34	1.46
2	5V	225	ASN	N-CA	-5.70	1.34	1.46

*Continued on next page...*

*Continued from previous page...*

Mol	Chain	Res	Type	Atoms	Z	Observed(Å)	Ideal(Å)
2	6N	225	ASN	N-CA	-5.70	1.34	1.46
2	6V	225	ASN	N-CA	-5.70	1.34	1.46
2	7F	225	ASN	N-CA	-5.70	1.34	1.46
2	7R	225	ASN	N-CA	-5.70	1.34	1.46
2	1R	29	MET	N-CA	5.69	1.57	1.46
2	1V	29	MET	N-CA	5.69	1.57	1.46
2	1Z	29	MET	N-CA	5.69	1.57	1.46
2	2R	29	MET	N-CA	5.69	1.57	1.46
2	2V	29	MET	N-CA	5.69	1.57	1.46
2	2Z	29	MET	N-CA	5.69	1.57	1.46
2	43	29	MET	N-CA	5.69	1.57	1.46
2	47	29	MET	N-CA	5.69	1.57	1.46
2	5B	29	MET	N-CA	5.69	1.57	1.46
2	53	29	MET	N-CA	5.69	1.57	1.46
2	57	29	MET	N-CA	5.69	1.57	1.46
2	6B	29	MET	N-CA	5.69	1.57	1.46
2	1R	2	GLU	N-CA	5.69	1.57	1.46
2	1V	2	GLU	N-CA	5.69	1.57	1.46
2	1Z	2	GLU	N-CA	5.69	1.57	1.46
2	2R	2	GLU	N-CA	5.69	1.57	1.46
2	2V	2	GLU	N-CA	5.69	1.57	1.46
2	2Z	2	GLU	N-CA	5.69	1.57	1.46
2	43	2	GLU	N-CA	5.69	1.57	1.46
2	47	2	GLU	N-CA	5.69	1.57	1.46
2	5B	2	GLU	N-CA	5.69	1.57	1.46
2	53	2	GLU	N-CA	5.69	1.57	1.46
2	57	2	GLU	N-CA	5.69	1.57	1.46
2	6B	2	GLU	N-CA	5.69	1.57	1.46
1	1A	39	GLN	C-N	5.68	1.47	1.34
2	1F	29	MET	N-CA	5.68	1.57	1.46
1	1I	39	GLN	C-N	5.68	1.47	1.34
2	13	2	GLU	N-CA	5.68	1.57	1.46
2	17	2	GLU	N-CA	5.68	1.57	1.46
2	2B	2	GLU	N-CA	5.68	1.57	1.46
1	2E	39	GLN	C-N	5.68	1.47	1.34
2	2N	29	MET	N-CA	5.68	1.57	1.46
2	23	29	MET	N-CA	5.68	1.57	1.46
1	26	39	GLN	C-N	5.68	1.47	1.34
1	3E	39	GLN	C-N	5.68	1.47	1.34
2	3N	29	MET	N-CA	5.68	1.57	1.46
2	3R	2	GLU	N-CA	5.68	1.57	1.46
2	3V	2	GLU	N-CA	5.68	1.57	1.46

*Continued on next page...*

*Continued from previous page...*

Mol	Chain	Res	Type	Atoms	Z	Observed(Å)	Ideal(Å)
2	3Z	2	GLU	N-CA	5.68	1.57	1.46
2	37	29	MET	N-CA	5.68	1.57	1.46
1	4A	39	GLN	C-N	5.68	1.47	1.34
2	4J	29	MET	N-CA	5.68	1.57	1.46
1	4M	39	GLN	C-N	5.68	1.47	1.34
2	4R	29	MET	N-CA	5.68	1.57	1.46
1	4U	39	GLN	C-N	5.68	1.47	1.34
2	5F	2	GLU	N-CA	5.68	1.57	1.46
2	5J	2	GLU	N-CA	5.68	1.57	1.46
2	5N	2	GLU	N-CA	5.68	1.57	1.46
1	5Q	39	GLN	C-N	5.68	1.47	1.34
2	5Z	29	MET	N-CA	5.68	1.57	1.46
2	6F	29	MET	N-CA	5.68	1.57	1.46
1	6I	39	GLN	C-N	5.68	1.47	1.34
1	6Q	39	GLN	C-N	5.68	1.47	1.34
2	6Z	29	MET	N-CA	5.68	1.57	1.46
2	63	2	GLU	N-CA	5.68	1.57	1.46
2	67	2	GLU	N-CA	5.68	1.57	1.46
2	7B	2	GLU	N-CA	5.68	1.57	1.46
2	7J	29	MET	N-CA	5.68	1.57	1.46
1	7M	39	GLN	C-N	5.68	1.47	1.34
2	7V	29	MET	N-CA	5.68	1.57	1.46
1	1E	40	SER	CA-C	-5.67	1.38	1.52
1	1Q	39	GLN	C-N	5.67	1.47	1.34
1	1U	39	GLN	C-N	5.67	1.47	1.34
1	1Y	39	GLN	C-N	5.67	1.47	1.34
1	2M	40	SER	CA-C	-5.67	1.38	1.52
1	2Q	39	GLN	C-N	5.67	1.47	1.34
1	2U	39	GLN	C-N	5.67	1.47	1.34
1	2Y	39	GLN	C-N	5.67	1.47	1.34
1	22	40	SER	CA-C	-5.67	1.38	1.52
1	3M	40	SER	CA-C	-5.67	1.38	1.52
1	36	40	SER	CA-C	-5.67	1.38	1.52
1	4I	40	SER	CA-C	-5.67	1.38	1.52
1	4Q	40	SER	CA-C	-5.67	1.38	1.52
1	42	39	GLN	C-N	5.67	1.47	1.34
1	46	39	GLN	C-N	5.67	1.47	1.34
1	5A	39	GLN	C-N	5.67	1.47	1.34
1	5Y	40	SER	CA-C	-5.67	1.38	1.52
1	52	39	GLN	C-N	5.67	1.47	1.34
1	56	39	GLN	C-N	5.67	1.47	1.34
1	6A	39	GLN	C-N	5.67	1.47	1.34

*Continued on next page...*

*Continued from previous page...*

Mol	Chain	Res	Type	Atoms	Z	Observed(Å)	Ideal(Å)
1	6E	40	SER	CA-C	-5.67	1.38	1.52
1	6Y	40	SER	CA-C	-5.67	1.38	1.52
1	7I	40	SER	CA-C	-5.67	1.38	1.52
1	7U	40	SER	CA-C	-5.67	1.38	1.52
1	1E	39	GLN	C-N	5.67	1.47	1.34
1	1E	43	HIS	N-CA	5.67	1.57	1.46
1	1M	39	GLN	C-N	5.67	1.47	1.34
2	1N	220	PHE	CA-C	5.67	1.67	1.52
1	12	39	GLN	C-N	5.67	1.47	1.34
1	16	39	GLN	C-N	5.67	1.47	1.34
1	2A	39	GLN	C-N	5.67	1.47	1.34
1	2I	39	GLN	C-N	5.67	1.47	1.34
2	2J	220	PHE	CA-C	5.67	1.67	1.52
1	2M	39	GLN	C-N	5.67	1.47	1.34
1	2M	43	HIS	N-CA	5.67	1.57	1.46
1	22	39	GLN	C-N	5.67	1.47	1.34
1	22	43	HIS	N-CA	5.67	1.57	1.46
1	3A	39	GLN	C-N	5.67	1.47	1.34
2	3B	220	PHE	CA-C	5.67	1.67	1.52
1	3I	39	GLN	C-N	5.67	1.47	1.34
2	3J	220	PHE	CA-C	5.67	1.67	1.52
1	3M	39	GLN	C-N	5.67	1.47	1.34
1	3M	43	HIS	N-CA	5.67	1.57	1.46
1	3Q	39	GLN	C-N	5.67	1.47	1.34
1	3U	39	GLN	C-N	5.67	1.47	1.34
1	3Y	39	GLN	C-N	5.67	1.47	1.34
1	32	39	GLN	C-N	5.67	1.47	1.34
2	33	220	PHE	CA-C	5.67	1.67	1.52
1	36	39	GLN	C-N	5.67	1.47	1.34
1	36	43	HIS	N-CA	5.67	1.57	1.46
1	4E	39	GLN	C-N	5.67	1.47	1.34
2	4F	220	PHE	CA-C	5.67	1.67	1.52
1	4I	39	GLN	C-N	5.67	1.47	1.34
1	4I	43	HIS	N-CA	5.67	1.57	1.46
1	4Q	39	GLN	C-N	5.67	1.47	1.34
1	4Q	43	HIS	N-CA	5.67	1.57	1.46
1	4Y	39	GLN	C-N	5.67	1.47	1.34
2	4Z	220	PHE	CA-C	5.67	1.67	1.52
1	5E	39	GLN	C-N	5.67	1.47	1.34
1	5I	39	GLN	C-N	5.67	1.47	1.34
1	5M	39	GLN	C-N	5.67	1.47	1.34
1	5U	39	GLN	C-N	5.67	1.47	1.34

*Continued on next page...*

*Continued from previous page...*

Mol	Chain	Res	Type	Atoms	Z	Observed(Å)	Ideal(Å)
2	5V	220	PHE	CA-C	5.67	1.67	1.52
1	5Y	39	GLN	C-N	5.67	1.47	1.34
1	5Y	43	HIS	N-CA	5.67	1.57	1.46
1	6E	39	GLN	C-N	5.67	1.47	1.34
1	6E	43	HIS	N-CA	5.67	1.57	1.46
1	6M	39	GLN	C-N	5.67	1.47	1.34
2	6N	220	PHE	CA-C	5.67	1.67	1.52
1	6U	39	GLN	C-N	5.67	1.47	1.34
2	6V	220	PHE	CA-C	5.67	1.67	1.52
1	6Y	39	GLN	C-N	5.67	1.47	1.34
1	6Y	43	HIS	N-CA	5.67	1.57	1.46
1	6Z	39	GLN	C-N	5.67	1.47	1.34
1	6Z	43	GLN	C-N	5.67	1.47	1.34
1	7A	39	GLN	C-N	5.67	1.47	1.34
1	7E	39	GLN	C-N	5.67	1.47	1.34
2	7F	220	PHE	CA-C	5.67	1.67	1.52
1	7I	39	GLN	C-N	5.67	1.47	1.34
1	7I	43	HIS	N-CA	5.67	1.57	1.46
1	7Q	39	GLN	C-N	5.67	1.47	1.34
2	7R	220	PHE	CA-C	5.67	1.67	1.52
1	7U	39	GLN	C-N	5.67	1.47	1.34
1	7U	43	HIS	N-CA	5.67	1.57	1.46
1	1A	43	HIS	N-CA	5.67	1.57	1.46
1	1I	43	HIS	N-CA	5.67	1.57	1.46
1	2E	43	HIS	N-CA	5.67	1.57	1.46
1	26	43	HIS	N-CA	5.67	1.57	1.46
1	3E	43	HIS	N-CA	5.67	1.57	1.46
1	4A	43	HIS	N-CA	5.67	1.57	1.46
1	4M	43	HIS	N-CA	5.67	1.57	1.46
1	4U	43	HIS	N-CA	5.67	1.57	1.46
1	5Q	43	HIS	N-CA	5.67	1.57	1.46
1	6I	43	HIS	N-CA	5.67	1.57	1.46
1	6Q	43	HIS	N-CA	5.67	1.57	1.46
1	7M	43	HIS	N-CA	5.67	1.57	1.46
2	1B	220	PHE	CA-C	5.66	1.67	1.52
2	1J	220	PHE	CA-C	5.66	1.67	1.52
2	1R	220	PHE	CA-C	5.66	1.67	1.52
2	1V	220	PHE	CA-C	5.66	1.67	1.52
2	1Z	220	PHE	CA-C	5.66	1.67	1.52
2	2F	220	PHE	CA-C	5.66	1.67	1.52
2	2R	220	PHE	CA-C	5.66	1.67	1.52
2	2V	220	PHE	CA-C	5.66	1.67	1.52

*Continued on next page...*

*Continued from previous page...*

Mol	Chain	Res	Type	Atoms	Z	Observed(Å)	Ideal(Å)
2	2Z	220	PHE	CA-C	5.66	1.67	1.52
2	27	220	PHE	CA-C	5.66	1.67	1.52
2	3F	220	PHE	CA-C	5.66	1.67	1.52
2	4B	220	PHE	CA-C	5.66	1.67	1.52
2	4N	220	PHE	CA-C	5.66	1.67	1.52
2	4V	220	PHE	CA-C	5.66	1.67	1.52
2	43	220	PHE	CA-C	5.66	1.67	1.52
2	47	220	PHE	CA-C	5.66	1.67	1.52
2	5B	220	PHE	CA-C	5.66	1.67	1.52
2	5R	220	PHE	CA-C	5.66	1.67	1.52
2	53	220	PHE	CA-C	5.66	1.67	1.52
2	57	220	PHE	CA-C	5.66	1.67	1.52
2	6B	220	PHE	CA-C	5.66	1.67	1.52
2	6J	220	PHE	CA-C	5.66	1.67	1.52
2	6R	220	PHE	CA-C	5.66	1.67	1.52
2	7N	220	PHE	CA-C	5.66	1.67	1.52
2	1B	2	GLU	N-CA	5.66	1.57	1.46
2	1J	2	GLU	N-CA	5.66	1.57	1.46
2	2F	2	GLU	N-CA	5.66	1.57	1.46
2	27	2	GLU	N-CA	5.66	1.57	1.46
2	3F	2	GLU	N-CA	5.66	1.57	1.46
2	4B	2	GLU	N-CA	5.66	1.57	1.46
2	4N	2	GLU	N-CA	5.66	1.57	1.46
2	4V	2	GLU	N-CA	5.66	1.57	1.46
2	5R	2	GLU	N-CA	5.66	1.57	1.46
2	6J	2	GLU	N-CA	5.66	1.57	1.46
2	6R	2	GLU	N-CA	5.66	1.57	1.46
2	7N	2	GLU	N-CA	5.66	1.57	1.46
2	1F	220	PHE	CA-C	5.65	1.67	1.52
2	2N	220	PHE	CA-C	5.65	1.67	1.52
2	23	220	PHE	CA-C	5.65	1.67	1.52
2	3N	220	PHE	CA-C	5.65	1.67	1.52
2	37	220	PHE	CA-C	5.65	1.67	1.52
2	4J	220	PHE	CA-C	5.65	1.67	1.52
2	4R	220	PHE	CA-C	5.65	1.67	1.52
2	5Z	220	PHE	CA-C	5.65	1.67	1.52
2	6F	220	PHE	CA-C	5.65	1.67	1.52
2	6Z	220	PHE	CA-C	5.65	1.67	1.52
2	7J	220	PHE	CA-C	5.65	1.67	1.52
2	7V	220	PHE	CA-C	5.65	1.67	1.52
1	1Q	40	SER	CA-C	-5.65	1.38	1.52
1	1U	40	SER	CA-C	-5.65	1.38	1.52

*Continued on next page...*

*Continued from previous page...*

Mol	Chain	Res	Type	Atoms	Z	Observed(Å)	Ideal(Å)
1	1Y	40	SER	CA-C	-5.65	1.38	1.52
1	12	43	HIS	N-CA	5.65	1.57	1.46
2	13	220	PHE	CA-C	5.65	1.67	1.52
1	16	43	HIS	N-CA	5.65	1.57	1.46
2	17	220	PHE	CA-C	5.65	1.67	1.52
1	2A	43	HIS	N-CA	5.65	1.57	1.46
2	2B	220	PHE	CA-C	5.65	1.67	1.52
1	2Q	40	SER	CA-C	-5.65	1.38	1.52
1	2U	40	SER	CA-C	-5.65	1.38	1.52
1	2Y	40	SER	CA-C	-5.65	1.38	1.52
1	3Q	43	HIS	N-CA	5.65	1.57	1.46
2	3R	220	PHE	CA-C	5.65	1.67	1.52
1	3U	43	HIS	N-CA	5.65	1.57	1.46
2	3V	220	PHE	CA-C	5.65	1.67	1.52
1	3Y	43	HIS	N-CA	5.65	1.57	1.46
2	3Z	220	PHE	CA-C	5.65	1.67	1.52
1	42	40	SER	CA-C	-5.65	1.38	1.52
1	46	40	SER	CA-C	-5.65	1.38	1.52
1	5A	40	SER	CA-C	-5.65	1.38	1.52
1	5E	43	HIS	N-CA	5.65	1.57	1.46
2	5F	220	PHE	CA-C	5.65	1.67	1.52
1	5I	43	HIS	N-CA	5.65	1.57	1.46
2	5J	220	PHE	CA-C	5.65	1.67	1.52
1	5M	43	HIS	N-CA	5.65	1.57	1.46
2	5N	220	PHE	CA-C	5.65	1.67	1.52
1	52	40	SER	CA-C	-5.65	1.38	1.52
1	56	40	SER	CA-C	-5.65	1.38	1.52
1	6A	40	SER	CA-C	-5.65	1.38	1.52
1	62	43	HIS	N-CA	5.65	1.57	1.46
2	63	220	PHE	CA-C	5.65	1.67	1.52
1	66	43	HIS	N-CA	5.65	1.57	1.46
2	67	220	PHE	CA-C	5.65	1.67	1.52
1	7A	43	HIS	N-CA	5.65	1.57	1.46
2	7B	220	PHE	CA-C	5.65	1.67	1.52
1	1M	40	SER	CA-C	-5.65	1.38	1.52
1	2I	40	SER	CA-C	-5.65	1.38	1.52
1	3A	40	SER	CA-C	-5.65	1.38	1.52
1	3I	40	SER	CA-C	-5.65	1.38	1.52
1	32	40	SER	CA-C	-5.65	1.38	1.52
1	4E	40	SER	CA-C	-5.65	1.38	1.52
1	4Y	40	SER	CA-C	-5.65	1.38	1.52
1	5U	40	SER	CA-C	-5.65	1.38	1.52

*Continued on next page...*

*Continued from previous page...*

Mol	Chain	Res	Type	Atoms	Z	Observed(Å)	Ideal(Å)
1	6M	40	SER	CA-C	-5.65	1.38	1.52
1	6U	40	SER	CA-C	-5.65	1.38	1.52
1	7E	40	SER	CA-C	-5.65	1.38	1.52
1	7Q	40	SER	CA-C	-5.65	1.38	1.52
1	1A	40	SER	CA-C	-5.65	1.38	1.52
1	1I	40	SER	CA-C	-5.65	1.38	1.52
1	2E	40	SER	CA-C	-5.65	1.38	1.52
1	26	40	SER	CA-C	-5.65	1.38	1.52
1	3E	40	SER	CA-C	-5.65	1.38	1.52
1	4A	40	SER	CA-C	-5.65	1.38	1.52
1	4M	40	SER	CA-C	-5.65	1.38	1.52
1	4U	40	SER	CA-C	-5.65	1.38	1.52
1	5Q	40	SER	CA-C	-5.65	1.38	1.52
1	6I	40	SER	CA-C	-5.65	1.38	1.52
1	6Q	40	SER	CA-C	-5.65	1.38	1.52
1	7M	40	SER	CA-C	-5.65	1.38	1.52
1	1Q	180	VAL	CA-C	-5.64	1.38	1.52
1	1U	180	VAL	CA-C	-5.64	1.38	1.52
1	1Y	180	VAL	CA-C	-5.64	1.38	1.52
1	2Q	180	VAL	CA-C	-5.64	1.38	1.52
1	2U	180	VAL	CA-C	-5.64	1.38	1.52
1	2Y	180	VAL	CA-C	-5.64	1.38	1.52
1	42	180	VAL	CA-C	-5.64	1.38	1.52
1	46	180	VAL	CA-C	-5.64	1.38	1.52
1	5A	180	VAL	CA-C	-5.64	1.38	1.52
1	52	180	VAL	CA-C	-5.64	1.38	1.52
1	56	180	VAL	CA-C	-5.64	1.38	1.52
1	6A	180	VAL	CA-C	-5.64	1.38	1.52
1	1M	43	HIS	N-CA	5.64	1.57	1.46
2	1N	2	GLU	N-CA	5.64	1.57	1.46
1	2I	43	HIS	N-CA	5.64	1.57	1.46
2	2J	2	GLU	N-CA	5.64	1.57	1.46
1	3A	43	HIS	N-CA	5.64	1.57	1.46
2	3B	2	GLU	N-CA	5.64	1.57	1.46
1	3I	43	HIS	N-CA	5.64	1.57	1.46
2	3J	2	GLU	N-CA	5.64	1.57	1.46
1	32	43	HIS	N-CA	5.64	1.57	1.46
2	33	2	GLU	N-CA	5.64	1.57	1.46
1	4E	43	HIS	N-CA	5.64	1.57	1.46
2	4F	2	GLU	N-CA	5.64	1.57	1.46
1	4Y	43	HIS	N-CA	5.64	1.57	1.46
2	4Z	2	GLU	N-CA	5.64	1.57	1.46

*Continued on next page...*



*Continued from previous page...*

Mol	Chain	Res	Type	Atoms	Z	Observed(Å)	Ideal(Å)
1	5U	43	HIS	N-CA	5.64	1.57	1.46
2	5V	2	GLU	N-CA	5.64	1.57	1.46
1	6M	43	HIS	N-CA	5.64	1.57	1.46
2	6N	2	GLU	N-CA	5.64	1.57	1.46
1	6U	43	HIS	N-CA	5.64	1.57	1.46
2	6V	2	GLU	N-CA	5.64	1.57	1.46
1	7E	43	HIS	N-CA	5.64	1.57	1.46
2	7F	2	GLU	N-CA	5.64	1.57	1.46
1	7Q	43	HIS	N-CA	5.64	1.57	1.46
2	7R	2	GLU	N-CA	5.64	1.57	1.46
1	12	180	VAL	CA-C	-5.63	1.38	1.52
1	16	180	VAL	CA-C	-5.63	1.38	1.52
1	2A	180	VAL	CA-C	-5.63	1.38	1.52
1	3Q	180	VAL	CA-C	-5.63	1.38	1.52
1	3U	180	VAL	CA-C	-5.63	1.38	1.52
1	3Y	180	VAL	CA-C	-5.63	1.38	1.52
1	5E	180	VAL	CA-C	-5.63	1.38	1.52
1	5I	180	VAL	CA-C	-5.63	1.38	1.52
1	5M	180	VAL	CA-C	-5.63	1.38	1.52
1	62	180	VAL	CA-C	-5.63	1.38	1.52
1	66	180	VAL	CA-C	-5.63	1.38	1.52
1	7A	180	VAL	CA-C	-5.63	1.38	1.52
1	1Q	9	PHE	CE2-CZ	5.63	1.48	1.37
1	1U	9	PHE	CE2-CZ	5.63	1.48	1.37
1	1Y	9	PHE	CE2-CZ	5.63	1.48	1.37
1	12	40	SER	CA-C	-5.63	1.38	1.52
1	16	40	SER	CA-C	-5.63	1.38	1.52
1	2A	40	SER	CA-C	-5.63	1.38	1.52
1	2Q	9	PHE	CE2-CZ	5.63	1.48	1.37
1	2U	9	PHE	CE2-CZ	5.63	1.48	1.37
1	2Y	9	PHE	CE2-CZ	5.63	1.48	1.37
1	3Q	40	SER	CA-C	-5.63	1.38	1.52
1	3U	40	SER	CA-C	-5.63	1.38	1.52
1	3Y	40	SER	CA-C	-5.63	1.38	1.52
1	42	9	PHE	CE2-CZ	5.63	1.48	1.37
1	46	9	PHE	CE2-CZ	5.63	1.48	1.37
1	5A	9	PHE	CE2-CZ	5.63	1.48	1.37
1	5E	40	SER	CA-C	-5.63	1.38	1.52
1	5I	40	SER	CA-C	-5.63	1.38	1.52
1	5M	40	SER	CA-C	-5.63	1.38	1.52
1	52	9	PHE	CE2-CZ	5.63	1.48	1.37
1	56	9	PHE	CE2-CZ	5.63	1.48	1.37

*Continued on next page...*

*Continued from previous page...*

Mol	Chain	Res	Type	Atoms	Z	Observed(Å)	Ideal(Å)
1	6A	9	PHE	CE2-CZ	5.63	1.48	1.37
1	62	40	SER	CA-C	-5.63	1.38	1.52
1	66	40	SER	CA-C	-5.63	1.38	1.52
1	7A	40	SER	CA-C	-5.63	1.38	1.52
2	1F	2	GLU	N-CA	5.63	1.57	1.46
2	2N	2	GLU	N-CA	5.63	1.57	1.46
2	23	2	GLU	N-CA	5.63	1.57	1.46
2	3N	2	GLU	N-CA	5.63	1.57	1.46
2	37	2	GLU	N-CA	5.63	1.57	1.46
2	4J	2	GLU	N-CA	5.63	1.57	1.46
2	4R	2	GLU	N-CA	5.63	1.57	1.46
2	5Z	2	GLU	N-CA	5.63	1.57	1.46
2	6F	2	GLU	N-CA	5.63	1.57	1.46
2	6Z	2	GLU	N-CA	5.63	1.57	1.46
2	7J	2	GLU	N-CA	5.63	1.57	1.46
2	7V	2	GLU	N-CA	5.63	1.57	1.46
1	1M	180	VAL	CA-C	-5.63	1.38	1.52
1	2I	180	VAL	CA-C	-5.63	1.38	1.52
1	3A	180	VAL	CA-C	-5.63	1.38	1.52
1	3I	180	VAL	CA-C	-5.63	1.38	1.52
1	32	180	VAL	CA-C	-5.63	1.38	1.52
1	4E	180	VAL	CA-C	-5.63	1.38	1.52
1	4Y	180	VAL	CA-C	-5.63	1.38	1.52
1	5U	180	VAL	CA-C	-5.63	1.38	1.52
1	6M	180	VAL	CA-C	-5.63	1.38	1.52
1	6U	180	VAL	CA-C	-5.63	1.38	1.52
1	7E	180	VAL	CA-C	-5.63	1.38	1.52
1	7Q	180	VAL	CA-C	-5.63	1.38	1.52
1	1A	9	PHE	CE2-CZ	5.61	1.48	1.37
1	1A	149	THR	C-N	5.61	1.47	1.34
2	1F	67	THR	CB-CG2	5.61	1.70	1.52
1	1I	9	PHE	CE2-CZ	5.61	1.48	1.37
1	1I	149	THR	C-N	5.61	1.47	1.34
1	12	9	PHE	CE2-CZ	5.61	1.48	1.37
1	16	9	PHE	CE2-CZ	5.61	1.48	1.37
1	2A	9	PHE	CE2-CZ	5.61	1.48	1.37
1	2E	9	PHE	CE2-CZ	5.61	1.48	1.37
1	2E	149	THR	C-N	5.61	1.47	1.34
2	2N	67	THR	CB-CG2	5.61	1.70	1.52
2	23	67	THR	CB-CG2	5.61	1.70	1.52
1	26	9	PHE	CE2-CZ	5.61	1.48	1.37
1	26	149	THR	C-N	5.61	1.47	1.34

*Continued on next page...*

*Continued from previous page...*

Mol	Chain	Res	Type	Atoms	Z	Observed(Å)	Ideal(Å)
1	3E	9	PHE	CE2-CZ	5.61	1.48	1.37
1	3E	149	THR	C-N	5.61	1.47	1.34
2	3N	67	THR	CB-CG2	5.61	1.70	1.52
1	3Q	9	PHE	CE2-CZ	5.61	1.48	1.37
1	3U	9	PHE	CE2-CZ	5.61	1.48	1.37
1	3Y	9	PHE	CE2-CZ	5.61	1.48	1.37
2	37	67	THR	CB-CG2	5.61	1.70	1.52
1	4A	9	PHE	CE2-CZ	5.61	1.48	1.37
1	4A	149	THR	C-N	5.61	1.47	1.34
2	4J	67	THR	CB-CG2	5.61	1.70	1.52
1	4M	9	PHE	CE2-CZ	5.61	1.48	1.37
1	4M	149	THR	C-N	5.61	1.47	1.34
2	4R	67	THR	CB-CG2	5.61	1.70	1.52
1	4U	9	PHE	CE2-CZ	5.61	1.48	1.37
1	4U	149	THR	C-N	5.61	1.47	1.34
1	5E	9	PHE	CE2-CZ	5.61	1.48	1.37
1	5I	9	PHE	CE2-CZ	5.61	1.48	1.37
1	5M	9	PHE	CE2-CZ	5.61	1.48	1.37
1	5Q	9	PHE	CE2-CZ	5.61	1.48	1.37
1	5Q	149	THR	C-N	5.61	1.47	1.34
2	5Z	67	THR	CB-CG2	5.61	1.70	1.52
2	6F	67	THR	CB-CG2	5.61	1.70	1.52
1	6I	9	PHE	CE2-CZ	5.61	1.48	1.37
1	6I	149	THR	C-N	5.61	1.47	1.34
1	6Q	9	PHE	CE2-CZ	5.61	1.48	1.37
1	6Q	149	THR	C-N	5.61	1.47	1.34
2	6Z	67	THR	CB-CG2	5.61	1.70	1.52
1	62	9	PHE	CE2-CZ	5.61	1.48	1.37
1	66	9	PHE	CE2-CZ	5.61	1.48	1.37
1	7A	9	PHE	CE2-CZ	5.61	1.48	1.37
2	7J	67	THR	CB-CG2	5.61	1.70	1.52
1	7M	9	PHE	CE2-CZ	5.61	1.48	1.37
1	7M	149	THR	C-N	5.61	1.47	1.34
2	7V	67	THR	CB-CG2	5.61	1.70	1.52
1	1E	180	VAL	CA-C	-5.61	1.38	1.52
1	1M	155	PRO	CG-CD	-5.61	1.32	1.50
1	2I	155	PRO	CG-CD	-5.61	1.32	1.50
1	2M	180	VAL	CA-C	-5.61	1.38	1.52
1	22	180	VAL	CA-C	-5.61	1.38	1.52
1	3A	155	PRO	CG-CD	-5.61	1.32	1.50
1	3I	155	PRO	CG-CD	-5.61	1.32	1.50
1	3M	180	VAL	CA-C	-5.61	1.38	1.52

*Continued on next page...*

*Continued from previous page...*

Mol	Chain	Res	Type	Atoms	Z	Observed(Å)	Ideal(Å)
1	32	155	PRO	CG-CD	-5.61	1.32	1.50
1	36	180	VAL	CA-C	-5.61	1.38	1.52
1	4E	155	PRO	CG-CD	-5.61	1.32	1.50
1	4I	180	VAL	CA-C	-5.61	1.38	1.52
1	4Q	180	VAL	CA-C	-5.61	1.38	1.52
1	4Y	155	PRO	CG-CD	-5.61	1.32	1.50
1	5U	155	PRO	CG-CD	-5.61	1.32	1.50
1	5Y	180	VAL	CA-C	-5.61	1.38	1.52
1	6E	180	VAL	CA-C	-5.61	1.38	1.52
1	6M	155	PRO	CG-CD	-5.61	1.32	1.50
1	6U	155	PRO	CG-CD	-5.61	1.32	1.50
1	6Y	180	VAL	CA-C	-5.61	1.38	1.52
1	7E	155	PRO	CG-CD	-5.61	1.32	1.50
1	7I	180	VAL	CA-C	-5.61	1.38	1.52
1	7Q	155	PRO	CG-CD	-5.61	1.32	1.50
1	7U	180	VAL	CA-C	-5.61	1.38	1.52
1	1A	155	PRO	CG-CD	-5.61	1.32	1.50
1	1E	155	PRO	CG-CD	-5.61	1.32	1.50
1	1I	155	PRO	CG-CD	-5.61	1.32	1.50
1	2E	155	PRO	CG-CD	-5.61	1.32	1.50
1	2M	155	PRO	CG-CD	-5.61	1.32	1.50
1	22	155	PRO	CG-CD	-5.61	1.32	1.50
1	26	155	PRO	CG-CD	-5.61	1.32	1.50
1	3E	155	PRO	CG-CD	-5.61	1.32	1.50
1	3M	155	PRO	CG-CD	-5.61	1.32	1.50
1	36	155	PRO	CG-CD	-5.61	1.32	1.50
1	4A	155	PRO	CG-CD	-5.61	1.32	1.50
1	4I	155	PRO	CG-CD	-5.61	1.32	1.50
1	4M	155	PRO	CG-CD	-5.61	1.32	1.50
1	4Q	155	PRO	CG-CD	-5.61	1.32	1.50
1	4U	155	PRO	CG-CD	-5.61	1.32	1.50
1	5Q	155	PRO	CG-CD	-5.61	1.32	1.50
1	5Y	155	PRO	CG-CD	-5.61	1.32	1.50
1	6E	155	PRO	CG-CD	-5.61	1.32	1.50
1	6I	155	PRO	CG-CD	-5.61	1.32	1.50
1	6Q	155	PRO	CG-CD	-5.61	1.32	1.50
1	6Y	155	PRO	CG-CD	-5.61	1.32	1.50
1	7I	155	PRO	CG-CD	-5.61	1.32	1.50
1	7M	155	PRO	CG-CD	-5.61	1.32	1.50
1	7U	155	PRO	CG-CD	-5.61	1.32	1.50
1	1A	180	VAL	CA-C	-5.61	1.38	1.52
1	1E	9	PHE	CE2-CZ	5.61	1.48	1.37

*Continued on next page...*

*Continued from previous page...*

Mol	Chain	Res	Type	Atoms	Z	Observed(Å)	Ideal(Å)
1	1E	149	THR	C-N	5.61	1.47	1.34
1	1I	180	VAL	CA-C	-5.61	1.38	1.52
1	1M	149	THR	C-N	5.61	1.47	1.34
1	2E	180	VAL	CA-C	-5.61	1.38	1.52
1	2I	149	THR	C-N	5.61	1.47	1.34
1	2M	9	PHE	CE2-CZ	5.61	1.48	1.37
1	2M	149	THR	C-N	5.61	1.47	1.34
1	22	9	PHE	CE2-CZ	5.61	1.48	1.37
1	22	149	THR	C-N	5.61	1.47	1.34
1	26	180	VAL	CA-C	-5.61	1.38	1.52
1	3A	149	THR	C-N	5.61	1.47	1.34
1	3E	180	VAL	CA-C	-5.61	1.38	1.52
1	3I	149	THR	C-N	5.61	1.47	1.34
1	3M	9	PHE	CE2-CZ	5.61	1.48	1.37
1	3M	149	THR	C-N	5.61	1.47	1.34
1	32	149	THR	C-N	5.61	1.47	1.34
1	36	9	PHE	CE2-CZ	5.61	1.48	1.37
1	36	149	THR	C-N	5.61	1.47	1.34
1	4A	180	VAL	CA-C	-5.61	1.38	1.52
1	4E	149	THR	C-N	5.61	1.47	1.34
1	4I	9	PHE	CE2-CZ	5.61	1.48	1.37
1	4I	149	THR	C-N	5.61	1.47	1.34
1	4M	180	VAL	CA-C	-5.61	1.38	1.52
1	4Q	9	PHE	CE2-CZ	5.61	1.48	1.37
1	4Q	149	THR	C-N	5.61	1.47	1.34
1	4U	180	VAL	CA-C	-5.61	1.38	1.52
1	4Y	149	THR	C-N	5.61	1.47	1.34
1	5Q	180	VAL	CA-C	-5.61	1.38	1.52
1	5U	149	THR	C-N	5.61	1.47	1.34
1	5Y	9	PHE	CE2-CZ	5.61	1.48	1.37
1	5Y	149	THR	C-N	5.61	1.47	1.34
1	6E	9	PHE	CE2-CZ	5.61	1.48	1.37
1	6E	149	THR	C-N	5.61	1.47	1.34
1	6I	180	VAL	CA-C	-5.61	1.38	1.52
1	6M	149	THR	C-N	5.61	1.47	1.34
1	6Q	180	VAL	CA-C	-5.61	1.38	1.52
1	6U	149	THR	C-N	5.61	1.47	1.34
1	6Y	9	PHE	CE2-CZ	5.61	1.48	1.37
1	6Y	149	THR	C-N	5.61	1.47	1.34
1	7E	149	THR	C-N	5.61	1.47	1.34
1	7I	9	PHE	CE2-CZ	5.61	1.48	1.37
1	7I	149	THR	C-N	5.61	1.47	1.34

*Continued on next page...*

*Continued from previous page...*

Mol	Chain	Res	Type	Atoms	Z	Observed(Å)	Ideal(Å)
1	7M	180	VAL	CA-C	-5.61	1.38	1.52
1	7Q	149	THR	C-N	5.61	1.47	1.34
1	7U	9	PHE	CE2-CZ	5.61	1.48	1.37
1	7U	149	THR	C-N	5.61	1.47	1.34
1	1Q	155	PRO	CG-CD	-5.60	1.32	1.50
1	1U	155	PRO	CG-CD	-5.60	1.32	1.50
1	1Y	155	PRO	CG-CD	-5.60	1.32	1.50
1	12	149	THR	C-N	5.60	1.47	1.34
1	16	149	THR	C-N	5.60	1.47	1.34
1	2A	149	THR	C-N	5.60	1.47	1.34
1	2Q	155	PRO	CG-CD	-5.60	1.32	1.50
1	2U	155	PRO	CG-CD	-5.60	1.32	1.50
1	2Y	155	PRO	CG-CD	-5.60	1.32	1.50
1	3Q	149	THR	C-N	5.60	1.47	1.34
1	3U	149	THR	C-N	5.60	1.47	1.34
1	3Y	149	THR	C-N	5.60	1.47	1.34
1	42	155	PRO	CG-CD	-5.60	1.32	1.50
1	46	155	PRO	CG-CD	-5.60	1.32	1.50
1	5A	155	PRO	CG-CD	-5.60	1.32	1.50
1	5E	149	THR	C-N	5.60	1.47	1.34
1	5I	149	THR	C-N	5.60	1.47	1.34
1	5M	149	THR	C-N	5.60	1.47	1.34
1	52	155	PRO	CG-CD	-5.60	1.32	1.50
1	56	155	PRO	CG-CD	-5.60	1.32	1.50
1	6A	155	PRO	CG-CD	-5.60	1.32	1.50
1	62	149	THR	C-N	5.60	1.47	1.34
1	66	149	THR	C-N	5.60	1.47	1.34
1	7A	149	THR	C-N	5.60	1.47	1.34
2	1N	67	THR	CB-CG2	5.60	1.70	1.52
1	1Q	149	THR	C-N	5.60	1.47	1.34
1	1U	149	THR	C-N	5.60	1.47	1.34
1	1Y	149	THR	C-N	5.60	1.47	1.34
1	12	155	PRO	CG-CD	-5.60	1.32	1.50
1	16	155	PRO	CG-CD	-5.60	1.32	1.50
1	2A	155	PRO	CG-CD	-5.60	1.32	1.50
2	2J	67	THR	CB-CG2	5.60	1.70	1.52
1	2Q	149	THR	C-N	5.60	1.47	1.34
1	2U	149	THR	C-N	5.60	1.47	1.34
1	2Y	149	THR	C-N	5.60	1.47	1.34
2	3B	67	THR	CB-CG2	5.60	1.70	1.52
2	3J	67	THR	CB-CG2	5.60	1.70	1.52
1	3Q	155	PRO	CG-CD	-5.60	1.32	1.50

*Continued on next page...*

*Continued from previous page...*

Mol	Chain	Res	Type	Atoms	Z	Observed(Å)	Ideal(Å)
1	3U	155	PRO	CG-CD	-5.60	1.32	1.50
1	3Y	155	PRO	CG-CD	-5.60	1.32	1.50
2	33	67	THR	CB-CG2	5.60	1.70	1.52
2	4F	67	THR	CB-CG2	5.60	1.70	1.52
2	4Z	67	THR	CB-CG2	5.60	1.70	1.52
1	42	149	THR	C-N	5.60	1.47	1.34
1	46	149	THR	C-N	5.60	1.47	1.34
1	5A	149	THR	C-N	5.60	1.47	1.34
1	5E	155	PRO	CG-CD	-5.60	1.32	1.50
1	5I	155	PRO	CG-CD	-5.60	1.32	1.50
1	5M	155	PRO	CG-CD	-5.60	1.32	1.50
2	5V	67	THR	CB-CG2	5.60	1.70	1.52
1	52	149	THR	C-N	5.60	1.47	1.34
1	56	149	THR	C-N	5.60	1.47	1.34
1	6A	149	THR	C-N	5.60	1.47	1.34
2	6N	67	THR	CB-CG2	5.60	1.70	1.52
2	6V	67	THR	CB-CG2	5.60	1.70	1.52
1	62	155	PRO	CG-CD	-5.60	1.32	1.50
1	66	155	PRO	CG-CD	-5.60	1.32	1.50
1	7A	155	PRO	CG-CD	-5.60	1.32	1.50
2	7F	67	THR	CB-CG2	5.60	1.70	1.52
2	7R	67	THR	CB-CG2	5.60	1.70	1.52
2	1B	67	THR	CB-CG2	5.60	1.70	1.52
2	1J	67	THR	CB-CG2	5.60	1.70	1.52
2	2F	67	THR	CB-CG2	5.60	1.70	1.52
2	27	67	THR	CB-CG2	5.60	1.70	1.52
2	3F	67	THR	CB-CG2	5.60	1.70	1.52
2	4B	67	THR	CB-CG2	5.60	1.70	1.52
2	4N	67	THR	CB-CG2	5.60	1.70	1.52
2	4V	67	THR	CB-CG2	5.60	1.70	1.52
2	5R	67	THR	CB-CG2	5.60	1.70	1.52
2	6J	67	THR	CB-CG2	5.60	1.70	1.52
2	6R	67	THR	CB-CG2	5.60	1.70	1.52
2	7N	67	THR	CB-CG2	5.60	1.70	1.52
1	1A	93	ALA	CA-C	5.59	1.67	1.52
1	1E	93	ALA	CA-C	5.59	1.67	1.52
2	1F	7	ASN	CB-CG	5.59	1.64	1.51
1	1I	93	ALA	CA-C	5.59	1.67	1.52
1	2E	93	ALA	CA-C	5.59	1.67	1.52
1	2M	93	ALA	CA-C	5.59	1.67	1.52
2	2N	7	ASN	CB-CG	5.59	1.64	1.51
1	22	93	ALA	CA-C	5.59	1.67	1.52

*Continued on next page...*

*Continued from previous page...*

Mol	Chain	Res	Type	Atoms	Z	Observed(Å)	Ideal(Å)
2	23	7	ASN	CB-CG	5.59	1.64	1.51
1	26	93	ALA	CA-C	5.59	1.67	1.52
1	3E	93	ALA	CA-C	5.59	1.67	1.52
1	3M	93	ALA	CA-C	5.59	1.67	1.52
2	3N	7	ASN	CB-CG	5.59	1.64	1.51
1	36	93	ALA	CA-C	5.59	1.67	1.52
2	37	7	ASN	CB-CG	5.59	1.64	1.51
1	4A	93	ALA	CA-C	5.59	1.67	1.52
1	4I	93	ALA	CA-C	5.59	1.67	1.52
2	4J	7	ASN	CB-CG	5.59	1.64	1.51
1	4M	93	ALA	CA-C	5.59	1.67	1.52
1	4Q	93	ALA	CA-C	5.59	1.67	1.52
2	4R	7	ASN	CB-CG	5.59	1.64	1.51
1	4U	93	ALA	CA-C	5.59	1.67	1.52
1	5Q	93	ALA	CA-C	5.59	1.67	1.52
1	5Y	93	ALA	CA-C	5.59	1.67	1.52
2	5Z	7	ASN	CB-CG	5.59	1.64	1.51
1	6E	93	ALA	CA-C	5.59	1.67	1.52
2	6F	7	ASN	CB-CG	5.59	1.64	1.51
1	6I	93	ALA	CA-C	5.59	1.67	1.52
1	6Q	93	ALA	CA-C	5.59	1.67	1.52
1	6Y	93	ALA	CA-C	5.59	1.67	1.52
2	6Z	7	ASN	CB-CG	5.59	1.64	1.51
1	7I	93	ALA	CA-C	5.59	1.67	1.52
2	7J	7	ASN	CB-CG	5.59	1.64	1.51
1	7M	93	ALA	CA-C	5.59	1.67	1.52
1	7U	93	ALA	CA-C	5.59	1.67	1.52
2	7V	7	ASN	CB-CG	5.59	1.64	1.51
2	13	67	THR	CB-CG2	5.58	1.70	1.52
2	17	67	THR	CB-CG2	5.58	1.70	1.52
2	2B	67	THR	CB-CG2	5.58	1.70	1.52
2	3R	67	THR	CB-CG2	5.58	1.70	1.52
2	3V	67	THR	CB-CG2	5.58	1.70	1.52
2	3Z	67	THR	CB-CG2	5.58	1.70	1.52
2	5F	67	THR	CB-CG2	5.58	1.70	1.52
2	5J	67	THR	CB-CG2	5.58	1.70	1.52
2	5N	67	THR	CB-CG2	5.58	1.70	1.52
2	63	67	THR	CB-CG2	5.58	1.70	1.52
2	67	67	THR	CB-CG2	5.58	1.70	1.52
2	7B	67	THR	CB-CG2	5.58	1.70	1.52
1	1Q	93	ALA	CA-C	5.58	1.67	1.52
2	1R	67	THR	CB-CG2	5.58	1.70	1.52

*Continued on next page...*



*Continued from previous page...*

Mol	Chain	Res	Type	Atoms	Z	Observed(Å)	Ideal(Å)
1	1U	93	ALA	CA-C	5.58	1.67	1.52
2	1V	67	THR	CB-CG2	5.58	1.70	1.52
1	1Y	93	ALA	CA-C	5.58	1.67	1.52
2	1Z	67	THR	CB-CG2	5.58	1.70	1.52
1	2Q	93	ALA	CA-C	5.58	1.67	1.52
2	2R	67	THR	CB-CG2	5.58	1.70	1.52
1	2U	93	ALA	CA-C	5.58	1.67	1.52
2	2V	67	THR	CB-CG2	5.58	1.70	1.52
1	2Y	93	ALA	CA-C	5.58	1.67	1.52
2	2Z	67	THR	CB-CG2	5.58	1.70	1.52
1	42	93	ALA	CA-C	5.58	1.67	1.52
2	43	67	THR	CB-CG2	5.58	1.70	1.52
1	46	93	ALA	CA-C	5.58	1.67	1.52
2	47	67	THR	CB-CG2	5.58	1.70	1.52
1	5A	93	ALA	CA-C	5.58	1.67	1.52
2	5B	67	THR	CB-CG2	5.58	1.70	1.52
1	52	93	ALA	CA-C	5.58	1.67	1.52
2	53	67	THR	CB-CG2	5.58	1.70	1.52
1	56	93	ALA	CA-C	5.58	1.67	1.52
2	57	67	THR	CB-CG2	5.58	1.70	1.52
1	6A	93	ALA	CA-C	5.58	1.67	1.52
2	6B	67	THR	CB-CG2	5.58	1.70	1.52
2	1F	221	ALA	CA-CB	-5.58	1.40	1.52
2	2N	221	ALA	CA-CB	-5.58	1.40	1.52
2	23	221	ALA	CA-CB	-5.58	1.40	1.52
2	3N	221	ALA	CA-CB	-5.58	1.40	1.52
2	37	221	ALA	CA-CB	-5.58	1.40	1.52
2	4J	221	ALA	CA-CB	-5.58	1.40	1.52
2	4R	221	ALA	CA-CB	-5.58	1.40	1.52
2	5Z	221	ALA	CA-CB	-5.58	1.40	1.52
2	6F	221	ALA	CA-CB	-5.58	1.40	1.52
2	6Z	221	ALA	CA-CB	-5.58	1.40	1.52
2	7J	221	ALA	CA-CB	-5.58	1.40	1.52
2	7V	221	ALA	CA-CB	-5.58	1.40	1.52
1	1M	9	PHE	CE2-CZ	5.58	1.48	1.37
1	1Q	150	TYR	N-CA	-5.58	1.35	1.46
1	1U	150	TYR	N-CA	-5.58	1.35	1.46
1	1Y	150	TYR	N-CA	-5.58	1.35	1.46
1	2I	9	PHE	CE2-CZ	5.58	1.48	1.37
1	2Q	150	TYR	N-CA	-5.58	1.35	1.46
1	2U	150	TYR	N-CA	-5.58	1.35	1.46
1	2Y	150	TYR	N-CA	-5.58	1.35	1.46

*Continued on next page...*

*Continued from previous page...*

Mol	Chain	Res	Type	Atoms	Z	Observed(Å)	Ideal(Å)
1	3A	9	PHE	CE2-CZ	5.58	1.48	1.37
1	3I	9	PHE	CE2-CZ	5.58	1.48	1.37
1	32	9	PHE	CE2-CZ	5.58	1.48	1.37
1	4E	9	PHE	CE2-CZ	5.58	1.48	1.37
1	4Y	9	PHE	CE2-CZ	5.58	1.48	1.37
1	42	150	TYR	N-CA	-5.58	1.35	1.46
1	46	150	TYR	N-CA	-5.58	1.35	1.46
1	5A	150	TYR	N-CA	-5.58	1.35	1.46
1	5U	9	PHE	CE2-CZ	5.58	1.48	1.37
1	52	150	TYR	N-CA	-5.58	1.35	1.46
1	56	150	TYR	N-CA	-5.58	1.35	1.46
1	6A	150	TYR	N-CA	-5.58	1.35	1.46
1	6M	9	PHE	CE2-CZ	5.58	1.48	1.37
1	6U	9	PHE	CE2-CZ	5.58	1.48	1.37
1	7E	9	PHE	CE2-CZ	5.58	1.48	1.37
1	7Q	9	PHE	CE2-CZ	5.58	1.48	1.37
1	1A	150	TYR	N-CA	-5.58	1.35	1.46
1	1I	150	TYR	N-CA	-5.58	1.35	1.46
1	2E	150	TYR	N-CA	-5.58	1.35	1.46
1	26	150	TYR	N-CA	-5.58	1.35	1.46
1	3E	150	TYR	N-CA	-5.58	1.35	1.46
1	4A	150	TYR	N-CA	-5.58	1.35	1.46
1	4M	150	TYR	N-CA	-5.58	1.35	1.46
1	4U	150	TYR	N-CA	-5.58	1.35	1.46
1	5Q	150	TYR	N-CA	-5.58	1.35	1.46
1	6I	150	TYR	N-CA	-5.58	1.35	1.46
1	6Q	150	TYR	N-CA	-5.58	1.35	1.46
1	7M	150	TYR	N-CA	-5.58	1.35	1.46
1	12	150	TYR	N-CA	-5.57	1.35	1.46
2	13	221	ALA	CA-CB	-5.57	1.40	1.52
1	16	150	TYR	N-CA	-5.57	1.35	1.46
2	17	221	ALA	CA-CB	-5.57	1.40	1.52
1	2A	150	TYR	N-CA	-5.57	1.35	1.46
2	2B	221	ALA	CA-CB	-5.57	1.40	1.52
1	3Q	150	TYR	N-CA	-5.57	1.35	1.46
2	3R	221	ALA	CA-CB	-5.57	1.40	1.52
1	3U	150	TYR	N-CA	-5.57	1.35	1.46
2	3V	221	ALA	CA-CB	-5.57	1.40	1.52
1	3Y	150	TYR	N-CA	-5.57	1.35	1.46
2	3Z	221	ALA	CA-CB	-5.57	1.40	1.52
1	5E	150	TYR	N-CA	-5.57	1.35	1.46
2	5F	221	ALA	CA-CB	-5.57	1.40	1.52

*Continued on next page...*

*Continued from previous page...*

Mol	Chain	Res	Type	Atoms	Z	Observed(Å)	Ideal(Å)
1	5I	150	TYR	N-CA	-5.57	1.35	1.46
2	5J	221	ALA	CA-CB	-5.57	1.40	1.52
1	5M	150	TYR	N-CA	-5.57	1.35	1.46
2	5N	221	ALA	CA-CB	-5.57	1.40	1.52
1	62	150	TYR	N-CA	-5.57	1.35	1.46
2	63	221	ALA	CA-CB	-5.57	1.40	1.52
1	66	150	TYR	N-CA	-5.57	1.35	1.46
2	67	221	ALA	CA-CB	-5.57	1.40	1.52
1	7A	150	TYR	N-CA	-5.57	1.35	1.46
2	7B	221	ALA	CA-CB	-5.57	1.40	1.52
1	1Q	65	PHE	C-N	5.57	1.46	1.34
1	1U	65	PHE	C-N	5.57	1.46	1.34
1	1Y	65	PHE	C-N	5.57	1.46	1.34
1	12	93	ALA	CA-C	5.57	1.67	1.52
1	16	93	ALA	CA-C	5.57	1.67	1.52
1	2A	93	ALA	CA-C	5.57	1.67	1.52
1	2Q	65	PHE	C-N	5.57	1.46	1.34
1	2U	65	PHE	C-N	5.57	1.46	1.34
1	2Y	65	PHE	C-N	5.57	1.46	1.34
1	3Q	93	ALA	CA-C	5.57	1.67	1.52
1	3U	93	ALA	CA-C	5.57	1.67	1.52
1	3Y	93	ALA	CA-C	5.57	1.67	1.52
1	42	65	PHE	C-N	5.57	1.46	1.34
1	46	65	PHE	C-N	5.57	1.46	1.34
1	5A	65	PHE	C-N	5.57	1.46	1.34
1	5E	93	ALA	CA-C	5.57	1.67	1.52
1	5I	93	ALA	CA-C	5.57	1.67	1.52
1	5M	93	ALA	CA-C	5.57	1.67	1.52
1	52	65	PHE	C-N	5.57	1.46	1.34
1	56	65	PHE	C-N	5.57	1.46	1.34
1	6A	65	PHE	C-N	5.57	1.46	1.34
1	62	93	ALA	CA-C	5.57	1.67	1.52
1	66	93	ALA	CA-C	5.57	1.67	1.52
1	7A	93	ALA	CA-C	5.57	1.67	1.52
2	1B	221	ALA	CA-CB	-5.57	1.40	1.52
2	1J	221	ALA	CA-CB	-5.57	1.40	1.52
2	2F	221	ALA	CA-CB	-5.57	1.40	1.52
2	27	221	ALA	CA-CB	-5.57	1.40	1.52
2	3F	221	ALA	CA-CB	-5.57	1.40	1.52
2	4B	221	ALA	CA-CB	-5.57	1.40	1.52
2	4N	221	ALA	CA-CB	-5.57	1.40	1.52
2	4V	221	ALA	CA-CB	-5.57	1.40	1.52

*Continued on next page...*

*Continued from previous page...*

Mol	Chain	Res	Type	Atoms	Z	Observed(Å)	Ideal(Å)
2	5R	221	ALA	CA-CB	-5.57	1.40	1.52
2	6J	221	ALA	CA-CB	-5.57	1.40	1.52
2	6R	221	ALA	CA-CB	-5.57	1.40	1.52
2	7N	221	ALA	CA-CB	-5.57	1.40	1.52
1	1E	150	TYR	N-CA	-5.56	1.35	1.46
2	1N	221	ALA	CA-CB	-5.56	1.40	1.52
1	12	65	PHE	C-N	5.56	1.46	1.34
1	16	65	PHE	C-N	5.56	1.46	1.34
1	2A	65	PHE	C-N	5.56	1.46	1.34
2	2J	221	ALA	CA-CB	-5.56	1.40	1.52
1	2M	150	TYR	N-CA	-5.56	1.35	1.46
1	22	150	TYR	N-CA	-5.56	1.35	1.46
2	3B	221	ALA	CA-CB	-5.56	1.40	1.52
2	3J	221	ALA	CA-CB	-5.56	1.40	1.52
1	3M	150	TYR	N-CA	-5.56	1.35	1.46
1	3Q	65	PHE	C-N	5.56	1.46	1.34
1	3U	65	PHE	C-N	5.56	1.46	1.34
1	3Y	65	PHE	C-N	5.56	1.46	1.34
2	33	221	ALA	CA-CB	-5.56	1.40	1.52
1	36	150	TYR	N-CA	-5.56	1.35	1.46
2	4F	221	ALA	CA-CB	-5.56	1.40	1.52
1	4I	150	TYR	N-CA	-5.56	1.35	1.46
1	4Q	150	TYR	N-CA	-5.56	1.35	1.46
2	4Z	221	ALA	CA-CB	-5.56	1.40	1.52
1	5E	65	PHE	C-N	5.56	1.46	1.34
1	5I	65	PHE	C-N	5.56	1.46	1.34
1	5M	65	PHE	C-N	5.56	1.46	1.34
2	5V	221	ALA	CA-CB	-5.56	1.40	1.52
1	5Y	150	TYR	N-CA	-5.56	1.35	1.46
1	6E	150	TYR	N-CA	-5.56	1.35	1.46
2	6N	221	ALA	CA-CB	-5.56	1.40	1.52
2	6V	221	ALA	CA-CB	-5.56	1.40	1.52
1	6Y	150	TYR	N-CA	-5.56	1.35	1.46
1	62	65	PHE	C-N	5.56	1.46	1.34
1	66	65	PHE	C-N	5.56	1.46	1.34
1	7A	65	PHE	C-N	5.56	1.46	1.34
2	7F	221	ALA	CA-CB	-5.56	1.40	1.52
1	7I	150	TYR	N-CA	-5.56	1.35	1.46
2	7R	221	ALA	CA-CB	-5.56	1.40	1.52
1	7U	150	TYR	N-CA	-5.56	1.35	1.46
2	1N	7	ASN	CB-CG	5.55	1.63	1.51
2	1R	7	ASN	CB-CG	5.55	1.63	1.51

*Continued on next page...*

*Continued from previous page...*

Mol	Chain	Res	Type	Atoms	Z	Observed(Å)	Ideal(Å)
2	1V	7	ASN	CB-CG	5.55	1.63	1.51
2	1Z	7	ASN	CB-CG	5.55	1.63	1.51
2	2J	7	ASN	CB-CG	5.55	1.63	1.51
2	2R	7	ASN	CB-CG	5.55	1.63	1.51
2	2V	7	ASN	CB-CG	5.55	1.63	1.51
2	2Z	7	ASN	CB-CG	5.55	1.63	1.51
2	3B	7	ASN	CB-CG	5.55	1.63	1.51
2	3J	7	ASN	CB-CG	5.55	1.63	1.51
2	33	7	ASN	CB-CG	5.55	1.63	1.51
2	4F	7	ASN	CB-CG	5.55	1.63	1.51
2	4Z	7	ASN	CB-CG	5.55	1.63	1.51
2	43	7	ASN	CB-CG	5.55	1.63	1.51
2	47	7	ASN	CB-CG	5.55	1.63	1.51
2	5B	7	ASN	CB-CG	5.55	1.63	1.51
2	5V	7	ASN	CB-CG	5.55	1.63	1.51
2	53	7	ASN	CB-CG	5.55	1.63	1.51
2	57	7	ASN	CB-CG	5.55	1.63	1.51
2	6B	7	ASN	CB-CG	5.55	1.63	1.51
2	6N	7	ASN	CB-CG	5.55	1.63	1.51
2	6V	7	ASN	CB-CG	5.55	1.63	1.51
2	7F	7	ASN	CB-CG	5.55	1.63	1.51
2	7R	7	ASN	CB-CG	5.55	1.63	1.51
2	1B	7	ASN	CB-CG	5.55	1.63	1.51
2	1J	7	ASN	CB-CG	5.55	1.63	1.51
1	1M	93	ALA	CA-C	5.55	1.67	1.52
2	2F	7	ASN	CB-CG	5.55	1.63	1.51
1	2I	93	ALA	CA-C	5.55	1.67	1.52
2	27	7	ASN	CB-CG	5.55	1.63	1.51
1	3A	93	ALA	CA-C	5.55	1.67	1.52
2	3F	7	ASN	CB-CG	5.55	1.63	1.51
1	3I	93	ALA	CA-C	5.55	1.67	1.52
1	32	93	ALA	CA-C	5.55	1.67	1.52
2	4B	7	ASN	CB-CG	5.55	1.63	1.51
1	4E	93	ALA	CA-C	5.55	1.67	1.52
2	4N	7	ASN	CB-CG	5.55	1.63	1.51
2	4V	7	ASN	CB-CG	5.55	1.63	1.51
1	4Y	93	ALA	CA-C	5.55	1.67	1.52
2	5R	7	ASN	CB-CG	5.55	1.63	1.51
1	5U	93	ALA	CA-C	5.55	1.67	1.52
2	6J	7	ASN	CB-CG	5.55	1.63	1.51
1	6M	93	ALA	CA-C	5.55	1.67	1.52
2	6R	7	ASN	CB-CG	5.55	1.63	1.51

*Continued on next page...*

*Continued from previous page...*

Mol	Chain	Res	Type	Atoms	Z	Observed(Å)	Ideal(Å)
1	6U	93	ALA	CA-C	5.55	1.67	1.52
1	7E	93	ALA	CA-C	5.55	1.67	1.52
2	7N	7	ASN	CB-CG	5.55	1.63	1.51
1	7Q	93	ALA	CA-C	5.55	1.67	1.52
1	1A	65	PHE	C-N	5.54	1.46	1.34
1	1I	65	PHE	C-N	5.54	1.46	1.34
1	2E	65	PHE	C-N	5.54	1.46	1.34
1	26	65	PHE	C-N	5.54	1.46	1.34
1	3E	65	PHE	C-N	5.54	1.46	1.34
1	4A	65	PHE	C-N	5.54	1.46	1.34
1	4M	65	PHE	C-N	5.54	1.46	1.34
1	4U	65	PHE	C-N	5.54	1.46	1.34
1	5Q	65	PHE	C-N	5.54	1.46	1.34
1	6I	65	PHE	C-N	5.54	1.46	1.34
1	6Q	65	PHE	C-N	5.54	1.46	1.34
1	7M	65	PHE	C-N	5.54	1.46	1.34
2	1R	221	ALA	CA-CB	-5.54	1.40	1.52
2	1V	221	ALA	CA-CB	-5.54	1.40	1.52
2	1Z	221	ALA	CA-CB	-5.54	1.40	1.52
2	2R	221	ALA	CA-CB	-5.54	1.40	1.52
2	2V	221	ALA	CA-CB	-5.54	1.40	1.52
2	2Z	221	ALA	CA-CB	-5.54	1.40	1.52
2	43	221	ALA	CA-CB	-5.54	1.40	1.52
2	47	221	ALA	CA-CB	-5.54	1.40	1.52
2	5B	221	ALA	CA-CB	-5.54	1.40	1.52
2	53	221	ALA	CA-CB	-5.54	1.40	1.52
2	57	221	ALA	CA-CB	-5.54	1.40	1.52
2	6B	221	ALA	CA-CB	-5.54	1.40	1.52
1	1M	65	PHE	C-N	5.54	1.46	1.34
1	2I	65	PHE	C-N	5.54	1.46	1.34
1	3A	65	PHE	C-N	5.54	1.46	1.34
1	3I	65	PHE	C-N	5.54	1.46	1.34
1	32	65	PHE	C-N	5.54	1.46	1.34
1	4E	65	PHE	C-N	5.54	1.46	1.34
1	4Y	65	PHE	C-N	5.54	1.46	1.34
1	5U	65	PHE	C-N	5.54	1.46	1.34
1	6M	65	PHE	C-N	5.54	1.46	1.34
1	6U	65	PHE	C-N	5.54	1.46	1.34
1	7E	65	PHE	C-N	5.54	1.46	1.34
1	7Q	65	PHE	C-N	5.54	1.46	1.34
2	1B	216	ASN	CG-ND2	5.54	1.46	1.32
2	1J	216	ASN	CG-ND2	5.54	1.46	1.32

*Continued on next page...*

*Continued from previous page...*

Mol	Chain	Res	Type	Atoms	Z	Observed(Å)	Ideal(Å)
1	1M	150	TYR	N-CA	-5.54	1.35	1.46
2	2F	216	ASN	CG-ND2	5.54	1.46	1.32
1	2I	150	TYR	N-CA	-5.54	1.35	1.46
2	27	216	ASN	CG-ND2	5.54	1.46	1.32
1	3A	150	TYR	N-CA	-5.54	1.35	1.46
2	3F	216	ASN	CG-ND2	5.54	1.46	1.32
1	3I	150	TYR	N-CA	-5.54	1.35	1.46
1	32	150	TYR	N-CA	-5.54	1.35	1.46
2	4B	216	ASN	CG-ND2	5.54	1.46	1.32
1	4E	150	TYR	N-CA	-5.54	1.35	1.46
2	4N	216	ASN	CG-ND2	5.54	1.46	1.32
2	4V	216	ASN	CG-ND2	5.54	1.46	1.32
1	4Y	150	TYR	N-CA	-5.54	1.35	1.46
2	5R	216	ASN	CG-ND2	5.54	1.46	1.32
1	5U	150	TYR	N-CA	-5.54	1.35	1.46
2	6J	216	ASN	CG-ND2	5.54	1.46	1.32
1	6M	150	TYR	N-CA	-5.54	1.35	1.46
2	6R	216	ASN	CG-ND2	5.54	1.46	1.32
1	6U	150	TYR	N-CA	-5.54	1.35	1.46
1	7E	150	TYR	N-CA	-5.54	1.35	1.46
2	7N	216	ASN	CG-ND2	5.54	1.46	1.32
1	7Q	150	TYR	N-CA	-5.54	1.35	1.46
1	1E	65	PHE	C-N	5.53	1.46	1.34
2	13	7	ASN	CB-CG	5.53	1.63	1.51
2	17	7	ASN	CB-CG	5.53	1.63	1.51
2	2B	7	ASN	CB-CG	5.53	1.63	1.51
1	2M	65	PHE	C-N	5.53	1.46	1.34
1	22	65	PHE	C-N	5.53	1.46	1.34
1	3M	65	PHE	C-N	5.53	1.46	1.34
2	3R	7	ASN	CB-CG	5.53	1.63	1.51
2	3V	7	ASN	CB-CG	5.53	1.63	1.51
2	3Z	7	ASN	CB-CG	5.53	1.63	1.51
1	36	65	PHE	C-N	5.53	1.46	1.34
1	4I	65	PHE	C-N	5.53	1.46	1.34
1	4Q	65	PHE	C-N	5.53	1.46	1.34
2	5F	7	ASN	CB-CG	5.53	1.63	1.51
2	5J	7	ASN	CB-CG	5.53	1.63	1.51
2	5N	7	ASN	CB-CG	5.53	1.63	1.51
1	5Y	65	PHE	C-N	5.53	1.46	1.34
1	6E	65	PHE	C-N	5.53	1.46	1.34
1	6Y	65	PHE	C-N	5.53	1.46	1.34
2	63	7	ASN	CB-CG	5.53	1.63	1.51

*Continued on next page...*

*Continued from previous page...*

Mol	Chain	Res	Type	Atoms	Z	Observed(Å)	Ideal(Å)
2	67	7	ASN	CB-CG	5.53	1.63	1.51
2	7B	7	ASN	CB-CG	5.53	1.63	1.51
1	7I	65	PHE	C-N	5.53	1.46	1.34
1	7U	65	PHE	C-N	5.53	1.46	1.34
2	1R	216	ASN	CG-ND2	5.53	1.46	1.32
2	1V	216	ASN	CG-ND2	5.53	1.46	1.32
2	1Z	216	ASN	CG-ND2	5.53	1.46	1.32
2	2R	216	ASN	CG-ND2	5.53	1.46	1.32
2	2V	216	ASN	CG-ND2	5.53	1.46	1.32
2	2Z	216	ASN	CG-ND2	5.53	1.46	1.32
2	43	216	ASN	CG-ND2	5.53	1.46	1.32
2	47	216	ASN	CG-ND2	5.53	1.46	1.32
2	5B	216	ASN	CG-ND2	5.53	1.46	1.32
2	53	216	ASN	CG-ND2	5.53	1.46	1.32
2	57	216	ASN	CG-ND2	5.53	1.46	1.32
2	6B	216	ASN	CG-ND2	5.53	1.46	1.32
2	1N	216	ASN	CG-ND2	5.53	1.46	1.32
2	2J	216	ASN	CG-ND2	5.53	1.46	1.32
2	3B	216	ASN	CG-ND2	5.53	1.46	1.32
2	3J	216	ASN	CG-ND2	5.53	1.46	1.32
2	33	216	ASN	CG-ND2	5.53	1.46	1.32
2	4F	216	ASN	CG-ND2	5.53	1.46	1.32
2	4Z	216	ASN	CG-ND2	5.53	1.46	1.32
2	5V	216	ASN	CG-ND2	5.53	1.46	1.32
2	6N	216	ASN	CG-ND2	5.53	1.46	1.32
2	6V	216	ASN	CG-ND2	5.53	1.46	1.32
2	7F	216	ASN	CG-ND2	5.53	1.46	1.32
2	7R	216	ASN	CG-ND2	5.53	1.46	1.32
2	1F	216	ASN	CG-ND2	5.52	1.46	1.32
2	2N	216	ASN	CG-ND2	5.52	1.46	1.32
2	23	216	ASN	CG-ND2	5.52	1.46	1.32
2	3N	216	ASN	CG-ND2	5.52	1.46	1.32
2	37	216	ASN	CG-ND2	5.52	1.46	1.32
2	4J	216	ASN	CG-ND2	5.52	1.46	1.32
2	4R	216	ASN	CG-ND2	5.52	1.46	1.32
2	5Z	216	ASN	CG-ND2	5.52	1.46	1.32
2	6F	216	ASN	CG-ND2	5.52	1.46	1.32
2	6Z	216	ASN	CG-ND2	5.52	1.46	1.32
2	7J	216	ASN	CG-ND2	5.52	1.46	1.32
2	7V	216	ASN	CG-ND2	5.52	1.46	1.32
1	12	144	VAL	CA-C	5.52	1.67	1.52
2	13	216	ASN	CG-ND2	5.52	1.46	1.32

*Continued on next page...*



*Continued from previous page...*

Mol	Chain	Res	Type	Atoms	Z	Observed(Å)	Ideal(Å)
1	16	144	VAL	CA-C	5.52	1.67	1.52
2	17	216	ASN	CG-ND2	5.52	1.46	1.32
1	2A	144	VAL	CA-C	5.52	1.67	1.52
2	2B	216	ASN	CG-ND2	5.52	1.46	1.32
1	3Q	144	VAL	CA-C	5.52	1.67	1.52
2	3R	216	ASN	CG-ND2	5.52	1.46	1.32
1	3U	144	VAL	CA-C	5.52	1.67	1.52
2	3V	216	ASN	CG-ND2	5.52	1.46	1.32
1	3Y	144	VAL	CA-C	5.52	1.67	1.52
2	3Z	216	ASN	CG-ND2	5.52	1.46	1.32
1	5E	144	VAL	CA-C	5.52	1.67	1.52
2	5F	216	ASN	CG-ND2	5.52	1.46	1.32
1	5I	144	VAL	CA-C	5.52	1.67	1.52
2	5J	216	ASN	CG-ND2	5.52	1.46	1.32
1	5M	144	VAL	CA-C	5.52	1.67	1.52
2	5N	216	ASN	CG-ND2	5.52	1.46	1.32
1	62	144	VAL	CA-C	5.52	1.67	1.52
2	63	216	ASN	CG-ND2	5.52	1.46	1.32
1	66	144	VAL	CA-C	5.52	1.67	1.52
2	67	216	ASN	CG-ND2	5.52	1.46	1.32
1	7A	144	VAL	CA-C	5.52	1.67	1.52
2	7B	216	ASN	CG-ND2	5.52	1.46	1.32
1	1A	144	VAL	CA-C	5.51	1.67	1.52
1	1I	144	VAL	CA-C	5.51	1.67	1.52
1	2E	144	VAL	CA-C	5.51	1.67	1.52
1	26	144	VAL	CA-C	5.51	1.67	1.52
1	3E	144	VAL	CA-C	5.51	1.67	1.52
1	4A	144	VAL	CA-C	5.51	1.67	1.52
1	4M	144	VAL	CA-C	5.51	1.67	1.52
1	4U	144	VAL	CA-C	5.51	1.67	1.52
1	5Q	144	VAL	CA-C	5.51	1.67	1.52
1	6I	144	VAL	CA-C	5.51	1.67	1.52
1	6Q	144	VAL	CA-C	5.51	1.67	1.52
1	7M	144	VAL	CA-C	5.51	1.67	1.52
1	1M	144	VAL	CA-C	5.51	1.67	1.52
1	2I	144	VAL	CA-C	5.51	1.67	1.52
1	3A	144	VAL	CA-C	5.51	1.67	1.52
1	3I	144	VAL	CA-C	5.51	1.67	1.52
1	32	144	VAL	CA-C	5.51	1.67	1.52
1	4E	144	VAL	CA-C	5.51	1.67	1.52
1	4Y	144	VAL	CA-C	5.51	1.67	1.52
1	5U	144	VAL	CA-C	5.51	1.67	1.52

*Continued on next page...*

*Continued from previous page...*

Mol	Chain	Res	Type	Atoms	Z	Observed(Å)	Ideal(Å)
1	6M	144	VAL	CA-C	5.51	1.67	1.52
1	6U	144	VAL	CA-C	5.51	1.67	1.52
1	7E	144	VAL	CA-C	5.51	1.67	1.52
1	7Q	144	VAL	CA-C	5.51	1.67	1.52
1	1Q	144	VAL	CA-C	5.50	1.67	1.52
1	1U	144	VAL	CA-C	5.50	1.67	1.52
1	1Y	144	VAL	CA-C	5.50	1.67	1.52
1	2Q	144	VAL	CA-C	5.50	1.67	1.52
1	2U	144	VAL	CA-C	5.50	1.67	1.52
1	2Y	144	VAL	CA-C	5.50	1.67	1.52
1	42	144	VAL	CA-C	5.50	1.67	1.52
1	46	144	VAL	CA-C	5.50	1.67	1.52
1	5A	144	VAL	CA-C	5.50	1.67	1.52
1	52	144	VAL	CA-C	5.50	1.67	1.52
1	56	144	VAL	CA-C	5.50	1.67	1.52
1	6A	144	VAL	CA-C	5.50	1.67	1.52
2	1R	81	LEU	N-CA	5.50	1.57	1.46
2	1V	81	LEU	N-CA	5.50	1.57	1.46
2	1Z	81	LEU	N-CA	5.50	1.57	1.46
2	2R	81	LEU	N-CA	5.50	1.57	1.46
2	2V	81	LEU	N-CA	5.50	1.57	1.46
2	2Z	81	LEU	N-CA	5.50	1.57	1.46
2	43	81	LEU	N-CA	5.50	1.57	1.46
2	47	81	LEU	N-CA	5.50	1.57	1.46
2	5B	81	LEU	N-CA	5.50	1.57	1.46
2	53	81	LEU	N-CA	5.50	1.57	1.46
2	57	81	LEU	N-CA	5.50	1.57	1.46
2	6B	81	LEU	N-CA	5.50	1.57	1.46
1	1E	144	VAL	CA-C	5.49	1.67	1.52
1	2M	144	VAL	CA-C	5.49	1.67	1.52
1	22	144	VAL	CA-C	5.49	1.67	1.52
1	3M	144	VAL	CA-C	5.49	1.67	1.52
1	36	144	VAL	CA-C	5.49	1.67	1.52
1	4I	144	VAL	CA-C	5.49	1.67	1.52
1	4Q	144	VAL	CA-C	5.49	1.67	1.52
1	5Y	144	VAL	CA-C	5.49	1.67	1.52
1	6E	144	VAL	CA-C	5.49	1.67	1.52
1	6Y	144	VAL	CA-C	5.49	1.67	1.52
1	7I	144	VAL	CA-C	5.49	1.67	1.52
1	7U	144	VAL	CA-C	5.49	1.67	1.52
2	1N	59	VAL	CB-CG2	-5.48	1.41	1.52
2	2J	59	VAL	CB-CG2	-5.48	1.41	1.52

*Continued on next page...*

*Continued from previous page...*

Mol	Chain	Res	Type	Atoms	Z	Observed(Å)	Ideal(Å)
2	3B	59	VAL	CB-CG2	-5.48	1.41	1.52
2	3J	59	VAL	CB-CG2	-5.48	1.41	1.52
2	33	59	VAL	CB-CG2	-5.48	1.41	1.52
2	4F	59	VAL	CB-CG2	-5.48	1.41	1.52
2	4Z	59	VAL	CB-CG2	-5.48	1.41	1.52
2	5V	59	VAL	CB-CG2	-5.48	1.41	1.52
2	6N	59	VAL	CB-CG2	-5.48	1.41	1.52
2	6V	59	VAL	CB-CG2	-5.48	1.41	1.52
2	7F	59	VAL	CB-CG2	-5.48	1.41	1.52
2	7R	59	VAL	CB-CG2	-5.48	1.41	1.52
4	1D	47	TRP	CD2-CE2	-5.48	1.34	1.41
4	1L	47	TRP	CD2-CE2	-5.48	1.34	1.41
2	13	81	LEU	N-CA	5.48	1.57	1.46
2	17	81	LEU	N-CA	5.48	1.57	1.46
2	2B	81	LEU	N-CA	5.48	1.57	1.46
4	2H	47	TRP	CD2-CE2	-5.48	1.34	1.41
4	29	47	TRP	CD2-CE2	-5.48	1.34	1.41
4	3H	47	TRP	CD2-CE2	-5.48	1.34	1.41
2	3R	81	LEU	N-CA	5.48	1.57	1.46
2	3V	81	LEU	N-CA	5.48	1.57	1.46
2	3Z	81	LEU	N-CA	5.48	1.57	1.46
4	4D	47	TRP	CD2-CE2	-5.48	1.34	1.41
4	4P	47	TRP	CD2-CE2	-5.48	1.34	1.41
4	4X	47	TRP	CD2-CE2	-5.48	1.34	1.41
2	5F	81	LEU	N-CA	5.48	1.57	1.46
2	5J	81	LEU	N-CA	5.48	1.57	1.46
2	5N	81	LEU	N-CA	5.48	1.57	1.46
4	5T	47	TRP	CD2-CE2	-5.48	1.34	1.41
4	6L	47	TRP	CD2-CE2	-5.48	1.34	1.41
4	6T	47	TRP	CD2-CE2	-5.48	1.34	1.41
2	63	81	LEU	N-CA	5.48	1.57	1.46
2	67	81	LEU	N-CA	5.48	1.57	1.46
2	7B	81	LEU	N-CA	5.48	1.57	1.46
4	7P	47	TRP	CD2-CE2	-5.48	1.34	1.41
4	1T	47	TRP	CD2-CE2	-5.47	1.34	1.41
4	1X	47	TRP	CD2-CE2	-5.47	1.34	1.41
4	11	47	TRP	CD2-CE2	-5.47	1.34	1.41
4	2T	47	TRP	CD2-CE2	-5.47	1.34	1.41
4	2X	47	TRP	CD2-CE2	-5.47	1.34	1.41
4	21	47	TRP	CD2-CE2	-5.47	1.34	1.41
4	45	47	TRP	CD2-CE2	-5.47	1.34	1.41
4	49	47	TRP	CD2-CE2	-5.47	1.34	1.41

*Continued on next page...*

*Continued from previous page...*

Mol	Chain	Res	Type	Atoms	Z	Observed(Å)	Ideal(Å)
4	5D	47	TRP	CD2-CE2	-5.47	1.34	1.41
4	55	47	TRP	CD2-CE2	-5.47	1.34	1.41
4	59	47	TRP	CD2-CE2	-5.47	1.34	1.41
4	6D	47	TRP	CD2-CE2	-5.47	1.34	1.41
1	1A	150	TYR	CD2-CE2	-5.47	1.31	1.39
1	1I	150	TYR	CD2-CE2	-5.47	1.31	1.39
1	2E	150	TYR	CD2-CE2	-5.47	1.31	1.39
1	26	150	TYR	CD2-CE2	-5.47	1.31	1.39
1	3E	150	TYR	CD2-CE2	-5.47	1.31	1.39
1	4A	150	TYR	CD2-CE2	-5.47	1.31	1.39
1	4M	150	TYR	CD2-CE2	-5.47	1.31	1.39
1	4U	150	TYR	CD2-CE2	-5.47	1.31	1.39
1	5Q	150	TYR	CD2-CE2	-5.47	1.31	1.39
1	6I	150	TYR	CD2-CE2	-5.47	1.31	1.39
1	6Q	150	TYR	CD2-CE2	-5.47	1.31	1.39
1	7M	150	TYR	CD2-CE2	-5.47	1.31	1.39
1	1M	150	TYR	CD2-CE2	-5.47	1.31	1.39
1	2I	150	TYR	CD2-CE2	-5.47	1.31	1.39
1	3A	150	TYR	CD2-CE2	-5.47	1.31	1.39
1	3I	150	TYR	CD2-CE2	-5.47	1.31	1.39
1	32	150	TYR	CD2-CE2	-5.47	1.31	1.39
1	4E	150	TYR	CD2-CE2	-5.47	1.31	1.39
1	4Y	150	TYR	CD2-CE2	-5.47	1.31	1.39
1	5U	150	TYR	CD2-CE2	-5.47	1.31	1.39
1	6M	150	TYR	CD2-CE2	-5.47	1.31	1.39
1	6U	150	TYR	CD2-CE2	-5.47	1.31	1.39
1	7E	150	TYR	CD2-CE2	-5.47	1.31	1.39
1	7Q	150	TYR	CD2-CE2	-5.47	1.31	1.39
2	1R	107	PHE	CG-CD2	-5.46	1.30	1.38
2	1V	107	PHE	CG-CD2	-5.46	1.30	1.38
2	1Z	107	PHE	CG-CD2	-5.46	1.30	1.38
2	2R	107	PHE	CG-CD2	-5.46	1.30	1.38
2	2V	107	PHE	CG-CD2	-5.46	1.30	1.38
2	2Z	107	PHE	CG-CD2	-5.46	1.30	1.38
2	43	107	PHE	CG-CD2	-5.46	1.30	1.38
2	47	107	PHE	CG-CD2	-5.46	1.30	1.38
2	5B	107	PHE	CG-CD2	-5.46	1.30	1.38
2	53	107	PHE	CG-CD2	-5.46	1.30	1.38
2	57	107	PHE	CG-CD2	-5.46	1.30	1.38
2	6B	107	PHE	CG-CD2	-5.46	1.30	1.38
2	1F	81	LEU	N-CA	5.46	1.57	1.46
2	2N	81	LEU	N-CA	5.46	1.57	1.46

*Continued on next page...*

*Continued from previous page...*

Mol	Chain	Res	Type	Atoms	Z	Observed(Å)	Ideal(Å)
2	23	81	LEU	N-CA	5.46	1.57	1.46
2	3N	81	LEU	N-CA	5.46	1.57	1.46
2	37	81	LEU	N-CA	5.46	1.57	1.46
2	4J	81	LEU	N-CA	5.46	1.57	1.46
2	4R	81	LEU	N-CA	5.46	1.57	1.46
2	5Z	81	LEU	N-CA	5.46	1.57	1.46
2	6F	81	LEU	N-CA	5.46	1.57	1.46
2	6Z	81	LEU	N-CA	5.46	1.57	1.46
2	7J	81	LEU	N-CA	5.46	1.57	1.46
2	7V	81	LEU	N-CA	5.46	1.57	1.46
2	1B	81	LEU	N-CA	5.46	1.57	1.46
2	1J	81	LEU	N-CA	5.46	1.57	1.46
2	1N	81	LEU	N-CA	5.46	1.57	1.46
1	1Q	150	TYR	CD2-CE2	-5.46	1.31	1.39
2	1R	59	VAL	CB-CG2	-5.46	1.41	1.52
1	1U	150	TYR	CD2-CE2	-5.46	1.31	1.39
2	1V	59	VAL	CB-CG2	-5.46	1.41	1.52
1	1Y	150	TYR	CD2-CE2	-5.46	1.31	1.39
2	1Z	59	VAL	CB-CG2	-5.46	1.41	1.52
2	13	59	VAL	CB-CG2	-5.46	1.41	1.52
2	17	59	VAL	CB-CG2	-5.46	1.41	1.52
2	2B	59	VAL	CB-CG2	-5.46	1.41	1.52
2	2F	81	LEU	N-CA	5.46	1.57	1.46
2	2J	81	LEU	N-CA	5.46	1.57	1.46
1	2Q	150	TYR	CD2-CE2	-5.46	1.31	1.39
2	2R	59	VAL	CB-CG2	-5.46	1.41	1.52
1	2U	150	TYR	CD2-CE2	-5.46	1.31	1.39
2	2V	59	VAL	CB-CG2	-5.46	1.41	1.52
1	2Y	150	TYR	CD2-CE2	-5.46	1.31	1.39
2	2Z	59	VAL	CB-CG2	-5.46	1.41	1.52
2	27	81	LEU	N-CA	5.46	1.57	1.46
2	3B	81	LEU	N-CA	5.46	1.57	1.46
2	3F	81	LEU	N-CA	5.46	1.57	1.46
2	3J	81	LEU	N-CA	5.46	1.57	1.46
2	3R	59	VAL	CB-CG2	-5.46	1.41	1.52
2	3V	59	VAL	CB-CG2	-5.46	1.41	1.52
2	3Z	59	VAL	CB-CG2	-5.46	1.41	1.52
2	33	81	LEU	N-CA	5.46	1.57	1.46
2	4B	81	LEU	N-CA	5.46	1.57	1.46
2	4F	81	LEU	N-CA	5.46	1.57	1.46
2	4N	81	LEU	N-CA	5.46	1.57	1.46
2	4V	81	LEU	N-CA	5.46	1.57	1.46

*Continued on next page...*

*Continued from previous page...*

Mol	Chain	Res	Type	Atoms	Z	Observed(Å)	Ideal(Å)
2	4Z	81	LEU	N-CA	5.46	1.57	1.46
1	42	150	TYR	CD2-CE2	-5.46	1.31	1.39
2	43	59	VAL	CB-CG2	-5.46	1.41	1.52
1	46	150	TYR	CD2-CE2	-5.46	1.31	1.39
2	47	59	VAL	CB-CG2	-5.46	1.41	1.52
1	5A	150	TYR	CD2-CE2	-5.46	1.31	1.39
2	5B	59	VAL	CB-CG2	-5.46	1.41	1.52
2	5F	59	VAL	CB-CG2	-5.46	1.41	1.52
2	5J	59	VAL	CB-CG2	-5.46	1.41	1.52
2	5N	59	VAL	CB-CG2	-5.46	1.41	1.52
2	5R	81	LEU	N-CA	5.46	1.57	1.46
2	5V	81	LEU	N-CA	5.46	1.57	1.46
1	52	150	TYR	CD2-CE2	-5.46	1.31	1.39
2	53	59	VAL	CB-CG2	-5.46	1.41	1.52
1	56	150	TYR	CD2-CE2	-5.46	1.31	1.39
2	57	59	VAL	CB-CG2	-5.46	1.41	1.52
1	6A	150	TYR	CD2-CE2	-5.46	1.31	1.39
2	6B	59	VAL	CB-CG2	-5.46	1.41	1.52
2	6J	81	LEU	N-CA	5.46	1.57	1.46
2	6N	81	LEU	N-CA	5.46	1.57	1.46
2	6R	81	LEU	N-CA	5.46	1.57	1.46
2	6V	81	LEU	N-CA	5.46	1.57	1.46
2	63	59	VAL	CB-CG2	-5.46	1.41	1.52
2	67	59	VAL	CB-CG2	-5.46	1.41	1.52
2	7B	59	VAL	CB-CG2	-5.46	1.41	1.52
2	7F	81	LEU	N-CA	5.46	1.57	1.46
2	7N	81	LEU	N-CA	5.46	1.57	1.46
2	7R	81	LEU	N-CA	5.46	1.57	1.46
2	1B	59	VAL	CB-CG2	-5.46	1.41	1.52
2	1J	59	VAL	CB-CG2	-5.46	1.41	1.52
2	2F	59	VAL	CB-CG2	-5.46	1.41	1.52
2	27	59	VAL	CB-CG2	-5.46	1.41	1.52
2	3F	59	VAL	CB-CG2	-5.46	1.41	1.52
2	4B	59	VAL	CB-CG2	-5.46	1.41	1.52
2	4N	59	VAL	CB-CG2	-5.46	1.41	1.52
2	4V	59	VAL	CB-CG2	-5.46	1.41	1.52
2	5R	59	VAL	CB-CG2	-5.46	1.41	1.52
2	6J	59	VAL	CB-CG2	-5.46	1.41	1.52
2	6R	59	VAL	CB-CG2	-5.46	1.41	1.52
2	7N	59	VAL	CB-CG2	-5.46	1.41	1.52
1	12	150	TYR	CD2-CE2	-5.45	1.31	1.39
1	16	150	TYR	CD2-CE2	-5.45	1.31	1.39

*Continued on next page...*

*Continued from previous page...*

Mol	Chain	Res	Type	Atoms	Z	Observed(Å)	Ideal(Å)
1	2A	150	TYR	CD2-CE2	-5.45	1.31	1.39
1	3Q	150	TYR	CD2-CE2	-5.45	1.31	1.39
1	3U	150	TYR	CD2-CE2	-5.45	1.31	1.39
1	3Y	150	TYR	CD2-CE2	-5.45	1.31	1.39
1	5E	150	TYR	CD2-CE2	-5.45	1.31	1.39
1	5I	150	TYR	CD2-CE2	-5.45	1.31	1.39
1	5M	150	TYR	CD2-CE2	-5.45	1.31	1.39
1	62	150	TYR	CD2-CE2	-5.45	1.31	1.39
1	66	150	TYR	CD2-CE2	-5.45	1.31	1.39
1	7A	150	TYR	CD2-CE2	-5.45	1.31	1.39
1	1E	150	TYR	CD2-CE2	-5.45	1.31	1.39
1	2M	150	TYR	CD2-CE2	-5.45	1.31	1.39
1	22	150	TYR	CD2-CE2	-5.45	1.31	1.39
1	3M	150	TYR	CD2-CE2	-5.45	1.31	1.39
1	36	150	TYR	CD2-CE2	-5.45	1.31	1.39
1	4I	150	TYR	CD2-CE2	-5.45	1.31	1.39
1	4Q	150	TYR	CD2-CE2	-5.45	1.31	1.39
1	5Y	150	TYR	CD2-CE2	-5.45	1.31	1.39
1	6E	150	TYR	CD2-CE2	-5.45	1.31	1.39
1	6Y	150	TYR	CD2-CE2	-5.45	1.31	1.39
1	7I	150	TYR	CD2-CE2	-5.45	1.31	1.39
1	7U	150	TYR	CD2-CE2	-5.45	1.31	1.39
4	1P	47	TRP	CD2-CE2	-5.45	1.34	1.41
2	1R	29	MET	CA-CB	-5.45	1.42	1.53
2	1V	29	MET	CA-CB	-5.45	1.42	1.53
2	1Z	29	MET	CA-CB	-5.45	1.42	1.53
4	2L	47	TRP	CD2-CE2	-5.45	1.34	1.41
2	2R	29	MET	CA-CB	-5.45	1.42	1.53
2	2V	29	MET	CA-CB	-5.45	1.42	1.53
2	2Z	29	MET	CA-CB	-5.45	1.42	1.53
4	3D	47	TRP	CD2-CE2	-5.45	1.34	1.41
4	3L	47	TRP	CD2-CE2	-5.45	1.34	1.41
4	35	47	TRP	CD2-CE2	-5.45	1.34	1.41
4	4H	47	TRP	CD2-CE2	-5.45	1.34	1.41
4	4I	47	TRP	CD2-CE2	-5.45	1.34	1.41
2	43	29	MET	CA-CB	-5.45	1.42	1.53
2	47	29	MET	CA-CB	-5.45	1.42	1.53
2	5B	29	MET	CA-CB	-5.45	1.42	1.53
4	5X	47	TRP	CD2-CE2	-5.45	1.34	1.41
2	53	29	MET	CA-CB	-5.45	1.42	1.53
2	57	29	MET	CA-CB	-5.45	1.42	1.53
2	6B	29	MET	CA-CB	-5.45	1.42	1.53

*Continued on next page...*

*Continued from previous page...*

Mol	Chain	Res	Type	Atoms	Z	Observed(Å)	Ideal(Å)
4	6P	47	TRP	CD2-CE2	-5.45	1.34	1.41
4	6X	47	TRP	CD2-CE2	-5.45	1.34	1.41
4	7H	47	TRP	CD2-CE2	-5.45	1.34	1.41
4	7T	47	TRP	CD2-CE2	-5.45	1.34	1.41
4	15	47	TRP	CD2-CE2	-5.44	1.34	1.41
4	19	47	TRP	CD2-CE2	-5.44	1.34	1.41
4	2D	47	TRP	CD2-CE2	-5.44	1.34	1.41
4	3T	47	TRP	CD2-CE2	-5.44	1.34	1.41
4	3X	47	TRP	CD2-CE2	-5.44	1.34	1.41
4	31	47	TRP	CD2-CE2	-5.44	1.34	1.41
4	5H	47	TRP	CD2-CE2	-5.44	1.34	1.41
4	5L	47	TRP	CD2-CE2	-5.44	1.34	1.41
4	5P	47	TRP	CD2-CE2	-5.44	1.34	1.41
4	65	47	TRP	CD2-CE2	-5.44	1.34	1.41
4	69	47	TRP	CD2-CE2	-5.44	1.34	1.41
4	7D	47	TRP	CD2-CE2	-5.44	1.34	1.41
4	1H	47	TRP	CD2-CE2	-5.44	1.34	1.41
4	2P	47	TRP	CD2-CE2	-5.44	1.34	1.41
4	25	47	TRP	CD2-CE2	-5.44	1.34	1.41
4	3P	47	TRP	CD2-CE2	-5.44	1.34	1.41
4	39	47	TRP	CD2-CE2	-5.44	1.34	1.41
4	4L	47	TRP	CD2-CE2	-5.44	1.34	1.41
4	4T	47	TRP	CD2-CE2	-5.44	1.34	1.41
4	51	47	TRP	CD2-CE2	-5.44	1.34	1.41
4	6H	47	TRP	CD2-CE2	-5.44	1.34	1.41
4	61	47	TRP	CD2-CE2	-5.44	1.34	1.41
4	7L	47	TRP	CD2-CE2	-5.44	1.34	1.41
4	7X	47	TRP	CD2-CE2	-5.44	1.34	1.41
2	1B	29	MET	CA-CB	-5.44	1.42	1.53
2	1J	29	MET	CA-CB	-5.44	1.42	1.53
2	2F	29	MET	CA-CB	-5.44	1.42	1.53
2	27	29	MET	CA-CB	-5.44	1.42	1.53
2	3F	29	MET	CA-CB	-5.44	1.42	1.53
2	4B	29	MET	CA-CB	-5.44	1.42	1.53
2	4N	29	MET	CA-CB	-5.44	1.42	1.53
2	4V	29	MET	CA-CB	-5.44	1.42	1.53
2	5R	29	MET	CA-CB	-5.44	1.42	1.53
2	6J	29	MET	CA-CB	-5.44	1.42	1.53
2	6R	29	MET	CA-CB	-5.44	1.42	1.53
2	7N	29	MET	CA-CB	-5.44	1.42	1.53
2	1F	29	MET	CA-CB	-5.43	1.42	1.53
2	2N	29	MET	CA-CB	-5.43	1.42	1.53

*Continued on next page...*



*Continued from previous page...*

Mol	Chain	Res	Type	Atoms	Z	Observed(Å)	Ideal(Å)
2	23	29	MET	CA-CB	-5.43	1.42	1.53
2	3N	29	MET	CA-CB	-5.43	1.42	1.53
2	37	29	MET	CA-CB	-5.43	1.42	1.53
2	4J	29	MET	CA-CB	-5.43	1.42	1.53
2	4R	29	MET	CA-CB	-5.43	1.42	1.53
2	5Z	29	MET	CA-CB	-5.43	1.42	1.53
2	6F	29	MET	CA-CB	-5.43	1.42	1.53
2	6Z	29	MET	CA-CB	-5.43	1.42	1.53
2	7J	29	MET	CA-CB	-5.43	1.42	1.53
2	7V	29	MET	CA-CB	-5.43	1.42	1.53
2	1F	59	VAL	CB-CG2	-5.43	1.41	1.52
2	2N	59	VAL	CB-CG2	-5.43	1.41	1.52
2	23	59	VAL	CB-CG2	-5.43	1.41	1.52
2	3N	59	VAL	CB-CG2	-5.43	1.41	1.52
2	37	59	VAL	CB-CG2	-5.43	1.41	1.52
2	4J	59	VAL	CB-CG2	-5.43	1.41	1.52
2	4R	59	VAL	CB-CG2	-5.43	1.41	1.52
2	5Z	59	VAL	CB-CG2	-5.43	1.41	1.52
2	6F	59	VAL	CB-CG2	-5.43	1.41	1.52
2	6Z	59	VAL	CB-CG2	-5.43	1.41	1.52
2	7J	59	VAL	CB-CG2	-5.43	1.41	1.52
2	7V	59	VAL	CB-CG2	-5.43	1.41	1.52
2	13	107	PHE	CG-CD2	-5.43	1.30	1.38
2	17	107	PHE	CG-CD2	-5.43	1.30	1.38
2	2B	107	PHE	CG-CD2	-5.43	1.30	1.38
2	3R	107	PHE	CG-CD2	-5.43	1.30	1.38
2	3V	107	PHE	CG-CD2	-5.43	1.30	1.38
2	3Z	107	PHE	CG-CD2	-5.43	1.30	1.38
2	5F	107	PHE	CG-CD2	-5.43	1.30	1.38
2	5J	107	PHE	CG-CD2	-5.43	1.30	1.38
2	5N	107	PHE	CG-CD2	-5.43	1.30	1.38
2	63	107	PHE	CG-CD2	-5.43	1.30	1.38
2	67	107	PHE	CG-CD2	-5.43	1.30	1.38
2	7B	107	PHE	CG-CD2	-5.43	1.30	1.38
2	13	29	MET	CA-CB	-5.42	1.42	1.53
2	17	29	MET	CA-CB	-5.42	1.42	1.53
2	2B	29	MET	CA-CB	-5.42	1.42	1.53
2	3R	29	MET	CA-CB	-5.42	1.42	1.53
2	3V	29	MET	CA-CB	-5.42	1.42	1.53
2	3Z	29	MET	CA-CB	-5.42	1.42	1.53
2	5F	29	MET	CA-CB	-5.42	1.42	1.53
2	5J	29	MET	CA-CB	-5.42	1.42	1.53

*Continued on next page...*

*Continued from previous page...*

Mol	Chain	Res	Type	Atoms	Z	Observed(Å)	Ideal(Å)
2	5N	29	MET	CA-CB	-5.42	1.42	1.53
2	63	29	MET	CA-CB	-5.42	1.42	1.53
2	67	29	MET	CA-CB	-5.42	1.42	1.53
2	7B	29	MET	CA-CB	-5.42	1.42	1.53
2	1N	29	MET	CA-CB	-5.41	1.42	1.53
2	2J	29	MET	CA-CB	-5.41	1.42	1.53
2	3B	29	MET	CA-CB	-5.41	1.42	1.53
2	3J	29	MET	CA-CB	-5.41	1.42	1.53
2	33	29	MET	CA-CB	-5.41	1.42	1.53
2	4F	29	MET	CA-CB	-5.41	1.42	1.53
2	4Z	29	MET	CA-CB	-5.41	1.42	1.53
2	5V	29	MET	CA-CB	-5.41	1.42	1.53
2	6N	29	MET	CA-CB	-5.41	1.42	1.53
2	6V	29	MET	CA-CB	-5.41	1.42	1.53
2	7F	29	MET	CA-CB	-5.41	1.42	1.53
2	7R	29	MET	CA-CB	-5.41	1.42	1.53
1	1A	96	ASP	CG-OD2	-5.40	1.12	1.25
1	1E	96	ASP	CG-OD2	-5.40	1.12	1.25
1	1I	96	ASP	CG-OD2	-5.40	1.12	1.25
1	12	96	ASP	CG-OD2	-5.40	1.12	1.25
1	16	96	ASP	CG-OD2	-5.40	1.12	1.25
1	2A	96	ASP	CG-OD2	-5.40	1.12	1.25
1	2E	96	ASP	CG-OD2	-5.40	1.12	1.25
1	2M	96	ASP	CG-OD2	-5.40	1.12	1.25
1	22	96	ASP	CG-OD2	-5.40	1.12	1.25
1	26	96	ASP	CG-OD2	-5.40	1.12	1.25
1	3E	96	ASP	CG-OD2	-5.40	1.12	1.25
1	3M	96	ASP	CG-OD2	-5.40	1.12	1.25
1	3Q	96	ASP	CG-OD2	-5.40	1.12	1.25
1	3U	96	ASP	CG-OD2	-5.40	1.12	1.25
1	3Y	96	ASP	CG-OD2	-5.40	1.12	1.25
1	36	96	ASP	CG-OD2	-5.40	1.12	1.25
1	4A	96	ASP	CG-OD2	-5.40	1.12	1.25
1	4I	96	ASP	CG-OD2	-5.40	1.12	1.25
1	4M	96	ASP	CG-OD2	-5.40	1.12	1.25
1	4Q	96	ASP	CG-OD2	-5.40	1.12	1.25
1	4U	96	ASP	CG-OD2	-5.40	1.12	1.25
1	5E	96	ASP	CG-OD2	-5.40	1.12	1.25
1	5I	96	ASP	CG-OD2	-5.40	1.12	1.25
1	5M	96	ASP	CG-OD2	-5.40	1.12	1.25
1	5Q	96	ASP	CG-OD2	-5.40	1.12	1.25
1	5Y	96	ASP	CG-OD2	-5.40	1.12	1.25

*Continued on next page...*

*Continued from previous page...*

Mol	Chain	Res	Type	Atoms	Z	Observed(Å)	Ideal(Å)
1	6E	96	ASP	CG-OD2	-5.40	1.12	1.25
1	6I	96	ASP	CG-OD2	-5.40	1.12	1.25
1	6Q	96	ASP	CG-OD2	-5.40	1.12	1.25
1	6Y	96	ASP	CG-OD2	-5.40	1.12	1.25
1	6Z	96	ASP	CG-OD2	-5.40	1.12	1.25
1	66	96	ASP	CG-OD2	-5.40	1.12	1.25
1	7A	96	ASP	CG-OD2	-5.40	1.12	1.25
1	7I	96	ASP	CG-OD2	-5.40	1.12	1.25
1	7M	96	ASP	CG-OD2	-5.40	1.12	1.25
1	7U	96	ASP	CG-OD2	-5.40	1.12	1.25
2	1B	30	PRO	CA-CB	-5.39	1.42	1.53
2	1J	30	PRO	CA-CB	-5.39	1.42	1.53
2	1N	107	PHE	CG-CD2	-5.39	1.30	1.38
2	2F	30	PRO	CA-CB	-5.39	1.42	1.53
2	2J	107	PHE	CG-CD2	-5.39	1.30	1.38
2	27	30	PRO	CA-CB	-5.39	1.42	1.53
2	3B	107	PHE	CG-CD2	-5.39	1.30	1.38
2	3F	30	PRO	CA-CB	-5.39	1.42	1.53
2	3J	107	PHE	CG-CD2	-5.39	1.30	1.38
2	33	107	PHE	CG-CD2	-5.39	1.30	1.38
2	4B	30	PRO	CA-CB	-5.39	1.42	1.53
2	4F	107	PHE	CG-CD2	-5.39	1.30	1.38
2	4N	30	PRO	CA-CB	-5.39	1.42	1.53
2	4V	30	PRO	CA-CB	-5.39	1.42	1.53
2	4Z	107	PHE	CG-CD2	-5.39	1.30	1.38
2	5R	30	PRO	CA-CB	-5.39	1.42	1.53
2	5V	107	PHE	CG-CD2	-5.39	1.30	1.38
2	6J	30	PRO	CA-CB	-5.39	1.42	1.53
2	6N	107	PHE	CG-CD2	-5.39	1.30	1.38
2	6R	30	PRO	CA-CB	-5.39	1.42	1.53
2	6V	107	PHE	CG-CD2	-5.39	1.30	1.38
2	7F	107	PHE	CG-CD2	-5.39	1.30	1.38
2	7N	30	PRO	CA-CB	-5.39	1.42	1.53
2	7R	107	PHE	CG-CD2	-5.39	1.30	1.38
2	1B	107	PHE	CG-CD2	-5.39	1.30	1.38
2	1J	107	PHE	CG-CD2	-5.39	1.30	1.38
1	1M	96	ASP	CG-OD2	-5.39	1.12	1.25
2	2F	107	PHE	CG-CD2	-5.39	1.30	1.38
1	2I	96	ASP	CG-OD2	-5.39	1.12	1.25
2	27	107	PHE	CG-CD2	-5.39	1.30	1.38
1	3A	96	ASP	CG-OD2	-5.39	1.12	1.25
2	3F	107	PHE	CG-CD2	-5.39	1.30	1.38

*Continued on next page...*

*Continued from previous page...*

Mol	Chain	Res	Type	Atoms	Z	Observed(Å)	Ideal(Å)
1	3I	96	ASP	CG-OD2	-5.39	1.12	1.25
1	32	96	ASP	CG-OD2	-5.39	1.12	1.25
2	4B	107	PHE	CG-CD2	-5.39	1.30	1.38
1	4E	96	ASP	CG-OD2	-5.39	1.12	1.25
2	4N	107	PHE	CG-CD2	-5.39	1.30	1.38
2	4V	107	PHE	CG-CD2	-5.39	1.30	1.38
1	4Y	96	ASP	CG-OD2	-5.39	1.12	1.25
2	5R	107	PHE	CG-CD2	-5.39	1.30	1.38
1	5U	96	ASP	CG-OD2	-5.39	1.12	1.25
2	6J	107	PHE	CG-CD2	-5.39	1.30	1.38
1	6M	96	ASP	CG-OD2	-5.39	1.12	1.25
2	6R	107	PHE	CG-CD2	-5.39	1.30	1.38
1	6U	96	ASP	CG-OD2	-5.39	1.12	1.25
1	7E	96	ASP	CG-OD2	-5.39	1.12	1.25
2	7N	107	PHE	CG-CD2	-5.39	1.30	1.38
1	7Q	96	ASP	CG-OD2	-5.39	1.12	1.25
2	1N	30	PRO	CA-CB	-5.38	1.42	1.53
2	2J	30	PRO	CA-CB	-5.38	1.42	1.53
2	3B	30	PRO	CA-CB	-5.38	1.42	1.53
2	3J	30	PRO	CA-CB	-5.38	1.42	1.53
2	33	30	PRO	CA-CB	-5.38	1.42	1.53
2	4F	30	PRO	CA-CB	-5.38	1.42	1.53
2	4Z	30	PRO	CA-CB	-5.38	1.42	1.53
2	5V	30	PRO	CA-CB	-5.38	1.42	1.53
2	6N	30	PRO	CA-CB	-5.38	1.42	1.53
2	6V	30	PRO	CA-CB	-5.38	1.42	1.53
2	7F	30	PRO	CA-CB	-5.38	1.42	1.53
2	7R	30	PRO	CA-CB	-5.38	1.42	1.53
1	1Q	96	ASP	CG-OD2	-5.38	1.12	1.25
1	1U	96	ASP	CG-OD2	-5.38	1.12	1.25
1	1Y	96	ASP	CG-OD2	-5.38	1.12	1.25
2	13	30	PRO	CA-CB	-5.38	1.42	1.53
2	17	30	PRO	CA-CB	-5.38	1.42	1.53
2	2B	30	PRO	CA-CB	-5.38	1.42	1.53
1	2Q	96	ASP	CG-OD2	-5.38	1.12	1.25
1	2U	96	ASP	CG-OD2	-5.38	1.12	1.25
1	2Y	96	ASP	CG-OD2	-5.38	1.12	1.25
2	3R	30	PRO	CA-CB	-5.38	1.42	1.53
2	3V	30	PRO	CA-CB	-5.38	1.42	1.53
2	3Z	30	PRO	CA-CB	-5.38	1.42	1.53
1	42	96	ASP	CG-OD2	-5.38	1.12	1.25
1	46	96	ASP	CG-OD2	-5.38	1.12	1.25

*Continued on next page...*

*Continued from previous page...*

Mol	Chain	Res	Type	Atoms	Z	Observed(Å)	Ideal(Å)
1	5A	96	ASP	CG-OD2	-5.38	1.12	1.25
2	5F	30	PRO	CA-CB	-5.38	1.42	1.53
2	5J	30	PRO	CA-CB	-5.38	1.42	1.53
2	5N	30	PRO	CA-CB	-5.38	1.42	1.53
1	52	96	ASP	CG-OD2	-5.38	1.12	1.25
1	56	96	ASP	CG-OD2	-5.38	1.12	1.25
1	6A	96	ASP	CG-OD2	-5.38	1.12	1.25
2	63	30	PRO	CA-CB	-5.38	1.42	1.53
2	67	30	PRO	CA-CB	-5.38	1.42	1.53
2	7B	30	PRO	CA-CB	-5.38	1.42	1.53
2	1F	30	PRO	CA-CB	-5.37	1.42	1.53
2	2N	30	PRO	CA-CB	-5.37	1.42	1.53
2	23	30	PRO	CA-CB	-5.37	1.42	1.53
2	3N	30	PRO	CA-CB	-5.37	1.42	1.53
2	37	30	PRO	CA-CB	-5.37	1.42	1.53
2	4J	30	PRO	CA-CB	-5.37	1.42	1.53
2	4R	30	PRO	CA-CB	-5.37	1.42	1.53
2	5Z	30	PRO	CA-CB	-5.37	1.42	1.53
2	6F	30	PRO	CA-CB	-5.37	1.42	1.53
2	6Z	30	PRO	CA-CB	-5.37	1.42	1.53
2	7J	30	PRO	CA-CB	-5.37	1.42	1.53
2	7V	30	PRO	CA-CB	-5.37	1.42	1.53
2	1F	107	PHE	CG-CD2	-5.36	1.30	1.38
2	2N	107	PHE	CG-CD2	-5.36	1.30	1.38
2	23	107	PHE	CG-CD2	-5.36	1.30	1.38
2	3N	107	PHE	CG-CD2	-5.36	1.30	1.38
2	37	107	PHE	CG-CD2	-5.36	1.30	1.38
2	4J	107	PHE	CG-CD2	-5.36	1.30	1.38
2	4R	107	PHE	CG-CD2	-5.36	1.30	1.38
2	5Z	107	PHE	CG-CD2	-5.36	1.30	1.38
2	6F	107	PHE	CG-CD2	-5.36	1.30	1.38
2	6Z	107	PHE	CG-CD2	-5.36	1.30	1.38
2	7J	107	PHE	CG-CD2	-5.36	1.30	1.38
2	7V	107	PHE	CG-CD2	-5.36	1.30	1.38
2	1R	30	PRO	CA-CB	-5.36	1.42	1.53
2	1V	30	PRO	CA-CB	-5.36	1.42	1.53
2	1Z	30	PRO	CA-CB	-5.36	1.42	1.53
2	2R	30	PRO	CA-CB	-5.36	1.42	1.53
2	2V	30	PRO	CA-CB	-5.36	1.42	1.53
2	2Z	30	PRO	CA-CB	-5.36	1.42	1.53
2	43	30	PRO	CA-CB	-5.36	1.42	1.53
2	47	30	PRO	CA-CB	-5.36	1.42	1.53

*Continued on next page...*

*Continued from previous page...*

Mol	Chain	Res	Type	Atoms	Z	Observed(Å)	Ideal(Å)
2	5B	30	PRO	CA-CB	-5.36	1.42	1.53
2	53	30	PRO	CA-CB	-5.36	1.42	1.53
2	57	30	PRO	CA-CB	-5.36	1.42	1.53
2	6B	30	PRO	CA-CB	-5.36	1.42	1.53
1	12	85	LEU	CG-CD1	5.34	1.71	1.51
1	16	85	LEU	CG-CD1	5.34	1.71	1.51
1	2A	85	LEU	CG-CD1	5.34	1.71	1.51
1	3Q	85	LEU	CG-CD1	5.34	1.71	1.51
1	3U	85	LEU	CG-CD1	5.34	1.71	1.51
1	3Y	85	LEU	CG-CD1	5.34	1.71	1.51
1	5E	85	LEU	CG-CD1	5.34	1.71	1.51
1	5I	85	LEU	CG-CD1	5.34	1.71	1.51
1	5M	85	LEU	CG-CD1	5.34	1.71	1.51
1	62	85	LEU	CG-CD1	5.34	1.71	1.51
1	66	85	LEU	CG-CD1	5.34	1.71	1.51
1	7A	85	LEU	CG-CD1	5.34	1.71	1.51
1	1M	27	LYS	CD-CE	-5.34	1.37	1.51
1	1M	85	LEU	CG-CD1	5.34	1.71	1.51
2	1N	67	THR	CA-C	5.34	1.66	1.52
1	2I	27	LYS	CD-CE	-5.34	1.37	1.51
1	2I	85	LEU	CG-CD1	5.34	1.71	1.51
2	2J	67	THR	CA-C	5.34	1.66	1.52
1	3A	27	LYS	CD-CE	-5.34	1.37	1.51
1	3A	85	LEU	CG-CD1	5.34	1.71	1.51
2	3B	67	THR	CA-C	5.34	1.66	1.52
1	3I	27	LYS	CD-CE	-5.34	1.37	1.51
1	3I	85	LEU	CG-CD1	5.34	1.71	1.51
2	3J	67	THR	CA-C	5.34	1.66	1.52
1	32	27	LYS	CD-CE	-5.34	1.37	1.51
1	32	85	LEU	CG-CD1	5.34	1.71	1.51
2	33	67	THR	CA-C	5.34	1.66	1.52
1	4E	27	LYS	CD-CE	-5.34	1.37	1.51
1	4E	85	LEU	CG-CD1	5.34	1.71	1.51
2	4F	67	THR	CA-C	5.34	1.66	1.52
1	4Y	27	LYS	CD-CE	-5.34	1.37	1.51
1	4Y	85	LEU	CG-CD1	5.34	1.71	1.51
2	4Z	67	THR	CA-C	5.34	1.66	1.52
1	5U	27	LYS	CD-CE	-5.34	1.37	1.51
1	5U	85	LEU	CG-CD1	5.34	1.71	1.51
2	5V	67	THR	CA-C	5.34	1.66	1.52
1	6M	27	LYS	CD-CE	-5.34	1.37	1.51
1	6M	85	LEU	CG-CD1	5.34	1.71	1.51

*Continued on next page...*

*Continued from previous page...*

Mol	Chain	Res	Type	Atoms	Z	Observed(Å)	Ideal(Å)
2	6N	67	THR	CA-C	5.34	1.66	1.52
1	6U	27	LYS	CD-CE	-5.34	1.37	1.51
1	6U	85	LEU	CG-CD1	5.34	1.71	1.51
2	6V	67	THR	CA-C	5.34	1.66	1.52
1	7E	27	LYS	CD-CE	-5.34	1.37	1.51
1	7E	85	LEU	CG-CD1	5.34	1.71	1.51
2	7F	67	THR	CA-C	5.34	1.66	1.52
1	7Q	27	LYS	CD-CE	-5.34	1.37	1.51
1	7Q	85	LEU	CG-CD1	5.34	1.71	1.51
2	7R	67	THR	CA-C	5.34	1.66	1.52
1	1Q	85	LEU	CG-CD1	5.34	1.71	1.51
1	1U	85	LEU	CG-CD1	5.34	1.71	1.51
1	1Y	85	LEU	CG-CD1	5.34	1.71	1.51
1	2Q	85	LEU	CG-CD1	5.34	1.71	1.51
1	2U	85	LEU	CG-CD1	5.34	1.71	1.51
1	2Y	85	LEU	CG-CD1	5.34	1.71	1.51
1	42	85	LEU	CG-CD1	5.34	1.71	1.51
1	46	85	LEU	CG-CD1	5.34	1.71	1.51
1	5A	85	LEU	CG-CD1	5.34	1.71	1.51
1	52	85	LEU	CG-CD1	5.34	1.71	1.51
1	56	85	LEU	CG-CD1	5.34	1.71	1.51
1	6A	85	LEU	CG-CD1	5.34	1.71	1.51
1	1A	85	LEU	CG-CD1	5.33	1.71	1.51
2	1F	67	THR	CA-C	5.33	1.66	1.52
1	1I	85	LEU	CG-CD1	5.33	1.71	1.51
1	2E	85	LEU	CG-CD1	5.33	1.71	1.51
2	2N	67	THR	CA-C	5.33	1.66	1.52
2	23	67	THR	CA-C	5.33	1.66	1.52
1	26	85	LEU	CG-CD1	5.33	1.71	1.51
1	3E	85	LEU	CG-CD1	5.33	1.71	1.51
2	3N	67	THR	CA-C	5.33	1.66	1.52
2	37	67	THR	CA-C	5.33	1.66	1.52
1	4A	85	LEU	CG-CD1	5.33	1.71	1.51
2	4J	67	THR	CA-C	5.33	1.66	1.52
1	4M	85	LEU	CG-CD1	5.33	1.71	1.51
2	4R	67	THR	CA-C	5.33	1.66	1.52
1	4U	85	LEU	CG-CD1	5.33	1.71	1.51
1	5Q	85	LEU	CG-CD1	5.33	1.71	1.51
2	5Z	67	THR	CA-C	5.33	1.66	1.52
2	6F	67	THR	CA-C	5.33	1.66	1.52
1	6I	85	LEU	CG-CD1	5.33	1.71	1.51
1	6Q	85	LEU	CG-CD1	5.33	1.71	1.51

*Continued on next page...*



*Continued from previous page...*

Mol	Chain	Res	Type	Atoms	Z	Observed(Å)	Ideal(Å)
2	6Z	67	THR	CA-C	5.33	1.66	1.52
2	7J	67	THR	CA-C	5.33	1.66	1.52
1	7M	85	LEU	CG-CD1	5.33	1.71	1.51
2	7V	67	THR	CA-C	5.33	1.66	1.52
2	1B	67	THR	CA-C	5.33	1.66	1.52
2	1J	67	THR	CA-C	5.33	1.66	1.52
2	1R	67	THR	CA-C	5.33	1.66	1.52
2	1V	67	THR	CA-C	5.33	1.66	1.52
2	1Z	67	THR	CA-C	5.33	1.66	1.52
2	2F	67	THR	CA-C	5.33	1.66	1.52
2	2R	67	THR	CA-C	5.33	1.66	1.52
2	2V	67	THR	CA-C	5.33	1.66	1.52
2	2Z	67	THR	CA-C	5.33	1.66	1.52
2	27	67	THR	CA-C	5.33	1.66	1.52
2	3F	67	THR	CA-C	5.33	1.66	1.52
2	4B	67	THR	CA-C	5.33	1.66	1.52
2	4N	67	THR	CA-C	5.33	1.66	1.52
2	4V	67	THR	CA-C	5.33	1.66	1.52
2	43	67	THR	CA-C	5.33	1.66	1.52
2	47	67	THR	CA-C	5.33	1.66	1.52
2	5B	67	THR	CA-C	5.33	1.66	1.52
2	5R	67	THR	CA-C	5.33	1.66	1.52
2	53	67	THR	CA-C	5.33	1.66	1.52
2	57	67	THR	CA-C	5.33	1.66	1.52
2	6B	67	THR	CA-C	5.33	1.66	1.52
2	6J	67	THR	CA-C	5.33	1.66	1.52
2	6R	67	THR	CA-C	5.33	1.66	1.52
2	7N	67	THR	CA-C	5.33	1.66	1.52
1	1E	27	LYS	CD-CE	-5.33	1.38	1.51
1	2M	27	LYS	CD-CE	-5.33	1.38	1.51
1	22	27	LYS	CD-CE	-5.33	1.38	1.51
1	3M	27	LYS	CD-CE	-5.33	1.38	1.51
1	36	27	LYS	CD-CE	-5.33	1.38	1.51
1	4I	27	LYS	CD-CE	-5.33	1.38	1.51
1	4Q	27	LYS	CD-CE	-5.33	1.38	1.51
1	5Y	27	LYS	CD-CE	-5.33	1.38	1.51
1	6E	27	LYS	CD-CE	-5.33	1.38	1.51
1	6Y	27	LYS	CD-CE	-5.33	1.38	1.51
1	7I	27	LYS	CD-CE	-5.33	1.38	1.51
1	7U	27	LYS	CD-CE	-5.33	1.38	1.51
2	1F	223	ASP	CA-CB	-5.32	1.42	1.53
2	2N	223	ASP	CA-CB	-5.32	1.42	1.53

*Continued on next page...*



*Continued from previous page...*

Mol	Chain	Res	Type	Atoms	Z	Observed(Å)	Ideal(Å)
2	23	223	ASP	CA-CB	-5.32	1.42	1.53
2	3N	223	ASP	CA-CB	-5.32	1.42	1.53
2	37	223	ASP	CA-CB	-5.32	1.42	1.53
2	4J	223	ASP	CA-CB	-5.32	1.42	1.53
2	4R	223	ASP	CA-CB	-5.32	1.42	1.53
2	5Z	223	ASP	CA-CB	-5.32	1.42	1.53
2	6F	223	ASP	CA-CB	-5.32	1.42	1.53
2	6Z	223	ASP	CA-CB	-5.32	1.42	1.53
2	7J	223	ASP	CA-CB	-5.32	1.42	1.53
2	7V	223	ASP	CA-CB	-5.32	1.42	1.53
1	1E	85	LEU	CG-CD1	5.32	1.71	1.51
1	2M	85	LEU	CG-CD1	5.32	1.71	1.51
1	22	85	LEU	CG-CD1	5.32	1.71	1.51
1	3M	85	LEU	CG-CD1	5.32	1.71	1.51
1	36	85	LEU	CG-CD1	5.32	1.71	1.51
1	4I	85	LEU	CG-CD1	5.32	1.71	1.51
1	4Q	85	LEU	CG-CD1	5.32	1.71	1.51
1	5Y	85	LEU	CG-CD1	5.32	1.71	1.51
1	6E	85	LEU	CG-CD1	5.32	1.71	1.51
1	6Y	85	LEU	CG-CD1	5.32	1.71	1.51
1	7I	85	LEU	CG-CD1	5.32	1.71	1.51
1	7U	85	LEU	CG-CD1	5.32	1.71	1.51
1	1A	27	LYS	CD-CE	-5.32	1.38	1.51
1	1I	27	LYS	CD-CE	-5.32	1.38	1.51
1	1Q	27	LYS	CD-CE	-5.32	1.38	1.51
1	1U	27	LYS	CD-CE	-5.32	1.38	1.51
1	1Y	27	LYS	CD-CE	-5.32	1.38	1.51
1	2E	27	LYS	CD-CE	-5.32	1.38	1.51
1	2Q	27	LYS	CD-CE	-5.32	1.38	1.51
1	2U	27	LYS	CD-CE	-5.32	1.38	1.51
1	2Y	27	LYS	CD-CE	-5.32	1.38	1.51
1	26	27	LYS	CD-CE	-5.32	1.38	1.51
1	3E	27	LYS	CD-CE	-5.32	1.38	1.51
1	4A	27	LYS	CD-CE	-5.32	1.38	1.51
1	4M	27	LYS	CD-CE	-5.32	1.38	1.51
1	4U	27	LYS	CD-CE	-5.32	1.38	1.51
1	42	27	LYS	CD-CE	-5.32	1.38	1.51
1	46	27	LYS	CD-CE	-5.32	1.38	1.51
1	5A	27	LYS	CD-CE	-5.32	1.38	1.51
1	5Q	27	LYS	CD-CE	-5.32	1.38	1.51
1	52	27	LYS	CD-CE	-5.32	1.38	1.51
1	56	27	LYS	CD-CE	-5.32	1.38	1.51

*Continued on next page...*

*Continued from previous page...*

Mol	Chain	Res	Type	Atoms	Z	Observed(Å)	Ideal(Å)
1	6A	27	LYS	CD-CE	-5.32	1.38	1.51
1	6I	27	LYS	CD-CE	-5.32	1.38	1.51
1	6Q	27	LYS	CD-CE	-5.32	1.38	1.51
1	7M	27	LYS	CD-CE	-5.32	1.38	1.51
2	13	67	THR	CA-C	5.31	1.66	1.52
2	17	67	THR	CA-C	5.31	1.66	1.52
2	2B	67	THR	CA-C	5.31	1.66	1.52
2	3R	67	THR	CA-C	5.31	1.66	1.52
2	3V	67	THR	CA-C	5.31	1.66	1.52
2	3Z	67	THR	CA-C	5.31	1.66	1.52
2	5F	67	THR	CA-C	5.31	1.66	1.52
2	5J	67	THR	CA-C	5.31	1.66	1.52
2	5N	67	THR	CA-C	5.31	1.66	1.52
2	63	67	THR	CA-C	5.31	1.66	1.52
2	67	67	THR	CA-C	5.31	1.66	1.52
2	7B	67	THR	CA-C	5.31	1.66	1.52
1	1E	146	ASN	C-N	-5.31	1.21	1.34
1	2M	146	ASN	C-N	-5.31	1.21	1.34
1	22	146	ASN	C-N	-5.31	1.21	1.34
1	3M	146	ASN	C-N	-5.31	1.21	1.34
1	36	146	ASN	C-N	-5.31	1.21	1.34
1	4I	146	ASN	C-N	-5.31	1.21	1.34
1	4Q	146	ASN	C-N	-5.31	1.21	1.34
1	5Y	146	ASN	C-N	-5.31	1.21	1.34
1	6E	146	ASN	C-N	-5.31	1.21	1.34
1	6Y	146	ASN	C-N	-5.31	1.21	1.34
1	7I	146	ASN	C-N	-5.31	1.21	1.34
1	7U	146	ASN	C-N	-5.31	1.21	1.34
1	12	146	ASN	C-N	-5.30	1.21	1.34
1	16	146	ASN	C-N	-5.30	1.21	1.34
1	2A	146	ASN	C-N	-5.30	1.21	1.34
1	3Q	146	ASN	C-N	-5.30	1.21	1.34
1	3U	146	ASN	C-N	-5.30	1.21	1.34
1	3Y	146	ASN	C-N	-5.30	1.21	1.34
1	5E	146	ASN	C-N	-5.30	1.21	1.34
1	5I	146	ASN	C-N	-5.30	1.21	1.34
1	5M	146	ASN	C-N	-5.30	1.21	1.34
1	62	146	ASN	C-N	-5.30	1.21	1.34
1	66	146	ASN	C-N	-5.30	1.21	1.34
1	7A	146	ASN	C-N	-5.30	1.21	1.34
2	1N	223	ASP	CA-CB	-5.30	1.42	1.53
2	2J	223	ASP	CA-CB	-5.30	1.42	1.53

*Continued on next page...*

*Continued from previous page...*

Mol	Chain	Res	Type	Atoms	Z	Observed(Å)	Ideal(Å)
2	3B	223	ASP	CA-CB	-5.30	1.42	1.53
2	3J	223	ASP	CA-CB	-5.30	1.42	1.53
2	33	223	ASP	CA-CB	-5.30	1.42	1.53
2	4F	223	ASP	CA-CB	-5.30	1.42	1.53
2	4Z	223	ASP	CA-CB	-5.30	1.42	1.53
2	5V	223	ASP	CA-CB	-5.30	1.42	1.53
2	6N	223	ASP	CA-CB	-5.30	1.42	1.53
2	6V	223	ASP	CA-CB	-5.30	1.42	1.53
2	7F	223	ASP	CA-CB	-5.30	1.42	1.53
2	7R	223	ASP	CA-CB	-5.30	1.42	1.53
2	1R	223	ASP	CA-CB	-5.30	1.42	1.53
2	1V	223	ASP	CA-CB	-5.30	1.42	1.53
2	1Z	223	ASP	CA-CB	-5.30	1.42	1.53
1	12	27	LYS	CD-CE	-5.30	1.38	1.51
1	16	27	LYS	CD-CE	-5.30	1.38	1.51
1	2A	27	LYS	CD-CE	-5.30	1.38	1.51
2	2R	223	ASP	CA-CB	-5.30	1.42	1.53
2	2V	223	ASP	CA-CB	-5.30	1.42	1.53
2	2Z	223	ASP	CA-CB	-5.30	1.42	1.53
1	3Q	27	LYS	CD-CE	-5.30	1.38	1.51
1	3U	27	LYS	CD-CE	-5.30	1.38	1.51
1	3Y	27	LYS	CD-CE	-5.30	1.38	1.51
2	43	223	ASP	CA-CB	-5.30	1.42	1.53
2	47	223	ASP	CA-CB	-5.30	1.42	1.53
2	5B	223	ASP	CA-CB	-5.30	1.42	1.53
1	5E	27	LYS	CD-CE	-5.30	1.38	1.51
1	5I	27	LYS	CD-CE	-5.30	1.38	1.51
1	5M	27	LYS	CD-CE	-5.30	1.38	1.51
2	53	223	ASP	CA-CB	-5.30	1.42	1.53
2	57	223	ASP	CA-CB	-5.30	1.42	1.53
2	6B	223	ASP	CA-CB	-5.30	1.42	1.53
1	62	27	LYS	CD-CE	-5.30	1.38	1.51
1	66	27	LYS	CD-CE	-5.30	1.38	1.51
1	7A	27	LYS	CD-CE	-5.30	1.38	1.51
1	1A	146	ASN	C-N	-5.30	1.21	1.34
1	1I	146	ASN	C-N	-5.30	1.21	1.34
2	13	223	ASP	CA-CB	-5.30	1.42	1.53
2	17	223	ASP	CA-CB	-5.30	1.42	1.53
2	2B	223	ASP	CA-CB	-5.30	1.42	1.53
1	2E	146	ASN	C-N	-5.30	1.21	1.34
1	26	146	ASN	C-N	-5.30	1.21	1.34
1	3E	146	ASN	C-N	-5.30	1.21	1.34

*Continued on next page...*

*Continued from previous page...*

Mol	Chain	Res	Type	Atoms	Z	Observed(Å)	Ideal(Å)
2	3R	223	ASP	CA-CB	-5.30	1.42	1.53
2	3V	223	ASP	CA-CB	-5.30	1.42	1.53
2	3Z	223	ASP	CA-CB	-5.30	1.42	1.53
1	4A	146	ASN	C-N	-5.30	1.21	1.34
1	4M	146	ASN	C-N	-5.30	1.21	1.34
1	4U	146	ASN	C-N	-5.30	1.21	1.34
2	5F	223	ASP	CA-CB	-5.30	1.42	1.53
2	5J	223	ASP	CA-CB	-5.30	1.42	1.53
2	5N	223	ASP	CA-CB	-5.30	1.42	1.53
1	5Q	146	ASN	C-N	-5.30	1.21	1.34
1	6I	146	ASN	C-N	-5.30	1.21	1.34
1	6Q	146	ASN	C-N	-5.30	1.21	1.34
2	63	223	ASP	CA-CB	-5.30	1.42	1.53
2	67	223	ASP	CA-CB	-5.30	1.42	1.53
2	7B	223	ASP	CA-CB	-5.30	1.42	1.53
1	7M	146	ASN	C-N	-5.30	1.21	1.34
2	1B	223	ASP	CA-CB	-5.29	1.42	1.53
2	1J	223	ASP	CA-CB	-5.29	1.42	1.53
2	2F	223	ASP	CA-CB	-5.29	1.42	1.53
2	27	223	ASP	CA-CB	-5.29	1.42	1.53
2	3F	223	ASP	CA-CB	-5.29	1.42	1.53
2	4B	223	ASP	CA-CB	-5.29	1.42	1.53
2	4N	223	ASP	CA-CB	-5.29	1.42	1.53
2	4V	223	ASP	CA-CB	-5.29	1.42	1.53
2	5R	223	ASP	CA-CB	-5.29	1.42	1.53
2	6J	223	ASP	CA-CB	-5.29	1.42	1.53
2	6R	223	ASP	CA-CB	-5.29	1.42	1.53
2	7N	223	ASP	CA-CB	-5.29	1.42	1.53
1	1Q	146	ASN	C-N	-5.27	1.22	1.34
1	1U	146	ASN	C-N	-5.27	1.22	1.34
1	1Y	146	ASN	C-N	-5.27	1.22	1.34
1	2Q	146	ASN	C-N	-5.27	1.22	1.34
1	2U	146	ASN	C-N	-5.27	1.22	1.34
1	2Y	146	ASN	C-N	-5.27	1.22	1.34
1	42	146	ASN	C-N	-5.27	1.22	1.34
1	46	146	ASN	C-N	-5.27	1.22	1.34
1	5A	146	ASN	C-N	-5.27	1.22	1.34
1	52	146	ASN	C-N	-5.27	1.22	1.34
1	56	146	ASN	C-N	-5.27	1.22	1.34
1	6A	146	ASN	C-N	-5.27	1.22	1.34
1	1M	146	ASN	C-N	-5.27	1.22	1.34
1	2I	146	ASN	C-N	-5.27	1.22	1.34

*Continued on next page...*

*Continued from previous page...*

Mol	Chain	Res	Type	Atoms	Z	Observed(Å)	Ideal(Å)
1	3A	146	ASN	C-N	-5.27	1.22	1.34
1	3I	146	ASN	C-N	-5.27	1.22	1.34
1	32	146	ASN	C-N	-5.27	1.22	1.34
1	4E	146	ASN	C-N	-5.27	1.22	1.34
1	4Y	146	ASN	C-N	-5.27	1.22	1.34
1	5U	146	ASN	C-N	-5.27	1.22	1.34
1	6M	146	ASN	C-N	-5.27	1.22	1.34
1	6U	146	ASN	C-N	-5.27	1.22	1.34
1	7E	146	ASN	C-N	-5.27	1.22	1.34
1	7Q	146	ASN	C-N	-5.27	1.22	1.34
1	1E	52	PHE	CE1-CZ	5.21	1.47	1.37
1	2M	52	PHE	CE1-CZ	5.21	1.47	1.37
1	22	52	PHE	CE1-CZ	5.21	1.47	1.37
1	3M	52	PHE	CE1-CZ	5.21	1.47	1.37
1	36	52	PHE	CE1-CZ	5.21	1.47	1.37
1	4I	52	PHE	CE1-CZ	5.21	1.47	1.37
1	4Q	52	PHE	CE1-CZ	5.21	1.47	1.37
1	5Y	52	PHE	CE1-CZ	5.21	1.47	1.37
1	6E	52	PHE	CE1-CZ	5.21	1.47	1.37
1	6Y	52	PHE	CE1-CZ	5.21	1.47	1.37
1	7I	52	PHE	CE1-CZ	5.21	1.47	1.37
1	7U	52	PHE	CE1-CZ	5.21	1.47	1.37
1	1M	168	GLN	C-N	-5.21	1.22	1.34
1	1Q	52	PHE	CE1-CZ	5.21	1.47	1.37
1	1U	52	PHE	CE1-CZ	5.21	1.47	1.37
1	1Y	52	PHE	CE1-CZ	5.21	1.47	1.37
1	2I	168	GLN	C-N	-5.21	1.22	1.34
1	2Q	52	PHE	CE1-CZ	5.21	1.47	1.37
1	2U	52	PHE	CE1-CZ	5.21	1.47	1.37
1	2Y	52	PHE	CE1-CZ	5.21	1.47	1.37
1	3A	168	GLN	C-N	-5.21	1.22	1.34
1	3I	168	GLN	C-N	-5.21	1.22	1.34
1	32	168	GLN	C-N	-5.21	1.22	1.34
1	4E	168	GLN	C-N	-5.21	1.22	1.34
1	4Y	168	GLN	C-N	-5.21	1.22	1.34
1	42	52	PHE	CE1-CZ	5.21	1.47	1.37
1	46	52	PHE	CE1-CZ	5.21	1.47	1.37
1	5A	52	PHE	CE1-CZ	5.21	1.47	1.37
1	5U	168	GLN	C-N	-5.21	1.22	1.34
1	52	52	PHE	CE1-CZ	5.21	1.47	1.37
1	56	52	PHE	CE1-CZ	5.21	1.47	1.37
1	6A	52	PHE	CE1-CZ	5.21	1.47	1.37

*Continued on next page...*

*Continued from previous page...*

Mol	Chain	Res	Type	Atoms	Z	Observed(Å)	Ideal(Å)
1	6M	168	GLN	C-N	-5.21	1.22	1.34
1	6U	168	GLN	C-N	-5.21	1.22	1.34
1	7E	168	GLN	C-N	-5.21	1.22	1.34
1	7Q	168	GLN	C-N	-5.21	1.22	1.34
1	1A	52	PHE	CE1-CZ	5.21	1.47	1.37
1	1I	52	PHE	CE1-CZ	5.21	1.47	1.37
1	2E	52	PHE	CE1-CZ	5.21	1.47	1.37
1	26	52	PHE	CE1-CZ	5.21	1.47	1.37
1	3E	52	PHE	CE1-CZ	5.21	1.47	1.37
1	4A	52	PHE	CE1-CZ	5.21	1.47	1.37
1	4M	52	PHE	CE1-CZ	5.21	1.47	1.37
1	4U	52	PHE	CE1-CZ	5.21	1.47	1.37
1	5Q	52	PHE	CE1-CZ	5.21	1.47	1.37
1	6I	52	PHE	CE1-CZ	5.21	1.47	1.37
1	6Q	52	PHE	CE1-CZ	5.21	1.47	1.37
1	7M	52	PHE	CE1-CZ	5.21	1.47	1.37
1	1E	168	GLN	C-N	-5.21	1.22	1.34
2	1F	72	ARG	CB-CG	-5.21	1.38	1.52
1	1Q	80	PHE	C-O	5.21	1.33	1.23
1	1Q	168	GLN	C-N	-5.21	1.22	1.34
1	1U	80	PHE	C-O	5.21	1.33	1.23
1	1U	168	GLN	C-N	-5.21	1.22	1.34
1	1Y	80	PHE	C-O	5.21	1.33	1.23
1	1Y	168	GLN	C-N	-5.21	1.22	1.34
1	12	168	GLN	C-N	-5.21	1.22	1.34
1	16	168	GLN	C-N	-5.21	1.22	1.34
1	2A	168	GLN	C-N	-5.21	1.22	1.34
1	2M	168	GLN	C-N	-5.21	1.22	1.34
2	2N	72	ARG	CB-CG	-5.21	1.38	1.52
1	2Q	80	PHE	C-O	5.21	1.33	1.23
1	2Q	168	GLN	C-N	-5.21	1.22	1.34
1	2U	80	PHE	C-O	5.21	1.33	1.23
1	2U	168	GLN	C-N	-5.21	1.22	1.34
1	2Y	80	PHE	C-O	5.21	1.33	1.23
1	2Y	168	GLN	C-N	-5.21	1.22	1.34
1	22	168	GLN	C-N	-5.21	1.22	1.34
2	23	72	ARG	CB-CG	-5.21	1.38	1.52
1	3M	168	GLN	C-N	-5.21	1.22	1.34
2	3N	72	ARG	CB-CG	-5.21	1.38	1.52
1	3Q	168	GLN	C-N	-5.21	1.22	1.34
1	3U	168	GLN	C-N	-5.21	1.22	1.34
1	3Y	168	GLN	C-N	-5.21	1.22	1.34

*Continued on next page...*

*Continued from previous page...*

Mol	Chain	Res	Type	Atoms	Z	Observed(Å)	Ideal(Å)
1	36	168	GLN	C-N	-5.21	1.22	1.34
2	37	72	ARG	CB-CG	-5.21	1.38	1.52
1	4I	168	GLN	C-N	-5.21	1.22	1.34
2	4J	72	ARG	CB-CG	-5.21	1.38	1.52
1	4Q	168	GLN	C-N	-5.21	1.22	1.34
2	4R	72	ARG	CB-CG	-5.21	1.38	1.52
1	42	80	PHE	C-O	5.21	1.33	1.23
1	42	168	GLN	C-N	-5.21	1.22	1.34
1	46	80	PHE	C-O	5.21	1.33	1.23
1	46	168	GLN	C-N	-5.21	1.22	1.34
1	5A	80	PHE	C-O	5.21	1.33	1.23
1	5A	168	GLN	C-N	-5.21	1.22	1.34
1	5E	168	GLN	C-N	-5.21	1.22	1.34
1	5I	168	GLN	C-N	-5.21	1.22	1.34
1	5M	168	GLN	C-N	-5.21	1.22	1.34
1	5Y	168	GLN	C-N	-5.21	1.22	1.34
2	5Z	72	ARG	CB-CG	-5.21	1.38	1.52
1	52	80	PHE	C-O	5.21	1.33	1.23
1	52	168	GLN	C-N	-5.21	1.22	1.34
1	56	80	PHE	C-O	5.21	1.33	1.23
1	56	168	GLN	C-N	-5.21	1.22	1.34
1	6A	80	PHE	C-O	5.21	1.33	1.23
1	6A	168	GLN	C-N	-5.21	1.22	1.34
1	6E	168	GLN	C-N	-5.21	1.22	1.34
2	6F	72	ARG	CB-CG	-5.21	1.38	1.52
1	6Y	168	GLN	C-N	-5.21	1.22	1.34
2	6Z	72	ARG	CB-CG	-5.21	1.38	1.52
1	62	168	GLN	C-N	-5.21	1.22	1.34
1	66	168	GLN	C-N	-5.21	1.22	1.34
1	7A	168	GLN	C-N	-5.21	1.22	1.34
1	7I	168	GLN	C-N	-5.21	1.22	1.34
2	7J	72	ARG	CB-CG	-5.21	1.38	1.52
1	7U	168	GLN	C-N	-5.21	1.22	1.34
2	7V	72	ARG	CB-CG	-5.21	1.38	1.52
2	1F	108	HIS	CE1-NE2	5.21	1.44	1.32
2	2N	108	HIS	CE1-NE2	5.21	1.44	1.32
2	23	108	HIS	CE1-NE2	5.21	1.44	1.32
2	3N	108	HIS	CE1-NE2	5.21	1.44	1.32
2	37	108	HIS	CE1-NE2	5.21	1.44	1.32
2	4J	108	HIS	CE1-NE2	5.21	1.44	1.32
2	4R	108	HIS	CE1-NE2	5.21	1.44	1.32
2	5Z	108	HIS	CE1-NE2	5.21	1.44	1.32

*Continued on next page...*

*Continued from previous page...*

Mol	Chain	Res	Type	Atoms	Z	Observed(Å)	Ideal(Å)
2	6F	108	HIS	CE1-NE2	5.21	1.44	1.32
2	6Z	108	HIS	CE1-NE2	5.21	1.44	1.32
2	7J	108	HIS	CE1-NE2	5.21	1.44	1.32
2	7V	108	HIS	CE1-NE2	5.21	1.44	1.32
2	1F	55	PRO	CA-CB	5.20	1.64	1.53
2	2N	55	PRO	CA-CB	5.20	1.64	1.53
2	23	55	PRO	CA-CB	5.20	1.64	1.53
2	3N	55	PRO	CA-CB	5.20	1.64	1.53
2	37	55	PRO	CA-CB	5.20	1.64	1.53
2	4J	55	PRO	CA-CB	5.20	1.64	1.53
2	4R	55	PRO	CA-CB	5.20	1.64	1.53
2	5Z	55	PRO	CA-CB	5.20	1.64	1.53
2	6F	55	PRO	CA-CB	5.20	1.64	1.53
2	6Z	55	PRO	CA-CB	5.20	1.64	1.53
2	7J	55	PRO	CA-CB	5.20	1.64	1.53
2	7V	55	PRO	CA-CB	5.20	1.64	1.53
1	1A	168	GLN	C-N	-5.20	1.22	1.34
1	1I	168	GLN	C-N	-5.20	1.22	1.34
1	2E	168	GLN	C-N	-5.20	1.22	1.34
1	26	168	GLN	C-N	-5.20	1.22	1.34
1	3E	168	GLN	C-N	-5.20	1.22	1.34
1	4A	168	GLN	C-N	-5.20	1.22	1.34
1	4M	168	GLN	C-N	-5.20	1.22	1.34
1	4U	168	GLN	C-N	-5.20	1.22	1.34
1	5Q	168	GLN	C-N	-5.20	1.22	1.34
1	6I	168	GLN	C-N	-5.20	1.22	1.34
1	6Q	168	GLN	C-N	-5.20	1.22	1.34
1	7M	168	GLN	C-N	-5.20	1.22	1.34
2	1N	54	ASN	CA-C	5.20	1.66	1.52
2	2J	54	ASN	CA-C	5.20	1.66	1.52
2	3B	54	ASN	CA-C	5.20	1.66	1.52
2	3J	54	ASN	CA-C	5.20	1.66	1.52
2	33	54	ASN	CA-C	5.20	1.66	1.52
2	4F	54	ASN	CA-C	5.20	1.66	1.52
2	4Z	54	ASN	CA-C	5.20	1.66	1.52
2	5V	54	ASN	CA-C	5.20	1.66	1.52
2	6N	54	ASN	CA-C	5.20	1.66	1.52
2	6V	54	ASN	CA-C	5.20	1.66	1.52
2	7F	54	ASN	CA-C	5.20	1.66	1.52
2	7R	54	ASN	CA-C	5.20	1.66	1.52
2	1R	54	ASN	CA-C	5.20	1.66	1.52
2	1V	54	ASN	CA-C	5.20	1.66	1.52

*Continued on next page...*



*Continued from previous page...*

Mol	Chain	Res	Type	Atoms	Z	Observed(Å)	Ideal(Å)
2	1Z	54	ASN	CA-C	5.20	1.66	1.52
2	2R	54	ASN	CA-C	5.20	1.66	1.52
2	2V	54	ASN	CA-C	5.20	1.66	1.52
2	2Z	54	ASN	CA-C	5.20	1.66	1.52
2	43	54	ASN	CA-C	5.20	1.66	1.52
2	47	54	ASN	CA-C	5.20	1.66	1.52
2	5B	54	ASN	CA-C	5.20	1.66	1.52
2	53	54	ASN	CA-C	5.20	1.66	1.52
2	57	54	ASN	CA-C	5.20	1.66	1.52
2	6B	54	ASN	CA-C	5.20	1.66	1.52
1	1A	80	PHE	C-O	5.19	1.33	1.23
1	1I	80	PHE	C-O	5.19	1.33	1.23
1	2E	80	PHE	C-O	5.19	1.33	1.23
1	26	80	PHE	C-O	5.19	1.33	1.23
1	3E	80	PHE	C-O	5.19	1.33	1.23
1	4A	80	PHE	C-O	5.19	1.33	1.23
1	4M	80	PHE	C-O	5.19	1.33	1.23
1	4U	80	PHE	C-O	5.19	1.33	1.23
1	5Q	80	PHE	C-O	5.19	1.33	1.23
1	6I	80	PHE	C-O	5.19	1.33	1.23
1	6Q	80	PHE	C-O	5.19	1.33	1.23
1	7M	80	PHE	C-O	5.19	1.33	1.23
1	12	9	PHE	C-N	-5.19	1.22	1.34
1	12	80	PHE	C-O	5.19	1.33	1.23
1	16	9	PHE	C-N	-5.19	1.22	1.34
1	16	80	PHE	C-O	5.19	1.33	1.23
1	2A	9	PHE	C-N	-5.19	1.22	1.34
1	2A	80	PHE	C-O	5.19	1.33	1.23
1	3Q	9	PHE	C-N	-5.19	1.22	1.34
1	3Q	80	PHE	C-O	5.19	1.33	1.23
1	3U	9	PHE	C-N	-5.19	1.22	1.34
1	3U	80	PHE	C-O	5.19	1.33	1.23
1	3Y	9	PHE	C-N	-5.19	1.22	1.34
1	3Y	80	PHE	C-O	5.19	1.33	1.23
1	5E	9	PHE	C-N	-5.19	1.22	1.34
1	5E	80	PHE	C-O	5.19	1.33	1.23
1	5I	9	PHE	C-N	-5.19	1.22	1.34
1	5I	80	PHE	C-O	5.19	1.33	1.23
1	5M	9	PHE	C-N	-5.19	1.22	1.34
1	5M	80	PHE	C-O	5.19	1.33	1.23
1	62	9	PHE	C-N	-5.19	1.22	1.34
1	62	80	PHE	C-O	5.19	1.33	1.23

*Continued on next page...*

*Continued from previous page...*

Mol	Chain	Res	Type	Atoms	Z	Observed(Å)	Ideal(Å)
1	66	9	PHE	C-N	-5.19	1.22	1.34
1	66	80	PHE	C-O	5.19	1.33	1.23
1	7A	9	PHE	C-N	-5.19	1.22	1.34
1	7A	80	PHE	C-O	5.19	1.33	1.23
2	1B	72	ARG	CB-CG	-5.19	1.38	1.52
2	1F	54	ASN	CA-C	5.19	1.66	1.52
2	1J	72	ARG	CB-CG	-5.19	1.38	1.52
2	2F	72	ARG	CB-CG	-5.19	1.38	1.52
2	2N	54	ASN	CA-C	5.19	1.66	1.52
2	23	54	ASN	CA-C	5.19	1.66	1.52
2	27	72	ARG	CB-CG	-5.19	1.38	1.52
2	3F	72	ARG	CB-CG	-5.19	1.38	1.52
2	3N	54	ASN	CA-C	5.19	1.66	1.52
2	37	54	ASN	CA-C	5.19	1.66	1.52
2	4B	72	ARG	CB-CG	-5.19	1.38	1.52
2	4J	54	ASN	CA-C	5.19	1.66	1.52
2	4N	72	ARG	CB-CG	-5.19	1.38	1.52
2	4R	54	ASN	CA-C	5.19	1.66	1.52
2	4V	72	ARG	CB-CG	-5.19	1.38	1.52
2	5R	72	ARG	CB-CG	-5.19	1.38	1.52
2	5Z	54	ASN	CA-C	5.19	1.66	1.52
2	6F	54	ASN	CA-C	5.19	1.66	1.52
2	6J	72	ARG	CB-CG	-5.19	1.38	1.52
2	6R	72	ARG	CB-CG	-5.19	1.38	1.52
2	6Z	54	ASN	CA-C	5.19	1.66	1.52
2	7J	54	ASN	CA-C	5.19	1.66	1.52
2	7N	72	ARG	CB-CG	-5.19	1.38	1.52
2	7V	54	ASN	CA-C	5.19	1.66	1.52
1	12	52	PHE	CE1-CZ	5.19	1.47	1.37
1	16	52	PHE	CE1-CZ	5.19	1.47	1.37
1	2A	52	PHE	CE1-CZ	5.19	1.47	1.37
1	3Q	52	PHE	CE1-CZ	5.19	1.47	1.37
1	3U	52	PHE	CE1-CZ	5.19	1.47	1.37
1	3Y	52	PHE	CE1-CZ	5.19	1.47	1.37
1	5E	52	PHE	CE1-CZ	5.19	1.47	1.37
1	5I	52	PHE	CE1-CZ	5.19	1.47	1.37
1	5M	52	PHE	CE1-CZ	5.19	1.47	1.37
1	62	52	PHE	CE1-CZ	5.19	1.47	1.37
1	66	52	PHE	CE1-CZ	5.19	1.47	1.37
1	7A	52	PHE	CE1-CZ	5.19	1.47	1.37
1	1E	80	PHE	C-O	5.19	1.33	1.23
1	1M	52	PHE	CE1-CZ	5.19	1.47	1.37

*Continued on next page...*

*Continued from previous page...*

Mol	Chain	Res	Type	Atoms	Z	Observed(Å)	Ideal(Å)
2	13	108	HIS	CE1-NE2	5.19	1.44	1.32
2	17	108	HIS	CE1-NE2	5.19	1.44	1.32
2	2B	108	HIS	CE1-NE2	5.19	1.44	1.32
1	2I	52	PHE	CE1-CZ	5.19	1.47	1.37
1	2M	80	PHE	C-O	5.19	1.33	1.23
1	22	80	PHE	C-O	5.19	1.33	1.23
1	3A	52	PHE	CE1-CZ	5.19	1.47	1.37
1	3I	52	PHE	CE1-CZ	5.19	1.47	1.37
1	3M	80	PHE	C-O	5.19	1.33	1.23
2	3R	108	HIS	CE1-NE2	5.19	1.44	1.32
2	3V	108	HIS	CE1-NE2	5.19	1.44	1.32
2	3Z	108	HIS	CE1-NE2	5.19	1.44	1.32
1	32	52	PHE	CE1-CZ	5.19	1.47	1.37
1	36	80	PHE	C-O	5.19	1.33	1.23
1	4E	52	PHE	CE1-CZ	5.19	1.47	1.37
1	4I	80	PHE	C-O	5.19	1.33	1.23
1	4Q	80	PHE	C-O	5.19	1.33	1.23
1	4Y	52	PHE	CE1-CZ	5.19	1.47	1.37
2	5F	108	HIS	CE1-NE2	5.19	1.44	1.32
2	5J	108	HIS	CE1-NE2	5.19	1.44	1.32
2	5N	108	HIS	CE1-NE2	5.19	1.44	1.32
1	5U	52	PHE	CE1-CZ	5.19	1.47	1.37
1	5Y	80	PHE	C-O	5.19	1.33	1.23
1	6E	80	PHE	C-O	5.19	1.33	1.23
1	6M	52	PHE	CE1-CZ	5.19	1.47	1.37
1	6U	52	PHE	CE1-CZ	5.19	1.47	1.37
1	6Y	80	PHE	C-O	5.19	1.33	1.23
2	63	108	HIS	CE1-NE2	5.19	1.44	1.32
2	67	108	HIS	CE1-NE2	5.19	1.44	1.32
2	7B	108	HIS	CE1-NE2	5.19	1.44	1.32
1	7E	52	PHE	CE1-CZ	5.19	1.47	1.37
1	7I	80	PHE	C-O	5.19	1.33	1.23
1	7Q	52	PHE	CE1-CZ	5.19	1.47	1.37
1	7U	80	PHE	C-O	5.19	1.33	1.23
2	1B	54	ASN	CA-C	5.18	1.66	1.52
2	1J	54	ASN	CA-C	5.18	1.66	1.52
2	1N	108	HIS	CE1-NE2	5.18	1.44	1.32
1	1Q	9	PHE	C-N	-5.18	1.22	1.34
1	1U	9	PHE	C-N	-5.18	1.22	1.34
1	1Y	9	PHE	C-N	-5.18	1.22	1.34
2	2F	54	ASN	CA-C	5.18	1.66	1.52
2	2J	108	HIS	CE1-NE2	5.18	1.44	1.32

*Continued on next page...*

*Continued from previous page...*

Mol	Chain	Res	Type	Atoms	Z	Observed(Å)	Ideal(Å)
1	2Q	9	PHE	C-N	-5.18	1.22	1.34
1	2U	9	PHE	C-N	-5.18	1.22	1.34
1	2Y	9	PHE	C-N	-5.18	1.22	1.34
2	27	54	ASN	CA-C	5.18	1.66	1.52
2	3B	108	HIS	CE1-NE2	5.18	1.44	1.32
2	3F	54	ASN	CA-C	5.18	1.66	1.52
2	3J	108	HIS	CE1-NE2	5.18	1.44	1.32
2	33	108	HIS	CE1-NE2	5.18	1.44	1.32
2	4B	54	ASN	CA-C	5.18	1.66	1.52
2	4F	108	HIS	CE1-NE2	5.18	1.44	1.32
2	4N	54	ASN	CA-C	5.18	1.66	1.52
2	4V	54	ASN	CA-C	5.18	1.66	1.52
2	4Z	108	HIS	CE1-NE2	5.18	1.44	1.32
1	42	9	PHE	C-N	-5.18	1.22	1.34
1	46	9	PHE	C-N	-5.18	1.22	1.34
1	5A	9	PHE	C-N	-5.18	1.22	1.34
2	5R	54	ASN	CA-C	5.18	1.66	1.52
2	5V	108	HIS	CE1-NE2	5.18	1.44	1.32
1	52	9	PHE	C-N	-5.18	1.22	1.34
1	56	9	PHE	C-N	-5.18	1.22	1.34
1	6A	9	PHE	C-N	-5.18	1.22	1.34
2	6J	54	ASN	CA-C	5.18	1.66	1.52
2	6N	108	HIS	CE1-NE2	5.18	1.44	1.32
2	6R	54	ASN	CA-C	5.18	1.66	1.52
2	6V	108	HIS	CE1-NE2	5.18	1.44	1.32
2	7F	108	HIS	CE1-NE2	5.18	1.44	1.32
2	7N	54	ASN	CA-C	5.18	1.66	1.52
2	7R	108	HIS	CE1-NE2	5.18	1.44	1.32
2	1B	108	HIS	CE1-NE2	5.18	1.44	1.32
2	1J	108	HIS	CE1-NE2	5.18	1.44	1.32
2	1R	72	ARG	CB-CG	-5.18	1.38	1.52
2	1V	72	ARG	CB-CG	-5.18	1.38	1.52
2	1Z	72	ARG	CB-CG	-5.18	1.38	1.52
1	12	24	VAL	CB-CG1	-5.18	1.42	1.52
1	16	24	VAL	CB-CG1	-5.18	1.42	1.52
1	2A	24	VAL	CB-CG1	-5.18	1.42	1.52
2	2F	108	HIS	CE1-NE2	5.18	1.44	1.32
2	2R	72	ARG	CB-CG	-5.18	1.38	1.52
2	2V	72	ARG	CB-CG	-5.18	1.38	1.52
2	2Z	72	ARG	CB-CG	-5.18	1.38	1.52
2	27	108	HIS	CE1-NE2	5.18	1.44	1.32
2	3F	108	HIS	CE1-NE2	5.18	1.44	1.32

*Continued on next page...*

*Continued from previous page...*

Mol	Chain	Res	Type	Atoms	Z	Observed(Å)	Ideal(Å)
1	3Q	24	VAL	CB-CG1	-5.18	1.42	1.52
1	3U	24	VAL	CB-CG1	-5.18	1.42	1.52
1	3Y	24	VAL	CB-CG1	-5.18	1.42	1.52
2	4B	108	HIS	CE1-NE2	5.18	1.44	1.32
2	4N	108	HIS	CE1-NE2	5.18	1.44	1.32
2	4V	108	HIS	CE1-NE2	5.18	1.44	1.32
2	43	72	ARG	CB-CG	-5.18	1.38	1.52
2	47	72	ARG	CB-CG	-5.18	1.38	1.52
2	5B	72	ARG	CB-CG	-5.18	1.38	1.52
1	5E	24	VAL	CB-CG1	-5.18	1.42	1.52
1	5I	24	VAL	CB-CG1	-5.18	1.42	1.52
1	5M	24	VAL	CB-CG1	-5.18	1.42	1.52
2	5R	108	HIS	CE1-NE2	5.18	1.44	1.32
2	53	72	ARG	CB-CG	-5.18	1.38	1.52
2	57	72	ARG	CB-CG	-5.18	1.38	1.52
2	6B	72	ARG	CB-CG	-5.18	1.38	1.52
2	6J	108	HIS	CE1-NE2	5.18	1.44	1.32
2	6R	108	HIS	CE1-NE2	5.18	1.44	1.32
1	62	24	VAL	CB-CG1	-5.18	1.42	1.52
1	66	24	VAL	CB-CG1	-5.18	1.42	1.52
1	7A	24	VAL	CB-CG1	-5.18	1.42	1.52
2	7N	108	HIS	CE1-NE2	5.18	1.44	1.32
1	1E	24	VAL	CB-CG1	-5.18	1.42	1.52
2	13	54	ASN	CA-C	5.18	1.66	1.52
2	17	54	ASN	CA-C	5.18	1.66	1.52
2	2B	54	ASN	CA-C	5.18	1.66	1.52
1	2M	24	VAL	CB-CG1	-5.18	1.42	1.52
1	22	24	VAL	CB-CG1	-5.18	1.42	1.52
1	3M	24	VAL	CB-CG1	-5.18	1.42	1.52
2	3R	54	ASN	CA-C	5.18	1.66	1.52
2	3V	54	ASN	CA-C	5.18	1.66	1.52
2	3Z	54	ASN	CA-C	5.18	1.66	1.52
1	36	24	VAL	CB-CG1	-5.18	1.42	1.52
1	4I	24	VAL	CB-CG1	-5.18	1.42	1.52
1	4Q	24	VAL	CB-CG1	-5.18	1.42	1.52
2	5F	54	ASN	CA-C	5.18	1.66	1.52
2	5J	54	ASN	CA-C	5.18	1.66	1.52
2	5N	54	ASN	CA-C	5.18	1.66	1.52
1	5Y	24	VAL	CB-CG1	-5.18	1.42	1.52
1	6E	24	VAL	CB-CG1	-5.18	1.42	1.52
1	6Y	24	VAL	CB-CG1	-5.18	1.42	1.52
2	63	54	ASN	CA-C	5.18	1.66	1.52

*Continued on next page...*

*Continued from previous page...*

Mol	Chain	Res	Type	Atoms	Z	Observed(Å)	Ideal(Å)
2	67	54	ASN	CA-C	5.18	1.66	1.52
2	7B	54	ASN	CA-C	5.18	1.66	1.52
1	7I	24	VAL	CB-CG1	-5.18	1.42	1.52
1	7U	24	VAL	CB-CG1	-5.18	1.42	1.52
2	1B	55	PRO	CA-CB	5.18	1.64	1.53
2	1J	55	PRO	CA-CB	5.18	1.64	1.53
2	1R	55	PRO	CA-CB	5.18	1.64	1.53
2	1V	55	PRO	CA-CB	5.18	1.64	1.53
2	1Z	55	PRO	CA-CB	5.18	1.64	1.53
2	2F	55	PRO	CA-CB	5.18	1.64	1.53
2	2R	55	PRO	CA-CB	5.18	1.64	1.53
2	2V	55	PRO	CA-CB	5.18	1.64	1.53
2	2Z	55	PRO	CA-CB	5.18	1.64	1.53
2	27	55	PRO	CA-CB	5.18	1.64	1.53
2	3F	55	PRO	CA-CB	5.18	1.64	1.53
2	4B	55	PRO	CA-CB	5.18	1.64	1.53
2	4N	55	PRO	CA-CB	5.18	1.64	1.53
2	4V	55	PRO	CA-CB	5.18	1.64	1.53
2	43	55	PRO	CA-CB	5.18	1.64	1.53
2	47	55	PRO	CA-CB	5.18	1.64	1.53
2	5B	55	PRO	CA-CB	5.18	1.64	1.53
2	5R	55	PRO	CA-CB	5.18	1.64	1.53
2	53	55	PRO	CA-CB	5.18	1.64	1.53
2	57	55	PRO	CA-CB	5.18	1.64	1.53
2	6B	55	PRO	CA-CB	5.18	1.64	1.53
2	6J	55	PRO	CA-CB	5.18	1.64	1.53
2	6R	55	PRO	CA-CB	5.18	1.64	1.53
2	7N	55	PRO	CA-CB	5.18	1.64	1.53
1	1A	24	VAL	CB-CG1	-5.17	1.42	1.52
2	1B	216	ASN	CG-OD1	-5.17	1.12	1.24
1	1I	24	VAL	CB-CG1	-5.17	1.42	1.52
2	1J	216	ASN	CG-OD1	-5.17	1.12	1.24
1	1M	80	PHE	C-O	5.17	1.33	1.23
2	1N	55	PRO	CA-CB	5.17	1.63	1.53
2	1R	60	ARG	CB-CG	5.17	1.66	1.52
2	1V	60	ARG	CB-CG	5.17	1.66	1.52
2	1Z	60	ARG	CB-CG	5.17	1.66	1.52
2	13	55	PRO	CA-CB	5.17	1.63	1.53
2	13	72	ARG	CB-CG	-5.17	1.38	1.52
2	17	55	PRO	CA-CB	5.17	1.63	1.53
2	17	72	ARG	CB-CG	-5.17	1.38	1.52
2	2B	55	PRO	CA-CB	5.17	1.63	1.53

*Continued on next page...*

*Continued from previous page...*

Mol	Chain	Res	Type	Atoms	Z	Observed(Å)	Ideal(Å)
2	2B	72	ARG	CB-CG	-5.17	1.38	1.52
1	2E	24	VAL	CB-CG1	-5.17	1.42	1.52
2	2F	216	ASN	CG-OD1	-5.17	1.12	1.24
1	2I	80	PHE	C-O	5.17	1.33	1.23
2	2J	55	PRO	CA-CB	5.17	1.63	1.53
2	2R	60	ARG	CB-CG	5.17	1.66	1.52
2	2V	60	ARG	CB-CG	5.17	1.66	1.52
2	2Z	60	ARG	CB-CG	5.17	1.66	1.52
1	26	24	VAL	CB-CG1	-5.17	1.42	1.52
2	27	216	ASN	CG-OD1	-5.17	1.12	1.24
1	3A	80	PHE	C-O	5.17	1.33	1.23
2	3B	55	PRO	CA-CB	5.17	1.63	1.53
1	3E	24	VAL	CB-CG1	-5.17	1.42	1.52
2	3F	216	ASN	CG-OD1	-5.17	1.12	1.24
1	3I	80	PHE	C-O	5.17	1.33	1.23
2	3J	55	PRO	CA-CB	5.17	1.63	1.53
2	3R	55	PRO	CA-CB	5.17	1.63	1.53
2	3R	72	ARG	CB-CG	-5.17	1.38	1.52
2	3V	55	PRO	CA-CB	5.17	1.63	1.53
2	3V	72	ARG	CB-CG	-5.17	1.38	1.52
2	3Z	55	PRO	CA-CB	5.17	1.63	1.53
2	3Z	72	ARG	CB-CG	-5.17	1.38	1.52
1	32	80	PHE	C-O	5.17	1.33	1.23
2	33	55	PRO	CA-CB	5.17	1.63	1.53
1	4A	24	VAL	CB-CG1	-5.17	1.42	1.52
2	4B	216	ASN	CG-OD1	-5.17	1.12	1.24
1	4E	80	PHE	C-O	5.17	1.33	1.23
2	4F	55	PRO	CA-CB	5.17	1.63	1.53
1	4M	24	VAL	CB-CG1	-5.17	1.42	1.52
2	4N	216	ASN	CG-OD1	-5.17	1.12	1.24
1	4U	24	VAL	CB-CG1	-5.17	1.42	1.52
2	4V	216	ASN	CG-OD1	-5.17	1.12	1.24
1	4Y	80	PHE	C-O	5.17	1.33	1.23
2	4Z	55	PRO	CA-CB	5.17	1.63	1.53
2	43	60	ARG	CB-CG	5.17	1.66	1.52
2	47	60	ARG	CB-CG	5.17	1.66	1.52
2	5B	60	ARG	CB-CG	5.17	1.66	1.52
2	5F	55	PRO	CA-CB	5.17	1.63	1.53
2	5F	72	ARG	CB-CG	-5.17	1.38	1.52
2	5J	55	PRO	CA-CB	5.17	1.63	1.53
2	5J	72	ARG	CB-CG	-5.17	1.38	1.52
2	5N	55	PRO	CA-CB	5.17	1.63	1.53

*Continued on next page...*

*Continued from previous page...*

Mol	Chain	Res	Type	Atoms	Z	Observed(Å)	Ideal(Å)
2	5N	72	ARG	CB-CG	-5.17	1.38	1.52
1	5Q	24	VAL	CB-CG1	-5.17	1.42	1.52
2	5R	216	ASN	CG-OD1	-5.17	1.12	1.24
1	5U	80	PHE	C-O	5.17	1.33	1.23
2	5V	55	PRO	CA-CB	5.17	1.63	1.53
2	53	60	ARG	CB-CG	5.17	1.66	1.52
2	57	60	ARG	CB-CG	5.17	1.66	1.52
2	6B	60	ARG	CB-CG	5.17	1.66	1.52
1	6I	24	VAL	CB-CG1	-5.17	1.42	1.52
2	6J	216	ASN	CG-OD1	-5.17	1.12	1.24
1	6M	80	PHE	C-O	5.17	1.33	1.23
2	6N	55	PRO	CA-CB	5.17	1.63	1.53
1	6Q	24	VAL	CB-CG1	-5.17	1.42	1.52
2	6R	216	ASN	CG-OD1	-5.17	1.12	1.24
1	6U	80	PHE	C-O	5.17	1.33	1.23
2	6V	55	PRO	CA-CB	5.17	1.63	1.53
2	63	55	PRO	CA-CB	5.17	1.63	1.53
2	63	72	ARG	CB-CG	-5.17	1.38	1.52
2	67	55	PRO	CA-CB	5.17	1.63	1.53
2	67	72	ARG	CB-CG	-5.17	1.38	1.52
2	7B	55	PRO	CA-CB	5.17	1.63	1.53
2	7B	72	ARG	CB-CG	-5.17	1.38	1.52
1	7E	80	PHE	C-O	5.17	1.33	1.23
2	7F	55	PRO	CA-CB	5.17	1.63	1.53
1	7M	24	VAL	CB-CG1	-5.17	1.42	1.52
2	7N	216	ASN	CG-OD1	-5.17	1.12	1.24
1	7Q	80	PHE	C-O	5.17	1.33	1.23
2	7R	55	PRO	CA-CB	5.17	1.63	1.53
2	1R	216	ASN	CG-OD1	-5.17	1.12	1.24
2	1V	216	ASN	CG-OD1	-5.17	1.12	1.24
2	1Z	216	ASN	CG-OD1	-5.17	1.12	1.24
2	2R	216	ASN	CG-OD1	-5.17	1.12	1.24
2	2V	216	ASN	CG-OD1	-5.17	1.12	1.24
2	2Z	216	ASN	CG-OD1	-5.17	1.12	1.24
2	43	216	ASN	CG-OD1	-5.17	1.12	1.24
2	47	216	ASN	CG-OD1	-5.17	1.12	1.24
2	5B	216	ASN	CG-OD1	-5.17	1.12	1.24
2	53	216	ASN	CG-OD1	-5.17	1.12	1.24
2	57	216	ASN	CG-OD1	-5.17	1.12	1.24
2	6B	216	ASN	CG-OD1	-5.17	1.12	1.24
1	1A	9	PHE	C-N	-5.17	1.22	1.34
1	1I	9	PHE	C-N	-5.17	1.22	1.34

*Continued on next page...*



*Continued from previous page...*

Mol	Chain	Res	Type	Atoms	Z	Observed(Å)	Ideal(Å)
2	1N	77	THR	CA-C	5.17	1.66	1.52
1	2E	9	PHE	C-N	-5.17	1.22	1.34
2	2J	77	THR	CA-C	5.17	1.66	1.52
1	26	9	PHE	C-N	-5.17	1.22	1.34
2	3B	77	THR	CA-C	5.17	1.66	1.52
1	3E	9	PHE	C-N	-5.17	1.22	1.34
2	3J	77	THR	CA-C	5.17	1.66	1.52
2	33	77	THR	CA-C	5.17	1.66	1.52
1	4A	9	PHE	C-N	-5.17	1.22	1.34
2	4F	77	THR	CA-C	5.17	1.66	1.52
1	4M	9	PHE	C-N	-5.17	1.22	1.34
1	4U	9	PHE	C-N	-5.17	1.22	1.34
2	4Z	77	THR	CA-C	5.17	1.66	1.52
1	5Q	9	PHE	C-N	-5.17	1.22	1.34
2	5V	77	THR	CA-C	5.17	1.66	1.52
1	6I	9	PHE	C-N	-5.17	1.22	1.34
2	6N	77	THR	CA-C	5.17	1.66	1.52
1	6Q	9	PHE	C-N	-5.17	1.22	1.34
2	6V	77	THR	CA-C	5.17	1.66	1.52
2	7F	77	THR	CA-C	5.17	1.66	1.52
1	7M	9	PHE	C-N	-5.17	1.22	1.34
2	7R	77	THR	CA-C	5.17	1.66	1.52
1	1E	9	PHE	C-N	-5.17	1.22	1.34
2	13	60	ARG	CB-CG	5.17	1.66	1.52
2	17	60	ARG	CB-CG	5.17	1.66	1.52
2	2B	60	ARG	CB-CG	5.17	1.66	1.52
1	2M	9	PHE	C-N	-5.17	1.22	1.34
1	22	9	PHE	C-N	-5.17	1.22	1.34
1	3M	9	PHE	C-N	-5.17	1.22	1.34
2	3R	60	ARG	CB-CG	5.17	1.66	1.52
2	3V	60	ARG	CB-CG	5.17	1.66	1.52
2	3Z	60	ARG	CB-CG	5.17	1.66	1.52
1	36	9	PHE	C-N	-5.17	1.22	1.34
1	4I	9	PHE	C-N	-5.17	1.22	1.34
1	4Q	9	PHE	C-N	-5.17	1.22	1.34
2	5F	60	ARG	CB-CG	5.17	1.66	1.52
2	5J	60	ARG	CB-CG	5.17	1.66	1.52
2	5N	60	ARG	CB-CG	5.17	1.66	1.52
1	5Y	9	PHE	C-N	-5.17	1.22	1.34
1	6E	9	PHE	C-N	-5.17	1.22	1.34
1	6Y	9	PHE	C-N	-5.17	1.22	1.34
2	63	60	ARG	CB-CG	5.17	1.66	1.52

*Continued on next page...*

*Continued from previous page...*

Mol	Chain	Res	Type	Atoms	Z	Observed(Å)	Ideal(Å)
2	67	60	ARG	CB-CG	5.17	1.66	1.52
2	7B	60	ARG	CB-CG	5.17	1.66	1.52
1	7I	9	PHE	C-N	-5.17	1.22	1.34
1	7U	9	PHE	C-N	-5.17	1.22	1.34
2	1F	216	ASN	CG-OD1	-5.17	1.12	1.24
2	2N	216	ASN	CG-OD1	-5.17	1.12	1.24
2	23	216	ASN	CG-OD1	-5.17	1.12	1.24
2	3N	216	ASN	CG-OD1	-5.17	1.12	1.24
2	37	216	ASN	CG-OD1	-5.17	1.12	1.24
2	4J	216	ASN	CG-OD1	-5.17	1.12	1.24
2	4R	216	ASN	CG-OD1	-5.17	1.12	1.24
2	5Z	216	ASN	CG-OD1	-5.17	1.12	1.24
2	6F	216	ASN	CG-OD1	-5.17	1.12	1.24
2	6Z	216	ASN	CG-OD1	-5.17	1.12	1.24
2	7J	216	ASN	CG-OD1	-5.17	1.12	1.24
2	7V	216	ASN	CG-OD1	-5.17	1.12	1.24
2	1B	77	THR	CA-C	5.17	1.66	1.52
2	1J	77	THR	CA-C	5.17	1.66	1.52
2	13	77	THR	CA-C	5.17	1.66	1.52
2	17	77	THR	CA-C	5.17	1.66	1.52
2	2B	77	THR	CA-C	5.17	1.66	1.52
2	2F	77	THR	CA-C	5.17	1.66	1.52
2	27	77	THR	CA-C	5.17	1.66	1.52
2	3F	77	THR	CA-C	5.17	1.66	1.52
2	3R	77	THR	CA-C	5.17	1.66	1.52
2	3V	77	THR	CA-C	5.17	1.66	1.52
2	3Z	77	THR	CA-C	5.17	1.66	1.52
2	4B	77	THR	CA-C	5.17	1.66	1.52
2	4N	77	THR	CA-C	5.17	1.66	1.52
2	4V	77	THR	CA-C	5.17	1.66	1.52
2	5F	77	THR	CA-C	5.17	1.66	1.52
2	5J	77	THR	CA-C	5.17	1.66	1.52
2	5N	77	THR	CA-C	5.17	1.66	1.52
2	5R	77	THR	CA-C	5.17	1.66	1.52
2	6J	77	THR	CA-C	5.17	1.66	1.52
2	6R	77	THR	CA-C	5.17	1.66	1.52
2	63	77	THR	CA-C	5.17	1.66	1.52
2	67	77	THR	CA-C	5.17	1.66	1.52
2	7B	77	THR	CA-C	5.17	1.66	1.52
2	7N	77	THR	CA-C	5.17	1.66	1.52
2	1F	60	ARG	CB-CG	5.16	1.66	1.52
2	2N	60	ARG	CB-CG	5.16	1.66	1.52

*Continued on next page...*

*Continued from previous page...*

Mol	Chain	Res	Type	Atoms	Z	Observed(Å)	Ideal(Å)
2	23	60	ARG	CB-CG	5.16	1.66	1.52
2	3N	60	ARG	CB-CG	5.16	1.66	1.52
2	37	60	ARG	CB-CG	5.16	1.66	1.52
2	4J	60	ARG	CB-CG	5.16	1.66	1.52
2	4R	60	ARG	CB-CG	5.16	1.66	1.52
2	5Z	60	ARG	CB-CG	5.16	1.66	1.52
2	6F	60	ARG	CB-CG	5.16	1.66	1.52
2	6Z	60	ARG	CB-CG	5.16	1.66	1.52
2	7J	60	ARG	CB-CG	5.16	1.66	1.52
2	7V	60	ARG	CB-CG	5.16	1.66	1.52
1	1M	24	VAL	CB-CG1	-5.16	1.42	1.52
1	2I	24	VAL	CB-CG1	-5.16	1.42	1.52
1	3A	24	VAL	CB-CG1	-5.16	1.42	1.52
1	3I	24	VAL	CB-CG1	-5.16	1.42	1.52
1	32	24	VAL	CB-CG1	-5.16	1.42	1.52
1	4E	24	VAL	CB-CG1	-5.16	1.42	1.52
1	4Y	24	VAL	CB-CG1	-5.16	1.42	1.52
1	5U	24	VAL	CB-CG1	-5.16	1.42	1.52
1	6M	24	VAL	CB-CG1	-5.16	1.42	1.52
1	6U	24	VAL	CB-CG1	-5.16	1.42	1.52
1	7E	24	VAL	CB-CG1	-5.16	1.42	1.52
1	7Q	24	VAL	CB-CG1	-5.16	1.42	1.52
2	1N	72	ARG	CB-CG	-5.16	1.38	1.52
2	2J	72	ARG	CB-CG	-5.16	1.38	1.52
2	3B	72	ARG	CB-CG	-5.16	1.38	1.52
2	3J	72	ARG	CB-CG	-5.16	1.38	1.52
2	33	72	ARG	CB-CG	-5.16	1.38	1.52
2	4F	72	ARG	CB-CG	-5.16	1.38	1.52
2	4Z	72	ARG	CB-CG	-5.16	1.38	1.52
2	5V	72	ARG	CB-CG	-5.16	1.38	1.52
2	6N	72	ARG	CB-CG	-5.16	1.38	1.52
2	6V	72	ARG	CB-CG	-5.16	1.38	1.52
2	7F	72	ARG	CB-CG	-5.16	1.38	1.52
2	7R	72	ARG	CB-CG	-5.16	1.38	1.52
1	1M	9	PHE	C-N	-5.16	1.22	1.34
1	2I	9	PHE	C-N	-5.16	1.22	1.34
1	3A	9	PHE	C-N	-5.16	1.22	1.34
1	3I	9	PHE	C-N	-5.16	1.22	1.34
1	32	9	PHE	C-N	-5.16	1.22	1.34
1	4E	9	PHE	C-N	-5.16	1.22	1.34
1	4Y	9	PHE	C-N	-5.16	1.22	1.34
1	5U	9	PHE	C-N	-5.16	1.22	1.34

*Continued on next page...*

*Continued from previous page...*

Mol	Chain	Res	Type	Atoms	Z	Observed(Å)	Ideal(Å)
1	6M	9	PHE	C-N	-5.16	1.22	1.34
1	6U	9	PHE	C-N	-5.16	1.22	1.34
1	7E	9	PHE	C-N	-5.16	1.22	1.34
1	7Q	9	PHE	C-N	-5.16	1.22	1.34
2	1R	108	HIS	CE1-NE2	5.15	1.44	1.32
2	1V	108	HIS	CE1-NE2	5.15	1.44	1.32
2	1Z	108	HIS	CE1-NE2	5.15	1.44	1.32
2	2R	108	HIS	CE1-NE2	5.15	1.44	1.32
2	2V	108	HIS	CE1-NE2	5.15	1.44	1.32
2	2Z	108	HIS	CE1-NE2	5.15	1.44	1.32
2	43	108	HIS	CE1-NE2	5.15	1.44	1.32
2	47	108	HIS	CE1-NE2	5.15	1.44	1.32
2	5B	108	HIS	CE1-NE2	5.15	1.44	1.32
2	53	108	HIS	CE1-NE2	5.15	1.44	1.32
2	57	108	HIS	CE1-NE2	5.15	1.44	1.32
2	6B	108	HIS	CE1-NE2	5.15	1.44	1.32
2	1N	216	ASN	CG-OD1	-5.15	1.12	1.24
2	1R	77	THR	CA-C	5.15	1.66	1.52
2	1V	77	THR	CA-C	5.15	1.66	1.52
2	1Z	77	THR	CA-C	5.15	1.66	1.52
2	2J	216	ASN	CG-OD1	-5.15	1.12	1.24
2	2R	77	THR	CA-C	5.15	1.66	1.52
2	2V	77	THR	CA-C	5.15	1.66	1.52
2	2Z	77	THR	CA-C	5.15	1.66	1.52
2	3B	216	ASN	CG-OD1	-5.15	1.12	1.24
2	3J	216	ASN	CG-OD1	-5.15	1.12	1.24
2	33	216	ASN	CG-OD1	-5.15	1.12	1.24
2	4F	216	ASN	CG-OD1	-5.15	1.12	1.24
2	4Z	216	ASN	CG-OD1	-5.15	1.12	1.24
2	43	77	THR	CA-C	5.15	1.66	1.52
2	47	77	THR	CA-C	5.15	1.66	1.52
2	5B	77	THR	CA-C	5.15	1.66	1.52
2	5V	216	ASN	CG-OD1	-5.15	1.12	1.24
2	53	77	THR	CA-C	5.15	1.66	1.52
2	57	77	THR	CA-C	5.15	1.66	1.52
2	6B	77	THR	CA-C	5.15	1.66	1.52
2	6N	216	ASN	CG-OD1	-5.15	1.12	1.24
2	6V	216	ASN	CG-OD1	-5.15	1.12	1.24
2	7F	216	ASN	CG-OD1	-5.15	1.12	1.24
2	7R	216	ASN	CG-OD1	-5.15	1.12	1.24
1	1Q	24	VAL	CB-CG1	-5.14	1.42	1.52
1	1U	24	VAL	CB-CG1	-5.14	1.42	1.52

*Continued on next page...*

*Continued from previous page...*

Mol	Chain	Res	Type	Atoms	Z	Observed(Å)	Ideal(Å)
1	1Y	24	VAL	CB-CG1	-5.14	1.42	1.52
1	12	42	VAL	CA-CB	5.14	1.65	1.54
2	13	216	ASN	CG-OD1	-5.14	1.12	1.24
1	16	42	VAL	CA-CB	5.14	1.65	1.54
2	17	216	ASN	CG-OD1	-5.14	1.12	1.24
1	2A	42	VAL	CA-CB	5.14	1.65	1.54
2	2B	216	ASN	CG-OD1	-5.14	1.12	1.24
1	2Q	24	VAL	CB-CG1	-5.14	1.42	1.52
1	2U	24	VAL	CB-CG1	-5.14	1.42	1.52
1	2Y	24	VAL	CB-CG1	-5.14	1.42	1.52
1	3Q	42	VAL	CA-CB	5.14	1.65	1.54
2	3R	216	ASN	CG-OD1	-5.14	1.12	1.24
1	3U	42	VAL	CA-CB	5.14	1.65	1.54
2	3V	216	ASN	CG-OD1	-5.14	1.12	1.24
1	3Y	42	VAL	CA-CB	5.14	1.65	1.54
2	3Z	216	ASN	CG-OD1	-5.14	1.12	1.24
1	42	24	VAL	CB-CG1	-5.14	1.42	1.52
1	46	24	VAL	CB-CG1	-5.14	1.42	1.52
1	5A	24	VAL	CB-CG1	-5.14	1.42	1.52
1	5E	42	VAL	CA-CB	5.14	1.65	1.54
2	5F	216	ASN	CG-OD1	-5.14	1.12	1.24
1	5I	42	VAL	CA-CB	5.14	1.65	1.54
2	5J	216	ASN	CG-OD1	-5.14	1.12	1.24
1	5M	42	VAL	CA-CB	5.14	1.65	1.54
2	5N	216	ASN	CG-OD1	-5.14	1.12	1.24
1	52	24	VAL	CB-CG1	-5.14	1.42	1.52
1	56	24	VAL	CB-CG1	-5.14	1.42	1.52
1	6A	24	VAL	CB-CG1	-5.14	1.42	1.52
1	62	42	VAL	CA-CB	5.14	1.65	1.54
2	63	216	ASN	CG-OD1	-5.14	1.12	1.24
1	66	42	VAL	CA-CB	5.14	1.65	1.54
2	67	216	ASN	CG-OD1	-5.14	1.12	1.24
1	7A	42	VAL	CA-CB	5.14	1.65	1.54
2	7B	216	ASN	CG-OD1	-5.14	1.12	1.24
2	1B	60	ARG	CB-CG	5.14	1.66	1.52
2	1J	60	ARG	CB-CG	5.14	1.66	1.52
2	2F	60	ARG	CB-CG	5.14	1.66	1.52
2	27	60	ARG	CB-CG	5.14	1.66	1.52
2	3F	60	ARG	CB-CG	5.14	1.66	1.52
2	4B	60	ARG	CB-CG	5.14	1.66	1.52
2	4N	60	ARG	CB-CG	5.14	1.66	1.52
2	4V	60	ARG	CB-CG	5.14	1.66	1.52

*Continued on next page...*

*Continued from previous page...*

Mol	Chain	Res	Type	Atoms	Z	Observed(Å)	Ideal(Å)
2	5R	60	ARG	CB-CG	5.14	1.66	1.52
2	6J	60	ARG	CB-CG	5.14	1.66	1.52
2	6R	60	ARG	CB-CG	5.14	1.66	1.52
2	7N	60	ARG	CB-CG	5.14	1.66	1.52
2	1N	60	ARG	CB-CG	5.14	1.66	1.52
2	2J	60	ARG	CB-CG	5.14	1.66	1.52
2	3B	60	ARG	CB-CG	5.14	1.66	1.52
2	3J	60	ARG	CB-CG	5.14	1.66	1.52
2	33	60	ARG	CB-CG	5.14	1.66	1.52
2	4F	60	ARG	CB-CG	5.14	1.66	1.52
2	4Z	60	ARG	CB-CG	5.14	1.66	1.52
2	5V	60	ARG	CB-CG	5.14	1.66	1.52
2	6N	60	ARG	CB-CG	5.14	1.66	1.52
2	6V	60	ARG	CB-CG	5.14	1.66	1.52
2	7F	60	ARG	CB-CG	5.14	1.66	1.52
2	7R	60	ARG	CB-CG	5.14	1.66	1.52
1	1E	89	PHE	CG-CD1	5.14	1.46	1.38
2	1F	77	THR	CA-C	5.14	1.66	1.52
1	2M	89	PHE	CG-CD1	5.14	1.46	1.38
2	2N	77	THR	CA-C	5.14	1.66	1.52
1	22	89	PHE	CG-CD1	5.14	1.46	1.38
2	23	77	THR	CA-C	5.14	1.66	1.52
1	3M	89	PHE	CG-CD1	5.14	1.46	1.38
2	3N	77	THR	CA-C	5.14	1.66	1.52
1	36	89	PHE	CG-CD1	5.14	1.46	1.38
2	37	77	THR	CA-C	5.14	1.66	1.52
1	4I	89	PHE	CG-CD1	5.14	1.46	1.38
2	4J	77	THR	CA-C	5.14	1.66	1.52
1	4Q	89	PHE	CG-CD1	5.14	1.46	1.38
2	4R	77	THR	CA-C	5.14	1.66	1.52
1	5Y	89	PHE	CG-CD1	5.14	1.46	1.38
2	5Z	77	THR	CA-C	5.14	1.66	1.52
1	6E	89	PHE	CG-CD1	5.14	1.46	1.38
2	6F	77	THR	CA-C	5.14	1.66	1.52
1	6Y	89	PHE	CG-CD1	5.14	1.46	1.38
2	6Z	77	THR	CA-C	5.14	1.66	1.52
1	7I	89	PHE	CG-CD1	5.14	1.46	1.38
2	7J	77	THR	CA-C	5.14	1.66	1.52
1	7U	89	PHE	CG-CD1	5.14	1.46	1.38
2	7V	77	THR	CA-C	5.14	1.66	1.52
1	1E	42	VAL	CA-CB	5.13	1.65	1.54
1	2M	42	VAL	CA-CB	5.13	1.65	1.54

*Continued on next page...*

*Continued from previous page...*

Mol	Chain	Res	Type	Atoms	Z	Observed(Å)	Ideal(Å)
1	22	42	VAL	CA-CB	5.13	1.65	1.54
1	3M	42	VAL	CA-CB	5.13	1.65	1.54
1	36	42	VAL	CA-CB	5.13	1.65	1.54
1	4I	42	VAL	CA-CB	5.13	1.65	1.54
1	4Q	42	VAL	CA-CB	5.13	1.65	1.54
1	5Y	42	VAL	CA-CB	5.13	1.65	1.54
1	6E	42	VAL	CA-CB	5.13	1.65	1.54
1	6Y	42	VAL	CA-CB	5.13	1.65	1.54
1	7I	42	VAL	CA-CB	5.13	1.65	1.54
1	7U	42	VAL	CA-CB	5.13	1.65	1.54
1	1E	84	ARG	CG-CD	-5.13	1.39	1.51
1	2M	84	ARG	CG-CD	-5.13	1.39	1.51
1	22	84	ARG	CG-CD	-5.13	1.39	1.51
1	3M	84	ARG	CG-CD	-5.13	1.39	1.51
1	36	84	ARG	CG-CD	-5.13	1.39	1.51
1	4I	84	ARG	CG-CD	-5.13	1.39	1.51
1	4Q	84	ARG	CG-CD	-5.13	1.39	1.51
1	5Y	84	ARG	CG-CD	-5.13	1.39	1.51
1	6E	84	ARG	CG-CD	-5.13	1.39	1.51
1	6Y	84	ARG	CG-CD	-5.13	1.39	1.51
1	7I	84	ARG	CG-CD	-5.13	1.39	1.51
1	7U	84	ARG	CG-CD	-5.13	1.39	1.51
1	1A	42	VAL	CA-CB	5.12	1.65	1.54
1	1I	42	VAL	CA-CB	5.12	1.65	1.54
1	2E	42	VAL	CA-CB	5.12	1.65	1.54
1	26	42	VAL	CA-CB	5.12	1.65	1.54
1	3E	42	VAL	CA-CB	5.12	1.65	1.54
1	4A	42	VAL	CA-CB	5.12	1.65	1.54
1	4M	42	VAL	CA-CB	5.12	1.65	1.54
1	4U	42	VAL	CA-CB	5.12	1.65	1.54
1	5Q	42	VAL	CA-CB	5.12	1.65	1.54
1	6I	42	VAL	CA-CB	5.12	1.65	1.54
1	6Q	42	VAL	CA-CB	5.12	1.65	1.54
1	7M	42	VAL	CA-CB	5.12	1.65	1.54
1	1Q	84	ARG	CG-CD	-5.12	1.39	1.51
1	1U	84	ARG	CG-CD	-5.12	1.39	1.51
1	1Y	84	ARG	CG-CD	-5.12	1.39	1.51
1	2Q	84	ARG	CG-CD	-5.12	1.39	1.51
1	2U	84	ARG	CG-CD	-5.12	1.39	1.51
1	2Y	84	ARG	CG-CD	-5.12	1.39	1.51
1	42	84	ARG	CG-CD	-5.12	1.39	1.51
1	46	84	ARG	CG-CD	-5.12	1.39	1.51

*Continued on next page...*

*Continued from previous page...*

Mol	Chain	Res	Type	Atoms	Z	Observed(Å)	Ideal(Å)
1	5A	84	ARG	CG-CD	-5.12	1.39	1.51
1	52	84	ARG	CG-CD	-5.12	1.39	1.51
1	56	84	ARG	CG-CD	-5.12	1.39	1.51
1	6A	84	ARG	CG-CD	-5.12	1.39	1.51
1	1A	167	GLY	C-N	5.12	1.45	1.34
1	1I	167	GLY	C-N	5.12	1.45	1.34
1	2E	167	GLY	C-N	5.12	1.45	1.34
1	26	167	GLY	C-N	5.12	1.45	1.34
1	3E	167	GLY	C-N	5.12	1.45	1.34
1	4A	167	GLY	C-N	5.12	1.45	1.34
1	4M	167	GLY	C-N	5.12	1.45	1.34
1	4U	167	GLY	C-N	5.12	1.45	1.34
1	5Q	167	GLY	C-N	5.12	1.45	1.34
1	6I	167	GLY	C-N	5.12	1.45	1.34
1	6Q	167	GLY	C-N	5.12	1.45	1.34
1	7M	167	GLY	C-N	5.12	1.45	1.34
1	1A	84	ARG	CG-CD	-5.11	1.39	1.51
1	1I	84	ARG	CG-CD	-5.11	1.39	1.51
1	1M	89	PHE	CG-CD1	5.11	1.46	1.38
1	1M	167	GLY	C-N	5.11	1.45	1.34
1	2E	84	ARG	CG-CD	-5.11	1.39	1.51
1	2I	89	PHE	CG-CD1	5.11	1.46	1.38
1	2I	167	GLY	C-N	5.11	1.45	1.34
1	26	84	ARG	CG-CD	-5.11	1.39	1.51
1	3A	89	PHE	CG-CD1	5.11	1.46	1.38
1	3A	167	GLY	C-N	5.11	1.45	1.34
1	3E	84	ARG	CG-CD	-5.11	1.39	1.51
1	3I	89	PHE	CG-CD1	5.11	1.46	1.38
1	3I	167	GLY	C-N	5.11	1.45	1.34
1	32	89	PHE	CG-CD1	5.11	1.46	1.38
1	32	167	GLY	C-N	5.11	1.45	1.34
1	4A	84	ARG	CG-CD	-5.11	1.39	1.51
1	4E	89	PHE	CG-CD1	5.11	1.46	1.38
1	4E	167	GLY	C-N	5.11	1.45	1.34
1	4M	84	ARG	CG-CD	-5.11	1.39	1.51
1	4U	84	ARG	CG-CD	-5.11	1.39	1.51
1	4Y	89	PHE	CG-CD1	5.11	1.46	1.38
1	4Y	167	GLY	C-N	5.11	1.45	1.34
1	5Q	84	ARG	CG-CD	-5.11	1.39	1.51
1	5U	89	PHE	CG-CD1	5.11	1.46	1.38
1	5U	167	GLY	C-N	5.11	1.45	1.34
1	6I	84	ARG	CG-CD	-5.11	1.39	1.51

*Continued on next page...*



*Continued from previous page...*

Mol	Chain	Res	Type	Atoms	Z	Observed(Å)	Ideal(Å)
1	6M	89	PHE	CG-CD1	5.11	1.46	1.38
1	6M	167	GLY	C-N	5.11	1.45	1.34
1	6Q	84	ARG	CG-CD	-5.11	1.39	1.51
1	6U	89	PHE	CG-CD1	5.11	1.46	1.38
1	6U	167	GLY	C-N	5.11	1.45	1.34
1	7E	89	PHE	CG-CD1	5.11	1.46	1.38
1	7E	167	GLY	C-N	5.11	1.45	1.34
1	7M	84	ARG	CG-CD	-5.11	1.39	1.51
1	7Q	89	PHE	CG-CD1	5.11	1.46	1.38
1	7Q	167	GLY	C-N	5.11	1.45	1.34
1	1Q	167	GLY	C-N	5.10	1.45	1.34
1	1U	167	GLY	C-N	5.10	1.45	1.34
1	1Y	167	GLY	C-N	5.10	1.45	1.34
1	2Q	167	GLY	C-N	5.10	1.45	1.34
1	2U	167	GLY	C-N	5.10	1.45	1.34
1	2Y	167	GLY	C-N	5.10	1.45	1.34
1	42	167	GLY	C-N	5.10	1.45	1.34
1	46	167	GLY	C-N	5.10	1.45	1.34
1	5A	167	GLY	C-N	5.10	1.45	1.34
1	52	167	GLY	C-N	5.10	1.45	1.34
1	56	167	GLY	C-N	5.10	1.45	1.34
1	6A	167	GLY	C-N	5.10	1.45	1.34
1	1M	84	ARG	CG-CD	-5.10	1.39	1.51
1	2I	84	ARG	CG-CD	-5.10	1.39	1.51
1	3A	84	ARG	CG-CD	-5.10	1.39	1.51
1	3I	84	ARG	CG-CD	-5.10	1.39	1.51
1	32	84	ARG	CG-CD	-5.10	1.39	1.51
1	4E	84	ARG	CG-CD	-5.10	1.39	1.51
1	4Y	84	ARG	CG-CD	-5.10	1.39	1.51
1	5U	84	ARG	CG-CD	-5.10	1.39	1.51
1	6M	84	ARG	CG-CD	-5.10	1.39	1.51
1	6U	84	ARG	CG-CD	-5.10	1.39	1.51
1	7E	84	ARG	CG-CD	-5.10	1.39	1.51
1	7Q	84	ARG	CG-CD	-5.10	1.39	1.51
1	1M	42	VAL	CA-CB	5.10	1.65	1.54
1	2I	42	VAL	CA-CB	5.10	1.65	1.54
1	3A	42	VAL	CA-CB	5.10	1.65	1.54
1	3I	42	VAL	CA-CB	5.10	1.65	1.54
1	32	42	VAL	CA-CB	5.10	1.65	1.54
1	4E	42	VAL	CA-CB	5.10	1.65	1.54
1	4Y	42	VAL	CA-CB	5.10	1.65	1.54
1	5U	42	VAL	CA-CB	5.10	1.65	1.54

*Continued on next page...*

*Continued from previous page...*

Mol	Chain	Res	Type	Atoms	Z	Observed(Å)	Ideal(Å)
1	6M	42	VAL	CA-CB	5.10	1.65	1.54
1	6U	42	VAL	CA-CB	5.10	1.65	1.54
1	7E	42	VAL	CA-CB	5.10	1.65	1.54
1	7Q	42	VAL	CA-CB	5.10	1.65	1.54
1	1E	6	ALA	C-N	5.10	1.45	1.34
1	1M	16	THR	CB-OG1	5.10	1.53	1.43
1	1Q	42	VAL	CA-CB	5.10	1.65	1.54
1	1Q	89	PHE	CG-CD1	5.10	1.46	1.38
1	1U	42	VAL	CA-CB	5.10	1.65	1.54
1	1U	89	PHE	CG-CD1	5.10	1.46	1.38
1	1Y	42	VAL	CA-CB	5.10	1.65	1.54
1	1Y	89	PHE	CG-CD1	5.10	1.46	1.38
1	2I	16	THR	CB-OG1	5.10	1.53	1.43
1	2M	6	ALA	C-N	5.10	1.45	1.34
1	2Q	42	VAL	CA-CB	5.10	1.65	1.54
1	2Q	89	PHE	CG-CD1	5.10	1.46	1.38
1	2U	42	VAL	CA-CB	5.10	1.65	1.54
1	2U	89	PHE	CG-CD1	5.10	1.46	1.38
1	2Y	42	VAL	CA-CB	5.10	1.65	1.54
1	2Y	89	PHE	CG-CD1	5.10	1.46	1.38
1	22	6	ALA	C-N	5.10	1.45	1.34
1	3A	16	THR	CB-OG1	5.10	1.53	1.43
1	3I	16	THR	CB-OG1	5.10	1.53	1.43
1	3M	6	ALA	C-N	5.10	1.45	1.34
1	32	16	THR	CB-OG1	5.10	1.53	1.43
1	36	6	ALA	C-N	5.10	1.45	1.34
1	4E	16	THR	CB-OG1	5.10	1.53	1.43
1	4I	6	ALA	C-N	5.10	1.45	1.34
1	4Q	6	ALA	C-N	5.10	1.45	1.34
1	4Y	16	THR	CB-OG1	5.10	1.53	1.43
1	42	42	VAL	CA-CB	5.10	1.65	1.54
1	42	89	PHE	CG-CD1	5.10	1.46	1.38
1	46	42	VAL	CA-CB	5.10	1.65	1.54
1	46	89	PHE	CG-CD1	5.10	1.46	1.38
1	5A	42	VAL	CA-CB	5.10	1.65	1.54
1	5A	89	PHE	CG-CD1	5.10	1.46	1.38
1	5U	16	THR	CB-OG1	5.10	1.53	1.43
1	5Y	6	ALA	C-N	5.10	1.45	1.34
1	52	42	VAL	CA-CB	5.10	1.65	1.54
1	52	89	PHE	CG-CD1	5.10	1.46	1.38
1	56	42	VAL	CA-CB	5.10	1.65	1.54
1	56	89	PHE	CG-CD1	5.10	1.46	1.38

*Continued on next page...*

*Continued from previous page...*

Mol	Chain	Res	Type	Atoms	Z	Observed(Å)	Ideal(Å)
1	6A	42	VAL	CA-CB	5.10	1.65	1.54
1	6A	89	PHE	CG-CD1	5.10	1.46	1.38
1	6E	6	ALA	C-N	5.10	1.45	1.34
1	6M	16	THR	CB-OG1	5.10	1.53	1.43
1	6U	16	THR	CB-OG1	5.10	1.53	1.43
1	6Y	6	ALA	C-N	5.10	1.45	1.34
1	7E	16	THR	CB-OG1	5.10	1.53	1.43
1	7I	6	ALA	C-N	5.10	1.45	1.34
1	7Q	16	THR	CB-OG1	5.10	1.53	1.43
1	7U	6	ALA	C-N	5.10	1.45	1.34
1	1M	6	ALA	C-N	5.09	1.45	1.34
1	2I	6	ALA	C-N	5.09	1.45	1.34
1	3A	6	ALA	C-N	5.09	1.45	1.34
1	3I	6	ALA	C-N	5.09	1.45	1.34
1	32	6	ALA	C-N	5.09	1.45	1.34
1	4E	6	ALA	C-N	5.09	1.45	1.34
1	4Y	6	ALA	C-N	5.09	1.45	1.34
1	5U	6	ALA	C-N	5.09	1.45	1.34
1	6M	6	ALA	C-N	5.09	1.45	1.34
1	6U	6	ALA	C-N	5.09	1.45	1.34
1	7E	6	ALA	C-N	5.09	1.45	1.34
1	7Q	6	ALA	C-N	5.09	1.45	1.34
1	12	84	ARG	CG-CD	-5.09	1.39	1.51
1	16	84	ARG	CG-CD	-5.09	1.39	1.51
1	2A	84	ARG	CG-CD	-5.09	1.39	1.51
1	3Q	84	ARG	CG-CD	-5.09	1.39	1.51
1	3U	84	ARG	CG-CD	-5.09	1.39	1.51
1	3Y	84	ARG	CG-CD	-5.09	1.39	1.51
1	5E	84	ARG	CG-CD	-5.09	1.39	1.51
1	5I	84	ARG	CG-CD	-5.09	1.39	1.51
1	5M	84	ARG	CG-CD	-5.09	1.39	1.51
1	62	84	ARG	CG-CD	-5.09	1.39	1.51
1	66	84	ARG	CG-CD	-5.09	1.39	1.51
1	7A	84	ARG	CG-CD	-5.09	1.39	1.51
1	1E	167	GLY	C-N	5.08	1.45	1.34
1	2M	167	GLY	C-N	5.08	1.45	1.34
1	22	167	GLY	C-N	5.08	1.45	1.34
1	3M	167	GLY	C-N	5.08	1.45	1.34
1	36	167	GLY	C-N	5.08	1.45	1.34
1	4I	167	GLY	C-N	5.08	1.45	1.34
1	4Q	167	GLY	C-N	5.08	1.45	1.34
1	5Y	167	GLY	C-N	5.08	1.45	1.34

*Continued on next page...*

*Continued from previous page...*

Mol	Chain	Res	Type	Atoms	Z	Observed(Å)	Ideal(Å)
1	6E	167	GLY	C-N	5.08	1.45	1.34
1	6Y	167	GLY	C-N	5.08	1.45	1.34
1	7I	167	GLY	C-N	5.08	1.45	1.34
1	7U	167	GLY	C-N	5.08	1.45	1.34
2	1R	17	THR	CA-CB	5.08	1.66	1.53
2	1V	17	THR	CA-CB	5.08	1.66	1.53
2	1Z	17	THR	CA-CB	5.08	1.66	1.53
1	12	167	GLY	C-N	5.08	1.45	1.34
1	16	167	GLY	C-N	5.08	1.45	1.34
1	2A	167	GLY	C-N	5.08	1.45	1.34
2	2R	17	THR	CA-CB	5.08	1.66	1.53
2	2V	17	THR	CA-CB	5.08	1.66	1.53
2	2Z	17	THR	CA-CB	5.08	1.66	1.53
1	3Q	167	GLY	C-N	5.08	1.45	1.34
1	3U	167	GLY	C-N	5.08	1.45	1.34
1	3Y	167	GLY	C-N	5.08	1.45	1.34
2	43	17	THR	CA-CB	5.08	1.66	1.53
2	47	17	THR	CA-CB	5.08	1.66	1.53
2	5B	17	THR	CA-CB	5.08	1.66	1.53
1	5E	167	GLY	C-N	5.08	1.45	1.34
1	5I	167	GLY	C-N	5.08	1.45	1.34
1	5M	167	GLY	C-N	5.08	1.45	1.34
2	53	17	THR	CA-CB	5.08	1.66	1.53
2	57	17	THR	CA-CB	5.08	1.66	1.53
2	6B	17	THR	CA-CB	5.08	1.66	1.53
1	62	167	GLY	C-N	5.08	1.45	1.34
1	66	167	GLY	C-N	5.08	1.45	1.34
1	7A	167	GLY	C-N	5.08	1.45	1.34
1	1A	6	ALA	C-N	5.08	1.45	1.34
1	1I	6	ALA	C-N	5.08	1.45	1.34
1	12	143	GLU	C-N	5.08	1.45	1.34
1	16	143	GLU	C-N	5.08	1.45	1.34
1	2A	143	GLU	C-N	5.08	1.45	1.34
1	2E	6	ALA	C-N	5.08	1.45	1.34
1	26	6	ALA	C-N	5.08	1.45	1.34
1	3E	6	ALA	C-N	5.08	1.45	1.34
1	3Q	143	GLU	C-N	5.08	1.45	1.34
1	3U	143	GLU	C-N	5.08	1.45	1.34
1	3Y	143	GLU	C-N	5.08	1.45	1.34
1	4A	6	ALA	C-N	5.08	1.45	1.34
1	4M	6	ALA	C-N	5.08	1.45	1.34
1	4U	6	ALA	C-N	5.08	1.45	1.34

*Continued on next page...*

*Continued from previous page...*

Mol	Chain	Res	Type	Atoms	Z	Observed(Å)	Ideal(Å)
1	5E	143	GLU	C-N	5.08	1.45	1.34
1	5I	143	GLU	C-N	5.08	1.45	1.34
1	5M	143	GLU	C-N	5.08	1.45	1.34
1	5Q	6	ALA	C-N	5.08	1.45	1.34
1	6I	6	ALA	C-N	5.08	1.45	1.34
1	6Q	6	ALA	C-N	5.08	1.45	1.34
1	62	143	GLU	C-N	5.08	1.45	1.34
1	66	143	GLU	C-N	5.08	1.45	1.34
1	7A	143	GLU	C-N	5.08	1.45	1.34
1	7M	6	ALA	C-N	5.08	1.45	1.34
1	1A	16	THR	CB-OG1	5.08	1.53	1.43
1	1I	16	THR	CB-OG1	5.08	1.53	1.43
1	2E	16	THR	CB-OG1	5.08	1.53	1.43
1	26	16	THR	CB-OG1	5.08	1.53	1.43
1	3E	16	THR	CB-OG1	5.08	1.53	1.43
1	4A	16	THR	CB-OG1	5.08	1.53	1.43
1	4M	16	THR	CB-OG1	5.08	1.53	1.43
1	4U	16	THR	CB-OG1	5.08	1.53	1.43
1	5Q	16	THR	CB-OG1	5.08	1.53	1.43
1	6I	16	THR	CB-OG1	5.08	1.53	1.43
1	6Q	16	THR	CB-OG1	5.08	1.53	1.43
1	7M	16	THR	CB-OG1	5.08	1.53	1.43
1	1E	143	GLU	C-N	5.07	1.45	1.34
1	12	6	ALA	C-N	5.07	1.45	1.34
1	16	6	ALA	C-N	5.07	1.45	1.34
1	2A	6	ALA	C-N	5.07	1.45	1.34
1	2M	143	GLU	C-N	5.07	1.45	1.34
1	22	143	GLU	C-N	5.07	1.45	1.34
1	3M	143	GLU	C-N	5.07	1.45	1.34
1	3Q	6	ALA	C-N	5.07	1.45	1.34
1	3U	6	ALA	C-N	5.07	1.45	1.34
1	3Y	6	ALA	C-N	5.07	1.45	1.34
1	36	143	GLU	C-N	5.07	1.45	1.34
1	4I	143	GLU	C-N	5.07	1.45	1.34
1	4Q	143	GLU	C-N	5.07	1.45	1.34
1	5E	6	ALA	C-N	5.07	1.45	1.34
1	5I	6	ALA	C-N	5.07	1.45	1.34
1	5M	6	ALA	C-N	5.07	1.45	1.34
1	5Y	143	GLU	C-N	5.07	1.45	1.34
1	6E	143	GLU	C-N	5.07	1.45	1.34
1	6Y	143	GLU	C-N	5.07	1.45	1.34
1	62	6	ALA	C-N	5.07	1.45	1.34

*Continued on next page...*

*Continued from previous page...*

Mol	Chain	Res	Type	Atoms	Z	Observed(Å)	Ideal(Å)
1	66	6	ALA	C-N	5.07	1.45	1.34
1	7A	6	ALA	C-N	5.07	1.45	1.34
1	7I	143	GLU	C-N	5.07	1.45	1.34
1	7U	143	GLU	C-N	5.07	1.45	1.34
1	12	16	THR	CB-OG1	5.07	1.53	1.43
1	16	16	THR	CB-OG1	5.07	1.53	1.43
1	2A	16	THR	CB-OG1	5.07	1.53	1.43
1	3Q	16	THR	CB-OG1	5.07	1.53	1.43
1	3U	16	THR	CB-OG1	5.07	1.53	1.43
1	3Y	16	THR	CB-OG1	5.07	1.53	1.43
1	5E	16	THR	CB-OG1	5.07	1.53	1.43
1	5I	16	THR	CB-OG1	5.07	1.53	1.43
1	5M	16	THR	CB-OG1	5.07	1.53	1.43
1	62	16	THR	CB-OG1	5.07	1.53	1.43
1	66	16	THR	CB-OG1	5.07	1.53	1.43
1	7A	16	THR	CB-OG1	5.07	1.53	1.43
1	1A	143	GLU	C-N	5.07	1.45	1.34
1	1I	143	GLU	C-N	5.07	1.45	1.34
1	12	89	PHE	CG-CD1	5.07	1.46	1.38
1	16	89	PHE	CG-CD1	5.07	1.46	1.38
1	2A	89	PHE	CG-CD1	5.07	1.46	1.38
1	2E	143	GLU	C-N	5.07	1.45	1.34
1	26	143	GLU	C-N	5.07	1.45	1.34
1	3E	143	GLU	C-N	5.07	1.45	1.34
1	3Q	89	PHE	CG-CD1	5.07	1.46	1.38
1	3U	89	PHE	CG-CD1	5.07	1.46	1.38
1	3Y	89	PHE	CG-CD1	5.07	1.46	1.38
1	4A	143	GLU	C-N	5.07	1.45	1.34
1	4M	143	GLU	C-N	5.07	1.45	1.34
1	4U	143	GLU	C-N	5.07	1.45	1.34
1	5E	89	PHE	CG-CD1	5.07	1.46	1.38
1	5I	89	PHE	CG-CD1	5.07	1.46	1.38
1	5M	89	PHE	CG-CD1	5.07	1.46	1.38
1	5Q	143	GLU	C-N	5.07	1.45	1.34
1	6I	143	GLU	C-N	5.07	1.45	1.34
1	6Q	143	GLU	C-N	5.07	1.45	1.34
1	62	89	PHE	CG-CD1	5.07	1.46	1.38
1	66	89	PHE	CG-CD1	5.07	1.46	1.38
1	7A	89	PHE	CG-CD1	5.07	1.46	1.38
1	7M	143	GLU	C-N	5.07	1.45	1.34
1	1A	89	PHE	CG-CD1	5.07	1.46	1.38
1	1E	14	ASP	C-O	5.07	1.32	1.23

*Continued on next page...*

*Continued from previous page...*

Mol	Chain	Res	Type	Atoms	Z	Observed(Å)	Ideal(Å)
1	1I	89	PHE	CG-CD1	5.07	1.46	1.38
1	2E	89	PHE	CG-CD1	5.07	1.46	1.38
1	2M	14	ASP	C-O	5.07	1.32	1.23
1	22	14	ASP	C-O	5.07	1.32	1.23
1	26	89	PHE	CG-CD1	5.07	1.46	1.38
1	3E	89	PHE	CG-CD1	5.07	1.46	1.38
1	3M	14	ASP	C-O	5.07	1.32	1.23
1	36	14	ASP	C-O	5.07	1.32	1.23
1	4A	89	PHE	CG-CD1	5.07	1.46	1.38
1	4I	14	ASP	C-O	5.07	1.32	1.23
1	4M	89	PHE	CG-CD1	5.07	1.46	1.38
1	4Q	14	ASP	C-O	5.07	1.32	1.23
1	4U	89	PHE	CG-CD1	5.07	1.46	1.38
1	5Q	89	PHE	CG-CD1	5.07	1.46	1.38
1	5Y	14	ASP	C-O	5.07	1.32	1.23
1	6E	14	ASP	C-O	5.07	1.32	1.23
1	6I	89	PHE	CG-CD1	5.07	1.46	1.38
1	6Q	89	PHE	CG-CD1	5.07	1.46	1.38
1	6Y	14	ASP	C-O	5.07	1.32	1.23
1	7I	14	ASP	C-O	5.07	1.32	1.23
1	7M	89	PHE	CG-CD1	5.07	1.46	1.38
1	7U	14	ASP	C-O	5.07	1.32	1.23
2	1B	17	THR	CA-CB	5.07	1.66	1.53
2	1J	17	THR	CA-CB	5.07	1.66	1.53
2	1N	17	THR	CA-CB	5.07	1.66	1.53
2	2F	17	THR	CA-CB	5.07	1.66	1.53
2	2J	17	THR	CA-CB	5.07	1.66	1.53
2	27	17	THR	CA-CB	5.07	1.66	1.53
2	3B	17	THR	CA-CB	5.07	1.66	1.53
2	3F	17	THR	CA-CB	5.07	1.66	1.53
2	3J	17	THR	CA-CB	5.07	1.66	1.53
2	33	17	THR	CA-CB	5.07	1.66	1.53
2	4B	17	THR	CA-CB	5.07	1.66	1.53
2	4F	17	THR	CA-CB	5.07	1.66	1.53
2	4N	17	THR	CA-CB	5.07	1.66	1.53
2	4V	17	THR	CA-CB	5.07	1.66	1.53
2	4Z	17	THR	CA-CB	5.07	1.66	1.53
2	5R	17	THR	CA-CB	5.07	1.66	1.53
2	5V	17	THR	CA-CB	5.07	1.66	1.53
2	6J	17	THR	CA-CB	5.07	1.66	1.53
2	6N	17	THR	CA-CB	5.07	1.66	1.53
2	6R	17	THR	CA-CB	5.07	1.66	1.53

*Continued on next page...*

*Continued from previous page...*

Mol	Chain	Res	Type	Atoms	Z	Observed(Å)	Ideal(Å)
2	6V	17	THR	CA-CB	5.07	1.66	1.53
2	7F	17	THR	CA-CB	5.07	1.66	1.53
2	7N	17	THR	CA-CB	5.07	1.66	1.53
2	7R	17	THR	CA-CB	5.07	1.66	1.53
1	1E	16	THR	CB-OG1	5.07	1.53	1.43
1	2M	16	THR	CB-OG1	5.07	1.53	1.43
1	22	16	THR	CB-OG1	5.07	1.53	1.43
1	3M	16	THR	CB-OG1	5.07	1.53	1.43
1	36	16	THR	CB-OG1	5.07	1.53	1.43
1	4I	16	THR	CB-OG1	5.07	1.53	1.43
1	4Q	16	THR	CB-OG1	5.07	1.53	1.43
1	5Y	16	THR	CB-OG1	5.07	1.53	1.43
1	6E	16	THR	CB-OG1	5.07	1.53	1.43
1	6Y	16	THR	CB-OG1	5.07	1.53	1.43
1	7I	16	THR	CB-OG1	5.07	1.53	1.43
1	7U	16	THR	CB-OG1	5.07	1.53	1.43
1	1Q	6	ALA	C-N	5.06	1.45	1.34
1	1Q	77	ALA	CA-CB	5.06	1.63	1.52
1	1U	6	ALA	C-N	5.06	1.45	1.34
1	1U	77	ALA	CA-CB	5.06	1.63	1.52
1	1Y	6	ALA	C-N	5.06	1.45	1.34
1	1Y	77	ALA	CA-CB	5.06	1.63	1.52
1	2Q	6	ALA	C-N	5.06	1.45	1.34
1	2Q	77	ALA	CA-CB	5.06	1.63	1.52
1	2U	6	ALA	C-N	5.06	1.45	1.34
1	2U	77	ALA	CA-CB	5.06	1.63	1.52
1	2Y	6	ALA	C-N	5.06	1.45	1.34
1	2Y	77	ALA	CA-CB	5.06	1.63	1.52
1	42	6	ALA	C-N	5.06	1.45	1.34
1	42	77	ALA	CA-CB	5.06	1.63	1.52
1	46	6	ALA	C-N	5.06	1.45	1.34
1	46	77	ALA	CA-CB	5.06	1.63	1.52
1	5A	6	ALA	C-N	5.06	1.45	1.34
1	5A	77	ALA	CA-CB	5.06	1.63	1.52
1	52	6	ALA	C-N	5.06	1.45	1.34
1	52	77	ALA	CA-CB	5.06	1.63	1.52
1	56	6	ALA	C-N	5.06	1.45	1.34
1	56	77	ALA	CA-CB	5.06	1.63	1.52
1	6A	6	ALA	C-N	5.06	1.45	1.34
1	6A	77	ALA	CA-CB	5.06	1.63	1.52
1	1Q	14	ASP	C-O	5.06	1.32	1.23
1	1Q	16	THR	CB-OG1	5.06	1.53	1.43

*Continued on next page...*



*Continued from previous page...*

Mol	Chain	Res	Type	Atoms	Z	Observed(Å)	Ideal(Å)
1	1U	14	ASP	C-O	5.06	1.32	1.23
1	1U	16	THR	CB-OG1	5.06	1.53	1.43
1	1Y	14	ASP	C-O	5.06	1.32	1.23
1	1Y	16	THR	CB-OG1	5.06	1.53	1.43
1	2Q	14	ASP	C-O	5.06	1.32	1.23
1	2Q	16	THR	CB-OG1	5.06	1.53	1.43
1	2U	14	ASP	C-O	5.06	1.32	1.23
1	2U	16	THR	CB-OG1	5.06	1.53	1.43
1	2Y	14	ASP	C-O	5.06	1.32	1.23
1	2Y	16	THR	CB-OG1	5.06	1.53	1.43
1	42	14	ASP	C-O	5.06	1.32	1.23
1	42	16	THR	CB-OG1	5.06	1.53	1.43
1	46	14	ASP	C-O	5.06	1.32	1.23
1	46	16	THR	CB-OG1	5.06	1.53	1.43
1	5A	14	ASP	C-O	5.06	1.32	1.23
1	5A	16	THR	CB-OG1	5.06	1.53	1.43
1	52	14	ASP	C-O	5.06	1.32	1.23
1	52	16	THR	CB-OG1	5.06	1.53	1.43
1	56	14	ASP	C-O	5.06	1.32	1.23
1	56	16	THR	CB-OG1	5.06	1.53	1.43
1	6A	14	ASP	C-O	5.06	1.32	1.23
1	6A	16	THR	CB-OG1	5.06	1.53	1.43
1	1E	65	PHE	CE2-CZ	-5.06	1.27	1.37
2	13	209	LEU	CA-CB	-5.06	1.42	1.53
2	17	209	LEU	CA-CB	-5.06	1.42	1.53
2	2B	209	LEU	CA-CB	-5.06	1.42	1.53
1	2M	65	PHE	CE2-CZ	-5.06	1.27	1.37
1	22	65	PHE	CE2-CZ	-5.06	1.27	1.37
1	3M	65	PHE	CE2-CZ	-5.06	1.27	1.37
2	3R	209	LEU	CA-CB	-5.06	1.42	1.53
2	3V	209	LEU	CA-CB	-5.06	1.42	1.53
2	3Z	209	LEU	CA-CB	-5.06	1.42	1.53
1	36	65	PHE	CE2-CZ	-5.06	1.27	1.37
1	4I	65	PHE	CE2-CZ	-5.06	1.27	1.37
1	4Q	65	PHE	CE2-CZ	-5.06	1.27	1.37
2	5F	209	LEU	CA-CB	-5.06	1.42	1.53
2	5J	209	LEU	CA-CB	-5.06	1.42	1.53
2	5N	209	LEU	CA-CB	-5.06	1.42	1.53
1	5Y	65	PHE	CE2-CZ	-5.06	1.27	1.37
1	6E	65	PHE	CE2-CZ	-5.06	1.27	1.37
1	6Y	65	PHE	CE2-CZ	-5.06	1.27	1.37
2	63	209	LEU	CA-CB	-5.06	1.42	1.53

*Continued on next page...*

*Continued from previous page...*

Mol	Chain	Res	Type	Atoms	Z	Observed(Å)	Ideal(Å)
2	67	209	LEU	CA-CB	-5.06	1.42	1.53
2	7B	209	LEU	CA-CB	-5.06	1.42	1.53
1	7I	65	PHE	CE2-CZ	-5.06	1.27	1.37
1	7U	65	PHE	CE2-CZ	-5.06	1.27	1.37
1	1A	65	PHE	CE2-CZ	-5.06	1.27	1.37
1	1I	65	PHE	CE2-CZ	-5.06	1.27	1.37
1	2E	65	PHE	CE2-CZ	-5.06	1.27	1.37
1	26	65	PHE	CE2-CZ	-5.06	1.27	1.37
1	3E	65	PHE	CE2-CZ	-5.06	1.27	1.37
1	4A	65	PHE	CE2-CZ	-5.06	1.27	1.37
1	4M	65	PHE	CE2-CZ	-5.06	1.27	1.37
1	4U	65	PHE	CE2-CZ	-5.06	1.27	1.37
1	5Q	65	PHE	CE2-CZ	-5.06	1.27	1.37
1	6I	65	PHE	CE2-CZ	-5.06	1.27	1.37
1	6Q	65	PHE	CE2-CZ	-5.06	1.27	1.37
1	7M	65	PHE	CE2-CZ	-5.06	1.27	1.37
2	1F	17	THR	CA-CB	5.05	1.66	1.53
2	1N	53	LYS	C-N	5.05	1.45	1.34
2	1R	40	ASN	CA-CB	5.05	1.66	1.53
2	1V	40	ASN	CA-CB	5.05	1.66	1.53
2	1Z	40	ASN	CA-CB	5.05	1.66	1.53
2	2J	53	LYS	C-N	5.05	1.45	1.34
2	2N	17	THR	CA-CB	5.05	1.66	1.53
2	2R	40	ASN	CA-CB	5.05	1.66	1.53
2	2V	40	ASN	CA-CB	5.05	1.66	1.53
2	2Z	40	ASN	CA-CB	5.05	1.66	1.53
2	23	17	THR	CA-CB	5.05	1.66	1.53
2	3B	53	LYS	C-N	5.05	1.45	1.34
2	3J	53	LYS	C-N	5.05	1.45	1.34
2	3N	17	THR	CA-CB	5.05	1.66	1.53
2	33	53	LYS	C-N	5.05	1.45	1.34
2	37	17	THR	CA-CB	5.05	1.66	1.53
2	4F	53	LYS	C-N	5.05	1.45	1.34
2	4J	17	THR	CA-CB	5.05	1.66	1.53
2	4R	17	THR	CA-CB	5.05	1.66	1.53
2	4Z	53	LYS	C-N	5.05	1.45	1.34
2	43	40	ASN	CA-CB	5.05	1.66	1.53
2	47	40	ASN	CA-CB	5.05	1.66	1.53
2	5B	40	ASN	CA-CB	5.05	1.66	1.53
2	5V	53	LYS	C-N	5.05	1.45	1.34
2	5Z	17	THR	CA-CB	5.05	1.66	1.53
2	53	40	ASN	CA-CB	5.05	1.66	1.53

*Continued on next page...*

*Continued from previous page...*

Mol	Chain	Res	Type	Atoms	Z	Observed(Å)	Ideal(Å)
2	57	40	ASN	CA-CB	5.05	1.66	1.53
2	6B	40	ASN	CA-CB	5.05	1.66	1.53
2	6F	17	THR	CA-CB	5.05	1.66	1.53
2	6N	53	LYS	C-N	5.05	1.45	1.34
2	6V	53	LYS	C-N	5.05	1.45	1.34
2	6Z	17	THR	CA-CB	5.05	1.66	1.53
2	7F	53	LYS	C-N	5.05	1.45	1.34
2	7J	17	THR	CA-CB	5.05	1.66	1.53
2	7R	53	LYS	C-N	5.05	1.45	1.34
2	7V	17	THR	CA-CB	5.05	1.66	1.53
1	1A	80	PHE	CD2-CE2	5.05	1.49	1.39
1	1I	80	PHE	CD2-CE2	5.05	1.49	1.39
1	2E	80	PHE	CD2-CE2	5.05	1.49	1.39
1	26	80	PHE	CD2-CE2	5.05	1.49	1.39
1	3E	80	PHE	CD2-CE2	5.05	1.49	1.39
1	4A	80	PHE	CD2-CE2	5.05	1.49	1.39
1	4M	80	PHE	CD2-CE2	5.05	1.49	1.39
1	4U	80	PHE	CD2-CE2	5.05	1.49	1.39
1	5Q	80	PHE	CD2-CE2	5.05	1.49	1.39
1	6I	80	PHE	CD2-CE2	5.05	1.49	1.39
1	6Q	80	PHE	CD2-CE2	5.05	1.49	1.39
1	7M	80	PHE	CD2-CE2	5.05	1.49	1.39
3	14	94	TRP	CD2-CE2	-5.05	1.35	1.41
3	18	94	TRP	CD2-CE2	-5.05	1.35	1.41
3	2C	94	TRP	CD2-CE2	-5.05	1.35	1.41
3	3S	94	TRP	CD2-CE2	-5.05	1.35	1.41
3	3W	94	TRP	CD2-CE2	-5.05	1.35	1.41
3	30	94	TRP	CD2-CE2	-5.05	1.35	1.41
3	5G	94	TRP	CD2-CE2	-5.05	1.35	1.41
3	5K	94	TRP	CD2-CE2	-5.05	1.35	1.41
3	5O	94	TRP	CD2-CE2	-5.05	1.35	1.41
3	64	94	TRP	CD2-CE2	-5.05	1.35	1.41
3	68	94	TRP	CD2-CE2	-5.05	1.35	1.41
3	7C	94	TRP	CD2-CE2	-5.05	1.35	1.41
2	1B	53	LYS	C-N	5.05	1.45	1.34
2	1F	53	LYS	C-N	5.05	1.45	1.34
2	1J	53	LYS	C-N	5.05	1.45	1.34
1	1M	80	PHE	CD2-CE2	5.05	1.49	1.39
1	1M	143	GLU	C-N	5.05	1.45	1.34
2	1N	15	VAL	C-N	-5.05	1.22	1.34
2	2F	53	LYS	C-N	5.05	1.45	1.34
1	2I	80	PHE	CD2-CE2	5.05	1.49	1.39

*Continued on next page...*

*Continued from previous page...*

Mol	Chain	Res	Type	Atoms	Z	Observed(Å)	Ideal(Å)
1	2I	143	GLU	C-N	5.05	1.45	1.34
2	2J	15	VAL	C-N	-5.05	1.22	1.34
2	2N	53	LYS	C-N	5.05	1.45	1.34
2	23	53	LYS	C-N	5.05	1.45	1.34
2	27	53	LYS	C-N	5.05	1.45	1.34
1	3A	80	PHE	CD2-CE2	5.05	1.49	1.39
1	3A	143	GLU	C-N	5.05	1.45	1.34
2	3B	15	VAL	C-N	-5.05	1.22	1.34
2	3F	53	LYS	C-N	5.05	1.45	1.34
1	3I	80	PHE	CD2-CE2	5.05	1.49	1.39
1	3I	143	GLU	C-N	5.05	1.45	1.34
2	3J	15	VAL	C-N	-5.05	1.22	1.34
2	3N	53	LYS	C-N	5.05	1.45	1.34
1	32	80	PHE	CD2-CE2	5.05	1.49	1.39
1	32	143	GLU	C-N	5.05	1.45	1.34
2	33	15	VAL	C-N	-5.05	1.22	1.34
2	37	53	LYS	C-N	5.05	1.45	1.34
2	4B	53	LYS	C-N	5.05	1.45	1.34
1	4E	80	PHE	CD2-CE2	5.05	1.49	1.39
1	4E	143	GLU	C-N	5.05	1.45	1.34
2	4F	15	VAL	C-N	-5.05	1.22	1.34
2	4J	53	LYS	C-N	5.05	1.45	1.34
2	4N	53	LYS	C-N	5.05	1.45	1.34
2	4R	53	LYS	C-N	5.05	1.45	1.34
2	4V	53	LYS	C-N	5.05	1.45	1.34
1	4Y	80	PHE	CD2-CE2	5.05	1.49	1.39
1	4Y	143	GLU	C-N	5.05	1.45	1.34
2	4Z	15	VAL	C-N	-5.05	1.22	1.34
2	5R	53	LYS	C-N	5.05	1.45	1.34
1	5U	80	PHE	CD2-CE2	5.05	1.49	1.39
1	5U	143	GLU	C-N	5.05	1.45	1.34
2	5V	15	VAL	C-N	-5.05	1.22	1.34
2	5Z	53	LYS	C-N	5.05	1.45	1.34
2	6F	53	LYS	C-N	5.05	1.45	1.34
2	6J	53	LYS	C-N	5.05	1.45	1.34
1	6M	80	PHE	CD2-CE2	5.05	1.49	1.39
1	6M	143	GLU	C-N	5.05	1.45	1.34
2	6N	15	VAL	C-N	-5.05	1.22	1.34
2	6R	53	LYS	C-N	5.05	1.45	1.34
1	6U	80	PHE	CD2-CE2	5.05	1.49	1.39
1	6U	143	GLU	C-N	5.05	1.45	1.34
2	6V	15	VAL	C-N	-5.05	1.22	1.34

*Continued on next page...*

*Continued from previous page...*

Mol	Chain	Res	Type	Atoms	Z	Observed(Å)	Ideal(Å)
2	6Z	53	LYS	C-N	5.05	1.45	1.34
1	7E	80	PHE	CD2-CE2	5.05	1.49	1.39
1	7E	143	GLU	C-N	5.05	1.45	1.34
2	7F	15	VAL	C-N	-5.05	1.22	1.34
2	7J	53	LYS	C-N	5.05	1.45	1.34
2	7N	53	LYS	C-N	5.05	1.45	1.34
1	7Q	80	PHE	CD2-CE2	5.05	1.49	1.39
1	7Q	143	GLU	C-N	5.05	1.45	1.34
2	7R	15	VAL	C-N	-5.05	1.22	1.34
2	7V	53	LYS	C-N	5.05	1.45	1.34
1	12	14	ASP	C-O	5.05	1.32	1.23
2	13	17	THR	CA-CB	5.05	1.66	1.53
1	16	14	ASP	C-O	5.05	1.32	1.23
2	17	17	THR	CA-CB	5.05	1.66	1.53
1	2A	14	ASP	C-O	5.05	1.32	1.23
2	2B	17	THR	CA-CB	5.05	1.66	1.53
1	3Q	14	ASP	C-O	5.05	1.32	1.23
2	3R	17	THR	CA-CB	5.05	1.66	1.53
1	3U	14	ASP	C-O	5.05	1.32	1.23
2	3V	17	THR	CA-CB	5.05	1.66	1.53
1	3Y	14	ASP	C-O	5.05	1.32	1.23
2	3Z	17	THR	CA-CB	5.05	1.66	1.53
1	5E	14	ASP	C-O	5.05	1.32	1.23
2	5F	17	THR	CA-CB	5.05	1.66	1.53
1	5I	14	ASP	C-O	5.05	1.32	1.23
2	5J	17	THR	CA-CB	5.05	1.66	1.53
1	5M	14	ASP	C-O	5.05	1.32	1.23
2	5N	17	THR	CA-CB	5.05	1.66	1.53
1	62	14	ASP	C-O	5.05	1.32	1.23
2	63	17	THR	CA-CB	5.05	1.66	1.53
1	66	14	ASP	C-O	5.05	1.32	1.23
2	67	17	THR	CA-CB	5.05	1.66	1.53
1	7A	14	ASP	C-O	5.05	1.32	1.23
2	7B	17	THR	CA-CB	5.05	1.66	1.53
1	1E	80	PHE	CD2-CE2	5.05	1.49	1.39
1	2M	80	PHE	CD2-CE2	5.05	1.49	1.39
1	22	80	PHE	CD2-CE2	5.05	1.49	1.39
1	3M	80	PHE	CD2-CE2	5.05	1.49	1.39
1	36	80	PHE	CD2-CE2	5.05	1.49	1.39
1	4I	80	PHE	CD2-CE2	5.05	1.49	1.39
1	4Q	80	PHE	CD2-CE2	5.05	1.49	1.39
1	5Y	80	PHE	CD2-CE2	5.05	1.49	1.39

*Continued on next page...*

*Continued from previous page...*

Mol	Chain	Res	Type	Atoms	Z	Observed(Å)	Ideal(Å)
1	6E	80	PHE	CD2-CE2	5.05	1.49	1.39
1	6Y	80	PHE	CD2-CE2	5.05	1.49	1.39
1	7I	80	PHE	CD2-CE2	5.05	1.49	1.39
1	7U	80	PHE	CD2-CE2	5.05	1.49	1.39
2	1R	53	LYS	C-N	5.04	1.45	1.34
2	1V	53	LYS	C-N	5.04	1.45	1.34
2	1Z	53	LYS	C-N	5.04	1.45	1.34
2	2R	53	LYS	C-N	5.04	1.45	1.34
2	2V	53	LYS	C-N	5.04	1.45	1.34
2	2Z	53	LYS	C-N	5.04	1.45	1.34
2	43	53	LYS	C-N	5.04	1.45	1.34
2	47	53	LYS	C-N	5.04	1.45	1.34
2	5B	53	LYS	C-N	5.04	1.45	1.34
2	53	53	LYS	C-N	5.04	1.45	1.34
2	57	53	LYS	C-N	5.04	1.45	1.34
2	6B	53	LYS	C-N	5.04	1.45	1.34
2	1B	15	VAL	C-N	-5.04	1.22	1.34
2	1J	15	VAL	C-N	-5.04	1.22	1.34
1	1Q	65	PHE	CE2-CZ	-5.04	1.27	1.37
1	1U	65	PHE	CE2-CZ	-5.04	1.27	1.37
1	1Y	65	PHE	CE2-CZ	-5.04	1.27	1.37
2	2F	15	VAL	C-N	-5.04	1.22	1.34
1	2Q	65	PHE	CE2-CZ	-5.04	1.27	1.37
1	2U	65	PHE	CE2-CZ	-5.04	1.27	1.37
1	2Y	65	PHE	CE2-CZ	-5.04	1.27	1.37
2	27	15	VAL	C-N	-5.04	1.22	1.34
2	3F	15	VAL	C-N	-5.04	1.22	1.34
2	4B	15	VAL	C-N	-5.04	1.22	1.34
2	4N	15	VAL	C-N	-5.04	1.22	1.34
2	4V	15	VAL	C-N	-5.04	1.22	1.34
1	42	65	PHE	CE2-CZ	-5.04	1.27	1.37
1	46	65	PHE	CE2-CZ	-5.04	1.27	1.37
1	5A	65	PHE	CE2-CZ	-5.04	1.27	1.37
2	5R	15	VAL	C-N	-5.04	1.22	1.34
1	52	65	PHE	CE2-CZ	-5.04	1.27	1.37
1	56	65	PHE	CE2-CZ	-5.04	1.27	1.37
1	6A	65	PHE	CE2-CZ	-5.04	1.27	1.37
2	6J	15	VAL	C-N	-5.04	1.22	1.34
2	6R	15	VAL	C-N	-5.04	1.22	1.34
2	7N	15	VAL	C-N	-5.04	1.22	1.34
2	1F	209	LEU	CA-CB	-5.04	1.42	1.53
1	1Q	143	GLU	C-N	5.04	1.45	1.34

*Continued on next page...*

*Continued from previous page...*

Mol	Chain	Res	Type	Atoms	Z	Observed(Å)	Ideal(Å)
1	1U	143	GLU	C-N	5.04	1.45	1.34
1	1Y	143	GLU	C-N	5.04	1.45	1.34
2	2N	209	LEU	CA-CB	-5.04	1.42	1.53
1	2Q	143	GLU	C-N	5.04	1.45	1.34
1	2U	143	GLU	C-N	5.04	1.45	1.34
1	2Y	143	GLU	C-N	5.04	1.45	1.34
2	23	209	LEU	CA-CB	-5.04	1.42	1.53
2	3N	209	LEU	CA-CB	-5.04	1.42	1.53
2	37	209	LEU	CA-CB	-5.04	1.42	1.53
2	4J	209	LEU	CA-CB	-5.04	1.42	1.53
2	4R	209	LEU	CA-CB	-5.04	1.42	1.53
1	42	143	GLU	C-N	5.04	1.45	1.34
1	46	143	GLU	C-N	5.04	1.45	1.34
1	5A	143	GLU	C-N	5.04	1.45	1.34
2	5Z	209	LEU	CA-CB	-5.04	1.42	1.53
1	52	143	GLU	C-N	5.04	1.45	1.34
1	56	143	GLU	C-N	5.04	1.45	1.34
1	6A	143	GLU	C-N	5.04	1.45	1.34
2	6F	209	LEU	CA-CB	-5.04	1.42	1.53
2	6Z	209	LEU	CA-CB	-5.04	1.42	1.53
2	7J	209	LEU	CA-CB	-5.04	1.42	1.53
2	7V	209	LEU	CA-CB	-5.04	1.42	1.53
2	1B	40	ASN	CA-CB	5.04	1.66	1.53
2	1J	40	ASN	CA-CB	5.04	1.66	1.53
1	1Q	80	PHE	CD2-CE2	5.04	1.49	1.39
1	1U	80	PHE	CD2-CE2	5.04	1.49	1.39
1	1Y	80	PHE	CD2-CE2	5.04	1.49	1.39
2	2F	40	ASN	CA-CB	5.04	1.66	1.53
1	2Q	80	PHE	CD2-CE2	5.04	1.49	1.39
1	2U	80	PHE	CD2-CE2	5.04	1.49	1.39
1	2Y	80	PHE	CD2-CE2	5.04	1.49	1.39
2	27	40	ASN	CA-CB	5.04	1.66	1.53
2	3F	40	ASN	CA-CB	5.04	1.66	1.53
2	4B	40	ASN	CA-CB	5.04	1.66	1.53
2	4N	40	ASN	CA-CB	5.04	1.66	1.53
2	4V	40	ASN	CA-CB	5.04	1.66	1.53
1	42	80	PHE	CD2-CE2	5.04	1.49	1.39
1	46	80	PHE	CD2-CE2	5.04	1.49	1.39
1	5A	80	PHE	CD2-CE2	5.04	1.49	1.39
2	5R	40	ASN	CA-CB	5.04	1.66	1.53
1	52	80	PHE	CD2-CE2	5.04	1.49	1.39
1	56	80	PHE	CD2-CE2	5.04	1.49	1.39

*Continued on next page...*

*Continued from previous page...*

Mol	Chain	Res	Type	Atoms	Z	Observed(Å)	Ideal(Å)
1	6A	80	PHE	CD2-CE2	5.04	1.49	1.39
2	6J	40	ASN	CA-CB	5.04	1.66	1.53
2	6R	40	ASN	CA-CB	5.04	1.66	1.53
2	7N	40	ASN	CA-CB	5.04	1.66	1.53
1	1A	14	ASP	C-O	5.04	1.32	1.23
3	1C	94	TRP	CD2-CE2	-5.04	1.35	1.41
1	1E	77	ALA	CA-CB	5.04	1.63	1.52
1	1I	14	ASP	C-O	5.04	1.32	1.23
3	1K	94	TRP	CD2-CE2	-5.04	1.35	1.41
2	13	40	ASN	CA-CB	5.04	1.66	1.53
2	13	44	MET	N-CA	5.04	1.56	1.46
2	17	40	ASN	CA-CB	5.04	1.66	1.53
2	17	44	MET	N-CA	5.04	1.56	1.46
2	2B	40	ASN	CA-CB	5.04	1.66	1.53
2	2B	44	MET	N-CA	5.04	1.56	1.46
1	2E	14	ASP	C-O	5.04	1.32	1.23
3	2G	94	TRP	CD2-CE2	-5.04	1.35	1.41
1	2M	77	ALA	CA-CB	5.04	1.63	1.52
1	22	77	ALA	CA-CB	5.04	1.63	1.52
1	26	14	ASP	C-O	5.04	1.32	1.23
3	28	94	TRP	CD2-CE2	-5.04	1.35	1.41
1	3E	14	ASP	C-O	5.04	1.32	1.23
3	3G	94	TRP	CD2-CE2	-5.04	1.35	1.41
1	3M	77	ALA	CA-CB	5.04	1.63	1.52
2	3R	40	ASN	CA-CB	5.04	1.66	1.53
2	3R	44	MET	N-CA	5.04	1.56	1.46
2	3V	40	ASN	CA-CB	5.04	1.66	1.53
2	3V	44	MET	N-CA	5.04	1.56	1.46
2	3Z	40	ASN	CA-CB	5.04	1.66	1.53
2	3Z	44	MET	N-CA	5.04	1.56	1.46
1	36	77	ALA	CA-CB	5.04	1.63	1.52
1	4A	14	ASP	C-O	5.04	1.32	1.23
3	4C	94	TRP	CD2-CE2	-5.04	1.35	1.41
1	4I	77	ALA	CA-CB	5.04	1.63	1.52
1	4M	14	ASP	C-O	5.04	1.32	1.23
3	4O	94	TRP	CD2-CE2	-5.04	1.35	1.41
1	4Q	77	ALA	CA-CB	5.04	1.63	1.52
1	4U	14	ASP	C-O	5.04	1.32	1.23
3	4W	94	TRP	CD2-CE2	-5.04	1.35	1.41
2	5F	40	ASN	CA-CB	5.04	1.66	1.53
2	5F	44	MET	N-CA	5.04	1.56	1.46
2	5J	40	ASN	CA-CB	5.04	1.66	1.53

*Continued on next page...*



*Continued from previous page...*

Mol	Chain	Res	Type	Atoms	Z	Observed(Å)	Ideal(Å)
2	5J	44	MET	N-CA	5.04	1.56	1.46
2	5N	40	ASN	CA-CB	5.04	1.66	1.53
2	5N	44	MET	N-CA	5.04	1.56	1.46
1	5Q	14	ASP	C-O	5.04	1.32	1.23
3	5S	94	TRP	CD2-CE2	-5.04	1.35	1.41
1	5Y	77	ALA	CA-CB	5.04	1.63	1.52
1	6E	77	ALA	CA-CB	5.04	1.63	1.52
1	6I	14	ASP	C-O	5.04	1.32	1.23
3	6K	94	TRP	CD2-CE2	-5.04	1.35	1.41
1	6Q	14	ASP	C-O	5.04	1.32	1.23
3	6S	94	TRP	CD2-CE2	-5.04	1.35	1.41
1	6Y	77	ALA	CA-CB	5.04	1.63	1.52
2	63	40	ASN	CA-CB	5.04	1.66	1.53
2	63	44	MET	N-CA	5.04	1.56	1.46
2	67	40	ASN	CA-CB	5.04	1.66	1.53
2	67	44	MET	N-CA	5.04	1.56	1.46
2	7B	40	ASN	CA-CB	5.04	1.66	1.53
2	7B	44	MET	N-CA	5.04	1.56	1.46
1	7I	77	ALA	CA-CB	5.04	1.63	1.52
1	7M	14	ASP	C-O	5.04	1.32	1.23
3	7O	94	TRP	CD2-CE2	-5.04	1.35	1.41
1	7U	77	ALA	CA-CB	5.04	1.63	1.52
2	1F	40	ASN	CA-CB	5.04	1.66	1.53
2	1R	3	PRO	N-CD	5.04	1.54	1.47
2	1V	3	PRO	N-CD	5.04	1.54	1.47
2	1Z	3	PRO	N-CD	5.04	1.54	1.47
2	2N	40	ASN	CA-CB	5.04	1.66	1.53
2	2R	3	PRO	N-CD	5.04	1.54	1.47
2	2V	3	PRO	N-CD	5.04	1.54	1.47
2	2Z	3	PRO	N-CD	5.04	1.54	1.47
2	23	40	ASN	CA-CB	5.04	1.66	1.53
2	3N	40	ASN	CA-CB	5.04	1.66	1.53
2	37	40	ASN	CA-CB	5.04	1.66	1.53
2	4J	40	ASN	CA-CB	5.04	1.66	1.53
2	4R	40	ASN	CA-CB	5.04	1.66	1.53
2	43	3	PRO	N-CD	5.04	1.54	1.47
2	47	3	PRO	N-CD	5.04	1.54	1.47
2	5B	3	PRO	N-CD	5.04	1.54	1.47
2	5Z	40	ASN	CA-CB	5.04	1.66	1.53
2	53	3	PRO	N-CD	5.04	1.54	1.47
2	57	3	PRO	N-CD	5.04	1.54	1.47
2	6B	3	PRO	N-CD	5.04	1.54	1.47

*Continued on next page...*

*Continued from previous page...*

Mol	Chain	Res	Type	Atoms	Z	Observed(Å)	Ideal(Å)
2	6F	40	ASN	CA-CB	5.04	1.66	1.53
2	6Z	40	ASN	CA-CB	5.04	1.66	1.53
2	7J	40	ASN	CA-CB	5.04	1.66	1.53
2	7V	40	ASN	CA-CB	5.04	1.66	1.53
2	1N	40	ASN	CA-CB	5.04	1.66	1.53
2	1N	44	MET	N-CA	5.04	1.56	1.46
2	2J	40	ASN	CA-CB	5.04	1.66	1.53
2	2J	44	MET	N-CA	5.04	1.56	1.46
2	3B	40	ASN	CA-CB	5.04	1.66	1.53
2	3B	44	MET	N-CA	5.04	1.56	1.46
2	3J	40	ASN	CA-CB	5.04	1.66	1.53
2	3J	44	MET	N-CA	5.04	1.56	1.46
2	33	40	ASN	CA-CB	5.04	1.66	1.53
2	33	44	MET	N-CA	5.04	1.56	1.46
2	4F	40	ASN	CA-CB	5.04	1.66	1.53
2	4F	44	MET	N-CA	5.04	1.56	1.46
2	4Z	40	ASN	CA-CB	5.04	1.66	1.53
2	4Z	44	MET	N-CA	5.04	1.56	1.46
2	5V	40	ASN	CA-CB	5.04	1.66	1.53
2	5V	44	MET	N-CA	5.04	1.56	1.46
2	6N	40	ASN	CA-CB	5.04	1.66	1.53
2	6N	44	MET	N-CA	5.04	1.56	1.46
2	6V	40	ASN	CA-CB	5.04	1.66	1.53
2	6V	44	MET	N-CA	5.04	1.56	1.46
2	7F	40	ASN	CA-CB	5.04	1.66	1.53
2	7F	44	MET	N-CA	5.04	1.56	1.46
2	7R	40	ASN	CA-CB	5.04	1.66	1.53
2	7R	44	MET	N-CA	5.04	1.56	1.46
1	12	80	PHE	CD2-CE2	5.03	1.49	1.39
1	16	80	PHE	CD2-CE2	5.03	1.49	1.39
1	2A	80	PHE	CD2-CE2	5.03	1.49	1.39
1	3Q	80	PHE	CD2-CE2	5.03	1.49	1.39
1	3U	80	PHE	CD2-CE2	5.03	1.49	1.39
1	3Y	80	PHE	CD2-CE2	5.03	1.49	1.39
1	5E	80	PHE	CD2-CE2	5.03	1.49	1.39
1	5I	80	PHE	CD2-CE2	5.03	1.49	1.39
1	5M	80	PHE	CD2-CE2	5.03	1.49	1.39
1	62	80	PHE	CD2-CE2	5.03	1.49	1.39
1	66	80	PHE	CD2-CE2	5.03	1.49	1.39
1	7A	80	PHE	CD2-CE2	5.03	1.49	1.39
2	1R	7	ASN	N-CA	-5.03	1.36	1.46
2	1V	7	ASN	N-CA	-5.03	1.36	1.46

*Continued on next page...*

*Continued from previous page...*

Mol	Chain	Res	Type	Atoms	Z	Observed(Å)	Ideal(Å)
2	1Z	7	ASN	N-CA	-5.03	1.36	1.46
2	2R	7	ASN	N-CA	-5.03	1.36	1.46
2	2V	7	ASN	N-CA	-5.03	1.36	1.46
2	2Z	7	ASN	N-CA	-5.03	1.36	1.46
2	43	7	ASN	N-CA	-5.03	1.36	1.46
2	47	7	ASN	N-CA	-5.03	1.36	1.46
2	5B	7	ASN	N-CA	-5.03	1.36	1.46
2	53	7	ASN	N-CA	-5.03	1.36	1.46
2	57	7	ASN	N-CA	-5.03	1.36	1.46
2	6B	7	ASN	N-CA	-5.03	1.36	1.46
1	1M	14	ASP	C-O	5.03	1.32	1.23
1	1M	65	PHE	CE2-CZ	-5.03	1.27	1.37
1	2I	14	ASP	C-O	5.03	1.32	1.23
1	2I	65	PHE	CE2-CZ	-5.03	1.27	1.37
1	3A	14	ASP	C-O	5.03	1.32	1.23
1	3A	65	PHE	CE2-CZ	-5.03	1.27	1.37
1	3I	14	ASP	C-O	5.03	1.32	1.23
1	3I	65	PHE	CE2-CZ	-5.03	1.27	1.37
1	32	14	ASP	C-O	5.03	1.32	1.23
1	32	65	PHE	CE2-CZ	-5.03	1.27	1.37
1	4E	14	ASP	C-O	5.03	1.32	1.23
1	4E	65	PHE	CE2-CZ	-5.03	1.27	1.37
1	4Y	14	ASP	C-O	5.03	1.32	1.23
1	4Y	65	PHE	CE2-CZ	-5.03	1.27	1.37
1	5U	14	ASP	C-O	5.03	1.32	1.23
1	5U	65	PHE	CE2-CZ	-5.03	1.27	1.37
1	6M	14	ASP	C-O	5.03	1.32	1.23
1	6M	65	PHE	CE2-CZ	-5.03	1.27	1.37
1	6U	14	ASP	C-O	5.03	1.32	1.23
1	6U	65	PHE	CE2-CZ	-5.03	1.27	1.37
1	7E	14	ASP	C-O	5.03	1.32	1.23
1	7E	65	PHE	CE2-CZ	-5.03	1.27	1.37
1	7Q	14	ASP	C-O	5.03	1.32	1.23
1	7Q	65	PHE	CE2-CZ	-5.03	1.27	1.37
1	12	65	PHE	CE2-CZ	-5.03	1.27	1.37
1	16	65	PHE	CE2-CZ	-5.03	1.27	1.37
1	2A	65	PHE	CE2-CZ	-5.03	1.27	1.37
1	3Q	65	PHE	CE2-CZ	-5.03	1.27	1.37
1	3U	65	PHE	CE2-CZ	-5.03	1.27	1.37
1	3Y	65	PHE	CE2-CZ	-5.03	1.27	1.37
1	5E	65	PHE	CE2-CZ	-5.03	1.27	1.37
1	5I	65	PHE	CE2-CZ	-5.03	1.27	1.37

*Continued on next page...*

*Continued from previous page...*

Mol	Chain	Res	Type	Atoms	Z	Observed(Å)	Ideal(Å)
1	5M	65	PHE	CE2-CZ	-5.03	1.27	1.37
1	62	65	PHE	CE2-CZ	-5.03	1.27	1.37
1	66	65	PHE	CE2-CZ	-5.03	1.27	1.37
1	7A	65	PHE	CE2-CZ	-5.03	1.27	1.37
1	1A	77	ALA	CA-CB	5.03	1.63	1.52
2	1B	3	PRO	N-CD	5.03	1.54	1.47
1	1I	77	ALA	CA-CB	5.03	1.63	1.52
2	1J	3	PRO	N-CD	5.03	1.54	1.47
2	13	53	LYS	C-N	5.03	1.45	1.34
2	17	53	LYS	C-N	5.03	1.45	1.34
2	2B	53	LYS	C-N	5.03	1.45	1.34
1	2E	77	ALA	CA-CB	5.03	1.63	1.52
2	2F	3	PRO	N-CD	5.03	1.54	1.47
1	26	77	ALA	CA-CB	5.03	1.63	1.52
2	27	3	PRO	N-CD	5.03	1.54	1.47
1	3E	77	ALA	CA-CB	5.03	1.63	1.52
2	3F	3	PRO	N-CD	5.03	1.54	1.47
2	3R	53	LYS	C-N	5.03	1.45	1.34
2	3V	53	LYS	C-N	5.03	1.45	1.34
2	3Z	53	LYS	C-N	5.03	1.45	1.34
1	4A	77	ALA	CA-CB	5.03	1.63	1.52
2	4B	3	PRO	N-CD	5.03	1.54	1.47
1	4M	77	ALA	CA-CB	5.03	1.63	1.52
2	4N	3	PRO	N-CD	5.03	1.54	1.47
1	4U	77	ALA	CA-CB	5.03	1.63	1.52
2	4V	3	PRO	N-CD	5.03	1.54	1.47
2	5F	53	LYS	C-N	5.03	1.45	1.34
2	5J	53	LYS	C-N	5.03	1.45	1.34
2	5N	53	LYS	C-N	5.03	1.45	1.34
1	5Q	77	ALA	CA-CB	5.03	1.63	1.52
2	5R	3	PRO	N-CD	5.03	1.54	1.47
1	6I	77	ALA	CA-CB	5.03	1.63	1.52
2	6J	3	PRO	N-CD	5.03	1.54	1.47
1	6Q	77	ALA	CA-CB	5.03	1.63	1.52
2	6R	3	PRO	N-CD	5.03	1.54	1.47
2	63	53	LYS	C-N	5.03	1.45	1.34
2	67	53	LYS	C-N	5.03	1.45	1.34
2	7B	53	LYS	C-N	5.03	1.45	1.34
1	7M	77	ALA	CA-CB	5.03	1.63	1.52
2	7N	3	PRO	N-CD	5.03	1.54	1.47
2	13	15	VAL	C-N	-5.02	1.22	1.34
2	17	15	VAL	C-N	-5.02	1.22	1.34

*Continued on next page...*

*Continued from previous page...*

Mol	Chain	Res	Type	Atoms	Z	Observed(Å)	Ideal(Å)
2	2B	15	VAL	C-N	-5.02	1.22	1.34
2	3R	15	VAL	C-N	-5.02	1.22	1.34
2	3V	15	VAL	C-N	-5.02	1.22	1.34
2	3Z	15	VAL	C-N	-5.02	1.22	1.34
2	5F	15	VAL	C-N	-5.02	1.22	1.34
2	5J	15	VAL	C-N	-5.02	1.22	1.34
2	5N	15	VAL	C-N	-5.02	1.22	1.34
2	63	15	VAL	C-N	-5.02	1.22	1.34
2	67	15	VAL	C-N	-5.02	1.22	1.34
2	7B	15	VAL	C-N	-5.02	1.22	1.34
2	1B	209	LEU	CA-CB	-5.02	1.42	1.53
3	1G	94	TRP	CD2-CE2	-5.02	1.35	1.41
2	1J	209	LEU	CA-CB	-5.02	1.42	1.53
1	1M	77	ALA	CA-CB	5.02	1.62	1.52
2	2F	209	LEU	CA-CB	-5.02	1.42	1.53
1	2I	77	ALA	CA-CB	5.02	1.62	1.52
3	2O	94	TRP	CD2-CE2	-5.02	1.35	1.41
3	24	94	TRP	CD2-CE2	-5.02	1.35	1.41
2	27	209	LEU	CA-CB	-5.02	1.42	1.53
1	3A	77	ALA	CA-CB	5.02	1.62	1.52
2	3F	209	LEU	CA-CB	-5.02	1.42	1.53
1	3I	77	ALA	CA-CB	5.02	1.62	1.52
3	3O	94	TRP	CD2-CE2	-5.02	1.35	1.41
1	32	77	ALA	CA-CB	5.02	1.62	1.52
3	38	94	TRP	CD2-CE2	-5.02	1.35	1.41
2	4B	209	LEU	CA-CB	-5.02	1.42	1.53
1	4E	77	ALA	CA-CB	5.02	1.62	1.52
3	4K	94	TRP	CD2-CE2	-5.02	1.35	1.41
2	4N	209	LEU	CA-CB	-5.02	1.42	1.53
3	4S	94	TRP	CD2-CE2	-5.02	1.35	1.41
2	4V	209	LEU	CA-CB	-5.02	1.42	1.53
1	4Y	77	ALA	CA-CB	5.02	1.62	1.52
2	5R	209	LEU	CA-CB	-5.02	1.42	1.53
1	5U	77	ALA	CA-CB	5.02	1.62	1.52
3	50	94	TRP	CD2-CE2	-5.02	1.35	1.41
3	6G	94	TRP	CD2-CE2	-5.02	1.35	1.41
2	6J	209	LEU	CA-CB	-5.02	1.42	1.53
1	6M	77	ALA	CA-CB	5.02	1.62	1.52
2	6R	209	LEU	CA-CB	-5.02	1.42	1.53
1	6U	77	ALA	CA-CB	5.02	1.62	1.52
3	60	94	TRP	CD2-CE2	-5.02	1.35	1.41
1	7E	77	ALA	CA-CB	5.02	1.62	1.52

*Continued on next page...*

*Continued from previous page...*

Mol	Chain	Res	Type	Atoms	Z	Observed(Å)	Ideal(Å)
3	7K	94	TRP	CD2-CE2	-5.02	1.35	1.41
2	7N	209	LEU	CA-CB	-5.02	1.42	1.53
1	7Q	77	ALA	CA-CB	5.02	1.62	1.52
3	7W	94	TRP	CD2-CE2	-5.02	1.35	1.41
2	1F	15	VAL	C-N	-5.02	1.22	1.34
2	1R	15	VAL	C-N	-5.02	1.22	1.34
2	1V	15	VAL	C-N	-5.02	1.22	1.34
2	1Z	15	VAL	C-N	-5.02	1.22	1.34
2	2N	15	VAL	C-N	-5.02	1.22	1.34
2	2R	15	VAL	C-N	-5.02	1.22	1.34
2	2V	15	VAL	C-N	-5.02	1.22	1.34
2	2Z	15	VAL	C-N	-5.02	1.22	1.34
2	23	15	VAL	C-N	-5.02	1.22	1.34
2	3N	15	VAL	C-N	-5.02	1.22	1.34
2	37	15	VAL	C-N	-5.02	1.22	1.34
2	4J	15	VAL	C-N	-5.02	1.22	1.34
2	4R	15	VAL	C-N	-5.02	1.22	1.34
2	43	15	VAL	C-N	-5.02	1.22	1.34
2	47	15	VAL	C-N	-5.02	1.22	1.34
2	5B	15	VAL	C-N	-5.02	1.22	1.34
2	5Z	15	VAL	C-N	-5.02	1.22	1.34
2	53	15	VAL	C-N	-5.02	1.22	1.34
2	57	15	VAL	C-N	-5.02	1.22	1.34
2	6B	15	VAL	C-N	-5.02	1.22	1.34
2	6F	15	VAL	C-N	-5.02	1.22	1.34
2	6Z	15	VAL	C-N	-5.02	1.22	1.34
2	7J	15	VAL	C-N	-5.02	1.22	1.34
2	7V	15	VAL	C-N	-5.02	1.22	1.34
2	13	3	PRO	N-CD	5.01	1.54	1.47
2	17	3	PRO	N-CD	5.01	1.54	1.47
2	2B	3	PRO	N-CD	5.01	1.54	1.47
2	3R	3	PRO	N-CD	5.01	1.54	1.47
2	3V	3	PRO	N-CD	5.01	1.54	1.47
2	3Z	3	PRO	N-CD	5.01	1.54	1.47
2	5F	3	PRO	N-CD	5.01	1.54	1.47
2	5J	3	PRO	N-CD	5.01	1.54	1.47
2	5N	3	PRO	N-CD	5.01	1.54	1.47
2	63	3	PRO	N-CD	5.01	1.54	1.47
2	67	3	PRO	N-CD	5.01	1.54	1.47
2	7B	3	PRO	N-CD	5.01	1.54	1.47
2	1F	7	ASN	N-CA	-5.01	1.36	1.46
2	2N	7	ASN	N-CA	-5.01	1.36	1.46

*Continued on next page...*

*Continued from previous page...*

Mol	Chain	Res	Type	Atoms	Z	Observed(Å)	Ideal(Å)
2	23	7	ASN	N-CA	-5.01	1.36	1.46
2	3N	7	ASN	N-CA	-5.01	1.36	1.46
2	37	7	ASN	N-CA	-5.01	1.36	1.46
2	4J	7	ASN	N-CA	-5.01	1.36	1.46
2	4R	7	ASN	N-CA	-5.01	1.36	1.46
2	5Z	7	ASN	N-CA	-5.01	1.36	1.46
2	6F	7	ASN	N-CA	-5.01	1.36	1.46
2	6Z	7	ASN	N-CA	-5.01	1.36	1.46
2	7J	7	ASN	N-CA	-5.01	1.36	1.46
2	7V	7	ASN	N-CA	-5.01	1.36	1.46
2	1B	44	MET	N-CA	5.01	1.56	1.46
2	1F	44	MET	N-CA	5.01	1.56	1.46
2	1J	44	MET	N-CA	5.01	1.56	1.46
2	1R	44	MET	N-CA	5.01	1.56	1.46
2	1V	44	MET	N-CA	5.01	1.56	1.46
2	1Z	44	MET	N-CA	5.01	1.56	1.46
2	2F	44	MET	N-CA	5.01	1.56	1.46
2	2N	44	MET	N-CA	5.01	1.56	1.46
2	2R	44	MET	N-CA	5.01	1.56	1.46
2	2V	44	MET	N-CA	5.01	1.56	1.46
2	2Z	44	MET	N-CA	5.01	1.56	1.46
2	23	44	MET	N-CA	5.01	1.56	1.46
2	27	44	MET	N-CA	5.01	1.56	1.46
2	3F	44	MET	N-CA	5.01	1.56	1.46
2	3N	44	MET	N-CA	5.01	1.56	1.46
2	37	44	MET	N-CA	5.01	1.56	1.46
2	4B	44	MET	N-CA	5.01	1.56	1.46
2	4J	44	MET	N-CA	5.01	1.56	1.46
2	4N	44	MET	N-CA	5.01	1.56	1.46
2	4R	44	MET	N-CA	5.01	1.56	1.46
2	4V	44	MET	N-CA	5.01	1.56	1.46
2	43	44	MET	N-CA	5.01	1.56	1.46
2	47	44	MET	N-CA	5.01	1.56	1.46
2	5B	44	MET	N-CA	5.01	1.56	1.46
2	5R	44	MET	N-CA	5.01	1.56	1.46
2	5Z	44	MET	N-CA	5.01	1.56	1.46
2	53	44	MET	N-CA	5.01	1.56	1.46
2	57	44	MET	N-CA	5.01	1.56	1.46
2	6B	44	MET	N-CA	5.01	1.56	1.46
2	6F	44	MET	N-CA	5.01	1.56	1.46
2	6J	44	MET	N-CA	5.01	1.56	1.46
2	6R	44	MET	N-CA	5.01	1.56	1.46

*Continued on next page...*

*Continued from previous page...*

Mol	Chain	Res	Type	Atoms	Z	Observed(Å)	Ideal(Å)
2	6Z	44	MET	N-CA	5.01	1.56	1.46
2	7J	44	MET	N-CA	5.01	1.56	1.46
2	7N	44	MET	N-CA	5.01	1.56	1.46
2	7V	44	MET	N-CA	5.01	1.56	1.46
1	12	77	ALA	CA-CB	5.01	1.62	1.52
1	16	77	ALA	CA-CB	5.01	1.62	1.52
1	2A	77	ALA	CA-CB	5.01	1.62	1.52
1	3Q	77	ALA	CA-CB	5.01	1.62	1.52
1	3U	77	ALA	CA-CB	5.01	1.62	1.52
1	3Y	77	ALA	CA-CB	5.01	1.62	1.52
1	5E	77	ALA	CA-CB	5.01	1.62	1.52
1	5I	77	ALA	CA-CB	5.01	1.62	1.52
1	5M	77	ALA	CA-CB	5.01	1.62	1.52
1	62	77	ALA	CA-CB	5.01	1.62	1.52
1	66	77	ALA	CA-CB	5.01	1.62	1.52
1	7A	77	ALA	CA-CB	5.01	1.62	1.52
3	1O	94	TRP	CD2-CE2	-5.00	1.35	1.41
3	2K	94	TRP	CD2-CE2	-5.00	1.35	1.41
3	3C	94	TRP	CD2-CE2	-5.00	1.35	1.41
3	3K	94	TRP	CD2-CE2	-5.00	1.35	1.41
3	34	94	TRP	CD2-CE2	-5.00	1.35	1.41
3	4G	94	TRP	CD2-CE2	-5.00	1.35	1.41
3	40	94	TRP	CD2-CE2	-5.00	1.35	1.41
3	5W	94	TRP	CD2-CE2	-5.00	1.35	1.41
3	6O	94	TRP	CD2-CE2	-5.00	1.35	1.41
3	6W	94	TRP	CD2-CE2	-5.00	1.35	1.41
3	7G	94	TRP	CD2-CE2	-5.00	1.35	1.41
3	7S	94	TRP	CD2-CE2	-5.00	1.35	1.41

All (63876) bond angle outliers are listed below:

Mol	Chain	Res	Type	Atoms	Z	Observed(°)	Ideal(°)
1	12	150	TYR	CB-CG-CD2	-97.89	62.26	121.00
1	16	150	TYR	CB-CG-CD2	-97.89	62.26	121.00
1	2A	150	TYR	CB-CG-CD2	-97.89	62.26	121.00
1	3Q	150	TYR	CB-CG-CD2	-97.89	62.26	121.00
1	3U	150	TYR	CB-CG-CD2	-97.89	62.26	121.00
1	3Y	150	TYR	CB-CG-CD2	-97.89	62.26	121.00
1	5E	150	TYR	CB-CG-CD2	-97.89	62.26	121.00
1	5I	150	TYR	CB-CG-CD2	-97.89	62.26	121.00
1	5M	150	TYR	CB-CG-CD2	-97.89	62.26	121.00
1	62	150	TYR	CB-CG-CD2	-97.89	62.26	121.00

*Continued on next page...*



*Continued from previous page...*

Mol	Chain	Res	Type	Atoms	Z	Observed(°)	Ideal(°)
1	66	150	TYR	CB-CG-CD2	-97.89	62.26	121.00
1	7A	150	TYR	CB-CG-CD2	-97.89	62.26	121.00
1	1E	150	TYR	CB-CG-CD2	-97.88	62.27	121.00
1	2M	150	TYR	CB-CG-CD2	-97.88	62.27	121.00
1	22	150	TYR	CB-CG-CD2	-97.88	62.27	121.00
1	3M	150	TYR	CB-CG-CD2	-97.88	62.27	121.00
1	36	150	TYR	CB-CG-CD2	-97.88	62.27	121.00
1	4I	150	TYR	CB-CG-CD2	-97.88	62.27	121.00
1	4Q	150	TYR	CB-CG-CD2	-97.88	62.27	121.00
1	5Y	150	TYR	CB-CG-CD2	-97.88	62.27	121.00
1	6E	150	TYR	CB-CG-CD2	-97.88	62.27	121.00
1	6Y	150	TYR	CB-CG-CD2	-97.88	62.27	121.00
1	7I	150	TYR	CB-CG-CD2	-97.88	62.27	121.00
1	7U	150	TYR	CB-CG-CD2	-97.88	62.27	121.00
1	1A	150	TYR	CB-CG-CD2	-97.86	62.29	121.00
1	1I	150	TYR	CB-CG-CD2	-97.86	62.29	121.00
1	2E	150	TYR	CB-CG-CD2	-97.86	62.29	121.00
1	26	150	TYR	CB-CG-CD2	-97.86	62.29	121.00
1	3E	150	TYR	CB-CG-CD2	-97.86	62.29	121.00
1	4A	150	TYR	CB-CG-CD2	-97.86	62.29	121.00
1	4M	150	TYR	CB-CG-CD2	-97.86	62.29	121.00
1	4U	150	TYR	CB-CG-CD2	-97.86	62.29	121.00
1	5Q	150	TYR	CB-CG-CD2	-97.86	62.29	121.00
1	6I	150	TYR	CB-CG-CD2	-97.86	62.29	121.00
1	6Q	150	TYR	CB-CG-CD2	-97.86	62.29	121.00
1	7M	150	TYR	CB-CG-CD2	-97.86	62.29	121.00
1	1M	150	TYR	CB-CG-CD2	-97.84	62.30	121.00
1	1Q	150	TYR	CB-CG-CD2	-97.84	62.30	121.00
1	1U	150	TYR	CB-CG-CD2	-97.84	62.30	121.00
1	1Y	150	TYR	CB-CG-CD2	-97.84	62.30	121.00
1	2I	150	TYR	CB-CG-CD2	-97.84	62.30	121.00
1	2Q	150	TYR	CB-CG-CD2	-97.84	62.30	121.00
1	2U	150	TYR	CB-CG-CD2	-97.84	62.30	121.00
1	2Y	150	TYR	CB-CG-CD2	-97.84	62.30	121.00
1	3A	150	TYR	CB-CG-CD2	-97.84	62.30	121.00
1	3I	150	TYR	CB-CG-CD2	-97.84	62.30	121.00
1	32	150	TYR	CB-CG-CD2	-97.84	62.30	121.00
1	4E	150	TYR	CB-CG-CD2	-97.84	62.30	121.00
1	4Y	150	TYR	CB-CG-CD2	-97.84	62.30	121.00
1	42	150	TYR	CB-CG-CD2	-97.84	62.30	121.00
1	46	150	TYR	CB-CG-CD2	-97.84	62.30	121.00
1	5A	150	TYR	CB-CG-CD2	-97.84	62.30	121.00

*Continued on next page...*

*Continued from previous page...*

Mol	Chain	Res	Type	Atoms	Z	Observed(°)	Ideal(°)
1	5U	150	TYR	CB-CG-CD2	-97.84	62.30	121.00
1	52	150	TYR	CB-CG-CD2	-97.84	62.30	121.00
1	56	150	TYR	CB-CG-CD2	-97.84	62.30	121.00
1	6A	150	TYR	CB-CG-CD2	-97.84	62.30	121.00
1	6M	150	TYR	CB-CG-CD2	-97.84	62.30	121.00
1	6U	150	TYR	CB-CG-CD2	-97.84	62.30	121.00
1	7E	150	TYR	CB-CG-CD2	-97.84	62.30	121.00
1	7Q	150	TYR	CB-CG-CD2	-97.84	62.30	121.00
1	1Q	52	PHE	CB-CG-CD2	-87.57	59.50	120.80
1	1U	52	PHE	CB-CG-CD2	-87.57	59.50	120.80
1	1Y	52	PHE	CB-CG-CD2	-87.57	59.50	120.80
1	2Q	52	PHE	CB-CG-CD2	-87.57	59.50	120.80
1	2U	52	PHE	CB-CG-CD2	-87.57	59.50	120.80
1	2Y	52	PHE	CB-CG-CD2	-87.57	59.50	120.80
1	42	52	PHE	CB-CG-CD2	-87.57	59.50	120.80
1	46	52	PHE	CB-CG-CD2	-87.57	59.50	120.80
1	5A	52	PHE	CB-CG-CD2	-87.57	59.50	120.80
1	52	52	PHE	CB-CG-CD2	-87.57	59.50	120.80
1	56	52	PHE	CB-CG-CD2	-87.57	59.50	120.80
1	6A	52	PHE	CB-CG-CD2	-87.57	59.50	120.80
1	1E	52	PHE	CB-CG-CD2	-87.53	59.53	120.80
1	2M	52	PHE	CB-CG-CD2	-87.53	59.53	120.80
1	22	52	PHE	CB-CG-CD2	-87.53	59.53	120.80
1	3M	52	PHE	CB-CG-CD2	-87.53	59.53	120.80
1	36	52	PHE	CB-CG-CD2	-87.53	59.53	120.80
1	4I	52	PHE	CB-CG-CD2	-87.53	59.53	120.80
1	4Q	52	PHE	CB-CG-CD2	-87.53	59.53	120.80
1	5Y	52	PHE	CB-CG-CD2	-87.53	59.53	120.80
1	6E	52	PHE	CB-CG-CD2	-87.53	59.53	120.80
1	6Y	52	PHE	CB-CG-CD2	-87.53	59.53	120.80
1	7I	52	PHE	CB-CG-CD2	-87.53	59.53	120.80
1	7U	52	PHE	CB-CG-CD2	-87.53	59.53	120.80
1	1A	52	PHE	CB-CG-CD2	-87.49	59.56	120.80
1	1I	52	PHE	CB-CG-CD2	-87.49	59.56	120.80
1	1M	52	PHE	CB-CG-CD2	-87.49	59.56	120.80
1	2E	52	PHE	CB-CG-CD2	-87.49	59.56	120.80
1	2I	52	PHE	CB-CG-CD2	-87.49	59.56	120.80
1	26	52	PHE	CB-CG-CD2	-87.49	59.56	120.80
1	3A	52	PHE	CB-CG-CD2	-87.49	59.56	120.80
1	3E	52	PHE	CB-CG-CD2	-87.49	59.56	120.80
1	3I	52	PHE	CB-CG-CD2	-87.49	59.56	120.80
1	32	52	PHE	CB-CG-CD2	-87.49	59.56	120.80

*Continued on next page...*

*Continued from previous page...*

Mol	Chain	Res	Type	Atoms	Z	Observed(°)	Ideal(°)
1	4A	52	PHE	CB-CG-CD2	-87.49	59.56	120.80
1	4E	52	PHE	CB-CG-CD2	-87.49	59.56	120.80
1	4M	52	PHE	CB-CG-CD2	-87.49	59.56	120.80
1	4U	52	PHE	CB-CG-CD2	-87.49	59.56	120.80
1	4Y	52	PHE	CB-CG-CD2	-87.49	59.56	120.80
1	5Q	52	PHE	CB-CG-CD2	-87.49	59.56	120.80
1	5U	52	PHE	CB-CG-CD2	-87.49	59.56	120.80
1	6I	52	PHE	CB-CG-CD2	-87.49	59.56	120.80
1	6M	52	PHE	CB-CG-CD2	-87.49	59.56	120.80
1	6Q	52	PHE	CB-CG-CD2	-87.49	59.56	120.80
1	6U	52	PHE	CB-CG-CD2	-87.49	59.56	120.80
1	7E	52	PHE	CB-CG-CD2	-87.49	59.56	120.80
1	7M	52	PHE	CB-CG-CD2	-87.49	59.56	120.80
1	7Q	52	PHE	CB-CG-CD2	-87.49	59.56	120.80
1	12	52	PHE	CB-CG-CD2	-87.48	59.56	120.80
1	16	52	PHE	CB-CG-CD2	-87.48	59.56	120.80
1	2A	52	PHE	CB-CG-CD2	-87.48	59.56	120.80
1	3Q	52	PHE	CB-CG-CD2	-87.48	59.56	120.80
1	3U	52	PHE	CB-CG-CD2	-87.48	59.56	120.80
1	3Y	52	PHE	CB-CG-CD2	-87.48	59.56	120.80
1	5E	52	PHE	CB-CG-CD2	-87.48	59.56	120.80
1	5I	52	PHE	CB-CG-CD2	-87.48	59.56	120.80
1	5M	52	PHE	CB-CG-CD2	-87.48	59.56	120.80
1	62	52	PHE	CB-CG-CD2	-87.48	59.56	120.80
1	66	52	PHE	CB-CG-CD2	-87.48	59.56	120.80
1	7A	52	PHE	CB-CG-CD2	-87.48	59.56	120.80
1	1E	48	TYR	CB-CG-CD2	-85.85	69.49	121.00
1	2M	48	TYR	CB-CG-CD2	-85.85	69.49	121.00
1	22	48	TYR	CB-CG-CD2	-85.85	69.49	121.00
1	3M	48	TYR	CB-CG-CD2	-85.85	69.49	121.00
1	36	48	TYR	CB-CG-CD2	-85.85	69.49	121.00
1	4I	48	TYR	CB-CG-CD2	-85.85	69.49	121.00
1	4Q	48	TYR	CB-CG-CD2	-85.85	69.49	121.00
1	5Y	48	TYR	CB-CG-CD2	-85.85	69.49	121.00
1	6E	48	TYR	CB-CG-CD2	-85.85	69.49	121.00
1	6Y	48	TYR	CB-CG-CD2	-85.85	69.49	121.00
1	7I	48	TYR	CB-CG-CD2	-85.85	69.49	121.00
1	7U	48	TYR	CB-CG-CD2	-85.85	69.49	121.00
1	12	48	TYR	CB-CG-CD2	-85.82	69.51	121.00
1	16	48	TYR	CB-CG-CD2	-85.82	69.51	121.00
1	2A	48	TYR	CB-CG-CD2	-85.82	69.51	121.00
1	3Q	48	TYR	CB-CG-CD2	-85.82	69.51	121.00

*Continued on next page...*

*Continued from previous page...*

Mol	Chain	Res	Type	Atoms	Z	Observed(°)	Ideal(°)
1	3U	48	TYR	CB-CG-CD2	-85.82	69.51	121.00
1	3Y	48	TYR	CB-CG-CD2	-85.82	69.51	121.00
1	5E	48	TYR	CB-CG-CD2	-85.82	69.51	121.00
1	5I	48	TYR	CB-CG-CD2	-85.82	69.51	121.00
1	5M	48	TYR	CB-CG-CD2	-85.82	69.51	121.00
1	62	48	TYR	CB-CG-CD2	-85.82	69.51	121.00
1	66	48	TYR	CB-CG-CD2	-85.82	69.51	121.00
1	7A	48	TYR	CB-CG-CD2	-85.82	69.51	121.00
1	1M	48	TYR	CB-CG-CD2	-85.82	69.51	121.00
1	2I	48	TYR	CB-CG-CD2	-85.82	69.51	121.00
1	3A	48	TYR	CB-CG-CD2	-85.82	69.51	121.00
1	3I	48	TYR	CB-CG-CD2	-85.82	69.51	121.00
1	32	48	TYR	CB-CG-CD2	-85.82	69.51	121.00
1	4E	48	TYR	CB-CG-CD2	-85.82	69.51	121.00
1	4Y	48	TYR	CB-CG-CD2	-85.82	69.51	121.00
1	5U	48	TYR	CB-CG-CD2	-85.82	69.51	121.00
1	6M	48	TYR	CB-CG-CD2	-85.82	69.51	121.00
1	6U	48	TYR	CB-CG-CD2	-85.82	69.51	121.00
1	7E	48	TYR	CB-CG-CD2	-85.82	69.51	121.00
1	7Q	48	TYR	CB-CG-CD2	-85.82	69.51	121.00
1	1Q	48	TYR	CB-CG-CD2	-85.81	69.51	121.00
1	1U	48	TYR	CB-CG-CD2	-85.81	69.51	121.00
1	1Y	48	TYR	CB-CG-CD2	-85.81	69.51	121.00
1	2Q	48	TYR	CB-CG-CD2	-85.81	69.51	121.00
1	2U	48	TYR	CB-CG-CD2	-85.81	69.51	121.00
1	2Y	48	TYR	CB-CG-CD2	-85.81	69.51	121.00
1	42	48	TYR	CB-CG-CD2	-85.81	69.51	121.00
1	46	48	TYR	CB-CG-CD2	-85.81	69.51	121.00
1	5A	48	TYR	CB-CG-CD2	-85.81	69.51	121.00
1	52	48	TYR	CB-CG-CD2	-85.81	69.51	121.00
1	56	48	TYR	CB-CG-CD2	-85.81	69.51	121.00
1	6A	48	TYR	CB-CG-CD2	-85.81	69.51	121.00
1	1A	48	TYR	CB-CG-CD2	-85.80	69.52	121.00
1	1I	48	TYR	CB-CG-CD2	-85.80	69.52	121.00
1	2E	48	TYR	CB-CG-CD2	-85.80	69.52	121.00
1	26	48	TYR	CB-CG-CD2	-85.80	69.52	121.00
1	3E	48	TYR	CB-CG-CD2	-85.80	69.52	121.00
1	4A	48	TYR	CB-CG-CD2	-85.80	69.52	121.00
1	4M	48	TYR	CB-CG-CD2	-85.80	69.52	121.00
1	4U	48	TYR	CB-CG-CD2	-85.80	69.52	121.00
1	5Q	48	TYR	CB-CG-CD2	-85.80	69.52	121.00
1	6I	48	TYR	CB-CG-CD2	-85.80	69.52	121.00

*Continued on next page...*

*Continued from previous page...*

Mol	Chain	Res	Type	Atoms	Z	Observed(°)	Ideal(°)
1	6Q	48	TYR	CB-CG-CD2	-85.80	69.52	121.00
1	7M	48	TYR	CB-CG-CD2	-85.80	69.52	121.00
1	1M	65	PHE	CB-CG-CD2	-78.77	65.66	120.80
1	2I	65	PHE	CB-CG-CD2	-78.77	65.66	120.80
1	3A	65	PHE	CB-CG-CD2	-78.77	65.66	120.80
1	3I	65	PHE	CB-CG-CD2	-78.77	65.66	120.80
1	32	65	PHE	CB-CG-CD2	-78.77	65.66	120.80
1	4E	65	PHE	CB-CG-CD2	-78.77	65.66	120.80
1	4Y	65	PHE	CB-CG-CD2	-78.77	65.66	120.80
1	5U	65	PHE	CB-CG-CD2	-78.77	65.66	120.80
1	6M	65	PHE	CB-CG-CD2	-78.77	65.66	120.80
1	6U	65	PHE	CB-CG-CD2	-78.77	65.66	120.80
1	7E	65	PHE	CB-CG-CD2	-78.77	65.66	120.80
1	7Q	65	PHE	CB-CG-CD2	-78.77	65.66	120.80
1	1A	65	PHE	CB-CG-CD2	-78.77	65.66	120.80
1	1I	65	PHE	CB-CG-CD2	-78.77	65.66	120.80
1	2E	65	PHE	CB-CG-CD2	-78.77	65.66	120.80
1	26	65	PHE	CB-CG-CD2	-78.77	65.66	120.80
1	3E	65	PHE	CB-CG-CD2	-78.77	65.66	120.80
1	4A	65	PHE	CB-CG-CD2	-78.77	65.66	120.80
1	4M	65	PHE	CB-CG-CD2	-78.77	65.66	120.80
1	4U	65	PHE	CB-CG-CD2	-78.77	65.66	120.80
1	5Q	65	PHE	CB-CG-CD2	-78.77	65.66	120.80
1	6I	65	PHE	CB-CG-CD2	-78.77	65.66	120.80
1	6Q	65	PHE	CB-CG-CD2	-78.77	65.66	120.80
1	7M	65	PHE	CB-CG-CD2	-78.77	65.66	120.80
1	1E	65	PHE	CB-CG-CD2	-78.76	65.67	120.80
1	2M	65	PHE	CB-CG-CD2	-78.76	65.67	120.80
1	22	65	PHE	CB-CG-CD2	-78.76	65.67	120.80
1	3M	65	PHE	CB-CG-CD2	-78.76	65.67	120.80
1	36	65	PHE	CB-CG-CD2	-78.76	65.67	120.80
1	4I	65	PHE	CB-CG-CD2	-78.76	65.67	120.80
1	4Q	65	PHE	CB-CG-CD2	-78.76	65.67	120.80
1	5Y	65	PHE	CB-CG-CD2	-78.76	65.67	120.80
1	6E	65	PHE	CB-CG-CD2	-78.76	65.67	120.80
1	6Y	65	PHE	CB-CG-CD2	-78.76	65.67	120.80
1	7I	65	PHE	CB-CG-CD2	-78.76	65.67	120.80
1	7U	65	PHE	CB-CG-CD2	-78.76	65.67	120.80
1	1Q	65	PHE	CB-CG-CD2	-78.76	65.67	120.80
1	1U	65	PHE	CB-CG-CD2	-78.76	65.67	120.80
1	1Y	65	PHE	CB-CG-CD2	-78.76	65.67	120.80
1	2Q	65	PHE	CB-CG-CD2	-78.76	65.67	120.80

*Continued on next page...*

*Continued from previous page...*

Mol	Chain	Res	Type	Atoms	Z	Observed(°)	Ideal(°)
1	2U	65	PHE	CB-CG-CD2	-78.76	65.67	120.80
1	2Y	65	PHE	CB-CG-CD2	-78.76	65.67	120.80
1	42	65	PHE	CB-CG-CD2	-78.76	65.67	120.80
1	46	65	PHE	CB-CG-CD2	-78.76	65.67	120.80
1	5A	65	PHE	CB-CG-CD2	-78.76	65.67	120.80
1	52	65	PHE	CB-CG-CD2	-78.76	65.67	120.80
1	56	65	PHE	CB-CG-CD2	-78.76	65.67	120.80
1	6A	65	PHE	CB-CG-CD2	-78.76	65.67	120.80
1	12	65	PHE	CB-CG-CD2	-78.74	65.68	120.80
1	16	65	PHE	CB-CG-CD2	-78.74	65.68	120.80
1	2A	65	PHE	CB-CG-CD2	-78.74	65.68	120.80
1	3Q	65	PHE	CB-CG-CD2	-78.74	65.68	120.80
1	3U	65	PHE	CB-CG-CD2	-78.74	65.68	120.80
1	3Y	65	PHE	CB-CG-CD2	-78.74	65.68	120.80
1	5E	65	PHE	CB-CG-CD2	-78.74	65.68	120.80
1	5I	65	PHE	CB-CG-CD2	-78.74	65.68	120.80
1	5M	65	PHE	CB-CG-CD2	-78.74	65.68	120.80
1	62	65	PHE	CB-CG-CD2	-78.74	65.68	120.80
1	66	65	PHE	CB-CG-CD2	-78.74	65.68	120.80
1	7A	65	PHE	CB-CG-CD2	-78.74	65.68	120.80
2	13	74	TYR	CB-CG-CD1	-78.21	74.08	121.00
2	17	74	TYR	CB-CG-CD1	-78.21	74.08	121.00
2	2B	74	TYR	CB-CG-CD1	-78.21	74.08	121.00
2	3R	74	TYR	CB-CG-CD1	-78.21	74.08	121.00
2	3V	74	TYR	CB-CG-CD1	-78.21	74.08	121.00
2	3Z	74	TYR	CB-CG-CD1	-78.21	74.08	121.00
2	5F	74	TYR	CB-CG-CD1	-78.21	74.08	121.00
2	5J	74	TYR	CB-CG-CD1	-78.21	74.08	121.00
2	5N	74	TYR	CB-CG-CD1	-78.21	74.08	121.00
2	63	74	TYR	CB-CG-CD1	-78.21	74.08	121.00
2	67	74	TYR	CB-CG-CD1	-78.21	74.08	121.00
2	7B	74	TYR	CB-CG-CD1	-78.21	74.08	121.00
2	1B	74	TYR	CB-CG-CD1	-78.21	74.08	121.00
2	1J	74	TYR	CB-CG-CD1	-78.21	74.08	121.00
2	2F	74	TYR	CB-CG-CD1	-78.21	74.08	121.00
2	27	74	TYR	CB-CG-CD1	-78.21	74.08	121.00
2	3F	74	TYR	CB-CG-CD1	-78.21	74.08	121.00
2	4B	74	TYR	CB-CG-CD1	-78.21	74.08	121.00
2	4N	74	TYR	CB-CG-CD1	-78.21	74.08	121.00
2	4V	74	TYR	CB-CG-CD1	-78.21	74.08	121.00
2	5R	74	TYR	CB-CG-CD1	-78.21	74.08	121.00
2	6J	74	TYR	CB-CG-CD1	-78.21	74.08	121.00

*Continued on next page...*



*Continued from previous page...*

Mol	Chain	Res	Type	Atoms	Z	Observed(°)	Ideal(°)
2	6R	74	TYR	CB-CG-CD1	-78.21	74.08	121.00
2	7N	74	TYR	CB-CG-CD1	-78.21	74.08	121.00
2	1F	74	TYR	CB-CG-CD1	-78.19	74.09	121.00
2	1R	74	TYR	CB-CG-CD1	-78.19	74.09	121.00
2	1V	74	TYR	CB-CG-CD1	-78.19	74.09	121.00
2	1Z	74	TYR	CB-CG-CD1	-78.19	74.09	121.00
2	2N	74	TYR	CB-CG-CD1	-78.19	74.09	121.00
2	2R	74	TYR	CB-CG-CD1	-78.19	74.09	121.00
2	2V	74	TYR	CB-CG-CD1	-78.19	74.09	121.00
2	2Z	74	TYR	CB-CG-CD1	-78.19	74.09	121.00
2	23	74	TYR	CB-CG-CD1	-78.19	74.09	121.00
2	3N	74	TYR	CB-CG-CD1	-78.19	74.09	121.00
2	37	74	TYR	CB-CG-CD1	-78.19	74.09	121.00
2	4J	74	TYR	CB-CG-CD1	-78.19	74.09	121.00
2	4R	74	TYR	CB-CG-CD1	-78.19	74.09	121.00
2	43	74	TYR	CB-CG-CD1	-78.19	74.09	121.00
2	47	74	TYR	CB-CG-CD1	-78.19	74.09	121.00
2	5B	74	TYR	CB-CG-CD1	-78.19	74.09	121.00
2	5Z	74	TYR	CB-CG-CD1	-78.19	74.09	121.00
2	53	74	TYR	CB-CG-CD1	-78.19	74.09	121.00
2	57	74	TYR	CB-CG-CD1	-78.19	74.09	121.00
2	6B	74	TYR	CB-CG-CD1	-78.19	74.09	121.00
2	6F	74	TYR	CB-CG-CD1	-78.19	74.09	121.00
2	6Z	74	TYR	CB-CG-CD1	-78.19	74.09	121.00
2	7J	74	TYR	CB-CG-CD1	-78.19	74.09	121.00
2	7V	74	TYR	CB-CG-CD1	-78.19	74.09	121.00
2	1N	74	TYR	CB-CG-CD1	-78.18	74.09	121.00
2	2J	74	TYR	CB-CG-CD1	-78.18	74.09	121.00
2	3B	74	TYR	CB-CG-CD1	-78.18	74.09	121.00
2	3J	74	TYR	CB-CG-CD1	-78.18	74.09	121.00
2	33	74	TYR	CB-CG-CD1	-78.18	74.09	121.00
2	4F	74	TYR	CB-CG-CD1	-78.18	74.09	121.00
2	4Z	74	TYR	CB-CG-CD1	-78.18	74.09	121.00
2	5V	74	TYR	CB-CG-CD1	-78.18	74.09	121.00
2	6N	74	TYR	CB-CG-CD1	-78.18	74.09	121.00
2	6V	74	TYR	CB-CG-CD1	-78.18	74.09	121.00
2	7F	74	TYR	CB-CG-CD1	-78.18	74.09	121.00
2	7R	74	TYR	CB-CG-CD1	-78.18	74.09	121.00
1	1E	89	PHE	CB-CG-CD1	-76.30	67.39	120.80
1	2M	89	PHE	CB-CG-CD1	-76.30	67.39	120.80
1	22	89	PHE	CB-CG-CD1	-76.30	67.39	120.80
1	3M	89	PHE	CB-CG-CD1	-76.30	67.39	120.80

*Continued on next page...*

*Continued from previous page...*

Mol	Chain	Res	Type	Atoms	Z	Observed(°)	Ideal(°)
1	36	89	PHE	CB-CG-CD1	-76.30	67.39	120.80
1	4I	89	PHE	CB-CG-CD1	-76.30	67.39	120.80
1	4Q	89	PHE	CB-CG-CD1	-76.30	67.39	120.80
1	5Y	89	PHE	CB-CG-CD1	-76.30	67.39	120.80
1	6E	89	PHE	CB-CG-CD1	-76.30	67.39	120.80
1	6Y	89	PHE	CB-CG-CD1	-76.30	67.39	120.80
1	7I	89	PHE	CB-CG-CD1	-76.30	67.39	120.80
1	7U	89	PHE	CB-CG-CD1	-76.30	67.39	120.80
1	1Q	89	PHE	CB-CG-CD1	-76.28	67.40	120.80
1	1U	89	PHE	CB-CG-CD1	-76.28	67.40	120.80
1	1Y	89	PHE	CB-CG-CD1	-76.28	67.40	120.80
1	2Q	89	PHE	CB-CG-CD1	-76.28	67.40	120.80
1	2U	89	PHE	CB-CG-CD1	-76.28	67.40	120.80
1	2Y	89	PHE	CB-CG-CD1	-76.28	67.40	120.80
1	42	89	PHE	CB-CG-CD1	-76.28	67.40	120.80
1	46	89	PHE	CB-CG-CD1	-76.28	67.40	120.80
1	5A	89	PHE	CB-CG-CD1	-76.28	67.40	120.80
1	52	89	PHE	CB-CG-CD1	-76.28	67.40	120.80
1	56	89	PHE	CB-CG-CD1	-76.28	67.40	120.80
1	6A	89	PHE	CB-CG-CD1	-76.28	67.40	120.80
1	12	89	PHE	CB-CG-CD1	-76.28	67.40	120.80
1	16	89	PHE	CB-CG-CD1	-76.28	67.40	120.80
1	2A	89	PHE	CB-CG-CD1	-76.28	67.40	120.80
1	3Q	89	PHE	CB-CG-CD1	-76.28	67.40	120.80
1	3U	89	PHE	CB-CG-CD1	-76.28	67.40	120.80
1	3Y	89	PHE	CB-CG-CD1	-76.28	67.40	120.80
1	5E	89	PHE	CB-CG-CD1	-76.28	67.40	120.80
1	5I	89	PHE	CB-CG-CD1	-76.28	67.40	120.80
1	5M	89	PHE	CB-CG-CD1	-76.28	67.40	120.80
1	62	89	PHE	CB-CG-CD1	-76.28	67.40	120.80
1	66	89	PHE	CB-CG-CD1	-76.28	67.40	120.80
1	7A	89	PHE	CB-CG-CD1	-76.28	67.40	120.80
1	1M	89	PHE	CB-CG-CD1	-76.28	67.41	120.80
1	2I	89	PHE	CB-CG-CD1	-76.28	67.41	120.80
1	3A	89	PHE	CB-CG-CD1	-76.28	67.41	120.80
1	3I	89	PHE	CB-CG-CD1	-76.28	67.41	120.80
1	32	89	PHE	CB-CG-CD1	-76.28	67.41	120.80
1	4E	89	PHE	CB-CG-CD1	-76.28	67.41	120.80
1	4Y	89	PHE	CB-CG-CD1	-76.28	67.41	120.80
1	5U	89	PHE	CB-CG-CD1	-76.28	67.41	120.80
1	6M	89	PHE	CB-CG-CD1	-76.28	67.41	120.80
1	6U	89	PHE	CB-CG-CD1	-76.28	67.41	120.80

*Continued on next page...*



*Continued from previous page...*

Mol	Chain	Res	Type	Atoms	Z	Observed(°)	Ideal(°)
1	7E	89	PHE	CB-CG-CD1	-76.28	67.41	120.80
1	7Q	89	PHE	CB-CG-CD1	-76.28	67.41	120.80
1	1A	89	PHE	CB-CG-CD1	-76.26	67.42	120.80
1	1I	89	PHE	CB-CG-CD1	-76.26	67.42	120.80
1	2E	89	PHE	CB-CG-CD1	-76.26	67.42	120.80
1	26	89	PHE	CB-CG-CD1	-76.26	67.42	120.80
1	3E	89	PHE	CB-CG-CD1	-76.26	67.42	120.80
1	4A	89	PHE	CB-CG-CD1	-76.26	67.42	120.80
1	4M	89	PHE	CB-CG-CD1	-76.26	67.42	120.80
1	4U	89	PHE	CB-CG-CD1	-76.26	67.42	120.80
1	5Q	89	PHE	CB-CG-CD1	-76.26	67.42	120.80
1	6I	89	PHE	CB-CG-CD1	-76.26	67.42	120.80
1	6Q	89	PHE	CB-CG-CD1	-76.26	67.42	120.80
1	7M	89	PHE	CB-CG-CD1	-76.26	67.42	120.80
1	12	89	PHE	CB-CG-CD2	-75.05	68.27	120.80
1	16	89	PHE	CB-CG-CD2	-75.05	68.27	120.80
1	2A	89	PHE	CB-CG-CD2	-75.05	68.27	120.80
1	3Q	89	PHE	CB-CG-CD2	-75.05	68.27	120.80
1	3U	89	PHE	CB-CG-CD2	-75.05	68.27	120.80
1	3Y	89	PHE	CB-CG-CD2	-75.05	68.27	120.80
1	5E	89	PHE	CB-CG-CD2	-75.05	68.27	120.80
1	5I	89	PHE	CB-CG-CD2	-75.05	68.27	120.80
1	5M	89	PHE	CB-CG-CD2	-75.05	68.27	120.80
1	62	89	PHE	CB-CG-CD2	-75.05	68.27	120.80
1	66	89	PHE	CB-CG-CD2	-75.05	68.27	120.80
1	7A	89	PHE	CB-CG-CD2	-75.05	68.27	120.80
1	1M	89	PHE	CB-CG-CD2	-75.03	68.28	120.80
1	2I	89	PHE	CB-CG-CD2	-75.03	68.28	120.80
1	3A	89	PHE	CB-CG-CD2	-75.03	68.28	120.80
1	3I	89	PHE	CB-CG-CD2	-75.03	68.28	120.80
1	32	89	PHE	CB-CG-CD2	-75.03	68.28	120.80
1	4E	89	PHE	CB-CG-CD2	-75.03	68.28	120.80
1	4Y	89	PHE	CB-CG-CD2	-75.03	68.28	120.80
1	5U	89	PHE	CB-CG-CD2	-75.03	68.28	120.80
1	6M	89	PHE	CB-CG-CD2	-75.03	68.28	120.80
1	6U	89	PHE	CB-CG-CD2	-75.03	68.28	120.80
1	7E	89	PHE	CB-CG-CD2	-75.03	68.28	120.80
1	7Q	89	PHE	CB-CG-CD2	-75.03	68.28	120.80
1	1E	89	PHE	CB-CG-CD2	-75.03	68.28	120.80
1	2M	89	PHE	CB-CG-CD2	-75.03	68.28	120.80
1	22	89	PHE	CB-CG-CD2	-75.03	68.28	120.80
1	3M	89	PHE	CB-CG-CD2	-75.03	68.28	120.80

*Continued on next page...*

*Continued from previous page...*

Mol	Chain	Res	Type	Atoms	Z	Observed(°)	Ideal(°)
1	36	89	PHE	CB-CG-CD2	-75.03	68.28	120.80
1	4I	89	PHE	CB-CG-CD2	-75.03	68.28	120.80
1	4Q	89	PHE	CB-CG-CD2	-75.03	68.28	120.80
1	5Y	89	PHE	CB-CG-CD2	-75.03	68.28	120.80
1	6E	89	PHE	CB-CG-CD2	-75.03	68.28	120.80
1	6Y	89	PHE	CB-CG-CD2	-75.03	68.28	120.80
1	7I	89	PHE	CB-CG-CD2	-75.03	68.28	120.80
1	7U	89	PHE	CB-CG-CD2	-75.03	68.28	120.80
1	1A	89	PHE	CB-CG-CD2	-75.02	68.28	120.80
1	1I	89	PHE	CB-CG-CD2	-75.02	68.28	120.80
1	2E	89	PHE	CB-CG-CD2	-75.02	68.28	120.80
1	26	89	PHE	CB-CG-CD2	-75.02	68.28	120.80
1	3E	89	PHE	CB-CG-CD2	-75.02	68.28	120.80
1	4A	89	PHE	CB-CG-CD2	-75.02	68.28	120.80
1	4M	89	PHE	CB-CG-CD2	-75.02	68.28	120.80
1	4U	89	PHE	CB-CG-CD2	-75.02	68.28	120.80
1	5Q	89	PHE	CB-CG-CD2	-75.02	68.28	120.80
1	6I	89	PHE	CB-CG-CD2	-75.02	68.28	120.80
1	6Q	89	PHE	CB-CG-CD2	-75.02	68.28	120.80
1	7M	89	PHE	CB-CG-CD2	-75.02	68.28	120.80
1	1Q	89	PHE	CB-CG-CD2	-75.01	68.29	120.80
1	1U	89	PHE	CB-CG-CD2	-75.01	68.29	120.80
1	1Y	89	PHE	CB-CG-CD2	-75.01	68.29	120.80
1	2Q	89	PHE	CB-CG-CD2	-75.01	68.29	120.80
1	2U	89	PHE	CB-CG-CD2	-75.01	68.29	120.80
1	2Y	89	PHE	CB-CG-CD2	-75.01	68.29	120.80
1	42	89	PHE	CB-CG-CD2	-75.01	68.29	120.80
1	46	89	PHE	CB-CG-CD2	-75.01	68.29	120.80
1	5A	89	PHE	CB-CG-CD2	-75.01	68.29	120.80
1	52	89	PHE	CB-CG-CD2	-75.01	68.29	120.80
1	56	89	PHE	CB-CG-CD2	-75.01	68.29	120.80
1	6A	89	PHE	CB-CG-CD2	-75.01	68.29	120.80
2	13	31	PHE	CB-CG-CD2	-74.00	69.00	120.80
2	17	31	PHE	CB-CG-CD2	-74.00	69.00	120.80
2	2B	31	PHE	CB-CG-CD2	-74.00	69.00	120.80
2	3R	31	PHE	CB-CG-CD2	-74.00	69.00	120.80
2	3V	31	PHE	CB-CG-CD2	-74.00	69.00	120.80
2	3Z	31	PHE	CB-CG-CD2	-74.00	69.00	120.80
2	5F	31	PHE	CB-CG-CD2	-74.00	69.00	120.80
2	5J	31	PHE	CB-CG-CD2	-74.00	69.00	120.80
2	5N	31	PHE	CB-CG-CD2	-74.00	69.00	120.80
2	63	31	PHE	CB-CG-CD2	-74.00	69.00	120.80

*Continued on next page...*

*Continued from previous page...*

Mol	Chain	Res	Type	Atoms	Z	Observed(°)	Ideal(°)
2	67	31	PHE	CB-CG-CD2	-74.00	69.00	120.80
2	7B	31	PHE	CB-CG-CD2	-74.00	69.00	120.80
2	1B	31	PHE	CB-CG-CD2	-73.97	69.02	120.80
2	1J	31	PHE	CB-CG-CD2	-73.97	69.02	120.80
2	1N	31	PHE	CB-CG-CD2	-73.97	69.02	120.80
2	2F	31	PHE	CB-CG-CD2	-73.97	69.02	120.80
2	2J	31	PHE	CB-CG-CD2	-73.97	69.02	120.80
2	27	31	PHE	CB-CG-CD2	-73.97	69.02	120.80
2	3B	31	PHE	CB-CG-CD2	-73.97	69.02	120.80
2	3F	31	PHE	CB-CG-CD2	-73.97	69.02	120.80
2	3J	31	PHE	CB-CG-CD2	-73.97	69.02	120.80
2	33	31	PHE	CB-CG-CD2	-73.97	69.02	120.80
2	4B	31	PHE	CB-CG-CD2	-73.97	69.02	120.80
2	4F	31	PHE	CB-CG-CD2	-73.97	69.02	120.80
2	4N	31	PHE	CB-CG-CD2	-73.97	69.02	120.80
2	4V	31	PHE	CB-CG-CD2	-73.97	69.02	120.80
2	4Z	31	PHE	CB-CG-CD2	-73.97	69.02	120.80
2	5R	31	PHE	CB-CG-CD2	-73.97	69.02	120.80
2	5V	31	PHE	CB-CG-CD2	-73.97	69.02	120.80
2	6J	31	PHE	CB-CG-CD2	-73.97	69.02	120.80
2	6N	31	PHE	CB-CG-CD2	-73.97	69.02	120.80
2	6R	31	PHE	CB-CG-CD2	-73.97	69.02	120.80
2	6V	31	PHE	CB-CG-CD2	-73.97	69.02	120.80
2	7F	31	PHE	CB-CG-CD2	-73.97	69.02	120.80
2	7N	31	PHE	CB-CG-CD2	-73.97	69.02	120.80
2	7R	31	PHE	CB-CG-CD2	-73.97	69.02	120.80
2	1F	31	PHE	CB-CG-CD2	-73.97	69.02	120.80
2	2N	31	PHE	CB-CG-CD2	-73.97	69.02	120.80
2	23	31	PHE	CB-CG-CD2	-73.97	69.02	120.80
2	3N	31	PHE	CB-CG-CD2	-73.97	69.02	120.80
2	37	31	PHE	CB-CG-CD2	-73.97	69.02	120.80
2	4J	31	PHE	CB-CG-CD2	-73.97	69.02	120.80
2	4R	31	PHE	CB-CG-CD2	-73.97	69.02	120.80
2	5Z	31	PHE	CB-CG-CD2	-73.97	69.02	120.80
2	6F	31	PHE	CB-CG-CD2	-73.97	69.02	120.80
2	6Z	31	PHE	CB-CG-CD2	-73.97	69.02	120.80
2	7J	31	PHE	CB-CG-CD2	-73.97	69.02	120.80
2	7V	31	PHE	CB-CG-CD2	-73.97	69.02	120.80
2	1R	31	PHE	CB-CG-CD2	-73.95	69.04	120.80
2	1V	31	PHE	CB-CG-CD2	-73.95	69.04	120.80
2	1Z	31	PHE	CB-CG-CD2	-73.95	69.04	120.80
2	2R	31	PHE	CB-CG-CD2	-73.95	69.04	120.80

*Continued on next page...*

*Continued from previous page...*

Mol	Chain	Res	Type	Atoms	Z	Observed(°)	Ideal(°)
2	2V	31	PHE	CB-CG-CD2	-73.95	69.04	120.80
2	2Z	31	PHE	CB-CG-CD2	-73.95	69.04	120.80
2	43	31	PHE	CB-CG-CD2	-73.95	69.04	120.80
2	47	31	PHE	CB-CG-CD2	-73.95	69.04	120.80
2	5B	31	PHE	CB-CG-CD2	-73.95	69.04	120.80
2	53	31	PHE	CB-CG-CD2	-73.95	69.04	120.80
2	57	31	PHE	CB-CG-CD2	-73.95	69.04	120.80
2	6B	31	PHE	CB-CG-CD2	-73.95	69.04	120.80
1	12	150	TYR	CG-CD2-CE2	-65.68	68.76	121.30
1	16	150	TYR	CG-CD2-CE2	-65.68	68.76	121.30
1	2A	150	TYR	CG-CD2-CE2	-65.68	68.76	121.30
1	3Q	150	TYR	CG-CD2-CE2	-65.68	68.76	121.30
1	3U	150	TYR	CG-CD2-CE2	-65.68	68.76	121.30
1	3Y	150	TYR	CG-CD2-CE2	-65.68	68.76	121.30
1	5E	150	TYR	CG-CD2-CE2	-65.68	68.76	121.30
1	5I	150	TYR	CG-CD2-CE2	-65.68	68.76	121.30
1	5M	150	TYR	CG-CD2-CE2	-65.68	68.76	121.30
1	62	150	TYR	CG-CD2-CE2	-65.68	68.76	121.30
1	66	150	TYR	CG-CD2-CE2	-65.68	68.76	121.30
1	7A	150	TYR	CG-CD2-CE2	-65.68	68.76	121.30
1	1E	150	TYR	CG-CD2-CE2	-65.66	68.77	121.30
1	2M	150	TYR	CG-CD2-CE2	-65.66	68.77	121.30
1	22	150	TYR	CG-CD2-CE2	-65.66	68.77	121.30
1	3M	150	TYR	CG-CD2-CE2	-65.66	68.77	121.30
1	36	150	TYR	CG-CD2-CE2	-65.66	68.77	121.30
1	4I	150	TYR	CG-CD2-CE2	-65.66	68.77	121.30
1	4Q	150	TYR	CG-CD2-CE2	-65.66	68.77	121.30
1	5Y	150	TYR	CG-CD2-CE2	-65.66	68.77	121.30
1	6E	150	TYR	CG-CD2-CE2	-65.66	68.77	121.30
1	6Y	150	TYR	CG-CD2-CE2	-65.66	68.77	121.30
1	7I	150	TYR	CG-CD2-CE2	-65.66	68.77	121.30
1	7U	150	TYR	CG-CD2-CE2	-65.66	68.77	121.30
1	1A	150	TYR	CG-CD2-CE2	-65.65	68.78	121.30
1	1I	150	TYR	CG-CD2-CE2	-65.65	68.78	121.30
1	2E	150	TYR	CG-CD2-CE2	-65.65	68.78	121.30
1	26	150	TYR	CG-CD2-CE2	-65.65	68.78	121.30
1	3E	150	TYR	CG-CD2-CE2	-65.65	68.78	121.30
1	4A	150	TYR	CG-CD2-CE2	-65.65	68.78	121.30
1	4M	150	TYR	CG-CD2-CE2	-65.65	68.78	121.30
1	4U	150	TYR	CG-CD2-CE2	-65.65	68.78	121.30
1	5Q	150	TYR	CG-CD2-CE2	-65.65	68.78	121.30
1	6I	150	TYR	CG-CD2-CE2	-65.65	68.78	121.30

*Continued on next page...*

*Continued from previous page...*

Mol	Chain	Res	Type	Atoms	Z	Observed(°)	Ideal(°)
1	6Q	150	TYR	CG-CD2-CE2	-65.65	68.78	121.30
1	7M	150	TYR	CG-CD2-CE2	-65.65	68.78	121.30
1	1Q	150	TYR	CG-CD2-CE2	-65.63	68.79	121.30
1	1U	150	TYR	CG-CD2-CE2	-65.63	68.79	121.30
1	1Y	150	TYR	CG-CD2-CE2	-65.63	68.79	121.30
1	2Q	150	TYR	CG-CD2-CE2	-65.63	68.79	121.30
1	2U	150	TYR	CG-CD2-CE2	-65.63	68.79	121.30
1	2Y	150	TYR	CG-CD2-CE2	-65.63	68.79	121.30
1	42	150	TYR	CG-CD2-CE2	-65.63	68.79	121.30
1	46	150	TYR	CG-CD2-CE2	-65.63	68.79	121.30
1	5A	150	TYR	CG-CD2-CE2	-65.63	68.79	121.30
1	52	150	TYR	CG-CD2-CE2	-65.63	68.79	121.30
1	56	150	TYR	CG-CD2-CE2	-65.63	68.79	121.30
1	6A	150	TYR	CG-CD2-CE2	-65.63	68.79	121.30
1	1M	150	TYR	CG-CD2-CE2	-65.63	68.80	121.30
1	2I	150	TYR	CG-CD2-CE2	-65.63	68.80	121.30
1	3A	150	TYR	CG-CD2-CE2	-65.63	68.80	121.30
1	3I	150	TYR	CG-CD2-CE2	-65.63	68.80	121.30
1	32	150	TYR	CG-CD2-CE2	-65.63	68.80	121.30
1	4E	150	TYR	CG-CD2-CE2	-65.63	68.80	121.30
1	4Y	150	TYR	CG-CD2-CE2	-65.63	68.80	121.30
1	5U	150	TYR	CG-CD2-CE2	-65.63	68.80	121.30
1	6M	150	TYR	CG-CD2-CE2	-65.63	68.80	121.30
1	6U	150	TYR	CG-CD2-CE2	-65.63	68.80	121.30
1	7E	150	TYR	CG-CD2-CE2	-65.63	68.80	121.30
1	7Q	150	TYR	CG-CD2-CE2	-65.63	68.80	121.30
2	13	31	PHE	CB-CG-CD1	63.98	165.59	120.80
2	17	31	PHE	CB-CG-CD1	63.98	165.59	120.80
2	2B	31	PHE	CB-CG-CD1	63.98	165.59	120.80
2	3R	31	PHE	CB-CG-CD1	63.98	165.59	120.80
2	3V	31	PHE	CB-CG-CD1	63.98	165.59	120.80
2	3Z	31	PHE	CB-CG-CD1	63.98	165.59	120.80
2	5F	31	PHE	CB-CG-CD1	63.98	165.59	120.80
2	5J	31	PHE	CB-CG-CD1	63.98	165.59	120.80
2	5N	31	PHE	CB-CG-CD1	63.98	165.59	120.80
2	63	31	PHE	CB-CG-CD1	63.98	165.59	120.80
2	67	31	PHE	CB-CG-CD1	63.98	165.59	120.80
2	7B	31	PHE	CB-CG-CD1	63.98	165.59	120.80
2	1B	31	PHE	CB-CG-CD1	63.97	165.58	120.80
2	1J	31	PHE	CB-CG-CD1	63.97	165.58	120.80
2	2F	31	PHE	CB-CG-CD1	63.97	165.58	120.80
2	27	31	PHE	CB-CG-CD1	63.97	165.58	120.80

*Continued on next page...*

*Continued from previous page...*

Mol	Chain	Res	Type	Atoms	Z	Observed(°)	Ideal(°)
2	3F	31	PHE	CB-CG-CD1	63.97	165.58	120.80
2	4B	31	PHE	CB-CG-CD1	63.97	165.58	120.80
2	4N	31	PHE	CB-CG-CD1	63.97	165.58	120.80
2	4V	31	PHE	CB-CG-CD1	63.97	165.58	120.80
2	5R	31	PHE	CB-CG-CD1	63.97	165.58	120.80
2	6J	31	PHE	CB-CG-CD1	63.97	165.58	120.80
2	6R	31	PHE	CB-CG-CD1	63.97	165.58	120.80
2	7N	31	PHE	CB-CG-CD1	63.97	165.58	120.80
2	1F	31	PHE	CB-CG-CD1	63.96	165.57	120.80
2	2N	31	PHE	CB-CG-CD1	63.96	165.57	120.80
2	23	31	PHE	CB-CG-CD1	63.96	165.57	120.80
2	3N	31	PHE	CB-CG-CD1	63.96	165.57	120.80
2	37	31	PHE	CB-CG-CD1	63.96	165.57	120.80
2	4J	31	PHE	CB-CG-CD1	63.96	165.57	120.80
2	4R	31	PHE	CB-CG-CD1	63.96	165.57	120.80
2	5Z	31	PHE	CB-CG-CD1	63.96	165.57	120.80
2	6F	31	PHE	CB-CG-CD1	63.96	165.57	120.80
2	6Z	31	PHE	CB-CG-CD1	63.96	165.57	120.80
2	7J	31	PHE	CB-CG-CD1	63.96	165.57	120.80
2	7V	31	PHE	CB-CG-CD1	63.96	165.57	120.80
2	1N	31	PHE	CB-CG-CD1	63.95	165.56	120.80
2	2J	31	PHE	CB-CG-CD1	63.95	165.56	120.80
2	3B	31	PHE	CB-CG-CD1	63.95	165.56	120.80
2	3J	31	PHE	CB-CG-CD1	63.95	165.56	120.80
2	33	31	PHE	CB-CG-CD1	63.95	165.56	120.80
2	4F	31	PHE	CB-CG-CD1	63.95	165.56	120.80
2	4Z	31	PHE	CB-CG-CD1	63.95	165.56	120.80
2	5V	31	PHE	CB-CG-CD1	63.95	165.56	120.80
2	6N	31	PHE	CB-CG-CD1	63.95	165.56	120.80
2	6V	31	PHE	CB-CG-CD1	63.95	165.56	120.80
2	7F	31	PHE	CB-CG-CD1	63.95	165.56	120.80
2	7R	31	PHE	CB-CG-CD1	63.95	165.56	120.80
2	1R	31	PHE	CB-CG-CD1	63.92	165.54	120.80
2	1V	31	PHE	CB-CG-CD1	63.92	165.54	120.80
2	1Z	31	PHE	CB-CG-CD1	63.92	165.54	120.80
2	2R	31	PHE	CB-CG-CD1	63.92	165.54	120.80
2	2V	31	PHE	CB-CG-CD1	63.92	165.54	120.80
2	2Z	31	PHE	CB-CG-CD1	63.92	165.54	120.80
2	43	31	PHE	CB-CG-CD1	63.92	165.54	120.80
2	47	31	PHE	CB-CG-CD1	63.92	165.54	120.80
2	5B	31	PHE	CB-CG-CD1	63.92	165.54	120.80
2	53	31	PHE	CB-CG-CD1	63.92	165.54	120.80

*Continued on next page...*



*Continued from previous page...*

Mol	Chain	Res	Type	Atoms	Z	Observed(°)	Ideal(°)
2	57	31	PHE	CB-CG-CD1	63.92	165.54	120.80
2	6B	31	PHE	CB-CG-CD1	63.92	165.54	120.80
2	13	46	TYR	CB-CG-CD2	-63.63	82.82	121.00
2	17	46	TYR	CB-CG-CD2	-63.63	82.82	121.00
2	2B	46	TYR	CB-CG-CD2	-63.63	82.82	121.00
2	3R	46	TYR	CB-CG-CD2	-63.63	82.82	121.00
2	3V	46	TYR	CB-CG-CD2	-63.63	82.82	121.00
2	3Z	46	TYR	CB-CG-CD2	-63.63	82.82	121.00
2	5F	46	TYR	CB-CG-CD2	-63.63	82.82	121.00
2	5J	46	TYR	CB-CG-CD2	-63.63	82.82	121.00
2	5N	46	TYR	CB-CG-CD2	-63.63	82.82	121.00
2	63	46	TYR	CB-CG-CD2	-63.63	82.82	121.00
2	67	46	TYR	CB-CG-CD2	-63.63	82.82	121.00
2	7B	46	TYR	CB-CG-CD2	-63.63	82.82	121.00
2	1B	46	TYR	CB-CG-CD2	-63.57	82.86	121.00
2	1J	46	TYR	CB-CG-CD2	-63.57	82.86	121.00
2	2F	46	TYR	CB-CG-CD2	-63.57	82.86	121.00
2	27	46	TYR	CB-CG-CD2	-63.57	82.86	121.00
2	3F	46	TYR	CB-CG-CD2	-63.57	82.86	121.00
2	4B	46	TYR	CB-CG-CD2	-63.57	82.86	121.00
2	4N	46	TYR	CB-CG-CD2	-63.57	82.86	121.00
2	4V	46	TYR	CB-CG-CD2	-63.57	82.86	121.00
2	5R	46	TYR	CB-CG-CD2	-63.57	82.86	121.00
2	6J	46	TYR	CB-CG-CD2	-63.57	82.86	121.00
2	6R	46	TYR	CB-CG-CD2	-63.57	82.86	121.00
2	7N	46	TYR	CB-CG-CD2	-63.57	82.86	121.00
2	1R	46	TYR	CB-CG-CD2	-63.55	82.87	121.00
2	1V	46	TYR	CB-CG-CD2	-63.55	82.87	121.00
2	1Z	46	TYR	CB-CG-CD2	-63.55	82.87	121.00
2	2R	46	TYR	CB-CG-CD2	-63.55	82.87	121.00
2	2V	46	TYR	CB-CG-CD2	-63.55	82.87	121.00
2	2Z	46	TYR	CB-CG-CD2	-63.55	82.87	121.00
2	43	46	TYR	CB-CG-CD2	-63.55	82.87	121.00
2	47	46	TYR	CB-CG-CD2	-63.55	82.87	121.00
2	5B	46	TYR	CB-CG-CD2	-63.55	82.87	121.00
2	53	46	TYR	CB-CG-CD2	-63.55	82.87	121.00
2	57	46	TYR	CB-CG-CD2	-63.55	82.87	121.00
2	6B	46	TYR	CB-CG-CD2	-63.55	82.87	121.00
2	1F	46	TYR	CB-CG-CD2	-63.54	82.88	121.00
2	2N	46	TYR	CB-CG-CD2	-63.54	82.88	121.00
2	23	46	TYR	CB-CG-CD2	-63.54	82.88	121.00
2	3N	46	TYR	CB-CG-CD2	-63.54	82.88	121.00

*Continued on next page...*

*Continued from previous page...*

Mol	Chain	Res	Type	Atoms	Z	Observed(°)	Ideal(°)
2	37	46	TYR	CB-CG-CD2	-63.54	82.88	121.00
2	4J	46	TYR	CB-CG-CD2	-63.54	82.88	121.00
2	4R	46	TYR	CB-CG-CD2	-63.54	82.88	121.00
2	5Z	46	TYR	CB-CG-CD2	-63.54	82.88	121.00
2	6F	46	TYR	CB-CG-CD2	-63.54	82.88	121.00
2	6Z	46	TYR	CB-CG-CD2	-63.54	82.88	121.00
2	7J	46	TYR	CB-CG-CD2	-63.54	82.88	121.00
2	7V	46	TYR	CB-CG-CD2	-63.54	82.88	121.00
2	1N	46	TYR	CB-CG-CD2	-63.51	82.89	121.00
2	2J	46	TYR	CB-CG-CD2	-63.51	82.89	121.00
2	3B	46	TYR	CB-CG-CD2	-63.51	82.89	121.00
2	3J	46	TYR	CB-CG-CD2	-63.51	82.89	121.00
2	33	46	TYR	CB-CG-CD2	-63.51	82.89	121.00
2	4F	46	TYR	CB-CG-CD2	-63.51	82.89	121.00
2	4Z	46	TYR	CB-CG-CD2	-63.51	82.89	121.00
2	5V	46	TYR	CB-CG-CD2	-63.51	82.89	121.00
2	6N	46	TYR	CB-CG-CD2	-63.51	82.89	121.00
2	6V	46	TYR	CB-CG-CD2	-63.51	82.89	121.00
2	7F	46	TYR	CB-CG-CD2	-63.51	82.89	121.00
2	7R	46	TYR	CB-CG-CD2	-63.51	82.89	121.00
1	12	48	TYR	CD1-CE1-CZ	-63.05	63.05	119.80
1	16	48	TYR	CD1-CE1-CZ	-63.05	63.05	119.80
1	2A	48	TYR	CD1-CE1-CZ	-63.05	63.05	119.80
1	3Q	48	TYR	CD1-CE1-CZ	-63.05	63.05	119.80
1	3U	48	TYR	CD1-CE1-CZ	-63.05	63.05	119.80
1	3Y	48	TYR	CD1-CE1-CZ	-63.05	63.05	119.80
1	5E	48	TYR	CD1-CE1-CZ	-63.05	63.05	119.80
1	5I	48	TYR	CD1-CE1-CZ	-63.05	63.05	119.80
1	5M	48	TYR	CD1-CE1-CZ	-63.05	63.05	119.80
1	62	48	TYR	CD1-CE1-CZ	-63.05	63.05	119.80
1	66	48	TYR	CD1-CE1-CZ	-63.05	63.05	119.80
1	7A	48	TYR	CD1-CE1-CZ	-63.05	63.05	119.80
1	1M	48	TYR	CD1-CE1-CZ	-63.05	63.06	119.80
1	2I	48	TYR	CD1-CE1-CZ	-63.05	63.06	119.80
1	3A	48	TYR	CD1-CE1-CZ	-63.05	63.06	119.80
1	3I	48	TYR	CD1-CE1-CZ	-63.05	63.06	119.80
1	32	48	TYR	CD1-CE1-CZ	-63.05	63.06	119.80
1	4E	48	TYR	CD1-CE1-CZ	-63.05	63.06	119.80
1	4Y	48	TYR	CD1-CE1-CZ	-63.05	63.06	119.80
1	5U	48	TYR	CD1-CE1-CZ	-63.05	63.06	119.80
1	6M	48	TYR	CD1-CE1-CZ	-63.05	63.06	119.80
1	6U	48	TYR	CD1-CE1-CZ	-63.05	63.06	119.80

*Continued on next page...*



*Continued from previous page...*

Mol	Chain	Res	Type	Atoms	Z	Observed(°)	Ideal(°)
1	7E	48	TYR	CD1-CE1-CZ	-63.05	63.06	119.80
1	7Q	48	TYR	CD1-CE1-CZ	-63.05	63.06	119.80
1	1E	48	TYR	CD1-CE1-CZ	-63.04	63.06	119.80
1	2M	48	TYR	CD1-CE1-CZ	-63.04	63.06	119.80
1	22	48	TYR	CD1-CE1-CZ	-63.04	63.06	119.80
1	3M	48	TYR	CD1-CE1-CZ	-63.04	63.06	119.80
1	36	48	TYR	CD1-CE1-CZ	-63.04	63.06	119.80
1	4I	48	TYR	CD1-CE1-CZ	-63.04	63.06	119.80
1	4Q	48	TYR	CD1-CE1-CZ	-63.04	63.06	119.80
1	5Y	48	TYR	CD1-CE1-CZ	-63.04	63.06	119.80
1	6E	48	TYR	CD1-CE1-CZ	-63.04	63.06	119.80
1	6Y	48	TYR	CD1-CE1-CZ	-63.04	63.06	119.80
1	7I	48	TYR	CD1-CE1-CZ	-63.04	63.06	119.80
1	7U	48	TYR	CD1-CE1-CZ	-63.04	63.06	119.80
1	1A	48	TYR	CD1-CE1-CZ	-63.03	63.07	119.80
1	1I	48	TYR	CD1-CE1-CZ	-63.03	63.07	119.80
1	2E	48	TYR	CD1-CE1-CZ	-63.03	63.07	119.80
1	26	48	TYR	CD1-CE1-CZ	-63.03	63.07	119.80
1	3E	48	TYR	CD1-CE1-CZ	-63.03	63.07	119.80
1	4A	48	TYR	CD1-CE1-CZ	-63.03	63.07	119.80
1	4M	48	TYR	CD1-CE1-CZ	-63.03	63.07	119.80
1	4U	48	TYR	CD1-CE1-CZ	-63.03	63.07	119.80
1	5Q	48	TYR	CD1-CE1-CZ	-63.03	63.07	119.80
1	6I	48	TYR	CD1-CE1-CZ	-63.03	63.07	119.80
1	6Q	48	TYR	CD1-CE1-CZ	-63.03	63.07	119.80
1	7M	48	TYR	CD1-CE1-CZ	-63.03	63.07	119.80
1	1Q	48	TYR	CD1-CE1-CZ	-63.01	63.09	119.80
1	1U	48	TYR	CD1-CE1-CZ	-63.01	63.09	119.80
1	1Y	48	TYR	CD1-CE1-CZ	-63.01	63.09	119.80
1	2Q	48	TYR	CD1-CE1-CZ	-63.01	63.09	119.80
1	2U	48	TYR	CD1-CE1-CZ	-63.01	63.09	119.80
1	2Y	48	TYR	CD1-CE1-CZ	-63.01	63.09	119.80
1	42	48	TYR	CD1-CE1-CZ	-63.01	63.09	119.80
1	46	48	TYR	CD1-CE1-CZ	-63.01	63.09	119.80
1	5A	48	TYR	CD1-CE1-CZ	-63.01	63.09	119.80
1	52	48	TYR	CD1-CE1-CZ	-63.01	63.09	119.80
1	56	48	TYR	CD1-CE1-CZ	-63.01	63.09	119.80
1	6A	48	TYR	CD1-CE1-CZ	-63.01	63.09	119.80
1	1E	89	PHE	CG-CD2-CE2	-61.57	53.08	120.80
1	2M	89	PHE	CG-CD2-CE2	-61.57	53.08	120.80
1	22	89	PHE	CG-CD2-CE2	-61.57	53.08	120.80
1	3M	89	PHE	CG-CD2-CE2	-61.57	53.08	120.80

*Continued on next page...*

*Continued from previous page...*

Mol	Chain	Res	Type	Atoms	Z	Observed(°)	Ideal(°)
1	36	89	PHE	CG-CD2-CE2	-61.57	53.08	120.80
1	4I	89	PHE	CG-CD2-CE2	-61.57	53.08	120.80
1	4Q	89	PHE	CG-CD2-CE2	-61.57	53.08	120.80
1	5Y	89	PHE	CG-CD2-CE2	-61.57	53.08	120.80
1	6E	89	PHE	CG-CD2-CE2	-61.57	53.08	120.80
1	6Y	89	PHE	CG-CD2-CE2	-61.57	53.08	120.80
1	7I	89	PHE	CG-CD2-CE2	-61.57	53.08	120.80
1	7U	89	PHE	CG-CD2-CE2	-61.57	53.08	120.80
1	1A	89	PHE	CG-CD2-CE2	-61.56	53.09	120.80
1	1I	89	PHE	CG-CD2-CE2	-61.56	53.09	120.80
1	12	89	PHE	CG-CD2-CE2	-61.56	53.09	120.80
1	16	89	PHE	CG-CD2-CE2	-61.56	53.09	120.80
1	2A	89	PHE	CG-CD2-CE2	-61.56	53.09	120.80
1	2E	89	PHE	CG-CD2-CE2	-61.56	53.09	120.80
1	26	89	PHE	CG-CD2-CE2	-61.56	53.09	120.80
1	3E	89	PHE	CG-CD2-CE2	-61.56	53.09	120.80
1	3Q	89	PHE	CG-CD2-CE2	-61.56	53.09	120.80
1	3U	89	PHE	CG-CD2-CE2	-61.56	53.09	120.80
1	3Y	89	PHE	CG-CD2-CE2	-61.56	53.09	120.80
1	4A	89	PHE	CG-CD2-CE2	-61.56	53.09	120.80
1	4M	89	PHE	CG-CD2-CE2	-61.56	53.09	120.80
1	4U	89	PHE	CG-CD2-CE2	-61.56	53.09	120.80
1	5E	89	PHE	CG-CD2-CE2	-61.56	53.09	120.80
1	5I	89	PHE	CG-CD2-CE2	-61.56	53.09	120.80
1	5M	89	PHE	CG-CD2-CE2	-61.56	53.09	120.80
1	5Q	89	PHE	CG-CD2-CE2	-61.56	53.09	120.80
1	6I	89	PHE	CG-CD2-CE2	-61.56	53.09	120.80
1	6Q	89	PHE	CG-CD2-CE2	-61.56	53.09	120.80
1	62	89	PHE	CG-CD2-CE2	-61.56	53.09	120.80
1	66	89	PHE	CG-CD2-CE2	-61.56	53.09	120.80
1	7A	89	PHE	CG-CD2-CE2	-61.56	53.09	120.80
1	7M	89	PHE	CG-CD2-CE2	-61.56	53.09	120.80
1	1Q	89	PHE	CG-CD2-CE2	-61.55	53.09	120.80
1	1U	89	PHE	CG-CD2-CE2	-61.55	53.09	120.80
1	1Y	89	PHE	CG-CD2-CE2	-61.55	53.09	120.80
1	2Q	89	PHE	CG-CD2-CE2	-61.55	53.09	120.80
1	2U	89	PHE	CG-CD2-CE2	-61.55	53.09	120.80
1	2Y	89	PHE	CG-CD2-CE2	-61.55	53.09	120.80
1	42	89	PHE	CG-CD2-CE2	-61.55	53.09	120.80
1	46	89	PHE	CG-CD2-CE2	-61.55	53.09	120.80
1	5A	89	PHE	CG-CD2-CE2	-61.55	53.09	120.80
1	52	89	PHE	CG-CD2-CE2	-61.55	53.09	120.80

*Continued on next page...*

*Continued from previous page...*

Mol	Chain	Res	Type	Atoms	Z	Observed(°)	Ideal(°)
1	56	89	PHE	CG-CD2-CE2	-61.55	53.09	120.80
1	6A	89	PHE	CG-CD2-CE2	-61.55	53.09	120.80
1	1M	89	PHE	CG-CD2-CE2	-61.55	53.10	120.80
1	2I	89	PHE	CG-CD2-CE2	-61.55	53.10	120.80
1	3A	89	PHE	CG-CD2-CE2	-61.55	53.10	120.80
1	3I	89	PHE	CG-CD2-CE2	-61.55	53.10	120.80
1	32	89	PHE	CG-CD2-CE2	-61.55	53.10	120.80
1	4E	89	PHE	CG-CD2-CE2	-61.55	53.10	120.80
1	4Y	89	PHE	CG-CD2-CE2	-61.55	53.10	120.80
1	5U	89	PHE	CG-CD2-CE2	-61.55	53.10	120.80
1	6M	89	PHE	CG-CD2-CE2	-61.55	53.10	120.80
1	6U	89	PHE	CG-CD2-CE2	-61.55	53.10	120.80
1	7E	89	PHE	CG-CD2-CE2	-61.55	53.10	120.80
1	7Q	89	PHE	CG-CD2-CE2	-61.55	53.10	120.80
2	1B	35	PHE	CB-CG-CD2	-59.52	79.14	120.80
2	1J	35	PHE	CB-CG-CD2	-59.52	79.14	120.80
2	2F	35	PHE	CB-CG-CD2	-59.52	79.14	120.80
2	27	35	PHE	CB-CG-CD2	-59.52	79.14	120.80
2	3F	35	PHE	CB-CG-CD2	-59.52	79.14	120.80
2	4B	35	PHE	CB-CG-CD2	-59.52	79.14	120.80
2	4N	35	PHE	CB-CG-CD2	-59.52	79.14	120.80
2	4V	35	PHE	CB-CG-CD2	-59.52	79.14	120.80
2	5R	35	PHE	CB-CG-CD2	-59.52	79.14	120.80
2	6J	35	PHE	CB-CG-CD2	-59.52	79.14	120.80
2	6R	35	PHE	CB-CG-CD2	-59.52	79.14	120.80
2	7N	35	PHE	CB-CG-CD2	-59.52	79.14	120.80
2	1F	35	PHE	CB-CG-CD2	-59.51	79.14	120.80
2	2N	35	PHE	CB-CG-CD2	-59.51	79.14	120.80
2	23	35	PHE	CB-CG-CD2	-59.51	79.14	120.80
2	3N	35	PHE	CB-CG-CD2	-59.51	79.14	120.80
2	37	35	PHE	CB-CG-CD2	-59.51	79.14	120.80
2	4J	35	PHE	CB-CG-CD2	-59.51	79.14	120.80
2	4R	35	PHE	CB-CG-CD2	-59.51	79.14	120.80
2	5Z	35	PHE	CB-CG-CD2	-59.51	79.14	120.80
2	6F	35	PHE	CB-CG-CD2	-59.51	79.14	120.80
2	6Z	35	PHE	CB-CG-CD2	-59.51	79.14	120.80
2	7J	35	PHE	CB-CG-CD2	-59.51	79.14	120.80
2	7V	35	PHE	CB-CG-CD2	-59.51	79.14	120.80
2	13	35	PHE	CB-CG-CD2	-59.51	79.14	120.80
2	17	35	PHE	CB-CG-CD2	-59.51	79.14	120.80
2	2B	35	PHE	CB-CG-CD2	-59.51	79.14	120.80
2	3R	35	PHE	CB-CG-CD2	-59.51	79.14	120.80

*Continued on next page...*

*Continued from previous page...*

Mol	Chain	Res	Type	Atoms	Z	Observed(°)	Ideal(°)
2	3V	35	PHE	CB-CG-CD2	-59.51	79.14	120.80
2	3Z	35	PHE	CB-CG-CD2	-59.51	79.14	120.80
2	5F	35	PHE	CB-CG-CD2	-59.51	79.14	120.80
2	5J	35	PHE	CB-CG-CD2	-59.51	79.14	120.80
2	5N	35	PHE	CB-CG-CD2	-59.51	79.14	120.80
2	63	35	PHE	CB-CG-CD2	-59.51	79.14	120.80
2	67	35	PHE	CB-CG-CD2	-59.51	79.14	120.80
2	7B	35	PHE	CB-CG-CD2	-59.51	79.14	120.80
2	1N	35	PHE	CB-CG-CD2	-59.48	79.16	120.80
2	2J	35	PHE	CB-CG-CD2	-59.48	79.16	120.80
2	3B	35	PHE	CB-CG-CD2	-59.48	79.16	120.80
2	3J	35	PHE	CB-CG-CD2	-59.48	79.16	120.80
2	33	35	PHE	CB-CG-CD2	-59.48	79.16	120.80
2	4F	35	PHE	CB-CG-CD2	-59.48	79.16	120.80
2	4Z	35	PHE	CB-CG-CD2	-59.48	79.16	120.80
2	5V	35	PHE	CB-CG-CD2	-59.48	79.16	120.80
2	6N	35	PHE	CB-CG-CD2	-59.48	79.16	120.80
2	6V	35	PHE	CB-CG-CD2	-59.48	79.16	120.80
2	7F	35	PHE	CB-CG-CD2	-59.48	79.16	120.80
2	7R	35	PHE	CB-CG-CD2	-59.48	79.16	120.80
2	1R	35	PHE	CB-CG-CD2	-59.47	79.17	120.80
2	1V	35	PHE	CB-CG-CD2	-59.47	79.17	120.80
2	1Z	35	PHE	CB-CG-CD2	-59.47	79.17	120.80
2	2R	35	PHE	CB-CG-CD2	-59.47	79.17	120.80
2	2V	35	PHE	CB-CG-CD2	-59.47	79.17	120.80
2	2Z	35	PHE	CB-CG-CD2	-59.47	79.17	120.80
2	43	35	PHE	CB-CG-CD2	-59.47	79.17	120.80
2	47	35	PHE	CB-CG-CD2	-59.47	79.17	120.80
2	5B	35	PHE	CB-CG-CD2	-59.47	79.17	120.80
2	53	35	PHE	CB-CG-CD2	-59.47	79.17	120.80
2	57	35	PHE	CB-CG-CD2	-59.47	79.17	120.80
2	6B	35	PHE	CB-CG-CD2	-59.47	79.17	120.80
1	1A	65	PHE	CG-CD2-CE2	-56.14	59.04	120.80
1	1I	65	PHE	CG-CD2-CE2	-56.14	59.04	120.80
1	2E	65	PHE	CG-CD2-CE2	-56.14	59.04	120.80
1	26	65	PHE	CG-CD2-CE2	-56.14	59.04	120.80
1	3E	65	PHE	CG-CD2-CE2	-56.14	59.04	120.80
1	4A	65	PHE	CG-CD2-CE2	-56.14	59.04	120.80
1	4M	65	PHE	CG-CD2-CE2	-56.14	59.04	120.80
1	4U	65	PHE	CG-CD2-CE2	-56.14	59.04	120.80
1	5Q	65	PHE	CG-CD2-CE2	-56.14	59.04	120.80
1	6I	65	PHE	CG-CD2-CE2	-56.14	59.04	120.80

*Continued on next page...*

*Continued from previous page...*

Mol	Chain	Res	Type	Atoms	Z	Observed(°)	Ideal(°)
1	6Q	65	PHE	CG-CD2-CE2	-56.14	59.04	120.80
1	7M	65	PHE	CG-CD2-CE2	-56.14	59.04	120.80
1	1E	65	PHE	CG-CD2-CE2	-56.14	59.05	120.80
1	2M	65	PHE	CG-CD2-CE2	-56.14	59.05	120.80
1	22	65	PHE	CG-CD2-CE2	-56.14	59.05	120.80
1	3M	65	PHE	CG-CD2-CE2	-56.14	59.05	120.80
1	36	65	PHE	CG-CD2-CE2	-56.14	59.05	120.80
1	4I	65	PHE	CG-CD2-CE2	-56.14	59.05	120.80
1	4Q	65	PHE	CG-CD2-CE2	-56.14	59.05	120.80
1	5Y	65	PHE	CG-CD2-CE2	-56.14	59.05	120.80
1	6E	65	PHE	CG-CD2-CE2	-56.14	59.05	120.80
1	6Y	65	PHE	CG-CD2-CE2	-56.14	59.05	120.80
1	7I	65	PHE	CG-CD2-CE2	-56.14	59.05	120.80
1	7U	65	PHE	CG-CD2-CE2	-56.14	59.05	120.80
1	1M	65	PHE	CG-CD2-CE2	-56.13	59.06	120.80
1	1Q	65	PHE	CG-CD2-CE2	-56.13	59.06	120.80
1	1U	65	PHE	CG-CD2-CE2	-56.13	59.06	120.80
1	1Y	65	PHE	CG-CD2-CE2	-56.13	59.06	120.80
1	12	65	PHE	CG-CD2-CE2	-56.13	59.06	120.80
1	16	65	PHE	CG-CD2-CE2	-56.13	59.06	120.80
1	2A	65	PHE	CG-CD2-CE2	-56.13	59.06	120.80
1	2I	65	PHE	CG-CD2-CE2	-56.13	59.06	120.80
1	2Q	65	PHE	CG-CD2-CE2	-56.13	59.06	120.80
1	2U	65	PHE	CG-CD2-CE2	-56.13	59.06	120.80
1	2Y	65	PHE	CG-CD2-CE2	-56.13	59.06	120.80
1	3A	65	PHE	CG-CD2-CE2	-56.13	59.06	120.80
1	3I	65	PHE	CG-CD2-CE2	-56.13	59.06	120.80
1	3Q	65	PHE	CG-CD2-CE2	-56.13	59.06	120.80
1	3U	65	PHE	CG-CD2-CE2	-56.13	59.06	120.80
1	3Y	65	PHE	CG-CD2-CE2	-56.13	59.06	120.80
1	32	65	PHE	CG-CD2-CE2	-56.13	59.06	120.80
1	4E	65	PHE	CG-CD2-CE2	-56.13	59.06	120.80
1	4Y	65	PHE	CG-CD2-CE2	-56.13	59.06	120.80
1	42	65	PHE	CG-CD2-CE2	-56.13	59.06	120.80
1	46	65	PHE	CG-CD2-CE2	-56.13	59.06	120.80
1	5A	65	PHE	CG-CD2-CE2	-56.13	59.06	120.80
1	5E	65	PHE	CG-CD2-CE2	-56.13	59.06	120.80
1	5I	65	PHE	CG-CD2-CE2	-56.13	59.06	120.80
1	5M	65	PHE	CG-CD2-CE2	-56.13	59.06	120.80
1	5U	65	PHE	CG-CD2-CE2	-56.13	59.06	120.80
1	52	65	PHE	CG-CD2-CE2	-56.13	59.06	120.80
1	56	65	PHE	CG-CD2-CE2	-56.13	59.06	120.80

*Continued on next page...*

*Continued from previous page...*

Mol	Chain	Res	Type	Atoms	Z	Observed(°)	Ideal(°)
1	6A	65	PHE	CG-CD2-CE2	-56.13	59.06	120.80
1	6M	65	PHE	CG-CD2-CE2	-56.13	59.06	120.80
1	6U	65	PHE	CG-CD2-CE2	-56.13	59.06	120.80
1	62	65	PHE	CG-CD2-CE2	-56.13	59.06	120.80
1	66	65	PHE	CG-CD2-CE2	-56.13	59.06	120.80
1	7A	65	PHE	CG-CD2-CE2	-56.13	59.06	120.80
1	7E	65	PHE	CG-CD2-CE2	-56.13	59.06	120.80
1	7Q	65	PHE	CG-CD2-CE2	-56.13	59.06	120.80
1	1E	30	PHE	CB-CG-CD2	-55.31	82.08	120.80
1	2M	30	PHE	CB-CG-CD2	-55.31	82.08	120.80
1	22	30	PHE	CB-CG-CD2	-55.31	82.08	120.80
1	3M	30	PHE	CB-CG-CD2	-55.31	82.08	120.80
1	36	30	PHE	CB-CG-CD2	-55.31	82.08	120.80
1	4I	30	PHE	CB-CG-CD2	-55.31	82.08	120.80
1	4Q	30	PHE	CB-CG-CD2	-55.31	82.08	120.80
1	5Y	30	PHE	CB-CG-CD2	-55.31	82.08	120.80
1	6E	30	PHE	CB-CG-CD2	-55.31	82.08	120.80
1	6Y	30	PHE	CB-CG-CD2	-55.31	82.08	120.80
1	7I	30	PHE	CB-CG-CD2	-55.31	82.08	120.80
1	7U	30	PHE	CB-CG-CD2	-55.31	82.08	120.80
1	1Q	30	PHE	CB-CG-CD2	-55.30	82.09	120.80
1	1U	30	PHE	CB-CG-CD2	-55.30	82.09	120.80
1	1Y	30	PHE	CB-CG-CD2	-55.30	82.09	120.80
1	2Q	30	PHE	CB-CG-CD2	-55.30	82.09	120.80
1	2U	30	PHE	CB-CG-CD2	-55.30	82.09	120.80
1	2Y	30	PHE	CB-CG-CD2	-55.30	82.09	120.80
1	42	30	PHE	CB-CG-CD2	-55.30	82.09	120.80
1	46	30	PHE	CB-CG-CD2	-55.30	82.09	120.80
1	5A	30	PHE	CB-CG-CD2	-55.30	82.09	120.80
1	52	30	PHE	CB-CG-CD2	-55.30	82.09	120.80
1	56	30	PHE	CB-CG-CD2	-55.30	82.09	120.80
1	6A	30	PHE	CB-CG-CD2	-55.30	82.09	120.80
1	1A	30	PHE	CB-CG-CD2	-55.29	82.10	120.80
1	1I	30	PHE	CB-CG-CD2	-55.29	82.10	120.80
1	2E	30	PHE	CB-CG-CD2	-55.29	82.10	120.80
1	26	30	PHE	CB-CG-CD2	-55.29	82.10	120.80
1	3E	30	PHE	CB-CG-CD2	-55.29	82.10	120.80
1	4A	30	PHE	CB-CG-CD2	-55.29	82.10	120.80
1	4M	30	PHE	CB-CG-CD2	-55.29	82.10	120.80
1	4U	30	PHE	CB-CG-CD2	-55.29	82.10	120.80
1	5Q	30	PHE	CB-CG-CD2	-55.29	82.10	120.80
1	6I	30	PHE	CB-CG-CD2	-55.29	82.10	120.80

*Continued on next page...*



*Continued from previous page...*

Mol	Chain	Res	Type	Atoms	Z	Observed(°)	Ideal(°)
1	6Q	30	PHE	CB-CG-CD2	-55.29	82.10	120.80
1	7M	30	PHE	CB-CG-CD2	-55.29	82.10	120.80
1	12	30	PHE	CB-CG-CD2	-55.22	82.14	120.80
1	16	30	PHE	CB-CG-CD2	-55.22	82.14	120.80
1	2A	30	PHE	CB-CG-CD2	-55.22	82.14	120.80
1	3Q	30	PHE	CB-CG-CD2	-55.22	82.14	120.80
1	3U	30	PHE	CB-CG-CD2	-55.22	82.14	120.80
1	3Y	30	PHE	CB-CG-CD2	-55.22	82.14	120.80
1	5E	30	PHE	CB-CG-CD2	-55.22	82.14	120.80
1	5I	30	PHE	CB-CG-CD2	-55.22	82.14	120.80
1	5M	30	PHE	CB-CG-CD2	-55.22	82.14	120.80
1	62	30	PHE	CB-CG-CD2	-55.22	82.14	120.80
1	66	30	PHE	CB-CG-CD2	-55.22	82.14	120.80
1	7A	30	PHE	CB-CG-CD2	-55.22	82.14	120.80
1	1M	30	PHE	CB-CG-CD2	-55.21	82.15	120.80
1	2I	30	PHE	CB-CG-CD2	-55.21	82.15	120.80
1	3A	30	PHE	CB-CG-CD2	-55.21	82.15	120.80
1	3I	30	PHE	CB-CG-CD2	-55.21	82.15	120.80
1	32	30	PHE	CB-CG-CD2	-55.21	82.15	120.80
1	4E	30	PHE	CB-CG-CD2	-55.21	82.15	120.80
1	4Y	30	PHE	CB-CG-CD2	-55.21	82.15	120.80
1	5U	30	PHE	CB-CG-CD2	-55.21	82.15	120.80
1	6M	30	PHE	CB-CG-CD2	-55.21	82.15	120.80
1	6U	30	PHE	CB-CG-CD2	-55.21	82.15	120.80
1	7E	30	PHE	CB-CG-CD2	-55.21	82.15	120.80
1	7Q	30	PHE	CB-CG-CD2	-55.21	82.15	120.80
1	1E	65	PHE	CB-CG-CD1	-54.80	82.44	120.80
1	2M	65	PHE	CB-CG-CD1	-54.80	82.44	120.80
1	22	65	PHE	CB-CG-CD1	-54.80	82.44	120.80
1	3M	65	PHE	CB-CG-CD1	-54.80	82.44	120.80
1	36	65	PHE	CB-CG-CD1	-54.80	82.44	120.80
1	4I	65	PHE	CB-CG-CD1	-54.80	82.44	120.80
1	4Q	65	PHE	CB-CG-CD1	-54.80	82.44	120.80
1	5Y	65	PHE	CB-CG-CD1	-54.80	82.44	120.80
1	6E	65	PHE	CB-CG-CD1	-54.80	82.44	120.80
1	6Y	65	PHE	CB-CG-CD1	-54.80	82.44	120.80
1	7I	65	PHE	CB-CG-CD1	-54.80	82.44	120.80
1	7U	65	PHE	CB-CG-CD1	-54.80	82.44	120.80
1	1A	65	PHE	CB-CG-CD1	-54.79	82.45	120.80
1	1I	65	PHE	CB-CG-CD1	-54.79	82.45	120.80
1	2E	65	PHE	CB-CG-CD1	-54.79	82.45	120.80
1	26	65	PHE	CB-CG-CD1	-54.79	82.45	120.80

*Continued on next page...*

*Continued from previous page...*

Mol	Chain	Res	Type	Atoms	Z	Observed(°)	Ideal(°)
1	3E	65	PHE	CB-CG-CD1	-54.79	82.45	120.80
1	4A	65	PHE	CB-CG-CD1	-54.79	82.45	120.80
1	4M	65	PHE	CB-CG-CD1	-54.79	82.45	120.80
1	4U	65	PHE	CB-CG-CD1	-54.79	82.45	120.80
1	5Q	65	PHE	CB-CG-CD1	-54.79	82.45	120.80
1	6I	65	PHE	CB-CG-CD1	-54.79	82.45	120.80
1	6Q	65	PHE	CB-CG-CD1	-54.79	82.45	120.80
1	7M	65	PHE	CB-CG-CD1	-54.79	82.45	120.80
1	1M	65	PHE	CB-CG-CD1	-54.78	82.45	120.80
1	2I	65	PHE	CB-CG-CD1	-54.78	82.45	120.80
1	3A	65	PHE	CB-CG-CD1	-54.78	82.45	120.80
1	3I	65	PHE	CB-CG-CD1	-54.78	82.45	120.80
1	32	65	PHE	CB-CG-CD1	-54.78	82.45	120.80
1	4E	65	PHE	CB-CG-CD1	-54.78	82.45	120.80
1	4Y	65	PHE	CB-CG-CD1	-54.78	82.45	120.80
1	5U	65	PHE	CB-CG-CD1	-54.78	82.45	120.80
1	6M	65	PHE	CB-CG-CD1	-54.78	82.45	120.80
1	6U	65	PHE	CB-CG-CD1	-54.78	82.45	120.80
1	7E	65	PHE	CB-CG-CD1	-54.78	82.45	120.80
1	7Q	65	PHE	CB-CG-CD1	-54.78	82.45	120.80
1	12	65	PHE	CB-CG-CD1	-54.76	82.47	120.80
1	16	65	PHE	CB-CG-CD1	-54.76	82.47	120.80
1	2A	65	PHE	CB-CG-CD1	-54.76	82.47	120.80
1	3Q	65	PHE	CB-CG-CD1	-54.76	82.47	120.80
1	3U	65	PHE	CB-CG-CD1	-54.76	82.47	120.80
1	3Y	65	PHE	CB-CG-CD1	-54.76	82.47	120.80
1	5E	65	PHE	CB-CG-CD1	-54.76	82.47	120.80
1	5I	65	PHE	CB-CG-CD1	-54.76	82.47	120.80
1	5M	65	PHE	CB-CG-CD1	-54.76	82.47	120.80
1	62	65	PHE	CB-CG-CD1	-54.76	82.47	120.80
1	66	65	PHE	CB-CG-CD1	-54.76	82.47	120.80
1	7A	65	PHE	CB-CG-CD1	-54.76	82.47	120.80
1	1Q	65	PHE	CB-CG-CD1	-54.74	82.48	120.80
1	1U	65	PHE	CB-CG-CD1	-54.74	82.48	120.80
1	1Y	65	PHE	CB-CG-CD1	-54.74	82.48	120.80
1	2Q	65	PHE	CB-CG-CD1	-54.74	82.48	120.80
1	2U	65	PHE	CB-CG-CD1	-54.74	82.48	120.80
1	2Y	65	PHE	CB-CG-CD1	-54.74	82.48	120.80
1	42	65	PHE	CB-CG-CD1	-54.74	82.48	120.80
1	46	65	PHE	CB-CG-CD1	-54.74	82.48	120.80
1	5A	65	PHE	CB-CG-CD1	-54.74	82.48	120.80
1	52	65	PHE	CB-CG-CD1	-54.74	82.48	120.80

*Continued on next page...*



*Continued from previous page...*

Mol	Chain	Res	Type	Atoms	Z	Observed(°)	Ideal(°)
1	56	65	PHE	CB-CG-CD1	-54.74	82.48	120.80
1	6A	65	PHE	CB-CG-CD1	-54.74	82.48	120.80
2	1R	74	TYR	CG-CD1-CE1	-51.29	80.27	121.30
2	1V	74	TYR	CG-CD1-CE1	-51.29	80.27	121.30
2	1Z	74	TYR	CG-CD1-CE1	-51.29	80.27	121.30
2	2R	74	TYR	CG-CD1-CE1	-51.29	80.27	121.30
2	2V	74	TYR	CG-CD1-CE1	-51.29	80.27	121.30
2	2Z	74	TYR	CG-CD1-CE1	-51.29	80.27	121.30
2	43	74	TYR	CG-CD1-CE1	-51.29	80.27	121.30
2	47	74	TYR	CG-CD1-CE1	-51.29	80.27	121.30
2	5B	74	TYR	CG-CD1-CE1	-51.29	80.27	121.30
2	53	74	TYR	CG-CD1-CE1	-51.29	80.27	121.30
2	57	74	TYR	CG-CD1-CE1	-51.29	80.27	121.30
2	6B	74	TYR	CG-CD1-CE1	-51.29	80.27	121.30
2	1B	74	TYR	CG-CD1-CE1	-51.29	80.27	121.30
2	1J	74	TYR	CG-CD1-CE1	-51.29	80.27	121.30
2	2F	74	TYR	CG-CD1-CE1	-51.29	80.27	121.30
2	27	74	TYR	CG-CD1-CE1	-51.29	80.27	121.30
2	3F	74	TYR	CG-CD1-CE1	-51.29	80.27	121.30
2	4B	74	TYR	CG-CD1-CE1	-51.29	80.27	121.30
2	4N	74	TYR	CG-CD1-CE1	-51.29	80.27	121.30
2	4V	74	TYR	CG-CD1-CE1	-51.29	80.27	121.30
2	5R	74	TYR	CG-CD1-CE1	-51.29	80.27	121.30
2	6J	74	TYR	CG-CD1-CE1	-51.29	80.27	121.30
2	6R	74	TYR	CG-CD1-CE1	-51.29	80.27	121.30
2	7N	74	TYR	CG-CD1-CE1	-51.29	80.27	121.30
2	1F	74	TYR	CG-CD1-CE1	-51.27	80.29	121.30
2	2N	74	TYR	CG-CD1-CE1	-51.27	80.29	121.30
2	23	74	TYR	CG-CD1-CE1	-51.27	80.29	121.30
2	3N	74	TYR	CG-CD1-CE1	-51.27	80.29	121.30
2	37	74	TYR	CG-CD1-CE1	-51.27	80.29	121.30
2	4J	74	TYR	CG-CD1-CE1	-51.27	80.29	121.30
2	4R	74	TYR	CG-CD1-CE1	-51.27	80.29	121.30
2	5Z	74	TYR	CG-CD1-CE1	-51.27	80.29	121.30
2	6F	74	TYR	CG-CD1-CE1	-51.27	80.29	121.30
2	6Z	74	TYR	CG-CD1-CE1	-51.27	80.29	121.30
2	7J	74	TYR	CG-CD1-CE1	-51.27	80.29	121.30
2	7V	74	TYR	CG-CD1-CE1	-51.27	80.29	121.30
2	13	74	TYR	CG-CD1-CE1	-51.24	80.31	121.30
2	17	74	TYR	CG-CD1-CE1	-51.24	80.31	121.30
2	2B	74	TYR	CG-CD1-CE1	-51.24	80.31	121.30
2	3R	74	TYR	CG-CD1-CE1	-51.24	80.31	121.30

*Continued on next page...*

*Continued from previous page...*

Mol	Chain	Res	Type	Atoms	Z	Observed(°)	Ideal(°)
2	3V	74	TYR	CG-CD1-CE1	-51.24	80.31	121.30
2	3Z	74	TYR	CG-CD1-CE1	-51.24	80.31	121.30
2	5F	74	TYR	CG-CD1-CE1	-51.24	80.31	121.30
2	5J	74	TYR	CG-CD1-CE1	-51.24	80.31	121.30
2	5N	74	TYR	CG-CD1-CE1	-51.24	80.31	121.30
2	63	74	TYR	CG-CD1-CE1	-51.24	80.31	121.30
2	67	74	TYR	CG-CD1-CE1	-51.24	80.31	121.30
2	7B	74	TYR	CG-CD1-CE1	-51.24	80.31	121.30
2	1N	74	TYR	CG-CD1-CE1	-51.23	80.32	121.30
2	2J	74	TYR	CG-CD1-CE1	-51.23	80.32	121.30
2	3B	74	TYR	CG-CD1-CE1	-51.23	80.32	121.30
2	3J	74	TYR	CG-CD1-CE1	-51.23	80.32	121.30
2	33	74	TYR	CG-CD1-CE1	-51.23	80.32	121.30
2	4F	74	TYR	CG-CD1-CE1	-51.23	80.32	121.30
2	4Z	74	TYR	CG-CD1-CE1	-51.23	80.32	121.30
2	5V	74	TYR	CG-CD1-CE1	-51.23	80.32	121.30
2	6N	74	TYR	CG-CD1-CE1	-51.23	80.32	121.30
2	6V	74	TYR	CG-CD1-CE1	-51.23	80.32	121.30
2	7F	74	TYR	CG-CD1-CE1	-51.23	80.32	121.30
2	7R	74	TYR	CG-CD1-CE1	-51.23	80.32	121.30
1	1Q	150	TYR	CD1-CG-CD2	49.86	172.75	117.90
1	1U	150	TYR	CD1-CG-CD2	49.86	172.75	117.90
1	1Y	150	TYR	CD1-CG-CD2	49.86	172.75	117.90
1	2Q	150	TYR	CD1-CG-CD2	49.86	172.75	117.90
1	2U	150	TYR	CD1-CG-CD2	49.86	172.75	117.90
1	2Y	150	TYR	CD1-CG-CD2	49.86	172.75	117.90
1	42	150	TYR	CD1-CG-CD2	49.86	172.75	117.90
1	46	150	TYR	CD1-CG-CD2	49.86	172.75	117.90
1	5A	150	TYR	CD1-CG-CD2	49.86	172.75	117.90
1	52	150	TYR	CD1-CG-CD2	49.86	172.75	117.90
1	56	150	TYR	CD1-CG-CD2	49.86	172.75	117.90
1	6A	150	TYR	CD1-CG-CD2	49.86	172.75	117.90
1	1M	150	TYR	CD1-CG-CD2	49.84	172.72	117.90
1	2I	150	TYR	CD1-CG-CD2	49.84	172.72	117.90
1	3A	150	TYR	CD1-CG-CD2	49.84	172.72	117.90
1	3I	150	TYR	CD1-CG-CD2	49.84	172.72	117.90
1	32	150	TYR	CD1-CG-CD2	49.84	172.72	117.90
1	4E	150	TYR	CD1-CG-CD2	49.84	172.72	117.90
1	4Y	150	TYR	CD1-CG-CD2	49.84	172.72	117.90
1	5U	150	TYR	CD1-CG-CD2	49.84	172.72	117.90
1	6M	150	TYR	CD1-CG-CD2	49.84	172.72	117.90
1	6U	150	TYR	CD1-CG-CD2	49.84	172.72	117.90

*Continued on next page...*

*Continued from previous page...*

Mol	Chain	Res	Type	Atoms	Z	Observed(°)	Ideal(°)
1	7E	150	TYR	CD1-CG-CD2	49.84	172.72	117.90
1	7Q	150	TYR	CD1-CG-CD2	49.84	172.72	117.90
1	1A	150	TYR	CD1-CG-CD2	49.83	172.72	117.90
1	1I	150	TYR	CD1-CG-CD2	49.83	172.72	117.90
1	2E	150	TYR	CD1-CG-CD2	49.83	172.72	117.90
1	26	150	TYR	CD1-CG-CD2	49.83	172.72	117.90
1	3E	150	TYR	CD1-CG-CD2	49.83	172.72	117.90
1	4A	150	TYR	CD1-CG-CD2	49.83	172.72	117.90
1	4M	150	TYR	CD1-CG-CD2	49.83	172.72	117.90
1	4U	150	TYR	CD1-CG-CD2	49.83	172.72	117.90
1	5Q	150	TYR	CD1-CG-CD2	49.83	172.72	117.90
1	6I	150	TYR	CD1-CG-CD2	49.83	172.72	117.90
1	6Q	150	TYR	CD1-CG-CD2	49.83	172.72	117.90
1	7M	150	TYR	CD1-CG-CD2	49.83	172.72	117.90
1	1E	150	TYR	CD1-CG-CD2	49.80	172.68	117.90
1	2M	150	TYR	CD1-CG-CD2	49.80	172.68	117.90
1	22	150	TYR	CD1-CG-CD2	49.80	172.68	117.90
1	3M	150	TYR	CD1-CG-CD2	49.80	172.68	117.90
1	36	150	TYR	CD1-CG-CD2	49.80	172.68	117.90
1	4I	150	TYR	CD1-CG-CD2	49.80	172.68	117.90
1	4Q	150	TYR	CD1-CG-CD2	49.80	172.68	117.90
1	5Y	150	TYR	CD1-CG-CD2	49.80	172.68	117.90
1	6E	150	TYR	CD1-CG-CD2	49.80	172.68	117.90
1	6Y	150	TYR	CD1-CG-CD2	49.80	172.68	117.90
1	7I	150	TYR	CD1-CG-CD2	49.80	172.68	117.90
1	7U	150	TYR	CD1-CG-CD2	49.80	172.68	117.90
1	12	150	TYR	CD1-CG-CD2	49.79	172.67	117.90
1	16	150	TYR	CD1-CG-CD2	49.79	172.67	117.90
1	2A	150	TYR	CD1-CG-CD2	49.79	172.67	117.90
1	3Q	150	TYR	CD1-CG-CD2	49.79	172.67	117.90
1	3U	150	TYR	CD1-CG-CD2	49.79	172.67	117.90
1	3Y	150	TYR	CD1-CG-CD2	49.79	172.67	117.90
1	5E	150	TYR	CD1-CG-CD2	49.79	172.67	117.90
1	5I	150	TYR	CD1-CG-CD2	49.79	172.67	117.90
1	5M	150	TYR	CD1-CG-CD2	49.79	172.67	117.90
1	62	150	TYR	CD1-CG-CD2	49.79	172.67	117.90
1	66	150	TYR	CD1-CG-CD2	49.79	172.67	117.90
1	7A	150	TYR	CD1-CG-CD2	49.79	172.67	117.90
2	1B	227	TYR	CG-CD1-CE1	-47.79	83.07	121.30
2	1F	227	TYR	CG-CD1-CE1	-47.79	83.07	121.30
2	1J	227	TYR	CG-CD1-CE1	-47.79	83.07	121.30
2	13	227	TYR	CG-CD1-CE1	-47.79	83.07	121.30

*Continued on next page...*

*Continued from previous page...*

Mol	Chain	Res	Type	Atoms	Z	Observed(°)	Ideal(°)
2	17	227	TYR	CG-CD1-CE1	-47.79	83.07	121.30
2	2B	227	TYR	CG-CD1-CE1	-47.79	83.07	121.30
2	2F	227	TYR	CG-CD1-CE1	-47.79	83.07	121.30
2	2N	227	TYR	CG-CD1-CE1	-47.79	83.07	121.30
2	23	227	TYR	CG-CD1-CE1	-47.79	83.07	121.30
2	27	227	TYR	CG-CD1-CE1	-47.79	83.07	121.30
2	3F	227	TYR	CG-CD1-CE1	-47.79	83.07	121.30
2	3N	227	TYR	CG-CD1-CE1	-47.79	83.07	121.30
2	3R	227	TYR	CG-CD1-CE1	-47.79	83.07	121.30
2	3V	227	TYR	CG-CD1-CE1	-47.79	83.07	121.30
2	3Z	227	TYR	CG-CD1-CE1	-47.79	83.07	121.30
2	37	227	TYR	CG-CD1-CE1	-47.79	83.07	121.30
2	4B	227	TYR	CG-CD1-CE1	-47.79	83.07	121.30
2	4J	227	TYR	CG-CD1-CE1	-47.79	83.07	121.30
2	4N	227	TYR	CG-CD1-CE1	-47.79	83.07	121.30
2	4R	227	TYR	CG-CD1-CE1	-47.79	83.07	121.30
2	4V	227	TYR	CG-CD1-CE1	-47.79	83.07	121.30
2	5F	227	TYR	CG-CD1-CE1	-47.79	83.07	121.30
2	5J	227	TYR	CG-CD1-CE1	-47.79	83.07	121.30
2	5N	227	TYR	CG-CD1-CE1	-47.79	83.07	121.30
2	5R	227	TYR	CG-CD1-CE1	-47.79	83.07	121.30
2	5Z	227	TYR	CG-CD1-CE1	-47.79	83.07	121.30
2	6F	227	TYR	CG-CD1-CE1	-47.79	83.07	121.30
2	6J	227	TYR	CG-CD1-CE1	-47.79	83.07	121.30
2	6R	227	TYR	CG-CD1-CE1	-47.79	83.07	121.30
2	6Z	227	TYR	CG-CD1-CE1	-47.79	83.07	121.30
2	63	227	TYR	CG-CD1-CE1	-47.79	83.07	121.30
2	67	227	TYR	CG-CD1-CE1	-47.79	83.07	121.30
2	7B	227	TYR	CG-CD1-CE1	-47.79	83.07	121.30
2	7J	227	TYR	CG-CD1-CE1	-47.79	83.07	121.30
2	7N	227	TYR	CG-CD1-CE1	-47.79	83.07	121.30
2	7V	227	TYR	CG-CD1-CE1	-47.79	83.07	121.30
2	1R	227	TYR	CG-CD1-CE1	-47.78	83.07	121.30
2	1V	227	TYR	CG-CD1-CE1	-47.78	83.07	121.30
2	1Z	227	TYR	CG-CD1-CE1	-47.78	83.07	121.30
2	2R	227	TYR	CG-CD1-CE1	-47.78	83.07	121.30
2	2V	227	TYR	CG-CD1-CE1	-47.78	83.07	121.30
2	2Z	227	TYR	CG-CD1-CE1	-47.78	83.07	121.30
2	43	227	TYR	CG-CD1-CE1	-47.78	83.07	121.30
2	47	227	TYR	CG-CD1-CE1	-47.78	83.07	121.30
2	5B	227	TYR	CG-CD1-CE1	-47.78	83.07	121.30
2	53	227	TYR	CG-CD1-CE1	-47.78	83.07	121.30

*Continued on next page...*

*Continued from previous page...*

Mol	Chain	Res	Type	Atoms	Z	Observed(°)	Ideal(°)
2	57	227	TYR	CG-CD1-CE1	-47.78	83.07	121.30
2	6B	227	TYR	CG-CD1-CE1	-47.78	83.07	121.30
2	1N	227	TYR	CG-CD1-CE1	-47.77	83.08	121.30
2	2J	227	TYR	CG-CD1-CE1	-47.77	83.08	121.30
2	3B	227	TYR	CG-CD1-CE1	-47.77	83.08	121.30
2	3J	227	TYR	CG-CD1-CE1	-47.77	83.08	121.30
2	33	227	TYR	CG-CD1-CE1	-47.77	83.08	121.30
2	4F	227	TYR	CG-CD1-CE1	-47.77	83.08	121.30
2	4Z	227	TYR	CG-CD1-CE1	-47.77	83.08	121.30
2	5V	227	TYR	CG-CD1-CE1	-47.77	83.08	121.30
2	6N	227	TYR	CG-CD1-CE1	-47.77	83.08	121.30
2	6V	227	TYR	CG-CD1-CE1	-47.77	83.08	121.30
2	7F	227	TYR	CG-CD1-CE1	-47.77	83.08	121.30
2	7R	227	TYR	CG-CD1-CE1	-47.77	83.08	121.30
1	1E	172	PHE	CB-CG-CD2	46.92	153.65	120.80
1	1Q	172	PHE	CB-CG-CD2	46.92	153.65	120.80
1	1U	172	PHE	CB-CG-CD2	46.92	153.65	120.80
1	1Y	172	PHE	CB-CG-CD2	46.92	153.65	120.80
1	2M	172	PHE	CB-CG-CD2	46.92	153.65	120.80
1	2Q	172	PHE	CB-CG-CD2	46.92	153.65	120.80
1	2U	172	PHE	CB-CG-CD2	46.92	153.65	120.80
1	2Y	172	PHE	CB-CG-CD2	46.92	153.65	120.80
1	22	172	PHE	CB-CG-CD2	46.92	153.65	120.80
1	3M	172	PHE	CB-CG-CD2	46.92	153.65	120.80
1	36	172	PHE	CB-CG-CD2	46.92	153.65	120.80
1	4I	172	PHE	CB-CG-CD2	46.92	153.65	120.80
1	4Q	172	PHE	CB-CG-CD2	46.92	153.65	120.80
1	42	172	PHE	CB-CG-CD2	46.92	153.65	120.80
1	46	172	PHE	CB-CG-CD2	46.92	153.65	120.80
1	5A	172	PHE	CB-CG-CD2	46.92	153.65	120.80
1	5Y	172	PHE	CB-CG-CD2	46.92	153.65	120.80
1	52	172	PHE	CB-CG-CD2	46.92	153.65	120.80
1	56	172	PHE	CB-CG-CD2	46.92	153.65	120.80
1	6A	172	PHE	CB-CG-CD2	46.92	153.65	120.80
1	6E	172	PHE	CB-CG-CD2	46.92	153.65	120.80
1	6Y	172	PHE	CB-CG-CD2	46.92	153.65	120.80
1	7I	172	PHE	CB-CG-CD2	46.92	153.65	120.80
1	7U	172	PHE	CB-CG-CD2	46.92	153.65	120.80
1	1M	172	PHE	CB-CG-CD2	46.91	153.64	120.80
1	2I	172	PHE	CB-CG-CD2	46.91	153.64	120.80
1	3A	172	PHE	CB-CG-CD2	46.91	153.64	120.80
1	3I	172	PHE	CB-CG-CD2	46.91	153.64	120.80

*Continued on next page...*

*Continued from previous page...*

Mol	Chain	Res	Type	Atoms	Z	Observed(°)	Ideal(°)
1	32	172	PHE	CB-CG-CD2	46.91	153.64	120.80
1	4E	172	PHE	CB-CG-CD2	46.91	153.64	120.80
1	4Y	172	PHE	CB-CG-CD2	46.91	153.64	120.80
1	5U	172	PHE	CB-CG-CD2	46.91	153.64	120.80
1	6M	172	PHE	CB-CG-CD2	46.91	153.64	120.80
1	6U	172	PHE	CB-CG-CD2	46.91	153.64	120.80
1	7E	172	PHE	CB-CG-CD2	46.91	153.64	120.80
1	7Q	172	PHE	CB-CG-CD2	46.91	153.64	120.80
1	1A	172	PHE	CB-CG-CD2	46.91	153.63	120.80
1	1I	172	PHE	CB-CG-CD2	46.91	153.63	120.80
1	12	172	PHE	CB-CG-CD2	46.90	153.63	120.80
1	16	172	PHE	CB-CG-CD2	46.90	153.63	120.80
1	2A	172	PHE	CB-CG-CD2	46.90	153.63	120.80
1	2E	172	PHE	CB-CG-CD2	46.91	153.63	120.80
1	26	172	PHE	CB-CG-CD2	46.91	153.63	120.80
1	3E	172	PHE	CB-CG-CD2	46.91	153.63	120.80
1	3Q	172	PHE	CB-CG-CD2	46.90	153.63	120.80
1	3U	172	PHE	CB-CG-CD2	46.90	153.63	120.80
1	3Y	172	PHE	CB-CG-CD2	46.90	153.63	120.80
1	4A	172	PHE	CB-CG-CD2	46.91	153.63	120.80
1	4M	172	PHE	CB-CG-CD2	46.91	153.63	120.80
1	4U	172	PHE	CB-CG-CD2	46.91	153.63	120.80
1	5E	172	PHE	CB-CG-CD2	46.90	153.63	120.80
1	5I	172	PHE	CB-CG-CD2	46.90	153.63	120.80
1	5M	172	PHE	CB-CG-CD2	46.90	153.63	120.80
1	5Q	172	PHE	CB-CG-CD2	46.91	153.63	120.80
1	6I	172	PHE	CB-CG-CD2	46.91	153.63	120.80
1	6Q	172	PHE	CB-CG-CD2	46.91	153.63	120.80
1	62	172	PHE	CB-CG-CD2	46.90	153.63	120.80
1	66	172	PHE	CB-CG-CD2	46.90	153.63	120.80
1	7A	172	PHE	CB-CG-CD2	46.90	153.63	120.80
1	7M	172	PHE	CB-CG-CD2	46.91	153.63	120.80
1	1A	65	PHE	CG-CD1-CE1	-46.84	69.27	120.80
1	1I	65	PHE	CG-CD1-CE1	-46.84	69.27	120.80
1	2E	65	PHE	CG-CD1-CE1	-46.84	69.27	120.80
1	26	65	PHE	CG-CD1-CE1	-46.84	69.27	120.80
1	3E	65	PHE	CG-CD1-CE1	-46.84	69.27	120.80
1	4A	65	PHE	CG-CD1-CE1	-46.84	69.27	120.80
1	4M	65	PHE	CG-CD1-CE1	-46.84	69.27	120.80
1	4U	65	PHE	CG-CD1-CE1	-46.84	69.27	120.80
1	5Q	65	PHE	CG-CD1-CE1	-46.84	69.27	120.80
1	6I	65	PHE	CG-CD1-CE1	-46.84	69.27	120.80

*Continued on next page...*



*Continued from previous page...*

Mol	Chain	Res	Type	Atoms	Z	Observed(°)	Ideal(°)
1	6Q	65	PHE	CG-CD1-CE1	-46.84	69.27	120.80
1	7M	65	PHE	CG-CD1-CE1	-46.84	69.27	120.80
1	1E	65	PHE	CG-CD1-CE1	-46.84	69.28	120.80
1	2M	65	PHE	CG-CD1-CE1	-46.84	69.28	120.80
1	22	65	PHE	CG-CD1-CE1	-46.84	69.28	120.80
1	3M	65	PHE	CG-CD1-CE1	-46.84	69.28	120.80
1	36	65	PHE	CG-CD1-CE1	-46.84	69.28	120.80
1	4I	65	PHE	CG-CD1-CE1	-46.84	69.28	120.80
1	4Q	65	PHE	CG-CD1-CE1	-46.84	69.28	120.80
1	5Y	65	PHE	CG-CD1-CE1	-46.84	69.28	120.80
1	6E	65	PHE	CG-CD1-CE1	-46.84	69.28	120.80
1	6Y	65	PHE	CG-CD1-CE1	-46.84	69.28	120.80
1	7I	65	PHE	CG-CD1-CE1	-46.84	69.28	120.80
1	7U	65	PHE	CG-CD1-CE1	-46.84	69.28	120.80
1	1Q	65	PHE	CG-CD1-CE1	-46.83	69.28	120.80
1	1U	65	PHE	CG-CD1-CE1	-46.83	69.28	120.80
1	1Y	65	PHE	CG-CD1-CE1	-46.83	69.28	120.80
1	2Q	65	PHE	CG-CD1-CE1	-46.83	69.28	120.80
1	2U	65	PHE	CG-CD1-CE1	-46.83	69.28	120.80
1	2Y	65	PHE	CG-CD1-CE1	-46.83	69.28	120.80
1	42	65	PHE	CG-CD1-CE1	-46.83	69.28	120.80
1	46	65	PHE	CG-CD1-CE1	-46.83	69.28	120.80
1	5A	65	PHE	CG-CD1-CE1	-46.83	69.28	120.80
1	52	65	PHE	CG-CD1-CE1	-46.83	69.28	120.80
1	56	65	PHE	CG-CD1-CE1	-46.83	69.28	120.80
1	6A	65	PHE	CG-CD1-CE1	-46.83	69.28	120.80
1	1M	65	PHE	CG-CD1-CE1	-46.83	69.29	120.80
1	2I	65	PHE	CG-CD1-CE1	-46.83	69.29	120.80
1	3A	65	PHE	CG-CD1-CE1	-46.83	69.29	120.80
1	3I	65	PHE	CG-CD1-CE1	-46.83	69.29	120.80
1	32	65	PHE	CG-CD1-CE1	-46.83	69.29	120.80
1	4E	65	PHE	CG-CD1-CE1	-46.83	69.29	120.80
1	4Y	65	PHE	CG-CD1-CE1	-46.83	69.29	120.80
1	5U	65	PHE	CG-CD1-CE1	-46.83	69.29	120.80
1	6M	65	PHE	CG-CD1-CE1	-46.83	69.29	120.80
1	6U	65	PHE	CG-CD1-CE1	-46.83	69.29	120.80
1	7E	65	PHE	CG-CD1-CE1	-46.83	69.29	120.80
1	7Q	65	PHE	CG-CD1-CE1	-46.83	69.29	120.80
1	12	65	PHE	CG-CD1-CE1	-46.81	69.31	120.80
1	16	65	PHE	CG-CD1-CE1	-46.81	69.31	120.80
1	2A	65	PHE	CG-CD1-CE1	-46.81	69.31	120.80
1	3Q	65	PHE	CG-CD1-CE1	-46.81	69.31	120.80

*Continued on next page...*

*Continued from previous page...*

Mol	Chain	Res	Type	Atoms	Z	Observed(°)	Ideal(°)
1	3U	65	PHE	CG-CD1-CE1	-46.81	69.31	120.80
1	3Y	65	PHE	CG-CD1-CE1	-46.81	69.31	120.80
1	5E	65	PHE	CG-CD1-CE1	-46.81	69.31	120.80
1	5I	65	PHE	CG-CD1-CE1	-46.81	69.31	120.80
1	5M	65	PHE	CG-CD1-CE1	-46.81	69.31	120.80
1	62	65	PHE	CG-CD1-CE1	-46.81	69.31	120.80
1	66	65	PHE	CG-CD1-CE1	-46.81	69.31	120.80
1	7A	65	PHE	CG-CD1-CE1	-46.81	69.31	120.80
2	1F	107	PHE	CG-CD1-CE1	-46.80	69.32	120.80
2	2N	107	PHE	CG-CD1-CE1	-46.80	69.32	120.80
2	23	107	PHE	CG-CD1-CE1	-46.80	69.32	120.80
2	3N	107	PHE	CG-CD1-CE1	-46.80	69.32	120.80
2	37	107	PHE	CG-CD1-CE1	-46.80	69.32	120.80
2	4J	107	PHE	CG-CD1-CE1	-46.80	69.32	120.80
2	4R	107	PHE	CG-CD1-CE1	-46.80	69.32	120.80
2	5Z	107	PHE	CG-CD1-CE1	-46.80	69.32	120.80
2	6F	107	PHE	CG-CD1-CE1	-46.80	69.32	120.80
2	6Z	107	PHE	CG-CD1-CE1	-46.80	69.32	120.80
2	7J	107	PHE	CG-CD1-CE1	-46.80	69.32	120.80
2	7V	107	PHE	CG-CD1-CE1	-46.80	69.32	120.80
2	1N	107	PHE	CG-CD1-CE1	-46.80	69.32	120.80
2	2J	107	PHE	CG-CD1-CE1	-46.80	69.32	120.80
2	3B	107	PHE	CG-CD1-CE1	-46.80	69.32	120.80
2	3J	107	PHE	CG-CD1-CE1	-46.80	69.32	120.80
2	33	107	PHE	CG-CD1-CE1	-46.80	69.32	120.80
2	4F	107	PHE	CG-CD1-CE1	-46.80	69.32	120.80
2	4Z	107	PHE	CG-CD1-CE1	-46.80	69.32	120.80
2	5V	107	PHE	CG-CD1-CE1	-46.80	69.32	120.80
2	6N	107	PHE	CG-CD1-CE1	-46.80	69.32	120.80
2	6V	107	PHE	CG-CD1-CE1	-46.80	69.32	120.80
2	7F	107	PHE	CG-CD1-CE1	-46.80	69.32	120.80
2	7R	107	PHE	CG-CD1-CE1	-46.80	69.32	120.80
2	13	107	PHE	CG-CD1-CE1	-46.79	69.33	120.80
2	17	107	PHE	CG-CD1-CE1	-46.79	69.33	120.80
2	2B	107	PHE	CG-CD1-CE1	-46.79	69.33	120.80
2	3R	107	PHE	CG-CD1-CE1	-46.79	69.33	120.80
2	3V	107	PHE	CG-CD1-CE1	-46.79	69.33	120.80
2	3Z	107	PHE	CG-CD1-CE1	-46.79	69.33	120.80
2	5F	107	PHE	CG-CD1-CE1	-46.79	69.33	120.80
2	5J	107	PHE	CG-CD1-CE1	-46.79	69.33	120.80
2	5N	107	PHE	CG-CD1-CE1	-46.79	69.33	120.80
2	63	107	PHE	CG-CD1-CE1	-46.79	69.33	120.80

*Continued on next page...*



*Continued from previous page...*

Mol	Chain	Res	Type	Atoms	Z	Observed(°)	Ideal(°)
2	67	107	PHE	CG-CD1-CE1	-46.79	69.33	120.80
2	7B	107	PHE	CG-CD1-CE1	-46.79	69.33	120.80
2	1R	107	PHE	CG-CD1-CE1	-46.78	69.34	120.80
2	1V	107	PHE	CG-CD1-CE1	-46.78	69.34	120.80
2	1Z	107	PHE	CG-CD1-CE1	-46.78	69.34	120.80
2	2R	107	PHE	CG-CD1-CE1	-46.78	69.34	120.80
2	2V	107	PHE	CG-CD1-CE1	-46.78	69.34	120.80
2	2Z	107	PHE	CG-CD1-CE1	-46.78	69.34	120.80
2	43	107	PHE	CG-CD1-CE1	-46.78	69.34	120.80
2	47	107	PHE	CG-CD1-CE1	-46.78	69.34	120.80
2	5B	107	PHE	CG-CD1-CE1	-46.78	69.34	120.80
2	53	107	PHE	CG-CD1-CE1	-46.78	69.34	120.80
2	57	107	PHE	CG-CD1-CE1	-46.78	69.34	120.80
2	6B	107	PHE	CG-CD1-CE1	-46.78	69.34	120.80
2	1B	107	PHE	CG-CD1-CE1	-46.78	69.34	120.80
2	1J	107	PHE	CG-CD1-CE1	-46.78	69.34	120.80
2	2F	107	PHE	CG-CD1-CE1	-46.78	69.34	120.80
2	27	107	PHE	CG-CD1-CE1	-46.78	69.34	120.80
2	3F	107	PHE	CG-CD1-CE1	-46.78	69.34	120.80
2	4B	107	PHE	CG-CD1-CE1	-46.78	69.34	120.80
2	4N	107	PHE	CG-CD1-CE1	-46.78	69.34	120.80
2	4V	107	PHE	CG-CD1-CE1	-46.78	69.34	120.80
2	5R	107	PHE	CG-CD1-CE1	-46.78	69.34	120.80
2	6J	107	PHE	CG-CD1-CE1	-46.78	69.34	120.80
2	6R	107	PHE	CG-CD1-CE1	-46.78	69.34	120.80
2	7N	107	PHE	CG-CD1-CE1	-46.78	69.34	120.80
2	13	227	TYR	CB-CG-CD2	-46.61	93.03	121.00
2	17	227	TYR	CB-CG-CD2	-46.61	93.03	121.00
2	2B	227	TYR	CB-CG-CD2	-46.61	93.03	121.00
2	3R	227	TYR	CB-CG-CD2	-46.61	93.03	121.00
2	3V	227	TYR	CB-CG-CD2	-46.61	93.03	121.00
2	3Z	227	TYR	CB-CG-CD2	-46.61	93.03	121.00
2	5F	227	TYR	CB-CG-CD2	-46.61	93.03	121.00
2	5J	227	TYR	CB-CG-CD2	-46.61	93.03	121.00
2	5N	227	TYR	CB-CG-CD2	-46.61	93.03	121.00
2	63	227	TYR	CB-CG-CD2	-46.61	93.03	121.00
2	67	227	TYR	CB-CG-CD2	-46.61	93.03	121.00
2	7B	227	TYR	CB-CG-CD2	-46.61	93.03	121.00
2	1F	227	TYR	CB-CG-CD2	-46.59	93.05	121.00
2	2N	227	TYR	CB-CG-CD2	-46.59	93.05	121.00
2	23	227	TYR	CB-CG-CD2	-46.59	93.05	121.00
2	3N	227	TYR	CB-CG-CD2	-46.59	93.05	121.00

*Continued on next page...*

*Continued from previous page...*

Mol	Chain	Res	Type	Atoms	Z	Observed(°)	Ideal(°)
2	37	227	TYR	CB-CG-CD2	-46.59	93.05	121.00
2	4J	227	TYR	CB-CG-CD2	-46.59	93.05	121.00
2	4R	227	TYR	CB-CG-CD2	-46.59	93.05	121.00
2	5Z	227	TYR	CB-CG-CD2	-46.59	93.05	121.00
2	6F	227	TYR	CB-CG-CD2	-46.59	93.05	121.00
2	6Z	227	TYR	CB-CG-CD2	-46.59	93.05	121.00
2	7J	227	TYR	CB-CG-CD2	-46.59	93.05	121.00
2	7V	227	TYR	CB-CG-CD2	-46.59	93.05	121.00
2	1B	227	TYR	CB-CG-CD2	-46.58	93.05	121.00
2	1J	227	TYR	CB-CG-CD2	-46.58	93.05	121.00
2	2F	227	TYR	CB-CG-CD2	-46.58	93.05	121.00
2	27	227	TYR	CB-CG-CD2	-46.58	93.05	121.00
2	3F	227	TYR	CB-CG-CD2	-46.58	93.05	121.00
2	4B	227	TYR	CB-CG-CD2	-46.58	93.05	121.00
2	4N	227	TYR	CB-CG-CD2	-46.58	93.05	121.00
2	4V	227	TYR	CB-CG-CD2	-46.58	93.05	121.00
2	5R	227	TYR	CB-CG-CD2	-46.58	93.05	121.00
2	6J	227	TYR	CB-CG-CD2	-46.58	93.05	121.00
2	6R	227	TYR	CB-CG-CD2	-46.58	93.05	121.00
2	7N	227	TYR	CB-CG-CD2	-46.58	93.05	121.00
2	1R	227	TYR	CB-CG-CD2	-46.58	93.05	121.00
2	1V	227	TYR	CB-CG-CD2	-46.58	93.05	121.00
2	1Z	227	TYR	CB-CG-CD2	-46.58	93.05	121.00
2	2R	227	TYR	CB-CG-CD2	-46.58	93.05	121.00
2	2V	227	TYR	CB-CG-CD2	-46.58	93.05	121.00
2	2Z	227	TYR	CB-CG-CD2	-46.58	93.05	121.00
2	43	227	TYR	CB-CG-CD2	-46.58	93.05	121.00
2	47	227	TYR	CB-CG-CD2	-46.58	93.05	121.00
2	5B	227	TYR	CB-CG-CD2	-46.58	93.05	121.00
2	53	227	TYR	CB-CG-CD2	-46.58	93.05	121.00
2	57	227	TYR	CB-CG-CD2	-46.58	93.05	121.00
2	6B	227	TYR	CB-CG-CD2	-46.58	93.05	121.00
2	1N	227	TYR	CB-CG-CD2	-46.54	93.07	121.00
2	2J	227	TYR	CB-CG-CD2	-46.54	93.07	121.00
2	3B	227	TYR	CB-CG-CD2	-46.54	93.07	121.00
2	3J	227	TYR	CB-CG-CD2	-46.54	93.07	121.00
2	33	227	TYR	CB-CG-CD2	-46.54	93.07	121.00
2	4F	227	TYR	CB-CG-CD2	-46.54	93.07	121.00
2	4Z	227	TYR	CB-CG-CD2	-46.54	93.07	121.00
2	5V	227	TYR	CB-CG-CD2	-46.54	93.07	121.00
2	6N	227	TYR	CB-CG-CD2	-46.54	93.07	121.00
2	6V	227	TYR	CB-CG-CD2	-46.54	93.07	121.00

*Continued on next page...*

*Continued from previous page...*

Mol	Chain	Res	Type	Atoms	Z	Observed(°)	Ideal(°)
2	7F	227	TYR	CB-CG-CD2	-46.54	93.07	121.00
2	7R	227	TYR	CB-CG-CD2	-46.54	93.07	121.00
2	1F	46	TYR	CG-CD1-CE1	-45.70	84.74	121.30
2	2N	46	TYR	CG-CD1-CE1	-45.70	84.74	121.30
2	23	46	TYR	CG-CD1-CE1	-45.70	84.74	121.30
2	3N	46	TYR	CG-CD1-CE1	-45.70	84.74	121.30
2	37	46	TYR	CG-CD1-CE1	-45.70	84.74	121.30
2	4J	46	TYR	CG-CD1-CE1	-45.70	84.74	121.30
2	4R	46	TYR	CG-CD1-CE1	-45.70	84.74	121.30
2	5Z	46	TYR	CG-CD1-CE1	-45.70	84.74	121.30
2	6F	46	TYR	CG-CD1-CE1	-45.70	84.74	121.30
2	6Z	46	TYR	CG-CD1-CE1	-45.70	84.74	121.30
2	7J	46	TYR	CG-CD1-CE1	-45.70	84.74	121.30
2	7V	46	TYR	CG-CD1-CE1	-45.70	84.74	121.30
2	1B	46	TYR	CG-CD1-CE1	-45.66	84.77	121.30
2	1J	46	TYR	CG-CD1-CE1	-45.66	84.77	121.30
2	2F	46	TYR	CG-CD1-CE1	-45.66	84.77	121.30
2	27	46	TYR	CG-CD1-CE1	-45.66	84.77	121.30
2	3F	46	TYR	CG-CD1-CE1	-45.66	84.77	121.30
2	4B	46	TYR	CG-CD1-CE1	-45.66	84.77	121.30
2	4N	46	TYR	CG-CD1-CE1	-45.66	84.77	121.30
2	4V	46	TYR	CG-CD1-CE1	-45.66	84.77	121.30
2	5R	46	TYR	CG-CD1-CE1	-45.66	84.77	121.30
2	6J	46	TYR	CG-CD1-CE1	-45.66	84.77	121.30
2	6R	46	TYR	CG-CD1-CE1	-45.66	84.77	121.30
2	7N	46	TYR	CG-CD1-CE1	-45.66	84.77	121.30
2	13	46	TYR	CG-CD1-CE1	-45.66	84.77	121.30
2	17	46	TYR	CG-CD1-CE1	-45.66	84.77	121.30
2	2B	46	TYR	CG-CD1-CE1	-45.66	84.77	121.30
2	3R	46	TYR	CG-CD1-CE1	-45.66	84.77	121.30
2	3V	46	TYR	CG-CD1-CE1	-45.66	84.77	121.30
2	3Z	46	TYR	CG-CD1-CE1	-45.66	84.77	121.30
2	5F	46	TYR	CG-CD1-CE1	-45.66	84.77	121.30
2	5J	46	TYR	CG-CD1-CE1	-45.66	84.77	121.30
2	5N	46	TYR	CG-CD1-CE1	-45.66	84.77	121.30
2	63	46	TYR	CG-CD1-CE1	-45.66	84.77	121.30
2	67	46	TYR	CG-CD1-CE1	-45.66	84.77	121.30
2	7B	46	TYR	CG-CD1-CE1	-45.66	84.77	121.30
2	1N	46	TYR	CG-CD1-CE1	-45.66	84.77	121.30
2	2J	46	TYR	CG-CD1-CE1	-45.66	84.77	121.30
2	3B	46	TYR	CG-CD1-CE1	-45.66	84.77	121.30
2	3J	46	TYR	CG-CD1-CE1	-45.66	84.77	121.30

*Continued on next page...*

*Continued from previous page...*

Mol	Chain	Res	Type	Atoms	Z	Observed(°)	Ideal(°)
2	33	46	TYR	CG-CD1-CE1	-45.66	84.77	121.30
2	4F	46	TYR	CG-CD1-CE1	-45.66	84.77	121.30
2	4Z	46	TYR	CG-CD1-CE1	-45.66	84.77	121.30
2	5V	46	TYR	CG-CD1-CE1	-45.66	84.77	121.30
2	6N	46	TYR	CG-CD1-CE1	-45.66	84.77	121.30
2	6V	46	TYR	CG-CD1-CE1	-45.66	84.77	121.30
2	7F	46	TYR	CG-CD1-CE1	-45.66	84.77	121.30
2	7R	46	TYR	CG-CD1-CE1	-45.66	84.77	121.30
2	1R	46	TYR	CG-CD1-CE1	-45.64	84.79	121.30
2	1V	46	TYR	CG-CD1-CE1	-45.64	84.79	121.30
2	1Z	46	TYR	CG-CD1-CE1	-45.64	84.79	121.30
2	2R	46	TYR	CG-CD1-CE1	-45.64	84.79	121.30
2	2V	46	TYR	CG-CD1-CE1	-45.64	84.79	121.30
2	2Z	46	TYR	CG-CD1-CE1	-45.64	84.79	121.30
2	43	46	TYR	CG-CD1-CE1	-45.64	84.79	121.30
2	47	46	TYR	CG-CD1-CE1	-45.64	84.79	121.30
2	5B	46	TYR	CG-CD1-CE1	-45.64	84.79	121.30
2	53	46	TYR	CG-CD1-CE1	-45.64	84.79	121.30
2	57	46	TYR	CG-CD1-CE1	-45.64	84.79	121.30
2	6B	46	TYR	CG-CD1-CE1	-45.64	84.79	121.30
2	1N	107	PHE	CB-CG-CD2	-43.54	90.32	120.80
2	2J	107	PHE	CB-CG-CD2	-43.54	90.32	120.80
2	3B	107	PHE	CB-CG-CD2	-43.54	90.32	120.80
2	3J	107	PHE	CB-CG-CD2	-43.54	90.32	120.80
2	33	107	PHE	CB-CG-CD2	-43.54	90.32	120.80
2	4F	107	PHE	CB-CG-CD2	-43.54	90.32	120.80
2	4Z	107	PHE	CB-CG-CD2	-43.54	90.32	120.80
2	5V	107	PHE	CB-CG-CD2	-43.54	90.32	120.80
2	6N	107	PHE	CB-CG-CD2	-43.54	90.32	120.80
2	6V	107	PHE	CB-CG-CD2	-43.54	90.32	120.80
2	7F	107	PHE	CB-CG-CD2	-43.54	90.32	120.80
2	7R	107	PHE	CB-CG-CD2	-43.54	90.32	120.80
2	1B	107	PHE	CB-CG-CD2	-43.50	90.35	120.80
2	1J	107	PHE	CB-CG-CD2	-43.50	90.35	120.80
2	1R	107	PHE	CB-CG-CD2	-43.50	90.35	120.80
2	1V	107	PHE	CB-CG-CD2	-43.50	90.35	120.80
2	1Z	107	PHE	CB-CG-CD2	-43.50	90.35	120.80
2	2F	107	PHE	CB-CG-CD2	-43.50	90.35	120.80
2	2R	107	PHE	CB-CG-CD2	-43.50	90.35	120.80
2	2V	107	PHE	CB-CG-CD2	-43.50	90.35	120.80
2	2Z	107	PHE	CB-CG-CD2	-43.50	90.35	120.80
2	27	107	PHE	CB-CG-CD2	-43.50	90.35	120.80

*Continued on next page...*

*Continued from previous page...*

Mol	Chain	Res	Type	Atoms	Z	Observed(°)	Ideal(°)
2	3F	107	PHE	CB-CG-CD2	-43.50	90.35	120.80
2	4B	107	PHE	CB-CG-CD2	-43.50	90.35	120.80
2	4N	107	PHE	CB-CG-CD2	-43.50	90.35	120.80
2	4V	107	PHE	CB-CG-CD2	-43.50	90.35	120.80
2	43	107	PHE	CB-CG-CD2	-43.50	90.35	120.80
2	47	107	PHE	CB-CG-CD2	-43.50	90.35	120.80
2	5B	107	PHE	CB-CG-CD2	-43.50	90.35	120.80
2	5R	107	PHE	CB-CG-CD2	-43.50	90.35	120.80
2	53	107	PHE	CB-CG-CD2	-43.50	90.35	120.80
2	57	107	PHE	CB-CG-CD2	-43.50	90.35	120.80
2	6B	107	PHE	CB-CG-CD2	-43.50	90.35	120.80
2	6J	107	PHE	CB-CG-CD2	-43.50	90.35	120.80
2	6R	107	PHE	CB-CG-CD2	-43.50	90.35	120.80
2	7N	107	PHE	CB-CG-CD2	-43.50	90.35	120.80
2	1F	107	PHE	CB-CG-CD2	-43.46	90.38	120.80
2	2N	107	PHE	CB-CG-CD2	-43.46	90.38	120.80
2	23	107	PHE	CB-CG-CD2	-43.46	90.38	120.80
2	3N	107	PHE	CB-CG-CD2	-43.46	90.38	120.80
2	37	107	PHE	CB-CG-CD2	-43.46	90.38	120.80
2	4J	107	PHE	CB-CG-CD2	-43.46	90.38	120.80
2	4R	107	PHE	CB-CG-CD2	-43.46	90.38	120.80
2	5Z	107	PHE	CB-CG-CD2	-43.46	90.38	120.80
2	6F	107	PHE	CB-CG-CD2	-43.46	90.38	120.80
2	6Z	107	PHE	CB-CG-CD2	-43.46	90.38	120.80
2	7J	107	PHE	CB-CG-CD2	-43.46	90.38	120.80
2	7V	107	PHE	CB-CG-CD2	-43.46	90.38	120.80
2	13	107	PHE	CB-CG-CD2	-43.41	90.41	120.80
2	17	107	PHE	CB-CG-CD2	-43.41	90.41	120.80
2	2B	107	PHE	CB-CG-CD2	-43.41	90.41	120.80
2	3R	107	PHE	CB-CG-CD2	-43.41	90.41	120.80
2	3V	107	PHE	CB-CG-CD2	-43.41	90.41	120.80
2	3Z	107	PHE	CB-CG-CD2	-43.41	90.41	120.80
2	5F	107	PHE	CB-CG-CD2	-43.41	90.41	120.80
2	5J	107	PHE	CB-CG-CD2	-43.41	90.41	120.80
2	5N	107	PHE	CB-CG-CD2	-43.41	90.41	120.80
2	63	107	PHE	CB-CG-CD2	-43.41	90.41	120.80
2	67	107	PHE	CB-CG-CD2	-43.41	90.41	120.80
2	7B	107	PHE	CB-CG-CD2	-43.41	90.41	120.80
2	13	74	TYR	CG-CD2-CE2	-43.07	86.84	121.30
2	17	74	TYR	CG-CD2-CE2	-43.07	86.84	121.30
2	2B	74	TYR	CG-CD2-CE2	-43.07	86.84	121.30
2	3R	74	TYR	CG-CD2-CE2	-43.07	86.84	121.30

*Continued on next page...*

*Continued from previous page...*

Mol	Chain	Res	Type	Atoms	Z	Observed(°)	Ideal(°)
2	3V	74	TYR	CG-CD2-CE2	-43.07	86.84	121.30
2	3Z	74	TYR	CG-CD2-CE2	-43.07	86.84	121.30
2	5F	74	TYR	CG-CD2-CE2	-43.07	86.84	121.30
2	5J	74	TYR	CG-CD2-CE2	-43.07	86.84	121.30
2	5N	74	TYR	CG-CD2-CE2	-43.07	86.84	121.30
2	63	74	TYR	CG-CD2-CE2	-43.07	86.84	121.30
2	67	74	TYR	CG-CD2-CE2	-43.07	86.84	121.30
2	7B	74	TYR	CG-CD2-CE2	-43.07	86.84	121.30
2	1B	74	TYR	CG-CD2-CE2	-43.01	86.89	121.30
2	1J	74	TYR	CG-CD2-CE2	-43.01	86.89	121.30
2	2F	74	TYR	CG-CD2-CE2	-43.01	86.89	121.30
2	27	74	TYR	CG-CD2-CE2	-43.01	86.89	121.30
2	3F	74	TYR	CG-CD2-CE2	-43.01	86.89	121.30
2	4B	74	TYR	CG-CD2-CE2	-43.01	86.89	121.30
2	4N	74	TYR	CG-CD2-CE2	-43.01	86.89	121.30
2	4V	74	TYR	CG-CD2-CE2	-43.01	86.89	121.30
2	5R	74	TYR	CG-CD2-CE2	-43.01	86.89	121.30
2	6J	74	TYR	CG-CD2-CE2	-43.01	86.89	121.30
2	6R	74	TYR	CG-CD2-CE2	-43.01	86.89	121.30
2	7N	74	TYR	CG-CD2-CE2	-43.01	86.89	121.30
2	1F	74	TYR	CG-CD2-CE2	-43.00	86.90	121.30
2	2N	74	TYR	CG-CD2-CE2	-43.00	86.90	121.30
2	23	74	TYR	CG-CD2-CE2	-43.00	86.90	121.30
2	3N	74	TYR	CG-CD2-CE2	-43.00	86.90	121.30
2	37	74	TYR	CG-CD2-CE2	-43.00	86.90	121.30
2	4J	74	TYR	CG-CD2-CE2	-43.00	86.90	121.30
2	4R	74	TYR	CG-CD2-CE2	-43.00	86.90	121.30
2	5Z	74	TYR	CG-CD2-CE2	-43.00	86.90	121.30
2	6F	74	TYR	CG-CD2-CE2	-43.00	86.90	121.30
2	6Z	74	TYR	CG-CD2-CE2	-43.00	86.90	121.30
2	7J	74	TYR	CG-CD2-CE2	-43.00	86.90	121.30
2	7V	74	TYR	CG-CD2-CE2	-43.00	86.90	121.30
2	1R	74	TYR	CG-CD2-CE2	-42.98	86.92	121.30
2	1V	74	TYR	CG-CD2-CE2	-42.98	86.92	121.30
2	1Z	74	TYR	CG-CD2-CE2	-42.98	86.92	121.30
2	2R	74	TYR	CG-CD2-CE2	-42.98	86.92	121.30
2	2V	74	TYR	CG-CD2-CE2	-42.98	86.92	121.30
2	2Z	74	TYR	CG-CD2-CE2	-42.98	86.92	121.30
2	43	74	TYR	CG-CD2-CE2	-42.98	86.92	121.30
2	47	74	TYR	CG-CD2-CE2	-42.98	86.92	121.30
2	5B	74	TYR	CG-CD2-CE2	-42.98	86.92	121.30
2	53	74	TYR	CG-CD2-CE2	-42.98	86.92	121.30

*Continued on next page...*



*Continued from previous page...*

Mol	Chain	Res	Type	Atoms	Z	Observed(°)	Ideal(°)
2	57	74	TYR	CG-CD2-CE2	-42.98	86.92	121.30
2	6B	74	TYR	CG-CD2-CE2	-42.98	86.92	121.30
2	1N	74	TYR	CG-CD2-CE2	-42.91	86.97	121.30
2	2J	74	TYR	CG-CD2-CE2	-42.91	86.97	121.30
2	3B	74	TYR	CG-CD2-CE2	-42.91	86.97	121.30
2	3J	74	TYR	CG-CD2-CE2	-42.91	86.97	121.30
2	33	74	TYR	CG-CD2-CE2	-42.91	86.97	121.30
2	4F	74	TYR	CG-CD2-CE2	-42.91	86.97	121.30
2	4Z	74	TYR	CG-CD2-CE2	-42.91	86.97	121.30
2	5V	74	TYR	CG-CD2-CE2	-42.91	86.97	121.30
2	6N	74	TYR	CG-CD2-CE2	-42.91	86.97	121.30
2	6V	74	TYR	CG-CD2-CE2	-42.91	86.97	121.30
2	7F	74	TYR	CG-CD2-CE2	-42.91	86.97	121.30
2	7R	74	TYR	CG-CD2-CE2	-42.91	86.97	121.30
2	13	60	ARG	NE-CZ-NH2	42.70	141.65	120.30
2	17	60	ARG	NE-CZ-NH2	42.70	141.65	120.30
2	2B	60	ARG	NE-CZ-NH2	42.70	141.65	120.30
2	3R	60	ARG	NE-CZ-NH2	42.70	141.65	120.30
2	3V	60	ARG	NE-CZ-NH2	42.70	141.65	120.30
2	3Z	60	ARG	NE-CZ-NH2	42.70	141.65	120.30
2	5F	60	ARG	NE-CZ-NH2	42.70	141.65	120.30
2	5J	60	ARG	NE-CZ-NH2	42.70	141.65	120.30
2	5N	60	ARG	NE-CZ-NH2	42.70	141.65	120.30
2	63	60	ARG	NE-CZ-NH2	42.70	141.65	120.30
2	67	60	ARG	NE-CZ-NH2	42.70	141.65	120.30
2	7B	60	ARG	NE-CZ-NH2	42.70	141.65	120.30
2	1N	60	ARG	NE-CZ-NH2	42.68	141.64	120.30
2	2J	60	ARG	NE-CZ-NH2	42.68	141.64	120.30
2	3B	60	ARG	NE-CZ-NH2	42.68	141.64	120.30
2	3J	60	ARG	NE-CZ-NH2	42.68	141.64	120.30
2	33	60	ARG	NE-CZ-NH2	42.68	141.64	120.30
2	4F	60	ARG	NE-CZ-NH2	42.68	141.64	120.30
2	4Z	60	ARG	NE-CZ-NH2	42.68	141.64	120.30
2	5V	60	ARG	NE-CZ-NH2	42.68	141.64	120.30
2	6N	60	ARG	NE-CZ-NH2	42.68	141.64	120.30
2	6V	60	ARG	NE-CZ-NH2	42.68	141.64	120.30
2	7F	60	ARG	NE-CZ-NH2	42.68	141.64	120.30
2	7R	60	ARG	NE-CZ-NH2	42.68	141.64	120.30
2	1R	60	ARG	NE-CZ-NH2	42.65	141.63	120.30
2	1V	60	ARG	NE-CZ-NH2	42.65	141.63	120.30
2	1Z	60	ARG	NE-CZ-NH2	42.65	141.63	120.30
2	2R	60	ARG	NE-CZ-NH2	42.65	141.63	120.30

*Continued on next page...*

*Continued from previous page...*

Mol	Chain	Res	Type	Atoms	Z	Observed(°)	Ideal(°)
2	2V	60	ARG	NE-CZ-NH2	42.65	141.63	120.30
2	2Z	60	ARG	NE-CZ-NH2	42.65	141.63	120.30
2	43	60	ARG	NE-CZ-NH2	42.65	141.63	120.30
2	47	60	ARG	NE-CZ-NH2	42.65	141.63	120.30
2	5B	60	ARG	NE-CZ-NH2	42.65	141.63	120.30
2	53	60	ARG	NE-CZ-NH2	42.65	141.63	120.30
2	57	60	ARG	NE-CZ-NH2	42.65	141.63	120.30
2	6B	60	ARG	NE-CZ-NH2	42.65	141.63	120.30
2	1F	60	ARG	NE-CZ-NH2	42.65	141.62	120.30
2	2N	60	ARG	NE-CZ-NH2	42.65	141.62	120.30
2	23	60	ARG	NE-CZ-NH2	42.65	141.62	120.30
2	3N	60	ARG	NE-CZ-NH2	42.65	141.62	120.30
2	37	60	ARG	NE-CZ-NH2	42.65	141.62	120.30
2	4J	60	ARG	NE-CZ-NH2	42.65	141.62	120.30
2	4R	60	ARG	NE-CZ-NH2	42.65	141.62	120.30
2	5Z	60	ARG	NE-CZ-NH2	42.65	141.62	120.30
2	6F	60	ARG	NE-CZ-NH2	42.65	141.62	120.30
2	6Z	60	ARG	NE-CZ-NH2	42.65	141.62	120.30
2	7J	60	ARG	NE-CZ-NH2	42.65	141.62	120.30
2	7V	60	ARG	NE-CZ-NH2	42.65	141.62	120.30
2	1B	60	ARG	NE-CZ-NH2	42.62	141.61	120.30
2	1J	60	ARG	NE-CZ-NH2	42.62	141.61	120.30
2	2F	60	ARG	NE-CZ-NH2	42.62	141.61	120.30
2	27	60	ARG	NE-CZ-NH2	42.62	141.61	120.30
2	3F	60	ARG	NE-CZ-NH2	42.62	141.61	120.30
2	4B	60	ARG	NE-CZ-NH2	42.62	141.61	120.30
2	4N	60	ARG	NE-CZ-NH2	42.62	141.61	120.30
2	4V	60	ARG	NE-CZ-NH2	42.62	141.61	120.30
2	5R	60	ARG	NE-CZ-NH2	42.62	141.61	120.30
2	6J	60	ARG	NE-CZ-NH2	42.62	141.61	120.30
2	6R	60	ARG	NE-CZ-NH2	42.62	141.61	120.30
2	7N	60	ARG	NE-CZ-NH2	42.62	141.61	120.30
2	13	46	TYR	CG-CD2-CE2	-41.54	88.07	121.30
2	17	46	TYR	CG-CD2-CE2	-41.54	88.07	121.30
2	2B	46	TYR	CG-CD2-CE2	-41.54	88.07	121.30
2	3R	46	TYR	CG-CD2-CE2	-41.54	88.07	121.30
2	3V	46	TYR	CG-CD2-CE2	-41.54	88.07	121.30
2	3Z	46	TYR	CG-CD2-CE2	-41.54	88.07	121.30
2	5F	46	TYR	CG-CD2-CE2	-41.54	88.07	121.30
2	5J	46	TYR	CG-CD2-CE2	-41.54	88.07	121.30
2	5N	46	TYR	CG-CD2-CE2	-41.54	88.07	121.30
2	63	46	TYR	CG-CD2-CE2	-41.54	88.07	121.30

*Continued on next page...*



*Continued from previous page...*

Mol	Chain	Res	Type	Atoms	Z	Observed(°)	Ideal(°)
2	67	46	TYR	CG-CD2-CE2	-41.54	88.07	121.30
2	7B	46	TYR	CG-CD2-CE2	-41.54	88.07	121.30
2	1F	46	TYR	CG-CD2-CE2	-41.53	88.08	121.30
2	2N	46	TYR	CG-CD2-CE2	-41.53	88.08	121.30
2	23	46	TYR	CG-CD2-CE2	-41.53	88.08	121.30
2	3N	46	TYR	CG-CD2-CE2	-41.53	88.08	121.30
2	37	46	TYR	CG-CD2-CE2	-41.53	88.08	121.30
2	4J	46	TYR	CG-CD2-CE2	-41.53	88.08	121.30
2	4R	46	TYR	CG-CD2-CE2	-41.53	88.08	121.30
2	5Z	46	TYR	CG-CD2-CE2	-41.53	88.08	121.30
2	6F	46	TYR	CG-CD2-CE2	-41.53	88.08	121.30
2	6Z	46	TYR	CG-CD2-CE2	-41.53	88.08	121.30
2	7J	46	TYR	CG-CD2-CE2	-41.53	88.08	121.30
2	7V	46	TYR	CG-CD2-CE2	-41.53	88.08	121.30
2	1B	46	TYR	CG-CD2-CE2	-41.52	88.08	121.30
2	1J	46	TYR	CG-CD2-CE2	-41.52	88.08	121.30
2	2F	46	TYR	CG-CD2-CE2	-41.52	88.08	121.30
2	27	46	TYR	CG-CD2-CE2	-41.52	88.08	121.30
2	3F	46	TYR	CG-CD2-CE2	-41.52	88.08	121.30
2	4B	46	TYR	CG-CD2-CE2	-41.52	88.08	121.30
2	4N	46	TYR	CG-CD2-CE2	-41.52	88.08	121.30
2	4V	46	TYR	CG-CD2-CE2	-41.52	88.08	121.30
2	5R	46	TYR	CG-CD2-CE2	-41.52	88.08	121.30
2	6J	46	TYR	CG-CD2-CE2	-41.52	88.08	121.30
2	6R	46	TYR	CG-CD2-CE2	-41.52	88.08	121.30
2	7N	46	TYR	CG-CD2-CE2	-41.52	88.08	121.30
2	1N	46	TYR	CG-CD2-CE2	-41.51	88.09	121.30
2	2J	46	TYR	CG-CD2-CE2	-41.51	88.09	121.30
2	3B	46	TYR	CG-CD2-CE2	-41.51	88.09	121.30
2	3J	46	TYR	CG-CD2-CE2	-41.51	88.09	121.30
2	33	46	TYR	CG-CD2-CE2	-41.51	88.09	121.30
2	4F	46	TYR	CG-CD2-CE2	-41.51	88.09	121.30
2	4Z	46	TYR	CG-CD2-CE2	-41.51	88.09	121.30
2	5V	46	TYR	CG-CD2-CE2	-41.51	88.09	121.30
2	6N	46	TYR	CG-CD2-CE2	-41.51	88.09	121.30
2	6V	46	TYR	CG-CD2-CE2	-41.51	88.09	121.30
2	7F	46	TYR	CG-CD2-CE2	-41.51	88.09	121.30
2	7R	46	TYR	CG-CD2-CE2	-41.51	88.09	121.30
2	1B	74	TYR	CB-CG-CD2	-41.47	96.12	121.00
2	1F	74	TYR	CB-CG-CD2	-41.47	96.12	121.00
2	1J	74	TYR	CB-CG-CD2	-41.47	96.12	121.00
2	2F	74	TYR	CB-CG-CD2	-41.47	96.12	121.00

*Continued on next page...*

*Continued from previous page...*

Mol	Chain	Res	Type	Atoms	Z	Observed(°)	Ideal(°)
2	2N	74	TYR	CB-CG-CD2	-41.47	96.12	121.00
2	23	74	TYR	CB-CG-CD2	-41.47	96.12	121.00
2	27	74	TYR	CB-CG-CD2	-41.47	96.12	121.00
2	3F	74	TYR	CB-CG-CD2	-41.47	96.12	121.00
2	3N	74	TYR	CB-CG-CD2	-41.47	96.12	121.00
2	37	74	TYR	CB-CG-CD2	-41.47	96.12	121.00
2	4B	74	TYR	CB-CG-CD2	-41.47	96.12	121.00
2	4J	74	TYR	CB-CG-CD2	-41.47	96.12	121.00
2	4N	74	TYR	CB-CG-CD2	-41.47	96.12	121.00
2	4R	74	TYR	CB-CG-CD2	-41.47	96.12	121.00
2	4V	74	TYR	CB-CG-CD2	-41.47	96.12	121.00
2	5R	74	TYR	CB-CG-CD2	-41.47	96.12	121.00
2	5Z	74	TYR	CB-CG-CD2	-41.47	96.12	121.00
2	6F	74	TYR	CB-CG-CD2	-41.47	96.12	121.00
2	6J	74	TYR	CB-CG-CD2	-41.47	96.12	121.00
2	6R	74	TYR	CB-CG-CD2	-41.47	96.12	121.00
2	6Z	74	TYR	CB-CG-CD2	-41.47	96.12	121.00
2	7J	74	TYR	CB-CG-CD2	-41.47	96.12	121.00
2	7N	74	TYR	CB-CG-CD2	-41.47	96.12	121.00
2	7V	74	TYR	CB-CG-CD2	-41.47	96.12	121.00
2	1R	46	TYR	CG-CD2-CE2	-41.46	88.13	121.30
2	1V	46	TYR	CG-CD2-CE2	-41.46	88.13	121.30
2	1Z	46	TYR	CG-CD2-CE2	-41.46	88.13	121.30
2	2R	46	TYR	CG-CD2-CE2	-41.46	88.13	121.30
2	2V	46	TYR	CG-CD2-CE2	-41.46	88.13	121.30
2	2Z	46	TYR	CG-CD2-CE2	-41.46	88.13	121.30
2	43	46	TYR	CG-CD2-CE2	-41.46	88.13	121.30
2	47	46	TYR	CG-CD2-CE2	-41.46	88.13	121.30
2	5B	46	TYR	CG-CD2-CE2	-41.46	88.13	121.30
2	53	46	TYR	CG-CD2-CE2	-41.46	88.13	121.30
2	57	46	TYR	CG-CD2-CE2	-41.46	88.13	121.30
2	6B	46	TYR	CG-CD2-CE2	-41.46	88.13	121.30
2	1R	74	TYR	CB-CG-CD2	-41.45	96.13	121.00
2	1V	74	TYR	CB-CG-CD2	-41.45	96.13	121.00
2	1Z	74	TYR	CB-CG-CD2	-41.45	96.13	121.00
2	2R	74	TYR	CB-CG-CD2	-41.45	96.13	121.00
2	2V	74	TYR	CB-CG-CD2	-41.45	96.13	121.00
2	2Z	74	TYR	CB-CG-CD2	-41.45	96.13	121.00
2	43	74	TYR	CB-CG-CD2	-41.45	96.13	121.00
2	47	74	TYR	CB-CG-CD2	-41.45	96.13	121.00
2	5B	74	TYR	CB-CG-CD2	-41.45	96.13	121.00
2	53	74	TYR	CB-CG-CD2	-41.45	96.13	121.00

*Continued on next page...*

*Continued from previous page...*

Mol	Chain	Res	Type	Atoms	Z	Observed(°)	Ideal(°)
2	57	74	TYR	CB-CG-CD2	-41.45	96.13	121.00
2	6B	74	TYR	CB-CG-CD2	-41.45	96.13	121.00
2	1N	74	TYR	CB-CG-CD2	-41.41	96.15	121.00
2	2J	74	TYR	CB-CG-CD2	-41.41	96.15	121.00
2	3B	74	TYR	CB-CG-CD2	-41.41	96.15	121.00
2	3J	74	TYR	CB-CG-CD2	-41.41	96.15	121.00
2	33	74	TYR	CB-CG-CD2	-41.41	96.15	121.00
2	4F	74	TYR	CB-CG-CD2	-41.41	96.15	121.00
2	4Z	74	TYR	CB-CG-CD2	-41.41	96.15	121.00
2	5V	74	TYR	CB-CG-CD2	-41.41	96.15	121.00
2	6N	74	TYR	CB-CG-CD2	-41.41	96.15	121.00
2	6V	74	TYR	CB-CG-CD2	-41.41	96.15	121.00
2	7F	74	TYR	CB-CG-CD2	-41.41	96.15	121.00
2	7R	74	TYR	CB-CG-CD2	-41.41	96.15	121.00
2	13	74	TYR	CB-CG-CD2	-41.39	96.16	121.00
2	17	74	TYR	CB-CG-CD2	-41.39	96.16	121.00
2	2B	74	TYR	CB-CG-CD2	-41.39	96.16	121.00
2	3R	74	TYR	CB-CG-CD2	-41.39	96.16	121.00
2	3V	74	TYR	CB-CG-CD2	-41.39	96.16	121.00
2	3Z	74	TYR	CB-CG-CD2	-41.39	96.16	121.00
2	5F	74	TYR	CB-CG-CD2	-41.39	96.16	121.00
2	5J	74	TYR	CB-CG-CD2	-41.39	96.16	121.00
2	5N	74	TYR	CB-CG-CD2	-41.39	96.16	121.00
2	63	74	TYR	CB-CG-CD2	-41.39	96.16	121.00
2	67	74	TYR	CB-CG-CD2	-41.39	96.16	121.00
2	7B	74	TYR	CB-CG-CD2	-41.39	96.16	121.00
2	1R	227	TYR	CB-CG-CD1	-41.25	96.25	121.00
2	1V	227	TYR	CB-CG-CD1	-41.25	96.25	121.00
2	1Z	227	TYR	CB-CG-CD1	-41.25	96.25	121.00
2	2R	227	TYR	CB-CG-CD1	-41.25	96.25	121.00
2	2V	227	TYR	CB-CG-CD1	-41.25	96.25	121.00
2	2Z	227	TYR	CB-CG-CD1	-41.25	96.25	121.00
2	43	227	TYR	CB-CG-CD1	-41.25	96.25	121.00
2	47	227	TYR	CB-CG-CD1	-41.25	96.25	121.00
2	5B	227	TYR	CB-CG-CD1	-41.25	96.25	121.00
2	53	227	TYR	CB-CG-CD1	-41.25	96.25	121.00
2	57	227	TYR	CB-CG-CD1	-41.25	96.25	121.00
2	6B	227	TYR	CB-CG-CD1	-41.25	96.25	121.00
2	13	227	TYR	CB-CG-CD1	-41.23	96.26	121.00
2	17	227	TYR	CB-CG-CD1	-41.23	96.26	121.00
2	2B	227	TYR	CB-CG-CD1	-41.23	96.26	121.00
2	3R	227	TYR	CB-CG-CD1	-41.23	96.26	121.00

*Continued on next page...*

*Continued from previous page...*

Mol	Chain	Res	Type	Atoms	Z	Observed(°)	Ideal(°)
2	3V	227	TYR	CB-CG-CD1	-41.23	96.26	121.00
2	3Z	227	TYR	CB-CG-CD1	-41.23	96.26	121.00
2	5F	227	TYR	CB-CG-CD1	-41.23	96.26	121.00
2	5J	227	TYR	CB-CG-CD1	-41.23	96.26	121.00
2	5N	227	TYR	CB-CG-CD1	-41.23	96.26	121.00
2	63	227	TYR	CB-CG-CD1	-41.23	96.26	121.00
2	67	227	TYR	CB-CG-CD1	-41.23	96.26	121.00
2	7B	227	TYR	CB-CG-CD1	-41.23	96.26	121.00
2	1F	227	TYR	CB-CG-CD1	-41.23	96.27	121.00
2	2N	227	TYR	CB-CG-CD1	-41.23	96.27	121.00
2	23	227	TYR	CB-CG-CD1	-41.23	96.27	121.00
2	3N	227	TYR	CB-CG-CD1	-41.23	96.27	121.00
2	37	227	TYR	CB-CG-CD1	-41.23	96.27	121.00
2	4J	227	TYR	CB-CG-CD1	-41.23	96.27	121.00
2	4R	227	TYR	CB-CG-CD1	-41.23	96.27	121.00
2	5Z	227	TYR	CB-CG-CD1	-41.23	96.27	121.00
2	6F	227	TYR	CB-CG-CD1	-41.23	96.27	121.00
2	6Z	227	TYR	CB-CG-CD1	-41.23	96.27	121.00
2	7J	227	TYR	CB-CG-CD1	-41.23	96.27	121.00
2	7V	227	TYR	CB-CG-CD1	-41.23	96.27	121.00
2	1B	227	TYR	CB-CG-CD1	-41.21	96.27	121.00
2	1J	227	TYR	CB-CG-CD1	-41.21	96.27	121.00
2	1N	227	TYR	CB-CG-CD1	-41.21	96.27	121.00
2	2F	227	TYR	CB-CG-CD1	-41.21	96.27	121.00
2	2J	227	TYR	CB-CG-CD1	-41.21	96.27	121.00
2	27	227	TYR	CB-CG-CD1	-41.21	96.27	121.00
2	3B	227	TYR	CB-CG-CD1	-41.21	96.27	121.00
2	3F	227	TYR	CB-CG-CD1	-41.21	96.27	121.00
2	3J	227	TYR	CB-CG-CD1	-41.21	96.27	121.00
2	33	227	TYR	CB-CG-CD1	-41.21	96.27	121.00
2	4B	227	TYR	CB-CG-CD1	-41.21	96.27	121.00
2	4F	227	TYR	CB-CG-CD1	-41.21	96.27	121.00
2	4N	227	TYR	CB-CG-CD1	-41.21	96.27	121.00
2	4V	227	TYR	CB-CG-CD1	-41.21	96.27	121.00
2	4Z	227	TYR	CB-CG-CD1	-41.21	96.27	121.00
2	5R	227	TYR	CB-CG-CD1	-41.21	96.27	121.00
2	5V	227	TYR	CB-CG-CD1	-41.21	96.27	121.00
2	6J	227	TYR	CB-CG-CD1	-41.21	96.27	121.00
2	6N	227	TYR	CB-CG-CD1	-41.21	96.27	121.00
2	6R	227	TYR	CB-CG-CD1	-41.21	96.27	121.00
2	6V	227	TYR	CB-CG-CD1	-41.21	96.27	121.00
2	7F	227	TYR	CB-CG-CD1	-41.21	96.27	121.00

*Continued on next page...*

*Continued from previous page...*

Mol	Chain	Res	Type	Atoms	Z	Observed(°)	Ideal(°)
2	7N	227	TYR	CB-CG-CD1	-41.21	96.27	121.00
2	7R	227	TYR	CB-CG-CD1	-41.21	96.27	121.00
2	1F	35	PHE	CG-CD1-CE1	-41.20	75.48	120.80
2	2N	35	PHE	CG-CD1-CE1	-41.20	75.48	120.80
2	23	35	PHE	CG-CD1-CE1	-41.20	75.48	120.80
2	3N	35	PHE	CG-CD1-CE1	-41.20	75.48	120.80
2	37	35	PHE	CG-CD1-CE1	-41.20	75.48	120.80
2	4J	35	PHE	CG-CD1-CE1	-41.20	75.48	120.80
2	4R	35	PHE	CG-CD1-CE1	-41.20	75.48	120.80
2	5Z	35	PHE	CG-CD1-CE1	-41.20	75.48	120.80
2	6F	35	PHE	CG-CD1-CE1	-41.20	75.48	120.80
2	6Z	35	PHE	CG-CD1-CE1	-41.20	75.48	120.80
2	7J	35	PHE	CG-CD1-CE1	-41.20	75.48	120.80
2	7V	35	PHE	CG-CD1-CE1	-41.20	75.48	120.80
2	1R	35	PHE	CG-CD1-CE1	-41.19	75.49	120.80
2	1V	35	PHE	CG-CD1-CE1	-41.19	75.49	120.80
2	1Z	35	PHE	CG-CD1-CE1	-41.19	75.49	120.80
2	2R	35	PHE	CG-CD1-CE1	-41.19	75.49	120.80
2	2V	35	PHE	CG-CD1-CE1	-41.19	75.49	120.80
2	2Z	35	PHE	CG-CD1-CE1	-41.19	75.49	120.80
2	43	35	PHE	CG-CD1-CE1	-41.19	75.49	120.80
2	47	35	PHE	CG-CD1-CE1	-41.19	75.49	120.80
2	5B	35	PHE	CG-CD1-CE1	-41.19	75.49	120.80
2	53	35	PHE	CG-CD1-CE1	-41.19	75.49	120.80
2	57	35	PHE	CG-CD1-CE1	-41.19	75.49	120.80
2	6B	35	PHE	CG-CD1-CE1	-41.19	75.49	120.80
2	1N	35	PHE	CG-CD1-CE1	-41.19	75.49	120.80
2	2J	35	PHE	CG-CD1-CE1	-41.19	75.49	120.80
2	3B	35	PHE	CG-CD1-CE1	-41.19	75.49	120.80
2	3J	35	PHE	CG-CD1-CE1	-41.19	75.49	120.80
2	33	35	PHE	CG-CD1-CE1	-41.19	75.49	120.80
2	4F	35	PHE	CG-CD1-CE1	-41.19	75.49	120.80
2	4Z	35	PHE	CG-CD1-CE1	-41.19	75.49	120.80
2	5V	35	PHE	CG-CD1-CE1	-41.19	75.49	120.80
2	6N	35	PHE	CG-CD1-CE1	-41.19	75.49	120.80
2	6V	35	PHE	CG-CD1-CE1	-41.19	75.49	120.80
2	7F	35	PHE	CG-CD1-CE1	-41.19	75.49	120.80
2	7R	35	PHE	CG-CD1-CE1	-41.19	75.49	120.80
2	13	35	PHE	CG-CD1-CE1	-41.19	75.50	120.80
2	17	35	PHE	CG-CD1-CE1	-41.19	75.50	120.80
2	2B	35	PHE	CG-CD1-CE1	-41.19	75.50	120.80
2	3R	35	PHE	CG-CD1-CE1	-41.19	75.50	120.80

*Continued on next page...*

*Continued from previous page...*

Mol	Chain	Res	Type	Atoms	Z	Observed(°)	Ideal(°)
2	3V	35	PHE	CG-CD1-CE1	-41.19	75.50	120.80
2	3Z	35	PHE	CG-CD1-CE1	-41.19	75.50	120.80
2	5F	35	PHE	CG-CD1-CE1	-41.19	75.50	120.80
2	5J	35	PHE	CG-CD1-CE1	-41.19	75.50	120.80
2	5N	35	PHE	CG-CD1-CE1	-41.19	75.50	120.80
2	63	35	PHE	CG-CD1-CE1	-41.19	75.50	120.80
2	67	35	PHE	CG-CD1-CE1	-41.19	75.50	120.80
2	7B	35	PHE	CG-CD1-CE1	-41.19	75.50	120.80
2	1B	35	PHE	CG-CD1-CE1	-41.18	75.50	120.80
2	1J	35	PHE	CG-CD1-CE1	-41.18	75.50	120.80
2	2F	35	PHE	CG-CD1-CE1	-41.18	75.50	120.80
2	27	35	PHE	CG-CD1-CE1	-41.18	75.50	120.80
2	3F	35	PHE	CG-CD1-CE1	-41.18	75.50	120.80
2	4B	35	PHE	CG-CD1-CE1	-41.18	75.50	120.80
2	4N	35	PHE	CG-CD1-CE1	-41.18	75.50	120.80
2	4V	35	PHE	CG-CD1-CE1	-41.18	75.50	120.80
2	5R	35	PHE	CG-CD1-CE1	-41.18	75.50	120.80
2	6J	35	PHE	CG-CD1-CE1	-41.18	75.50	120.80
2	6R	35	PHE	CG-CD1-CE1	-41.18	75.50	120.80
2	7N	35	PHE	CG-CD1-CE1	-41.18	75.50	120.80
1	12	48	TYR	CZ-CE2-CD2	-38.69	84.98	119.80
1	16	48	TYR	CZ-CE2-CD2	-38.69	84.98	119.80
1	2A	48	TYR	CZ-CE2-CD2	-38.69	84.98	119.80
1	3Q	48	TYR	CZ-CE2-CD2	-38.69	84.98	119.80
1	3U	48	TYR	CZ-CE2-CD2	-38.69	84.98	119.80
1	3Y	48	TYR	CZ-CE2-CD2	-38.69	84.98	119.80
1	5E	48	TYR	CZ-CE2-CD2	-38.69	84.98	119.80
1	5I	48	TYR	CZ-CE2-CD2	-38.69	84.98	119.80
1	5M	48	TYR	CZ-CE2-CD2	-38.69	84.98	119.80
1	62	48	TYR	CZ-CE2-CD2	-38.69	84.98	119.80
1	66	48	TYR	CZ-CE2-CD2	-38.69	84.98	119.80
1	7A	48	TYR	CZ-CE2-CD2	-38.69	84.98	119.80
1	1E	48	TYR	CZ-CE2-CD2	-38.67	84.99	119.80
1	2M	48	TYR	CZ-CE2-CD2	-38.67	84.99	119.80
1	22	48	TYR	CZ-CE2-CD2	-38.67	84.99	119.80
1	3M	48	TYR	CZ-CE2-CD2	-38.67	84.99	119.80
1	36	48	TYR	CZ-CE2-CD2	-38.67	84.99	119.80
1	4I	48	TYR	CZ-CE2-CD2	-38.67	84.99	119.80
1	4Q	48	TYR	CZ-CE2-CD2	-38.67	84.99	119.80
1	5Y	48	TYR	CZ-CE2-CD2	-38.67	84.99	119.80
1	6E	48	TYR	CZ-CE2-CD2	-38.67	84.99	119.80
1	6Y	48	TYR	CZ-CE2-CD2	-38.67	84.99	119.80

*Continued on next page...*



*Continued from previous page...*

Mol	Chain	Res	Type	Atoms	Z	Observed(°)	Ideal(°)
1	7I	48	TYR	CZ-CE2-CD2	-38.67	84.99	119.80
1	7U	48	TYR	CZ-CE2-CD2	-38.67	84.99	119.80
1	1A	48	TYR	CZ-CE2-CD2	-38.66	85.01	119.80
1	1I	48	TYR	CZ-CE2-CD2	-38.66	85.01	119.80
1	2E	48	TYR	CZ-CE2-CD2	-38.66	85.01	119.80
1	26	48	TYR	CZ-CE2-CD2	-38.66	85.01	119.80
1	3E	48	TYR	CZ-CE2-CD2	-38.66	85.01	119.80
1	4A	48	TYR	CZ-CE2-CD2	-38.66	85.01	119.80
1	4M	48	TYR	CZ-CE2-CD2	-38.66	85.01	119.80
1	4U	48	TYR	CZ-CE2-CD2	-38.66	85.01	119.80
1	5Q	48	TYR	CZ-CE2-CD2	-38.66	85.01	119.80
1	6I	48	TYR	CZ-CE2-CD2	-38.66	85.01	119.80
1	6Q	48	TYR	CZ-CE2-CD2	-38.66	85.01	119.80
1	7M	48	TYR	CZ-CE2-CD2	-38.66	85.01	119.80
1	1Q	48	TYR	CZ-CE2-CD2	-38.65	85.01	119.80
1	1U	48	TYR	CZ-CE2-CD2	-38.65	85.01	119.80
1	1Y	48	TYR	CZ-CE2-CD2	-38.65	85.01	119.80
1	2Q	48	TYR	CZ-CE2-CD2	-38.65	85.01	119.80
1	2U	48	TYR	CZ-CE2-CD2	-38.65	85.01	119.80
1	2Y	48	TYR	CZ-CE2-CD2	-38.65	85.01	119.80
1	42	48	TYR	CZ-CE2-CD2	-38.65	85.01	119.80
1	46	48	TYR	CZ-CE2-CD2	-38.65	85.01	119.80
1	5A	48	TYR	CZ-CE2-CD2	-38.65	85.01	119.80
1	52	48	TYR	CZ-CE2-CD2	-38.65	85.01	119.80
1	56	48	TYR	CZ-CE2-CD2	-38.65	85.01	119.80
1	6A	48	TYR	CZ-CE2-CD2	-38.65	85.01	119.80
1	1M	48	TYR	CZ-CE2-CD2	-38.65	85.02	119.80
1	2I	48	TYR	CZ-CE2-CD2	-38.65	85.02	119.80
1	3A	48	TYR	CZ-CE2-CD2	-38.65	85.02	119.80
1	3I	48	TYR	CZ-CE2-CD2	-38.65	85.02	119.80
1	32	48	TYR	CZ-CE2-CD2	-38.65	85.02	119.80
1	4E	48	TYR	CZ-CE2-CD2	-38.65	85.02	119.80
1	4Y	48	TYR	CZ-CE2-CD2	-38.65	85.02	119.80
1	5U	48	TYR	CZ-CE2-CD2	-38.65	85.02	119.80
1	6M	48	TYR	CZ-CE2-CD2	-38.65	85.02	119.80
1	6U	48	TYR	CZ-CE2-CD2	-38.65	85.02	119.80
1	7E	48	TYR	CZ-CE2-CD2	-38.65	85.02	119.80
1	7Q	48	TYR	CZ-CE2-CD2	-38.65	85.02	119.80
1	1M	29	TYR	CG-CD2-CE2	-37.89	90.98	121.30
1	12	29	TYR	CG-CD2-CE2	-37.89	90.98	121.30
1	16	29	TYR	CG-CD2-CE2	-37.89	90.98	121.30
1	2A	29	TYR	CG-CD2-CE2	-37.89	90.98	121.30

*Continued on next page...*

*Continued from previous page...*

Mol	Chain	Res	Type	Atoms	Z	Observed(°)	Ideal(°)
1	2I	29	TYR	CG-CD2-CE2	-37.89	90.98	121.30
1	3A	29	TYR	CG-CD2-CE2	-37.89	90.98	121.30
1	3I	29	TYR	CG-CD2-CE2	-37.89	90.98	121.30
1	3Q	29	TYR	CG-CD2-CE2	-37.89	90.98	121.30
1	3U	29	TYR	CG-CD2-CE2	-37.89	90.98	121.30
1	3Y	29	TYR	CG-CD2-CE2	-37.89	90.98	121.30
1	3Z	29	TYR	CG-CD2-CE2	-37.89	90.98	121.30
1	4E	29	TYR	CG-CD2-CE2	-37.89	90.98	121.30
1	4Y	29	TYR	CG-CD2-CE2	-37.89	90.98	121.30
1	5E	29	TYR	CG-CD2-CE2	-37.89	90.98	121.30
1	5I	29	TYR	CG-CD2-CE2	-37.89	90.98	121.30
1	5M	29	TYR	CG-CD2-CE2	-37.89	90.98	121.30
1	5U	29	TYR	CG-CD2-CE2	-37.89	90.98	121.30
1	6M	29	TYR	CG-CD2-CE2	-37.89	90.98	121.30
1	6U	29	TYR	CG-CD2-CE2	-37.89	90.98	121.30
1	6Z	29	TYR	CG-CD2-CE2	-37.89	90.98	121.30
1	66	29	TYR	CG-CD2-CE2	-37.89	90.98	121.30
1	7A	29	TYR	CG-CD2-CE2	-37.89	90.98	121.30
1	7E	29	TYR	CG-CD2-CE2	-37.89	90.98	121.30
1	7Q	29	TYR	CG-CD2-CE2	-37.89	90.98	121.30
1	1A	29	TYR	CG-CD2-CE2	-37.88	91.00	121.30
1	1I	29	TYR	CG-CD2-CE2	-37.88	91.00	121.30
1	2E	29	TYR	CG-CD2-CE2	-37.88	91.00	121.30
1	26	29	TYR	CG-CD2-CE2	-37.88	91.00	121.30
1	3E	29	TYR	CG-CD2-CE2	-37.88	91.00	121.30
1	4A	29	TYR	CG-CD2-CE2	-37.88	91.00	121.30
1	4M	29	TYR	CG-CD2-CE2	-37.88	91.00	121.30
1	4U	29	TYR	CG-CD2-CE2	-37.88	91.00	121.30
1	5Q	29	TYR	CG-CD2-CE2	-37.88	91.00	121.30
1	6I	29	TYR	CG-CD2-CE2	-37.88	91.00	121.30
1	6Q	29	TYR	CG-CD2-CE2	-37.88	91.00	121.30
1	7M	29	TYR	CG-CD2-CE2	-37.88	91.00	121.30
1	1E	29	TYR	CG-CD2-CE2	-37.84	91.02	121.30
1	2M	29	TYR	CG-CD2-CE2	-37.84	91.02	121.30
1	2Z	29	TYR	CG-CD2-CE2	-37.84	91.02	121.30
1	3M	29	TYR	CG-CD2-CE2	-37.84	91.02	121.30
1	36	29	TYR	CG-CD2-CE2	-37.84	91.02	121.30
1	4I	29	TYR	CG-CD2-CE2	-37.84	91.02	121.30
1	4Q	29	TYR	CG-CD2-CE2	-37.84	91.02	121.30
1	5Y	29	TYR	CG-CD2-CE2	-37.84	91.02	121.30
1	6E	29	TYR	CG-CD2-CE2	-37.84	91.02	121.30
1	6Y	29	TYR	CG-CD2-CE2	-37.84	91.02	121.30

*Continued on next page...*



*Continued from previous page...*

Mol	Chain	Res	Type	Atoms	Z	Observed(°)	Ideal(°)
1	7I	29	TYR	CG-CD2-CE2	-37.84	91.02	121.30
1	7U	29	TYR	CG-CD2-CE2	-37.84	91.02	121.30
1	1Q	29	TYR	CG-CD2-CE2	-37.84	91.03	121.30
1	1U	29	TYR	CG-CD2-CE2	-37.84	91.03	121.30
1	1Y	29	TYR	CG-CD2-CE2	-37.84	91.03	121.30
1	2Q	29	TYR	CG-CD2-CE2	-37.84	91.03	121.30
1	2U	29	TYR	CG-CD2-CE2	-37.84	91.03	121.30
1	2Y	29	TYR	CG-CD2-CE2	-37.84	91.03	121.30
1	42	29	TYR	CG-CD2-CE2	-37.84	91.03	121.30
1	46	29	TYR	CG-CD2-CE2	-37.84	91.03	121.30
1	5A	29	TYR	CG-CD2-CE2	-37.84	91.03	121.30
1	52	29	TYR	CG-CD2-CE2	-37.84	91.03	121.30
1	56	29	TYR	CG-CD2-CE2	-37.84	91.03	121.30
1	6A	29	TYR	CG-CD2-CE2	-37.84	91.03	121.30
1	12	90	PHE	CB-CG-CD1	-37.76	94.37	120.80
1	16	90	PHE	CB-CG-CD1	-37.76	94.37	120.80
1	2A	90	PHE	CB-CG-CD1	-37.76	94.37	120.80
1	3Q	90	PHE	CB-CG-CD1	-37.76	94.37	120.80
1	3U	90	PHE	CB-CG-CD1	-37.76	94.37	120.80
1	3Y	90	PHE	CB-CG-CD1	-37.76	94.37	120.80
1	5E	90	PHE	CB-CG-CD1	-37.76	94.37	120.80
1	5I	90	PHE	CB-CG-CD1	-37.76	94.37	120.80
1	5M	90	PHE	CB-CG-CD1	-37.76	94.37	120.80
1	62	90	PHE	CB-CG-CD1	-37.76	94.37	120.80
1	66	90	PHE	CB-CG-CD1	-37.76	94.37	120.80
1	7A	90	PHE	CB-CG-CD1	-37.76	94.37	120.80
1	1Q	90	PHE	CB-CG-CD1	-37.72	94.40	120.80
1	1U	90	PHE	CB-CG-CD1	-37.72	94.40	120.80
1	1Y	90	PHE	CB-CG-CD1	-37.72	94.40	120.80
1	2Q	90	PHE	CB-CG-CD1	-37.72	94.40	120.80
1	2U	90	PHE	CB-CG-CD1	-37.72	94.40	120.80
1	2Y	90	PHE	CB-CG-CD1	-37.72	94.40	120.80
1	42	90	PHE	CB-CG-CD1	-37.72	94.40	120.80
1	46	90	PHE	CB-CG-CD1	-37.72	94.40	120.80
1	5A	90	PHE	CB-CG-CD1	-37.72	94.40	120.80
1	52	90	PHE	CB-CG-CD1	-37.72	94.40	120.80
1	56	90	PHE	CB-CG-CD1	-37.72	94.40	120.80
1	6A	90	PHE	CB-CG-CD1	-37.72	94.40	120.80
1	1A	90	PHE	CB-CG-CD1	-37.71	94.40	120.80
1	1I	90	PHE	CB-CG-CD1	-37.71	94.40	120.80
1	2E	90	PHE	CB-CG-CD1	-37.71	94.40	120.80
1	26	90	PHE	CB-CG-CD1	-37.71	94.40	120.80

*Continued on next page...*

*Continued from previous page...*

Mol	Chain	Res	Type	Atoms	Z	Observed(°)	Ideal(°)
1	3E	90	PHE	CB-CG-CD1	-37.71	94.40	120.80
1	4A	90	PHE	CB-CG-CD1	-37.71	94.40	120.80
1	4M	90	PHE	CB-CG-CD1	-37.71	94.40	120.80
1	4U	90	PHE	CB-CG-CD1	-37.71	94.40	120.80
1	5Q	90	PHE	CB-CG-CD1	-37.71	94.40	120.80
1	6I	90	PHE	CB-CG-CD1	-37.71	94.40	120.80
1	6Q	90	PHE	CB-CG-CD1	-37.71	94.40	120.80
1	7M	90	PHE	CB-CG-CD1	-37.71	94.40	120.80
1	1M	90	PHE	CB-CG-CD1	-37.69	94.42	120.80
1	2I	90	PHE	CB-CG-CD1	-37.69	94.42	120.80
1	3A	90	PHE	CB-CG-CD1	-37.69	94.42	120.80
1	3I	90	PHE	CB-CG-CD1	-37.69	94.42	120.80
1	32	90	PHE	CB-CG-CD1	-37.69	94.42	120.80
1	4E	90	PHE	CB-CG-CD1	-37.69	94.42	120.80
1	4Y	90	PHE	CB-CG-CD1	-37.69	94.42	120.80
1	5U	90	PHE	CB-CG-CD1	-37.69	94.42	120.80
1	6M	90	PHE	CB-CG-CD1	-37.69	94.42	120.80
1	6U	90	PHE	CB-CG-CD1	-37.69	94.42	120.80
1	7E	90	PHE	CB-CG-CD1	-37.69	94.42	120.80
1	7Q	90	PHE	CB-CG-CD1	-37.69	94.42	120.80
1	1E	90	PHE	CB-CG-CD1	-37.67	94.43	120.80
1	2M	90	PHE	CB-CG-CD1	-37.67	94.43	120.80
1	22	90	PHE	CB-CG-CD1	-37.67	94.43	120.80
1	3M	90	PHE	CB-CG-CD1	-37.67	94.43	120.80
1	36	90	PHE	CB-CG-CD1	-37.67	94.43	120.80
1	4I	90	PHE	CB-CG-CD1	-37.67	94.43	120.80
1	4Q	90	PHE	CB-CG-CD1	-37.67	94.43	120.80
1	5Y	90	PHE	CB-CG-CD1	-37.67	94.43	120.80
1	6E	90	PHE	CB-CG-CD1	-37.67	94.43	120.80
1	6Y	90	PHE	CB-CG-CD1	-37.67	94.43	120.80
1	7I	90	PHE	CB-CG-CD1	-37.67	94.43	120.80
1	7U	90	PHE	CB-CG-CD1	-37.67	94.43	120.80
1	1M	147	ARG	NE-CZ-NH2	-37.66	101.47	120.30
1	2I	147	ARG	NE-CZ-NH2	-37.66	101.47	120.30
1	3A	147	ARG	NE-CZ-NH2	-37.66	101.47	120.30
1	3I	147	ARG	NE-CZ-NH2	-37.66	101.47	120.30
1	32	147	ARG	NE-CZ-NH2	-37.66	101.47	120.30
1	4E	147	ARG	NE-CZ-NH2	-37.66	101.47	120.30
1	4Y	147	ARG	NE-CZ-NH2	-37.66	101.47	120.30
1	5U	147	ARG	NE-CZ-NH2	-37.66	101.47	120.30
1	6M	147	ARG	NE-CZ-NH2	-37.66	101.47	120.30
1	6U	147	ARG	NE-CZ-NH2	-37.66	101.47	120.30

*Continued on next page...*

*Continued from previous page...*

Mol	Chain	Res	Type	Atoms	Z	Observed(°)	Ideal(°)
1	7E	147	ARG	NE-CZ-NH2	-37.66	101.47	120.30
1	7Q	147	ARG	NE-CZ-NH2	-37.66	101.47	120.30
1	1E	147	ARG	NE-CZ-NH2	-37.65	101.48	120.30
1	2M	147	ARG	NE-CZ-NH2	-37.65	101.48	120.30
1	22	147	ARG	NE-CZ-NH2	-37.65	101.48	120.30
1	3M	147	ARG	NE-CZ-NH2	-37.65	101.48	120.30
1	36	147	ARG	NE-CZ-NH2	-37.65	101.48	120.30
1	4I	147	ARG	NE-CZ-NH2	-37.65	101.48	120.30
1	4Q	147	ARG	NE-CZ-NH2	-37.65	101.48	120.30
1	5Y	147	ARG	NE-CZ-NH2	-37.65	101.48	120.30
1	6E	147	ARG	NE-CZ-NH2	-37.65	101.48	120.30
1	6Y	147	ARG	NE-CZ-NH2	-37.65	101.48	120.30
1	7I	147	ARG	NE-CZ-NH2	-37.65	101.48	120.30
1	7U	147	ARG	NE-CZ-NH2	-37.65	101.48	120.30
1	1A	147	ARG	NE-CZ-NH2	-37.64	101.48	120.30
1	1I	147	ARG	NE-CZ-NH2	-37.64	101.48	120.30
1	2E	147	ARG	NE-CZ-NH2	-37.64	101.48	120.30
1	26	147	ARG	NE-CZ-NH2	-37.64	101.48	120.30
1	3E	147	ARG	NE-CZ-NH2	-37.64	101.48	120.30
1	4A	147	ARG	NE-CZ-NH2	-37.64	101.48	120.30
1	4M	147	ARG	NE-CZ-NH2	-37.64	101.48	120.30
1	4U	147	ARG	NE-CZ-NH2	-37.64	101.48	120.30
1	5Q	147	ARG	NE-CZ-NH2	-37.64	101.48	120.30
1	6I	147	ARG	NE-CZ-NH2	-37.64	101.48	120.30
1	6Q	147	ARG	NE-CZ-NH2	-37.64	101.48	120.30
1	7M	147	ARG	NE-CZ-NH2	-37.64	101.48	120.30
1	12	147	ARG	NE-CZ-NH2	-37.61	101.50	120.30
1	16	147	ARG	NE-CZ-NH2	-37.61	101.50	120.30
1	2A	147	ARG	NE-CZ-NH2	-37.61	101.50	120.30
1	3Q	147	ARG	NE-CZ-NH2	-37.61	101.50	120.30
1	3U	147	ARG	NE-CZ-NH2	-37.61	101.50	120.30
1	3Y	147	ARG	NE-CZ-NH2	-37.61	101.50	120.30
1	5E	147	ARG	NE-CZ-NH2	-37.61	101.50	120.30
1	5I	147	ARG	NE-CZ-NH2	-37.61	101.50	120.30
1	5M	147	ARG	NE-CZ-NH2	-37.61	101.50	120.30
1	62	147	ARG	NE-CZ-NH2	-37.61	101.50	120.30
1	66	147	ARG	NE-CZ-NH2	-37.61	101.50	120.30
1	7A	147	ARG	NE-CZ-NH2	-37.61	101.50	120.30
1	1Q	147	ARG	NE-CZ-NH2	-37.60	101.50	120.30
1	1U	147	ARG	NE-CZ-NH2	-37.60	101.50	120.30
1	1Y	147	ARG	NE-CZ-NH2	-37.60	101.50	120.30
1	2Q	147	ARG	NE-CZ-NH2	-37.60	101.50	120.30

*Continued on next page...*

*Continued from previous page...*

Mol	Chain	Res	Type	Atoms	Z	Observed(°)	Ideal(°)
1	2U	147	ARG	NE-CZ-NH2	-37.60	101.50	120.30
1	2Y	147	ARG	NE-CZ-NH2	-37.60	101.50	120.30
1	42	147	ARG	NE-CZ-NH2	-37.60	101.50	120.30
1	46	147	ARG	NE-CZ-NH2	-37.60	101.50	120.30
1	5A	147	ARG	NE-CZ-NH2	-37.60	101.50	120.30
1	52	147	ARG	NE-CZ-NH2	-37.60	101.50	120.30
1	56	147	ARG	NE-CZ-NH2	-37.60	101.50	120.30
1	6A	147	ARG	NE-CZ-NH2	-37.60	101.50	120.30
1	1A	182	PHE	CG-CD2-CE2	-37.03	80.06	120.80
1	1I	182	PHE	CG-CD2-CE2	-37.03	80.06	120.80
1	2E	182	PHE	CG-CD2-CE2	-37.03	80.06	120.80
1	26	182	PHE	CG-CD2-CE2	-37.03	80.06	120.80
1	3E	182	PHE	CG-CD2-CE2	-37.03	80.06	120.80
1	4A	182	PHE	CG-CD2-CE2	-37.03	80.06	120.80
1	4M	182	PHE	CG-CD2-CE2	-37.03	80.06	120.80
1	4U	182	PHE	CG-CD2-CE2	-37.03	80.06	120.80
1	5Q	182	PHE	CG-CD2-CE2	-37.03	80.06	120.80
1	6I	182	PHE	CG-CD2-CE2	-37.03	80.06	120.80
1	6Q	182	PHE	CG-CD2-CE2	-37.03	80.06	120.80
1	7M	182	PHE	CG-CD2-CE2	-37.03	80.06	120.80
1	1E	182	PHE	CG-CD2-CE2	-37.01	80.09	120.80
1	1M	182	PHE	CG-CD2-CE2	-37.01	80.09	120.80
1	2I	182	PHE	CG-CD2-CE2	-37.01	80.09	120.80
1	2M	182	PHE	CG-CD2-CE2	-37.01	80.09	120.80
1	22	182	PHE	CG-CD2-CE2	-37.01	80.09	120.80
1	3A	182	PHE	CG-CD2-CE2	-37.01	80.09	120.80
1	3I	182	PHE	CG-CD2-CE2	-37.01	80.09	120.80
1	3M	182	PHE	CG-CD2-CE2	-37.01	80.09	120.80
1	32	182	PHE	CG-CD2-CE2	-37.01	80.09	120.80
1	36	182	PHE	CG-CD2-CE2	-37.01	80.09	120.80
1	4E	182	PHE	CG-CD2-CE2	-37.01	80.09	120.80
1	4I	182	PHE	CG-CD2-CE2	-37.01	80.09	120.80
1	4Q	182	PHE	CG-CD2-CE2	-37.01	80.09	120.80
1	4Y	182	PHE	CG-CD2-CE2	-37.01	80.09	120.80
1	5U	182	PHE	CG-CD2-CE2	-37.01	80.09	120.80
1	5Y	182	PHE	CG-CD2-CE2	-37.01	80.09	120.80
1	6E	182	PHE	CG-CD2-CE2	-37.01	80.09	120.80
1	6M	182	PHE	CG-CD2-CE2	-37.01	80.09	120.80
1	6U	182	PHE	CG-CD2-CE2	-37.01	80.09	120.80
1	6Y	182	PHE	CG-CD2-CE2	-37.01	80.09	120.80
1	7E	182	PHE	CG-CD2-CE2	-37.01	80.09	120.80
1	7I	182	PHE	CG-CD2-CE2	-37.01	80.09	120.80

*Continued on next page...*

*Continued from previous page...*

Mol	Chain	Res	Type	Atoms	Z	Observed(°)	Ideal(°)
1	7Q	182	PHE	CG-CD2-CE2	-37.01	80.09	120.80
1	7U	182	PHE	CG-CD2-CE2	-37.01	80.09	120.80
1	12	182	PHE	CG-CD2-CE2	-37.00	80.10	120.80
1	16	182	PHE	CG-CD2-CE2	-37.00	80.10	120.80
1	2A	182	PHE	CG-CD2-CE2	-37.00	80.10	120.80
1	3Q	182	PHE	CG-CD2-CE2	-37.00	80.10	120.80
1	3U	182	PHE	CG-CD2-CE2	-37.00	80.10	120.80
1	3Y	182	PHE	CG-CD2-CE2	-37.00	80.10	120.80
1	5E	182	PHE	CG-CD2-CE2	-37.00	80.10	120.80
1	5I	182	PHE	CG-CD2-CE2	-37.00	80.10	120.80
1	5M	182	PHE	CG-CD2-CE2	-37.00	80.10	120.80
1	62	182	PHE	CG-CD2-CE2	-37.00	80.10	120.80
1	66	182	PHE	CG-CD2-CE2	-37.00	80.10	120.80
1	7A	182	PHE	CG-CD2-CE2	-37.00	80.10	120.80
1	1Q	182	PHE	CG-CD2-CE2	-37.00	80.10	120.80
1	1U	182	PHE	CG-CD2-CE2	-37.00	80.10	120.80
1	1Y	182	PHE	CG-CD2-CE2	-37.00	80.10	120.80
1	2Q	182	PHE	CG-CD2-CE2	-37.00	80.10	120.80
1	2U	182	PHE	CG-CD2-CE2	-37.00	80.10	120.80
1	2Y	182	PHE	CG-CD2-CE2	-37.00	80.10	120.80
1	42	182	PHE	CG-CD2-CE2	-37.00	80.10	120.80
1	46	182	PHE	CG-CD2-CE2	-37.00	80.10	120.80
1	5A	182	PHE	CG-CD2-CE2	-37.00	80.10	120.80
1	52	182	PHE	CG-CD2-CE2	-37.00	80.10	120.80
1	56	182	PHE	CG-CD2-CE2	-37.00	80.10	120.80
1	6A	182	PHE	CG-CD2-CE2	-37.00	80.10	120.80
1	12	150	TYR	CG-CD1-CE1	-36.99	91.71	121.30
1	16	150	TYR	CG-CD1-CE1	-36.99	91.71	121.30
1	2A	150	TYR	CG-CD1-CE1	-36.99	91.71	121.30
1	3Q	150	TYR	CG-CD1-CE1	-36.99	91.71	121.30
1	3U	150	TYR	CG-CD1-CE1	-36.99	91.71	121.30
1	3Y	150	TYR	CG-CD1-CE1	-36.99	91.71	121.30
1	5E	150	TYR	CG-CD1-CE1	-36.99	91.71	121.30
1	5I	150	TYR	CG-CD1-CE1	-36.99	91.71	121.30
1	5M	150	TYR	CG-CD1-CE1	-36.99	91.71	121.30
1	62	150	TYR	CG-CD1-CE1	-36.99	91.71	121.30
1	66	150	TYR	CG-CD1-CE1	-36.99	91.71	121.30
1	7A	150	TYR	CG-CD1-CE1	-36.99	91.71	121.30
1	1A	150	TYR	CG-CD1-CE1	-36.98	91.72	121.30
2	1F	31	PHE	CE1-CZ-CE2	-36.98	53.44	120.00
1	1I	150	TYR	CG-CD1-CE1	-36.98	91.72	121.30
1	2E	150	TYR	CG-CD1-CE1	-36.98	91.72	121.30

*Continued on next page...*

*Continued from previous page...*

Mol	Chain	Res	Type	Atoms	Z	Observed(°)	Ideal(°)
2	2N	31	PHE	CE1-CZ-CE2	-36.98	53.44	120.00
2	23	31	PHE	CE1-CZ-CE2	-36.98	53.44	120.00
1	26	150	TYR	CG-CD1-CE1	-36.98	91.72	121.30
1	3E	150	TYR	CG-CD1-CE1	-36.98	91.72	121.30
2	3N	31	PHE	CE1-CZ-CE2	-36.98	53.44	120.00
2	37	31	PHE	CE1-CZ-CE2	-36.98	53.44	120.00
1	4A	150	TYR	CG-CD1-CE1	-36.98	91.72	121.30
2	4J	31	PHE	CE1-CZ-CE2	-36.98	53.44	120.00
1	4M	150	TYR	CG-CD1-CE1	-36.98	91.72	121.30
2	4R	31	PHE	CE1-CZ-CE2	-36.98	53.44	120.00
1	4U	150	TYR	CG-CD1-CE1	-36.98	91.72	121.30
1	5Q	150	TYR	CG-CD1-CE1	-36.98	91.72	121.30
2	5Z	31	PHE	CE1-CZ-CE2	-36.98	53.44	120.00
2	6F	31	PHE	CE1-CZ-CE2	-36.98	53.44	120.00
1	6I	150	TYR	CG-CD1-CE1	-36.98	91.72	121.30
1	6Q	150	TYR	CG-CD1-CE1	-36.98	91.72	121.30
2	6Z	31	PHE	CE1-CZ-CE2	-36.98	53.44	120.00
2	7J	31	PHE	CE1-CZ-CE2	-36.98	53.44	120.00
1	7M	150	TYR	CG-CD1-CE1	-36.98	91.72	121.30
2	7V	31	PHE	CE1-CZ-CE2	-36.98	53.44	120.00
2	1R	31	PHE	CE1-CZ-CE2	-36.98	53.44	120.00
2	1V	31	PHE	CE1-CZ-CE2	-36.98	53.44	120.00
2	1Z	31	PHE	CE1-CZ-CE2	-36.98	53.44	120.00
2	2R	31	PHE	CE1-CZ-CE2	-36.98	53.44	120.00
2	2V	31	PHE	CE1-CZ-CE2	-36.98	53.44	120.00
2	2Z	31	PHE	CE1-CZ-CE2	-36.98	53.44	120.00
2	43	31	PHE	CE1-CZ-CE2	-36.98	53.44	120.00
2	47	31	PHE	CE1-CZ-CE2	-36.98	53.44	120.00
2	5B	31	PHE	CE1-CZ-CE2	-36.98	53.44	120.00
2	53	31	PHE	CE1-CZ-CE2	-36.98	53.44	120.00
2	57	31	PHE	CE1-CZ-CE2	-36.98	53.44	120.00
2	6B	31	PHE	CE1-CZ-CE2	-36.98	53.44	120.00
2	13	31	PHE	CE1-CZ-CE2	-36.97	53.45	120.00
2	17	31	PHE	CE1-CZ-CE2	-36.97	53.45	120.00
2	2B	31	PHE	CE1-CZ-CE2	-36.97	53.45	120.00
2	3R	31	PHE	CE1-CZ-CE2	-36.97	53.45	120.00
2	3V	31	PHE	CE1-CZ-CE2	-36.97	53.45	120.00
2	3Z	31	PHE	CE1-CZ-CE2	-36.97	53.45	120.00
2	5F	31	PHE	CE1-CZ-CE2	-36.97	53.45	120.00
2	5J	31	PHE	CE1-CZ-CE2	-36.97	53.45	120.00
2	5N	31	PHE	CE1-CZ-CE2	-36.97	53.45	120.00
2	63	31	PHE	CE1-CZ-CE2	-36.97	53.45	120.00

*Continued on next page...*



*Continued from previous page...*

Mol	Chain	Res	Type	Atoms	Z	Observed(°)	Ideal(°)
2	67	31	PHE	CE1-CZ-CE2	-36.97	53.45	120.00
2	7B	31	PHE	CE1-CZ-CE2	-36.97	53.45	120.00
2	1B	31	PHE	CE1-CZ-CE2	-36.97	53.45	120.00
2	1J	31	PHE	CE1-CZ-CE2	-36.97	53.45	120.00
2	2F	31	PHE	CE1-CZ-CE2	-36.97	53.45	120.00
2	27	31	PHE	CE1-CZ-CE2	-36.97	53.45	120.00
2	3F	31	PHE	CE1-CZ-CE2	-36.97	53.45	120.00
2	4B	31	PHE	CE1-CZ-CE2	-36.97	53.45	120.00
2	4N	31	PHE	CE1-CZ-CE2	-36.97	53.45	120.00
2	4V	31	PHE	CE1-CZ-CE2	-36.97	53.45	120.00
2	5R	31	PHE	CE1-CZ-CE2	-36.97	53.45	120.00
2	6J	31	PHE	CE1-CZ-CE2	-36.97	53.45	120.00
2	6R	31	PHE	CE1-CZ-CE2	-36.97	53.45	120.00
2	7N	31	PHE	CE1-CZ-CE2	-36.97	53.45	120.00
2	1N	31	PHE	CE1-CZ-CE2	-36.97	53.46	120.00
2	2J	31	PHE	CE1-CZ-CE2	-36.97	53.46	120.00
2	3B	31	PHE	CE1-CZ-CE2	-36.97	53.46	120.00
2	3J	31	PHE	CE1-CZ-CE2	-36.97	53.46	120.00
2	33	31	PHE	CE1-CZ-CE2	-36.97	53.46	120.00
2	4F	31	PHE	CE1-CZ-CE2	-36.97	53.46	120.00
2	4Z	31	PHE	CE1-CZ-CE2	-36.97	53.46	120.00
2	5V	31	PHE	CE1-CZ-CE2	-36.97	53.46	120.00
2	6N	31	PHE	CE1-CZ-CE2	-36.97	53.46	120.00
2	6V	31	PHE	CE1-CZ-CE2	-36.97	53.46	120.00
2	7F	31	PHE	CE1-CZ-CE2	-36.97	53.46	120.00
2	7R	31	PHE	CE1-CZ-CE2	-36.97	53.46	120.00
1	1E	150	TYR	CG-CD1-CE1	-36.96	91.73	121.30
1	2M	150	TYR	CG-CD1-CE1	-36.96	91.73	121.30
1	22	150	TYR	CG-CD1-CE1	-36.96	91.73	121.30
1	3M	150	TYR	CG-CD1-CE1	-36.96	91.73	121.30
1	36	150	TYR	CG-CD1-CE1	-36.96	91.73	121.30
1	4I	150	TYR	CG-CD1-CE1	-36.96	91.73	121.30
1	4Q	150	TYR	CG-CD1-CE1	-36.96	91.73	121.30
1	5Y	150	TYR	CG-CD1-CE1	-36.96	91.73	121.30
1	6E	150	TYR	CG-CD1-CE1	-36.96	91.73	121.30
1	6Y	150	TYR	CG-CD1-CE1	-36.96	91.73	121.30
1	7I	150	TYR	CG-CD1-CE1	-36.96	91.73	121.30
1	7U	150	TYR	CG-CD1-CE1	-36.96	91.73	121.30
1	1M	150	TYR	CG-CD1-CE1	-36.95	91.74	121.30
1	2I	150	TYR	CG-CD1-CE1	-36.95	91.74	121.30
1	3A	150	TYR	CG-CD1-CE1	-36.95	91.74	121.30
1	3I	150	TYR	CG-CD1-CE1	-36.95	91.74	121.30

*Continued on next page...*

*Continued from previous page...*

Mol	Chain	Res	Type	Atoms	Z	Observed(°)	Ideal(°)
1	32	150	TYR	CG-CD1-CE1	-36.95	91.74	121.30
1	4E	150	TYR	CG-CD1-CE1	-36.95	91.74	121.30
1	4Y	150	TYR	CG-CD1-CE1	-36.95	91.74	121.30
1	5U	150	TYR	CG-CD1-CE1	-36.95	91.74	121.30
1	6M	150	TYR	CG-CD1-CE1	-36.95	91.74	121.30
1	6U	150	TYR	CG-CD1-CE1	-36.95	91.74	121.30
1	7E	150	TYR	CG-CD1-CE1	-36.95	91.74	121.30
1	7Q	150	TYR	CG-CD1-CE1	-36.95	91.74	121.30
1	1Q	97	SER	N-CA-CB	36.93	165.90	110.50
1	1U	97	SER	N-CA-CB	36.93	165.90	110.50
1	1Y	97	SER	N-CA-CB	36.93	165.90	110.50
1	2Q	97	SER	N-CA-CB	36.93	165.90	110.50
1	2U	97	SER	N-CA-CB	36.93	165.90	110.50
1	2Y	97	SER	N-CA-CB	36.93	165.90	110.50
1	42	97	SER	N-CA-CB	36.93	165.90	110.50
1	46	97	SER	N-CA-CB	36.93	165.90	110.50
1	5A	97	SER	N-CA-CB	36.93	165.90	110.50
1	52	97	SER	N-CA-CB	36.93	165.90	110.50
1	56	97	SER	N-CA-CB	36.93	165.90	110.50
1	6A	97	SER	N-CA-CB	36.93	165.90	110.50
1	1Q	150	TYR	CG-CD1-CE1	-36.93	91.76	121.30
1	1U	150	TYR	CG-CD1-CE1	-36.93	91.76	121.30
1	1Y	150	TYR	CG-CD1-CE1	-36.93	91.76	121.30
1	2Q	150	TYR	CG-CD1-CE1	-36.93	91.76	121.30
1	2U	150	TYR	CG-CD1-CE1	-36.93	91.76	121.30
1	2Y	150	TYR	CG-CD1-CE1	-36.93	91.76	121.30
1	42	150	TYR	CG-CD1-CE1	-36.93	91.76	121.30
1	46	150	TYR	CG-CD1-CE1	-36.93	91.76	121.30
1	5A	150	TYR	CG-CD1-CE1	-36.93	91.76	121.30
1	52	150	TYR	CG-CD1-CE1	-36.93	91.76	121.30
1	56	150	TYR	CG-CD1-CE1	-36.93	91.76	121.30
1	6A	150	TYR	CG-CD1-CE1	-36.93	91.76	121.30
1	1A	97	SER	N-CA-CB	36.92	165.88	110.50
1	1I	97	SER	N-CA-CB	36.92	165.88	110.50
1	2E	97	SER	N-CA-CB	36.92	165.88	110.50
1	26	97	SER	N-CA-CB	36.92	165.88	110.50
1	3E	97	SER	N-CA-CB	36.92	165.88	110.50
1	4A	97	SER	N-CA-CB	36.92	165.88	110.50
1	4M	97	SER	N-CA-CB	36.92	165.88	110.50
1	4U	97	SER	N-CA-CB	36.92	165.88	110.50
1	5Q	97	SER	N-CA-CB	36.92	165.88	110.50
1	6I	97	SER	N-CA-CB	36.92	165.88	110.50

*Continued on next page...*



*Continued from previous page...*

Mol	Chain	Res	Type	Atoms	Z	Observed(°)	Ideal(°)
1	6Q	97	SER	N-CA-CB	36.92	165.88	110.50
1	7M	97	SER	N-CA-CB	36.92	165.88	110.50
1	1E	97	SER	N-CA-CB	36.91	165.86	110.50
1	2M	97	SER	N-CA-CB	36.91	165.86	110.50
1	22	97	SER	N-CA-CB	36.91	165.86	110.50
1	3M	97	SER	N-CA-CB	36.91	165.86	110.50
1	36	97	SER	N-CA-CB	36.91	165.86	110.50
1	4I	97	SER	N-CA-CB	36.91	165.86	110.50
1	4Q	97	SER	N-CA-CB	36.91	165.86	110.50
1	5Y	97	SER	N-CA-CB	36.91	165.86	110.50
1	6E	97	SER	N-CA-CB	36.91	165.86	110.50
1	6Y	97	SER	N-CA-CB	36.91	165.86	110.50
1	7I	97	SER	N-CA-CB	36.91	165.86	110.50
1	7U	97	SER	N-CA-CB	36.91	165.86	110.50
1	1M	97	SER	N-CA-CB	36.91	165.86	110.50
1	2I	97	SER	N-CA-CB	36.91	165.86	110.50
1	3A	97	SER	N-CA-CB	36.91	165.86	110.50
1	3I	97	SER	N-CA-CB	36.91	165.86	110.50
1	32	97	SER	N-CA-CB	36.91	165.86	110.50
1	4E	97	SER	N-CA-CB	36.91	165.86	110.50
1	4Y	97	SER	N-CA-CB	36.91	165.86	110.50
1	5U	97	SER	N-CA-CB	36.91	165.86	110.50
1	6M	97	SER	N-CA-CB	36.91	165.86	110.50
1	6U	97	SER	N-CA-CB	36.91	165.86	110.50
1	7E	97	SER	N-CA-CB	36.91	165.86	110.50
1	7Q	97	SER	N-CA-CB	36.91	165.86	110.50
1	12	97	SER	N-CA-CB	36.89	165.84	110.50
1	16	97	SER	N-CA-CB	36.89	165.84	110.50
1	2A	97	SER	N-CA-CB	36.89	165.84	110.50
1	3Q	97	SER	N-CA-CB	36.89	165.84	110.50
1	3U	97	SER	N-CA-CB	36.89	165.84	110.50
1	3Y	97	SER	N-CA-CB	36.89	165.84	110.50
1	5E	97	SER	N-CA-CB	36.89	165.84	110.50
1	5I	97	SER	N-CA-CB	36.89	165.84	110.50
1	5M	97	SER	N-CA-CB	36.89	165.84	110.50
1	62	97	SER	N-CA-CB	36.89	165.84	110.50
1	66	97	SER	N-CA-CB	36.89	165.84	110.50
1	7A	97	SER	N-CA-CB	36.89	165.84	110.50
1	12	84	ARG	NE-CZ-NH2	-36.80	101.90	120.30
1	16	84	ARG	NE-CZ-NH2	-36.80	101.90	120.30
1	2A	84	ARG	NE-CZ-NH2	-36.80	101.90	120.30
1	3Q	84	ARG	NE-CZ-NH2	-36.80	101.90	120.30

*Continued on next page...*

*Continued from previous page...*

Mol	Chain	Res	Type	Atoms	Z	Observed(°)	Ideal(°)
1	3U	84	ARG	NE-CZ-NH2	-36.80	101.90	120.30
1	3Y	84	ARG	NE-CZ-NH2	-36.80	101.90	120.30
1	5E	84	ARG	NE-CZ-NH2	-36.80	101.90	120.30
1	5I	84	ARG	NE-CZ-NH2	-36.80	101.90	120.30
1	5M	84	ARG	NE-CZ-NH2	-36.80	101.90	120.30
1	62	84	ARG	NE-CZ-NH2	-36.80	101.90	120.30
1	66	84	ARG	NE-CZ-NH2	-36.80	101.90	120.30
1	7A	84	ARG	NE-CZ-NH2	-36.80	101.90	120.30
1	1M	84	ARG	NE-CZ-NH2	-36.79	101.91	120.30
1	2I	84	ARG	NE-CZ-NH2	-36.79	101.91	120.30
1	3A	84	ARG	NE-CZ-NH2	-36.79	101.91	120.30
1	3I	84	ARG	NE-CZ-NH2	-36.79	101.91	120.30
1	32	84	ARG	NE-CZ-NH2	-36.79	101.91	120.30
1	4E	84	ARG	NE-CZ-NH2	-36.79	101.91	120.30
1	4Y	84	ARG	NE-CZ-NH2	-36.79	101.91	120.30
1	5U	84	ARG	NE-CZ-NH2	-36.79	101.91	120.30
1	6M	84	ARG	NE-CZ-NH2	-36.79	101.91	120.30
1	6U	84	ARG	NE-CZ-NH2	-36.79	101.91	120.30
1	7E	84	ARG	NE-CZ-NH2	-36.79	101.91	120.30
1	7Q	84	ARG	NE-CZ-NH2	-36.79	101.91	120.30
1	1E	84	ARG	NE-CZ-NH2	-36.77	101.92	120.30
1	2M	84	ARG	NE-CZ-NH2	-36.77	101.92	120.30
1	22	84	ARG	NE-CZ-NH2	-36.77	101.92	120.30
1	3M	84	ARG	NE-CZ-NH2	-36.77	101.92	120.30
1	36	84	ARG	NE-CZ-NH2	-36.77	101.92	120.30
1	4I	84	ARG	NE-CZ-NH2	-36.77	101.92	120.30
1	4Q	84	ARG	NE-CZ-NH2	-36.77	101.92	120.30
1	5Y	84	ARG	NE-CZ-NH2	-36.77	101.92	120.30
1	6E	84	ARG	NE-CZ-NH2	-36.77	101.92	120.30
1	6Y	84	ARG	NE-CZ-NH2	-36.77	101.92	120.30
1	7I	84	ARG	NE-CZ-NH2	-36.77	101.92	120.30
1	7U	84	ARG	NE-CZ-NH2	-36.77	101.92	120.30
1	1Q	84	ARG	NE-CZ-NH2	-36.76	101.92	120.30
1	1U	84	ARG	NE-CZ-NH2	-36.76	101.92	120.30
1	1Y	84	ARG	NE-CZ-NH2	-36.76	101.92	120.30
1	2Q	84	ARG	NE-CZ-NH2	-36.76	101.92	120.30
1	2U	84	ARG	NE-CZ-NH2	-36.76	101.92	120.30
1	2Y	84	ARG	NE-CZ-NH2	-36.76	101.92	120.30
1	42	84	ARG	NE-CZ-NH2	-36.76	101.92	120.30
1	46	84	ARG	NE-CZ-NH2	-36.76	101.92	120.30
1	5A	84	ARG	NE-CZ-NH2	-36.76	101.92	120.30
1	52	84	ARG	NE-CZ-NH2	-36.76	101.92	120.30

*Continued on next page...*

*Continued from previous page...*

Mol	Chain	Res	Type	Atoms	Z	Observed(°)	Ideal(°)
1	56	84	ARG	NE-CZ-NH2	-36.76	101.92	120.30
1	6A	84	ARG	NE-CZ-NH2	-36.76	101.92	120.30
1	1A	84	ARG	NE-CZ-NH2	-36.75	101.92	120.30
1	1I	84	ARG	NE-CZ-NH2	-36.75	101.92	120.30
1	2E	84	ARG	NE-CZ-NH2	-36.75	101.92	120.30
1	26	84	ARG	NE-CZ-NH2	-36.75	101.92	120.30
1	3E	84	ARG	NE-CZ-NH2	-36.75	101.92	120.30
1	4A	84	ARG	NE-CZ-NH2	-36.75	101.92	120.30
1	4M	84	ARG	NE-CZ-NH2	-36.75	101.92	120.30
1	4U	84	ARG	NE-CZ-NH2	-36.75	101.92	120.30
1	5Q	84	ARG	NE-CZ-NH2	-36.75	101.92	120.30
1	6I	84	ARG	NE-CZ-NH2	-36.75	101.92	120.30
1	6Q	84	ARG	NE-CZ-NH2	-36.75	101.92	120.30
1	7M	84	ARG	NE-CZ-NH2	-36.75	101.92	120.30
1	1Q	50	ARG	NE-CZ-NH1	-36.16	102.22	120.30
1	1U	50	ARG	NE-CZ-NH1	-36.16	102.22	120.30
1	1Y	50	ARG	NE-CZ-NH1	-36.16	102.22	120.30
1	2Q	50	ARG	NE-CZ-NH1	-36.16	102.22	120.30
1	2U	50	ARG	NE-CZ-NH1	-36.16	102.22	120.30
1	2Y	50	ARG	NE-CZ-NH1	-36.16	102.22	120.30
1	42	50	ARG	NE-CZ-NH1	-36.16	102.22	120.30
1	46	50	ARG	NE-CZ-NH1	-36.16	102.22	120.30
1	5A	50	ARG	NE-CZ-NH1	-36.16	102.22	120.30
1	52	50	ARG	NE-CZ-NH1	-36.16	102.22	120.30
1	56	50	ARG	NE-CZ-NH1	-36.16	102.22	120.30
1	6A	50	ARG	NE-CZ-NH1	-36.16	102.22	120.30
1	1A	50	ARG	NE-CZ-NH1	-36.11	102.25	120.30
1	1I	50	ARG	NE-CZ-NH1	-36.11	102.25	120.30
1	1M	50	ARG	NE-CZ-NH1	-36.11	102.25	120.30
1	12	50	ARG	NE-CZ-NH1	-36.11	102.25	120.30
1	16	50	ARG	NE-CZ-NH1	-36.11	102.25	120.30
1	2A	50	ARG	NE-CZ-NH1	-36.11	102.25	120.30
1	2E	50	ARG	NE-CZ-NH1	-36.11	102.25	120.30
1	2I	50	ARG	NE-CZ-NH1	-36.11	102.25	120.30
1	26	50	ARG	NE-CZ-NH1	-36.11	102.25	120.30
1	3A	50	ARG	NE-CZ-NH1	-36.11	102.25	120.30
1	3E	50	ARG	NE-CZ-NH1	-36.11	102.25	120.30
1	3I	50	ARG	NE-CZ-NH1	-36.11	102.25	120.30
1	3Q	50	ARG	NE-CZ-NH1	-36.11	102.25	120.30
1	3U	50	ARG	NE-CZ-NH1	-36.11	102.25	120.30
1	3Y	50	ARG	NE-CZ-NH1	-36.11	102.25	120.30
1	32	50	ARG	NE-CZ-NH1	-36.11	102.25	120.30

*Continued on next page...*

*Continued from previous page...*

Mol	Chain	Res	Type	Atoms	Z	Observed(°)	Ideal(°)
1	4A	50	ARG	NE-CZ-NH1	-36.11	102.25	120.30
1	4E	50	ARG	NE-CZ-NH1	-36.11	102.25	120.30
1	4M	50	ARG	NE-CZ-NH1	-36.11	102.25	120.30
1	4U	50	ARG	NE-CZ-NH1	-36.11	102.25	120.30
1	4Y	50	ARG	NE-CZ-NH1	-36.11	102.25	120.30
1	5E	50	ARG	NE-CZ-NH1	-36.11	102.25	120.30
1	5I	50	ARG	NE-CZ-NH1	-36.11	102.25	120.30
1	5M	50	ARG	NE-CZ-NH1	-36.11	102.25	120.30
1	5Q	50	ARG	NE-CZ-NH1	-36.11	102.25	120.30
1	5U	50	ARG	NE-CZ-NH1	-36.11	102.25	120.30
1	6I	50	ARG	NE-CZ-NH1	-36.11	102.25	120.30
1	6M	50	ARG	NE-CZ-NH1	-36.11	102.25	120.30
1	6Q	50	ARG	NE-CZ-NH1	-36.11	102.25	120.30
1	6U	50	ARG	NE-CZ-NH1	-36.11	102.25	120.30
1	62	50	ARG	NE-CZ-NH1	-36.11	102.25	120.30
1	66	50	ARG	NE-CZ-NH1	-36.11	102.25	120.30
1	7A	50	ARG	NE-CZ-NH1	-36.11	102.25	120.30
1	7E	50	ARG	NE-CZ-NH1	-36.11	102.25	120.30
1	7M	50	ARG	NE-CZ-NH1	-36.11	102.25	120.30
1	7Q	50	ARG	NE-CZ-NH1	-36.11	102.25	120.30
1	1E	50	ARG	NE-CZ-NH1	-36.08	102.26	120.30
1	2M	50	ARG	NE-CZ-NH1	-36.08	102.26	120.30
1	22	50	ARG	NE-CZ-NH1	-36.08	102.26	120.30
1	3M	50	ARG	NE-CZ-NH1	-36.08	102.26	120.30
1	36	50	ARG	NE-CZ-NH1	-36.08	102.26	120.30
1	4I	50	ARG	NE-CZ-NH1	-36.08	102.26	120.30
1	4Q	50	ARG	NE-CZ-NH1	-36.08	102.26	120.30
1	5Y	50	ARG	NE-CZ-NH1	-36.08	102.26	120.30
1	6E	50	ARG	NE-CZ-NH1	-36.08	102.26	120.30
1	6Y	50	ARG	NE-CZ-NH1	-36.08	102.26	120.30
1	7I	50	ARG	NE-CZ-NH1	-36.08	102.26	120.30
1	7U	50	ARG	NE-CZ-NH1	-36.08	102.26	120.30
1	1A	66	ARG	NE-CZ-NH2	-36.00	102.30	120.30
1	1I	66	ARG	NE-CZ-NH2	-36.00	102.30	120.30
1	2E	66	ARG	NE-CZ-NH2	-36.00	102.30	120.30
1	26	66	ARG	NE-CZ-NH2	-36.00	102.30	120.30
1	3E	66	ARG	NE-CZ-NH2	-36.00	102.30	120.30
1	4A	66	ARG	NE-CZ-NH2	-36.00	102.30	120.30
1	4M	66	ARG	NE-CZ-NH2	-36.00	102.30	120.30
1	4U	66	ARG	NE-CZ-NH2	-36.00	102.30	120.30
1	5Q	66	ARG	NE-CZ-NH2	-36.00	102.30	120.30
1	6I	66	ARG	NE-CZ-NH2	-36.00	102.30	120.30

*Continued on next page...*

*Continued from previous page...*

Mol	Chain	Res	Type	Atoms	Z	Observed(°)	Ideal(°)
1	6Q	66	ARG	NE-CZ-NH2	-36.00	102.30	120.30
1	7M	66	ARG	NE-CZ-NH2	-36.00	102.30	120.30
1	1Q	66	ARG	NE-CZ-NH2	-35.99	102.31	120.30
1	1U	66	ARG	NE-CZ-NH2	-35.99	102.31	120.30
1	1Y	66	ARG	NE-CZ-NH2	-35.99	102.31	120.30
1	2Q	66	ARG	NE-CZ-NH2	-35.99	102.31	120.30
1	2U	66	ARG	NE-CZ-NH2	-35.99	102.31	120.30
1	2Y	66	ARG	NE-CZ-NH2	-35.99	102.31	120.30
1	42	66	ARG	NE-CZ-NH2	-35.99	102.31	120.30
1	46	66	ARG	NE-CZ-NH2	-35.99	102.31	120.30
1	5A	66	ARG	NE-CZ-NH2	-35.99	102.31	120.30
1	52	66	ARG	NE-CZ-NH2	-35.99	102.31	120.30
1	56	66	ARG	NE-CZ-NH2	-35.99	102.31	120.30
1	6A	66	ARG	NE-CZ-NH2	-35.99	102.31	120.30
1	1E	66	ARG	NE-CZ-NH2	-35.98	102.31	120.30
1	2M	66	ARG	NE-CZ-NH2	-35.98	102.31	120.30
1	22	66	ARG	NE-CZ-NH2	-35.98	102.31	120.30
1	3M	66	ARG	NE-CZ-NH2	-35.98	102.31	120.30
1	36	66	ARG	NE-CZ-NH2	-35.98	102.31	120.30
1	4I	66	ARG	NE-CZ-NH2	-35.98	102.31	120.30
1	4Q	66	ARG	NE-CZ-NH2	-35.98	102.31	120.30
1	5Y	66	ARG	NE-CZ-NH2	-35.98	102.31	120.30
1	6E	66	ARG	NE-CZ-NH2	-35.98	102.31	120.30
1	6Y	66	ARG	NE-CZ-NH2	-35.98	102.31	120.30
1	7I	66	ARG	NE-CZ-NH2	-35.98	102.31	120.30
1	7U	66	ARG	NE-CZ-NH2	-35.98	102.31	120.30
1	12	66	ARG	NE-CZ-NH2	-35.94	102.33	120.30
1	16	66	ARG	NE-CZ-NH2	-35.94	102.33	120.30
1	2A	66	ARG	NE-CZ-NH2	-35.94	102.33	120.30
1	3Q	66	ARG	NE-CZ-NH2	-35.94	102.33	120.30
1	3U	66	ARG	NE-CZ-NH2	-35.94	102.33	120.30
1	3Y	66	ARG	NE-CZ-NH2	-35.94	102.33	120.30
1	5E	66	ARG	NE-CZ-NH2	-35.94	102.33	120.30
1	5I	66	ARG	NE-CZ-NH2	-35.94	102.33	120.30
1	5M	66	ARG	NE-CZ-NH2	-35.94	102.33	120.30
1	62	66	ARG	NE-CZ-NH2	-35.94	102.33	120.30
1	66	66	ARG	NE-CZ-NH2	-35.94	102.33	120.30
1	7A	66	ARG	NE-CZ-NH2	-35.94	102.33	120.30
1	1M	66	ARG	NE-CZ-NH2	-35.91	102.34	120.30
1	2I	66	ARG	NE-CZ-NH2	-35.91	102.34	120.30
1	3A	66	ARG	NE-CZ-NH2	-35.91	102.34	120.30
1	3I	66	ARG	NE-CZ-NH2	-35.91	102.34	120.30

*Continued on next page...*

*Continued from previous page...*

Mol	Chain	Res	Type	Atoms	Z	Observed(°)	Ideal(°)
1	32	66	ARG	NE-CZ-NH2	-35.91	102.34	120.30
1	4E	66	ARG	NE-CZ-NH2	-35.91	102.34	120.30
1	4Y	66	ARG	NE-CZ-NH2	-35.91	102.34	120.30
1	5U	66	ARG	NE-CZ-NH2	-35.91	102.34	120.30
1	6M	66	ARG	NE-CZ-NH2	-35.91	102.34	120.30
1	6U	66	ARG	NE-CZ-NH2	-35.91	102.34	120.30
1	7E	66	ARG	NE-CZ-NH2	-35.91	102.34	120.30
1	7Q	66	ARG	NE-CZ-NH2	-35.91	102.34	120.30
1	12	89	PHE	CZ-CE2-CD2	-35.60	77.38	120.10
1	16	89	PHE	CZ-CE2-CD2	-35.60	77.38	120.10
1	2A	89	PHE	CZ-CE2-CD2	-35.60	77.38	120.10
1	3Q	89	PHE	CZ-CE2-CD2	-35.60	77.38	120.10
1	3U	89	PHE	CZ-CE2-CD2	-35.60	77.38	120.10
1	3Y	89	PHE	CZ-CE2-CD2	-35.60	77.38	120.10
1	5E	89	PHE	CZ-CE2-CD2	-35.60	77.38	120.10
1	5I	89	PHE	CZ-CE2-CD2	-35.60	77.38	120.10
1	5M	89	PHE	CZ-CE2-CD2	-35.60	77.38	120.10
1	62	89	PHE	CZ-CE2-CD2	-35.60	77.38	120.10
1	66	89	PHE	CZ-CE2-CD2	-35.60	77.38	120.10
1	7A	89	PHE	CZ-CE2-CD2	-35.60	77.38	120.10
1	1A	89	PHE	CZ-CE2-CD2	-35.59	77.39	120.10
1	1I	89	PHE	CZ-CE2-CD2	-35.59	77.39	120.10
1	2E	89	PHE	CZ-CE2-CD2	-35.59	77.39	120.10
1	26	89	PHE	CZ-CE2-CD2	-35.59	77.39	120.10
1	3E	89	PHE	CZ-CE2-CD2	-35.59	77.39	120.10
1	4A	89	PHE	CZ-CE2-CD2	-35.59	77.39	120.10
1	4M	89	PHE	CZ-CE2-CD2	-35.59	77.39	120.10
1	4U	89	PHE	CZ-CE2-CD2	-35.59	77.39	120.10
1	5Q	89	PHE	CZ-CE2-CD2	-35.59	77.39	120.10
1	6I	89	PHE	CZ-CE2-CD2	-35.59	77.39	120.10
1	6Q	89	PHE	CZ-CE2-CD2	-35.59	77.39	120.10
1	7M	89	PHE	CZ-CE2-CD2	-35.59	77.39	120.10
1	1E	89	PHE	CZ-CE2-CD2	-35.59	77.39	120.10
1	2M	89	PHE	CZ-CE2-CD2	-35.59	77.39	120.10
1	22	89	PHE	CZ-CE2-CD2	-35.59	77.39	120.10
1	3M	89	PHE	CZ-CE2-CD2	-35.59	77.39	120.10
1	36	89	PHE	CZ-CE2-CD2	-35.59	77.39	120.10
1	4I	89	PHE	CZ-CE2-CD2	-35.59	77.39	120.10
1	4Q	89	PHE	CZ-CE2-CD2	-35.59	77.39	120.10
1	5Y	89	PHE	CZ-CE2-CD2	-35.59	77.39	120.10
1	6E	89	PHE	CZ-CE2-CD2	-35.59	77.39	120.10
1	6Y	89	PHE	CZ-CE2-CD2	-35.59	77.39	120.10

*Continued on next page...*



*Continued from previous page...*

Mol	Chain	Res	Type	Atoms	Z	Observed(°)	Ideal(°)
1	7I	89	PHE	CZ-CE2-CD2	-35.59	77.39	120.10
1	7U	89	PHE	CZ-CE2-CD2	-35.59	77.39	120.10
1	1M	89	PHE	CZ-CE2-CD2	-35.58	77.41	120.10
1	1Q	89	PHE	CZ-CE2-CD2	-35.58	77.41	120.10
1	1U	89	PHE	CZ-CE2-CD2	-35.58	77.41	120.10
1	1Y	89	PHE	CZ-CE2-CD2	-35.58	77.41	120.10
1	2I	89	PHE	CZ-CE2-CD2	-35.58	77.41	120.10
1	2Q	89	PHE	CZ-CE2-CD2	-35.58	77.41	120.10
1	2U	89	PHE	CZ-CE2-CD2	-35.58	77.41	120.10
1	2Y	89	PHE	CZ-CE2-CD2	-35.58	77.41	120.10
1	3A	89	PHE	CZ-CE2-CD2	-35.58	77.41	120.10
1	3I	89	PHE	CZ-CE2-CD2	-35.58	77.41	120.10
1	32	89	PHE	CZ-CE2-CD2	-35.58	77.41	120.10
1	4E	89	PHE	CZ-CE2-CD2	-35.58	77.41	120.10
1	4Y	89	PHE	CZ-CE2-CD2	-35.58	77.41	120.10
1	42	89	PHE	CZ-CE2-CD2	-35.58	77.41	120.10
1	46	89	PHE	CZ-CE2-CD2	-35.58	77.41	120.10
1	5A	89	PHE	CZ-CE2-CD2	-35.58	77.41	120.10
1	5U	89	PHE	CZ-CE2-CD2	-35.58	77.41	120.10
1	52	89	PHE	CZ-CE2-CD2	-35.58	77.41	120.10
1	56	89	PHE	CZ-CE2-CD2	-35.58	77.41	120.10
1	6A	89	PHE	CZ-CE2-CD2	-35.58	77.41	120.10
1	6M	89	PHE	CZ-CE2-CD2	-35.58	77.41	120.10
1	6U	89	PHE	CZ-CE2-CD2	-35.58	77.41	120.10
1	7E	89	PHE	CZ-CE2-CD2	-35.58	77.41	120.10
1	7Q	89	PHE	CZ-CE2-CD2	-35.58	77.41	120.10
2	1N	41	PHE	CB-CG-CD2	-35.53	95.93	120.80
2	2J	41	PHE	CB-CG-CD2	-35.53	95.93	120.80
2	3B	41	PHE	CB-CG-CD2	-35.53	95.93	120.80
2	3J	41	PHE	CB-CG-CD2	-35.53	95.93	120.80
2	33	41	PHE	CB-CG-CD2	-35.53	95.93	120.80
2	4F	41	PHE	CB-CG-CD2	-35.53	95.93	120.80
2	4Z	41	PHE	CB-CG-CD2	-35.53	95.93	120.80
2	5V	41	PHE	CB-CG-CD2	-35.53	95.93	120.80
2	6N	41	PHE	CB-CG-CD2	-35.53	95.93	120.80
2	6V	41	PHE	CB-CG-CD2	-35.53	95.93	120.80
2	7F	41	PHE	CB-CG-CD2	-35.53	95.93	120.80
2	7R	41	PHE	CB-CG-CD2	-35.53	95.93	120.80
2	13	41	PHE	CB-CG-CD2	-35.52	95.93	120.80
2	17	41	PHE	CB-CG-CD2	-35.52	95.93	120.80
2	2B	41	PHE	CB-CG-CD2	-35.52	95.93	120.80
2	3R	41	PHE	CB-CG-CD2	-35.52	95.93	120.80

*Continued on next page...*

*Continued from previous page...*

Mol	Chain	Res	Type	Atoms	Z	Observed(°)	Ideal(°)
2	3V	41	PHE	CB-CG-CD2	-35.52	95.93	120.80
2	3Z	41	PHE	CB-CG-CD2	-35.52	95.93	120.80
2	5F	41	PHE	CB-CG-CD2	-35.52	95.93	120.80
2	5J	41	PHE	CB-CG-CD2	-35.52	95.93	120.80
2	5N	41	PHE	CB-CG-CD2	-35.52	95.93	120.80
2	63	41	PHE	CB-CG-CD2	-35.52	95.93	120.80
2	67	41	PHE	CB-CG-CD2	-35.52	95.93	120.80
2	7B	41	PHE	CB-CG-CD2	-35.52	95.93	120.80
2	1F	41	PHE	CB-CG-CD2	-35.51	95.94	120.80
2	2N	41	PHE	CB-CG-CD2	-35.51	95.94	120.80
2	23	41	PHE	CB-CG-CD2	-35.51	95.94	120.80
2	3N	41	PHE	CB-CG-CD2	-35.51	95.94	120.80
2	37	41	PHE	CB-CG-CD2	-35.51	95.94	120.80
2	4J	41	PHE	CB-CG-CD2	-35.51	95.94	120.80
2	4R	41	PHE	CB-CG-CD2	-35.51	95.94	120.80
2	5Z	41	PHE	CB-CG-CD2	-35.51	95.94	120.80
2	6F	41	PHE	CB-CG-CD2	-35.51	95.94	120.80
2	6Z	41	PHE	CB-CG-CD2	-35.51	95.94	120.80
2	7J	41	PHE	CB-CG-CD2	-35.51	95.94	120.80
2	7V	41	PHE	CB-CG-CD2	-35.51	95.94	120.80
2	1B	41	PHE	CB-CG-CD2	-35.49	95.95	120.80
2	1J	41	PHE	CB-CG-CD2	-35.49	95.95	120.80
2	2F	41	PHE	CB-CG-CD2	-35.49	95.95	120.80
2	27	41	PHE	CB-CG-CD2	-35.49	95.95	120.80
2	3F	41	PHE	CB-CG-CD2	-35.49	95.95	120.80
2	4B	41	PHE	CB-CG-CD2	-35.49	95.95	120.80
2	4N	41	PHE	CB-CG-CD2	-35.49	95.95	120.80
2	4V	41	PHE	CB-CG-CD2	-35.49	95.95	120.80
2	5R	41	PHE	CB-CG-CD2	-35.49	95.95	120.80
2	6J	41	PHE	CB-CG-CD2	-35.49	95.95	120.80
2	6R	41	PHE	CB-CG-CD2	-35.49	95.95	120.80
2	7N	41	PHE	CB-CG-CD2	-35.49	95.95	120.80
2	1R	41	PHE	CB-CG-CD2	-35.49	95.96	120.80
2	1V	41	PHE	CB-CG-CD2	-35.49	95.96	120.80
2	1Z	41	PHE	CB-CG-CD2	-35.49	95.96	120.80
2	2R	41	PHE	CB-CG-CD2	-35.49	95.96	120.80
2	2V	41	PHE	CB-CG-CD2	-35.49	95.96	120.80
2	2Z	41	PHE	CB-CG-CD2	-35.49	95.96	120.80
2	43	41	PHE	CB-CG-CD2	-35.49	95.96	120.80
2	47	41	PHE	CB-CG-CD2	-35.49	95.96	120.80
2	5B	41	PHE	CB-CG-CD2	-35.49	95.96	120.80
2	53	41	PHE	CB-CG-CD2	-35.49	95.96	120.80

*Continued on next page...*



*Continued from previous page...*

Mol	Chain	Res	Type	Atoms	Z	Observed(°)	Ideal(°)
2	57	41	PHE	CB-CG-CD2	-35.49	95.96	120.80
2	6B	41	PHE	CB-CG-CD2	-35.49	95.96	120.80
1	1A	90	PHE	CG-CD2-CE2	-34.83	82.49	120.80
1	1I	90	PHE	CG-CD2-CE2	-34.83	82.49	120.80
1	2E	90	PHE	CG-CD2-CE2	-34.83	82.49	120.80
1	26	90	PHE	CG-CD2-CE2	-34.83	82.49	120.80
1	3E	90	PHE	CG-CD2-CE2	-34.83	82.49	120.80
1	4A	90	PHE	CG-CD2-CE2	-34.83	82.49	120.80
1	4M	90	PHE	CG-CD2-CE2	-34.83	82.49	120.80
1	4U	90	PHE	CG-CD2-CE2	-34.83	82.49	120.80
1	5Q	90	PHE	CG-CD2-CE2	-34.83	82.49	120.80
1	6I	90	PHE	CG-CD2-CE2	-34.83	82.49	120.80
1	6Q	90	PHE	CG-CD2-CE2	-34.83	82.49	120.80
1	7M	90	PHE	CG-CD2-CE2	-34.83	82.49	120.80
1	1M	90	PHE	CG-CD2-CE2	-34.83	82.49	120.80
1	2I	90	PHE	CG-CD2-CE2	-34.83	82.49	120.80
1	3A	90	PHE	CG-CD2-CE2	-34.83	82.49	120.80
1	3I	90	PHE	CG-CD2-CE2	-34.83	82.49	120.80
1	32	90	PHE	CG-CD2-CE2	-34.83	82.49	120.80
1	4E	90	PHE	CG-CD2-CE2	-34.83	82.49	120.80
1	4Y	90	PHE	CG-CD2-CE2	-34.83	82.49	120.80
1	5U	90	PHE	CG-CD2-CE2	-34.83	82.49	120.80
1	6M	90	PHE	CG-CD2-CE2	-34.83	82.49	120.80
1	6U	90	PHE	CG-CD2-CE2	-34.83	82.49	120.80
1	7E	90	PHE	CG-CD2-CE2	-34.83	82.49	120.80
1	7Q	90	PHE	CG-CD2-CE2	-34.83	82.49	120.80
1	1E	90	PHE	CG-CD2-CE2	-34.82	82.50	120.80
1	2M	90	PHE	CG-CD2-CE2	-34.82	82.50	120.80
1	22	90	PHE	CG-CD2-CE2	-34.82	82.50	120.80
1	3M	90	PHE	CG-CD2-CE2	-34.82	82.50	120.80
1	36	90	PHE	CG-CD2-CE2	-34.82	82.50	120.80
1	4I	90	PHE	CG-CD2-CE2	-34.82	82.50	120.80
1	4Q	90	PHE	CG-CD2-CE2	-34.82	82.50	120.80
1	5Y	90	PHE	CG-CD2-CE2	-34.82	82.50	120.80
1	6E	90	PHE	CG-CD2-CE2	-34.82	82.50	120.80
1	6Y	90	PHE	CG-CD2-CE2	-34.82	82.50	120.80
1	7I	90	PHE	CG-CD2-CE2	-34.82	82.50	120.80
1	7U	90	PHE	CG-CD2-CE2	-34.82	82.50	120.80
1	1Q	90	PHE	CG-CD2-CE2	-34.81	82.50	120.80
1	1U	90	PHE	CG-CD2-CE2	-34.81	82.50	120.80
1	1Y	90	PHE	CG-CD2-CE2	-34.81	82.50	120.80
1	12	90	PHE	CG-CD2-CE2	-34.81	82.50	120.80

*Continued on next page...*

*Continued from previous page...*

Mol	Chain	Res	Type	Atoms	Z	Observed(°)	Ideal(°)
1	16	90	PHE	CG-CD2-CE2	-34.81	82.50	120.80
1	2A	90	PHE	CG-CD2-CE2	-34.81	82.50	120.80
1	2Q	90	PHE	CG-CD2-CE2	-34.81	82.50	120.80
1	2U	90	PHE	CG-CD2-CE2	-34.81	82.50	120.80
1	2Y	90	PHE	CG-CD2-CE2	-34.81	82.50	120.80
1	3Q	90	PHE	CG-CD2-CE2	-34.81	82.50	120.80
1	3U	90	PHE	CG-CD2-CE2	-34.81	82.50	120.80
1	3Y	90	PHE	CG-CD2-CE2	-34.81	82.50	120.80
1	42	90	PHE	CG-CD2-CE2	-34.81	82.50	120.80
1	46	90	PHE	CG-CD2-CE2	-34.81	82.50	120.80
1	5A	90	PHE	CG-CD2-CE2	-34.81	82.50	120.80
1	5E	90	PHE	CG-CD2-CE2	-34.81	82.50	120.80
1	5I	90	PHE	CG-CD2-CE2	-34.81	82.50	120.80
1	5M	90	PHE	CG-CD2-CE2	-34.81	82.50	120.80
1	52	90	PHE	CG-CD2-CE2	-34.81	82.50	120.80
1	56	90	PHE	CG-CD2-CE2	-34.81	82.50	120.80
1	6A	90	PHE	CG-CD2-CE2	-34.81	82.50	120.80
1	62	90	PHE	CG-CD2-CE2	-34.81	82.50	120.80
1	66	90	PHE	CG-CD2-CE2	-34.81	82.50	120.80
1	7A	90	PHE	CG-CD2-CE2	-34.81	82.50	120.80
1	12	48	TYR	CB-CG-CD1	34.02	141.41	121.00
1	16	48	TYR	CB-CG-CD1	34.02	141.41	121.00
1	2A	48	TYR	CB-CG-CD1	34.02	141.41	121.00
1	3Q	48	TYR	CB-CG-CD1	34.02	141.41	121.00
1	3U	48	TYR	CB-CG-CD1	34.02	141.41	121.00
1	3Y	48	TYR	CB-CG-CD1	34.02	141.41	121.00
1	5E	48	TYR	CB-CG-CD1	34.02	141.41	121.00
1	5I	48	TYR	CB-CG-CD1	34.02	141.41	121.00
1	5M	48	TYR	CB-CG-CD1	34.02	141.41	121.00
1	62	48	TYR	CB-CG-CD1	34.02	141.41	121.00
1	66	48	TYR	CB-CG-CD1	34.02	141.41	121.00
1	7A	48	TYR	CB-CG-CD1	34.02	141.41	121.00
1	1A	48	TYR	CB-CG-CD1	34.01	141.41	121.00
1	1I	48	TYR	CB-CG-CD1	34.01	141.41	121.00
1	2E	48	TYR	CB-CG-CD1	34.01	141.41	121.00
1	26	48	TYR	CB-CG-CD1	34.01	141.41	121.00
1	3E	48	TYR	CB-CG-CD1	34.01	141.41	121.00
1	4A	48	TYR	CB-CG-CD1	34.01	141.41	121.00
1	4M	48	TYR	CB-CG-CD1	34.01	141.41	121.00
1	4U	48	TYR	CB-CG-CD1	34.01	141.41	121.00
1	5Q	48	TYR	CB-CG-CD1	34.01	141.41	121.00
1	6I	48	TYR	CB-CG-CD1	34.01	141.41	121.00

*Continued on next page...*

*Continued from previous page...*

Mol	Chain	Res	Type	Atoms	Z	Observed(°)	Ideal(°)
1	6Q	48	TYR	CB-CG-CD1	34.01	141.41	121.00
1	7M	48	TYR	CB-CG-CD1	34.01	141.41	121.00
1	1M	48	TYR	CB-CG-CD1	34.01	141.40	121.00
1	2I	48	TYR	CB-CG-CD1	34.01	141.40	121.00
1	3A	48	TYR	CB-CG-CD1	34.01	141.40	121.00
1	3I	48	TYR	CB-CG-CD1	34.01	141.40	121.00
1	32	48	TYR	CB-CG-CD1	34.01	141.40	121.00
1	4E	48	TYR	CB-CG-CD1	34.01	141.40	121.00
1	4Y	48	TYR	CB-CG-CD1	34.01	141.40	121.00
1	5U	48	TYR	CB-CG-CD1	34.01	141.40	121.00
1	6M	48	TYR	CB-CG-CD1	34.01	141.40	121.00
1	6U	48	TYR	CB-CG-CD1	34.01	141.40	121.00
1	7E	48	TYR	CB-CG-CD1	34.01	141.40	121.00
1	7Q	48	TYR	CB-CG-CD1	34.01	141.40	121.00
1	1E	48	TYR	CB-CG-CD1	34.00	141.40	121.00
1	2M	48	TYR	CB-CG-CD1	34.00	141.40	121.00
1	22	48	TYR	CB-CG-CD1	34.00	141.40	121.00
1	3M	48	TYR	CB-CG-CD1	34.00	141.40	121.00
1	36	48	TYR	CB-CG-CD1	34.00	141.40	121.00
1	4I	48	TYR	CB-CG-CD1	34.00	141.40	121.00
1	4Q	48	TYR	CB-CG-CD1	34.00	141.40	121.00
1	5Y	48	TYR	CB-CG-CD1	34.00	141.40	121.00
1	6E	48	TYR	CB-CG-CD1	34.00	141.40	121.00
1	6Y	48	TYR	CB-CG-CD1	34.00	141.40	121.00
1	7I	48	TYR	CB-CG-CD1	34.00	141.40	121.00
1	7U	48	TYR	CB-CG-CD1	34.00	141.40	121.00
1	1Q	48	TYR	CB-CG-CD1	33.98	141.39	121.00
1	1U	48	TYR	CB-CG-CD1	33.98	141.39	121.00
1	1Y	48	TYR	CB-CG-CD1	33.98	141.39	121.00
1	2Q	48	TYR	CB-CG-CD1	33.98	141.39	121.00
1	2U	48	TYR	CB-CG-CD1	33.98	141.39	121.00
1	2Y	48	TYR	CB-CG-CD1	33.98	141.39	121.00
1	42	48	TYR	CB-CG-CD1	33.98	141.39	121.00
1	46	48	TYR	CB-CG-CD1	33.98	141.39	121.00
1	5A	48	TYR	CB-CG-CD1	33.98	141.39	121.00
1	52	48	TYR	CB-CG-CD1	33.98	141.39	121.00
1	56	48	TYR	CB-CG-CD1	33.98	141.39	121.00
1	6A	48	TYR	CB-CG-CD1	33.98	141.39	121.00
1	12	29	TYR	CB-CG-CD1	-33.19	101.08	121.00
1	16	29	TYR	CB-CG-CD1	-33.19	101.08	121.00
1	2A	29	TYR	CB-CG-CD1	-33.19	101.08	121.00
1	3Q	29	TYR	CB-CG-CD1	-33.19	101.08	121.00

*Continued on next page...*

*Continued from previous page...*

Mol	Chain	Res	Type	Atoms	Z	Observed(°)	Ideal(°)
1	3U	29	TYR	CB-CG-CD1	-33.19	101.08	121.00
1	3Y	29	TYR	CB-CG-CD1	-33.19	101.08	121.00
1	5E	29	TYR	CB-CG-CD1	-33.19	101.08	121.00
1	5I	29	TYR	CB-CG-CD1	-33.19	101.08	121.00
1	5M	29	TYR	CB-CG-CD1	-33.19	101.08	121.00
1	62	29	TYR	CB-CG-CD1	-33.19	101.08	121.00
1	66	29	TYR	CB-CG-CD1	-33.19	101.08	121.00
1	7A	29	TYR	CB-CG-CD1	-33.19	101.08	121.00
1	1Q	29	TYR	CB-CG-CD1	-33.19	101.09	121.00
1	1U	29	TYR	CB-CG-CD1	-33.19	101.09	121.00
1	1Y	29	TYR	CB-CG-CD1	-33.19	101.09	121.00
1	2Q	29	TYR	CB-CG-CD1	-33.19	101.09	121.00
1	2U	29	TYR	CB-CG-CD1	-33.19	101.09	121.00
1	2Y	29	TYR	CB-CG-CD1	-33.19	101.09	121.00
1	42	29	TYR	CB-CG-CD1	-33.19	101.09	121.00
1	46	29	TYR	CB-CG-CD1	-33.19	101.09	121.00
1	5A	29	TYR	CB-CG-CD1	-33.19	101.09	121.00
1	52	29	TYR	CB-CG-CD1	-33.19	101.09	121.00
1	56	29	TYR	CB-CG-CD1	-33.19	101.09	121.00
1	6A	29	TYR	CB-CG-CD1	-33.19	101.09	121.00
1	1E	29	TYR	CB-CG-CD1	-33.15	101.11	121.00
1	2M	29	TYR	CB-CG-CD1	-33.15	101.11	121.00
1	22	29	TYR	CB-CG-CD1	-33.15	101.11	121.00
1	3M	29	TYR	CB-CG-CD1	-33.15	101.11	121.00
1	36	29	TYR	CB-CG-CD1	-33.15	101.11	121.00
1	4I	29	TYR	CB-CG-CD1	-33.15	101.11	121.00
1	4Q	29	TYR	CB-CG-CD1	-33.15	101.11	121.00
1	5Y	29	TYR	CB-CG-CD1	-33.15	101.11	121.00
1	6E	29	TYR	CB-CG-CD1	-33.15	101.11	121.00
1	6Y	29	TYR	CB-CG-CD1	-33.15	101.11	121.00
1	7I	29	TYR	CB-CG-CD1	-33.15	101.11	121.00
1	7U	29	TYR	CB-CG-CD1	-33.15	101.11	121.00
1	1M	29	TYR	CB-CG-CD1	-33.13	101.12	121.00
1	2I	29	TYR	CB-CG-CD1	-33.13	101.12	121.00
1	3A	29	TYR	CB-CG-CD1	-33.13	101.12	121.00
1	3I	29	TYR	CB-CG-CD1	-33.13	101.12	121.00
1	32	29	TYR	CB-CG-CD1	-33.13	101.12	121.00
1	4E	29	TYR	CB-CG-CD1	-33.13	101.12	121.00
1	4Y	29	TYR	CB-CG-CD1	-33.13	101.12	121.00
1	5U	29	TYR	CB-CG-CD1	-33.13	101.12	121.00
1	6M	29	TYR	CB-CG-CD1	-33.13	101.12	121.00
1	6U	29	TYR	CB-CG-CD1	-33.13	101.12	121.00

*Continued on next page...*

*Continued from previous page...*

Mol	Chain	Res	Type	Atoms	Z	Observed(°)	Ideal(°)
1	7E	29	TYR	CB-CG-CD1	-33.13	101.12	121.00
1	7Q	29	TYR	CB-CG-CD1	-33.13	101.12	121.00
1	1A	29	TYR	CB-CG-CD1	-33.13	101.12	121.00
1	1I	29	TYR	CB-CG-CD1	-33.13	101.12	121.00
1	2E	29	TYR	CB-CG-CD1	-33.13	101.12	121.00
1	26	29	TYR	CB-CG-CD1	-33.13	101.12	121.00
1	3E	29	TYR	CB-CG-CD1	-33.13	101.12	121.00
1	4A	29	TYR	CB-CG-CD1	-33.13	101.12	121.00
1	4M	29	TYR	CB-CG-CD1	-33.13	101.12	121.00
1	4U	29	TYR	CB-CG-CD1	-33.13	101.12	121.00
1	5Q	29	TYR	CB-CG-CD1	-33.13	101.12	121.00
1	6I	29	TYR	CB-CG-CD1	-33.13	101.12	121.00
1	6Q	29	TYR	CB-CG-CD1	-33.13	101.12	121.00
1	7M	29	TYR	CB-CG-CD1	-33.13	101.12	121.00
1	1Q	82	ARG	NE-CZ-NH2	-32.95	103.82	120.30
1	1U	82	ARG	NE-CZ-NH2	-32.95	103.82	120.30
1	1Y	82	ARG	NE-CZ-NH2	-32.95	103.82	120.30
1	2Q	82	ARG	NE-CZ-NH2	-32.95	103.82	120.30
1	2U	82	ARG	NE-CZ-NH2	-32.95	103.82	120.30
1	2Y	82	ARG	NE-CZ-NH2	-32.95	103.82	120.30
1	42	82	ARG	NE-CZ-NH2	-32.95	103.82	120.30
1	46	82	ARG	NE-CZ-NH2	-32.95	103.82	120.30
1	5A	82	ARG	NE-CZ-NH2	-32.95	103.82	120.30
1	52	82	ARG	NE-CZ-NH2	-32.95	103.82	120.30
1	56	82	ARG	NE-CZ-NH2	-32.95	103.82	120.30
1	6A	82	ARG	NE-CZ-NH2	-32.95	103.82	120.30
1	1A	82	ARG	NE-CZ-NH2	-32.92	103.84	120.30
1	1I	82	ARG	NE-CZ-NH2	-32.92	103.84	120.30
1	2E	82	ARG	NE-CZ-NH2	-32.92	103.84	120.30
1	26	82	ARG	NE-CZ-NH2	-32.92	103.84	120.30
1	3E	82	ARG	NE-CZ-NH2	-32.92	103.84	120.30
1	4A	82	ARG	NE-CZ-NH2	-32.92	103.84	120.30
1	4M	82	ARG	NE-CZ-NH2	-32.92	103.84	120.30
1	4U	82	ARG	NE-CZ-NH2	-32.92	103.84	120.30
1	5Q	82	ARG	NE-CZ-NH2	-32.92	103.84	120.30
1	6I	82	ARG	NE-CZ-NH2	-32.92	103.84	120.30
1	6Q	82	ARG	NE-CZ-NH2	-32.92	103.84	120.30
1	7M	82	ARG	NE-CZ-NH2	-32.92	103.84	120.30
1	12	82	ARG	NE-CZ-NH2	-32.90	103.85	120.30
1	16	82	ARG	NE-CZ-NH2	-32.90	103.85	120.30
1	2A	82	ARG	NE-CZ-NH2	-32.90	103.85	120.30
1	3Q	82	ARG	NE-CZ-NH2	-32.90	103.85	120.30

*Continued on next page...*

*Continued from previous page...*

Mol	Chain	Res	Type	Atoms	Z	Observed(°)	Ideal(°)
1	3U	82	ARG	NE-CZ-NH2	-32.90	103.85	120.30
1	3Y	82	ARG	NE-CZ-NH2	-32.90	103.85	120.30
1	5E	82	ARG	NE-CZ-NH2	-32.90	103.85	120.30
1	5I	82	ARG	NE-CZ-NH2	-32.90	103.85	120.30
1	5M	82	ARG	NE-CZ-NH2	-32.90	103.85	120.30
1	62	82	ARG	NE-CZ-NH2	-32.90	103.85	120.30
1	66	82	ARG	NE-CZ-NH2	-32.90	103.85	120.30
1	7A	82	ARG	NE-CZ-NH2	-32.90	103.85	120.30
2	13	107	PHE	CD1-CG-CD2	-32.87	75.57	118.30
2	17	107	PHE	CD1-CG-CD2	-32.87	75.57	118.30
2	2B	107	PHE	CD1-CG-CD2	-32.87	75.57	118.30
2	3R	107	PHE	CD1-CG-CD2	-32.87	75.57	118.30
2	3V	107	PHE	CD1-CG-CD2	-32.87	75.57	118.30
2	3Z	107	PHE	CD1-CG-CD2	-32.87	75.57	118.30
2	5F	107	PHE	CD1-CG-CD2	-32.87	75.57	118.30
2	5J	107	PHE	CD1-CG-CD2	-32.87	75.57	118.30
2	5N	107	PHE	CD1-CG-CD2	-32.87	75.57	118.30
2	63	107	PHE	CD1-CG-CD2	-32.87	75.57	118.30
2	67	107	PHE	CD1-CG-CD2	-32.87	75.57	118.30
2	7B	107	PHE	CD1-CG-CD2	-32.87	75.57	118.30
1	1E	82	ARG	NE-CZ-NH2	-32.87	103.87	120.30
1	2M	82	ARG	NE-CZ-NH2	-32.87	103.87	120.30
1	22	82	ARG	NE-CZ-NH2	-32.87	103.87	120.30
1	3M	82	ARG	NE-CZ-NH2	-32.87	103.87	120.30
1	36	82	ARG	NE-CZ-NH2	-32.87	103.87	120.30
1	4I	82	ARG	NE-CZ-NH2	-32.87	103.87	120.30
1	4Q	82	ARG	NE-CZ-NH2	-32.87	103.87	120.30
1	5Y	82	ARG	NE-CZ-NH2	-32.87	103.87	120.30
1	6E	82	ARG	NE-CZ-NH2	-32.87	103.87	120.30
1	6Y	82	ARG	NE-CZ-NH2	-32.87	103.87	120.30
1	7I	82	ARG	NE-CZ-NH2	-32.87	103.87	120.30
1	7U	82	ARG	NE-CZ-NH2	-32.87	103.87	120.30
1	1M	82	ARG	NE-CZ-NH2	-32.85	103.87	120.30
1	2I	82	ARG	NE-CZ-NH2	-32.85	103.87	120.30
1	3A	82	ARG	NE-CZ-NH2	-32.85	103.87	120.30
1	3I	82	ARG	NE-CZ-NH2	-32.85	103.87	120.30
1	32	82	ARG	NE-CZ-NH2	-32.85	103.87	120.30
1	4E	82	ARG	NE-CZ-NH2	-32.85	103.87	120.30
1	4Y	82	ARG	NE-CZ-NH2	-32.85	103.87	120.30
1	5U	82	ARG	NE-CZ-NH2	-32.85	103.87	120.30
1	6M	82	ARG	NE-CZ-NH2	-32.85	103.87	120.30
1	6U	82	ARG	NE-CZ-NH2	-32.85	103.87	120.30

*Continued on next page...*



*Continued from previous page...*

Mol	Chain	Res	Type	Atoms	Z	Observed(°)	Ideal(°)
1	7E	82	ARG	NE-CZ-NH2	-32.85	103.87	120.30
1	7Q	82	ARG	NE-CZ-NH2	-32.85	103.87	120.30
2	1B	107	PHE	CD1-CG-CD2	-32.85	75.59	118.30
2	1J	107	PHE	CD1-CG-CD2	-32.85	75.59	118.30
2	1R	107	PHE	CD1-CG-CD2	-32.85	75.59	118.30
2	1V	107	PHE	CD1-CG-CD2	-32.85	75.59	118.30
2	1Z	107	PHE	CD1-CG-CD2	-32.85	75.59	118.30
2	2F	107	PHE	CD1-CG-CD2	-32.85	75.59	118.30
2	2R	107	PHE	CD1-CG-CD2	-32.85	75.59	118.30
2	2V	107	PHE	CD1-CG-CD2	-32.85	75.59	118.30
2	2Z	107	PHE	CD1-CG-CD2	-32.85	75.59	118.30
2	27	107	PHE	CD1-CG-CD2	-32.85	75.59	118.30
2	3F	107	PHE	CD1-CG-CD2	-32.85	75.59	118.30
2	4B	107	PHE	CD1-CG-CD2	-32.85	75.59	118.30
2	4N	107	PHE	CD1-CG-CD2	-32.85	75.59	118.30
2	4V	107	PHE	CD1-CG-CD2	-32.85	75.59	118.30
2	43	107	PHE	CD1-CG-CD2	-32.85	75.59	118.30
2	47	107	PHE	CD1-CG-CD2	-32.85	75.59	118.30
2	5B	107	PHE	CD1-CG-CD2	-32.85	75.59	118.30
2	5R	107	PHE	CD1-CG-CD2	-32.85	75.59	118.30
2	53	107	PHE	CD1-CG-CD2	-32.85	75.59	118.30
2	57	107	PHE	CD1-CG-CD2	-32.85	75.59	118.30
2	6B	107	PHE	CD1-CG-CD2	-32.85	75.59	118.30
2	6J	107	PHE	CD1-CG-CD2	-32.85	75.59	118.30
2	6R	107	PHE	CD1-CG-CD2	-32.85	75.59	118.30
2	7N	107	PHE	CD1-CG-CD2	-32.85	75.59	118.30
2	1F	107	PHE	CD1-CG-CD2	-32.85	75.60	118.30
2	2N	107	PHE	CD1-CG-CD2	-32.85	75.60	118.30
2	23	107	PHE	CD1-CG-CD2	-32.85	75.60	118.30
2	3N	107	PHE	CD1-CG-CD2	-32.85	75.60	118.30
2	37	107	PHE	CD1-CG-CD2	-32.85	75.60	118.30
2	4J	107	PHE	CD1-CG-CD2	-32.85	75.60	118.30
2	4R	107	PHE	CD1-CG-CD2	-32.85	75.60	118.30
2	5Z	107	PHE	CD1-CG-CD2	-32.85	75.60	118.30
2	6F	107	PHE	CD1-CG-CD2	-32.85	75.60	118.30
2	6Z	107	PHE	CD1-CG-CD2	-32.85	75.60	118.30
2	7J	107	PHE	CD1-CG-CD2	-32.85	75.60	118.30
2	7V	107	PHE	CD1-CG-CD2	-32.85	75.60	118.30
2	1N	107	PHE	CD1-CG-CD2	-32.83	75.62	118.30
2	2J	107	PHE	CD1-CG-CD2	-32.83	75.62	118.30
2	3B	107	PHE	CD1-CG-CD2	-32.83	75.62	118.30
2	3J	107	PHE	CD1-CG-CD2	-32.83	75.62	118.30

*Continued on next page...*

*Continued from previous page...*

Mol	Chain	Res	Type	Atoms	Z	Observed(°)	Ideal(°)
2	33	107	PHE	CD1-CG-CD2	-32.83	75.62	118.30
2	4F	107	PHE	CD1-CG-CD2	-32.83	75.62	118.30
2	4Z	107	PHE	CD1-CG-CD2	-32.83	75.62	118.30
2	5V	107	PHE	CD1-CG-CD2	-32.83	75.62	118.30
2	6N	107	PHE	CD1-CG-CD2	-32.83	75.62	118.30
2	6V	107	PHE	CD1-CG-CD2	-32.83	75.62	118.30
2	7F	107	PHE	CD1-CG-CD2	-32.83	75.62	118.30
2	7R	107	PHE	CD1-CG-CD2	-32.83	75.62	118.30
2	1F	46	TYR	CD1-CG-CD2	32.29	153.42	117.90
2	2N	46	TYR	CD1-CG-CD2	32.29	153.42	117.90
2	23	46	TYR	CD1-CG-CD2	32.29	153.42	117.90
2	3N	46	TYR	CD1-CG-CD2	32.29	153.42	117.90
2	37	46	TYR	CD1-CG-CD2	32.29	153.42	117.90
2	4J	46	TYR	CD1-CG-CD2	32.29	153.42	117.90
2	4R	46	TYR	CD1-CG-CD2	32.29	153.42	117.90
2	5Z	46	TYR	CD1-CG-CD2	32.29	153.42	117.90
2	6F	46	TYR	CD1-CG-CD2	32.29	153.42	117.90
2	6Z	46	TYR	CD1-CG-CD2	32.29	153.42	117.90
2	7J	46	TYR	CD1-CG-CD2	32.29	153.42	117.90
2	7V	46	TYR	CD1-CG-CD2	32.29	153.42	117.90
2	13	46	TYR	CD1-CG-CD2	32.29	153.42	117.90
2	17	46	TYR	CD1-CG-CD2	32.29	153.42	117.90
2	2B	46	TYR	CD1-CG-CD2	32.29	153.42	117.90
2	3R	46	TYR	CD1-CG-CD2	32.29	153.42	117.90
2	3V	46	TYR	CD1-CG-CD2	32.29	153.42	117.90
2	3Z	46	TYR	CD1-CG-CD2	32.29	153.42	117.90
2	5F	46	TYR	CD1-CG-CD2	32.29	153.42	117.90
2	5J	46	TYR	CD1-CG-CD2	32.29	153.42	117.90
2	5N	46	TYR	CD1-CG-CD2	32.29	153.42	117.90
2	63	46	TYR	CD1-CG-CD2	32.29	153.42	117.90
2	67	46	TYR	CD1-CG-CD2	32.29	153.42	117.90
2	7B	46	TYR	CD1-CG-CD2	32.29	153.42	117.90
2	1B	46	TYR	CD1-CG-CD2	32.28	153.41	117.90
2	1J	46	TYR	CD1-CG-CD2	32.28	153.41	117.90
2	2F	46	TYR	CD1-CG-CD2	32.28	153.41	117.90
2	27	46	TYR	CD1-CG-CD2	32.28	153.41	117.90
2	3F	46	TYR	CD1-CG-CD2	32.28	153.41	117.90
2	4B	46	TYR	CD1-CG-CD2	32.28	153.41	117.90
2	4N	46	TYR	CD1-CG-CD2	32.28	153.41	117.90
2	4V	46	TYR	CD1-CG-CD2	32.28	153.41	117.90
2	5R	46	TYR	CD1-CG-CD2	32.28	153.41	117.90
2	6J	46	TYR	CD1-CG-CD2	32.28	153.41	117.90

*Continued on next page...*



*Continued from previous page...*

Mol	Chain	Res	Type	Atoms	Z	Observed(°)	Ideal(°)
2	6R	46	TYR	CD1-CG-CD2	32.28	153.41	117.90
2	7N	46	TYR	CD1-CG-CD2	32.28	153.41	117.90
2	1R	46	TYR	CD1-CG-CD2	32.28	153.40	117.90
2	1V	46	TYR	CD1-CG-CD2	32.28	153.40	117.90
2	1Z	46	TYR	CD1-CG-CD2	32.28	153.40	117.90
2	2R	46	TYR	CD1-CG-CD2	32.28	153.40	117.90
2	2V	46	TYR	CD1-CG-CD2	32.28	153.40	117.90
2	2Z	46	TYR	CD1-CG-CD2	32.28	153.40	117.90
2	43	46	TYR	CD1-CG-CD2	32.28	153.40	117.90
2	47	46	TYR	CD1-CG-CD2	32.28	153.40	117.90
2	5B	46	TYR	CD1-CG-CD2	32.28	153.40	117.90
2	53	46	TYR	CD1-CG-CD2	32.28	153.40	117.90
2	57	46	TYR	CD1-CG-CD2	32.28	153.40	117.90
2	6B	46	TYR	CD1-CG-CD2	32.28	153.40	117.90
2	1N	46	TYR	CD1-CG-CD2	32.24	153.36	117.90
2	2J	46	TYR	CD1-CG-CD2	32.24	153.36	117.90
2	3B	46	TYR	CD1-CG-CD2	32.24	153.36	117.90
2	3J	46	TYR	CD1-CG-CD2	32.24	153.36	117.90
2	33	46	TYR	CD1-CG-CD2	32.24	153.36	117.90
2	4F	46	TYR	CD1-CG-CD2	32.24	153.36	117.90
2	4Z	46	TYR	CD1-CG-CD2	32.24	153.36	117.90
2	5V	46	TYR	CD1-CG-CD2	32.24	153.36	117.90
2	6N	46	TYR	CD1-CG-CD2	32.24	153.36	117.90
2	6V	46	TYR	CD1-CG-CD2	32.24	153.36	117.90
2	7F	46	TYR	CD1-CG-CD2	32.24	153.36	117.90
2	7R	46	TYR	CD1-CG-CD2	32.24	153.36	117.90
1	1M	147	ARG	NE-CZ-NH1	-31.93	104.34	120.30
1	2I	147	ARG	NE-CZ-NH1	-31.93	104.34	120.30
1	3A	147	ARG	NE-CZ-NH1	-31.93	104.34	120.30
1	3I	147	ARG	NE-CZ-NH1	-31.93	104.34	120.30
1	32	147	ARG	NE-CZ-NH1	-31.93	104.34	120.30
1	4E	147	ARG	NE-CZ-NH1	-31.93	104.34	120.30
1	4Y	147	ARG	NE-CZ-NH1	-31.93	104.34	120.30
1	5U	147	ARG	NE-CZ-NH1	-31.93	104.34	120.30
1	6M	147	ARG	NE-CZ-NH1	-31.93	104.34	120.30
1	6U	147	ARG	NE-CZ-NH1	-31.93	104.34	120.30
1	7E	147	ARG	NE-CZ-NH1	-31.93	104.34	120.30
1	7Q	147	ARG	NE-CZ-NH1	-31.93	104.34	120.30
1	1A	147	ARG	NE-CZ-NH1	-31.89	104.36	120.30
1	1I	147	ARG	NE-CZ-NH1	-31.89	104.36	120.30
1	12	147	ARG	NE-CZ-NH1	-31.89	104.36	120.30
1	16	147	ARG	NE-CZ-NH1	-31.89	104.36	120.30

*Continued on next page...*

*Continued from previous page...*

Mol	Chain	Res	Type	Atoms	Z	Observed(°)	Ideal(°)
1	2A	147	ARG	NE-CZ-NH1	-31.89	104.36	120.30
1	2E	147	ARG	NE-CZ-NH1	-31.89	104.36	120.30
1	26	147	ARG	NE-CZ-NH1	-31.89	104.36	120.30
1	3E	147	ARG	NE-CZ-NH1	-31.89	104.36	120.30
1	3Q	147	ARG	NE-CZ-NH1	-31.89	104.36	120.30
1	3U	147	ARG	NE-CZ-NH1	-31.89	104.36	120.30
1	3Y	147	ARG	NE-CZ-NH1	-31.89	104.36	120.30
1	4A	147	ARG	NE-CZ-NH1	-31.89	104.36	120.30
1	4M	147	ARG	NE-CZ-NH1	-31.89	104.36	120.30
1	4U	147	ARG	NE-CZ-NH1	-31.89	104.36	120.30
1	5E	147	ARG	NE-CZ-NH1	-31.89	104.36	120.30
1	5I	147	ARG	NE-CZ-NH1	-31.89	104.36	120.30
1	5M	147	ARG	NE-CZ-NH1	-31.89	104.36	120.30
1	5Q	147	ARG	NE-CZ-NH1	-31.89	104.36	120.30
1	6I	147	ARG	NE-CZ-NH1	-31.89	104.36	120.30
1	6Q	147	ARG	NE-CZ-NH1	-31.89	104.36	120.30
1	62	147	ARG	NE-CZ-NH1	-31.89	104.36	120.30
1	66	147	ARG	NE-CZ-NH1	-31.89	104.36	120.30
1	7A	147	ARG	NE-CZ-NH1	-31.89	104.36	120.30
1	7M	147	ARG	NE-CZ-NH1	-31.89	104.36	120.30
1	1E	147	ARG	NE-CZ-NH1	-31.88	104.36	120.30
1	2M	147	ARG	NE-CZ-NH1	-31.88	104.36	120.30
1	22	147	ARG	NE-CZ-NH1	-31.88	104.36	120.30
1	3M	147	ARG	NE-CZ-NH1	-31.88	104.36	120.30
1	36	147	ARG	NE-CZ-NH1	-31.88	104.36	120.30
1	4I	147	ARG	NE-CZ-NH1	-31.88	104.36	120.30
1	4Q	147	ARG	NE-CZ-NH1	-31.88	104.36	120.30
1	5Y	147	ARG	NE-CZ-NH1	-31.88	104.36	120.30
1	6E	147	ARG	NE-CZ-NH1	-31.88	104.36	120.30
1	6Y	147	ARG	NE-CZ-NH1	-31.88	104.36	120.30
1	7I	147	ARG	NE-CZ-NH1	-31.88	104.36	120.30
1	7U	147	ARG	NE-CZ-NH1	-31.88	104.36	120.30
1	1Q	147	ARG	NE-CZ-NH1	-31.80	104.40	120.30
1	1U	147	ARG	NE-CZ-NH1	-31.80	104.40	120.30
1	1Y	147	ARG	NE-CZ-NH1	-31.80	104.40	120.30
1	2Q	147	ARG	NE-CZ-NH1	-31.80	104.40	120.30
1	2U	147	ARG	NE-CZ-NH1	-31.80	104.40	120.30
1	2Y	147	ARG	NE-CZ-NH1	-31.80	104.40	120.30
1	42	147	ARG	NE-CZ-NH1	-31.80	104.40	120.30
1	46	147	ARG	NE-CZ-NH1	-31.80	104.40	120.30
1	5A	147	ARG	NE-CZ-NH1	-31.80	104.40	120.30
1	52	147	ARG	NE-CZ-NH1	-31.80	104.40	120.30

*Continued on next page...*

*Continued from previous page...*

Mol	Chain	Res	Type	Atoms	Z	Observed(°)	Ideal(°)
1	56	147	ARG	NE-CZ-NH1	-31.80	104.40	120.30
1	6A	147	ARG	NE-CZ-NH1	-31.80	104.40	120.30
1	1Q	90	PHE	CD1-CE1-CZ	-31.37	82.45	120.10
1	1U	90	PHE	CD1-CE1-CZ	-31.37	82.45	120.10
1	1Y	90	PHE	CD1-CE1-CZ	-31.37	82.45	120.10
1	2Q	90	PHE	CD1-CE1-CZ	-31.37	82.45	120.10
1	2U	90	PHE	CD1-CE1-CZ	-31.37	82.45	120.10
1	2Y	90	PHE	CD1-CE1-CZ	-31.37	82.45	120.10
1	42	90	PHE	CD1-CE1-CZ	-31.37	82.45	120.10
1	46	90	PHE	CD1-CE1-CZ	-31.37	82.45	120.10
1	5A	90	PHE	CD1-CE1-CZ	-31.37	82.45	120.10
1	52	90	PHE	CD1-CE1-CZ	-31.37	82.45	120.10
1	56	90	PHE	CD1-CE1-CZ	-31.37	82.45	120.10
1	6A	90	PHE	CD1-CE1-CZ	-31.37	82.45	120.10
1	1M	90	PHE	CD1-CE1-CZ	-31.35	82.48	120.10
1	2I	90	PHE	CD1-CE1-CZ	-31.35	82.48	120.10
1	3A	90	PHE	CD1-CE1-CZ	-31.35	82.48	120.10
1	3I	90	PHE	CD1-CE1-CZ	-31.35	82.48	120.10
1	32	90	PHE	CD1-CE1-CZ	-31.35	82.48	120.10
1	4E	90	PHE	CD1-CE1-CZ	-31.35	82.48	120.10
1	4Y	90	PHE	CD1-CE1-CZ	-31.35	82.48	120.10
1	5U	90	PHE	CD1-CE1-CZ	-31.35	82.48	120.10
1	6M	90	PHE	CD1-CE1-CZ	-31.35	82.48	120.10
1	6U	90	PHE	CD1-CE1-CZ	-31.35	82.48	120.10
1	7E	90	PHE	CD1-CE1-CZ	-31.35	82.48	120.10
1	7Q	90	PHE	CD1-CE1-CZ	-31.35	82.48	120.10
1	1A	90	PHE	CD1-CE1-CZ	-31.33	82.50	120.10
1	1I	90	PHE	CD1-CE1-CZ	-31.33	82.50	120.10
1	2E	90	PHE	CD1-CE1-CZ	-31.33	82.50	120.10
1	26	90	PHE	CD1-CE1-CZ	-31.33	82.50	120.10
1	3E	90	PHE	CD1-CE1-CZ	-31.33	82.50	120.10
1	4A	90	PHE	CD1-CE1-CZ	-31.33	82.50	120.10
1	4M	90	PHE	CD1-CE1-CZ	-31.33	82.50	120.10
1	4U	90	PHE	CD1-CE1-CZ	-31.33	82.50	120.10
1	5Q	90	PHE	CD1-CE1-CZ	-31.33	82.50	120.10
1	6I	90	PHE	CD1-CE1-CZ	-31.33	82.50	120.10
1	6Q	90	PHE	CD1-CE1-CZ	-31.33	82.50	120.10
1	7M	90	PHE	CD1-CE1-CZ	-31.33	82.50	120.10
1	12	90	PHE	CD1-CE1-CZ	-31.33	82.51	120.10
1	16	90	PHE	CD1-CE1-CZ	-31.33	82.51	120.10
1	2A	90	PHE	CD1-CE1-CZ	-31.33	82.51	120.10
1	3Q	90	PHE	CD1-CE1-CZ	-31.33	82.51	120.10

*Continued on next page...*

*Continued from previous page...*

Mol	Chain	Res	Type	Atoms	Z	Observed(°)	Ideal(°)
1	3U	90	PHE	CD1-CE1-CZ	-31.33	82.51	120.10
1	3Y	90	PHE	CD1-CE1-CZ	-31.33	82.51	120.10
1	5E	90	PHE	CD1-CE1-CZ	-31.33	82.51	120.10
1	5I	90	PHE	CD1-CE1-CZ	-31.33	82.51	120.10
1	5M	90	PHE	CD1-CE1-CZ	-31.33	82.51	120.10
1	62	90	PHE	CD1-CE1-CZ	-31.33	82.51	120.10
1	66	90	PHE	CD1-CE1-CZ	-31.33	82.51	120.10
1	7A	90	PHE	CD1-CE1-CZ	-31.33	82.51	120.10
1	1E	90	PHE	CD1-CE1-CZ	-31.32	82.52	120.10
1	2M	90	PHE	CD1-CE1-CZ	-31.32	82.52	120.10
1	22	90	PHE	CD1-CE1-CZ	-31.32	82.52	120.10
1	3M	90	PHE	CD1-CE1-CZ	-31.32	82.52	120.10
1	36	90	PHE	CD1-CE1-CZ	-31.32	82.52	120.10
1	4I	90	PHE	CD1-CE1-CZ	-31.32	82.52	120.10
1	4Q	90	PHE	CD1-CE1-CZ	-31.32	82.52	120.10
1	5Y	90	PHE	CD1-CE1-CZ	-31.32	82.52	120.10
1	6E	90	PHE	CD1-CE1-CZ	-31.32	82.52	120.10
1	6Y	90	PHE	CD1-CE1-CZ	-31.32	82.52	120.10
1	7I	90	PHE	CD1-CE1-CZ	-31.32	82.52	120.10
1	7U	90	PHE	CD1-CE1-CZ	-31.32	82.52	120.10
1	1E	52	PHE	CD1-CG-CD2	31.01	158.61	118.30
1	2M	52	PHE	CD1-CG-CD2	31.01	158.61	118.30
1	22	52	PHE	CD1-CG-CD2	31.01	158.61	118.30
1	3M	52	PHE	CD1-CG-CD2	31.01	158.61	118.30
1	36	52	PHE	CD1-CG-CD2	31.01	158.61	118.30
1	4I	52	PHE	CD1-CG-CD2	31.01	158.61	118.30
1	4Q	52	PHE	CD1-CG-CD2	31.01	158.61	118.30
1	5Y	52	PHE	CD1-CG-CD2	31.01	158.61	118.30
1	6E	52	PHE	CD1-CG-CD2	31.01	158.61	118.30
1	6Y	52	PHE	CD1-CG-CD2	31.01	158.61	118.30
1	7I	52	PHE	CD1-CG-CD2	31.01	158.61	118.30
1	7U	52	PHE	CD1-CG-CD2	31.01	158.61	118.30
1	12	52	PHE	CD1-CG-CD2	30.99	158.59	118.30
1	16	52	PHE	CD1-CG-CD2	30.99	158.59	118.30
1	2A	52	PHE	CD1-CG-CD2	30.99	158.59	118.30
1	3Q	52	PHE	CD1-CG-CD2	30.99	158.59	118.30
1	3U	52	PHE	CD1-CG-CD2	30.99	158.59	118.30
1	3Y	52	PHE	CD1-CG-CD2	30.99	158.59	118.30
1	5E	52	PHE	CD1-CG-CD2	30.99	158.59	118.30
1	5I	52	PHE	CD1-CG-CD2	30.99	158.59	118.30
1	5M	52	PHE	CD1-CG-CD2	30.99	158.59	118.30
1	62	52	PHE	CD1-CG-CD2	30.99	158.59	118.30

*Continued on next page...*

*Continued from previous page...*

Mol	Chain	Res	Type	Atoms	Z	Observed(°)	Ideal(°)
1	66	52	PHE	CD1-CG-CD2	30.99	158.59	118.30
1	7A	52	PHE	CD1-CG-CD2	30.99	158.59	118.30
1	1A	52	PHE	CD1-CG-CD2	30.99	158.59	118.30
1	1I	52	PHE	CD1-CG-CD2	30.99	158.59	118.30
1	2E	52	PHE	CD1-CG-CD2	30.99	158.59	118.30
1	26	52	PHE	CD1-CG-CD2	30.99	158.59	118.30
1	3E	52	PHE	CD1-CG-CD2	30.99	158.59	118.30
1	4A	52	PHE	CD1-CG-CD2	30.99	158.59	118.30
1	4M	52	PHE	CD1-CG-CD2	30.99	158.59	118.30
1	4U	52	PHE	CD1-CG-CD2	30.99	158.59	118.30
1	5Q	52	PHE	CD1-CG-CD2	30.99	158.59	118.30
1	6I	52	PHE	CD1-CG-CD2	30.99	158.59	118.30
1	6Q	52	PHE	CD1-CG-CD2	30.99	158.59	118.30
1	7M	52	PHE	CD1-CG-CD2	30.99	158.59	118.30
1	1Q	52	PHE	CD1-CG-CD2	30.97	158.56	118.30
1	1U	52	PHE	CD1-CG-CD2	30.97	158.56	118.30
1	1Y	52	PHE	CD1-CG-CD2	30.97	158.56	118.30
1	2Q	52	PHE	CD1-CG-CD2	30.97	158.56	118.30
1	2U	52	PHE	CD1-CG-CD2	30.97	158.56	118.30
1	2Y	52	PHE	CD1-CG-CD2	30.97	158.56	118.30
1	42	52	PHE	CD1-CG-CD2	30.97	158.56	118.30
1	46	52	PHE	CD1-CG-CD2	30.97	158.56	118.30
1	5A	52	PHE	CD1-CG-CD2	30.97	158.56	118.30
1	52	52	PHE	CD1-CG-CD2	30.97	158.56	118.30
1	56	52	PHE	CD1-CG-CD2	30.97	158.56	118.30
1	6A	52	PHE	CD1-CG-CD2	30.97	158.56	118.30
1	1M	52	PHE	CD1-CG-CD2	30.94	158.53	118.30
1	2I	52	PHE	CD1-CG-CD2	30.94	158.53	118.30
1	3A	52	PHE	CD1-CG-CD2	30.94	158.53	118.30
1	3I	52	PHE	CD1-CG-CD2	30.94	158.53	118.30
1	32	52	PHE	CD1-CG-CD2	30.94	158.53	118.30
1	4E	52	PHE	CD1-CG-CD2	30.94	158.53	118.30
1	4Y	52	PHE	CD1-CG-CD2	30.94	158.53	118.30
1	5U	52	PHE	CD1-CG-CD2	30.94	158.53	118.30
1	6M	52	PHE	CD1-CG-CD2	30.94	158.53	118.30
1	6U	52	PHE	CD1-CG-CD2	30.94	158.53	118.30
1	7E	52	PHE	CD1-CG-CD2	30.94	158.53	118.30
1	7Q	52	PHE	CD1-CG-CD2	30.94	158.53	118.30
2	1R	31	PHE	CG-CD2-CE2	-30.75	86.98	120.80
2	1V	31	PHE	CG-CD2-CE2	-30.75	86.98	120.80
2	1Z	31	PHE	CG-CD2-CE2	-30.75	86.98	120.80
2	2R	31	PHE	CG-CD2-CE2	-30.75	86.98	120.80

*Continued on next page...*

*Continued from previous page...*

Mol	Chain	Res	Type	Atoms	Z	Observed(°)	Ideal(°)
2	2V	31	PHE	CG-CD2-CE2	-30.75	86.98	120.80
2	2Z	31	PHE	CG-CD2-CE2	-30.75	86.98	120.80
2	43	31	PHE	CG-CD2-CE2	-30.75	86.98	120.80
2	47	31	PHE	CG-CD2-CE2	-30.75	86.98	120.80
2	5B	31	PHE	CG-CD2-CE2	-30.75	86.98	120.80
2	53	31	PHE	CG-CD2-CE2	-30.75	86.98	120.80
2	57	31	PHE	CG-CD2-CE2	-30.75	86.98	120.80
2	6B	31	PHE	CG-CD2-CE2	-30.75	86.98	120.80
2	13	107	PHE	CD1-CE1-CZ	30.73	156.98	120.10
2	17	107	PHE	CD1-CE1-CZ	30.73	156.98	120.10
2	2B	107	PHE	CD1-CE1-CZ	30.73	156.98	120.10
2	3R	107	PHE	CD1-CE1-CZ	30.73	156.98	120.10
2	3V	107	PHE	CD1-CE1-CZ	30.73	156.98	120.10
2	3Z	107	PHE	CD1-CE1-CZ	30.73	156.98	120.10
2	5F	107	PHE	CD1-CE1-CZ	30.73	156.98	120.10
2	5J	107	PHE	CD1-CE1-CZ	30.73	156.98	120.10
2	5N	107	PHE	CD1-CE1-CZ	30.73	156.98	120.10
2	63	107	PHE	CD1-CE1-CZ	30.73	156.98	120.10
2	67	107	PHE	CD1-CE1-CZ	30.73	156.98	120.10
2	7B	107	PHE	CD1-CE1-CZ	30.73	156.98	120.10
2	1R	107	PHE	CD1-CE1-CZ	30.73	156.98	120.10
2	1V	107	PHE	CD1-CE1-CZ	30.73	156.98	120.10
2	1Z	107	PHE	CD1-CE1-CZ	30.73	156.98	120.10
2	2R	107	PHE	CD1-CE1-CZ	30.73	156.98	120.10
2	2V	107	PHE	CD1-CE1-CZ	30.73	156.98	120.10
2	2Z	107	PHE	CD1-CE1-CZ	30.73	156.98	120.10
2	43	107	PHE	CD1-CE1-CZ	30.73	156.98	120.10
2	47	107	PHE	CD1-CE1-CZ	30.73	156.98	120.10
2	5B	107	PHE	CD1-CE1-CZ	30.73	156.98	120.10
2	53	107	PHE	CD1-CE1-CZ	30.73	156.98	120.10
2	57	107	PHE	CD1-CE1-CZ	30.73	156.98	120.10
2	6B	107	PHE	CD1-CE1-CZ	30.73	156.98	120.10
2	1B	107	PHE	CD1-CE1-CZ	30.73	156.98	120.10
2	1J	107	PHE	CD1-CE1-CZ	30.73	156.98	120.10
2	2F	107	PHE	CD1-CE1-CZ	30.73	156.98	120.10
2	27	107	PHE	CD1-CE1-CZ	30.73	156.98	120.10
2	3F	107	PHE	CD1-CE1-CZ	30.73	156.98	120.10
2	4B	107	PHE	CD1-CE1-CZ	30.73	156.98	120.10
2	4N	107	PHE	CD1-CE1-CZ	30.73	156.98	120.10
2	4V	107	PHE	CD1-CE1-CZ	30.73	156.98	120.10
2	5R	107	PHE	CD1-CE1-CZ	30.73	156.98	120.10
2	6J	107	PHE	CD1-CE1-CZ	30.73	156.98	120.10

*Continued on next page...*



*Continued from previous page...*

Mol	Chain	Res	Type	Atoms	Z	Observed(°)	Ideal(°)
2	6R	107	PHE	CD1-CE1-CZ	30.73	156.98	120.10
2	7N	107	PHE	CD1-CE1-CZ	30.73	156.98	120.10
2	1N	107	PHE	CD1-CE1-CZ	30.73	156.97	120.10
2	2J	107	PHE	CD1-CE1-CZ	30.73	156.97	120.10
2	3B	107	PHE	CD1-CE1-CZ	30.73	156.97	120.10
2	3J	107	PHE	CD1-CE1-CZ	30.73	156.97	120.10
2	33	107	PHE	CD1-CE1-CZ	30.73	156.97	120.10
2	4F	107	PHE	CD1-CE1-CZ	30.73	156.97	120.10
2	4Z	107	PHE	CD1-CE1-CZ	30.73	156.97	120.10
2	5V	107	PHE	CD1-CE1-CZ	30.73	156.97	120.10
2	6N	107	PHE	CD1-CE1-CZ	30.73	156.97	120.10
2	6V	107	PHE	CD1-CE1-CZ	30.73	156.97	120.10
2	7F	107	PHE	CD1-CE1-CZ	30.73	156.97	120.10
2	7R	107	PHE	CD1-CE1-CZ	30.73	156.97	120.10
2	13	31	PHE	CG-CD2-CE2	-30.71	87.02	120.80
2	17	31	PHE	CG-CD2-CE2	-30.71	87.02	120.80
2	2B	31	PHE	CG-CD2-CE2	-30.71	87.02	120.80
2	3R	31	PHE	CG-CD2-CE2	-30.71	87.02	120.80
2	3V	31	PHE	CG-CD2-CE2	-30.71	87.02	120.80
2	3Z	31	PHE	CG-CD2-CE2	-30.71	87.02	120.80
2	5F	31	PHE	CG-CD2-CE2	-30.71	87.02	120.80
2	5J	31	PHE	CG-CD2-CE2	-30.71	87.02	120.80
2	5N	31	PHE	CG-CD2-CE2	-30.71	87.02	120.80
2	63	31	PHE	CG-CD2-CE2	-30.71	87.02	120.80
2	67	31	PHE	CG-CD2-CE2	-30.71	87.02	120.80
2	7B	31	PHE	CG-CD2-CE2	-30.71	87.02	120.80
2	1B	31	PHE	CG-CD2-CE2	-30.71	87.02	120.80
2	1J	31	PHE	CG-CD2-CE2	-30.71	87.02	120.80
2	2F	31	PHE	CG-CD2-CE2	-30.71	87.02	120.80
2	27	31	PHE	CG-CD2-CE2	-30.71	87.02	120.80
2	3F	31	PHE	CG-CD2-CE2	-30.71	87.02	120.80
2	4B	31	PHE	CG-CD2-CE2	-30.71	87.02	120.80
2	4N	31	PHE	CG-CD2-CE2	-30.71	87.02	120.80
2	4V	31	PHE	CG-CD2-CE2	-30.71	87.02	120.80
2	5R	31	PHE	CG-CD2-CE2	-30.71	87.02	120.80
2	6J	31	PHE	CG-CD2-CE2	-30.71	87.02	120.80
2	6R	31	PHE	CG-CD2-CE2	-30.71	87.02	120.80
2	7N	31	PHE	CG-CD2-CE2	-30.71	87.02	120.80
2	1N	31	PHE	CG-CD2-CE2	-30.69	87.05	120.80
2	2J	31	PHE	CG-CD2-CE2	-30.69	87.05	120.80
2	3B	31	PHE	CG-CD2-CE2	-30.69	87.05	120.80
2	3J	31	PHE	CG-CD2-CE2	-30.69	87.05	120.80

*Continued on next page...*

*Continued from previous page...*

Mol	Chain	Res	Type	Atoms	Z	Observed(°)	Ideal(°)
2	33	31	PHE	CG-CD2-CE2	-30.69	87.05	120.80
2	4F	31	PHE	CG-CD2-CE2	-30.69	87.05	120.80
2	4Z	31	PHE	CG-CD2-CE2	-30.69	87.05	120.80
2	5V	31	PHE	CG-CD2-CE2	-30.69	87.05	120.80
2	6N	31	PHE	CG-CD2-CE2	-30.69	87.05	120.80
2	6V	31	PHE	CG-CD2-CE2	-30.69	87.05	120.80
2	7F	31	PHE	CG-CD2-CE2	-30.69	87.05	120.80
2	7R	31	PHE	CG-CD2-CE2	-30.69	87.05	120.80
2	1F	31	PHE	CG-CD2-CE2	-30.66	87.07	120.80
2	2N	31	PHE	CG-CD2-CE2	-30.66	87.07	120.80
2	23	31	PHE	CG-CD2-CE2	-30.66	87.07	120.80
2	3N	31	PHE	CG-CD2-CE2	-30.66	87.07	120.80
2	37	31	PHE	CG-CD2-CE2	-30.66	87.07	120.80
2	4J	31	PHE	CG-CD2-CE2	-30.66	87.07	120.80
2	4R	31	PHE	CG-CD2-CE2	-30.66	87.07	120.80
2	5Z	31	PHE	CG-CD2-CE2	-30.66	87.07	120.80
2	6F	31	PHE	CG-CD2-CE2	-30.66	87.07	120.80
2	6Z	31	PHE	CG-CD2-CE2	-30.66	87.07	120.80
2	7J	31	PHE	CG-CD2-CE2	-30.66	87.07	120.80
2	7V	31	PHE	CG-CD2-CE2	-30.66	87.07	120.80
2	1F	107	PHE	CD1-CE1-CZ	30.65	156.88	120.10
2	2N	107	PHE	CD1-CE1-CZ	30.65	156.88	120.10
2	23	107	PHE	CD1-CE1-CZ	30.65	156.88	120.10
2	3N	107	PHE	CD1-CE1-CZ	30.65	156.88	120.10
2	37	107	PHE	CD1-CE1-CZ	30.65	156.88	120.10
2	4J	107	PHE	CD1-CE1-CZ	30.65	156.88	120.10
2	4R	107	PHE	CD1-CE1-CZ	30.65	156.88	120.10
2	5Z	107	PHE	CD1-CE1-CZ	30.65	156.88	120.10
2	6F	107	PHE	CD1-CE1-CZ	30.65	156.88	120.10
2	6Z	107	PHE	CD1-CE1-CZ	30.65	156.88	120.10
2	7J	107	PHE	CD1-CE1-CZ	30.65	156.88	120.10
2	7V	107	PHE	CD1-CE1-CZ	30.65	156.88	120.10
2	13	218	ARG	NE-CZ-NH1	-30.60	105.00	120.30
2	17	218	ARG	NE-CZ-NH1	-30.60	105.00	120.30
2	2B	218	ARG	NE-CZ-NH1	-30.60	105.00	120.30
2	3R	218	ARG	NE-CZ-NH1	-30.60	105.00	120.30
2	3V	218	ARG	NE-CZ-NH1	-30.60	105.00	120.30
2	3Z	218	ARG	NE-CZ-NH1	-30.60	105.00	120.30
2	5F	218	ARG	NE-CZ-NH1	-30.60	105.00	120.30
2	5J	218	ARG	NE-CZ-NH1	-30.60	105.00	120.30
2	5N	218	ARG	NE-CZ-NH1	-30.60	105.00	120.30
2	63	218	ARG	NE-CZ-NH1	-30.60	105.00	120.30

*Continued on next page...*



*Continued from previous page...*

Mol	Chain	Res	Type	Atoms	Z	Observed(°)	Ideal(°)
2	67	218	ARG	NE-CZ-NH1	-30.60	105.00	120.30
2	7B	218	ARG	NE-CZ-NH1	-30.60	105.00	120.30
2	1F	218	ARG	NE-CZ-NH1	-30.58	105.01	120.30
2	2N	218	ARG	NE-CZ-NH1	-30.58	105.01	120.30
2	23	218	ARG	NE-CZ-NH1	-30.58	105.01	120.30
2	3N	218	ARG	NE-CZ-NH1	-30.58	105.01	120.30
2	37	218	ARG	NE-CZ-NH1	-30.58	105.01	120.30
2	4J	218	ARG	NE-CZ-NH1	-30.58	105.01	120.30
2	4R	218	ARG	NE-CZ-NH1	-30.58	105.01	120.30
2	5Z	218	ARG	NE-CZ-NH1	-30.58	105.01	120.30
2	6F	218	ARG	NE-CZ-NH1	-30.58	105.01	120.30
2	6Z	218	ARG	NE-CZ-NH1	-30.58	105.01	120.30
2	7J	218	ARG	NE-CZ-NH1	-30.58	105.01	120.30
2	7V	218	ARG	NE-CZ-NH1	-30.58	105.01	120.30
2	1R	218	ARG	NE-CZ-NH1	-30.56	105.02	120.30
2	1V	218	ARG	NE-CZ-NH1	-30.56	105.02	120.30
2	1Z	218	ARG	NE-CZ-NH1	-30.56	105.02	120.30
2	2R	218	ARG	NE-CZ-NH1	-30.56	105.02	120.30
2	2V	218	ARG	NE-CZ-NH1	-30.56	105.02	120.30
2	2Z	218	ARG	NE-CZ-NH1	-30.56	105.02	120.30
2	43	218	ARG	NE-CZ-NH1	-30.56	105.02	120.30
2	47	218	ARG	NE-CZ-NH1	-30.56	105.02	120.30
2	5B	218	ARG	NE-CZ-NH1	-30.56	105.02	120.30
2	53	218	ARG	NE-CZ-NH1	-30.56	105.02	120.30
2	57	218	ARG	NE-CZ-NH1	-30.56	105.02	120.30
2	6B	218	ARG	NE-CZ-NH1	-30.56	105.02	120.30
2	1B	218	ARG	NE-CZ-NH1	-30.56	105.02	120.30
2	1J	218	ARG	NE-CZ-NH1	-30.56	105.02	120.30
2	2F	218	ARG	NE-CZ-NH1	-30.56	105.02	120.30
2	27	218	ARG	NE-CZ-NH1	-30.56	105.02	120.30
2	3F	218	ARG	NE-CZ-NH1	-30.56	105.02	120.30
2	4B	218	ARG	NE-CZ-NH1	-30.56	105.02	120.30
2	4N	218	ARG	NE-CZ-NH1	-30.56	105.02	120.30
2	4V	218	ARG	NE-CZ-NH1	-30.56	105.02	120.30
2	5R	218	ARG	NE-CZ-NH1	-30.56	105.02	120.30
2	6J	218	ARG	NE-CZ-NH1	-30.56	105.02	120.30
2	6R	218	ARG	NE-CZ-NH1	-30.56	105.02	120.30
2	7N	218	ARG	NE-CZ-NH1	-30.56	105.02	120.30
2	1N	218	ARG	NE-CZ-NH1	-30.51	105.04	120.30
2	2J	218	ARG	NE-CZ-NH1	-30.51	105.04	120.30
2	3B	218	ARG	NE-CZ-NH1	-30.51	105.04	120.30
2	3J	218	ARG	NE-CZ-NH1	-30.51	105.04	120.30

*Continued on next page...*

*Continued from previous page...*

Mol	Chain	Res	Type	Atoms	Z	Observed(°)	Ideal(°)
2	33	218	ARG	NE-CZ-NH1	-30.51	105.04	120.30
2	4F	218	ARG	NE-CZ-NH1	-30.51	105.04	120.30
2	4Z	218	ARG	NE-CZ-NH1	-30.51	105.04	120.30
2	5V	218	ARG	NE-CZ-NH1	-30.51	105.04	120.30
2	6N	218	ARG	NE-CZ-NH1	-30.51	105.04	120.30
2	6V	218	ARG	NE-CZ-NH1	-30.51	105.04	120.30
2	7F	218	ARG	NE-CZ-NH1	-30.51	105.04	120.30
2	7R	218	ARG	NE-CZ-NH1	-30.51	105.04	120.30
1	1Q	89	PHE	CD1-CG-CD2	-29.65	79.76	118.30
1	1U	89	PHE	CD1-CG-CD2	-29.65	79.76	118.30
1	1Y	89	PHE	CD1-CG-CD2	-29.65	79.76	118.30
1	2Q	89	PHE	CD1-CG-CD2	-29.65	79.76	118.30
1	2U	89	PHE	CD1-CG-CD2	-29.65	79.76	118.30
1	2Y	89	PHE	CD1-CG-CD2	-29.65	79.76	118.30
1	42	89	PHE	CD1-CG-CD2	-29.65	79.76	118.30
1	46	89	PHE	CD1-CG-CD2	-29.65	79.76	118.30
1	5A	89	PHE	CD1-CG-CD2	-29.65	79.76	118.30
1	52	89	PHE	CD1-CG-CD2	-29.65	79.76	118.30
1	56	89	PHE	CD1-CG-CD2	-29.65	79.76	118.30
1	6A	89	PHE	CD1-CG-CD2	-29.65	79.76	118.30
1	12	89	PHE	CD1-CG-CD2	-29.65	79.76	118.30
1	16	89	PHE	CD1-CG-CD2	-29.65	79.76	118.30
1	2A	89	PHE	CD1-CG-CD2	-29.65	79.76	118.30
1	3Q	89	PHE	CD1-CG-CD2	-29.65	79.76	118.30
1	3U	89	PHE	CD1-CG-CD2	-29.65	79.76	118.30
1	3Y	89	PHE	CD1-CG-CD2	-29.65	79.76	118.30
1	5E	89	PHE	CD1-CG-CD2	-29.65	79.76	118.30
1	5I	89	PHE	CD1-CG-CD2	-29.65	79.76	118.30
1	5M	89	PHE	CD1-CG-CD2	-29.65	79.76	118.30
1	62	89	PHE	CD1-CG-CD2	-29.65	79.76	118.30
1	66	89	PHE	CD1-CG-CD2	-29.65	79.76	118.30
1	7A	89	PHE	CD1-CG-CD2	-29.65	79.76	118.30
1	1E	89	PHE	CD1-CG-CD2	-29.63	79.78	118.30
1	12	13	ALA	CB-CA-C	29.63	154.55	110.10
1	16	13	ALA	CB-CA-C	29.63	154.55	110.10
1	2A	13	ALA	CB-CA-C	29.63	154.55	110.10
1	2M	89	PHE	CD1-CG-CD2	-29.63	79.78	118.30
1	22	89	PHE	CD1-CG-CD2	-29.63	79.78	118.30
1	3M	89	PHE	CD1-CG-CD2	-29.63	79.78	118.30
1	3Q	13	ALA	CB-CA-C	29.63	154.55	110.10
1	3U	13	ALA	CB-CA-C	29.63	154.55	110.10
1	3Y	13	ALA	CB-CA-C	29.63	154.55	110.10

*Continued on next page...*

*Continued from previous page...*

Mol	Chain	Res	Type	Atoms	Z	Observed(°)	Ideal(°)
1	36	89	PHE	CD1-CG-CD2	-29.63	79.78	118.30
1	4I	89	PHE	CD1-CG-CD2	-29.63	79.78	118.30
1	4Q	89	PHE	CD1-CG-CD2	-29.63	79.78	118.30
1	5E	13	ALA	CB-CA-C	29.63	154.55	110.10
1	5I	13	ALA	CB-CA-C	29.63	154.55	110.10
1	5M	13	ALA	CB-CA-C	29.63	154.55	110.10
1	5Y	89	PHE	CD1-CG-CD2	-29.63	79.78	118.30
1	6E	89	PHE	CD1-CG-CD2	-29.63	79.78	118.30
1	6Y	89	PHE	CD1-CG-CD2	-29.63	79.78	118.30
1	62	13	ALA	CB-CA-C	29.63	154.55	110.10
1	66	13	ALA	CB-CA-C	29.63	154.55	110.10
1	7A	13	ALA	CB-CA-C	29.63	154.55	110.10
1	7I	89	PHE	CD1-CG-CD2	-29.63	79.78	118.30
1	7U	89	PHE	CD1-CG-CD2	-29.63	79.78	118.30
1	1M	89	PHE	CD1-CG-CD2	-29.63	79.78	118.30
1	2I	89	PHE	CD1-CG-CD2	-29.63	79.78	118.30
1	3A	89	PHE	CD1-CG-CD2	-29.63	79.78	118.30
1	3I	89	PHE	CD1-CG-CD2	-29.63	79.78	118.30
1	32	89	PHE	CD1-CG-CD2	-29.63	79.78	118.30
1	4E	89	PHE	CD1-CG-CD2	-29.63	79.78	118.30
1	4Y	89	PHE	CD1-CG-CD2	-29.63	79.78	118.30
1	5U	89	PHE	CD1-CG-CD2	-29.63	79.78	118.30
1	6M	89	PHE	CD1-CG-CD2	-29.63	79.78	118.30
1	6U	89	PHE	CD1-CG-CD2	-29.63	79.78	118.30
1	7E	89	PHE	CD1-CG-CD2	-29.63	79.78	118.30
1	7Q	89	PHE	CD1-CG-CD2	-29.63	79.78	118.30
1	1A	89	PHE	CD1-CG-CD2	-29.62	79.79	118.30
1	1I	89	PHE	CD1-CG-CD2	-29.62	79.79	118.30
1	2E	89	PHE	CD1-CG-CD2	-29.62	79.79	118.30
1	26	89	PHE	CD1-CG-CD2	-29.62	79.79	118.30
1	3E	89	PHE	CD1-CG-CD2	-29.62	79.79	118.30
1	4A	89	PHE	CD1-CG-CD2	-29.62	79.79	118.30
1	4M	89	PHE	CD1-CG-CD2	-29.62	79.79	118.30
1	4U	89	PHE	CD1-CG-CD2	-29.62	79.79	118.30
1	5Q	89	PHE	CD1-CG-CD2	-29.62	79.79	118.30
1	6I	89	PHE	CD1-CG-CD2	-29.62	79.79	118.30
1	6Q	89	PHE	CD1-CG-CD2	-29.62	79.79	118.30
1	7M	89	PHE	CD1-CG-CD2	-29.62	79.79	118.30
1	1A	13	ALA	CB-CA-C	29.62	154.53	110.10
1	1I	13	ALA	CB-CA-C	29.62	154.53	110.10
1	2E	13	ALA	CB-CA-C	29.62	154.53	110.10
1	26	13	ALA	CB-CA-C	29.62	154.53	110.10

*Continued on next page...*

*Continued from previous page...*

Mol	Chain	Res	Type	Atoms	Z	Observed(°)	Ideal(°)
1	3E	13	ALA	CB-CA-C	29.62	154.53	110.10
1	4A	13	ALA	CB-CA-C	29.62	154.53	110.10
1	4M	13	ALA	CB-CA-C	29.62	154.53	110.10
1	4U	13	ALA	CB-CA-C	29.62	154.53	110.10
1	5Q	13	ALA	CB-CA-C	29.62	154.53	110.10
1	6I	13	ALA	CB-CA-C	29.62	154.53	110.10
1	6Q	13	ALA	CB-CA-C	29.62	154.53	110.10
1	7M	13	ALA	CB-CA-C	29.62	154.53	110.10
1	1E	13	ALA	CB-CA-C	29.61	154.51	110.10
1	2M	13	ALA	CB-CA-C	29.61	154.51	110.10
1	22	13	ALA	CB-CA-C	29.61	154.51	110.10
1	3M	13	ALA	CB-CA-C	29.61	154.51	110.10
1	36	13	ALA	CB-CA-C	29.61	154.51	110.10
1	4I	13	ALA	CB-CA-C	29.61	154.51	110.10
1	4Q	13	ALA	CB-CA-C	29.61	154.51	110.10
1	5Y	13	ALA	CB-CA-C	29.61	154.51	110.10
1	6E	13	ALA	CB-CA-C	29.61	154.51	110.10
1	6Y	13	ALA	CB-CA-C	29.61	154.51	110.10
1	7I	13	ALA	CB-CA-C	29.61	154.51	110.10
1	7U	13	ALA	CB-CA-C	29.61	154.51	110.10
1	1M	13	ALA	CB-CA-C	29.59	154.49	110.10
1	2I	13	ALA	CB-CA-C	29.59	154.49	110.10
1	3A	13	ALA	CB-CA-C	29.59	154.49	110.10
1	3I	13	ALA	CB-CA-C	29.59	154.49	110.10
1	32	13	ALA	CB-CA-C	29.59	154.49	110.10
1	4E	13	ALA	CB-CA-C	29.59	154.49	110.10
1	4Y	13	ALA	CB-CA-C	29.59	154.49	110.10
1	5U	13	ALA	CB-CA-C	29.59	154.49	110.10
1	6M	13	ALA	CB-CA-C	29.59	154.49	110.10
1	6U	13	ALA	CB-CA-C	29.59	154.49	110.10
1	7E	13	ALA	CB-CA-C	29.59	154.49	110.10
1	7Q	13	ALA	CB-CA-C	29.59	154.49	110.10
1	1Q	13	ALA	CB-CA-C	29.59	154.48	110.10
1	1U	13	ALA	CB-CA-C	29.59	154.48	110.10
1	1Y	13	ALA	CB-CA-C	29.59	154.48	110.10
1	2Q	13	ALA	CB-CA-C	29.59	154.48	110.10
1	2U	13	ALA	CB-CA-C	29.59	154.48	110.10
1	2Y	13	ALA	CB-CA-C	29.59	154.48	110.10
1	42	13	ALA	CB-CA-C	29.59	154.48	110.10
1	46	13	ALA	CB-CA-C	29.59	154.48	110.10
1	5A	13	ALA	CB-CA-C	29.59	154.48	110.10
1	52	13	ALA	CB-CA-C	29.59	154.48	110.10

*Continued on next page...*

*Continued from previous page...*

Mol	Chain	Res	Type	Atoms	Z	Observed(°)	Ideal(°)
1	56	13	ALA	CB-CA-C	29.59	154.48	110.10
1	6A	13	ALA	CB-CA-C	29.59	154.48	110.10
2	13	74	TYR	CE1-CZ-CE2	-29.55	72.52	119.80
2	17	74	TYR	CE1-CZ-CE2	-29.55	72.52	119.80
2	2B	74	TYR	CE1-CZ-CE2	-29.55	72.52	119.80
2	3R	74	TYR	CE1-CZ-CE2	-29.55	72.52	119.80
2	3V	74	TYR	CE1-CZ-CE2	-29.55	72.52	119.80
2	3Z	74	TYR	CE1-CZ-CE2	-29.55	72.52	119.80
2	5F	74	TYR	CE1-CZ-CE2	-29.55	72.52	119.80
2	5J	74	TYR	CE1-CZ-CE2	-29.55	72.52	119.80
2	5N	74	TYR	CE1-CZ-CE2	-29.55	72.52	119.80
2	63	74	TYR	CE1-CZ-CE2	-29.55	72.52	119.80
2	67	74	TYR	CE1-CZ-CE2	-29.55	72.52	119.80
2	7B	74	TYR	CE1-CZ-CE2	-29.55	72.52	119.80
2	1B	74	TYR	CE1-CZ-CE2	-29.54	72.54	119.80
2	1J	74	TYR	CE1-CZ-CE2	-29.54	72.54	119.80
2	1N	74	TYR	CE1-CZ-CE2	-29.54	72.54	119.80
2	2F	74	TYR	CE1-CZ-CE2	-29.54	72.54	119.80
2	2J	74	TYR	CE1-CZ-CE2	-29.54	72.54	119.80
2	27	74	TYR	CE1-CZ-CE2	-29.54	72.54	119.80
2	3B	74	TYR	CE1-CZ-CE2	-29.54	72.54	119.80
2	3F	74	TYR	CE1-CZ-CE2	-29.54	72.54	119.80
2	3J	74	TYR	CE1-CZ-CE2	-29.54	72.54	119.80
2	33	74	TYR	CE1-CZ-CE2	-29.54	72.54	119.80
2	4B	74	TYR	CE1-CZ-CE2	-29.54	72.54	119.80
2	4F	74	TYR	CE1-CZ-CE2	-29.54	72.54	119.80
2	4N	74	TYR	CE1-CZ-CE2	-29.54	72.54	119.80
2	4V	74	TYR	CE1-CZ-CE2	-29.54	72.54	119.80
2	4Z	74	TYR	CE1-CZ-CE2	-29.54	72.54	119.80
2	5R	74	TYR	CE1-CZ-CE2	-29.54	72.54	119.80
2	5V	74	TYR	CE1-CZ-CE2	-29.54	72.54	119.80
2	6J	74	TYR	CE1-CZ-CE2	-29.54	72.54	119.80
2	6N	74	TYR	CE1-CZ-CE2	-29.54	72.54	119.80
2	6R	74	TYR	CE1-CZ-CE2	-29.54	72.54	119.80
2	6V	74	TYR	CE1-CZ-CE2	-29.54	72.54	119.80
2	7F	74	TYR	CE1-CZ-CE2	-29.54	72.54	119.80
2	7N	74	TYR	CE1-CZ-CE2	-29.54	72.54	119.80
2	7R	74	TYR	CE1-CZ-CE2	-29.54	72.54	119.80
2	1R	74	TYR	CE1-CZ-CE2	-29.54	72.54	119.80
2	1V	74	TYR	CE1-CZ-CE2	-29.54	72.54	119.80
2	1Z	74	TYR	CE1-CZ-CE2	-29.54	72.54	119.80
2	2R	74	TYR	CE1-CZ-CE2	-29.54	72.54	119.80

*Continued on next page...*

*Continued from previous page...*

Mol	Chain	Res	Type	Atoms	Z	Observed(°)	Ideal(°)
2	2V	74	TYR	CE1-CZ-CE2	-29.54	72.54	119.80
2	2Z	74	TYR	CE1-CZ-CE2	-29.54	72.54	119.80
2	43	74	TYR	CE1-CZ-CE2	-29.54	72.54	119.80
2	47	74	TYR	CE1-CZ-CE2	-29.54	72.54	119.80
2	5B	74	TYR	CE1-CZ-CE2	-29.54	72.54	119.80
2	53	74	TYR	CE1-CZ-CE2	-29.54	72.54	119.80
2	57	74	TYR	CE1-CZ-CE2	-29.54	72.54	119.80
2	6B	74	TYR	CE1-CZ-CE2	-29.54	72.54	119.80
2	1F	74	TYR	CE1-CZ-CE2	-29.54	72.54	119.80
2	2N	74	TYR	CE1-CZ-CE2	-29.54	72.54	119.80
2	23	74	TYR	CE1-CZ-CE2	-29.54	72.54	119.80
2	3N	74	TYR	CE1-CZ-CE2	-29.54	72.54	119.80
2	37	74	TYR	CE1-CZ-CE2	-29.54	72.54	119.80
2	4J	74	TYR	CE1-CZ-CE2	-29.54	72.54	119.80
2	4R	74	TYR	CE1-CZ-CE2	-29.54	72.54	119.80
2	5Z	74	TYR	CE1-CZ-CE2	-29.54	72.54	119.80
2	6F	74	TYR	CE1-CZ-CE2	-29.54	72.54	119.80
2	6Z	74	TYR	CE1-CZ-CE2	-29.54	72.54	119.80
2	7J	74	TYR	CE1-CZ-CE2	-29.54	72.54	119.80
2	7V	74	TYR	CE1-CZ-CE2	-29.54	72.54	119.80
1	1A	89	PHE	CD1-CE1-CZ	-29.35	84.88	120.10
1	1I	89	PHE	CD1-CE1-CZ	-29.35	84.88	120.10
1	2E	89	PHE	CD1-CE1-CZ	-29.35	84.88	120.10
1	26	89	PHE	CD1-CE1-CZ	-29.35	84.88	120.10
1	3E	89	PHE	CD1-CE1-CZ	-29.35	84.88	120.10
1	4A	89	PHE	CD1-CE1-CZ	-29.35	84.88	120.10
1	4M	89	PHE	CD1-CE1-CZ	-29.35	84.88	120.10
1	4U	89	PHE	CD1-CE1-CZ	-29.35	84.88	120.10
1	5Q	89	PHE	CD1-CE1-CZ	-29.35	84.88	120.10
1	6I	89	PHE	CD1-CE1-CZ	-29.35	84.88	120.10
1	6Q	89	PHE	CD1-CE1-CZ	-29.35	84.88	120.10
1	7M	89	PHE	CD1-CE1-CZ	-29.35	84.88	120.10
1	12	89	PHE	CD1-CE1-CZ	-29.34	84.89	120.10
1	16	89	PHE	CD1-CE1-CZ	-29.34	84.89	120.10
1	2A	89	PHE	CD1-CE1-CZ	-29.34	84.89	120.10
1	3Q	89	PHE	CD1-CE1-CZ	-29.34	84.89	120.10
1	3U	89	PHE	CD1-CE1-CZ	-29.34	84.89	120.10
1	3Y	89	PHE	CD1-CE1-CZ	-29.34	84.89	120.10
1	5E	89	PHE	CD1-CE1-CZ	-29.34	84.89	120.10
1	5I	89	PHE	CD1-CE1-CZ	-29.34	84.89	120.10
1	5M	89	PHE	CD1-CE1-CZ	-29.34	84.89	120.10
1	62	89	PHE	CD1-CE1-CZ	-29.34	84.89	120.10

*Continued on next page...*

*Continued from previous page...*

Mol	Chain	Res	Type	Atoms	Z	Observed(°)	Ideal(°)
1	66	89	PHE	CD1-CE1-CZ	-29.34	84.89	120.10
1	7A	89	PHE	CD1-CE1-CZ	-29.34	84.89	120.10
1	1M	89	PHE	CD1-CE1-CZ	-29.34	84.90	120.10
1	2I	89	PHE	CD1-CE1-CZ	-29.34	84.90	120.10
1	3A	89	PHE	CD1-CE1-CZ	-29.34	84.90	120.10
1	3I	89	PHE	CD1-CE1-CZ	-29.34	84.90	120.10
1	32	89	PHE	CD1-CE1-CZ	-29.34	84.90	120.10
1	4E	89	PHE	CD1-CE1-CZ	-29.34	84.90	120.10
1	4Y	89	PHE	CD1-CE1-CZ	-29.34	84.90	120.10
1	5U	89	PHE	CD1-CE1-CZ	-29.34	84.90	120.10
1	6M	89	PHE	CD1-CE1-CZ	-29.34	84.90	120.10
1	6U	89	PHE	CD1-CE1-CZ	-29.34	84.90	120.10
1	7E	89	PHE	CD1-CE1-CZ	-29.34	84.90	120.10
1	7Q	89	PHE	CD1-CE1-CZ	-29.34	84.90	120.10
1	1E	89	PHE	CD1-CE1-CZ	-29.31	84.93	120.10
1	1Q	89	PHE	CD1-CE1-CZ	-29.31	84.93	120.10
1	1U	89	PHE	CD1-CE1-CZ	-29.31	84.93	120.10
1	1Y	89	PHE	CD1-CE1-CZ	-29.31	84.93	120.10
1	2M	89	PHE	CD1-CE1-CZ	-29.31	84.93	120.10
1	2Q	89	PHE	CD1-CE1-CZ	-29.31	84.93	120.10
1	2U	89	PHE	CD1-CE1-CZ	-29.31	84.93	120.10
1	2Y	89	PHE	CD1-CE1-CZ	-29.31	84.93	120.10
1	22	89	PHE	CD1-CE1-CZ	-29.31	84.93	120.10
1	3M	89	PHE	CD1-CE1-CZ	-29.31	84.93	120.10
1	36	89	PHE	CD1-CE1-CZ	-29.31	84.93	120.10
1	4I	89	PHE	CD1-CE1-CZ	-29.31	84.93	120.10
1	4Q	89	PHE	CD1-CE1-CZ	-29.31	84.93	120.10
1	42	89	PHE	CD1-CE1-CZ	-29.31	84.93	120.10
1	46	89	PHE	CD1-CE1-CZ	-29.31	84.93	120.10
1	5A	89	PHE	CD1-CE1-CZ	-29.31	84.93	120.10
1	5Y	89	PHE	CD1-CE1-CZ	-29.31	84.93	120.10
1	52	89	PHE	CD1-CE1-CZ	-29.31	84.93	120.10
1	56	89	PHE	CD1-CE1-CZ	-29.31	84.93	120.10
1	6A	89	PHE	CD1-CE1-CZ	-29.31	84.93	120.10
1	6E	89	PHE	CD1-CE1-CZ	-29.31	84.93	120.10
1	6Y	89	PHE	CD1-CE1-CZ	-29.31	84.93	120.10
1	7I	89	PHE	CD1-CE1-CZ	-29.31	84.93	120.10
1	7U	89	PHE	CD1-CE1-CZ	-29.31	84.93	120.10
1	12	80	PHE	CB-CG-CD1	-29.15	100.39	120.80
1	16	80	PHE	CB-CG-CD1	-29.15	100.39	120.80
1	2A	80	PHE	CB-CG-CD1	-29.15	100.39	120.80
1	3Q	80	PHE	CB-CG-CD1	-29.15	100.39	120.80

*Continued on next page...*



*Continued from previous page...*

Mol	Chain	Res	Type	Atoms	Z	Observed(°)	Ideal(°)
1	3U	80	PHE	CB-CG-CD1	-29.15	100.39	120.80
1	3Y	80	PHE	CB-CG-CD1	-29.15	100.39	120.80
1	5E	80	PHE	CB-CG-CD1	-29.15	100.39	120.80
1	5I	80	PHE	CB-CG-CD1	-29.15	100.39	120.80
1	5M	80	PHE	CB-CG-CD1	-29.15	100.39	120.80
1	62	80	PHE	CB-CG-CD1	-29.15	100.39	120.80
1	66	80	PHE	CB-CG-CD1	-29.15	100.39	120.80
1	7A	80	PHE	CB-CG-CD1	-29.15	100.39	120.80
1	1Q	80	PHE	CB-CG-CD1	-29.11	100.42	120.80
1	1U	80	PHE	CB-CG-CD1	-29.11	100.42	120.80
1	1Y	80	PHE	CB-CG-CD1	-29.11	100.42	120.80
1	2Q	80	PHE	CB-CG-CD1	-29.11	100.42	120.80
1	2U	80	PHE	CB-CG-CD1	-29.11	100.42	120.80
1	2Y	80	PHE	CB-CG-CD1	-29.11	100.42	120.80
1	42	80	PHE	CB-CG-CD1	-29.11	100.42	120.80
1	46	80	PHE	CB-CG-CD1	-29.11	100.42	120.80
1	5A	80	PHE	CB-CG-CD1	-29.11	100.42	120.80
1	52	80	PHE	CB-CG-CD1	-29.11	100.42	120.80
1	56	80	PHE	CB-CG-CD1	-29.11	100.42	120.80
1	6A	80	PHE	CB-CG-CD1	-29.11	100.42	120.80
1	1M	80	PHE	CB-CG-CD1	-29.11	100.43	120.80
1	2I	80	PHE	CB-CG-CD1	-29.11	100.43	120.80
1	3A	80	PHE	CB-CG-CD1	-29.11	100.43	120.80
1	3I	80	PHE	CB-CG-CD1	-29.11	100.43	120.80
1	32	80	PHE	CB-CG-CD1	-29.11	100.43	120.80
1	4E	80	PHE	CB-CG-CD1	-29.11	100.43	120.80
1	4Y	80	PHE	CB-CG-CD1	-29.11	100.43	120.80
1	5U	80	PHE	CB-CG-CD1	-29.11	100.43	120.80
1	6M	80	PHE	CB-CG-CD1	-29.11	100.43	120.80
1	6U	80	PHE	CB-CG-CD1	-29.11	100.43	120.80
1	7E	80	PHE	CB-CG-CD1	-29.11	100.43	120.80
1	7Q	80	PHE	CB-CG-CD1	-29.11	100.43	120.80
1	1A	80	PHE	CB-CG-CD1	-29.09	100.44	120.80
1	1E	80	PHE	CB-CG-CD1	-29.09	100.44	120.80
1	1I	80	PHE	CB-CG-CD1	-29.09	100.44	120.80
1	2E	80	PHE	CB-CG-CD1	-29.09	100.44	120.80
1	2M	80	PHE	CB-CG-CD1	-29.09	100.44	120.80
1	22	80	PHE	CB-CG-CD1	-29.09	100.44	120.80
1	26	80	PHE	CB-CG-CD1	-29.09	100.44	120.80
1	3E	80	PHE	CB-CG-CD1	-29.09	100.44	120.80
1	3M	80	PHE	CB-CG-CD1	-29.09	100.44	120.80
1	36	80	PHE	CB-CG-CD1	-29.09	100.44	120.80

*Continued on next page...*



*Continued from previous page...*

Mol	Chain	Res	Type	Atoms	Z	Observed(°)	Ideal(°)
1	4A	80	PHE	CB-CG-CD1	-29.09	100.44	120.80
1	4I	80	PHE	CB-CG-CD1	-29.09	100.44	120.80
1	4M	80	PHE	CB-CG-CD1	-29.09	100.44	120.80
1	4Q	80	PHE	CB-CG-CD1	-29.09	100.44	120.80
1	4U	80	PHE	CB-CG-CD1	-29.09	100.44	120.80
1	5Q	80	PHE	CB-CG-CD1	-29.09	100.44	120.80
1	5Y	80	PHE	CB-CG-CD1	-29.09	100.44	120.80
1	6E	80	PHE	CB-CG-CD1	-29.09	100.44	120.80
1	6I	80	PHE	CB-CG-CD1	-29.09	100.44	120.80
1	6Q	80	PHE	CB-CG-CD1	-29.09	100.44	120.80
1	6Y	80	PHE	CB-CG-CD1	-29.09	100.44	120.80
1	7I	80	PHE	CB-CG-CD1	-29.09	100.44	120.80
1	7M	80	PHE	CB-CG-CD1	-29.09	100.44	120.80
1	7U	80	PHE	CB-CG-CD1	-29.09	100.44	120.80
1	1M	151	ASN	N-CA-CB	28.93	162.68	110.60
1	2I	151	ASN	N-CA-CB	28.93	162.68	110.60
1	3A	151	ASN	N-CA-CB	28.93	162.68	110.60
1	3I	151	ASN	N-CA-CB	28.93	162.68	110.60
1	32	151	ASN	N-CA-CB	28.93	162.68	110.60
1	4E	151	ASN	N-CA-CB	28.93	162.68	110.60
1	4Y	151	ASN	N-CA-CB	28.93	162.68	110.60
1	5U	151	ASN	N-CA-CB	28.93	162.68	110.60
1	6M	151	ASN	N-CA-CB	28.93	162.68	110.60
1	6U	151	ASN	N-CA-CB	28.93	162.68	110.60
1	7E	151	ASN	N-CA-CB	28.93	162.68	110.60
1	7Q	151	ASN	N-CA-CB	28.93	162.68	110.60
1	1E	151	ASN	N-CA-CB	28.93	162.67	110.60
1	2M	151	ASN	N-CA-CB	28.93	162.67	110.60
1	22	151	ASN	N-CA-CB	28.93	162.67	110.60
1	3M	151	ASN	N-CA-CB	28.93	162.67	110.60
1	36	151	ASN	N-CA-CB	28.93	162.67	110.60
1	4I	151	ASN	N-CA-CB	28.93	162.67	110.60
1	4Q	151	ASN	N-CA-CB	28.93	162.67	110.60
1	5Y	151	ASN	N-CA-CB	28.93	162.67	110.60
1	6E	151	ASN	N-CA-CB	28.93	162.67	110.60
1	6Y	151	ASN	N-CA-CB	28.93	162.67	110.60
1	7I	151	ASN	N-CA-CB	28.93	162.67	110.60
1	7U	151	ASN	N-CA-CB	28.93	162.67	110.60
1	1A	151	ASN	N-CA-CB	28.91	162.65	110.60
1	1I	151	ASN	N-CA-CB	28.91	162.65	110.60
1	1Q	151	ASN	N-CA-CB	28.91	162.65	110.60
1	1U	151	ASN	N-CA-CB	28.91	162.65	110.60

*Continued on next page...*

*Continued from previous page...*

Mol	Chain	Res	Type	Atoms	Z	Observed(°)	Ideal(°)
1	1Y	151	ASN	N-CA-CB	28.91	162.65	110.60
1	2E	151	ASN	N-CA-CB	28.91	162.65	110.60
1	2Q	151	ASN	N-CA-CB	28.91	162.65	110.60
1	2U	151	ASN	N-CA-CB	28.91	162.65	110.60
1	2Y	151	ASN	N-CA-CB	28.91	162.65	110.60
1	26	151	ASN	N-CA-CB	28.91	162.65	110.60
1	3E	151	ASN	N-CA-CB	28.91	162.65	110.60
1	4A	151	ASN	N-CA-CB	28.91	162.65	110.60
1	4M	151	ASN	N-CA-CB	28.91	162.65	110.60
1	4U	151	ASN	N-CA-CB	28.91	162.65	110.60
1	42	151	ASN	N-CA-CB	28.91	162.65	110.60
1	46	151	ASN	N-CA-CB	28.91	162.65	110.60
1	5A	151	ASN	N-CA-CB	28.91	162.65	110.60
1	5Q	151	ASN	N-CA-CB	28.91	162.65	110.60
1	52	151	ASN	N-CA-CB	28.91	162.65	110.60
1	56	151	ASN	N-CA-CB	28.91	162.65	110.60
1	6A	151	ASN	N-CA-CB	28.91	162.65	110.60
1	6I	151	ASN	N-CA-CB	28.91	162.65	110.60
1	6Q	151	ASN	N-CA-CB	28.91	162.65	110.60
1	7M	151	ASN	N-CA-CB	28.91	162.65	110.60
1	12	151	ASN	N-CA-CB	28.91	162.63	110.60
1	16	151	ASN	N-CA-CB	28.91	162.63	110.60
1	2A	151	ASN	N-CA-CB	28.91	162.63	110.60
1	3Q	151	ASN	N-CA-CB	28.91	162.63	110.60
1	3U	151	ASN	N-CA-CB	28.91	162.63	110.60
1	3Y	151	ASN	N-CA-CB	28.91	162.63	110.60
1	5E	151	ASN	N-CA-CB	28.91	162.63	110.60
1	5I	151	ASN	N-CA-CB	28.91	162.63	110.60
1	5M	151	ASN	N-CA-CB	28.91	162.63	110.60
1	62	151	ASN	N-CA-CB	28.91	162.63	110.60
1	66	151	ASN	N-CA-CB	28.91	162.63	110.60
1	7A	151	ASN	N-CA-CB	28.91	162.63	110.60
2	1R	74	TYR	CD1-CG-CD2	28.87	149.65	117.90
2	1V	74	TYR	CD1-CG-CD2	28.87	149.65	117.90
2	1Z	74	TYR	CD1-CG-CD2	28.87	149.65	117.90
2	2R	74	TYR	CD1-CG-CD2	28.87	149.65	117.90
2	2V	74	TYR	CD1-CG-CD2	28.87	149.65	117.90
2	2Z	74	TYR	CD1-CG-CD2	28.87	149.65	117.90
2	43	74	TYR	CD1-CG-CD2	28.87	149.65	117.90
2	47	74	TYR	CD1-CG-CD2	28.87	149.65	117.90
2	5B	74	TYR	CD1-CG-CD2	28.87	149.65	117.90
2	53	74	TYR	CD1-CG-CD2	28.87	149.65	117.90

*Continued on next page...*

*Continued from previous page...*

Mol	Chain	Res	Type	Atoms	Z	Observed(°)	Ideal(°)
2	57	74	TYR	CD1-CG-CD2	28.87	149.65	117.90
2	6B	74	TYR	CD1-CG-CD2	28.87	149.65	117.90
2	13	74	TYR	CD1-CG-CD2	28.85	149.63	117.90
2	17	74	TYR	CD1-CG-CD2	28.85	149.63	117.90
2	2B	74	TYR	CD1-CG-CD2	28.85	149.63	117.90
2	3R	74	TYR	CD1-CG-CD2	28.85	149.63	117.90
2	3V	74	TYR	CD1-CG-CD2	28.85	149.63	117.90
2	3Z	74	TYR	CD1-CG-CD2	28.85	149.63	117.90
2	5F	74	TYR	CD1-CG-CD2	28.85	149.63	117.90
2	5J	74	TYR	CD1-CG-CD2	28.85	149.63	117.90
2	5N	74	TYR	CD1-CG-CD2	28.85	149.63	117.90
2	63	74	TYR	CD1-CG-CD2	28.85	149.63	117.90
2	67	74	TYR	CD1-CG-CD2	28.85	149.63	117.90
2	7B	74	TYR	CD1-CG-CD2	28.85	149.63	117.90
2	1N	74	TYR	CD1-CG-CD2	28.82	149.60	117.90
2	2J	74	TYR	CD1-CG-CD2	28.82	149.60	117.90
2	3B	74	TYR	CD1-CG-CD2	28.82	149.60	117.90
2	3J	74	TYR	CD1-CG-CD2	28.82	149.60	117.90
2	33	74	TYR	CD1-CG-CD2	28.82	149.60	117.90
2	4F	74	TYR	CD1-CG-CD2	28.82	149.60	117.90
2	4Z	74	TYR	CD1-CG-CD2	28.82	149.60	117.90
2	5V	74	TYR	CD1-CG-CD2	28.82	149.60	117.90
2	6N	74	TYR	CD1-CG-CD2	28.82	149.60	117.90
2	6V	74	TYR	CD1-CG-CD2	28.82	149.60	117.90
2	7F	74	TYR	CD1-CG-CD2	28.82	149.60	117.90
2	7R	74	TYR	CD1-CG-CD2	28.82	149.60	117.90
2	1B	74	TYR	CD1-CG-CD2	28.82	149.60	117.90
2	1F	74	TYR	CD1-CG-CD2	28.82	149.60	117.90
2	1J	74	TYR	CD1-CG-CD2	28.82	149.60	117.90
2	2F	74	TYR	CD1-CG-CD2	28.82	149.60	117.90
2	2N	74	TYR	CD1-CG-CD2	28.82	149.60	117.90
2	23	74	TYR	CD1-CG-CD2	28.82	149.60	117.90
2	27	74	TYR	CD1-CG-CD2	28.82	149.60	117.90
2	3F	74	TYR	CD1-CG-CD2	28.82	149.60	117.90
2	3N	74	TYR	CD1-CG-CD2	28.82	149.60	117.90
2	37	74	TYR	CD1-CG-CD2	28.82	149.60	117.90
2	4B	74	TYR	CD1-CG-CD2	28.82	149.60	117.90
2	4J	74	TYR	CD1-CG-CD2	28.82	149.60	117.90
2	4N	74	TYR	CD1-CG-CD2	28.82	149.60	117.90
2	4R	74	TYR	CD1-CG-CD2	28.82	149.60	117.90
2	4V	74	TYR	CD1-CG-CD2	28.82	149.60	117.90
2	5R	74	TYR	CD1-CG-CD2	28.82	149.60	117.90

*Continued on next page...*

*Continued from previous page...*

Mol	Chain	Res	Type	Atoms	Z	Observed(°)	Ideal(°)
2	5Z	74	TYR	CD1-CG-CD2	28.82	149.60	117.90
2	6F	74	TYR	CD1-CG-CD2	28.82	149.60	117.90
2	6J	74	TYR	CD1-CG-CD2	28.82	149.60	117.90
2	6R	74	TYR	CD1-CG-CD2	28.82	149.60	117.90
2	6Z	74	TYR	CD1-CG-CD2	28.82	149.60	117.90
2	7J	74	TYR	CD1-CG-CD2	28.82	149.60	117.90
2	7N	74	TYR	CD1-CG-CD2	28.82	149.60	117.90
2	7V	74	TYR	CD1-CG-CD2	28.82	149.60	117.90
1	1E	48	TYR	CD1-CG-CD2	28.33	149.06	117.90
1	2M	48	TYR	CD1-CG-CD2	28.33	149.06	117.90
1	22	48	TYR	CD1-CG-CD2	28.33	149.06	117.90
1	3M	48	TYR	CD1-CG-CD2	28.33	149.06	117.90
1	36	48	TYR	CD1-CG-CD2	28.33	149.06	117.90
1	4I	48	TYR	CD1-CG-CD2	28.33	149.06	117.90
1	4Q	48	TYR	CD1-CG-CD2	28.33	149.06	117.90
1	5Y	48	TYR	CD1-CG-CD2	28.33	149.06	117.90
1	6E	48	TYR	CD1-CG-CD2	28.33	149.06	117.90
1	6Y	48	TYR	CD1-CG-CD2	28.33	149.06	117.90
1	7I	48	TYR	CD1-CG-CD2	28.33	149.06	117.90
1	7U	48	TYR	CD1-CG-CD2	28.33	149.06	117.90
1	1Q	48	TYR	CD1-CG-CD2	28.32	149.06	117.90
1	1U	48	TYR	CD1-CG-CD2	28.32	149.06	117.90
1	1Y	48	TYR	CD1-CG-CD2	28.32	149.06	117.90
1	2Q	48	TYR	CD1-CG-CD2	28.32	149.06	117.90
1	2U	48	TYR	CD1-CG-CD2	28.32	149.06	117.90
1	2Y	48	TYR	CD1-CG-CD2	28.32	149.06	117.90
1	42	48	TYR	CD1-CG-CD2	28.32	149.06	117.90
1	46	48	TYR	CD1-CG-CD2	28.32	149.06	117.90
1	5A	48	TYR	CD1-CG-CD2	28.32	149.06	117.90
1	52	48	TYR	CD1-CG-CD2	28.32	149.06	117.90
1	56	48	TYR	CD1-CG-CD2	28.32	149.06	117.90
1	6A	48	TYR	CD1-CG-CD2	28.32	149.06	117.90
1	1M	48	TYR	CD1-CG-CD2	28.31	149.04	117.90
1	2I	48	TYR	CD1-CG-CD2	28.31	149.04	117.90
1	3A	48	TYR	CD1-CG-CD2	28.31	149.04	117.90
1	3I	48	TYR	CD1-CG-CD2	28.31	149.04	117.90
1	32	48	TYR	CD1-CG-CD2	28.31	149.04	117.90
1	4E	48	TYR	CD1-CG-CD2	28.31	149.04	117.90
1	4Y	48	TYR	CD1-CG-CD2	28.31	149.04	117.90
1	5U	48	TYR	CD1-CG-CD2	28.31	149.04	117.90
1	6M	48	TYR	CD1-CG-CD2	28.31	149.04	117.90
1	6U	48	TYR	CD1-CG-CD2	28.31	149.04	117.90

*Continued on next page...*

*Continued from previous page...*

Mol	Chain	Res	Type	Atoms	Z	Observed(°)	Ideal(°)
1	7E	48	TYR	CD1-CG-CD2	28.31	149.04	117.90
1	7Q	48	TYR	CD1-CG-CD2	28.31	149.04	117.90
1	12	48	TYR	CD1-CG-CD2	28.30	149.03	117.90
1	16	48	TYR	CD1-CG-CD2	28.30	149.03	117.90
1	2A	48	TYR	CD1-CG-CD2	28.30	149.03	117.90
1	3Q	48	TYR	CD1-CG-CD2	28.30	149.03	117.90
1	3U	48	TYR	CD1-CG-CD2	28.30	149.03	117.90
1	3Y	48	TYR	CD1-CG-CD2	28.30	149.03	117.90
1	5E	48	TYR	CD1-CG-CD2	28.30	149.03	117.90
1	5I	48	TYR	CD1-CG-CD2	28.30	149.03	117.90
1	5M	48	TYR	CD1-CG-CD2	28.30	149.03	117.90
1	62	48	TYR	CD1-CG-CD2	28.30	149.03	117.90
1	66	48	TYR	CD1-CG-CD2	28.30	149.03	117.90
1	7A	48	TYR	CD1-CG-CD2	28.30	149.03	117.90
1	1A	48	TYR	CD1-CG-CD2	28.29	149.02	117.90
1	1I	48	TYR	CD1-CG-CD2	28.29	149.02	117.90
1	2E	48	TYR	CD1-CG-CD2	28.29	149.02	117.90
1	26	48	TYR	CD1-CG-CD2	28.29	149.02	117.90
1	3E	48	TYR	CD1-CG-CD2	28.29	149.02	117.90
1	4A	48	TYR	CD1-CG-CD2	28.29	149.02	117.90
1	4M	48	TYR	CD1-CG-CD2	28.29	149.02	117.90
1	4U	48	TYR	CD1-CG-CD2	28.29	149.02	117.90
1	5Q	48	TYR	CD1-CG-CD2	28.29	149.02	117.90
1	6I	48	TYR	CD1-CG-CD2	28.29	149.02	117.90
1	6Q	48	TYR	CD1-CG-CD2	28.29	149.02	117.90
1	7M	48	TYR	CD1-CG-CD2	28.29	149.02	117.90
2	13	60	ARG	NE-CZ-NH1	-28.14	106.23	120.30
2	17	60	ARG	NE-CZ-NH1	-28.14	106.23	120.30
2	2B	60	ARG	NE-CZ-NH1	-28.14	106.23	120.30
2	3R	60	ARG	NE-CZ-NH1	-28.14	106.23	120.30
2	3V	60	ARG	NE-CZ-NH1	-28.14	106.23	120.30
2	3Z	60	ARG	NE-CZ-NH1	-28.14	106.23	120.30
2	5F	60	ARG	NE-CZ-NH1	-28.14	106.23	120.30
2	5J	60	ARG	NE-CZ-NH1	-28.14	106.23	120.30
2	5N	60	ARG	NE-CZ-NH1	-28.14	106.23	120.30
2	63	60	ARG	NE-CZ-NH1	-28.14	106.23	120.30
2	67	60	ARG	NE-CZ-NH1	-28.14	106.23	120.30
2	7B	60	ARG	NE-CZ-NH1	-28.14	106.23	120.30
2	1N	3	PRO	O-C-N	28.14	167.72	122.70
2	2J	3	PRO	O-C-N	28.14	167.72	122.70
2	3B	3	PRO	O-C-N	28.14	167.72	122.70
2	3J	3	PRO	O-C-N	28.14	167.72	122.70

*Continued on next page...*

*Continued from previous page...*

Mol	Chain	Res	Type	Atoms	Z	Observed(°)	Ideal(°)
2	33	3	PRO	O-C-N	28.14	167.72	122.70
2	4F	3	PRO	O-C-N	28.14	167.72	122.70
2	4Z	3	PRO	O-C-N	28.14	167.72	122.70
2	5V	3	PRO	O-C-N	28.14	167.72	122.70
2	6N	3	PRO	O-C-N	28.14	167.72	122.70
2	6V	3	PRO	O-C-N	28.14	167.72	122.70
2	7F	3	PRO	O-C-N	28.14	167.72	122.70
2	7R	3	PRO	O-C-N	28.14	167.72	122.70
2	13	3	PRO	O-C-N	28.13	167.71	122.70
2	17	3	PRO	O-C-N	28.13	167.71	122.70
2	2B	3	PRO	O-C-N	28.13	167.71	122.70
2	3R	3	PRO	O-C-N	28.13	167.71	122.70
2	3V	3	PRO	O-C-N	28.13	167.71	122.70
2	3Z	3	PRO	O-C-N	28.13	167.71	122.70
2	5F	3	PRO	O-C-N	28.13	167.71	122.70
2	5J	3	PRO	O-C-N	28.13	167.71	122.70
2	5N	3	PRO	O-C-N	28.13	167.71	122.70
2	63	3	PRO	O-C-N	28.13	167.71	122.70
2	67	3	PRO	O-C-N	28.13	167.71	122.70
2	7B	3	PRO	O-C-N	28.13	167.71	122.70
2	1F	3	PRO	O-C-N	28.11	167.68	122.70
2	2N	3	PRO	O-C-N	28.11	167.68	122.70
2	23	3	PRO	O-C-N	28.11	167.68	122.70
2	3N	3	PRO	O-C-N	28.11	167.68	122.70
2	37	3	PRO	O-C-N	28.11	167.68	122.70
2	4J	3	PRO	O-C-N	28.11	167.68	122.70
2	4R	3	PRO	O-C-N	28.11	167.68	122.70
2	5Z	3	PRO	O-C-N	28.11	167.68	122.70
2	6F	3	PRO	O-C-N	28.11	167.68	122.70
2	6Z	3	PRO	O-C-N	28.11	167.68	122.70
2	7J	3	PRO	O-C-N	28.11	167.68	122.70
2	7V	3	PRO	O-C-N	28.11	167.68	122.70
2	1R	60	ARG	NE-CZ-NH1	-28.11	106.24	120.30
2	1V	60	ARG	NE-CZ-NH1	-28.11	106.24	120.30
2	1Z	60	ARG	NE-CZ-NH1	-28.11	106.24	120.30
2	2R	60	ARG	NE-CZ-NH1	-28.11	106.24	120.30
2	2V	60	ARG	NE-CZ-NH1	-28.11	106.24	120.30
2	2Z	60	ARG	NE-CZ-NH1	-28.11	106.24	120.30
2	43	60	ARG	NE-CZ-NH1	-28.11	106.24	120.30
2	47	60	ARG	NE-CZ-NH1	-28.11	106.24	120.30
2	5B	60	ARG	NE-CZ-NH1	-28.11	106.24	120.30
2	53	60	ARG	NE-CZ-NH1	-28.11	106.24	120.30

*Continued on next page...*



*Continued from previous page...*

Mol	Chain	Res	Type	Atoms	Z	Observed(°)	Ideal(°)
2	57	60	ARG	NE-CZ-NH1	-28.11	106.24	120.30
2	6B	60	ARG	NE-CZ-NH1	-28.11	106.24	120.30
1	1M	150	TYR	N-CA-CB	-28.11	60.00	110.60
2	1R	3	PRO	O-C-N	28.11	167.67	122.70
2	1V	3	PRO	O-C-N	28.11	167.67	122.70
2	1Z	3	PRO	O-C-N	28.11	167.67	122.70
1	2I	150	TYR	N-CA-CB	-28.11	60.00	110.60
2	2R	3	PRO	O-C-N	28.11	167.67	122.70
2	2V	3	PRO	O-C-N	28.11	167.67	122.70
2	2Z	3	PRO	O-C-N	28.11	167.67	122.70
1	3A	150	TYR	N-CA-CB	-28.11	60.00	110.60
1	3I	150	TYR	N-CA-CB	-28.11	60.00	110.60
1	32	150	TYR	N-CA-CB	-28.11	60.00	110.60
1	4E	150	TYR	N-CA-CB	-28.11	60.00	110.60
1	4Y	150	TYR	N-CA-CB	-28.11	60.00	110.60
2	43	3	PRO	O-C-N	28.11	167.67	122.70
2	47	3	PRO	O-C-N	28.11	167.67	122.70
2	5B	3	PRO	O-C-N	28.11	167.67	122.70
1	5U	150	TYR	N-CA-CB	-28.11	60.00	110.60
2	53	3	PRO	O-C-N	28.11	167.67	122.70
2	57	3	PRO	O-C-N	28.11	167.67	122.70
2	6B	3	PRO	O-C-N	28.11	167.67	122.70
1	6M	150	TYR	N-CA-CB	-28.11	60.00	110.60
1	6U	150	TYR	N-CA-CB	-28.11	60.00	110.60
1	7E	150	TYR	N-CA-CB	-28.11	60.00	110.60
1	7Q	150	TYR	N-CA-CB	-28.11	60.00	110.60
2	1B	3	PRO	O-C-N	28.10	167.66	122.70
2	1J	3	PRO	O-C-N	28.10	167.66	122.70
2	2F	3	PRO	O-C-N	28.10	167.66	122.70
2	27	3	PRO	O-C-N	28.10	167.66	122.70
2	3F	3	PRO	O-C-N	28.10	167.66	122.70
2	4B	3	PRO	O-C-N	28.10	167.66	122.70
2	4N	3	PRO	O-C-N	28.10	167.66	122.70
2	4V	3	PRO	O-C-N	28.10	167.66	122.70
2	5R	3	PRO	O-C-N	28.10	167.66	122.70
2	6J	3	PRO	O-C-N	28.10	167.66	122.70
2	6R	3	PRO	O-C-N	28.10	167.66	122.70
2	7N	3	PRO	O-C-N	28.10	167.66	122.70
1	12	150	TYR	N-CA-CB	-28.10	60.03	110.60
1	16	150	TYR	N-CA-CB	-28.10	60.03	110.60
1	2A	150	TYR	N-CA-CB	-28.10	60.03	110.60
1	3Q	150	TYR	N-CA-CB	-28.10	60.03	110.60

*Continued on next page...*

*Continued from previous page...*

Mol	Chain	Res	Type	Atoms	Z	Observed(°)	Ideal(°)
1	3U	150	TYR	N-CA-CB	-28.10	60.03	110.60
1	3Y	150	TYR	N-CA-CB	-28.10	60.03	110.60
1	5E	150	TYR	N-CA-CB	-28.10	60.03	110.60
1	5I	150	TYR	N-CA-CB	-28.10	60.03	110.60
1	5M	150	TYR	N-CA-CB	-28.10	60.03	110.60
1	62	150	TYR	N-CA-CB	-28.10	60.03	110.60
1	66	150	TYR	N-CA-CB	-28.10	60.03	110.60
1	7A	150	TYR	N-CA-CB	-28.10	60.03	110.60
1	1A	150	TYR	N-CA-CB	-28.10	60.03	110.60
1	1I	150	TYR	N-CA-CB	-28.10	60.03	110.60
1	2E	150	TYR	N-CA-CB	-28.10	60.03	110.60
1	26	150	TYR	N-CA-CB	-28.10	60.03	110.60
1	3E	150	TYR	N-CA-CB	-28.10	60.03	110.60
1	4A	150	TYR	N-CA-CB	-28.10	60.03	110.60
1	4M	150	TYR	N-CA-CB	-28.10	60.03	110.60
1	4U	150	TYR	N-CA-CB	-28.10	60.03	110.60
1	5Q	150	TYR	N-CA-CB	-28.10	60.03	110.60
1	6I	150	TYR	N-CA-CB	-28.10	60.03	110.60
1	6Q	150	TYR	N-CA-CB	-28.10	60.03	110.60
1	7M	150	TYR	N-CA-CB	-28.10	60.03	110.60
1	1E	150	TYR	N-CA-CB	-28.09	60.04	110.60
1	2M	150	TYR	N-CA-CB	-28.09	60.04	110.60
1	22	150	TYR	N-CA-CB	-28.09	60.04	110.60
1	3M	150	TYR	N-CA-CB	-28.09	60.04	110.60
1	36	150	TYR	N-CA-CB	-28.09	60.04	110.60
1	4I	150	TYR	N-CA-CB	-28.09	60.04	110.60
1	4Q	150	TYR	N-CA-CB	-28.09	60.04	110.60
1	5Y	150	TYR	N-CA-CB	-28.09	60.04	110.60
1	6E	150	TYR	N-CA-CB	-28.09	60.04	110.60
1	6Y	150	TYR	N-CA-CB	-28.09	60.04	110.60
1	7I	150	TYR	N-CA-CB	-28.09	60.04	110.60
1	7U	150	TYR	N-CA-CB	-28.09	60.04	110.60
2	1B	60	ARG	NE-CZ-NH1	-28.08	106.26	120.30
2	1J	60	ARG	NE-CZ-NH1	-28.08	106.26	120.30
2	2F	60	ARG	NE-CZ-NH1	-28.08	106.26	120.30
2	27	60	ARG	NE-CZ-NH1	-28.08	106.26	120.30
2	3F	60	ARG	NE-CZ-NH1	-28.08	106.26	120.30
2	4B	60	ARG	NE-CZ-NH1	-28.08	106.26	120.30
2	4N	60	ARG	NE-CZ-NH1	-28.08	106.26	120.30
2	4V	60	ARG	NE-CZ-NH1	-28.08	106.26	120.30
2	5R	60	ARG	NE-CZ-NH1	-28.08	106.26	120.30
2	6J	60	ARG	NE-CZ-NH1	-28.08	106.26	120.30

*Continued on next page...*



*Continued from previous page...*

Mol	Chain	Res	Type	Atoms	Z	Observed(°)	Ideal(°)
2	6R	60	ARG	NE-CZ-NH1	-28.08	106.26	120.30
2	7N	60	ARG	NE-CZ-NH1	-28.08	106.26	120.30
2	1N	60	ARG	NE-CZ-NH1	-28.08	106.26	120.30
2	2J	60	ARG	NE-CZ-NH1	-28.08	106.26	120.30
2	3B	60	ARG	NE-CZ-NH1	-28.08	106.26	120.30
2	3J	60	ARG	NE-CZ-NH1	-28.08	106.26	120.30
2	33	60	ARG	NE-CZ-NH1	-28.08	106.26	120.30
2	4F	60	ARG	NE-CZ-NH1	-28.08	106.26	120.30
2	4Z	60	ARG	NE-CZ-NH1	-28.08	106.26	120.30
2	5V	60	ARG	NE-CZ-NH1	-28.08	106.26	120.30
2	6N	60	ARG	NE-CZ-NH1	-28.08	106.26	120.30
2	6V	60	ARG	NE-CZ-NH1	-28.08	106.26	120.30
2	7F	60	ARG	NE-CZ-NH1	-28.08	106.26	120.30
2	7R	60	ARG	NE-CZ-NH1	-28.08	106.26	120.30
2	1F	60	ARG	NE-CZ-NH1	-28.08	106.26	120.30
1	1Q	150	TYR	N-CA-CB	-28.08	60.06	110.60
1	1U	150	TYR	N-CA-CB	-28.08	60.06	110.60
1	1Y	150	TYR	N-CA-CB	-28.08	60.06	110.60
2	2N	60	ARG	NE-CZ-NH1	-28.08	106.26	120.30
1	2Q	150	TYR	N-CA-CB	-28.08	60.06	110.60
1	2U	150	TYR	N-CA-CB	-28.08	60.06	110.60
1	2Y	150	TYR	N-CA-CB	-28.08	60.06	110.60
2	23	60	ARG	NE-CZ-NH1	-28.08	106.26	120.30
2	3N	60	ARG	NE-CZ-NH1	-28.08	106.26	120.30
2	37	60	ARG	NE-CZ-NH1	-28.08	106.26	120.30
2	4J	60	ARG	NE-CZ-NH1	-28.08	106.26	120.30
2	4R	60	ARG	NE-CZ-NH1	-28.08	106.26	120.30
1	42	150	TYR	N-CA-CB	-28.08	60.06	110.60
1	46	150	TYR	N-CA-CB	-28.08	60.06	110.60
1	5A	150	TYR	N-CA-CB	-28.08	60.06	110.60
2	5Z	60	ARG	NE-CZ-NH1	-28.08	106.26	120.30
1	52	150	TYR	N-CA-CB	-28.08	60.06	110.60
1	56	150	TYR	N-CA-CB	-28.08	60.06	110.60
1	6A	150	TYR	N-CA-CB	-28.08	60.06	110.60
2	6F	60	ARG	NE-CZ-NH1	-28.08	106.26	120.30
2	6Z	60	ARG	NE-CZ-NH1	-28.08	106.26	120.30
2	7J	60	ARG	NE-CZ-NH1	-28.08	106.26	120.30
2	7V	60	ARG	NE-CZ-NH1	-28.08	106.26	120.30
2	1R	70	TRP	CG-CD2-CE3	28.04	159.13	133.90
2	1V	70	TRP	CG-CD2-CE3	28.04	159.13	133.90
2	1Z	70	TRP	CG-CD2-CE3	28.04	159.13	133.90
2	2R	70	TRP	CG-CD2-CE3	28.04	159.13	133.90

*Continued on next page...*

*Continued from previous page...*

Mol	Chain	Res	Type	Atoms	Z	Observed(°)	Ideal(°)
2	2V	70	TRP	CG-CD2-CE3	28.04	159.13	133.90
2	2Z	70	TRP	CG-CD2-CE3	28.04	159.13	133.90
2	43	70	TRP	CG-CD2-CE3	28.04	159.13	133.90
2	47	70	TRP	CG-CD2-CE3	28.04	159.13	133.90
2	5B	70	TRP	CG-CD2-CE3	28.04	159.13	133.90
2	53	70	TRP	CG-CD2-CE3	28.04	159.13	133.90
2	57	70	TRP	CG-CD2-CE3	28.04	159.13	133.90
2	6B	70	TRP	CG-CD2-CE3	28.04	159.13	133.90
2	1B	70	TRP	CG-CD2-CE3	28.03	159.13	133.90
2	1J	70	TRP	CG-CD2-CE3	28.03	159.13	133.90
2	13	70	TRP	CG-CD2-CE3	28.03	159.13	133.90
2	17	70	TRP	CG-CD2-CE3	28.03	159.13	133.90
2	2B	70	TRP	CG-CD2-CE3	28.03	159.13	133.90
2	2F	70	TRP	CG-CD2-CE3	28.03	159.13	133.90
2	27	70	TRP	CG-CD2-CE3	28.03	159.13	133.90
2	3F	70	TRP	CG-CD2-CE3	28.03	159.13	133.90
2	3R	70	TRP	CG-CD2-CE3	28.03	159.13	133.90
2	3V	70	TRP	CG-CD2-CE3	28.03	159.13	133.90
2	3Z	70	TRP	CG-CD2-CE3	28.03	159.13	133.90
2	4B	70	TRP	CG-CD2-CE3	28.03	159.13	133.90
2	4N	70	TRP	CG-CD2-CE3	28.03	159.13	133.90
2	4V	70	TRP	CG-CD2-CE3	28.03	159.13	133.90
2	5F	70	TRP	CG-CD2-CE3	28.03	159.13	133.90
2	5J	70	TRP	CG-CD2-CE3	28.03	159.13	133.90
2	5N	70	TRP	CG-CD2-CE3	28.03	159.13	133.90
2	5R	70	TRP	CG-CD2-CE3	28.03	159.13	133.90
2	6J	70	TRP	CG-CD2-CE3	28.03	159.13	133.90
2	6R	70	TRP	CG-CD2-CE3	28.03	159.13	133.90
2	63	70	TRP	CG-CD2-CE3	28.03	159.13	133.90
2	67	70	TRP	CG-CD2-CE3	28.03	159.13	133.90
2	7B	70	TRP	CG-CD2-CE3	28.03	159.13	133.90
2	7N	70	TRP	CG-CD2-CE3	28.03	159.13	133.90
2	1F	70	TRP	CG-CD2-CE3	27.99	159.09	133.90
2	2N	70	TRP	CG-CD2-CE3	27.99	159.09	133.90
2	23	70	TRP	CG-CD2-CE3	27.99	159.09	133.90
2	3N	70	TRP	CG-CD2-CE3	27.99	159.09	133.90
2	37	70	TRP	CG-CD2-CE3	27.99	159.09	133.90
2	4J	70	TRP	CG-CD2-CE3	27.99	159.09	133.90
2	4R	70	TRP	CG-CD2-CE3	27.99	159.09	133.90
2	5Z	70	TRP	CG-CD2-CE3	27.99	159.09	133.90
2	6F	70	TRP	CG-CD2-CE3	27.99	159.09	133.90
2	6Z	70	TRP	CG-CD2-CE3	27.99	159.09	133.90

*Continued on next page...*

*Continued from previous page...*

Mol	Chain	Res	Type	Atoms	Z	Observed(°)	Ideal(°)
2	7J	70	TRP	CG-CD2-CE3	27.99	159.09	133.90
2	7V	70	TRP	CG-CD2-CE3	27.99	159.09	133.90
2	1N	70	TRP	CG-CD2-CE3	27.98	159.08	133.90
2	2J	70	TRP	CG-CD2-CE3	27.98	159.08	133.90
2	3B	70	TRP	CG-CD2-CE3	27.98	159.08	133.90
2	3J	70	TRP	CG-CD2-CE3	27.98	159.08	133.90
2	33	70	TRP	CG-CD2-CE3	27.98	159.08	133.90
2	4F	70	TRP	CG-CD2-CE3	27.98	159.08	133.90
2	4Z	70	TRP	CG-CD2-CE3	27.98	159.08	133.90
2	5V	70	TRP	CG-CD2-CE3	27.98	159.08	133.90
2	6N	70	TRP	CG-CD2-CE3	27.98	159.08	133.90
2	6V	70	TRP	CG-CD2-CE3	27.98	159.08	133.90
2	7F	70	TRP	CG-CD2-CE3	27.98	159.08	133.90
2	7R	70	TRP	CG-CD2-CE3	27.98	159.08	133.90
1	12	9	PHE	CB-CG-CD2	-27.32	101.68	120.80
1	16	9	PHE	CB-CG-CD2	-27.32	101.68	120.80
1	2A	9	PHE	CB-CG-CD2	-27.32	101.68	120.80
1	3Q	9	PHE	CB-CG-CD2	-27.32	101.68	120.80
1	3U	9	PHE	CB-CG-CD2	-27.32	101.68	120.80
1	3Y	9	PHE	CB-CG-CD2	-27.32	101.68	120.80
1	5E	9	PHE	CB-CG-CD2	-27.32	101.68	120.80
1	5I	9	PHE	CB-CG-CD2	-27.32	101.68	120.80
1	5M	9	PHE	CB-CG-CD2	-27.32	101.68	120.80
1	62	9	PHE	CB-CG-CD2	-27.32	101.68	120.80
1	66	9	PHE	CB-CG-CD2	-27.32	101.68	120.80
1	7A	9	PHE	CB-CG-CD2	-27.32	101.68	120.80
1	1E	182	PHE	CB-CG-CD1	-27.31	101.68	120.80
1	2M	182	PHE	CB-CG-CD1	-27.31	101.68	120.80
1	22	182	PHE	CB-CG-CD1	-27.31	101.68	120.80
1	3M	182	PHE	CB-CG-CD1	-27.31	101.68	120.80
1	36	182	PHE	CB-CG-CD1	-27.31	101.68	120.80
1	4I	182	PHE	CB-CG-CD1	-27.31	101.68	120.80
1	4Q	182	PHE	CB-CG-CD1	-27.31	101.68	120.80
1	5Y	182	PHE	CB-CG-CD1	-27.31	101.68	120.80
1	6E	182	PHE	CB-CG-CD1	-27.31	101.68	120.80
1	6Y	182	PHE	CB-CG-CD1	-27.31	101.68	120.80
1	7I	182	PHE	CB-CG-CD1	-27.31	101.68	120.80
1	7U	182	PHE	CB-CG-CD1	-27.31	101.68	120.80
1	1M	182	PHE	CB-CG-CD1	-27.30	101.69	120.80
1	2I	182	PHE	CB-CG-CD1	-27.30	101.69	120.80
1	3A	182	PHE	CB-CG-CD1	-27.30	101.69	120.80
1	3I	182	PHE	CB-CG-CD1	-27.30	101.69	120.80

*Continued on next page...*

*Continued from previous page...*

Mol	Chain	Res	Type	Atoms	Z	Observed(°)	Ideal(°)
1	32	182	PHE	CB-CG-CD1	-27.30	101.69	120.80
1	4E	182	PHE	CB-CG-CD1	-27.30	101.69	120.80
1	4Y	182	PHE	CB-CG-CD1	-27.30	101.69	120.80
1	5U	182	PHE	CB-CG-CD1	-27.30	101.69	120.80
1	6M	182	PHE	CB-CG-CD1	-27.30	101.69	120.80
1	6U	182	PHE	CB-CG-CD1	-27.30	101.69	120.80
1	7E	182	PHE	CB-CG-CD1	-27.30	101.69	120.80
1	7Q	182	PHE	CB-CG-CD1	-27.30	101.69	120.80
1	12	182	PHE	CB-CG-CD1	-27.29	101.70	120.80
1	16	182	PHE	CB-CG-CD1	-27.29	101.70	120.80
1	2A	182	PHE	CB-CG-CD1	-27.29	101.70	120.80
1	3Q	182	PHE	CB-CG-CD1	-27.29	101.70	120.80
1	3U	182	PHE	CB-CG-CD1	-27.29	101.70	120.80
1	3Y	182	PHE	CB-CG-CD1	-27.29	101.70	120.80
1	5E	182	PHE	CB-CG-CD1	-27.29	101.70	120.80
1	5I	182	PHE	CB-CG-CD1	-27.29	101.70	120.80
1	5M	182	PHE	CB-CG-CD1	-27.29	101.70	120.80
1	62	182	PHE	CB-CG-CD1	-27.29	101.70	120.80
1	66	182	PHE	CB-CG-CD1	-27.29	101.70	120.80
1	7A	182	PHE	CB-CG-CD1	-27.29	101.70	120.80
1	1A	182	PHE	CB-CG-CD1	-27.28	101.70	120.80
1	1I	182	PHE	CB-CG-CD1	-27.28	101.70	120.80
1	2E	182	PHE	CB-CG-CD1	-27.28	101.70	120.80
1	26	182	PHE	CB-CG-CD1	-27.28	101.70	120.80
1	3E	182	PHE	CB-CG-CD1	-27.28	101.70	120.80
1	4A	182	PHE	CB-CG-CD1	-27.28	101.70	120.80
1	4M	182	PHE	CB-CG-CD1	-27.28	101.70	120.80
1	4U	182	PHE	CB-CG-CD1	-27.28	101.70	120.80
1	5Q	182	PHE	CB-CG-CD1	-27.28	101.70	120.80
1	6I	182	PHE	CB-CG-CD1	-27.28	101.70	120.80
1	6Q	182	PHE	CB-CG-CD1	-27.28	101.70	120.80
1	7M	182	PHE	CB-CG-CD1	-27.28	101.70	120.80
1	1Q	182	PHE	CB-CG-CD1	-27.28	101.70	120.80
1	1U	182	PHE	CB-CG-CD1	-27.28	101.70	120.80
1	1Y	182	PHE	CB-CG-CD1	-27.28	101.70	120.80
1	2Q	182	PHE	CB-CG-CD1	-27.28	101.70	120.80
1	2U	182	PHE	CB-CG-CD1	-27.28	101.70	120.80
1	2Y	182	PHE	CB-CG-CD1	-27.28	101.70	120.80
1	42	182	PHE	CB-CG-CD1	-27.28	101.70	120.80
1	46	182	PHE	CB-CG-CD1	-27.28	101.70	120.80
1	5A	182	PHE	CB-CG-CD1	-27.28	101.70	120.80
1	52	182	PHE	CB-CG-CD1	-27.28	101.70	120.80

*Continued on next page...*

*Continued from previous page...*

Mol	Chain	Res	Type	Atoms	Z	Observed(°)	Ideal(°)
1	56	182	PHE	CB-CG-CD1	-27.28	101.70	120.80
1	6A	182	PHE	CB-CG-CD1	-27.28	101.70	120.80
2	1N	107	PHE	CZ-CE2-CD2	-27.28	87.37	120.10
2	1R	107	PHE	CZ-CE2-CD2	-27.28	87.37	120.10
2	1V	107	PHE	CZ-CE2-CD2	-27.28	87.37	120.10
2	1Z	107	PHE	CZ-CE2-CD2	-27.28	87.37	120.10
2	2J	107	PHE	CZ-CE2-CD2	-27.28	87.37	120.10
2	2R	107	PHE	CZ-CE2-CD2	-27.28	87.37	120.10
2	2V	107	PHE	CZ-CE2-CD2	-27.28	87.37	120.10
2	2Z	107	PHE	CZ-CE2-CD2	-27.28	87.37	120.10
2	3B	107	PHE	CZ-CE2-CD2	-27.28	87.37	120.10
2	3J	107	PHE	CZ-CE2-CD2	-27.28	87.37	120.10
2	33	107	PHE	CZ-CE2-CD2	-27.28	87.37	120.10
2	4F	107	PHE	CZ-CE2-CD2	-27.28	87.37	120.10
2	4Z	107	PHE	CZ-CE2-CD2	-27.28	87.37	120.10
2	43	107	PHE	CZ-CE2-CD2	-27.28	87.37	120.10
2	47	107	PHE	CZ-CE2-CD2	-27.28	87.37	120.10
2	5B	107	PHE	CZ-CE2-CD2	-27.28	87.37	120.10
2	5V	107	PHE	CZ-CE2-CD2	-27.28	87.37	120.10
2	53	107	PHE	CZ-CE2-CD2	-27.28	87.37	120.10
2	57	107	PHE	CZ-CE2-CD2	-27.28	87.37	120.10
2	6B	107	PHE	CZ-CE2-CD2	-27.28	87.37	120.10
2	6N	107	PHE	CZ-CE2-CD2	-27.28	87.37	120.10
2	6V	107	PHE	CZ-CE2-CD2	-27.28	87.37	120.10
2	7F	107	PHE	CZ-CE2-CD2	-27.28	87.37	120.10
2	7R	107	PHE	CZ-CE2-CD2	-27.28	87.37	120.10
1	1Q	9	PHE	CB-CG-CD2	-27.28	101.71	120.80
1	1U	9	PHE	CB-CG-CD2	-27.28	101.71	120.80
1	1Y	9	PHE	CB-CG-CD2	-27.28	101.71	120.80
1	2Q	9	PHE	CB-CG-CD2	-27.28	101.71	120.80
1	2U	9	PHE	CB-CG-CD2	-27.28	101.71	120.80
1	2Y	9	PHE	CB-CG-CD2	-27.28	101.71	120.80
1	42	9	PHE	CB-CG-CD2	-27.28	101.71	120.80
1	46	9	PHE	CB-CG-CD2	-27.28	101.71	120.80
1	5A	9	PHE	CB-CG-CD2	-27.28	101.71	120.80
1	52	9	PHE	CB-CG-CD2	-27.28	101.71	120.80
1	56	9	PHE	CB-CG-CD2	-27.28	101.71	120.80
1	6A	9	PHE	CB-CG-CD2	-27.28	101.71	120.80
1	1E	9	PHE	CB-CG-CD2	-27.27	101.71	120.80
1	2M	9	PHE	CB-CG-CD2	-27.27	101.71	120.80
1	22	9	PHE	CB-CG-CD2	-27.27	101.71	120.80
1	3M	9	PHE	CB-CG-CD2	-27.27	101.71	120.80

*Continued on next page...*

*Continued from previous page...*

Mol	Chain	Res	Type	Atoms	Z	Observed(°)	Ideal(°)
1	36	9	PHE	CB-CG-CD2	-27.27	101.71	120.80
1	4I	9	PHE	CB-CG-CD2	-27.27	101.71	120.80
1	4Q	9	PHE	CB-CG-CD2	-27.27	101.71	120.80
1	5Y	9	PHE	CB-CG-CD2	-27.27	101.71	120.80
1	6E	9	PHE	CB-CG-CD2	-27.27	101.71	120.80
1	6Y	9	PHE	CB-CG-CD2	-27.27	101.71	120.80
1	7I	9	PHE	CB-CG-CD2	-27.27	101.71	120.80
1	7U	9	PHE	CB-CG-CD2	-27.27	101.71	120.80
2	1F	107	PHE	CZ-CE2-CD2	-27.26	87.39	120.10
2	13	107	PHE	CZ-CE2-CD2	-27.26	87.39	120.10
2	17	107	PHE	CZ-CE2-CD2	-27.26	87.39	120.10
2	2B	107	PHE	CZ-CE2-CD2	-27.26	87.39	120.10
2	2N	107	PHE	CZ-CE2-CD2	-27.26	87.39	120.10
2	23	107	PHE	CZ-CE2-CD2	-27.26	87.39	120.10
2	3N	107	PHE	CZ-CE2-CD2	-27.26	87.39	120.10
2	3R	107	PHE	CZ-CE2-CD2	-27.26	87.39	120.10
2	3V	107	PHE	CZ-CE2-CD2	-27.26	87.39	120.10
2	3Z	107	PHE	CZ-CE2-CD2	-27.26	87.39	120.10
2	37	107	PHE	CZ-CE2-CD2	-27.26	87.39	120.10
2	4J	107	PHE	CZ-CE2-CD2	-27.26	87.39	120.10
2	4R	107	PHE	CZ-CE2-CD2	-27.26	87.39	120.10
2	5F	107	PHE	CZ-CE2-CD2	-27.26	87.39	120.10
2	5J	107	PHE	CZ-CE2-CD2	-27.26	87.39	120.10
2	5N	107	PHE	CZ-CE2-CD2	-27.26	87.39	120.10
2	5Z	107	PHE	CZ-CE2-CD2	-27.26	87.39	120.10
2	6F	107	PHE	CZ-CE2-CD2	-27.26	87.39	120.10
2	6Z	107	PHE	CZ-CE2-CD2	-27.26	87.39	120.10
2	63	107	PHE	CZ-CE2-CD2	-27.26	87.39	120.10
2	67	107	PHE	CZ-CE2-CD2	-27.26	87.39	120.10
2	7B	107	PHE	CZ-CE2-CD2	-27.26	87.39	120.10
2	7J	107	PHE	CZ-CE2-CD2	-27.26	87.39	120.10
2	7V	107	PHE	CZ-CE2-CD2	-27.26	87.39	120.10
2	1B	107	PHE	CZ-CE2-CD2	-27.25	87.39	120.10
2	1J	107	PHE	CZ-CE2-CD2	-27.25	87.39	120.10
2	2F	107	PHE	CZ-CE2-CD2	-27.25	87.39	120.10
2	27	107	PHE	CZ-CE2-CD2	-27.25	87.39	120.10
2	3F	107	PHE	CZ-CE2-CD2	-27.25	87.39	120.10
2	4B	107	PHE	CZ-CE2-CD2	-27.25	87.39	120.10
2	4N	107	PHE	CZ-CE2-CD2	-27.25	87.39	120.10
2	4V	107	PHE	CZ-CE2-CD2	-27.25	87.39	120.10
2	5R	107	PHE	CZ-CE2-CD2	-27.25	87.39	120.10
2	6J	107	PHE	CZ-CE2-CD2	-27.25	87.39	120.10

*Continued on next page...*



*Continued from previous page...*

Mol	Chain	Res	Type	Atoms	Z	Observed(°)	Ideal(°)
2	6R	107	PHE	CZ-CE2-CD2	-27.25	87.39	120.10
2	7N	107	PHE	CZ-CE2-CD2	-27.25	87.39	120.10
1	1A	9	PHE	CB-CG-CD2	-27.25	101.73	120.80
1	1I	9	PHE	CB-CG-CD2	-27.25	101.73	120.80
1	2E	9	PHE	CB-CG-CD2	-27.25	101.73	120.80
1	26	9	PHE	CB-CG-CD2	-27.25	101.73	120.80
1	3E	9	PHE	CB-CG-CD2	-27.25	101.73	120.80
1	4A	9	PHE	CB-CG-CD2	-27.25	101.73	120.80
1	4M	9	PHE	CB-CG-CD2	-27.25	101.73	120.80
1	4U	9	PHE	CB-CG-CD2	-27.25	101.73	120.80
1	5Q	9	PHE	CB-CG-CD2	-27.25	101.73	120.80
1	6I	9	PHE	CB-CG-CD2	-27.25	101.73	120.80
1	6Q	9	PHE	CB-CG-CD2	-27.25	101.73	120.80
1	7M	9	PHE	CB-CG-CD2	-27.25	101.73	120.80
1	1M	9	PHE	CB-CG-CD2	-27.25	101.73	120.80
1	2I	9	PHE	CB-CG-CD2	-27.25	101.73	120.80
1	3A	9	PHE	CB-CG-CD2	-27.25	101.73	120.80
1	3I	9	PHE	CB-CG-CD2	-27.25	101.73	120.80
1	32	9	PHE	CB-CG-CD2	-27.25	101.73	120.80
1	4E	9	PHE	CB-CG-CD2	-27.25	101.73	120.80
1	4Y	9	PHE	CB-CG-CD2	-27.25	101.73	120.80
1	5U	9	PHE	CB-CG-CD2	-27.25	101.73	120.80
1	6M	9	PHE	CB-CG-CD2	-27.25	101.73	120.80
1	6U	9	PHE	CB-CG-CD2	-27.25	101.73	120.80
1	7E	9	PHE	CB-CG-CD2	-27.25	101.73	120.80
1	7Q	9	PHE	CB-CG-CD2	-27.25	101.73	120.80
1	1E	52	PHE	CG-CD2-CE2	-26.79	91.33	120.80
1	2M	52	PHE	CG-CD2-CE2	-26.79	91.33	120.80
1	22	52	PHE	CG-CD2-CE2	-26.79	91.33	120.80
1	3M	52	PHE	CG-CD2-CE2	-26.79	91.33	120.80
1	36	52	PHE	CG-CD2-CE2	-26.79	91.33	120.80
1	4I	52	PHE	CG-CD2-CE2	-26.79	91.33	120.80
1	4Q	52	PHE	CG-CD2-CE2	-26.79	91.33	120.80
1	5Y	52	PHE	CG-CD2-CE2	-26.79	91.33	120.80
1	6E	52	PHE	CG-CD2-CE2	-26.79	91.33	120.80
1	6Y	52	PHE	CG-CD2-CE2	-26.79	91.33	120.80
1	7I	52	PHE	CG-CD2-CE2	-26.79	91.33	120.80
1	7U	52	PHE	CG-CD2-CE2	-26.79	91.33	120.80
1	1Q	52	PHE	CG-CD2-CE2	-26.78	91.34	120.80
1	1U	52	PHE	CG-CD2-CE2	-26.78	91.34	120.80
1	1Y	52	PHE	CG-CD2-CE2	-26.78	91.34	120.80
1	2Q	52	PHE	CG-CD2-CE2	-26.78	91.34	120.80

*Continued on next page...*

*Continued from previous page...*

Mol	Chain	Res	Type	Atoms	Z	Observed(°)	Ideal(°)
1	2U	52	PHE	CG-CD2-CE2	-26.78	91.34	120.80
1	2Y	52	PHE	CG-CD2-CE2	-26.78	91.34	120.80
1	42	52	PHE	CG-CD2-CE2	-26.78	91.34	120.80
1	46	52	PHE	CG-CD2-CE2	-26.78	91.34	120.80
1	5A	52	PHE	CG-CD2-CE2	-26.78	91.34	120.80
1	52	52	PHE	CG-CD2-CE2	-26.78	91.34	120.80
1	56	52	PHE	CG-CD2-CE2	-26.78	91.34	120.80
1	6A	52	PHE	CG-CD2-CE2	-26.78	91.34	120.80
1	1A	52	PHE	CG-CD2-CE2	-26.76	91.37	120.80
1	1I	52	PHE	CG-CD2-CE2	-26.76	91.37	120.80
1	2E	52	PHE	CG-CD2-CE2	-26.76	91.37	120.80
1	26	52	PHE	CG-CD2-CE2	-26.76	91.37	120.80
1	3E	52	PHE	CG-CD2-CE2	-26.76	91.37	120.80
1	4A	52	PHE	CG-CD2-CE2	-26.76	91.37	120.80
1	4M	52	PHE	CG-CD2-CE2	-26.76	91.37	120.80
1	4U	52	PHE	CG-CD2-CE2	-26.76	91.37	120.80
1	5Q	52	PHE	CG-CD2-CE2	-26.76	91.37	120.80
1	6I	52	PHE	CG-CD2-CE2	-26.76	91.37	120.80
1	6Q	52	PHE	CG-CD2-CE2	-26.76	91.37	120.80
1	7M	52	PHE	CG-CD2-CE2	-26.76	91.37	120.80
1	12	52	PHE	CG-CD2-CE2	-26.75	91.37	120.80
1	16	52	PHE	CG-CD2-CE2	-26.75	91.37	120.80
1	2A	52	PHE	CG-CD2-CE2	-26.75	91.37	120.80
1	3Q	52	PHE	CG-CD2-CE2	-26.75	91.37	120.80
1	3U	52	PHE	CG-CD2-CE2	-26.75	91.37	120.80
1	3Y	52	PHE	CG-CD2-CE2	-26.75	91.37	120.80
1	5E	52	PHE	CG-CD2-CE2	-26.75	91.37	120.80
1	5I	52	PHE	CG-CD2-CE2	-26.75	91.37	120.80
1	5M	52	PHE	CG-CD2-CE2	-26.75	91.37	120.80
1	62	52	PHE	CG-CD2-CE2	-26.75	91.37	120.80
1	66	52	PHE	CG-CD2-CE2	-26.75	91.37	120.80
1	7A	52	PHE	CG-CD2-CE2	-26.75	91.37	120.80
1	1M	52	PHE	CG-CD2-CE2	-26.72	91.41	120.80
1	2I	52	PHE	CG-CD2-CE2	-26.72	91.41	120.80
1	3A	52	PHE	CG-CD2-CE2	-26.72	91.41	120.80
1	3I	52	PHE	CG-CD2-CE2	-26.72	91.41	120.80
1	32	52	PHE	CG-CD2-CE2	-26.72	91.41	120.80
1	4E	52	PHE	CG-CD2-CE2	-26.72	91.41	120.80
1	4Y	52	PHE	CG-CD2-CE2	-26.72	91.41	120.80
1	5U	52	PHE	CG-CD2-CE2	-26.72	91.41	120.80
1	6M	52	PHE	CG-CD2-CE2	-26.72	91.41	120.80
1	6U	52	PHE	CG-CD2-CE2	-26.72	91.41	120.80

*Continued on next page...*



*Continued from previous page...*

Mol	Chain	Res	Type	Atoms	Z	Observed(°)	Ideal(°)
1	7E	52	PHE	CG-CD2-CE2	-26.72	91.41	120.80
1	7Q	52	PHE	CG-CD2-CE2	-26.72	91.41	120.80
1	12	172	PHE	CG-CD1-CE1	26.59	150.05	120.80
1	16	172	PHE	CG-CD1-CE1	26.59	150.05	120.80
1	2A	172	PHE	CG-CD1-CE1	26.59	150.05	120.80
1	3Q	172	PHE	CG-CD1-CE1	26.59	150.05	120.80
1	3U	172	PHE	CG-CD1-CE1	26.59	150.05	120.80
1	3Y	172	PHE	CG-CD1-CE1	26.59	150.05	120.80
1	5E	172	PHE	CG-CD1-CE1	26.59	150.05	120.80
1	5I	172	PHE	CG-CD1-CE1	26.59	150.05	120.80
1	5M	172	PHE	CG-CD1-CE1	26.59	150.05	120.80
1	62	172	PHE	CG-CD1-CE1	26.59	150.05	120.80
1	66	172	PHE	CG-CD1-CE1	26.59	150.05	120.80
1	7A	172	PHE	CG-CD1-CE1	26.59	150.05	120.80
1	1E	172	PHE	CG-CD1-CE1	26.58	150.04	120.80
1	2M	172	PHE	CG-CD1-CE1	26.58	150.04	120.80
1	22	172	PHE	CG-CD1-CE1	26.58	150.04	120.80
1	3M	172	PHE	CG-CD1-CE1	26.58	150.04	120.80
1	36	172	PHE	CG-CD1-CE1	26.58	150.04	120.80
1	4I	172	PHE	CG-CD1-CE1	26.58	150.04	120.80
1	4Q	172	PHE	CG-CD1-CE1	26.58	150.04	120.80
1	5Y	172	PHE	CG-CD1-CE1	26.58	150.04	120.80
1	6E	172	PHE	CG-CD1-CE1	26.58	150.04	120.80
1	6Y	172	PHE	CG-CD1-CE1	26.58	150.04	120.80
1	7I	172	PHE	CG-CD1-CE1	26.58	150.04	120.80
1	7U	172	PHE	CG-CD1-CE1	26.58	150.04	120.80
1	1A	172	PHE	CG-CD1-CE1	26.57	150.03	120.80
1	1I	172	PHE	CG-CD1-CE1	26.57	150.03	120.80
1	2E	172	PHE	CG-CD1-CE1	26.57	150.03	120.80
1	26	172	PHE	CG-CD1-CE1	26.57	150.03	120.80
1	3E	172	PHE	CG-CD1-CE1	26.57	150.03	120.80
1	4A	172	PHE	CG-CD1-CE1	26.57	150.03	120.80
1	4M	172	PHE	CG-CD1-CE1	26.57	150.03	120.80
1	4U	172	PHE	CG-CD1-CE1	26.57	150.03	120.80
1	5Q	172	PHE	CG-CD1-CE1	26.57	150.03	120.80
1	6I	172	PHE	CG-CD1-CE1	26.57	150.03	120.80
1	6Q	172	PHE	CG-CD1-CE1	26.57	150.03	120.80
1	7M	172	PHE	CG-CD1-CE1	26.57	150.03	120.80
1	1M	172	PHE	CG-CD1-CE1	26.55	150.01	120.80
1	2I	172	PHE	CG-CD1-CE1	26.55	150.01	120.80
1	3A	172	PHE	CG-CD1-CE1	26.55	150.01	120.80
1	3I	172	PHE	CG-CD1-CE1	26.55	150.01	120.80

*Continued on next page...*

*Continued from previous page...*

Mol	Chain	Res	Type	Atoms	Z	Observed(°)	Ideal(°)
1	32	172	PHE	CG-CD1-CE1	26.55	150.01	120.80
1	4E	172	PHE	CG-CD1-CE1	26.55	150.01	120.80
1	4Y	172	PHE	CG-CD1-CE1	26.55	150.01	120.80
1	5U	172	PHE	CG-CD1-CE1	26.55	150.01	120.80
1	6M	172	PHE	CG-CD1-CE1	26.55	150.01	120.80
1	6U	172	PHE	CG-CD1-CE1	26.55	150.01	120.80
1	7E	172	PHE	CG-CD1-CE1	26.55	150.01	120.80
1	7Q	172	PHE	CG-CD1-CE1	26.55	150.01	120.80
1	1Q	172	PHE	CG-CD1-CE1	26.53	149.98	120.80
1	1U	172	PHE	CG-CD1-CE1	26.53	149.98	120.80
1	1Y	172	PHE	CG-CD1-CE1	26.53	149.98	120.80
1	2Q	172	PHE	CG-CD1-CE1	26.53	149.98	120.80
1	2U	172	PHE	CG-CD1-CE1	26.53	149.98	120.80
1	2Y	172	PHE	CG-CD1-CE1	26.53	149.98	120.80
1	42	172	PHE	CG-CD1-CE1	26.53	149.98	120.80
1	46	172	PHE	CG-CD1-CE1	26.53	149.98	120.80
1	5A	172	PHE	CG-CD1-CE1	26.53	149.98	120.80
1	52	172	PHE	CG-CD1-CE1	26.53	149.98	120.80
1	56	172	PHE	CG-CD1-CE1	26.53	149.98	120.80
1	6A	172	PHE	CG-CD1-CE1	26.53	149.98	120.80
1	1Q	171	ARG	NE-CZ-NH1	-26.34	107.13	120.30
1	1U	171	ARG	NE-CZ-NH1	-26.34	107.13	120.30
1	1Y	171	ARG	NE-CZ-NH1	-26.34	107.13	120.30
1	2Q	171	ARG	NE-CZ-NH1	-26.34	107.13	120.30
1	2U	171	ARG	NE-CZ-NH1	-26.34	107.13	120.30
1	2Y	171	ARG	NE-CZ-NH1	-26.34	107.13	120.30
1	42	171	ARG	NE-CZ-NH1	-26.34	107.13	120.30
1	46	171	ARG	NE-CZ-NH1	-26.34	107.13	120.30
1	5A	171	ARG	NE-CZ-NH1	-26.34	107.13	120.30
1	52	171	ARG	NE-CZ-NH1	-26.34	107.13	120.30
1	56	171	ARG	NE-CZ-NH1	-26.34	107.13	120.30
1	6A	171	ARG	NE-CZ-NH1	-26.34	107.13	120.30
1	12	171	ARG	NE-CZ-NH1	-26.31	107.14	120.30
1	16	171	ARG	NE-CZ-NH1	-26.31	107.14	120.30
1	2A	171	ARG	NE-CZ-NH1	-26.31	107.14	120.30
1	3Q	171	ARG	NE-CZ-NH1	-26.31	107.14	120.30
1	3U	171	ARG	NE-CZ-NH1	-26.31	107.14	120.30
1	3Y	171	ARG	NE-CZ-NH1	-26.31	107.14	120.30
1	5E	171	ARG	NE-CZ-NH1	-26.31	107.14	120.30
1	5I	171	ARG	NE-CZ-NH1	-26.31	107.14	120.30
1	5M	171	ARG	NE-CZ-NH1	-26.31	107.14	120.30
1	62	171	ARG	NE-CZ-NH1	-26.31	107.14	120.30

*Continued on next page...*

*Continued from previous page...*

Mol	Chain	Res	Type	Atoms	Z	Observed(°)	Ideal(°)
1	66	171	ARG	NE-CZ-NH1	-26.31	107.14	120.30
1	7A	171	ARG	NE-CZ-NH1	-26.31	107.14	120.30
1	1M	171	ARG	NE-CZ-NH1	-26.30	107.15	120.30
1	2I	171	ARG	NE-CZ-NH1	-26.30	107.15	120.30
1	3A	171	ARG	NE-CZ-NH1	-26.30	107.15	120.30
1	3I	171	ARG	NE-CZ-NH1	-26.30	107.15	120.30
1	32	171	ARG	NE-CZ-NH1	-26.30	107.15	120.30
1	4E	171	ARG	NE-CZ-NH1	-26.30	107.15	120.30
1	4Y	171	ARG	NE-CZ-NH1	-26.30	107.15	120.30
1	5U	171	ARG	NE-CZ-NH1	-26.30	107.15	120.30
1	6M	171	ARG	NE-CZ-NH1	-26.30	107.15	120.30
1	6U	171	ARG	NE-CZ-NH1	-26.30	107.15	120.30
1	7E	171	ARG	NE-CZ-NH1	-26.30	107.15	120.30
1	7Q	171	ARG	NE-CZ-NH1	-26.30	107.15	120.30
1	1A	171	ARG	NE-CZ-NH1	-26.28	107.16	120.30
1	1I	171	ARG	NE-CZ-NH1	-26.28	107.16	120.30
1	2E	171	ARG	NE-CZ-NH1	-26.28	107.16	120.30
1	26	171	ARG	NE-CZ-NH1	-26.28	107.16	120.30
1	3E	171	ARG	NE-CZ-NH1	-26.28	107.16	120.30
1	4A	171	ARG	NE-CZ-NH1	-26.28	107.16	120.30
1	4M	171	ARG	NE-CZ-NH1	-26.28	107.16	120.30
1	4U	171	ARG	NE-CZ-NH1	-26.28	107.16	120.30
1	5Q	171	ARG	NE-CZ-NH1	-26.28	107.16	120.30
1	6I	171	ARG	NE-CZ-NH1	-26.28	107.16	120.30
1	6Q	171	ARG	NE-CZ-NH1	-26.28	107.16	120.30
1	7M	171	ARG	NE-CZ-NH1	-26.28	107.16	120.30
2	1F	60	ARG	O-C-N	26.28	164.75	122.70
2	2N	60	ARG	O-C-N	26.28	164.75	122.70
2	23	60	ARG	O-C-N	26.28	164.75	122.70
2	3N	60	ARG	O-C-N	26.28	164.75	122.70
2	37	60	ARG	O-C-N	26.28	164.75	122.70
2	4J	60	ARG	O-C-N	26.28	164.75	122.70
2	4R	60	ARG	O-C-N	26.28	164.75	122.70
2	5Z	60	ARG	O-C-N	26.28	164.75	122.70
2	6F	60	ARG	O-C-N	26.28	164.75	122.70
2	6Z	60	ARG	O-C-N	26.28	164.75	122.70
2	7J	60	ARG	O-C-N	26.28	164.75	122.70
2	7V	60	ARG	O-C-N	26.28	164.75	122.70
2	1N	60	ARG	O-C-N	26.28	164.75	122.70
2	2J	60	ARG	O-C-N	26.28	164.75	122.70
2	3B	60	ARG	O-C-N	26.28	164.75	122.70
2	3J	60	ARG	O-C-N	26.28	164.75	122.70

*Continued on next page...*

*Continued from previous page...*

Mol	Chain	Res	Type	Atoms	Z	Observed(°)	Ideal(°)
2	33	60	ARG	O-C-N	26.28	164.75	122.70
2	4F	60	ARG	O-C-N	26.28	164.75	122.70
2	4Z	60	ARG	O-C-N	26.28	164.75	122.70
2	5V	60	ARG	O-C-N	26.28	164.75	122.70
2	6N	60	ARG	O-C-N	26.28	164.75	122.70
2	6V	60	ARG	O-C-N	26.28	164.75	122.70
2	7F	60	ARG	O-C-N	26.28	164.75	122.70
2	7R	60	ARG	O-C-N	26.28	164.75	122.70
1	1E	171	ARG	NE-CZ-NH1	-26.27	107.16	120.30
1	2M	171	ARG	NE-CZ-NH1	-26.27	107.16	120.30
1	22	171	ARG	NE-CZ-NH1	-26.27	107.16	120.30
1	3M	171	ARG	NE-CZ-NH1	-26.27	107.16	120.30
1	36	171	ARG	NE-CZ-NH1	-26.27	107.16	120.30
1	4I	171	ARG	NE-CZ-NH1	-26.27	107.16	120.30
1	4Q	171	ARG	NE-CZ-NH1	-26.27	107.16	120.30
1	5Y	171	ARG	NE-CZ-NH1	-26.27	107.16	120.30
1	6E	171	ARG	NE-CZ-NH1	-26.27	107.16	120.30
1	6Y	171	ARG	NE-CZ-NH1	-26.27	107.16	120.30
1	7I	171	ARG	NE-CZ-NH1	-26.27	107.16	120.30
1	7U	171	ARG	NE-CZ-NH1	-26.27	107.16	120.30
2	1B	60	ARG	O-C-N	26.27	164.74	122.70
2	1J	60	ARG	O-C-N	26.27	164.74	122.70
2	2F	60	ARG	O-C-N	26.27	164.74	122.70
2	27	60	ARG	O-C-N	26.27	164.74	122.70
2	3F	60	ARG	O-C-N	26.27	164.74	122.70
2	4B	60	ARG	O-C-N	26.27	164.74	122.70
2	4N	60	ARG	O-C-N	26.27	164.74	122.70
2	4V	60	ARG	O-C-N	26.27	164.74	122.70
2	5R	60	ARG	O-C-N	26.27	164.74	122.70
2	6J	60	ARG	O-C-N	26.27	164.74	122.70
2	6R	60	ARG	O-C-N	26.27	164.74	122.70
2	7N	60	ARG	O-C-N	26.27	164.74	122.70
2	1R	60	ARG	O-C-N	26.25	164.70	122.70
2	1V	60	ARG	O-C-N	26.25	164.70	122.70
2	1Z	60	ARG	O-C-N	26.25	164.70	122.70
2	2R	60	ARG	O-C-N	26.25	164.70	122.70
2	2V	60	ARG	O-C-N	26.25	164.70	122.70
2	2Z	60	ARG	O-C-N	26.25	164.70	122.70
2	43	60	ARG	O-C-N	26.25	164.70	122.70
2	47	60	ARG	O-C-N	26.25	164.70	122.70
2	5B	60	ARG	O-C-N	26.25	164.70	122.70
2	53	60	ARG	O-C-N	26.25	164.70	122.70

*Continued on next page...*

*Continued from previous page...*

Mol	Chain	Res	Type	Atoms	Z	Observed(°)	Ideal(°)
2	57	60	ARG	O-C-N	26.25	164.70	122.70
2	6B	60	ARG	O-C-N	26.25	164.70	122.70
2	13	60	ARG	O-C-N	26.25	164.70	122.70
2	17	60	ARG	O-C-N	26.25	164.70	122.70
2	2B	60	ARG	O-C-N	26.25	164.70	122.70
2	3R	60	ARG	O-C-N	26.25	164.70	122.70
2	3V	60	ARG	O-C-N	26.25	164.70	122.70
2	3Z	60	ARG	O-C-N	26.25	164.70	122.70
2	5F	60	ARG	O-C-N	26.25	164.70	122.70
2	5J	60	ARG	O-C-N	26.25	164.70	122.70
2	5N	60	ARG	O-C-N	26.25	164.70	122.70
2	63	60	ARG	O-C-N	26.25	164.70	122.70
2	67	60	ARG	O-C-N	26.25	164.70	122.70
2	7B	60	ARG	O-C-N	26.25	164.70	122.70
2	1B	74	TYR	CD1-CE1-CZ	25.57	142.81	119.80
2	1J	74	TYR	CD1-CE1-CZ	25.57	142.81	119.80
2	2F	74	TYR	CD1-CE1-CZ	25.57	142.81	119.80
2	27	74	TYR	CD1-CE1-CZ	25.57	142.81	119.80
2	3F	74	TYR	CD1-CE1-CZ	25.57	142.81	119.80
2	4B	74	TYR	CD1-CE1-CZ	25.57	142.81	119.80
2	4N	74	TYR	CD1-CE1-CZ	25.57	142.81	119.80
2	4V	74	TYR	CD1-CE1-CZ	25.57	142.81	119.80
2	5R	74	TYR	CD1-CE1-CZ	25.57	142.81	119.80
2	6J	74	TYR	CD1-CE1-CZ	25.57	142.81	119.80
2	6R	74	TYR	CD1-CE1-CZ	25.57	142.81	119.80
2	7N	74	TYR	CD1-CE1-CZ	25.57	142.81	119.80
2	1R	74	TYR	CD1-CE1-CZ	25.55	142.80	119.80
2	1V	74	TYR	CD1-CE1-CZ	25.55	142.80	119.80
2	1Z	74	TYR	CD1-CE1-CZ	25.55	142.80	119.80
2	2R	74	TYR	CD1-CE1-CZ	25.55	142.80	119.80
2	2V	74	TYR	CD1-CE1-CZ	25.55	142.80	119.80
2	2Z	74	TYR	CD1-CE1-CZ	25.55	142.80	119.80
2	43	74	TYR	CD1-CE1-CZ	25.55	142.80	119.80
2	47	74	TYR	CD1-CE1-CZ	25.55	142.80	119.80
2	5B	74	TYR	CD1-CE1-CZ	25.55	142.80	119.80
2	53	74	TYR	CD1-CE1-CZ	25.55	142.80	119.80
2	57	74	TYR	CD1-CE1-CZ	25.55	142.80	119.80
2	6B	74	TYR	CD1-CE1-CZ	25.55	142.80	119.80
2	1F	74	TYR	CD1-CE1-CZ	25.54	142.78	119.80
2	2N	74	TYR	CD1-CE1-CZ	25.54	142.78	119.80
2	23	74	TYR	CD1-CE1-CZ	25.54	142.78	119.80
2	3N	74	TYR	CD1-CE1-CZ	25.54	142.78	119.80

*Continued on next page...*

*Continued from previous page...*

Mol	Chain	Res	Type	Atoms	Z	Observed(°)	Ideal(°)
2	37	74	TYR	CD1-CE1-CZ	25.54	142.78	119.80
2	4J	74	TYR	CD1-CE1-CZ	25.54	142.78	119.80
2	4R	74	TYR	CD1-CE1-CZ	25.54	142.78	119.80
2	5Z	74	TYR	CD1-CE1-CZ	25.54	142.78	119.80
2	6F	74	TYR	CD1-CE1-CZ	25.54	142.78	119.80
2	6Z	74	TYR	CD1-CE1-CZ	25.54	142.78	119.80
2	7J	74	TYR	CD1-CE1-CZ	25.54	142.78	119.80
2	7V	74	TYR	CD1-CE1-CZ	25.54	142.78	119.80
2	13	74	TYR	CD1-CE1-CZ	25.54	142.78	119.80
2	17	74	TYR	CD1-CE1-CZ	25.54	142.78	119.80
2	2B	74	TYR	CD1-CE1-CZ	25.54	142.78	119.80
2	3R	74	TYR	CD1-CE1-CZ	25.54	142.78	119.80
2	3V	74	TYR	CD1-CE1-CZ	25.54	142.78	119.80
2	3Z	74	TYR	CD1-CE1-CZ	25.54	142.78	119.80
2	5F	74	TYR	CD1-CE1-CZ	25.54	142.78	119.80
2	5J	74	TYR	CD1-CE1-CZ	25.54	142.78	119.80
2	5N	74	TYR	CD1-CE1-CZ	25.54	142.78	119.80
2	63	74	TYR	CD1-CE1-CZ	25.54	142.78	119.80
2	67	74	TYR	CD1-CE1-CZ	25.54	142.78	119.80
2	7B	74	TYR	CD1-CE1-CZ	25.54	142.78	119.80
2	1N	74	TYR	CD1-CE1-CZ	25.53	142.78	119.80
2	2J	74	TYR	CD1-CE1-CZ	25.53	142.78	119.80
2	3B	74	TYR	CD1-CE1-CZ	25.53	142.78	119.80
2	3J	74	TYR	CD1-CE1-CZ	25.53	142.78	119.80
2	33	74	TYR	CD1-CE1-CZ	25.53	142.78	119.80
2	4F	74	TYR	CD1-CE1-CZ	25.53	142.78	119.80
2	4Z	74	TYR	CD1-CE1-CZ	25.53	142.78	119.80
2	5V	74	TYR	CD1-CE1-CZ	25.53	142.78	119.80
2	6N	74	TYR	CD1-CE1-CZ	25.53	142.78	119.80
2	6V	74	TYR	CD1-CE1-CZ	25.53	142.78	119.80
2	7F	74	TYR	CD1-CE1-CZ	25.53	142.78	119.80
2	7R	74	TYR	CD1-CE1-CZ	25.53	142.78	119.80
2	1B	30	PRO	N-CA-CB	25.36	133.73	103.30
2	1J	30	PRO	N-CA-CB	25.36	133.73	103.30
2	2F	30	PRO	N-CA-CB	25.36	133.73	103.30
2	27	30	PRO	N-CA-CB	25.36	133.73	103.30
2	3F	30	PRO	N-CA-CB	25.36	133.73	103.30
2	4B	30	PRO	N-CA-CB	25.36	133.73	103.30
2	4N	30	PRO	N-CA-CB	25.36	133.73	103.30
2	4V	30	PRO	N-CA-CB	25.36	133.73	103.30
2	5R	30	PRO	N-CA-CB	25.36	133.73	103.30
2	6J	30	PRO	N-CA-CB	25.36	133.73	103.30

*Continued on next page...*



*Continued from previous page...*

Mol	Chain	Res	Type	Atoms	Z	Observed(°)	Ideal(°)
2	6R	30	PRO	N-CA-CB	25.36	133.73	103.30
2	7N	30	PRO	N-CA-CB	25.36	133.73	103.30
2	1R	30	PRO	N-CA-CB	25.36	133.73	103.30
2	1V	30	PRO	N-CA-CB	25.36	133.73	103.30
2	1Z	30	PRO	N-CA-CB	25.36	133.73	103.30
2	2R	30	PRO	N-CA-CB	25.36	133.73	103.30
2	2V	30	PRO	N-CA-CB	25.36	133.73	103.30
2	2Z	30	PRO	N-CA-CB	25.36	133.73	103.30
2	43	30	PRO	N-CA-CB	25.36	133.73	103.30
2	47	30	PRO	N-CA-CB	25.36	133.73	103.30
2	5B	30	PRO	N-CA-CB	25.36	133.73	103.30
2	53	30	PRO	N-CA-CB	25.36	133.73	103.30
2	57	30	PRO	N-CA-CB	25.36	133.73	103.30
2	6B	30	PRO	N-CA-CB	25.36	133.73	103.30
2	1N	30	PRO	N-CA-CB	25.34	133.70	103.30
2	2J	30	PRO	N-CA-CB	25.34	133.70	103.30
2	3B	30	PRO	N-CA-CB	25.34	133.70	103.30
2	3J	30	PRO	N-CA-CB	25.34	133.70	103.30
2	33	30	PRO	N-CA-CB	25.34	133.70	103.30
2	4F	30	PRO	N-CA-CB	25.34	133.70	103.30
2	4Z	30	PRO	N-CA-CB	25.34	133.70	103.30
2	5V	30	PRO	N-CA-CB	25.34	133.70	103.30
2	6N	30	PRO	N-CA-CB	25.34	133.70	103.30
2	6V	30	PRO	N-CA-CB	25.34	133.70	103.30
2	7F	30	PRO	N-CA-CB	25.34	133.70	103.30
2	7R	30	PRO	N-CA-CB	25.34	133.70	103.30
2	1F	30	PRO	N-CA-CB	25.33	133.70	103.30
2	2N	30	PRO	N-CA-CB	25.33	133.70	103.30
2	23	30	PRO	N-CA-CB	25.33	133.70	103.30
2	3N	30	PRO	N-CA-CB	25.33	133.70	103.30
2	37	30	PRO	N-CA-CB	25.33	133.70	103.30
2	4J	30	PRO	N-CA-CB	25.33	133.70	103.30
2	4R	30	PRO	N-CA-CB	25.33	133.70	103.30
2	5Z	30	PRO	N-CA-CB	25.33	133.70	103.30
2	6F	30	PRO	N-CA-CB	25.33	133.70	103.30
2	6Z	30	PRO	N-CA-CB	25.33	133.70	103.30
2	7J	30	PRO	N-CA-CB	25.33	133.70	103.30
2	7V	30	PRO	N-CA-CB	25.33	133.70	103.30
2	13	30	PRO	N-CA-CB	25.33	133.69	103.30
2	17	30	PRO	N-CA-CB	25.33	133.69	103.30
2	2B	30	PRO	N-CA-CB	25.33	133.69	103.30
2	3R	30	PRO	N-CA-CB	25.33	133.69	103.30

*Continued on next page...*

*Continued from previous page...*

Mol	Chain	Res	Type	Atoms	Z	Observed(°)	Ideal(°)
2	3V	30	PRO	N-CA-CB	25.33	133.69	103.30
2	3Z	30	PRO	N-CA-CB	25.33	133.69	103.30
2	5F	30	PRO	N-CA-CB	25.33	133.69	103.30
2	5J	30	PRO	N-CA-CB	25.33	133.69	103.30
2	5N	30	PRO	N-CA-CB	25.33	133.69	103.30
2	63	30	PRO	N-CA-CB	25.33	133.69	103.30
2	67	30	PRO	N-CA-CB	25.33	133.69	103.30
2	7B	30	PRO	N-CA-CB	25.33	133.69	103.30
1	1M	48	TYR	CG-CD2-CE2	-25.08	101.23	121.30
1	2I	48	TYR	CG-CD2-CE2	-25.08	101.23	121.30
1	3A	48	TYR	CG-CD2-CE2	-25.08	101.23	121.30
1	3I	48	TYR	CG-CD2-CE2	-25.08	101.23	121.30
1	32	48	TYR	CG-CD2-CE2	-25.08	101.23	121.30
1	4E	48	TYR	CG-CD2-CE2	-25.08	101.23	121.30
1	4Y	48	TYR	CG-CD2-CE2	-25.08	101.23	121.30
1	5U	48	TYR	CG-CD2-CE2	-25.08	101.23	121.30
1	6M	48	TYR	CG-CD2-CE2	-25.08	101.23	121.30
1	6U	48	TYR	CG-CD2-CE2	-25.08	101.23	121.30
1	7E	48	TYR	CG-CD2-CE2	-25.08	101.23	121.30
1	7Q	48	TYR	CG-CD2-CE2	-25.08	101.23	121.30
1	1E	48	TYR	CG-CD2-CE2	-25.07	101.24	121.30
1	2M	48	TYR	CG-CD2-CE2	-25.07	101.24	121.30
1	22	48	TYR	CG-CD2-CE2	-25.07	101.24	121.30
1	3M	48	TYR	CG-CD2-CE2	-25.07	101.24	121.30
1	36	48	TYR	CG-CD2-CE2	-25.07	101.24	121.30
1	4I	48	TYR	CG-CD2-CE2	-25.07	101.24	121.30
1	4Q	48	TYR	CG-CD2-CE2	-25.07	101.24	121.30
1	5Y	48	TYR	CG-CD2-CE2	-25.07	101.24	121.30
1	6E	48	TYR	CG-CD2-CE2	-25.07	101.24	121.30
1	6Y	48	TYR	CG-CD2-CE2	-25.07	101.24	121.30
1	7I	48	TYR	CG-CD2-CE2	-25.07	101.24	121.30
1	7U	48	TYR	CG-CD2-CE2	-25.07	101.24	121.30
1	12	48	TYR	CG-CD2-CE2	-25.06	101.25	121.30
1	16	48	TYR	CG-CD2-CE2	-25.06	101.25	121.30
1	2A	48	TYR	CG-CD2-CE2	-25.06	101.25	121.30
1	3Q	48	TYR	CG-CD2-CE2	-25.06	101.25	121.30
1	3U	48	TYR	CG-CD2-CE2	-25.06	101.25	121.30
1	3Y	48	TYR	CG-CD2-CE2	-25.06	101.25	121.30
1	5E	48	TYR	CG-CD2-CE2	-25.06	101.25	121.30
1	5I	48	TYR	CG-CD2-CE2	-25.06	101.25	121.30
1	5M	48	TYR	CG-CD2-CE2	-25.06	101.25	121.30
1	62	48	TYR	CG-CD2-CE2	-25.06	101.25	121.30

*Continued on next page...*



*Continued from previous page...*

Mol	Chain	Res	Type	Atoms	Z	Observed(°)	Ideal(°)
1	66	48	TYR	CG-CD2-CE2	-25.06	101.25	121.30
1	7A	48	TYR	CG-CD2-CE2	-25.06	101.25	121.30
1	1A	48	TYR	CG-CD2-CE2	-25.05	101.26	121.30
1	1I	48	TYR	CG-CD2-CE2	-25.05	101.26	121.30
1	2E	48	TYR	CG-CD2-CE2	-25.05	101.26	121.30
1	26	48	TYR	CG-CD2-CE2	-25.05	101.26	121.30
1	3E	48	TYR	CG-CD2-CE2	-25.05	101.26	121.30
1	4A	48	TYR	CG-CD2-CE2	-25.05	101.26	121.30
1	4M	48	TYR	CG-CD2-CE2	-25.05	101.26	121.30
1	4U	48	TYR	CG-CD2-CE2	-25.05	101.26	121.30
1	5Q	48	TYR	CG-CD2-CE2	-25.05	101.26	121.30
1	6I	48	TYR	CG-CD2-CE2	-25.05	101.26	121.30
1	6Q	48	TYR	CG-CD2-CE2	-25.05	101.26	121.30
1	7M	48	TYR	CG-CD2-CE2	-25.05	101.26	121.30
1	1Q	48	TYR	CG-CD2-CE2	-25.04	101.27	121.30
1	1U	48	TYR	CG-CD2-CE2	-25.04	101.27	121.30
1	1Y	48	TYR	CG-CD2-CE2	-25.04	101.27	121.30
1	2Q	48	TYR	CG-CD2-CE2	-25.04	101.27	121.30
1	2U	48	TYR	CG-CD2-CE2	-25.04	101.27	121.30
1	2Y	48	TYR	CG-CD2-CE2	-25.04	101.27	121.30
1	42	48	TYR	CG-CD2-CE2	-25.04	101.27	121.30
1	46	48	TYR	CG-CD2-CE2	-25.04	101.27	121.30
1	5A	48	TYR	CG-CD2-CE2	-25.04	101.27	121.30
1	52	48	TYR	CG-CD2-CE2	-25.04	101.27	121.30
1	56	48	TYR	CG-CD2-CE2	-25.04	101.27	121.30
1	6A	48	TYR	CG-CD2-CE2	-25.04	101.27	121.30
1	1M	82	ARG	NE-CZ-NH1	-24.97	107.82	120.30
1	2I	82	ARG	NE-CZ-NH1	-24.97	107.82	120.30
1	3A	82	ARG	NE-CZ-NH1	-24.97	107.82	120.30
1	3I	82	ARG	NE-CZ-NH1	-24.97	107.82	120.30
1	32	82	ARG	NE-CZ-NH1	-24.97	107.82	120.30
1	4E	82	ARG	NE-CZ-NH1	-24.97	107.82	120.30
1	4Y	82	ARG	NE-CZ-NH1	-24.97	107.82	120.30
1	5U	82	ARG	NE-CZ-NH1	-24.97	107.82	120.30
1	6M	82	ARG	NE-CZ-NH1	-24.97	107.82	120.30
1	6U	82	ARG	NE-CZ-NH1	-24.97	107.82	120.30
1	7E	82	ARG	NE-CZ-NH1	-24.97	107.82	120.30
1	7Q	82	ARG	NE-CZ-NH1	-24.97	107.82	120.30
1	1E	82	ARG	NE-CZ-NH1	-24.95	107.82	120.30
1	2M	82	ARG	NE-CZ-NH1	-24.95	107.82	120.30
1	22	82	ARG	NE-CZ-NH1	-24.95	107.82	120.30
1	3M	82	ARG	NE-CZ-NH1	-24.95	107.82	120.30

*Continued on next page...*

*Continued from previous page...*

Mol	Chain	Res	Type	Atoms	Z	Observed(°)	Ideal(°)
1	36	82	ARG	NE-CZ-NH1	-24.95	107.82	120.30
1	4I	82	ARG	NE-CZ-NH1	-24.95	107.82	120.30
1	4Q	82	ARG	NE-CZ-NH1	-24.95	107.82	120.30
1	5Y	82	ARG	NE-CZ-NH1	-24.95	107.82	120.30
1	6E	82	ARG	NE-CZ-NH1	-24.95	107.82	120.30
1	6Y	82	ARG	NE-CZ-NH1	-24.95	107.82	120.30
1	7I	82	ARG	NE-CZ-NH1	-24.95	107.82	120.30
1	7U	82	ARG	NE-CZ-NH1	-24.95	107.82	120.30
1	1Q	82	ARG	NE-CZ-NH1	-24.94	107.83	120.30
1	1U	82	ARG	NE-CZ-NH1	-24.94	107.83	120.30
1	1Y	82	ARG	NE-CZ-NH1	-24.94	107.83	120.30
1	2Q	82	ARG	NE-CZ-NH1	-24.94	107.83	120.30
1	2U	82	ARG	NE-CZ-NH1	-24.94	107.83	120.30
1	2Y	82	ARG	NE-CZ-NH1	-24.94	107.83	120.30
1	42	82	ARG	NE-CZ-NH1	-24.94	107.83	120.30
1	46	82	ARG	NE-CZ-NH1	-24.94	107.83	120.30
1	5A	82	ARG	NE-CZ-NH1	-24.94	107.83	120.30
1	52	82	ARG	NE-CZ-NH1	-24.94	107.83	120.30
1	56	82	ARG	NE-CZ-NH1	-24.94	107.83	120.30
1	6A	82	ARG	NE-CZ-NH1	-24.94	107.83	120.30
1	12	82	ARG	NE-CZ-NH1	-24.94	107.83	120.30
1	16	82	ARG	NE-CZ-NH1	-24.94	107.83	120.30
1	2A	82	ARG	NE-CZ-NH1	-24.94	107.83	120.30
1	3Q	82	ARG	NE-CZ-NH1	-24.94	107.83	120.30
1	3U	82	ARG	NE-CZ-NH1	-24.94	107.83	120.30
1	3Y	82	ARG	NE-CZ-NH1	-24.94	107.83	120.30
1	5E	82	ARG	NE-CZ-NH1	-24.94	107.83	120.30
1	5I	82	ARG	NE-CZ-NH1	-24.94	107.83	120.30
1	5M	82	ARG	NE-CZ-NH1	-24.94	107.83	120.30
1	62	82	ARG	NE-CZ-NH1	-24.94	107.83	120.30
1	66	82	ARG	NE-CZ-NH1	-24.94	107.83	120.30
1	7A	82	ARG	NE-CZ-NH1	-24.94	107.83	120.30
1	1A	82	ARG	NE-CZ-NH1	-24.87	107.87	120.30
1	1I	82	ARG	NE-CZ-NH1	-24.87	107.87	120.30
1	2E	82	ARG	NE-CZ-NH1	-24.87	107.87	120.30
1	26	82	ARG	NE-CZ-NH1	-24.87	107.87	120.30
1	3E	82	ARG	NE-CZ-NH1	-24.87	107.87	120.30
1	4A	82	ARG	NE-CZ-NH1	-24.87	107.87	120.30
1	4M	82	ARG	NE-CZ-NH1	-24.87	107.87	120.30
1	4U	82	ARG	NE-CZ-NH1	-24.87	107.87	120.30
1	5Q	82	ARG	NE-CZ-NH1	-24.87	107.87	120.30
1	6I	82	ARG	NE-CZ-NH1	-24.87	107.87	120.30

*Continued on next page...*

*Continued from previous page...*

Mol	Chain	Res	Type	Atoms	Z	Observed(°)	Ideal(°)
1	6Q	82	ARG	NE-CZ-NH1	-24.87	107.87	120.30
1	7M	82	ARG	NE-CZ-NH1	-24.87	107.87	120.30
2	1F	35	PHE	CB-CG-CD1	-24.77	103.46	120.80
2	2N	35	PHE	CB-CG-CD1	-24.77	103.46	120.80
2	23	35	PHE	CB-CG-CD1	-24.77	103.46	120.80
2	3N	35	PHE	CB-CG-CD1	-24.77	103.46	120.80
2	37	35	PHE	CB-CG-CD1	-24.77	103.46	120.80
2	4J	35	PHE	CB-CG-CD1	-24.77	103.46	120.80
2	4R	35	PHE	CB-CG-CD1	-24.77	103.46	120.80
2	5Z	35	PHE	CB-CG-CD1	-24.77	103.46	120.80
2	6F	35	PHE	CB-CG-CD1	-24.77	103.46	120.80
2	6Z	35	PHE	CB-CG-CD1	-24.77	103.46	120.80
2	7J	35	PHE	CB-CG-CD1	-24.77	103.46	120.80
2	7V	35	PHE	CB-CG-CD1	-24.77	103.46	120.80
2	1N	35	PHE	CB-CG-CD1	-24.73	103.49	120.80
2	2J	35	PHE	CB-CG-CD1	-24.73	103.49	120.80
2	3B	35	PHE	CB-CG-CD1	-24.73	103.49	120.80
2	3J	35	PHE	CB-CG-CD1	-24.73	103.49	120.80
2	33	35	PHE	CB-CG-CD1	-24.73	103.49	120.80
2	4F	35	PHE	CB-CG-CD1	-24.73	103.49	120.80
2	4Z	35	PHE	CB-CG-CD1	-24.73	103.49	120.80
2	5V	35	PHE	CB-CG-CD1	-24.73	103.49	120.80
2	6N	35	PHE	CB-CG-CD1	-24.73	103.49	120.80
2	6V	35	PHE	CB-CG-CD1	-24.73	103.49	120.80
2	7F	35	PHE	CB-CG-CD1	-24.73	103.49	120.80
2	7R	35	PHE	CB-CG-CD1	-24.73	103.49	120.80
2	1R	35	PHE	CB-CG-CD1	-24.73	103.49	120.80
2	1V	35	PHE	CB-CG-CD1	-24.73	103.49	120.80
2	1Z	35	PHE	CB-CG-CD1	-24.73	103.49	120.80
2	2R	35	PHE	CB-CG-CD1	-24.73	103.49	120.80
2	2V	35	PHE	CB-CG-CD1	-24.73	103.49	120.80
2	2Z	35	PHE	CB-CG-CD1	-24.73	103.49	120.80
2	43	35	PHE	CB-CG-CD1	-24.73	103.49	120.80
2	47	35	PHE	CB-CG-CD1	-24.73	103.49	120.80
2	5B	35	PHE	CB-CG-CD1	-24.73	103.49	120.80
2	53	35	PHE	CB-CG-CD1	-24.73	103.49	120.80
2	57	35	PHE	CB-CG-CD1	-24.73	103.49	120.80
2	6B	35	PHE	CB-CG-CD1	-24.73	103.49	120.80
2	13	35	PHE	CB-CG-CD1	-24.72	103.50	120.80
2	17	35	PHE	CB-CG-CD1	-24.72	103.50	120.80
2	2B	35	PHE	CB-CG-CD1	-24.72	103.50	120.80
2	3R	35	PHE	CB-CG-CD1	-24.72	103.50	120.80

*Continued on next page...*

*Continued from previous page...*

Mol	Chain	Res	Type	Atoms	Z	Observed(°)	Ideal(°)
2	3V	35	PHE	CB-CG-CD1	-24.72	103.50	120.80
2	3Z	35	PHE	CB-CG-CD1	-24.72	103.50	120.80
2	5F	35	PHE	CB-CG-CD1	-24.72	103.50	120.80
2	5J	35	PHE	CB-CG-CD1	-24.72	103.50	120.80
2	5N	35	PHE	CB-CG-CD1	-24.72	103.50	120.80
2	63	35	PHE	CB-CG-CD1	-24.72	103.50	120.80
2	67	35	PHE	CB-CG-CD1	-24.72	103.50	120.80
2	7B	35	PHE	CB-CG-CD1	-24.72	103.50	120.80
2	1B	35	PHE	CB-CG-CD1	-24.69	103.52	120.80
2	1J	35	PHE	CB-CG-CD1	-24.69	103.52	120.80
2	2F	35	PHE	CB-CG-CD1	-24.69	103.52	120.80
2	27	35	PHE	CB-CG-CD1	-24.69	103.52	120.80
2	3F	35	PHE	CB-CG-CD1	-24.69	103.52	120.80
2	4B	35	PHE	CB-CG-CD1	-24.69	103.52	120.80
2	4N	35	PHE	CB-CG-CD1	-24.69	103.52	120.80
2	4V	35	PHE	CB-CG-CD1	-24.69	103.52	120.80
2	5R	35	PHE	CB-CG-CD1	-24.69	103.52	120.80
2	6J	35	PHE	CB-CG-CD1	-24.69	103.52	120.80
2	6R	35	PHE	CB-CG-CD1	-24.69	103.52	120.80
2	7N	35	PHE	CB-CG-CD1	-24.69	103.52	120.80
1	1Q	14	ASP	CB-CG-OD2	24.56	140.41	118.30
1	1U	14	ASP	CB-CG-OD2	24.56	140.41	118.30
1	1Y	14	ASP	CB-CG-OD2	24.56	140.41	118.30
1	2Q	14	ASP	CB-CG-OD2	24.56	140.41	118.30
1	2U	14	ASP	CB-CG-OD2	24.56	140.41	118.30
1	2Y	14	ASP	CB-CG-OD2	24.56	140.41	118.30
1	42	14	ASP	CB-CG-OD2	24.56	140.41	118.30
1	46	14	ASP	CB-CG-OD2	24.56	140.41	118.30
1	5A	14	ASP	CB-CG-OD2	24.56	140.41	118.30
1	52	14	ASP	CB-CG-OD2	24.56	140.41	118.30
1	56	14	ASP	CB-CG-OD2	24.56	140.41	118.30
1	6A	14	ASP	CB-CG-OD2	24.56	140.41	118.30
1	12	14	ASP	CB-CG-OD2	24.53	140.38	118.30
1	16	14	ASP	CB-CG-OD2	24.53	140.38	118.30
1	2A	14	ASP	CB-CG-OD2	24.53	140.38	118.30
1	3Q	14	ASP	CB-CG-OD2	24.53	140.38	118.30
1	3U	14	ASP	CB-CG-OD2	24.53	140.38	118.30
1	3Y	14	ASP	CB-CG-OD2	24.53	140.38	118.30
1	5E	14	ASP	CB-CG-OD2	24.53	140.38	118.30
1	5I	14	ASP	CB-CG-OD2	24.53	140.38	118.30
1	5M	14	ASP	CB-CG-OD2	24.53	140.38	118.30
1	62	14	ASP	CB-CG-OD2	24.53	140.38	118.30

*Continued on next page...*

*Continued from previous page...*

Mol	Chain	Res	Type	Atoms	Z	Observed(°)	Ideal(°)
1	66	14	ASP	CB-CG-OD2	24.53	140.38	118.30
1	7A	14	ASP	CB-CG-OD2	24.53	140.38	118.30
1	1M	14	ASP	CB-CG-OD2	24.52	140.37	118.30
1	2I	14	ASP	CB-CG-OD2	24.52	140.37	118.30
1	3A	14	ASP	CB-CG-OD2	24.52	140.37	118.30
1	3I	14	ASP	CB-CG-OD2	24.52	140.37	118.30
1	32	14	ASP	CB-CG-OD2	24.52	140.37	118.30
1	4E	14	ASP	CB-CG-OD2	24.52	140.37	118.30
1	4Y	14	ASP	CB-CG-OD2	24.52	140.37	118.30
1	5U	14	ASP	CB-CG-OD2	24.52	140.37	118.30
1	6M	14	ASP	CB-CG-OD2	24.52	140.37	118.30
1	6U	14	ASP	CB-CG-OD2	24.52	140.37	118.30
1	7E	14	ASP	CB-CG-OD2	24.52	140.37	118.30
1	7Q	14	ASP	CB-CG-OD2	24.52	140.37	118.30
1	1A	14	ASP	CB-CG-OD2	24.50	140.35	118.30
1	1I	14	ASP	CB-CG-OD2	24.50	140.35	118.30
1	2E	14	ASP	CB-CG-OD2	24.50	140.35	118.30
1	26	14	ASP	CB-CG-OD2	24.50	140.35	118.30
1	3E	14	ASP	CB-CG-OD2	24.50	140.35	118.30
1	4A	14	ASP	CB-CG-OD2	24.50	140.35	118.30
1	4M	14	ASP	CB-CG-OD2	24.50	140.35	118.30
1	4U	14	ASP	CB-CG-OD2	24.50	140.35	118.30
1	5Q	14	ASP	CB-CG-OD2	24.50	140.35	118.30
1	6I	14	ASP	CB-CG-OD2	24.50	140.35	118.30
1	6Q	14	ASP	CB-CG-OD2	24.50	140.35	118.30
1	7M	14	ASP	CB-CG-OD2	24.50	140.35	118.30
1	1E	14	ASP	CB-CG-OD2	24.50	140.35	118.30
1	2M	14	ASP	CB-CG-OD2	24.50	140.35	118.30
1	22	14	ASP	CB-CG-OD2	24.50	140.35	118.30
1	3M	14	ASP	CB-CG-OD2	24.50	140.35	118.30
1	36	14	ASP	CB-CG-OD2	24.50	140.35	118.30
1	4I	14	ASP	CB-CG-OD2	24.50	140.35	118.30
1	4Q	14	ASP	CB-CG-OD2	24.50	140.35	118.30
1	5Y	14	ASP	CB-CG-OD2	24.50	140.35	118.30
1	6E	14	ASP	CB-CG-OD2	24.50	140.35	118.30
1	6Y	14	ASP	CB-CG-OD2	24.50	140.35	118.30
1	7I	14	ASP	CB-CG-OD2	24.50	140.35	118.30
1	7U	14	ASP	CB-CG-OD2	24.50	140.35	118.30
1	12	172	PHE	CD1-CG-CD2	-24.41	86.57	118.30
1	16	172	PHE	CD1-CG-CD2	-24.41	86.57	118.30
1	2A	172	PHE	CD1-CG-CD2	-24.41	86.57	118.30
1	3Q	172	PHE	CD1-CG-CD2	-24.41	86.57	118.30

*Continued on next page...*

*Continued from previous page...*

Mol	Chain	Res	Type	Atoms	Z	Observed(°)	Ideal(°)
1	3U	172	PHE	CD1-CG-CD2	-24.41	86.57	118.30
1	3Y	172	PHE	CD1-CG-CD2	-24.41	86.57	118.30
1	5E	172	PHE	CD1-CG-CD2	-24.41	86.57	118.30
1	5I	172	PHE	CD1-CG-CD2	-24.41	86.57	118.30
1	5M	172	PHE	CD1-CG-CD2	-24.41	86.57	118.30
1	62	172	PHE	CD1-CG-CD2	-24.41	86.57	118.30
1	66	172	PHE	CD1-CG-CD2	-24.41	86.57	118.30
1	7A	172	PHE	CD1-CG-CD2	-24.41	86.57	118.30
1	1E	172	PHE	CD1-CG-CD2	-24.39	86.59	118.30
1	2M	172	PHE	CD1-CG-CD2	-24.39	86.59	118.30
1	22	172	PHE	CD1-CG-CD2	-24.39	86.59	118.30
1	3M	172	PHE	CD1-CG-CD2	-24.39	86.59	118.30
1	36	172	PHE	CD1-CG-CD2	-24.39	86.59	118.30
1	4I	172	PHE	CD1-CG-CD2	-24.39	86.59	118.30
1	4Q	172	PHE	CD1-CG-CD2	-24.39	86.59	118.30
1	5Y	172	PHE	CD1-CG-CD2	-24.39	86.59	118.30
1	6E	172	PHE	CD1-CG-CD2	-24.39	86.59	118.30
1	6Y	172	PHE	CD1-CG-CD2	-24.39	86.59	118.30
1	7I	172	PHE	CD1-CG-CD2	-24.39	86.59	118.30
1	7U	172	PHE	CD1-CG-CD2	-24.39	86.59	118.30
1	1A	172	PHE	CD1-CG-CD2	-24.39	86.59	118.30
1	1I	172	PHE	CD1-CG-CD2	-24.39	86.59	118.30
1	2E	172	PHE	CD1-CG-CD2	-24.39	86.59	118.30
1	26	172	PHE	CD1-CG-CD2	-24.39	86.59	118.30
1	3E	172	PHE	CD1-CG-CD2	-24.39	86.59	118.30
1	4A	172	PHE	CD1-CG-CD2	-24.39	86.59	118.30
1	4M	172	PHE	CD1-CG-CD2	-24.39	86.59	118.30
1	4U	172	PHE	CD1-CG-CD2	-24.39	86.59	118.30
1	5Q	172	PHE	CD1-CG-CD2	-24.39	86.59	118.30
1	6I	172	PHE	CD1-CG-CD2	-24.39	86.59	118.30
1	6Q	172	PHE	CD1-CG-CD2	-24.39	86.59	118.30
1	7M	172	PHE	CD1-CG-CD2	-24.39	86.59	118.30
1	1Q	172	PHE	CD1-CG-CD2	-24.39	86.60	118.30
1	1U	172	PHE	CD1-CG-CD2	-24.39	86.60	118.30
1	1Y	172	PHE	CD1-CG-CD2	-24.39	86.60	118.30
1	2Q	172	PHE	CD1-CG-CD2	-24.39	86.60	118.30
1	2U	172	PHE	CD1-CG-CD2	-24.39	86.60	118.30
1	2Y	172	PHE	CD1-CG-CD2	-24.39	86.60	118.30
1	42	172	PHE	CD1-CG-CD2	-24.39	86.60	118.30
1	46	172	PHE	CD1-CG-CD2	-24.39	86.60	118.30
1	5A	172	PHE	CD1-CG-CD2	-24.39	86.60	118.30
1	52	172	PHE	CD1-CG-CD2	-24.39	86.60	118.30

*Continued on next page...*



*Continued from previous page...*

Mol	Chain	Res	Type	Atoms	Z	Observed(°)	Ideal(°)
1	56	172	PHE	CD1-CG-CD2	-24.39	86.60	118.30
1	6A	172	PHE	CD1-CG-CD2	-24.39	86.60	118.30
1	1M	172	PHE	CD1-CG-CD2	-24.38	86.61	118.30
1	2I	172	PHE	CD1-CG-CD2	-24.38	86.61	118.30
1	3A	172	PHE	CD1-CG-CD2	-24.38	86.61	118.30
1	3I	172	PHE	CD1-CG-CD2	-24.38	86.61	118.30
1	32	172	PHE	CD1-CG-CD2	-24.38	86.61	118.30
1	4E	172	PHE	CD1-CG-CD2	-24.38	86.61	118.30
1	4Y	172	PHE	CD1-CG-CD2	-24.38	86.61	118.30
1	5U	172	PHE	CD1-CG-CD2	-24.38	86.61	118.30
1	6M	172	PHE	CD1-CG-CD2	-24.38	86.61	118.30
1	6U	172	PHE	CD1-CG-CD2	-24.38	86.61	118.30
1	7E	172	PHE	CD1-CG-CD2	-24.38	86.61	118.30
1	7Q	172	PHE	CD1-CG-CD2	-24.38	86.61	118.30
2	1N	15	VAL	CB-CA-C	24.31	157.59	111.40
2	2J	15	VAL	CB-CA-C	24.31	157.59	111.40
2	3B	15	VAL	CB-CA-C	24.31	157.59	111.40
2	3J	15	VAL	CB-CA-C	24.31	157.59	111.40
2	33	15	VAL	CB-CA-C	24.31	157.59	111.40
2	4F	15	VAL	CB-CA-C	24.31	157.59	111.40
2	4Z	15	VAL	CB-CA-C	24.31	157.59	111.40
2	5V	15	VAL	CB-CA-C	24.31	157.59	111.40
2	6N	15	VAL	CB-CA-C	24.31	157.59	111.40
2	6V	15	VAL	CB-CA-C	24.31	157.59	111.40
2	7F	15	VAL	CB-CA-C	24.31	157.59	111.40
2	7R	15	VAL	CB-CA-C	24.31	157.59	111.40
2	1B	15	VAL	CB-CA-C	24.30	157.57	111.40
2	1J	15	VAL	CB-CA-C	24.30	157.57	111.40
2	2F	15	VAL	CB-CA-C	24.30	157.57	111.40
2	27	15	VAL	CB-CA-C	24.30	157.57	111.40
2	3F	15	VAL	CB-CA-C	24.30	157.57	111.40
2	4B	15	VAL	CB-CA-C	24.30	157.57	111.40
2	4N	15	VAL	CB-CA-C	24.30	157.57	111.40
2	4V	15	VAL	CB-CA-C	24.30	157.57	111.40
2	5R	15	VAL	CB-CA-C	24.30	157.57	111.40
2	6J	15	VAL	CB-CA-C	24.30	157.57	111.40
2	6R	15	VAL	CB-CA-C	24.30	157.57	111.40
2	7N	15	VAL	CB-CA-C	24.30	157.57	111.40
2	13	15	VAL	CB-CA-C	24.30	157.56	111.40
2	17	15	VAL	CB-CA-C	24.30	157.56	111.40
2	2B	15	VAL	CB-CA-C	24.30	157.56	111.40
2	3R	15	VAL	CB-CA-C	24.30	157.56	111.40

*Continued on next page...*

*Continued from previous page...*

Mol	Chain	Res	Type	Atoms	Z	Observed(°)	Ideal(°)
2	3V	15	VAL	CB-CA-C	24.30	157.56	111.40
2	3Z	15	VAL	CB-CA-C	24.30	157.56	111.40
2	5F	15	VAL	CB-CA-C	24.30	157.56	111.40
2	5J	15	VAL	CB-CA-C	24.30	157.56	111.40
2	5N	15	VAL	CB-CA-C	24.30	157.56	111.40
2	63	15	VAL	CB-CA-C	24.30	157.56	111.40
2	67	15	VAL	CB-CA-C	24.30	157.56	111.40
2	7B	15	VAL	CB-CA-C	24.30	157.56	111.40
2	1F	15	VAL	CB-CA-C	24.29	157.56	111.40
2	2N	15	VAL	CB-CA-C	24.29	157.56	111.40
2	23	15	VAL	CB-CA-C	24.29	157.56	111.40
2	3N	15	VAL	CB-CA-C	24.29	157.56	111.40
2	37	15	VAL	CB-CA-C	24.29	157.56	111.40
2	4J	15	VAL	CB-CA-C	24.29	157.56	111.40
2	4R	15	VAL	CB-CA-C	24.29	157.56	111.40
2	5Z	15	VAL	CB-CA-C	24.29	157.56	111.40
2	6F	15	VAL	CB-CA-C	24.29	157.56	111.40
2	6Z	15	VAL	CB-CA-C	24.29	157.56	111.40
2	7J	15	VAL	CB-CA-C	24.29	157.56	111.40
2	7V	15	VAL	CB-CA-C	24.29	157.56	111.40
2	1R	15	VAL	CB-CA-C	24.29	157.54	111.40
2	1V	15	VAL	CB-CA-C	24.29	157.54	111.40
2	1Z	15	VAL	CB-CA-C	24.29	157.54	111.40
2	2R	15	VAL	CB-CA-C	24.29	157.54	111.40
2	2V	15	VAL	CB-CA-C	24.29	157.54	111.40
2	2Z	15	VAL	CB-CA-C	24.29	157.54	111.40
2	43	15	VAL	CB-CA-C	24.29	157.54	111.40
2	47	15	VAL	CB-CA-C	24.29	157.54	111.40
2	5B	15	VAL	CB-CA-C	24.29	157.54	111.40
2	53	15	VAL	CB-CA-C	24.29	157.54	111.40
2	57	15	VAL	CB-CA-C	24.29	157.54	111.40
2	6B	15	VAL	CB-CA-C	24.29	157.54	111.40
2	1R	26	ALA	N-CA-CB	-23.73	76.88	110.10
2	1V	26	ALA	N-CA-CB	-23.73	76.88	110.10
2	1Z	26	ALA	N-CA-CB	-23.73	76.88	110.10
2	2R	26	ALA	N-CA-CB	-23.73	76.88	110.10
2	2V	26	ALA	N-CA-CB	-23.73	76.88	110.10
2	2Z	26	ALA	N-CA-CB	-23.73	76.88	110.10
2	43	26	ALA	N-CA-CB	-23.73	76.88	110.10
2	47	26	ALA	N-CA-CB	-23.73	76.88	110.10
2	5B	26	ALA	N-CA-CB	-23.73	76.88	110.10
2	53	26	ALA	N-CA-CB	-23.73	76.88	110.10

*Continued on next page...*



*Continued from previous page...*

Mol	Chain	Res	Type	Atoms	Z	Observed(°)	Ideal(°)
2	57	26	ALA	N-CA-CB	-23.73	76.88	110.10
2	6B	26	ALA	N-CA-CB	-23.73	76.88	110.10
2	1F	26	ALA	N-CA-CB	-23.73	76.88	110.10
2	2N	26	ALA	N-CA-CB	-23.73	76.88	110.10
2	23	26	ALA	N-CA-CB	-23.73	76.88	110.10
2	3N	26	ALA	N-CA-CB	-23.73	76.88	110.10
2	37	26	ALA	N-CA-CB	-23.73	76.88	110.10
2	4J	26	ALA	N-CA-CB	-23.73	76.88	110.10
2	4R	26	ALA	N-CA-CB	-23.73	76.88	110.10
2	5Z	26	ALA	N-CA-CB	-23.73	76.88	110.10
2	6F	26	ALA	N-CA-CB	-23.73	76.88	110.10
2	6Z	26	ALA	N-CA-CB	-23.73	76.88	110.10
2	7J	26	ALA	N-CA-CB	-23.73	76.88	110.10
2	7V	26	ALA	N-CA-CB	-23.73	76.88	110.10
2	1B	26	ALA	N-CA-CB	-23.72	76.89	110.10
2	1J	26	ALA	N-CA-CB	-23.72	76.89	110.10
2	1N	26	ALA	N-CA-CB	-23.72	76.89	110.10
2	2F	26	ALA	N-CA-CB	-23.72	76.89	110.10
2	2J	26	ALA	N-CA-CB	-23.72	76.89	110.10
2	27	26	ALA	N-CA-CB	-23.72	76.89	110.10
2	3B	26	ALA	N-CA-CB	-23.72	76.89	110.10
2	3F	26	ALA	N-CA-CB	-23.72	76.89	110.10
2	3J	26	ALA	N-CA-CB	-23.72	76.89	110.10
2	33	26	ALA	N-CA-CB	-23.72	76.89	110.10
2	4B	26	ALA	N-CA-CB	-23.72	76.89	110.10
2	4F	26	ALA	N-CA-CB	-23.72	76.89	110.10
2	4N	26	ALA	N-CA-CB	-23.72	76.89	110.10
2	4V	26	ALA	N-CA-CB	-23.72	76.89	110.10
2	4Z	26	ALA	N-CA-CB	-23.72	76.89	110.10
2	5R	26	ALA	N-CA-CB	-23.72	76.89	110.10
2	5V	26	ALA	N-CA-CB	-23.72	76.89	110.10
2	6J	26	ALA	N-CA-CB	-23.72	76.89	110.10
2	6N	26	ALA	N-CA-CB	-23.72	76.89	110.10
2	6R	26	ALA	N-CA-CB	-23.72	76.89	110.10
2	6V	26	ALA	N-CA-CB	-23.72	76.89	110.10
2	7F	26	ALA	N-CA-CB	-23.72	76.89	110.10
2	7N	26	ALA	N-CA-CB	-23.72	76.89	110.10
2	7R	26	ALA	N-CA-CB	-23.72	76.89	110.10
2	13	26	ALA	N-CA-CB	-23.72	76.90	110.10
2	17	26	ALA	N-CA-CB	-23.72	76.90	110.10
2	2B	26	ALA	N-CA-CB	-23.72	76.90	110.10
2	3R	26	ALA	N-CA-CB	-23.72	76.90	110.10

*Continued on next page...*

*Continued from previous page...*

Mol	Chain	Res	Type	Atoms	Z	Observed(°)	Ideal(°)
2	3V	26	ALA	N-CA-CB	-23.72	76.90	110.10
2	3Z	26	ALA	N-CA-CB	-23.72	76.90	110.10
2	5F	26	ALA	N-CA-CB	-23.72	76.90	110.10
2	5J	26	ALA	N-CA-CB	-23.72	76.90	110.10
2	5N	26	ALA	N-CA-CB	-23.72	76.90	110.10
2	63	26	ALA	N-CA-CB	-23.72	76.90	110.10
2	67	26	ALA	N-CA-CB	-23.72	76.90	110.10
2	7B	26	ALA	N-CA-CB	-23.72	76.90	110.10
2	1F	35	PHE	CG-CD2-CE2	-23.60	94.84	120.80
2	2N	35	PHE	CG-CD2-CE2	-23.60	94.84	120.80
2	23	35	PHE	CG-CD2-CE2	-23.60	94.84	120.80
2	3N	35	PHE	CG-CD2-CE2	-23.60	94.84	120.80
2	37	35	PHE	CG-CD2-CE2	-23.60	94.84	120.80
2	4J	35	PHE	CG-CD2-CE2	-23.60	94.84	120.80
2	4R	35	PHE	CG-CD2-CE2	-23.60	94.84	120.80
2	5Z	35	PHE	CG-CD2-CE2	-23.60	94.84	120.80
2	6F	35	PHE	CG-CD2-CE2	-23.60	94.84	120.80
2	6Z	35	PHE	CG-CD2-CE2	-23.60	94.84	120.80
2	7J	35	PHE	CG-CD2-CE2	-23.60	94.84	120.80
2	7V	35	PHE	CG-CD2-CE2	-23.60	94.84	120.80
2	1B	35	PHE	CG-CD2-CE2	-23.60	94.84	120.80
2	1J	35	PHE	CG-CD2-CE2	-23.60	94.84	120.80
2	2F	35	PHE	CG-CD2-CE2	-23.60	94.84	120.80
2	27	35	PHE	CG-CD2-CE2	-23.60	94.84	120.80
2	3F	35	PHE	CG-CD2-CE2	-23.60	94.84	120.80
2	4B	35	PHE	CG-CD2-CE2	-23.60	94.84	120.80
2	4N	35	PHE	CG-CD2-CE2	-23.60	94.84	120.80
2	4V	35	PHE	CG-CD2-CE2	-23.60	94.84	120.80
2	5R	35	PHE	CG-CD2-CE2	-23.60	94.84	120.80
2	6J	35	PHE	CG-CD2-CE2	-23.60	94.84	120.80
2	6R	35	PHE	CG-CD2-CE2	-23.60	94.84	120.80
2	7N	35	PHE	CG-CD2-CE2	-23.60	94.84	120.80
2	13	35	PHE	CG-CD2-CE2	-23.57	94.88	120.80
2	17	35	PHE	CG-CD2-CE2	-23.57	94.88	120.80
2	2B	35	PHE	CG-CD2-CE2	-23.57	94.88	120.80
2	3R	35	PHE	CG-CD2-CE2	-23.57	94.88	120.80
2	3V	35	PHE	CG-CD2-CE2	-23.57	94.88	120.80
2	3Z	35	PHE	CG-CD2-CE2	-23.57	94.88	120.80
2	5F	35	PHE	CG-CD2-CE2	-23.57	94.88	120.80
2	5J	35	PHE	CG-CD2-CE2	-23.57	94.88	120.80
2	5N	35	PHE	CG-CD2-CE2	-23.57	94.88	120.80
2	63	35	PHE	CG-CD2-CE2	-23.57	94.88	120.80

*Continued on next page...*

*Continued from previous page...*

Mol	Chain	Res	Type	Atoms	Z	Observed(°)	Ideal(°)
2	67	35	PHE	CG-CD2-CE2	-23.57	94.88	120.80
2	7B	35	PHE	CG-CD2-CE2	-23.57	94.88	120.80
2	1R	35	PHE	CG-CD2-CE2	-23.56	94.89	120.80
2	1V	35	PHE	CG-CD2-CE2	-23.56	94.89	120.80
2	1Z	35	PHE	CG-CD2-CE2	-23.56	94.89	120.80
2	2R	35	PHE	CG-CD2-CE2	-23.56	94.89	120.80
2	2V	35	PHE	CG-CD2-CE2	-23.56	94.89	120.80
2	2Z	35	PHE	CG-CD2-CE2	-23.56	94.89	120.80
2	43	35	PHE	CG-CD2-CE2	-23.56	94.89	120.80
2	47	35	PHE	CG-CD2-CE2	-23.56	94.89	120.80
2	5B	35	PHE	CG-CD2-CE2	-23.56	94.89	120.80
2	53	35	PHE	CG-CD2-CE2	-23.56	94.89	120.80
2	57	35	PHE	CG-CD2-CE2	-23.56	94.89	120.80
2	6B	35	PHE	CG-CD2-CE2	-23.56	94.89	120.80
2	1N	35	PHE	CG-CD2-CE2	-23.54	94.90	120.80
2	2J	35	PHE	CG-CD2-CE2	-23.54	94.90	120.80
2	3B	35	PHE	CG-CD2-CE2	-23.54	94.90	120.80
2	3J	35	PHE	CG-CD2-CE2	-23.54	94.90	120.80
2	33	35	PHE	CG-CD2-CE2	-23.54	94.90	120.80
2	4F	35	PHE	CG-CD2-CE2	-23.54	94.90	120.80
2	4Z	35	PHE	CG-CD2-CE2	-23.54	94.90	120.80
2	5V	35	PHE	CG-CD2-CE2	-23.54	94.90	120.80
2	6N	35	PHE	CG-CD2-CE2	-23.54	94.90	120.80
2	6V	35	PHE	CG-CD2-CE2	-23.54	94.90	120.80
2	7F	35	PHE	CG-CD2-CE2	-23.54	94.90	120.80
2	7R	35	PHE	CG-CD2-CE2	-23.54	94.90	120.80
1	1A	29	TYR	CD1-CG-CD2	23.40	143.64	117.90
1	1I	29	TYR	CD1-CG-CD2	23.40	143.64	117.90
1	2E	29	TYR	CD1-CG-CD2	23.40	143.64	117.90
1	26	29	TYR	CD1-CG-CD2	23.40	143.64	117.90
1	3E	29	TYR	CD1-CG-CD2	23.40	143.64	117.90
1	4A	29	TYR	CD1-CG-CD2	23.40	143.64	117.90
1	4M	29	TYR	CD1-CG-CD2	23.40	143.64	117.90
1	4U	29	TYR	CD1-CG-CD2	23.40	143.64	117.90
1	5Q	29	TYR	CD1-CG-CD2	23.40	143.64	117.90
1	6I	29	TYR	CD1-CG-CD2	23.40	143.64	117.90
1	6Q	29	TYR	CD1-CG-CD2	23.40	143.64	117.90
1	7M	29	TYR	CD1-CG-CD2	23.40	143.64	117.90
1	12	29	TYR	CD1-CG-CD2	23.39	143.63	117.90
1	16	29	TYR	CD1-CG-CD2	23.39	143.63	117.90
1	2A	29	TYR	CD1-CG-CD2	23.39	143.63	117.90
1	3Q	29	TYR	CD1-CG-CD2	23.39	143.63	117.90

*Continued on next page...*

*Continued from previous page...*

Mol	Chain	Res	Type	Atoms	Z	Observed(°)	Ideal(°)
1	3U	29	TYR	CD1-CG-CD2	23.39	143.63	117.90
1	3Y	29	TYR	CD1-CG-CD2	23.39	143.63	117.90
1	5E	29	TYR	CD1-CG-CD2	23.39	143.63	117.90
1	5I	29	TYR	CD1-CG-CD2	23.39	143.63	117.90
1	5M	29	TYR	CD1-CG-CD2	23.39	143.63	117.90
1	62	29	TYR	CD1-CG-CD2	23.39	143.63	117.90
1	66	29	TYR	CD1-CG-CD2	23.39	143.63	117.90
1	7A	29	TYR	CD1-CG-CD2	23.39	143.63	117.90
1	12	29	TYR	CD1-CE1-CZ	-23.39	98.75	119.80
1	16	29	TYR	CD1-CE1-CZ	-23.39	98.75	119.80
1	2A	29	TYR	CD1-CE1-CZ	-23.39	98.75	119.80
1	3Q	29	TYR	CD1-CE1-CZ	-23.39	98.75	119.80
1	3U	29	TYR	CD1-CE1-CZ	-23.39	98.75	119.80
1	3Y	29	TYR	CD1-CE1-CZ	-23.39	98.75	119.80
1	5E	29	TYR	CD1-CE1-CZ	-23.39	98.75	119.80
1	5I	29	TYR	CD1-CE1-CZ	-23.39	98.75	119.80
1	5M	29	TYR	CD1-CE1-CZ	-23.39	98.75	119.80
1	62	29	TYR	CD1-CE1-CZ	-23.39	98.75	119.80
1	66	29	TYR	CD1-CE1-CZ	-23.39	98.75	119.80
1	7A	29	TYR	CD1-CE1-CZ	-23.39	98.75	119.80
1	1Q	29	TYR	CD1-CG-CD2	23.39	143.62	117.90
1	1U	29	TYR	CD1-CG-CD2	23.39	143.62	117.90
1	1Y	29	TYR	CD1-CG-CD2	23.39	143.62	117.90
1	2Q	29	TYR	CD1-CG-CD2	23.39	143.62	117.90
1	2U	29	TYR	CD1-CG-CD2	23.39	143.62	117.90
1	2Y	29	TYR	CD1-CG-CD2	23.39	143.62	117.90
1	42	29	TYR	CD1-CG-CD2	23.39	143.62	117.90
1	46	29	TYR	CD1-CG-CD2	23.39	143.62	117.90
1	5A	29	TYR	CD1-CG-CD2	23.39	143.62	117.90
1	52	29	TYR	CD1-CG-CD2	23.39	143.62	117.90
1	56	29	TYR	CD1-CG-CD2	23.39	143.62	117.90
1	6A	29	TYR	CD1-CG-CD2	23.39	143.62	117.90
1	1M	29	TYR	CD1-CG-CD2	23.38	143.62	117.90
1	2I	29	TYR	CD1-CG-CD2	23.38	143.62	117.90
1	3A	29	TYR	CD1-CG-CD2	23.38	143.62	117.90
1	3I	29	TYR	CD1-CG-CD2	23.38	143.62	117.90
1	32	29	TYR	CD1-CG-CD2	23.38	143.62	117.90
1	4E	29	TYR	CD1-CG-CD2	23.38	143.62	117.90
1	4Y	29	TYR	CD1-CG-CD2	23.38	143.62	117.90
1	5U	29	TYR	CD1-CG-CD2	23.38	143.62	117.90
1	6M	29	TYR	CD1-CG-CD2	23.38	143.62	117.90
1	6U	29	TYR	CD1-CG-CD2	23.38	143.62	117.90

*Continued on next page...*

*Continued from previous page...*

Mol	Chain	Res	Type	Atoms	Z	Observed(°)	Ideal(°)
1	7E	29	TYR	CD1-CG-CD2	23.38	143.62	117.90
1	7Q	29	TYR	CD1-CG-CD2	23.38	143.62	117.90
1	1E	29	TYR	CD1-CG-CD2	23.38	143.62	117.90
1	2M	29	TYR	CD1-CG-CD2	23.38	143.62	117.90
1	22	29	TYR	CD1-CG-CD2	23.38	143.62	117.90
1	3M	29	TYR	CD1-CG-CD2	23.38	143.62	117.90
1	36	29	TYR	CD1-CG-CD2	23.38	143.62	117.90
1	4I	29	TYR	CD1-CG-CD2	23.38	143.62	117.90
1	4Q	29	TYR	CD1-CG-CD2	23.38	143.62	117.90
1	5Y	29	TYR	CD1-CG-CD2	23.38	143.62	117.90
1	6E	29	TYR	CD1-CG-CD2	23.38	143.62	117.90
1	6Y	29	TYR	CD1-CG-CD2	23.38	143.62	117.90
1	7I	29	TYR	CD1-CG-CD2	23.38	143.62	117.90
1	7U	29	TYR	CD1-CG-CD2	23.38	143.62	117.90
1	1M	29	TYR	CD1-CE1-CZ	-23.38	98.76	119.80
1	2I	29	TYR	CD1-CE1-CZ	-23.38	98.76	119.80
1	3A	29	TYR	CD1-CE1-CZ	-23.38	98.76	119.80
1	3I	29	TYR	CD1-CE1-CZ	-23.38	98.76	119.80
1	32	29	TYR	CD1-CE1-CZ	-23.38	98.76	119.80
1	4E	29	TYR	CD1-CE1-CZ	-23.38	98.76	119.80
1	4Y	29	TYR	CD1-CE1-CZ	-23.38	98.76	119.80
1	5U	29	TYR	CD1-CE1-CZ	-23.38	98.76	119.80
1	6M	29	TYR	CD1-CE1-CZ	-23.38	98.76	119.80
1	6U	29	TYR	CD1-CE1-CZ	-23.38	98.76	119.80
1	7E	29	TYR	CD1-CE1-CZ	-23.38	98.76	119.80
1	7Q	29	TYR	CD1-CE1-CZ	-23.38	98.76	119.80
1	1E	29	TYR	CD1-CE1-CZ	-23.37	98.77	119.80
1	2M	29	TYR	CD1-CE1-CZ	-23.37	98.77	119.80
1	22	29	TYR	CD1-CE1-CZ	-23.37	98.77	119.80
1	3M	29	TYR	CD1-CE1-CZ	-23.37	98.77	119.80
1	36	29	TYR	CD1-CE1-CZ	-23.37	98.77	119.80
1	4I	29	TYR	CD1-CE1-CZ	-23.37	98.77	119.80
1	4Q	29	TYR	CD1-CE1-CZ	-23.37	98.77	119.80
1	5Y	29	TYR	CD1-CE1-CZ	-23.37	98.77	119.80
1	6E	29	TYR	CD1-CE1-CZ	-23.37	98.77	119.80
1	6Y	29	TYR	CD1-CE1-CZ	-23.37	98.77	119.80
1	7I	29	TYR	CD1-CE1-CZ	-23.37	98.77	119.80
1	7U	29	TYR	CD1-CE1-CZ	-23.37	98.77	119.80
1	1Q	29	TYR	CD1-CE1-CZ	-23.36	98.78	119.80
1	1U	29	TYR	CD1-CE1-CZ	-23.36	98.78	119.80
1	1Y	29	TYR	CD1-CE1-CZ	-23.36	98.78	119.80
1	2Q	29	TYR	CD1-CE1-CZ	-23.36	98.78	119.80

*Continued on next page...*

*Continued from previous page...*

Mol	Chain	Res	Type	Atoms	Z	Observed(°)	Ideal(°)
1	2U	29	TYR	CD1-CE1-CZ	-23.36	98.78	119.80
1	2Y	29	TYR	CD1-CE1-CZ	-23.36	98.78	119.80
1	42	29	TYR	CD1-CE1-CZ	-23.36	98.78	119.80
1	46	29	TYR	CD1-CE1-CZ	-23.36	98.78	119.80
1	5A	29	TYR	CD1-CE1-CZ	-23.36	98.78	119.80
1	52	29	TYR	CD1-CE1-CZ	-23.36	98.78	119.80
1	56	29	TYR	CD1-CE1-CZ	-23.36	98.78	119.80
1	6A	29	TYR	CD1-CE1-CZ	-23.36	98.78	119.80
1	1A	29	TYR	CD1-CE1-CZ	-23.35	98.78	119.80
1	1I	29	TYR	CD1-CE1-CZ	-23.35	98.78	119.80
1	2E	29	TYR	CD1-CE1-CZ	-23.35	98.78	119.80
1	26	29	TYR	CD1-CE1-CZ	-23.35	98.78	119.80
1	3E	29	TYR	CD1-CE1-CZ	-23.35	98.78	119.80
1	4A	29	TYR	CD1-CE1-CZ	-23.35	98.78	119.80
1	4M	29	TYR	CD1-CE1-CZ	-23.35	98.78	119.80
1	4U	29	TYR	CD1-CE1-CZ	-23.35	98.78	119.80
1	5Q	29	TYR	CD1-CE1-CZ	-23.35	98.78	119.80
1	6I	29	TYR	CD1-CE1-CZ	-23.35	98.78	119.80
1	6Q	29	TYR	CD1-CE1-CZ	-23.35	98.78	119.80
1	7M	29	TYR	CD1-CE1-CZ	-23.35	98.78	119.80
2	1N	27	PRO	CA-N-CD	-23.27	78.92	111.50
2	2J	27	PRO	CA-N-CD	-23.27	78.92	111.50
2	3B	27	PRO	CA-N-CD	-23.27	78.92	111.50
2	3J	27	PRO	CA-N-CD	-23.27	78.92	111.50
2	33	27	PRO	CA-N-CD	-23.27	78.92	111.50
2	4F	27	PRO	CA-N-CD	-23.27	78.92	111.50
2	4Z	27	PRO	CA-N-CD	-23.27	78.92	111.50
2	5V	27	PRO	CA-N-CD	-23.27	78.92	111.50
2	6N	27	PRO	CA-N-CD	-23.27	78.92	111.50
2	6V	27	PRO	CA-N-CD	-23.27	78.92	111.50
2	7F	27	PRO	CA-N-CD	-23.27	78.92	111.50
2	7R	27	PRO	CA-N-CD	-23.27	78.92	111.50
2	1B	27	PRO	CA-N-CD	-23.27	78.92	111.50
2	1J	27	PRO	CA-N-CD	-23.27	78.92	111.50
2	2F	27	PRO	CA-N-CD	-23.27	78.92	111.50
2	27	27	PRO	CA-N-CD	-23.27	78.92	111.50
2	3F	27	PRO	CA-N-CD	-23.27	78.92	111.50
2	4B	27	PRO	CA-N-CD	-23.27	78.92	111.50
2	4N	27	PRO	CA-N-CD	-23.27	78.92	111.50
2	4V	27	PRO	CA-N-CD	-23.27	78.92	111.50
2	5R	27	PRO	CA-N-CD	-23.27	78.92	111.50
2	6J	27	PRO	CA-N-CD	-23.27	78.92	111.50

*Continued on next page...*



*Continued from previous page...*

Mol	Chain	Res	Type	Atoms	Z	Observed(°)	Ideal(°)
2	6R	27	PRO	CA-N-CD	-23.27	78.92	111.50
2	7N	27	PRO	CA-N-CD	-23.27	78.92	111.50
2	1F	27	PRO	CA-N-CD	-23.26	78.94	111.50
2	2N	27	PRO	CA-N-CD	-23.26	78.94	111.50
2	23	27	PRO	CA-N-CD	-23.26	78.94	111.50
2	3N	27	PRO	CA-N-CD	-23.26	78.94	111.50
2	37	27	PRO	CA-N-CD	-23.26	78.94	111.50
2	4J	27	PRO	CA-N-CD	-23.26	78.94	111.50
2	4R	27	PRO	CA-N-CD	-23.26	78.94	111.50
2	5Z	27	PRO	CA-N-CD	-23.26	78.94	111.50
2	6F	27	PRO	CA-N-CD	-23.26	78.94	111.50
2	6Z	27	PRO	CA-N-CD	-23.26	78.94	111.50
2	7J	27	PRO	CA-N-CD	-23.26	78.94	111.50
2	7V	27	PRO	CA-N-CD	-23.26	78.94	111.50
1	1Q	78	SER	CB-CA-C	23.26	154.29	110.10
1	1U	78	SER	CB-CA-C	23.26	154.29	110.10
1	1Y	78	SER	CB-CA-C	23.26	154.29	110.10
1	12	78	SER	CB-CA-C	23.26	154.29	110.10
2	13	27	PRO	CA-N-CD	-23.26	78.94	111.50
1	16	78	SER	CB-CA-C	23.26	154.29	110.10
2	17	27	PRO	CA-N-CD	-23.26	78.94	111.50
1	2A	78	SER	CB-CA-C	23.26	154.29	110.10
2	2B	27	PRO	CA-N-CD	-23.26	78.94	111.50
1	2Q	78	SER	CB-CA-C	23.26	154.29	110.10
1	2U	78	SER	CB-CA-C	23.26	154.29	110.10
1	2Y	78	SER	CB-CA-C	23.26	154.29	110.10
1	3Q	78	SER	CB-CA-C	23.26	154.29	110.10
2	3R	27	PRO	CA-N-CD	-23.26	78.94	111.50
1	3U	78	SER	CB-CA-C	23.26	154.29	110.10
2	3V	27	PRO	CA-N-CD	-23.26	78.94	111.50
1	3Y	78	SER	CB-CA-C	23.26	154.29	110.10
2	3Z	27	PRO	CA-N-CD	-23.26	78.94	111.50
1	42	78	SER	CB-CA-C	23.26	154.29	110.10
1	46	78	SER	CB-CA-C	23.26	154.29	110.10
1	5A	78	SER	CB-CA-C	23.26	154.29	110.10
1	5E	78	SER	CB-CA-C	23.26	154.29	110.10
2	5F	27	PRO	CA-N-CD	-23.26	78.94	111.50
1	5I	78	SER	CB-CA-C	23.26	154.29	110.10
2	5J	27	PRO	CA-N-CD	-23.26	78.94	111.50
1	5M	78	SER	CB-CA-C	23.26	154.29	110.10
2	5N	27	PRO	CA-N-CD	-23.26	78.94	111.50
1	52	78	SER	CB-CA-C	23.26	154.29	110.10

*Continued on next page...*

*Continued from previous page...*

Mol	Chain	Res	Type	Atoms	Z	Observed(°)	Ideal(°)
1	56	78	SER	CB-CA-C	23.26	154.29	110.10
1	6A	78	SER	CB-CA-C	23.26	154.29	110.10
1	62	78	SER	CB-CA-C	23.26	154.29	110.10
2	63	27	PRO	CA-N-CD	-23.26	78.94	111.50
1	66	78	SER	CB-CA-C	23.26	154.29	110.10
2	67	27	PRO	CA-N-CD	-23.26	78.94	111.50
1	7A	78	SER	CB-CA-C	23.26	154.29	110.10
2	7B	27	PRO	CA-N-CD	-23.26	78.94	111.50
1	1M	78	SER	CB-CA-C	23.25	154.28	110.10
1	2I	78	SER	CB-CA-C	23.25	154.28	110.10
1	3A	78	SER	CB-CA-C	23.25	154.28	110.10
1	3I	78	SER	CB-CA-C	23.25	154.28	110.10
1	32	78	SER	CB-CA-C	23.25	154.28	110.10
1	4E	78	SER	CB-CA-C	23.25	154.28	110.10
1	4Y	78	SER	CB-CA-C	23.25	154.28	110.10
1	5U	78	SER	CB-CA-C	23.25	154.28	110.10
1	6M	78	SER	CB-CA-C	23.25	154.28	110.10
1	6U	78	SER	CB-CA-C	23.25	154.28	110.10
1	7E	78	SER	CB-CA-C	23.25	154.28	110.10
1	7Q	78	SER	CB-CA-C	23.25	154.28	110.10
2	1R	27	PRO	CA-N-CD	-23.25	78.95	111.50
2	1V	27	PRO	CA-N-CD	-23.25	78.95	111.50
2	1Z	27	PRO	CA-N-CD	-23.25	78.95	111.50
2	2R	27	PRO	CA-N-CD	-23.25	78.95	111.50
2	2V	27	PRO	CA-N-CD	-23.25	78.95	111.50
2	2Z	27	PRO	CA-N-CD	-23.25	78.95	111.50
2	43	27	PRO	CA-N-CD	-23.25	78.95	111.50
2	47	27	PRO	CA-N-CD	-23.25	78.95	111.50
2	5B	27	PRO	CA-N-CD	-23.25	78.95	111.50
2	53	27	PRO	CA-N-CD	-23.25	78.95	111.50
2	57	27	PRO	CA-N-CD	-23.25	78.95	111.50
2	6B	27	PRO	CA-N-CD	-23.25	78.95	111.50
1	1A	78	SER	CB-CA-C	23.25	154.28	110.10
1	1I	78	SER	CB-CA-C	23.25	154.28	110.10
1	2E	78	SER	CB-CA-C	23.25	154.28	110.10
1	26	78	SER	CB-CA-C	23.25	154.28	110.10
1	3E	78	SER	CB-CA-C	23.25	154.28	110.10
1	4A	78	SER	CB-CA-C	23.25	154.28	110.10
1	4M	78	SER	CB-CA-C	23.25	154.28	110.10
1	4U	78	SER	CB-CA-C	23.25	154.28	110.10
1	5Q	78	SER	CB-CA-C	23.25	154.28	110.10
1	6I	78	SER	CB-CA-C	23.25	154.28	110.10

*Continued on next page...*



*Continued from previous page...*

Mol	Chain	Res	Type	Atoms	Z	Observed(°)	Ideal(°)
1	6Q	78	SER	CB-CA-C	23.25	154.28	110.10
1	7M	78	SER	CB-CA-C	23.25	154.28	110.10
1	1E	78	SER	CB-CA-C	23.24	154.25	110.10
1	2M	78	SER	CB-CA-C	23.24	154.25	110.10
1	22	78	SER	CB-CA-C	23.24	154.25	110.10
1	3M	78	SER	CB-CA-C	23.24	154.25	110.10
1	36	78	SER	CB-CA-C	23.24	154.25	110.10
1	4I	78	SER	CB-CA-C	23.24	154.25	110.10
1	4Q	78	SER	CB-CA-C	23.24	154.25	110.10
1	5Y	78	SER	CB-CA-C	23.24	154.25	110.10
1	6E	78	SER	CB-CA-C	23.24	154.25	110.10
1	6Y	78	SER	CB-CA-C	23.24	154.25	110.10
1	7I	78	SER	CB-CA-C	23.24	154.25	110.10
1	7U	78	SER	CB-CA-C	23.24	154.25	110.10
2	1N	27	PRO	N-CA-CB	22.83	130.69	103.30
2	2J	27	PRO	N-CA-CB	22.83	130.69	103.30
2	3B	27	PRO	N-CA-CB	22.83	130.69	103.30
2	3J	27	PRO	N-CA-CB	22.83	130.69	103.30
2	33	27	PRO	N-CA-CB	22.83	130.69	103.30
2	4F	27	PRO	N-CA-CB	22.83	130.69	103.30
2	4Z	27	PRO	N-CA-CB	22.83	130.69	103.30
2	5V	27	PRO	N-CA-CB	22.83	130.69	103.30
2	6N	27	PRO	N-CA-CB	22.83	130.69	103.30
2	6V	27	PRO	N-CA-CB	22.83	130.69	103.30
2	7F	27	PRO	N-CA-CB	22.83	130.69	103.30
2	7R	27	PRO	N-CA-CB	22.83	130.69	103.30
2	1B	27	PRO	N-CA-CB	22.82	130.68	103.30
2	1J	27	PRO	N-CA-CB	22.82	130.68	103.30
2	2F	27	PRO	N-CA-CB	22.82	130.68	103.30
2	27	27	PRO	N-CA-CB	22.82	130.68	103.30
2	3F	27	PRO	N-CA-CB	22.82	130.68	103.30
2	4B	27	PRO	N-CA-CB	22.82	130.68	103.30
2	4N	27	PRO	N-CA-CB	22.82	130.68	103.30
2	4V	27	PRO	N-CA-CB	22.82	130.68	103.30
2	5R	27	PRO	N-CA-CB	22.82	130.68	103.30
2	6J	27	PRO	N-CA-CB	22.82	130.68	103.30
2	6R	27	PRO	N-CA-CB	22.82	130.68	103.30
2	7N	27	PRO	N-CA-CB	22.82	130.68	103.30
2	13	27	PRO	N-CA-CB	22.81	130.67	103.30
2	17	27	PRO	N-CA-CB	22.81	130.67	103.30
2	2B	27	PRO	N-CA-CB	22.81	130.67	103.30
2	3R	27	PRO	N-CA-CB	22.81	130.67	103.30

*Continued on next page...*

*Continued from previous page...*

Mol	Chain	Res	Type	Atoms	Z	Observed(°)	Ideal(°)
2	3V	27	PRO	N-CA-CB	22.81	130.67	103.30
2	3Z	27	PRO	N-CA-CB	22.81	130.67	103.30
2	5F	27	PRO	N-CA-CB	22.81	130.67	103.30
2	5J	27	PRO	N-CA-CB	22.81	130.67	103.30
2	5N	27	PRO	N-CA-CB	22.81	130.67	103.30
2	63	27	PRO	N-CA-CB	22.81	130.67	103.30
2	67	27	PRO	N-CA-CB	22.81	130.67	103.30
2	7B	27	PRO	N-CA-CB	22.81	130.67	103.30
2	1F	27	PRO	N-CA-CB	22.80	130.66	103.30
2	2N	27	PRO	N-CA-CB	22.80	130.66	103.30
2	23	27	PRO	N-CA-CB	22.80	130.66	103.30
2	3N	27	PRO	N-CA-CB	22.80	130.66	103.30
2	37	27	PRO	N-CA-CB	22.80	130.66	103.30
2	4J	27	PRO	N-CA-CB	22.80	130.66	103.30
2	4R	27	PRO	N-CA-CB	22.80	130.66	103.30
2	5Z	27	PRO	N-CA-CB	22.80	130.66	103.30
2	6F	27	PRO	N-CA-CB	22.80	130.66	103.30
2	6Z	27	PRO	N-CA-CB	22.80	130.66	103.30
2	7J	27	PRO	N-CA-CB	22.80	130.66	103.30
2	7V	27	PRO	N-CA-CB	22.80	130.66	103.30
2	1R	27	PRO	N-CA-CB	22.80	130.66	103.30
2	1V	27	PRO	N-CA-CB	22.80	130.66	103.30
2	1Z	27	PRO	N-CA-CB	22.80	130.66	103.30
2	2R	27	PRO	N-CA-CB	22.80	130.66	103.30
2	2V	27	PRO	N-CA-CB	22.80	130.66	103.30
2	2Z	27	PRO	N-CA-CB	22.80	130.66	103.30
2	43	27	PRO	N-CA-CB	22.80	130.66	103.30
2	47	27	PRO	N-CA-CB	22.80	130.66	103.30
2	5B	27	PRO	N-CA-CB	22.80	130.66	103.30
2	53	27	PRO	N-CA-CB	22.80	130.66	103.30
2	57	27	PRO	N-CA-CB	22.80	130.66	103.30
2	6B	27	PRO	N-CA-CB	22.80	130.66	103.30
2	1R	218	ARG	NE-CZ-NH2	-22.73	108.93	120.30
2	1V	218	ARG	NE-CZ-NH2	-22.73	108.93	120.30
2	1Z	218	ARG	NE-CZ-NH2	-22.73	108.93	120.30
2	2R	218	ARG	NE-CZ-NH2	-22.73	108.93	120.30
2	2V	218	ARG	NE-CZ-NH2	-22.73	108.93	120.30
2	2Z	218	ARG	NE-CZ-NH2	-22.73	108.93	120.30
2	43	218	ARG	NE-CZ-NH2	-22.73	108.93	120.30
2	47	218	ARG	NE-CZ-NH2	-22.73	108.93	120.30
2	5B	218	ARG	NE-CZ-NH2	-22.73	108.93	120.30
2	53	218	ARG	NE-CZ-NH2	-22.73	108.93	120.30

*Continued on next page...*

*Continued from previous page...*

Mol	Chain	Res	Type	Atoms	Z	Observed(°)	Ideal(°)
2	57	218	ARG	NE-CZ-NH2	-22.73	108.93	120.30
2	6B	218	ARG	NE-CZ-NH2	-22.73	108.93	120.30
2	1B	218	ARG	NE-CZ-NH2	-22.71	108.94	120.30
2	1J	218	ARG	NE-CZ-NH2	-22.71	108.94	120.30
2	2F	218	ARG	NE-CZ-NH2	-22.71	108.94	120.30
2	27	218	ARG	NE-CZ-NH2	-22.71	108.94	120.30
2	3F	218	ARG	NE-CZ-NH2	-22.71	108.94	120.30
2	4B	218	ARG	NE-CZ-NH2	-22.71	108.94	120.30
2	4N	218	ARG	NE-CZ-NH2	-22.71	108.94	120.30
2	4V	218	ARG	NE-CZ-NH2	-22.71	108.94	120.30
2	5R	218	ARG	NE-CZ-NH2	-22.71	108.94	120.30
2	6J	218	ARG	NE-CZ-NH2	-22.71	108.94	120.30
2	6R	218	ARG	NE-CZ-NH2	-22.71	108.94	120.30
2	7N	218	ARG	NE-CZ-NH2	-22.71	108.94	120.30
2	1N	218	ARG	NE-CZ-NH2	-22.70	108.95	120.30
2	2J	218	ARG	NE-CZ-NH2	-22.70	108.95	120.30
2	3B	218	ARG	NE-CZ-NH2	-22.70	108.95	120.30
2	3J	218	ARG	NE-CZ-NH2	-22.70	108.95	120.30
2	33	218	ARG	NE-CZ-NH2	-22.70	108.95	120.30
2	4F	218	ARG	NE-CZ-NH2	-22.70	108.95	120.30
2	4Z	218	ARG	NE-CZ-NH2	-22.70	108.95	120.30
2	5V	218	ARG	NE-CZ-NH2	-22.70	108.95	120.30
2	6N	218	ARG	NE-CZ-NH2	-22.70	108.95	120.30
2	6V	218	ARG	NE-CZ-NH2	-22.70	108.95	120.30
2	7F	218	ARG	NE-CZ-NH2	-22.70	108.95	120.30
2	7R	218	ARG	NE-CZ-NH2	-22.70	108.95	120.30
2	1F	218	ARG	NE-CZ-NH2	-22.69	108.96	120.30
2	2N	218	ARG	NE-CZ-NH2	-22.69	108.96	120.30
2	23	218	ARG	NE-CZ-NH2	-22.69	108.96	120.30
2	3N	218	ARG	NE-CZ-NH2	-22.69	108.96	120.30
2	37	218	ARG	NE-CZ-NH2	-22.69	108.96	120.30
2	4J	218	ARG	NE-CZ-NH2	-22.69	108.96	120.30
2	4R	218	ARG	NE-CZ-NH2	-22.69	108.96	120.30
2	5Z	218	ARG	NE-CZ-NH2	-22.69	108.96	120.30
2	6F	218	ARG	NE-CZ-NH2	-22.69	108.96	120.30
2	6Z	218	ARG	NE-CZ-NH2	-22.69	108.96	120.30
2	7J	218	ARG	NE-CZ-NH2	-22.69	108.96	120.30
2	7V	218	ARG	NE-CZ-NH2	-22.69	108.96	120.30
2	13	218	ARG	NE-CZ-NH2	-22.66	108.97	120.30
2	17	218	ARG	NE-CZ-NH2	-22.66	108.97	120.30
2	2B	218	ARG	NE-CZ-NH2	-22.66	108.97	120.30
2	3R	218	ARG	NE-CZ-NH2	-22.66	108.97	120.30

*Continued on next page...*

*Continued from previous page...*

Mol	Chain	Res	Type	Atoms	Z	Observed(°)	Ideal(°)
2	3V	218	ARG	NE-CZ-NH2	-22.66	108.97	120.30
2	3Z	218	ARG	NE-CZ-NH2	-22.66	108.97	120.30
2	5F	218	ARG	NE-CZ-NH2	-22.66	108.97	120.30
2	5J	218	ARG	NE-CZ-NH2	-22.66	108.97	120.30
2	5N	218	ARG	NE-CZ-NH2	-22.66	108.97	120.30
2	63	218	ARG	NE-CZ-NH2	-22.66	108.97	120.30
2	67	218	ARG	NE-CZ-NH2	-22.66	108.97	120.30
2	7B	218	ARG	NE-CZ-NH2	-22.66	108.97	120.30
1	1E	147	ARG	NH1-CZ-NH2	22.65	144.31	119.40
1	2M	147	ARG	NH1-CZ-NH2	22.65	144.31	119.40
1	22	147	ARG	NH1-CZ-NH2	22.65	144.31	119.40
1	3M	147	ARG	NH1-CZ-NH2	22.65	144.31	119.40
1	36	147	ARG	NH1-CZ-NH2	22.65	144.31	119.40
1	4I	147	ARG	NH1-CZ-NH2	22.65	144.31	119.40
1	4Q	147	ARG	NH1-CZ-NH2	22.65	144.31	119.40
1	5Y	147	ARG	NH1-CZ-NH2	22.65	144.31	119.40
1	6E	147	ARG	NH1-CZ-NH2	22.65	144.31	119.40
1	6Y	147	ARG	NH1-CZ-NH2	22.65	144.31	119.40
1	7I	147	ARG	NH1-CZ-NH2	22.65	144.31	119.40
1	7U	147	ARG	NH1-CZ-NH2	22.65	144.31	119.40
1	1M	147	ARG	NH1-CZ-NH2	22.63	144.30	119.40
1	2I	147	ARG	NH1-CZ-NH2	22.63	144.30	119.40
1	3A	147	ARG	NH1-CZ-NH2	22.63	144.30	119.40
1	3I	147	ARG	NH1-CZ-NH2	22.63	144.30	119.40
1	32	147	ARG	NH1-CZ-NH2	22.63	144.30	119.40
1	4E	147	ARG	NH1-CZ-NH2	22.63	144.30	119.40
1	4Y	147	ARG	NH1-CZ-NH2	22.63	144.30	119.40
1	5U	147	ARG	NH1-CZ-NH2	22.63	144.30	119.40
1	6M	147	ARG	NH1-CZ-NH2	22.63	144.30	119.40
1	6U	147	ARG	NH1-CZ-NH2	22.63	144.30	119.40
1	7E	147	ARG	NH1-CZ-NH2	22.63	144.30	119.40
1	7Q	147	ARG	NH1-CZ-NH2	22.63	144.30	119.40
1	1A	147	ARG	NH1-CZ-NH2	22.60	144.26	119.40
1	1I	147	ARG	NH1-CZ-NH2	22.60	144.26	119.40
1	2E	147	ARG	NH1-CZ-NH2	22.60	144.26	119.40
1	26	147	ARG	NH1-CZ-NH2	22.60	144.26	119.40
1	3E	147	ARG	NH1-CZ-NH2	22.60	144.26	119.40
1	4A	147	ARG	NH1-CZ-NH2	22.60	144.26	119.40
1	4M	147	ARG	NH1-CZ-NH2	22.60	144.26	119.40
1	4U	147	ARG	NH1-CZ-NH2	22.60	144.26	119.40
1	5Q	147	ARG	NH1-CZ-NH2	22.60	144.26	119.40
1	6I	147	ARG	NH1-CZ-NH2	22.60	144.26	119.40

*Continued on next page...*

*Continued from previous page...*

Mol	Chain	Res	Type	Atoms	Z	Observed(°)	Ideal(°)
1	6Q	147	ARG	NH1-CZ-NH2	22.60	144.26	119.40
1	7M	147	ARG	NH1-CZ-NH2	22.60	144.26	119.40
1	12	147	ARG	NH1-CZ-NH2	22.59	144.24	119.40
1	16	147	ARG	NH1-CZ-NH2	22.59	144.24	119.40
1	2A	147	ARG	NH1-CZ-NH2	22.59	144.24	119.40
1	3Q	147	ARG	NH1-CZ-NH2	22.59	144.24	119.40
1	3U	147	ARG	NH1-CZ-NH2	22.59	144.24	119.40
1	3Y	147	ARG	NH1-CZ-NH2	22.59	144.24	119.40
1	5E	147	ARG	NH1-CZ-NH2	22.59	144.24	119.40
1	5I	147	ARG	NH1-CZ-NH2	22.59	144.24	119.40
1	5M	147	ARG	NH1-CZ-NH2	22.59	144.24	119.40
1	62	147	ARG	NH1-CZ-NH2	22.59	144.24	119.40
1	66	147	ARG	NH1-CZ-NH2	22.59	144.24	119.40
1	7A	147	ARG	NH1-CZ-NH2	22.59	144.24	119.40
1	1Q	147	ARG	NH1-CZ-NH2	22.57	144.22	119.40
1	1U	147	ARG	NH1-CZ-NH2	22.57	144.22	119.40
1	1Y	147	ARG	NH1-CZ-NH2	22.57	144.22	119.40
1	2Q	147	ARG	NH1-CZ-NH2	22.57	144.22	119.40
1	2U	147	ARG	NH1-CZ-NH2	22.57	144.22	119.40
1	2Y	147	ARG	NH1-CZ-NH2	22.57	144.22	119.40
1	42	147	ARG	NH1-CZ-NH2	22.57	144.22	119.40
1	46	147	ARG	NH1-CZ-NH2	22.57	144.22	119.40
1	5A	147	ARG	NH1-CZ-NH2	22.57	144.22	119.40
1	52	147	ARG	NH1-CZ-NH2	22.57	144.22	119.40
1	56	147	ARG	NH1-CZ-NH2	22.57	144.22	119.40
1	6A	147	ARG	NH1-CZ-NH2	22.57	144.22	119.40
1	12	85	LEU	O-C-N	22.56	158.80	122.70
1	16	85	LEU	O-C-N	22.56	158.80	122.70
1	2A	85	LEU	O-C-N	22.56	158.80	122.70
1	3Q	85	LEU	O-C-N	22.56	158.80	122.70
1	3U	85	LEU	O-C-N	22.56	158.80	122.70
1	3Y	85	LEU	O-C-N	22.56	158.80	122.70
1	5E	85	LEU	O-C-N	22.56	158.80	122.70
1	5I	85	LEU	O-C-N	22.56	158.80	122.70
1	5M	85	LEU	O-C-N	22.56	158.80	122.70
1	62	85	LEU	O-C-N	22.56	158.80	122.70
1	66	85	LEU	O-C-N	22.56	158.80	122.70
1	7A	85	LEU	O-C-N	22.56	158.80	122.70
1	1Q	85	LEU	O-C-N	22.55	158.79	122.70
1	1U	85	LEU	O-C-N	22.55	158.79	122.70
1	1Y	85	LEU	O-C-N	22.55	158.79	122.70
1	2Q	85	LEU	O-C-N	22.55	158.79	122.70

*Continued on next page...*

*Continued from previous page...*

Mol	Chain	Res	Type	Atoms	Z	Observed(°)	Ideal(°)
1	2U	85	LEU	O-C-N	22.55	158.79	122.70
1	2Y	85	LEU	O-C-N	22.55	158.79	122.70
1	42	85	LEU	O-C-N	22.55	158.79	122.70
1	46	85	LEU	O-C-N	22.55	158.79	122.70
1	5A	85	LEU	O-C-N	22.55	158.79	122.70
1	52	85	LEU	O-C-N	22.55	158.79	122.70
1	56	85	LEU	O-C-N	22.55	158.79	122.70
1	6A	85	LEU	O-C-N	22.55	158.79	122.70
1	1A	85	LEU	O-C-N	22.55	158.78	122.70
1	1I	85	LEU	O-C-N	22.55	158.78	122.70
1	2E	85	LEU	O-C-N	22.55	158.78	122.70
1	26	85	LEU	O-C-N	22.55	158.78	122.70
1	3E	85	LEU	O-C-N	22.55	158.78	122.70
1	4A	85	LEU	O-C-N	22.55	158.78	122.70
1	4M	85	LEU	O-C-N	22.55	158.78	122.70
1	4U	85	LEU	O-C-N	22.55	158.78	122.70
1	5Q	85	LEU	O-C-N	22.55	158.78	122.70
1	6I	85	LEU	O-C-N	22.55	158.78	122.70
1	6Q	85	LEU	O-C-N	22.55	158.78	122.70
1	7M	85	LEU	O-C-N	22.55	158.78	122.70
1	1M	85	LEU	O-C-N	22.54	158.77	122.70
1	2I	85	LEU	O-C-N	22.54	158.77	122.70
1	3A	85	LEU	O-C-N	22.54	158.77	122.70
1	3I	85	LEU	O-C-N	22.54	158.77	122.70
1	32	85	LEU	O-C-N	22.54	158.77	122.70
1	4E	85	LEU	O-C-N	22.54	158.77	122.70
1	4Y	85	LEU	O-C-N	22.54	158.77	122.70
1	5U	85	LEU	O-C-N	22.54	158.77	122.70
1	6M	85	LEU	O-C-N	22.54	158.77	122.70
1	6U	85	LEU	O-C-N	22.54	158.77	122.70
1	7E	85	LEU	O-C-N	22.54	158.77	122.70
1	7Q	85	LEU	O-C-N	22.54	158.77	122.70
1	1E	85	LEU	O-C-N	22.54	158.76	122.70
1	2M	85	LEU	O-C-N	22.54	158.76	122.70
1	22	85	LEU	O-C-N	22.54	158.76	122.70
1	3M	85	LEU	O-C-N	22.54	158.76	122.70
1	36	85	LEU	O-C-N	22.54	158.76	122.70
1	4I	85	LEU	O-C-N	22.54	158.76	122.70
1	4Q	85	LEU	O-C-N	22.54	158.76	122.70
1	5Y	85	LEU	O-C-N	22.54	158.76	122.70
1	6E	85	LEU	O-C-N	22.54	158.76	122.70
1	6Y	85	LEU	O-C-N	22.54	158.76	122.70

*Continued on next page...*



*Continued from previous page...*

Mol	Chain	Res	Type	Atoms	Z	Observed(°)	Ideal(°)
1	7I	85	LEU	O-C-N	22.54	158.76	122.70
1	7U	85	LEU	O-C-N	22.54	158.76	122.70
1	1Q	171	ARG	O-C-N	-22.47	86.74	122.70
1	1U	171	ARG	O-C-N	-22.47	86.74	122.70
1	1Y	171	ARG	O-C-N	-22.47	86.74	122.70
1	12	171	ARG	O-C-N	-22.47	86.74	122.70
1	16	171	ARG	O-C-N	-22.47	86.74	122.70
1	2A	171	ARG	O-C-N	-22.47	86.74	122.70
1	2Q	171	ARG	O-C-N	-22.47	86.74	122.70
1	2U	171	ARG	O-C-N	-22.47	86.74	122.70
1	2Y	171	ARG	O-C-N	-22.47	86.74	122.70
1	3Q	171	ARG	O-C-N	-22.47	86.74	122.70
1	3U	171	ARG	O-C-N	-22.47	86.74	122.70
1	3Y	171	ARG	O-C-N	-22.47	86.74	122.70
1	42	171	ARG	O-C-N	-22.47	86.74	122.70
1	46	171	ARG	O-C-N	-22.47	86.74	122.70
1	5A	171	ARG	O-C-N	-22.47	86.74	122.70
1	5E	171	ARG	O-C-N	-22.47	86.74	122.70
1	5I	171	ARG	O-C-N	-22.47	86.74	122.70
1	5M	171	ARG	O-C-N	-22.47	86.74	122.70
1	52	171	ARG	O-C-N	-22.47	86.74	122.70
1	56	171	ARG	O-C-N	-22.47	86.74	122.70
1	6A	171	ARG	O-C-N	-22.47	86.74	122.70
1	62	171	ARG	O-C-N	-22.47	86.74	122.70
1	66	171	ARG	O-C-N	-22.47	86.74	122.70
1	7A	171	ARG	O-C-N	-22.47	86.74	122.70
1	1E	171	ARG	O-C-N	-22.47	86.75	122.70
1	2M	171	ARG	O-C-N	-22.47	86.75	122.70
1	22	171	ARG	O-C-N	-22.47	86.75	122.70
1	3M	171	ARG	O-C-N	-22.47	86.75	122.70
1	36	171	ARG	O-C-N	-22.47	86.75	122.70
1	4I	171	ARG	O-C-N	-22.47	86.75	122.70
1	4Q	171	ARG	O-C-N	-22.47	86.75	122.70
1	5Y	171	ARG	O-C-N	-22.47	86.75	122.70
1	6E	171	ARG	O-C-N	-22.47	86.75	122.70
1	6Y	171	ARG	O-C-N	-22.47	86.75	122.70
1	7I	171	ARG	O-C-N	-22.47	86.75	122.70
1	7U	171	ARG	O-C-N	-22.47	86.75	122.70
1	1M	171	ARG	O-C-N	-22.46	86.76	122.70
1	2I	171	ARG	O-C-N	-22.46	86.76	122.70
1	3A	171	ARG	O-C-N	-22.46	86.76	122.70
1	3I	171	ARG	O-C-N	-22.46	86.76	122.70

*Continued on next page...*

*Continued from previous page...*

Mol	Chain	Res	Type	Atoms	Z	Observed(°)	Ideal(°)
1	32	171	ARG	O-C-N	-22.46	86.76	122.70
1	4E	171	ARG	O-C-N	-22.46	86.76	122.70
1	4Y	171	ARG	O-C-N	-22.46	86.76	122.70
1	5U	171	ARG	O-C-N	-22.46	86.76	122.70
1	6M	171	ARG	O-C-N	-22.46	86.76	122.70
1	6U	171	ARG	O-C-N	-22.46	86.76	122.70
1	7E	171	ARG	O-C-N	-22.46	86.76	122.70
1	7Q	171	ARG	O-C-N	-22.46	86.76	122.70
1	1A	171	ARG	O-C-N	-22.46	86.77	122.70
1	1I	171	ARG	O-C-N	-22.46	86.77	122.70
1	2E	171	ARG	O-C-N	-22.46	86.77	122.70
1	26	171	ARG	O-C-N	-22.46	86.77	122.70
1	3E	171	ARG	O-C-N	-22.46	86.77	122.70
1	4A	171	ARG	O-C-N	-22.46	86.77	122.70
1	4M	171	ARG	O-C-N	-22.46	86.77	122.70
1	4U	171	ARG	O-C-N	-22.46	86.77	122.70
1	5Q	171	ARG	O-C-N	-22.46	86.77	122.70
1	6I	171	ARG	O-C-N	-22.46	86.77	122.70
1	6Q	171	ARG	O-C-N	-22.46	86.77	122.70
1	7M	171	ARG	O-C-N	-22.46	86.77	122.70
1	1A	80	PHE	CG-CD2-CE2	22.44	145.49	120.80
1	1I	80	PHE	CG-CD2-CE2	22.44	145.49	120.80
1	2E	80	PHE	CG-CD2-CE2	22.44	145.49	120.80
1	26	80	PHE	CG-CD2-CE2	22.44	145.49	120.80
1	3E	80	PHE	CG-CD2-CE2	22.44	145.49	120.80
1	4A	80	PHE	CG-CD2-CE2	22.44	145.49	120.80
1	4M	80	PHE	CG-CD2-CE2	22.44	145.49	120.80
1	4U	80	PHE	CG-CD2-CE2	22.44	145.49	120.80
1	5Q	80	PHE	CG-CD2-CE2	22.44	145.49	120.80
1	6I	80	PHE	CG-CD2-CE2	22.44	145.49	120.80
1	6Q	80	PHE	CG-CD2-CE2	22.44	145.49	120.80
1	7M	80	PHE	CG-CD2-CE2	22.44	145.49	120.80
1	12	80	PHE	CG-CD2-CE2	22.44	145.48	120.80
1	16	80	PHE	CG-CD2-CE2	22.44	145.48	120.80
1	2A	80	PHE	CG-CD2-CE2	22.44	145.48	120.80
1	3Q	80	PHE	CG-CD2-CE2	22.44	145.48	120.80
1	3U	80	PHE	CG-CD2-CE2	22.44	145.48	120.80
1	3Y	80	PHE	CG-CD2-CE2	22.44	145.48	120.80
1	5E	80	PHE	CG-CD2-CE2	22.44	145.48	120.80
1	5I	80	PHE	CG-CD2-CE2	22.44	145.48	120.80
1	5M	80	PHE	CG-CD2-CE2	22.44	145.48	120.80
1	62	80	PHE	CG-CD2-CE2	22.44	145.48	120.80

*Continued on next page...*



*Continued from previous page...*

Mol	Chain	Res	Type	Atoms	Z	Observed(°)	Ideal(°)
1	66	80	PHE	CG-CD2-CE2	22.44	145.48	120.80
1	7A	80	PHE	CG-CD2-CE2	22.44	145.48	120.80
1	1Q	80	PHE	CG-CD2-CE2	22.43	145.47	120.80
1	1U	80	PHE	CG-CD2-CE2	22.43	145.47	120.80
1	1Y	80	PHE	CG-CD2-CE2	22.43	145.47	120.80
1	2Q	80	PHE	CG-CD2-CE2	22.43	145.47	120.80
1	2U	80	PHE	CG-CD2-CE2	22.43	145.47	120.80
1	2Y	80	PHE	CG-CD2-CE2	22.43	145.47	120.80
1	42	80	PHE	CG-CD2-CE2	22.43	145.47	120.80
1	46	80	PHE	CG-CD2-CE2	22.43	145.47	120.80
1	5A	80	PHE	CG-CD2-CE2	22.43	145.47	120.80
1	52	80	PHE	CG-CD2-CE2	22.43	145.47	120.80
1	56	80	PHE	CG-CD2-CE2	22.43	145.47	120.80
1	6A	80	PHE	CG-CD2-CE2	22.43	145.47	120.80
1	1M	80	PHE	CG-CD2-CE2	22.41	145.46	120.80
1	2I	80	PHE	CG-CD2-CE2	22.41	145.46	120.80
1	3A	80	PHE	CG-CD2-CE2	22.41	145.46	120.80
1	3I	80	PHE	CG-CD2-CE2	22.41	145.46	120.80
1	32	80	PHE	CG-CD2-CE2	22.41	145.46	120.80
1	4E	80	PHE	CG-CD2-CE2	22.41	145.46	120.80
1	4Y	80	PHE	CG-CD2-CE2	22.41	145.46	120.80
1	5U	80	PHE	CG-CD2-CE2	22.41	145.46	120.80
1	6M	80	PHE	CG-CD2-CE2	22.41	145.46	120.80
1	6U	80	PHE	CG-CD2-CE2	22.41	145.46	120.80
1	7E	80	PHE	CG-CD2-CE2	22.41	145.46	120.80
1	7Q	80	PHE	CG-CD2-CE2	22.41	145.46	120.80
1	1E	80	PHE	CG-CD2-CE2	22.41	145.45	120.80
1	2M	80	PHE	CG-CD2-CE2	22.41	145.45	120.80
1	22	80	PHE	CG-CD2-CE2	22.41	145.45	120.80
1	3M	80	PHE	CG-CD2-CE2	22.41	145.45	120.80
1	36	80	PHE	CG-CD2-CE2	22.41	145.45	120.80
1	4I	80	PHE	CG-CD2-CE2	22.41	145.45	120.80
1	4Q	80	PHE	CG-CD2-CE2	22.41	145.45	120.80
1	5Y	80	PHE	CG-CD2-CE2	22.41	145.45	120.80
1	6E	80	PHE	CG-CD2-CE2	22.41	145.45	120.80
1	6Y	80	PHE	CG-CD2-CE2	22.41	145.45	120.80
1	7I	80	PHE	CG-CD2-CE2	22.41	145.45	120.80
1	7U	80	PHE	CG-CD2-CE2	22.41	145.45	120.80
1	1Q	48	TYR	CE1-CZ-CE2	22.30	155.49	119.80
1	1U	48	TYR	CE1-CZ-CE2	22.30	155.49	119.80
1	1Y	48	TYR	CE1-CZ-CE2	22.30	155.49	119.80
1	2Q	48	TYR	CE1-CZ-CE2	22.30	155.49	119.80

*Continued on next page...*

*Continued from previous page...*

Mol	Chain	Res	Type	Atoms	Z	Observed(°)	Ideal(°)
1	2U	48	TYR	CE1-CZ-CE2	22.30	155.49	119.80
1	2Y	48	TYR	CE1-CZ-CE2	22.30	155.49	119.80
1	42	48	TYR	CE1-CZ-CE2	22.30	155.49	119.80
1	46	48	TYR	CE1-CZ-CE2	22.30	155.49	119.80
1	5A	48	TYR	CE1-CZ-CE2	22.30	155.49	119.80
1	52	48	TYR	CE1-CZ-CE2	22.30	155.49	119.80
1	56	48	TYR	CE1-CZ-CE2	22.30	155.49	119.80
1	6A	48	TYR	CE1-CZ-CE2	22.30	155.49	119.80
1	1A	48	TYR	CE1-CZ-CE2	22.29	155.47	119.80
1	1I	48	TYR	CE1-CZ-CE2	22.29	155.47	119.80
1	2E	48	TYR	CE1-CZ-CE2	22.29	155.47	119.80
1	26	48	TYR	CE1-CZ-CE2	22.29	155.47	119.80
1	3E	48	TYR	CE1-CZ-CE2	22.29	155.47	119.80
1	4A	48	TYR	CE1-CZ-CE2	22.29	155.47	119.80
1	4M	48	TYR	CE1-CZ-CE2	22.29	155.47	119.80
1	4U	48	TYR	CE1-CZ-CE2	22.29	155.47	119.80
1	5Q	48	TYR	CE1-CZ-CE2	22.29	155.47	119.80
1	6I	48	TYR	CE1-CZ-CE2	22.29	155.47	119.80
1	6Q	48	TYR	CE1-CZ-CE2	22.29	155.47	119.80
1	7M	48	TYR	CE1-CZ-CE2	22.29	155.47	119.80
1	1E	48	TYR	CE1-CZ-CE2	22.28	155.45	119.80
1	2M	48	TYR	CE1-CZ-CE2	22.28	155.45	119.80
1	22	48	TYR	CE1-CZ-CE2	22.28	155.45	119.80
1	3M	48	TYR	CE1-CZ-CE2	22.28	155.45	119.80
1	36	48	TYR	CE1-CZ-CE2	22.28	155.45	119.80
1	4I	48	TYR	CE1-CZ-CE2	22.28	155.45	119.80
1	4Q	48	TYR	CE1-CZ-CE2	22.28	155.45	119.80
1	5Y	48	TYR	CE1-CZ-CE2	22.28	155.45	119.80
1	6E	48	TYR	CE1-CZ-CE2	22.28	155.45	119.80
1	6Y	48	TYR	CE1-CZ-CE2	22.28	155.45	119.80
1	7I	48	TYR	CE1-CZ-CE2	22.28	155.45	119.80
1	7U	48	TYR	CE1-CZ-CE2	22.28	155.45	119.80
1	12	48	TYR	CE1-CZ-CE2	22.28	155.44	119.80
1	16	48	TYR	CE1-CZ-CE2	22.28	155.44	119.80
1	2A	48	TYR	CE1-CZ-CE2	22.28	155.44	119.80
1	3Q	48	TYR	CE1-CZ-CE2	22.28	155.44	119.80
1	3U	48	TYR	CE1-CZ-CE2	22.28	155.44	119.80
1	3Y	48	TYR	CE1-CZ-CE2	22.28	155.44	119.80
1	5E	48	TYR	CE1-CZ-CE2	22.28	155.44	119.80
1	5I	48	TYR	CE1-CZ-CE2	22.28	155.44	119.80
1	5M	48	TYR	CE1-CZ-CE2	22.28	155.44	119.80
1	62	48	TYR	CE1-CZ-CE2	22.28	155.44	119.80

*Continued on next page...*

*Continued from previous page...*

Mol	Chain	Res	Type	Atoms	Z	Observed(°)	Ideal(°)
1	66	48	TYR	CE1-CZ-CE2	22.28	155.44	119.80
1	7A	48	TYR	CE1-CZ-CE2	22.28	155.44	119.80
1	1M	48	TYR	CE1-CZ-CE2	22.27	155.44	119.80
1	2I	48	TYR	CE1-CZ-CE2	22.27	155.44	119.80
1	3A	48	TYR	CE1-CZ-CE2	22.27	155.44	119.80
1	3I	48	TYR	CE1-CZ-CE2	22.27	155.44	119.80
1	32	48	TYR	CE1-CZ-CE2	22.27	155.44	119.80
1	4E	48	TYR	CE1-CZ-CE2	22.27	155.44	119.80
1	4Y	48	TYR	CE1-CZ-CE2	22.27	155.44	119.80
1	5U	48	TYR	CE1-CZ-CE2	22.27	155.44	119.80
1	6M	48	TYR	CE1-CZ-CE2	22.27	155.44	119.80
1	6U	48	TYR	CE1-CZ-CE2	22.27	155.44	119.80
1	7E	48	TYR	CE1-CZ-CE2	22.27	155.44	119.80
1	7Q	48	TYR	CE1-CZ-CE2	22.27	155.44	119.80
2	1N	14	THR	O-C-N	-22.05	87.43	122.70
2	2J	14	THR	O-C-N	-22.05	87.43	122.70
2	3B	14	THR	O-C-N	-22.05	87.43	122.70
2	3J	14	THR	O-C-N	-22.05	87.43	122.70
2	33	14	THR	O-C-N	-22.05	87.43	122.70
2	4F	14	THR	O-C-N	-22.05	87.43	122.70
2	4Z	14	THR	O-C-N	-22.05	87.43	122.70
2	5V	14	THR	O-C-N	-22.05	87.43	122.70
2	6N	14	THR	O-C-N	-22.05	87.43	122.70
2	6V	14	THR	O-C-N	-22.05	87.43	122.70
2	7F	14	THR	O-C-N	-22.05	87.43	122.70
2	7R	14	THR	O-C-N	-22.05	87.43	122.70
2	1F	14	THR	O-C-N	-22.04	87.43	122.70
2	2N	14	THR	O-C-N	-22.04	87.43	122.70
2	23	14	THR	O-C-N	-22.04	87.43	122.70
2	3N	14	THR	O-C-N	-22.04	87.43	122.70
2	37	14	THR	O-C-N	-22.04	87.43	122.70
2	4J	14	THR	O-C-N	-22.04	87.43	122.70
2	4R	14	THR	O-C-N	-22.04	87.43	122.70
2	5Z	14	THR	O-C-N	-22.04	87.43	122.70
2	6F	14	THR	O-C-N	-22.04	87.43	122.70
2	6Z	14	THR	O-C-N	-22.04	87.43	122.70
2	7J	14	THR	O-C-N	-22.04	87.43	122.70
2	7V	14	THR	O-C-N	-22.04	87.43	122.70
2	1B	14	THR	O-C-N	-22.04	87.44	122.70
2	1J	14	THR	O-C-N	-22.04	87.44	122.70
2	1R	14	THR	O-C-N	-22.04	87.44	122.70
2	1V	14	THR	O-C-N	-22.04	87.44	122.70

*Continued on next page...*

*Continued from previous page...*

Mol	Chain	Res	Type	Atoms	Z	Observed(°)	Ideal(°)
2	1Z	14	THR	O-C-N	-22.04	87.44	122.70
2	2F	14	THR	O-C-N	-22.04	87.44	122.70
2	2R	14	THR	O-C-N	-22.04	87.44	122.70
2	2V	14	THR	O-C-N	-22.04	87.44	122.70
2	2Z	14	THR	O-C-N	-22.04	87.44	122.70
2	27	14	THR	O-C-N	-22.04	87.44	122.70
2	3F	14	THR	O-C-N	-22.04	87.44	122.70
2	4B	14	THR	O-C-N	-22.04	87.44	122.70
2	4N	14	THR	O-C-N	-22.04	87.44	122.70
2	4V	14	THR	O-C-N	-22.04	87.44	122.70
2	43	14	THR	O-C-N	-22.04	87.44	122.70
2	47	14	THR	O-C-N	-22.04	87.44	122.70
2	5B	14	THR	O-C-N	-22.04	87.44	122.70
2	5R	14	THR	O-C-N	-22.04	87.44	122.70
2	53	14	THR	O-C-N	-22.04	87.44	122.70
2	57	14	THR	O-C-N	-22.04	87.44	122.70
2	6B	14	THR	O-C-N	-22.04	87.44	122.70
2	6J	14	THR	O-C-N	-22.04	87.44	122.70
2	6R	14	THR	O-C-N	-22.04	87.44	122.70
2	7N	14	THR	O-C-N	-22.04	87.44	122.70
2	13	14	THR	O-C-N	-22.02	87.47	122.70
2	17	14	THR	O-C-N	-22.02	87.47	122.70
2	2B	14	THR	O-C-N	-22.02	87.47	122.70
2	3R	14	THR	O-C-N	-22.02	87.47	122.70
2	3V	14	THR	O-C-N	-22.02	87.47	122.70
2	3Z	14	THR	O-C-N	-22.02	87.47	122.70
2	5F	14	THR	O-C-N	-22.02	87.47	122.70
2	5J	14	THR	O-C-N	-22.02	87.47	122.70
2	5N	14	THR	O-C-N	-22.02	87.47	122.70
2	63	14	THR	O-C-N	-22.02	87.47	122.70
2	67	14	THR	O-C-N	-22.02	87.47	122.70
2	7B	14	THR	O-C-N	-22.02	87.47	122.70
2	13	74	TYR	CZ-CE2-CD2	21.95	139.55	119.80
2	17	74	TYR	CZ-CE2-CD2	21.95	139.55	119.80
2	2B	74	TYR	CZ-CE2-CD2	21.95	139.55	119.80
2	3R	74	TYR	CZ-CE2-CD2	21.95	139.55	119.80
2	3V	74	TYR	CZ-CE2-CD2	21.95	139.55	119.80
2	3Z	74	TYR	CZ-CE2-CD2	21.95	139.55	119.80
2	5F	74	TYR	CZ-CE2-CD2	21.95	139.55	119.80
2	5J	74	TYR	CZ-CE2-CD2	21.95	139.55	119.80
2	5N	74	TYR	CZ-CE2-CD2	21.95	139.55	119.80
2	63	74	TYR	CZ-CE2-CD2	21.95	139.55	119.80

*Continued on next page...*

*Continued from previous page...*

Mol	Chain	Res	Type	Atoms	Z	Observed(°)	Ideal(°)
2	67	74	TYR	CZ-CE2-CD2	21.95	139.55	119.80
2	7B	74	TYR	CZ-CE2-CD2	21.95	139.55	119.80
2	1F	227	TYR	CG-CD2-CE2	-21.93	103.76	121.30
2	2N	227	TYR	CG-CD2-CE2	-21.93	103.76	121.30
2	23	227	TYR	CG-CD2-CE2	-21.93	103.76	121.30
2	3N	227	TYR	CG-CD2-CE2	-21.93	103.76	121.30
2	37	227	TYR	CG-CD2-CE2	-21.93	103.76	121.30
2	4J	227	TYR	CG-CD2-CE2	-21.93	103.76	121.30
2	4R	227	TYR	CG-CD2-CE2	-21.93	103.76	121.30
2	5Z	227	TYR	CG-CD2-CE2	-21.93	103.76	121.30
2	6F	227	TYR	CG-CD2-CE2	-21.93	103.76	121.30
2	6Z	227	TYR	CG-CD2-CE2	-21.93	103.76	121.30
2	7J	227	TYR	CG-CD2-CE2	-21.93	103.76	121.30
2	7V	227	TYR	CG-CD2-CE2	-21.93	103.76	121.30
2	1R	227	TYR	CG-CD2-CE2	-21.91	103.77	121.30
2	1V	227	TYR	CG-CD2-CE2	-21.91	103.77	121.30
2	1Z	227	TYR	CG-CD2-CE2	-21.91	103.77	121.30
2	2R	227	TYR	CG-CD2-CE2	-21.91	103.77	121.30
2	2V	227	TYR	CG-CD2-CE2	-21.91	103.77	121.30
2	2Z	227	TYR	CG-CD2-CE2	-21.91	103.77	121.30
2	43	227	TYR	CG-CD2-CE2	-21.91	103.77	121.30
2	47	227	TYR	CG-CD2-CE2	-21.91	103.77	121.30
2	5B	227	TYR	CG-CD2-CE2	-21.91	103.77	121.30
2	53	227	TYR	CG-CD2-CE2	-21.91	103.77	121.30
2	57	227	TYR	CG-CD2-CE2	-21.91	103.77	121.30
2	6B	227	TYR	CG-CD2-CE2	-21.91	103.77	121.30
2	13	227	TYR	CG-CD2-CE2	-21.91	103.77	121.30
2	17	227	TYR	CG-CD2-CE2	-21.91	103.77	121.30
2	2B	227	TYR	CG-CD2-CE2	-21.91	103.77	121.30
2	3R	227	TYR	CG-CD2-CE2	-21.91	103.77	121.30
2	3V	227	TYR	CG-CD2-CE2	-21.91	103.77	121.30
2	3Z	227	TYR	CG-CD2-CE2	-21.91	103.77	121.30
2	5F	227	TYR	CG-CD2-CE2	-21.91	103.77	121.30
2	5J	227	TYR	CG-CD2-CE2	-21.91	103.77	121.30
2	5N	227	TYR	CG-CD2-CE2	-21.91	103.77	121.30
2	63	227	TYR	CG-CD2-CE2	-21.91	103.77	121.30
2	67	227	TYR	CG-CD2-CE2	-21.91	103.77	121.30
2	7B	227	TYR	CG-CD2-CE2	-21.91	103.77	121.30
2	1B	227	TYR	CG-CD2-CE2	-21.88	103.80	121.30
2	1J	227	TYR	CG-CD2-CE2	-21.88	103.80	121.30
2	2F	227	TYR	CG-CD2-CE2	-21.88	103.80	121.30
2	27	227	TYR	CG-CD2-CE2	-21.88	103.80	121.30

*Continued on next page...*

*Continued from previous page...*

Mol	Chain	Res	Type	Atoms	Z	Observed(°)	Ideal(°)
2	3F	227	TYR	CG-CD2-CE2	-21.88	103.80	121.30
2	4B	227	TYR	CG-CD2-CE2	-21.88	103.80	121.30
2	4N	227	TYR	CG-CD2-CE2	-21.88	103.80	121.30
2	4V	227	TYR	CG-CD2-CE2	-21.88	103.80	121.30
2	5R	227	TYR	CG-CD2-CE2	-21.88	103.80	121.30
2	6J	227	TYR	CG-CD2-CE2	-21.88	103.80	121.30
2	6R	227	TYR	CG-CD2-CE2	-21.88	103.80	121.30
2	7N	227	TYR	CG-CD2-CE2	-21.88	103.80	121.30
2	1N	227	TYR	CG-CD2-CE2	-21.86	103.81	121.30
2	2J	227	TYR	CG-CD2-CE2	-21.86	103.81	121.30
2	3B	227	TYR	CG-CD2-CE2	-21.86	103.81	121.30
2	3J	227	TYR	CG-CD2-CE2	-21.86	103.81	121.30
2	33	227	TYR	CG-CD2-CE2	-21.86	103.81	121.30
2	4F	227	TYR	CG-CD2-CE2	-21.86	103.81	121.30
2	4Z	227	TYR	CG-CD2-CE2	-21.86	103.81	121.30
2	5V	227	TYR	CG-CD2-CE2	-21.86	103.81	121.30
2	6N	227	TYR	CG-CD2-CE2	-21.86	103.81	121.30
2	6V	227	TYR	CG-CD2-CE2	-21.86	103.81	121.30
2	7F	227	TYR	CG-CD2-CE2	-21.86	103.81	121.30
2	7R	227	TYR	CG-CD2-CE2	-21.86	103.81	121.30
2	1F	74	TYR	CZ-CE2-CD2	21.84	139.46	119.80
2	2N	74	TYR	CZ-CE2-CD2	21.84	139.46	119.80
2	23	74	TYR	CZ-CE2-CD2	21.84	139.46	119.80
2	3N	74	TYR	CZ-CE2-CD2	21.84	139.46	119.80
2	37	74	TYR	CZ-CE2-CD2	21.84	139.46	119.80
2	4J	74	TYR	CZ-CE2-CD2	21.84	139.46	119.80
2	4R	74	TYR	CZ-CE2-CD2	21.84	139.46	119.80
2	5Z	74	TYR	CZ-CE2-CD2	21.84	139.46	119.80
2	6F	74	TYR	CZ-CE2-CD2	21.84	139.46	119.80
2	6Z	74	TYR	CZ-CE2-CD2	21.84	139.46	119.80
2	7J	74	TYR	CZ-CE2-CD2	21.84	139.46	119.80
2	7V	74	TYR	CZ-CE2-CD2	21.84	139.46	119.80
2	1B	74	TYR	CZ-CE2-CD2	21.84	139.46	119.80
2	1J	74	TYR	CZ-CE2-CD2	21.84	139.46	119.80
2	2F	74	TYR	CZ-CE2-CD2	21.84	139.46	119.80
2	27	74	TYR	CZ-CE2-CD2	21.84	139.46	119.80
2	3F	74	TYR	CZ-CE2-CD2	21.84	139.46	119.80
2	4B	74	TYR	CZ-CE2-CD2	21.84	139.46	119.80
2	4N	74	TYR	CZ-CE2-CD2	21.84	139.46	119.80
2	4V	74	TYR	CZ-CE2-CD2	21.84	139.46	119.80
2	5R	74	TYR	CZ-CE2-CD2	21.84	139.46	119.80
2	6J	74	TYR	CZ-CE2-CD2	21.84	139.46	119.80

*Continued on next page...*



*Continued from previous page...*

Mol	Chain	Res	Type	Atoms	Z	Observed(°)	Ideal(°)
2	6R	74	TYR	CZ-CE2-CD2	21.84	139.46	119.80
2	7N	74	TYR	CZ-CE2-CD2	21.84	139.46	119.80
2	1R	74	TYR	CZ-CE2-CD2	21.83	139.45	119.80
2	1V	74	TYR	CZ-CE2-CD2	21.83	139.45	119.80
2	1Z	74	TYR	CZ-CE2-CD2	21.83	139.45	119.80
2	2R	74	TYR	CZ-CE2-CD2	21.83	139.45	119.80
2	2V	74	TYR	CZ-CE2-CD2	21.83	139.45	119.80
2	2Z	74	TYR	CZ-CE2-CD2	21.83	139.45	119.80
2	43	74	TYR	CZ-CE2-CD2	21.83	139.45	119.80
2	47	74	TYR	CZ-CE2-CD2	21.83	139.45	119.80
2	5B	74	TYR	CZ-CE2-CD2	21.83	139.45	119.80
2	53	74	TYR	CZ-CE2-CD2	21.83	139.45	119.80
2	57	74	TYR	CZ-CE2-CD2	21.83	139.45	119.80
2	6B	74	TYR	CZ-CE2-CD2	21.83	139.45	119.80
2	1N	74	TYR	CZ-CE2-CD2	21.83	139.44	119.80
2	2J	74	TYR	CZ-CE2-CD2	21.83	139.44	119.80
2	3B	74	TYR	CZ-CE2-CD2	21.83	139.44	119.80
2	3J	74	TYR	CZ-CE2-CD2	21.83	139.44	119.80
2	33	74	TYR	CZ-CE2-CD2	21.83	139.44	119.80
2	4F	74	TYR	CZ-CE2-CD2	21.83	139.44	119.80
2	4Z	74	TYR	CZ-CE2-CD2	21.83	139.44	119.80
2	5V	74	TYR	CZ-CE2-CD2	21.83	139.44	119.80
2	6N	74	TYR	CZ-CE2-CD2	21.83	139.44	119.80
2	6V	74	TYR	CZ-CE2-CD2	21.83	139.44	119.80
2	7F	74	TYR	CZ-CE2-CD2	21.83	139.44	119.80
2	7R	74	TYR	CZ-CE2-CD2	21.83	139.44	119.80
2	1B	220	PHE	CB-CG-CD1	-21.79	105.54	120.80
2	1J	220	PHE	CB-CG-CD1	-21.79	105.54	120.80
2	2F	220	PHE	CB-CG-CD1	-21.79	105.54	120.80
2	27	220	PHE	CB-CG-CD1	-21.79	105.54	120.80
2	3F	220	PHE	CB-CG-CD1	-21.79	105.54	120.80
2	4B	220	PHE	CB-CG-CD1	-21.79	105.54	120.80
2	4N	220	PHE	CB-CG-CD1	-21.79	105.54	120.80
2	4V	220	PHE	CB-CG-CD1	-21.79	105.54	120.80
2	5R	220	PHE	CB-CG-CD1	-21.79	105.54	120.80
2	6J	220	PHE	CB-CG-CD1	-21.79	105.54	120.80
2	6R	220	PHE	CB-CG-CD1	-21.79	105.54	120.80
2	7N	220	PHE	CB-CG-CD1	-21.79	105.54	120.80
2	1R	220	PHE	CB-CG-CD1	-21.77	105.56	120.80
2	1V	220	PHE	CB-CG-CD1	-21.77	105.56	120.80
2	1Z	220	PHE	CB-CG-CD1	-21.77	105.56	120.80
2	2R	220	PHE	CB-CG-CD1	-21.77	105.56	120.80

*Continued on next page...*

*Continued from previous page...*

Mol	Chain	Res	Type	Atoms	Z	Observed(°)	Ideal(°)
2	2V	220	PHE	CB-CG-CD1	-21.77	105.56	120.80
2	2Z	220	PHE	CB-CG-CD1	-21.77	105.56	120.80
2	43	220	PHE	CB-CG-CD1	-21.77	105.56	120.80
2	47	220	PHE	CB-CG-CD1	-21.77	105.56	120.80
2	5B	220	PHE	CB-CG-CD1	-21.77	105.56	120.80
2	53	220	PHE	CB-CG-CD1	-21.77	105.56	120.80
2	57	220	PHE	CB-CG-CD1	-21.77	105.56	120.80
2	6B	220	PHE	CB-CG-CD1	-21.77	105.56	120.80
2	13	220	PHE	CB-CG-CD1	-21.77	105.56	120.80
2	17	220	PHE	CB-CG-CD1	-21.77	105.56	120.80
2	2B	220	PHE	CB-CG-CD1	-21.77	105.56	120.80
2	3R	220	PHE	CB-CG-CD1	-21.77	105.56	120.80
2	3V	220	PHE	CB-CG-CD1	-21.77	105.56	120.80
2	3Z	220	PHE	CB-CG-CD1	-21.77	105.56	120.80
2	5F	220	PHE	CB-CG-CD1	-21.77	105.56	120.80
2	5J	220	PHE	CB-CG-CD1	-21.77	105.56	120.80
2	5N	220	PHE	CB-CG-CD1	-21.77	105.56	120.80
2	63	220	PHE	CB-CG-CD1	-21.77	105.56	120.80
2	67	220	PHE	CB-CG-CD1	-21.77	105.56	120.80
2	7B	220	PHE	CB-CG-CD1	-21.77	105.56	120.80
2	1N	220	PHE	CB-CG-CD1	-21.77	105.56	120.80
2	2J	220	PHE	CB-CG-CD1	-21.77	105.56	120.80
2	3B	220	PHE	CB-CG-CD1	-21.77	105.56	120.80
2	3J	220	PHE	CB-CG-CD1	-21.77	105.56	120.80
2	33	220	PHE	CB-CG-CD1	-21.77	105.56	120.80
2	4F	220	PHE	CB-CG-CD1	-21.77	105.56	120.80
2	4Z	220	PHE	CB-CG-CD1	-21.77	105.56	120.80
2	5V	220	PHE	CB-CG-CD1	-21.77	105.56	120.80
2	6N	220	PHE	CB-CG-CD1	-21.77	105.56	120.80
2	6V	220	PHE	CB-CG-CD1	-21.77	105.56	120.80
2	7F	220	PHE	CB-CG-CD1	-21.77	105.56	120.80
2	7R	220	PHE	CB-CG-CD1	-21.77	105.56	120.80
2	1F	220	PHE	CB-CG-CD1	-21.77	105.56	120.80
2	2N	220	PHE	CB-CG-CD1	-21.77	105.56	120.80
2	23	220	PHE	CB-CG-CD1	-21.77	105.56	120.80
2	3N	220	PHE	CB-CG-CD1	-21.77	105.56	120.80
2	37	220	PHE	CB-CG-CD1	-21.77	105.56	120.80
2	4J	220	PHE	CB-CG-CD1	-21.77	105.56	120.80
2	4R	220	PHE	CB-CG-CD1	-21.77	105.56	120.80
2	5Z	220	PHE	CB-CG-CD1	-21.77	105.56	120.80
2	6F	220	PHE	CB-CG-CD1	-21.77	105.56	120.80
2	6Z	220	PHE	CB-CG-CD1	-21.77	105.56	120.80

*Continued on next page...*



*Continued from previous page...*

Mol	Chain	Res	Type	Atoms	Z	Observed(°)	Ideal(°)
2	7J	220	PHE	CB-CG-CD1	-21.77	105.56	120.80
2	7V	220	PHE	CB-CG-CD1	-21.77	105.56	120.80
1	1A	90	PHE	CZ-CE2-CD2	21.61	146.03	120.10
1	1I	90	PHE	CZ-CE2-CD2	21.61	146.03	120.10
1	1M	90	PHE	CZ-CE2-CD2	21.61	146.03	120.10
1	2E	90	PHE	CZ-CE2-CD2	21.61	146.03	120.10
1	2I	90	PHE	CZ-CE2-CD2	21.61	146.03	120.10
1	26	90	PHE	CZ-CE2-CD2	21.61	146.03	120.10
1	3A	90	PHE	CZ-CE2-CD2	21.61	146.03	120.10
1	3E	90	PHE	CZ-CE2-CD2	21.61	146.03	120.10
1	3I	90	PHE	CZ-CE2-CD2	21.61	146.03	120.10
1	32	90	PHE	CZ-CE2-CD2	21.61	146.03	120.10
1	4A	90	PHE	CZ-CE2-CD2	21.61	146.03	120.10
1	4E	90	PHE	CZ-CE2-CD2	21.61	146.03	120.10
1	4M	90	PHE	CZ-CE2-CD2	21.61	146.03	120.10
1	4U	90	PHE	CZ-CE2-CD2	21.61	146.03	120.10
1	4Y	90	PHE	CZ-CE2-CD2	21.61	146.03	120.10
1	5Q	90	PHE	CZ-CE2-CD2	21.61	146.03	120.10
1	5U	90	PHE	CZ-CE2-CD2	21.61	146.03	120.10
1	6I	90	PHE	CZ-CE2-CD2	21.61	146.03	120.10
1	6M	90	PHE	CZ-CE2-CD2	21.61	146.03	120.10
1	6Q	90	PHE	CZ-CE2-CD2	21.61	146.03	120.10
1	6U	90	PHE	CZ-CE2-CD2	21.61	146.03	120.10
1	7E	90	PHE	CZ-CE2-CD2	21.61	146.03	120.10
1	7M	90	PHE	CZ-CE2-CD2	21.61	146.03	120.10
1	7Q	90	PHE	CZ-CE2-CD2	21.61	146.03	120.10
1	1Q	90	PHE	CZ-CE2-CD2	21.59	146.01	120.10
1	1U	90	PHE	CZ-CE2-CD2	21.59	146.01	120.10
1	1Y	90	PHE	CZ-CE2-CD2	21.59	146.01	120.10
1	2Q	90	PHE	CZ-CE2-CD2	21.59	146.01	120.10
1	2U	90	PHE	CZ-CE2-CD2	21.59	146.01	120.10
1	2Y	90	PHE	CZ-CE2-CD2	21.59	146.01	120.10
1	42	90	PHE	CZ-CE2-CD2	21.59	146.01	120.10
1	46	90	PHE	CZ-CE2-CD2	21.59	146.01	120.10
1	5A	90	PHE	CZ-CE2-CD2	21.59	146.01	120.10
1	52	90	PHE	CZ-CE2-CD2	21.59	146.01	120.10
1	56	90	PHE	CZ-CE2-CD2	21.59	146.01	120.10
1	6A	90	PHE	CZ-CE2-CD2	21.59	146.01	120.10
1	1E	90	PHE	CZ-CE2-CD2	21.59	146.01	120.10
1	2M	90	PHE	CZ-CE2-CD2	21.59	146.01	120.10
1	22	90	PHE	CZ-CE2-CD2	21.59	146.01	120.10
1	3M	90	PHE	CZ-CE2-CD2	21.59	146.01	120.10

*Continued on next page...*

*Continued from previous page...*

Mol	Chain	Res	Type	Atoms	Z	Observed(°)	Ideal(°)
1	36	90	PHE	CZ-CE2-CD2	21.59	146.01	120.10
1	4I	90	PHE	CZ-CE2-CD2	21.59	146.01	120.10
1	4Q	90	PHE	CZ-CE2-CD2	21.59	146.01	120.10
1	5Y	90	PHE	CZ-CE2-CD2	21.59	146.01	120.10
1	6E	90	PHE	CZ-CE2-CD2	21.59	146.01	120.10
1	6Y	90	PHE	CZ-CE2-CD2	21.59	146.01	120.10
1	7I	90	PHE	CZ-CE2-CD2	21.59	146.01	120.10
1	7U	90	PHE	CZ-CE2-CD2	21.59	146.01	120.10
2	1R	218	ARG	NH1-CZ-NH2	21.59	143.15	119.40
2	1V	218	ARG	NH1-CZ-NH2	21.59	143.15	119.40
2	1Z	218	ARG	NH1-CZ-NH2	21.59	143.15	119.40
2	2R	218	ARG	NH1-CZ-NH2	21.59	143.15	119.40
2	2V	218	ARG	NH1-CZ-NH2	21.59	143.15	119.40
2	2Z	218	ARG	NH1-CZ-NH2	21.59	143.15	119.40
2	43	218	ARG	NH1-CZ-NH2	21.59	143.15	119.40
2	47	218	ARG	NH1-CZ-NH2	21.59	143.15	119.40
2	5B	218	ARG	NH1-CZ-NH2	21.59	143.15	119.40
2	53	218	ARG	NH1-CZ-NH2	21.59	143.15	119.40
2	57	218	ARG	NH1-CZ-NH2	21.59	143.15	119.40
2	6B	218	ARG	NH1-CZ-NH2	21.59	143.15	119.40
2	1B	218	ARG	NH1-CZ-NH2	21.58	143.14	119.40
2	1J	218	ARG	NH1-CZ-NH2	21.58	143.14	119.40
2	2F	218	ARG	NH1-CZ-NH2	21.58	143.14	119.40
2	27	218	ARG	NH1-CZ-NH2	21.58	143.14	119.40
2	3F	218	ARG	NH1-CZ-NH2	21.58	143.14	119.40
2	4B	218	ARG	NH1-CZ-NH2	21.58	143.14	119.40
2	4N	218	ARG	NH1-CZ-NH2	21.58	143.14	119.40
2	4V	218	ARG	NH1-CZ-NH2	21.58	143.14	119.40
2	5R	218	ARG	NH1-CZ-NH2	21.58	143.14	119.40
2	6J	218	ARG	NH1-CZ-NH2	21.58	143.14	119.40
2	6R	218	ARG	NH1-CZ-NH2	21.58	143.14	119.40
2	7N	218	ARG	NH1-CZ-NH2	21.58	143.14	119.40
1	1A	90	PHE	CB-CG-CD2	-21.58	105.69	120.80
1	1I	90	PHE	CB-CG-CD2	-21.58	105.69	120.80
1	2E	90	PHE	CB-CG-CD2	-21.58	105.69	120.80
1	26	90	PHE	CB-CG-CD2	-21.58	105.69	120.80
1	3E	90	PHE	CB-CG-CD2	-21.58	105.69	120.80
1	4A	90	PHE	CB-CG-CD2	-21.58	105.69	120.80
1	4M	90	PHE	CB-CG-CD2	-21.58	105.69	120.80
1	4U	90	PHE	CB-CG-CD2	-21.58	105.69	120.80
1	5Q	90	PHE	CB-CG-CD2	-21.58	105.69	120.80
1	6I	90	PHE	CB-CG-CD2	-21.58	105.69	120.80

*Continued on next page...*

*Continued from previous page...*

Mol	Chain	Res	Type	Atoms	Z	Observed(°)	Ideal(°)
1	6Q	90	PHE	CB-CG-CD2	-21.58	105.69	120.80
1	7M	90	PHE	CB-CG-CD2	-21.58	105.69	120.80
2	13	218	ARG	NH1-CZ-NH2	21.58	143.14	119.40
2	17	218	ARG	NH1-CZ-NH2	21.58	143.14	119.40
2	2B	218	ARG	NH1-CZ-NH2	21.58	143.14	119.40
2	3R	218	ARG	NH1-CZ-NH2	21.58	143.14	119.40
2	3V	218	ARG	NH1-CZ-NH2	21.58	143.14	119.40
2	3Z	218	ARG	NH1-CZ-NH2	21.58	143.14	119.40
2	5F	218	ARG	NH1-CZ-NH2	21.58	143.14	119.40
2	5J	218	ARG	NH1-CZ-NH2	21.58	143.14	119.40
2	5N	218	ARG	NH1-CZ-NH2	21.58	143.14	119.40
2	63	218	ARG	NH1-CZ-NH2	21.58	143.14	119.40
2	67	218	ARG	NH1-CZ-NH2	21.58	143.14	119.40
2	7B	218	ARG	NH1-CZ-NH2	21.58	143.14	119.40
1	1E	90	PHE	CB-CG-CD2	-21.57	105.70	120.80
1	2M	90	PHE	CB-CG-CD2	-21.57	105.70	120.80
1	22	90	PHE	CB-CG-CD2	-21.57	105.70	120.80
1	3M	90	PHE	CB-CG-CD2	-21.57	105.70	120.80
1	36	90	PHE	CB-CG-CD2	-21.57	105.70	120.80
1	4I	90	PHE	CB-CG-CD2	-21.57	105.70	120.80
1	4Q	90	PHE	CB-CG-CD2	-21.57	105.70	120.80
1	5Y	90	PHE	CB-CG-CD2	-21.57	105.70	120.80
1	6E	90	PHE	CB-CG-CD2	-21.57	105.70	120.80
1	6Y	90	PHE	CB-CG-CD2	-21.57	105.70	120.80
1	7I	90	PHE	CB-CG-CD2	-21.57	105.70	120.80
1	7U	90	PHE	CB-CG-CD2	-21.57	105.70	120.80
1	12	90	PHE	CB-CG-CD2	-21.57	105.70	120.80
1	16	90	PHE	CB-CG-CD2	-21.57	105.70	120.80
1	2A	90	PHE	CB-CG-CD2	-21.57	105.70	120.80
1	3Q	90	PHE	CB-CG-CD2	-21.57	105.70	120.80
1	3U	90	PHE	CB-CG-CD2	-21.57	105.70	120.80
1	3Y	90	PHE	CB-CG-CD2	-21.57	105.70	120.80
1	5E	90	PHE	CB-CG-CD2	-21.57	105.70	120.80
1	5I	90	PHE	CB-CG-CD2	-21.57	105.70	120.80
1	5M	90	PHE	CB-CG-CD2	-21.57	105.70	120.80
1	62	90	PHE	CB-CG-CD2	-21.57	105.70	120.80
1	66	90	PHE	CB-CG-CD2	-21.57	105.70	120.80
1	7A	90	PHE	CB-CG-CD2	-21.57	105.70	120.80
1	1Q	90	PHE	CB-CG-CD2	-21.57	105.70	120.80
1	1U	90	PHE	CB-CG-CD2	-21.57	105.70	120.80
1	1Y	90	PHE	CB-CG-CD2	-21.57	105.70	120.80
1	2Q	90	PHE	CB-CG-CD2	-21.57	105.70	120.80

*Continued on next page...*

*Continued from previous page...*

Mol	Chain	Res	Type	Atoms	Z	Observed(°)	Ideal(°)
1	2U	90	PHE	CB-CG-CD2	-21.57	105.70	120.80
1	2Y	90	PHE	CB-CG-CD2	-21.57	105.70	120.80
1	42	90	PHE	CB-CG-CD2	-21.57	105.70	120.80
1	46	90	PHE	CB-CG-CD2	-21.57	105.70	120.80
1	5A	90	PHE	CB-CG-CD2	-21.57	105.70	120.80
1	52	90	PHE	CB-CG-CD2	-21.57	105.70	120.80
1	56	90	PHE	CB-CG-CD2	-21.57	105.70	120.80
1	6A	90	PHE	CB-CG-CD2	-21.57	105.70	120.80
2	1F	218	ARG	NH1-CZ-NH2	21.56	143.12	119.40
2	2N	218	ARG	NH1-CZ-NH2	21.56	143.12	119.40
2	23	218	ARG	NH1-CZ-NH2	21.56	143.12	119.40
2	3N	218	ARG	NH1-CZ-NH2	21.56	143.12	119.40
2	37	218	ARG	NH1-CZ-NH2	21.56	143.12	119.40
2	4J	218	ARG	NH1-CZ-NH2	21.56	143.12	119.40
2	4R	218	ARG	NH1-CZ-NH2	21.56	143.12	119.40
2	5Z	218	ARG	NH1-CZ-NH2	21.56	143.12	119.40
2	6F	218	ARG	NH1-CZ-NH2	21.56	143.12	119.40
2	6Z	218	ARG	NH1-CZ-NH2	21.56	143.12	119.40
2	7J	218	ARG	NH1-CZ-NH2	21.56	143.12	119.40
2	7V	218	ARG	NH1-CZ-NH2	21.56	143.12	119.40
1	1M	90	PHE	CB-CG-CD2	-21.56	105.71	120.80
1	2I	90	PHE	CB-CG-CD2	-21.56	105.71	120.80
1	3A	90	PHE	CB-CG-CD2	-21.56	105.71	120.80
1	3I	90	PHE	CB-CG-CD2	-21.56	105.71	120.80
1	32	90	PHE	CB-CG-CD2	-21.56	105.71	120.80
1	4E	90	PHE	CB-CG-CD2	-21.56	105.71	120.80
1	4Y	90	PHE	CB-CG-CD2	-21.56	105.71	120.80
1	5U	90	PHE	CB-CG-CD2	-21.56	105.71	120.80
1	6M	90	PHE	CB-CG-CD2	-21.56	105.71	120.80
1	6U	90	PHE	CB-CG-CD2	-21.56	105.71	120.80
1	7E	90	PHE	CB-CG-CD2	-21.56	105.71	120.80
1	7Q	90	PHE	CB-CG-CD2	-21.56	105.71	120.80
1	12	90	PHE	CZ-CE2-CD2	21.56	145.97	120.10
1	16	90	PHE	CZ-CE2-CD2	21.56	145.97	120.10
1	2A	90	PHE	CZ-CE2-CD2	21.56	145.97	120.10
1	3Q	90	PHE	CZ-CE2-CD2	21.56	145.97	120.10
1	3U	90	PHE	CZ-CE2-CD2	21.56	145.97	120.10
1	3Y	90	PHE	CZ-CE2-CD2	21.56	145.97	120.10
1	5E	90	PHE	CZ-CE2-CD2	21.56	145.97	120.10
1	5I	90	PHE	CZ-CE2-CD2	21.56	145.97	120.10
1	5M	90	PHE	CZ-CE2-CD2	21.56	145.97	120.10
1	62	90	PHE	CZ-CE2-CD2	21.56	145.97	120.10

*Continued on next page...*

*Continued from previous page...*

Mol	Chain	Res	Type	Atoms	Z	Observed(°)	Ideal(°)
1	66	90	PHE	CZ-CE2-CD2	21.56	145.97	120.10
1	7A	90	PHE	CZ-CE2-CD2	21.56	145.97	120.10
2	1N	218	ARG	NH1-CZ-NH2	21.54	143.10	119.40
2	2J	218	ARG	NH1-CZ-NH2	21.54	143.10	119.40
2	3B	218	ARG	NH1-CZ-NH2	21.54	143.10	119.40
2	3J	218	ARG	NH1-CZ-NH2	21.54	143.10	119.40
2	33	218	ARG	NH1-CZ-NH2	21.54	143.10	119.40
2	4F	218	ARG	NH1-CZ-NH2	21.54	143.10	119.40
2	4Z	218	ARG	NH1-CZ-NH2	21.54	143.10	119.40
2	5V	218	ARG	NH1-CZ-NH2	21.54	143.10	119.40
2	6N	218	ARG	NH1-CZ-NH2	21.54	143.10	119.40
2	6V	218	ARG	NH1-CZ-NH2	21.54	143.10	119.40
2	7F	218	ARG	NH1-CZ-NH2	21.54	143.10	119.40
2	7R	218	ARG	NH1-CZ-NH2	21.54	143.10	119.40
1	1M	84	ARG	NH1-CZ-NH2	-21.53	95.71	119.40
1	12	84	ARG	NH1-CZ-NH2	-21.53	95.71	119.40
1	16	84	ARG	NH1-CZ-NH2	-21.53	95.71	119.40
1	2A	84	ARG	NH1-CZ-NH2	-21.53	95.71	119.40
1	2I	84	ARG	NH1-CZ-NH2	-21.53	95.71	119.40
1	3A	84	ARG	NH1-CZ-NH2	-21.53	95.71	119.40
1	3I	84	ARG	NH1-CZ-NH2	-21.53	95.71	119.40
1	3Q	84	ARG	NH1-CZ-NH2	-21.53	95.71	119.40
1	3U	84	ARG	NH1-CZ-NH2	-21.53	95.71	119.40
1	3Y	84	ARG	NH1-CZ-NH2	-21.53	95.71	119.40
1	32	84	ARG	NH1-CZ-NH2	-21.53	95.71	119.40
1	4E	84	ARG	NH1-CZ-NH2	-21.53	95.71	119.40
1	4Y	84	ARG	NH1-CZ-NH2	-21.53	95.71	119.40
1	5E	84	ARG	NH1-CZ-NH2	-21.53	95.71	119.40
1	5I	84	ARG	NH1-CZ-NH2	-21.53	95.71	119.40
1	5M	84	ARG	NH1-CZ-NH2	-21.53	95.71	119.40
1	5U	84	ARG	NH1-CZ-NH2	-21.53	95.71	119.40
1	6M	84	ARG	NH1-CZ-NH2	-21.53	95.71	119.40
1	6U	84	ARG	NH1-CZ-NH2	-21.53	95.71	119.40
1	62	84	ARG	NH1-CZ-NH2	-21.53	95.71	119.40
1	66	84	ARG	NH1-CZ-NH2	-21.53	95.71	119.40
1	7A	84	ARG	NH1-CZ-NH2	-21.53	95.71	119.40
1	7E	84	ARG	NH1-CZ-NH2	-21.53	95.71	119.40
1	7Q	84	ARG	NH1-CZ-NH2	-21.53	95.71	119.40
1	1A	84	ARG	NH1-CZ-NH2	-21.52	95.72	119.40
1	1I	84	ARG	NH1-CZ-NH2	-21.52	95.72	119.40
1	1Q	84	ARG	NH1-CZ-NH2	-21.52	95.72	119.40
1	1U	84	ARG	NH1-CZ-NH2	-21.52	95.72	119.40

*Continued on next page...*

*Continued from previous page...*

Mol	Chain	Res	Type	Atoms	Z	Observed(°)	Ideal(°)
1	1Y	84	ARG	NH1-CZ-NH2	-21.52	95.72	119.40
1	2E	84	ARG	NH1-CZ-NH2	-21.52	95.72	119.40
1	2Q	84	ARG	NH1-CZ-NH2	-21.52	95.72	119.40
1	2U	84	ARG	NH1-CZ-NH2	-21.52	95.72	119.40
1	2Y	84	ARG	NH1-CZ-NH2	-21.52	95.72	119.40
1	26	84	ARG	NH1-CZ-NH2	-21.52	95.72	119.40
1	3E	84	ARG	NH1-CZ-NH2	-21.52	95.72	119.40
1	4A	84	ARG	NH1-CZ-NH2	-21.52	95.72	119.40
1	4M	84	ARG	NH1-CZ-NH2	-21.52	95.72	119.40
1	4U	84	ARG	NH1-CZ-NH2	-21.52	95.72	119.40
1	42	84	ARG	NH1-CZ-NH2	-21.52	95.72	119.40
1	46	84	ARG	NH1-CZ-NH2	-21.52	95.72	119.40
1	5A	84	ARG	NH1-CZ-NH2	-21.52	95.72	119.40
1	5Q	84	ARG	NH1-CZ-NH2	-21.52	95.72	119.40
1	52	84	ARG	NH1-CZ-NH2	-21.52	95.72	119.40
1	56	84	ARG	NH1-CZ-NH2	-21.52	95.72	119.40
1	6A	84	ARG	NH1-CZ-NH2	-21.52	95.72	119.40
1	6I	84	ARG	NH1-CZ-NH2	-21.52	95.72	119.40
1	6Q	84	ARG	NH1-CZ-NH2	-21.52	95.72	119.40
1	7M	84	ARG	NH1-CZ-NH2	-21.52	95.72	119.40
1	1E	84	ARG	NH1-CZ-NH2	-21.52	95.73	119.40
1	2M	84	ARG	NH1-CZ-NH2	-21.52	95.73	119.40
1	22	84	ARG	NH1-CZ-NH2	-21.52	95.73	119.40
1	3M	84	ARG	NH1-CZ-NH2	-21.52	95.73	119.40
1	36	84	ARG	NH1-CZ-NH2	-21.52	95.73	119.40
1	4I	84	ARG	NH1-CZ-NH2	-21.52	95.73	119.40
1	4Q	84	ARG	NH1-CZ-NH2	-21.52	95.73	119.40
1	5Y	84	ARG	NH1-CZ-NH2	-21.52	95.73	119.40
1	6E	84	ARG	NH1-CZ-NH2	-21.52	95.73	119.40
1	6Y	84	ARG	NH1-CZ-NH2	-21.52	95.73	119.40
1	7I	84	ARG	NH1-CZ-NH2	-21.52	95.73	119.40
1	7U	84	ARG	NH1-CZ-NH2	-21.52	95.73	119.40
1	1E	30	PHE	CG-CD1-CE1	-21.51	97.14	120.80
1	2M	30	PHE	CG-CD1-CE1	-21.51	97.14	120.80
1	22	30	PHE	CG-CD1-CE1	-21.51	97.14	120.80
1	3M	30	PHE	CG-CD1-CE1	-21.51	97.14	120.80
1	36	30	PHE	CG-CD1-CE1	-21.51	97.14	120.80
1	4I	30	PHE	CG-CD1-CE1	-21.51	97.14	120.80
1	4Q	30	PHE	CG-CD1-CE1	-21.51	97.14	120.80
1	5Y	30	PHE	CG-CD1-CE1	-21.51	97.14	120.80
1	6E	30	PHE	CG-CD1-CE1	-21.51	97.14	120.80
1	6Y	30	PHE	CG-CD1-CE1	-21.51	97.14	120.80

*Continued on next page...*



*Continued from previous page...*

Mol	Chain	Res	Type	Atoms	Z	Observed(°)	Ideal(°)
1	7I	30	PHE	CG-CD1-CE1	-21.51	97.14	120.80
1	7U	30	PHE	CG-CD1-CE1	-21.51	97.14	120.80
1	1Q	30	PHE	CG-CD1-CE1	-21.50	97.15	120.80
1	1U	30	PHE	CG-CD1-CE1	-21.50	97.15	120.80
1	1Y	30	PHE	CG-CD1-CE1	-21.50	97.15	120.80
1	2Q	30	PHE	CG-CD1-CE1	-21.50	97.15	120.80
1	2U	30	PHE	CG-CD1-CE1	-21.50	97.15	120.80
1	2Y	30	PHE	CG-CD1-CE1	-21.50	97.15	120.80
1	42	30	PHE	CG-CD1-CE1	-21.50	97.15	120.80
1	46	30	PHE	CG-CD1-CE1	-21.50	97.15	120.80
1	5A	30	PHE	CG-CD1-CE1	-21.50	97.15	120.80
1	52	30	PHE	CG-CD1-CE1	-21.50	97.15	120.80
1	56	30	PHE	CG-CD1-CE1	-21.50	97.15	120.80
1	6A	30	PHE	CG-CD1-CE1	-21.50	97.15	120.80
1	1A	30	PHE	CG-CD1-CE1	-21.49	97.16	120.80
1	1I	30	PHE	CG-CD1-CE1	-21.49	97.16	120.80
1	2E	30	PHE	CG-CD1-CE1	-21.49	97.16	120.80
1	26	30	PHE	CG-CD1-CE1	-21.49	97.16	120.80
1	3E	30	PHE	CG-CD1-CE1	-21.49	97.16	120.80
1	4A	30	PHE	CG-CD1-CE1	-21.49	97.16	120.80
1	4M	30	PHE	CG-CD1-CE1	-21.49	97.16	120.80
1	4U	30	PHE	CG-CD1-CE1	-21.49	97.16	120.80
1	5Q	30	PHE	CG-CD1-CE1	-21.49	97.16	120.80
1	6I	30	PHE	CG-CD1-CE1	-21.49	97.16	120.80
1	6Q	30	PHE	CG-CD1-CE1	-21.49	97.16	120.80
1	7M	30	PHE	CG-CD1-CE1	-21.49	97.16	120.80
1	12	30	PHE	CG-CD1-CE1	-21.46	97.19	120.80
1	16	30	PHE	CG-CD1-CE1	-21.46	97.19	120.80
1	2A	30	PHE	CG-CD1-CE1	-21.46	97.19	120.80
1	3Q	30	PHE	CG-CD1-CE1	-21.46	97.19	120.80
1	3U	30	PHE	CG-CD1-CE1	-21.46	97.19	120.80
1	3Y	30	PHE	CG-CD1-CE1	-21.46	97.19	120.80
1	5E	30	PHE	CG-CD1-CE1	-21.46	97.19	120.80
1	5I	30	PHE	CG-CD1-CE1	-21.46	97.19	120.80
1	5M	30	PHE	CG-CD1-CE1	-21.46	97.19	120.80
1	62	30	PHE	CG-CD1-CE1	-21.46	97.19	120.80
1	66	30	PHE	CG-CD1-CE1	-21.46	97.19	120.80
1	7A	30	PHE	CG-CD1-CE1	-21.46	97.19	120.80
1	1M	30	PHE	CG-CD1-CE1	-21.46	97.20	120.80
1	2I	30	PHE	CG-CD1-CE1	-21.46	97.20	120.80
1	3A	30	PHE	CG-CD1-CE1	-21.46	97.20	120.80
1	3I	30	PHE	CG-CD1-CE1	-21.46	97.20	120.80

*Continued on next page...*

*Continued from previous page...*

Mol	Chain	Res	Type	Atoms	Z	Observed(°)	Ideal(°)
1	32	30	PHE	CG-CD1-CE1	-21.46	97.20	120.80
1	4E	30	PHE	CG-CD1-CE1	-21.46	97.20	120.80
1	4Y	30	PHE	CG-CD1-CE1	-21.46	97.20	120.80
1	5U	30	PHE	CG-CD1-CE1	-21.46	97.20	120.80
1	6M	30	PHE	CG-CD1-CE1	-21.46	97.20	120.80
1	6U	30	PHE	CG-CD1-CE1	-21.46	97.20	120.80
1	7E	30	PHE	CG-CD1-CE1	-21.46	97.20	120.80
1	7Q	30	PHE	CG-CD1-CE1	-21.46	97.20	120.80
1	1Q	150	TYR	CZ-CE2-CD2	20.98	138.69	119.80
1	1U	150	TYR	CZ-CE2-CD2	20.98	138.69	119.80
1	1Y	150	TYR	CZ-CE2-CD2	20.98	138.69	119.80
1	2Q	150	TYR	CZ-CE2-CD2	20.98	138.69	119.80
1	2U	150	TYR	CZ-CE2-CD2	20.98	138.69	119.80
1	2Y	150	TYR	CZ-CE2-CD2	20.98	138.69	119.80
1	42	150	TYR	CZ-CE2-CD2	20.98	138.69	119.80
1	46	150	TYR	CZ-CE2-CD2	20.98	138.69	119.80
1	5A	150	TYR	CZ-CE2-CD2	20.98	138.69	119.80
1	52	150	TYR	CZ-CE2-CD2	20.98	138.69	119.80
1	56	150	TYR	CZ-CE2-CD2	20.98	138.69	119.80
1	6A	150	TYR	CZ-CE2-CD2	20.98	138.69	119.80
1	12	150	TYR	CZ-CE2-CD2	20.98	138.68	119.80
1	16	150	TYR	CZ-CE2-CD2	20.98	138.68	119.80
1	2A	150	TYR	CZ-CE2-CD2	20.98	138.68	119.80
1	3Q	150	TYR	CZ-CE2-CD2	20.98	138.68	119.80
1	3U	150	TYR	CZ-CE2-CD2	20.98	138.68	119.80
1	3Y	150	TYR	CZ-CE2-CD2	20.98	138.68	119.80
1	5E	150	TYR	CZ-CE2-CD2	20.98	138.68	119.80
1	5I	150	TYR	CZ-CE2-CD2	20.98	138.68	119.80
1	5M	150	TYR	CZ-CE2-CD2	20.98	138.68	119.80
1	62	150	TYR	CZ-CE2-CD2	20.98	138.68	119.80
1	66	150	TYR	CZ-CE2-CD2	20.98	138.68	119.80
1	7A	150	TYR	CZ-CE2-CD2	20.98	138.68	119.80
1	1E	150	TYR	CZ-CE2-CD2	20.97	138.68	119.80
1	2M	150	TYR	CZ-CE2-CD2	20.97	138.68	119.80
1	22	150	TYR	CZ-CE2-CD2	20.97	138.68	119.80
1	3M	150	TYR	CZ-CE2-CD2	20.97	138.68	119.80
1	36	150	TYR	CZ-CE2-CD2	20.97	138.68	119.80
1	4I	150	TYR	CZ-CE2-CD2	20.97	138.68	119.80
1	4Q	150	TYR	CZ-CE2-CD2	20.97	138.68	119.80
1	5Y	150	TYR	CZ-CE2-CD2	20.97	138.68	119.80
1	6E	150	TYR	CZ-CE2-CD2	20.97	138.68	119.80
1	6Y	150	TYR	CZ-CE2-CD2	20.97	138.68	119.80

*Continued on next page...*



*Continued from previous page...*

Mol	Chain	Res	Type	Atoms	Z	Observed(°)	Ideal(°)
1	7I	150	TYR	CZ-CE2-CD2	20.97	138.68	119.80
1	7U	150	TYR	CZ-CE2-CD2	20.97	138.68	119.80
1	1M	150	TYR	CZ-CE2-CD2	20.97	138.67	119.80
1	2I	150	TYR	CZ-CE2-CD2	20.97	138.67	119.80
1	3A	150	TYR	CZ-CE2-CD2	20.97	138.67	119.80
1	3I	150	TYR	CZ-CE2-CD2	20.97	138.67	119.80
1	32	150	TYR	CZ-CE2-CD2	20.97	138.67	119.80
1	4E	150	TYR	CZ-CE2-CD2	20.97	138.67	119.80
1	4Y	150	TYR	CZ-CE2-CD2	20.97	138.67	119.80
1	5U	150	TYR	CZ-CE2-CD2	20.97	138.67	119.80
1	6M	150	TYR	CZ-CE2-CD2	20.97	138.67	119.80
1	6U	150	TYR	CZ-CE2-CD2	20.97	138.67	119.80
1	7E	150	TYR	CZ-CE2-CD2	20.97	138.67	119.80
1	7Q	150	TYR	CZ-CE2-CD2	20.97	138.67	119.80
1	1A	150	TYR	CZ-CE2-CD2	20.96	138.67	119.80
1	1I	150	TYR	CZ-CE2-CD2	20.96	138.67	119.80
1	2E	150	TYR	CZ-CE2-CD2	20.96	138.67	119.80
1	26	150	TYR	CZ-CE2-CD2	20.96	138.67	119.80
1	3E	150	TYR	CZ-CE2-CD2	20.96	138.67	119.80
1	4A	150	TYR	CZ-CE2-CD2	20.96	138.67	119.80
1	4M	150	TYR	CZ-CE2-CD2	20.96	138.67	119.80
1	4U	150	TYR	CZ-CE2-CD2	20.96	138.67	119.80
1	5Q	150	TYR	CZ-CE2-CD2	20.96	138.67	119.80
1	6I	150	TYR	CZ-CE2-CD2	20.96	138.67	119.80
1	6Q	150	TYR	CZ-CE2-CD2	20.96	138.67	119.80
1	7M	150	TYR	CZ-CE2-CD2	20.96	138.67	119.80
1	1M	149	THR	CA-CB-CG2	-20.95	83.07	112.40
1	2I	149	THR	CA-CB-CG2	-20.95	83.07	112.40
1	3A	149	THR	CA-CB-CG2	-20.95	83.07	112.40
1	3I	149	THR	CA-CB-CG2	-20.95	83.07	112.40
1	32	149	THR	CA-CB-CG2	-20.95	83.07	112.40
1	4E	149	THR	CA-CB-CG2	-20.95	83.07	112.40
1	4Y	149	THR	CA-CB-CG2	-20.95	83.07	112.40
1	5U	149	THR	CA-CB-CG2	-20.95	83.07	112.40
1	6M	149	THR	CA-CB-CG2	-20.95	83.07	112.40
1	6U	149	THR	CA-CB-CG2	-20.95	83.07	112.40
1	7E	149	THR	CA-CB-CG2	-20.95	83.07	112.40
1	7Q	149	THR	CA-CB-CG2	-20.95	83.07	112.40
1	12	149	THR	CA-CB-CG2	-20.94	83.08	112.40
1	16	149	THR	CA-CB-CG2	-20.94	83.08	112.40
1	2A	149	THR	CA-CB-CG2	-20.94	83.08	112.40
1	3Q	149	THR	CA-CB-CG2	-20.94	83.08	112.40

*Continued on next page...*

*Continued from previous page...*

Mol	Chain	Res	Type	Atoms	Z	Observed(°)	Ideal(°)
1	3U	149	THR	CA-CB-CG2	-20.94	83.08	112.40
1	3Y	149	THR	CA-CB-CG2	-20.94	83.08	112.40
1	5E	149	THR	CA-CB-CG2	-20.94	83.08	112.40
1	5I	149	THR	CA-CB-CG2	-20.94	83.08	112.40
1	5M	149	THR	CA-CB-CG2	-20.94	83.08	112.40
1	62	149	THR	CA-CB-CG2	-20.94	83.08	112.40
1	66	149	THR	CA-CB-CG2	-20.94	83.08	112.40
1	7A	149	THR	CA-CB-CG2	-20.94	83.08	112.40
1	1E	149	THR	CA-CB-CG2	-20.93	83.09	112.40
1	2M	149	THR	CA-CB-CG2	-20.93	83.09	112.40
1	22	149	THR	CA-CB-CG2	-20.93	83.09	112.40
1	3M	149	THR	CA-CB-CG2	-20.93	83.09	112.40
1	36	149	THR	CA-CB-CG2	-20.93	83.09	112.40
1	4I	149	THR	CA-CB-CG2	-20.93	83.09	112.40
1	4Q	149	THR	CA-CB-CG2	-20.93	83.09	112.40
1	5Y	149	THR	CA-CB-CG2	-20.93	83.09	112.40
1	6E	149	THR	CA-CB-CG2	-20.93	83.09	112.40
1	6Y	149	THR	CA-CB-CG2	-20.93	83.09	112.40
1	7I	149	THR	CA-CB-CG2	-20.93	83.09	112.40
1	7U	149	THR	CA-CB-CG2	-20.93	83.09	112.40
1	1A	149	THR	CA-CB-CG2	-20.92	83.11	112.40
1	1I	149	THR	CA-CB-CG2	-20.92	83.11	112.40
1	2E	149	THR	CA-CB-CG2	-20.92	83.11	112.40
1	26	149	THR	CA-CB-CG2	-20.92	83.11	112.40
1	3E	149	THR	CA-CB-CG2	-20.92	83.11	112.40
1	4A	149	THR	CA-CB-CG2	-20.92	83.11	112.40
1	4M	149	THR	CA-CB-CG2	-20.92	83.11	112.40
1	4U	149	THR	CA-CB-CG2	-20.92	83.11	112.40
1	5Q	149	THR	CA-CB-CG2	-20.92	83.11	112.40
1	6I	149	THR	CA-CB-CG2	-20.92	83.11	112.40
1	6Q	149	THR	CA-CB-CG2	-20.92	83.11	112.40
1	7M	149	THR	CA-CB-CG2	-20.92	83.11	112.40
1	1Q	149	THR	CA-CB-CG2	-20.91	83.12	112.40
1	1U	149	THR	CA-CB-CG2	-20.91	83.12	112.40
1	1Y	149	THR	CA-CB-CG2	-20.91	83.12	112.40
1	2Q	149	THR	CA-CB-CG2	-20.91	83.12	112.40
1	2U	149	THR	CA-CB-CG2	-20.91	83.12	112.40
1	2Y	149	THR	CA-CB-CG2	-20.91	83.12	112.40
1	42	149	THR	CA-CB-CG2	-20.91	83.12	112.40
1	46	149	THR	CA-CB-CG2	-20.91	83.12	112.40
1	5A	149	THR	CA-CB-CG2	-20.91	83.12	112.40
1	52	149	THR	CA-CB-CG2	-20.91	83.12	112.40

*Continued on next page...*

*Continued from previous page...*

Mol	Chain	Res	Type	Atoms	Z	Observed(°)	Ideal(°)
1	56	149	THR	CA-CB-CG2	-20.91	83.12	112.40
1	6A	149	THR	CA-CB-CG2	-20.91	83.12	112.40
1	1Q	90	PHE	CD1-CG-CD2	20.91	145.48	118.30
1	1U	90	PHE	CD1-CG-CD2	20.91	145.48	118.30
1	1Y	90	PHE	CD1-CG-CD2	20.91	145.48	118.30
1	12	90	PHE	CD1-CG-CD2	20.91	145.48	118.30
1	16	90	PHE	CD1-CG-CD2	20.91	145.48	118.30
1	2A	90	PHE	CD1-CG-CD2	20.91	145.48	118.30
1	2Q	90	PHE	CD1-CG-CD2	20.91	145.48	118.30
1	2U	90	PHE	CD1-CG-CD2	20.91	145.48	118.30
1	2Y	90	PHE	CD1-CG-CD2	20.91	145.48	118.30
1	3Q	90	PHE	CD1-CG-CD2	20.91	145.48	118.30
1	3U	90	PHE	CD1-CG-CD2	20.91	145.48	118.30
1	3Y	90	PHE	CD1-CG-CD2	20.91	145.48	118.30
1	42	90	PHE	CD1-CG-CD2	20.91	145.48	118.30
1	46	90	PHE	CD1-CG-CD2	20.91	145.48	118.30
1	5A	90	PHE	CD1-CG-CD2	20.91	145.48	118.30
1	5E	90	PHE	CD1-CG-CD2	20.91	145.48	118.30
1	5I	90	PHE	CD1-CG-CD2	20.91	145.48	118.30
1	5M	90	PHE	CD1-CG-CD2	20.91	145.48	118.30
1	52	90	PHE	CD1-CG-CD2	20.91	145.48	118.30
1	56	90	PHE	CD1-CG-CD2	20.91	145.48	118.30
1	6A	90	PHE	CD1-CG-CD2	20.91	145.48	118.30
1	62	90	PHE	CD1-CG-CD2	20.91	145.48	118.30
1	66	90	PHE	CD1-CG-CD2	20.91	145.48	118.30
1	7A	90	PHE	CD1-CG-CD2	20.91	145.48	118.30
1	1A	90	PHE	CD1-CG-CD2	20.89	145.45	118.30
1	1I	90	PHE	CD1-CG-CD2	20.89	145.45	118.30
1	2E	90	PHE	CD1-CG-CD2	20.89	145.45	118.30
1	26	90	PHE	CD1-CG-CD2	20.89	145.45	118.30
1	3E	90	PHE	CD1-CG-CD2	20.89	145.45	118.30
1	4A	90	PHE	CD1-CG-CD2	20.89	145.45	118.30
1	4M	90	PHE	CD1-CG-CD2	20.89	145.45	118.30
1	4U	90	PHE	CD1-CG-CD2	20.89	145.45	118.30
1	5Q	90	PHE	CD1-CG-CD2	20.89	145.45	118.30
1	6I	90	PHE	CD1-CG-CD2	20.89	145.45	118.30
1	6Q	90	PHE	CD1-CG-CD2	20.89	145.45	118.30
1	7M	90	PHE	CD1-CG-CD2	20.89	145.45	118.30
2	1F	46	TYR	CB-CG-CD1	-20.86	108.48	121.00
2	2N	46	TYR	CB-CG-CD1	-20.86	108.48	121.00
2	23	46	TYR	CB-CG-CD1	-20.86	108.48	121.00
2	3N	46	TYR	CB-CG-CD1	-20.86	108.48	121.00

*Continued on next page...*

*Continued from previous page...*

Mol	Chain	Res	Type	Atoms	Z	Observed(°)	Ideal(°)
2	37	46	TYR	CB-CG-CD1	-20.86	108.48	121.00
2	4J	46	TYR	CB-CG-CD1	-20.86	108.48	121.00
2	4R	46	TYR	CB-CG-CD1	-20.86	108.48	121.00
2	5Z	46	TYR	CB-CG-CD1	-20.86	108.48	121.00
2	6F	46	TYR	CB-CG-CD1	-20.86	108.48	121.00
2	6Z	46	TYR	CB-CG-CD1	-20.86	108.48	121.00
2	7J	46	TYR	CB-CG-CD1	-20.86	108.48	121.00
2	7V	46	TYR	CB-CG-CD1	-20.86	108.48	121.00
1	1M	90	PHE	CD1-CG-CD2	20.85	145.40	118.30
1	2I	90	PHE	CD1-CG-CD2	20.85	145.40	118.30
1	3A	90	PHE	CD1-CG-CD2	20.85	145.40	118.30
1	3I	90	PHE	CD1-CG-CD2	20.85	145.40	118.30
1	32	90	PHE	CD1-CG-CD2	20.85	145.40	118.30
1	4E	90	PHE	CD1-CG-CD2	20.85	145.40	118.30
1	4Y	90	PHE	CD1-CG-CD2	20.85	145.40	118.30
1	5U	90	PHE	CD1-CG-CD2	20.85	145.40	118.30
1	6M	90	PHE	CD1-CG-CD2	20.85	145.40	118.30
1	6U	90	PHE	CD1-CG-CD2	20.85	145.40	118.30
1	7E	90	PHE	CD1-CG-CD2	20.85	145.40	118.30
1	7Q	90	PHE	CD1-CG-CD2	20.85	145.40	118.30
1	1E	90	PHE	CD1-CG-CD2	20.85	145.40	118.30
1	2M	90	PHE	CD1-CG-CD2	20.85	145.40	118.30
1	22	90	PHE	CD1-CG-CD2	20.85	145.40	118.30
1	3M	90	PHE	CD1-CG-CD2	20.85	145.40	118.30
1	36	90	PHE	CD1-CG-CD2	20.85	145.40	118.30
1	4I	90	PHE	CD1-CG-CD2	20.85	145.40	118.30
1	4Q	90	PHE	CD1-CG-CD2	20.85	145.40	118.30
1	5Y	90	PHE	CD1-CG-CD2	20.85	145.40	118.30
1	6E	90	PHE	CD1-CG-CD2	20.85	145.40	118.30
1	6Y	90	PHE	CD1-CG-CD2	20.85	145.40	118.30
1	7I	90	PHE	CD1-CG-CD2	20.85	145.40	118.30
1	7U	90	PHE	CD1-CG-CD2	20.85	145.40	118.30
2	1N	46	TYR	CB-CG-CD1	-20.80	108.52	121.00
2	2J	46	TYR	CB-CG-CD1	-20.80	108.52	121.00
2	3B	46	TYR	CB-CG-CD1	-20.80	108.52	121.00
2	3J	46	TYR	CB-CG-CD1	-20.80	108.52	121.00
2	33	46	TYR	CB-CG-CD1	-20.80	108.52	121.00
2	4F	46	TYR	CB-CG-CD1	-20.80	108.52	121.00
2	4Z	46	TYR	CB-CG-CD1	-20.80	108.52	121.00
2	5V	46	TYR	CB-CG-CD1	-20.80	108.52	121.00
2	6N	46	TYR	CB-CG-CD1	-20.80	108.52	121.00
2	6V	46	TYR	CB-CG-CD1	-20.80	108.52	121.00

*Continued on next page...*

*Continued from previous page...*

Mol	Chain	Res	Type	Atoms	Z	Observed(°)	Ideal(°)
2	7F	46	TYR	CB-CG-CD1	-20.80	108.52	121.00
2	7R	46	TYR	CB-CG-CD1	-20.80	108.52	121.00
2	1R	46	TYR	CB-CG-CD1	-20.76	108.55	121.00
2	1V	46	TYR	CB-CG-CD1	-20.76	108.55	121.00
2	1Z	46	TYR	CB-CG-CD1	-20.76	108.55	121.00
2	13	46	TYR	CB-CG-CD1	-20.76	108.55	121.00
2	17	46	TYR	CB-CG-CD1	-20.76	108.55	121.00
2	2B	46	TYR	CB-CG-CD1	-20.76	108.55	121.00
2	2R	46	TYR	CB-CG-CD1	-20.76	108.55	121.00
2	2V	46	TYR	CB-CG-CD1	-20.76	108.55	121.00
2	2Z	46	TYR	CB-CG-CD1	-20.76	108.55	121.00
2	3R	46	TYR	CB-CG-CD1	-20.76	108.55	121.00
2	3V	46	TYR	CB-CG-CD1	-20.76	108.55	121.00
2	3Z	46	TYR	CB-CG-CD1	-20.76	108.55	121.00
2	43	46	TYR	CB-CG-CD1	-20.76	108.55	121.00
2	47	46	TYR	CB-CG-CD1	-20.76	108.55	121.00
2	5B	46	TYR	CB-CG-CD1	-20.76	108.55	121.00
2	5F	46	TYR	CB-CG-CD1	-20.76	108.55	121.00
2	5J	46	TYR	CB-CG-CD1	-20.76	108.55	121.00
2	5N	46	TYR	CB-CG-CD1	-20.76	108.55	121.00
2	53	46	TYR	CB-CG-CD1	-20.76	108.55	121.00
2	57	46	TYR	CB-CG-CD1	-20.76	108.55	121.00
2	6B	46	TYR	CB-CG-CD1	-20.76	108.55	121.00
2	63	46	TYR	CB-CG-CD1	-20.76	108.55	121.00
2	67	46	TYR	CB-CG-CD1	-20.76	108.55	121.00
2	7B	46	TYR	CB-CG-CD1	-20.76	108.55	121.00
2	1B	46	TYR	CB-CG-CD1	-20.76	108.55	121.00
2	1J	46	TYR	CB-CG-CD1	-20.76	108.55	121.00
2	2F	46	TYR	CB-CG-CD1	-20.76	108.55	121.00
2	27	46	TYR	CB-CG-CD1	-20.76	108.55	121.00
2	3F	46	TYR	CB-CG-CD1	-20.76	108.55	121.00
2	4B	46	TYR	CB-CG-CD1	-20.76	108.55	121.00
2	4N	46	TYR	CB-CG-CD1	-20.76	108.55	121.00
2	4V	46	TYR	CB-CG-CD1	-20.76	108.55	121.00
2	5R	46	TYR	CB-CG-CD1	-20.76	108.55	121.00
2	6J	46	TYR	CB-CG-CD1	-20.76	108.55	121.00
2	6R	46	TYR	CB-CG-CD1	-20.76	108.55	121.00
2	7N	46	TYR	CB-CG-CD1	-20.76	108.55	121.00
1	1E	144	VAL	CA-CB-CG2	20.73	142.00	110.90
1	2M	144	VAL	CA-CB-CG2	20.73	142.00	110.90
1	22	144	VAL	CA-CB-CG2	20.73	142.00	110.90
1	3M	144	VAL	CA-CB-CG2	20.73	142.00	110.90

*Continued on next page...*

*Continued from previous page...*

Mol	Chain	Res	Type	Atoms	Z	Observed(°)	Ideal(°)
1	36	144	VAL	CA-CB-CG2	20.73	142.00	110.90
1	4I	144	VAL	CA-CB-CG2	20.73	142.00	110.90
1	4Q	144	VAL	CA-CB-CG2	20.73	142.00	110.90
1	5Y	144	VAL	CA-CB-CG2	20.73	142.00	110.90
1	6E	144	VAL	CA-CB-CG2	20.73	142.00	110.90
1	6Y	144	VAL	CA-CB-CG2	20.73	142.00	110.90
1	7I	144	VAL	CA-CB-CG2	20.73	142.00	110.90
1	7U	144	VAL	CA-CB-CG2	20.73	142.00	110.90
1	1Q	9	PHE	CD1-CG-CD2	20.73	145.25	118.30
1	1U	9	PHE	CD1-CG-CD2	20.73	145.25	118.30
1	1Y	9	PHE	CD1-CG-CD2	20.73	145.25	118.30
1	2Q	9	PHE	CD1-CG-CD2	20.73	145.25	118.30
1	2U	9	PHE	CD1-CG-CD2	20.73	145.25	118.30
1	2Y	9	PHE	CD1-CG-CD2	20.73	145.25	118.30
1	42	9	PHE	CD1-CG-CD2	20.73	145.25	118.30
1	46	9	PHE	CD1-CG-CD2	20.73	145.25	118.30
1	5A	9	PHE	CD1-CG-CD2	20.73	145.25	118.30
1	52	9	PHE	CD1-CG-CD2	20.73	145.25	118.30
1	56	9	PHE	CD1-CG-CD2	20.73	145.25	118.30
1	6A	9	PHE	CD1-CG-CD2	20.73	145.25	118.30
1	1E	9	PHE	CD1-CG-CD2	20.72	145.24	118.30
1	2M	9	PHE	CD1-CG-CD2	20.72	145.24	118.30
1	22	9	PHE	CD1-CG-CD2	20.72	145.24	118.30
1	3M	9	PHE	CD1-CG-CD2	20.72	145.24	118.30
1	36	9	PHE	CD1-CG-CD2	20.72	145.24	118.30
1	4I	9	PHE	CD1-CG-CD2	20.72	145.24	118.30
1	4Q	9	PHE	CD1-CG-CD2	20.72	145.24	118.30
1	5Y	9	PHE	CD1-CG-CD2	20.72	145.24	118.30
1	6E	9	PHE	CD1-CG-CD2	20.72	145.24	118.30
1	6Y	9	PHE	CD1-CG-CD2	20.72	145.24	118.30
1	7I	9	PHE	CD1-CG-CD2	20.72	145.24	118.30
1	7U	9	PHE	CD1-CG-CD2	20.72	145.24	118.30
1	12	9	PHE	CD1-CG-CD2	20.72	145.24	118.30
1	16	9	PHE	CD1-CG-CD2	20.72	145.24	118.30
1	2A	9	PHE	CD1-CG-CD2	20.72	145.24	118.30
1	3Q	9	PHE	CD1-CG-CD2	20.72	145.24	118.30
1	3U	9	PHE	CD1-CG-CD2	20.72	145.24	118.30
1	3Y	9	PHE	CD1-CG-CD2	20.72	145.24	118.30
1	5E	9	PHE	CD1-CG-CD2	20.72	145.24	118.30
1	5I	9	PHE	CD1-CG-CD2	20.72	145.24	118.30
1	5M	9	PHE	CD1-CG-CD2	20.72	145.24	118.30
1	62	9	PHE	CD1-CG-CD2	20.72	145.24	118.30

*Continued on next page...*



*Continued from previous page...*

Mol	Chain	Res	Type	Atoms	Z	Observed(°)	Ideal(°)
1	66	9	PHE	CD1-CG-CD2	20.72	145.24	118.30
1	7A	9	PHE	CD1-CG-CD2	20.72	145.24	118.30
1	1A	9	PHE	CD1-CG-CD2	20.72	145.24	118.30
1	1I	9	PHE	CD1-CG-CD2	20.72	145.24	118.30
1	2E	9	PHE	CD1-CG-CD2	20.72	145.24	118.30
1	26	9	PHE	CD1-CG-CD2	20.72	145.24	118.30
1	3E	9	PHE	CD1-CG-CD2	20.72	145.24	118.30
1	4A	9	PHE	CD1-CG-CD2	20.72	145.24	118.30
1	4M	9	PHE	CD1-CG-CD2	20.72	145.24	118.30
1	4U	9	PHE	CD1-CG-CD2	20.72	145.24	118.30
1	5Q	9	PHE	CD1-CG-CD2	20.72	145.24	118.30
1	6I	9	PHE	CD1-CG-CD2	20.72	145.24	118.30
1	6Q	9	PHE	CD1-CG-CD2	20.72	145.24	118.30
1	7M	9	PHE	CD1-CG-CD2	20.72	145.24	118.30
1	1A	144	VAL	CA-CB-CG2	20.71	141.97	110.90
1	1I	144	VAL	CA-CB-CG2	20.71	141.97	110.90
1	2E	144	VAL	CA-CB-CG2	20.71	141.97	110.90
1	26	144	VAL	CA-CB-CG2	20.71	141.97	110.90
1	3E	144	VAL	CA-CB-CG2	20.71	141.97	110.90
1	4A	144	VAL	CA-CB-CG2	20.71	141.97	110.90
1	4M	144	VAL	CA-CB-CG2	20.71	141.97	110.90
1	4U	144	VAL	CA-CB-CG2	20.71	141.97	110.90
1	5Q	144	VAL	CA-CB-CG2	20.71	141.97	110.90
1	6I	144	VAL	CA-CB-CG2	20.71	141.97	110.90
1	6Q	144	VAL	CA-CB-CG2	20.71	141.97	110.90
1	7M	144	VAL	CA-CB-CG2	20.71	141.97	110.90
1	1M	144	VAL	CA-CB-CG2	20.70	141.95	110.90
1	2I	144	VAL	CA-CB-CG2	20.70	141.95	110.90
1	3A	144	VAL	CA-CB-CG2	20.70	141.95	110.90
1	3I	144	VAL	CA-CB-CG2	20.70	141.95	110.90
1	32	144	VAL	CA-CB-CG2	20.70	141.95	110.90
1	4E	144	VAL	CA-CB-CG2	20.70	141.95	110.90
1	4Y	144	VAL	CA-CB-CG2	20.70	141.95	110.90
1	5U	144	VAL	CA-CB-CG2	20.70	141.95	110.90
1	6M	144	VAL	CA-CB-CG2	20.70	141.95	110.90
1	6U	144	VAL	CA-CB-CG2	20.70	141.95	110.90
1	7E	144	VAL	CA-CB-CG2	20.70	141.95	110.90
1	7Q	144	VAL	CA-CB-CG2	20.70	141.95	110.90
1	1M	9	PHE	CD1-CG-CD2	20.70	145.21	118.30
1	2I	9	PHE	CD1-CG-CD2	20.70	145.21	118.30
1	3A	9	PHE	CD1-CG-CD2	20.70	145.21	118.30
1	3I	9	PHE	CD1-CG-CD2	20.70	145.21	118.30

*Continued on next page...*

*Continued from previous page...*

Mol	Chain	Res	Type	Atoms	Z	Observed(°)	Ideal(°)
1	32	9	PHE	CD1-CG-CD2	20.70	145.21	118.30
1	4E	9	PHE	CD1-CG-CD2	20.70	145.21	118.30
1	4Y	9	PHE	CD1-CG-CD2	20.70	145.21	118.30
1	5U	9	PHE	CD1-CG-CD2	20.70	145.21	118.30
1	6M	9	PHE	CD1-CG-CD2	20.70	145.21	118.30
1	6U	9	PHE	CD1-CG-CD2	20.70	145.21	118.30
1	7E	9	PHE	CD1-CG-CD2	20.70	145.21	118.30
1	7Q	9	PHE	CD1-CG-CD2	20.70	145.21	118.30
1	12	144	VAL	CA-CB-CG2	20.69	141.94	110.90
1	16	144	VAL	CA-CB-CG2	20.69	141.94	110.90
1	2A	144	VAL	CA-CB-CG2	20.69	141.94	110.90
1	3Q	144	VAL	CA-CB-CG2	20.69	141.94	110.90
1	3U	144	VAL	CA-CB-CG2	20.69	141.94	110.90
1	3Y	144	VAL	CA-CB-CG2	20.69	141.94	110.90
1	5E	144	VAL	CA-CB-CG2	20.69	141.94	110.90
1	5I	144	VAL	CA-CB-CG2	20.69	141.94	110.90
1	5M	144	VAL	CA-CB-CG2	20.69	141.94	110.90
1	62	144	VAL	CA-CB-CG2	20.69	141.94	110.90
1	66	144	VAL	CA-CB-CG2	20.69	141.94	110.90
1	7A	144	VAL	CA-CB-CG2	20.69	141.94	110.90
1	1Q	144	VAL	CA-CB-CG2	20.68	141.92	110.90
1	1U	144	VAL	CA-CB-CG2	20.68	141.92	110.90
1	1Y	144	VAL	CA-CB-CG2	20.68	141.92	110.90
1	2Q	144	VAL	CA-CB-CG2	20.68	141.92	110.90
1	2U	144	VAL	CA-CB-CG2	20.68	141.92	110.90
1	2Y	144	VAL	CA-CB-CG2	20.68	141.92	110.90
1	42	144	VAL	CA-CB-CG2	20.68	141.92	110.90
1	46	144	VAL	CA-CB-CG2	20.68	141.92	110.90
1	5A	144	VAL	CA-CB-CG2	20.68	141.92	110.90
1	52	144	VAL	CA-CB-CG2	20.68	141.92	110.90
1	56	144	VAL	CA-CB-CG2	20.68	141.92	110.90
1	6A	144	VAL	CA-CB-CG2	20.68	141.92	110.90
1	1M	19	SER	N-CA-CB	-20.65	79.53	110.50
1	2I	19	SER	N-CA-CB	-20.65	79.53	110.50
1	3A	19	SER	N-CA-CB	-20.65	79.53	110.50
1	3I	19	SER	N-CA-CB	-20.65	79.53	110.50
1	32	19	SER	N-CA-CB	-20.65	79.53	110.50
1	4E	19	SER	N-CA-CB	-20.65	79.53	110.50
1	4Y	19	SER	N-CA-CB	-20.65	79.53	110.50
1	5U	19	SER	N-CA-CB	-20.65	79.53	110.50
1	6M	19	SER	N-CA-CB	-20.65	79.53	110.50
1	6U	19	SER	N-CA-CB	-20.65	79.53	110.50

*Continued on next page...*



*Continued from previous page...*

Mol	Chain	Res	Type	Atoms	Z	Observed(°)	Ideal(°)
1	7E	19	SER	N-CA-CB	-20.65	79.53	110.50
1	7Q	19	SER	N-CA-CB	-20.65	79.53	110.50
1	1E	19	SER	N-CA-CB	-20.64	79.54	110.50
1	2M	19	SER	N-CA-CB	-20.64	79.54	110.50
1	22	19	SER	N-CA-CB	-20.64	79.54	110.50
1	3M	19	SER	N-CA-CB	-20.64	79.54	110.50
1	36	19	SER	N-CA-CB	-20.64	79.54	110.50
1	4I	19	SER	N-CA-CB	-20.64	79.54	110.50
1	4Q	19	SER	N-CA-CB	-20.64	79.54	110.50
1	5Y	19	SER	N-CA-CB	-20.64	79.54	110.50
1	6E	19	SER	N-CA-CB	-20.64	79.54	110.50
1	6Y	19	SER	N-CA-CB	-20.64	79.54	110.50
1	7I	19	SER	N-CA-CB	-20.64	79.54	110.50
1	7U	19	SER	N-CA-CB	-20.64	79.54	110.50
2	13	31	PHE	CZ-CE2-CD2	20.64	144.87	120.10
2	17	31	PHE	CZ-CE2-CD2	20.64	144.87	120.10
2	2B	31	PHE	CZ-CE2-CD2	20.64	144.87	120.10
2	3R	31	PHE	CZ-CE2-CD2	20.64	144.87	120.10
2	3V	31	PHE	CZ-CE2-CD2	20.64	144.87	120.10
2	3Z	31	PHE	CZ-CE2-CD2	20.64	144.87	120.10
2	5F	31	PHE	CZ-CE2-CD2	20.64	144.87	120.10
2	5J	31	PHE	CZ-CE2-CD2	20.64	144.87	120.10
2	5N	31	PHE	CZ-CE2-CD2	20.64	144.87	120.10
2	63	31	PHE	CZ-CE2-CD2	20.64	144.87	120.10
2	67	31	PHE	CZ-CE2-CD2	20.64	144.87	120.10
2	7B	31	PHE	CZ-CE2-CD2	20.64	144.87	120.10
1	1A	19	SER	N-CA-CB	-20.64	79.55	110.50
1	1I	19	SER	N-CA-CB	-20.64	79.55	110.50
1	2E	19	SER	N-CA-CB	-20.64	79.55	110.50
1	26	19	SER	N-CA-CB	-20.64	79.55	110.50
1	3E	19	SER	N-CA-CB	-20.64	79.55	110.50
1	4A	19	SER	N-CA-CB	-20.64	79.55	110.50
1	4M	19	SER	N-CA-CB	-20.64	79.55	110.50
1	4U	19	SER	N-CA-CB	-20.64	79.55	110.50
1	5Q	19	SER	N-CA-CB	-20.64	79.55	110.50
1	6I	19	SER	N-CA-CB	-20.64	79.55	110.50
1	6Q	19	SER	N-CA-CB	-20.64	79.55	110.50
1	7M	19	SER	N-CA-CB	-20.64	79.55	110.50
1	1Q	19	SER	N-CA-CB	-20.63	79.55	110.50
1	1U	19	SER	N-CA-CB	-20.63	79.55	110.50
1	1Y	19	SER	N-CA-CB	-20.63	79.55	110.50
1	2Q	19	SER	N-CA-CB	-20.63	79.55	110.50

*Continued on next page...*

*Continued from previous page...*

Mol	Chain	Res	Type	Atoms	Z	Observed(°)	Ideal(°)
1	2U	19	SER	N-CA-CB	-20.63	79.55	110.50
1	2Y	19	SER	N-CA-CB	-20.63	79.55	110.50
1	42	19	SER	N-CA-CB	-20.63	79.55	110.50
1	46	19	SER	N-CA-CB	-20.63	79.55	110.50
1	5A	19	SER	N-CA-CB	-20.63	79.55	110.50
1	52	19	SER	N-CA-CB	-20.63	79.55	110.50
1	56	19	SER	N-CA-CB	-20.63	79.55	110.50
1	6A	19	SER	N-CA-CB	-20.63	79.55	110.50
2	1R	31	PHE	CZ-CE2-CD2	20.63	144.85	120.10
2	1V	31	PHE	CZ-CE2-CD2	20.63	144.85	120.10
2	1Z	31	PHE	CZ-CE2-CD2	20.63	144.85	120.10
2	2R	31	PHE	CZ-CE2-CD2	20.63	144.85	120.10
2	2V	31	PHE	CZ-CE2-CD2	20.63	144.85	120.10
2	2Z	31	PHE	CZ-CE2-CD2	20.63	144.85	120.10
2	43	31	PHE	CZ-CE2-CD2	20.63	144.85	120.10
2	47	31	PHE	CZ-CE2-CD2	20.63	144.85	120.10
2	5B	31	PHE	CZ-CE2-CD2	20.63	144.85	120.10
2	53	31	PHE	CZ-CE2-CD2	20.63	144.85	120.10
2	57	31	PHE	CZ-CE2-CD2	20.63	144.85	120.10
2	6B	31	PHE	CZ-CE2-CD2	20.63	144.85	120.10
2	13	23	HIS	ND1-CG-CD2	-20.63	77.12	106.00
2	17	23	HIS	ND1-CG-CD2	-20.63	77.12	106.00
2	2B	23	HIS	ND1-CG-CD2	-20.63	77.12	106.00
2	3R	23	HIS	ND1-CG-CD2	-20.63	77.12	106.00
2	3V	23	HIS	ND1-CG-CD2	-20.63	77.12	106.00
2	3Z	23	HIS	ND1-CG-CD2	-20.63	77.12	106.00
2	5F	23	HIS	ND1-CG-CD2	-20.63	77.12	106.00
2	5J	23	HIS	ND1-CG-CD2	-20.63	77.12	106.00
2	5N	23	HIS	ND1-CG-CD2	-20.63	77.12	106.00
2	63	23	HIS	ND1-CG-CD2	-20.63	77.12	106.00
2	67	23	HIS	ND1-CG-CD2	-20.63	77.12	106.00
2	7B	23	HIS	ND1-CG-CD2	-20.63	77.12	106.00
2	1B	31	PHE	CZ-CE2-CD2	20.63	144.85	120.10
2	1J	31	PHE	CZ-CE2-CD2	20.63	144.85	120.10
2	2F	31	PHE	CZ-CE2-CD2	20.63	144.85	120.10
2	27	31	PHE	CZ-CE2-CD2	20.63	144.85	120.10
2	3F	31	PHE	CZ-CE2-CD2	20.63	144.85	120.10
2	4B	31	PHE	CZ-CE2-CD2	20.63	144.85	120.10
2	4N	31	PHE	CZ-CE2-CD2	20.63	144.85	120.10
2	4V	31	PHE	CZ-CE2-CD2	20.63	144.85	120.10
2	5R	31	PHE	CZ-CE2-CD2	20.63	144.85	120.10
2	6J	31	PHE	CZ-CE2-CD2	20.63	144.85	120.10

*Continued on next page...*

*Continued from previous page...*

Mol	Chain	Res	Type	Atoms	Z	Observed(°)	Ideal(°)
2	6R	31	PHE	CZ-CE2-CD2	20.63	144.85	120.10
2	7N	31	PHE	CZ-CE2-CD2	20.63	144.85	120.10
1	12	19	SER	N-CA-CB	-20.62	79.57	110.50
1	16	19	SER	N-CA-CB	-20.62	79.57	110.50
1	2A	19	SER	N-CA-CB	-20.62	79.57	110.50
1	3Q	19	SER	N-CA-CB	-20.62	79.57	110.50
1	3U	19	SER	N-CA-CB	-20.62	79.57	110.50
1	3Y	19	SER	N-CA-CB	-20.62	79.57	110.50
1	5E	19	SER	N-CA-CB	-20.62	79.57	110.50
1	5I	19	SER	N-CA-CB	-20.62	79.57	110.50
1	5M	19	SER	N-CA-CB	-20.62	79.57	110.50
1	62	19	SER	N-CA-CB	-20.62	79.57	110.50
1	66	19	SER	N-CA-CB	-20.62	79.57	110.50
1	7A	19	SER	N-CA-CB	-20.62	79.57	110.50
2	1B	23	HIS	ND1-CG-CD2	-20.60	77.16	106.00
2	1F	23	HIS	ND1-CG-CD2	-20.60	77.16	106.00
2	1J	23	HIS	ND1-CG-CD2	-20.60	77.16	106.00
2	2F	23	HIS	ND1-CG-CD2	-20.60	77.16	106.00
2	2N	23	HIS	ND1-CG-CD2	-20.60	77.16	106.00
2	23	23	HIS	ND1-CG-CD2	-20.60	77.16	106.00
2	27	23	HIS	ND1-CG-CD2	-20.60	77.16	106.00
2	3F	23	HIS	ND1-CG-CD2	-20.60	77.16	106.00
2	3N	23	HIS	ND1-CG-CD2	-20.60	77.16	106.00
2	37	23	HIS	ND1-CG-CD2	-20.60	77.16	106.00
2	4B	23	HIS	ND1-CG-CD2	-20.60	77.16	106.00
2	4J	23	HIS	ND1-CG-CD2	-20.60	77.16	106.00
2	4N	23	HIS	ND1-CG-CD2	-20.60	77.16	106.00
2	4R	23	HIS	ND1-CG-CD2	-20.60	77.16	106.00
2	4V	23	HIS	ND1-CG-CD2	-20.60	77.16	106.00
2	5R	23	HIS	ND1-CG-CD2	-20.60	77.16	106.00
2	5Z	23	HIS	ND1-CG-CD2	-20.60	77.16	106.00
2	6F	23	HIS	ND1-CG-CD2	-20.60	77.16	106.00
2	6J	23	HIS	ND1-CG-CD2	-20.60	77.16	106.00
2	6R	23	HIS	ND1-CG-CD2	-20.60	77.16	106.00
2	6Z	23	HIS	ND1-CG-CD2	-20.60	77.16	106.00
2	7J	23	HIS	ND1-CG-CD2	-20.60	77.16	106.00
2	7N	23	HIS	ND1-CG-CD2	-20.60	77.16	106.00
2	7V	23	HIS	ND1-CG-CD2	-20.60	77.16	106.00
2	1N	23	HIS	ND1-CG-CD2	-20.59	77.17	106.00
2	2J	23	HIS	ND1-CG-CD2	-20.59	77.17	106.00
2	3B	23	HIS	ND1-CG-CD2	-20.59	77.17	106.00
2	3J	23	HIS	ND1-CG-CD2	-20.59	77.17	106.00

*Continued on next page...*

*Continued from previous page...*

Mol	Chain	Res	Type	Atoms	Z	Observed(°)	Ideal(°)
2	33	23	HIS	ND1-CG-CD2	-20.59	77.17	106.00
2	4F	23	HIS	ND1-CG-CD2	-20.59	77.17	106.00
2	4Z	23	HIS	ND1-CG-CD2	-20.59	77.17	106.00
2	5V	23	HIS	ND1-CG-CD2	-20.59	77.17	106.00
2	6N	23	HIS	ND1-CG-CD2	-20.59	77.17	106.00
2	6V	23	HIS	ND1-CG-CD2	-20.59	77.17	106.00
2	7F	23	HIS	ND1-CG-CD2	-20.59	77.17	106.00
2	7R	23	HIS	ND1-CG-CD2	-20.59	77.17	106.00
2	1N	31	PHE	CZ-CE2-CD2	20.58	144.79	120.10
2	1R	23	HIS	ND1-CG-CD2	-20.58	77.19	106.00
2	1V	23	HIS	ND1-CG-CD2	-20.58	77.19	106.00
2	1Z	23	HIS	ND1-CG-CD2	-20.58	77.19	106.00
2	2J	31	PHE	CZ-CE2-CD2	20.58	144.79	120.10
2	2R	23	HIS	ND1-CG-CD2	-20.58	77.19	106.00
2	2V	23	HIS	ND1-CG-CD2	-20.58	77.19	106.00
2	2Z	23	HIS	ND1-CG-CD2	-20.58	77.19	106.00
2	3B	31	PHE	CZ-CE2-CD2	20.58	144.79	120.10
2	3J	31	PHE	CZ-CE2-CD2	20.58	144.79	120.10
2	33	31	PHE	CZ-CE2-CD2	20.58	144.79	120.10
2	4F	31	PHE	CZ-CE2-CD2	20.58	144.79	120.10
2	4Z	31	PHE	CZ-CE2-CD2	20.58	144.79	120.10
2	43	23	HIS	ND1-CG-CD2	-20.58	77.19	106.00
2	47	23	HIS	ND1-CG-CD2	-20.58	77.19	106.00
2	5B	23	HIS	ND1-CG-CD2	-20.58	77.19	106.00
2	5V	31	PHE	CZ-CE2-CD2	20.58	144.79	120.10
2	53	23	HIS	ND1-CG-CD2	-20.58	77.19	106.00
2	57	23	HIS	ND1-CG-CD2	-20.58	77.19	106.00
2	6B	23	HIS	ND1-CG-CD2	-20.58	77.19	106.00
2	6N	31	PHE	CZ-CE2-CD2	20.58	144.79	120.10
2	6V	31	PHE	CZ-CE2-CD2	20.58	144.79	120.10
2	7F	31	PHE	CZ-CE2-CD2	20.58	144.79	120.10
2	7R	31	PHE	CZ-CE2-CD2	20.58	144.79	120.10
2	1F	31	PHE	CZ-CE2-CD2	20.57	144.78	120.10
2	2N	31	PHE	CZ-CE2-CD2	20.57	144.78	120.10
2	23	31	PHE	CZ-CE2-CD2	20.57	144.78	120.10
2	3N	31	PHE	CZ-CE2-CD2	20.57	144.78	120.10
2	37	31	PHE	CZ-CE2-CD2	20.57	144.78	120.10
2	4J	31	PHE	CZ-CE2-CD2	20.57	144.78	120.10
2	4R	31	PHE	CZ-CE2-CD2	20.57	144.78	120.10
2	5Z	31	PHE	CZ-CE2-CD2	20.57	144.78	120.10
2	6F	31	PHE	CZ-CE2-CD2	20.57	144.78	120.10
2	6Z	31	PHE	CZ-CE2-CD2	20.57	144.78	120.10

*Continued on next page...*

*Continued from previous page...*

Mol	Chain	Res	Type	Atoms	Z	Observed(°)	Ideal(°)
2	7J	31	PHE	CZ-CE2-CD2	20.57	144.78	120.10
2	7V	31	PHE	CZ-CE2-CD2	20.57	144.78	120.10
2	1N	14	THR	CA-CB-CG2	-20.49	83.72	112.40
2	1R	14	THR	CA-CB-CG2	-20.49	83.72	112.40
2	1V	14	THR	CA-CB-CG2	-20.49	83.72	112.40
2	1Z	14	THR	CA-CB-CG2	-20.49	83.72	112.40
2	2J	14	THR	CA-CB-CG2	-20.49	83.72	112.40
2	2R	14	THR	CA-CB-CG2	-20.49	83.72	112.40
2	2V	14	THR	CA-CB-CG2	-20.49	83.72	112.40
2	2Z	14	THR	CA-CB-CG2	-20.49	83.72	112.40
2	3B	14	THR	CA-CB-CG2	-20.49	83.72	112.40
2	3J	14	THR	CA-CB-CG2	-20.49	83.72	112.40
2	33	14	THR	CA-CB-CG2	-20.49	83.72	112.40
2	4F	14	THR	CA-CB-CG2	-20.49	83.72	112.40
2	4Z	14	THR	CA-CB-CG2	-20.49	83.72	112.40
2	43	14	THR	CA-CB-CG2	-20.49	83.72	112.40
2	47	14	THR	CA-CB-CG2	-20.49	83.72	112.40
2	5B	14	THR	CA-CB-CG2	-20.49	83.72	112.40
2	5V	14	THR	CA-CB-CG2	-20.49	83.72	112.40
2	53	14	THR	CA-CB-CG2	-20.49	83.72	112.40
2	57	14	THR	CA-CB-CG2	-20.49	83.72	112.40
2	6B	14	THR	CA-CB-CG2	-20.49	83.72	112.40
2	6N	14	THR	CA-CB-CG2	-20.49	83.72	112.40
2	6V	14	THR	CA-CB-CG2	-20.49	83.72	112.40
2	7F	14	THR	CA-CB-CG2	-20.49	83.72	112.40
2	7R	14	THR	CA-CB-CG2	-20.49	83.72	112.40
2	1B	14	THR	CA-CB-CG2	-20.48	83.73	112.40
2	1J	14	THR	CA-CB-CG2	-20.48	83.73	112.40
2	2F	14	THR	CA-CB-CG2	-20.48	83.73	112.40
2	27	14	THR	CA-CB-CG2	-20.48	83.73	112.40
2	3F	14	THR	CA-CB-CG2	-20.48	83.73	112.40
2	4B	14	THR	CA-CB-CG2	-20.48	83.73	112.40
2	4N	14	THR	CA-CB-CG2	-20.48	83.73	112.40
2	4V	14	THR	CA-CB-CG2	-20.48	83.73	112.40
2	5R	14	THR	CA-CB-CG2	-20.48	83.73	112.40
2	6J	14	THR	CA-CB-CG2	-20.48	83.73	112.40
2	6R	14	THR	CA-CB-CG2	-20.48	83.73	112.40
2	7N	14	THR	CA-CB-CG2	-20.48	83.73	112.40
2	1F	14	THR	CA-CB-CG2	-20.46	83.76	112.40
2	13	14	THR	CA-CB-CG2	-20.46	83.76	112.40
2	17	14	THR	CA-CB-CG2	-20.46	83.76	112.40
2	2B	14	THR	CA-CB-CG2	-20.46	83.76	112.40

*Continued on next page...*

*Continued from previous page...*

Mol	Chain	Res	Type	Atoms	Z	Observed(°)	Ideal(°)
2	2N	14	THR	CA-CB-CG2	-20.46	83.76	112.40
2	23	14	THR	CA-CB-CG2	-20.46	83.76	112.40
2	3N	14	THR	CA-CB-CG2	-20.46	83.76	112.40
2	3R	14	THR	CA-CB-CG2	-20.46	83.76	112.40
2	3V	14	THR	CA-CB-CG2	-20.46	83.76	112.40
2	3Z	14	THR	CA-CB-CG2	-20.46	83.76	112.40
2	37	14	THR	CA-CB-CG2	-20.46	83.76	112.40
2	4J	14	THR	CA-CB-CG2	-20.46	83.76	112.40
2	4R	14	THR	CA-CB-CG2	-20.46	83.76	112.40
2	5F	14	THR	CA-CB-CG2	-20.46	83.76	112.40
2	5J	14	THR	CA-CB-CG2	-20.46	83.76	112.40
2	5N	14	THR	CA-CB-CG2	-20.46	83.76	112.40
2	5Z	14	THR	CA-CB-CG2	-20.46	83.76	112.40
2	6F	14	THR	CA-CB-CG2	-20.46	83.76	112.40
2	6Z	14	THR	CA-CB-CG2	-20.46	83.76	112.40
2	63	14	THR	CA-CB-CG2	-20.46	83.76	112.40
2	67	14	THR	CA-CB-CG2	-20.46	83.76	112.40
2	7B	14	THR	CA-CB-CG2	-20.46	83.76	112.40
2	7J	14	THR	CA-CB-CG2	-20.46	83.76	112.40
2	7V	14	THR	CA-CB-CG2	-20.46	83.76	112.40
2	13	35	PHE	CB-CA-C	-20.16	70.09	110.40
2	17	35	PHE	CB-CA-C	-20.16	70.09	110.40
2	2B	35	PHE	CB-CA-C	-20.16	70.09	110.40
2	3R	35	PHE	CB-CA-C	-20.16	70.09	110.40
2	3V	35	PHE	CB-CA-C	-20.16	70.09	110.40
2	3Z	35	PHE	CB-CA-C	-20.16	70.09	110.40
2	5F	35	PHE	CB-CA-C	-20.16	70.09	110.40
2	5J	35	PHE	CB-CA-C	-20.16	70.09	110.40
2	5N	35	PHE	CB-CA-C	-20.16	70.09	110.40
2	63	35	PHE	CB-CA-C	-20.16	70.09	110.40
2	67	35	PHE	CB-CA-C	-20.16	70.09	110.40
2	7B	35	PHE	CB-CA-C	-20.16	70.09	110.40
2	1B	35	PHE	CB-CA-C	-20.15	70.10	110.40
2	1J	35	PHE	CB-CA-C	-20.15	70.10	110.40
2	2F	35	PHE	CB-CA-C	-20.15	70.10	110.40
2	27	35	PHE	CB-CA-C	-20.15	70.10	110.40
2	3F	35	PHE	CB-CA-C	-20.15	70.10	110.40
2	4B	35	PHE	CB-CA-C	-20.15	70.10	110.40
2	4N	35	PHE	CB-CA-C	-20.15	70.10	110.40
2	4V	35	PHE	CB-CA-C	-20.15	70.10	110.40
2	5R	35	PHE	CB-CA-C	-20.15	70.10	110.40
2	6J	35	PHE	CB-CA-C	-20.15	70.10	110.40

*Continued on next page...*



*Continued from previous page...*

Mol	Chain	Res	Type	Atoms	Z	Observed(°)	Ideal(°)
2	6R	35	PHE	CB-CA-C	-20.15	70.10	110.40
2	7N	35	PHE	CB-CA-C	-20.15	70.10	110.40
2	1R	35	PHE	CB-CA-C	-20.14	70.11	110.40
2	1V	35	PHE	CB-CA-C	-20.14	70.11	110.40
2	1Z	35	PHE	CB-CA-C	-20.14	70.11	110.40
2	2R	35	PHE	CB-CA-C	-20.14	70.11	110.40
2	2V	35	PHE	CB-CA-C	-20.14	70.11	110.40
2	2Z	35	PHE	CB-CA-C	-20.14	70.11	110.40
2	43	35	PHE	CB-CA-C	-20.14	70.11	110.40
2	47	35	PHE	CB-CA-C	-20.14	70.11	110.40
2	5B	35	PHE	CB-CA-C	-20.14	70.11	110.40
2	53	35	PHE	CB-CA-C	-20.14	70.11	110.40
2	57	35	PHE	CB-CA-C	-20.14	70.11	110.40
2	6B	35	PHE	CB-CA-C	-20.14	70.11	110.40
2	1N	35	PHE	CB-CA-C	-20.14	70.11	110.40
2	2J	35	PHE	CB-CA-C	-20.14	70.11	110.40
2	3B	35	PHE	CB-CA-C	-20.14	70.11	110.40
2	3J	35	PHE	CB-CA-C	-20.14	70.11	110.40
2	33	35	PHE	CB-CA-C	-20.14	70.11	110.40
2	4F	35	PHE	CB-CA-C	-20.14	70.11	110.40
2	4Z	35	PHE	CB-CA-C	-20.14	70.11	110.40
2	5V	35	PHE	CB-CA-C	-20.14	70.11	110.40
2	6N	35	PHE	CB-CA-C	-20.14	70.11	110.40
2	6V	35	PHE	CB-CA-C	-20.14	70.11	110.40
2	7F	35	PHE	CB-CA-C	-20.14	70.11	110.40
2	7R	35	PHE	CB-CA-C	-20.14	70.11	110.40
2	1F	35	PHE	CB-CA-C	-20.14	70.12	110.40
2	2N	35	PHE	CB-CA-C	-20.14	70.12	110.40
2	23	35	PHE	CB-CA-C	-20.14	70.12	110.40
2	3N	35	PHE	CB-CA-C	-20.14	70.12	110.40
2	37	35	PHE	CB-CA-C	-20.14	70.12	110.40
2	4J	35	PHE	CB-CA-C	-20.14	70.12	110.40
2	4R	35	PHE	CB-CA-C	-20.14	70.12	110.40
2	5Z	35	PHE	CB-CA-C	-20.14	70.12	110.40
2	6F	35	PHE	CB-CA-C	-20.14	70.12	110.40
2	6Z	35	PHE	CB-CA-C	-20.14	70.12	110.40
2	7J	35	PHE	CB-CA-C	-20.14	70.12	110.40
2	7V	35	PHE	CB-CA-C	-20.14	70.12	110.40
1	12	83	GLY	O-C-N	20.08	154.82	122.70
1	16	83	GLY	O-C-N	20.08	154.82	122.70
1	2A	83	GLY	O-C-N	20.08	154.82	122.70
1	3Q	83	GLY	O-C-N	20.08	154.82	122.70

*Continued on next page...*

*Continued from previous page...*

Mol	Chain	Res	Type	Atoms	Z	Observed(°)	Ideal(°)
1	3U	83	GLY	O-C-N	20.08	154.82	122.70
1	3Y	83	GLY	O-C-N	20.08	154.82	122.70
1	5E	83	GLY	O-C-N	20.08	154.82	122.70
1	5I	83	GLY	O-C-N	20.08	154.82	122.70
1	5M	83	GLY	O-C-N	20.08	154.82	122.70
1	62	83	GLY	O-C-N	20.08	154.82	122.70
1	66	83	GLY	O-C-N	20.08	154.82	122.70
1	7A	83	GLY	O-C-N	20.08	154.82	122.70
1	1E	83	GLY	O-C-N	20.06	154.79	122.70
1	2M	83	GLY	O-C-N	20.06	154.79	122.70
1	22	83	GLY	O-C-N	20.06	154.79	122.70
1	3M	83	GLY	O-C-N	20.06	154.79	122.70
1	36	83	GLY	O-C-N	20.06	154.79	122.70
1	4I	83	GLY	O-C-N	20.06	154.79	122.70
1	4Q	83	GLY	O-C-N	20.06	154.79	122.70
1	5Y	83	GLY	O-C-N	20.06	154.79	122.70
1	6E	83	GLY	O-C-N	20.06	154.79	122.70
1	6Y	83	GLY	O-C-N	20.06	154.79	122.70
1	7I	83	GLY	O-C-N	20.06	154.79	122.70
1	7U	83	GLY	O-C-N	20.06	154.79	122.70
1	1A	83	GLY	O-C-N	20.05	154.78	122.70
1	1I	83	GLY	O-C-N	20.05	154.78	122.70
1	2E	83	GLY	O-C-N	20.05	154.78	122.70
1	26	83	GLY	O-C-N	20.05	154.78	122.70
1	3E	83	GLY	O-C-N	20.05	154.78	122.70
1	4A	83	GLY	O-C-N	20.05	154.78	122.70
1	4M	83	GLY	O-C-N	20.05	154.78	122.70
1	4U	83	GLY	O-C-N	20.05	154.78	122.70
1	5Q	83	GLY	O-C-N	20.05	154.78	122.70
1	6I	83	GLY	O-C-N	20.05	154.78	122.70
1	6Q	83	GLY	O-C-N	20.05	154.78	122.70
1	7M	83	GLY	O-C-N	20.05	154.78	122.70
1	1M	83	GLY	O-C-N	20.04	154.77	122.70
1	2I	83	GLY	O-C-N	20.04	154.77	122.70
1	3A	83	GLY	O-C-N	20.04	154.77	122.70
1	3I	83	GLY	O-C-N	20.04	154.77	122.70
1	32	83	GLY	O-C-N	20.04	154.77	122.70
1	4E	83	GLY	O-C-N	20.04	154.77	122.70
1	4Y	83	GLY	O-C-N	20.04	154.77	122.70
1	5U	83	GLY	O-C-N	20.04	154.77	122.70
1	6M	83	GLY	O-C-N	20.04	154.77	122.70
1	6U	83	GLY	O-C-N	20.04	154.77	122.70

*Continued on next page...*



*Continued from previous page...*

Mol	Chain	Res	Type	Atoms	Z	Observed(°)	Ideal(°)
1	7E	83	GLY	O-C-N	20.04	154.77	122.70
1	7Q	83	GLY	O-C-N	20.04	154.77	122.70
1	1Q	83	GLY	O-C-N	20.03	154.75	122.70
1	1U	83	GLY	O-C-N	20.03	154.75	122.70
1	1Y	83	GLY	O-C-N	20.03	154.75	122.70
1	2Q	83	GLY	O-C-N	20.03	154.75	122.70
1	2U	83	GLY	O-C-N	20.03	154.75	122.70
1	2Y	83	GLY	O-C-N	20.03	154.75	122.70
1	42	83	GLY	O-C-N	20.03	154.75	122.70
1	46	83	GLY	O-C-N	20.03	154.75	122.70
1	5A	83	GLY	O-C-N	20.03	154.75	122.70
1	52	83	GLY	O-C-N	20.03	154.75	122.70
1	56	83	GLY	O-C-N	20.03	154.75	122.70
1	6A	83	GLY	O-C-N	20.03	154.75	122.70
1	1A	20	GLU	OE1-CD-OE2	-20.02	99.28	123.30
1	1I	20	GLU	OE1-CD-OE2	-20.02	99.28	123.30
1	2E	20	GLU	OE1-CD-OE2	-20.02	99.28	123.30
1	26	20	GLU	OE1-CD-OE2	-20.02	99.28	123.30
1	3E	20	GLU	OE1-CD-OE2	-20.02	99.28	123.30
1	4A	20	GLU	OE1-CD-OE2	-20.02	99.28	123.30
1	4M	20	GLU	OE1-CD-OE2	-20.02	99.28	123.30
1	4U	20	GLU	OE1-CD-OE2	-20.02	99.28	123.30
1	5Q	20	GLU	OE1-CD-OE2	-20.02	99.28	123.30
1	6I	20	GLU	OE1-CD-OE2	-20.02	99.28	123.30
1	6Q	20	GLU	OE1-CD-OE2	-20.02	99.28	123.30
1	7M	20	GLU	OE1-CD-OE2	-20.02	99.28	123.30
1	12	20	GLU	OE1-CD-OE2	-20.02	99.28	123.30
1	16	20	GLU	OE1-CD-OE2	-20.02	99.28	123.30
1	2A	20	GLU	OE1-CD-OE2	-20.02	99.28	123.30
1	3Q	20	GLU	OE1-CD-OE2	-20.02	99.28	123.30
1	3U	20	GLU	OE1-CD-OE2	-20.02	99.28	123.30
1	3Y	20	GLU	OE1-CD-OE2	-20.02	99.28	123.30
1	5E	20	GLU	OE1-CD-OE2	-20.02	99.28	123.30
1	5I	20	GLU	OE1-CD-OE2	-20.02	99.28	123.30
1	5M	20	GLU	OE1-CD-OE2	-20.02	99.28	123.30
1	62	20	GLU	OE1-CD-OE2	-20.02	99.28	123.30
1	66	20	GLU	OE1-CD-OE2	-20.02	99.28	123.30
1	7A	20	GLU	OE1-CD-OE2	-20.02	99.28	123.30
1	1E	20	GLU	OE1-CD-OE2	-20.00	99.30	123.30
1	1Q	20	GLU	OE1-CD-OE2	-20.00	99.30	123.30
1	1U	20	GLU	OE1-CD-OE2	-20.00	99.30	123.30
1	1Y	20	GLU	OE1-CD-OE2	-20.00	99.30	123.30

*Continued on next page...*

*Continued from previous page...*

Mol	Chain	Res	Type	Atoms	Z	Observed(°)	Ideal(°)
1	2M	20	GLU	OE1-CD-OE2	-20.00	99.30	123.30
1	2Q	20	GLU	OE1-CD-OE2	-20.00	99.30	123.30
1	2U	20	GLU	OE1-CD-OE2	-20.00	99.30	123.30
1	2Y	20	GLU	OE1-CD-OE2	-20.00	99.30	123.30
1	22	20	GLU	OE1-CD-OE2	-20.00	99.30	123.30
1	3M	20	GLU	OE1-CD-OE2	-20.00	99.30	123.30
1	36	20	GLU	OE1-CD-OE2	-20.00	99.30	123.30
1	4I	20	GLU	OE1-CD-OE2	-20.00	99.30	123.30
1	4Q	20	GLU	OE1-CD-OE2	-20.00	99.30	123.30
1	42	20	GLU	OE1-CD-OE2	-20.00	99.30	123.30
1	46	20	GLU	OE1-CD-OE2	-20.00	99.30	123.30
1	5A	20	GLU	OE1-CD-OE2	-20.00	99.30	123.30
1	5Y	20	GLU	OE1-CD-OE2	-20.00	99.30	123.30
1	52	20	GLU	OE1-CD-OE2	-20.00	99.30	123.30
1	56	20	GLU	OE1-CD-OE2	-20.00	99.30	123.30
1	6A	20	GLU	OE1-CD-OE2	-20.00	99.30	123.30
1	6E	20	GLU	OE1-CD-OE2	-20.00	99.30	123.30
1	6Y	20	GLU	OE1-CD-OE2	-20.00	99.30	123.30
1	7I	20	GLU	OE1-CD-OE2	-20.00	99.30	123.30
1	7U	20	GLU	OE1-CD-OE2	-20.00	99.30	123.30
1	1M	20	GLU	OE1-CD-OE2	-19.99	99.31	123.30
1	2I	20	GLU	OE1-CD-OE2	-19.99	99.31	123.30
1	3A	20	GLU	OE1-CD-OE2	-19.99	99.31	123.30
1	3I	20	GLU	OE1-CD-OE2	-19.99	99.31	123.30
1	32	20	GLU	OE1-CD-OE2	-19.99	99.31	123.30
1	4E	20	GLU	OE1-CD-OE2	-19.99	99.31	123.30
1	4Y	20	GLU	OE1-CD-OE2	-19.99	99.31	123.30
1	5U	20	GLU	OE1-CD-OE2	-19.99	99.31	123.30
1	6M	20	GLU	OE1-CD-OE2	-19.99	99.31	123.30
1	6U	20	GLU	OE1-CD-OE2	-19.99	99.31	123.30
1	7E	20	GLU	OE1-CD-OE2	-19.99	99.31	123.30
1	7Q	20	GLU	OE1-CD-OE2	-19.99	99.31	123.30
1	12	80	PHE	CB-CG-CD2	19.94	134.75	120.80
1	16	80	PHE	CB-CG-CD2	19.94	134.75	120.80
1	2A	80	PHE	CB-CG-CD2	19.94	134.75	120.80
1	3Q	80	PHE	CB-CG-CD2	19.94	134.75	120.80
1	3U	80	PHE	CB-CG-CD2	19.94	134.75	120.80
1	3Y	80	PHE	CB-CG-CD2	19.94	134.75	120.80
1	5E	80	PHE	CB-CG-CD2	19.94	134.75	120.80
1	5I	80	PHE	CB-CG-CD2	19.94	134.75	120.80
1	5M	80	PHE	CB-CG-CD2	19.94	134.75	120.80
1	62	80	PHE	CB-CG-CD2	19.94	134.75	120.80

*Continued on next page...*

*Continued from previous page...*

Mol	Chain	Res	Type	Atoms	Z	Observed(°)	Ideal(°)
1	66	80	PHE	CB-CG-CD2	19.94	134.75	120.80
1	7A	80	PHE	CB-CG-CD2	19.94	134.75	120.80
2	13	23	HIS	CG-CD2-NE2	19.91	147.04	109.20
2	17	23	HIS	CG-CD2-NE2	19.91	147.04	109.20
2	2B	23	HIS	CG-CD2-NE2	19.91	147.04	109.20
2	3R	23	HIS	CG-CD2-NE2	19.91	147.04	109.20
2	3V	23	HIS	CG-CD2-NE2	19.91	147.04	109.20
2	3Z	23	HIS	CG-CD2-NE2	19.91	147.04	109.20
2	5F	23	HIS	CG-CD2-NE2	19.91	147.04	109.20
2	5J	23	HIS	CG-CD2-NE2	19.91	147.04	109.20
2	5N	23	HIS	CG-CD2-NE2	19.91	147.04	109.20
2	63	23	HIS	CG-CD2-NE2	19.91	147.04	109.20
2	67	23	HIS	CG-CD2-NE2	19.91	147.04	109.20
2	7B	23	HIS	CG-CD2-NE2	19.91	147.04	109.20
1	1M	80	PHE	CB-CG-CD2	19.91	134.74	120.80
1	2I	80	PHE	CB-CG-CD2	19.91	134.74	120.80
1	3A	80	PHE	CB-CG-CD2	19.91	134.74	120.80
1	3I	80	PHE	CB-CG-CD2	19.91	134.74	120.80
1	32	80	PHE	CB-CG-CD2	19.91	134.74	120.80
1	4E	80	PHE	CB-CG-CD2	19.91	134.74	120.80
1	4Y	80	PHE	CB-CG-CD2	19.91	134.74	120.80
1	5U	80	PHE	CB-CG-CD2	19.91	134.74	120.80
1	6M	80	PHE	CB-CG-CD2	19.91	134.74	120.80
1	6U	80	PHE	CB-CG-CD2	19.91	134.74	120.80
1	7E	80	PHE	CB-CG-CD2	19.91	134.74	120.80
1	7Q	80	PHE	CB-CG-CD2	19.91	134.74	120.80
1	1E	80	PHE	CB-CG-CD2	19.90	134.73	120.80
1	2M	80	PHE	CB-CG-CD2	19.90	134.73	120.80
1	22	80	PHE	CB-CG-CD2	19.90	134.73	120.80
1	3M	80	PHE	CB-CG-CD2	19.90	134.73	120.80
1	36	80	PHE	CB-CG-CD2	19.90	134.73	120.80
1	4I	80	PHE	CB-CG-CD2	19.90	134.73	120.80
1	4Q	80	PHE	CB-CG-CD2	19.90	134.73	120.80
1	5Y	80	PHE	CB-CG-CD2	19.90	134.73	120.80
1	6E	80	PHE	CB-CG-CD2	19.90	134.73	120.80
1	6Y	80	PHE	CB-CG-CD2	19.90	134.73	120.80
1	7I	80	PHE	CB-CG-CD2	19.90	134.73	120.80
1	7U	80	PHE	CB-CG-CD2	19.90	134.73	120.80
1	1A	80	PHE	CB-CG-CD2	19.89	134.72	120.80
1	1I	80	PHE	CB-CG-CD2	19.89	134.72	120.80
1	2E	80	PHE	CB-CG-CD2	19.89	134.72	120.80
1	26	80	PHE	CB-CG-CD2	19.89	134.72	120.80

*Continued on next page...*

*Continued from previous page...*

Mol	Chain	Res	Type	Atoms	Z	Observed(°)	Ideal(°)
1	3E	80	PHE	CB-CG-CD2	19.89	134.72	120.80
1	4A	80	PHE	CB-CG-CD2	19.89	134.72	120.80
1	4M	80	PHE	CB-CG-CD2	19.89	134.72	120.80
1	4U	80	PHE	CB-CG-CD2	19.89	134.72	120.80
1	5Q	80	PHE	CB-CG-CD2	19.89	134.72	120.80
1	6I	80	PHE	CB-CG-CD2	19.89	134.72	120.80
1	6Q	80	PHE	CB-CG-CD2	19.89	134.72	120.80
1	7M	80	PHE	CB-CG-CD2	19.89	134.72	120.80
2	1F	23	HIS	CG-CD2-NE2	19.88	146.97	109.20
2	2N	23	HIS	CG-CD2-NE2	19.88	146.97	109.20
2	23	23	HIS	CG-CD2-NE2	19.88	146.97	109.20
2	3N	23	HIS	CG-CD2-NE2	19.88	146.97	109.20
2	37	23	HIS	CG-CD2-NE2	19.88	146.97	109.20
2	4J	23	HIS	CG-CD2-NE2	19.88	146.97	109.20
2	4R	23	HIS	CG-CD2-NE2	19.88	146.97	109.20
2	5Z	23	HIS	CG-CD2-NE2	19.88	146.97	109.20
2	6F	23	HIS	CG-CD2-NE2	19.88	146.97	109.20
2	6Z	23	HIS	CG-CD2-NE2	19.88	146.97	109.20
2	7J	23	HIS	CG-CD2-NE2	19.88	146.97	109.20
2	7V	23	HIS	CG-CD2-NE2	19.88	146.97	109.20
2	1B	23	HIS	CG-CD2-NE2	19.87	146.96	109.20
2	1J	23	HIS	CG-CD2-NE2	19.87	146.96	109.20
2	2F	23	HIS	CG-CD2-NE2	19.87	146.96	109.20
2	27	23	HIS	CG-CD2-NE2	19.87	146.96	109.20
2	3F	23	HIS	CG-CD2-NE2	19.87	146.96	109.20
2	4B	23	HIS	CG-CD2-NE2	19.87	146.96	109.20
2	4N	23	HIS	CG-CD2-NE2	19.87	146.96	109.20
2	4V	23	HIS	CG-CD2-NE2	19.87	146.96	109.20
2	5R	23	HIS	CG-CD2-NE2	19.87	146.96	109.20
2	6J	23	HIS	CG-CD2-NE2	19.87	146.96	109.20
2	6R	23	HIS	CG-CD2-NE2	19.87	146.96	109.20
2	7N	23	HIS	CG-CD2-NE2	19.87	146.96	109.20
1	1Q	80	PHE	CB-CG-CD2	19.87	134.71	120.80
1	1U	80	PHE	CB-CG-CD2	19.87	134.71	120.80
1	1Y	80	PHE	CB-CG-CD2	19.87	134.71	120.80
1	2Q	80	PHE	CB-CG-CD2	19.87	134.71	120.80
1	2U	80	PHE	CB-CG-CD2	19.87	134.71	120.80
1	2Y	80	PHE	CB-CG-CD2	19.87	134.71	120.80
1	42	80	PHE	CB-CG-CD2	19.87	134.71	120.80
1	46	80	PHE	CB-CG-CD2	19.87	134.71	120.80
1	5A	80	PHE	CB-CG-CD2	19.87	134.71	120.80
1	52	80	PHE	CB-CG-CD2	19.87	134.71	120.80

*Continued on next page...*

*Continued from previous page...*

Mol	Chain	Res	Type	Atoms	Z	Observed(°)	Ideal(°)
1	56	80	PHE	CB-CG-CD2	19.87	134.71	120.80
1	6A	80	PHE	CB-CG-CD2	19.87	134.71	120.80
2	1N	23	HIS	CG-CD2-NE2	19.84	146.91	109.20
2	1R	23	HIS	CG-CD2-NE2	19.84	146.91	109.20
2	1V	23	HIS	CG-CD2-NE2	19.84	146.91	109.20
2	1Z	23	HIS	CG-CD2-NE2	19.84	146.91	109.20
2	2J	23	HIS	CG-CD2-NE2	19.84	146.91	109.20
2	2R	23	HIS	CG-CD2-NE2	19.84	146.91	109.20
2	2V	23	HIS	CG-CD2-NE2	19.84	146.91	109.20
2	2Z	23	HIS	CG-CD2-NE2	19.84	146.91	109.20
2	3B	23	HIS	CG-CD2-NE2	19.84	146.91	109.20
2	3J	23	HIS	CG-CD2-NE2	19.84	146.91	109.20
2	33	23	HIS	CG-CD2-NE2	19.84	146.91	109.20
2	4F	23	HIS	CG-CD2-NE2	19.84	146.91	109.20
2	4Z	23	HIS	CG-CD2-NE2	19.84	146.91	109.20
2	43	23	HIS	CG-CD2-NE2	19.84	146.91	109.20
2	47	23	HIS	CG-CD2-NE2	19.84	146.91	109.20
2	5B	23	HIS	CG-CD2-NE2	19.84	146.91	109.20
2	5V	23	HIS	CG-CD2-NE2	19.84	146.91	109.20
2	53	23	HIS	CG-CD2-NE2	19.84	146.91	109.20
2	57	23	HIS	CG-CD2-NE2	19.84	146.91	109.20
2	6B	23	HIS	CG-CD2-NE2	19.84	146.91	109.20
2	6N	23	HIS	CG-CD2-NE2	19.84	146.91	109.20
2	6V	23	HIS	CG-CD2-NE2	19.84	146.91	109.20
2	7F	23	HIS	CG-CD2-NE2	19.84	146.91	109.20
2	7R	23	HIS	CG-CD2-NE2	19.84	146.91	109.20
1	1Q	50	ARG	NH1-CZ-NH2	19.66	141.03	119.40
1	1U	50	ARG	NH1-CZ-NH2	19.66	141.03	119.40
1	1Y	50	ARG	NH1-CZ-NH2	19.66	141.03	119.40
1	2Q	50	ARG	NH1-CZ-NH2	19.66	141.03	119.40
1	2U	50	ARG	NH1-CZ-NH2	19.66	141.03	119.40
1	2Y	50	ARG	NH1-CZ-NH2	19.66	141.03	119.40
1	42	50	ARG	NH1-CZ-NH2	19.66	141.03	119.40
1	46	50	ARG	NH1-CZ-NH2	19.66	141.03	119.40
1	5A	50	ARG	NH1-CZ-NH2	19.66	141.03	119.40
1	52	50	ARG	NH1-CZ-NH2	19.66	141.03	119.40
1	56	50	ARG	NH1-CZ-NH2	19.66	141.03	119.40
1	6A	50	ARG	NH1-CZ-NH2	19.66	141.03	119.40
1	1M	50	ARG	NH1-CZ-NH2	19.64	141.00	119.40
1	2I	50	ARG	NH1-CZ-NH2	19.64	141.00	119.40
1	3A	50	ARG	NH1-CZ-NH2	19.64	141.00	119.40
1	3I	50	ARG	NH1-CZ-NH2	19.64	141.00	119.40

*Continued on next page...*

*Continued from previous page...*

Mol	Chain	Res	Type	Atoms	Z	Observed(°)	Ideal(°)
1	32	50	ARG	NH1-CZ-NH2	19.64	141.00	119.40
1	4E	50	ARG	NH1-CZ-NH2	19.64	141.00	119.40
1	4Y	50	ARG	NH1-CZ-NH2	19.64	141.00	119.40
1	5U	50	ARG	NH1-CZ-NH2	19.64	141.00	119.40
1	6M	50	ARG	NH1-CZ-NH2	19.64	141.00	119.40
1	6U	50	ARG	NH1-CZ-NH2	19.64	141.00	119.40
1	7E	50	ARG	NH1-CZ-NH2	19.64	141.00	119.40
1	7Q	50	ARG	NH1-CZ-NH2	19.64	141.00	119.40
1	12	50	ARG	NH1-CZ-NH2	19.63	140.99	119.40
1	16	50	ARG	NH1-CZ-NH2	19.63	140.99	119.40
1	2A	50	ARG	NH1-CZ-NH2	19.63	140.99	119.40
1	3Q	50	ARG	NH1-CZ-NH2	19.63	140.99	119.40
1	3U	50	ARG	NH1-CZ-NH2	19.63	140.99	119.40
1	3Y	50	ARG	NH1-CZ-NH2	19.63	140.99	119.40
1	5E	50	ARG	NH1-CZ-NH2	19.63	140.99	119.40
1	5I	50	ARG	NH1-CZ-NH2	19.63	140.99	119.40
1	5M	50	ARG	NH1-CZ-NH2	19.63	140.99	119.40
1	62	50	ARG	NH1-CZ-NH2	19.63	140.99	119.40
1	66	50	ARG	NH1-CZ-NH2	19.63	140.99	119.40
1	7A	50	ARG	NH1-CZ-NH2	19.63	140.99	119.40
1	1E	50	ARG	NH1-CZ-NH2	19.62	140.98	119.40
1	2M	50	ARG	NH1-CZ-NH2	19.62	140.98	119.40
1	22	50	ARG	NH1-CZ-NH2	19.62	140.98	119.40
1	3M	50	ARG	NH1-CZ-NH2	19.62	140.98	119.40
1	36	50	ARG	NH1-CZ-NH2	19.62	140.98	119.40
1	4I	50	ARG	NH1-CZ-NH2	19.62	140.98	119.40
1	4Q	50	ARG	NH1-CZ-NH2	19.62	140.98	119.40
1	5Y	50	ARG	NH1-CZ-NH2	19.62	140.98	119.40
1	6E	50	ARG	NH1-CZ-NH2	19.62	140.98	119.40
1	6Y	50	ARG	NH1-CZ-NH2	19.62	140.98	119.40
1	7I	50	ARG	NH1-CZ-NH2	19.62	140.98	119.40
1	7U	50	ARG	NH1-CZ-NH2	19.62	140.98	119.40
1	1A	50	ARG	NH1-CZ-NH2	19.61	140.97	119.40
1	1I	50	ARG	NH1-CZ-NH2	19.61	140.97	119.40
1	2E	50	ARG	NH1-CZ-NH2	19.61	140.97	119.40
1	26	50	ARG	NH1-CZ-NH2	19.61	140.97	119.40
1	3E	50	ARG	NH1-CZ-NH2	19.61	140.97	119.40
1	4A	50	ARG	NH1-CZ-NH2	19.61	140.97	119.40
1	4M	50	ARG	NH1-CZ-NH2	19.61	140.97	119.40
1	4U	50	ARG	NH1-CZ-NH2	19.61	140.97	119.40
1	5Q	50	ARG	NH1-CZ-NH2	19.61	140.97	119.40
1	6I	50	ARG	NH1-CZ-NH2	19.61	140.97	119.40

*Continued on next page...*



*Continued from previous page...*

Mol	Chain	Res	Type	Atoms	Z	Observed(°)	Ideal(°)
1	6Q	50	ARG	NH1-CZ-NH2	19.61	140.97	119.40
1	7M	50	ARG	NH1-CZ-NH2	19.61	140.97	119.40
2	13	35	PHE	C-N-CA	-19.56	72.81	121.70
2	17	35	PHE	C-N-CA	-19.56	72.81	121.70
2	2B	35	PHE	C-N-CA	-19.56	72.81	121.70
2	3R	35	PHE	C-N-CA	-19.56	72.81	121.70
2	3V	35	PHE	C-N-CA	-19.56	72.81	121.70
2	3Z	35	PHE	C-N-CA	-19.56	72.81	121.70
2	5F	35	PHE	C-N-CA	-19.56	72.81	121.70
2	5J	35	PHE	C-N-CA	-19.56	72.81	121.70
2	5N	35	PHE	C-N-CA	-19.56	72.81	121.70
2	63	35	PHE	C-N-CA	-19.56	72.81	121.70
2	67	35	PHE	C-N-CA	-19.56	72.81	121.70
2	7B	35	PHE	C-N-CA	-19.56	72.81	121.70
2	1B	35	PHE	C-N-CA	-19.55	72.82	121.70
2	1J	35	PHE	C-N-CA	-19.55	72.82	121.70
2	2F	35	PHE	C-N-CA	-19.55	72.82	121.70
2	27	35	PHE	C-N-CA	-19.55	72.82	121.70
2	3F	35	PHE	C-N-CA	-19.55	72.82	121.70
2	4B	35	PHE	C-N-CA	-19.55	72.82	121.70
2	4N	35	PHE	C-N-CA	-19.55	72.82	121.70
2	4V	35	PHE	C-N-CA	-19.55	72.82	121.70
2	5R	35	PHE	C-N-CA	-19.55	72.82	121.70
2	6J	35	PHE	C-N-CA	-19.55	72.82	121.70
2	6R	35	PHE	C-N-CA	-19.55	72.82	121.70
2	7N	35	PHE	C-N-CA	-19.55	72.82	121.70
2	1R	35	PHE	C-N-CA	-19.55	72.83	121.70
2	1V	35	PHE	C-N-CA	-19.55	72.83	121.70
2	1Z	35	PHE	C-N-CA	-19.55	72.83	121.70
2	2R	35	PHE	C-N-CA	-19.55	72.83	121.70
2	2V	35	PHE	C-N-CA	-19.55	72.83	121.70
2	2Z	35	PHE	C-N-CA	-19.55	72.83	121.70
2	43	35	PHE	C-N-CA	-19.55	72.83	121.70
2	47	35	PHE	C-N-CA	-19.55	72.83	121.70
2	5B	35	PHE	C-N-CA	-19.55	72.83	121.70
2	53	35	PHE	C-N-CA	-19.55	72.83	121.70
2	57	35	PHE	C-N-CA	-19.55	72.83	121.70
2	6B	35	PHE	C-N-CA	-19.55	72.83	121.70
2	1N	35	PHE	C-N-CA	-19.55	72.83	121.70
2	2J	35	PHE	C-N-CA	-19.55	72.83	121.70
2	3B	35	PHE	C-N-CA	-19.55	72.83	121.70
2	3J	35	PHE	C-N-CA	-19.55	72.83	121.70

*Continued on next page...*

*Continued from previous page...*

Mol	Chain	Res	Type	Atoms	Z	Observed(°)	Ideal(°)
2	33	35	PHE	C-N-CA	-19.55	72.83	121.70
2	4F	35	PHE	C-N-CA	-19.55	72.83	121.70
2	4Z	35	PHE	C-N-CA	-19.55	72.83	121.70
2	5V	35	PHE	C-N-CA	-19.55	72.83	121.70
2	6N	35	PHE	C-N-CA	-19.55	72.83	121.70
2	6V	35	PHE	C-N-CA	-19.55	72.83	121.70
2	7F	35	PHE	C-N-CA	-19.55	72.83	121.70
2	7R	35	PHE	C-N-CA	-19.55	72.83	121.70
2	1F	35	PHE	C-N-CA	-19.55	72.84	121.70
2	2N	35	PHE	C-N-CA	-19.55	72.84	121.70
2	23	35	PHE	C-N-CA	-19.55	72.84	121.70
2	3N	35	PHE	C-N-CA	-19.55	72.84	121.70
2	37	35	PHE	C-N-CA	-19.55	72.84	121.70
2	4J	35	PHE	C-N-CA	-19.55	72.84	121.70
2	4R	35	PHE	C-N-CA	-19.55	72.84	121.70
2	5Z	35	PHE	C-N-CA	-19.55	72.84	121.70
2	6F	35	PHE	C-N-CA	-19.55	72.84	121.70
2	6Z	35	PHE	C-N-CA	-19.55	72.84	121.70
2	7J	35	PHE	C-N-CA	-19.55	72.84	121.70
2	7V	35	PHE	C-N-CA	-19.55	72.84	121.70
1	1A	182	PHE	CB-CG-CD2	-19.40	107.22	120.80
1	1I	182	PHE	CB-CG-CD2	-19.40	107.22	120.80
1	2E	182	PHE	CB-CG-CD2	-19.40	107.22	120.80
1	26	182	PHE	CB-CG-CD2	-19.40	107.22	120.80
1	3E	182	PHE	CB-CG-CD2	-19.40	107.22	120.80
1	4A	182	PHE	CB-CG-CD2	-19.40	107.22	120.80
1	4M	182	PHE	CB-CG-CD2	-19.40	107.22	120.80
1	4U	182	PHE	CB-CG-CD2	-19.40	107.22	120.80
1	5Q	182	PHE	CB-CG-CD2	-19.40	107.22	120.80
1	6I	182	PHE	CB-CG-CD2	-19.40	107.22	120.80
1	6Q	182	PHE	CB-CG-CD2	-19.40	107.22	120.80
1	7M	182	PHE	CB-CG-CD2	-19.40	107.22	120.80
1	1E	182	PHE	CB-CG-CD2	-19.38	107.23	120.80
2	13	24	PRO	O-C-N	-19.38	91.69	122.70
2	17	24	PRO	O-C-N	-19.38	91.69	122.70
2	2B	24	PRO	O-C-N	-19.38	91.69	122.70
1	2M	182	PHE	CB-CG-CD2	-19.38	107.23	120.80
1	22	182	PHE	CB-CG-CD2	-19.38	107.23	120.80
1	3M	182	PHE	CB-CG-CD2	-19.38	107.23	120.80
2	3R	24	PRO	O-C-N	-19.38	91.69	122.70
2	3V	24	PRO	O-C-N	-19.38	91.69	122.70
2	3Z	24	PRO	O-C-N	-19.38	91.69	122.70

*Continued on next page...*



*Continued from previous page...*

Mol	Chain	Res	Type	Atoms	Z	Observed(°)	Ideal(°)
1	36	182	PHE	CB-CG-CD2	-19.38	107.23	120.80
1	4I	182	PHE	CB-CG-CD2	-19.38	107.23	120.80
1	4Q	182	PHE	CB-CG-CD2	-19.38	107.23	120.80
2	5F	24	PRO	O-C-N	-19.38	91.69	122.70
2	5J	24	PRO	O-C-N	-19.38	91.69	122.70
2	5N	24	PRO	O-C-N	-19.38	91.69	122.70
1	5Y	182	PHE	CB-CG-CD2	-19.38	107.23	120.80
1	6E	182	PHE	CB-CG-CD2	-19.38	107.23	120.80
1	6Y	182	PHE	CB-CG-CD2	-19.38	107.23	120.80
2	63	24	PRO	O-C-N	-19.38	91.69	122.70
2	67	24	PRO	O-C-N	-19.38	91.69	122.70
2	7B	24	PRO	O-C-N	-19.38	91.69	122.70
1	7I	182	PHE	CB-CG-CD2	-19.38	107.23	120.80
1	7U	182	PHE	CB-CG-CD2	-19.38	107.23	120.80
2	1N	24	PRO	O-C-N	-19.37	91.70	122.70
2	2J	24	PRO	O-C-N	-19.37	91.70	122.70
2	3B	24	PRO	O-C-N	-19.37	91.70	122.70
2	3J	24	PRO	O-C-N	-19.37	91.70	122.70
2	33	24	PRO	O-C-N	-19.37	91.70	122.70
2	4F	24	PRO	O-C-N	-19.37	91.70	122.70
2	4Z	24	PRO	O-C-N	-19.37	91.70	122.70
2	5V	24	PRO	O-C-N	-19.37	91.70	122.70
2	6N	24	PRO	O-C-N	-19.37	91.70	122.70
2	6V	24	PRO	O-C-N	-19.37	91.70	122.70
2	7F	24	PRO	O-C-N	-19.37	91.70	122.70
2	7R	24	PRO	O-C-N	-19.37	91.70	122.70
2	1B	24	PRO	O-C-N	-19.37	91.71	122.70
2	1J	24	PRO	O-C-N	-19.37	91.71	122.70
2	2F	24	PRO	O-C-N	-19.37	91.71	122.70
2	27	24	PRO	O-C-N	-19.37	91.71	122.70
2	3F	24	PRO	O-C-N	-19.37	91.71	122.70
2	4B	24	PRO	O-C-N	-19.37	91.71	122.70
2	4N	24	PRO	O-C-N	-19.37	91.71	122.70
2	4V	24	PRO	O-C-N	-19.37	91.71	122.70
2	5R	24	PRO	O-C-N	-19.37	91.71	122.70
2	6J	24	PRO	O-C-N	-19.37	91.71	122.70
2	6R	24	PRO	O-C-N	-19.37	91.71	122.70
2	7N	24	PRO	O-C-N	-19.37	91.71	122.70
1	1M	182	PHE	CB-CG-CD2	-19.37	107.24	120.80
1	2I	182	PHE	CB-CG-CD2	-19.37	107.24	120.80
1	3A	182	PHE	CB-CG-CD2	-19.37	107.24	120.80
1	3I	182	PHE	CB-CG-CD2	-19.37	107.24	120.80

*Continued on next page...*

*Continued from previous page...*

Mol	Chain	Res	Type	Atoms	Z	Observed(°)	Ideal(°)
1	32	182	PHE	CB-CG-CD2	-19.37	107.24	120.80
1	4E	182	PHE	CB-CG-CD2	-19.37	107.24	120.80
1	4Y	182	PHE	CB-CG-CD2	-19.37	107.24	120.80
1	5U	182	PHE	CB-CG-CD2	-19.37	107.24	120.80
1	6M	182	PHE	CB-CG-CD2	-19.37	107.24	120.80
1	6U	182	PHE	CB-CG-CD2	-19.37	107.24	120.80
1	7E	182	PHE	CB-CG-CD2	-19.37	107.24	120.80
1	7Q	182	PHE	CB-CG-CD2	-19.37	107.24	120.80
1	12	182	PHE	CB-CG-CD2	-19.36	107.25	120.80
1	16	182	PHE	CB-CG-CD2	-19.36	107.25	120.80
1	2A	182	PHE	CB-CG-CD2	-19.36	107.25	120.80
1	3Q	182	PHE	CB-CG-CD2	-19.36	107.25	120.80
1	3U	182	PHE	CB-CG-CD2	-19.36	107.25	120.80
1	3Y	182	PHE	CB-CG-CD2	-19.36	107.25	120.80
1	5E	182	PHE	CB-CG-CD2	-19.36	107.25	120.80
1	5I	182	PHE	CB-CG-CD2	-19.36	107.25	120.80
1	5M	182	PHE	CB-CG-CD2	-19.36	107.25	120.80
1	62	182	PHE	CB-CG-CD2	-19.36	107.25	120.80
1	66	182	PHE	CB-CG-CD2	-19.36	107.25	120.80
1	7A	182	PHE	CB-CG-CD2	-19.36	107.25	120.80
2	1R	24	PRO	O-C-N	-19.35	91.75	122.70
2	1V	24	PRO	O-C-N	-19.35	91.75	122.70
2	1Z	24	PRO	O-C-N	-19.35	91.75	122.70
2	2R	24	PRO	O-C-N	-19.35	91.75	122.70
2	2V	24	PRO	O-C-N	-19.35	91.75	122.70
2	2Z	24	PRO	O-C-N	-19.35	91.75	122.70
2	43	24	PRO	O-C-N	-19.35	91.75	122.70
2	47	24	PRO	O-C-N	-19.35	91.75	122.70
2	5B	24	PRO	O-C-N	-19.35	91.75	122.70
2	53	24	PRO	O-C-N	-19.35	91.75	122.70
2	57	24	PRO	O-C-N	-19.35	91.75	122.70
2	6B	24	PRO	O-C-N	-19.35	91.75	122.70
2	1F	24	PRO	O-C-N	-19.35	91.75	122.70
2	2N	24	PRO	O-C-N	-19.35	91.75	122.70
2	23	24	PRO	O-C-N	-19.35	91.75	122.70
2	3N	24	PRO	O-C-N	-19.35	91.75	122.70
2	37	24	PRO	O-C-N	-19.35	91.75	122.70
2	4J	24	PRO	O-C-N	-19.35	91.75	122.70
2	4R	24	PRO	O-C-N	-19.35	91.75	122.70
2	5Z	24	PRO	O-C-N	-19.35	91.75	122.70
2	6F	24	PRO	O-C-N	-19.35	91.75	122.70
2	6Z	24	PRO	O-C-N	-19.35	91.75	122.70

*Continued on next page...*

*Continued from previous page...*

Mol	Chain	Res	Type	Atoms	Z	Observed(°)	Ideal(°)
2	7J	24	PRO	O-C-N	-19.35	91.75	122.70
2	7V	24	PRO	O-C-N	-19.35	91.75	122.70
1	1Q	182	PHE	CB-CG-CD2	-19.34	107.26	120.80
1	1U	182	PHE	CB-CG-CD2	-19.34	107.26	120.80
1	1Y	182	PHE	CB-CG-CD2	-19.34	107.26	120.80
1	2Q	182	PHE	CB-CG-CD2	-19.34	107.26	120.80
1	2U	182	PHE	CB-CG-CD2	-19.34	107.26	120.80
1	2Y	182	PHE	CB-CG-CD2	-19.34	107.26	120.80
1	42	182	PHE	CB-CG-CD2	-19.34	107.26	120.80
1	46	182	PHE	CB-CG-CD2	-19.34	107.26	120.80
1	5A	182	PHE	CB-CG-CD2	-19.34	107.26	120.80
1	52	182	PHE	CB-CG-CD2	-19.34	107.26	120.80
1	56	182	PHE	CB-CG-CD2	-19.34	107.26	120.80
1	6A	182	PHE	CB-CG-CD2	-19.34	107.26	120.80
1	1M	52	PHE	O-C-N	19.30	157.77	121.10
1	2I	52	PHE	O-C-N	19.30	157.77	121.10
1	3A	52	PHE	O-C-N	19.30	157.77	121.10
1	3I	52	PHE	O-C-N	19.30	157.77	121.10
1	32	52	PHE	O-C-N	19.30	157.77	121.10
1	4E	52	PHE	O-C-N	19.30	157.77	121.10
1	4Y	52	PHE	O-C-N	19.30	157.77	121.10
1	5U	52	PHE	O-C-N	19.30	157.77	121.10
1	6M	52	PHE	O-C-N	19.30	157.77	121.10
1	6U	52	PHE	O-C-N	19.30	157.77	121.10
1	7E	52	PHE	O-C-N	19.30	157.77	121.10
1	7Q	52	PHE	O-C-N	19.30	157.77	121.10
1	1E	52	PHE	O-C-N	19.29	157.75	121.10
1	2M	52	PHE	O-C-N	19.29	157.75	121.10
1	22	52	PHE	O-C-N	19.29	157.75	121.10
1	3M	52	PHE	O-C-N	19.29	157.75	121.10
1	36	52	PHE	O-C-N	19.29	157.75	121.10
1	4I	52	PHE	O-C-N	19.29	157.75	121.10
1	4Q	52	PHE	O-C-N	19.29	157.75	121.10
1	5Y	52	PHE	O-C-N	19.29	157.75	121.10
1	6E	52	PHE	O-C-N	19.29	157.75	121.10
1	6Y	52	PHE	O-C-N	19.29	157.75	121.10
1	7I	52	PHE	O-C-N	19.29	157.75	121.10
1	7U	52	PHE	O-C-N	19.29	157.75	121.10
1	12	52	PHE	O-C-N	19.29	157.75	121.10
1	16	52	PHE	O-C-N	19.29	157.75	121.10
1	2A	52	PHE	O-C-N	19.29	157.75	121.10
1	3Q	52	PHE	O-C-N	19.29	157.75	121.10

*Continued on next page...*

*Continued from previous page...*

Mol	Chain	Res	Type	Atoms	Z	Observed(°)	Ideal(°)
1	3U	52	PHE	O-C-N	19.29	157.75	121.10
1	3Y	52	PHE	O-C-N	19.29	157.75	121.10
1	5E	52	PHE	O-C-N	19.29	157.75	121.10
1	5I	52	PHE	O-C-N	19.29	157.75	121.10
1	5M	52	PHE	O-C-N	19.29	157.75	121.10
1	62	52	PHE	O-C-N	19.29	157.75	121.10
1	66	52	PHE	O-C-N	19.29	157.75	121.10
1	7A	52	PHE	O-C-N	19.29	157.75	121.10
1	1A	52	PHE	O-C-N	19.28	157.74	121.10
1	1I	52	PHE	O-C-N	19.28	157.74	121.10
1	2E	52	PHE	O-C-N	19.28	157.74	121.10
1	26	52	PHE	O-C-N	19.28	157.74	121.10
1	3E	52	PHE	O-C-N	19.28	157.74	121.10
1	4A	52	PHE	O-C-N	19.28	157.74	121.10
1	4M	52	PHE	O-C-N	19.28	157.74	121.10
1	4U	52	PHE	O-C-N	19.28	157.74	121.10
1	5Q	52	PHE	O-C-N	19.28	157.74	121.10
1	6I	52	PHE	O-C-N	19.28	157.74	121.10
1	6Q	52	PHE	O-C-N	19.28	157.74	121.10
1	7M	52	PHE	O-C-N	19.28	157.74	121.10
1	1Q	52	PHE	O-C-N	19.27	157.72	121.10
1	1U	52	PHE	O-C-N	19.27	157.72	121.10
1	1Y	52	PHE	O-C-N	19.27	157.72	121.10
1	2Q	52	PHE	O-C-N	19.27	157.72	121.10
1	2U	52	PHE	O-C-N	19.27	157.72	121.10
1	2Y	52	PHE	O-C-N	19.27	157.72	121.10
1	42	52	PHE	O-C-N	19.27	157.72	121.10
1	46	52	PHE	O-C-N	19.27	157.72	121.10
1	5A	52	PHE	O-C-N	19.27	157.72	121.10
1	52	52	PHE	O-C-N	19.27	157.72	121.10
1	56	52	PHE	O-C-N	19.27	157.72	121.10
1	6A	52	PHE	O-C-N	19.27	157.72	121.10
1	1Q	80	PHE	CZ-CE2-CD2	-19.24	97.01	120.10
1	1U	80	PHE	CZ-CE2-CD2	-19.24	97.01	120.10
1	1Y	80	PHE	CZ-CE2-CD2	-19.24	97.01	120.10
1	12	80	PHE	CZ-CE2-CD2	-19.24	97.01	120.10
1	16	80	PHE	CZ-CE2-CD2	-19.24	97.01	120.10
1	2A	80	PHE	CZ-CE2-CD2	-19.24	97.01	120.10
1	2Q	80	PHE	CZ-CE2-CD2	-19.24	97.01	120.10
1	2U	80	PHE	CZ-CE2-CD2	-19.24	97.01	120.10
1	2Y	80	PHE	CZ-CE2-CD2	-19.24	97.01	120.10
1	3Q	80	PHE	CZ-CE2-CD2	-19.24	97.01	120.10

*Continued on next page...*

*Continued from previous page...*

Mol	Chain	Res	Type	Atoms	Z	Observed(°)	Ideal(°)
1	3U	80	PHE	CZ-CE2-CD2	-19.24	97.01	120.10
1	3Y	80	PHE	CZ-CE2-CD2	-19.24	97.01	120.10
1	42	80	PHE	CZ-CE2-CD2	-19.24	97.01	120.10
1	46	80	PHE	CZ-CE2-CD2	-19.24	97.01	120.10
1	5A	80	PHE	CZ-CE2-CD2	-19.24	97.01	120.10
1	5E	80	PHE	CZ-CE2-CD2	-19.24	97.01	120.10
1	5I	80	PHE	CZ-CE2-CD2	-19.24	97.01	120.10
1	5M	80	PHE	CZ-CE2-CD2	-19.24	97.01	120.10
1	52	80	PHE	CZ-CE2-CD2	-19.24	97.01	120.10
1	56	80	PHE	CZ-CE2-CD2	-19.24	97.01	120.10
1	6A	80	PHE	CZ-CE2-CD2	-19.24	97.01	120.10
1	62	80	PHE	CZ-CE2-CD2	-19.24	97.01	120.10
1	66	80	PHE	CZ-CE2-CD2	-19.24	97.01	120.10
1	7A	80	PHE	CZ-CE2-CD2	-19.24	97.01	120.10
1	1A	80	PHE	CZ-CE2-CD2	-19.24	97.01	120.10
1	1I	80	PHE	CZ-CE2-CD2	-19.24	97.01	120.10
1	2E	80	PHE	CZ-CE2-CD2	-19.24	97.01	120.10
1	26	80	PHE	CZ-CE2-CD2	-19.24	97.01	120.10
1	3E	80	PHE	CZ-CE2-CD2	-19.24	97.01	120.10
1	4A	80	PHE	CZ-CE2-CD2	-19.24	97.01	120.10
1	4M	80	PHE	CZ-CE2-CD2	-19.24	97.01	120.10
1	4U	80	PHE	CZ-CE2-CD2	-19.24	97.01	120.10
1	5Q	80	PHE	CZ-CE2-CD2	-19.24	97.01	120.10
1	6I	80	PHE	CZ-CE2-CD2	-19.24	97.01	120.10
1	6Q	80	PHE	CZ-CE2-CD2	-19.24	97.01	120.10
1	7M	80	PHE	CZ-CE2-CD2	-19.24	97.01	120.10
1	1E	80	PHE	CZ-CE2-CD2	-19.23	97.03	120.10
1	2M	80	PHE	CZ-CE2-CD2	-19.23	97.03	120.10
1	22	80	PHE	CZ-CE2-CD2	-19.23	97.03	120.10
1	3M	80	PHE	CZ-CE2-CD2	-19.23	97.03	120.10
1	36	80	PHE	CZ-CE2-CD2	-19.23	97.03	120.10
1	4I	80	PHE	CZ-CE2-CD2	-19.23	97.03	120.10
1	4Q	80	PHE	CZ-CE2-CD2	-19.23	97.03	120.10
1	5Y	80	PHE	CZ-CE2-CD2	-19.23	97.03	120.10
1	6E	80	PHE	CZ-CE2-CD2	-19.23	97.03	120.10
1	6Y	80	PHE	CZ-CE2-CD2	-19.23	97.03	120.10
1	7I	80	PHE	CZ-CE2-CD2	-19.23	97.03	120.10
1	7U	80	PHE	CZ-CE2-CD2	-19.23	97.03	120.10
1	1M	80	PHE	CZ-CE2-CD2	-19.22	97.03	120.10
1	2I	80	PHE	CZ-CE2-CD2	-19.22	97.03	120.10
1	3A	80	PHE	CZ-CE2-CD2	-19.22	97.03	120.10
1	3I	80	PHE	CZ-CE2-CD2	-19.22	97.03	120.10

*Continued on next page...*

*Continued from previous page...*

Mol	Chain	Res	Type	Atoms	Z	Observed(°)	Ideal(°)
1	32	80	PHE	CZ-CE2-CD2	-19.22	97.03	120.10
1	4E	80	PHE	CZ-CE2-CD2	-19.22	97.03	120.10
1	4Y	80	PHE	CZ-CE2-CD2	-19.22	97.03	120.10
1	5U	80	PHE	CZ-CE2-CD2	-19.22	97.03	120.10
1	6M	80	PHE	CZ-CE2-CD2	-19.22	97.03	120.10
1	6U	80	PHE	CZ-CE2-CD2	-19.22	97.03	120.10
1	7E	80	PHE	CZ-CE2-CD2	-19.22	97.03	120.10
1	7Q	80	PHE	CZ-CE2-CD2	-19.22	97.03	120.10
2	1B	70	TRP	CD1-NE1-CE2	19.22	126.30	109.00
2	1J	70	TRP	CD1-NE1-CE2	19.22	126.30	109.00
2	2F	70	TRP	CD1-NE1-CE2	19.22	126.30	109.00
2	27	70	TRP	CD1-NE1-CE2	19.22	126.30	109.00
2	3F	70	TRP	CD1-NE1-CE2	19.22	126.30	109.00
2	4B	70	TRP	CD1-NE1-CE2	19.22	126.30	109.00
2	4N	70	TRP	CD1-NE1-CE2	19.22	126.30	109.00
2	4V	70	TRP	CD1-NE1-CE2	19.22	126.30	109.00
2	5R	70	TRP	CD1-NE1-CE2	19.22	126.30	109.00
2	6J	70	TRP	CD1-NE1-CE2	19.22	126.30	109.00
2	6R	70	TRP	CD1-NE1-CE2	19.22	126.30	109.00
2	7N	70	TRP	CD1-NE1-CE2	19.22	126.30	109.00
2	13	70	TRP	CD1-NE1-CE2	19.21	126.29	109.00
2	17	70	TRP	CD1-NE1-CE2	19.21	126.29	109.00
2	2B	70	TRP	CD1-NE1-CE2	19.21	126.29	109.00
2	3R	70	TRP	CD1-NE1-CE2	19.21	126.29	109.00
2	3V	70	TRP	CD1-NE1-CE2	19.21	126.29	109.00
2	3Z	70	TRP	CD1-NE1-CE2	19.21	126.29	109.00
2	5F	70	TRP	CD1-NE1-CE2	19.21	126.29	109.00
2	5J	70	TRP	CD1-NE1-CE2	19.21	126.29	109.00
2	5N	70	TRP	CD1-NE1-CE2	19.21	126.29	109.00
2	63	70	TRP	CD1-NE1-CE2	19.21	126.29	109.00
2	67	70	TRP	CD1-NE1-CE2	19.21	126.29	109.00
2	7B	70	TRP	CD1-NE1-CE2	19.21	126.29	109.00
2	1F	70	TRP	CD1-NE1-CE2	19.19	126.27	109.00
2	2N	70	TRP	CD1-NE1-CE2	19.19	126.27	109.00
2	23	70	TRP	CD1-NE1-CE2	19.19	126.27	109.00
2	3N	70	TRP	CD1-NE1-CE2	19.19	126.27	109.00
2	37	70	TRP	CD1-NE1-CE2	19.19	126.27	109.00
2	4J	70	TRP	CD1-NE1-CE2	19.19	126.27	109.00
2	4R	70	TRP	CD1-NE1-CE2	19.19	126.27	109.00
2	5Z	70	TRP	CD1-NE1-CE2	19.19	126.27	109.00
2	6F	70	TRP	CD1-NE1-CE2	19.19	126.27	109.00
2	6Z	70	TRP	CD1-NE1-CE2	19.19	126.27	109.00

*Continued on next page...*

*Continued from previous page...*

Mol	Chain	Res	Type	Atoms	Z	Observed(°)	Ideal(°)
2	7J	70	TRP	CD1-NE1-CE2	19.19	126.27	109.00
2	7V	70	TRP	CD1-NE1-CE2	19.19	126.27	109.00
2	1N	70	TRP	CD1-NE1-CE2	19.18	126.26	109.00
2	2J	70	TRP	CD1-NE1-CE2	19.18	126.26	109.00
2	3B	70	TRP	CD1-NE1-CE2	19.18	126.26	109.00
2	3J	70	TRP	CD1-NE1-CE2	19.18	126.26	109.00
2	33	70	TRP	CD1-NE1-CE2	19.18	126.26	109.00
2	4F	70	TRP	CD1-NE1-CE2	19.18	126.26	109.00
2	4Z	70	TRP	CD1-NE1-CE2	19.18	126.26	109.00
2	5V	70	TRP	CD1-NE1-CE2	19.18	126.26	109.00
2	6N	70	TRP	CD1-NE1-CE2	19.18	126.26	109.00
2	6V	70	TRP	CD1-NE1-CE2	19.18	126.26	109.00
2	7F	70	TRP	CD1-NE1-CE2	19.18	126.26	109.00
2	7R	70	TRP	CD1-NE1-CE2	19.18	126.26	109.00
2	1R	70	TRP	CD1-NE1-CE2	19.17	126.25	109.00
2	1V	70	TRP	CD1-NE1-CE2	19.17	126.25	109.00
2	1Z	70	TRP	CD1-NE1-CE2	19.17	126.25	109.00
2	2R	70	TRP	CD1-NE1-CE2	19.17	126.25	109.00
2	2V	70	TRP	CD1-NE1-CE2	19.17	126.25	109.00
2	2Z	70	TRP	CD1-NE1-CE2	19.17	126.25	109.00
2	43	70	TRP	CD1-NE1-CE2	19.17	126.25	109.00
2	47	70	TRP	CD1-NE1-CE2	19.17	126.25	109.00
2	5B	70	TRP	CD1-NE1-CE2	19.17	126.25	109.00
2	53	70	TRP	CD1-NE1-CE2	19.17	126.25	109.00
2	57	70	TRP	CD1-NE1-CE2	19.17	126.25	109.00
2	6B	70	TRP	CD1-NE1-CE2	19.17	126.25	109.00
1	1Q	65	PHE	CZ-CE2-CD2	19.17	143.10	120.10
1	1U	65	PHE	CZ-CE2-CD2	19.17	143.10	120.10
1	1Y	65	PHE	CZ-CE2-CD2	19.17	143.10	120.10
1	12	42	VAL	CA-CB-CG1	-19.17	82.15	110.90
1	16	42	VAL	CA-CB-CG1	-19.17	82.15	110.90
1	2A	42	VAL	CA-CB-CG1	-19.17	82.15	110.90
1	2Q	65	PHE	CZ-CE2-CD2	19.17	143.10	120.10
1	2U	65	PHE	CZ-CE2-CD2	19.17	143.10	120.10
1	2Y	65	PHE	CZ-CE2-CD2	19.17	143.10	120.10
1	3Q	42	VAL	CA-CB-CG1	-19.17	82.15	110.90
1	3U	42	VAL	CA-CB-CG1	-19.17	82.15	110.90
1	3Y	42	VAL	CA-CB-CG1	-19.17	82.15	110.90
1	42	65	PHE	CZ-CE2-CD2	19.17	143.10	120.10
1	46	65	PHE	CZ-CE2-CD2	19.17	143.10	120.10
1	5A	65	PHE	CZ-CE2-CD2	19.17	143.10	120.10
1	5E	42	VAL	CA-CB-CG1	-19.17	82.15	110.90

*Continued on next page...*



*Continued from previous page...*

Mol	Chain	Res	Type	Atoms	Z	Observed(°)	Ideal(°)
1	5I	42	VAL	CA-CB-CG1	-19.17	82.15	110.90
1	5M	42	VAL	CA-CB-CG1	-19.17	82.15	110.90
1	52	65	PHE	CZ-CE2-CD2	19.17	143.10	120.10
1	56	65	PHE	CZ-CE2-CD2	19.17	143.10	120.10
1	6A	65	PHE	CZ-CE2-CD2	19.17	143.10	120.10
1	62	42	VAL	CA-CB-CG1	-19.17	82.15	110.90
1	66	42	VAL	CA-CB-CG1	-19.17	82.15	110.90
1	7A	42	VAL	CA-CB-CG1	-19.17	82.15	110.90
1	1A	42	VAL	CA-CB-CG1	-19.17	82.15	110.90
1	1I	42	VAL	CA-CB-CG1	-19.17	82.15	110.90
1	2E	42	VAL	CA-CB-CG1	-19.17	82.15	110.90
1	26	42	VAL	CA-CB-CG1	-19.17	82.15	110.90
1	3E	42	VAL	CA-CB-CG1	-19.17	82.15	110.90
1	4A	42	VAL	CA-CB-CG1	-19.17	82.15	110.90
1	4M	42	VAL	CA-CB-CG1	-19.17	82.15	110.90
1	4U	42	VAL	CA-CB-CG1	-19.17	82.15	110.90
1	5Q	42	VAL	CA-CB-CG1	-19.17	82.15	110.90
1	6I	42	VAL	CA-CB-CG1	-19.17	82.15	110.90
1	6Q	42	VAL	CA-CB-CG1	-19.17	82.15	110.90
1	7M	42	VAL	CA-CB-CG1	-19.17	82.15	110.90
1	1Q	42	VAL	CA-CB-CG1	-19.16	82.16	110.90
1	1U	42	VAL	CA-CB-CG1	-19.16	82.16	110.90
1	1Y	42	VAL	CA-CB-CG1	-19.16	82.16	110.90
1	2Q	42	VAL	CA-CB-CG1	-19.16	82.16	110.90
1	2U	42	VAL	CA-CB-CG1	-19.16	82.16	110.90
1	2Y	42	VAL	CA-CB-CG1	-19.16	82.16	110.90
1	42	42	VAL	CA-CB-CG1	-19.16	82.16	110.90
1	46	42	VAL	CA-CB-CG1	-19.16	82.16	110.90
1	5A	42	VAL	CA-CB-CG1	-19.16	82.16	110.90
1	52	42	VAL	CA-CB-CG1	-19.16	82.16	110.90
1	56	42	VAL	CA-CB-CG1	-19.16	82.16	110.90
1	6A	42	VAL	CA-CB-CG1	-19.16	82.16	110.90
1	1E	65	PHE	CZ-CE2-CD2	19.16	143.09	120.10
1	2M	65	PHE	CZ-CE2-CD2	19.16	143.09	120.10
1	22	65	PHE	CZ-CE2-CD2	19.16	143.09	120.10
1	3M	65	PHE	CZ-CE2-CD2	19.16	143.09	120.10
1	36	65	PHE	CZ-CE2-CD2	19.16	143.09	120.10
1	4I	65	PHE	CZ-CE2-CD2	19.16	143.09	120.10
1	4Q	65	PHE	CZ-CE2-CD2	19.16	143.09	120.10
1	5Y	65	PHE	CZ-CE2-CD2	19.16	143.09	120.10
1	6E	65	PHE	CZ-CE2-CD2	19.16	143.09	120.10
1	6Y	65	PHE	CZ-CE2-CD2	19.16	143.09	120.10

*Continued on next page...*



*Continued from previous page...*

Mol	Chain	Res	Type	Atoms	Z	Observed(°)	Ideal(°)
1	7I	65	PHE	CZ-CE2-CD2	19.16	143.09	120.10
1	7U	65	PHE	CZ-CE2-CD2	19.16	143.09	120.10
1	1A	65	PHE	CZ-CE2-CD2	19.15	143.08	120.10
1	1I	65	PHE	CZ-CE2-CD2	19.15	143.08	120.10
1	1M	65	PHE	CZ-CE2-CD2	19.15	143.08	120.10
1	2E	65	PHE	CZ-CE2-CD2	19.15	143.08	120.10
1	2I	65	PHE	CZ-CE2-CD2	19.15	143.08	120.10
1	26	65	PHE	CZ-CE2-CD2	19.15	143.08	120.10
1	3A	65	PHE	CZ-CE2-CD2	19.15	143.08	120.10
1	3E	65	PHE	CZ-CE2-CD2	19.15	143.08	120.10
1	3I	65	PHE	CZ-CE2-CD2	19.15	143.08	120.10
1	32	65	PHE	CZ-CE2-CD2	19.15	143.08	120.10
1	4A	65	PHE	CZ-CE2-CD2	19.15	143.08	120.10
1	4E	65	PHE	CZ-CE2-CD2	19.15	143.08	120.10
1	4M	65	PHE	CZ-CE2-CD2	19.15	143.08	120.10
1	4U	65	PHE	CZ-CE2-CD2	19.15	143.08	120.10
1	4Y	65	PHE	CZ-CE2-CD2	19.15	143.08	120.10
1	5Q	65	PHE	CZ-CE2-CD2	19.15	143.08	120.10
1	5U	65	PHE	CZ-CE2-CD2	19.15	143.08	120.10
1	6I	65	PHE	CZ-CE2-CD2	19.15	143.08	120.10
1	6M	65	PHE	CZ-CE2-CD2	19.15	143.08	120.10
1	6Q	65	PHE	CZ-CE2-CD2	19.15	143.08	120.10
1	6U	65	PHE	CZ-CE2-CD2	19.15	143.08	120.10
1	7E	65	PHE	CZ-CE2-CD2	19.15	143.08	120.10
1	7M	65	PHE	CZ-CE2-CD2	19.15	143.08	120.10
1	7Q	65	PHE	CZ-CE2-CD2	19.15	143.08	120.10
1	1E	42	VAL	CA-CB-CG1	-19.15	82.17	110.90
1	12	65	PHE	CZ-CE2-CD2	19.15	143.08	120.10
1	16	65	PHE	CZ-CE2-CD2	19.15	143.08	120.10
1	2A	65	PHE	CZ-CE2-CD2	19.15	143.08	120.10
1	2M	42	VAL	CA-CB-CG1	-19.15	82.17	110.90
1	22	42	VAL	CA-CB-CG1	-19.15	82.17	110.90
1	3M	42	VAL	CA-CB-CG1	-19.15	82.17	110.90
1	3Q	65	PHE	CZ-CE2-CD2	19.15	143.08	120.10
1	3U	65	PHE	CZ-CE2-CD2	19.15	143.08	120.10
1	3Y	65	PHE	CZ-CE2-CD2	19.15	143.08	120.10
1	36	42	VAL	CA-CB-CG1	-19.15	82.17	110.90
1	4I	42	VAL	CA-CB-CG1	-19.15	82.17	110.90
1	4Q	42	VAL	CA-CB-CG1	-19.15	82.17	110.90
1	5E	65	PHE	CZ-CE2-CD2	19.15	143.08	120.10
1	5I	65	PHE	CZ-CE2-CD2	19.15	143.08	120.10
1	5M	65	PHE	CZ-CE2-CD2	19.15	143.08	120.10

*Continued on next page...*

*Continued from previous page...*

Mol	Chain	Res	Type	Atoms	Z	Observed(°)	Ideal(°)
1	5Y	42	VAL	CA-CB-CG1	-19.15	82.17	110.90
1	6E	42	VAL	CA-CB-CG1	-19.15	82.17	110.90
1	6Y	42	VAL	CA-CB-CG1	-19.15	82.17	110.90
1	62	65	PHE	CZ-CE2-CD2	19.15	143.08	120.10
1	66	65	PHE	CZ-CE2-CD2	19.15	143.08	120.10
1	7A	65	PHE	CZ-CE2-CD2	19.15	143.08	120.10
1	7I	42	VAL	CA-CB-CG1	-19.15	82.17	110.90
1	7U	42	VAL	CA-CB-CG1	-19.15	82.17	110.90
1	1M	42	VAL	CA-CB-CG1	-19.14	82.19	110.90
1	2I	42	VAL	CA-CB-CG1	-19.14	82.19	110.90
1	3A	42	VAL	CA-CB-CG1	-19.14	82.19	110.90
1	3I	42	VAL	CA-CB-CG1	-19.14	82.19	110.90
1	32	42	VAL	CA-CB-CG1	-19.14	82.19	110.90
1	4E	42	VAL	CA-CB-CG1	-19.14	82.19	110.90
1	4Y	42	VAL	CA-CB-CG1	-19.14	82.19	110.90
1	5U	42	VAL	CA-CB-CG1	-19.14	82.19	110.90
1	6M	42	VAL	CA-CB-CG1	-19.14	82.19	110.90
1	6U	42	VAL	CA-CB-CG1	-19.14	82.19	110.90
1	7E	42	VAL	CA-CB-CG1	-19.14	82.19	110.90
1	7Q	42	VAL	CA-CB-CG1	-19.14	82.19	110.90
1	1Q	30	PHE	CA-CB-CG	-19.12	68.00	113.90
1	1U	30	PHE	CA-CB-CG	-19.12	68.00	113.90
1	1Y	30	PHE	CA-CB-CG	-19.12	68.00	113.90
1	2Q	30	PHE	CA-CB-CG	-19.12	68.00	113.90
1	2U	30	PHE	CA-CB-CG	-19.12	68.00	113.90
1	2Y	30	PHE	CA-CB-CG	-19.12	68.00	113.90
1	42	30	PHE	CA-CB-CG	-19.12	68.00	113.90
1	46	30	PHE	CA-CB-CG	-19.12	68.00	113.90
1	5A	30	PHE	CA-CB-CG	-19.12	68.00	113.90
1	52	30	PHE	CA-CB-CG	-19.12	68.00	113.90
1	56	30	PHE	CA-CB-CG	-19.12	68.00	113.90
1	6A	30	PHE	CA-CB-CG	-19.12	68.00	113.90
1	1E	30	PHE	CA-CB-CG	-19.12	68.01	113.90
1	2M	30	PHE	CA-CB-CG	-19.12	68.01	113.90
1	22	30	PHE	CA-CB-CG	-19.12	68.01	113.90
1	3M	30	PHE	CA-CB-CG	-19.12	68.01	113.90
1	36	30	PHE	CA-CB-CG	-19.12	68.01	113.90
1	4I	30	PHE	CA-CB-CG	-19.12	68.01	113.90
1	4Q	30	PHE	CA-CB-CG	-19.12	68.01	113.90
1	5Y	30	PHE	CA-CB-CG	-19.12	68.01	113.90
1	6E	30	PHE	CA-CB-CG	-19.12	68.01	113.90
1	6Y	30	PHE	CA-CB-CG	-19.12	68.01	113.90

*Continued on next page...*

*Continued from previous page...*

Mol	Chain	Res	Type	Atoms	Z	Observed(°)	Ideal(°)
1	7I	30	PHE	CA-CB-CG	-19.12	68.01	113.90
1	7U	30	PHE	CA-CB-CG	-19.12	68.01	113.90
1	1A	30	PHE	CA-CB-CG	-19.12	68.01	113.90
1	1I	30	PHE	CA-CB-CG	-19.12	68.01	113.90
1	2E	30	PHE	CA-CB-CG	-19.12	68.01	113.90
1	26	30	PHE	CA-CB-CG	-19.12	68.01	113.90
1	3E	30	PHE	CA-CB-CG	-19.12	68.01	113.90
1	4A	30	PHE	CA-CB-CG	-19.12	68.01	113.90
1	4M	30	PHE	CA-CB-CG	-19.12	68.01	113.90
1	4U	30	PHE	CA-CB-CG	-19.12	68.01	113.90
1	5Q	30	PHE	CA-CB-CG	-19.12	68.01	113.90
1	6I	30	PHE	CA-CB-CG	-19.12	68.01	113.90
1	6Q	30	PHE	CA-CB-CG	-19.12	68.01	113.90
1	7M	30	PHE	CA-CB-CG	-19.12	68.01	113.90
1	1M	30	PHE	CA-CB-CG	-19.11	68.04	113.90
1	2I	30	PHE	CA-CB-CG	-19.11	68.04	113.90
1	3A	30	PHE	CA-CB-CG	-19.11	68.04	113.90
1	3I	30	PHE	CA-CB-CG	-19.11	68.04	113.90
1	32	30	PHE	CA-CB-CG	-19.11	68.04	113.90
1	4E	30	PHE	CA-CB-CG	-19.11	68.04	113.90
1	4Y	30	PHE	CA-CB-CG	-19.11	68.04	113.90
1	5U	30	PHE	CA-CB-CG	-19.11	68.04	113.90
1	6M	30	PHE	CA-CB-CG	-19.11	68.04	113.90
1	6U	30	PHE	CA-CB-CG	-19.11	68.04	113.90
1	7E	30	PHE	CA-CB-CG	-19.11	68.04	113.90
1	7Q	30	PHE	CA-CB-CG	-19.11	68.04	113.90
1	12	30	PHE	CA-CB-CG	-19.11	68.04	113.90
1	16	30	PHE	CA-CB-CG	-19.11	68.04	113.90
1	2A	30	PHE	CA-CB-CG	-19.11	68.04	113.90
1	3Q	30	PHE	CA-CB-CG	-19.11	68.04	113.90
1	3U	30	PHE	CA-CB-CG	-19.11	68.04	113.90
1	3Y	30	PHE	CA-CB-CG	-19.11	68.04	113.90
1	5E	30	PHE	CA-CB-CG	-19.11	68.04	113.90
1	5I	30	PHE	CA-CB-CG	-19.11	68.04	113.90
1	5M	30	PHE	CA-CB-CG	-19.11	68.04	113.90
1	62	30	PHE	CA-CB-CG	-19.11	68.04	113.90
1	66	30	PHE	CA-CB-CG	-19.11	68.04	113.90
1	7A	30	PHE	CA-CB-CG	-19.11	68.04	113.90
2	1R	227	TYR	OH-CZ-CE2	19.10	171.66	120.10
2	1V	227	TYR	OH-CZ-CE2	19.10	171.66	120.10
2	1Z	227	TYR	OH-CZ-CE2	19.10	171.66	120.10
2	2R	227	TYR	OH-CZ-CE2	19.10	171.66	120.10

*Continued on next page...*

*Continued from previous page...*

Mol	Chain	Res	Type	Atoms	Z	Observed(°)	Ideal(°)
2	2V	227	TYR	OH-CZ-CE2	19.10	171.66	120.10
2	2Z	227	TYR	OH-CZ-CE2	19.10	171.66	120.10
2	43	227	TYR	OH-CZ-CE2	19.10	171.66	120.10
2	47	227	TYR	OH-CZ-CE2	19.10	171.66	120.10
2	5B	227	TYR	OH-CZ-CE2	19.10	171.66	120.10
2	53	227	TYR	OH-CZ-CE2	19.10	171.66	120.10
2	57	227	TYR	OH-CZ-CE2	19.10	171.66	120.10
2	6B	227	TYR	OH-CZ-CE2	19.10	171.66	120.10
2	1F	227	TYR	OH-CZ-CE2	19.09	171.65	120.10
2	2N	227	TYR	OH-CZ-CE2	19.09	171.65	120.10
2	23	227	TYR	OH-CZ-CE2	19.09	171.65	120.10
2	3N	227	TYR	OH-CZ-CE2	19.09	171.65	120.10
2	37	227	TYR	OH-CZ-CE2	19.09	171.65	120.10
2	4J	227	TYR	OH-CZ-CE2	19.09	171.65	120.10
2	4R	227	TYR	OH-CZ-CE2	19.09	171.65	120.10
2	5Z	227	TYR	OH-CZ-CE2	19.09	171.65	120.10
2	6F	227	TYR	OH-CZ-CE2	19.09	171.65	120.10
2	6Z	227	TYR	OH-CZ-CE2	19.09	171.65	120.10
2	7J	227	TYR	OH-CZ-CE2	19.09	171.65	120.10
2	7V	227	TYR	OH-CZ-CE2	19.09	171.65	120.10
2	1B	227	TYR	OH-CZ-CE2	19.09	171.64	120.10
2	1J	227	TYR	OH-CZ-CE2	19.09	171.64	120.10
2	2F	227	TYR	OH-CZ-CE2	19.09	171.64	120.10
2	27	227	TYR	OH-CZ-CE2	19.09	171.64	120.10
2	3F	227	TYR	OH-CZ-CE2	19.09	171.64	120.10
2	4B	227	TYR	OH-CZ-CE2	19.09	171.64	120.10
2	4N	227	TYR	OH-CZ-CE2	19.09	171.64	120.10
2	4V	227	TYR	OH-CZ-CE2	19.09	171.64	120.10
2	5R	227	TYR	OH-CZ-CE2	19.09	171.64	120.10
2	6J	227	TYR	OH-CZ-CE2	19.09	171.64	120.10
2	6R	227	TYR	OH-CZ-CE2	19.09	171.64	120.10
2	7N	227	TYR	OH-CZ-CE2	19.09	171.64	120.10
2	1N	227	TYR	OH-CZ-CE2	19.09	171.64	120.10
2	2J	227	TYR	OH-CZ-CE2	19.09	171.64	120.10
2	3B	227	TYR	OH-CZ-CE2	19.09	171.64	120.10
2	3J	227	TYR	OH-CZ-CE2	19.09	171.64	120.10
2	33	227	TYR	OH-CZ-CE2	19.09	171.64	120.10
2	4F	227	TYR	OH-CZ-CE2	19.09	171.64	120.10
2	4Z	227	TYR	OH-CZ-CE2	19.09	171.64	120.10
2	5V	227	TYR	OH-CZ-CE2	19.09	171.64	120.10
2	6N	227	TYR	OH-CZ-CE2	19.09	171.64	120.10
2	6V	227	TYR	OH-CZ-CE2	19.09	171.64	120.10

*Continued on next page...*

*Continued from previous page...*

Mol	Chain	Res	Type	Atoms	Z	Observed(°)	Ideal(°)
2	7F	227	TYR	OH-CZ-CE2	19.09	171.64	120.10
2	7R	227	TYR	OH-CZ-CE2	19.09	171.64	120.10
2	13	227	TYR	OH-CZ-CE2	19.08	171.61	120.10
2	17	227	TYR	OH-CZ-CE2	19.08	171.61	120.10
2	2B	227	TYR	OH-CZ-CE2	19.08	171.61	120.10
2	3R	227	TYR	OH-CZ-CE2	19.08	171.61	120.10
2	3V	227	TYR	OH-CZ-CE2	19.08	171.61	120.10
2	3Z	227	TYR	OH-CZ-CE2	19.08	171.61	120.10
2	5F	227	TYR	OH-CZ-CE2	19.08	171.61	120.10
2	5J	227	TYR	OH-CZ-CE2	19.08	171.61	120.10
2	5N	227	TYR	OH-CZ-CE2	19.08	171.61	120.10
2	63	227	TYR	OH-CZ-CE2	19.08	171.61	120.10
2	67	227	TYR	OH-CZ-CE2	19.08	171.61	120.10
2	7B	227	TYR	OH-CZ-CE2	19.08	171.61	120.10
2	13	220	PHE	CG-CD2-CE2	-19.05	99.85	120.80
2	17	220	PHE	CG-CD2-CE2	-19.05	99.85	120.80
2	2B	220	PHE	CG-CD2-CE2	-19.05	99.85	120.80
2	3R	220	PHE	CG-CD2-CE2	-19.05	99.85	120.80
2	3V	220	PHE	CG-CD2-CE2	-19.05	99.85	120.80
2	3Z	220	PHE	CG-CD2-CE2	-19.05	99.85	120.80
2	5F	220	PHE	CG-CD2-CE2	-19.05	99.85	120.80
2	5J	220	PHE	CG-CD2-CE2	-19.05	99.85	120.80
2	5N	220	PHE	CG-CD2-CE2	-19.05	99.85	120.80
2	63	220	PHE	CG-CD2-CE2	-19.05	99.85	120.80
2	67	220	PHE	CG-CD2-CE2	-19.05	99.85	120.80
2	7B	220	PHE	CG-CD2-CE2	-19.05	99.85	120.80
2	1F	220	PHE	CG-CD2-CE2	-19.04	99.86	120.80
2	2N	220	PHE	CG-CD2-CE2	-19.04	99.86	120.80
2	23	220	PHE	CG-CD2-CE2	-19.04	99.86	120.80
2	3N	220	PHE	CG-CD2-CE2	-19.04	99.86	120.80
2	37	220	PHE	CG-CD2-CE2	-19.04	99.86	120.80
2	4J	220	PHE	CG-CD2-CE2	-19.04	99.86	120.80
2	4R	220	PHE	CG-CD2-CE2	-19.04	99.86	120.80
2	5Z	220	PHE	CG-CD2-CE2	-19.04	99.86	120.80
2	6F	220	PHE	CG-CD2-CE2	-19.04	99.86	120.80
2	6Z	220	PHE	CG-CD2-CE2	-19.04	99.86	120.80
2	7J	220	PHE	CG-CD2-CE2	-19.04	99.86	120.80
2	7V	220	PHE	CG-CD2-CE2	-19.04	99.86	120.80
2	1N	220	PHE	CG-CD2-CE2	-19.04	99.86	120.80
2	2J	220	PHE	CG-CD2-CE2	-19.04	99.86	120.80
2	3B	220	PHE	CG-CD2-CE2	-19.04	99.86	120.80
2	3J	220	PHE	CG-CD2-CE2	-19.04	99.86	120.80

*Continued on next page...*

*Continued from previous page...*

Mol	Chain	Res	Type	Atoms	Z	Observed(°)	Ideal(°)
2	33	220	PHE	CG-CD2-CE2	-19.04	99.86	120.80
2	4F	220	PHE	CG-CD2-CE2	-19.04	99.86	120.80
2	4Z	220	PHE	CG-CD2-CE2	-19.04	99.86	120.80
2	5V	220	PHE	CG-CD2-CE2	-19.04	99.86	120.80
2	6N	220	PHE	CG-CD2-CE2	-19.04	99.86	120.80
2	6V	220	PHE	CG-CD2-CE2	-19.04	99.86	120.80
2	7F	220	PHE	CG-CD2-CE2	-19.04	99.86	120.80
2	7R	220	PHE	CG-CD2-CE2	-19.04	99.86	120.80
2	1B	220	PHE	CG-CD2-CE2	-19.04	99.86	120.80
2	1J	220	PHE	CG-CD2-CE2	-19.04	99.86	120.80
2	2F	220	PHE	CG-CD2-CE2	-19.04	99.86	120.80
2	27	220	PHE	CG-CD2-CE2	-19.04	99.86	120.80
2	3F	220	PHE	CG-CD2-CE2	-19.04	99.86	120.80
2	4B	220	PHE	CG-CD2-CE2	-19.04	99.86	120.80
2	4N	220	PHE	CG-CD2-CE2	-19.04	99.86	120.80
2	4V	220	PHE	CG-CD2-CE2	-19.04	99.86	120.80
2	5R	220	PHE	CG-CD2-CE2	-19.04	99.86	120.80
2	6J	220	PHE	CG-CD2-CE2	-19.04	99.86	120.80
2	6R	220	PHE	CG-CD2-CE2	-19.04	99.86	120.80
2	7N	220	PHE	CG-CD2-CE2	-19.04	99.86	120.80
2	1R	220	PHE	CG-CD2-CE2	-19.03	99.86	120.80
2	1V	220	PHE	CG-CD2-CE2	-19.03	99.86	120.80
2	1Z	220	PHE	CG-CD2-CE2	-19.03	99.86	120.80
2	2R	220	PHE	CG-CD2-CE2	-19.03	99.86	120.80
2	2V	220	PHE	CG-CD2-CE2	-19.03	99.86	120.80
2	2Z	220	PHE	CG-CD2-CE2	-19.03	99.86	120.80
2	43	220	PHE	CG-CD2-CE2	-19.03	99.86	120.80
2	47	220	PHE	CG-CD2-CE2	-19.03	99.86	120.80
2	5B	220	PHE	CG-CD2-CE2	-19.03	99.86	120.80
2	53	220	PHE	CG-CD2-CE2	-19.03	99.86	120.80
2	57	220	PHE	CG-CD2-CE2	-19.03	99.86	120.80
2	6B	220	PHE	CG-CD2-CE2	-19.03	99.86	120.80
2	1B	27	PRO	CA-CB-CG	-19.03	67.85	104.00
2	1J	27	PRO	CA-CB-CG	-19.03	67.85	104.00
2	2F	27	PRO	CA-CB-CG	-19.03	67.85	104.00
2	27	27	PRO	CA-CB-CG	-19.03	67.85	104.00
2	3F	27	PRO	CA-CB-CG	-19.03	67.85	104.00
2	4B	27	PRO	CA-CB-CG	-19.03	67.85	104.00
2	4N	27	PRO	CA-CB-CG	-19.03	67.85	104.00
2	4V	27	PRO	CA-CB-CG	-19.03	67.85	104.00
2	5R	27	PRO	CA-CB-CG	-19.03	67.85	104.00
2	6J	27	PRO	CA-CB-CG	-19.03	67.85	104.00

*Continued on next page...*



*Continued from previous page...*

Mol	Chain	Res	Type	Atoms	Z	Observed(°)	Ideal(°)
2	6R	27	PRO	CA-CB-CG	-19.03	67.85	104.00
2	7N	27	PRO	CA-CB-CG	-19.03	67.85	104.00
2	1R	27	PRO	CA-CB-CG	-19.02	67.86	104.00
2	1V	27	PRO	CA-CB-CG	-19.02	67.86	104.00
2	1Z	27	PRO	CA-CB-CG	-19.02	67.86	104.00
2	2R	27	PRO	CA-CB-CG	-19.02	67.86	104.00
2	2V	27	PRO	CA-CB-CG	-19.02	67.86	104.00
2	2Z	27	PRO	CA-CB-CG	-19.02	67.86	104.00
2	43	27	PRO	CA-CB-CG	-19.02	67.86	104.00
2	47	27	PRO	CA-CB-CG	-19.02	67.86	104.00
2	5B	27	PRO	CA-CB-CG	-19.02	67.86	104.00
2	53	27	PRO	CA-CB-CG	-19.02	67.86	104.00
2	57	27	PRO	CA-CB-CG	-19.02	67.86	104.00
2	6B	27	PRO	CA-CB-CG	-19.02	67.86	104.00
2	1N	27	PRO	CA-CB-CG	-19.02	67.86	104.00
2	2J	27	PRO	CA-CB-CG	-19.02	67.86	104.00
2	3B	27	PRO	CA-CB-CG	-19.02	67.86	104.00
2	3J	27	PRO	CA-CB-CG	-19.02	67.86	104.00
2	33	27	PRO	CA-CB-CG	-19.02	67.86	104.00
2	4F	27	PRO	CA-CB-CG	-19.02	67.86	104.00
2	4Z	27	PRO	CA-CB-CG	-19.02	67.86	104.00
2	5V	27	PRO	CA-CB-CG	-19.02	67.86	104.00
2	6N	27	PRO	CA-CB-CG	-19.02	67.86	104.00
2	6V	27	PRO	CA-CB-CG	-19.02	67.86	104.00
2	7F	27	PRO	CA-CB-CG	-19.02	67.86	104.00
2	7R	27	PRO	CA-CB-CG	-19.02	67.86	104.00
2	13	27	PRO	CA-CB-CG	-19.01	67.88	104.00
2	17	27	PRO	CA-CB-CG	-19.01	67.88	104.00
2	2B	27	PRO	CA-CB-CG	-19.01	67.88	104.00
2	3R	27	PRO	CA-CB-CG	-19.01	67.88	104.00
2	3V	27	PRO	CA-CB-CG	-19.01	67.88	104.00
2	3Z	27	PRO	CA-CB-CG	-19.01	67.88	104.00
2	5F	27	PRO	CA-CB-CG	-19.01	67.88	104.00
2	5J	27	PRO	CA-CB-CG	-19.01	67.88	104.00
2	5N	27	PRO	CA-CB-CG	-19.01	67.88	104.00
2	63	27	PRO	CA-CB-CG	-19.01	67.88	104.00
2	67	27	PRO	CA-CB-CG	-19.01	67.88	104.00
2	7B	27	PRO	CA-CB-CG	-19.01	67.88	104.00
2	1F	27	PRO	CA-CB-CG	-19.01	67.88	104.00
2	2N	27	PRO	CA-CB-CG	-19.01	67.88	104.00
2	23	27	PRO	CA-CB-CG	-19.01	67.88	104.00
2	3N	27	PRO	CA-CB-CG	-19.01	67.88	104.00

*Continued on next page...*

*Continued from previous page...*

Mol	Chain	Res	Type	Atoms	Z	Observed(°)	Ideal(°)
2	37	27	PRO	CA-CB-CG	-19.01	67.88	104.00
2	4J	27	PRO	CA-CB-CG	-19.01	67.88	104.00
2	4R	27	PRO	CA-CB-CG	-19.01	67.88	104.00
2	5Z	27	PRO	CA-CB-CG	-19.01	67.88	104.00
2	6F	27	PRO	CA-CB-CG	-19.01	67.88	104.00
2	6Z	27	PRO	CA-CB-CG	-19.01	67.88	104.00
2	7J	27	PRO	CA-CB-CG	-19.01	67.88	104.00
2	7V	27	PRO	CA-CB-CG	-19.01	67.88	104.00
1	1Q	16	THR	O-C-N	-18.74	92.72	122.70
1	1U	16	THR	O-C-N	-18.74	92.72	122.70
1	1Y	16	THR	O-C-N	-18.74	92.72	122.70
1	2Q	16	THR	O-C-N	-18.74	92.72	122.70
1	2U	16	THR	O-C-N	-18.74	92.72	122.70
1	2Y	16	THR	O-C-N	-18.74	92.72	122.70
1	42	16	THR	O-C-N	-18.74	92.72	122.70
1	46	16	THR	O-C-N	-18.74	92.72	122.70
1	5A	16	THR	O-C-N	-18.74	92.72	122.70
1	52	16	THR	O-C-N	-18.74	92.72	122.70
1	56	16	THR	O-C-N	-18.74	92.72	122.70
1	6A	16	THR	O-C-N	-18.74	92.72	122.70
1	1A	16	THR	O-C-N	-18.73	92.73	122.70
1	1I	16	THR	O-C-N	-18.73	92.73	122.70
1	2E	16	THR	O-C-N	-18.73	92.73	122.70
1	26	16	THR	O-C-N	-18.73	92.73	122.70
1	3E	16	THR	O-C-N	-18.73	92.73	122.70
1	4A	16	THR	O-C-N	-18.73	92.73	122.70
1	4M	16	THR	O-C-N	-18.73	92.73	122.70
1	4U	16	THR	O-C-N	-18.73	92.73	122.70
1	5Q	16	THR	O-C-N	-18.73	92.73	122.70
1	6I	16	THR	O-C-N	-18.73	92.73	122.70
1	6Q	16	THR	O-C-N	-18.73	92.73	122.70
1	7M	16	THR	O-C-N	-18.73	92.73	122.70
1	12	16	THR	O-C-N	-18.73	92.73	122.70
1	16	16	THR	O-C-N	-18.73	92.73	122.70
1	2A	16	THR	O-C-N	-18.73	92.73	122.70
1	3Q	16	THR	O-C-N	-18.73	92.73	122.70
1	3U	16	THR	O-C-N	-18.73	92.73	122.70
1	3Y	16	THR	O-C-N	-18.73	92.73	122.70
1	5E	16	THR	O-C-N	-18.73	92.73	122.70
1	5I	16	THR	O-C-N	-18.73	92.73	122.70
1	5M	16	THR	O-C-N	-18.73	92.73	122.70
1	62	16	THR	O-C-N	-18.73	92.73	122.70

*Continued on next page...*



*Continued from previous page...*

Mol	Chain	Res	Type	Atoms	Z	Observed(°)	Ideal(°)
1	66	16	THR	O-C-N	-18.73	92.73	122.70
1	7A	16	THR	O-C-N	-18.73	92.73	122.70
1	1M	16	THR	O-C-N	-18.72	92.75	122.70
1	2I	16	THR	O-C-N	-18.72	92.75	122.70
1	3A	16	THR	O-C-N	-18.72	92.75	122.70
1	3I	16	THR	O-C-N	-18.72	92.75	122.70
1	32	16	THR	O-C-N	-18.72	92.75	122.70
1	4E	16	THR	O-C-N	-18.72	92.75	122.70
1	4Y	16	THR	O-C-N	-18.72	92.75	122.70
1	5U	16	THR	O-C-N	-18.72	92.75	122.70
1	6M	16	THR	O-C-N	-18.72	92.75	122.70
1	6U	16	THR	O-C-N	-18.72	92.75	122.70
1	7E	16	THR	O-C-N	-18.72	92.75	122.70
1	7Q	16	THR	O-C-N	-18.72	92.75	122.70
1	1E	16	THR	O-C-N	-18.72	92.75	122.70
1	2M	16	THR	O-C-N	-18.72	92.75	122.70
1	22	16	THR	O-C-N	-18.72	92.75	122.70
1	3M	16	THR	O-C-N	-18.72	92.75	122.70
1	36	16	THR	O-C-N	-18.72	92.75	122.70
1	4I	16	THR	O-C-N	-18.72	92.75	122.70
1	4Q	16	THR	O-C-N	-18.72	92.75	122.70
1	5Y	16	THR	O-C-N	-18.72	92.75	122.70
1	6E	16	THR	O-C-N	-18.72	92.75	122.70
1	6Y	16	THR	O-C-N	-18.72	92.75	122.70
1	7I	16	THR	O-C-N	-18.72	92.75	122.70
1	7U	16	THR	O-C-N	-18.72	92.75	122.70
2	1F	71	ALA	O-C-N	18.68	152.59	122.70
2	2N	71	ALA	O-C-N	18.68	152.59	122.70
2	23	71	ALA	O-C-N	18.68	152.59	122.70
2	3N	71	ALA	O-C-N	18.68	152.59	122.70
2	37	71	ALA	O-C-N	18.68	152.59	122.70
2	4J	71	ALA	O-C-N	18.68	152.59	122.70
2	4R	71	ALA	O-C-N	18.68	152.59	122.70
2	5Z	71	ALA	O-C-N	18.68	152.59	122.70
2	6F	71	ALA	O-C-N	18.68	152.59	122.70
2	6Z	71	ALA	O-C-N	18.68	152.59	122.70
2	7J	71	ALA	O-C-N	18.68	152.59	122.70
2	7V	71	ALA	O-C-N	18.68	152.59	122.70
2	1N	71	ALA	O-C-N	18.68	152.59	122.70
2	2J	71	ALA	O-C-N	18.68	152.59	122.70
2	3B	71	ALA	O-C-N	18.68	152.59	122.70
2	3J	71	ALA	O-C-N	18.68	152.59	122.70

*Continued on next page...*

*Continued from previous page...*

Mol	Chain	Res	Type	Atoms	Z	Observed(°)	Ideal(°)
2	33	71	ALA	O-C-N	18.68	152.59	122.70
2	4F	71	ALA	O-C-N	18.68	152.59	122.70
2	4Z	71	ALA	O-C-N	18.68	152.59	122.70
2	5V	71	ALA	O-C-N	18.68	152.59	122.70
2	6N	71	ALA	O-C-N	18.68	152.59	122.70
2	6V	71	ALA	O-C-N	18.68	152.59	122.70
2	7F	71	ALA	O-C-N	18.68	152.59	122.70
2	7R	71	ALA	O-C-N	18.68	152.59	122.70
2	13	5	ASN	CB-CG-ND2	-18.67	71.88	116.70
2	17	5	ASN	CB-CG-ND2	-18.67	71.88	116.70
2	2B	5	ASN	CB-CG-ND2	-18.67	71.88	116.70
2	3R	5	ASN	CB-CG-ND2	-18.67	71.88	116.70
2	3V	5	ASN	CB-CG-ND2	-18.67	71.88	116.70
2	3Z	5	ASN	CB-CG-ND2	-18.67	71.88	116.70
2	5F	5	ASN	CB-CG-ND2	-18.67	71.88	116.70
2	5J	5	ASN	CB-CG-ND2	-18.67	71.88	116.70
2	5N	5	ASN	CB-CG-ND2	-18.67	71.88	116.70
2	63	5	ASN	CB-CG-ND2	-18.67	71.88	116.70
2	67	5	ASN	CB-CG-ND2	-18.67	71.88	116.70
2	7B	5	ASN	CB-CG-ND2	-18.67	71.88	116.70
2	1B	71	ALA	O-C-N	18.67	152.57	122.70
2	1J	71	ALA	O-C-N	18.67	152.57	122.70
2	1N	5	ASN	CB-CG-ND2	-18.67	71.89	116.70
2	2F	71	ALA	O-C-N	18.67	152.57	122.70
2	2J	5	ASN	CB-CG-ND2	-18.67	71.89	116.70
2	27	71	ALA	O-C-N	18.67	152.57	122.70
2	3B	5	ASN	CB-CG-ND2	-18.67	71.89	116.70
2	3F	71	ALA	O-C-N	18.67	152.57	122.70
2	3J	5	ASN	CB-CG-ND2	-18.67	71.89	116.70
2	33	5	ASN	CB-CG-ND2	-18.67	71.89	116.70
2	4B	71	ALA	O-C-N	18.67	152.57	122.70
2	4F	5	ASN	CB-CG-ND2	-18.67	71.89	116.70
2	4N	71	ALA	O-C-N	18.67	152.57	122.70
2	4V	71	ALA	O-C-N	18.67	152.57	122.70
2	4Z	5	ASN	CB-CG-ND2	-18.67	71.89	116.70
2	5R	71	ALA	O-C-N	18.67	152.57	122.70
2	5V	5	ASN	CB-CG-ND2	-18.67	71.89	116.70
2	6J	71	ALA	O-C-N	18.67	152.57	122.70
2	6N	5	ASN	CB-CG-ND2	-18.67	71.89	116.70
2	6R	71	ALA	O-C-N	18.67	152.57	122.70
2	6V	5	ASN	CB-CG-ND2	-18.67	71.89	116.70
2	7F	5	ASN	CB-CG-ND2	-18.67	71.89	116.70

*Continued on next page...*

*Continued from previous page...*

Mol	Chain	Res	Type	Atoms	Z	Observed(°)	Ideal(°)
2	7N	71	ALA	O-C-N	18.67	152.57	122.70
2	7R	5	ASN	CB-CG-ND2	-18.67	71.89	116.70
2	1R	5	ASN	CB-CG-ND2	-18.66	71.91	116.70
2	1V	5	ASN	CB-CG-ND2	-18.66	71.91	116.70
2	1Z	5	ASN	CB-CG-ND2	-18.66	71.91	116.70
2	2R	5	ASN	CB-CG-ND2	-18.66	71.91	116.70
2	2V	5	ASN	CB-CG-ND2	-18.66	71.91	116.70
2	2Z	5	ASN	CB-CG-ND2	-18.66	71.91	116.70
2	43	5	ASN	CB-CG-ND2	-18.66	71.91	116.70
2	47	5	ASN	CB-CG-ND2	-18.66	71.91	116.70
2	5B	5	ASN	CB-CG-ND2	-18.66	71.91	116.70
2	53	5	ASN	CB-CG-ND2	-18.66	71.91	116.70
2	57	5	ASN	CB-CG-ND2	-18.66	71.91	116.70
2	6B	5	ASN	CB-CG-ND2	-18.66	71.91	116.70
2	1B	5	ASN	CB-CG-ND2	-18.66	71.91	116.70
2	1J	5	ASN	CB-CG-ND2	-18.66	71.91	116.70
2	2F	5	ASN	CB-CG-ND2	-18.66	71.91	116.70
2	27	5	ASN	CB-CG-ND2	-18.66	71.91	116.70
2	3F	5	ASN	CB-CG-ND2	-18.66	71.91	116.70
2	4B	5	ASN	CB-CG-ND2	-18.66	71.91	116.70
2	4N	5	ASN	CB-CG-ND2	-18.66	71.91	116.70
2	4V	5	ASN	CB-CG-ND2	-18.66	71.91	116.70
2	5R	5	ASN	CB-CG-ND2	-18.66	71.91	116.70
2	6J	5	ASN	CB-CG-ND2	-18.66	71.91	116.70
2	6R	5	ASN	CB-CG-ND2	-18.66	71.91	116.70
2	7N	5	ASN	CB-CG-ND2	-18.66	71.91	116.70
2	1F	5	ASN	CB-CG-ND2	-18.66	71.91	116.70
2	2N	5	ASN	CB-CG-ND2	-18.66	71.91	116.70
2	23	5	ASN	CB-CG-ND2	-18.66	71.91	116.70
2	3N	5	ASN	CB-CG-ND2	-18.66	71.91	116.70
2	37	5	ASN	CB-CG-ND2	-18.66	71.91	116.70
2	4J	5	ASN	CB-CG-ND2	-18.66	71.91	116.70
2	4R	5	ASN	CB-CG-ND2	-18.66	71.91	116.70
2	5Z	5	ASN	CB-CG-ND2	-18.66	71.91	116.70
2	6F	5	ASN	CB-CG-ND2	-18.66	71.91	116.70
2	6Z	5	ASN	CB-CG-ND2	-18.66	71.91	116.70
2	7J	5	ASN	CB-CG-ND2	-18.66	71.91	116.70
2	7V	5	ASN	CB-CG-ND2	-18.66	71.91	116.70
2	13	71	ALA	O-C-N	18.66	152.55	122.70
2	17	71	ALA	O-C-N	18.66	152.55	122.70
2	2B	71	ALA	O-C-N	18.66	152.55	122.70
2	3R	71	ALA	O-C-N	18.66	152.55	122.70

*Continued on next page...*

*Continued from previous page...*

Mol	Chain	Res	Type	Atoms	Z	Observed(°)	Ideal(°)
2	3V	71	ALA	O-C-N	18.66	152.55	122.70
2	3Z	71	ALA	O-C-N	18.66	152.55	122.70
2	5F	71	ALA	O-C-N	18.66	152.55	122.70
2	5J	71	ALA	O-C-N	18.66	152.55	122.70
2	5N	71	ALA	O-C-N	18.66	152.55	122.70
2	63	71	ALA	O-C-N	18.66	152.55	122.70
2	67	71	ALA	O-C-N	18.66	152.55	122.70
2	7B	71	ALA	O-C-N	18.66	152.55	122.70
2	1R	71	ALA	O-C-N	18.65	152.53	122.70
2	1V	71	ALA	O-C-N	18.65	152.53	122.70
2	1Z	71	ALA	O-C-N	18.65	152.53	122.70
2	2R	71	ALA	O-C-N	18.65	152.53	122.70
2	2V	71	ALA	O-C-N	18.65	152.53	122.70
2	2Z	71	ALA	O-C-N	18.65	152.53	122.70
2	43	71	ALA	O-C-N	18.65	152.53	122.70
2	47	71	ALA	O-C-N	18.65	152.53	122.70
2	5B	71	ALA	O-C-N	18.65	152.53	122.70
2	53	71	ALA	O-C-N	18.65	152.53	122.70
2	57	71	ALA	O-C-N	18.65	152.53	122.70
2	6B	71	ALA	O-C-N	18.65	152.53	122.70
2	1F	55	PRO	N-CA-CB	-18.59	80.99	103.30
2	2N	55	PRO	N-CA-CB	-18.59	80.99	103.30
2	23	55	PRO	N-CA-CB	-18.59	80.99	103.30
2	3N	55	PRO	N-CA-CB	-18.59	80.99	103.30
2	37	55	PRO	N-CA-CB	-18.59	80.99	103.30
2	4J	55	PRO	N-CA-CB	-18.59	80.99	103.30
2	4R	55	PRO	N-CA-CB	-18.59	80.99	103.30
2	5Z	55	PRO	N-CA-CB	-18.59	80.99	103.30
2	6F	55	PRO	N-CA-CB	-18.59	80.99	103.30
2	6Z	55	PRO	N-CA-CB	-18.59	80.99	103.30
2	7J	55	PRO	N-CA-CB	-18.59	80.99	103.30
2	7V	55	PRO	N-CA-CB	-18.59	80.99	103.30
2	1R	55	PRO	N-CA-CB	-18.57	81.02	103.30
2	1V	55	PRO	N-CA-CB	-18.57	81.02	103.30
2	1Z	55	PRO	N-CA-CB	-18.57	81.02	103.30
2	2R	55	PRO	N-CA-CB	-18.57	81.02	103.30
2	2V	55	PRO	N-CA-CB	-18.57	81.02	103.30
2	2Z	55	PRO	N-CA-CB	-18.57	81.02	103.30
2	43	55	PRO	N-CA-CB	-18.57	81.02	103.30
2	47	55	PRO	N-CA-CB	-18.57	81.02	103.30
2	5B	55	PRO	N-CA-CB	-18.57	81.02	103.30
2	53	55	PRO	N-CA-CB	-18.57	81.02	103.30

*Continued on next page...*

*Continued from previous page...*

Mol	Chain	Res	Type	Atoms	Z	Observed(°)	Ideal(°)
2	57	55	PRO	N-CA-CB	-18.57	81.02	103.30
2	6B	55	PRO	N-CA-CB	-18.57	81.02	103.30
2	1B	55	PRO	N-CA-CB	-18.56	81.03	103.30
2	1J	55	PRO	N-CA-CB	-18.56	81.03	103.30
2	2F	55	PRO	N-CA-CB	-18.56	81.03	103.30
2	27	55	PRO	N-CA-CB	-18.56	81.03	103.30
2	3F	55	PRO	N-CA-CB	-18.56	81.03	103.30
2	4B	55	PRO	N-CA-CB	-18.56	81.03	103.30
2	4N	55	PRO	N-CA-CB	-18.56	81.03	103.30
2	4V	55	PRO	N-CA-CB	-18.56	81.03	103.30
2	5R	55	PRO	N-CA-CB	-18.56	81.03	103.30
2	6J	55	PRO	N-CA-CB	-18.56	81.03	103.30
2	6R	55	PRO	N-CA-CB	-18.56	81.03	103.30
2	7N	55	PRO	N-CA-CB	-18.56	81.03	103.30
2	1N	55	PRO	N-CA-CB	-18.56	81.03	103.30
2	2J	55	PRO	N-CA-CB	-18.56	81.03	103.30
2	3B	55	PRO	N-CA-CB	-18.56	81.03	103.30
2	3J	55	PRO	N-CA-CB	-18.56	81.03	103.30
2	33	55	PRO	N-CA-CB	-18.56	81.03	103.30
2	4F	55	PRO	N-CA-CB	-18.56	81.03	103.30
2	4Z	55	PRO	N-CA-CB	-18.56	81.03	103.30
2	5V	55	PRO	N-CA-CB	-18.56	81.03	103.30
2	6N	55	PRO	N-CA-CB	-18.56	81.03	103.30
2	6V	55	PRO	N-CA-CB	-18.56	81.03	103.30
2	7F	55	PRO	N-CA-CB	-18.56	81.03	103.30
2	7R	55	PRO	N-CA-CB	-18.56	81.03	103.30
2	13	55	PRO	N-CA-CB	-18.55	81.04	103.30
2	17	55	PRO	N-CA-CB	-18.55	81.04	103.30
2	2B	55	PRO	N-CA-CB	-18.55	81.04	103.30
2	3R	55	PRO	N-CA-CB	-18.55	81.04	103.30
2	3V	55	PRO	N-CA-CB	-18.55	81.04	103.30
2	3Z	55	PRO	N-CA-CB	-18.55	81.04	103.30
2	5F	55	PRO	N-CA-CB	-18.55	81.04	103.30
2	5J	55	PRO	N-CA-CB	-18.55	81.04	103.30
2	5N	55	PRO	N-CA-CB	-18.55	81.04	103.30
2	63	55	PRO	N-CA-CB	-18.55	81.04	103.30
2	67	55	PRO	N-CA-CB	-18.55	81.04	103.30
2	7B	55	PRO	N-CA-CB	-18.55	81.04	103.30
1	1M	169	ASP	CB-CG-OD1	-18.50	101.65	118.30
1	2I	169	ASP	CB-CG-OD1	-18.50	101.65	118.30
1	3A	169	ASP	CB-CG-OD1	-18.50	101.65	118.30
1	3I	169	ASP	CB-CG-OD1	-18.50	101.65	118.30

*Continued on next page...*

*Continued from previous page...*

Mol	Chain	Res	Type	Atoms	Z	Observed(°)	Ideal(°)
1	32	169	ASP	CB-CG-OD1	-18.50	101.65	118.30
1	4E	169	ASP	CB-CG-OD1	-18.50	101.65	118.30
1	4Y	169	ASP	CB-CG-OD1	-18.50	101.65	118.30
1	5U	169	ASP	CB-CG-OD1	-18.50	101.65	118.30
1	6M	169	ASP	CB-CG-OD1	-18.50	101.65	118.30
1	6U	169	ASP	CB-CG-OD1	-18.50	101.65	118.30
1	7E	169	ASP	CB-CG-OD1	-18.50	101.65	118.30
1	7Q	169	ASP	CB-CG-OD1	-18.50	101.65	118.30
1	1E	169	ASP	CB-CG-OD1	-18.49	101.66	118.30
1	2M	169	ASP	CB-CG-OD1	-18.49	101.66	118.30
1	22	169	ASP	CB-CG-OD1	-18.49	101.66	118.30
1	3M	169	ASP	CB-CG-OD1	-18.49	101.66	118.30
1	36	169	ASP	CB-CG-OD1	-18.49	101.66	118.30
1	4I	169	ASP	CB-CG-OD1	-18.49	101.66	118.30
1	4Q	169	ASP	CB-CG-OD1	-18.49	101.66	118.30
1	5Y	169	ASP	CB-CG-OD1	-18.49	101.66	118.30
1	6E	169	ASP	CB-CG-OD1	-18.49	101.66	118.30
1	6Y	169	ASP	CB-CG-OD1	-18.49	101.66	118.30
1	7I	169	ASP	CB-CG-OD1	-18.49	101.66	118.30
1	7U	169	ASP	CB-CG-OD1	-18.49	101.66	118.30
1	1A	169	ASP	CB-CG-OD1	-18.48	101.67	118.30
1	1I	169	ASP	CB-CG-OD1	-18.48	101.67	118.30
1	2E	169	ASP	CB-CG-OD1	-18.48	101.67	118.30
1	26	169	ASP	CB-CG-OD1	-18.48	101.67	118.30
1	3E	169	ASP	CB-CG-OD1	-18.48	101.67	118.30
1	4A	169	ASP	CB-CG-OD1	-18.48	101.67	118.30
1	4M	169	ASP	CB-CG-OD1	-18.48	101.67	118.30
1	4U	169	ASP	CB-CG-OD1	-18.48	101.67	118.30
1	5Q	169	ASP	CB-CG-OD1	-18.48	101.67	118.30
1	6I	169	ASP	CB-CG-OD1	-18.48	101.67	118.30
1	6Q	169	ASP	CB-CG-OD1	-18.48	101.67	118.30
1	7M	169	ASP	CB-CG-OD1	-18.48	101.67	118.30
1	12	169	ASP	CB-CG-OD1	-18.47	101.68	118.30
1	16	169	ASP	CB-CG-OD1	-18.47	101.68	118.30
1	2A	169	ASP	CB-CG-OD1	-18.47	101.68	118.30
1	3Q	169	ASP	CB-CG-OD1	-18.47	101.68	118.30
1	3U	169	ASP	CB-CG-OD1	-18.47	101.68	118.30
1	3Y	169	ASP	CB-CG-OD1	-18.47	101.68	118.30
1	5E	169	ASP	CB-CG-OD1	-18.47	101.68	118.30
1	5I	169	ASP	CB-CG-OD1	-18.47	101.68	118.30
1	5M	169	ASP	CB-CG-OD1	-18.47	101.68	118.30
1	62	169	ASP	CB-CG-OD1	-18.47	101.68	118.30

*Continued on next page...*



*Continued from previous page...*

Mol	Chain	Res	Type	Atoms	Z	Observed(°)	Ideal(°)
1	66	169	ASP	CB-CG-OD1	-18.47	101.68	118.30
1	7A	169	ASP	CB-CG-OD1	-18.47	101.68	118.30
1	1Q	26	ALA	N-CA-CB	18.47	135.95	110.10
1	1U	26	ALA	N-CA-CB	18.47	135.95	110.10
1	1Y	26	ALA	N-CA-CB	18.47	135.95	110.10
1	2Q	26	ALA	N-CA-CB	18.47	135.95	110.10
1	2U	26	ALA	N-CA-CB	18.47	135.95	110.10
1	2Y	26	ALA	N-CA-CB	18.47	135.95	110.10
1	42	26	ALA	N-CA-CB	18.47	135.95	110.10
1	46	26	ALA	N-CA-CB	18.47	135.95	110.10
1	5A	26	ALA	N-CA-CB	18.47	135.95	110.10
1	52	26	ALA	N-CA-CB	18.47	135.95	110.10
1	56	26	ALA	N-CA-CB	18.47	135.95	110.10
1	6A	26	ALA	N-CA-CB	18.47	135.95	110.10
1	1Q	169	ASP	CB-CG-OD1	-18.46	101.68	118.30
1	1U	169	ASP	CB-CG-OD1	-18.46	101.68	118.30
1	1Y	169	ASP	CB-CG-OD1	-18.46	101.68	118.30
1	2Q	169	ASP	CB-CG-OD1	-18.46	101.68	118.30
1	2U	169	ASP	CB-CG-OD1	-18.46	101.68	118.30
1	2Y	169	ASP	CB-CG-OD1	-18.46	101.68	118.30
1	42	169	ASP	CB-CG-OD1	-18.46	101.68	118.30
1	46	169	ASP	CB-CG-OD1	-18.46	101.68	118.30
1	5A	169	ASP	CB-CG-OD1	-18.46	101.68	118.30
1	52	169	ASP	CB-CG-OD1	-18.46	101.68	118.30
1	56	169	ASP	CB-CG-OD1	-18.46	101.68	118.30
1	6A	169	ASP	CB-CG-OD1	-18.46	101.68	118.30
1	1E	26	ALA	N-CA-CB	18.46	135.94	110.10
1	2M	26	ALA	N-CA-CB	18.46	135.94	110.10
1	22	26	ALA	N-CA-CB	18.46	135.94	110.10
1	3M	26	ALA	N-CA-CB	18.46	135.94	110.10
1	36	26	ALA	N-CA-CB	18.46	135.94	110.10
1	4I	26	ALA	N-CA-CB	18.46	135.94	110.10
1	4Q	26	ALA	N-CA-CB	18.46	135.94	110.10
1	5Y	26	ALA	N-CA-CB	18.46	135.94	110.10
1	6E	26	ALA	N-CA-CB	18.46	135.94	110.10
1	6Y	26	ALA	N-CA-CB	18.46	135.94	110.10
1	7I	26	ALA	N-CA-CB	18.46	135.94	110.10
1	7U	26	ALA	N-CA-CB	18.46	135.94	110.10
1	1A	26	ALA	N-CA-CB	18.44	135.92	110.10
1	1I	26	ALA	N-CA-CB	18.44	135.92	110.10
1	1M	26	ALA	N-CA-CB	18.44	135.92	110.10
1	2E	26	ALA	N-CA-CB	18.44	135.92	110.10

*Continued on next page...*

*Continued from previous page...*

Mol	Chain	Res	Type	Atoms	Z	Observed(°)	Ideal(°)
1	2I	26	ALA	N-CA-CB	18.44	135.92	110.10
1	26	26	ALA	N-CA-CB	18.44	135.92	110.10
1	3A	26	ALA	N-CA-CB	18.44	135.92	110.10
1	3E	26	ALA	N-CA-CB	18.44	135.92	110.10
1	3I	26	ALA	N-CA-CB	18.44	135.92	110.10
1	32	26	ALA	N-CA-CB	18.44	135.92	110.10
1	4A	26	ALA	N-CA-CB	18.44	135.92	110.10
1	4E	26	ALA	N-CA-CB	18.44	135.92	110.10
1	4M	26	ALA	N-CA-CB	18.44	135.92	110.10
1	4U	26	ALA	N-CA-CB	18.44	135.92	110.10
1	4Y	26	ALA	N-CA-CB	18.44	135.92	110.10
1	5Q	26	ALA	N-CA-CB	18.44	135.92	110.10
1	5U	26	ALA	N-CA-CB	18.44	135.92	110.10
1	6I	26	ALA	N-CA-CB	18.44	135.92	110.10
1	6M	26	ALA	N-CA-CB	18.44	135.92	110.10
1	6Q	26	ALA	N-CA-CB	18.44	135.92	110.10
1	6U	26	ALA	N-CA-CB	18.44	135.92	110.10
1	7E	26	ALA	N-CA-CB	18.44	135.92	110.10
1	7M	26	ALA	N-CA-CB	18.44	135.92	110.10
1	7Q	26	ALA	N-CA-CB	18.44	135.92	110.10
1	12	26	ALA	N-CA-CB	18.44	135.91	110.10
1	16	26	ALA	N-CA-CB	18.44	135.91	110.10
1	2A	26	ALA	N-CA-CB	18.44	135.91	110.10
1	3Q	26	ALA	N-CA-CB	18.44	135.91	110.10
1	3U	26	ALA	N-CA-CB	18.44	135.91	110.10
1	3Y	26	ALA	N-CA-CB	18.44	135.91	110.10
1	5E	26	ALA	N-CA-CB	18.44	135.91	110.10
1	5I	26	ALA	N-CA-CB	18.44	135.91	110.10
1	5M	26	ALA	N-CA-CB	18.44	135.91	110.10
1	62	26	ALA	N-CA-CB	18.44	135.91	110.10
1	66	26	ALA	N-CA-CB	18.44	135.91	110.10
1	7A	26	ALA	N-CA-CB	18.44	135.91	110.10
2	1N	55	PRO	N-CD-CG	-18.35	75.67	103.20
2	2J	55	PRO	N-CD-CG	-18.35	75.67	103.20
2	3B	55	PRO	N-CD-CG	-18.35	75.67	103.20
2	3J	55	PRO	N-CD-CG	-18.35	75.67	103.20
2	33	55	PRO	N-CD-CG	-18.35	75.67	103.20
2	4F	55	PRO	N-CD-CG	-18.35	75.67	103.20
2	4Z	55	PRO	N-CD-CG	-18.35	75.67	103.20
2	5V	55	PRO	N-CD-CG	-18.35	75.67	103.20
2	6N	55	PRO	N-CD-CG	-18.35	75.67	103.20
2	6V	55	PRO	N-CD-CG	-18.35	75.67	103.20

*Continued on next page...*



*Continued from previous page...*

Mol	Chain	Res	Type	Atoms	Z	Observed(°)	Ideal(°)
2	7F	55	PRO	N-CD-CG	-18.35	75.67	103.20
2	7R	55	PRO	N-CD-CG	-18.35	75.67	103.20
2	1F	55	PRO	N-CD-CG	-18.35	75.68	103.20
2	2N	55	PRO	N-CD-CG	-18.35	75.68	103.20
2	23	55	PRO	N-CD-CG	-18.35	75.68	103.20
2	3N	55	PRO	N-CD-CG	-18.35	75.68	103.20
2	37	55	PRO	N-CD-CG	-18.35	75.68	103.20
2	4J	55	PRO	N-CD-CG	-18.35	75.68	103.20
2	4R	55	PRO	N-CD-CG	-18.35	75.68	103.20
2	5Z	55	PRO	N-CD-CG	-18.35	75.68	103.20
2	6F	55	PRO	N-CD-CG	-18.35	75.68	103.20
2	6Z	55	PRO	N-CD-CG	-18.35	75.68	103.20
2	7J	55	PRO	N-CD-CG	-18.35	75.68	103.20
2	7V	55	PRO	N-CD-CG	-18.35	75.68	103.20
2	1R	55	PRO	N-CD-CG	-18.34	75.69	103.20
2	1V	55	PRO	N-CD-CG	-18.34	75.69	103.20
2	1Z	55	PRO	N-CD-CG	-18.34	75.69	103.20
2	2R	55	PRO	N-CD-CG	-18.34	75.69	103.20
2	2V	55	PRO	N-CD-CG	-18.34	75.69	103.20
2	2Z	55	PRO	N-CD-CG	-18.34	75.69	103.20
2	43	55	PRO	N-CD-CG	-18.34	75.69	103.20
2	47	55	PRO	N-CD-CG	-18.34	75.69	103.20
2	5B	55	PRO	N-CD-CG	-18.34	75.69	103.20
2	53	55	PRO	N-CD-CG	-18.34	75.69	103.20
2	57	55	PRO	N-CD-CG	-18.34	75.69	103.20
2	6B	55	PRO	N-CD-CG	-18.34	75.69	103.20
2	1B	55	PRO	N-CD-CG	-18.33	75.71	103.20
2	1J	55	PRO	N-CD-CG	-18.33	75.71	103.20
2	2F	55	PRO	N-CD-CG	-18.33	75.71	103.20
2	27	55	PRO	N-CD-CG	-18.33	75.71	103.20
2	3F	55	PRO	N-CD-CG	-18.33	75.71	103.20
2	4B	55	PRO	N-CD-CG	-18.33	75.71	103.20
2	4N	55	PRO	N-CD-CG	-18.33	75.71	103.20
2	4V	55	PRO	N-CD-CG	-18.33	75.71	103.20
2	5R	55	PRO	N-CD-CG	-18.33	75.71	103.20
2	6J	55	PRO	N-CD-CG	-18.33	75.71	103.20
2	6R	55	PRO	N-CD-CG	-18.33	75.71	103.20
2	7N	55	PRO	N-CD-CG	-18.33	75.71	103.20
2	13	55	PRO	N-CD-CG	-18.32	75.72	103.20
2	17	55	PRO	N-CD-CG	-18.32	75.72	103.20
2	2B	55	PRO	N-CD-CG	-18.32	75.72	103.20
2	3R	55	PRO	N-CD-CG	-18.32	75.72	103.20

*Continued on next page...*

*Continued from previous page...*

Mol	Chain	Res	Type	Atoms	Z	Observed(°)	Ideal(°)
2	3V	55	PRO	N-CD-CG	-18.32	75.72	103.20
2	3Z	55	PRO	N-CD-CG	-18.32	75.72	103.20
2	5F	55	PRO	N-CD-CG	-18.32	75.72	103.20
2	5J	55	PRO	N-CD-CG	-18.32	75.72	103.20
2	5N	55	PRO	N-CD-CG	-18.32	75.72	103.20
2	63	55	PRO	N-CD-CG	-18.32	75.72	103.20
2	67	55	PRO	N-CD-CG	-18.32	75.72	103.20
2	7B	55	PRO	N-CD-CG	-18.32	75.72	103.20
1	12	9	PHE	CG-CD1-CE1	-18.26	100.71	120.80
1	16	9	PHE	CG-CD1-CE1	-18.26	100.71	120.80
1	2A	9	PHE	CG-CD1-CE1	-18.26	100.71	120.80
1	3Q	9	PHE	CG-CD1-CE1	-18.26	100.71	120.80
1	3U	9	PHE	CG-CD1-CE1	-18.26	100.71	120.80
1	3Y	9	PHE	CG-CD1-CE1	-18.26	100.71	120.80
1	5E	9	PHE	CG-CD1-CE1	-18.26	100.71	120.80
1	5I	9	PHE	CG-CD1-CE1	-18.26	100.71	120.80
1	5M	9	PHE	CG-CD1-CE1	-18.26	100.71	120.80
1	62	9	PHE	CG-CD1-CE1	-18.26	100.71	120.80
1	66	9	PHE	CG-CD1-CE1	-18.26	100.71	120.80
1	7A	9	PHE	CG-CD1-CE1	-18.26	100.71	120.80
1	1M	9	PHE	CG-CD1-CE1	-18.26	100.72	120.80
1	2I	9	PHE	CG-CD1-CE1	-18.26	100.72	120.80
1	3A	9	PHE	CG-CD1-CE1	-18.26	100.72	120.80
1	3I	9	PHE	CG-CD1-CE1	-18.26	100.72	120.80
1	32	9	PHE	CG-CD1-CE1	-18.26	100.72	120.80
1	4E	9	PHE	CG-CD1-CE1	-18.26	100.72	120.80
1	4Y	9	PHE	CG-CD1-CE1	-18.26	100.72	120.80
1	5U	9	PHE	CG-CD1-CE1	-18.26	100.72	120.80
1	6M	9	PHE	CG-CD1-CE1	-18.26	100.72	120.80
1	6U	9	PHE	CG-CD1-CE1	-18.26	100.72	120.80
1	7E	9	PHE	CG-CD1-CE1	-18.26	100.72	120.80
1	7Q	9	PHE	CG-CD1-CE1	-18.26	100.72	120.80
1	1A	9	PHE	CG-CD1-CE1	-18.25	100.72	120.80
1	1I	9	PHE	CG-CD1-CE1	-18.25	100.72	120.80
1	2E	9	PHE	CG-CD1-CE1	-18.25	100.72	120.80
1	26	9	PHE	CG-CD1-CE1	-18.25	100.72	120.80
1	3E	9	PHE	CG-CD1-CE1	-18.25	100.72	120.80
1	4A	9	PHE	CG-CD1-CE1	-18.25	100.72	120.80
1	4M	9	PHE	CG-CD1-CE1	-18.25	100.72	120.80
1	4U	9	PHE	CG-CD1-CE1	-18.25	100.72	120.80
1	5Q	9	PHE	CG-CD1-CE1	-18.25	100.72	120.80
1	6I	9	PHE	CG-CD1-CE1	-18.25	100.72	120.80

*Continued on next page...*

*Continued from previous page...*

Mol	Chain	Res	Type	Atoms	Z	Observed(°)	Ideal(°)
1	6Q	9	PHE	CG-CD1-CE1	-18.25	100.72	120.80
1	7M	9	PHE	CG-CD1-CE1	-18.25	100.72	120.80
1	1Q	9	PHE	CG-CD1-CE1	-18.24	100.73	120.80
1	1U	9	PHE	CG-CD1-CE1	-18.24	100.73	120.80
1	1Y	9	PHE	CG-CD1-CE1	-18.24	100.73	120.80
1	2Q	9	PHE	CG-CD1-CE1	-18.24	100.73	120.80
1	2U	9	PHE	CG-CD1-CE1	-18.24	100.73	120.80
1	2Y	9	PHE	CG-CD1-CE1	-18.24	100.73	120.80
1	42	9	PHE	CG-CD1-CE1	-18.24	100.73	120.80
1	46	9	PHE	CG-CD1-CE1	-18.24	100.73	120.80
1	5A	9	PHE	CG-CD1-CE1	-18.24	100.73	120.80
1	52	9	PHE	CG-CD1-CE1	-18.24	100.73	120.80
1	56	9	PHE	CG-CD1-CE1	-18.24	100.73	120.80
1	6A	9	PHE	CG-CD1-CE1	-18.24	100.73	120.80
1	1E	9	PHE	CG-CD1-CE1	-18.24	100.74	120.80
1	2M	9	PHE	CG-CD1-CE1	-18.24	100.74	120.80
1	22	9	PHE	CG-CD1-CE1	-18.24	100.74	120.80
1	3M	9	PHE	CG-CD1-CE1	-18.24	100.74	120.80
1	36	9	PHE	CG-CD1-CE1	-18.24	100.74	120.80
1	4I	9	PHE	CG-CD1-CE1	-18.24	100.74	120.80
1	4Q	9	PHE	CG-CD1-CE1	-18.24	100.74	120.80
1	5Y	9	PHE	CG-CD1-CE1	-18.24	100.74	120.80
1	6E	9	PHE	CG-CD1-CE1	-18.24	100.74	120.80
1	6Y	9	PHE	CG-CD1-CE1	-18.24	100.74	120.80
1	7I	9	PHE	CG-CD1-CE1	-18.24	100.74	120.80
1	7U	9	PHE	CG-CD1-CE1	-18.24	100.74	120.80
2	13	224	VAL	CA-CB-CG1	-18.08	83.79	110.90
2	17	224	VAL	CA-CB-CG1	-18.08	83.79	110.90
2	2B	224	VAL	CA-CB-CG1	-18.08	83.79	110.90
2	3R	224	VAL	CA-CB-CG1	-18.08	83.79	110.90
2	3V	224	VAL	CA-CB-CG1	-18.08	83.79	110.90
2	3Z	224	VAL	CA-CB-CG1	-18.08	83.79	110.90
2	5F	224	VAL	CA-CB-CG1	-18.08	83.79	110.90
2	5J	224	VAL	CA-CB-CG1	-18.08	83.79	110.90
2	5N	224	VAL	CA-CB-CG1	-18.08	83.79	110.90
2	63	224	VAL	CA-CB-CG1	-18.08	83.79	110.90
2	67	224	VAL	CA-CB-CG1	-18.08	83.79	110.90
2	7B	224	VAL	CA-CB-CG1	-18.08	83.79	110.90
2	1N	224	VAL	CA-CB-CG1	-18.07	83.80	110.90
2	2J	224	VAL	CA-CB-CG1	-18.07	83.80	110.90
2	3B	224	VAL	CA-CB-CG1	-18.07	83.80	110.90
2	3J	224	VAL	CA-CB-CG1	-18.07	83.80	110.90

*Continued on next page...*

*Continued from previous page...*

Mol	Chain	Res	Type	Atoms	Z	Observed(°)	Ideal(°)
2	33	224	VAL	CA-CB-CG1	-18.07	83.80	110.90
2	4F	224	VAL	CA-CB-CG1	-18.07	83.80	110.90
2	4Z	224	VAL	CA-CB-CG1	-18.07	83.80	110.90
2	5V	224	VAL	CA-CB-CG1	-18.07	83.80	110.90
2	6N	224	VAL	CA-CB-CG1	-18.07	83.80	110.90
2	6V	224	VAL	CA-CB-CG1	-18.07	83.80	110.90
2	7F	224	VAL	CA-CB-CG1	-18.07	83.80	110.90
2	7R	224	VAL	CA-CB-CG1	-18.07	83.80	110.90
2	1B	224	VAL	CA-CB-CG1	-18.07	83.80	110.90
2	1J	224	VAL	CA-CB-CG1	-18.07	83.80	110.90
2	2F	224	VAL	CA-CB-CG1	-18.07	83.80	110.90
2	27	224	VAL	CA-CB-CG1	-18.07	83.80	110.90
2	3F	224	VAL	CA-CB-CG1	-18.07	83.80	110.90
2	4B	224	VAL	CA-CB-CG1	-18.07	83.80	110.90
2	4N	224	VAL	CA-CB-CG1	-18.07	83.80	110.90
2	4V	224	VAL	CA-CB-CG1	-18.07	83.80	110.90
2	5R	224	VAL	CA-CB-CG1	-18.07	83.80	110.90
2	6J	224	VAL	CA-CB-CG1	-18.07	83.80	110.90
2	6R	224	VAL	CA-CB-CG1	-18.07	83.80	110.90
2	7N	224	VAL	CA-CB-CG1	-18.07	83.80	110.90
2	1R	224	VAL	CA-CB-CG1	-18.06	83.81	110.90
2	1V	224	VAL	CA-CB-CG1	-18.06	83.81	110.90
2	1Z	224	VAL	CA-CB-CG1	-18.06	83.81	110.90
2	2R	224	VAL	CA-CB-CG1	-18.06	83.81	110.90
2	2V	224	VAL	CA-CB-CG1	-18.06	83.81	110.90
2	2Z	224	VAL	CA-CB-CG1	-18.06	83.81	110.90
2	43	224	VAL	CA-CB-CG1	-18.06	83.81	110.90
2	47	224	VAL	CA-CB-CG1	-18.06	83.81	110.90
2	5B	224	VAL	CA-CB-CG1	-18.06	83.81	110.90
2	53	224	VAL	CA-CB-CG1	-18.06	83.81	110.90
2	57	224	VAL	CA-CB-CG1	-18.06	83.81	110.90
2	6B	224	VAL	CA-CB-CG1	-18.06	83.81	110.90
2	1F	224	VAL	CA-CB-CG1	-18.06	83.81	110.90
2	2N	224	VAL	CA-CB-CG1	-18.06	83.81	110.90
2	23	224	VAL	CA-CB-CG1	-18.06	83.81	110.90
2	3N	224	VAL	CA-CB-CG1	-18.06	83.81	110.90
2	37	224	VAL	CA-CB-CG1	-18.06	83.81	110.90
2	4J	224	VAL	CA-CB-CG1	-18.06	83.81	110.90
2	4R	224	VAL	CA-CB-CG1	-18.06	83.81	110.90
2	5Z	224	VAL	CA-CB-CG1	-18.06	83.81	110.90
2	6F	224	VAL	CA-CB-CG1	-18.06	83.81	110.90
2	6Z	224	VAL	CA-CB-CG1	-18.06	83.81	110.90

*Continued on next page...*

*Continued from previous page...*

Mol	Chain	Res	Type	Atoms	Z	Observed(°)	Ideal(°)
2	7J	224	VAL	CA-CB-CG1	-18.06	83.81	110.90
2	7V	224	VAL	CA-CB-CG1	-18.06	83.81	110.90
2	1R	28	THR	N-CA-CB	-17.98	76.14	110.30
2	1V	28	THR	N-CA-CB	-17.98	76.14	110.30
2	1Z	28	THR	N-CA-CB	-17.98	76.14	110.30
2	2R	28	THR	N-CA-CB	-17.98	76.14	110.30
2	2V	28	THR	N-CA-CB	-17.98	76.14	110.30
2	2Z	28	THR	N-CA-CB	-17.98	76.14	110.30
2	43	28	THR	N-CA-CB	-17.98	76.14	110.30
2	47	28	THR	N-CA-CB	-17.98	76.14	110.30
2	5B	28	THR	N-CA-CB	-17.98	76.14	110.30
2	53	28	THR	N-CA-CB	-17.98	76.14	110.30
2	57	28	THR	N-CA-CB	-17.98	76.14	110.30
2	6B	28	THR	N-CA-CB	-17.98	76.14	110.30
2	13	28	THR	N-CA-CB	-17.97	76.16	110.30
2	17	28	THR	N-CA-CB	-17.97	76.16	110.30
2	2B	28	THR	N-CA-CB	-17.97	76.16	110.30
2	3R	28	THR	N-CA-CB	-17.97	76.16	110.30
2	3V	28	THR	N-CA-CB	-17.97	76.16	110.30
2	3Z	28	THR	N-CA-CB	-17.97	76.16	110.30
2	5F	28	THR	N-CA-CB	-17.97	76.16	110.30
2	5J	28	THR	N-CA-CB	-17.97	76.16	110.30
2	5N	28	THR	N-CA-CB	-17.97	76.16	110.30
2	63	28	THR	N-CA-CB	-17.97	76.16	110.30
2	67	28	THR	N-CA-CB	-17.97	76.16	110.30
2	7B	28	THR	N-CA-CB	-17.97	76.16	110.30
1	1M	18	PRO	N-CA-CB	17.97	124.86	103.30
1	2I	18	PRO	N-CA-CB	17.97	124.86	103.30
1	3A	18	PRO	N-CA-CB	17.97	124.86	103.30
1	3I	18	PRO	N-CA-CB	17.97	124.86	103.30
1	32	18	PRO	N-CA-CB	17.97	124.86	103.30
1	4E	18	PRO	N-CA-CB	17.97	124.86	103.30
1	4Y	18	PRO	N-CA-CB	17.97	124.86	103.30
1	5U	18	PRO	N-CA-CB	17.97	124.86	103.30
1	6M	18	PRO	N-CA-CB	17.97	124.86	103.30
1	6U	18	PRO	N-CA-CB	17.97	124.86	103.30
1	7E	18	PRO	N-CA-CB	17.97	124.86	103.30
1	7Q	18	PRO	N-CA-CB	17.97	124.86	103.30
2	1B	28	THR	N-CA-CB	-17.97	76.16	110.30
2	1J	28	THR	N-CA-CB	-17.97	76.16	110.30
2	2F	28	THR	N-CA-CB	-17.97	76.16	110.30
2	27	28	THR	N-CA-CB	-17.97	76.16	110.30

*Continued on next page...*

*Continued from previous page...*

Mol	Chain	Res	Type	Atoms	Z	Observed(°)	Ideal(°)
2	3F	28	THR	N-CA-CB	-17.97	76.16	110.30
2	4B	28	THR	N-CA-CB	-17.97	76.16	110.30
2	4N	28	THR	N-CA-CB	-17.97	76.16	110.30
2	4V	28	THR	N-CA-CB	-17.97	76.16	110.30
2	5R	28	THR	N-CA-CB	-17.97	76.16	110.30
2	6J	28	THR	N-CA-CB	-17.97	76.16	110.30
2	6R	28	THR	N-CA-CB	-17.97	76.16	110.30
2	7N	28	THR	N-CA-CB	-17.97	76.16	110.30
2	1N	28	THR	N-CA-CB	-17.96	76.17	110.30
2	2J	28	THR	N-CA-CB	-17.96	76.17	110.30
2	3B	28	THR	N-CA-CB	-17.96	76.17	110.30
2	3J	28	THR	N-CA-CB	-17.96	76.17	110.30
2	33	28	THR	N-CA-CB	-17.96	76.17	110.30
2	4F	28	THR	N-CA-CB	-17.96	76.17	110.30
2	4Z	28	THR	N-CA-CB	-17.96	76.17	110.30
2	5V	28	THR	N-CA-CB	-17.96	76.17	110.30
2	6N	28	THR	N-CA-CB	-17.96	76.17	110.30
2	6V	28	THR	N-CA-CB	-17.96	76.17	110.30
2	7F	28	THR	N-CA-CB	-17.96	76.17	110.30
2	7R	28	THR	N-CA-CB	-17.96	76.17	110.30
2	1F	28	THR	N-CA-CB	-17.96	76.17	110.30
2	2N	28	THR	N-CA-CB	-17.96	76.17	110.30
2	23	28	THR	N-CA-CB	-17.96	76.17	110.30
2	3N	28	THR	N-CA-CB	-17.96	76.17	110.30
2	37	28	THR	N-CA-CB	-17.96	76.17	110.30
2	4J	28	THR	N-CA-CB	-17.96	76.17	110.30
2	4R	28	THR	N-CA-CB	-17.96	76.17	110.30
2	5Z	28	THR	N-CA-CB	-17.96	76.17	110.30
2	6F	28	THR	N-CA-CB	-17.96	76.17	110.30
2	6Z	28	THR	N-CA-CB	-17.96	76.17	110.30
2	7J	28	THR	N-CA-CB	-17.96	76.17	110.30
2	7V	28	THR	N-CA-CB	-17.96	76.17	110.30
1	1Q	18	PRO	N-CA-CB	17.96	124.85	103.30
1	1U	18	PRO	N-CA-CB	17.96	124.85	103.30
1	1Y	18	PRO	N-CA-CB	17.96	124.85	103.30
1	2Q	18	PRO	N-CA-CB	17.96	124.85	103.30
1	2U	18	PRO	N-CA-CB	17.96	124.85	103.30
1	2Y	18	PRO	N-CA-CB	17.96	124.85	103.30
1	42	18	PRO	N-CA-CB	17.96	124.85	103.30
1	46	18	PRO	N-CA-CB	17.96	124.85	103.30
1	5A	18	PRO	N-CA-CB	17.96	124.85	103.30
1	52	18	PRO	N-CA-CB	17.96	124.85	103.30

*Continued on next page...*



*Continued from previous page...*

Mol	Chain	Res	Type	Atoms	Z	Observed(°)	Ideal(°)
1	56	18	PRO	N-CA-CB	17.96	124.85	103.30
1	6A	18	PRO	N-CA-CB	17.96	124.85	103.30
1	1A	18	PRO	N-CA-CB	17.94	124.83	103.30
1	1I	18	PRO	N-CA-CB	17.94	124.83	103.30
1	2E	18	PRO	N-CA-CB	17.94	124.83	103.30
1	26	18	PRO	N-CA-CB	17.94	124.83	103.30
1	3E	18	PRO	N-CA-CB	17.94	124.83	103.30
1	4A	18	PRO	N-CA-CB	17.94	124.83	103.30
1	4M	18	PRO	N-CA-CB	17.94	124.83	103.30
1	4U	18	PRO	N-CA-CB	17.94	124.83	103.30
1	5Q	18	PRO	N-CA-CB	17.94	124.83	103.30
1	6I	18	PRO	N-CA-CB	17.94	124.83	103.30
1	6Q	18	PRO	N-CA-CB	17.94	124.83	103.30
1	7M	18	PRO	N-CA-CB	17.94	124.83	103.30
1	1E	18	PRO	N-CA-CB	17.93	124.82	103.30
1	2M	18	PRO	N-CA-CB	17.93	124.82	103.30
1	22	18	PRO	N-CA-CB	17.93	124.82	103.30
1	3M	18	PRO	N-CA-CB	17.93	124.82	103.30
1	36	18	PRO	N-CA-CB	17.93	124.82	103.30
1	4I	18	PRO	N-CA-CB	17.93	124.82	103.30
1	4Q	18	PRO	N-CA-CB	17.93	124.82	103.30
1	5Y	18	PRO	N-CA-CB	17.93	124.82	103.30
1	6E	18	PRO	N-CA-CB	17.93	124.82	103.30
1	6Y	18	PRO	N-CA-CB	17.93	124.82	103.30
1	7I	18	PRO	N-CA-CB	17.93	124.82	103.30
1	7U	18	PRO	N-CA-CB	17.93	124.82	103.30
1	12	18	PRO	N-CA-CB	17.91	124.79	103.30
1	16	18	PRO	N-CA-CB	17.91	124.79	103.30
1	2A	18	PRO	N-CA-CB	17.91	124.79	103.30
1	3Q	18	PRO	N-CA-CB	17.91	124.79	103.30
1	3U	18	PRO	N-CA-CB	17.91	124.79	103.30
1	3Y	18	PRO	N-CA-CB	17.91	124.79	103.30
1	5E	18	PRO	N-CA-CB	17.91	124.79	103.30
1	5I	18	PRO	N-CA-CB	17.91	124.79	103.30
1	5M	18	PRO	N-CA-CB	17.91	124.79	103.30
1	62	18	PRO	N-CA-CB	17.91	124.79	103.30
1	66	18	PRO	N-CA-CB	17.91	124.79	103.30
1	7A	18	PRO	N-CA-CB	17.91	124.79	103.30
2	1B	24	PRO	CB-CA-C	17.89	156.73	112.00
2	1J	24	PRO	CB-CA-C	17.89	156.73	112.00
2	1R	24	PRO	CB-CA-C	17.89	156.73	112.00
2	1V	24	PRO	CB-CA-C	17.89	156.73	112.00

*Continued on next page...*

*Continued from previous page...*

Mol	Chain	Res	Type	Atoms	Z	Observed(°)	Ideal(°)
2	1Z	24	PRO	CB-CA-C	17.89	156.73	112.00
2	2F	24	PRO	CB-CA-C	17.89	156.73	112.00
2	2R	24	PRO	CB-CA-C	17.89	156.73	112.00
2	2V	24	PRO	CB-CA-C	17.89	156.73	112.00
2	2Z	24	PRO	CB-CA-C	17.89	156.73	112.00
2	27	24	PRO	CB-CA-C	17.89	156.73	112.00
2	3F	24	PRO	CB-CA-C	17.89	156.73	112.00
2	4B	24	PRO	CB-CA-C	17.89	156.73	112.00
2	4N	24	PRO	CB-CA-C	17.89	156.73	112.00
2	4V	24	PRO	CB-CA-C	17.89	156.73	112.00
2	43	24	PRO	CB-CA-C	17.89	156.73	112.00
2	47	24	PRO	CB-CA-C	17.89	156.73	112.00
2	5B	24	PRO	CB-CA-C	17.89	156.73	112.00
2	5R	24	PRO	CB-CA-C	17.89	156.73	112.00
2	53	24	PRO	CB-CA-C	17.89	156.73	112.00
2	57	24	PRO	CB-CA-C	17.89	156.73	112.00
2	6B	24	PRO	CB-CA-C	17.89	156.73	112.00
2	6J	24	PRO	CB-CA-C	17.89	156.73	112.00
2	6R	24	PRO	CB-CA-C	17.89	156.73	112.00
2	7N	24	PRO	CB-CA-C	17.89	156.73	112.00
2	1F	24	PRO	CB-CA-C	17.89	156.72	112.00
2	2N	24	PRO	CB-CA-C	17.89	156.72	112.00
2	23	24	PRO	CB-CA-C	17.89	156.72	112.00
2	3N	24	PRO	CB-CA-C	17.89	156.72	112.00
2	37	24	PRO	CB-CA-C	17.89	156.72	112.00
2	4J	24	PRO	CB-CA-C	17.89	156.72	112.00
2	4R	24	PRO	CB-CA-C	17.89	156.72	112.00
2	5Z	24	PRO	CB-CA-C	17.89	156.72	112.00
2	6F	24	PRO	CB-CA-C	17.89	156.72	112.00
2	6Z	24	PRO	CB-CA-C	17.89	156.72	112.00
2	7J	24	PRO	CB-CA-C	17.89	156.72	112.00
2	7V	24	PRO	CB-CA-C	17.89	156.72	112.00
2	1N	24	PRO	CB-CA-C	17.87	156.68	112.00
2	2J	24	PRO	CB-CA-C	17.87	156.68	112.00
2	3B	24	PRO	CB-CA-C	17.87	156.68	112.00
2	3J	24	PRO	CB-CA-C	17.87	156.68	112.00
2	33	24	PRO	CB-CA-C	17.87	156.68	112.00
2	4F	24	PRO	CB-CA-C	17.87	156.68	112.00
2	4Z	24	PRO	CB-CA-C	17.87	156.68	112.00
2	5V	24	PRO	CB-CA-C	17.87	156.68	112.00
2	6N	24	PRO	CB-CA-C	17.87	156.68	112.00
2	6V	24	PRO	CB-CA-C	17.87	156.68	112.00

*Continued on next page...*



*Continued from previous page...*

Mol	Chain	Res	Type	Atoms	Z	Observed(°)	Ideal(°)
2	7F	24	PRO	CB-CA-C	17.87	156.68	112.00
2	7R	24	PRO	CB-CA-C	17.87	156.68	112.00
2	13	24	PRO	CB-CA-C	17.86	156.65	112.00
2	17	24	PRO	CB-CA-C	17.86	156.65	112.00
2	2B	24	PRO	CB-CA-C	17.86	156.65	112.00
2	3R	24	PRO	CB-CA-C	17.86	156.65	112.00
2	3V	24	PRO	CB-CA-C	17.86	156.65	112.00
2	3Z	24	PRO	CB-CA-C	17.86	156.65	112.00
2	5F	24	PRO	CB-CA-C	17.86	156.65	112.00
2	5J	24	PRO	CB-CA-C	17.86	156.65	112.00
2	5N	24	PRO	CB-CA-C	17.86	156.65	112.00
2	63	24	PRO	CB-CA-C	17.86	156.65	112.00
2	67	24	PRO	CB-CA-C	17.86	156.65	112.00
2	7B	24	PRO	CB-CA-C	17.86	156.65	112.00
2	1N	58	LEU	N-CA-C	17.84	159.16	111.00
2	2J	58	LEU	N-CA-C	17.84	159.16	111.00
2	3B	58	LEU	N-CA-C	17.84	159.16	111.00
2	3J	58	LEU	N-CA-C	17.84	159.16	111.00
2	33	58	LEU	N-CA-C	17.84	159.16	111.00
2	4F	58	LEU	N-CA-C	17.84	159.16	111.00
2	4Z	58	LEU	N-CA-C	17.84	159.16	111.00
2	5V	58	LEU	N-CA-C	17.84	159.16	111.00
2	6N	58	LEU	N-CA-C	17.84	159.16	111.00
2	6V	58	LEU	N-CA-C	17.84	159.16	111.00
2	7F	58	LEU	N-CA-C	17.84	159.16	111.00
2	7R	58	LEU	N-CA-C	17.84	159.16	111.00
2	1F	58	LEU	N-CA-C	17.83	159.13	111.00
2	2N	58	LEU	N-CA-C	17.83	159.13	111.00
2	23	58	LEU	N-CA-C	17.83	159.13	111.00
2	3N	58	LEU	N-CA-C	17.83	159.13	111.00
2	37	58	LEU	N-CA-C	17.83	159.13	111.00
2	4J	58	LEU	N-CA-C	17.83	159.13	111.00
2	4R	58	LEU	N-CA-C	17.83	159.13	111.00
2	5Z	58	LEU	N-CA-C	17.83	159.13	111.00
2	6F	58	LEU	N-CA-C	17.83	159.13	111.00
2	6Z	58	LEU	N-CA-C	17.83	159.13	111.00
2	7J	58	LEU	N-CA-C	17.83	159.13	111.00
2	7V	58	LEU	N-CA-C	17.83	159.13	111.00
2	1B	58	LEU	N-CA-C	17.82	159.12	111.00
2	1J	58	LEU	N-CA-C	17.82	159.12	111.00
2	2F	58	LEU	N-CA-C	17.82	159.12	111.00
2	27	58	LEU	N-CA-C	17.82	159.12	111.00

*Continued on next page...*

*Continued from previous page...*

Mol	Chain	Res	Type	Atoms	Z	Observed(°)	Ideal(°)
2	3F	58	LEU	N-CA-C	17.82	159.12	111.00
2	4B	58	LEU	N-CA-C	17.82	159.12	111.00
2	4N	58	LEU	N-CA-C	17.82	159.12	111.00
2	4V	58	LEU	N-CA-C	17.82	159.12	111.00
2	5R	58	LEU	N-CA-C	17.82	159.12	111.00
2	6J	58	LEU	N-CA-C	17.82	159.12	111.00
2	6R	58	LEU	N-CA-C	17.82	159.12	111.00
2	7N	58	LEU	N-CA-C	17.82	159.12	111.00
2	1R	58	LEU	N-CA-C	17.81	159.10	111.00
2	1V	58	LEU	N-CA-C	17.81	159.10	111.00
2	1Z	58	LEU	N-CA-C	17.81	159.10	111.00
2	13	58	LEU	N-CA-C	17.81	159.09	111.00
2	17	58	LEU	N-CA-C	17.81	159.09	111.00
2	2B	58	LEU	N-CA-C	17.81	159.09	111.00
2	2R	58	LEU	N-CA-C	17.81	159.10	111.00
2	2V	58	LEU	N-CA-C	17.81	159.10	111.00
2	2Z	58	LEU	N-CA-C	17.81	159.10	111.00
2	3R	58	LEU	N-CA-C	17.81	159.09	111.00
2	3V	58	LEU	N-CA-C	17.81	159.09	111.00
2	3Z	58	LEU	N-CA-C	17.81	159.09	111.00
2	43	58	LEU	N-CA-C	17.81	159.10	111.00
2	47	58	LEU	N-CA-C	17.81	159.10	111.00
2	5B	58	LEU	N-CA-C	17.81	159.10	111.00
2	5F	58	LEU	N-CA-C	17.81	159.09	111.00
2	5J	58	LEU	N-CA-C	17.81	159.09	111.00
2	5N	58	LEU	N-CA-C	17.81	159.09	111.00
2	53	58	LEU	N-CA-C	17.81	159.10	111.00
2	57	58	LEU	N-CA-C	17.81	159.10	111.00
2	6B	58	LEU	N-CA-C	17.81	159.10	111.00
2	63	58	LEU	N-CA-C	17.81	159.09	111.00
2	67	58	LEU	N-CA-C	17.81	159.09	111.00
2	7B	58	LEU	N-CA-C	17.81	159.09	111.00
1	1E	25	ASP	CB-CG-OD1	-17.73	102.34	118.30
1	2M	25	ASP	CB-CG-OD1	-17.73	102.34	118.30
1	22	25	ASP	CB-CG-OD1	-17.73	102.34	118.30
1	3M	25	ASP	CB-CG-OD1	-17.73	102.34	118.30
1	36	25	ASP	CB-CG-OD1	-17.73	102.34	118.30
1	4I	25	ASP	CB-CG-OD1	-17.73	102.34	118.30
1	4Q	25	ASP	CB-CG-OD1	-17.73	102.34	118.30
1	5Y	25	ASP	CB-CG-OD1	-17.73	102.34	118.30
1	6E	25	ASP	CB-CG-OD1	-17.73	102.34	118.30
1	6Y	25	ASP	CB-CG-OD1	-17.73	102.34	118.30

*Continued on next page...*

*Continued from previous page...*

Mol	Chain	Res	Type	Atoms	Z	Observed(°)	Ideal(°)
1	7I	25	ASP	CB-CG-OD1	-17.73	102.34	118.30
1	7U	25	ASP	CB-CG-OD1	-17.73	102.34	118.30
1	1A	25	ASP	CB-CG-OD1	-17.67	102.40	118.30
1	1I	25	ASP	CB-CG-OD1	-17.67	102.40	118.30
1	2E	25	ASP	CB-CG-OD1	-17.67	102.40	118.30
1	26	25	ASP	CB-CG-OD1	-17.67	102.40	118.30
1	3E	25	ASP	CB-CG-OD1	-17.67	102.40	118.30
1	4A	25	ASP	CB-CG-OD1	-17.67	102.40	118.30
1	4M	25	ASP	CB-CG-OD1	-17.67	102.40	118.30
1	4U	25	ASP	CB-CG-OD1	-17.67	102.40	118.30
1	5Q	25	ASP	CB-CG-OD1	-17.67	102.40	118.30
1	6I	25	ASP	CB-CG-OD1	-17.67	102.40	118.30
1	6Q	25	ASP	CB-CG-OD1	-17.67	102.40	118.30
1	7M	25	ASP	CB-CG-OD1	-17.67	102.40	118.30
2	1R	107	PHE	CB-CG-CD1	-17.66	108.44	120.80
2	1V	107	PHE	CB-CG-CD1	-17.66	108.44	120.80
2	1Z	107	PHE	CB-CG-CD1	-17.66	108.44	120.80
2	2R	107	PHE	CB-CG-CD1	-17.66	108.44	120.80
2	2V	107	PHE	CB-CG-CD1	-17.66	108.44	120.80
2	2Z	107	PHE	CB-CG-CD1	-17.66	108.44	120.80
2	43	107	PHE	CB-CG-CD1	-17.66	108.44	120.80
2	47	107	PHE	CB-CG-CD1	-17.66	108.44	120.80
2	5B	107	PHE	CB-CG-CD1	-17.66	108.44	120.80
2	53	107	PHE	CB-CG-CD1	-17.66	108.44	120.80
2	57	107	PHE	CB-CG-CD1	-17.66	108.44	120.80
2	6B	107	PHE	CB-CG-CD1	-17.66	108.44	120.80
1	1Q	25	ASP	CB-CG-OD1	-17.65	102.42	118.30
2	1R	75	GLN	O-C-N	17.65	150.93	122.70
1	1U	25	ASP	CB-CG-OD1	-17.65	102.42	118.30
2	1V	75	GLN	O-C-N	17.65	150.93	122.70
1	1Y	25	ASP	CB-CG-OD1	-17.65	102.42	118.30
2	1Z	75	GLN	O-C-N	17.65	150.93	122.70
1	2Q	25	ASP	CB-CG-OD1	-17.65	102.42	118.30
2	2R	75	GLN	O-C-N	17.65	150.93	122.70
1	2U	25	ASP	CB-CG-OD1	-17.65	102.42	118.30
2	2V	75	GLN	O-C-N	17.65	150.93	122.70
1	2Y	25	ASP	CB-CG-OD1	-17.65	102.42	118.30
2	2Z	75	GLN	O-C-N	17.65	150.93	122.70
1	42	25	ASP	CB-CG-OD1	-17.65	102.42	118.30
2	43	75	GLN	O-C-N	17.65	150.93	122.70
1	46	25	ASP	CB-CG-OD1	-17.65	102.42	118.30
2	47	75	GLN	O-C-N	17.65	150.93	122.70

*Continued on next page...*

*Continued from previous page...*

Mol	Chain	Res	Type	Atoms	Z	Observed(°)	Ideal(°)
1	5A	25	ASP	CB-CG-OD1	-17.65	102.42	118.30
2	5B	75	GLN	O-C-N	17.65	150.93	122.70
1	52	25	ASP	CB-CG-OD1	-17.65	102.42	118.30
2	53	75	GLN	O-C-N	17.65	150.93	122.70
1	56	25	ASP	CB-CG-OD1	-17.65	102.42	118.30
2	57	75	GLN	O-C-N	17.65	150.93	122.70
1	6A	25	ASP	CB-CG-OD1	-17.65	102.42	118.30
2	6B	75	GLN	O-C-N	17.65	150.93	122.70
1	12	25	ASP	CB-CG-OD1	-17.64	102.42	118.30
1	16	25	ASP	CB-CG-OD1	-17.64	102.42	118.30
1	2A	25	ASP	CB-CG-OD1	-17.64	102.42	118.30
1	3Q	25	ASP	CB-CG-OD1	-17.64	102.42	118.30
1	3U	25	ASP	CB-CG-OD1	-17.64	102.42	118.30
1	3Y	25	ASP	CB-CG-OD1	-17.64	102.42	118.30
1	5E	25	ASP	CB-CG-OD1	-17.64	102.42	118.30
1	5I	25	ASP	CB-CG-OD1	-17.64	102.42	118.30
1	5M	25	ASP	CB-CG-OD1	-17.64	102.42	118.30
1	62	25	ASP	CB-CG-OD1	-17.64	102.42	118.30
1	66	25	ASP	CB-CG-OD1	-17.64	102.42	118.30
1	7A	25	ASP	CB-CG-OD1	-17.64	102.42	118.30
1	1M	25	ASP	CB-CG-OD1	-17.63	102.43	118.30
1	2I	25	ASP	CB-CG-OD1	-17.63	102.43	118.30
1	3A	25	ASP	CB-CG-OD1	-17.63	102.43	118.30
1	3I	25	ASP	CB-CG-OD1	-17.63	102.43	118.30
1	32	25	ASP	CB-CG-OD1	-17.63	102.43	118.30
1	4E	25	ASP	CB-CG-OD1	-17.63	102.43	118.30
1	4Y	25	ASP	CB-CG-OD1	-17.63	102.43	118.30
1	5U	25	ASP	CB-CG-OD1	-17.63	102.43	118.30
1	6M	25	ASP	CB-CG-OD1	-17.63	102.43	118.30
1	6U	25	ASP	CB-CG-OD1	-17.63	102.43	118.30
1	7E	25	ASP	CB-CG-OD1	-17.63	102.43	118.30
1	7Q	25	ASP	CB-CG-OD1	-17.63	102.43	118.30
2	1B	75	GLN	O-C-N	17.63	150.91	122.70
2	1J	75	GLN	O-C-N	17.63	150.91	122.70
2	13	35	PHE	CD1-CE1-CZ	-17.63	98.95	120.10
2	17	35	PHE	CD1-CE1-CZ	-17.63	98.95	120.10
2	2B	35	PHE	CD1-CE1-CZ	-17.63	98.95	120.10
2	2F	75	GLN	O-C-N	17.63	150.91	122.70
2	27	75	GLN	O-C-N	17.63	150.91	122.70
2	3F	75	GLN	O-C-N	17.63	150.91	122.70
2	3R	35	PHE	CD1-CE1-CZ	-17.63	98.95	120.10
2	3V	35	PHE	CD1-CE1-CZ	-17.63	98.95	120.10

*Continued on next page...*

*Continued from previous page...*

Mol	Chain	Res	Type	Atoms	Z	Observed(°)	Ideal(°)
2	3Z	35	PHE	CD1-CE1-CZ	-17.63	98.95	120.10
2	4B	75	GLN	O-C-N	17.63	150.91	122.70
2	4N	75	GLN	O-C-N	17.63	150.91	122.70
2	4V	75	GLN	O-C-N	17.63	150.91	122.70
2	5F	35	PHE	CD1-CE1-CZ	-17.63	98.95	120.10
2	5J	35	PHE	CD1-CE1-CZ	-17.63	98.95	120.10
2	5N	35	PHE	CD1-CE1-CZ	-17.63	98.95	120.10
2	5R	75	GLN	O-C-N	17.63	150.91	122.70
2	6J	75	GLN	O-C-N	17.63	150.91	122.70
2	6R	75	GLN	O-C-N	17.63	150.91	122.70
2	63	35	PHE	CD1-CE1-CZ	-17.63	98.95	120.10
2	67	35	PHE	CD1-CE1-CZ	-17.63	98.95	120.10
2	7B	35	PHE	CD1-CE1-CZ	-17.63	98.95	120.10
2	7N	75	GLN	O-C-N	17.63	150.91	122.70
2	1N	107	PHE	CB-CG-CD1	-17.63	108.46	120.80
2	2J	107	PHE	CB-CG-CD1	-17.63	108.46	120.80
2	3B	107	PHE	CB-CG-CD1	-17.63	108.46	120.80
2	3J	107	PHE	CB-CG-CD1	-17.63	108.46	120.80
2	33	107	PHE	CB-CG-CD1	-17.63	108.46	120.80
2	4F	107	PHE	CB-CG-CD1	-17.63	108.46	120.80
2	4Z	107	PHE	CB-CG-CD1	-17.63	108.46	120.80
2	5V	107	PHE	CB-CG-CD1	-17.63	108.46	120.80
2	6N	107	PHE	CB-CG-CD1	-17.63	108.46	120.80
2	6V	107	PHE	CB-CG-CD1	-17.63	108.46	120.80
2	7F	107	PHE	CB-CG-CD1	-17.63	108.46	120.80
2	7R	107	PHE	CB-CG-CD1	-17.63	108.46	120.80
2	1B	107	PHE	CB-CG-CD1	-17.62	108.47	120.80
2	1J	107	PHE	CB-CG-CD1	-17.62	108.47	120.80
2	1N	35	PHE	CD1-CE1-CZ	-17.62	98.95	120.10
2	13	75	GLN	O-C-N	17.62	150.89	122.70
2	17	75	GLN	O-C-N	17.62	150.89	122.70
2	2B	75	GLN	O-C-N	17.62	150.89	122.70
2	2F	107	PHE	CB-CG-CD1	-17.62	108.47	120.80
2	2J	35	PHE	CD1-CE1-CZ	-17.62	98.95	120.10
2	27	107	PHE	CB-CG-CD1	-17.62	108.47	120.80
2	3B	35	PHE	CD1-CE1-CZ	-17.62	98.95	120.10
2	3F	107	PHE	CB-CG-CD1	-17.62	108.47	120.80
2	3J	35	PHE	CD1-CE1-CZ	-17.62	98.95	120.10
2	3R	75	GLN	O-C-N	17.62	150.89	122.70
2	3V	75	GLN	O-C-N	17.62	150.89	122.70
2	3Z	75	GLN	O-C-N	17.62	150.89	122.70
2	33	35	PHE	CD1-CE1-CZ	-17.62	98.95	120.10

*Continued on next page...*

*Continued from previous page...*

Mol	Chain	Res	Type	Atoms	Z	Observed(°)	Ideal(°)
2	4B	107	PHE	CB-CG-CD1	-17.62	108.47	120.80
2	4F	35	PHE	CD1-CE1-CZ	-17.62	98.95	120.10
2	4N	107	PHE	CB-CG-CD1	-17.62	108.47	120.80
2	4V	107	PHE	CB-CG-CD1	-17.62	108.47	120.80
2	4Z	35	PHE	CD1-CE1-CZ	-17.62	98.95	120.10
2	5F	75	GLN	O-C-N	17.62	150.89	122.70
2	5J	75	GLN	O-C-N	17.62	150.89	122.70
2	5N	75	GLN	O-C-N	17.62	150.89	122.70
2	5R	107	PHE	CB-CG-CD1	-17.62	108.47	120.80
2	5V	35	PHE	CD1-CE1-CZ	-17.62	98.95	120.10
2	6J	107	PHE	CB-CG-CD1	-17.62	108.47	120.80
2	6N	35	PHE	CD1-CE1-CZ	-17.62	98.95	120.10
2	6R	107	PHE	CB-CG-CD1	-17.62	108.47	120.80
2	6V	35	PHE	CD1-CE1-CZ	-17.62	98.95	120.10
2	63	75	GLN	O-C-N	17.62	150.89	122.70
2	67	75	GLN	O-C-N	17.62	150.89	122.70
2	7B	75	GLN	O-C-N	17.62	150.89	122.70
2	7F	35	PHE	CD1-CE1-CZ	-17.62	98.95	120.10
2	7N	107	PHE	CB-CG-CD1	-17.62	108.47	120.80
2	7R	35	PHE	CD1-CE1-CZ	-17.62	98.95	120.10
2	1B	35	PHE	CD1-CE1-CZ	-17.62	98.96	120.10
2	1J	35	PHE	CD1-CE1-CZ	-17.62	98.96	120.10
2	2F	35	PHE	CD1-CE1-CZ	-17.62	98.96	120.10
2	27	35	PHE	CD1-CE1-CZ	-17.62	98.96	120.10
2	3F	35	PHE	CD1-CE1-CZ	-17.62	98.96	120.10
2	4B	35	PHE	CD1-CE1-CZ	-17.62	98.96	120.10
2	4N	35	PHE	CD1-CE1-CZ	-17.62	98.96	120.10
2	4V	35	PHE	CD1-CE1-CZ	-17.62	98.96	120.10
2	5R	35	PHE	CD1-CE1-CZ	-17.62	98.96	120.10
2	6J	35	PHE	CD1-CE1-CZ	-17.62	98.96	120.10
2	6R	35	PHE	CD1-CE1-CZ	-17.62	98.96	120.10
2	7N	35	PHE	CD1-CE1-CZ	-17.62	98.96	120.10
2	13	107	PHE	CB-CG-CD1	-17.61	108.47	120.80
2	17	107	PHE	CB-CG-CD1	-17.61	108.47	120.80
2	2B	107	PHE	CB-CG-CD1	-17.61	108.47	120.80
2	3R	107	PHE	CB-CG-CD1	-17.61	108.47	120.80
2	3V	107	PHE	CB-CG-CD1	-17.61	108.47	120.80
2	3Z	107	PHE	CB-CG-CD1	-17.61	108.47	120.80
2	5F	107	PHE	CB-CG-CD1	-17.61	108.47	120.80
2	5J	107	PHE	CB-CG-CD1	-17.61	108.47	120.80
2	5N	107	PHE	CB-CG-CD1	-17.61	108.47	120.80
2	63	107	PHE	CB-CG-CD1	-17.61	108.47	120.80

*Continued on next page...*



*Continued from previous page...*

Mol	Chain	Res	Type	Atoms	Z	Observed(°)	Ideal(°)
2	67	107	PHE	CB-CG-CD1	-17.61	108.47	120.80
2	7B	107	PHE	CB-CG-CD1	-17.61	108.47	120.80
2	1F	35	PHE	CD1-CE1-CZ	-17.61	98.97	120.10
2	2N	35	PHE	CD1-CE1-CZ	-17.61	98.97	120.10
2	23	35	PHE	CD1-CE1-CZ	-17.61	98.97	120.10
2	3N	35	PHE	CD1-CE1-CZ	-17.61	98.97	120.10
2	37	35	PHE	CD1-CE1-CZ	-17.61	98.97	120.10
2	4J	35	PHE	CD1-CE1-CZ	-17.61	98.97	120.10
2	4R	35	PHE	CD1-CE1-CZ	-17.61	98.97	120.10
2	5Z	35	PHE	CD1-CE1-CZ	-17.61	98.97	120.10
2	6F	35	PHE	CD1-CE1-CZ	-17.61	98.97	120.10
2	6Z	35	PHE	CD1-CE1-CZ	-17.61	98.97	120.10
2	7J	35	PHE	CD1-CE1-CZ	-17.61	98.97	120.10
2	7V	35	PHE	CD1-CE1-CZ	-17.61	98.97	120.10
2	1F	75	GLN	O-C-N	17.59	150.85	122.70
2	1R	35	PHE	CD1-CE1-CZ	-17.59	98.99	120.10
2	1V	35	PHE	CD1-CE1-CZ	-17.59	98.99	120.10
2	1Z	35	PHE	CD1-CE1-CZ	-17.59	98.99	120.10
2	2N	75	GLN	O-C-N	17.59	150.85	122.70
2	2R	35	PHE	CD1-CE1-CZ	-17.59	98.99	120.10
2	2V	35	PHE	CD1-CE1-CZ	-17.59	98.99	120.10
2	2Z	35	PHE	CD1-CE1-CZ	-17.59	98.99	120.10
2	23	75	GLN	O-C-N	17.59	150.85	122.70
2	3N	75	GLN	O-C-N	17.59	150.85	122.70
2	37	75	GLN	O-C-N	17.59	150.85	122.70
2	4J	75	GLN	O-C-N	17.59	150.85	122.70
2	4R	75	GLN	O-C-N	17.59	150.85	122.70
2	43	35	PHE	CD1-CE1-CZ	-17.59	98.99	120.10
2	47	35	PHE	CD1-CE1-CZ	-17.59	98.99	120.10
2	5B	35	PHE	CD1-CE1-CZ	-17.59	98.99	120.10
2	5Z	75	GLN	O-C-N	17.59	150.85	122.70
2	53	35	PHE	CD1-CE1-CZ	-17.59	98.99	120.10
2	57	35	PHE	CD1-CE1-CZ	-17.59	98.99	120.10
2	6B	35	PHE	CD1-CE1-CZ	-17.59	98.99	120.10
2	6F	75	GLN	O-C-N	17.59	150.85	122.70
2	6Z	75	GLN	O-C-N	17.59	150.85	122.70
2	7J	75	GLN	O-C-N	17.59	150.85	122.70
2	7V	75	GLN	O-C-N	17.59	150.85	122.70
2	1B	56	SER	O-C-N	-17.59	94.56	122.70
2	1J	56	SER	O-C-N	-17.59	94.56	122.70
2	2F	56	SER	O-C-N	-17.59	94.56	122.70
2	27	56	SER	O-C-N	-17.59	94.56	122.70

*Continued on next page...*

*Continued from previous page...*

Mol	Chain	Res	Type	Atoms	Z	Observed(°)	Ideal(°)
2	3F	56	SER	O-C-N	-17.59	94.56	122.70
2	4B	56	SER	O-C-N	-17.59	94.56	122.70
2	4N	56	SER	O-C-N	-17.59	94.56	122.70
2	4V	56	SER	O-C-N	-17.59	94.56	122.70
2	5R	56	SER	O-C-N	-17.59	94.56	122.70
2	6J	56	SER	O-C-N	-17.59	94.56	122.70
2	6R	56	SER	O-C-N	-17.59	94.56	122.70
2	7N	56	SER	O-C-N	-17.59	94.56	122.70
2	1N	75	GLN	O-C-N	17.59	150.84	122.70
2	2J	75	GLN	O-C-N	17.59	150.84	122.70
2	3B	75	GLN	O-C-N	17.59	150.84	122.70
2	3J	75	GLN	O-C-N	17.59	150.84	122.70
2	33	75	GLN	O-C-N	17.59	150.84	122.70
2	4F	75	GLN	O-C-N	17.59	150.84	122.70
2	4Z	75	GLN	O-C-N	17.59	150.84	122.70
2	5V	75	GLN	O-C-N	17.59	150.84	122.70
2	6N	75	GLN	O-C-N	17.59	150.84	122.70
2	6V	75	GLN	O-C-N	17.59	150.84	122.70
2	7F	75	GLN	O-C-N	17.59	150.84	122.70
2	7R	75	GLN	O-C-N	17.59	150.84	122.70
2	1N	56	SER	O-C-N	-17.58	94.57	122.70
2	2J	56	SER	O-C-N	-17.58	94.57	122.70
2	3B	56	SER	O-C-N	-17.58	94.57	122.70
2	3J	56	SER	O-C-N	-17.58	94.57	122.70
2	33	56	SER	O-C-N	-17.58	94.57	122.70
2	4F	56	SER	O-C-N	-17.58	94.57	122.70
2	4Z	56	SER	O-C-N	-17.58	94.57	122.70
2	5V	56	SER	O-C-N	-17.58	94.57	122.70
2	6N	56	SER	O-C-N	-17.58	94.57	122.70
2	6V	56	SER	O-C-N	-17.58	94.57	122.70
2	7F	56	SER	O-C-N	-17.58	94.57	122.70
2	7R	56	SER	O-C-N	-17.58	94.57	122.70
2	1F	107	PHE	CB-CG-CD1	-17.58	108.49	120.80
2	2N	107	PHE	CB-CG-CD1	-17.58	108.49	120.80
2	23	107	PHE	CB-CG-CD1	-17.58	108.49	120.80
2	3N	107	PHE	CB-CG-CD1	-17.58	108.49	120.80
2	37	107	PHE	CB-CG-CD1	-17.58	108.49	120.80
2	4J	107	PHE	CB-CG-CD1	-17.58	108.49	120.80
2	4R	107	PHE	CB-CG-CD1	-17.58	108.49	120.80
2	5Z	107	PHE	CB-CG-CD1	-17.58	108.49	120.80
2	6F	107	PHE	CB-CG-CD1	-17.58	108.49	120.80
2	6Z	107	PHE	CB-CG-CD1	-17.58	108.49	120.80

*Continued on next page...*



*Continued from previous page...*

Mol	Chain	Res	Type	Atoms	Z	Observed(°)	Ideal(°)
2	7J	107	PHE	CB-CG-CD1	-17.58	108.49	120.80
2	7V	107	PHE	CB-CG-CD1	-17.58	108.49	120.80
2	13	56	SER	O-C-N	-17.58	94.58	122.70
2	17	56	SER	O-C-N	-17.58	94.58	122.70
2	2B	56	SER	O-C-N	-17.58	94.58	122.70
2	3R	56	SER	O-C-N	-17.58	94.58	122.70
2	3V	56	SER	O-C-N	-17.58	94.58	122.70
2	3Z	56	SER	O-C-N	-17.58	94.58	122.70
2	5F	56	SER	O-C-N	-17.58	94.58	122.70
2	5J	56	SER	O-C-N	-17.58	94.58	122.70
2	5N	56	SER	O-C-N	-17.58	94.58	122.70
2	63	56	SER	O-C-N	-17.58	94.58	122.70
2	67	56	SER	O-C-N	-17.58	94.58	122.70
2	7B	56	SER	O-C-N	-17.58	94.58	122.70
2	1R	56	SER	O-C-N	-17.56	94.60	122.70
2	1V	56	SER	O-C-N	-17.56	94.60	122.70
2	1Z	56	SER	O-C-N	-17.56	94.60	122.70
2	2R	56	SER	O-C-N	-17.56	94.60	122.70
2	2V	56	SER	O-C-N	-17.56	94.60	122.70
2	2Z	56	SER	O-C-N	-17.56	94.60	122.70
2	43	56	SER	O-C-N	-17.56	94.60	122.70
2	47	56	SER	O-C-N	-17.56	94.60	122.70
2	5B	56	SER	O-C-N	-17.56	94.60	122.70
2	53	56	SER	O-C-N	-17.56	94.60	122.70
2	57	56	SER	O-C-N	-17.56	94.60	122.70
2	6B	56	SER	O-C-N	-17.56	94.60	122.70
2	1F	56	SER	O-C-N	-17.55	94.63	122.70
2	2N	56	SER	O-C-N	-17.55	94.63	122.70
2	23	56	SER	O-C-N	-17.55	94.63	122.70
2	3N	56	SER	O-C-N	-17.55	94.63	122.70
2	37	56	SER	O-C-N	-17.55	94.63	122.70
2	4J	56	SER	O-C-N	-17.55	94.63	122.70
2	4R	56	SER	O-C-N	-17.55	94.63	122.70
2	5Z	56	SER	O-C-N	-17.55	94.63	122.70
2	6F	56	SER	O-C-N	-17.55	94.63	122.70
2	6Z	56	SER	O-C-N	-17.55	94.63	122.70
2	7J	56	SER	O-C-N	-17.55	94.63	122.70
2	7V	56	SER	O-C-N	-17.55	94.63	122.70
2	1F	4	GLU	N-CA-CB	17.53	142.15	110.60
2	2N	4	GLU	N-CA-CB	17.53	142.15	110.60
2	23	4	GLU	N-CA-CB	17.53	142.15	110.60
2	3N	4	GLU	N-CA-CB	17.53	142.15	110.60

*Continued on next page...*

*Continued from previous page...*

Mol	Chain	Res	Type	Atoms	Z	Observed(°)	Ideal(°)
2	37	4	GLU	N-CA-CB	17.53	142.15	110.60
2	4J	4	GLU	N-CA-CB	17.53	142.15	110.60
2	4R	4	GLU	N-CA-CB	17.53	142.15	110.60
2	5Z	4	GLU	N-CA-CB	17.53	142.15	110.60
2	6F	4	GLU	N-CA-CB	17.53	142.15	110.60
2	6Z	4	GLU	N-CA-CB	17.53	142.15	110.60
2	7J	4	GLU	N-CA-CB	17.53	142.15	110.60
2	7V	4	GLU	N-CA-CB	17.53	142.15	110.60
2	1B	4	GLU	N-CA-CB	17.52	142.13	110.60
2	1J	4	GLU	N-CA-CB	17.52	142.13	110.60
2	2F	4	GLU	N-CA-CB	17.52	142.13	110.60
2	27	4	GLU	N-CA-CB	17.52	142.13	110.60
2	3F	4	GLU	N-CA-CB	17.52	142.13	110.60
2	4B	4	GLU	N-CA-CB	17.52	142.13	110.60
2	4N	4	GLU	N-CA-CB	17.52	142.13	110.60
2	4V	4	GLU	N-CA-CB	17.52	142.13	110.60
2	5R	4	GLU	N-CA-CB	17.52	142.13	110.60
2	6J	4	GLU	N-CA-CB	17.52	142.13	110.60
2	6R	4	GLU	N-CA-CB	17.52	142.13	110.60
2	7N	4	GLU	N-CA-CB	17.52	142.13	110.60
2	1N	4	GLU	N-CA-CB	17.52	142.13	110.60
2	13	4	GLU	N-CA-CB	17.52	142.13	110.60
2	17	4	GLU	N-CA-CB	17.52	142.13	110.60
2	2B	4	GLU	N-CA-CB	17.52	142.13	110.60
2	2J	4	GLU	N-CA-CB	17.52	142.13	110.60
2	3B	4	GLU	N-CA-CB	17.52	142.13	110.60
2	3J	4	GLU	N-CA-CB	17.52	142.13	110.60
2	3R	4	GLU	N-CA-CB	17.52	142.13	110.60
2	3V	4	GLU	N-CA-CB	17.52	142.13	110.60
2	3Z	4	GLU	N-CA-CB	17.52	142.13	110.60
2	33	4	GLU	N-CA-CB	17.52	142.13	110.60
2	4F	4	GLU	N-CA-CB	17.52	142.13	110.60
2	4Z	4	GLU	N-CA-CB	17.52	142.13	110.60
2	5F	4	GLU	N-CA-CB	17.52	142.13	110.60
2	5J	4	GLU	N-CA-CB	17.52	142.13	110.60
2	5N	4	GLU	N-CA-CB	17.52	142.13	110.60
2	5V	4	GLU	N-CA-CB	17.52	142.13	110.60
2	6N	4	GLU	N-CA-CB	17.52	142.13	110.60
2	6V	4	GLU	N-CA-CB	17.52	142.13	110.60
2	63	4	GLU	N-CA-CB	17.52	142.13	110.60
2	67	4	GLU	N-CA-CB	17.52	142.13	110.60
2	7B	4	GLU	N-CA-CB	17.52	142.13	110.60

*Continued on next page...*

*Continued from previous page...*

Mol	Chain	Res	Type	Atoms	Z	Observed(°)	Ideal(°)
2	7F	4	GLU	N-CA-CB	17.52	142.13	110.60
2	7R	4	GLU	N-CA-CB	17.52	142.13	110.60
2	1R	4	GLU	N-CA-CB	17.51	142.12	110.60
2	1V	4	GLU	N-CA-CB	17.51	142.12	110.60
2	1Z	4	GLU	N-CA-CB	17.51	142.12	110.60
2	2R	4	GLU	N-CA-CB	17.51	142.12	110.60
2	2V	4	GLU	N-CA-CB	17.51	142.12	110.60
2	2Z	4	GLU	N-CA-CB	17.51	142.12	110.60
2	43	4	GLU	N-CA-CB	17.51	142.12	110.60
2	47	4	GLU	N-CA-CB	17.51	142.12	110.60
2	5B	4	GLU	N-CA-CB	17.51	142.12	110.60
2	53	4	GLU	N-CA-CB	17.51	142.12	110.60
2	57	4	GLU	N-CA-CB	17.51	142.12	110.60
2	6B	4	GLU	N-CA-CB	17.51	142.12	110.60
2	1F	45	ALA	N-CA-CB	17.46	134.54	110.10
2	2N	45	ALA	N-CA-CB	17.46	134.54	110.10
2	23	45	ALA	N-CA-CB	17.46	134.54	110.10
2	3N	45	ALA	N-CA-CB	17.46	134.54	110.10
2	37	45	ALA	N-CA-CB	17.46	134.54	110.10
2	4J	45	ALA	N-CA-CB	17.46	134.54	110.10
2	4R	45	ALA	N-CA-CB	17.46	134.54	110.10
2	5Z	45	ALA	N-CA-CB	17.46	134.54	110.10
2	6F	45	ALA	N-CA-CB	17.46	134.54	110.10
2	6Z	45	ALA	N-CA-CB	17.46	134.54	110.10
2	7J	45	ALA	N-CA-CB	17.46	134.54	110.10
2	7V	45	ALA	N-CA-CB	17.46	134.54	110.10
2	13	45	ALA	N-CA-CB	17.43	134.51	110.10
2	17	45	ALA	N-CA-CB	17.43	134.51	110.10
2	2B	45	ALA	N-CA-CB	17.43	134.51	110.10
2	3R	45	ALA	N-CA-CB	17.43	134.51	110.10
2	3V	45	ALA	N-CA-CB	17.43	134.51	110.10
2	3Z	45	ALA	N-CA-CB	17.43	134.51	110.10
2	5F	45	ALA	N-CA-CB	17.43	134.51	110.10
2	5J	45	ALA	N-CA-CB	17.43	134.51	110.10
2	5N	45	ALA	N-CA-CB	17.43	134.51	110.10
2	63	45	ALA	N-CA-CB	17.43	134.51	110.10
2	67	45	ALA	N-CA-CB	17.43	134.51	110.10
2	7B	45	ALA	N-CA-CB	17.43	134.51	110.10
2	1B	45	ALA	N-CA-CB	17.40	134.46	110.10
2	1J	45	ALA	N-CA-CB	17.40	134.46	110.10
2	2F	45	ALA	N-CA-CB	17.40	134.46	110.10
2	27	45	ALA	N-CA-CB	17.40	134.46	110.10

*Continued on next page...*

*Continued from previous page...*

Mol	Chain	Res	Type	Atoms	Z	Observed(°)	Ideal(°)
2	3F	45	ALA	N-CA-CB	17.40	134.46	110.10
2	4B	45	ALA	N-CA-CB	17.40	134.46	110.10
2	4N	45	ALA	N-CA-CB	17.40	134.46	110.10
2	4V	45	ALA	N-CA-CB	17.40	134.46	110.10
2	5R	45	ALA	N-CA-CB	17.40	134.46	110.10
2	6J	45	ALA	N-CA-CB	17.40	134.46	110.10
2	6R	45	ALA	N-CA-CB	17.40	134.46	110.10
2	7N	45	ALA	N-CA-CB	17.40	134.46	110.10
2	1N	45	ALA	N-CA-CB	17.40	134.46	110.10
2	2J	45	ALA	N-CA-CB	17.40	134.46	110.10
2	3B	45	ALA	N-CA-CB	17.40	134.46	110.10
2	3J	45	ALA	N-CA-CB	17.40	134.46	110.10
2	33	45	ALA	N-CA-CB	17.40	134.46	110.10
2	4F	45	ALA	N-CA-CB	17.40	134.46	110.10
2	4Z	45	ALA	N-CA-CB	17.40	134.46	110.10
2	5V	45	ALA	N-CA-CB	17.40	134.46	110.10
2	6N	45	ALA	N-CA-CB	17.40	134.46	110.10
2	6V	45	ALA	N-CA-CB	17.40	134.46	110.10
2	7F	45	ALA	N-CA-CB	17.40	134.46	110.10
2	7R	45	ALA	N-CA-CB	17.40	134.46	110.10
2	1R	45	ALA	N-CA-CB	17.39	134.45	110.10
2	1V	45	ALA	N-CA-CB	17.39	134.45	110.10
2	1Z	45	ALA	N-CA-CB	17.39	134.45	110.10
2	2R	45	ALA	N-CA-CB	17.39	134.45	110.10
2	2V	45	ALA	N-CA-CB	17.39	134.45	110.10
2	2Z	45	ALA	N-CA-CB	17.39	134.45	110.10
2	43	45	ALA	N-CA-CB	17.39	134.45	110.10
2	47	45	ALA	N-CA-CB	17.39	134.45	110.10
2	5B	45	ALA	N-CA-CB	17.39	134.45	110.10
2	53	45	ALA	N-CA-CB	17.39	134.45	110.10
2	57	45	ALA	N-CA-CB	17.39	134.45	110.10
2	6B	45	ALA	N-CA-CB	17.39	134.45	110.10
1	12	18	PRO	N-CD-CG	17.38	129.27	103.20
1	16	18	PRO	N-CD-CG	17.38	129.27	103.20
1	2A	18	PRO	N-CD-CG	17.38	129.27	103.20
1	3Q	18	PRO	N-CD-CG	17.38	129.27	103.20
1	3U	18	PRO	N-CD-CG	17.38	129.27	103.20
1	3Y	18	PRO	N-CD-CG	17.38	129.27	103.20
1	5E	18	PRO	N-CD-CG	17.38	129.27	103.20
1	5I	18	PRO	N-CD-CG	17.38	129.27	103.20
1	5M	18	PRO	N-CD-CG	17.38	129.27	103.20
1	62	18	PRO	N-CD-CG	17.38	129.27	103.20

*Continued on next page...*

*Continued from previous page...*

Mol	Chain	Res	Type	Atoms	Z	Observed(°)	Ideal(°)
1	66	18	PRO	N-CD-CG	17.38	129.27	103.20
1	7A	18	PRO	N-CD-CG	17.38	129.27	103.20
1	1E	18	PRO	N-CD-CG	17.38	129.27	103.20
2	1F	208	SER	N-CA-CB	17.38	136.57	110.50
1	2M	18	PRO	N-CD-CG	17.38	129.27	103.20
2	2N	208	SER	N-CA-CB	17.38	136.57	110.50
1	22	18	PRO	N-CD-CG	17.38	129.27	103.20
2	23	208	SER	N-CA-CB	17.38	136.57	110.50
1	3M	18	PRO	N-CD-CG	17.38	129.27	103.20
2	3N	208	SER	N-CA-CB	17.38	136.57	110.50
1	36	18	PRO	N-CD-CG	17.38	129.27	103.20
2	37	208	SER	N-CA-CB	17.38	136.57	110.50
1	4I	18	PRO	N-CD-CG	17.38	129.27	103.20
2	4J	208	SER	N-CA-CB	17.38	136.57	110.50
1	4Q	18	PRO	N-CD-CG	17.38	129.27	103.20
2	4R	208	SER	N-CA-CB	17.38	136.57	110.50
1	5Y	18	PRO	N-CD-CG	17.38	129.27	103.20
2	5Z	208	SER	N-CA-CB	17.38	136.57	110.50
1	6E	18	PRO	N-CD-CG	17.38	129.27	103.20
2	6F	208	SER	N-CA-CB	17.38	136.57	110.50
1	6Y	18	PRO	N-CD-CG	17.38	129.27	103.20
2	6Z	208	SER	N-CA-CB	17.38	136.57	110.50
1	7I	18	PRO	N-CD-CG	17.38	129.27	103.20
2	7J	208	SER	N-CA-CB	17.38	136.57	110.50
1	7U	18	PRO	N-CD-CG	17.38	129.27	103.20
2	7V	208	SER	N-CA-CB	17.38	136.57	110.50
1	1A	18	PRO	N-CD-CG	17.38	129.27	103.20
1	1I	18	PRO	N-CD-CG	17.38	129.27	103.20
1	2E	18	PRO	N-CD-CG	17.38	129.27	103.20
1	26	18	PRO	N-CD-CG	17.38	129.27	103.20
1	3E	18	PRO	N-CD-CG	17.38	129.27	103.20
1	4A	18	PRO	N-CD-CG	17.38	129.27	103.20
1	4M	18	PRO	N-CD-CG	17.38	129.27	103.20
1	4U	18	PRO	N-CD-CG	17.38	129.27	103.20
1	5Q	18	PRO	N-CD-CG	17.38	129.27	103.20
1	6I	18	PRO	N-CD-CG	17.38	129.27	103.20
1	6Q	18	PRO	N-CD-CG	17.38	129.27	103.20
1	7M	18	PRO	N-CD-CG	17.38	129.27	103.20
2	1B	208	SER	N-CA-CB	17.37	136.56	110.50
2	1J	208	SER	N-CA-CB	17.37	136.56	110.50
2	2F	208	SER	N-CA-CB	17.37	136.56	110.50
2	27	208	SER	N-CA-CB	17.37	136.56	110.50

*Continued on next page...*

*Continued from previous page...*

Mol	Chain	Res	Type	Atoms	Z	Observed(°)	Ideal(°)
2	3F	208	SER	N-CA-CB	17.37	136.56	110.50
2	4B	208	SER	N-CA-CB	17.37	136.56	110.50
2	4N	208	SER	N-CA-CB	17.37	136.56	110.50
2	4V	208	SER	N-CA-CB	17.37	136.56	110.50
2	5R	208	SER	N-CA-CB	17.37	136.56	110.50
2	6J	208	SER	N-CA-CB	17.37	136.56	110.50
2	6R	208	SER	N-CA-CB	17.37	136.56	110.50
2	7N	208	SER	N-CA-CB	17.37	136.56	110.50
2	1N	208	SER	N-CA-CB	17.37	136.55	110.50
2	13	208	SER	N-CA-CB	17.37	136.55	110.50
2	17	208	SER	N-CA-CB	17.37	136.55	110.50
2	2B	208	SER	N-CA-CB	17.37	136.55	110.50
2	2J	208	SER	N-CA-CB	17.37	136.55	110.50
2	3B	208	SER	N-CA-CB	17.37	136.55	110.50
2	3J	208	SER	N-CA-CB	17.37	136.55	110.50
2	3R	208	SER	N-CA-CB	17.37	136.55	110.50
2	3V	208	SER	N-CA-CB	17.37	136.55	110.50
2	3Z	208	SER	N-CA-CB	17.37	136.55	110.50
2	33	208	SER	N-CA-CB	17.37	136.55	110.50
2	4F	208	SER	N-CA-CB	17.37	136.55	110.50
2	4Z	208	SER	N-CA-CB	17.37	136.55	110.50
2	5F	208	SER	N-CA-CB	17.37	136.55	110.50
2	5J	208	SER	N-CA-CB	17.37	136.55	110.50
2	5N	208	SER	N-CA-CB	17.37	136.55	110.50
2	5V	208	SER	N-CA-CB	17.37	136.55	110.50
2	6N	208	SER	N-CA-CB	17.37	136.55	110.50
2	6V	208	SER	N-CA-CB	17.37	136.55	110.50
2	63	208	SER	N-CA-CB	17.37	136.55	110.50
2	67	208	SER	N-CA-CB	17.37	136.55	110.50
2	7B	208	SER	N-CA-CB	17.37	136.55	110.50
2	7F	208	SER	N-CA-CB	17.37	136.55	110.50
2	7R	208	SER	N-CA-CB	17.37	136.55	110.50
2	1R	208	SER	N-CA-CB	17.37	136.55	110.50
2	1V	208	SER	N-CA-CB	17.37	136.55	110.50
2	1Z	208	SER	N-CA-CB	17.37	136.55	110.50
2	2R	208	SER	N-CA-CB	17.37	136.55	110.50
2	2V	208	SER	N-CA-CB	17.37	136.55	110.50
2	2Z	208	SER	N-CA-CB	17.37	136.55	110.50
2	43	208	SER	N-CA-CB	17.37	136.55	110.50
2	47	208	SER	N-CA-CB	17.37	136.55	110.50
2	5B	208	SER	N-CA-CB	17.37	136.55	110.50
2	53	208	SER	N-CA-CB	17.37	136.55	110.50

*Continued on next page...*



*Continued from previous page...*

Mol	Chain	Res	Type	Atoms	Z	Observed(°)	Ideal(°)
2	57	208	SER	N-CA-CB	17.37	136.55	110.50
2	6B	208	SER	N-CA-CB	17.37	136.55	110.50
1	1M	18	PRO	N-CD-CG	17.36	129.23	103.20
1	2I	18	PRO	N-CD-CG	17.36	129.23	103.20
1	3A	18	PRO	N-CD-CG	17.36	129.23	103.20
1	3I	18	PRO	N-CD-CG	17.36	129.23	103.20
1	32	18	PRO	N-CD-CG	17.36	129.23	103.20
1	4E	18	PRO	N-CD-CG	17.36	129.23	103.20
1	4Y	18	PRO	N-CD-CG	17.36	129.23	103.20
1	5U	18	PRO	N-CD-CG	17.36	129.23	103.20
1	6M	18	PRO	N-CD-CG	17.36	129.23	103.20
1	6U	18	PRO	N-CD-CG	17.36	129.23	103.20
1	7E	18	PRO	N-CD-CG	17.36	129.23	103.20
1	7Q	18	PRO	N-CD-CG	17.36	129.23	103.20
1	1Q	18	PRO	N-CD-CG	17.35	129.23	103.20
1	1U	18	PRO	N-CD-CG	17.35	129.23	103.20
1	1Y	18	PRO	N-CD-CG	17.35	129.23	103.20
1	2Q	18	PRO	N-CD-CG	17.35	129.23	103.20
1	2U	18	PRO	N-CD-CG	17.35	129.23	103.20
1	2Y	18	PRO	N-CD-CG	17.35	129.23	103.20
1	42	18	PRO	N-CD-CG	17.35	129.23	103.20
1	46	18	PRO	N-CD-CG	17.35	129.23	103.20
1	5A	18	PRO	N-CD-CG	17.35	129.23	103.20
1	52	18	PRO	N-CD-CG	17.35	129.23	103.20
1	56	18	PRO	N-CD-CG	17.35	129.23	103.20
1	6A	18	PRO	N-CD-CG	17.35	129.23	103.20
1	1M	39	GLN	CG-CD-NE2	-17.32	75.14	116.70
1	2I	39	GLN	CG-CD-NE2	-17.32	75.14	116.70
1	3A	39	GLN	CG-CD-NE2	-17.32	75.14	116.70
1	3I	39	GLN	CG-CD-NE2	-17.32	75.14	116.70
1	32	39	GLN	CG-CD-NE2	-17.32	75.14	116.70
1	4E	39	GLN	CG-CD-NE2	-17.32	75.14	116.70
1	4Y	39	GLN	CG-CD-NE2	-17.32	75.14	116.70
1	5U	39	GLN	CG-CD-NE2	-17.32	75.14	116.70
1	6M	39	GLN	CG-CD-NE2	-17.32	75.14	116.70
1	6U	39	GLN	CG-CD-NE2	-17.32	75.14	116.70
1	7E	39	GLN	CG-CD-NE2	-17.32	75.14	116.70
1	7Q	39	GLN	CG-CD-NE2	-17.32	75.14	116.70
1	1E	39	GLN	CG-CD-NE2	-17.31	75.16	116.70
1	2M	39	GLN	CG-CD-NE2	-17.31	75.16	116.70
1	22	39	GLN	CG-CD-NE2	-17.31	75.16	116.70
1	3M	39	GLN	CG-CD-NE2	-17.31	75.16	116.70

*Continued on next page...*

*Continued from previous page...*

Mol	Chain	Res	Type	Atoms	Z	Observed(°)	Ideal(°)
1	36	39	GLN	CG-CD-NE2	-17.31	75.16	116.70
1	4I	39	GLN	CG-CD-NE2	-17.31	75.16	116.70
1	4Q	39	GLN	CG-CD-NE2	-17.31	75.16	116.70
1	5Y	39	GLN	CG-CD-NE2	-17.31	75.16	116.70
1	6E	39	GLN	CG-CD-NE2	-17.31	75.16	116.70
1	6Y	39	GLN	CG-CD-NE2	-17.31	75.16	116.70
1	7I	39	GLN	CG-CD-NE2	-17.31	75.16	116.70
1	7U	39	GLN	CG-CD-NE2	-17.31	75.16	116.70
1	1A	39	GLN	CG-CD-NE2	-17.30	75.17	116.70
1	1I	39	GLN	CG-CD-NE2	-17.30	75.17	116.70
1	12	39	GLN	CG-CD-NE2	-17.30	75.17	116.70
1	16	39	GLN	CG-CD-NE2	-17.30	75.17	116.70
1	2A	39	GLN	CG-CD-NE2	-17.30	75.17	116.70
1	2E	39	GLN	CG-CD-NE2	-17.30	75.17	116.70
1	26	39	GLN	CG-CD-NE2	-17.30	75.17	116.70
1	3E	39	GLN	CG-CD-NE2	-17.30	75.17	116.70
1	3Q	39	GLN	CG-CD-NE2	-17.30	75.17	116.70
1	3U	39	GLN	CG-CD-NE2	-17.30	75.17	116.70
1	3Y	39	GLN	CG-CD-NE2	-17.30	75.17	116.70
1	4A	39	GLN	CG-CD-NE2	-17.30	75.17	116.70
1	4M	39	GLN	CG-CD-NE2	-17.30	75.17	116.70
1	4U	39	GLN	CG-CD-NE2	-17.30	75.17	116.70
1	5E	39	GLN	CG-CD-NE2	-17.30	75.17	116.70
1	5I	39	GLN	CG-CD-NE2	-17.30	75.17	116.70
1	5M	39	GLN	CG-CD-NE2	-17.30	75.17	116.70
1	5Q	39	GLN	CG-CD-NE2	-17.30	75.17	116.70
1	6I	39	GLN	CG-CD-NE2	-17.30	75.17	116.70
1	6Q	39	GLN	CG-CD-NE2	-17.30	75.17	116.70
1	62	39	GLN	CG-CD-NE2	-17.30	75.17	116.70
1	66	39	GLN	CG-CD-NE2	-17.30	75.17	116.70
1	7A	39	GLN	CG-CD-NE2	-17.30	75.17	116.70
1	7M	39	GLN	CG-CD-NE2	-17.30	75.17	116.70
1	1Q	39	GLN	CG-CD-NE2	-17.30	75.18	116.70
1	1U	39	GLN	CG-CD-NE2	-17.30	75.18	116.70
1	1Y	39	GLN	CG-CD-NE2	-17.30	75.18	116.70
1	2Q	39	GLN	CG-CD-NE2	-17.30	75.18	116.70
1	2U	39	GLN	CG-CD-NE2	-17.30	75.18	116.70
1	2Y	39	GLN	CG-CD-NE2	-17.30	75.18	116.70
1	42	39	GLN	CG-CD-NE2	-17.30	75.18	116.70
1	46	39	GLN	CG-CD-NE2	-17.30	75.18	116.70
1	5A	39	GLN	CG-CD-NE2	-17.30	75.18	116.70
1	52	39	GLN	CG-CD-NE2	-17.30	75.18	116.70

*Continued on next page...*



*Continued from previous page...*

Mol	Chain	Res	Type	Atoms	Z	Observed(°)	Ideal(°)
1	56	39	GLN	CG-CD-NE2	-17.30	75.18	116.70
1	6A	39	GLN	CG-CD-NE2	-17.30	75.18	116.70
1	1E	96	ASP	OD1-CG-OD2	-17.28	90.47	123.30
1	1M	96	ASP	OD1-CG-OD2	-17.28	90.47	123.30
1	2I	96	ASP	OD1-CG-OD2	-17.28	90.47	123.30
1	2M	96	ASP	OD1-CG-OD2	-17.28	90.47	123.30
1	22	96	ASP	OD1-CG-OD2	-17.28	90.47	123.30
1	3A	96	ASP	OD1-CG-OD2	-17.28	90.47	123.30
1	3I	96	ASP	OD1-CG-OD2	-17.28	90.47	123.30
1	3M	96	ASP	OD1-CG-OD2	-17.28	90.47	123.30
1	32	96	ASP	OD1-CG-OD2	-17.28	90.47	123.30
1	36	96	ASP	OD1-CG-OD2	-17.28	90.47	123.30
1	4E	96	ASP	OD1-CG-OD2	-17.28	90.47	123.30
1	4I	96	ASP	OD1-CG-OD2	-17.28	90.47	123.30
1	4Q	96	ASP	OD1-CG-OD2	-17.28	90.47	123.30
1	4Y	96	ASP	OD1-CG-OD2	-17.28	90.47	123.30
1	5U	96	ASP	OD1-CG-OD2	-17.28	90.47	123.30
1	5Y	96	ASP	OD1-CG-OD2	-17.28	90.47	123.30
1	6E	96	ASP	OD1-CG-OD2	-17.28	90.47	123.30
1	6M	96	ASP	OD1-CG-OD2	-17.28	90.47	123.30
1	6U	96	ASP	OD1-CG-OD2	-17.28	90.47	123.30
1	6Y	96	ASP	OD1-CG-OD2	-17.28	90.47	123.30
1	7E	96	ASP	OD1-CG-OD2	-17.28	90.47	123.30
1	7I	96	ASP	OD1-CG-OD2	-17.28	90.47	123.30
1	7Q	96	ASP	OD1-CG-OD2	-17.28	90.47	123.30
1	7U	96	ASP	OD1-CG-OD2	-17.28	90.47	123.30
1	1Q	96	ASP	OD1-CG-OD2	-17.27	90.48	123.30
1	1U	96	ASP	OD1-CG-OD2	-17.27	90.48	123.30
1	1Y	96	ASP	OD1-CG-OD2	-17.27	90.48	123.30
1	2Q	96	ASP	OD1-CG-OD2	-17.27	90.48	123.30
1	2U	96	ASP	OD1-CG-OD2	-17.27	90.48	123.30
1	2Y	96	ASP	OD1-CG-OD2	-17.27	90.48	123.30
1	42	96	ASP	OD1-CG-OD2	-17.27	90.48	123.30
1	46	96	ASP	OD1-CG-OD2	-17.27	90.48	123.30
1	5A	96	ASP	OD1-CG-OD2	-17.27	90.48	123.30
1	52	96	ASP	OD1-CG-OD2	-17.27	90.48	123.30
1	56	96	ASP	OD1-CG-OD2	-17.27	90.48	123.30
1	6A	96	ASP	OD1-CG-OD2	-17.27	90.48	123.30
1	12	96	ASP	OD1-CG-OD2	-17.27	90.49	123.30
1	16	96	ASP	OD1-CG-OD2	-17.27	90.49	123.30
1	2A	96	ASP	OD1-CG-OD2	-17.27	90.49	123.30
1	3Q	96	ASP	OD1-CG-OD2	-17.27	90.49	123.30

*Continued on next page...*

*Continued from previous page...*

Mol	Chain	Res	Type	Atoms	Z	Observed(°)	Ideal(°)
1	3U	96	ASP	OD1-CG-OD2	-17.27	90.49	123.30
1	3Y	96	ASP	OD1-CG-OD2	-17.27	90.49	123.30
1	5E	96	ASP	OD1-CG-OD2	-17.27	90.49	123.30
1	5I	96	ASP	OD1-CG-OD2	-17.27	90.49	123.30
1	5M	96	ASP	OD1-CG-OD2	-17.27	90.49	123.30
1	62	96	ASP	OD1-CG-OD2	-17.27	90.49	123.30
1	66	96	ASP	OD1-CG-OD2	-17.27	90.49	123.30
1	7A	96	ASP	OD1-CG-OD2	-17.27	90.49	123.30
1	1A	96	ASP	OD1-CG-OD2	-17.27	90.50	123.30
1	1I	96	ASP	OD1-CG-OD2	-17.27	90.50	123.30
1	2E	96	ASP	OD1-CG-OD2	-17.27	90.50	123.30
1	26	96	ASP	OD1-CG-OD2	-17.27	90.50	123.30
1	3E	96	ASP	OD1-CG-OD2	-17.27	90.50	123.30
1	4A	96	ASP	OD1-CG-OD2	-17.27	90.50	123.30
1	4M	96	ASP	OD1-CG-OD2	-17.27	90.50	123.30
1	4U	96	ASP	OD1-CG-OD2	-17.27	90.50	123.30
1	5Q	96	ASP	OD1-CG-OD2	-17.27	90.50	123.30
1	6I	96	ASP	OD1-CG-OD2	-17.27	90.50	123.30
1	6Q	96	ASP	OD1-CG-OD2	-17.27	90.50	123.30
1	7M	96	ASP	OD1-CG-OD2	-17.27	90.50	123.30
2	13	225	ASN	O-C-N	17.26	150.32	122.70
2	17	225	ASN	O-C-N	17.26	150.32	122.70
2	2B	225	ASN	O-C-N	17.26	150.32	122.70
2	3R	225	ASN	O-C-N	17.26	150.32	122.70
2	3V	225	ASN	O-C-N	17.26	150.32	122.70
2	3Z	225	ASN	O-C-N	17.26	150.32	122.70
2	5F	225	ASN	O-C-N	17.26	150.32	122.70
2	5J	225	ASN	O-C-N	17.26	150.32	122.70
2	5N	225	ASN	O-C-N	17.26	150.32	122.70
2	63	225	ASN	O-C-N	17.26	150.32	122.70
2	67	225	ASN	O-C-N	17.26	150.32	122.70
2	7B	225	ASN	O-C-N	17.26	150.32	122.70
2	1F	225	ASN	O-C-N	17.25	150.31	122.70
2	2N	225	ASN	O-C-N	17.25	150.31	122.70
2	23	225	ASN	O-C-N	17.25	150.31	122.70
2	3N	225	ASN	O-C-N	17.25	150.31	122.70
2	37	225	ASN	O-C-N	17.25	150.31	122.70
2	4J	225	ASN	O-C-N	17.25	150.31	122.70
2	4R	225	ASN	O-C-N	17.25	150.31	122.70
2	5Z	225	ASN	O-C-N	17.25	150.31	122.70
2	6F	225	ASN	O-C-N	17.25	150.31	122.70
2	6Z	225	ASN	O-C-N	17.25	150.31	122.70

*Continued on next page...*

*Continued from previous page...*

Mol	Chain	Res	Type	Atoms	Z	Observed(°)	Ideal(°)
2	7J	225	ASN	O-C-N	17.25	150.31	122.70
2	7V	225	ASN	O-C-N	17.25	150.31	122.70
2	1B	225	ASN	O-C-N	17.25	150.30	122.70
2	1J	225	ASN	O-C-N	17.25	150.30	122.70
2	1R	70	TRP	CE2-CD2-CE3	-17.25	98.00	118.70
2	1V	70	TRP	CE2-CD2-CE3	-17.25	98.00	118.70
2	1Z	70	TRP	CE2-CD2-CE3	-17.25	98.00	118.70
2	2F	225	ASN	O-C-N	17.25	150.30	122.70
2	2R	70	TRP	CE2-CD2-CE3	-17.25	98.00	118.70
2	2V	70	TRP	CE2-CD2-CE3	-17.25	98.00	118.70
2	2Z	70	TRP	CE2-CD2-CE3	-17.25	98.00	118.70
2	27	225	ASN	O-C-N	17.25	150.30	122.70
2	3F	225	ASN	O-C-N	17.25	150.30	122.70
2	4B	225	ASN	O-C-N	17.25	150.30	122.70
2	4N	225	ASN	O-C-N	17.25	150.30	122.70
2	4V	225	ASN	O-C-N	17.25	150.30	122.70
2	43	70	TRP	CE2-CD2-CE3	-17.25	98.00	118.70
2	47	70	TRP	CE2-CD2-CE3	-17.25	98.00	118.70
2	5B	70	TRP	CE2-CD2-CE3	-17.25	98.00	118.70
2	5R	225	ASN	O-C-N	17.25	150.30	122.70
2	53	70	TRP	CE2-CD2-CE3	-17.25	98.00	118.70
2	57	70	TRP	CE2-CD2-CE3	-17.25	98.00	118.70
2	6B	70	TRP	CE2-CD2-CE3	-17.25	98.00	118.70
2	6J	225	ASN	O-C-N	17.25	150.30	122.70
2	6R	225	ASN	O-C-N	17.25	150.30	122.70
2	7N	225	ASN	O-C-N	17.25	150.30	122.70
2	1R	225	ASN	O-C-N	17.25	150.29	122.70
2	1V	225	ASN	O-C-N	17.25	150.29	122.70
2	1Z	225	ASN	O-C-N	17.25	150.29	122.70
2	2R	225	ASN	O-C-N	17.25	150.29	122.70
2	2V	225	ASN	O-C-N	17.25	150.29	122.70
2	2Z	225	ASN	O-C-N	17.25	150.29	122.70
2	43	225	ASN	O-C-N	17.25	150.29	122.70
2	47	225	ASN	O-C-N	17.25	150.29	122.70
2	5B	225	ASN	O-C-N	17.25	150.29	122.70
2	53	225	ASN	O-C-N	17.25	150.29	122.70
2	57	225	ASN	O-C-N	17.25	150.29	122.70
2	6B	225	ASN	O-C-N	17.25	150.29	122.70
2	1F	70	TRP	CE2-CD2-CE3	-17.24	98.01	118.70
2	2N	70	TRP	CE2-CD2-CE3	-17.24	98.01	118.70
2	23	70	TRP	CE2-CD2-CE3	-17.24	98.01	118.70
2	3N	70	TRP	CE2-CD2-CE3	-17.24	98.01	118.70

*Continued on next page...*

*Continued from previous page...*

Mol	Chain	Res	Type	Atoms	Z	Observed(°)	Ideal(°)
2	37	70	TRP	CE2-CD2-CE3	-17.24	98.01	118.70
2	4J	70	TRP	CE2-CD2-CE3	-17.24	98.01	118.70
2	4R	70	TRP	CE2-CD2-CE3	-17.24	98.01	118.70
2	5Z	70	TRP	CE2-CD2-CE3	-17.24	98.01	118.70
2	6F	70	TRP	CE2-CD2-CE3	-17.24	98.01	118.70
2	6Z	70	TRP	CE2-CD2-CE3	-17.24	98.01	118.70
2	7J	70	TRP	CE2-CD2-CE3	-17.24	98.01	118.70
2	7V	70	TRP	CE2-CD2-CE3	-17.24	98.01	118.70
2	13	70	TRP	CE2-CD2-CE3	-17.23	98.02	118.70
2	17	70	TRP	CE2-CD2-CE3	-17.23	98.02	118.70
2	2B	70	TRP	CE2-CD2-CE3	-17.23	98.02	118.70
2	3R	70	TRP	CE2-CD2-CE3	-17.23	98.02	118.70
2	3V	70	TRP	CE2-CD2-CE3	-17.23	98.02	118.70
2	3Z	70	TRP	CE2-CD2-CE3	-17.23	98.02	118.70
2	5F	70	TRP	CE2-CD2-CE3	-17.23	98.02	118.70
2	5J	70	TRP	CE2-CD2-CE3	-17.23	98.02	118.70
2	5N	70	TRP	CE2-CD2-CE3	-17.23	98.02	118.70
2	63	70	TRP	CE2-CD2-CE3	-17.23	98.02	118.70
2	67	70	TRP	CE2-CD2-CE3	-17.23	98.02	118.70
2	7B	70	TRP	CE2-CD2-CE3	-17.23	98.02	118.70
2	1B	70	TRP	CE2-CD2-CE3	-17.23	98.02	118.70
2	1J	70	TRP	CE2-CD2-CE3	-17.23	98.02	118.70
2	2F	70	TRP	CE2-CD2-CE3	-17.23	98.02	118.70
2	27	70	TRP	CE2-CD2-CE3	-17.23	98.02	118.70
2	3F	70	TRP	CE2-CD2-CE3	-17.23	98.02	118.70
2	4B	70	TRP	CE2-CD2-CE3	-17.23	98.02	118.70
2	4N	70	TRP	CE2-CD2-CE3	-17.23	98.02	118.70
2	4V	70	TRP	CE2-CD2-CE3	-17.23	98.02	118.70
2	5R	70	TRP	CE2-CD2-CE3	-17.23	98.02	118.70
2	6J	70	TRP	CE2-CD2-CE3	-17.23	98.02	118.70
2	6R	70	TRP	CE2-CD2-CE3	-17.23	98.02	118.70
2	7N	70	TRP	CE2-CD2-CE3	-17.23	98.02	118.70
2	1N	225	ASN	O-C-N	17.22	150.26	122.70
2	2J	225	ASN	O-C-N	17.22	150.26	122.70
2	3B	225	ASN	O-C-N	17.22	150.26	122.70
2	3J	225	ASN	O-C-N	17.22	150.26	122.70
2	33	225	ASN	O-C-N	17.22	150.26	122.70
2	4F	225	ASN	O-C-N	17.22	150.26	122.70
2	4Z	225	ASN	O-C-N	17.22	150.26	122.70
2	5V	225	ASN	O-C-N	17.22	150.26	122.70
2	6N	225	ASN	O-C-N	17.22	150.26	122.70
2	6V	225	ASN	O-C-N	17.22	150.26	122.70

*Continued on next page...*

*Continued from previous page...*

Mol	Chain	Res	Type	Atoms	Z	Observed(°)	Ideal(°)
2	7F	225	ASN	O-C-N	17.22	150.26	122.70
2	7R	225	ASN	O-C-N	17.22	150.26	122.70
2	1N	70	TRP	CE2-CD2-CE3	-17.21	98.05	118.70
2	2J	70	TRP	CE2-CD2-CE3	-17.21	98.05	118.70
2	3B	70	TRP	CE2-CD2-CE3	-17.21	98.05	118.70
2	3J	70	TRP	CE2-CD2-CE3	-17.21	98.05	118.70
2	33	70	TRP	CE2-CD2-CE3	-17.21	98.05	118.70
2	4F	70	TRP	CE2-CD2-CE3	-17.21	98.05	118.70
2	4Z	70	TRP	CE2-CD2-CE3	-17.21	98.05	118.70
2	5V	70	TRP	CE2-CD2-CE3	-17.21	98.05	118.70
2	6N	70	TRP	CE2-CD2-CE3	-17.21	98.05	118.70
2	6V	70	TRP	CE2-CD2-CE3	-17.21	98.05	118.70
2	7F	70	TRP	CE2-CD2-CE3	-17.21	98.05	118.70
2	7R	70	TRP	CE2-CD2-CE3	-17.21	98.05	118.70
1	1E	15	SER	CA-C-O	17.12	156.05	120.10
1	2M	15	SER	CA-C-O	17.12	156.05	120.10
1	22	15	SER	CA-C-O	17.12	156.05	120.10
1	3M	15	SER	CA-C-O	17.12	156.05	120.10
1	36	15	SER	CA-C-O	17.12	156.05	120.10
1	4I	15	SER	CA-C-O	17.12	156.05	120.10
1	4Q	15	SER	CA-C-O	17.12	156.05	120.10
1	5Y	15	SER	CA-C-O	17.12	156.05	120.10
1	6E	15	SER	CA-C-O	17.12	156.05	120.10
1	6Y	15	SER	CA-C-O	17.12	156.05	120.10
1	7I	15	SER	CA-C-O	17.12	156.05	120.10
1	7U	15	SER	CA-C-O	17.12	156.05	120.10
1	1A	15	SER	CA-C-O	17.11	156.03	120.10
1	1I	15	SER	CA-C-O	17.11	156.03	120.10
1	2E	15	SER	CA-C-O	17.11	156.03	120.10
1	26	15	SER	CA-C-O	17.11	156.03	120.10
1	3E	15	SER	CA-C-O	17.11	156.03	120.10
1	4A	15	SER	CA-C-O	17.11	156.03	120.10
1	4M	15	SER	CA-C-O	17.11	156.03	120.10
1	4U	15	SER	CA-C-O	17.11	156.03	120.10
1	5Q	15	SER	CA-C-O	17.11	156.03	120.10
1	6I	15	SER	CA-C-O	17.11	156.03	120.10
1	6Q	15	SER	CA-C-O	17.11	156.03	120.10
1	7M	15	SER	CA-C-O	17.11	156.03	120.10
1	1Q	15	SER	CA-C-O	17.10	156.01	120.10
1	1U	15	SER	CA-C-O	17.10	156.01	120.10
1	1Y	15	SER	CA-C-O	17.10	156.01	120.10
1	2Q	15	SER	CA-C-O	17.10	156.01	120.10

*Continued on next page...*

*Continued from previous page...*

Mol	Chain	Res	Type	Atoms	Z	Observed(°)	Ideal(°)
1	2U	15	SER	CA-C-O	17.10	156.01	120.10
1	2Y	15	SER	CA-C-O	17.10	156.01	120.10
1	42	15	SER	CA-C-O	17.10	156.01	120.10
1	46	15	SER	CA-C-O	17.10	156.01	120.10
1	5A	15	SER	CA-C-O	17.10	156.01	120.10
1	52	15	SER	CA-C-O	17.10	156.01	120.10
1	56	15	SER	CA-C-O	17.10	156.01	120.10
1	6A	15	SER	CA-C-O	17.10	156.01	120.10
1	12	15	SER	CA-C-O	17.10	156.01	120.10
1	16	15	SER	CA-C-O	17.10	156.01	120.10
1	2A	15	SER	CA-C-O	17.10	156.01	120.10
1	3Q	15	SER	CA-C-O	17.10	156.01	120.10
1	3U	15	SER	CA-C-O	17.10	156.01	120.10
1	3Y	15	SER	CA-C-O	17.10	156.01	120.10
1	5E	15	SER	CA-C-O	17.10	156.01	120.10
1	5I	15	SER	CA-C-O	17.10	156.01	120.10
1	5M	15	SER	CA-C-O	17.10	156.01	120.10
1	62	15	SER	CA-C-O	17.10	156.01	120.10
1	66	15	SER	CA-C-O	17.10	156.01	120.10
1	7A	15	SER	CA-C-O	17.10	156.01	120.10
1	1M	15	SER	CA-C-O	17.09	155.99	120.10
1	2I	15	SER	CA-C-O	17.09	155.99	120.10
1	3A	15	SER	CA-C-O	17.09	155.99	120.10
1	3I	15	SER	CA-C-O	17.09	155.99	120.10
1	32	15	SER	CA-C-O	17.09	155.99	120.10
1	4E	15	SER	CA-C-O	17.09	155.99	120.10
1	4Y	15	SER	CA-C-O	17.09	155.99	120.10
1	5U	15	SER	CA-C-O	17.09	155.99	120.10
1	6M	15	SER	CA-C-O	17.09	155.99	120.10
1	6U	15	SER	CA-C-O	17.09	155.99	120.10
1	7E	15	SER	CA-C-O	17.09	155.99	120.10
1	7Q	15	SER	CA-C-O	17.09	155.99	120.10
1	1Q	94	THR	O-C-N	17.07	150.02	122.70
1	1U	94	THR	O-C-N	17.07	150.02	122.70
1	1Y	94	THR	O-C-N	17.07	150.02	122.70
1	2Q	94	THR	O-C-N	17.07	150.02	122.70
1	2U	94	THR	O-C-N	17.07	150.02	122.70
1	2Y	94	THR	O-C-N	17.07	150.02	122.70
1	42	94	THR	O-C-N	17.07	150.02	122.70
1	46	94	THR	O-C-N	17.07	150.02	122.70
1	5A	94	THR	O-C-N	17.07	150.02	122.70
1	52	94	THR	O-C-N	17.07	150.02	122.70

*Continued on next page...*

*Continued from previous page...*

Mol	Chain	Res	Type	Atoms	Z	Observed(°)	Ideal(°)
1	56	94	THR	O-C-N	17.07	150.02	122.70
1	6A	94	THR	O-C-N	17.07	150.02	122.70
1	1A	94	THR	O-C-N	17.07	150.01	122.70
1	1I	94	THR	O-C-N	17.07	150.01	122.70
1	2E	94	THR	O-C-N	17.07	150.01	122.70
1	26	94	THR	O-C-N	17.07	150.01	122.70
1	3E	94	THR	O-C-N	17.07	150.01	122.70
1	4A	94	THR	O-C-N	17.07	150.01	122.70
1	4M	94	THR	O-C-N	17.07	150.01	122.70
1	4U	94	THR	O-C-N	17.07	150.01	122.70
1	5Q	94	THR	O-C-N	17.07	150.01	122.70
1	6I	94	THR	O-C-N	17.07	150.01	122.70
1	6Q	94	THR	O-C-N	17.07	150.01	122.70
1	7M	94	THR	O-C-N	17.07	150.01	122.70
1	1M	94	THR	O-C-N	17.06	150.00	122.70
1	2I	94	THR	O-C-N	17.06	150.00	122.70
1	3A	94	THR	O-C-N	17.06	150.00	122.70
1	3I	94	THR	O-C-N	17.06	150.00	122.70
1	32	94	THR	O-C-N	17.06	150.00	122.70
1	4E	94	THR	O-C-N	17.06	150.00	122.70
1	4Y	94	THR	O-C-N	17.06	150.00	122.70
1	5U	94	THR	O-C-N	17.06	150.00	122.70
1	6M	94	THR	O-C-N	17.06	150.00	122.70
1	6U	94	THR	O-C-N	17.06	150.00	122.70
1	7E	94	THR	O-C-N	17.06	150.00	122.70
1	7Q	94	THR	O-C-N	17.06	150.00	122.70
1	1E	94	THR	O-C-N	17.04	149.97	122.70
1	2M	94	THR	O-C-N	17.04	149.97	122.70
1	22	94	THR	O-C-N	17.04	149.97	122.70
1	3M	94	THR	O-C-N	17.04	149.97	122.70
1	36	94	THR	O-C-N	17.04	149.97	122.70
1	4I	94	THR	O-C-N	17.04	149.97	122.70
1	4Q	94	THR	O-C-N	17.04	149.97	122.70
1	5Y	94	THR	O-C-N	17.04	149.97	122.70
1	6E	94	THR	O-C-N	17.04	149.97	122.70
1	6Y	94	THR	O-C-N	17.04	149.97	122.70
1	7I	94	THR	O-C-N	17.04	149.97	122.70
1	7U	94	THR	O-C-N	17.04	149.97	122.70
1	12	94	THR	O-C-N	17.02	149.93	122.70
1	16	94	THR	O-C-N	17.02	149.93	122.70
1	2A	94	THR	O-C-N	17.02	149.93	122.70
1	3Q	94	THR	O-C-N	17.02	149.93	122.70

*Continued on next page...*



*Continued from previous page...*

Mol	Chain	Res	Type	Atoms	Z	Observed(°)	Ideal(°)
1	3U	94	THR	O-C-N	17.02	149.93	122.70
1	3Y	94	THR	O-C-N	17.02	149.93	122.70
1	5E	94	THR	O-C-N	17.02	149.93	122.70
1	5I	94	THR	O-C-N	17.02	149.93	122.70
1	5M	94	THR	O-C-N	17.02	149.93	122.70
1	62	94	THR	O-C-N	17.02	149.93	122.70
1	66	94	THR	O-C-N	17.02	149.93	122.70
1	7A	94	THR	O-C-N	17.02	149.93	122.70
1	12	9	PHE	CG-CD2-CE2	-16.90	102.21	120.80
1	16	9	PHE	CG-CD2-CE2	-16.90	102.21	120.80
1	2A	9	PHE	CG-CD2-CE2	-16.90	102.21	120.80
1	3Q	9	PHE	CG-CD2-CE2	-16.90	102.21	120.80
1	3U	9	PHE	CG-CD2-CE2	-16.90	102.21	120.80
1	3Y	9	PHE	CG-CD2-CE2	-16.90	102.21	120.80
1	5E	9	PHE	CG-CD2-CE2	-16.90	102.21	120.80
1	5I	9	PHE	CG-CD2-CE2	-16.90	102.21	120.80
1	5M	9	PHE	CG-CD2-CE2	-16.90	102.21	120.80
1	62	9	PHE	CG-CD2-CE2	-16.90	102.21	120.80
1	66	9	PHE	CG-CD2-CE2	-16.90	102.21	120.80
1	7A	9	PHE	CG-CD2-CE2	-16.90	102.21	120.80
1	1M	41	ILE	CA-CB-CG2	16.89	144.67	110.90
1	2I	41	ILE	CA-CB-CG2	16.89	144.67	110.90
1	3A	41	ILE	CA-CB-CG2	16.89	144.67	110.90
1	3I	41	ILE	CA-CB-CG2	16.89	144.67	110.90
1	32	41	ILE	CA-CB-CG2	16.89	144.67	110.90
1	4E	41	ILE	CA-CB-CG2	16.89	144.67	110.90
1	4Y	41	ILE	CA-CB-CG2	16.89	144.67	110.90
1	5U	41	ILE	CA-CB-CG2	16.89	144.67	110.90
1	6M	41	ILE	CA-CB-CG2	16.89	144.67	110.90
1	6U	41	ILE	CA-CB-CG2	16.89	144.67	110.90
1	7E	41	ILE	CA-CB-CG2	16.89	144.67	110.90
1	7Q	41	ILE	CA-CB-CG2	16.89	144.67	110.90
1	1E	41	ILE	CA-CB-CG2	16.88	144.67	110.90
1	2M	41	ILE	CA-CB-CG2	16.88	144.67	110.90
1	22	41	ILE	CA-CB-CG2	16.88	144.67	110.90
1	3M	41	ILE	CA-CB-CG2	16.88	144.67	110.90
1	36	41	ILE	CA-CB-CG2	16.88	144.67	110.90
1	4I	41	ILE	CA-CB-CG2	16.88	144.67	110.90
1	4Q	41	ILE	CA-CB-CG2	16.88	144.67	110.90
1	5Y	41	ILE	CA-CB-CG2	16.88	144.67	110.90
1	6E	41	ILE	CA-CB-CG2	16.88	144.67	110.90
1	6Y	41	ILE	CA-CB-CG2	16.88	144.67	110.90

*Continued on next page...*



*Continued from previous page...*

Mol	Chain	Res	Type	Atoms	Z	Observed(°)	Ideal(°)
1	7I	41	ILE	CA-CB-CG2	16.88	144.67	110.90
1	7U	41	ILE	CA-CB-CG2	16.88	144.67	110.90
1	1Q	9	PHE	CG-CD2-CE2	-16.88	102.23	120.80
1	1U	9	PHE	CG-CD2-CE2	-16.88	102.23	120.80
1	1Y	9	PHE	CG-CD2-CE2	-16.88	102.23	120.80
1	2Q	9	PHE	CG-CD2-CE2	-16.88	102.23	120.80
1	2U	9	PHE	CG-CD2-CE2	-16.88	102.23	120.80
1	2Y	9	PHE	CG-CD2-CE2	-16.88	102.23	120.80
1	42	9	PHE	CG-CD2-CE2	-16.88	102.23	120.80
1	46	9	PHE	CG-CD2-CE2	-16.88	102.23	120.80
1	5A	9	PHE	CG-CD2-CE2	-16.88	102.23	120.80
1	52	9	PHE	CG-CD2-CE2	-16.88	102.23	120.80
1	56	9	PHE	CG-CD2-CE2	-16.88	102.23	120.80
1	6A	9	PHE	CG-CD2-CE2	-16.88	102.23	120.80
1	1A	41	ILE	CA-CB-CG2	16.88	144.65	110.90
1	1I	41	ILE	CA-CB-CG2	16.88	144.65	110.90
1	2E	41	ILE	CA-CB-CG2	16.88	144.65	110.90
1	26	41	ILE	CA-CB-CG2	16.88	144.65	110.90
1	3E	41	ILE	CA-CB-CG2	16.88	144.65	110.90
1	4A	41	ILE	CA-CB-CG2	16.88	144.65	110.90
1	4M	41	ILE	CA-CB-CG2	16.88	144.65	110.90
1	4U	41	ILE	CA-CB-CG2	16.88	144.65	110.90
1	5Q	41	ILE	CA-CB-CG2	16.88	144.65	110.90
1	6I	41	ILE	CA-CB-CG2	16.88	144.65	110.90
1	6Q	41	ILE	CA-CB-CG2	16.88	144.65	110.90
1	7M	41	ILE	CA-CB-CG2	16.88	144.65	110.90
1	1A	9	PHE	CG-CD2-CE2	-16.86	102.25	120.80
1	1I	9	PHE	CG-CD2-CE2	-16.86	102.25	120.80
1	2E	9	PHE	CG-CD2-CE2	-16.86	102.25	120.80
1	26	9	PHE	CG-CD2-CE2	-16.86	102.25	120.80
1	3E	9	PHE	CG-CD2-CE2	-16.86	102.25	120.80
1	4A	9	PHE	CG-CD2-CE2	-16.86	102.25	120.80
1	4M	9	PHE	CG-CD2-CE2	-16.86	102.25	120.80
1	4U	9	PHE	CG-CD2-CE2	-16.86	102.25	120.80
1	5Q	9	PHE	CG-CD2-CE2	-16.86	102.25	120.80
1	6I	9	PHE	CG-CD2-CE2	-16.86	102.25	120.80
1	6Q	9	PHE	CG-CD2-CE2	-16.86	102.25	120.80
1	7M	9	PHE	CG-CD2-CE2	-16.86	102.25	120.80
1	12	41	ILE	CA-CB-CG2	16.85	144.60	110.90
1	16	41	ILE	CA-CB-CG2	16.85	144.60	110.90
1	2A	41	ILE	CA-CB-CG2	16.85	144.60	110.90
1	3Q	41	ILE	CA-CB-CG2	16.85	144.60	110.90

*Continued on next page...*

*Continued from previous page...*

Mol	Chain	Res	Type	Atoms	Z	Observed(°)	Ideal(°)
1	3U	41	ILE	CA-CB-CG2	16.85	144.60	110.90
1	3Y	41	ILE	CA-CB-CG2	16.85	144.60	110.90
1	5E	41	ILE	CA-CB-CG2	16.85	144.60	110.90
1	5I	41	ILE	CA-CB-CG2	16.85	144.60	110.90
1	5M	41	ILE	CA-CB-CG2	16.85	144.60	110.90
1	62	41	ILE	CA-CB-CG2	16.85	144.60	110.90
1	66	41	ILE	CA-CB-CG2	16.85	144.60	110.90
1	7A	41	ILE	CA-CB-CG2	16.85	144.60	110.90
1	1E	9	PHE	CG-CD2-CE2	-16.85	102.27	120.80
1	1Q	41	ILE	CA-CB-CG2	16.85	144.60	110.90
1	1U	41	ILE	CA-CB-CG2	16.85	144.60	110.90
1	1Y	41	ILE	CA-CB-CG2	16.85	144.60	110.90
1	2M	9	PHE	CG-CD2-CE2	-16.85	102.27	120.80
1	2Q	41	ILE	CA-CB-CG2	16.85	144.60	110.90
1	2U	41	ILE	CA-CB-CG2	16.85	144.60	110.90
1	2Y	41	ILE	CA-CB-CG2	16.85	144.60	110.90
1	22	9	PHE	CG-CD2-CE2	-16.85	102.27	120.80
1	3M	9	PHE	CG-CD2-CE2	-16.85	102.27	120.80
1	36	9	PHE	CG-CD2-CE2	-16.85	102.27	120.80
1	4I	9	PHE	CG-CD2-CE2	-16.85	102.27	120.80
1	4Q	9	PHE	CG-CD2-CE2	-16.85	102.27	120.80
1	42	41	ILE	CA-CB-CG2	16.85	144.60	110.90
1	46	41	ILE	CA-CB-CG2	16.85	144.60	110.90
1	5A	41	ILE	CA-CB-CG2	16.85	144.60	110.90
1	5Y	9	PHE	CG-CD2-CE2	-16.85	102.27	120.80
1	52	41	ILE	CA-CB-CG2	16.85	144.60	110.90
1	56	41	ILE	CA-CB-CG2	16.85	144.60	110.90
1	6A	41	ILE	CA-CB-CG2	16.85	144.60	110.90
1	6E	9	PHE	CG-CD2-CE2	-16.85	102.27	120.80
1	6Y	9	PHE	CG-CD2-CE2	-16.85	102.27	120.80
1	7I	9	PHE	CG-CD2-CE2	-16.85	102.27	120.80
1	7U	9	PHE	CG-CD2-CE2	-16.85	102.27	120.80
1	1M	9	PHE	CG-CD2-CE2	-16.84	102.27	120.80
1	2I	9	PHE	CG-CD2-CE2	-16.84	102.27	120.80
1	3A	9	PHE	CG-CD2-CE2	-16.84	102.27	120.80
1	3I	9	PHE	CG-CD2-CE2	-16.84	102.27	120.80
1	32	9	PHE	CG-CD2-CE2	-16.84	102.27	120.80
1	4E	9	PHE	CG-CD2-CE2	-16.84	102.27	120.80
1	4Y	9	PHE	CG-CD2-CE2	-16.84	102.27	120.80
1	5U	9	PHE	CG-CD2-CE2	-16.84	102.27	120.80
1	6M	9	PHE	CG-CD2-CE2	-16.84	102.27	120.80
1	6U	9	PHE	CG-CD2-CE2	-16.84	102.27	120.80

*Continued on next page...*

*Continued from previous page...*

Mol	Chain	Res	Type	Atoms	Z	Observed(°)	Ideal(°)
1	7E	9	PHE	CG-CD2-CE2	-16.84	102.27	120.80
1	7Q	9	PHE	CG-CD2-CE2	-16.84	102.27	120.80
1	1Q	25	ASP	CB-CG-OD2	-16.77	103.21	118.30
1	1U	25	ASP	CB-CG-OD2	-16.77	103.21	118.30
1	1Y	25	ASP	CB-CG-OD2	-16.77	103.21	118.30
1	2Q	25	ASP	CB-CG-OD2	-16.77	103.21	118.30
1	2U	25	ASP	CB-CG-OD2	-16.77	103.21	118.30
1	2Y	25	ASP	CB-CG-OD2	-16.77	103.21	118.30
1	42	25	ASP	CB-CG-OD2	-16.77	103.21	118.30
1	46	25	ASP	CB-CG-OD2	-16.77	103.21	118.30
1	5A	25	ASP	CB-CG-OD2	-16.77	103.21	118.30
1	52	25	ASP	CB-CG-OD2	-16.77	103.21	118.30
1	56	25	ASP	CB-CG-OD2	-16.77	103.21	118.30
1	6A	25	ASP	CB-CG-OD2	-16.77	103.21	118.30
1	1A	25	ASP	CB-CG-OD2	-16.74	103.23	118.30
1	1I	25	ASP	CB-CG-OD2	-16.74	103.23	118.30
1	2E	25	ASP	CB-CG-OD2	-16.74	103.23	118.30
1	26	25	ASP	CB-CG-OD2	-16.74	103.23	118.30
1	3E	25	ASP	CB-CG-OD2	-16.74	103.23	118.30
1	4A	25	ASP	CB-CG-OD2	-16.74	103.23	118.30
1	4M	25	ASP	CB-CG-OD2	-16.74	103.23	118.30
1	4U	25	ASP	CB-CG-OD2	-16.74	103.23	118.30
1	5Q	25	ASP	CB-CG-OD2	-16.74	103.23	118.30
1	6I	25	ASP	CB-CG-OD2	-16.74	103.23	118.30
1	6Q	25	ASP	CB-CG-OD2	-16.74	103.23	118.30
1	7M	25	ASP	CB-CG-OD2	-16.74	103.23	118.30
1	12	25	ASP	CB-CG-OD2	-16.73	103.24	118.30
1	16	25	ASP	CB-CG-OD2	-16.73	103.24	118.30
1	2A	25	ASP	CB-CG-OD2	-16.73	103.24	118.30
1	3Q	25	ASP	CB-CG-OD2	-16.73	103.24	118.30
1	3U	25	ASP	CB-CG-OD2	-16.73	103.24	118.30
1	3Y	25	ASP	CB-CG-OD2	-16.73	103.24	118.30
1	5E	25	ASP	CB-CG-OD2	-16.73	103.24	118.30
1	5I	25	ASP	CB-CG-OD2	-16.73	103.24	118.30
1	5M	25	ASP	CB-CG-OD2	-16.73	103.24	118.30
1	62	25	ASP	CB-CG-OD2	-16.73	103.24	118.30
1	66	25	ASP	CB-CG-OD2	-16.73	103.24	118.30
1	7A	25	ASP	CB-CG-OD2	-16.73	103.24	118.30
1	1E	25	ASP	CB-CG-OD2	-16.72	103.25	118.30
1	2M	25	ASP	CB-CG-OD2	-16.72	103.25	118.30
1	22	25	ASP	CB-CG-OD2	-16.72	103.25	118.30
1	3M	25	ASP	CB-CG-OD2	-16.72	103.25	118.30

*Continued on next page...*

*Continued from previous page...*

Mol	Chain	Res	Type	Atoms	Z	Observed(°)	Ideal(°)
1	36	25	ASP	CB-CG-OD2	-16.72	103.25	118.30
1	4I	25	ASP	CB-CG-OD2	-16.72	103.25	118.30
1	4Q	25	ASP	CB-CG-OD2	-16.72	103.25	118.30
1	5Y	25	ASP	CB-CG-OD2	-16.72	103.25	118.30
1	6E	25	ASP	CB-CG-OD2	-16.72	103.25	118.30
1	6Y	25	ASP	CB-CG-OD2	-16.72	103.25	118.30
1	7I	25	ASP	CB-CG-OD2	-16.72	103.25	118.30
1	7U	25	ASP	CB-CG-OD2	-16.72	103.25	118.30
1	1M	25	ASP	CB-CG-OD2	-16.72	103.25	118.30
1	2I	25	ASP	CB-CG-OD2	-16.72	103.25	118.30
1	3A	25	ASP	CB-CG-OD2	-16.72	103.25	118.30
1	3I	25	ASP	CB-CG-OD2	-16.72	103.25	118.30
1	32	25	ASP	CB-CG-OD2	-16.72	103.25	118.30
1	4E	25	ASP	CB-CG-OD2	-16.72	103.25	118.30
1	4Y	25	ASP	CB-CG-OD2	-16.72	103.25	118.30
1	5U	25	ASP	CB-CG-OD2	-16.72	103.25	118.30
1	6M	25	ASP	CB-CG-OD2	-16.72	103.25	118.30
1	6U	25	ASP	CB-CG-OD2	-16.72	103.25	118.30
1	7E	25	ASP	CB-CG-OD2	-16.72	103.25	118.30
1	7Q	25	ASP	CB-CG-OD2	-16.72	103.25	118.30
1	1M	181	THR	O-C-N	16.71	149.43	122.70
1	2I	181	THR	O-C-N	16.71	149.43	122.70
1	3A	181	THR	O-C-N	16.71	149.43	122.70
1	3I	181	THR	O-C-N	16.71	149.43	122.70
1	32	181	THR	O-C-N	16.71	149.43	122.70
1	4E	181	THR	O-C-N	16.71	149.43	122.70
1	4Y	181	THR	O-C-N	16.71	149.43	122.70
1	5U	181	THR	O-C-N	16.71	149.43	122.70
1	6M	181	THR	O-C-N	16.71	149.43	122.70
1	6U	181	THR	O-C-N	16.71	149.43	122.70
1	7E	181	THR	O-C-N	16.71	149.43	122.70
1	7Q	181	THR	O-C-N	16.71	149.43	122.70
1	1Q	181	THR	O-C-N	16.69	149.40	122.70
1	1U	181	THR	O-C-N	16.69	149.40	122.70
1	1Y	181	THR	O-C-N	16.69	149.40	122.70
1	12	181	THR	O-C-N	16.69	149.40	122.70
1	16	181	THR	O-C-N	16.69	149.40	122.70
1	2A	181	THR	O-C-N	16.69	149.40	122.70
1	2Q	181	THR	O-C-N	16.69	149.40	122.70
1	2U	181	THR	O-C-N	16.69	149.40	122.70
1	2Y	181	THR	O-C-N	16.69	149.40	122.70
1	3Q	181	THR	O-C-N	16.69	149.40	122.70

*Continued on next page...*

*Continued from previous page...*

Mol	Chain	Res	Type	Atoms	Z	Observed(°)	Ideal(°)
1	3U	181	THR	O-C-N	16.69	149.40	122.70
1	3Y	181	THR	O-C-N	16.69	149.40	122.70
1	42	181	THR	O-C-N	16.69	149.40	122.70
1	46	181	THR	O-C-N	16.69	149.40	122.70
1	5A	181	THR	O-C-N	16.69	149.40	122.70
1	5E	181	THR	O-C-N	16.69	149.40	122.70
1	5I	181	THR	O-C-N	16.69	149.40	122.70
1	5M	181	THR	O-C-N	16.69	149.40	122.70
1	52	181	THR	O-C-N	16.69	149.40	122.70
1	56	181	THR	O-C-N	16.69	149.40	122.70
1	6A	181	THR	O-C-N	16.69	149.40	122.70
1	62	181	THR	O-C-N	16.69	149.40	122.70
1	66	181	THR	O-C-N	16.69	149.40	122.70
1	7A	181	THR	O-C-N	16.69	149.40	122.70
1	1A	65	PHE	CD1-CE1-CZ	-16.68	100.09	120.10
1	1I	65	PHE	CD1-CE1-CZ	-16.68	100.09	120.10
1	2E	65	PHE	CD1-CE1-CZ	-16.68	100.09	120.10
1	26	65	PHE	CD1-CE1-CZ	-16.68	100.09	120.10
1	3E	65	PHE	CD1-CE1-CZ	-16.68	100.09	120.10
1	4A	65	PHE	CD1-CE1-CZ	-16.68	100.09	120.10
1	4M	65	PHE	CD1-CE1-CZ	-16.68	100.09	120.10
1	4U	65	PHE	CD1-CE1-CZ	-16.68	100.09	120.10
1	5Q	65	PHE	CD1-CE1-CZ	-16.68	100.09	120.10
1	6I	65	PHE	CD1-CE1-CZ	-16.68	100.09	120.10
1	6Q	65	PHE	CD1-CE1-CZ	-16.68	100.09	120.10
1	7M	65	PHE	CD1-CE1-CZ	-16.68	100.09	120.10
1	1A	172	PHE	O-C-N	-16.67	96.02	122.70
1	1I	172	PHE	O-C-N	-16.67	96.02	122.70
1	1Q	65	PHE	CD1-CE1-CZ	-16.67	100.09	120.10
1	1U	65	PHE	CD1-CE1-CZ	-16.67	100.09	120.10
1	1Y	65	PHE	CD1-CE1-CZ	-16.67	100.09	120.10
1	2E	172	PHE	O-C-N	-16.67	96.02	122.70
1	2Q	65	PHE	CD1-CE1-CZ	-16.67	100.09	120.10
1	2U	65	PHE	CD1-CE1-CZ	-16.67	100.09	120.10
1	2Y	65	PHE	CD1-CE1-CZ	-16.67	100.09	120.10
1	26	172	PHE	O-C-N	-16.67	96.02	122.70
1	3E	172	PHE	O-C-N	-16.67	96.02	122.70
1	4A	172	PHE	O-C-N	-16.67	96.02	122.70
1	4M	172	PHE	O-C-N	-16.67	96.02	122.70
1	4U	172	PHE	O-C-N	-16.67	96.02	122.70
1	42	65	PHE	CD1-CE1-CZ	-16.67	100.09	120.10
1	46	65	PHE	CD1-CE1-CZ	-16.67	100.09	120.10

*Continued on next page...*

*Continued from previous page...*

Mol	Chain	Res	Type	Atoms	Z	Observed(°)	Ideal(°)
1	5A	65	PHE	CD1-CE1-CZ	-16.67	100.09	120.10
1	5Q	172	PHE	O-C-N	-16.67	96.02	122.70
1	52	65	PHE	CD1-CE1-CZ	-16.67	100.09	120.10
1	56	65	PHE	CD1-CE1-CZ	-16.67	100.09	120.10
1	6A	65	PHE	CD1-CE1-CZ	-16.67	100.09	120.10
1	6I	172	PHE	O-C-N	-16.67	96.02	122.70
1	6Q	172	PHE	O-C-N	-16.67	96.02	122.70
1	7M	172	PHE	O-C-N	-16.67	96.02	122.70
1	1E	172	PHE	O-C-N	-16.67	96.03	122.70
1	2M	172	PHE	O-C-N	-16.67	96.03	122.70
1	22	172	PHE	O-C-N	-16.67	96.03	122.70
1	3M	172	PHE	O-C-N	-16.67	96.03	122.70
1	36	172	PHE	O-C-N	-16.67	96.03	122.70
1	4I	172	PHE	O-C-N	-16.67	96.03	122.70
1	4Q	172	PHE	O-C-N	-16.67	96.03	122.70
1	5Y	172	PHE	O-C-N	-16.67	96.03	122.70
1	6E	172	PHE	O-C-N	-16.67	96.03	122.70
1	6Y	172	PHE	O-C-N	-16.67	96.03	122.70
1	7I	172	PHE	O-C-N	-16.67	96.03	122.70
1	7U	172	PHE	O-C-N	-16.67	96.03	122.70
1	1A	181	THR	O-C-N	16.67	149.37	122.70
1	1E	65	PHE	CD1-CE1-CZ	-16.67	100.10	120.10
1	1I	181	THR	O-C-N	16.67	149.37	122.70
1	12	65	PHE	CD1-CE1-CZ	-16.67	100.10	120.10
1	12	172	PHE	O-C-N	-16.67	96.03	122.70
1	16	65	PHE	CD1-CE1-CZ	-16.67	100.10	120.10
1	16	172	PHE	O-C-N	-16.67	96.03	122.70
1	2A	65	PHE	CD1-CE1-CZ	-16.67	100.10	120.10
1	2A	172	PHE	O-C-N	-16.67	96.03	122.70
1	2E	181	THR	O-C-N	16.67	149.37	122.70
1	2M	65	PHE	CD1-CE1-CZ	-16.67	100.10	120.10
1	22	65	PHE	CD1-CE1-CZ	-16.67	100.10	120.10
1	26	181	THR	O-C-N	16.67	149.37	122.70
1	3E	181	THR	O-C-N	16.67	149.37	122.70
1	3M	65	PHE	CD1-CE1-CZ	-16.67	100.10	120.10
1	3Q	65	PHE	CD1-CE1-CZ	-16.67	100.10	120.10
1	3Q	172	PHE	O-C-N	-16.67	96.03	122.70
1	3U	65	PHE	CD1-CE1-CZ	-16.67	100.10	120.10
1	3U	172	PHE	O-C-N	-16.67	96.03	122.70
1	3Y	65	PHE	CD1-CE1-CZ	-16.67	100.10	120.10
1	3Y	172	PHE	O-C-N	-16.67	96.03	122.70
1	36	65	PHE	CD1-CE1-CZ	-16.67	100.10	120.10

*Continued on next page...*

*Continued from previous page...*

Mol	Chain	Res	Type	Atoms	Z	Observed(°)	Ideal(°)
1	4A	181	THR	O-C-N	16.67	149.37	122.70
1	4I	65	PHE	CD1-CE1-CZ	-16.67	100.10	120.10
1	4M	181	THR	O-C-N	16.67	149.37	122.70
1	4Q	65	PHE	CD1-CE1-CZ	-16.67	100.10	120.10
1	4U	181	THR	O-C-N	16.67	149.37	122.70
1	5E	65	PHE	CD1-CE1-CZ	-16.67	100.10	120.10
1	5E	172	PHE	O-C-N	-16.67	96.03	122.70
1	5I	65	PHE	CD1-CE1-CZ	-16.67	100.10	120.10
1	5I	172	PHE	O-C-N	-16.67	96.03	122.70
1	5M	65	PHE	CD1-CE1-CZ	-16.67	100.10	120.10
1	5M	172	PHE	O-C-N	-16.67	96.03	122.70
1	5Q	181	THR	O-C-N	16.67	149.37	122.70
1	5Y	65	PHE	CD1-CE1-CZ	-16.67	100.10	120.10
1	6E	65	PHE	CD1-CE1-CZ	-16.67	100.10	120.10
1	6I	181	THR	O-C-N	16.67	149.37	122.70
1	6Q	181	THR	O-C-N	16.67	149.37	122.70
1	6Y	65	PHE	CD1-CE1-CZ	-16.67	100.10	120.10
1	62	65	PHE	CD1-CE1-CZ	-16.67	100.10	120.10
1	62	172	PHE	O-C-N	-16.67	96.03	122.70
1	66	65	PHE	CD1-CE1-CZ	-16.67	100.10	120.10
1	66	172	PHE	O-C-N	-16.67	96.03	122.70
1	7A	65	PHE	CD1-CE1-CZ	-16.67	100.10	120.10
1	7A	172	PHE	O-C-N	-16.67	96.03	122.70
1	7I	65	PHE	CD1-CE1-CZ	-16.67	100.10	120.10
1	7M	181	THR	O-C-N	16.67	149.37	122.70
1	7U	65	PHE	CD1-CE1-CZ	-16.67	100.10	120.10
1	1M	65	PHE	CD1-CE1-CZ	-16.67	100.10	120.10
1	2I	65	PHE	CD1-CE1-CZ	-16.67	100.10	120.10
1	3A	65	PHE	CD1-CE1-CZ	-16.67	100.10	120.10
1	3I	65	PHE	CD1-CE1-CZ	-16.67	100.10	120.10
1	32	65	PHE	CD1-CE1-CZ	-16.67	100.10	120.10
1	4E	65	PHE	CD1-CE1-CZ	-16.67	100.10	120.10
1	4Y	65	PHE	CD1-CE1-CZ	-16.67	100.10	120.10
1	5U	65	PHE	CD1-CE1-CZ	-16.67	100.10	120.10
1	6M	65	PHE	CD1-CE1-CZ	-16.67	100.10	120.10
1	6U	65	PHE	CD1-CE1-CZ	-16.67	100.10	120.10
1	7E	65	PHE	CD1-CE1-CZ	-16.67	100.10	120.10
1	7Q	65	PHE	CD1-CE1-CZ	-16.67	100.10	120.10
1	1E	181	THR	O-C-N	16.66	149.36	122.70
1	1Q	172	PHE	O-C-N	-16.66	96.04	122.70
1	1U	172	PHE	O-C-N	-16.66	96.04	122.70
1	1Y	172	PHE	O-C-N	-16.66	96.04	122.70

*Continued on next page...*



*Continued from previous page...*

Mol	Chain	Res	Type	Atoms	Z	Observed(°)	Ideal(°)
1	2M	181	THR	O-C-N	16.66	149.36	122.70
1	2Q	172	PHE	O-C-N	-16.66	96.04	122.70
1	2U	172	PHE	O-C-N	-16.66	96.04	122.70
1	2Y	172	PHE	O-C-N	-16.66	96.04	122.70
1	22	181	THR	O-C-N	16.66	149.36	122.70
1	3M	181	THR	O-C-N	16.66	149.36	122.70
1	36	181	THR	O-C-N	16.66	149.36	122.70
1	4I	181	THR	O-C-N	16.66	149.36	122.70
1	4Q	181	THR	O-C-N	16.66	149.36	122.70
1	42	172	PHE	O-C-N	-16.66	96.04	122.70
1	46	172	PHE	O-C-N	-16.66	96.04	122.70
1	5A	172	PHE	O-C-N	-16.66	96.04	122.70
1	5Y	181	THR	O-C-N	16.66	149.36	122.70
1	52	172	PHE	O-C-N	-16.66	96.04	122.70
1	56	172	PHE	O-C-N	-16.66	96.04	122.70
1	6A	172	PHE	O-C-N	-16.66	96.04	122.70
1	6E	181	THR	O-C-N	16.66	149.36	122.70
1	6Y	181	THR	O-C-N	16.66	149.36	122.70
1	7I	181	THR	O-C-N	16.66	149.36	122.70
1	7U	181	THR	O-C-N	16.66	149.36	122.70
1	1M	172	PHE	O-C-N	-16.64	96.08	122.70
1	2I	172	PHE	O-C-N	-16.64	96.08	122.70
1	3A	172	PHE	O-C-N	-16.64	96.08	122.70
1	3I	172	PHE	O-C-N	-16.64	96.08	122.70
1	32	172	PHE	O-C-N	-16.64	96.08	122.70
1	4E	172	PHE	O-C-N	-16.64	96.08	122.70
1	4Y	172	PHE	O-C-N	-16.64	96.08	122.70
1	5U	172	PHE	O-C-N	-16.64	96.08	122.70
1	6M	172	PHE	O-C-N	-16.64	96.08	122.70
1	6U	172	PHE	O-C-N	-16.64	96.08	122.70
1	7E	172	PHE	O-C-N	-16.64	96.08	122.70
1	7Q	172	PHE	O-C-N	-16.64	96.08	122.70
1	1M	36	THR	CA-CB-OG1	-16.64	74.06	109.00
1	2I	36	THR	CA-CB-OG1	-16.64	74.06	109.00
1	3A	36	THR	CA-CB-OG1	-16.64	74.06	109.00
1	3I	36	THR	CA-CB-OG1	-16.64	74.06	109.00
1	32	36	THR	CA-CB-OG1	-16.64	74.06	109.00
1	4E	36	THR	CA-CB-OG1	-16.64	74.06	109.00
1	4Y	36	THR	CA-CB-OG1	-16.64	74.06	109.00
1	5U	36	THR	CA-CB-OG1	-16.64	74.06	109.00
1	6M	36	THR	CA-CB-OG1	-16.64	74.06	109.00
1	6U	36	THR	CA-CB-OG1	-16.64	74.06	109.00

*Continued on next page...*



*Continued from previous page...*

Mol	Chain	Res	Type	Atoms	Z	Observed(°)	Ideal(°)
1	7E	36	THR	CA-CB-OG1	-16.64	74.06	109.00
1	7Q	36	THR	CA-CB-OG1	-16.64	74.06	109.00
1	12	36	THR	CA-CB-OG1	-16.63	74.07	109.00
1	16	36	THR	CA-CB-OG1	-16.63	74.07	109.00
1	2A	36	THR	CA-CB-OG1	-16.63	74.07	109.00
1	3Q	36	THR	CA-CB-OG1	-16.63	74.07	109.00
1	3U	36	THR	CA-CB-OG1	-16.63	74.07	109.00
1	3Y	36	THR	CA-CB-OG1	-16.63	74.07	109.00
1	5E	36	THR	CA-CB-OG1	-16.63	74.07	109.00
1	5I	36	THR	CA-CB-OG1	-16.63	74.07	109.00
1	5M	36	THR	CA-CB-OG1	-16.63	74.07	109.00
1	62	36	THR	CA-CB-OG1	-16.63	74.07	109.00
1	66	36	THR	CA-CB-OG1	-16.63	74.07	109.00
1	7A	36	THR	CA-CB-OG1	-16.63	74.07	109.00
1	1E	36	THR	CA-CB-OG1	-16.63	74.07	109.00
1	1Q	36	THR	CA-CB-OG1	-16.63	74.07	109.00
1	1U	36	THR	CA-CB-OG1	-16.63	74.07	109.00
1	1Y	36	THR	CA-CB-OG1	-16.63	74.07	109.00
1	2M	36	THR	CA-CB-OG1	-16.63	74.07	109.00
1	2Q	36	THR	CA-CB-OG1	-16.63	74.07	109.00
1	2U	36	THR	CA-CB-OG1	-16.63	74.07	109.00
1	2Y	36	THR	CA-CB-OG1	-16.63	74.07	109.00
1	22	36	THR	CA-CB-OG1	-16.63	74.07	109.00
1	3M	36	THR	CA-CB-OG1	-16.63	74.07	109.00
1	36	36	THR	CA-CB-OG1	-16.63	74.07	109.00
1	4I	36	THR	CA-CB-OG1	-16.63	74.07	109.00
1	4Q	36	THR	CA-CB-OG1	-16.63	74.07	109.00
1	42	36	THR	CA-CB-OG1	-16.63	74.07	109.00
1	46	36	THR	CA-CB-OG1	-16.63	74.07	109.00
1	5A	36	THR	CA-CB-OG1	-16.63	74.07	109.00
1	5Y	36	THR	CA-CB-OG1	-16.63	74.07	109.00
1	52	36	THR	CA-CB-OG1	-16.63	74.07	109.00
1	56	36	THR	CA-CB-OG1	-16.63	74.07	109.00
1	6A	36	THR	CA-CB-OG1	-16.63	74.07	109.00
1	6E	36	THR	CA-CB-OG1	-16.63	74.07	109.00
1	6Y	36	THR	CA-CB-OG1	-16.63	74.07	109.00
1	7I	36	THR	CA-CB-OG1	-16.63	74.07	109.00
1	7U	36	THR	CA-CB-OG1	-16.63	74.07	109.00
1	1A	36	THR	CA-CB-OG1	-16.63	74.08	109.00
1	1I	36	THR	CA-CB-OG1	-16.63	74.08	109.00
1	2E	36	THR	CA-CB-OG1	-16.63	74.08	109.00
1	26	36	THR	CA-CB-OG1	-16.63	74.08	109.00

*Continued on next page...*

*Continued from previous page...*

Mol	Chain	Res	Type	Atoms	Z	Observed(°)	Ideal(°)
1	3E	36	THR	CA-CB-OG1	-16.63	74.08	109.00
1	4A	36	THR	CA-CB-OG1	-16.63	74.08	109.00
1	4M	36	THR	CA-CB-OG1	-16.63	74.08	109.00
1	4U	36	THR	CA-CB-OG1	-16.63	74.08	109.00
1	5Q	36	THR	CA-CB-OG1	-16.63	74.08	109.00
1	6I	36	THR	CA-CB-OG1	-16.63	74.08	109.00
1	6Q	36	THR	CA-CB-OG1	-16.63	74.08	109.00
1	7M	36	THR	CA-CB-OG1	-16.63	74.08	109.00
1	12	84	ARG	CA-CB-CG	16.55	149.80	113.40
1	16	84	ARG	CA-CB-CG	16.55	149.80	113.40
1	2A	84	ARG	CA-CB-CG	16.55	149.80	113.40
1	3Q	84	ARG	CA-CB-CG	16.55	149.80	113.40
1	3U	84	ARG	CA-CB-CG	16.55	149.80	113.40
1	3Y	84	ARG	CA-CB-CG	16.55	149.80	113.40
1	5E	84	ARG	CA-CB-CG	16.55	149.80	113.40
1	5I	84	ARG	CA-CB-CG	16.55	149.80	113.40
1	5M	84	ARG	CA-CB-CG	16.55	149.80	113.40
1	62	84	ARG	CA-CB-CG	16.55	149.80	113.40
1	66	84	ARG	CA-CB-CG	16.55	149.80	113.40
1	7A	84	ARG	CA-CB-CG	16.55	149.80	113.40
1	1M	84	ARG	CA-CB-CG	16.54	149.79	113.40
1	2I	84	ARG	CA-CB-CG	16.54	149.79	113.40
1	3A	84	ARG	CA-CB-CG	16.54	149.79	113.40
1	3I	84	ARG	CA-CB-CG	16.54	149.79	113.40
1	32	84	ARG	CA-CB-CG	16.54	149.79	113.40
1	4E	84	ARG	CA-CB-CG	16.54	149.79	113.40
1	4Y	84	ARG	CA-CB-CG	16.54	149.79	113.40
1	5U	84	ARG	CA-CB-CG	16.54	149.79	113.40
1	6M	84	ARG	CA-CB-CG	16.54	149.79	113.40
1	6U	84	ARG	CA-CB-CG	16.54	149.79	113.40
1	7E	84	ARG	CA-CB-CG	16.54	149.79	113.40
1	7Q	84	ARG	CA-CB-CG	16.54	149.79	113.40
1	1A	84	ARG	CA-CB-CG	16.54	149.78	113.40
1	1I	84	ARG	CA-CB-CG	16.54	149.78	113.40
1	2E	84	ARG	CA-CB-CG	16.54	149.78	113.40
1	26	84	ARG	CA-CB-CG	16.54	149.78	113.40
1	3E	84	ARG	CA-CB-CG	16.54	149.78	113.40
1	4A	84	ARG	CA-CB-CG	16.54	149.78	113.40
1	4M	84	ARG	CA-CB-CG	16.54	149.78	113.40
1	4U	84	ARG	CA-CB-CG	16.54	149.78	113.40
1	5Q	84	ARG	CA-CB-CG	16.54	149.78	113.40
1	6I	84	ARG	CA-CB-CG	16.54	149.78	113.40

*Continued on next page...*

*Continued from previous page...*

Mol	Chain	Res	Type	Atoms	Z	Observed(°)	Ideal(°)
1	6Q	84	ARG	CA-CB-CG	16.54	149.78	113.40
1	7M	84	ARG	CA-CB-CG	16.54	149.78	113.40
1	1E	84	ARG	CA-CB-CG	16.53	149.76	113.40
1	2M	84	ARG	CA-CB-CG	16.53	149.76	113.40
1	22	84	ARG	CA-CB-CG	16.53	149.76	113.40
1	3M	84	ARG	CA-CB-CG	16.53	149.76	113.40
1	36	84	ARG	CA-CB-CG	16.53	149.76	113.40
1	4I	84	ARG	CA-CB-CG	16.53	149.76	113.40
1	4Q	84	ARG	CA-CB-CG	16.53	149.76	113.40
1	5Y	84	ARG	CA-CB-CG	16.53	149.76	113.40
1	6E	84	ARG	CA-CB-CG	16.53	149.76	113.40
1	6Y	84	ARG	CA-CB-CG	16.53	149.76	113.40
1	7I	84	ARG	CA-CB-CG	16.53	149.76	113.40
1	7U	84	ARG	CA-CB-CG	16.53	149.76	113.40
1	1Q	84	ARG	CA-CB-CG	16.53	149.76	113.40
1	1U	84	ARG	CA-CB-CG	16.53	149.76	113.40
1	1Y	84	ARG	CA-CB-CG	16.53	149.76	113.40
1	2Q	84	ARG	CA-CB-CG	16.53	149.76	113.40
1	2U	84	ARG	CA-CB-CG	16.53	149.76	113.40
1	2Y	84	ARG	CA-CB-CG	16.53	149.76	113.40
1	42	84	ARG	CA-CB-CG	16.53	149.76	113.40
1	46	84	ARG	CA-CB-CG	16.53	149.76	113.40
1	5A	84	ARG	CA-CB-CG	16.53	149.76	113.40
1	52	84	ARG	CA-CB-CG	16.53	149.76	113.40
1	56	84	ARG	CA-CB-CG	16.53	149.76	113.40
1	6A	84	ARG	CA-CB-CG	16.53	149.76	113.40
2	1N	41	PHE	CB-CA-C	16.52	143.44	110.40
2	1R	41	PHE	CB-CA-C	16.52	143.44	110.40
2	1V	41	PHE	CB-CA-C	16.52	143.44	110.40
2	1Z	41	PHE	CB-CA-C	16.52	143.44	110.40
2	2J	41	PHE	CB-CA-C	16.52	143.44	110.40
2	2R	41	PHE	CB-CA-C	16.52	143.44	110.40
2	2V	41	PHE	CB-CA-C	16.52	143.44	110.40
2	2Z	41	PHE	CB-CA-C	16.52	143.44	110.40
2	3B	41	PHE	CB-CA-C	16.52	143.44	110.40
2	3J	41	PHE	CB-CA-C	16.52	143.44	110.40
2	33	41	PHE	CB-CA-C	16.52	143.44	110.40
2	4F	41	PHE	CB-CA-C	16.52	143.44	110.40
2	4Z	41	PHE	CB-CA-C	16.52	143.44	110.40
2	43	41	PHE	CB-CA-C	16.52	143.44	110.40
2	47	41	PHE	CB-CA-C	16.52	143.44	110.40
2	5B	41	PHE	CB-CA-C	16.52	143.44	110.40

*Continued on next page...*

*Continued from previous page...*

Mol	Chain	Res	Type	Atoms	Z	Observed(°)	Ideal(°)
2	5V	41	PHE	CB-CA-C	16.52	143.44	110.40
2	53	41	PHE	CB-CA-C	16.52	143.44	110.40
2	57	41	PHE	CB-CA-C	16.52	143.44	110.40
2	6B	41	PHE	CB-CA-C	16.52	143.44	110.40
2	6N	41	PHE	CB-CA-C	16.52	143.44	110.40
2	6V	41	PHE	CB-CA-C	16.52	143.44	110.40
2	7F	41	PHE	CB-CA-C	16.52	143.44	110.40
2	7R	41	PHE	CB-CA-C	16.52	143.44	110.40
2	13	41	PHE	CB-CA-C	16.51	143.42	110.40
2	17	41	PHE	CB-CA-C	16.51	143.42	110.40
2	2B	41	PHE	CB-CA-C	16.51	143.42	110.40
2	3R	41	PHE	CB-CA-C	16.51	143.42	110.40
2	3V	41	PHE	CB-CA-C	16.51	143.42	110.40
2	3Z	41	PHE	CB-CA-C	16.51	143.42	110.40
2	5F	41	PHE	CB-CA-C	16.51	143.42	110.40
2	5J	41	PHE	CB-CA-C	16.51	143.42	110.40
2	5N	41	PHE	CB-CA-C	16.51	143.42	110.40
2	63	41	PHE	CB-CA-C	16.51	143.42	110.40
2	67	41	PHE	CB-CA-C	16.51	143.42	110.40
2	7B	41	PHE	CB-CA-C	16.51	143.42	110.40
2	1F	41	PHE	CB-CA-C	16.51	143.41	110.40
2	1N	72	ARG	NE-CZ-NH2	-16.51	112.05	120.30
2	2J	72	ARG	NE-CZ-NH2	-16.51	112.05	120.30
2	2N	41	PHE	CB-CA-C	16.51	143.41	110.40
2	23	41	PHE	CB-CA-C	16.51	143.41	110.40
2	3B	72	ARG	NE-CZ-NH2	-16.51	112.05	120.30
2	3J	72	ARG	NE-CZ-NH2	-16.51	112.05	120.30
2	3N	41	PHE	CB-CA-C	16.51	143.41	110.40
2	33	72	ARG	NE-CZ-NH2	-16.51	112.05	120.30
2	37	41	PHE	CB-CA-C	16.51	143.41	110.40
2	4F	72	ARG	NE-CZ-NH2	-16.51	112.05	120.30
2	4J	41	PHE	CB-CA-C	16.51	143.41	110.40
2	4R	41	PHE	CB-CA-C	16.51	143.41	110.40
2	4Z	72	ARG	NE-CZ-NH2	-16.51	112.05	120.30
2	5V	72	ARG	NE-CZ-NH2	-16.51	112.05	120.30
2	5Z	41	PHE	CB-CA-C	16.51	143.41	110.40
2	6F	41	PHE	CB-CA-C	16.51	143.41	110.40
2	6N	72	ARG	NE-CZ-NH2	-16.51	112.05	120.30
2	6V	72	ARG	NE-CZ-NH2	-16.51	112.05	120.30
2	6Z	41	PHE	CB-CA-C	16.51	143.41	110.40
2	7F	72	ARG	NE-CZ-NH2	-16.51	112.05	120.30
2	7J	41	PHE	CB-CA-C	16.51	143.41	110.40

*Continued on next page...*

*Continued from previous page...*

Mol	Chain	Res	Type	Atoms	Z	Observed(°)	Ideal(°)
2	7R	72	ARG	NE-CZ-NH2	-16.51	112.05	120.30
2	7V	41	PHE	CB-CA-C	16.51	143.41	110.40
2	1B	41	PHE	CB-CA-C	16.50	143.40	110.40
2	1J	41	PHE	CB-CA-C	16.50	143.40	110.40
2	2F	41	PHE	CB-CA-C	16.50	143.40	110.40
2	27	41	PHE	CB-CA-C	16.50	143.40	110.40
2	3F	41	PHE	CB-CA-C	16.50	143.40	110.40
2	4B	41	PHE	CB-CA-C	16.50	143.40	110.40
2	4N	41	PHE	CB-CA-C	16.50	143.40	110.40
2	4V	41	PHE	CB-CA-C	16.50	143.40	110.40
2	5R	41	PHE	CB-CA-C	16.50	143.40	110.40
2	6J	41	PHE	CB-CA-C	16.50	143.40	110.40
2	6R	41	PHE	CB-CA-C	16.50	143.40	110.40
2	7N	41	PHE	CB-CA-C	16.50	143.40	110.40
2	1R	72	ARG	NE-CZ-NH2	-16.49	112.05	120.30
2	1V	72	ARG	NE-CZ-NH2	-16.49	112.05	120.30
2	1Z	72	ARG	NE-CZ-NH2	-16.49	112.05	120.30
2	2R	72	ARG	NE-CZ-NH2	-16.49	112.05	120.30
2	2V	72	ARG	NE-CZ-NH2	-16.49	112.05	120.30
2	2Z	72	ARG	NE-CZ-NH2	-16.49	112.05	120.30
2	43	72	ARG	NE-CZ-NH2	-16.49	112.05	120.30
2	47	72	ARG	NE-CZ-NH2	-16.49	112.05	120.30
2	5B	72	ARG	NE-CZ-NH2	-16.49	112.05	120.30
2	53	72	ARG	NE-CZ-NH2	-16.49	112.05	120.30
2	57	72	ARG	NE-CZ-NH2	-16.49	112.05	120.30
2	6B	72	ARG	NE-CZ-NH2	-16.49	112.05	120.30
2	1B	72	ARG	NE-CZ-NH2	-16.48	112.06	120.30
2	1J	72	ARG	NE-CZ-NH2	-16.48	112.06	120.30
2	2F	72	ARG	NE-CZ-NH2	-16.48	112.06	120.30
2	27	72	ARG	NE-CZ-NH2	-16.48	112.06	120.30
2	3F	72	ARG	NE-CZ-NH2	-16.48	112.06	120.30
2	4B	72	ARG	NE-CZ-NH2	-16.48	112.06	120.30
2	4N	72	ARG	NE-CZ-NH2	-16.48	112.06	120.30
2	4V	72	ARG	NE-CZ-NH2	-16.48	112.06	120.30
2	5R	72	ARG	NE-CZ-NH2	-16.48	112.06	120.30
2	6J	72	ARG	NE-CZ-NH2	-16.48	112.06	120.30
2	6R	72	ARG	NE-CZ-NH2	-16.48	112.06	120.30
2	7N	72	ARG	NE-CZ-NH2	-16.48	112.06	120.30
2	1F	72	ARG	NE-CZ-NH2	-16.40	112.10	120.30
2	1F	215	GLN	O-C-N	16.40	148.94	122.70
2	1R	215	GLN	O-C-N	16.40	148.93	122.70
2	1V	215	GLN	O-C-N	16.40	148.93	122.70

*Continued on next page...*

*Continued from previous page...*

Mol	Chain	Res	Type	Atoms	Z	Observed(°)	Ideal(°)
2	1Z	215	GLN	O-C-N	16.40	148.93	122.70
2	2N	72	ARG	NE-CZ-NH2	-16.40	112.10	120.30
2	2N	215	GLN	O-C-N	16.40	148.94	122.70
2	2R	215	GLN	O-C-N	16.40	148.93	122.70
2	2V	215	GLN	O-C-N	16.40	148.93	122.70
2	2Z	215	GLN	O-C-N	16.40	148.93	122.70
2	23	72	ARG	NE-CZ-NH2	-16.40	112.10	120.30
2	23	215	GLN	O-C-N	16.40	148.94	122.70
2	3N	72	ARG	NE-CZ-NH2	-16.40	112.10	120.30
2	3N	215	GLN	O-C-N	16.40	148.94	122.70
2	37	72	ARG	NE-CZ-NH2	-16.40	112.10	120.30
2	37	215	GLN	O-C-N	16.40	148.94	122.70
2	4J	72	ARG	NE-CZ-NH2	-16.40	112.10	120.30
2	4J	215	GLN	O-C-N	16.40	148.94	122.70
2	4R	72	ARG	NE-CZ-NH2	-16.40	112.10	120.30
2	4R	215	GLN	O-C-N	16.40	148.94	122.70
2	43	215	GLN	O-C-N	16.40	148.93	122.70
2	47	215	GLN	O-C-N	16.40	148.93	122.70
2	5B	215	GLN	O-C-N	16.40	148.93	122.70
2	5Z	72	ARG	NE-CZ-NH2	-16.40	112.10	120.30
2	5Z	215	GLN	O-C-N	16.40	148.94	122.70
2	53	215	GLN	O-C-N	16.40	148.93	122.70
2	57	215	GLN	O-C-N	16.40	148.93	122.70
2	6B	215	GLN	O-C-N	16.40	148.93	122.70
2	6F	72	ARG	NE-CZ-NH2	-16.40	112.10	120.30
2	6F	215	GLN	O-C-N	16.40	148.94	122.70
2	6Z	72	ARG	NE-CZ-NH2	-16.40	112.10	120.30
2	6Z	215	GLN	O-C-N	16.40	148.94	122.70
2	7J	72	ARG	NE-CZ-NH2	-16.40	112.10	120.30
2	7J	215	GLN	O-C-N	16.40	148.94	122.70
2	7V	72	ARG	NE-CZ-NH2	-16.40	112.10	120.30
2	7V	215	GLN	O-C-N	16.40	148.94	122.70
2	1B	215	GLN	O-C-N	16.39	148.93	122.70
2	1J	215	GLN	O-C-N	16.39	148.93	122.70
2	2F	215	GLN	O-C-N	16.39	148.93	122.70
2	27	215	GLN	O-C-N	16.39	148.93	122.70
2	3F	215	GLN	O-C-N	16.39	148.93	122.70
2	4B	215	GLN	O-C-N	16.39	148.93	122.70
2	4N	215	GLN	O-C-N	16.39	148.93	122.70
2	4V	215	GLN	O-C-N	16.39	148.93	122.70
2	5R	215	GLN	O-C-N	16.39	148.93	122.70
2	6J	215	GLN	O-C-N	16.39	148.93	122.70

*Continued on next page...*



*Continued from previous page...*

Mol	Chain	Res	Type	Atoms	Z	Observed(°)	Ideal(°)
2	6R	215	GLN	O-C-N	16.39	148.93	122.70
2	7N	215	GLN	O-C-N	16.39	148.93	122.70
2	1N	215	GLN	O-C-N	16.38	148.91	122.70
2	2J	215	GLN	O-C-N	16.38	148.91	122.70
2	3B	215	GLN	O-C-N	16.38	148.91	122.70
2	3J	215	GLN	O-C-N	16.38	148.91	122.70
2	33	215	GLN	O-C-N	16.38	148.91	122.70
2	4F	215	GLN	O-C-N	16.38	148.91	122.70
2	4Z	215	GLN	O-C-N	16.38	148.91	122.70
2	5V	215	GLN	O-C-N	16.38	148.91	122.70
2	6N	215	GLN	O-C-N	16.38	148.91	122.70
2	6V	215	GLN	O-C-N	16.38	148.91	122.70
2	7F	215	GLN	O-C-N	16.38	148.91	122.70
2	7R	215	GLN	O-C-N	16.38	148.91	122.70
2	13	215	GLN	O-C-N	16.38	148.90	122.70
2	17	215	GLN	O-C-N	16.38	148.90	122.70
2	2B	215	GLN	O-C-N	16.38	148.90	122.70
2	3R	215	GLN	O-C-N	16.38	148.90	122.70
2	3V	215	GLN	O-C-N	16.38	148.90	122.70
2	3Z	215	GLN	O-C-N	16.38	148.90	122.70
2	5F	215	GLN	O-C-N	16.38	148.90	122.70
2	5J	215	GLN	O-C-N	16.38	148.90	122.70
2	5N	215	GLN	O-C-N	16.38	148.90	122.70
2	63	215	GLN	O-C-N	16.38	148.90	122.70
2	67	215	GLN	O-C-N	16.38	148.90	122.70
2	7B	215	GLN	O-C-N	16.38	148.90	122.70
2	13	72	ARG	NE-CZ-NH2	-16.37	112.11	120.30
2	17	72	ARG	NE-CZ-NH2	-16.37	112.11	120.30
2	2B	72	ARG	NE-CZ-NH2	-16.37	112.11	120.30
2	3R	72	ARG	NE-CZ-NH2	-16.37	112.11	120.30
2	3V	72	ARG	NE-CZ-NH2	-16.37	112.11	120.30
2	3Z	72	ARG	NE-CZ-NH2	-16.37	112.11	120.30
2	5F	72	ARG	NE-CZ-NH2	-16.37	112.11	120.30
2	5J	72	ARG	NE-CZ-NH2	-16.37	112.11	120.30
2	5N	72	ARG	NE-CZ-NH2	-16.37	112.11	120.30
2	63	72	ARG	NE-CZ-NH2	-16.37	112.11	120.30
2	67	72	ARG	NE-CZ-NH2	-16.37	112.11	120.30
2	7B	72	ARG	NE-CZ-NH2	-16.37	112.11	120.30
2	1R	25	SER	CA-C-O	16.25	154.24	120.10
2	1V	25	SER	CA-C-O	16.25	154.24	120.10
2	1Z	25	SER	CA-C-O	16.25	154.24	120.10
2	2R	25	SER	CA-C-O	16.25	154.24	120.10

*Continued on next page...*

*Continued from previous page...*

Mol	Chain	Res	Type	Atoms	Z	Observed(°)	Ideal(°)
2	2V	25	SER	CA-C-O	16.25	154.24	120.10
2	2Z	25	SER	CA-C-O	16.25	154.24	120.10
2	43	25	SER	CA-C-O	16.25	154.24	120.10
2	47	25	SER	CA-C-O	16.25	154.24	120.10
2	5B	25	SER	CA-C-O	16.25	154.24	120.10
2	53	25	SER	CA-C-O	16.25	154.24	120.10
2	57	25	SER	CA-C-O	16.25	154.24	120.10
2	6B	25	SER	CA-C-O	16.25	154.24	120.10
2	1N	25	SER	CA-C-O	16.25	154.23	120.10
2	2J	25	SER	CA-C-O	16.25	154.23	120.10
2	3B	25	SER	CA-C-O	16.25	154.23	120.10
2	3J	25	SER	CA-C-O	16.25	154.23	120.10
2	33	25	SER	CA-C-O	16.25	154.23	120.10
2	4F	25	SER	CA-C-O	16.25	154.23	120.10
2	4Z	25	SER	CA-C-O	16.25	154.23	120.10
2	5V	25	SER	CA-C-O	16.25	154.23	120.10
2	6N	25	SER	CA-C-O	16.25	154.23	120.10
2	6V	25	SER	CA-C-O	16.25	154.23	120.10
2	7F	25	SER	CA-C-O	16.25	154.23	120.10
2	7R	25	SER	CA-C-O	16.25	154.23	120.10
2	1F	25	SER	CA-C-O	16.25	154.22	120.10
2	13	25	SER	CA-C-O	16.25	154.22	120.10
2	17	25	SER	CA-C-O	16.25	154.22	120.10
2	2B	25	SER	CA-C-O	16.25	154.22	120.10
2	2N	25	SER	CA-C-O	16.25	154.22	120.10
2	23	25	SER	CA-C-O	16.25	154.22	120.10
2	3N	25	SER	CA-C-O	16.25	154.22	120.10
2	3R	25	SER	CA-C-O	16.25	154.22	120.10
2	3V	25	SER	CA-C-O	16.25	154.22	120.10
2	3Z	25	SER	CA-C-O	16.25	154.22	120.10
2	37	25	SER	CA-C-O	16.25	154.22	120.10
2	4J	25	SER	CA-C-O	16.25	154.22	120.10
2	4R	25	SER	CA-C-O	16.25	154.22	120.10
2	5F	25	SER	CA-C-O	16.25	154.22	120.10
2	5J	25	SER	CA-C-O	16.25	154.22	120.10
2	5N	25	SER	CA-C-O	16.25	154.22	120.10
2	5Z	25	SER	CA-C-O	16.25	154.22	120.10
2	6F	25	SER	CA-C-O	16.25	154.22	120.10
2	6Z	25	SER	CA-C-O	16.25	154.22	120.10
2	63	25	SER	CA-C-O	16.25	154.22	120.10
2	67	25	SER	CA-C-O	16.25	154.22	120.10
2	7B	25	SER	CA-C-O	16.25	154.22	120.10

*Continued on next page...*



*Continued from previous page...*

Mol	Chain	Res	Type	Atoms	Z	Observed(°)	Ideal(°)
2	7J	25	SER	CA-C-O	16.25	154.22	120.10
2	7V	25	SER	CA-C-O	16.25	154.22	120.10
2	1B	25	SER	CA-C-O	16.25	154.22	120.10
2	1J	25	SER	CA-C-O	16.25	154.22	120.10
2	2F	25	SER	CA-C-O	16.25	154.22	120.10
2	27	25	SER	CA-C-O	16.25	154.22	120.10
2	3F	25	SER	CA-C-O	16.25	154.22	120.10
2	4B	25	SER	CA-C-O	16.25	154.22	120.10
2	4N	25	SER	CA-C-O	16.25	154.22	120.10
2	4V	25	SER	CA-C-O	16.25	154.22	120.10
2	5R	25	SER	CA-C-O	16.25	154.22	120.10
2	6J	25	SER	CA-C-O	16.25	154.22	120.10
2	6R	25	SER	CA-C-O	16.25	154.22	120.10
2	7N	25	SER	CA-C-O	16.25	154.22	120.10
1	1Q	30	PHE	CD1-CG-CD2	16.23	139.40	118.30
1	1U	30	PHE	CD1-CG-CD2	16.23	139.40	118.30
1	1Y	30	PHE	CD1-CG-CD2	16.23	139.40	118.30
1	2Q	30	PHE	CD1-CG-CD2	16.23	139.40	118.30
1	2U	30	PHE	CD1-CG-CD2	16.23	139.40	118.30
1	2Y	30	PHE	CD1-CG-CD2	16.23	139.40	118.30
1	42	30	PHE	CD1-CG-CD2	16.23	139.40	118.30
1	46	30	PHE	CD1-CG-CD2	16.23	139.40	118.30
1	5A	30	PHE	CD1-CG-CD2	16.23	139.40	118.30
1	52	30	PHE	CD1-CG-CD2	16.23	139.40	118.30
1	56	30	PHE	CD1-CG-CD2	16.23	139.40	118.30
1	6A	30	PHE	CD1-CG-CD2	16.23	139.40	118.30
1	1M	39	GLN	OE1-CD-NE2	16.22	159.22	121.90
1	2I	39	GLN	OE1-CD-NE2	16.22	159.22	121.90
1	3A	39	GLN	OE1-CD-NE2	16.22	159.22	121.90
1	3I	39	GLN	OE1-CD-NE2	16.22	159.22	121.90
1	32	39	GLN	OE1-CD-NE2	16.22	159.22	121.90
1	4E	39	GLN	OE1-CD-NE2	16.22	159.22	121.90
1	4Y	39	GLN	OE1-CD-NE2	16.22	159.22	121.90
1	5U	39	GLN	OE1-CD-NE2	16.22	159.22	121.90
1	6M	39	GLN	OE1-CD-NE2	16.22	159.22	121.90
1	6U	39	GLN	OE1-CD-NE2	16.22	159.22	121.90
1	7E	39	GLN	OE1-CD-NE2	16.22	159.22	121.90
1	7Q	39	GLN	OE1-CD-NE2	16.22	159.22	121.90
1	1A	30	PHE	CD1-CG-CD2	16.22	139.39	118.30
1	1I	30	PHE	CD1-CG-CD2	16.22	139.39	118.30
1	12	30	PHE	CD1-CG-CD2	16.22	139.39	118.30
1	16	30	PHE	CD1-CG-CD2	16.22	139.39	118.30

*Continued on next page...*

*Continued from previous page...*

Mol	Chain	Res	Type	Atoms	Z	Observed(°)	Ideal(°)
1	2A	30	PHE	CD1-CG-CD2	16.22	139.39	118.30
1	2E	30	PHE	CD1-CG-CD2	16.22	139.39	118.30
1	26	30	PHE	CD1-CG-CD2	16.22	139.39	118.30
1	3E	30	PHE	CD1-CG-CD2	16.22	139.39	118.30
1	3Q	30	PHE	CD1-CG-CD2	16.22	139.39	118.30
1	3U	30	PHE	CD1-CG-CD2	16.22	139.39	118.30
1	3Y	30	PHE	CD1-CG-CD2	16.22	139.39	118.30
1	4A	30	PHE	CD1-CG-CD2	16.22	139.39	118.30
1	4M	30	PHE	CD1-CG-CD2	16.22	139.39	118.30
1	4U	30	PHE	CD1-CG-CD2	16.22	139.39	118.30
1	5E	30	PHE	CD1-CG-CD2	16.22	139.39	118.30
1	5I	30	PHE	CD1-CG-CD2	16.22	139.39	118.30
1	5M	30	PHE	CD1-CG-CD2	16.22	139.39	118.30
1	5Q	30	PHE	CD1-CG-CD2	16.22	139.39	118.30
1	6I	30	PHE	CD1-CG-CD2	16.22	139.39	118.30
1	6Q	30	PHE	CD1-CG-CD2	16.22	139.39	118.30
1	62	30	PHE	CD1-CG-CD2	16.22	139.39	118.30
1	66	30	PHE	CD1-CG-CD2	16.22	139.39	118.30
1	7A	30	PHE	CD1-CG-CD2	16.22	139.39	118.30
1	7M	30	PHE	CD1-CG-CD2	16.22	139.39	118.30
1	1Q	39	GLN	OE1-CD-NE2	16.22	159.21	121.90
1	1U	39	GLN	OE1-CD-NE2	16.22	159.21	121.90
1	1Y	39	GLN	OE1-CD-NE2	16.22	159.21	121.90
1	2Q	39	GLN	OE1-CD-NE2	16.22	159.21	121.90
1	2U	39	GLN	OE1-CD-NE2	16.22	159.21	121.90
1	2Y	39	GLN	OE1-CD-NE2	16.22	159.21	121.90
1	42	39	GLN	OE1-CD-NE2	16.22	159.21	121.90
1	46	39	GLN	OE1-CD-NE2	16.22	159.21	121.90
1	5A	39	GLN	OE1-CD-NE2	16.22	159.21	121.90
1	52	39	GLN	OE1-CD-NE2	16.22	159.21	121.90
1	56	39	GLN	OE1-CD-NE2	16.22	159.21	121.90
1	6A	39	GLN	OE1-CD-NE2	16.22	159.21	121.90
1	12	39	GLN	OE1-CD-NE2	16.22	159.20	121.90
1	16	39	GLN	OE1-CD-NE2	16.22	159.20	121.90
1	2A	39	GLN	OE1-CD-NE2	16.22	159.20	121.90
1	3Q	39	GLN	OE1-CD-NE2	16.22	159.20	121.90
1	3U	39	GLN	OE1-CD-NE2	16.22	159.20	121.90
1	3Y	39	GLN	OE1-CD-NE2	16.22	159.20	121.90
1	5E	39	GLN	OE1-CD-NE2	16.22	159.20	121.90
1	5I	39	GLN	OE1-CD-NE2	16.22	159.20	121.90
1	5M	39	GLN	OE1-CD-NE2	16.22	159.20	121.90
1	62	39	GLN	OE1-CD-NE2	16.22	159.20	121.90

*Continued on next page...*

*Continued from previous page...*

Mol	Chain	Res	Type	Atoms	Z	Observed(°)	Ideal(°)
1	66	39	GLN	OE1-CD-NE2	16.22	159.20	121.90
1	7A	39	GLN	OE1-CD-NE2	16.22	159.20	121.90
1	1A	39	GLN	OE1-CD-NE2	16.21	159.19	121.90
1	1I	39	GLN	OE1-CD-NE2	16.21	159.19	121.90
1	2E	39	GLN	OE1-CD-NE2	16.21	159.19	121.90
1	26	39	GLN	OE1-CD-NE2	16.21	159.19	121.90
1	3E	39	GLN	OE1-CD-NE2	16.21	159.19	121.90
1	4A	39	GLN	OE1-CD-NE2	16.21	159.19	121.90
1	4M	39	GLN	OE1-CD-NE2	16.21	159.19	121.90
1	4U	39	GLN	OE1-CD-NE2	16.21	159.19	121.90
1	5Q	39	GLN	OE1-CD-NE2	16.21	159.19	121.90
1	6I	39	GLN	OE1-CD-NE2	16.21	159.19	121.90
1	6Q	39	GLN	OE1-CD-NE2	16.21	159.19	121.90
1	7M	39	GLN	OE1-CD-NE2	16.21	159.19	121.90
1	1E	39	GLN	OE1-CD-NE2	16.20	159.16	121.90
1	2M	39	GLN	OE1-CD-NE2	16.20	159.16	121.90
1	22	39	GLN	OE1-CD-NE2	16.20	159.16	121.90
1	3M	39	GLN	OE1-CD-NE2	16.20	159.16	121.90
1	36	39	GLN	OE1-CD-NE2	16.20	159.16	121.90
1	4I	39	GLN	OE1-CD-NE2	16.20	159.16	121.90
1	4Q	39	GLN	OE1-CD-NE2	16.20	159.16	121.90
1	5Y	39	GLN	OE1-CD-NE2	16.20	159.16	121.90
1	6E	39	GLN	OE1-CD-NE2	16.20	159.16	121.90
1	6Y	39	GLN	OE1-CD-NE2	16.20	159.16	121.90
1	7I	39	GLN	OE1-CD-NE2	16.20	159.16	121.90
1	7U	39	GLN	OE1-CD-NE2	16.20	159.16	121.90
1	1E	30	PHE	CD1-CG-CD2	16.20	139.35	118.30
1	2M	30	PHE	CD1-CG-CD2	16.20	139.35	118.30
1	22	30	PHE	CD1-CG-CD2	16.20	139.35	118.30
1	3M	30	PHE	CD1-CG-CD2	16.20	139.35	118.30
1	36	30	PHE	CD1-CG-CD2	16.20	139.35	118.30
1	4I	30	PHE	CD1-CG-CD2	16.20	139.35	118.30
1	4Q	30	PHE	CD1-CG-CD2	16.20	139.35	118.30
1	5Y	30	PHE	CD1-CG-CD2	16.20	139.35	118.30
1	6E	30	PHE	CD1-CG-CD2	16.20	139.35	118.30
1	6Y	30	PHE	CD1-CG-CD2	16.20	139.35	118.30
1	7I	30	PHE	CD1-CG-CD2	16.20	139.35	118.30
1	7U	30	PHE	CD1-CG-CD2	16.20	139.35	118.30
4	1D	93	LEU	CB-CA-C	16.19	140.96	110.20
4	1L	93	LEU	CB-CA-C	16.19	140.96	110.20
4	1P	93	LEU	CB-CA-C	16.19	140.96	110.20
4	2H	93	LEU	CB-CA-C	16.19	140.96	110.20

*Continued on next page...*

*Continued from previous page...*

Mol	Chain	Res	Type	Atoms	Z	Observed(°)	Ideal(°)
4	2L	93	LEU	CB-CA-C	16.19	140.96	110.20
4	29	93	LEU	CB-CA-C	16.19	140.96	110.20
4	3D	93	LEU	CB-CA-C	16.19	140.96	110.20
4	3H	93	LEU	CB-CA-C	16.19	140.96	110.20
4	3L	93	LEU	CB-CA-C	16.19	140.96	110.20
4	35	93	LEU	CB-CA-C	16.19	140.96	110.20
4	4D	93	LEU	CB-CA-C	16.19	140.96	110.20
4	4H	93	LEU	CB-CA-C	16.19	140.96	110.20
4	4P	93	LEU	CB-CA-C	16.19	140.96	110.20
4	4X	93	LEU	CB-CA-C	16.19	140.96	110.20
4	4I	93	LEU	CB-CA-C	16.19	140.96	110.20
4	5T	93	LEU	CB-CA-C	16.19	140.96	110.20
4	5X	93	LEU	CB-CA-C	16.19	140.96	110.20
4	6L	93	LEU	CB-CA-C	16.19	140.96	110.20
4	6P	93	LEU	CB-CA-C	16.19	140.96	110.20
4	6T	93	LEU	CB-CA-C	16.19	140.96	110.20
4	6X	93	LEU	CB-CA-C	16.19	140.96	110.20
4	7H	93	LEU	CB-CA-C	16.19	140.96	110.20
4	7P	93	LEU	CB-CA-C	16.19	140.96	110.20
4	7T	93	LEU	CB-CA-C	16.19	140.96	110.20
1	1M	30	PHE	CD1-CG-CD2	16.19	139.34	118.30
2	1R	70	TRP	CB-CG-CD2	-16.19	105.56	126.60
2	1V	70	TRP	CB-CG-CD2	-16.19	105.56	126.60
2	1Z	70	TRP	CB-CG-CD2	-16.19	105.56	126.60
1	2I	30	PHE	CD1-CG-CD2	16.19	139.34	118.30
2	2R	70	TRP	CB-CG-CD2	-16.19	105.56	126.60
2	2V	70	TRP	CB-CG-CD2	-16.19	105.56	126.60
2	2Z	70	TRP	CB-CG-CD2	-16.19	105.56	126.60
1	3A	30	PHE	CD1-CG-CD2	16.19	139.34	118.30
1	3I	30	PHE	CD1-CG-CD2	16.19	139.34	118.30
1	32	30	PHE	CD1-CG-CD2	16.19	139.34	118.30
1	4E	30	PHE	CD1-CG-CD2	16.19	139.34	118.30
1	4Y	30	PHE	CD1-CG-CD2	16.19	139.34	118.30
2	43	70	TRP	CB-CG-CD2	-16.19	105.56	126.60
2	47	70	TRP	CB-CG-CD2	-16.19	105.56	126.60
2	5B	70	TRP	CB-CG-CD2	-16.19	105.56	126.60
1	5U	30	PHE	CD1-CG-CD2	16.19	139.34	118.30
2	53	70	TRP	CB-CG-CD2	-16.19	105.56	126.60
2	57	70	TRP	CB-CG-CD2	-16.19	105.56	126.60
2	6B	70	TRP	CB-CG-CD2	-16.19	105.56	126.60
1	6M	30	PHE	CD1-CG-CD2	16.19	139.34	118.30
1	6U	30	PHE	CD1-CG-CD2	16.19	139.34	118.30

*Continued on next page...*

*Continued from previous page...*

Mol	Chain	Res	Type	Atoms	Z	Observed(°)	Ideal(°)
1	7E	30	PHE	CD1-CG-CD2	16.19	139.34	118.30
1	7Q	30	PHE	CD1-CG-CD2	16.19	139.34	118.30
4	15	93	LEU	CB-CA-C	16.18	140.95	110.20
4	19	93	LEU	CB-CA-C	16.18	140.95	110.20
4	2D	93	LEU	CB-CA-C	16.18	140.95	110.20
4	3T	93	LEU	CB-CA-C	16.18	140.95	110.20
4	3X	93	LEU	CB-CA-C	16.18	140.95	110.20
4	3I	93	LEU	CB-CA-C	16.18	140.95	110.20
4	5H	93	LEU	CB-CA-C	16.18	140.95	110.20
4	5L	93	LEU	CB-CA-C	16.18	140.95	110.20
4	5P	93	LEU	CB-CA-C	16.18	140.95	110.20
4	65	93	LEU	CB-CA-C	16.18	140.95	110.20
4	69	93	LEU	CB-CA-C	16.18	140.95	110.20
4	7D	93	LEU	CB-CA-C	16.18	140.95	110.20
4	1T	93	LEU	CB-CA-C	16.18	140.94	110.20
4	1X	93	LEU	CB-CA-C	16.18	140.94	110.20
4	11	93	LEU	CB-CA-C	16.18	140.94	110.20
4	2T	93	LEU	CB-CA-C	16.18	140.94	110.20
4	2X	93	LEU	CB-CA-C	16.18	140.94	110.20
4	21	93	LEU	CB-CA-C	16.18	140.94	110.20
4	45	93	LEU	CB-CA-C	16.18	140.94	110.20
4	49	93	LEU	CB-CA-C	16.18	140.94	110.20
4	5D	93	LEU	CB-CA-C	16.18	140.94	110.20
4	55	93	LEU	CB-CA-C	16.18	140.94	110.20
4	59	93	LEU	CB-CA-C	16.18	140.94	110.20
4	6D	93	LEU	CB-CA-C	16.18	140.94	110.20
2	13	70	TRP	CB-CG-CD2	-16.18	105.57	126.60
2	17	70	TRP	CB-CG-CD2	-16.18	105.57	126.60
2	2B	70	TRP	CB-CG-CD2	-16.18	105.57	126.60
2	3R	70	TRP	CB-CG-CD2	-16.18	105.57	126.60
2	3V	70	TRP	CB-CG-CD2	-16.18	105.57	126.60
2	3Z	70	TRP	CB-CG-CD2	-16.18	105.57	126.60
2	5F	70	TRP	CB-CG-CD2	-16.18	105.57	126.60
2	5J	70	TRP	CB-CG-CD2	-16.18	105.57	126.60
2	5N	70	TRP	CB-CG-CD2	-16.18	105.57	126.60
2	63	70	TRP	CB-CG-CD2	-16.18	105.57	126.60
2	67	70	TRP	CB-CG-CD2	-16.18	105.57	126.60
2	7B	70	TRP	CB-CG-CD2	-16.18	105.57	126.60
2	1B	70	TRP	CB-CG-CD2	-16.17	105.58	126.60
2	1J	70	TRP	CB-CG-CD2	-16.17	105.58	126.60
2	2F	70	TRP	CB-CG-CD2	-16.17	105.58	126.60
2	27	70	TRP	CB-CG-CD2	-16.17	105.58	126.60

*Continued on next page...*

*Continued from previous page...*

Mol	Chain	Res	Type	Atoms	Z	Observed(°)	Ideal(°)
2	3F	70	TRP	CB-CG-CD2	-16.17	105.58	126.60
2	4B	70	TRP	CB-CG-CD2	-16.17	105.58	126.60
2	4N	70	TRP	CB-CG-CD2	-16.17	105.58	126.60
2	4V	70	TRP	CB-CG-CD2	-16.17	105.58	126.60
2	5R	70	TRP	CB-CG-CD2	-16.17	105.58	126.60
2	6J	70	TRP	CB-CG-CD2	-16.17	105.58	126.60
2	6R	70	TRP	CB-CG-CD2	-16.17	105.58	126.60
2	7N	70	TRP	CB-CG-CD2	-16.17	105.58	126.60
4	1H	93	LEU	CB-CA-C	16.17	140.92	110.20
4	2P	93	LEU	CB-CA-C	16.17	140.92	110.20
4	25	93	LEU	CB-CA-C	16.17	140.92	110.20
4	3P	93	LEU	CB-CA-C	16.17	140.92	110.20
4	39	93	LEU	CB-CA-C	16.17	140.92	110.20
4	4L	93	LEU	CB-CA-C	16.17	140.92	110.20
4	4T	93	LEU	CB-CA-C	16.17	140.92	110.20
4	51	93	LEU	CB-CA-C	16.17	140.92	110.20
4	6H	93	LEU	CB-CA-C	16.17	140.92	110.20
4	61	93	LEU	CB-CA-C	16.17	140.92	110.20
4	7L	93	LEU	CB-CA-C	16.17	140.92	110.20
4	7X	93	LEU	CB-CA-C	16.17	140.92	110.20
2	1F	70	TRP	CB-CG-CD2	-16.16	105.59	126.60
2	2N	70	TRP	CB-CG-CD2	-16.16	105.59	126.60
2	23	70	TRP	CB-CG-CD2	-16.16	105.59	126.60
2	3N	70	TRP	CB-CG-CD2	-16.16	105.59	126.60
2	37	70	TRP	CB-CG-CD2	-16.16	105.59	126.60
2	4J	70	TRP	CB-CG-CD2	-16.16	105.59	126.60
2	4R	70	TRP	CB-CG-CD2	-16.16	105.59	126.60
2	5Z	70	TRP	CB-CG-CD2	-16.16	105.59	126.60
2	6F	70	TRP	CB-CG-CD2	-16.16	105.59	126.60
2	6Z	70	TRP	CB-CG-CD2	-16.16	105.59	126.60
2	7J	70	TRP	CB-CG-CD2	-16.16	105.59	126.60
2	7V	70	TRP	CB-CG-CD2	-16.16	105.59	126.60
2	1N	21	THR	CA-C-N	-16.15	81.67	117.20
2	2J	21	THR	CA-C-N	-16.15	81.67	117.20
2	3B	21	THR	CA-C-N	-16.15	81.67	117.20
2	3J	21	THR	CA-C-N	-16.15	81.67	117.20
2	33	21	THR	CA-C-N	-16.15	81.67	117.20
2	4F	21	THR	CA-C-N	-16.15	81.67	117.20
2	4Z	21	THR	CA-C-N	-16.15	81.67	117.20
2	5V	21	THR	CA-C-N	-16.15	81.67	117.20
2	6N	21	THR	CA-C-N	-16.15	81.67	117.20
2	6V	21	THR	CA-C-N	-16.15	81.67	117.20

*Continued on next page...*



*Continued from previous page...*

Mol	Chain	Res	Type	Atoms	Z	Observed(°)	Ideal(°)
2	7F	21	THR	CA-C-N	-16.15	81.67	117.20
2	7R	21	THR	CA-C-N	-16.15	81.67	117.20
2	13	21	THR	CA-C-N	-16.15	81.67	117.20
2	17	21	THR	CA-C-N	-16.15	81.67	117.20
2	2B	21	THR	CA-C-N	-16.15	81.67	117.20
2	3R	21	THR	CA-C-N	-16.15	81.67	117.20
2	3V	21	THR	CA-C-N	-16.15	81.67	117.20
2	3Z	21	THR	CA-C-N	-16.15	81.67	117.20
2	5F	21	THR	CA-C-N	-16.15	81.67	117.20
2	5J	21	THR	CA-C-N	-16.15	81.67	117.20
2	5N	21	THR	CA-C-N	-16.15	81.67	117.20
2	63	21	THR	CA-C-N	-16.15	81.67	117.20
2	67	21	THR	CA-C-N	-16.15	81.67	117.20
2	7B	21	THR	CA-C-N	-16.15	81.67	117.20
2	1B	21	THR	CA-C-N	-16.14	81.69	117.20
2	1J	21	THR	CA-C-N	-16.14	81.69	117.20
2	1R	21	THR	CA-C-N	-16.14	81.69	117.20
2	1V	21	THR	CA-C-N	-16.14	81.69	117.20
2	1Z	21	THR	CA-C-N	-16.14	81.69	117.20
2	2F	21	THR	CA-C-N	-16.14	81.69	117.20
2	2R	21	THR	CA-C-N	-16.14	81.69	117.20
2	2V	21	THR	CA-C-N	-16.14	81.69	117.20
2	2Z	21	THR	CA-C-N	-16.14	81.69	117.20
2	27	21	THR	CA-C-N	-16.14	81.69	117.20
2	3F	21	THR	CA-C-N	-16.14	81.69	117.20
2	4B	21	THR	CA-C-N	-16.14	81.69	117.20
2	4N	21	THR	CA-C-N	-16.14	81.69	117.20
2	4V	21	THR	CA-C-N	-16.14	81.69	117.20
2	43	21	THR	CA-C-N	-16.14	81.69	117.20
2	47	21	THR	CA-C-N	-16.14	81.69	117.20
2	5B	21	THR	CA-C-N	-16.14	81.69	117.20
2	5R	21	THR	CA-C-N	-16.14	81.69	117.20
2	53	21	THR	CA-C-N	-16.14	81.69	117.20
2	57	21	THR	CA-C-N	-16.14	81.69	117.20
2	6B	21	THR	CA-C-N	-16.14	81.69	117.20
2	6J	21	THR	CA-C-N	-16.14	81.69	117.20
2	6R	21	THR	CA-C-N	-16.14	81.69	117.20
2	7N	21	THR	CA-C-N	-16.14	81.69	117.20
2	1F	21	THR	CA-C-N	-16.14	81.69	117.20
2	2N	21	THR	CA-C-N	-16.14	81.69	117.20
2	23	21	THR	CA-C-N	-16.14	81.69	117.20
2	3N	21	THR	CA-C-N	-16.14	81.69	117.20

*Continued on next page...*

*Continued from previous page...*

Mol	Chain	Res	Type	Atoms	Z	Observed(°)	Ideal(°)
2	37	21	THR	CA-C-N	-16.14	81.69	117.20
2	4J	21	THR	CA-C-N	-16.14	81.69	117.20
2	4R	21	THR	CA-C-N	-16.14	81.69	117.20
2	5Z	21	THR	CA-C-N	-16.14	81.69	117.20
2	6F	21	THR	CA-C-N	-16.14	81.69	117.20
2	6Z	21	THR	CA-C-N	-16.14	81.69	117.20
2	7J	21	THR	CA-C-N	-16.14	81.69	117.20
2	7V	21	THR	CA-C-N	-16.14	81.69	117.20
1	12	154	SER	N-CA-CB	16.13	134.70	110.50
1	16	154	SER	N-CA-CB	16.13	134.70	110.50
1	2A	154	SER	N-CA-CB	16.13	134.70	110.50
1	3Q	154	SER	N-CA-CB	16.13	134.70	110.50
1	3U	154	SER	N-CA-CB	16.13	134.70	110.50
1	3Y	154	SER	N-CA-CB	16.13	134.70	110.50
1	5E	154	SER	N-CA-CB	16.13	134.70	110.50
1	5I	154	SER	N-CA-CB	16.13	134.70	110.50
1	5M	154	SER	N-CA-CB	16.13	134.70	110.50
1	62	154	SER	N-CA-CB	16.13	134.70	110.50
1	66	154	SER	N-CA-CB	16.13	134.70	110.50
1	7A	154	SER	N-CA-CB	16.13	134.70	110.50
2	1N	70	TRP	CB-CG-CD2	-16.13	105.64	126.60
2	2J	70	TRP	CB-CG-CD2	-16.13	105.64	126.60
2	3B	70	TRP	CB-CG-CD2	-16.13	105.64	126.60
2	3J	70	TRP	CB-CG-CD2	-16.13	105.64	126.60
2	33	70	TRP	CB-CG-CD2	-16.13	105.64	126.60
2	4F	70	TRP	CB-CG-CD2	-16.13	105.64	126.60
2	4Z	70	TRP	CB-CG-CD2	-16.13	105.64	126.60
2	5V	70	TRP	CB-CG-CD2	-16.13	105.64	126.60
2	6N	70	TRP	CB-CG-CD2	-16.13	105.64	126.60
2	6V	70	TRP	CB-CG-CD2	-16.13	105.64	126.60
2	7F	70	TRP	CB-CG-CD2	-16.13	105.64	126.60
2	7R	70	TRP	CB-CG-CD2	-16.13	105.64	126.60
1	1E	154	SER	N-CA-CB	16.12	134.68	110.50
1	2M	154	SER	N-CA-CB	16.12	134.68	110.50
1	22	154	SER	N-CA-CB	16.12	134.68	110.50
1	3M	154	SER	N-CA-CB	16.12	134.68	110.50
1	36	154	SER	N-CA-CB	16.12	134.68	110.50
1	4I	154	SER	N-CA-CB	16.12	134.68	110.50
1	4Q	154	SER	N-CA-CB	16.12	134.68	110.50
1	5Y	154	SER	N-CA-CB	16.12	134.68	110.50
1	6E	154	SER	N-CA-CB	16.12	134.68	110.50
1	6Y	154	SER	N-CA-CB	16.12	134.68	110.50

*Continued on next page...*



*Continued from previous page...*

Mol	Chain	Res	Type	Atoms	Z	Observed(°)	Ideal(°)
1	7I	154	SER	N-CA-CB	16.12	134.68	110.50
1	7U	154	SER	N-CA-CB	16.12	134.68	110.50
1	1A	154	SER	N-CA-CB	16.11	134.67	110.50
1	1I	154	SER	N-CA-CB	16.11	134.67	110.50
1	2E	154	SER	N-CA-CB	16.11	134.67	110.50
1	26	154	SER	N-CA-CB	16.11	134.67	110.50
1	3E	154	SER	N-CA-CB	16.11	134.67	110.50
1	4A	154	SER	N-CA-CB	16.11	134.67	110.50
1	4M	154	SER	N-CA-CB	16.11	134.67	110.50
1	4U	154	SER	N-CA-CB	16.11	134.67	110.50
1	5Q	154	SER	N-CA-CB	16.11	134.67	110.50
1	6I	154	SER	N-CA-CB	16.11	134.67	110.50
1	6Q	154	SER	N-CA-CB	16.11	134.67	110.50
1	7M	154	SER	N-CA-CB	16.11	134.67	110.50
1	1E	89	PHE	CG-CD1-CE1	-16.10	103.09	120.80
1	2M	89	PHE	CG-CD1-CE1	-16.10	103.09	120.80
1	22	89	PHE	CG-CD1-CE1	-16.10	103.09	120.80
1	3M	89	PHE	CG-CD1-CE1	-16.10	103.09	120.80
1	36	89	PHE	CG-CD1-CE1	-16.10	103.09	120.80
1	4I	89	PHE	CG-CD1-CE1	-16.10	103.09	120.80
1	4Q	89	PHE	CG-CD1-CE1	-16.10	103.09	120.80
1	5Y	89	PHE	CG-CD1-CE1	-16.10	103.09	120.80
1	6E	89	PHE	CG-CD1-CE1	-16.10	103.09	120.80
1	6Y	89	PHE	CG-CD1-CE1	-16.10	103.09	120.80
1	7I	89	PHE	CG-CD1-CE1	-16.10	103.09	120.80
1	7U	89	PHE	CG-CD1-CE1	-16.10	103.09	120.80
1	1Q	154	SER	N-CA-CB	16.09	134.64	110.50
1	1U	154	SER	N-CA-CB	16.09	134.64	110.50
1	1Y	154	SER	N-CA-CB	16.09	134.64	110.50
1	2Q	154	SER	N-CA-CB	16.09	134.64	110.50
1	2U	154	SER	N-CA-CB	16.09	134.64	110.50
1	2Y	154	SER	N-CA-CB	16.09	134.64	110.50
1	42	154	SER	N-CA-CB	16.09	134.64	110.50
1	46	154	SER	N-CA-CB	16.09	134.64	110.50
1	5A	154	SER	N-CA-CB	16.09	134.64	110.50
1	52	154	SER	N-CA-CB	16.09	134.64	110.50
1	56	154	SER	N-CA-CB	16.09	134.64	110.50
1	6A	154	SER	N-CA-CB	16.09	134.64	110.50
1	1A	89	PHE	CG-CD1-CE1	-16.09	103.10	120.80
1	1I	89	PHE	CG-CD1-CE1	-16.09	103.10	120.80
1	2E	89	PHE	CG-CD1-CE1	-16.09	103.10	120.80
1	26	89	PHE	CG-CD1-CE1	-16.09	103.10	120.80

*Continued on next page...*

*Continued from previous page...*

Mol	Chain	Res	Type	Atoms	Z	Observed(°)	Ideal(°)
1	3E	89	PHE	CG-CD1-CE1	-16.09	103.10	120.80
1	4A	89	PHE	CG-CD1-CE1	-16.09	103.10	120.80
1	4M	89	PHE	CG-CD1-CE1	-16.09	103.10	120.80
1	4U	89	PHE	CG-CD1-CE1	-16.09	103.10	120.80
1	5Q	89	PHE	CG-CD1-CE1	-16.09	103.10	120.80
1	6I	89	PHE	CG-CD1-CE1	-16.09	103.10	120.80
1	6Q	89	PHE	CG-CD1-CE1	-16.09	103.10	120.80
1	7M	89	PHE	CG-CD1-CE1	-16.09	103.10	120.80
1	1M	154	SER	N-CA-CB	16.09	134.63	110.50
1	2I	154	SER	N-CA-CB	16.09	134.63	110.50
1	3A	154	SER	N-CA-CB	16.09	134.63	110.50
1	3I	154	SER	N-CA-CB	16.09	134.63	110.50
1	32	154	SER	N-CA-CB	16.09	134.63	110.50
1	4E	154	SER	N-CA-CB	16.09	134.63	110.50
1	4Y	154	SER	N-CA-CB	16.09	134.63	110.50
1	5U	154	SER	N-CA-CB	16.09	134.63	110.50
1	6M	154	SER	N-CA-CB	16.09	134.63	110.50
1	6U	154	SER	N-CA-CB	16.09	134.63	110.50
1	7E	154	SER	N-CA-CB	16.09	134.63	110.50
1	7Q	154	SER	N-CA-CB	16.09	134.63	110.50
1	1M	89	PHE	CG-CD1-CE1	-16.08	103.11	120.80
1	2I	89	PHE	CG-CD1-CE1	-16.08	103.11	120.80
1	3A	89	PHE	CG-CD1-CE1	-16.08	103.11	120.80
1	3I	89	PHE	CG-CD1-CE1	-16.08	103.11	120.80
1	32	89	PHE	CG-CD1-CE1	-16.08	103.11	120.80
1	4E	89	PHE	CG-CD1-CE1	-16.08	103.11	120.80
1	4Y	89	PHE	CG-CD1-CE1	-16.08	103.11	120.80
1	5U	89	PHE	CG-CD1-CE1	-16.08	103.11	120.80
1	6M	89	PHE	CG-CD1-CE1	-16.08	103.11	120.80
1	6U	89	PHE	CG-CD1-CE1	-16.08	103.11	120.80
1	7E	89	PHE	CG-CD1-CE1	-16.08	103.11	120.80
1	7Q	89	PHE	CG-CD1-CE1	-16.08	103.11	120.80
1	1Q	89	PHE	CG-CD1-CE1	-16.07	103.13	120.80
1	1U	89	PHE	CG-CD1-CE1	-16.07	103.13	120.80
1	1Y	89	PHE	CG-CD1-CE1	-16.07	103.13	120.80
1	2Q	89	PHE	CG-CD1-CE1	-16.07	103.13	120.80
1	2U	89	PHE	CG-CD1-CE1	-16.07	103.13	120.80
1	2Y	89	PHE	CG-CD1-CE1	-16.07	103.13	120.80
1	42	89	PHE	CG-CD1-CE1	-16.07	103.13	120.80
1	46	89	PHE	CG-CD1-CE1	-16.07	103.13	120.80
1	5A	89	PHE	CG-CD1-CE1	-16.07	103.13	120.80
1	52	89	PHE	CG-CD1-CE1	-16.07	103.13	120.80

*Continued on next page...*

*Continued from previous page...*

Mol	Chain	Res	Type	Atoms	Z	Observed(°)	Ideal(°)
1	56	89	PHE	CG-CD1-CE1	-16.07	103.13	120.80
1	6A	89	PHE	CG-CD1-CE1	-16.07	103.13	120.80
1	12	89	PHE	CG-CD1-CE1	-16.06	103.13	120.80
1	16	89	PHE	CG-CD1-CE1	-16.06	103.13	120.80
1	2A	89	PHE	CG-CD1-CE1	-16.06	103.13	120.80
1	3Q	89	PHE	CG-CD1-CE1	-16.06	103.13	120.80
1	3U	89	PHE	CG-CD1-CE1	-16.06	103.13	120.80
1	3Y	89	PHE	CG-CD1-CE1	-16.06	103.13	120.80
1	5E	89	PHE	CG-CD1-CE1	-16.06	103.13	120.80
1	5I	89	PHE	CG-CD1-CE1	-16.06	103.13	120.80
1	5M	89	PHE	CG-CD1-CE1	-16.06	103.13	120.80
1	62	89	PHE	CG-CD1-CE1	-16.06	103.13	120.80
1	66	89	PHE	CG-CD1-CE1	-16.06	103.13	120.80
1	7A	89	PHE	CG-CD1-CE1	-16.06	103.13	120.80
1	1Q	41	ILE	CB-CA-C	16.05	143.70	111.60
1	1U	41	ILE	CB-CA-C	16.05	143.70	111.60
1	1Y	41	ILE	CB-CA-C	16.05	143.70	111.60
1	2Q	41	ILE	CB-CA-C	16.05	143.70	111.60
1	2U	41	ILE	CB-CA-C	16.05	143.70	111.60
1	2Y	41	ILE	CB-CA-C	16.05	143.70	111.60
1	42	41	ILE	CB-CA-C	16.05	143.70	111.60
1	46	41	ILE	CB-CA-C	16.05	143.70	111.60
1	5A	41	ILE	CB-CA-C	16.05	143.70	111.60
1	52	41	ILE	CB-CA-C	16.05	143.70	111.60
1	56	41	ILE	CB-CA-C	16.05	143.70	111.60
1	6A	41	ILE	CB-CA-C	16.05	143.70	111.60
1	12	41	ILE	CB-CA-C	16.03	143.67	111.60
1	16	41	ILE	CB-CA-C	16.03	143.67	111.60
1	2A	41	ILE	CB-CA-C	16.03	143.67	111.60
1	3Q	41	ILE	CB-CA-C	16.03	143.67	111.60
1	3U	41	ILE	CB-CA-C	16.03	143.67	111.60
1	3Y	41	ILE	CB-CA-C	16.03	143.67	111.60
1	5E	41	ILE	CB-CA-C	16.03	143.67	111.60
1	5I	41	ILE	CB-CA-C	16.03	143.67	111.60
1	5M	41	ILE	CB-CA-C	16.03	143.67	111.60
1	62	41	ILE	CB-CA-C	16.03	143.67	111.60
1	66	41	ILE	CB-CA-C	16.03	143.67	111.60
1	7A	41	ILE	CB-CA-C	16.03	143.67	111.60
1	1E	41	ILE	CB-CA-C	16.03	143.65	111.60
1	2M	41	ILE	CB-CA-C	16.03	143.65	111.60
1	22	41	ILE	CB-CA-C	16.03	143.65	111.60
1	3M	41	ILE	CB-CA-C	16.03	143.65	111.60

*Continued on next page...*

*Continued from previous page...*

Mol	Chain	Res	Type	Atoms	Z	Observed(°)	Ideal(°)
1	36	41	ILE	CB-CA-C	16.03	143.65	111.60
1	4I	41	ILE	CB-CA-C	16.03	143.65	111.60
1	4Q	41	ILE	CB-CA-C	16.03	143.65	111.60
1	5Y	41	ILE	CB-CA-C	16.03	143.65	111.60
1	6E	41	ILE	CB-CA-C	16.03	143.65	111.60
1	6Y	41	ILE	CB-CA-C	16.03	143.65	111.60
1	7I	41	ILE	CB-CA-C	16.03	143.65	111.60
1	7U	41	ILE	CB-CA-C	16.03	143.65	111.60
1	1A	41	ILE	CB-CA-C	16.02	143.65	111.60
1	1I	41	ILE	CB-CA-C	16.02	143.65	111.60
1	1M	41	ILE	CB-CA-C	16.02	143.64	111.60
1	2E	41	ILE	CB-CA-C	16.02	143.65	111.60
1	2I	41	ILE	CB-CA-C	16.02	143.64	111.60
1	26	41	ILE	CB-CA-C	16.02	143.65	111.60
1	3A	41	ILE	CB-CA-C	16.02	143.64	111.60
1	3E	41	ILE	CB-CA-C	16.02	143.65	111.60
1	3I	41	ILE	CB-CA-C	16.02	143.64	111.60
1	32	41	ILE	CB-CA-C	16.02	143.64	111.60
1	4A	41	ILE	CB-CA-C	16.02	143.65	111.60
1	4E	41	ILE	CB-CA-C	16.02	143.64	111.60
1	4M	41	ILE	CB-CA-C	16.02	143.65	111.60
1	4U	41	ILE	CB-CA-C	16.02	143.65	111.60
1	4Y	41	ILE	CB-CA-C	16.02	143.64	111.60
1	5Q	41	ILE	CB-CA-C	16.02	143.65	111.60
1	5U	41	ILE	CB-CA-C	16.02	143.64	111.60
1	6I	41	ILE	CB-CA-C	16.02	143.65	111.60
1	6M	41	ILE	CB-CA-C	16.02	143.64	111.60
1	6Q	41	ILE	CB-CA-C	16.02	143.65	111.60
1	6U	41	ILE	CB-CA-C	16.02	143.64	111.60
1	7E	41	ILE	CB-CA-C	16.02	143.64	111.60
1	7M	41	ILE	CB-CA-C	16.02	143.65	111.60
1	7Q	41	ILE	CB-CA-C	16.02	143.64	111.60
2	1F	78	HIS	O-C-N	16.01	148.32	122.70
2	2N	78	HIS	O-C-N	16.01	148.32	122.70
2	23	78	HIS	O-C-N	16.01	148.32	122.70
2	3N	78	HIS	O-C-N	16.01	148.32	122.70
2	37	78	HIS	O-C-N	16.01	148.32	122.70
2	4J	78	HIS	O-C-N	16.01	148.32	122.70
2	4R	78	HIS	O-C-N	16.01	148.32	122.70
2	5Z	78	HIS	O-C-N	16.01	148.32	122.70
2	6F	78	HIS	O-C-N	16.01	148.32	122.70
2	6Z	78	HIS	O-C-N	16.01	148.32	122.70

*Continued on next page...*

*Continued from previous page...*

Mol	Chain	Res	Type	Atoms	Z	Observed(°)	Ideal(°)
2	7J	78	HIS	O-C-N	16.01	148.32	122.70
2	7V	78	HIS	O-C-N	16.01	148.32	122.70
2	1B	78	HIS	O-C-N	16.00	148.29	122.70
2	1J	78	HIS	O-C-N	16.00	148.29	122.70
2	2F	78	HIS	O-C-N	16.00	148.29	122.70
2	27	78	HIS	O-C-N	16.00	148.29	122.70
2	3F	78	HIS	O-C-N	16.00	148.29	122.70
2	4B	78	HIS	O-C-N	16.00	148.29	122.70
2	4N	78	HIS	O-C-N	16.00	148.29	122.70
2	4V	78	HIS	O-C-N	16.00	148.29	122.70
2	5R	78	HIS	O-C-N	16.00	148.29	122.70
2	6J	78	HIS	O-C-N	16.00	148.29	122.70
2	6R	78	HIS	O-C-N	16.00	148.29	122.70
2	7N	78	HIS	O-C-N	16.00	148.29	122.70
1	1E	65	PHE	N-CA-CB	-15.99	81.81	110.60
1	2M	65	PHE	N-CA-CB	-15.99	81.81	110.60
1	22	65	PHE	N-CA-CB	-15.99	81.81	110.60
1	3M	65	PHE	N-CA-CB	-15.99	81.81	110.60
1	36	65	PHE	N-CA-CB	-15.99	81.81	110.60
1	4I	65	PHE	N-CA-CB	-15.99	81.81	110.60
1	4Q	65	PHE	N-CA-CB	-15.99	81.81	110.60
1	5Y	65	PHE	N-CA-CB	-15.99	81.81	110.60
1	6E	65	PHE	N-CA-CB	-15.99	81.81	110.60
1	6Y	65	PHE	N-CA-CB	-15.99	81.81	110.60
1	7I	65	PHE	N-CA-CB	-15.99	81.81	110.60
1	7U	65	PHE	N-CA-CB	-15.99	81.81	110.60
2	1R	78	HIS	O-C-N	15.99	148.28	122.70
2	1V	78	HIS	O-C-N	15.99	148.28	122.70
2	1Z	78	HIS	O-C-N	15.99	148.28	122.70
1	12	65	PHE	N-CA-CB	-15.99	81.82	110.60
1	16	65	PHE	N-CA-CB	-15.99	81.82	110.60
1	2A	65	PHE	N-CA-CB	-15.99	81.82	110.60
2	2R	78	HIS	O-C-N	15.99	148.28	122.70
2	2V	78	HIS	O-C-N	15.99	148.28	122.70
2	2Z	78	HIS	O-C-N	15.99	148.28	122.70
1	3Q	65	PHE	N-CA-CB	-15.99	81.82	110.60
1	3U	65	PHE	N-CA-CB	-15.99	81.82	110.60
1	3Y	65	PHE	N-CA-CB	-15.99	81.82	110.60
2	43	78	HIS	O-C-N	15.99	148.28	122.70
2	47	78	HIS	O-C-N	15.99	148.28	122.70
2	5B	78	HIS	O-C-N	15.99	148.28	122.70
1	5E	65	PHE	N-CA-CB	-15.99	81.82	110.60

*Continued on next page...*

*Continued from previous page...*

Mol	Chain	Res	Type	Atoms	Z	Observed(°)	Ideal(°)
1	5I	65	PHE	N-CA-CB	-15.99	81.82	110.60
1	5M	65	PHE	N-CA-CB	-15.99	81.82	110.60
2	53	78	HIS	O-C-N	15.99	148.28	122.70
2	57	78	HIS	O-C-N	15.99	148.28	122.70
2	6B	78	HIS	O-C-N	15.99	148.28	122.70
1	62	65	PHE	N-CA-CB	-15.99	81.82	110.60
1	66	65	PHE	N-CA-CB	-15.99	81.82	110.60
1	7A	65	PHE	N-CA-CB	-15.99	81.82	110.60
1	1M	65	PHE	N-CA-CB	-15.99	81.82	110.60
2	1N	78	HIS	O-C-N	15.99	148.28	122.70
1	2I	65	PHE	N-CA-CB	-15.99	81.82	110.60
2	2J	78	HIS	O-C-N	15.99	148.28	122.70
1	3A	65	PHE	N-CA-CB	-15.99	81.82	110.60
2	3B	78	HIS	O-C-N	15.99	148.28	122.70
1	3I	65	PHE	N-CA-CB	-15.99	81.82	110.60
2	3J	78	HIS	O-C-N	15.99	148.28	122.70
1	32	65	PHE	N-CA-CB	-15.99	81.82	110.60
2	33	78	HIS	O-C-N	15.99	148.28	122.70
1	4E	65	PHE	N-CA-CB	-15.99	81.82	110.60
2	4F	78	HIS	O-C-N	15.99	148.28	122.70
1	4Y	65	PHE	N-CA-CB	-15.99	81.82	110.60
2	4Z	78	HIS	O-C-N	15.99	148.28	122.70
1	5U	65	PHE	N-CA-CB	-15.99	81.82	110.60
2	5V	78	HIS	O-C-N	15.99	148.28	122.70
1	6M	65	PHE	N-CA-CB	-15.99	81.82	110.60
2	6N	78	HIS	O-C-N	15.99	148.28	122.70
1	6U	65	PHE	N-CA-CB	-15.99	81.82	110.60
2	6V	78	HIS	O-C-N	15.99	148.28	122.70
1	7E	65	PHE	N-CA-CB	-15.99	81.82	110.60
2	7F	78	HIS	O-C-N	15.99	148.28	122.70
1	7Q	65	PHE	N-CA-CB	-15.99	81.82	110.60
2	7R	78	HIS	O-C-N	15.99	148.28	122.70
1	1A	65	PHE	N-CA-CB	-15.98	81.83	110.60
1	1I	65	PHE	N-CA-CB	-15.98	81.83	110.60
1	2E	65	PHE	N-CA-CB	-15.98	81.83	110.60
1	26	65	PHE	N-CA-CB	-15.98	81.83	110.60
1	3E	65	PHE	N-CA-CB	-15.98	81.83	110.60
1	4A	65	PHE	N-CA-CB	-15.98	81.83	110.60
1	4M	65	PHE	N-CA-CB	-15.98	81.83	110.60
1	4U	65	PHE	N-CA-CB	-15.98	81.83	110.60
1	5Q	65	PHE	N-CA-CB	-15.98	81.83	110.60
1	6I	65	PHE	N-CA-CB	-15.98	81.83	110.60

*Continued on next page...*

*Continued from previous page...*

Mol	Chain	Res	Type	Atoms	Z	Observed(°)	Ideal(°)
1	6Q	65	PHE	N-CA-CB	-15.98	81.83	110.60
1	7M	65	PHE	N-CA-CB	-15.98	81.83	110.60
2	13	78	HIS	O-C-N	15.98	148.27	122.70
2	17	78	HIS	O-C-N	15.98	148.27	122.70
2	2B	78	HIS	O-C-N	15.98	148.27	122.70
2	3R	78	HIS	O-C-N	15.98	148.27	122.70
2	3V	78	HIS	O-C-N	15.98	148.27	122.70
2	3Z	78	HIS	O-C-N	15.98	148.27	122.70
2	5F	78	HIS	O-C-N	15.98	148.27	122.70
2	5J	78	HIS	O-C-N	15.98	148.27	122.70
2	5N	78	HIS	O-C-N	15.98	148.27	122.70
2	63	78	HIS	O-C-N	15.98	148.27	122.70
2	67	78	HIS	O-C-N	15.98	148.27	122.70
2	7B	78	HIS	O-C-N	15.98	148.27	122.70
1	1Q	65	PHE	N-CA-CB	-15.97	81.85	110.60
1	1U	65	PHE	N-CA-CB	-15.97	81.85	110.60
1	1Y	65	PHE	N-CA-CB	-15.97	81.85	110.60
1	2Q	65	PHE	N-CA-CB	-15.97	81.85	110.60
1	2U	65	PHE	N-CA-CB	-15.97	81.85	110.60
1	2Y	65	PHE	N-CA-CB	-15.97	81.85	110.60
1	42	65	PHE	N-CA-CB	-15.97	81.85	110.60
1	46	65	PHE	N-CA-CB	-15.97	81.85	110.60
1	5A	65	PHE	N-CA-CB	-15.97	81.85	110.60
1	52	65	PHE	N-CA-CB	-15.97	81.85	110.60
1	56	65	PHE	N-CA-CB	-15.97	81.85	110.60
1	6A	65	PHE	N-CA-CB	-15.97	81.85	110.60
2	1F	69	SER	CB-CA-C	-15.94	79.81	110.10
2	2N	69	SER	CB-CA-C	-15.94	79.81	110.10
2	23	69	SER	CB-CA-C	-15.94	79.81	110.10
2	3N	69	SER	CB-CA-C	-15.94	79.81	110.10
2	37	69	SER	CB-CA-C	-15.94	79.81	110.10
2	4J	69	SER	CB-CA-C	-15.94	79.81	110.10
2	4R	69	SER	CB-CA-C	-15.94	79.81	110.10
2	5Z	69	SER	CB-CA-C	-15.94	79.81	110.10
2	6F	69	SER	CB-CA-C	-15.94	79.81	110.10
2	6Z	69	SER	CB-CA-C	-15.94	79.81	110.10
2	7J	69	SER	CB-CA-C	-15.94	79.81	110.10
2	7V	69	SER	CB-CA-C	-15.94	79.81	110.10
2	1B	69	SER	CB-CA-C	-15.93	79.84	110.10
2	1J	69	SER	CB-CA-C	-15.93	79.84	110.10
2	13	69	SER	CB-CA-C	-15.93	79.84	110.10
2	17	69	SER	CB-CA-C	-15.93	79.84	110.10

*Continued on next page...*



*Continued from previous page...*

Mol	Chain	Res	Type	Atoms	Z	Observed(°)	Ideal(°)
2	2B	69	SER	CB-CA-C	-15.93	79.84	110.10
2	2F	69	SER	CB-CA-C	-15.93	79.84	110.10
2	27	69	SER	CB-CA-C	-15.93	79.84	110.10
2	3F	69	SER	CB-CA-C	-15.93	79.84	110.10
2	3R	69	SER	CB-CA-C	-15.93	79.84	110.10
2	3V	69	SER	CB-CA-C	-15.93	79.84	110.10
2	3Z	69	SER	CB-CA-C	-15.93	79.84	110.10
2	4B	69	SER	CB-CA-C	-15.93	79.84	110.10
2	4N	69	SER	CB-CA-C	-15.93	79.84	110.10
2	4V	69	SER	CB-CA-C	-15.93	79.84	110.10
2	5F	69	SER	CB-CA-C	-15.93	79.84	110.10
2	5J	69	SER	CB-CA-C	-15.93	79.84	110.10
2	5N	69	SER	CB-CA-C	-15.93	79.84	110.10
2	5R	69	SER	CB-CA-C	-15.93	79.84	110.10
2	6J	69	SER	CB-CA-C	-15.93	79.84	110.10
2	6R	69	SER	CB-CA-C	-15.93	79.84	110.10
2	63	69	SER	CB-CA-C	-15.93	79.84	110.10
2	67	69	SER	CB-CA-C	-15.93	79.84	110.10
2	7B	69	SER	CB-CA-C	-15.93	79.84	110.10
2	7N	69	SER	CB-CA-C	-15.93	79.84	110.10
2	1R	69	SER	CB-CA-C	-15.92	79.85	110.10
2	1V	69	SER	CB-CA-C	-15.92	79.85	110.10
2	1Z	69	SER	CB-CA-C	-15.92	79.85	110.10
2	2R	69	SER	CB-CA-C	-15.92	79.85	110.10
2	2V	69	SER	CB-CA-C	-15.92	79.85	110.10
2	2Z	69	SER	CB-CA-C	-15.92	79.85	110.10
2	43	69	SER	CB-CA-C	-15.92	79.85	110.10
2	47	69	SER	CB-CA-C	-15.92	79.85	110.10
2	5B	69	SER	CB-CA-C	-15.92	79.85	110.10
2	53	69	SER	CB-CA-C	-15.92	79.85	110.10
2	57	69	SER	CB-CA-C	-15.92	79.85	110.10
2	6B	69	SER	CB-CA-C	-15.92	79.85	110.10
2	1N	69	SER	CB-CA-C	-15.92	79.86	110.10
2	2J	69	SER	CB-CA-C	-15.92	79.86	110.10
2	3B	69	SER	CB-CA-C	-15.92	79.86	110.10
2	3J	69	SER	CB-CA-C	-15.92	79.86	110.10
2	33	69	SER	CB-CA-C	-15.92	79.86	110.10
2	4F	69	SER	CB-CA-C	-15.92	79.86	110.10
2	4Z	69	SER	CB-CA-C	-15.92	79.86	110.10
2	5V	69	SER	CB-CA-C	-15.92	79.86	110.10
2	6N	69	SER	CB-CA-C	-15.92	79.86	110.10
2	6V	69	SER	CB-CA-C	-15.92	79.86	110.10

*Continued on next page...*



*Continued from previous page...*

Mol	Chain	Res	Type	Atoms	Z	Observed(°)	Ideal(°)
2	7F	69	SER	CB-CA-C	-15.92	79.86	110.10
2	7R	69	SER	CB-CA-C	-15.92	79.86	110.10
1	1E	25	ASP	OD1-CG-OD2	15.84	153.39	123.30
1	2M	25	ASP	OD1-CG-OD2	15.84	153.39	123.30
1	22	25	ASP	OD1-CG-OD2	15.84	153.39	123.30
1	3M	25	ASP	OD1-CG-OD2	15.84	153.39	123.30
1	36	25	ASP	OD1-CG-OD2	15.84	153.39	123.30
1	4I	25	ASP	OD1-CG-OD2	15.84	153.39	123.30
1	4Q	25	ASP	OD1-CG-OD2	15.84	153.39	123.30
1	5Y	25	ASP	OD1-CG-OD2	15.84	153.39	123.30
1	6E	25	ASP	OD1-CG-OD2	15.84	153.39	123.30
1	6Y	25	ASP	OD1-CG-OD2	15.84	153.39	123.30
1	7I	25	ASP	OD1-CG-OD2	15.84	153.39	123.30
1	7U	25	ASP	OD1-CG-OD2	15.84	153.39	123.30
1	1Q	25	ASP	OD1-CG-OD2	15.81	153.35	123.30
1	1U	25	ASP	OD1-CG-OD2	15.81	153.35	123.30
1	1Y	25	ASP	OD1-CG-OD2	15.81	153.35	123.30
1	2Q	25	ASP	OD1-CG-OD2	15.81	153.35	123.30
1	2U	25	ASP	OD1-CG-OD2	15.81	153.35	123.30
1	2Y	25	ASP	OD1-CG-OD2	15.81	153.35	123.30
1	42	25	ASP	OD1-CG-OD2	15.81	153.35	123.30
1	46	25	ASP	OD1-CG-OD2	15.81	153.35	123.30
1	5A	25	ASP	OD1-CG-OD2	15.81	153.35	123.30
1	52	25	ASP	OD1-CG-OD2	15.81	153.35	123.30
1	56	25	ASP	OD1-CG-OD2	15.81	153.35	123.30
1	6A	25	ASP	OD1-CG-OD2	15.81	153.35	123.30
1	1A	25	ASP	OD1-CG-OD2	15.80	153.33	123.30
1	1I	25	ASP	OD1-CG-OD2	15.80	153.33	123.30
1	2E	25	ASP	OD1-CG-OD2	15.80	153.33	123.30
1	26	25	ASP	OD1-CG-OD2	15.80	153.33	123.30
1	3E	25	ASP	OD1-CG-OD2	15.80	153.33	123.30
1	4A	25	ASP	OD1-CG-OD2	15.80	153.33	123.30
1	4M	25	ASP	OD1-CG-OD2	15.80	153.33	123.30
1	4U	25	ASP	OD1-CG-OD2	15.80	153.33	123.30
1	5Q	25	ASP	OD1-CG-OD2	15.80	153.33	123.30
1	6I	25	ASP	OD1-CG-OD2	15.80	153.33	123.30
1	6Q	25	ASP	OD1-CG-OD2	15.80	153.33	123.30
1	7M	25	ASP	OD1-CG-OD2	15.80	153.33	123.30
2	1N	38	VAL	CA-CB-CG2	15.79	134.59	110.90
2	2J	38	VAL	CA-CB-CG2	15.79	134.59	110.90
2	3B	38	VAL	CA-CB-CG2	15.79	134.59	110.90
2	3J	38	VAL	CA-CB-CG2	15.79	134.59	110.90

*Continued on next page...*

*Continued from previous page...*

Mol	Chain	Res	Type	Atoms	Z	Observed(°)	Ideal(°)
2	33	38	VAL	CA-CB-CG2	15.79	134.59	110.90
2	4F	38	VAL	CA-CB-CG2	15.79	134.59	110.90
2	4Z	38	VAL	CA-CB-CG2	15.79	134.59	110.90
2	5V	38	VAL	CA-CB-CG2	15.79	134.59	110.90
2	6N	38	VAL	CA-CB-CG2	15.79	134.59	110.90
2	6V	38	VAL	CA-CB-CG2	15.79	134.59	110.90
2	7F	38	VAL	CA-CB-CG2	15.79	134.59	110.90
2	7R	38	VAL	CA-CB-CG2	15.79	134.59	110.90
1	1M	25	ASP	OD1-CG-OD2	15.78	153.28	123.30
1	12	25	ASP	OD1-CG-OD2	15.78	153.29	123.30
1	16	25	ASP	OD1-CG-OD2	15.78	153.29	123.30
1	2A	25	ASP	OD1-CG-OD2	15.78	153.29	123.30
1	2I	25	ASP	OD1-CG-OD2	15.78	153.28	123.30
1	3A	25	ASP	OD1-CG-OD2	15.78	153.28	123.30
1	3I	25	ASP	OD1-CG-OD2	15.78	153.28	123.30
1	3Q	25	ASP	OD1-CG-OD2	15.78	153.29	123.30
1	3U	25	ASP	OD1-CG-OD2	15.78	153.29	123.30
1	3Y	25	ASP	OD1-CG-OD2	15.78	153.29	123.30
1	32	25	ASP	OD1-CG-OD2	15.78	153.28	123.30
1	4E	25	ASP	OD1-CG-OD2	15.78	153.28	123.30
1	4Y	25	ASP	OD1-CG-OD2	15.78	153.28	123.30
1	5E	25	ASP	OD1-CG-OD2	15.78	153.29	123.30
1	5I	25	ASP	OD1-CG-OD2	15.78	153.29	123.30
1	5M	25	ASP	OD1-CG-OD2	15.78	153.29	123.30
1	5U	25	ASP	OD1-CG-OD2	15.78	153.28	123.30
1	6M	25	ASP	OD1-CG-OD2	15.78	153.28	123.30
1	6U	25	ASP	OD1-CG-OD2	15.78	153.28	123.30
1	62	25	ASP	OD1-CG-OD2	15.78	153.29	123.30
1	66	25	ASP	OD1-CG-OD2	15.78	153.29	123.30
1	7A	25	ASP	OD1-CG-OD2	15.78	153.29	123.30
1	7E	25	ASP	OD1-CG-OD2	15.78	153.28	123.30
1	7Q	25	ASP	OD1-CG-OD2	15.78	153.28	123.30
2	1F	38	VAL	CA-CB-CG2	15.77	134.56	110.90
2	2N	38	VAL	CA-CB-CG2	15.77	134.56	110.90
2	23	38	VAL	CA-CB-CG2	15.77	134.56	110.90
2	3N	38	VAL	CA-CB-CG2	15.77	134.56	110.90
2	37	38	VAL	CA-CB-CG2	15.77	134.56	110.90
2	4J	38	VAL	CA-CB-CG2	15.77	134.56	110.90
2	4R	38	VAL	CA-CB-CG2	15.77	134.56	110.90
2	5Z	38	VAL	CA-CB-CG2	15.77	134.56	110.90
2	6F	38	VAL	CA-CB-CG2	15.77	134.56	110.90
2	6Z	38	VAL	CA-CB-CG2	15.77	134.56	110.90

*Continued on next page...*

*Continued from previous page...*

Mol	Chain	Res	Type	Atoms	Z	Observed(°)	Ideal(°)
2	7J	38	VAL	CA-CB-CG2	15.77	134.56	110.90
2	7V	38	VAL	CA-CB-CG2	15.77	134.56	110.90
2	13	38	VAL	CA-CB-CG2	15.77	134.55	110.90
2	17	38	VAL	CA-CB-CG2	15.77	134.55	110.90
2	2B	38	VAL	CA-CB-CG2	15.77	134.55	110.90
2	3R	38	VAL	CA-CB-CG2	15.77	134.55	110.90
2	3V	38	VAL	CA-CB-CG2	15.77	134.55	110.90
2	3Z	38	VAL	CA-CB-CG2	15.77	134.55	110.90
2	5F	38	VAL	CA-CB-CG2	15.77	134.55	110.90
2	5J	38	VAL	CA-CB-CG2	15.77	134.55	110.90
2	5N	38	VAL	CA-CB-CG2	15.77	134.55	110.90
2	63	38	VAL	CA-CB-CG2	15.77	134.55	110.90
2	67	38	VAL	CA-CB-CG2	15.77	134.55	110.90
2	7B	38	VAL	CA-CB-CG2	15.77	134.55	110.90
2	1B	38	VAL	CA-CB-CG2	15.76	134.54	110.90
2	1J	38	VAL	CA-CB-CG2	15.76	134.54	110.90
2	2F	38	VAL	CA-CB-CG2	15.76	134.54	110.90
2	27	38	VAL	CA-CB-CG2	15.76	134.54	110.90
2	3F	38	VAL	CA-CB-CG2	15.76	134.54	110.90
2	4B	38	VAL	CA-CB-CG2	15.76	134.54	110.90
2	4N	38	VAL	CA-CB-CG2	15.76	134.54	110.90
2	4V	38	VAL	CA-CB-CG2	15.76	134.54	110.90
2	5R	38	VAL	CA-CB-CG2	15.76	134.54	110.90
2	6J	38	VAL	CA-CB-CG2	15.76	134.54	110.90
2	6R	38	VAL	CA-CB-CG2	15.76	134.54	110.90
2	7N	38	VAL	CA-CB-CG2	15.76	134.54	110.90
2	1R	38	VAL	CA-CB-CG2	15.73	134.50	110.90
2	1V	38	VAL	CA-CB-CG2	15.73	134.50	110.90
2	1Z	38	VAL	CA-CB-CG2	15.73	134.50	110.90
2	2R	38	VAL	CA-CB-CG2	15.73	134.50	110.90
2	2V	38	VAL	CA-CB-CG2	15.73	134.50	110.90
2	2Z	38	VAL	CA-CB-CG2	15.73	134.50	110.90
2	43	38	VAL	CA-CB-CG2	15.73	134.50	110.90
2	47	38	VAL	CA-CB-CG2	15.73	134.50	110.90
2	5B	38	VAL	CA-CB-CG2	15.73	134.50	110.90
2	53	38	VAL	CA-CB-CG2	15.73	134.50	110.90
2	57	38	VAL	CA-CB-CG2	15.73	134.50	110.90
2	6B	38	VAL	CA-CB-CG2	15.73	134.50	110.90
2	1F	60	ARG	CA-C-N	-15.73	82.59	117.20
2	2N	60	ARG	CA-C-N	-15.73	82.59	117.20
2	23	60	ARG	CA-C-N	-15.73	82.59	117.20
2	3N	60	ARG	CA-C-N	-15.73	82.59	117.20

*Continued on next page...*

*Continued from previous page...*

Mol	Chain	Res	Type	Atoms	Z	Observed(°)	Ideal(°)
2	37	60	ARG	CA-C-N	-15.73	82.59	117.20
2	4J	60	ARG	CA-C-N	-15.73	82.59	117.20
2	4R	60	ARG	CA-C-N	-15.73	82.59	117.20
2	5Z	60	ARG	CA-C-N	-15.73	82.59	117.20
2	6F	60	ARG	CA-C-N	-15.73	82.59	117.20
2	6Z	60	ARG	CA-C-N	-15.73	82.59	117.20
2	7J	60	ARG	CA-C-N	-15.73	82.59	117.20
2	7V	60	ARG	CA-C-N	-15.73	82.59	117.20
2	1B	60	ARG	CA-C-N	-15.73	82.60	117.20
2	1J	60	ARG	CA-C-N	-15.73	82.60	117.20
2	2F	60	ARG	CA-C-N	-15.73	82.60	117.20
2	27	60	ARG	CA-C-N	-15.73	82.60	117.20
2	3F	60	ARG	CA-C-N	-15.73	82.60	117.20
2	4B	60	ARG	CA-C-N	-15.73	82.60	117.20
2	4N	60	ARG	CA-C-N	-15.73	82.60	117.20
2	4V	60	ARG	CA-C-N	-15.73	82.60	117.20
2	5R	60	ARG	CA-C-N	-15.73	82.60	117.20
2	6J	60	ARG	CA-C-N	-15.73	82.60	117.20
2	6R	60	ARG	CA-C-N	-15.73	82.60	117.20
2	7N	60	ARG	CA-C-N	-15.73	82.60	117.20
2	1R	60	ARG	CA-C-N	-15.72	82.61	117.20
2	1V	60	ARG	CA-C-N	-15.72	82.61	117.20
2	1Z	60	ARG	CA-C-N	-15.72	82.61	117.20
2	13	60	ARG	CA-C-N	-15.72	82.61	117.20
2	17	60	ARG	CA-C-N	-15.72	82.61	117.20
2	2B	60	ARG	CA-C-N	-15.72	82.61	117.20
2	2R	60	ARG	CA-C-N	-15.72	82.61	117.20
2	2V	60	ARG	CA-C-N	-15.72	82.61	117.20
2	2Z	60	ARG	CA-C-N	-15.72	82.61	117.20
2	3R	60	ARG	CA-C-N	-15.72	82.61	117.20
2	3V	60	ARG	CA-C-N	-15.72	82.61	117.20
2	3Z	60	ARG	CA-C-N	-15.72	82.61	117.20
2	43	60	ARG	CA-C-N	-15.72	82.61	117.20
2	47	60	ARG	CA-C-N	-15.72	82.61	117.20
2	5B	60	ARG	CA-C-N	-15.72	82.61	117.20
2	5F	60	ARG	CA-C-N	-15.72	82.61	117.20
2	5J	60	ARG	CA-C-N	-15.72	82.61	117.20
2	5N	60	ARG	CA-C-N	-15.72	82.61	117.20
2	53	60	ARG	CA-C-N	-15.72	82.61	117.20
2	57	60	ARG	CA-C-N	-15.72	82.61	117.20
2	6B	60	ARG	CA-C-N	-15.72	82.61	117.20
2	63	60	ARG	CA-C-N	-15.72	82.61	117.20

*Continued on next page...*

*Continued from previous page...*

Mol	Chain	Res	Type	Atoms	Z	Observed(°)	Ideal(°)
2	67	60	ARG	CA-C-N	-15.72	82.61	117.20
2	7B	60	ARG	CA-C-N	-15.72	82.61	117.20
2	1N	60	ARG	CA-C-N	-15.72	82.62	117.20
2	2J	60	ARG	CA-C-N	-15.72	82.62	117.20
2	3B	60	ARG	CA-C-N	-15.72	82.62	117.20
2	3J	60	ARG	CA-C-N	-15.72	82.62	117.20
2	33	60	ARG	CA-C-N	-15.72	82.62	117.20
2	4F	60	ARG	CA-C-N	-15.72	82.62	117.20
2	4Z	60	ARG	CA-C-N	-15.72	82.62	117.20
2	5V	60	ARG	CA-C-N	-15.72	82.62	117.20
2	6N	60	ARG	CA-C-N	-15.72	82.62	117.20
2	6V	60	ARG	CA-C-N	-15.72	82.62	117.20
2	7F	60	ARG	CA-C-N	-15.72	82.62	117.20
2	7R	60	ARG	CA-C-N	-15.72	82.62	117.20
1	1E	22	HIS	CA-CB-CG	-15.67	86.97	113.60
1	2M	22	HIS	CA-CB-CG	-15.67	86.97	113.60
1	22	22	HIS	CA-CB-CG	-15.67	86.97	113.60
1	3M	22	HIS	CA-CB-CG	-15.67	86.97	113.60
1	36	22	HIS	CA-CB-CG	-15.67	86.97	113.60
1	4I	22	HIS	CA-CB-CG	-15.67	86.97	113.60
1	4Q	22	HIS	CA-CB-CG	-15.67	86.97	113.60
1	5Y	22	HIS	CA-CB-CG	-15.67	86.97	113.60
1	6E	22	HIS	CA-CB-CG	-15.67	86.97	113.60
1	6Y	22	HIS	CA-CB-CG	-15.67	86.97	113.60
1	7I	22	HIS	CA-CB-CG	-15.67	86.97	113.60
1	7U	22	HIS	CA-CB-CG	-15.67	86.97	113.60
1	1Q	22	HIS	CA-CB-CG	-15.66	86.97	113.60
1	1U	22	HIS	CA-CB-CG	-15.66	86.97	113.60
1	1Y	22	HIS	CA-CB-CG	-15.66	86.97	113.60
1	12	22	HIS	CA-CB-CG	-15.66	86.97	113.60
1	16	22	HIS	CA-CB-CG	-15.66	86.97	113.60
1	2A	22	HIS	CA-CB-CG	-15.66	86.97	113.60
1	2Q	22	HIS	CA-CB-CG	-15.66	86.97	113.60
1	2U	22	HIS	CA-CB-CG	-15.66	86.97	113.60
1	2Y	22	HIS	CA-CB-CG	-15.66	86.97	113.60
1	3Q	22	HIS	CA-CB-CG	-15.66	86.97	113.60
1	3U	22	HIS	CA-CB-CG	-15.66	86.97	113.60
1	3Y	22	HIS	CA-CB-CG	-15.66	86.97	113.60
1	42	22	HIS	CA-CB-CG	-15.66	86.97	113.60
1	46	22	HIS	CA-CB-CG	-15.66	86.97	113.60
1	5A	22	HIS	CA-CB-CG	-15.66	86.97	113.60
1	5E	22	HIS	CA-CB-CG	-15.66	86.97	113.60

*Continued on next page...*

*Continued from previous page...*

Mol	Chain	Res	Type	Atoms	Z	Observed(°)	Ideal(°)
1	5I	22	HIS	CA-CB-CG	-15.66	86.97	113.60
1	5M	22	HIS	CA-CB-CG	-15.66	86.97	113.60
1	52	22	HIS	CA-CB-CG	-15.66	86.97	113.60
1	56	22	HIS	CA-CB-CG	-15.66	86.97	113.60
1	6A	22	HIS	CA-CB-CG	-15.66	86.97	113.60
1	62	22	HIS	CA-CB-CG	-15.66	86.97	113.60
1	66	22	HIS	CA-CB-CG	-15.66	86.97	113.60
1	7A	22	HIS	CA-CB-CG	-15.66	86.97	113.60
1	1A	22	HIS	CA-CB-CG	-15.66	86.97	113.60
1	1I	22	HIS	CA-CB-CG	-15.66	86.97	113.60
1	1M	22	HIS	CA-CB-CG	-15.66	86.98	113.60
1	2E	22	HIS	CA-CB-CG	-15.66	86.97	113.60
1	2I	22	HIS	CA-CB-CG	-15.66	86.98	113.60
1	26	22	HIS	CA-CB-CG	-15.66	86.97	113.60
1	3A	22	HIS	CA-CB-CG	-15.66	86.98	113.60
1	3E	22	HIS	CA-CB-CG	-15.66	86.97	113.60
1	3I	22	HIS	CA-CB-CG	-15.66	86.98	113.60
1	32	22	HIS	CA-CB-CG	-15.66	86.98	113.60
1	4A	22	HIS	CA-CB-CG	-15.66	86.97	113.60
1	4E	22	HIS	CA-CB-CG	-15.66	86.98	113.60
1	4M	22	HIS	CA-CB-CG	-15.66	86.97	113.60
1	4U	22	HIS	CA-CB-CG	-15.66	86.97	113.60
1	4Y	22	HIS	CA-CB-CG	-15.66	86.98	113.60
1	5Q	22	HIS	CA-CB-CG	-15.66	86.97	113.60
1	5U	22	HIS	CA-CB-CG	-15.66	86.98	113.60
1	6I	22	HIS	CA-CB-CG	-15.66	86.97	113.60
1	6M	22	HIS	CA-CB-CG	-15.66	86.98	113.60
1	6Q	22	HIS	CA-CB-CG	-15.66	86.97	113.60
1	6U	22	HIS	CA-CB-CG	-15.66	86.98	113.60
1	7E	22	HIS	CA-CB-CG	-15.66	86.98	113.60
1	7M	22	HIS	CA-CB-CG	-15.66	86.97	113.60
1	7Q	22	HIS	CA-CB-CG	-15.66	86.98	113.60
2	13	208	SER	O-C-N	-15.58	97.77	122.70
2	17	208	SER	O-C-N	-15.58	97.77	122.70
2	2B	208	SER	O-C-N	-15.58	97.77	122.70
2	3R	208	SER	O-C-N	-15.58	97.77	122.70
2	3V	208	SER	O-C-N	-15.58	97.77	122.70
2	3Z	208	SER	O-C-N	-15.58	97.77	122.70
2	5F	208	SER	O-C-N	-15.58	97.77	122.70
2	5J	208	SER	O-C-N	-15.58	97.77	122.70
2	5N	208	SER	O-C-N	-15.58	97.77	122.70
2	63	208	SER	O-C-N	-15.58	97.77	122.70

*Continued on next page...*



*Continued from previous page...*

Mol	Chain	Res	Type	Atoms	Z	Observed(°)	Ideal(°)
2	67	208	SER	O-C-N	-15.58	97.77	122.70
2	7B	208	SER	O-C-N	-15.58	97.77	122.70
2	1N	33	PRO	N-CA-CB	-15.58	84.60	103.30
2	2J	33	PRO	N-CA-CB	-15.58	84.60	103.30
2	3B	33	PRO	N-CA-CB	-15.58	84.60	103.30
2	3J	33	PRO	N-CA-CB	-15.58	84.60	103.30
2	33	33	PRO	N-CA-CB	-15.58	84.60	103.30
2	4F	33	PRO	N-CA-CB	-15.58	84.60	103.30
2	4Z	33	PRO	N-CA-CB	-15.58	84.60	103.30
2	5V	33	PRO	N-CA-CB	-15.58	84.60	103.30
2	6N	33	PRO	N-CA-CB	-15.58	84.60	103.30
2	6V	33	PRO	N-CA-CB	-15.58	84.60	103.30
2	7F	33	PRO	N-CA-CB	-15.58	84.60	103.30
2	7R	33	PRO	N-CA-CB	-15.58	84.60	103.30
2	1B	208	SER	O-C-N	-15.58	97.77	122.70
2	1J	208	SER	O-C-N	-15.58	97.77	122.70
2	2F	208	SER	O-C-N	-15.58	97.77	122.70
2	27	208	SER	O-C-N	-15.58	97.77	122.70
2	3F	208	SER	O-C-N	-15.58	97.77	122.70
2	4B	208	SER	O-C-N	-15.58	97.77	122.70
2	4N	208	SER	O-C-N	-15.58	97.77	122.70
2	4V	208	SER	O-C-N	-15.58	97.77	122.70
2	5R	208	SER	O-C-N	-15.58	97.77	122.70
2	6J	208	SER	O-C-N	-15.58	97.77	122.70
2	6R	208	SER	O-C-N	-15.58	97.77	122.70
2	7N	208	SER	O-C-N	-15.58	97.77	122.70
2	1R	33	PRO	N-CA-CB	-15.58	84.61	103.30
2	1V	33	PRO	N-CA-CB	-15.58	84.61	103.30
2	1Z	33	PRO	N-CA-CB	-15.58	84.61	103.30
2	2R	33	PRO	N-CA-CB	-15.58	84.61	103.30
2	2V	33	PRO	N-CA-CB	-15.58	84.61	103.30
2	2Z	33	PRO	N-CA-CB	-15.58	84.61	103.30
2	43	33	PRO	N-CA-CB	-15.58	84.61	103.30
2	47	33	PRO	N-CA-CB	-15.58	84.61	103.30
2	5B	33	PRO	N-CA-CB	-15.58	84.61	103.30
2	53	33	PRO	N-CA-CB	-15.58	84.61	103.30
2	57	33	PRO	N-CA-CB	-15.58	84.61	103.30
2	6B	33	PRO	N-CA-CB	-15.58	84.61	103.30
2	1N	208	SER	O-C-N	-15.57	97.78	122.70
2	2J	208	SER	O-C-N	-15.57	97.78	122.70
2	3B	208	SER	O-C-N	-15.57	97.78	122.70
2	3J	208	SER	O-C-N	-15.57	97.78	122.70

*Continued on next page...*

*Continued from previous page...*

Mol	Chain	Res	Type	Atoms	Z	Observed(°)	Ideal(°)
2	33	208	SER	O-C-N	-15.57	97.78	122.70
2	4F	208	SER	O-C-N	-15.57	97.78	122.70
2	4Z	208	SER	O-C-N	-15.57	97.78	122.70
2	5V	208	SER	O-C-N	-15.57	97.78	122.70
2	6N	208	SER	O-C-N	-15.57	97.78	122.70
2	6V	208	SER	O-C-N	-15.57	97.78	122.70
2	7F	208	SER	O-C-N	-15.57	97.78	122.70
2	7R	208	SER	O-C-N	-15.57	97.78	122.70
2	1F	33	PRO	N-CA-CB	-15.57	84.62	103.30
2	2N	33	PRO	N-CA-CB	-15.57	84.62	103.30
2	23	33	PRO	N-CA-CB	-15.57	84.62	103.30
2	3N	33	PRO	N-CA-CB	-15.57	84.62	103.30
2	37	33	PRO	N-CA-CB	-15.57	84.62	103.30
2	4J	33	PRO	N-CA-CB	-15.57	84.62	103.30
2	4R	33	PRO	N-CA-CB	-15.57	84.62	103.30
2	5Z	33	PRO	N-CA-CB	-15.57	84.62	103.30
2	6F	33	PRO	N-CA-CB	-15.57	84.62	103.30
2	6Z	33	PRO	N-CA-CB	-15.57	84.62	103.30
2	7J	33	PRO	N-CA-CB	-15.57	84.62	103.30
2	7V	33	PRO	N-CA-CB	-15.57	84.62	103.30
2	1F	208	SER	O-C-N	-15.56	97.80	122.70
2	1R	208	SER	O-C-N	-15.56	97.80	122.70
2	1V	208	SER	O-C-N	-15.56	97.80	122.70
2	1Z	208	SER	O-C-N	-15.56	97.80	122.70
2	2N	208	SER	O-C-N	-15.56	97.80	122.70
2	2R	208	SER	O-C-N	-15.56	97.80	122.70
2	2V	208	SER	O-C-N	-15.56	97.80	122.70
2	2Z	208	SER	O-C-N	-15.56	97.80	122.70
2	23	208	SER	O-C-N	-15.56	97.80	122.70
2	3N	208	SER	O-C-N	-15.56	97.80	122.70
2	37	208	SER	O-C-N	-15.56	97.80	122.70
2	4J	208	SER	O-C-N	-15.56	97.80	122.70
2	4R	208	SER	O-C-N	-15.56	97.80	122.70
2	43	208	SER	O-C-N	-15.56	97.80	122.70
2	47	208	SER	O-C-N	-15.56	97.80	122.70
2	5B	208	SER	O-C-N	-15.56	97.80	122.70
2	5Z	208	SER	O-C-N	-15.56	97.80	122.70
2	53	208	SER	O-C-N	-15.56	97.80	122.70
2	57	208	SER	O-C-N	-15.56	97.80	122.70
2	6B	208	SER	O-C-N	-15.56	97.80	122.70
2	6F	208	SER	O-C-N	-15.56	97.80	122.70
2	6Z	208	SER	O-C-N	-15.56	97.80	122.70

*Continued on next page...*



*Continued from previous page...*

Mol	Chain	Res	Type	Atoms	Z	Observed(°)	Ideal(°)
2	7J	208	SER	O-C-N	-15.56	97.80	122.70
2	7V	208	SER	O-C-N	-15.56	97.80	122.70
2	1B	33	PRO	N-CA-CB	-15.56	84.63	103.30
2	1J	33	PRO	N-CA-CB	-15.56	84.63	103.30
2	2F	33	PRO	N-CA-CB	-15.56	84.63	103.30
2	27	33	PRO	N-CA-CB	-15.56	84.63	103.30
2	3F	33	PRO	N-CA-CB	-15.56	84.63	103.30
2	4B	33	PRO	N-CA-CB	-15.56	84.63	103.30
2	4N	33	PRO	N-CA-CB	-15.56	84.63	103.30
2	4V	33	PRO	N-CA-CB	-15.56	84.63	103.30
2	5R	33	PRO	N-CA-CB	-15.56	84.63	103.30
2	6J	33	PRO	N-CA-CB	-15.56	84.63	103.30
2	6R	33	PRO	N-CA-CB	-15.56	84.63	103.30
2	7N	33	PRO	N-CA-CB	-15.56	84.63	103.30
2	13	33	PRO	N-CA-CB	-15.55	84.64	103.30
2	17	33	PRO	N-CA-CB	-15.55	84.64	103.30
2	2B	33	PRO	N-CA-CB	-15.55	84.64	103.30
2	3R	33	PRO	N-CA-CB	-15.55	84.64	103.30
2	3V	33	PRO	N-CA-CB	-15.55	84.64	103.30
2	3Z	33	PRO	N-CA-CB	-15.55	84.64	103.30
2	5F	33	PRO	N-CA-CB	-15.55	84.64	103.30
2	5J	33	PRO	N-CA-CB	-15.55	84.64	103.30
2	5N	33	PRO	N-CA-CB	-15.55	84.64	103.30
2	63	33	PRO	N-CA-CB	-15.55	84.64	103.30
2	67	33	PRO	N-CA-CB	-15.55	84.64	103.30
2	7B	33	PRO	N-CA-CB	-15.55	84.64	103.30
2	1F	227	TYR	CD1-CE1-CZ	-15.51	105.84	119.80
2	1N	227	TYR	CD1-CE1-CZ	-15.51	105.84	119.80
2	2J	227	TYR	CD1-CE1-CZ	-15.51	105.84	119.80
2	2N	227	TYR	CD1-CE1-CZ	-15.51	105.84	119.80
2	23	227	TYR	CD1-CE1-CZ	-15.51	105.84	119.80
2	3B	227	TYR	CD1-CE1-CZ	-15.51	105.84	119.80
2	3J	227	TYR	CD1-CE1-CZ	-15.51	105.84	119.80
2	3N	227	TYR	CD1-CE1-CZ	-15.51	105.84	119.80
2	33	227	TYR	CD1-CE1-CZ	-15.51	105.84	119.80
2	37	227	TYR	CD1-CE1-CZ	-15.51	105.84	119.80
2	4F	227	TYR	CD1-CE1-CZ	-15.51	105.84	119.80
2	4J	227	TYR	CD1-CE1-CZ	-15.51	105.84	119.80
2	4R	227	TYR	CD1-CE1-CZ	-15.51	105.84	119.80
2	4Z	227	TYR	CD1-CE1-CZ	-15.51	105.84	119.80
2	5V	227	TYR	CD1-CE1-CZ	-15.51	105.84	119.80
2	5Z	227	TYR	CD1-CE1-CZ	-15.51	105.84	119.80

*Continued on next page...*

*Continued from previous page...*

Mol	Chain	Res	Type	Atoms	Z	Observed(°)	Ideal(°)
2	6F	227	TYR	CD1-CE1-CZ	-15.51	105.84	119.80
2	6N	227	TYR	CD1-CE1-CZ	-15.51	105.84	119.80
2	6V	227	TYR	CD1-CE1-CZ	-15.51	105.84	119.80
2	6Z	227	TYR	CD1-CE1-CZ	-15.51	105.84	119.80
2	7F	227	TYR	CD1-CE1-CZ	-15.51	105.84	119.80
2	7J	227	TYR	CD1-CE1-CZ	-15.51	105.84	119.80
2	7R	227	TYR	CD1-CE1-CZ	-15.51	105.84	119.80
2	7V	227	TYR	CD1-CE1-CZ	-15.51	105.84	119.80
2	1R	227	TYR	CD1-CE1-CZ	-15.51	105.84	119.80
2	1V	227	TYR	CD1-CE1-CZ	-15.51	105.84	119.80
2	1Z	227	TYR	CD1-CE1-CZ	-15.51	105.84	119.80
2	2R	227	TYR	CD1-CE1-CZ	-15.51	105.84	119.80
2	2V	227	TYR	CD1-CE1-CZ	-15.51	105.84	119.80
2	2Z	227	TYR	CD1-CE1-CZ	-15.51	105.84	119.80
2	43	227	TYR	CD1-CE1-CZ	-15.51	105.84	119.80
2	47	227	TYR	CD1-CE1-CZ	-15.51	105.84	119.80
2	5B	227	TYR	CD1-CE1-CZ	-15.51	105.84	119.80
2	53	227	TYR	CD1-CE1-CZ	-15.51	105.84	119.80
2	57	227	TYR	CD1-CE1-CZ	-15.51	105.84	119.80
2	6B	227	TYR	CD1-CE1-CZ	-15.51	105.84	119.80
2	1B	227	TYR	CD1-CE1-CZ	-15.50	105.85	119.80
2	1J	227	TYR	CD1-CE1-CZ	-15.50	105.85	119.80
2	13	227	TYR	CD1-CE1-CZ	-15.50	105.85	119.80
2	17	227	TYR	CD1-CE1-CZ	-15.50	105.85	119.80
2	2B	227	TYR	CD1-CE1-CZ	-15.50	105.85	119.80
2	2F	227	TYR	CD1-CE1-CZ	-15.50	105.85	119.80
2	27	227	TYR	CD1-CE1-CZ	-15.50	105.85	119.80
2	3F	227	TYR	CD1-CE1-CZ	-15.50	105.85	119.80
2	3R	227	TYR	CD1-CE1-CZ	-15.50	105.85	119.80
2	3V	227	TYR	CD1-CE1-CZ	-15.50	105.85	119.80
2	3Z	227	TYR	CD1-CE1-CZ	-15.50	105.85	119.80
2	4B	227	TYR	CD1-CE1-CZ	-15.50	105.85	119.80
2	4N	227	TYR	CD1-CE1-CZ	-15.50	105.85	119.80
2	4V	227	TYR	CD1-CE1-CZ	-15.50	105.85	119.80
2	5F	227	TYR	CD1-CE1-CZ	-15.50	105.85	119.80
2	5J	227	TYR	CD1-CE1-CZ	-15.50	105.85	119.80
2	5N	227	TYR	CD1-CE1-CZ	-15.50	105.85	119.80
2	5R	227	TYR	CD1-CE1-CZ	-15.50	105.85	119.80
2	6J	227	TYR	CD1-CE1-CZ	-15.50	105.85	119.80
2	6R	227	TYR	CD1-CE1-CZ	-15.50	105.85	119.80
2	63	227	TYR	CD1-CE1-CZ	-15.50	105.85	119.80
2	67	227	TYR	CD1-CE1-CZ	-15.50	105.85	119.80

*Continued on next page...*

*Continued from previous page...*

Mol	Chain	Res	Type	Atoms	Z	Observed(°)	Ideal(°)
2	7B	227	TYR	CD1-CE1-CZ	-15.50	105.85	119.80
2	7N	227	TYR	CD1-CE1-CZ	-15.50	105.85	119.80
2	1N	225	ASN	CA-C-N	-15.45	83.20	117.20
2	2J	225	ASN	CA-C-N	-15.45	83.20	117.20
2	3B	225	ASN	CA-C-N	-15.45	83.20	117.20
2	3J	225	ASN	CA-C-N	-15.45	83.20	117.20
2	33	225	ASN	CA-C-N	-15.45	83.20	117.20
2	4F	225	ASN	CA-C-N	-15.45	83.20	117.20
2	4Z	225	ASN	CA-C-N	-15.45	83.20	117.20
2	5V	225	ASN	CA-C-N	-15.45	83.20	117.20
2	6N	225	ASN	CA-C-N	-15.45	83.20	117.20
2	6V	225	ASN	CA-C-N	-15.45	83.20	117.20
2	7F	225	ASN	CA-C-N	-15.45	83.20	117.20
2	7R	225	ASN	CA-C-N	-15.45	83.20	117.20
2	1F	225	ASN	CA-C-N	-15.45	83.21	117.20
2	2N	225	ASN	CA-C-N	-15.45	83.21	117.20
2	23	225	ASN	CA-C-N	-15.45	83.21	117.20
2	3N	225	ASN	CA-C-N	-15.45	83.21	117.20
2	37	225	ASN	CA-C-N	-15.45	83.21	117.20
2	4J	225	ASN	CA-C-N	-15.45	83.21	117.20
2	4R	225	ASN	CA-C-N	-15.45	83.21	117.20
2	5Z	225	ASN	CA-C-N	-15.45	83.21	117.20
2	6F	225	ASN	CA-C-N	-15.45	83.21	117.20
2	6Z	225	ASN	CA-C-N	-15.45	83.21	117.20
2	7J	225	ASN	CA-C-N	-15.45	83.21	117.20
2	7V	225	ASN	CA-C-N	-15.45	83.21	117.20
2	1R	225	ASN	CA-C-N	-15.45	83.22	117.20
2	1V	225	ASN	CA-C-N	-15.45	83.22	117.20
2	1Z	225	ASN	CA-C-N	-15.45	83.22	117.20
2	2R	225	ASN	CA-C-N	-15.45	83.22	117.20
2	2V	225	ASN	CA-C-N	-15.45	83.22	117.20
2	2Z	225	ASN	CA-C-N	-15.45	83.22	117.20
2	43	225	ASN	CA-C-N	-15.45	83.22	117.20
2	47	225	ASN	CA-C-N	-15.45	83.22	117.20
2	5B	225	ASN	CA-C-N	-15.45	83.22	117.20
2	53	225	ASN	CA-C-N	-15.45	83.22	117.20
2	57	225	ASN	CA-C-N	-15.45	83.22	117.20
2	6B	225	ASN	CA-C-N	-15.45	83.22	117.20
2	1B	225	ASN	CA-C-N	-15.44	83.23	117.20
2	1J	225	ASN	CA-C-N	-15.44	83.23	117.20
2	2F	225	ASN	CA-C-N	-15.44	83.23	117.20
2	27	225	ASN	CA-C-N	-15.44	83.23	117.20

*Continued on next page...*

*Continued from previous page...*

Mol	Chain	Res	Type	Atoms	Z	Observed(°)	Ideal(°)
2	3F	225	ASN	CA-C-N	-15.44	83.23	117.20
2	4B	225	ASN	CA-C-N	-15.44	83.23	117.20
2	4N	225	ASN	CA-C-N	-15.44	83.23	117.20
2	4V	225	ASN	CA-C-N	-15.44	83.23	117.20
2	5R	225	ASN	CA-C-N	-15.44	83.23	117.20
2	6J	225	ASN	CA-C-N	-15.44	83.23	117.20
2	6R	225	ASN	CA-C-N	-15.44	83.23	117.20
2	7N	225	ASN	CA-C-N	-15.44	83.23	117.20
2	13	225	ASN	CA-C-N	-15.44	83.24	117.20
2	17	225	ASN	CA-C-N	-15.44	83.24	117.20
2	2B	225	ASN	CA-C-N	-15.44	83.24	117.20
2	3R	225	ASN	CA-C-N	-15.44	83.24	117.20
2	3V	225	ASN	CA-C-N	-15.44	83.24	117.20
2	3Z	225	ASN	CA-C-N	-15.44	83.24	117.20
2	5F	225	ASN	CA-C-N	-15.44	83.24	117.20
2	5J	225	ASN	CA-C-N	-15.44	83.24	117.20
2	5N	225	ASN	CA-C-N	-15.44	83.24	117.20
2	63	225	ASN	CA-C-N	-15.44	83.24	117.20
2	67	225	ASN	CA-C-N	-15.44	83.24	117.20
2	7B	225	ASN	CA-C-N	-15.44	83.24	117.20
1	1M	50	ARG	NE-CZ-NH2	-15.42	112.59	120.30
1	2I	50	ARG	NE-CZ-NH2	-15.42	112.59	120.30
1	3A	50	ARG	NE-CZ-NH2	-15.42	112.59	120.30
1	3I	50	ARG	NE-CZ-NH2	-15.42	112.59	120.30
1	32	50	ARG	NE-CZ-NH2	-15.42	112.59	120.30
1	4E	50	ARG	NE-CZ-NH2	-15.42	112.59	120.30
1	4Y	50	ARG	NE-CZ-NH2	-15.42	112.59	120.30
1	5U	50	ARG	NE-CZ-NH2	-15.42	112.59	120.30
1	6M	50	ARG	NE-CZ-NH2	-15.42	112.59	120.30
1	6U	50	ARG	NE-CZ-NH2	-15.42	112.59	120.30
1	7E	50	ARG	NE-CZ-NH2	-15.42	112.59	120.30
1	7Q	50	ARG	NE-CZ-NH2	-15.42	112.59	120.30
1	1E	66	ARG	CG-CD-NE	-15.42	79.42	111.80
1	2M	66	ARG	CG-CD-NE	-15.42	79.42	111.80
1	22	66	ARG	CG-CD-NE	-15.42	79.42	111.80
1	3M	66	ARG	CG-CD-NE	-15.42	79.42	111.80
1	36	66	ARG	CG-CD-NE	-15.42	79.42	111.80
1	4I	66	ARG	CG-CD-NE	-15.42	79.42	111.80
1	4Q	66	ARG	CG-CD-NE	-15.42	79.42	111.80
1	5Y	66	ARG	CG-CD-NE	-15.42	79.42	111.80
1	6E	66	ARG	CG-CD-NE	-15.42	79.42	111.80
1	6Y	66	ARG	CG-CD-NE	-15.42	79.42	111.80

*Continued on next page...*

*Continued from previous page...*

Mol	Chain	Res	Type	Atoms	Z	Observed(°)	Ideal(°)
1	7I	66	ARG	CG-CD-NE	-15.42	79.42	111.80
1	7U	66	ARG	CG-CD-NE	-15.42	79.42	111.80
1	12	151	ASN	C-N-CA	15.41	160.22	121.70
1	16	151	ASN	C-N-CA	15.41	160.22	121.70
1	2A	151	ASN	C-N-CA	15.41	160.22	121.70
1	3Q	151	ASN	C-N-CA	15.41	160.22	121.70
1	3U	151	ASN	C-N-CA	15.41	160.22	121.70
1	3Y	151	ASN	C-N-CA	15.41	160.22	121.70
1	5E	151	ASN	C-N-CA	15.41	160.22	121.70
1	5I	151	ASN	C-N-CA	15.41	160.22	121.70
1	5M	151	ASN	C-N-CA	15.41	160.22	121.70
1	62	151	ASN	C-N-CA	15.41	160.22	121.70
1	66	151	ASN	C-N-CA	15.41	160.22	121.70
1	7A	151	ASN	C-N-CA	15.41	160.22	121.70
1	1A	66	ARG	CG-CD-NE	-15.41	79.45	111.80
1	1I	66	ARG	CG-CD-NE	-15.41	79.45	111.80
1	2E	66	ARG	CG-CD-NE	-15.41	79.45	111.80
1	26	66	ARG	CG-CD-NE	-15.41	79.45	111.80
1	3E	66	ARG	CG-CD-NE	-15.41	79.45	111.80
1	4A	66	ARG	CG-CD-NE	-15.41	79.45	111.80
1	4M	66	ARG	CG-CD-NE	-15.41	79.45	111.80
1	4U	66	ARG	CG-CD-NE	-15.41	79.45	111.80
1	5Q	66	ARG	CG-CD-NE	-15.41	79.45	111.80
1	6I	66	ARG	CG-CD-NE	-15.41	79.45	111.80
1	6Q	66	ARG	CG-CD-NE	-15.41	79.45	111.80
1	7M	66	ARG	CG-CD-NE	-15.41	79.45	111.80
1	1Q	66	ARG	CG-CD-NE	-15.40	79.45	111.80
1	1U	66	ARG	CG-CD-NE	-15.40	79.45	111.80
1	1Y	66	ARG	CG-CD-NE	-15.40	79.45	111.80
1	2Q	66	ARG	CG-CD-NE	-15.40	79.45	111.80
1	2U	66	ARG	CG-CD-NE	-15.40	79.45	111.80
1	2Y	66	ARG	CG-CD-NE	-15.40	79.45	111.80
1	42	66	ARG	CG-CD-NE	-15.40	79.45	111.80
1	46	66	ARG	CG-CD-NE	-15.40	79.45	111.80
1	5A	66	ARG	CG-CD-NE	-15.40	79.45	111.80
1	52	66	ARG	CG-CD-NE	-15.40	79.45	111.80
1	56	66	ARG	CG-CD-NE	-15.40	79.45	111.80
1	6A	66	ARG	CG-CD-NE	-15.40	79.45	111.80
1	12	50	ARG	NE-CZ-NH2	-15.40	112.60	120.30
1	16	50	ARG	NE-CZ-NH2	-15.40	112.60	120.30
1	2A	50	ARG	NE-CZ-NH2	-15.40	112.60	120.30
1	3Q	50	ARG	NE-CZ-NH2	-15.40	112.60	120.30

*Continued on next page...*

*Continued from previous page...*

Mol	Chain	Res	Type	Atoms	Z	Observed(°)	Ideal(°)
1	3U	50	ARG	NE-CZ-NH2	-15.40	112.60	120.30
1	3Y	50	ARG	NE-CZ-NH2	-15.40	112.60	120.30
1	5E	50	ARG	NE-CZ-NH2	-15.40	112.60	120.30
1	5I	50	ARG	NE-CZ-NH2	-15.40	112.60	120.30
1	5M	50	ARG	NE-CZ-NH2	-15.40	112.60	120.30
1	62	50	ARG	NE-CZ-NH2	-15.40	112.60	120.30
1	66	50	ARG	NE-CZ-NH2	-15.40	112.60	120.30
1	7A	50	ARG	NE-CZ-NH2	-15.40	112.60	120.30
1	12	66	ARG	CG-CD-NE	-15.40	79.47	111.80
1	16	66	ARG	CG-CD-NE	-15.40	79.47	111.80
1	2A	66	ARG	CG-CD-NE	-15.40	79.47	111.80
1	3Q	66	ARG	CG-CD-NE	-15.40	79.47	111.80
1	3U	66	ARG	CG-CD-NE	-15.40	79.47	111.80
1	3Y	66	ARG	CG-CD-NE	-15.40	79.47	111.80
1	5E	66	ARG	CG-CD-NE	-15.40	79.47	111.80
1	5I	66	ARG	CG-CD-NE	-15.40	79.47	111.80
1	5M	66	ARG	CG-CD-NE	-15.40	79.47	111.80
1	62	66	ARG	CG-CD-NE	-15.40	79.47	111.80
1	66	66	ARG	CG-CD-NE	-15.40	79.47	111.80
1	7A	66	ARG	CG-CD-NE	-15.40	79.47	111.80
1	1A	151	ASN	C-N-CA	15.39	160.19	121.70
1	1E	151	ASN	C-N-CA	15.39	160.19	121.70
1	1I	151	ASN	C-N-CA	15.39	160.19	121.70
1	2E	151	ASN	C-N-CA	15.39	160.19	121.70
1	2M	151	ASN	C-N-CA	15.39	160.19	121.70
1	22	151	ASN	C-N-CA	15.39	160.19	121.70
1	26	151	ASN	C-N-CA	15.39	160.19	121.70
1	3E	151	ASN	C-N-CA	15.39	160.19	121.70
1	3M	151	ASN	C-N-CA	15.39	160.19	121.70
1	36	151	ASN	C-N-CA	15.39	160.19	121.70
1	4A	151	ASN	C-N-CA	15.39	160.19	121.70
1	4I	151	ASN	C-N-CA	15.39	160.19	121.70
1	4M	151	ASN	C-N-CA	15.39	160.19	121.70
1	4Q	151	ASN	C-N-CA	15.39	160.19	121.70
1	4U	151	ASN	C-N-CA	15.39	160.19	121.70
1	5Q	151	ASN	C-N-CA	15.39	160.19	121.70
1	5Y	151	ASN	C-N-CA	15.39	160.19	121.70
1	6E	151	ASN	C-N-CA	15.39	160.19	121.70
1	6I	151	ASN	C-N-CA	15.39	160.19	121.70
1	6Q	151	ASN	C-N-CA	15.39	160.19	121.70
1	6Y	151	ASN	C-N-CA	15.39	160.19	121.70
1	7I	151	ASN	C-N-CA	15.39	160.19	121.70

*Continued on next page...*



*Continued from previous page...*

Mol	Chain	Res	Type	Atoms	Z	Observed(°)	Ideal(°)
1	7M	151	ASN	C-N-CA	15.39	160.19	121.70
1	7U	151	ASN	C-N-CA	15.39	160.19	121.70
1	1M	66	ARG	CG-CD-NE	-15.39	79.48	111.80
1	1Q	50	ARG	NE-CZ-NH2	-15.39	112.61	120.30
1	1U	50	ARG	NE-CZ-NH2	-15.39	112.61	120.30
1	1Y	50	ARG	NE-CZ-NH2	-15.39	112.61	120.30
1	2I	66	ARG	CG-CD-NE	-15.39	79.48	111.80
1	2Q	50	ARG	NE-CZ-NH2	-15.39	112.61	120.30
1	2U	50	ARG	NE-CZ-NH2	-15.39	112.61	120.30
1	2Y	50	ARG	NE-CZ-NH2	-15.39	112.61	120.30
1	3A	66	ARG	CG-CD-NE	-15.39	79.48	111.80
1	3I	66	ARG	CG-CD-NE	-15.39	79.48	111.80
1	32	66	ARG	CG-CD-NE	-15.39	79.48	111.80
1	4E	66	ARG	CG-CD-NE	-15.39	79.48	111.80
1	4Y	66	ARG	CG-CD-NE	-15.39	79.48	111.80
1	42	50	ARG	NE-CZ-NH2	-15.39	112.61	120.30
1	46	50	ARG	NE-CZ-NH2	-15.39	112.61	120.30
1	5A	50	ARG	NE-CZ-NH2	-15.39	112.61	120.30
1	5U	66	ARG	CG-CD-NE	-15.39	79.48	111.80
1	52	50	ARG	NE-CZ-NH2	-15.39	112.61	120.30
1	56	50	ARG	NE-CZ-NH2	-15.39	112.61	120.30
1	6A	50	ARG	NE-CZ-NH2	-15.39	112.61	120.30
1	6M	66	ARG	CG-CD-NE	-15.39	79.48	111.80
1	6U	66	ARG	CG-CD-NE	-15.39	79.48	111.80
1	7E	66	ARG	CG-CD-NE	-15.39	79.48	111.80
1	7Q	66	ARG	CG-CD-NE	-15.39	79.48	111.80
1	1M	151	ASN	C-N-CA	15.39	160.17	121.70
1	2I	151	ASN	C-N-CA	15.39	160.17	121.70
1	3A	151	ASN	C-N-CA	15.39	160.17	121.70
1	3I	151	ASN	C-N-CA	15.39	160.17	121.70
1	32	151	ASN	C-N-CA	15.39	160.17	121.70
1	4E	151	ASN	C-N-CA	15.39	160.17	121.70
1	4Y	151	ASN	C-N-CA	15.39	160.17	121.70
1	5U	151	ASN	C-N-CA	15.39	160.17	121.70
1	6M	151	ASN	C-N-CA	15.39	160.17	121.70
1	6U	151	ASN	C-N-CA	15.39	160.17	121.70
1	7E	151	ASN	C-N-CA	15.39	160.17	121.70
1	7Q	151	ASN	C-N-CA	15.39	160.17	121.70
1	1Q	151	ASN	C-N-CA	15.38	160.15	121.70
1	1U	151	ASN	C-N-CA	15.38	160.15	121.70
1	1Y	151	ASN	C-N-CA	15.38	160.15	121.70
1	2Q	151	ASN	C-N-CA	15.38	160.15	121.70

*Continued on next page...*

*Continued from previous page...*

Mol	Chain	Res	Type	Atoms	Z	Observed(°)	Ideal(°)
1	2U	151	ASN	C-N-CA	15.38	160.15	121.70
1	2Y	151	ASN	C-N-CA	15.38	160.15	121.70
1	42	151	ASN	C-N-CA	15.38	160.15	121.70
1	46	151	ASN	C-N-CA	15.38	160.15	121.70
1	5A	151	ASN	C-N-CA	15.38	160.15	121.70
1	52	151	ASN	C-N-CA	15.38	160.15	121.70
1	56	151	ASN	C-N-CA	15.38	160.15	121.70
1	6A	151	ASN	C-N-CA	15.38	160.15	121.70
1	1Q	48	TYR	CA-C-O	15.38	152.39	120.10
1	1U	48	TYR	CA-C-O	15.38	152.39	120.10
1	1Y	48	TYR	CA-C-O	15.38	152.39	120.10
1	2Q	48	TYR	CA-C-O	15.38	152.39	120.10
1	2U	48	TYR	CA-C-O	15.38	152.39	120.10
1	2Y	48	TYR	CA-C-O	15.38	152.39	120.10
1	42	48	TYR	CA-C-O	15.38	152.39	120.10
1	46	48	TYR	CA-C-O	15.38	152.39	120.10
1	5A	48	TYR	CA-C-O	15.38	152.39	120.10
1	52	48	TYR	CA-C-O	15.38	152.39	120.10
1	56	48	TYR	CA-C-O	15.38	152.39	120.10
1	6A	48	TYR	CA-C-O	15.38	152.39	120.10
1	1A	50	ARG	NE-CZ-NH2	-15.37	112.61	120.30
1	1I	50	ARG	NE-CZ-NH2	-15.37	112.61	120.30
1	2E	50	ARG	NE-CZ-NH2	-15.37	112.61	120.30
1	26	50	ARG	NE-CZ-NH2	-15.37	112.61	120.30
1	3E	50	ARG	NE-CZ-NH2	-15.37	112.61	120.30
1	4A	50	ARG	NE-CZ-NH2	-15.37	112.61	120.30
1	4M	50	ARG	NE-CZ-NH2	-15.37	112.61	120.30
1	4U	50	ARG	NE-CZ-NH2	-15.37	112.61	120.30
1	5Q	50	ARG	NE-CZ-NH2	-15.37	112.61	120.30
1	6I	50	ARG	NE-CZ-NH2	-15.37	112.61	120.30
1	6Q	50	ARG	NE-CZ-NH2	-15.37	112.61	120.30
1	7M	50	ARG	NE-CZ-NH2	-15.37	112.61	120.30
1	1E	48	TYR	CA-C-O	15.37	152.38	120.10
1	2M	48	TYR	CA-C-O	15.37	152.38	120.10
1	22	48	TYR	CA-C-O	15.37	152.38	120.10
1	3M	48	TYR	CA-C-O	15.37	152.38	120.10
1	36	48	TYR	CA-C-O	15.37	152.38	120.10
1	4I	48	TYR	CA-C-O	15.37	152.38	120.10
1	4Q	48	TYR	CA-C-O	15.37	152.38	120.10
1	5Y	48	TYR	CA-C-O	15.37	152.38	120.10
1	6E	48	TYR	CA-C-O	15.37	152.38	120.10
1	6Y	48	TYR	CA-C-O	15.37	152.38	120.10

*Continued on next page...*



*Continued from previous page...*

Mol	Chain	Res	Type	Atoms	Z	Observed(°)	Ideal(°)
1	7I	48	TYR	CA-C-O	15.37	152.38	120.10
1	7U	48	TYR	CA-C-O	15.37	152.38	120.10
1	1A	48	TYR	CA-C-O	15.36	152.36	120.10
1	1I	48	TYR	CA-C-O	15.36	152.36	120.10
1	2E	48	TYR	CA-C-O	15.36	152.36	120.10
1	26	48	TYR	CA-C-O	15.36	152.36	120.10
1	3E	48	TYR	CA-C-O	15.36	152.36	120.10
1	4A	48	TYR	CA-C-O	15.36	152.36	120.10
1	4M	48	TYR	CA-C-O	15.36	152.36	120.10
1	4U	48	TYR	CA-C-O	15.36	152.36	120.10
1	5Q	48	TYR	CA-C-O	15.36	152.36	120.10
1	6I	48	TYR	CA-C-O	15.36	152.36	120.10
1	6Q	48	TYR	CA-C-O	15.36	152.36	120.10
1	7M	48	TYR	CA-C-O	15.36	152.36	120.10
1	1E	50	ARG	NE-CZ-NH2	-15.36	112.62	120.30
1	2M	50	ARG	NE-CZ-NH2	-15.36	112.62	120.30
1	22	50	ARG	NE-CZ-NH2	-15.36	112.62	120.30
1	3M	50	ARG	NE-CZ-NH2	-15.36	112.62	120.30
1	36	50	ARG	NE-CZ-NH2	-15.36	112.62	120.30
1	4I	50	ARG	NE-CZ-NH2	-15.36	112.62	120.30
1	4Q	50	ARG	NE-CZ-NH2	-15.36	112.62	120.30
1	5Y	50	ARG	NE-CZ-NH2	-15.36	112.62	120.30
1	6E	50	ARG	NE-CZ-NH2	-15.36	112.62	120.30
1	6Y	50	ARG	NE-CZ-NH2	-15.36	112.62	120.30
1	7I	50	ARG	NE-CZ-NH2	-15.36	112.62	120.30
1	7U	50	ARG	NE-CZ-NH2	-15.36	112.62	120.30
1	1M	48	TYR	CA-C-O	15.36	152.36	120.10
1	2I	48	TYR	CA-C-O	15.36	152.36	120.10
1	3A	48	TYR	CA-C-O	15.36	152.36	120.10
1	3I	48	TYR	CA-C-O	15.36	152.36	120.10
1	32	48	TYR	CA-C-O	15.36	152.36	120.10
1	4E	48	TYR	CA-C-O	15.36	152.36	120.10
1	4Y	48	TYR	CA-C-O	15.36	152.36	120.10
1	5U	48	TYR	CA-C-O	15.36	152.36	120.10
1	6M	48	TYR	CA-C-O	15.36	152.36	120.10
1	6U	48	TYR	CA-C-O	15.36	152.36	120.10
1	7E	48	TYR	CA-C-O	15.36	152.36	120.10
1	7Q	48	TYR	CA-C-O	15.36	152.36	120.10
1	12	172	PHE	CD1-CE1-CZ	-15.36	101.67	120.10
1	16	172	PHE	CD1-CE1-CZ	-15.36	101.67	120.10
1	2A	172	PHE	CD1-CE1-CZ	-15.36	101.67	120.10
1	3Q	172	PHE	CD1-CE1-CZ	-15.36	101.67	120.10

*Continued on next page...*

*Continued from previous page...*

Mol	Chain	Res	Type	Atoms	Z	Observed(°)	Ideal(°)
1	3U	172	PHE	CD1-CE1-CZ	-15.36	101.67	120.10
1	3Y	172	PHE	CD1-CE1-CZ	-15.36	101.67	120.10
1	5E	172	PHE	CD1-CE1-CZ	-15.36	101.67	120.10
1	5I	172	PHE	CD1-CE1-CZ	-15.36	101.67	120.10
1	5M	172	PHE	CD1-CE1-CZ	-15.36	101.67	120.10
1	62	172	PHE	CD1-CE1-CZ	-15.36	101.67	120.10
1	66	172	PHE	CD1-CE1-CZ	-15.36	101.67	120.10
1	7A	172	PHE	CD1-CE1-CZ	-15.36	101.67	120.10
1	1A	172	PHE	CD1-CE1-CZ	-15.35	101.68	120.10
1	1I	172	PHE	CD1-CE1-CZ	-15.35	101.68	120.10
1	2E	172	PHE	CD1-CE1-CZ	-15.35	101.68	120.10
1	26	172	PHE	CD1-CE1-CZ	-15.35	101.68	120.10
1	3E	172	PHE	CD1-CE1-CZ	-15.35	101.68	120.10
1	4A	172	PHE	CD1-CE1-CZ	-15.35	101.68	120.10
1	4M	172	PHE	CD1-CE1-CZ	-15.35	101.68	120.10
1	4U	172	PHE	CD1-CE1-CZ	-15.35	101.68	120.10
1	5Q	172	PHE	CD1-CE1-CZ	-15.35	101.68	120.10
1	6I	172	PHE	CD1-CE1-CZ	-15.35	101.68	120.10
1	6Q	172	PHE	CD1-CE1-CZ	-15.35	101.68	120.10
1	7M	172	PHE	CD1-CE1-CZ	-15.35	101.68	120.10
1	1E	172	PHE	CD1-CE1-CZ	-15.35	101.68	120.10
1	2M	172	PHE	CD1-CE1-CZ	-15.35	101.68	120.10
1	22	172	PHE	CD1-CE1-CZ	-15.35	101.68	120.10
1	3M	172	PHE	CD1-CE1-CZ	-15.35	101.68	120.10
1	36	172	PHE	CD1-CE1-CZ	-15.35	101.68	120.10
1	4I	172	PHE	CD1-CE1-CZ	-15.35	101.68	120.10
1	4Q	172	PHE	CD1-CE1-CZ	-15.35	101.68	120.10
1	5Y	172	PHE	CD1-CE1-CZ	-15.35	101.68	120.10
1	6E	172	PHE	CD1-CE1-CZ	-15.35	101.68	120.10
1	6Y	172	PHE	CD1-CE1-CZ	-15.35	101.68	120.10
1	7I	172	PHE	CD1-CE1-CZ	-15.35	101.68	120.10
1	7U	172	PHE	CD1-CE1-CZ	-15.35	101.68	120.10
1	12	48	TYR	CA-C-O	15.34	152.32	120.10
1	16	48	TYR	CA-C-O	15.34	152.32	120.10
1	2A	48	TYR	CA-C-O	15.34	152.32	120.10
1	3Q	48	TYR	CA-C-O	15.34	152.32	120.10
1	3U	48	TYR	CA-C-O	15.34	152.32	120.10
1	3Y	48	TYR	CA-C-O	15.34	152.32	120.10
1	5E	48	TYR	CA-C-O	15.34	152.32	120.10
1	5I	48	TYR	CA-C-O	15.34	152.32	120.10
1	5M	48	TYR	CA-C-O	15.34	152.32	120.10
1	62	48	TYR	CA-C-O	15.34	152.32	120.10

*Continued on next page...*

*Continued from previous page...*

Mol	Chain	Res	Type	Atoms	Z	Observed(°)	Ideal(°)
1	66	48	TYR	CA-C-O	15.34	152.32	120.10
1	7A	48	TYR	CA-C-O	15.34	152.32	120.10
1	1M	172	PHE	CD1-CE1-CZ	-15.33	101.71	120.10
1	2I	172	PHE	CD1-CE1-CZ	-15.33	101.71	120.10
1	3A	172	PHE	CD1-CE1-CZ	-15.33	101.71	120.10
1	3I	172	PHE	CD1-CE1-CZ	-15.33	101.71	120.10
1	32	172	PHE	CD1-CE1-CZ	-15.33	101.71	120.10
1	4E	172	PHE	CD1-CE1-CZ	-15.33	101.71	120.10
1	4Y	172	PHE	CD1-CE1-CZ	-15.33	101.71	120.10
1	5U	172	PHE	CD1-CE1-CZ	-15.33	101.71	120.10
1	6M	172	PHE	CD1-CE1-CZ	-15.33	101.71	120.10
1	6U	172	PHE	CD1-CE1-CZ	-15.33	101.71	120.10
1	7E	172	PHE	CD1-CE1-CZ	-15.33	101.71	120.10
1	7Q	172	PHE	CD1-CE1-CZ	-15.33	101.71	120.10
1	1Q	172	PHE	CD1-CE1-CZ	-15.32	101.71	120.10
1	1U	172	PHE	CD1-CE1-CZ	-15.32	101.71	120.10
1	1Y	172	PHE	CD1-CE1-CZ	-15.32	101.71	120.10
1	2Q	172	PHE	CD1-CE1-CZ	-15.32	101.71	120.10
1	2U	172	PHE	CD1-CE1-CZ	-15.32	101.71	120.10
1	2Y	172	PHE	CD1-CE1-CZ	-15.32	101.71	120.10
1	42	172	PHE	CD1-CE1-CZ	-15.32	101.71	120.10
1	46	172	PHE	CD1-CE1-CZ	-15.32	101.71	120.10
1	5A	172	PHE	CD1-CE1-CZ	-15.32	101.71	120.10
1	52	172	PHE	CD1-CE1-CZ	-15.32	101.71	120.10
1	56	172	PHE	CD1-CE1-CZ	-15.32	101.71	120.10
1	6A	172	PHE	CD1-CE1-CZ	-15.32	101.71	120.10
1	1E	17	THR	CB-CA-C	15.25	152.78	111.60
1	12	182	PHE	CA-C-N	-15.25	83.65	117.20
1	16	182	PHE	CA-C-N	-15.25	83.65	117.20
1	2A	182	PHE	CA-C-N	-15.25	83.65	117.20
1	2M	17	THR	CB-CA-C	15.25	152.78	111.60
1	22	17	THR	CB-CA-C	15.25	152.78	111.60
1	3M	17	THR	CB-CA-C	15.25	152.78	111.60
1	3Q	182	PHE	CA-C-N	-15.25	83.65	117.20
1	3U	182	PHE	CA-C-N	-15.25	83.65	117.20
1	3Y	182	PHE	CA-C-N	-15.25	83.65	117.20
1	36	17	THR	CB-CA-C	15.25	152.78	111.60
1	4I	17	THR	CB-CA-C	15.25	152.78	111.60
1	4Q	17	THR	CB-CA-C	15.25	152.78	111.60
1	5E	182	PHE	CA-C-N	-15.25	83.65	117.20
1	5I	182	PHE	CA-C-N	-15.25	83.65	117.20
1	5M	182	PHE	CA-C-N	-15.25	83.65	117.20

*Continued on next page...*

*Continued from previous page...*

Mol	Chain	Res	Type	Atoms	Z	Observed(°)	Ideal(°)
1	5Y	17	THR	CB-CA-C	15.25	152.78	111.60
1	6E	17	THR	CB-CA-C	15.25	152.78	111.60
1	6Y	17	THR	CB-CA-C	15.25	152.78	111.60
1	62	182	PHE	CA-C-N	-15.25	83.65	117.20
1	66	182	PHE	CA-C-N	-15.25	83.65	117.20
1	7A	182	PHE	CA-C-N	-15.25	83.65	117.20
1	7I	17	THR	CB-CA-C	15.25	152.78	111.60
1	7U	17	THR	CB-CA-C	15.25	152.78	111.60
1	1M	17	THR	CB-CA-C	15.25	152.77	111.60
1	2I	17	THR	CB-CA-C	15.25	152.77	111.60
1	3A	17	THR	CB-CA-C	15.25	152.77	111.60
1	3I	17	THR	CB-CA-C	15.25	152.77	111.60
1	32	17	THR	CB-CA-C	15.25	152.77	111.60
1	4E	17	THR	CB-CA-C	15.25	152.77	111.60
1	4Y	17	THR	CB-CA-C	15.25	152.77	111.60
1	5U	17	THR	CB-CA-C	15.25	152.77	111.60
1	6M	17	THR	CB-CA-C	15.25	152.77	111.60
1	6U	17	THR	CB-CA-C	15.25	152.77	111.60
1	7E	17	THR	CB-CA-C	15.25	152.77	111.60
1	7Q	17	THR	CB-CA-C	15.25	152.77	111.60
1	1A	17	THR	CB-CA-C	15.24	152.76	111.60
1	1A	182	PHE	CA-C-N	-15.24	83.66	117.20
1	1I	17	THR	CB-CA-C	15.24	152.76	111.60
1	1I	182	PHE	CA-C-N	-15.24	83.66	117.20
1	1Q	182	PHE	CA-C-N	-15.24	83.66	117.20
1	1U	182	PHE	CA-C-N	-15.24	83.66	117.20
1	1Y	182	PHE	CA-C-N	-15.24	83.66	117.20
1	2E	17	THR	CB-CA-C	15.24	152.76	111.60
1	2E	182	PHE	CA-C-N	-15.24	83.66	117.20
1	2Q	182	PHE	CA-C-N	-15.24	83.66	117.20
1	2U	182	PHE	CA-C-N	-15.24	83.66	117.20
1	2Y	182	PHE	CA-C-N	-15.24	83.66	117.20
1	26	17	THR	CB-CA-C	15.24	152.76	111.60
1	26	182	PHE	CA-C-N	-15.24	83.66	117.20
1	3E	17	THR	CB-CA-C	15.24	152.76	111.60
1	3E	182	PHE	CA-C-N	-15.24	83.66	117.20
1	4A	17	THR	CB-CA-C	15.24	152.76	111.60
1	4A	182	PHE	CA-C-N	-15.24	83.66	117.20
1	4M	17	THR	CB-CA-C	15.24	152.76	111.60
1	4M	182	PHE	CA-C-N	-15.24	83.66	117.20
1	4U	17	THR	CB-CA-C	15.24	152.76	111.60
1	4U	182	PHE	CA-C-N	-15.24	83.66	117.20

*Continued on next page...*

*Continued from previous page...*

Mol	Chain	Res	Type	Atoms	Z	Observed(°)	Ideal(°)
1	42	182	PHE	CA-C-N	-15.24	83.66	117.20
1	46	182	PHE	CA-C-N	-15.24	83.66	117.20
1	5A	182	PHE	CA-C-N	-15.24	83.66	117.20
1	5Q	17	THR	CB-CA-C	15.24	152.76	111.60
1	5Q	182	PHE	CA-C-N	-15.24	83.66	117.20
1	52	182	PHE	CA-C-N	-15.24	83.66	117.20
1	56	182	PHE	CA-C-N	-15.24	83.66	117.20
1	6A	182	PHE	CA-C-N	-15.24	83.66	117.20
1	6I	17	THR	CB-CA-C	15.24	152.76	111.60
1	6I	182	PHE	CA-C-N	-15.24	83.66	117.20
1	6Q	17	THR	CB-CA-C	15.24	152.76	111.60
1	6Q	182	PHE	CA-C-N	-15.24	83.66	117.20
1	7M	17	THR	CB-CA-C	15.24	152.76	111.60
1	7M	182	PHE	CA-C-N	-15.24	83.66	117.20
1	1E	182	PHE	CA-C-N	-15.23	83.70	117.20
1	1M	182	PHE	CA-C-N	-15.23	83.70	117.20
1	2I	182	PHE	CA-C-N	-15.23	83.70	117.20
1	2M	182	PHE	CA-C-N	-15.23	83.70	117.20
1	22	182	PHE	CA-C-N	-15.23	83.70	117.20
1	3A	182	PHE	CA-C-N	-15.23	83.70	117.20
1	3I	182	PHE	CA-C-N	-15.23	83.70	117.20
1	3M	182	PHE	CA-C-N	-15.23	83.70	117.20
1	32	182	PHE	CA-C-N	-15.23	83.70	117.20
1	36	182	PHE	CA-C-N	-15.23	83.70	117.20
1	4E	182	PHE	CA-C-N	-15.23	83.70	117.20
1	4I	182	PHE	CA-C-N	-15.23	83.70	117.20
1	4Q	182	PHE	CA-C-N	-15.23	83.70	117.20
1	4Y	182	PHE	CA-C-N	-15.23	83.70	117.20
1	5U	182	PHE	CA-C-N	-15.23	83.70	117.20
1	5Y	182	PHE	CA-C-N	-15.23	83.70	117.20
1	6E	182	PHE	CA-C-N	-15.23	83.70	117.20
1	6M	182	PHE	CA-C-N	-15.23	83.70	117.20
1	6U	182	PHE	CA-C-N	-15.23	83.70	117.20
1	6Y	182	PHE	CA-C-N	-15.23	83.70	117.20
1	7E	182	PHE	CA-C-N	-15.23	83.70	117.20
1	7I	182	PHE	CA-C-N	-15.23	83.70	117.20
1	7Q	182	PHE	CA-C-N	-15.23	83.70	117.20
1	7U	182	PHE	CA-C-N	-15.23	83.70	117.20
1	12	17	THR	CB-CA-C	15.22	152.70	111.60
1	16	17	THR	CB-CA-C	15.22	152.70	111.60
1	2A	17	THR	CB-CA-C	15.22	152.70	111.60
1	3Q	17	THR	CB-CA-C	15.22	152.70	111.60

*Continued on next page...*

*Continued from previous page...*

Mol	Chain	Res	Type	Atoms	Z	Observed(°)	Ideal(°)
1	3U	17	THR	CB-CA-C	15.22	152.70	111.60
1	3Y	17	THR	CB-CA-C	15.22	152.70	111.60
1	5E	17	THR	CB-CA-C	15.22	152.70	111.60
1	5I	17	THR	CB-CA-C	15.22	152.70	111.60
1	5M	17	THR	CB-CA-C	15.22	152.70	111.60
1	62	17	THR	CB-CA-C	15.22	152.70	111.60
1	66	17	THR	CB-CA-C	15.22	152.70	111.60
1	7A	17	THR	CB-CA-C	15.22	152.70	111.60
1	1Q	17	THR	CB-CA-C	15.22	152.69	111.60
1	1U	17	THR	CB-CA-C	15.22	152.69	111.60
1	1Y	17	THR	CB-CA-C	15.22	152.69	111.60
1	2Q	17	THR	CB-CA-C	15.22	152.69	111.60
1	2U	17	THR	CB-CA-C	15.22	152.69	111.60
1	2Y	17	THR	CB-CA-C	15.22	152.69	111.60
1	42	17	THR	CB-CA-C	15.22	152.69	111.60
1	46	17	THR	CB-CA-C	15.22	152.69	111.60
1	5A	17	THR	CB-CA-C	15.22	152.69	111.60
1	52	17	THR	CB-CA-C	15.22	152.69	111.60
1	56	17	THR	CB-CA-C	15.22	152.69	111.60
1	6A	17	THR	CB-CA-C	15.22	152.69	111.60
2	1R	55	PRO	CA-C-O	-15.19	83.74	120.20
2	1V	55	PRO	CA-C-O	-15.19	83.74	120.20
2	1Z	55	PRO	CA-C-O	-15.19	83.74	120.20
2	2R	55	PRO	CA-C-O	-15.19	83.74	120.20
2	2V	55	PRO	CA-C-O	-15.19	83.74	120.20
2	2Z	55	PRO	CA-C-O	-15.19	83.74	120.20
2	43	55	PRO	CA-C-O	-15.19	83.74	120.20
2	47	55	PRO	CA-C-O	-15.19	83.74	120.20
2	5B	55	PRO	CA-C-O	-15.19	83.74	120.20
2	53	55	PRO	CA-C-O	-15.19	83.74	120.20
2	57	55	PRO	CA-C-O	-15.19	83.74	120.20
2	6B	55	PRO	CA-C-O	-15.19	83.74	120.20
2	1F	55	PRO	CA-C-O	-15.19	83.75	120.20
2	2N	55	PRO	CA-C-O	-15.19	83.75	120.20
2	23	55	PRO	CA-C-O	-15.19	83.75	120.20
2	3N	55	PRO	CA-C-O	-15.19	83.75	120.20
2	37	55	PRO	CA-C-O	-15.19	83.75	120.20
2	4J	55	PRO	CA-C-O	-15.19	83.75	120.20
2	4R	55	PRO	CA-C-O	-15.19	83.75	120.20
2	5Z	55	PRO	CA-C-O	-15.19	83.75	120.20
2	6F	55	PRO	CA-C-O	-15.19	83.75	120.20
2	6Z	55	PRO	CA-C-O	-15.19	83.75	120.20

*Continued on next page...*

*Continued from previous page...*

Mol	Chain	Res	Type	Atoms	Z	Observed(°)	Ideal(°)
2	7J	55	PRO	CA-C-O	-15.19	83.75	120.20
2	7V	55	PRO	CA-C-O	-15.19	83.75	120.20
2	1B	55	PRO	CA-C-O	-15.18	83.76	120.20
2	1J	55	PRO	CA-C-O	-15.18	83.76	120.20
2	2F	55	PRO	CA-C-O	-15.18	83.76	120.20
2	27	55	PRO	CA-C-O	-15.18	83.76	120.20
2	3F	55	PRO	CA-C-O	-15.18	83.76	120.20
2	4B	55	PRO	CA-C-O	-15.18	83.76	120.20
2	4N	55	PRO	CA-C-O	-15.18	83.76	120.20
2	4V	55	PRO	CA-C-O	-15.18	83.76	120.20
2	5R	55	PRO	CA-C-O	-15.18	83.76	120.20
2	6J	55	PRO	CA-C-O	-15.18	83.76	120.20
2	6R	55	PRO	CA-C-O	-15.18	83.76	120.20
2	7N	55	PRO	CA-C-O	-15.18	83.76	120.20
2	1N	55	PRO	CA-C-O	-15.17	83.79	120.20
2	2J	55	PRO	CA-C-O	-15.17	83.79	120.20
2	3B	55	PRO	CA-C-O	-15.17	83.79	120.20
2	3J	55	PRO	CA-C-O	-15.17	83.79	120.20
2	33	55	PRO	CA-C-O	-15.17	83.79	120.20
2	4F	55	PRO	CA-C-O	-15.17	83.79	120.20
2	4Z	55	PRO	CA-C-O	-15.17	83.79	120.20
2	5V	55	PRO	CA-C-O	-15.17	83.79	120.20
2	6N	55	PRO	CA-C-O	-15.17	83.79	120.20
2	6V	55	PRO	CA-C-O	-15.17	83.79	120.20
2	7F	55	PRO	CA-C-O	-15.17	83.79	120.20
2	7R	55	PRO	CA-C-O	-15.17	83.79	120.20
2	1N	47	ASP	CB-CG-OD1	-15.16	104.66	118.30
2	2J	47	ASP	CB-CG-OD1	-15.16	104.66	118.30
2	3B	47	ASP	CB-CG-OD1	-15.16	104.66	118.30
2	3J	47	ASP	CB-CG-OD1	-15.16	104.66	118.30
2	33	47	ASP	CB-CG-OD1	-15.16	104.66	118.30
2	4F	47	ASP	CB-CG-OD1	-15.16	104.66	118.30
2	4Z	47	ASP	CB-CG-OD1	-15.16	104.66	118.30
2	5V	47	ASP	CB-CG-OD1	-15.16	104.66	118.30
2	6N	47	ASP	CB-CG-OD1	-15.16	104.66	118.30
2	6V	47	ASP	CB-CG-OD1	-15.16	104.66	118.30
2	7F	47	ASP	CB-CG-OD1	-15.16	104.66	118.30
2	7R	47	ASP	CB-CG-OD1	-15.16	104.66	118.30
2	13	55	PRO	CA-C-O	-15.16	83.82	120.20
2	17	55	PRO	CA-C-O	-15.16	83.82	120.20
2	2B	55	PRO	CA-C-O	-15.16	83.82	120.20
2	3R	55	PRO	CA-C-O	-15.16	83.82	120.20

*Continued on next page...*



*Continued from previous page...*

Mol	Chain	Res	Type	Atoms	Z	Observed(°)	Ideal(°)
2	3V	55	PRO	CA-C-O	-15.16	83.82	120.20
2	3Z	55	PRO	CA-C-O	-15.16	83.82	120.20
2	5F	55	PRO	CA-C-O	-15.16	83.82	120.20
2	5J	55	PRO	CA-C-O	-15.16	83.82	120.20
2	5N	55	PRO	CA-C-O	-15.16	83.82	120.20
2	63	55	PRO	CA-C-O	-15.16	83.82	120.20
2	67	55	PRO	CA-C-O	-15.16	83.82	120.20
2	7B	55	PRO	CA-C-O	-15.16	83.82	120.20
2	13	47	ASP	CB-CG-OD1	-15.15	104.66	118.30
2	17	47	ASP	CB-CG-OD1	-15.15	104.66	118.30
2	2B	47	ASP	CB-CG-OD1	-15.15	104.66	118.30
2	3R	47	ASP	CB-CG-OD1	-15.15	104.66	118.30
2	3V	47	ASP	CB-CG-OD1	-15.15	104.66	118.30
2	3Z	47	ASP	CB-CG-OD1	-15.15	104.66	118.30
2	5F	47	ASP	CB-CG-OD1	-15.15	104.66	118.30
2	5J	47	ASP	CB-CG-OD1	-15.15	104.66	118.30
2	5N	47	ASP	CB-CG-OD1	-15.15	104.66	118.30
2	63	47	ASP	CB-CG-OD1	-15.15	104.66	118.30
2	67	47	ASP	CB-CG-OD1	-15.15	104.66	118.30
2	7B	47	ASP	CB-CG-OD1	-15.15	104.66	118.30
2	1B	47	ASP	CB-CG-OD1	-15.14	104.67	118.30
2	1J	47	ASP	CB-CG-OD1	-15.14	104.67	118.30
2	2F	47	ASP	CB-CG-OD1	-15.14	104.67	118.30
2	27	47	ASP	CB-CG-OD1	-15.14	104.67	118.30
2	3F	47	ASP	CB-CG-OD1	-15.14	104.67	118.30
2	4B	47	ASP	CB-CG-OD1	-15.14	104.67	118.30
2	4N	47	ASP	CB-CG-OD1	-15.14	104.67	118.30
2	4V	47	ASP	CB-CG-OD1	-15.14	104.67	118.30
2	5R	47	ASP	CB-CG-OD1	-15.14	104.67	118.30
2	6J	47	ASP	CB-CG-OD1	-15.14	104.67	118.30
2	6R	47	ASP	CB-CG-OD1	-15.14	104.67	118.30
2	7N	47	ASP	CB-CG-OD1	-15.14	104.67	118.30
1	12	21	ASN	CA-CB-CG	15.13	146.68	113.40
1	16	21	ASN	CA-CB-CG	15.13	146.68	113.40
1	2A	21	ASN	CA-CB-CG	15.13	146.68	113.40
1	3Q	21	ASN	CA-CB-CG	15.13	146.68	113.40
1	3U	21	ASN	CA-CB-CG	15.13	146.68	113.40
1	3Y	21	ASN	CA-CB-CG	15.13	146.68	113.40
1	5E	21	ASN	CA-CB-CG	15.13	146.68	113.40
1	5I	21	ASN	CA-CB-CG	15.13	146.68	113.40
1	5M	21	ASN	CA-CB-CG	15.13	146.68	113.40
1	62	21	ASN	CA-CB-CG	15.13	146.68	113.40

*Continued on next page...*

*Continued from previous page...*

Mol	Chain	Res	Type	Atoms	Z	Observed(°)	Ideal(°)
1	66	21	ASN	CA-CB-CG	15.13	146.68	113.40
1	7A	21	ASN	CA-CB-CG	15.13	146.68	113.40
1	1Q	21	ASN	CA-CB-CG	15.12	146.67	113.40
1	1U	21	ASN	CA-CB-CG	15.12	146.67	113.40
1	1Y	21	ASN	CA-CB-CG	15.12	146.67	113.40
1	2Q	21	ASN	CA-CB-CG	15.12	146.67	113.40
1	2U	21	ASN	CA-CB-CG	15.12	146.67	113.40
1	2Y	21	ASN	CA-CB-CG	15.12	146.67	113.40
1	42	21	ASN	CA-CB-CG	15.12	146.67	113.40
1	46	21	ASN	CA-CB-CG	15.12	146.67	113.40
1	5A	21	ASN	CA-CB-CG	15.12	146.67	113.40
1	52	21	ASN	CA-CB-CG	15.12	146.67	113.40
1	56	21	ASN	CA-CB-CG	15.12	146.67	113.40
1	6A	21	ASN	CA-CB-CG	15.12	146.67	113.40
1	1E	21	ASN	CA-CB-CG	15.12	146.66	113.40
1	2M	21	ASN	CA-CB-CG	15.12	146.66	113.40
1	22	21	ASN	CA-CB-CG	15.12	146.66	113.40
1	3M	21	ASN	CA-CB-CG	15.12	146.66	113.40
1	36	21	ASN	CA-CB-CG	15.12	146.66	113.40
1	4I	21	ASN	CA-CB-CG	15.12	146.66	113.40
1	4Q	21	ASN	CA-CB-CG	15.12	146.66	113.40
1	5Y	21	ASN	CA-CB-CG	15.12	146.66	113.40
1	6E	21	ASN	CA-CB-CG	15.12	146.66	113.40
1	6Y	21	ASN	CA-CB-CG	15.12	146.66	113.40
1	7I	21	ASN	CA-CB-CG	15.12	146.66	113.40
1	7U	21	ASN	CA-CB-CG	15.12	146.66	113.40
1	1A	21	ASN	CA-CB-CG	15.12	146.66	113.40
2	1F	21	THR	O-C-N	-15.12	98.52	122.70
1	1I	21	ASN	CA-CB-CG	15.12	146.66	113.40
1	2E	21	ASN	CA-CB-CG	15.12	146.66	113.40
1	26	21	ASN	CA-CB-CG	15.12	146.66	113.40
1	3E	21	ASN	CA-CB-CG	15.12	146.66	113.40
1	4A	21	ASN	CA-CB-CG	15.12	146.66	113.40
1	6I	21	ASN	CA-CB-CG	15.12	146.66	113.40
1	6Q	21	ASN	CA-CB-CG	15.12	146.66	113.40
1	1M	21	ASN	CA-CB-CG	15.11	146.65	113.40
2	1R	47	ASP	CB-CG-OD1	-15.11	104.70	118.30
2	1V	47	ASP	CB-CG-OD1	-15.11	104.70	118.30
2	1Z	47	ASP	CB-CG-OD1	-15.11	104.70	118.30
1	2I	21	ASN	CA-CB-CG	15.11	146.65	113.40
2	2N	21	THR	O-C-N	-15.12	98.52	122.70
2	2R	47	ASP	CB-CG-OD1	-15.11	104.70	118.30

*Continued on next page...*

*Continued from previous page...*

Mol	Chain	Res	Type	Atoms	Z	Observed(°)	Ideal(°)
2	2V	47	ASP	CB-CG-OD1	-15.11	104.70	118.30
2	2Z	47	ASP	CB-CG-OD1	-15.11	104.70	118.30
2	23	21	THR	O-C-N	-15.12	98.52	122.70
1	4M	21	ASN	CA-CB-CG	15.12	146.66	113.40
1	3A	21	ASN	CA-CB-CG	15.11	146.65	113.40
1	3I	21	ASN	CA-CB-CG	15.11	146.65	113.40
2	3N	21	THR	O-C-N	-15.12	98.52	122.70
1	32	21	ASN	CA-CB-CG	15.11	146.65	113.40
2	37	21	THR	O-C-N	-15.12	98.52	122.70
1	4E	21	ASN	CA-CB-CG	15.11	146.65	113.40
2	4J	21	THR	O-C-N	-15.12	98.52	122.70
2	4R	21	THR	O-C-N	-15.12	98.52	122.70
1	4U	21	ASN	CA-CB-CG	15.12	146.66	113.40
1	5Q	21	ASN	CA-CB-CG	15.12	146.66	113.40
1	4Y	21	ASN	CA-CB-CG	15.11	146.65	113.40
2	43	47	ASP	CB-CG-OD1	-15.11	104.70	118.30
2	47	47	ASP	CB-CG-OD1	-15.11	104.70	118.30
2	5B	47	ASP	CB-CG-OD1	-15.11	104.70	118.30
1	5U	21	ASN	CA-CB-CG	15.11	146.65	113.40
2	5Z	21	THR	O-C-N	-15.12	98.52	122.70
2	53	47	ASP	CB-CG-OD1	-15.11	104.70	118.30
2	57	47	ASP	CB-CG-OD1	-15.11	104.70	118.30
2	6B	47	ASP	CB-CG-OD1	-15.11	104.70	118.30
2	6F	21	THR	O-C-N	-15.12	98.52	122.70
1	6M	21	ASN	CA-CB-CG	15.11	146.65	113.40
1	6U	21	ASN	CA-CB-CG	15.11	146.65	113.40
2	6Z	21	THR	O-C-N	-15.12	98.52	122.70
1	7E	21	ASN	CA-CB-CG	15.11	146.65	113.40
2	7J	21	THR	O-C-N	-15.12	98.52	122.70
1	7M	21	ASN	CA-CB-CG	15.12	146.66	113.40
1	7Q	21	ASN	CA-CB-CG	15.11	146.65	113.40
2	7V	21	THR	O-C-N	-15.12	98.52	122.70
2	1B	27	PRO	C-N-CA	-15.11	83.93	121.70
2	1F	27	PRO	C-N-CA	-15.11	83.93	121.70
2	1J	27	PRO	C-N-CA	-15.11	83.93	121.70
2	2F	27	PRO	C-N-CA	-15.11	83.93	121.70
2	2N	27	PRO	C-N-CA	-15.11	83.93	121.70
2	23	27	PRO	C-N-CA	-15.11	83.93	121.70
2	27	27	PRO	C-N-CA	-15.11	83.93	121.70
2	3F	27	PRO	C-N-CA	-15.11	83.93	121.70
2	3N	27	PRO	C-N-CA	-15.11	83.93	121.70
2	37	27	PRO	C-N-CA	-15.11	83.93	121.70

*Continued on next page...*

*Continued from previous page...*

Mol	Chain	Res	Type	Atoms	Z	Observed(°)	Ideal(°)
2	4B	27	PRO	C-N-CA	-15.11	83.93	121.70
2	4J	27	PRO	C-N-CA	-15.11	83.93	121.70
2	4N	27	PRO	C-N-CA	-15.11	83.93	121.70
2	4R	27	PRO	C-N-CA	-15.11	83.93	121.70
2	4V	27	PRO	C-N-CA	-15.11	83.93	121.70
2	5R	27	PRO	C-N-CA	-15.11	83.93	121.70
2	5Z	27	PRO	C-N-CA	-15.11	83.93	121.70
2	6F	27	PRO	C-N-CA	-15.11	83.93	121.70
2	6J	27	PRO	C-N-CA	-15.11	83.93	121.70
2	6R	27	PRO	C-N-CA	-15.11	83.93	121.70
2	6Z	27	PRO	C-N-CA	-15.11	83.93	121.70
2	7J	27	PRO	C-N-CA	-15.11	83.93	121.70
2	7N	27	PRO	C-N-CA	-15.11	83.93	121.70
2	7V	27	PRO	C-N-CA	-15.11	83.93	121.70
2	13	27	PRO	C-N-CA	-15.11	83.94	121.70
2	17	27	PRO	C-N-CA	-15.11	83.94	121.70
2	2B	27	PRO	C-N-CA	-15.11	83.94	121.70
2	3R	27	PRO	C-N-CA	-15.11	83.94	121.70
2	3V	27	PRO	C-N-CA	-15.11	83.94	121.70
2	3Z	27	PRO	C-N-CA	-15.11	83.94	121.70
2	5F	27	PRO	C-N-CA	-15.11	83.94	121.70
2	5J	27	PRO	C-N-CA	-15.11	83.94	121.70
2	5N	27	PRO	C-N-CA	-15.11	83.94	121.70
2	63	27	PRO	C-N-CA	-15.11	83.94	121.70
2	67	27	PRO	C-N-CA	-15.11	83.94	121.70
2	7B	27	PRO	C-N-CA	-15.11	83.94	121.70
2	1N	27	PRO	C-N-CA	-15.10	83.94	121.70
2	1R	21	THR	O-C-N	-15.10	98.53	122.70
2	1R	27	PRO	C-N-CA	-15.10	83.94	121.70
2	1V	21	THR	O-C-N	-15.10	98.53	122.70
2	1V	27	PRO	C-N-CA	-15.10	83.94	121.70
2	1Z	27	PRO	C-N-CA	-15.10	83.94	121.70
2	2J	27	PRO	C-N-CA	-15.10	83.94	121.70
2	2V	27	PRO	C-N-CA	-15.10	83.94	121.70
2	2Z	27	PRO	C-N-CA	-15.10	83.94	121.70
2	3J	27	PRO	C-N-CA	-15.10	83.94	121.70
2	33	27	PRO	C-N-CA	-15.10	83.94	121.70
2	4F	27	PRO	C-N-CA	-15.10	83.94	121.70
2	4Z	27	PRO	C-N-CA	-15.10	83.94	121.70
2	43	21	THR	O-C-N	-15.10	98.53	122.70
2	53	27	PRO	C-N-CA	-15.10	83.94	121.70
2	57	27	PRO	C-N-CA	-15.10	83.94	121.70

*Continued on next page...*

*Continued from previous page...*

Mol	Chain	Res	Type	Atoms	Z	Observed(°)	Ideal(°)
2	6N	27	PRO	C-N-CA	-15.10	83.94	121.70
2	6V	27	PRO	C-N-CA	-15.10	83.94	121.70
2	7F	27	PRO	C-N-CA	-15.10	83.94	121.70
2	7R	27	PRO	C-N-CA	-15.10	83.94	121.70
2	1B	21	THR	O-C-N	-15.10	98.54	122.70
2	1J	21	THR	O-C-N	-15.10	98.54	122.70
2	1N	21	THR	O-C-N	-15.10	98.54	122.70
2	1Z	21	THR	O-C-N	-15.10	98.53	122.70
2	2R	21	THR	O-C-N	-15.10	98.53	122.70
2	2F	21	THR	O-C-N	-15.10	98.54	122.70
2	2J	21	THR	O-C-N	-15.10	98.54	122.70
2	2R	27	PRO	C-N-CA	-15.10	83.94	121.70
2	2V	21	THR	O-C-N	-15.10	98.53	122.70
2	2Z	21	THR	O-C-N	-15.10	98.53	122.70
2	3B	27	PRO	C-N-CA	-15.10	83.94	121.70
2	5B	21	THR	O-C-N	-15.10	98.53	122.70
2	27	21	THR	O-C-N	-15.10	98.54	122.70
2	3B	21	THR	O-C-N	-15.10	98.54	122.70
2	3F	21	THR	O-C-N	-15.10	98.54	122.70
2	3J	21	THR	O-C-N	-15.10	98.54	122.70
2	33	21	THR	O-C-N	-15.10	98.54	122.70
2	47	21	THR	O-C-N	-15.10	98.53	122.70
2	4B	21	THR	O-C-N	-15.10	98.54	122.70
2	4F	21	THR	O-C-N	-15.10	98.54	122.70
2	43	27	PRO	C-N-CA	-15.10	83.94	121.70
2	4N	21	THR	O-C-N	-15.10	98.54	122.70
2	4V	21	THR	O-C-N	-15.10	98.54	122.70
2	4Z	21	THR	O-C-N	-15.10	98.54	122.70
2	47	27	PRO	C-N-CA	-15.10	83.94	121.70
2	5B	27	PRO	C-N-CA	-15.10	83.94	121.70
2	5V	27	PRO	C-N-CA	-15.10	83.94	121.70
2	53	21	THR	O-C-N	-15.10	98.53	122.70
2	5R	21	THR	O-C-N	-15.10	98.54	122.70
2	5V	21	THR	O-C-N	-15.10	98.54	122.70
2	57	21	THR	O-C-N	-15.10	98.53	122.70
2	6B	21	THR	O-C-N	-15.10	98.53	122.70
2	6B	27	PRO	C-N-CA	-15.10	83.94	121.70
2	6J	21	THR	O-C-N	-15.10	98.54	122.70
2	6N	21	THR	O-C-N	-15.10	98.54	122.70
2	6R	21	THR	O-C-N	-15.10	98.54	122.70
2	6V	21	THR	O-C-N	-15.10	98.54	122.70
2	7F	21	THR	O-C-N	-15.10	98.54	122.70

*Continued on next page...*

*Continued from previous page...*

Mol	Chain	Res	Type	Atoms	Z	Observed(°)	Ideal(°)
2	7N	21	THR	O-C-N	-15.10	98.54	122.70
2	7R	21	THR	O-C-N	-15.10	98.54	122.70
2	13	21	THR	O-C-N	-15.10	98.55	122.70
2	17	21	THR	O-C-N	-15.10	98.55	122.70
2	2B	21	THR	O-C-N	-15.10	98.55	122.70
2	3R	21	THR	O-C-N	-15.10	98.55	122.70
2	3V	21	THR	O-C-N	-15.10	98.55	122.70
2	3Z	21	THR	O-C-N	-15.10	98.55	122.70
2	5F	21	THR	O-C-N	-15.10	98.55	122.70
2	5J	21	THR	O-C-N	-15.10	98.55	122.70
2	5N	21	THR	O-C-N	-15.10	98.55	122.70
2	63	21	THR	O-C-N	-15.10	98.55	122.70
2	67	21	THR	O-C-N	-15.10	98.55	122.70
2	7B	21	THR	O-C-N	-15.10	98.55	122.70
2	1F	47	ASP	CB-CG-OD1	-15.09	104.72	118.30
2	2N	47	ASP	CB-CG-OD1	-15.09	104.72	118.30
2	23	47	ASP	CB-CG-OD1	-15.09	104.72	118.30
2	3N	47	ASP	CB-CG-OD1	-15.09	104.72	118.30
2	37	47	ASP	CB-CG-OD1	-15.09	104.72	118.30
2	4J	47	ASP	CB-CG-OD1	-15.09	104.72	118.30
2	4R	47	ASP	CB-CG-OD1	-15.09	104.72	118.30
2	5Z	47	ASP	CB-CG-OD1	-15.09	104.72	118.30
2	6F	47	ASP	CB-CG-OD1	-15.09	104.72	118.30
2	6Z	47	ASP	CB-CG-OD1	-15.09	104.72	118.30
2	7J	47	ASP	CB-CG-OD1	-15.09	104.72	118.30
2	7V	47	ASP	CB-CG-OD1	-15.09	104.72	118.30
1	12	24	VAL	O-C-N	-15.07	98.58	122.70
1	16	24	VAL	O-C-N	-15.07	98.58	122.70
1	2A	24	VAL	O-C-N	-15.07	98.58	122.70
1	3Q	24	VAL	O-C-N	-15.07	98.58	122.70
1	3U	24	VAL	O-C-N	-15.07	98.58	122.70
1	3Y	24	VAL	O-C-N	-15.07	98.58	122.70
1	5E	24	VAL	O-C-N	-15.07	98.58	122.70
1	5I	24	VAL	O-C-N	-15.07	98.58	122.70
1	5M	24	VAL	O-C-N	-15.07	98.58	122.70
1	62	24	VAL	O-C-N	-15.07	98.58	122.70
1	66	24	VAL	O-C-N	-15.07	98.58	122.70
1	7A	24	VAL	O-C-N	-15.07	98.58	122.70
1	1A	24	VAL	O-C-N	-15.07	98.59	122.70
1	1I	24	VAL	O-C-N	-15.07	98.59	122.70
1	2E	24	VAL	O-C-N	-15.07	98.59	122.70
1	26	24	VAL	O-C-N	-15.07	98.59	122.70

*Continued on next page...*

*Continued from previous page...*

Mol	Chain	Res	Type	Atoms	Z	Observed(°)	Ideal(°)
1	3E	24	VAL	O-C-N	-15.07	98.59	122.70
1	4A	24	VAL	O-C-N	-15.07	98.59	122.70
1	4M	24	VAL	O-C-N	-15.07	98.59	122.70
1	4U	24	VAL	O-C-N	-15.07	98.59	122.70
1	5Q	24	VAL	O-C-N	-15.07	98.59	122.70
1	6I	24	VAL	O-C-N	-15.07	98.59	122.70
1	6Q	24	VAL	O-C-N	-15.07	98.59	122.70
1	7M	24	VAL	O-C-N	-15.07	98.59	122.70
1	1E	24	VAL	O-C-N	-15.06	98.60	122.70
1	2M	24	VAL	O-C-N	-15.06	98.60	122.70
1	22	24	VAL	O-C-N	-15.06	98.60	122.70
1	3M	24	VAL	O-C-N	-15.06	98.60	122.70
1	36	24	VAL	O-C-N	-15.06	98.60	122.70
1	4I	24	VAL	O-C-N	-15.06	98.60	122.70
1	4Q	24	VAL	O-C-N	-15.06	98.60	122.70
1	5Y	24	VAL	O-C-N	-15.06	98.60	122.70
1	6E	24	VAL	O-C-N	-15.06	98.60	122.70
1	6Y	24	VAL	O-C-N	-15.06	98.60	122.70
1	7I	24	VAL	O-C-N	-15.06	98.60	122.70
1	7U	24	VAL	O-C-N	-15.06	98.60	122.70
1	1M	24	VAL	O-C-N	-15.06	98.60	122.70
1	2I	24	VAL	O-C-N	-15.06	98.60	122.70
1	3A	24	VAL	O-C-N	-15.06	98.60	122.70
1	3I	24	VAL	O-C-N	-15.06	98.60	122.70
1	32	24	VAL	O-C-N	-15.06	98.60	122.70
1	4E	24	VAL	O-C-N	-15.06	98.60	122.70
1	4Y	24	VAL	O-C-N	-15.06	98.60	122.70
1	5U	24	VAL	O-C-N	-15.06	98.60	122.70
1	6M	24	VAL	O-C-N	-15.06	98.60	122.70
1	6U	24	VAL	O-C-N	-15.06	98.60	122.70
1	7E	24	VAL	O-C-N	-15.06	98.60	122.70
1	7Q	24	VAL	O-C-N	-15.06	98.60	122.70
1	1Q	24	VAL	O-C-N	-15.03	98.65	122.70
1	1U	24	VAL	O-C-N	-15.03	98.65	122.70
1	1Y	24	VAL	O-C-N	-15.03	98.65	122.70
1	2Q	24	VAL	O-C-N	-15.03	98.65	122.70
1	2U	24	VAL	O-C-N	-15.03	98.65	122.70
1	2Y	24	VAL	O-C-N	-15.03	98.65	122.70
1	42	24	VAL	O-C-N	-15.03	98.65	122.70
1	46	24	VAL	O-C-N	-15.03	98.65	122.70
1	5A	24	VAL	O-C-N	-15.03	98.65	122.70
1	52	24	VAL	O-C-N	-15.03	98.65	122.70

*Continued on next page...*



*Continued from previous page...*

Mol	Chain	Res	Type	Atoms	Z	Observed(°)	Ideal(°)
1	56	24	VAL	O-C-N	-15.03	98.65	122.70
1	6A	24	VAL	O-C-N	-15.03	98.65	122.70
1	1E	92	ASN	N-CA-CB	14.96	137.53	110.60
1	2M	92	ASN	N-CA-CB	14.96	137.53	110.60
1	22	92	ASN	N-CA-CB	14.96	137.53	110.60
1	3M	92	ASN	N-CA-CB	14.96	137.53	110.60
1	36	92	ASN	N-CA-CB	14.96	137.53	110.60
1	4I	92	ASN	N-CA-CB	14.96	137.53	110.60
1	4Q	92	ASN	N-CA-CB	14.96	137.53	110.60
1	5Y	92	ASN	N-CA-CB	14.96	137.53	110.60
1	6E	92	ASN	N-CA-CB	14.96	137.53	110.60
1	6Y	92	ASN	N-CA-CB	14.96	137.53	110.60
1	7I	92	ASN	N-CA-CB	14.96	137.53	110.60
1	7U	92	ASN	N-CA-CB	14.96	137.53	110.60
1	1A	92	ASN	N-CA-CB	14.95	137.51	110.60
1	1I	92	ASN	N-CA-CB	14.95	137.51	110.60
1	1Q	92	ASN	N-CA-CB	14.95	137.51	110.60
1	1U	92	ASN	N-CA-CB	14.95	137.51	110.60
1	1Y	92	ASN	N-CA-CB	14.95	137.51	110.60
1	2E	92	ASN	N-CA-CB	14.95	137.51	110.60
1	2Q	92	ASN	N-CA-CB	14.95	137.51	110.60
1	2U	92	ASN	N-CA-CB	14.95	137.51	110.60
1	2Y	92	ASN	N-CA-CB	14.95	137.51	110.60
1	26	92	ASN	N-CA-CB	14.95	137.51	110.60
1	3E	92	ASN	N-CA-CB	14.95	137.51	110.60
1	4A	92	ASN	N-CA-CB	14.95	137.51	110.60
1	4M	92	ASN	N-CA-CB	14.95	137.51	110.60
1	4U	92	ASN	N-CA-CB	14.95	137.51	110.60
1	42	92	ASN	N-CA-CB	14.95	137.51	110.60
1	46	92	ASN	N-CA-CB	14.95	137.51	110.60
1	5A	92	ASN	N-CA-CB	14.95	137.51	110.60
1	5Q	92	ASN	N-CA-CB	14.95	137.51	110.60
1	52	92	ASN	N-CA-CB	14.95	137.51	110.60
1	56	92	ASN	N-CA-CB	14.95	137.51	110.60
1	6A	92	ASN	N-CA-CB	14.95	137.51	110.60
1	6I	92	ASN	N-CA-CB	14.95	137.51	110.60
1	6Q	92	ASN	N-CA-CB	14.95	137.51	110.60
1	7M	92	ASN	N-CA-CB	14.95	137.51	110.60
2	1R	107	PHE	CA-C-O	14.95	151.49	120.10
2	1V	107	PHE	CA-C-O	14.95	151.49	120.10
2	1Z	107	PHE	CA-C-O	14.95	151.49	120.10
2	2R	107	PHE	CA-C-O	14.95	151.49	120.10

*Continued on next page...*

*Continued from previous page...*

Mol	Chain	Res	Type	Atoms	Z	Observed(°)	Ideal(°)
2	2V	107	PHE	CA-C-O	14.95	151.49	120.10
2	2Z	107	PHE	CA-C-O	14.95	151.49	120.10
2	43	107	PHE	CA-C-O	14.95	151.49	120.10
2	47	107	PHE	CA-C-O	14.95	151.49	120.10
2	5B	107	PHE	CA-C-O	14.95	151.49	120.10
2	53	107	PHE	CA-C-O	14.95	151.49	120.10
2	57	107	PHE	CA-C-O	14.95	151.49	120.10
2	6B	107	PHE	CA-C-O	14.95	151.49	120.10
2	13	107	PHE	CA-C-O	14.94	151.48	120.10
2	17	107	PHE	CA-C-O	14.94	151.48	120.10
2	2B	107	PHE	CA-C-O	14.94	151.48	120.10
2	3R	107	PHE	CA-C-O	14.94	151.48	120.10
2	3V	107	PHE	CA-C-O	14.94	151.48	120.10
2	3Z	107	PHE	CA-C-O	14.94	151.48	120.10
2	5F	107	PHE	CA-C-O	14.94	151.48	120.10
2	5J	107	PHE	CA-C-O	14.94	151.48	120.10
2	5N	107	PHE	CA-C-O	14.94	151.48	120.10
2	63	107	PHE	CA-C-O	14.94	151.48	120.10
2	67	107	PHE	CA-C-O	14.94	151.48	120.10
2	7B	107	PHE	CA-C-O	14.94	151.48	120.10
2	1B	107	PHE	CA-C-O	14.94	151.47	120.10
2	1J	107	PHE	CA-C-O	14.94	151.47	120.10
2	2F	107	PHE	CA-C-O	14.94	151.47	120.10
2	27	107	PHE	CA-C-O	14.94	151.47	120.10
2	3F	107	PHE	CA-C-O	14.94	151.47	120.10
2	4B	107	PHE	CA-C-O	14.94	151.47	120.10
2	4N	107	PHE	CA-C-O	14.94	151.47	120.10
2	4V	107	PHE	CA-C-O	14.94	151.47	120.10
2	5R	107	PHE	CA-C-O	14.94	151.47	120.10
2	6J	107	PHE	CA-C-O	14.94	151.47	120.10
2	6R	107	PHE	CA-C-O	14.94	151.47	120.10
2	7N	107	PHE	CA-C-O	14.94	151.47	120.10
1	12	151	ASN	O-C-N	-14.93	98.81	122.70
1	16	151	ASN	O-C-N	-14.93	98.81	122.70
1	2A	151	ASN	O-C-N	-14.93	98.81	122.70
1	3Q	151	ASN	O-C-N	-14.93	98.81	122.70
1	3U	151	ASN	O-C-N	-14.93	98.81	122.70
1	3Y	151	ASN	O-C-N	-14.93	98.81	122.70
1	5E	151	ASN	O-C-N	-14.93	98.81	122.70
1	5I	151	ASN	O-C-N	-14.93	98.81	122.70
1	5M	151	ASN	O-C-N	-14.93	98.81	122.70
1	62	151	ASN	O-C-N	-14.93	98.81	122.70

*Continued on next page...*

*Continued from previous page...*

Mol	Chain	Res	Type	Atoms	Z	Observed(°)	Ideal(°)
1	66	151	ASN	O-C-N	-14.93	98.81	122.70
1	7A	151	ASN	O-C-N	-14.93	98.81	122.70
1	1E	151	ASN	O-C-N	-14.93	98.82	122.70
2	1N	107	PHE	CA-C-O	14.93	151.44	120.10
2	2J	107	PHE	CA-C-O	14.93	151.44	120.10
1	2M	151	ASN	O-C-N	-14.93	98.82	122.70
1	22	151	ASN	O-C-N	-14.93	98.82	122.70
2	3B	107	PHE	CA-C-O	14.93	151.44	120.10
2	3J	107	PHE	CA-C-O	14.93	151.44	120.10
1	3M	151	ASN	O-C-N	-14.93	98.82	122.70
2	33	107	PHE	CA-C-O	14.93	151.44	120.10
1	36	151	ASN	O-C-N	-14.93	98.82	122.70
2	4F	107	PHE	CA-C-O	14.93	151.44	120.10
1	4I	151	ASN	O-C-N	-14.93	98.82	122.70
1	4Q	151	ASN	O-C-N	-14.93	98.82	122.70
2	4Z	107	PHE	CA-C-O	14.93	151.44	120.10
2	5V	107	PHE	CA-C-O	14.93	151.44	120.10
1	5Y	151	ASN	O-C-N	-14.93	98.82	122.70
1	6E	151	ASN	O-C-N	-14.93	98.82	122.70
2	6N	107	PHE	CA-C-O	14.93	151.44	120.10
2	6V	107	PHE	CA-C-O	14.93	151.44	120.10
1	6Y	151	ASN	O-C-N	-14.93	98.82	122.70
2	7F	107	PHE	CA-C-O	14.93	151.44	120.10
1	7I	151	ASN	O-C-N	-14.93	98.82	122.70
2	7R	107	PHE	CA-C-O	14.93	151.44	120.10
1	7U	151	ASN	O-C-N	-14.93	98.82	122.70
2	1F	107	PHE	CA-C-O	14.92	151.44	120.10
2	2N	107	PHE	CA-C-O	14.92	151.44	120.10
2	23	107	PHE	CA-C-O	14.92	151.44	120.10
2	3N	107	PHE	CA-C-O	14.92	151.44	120.10
2	37	107	PHE	CA-C-O	14.92	151.44	120.10
2	4J	107	PHE	CA-C-O	14.92	151.44	120.10
2	4R	107	PHE	CA-C-O	14.92	151.44	120.10
2	5Z	107	PHE	CA-C-O	14.92	151.44	120.10
2	6F	107	PHE	CA-C-O	14.92	151.44	120.10
2	6Z	107	PHE	CA-C-O	14.92	151.44	120.10
2	7J	107	PHE	CA-C-O	14.92	151.44	120.10
2	7V	107	PHE	CA-C-O	14.92	151.44	120.10
2	1B	46	TYR	N-CA-CB	14.92	137.46	110.60
2	1J	46	TYR	N-CA-CB	14.92	137.46	110.60
1	1M	92	ASN	N-CA-CB	14.92	137.46	110.60
1	1M	151	ASN	O-C-N	-14.92	98.83	122.70

*Continued on next page...*

*Continued from previous page...*

Mol	Chain	Res	Type	Atoms	Z	Observed(°)	Ideal(°)
1	1Q	151	ASN	O-C-N	-14.92	98.83	122.70
1	1U	151	ASN	O-C-N	-14.92	98.83	122.70
1	1Y	151	ASN	O-C-N	-14.92	98.83	122.70
2	2F	46	TYR	N-CA-CB	14.92	137.46	110.60
1	2I	92	ASN	N-CA-CB	14.92	137.46	110.60
1	2I	151	ASN	O-C-N	-14.92	98.83	122.70
1	2Q	151	ASN	O-C-N	-14.92	98.83	122.70
1	2U	151	ASN	O-C-N	-14.92	98.83	122.70
1	2Y	151	ASN	O-C-N	-14.92	98.83	122.70
2	27	46	TYR	N-CA-CB	14.92	137.46	110.60
1	3A	92	ASN	N-CA-CB	14.92	137.46	110.60
1	3A	151	ASN	O-C-N	-14.92	98.83	122.70
2	3F	46	TYR	N-CA-CB	14.92	137.46	110.60
1	3I	92	ASN	N-CA-CB	14.92	137.46	110.60
1	3I	151	ASN	O-C-N	-14.92	98.83	122.70
1	32	92	ASN	N-CA-CB	14.92	137.46	110.60
1	32	151	ASN	O-C-N	-14.92	98.83	122.70
2	4B	46	TYR	N-CA-CB	14.92	137.46	110.60
1	4E	92	ASN	N-CA-CB	14.92	137.46	110.60
1	4E	151	ASN	O-C-N	-14.92	98.83	122.70
2	4N	46	TYR	N-CA-CB	14.92	137.46	110.60
2	4V	46	TYR	N-CA-CB	14.92	137.46	110.60
1	4Y	92	ASN	N-CA-CB	14.92	137.46	110.60
1	4Y	151	ASN	O-C-N	-14.92	98.83	122.70
1	42	151	ASN	O-C-N	-14.92	98.83	122.70
1	46	151	ASN	O-C-N	-14.92	98.83	122.70
1	5A	151	ASN	O-C-N	-14.92	98.83	122.70
2	5R	46	TYR	N-CA-CB	14.92	137.46	110.60
1	5U	92	ASN	N-CA-CB	14.92	137.46	110.60
1	5U	151	ASN	O-C-N	-14.92	98.83	122.70
1	52	151	ASN	O-C-N	-14.92	98.83	122.70
1	56	151	ASN	O-C-N	-14.92	98.83	122.70
1	6A	151	ASN	O-C-N	-14.92	98.83	122.70
2	6J	46	TYR	N-CA-CB	14.92	137.46	110.60
1	6M	92	ASN	N-CA-CB	14.92	137.46	110.60
1	6M	151	ASN	O-C-N	-14.92	98.83	122.70
2	6R	46	TYR	N-CA-CB	14.92	137.46	110.60
1	6U	92	ASN	N-CA-CB	14.92	137.46	110.60
1	6U	151	ASN	O-C-N	-14.92	98.83	122.70
1	7E	92	ASN	N-CA-CB	14.92	137.46	110.60
1	7E	151	ASN	O-C-N	-14.92	98.83	122.70
2	7N	46	TYR	N-CA-CB	14.92	137.46	110.60

*Continued on next page...*

*Continued from previous page...*

Mol	Chain	Res	Type	Atoms	Z	Observed(°)	Ideal(°)
1	7Q	92	ASN	N-CA-CB	14.92	137.46	110.60
1	7Q	151	ASN	O-C-N	-14.92	98.83	122.70
1	12	92	ASN	N-CA-CB	14.91	137.45	110.60
1	3Q	92	ASN	N-CA-CB	14.91	137.45	110.60
1	1A	151	ASN	O-C-N	-14.91	98.84	122.70
1	1I	151	ASN	O-C-N	-14.91	98.84	122.70
2	1R	46	TYR	N-CA-CB	14.91	137.45	110.60
2	1V	46	TYR	N-CA-CB	14.91	137.45	110.60
2	1Z	46	TYR	N-CA-CB	14.91	137.45	110.60
1	16	92	ASN	N-CA-CB	14.91	137.45	110.60
1	2A	92	ASN	N-CA-CB	14.91	137.45	110.60
1	3U	92	ASN	N-CA-CB	14.91	137.45	110.60
1	3Y	92	ASN	N-CA-CB	14.91	137.45	110.60
1	5E	92	ASN	N-CA-CB	14.91	137.45	110.60
1	5I	92	ASN	N-CA-CB	14.91	137.45	110.60
2	13	46	TYR	N-CA-CB	14.91	137.44	110.60
2	17	46	TYR	N-CA-CB	14.91	137.44	110.60
2	2B	46	TYR	N-CA-CB	14.91	137.44	110.60
1	2E	151	ASN	O-C-N	-14.91	98.84	122.70
2	2R	46	TYR	N-CA-CB	14.91	137.45	110.60
2	2V	46	TYR	N-CA-CB	14.91	137.45	110.60
2	2Z	46	TYR	N-CA-CB	14.91	137.45	110.60
1	62	92	ASN	N-CA-CB	14.91	137.45	110.60
1	66	92	ASN	N-CA-CB	14.91	137.45	110.60
1	26	151	ASN	O-C-N	-14.91	98.84	122.70
1	3E	151	ASN	O-C-N	-14.91	98.84	122.70
2	3R	46	TYR	N-CA-CB	14.91	137.44	110.60
2	3V	46	TYR	N-CA-CB	14.91	137.44	110.60
2	3Z	46	TYR	N-CA-CB	14.91	137.44	110.60
1	4A	151	ASN	O-C-N	-14.91	98.84	122.70
1	4M	151	ASN	O-C-N	-14.91	98.84	122.70
1	4U	151	ASN	O-C-N	-14.91	98.84	122.70
2	43	46	TYR	N-CA-CB	14.91	137.45	110.60
2	47	46	TYR	N-CA-CB	14.91	137.45	110.60
2	5B	46	TYR	N-CA-CB	14.91	137.45	110.60
1	5M	92	ASN	N-CA-CB	14.91	137.45	110.60
1	7A	92	ASN	N-CA-CB	14.91	137.45	110.60
2	5F	46	TYR	N-CA-CB	14.91	137.44	110.60
2	5J	46	TYR	N-CA-CB	14.91	137.44	110.60
2	5N	46	TYR	N-CA-CB	14.91	137.44	110.60
1	5Q	151	ASN	O-C-N	-14.91	98.84	122.70
2	53	46	TYR	N-CA-CB	14.91	137.45	110.60

*Continued on next page...*

*Continued from previous page...*

Mol	Chain	Res	Type	Atoms	Z	Observed(°)	Ideal(°)
2	57	46	TYR	N-CA-CB	14.91	137.45	110.60
2	6B	46	TYR	N-CA-CB	14.91	137.45	110.60
1	6I	151	ASN	O-C-N	-14.91	98.84	122.70
1	6Q	151	ASN	O-C-N	-14.91	98.84	122.70
2	63	46	TYR	N-CA-CB	14.91	137.44	110.60
2	67	46	TYR	N-CA-CB	14.91	137.44	110.60
2	7B	46	TYR	N-CA-CB	14.91	137.44	110.60
1	7M	151	ASN	O-C-N	-14.91	98.84	122.70
2	1F	46	TYR	N-CA-CB	14.90	137.42	110.60
2	2N	46	TYR	N-CA-CB	14.90	137.42	110.60
2	23	46	TYR	N-CA-CB	14.90	137.42	110.60
2	3N	46	TYR	N-CA-CB	14.90	137.42	110.60
2	37	46	TYR	N-CA-CB	14.90	137.42	110.60
2	4J	46	TYR	N-CA-CB	14.90	137.42	110.60
2	4R	46	TYR	N-CA-CB	14.90	137.42	110.60
2	5Z	46	TYR	N-CA-CB	14.90	137.42	110.60
2	6F	46	TYR	N-CA-CB	14.90	137.42	110.60
2	6Z	46	TYR	N-CA-CB	14.90	137.42	110.60
2	7J	46	TYR	N-CA-CB	14.90	137.42	110.60
2	7V	46	TYR	N-CA-CB	14.90	137.42	110.60
2	1N	46	TYR	N-CA-CB	14.90	137.41	110.60
2	2J	46	TYR	N-CA-CB	14.90	137.41	110.60
2	3B	46	TYR	N-CA-CB	14.90	137.41	110.60
2	3J	46	TYR	N-CA-CB	14.90	137.41	110.60
2	33	46	TYR	N-CA-CB	14.90	137.41	110.60
2	4F	46	TYR	N-CA-CB	14.90	137.41	110.60
2	4Z	46	TYR	N-CA-CB	14.90	137.41	110.60
2	5V	46	TYR	N-CA-CB	14.90	137.41	110.60
2	6N	46	TYR	N-CA-CB	14.90	137.41	110.60
2	6V	46	TYR	N-CA-CB	14.90	137.41	110.60
2	7F	46	TYR	N-CA-CB	14.90	137.41	110.60
2	7R	46	TYR	N-CA-CB	14.90	137.41	110.60
2	1B	22	GLN	CG-CD-OE1	-14.89	91.82	121.60
2	1J	22	GLN	CG-CD-OE1	-14.89	91.82	121.60
2	2F	22	GLN	CG-CD-OE1	-14.89	91.82	121.60
2	27	22	GLN	CG-CD-OE1	-14.89	91.82	121.60
2	3F	22	GLN	CG-CD-OE1	-14.89	91.82	121.60
2	4B	22	GLN	CG-CD-OE1	-14.89	91.82	121.60
2	4N	22	GLN	CG-CD-OE1	-14.89	91.82	121.60
2	4V	22	GLN	CG-CD-OE1	-14.89	91.82	121.60
2	5R	22	GLN	CG-CD-OE1	-14.89	91.82	121.60
2	6J	22	GLN	CG-CD-OE1	-14.89	91.82	121.60

*Continued on next page...*

*Continued from previous page...*

Mol	Chain	Res	Type	Atoms	Z	Observed(°)	Ideal(°)
2	6R	22	GLN	CG-CD-OE1	-14.89	91.82	121.60
2	7N	22	GLN	CG-CD-OE1	-14.89	91.82	121.60
2	1R	22	GLN	CG-CD-OE1	-14.88	91.84	121.60
2	1V	22	GLN	CG-CD-OE1	-14.88	91.84	121.60
2	1Z	22	GLN	CG-CD-OE1	-14.88	91.84	121.60
2	2R	22	GLN	CG-CD-OE1	-14.88	91.84	121.60
2	2V	22	GLN	CG-CD-OE1	-14.88	91.84	121.60
2	2Z	22	GLN	CG-CD-OE1	-14.88	91.84	121.60
2	43	22	GLN	CG-CD-OE1	-14.88	91.84	121.60
2	47	22	GLN	CG-CD-OE1	-14.88	91.84	121.60
2	5B	22	GLN	CG-CD-OE1	-14.88	91.84	121.60
2	53	22	GLN	CG-CD-OE1	-14.88	91.84	121.60
2	57	22	GLN	CG-CD-OE1	-14.88	91.84	121.60
2	6B	22	GLN	CG-CD-OE1	-14.88	91.84	121.60
2	1N	22	GLN	CG-CD-OE1	-14.88	91.84	121.60
2	2J	22	GLN	CG-CD-OE1	-14.88	91.84	121.60
2	3B	22	GLN	CG-CD-OE1	-14.88	91.84	121.60
2	3J	22	GLN	CG-CD-OE1	-14.88	91.84	121.60
2	33	22	GLN	CG-CD-OE1	-14.88	91.84	121.60
2	4F	22	GLN	CG-CD-OE1	-14.88	91.84	121.60
2	4Z	22	GLN	CG-CD-OE1	-14.88	91.84	121.60
2	5V	22	GLN	CG-CD-OE1	-14.88	91.84	121.60
2	6N	22	GLN	CG-CD-OE1	-14.88	91.84	121.60
2	6V	22	GLN	CG-CD-OE1	-14.88	91.84	121.60
2	7F	22	GLN	CG-CD-OE1	-14.88	91.84	121.60
2	7R	22	GLN	CG-CD-OE1	-14.88	91.84	121.60
2	13	22	GLN	CG-CD-OE1	-14.87	91.85	121.60
2	17	22	GLN	CG-CD-OE1	-14.87	91.85	121.60
2	2B	22	GLN	CG-CD-OE1	-14.87	91.85	121.60
2	3R	22	GLN	CG-CD-OE1	-14.87	91.85	121.60
2	3V	22	GLN	CG-CD-OE1	-14.87	91.85	121.60
2	3Z	22	GLN	CG-CD-OE1	-14.87	91.85	121.60
2	5F	22	GLN	CG-CD-OE1	-14.87	91.85	121.60
2	5J	22	GLN	CG-CD-OE1	-14.87	91.85	121.60
2	5N	22	GLN	CG-CD-OE1	-14.87	91.85	121.60
2	63	22	GLN	CG-CD-OE1	-14.87	91.85	121.60
2	67	22	GLN	CG-CD-OE1	-14.87	91.85	121.60
2	7B	22	GLN	CG-CD-OE1	-14.87	91.85	121.60
2	1F	22	GLN	CG-CD-OE1	-14.87	91.86	121.60
2	2N	22	GLN	CG-CD-OE1	-14.87	91.86	121.60
2	23	22	GLN	CG-CD-OE1	-14.87	91.86	121.60
2	3N	22	GLN	CG-CD-OE1	-14.87	91.86	121.60

*Continued on next page...*



*Continued from previous page...*

Mol	Chain	Res	Type	Atoms	Z	Observed(°)	Ideal(°)
2	37	22	GLN	CG-CD-OE1	-14.87	91.86	121.60
2	4J	22	GLN	CG-CD-OE1	-14.87	91.86	121.60
2	4R	22	GLN	CG-CD-OE1	-14.87	91.86	121.60
2	5Z	22	GLN	CG-CD-OE1	-14.87	91.86	121.60
2	6F	22	GLN	CG-CD-OE1	-14.87	91.86	121.60
2	6Z	22	GLN	CG-CD-OE1	-14.87	91.86	121.60
2	7J	22	GLN	CG-CD-OE1	-14.87	91.86	121.60
2	7V	22	GLN	CG-CD-OE1	-14.87	91.86	121.60
1	1M	149	THR	OG1-CB-CG2	-14.82	75.91	110.00
1	2I	149	THR	OG1-CB-CG2	-14.82	75.91	110.00
1	3A	149	THR	OG1-CB-CG2	-14.82	75.91	110.00
1	3I	149	THR	OG1-CB-CG2	-14.82	75.91	110.00
1	32	149	THR	OG1-CB-CG2	-14.82	75.91	110.00
1	4E	149	THR	OG1-CB-CG2	-14.82	75.91	110.00
1	4Y	149	THR	OG1-CB-CG2	-14.82	75.91	110.00
1	5U	149	THR	OG1-CB-CG2	-14.82	75.91	110.00
1	6M	149	THR	OG1-CB-CG2	-14.82	75.91	110.00
1	6U	149	THR	OG1-CB-CG2	-14.82	75.91	110.00
1	7E	149	THR	OG1-CB-CG2	-14.82	75.91	110.00
1	7Q	149	THR	OG1-CB-CG2	-14.82	75.91	110.00
1	1A	149	THR	OG1-CB-CG2	-14.82	75.92	110.00
1	1I	149	THR	OG1-CB-CG2	-14.82	75.92	110.00
1	2E	149	THR	OG1-CB-CG2	-14.82	75.92	110.00
1	26	149	THR	OG1-CB-CG2	-14.82	75.92	110.00
1	3E	149	THR	OG1-CB-CG2	-14.82	75.92	110.00
1	4A	149	THR	OG1-CB-CG2	-14.82	75.92	110.00
1	4M	149	THR	OG1-CB-CG2	-14.82	75.92	110.00
1	4U	149	THR	OG1-CB-CG2	-14.82	75.92	110.00
1	5Q	149	THR	OG1-CB-CG2	-14.82	75.92	110.00
1	6I	149	THR	OG1-CB-CG2	-14.82	75.92	110.00
1	6Q	149	THR	OG1-CB-CG2	-14.82	75.92	110.00
1	7M	149	THR	OG1-CB-CG2	-14.82	75.92	110.00
1	1Q	149	THR	OG1-CB-CG2	-14.81	75.94	110.00
1	1U	149	THR	OG1-CB-CG2	-14.81	75.94	110.00
1	1Y	149	THR	OG1-CB-CG2	-14.81	75.94	110.00
1	2Q	149	THR	OG1-CB-CG2	-14.81	75.94	110.00
1	2U	149	THR	OG1-CB-CG2	-14.81	75.94	110.00
1	2Y	149	THR	OG1-CB-CG2	-14.81	75.94	110.00
1	42	149	THR	OG1-CB-CG2	-14.81	75.94	110.00
1	46	149	THR	OG1-CB-CG2	-14.81	75.94	110.00
1	5A	149	THR	OG1-CB-CG2	-14.81	75.94	110.00
1	52	149	THR	OG1-CB-CG2	-14.81	75.94	110.00

*Continued on next page...*

*Continued from previous page...*

Mol	Chain	Res	Type	Atoms	Z	Observed(°)	Ideal(°)
1	56	149	THR	OG1-CB-CG2	-14.81	75.94	110.00
1	6A	149	THR	OG1-CB-CG2	-14.81	75.94	110.00
1	12	149	THR	OG1-CB-CG2	-14.80	75.95	110.00
1	16	149	THR	OG1-CB-CG2	-14.80	75.95	110.00
1	2A	149	THR	OG1-CB-CG2	-14.80	75.95	110.00
1	3Q	149	THR	OG1-CB-CG2	-14.80	75.95	110.00
1	3U	149	THR	OG1-CB-CG2	-14.80	75.95	110.00
1	3Y	149	THR	OG1-CB-CG2	-14.80	75.95	110.00
1	5E	149	THR	OG1-CB-CG2	-14.80	75.95	110.00
1	5I	149	THR	OG1-CB-CG2	-14.80	75.95	110.00
1	5M	149	THR	OG1-CB-CG2	-14.80	75.95	110.00
1	62	149	THR	OG1-CB-CG2	-14.80	75.95	110.00
1	66	149	THR	OG1-CB-CG2	-14.80	75.95	110.00
1	7A	149	THR	OG1-CB-CG2	-14.80	75.95	110.00
1	1E	149	THR	OG1-CB-CG2	-14.80	75.96	110.00
1	2M	149	THR	OG1-CB-CG2	-14.80	75.96	110.00
1	22	149	THR	OG1-CB-CG2	-14.80	75.96	110.00
1	3M	149	THR	OG1-CB-CG2	-14.80	75.96	110.00
1	36	149	THR	OG1-CB-CG2	-14.80	75.96	110.00
1	4I	149	THR	OG1-CB-CG2	-14.80	75.96	110.00
1	4Q	149	THR	OG1-CB-CG2	-14.80	75.96	110.00
1	5Y	149	THR	OG1-CB-CG2	-14.80	75.96	110.00
1	6E	149	THR	OG1-CB-CG2	-14.80	75.96	110.00
1	6Y	149	THR	OG1-CB-CG2	-14.80	75.96	110.00
1	7I	149	THR	OG1-CB-CG2	-14.80	75.96	110.00
1	7U	149	THR	OG1-CB-CG2	-14.80	75.96	110.00
2	1F	68	PRO	CA-N-CD	-14.75	90.84	111.50
2	2N	68	PRO	CA-N-CD	-14.75	90.84	111.50
2	23	68	PRO	CA-N-CD	-14.75	90.84	111.50
2	3N	68	PRO	CA-N-CD	-14.75	90.84	111.50
2	37	68	PRO	CA-N-CD	-14.75	90.84	111.50
2	4J	68	PRO	CA-N-CD	-14.75	90.84	111.50
2	4R	68	PRO	CA-N-CD	-14.75	90.84	111.50
2	5Z	68	PRO	CA-N-CD	-14.75	90.84	111.50
2	6F	68	PRO	CA-N-CD	-14.75	90.84	111.50
2	6Z	68	PRO	CA-N-CD	-14.75	90.84	111.50
2	7J	68	PRO	CA-N-CD	-14.75	90.84	111.50
2	7V	68	PRO	CA-N-CD	-14.75	90.84	111.50
1	12	83	GLY	CA-C-N	-14.75	84.76	117.20
1	16	83	GLY	CA-C-N	-14.75	84.76	117.20
1	2A	83	GLY	CA-C-N	-14.75	84.76	117.20
1	3Q	83	GLY	CA-C-N	-14.75	84.76	117.20

*Continued on next page...*

*Continued from previous page...*

Mol	Chain	Res	Type	Atoms	Z	Observed(°)	Ideal(°)
1	3U	83	GLY	CA-C-N	-14.75	84.76	117.20
1	3Y	83	GLY	CA-C-N	-14.75	84.76	117.20
1	5E	83	GLY	CA-C-N	-14.75	84.76	117.20
1	5I	83	GLY	CA-C-N	-14.75	84.76	117.20
1	5M	83	GLY	CA-C-N	-14.75	84.76	117.20
1	62	83	GLY	CA-C-N	-14.75	84.76	117.20
1	66	83	GLY	CA-C-N	-14.75	84.76	117.20
1	7A	83	GLY	CA-C-N	-14.75	84.76	117.20
1	1E	83	GLY	CA-C-N	-14.74	84.77	117.20
1	2M	83	GLY	CA-C-N	-14.74	84.77	117.20
1	22	83	GLY	CA-C-N	-14.74	84.77	117.20
1	3M	83	GLY	CA-C-N	-14.74	84.77	117.20
1	36	83	GLY	CA-C-N	-14.74	84.77	117.20
1	4I	83	GLY	CA-C-N	-14.74	84.77	117.20
1	4Q	83	GLY	CA-C-N	-14.74	84.77	117.20
1	5Y	83	GLY	CA-C-N	-14.74	84.77	117.20
1	6E	83	GLY	CA-C-N	-14.74	84.77	117.20
1	6Y	83	GLY	CA-C-N	-14.74	84.77	117.20
1	7I	83	GLY	CA-C-N	-14.74	84.77	117.20
1	7U	83	GLY	CA-C-N	-14.74	84.77	117.20
1	1A	83	GLY	CA-C-N	-14.74	84.78	117.20
1	1I	83	GLY	CA-C-N	-14.74	84.78	117.20
1	1M	83	GLY	CA-C-N	-14.74	84.78	117.20
1	2E	83	GLY	CA-C-N	-14.74	84.78	117.20
1	2I	83	GLY	CA-C-N	-14.74	84.78	117.20
1	26	83	GLY	CA-C-N	-14.74	84.78	117.20
1	3A	83	GLY	CA-C-N	-14.74	84.78	117.20
1	3E	83	GLY	CA-C-N	-14.74	84.78	117.20
1	3I	83	GLY	CA-C-N	-14.74	84.78	117.20
1	32	83	GLY	CA-C-N	-14.74	84.78	117.20
1	4A	83	GLY	CA-C-N	-14.74	84.78	117.20
1	4E	83	GLY	CA-C-N	-14.74	84.78	117.20
1	4M	83	GLY	CA-C-N	-14.74	84.78	117.20
1	4U	83	GLY	CA-C-N	-14.74	84.78	117.20
1	4Y	83	GLY	CA-C-N	-14.74	84.78	117.20
1	5Q	83	GLY	CA-C-N	-14.74	84.78	117.20
1	5U	83	GLY	CA-C-N	-14.74	84.78	117.20
1	6I	83	GLY	CA-C-N	-14.74	84.78	117.20
1	6M	83	GLY	CA-C-N	-14.74	84.78	117.20
1	6Q	83	GLY	CA-C-N	-14.74	84.78	117.20
1	6U	83	GLY	CA-C-N	-14.74	84.78	117.20
1	7E	83	GLY	CA-C-N	-14.74	84.78	117.20

*Continued on next page...*

*Continued from previous page...*

Mol	Chain	Res	Type	Atoms	Z	Observed(°)	Ideal(°)
1	7M	83	GLY	CA-C-N	-14.74	84.78	117.20
1	7Q	83	GLY	CA-C-N	-14.74	84.78	117.20
2	1N	68	PRO	CA-N-CD	-14.73	90.87	111.50
2	2J	68	PRO	CA-N-CD	-14.73	90.87	111.50
2	3B	68	PRO	CA-N-CD	-14.73	90.87	111.50
2	3J	68	PRO	CA-N-CD	-14.73	90.87	111.50
2	33	68	PRO	CA-N-CD	-14.73	90.87	111.50
2	4F	68	PRO	CA-N-CD	-14.73	90.87	111.50
2	4Z	68	PRO	CA-N-CD	-14.73	90.87	111.50
2	5V	68	PRO	CA-N-CD	-14.73	90.87	111.50
2	6N	68	PRO	CA-N-CD	-14.73	90.87	111.50
2	6V	68	PRO	CA-N-CD	-14.73	90.87	111.50
2	7F	68	PRO	CA-N-CD	-14.73	90.87	111.50
2	7R	68	PRO	CA-N-CD	-14.73	90.87	111.50
2	1B	68	PRO	CA-N-CD	-14.72	90.89	111.50
2	1J	68	PRO	CA-N-CD	-14.72	90.89	111.50
1	1Q	83	GLY	CA-C-N	-14.72	84.81	117.20
1	1U	83	GLY	CA-C-N	-14.72	84.81	117.20
1	1Y	83	GLY	CA-C-N	-14.72	84.81	117.20
2	2F	68	PRO	CA-N-CD	-14.72	90.89	111.50
1	2Q	83	GLY	CA-C-N	-14.72	84.81	117.20
1	2U	83	GLY	CA-C-N	-14.72	84.81	117.20
1	2Y	83	GLY	CA-C-N	-14.72	84.81	117.20
2	27	68	PRO	CA-N-CD	-14.72	90.89	111.50
2	3F	68	PRO	CA-N-CD	-14.72	90.89	111.50
2	4B	68	PRO	CA-N-CD	-14.72	90.89	111.50
2	4N	68	PRO	CA-N-CD	-14.72	90.89	111.50
2	4V	68	PRO	CA-N-CD	-14.72	90.89	111.50
1	42	83	GLY	CA-C-N	-14.72	84.81	117.20
1	46	83	GLY	CA-C-N	-14.72	84.81	117.20
1	5A	83	GLY	CA-C-N	-14.72	84.81	117.20
2	5R	68	PRO	CA-N-CD	-14.72	90.89	111.50
1	52	83	GLY	CA-C-N	-14.72	84.81	117.20
1	56	83	GLY	CA-C-N	-14.72	84.81	117.20
1	6A	83	GLY	CA-C-N	-14.72	84.81	117.20
2	6J	68	PRO	CA-N-CD	-14.72	90.89	111.50
2	6R	68	PRO	CA-N-CD	-14.72	90.89	111.50
2	7N	68	PRO	CA-N-CD	-14.72	90.89	111.50
2	1R	68	PRO	CA-N-CD	-14.72	90.89	111.50
2	1V	68	PRO	CA-N-CD	-14.72	90.89	111.50
2	1Z	68	PRO	CA-N-CD	-14.72	90.89	111.50
2	2R	68	PRO	CA-N-CD	-14.72	90.89	111.50

*Continued on next page...*

*Continued from previous page...*

Mol	Chain	Res	Type	Atoms	Z	Observed(°)	Ideal(°)
2	2V	68	PRO	CA-N-CD	-14.72	90.89	111.50
2	2Z	68	PRO	CA-N-CD	-14.72	90.89	111.50
2	43	68	PRO	CA-N-CD	-14.72	90.89	111.50
2	47	68	PRO	CA-N-CD	-14.72	90.89	111.50
2	5B	68	PRO	CA-N-CD	-14.72	90.89	111.50
2	53	68	PRO	CA-N-CD	-14.72	90.89	111.50
2	57	68	PRO	CA-N-CD	-14.72	90.89	111.50
2	6B	68	PRO	CA-N-CD	-14.72	90.89	111.50
2	13	68	PRO	CA-N-CD	-14.71	90.90	111.50
2	17	68	PRO	CA-N-CD	-14.71	90.90	111.50
2	2B	68	PRO	CA-N-CD	-14.71	90.90	111.50
2	3R	68	PRO	CA-N-CD	-14.71	90.90	111.50
2	3V	68	PRO	CA-N-CD	-14.71	90.90	111.50
2	3Z	68	PRO	CA-N-CD	-14.71	90.90	111.50
2	5F	68	PRO	CA-N-CD	-14.71	90.90	111.50
2	5J	68	PRO	CA-N-CD	-14.71	90.90	111.50
2	5N	68	PRO	CA-N-CD	-14.71	90.90	111.50
2	63	68	PRO	CA-N-CD	-14.71	90.90	111.50
2	67	68	PRO	CA-N-CD	-14.71	90.90	111.50
2	7B	68	PRO	CA-N-CD	-14.71	90.90	111.50
2	1F	52	ASP	O-C-N	-14.64	99.28	122.70
2	2N	52	ASP	O-C-N	-14.64	99.28	122.70
2	23	52	ASP	O-C-N	-14.64	99.28	122.70
2	3N	52	ASP	O-C-N	-14.64	99.28	122.70
2	37	52	ASP	O-C-N	-14.64	99.28	122.70
2	4J	52	ASP	O-C-N	-14.64	99.28	122.70
2	4R	52	ASP	O-C-N	-14.64	99.28	122.70
2	5Z	52	ASP	O-C-N	-14.64	99.28	122.70
2	6F	52	ASP	O-C-N	-14.64	99.28	122.70
2	6Z	52	ASP	O-C-N	-14.64	99.28	122.70
2	7J	52	ASP	O-C-N	-14.64	99.28	122.70
2	7V	52	ASP	O-C-N	-14.64	99.28	122.70
2	13	52	ASP	O-C-N	-14.63	99.29	122.70
2	17	52	ASP	O-C-N	-14.63	99.29	122.70
2	2B	52	ASP	O-C-N	-14.63	99.29	122.70
2	3R	52	ASP	O-C-N	-14.63	99.29	122.70
2	3V	52	ASP	O-C-N	-14.63	99.29	122.70
2	3Z	52	ASP	O-C-N	-14.63	99.29	122.70
2	5F	52	ASP	O-C-N	-14.63	99.29	122.70
2	5J	52	ASP	O-C-N	-14.63	99.29	122.70
2	5N	52	ASP	O-C-N	-14.63	99.29	122.70
2	63	52	ASP	O-C-N	-14.63	99.29	122.70

*Continued on next page...*

*Continued from previous page...*

Mol	Chain	Res	Type	Atoms	Z	Observed(°)	Ideal(°)
2	67	52	ASP	O-C-N	-14.63	99.29	122.70
2	7B	52	ASP	O-C-N	-14.63	99.29	122.70
2	1B	52	ASP	O-C-N	-14.63	99.29	122.70
2	1J	52	ASP	O-C-N	-14.63	99.29	122.70
2	2F	52	ASP	O-C-N	-14.63	99.29	122.70
2	27	52	ASP	O-C-N	-14.63	99.29	122.70
2	3F	52	ASP	O-C-N	-14.63	99.29	122.70
2	4B	52	ASP	O-C-N	-14.63	99.29	122.70
2	4N	52	ASP	O-C-N	-14.63	99.29	122.70
2	4V	52	ASP	O-C-N	-14.63	99.29	122.70
2	5R	52	ASP	O-C-N	-14.63	99.29	122.70
2	6J	52	ASP	O-C-N	-14.63	99.29	122.70
2	6R	52	ASP	O-C-N	-14.63	99.29	122.70
2	7N	52	ASP	O-C-N	-14.63	99.29	122.70
2	1R	52	ASP	O-C-N	-14.62	99.32	122.70
2	1V	52	ASP	O-C-N	-14.62	99.32	122.70
2	1Z	52	ASP	O-C-N	-14.62	99.32	122.70
2	2R	52	ASP	O-C-N	-14.62	99.32	122.70
2	2V	52	ASP	O-C-N	-14.62	99.32	122.70
2	2Z	52	ASP	O-C-N	-14.62	99.32	122.70
2	43	52	ASP	O-C-N	-14.62	99.32	122.70
2	47	52	ASP	O-C-N	-14.62	99.32	122.70
2	5B	52	ASP	O-C-N	-14.62	99.32	122.70
2	53	52	ASP	O-C-N	-14.62	99.32	122.70
2	57	52	ASP	O-C-N	-14.62	99.32	122.70
2	6B	52	ASP	O-C-N	-14.62	99.32	122.70
2	1R	55	PRO	CA-N-CD	14.61	132.16	111.70
2	1V	55	PRO	CA-N-CD	14.61	132.16	111.70
2	1Z	55	PRO	CA-N-CD	14.61	132.16	111.70
2	2R	55	PRO	CA-N-CD	14.61	132.16	111.70
2	2V	55	PRO	CA-N-CD	14.61	132.16	111.70
2	2Z	55	PRO	CA-N-CD	14.61	132.16	111.70
2	43	55	PRO	CA-N-CD	14.61	132.16	111.70
2	47	55	PRO	CA-N-CD	14.61	132.16	111.70
2	5B	55	PRO	CA-N-CD	14.61	132.16	111.70
2	53	55	PRO	CA-N-CD	14.61	132.16	111.70
2	57	55	PRO	CA-N-CD	14.61	132.16	111.70
2	6B	55	PRO	CA-N-CD	14.61	132.16	111.70
1	1M	29	TYR	CE1-CZ-OH	-14.61	80.66	120.10
1	2I	29	TYR	CE1-CZ-OH	-14.61	80.66	120.10
1	3A	29	TYR	CE1-CZ-OH	-14.61	80.66	120.10
1	3I	29	TYR	CE1-CZ-OH	-14.61	80.66	120.10

*Continued on next page...*



*Continued from previous page...*

Mol	Chain	Res	Type	Atoms	Z	Observed(°)	Ideal(°)
1	32	29	TYR	CE1-CZ-OH	-14.61	80.66	120.10
1	4E	29	TYR	CE1-CZ-OH	-14.61	80.66	120.10
1	4Y	29	TYR	CE1-CZ-OH	-14.61	80.66	120.10
1	5U	29	TYR	CE1-CZ-OH	-14.61	80.66	120.10
1	6M	29	TYR	CE1-CZ-OH	-14.61	80.66	120.10
1	6U	29	TYR	CE1-CZ-OH	-14.61	80.66	120.10
1	7E	29	TYR	CE1-CZ-OH	-14.61	80.66	120.10
1	7Q	29	TYR	CE1-CZ-OH	-14.61	80.66	120.10
2	1N	55	PRO	CA-N-CD	14.61	132.15	111.70
1	12	29	TYR	CE1-CZ-OH	-14.61	80.66	120.10
1	16	29	TYR	CE1-CZ-OH	-14.61	80.66	120.10
1	2A	29	TYR	CE1-CZ-OH	-14.61	80.66	120.10
2	2J	55	PRO	CA-N-CD	14.61	132.15	111.70
2	3B	55	PRO	CA-N-CD	14.61	132.15	111.70
2	3J	55	PRO	CA-N-CD	14.61	132.15	111.70
1	3Q	29	TYR	CE1-CZ-OH	-14.61	80.66	120.10
1	3U	29	TYR	CE1-CZ-OH	-14.61	80.66	120.10
1	3Y	29	TYR	CE1-CZ-OH	-14.61	80.66	120.10
2	33	55	PRO	CA-N-CD	14.61	132.15	111.70
2	4F	55	PRO	CA-N-CD	14.61	132.15	111.70
2	4Z	55	PRO	CA-N-CD	14.61	132.15	111.70
1	5E	29	TYR	CE1-CZ-OH	-14.61	80.66	120.10
1	5I	29	TYR	CE1-CZ-OH	-14.61	80.66	120.10
1	5M	29	TYR	CE1-CZ-OH	-14.61	80.66	120.10
2	5V	55	PRO	CA-N-CD	14.61	132.15	111.70
2	6N	55	PRO	CA-N-CD	14.61	132.15	111.70
2	6V	55	PRO	CA-N-CD	14.61	132.15	111.70
1	62	29	TYR	CE1-CZ-OH	-14.61	80.66	120.10
1	66	29	TYR	CE1-CZ-OH	-14.61	80.66	120.10
1	7A	29	TYR	CE1-CZ-OH	-14.61	80.66	120.10
2	7F	55	PRO	CA-N-CD	14.61	132.15	111.70
2	7R	55	PRO	CA-N-CD	14.61	132.15	111.70
2	1N	52	ASP	O-C-N	-14.60	99.33	122.70
2	2J	52	ASP	O-C-N	-14.60	99.33	122.70
2	3B	52	ASP	O-C-N	-14.60	99.33	122.70
2	3J	52	ASP	O-C-N	-14.60	99.33	122.70
2	33	52	ASP	O-C-N	-14.60	99.33	122.70
2	4F	52	ASP	O-C-N	-14.60	99.33	122.70
2	4Z	52	ASP	O-C-N	-14.60	99.33	122.70
2	5V	52	ASP	O-C-N	-14.60	99.33	122.70
2	6N	52	ASP	O-C-N	-14.60	99.33	122.70
2	6V	52	ASP	O-C-N	-14.60	99.33	122.70

*Continued on next page...*



*Continued from previous page...*

Mol	Chain	Res	Type	Atoms	Z	Observed(°)	Ideal(°)
2	7F	52	ASP	O-C-N	-14.60	99.33	122.70
2	7R	52	ASP	O-C-N	-14.60	99.33	122.70
1	1A	29	TYR	CE1-CZ-OH	-14.60	80.68	120.10
1	1I	29	TYR	CE1-CZ-OH	-14.60	80.68	120.10
1	2E	29	TYR	CE1-CZ-OH	-14.60	80.68	120.10
1	26	29	TYR	CE1-CZ-OH	-14.60	80.68	120.10
1	3E	29	TYR	CE1-CZ-OH	-14.60	80.68	120.10
1	4A	29	TYR	CE1-CZ-OH	-14.60	80.68	120.10
1	4M	29	TYR	CE1-CZ-OH	-14.60	80.68	120.10
1	4U	29	TYR	CE1-CZ-OH	-14.60	80.68	120.10
1	5Q	29	TYR	CE1-CZ-OH	-14.60	80.68	120.10
1	6I	29	TYR	CE1-CZ-OH	-14.60	80.68	120.10
1	6Q	29	TYR	CE1-CZ-OH	-14.60	80.68	120.10
1	7M	29	TYR	CE1-CZ-OH	-14.60	80.68	120.10
1	1E	29	TYR	CE1-CZ-OH	-14.60	80.69	120.10
1	2M	29	TYR	CE1-CZ-OH	-14.60	80.69	120.10
1	22	29	TYR	CE1-CZ-OH	-14.60	80.69	120.10
1	3M	29	TYR	CE1-CZ-OH	-14.60	80.69	120.10
1	36	29	TYR	CE1-CZ-OH	-14.60	80.69	120.10
1	4I	29	TYR	CE1-CZ-OH	-14.60	80.69	120.10
1	4Q	29	TYR	CE1-CZ-OH	-14.60	80.69	120.10
1	5Y	29	TYR	CE1-CZ-OH	-14.60	80.69	120.10
1	6E	29	TYR	CE1-CZ-OH	-14.60	80.69	120.10
1	6Y	29	TYR	CE1-CZ-OH	-14.60	80.69	120.10
1	7I	29	TYR	CE1-CZ-OH	-14.60	80.69	120.10
1	7U	29	TYR	CE1-CZ-OH	-14.60	80.69	120.10
2	1F	55	PRO	CA-N-CD	14.60	132.13	111.70
2	2N	55	PRO	CA-N-CD	14.60	132.13	111.70
2	23	55	PRO	CA-N-CD	14.60	132.13	111.70
2	3N	55	PRO	CA-N-CD	14.60	132.13	111.70
2	37	55	PRO	CA-N-CD	14.60	132.13	111.70
2	4J	55	PRO	CA-N-CD	14.60	132.13	111.70
2	4R	55	PRO	CA-N-CD	14.60	132.13	111.70
2	5Z	55	PRO	CA-N-CD	14.60	132.13	111.70
2	6F	55	PRO	CA-N-CD	14.60	132.13	111.70
2	6Z	55	PRO	CA-N-CD	14.60	132.13	111.70
2	7J	55	PRO	CA-N-CD	14.60	132.13	111.70
2	7V	55	PRO	CA-N-CD	14.60	132.13	111.70
2	1B	55	PRO	CA-N-CD	14.59	132.13	111.70
2	1J	55	PRO	CA-N-CD	14.59	132.13	111.70
1	1Q	29	TYR	CE1-CZ-OH	-14.59	80.70	120.10
1	1U	29	TYR	CE1-CZ-OH	-14.59	80.70	120.10

*Continued on next page...*

*Continued from previous page...*

Mol	Chain	Res	Type	Atoms	Z	Observed(°)	Ideal(°)
1	1Y	29	TYR	CE1-CZ-OH	-14.59	80.70	120.10
2	2F	55	PRO	CA-N-CD	14.59	132.13	111.70
1	2Q	29	TYR	CE1-CZ-OH	-14.59	80.70	120.10
1	2U	29	TYR	CE1-CZ-OH	-14.59	80.70	120.10
1	2Y	29	TYR	CE1-CZ-OH	-14.59	80.70	120.10
2	27	55	PRO	CA-N-CD	14.59	132.13	111.70
2	3F	55	PRO	CA-N-CD	14.59	132.13	111.70
2	4B	55	PRO	CA-N-CD	14.59	132.13	111.70
2	4N	55	PRO	CA-N-CD	14.59	132.13	111.70
2	4V	55	PRO	CA-N-CD	14.59	132.13	111.70
1	42	29	TYR	CE1-CZ-OH	-14.59	80.70	120.10
1	46	29	TYR	CE1-CZ-OH	-14.59	80.70	120.10
1	5A	29	TYR	CE1-CZ-OH	-14.59	80.70	120.10
2	5R	55	PRO	CA-N-CD	14.59	132.13	111.70
1	52	29	TYR	CE1-CZ-OH	-14.59	80.70	120.10
1	56	29	TYR	CE1-CZ-OH	-14.59	80.70	120.10
1	6A	29	TYR	CE1-CZ-OH	-14.59	80.70	120.10
2	6J	55	PRO	CA-N-CD	14.59	132.13	111.70
2	6R	55	PRO	CA-N-CD	14.59	132.13	111.70
2	7N	55	PRO	CA-N-CD	14.59	132.13	111.70
2	13	55	PRO	CA-N-CD	14.58	132.11	111.70
2	17	55	PRO	CA-N-CD	14.58	132.11	111.70
2	2B	55	PRO	CA-N-CD	14.58	132.11	111.70
2	3R	55	PRO	CA-N-CD	14.58	132.11	111.70
2	3V	55	PRO	CA-N-CD	14.58	132.11	111.70
2	3Z	55	PRO	CA-N-CD	14.58	132.11	111.70
2	5F	55	PRO	CA-N-CD	14.58	132.11	111.70
2	5J	55	PRO	CA-N-CD	14.58	132.11	111.70
2	5N	55	PRO	CA-N-CD	14.58	132.11	111.70
2	63	55	PRO	CA-N-CD	14.58	132.11	111.70
2	67	55	PRO	CA-N-CD	14.58	132.11	111.70
2	7B	55	PRO	CA-N-CD	14.58	132.11	111.70
2	1F	23	HIS	CG-ND1-CE1	-14.49	86.86	105.70
2	2N	23	HIS	CG-ND1-CE1	-14.49	86.86	105.70
2	23	23	HIS	CG-ND1-CE1	-14.49	86.86	105.70
2	3N	23	HIS	CG-ND1-CE1	-14.49	86.86	105.70
2	37	23	HIS	CG-ND1-CE1	-14.49	86.86	105.70
2	4J	23	HIS	CG-ND1-CE1	-14.49	86.86	105.70
2	4R	23	HIS	CG-ND1-CE1	-14.49	86.86	105.70
2	5Z	23	HIS	CG-ND1-CE1	-14.49	86.86	105.70
2	6F	23	HIS	CG-ND1-CE1	-14.49	86.86	105.70
2	6Z	23	HIS	CG-ND1-CE1	-14.49	86.86	105.70

*Continued on next page...*

*Continued from previous page...*

Mol	Chain	Res	Type	Atoms	Z	Observed(°)	Ideal(°)
2	7J	23	HIS	CG-ND1-CE1	-14.49	86.86	105.70
2	7V	23	HIS	CG-ND1-CE1	-14.49	86.86	105.70
2	1N	23	HIS	CG-ND1-CE1	-14.48	86.87	105.70
2	2J	23	HIS	CG-ND1-CE1	-14.48	86.87	105.70
2	3B	23	HIS	CG-ND1-CE1	-14.48	86.87	105.70
2	3J	23	HIS	CG-ND1-CE1	-14.48	86.87	105.70
2	33	23	HIS	CG-ND1-CE1	-14.48	86.87	105.70
2	4F	23	HIS	CG-ND1-CE1	-14.48	86.87	105.70
2	4Z	23	HIS	CG-ND1-CE1	-14.48	86.87	105.70
2	5V	23	HIS	CG-ND1-CE1	-14.48	86.87	105.70
2	6N	23	HIS	CG-ND1-CE1	-14.48	86.87	105.70
2	6V	23	HIS	CG-ND1-CE1	-14.48	86.87	105.70
2	7F	23	HIS	CG-ND1-CE1	-14.48	86.87	105.70
2	7R	23	HIS	CG-ND1-CE1	-14.48	86.87	105.70
2	1R	23	HIS	CG-ND1-CE1	-14.48	86.88	105.70
2	1V	23	HIS	CG-ND1-CE1	-14.48	86.88	105.70
2	1Z	23	HIS	CG-ND1-CE1	-14.48	86.88	105.70
2	2R	23	HIS	CG-ND1-CE1	-14.48	86.88	105.70
2	2V	23	HIS	CG-ND1-CE1	-14.48	86.88	105.70
2	2Z	23	HIS	CG-ND1-CE1	-14.48	86.88	105.70
2	43	23	HIS	CG-ND1-CE1	-14.48	86.88	105.70
2	47	23	HIS	CG-ND1-CE1	-14.48	86.88	105.70
2	5B	23	HIS	CG-ND1-CE1	-14.48	86.88	105.70
2	53	23	HIS	CG-ND1-CE1	-14.48	86.88	105.70
2	57	23	HIS	CG-ND1-CE1	-14.48	86.88	105.70
2	6B	23	HIS	CG-ND1-CE1	-14.48	86.88	105.70
2	1B	23	HIS	CG-ND1-CE1	-14.47	86.89	105.70
2	1J	23	HIS	CG-ND1-CE1	-14.47	86.89	105.70
2	2F	23	HIS	CG-ND1-CE1	-14.47	86.89	105.70
2	27	23	HIS	CG-ND1-CE1	-14.47	86.89	105.70
2	3F	23	HIS	CG-ND1-CE1	-14.47	86.89	105.70
2	4B	23	HIS	CG-ND1-CE1	-14.47	86.89	105.70
2	4N	23	HIS	CG-ND1-CE1	-14.47	86.89	105.70
2	4V	23	HIS	CG-ND1-CE1	-14.47	86.89	105.70
2	5R	23	HIS	CG-ND1-CE1	-14.47	86.89	105.70
2	6J	23	HIS	CG-ND1-CE1	-14.47	86.89	105.70
2	6R	23	HIS	CG-ND1-CE1	-14.47	86.89	105.70
2	7N	23	HIS	CG-ND1-CE1	-14.47	86.89	105.70
2	13	23	HIS	CG-ND1-CE1	-14.46	86.91	105.70
2	17	23	HIS	CG-ND1-CE1	-14.46	86.91	105.70
2	2B	23	HIS	CG-ND1-CE1	-14.46	86.91	105.70
2	3R	23	HIS	CG-ND1-CE1	-14.46	86.91	105.70

*Continued on next page...*

*Continued from previous page...*

Mol	Chain	Res	Type	Atoms	Z	Observed(°)	Ideal(°)
2	3V	23	HIS	CG-ND1-CE1	-14.46	86.91	105.70
2	3Z	23	HIS	CG-ND1-CE1	-14.46	86.91	105.70
2	5F	23	HIS	CG-ND1-CE1	-14.46	86.91	105.70
2	5J	23	HIS	CG-ND1-CE1	-14.46	86.91	105.70
2	5N	23	HIS	CG-ND1-CE1	-14.46	86.91	105.70
2	63	23	HIS	CG-ND1-CE1	-14.46	86.91	105.70
2	67	23	HIS	CG-ND1-CE1	-14.46	86.91	105.70
2	7B	23	HIS	CG-ND1-CE1	-14.46	86.91	105.70
2	13	1	ALA	N-CA-CB	14.45	130.34	110.10
2	17	1	ALA	N-CA-CB	14.45	130.34	110.10
2	2B	1	ALA	N-CA-CB	14.45	130.34	110.10
2	3R	1	ALA	N-CA-CB	14.45	130.34	110.10
2	3V	1	ALA	N-CA-CB	14.45	130.34	110.10
2	3Z	1	ALA	N-CA-CB	14.45	130.34	110.10
2	5F	1	ALA	N-CA-CB	14.45	130.34	110.10
2	5J	1	ALA	N-CA-CB	14.45	130.34	110.10
2	5N	1	ALA	N-CA-CB	14.45	130.34	110.10
2	63	1	ALA	N-CA-CB	14.45	130.34	110.10
2	67	1	ALA	N-CA-CB	14.45	130.34	110.10
2	7B	1	ALA	N-CA-CB	14.45	130.34	110.10
2	1F	1	ALA	N-CA-CB	14.44	130.32	110.10
2	2N	1	ALA	N-CA-CB	14.44	130.32	110.10
2	23	1	ALA	N-CA-CB	14.44	130.32	110.10
2	3N	1	ALA	N-CA-CB	14.44	130.32	110.10
2	37	1	ALA	N-CA-CB	14.44	130.32	110.10
2	4J	1	ALA	N-CA-CB	14.44	130.32	110.10
2	4R	1	ALA	N-CA-CB	14.44	130.32	110.10
2	5Z	1	ALA	N-CA-CB	14.44	130.32	110.10
2	6F	1	ALA	N-CA-CB	14.44	130.32	110.10
2	6Z	1	ALA	N-CA-CB	14.44	130.32	110.10
2	7J	1	ALA	N-CA-CB	14.44	130.32	110.10
2	7V	1	ALA	N-CA-CB	14.44	130.32	110.10
2	1N	1	ALA	N-CA-CB	14.44	130.31	110.10
2	2J	1	ALA	N-CA-CB	14.44	130.31	110.10
2	3B	1	ALA	N-CA-CB	14.44	130.31	110.10
2	3J	1	ALA	N-CA-CB	14.44	130.31	110.10
2	33	1	ALA	N-CA-CB	14.44	130.31	110.10
2	4F	1	ALA	N-CA-CB	14.44	130.31	110.10
2	4Z	1	ALA	N-CA-CB	14.44	130.31	110.10
2	5V	1	ALA	N-CA-CB	14.44	130.31	110.10
2	6N	1	ALA	N-CA-CB	14.44	130.31	110.10
2	6V	1	ALA	N-CA-CB	14.44	130.31	110.10

*Continued on next page...*

*Continued from previous page...*

Mol	Chain	Res	Type	Atoms	Z	Observed(°)	Ideal(°)
2	7F	1	ALA	N-CA-CB	14.44	130.31	110.10
2	7R	1	ALA	N-CA-CB	14.44	130.31	110.10
2	1R	1	ALA	N-CA-CB	14.43	130.30	110.10
2	1V	1	ALA	N-CA-CB	14.43	130.30	110.10
2	1Z	1	ALA	N-CA-CB	14.43	130.30	110.10
2	13	76	ILE	N-CA-C	14.43	149.96	111.00
2	17	76	ILE	N-CA-C	14.43	149.96	111.00
2	2B	76	ILE	N-CA-C	14.43	149.96	111.00
2	2R	1	ALA	N-CA-CB	14.43	130.30	110.10
2	2V	1	ALA	N-CA-CB	14.43	130.30	110.10
2	2Z	1	ALA	N-CA-CB	14.43	130.30	110.10
2	3R	76	ILE	N-CA-C	14.43	149.96	111.00
2	3V	76	ILE	N-CA-C	14.43	149.96	111.00
2	3Z	76	ILE	N-CA-C	14.43	149.96	111.00
2	43	1	ALA	N-CA-CB	14.43	130.30	110.10
2	47	1	ALA	N-CA-CB	14.43	130.30	110.10
2	5B	1	ALA	N-CA-CB	14.43	130.30	110.10
2	5F	76	ILE	N-CA-C	14.43	149.96	111.00
2	5J	76	ILE	N-CA-C	14.43	149.96	111.00
2	5N	76	ILE	N-CA-C	14.43	149.96	111.00
2	53	1	ALA	N-CA-CB	14.43	130.30	110.10
2	57	1	ALA	N-CA-CB	14.43	130.30	110.10
2	6B	1	ALA	N-CA-CB	14.43	130.30	110.10
2	63	76	ILE	N-CA-C	14.43	149.96	111.00
2	67	76	ILE	N-CA-C	14.43	149.96	111.00
2	7B	76	ILE	N-CA-C	14.43	149.96	111.00
2	1R	76	ILE	N-CA-C	14.43	149.96	111.00
2	1V	76	ILE	N-CA-C	14.43	149.96	111.00
2	1Z	76	ILE	N-CA-C	14.43	149.96	111.00
2	2R	76	ILE	N-CA-C	14.43	149.96	111.00
2	2V	76	ILE	N-CA-C	14.43	149.96	111.00
2	2Z	76	ILE	N-CA-C	14.43	149.96	111.00
2	43	76	ILE	N-CA-C	14.43	149.96	111.00
2	47	76	ILE	N-CA-C	14.43	149.96	111.00
2	5B	76	ILE	N-CA-C	14.43	149.96	111.00
2	53	76	ILE	N-CA-C	14.43	149.96	111.00
2	57	76	ILE	N-CA-C	14.43	149.96	111.00
2	6B	76	ILE	N-CA-C	14.43	149.96	111.00
2	1B	76	ILE	N-CA-C	14.42	149.94	111.00
2	1J	76	ILE	N-CA-C	14.42	149.94	111.00
2	2F	76	ILE	N-CA-C	14.42	149.94	111.00
2	27	76	ILE	N-CA-C	14.42	149.94	111.00

*Continued on next page...*

*Continued from previous page...*

Mol	Chain	Res	Type	Atoms	Z	Observed(°)	Ideal(°)
2	3F	76	ILE	N-CA-C	14.42	149.94	111.00
2	4B	76	ILE	N-CA-C	14.42	149.94	111.00
2	4N	76	ILE	N-CA-C	14.42	149.94	111.00
2	4V	76	ILE	N-CA-C	14.42	149.94	111.00
2	5R	76	ILE	N-CA-C	14.42	149.94	111.00
2	6J	76	ILE	N-CA-C	14.42	149.94	111.00
2	6R	76	ILE	N-CA-C	14.42	149.94	111.00
2	7N	76	ILE	N-CA-C	14.42	149.94	111.00
2	1N	76	ILE	N-CA-C	14.42	149.93	111.00
2	2J	76	ILE	N-CA-C	14.42	149.93	111.00
2	3B	76	ILE	N-CA-C	14.42	149.93	111.00
2	3J	76	ILE	N-CA-C	14.42	149.93	111.00
2	33	76	ILE	N-CA-C	14.42	149.93	111.00
2	4F	76	ILE	N-CA-C	14.42	149.93	111.00
2	4Z	76	ILE	N-CA-C	14.42	149.93	111.00
2	5V	76	ILE	N-CA-C	14.42	149.93	111.00
2	6N	76	ILE	N-CA-C	14.42	149.93	111.00
2	6V	76	ILE	N-CA-C	14.42	149.93	111.00
2	7F	76	ILE	N-CA-C	14.42	149.93	111.00
2	7R	76	ILE	N-CA-C	14.42	149.93	111.00
2	1B	1	ALA	N-CA-CB	14.42	130.28	110.10
2	1J	1	ALA	N-CA-CB	14.42	130.28	110.10
2	2F	1	ALA	N-CA-CB	14.42	130.28	110.10
2	27	1	ALA	N-CA-CB	14.42	130.28	110.10
2	3F	1	ALA	N-CA-CB	14.42	130.28	110.10
2	4B	1	ALA	N-CA-CB	14.42	130.28	110.10
2	4N	1	ALA	N-CA-CB	14.42	130.28	110.10
2	4V	1	ALA	N-CA-CB	14.42	130.28	110.10
2	5R	1	ALA	N-CA-CB	14.42	130.28	110.10
2	6J	1	ALA	N-CA-CB	14.42	130.28	110.10
2	6R	1	ALA	N-CA-CB	14.42	130.28	110.10
2	7N	1	ALA	N-CA-CB	14.42	130.28	110.10
2	1F	76	ILE	N-CA-C	14.41	149.91	111.00
2	2N	76	ILE	N-CA-C	14.41	149.91	111.00
2	23	76	ILE	N-CA-C	14.41	149.91	111.00
2	3N	76	ILE	N-CA-C	14.41	149.91	111.00
2	37	76	ILE	N-CA-C	14.41	149.91	111.00
2	4J	76	ILE	N-CA-C	14.41	149.91	111.00
2	4R	76	ILE	N-CA-C	14.41	149.91	111.00
2	5Z	76	ILE	N-CA-C	14.41	149.91	111.00
2	6F	76	ILE	N-CA-C	14.41	149.91	111.00
2	6Z	76	ILE	N-CA-C	14.41	149.91	111.00

*Continued on next page...*

*Continued from previous page...*

Mol	Chain	Res	Type	Atoms	Z	Observed(°)	Ideal(°)
2	7J	76	ILE	N-CA-C	14.41	149.91	111.00
2	7V	76	ILE	N-CA-C	14.41	149.91	111.00
1	1Q	18	PRO	O-C-N	14.40	145.74	122.70
1	1U	18	PRO	O-C-N	14.40	145.74	122.70
1	1Y	18	PRO	O-C-N	14.40	145.74	122.70
1	2Q	18	PRO	O-C-N	14.40	145.74	122.70
1	2U	18	PRO	O-C-N	14.40	145.74	122.70
1	2Y	18	PRO	O-C-N	14.40	145.74	122.70
1	42	18	PRO	O-C-N	14.40	145.74	122.70
1	46	18	PRO	O-C-N	14.40	145.74	122.70
1	5A	18	PRO	O-C-N	14.40	145.74	122.70
1	52	18	PRO	O-C-N	14.40	145.74	122.70
1	56	18	PRO	O-C-N	14.40	145.74	122.70
1	6A	18	PRO	O-C-N	14.40	145.74	122.70
1	1Q	65	PHE	CE1-CZ-CE2	-14.40	94.08	120.00
1	1U	65	PHE	CE1-CZ-CE2	-14.40	94.08	120.00
1	1Y	65	PHE	CE1-CZ-CE2	-14.40	94.08	120.00
1	2Q	65	PHE	CE1-CZ-CE2	-14.40	94.08	120.00
1	2U	65	PHE	CE1-CZ-CE2	-14.40	94.08	120.00
1	2Y	65	PHE	CE1-CZ-CE2	-14.40	94.08	120.00
1	42	65	PHE	CE1-CZ-CE2	-14.40	94.08	120.00
1	46	65	PHE	CE1-CZ-CE2	-14.40	94.08	120.00
1	5A	65	PHE	CE1-CZ-CE2	-14.40	94.08	120.00
1	52	65	PHE	CE1-CZ-CE2	-14.40	94.08	120.00
1	56	65	PHE	CE1-CZ-CE2	-14.40	94.08	120.00
1	6A	65	PHE	CE1-CZ-CE2	-14.40	94.08	120.00
1	1A	18	PRO	O-C-N	14.40	145.73	122.70
1	1I	18	PRO	O-C-N	14.40	145.73	122.70
1	12	65	PHE	CE1-CZ-CE2	-14.40	94.09	120.00
1	16	65	PHE	CE1-CZ-CE2	-14.40	94.09	120.00
1	2A	65	PHE	CE1-CZ-CE2	-14.40	94.09	120.00
1	2E	18	PRO	O-C-N	14.40	145.73	122.70
1	26	18	PRO	O-C-N	14.40	145.73	122.70
1	3E	18	PRO	O-C-N	14.40	145.73	122.70
1	3Q	65	PHE	CE1-CZ-CE2	-14.40	94.09	120.00
1	3U	65	PHE	CE1-CZ-CE2	-14.40	94.09	120.00
1	3Y	65	PHE	CE1-CZ-CE2	-14.40	94.09	120.00
1	4A	18	PRO	O-C-N	14.40	145.73	122.70
1	4M	18	PRO	O-C-N	14.40	145.73	122.70
1	4U	18	PRO	O-C-N	14.40	145.73	122.70
1	5E	65	PHE	CE1-CZ-CE2	-14.40	94.09	120.00
1	5I	65	PHE	CE1-CZ-CE2	-14.40	94.09	120.00

*Continued on next page...*



*Continued from previous page...*

Mol	Chain	Res	Type	Atoms	Z	Observed(°)	Ideal(°)
1	5M	65	PHE	CE1-CZ-CE2	-14.40	94.09	120.00
1	5Q	18	PRO	O-C-N	14.40	145.73	122.70
1	6I	18	PRO	O-C-N	14.40	145.73	122.70
1	6Q	18	PRO	O-C-N	14.40	145.73	122.70
1	62	65	PHE	CE1-CZ-CE2	-14.40	94.09	120.00
1	66	65	PHE	CE1-CZ-CE2	-14.40	94.09	120.00
1	7A	65	PHE	CE1-CZ-CE2	-14.40	94.09	120.00
1	7M	18	PRO	O-C-N	14.40	145.73	122.70
1	1E	22	HIS	ND1-CG-CD2	-14.39	85.85	106.00
1	1M	65	PHE	CE1-CZ-CE2	-14.39	94.09	120.00
1	2I	65	PHE	CE1-CZ-CE2	-14.39	94.09	120.00
1	2M	22	HIS	ND1-CG-CD2	-14.39	85.85	106.00
1	22	22	HIS	ND1-CG-CD2	-14.39	85.85	106.00
1	3A	65	PHE	CE1-CZ-CE2	-14.39	94.09	120.00
1	3I	65	PHE	CE1-CZ-CE2	-14.39	94.09	120.00
1	3M	22	HIS	ND1-CG-CD2	-14.39	85.85	106.00
1	32	65	PHE	CE1-CZ-CE2	-14.39	94.09	120.00
1	36	22	HIS	ND1-CG-CD2	-14.39	85.85	106.00
1	4E	65	PHE	CE1-CZ-CE2	-14.39	94.09	120.00
1	4I	22	HIS	ND1-CG-CD2	-14.39	85.85	106.00
1	4Q	22	HIS	ND1-CG-CD2	-14.39	85.85	106.00
1	4Y	65	PHE	CE1-CZ-CE2	-14.39	94.09	120.00
1	5U	65	PHE	CE1-CZ-CE2	-14.39	94.09	120.00
1	5Y	22	HIS	ND1-CG-CD2	-14.39	85.85	106.00
1	6E	22	HIS	ND1-CG-CD2	-14.39	85.85	106.00
1	6M	65	PHE	CE1-CZ-CE2	-14.39	94.09	120.00
1	6U	65	PHE	CE1-CZ-CE2	-14.39	94.09	120.00
1	6Y	22	HIS	ND1-CG-CD2	-14.39	85.85	106.00
1	7E	65	PHE	CE1-CZ-CE2	-14.39	94.09	120.00
1	7I	22	HIS	ND1-CG-CD2	-14.39	85.85	106.00
1	7Q	65	PHE	CE1-CZ-CE2	-14.39	94.09	120.00
1	7U	22	HIS	ND1-CG-CD2	-14.39	85.85	106.00
1	1M	18	PRO	O-C-N	14.39	145.73	122.70
1	2I	18	PRO	O-C-N	14.39	145.73	122.70
1	3A	18	PRO	O-C-N	14.39	145.73	122.70
1	3I	18	PRO	O-C-N	14.39	145.73	122.70
1	32	18	PRO	O-C-N	14.39	145.73	122.70
1	4E	18	PRO	O-C-N	14.39	145.73	122.70
1	4Y	18	PRO	O-C-N	14.39	145.73	122.70
1	5U	18	PRO	O-C-N	14.39	145.73	122.70
1	6M	18	PRO	O-C-N	14.39	145.73	122.70
1	6U	18	PRO	O-C-N	14.39	145.73	122.70

*Continued on next page...*

*Continued from previous page...*

Mol	Chain	Res	Type	Atoms	Z	Observed(°)	Ideal(°)
1	7E	18	PRO	O-C-N	14.39	145.73	122.70
1	7Q	18	PRO	O-C-N	14.39	145.73	122.70
1	1E	65	PHE	CE1-CZ-CE2	-14.39	94.10	120.00
1	22	65	PHE	CE1-CZ-CE2	-14.39	94.10	120.00
1	7U	65	PHE	CE1-CZ-CE2	-14.39	94.10	120.00
1	1A	65	PHE	CE1-CZ-CE2	-14.39	94.10	120.00
1	1I	65	PHE	CE1-CZ-CE2	-14.39	94.10	120.00
1	1Q	22	HIS	ND1-CG-CD2	-14.39	85.86	106.00
1	1U	22	HIS	ND1-CG-CD2	-14.39	85.86	106.00
1	1Y	22	HIS	ND1-CG-CD2	-14.39	85.86	106.00
1	2M	65	PHE	CE1-CZ-CE2	-14.39	94.10	120.00
1	2E	65	PHE	CE1-CZ-CE2	-14.39	94.10	120.00
1	2Q	22	HIS	ND1-CG-CD2	-14.39	85.86	106.00
1	2U	22	HIS	ND1-CG-CD2	-14.39	85.86	106.00
1	2Y	22	HIS	ND1-CG-CD2	-14.39	85.86	106.00
1	3M	65	PHE	CE1-CZ-CE2	-14.39	94.10	120.00
1	36	65	PHE	CE1-CZ-CE2	-14.39	94.10	120.00
1	4I	65	PHE	CE1-CZ-CE2	-14.39	94.10	120.00
1	4Q	65	PHE	CE1-CZ-CE2	-14.39	94.10	120.00
1	26	65	PHE	CE1-CZ-CE2	-14.39	94.10	120.00
1	3E	65	PHE	CE1-CZ-CE2	-14.39	94.10	120.00
1	4A	65	PHE	CE1-CZ-CE2	-14.39	94.10	120.00
1	4M	65	PHE	CE1-CZ-CE2	-14.39	94.10	120.00
1	4U	65	PHE	CE1-CZ-CE2	-14.39	94.10	120.00
1	42	22	HIS	ND1-CG-CD2	-14.39	85.86	106.00
1	46	22	HIS	ND1-CG-CD2	-14.39	85.86	106.00
1	5A	22	HIS	ND1-CG-CD2	-14.39	85.86	106.00
1	5Y	65	PHE	CE1-CZ-CE2	-14.39	94.10	120.00
1	5Q	65	PHE	CE1-CZ-CE2	-14.39	94.10	120.00
1	52	22	HIS	ND1-CG-CD2	-14.39	85.86	106.00
1	56	22	HIS	ND1-CG-CD2	-14.39	85.86	106.00
1	6A	22	HIS	ND1-CG-CD2	-14.39	85.86	106.00
1	6E	65	PHE	CE1-CZ-CE2	-14.39	94.10	120.00
1	6Y	65	PHE	CE1-CZ-CE2	-14.39	94.10	120.00
1	7I	65	PHE	CE1-CZ-CE2	-14.39	94.10	120.00
1	6I	65	PHE	CE1-CZ-CE2	-14.39	94.10	120.00
1	6Q	65	PHE	CE1-CZ-CE2	-14.39	94.10	120.00
1	7M	65	PHE	CE1-CZ-CE2	-14.39	94.10	120.00
1	12	18	PRO	O-C-N	14.39	145.72	122.70
1	16	18	PRO	O-C-N	14.39	145.72	122.70
1	2A	18	PRO	O-C-N	14.39	145.72	122.70
1	3Q	18	PRO	O-C-N	14.39	145.72	122.70

*Continued on next page...*

*Continued from previous page...*

Mol	Chain	Res	Type	Atoms	Z	Observed(°)	Ideal(°)
1	3U	18	PRO	O-C-N	14.39	145.72	122.70
1	3Y	18	PRO	O-C-N	14.39	145.72	122.70
1	5E	18	PRO	O-C-N	14.39	145.72	122.70
1	5I	18	PRO	O-C-N	14.39	145.72	122.70
1	5M	18	PRO	O-C-N	14.39	145.72	122.70
1	62	18	PRO	O-C-N	14.39	145.72	122.70
1	66	18	PRO	O-C-N	14.39	145.72	122.70
1	7A	18	PRO	O-C-N	14.39	145.72	122.70
2	13	79	VAL	CB-CA-C	14.38	138.73	111.40
2	17	79	VAL	CB-CA-C	14.38	138.73	111.40
2	2B	79	VAL	CB-CA-C	14.38	138.73	111.40
2	3R	79	VAL	CB-CA-C	14.38	138.73	111.40
2	3V	79	VAL	CB-CA-C	14.38	138.73	111.40
2	3Z	79	VAL	CB-CA-C	14.38	138.73	111.40
2	5F	79	VAL	CB-CA-C	14.38	138.73	111.40
2	5J	79	VAL	CB-CA-C	14.38	138.73	111.40
2	5N	79	VAL	CB-CA-C	14.38	138.73	111.40
2	63	79	VAL	CB-CA-C	14.38	138.73	111.40
2	67	79	VAL	CB-CA-C	14.38	138.73	111.40
2	7B	79	VAL	CB-CA-C	14.38	138.73	111.40
2	1B	79	VAL	CB-CA-C	14.38	138.73	111.40
2	6V	79	VAL	CB-CA-C	14.38	138.73	111.40
1	1E	18	PRO	O-C-N	14.38	145.71	122.70
2	1J	79	VAL	CB-CA-C	14.38	138.73	111.40
2	1N	79	VAL	CB-CA-C	14.38	138.73	111.40
2	2F	79	VAL	CB-CA-C	14.38	138.73	111.40
2	2J	79	VAL	CB-CA-C	14.38	138.73	111.40
2	3B	79	VAL	CB-CA-C	14.38	138.73	111.40
2	33	79	VAL	CB-CA-C	14.38	138.73	111.40
1	2M	18	PRO	O-C-N	14.38	145.71	122.70
1	22	18	PRO	O-C-N	14.38	145.71	122.70
2	27	79	VAL	CB-CA-C	14.38	138.73	111.40
2	3F	79	VAL	CB-CA-C	14.38	138.73	111.40
2	3J	79	VAL	CB-CA-C	14.38	138.73	111.40
2	4F	79	VAL	CB-CA-C	14.38	138.73	111.40
2	7F	79	VAL	CB-CA-C	14.38	138.73	111.40
1	3M	18	PRO	O-C-N	14.38	145.71	122.70
1	36	18	PRO	O-C-N	14.38	145.71	122.70
2	4B	79	VAL	CB-CA-C	14.38	138.73	111.40
1	4I	18	PRO	O-C-N	14.38	145.71	122.70
2	4N	79	VAL	CB-CA-C	14.38	138.73	111.40
1	4Q	18	PRO	O-C-N	14.38	145.71	122.70

*Continued on next page...*

*Continued from previous page...*

Mol	Chain	Res	Type	Atoms	Z	Observed(°)	Ideal(°)
2	4V	79	VAL	CB-CA-C	14.38	138.73	111.40
2	4Z	79	VAL	CB-CA-C	14.38	138.73	111.40
2	5R	79	VAL	CB-CA-C	14.38	138.73	111.40
2	5V	79	VAL	CB-CA-C	14.38	138.73	111.40
2	6N	79	VAL	CB-CA-C	14.38	138.73	111.40
1	5Y	18	PRO	O-C-N	14.38	145.71	122.70
1	6E	18	PRO	O-C-N	14.38	145.71	122.70
2	6J	79	VAL	CB-CA-C	14.38	138.73	111.40
2	6R	79	VAL	CB-CA-C	14.38	138.73	111.40
2	7R	79	VAL	CB-CA-C	14.38	138.73	111.40
1	6Y	18	PRO	O-C-N	14.38	145.71	122.70
1	7I	18	PRO	O-C-N	14.38	145.71	122.70
2	7N	79	VAL	CB-CA-C	14.38	138.73	111.40
1	7U	18	PRO	O-C-N	14.38	145.71	122.70
2	1F	79	VAL	CB-CA-C	14.38	138.72	111.40
2	2N	79	VAL	CB-CA-C	14.38	138.72	111.40
2	23	79	VAL	CB-CA-C	14.38	138.72	111.40
2	3N	79	VAL	CB-CA-C	14.38	138.72	111.40
2	37	79	VAL	CB-CA-C	14.38	138.72	111.40
2	4J	79	VAL	CB-CA-C	14.38	138.72	111.40
2	4R	79	VAL	CB-CA-C	14.38	138.72	111.40
2	5Z	79	VAL	CB-CA-C	14.38	138.72	111.40
2	6F	79	VAL	CB-CA-C	14.38	138.72	111.40
2	6Z	79	VAL	CB-CA-C	14.38	138.72	111.40
2	7J	79	VAL	CB-CA-C	14.38	138.72	111.40
2	7V	79	VAL	CB-CA-C	14.38	138.72	111.40
2	1R	79	VAL	CB-CA-C	14.37	138.71	111.40
2	1V	79	VAL	CB-CA-C	14.37	138.71	111.40
2	1Z	79	VAL	CB-CA-C	14.37	138.71	111.40
2	2R	79	VAL	CB-CA-C	14.37	138.71	111.40
2	2V	79	VAL	CB-CA-C	14.37	138.71	111.40
2	2Z	79	VAL	CB-CA-C	14.37	138.71	111.40
2	43	79	VAL	CB-CA-C	14.37	138.71	111.40
2	47	79	VAL	CB-CA-C	14.37	138.71	111.40
2	5B	79	VAL	CB-CA-C	14.37	138.71	111.40
2	53	79	VAL	CB-CA-C	14.37	138.71	111.40
2	57	79	VAL	CB-CA-C	14.37	138.71	111.40
2	6B	79	VAL	CB-CA-C	14.37	138.71	111.40
1	1A	22	HIS	ND1-CG-CD2	-14.36	85.89	106.00
1	1I	22	HIS	ND1-CG-CD2	-14.36	85.89	106.00
1	2E	22	HIS	ND1-CG-CD2	-14.36	85.89	106.00
1	26	22	HIS	ND1-CG-CD2	-14.36	85.89	106.00

*Continued on next page...*

*Continued from previous page...*

Mol	Chain	Res	Type	Atoms	Z	Observed(°)	Ideal(°)
1	3E	22	HIS	ND1-CG-CD2	-14.36	85.89	106.00
1	4A	22	HIS	ND1-CG-CD2	-14.36	85.89	106.00
1	4M	22	HIS	ND1-CG-CD2	-14.36	85.89	106.00
1	4U	22	HIS	ND1-CG-CD2	-14.36	85.89	106.00
1	5Q	22	HIS	ND1-CG-CD2	-14.36	85.89	106.00
1	6I	22	HIS	ND1-CG-CD2	-14.36	85.89	106.00
1	6Q	22	HIS	ND1-CG-CD2	-14.36	85.89	106.00
1	7M	22	HIS	ND1-CG-CD2	-14.36	85.89	106.00
1	12	22	HIS	ND1-CG-CD2	-14.36	85.90	106.00
1	16	22	HIS	ND1-CG-CD2	-14.36	85.90	106.00
1	2A	22	HIS	ND1-CG-CD2	-14.36	85.90	106.00
1	3Q	22	HIS	ND1-CG-CD2	-14.36	85.90	106.00
1	3U	22	HIS	ND1-CG-CD2	-14.36	85.90	106.00
1	3Y	22	HIS	ND1-CG-CD2	-14.36	85.90	106.00
1	5E	22	HIS	ND1-CG-CD2	-14.36	85.90	106.00
1	5I	22	HIS	ND1-CG-CD2	-14.36	85.90	106.00
1	5M	22	HIS	ND1-CG-CD2	-14.36	85.90	106.00
1	62	22	HIS	ND1-CG-CD2	-14.36	85.90	106.00
1	66	22	HIS	ND1-CG-CD2	-14.36	85.90	106.00
1	7A	22	HIS	ND1-CG-CD2	-14.36	85.90	106.00
1	1Q	149	THR	O-C-N	-14.36	99.73	122.70
1	1U	149	THR	O-C-N	-14.36	99.73	122.70
1	1Y	149	THR	O-C-N	-14.36	99.73	122.70
1	2Q	149	THR	O-C-N	-14.36	99.73	122.70
1	2U	149	THR	O-C-N	-14.36	99.73	122.70
1	2Y	149	THR	O-C-N	-14.36	99.73	122.70
1	42	149	THR	O-C-N	-14.36	99.73	122.70
1	46	149	THR	O-C-N	-14.36	99.73	122.70
1	5A	149	THR	O-C-N	-14.36	99.73	122.70
1	52	149	THR	O-C-N	-14.36	99.73	122.70
1	56	149	THR	O-C-N	-14.36	99.73	122.70
1	6A	149	THR	O-C-N	-14.36	99.73	122.70
1	1M	149	THR	O-C-N	-14.35	99.74	122.70
1	12	149	THR	O-C-N	-14.35	99.74	122.70
1	16	149	THR	O-C-N	-14.35	99.74	122.70
1	2A	149	THR	O-C-N	-14.35	99.74	122.70
1	2I	149	THR	O-C-N	-14.35	99.74	122.70
1	3A	149	THR	O-C-N	-14.35	99.74	122.70
1	3I	149	THR	O-C-N	-14.35	99.74	122.70
1	3Q	149	THR	O-C-N	-14.35	99.74	122.70
1	3U	149	THR	O-C-N	-14.35	99.74	122.70
1	3Y	149	THR	O-C-N	-14.35	99.74	122.70

*Continued on next page...*

*Continued from previous page...*

Mol	Chain	Res	Type	Atoms	Z	Observed(°)	Ideal(°)
1	32	149	THR	O-C-N	-14.35	99.74	122.70
1	4E	149	THR	O-C-N	-14.35	99.74	122.70
1	4Y	149	THR	O-C-N	-14.35	99.74	122.70
1	5E	149	THR	O-C-N	-14.35	99.74	122.70
1	5I	149	THR	O-C-N	-14.35	99.74	122.70
1	5M	149	THR	O-C-N	-14.35	99.74	122.70
1	5U	149	THR	O-C-N	-14.35	99.74	122.70
1	6M	149	THR	O-C-N	-14.35	99.74	122.70
1	6U	149	THR	O-C-N	-14.35	99.74	122.70
1	62	149	THR	O-C-N	-14.35	99.74	122.70
1	66	149	THR	O-C-N	-14.35	99.74	122.70
1	7A	149	THR	O-C-N	-14.35	99.74	122.70
1	7E	149	THR	O-C-N	-14.35	99.74	122.70
1	7Q	149	THR	O-C-N	-14.35	99.74	122.70
1	1A	149	THR	O-C-N	-14.35	99.75	122.70
1	1I	149	THR	O-C-N	-14.35	99.75	122.70
1	2E	149	THR	O-C-N	-14.35	99.75	122.70
1	26	149	THR	O-C-N	-14.35	99.75	122.70
1	3E	149	THR	O-C-N	-14.35	99.75	122.70
1	4A	149	THR	O-C-N	-14.35	99.75	122.70
1	4M	149	THR	O-C-N	-14.35	99.75	122.70
1	4U	149	THR	O-C-N	-14.35	99.75	122.70
1	5Q	149	THR	O-C-N	-14.35	99.75	122.70
1	6I	149	THR	O-C-N	-14.35	99.75	122.70
1	6Q	149	THR	O-C-N	-14.35	99.75	122.70
1	7M	149	THR	O-C-N	-14.35	99.75	122.70
1	1E	149	THR	O-C-N	-14.34	99.75	122.70
1	2M	149	THR	O-C-N	-14.34	99.75	122.70
1	22	149	THR	O-C-N	-14.34	99.75	122.70
1	3M	149	THR	O-C-N	-14.34	99.75	122.70
1	36	149	THR	O-C-N	-14.34	99.75	122.70
1	4I	149	THR	O-C-N	-14.34	99.75	122.70
1	4Q	149	THR	O-C-N	-14.34	99.75	122.70
1	5Y	149	THR	O-C-N	-14.34	99.75	122.70
1	6E	149	THR	O-C-N	-14.34	99.75	122.70
1	6Y	149	THR	O-C-N	-14.34	99.75	122.70
1	7I	149	THR	O-C-N	-14.34	99.75	122.70
1	7U	149	THR	O-C-N	-14.34	99.75	122.70
1	1M	22	HIS	ND1-CG-CD2	-14.34	85.92	106.00
1	2I	22	HIS	ND1-CG-CD2	-14.34	85.92	106.00
1	3A	22	HIS	ND1-CG-CD2	-14.34	85.92	106.00
1	3I	22	HIS	ND1-CG-CD2	-14.34	85.92	106.00

*Continued on next page...*



*Continued from previous page...*

Mol	Chain	Res	Type	Atoms	Z	Observed(°)	Ideal(°)
1	32	22	HIS	ND1-CG-CD2	-14.34	85.92	106.00
1	4E	22	HIS	ND1-CG-CD2	-14.34	85.92	106.00
1	4Y	22	HIS	ND1-CG-CD2	-14.34	85.92	106.00
1	5U	22	HIS	ND1-CG-CD2	-14.34	85.92	106.00
1	6M	22	HIS	ND1-CG-CD2	-14.34	85.92	106.00
1	6U	22	HIS	ND1-CG-CD2	-14.34	85.92	106.00
1	7E	22	HIS	ND1-CG-CD2	-14.34	85.92	106.00
1	7Q	22	HIS	ND1-CG-CD2	-14.34	85.92	106.00
2	1N	4	GLU	CA-C-N	14.33	148.73	117.20
2	2J	4	GLU	CA-C-N	14.33	148.73	117.20
2	3B	4	GLU	CA-C-N	14.33	148.73	117.20
2	3J	4	GLU	CA-C-N	14.33	148.73	117.20
2	33	4	GLU	CA-C-N	14.33	148.73	117.20
2	4F	4	GLU	CA-C-N	14.33	148.73	117.20
2	4Z	4	GLU	CA-C-N	14.33	148.73	117.20
2	5V	4	GLU	CA-C-N	14.33	148.73	117.20
2	6N	4	GLU	CA-C-N	14.33	148.73	117.20
2	6V	4	GLU	CA-C-N	14.33	148.73	117.20
2	7F	4	GLU	CA-C-N	14.33	148.73	117.20
2	7R	4	GLU	CA-C-N	14.33	148.73	117.20
2	1F	4	GLU	CA-C-N	14.33	148.72	117.20
2	13	4	GLU	CA-C-N	14.33	148.72	117.20
2	17	4	GLU	CA-C-N	14.33	148.72	117.20
2	2B	4	GLU	CA-C-N	14.33	148.72	117.20
2	2N	4	GLU	CA-C-N	14.33	148.72	117.20
2	23	4	GLU	CA-C-N	14.33	148.72	117.20
2	3N	4	GLU	CA-C-N	14.33	148.72	117.20
2	3R	4	GLU	CA-C-N	14.33	148.72	117.20
2	3V	4	GLU	CA-C-N	14.33	148.72	117.20
2	3Z	4	GLU	CA-C-N	14.33	148.72	117.20
2	37	4	GLU	CA-C-N	14.33	148.72	117.20
2	4J	4	GLU	CA-C-N	14.33	148.72	117.20
2	4R	4	GLU	CA-C-N	14.33	148.72	117.20
2	5F	4	GLU	CA-C-N	14.33	148.72	117.20
2	5J	4	GLU	CA-C-N	14.33	148.72	117.20
2	5N	4	GLU	CA-C-N	14.33	148.72	117.20
2	5Z	4	GLU	CA-C-N	14.33	148.72	117.20
2	6F	4	GLU	CA-C-N	14.33	148.72	117.20
2	6Z	4	GLU	CA-C-N	14.33	148.72	117.20
2	63	4	GLU	CA-C-N	14.33	148.72	117.20
2	67	4	GLU	CA-C-N	14.33	148.72	117.20
2	7B	4	GLU	CA-C-N	14.33	148.72	117.20

*Continued on next page...*



*Continued from previous page...*

Mol	Chain	Res	Type	Atoms	Z	Observed(°)	Ideal(°)
2	7J	4	GLU	CA-C-N	14.33	148.72	117.20
2	7V	4	GLU	CA-C-N	14.33	148.72	117.20
1	1E	156	SER	N-CA-CB	14.32	131.99	110.50
1	2M	156	SER	N-CA-CB	14.32	131.99	110.50
1	22	156	SER	N-CA-CB	14.32	131.99	110.50
1	3M	156	SER	N-CA-CB	14.32	131.99	110.50
1	36	156	SER	N-CA-CB	14.32	131.99	110.50
1	4I	156	SER	N-CA-CB	14.32	131.99	110.50
1	4Q	156	SER	N-CA-CB	14.32	131.99	110.50
1	5Y	156	SER	N-CA-CB	14.32	131.99	110.50
1	6E	156	SER	N-CA-CB	14.32	131.99	110.50
1	6Y	156	SER	N-CA-CB	14.32	131.99	110.50
1	7I	156	SER	N-CA-CB	14.32	131.99	110.50
1	7U	156	SER	N-CA-CB	14.32	131.99	110.50
2	1B	4	GLU	CA-C-N	14.32	148.70	117.20
2	1J	4	GLU	CA-C-N	14.32	148.70	117.20
2	1R	4	GLU	CA-C-N	14.32	148.70	117.20
2	1V	4	GLU	CA-C-N	14.32	148.70	117.20
2	1Z	4	GLU	CA-C-N	14.32	148.70	117.20
2	2F	4	GLU	CA-C-N	14.32	148.70	117.20
2	27	4	GLU	CA-C-N	14.32	148.70	117.20
2	4V	4	GLU	CA-C-N	14.32	148.70	117.20
2	6J	4	GLU	CA-C-N	14.32	148.70	117.20
1	12	156	SER	N-CA-CB	14.32	131.97	110.50
1	16	156	SER	N-CA-CB	14.32	131.97	110.50
1	2A	156	SER	N-CA-CB	14.32	131.97	110.50
2	2R	4	GLU	CA-C-N	14.32	148.70	117.20
2	2V	4	GLU	CA-C-N	14.32	148.70	117.20
2	2Z	4	GLU	CA-C-N	14.32	148.70	117.20
2	3F	4	GLU	CA-C-N	14.32	148.70	117.20
2	4B	4	GLU	CA-C-N	14.32	148.70	117.20
2	4N	4	GLU	CA-C-N	14.32	148.70	117.20
1	3Q	156	SER	N-CA-CB	14.32	131.97	110.50
1	3U	156	SER	N-CA-CB	14.32	131.97	110.50
1	3Y	156	SER	N-CA-CB	14.32	131.97	110.50
2	43	4	GLU	CA-C-N	14.32	148.70	117.20
2	47	4	GLU	CA-C-N	14.32	148.70	117.20
2	5B	4	GLU	CA-C-N	14.32	148.70	117.20
2	5R	4	GLU	CA-C-N	14.32	148.70	117.20
1	5E	156	SER	N-CA-CB	14.32	131.97	110.50
1	5I	156	SER	N-CA-CB	14.32	131.97	110.50
1	5M	156	SER	N-CA-CB	14.32	131.97	110.50

*Continued on next page...*

*Continued from previous page...*

Mol	Chain	Res	Type	Atoms	Z	Observed(°)	Ideal(°)
2	53	4	GLU	CA-C-N	14.32	148.70	117.20
2	57	4	GLU	CA-C-N	14.32	148.70	117.20
2	6B	4	GLU	CA-C-N	14.32	148.70	117.20
2	6R	4	GLU	CA-C-N	14.32	148.70	117.20
2	7N	4	GLU	CA-C-N	14.32	148.70	117.20
1	62	156	SER	N-CA-CB	14.32	131.97	110.50
1	66	156	SER	N-CA-CB	14.32	131.97	110.50
1	7A	156	SER	N-CA-CB	14.32	131.97	110.50
1	1Q	156	SER	N-CA-CB	14.30	131.95	110.50
1	1U	156	SER	N-CA-CB	14.30	131.95	110.50
1	1Y	156	SER	N-CA-CB	14.30	131.95	110.50
1	2Q	156	SER	N-CA-CB	14.30	131.95	110.50
1	2U	156	SER	N-CA-CB	14.30	131.95	110.50
1	2Y	156	SER	N-CA-CB	14.30	131.95	110.50
1	42	156	SER	N-CA-CB	14.30	131.95	110.50
1	46	156	SER	N-CA-CB	14.30	131.95	110.50
1	5A	156	SER	N-CA-CB	14.30	131.95	110.50
1	52	156	SER	N-CA-CB	14.30	131.95	110.50
1	56	156	SER	N-CA-CB	14.30	131.95	110.50
1	6A	156	SER	N-CA-CB	14.30	131.95	110.50
1	1A	156	SER	N-CA-CB	14.28	131.93	110.50
1	1I	156	SER	N-CA-CB	14.28	131.93	110.50
1	1Q	95	THR	CA-CB-CG2	14.29	132.40	112.40
1	1U	95	THR	CA-CB-CG2	14.29	132.40	112.40
1	1Y	95	THR	CA-CB-CG2	14.29	132.40	112.40
1	2E	156	SER	N-CA-CB	14.28	131.93	110.50
1	2Q	95	THR	CA-CB-CG2	14.29	132.40	112.40
1	2U	95	THR	CA-CB-CG2	14.29	132.40	112.40
1	2Y	95	THR	CA-CB-CG2	14.29	132.40	112.40
1	26	156	SER	N-CA-CB	14.28	131.93	110.50
1	3E	156	SER	N-CA-CB	14.28	131.93	110.50
1	4A	156	SER	N-CA-CB	14.28	131.93	110.50
1	4M	156	SER	N-CA-CB	14.28	131.93	110.50
1	4U	156	SER	N-CA-CB	14.28	131.93	110.50
1	42	95	THR	CA-CB-CG2	14.29	132.40	112.40
1	46	95	THR	CA-CB-CG2	14.29	132.40	112.40
1	5A	95	THR	CA-CB-CG2	14.29	132.40	112.40
1	5Q	156	SER	N-CA-CB	14.28	131.93	110.50
1	52	95	THR	CA-CB-CG2	14.29	132.40	112.40
1	56	95	THR	CA-CB-CG2	14.29	132.40	112.40
1	6A	95	THR	CA-CB-CG2	14.29	132.40	112.40
1	6I	156	SER	N-CA-CB	14.28	131.93	110.50

*Continued on next page...*

*Continued from previous page...*

Mol	Chain	Res	Type	Atoms	Z	Observed(°)	Ideal(°)
1	6Q	156	SER	N-CA-CB	14.28	131.93	110.50
1	7M	156	SER	N-CA-CB	14.28	131.93	110.50
1	1M	156	SER	N-CA-CB	14.28	131.91	110.50
1	2I	156	SER	N-CA-CB	14.28	131.91	110.50
1	3A	156	SER	N-CA-CB	14.28	131.91	110.50
1	3I	156	SER	N-CA-CB	14.28	131.91	110.50
1	32	156	SER	N-CA-CB	14.28	131.91	110.50
1	4E	156	SER	N-CA-CB	14.28	131.91	110.50
1	4Y	156	SER	N-CA-CB	14.28	131.91	110.50
1	5U	156	SER	N-CA-CB	14.28	131.91	110.50
1	6M	156	SER	N-CA-CB	14.28	131.91	110.50
1	6U	156	SER	N-CA-CB	14.28	131.91	110.50
1	7E	156	SER	N-CA-CB	14.28	131.91	110.50
1	7Q	156	SER	N-CA-CB	14.28	131.91	110.50
1	1A	85	LEU	CB-CA-C	-14.27	83.08	110.20
1	1I	85	LEU	CB-CA-C	-14.27	83.08	110.20
1	2E	85	LEU	CB-CA-C	-14.27	83.08	110.20
1	26	85	LEU	CB-CA-C	-14.27	83.08	110.20
1	3E	85	LEU	CB-CA-C	-14.27	83.08	110.20
1	4A	85	LEU	CB-CA-C	-14.27	83.08	110.20
1	4M	85	LEU	CB-CA-C	-14.27	83.08	110.20
1	4U	85	LEU	CB-CA-C	-14.27	83.08	110.20
1	5Q	85	LEU	CB-CA-C	-14.27	83.08	110.20
1	6I	85	LEU	CB-CA-C	-14.27	83.08	110.20
1	6Q	85	LEU	CB-CA-C	-14.27	83.08	110.20
1	7M	85	LEU	CB-CA-C	-14.27	83.08	110.20
1	1M	85	LEU	CB-CA-C	-14.27	83.08	110.20
1	2I	85	LEU	CB-CA-C	-14.27	83.08	110.20
1	3A	85	LEU	CB-CA-C	-14.27	83.08	110.20
1	3I	85	LEU	CB-CA-C	-14.27	83.08	110.20
1	32	85	LEU	CB-CA-C	-14.27	83.08	110.20
1	4E	85	LEU	CB-CA-C	-14.27	83.08	110.20
1	4Y	85	LEU	CB-CA-C	-14.27	83.08	110.20
1	5U	85	LEU	CB-CA-C	-14.27	83.08	110.20
1	6M	85	LEU	CB-CA-C	-14.27	83.08	110.20
1	6U	85	LEU	CB-CA-C	-14.27	83.08	110.20
1	7E	85	LEU	CB-CA-C	-14.27	83.08	110.20
1	7Q	85	LEU	CB-CA-C	-14.27	83.08	110.20
1	12	85	LEU	CB-CA-C	-14.27	83.09	110.20
1	16	85	LEU	CB-CA-C	-14.27	83.09	110.20
1	2A	85	LEU	CB-CA-C	-14.27	83.09	110.20
1	3Q	85	LEU	CB-CA-C	-14.27	83.09	110.20

*Continued on next page...*

*Continued from previous page...*

Mol	Chain	Res	Type	Atoms	Z	Observed(°)	Ideal(°)
1	3U	85	LEU	CB-CA-C	-14.27	83.09	110.20
1	3Y	85	LEU	CB-CA-C	-14.27	83.09	110.20
1	5E	85	LEU	CB-CA-C	-14.27	83.09	110.20
1	5I	85	LEU	CB-CA-C	-14.27	83.09	110.20
1	5M	85	LEU	CB-CA-C	-14.27	83.09	110.20
1	62	85	LEU	CB-CA-C	-14.27	83.09	110.20
1	66	85	LEU	CB-CA-C	-14.27	83.09	110.20
1	7A	85	LEU	CB-CA-C	-14.27	83.09	110.20
1	1E	85	LEU	CB-CA-C	-14.27	83.09	110.20
1	2M	85	LEU	CB-CA-C	-14.27	83.09	110.20
1	22	85	LEU	CB-CA-C	-14.27	83.09	110.20
1	3M	85	LEU	CB-CA-C	-14.27	83.09	110.20
1	36	85	LEU	CB-CA-C	-14.27	83.09	110.20
1	4I	85	LEU	CB-CA-C	-14.27	83.09	110.20
1	4Q	85	LEU	CB-CA-C	-14.27	83.09	110.20
1	5Y	85	LEU	CB-CA-C	-14.27	83.09	110.20
1	6E	85	LEU	CB-CA-C	-14.27	83.09	110.20
1	6Y	85	LEU	CB-CA-C	-14.27	83.09	110.20
1	7I	85	LEU	CB-CA-C	-14.27	83.09	110.20
1	7U	85	LEU	CB-CA-C	-14.27	83.09	110.20
1	1E	95	THR	CA-CB-CG2	14.26	132.37	112.40
1	1Q	85	LEU	CB-CA-C	-14.26	83.10	110.20
1	1U	85	LEU	CB-CA-C	-14.26	83.10	110.20
1	1Y	85	LEU	CB-CA-C	-14.26	83.10	110.20
1	12	95	THR	CA-CB-CG2	14.26	132.37	112.40
1	16	95	THR	CA-CB-CG2	14.26	132.37	112.40
1	2A	95	THR	CA-CB-CG2	14.26	132.37	112.40
1	2M	95	THR	CA-CB-CG2	14.26	132.37	112.40
1	2Q	85	LEU	CB-CA-C	-14.26	83.10	110.20
1	2U	85	LEU	CB-CA-C	-14.26	83.10	110.20
1	2Y	85	LEU	CB-CA-C	-14.26	83.10	110.20
1	22	95	THR	CA-CB-CG2	14.26	132.37	112.40
1	3M	95	THR	CA-CB-CG2	14.26	132.37	112.40
1	3Q	95	THR	CA-CB-CG2	14.26	132.37	112.40
1	3U	95	THR	CA-CB-CG2	14.26	132.37	112.40
1	3Y	95	THR	CA-CB-CG2	14.26	132.37	112.40
1	36	95	THR	CA-CB-CG2	14.26	132.37	112.40
1	4I	95	THR	CA-CB-CG2	14.26	132.37	112.40
1	4Q	95	THR	CA-CB-CG2	14.26	132.37	112.40
1	42	85	LEU	CB-CA-C	-14.26	83.10	110.20
1	46	85	LEU	CB-CA-C	-14.26	83.10	110.20
1	5A	85	LEU	CB-CA-C	-14.26	83.10	110.20

*Continued on next page...*

*Continued from previous page...*

Mol	Chain	Res	Type	Atoms	Z	Observed(°)	Ideal(°)
1	5E	95	THR	CA-CB-CG2	14.26	132.37	112.40
1	5I	95	THR	CA-CB-CG2	14.26	132.37	112.40
1	5M	95	THR	CA-CB-CG2	14.26	132.37	112.40
1	5Y	95	THR	CA-CB-CG2	14.26	132.37	112.40
1	52	85	LEU	CB-CA-C	-14.26	83.10	110.20
1	56	85	LEU	CB-CA-C	-14.26	83.10	110.20
1	6A	85	LEU	CB-CA-C	-14.26	83.10	110.20
1	6E	95	THR	CA-CB-CG2	14.26	132.37	112.40
1	6Y	95	THR	CA-CB-CG2	14.26	132.37	112.40
1	62	95	THR	CA-CB-CG2	14.26	132.37	112.40
1	66	95	THR	CA-CB-CG2	14.26	132.37	112.40
1	7A	95	THR	CA-CB-CG2	14.26	132.37	112.40
1	7I	95	THR	CA-CB-CG2	14.26	132.37	112.40
1	7U	95	THR	CA-CB-CG2	14.26	132.37	112.40
1	12	29	TYR	CA-C-O	14.26	150.04	120.10
1	16	29	TYR	CA-C-O	14.26	150.04	120.10
1	2A	29	TYR	CA-C-O	14.26	150.04	120.10
1	3Q	29	TYR	CA-C-O	14.26	150.04	120.10
1	3U	29	TYR	CA-C-O	14.26	150.04	120.10
1	3Y	29	TYR	CA-C-O	14.26	150.04	120.10
1	5E	29	TYR	CA-C-O	14.26	150.04	120.10
1	5I	29	TYR	CA-C-O	14.26	150.04	120.10
1	5M	29	TYR	CA-C-O	14.26	150.04	120.10
1	62	29	TYR	CA-C-O	14.26	150.04	120.10
1	66	29	TYR	CA-C-O	14.26	150.04	120.10
1	7A	29	TYR	CA-C-O	14.26	150.04	120.10
1	1A	95	THR	CA-CB-CG2	14.26	132.36	112.40
1	1I	95	THR	CA-CB-CG2	14.26	132.36	112.40
1	2E	95	THR	CA-CB-CG2	14.26	132.36	112.40
1	26	95	THR	CA-CB-CG2	14.26	132.36	112.40
1	3E	95	THR	CA-CB-CG2	14.26	132.36	112.40
1	4A	95	THR	CA-CB-CG2	14.26	132.36	112.40
1	4M	95	THR	CA-CB-CG2	14.26	132.36	112.40
1	4U	95	THR	CA-CB-CG2	14.26	132.36	112.40
1	5Q	95	THR	CA-CB-CG2	14.26	132.36	112.40
1	6I	95	THR	CA-CB-CG2	14.26	132.36	112.40
1	6Q	95	THR	CA-CB-CG2	14.26	132.36	112.40
1	7M	95	THR	CA-CB-CG2	14.26	132.36	112.40
2	1F	68	PRO	N-CA-CB	14.25	120.40	103.30
2	2N	68	PRO	N-CA-CB	14.25	120.40	103.30
2	23	68	PRO	N-CA-CB	14.25	120.40	103.30
2	3N	68	PRO	N-CA-CB	14.25	120.40	103.30

*Continued on next page...*

*Continued from previous page...*

Mol	Chain	Res	Type	Atoms	Z	Observed(°)	Ideal(°)
2	37	68	PRO	N-CA-CB	14.25	120.40	103.30
2	4J	68	PRO	N-CA-CB	14.25	120.40	103.30
2	4R	68	PRO	N-CA-CB	14.25	120.40	103.30
2	5Z	68	PRO	N-CA-CB	14.25	120.40	103.30
2	6F	68	PRO	N-CA-CB	14.25	120.40	103.30
2	6Z	68	PRO	N-CA-CB	14.25	120.40	103.30
2	7J	68	PRO	N-CA-CB	14.25	120.40	103.30
2	7V	68	PRO	N-CA-CB	14.25	120.40	103.30
1	1M	29	TYR	CA-C-O	14.25	150.03	120.10
1	2I	29	TYR	CA-C-O	14.25	150.03	120.10
1	3A	29	TYR	CA-C-O	14.25	150.03	120.10
1	3I	29	TYR	CA-C-O	14.25	150.03	120.10
1	32	29	TYR	CA-C-O	14.25	150.03	120.10
1	4E	29	TYR	CA-C-O	14.25	150.03	120.10
1	4Y	29	TYR	CA-C-O	14.25	150.03	120.10
1	5U	29	TYR	CA-C-O	14.25	150.03	120.10
1	6M	29	TYR	CA-C-O	14.25	150.03	120.10
1	6U	29	TYR	CA-C-O	14.25	150.03	120.10
1	7E	29	TYR	CA-C-O	14.25	150.03	120.10
1	7Q	29	TYR	CA-C-O	14.25	150.03	120.10
1	1A	29	TYR	CA-C-O	14.25	150.02	120.10
1	1A	91	PRO	CA-C-N	-14.25	85.86	117.20
1	1I	29	TYR	CA-C-O	14.25	150.02	120.10
1	1I	91	PRO	CA-C-N	-14.25	85.86	117.20
1	1M	91	PRO	CA-C-N	-14.25	85.86	117.20
1	2E	29	TYR	CA-C-O	14.25	150.02	120.10
1	2E	91	PRO	CA-C-N	-14.25	85.86	117.20
1	2I	91	PRO	CA-C-N	-14.25	85.86	117.20
1	26	29	TYR	CA-C-O	14.25	150.02	120.10
1	26	91	PRO	CA-C-N	-14.25	85.86	117.20
1	3A	91	PRO	CA-C-N	-14.25	85.86	117.20
1	3E	29	TYR	CA-C-O	14.25	150.02	120.10
1	3E	91	PRO	CA-C-N	-14.25	85.86	117.20
1	3I	91	PRO	CA-C-N	-14.25	85.86	117.20
1	32	91	PRO	CA-C-N	-14.25	85.86	117.20
1	4A	29	TYR	CA-C-O	14.25	150.02	120.10
1	4A	91	PRO	CA-C-N	-14.25	85.86	117.20
1	4E	91	PRO	CA-C-N	-14.25	85.86	117.20
1	4M	29	TYR	CA-C-O	14.25	150.02	120.10
1	4M	91	PRO	CA-C-N	-14.25	85.86	117.20
1	4U	29	TYR	CA-C-O	14.25	150.02	120.10
1	4U	91	PRO	CA-C-N	-14.25	85.86	117.20

*Continued on next page...*

*Continued from previous page...*

Mol	Chain	Res	Type	Atoms	Z	Observed(°)	Ideal(°)
1	4Y	91	PRO	CA-C-N	-14.25	85.86	117.20
1	5Q	29	TYR	CA-C-O	14.25	150.02	120.10
1	5Q	91	PRO	CA-C-N	-14.25	85.86	117.20
1	5U	91	PRO	CA-C-N	-14.25	85.86	117.20
1	6I	29	TYR	CA-C-O	14.25	150.02	120.10
1	6I	91	PRO	CA-C-N	-14.25	85.86	117.20
1	6M	91	PRO	CA-C-N	-14.25	85.86	117.20
1	6Q	29	TYR	CA-C-O	14.25	150.02	120.10
1	6Q	91	PRO	CA-C-N	-14.25	85.86	117.20
1	6U	91	PRO	CA-C-N	-14.25	85.86	117.20
1	7E	91	PRO	CA-C-N	-14.25	85.86	117.20
1	7M	29	TYR	CA-C-O	14.25	150.02	120.10
1	7M	91	PRO	CA-C-N	-14.25	85.86	117.20
1	7Q	91	PRO	CA-C-N	-14.25	85.86	117.20
1	1E	91	PRO	CA-C-N	-14.24	85.88	117.20
1	1M	95	THR	CA-CB-CG2	14.24	132.33	112.40
1	12	91	PRO	CA-C-N	-14.24	85.88	117.20
1	16	91	PRO	CA-C-N	-14.24	85.88	117.20
1	2A	91	PRO	CA-C-N	-14.24	85.88	117.20
1	2I	95	THR	CA-CB-CG2	14.24	132.33	112.40
1	2M	91	PRO	CA-C-N	-14.24	85.88	117.20
1	22	91	PRO	CA-C-N	-14.24	85.88	117.20
1	3A	95	THR	CA-CB-CG2	14.24	132.33	112.40
1	3I	95	THR	CA-CB-CG2	14.24	132.33	112.40
1	3M	91	PRO	CA-C-N	-14.24	85.88	117.20
1	3Q	91	PRO	CA-C-N	-14.24	85.88	117.20
1	3U	91	PRO	CA-C-N	-14.24	85.88	117.20
1	3Y	91	PRO	CA-C-N	-14.24	85.88	117.20
1	32	95	THR	CA-CB-CG2	14.24	132.33	112.40
1	36	91	PRO	CA-C-N	-14.24	85.88	117.20
1	4E	95	THR	CA-CB-CG2	14.24	132.33	112.40
1	4I	91	PRO	CA-C-N	-14.24	85.88	117.20
1	4Q	91	PRO	CA-C-N	-14.24	85.88	117.20
1	4Y	95	THR	CA-CB-CG2	14.24	132.33	112.40
1	5E	91	PRO	CA-C-N	-14.24	85.88	117.20
1	5I	91	PRO	CA-C-N	-14.24	85.88	117.20
1	5M	91	PRO	CA-C-N	-14.24	85.88	117.20
1	5U	95	THR	CA-CB-CG2	14.24	132.33	112.40
1	5Y	91	PRO	CA-C-N	-14.24	85.88	117.20
1	6E	91	PRO	CA-C-N	-14.24	85.88	117.20
1	6M	95	THR	CA-CB-CG2	14.24	132.33	112.40
1	6U	95	THR	CA-CB-CG2	14.24	132.33	112.40

*Continued on next page...*



*Continued from previous page...*

Mol	Chain	Res	Type	Atoms	Z	Observed(°)	Ideal(°)
1	6Y	91	PRO	CA-C-N	-14.24	85.88	117.20
1	62	91	PRO	CA-C-N	-14.24	85.88	117.20
1	66	91	PRO	CA-C-N	-14.24	85.88	117.20
1	7A	91	PRO	CA-C-N	-14.24	85.88	117.20
1	7E	95	THR	CA-CB-CG2	14.24	132.33	112.40
1	7I	91	PRO	CA-C-N	-14.24	85.88	117.20
1	7Q	95	THR	CA-CB-CG2	14.24	132.33	112.40
1	7U	91	PRO	CA-C-N	-14.24	85.88	117.20
1	1M	22	HIS	ND1-CE1-NE2	14.23	141.22	109.90
1	2I	22	HIS	ND1-CE1-NE2	14.23	141.22	109.90
1	3A	22	HIS	ND1-CE1-NE2	14.23	141.22	109.90
1	3I	22	HIS	ND1-CE1-NE2	14.23	141.22	109.90
1	32	22	HIS	ND1-CE1-NE2	14.23	141.22	109.90
1	4E	22	HIS	ND1-CE1-NE2	14.23	141.22	109.90
1	4Y	22	HIS	ND1-CE1-NE2	14.23	141.22	109.90
1	5U	22	HIS	ND1-CE1-NE2	14.23	141.22	109.90
1	6M	22	HIS	ND1-CE1-NE2	14.23	141.22	109.90
1	6U	22	HIS	ND1-CE1-NE2	14.23	141.22	109.90
1	7E	22	HIS	ND1-CE1-NE2	14.23	141.22	109.90
1	7Q	22	HIS	ND1-CE1-NE2	14.23	141.22	109.90
1	1E	29	TYR	CA-C-O	14.23	149.99	120.10
1	2M	29	TYR	CA-C-O	14.23	149.99	120.10
1	22	29	TYR	CA-C-O	14.23	149.99	120.10
1	3M	29	TYR	CA-C-O	14.23	149.99	120.10
1	36	29	TYR	CA-C-O	14.23	149.99	120.10
1	4I	29	TYR	CA-C-O	14.23	149.99	120.10
1	4Q	29	TYR	CA-C-O	14.23	149.99	120.10
1	5Y	29	TYR	CA-C-O	14.23	149.99	120.10
1	6E	29	TYR	CA-C-O	14.23	149.99	120.10
1	6Y	29	TYR	CA-C-O	14.23	149.99	120.10
1	7I	29	TYR	CA-C-O	14.23	149.99	120.10
1	7U	29	TYR	CA-C-O	14.23	149.99	120.10
2	1N	68	PRO	N-CA-CB	14.23	120.37	103.30
2	2J	68	PRO	N-CA-CB	14.23	120.37	103.30
2	6N	68	PRO	N-CA-CB	14.23	120.37	103.30
2	6V	68	PRO	N-CA-CB	14.23	120.37	103.30
2	1B	68	PRO	N-CA-CB	14.23	120.37	103.30
2	1J	68	PRO	N-CA-CB	14.23	120.37	103.30
1	1Q	29	TYR	CA-C-O	14.23	149.98	120.10
1	1Q	91	PRO	CA-C-N	-14.23	85.90	117.20
1	1U	29	TYR	CA-C-O	14.23	149.98	120.10
1	1U	91	PRO	CA-C-N	-14.23	85.90	117.20

*Continued on next page...*

*Continued from previous page...*

Mol	Chain	Res	Type	Atoms	Z	Observed(°)	Ideal(°)
1	1Y	29	TYR	CA-C-O	14.23	149.98	120.10
1	1Y	91	PRO	CA-C-N	-14.23	85.90	117.20
2	2F	68	PRO	N-CA-CB	14.23	120.37	103.30
1	2Q	29	TYR	CA-C-O	14.23	149.98	120.10
1	2Q	91	PRO	CA-C-N	-14.23	85.90	117.20
1	2U	29	TYR	CA-C-O	14.23	149.98	120.10
1	2U	91	PRO	CA-C-N	-14.23	85.90	117.20
1	2Y	29	TYR	CA-C-O	14.23	149.98	120.10
1	2Y	91	PRO	CA-C-N	-14.23	85.90	117.20
2	3B	68	PRO	N-CA-CB	14.23	120.37	103.30
2	3J	68	PRO	N-CA-CB	14.23	120.37	103.30
2	33	68	PRO	N-CA-CB	14.23	120.37	103.30
2	4F	68	PRO	N-CA-CB	14.23	120.37	103.30
2	4Z	68	PRO	N-CA-CB	14.23	120.37	103.30
2	5V	68	PRO	N-CA-CB	14.23	120.37	103.30
2	27	68	PRO	N-CA-CB	14.23	120.37	103.30
2	3F	68	PRO	N-CA-CB	14.23	120.37	103.30
2	4B	68	PRO	N-CA-CB	14.23	120.37	103.30
2	4N	68	PRO	N-CA-CB	14.23	120.37	103.30
2	4V	68	PRO	N-CA-CB	14.23	120.37	103.30
1	42	29	TYR	CA-C-O	14.23	149.98	120.10
1	42	91	PRO	CA-C-N	-14.23	85.90	117.20
1	46	29	TYR	CA-C-O	14.23	149.98	120.10
1	46	91	PRO	CA-C-N	-14.23	85.90	117.20
1	5A	29	TYR	CA-C-O	14.23	149.98	120.10
1	5A	91	PRO	CA-C-N	-14.23	85.90	117.20
2	5R	68	PRO	N-CA-CB	14.23	120.37	103.30
1	52	29	TYR	CA-C-O	14.23	149.98	120.10
1	52	91	PRO	CA-C-N	-14.23	85.90	117.20
1	56	29	TYR	CA-C-O	14.23	149.98	120.10
1	56	91	PRO	CA-C-N	-14.23	85.90	117.20
1	6A	29	TYR	CA-C-O	14.23	149.98	120.10
1	6A	91	PRO	CA-C-N	-14.23	85.90	117.20
2	7F	68	PRO	N-CA-CB	14.23	120.37	103.30
2	7R	68	PRO	N-CA-CB	14.23	120.37	103.30
2	6J	68	PRO	N-CA-CB	14.23	120.37	103.30
2	6R	68	PRO	N-CA-CB	14.23	120.37	103.30
2	7N	68	PRO	N-CA-CB	14.23	120.37	103.30
1	12	22	HIS	ND1-CE1-NE2	14.22	141.18	109.90
2	13	68	PRO	N-CA-CB	14.22	120.36	103.30
1	16	22	HIS	ND1-CE1-NE2	14.22	141.18	109.90
2	17	68	PRO	N-CA-CB	14.22	120.36	103.30

*Continued on next page...*

*Continued from previous page...*

Mol	Chain	Res	Type	Atoms	Z	Observed(°)	Ideal(°)
1	2A	22	HIS	ND1-CE1-NE2	14.22	141.18	109.90
2	2B	68	PRO	N-CA-CB	14.22	120.36	103.30
1	3Q	22	HIS	ND1-CE1-NE2	14.22	141.18	109.90
2	3R	68	PRO	N-CA-CB	14.22	120.36	103.30
1	3U	22	HIS	ND1-CE1-NE2	14.22	141.18	109.90
2	3V	68	PRO	N-CA-CB	14.22	120.36	103.30
1	3Y	22	HIS	ND1-CE1-NE2	14.22	141.18	109.90
2	3Z	68	PRO	N-CA-CB	14.22	120.36	103.30
1	5E	22	HIS	ND1-CE1-NE2	14.22	141.18	109.90
2	5F	68	PRO	N-CA-CB	14.22	120.36	103.30
1	5I	22	HIS	ND1-CE1-NE2	14.22	141.18	109.90
2	5J	68	PRO	N-CA-CB	14.22	120.36	103.30
1	5M	22	HIS	ND1-CE1-NE2	14.22	141.18	109.90
2	5N	68	PRO	N-CA-CB	14.22	120.36	103.30
1	62	22	HIS	ND1-CE1-NE2	14.22	141.18	109.90
2	63	68	PRO	N-CA-CB	14.22	120.36	103.30
1	66	22	HIS	ND1-CE1-NE2	14.22	141.18	109.90
2	67	68	PRO	N-CA-CB	14.22	120.36	103.30
1	7A	22	HIS	ND1-CE1-NE2	14.22	141.18	109.90
2	7B	68	PRO	N-CA-CB	14.22	120.36	103.30
1	1A	22	HIS	ND1-CE1-NE2	14.21	141.16	109.90
1	1I	22	HIS	ND1-CE1-NE2	14.21	141.16	109.90
1	1Q	22	HIS	ND1-CE1-NE2	14.21	141.16	109.90
1	1U	22	HIS	ND1-CE1-NE2	14.21	141.16	109.90
1	1Y	22	HIS	ND1-CE1-NE2	14.21	141.16	109.90
1	2E	22	HIS	ND1-CE1-NE2	14.21	141.16	109.90
1	2Q	22	HIS	ND1-CE1-NE2	14.21	141.16	109.90
1	2U	22	HIS	ND1-CE1-NE2	14.21	141.16	109.90
1	2Y	22	HIS	ND1-CE1-NE2	14.21	141.16	109.90
1	26	22	HIS	ND1-CE1-NE2	14.21	141.16	109.90
1	3E	22	HIS	ND1-CE1-NE2	14.21	141.16	109.90
1	4A	22	HIS	ND1-CE1-NE2	14.21	141.16	109.90
1	4M	22	HIS	ND1-CE1-NE2	14.21	141.16	109.90
1	4U	22	HIS	ND1-CE1-NE2	14.21	141.16	109.90
1	42	22	HIS	ND1-CE1-NE2	14.21	141.16	109.90
1	46	22	HIS	ND1-CE1-NE2	14.21	141.16	109.90
1	5A	22	HIS	ND1-CE1-NE2	14.21	141.16	109.90
1	5Q	22	HIS	ND1-CE1-NE2	14.21	141.16	109.90
1	52	22	HIS	ND1-CE1-NE2	14.21	141.16	109.90
1	56	22	HIS	ND1-CE1-NE2	14.21	141.16	109.90
1	6A	22	HIS	ND1-CE1-NE2	14.21	141.16	109.90
1	6I	22	HIS	ND1-CE1-NE2	14.21	141.16	109.90

*Continued on next page...*

*Continued from previous page...*

Mol	Chain	Res	Type	Atoms	Z	Observed(°)	Ideal(°)
1	6Q	22	HIS	ND1-CE1-NE2	14.21	141.16	109.90
1	7M	22	HIS	ND1-CE1-NE2	14.21	141.16	109.90
1	1E	22	HIS	ND1-CE1-NE2	14.20	141.14	109.90
1	2M	22	HIS	ND1-CE1-NE2	14.20	141.14	109.90
1	22	22	HIS	ND1-CE1-NE2	14.20	141.14	109.90
1	3M	22	HIS	ND1-CE1-NE2	14.20	141.14	109.90
1	36	22	HIS	ND1-CE1-NE2	14.20	141.14	109.90
1	4I	22	HIS	ND1-CE1-NE2	14.20	141.14	109.90
1	4Q	22	HIS	ND1-CE1-NE2	14.20	141.14	109.90
1	5Y	22	HIS	ND1-CE1-NE2	14.20	141.14	109.90
1	6E	22	HIS	ND1-CE1-NE2	14.20	141.14	109.90
1	6Y	22	HIS	ND1-CE1-NE2	14.20	141.14	109.90
1	7I	22	HIS	ND1-CE1-NE2	14.20	141.14	109.90
1	7U	22	HIS	ND1-CE1-NE2	14.20	141.14	109.90
1	1Q	51	LEU	CB-CG-CD1	14.20	135.14	111.00
1	1U	51	LEU	CB-CG-CD1	14.20	135.14	111.00
1	1Y	51	LEU	CB-CG-CD1	14.20	135.14	111.00
1	2Q	51	LEU	CB-CG-CD1	14.20	135.14	111.00
1	2U	51	LEU	CB-CG-CD1	14.20	135.14	111.00
1	2Y	51	LEU	CB-CG-CD1	14.20	135.14	111.00
1	42	51	LEU	CB-CG-CD1	14.20	135.14	111.00
1	46	51	LEU	CB-CG-CD1	14.20	135.14	111.00
1	5A	51	LEU	CB-CG-CD1	14.20	135.14	111.00
1	52	51	LEU	CB-CG-CD1	14.20	135.14	111.00
1	56	51	LEU	CB-CG-CD1	14.20	135.14	111.00
1	6A	51	LEU	CB-CG-CD1	14.20	135.14	111.00
2	1R	8	VAL	O-C-N	14.20	145.41	122.70
2	1V	8	VAL	O-C-N	14.20	145.41	122.70
2	1Z	8	VAL	O-C-N	14.20	145.41	122.70
2	2R	8	VAL	O-C-N	14.20	145.41	122.70
2	2V	8	VAL	O-C-N	14.20	145.41	122.70
2	2Z	8	VAL	O-C-N	14.20	145.41	122.70
2	43	8	VAL	O-C-N	14.20	145.41	122.70
2	47	8	VAL	O-C-N	14.20	145.41	122.70
2	5B	8	VAL	O-C-N	14.20	145.41	122.70
2	53	8	VAL	O-C-N	14.20	145.41	122.70
2	57	8	VAL	O-C-N	14.20	145.41	122.70
2	6B	8	VAL	O-C-N	14.20	145.41	122.70
2	1R	68	PRO	N-CA-CB	14.19	120.33	103.30
2	1V	68	PRO	N-CA-CB	14.19	120.33	103.30
2	1Z	68	PRO	N-CA-CB	14.19	120.33	103.30
2	2R	68	PRO	N-CA-CB	14.19	120.33	103.30

*Continued on next page...*

*Continued from previous page...*

Mol	Chain	Res	Type	Atoms	Z	Observed(°)	Ideal(°)
2	2V	68	PRO	N-CA-CB	14.19	120.33	103.30
2	2Z	68	PRO	N-CA-CB	14.19	120.33	103.30
2	43	68	PRO	N-CA-CB	14.19	120.33	103.30
2	47	68	PRO	N-CA-CB	14.19	120.33	103.30
2	5B	68	PRO	N-CA-CB	14.19	120.33	103.30
2	53	68	PRO	N-CA-CB	14.19	120.33	103.30
2	57	68	PRO	N-CA-CB	14.19	120.33	103.30
2	6B	68	PRO	N-CA-CB	14.19	120.33	103.30
1	1M	51	LEU	CB-CG-CD1	14.19	135.12	111.00
1	2I	51	LEU	CB-CG-CD1	14.19	135.12	111.00
1	3A	51	LEU	CB-CG-CD1	14.19	135.12	111.00
1	3I	51	LEU	CB-CG-CD1	14.19	135.12	111.00
1	32	51	LEU	CB-CG-CD1	14.19	135.12	111.00
1	4E	51	LEU	CB-CG-CD1	14.19	135.12	111.00
1	4Y	51	LEU	CB-CG-CD1	14.19	135.12	111.00
1	5U	51	LEU	CB-CG-CD1	14.19	135.12	111.00
1	6M	51	LEU	CB-CG-CD1	14.19	135.12	111.00
1	6U	51	LEU	CB-CG-CD1	14.19	135.12	111.00
1	7E	51	LEU	CB-CG-CD1	14.19	135.12	111.00
1	7Q	51	LEU	CB-CG-CD1	14.19	135.12	111.00
1	12	51	LEU	CB-CG-CD1	14.18	135.11	111.00
1	16	51	LEU	CB-CG-CD1	14.18	135.11	111.00
1	2A	51	LEU	CB-CG-CD1	14.18	135.11	111.00
1	3Q	51	LEU	CB-CG-CD1	14.18	135.11	111.00
1	3U	51	LEU	CB-CG-CD1	14.18	135.11	111.00
1	3Y	51	LEU	CB-CG-CD1	14.18	135.11	111.00
1	5E	51	LEU	CB-CG-CD1	14.18	135.11	111.00
1	5I	51	LEU	CB-CG-CD1	14.18	135.11	111.00
1	5M	51	LEU	CB-CG-CD1	14.18	135.11	111.00
1	62	51	LEU	CB-CG-CD1	14.18	135.11	111.00
1	66	51	LEU	CB-CG-CD1	14.18	135.11	111.00
1	7A	51	LEU	CB-CG-CD1	14.18	135.11	111.00
2	1B	8	VAL	O-C-N	14.18	145.39	122.70
2	1J	8	VAL	O-C-N	14.18	145.39	122.70
2	2F	8	VAL	O-C-N	14.18	145.39	122.70
2	27	8	VAL	O-C-N	14.18	145.39	122.70
2	3F	8	VAL	O-C-N	14.18	145.39	122.70
2	4B	8	VAL	O-C-N	14.18	145.39	122.70
2	4N	8	VAL	O-C-N	14.18	145.39	122.70
2	4V	8	VAL	O-C-N	14.18	145.39	122.70
2	5R	8	VAL	O-C-N	14.18	145.39	122.70
2	6J	8	VAL	O-C-N	14.18	145.39	122.70

*Continued on next page...*

*Continued from previous page...*

Mol	Chain	Res	Type	Atoms	Z	Observed(°)	Ideal(°)
2	6R	8	VAL	O-C-N	14.18	145.39	122.70
2	7N	8	VAL	O-C-N	14.18	145.39	122.70
1	1E	51	LEU	CB-CG-CD1	14.18	135.10	111.00
1	2M	51	LEU	CB-CG-CD1	14.18	135.10	111.00
1	22	51	LEU	CB-CG-CD1	14.18	135.10	111.00
1	3M	51	LEU	CB-CG-CD1	14.18	135.10	111.00
1	36	51	LEU	CB-CG-CD1	14.18	135.10	111.00
1	4I	51	LEU	CB-CG-CD1	14.18	135.10	111.00
1	4Q	51	LEU	CB-CG-CD1	14.18	135.10	111.00
1	5Y	51	LEU	CB-CG-CD1	14.18	135.10	111.00
1	6E	51	LEU	CB-CG-CD1	14.18	135.10	111.00
1	6Y	51	LEU	CB-CG-CD1	14.18	135.10	111.00
1	7I	51	LEU	CB-CG-CD1	14.18	135.10	111.00
1	7U	51	LEU	CB-CG-CD1	14.18	135.10	111.00
1	1A	51	LEU	CB-CG-CD1	14.17	135.08	111.00
1	1I	51	LEU	CB-CG-CD1	14.17	135.08	111.00
1	2E	51	LEU	CB-CG-CD1	14.17	135.08	111.00
1	26	51	LEU	CB-CG-CD1	14.17	135.08	111.00
1	3E	51	LEU	CB-CG-CD1	14.17	135.08	111.00
1	4A	51	LEU	CB-CG-CD1	14.17	135.08	111.00
1	4M	51	LEU	CB-CG-CD1	14.17	135.08	111.00
1	4U	51	LEU	CB-CG-CD1	14.17	135.08	111.00
1	5Q	51	LEU	CB-CG-CD1	14.17	135.08	111.00
1	6I	51	LEU	CB-CG-CD1	14.17	135.08	111.00
1	6Q	51	LEU	CB-CG-CD1	14.17	135.08	111.00
1	7M	51	LEU	CB-CG-CD1	14.17	135.08	111.00
2	1F	8	VAL	O-C-N	14.16	145.35	122.70
2	2N	8	VAL	O-C-N	14.16	145.35	122.70
2	23	8	VAL	O-C-N	14.16	145.35	122.70
2	3N	8	VAL	O-C-N	14.16	145.35	122.70
2	37	8	VAL	O-C-N	14.16	145.35	122.70
2	4J	8	VAL	O-C-N	14.16	145.35	122.70
2	4R	8	VAL	O-C-N	14.16	145.35	122.70
2	5Z	8	VAL	O-C-N	14.16	145.35	122.70
2	6F	8	VAL	O-C-N	14.16	145.35	122.70
2	6Z	8	VAL	O-C-N	14.16	145.35	122.70
2	7J	8	VAL	O-C-N	14.16	145.35	122.70
2	7V	8	VAL	O-C-N	14.16	145.35	122.70
2	13	8	VAL	O-C-N	14.15	145.34	122.70
2	17	8	VAL	O-C-N	14.15	145.34	122.70
2	2B	8	VAL	O-C-N	14.15	145.34	122.70
2	3R	8	VAL	O-C-N	14.15	145.34	122.70

*Continued on next page...*

*Continued from previous page...*

Mol	Chain	Res	Type	Atoms	Z	Observed(°)	Ideal(°)
2	3V	8	VAL	O-C-N	14.15	145.34	122.70
2	3Z	8	VAL	O-C-N	14.15	145.34	122.70
2	5F	8	VAL	O-C-N	14.15	145.34	122.70
2	5J	8	VAL	O-C-N	14.15	145.34	122.70
2	5N	8	VAL	O-C-N	14.15	145.34	122.70
2	63	8	VAL	O-C-N	14.15	145.34	122.70
2	67	8	VAL	O-C-N	14.15	145.34	122.70
2	7B	8	VAL	O-C-N	14.15	145.34	122.70
2	1N	8	VAL	O-C-N	14.14	145.33	122.70
2	2J	8	VAL	O-C-N	14.14	145.33	122.70
2	3B	8	VAL	O-C-N	14.14	145.33	122.70
2	3J	8	VAL	O-C-N	14.14	145.33	122.70
2	33	8	VAL	O-C-N	14.14	145.33	122.70
2	4F	8	VAL	O-C-N	14.14	145.33	122.70
2	4Z	8	VAL	O-C-N	14.14	145.33	122.70
2	5V	8	VAL	O-C-N	14.14	145.33	122.70
2	6N	8	VAL	O-C-N	14.14	145.33	122.70
2	6V	8	VAL	O-C-N	14.14	145.33	122.70
2	7F	8	VAL	O-C-N	14.14	145.33	122.70
2	7R	8	VAL	O-C-N	14.14	145.33	122.70
2	1N	43	SER	CA-C-N	-14.14	86.09	117.20
2	2J	43	SER	CA-C-N	-14.14	86.09	117.20
2	3B	43	SER	CA-C-N	-14.14	86.09	117.20
2	3J	43	SER	CA-C-N	-14.14	86.09	117.20
2	33	43	SER	CA-C-N	-14.14	86.09	117.20
2	4F	43	SER	CA-C-N	-14.14	86.09	117.20
2	4Z	43	SER	CA-C-N	-14.14	86.09	117.20
2	5V	43	SER	CA-C-N	-14.14	86.09	117.20
2	6N	43	SER	CA-C-N	-14.14	86.09	117.20
2	6V	43	SER	CA-C-N	-14.14	86.09	117.20
2	7F	43	SER	CA-C-N	-14.14	86.09	117.20
2	7R	43	SER	CA-C-N	-14.14	86.09	117.20
2	1B	43	SER	CA-C-N	-14.13	86.10	117.20
2	1F	43	SER	CA-C-N	-14.13	86.10	117.20
2	1J	43	SER	CA-C-N	-14.13	86.10	117.20
2	1R	43	SER	CA-C-N	-14.14	86.10	117.20
2	1V	43	SER	CA-C-N	-14.14	86.10	117.20
2	1Z	43	SER	CA-C-N	-14.14	86.10	117.20
2	13	43	SER	CA-C-N	-14.13	86.10	117.20
2	17	43	SER	CA-C-N	-14.13	86.10	117.20
2	2B	43	SER	CA-C-N	-14.13	86.10	117.20
2	2F	43	SER	CA-C-N	-14.13	86.10	117.20

*Continued on next page...*



*Continued from previous page...*

Mol	Chain	Res	Type	Atoms	Z	Observed(°)	Ideal(°)
2	2N	43	SER	CA-C-N	-14.13	86.10	117.20
2	2R	43	SER	CA-C-N	-14.14	86.10	117.20
2	2V	43	SER	CA-C-N	-14.14	86.10	117.20
2	2Z	43	SER	CA-C-N	-14.14	86.10	117.20
2	23	43	SER	CA-C-N	-14.13	86.10	117.20
2	27	43	SER	CA-C-N	-14.13	86.10	117.20
2	3F	43	SER	CA-C-N	-14.13	86.10	117.20
2	3N	43	SER	CA-C-N	-14.13	86.10	117.20
2	3R	43	SER	CA-C-N	-14.13	86.10	117.20
2	3V	43	SER	CA-C-N	-14.13	86.10	117.20
2	3Z	43	SER	CA-C-N	-14.13	86.10	117.20
2	37	43	SER	CA-C-N	-14.13	86.10	117.20
2	4B	43	SER	CA-C-N	-14.13	86.10	117.20
2	4J	43	SER	CA-C-N	-14.13	86.10	117.20
2	4N	43	SER	CA-C-N	-14.13	86.10	117.20
2	4R	43	SER	CA-C-N	-14.13	86.10	117.20
2	4V	43	SER	CA-C-N	-14.13	86.10	117.20
2	43	43	SER	CA-C-N	-14.14	86.10	117.20
2	47	43	SER	CA-C-N	-14.14	86.10	117.20
2	5B	43	SER	CA-C-N	-14.14	86.10	117.20
2	5F	43	SER	CA-C-N	-14.13	86.10	117.20
2	5J	43	SER	CA-C-N	-14.13	86.10	117.20
2	5N	43	SER	CA-C-N	-14.13	86.10	117.20
2	5R	43	SER	CA-C-N	-14.13	86.10	117.20
2	5Z	43	SER	CA-C-N	-14.13	86.10	117.20
2	53	43	SER	CA-C-N	-14.14	86.10	117.20
2	57	43	SER	CA-C-N	-14.14	86.10	117.20
2	6B	43	SER	CA-C-N	-14.14	86.10	117.20
2	6F	43	SER	CA-C-N	-14.13	86.10	117.20
2	6J	43	SER	CA-C-N	-14.13	86.10	117.20
2	6R	43	SER	CA-C-N	-14.13	86.10	117.20
2	6Z	43	SER	CA-C-N	-14.13	86.10	117.20
2	63	43	SER	CA-C-N	-14.13	86.10	117.20
2	67	43	SER	CA-C-N	-14.13	86.10	117.20
2	7B	43	SER	CA-C-N	-14.13	86.10	117.20
2	7J	43	SER	CA-C-N	-14.13	86.10	117.20
2	7N	43	SER	CA-C-N	-14.13	86.10	117.20
2	7V	43	SER	CA-C-N	-14.13	86.10	117.20
2	1F	28	THR	CA-C-O	-14.13	90.43	120.10
2	2N	28	THR	CA-C-O	-14.13	90.43	120.10
2	23	28	THR	CA-C-O	-14.13	90.43	120.10
2	3N	28	THR	CA-C-O	-14.13	90.43	120.10

*Continued on next page...*

*Continued from previous page...*

Mol	Chain	Res	Type	Atoms	Z	Observed(°)	Ideal(°)
2	37	28	THR	CA-C-O	-14.13	90.43	120.10
2	4J	28	THR	CA-C-O	-14.13	90.43	120.10
2	4R	28	THR	CA-C-O	-14.13	90.43	120.10
2	5Z	28	THR	CA-C-O	-14.13	90.43	120.10
2	6F	28	THR	CA-C-O	-14.13	90.43	120.10
2	6Z	28	THR	CA-C-O	-14.13	90.43	120.10
2	7J	28	THR	CA-C-O	-14.13	90.43	120.10
2	7V	28	THR	CA-C-O	-14.13	90.43	120.10
2	13	28	THR	CA-C-O	-14.13	90.44	120.10
2	17	28	THR	CA-C-O	-14.13	90.44	120.10
2	2B	28	THR	CA-C-O	-14.13	90.44	120.10
2	3R	28	THR	CA-C-O	-14.13	90.44	120.10
2	3V	28	THR	CA-C-O	-14.13	90.44	120.10
2	3Z	28	THR	CA-C-O	-14.13	90.44	120.10
2	5F	28	THR	CA-C-O	-14.13	90.44	120.10
2	5J	28	THR	CA-C-O	-14.13	90.44	120.10
2	5N	28	THR	CA-C-O	-14.13	90.44	120.10
2	63	28	THR	CA-C-O	-14.13	90.44	120.10
2	67	28	THR	CA-C-O	-14.13	90.44	120.10
2	7B	28	THR	CA-C-O	-14.13	90.44	120.10
2	1B	28	THR	CA-C-O	-14.12	90.44	120.10
2	1J	28	THR	CA-C-O	-14.12	90.44	120.10
2	1N	28	THR	CA-C-O	-14.12	90.44	120.10
2	2F	28	THR	CA-C-O	-14.12	90.44	120.10
2	2J	28	THR	CA-C-O	-14.12	90.44	120.10
2	27	28	THR	CA-C-O	-14.12	90.44	120.10
2	3B	28	THR	CA-C-O	-14.12	90.44	120.10
2	3F	28	THR	CA-C-O	-14.12	90.44	120.10
2	3J	28	THR	CA-C-O	-14.12	90.44	120.10
2	33	28	THR	CA-C-O	-14.12	90.44	120.10
2	4B	28	THR	CA-C-O	-14.12	90.44	120.10
2	4F	28	THR	CA-C-O	-14.12	90.44	120.10
2	4N	28	THR	CA-C-O	-14.12	90.44	120.10
2	4V	28	THR	CA-C-O	-14.12	90.44	120.10
2	4Z	28	THR	CA-C-O	-14.12	90.44	120.10
2	5R	28	THR	CA-C-O	-14.12	90.44	120.10
2	5V	28	THR	CA-C-O	-14.12	90.44	120.10
2	6J	28	THR	CA-C-O	-14.12	90.44	120.10
2	6N	28	THR	CA-C-O	-14.12	90.44	120.10
2	6R	28	THR	CA-C-O	-14.12	90.44	120.10
2	6V	28	THR	CA-C-O	-14.12	90.44	120.10
2	7F	28	THR	CA-C-O	-14.12	90.44	120.10

*Continued on next page...*

*Continued from previous page...*

Mol	Chain	Res	Type	Atoms	Z	Observed(°)	Ideal(°)
2	7N	28	THR	CA-C-O	-14.12	90.44	120.10
2	7R	28	THR	CA-C-O	-14.12	90.44	120.10
2	13	57	LYS	CB-CA-C	14.11	138.61	110.40
2	17	57	LYS	CB-CA-C	14.11	138.61	110.40
2	2B	57	LYS	CB-CA-C	14.11	138.61	110.40
2	3R	57	LYS	CB-CA-C	14.11	138.61	110.40
2	3V	57	LYS	CB-CA-C	14.11	138.61	110.40
2	3Z	57	LYS	CB-CA-C	14.11	138.61	110.40
2	5F	57	LYS	CB-CA-C	14.11	138.61	110.40
2	5J	57	LYS	CB-CA-C	14.11	138.61	110.40
2	5N	57	LYS	CB-CA-C	14.11	138.61	110.40
2	63	57	LYS	CB-CA-C	14.11	138.61	110.40
2	67	57	LYS	CB-CA-C	14.11	138.61	110.40
2	7B	57	LYS	CB-CA-C	14.11	138.61	110.40
2	1N	57	LYS	CB-CA-C	14.10	138.60	110.40
2	1R	28	THR	CA-C-O	-14.10	90.49	120.10
2	1V	28	THR	CA-C-O	-14.10	90.49	120.10
2	1Z	28	THR	CA-C-O	-14.10	90.49	120.10
2	2J	57	LYS	CB-CA-C	14.10	138.60	110.40
2	2R	28	THR	CA-C-O	-14.10	90.49	120.10
2	2V	28	THR	CA-C-O	-14.10	90.49	120.10
2	2Z	28	THR	CA-C-O	-14.10	90.49	120.10
2	3B	57	LYS	CB-CA-C	14.10	138.60	110.40
2	3J	57	LYS	CB-CA-C	14.10	138.60	110.40
2	33	57	LYS	CB-CA-C	14.10	138.60	110.40
2	4F	57	LYS	CB-CA-C	14.10	138.60	110.40
2	4Z	57	LYS	CB-CA-C	14.10	138.60	110.40
2	43	28	THR	CA-C-O	-14.10	90.49	120.10
2	47	28	THR	CA-C-O	-14.10	90.49	120.10
2	5B	28	THR	CA-C-O	-14.10	90.49	120.10
2	5V	57	LYS	CB-CA-C	14.10	138.60	110.40
2	53	28	THR	CA-C-O	-14.10	90.49	120.10
2	57	28	THR	CA-C-O	-14.10	90.49	120.10
2	6B	28	THR	CA-C-O	-14.10	90.49	120.10
2	6N	57	LYS	CB-CA-C	14.10	138.60	110.40
2	6V	57	LYS	CB-CA-C	14.10	138.60	110.40
2	7F	57	LYS	CB-CA-C	14.10	138.60	110.40
2	7R	57	LYS	CB-CA-C	14.10	138.60	110.40
1	1A	79	THR	CB-CA-C	14.09	149.63	111.60
1	1I	79	THR	CB-CA-C	14.09	149.63	111.60
2	1R	57	LYS	CB-CA-C	14.09	138.57	110.40
2	1V	57	LYS	CB-CA-C	14.09	138.57	110.40

*Continued on next page...*

*Continued from previous page...*

Mol	Chain	Res	Type	Atoms	Z	Observed(°)	Ideal(°)
2	1Z	57	LYS	CB-CA-C	14.09	138.57	110.40
1	2E	79	THR	CB-CA-C	14.09	149.63	111.60
2	2R	57	LYS	CB-CA-C	14.09	138.57	110.40
2	2V	57	LYS	CB-CA-C	14.09	138.57	110.40
2	2Z	57	LYS	CB-CA-C	14.09	138.57	110.40
1	26	79	THR	CB-CA-C	14.09	149.63	111.60
1	3E	79	THR	CB-CA-C	14.09	149.63	111.60
1	4A	79	THR	CB-CA-C	14.09	149.63	111.60
1	4M	79	THR	CB-CA-C	14.09	149.63	111.60
1	4U	79	THR	CB-CA-C	14.09	149.63	111.60
2	43	57	LYS	CB-CA-C	14.09	138.57	110.40
2	47	57	LYS	CB-CA-C	14.09	138.57	110.40
2	5B	57	LYS	CB-CA-C	14.09	138.57	110.40
1	5Q	79	THR	CB-CA-C	14.09	149.63	111.60
2	53	57	LYS	CB-CA-C	14.09	138.57	110.40
2	57	57	LYS	CB-CA-C	14.09	138.57	110.40
2	6B	57	LYS	CB-CA-C	14.09	138.57	110.40
1	6I	79	THR	CB-CA-C	14.09	149.63	111.60
1	6Q	79	THR	CB-CA-C	14.09	149.63	111.60
1	7M	79	THR	CB-CA-C	14.09	149.63	111.60
1	1E	79	THR	CB-CA-C	14.08	149.62	111.60
1	2M	79	THR	CB-CA-C	14.08	149.62	111.60
1	22	79	THR	CB-CA-C	14.08	149.62	111.60
1	3M	79	THR	CB-CA-C	14.08	149.62	111.60
1	36	79	THR	CB-CA-C	14.08	149.62	111.60
1	4I	79	THR	CB-CA-C	14.08	149.62	111.60
1	4Q	79	THR	CB-CA-C	14.08	149.62	111.60
1	5Y	79	THR	CB-CA-C	14.08	149.62	111.60
1	6E	79	THR	CB-CA-C	14.08	149.62	111.60
1	6Y	79	THR	CB-CA-C	14.08	149.62	111.60
1	7I	79	THR	CB-CA-C	14.08	149.62	111.60
1	7U	79	THR	CB-CA-C	14.08	149.62	111.60
2	1B	57	LYS	CB-CA-C	14.08	138.56	110.40
2	1J	57	LYS	CB-CA-C	14.08	138.56	110.40
2	2F	57	LYS	CB-CA-C	14.08	138.56	110.40
2	27	57	LYS	CB-CA-C	14.08	138.56	110.40
2	3F	57	LYS	CB-CA-C	14.08	138.56	110.40
2	4B	57	LYS	CB-CA-C	14.08	138.56	110.40
2	4N	57	LYS	CB-CA-C	14.08	138.56	110.40
2	4V	57	LYS	CB-CA-C	14.08	138.56	110.40
2	5R	57	LYS	CB-CA-C	14.08	138.56	110.40
2	6J	57	LYS	CB-CA-C	14.08	138.56	110.40

*Continued on next page...*

*Continued from previous page...*

Mol	Chain	Res	Type	Atoms	Z	Observed(°)	Ideal(°)
2	6R	57	LYS	CB-CA-C	14.08	138.56	110.40
2	7N	57	LYS	CB-CA-C	14.08	138.56	110.40
2	1F	57	LYS	CB-CA-C	14.07	138.55	110.40
1	1M	79	THR	CB-CA-C	14.07	149.60	111.60
1	2I	79	THR	CB-CA-C	14.07	149.60	111.60
2	2N	57	LYS	CB-CA-C	14.07	138.55	110.40
2	23	57	LYS	CB-CA-C	14.07	138.55	110.40
1	3A	79	THR	CB-CA-C	14.07	149.60	111.60
1	3I	79	THR	CB-CA-C	14.07	149.60	111.60
2	3N	57	LYS	CB-CA-C	14.07	138.55	110.40
1	32	79	THR	CB-CA-C	14.07	149.60	111.60
2	37	57	LYS	CB-CA-C	14.07	138.55	110.40
1	4E	79	THR	CB-CA-C	14.07	149.60	111.60
2	4J	57	LYS	CB-CA-C	14.07	138.55	110.40
2	4R	57	LYS	CB-CA-C	14.07	138.55	110.40
1	4Y	79	THR	CB-CA-C	14.07	149.60	111.60
1	5U	79	THR	CB-CA-C	14.07	149.60	111.60
2	5Z	57	LYS	CB-CA-C	14.07	138.55	110.40
2	6F	57	LYS	CB-CA-C	14.07	138.55	110.40
1	6M	79	THR	CB-CA-C	14.07	149.60	111.60
1	6U	79	THR	CB-CA-C	14.07	149.60	111.60
2	6Z	57	LYS	CB-CA-C	14.07	138.55	110.40
1	7E	79	THR	CB-CA-C	14.07	149.60	111.60
2	7J	57	LYS	CB-CA-C	14.07	138.55	110.40
1	7Q	79	THR	CB-CA-C	14.07	149.60	111.60
2	7V	57	LYS	CB-CA-C	14.07	138.55	110.40
1	12	79	THR	CB-CA-C	14.07	149.58	111.60
1	16	79	THR	CB-CA-C	14.07	149.58	111.60
1	2A	79	THR	CB-CA-C	14.07	149.58	111.60
1	3Q	79	THR	CB-CA-C	14.07	149.58	111.60
1	3U	79	THR	CB-CA-C	14.07	149.58	111.60
1	3Y	79	THR	CB-CA-C	14.07	149.58	111.60
1	5E	79	THR	CB-CA-C	14.07	149.58	111.60
1	5I	79	THR	CB-CA-C	14.07	149.58	111.60
1	5M	79	THR	CB-CA-C	14.07	149.58	111.60
1	62	79	THR	CB-CA-C	14.07	149.58	111.60
1	66	79	THR	CB-CA-C	14.07	149.58	111.60
1	7A	79	THR	CB-CA-C	14.07	149.58	111.60
1	1E	52	PHE	CG-CD1-CE1	-14.06	105.33	120.80
1	1Q	79	THR	CB-CA-C	14.06	149.57	111.60
1	1U	79	THR	CB-CA-C	14.06	149.57	111.60
1	1Y	79	THR	CB-CA-C	14.06	149.57	111.60

*Continued on next page...*

*Continued from previous page...*

Mol	Chain	Res	Type	Atoms	Z	Observed(°)	Ideal(°)
1	2M	52	PHE	CG-CD1-CE1	-14.06	105.33	120.80
1	2Q	79	THR	CB-CA-C	14.06	149.57	111.60
1	2U	79	THR	CB-CA-C	14.06	149.57	111.60
1	2Y	79	THR	CB-CA-C	14.06	149.57	111.60
1	22	52	PHE	CG-CD1-CE1	-14.06	105.33	120.80
1	3M	52	PHE	CG-CD1-CE1	-14.06	105.33	120.80
1	36	52	PHE	CG-CD1-CE1	-14.06	105.33	120.80
1	4I	52	PHE	CG-CD1-CE1	-14.06	105.33	120.80
1	4Q	52	PHE	CG-CD1-CE1	-14.06	105.33	120.80
1	42	79	THR	CB-CA-C	14.06	149.57	111.60
1	46	79	THR	CB-CA-C	14.06	149.57	111.60
1	5A	79	THR	CB-CA-C	14.06	149.57	111.60
1	5Y	52	PHE	CG-CD1-CE1	-14.06	105.33	120.80
1	52	79	THR	CB-CA-C	14.06	149.57	111.60
1	56	79	THR	CB-CA-C	14.06	149.57	111.60
1	6A	79	THR	CB-CA-C	14.06	149.57	111.60
1	6E	52	PHE	CG-CD1-CE1	-14.06	105.33	120.80
1	6Y	52	PHE	CG-CD1-CE1	-14.06	105.33	120.80
1	7I	52	PHE	CG-CD1-CE1	-14.06	105.33	120.80
1	7U	52	PHE	CG-CD1-CE1	-14.06	105.33	120.80
1	1Q	52	PHE	CG-CD1-CE1	-14.05	105.34	120.80
1	1U	52	PHE	CG-CD1-CE1	-14.05	105.34	120.80
1	1Y	52	PHE	CG-CD1-CE1	-14.05	105.34	120.80
1	2Q	52	PHE	CG-CD1-CE1	-14.05	105.34	120.80
1	2U	52	PHE	CG-CD1-CE1	-14.05	105.34	120.80
1	2Y	52	PHE	CG-CD1-CE1	-14.05	105.34	120.80
1	42	52	PHE	CG-CD1-CE1	-14.05	105.34	120.80
1	46	52	PHE	CG-CD1-CE1	-14.05	105.34	120.80
1	5A	52	PHE	CG-CD1-CE1	-14.05	105.34	120.80
1	52	52	PHE	CG-CD1-CE1	-14.05	105.34	120.80
1	56	52	PHE	CG-CD1-CE1	-14.05	105.34	120.80
1	6A	52	PHE	CG-CD1-CE1	-14.05	105.34	120.80
1	12	52	PHE	CG-CD1-CE1	-14.04	105.35	120.80
1	16	52	PHE	CG-CD1-CE1	-14.04	105.35	120.80
1	2A	52	PHE	CG-CD1-CE1	-14.04	105.35	120.80
1	3Q	52	PHE	CG-CD1-CE1	-14.04	105.35	120.80
1	3U	52	PHE	CG-CD1-CE1	-14.04	105.35	120.80
1	3Y	52	PHE	CG-CD1-CE1	-14.04	105.35	120.80
1	5E	52	PHE	CG-CD1-CE1	-14.04	105.35	120.80
1	5I	52	PHE	CG-CD1-CE1	-14.04	105.35	120.80
1	5M	52	PHE	CG-CD1-CE1	-14.04	105.35	120.80
1	62	52	PHE	CG-CD1-CE1	-14.04	105.35	120.80

*Continued on next page...*

*Continued from previous page...*

Mol	Chain	Res	Type	Atoms	Z	Observed(°)	Ideal(°)
1	66	52	PHE	CG-CD1-CE1	-14.04	105.35	120.80
1	7A	52	PHE	CG-CD1-CE1	-14.04	105.35	120.80
1	1M	52	PHE	CG-CD1-CE1	-14.04	105.36	120.80
1	2I	52	PHE	CG-CD1-CE1	-14.04	105.36	120.80
1	3A	52	PHE	CG-CD1-CE1	-14.04	105.36	120.80
1	3I	52	PHE	CG-CD1-CE1	-14.04	105.36	120.80
1	32	52	PHE	CG-CD1-CE1	-14.04	105.36	120.80
1	4E	52	PHE	CG-CD1-CE1	-14.04	105.36	120.80
1	4Y	52	PHE	CG-CD1-CE1	-14.04	105.36	120.80
1	5U	52	PHE	CG-CD1-CE1	-14.04	105.36	120.80
1	6M	52	PHE	CG-CD1-CE1	-14.04	105.36	120.80
1	6U	52	PHE	CG-CD1-CE1	-14.04	105.36	120.80
1	7E	52	PHE	CG-CD1-CE1	-14.04	105.36	120.80
1	7Q	52	PHE	CG-CD1-CE1	-14.04	105.36	120.80
1	1A	52	PHE	CG-CD1-CE1	-14.04	105.36	120.80
1	1I	52	PHE	CG-CD1-CE1	-14.04	105.36	120.80
1	2E	52	PHE	CG-CD1-CE1	-14.04	105.36	120.80
1	26	52	PHE	CG-CD1-CE1	-14.04	105.36	120.80
1	3E	52	PHE	CG-CD1-CE1	-14.04	105.36	120.80
1	4A	52	PHE	CG-CD1-CE1	-14.04	105.36	120.80
1	4M	52	PHE	CG-CD1-CE1	-14.04	105.36	120.80
1	4U	52	PHE	CG-CD1-CE1	-14.04	105.36	120.80
1	5Q	52	PHE	CG-CD1-CE1	-14.04	105.36	120.80
1	6I	52	PHE	CG-CD1-CE1	-14.04	105.36	120.80
1	6Q	52	PHE	CG-CD1-CE1	-14.04	105.36	120.80
1	7M	52	PHE	CG-CD1-CE1	-14.04	105.36	120.80
1	1M	147	ARG	C-N-CA	13.97	156.62	121.70
1	2I	147	ARG	C-N-CA	13.97	156.62	121.70
1	3A	147	ARG	C-N-CA	13.97	156.62	121.70
1	3I	147	ARG	C-N-CA	13.97	156.62	121.70
1	32	147	ARG	C-N-CA	13.97	156.62	121.70
1	4E	147	ARG	C-N-CA	13.97	156.62	121.70
1	4Y	147	ARG	C-N-CA	13.97	156.62	121.70
1	5U	147	ARG	C-N-CA	13.97	156.62	121.70
1	6M	147	ARG	C-N-CA	13.97	156.62	121.70
1	6U	147	ARG	C-N-CA	13.97	156.62	121.70
1	7E	147	ARG	C-N-CA	13.97	156.62	121.70
1	7Q	147	ARG	C-N-CA	13.97	156.62	121.70
1	1E	18	PRO	CA-N-CD	-13.96	91.95	111.50
1	2M	18	PRO	CA-N-CD	-13.96	91.95	111.50
1	22	18	PRO	CA-N-CD	-13.96	91.95	111.50
1	3M	18	PRO	CA-N-CD	-13.96	91.95	111.50

*Continued on next page...*



*Continued from previous page...*

Mol	Chain	Res	Type	Atoms	Z	Observed(°)	Ideal(°)
1	36	18	PRO	CA-N-CD	-13.96	91.95	111.50
1	4I	18	PRO	CA-N-CD	-13.96	91.95	111.50
1	4Q	18	PRO	CA-N-CD	-13.96	91.95	111.50
1	5Y	18	PRO	CA-N-CD	-13.96	91.95	111.50
1	6E	18	PRO	CA-N-CD	-13.96	91.95	111.50
1	6Y	18	PRO	CA-N-CD	-13.96	91.95	111.50
1	7I	18	PRO	CA-N-CD	-13.96	91.95	111.50
1	7U	18	PRO	CA-N-CD	-13.96	91.95	111.50
1	1A	18	PRO	CA-N-CD	-13.96	91.96	111.50
1	1I	18	PRO	CA-N-CD	-13.96	91.96	111.50
1	2E	18	PRO	CA-N-CD	-13.96	91.96	111.50
1	26	18	PRO	CA-N-CD	-13.96	91.96	111.50
1	3E	18	PRO	CA-N-CD	-13.96	91.96	111.50
1	4A	18	PRO	CA-N-CD	-13.96	91.96	111.50
1	4M	18	PRO	CA-N-CD	-13.96	91.96	111.50
1	4U	18	PRO	CA-N-CD	-13.96	91.96	111.50
1	5Q	18	PRO	CA-N-CD	-13.96	91.96	111.50
1	6I	18	PRO	CA-N-CD	-13.96	91.96	111.50
1	6Q	18	PRO	CA-N-CD	-13.96	91.96	111.50
1	7M	18	PRO	CA-N-CD	-13.96	91.96	111.50
1	1A	147	ARG	C-N-CA	13.96	156.59	121.70
1	1I	147	ARG	C-N-CA	13.96	156.59	121.70
1	1M	18	PRO	CA-N-CD	-13.96	91.96	111.50
1	2E	147	ARG	C-N-CA	13.96	156.59	121.70
1	2I	18	PRO	CA-N-CD	-13.96	91.96	111.50
1	26	147	ARG	C-N-CA	13.96	156.59	121.70
1	3A	18	PRO	CA-N-CD	-13.96	91.96	111.50
1	3E	147	ARG	C-N-CA	13.96	156.59	121.70
1	3I	18	PRO	CA-N-CD	-13.96	91.96	111.50
1	32	18	PRO	CA-N-CD	-13.96	91.96	111.50
1	4A	147	ARG	C-N-CA	13.96	156.59	121.70
1	4E	18	PRO	CA-N-CD	-13.96	91.96	111.50
1	4M	147	ARG	C-N-CA	13.96	156.59	121.70
1	4U	147	ARG	C-N-CA	13.96	156.59	121.70
1	4Y	18	PRO	CA-N-CD	-13.96	91.96	111.50
1	5Q	147	ARG	C-N-CA	13.96	156.59	121.70
1	5U	18	PRO	CA-N-CD	-13.96	91.96	111.50
1	6I	147	ARG	C-N-CA	13.96	156.59	121.70
1	6M	18	PRO	CA-N-CD	-13.96	91.96	111.50
1	6Q	147	ARG	C-N-CA	13.96	156.59	121.70
1	6U	18	PRO	CA-N-CD	-13.96	91.96	111.50
1	7E	18	PRO	CA-N-CD	-13.96	91.96	111.50

*Continued on next page...*

*Continued from previous page...*

Mol	Chain	Res	Type	Atoms	Z	Observed(°)	Ideal(°)
1	7M	147	ARG	C-N-CA	13.96	156.59	121.70
1	7Q	18	PRO	CA-N-CD	-13.96	91.96	111.50
1	12	147	ARG	C-N-CA	13.95	156.57	121.70
1	16	147	ARG	C-N-CA	13.95	156.57	121.70
1	2A	147	ARG	C-N-CA	13.95	156.57	121.70
1	3Q	147	ARG	C-N-CA	13.95	156.57	121.70
1	3U	147	ARG	C-N-CA	13.95	156.57	121.70
1	3Y	147	ARG	C-N-CA	13.95	156.57	121.70
1	5E	147	ARG	C-N-CA	13.95	156.57	121.70
1	5I	147	ARG	C-N-CA	13.95	156.57	121.70
1	5M	147	ARG	C-N-CA	13.95	156.57	121.70
1	62	147	ARG	C-N-CA	13.95	156.57	121.70
1	66	147	ARG	C-N-CA	13.95	156.57	121.70
1	7A	147	ARG	C-N-CA	13.95	156.57	121.70
1	1Q	147	ARG	C-N-CA	13.95	156.56	121.70
1	1U	147	ARG	C-N-CA	13.95	156.56	121.70
1	1Y	147	ARG	C-N-CA	13.95	156.56	121.70
1	2Q	147	ARG	C-N-CA	13.95	156.56	121.70
1	2U	147	ARG	C-N-CA	13.95	156.56	121.70
1	2Y	147	ARG	C-N-CA	13.95	156.56	121.70
1	42	147	ARG	C-N-CA	13.95	156.56	121.70
1	46	147	ARG	C-N-CA	13.95	156.56	121.70
1	5A	147	ARG	C-N-CA	13.95	156.56	121.70
1	52	147	ARG	C-N-CA	13.95	156.56	121.70
1	56	147	ARG	C-N-CA	13.95	156.56	121.70
1	6A	147	ARG	C-N-CA	13.95	156.56	121.70
1	12	18	PRO	CA-N-CD	-13.94	91.98	111.50
1	16	18	PRO	CA-N-CD	-13.94	91.98	111.50
1	2A	18	PRO	CA-N-CD	-13.94	91.98	111.50
1	3Q	18	PRO	CA-N-CD	-13.94	91.98	111.50
1	3U	18	PRO	CA-N-CD	-13.94	91.98	111.50
1	3Y	18	PRO	CA-N-CD	-13.94	91.98	111.50
1	5E	18	PRO	CA-N-CD	-13.94	91.98	111.50
1	5I	18	PRO	CA-N-CD	-13.94	91.98	111.50
1	5M	18	PRO	CA-N-CD	-13.94	91.98	111.50
1	62	18	PRO	CA-N-CD	-13.94	91.98	111.50
1	66	18	PRO	CA-N-CD	-13.94	91.98	111.50
1	7A	18	PRO	CA-N-CD	-13.94	91.98	111.50
1	1Q	18	PRO	CA-N-CD	-13.94	91.99	111.50
1	1U	18	PRO	CA-N-CD	-13.94	91.99	111.50
1	1Y	18	PRO	CA-N-CD	-13.94	91.99	111.50
1	2Q	18	PRO	CA-N-CD	-13.94	91.99	111.50

*Continued on next page...*

*Continued from previous page...*

Mol	Chain	Res	Type	Atoms	Z	Observed(°)	Ideal(°)
1	2U	18	PRO	CA-N-CD	-13.94	91.99	111.50
1	2Y	18	PRO	CA-N-CD	-13.94	91.99	111.50
1	42	18	PRO	CA-N-CD	-13.94	91.99	111.50
1	46	18	PRO	CA-N-CD	-13.94	91.99	111.50
1	5A	18	PRO	CA-N-CD	-13.94	91.99	111.50
1	52	18	PRO	CA-N-CD	-13.94	91.99	111.50
1	56	18	PRO	CA-N-CD	-13.94	91.99	111.50
1	6A	18	PRO	CA-N-CD	-13.94	91.99	111.50
1	1E	147	ARG	C-N-CA	13.93	156.53	121.70
1	2M	147	ARG	C-N-CA	13.93	156.53	121.70
1	22	147	ARG	C-N-CA	13.93	156.53	121.70
1	3M	147	ARG	C-N-CA	13.93	156.53	121.70
1	36	147	ARG	C-N-CA	13.93	156.53	121.70
1	4I	147	ARG	C-N-CA	13.93	156.53	121.70
1	4Q	147	ARG	C-N-CA	13.93	156.53	121.70
1	5Y	147	ARG	C-N-CA	13.93	156.53	121.70
1	6E	147	ARG	C-N-CA	13.93	156.53	121.70
1	6Y	147	ARG	C-N-CA	13.93	156.53	121.70
1	7I	147	ARG	C-N-CA	13.93	156.53	121.70
1	7U	147	ARG	C-N-CA	13.93	156.53	121.70
2	13	58	LEU	CB-CA-C	-13.84	83.91	110.20
2	17	58	LEU	CB-CA-C	-13.84	83.91	110.20
2	2B	58	LEU	CB-CA-C	-13.84	83.91	110.20
2	3R	58	LEU	CB-CA-C	-13.84	83.91	110.20
2	3V	58	LEU	CB-CA-C	-13.84	83.91	110.20
2	3Z	58	LEU	CB-CA-C	-13.84	83.91	110.20
2	5F	58	LEU	CB-CA-C	-13.84	83.91	110.20
2	5J	58	LEU	CB-CA-C	-13.84	83.91	110.20
2	5N	58	LEU	CB-CA-C	-13.84	83.91	110.20
2	63	58	LEU	CB-CA-C	-13.84	83.91	110.20
2	67	58	LEU	CB-CA-C	-13.84	83.91	110.20
2	7B	58	LEU	CB-CA-C	-13.84	83.91	110.20
2	1R	58	LEU	CB-CA-C	-13.84	83.91	110.20
2	1V	58	LEU	CB-CA-C	-13.84	83.91	110.20
2	1Z	58	LEU	CB-CA-C	-13.84	83.91	110.20
2	2R	58	LEU	CB-CA-C	-13.84	83.91	110.20
2	2V	58	LEU	CB-CA-C	-13.84	83.91	110.20
2	2Z	58	LEU	CB-CA-C	-13.84	83.91	110.20
2	43	58	LEU	CB-CA-C	-13.84	83.91	110.20
2	47	58	LEU	CB-CA-C	-13.84	83.91	110.20
2	5B	58	LEU	CB-CA-C	-13.84	83.91	110.20
2	53	58	LEU	CB-CA-C	-13.84	83.91	110.20

*Continued on next page...*

*Continued from previous page...*

Mol	Chain	Res	Type	Atoms	Z	Observed(°)	Ideal(°)
2	57	58	LEU	CB-CA-C	-13.84	83.91	110.20
2	6B	58	LEU	CB-CA-C	-13.84	83.91	110.20
2	1N	58	LEU	CB-CA-C	-13.83	83.92	110.20
2	2J	58	LEU	CB-CA-C	-13.83	83.92	110.20
2	3B	58	LEU	CB-CA-C	-13.83	83.92	110.20
2	3J	58	LEU	CB-CA-C	-13.83	83.92	110.20
2	33	58	LEU	CB-CA-C	-13.83	83.92	110.20
2	4F	58	LEU	CB-CA-C	-13.83	83.92	110.20
2	4Z	58	LEU	CB-CA-C	-13.83	83.92	110.20
2	5V	58	LEU	CB-CA-C	-13.83	83.92	110.20
2	6N	58	LEU	CB-CA-C	-13.83	83.92	110.20
2	6V	58	LEU	CB-CA-C	-13.83	83.92	110.20
2	7F	58	LEU	CB-CA-C	-13.83	83.92	110.20
2	7R	58	LEU	CB-CA-C	-13.83	83.92	110.20
2	1B	58	LEU	CB-CA-C	-13.83	83.92	110.20
2	1J	58	LEU	CB-CA-C	-13.83	83.92	110.20
2	2F	58	LEU	CB-CA-C	-13.83	83.92	110.20
2	27	58	LEU	CB-CA-C	-13.83	83.92	110.20
2	3F	58	LEU	CB-CA-C	-13.83	83.92	110.20
2	4B	58	LEU	CB-CA-C	-13.83	83.92	110.20
2	4N	58	LEU	CB-CA-C	-13.83	83.92	110.20
2	4V	58	LEU	CB-CA-C	-13.83	83.92	110.20
2	5R	58	LEU	CB-CA-C	-13.83	83.92	110.20
2	6J	58	LEU	CB-CA-C	-13.83	83.92	110.20
2	6R	58	LEU	CB-CA-C	-13.83	83.92	110.20
2	7N	58	LEU	CB-CA-C	-13.83	83.92	110.20
2	1F	58	LEU	CB-CA-C	-13.82	83.94	110.20
2	2N	58	LEU	CB-CA-C	-13.82	83.94	110.20
2	23	58	LEU	CB-CA-C	-13.82	83.94	110.20
2	3N	58	LEU	CB-CA-C	-13.82	83.94	110.20
2	37	58	LEU	CB-CA-C	-13.82	83.94	110.20
2	4J	58	LEU	CB-CA-C	-13.82	83.94	110.20
2	4R	58	LEU	CB-CA-C	-13.82	83.94	110.20
2	5Z	58	LEU	CB-CA-C	-13.82	83.94	110.20
2	6F	58	LEU	CB-CA-C	-13.82	83.94	110.20
2	6Z	58	LEU	CB-CA-C	-13.82	83.94	110.20
2	7J	58	LEU	CB-CA-C	-13.82	83.94	110.20
2	7V	58	LEU	CB-CA-C	-13.82	83.94	110.20
2	1R	43	SER	CA-C-O	13.81	149.09	120.10
2	1V	43	SER	CA-C-O	13.81	149.09	120.10
2	1Z	43	SER	CA-C-O	13.81	149.09	120.10
2	2R	43	SER	CA-C-O	13.81	149.09	120.10

*Continued on next page...*

*Continued from previous page...*

Mol	Chain	Res	Type	Atoms	Z	Observed(°)	Ideal(°)
2	2V	43	SER	CA-C-O	13.81	149.09	120.10
2	2Z	43	SER	CA-C-O	13.81	149.09	120.10
2	43	43	SER	CA-C-O	13.81	149.09	120.10
2	47	43	SER	CA-C-O	13.81	149.09	120.10
2	5B	43	SER	CA-C-O	13.81	149.09	120.10
2	53	43	SER	CA-C-O	13.81	149.09	120.10
2	57	43	SER	CA-C-O	13.81	149.09	120.10
2	6B	43	SER	CA-C-O	13.81	149.09	120.10
2	13	43	SER	CA-C-O	13.80	149.08	120.10
2	17	43	SER	CA-C-O	13.80	149.08	120.10
2	2B	43	SER	CA-C-O	13.80	149.08	120.10
2	3R	43	SER	CA-C-O	13.80	149.08	120.10
2	3V	43	SER	CA-C-O	13.80	149.08	120.10
2	3Z	43	SER	CA-C-O	13.80	149.08	120.10
2	5F	43	SER	CA-C-O	13.80	149.08	120.10
2	5J	43	SER	CA-C-O	13.80	149.08	120.10
2	5N	43	SER	CA-C-O	13.80	149.08	120.10
2	63	43	SER	CA-C-O	13.80	149.08	120.10
2	67	43	SER	CA-C-O	13.80	149.08	120.10
2	7B	43	SER	CA-C-O	13.80	149.08	120.10
2	1N	43	SER	CA-C-O	13.80	149.07	120.10
2	2J	43	SER	CA-C-O	13.80	149.07	120.10
2	3B	43	SER	CA-C-O	13.80	149.07	120.10
2	3J	43	SER	CA-C-O	13.80	149.07	120.10
2	33	43	SER	CA-C-O	13.80	149.07	120.10
2	4F	43	SER	CA-C-O	13.80	149.07	120.10
2	4Z	43	SER	CA-C-O	13.80	149.07	120.10
2	5V	43	SER	CA-C-O	13.80	149.07	120.10
2	6N	43	SER	CA-C-O	13.80	149.07	120.10
2	6V	43	SER	CA-C-O	13.80	149.07	120.10
2	7F	43	SER	CA-C-O	13.80	149.07	120.10
2	7R	43	SER	CA-C-O	13.80	149.07	120.10
2	1B	43	SER	CA-C-O	13.79	149.06	120.10
2	1F	43	SER	CA-C-O	13.79	149.06	120.10
2	1J	43	SER	CA-C-O	13.79	149.06	120.10
2	2F	43	SER	CA-C-O	13.79	149.06	120.10
2	2N	43	SER	CA-C-O	13.79	149.06	120.10
2	23	43	SER	CA-C-O	13.79	149.06	120.10
2	27	43	SER	CA-C-O	13.79	149.06	120.10
2	3F	43	SER	CA-C-O	13.79	149.06	120.10
2	3N	43	SER	CA-C-O	13.79	149.06	120.10
2	37	43	SER	CA-C-O	13.79	149.06	120.10

*Continued on next page...*

*Continued from previous page...*

Mol	Chain	Res	Type	Atoms	Z	Observed(°)	Ideal(°)
2	4B	43	SER	CA-C-O	13.79	149.06	120.10
2	4J	43	SER	CA-C-O	13.79	149.06	120.10
2	4N	43	SER	CA-C-O	13.79	149.06	120.10
2	4R	43	SER	CA-C-O	13.79	149.06	120.10
2	4V	43	SER	CA-C-O	13.79	149.06	120.10
2	5R	43	SER	CA-C-O	13.79	149.06	120.10
2	5Z	43	SER	CA-C-O	13.79	149.06	120.10
2	6F	43	SER	CA-C-O	13.79	149.06	120.10
2	6J	43	SER	CA-C-O	13.79	149.06	120.10
2	6R	43	SER	CA-C-O	13.79	149.06	120.10
2	6Z	43	SER	CA-C-O	13.79	149.06	120.10
2	7J	43	SER	CA-C-O	13.79	149.06	120.10
2	7N	43	SER	CA-C-O	13.79	149.06	120.10
2	7V	43	SER	CA-C-O	13.79	149.06	120.10
1	1M	169	ASP	CB-CG-OD2	13.75	130.68	118.30
1	2I	169	ASP	CB-CG-OD2	13.75	130.68	118.30
1	3A	169	ASP	CB-CG-OD2	13.75	130.68	118.30
1	3I	169	ASP	CB-CG-OD2	13.75	130.68	118.30
1	32	169	ASP	CB-CG-OD2	13.75	130.68	118.30
1	4E	169	ASP	CB-CG-OD2	13.75	130.68	118.30
1	4Y	169	ASP	CB-CG-OD2	13.75	130.68	118.30
1	5U	169	ASP	CB-CG-OD2	13.75	130.68	118.30
1	6M	169	ASP	CB-CG-OD2	13.75	130.68	118.30
1	6U	169	ASP	CB-CG-OD2	13.75	130.68	118.30
1	7E	169	ASP	CB-CG-OD2	13.75	130.68	118.30
1	7Q	169	ASP	CB-CG-OD2	13.75	130.68	118.30
1	12	169	ASP	CB-CG-OD2	13.75	130.68	118.30
1	16	169	ASP	CB-CG-OD2	13.75	130.68	118.30
1	2A	169	ASP	CB-CG-OD2	13.75	130.68	118.30
1	3Q	169	ASP	CB-CG-OD2	13.75	130.68	118.30
1	3U	169	ASP	CB-CG-OD2	13.75	130.68	118.30
1	3Y	169	ASP	CB-CG-OD2	13.75	130.68	118.30
1	5E	169	ASP	CB-CG-OD2	13.75	130.68	118.30
1	5I	169	ASP	CB-CG-OD2	13.75	130.68	118.30
1	5M	169	ASP	CB-CG-OD2	13.75	130.68	118.30
1	62	169	ASP	CB-CG-OD2	13.75	130.68	118.30
1	66	169	ASP	CB-CG-OD2	13.75	130.68	118.30
1	7A	169	ASP	CB-CG-OD2	13.75	130.68	118.30
2	13	4	GLU	O-C-N	-13.72	100.75	122.70
2	17	4	GLU	O-C-N	-13.72	100.75	122.70
2	2B	4	GLU	O-C-N	-13.72	100.75	122.70
2	3R	4	GLU	O-C-N	-13.72	100.75	122.70

*Continued on next page...*



*Continued from previous page...*

Mol	Chain	Res	Type	Atoms	Z	Observed(°)	Ideal(°)
2	3V	4	GLU	O-C-N	-13.72	100.75	122.70
2	3Z	4	GLU	O-C-N	-13.72	100.75	122.70
2	5F	4	GLU	O-C-N	-13.72	100.75	122.70
2	5J	4	GLU	O-C-N	-13.72	100.75	122.70
2	5N	4	GLU	O-C-N	-13.72	100.75	122.70
2	63	4	GLU	O-C-N	-13.72	100.75	122.70
2	67	4	GLU	O-C-N	-13.72	100.75	122.70
2	7B	4	GLU	O-C-N	-13.72	100.75	122.70
2	1R	4	GLU	O-C-N	-13.71	100.77	122.70
2	1V	4	GLU	O-C-N	-13.71	100.77	122.70
2	1Z	4	GLU	O-C-N	-13.71	100.77	122.70
2	2R	4	GLU	O-C-N	-13.71	100.77	122.70
2	2V	4	GLU	O-C-N	-13.71	100.77	122.70
2	2Z	4	GLU	O-C-N	-13.71	100.77	122.70
2	43	4	GLU	O-C-N	-13.71	100.77	122.70
2	47	4	GLU	O-C-N	-13.71	100.77	122.70
2	5B	4	GLU	O-C-N	-13.71	100.77	122.70
2	53	4	GLU	O-C-N	-13.71	100.77	122.70
2	57	4	GLU	O-C-N	-13.71	100.77	122.70
2	6B	4	GLU	O-C-N	-13.71	100.77	122.70
2	1N	106	GLY	C-N-CA	-13.71	87.44	121.70
1	1Q	169	ASP	CB-CG-OD2	13.70	130.63	118.30
1	1U	169	ASP	CB-CG-OD2	13.70	130.63	118.30
1	1Y	169	ASP	CB-CG-OD2	13.70	130.63	118.30
2	2J	106	GLY	C-N-CA	-13.71	87.44	121.70
1	2Q	169	ASP	CB-CG-OD2	13.70	130.63	118.30
1	2U	169	ASP	CB-CG-OD2	13.70	130.63	118.30
1	2Y	169	ASP	CB-CG-OD2	13.70	130.63	118.30
2	3B	106	GLY	C-N-CA	-13.71	87.44	121.70
2	3J	106	GLY	C-N-CA	-13.71	87.44	121.70
2	33	106	GLY	C-N-CA	-13.71	87.44	121.70
2	4F	106	GLY	C-N-CA	-13.71	87.44	121.70
2	4Z	106	GLY	C-N-CA	-13.71	87.44	121.70
1	42	169	ASP	CB-CG-OD2	13.70	130.63	118.30
1	46	169	ASP	CB-CG-OD2	13.70	130.63	118.30
1	5A	169	ASP	CB-CG-OD2	13.70	130.63	118.30
2	5V	106	GLY	C-N-CA	-13.71	87.44	121.70
1	52	169	ASP	CB-CG-OD2	13.70	130.63	118.30
1	56	169	ASP	CB-CG-OD2	13.70	130.63	118.30
1	6A	169	ASP	CB-CG-OD2	13.70	130.63	118.30
2	6N	106	GLY	C-N-CA	-13.71	87.44	121.70
2	6V	106	GLY	C-N-CA	-13.71	87.44	121.70

*Continued on next page...*



*Continued from previous page...*

Mol	Chain	Res	Type	Atoms	Z	Observed(°)	Ideal(°)
2	7F	106	GLY	C-N-CA	-13.71	87.44	121.70
2	7R	106	GLY	C-N-CA	-13.71	87.44	121.70
1	1E	169	ASP	CB-CG-OD2	13.70	130.63	118.30
2	1F	106	GLY	C-N-CA	-13.70	87.45	121.70
1	2M	169	ASP	CB-CG-OD2	13.70	130.63	118.30
2	2N	106	GLY	C-N-CA	-13.70	87.45	121.70
1	22	169	ASP	CB-CG-OD2	13.70	130.63	118.30
2	23	106	GLY	C-N-CA	-13.70	87.45	121.70
1	3M	169	ASP	CB-CG-OD2	13.70	130.63	118.30
2	3N	106	GLY	C-N-CA	-13.70	87.45	121.70
1	36	169	ASP	CB-CG-OD2	13.70	130.63	118.30
2	37	106	GLY	C-N-CA	-13.70	87.45	121.70
1	4I	169	ASP	CB-CG-OD2	13.70	130.63	118.30
2	4J	106	GLY	C-N-CA	-13.70	87.45	121.70
1	4Q	169	ASP	CB-CG-OD2	13.70	130.63	118.30
2	4R	106	GLY	C-N-CA	-13.70	87.45	121.70
1	5Y	169	ASP	CB-CG-OD2	13.70	130.63	118.30
2	5Z	106	GLY	C-N-CA	-13.70	87.45	121.70
1	6E	169	ASP	CB-CG-OD2	13.70	130.63	118.30
2	6F	106	GLY	C-N-CA	-13.70	87.45	121.70
1	6Y	169	ASP	CB-CG-OD2	13.70	130.63	118.30
2	6Z	106	GLY	C-N-CA	-13.70	87.45	121.70
1	7I	169	ASP	CB-CG-OD2	13.70	130.63	118.30
2	7J	106	GLY	C-N-CA	-13.70	87.45	121.70
1	7U	169	ASP	CB-CG-OD2	13.70	130.63	118.30
2	7V	106	GLY	C-N-CA	-13.70	87.45	121.70
2	13	5	ASN	CB-CG-OD1	13.70	149.00	121.60
2	17	5	ASN	CB-CG-OD1	13.70	149.00	121.60
2	2B	5	ASN	CB-CG-OD1	13.70	149.00	121.60
2	3R	5	ASN	CB-CG-OD1	13.70	149.00	121.60
2	3V	5	ASN	CB-CG-OD1	13.70	149.00	121.60
2	3Z	5	ASN	CB-CG-OD1	13.70	149.00	121.60
2	5F	5	ASN	CB-CG-OD1	13.70	149.00	121.60
2	5J	5	ASN	CB-CG-OD1	13.70	149.00	121.60
2	5N	5	ASN	CB-CG-OD1	13.70	149.00	121.60
2	63	5	ASN	CB-CG-OD1	13.70	149.00	121.60
2	67	5	ASN	CB-CG-OD1	13.70	149.00	121.60
2	7B	5	ASN	CB-CG-OD1	13.70	149.00	121.60
2	1B	106	GLY	C-N-CA	-13.70	87.46	121.70
2	1J	106	GLY	C-N-CA	-13.70	87.46	121.70
2	1R	106	GLY	C-N-CA	-13.70	87.46	121.70
2	1V	106	GLY	C-N-CA	-13.70	87.46	121.70

*Continued on next page...*

*Continued from previous page...*

Mol	Chain	Res	Type	Atoms	Z	Observed(°)	Ideal(°)
2	1Z	106	GLY	C-N-CA	-13.70	87.46	121.70
2	13	106	GLY	C-N-CA	-13.70	87.46	121.70
2	17	106	GLY	C-N-CA	-13.70	87.46	121.70
2	2B	106	GLY	C-N-CA	-13.70	87.46	121.70
2	2F	106	GLY	C-N-CA	-13.70	87.46	121.70
2	2R	106	GLY	C-N-CA	-13.70	87.46	121.70
2	2V	106	GLY	C-N-CA	-13.70	87.46	121.70
2	2Z	106	GLY	C-N-CA	-13.70	87.46	121.70
2	27	106	GLY	C-N-CA	-13.70	87.46	121.70
2	3F	106	GLY	C-N-CA	-13.70	87.46	121.70
2	3R	106	GLY	C-N-CA	-13.70	87.46	121.70
2	3V	106	GLY	C-N-CA	-13.70	87.46	121.70
2	3Z	106	GLY	C-N-CA	-13.70	87.46	121.70
2	4B	106	GLY	C-N-CA	-13.70	87.46	121.70
2	4N	106	GLY	C-N-CA	-13.70	87.46	121.70
2	4V	106	GLY	C-N-CA	-13.70	87.46	121.70
2	43	106	GLY	C-N-CA	-13.70	87.46	121.70
2	47	106	GLY	C-N-CA	-13.70	87.46	121.70
2	5B	106	GLY	C-N-CA	-13.70	87.46	121.70
2	5F	106	GLY	C-N-CA	-13.70	87.46	121.70
2	5J	106	GLY	C-N-CA	-13.70	87.46	121.70
2	5N	106	GLY	C-N-CA	-13.70	87.46	121.70
2	5R	106	GLY	C-N-CA	-13.70	87.46	121.70
2	53	106	GLY	C-N-CA	-13.70	87.46	121.70
2	57	106	GLY	C-N-CA	-13.70	87.46	121.70
2	6B	106	GLY	C-N-CA	-13.70	87.46	121.70
2	6J	106	GLY	C-N-CA	-13.70	87.46	121.70
2	6R	106	GLY	C-N-CA	-13.70	87.46	121.70
2	63	106	GLY	C-N-CA	-13.70	87.46	121.70
2	67	106	GLY	C-N-CA	-13.70	87.46	121.70
2	7B	106	GLY	C-N-CA	-13.70	87.46	121.70
2	7N	106	GLY	C-N-CA	-13.70	87.46	121.70
2	1B	4	GLU	O-C-N	-13.69	100.79	122.70
2	1J	4	GLU	O-C-N	-13.69	100.79	122.70
2	2F	4	GLU	O-C-N	-13.69	100.79	122.70
2	27	4	GLU	O-C-N	-13.69	100.79	122.70
2	3F	4	GLU	O-C-N	-13.69	100.79	122.70
2	4B	4	GLU	O-C-N	-13.69	100.79	122.70
2	4N	4	GLU	O-C-N	-13.69	100.79	122.70
2	4V	4	GLU	O-C-N	-13.69	100.79	122.70
2	5R	4	GLU	O-C-N	-13.69	100.79	122.70
2	6J	4	GLU	O-C-N	-13.69	100.79	122.70

*Continued on next page...*

*Continued from previous page...*

Mol	Chain	Res	Type	Atoms	Z	Observed(°)	Ideal(°)
2	6R	4	GLU	O-C-N	-13.69	100.79	122.70
2	7N	4	GLU	O-C-N	-13.69	100.79	122.70
1	1A	169	ASP	CB-CG-OD2	13.69	130.62	118.30
1	1I	169	ASP	CB-CG-OD2	13.69	130.62	118.30
1	2E	169	ASP	CB-CG-OD2	13.69	130.62	118.30
1	26	169	ASP	CB-CG-OD2	13.69	130.62	118.30
1	3E	169	ASP	CB-CG-OD2	13.69	130.62	118.30
1	4A	169	ASP	CB-CG-OD2	13.69	130.62	118.30
1	4M	169	ASP	CB-CG-OD2	13.69	130.62	118.30
1	4U	169	ASP	CB-CG-OD2	13.69	130.62	118.30
1	5Q	169	ASP	CB-CG-OD2	13.69	130.62	118.30
1	6I	169	ASP	CB-CG-OD2	13.69	130.62	118.30
1	6Q	169	ASP	CB-CG-OD2	13.69	130.62	118.30
1	7M	169	ASP	CB-CG-OD2	13.69	130.62	118.30
2	1B	215	GLN	CG-CD-OE1	-13.69	94.23	121.60
2	1J	215	GLN	CG-CD-OE1	-13.69	94.23	121.60
2	2F	215	GLN	CG-CD-OE1	-13.69	94.23	121.60
2	27	215	GLN	CG-CD-OE1	-13.69	94.23	121.60
2	3F	215	GLN	CG-CD-OE1	-13.69	94.23	121.60
2	4B	215	GLN	CG-CD-OE1	-13.69	94.23	121.60
2	4N	215	GLN	CG-CD-OE1	-13.69	94.23	121.60
2	4V	215	GLN	CG-CD-OE1	-13.69	94.23	121.60
2	5R	215	GLN	CG-CD-OE1	-13.69	94.23	121.60
2	6J	215	GLN	CG-CD-OE1	-13.69	94.23	121.60
2	6R	215	GLN	CG-CD-OE1	-13.69	94.23	121.60
2	7N	215	GLN	CG-CD-OE1	-13.69	94.23	121.60
2	1N	4	GLU	O-C-N	-13.68	100.81	122.70
2	1N	5	ASN	CB-CG-OD1	13.68	148.96	121.60
2	1N	215	GLN	CG-CD-OE1	-13.68	94.24	121.60
2	2J	4	GLU	O-C-N	-13.68	100.81	122.70
2	2J	5	ASN	CB-CG-OD1	13.68	148.96	121.60
2	2J	215	GLN	CG-CD-OE1	-13.68	94.24	121.60
2	3B	4	GLU	O-C-N	-13.68	100.81	122.70
2	3B	5	ASN	CB-CG-OD1	13.68	148.96	121.60
2	3B	215	GLN	CG-CD-OE1	-13.68	94.24	121.60
2	3J	4	GLU	O-C-N	-13.68	100.81	122.70
2	3J	5	ASN	CB-CG-OD1	13.68	148.96	121.60
2	3J	215	GLN	CG-CD-OE1	-13.68	94.24	121.60
2	33	4	GLU	O-C-N	-13.68	100.81	122.70
2	33	5	ASN	CB-CG-OD1	13.68	148.96	121.60
2	33	215	GLN	CG-CD-OE1	-13.68	94.24	121.60
2	4F	4	GLU	O-C-N	-13.68	100.81	122.70

*Continued on next page...*

*Continued from previous page...*

Mol	Chain	Res	Type	Atoms	Z	Observed(°)	Ideal(°)
2	4F	5	ASN	CB-CG-OD1	13.68	148.96	121.60
2	4F	215	GLN	CG-CD-OE1	-13.68	94.24	121.60
2	4Z	4	GLU	O-C-N	-13.68	100.81	122.70
2	4Z	5	ASN	CB-CG-OD1	13.68	148.96	121.60
2	4Z	215	GLN	CG-CD-OE1	-13.68	94.24	121.60
2	5V	4	GLU	O-C-N	-13.68	100.81	122.70
2	5V	5	ASN	CB-CG-OD1	13.68	148.96	121.60
2	5V	215	GLN	CG-CD-OE1	-13.68	94.24	121.60
2	6N	4	GLU	O-C-N	-13.68	100.81	122.70
2	6N	5	ASN	CB-CG-OD1	13.68	148.96	121.60
2	6N	215	GLN	CG-CD-OE1	-13.68	94.24	121.60
2	6V	4	GLU	O-C-N	-13.68	100.81	122.70
2	6V	5	ASN	CB-CG-OD1	13.68	148.96	121.60
2	6V	215	GLN	CG-CD-OE1	-13.68	94.24	121.60
2	7F	4	GLU	O-C-N	-13.68	100.81	122.70
2	7F	5	ASN	CB-CG-OD1	13.68	148.96	121.60
2	7F	215	GLN	CG-CD-OE1	-13.68	94.24	121.60
2	7R	4	GLU	O-C-N	-13.68	100.81	122.70
2	7R	5	ASN	CB-CG-OD1	13.68	148.96	121.60
2	7R	215	GLN	CG-CD-OE1	-13.68	94.24	121.60
2	1F	215	GLN	CG-CD-OE1	-13.67	94.25	121.60
2	2N	215	GLN	CG-CD-OE1	-13.67	94.25	121.60
2	23	215	GLN	CG-CD-OE1	-13.67	94.25	121.60
2	3N	215	GLN	CG-CD-OE1	-13.67	94.25	121.60
2	37	215	GLN	CG-CD-OE1	-13.67	94.25	121.60
2	4J	215	GLN	CG-CD-OE1	-13.67	94.25	121.60
2	4R	215	GLN	CG-CD-OE1	-13.67	94.25	121.60
2	5Z	215	GLN	CG-CD-OE1	-13.67	94.25	121.60
2	6F	215	GLN	CG-CD-OE1	-13.67	94.25	121.60
2	6Z	215	GLN	CG-CD-OE1	-13.67	94.25	121.60
2	7J	215	GLN	CG-CD-OE1	-13.67	94.25	121.60
2	7V	215	GLN	CG-CD-OE1	-13.67	94.25	121.60
2	13	215	GLN	CG-CD-OE1	-13.67	94.25	121.60
2	17	215	GLN	CG-CD-OE1	-13.67	94.25	121.60
2	2B	215	GLN	CG-CD-OE1	-13.67	94.25	121.60
2	3R	215	GLN	CG-CD-OE1	-13.67	94.25	121.60
2	3V	215	GLN	CG-CD-OE1	-13.67	94.25	121.60
2	3Z	215	GLN	CG-CD-OE1	-13.67	94.25	121.60
2	5F	215	GLN	CG-CD-OE1	-13.67	94.25	121.60
2	5J	215	GLN	CG-CD-OE1	-13.67	94.25	121.60
2	5N	215	GLN	CG-CD-OE1	-13.67	94.25	121.60
2	63	215	GLN	CG-CD-OE1	-13.67	94.25	121.60

*Continued on next page...*

*Continued from previous page...*

Mol	Chain	Res	Type	Atoms	Z	Observed(°)	Ideal(°)
2	67	215	GLN	CG-CD-OE1	-13.67	94.25	121.60
2	7B	215	GLN	CG-CD-OE1	-13.67	94.25	121.60
2	1R	215	GLN	CG-CD-OE1	-13.67	94.27	121.60
2	1V	215	GLN	CG-CD-OE1	-13.67	94.27	121.60
2	1Z	215	GLN	CG-CD-OE1	-13.67	94.27	121.60
2	2R	215	GLN	CG-CD-OE1	-13.67	94.27	121.60
2	2V	215	GLN	CG-CD-OE1	-13.67	94.27	121.60
2	2Z	215	GLN	CG-CD-OE1	-13.67	94.27	121.60
2	43	215	GLN	CG-CD-OE1	-13.67	94.27	121.60
2	47	215	GLN	CG-CD-OE1	-13.67	94.27	121.60
2	5B	215	GLN	CG-CD-OE1	-13.67	94.27	121.60
2	53	215	GLN	CG-CD-OE1	-13.67	94.27	121.60
2	57	215	GLN	CG-CD-OE1	-13.67	94.27	121.60
2	6B	215	GLN	CG-CD-OE1	-13.67	94.27	121.60
2	1B	5	ASN	CB-CG-OD1	13.66	148.93	121.60
2	1J	5	ASN	CB-CG-OD1	13.66	148.93	121.60
2	2F	5	ASN	CB-CG-OD1	13.66	148.93	121.60
2	27	5	ASN	CB-CG-OD1	13.66	148.93	121.60
2	3F	5	ASN	CB-CG-OD1	13.66	148.93	121.60
2	4B	5	ASN	CB-CG-OD1	13.66	148.93	121.60
2	4N	5	ASN	CB-CG-OD1	13.66	148.93	121.60
2	4V	5	ASN	CB-CG-OD1	13.66	148.93	121.60
2	5R	5	ASN	CB-CG-OD1	13.66	148.93	121.60
2	6J	5	ASN	CB-CG-OD1	13.66	148.93	121.60
2	6R	5	ASN	CB-CG-OD1	13.66	148.93	121.60
2	7N	5	ASN	CB-CG-OD1	13.66	148.93	121.60
2	1F	4	GLU	O-C-N	-13.66	100.84	122.70
2	2N	4	GLU	O-C-N	-13.66	100.84	122.70
2	23	4	GLU	O-C-N	-13.66	100.84	122.70
2	3N	4	GLU	O-C-N	-13.66	100.84	122.70
2	37	4	GLU	O-C-N	-13.66	100.84	122.70
2	4J	4	GLU	O-C-N	-13.66	100.84	122.70
2	4R	4	GLU	O-C-N	-13.66	100.84	122.70
2	5Z	4	GLU	O-C-N	-13.66	100.84	122.70
2	6F	4	GLU	O-C-N	-13.66	100.84	122.70
2	6Z	4	GLU	O-C-N	-13.66	100.84	122.70
2	7J	4	GLU	O-C-N	-13.66	100.84	122.70
2	7V	4	GLU	O-C-N	-13.66	100.84	122.70
2	1R	5	ASN	CB-CG-OD1	13.65	148.90	121.60
2	1V	5	ASN	CB-CG-OD1	13.65	148.90	121.60
2	1Z	5	ASN	CB-CG-OD1	13.65	148.90	121.60
2	2R	5	ASN	CB-CG-OD1	13.65	148.90	121.60

*Continued on next page...*

*Continued from previous page...*

Mol	Chain	Res	Type	Atoms	Z	Observed(°)	Ideal(°)
2	2V	5	ASN	CB-CG-OD1	13.65	148.90	121.60
2	2Z	5	ASN	CB-CG-OD1	13.65	148.90	121.60
2	43	5	ASN	CB-CG-OD1	13.65	148.90	121.60
2	47	5	ASN	CB-CG-OD1	13.65	148.90	121.60
2	5B	5	ASN	CB-CG-OD1	13.65	148.90	121.60
2	53	5	ASN	CB-CG-OD1	13.65	148.90	121.60
2	57	5	ASN	CB-CG-OD1	13.65	148.90	121.60
2	6B	5	ASN	CB-CG-OD1	13.65	148.90	121.60
2	1F	5	ASN	CB-CG-OD1	13.63	148.87	121.60
2	2N	5	ASN	CB-CG-OD1	13.63	148.87	121.60
2	23	5	ASN	CB-CG-OD1	13.63	148.87	121.60
2	3N	5	ASN	CB-CG-OD1	13.63	148.87	121.60
2	37	5	ASN	CB-CG-OD1	13.63	148.87	121.60
2	4J	5	ASN	CB-CG-OD1	13.63	148.87	121.60
2	4R	5	ASN	CB-CG-OD1	13.63	148.87	121.60
2	5Z	5	ASN	CB-CG-OD1	13.63	148.87	121.60
2	6F	5	ASN	CB-CG-OD1	13.63	148.87	121.60
2	6Z	5	ASN	CB-CG-OD1	13.63	148.87	121.60
2	7J	5	ASN	CB-CG-OD1	13.63	148.87	121.60
2	7V	5	ASN	CB-CG-OD1	13.63	148.87	121.60
1	1E	80	PHE	O-C-N	13.59	144.44	122.70
1	2M	80	PHE	O-C-N	13.59	144.44	122.70
1	22	80	PHE	O-C-N	13.59	144.44	122.70
1	3M	80	PHE	O-C-N	13.59	144.44	122.70
1	36	80	PHE	O-C-N	13.59	144.44	122.70
1	4I	80	PHE	O-C-N	13.59	144.44	122.70
1	4Q	80	PHE	O-C-N	13.59	144.44	122.70
1	5Y	80	PHE	O-C-N	13.59	144.44	122.70
1	6E	80	PHE	O-C-N	13.59	144.44	122.70
1	6Y	80	PHE	O-C-N	13.59	144.44	122.70
1	7I	80	PHE	O-C-N	13.59	144.44	122.70
1	7U	80	PHE	O-C-N	13.59	144.44	122.70
1	1Q	41	ILE	O-C-N	-13.59	100.96	122.70
1	1U	41	ILE	O-C-N	-13.59	100.96	122.70
1	1Y	41	ILE	O-C-N	-13.59	100.96	122.70
1	2Q	41	ILE	O-C-N	-13.59	100.96	122.70
1	2U	41	ILE	O-C-N	-13.59	100.96	122.70
1	2Y	41	ILE	O-C-N	-13.59	100.96	122.70
1	42	41	ILE	O-C-N	-13.59	100.96	122.70
1	46	41	ILE	O-C-N	-13.59	100.96	122.70
1	5A	41	ILE	O-C-N	-13.59	100.96	122.70
1	52	41	ILE	O-C-N	-13.59	100.96	122.70

*Continued on next page...*



*Continued from previous page...*

Mol	Chain	Res	Type	Atoms	Z	Observed(°)	Ideal(°)
1	56	41	ILE	O-C-N	-13.59	100.96	122.70
1	6A	41	ILE	O-C-N	-13.59	100.96	122.70
1	1A	41	ILE	O-C-N	-13.59	100.96	122.70
1	1I	41	ILE	O-C-N	-13.59	100.96	122.70
1	2E	41	ILE	O-C-N	-13.59	100.96	122.70
1	26	41	ILE	O-C-N	-13.59	100.96	122.70
1	3E	41	ILE	O-C-N	-13.59	100.96	122.70
1	4A	41	ILE	O-C-N	-13.59	100.96	122.70
1	4M	41	ILE	O-C-N	-13.59	100.96	122.70
1	4U	41	ILE	O-C-N	-13.59	100.96	122.70
1	5Q	41	ILE	O-C-N	-13.59	100.96	122.70
1	6I	41	ILE	O-C-N	-13.59	100.96	122.70
1	6Q	41	ILE	O-C-N	-13.59	100.96	122.70
1	7M	41	ILE	O-C-N	-13.59	100.96	122.70
1	1E	41	ILE	O-C-N	-13.58	100.97	122.70
1	2M	41	ILE	O-C-N	-13.58	100.97	122.70
1	22	41	ILE	O-C-N	-13.58	100.97	122.70
1	3M	41	ILE	O-C-N	-13.58	100.97	122.70
1	36	41	ILE	O-C-N	-13.58	100.97	122.70
1	4I	41	ILE	O-C-N	-13.58	100.97	122.70
1	4Q	41	ILE	O-C-N	-13.58	100.97	122.70
1	5Y	41	ILE	O-C-N	-13.58	100.97	122.70
1	6E	41	ILE	O-C-N	-13.58	100.97	122.70
1	6Y	41	ILE	O-C-N	-13.58	100.97	122.70
1	7I	41	ILE	O-C-N	-13.58	100.97	122.70
1	7U	41	ILE	O-C-N	-13.58	100.97	122.70
1	12	80	PHE	O-C-N	13.57	144.41	122.70
1	16	80	PHE	O-C-N	13.57	144.41	122.70
1	2A	80	PHE	O-C-N	13.57	144.41	122.70
1	3Q	80	PHE	O-C-N	13.57	144.41	122.70
1	3U	80	PHE	O-C-N	13.57	144.41	122.70
1	3Y	80	PHE	O-C-N	13.57	144.41	122.70
1	5E	80	PHE	O-C-N	13.57	144.41	122.70
1	5I	80	PHE	O-C-N	13.57	144.41	122.70
1	5M	80	PHE	O-C-N	13.57	144.41	122.70
1	62	80	PHE	O-C-N	13.57	144.41	122.70
1	66	80	PHE	O-C-N	13.57	144.41	122.70
1	7A	80	PHE	O-C-N	13.57	144.41	122.70
1	12	41	ILE	O-C-N	-13.57	100.99	122.70
1	16	41	ILE	O-C-N	-13.57	100.99	122.70
1	2A	41	ILE	O-C-N	-13.57	100.99	122.70
1	3Q	41	ILE	O-C-N	-13.57	100.99	122.70

*Continued on next page...*



*Continued from previous page...*

Mol	Chain	Res	Type	Atoms	Z	Observed(°)	Ideal(°)
1	3U	41	ILE	O-C-N	-13.57	100.99	122.70
1	3Y	41	ILE	O-C-N	-13.57	100.99	122.70
1	5E	41	ILE	O-C-N	-13.57	100.99	122.70
1	5I	41	ILE	O-C-N	-13.57	100.99	122.70
1	5M	41	ILE	O-C-N	-13.57	100.99	122.70
1	62	41	ILE	O-C-N	-13.57	100.99	122.70
1	66	41	ILE	O-C-N	-13.57	100.99	122.70
1	7A	41	ILE	O-C-N	-13.57	100.99	122.70
1	1Q	172	PHE	CE1-CZ-CE2	-13.56	95.59	120.00
1	1U	172	PHE	CE1-CZ-CE2	-13.56	95.59	120.00
1	1Y	172	PHE	CE1-CZ-CE2	-13.56	95.59	120.00
1	2Q	172	PHE	CE1-CZ-CE2	-13.56	95.59	120.00
1	2U	172	PHE	CE1-CZ-CE2	-13.56	95.59	120.00
1	2Y	172	PHE	CE1-CZ-CE2	-13.56	95.59	120.00
1	42	172	PHE	CE1-CZ-CE2	-13.56	95.59	120.00
1	46	172	PHE	CE1-CZ-CE2	-13.56	95.59	120.00
1	5A	172	PHE	CE1-CZ-CE2	-13.56	95.59	120.00
1	52	172	PHE	CE1-CZ-CE2	-13.56	95.59	120.00
1	56	172	PHE	CE1-CZ-CE2	-13.56	95.59	120.00
1	6A	172	PHE	CE1-CZ-CE2	-13.56	95.59	120.00
1	1A	80	PHE	O-C-N	13.55	144.39	122.70
1	1I	80	PHE	O-C-N	13.55	144.39	122.70
1	1M	172	PHE	CE1-CZ-CE2	-13.55	95.60	120.00
1	2E	80	PHE	O-C-N	13.55	144.39	122.70
1	2I	172	PHE	CE1-CZ-CE2	-13.55	95.60	120.00
1	26	80	PHE	O-C-N	13.55	144.39	122.70
1	3A	172	PHE	CE1-CZ-CE2	-13.55	95.60	120.00
1	3E	80	PHE	O-C-N	13.55	144.39	122.70
1	3I	172	PHE	CE1-CZ-CE2	-13.55	95.60	120.00
1	32	172	PHE	CE1-CZ-CE2	-13.55	95.60	120.00
1	4A	80	PHE	O-C-N	13.55	144.39	122.70
1	4E	172	PHE	CE1-CZ-CE2	-13.55	95.60	120.00
1	4M	80	PHE	O-C-N	13.55	144.39	122.70
1	4U	80	PHE	O-C-N	13.55	144.39	122.70
1	4Y	172	PHE	CE1-CZ-CE2	-13.55	95.60	120.00
1	5Q	80	PHE	O-C-N	13.55	144.39	122.70
1	5U	172	PHE	CE1-CZ-CE2	-13.55	95.60	120.00
1	6I	80	PHE	O-C-N	13.55	144.39	122.70
1	6M	172	PHE	CE1-CZ-CE2	-13.55	95.60	120.00
1	6Q	80	PHE	O-C-N	13.55	144.39	122.70
1	6U	172	PHE	CE1-CZ-CE2	-13.55	95.60	120.00
1	7E	172	PHE	CE1-CZ-CE2	-13.55	95.60	120.00

*Continued on next page...*

*Continued from previous page...*

Mol	Chain	Res	Type	Atoms	Z	Observed(°)	Ideal(°)
1	7M	80	PHE	O-C-N	13.55	144.39	122.70
1	7Q	172	PHE	CE1-CZ-CE2	-13.55	95.60	120.00
1	12	172	PHE	CE1-CZ-CE2	-13.55	95.61	120.00
1	16	172	PHE	CE1-CZ-CE2	-13.55	95.61	120.00
1	2A	172	PHE	CE1-CZ-CE2	-13.55	95.61	120.00
1	3Q	172	PHE	CE1-CZ-CE2	-13.55	95.61	120.00
1	3U	172	PHE	CE1-CZ-CE2	-13.55	95.61	120.00
1	3Y	172	PHE	CE1-CZ-CE2	-13.55	95.61	120.00
1	5E	172	PHE	CE1-CZ-CE2	-13.55	95.61	120.00
1	5I	172	PHE	CE1-CZ-CE2	-13.55	95.61	120.00
1	5M	172	PHE	CE1-CZ-CE2	-13.55	95.61	120.00
1	62	172	PHE	CE1-CZ-CE2	-13.55	95.61	120.00
1	66	172	PHE	CE1-CZ-CE2	-13.55	95.61	120.00
1	7A	172	PHE	CE1-CZ-CE2	-13.55	95.61	120.00
1	1E	172	PHE	CE1-CZ-CE2	-13.55	95.61	120.00
1	2M	172	PHE	CE1-CZ-CE2	-13.55	95.61	120.00
1	22	172	PHE	CE1-CZ-CE2	-13.55	95.61	120.00
1	3M	172	PHE	CE1-CZ-CE2	-13.55	95.61	120.00
1	36	172	PHE	CE1-CZ-CE2	-13.55	95.61	120.00
1	4I	172	PHE	CE1-CZ-CE2	-13.55	95.61	120.00
1	4Q	172	PHE	CE1-CZ-CE2	-13.55	95.61	120.00
1	5Y	172	PHE	CE1-CZ-CE2	-13.55	95.61	120.00
1	6E	172	PHE	CE1-CZ-CE2	-13.55	95.61	120.00
1	6Y	172	PHE	CE1-CZ-CE2	-13.55	95.61	120.00
1	7I	172	PHE	CE1-CZ-CE2	-13.55	95.61	120.00
1	7U	172	PHE	CE1-CZ-CE2	-13.55	95.61	120.00
2	1F	2	GLU	CA-C-N	-13.55	79.17	117.10
1	1M	80	PHE	O-C-N	13.55	144.37	122.70
1	2I	80	PHE	O-C-N	13.55	144.37	122.70
2	2N	2	GLU	CA-C-N	-13.55	79.17	117.10
2	23	2	GLU	CA-C-N	-13.55	79.17	117.10
1	3A	80	PHE	O-C-N	13.55	144.37	122.70
1	3I	80	PHE	O-C-N	13.55	144.37	122.70
2	3N	2	GLU	CA-C-N	-13.55	79.17	117.10
1	32	80	PHE	O-C-N	13.55	144.37	122.70
2	37	2	GLU	CA-C-N	-13.55	79.17	117.10
1	4E	80	PHE	O-C-N	13.55	144.37	122.70
2	4J	2	GLU	CA-C-N	-13.55	79.17	117.10
2	4R	2	GLU	CA-C-N	-13.55	79.17	117.10
1	4Y	80	PHE	O-C-N	13.55	144.37	122.70
1	5U	80	PHE	O-C-N	13.55	144.37	122.70
2	5Z	2	GLU	CA-C-N	-13.55	79.17	117.10

*Continued on next page...*

*Continued from previous page...*

Mol	Chain	Res	Type	Atoms	Z	Observed(°)	Ideal(°)
2	6F	2	GLU	CA-C-N	-13.55	79.17	117.10
1	6M	80	PHE	O-C-N	13.55	144.37	122.70
1	6U	80	PHE	O-C-N	13.55	144.37	122.70
2	6Z	2	GLU	CA-C-N	-13.55	79.17	117.10
1	7E	80	PHE	O-C-N	13.55	144.37	122.70
2	7J	2	GLU	CA-C-N	-13.55	79.17	117.10
1	7Q	80	PHE	O-C-N	13.55	144.37	122.70
2	7V	2	GLU	CA-C-N	-13.55	79.17	117.10
1	1A	172	PHE	CE1-CZ-CE2	-13.54	95.63	120.00
1	1I	172	PHE	CE1-CZ-CE2	-13.54	95.63	120.00
2	13	2	GLU	CA-C-N	-13.54	79.18	117.10
2	17	2	GLU	CA-C-N	-13.54	79.18	117.10
2	2B	2	GLU	CA-C-N	-13.54	79.18	117.10
1	2E	172	PHE	CE1-CZ-CE2	-13.54	95.63	120.00
1	26	172	PHE	CE1-CZ-CE2	-13.54	95.63	120.00
1	3E	172	PHE	CE1-CZ-CE2	-13.54	95.63	120.00
2	3R	2	GLU	CA-C-N	-13.54	79.18	117.10
2	3V	2	GLU	CA-C-N	-13.54	79.18	117.10
2	3Z	2	GLU	CA-C-N	-13.54	79.18	117.10
1	4A	172	PHE	CE1-CZ-CE2	-13.54	95.63	120.00
1	4M	172	PHE	CE1-CZ-CE2	-13.54	95.63	120.00
1	4U	172	PHE	CE1-CZ-CE2	-13.54	95.63	120.00
2	5F	2	GLU	CA-C-N	-13.54	79.18	117.10
2	5J	2	GLU	CA-C-N	-13.54	79.18	117.10
2	5N	2	GLU	CA-C-N	-13.54	79.18	117.10
1	5Q	172	PHE	CE1-CZ-CE2	-13.54	95.63	120.00
1	6I	172	PHE	CE1-CZ-CE2	-13.54	95.63	120.00
1	6Q	172	PHE	CE1-CZ-CE2	-13.54	95.63	120.00
2	63	2	GLU	CA-C-N	-13.54	79.18	117.10
2	67	2	GLU	CA-C-N	-13.54	79.18	117.10
2	7B	2	GLU	CA-C-N	-13.54	79.18	117.10
1	7M	172	PHE	CE1-CZ-CE2	-13.54	95.63	120.00
1	1M	41	ILE	O-C-N	-13.54	101.03	122.70
2	1N	2	GLU	CA-C-N	-13.54	79.19	117.10
1	2I	41	ILE	O-C-N	-13.54	101.03	122.70
1	3A	41	ILE	O-C-N	-13.54	101.03	122.70
1	3I	41	ILE	O-C-N	-13.54	101.03	122.70
1	32	41	ILE	O-C-N	-13.54	101.03	122.70
1	4E	41	ILE	O-C-N	-13.54	101.03	122.70
1	4Y	41	ILE	O-C-N	-13.54	101.03	122.70
1	5U	41	ILE	O-C-N	-13.54	101.03	122.70
1	6U	41	ILE	O-C-N	-13.54	101.03	122.70

*Continued on next page...*

*Continued from previous page...*

Mol	Chain	Res	Type	Atoms	Z	Observed(°)	Ideal(°)
1	7E	41	ILE	O-C-N	-13.54	101.03	122.70
1	1Q	80	PHE	O-C-N	13.54	144.36	122.70
1	1U	80	PHE	O-C-N	13.54	144.36	122.70
1	1Y	80	PHE	O-C-N	13.54	144.36	122.70
2	2J	2	GLU	CA-C-N	-13.54	79.19	117.10
1	2Q	80	PHE	O-C-N	13.54	144.36	122.70
1	2U	80	PHE	O-C-N	13.54	144.36	122.70
1	2Y	80	PHE	O-C-N	13.54	144.36	122.70
2	3B	2	GLU	CA-C-N	-13.54	79.19	117.10
2	3J	2	GLU	CA-C-N	-13.54	79.19	117.10
2	33	2	GLU	CA-C-N	-13.54	79.19	117.10
2	4F	2	GLU	CA-C-N	-13.54	79.19	117.10
2	4Z	2	GLU	CA-C-N	-13.54	79.19	117.10
1	42	80	PHE	O-C-N	13.54	144.36	122.70
1	46	80	PHE	O-C-N	13.54	144.36	122.70
1	5A	80	PHE	O-C-N	13.54	144.36	122.70
2	5V	2	GLU	CA-C-N	-13.54	79.19	117.10
1	6M	41	ILE	O-C-N	-13.54	101.03	122.70
1	7Q	41	ILE	O-C-N	-13.54	101.03	122.70
1	52	80	PHE	O-C-N	13.54	144.36	122.70
1	56	80	PHE	O-C-N	13.54	144.36	122.70
1	6A	80	PHE	O-C-N	13.54	144.36	122.70
2	6N	2	GLU	CA-C-N	-13.54	79.19	117.10
2	6V	2	GLU	CA-C-N	-13.54	79.19	117.10
2	7F	2	GLU	CA-C-N	-13.54	79.19	117.10
2	7R	2	GLU	CA-C-N	-13.54	79.19	117.10
2	1B	2	GLU	CA-C-N	-13.54	79.20	117.10
2	1J	2	GLU	CA-C-N	-13.54	79.20	117.10
2	1R	2	GLU	CA-C-N	-13.54	79.20	117.10
2	1V	2	GLU	CA-C-N	-13.54	79.20	117.10
2	1Z	2	GLU	CA-C-N	-13.54	79.20	117.10
2	13	72	ARG	NE-CZ-NH1	-13.54	113.53	120.30
2	17	72	ARG	NE-CZ-NH1	-13.54	113.53	120.30
2	2B	72	ARG	NE-CZ-NH1	-13.54	113.53	120.30
2	2F	2	GLU	CA-C-N	-13.54	79.20	117.10
2	2R	2	GLU	CA-C-N	-13.54	79.20	117.10
2	2V	2	GLU	CA-C-N	-13.54	79.20	117.10
2	2Z	2	GLU	CA-C-N	-13.54	79.20	117.10
2	27	2	GLU	CA-C-N	-13.54	79.20	117.10
2	3F	2	GLU	CA-C-N	-13.54	79.20	117.10
2	3R	72	ARG	NE-CZ-NH1	-13.54	113.53	120.30
2	3V	72	ARG	NE-CZ-NH1	-13.54	113.53	120.30

*Continued on next page...*

*Continued from previous page...*

Mol	Chain	Res	Type	Atoms	Z	Observed(°)	Ideal(°)
2	3Z	72	ARG	NE-CZ-NH1	-13.54	113.53	120.30
2	4B	2	GLU	CA-C-N	-13.54	79.20	117.10
2	4N	2	GLU	CA-C-N	-13.54	79.20	117.10
2	4V	2	GLU	CA-C-N	-13.54	79.20	117.10
2	43	2	GLU	CA-C-N	-13.54	79.20	117.10
2	47	2	GLU	CA-C-N	-13.54	79.20	117.10
2	5B	2	GLU	CA-C-N	-13.54	79.20	117.10
2	5F	72	ARG	NE-CZ-NH1	-13.54	113.53	120.30
2	5J	72	ARG	NE-CZ-NH1	-13.54	113.53	120.30
2	5N	72	ARG	NE-CZ-NH1	-13.54	113.53	120.30
2	5R	2	GLU	CA-C-N	-13.54	79.20	117.10
2	53	2	GLU	CA-C-N	-13.54	79.20	117.10
2	57	2	GLU	CA-C-N	-13.54	79.20	117.10
2	6B	2	GLU	CA-C-N	-13.54	79.20	117.10
2	6J	2	GLU	CA-C-N	-13.54	79.20	117.10
2	6R	2	GLU	CA-C-N	-13.54	79.20	117.10
2	63	72	ARG	NE-CZ-NH1	-13.54	113.53	120.30
2	67	72	ARG	NE-CZ-NH1	-13.54	113.53	120.30
2	7B	72	ARG	NE-CZ-NH1	-13.54	113.53	120.30
2	7N	2	GLU	CA-C-N	-13.54	79.20	117.10
1	1E	22	HIS	CB-CA-C	-13.53	83.34	110.40
1	1Q	145	LEU	CB-CG-CD2	13.53	134.00	111.00
1	1U	145	LEU	CB-CG-CD2	13.53	134.00	111.00
1	1Y	145	LEU	CB-CG-CD2	13.53	134.00	111.00
1	2M	22	HIS	CB-CA-C	-13.53	83.34	110.40
1	2Q	145	LEU	CB-CG-CD2	13.53	134.00	111.00
1	2U	145	LEU	CB-CG-CD2	13.53	134.00	111.00
1	2Y	145	LEU	CB-CG-CD2	13.53	134.00	111.00
1	22	22	HIS	CB-CA-C	-13.53	83.34	110.40
1	3M	22	HIS	CB-CA-C	-13.53	83.34	110.40
1	36	22	HIS	CB-CA-C	-13.53	83.34	110.40
1	4I	22	HIS	CB-CA-C	-13.53	83.34	110.40
1	4Q	22	HIS	CB-CA-C	-13.53	83.34	110.40
1	42	145	LEU	CB-CG-CD2	13.53	134.00	111.00
1	46	145	LEU	CB-CG-CD2	13.53	134.00	111.00
1	5A	145	LEU	CB-CG-CD2	13.53	134.00	111.00
1	5Y	22	HIS	CB-CA-C	-13.53	83.34	110.40
1	52	145	LEU	CB-CG-CD2	13.53	134.00	111.00
1	56	145	LEU	CB-CG-CD2	13.53	134.00	111.00
1	6A	145	LEU	CB-CG-CD2	13.53	134.00	111.00
1	6E	22	HIS	CB-CA-C	-13.53	83.34	110.40
1	6Y	22	HIS	CB-CA-C	-13.53	83.34	110.40

*Continued on next page...*

*Continued from previous page...*

Mol	Chain	Res	Type	Atoms	Z	Observed(°)	Ideal(°)
1	7I	22	HIS	CB-CA-C	-13.53	83.34	110.40
1	7U	22	HIS	CB-CA-C	-13.53	83.34	110.40
1	1Q	22	HIS	CB-CA-C	-13.52	83.36	110.40
1	1U	22	HIS	CB-CA-C	-13.52	83.36	110.40
1	1Y	22	HIS	CB-CA-C	-13.52	83.36	110.40
1	12	145	LEU	CB-CG-CD2	13.52	133.99	111.00
1	16	145	LEU	CB-CG-CD2	13.52	133.99	111.00
1	2A	145	LEU	CB-CG-CD2	13.52	133.99	111.00
1	2Q	22	HIS	CB-CA-C	-13.52	83.36	110.40
1	2U	22	HIS	CB-CA-C	-13.52	83.36	110.40
1	2Y	22	HIS	CB-CA-C	-13.52	83.36	110.40
1	3Q	145	LEU	CB-CG-CD2	13.52	133.99	111.00
1	3U	145	LEU	CB-CG-CD2	13.52	133.99	111.00
1	3Y	145	LEU	CB-CG-CD2	13.52	133.99	111.00
1	42	22	HIS	CB-CA-C	-13.52	83.36	110.40
1	46	22	HIS	CB-CA-C	-13.52	83.36	110.40
1	5A	22	HIS	CB-CA-C	-13.52	83.36	110.40
1	5E	145	LEU	CB-CG-CD2	13.52	133.99	111.00
1	5I	145	LEU	CB-CG-CD2	13.52	133.99	111.00
1	5M	145	LEU	CB-CG-CD2	13.52	133.99	111.00
1	52	22	HIS	CB-CA-C	-13.52	83.36	110.40
1	56	22	HIS	CB-CA-C	-13.52	83.36	110.40
1	6A	22	HIS	CB-CA-C	-13.52	83.36	110.40
1	62	145	LEU	CB-CG-CD2	13.52	133.99	111.00
1	66	145	LEU	CB-CG-CD2	13.52	133.99	111.00
1	7A	145	LEU	CB-CG-CD2	13.52	133.99	111.00
1	1A	22	HIS	CB-CA-C	-13.52	83.36	110.40
1	1I	22	HIS	CB-CA-C	-13.52	83.36	110.40
1	2E	22	HIS	CB-CA-C	-13.52	83.36	110.40
1	26	22	HIS	CB-CA-C	-13.52	83.36	110.40
1	3E	22	HIS	CB-CA-C	-13.52	83.36	110.40
1	4A	22	HIS	CB-CA-C	-13.52	83.36	110.40
1	4M	22	HIS	CB-CA-C	-13.52	83.36	110.40
1	4U	22	HIS	CB-CA-C	-13.52	83.36	110.40
1	5Q	22	HIS	CB-CA-C	-13.52	83.36	110.40
1	6I	22	HIS	CB-CA-C	-13.52	83.36	110.40
1	6Q	22	HIS	CB-CA-C	-13.52	83.36	110.40
1	7M	22	HIS	CB-CA-C	-13.52	83.36	110.40
1	12	22	HIS	CB-CA-C	-13.52	83.37	110.40
1	16	22	HIS	CB-CA-C	-13.52	83.37	110.40
1	2A	22	HIS	CB-CA-C	-13.52	83.37	110.40
1	3Q	22	HIS	CB-CA-C	-13.52	83.37	110.40

*Continued on next page...*

*Continued from previous page...*

Mol	Chain	Res	Type	Atoms	Z	Observed(°)	Ideal(°)
1	3U	22	HIS	CB-CA-C	-13.52	83.37	110.40
1	3Y	22	HIS	CB-CA-C	-13.52	83.37	110.40
1	5E	22	HIS	CB-CA-C	-13.52	83.37	110.40
1	5I	22	HIS	CB-CA-C	-13.52	83.37	110.40
1	5M	22	HIS	CB-CA-C	-13.52	83.37	110.40
1	62	22	HIS	CB-CA-C	-13.52	83.37	110.40
1	66	22	HIS	CB-CA-C	-13.52	83.37	110.40
1	7A	22	HIS	CB-CA-C	-13.52	83.37	110.40
2	1F	59	VAL	CA-C-N	-13.51	87.47	117.20
2	2N	59	VAL	CA-C-N	-13.51	87.47	117.20
2	23	59	VAL	CA-C-N	-13.51	87.47	117.20
2	3N	59	VAL	CA-C-N	-13.51	87.47	117.20
2	37	59	VAL	CA-C-N	-13.51	87.47	117.20
2	4J	59	VAL	CA-C-N	-13.51	87.47	117.20
2	4R	59	VAL	CA-C-N	-13.51	87.47	117.20
2	5Z	59	VAL	CA-C-N	-13.51	87.47	117.20
2	6F	59	VAL	CA-C-N	-13.51	87.47	117.20
2	6Z	59	VAL	CA-C-N	-13.51	87.47	117.20
2	7J	59	VAL	CA-C-N	-13.51	87.47	117.20
2	7V	59	VAL	CA-C-N	-13.51	87.47	117.20
1	1A	145	LEU	CB-CG-CD2	13.51	133.97	111.00
1	1I	145	LEU	CB-CG-CD2	13.51	133.97	111.00
2	1R	59	VAL	CA-C-N	-13.51	87.48	117.20
2	1V	59	VAL	CA-C-N	-13.51	87.48	117.20
2	1Z	59	VAL	CA-C-N	-13.51	87.48	117.20
2	2R	59	VAL	CA-C-N	-13.51	87.48	117.20
2	2V	59	VAL	CA-C-N	-13.51	87.48	117.20
2	2Z	59	VAL	CA-C-N	-13.51	87.48	117.20
2	43	59	VAL	CA-C-N	-13.51	87.48	117.20
2	47	59	VAL	CA-C-N	-13.51	87.48	117.20
2	5B	59	VAL	CA-C-N	-13.51	87.48	117.20
2	53	59	VAL	CA-C-N	-13.51	87.48	117.20
2	57	59	VAL	CA-C-N	-13.51	87.48	117.20
2	6B	59	VAL	CA-C-N	-13.51	87.48	117.20
1	1M	22	HIS	CB-CA-C	-13.51	83.38	110.40
1	2E	145	LEU	CB-CG-CD2	13.51	133.97	111.00
1	2I	22	HIS	CB-CA-C	-13.51	83.38	110.40
1	26	145	LEU	CB-CG-CD2	13.51	133.97	111.00
1	3A	22	HIS	CB-CA-C	-13.51	83.38	110.40
1	3E	145	LEU	CB-CG-CD2	13.51	133.97	111.00
1	3I	22	HIS	CB-CA-C	-13.51	83.38	110.40
1	32	22	HIS	CB-CA-C	-13.51	83.38	110.40

*Continued on next page...*



*Continued from previous page...*

Mol	Chain	Res	Type	Atoms	Z	Observed(°)	Ideal(°)
1	4A	145	LEU	CB-CG-CD2	13.51	133.97	111.00
1	4E	22	HIS	CB-CA-C	-13.51	83.38	110.40
1	4M	145	LEU	CB-CG-CD2	13.51	133.97	111.00
1	4U	145	LEU	CB-CG-CD2	13.51	133.97	111.00
1	4Y	22	HIS	CB-CA-C	-13.51	83.38	110.40
1	5Q	145	LEU	CB-CG-CD2	13.51	133.97	111.00
1	5U	22	HIS	CB-CA-C	-13.51	83.38	110.40
1	6I	145	LEU	CB-CG-CD2	13.51	133.97	111.00
1	6M	22	HIS	CB-CA-C	-13.51	83.38	110.40
1	6Q	145	LEU	CB-CG-CD2	13.51	133.97	111.00
1	6U	22	HIS	CB-CA-C	-13.51	83.38	110.40
1	7E	22	HIS	CB-CA-C	-13.51	83.38	110.40
1	7M	145	LEU	CB-CG-CD2	13.51	133.97	111.00
1	7Q	22	HIS	CB-CA-C	-13.51	83.38	110.40
1	1E	145	LEU	CB-CG-CD2	13.51	133.96	111.00
1	2M	145	LEU	CB-CG-CD2	13.51	133.96	111.00
1	22	145	LEU	CB-CG-CD2	13.51	133.96	111.00
1	3M	145	LEU	CB-CG-CD2	13.51	133.96	111.00
1	36	145	LEU	CB-CG-CD2	13.51	133.96	111.00
1	4I	145	LEU	CB-CG-CD2	13.51	133.96	111.00
1	4Q	145	LEU	CB-CG-CD2	13.51	133.96	111.00
1	5Y	145	LEU	CB-CG-CD2	13.51	133.96	111.00
1	6E	145	LEU	CB-CG-CD2	13.51	133.96	111.00
1	6Y	145	LEU	CB-CG-CD2	13.51	133.96	111.00
1	7I	145	LEU	CB-CG-CD2	13.51	133.96	111.00
1	7U	145	LEU	CB-CG-CD2	13.51	133.96	111.00
2	1B	59	VAL	CA-C-N	-13.51	87.49	117.20
2	1J	59	VAL	CA-C-N	-13.51	87.49	117.20
2	2F	59	VAL	CA-C-N	-13.51	87.49	117.20
2	27	59	VAL	CA-C-N	-13.51	87.49	117.20
2	3F	59	VAL	CA-C-N	-13.51	87.49	117.20
2	4B	59	VAL	CA-C-N	-13.51	87.49	117.20
2	4N	59	VAL	CA-C-N	-13.51	87.49	117.20
2	4V	59	VAL	CA-C-N	-13.51	87.49	117.20
2	5R	59	VAL	CA-C-N	-13.51	87.49	117.20
2	6J	59	VAL	CA-C-N	-13.51	87.49	117.20
2	6R	59	VAL	CA-C-N	-13.51	87.49	117.20
2	7N	59	VAL	CA-C-N	-13.51	87.49	117.20
1	1M	145	LEU	CB-CG-CD2	13.50	133.96	111.00
1	2I	145	LEU	CB-CG-CD2	13.50	133.96	111.00
1	3A	145	LEU	CB-CG-CD2	13.50	133.96	111.00
1	3I	145	LEU	CB-CG-CD2	13.50	133.96	111.00

*Continued on next page...*

*Continued from previous page...*

Mol	Chain	Res	Type	Atoms	Z	Observed(°)	Ideal(°)
1	32	145	LEU	CB-CG-CD2	13.50	133.96	111.00
1	4E	145	LEU	CB-CG-CD2	13.50	133.96	111.00
1	4Y	145	LEU	CB-CG-CD2	13.50	133.96	111.00
1	5U	145	LEU	CB-CG-CD2	13.50	133.96	111.00
1	6M	145	LEU	CB-CG-CD2	13.50	133.96	111.00
1	6U	145	LEU	CB-CG-CD2	13.50	133.96	111.00
1	7E	145	LEU	CB-CG-CD2	13.50	133.96	111.00
1	7Q	145	LEU	CB-CG-CD2	13.50	133.96	111.00
2	1N	59	VAL	CA-C-N	-13.50	87.50	117.20
2	13	59	VAL	CA-C-N	-13.50	87.50	117.20
2	17	59	VAL	CA-C-N	-13.50	87.50	117.20
2	2B	59	VAL	CA-C-N	-13.50	87.50	117.20
2	2J	59	VAL	CA-C-N	-13.50	87.50	117.20
2	3B	59	VAL	CA-C-N	-13.50	87.50	117.20
2	3J	59	VAL	CA-C-N	-13.50	87.50	117.20
2	3R	59	VAL	CA-C-N	-13.50	87.50	117.20
2	3V	59	VAL	CA-C-N	-13.50	87.50	117.20
2	3Z	59	VAL	CA-C-N	-13.50	87.50	117.20
2	33	59	VAL	CA-C-N	-13.50	87.50	117.20
2	4F	59	VAL	CA-C-N	-13.50	87.50	117.20
2	4Z	59	VAL	CA-C-N	-13.50	87.50	117.20
2	5F	59	VAL	CA-C-N	-13.50	87.50	117.20
2	5J	59	VAL	CA-C-N	-13.50	87.50	117.20
2	5N	59	VAL	CA-C-N	-13.50	87.50	117.20
2	5V	59	VAL	CA-C-N	-13.50	87.50	117.20
2	6N	59	VAL	CA-C-N	-13.50	87.50	117.20
2	6V	59	VAL	CA-C-N	-13.50	87.50	117.20
2	63	59	VAL	CA-C-N	-13.50	87.50	117.20
2	67	59	VAL	CA-C-N	-13.50	87.50	117.20
2	7B	59	VAL	CA-C-N	-13.50	87.50	117.20
2	7F	59	VAL	CA-C-N	-13.50	87.50	117.20
2	7R	59	VAL	CA-C-N	-13.50	87.50	117.20
2	1F	78	HIS	CG-CD2-NE2	13.50	134.84	109.20
2	1R	78	HIS	CG-CD2-NE2	13.50	134.85	109.20
2	1V	78	HIS	CG-CD2-NE2	13.50	134.85	109.20
2	1Z	78	HIS	CG-CD2-NE2	13.50	134.85	109.20
2	2N	78	HIS	CG-CD2-NE2	13.50	134.84	109.20
2	2R	78	HIS	CG-CD2-NE2	13.50	134.85	109.20
2	2V	78	HIS	CG-CD2-NE2	13.50	134.85	109.20
2	2Z	78	HIS	CG-CD2-NE2	13.50	134.85	109.20
2	23	78	HIS	CG-CD2-NE2	13.50	134.84	109.20
2	3N	78	HIS	CG-CD2-NE2	13.50	134.84	109.20

*Continued on next page...*

*Continued from previous page...*

Mol	Chain	Res	Type	Atoms	Z	Observed(°)	Ideal(°)
2	37	78	HIS	CG-CD2-NE2	13.50	134.84	109.20
2	4J	78	HIS	CG-CD2-NE2	13.50	134.84	109.20
2	4R	78	HIS	CG-CD2-NE2	13.50	134.84	109.20
2	43	78	HIS	CG-CD2-NE2	13.50	134.85	109.20
2	47	78	HIS	CG-CD2-NE2	13.50	134.85	109.20
2	5B	78	HIS	CG-CD2-NE2	13.50	134.85	109.20
2	5Z	78	HIS	CG-CD2-NE2	13.50	134.84	109.20
2	53	78	HIS	CG-CD2-NE2	13.50	134.85	109.20
2	57	78	HIS	CG-CD2-NE2	13.50	134.85	109.20
2	6B	78	HIS	CG-CD2-NE2	13.50	134.85	109.20
2	6F	78	HIS	CG-CD2-NE2	13.50	134.84	109.20
2	6Z	78	HIS	CG-CD2-NE2	13.50	134.84	109.20
2	7J	78	HIS	CG-CD2-NE2	13.50	134.84	109.20
2	7V	78	HIS	CG-CD2-NE2	13.50	134.84	109.20
2	1R	108	HIS	CA-C-O	-13.49	91.77	120.10
2	1V	108	HIS	CA-C-O	-13.49	91.77	120.10
2	1Z	108	HIS	CA-C-O	-13.49	91.77	120.10
2	2R	108	HIS	CA-C-O	-13.49	91.77	120.10
2	2V	108	HIS	CA-C-O	-13.49	91.77	120.10
2	2Z	108	HIS	CA-C-O	-13.49	91.77	120.10
2	43	108	HIS	CA-C-O	-13.49	91.77	120.10
2	47	108	HIS	CA-C-O	-13.49	91.77	120.10
2	5B	108	HIS	CA-C-O	-13.49	91.77	120.10
2	53	108	HIS	CA-C-O	-13.49	91.77	120.10
2	57	108	HIS	CA-C-O	-13.49	91.77	120.10
2	6B	108	HIS	CA-C-O	-13.49	91.77	120.10
2	1F	108	HIS	CA-C-O	-13.48	91.78	120.10
2	2N	108	HIS	CA-C-O	-13.48	91.78	120.10
2	23	108	HIS	CA-C-O	-13.48	91.78	120.10
2	3N	108	HIS	CA-C-O	-13.48	91.78	120.10
2	37	108	HIS	CA-C-O	-13.48	91.78	120.10
2	4J	108	HIS	CA-C-O	-13.48	91.78	120.10
2	4R	108	HIS	CA-C-O	-13.48	91.78	120.10
2	5Z	108	HIS	CA-C-O	-13.48	91.78	120.10
2	6F	108	HIS	CA-C-O	-13.48	91.78	120.10
2	6Z	108	HIS	CA-C-O	-13.48	91.78	120.10
2	7J	108	HIS	CA-C-O	-13.48	91.78	120.10
2	7V	108	HIS	CA-C-O	-13.48	91.78	120.10
2	1F	108	HIS	CA-CB-CG	13.48	136.51	113.60
2	2N	108	HIS	CA-CB-CG	13.48	136.51	113.60
2	23	108	HIS	CA-CB-CG	13.48	136.51	113.60
2	3N	108	HIS	CA-CB-CG	13.48	136.51	113.60

*Continued on next page...*

*Continued from previous page...*

Mol	Chain	Res	Type	Atoms	Z	Observed(°)	Ideal(°)
2	37	108	HIS	CA-CB-CG	13.48	136.51	113.60
2	4J	108	HIS	CA-CB-CG	13.48	136.51	113.60
2	4R	108	HIS	CA-CB-CG	13.48	136.51	113.60
2	5Z	108	HIS	CA-CB-CG	13.48	136.51	113.60
2	6F	108	HIS	CA-CB-CG	13.48	136.51	113.60
2	6Z	108	HIS	CA-CB-CG	13.48	136.51	113.60
2	7J	108	HIS	CA-CB-CG	13.48	136.51	113.60
2	7V	108	HIS	CA-CB-CG	13.48	136.51	113.60
2	1B	78	HIS	CG-CD2-NE2	13.47	134.80	109.20
2	1J	78	HIS	CG-CD2-NE2	13.47	134.80	109.20
2	1N	72	ARG	NE-CZ-NH1	-13.47	113.56	120.30
2	2F	78	HIS	CG-CD2-NE2	13.47	134.80	109.20
2	2J	72	ARG	NE-CZ-NH1	-13.47	113.56	120.30
2	27	78	HIS	CG-CD2-NE2	13.47	134.80	109.20
2	3B	72	ARG	NE-CZ-NH1	-13.47	113.56	120.30
2	3F	78	HIS	CG-CD2-NE2	13.47	134.80	109.20
2	3J	72	ARG	NE-CZ-NH1	-13.47	113.56	120.30
2	33	72	ARG	NE-CZ-NH1	-13.47	113.56	120.30
2	4B	78	HIS	CG-CD2-NE2	13.47	134.80	109.20
2	4F	72	ARG	NE-CZ-NH1	-13.47	113.56	120.30
2	4N	78	HIS	CG-CD2-NE2	13.47	134.80	109.20
2	4V	78	HIS	CG-CD2-NE2	13.47	134.80	109.20
2	4Z	72	ARG	NE-CZ-NH1	-13.47	113.56	120.30
2	5R	78	HIS	CG-CD2-NE2	13.47	134.80	109.20
2	5V	72	ARG	NE-CZ-NH1	-13.47	113.56	120.30
2	6J	78	HIS	CG-CD2-NE2	13.47	134.80	109.20
2	6N	72	ARG	NE-CZ-NH1	-13.47	113.56	120.30
2	6R	78	HIS	CG-CD2-NE2	13.47	134.80	109.20
2	6V	72	ARG	NE-CZ-NH1	-13.47	113.56	120.30
2	7F	72	ARG	NE-CZ-NH1	-13.47	113.56	120.30
2	7N	78	HIS	CG-CD2-NE2	13.47	134.80	109.20
2	7R	72	ARG	NE-CZ-NH1	-13.47	113.56	120.30
2	13	78	HIS	CG-CD2-NE2	13.47	134.79	109.20
2	17	78	HIS	CG-CD2-NE2	13.47	134.79	109.20
2	2B	78	HIS	CG-CD2-NE2	13.47	134.79	109.20
2	3R	78	HIS	CG-CD2-NE2	13.47	134.79	109.20
2	3V	78	HIS	CG-CD2-NE2	13.47	134.79	109.20
2	3Z	78	HIS	CG-CD2-NE2	13.47	134.79	109.20
2	5F	78	HIS	CG-CD2-NE2	13.47	134.79	109.20
2	5J	78	HIS	CG-CD2-NE2	13.47	134.79	109.20
2	5N	78	HIS	CG-CD2-NE2	13.47	134.79	109.20
2	63	78	HIS	CG-CD2-NE2	13.47	134.79	109.20

*Continued on next page...*

*Continued from previous page...*

Mol	Chain	Res	Type	Atoms	Z	Observed(°)	Ideal(°)
2	67	78	HIS	CG-CD2-NE2	13.47	134.79	109.20
2	7B	78	HIS	CG-CD2-NE2	13.47	134.79	109.20
2	1B	108	HIS	CA-C-O	-13.47	91.82	120.10
2	1J	108	HIS	CA-C-O	-13.47	91.82	120.10
2	1N	108	HIS	CA-C-O	-13.46	91.82	120.10
2	13	108	HIS	CA-C-O	-13.47	91.82	120.10
2	17	108	HIS	CA-C-O	-13.47	91.82	120.10
2	2B	108	HIS	CA-C-O	-13.47	91.82	120.10
2	2F	108	HIS	CA-C-O	-13.47	91.82	120.10
2	2J	108	HIS	CA-C-O	-13.46	91.82	120.10
2	27	108	HIS	CA-C-O	-13.47	91.82	120.10
2	3B	108	HIS	CA-C-O	-13.46	91.82	120.10
2	3F	108	HIS	CA-C-O	-13.47	91.82	120.10
2	3J	108	HIS	CA-C-O	-13.46	91.82	120.10
2	3R	108	HIS	CA-C-O	-13.47	91.82	120.10
2	3V	108	HIS	CA-C-O	-13.47	91.82	120.10
2	3Z	108	HIS	CA-C-O	-13.47	91.82	120.10
2	33	108	HIS	CA-C-O	-13.46	91.82	120.10
2	4B	108	HIS	CA-C-O	-13.47	91.82	120.10
2	4F	108	HIS	CA-C-O	-13.46	91.82	120.10
2	4N	108	HIS	CA-C-O	-13.47	91.82	120.10
2	4V	108	HIS	CA-C-O	-13.47	91.82	120.10
2	4Z	108	HIS	CA-C-O	-13.46	91.82	120.10
2	5F	108	HIS	CA-C-O	-13.47	91.82	120.10
2	5J	108	HIS	CA-C-O	-13.47	91.82	120.10
2	5N	108	HIS	CA-C-O	-13.47	91.82	120.10
2	5R	108	HIS	CA-C-O	-13.47	91.82	120.10
2	5V	108	HIS	CA-C-O	-13.46	91.82	120.10
2	6J	108	HIS	CA-C-O	-13.47	91.82	120.10
2	6N	108	HIS	CA-C-O	-13.46	91.82	120.10
2	6R	108	HIS	CA-C-O	-13.47	91.82	120.10
2	6V	108	HIS	CA-C-O	-13.46	91.82	120.10
2	63	108	HIS	CA-C-O	-13.47	91.82	120.10
2	67	108	HIS	CA-C-O	-13.47	91.82	120.10
2	7B	108	HIS	CA-C-O	-13.47	91.82	120.10
2	7F	108	HIS	CA-C-O	-13.46	91.82	120.10
2	7N	108	HIS	CA-C-O	-13.47	91.82	120.10
2	7R	108	HIS	CA-C-O	-13.46	91.82	120.10
2	1B	72	ARG	NE-CZ-NH1	-13.46	113.57	120.30
2	1J	72	ARG	NE-CZ-NH1	-13.46	113.57	120.30
2	1R	72	ARG	NE-CZ-NH1	-13.46	113.57	120.30
2	1V	72	ARG	NE-CZ-NH1	-13.46	113.57	120.30

*Continued on next page...*

*Continued from previous page...*

Mol	Chain	Res	Type	Atoms	Z	Observed(°)	Ideal(°)
2	1Z	72	ARG	NE-CZ-NH1	-13.46	113.57	120.30
2	2F	72	ARG	NE-CZ-NH1	-13.46	113.57	120.30
2	2R	72	ARG	NE-CZ-NH1	-13.46	113.57	120.30
2	2V	72	ARG	NE-CZ-NH1	-13.46	113.57	120.30
2	2Z	72	ARG	NE-CZ-NH1	-13.46	113.57	120.30
2	27	72	ARG	NE-CZ-NH1	-13.46	113.57	120.30
2	3F	72	ARG	NE-CZ-NH1	-13.46	113.57	120.30
2	4B	72	ARG	NE-CZ-NH1	-13.46	113.57	120.30
2	4N	72	ARG	NE-CZ-NH1	-13.46	113.57	120.30
2	4V	72	ARG	NE-CZ-NH1	-13.46	113.57	120.30
2	43	72	ARG	NE-CZ-NH1	-13.46	113.57	120.30
2	47	72	ARG	NE-CZ-NH1	-13.46	113.57	120.30
2	5B	72	ARG	NE-CZ-NH1	-13.46	113.57	120.30
2	5R	72	ARG	NE-CZ-NH1	-13.46	113.57	120.30
2	53	72	ARG	NE-CZ-NH1	-13.46	113.57	120.30
2	57	72	ARG	NE-CZ-NH1	-13.46	113.57	120.30
2	6B	72	ARG	NE-CZ-NH1	-13.46	113.57	120.30
2	6J	72	ARG	NE-CZ-NH1	-13.46	113.57	120.30
2	6R	72	ARG	NE-CZ-NH1	-13.46	113.57	120.30
2	7N	72	ARG	NE-CZ-NH1	-13.46	113.57	120.30
2	1F	72	ARG	NE-CZ-NH1	-13.46	113.57	120.30
2	2N	72	ARG	NE-CZ-NH1	-13.46	113.57	120.30
2	23	72	ARG	NE-CZ-NH1	-13.46	113.57	120.30
2	3N	72	ARG	NE-CZ-NH1	-13.46	113.57	120.30
2	37	72	ARG	NE-CZ-NH1	-13.46	113.57	120.30
2	4J	72	ARG	NE-CZ-NH1	-13.46	113.57	120.30
2	4R	72	ARG	NE-CZ-NH1	-13.46	113.57	120.30
2	5Z	72	ARG	NE-CZ-NH1	-13.46	113.57	120.30
2	6F	72	ARG	NE-CZ-NH1	-13.46	113.57	120.30
2	6Z	72	ARG	NE-CZ-NH1	-13.46	113.57	120.30
2	7J	72	ARG	NE-CZ-NH1	-13.46	113.57	120.30
2	7V	72	ARG	NE-CZ-NH1	-13.46	113.57	120.30
2	1B	108	HIS	CA-CB-CG	13.46	136.47	113.60
2	1J	108	HIS	CA-CB-CG	13.46	136.47	113.60
2	2F	108	HIS	CA-CB-CG	13.46	136.47	113.60
2	27	108	HIS	CA-CB-CG	13.46	136.47	113.60
2	3F	108	HIS	CA-CB-CG	13.46	136.47	113.60
2	4B	108	HIS	CA-CB-CG	13.46	136.47	113.60
2	4N	108	HIS	CA-CB-CG	13.46	136.47	113.60
2	4V	108	HIS	CA-CB-CG	13.46	136.47	113.60
2	5R	108	HIS	CA-CB-CG	13.46	136.47	113.60
2	6J	108	HIS	CA-CB-CG	13.46	136.47	113.60

*Continued on next page...*



*Continued from previous page...*

Mol	Chain	Res	Type	Atoms	Z	Observed(°)	Ideal(°)
2	6R	108	HIS	CA-CB-CG	13.46	136.47	113.60
2	7N	108	HIS	CA-CB-CG	13.46	136.47	113.60
2	1N	108	HIS	CA-CB-CG	13.45	136.47	113.60
2	2J	108	HIS	CA-CB-CG	13.45	136.47	113.60
2	3B	108	HIS	CA-CB-CG	13.45	136.47	113.60
2	3J	108	HIS	CA-CB-CG	13.45	136.47	113.60
2	33	108	HIS	CA-CB-CG	13.45	136.47	113.60
2	4F	108	HIS	CA-CB-CG	13.45	136.47	113.60
2	4Z	108	HIS	CA-CB-CG	13.45	136.47	113.60
2	5V	108	HIS	CA-CB-CG	13.45	136.47	113.60
2	6N	108	HIS	CA-CB-CG	13.45	136.47	113.60
2	6V	108	HIS	CA-CB-CG	13.45	136.47	113.60
2	7F	108	HIS	CA-CB-CG	13.45	136.47	113.60
2	7R	108	HIS	CA-CB-CG	13.45	136.47	113.60
2	1N	78	HIS	CG-CD2-NE2	13.45	134.75	109.20
2	2J	78	HIS	CG-CD2-NE2	13.45	134.75	109.20
2	3B	78	HIS	CG-CD2-NE2	13.45	134.75	109.20
2	3J	78	HIS	CG-CD2-NE2	13.45	134.75	109.20
2	33	78	HIS	CG-CD2-NE2	13.45	134.75	109.20
2	4F	78	HIS	CG-CD2-NE2	13.45	134.75	109.20
2	4Z	78	HIS	CG-CD2-NE2	13.45	134.75	109.20
2	5V	78	HIS	CG-CD2-NE2	13.45	134.75	109.20
2	6N	78	HIS	CG-CD2-NE2	13.45	134.75	109.20
2	6V	78	HIS	CG-CD2-NE2	13.45	134.75	109.20
2	7F	78	HIS	CG-CD2-NE2	13.45	134.75	109.20
2	7R	78	HIS	CG-CD2-NE2	13.45	134.75	109.20
2	13	108	HIS	CA-CB-CG	13.45	136.46	113.60
2	17	108	HIS	CA-CB-CG	13.45	136.46	113.60
2	2B	108	HIS	CA-CB-CG	13.45	136.46	113.60
2	3R	108	HIS	CA-CB-CG	13.45	136.46	113.60
2	3V	108	HIS	CA-CB-CG	13.45	136.46	113.60
2	3Z	108	HIS	CA-CB-CG	13.45	136.46	113.60
2	5F	108	HIS	CA-CB-CG	13.45	136.46	113.60
2	5J	108	HIS	CA-CB-CG	13.45	136.46	113.60
2	5N	108	HIS	CA-CB-CG	13.45	136.46	113.60
2	63	108	HIS	CA-CB-CG	13.45	136.46	113.60
2	67	108	HIS	CA-CB-CG	13.45	136.46	113.60
2	7B	108	HIS	CA-CB-CG	13.45	136.46	113.60
2	1R	108	HIS	CA-CB-CG	13.44	136.45	113.60
2	1V	108	HIS	CA-CB-CG	13.44	136.45	113.60
2	1Z	108	HIS	CA-CB-CG	13.44	136.45	113.60
2	2R	108	HIS	CA-CB-CG	13.44	136.45	113.60

*Continued on next page...*



*Continued from previous page...*

Mol	Chain	Res	Type	Atoms	Z	Observed(°)	Ideal(°)
2	2V	108	HIS	CA-CB-CG	13.44	136.45	113.60
2	2Z	108	HIS	CA-CB-CG	13.44	136.45	113.60
2	43	108	HIS	CA-CB-CG	13.44	136.45	113.60
2	47	108	HIS	CA-CB-CG	13.44	136.45	113.60
2	5B	108	HIS	CA-CB-CG	13.44	136.45	113.60
2	53	108	HIS	CA-CB-CG	13.44	136.45	113.60
2	57	108	HIS	CA-CB-CG	13.44	136.45	113.60
2	6B	108	HIS	CA-CB-CG	13.44	136.45	113.60
2	1F	107	PHE	C-N-CA	13.43	155.28	121.70
2	2N	107	PHE	C-N-CA	13.43	155.28	121.70
2	23	107	PHE	C-N-CA	13.43	155.28	121.70
2	3N	107	PHE	C-N-CA	13.43	155.28	121.70
2	37	107	PHE	C-N-CA	13.43	155.28	121.70
2	4J	107	PHE	C-N-CA	13.43	155.28	121.70
2	4R	107	PHE	C-N-CA	13.43	155.28	121.70
2	5Z	107	PHE	C-N-CA	13.43	155.28	121.70
2	6F	107	PHE	C-N-CA	13.43	155.28	121.70
2	6Z	107	PHE	C-N-CA	13.43	155.28	121.70
2	7J	107	PHE	C-N-CA	13.43	155.28	121.70
2	7V	107	PHE	C-N-CA	13.43	155.28	121.70
2	1B	107	PHE	C-N-CA	13.42	155.25	121.70
2	1J	107	PHE	C-N-CA	13.42	155.25	121.70
2	2F	107	PHE	C-N-CA	13.42	155.25	121.70
2	27	107	PHE	C-N-CA	13.42	155.25	121.70
2	3F	107	PHE	C-N-CA	13.42	155.25	121.70
2	4B	107	PHE	C-N-CA	13.42	155.25	121.70
2	4N	107	PHE	C-N-CA	13.42	155.25	121.70
2	4V	107	PHE	C-N-CA	13.42	155.25	121.70
2	5R	107	PHE	C-N-CA	13.42	155.25	121.70
2	6J	107	PHE	C-N-CA	13.42	155.25	121.70
2	6R	107	PHE	C-N-CA	13.42	155.25	121.70
2	7N	107	PHE	C-N-CA	13.42	155.25	121.70
2	1N	107	PHE	C-N-CA	13.42	155.25	121.70
2	13	107	PHE	C-N-CA	13.42	155.25	121.70
2	17	107	PHE	C-N-CA	13.42	155.25	121.70
2	2B	107	PHE	C-N-CA	13.42	155.25	121.70
2	2J	107	PHE	C-N-CA	13.42	155.25	121.70
2	3B	107	PHE	C-N-CA	13.42	155.25	121.70
2	3J	107	PHE	C-N-CA	13.42	155.25	121.70
2	3R	107	PHE	C-N-CA	13.42	155.25	121.70
2	3V	107	PHE	C-N-CA	13.42	155.25	121.70
2	3Z	107	PHE	C-N-CA	13.42	155.25	121.70

*Continued on next page...*

*Continued from previous page...*

Mol	Chain	Res	Type	Atoms	Z	Observed(°)	Ideal(°)
2	33	107	PHE	C-N-CA	13.42	155.25	121.70
2	4F	107	PHE	C-N-CA	13.42	155.25	121.70
2	4Z	107	PHE	C-N-CA	13.42	155.25	121.70
2	5F	107	PHE	C-N-CA	13.42	155.25	121.70
2	5J	107	PHE	C-N-CA	13.42	155.25	121.70
2	5N	107	PHE	C-N-CA	13.42	155.25	121.70
2	5V	107	PHE	C-N-CA	13.42	155.25	121.70
2	6N	107	PHE	C-N-CA	13.42	155.25	121.70
2	6V	107	PHE	C-N-CA	13.42	155.25	121.70
2	63	107	PHE	C-N-CA	13.42	155.25	121.70
2	67	107	PHE	C-N-CA	13.42	155.25	121.70
2	7B	107	PHE	C-N-CA	13.42	155.25	121.70
2	7F	107	PHE	C-N-CA	13.42	155.25	121.70
2	7R	107	PHE	C-N-CA	13.42	155.25	121.70
2	1R	107	PHE	C-N-CA	13.41	155.22	121.70
2	1V	107	PHE	C-N-CA	13.41	155.22	121.70
2	1Z	107	PHE	C-N-CA	13.41	155.22	121.70
2	2R	107	PHE	C-N-CA	13.41	155.22	121.70
2	2V	107	PHE	C-N-CA	13.41	155.22	121.70
2	2Z	107	PHE	C-N-CA	13.41	155.22	121.70
2	43	107	PHE	C-N-CA	13.41	155.22	121.70
2	47	107	PHE	C-N-CA	13.41	155.22	121.70
2	5B	107	PHE	C-N-CA	13.41	155.22	121.70
2	53	107	PHE	C-N-CA	13.41	155.22	121.70
2	57	107	PHE	C-N-CA	13.41	155.22	121.70
2	6B	107	PHE	C-N-CA	13.41	155.22	121.70
1	12	81	ASN	C-N-CA	-13.37	88.27	121.70
1	16	81	ASN	C-N-CA	-13.37	88.27	121.70
1	2A	81	ASN	C-N-CA	-13.37	88.27	121.70
1	3Q	81	ASN	C-N-CA	-13.37	88.27	121.70
1	3U	81	ASN	C-N-CA	-13.37	88.27	121.70
1	3Y	81	ASN	C-N-CA	-13.37	88.27	121.70
1	5E	81	ASN	C-N-CA	-13.37	88.27	121.70
1	5I	81	ASN	C-N-CA	-13.37	88.27	121.70
1	5M	81	ASN	C-N-CA	-13.37	88.27	121.70
1	62	81	ASN	C-N-CA	-13.37	88.27	121.70
1	66	81	ASN	C-N-CA	-13.37	88.27	121.70
1	7A	81	ASN	C-N-CA	-13.37	88.27	121.70
1	1M	81	ASN	C-N-CA	-13.37	88.29	121.70
1	2I	81	ASN	C-N-CA	-13.37	88.29	121.70
1	3A	81	ASN	C-N-CA	-13.37	88.29	121.70
1	3I	81	ASN	C-N-CA	-13.37	88.29	121.70

*Continued on next page...*

*Continued from previous page...*

Mol	Chain	Res	Type	Atoms	Z	Observed(°)	Ideal(°)
1	32	81	ASN	C-N-CA	-13.37	88.29	121.70
1	4E	81	ASN	C-N-CA	-13.37	88.29	121.70
1	4Y	81	ASN	C-N-CA	-13.37	88.29	121.70
1	5U	81	ASN	C-N-CA	-13.37	88.29	121.70
1	6M	81	ASN	C-N-CA	-13.37	88.29	121.70
1	6U	81	ASN	C-N-CA	-13.37	88.29	121.70
1	7E	81	ASN	C-N-CA	-13.37	88.29	121.70
1	7Q	81	ASN	C-N-CA	-13.37	88.29	121.70
2	1N	41	PHE	CG-CD2-CE2	-13.36	106.10	120.80
2	2J	41	PHE	CG-CD2-CE2	-13.36	106.10	120.80
2	3B	41	PHE	CG-CD2-CE2	-13.36	106.10	120.80
2	3J	41	PHE	CG-CD2-CE2	-13.36	106.10	120.80
2	33	41	PHE	CG-CD2-CE2	-13.36	106.10	120.80
2	4F	41	PHE	CG-CD2-CE2	-13.36	106.10	120.80
2	4Z	41	PHE	CG-CD2-CE2	-13.36	106.10	120.80
2	5V	41	PHE	CG-CD2-CE2	-13.36	106.10	120.80
2	6N	41	PHE	CG-CD2-CE2	-13.36	106.10	120.80
2	6V	41	PHE	CG-CD2-CE2	-13.36	106.10	120.80
2	7F	41	PHE	CG-CD2-CE2	-13.36	106.10	120.80
2	7R	41	PHE	CG-CD2-CE2	-13.36	106.10	120.80
1	1A	81	ASN	C-N-CA	-13.36	88.30	121.70
1	1I	81	ASN	C-N-CA	-13.36	88.30	121.70
1	2E	81	ASN	C-N-CA	-13.36	88.30	121.70
1	26	81	ASN	C-N-CA	-13.36	88.30	121.70
1	3E	81	ASN	C-N-CA	-13.36	88.30	121.70
1	4A	81	ASN	C-N-CA	-13.36	88.30	121.70
1	4M	81	ASN	C-N-CA	-13.36	88.30	121.70
1	4U	81	ASN	C-N-CA	-13.36	88.30	121.70
1	5Q	81	ASN	C-N-CA	-13.36	88.30	121.70
1	6I	81	ASN	C-N-CA	-13.36	88.30	121.70
1	6Q	81	ASN	C-N-CA	-13.36	88.30	121.70
1	7M	81	ASN	C-N-CA	-13.36	88.30	121.70
1	1Q	81	ASN	C-N-CA	-13.36	88.31	121.70
1	1U	81	ASN	C-N-CA	-13.36	88.31	121.70
1	1Y	81	ASN	C-N-CA	-13.36	88.31	121.70
1	2Q	81	ASN	C-N-CA	-13.36	88.31	121.70
1	2U	81	ASN	C-N-CA	-13.36	88.31	121.70
1	2Y	81	ASN	C-N-CA	-13.36	88.31	121.70
1	42	81	ASN	C-N-CA	-13.36	88.31	121.70
1	46	81	ASN	C-N-CA	-13.36	88.31	121.70
1	5A	81	ASN	C-N-CA	-13.36	88.31	121.70
1	52	81	ASN	C-N-CA	-13.36	88.31	121.70

*Continued on next page...*

*Continued from previous page...*

Mol	Chain	Res	Type	Atoms	Z	Observed(°)	Ideal(°)
1	56	81	ASN	C-N-CA	-13.36	88.31	121.70
1	6A	81	ASN	C-N-CA	-13.36	88.31	121.70
1	1E	81	ASN	C-N-CA	-13.35	88.32	121.70
2	13	41	PHE	CG-CD2-CE2	-13.35	106.11	120.80
2	17	41	PHE	CG-CD2-CE2	-13.35	106.11	120.80
2	2B	41	PHE	CG-CD2-CE2	-13.35	106.11	120.80
1	2M	81	ASN	C-N-CA	-13.35	88.32	121.70
1	22	81	ASN	C-N-CA	-13.35	88.32	121.70
1	3M	81	ASN	C-N-CA	-13.35	88.32	121.70
2	3R	41	PHE	CG-CD2-CE2	-13.35	106.11	120.80
2	3V	41	PHE	CG-CD2-CE2	-13.35	106.11	120.80
2	3Z	41	PHE	CG-CD2-CE2	-13.35	106.11	120.80
1	36	81	ASN	C-N-CA	-13.35	88.32	121.70
1	4I	81	ASN	C-N-CA	-13.35	88.32	121.70
1	4Q	81	ASN	C-N-CA	-13.35	88.32	121.70
2	5F	41	PHE	CG-CD2-CE2	-13.35	106.11	120.80
2	5J	41	PHE	CG-CD2-CE2	-13.35	106.11	120.80
2	5N	41	PHE	CG-CD2-CE2	-13.35	106.11	120.80
1	5Y	81	ASN	C-N-CA	-13.35	88.32	121.70
1	6E	81	ASN	C-N-CA	-13.35	88.32	121.70
1	6Y	81	ASN	C-N-CA	-13.35	88.32	121.70
2	63	41	PHE	CG-CD2-CE2	-13.35	106.11	120.80
2	67	41	PHE	CG-CD2-CE2	-13.35	106.11	120.80
2	7B	41	PHE	CG-CD2-CE2	-13.35	106.11	120.80
1	7I	81	ASN	C-N-CA	-13.35	88.32	121.70
1	7U	81	ASN	C-N-CA	-13.35	88.32	121.70
2	1F	41	PHE	CG-CD2-CE2	-13.35	106.12	120.80
2	2N	41	PHE	CG-CD2-CE2	-13.35	106.12	120.80
2	23	41	PHE	CG-CD2-CE2	-13.35	106.12	120.80
2	3N	41	PHE	CG-CD2-CE2	-13.35	106.12	120.80
2	37	41	PHE	CG-CD2-CE2	-13.35	106.12	120.80
2	4J	41	PHE	CG-CD2-CE2	-13.35	106.12	120.80
2	4R	41	PHE	CG-CD2-CE2	-13.35	106.12	120.80
2	5Z	41	PHE	CG-CD2-CE2	-13.35	106.12	120.80
2	6F	41	PHE	CG-CD2-CE2	-13.35	106.12	120.80
2	6Z	41	PHE	CG-CD2-CE2	-13.35	106.12	120.80
2	7J	41	PHE	CG-CD2-CE2	-13.35	106.12	120.80
2	7V	41	PHE	CG-CD2-CE2	-13.35	106.12	120.80
2	1B	41	PHE	CG-CD2-CE2	-13.35	106.12	120.80
2	1J	41	PHE	CG-CD2-CE2	-13.35	106.12	120.80
2	1R	41	PHE	CG-CD2-CE2	-13.35	106.12	120.80
2	1V	41	PHE	CG-CD2-CE2	-13.35	106.12	120.80

*Continued on next page...*

*Continued from previous page...*

Mol	Chain	Res	Type	Atoms	Z	Observed(°)	Ideal(°)
2	1Z	41	PHE	CG-CD2-CE2	-13.35	106.12	120.80
2	2F	41	PHE	CG-CD2-CE2	-13.35	106.12	120.80
2	2R	41	PHE	CG-CD2-CE2	-13.35	106.12	120.80
2	2V	41	PHE	CG-CD2-CE2	-13.35	106.12	120.80
2	2Z	41	PHE	CG-CD2-CE2	-13.35	106.12	120.80
2	27	41	PHE	CG-CD2-CE2	-13.35	106.12	120.80
2	3F	41	PHE	CG-CD2-CE2	-13.35	106.12	120.80
2	4B	41	PHE	CG-CD2-CE2	-13.35	106.12	120.80
2	4N	41	PHE	CG-CD2-CE2	-13.35	106.12	120.80
2	4V	41	PHE	CG-CD2-CE2	-13.35	106.12	120.80
2	43	41	PHE	CG-CD2-CE2	-13.35	106.12	120.80
2	47	41	PHE	CG-CD2-CE2	-13.35	106.12	120.80
2	5B	41	PHE	CG-CD2-CE2	-13.35	106.12	120.80
2	5R	41	PHE	CG-CD2-CE2	-13.35	106.12	120.80
2	53	41	PHE	CG-CD2-CE2	-13.35	106.12	120.80
2	57	41	PHE	CG-CD2-CE2	-13.35	106.12	120.80
2	6B	41	PHE	CG-CD2-CE2	-13.35	106.12	120.80
2	6J	41	PHE	CG-CD2-CE2	-13.35	106.12	120.80
2	6R	41	PHE	CG-CD2-CE2	-13.35	106.12	120.80
2	7N	41	PHE	CG-CD2-CE2	-13.35	106.12	120.80
2	1N	42	HIS	CG-CD2-NE2	13.30	134.46	109.20
2	2J	42	HIS	CG-CD2-NE2	13.30	134.46	109.20
2	3B	42	HIS	CG-CD2-NE2	13.30	134.46	109.20
2	3J	42	HIS	CG-CD2-NE2	13.30	134.46	109.20
2	33	42	HIS	CG-CD2-NE2	13.30	134.46	109.20
2	4F	42	HIS	CG-CD2-NE2	13.30	134.46	109.20
2	4Z	42	HIS	CG-CD2-NE2	13.30	134.46	109.20
2	5V	42	HIS	CG-CD2-NE2	13.30	134.46	109.20
2	6N	42	HIS	CG-CD2-NE2	13.30	134.46	109.20
2	6V	42	HIS	CG-CD2-NE2	13.30	134.46	109.20
2	7F	42	HIS	CG-CD2-NE2	13.30	134.46	109.20
2	7R	42	HIS	CG-CD2-NE2	13.30	134.46	109.20
2	1F	42	HIS	CG-CD2-NE2	13.29	134.45	109.20
2	2N	42	HIS	CG-CD2-NE2	13.29	134.45	109.20
2	23	42	HIS	CG-CD2-NE2	13.29	134.45	109.20
2	3N	42	HIS	CG-CD2-NE2	13.29	134.45	109.20
2	37	42	HIS	CG-CD2-NE2	13.29	134.45	109.20
2	4J	42	HIS	CG-CD2-NE2	13.29	134.45	109.20
2	4R	42	HIS	CG-CD2-NE2	13.29	134.45	109.20
2	5Z	42	HIS	CG-CD2-NE2	13.29	134.45	109.20
2	6F	42	HIS	CG-CD2-NE2	13.29	134.45	109.20
2	6Z	42	HIS	CG-CD2-NE2	13.29	134.45	109.20

*Continued on next page...*

*Continued from previous page...*

Mol	Chain	Res	Type	Atoms	Z	Observed(°)	Ideal(°)
2	7J	42	HIS	CG-CD2-NE2	13.29	134.45	109.20
2	7V	42	HIS	CG-CD2-NE2	13.29	134.45	109.20
2	1R	42	HIS	CG-CD2-NE2	13.29	134.44	109.20
2	1V	42	HIS	CG-CD2-NE2	13.29	134.44	109.20
2	1Z	42	HIS	CG-CD2-NE2	13.29	134.44	109.20
2	2R	42	HIS	CG-CD2-NE2	13.29	134.44	109.20
2	2V	42	HIS	CG-CD2-NE2	13.29	134.44	109.20
2	2Z	42	HIS	CG-CD2-NE2	13.29	134.44	109.20
2	43	42	HIS	CG-CD2-NE2	13.29	134.44	109.20
2	47	42	HIS	CG-CD2-NE2	13.29	134.44	109.20
2	5B	42	HIS	CG-CD2-NE2	13.29	134.44	109.20
2	53	42	HIS	CG-CD2-NE2	13.29	134.44	109.20
2	57	42	HIS	CG-CD2-NE2	13.29	134.44	109.20
2	6B	42	HIS	CG-CD2-NE2	13.29	134.44	109.20
2	13	42	HIS	CG-CD2-NE2	13.28	134.43	109.20
2	17	42	HIS	CG-CD2-NE2	13.28	134.43	109.20
2	2B	42	HIS	CG-CD2-NE2	13.28	134.43	109.20
2	3R	42	HIS	CG-CD2-NE2	13.28	134.43	109.20
2	3V	42	HIS	CG-CD2-NE2	13.28	134.43	109.20
2	3Z	42	HIS	CG-CD2-NE2	13.28	134.43	109.20
2	5F	42	HIS	CG-CD2-NE2	13.28	134.43	109.20
2	5J	42	HIS	CG-CD2-NE2	13.28	134.43	109.20
2	5N	42	HIS	CG-CD2-NE2	13.28	134.43	109.20
2	63	42	HIS	CG-CD2-NE2	13.28	134.43	109.20
2	67	42	HIS	CG-CD2-NE2	13.28	134.43	109.20
2	7B	42	HIS	CG-CD2-NE2	13.28	134.43	109.20
2	1R	35	PHE	CA-CB-CG	-13.27	82.06	113.90
2	1V	35	PHE	CA-CB-CG	-13.27	82.06	113.90
2	1Z	35	PHE	CA-CB-CG	-13.27	82.06	113.90
2	13	35	PHE	CA-CB-CG	-13.27	82.06	113.90
2	17	35	PHE	CA-CB-CG	-13.27	82.06	113.90
2	2B	35	PHE	CA-CB-CG	-13.27	82.06	113.90
2	2R	35	PHE	CA-CB-CG	-13.27	82.06	113.90
2	2V	35	PHE	CA-CB-CG	-13.27	82.06	113.90
2	2Z	35	PHE	CA-CB-CG	-13.27	82.06	113.90
2	3R	35	PHE	CA-CB-CG	-13.27	82.06	113.90
2	3V	35	PHE	CA-CB-CG	-13.27	82.06	113.90
2	3Z	35	PHE	CA-CB-CG	-13.27	82.06	113.90
2	43	35	PHE	CA-CB-CG	-13.27	82.06	113.90
2	47	35	PHE	CA-CB-CG	-13.27	82.06	113.90
2	5B	35	PHE	CA-CB-CG	-13.27	82.06	113.90
2	5F	35	PHE	CA-CB-CG	-13.27	82.06	113.90

*Continued on next page...*



*Continued from previous page...*

Mol	Chain	Res	Type	Atoms	Z	Observed(°)	Ideal(°)
2	5J	35	PHE	CA-CB-CG	-13.27	82.06	113.90
2	5N	35	PHE	CA-CB-CG	-13.27	82.06	113.90
2	53	35	PHE	CA-CB-CG	-13.27	82.06	113.90
2	57	35	PHE	CA-CB-CG	-13.27	82.06	113.90
2	6B	35	PHE	CA-CB-CG	-13.27	82.06	113.90
2	63	35	PHE	CA-CB-CG	-13.27	82.06	113.90
2	67	35	PHE	CA-CB-CG	-13.27	82.06	113.90
2	7B	35	PHE	CA-CB-CG	-13.27	82.06	113.90
2	1B	42	HIS	CG-CD2-NE2	13.26	134.40	109.20
2	1J	42	HIS	CG-CD2-NE2	13.26	134.40	109.20
2	2F	42	HIS	CG-CD2-NE2	13.26	134.40	109.20
2	27	42	HIS	CG-CD2-NE2	13.26	134.40	109.20
2	3F	42	HIS	CG-CD2-NE2	13.26	134.40	109.20
2	4B	42	HIS	CG-CD2-NE2	13.26	134.40	109.20
2	4N	42	HIS	CG-CD2-NE2	13.26	134.40	109.20
2	4V	42	HIS	CG-CD2-NE2	13.26	134.40	109.20
2	5R	42	HIS	CG-CD2-NE2	13.26	134.40	109.20
2	6J	42	HIS	CG-CD2-NE2	13.26	134.40	109.20
2	6R	42	HIS	CG-CD2-NE2	13.26	134.40	109.20
2	7N	42	HIS	CG-CD2-NE2	13.26	134.40	109.20
2	1F	35	PHE	CA-CB-CG	-13.26	82.07	113.90
2	1N	35	PHE	CA-CB-CG	-13.26	82.07	113.90
2	2J	35	PHE	CA-CB-CG	-13.26	82.07	113.90
2	2N	35	PHE	CA-CB-CG	-13.26	82.07	113.90
2	23	35	PHE	CA-CB-CG	-13.26	82.07	113.90
2	3B	35	PHE	CA-CB-CG	-13.26	82.07	113.90
2	3J	35	PHE	CA-CB-CG	-13.26	82.07	113.90
2	3N	35	PHE	CA-CB-CG	-13.26	82.07	113.90
2	33	35	PHE	CA-CB-CG	-13.26	82.07	113.90
2	37	35	PHE	CA-CB-CG	-13.26	82.07	113.90
2	4F	35	PHE	CA-CB-CG	-13.26	82.07	113.90
2	4J	35	PHE	CA-CB-CG	-13.26	82.07	113.90
2	4R	35	PHE	CA-CB-CG	-13.26	82.07	113.90
2	4Z	35	PHE	CA-CB-CG	-13.26	82.07	113.90
2	5V	35	PHE	CA-CB-CG	-13.26	82.07	113.90
2	5Z	35	PHE	CA-CB-CG	-13.26	82.07	113.90
2	6F	35	PHE	CA-CB-CG	-13.26	82.07	113.90
2	6N	35	PHE	CA-CB-CG	-13.26	82.07	113.90
2	6V	35	PHE	CA-CB-CG	-13.26	82.07	113.90
2	6Z	35	PHE	CA-CB-CG	-13.26	82.07	113.90
2	7F	35	PHE	CA-CB-CG	-13.26	82.07	113.90
2	7J	35	PHE	CA-CB-CG	-13.26	82.07	113.90

*Continued on next page...*



*Continued from previous page...*

Mol	Chain	Res	Type	Atoms	Z	Observed(°)	Ideal(°)
2	7R	35	PHE	CA-CB-CG	-13.26	82.07	113.90
2	7V	35	PHE	CA-CB-CG	-13.26	82.07	113.90
2	1B	35	PHE	CA-CB-CG	-13.26	82.08	113.90
2	1J	35	PHE	CA-CB-CG	-13.26	82.08	113.90
2	2F	35	PHE	CA-CB-CG	-13.26	82.08	113.90
2	27	35	PHE	CA-CB-CG	-13.26	82.08	113.90
2	3F	35	PHE	CA-CB-CG	-13.26	82.08	113.90
2	4B	35	PHE	CA-CB-CG	-13.26	82.08	113.90
2	4N	35	PHE	CA-CB-CG	-13.26	82.08	113.90
2	4V	35	PHE	CA-CB-CG	-13.26	82.08	113.90
2	5R	35	PHE	CA-CB-CG	-13.26	82.08	113.90
2	6J	35	PHE	CA-CB-CG	-13.26	82.08	113.90
2	6R	35	PHE	CA-CB-CG	-13.26	82.08	113.90
2	7N	35	PHE	CA-CB-CG	-13.26	82.08	113.90
1	1Q	151	ASN	N-CA-C	-13.25	75.24	111.00
1	1U	151	ASN	N-CA-C	-13.25	75.24	111.00
1	1Y	151	ASN	N-CA-C	-13.25	75.24	111.00
1	2Q	151	ASN	N-CA-C	-13.25	75.24	111.00
1	2U	151	ASN	N-CA-C	-13.25	75.24	111.00
1	2Y	151	ASN	N-CA-C	-13.25	75.24	111.00
1	42	151	ASN	N-CA-C	-13.25	75.24	111.00
1	46	151	ASN	N-CA-C	-13.25	75.24	111.00
1	5A	151	ASN	N-CA-C	-13.25	75.24	111.00
1	52	151	ASN	N-CA-C	-13.25	75.24	111.00
1	56	151	ASN	N-CA-C	-13.25	75.24	111.00
1	6A	151	ASN	N-CA-C	-13.25	75.24	111.00
1	1M	151	ASN	N-CA-C	-13.24	75.25	111.00
2	1R	34	ASP	CB-CG-OD2	-13.24	106.38	118.30
2	1V	34	ASP	CB-CG-OD2	-13.24	106.38	118.30
2	1Z	34	ASP	CB-CG-OD2	-13.24	106.38	118.30
1	2I	151	ASN	N-CA-C	-13.24	75.25	111.00
2	2R	34	ASP	CB-CG-OD2	-13.24	106.38	118.30
2	2V	34	ASP	CB-CG-OD2	-13.24	106.38	118.30
2	2Z	34	ASP	CB-CG-OD2	-13.24	106.38	118.30
1	3A	151	ASN	N-CA-C	-13.24	75.25	111.00
1	3I	151	ASN	N-CA-C	-13.24	75.25	111.00
1	32	151	ASN	N-CA-C	-13.24	75.25	111.00
1	4E	151	ASN	N-CA-C	-13.24	75.25	111.00
1	4Y	151	ASN	N-CA-C	-13.24	75.25	111.00
2	43	34	ASP	CB-CG-OD2	-13.24	106.38	118.30
2	47	34	ASP	CB-CG-OD2	-13.24	106.38	118.30
2	5B	34	ASP	CB-CG-OD2	-13.24	106.38	118.30

*Continued on next page...*

*Continued from previous page...*

Mol	Chain	Res	Type	Atoms	Z	Observed(°)	Ideal(°)
1	5U	151	ASN	N-CA-C	-13.24	75.25	111.00
2	53	34	ASP	CB-CG-OD2	-13.24	106.38	118.30
2	57	34	ASP	CB-CG-OD2	-13.24	106.38	118.30
2	6B	34	ASP	CB-CG-OD2	-13.24	106.38	118.30
1	6M	151	ASN	N-CA-C	-13.24	75.25	111.00
1	6U	151	ASN	N-CA-C	-13.24	75.25	111.00
1	7E	151	ASN	N-CA-C	-13.24	75.25	111.00
1	7Q	151	ASN	N-CA-C	-13.24	75.25	111.00
2	13	41	PHE	CD1-CG-CD2	13.23	135.50	118.30
2	17	41	PHE	CD1-CG-CD2	13.23	135.50	118.30
2	2B	41	PHE	CD1-CG-CD2	13.23	135.50	118.30
2	3R	41	PHE	CD1-CG-CD2	13.23	135.50	118.30
2	3V	41	PHE	CD1-CG-CD2	13.23	135.50	118.30
2	3Z	41	PHE	CD1-CG-CD2	13.23	135.50	118.30
2	5F	41	PHE	CD1-CG-CD2	13.23	135.50	118.30
2	5J	41	PHE	CD1-CG-CD2	13.23	135.50	118.30
2	5N	41	PHE	CD1-CG-CD2	13.23	135.50	118.30
2	63	41	PHE	CD1-CG-CD2	13.23	135.50	118.30
2	67	41	PHE	CD1-CG-CD2	13.23	135.50	118.30
2	7B	41	PHE	CD1-CG-CD2	13.23	135.50	118.30
2	1N	41	PHE	CD1-CG-CD2	13.23	135.50	118.30
2	2J	41	PHE	CD1-CG-CD2	13.23	135.50	118.30
2	3B	41	PHE	CD1-CG-CD2	13.23	135.50	118.30
2	3J	41	PHE	CD1-CG-CD2	13.23	135.50	118.30
2	33	41	PHE	CD1-CG-CD2	13.23	135.50	118.30
2	4F	41	PHE	CD1-CG-CD2	13.23	135.50	118.30
2	4Z	41	PHE	CD1-CG-CD2	13.23	135.50	118.30
2	5V	41	PHE	CD1-CG-CD2	13.23	135.50	118.30
2	6N	41	PHE	CD1-CG-CD2	13.23	135.50	118.30
2	6V	41	PHE	CD1-CG-CD2	13.23	135.50	118.30
2	7F	41	PHE	CD1-CG-CD2	13.23	135.50	118.30
2	7R	41	PHE	CD1-CG-CD2	13.23	135.50	118.30
1	1E	151	ASN	N-CA-C	-13.23	75.29	111.00
1	12	151	ASN	N-CA-C	-13.23	75.29	111.00
1	16	151	ASN	N-CA-C	-13.23	75.29	111.00
1	2A	151	ASN	N-CA-C	-13.23	75.29	111.00
1	2M	151	ASN	N-CA-C	-13.23	75.29	111.00
1	22	151	ASN	N-CA-C	-13.23	75.29	111.00
1	3M	151	ASN	N-CA-C	-13.23	75.29	111.00
1	3Q	151	ASN	N-CA-C	-13.23	75.29	111.00
1	3U	151	ASN	N-CA-C	-13.23	75.29	111.00
1	3Y	151	ASN	N-CA-C	-13.23	75.29	111.00

*Continued on next page...*

*Continued from previous page...*

Mol	Chain	Res	Type	Atoms	Z	Observed(°)	Ideal(°)
1	36	151	ASN	N-CA-C	-13.23	75.29	111.00
1	4I	151	ASN	N-CA-C	-13.23	75.29	111.00
1	4Q	151	ASN	N-CA-C	-13.23	75.29	111.00
1	5E	151	ASN	N-CA-C	-13.23	75.29	111.00
1	5I	151	ASN	N-CA-C	-13.23	75.29	111.00
1	5M	151	ASN	N-CA-C	-13.23	75.29	111.00
1	5Y	151	ASN	N-CA-C	-13.23	75.29	111.00
1	6E	151	ASN	N-CA-C	-13.23	75.29	111.00
1	6Y	151	ASN	N-CA-C	-13.23	75.29	111.00
1	62	151	ASN	N-CA-C	-13.23	75.29	111.00
1	66	151	ASN	N-CA-C	-13.23	75.29	111.00
1	7A	151	ASN	N-CA-C	-13.23	75.29	111.00
1	7I	151	ASN	N-CA-C	-13.23	75.29	111.00
1	7U	151	ASN	N-CA-C	-13.23	75.29	111.00
2	1B	41	PHE	CD1-CG-CD2	13.22	135.49	118.30
2	1J	41	PHE	CD1-CG-CD2	13.22	135.49	118.30
2	1R	41	PHE	CD1-CG-CD2	13.22	135.49	118.30
2	1V	41	PHE	CD1-CG-CD2	13.22	135.49	118.30
2	1Z	41	PHE	CD1-CG-CD2	13.22	135.49	118.30
2	2F	41	PHE	CD1-CG-CD2	13.22	135.49	118.30
2	2R	41	PHE	CD1-CG-CD2	13.22	135.49	118.30
2	2V	41	PHE	CD1-CG-CD2	13.22	135.49	118.30
2	2Z	41	PHE	CD1-CG-CD2	13.22	135.49	118.30
2	27	41	PHE	CD1-CG-CD2	13.22	135.49	118.30
2	3F	41	PHE	CD1-CG-CD2	13.22	135.49	118.30
2	4B	41	PHE	CD1-CG-CD2	13.22	135.49	118.30
2	4N	41	PHE	CD1-CG-CD2	13.22	135.49	118.30
2	4V	41	PHE	CD1-CG-CD2	13.22	135.49	118.30
2	43	41	PHE	CD1-CG-CD2	13.22	135.49	118.30
2	47	41	PHE	CD1-CG-CD2	13.22	135.49	118.30
2	5B	41	PHE	CD1-CG-CD2	13.22	135.49	118.30
2	5R	41	PHE	CD1-CG-CD2	13.22	135.49	118.30
2	53	41	PHE	CD1-CG-CD2	13.22	135.49	118.30
2	57	41	PHE	CD1-CG-CD2	13.22	135.49	118.30
2	6B	41	PHE	CD1-CG-CD2	13.22	135.49	118.30
2	6J	41	PHE	CD1-CG-CD2	13.22	135.49	118.30
2	6R	41	PHE	CD1-CG-CD2	13.22	135.49	118.30
2	7N	41	PHE	CD1-CG-CD2	13.22	135.49	118.30
1	1A	151	ASN	N-CA-C	-13.22	75.30	111.00
1	1I	151	ASN	N-CA-C	-13.22	75.30	111.00
1	2E	151	ASN	N-CA-C	-13.22	75.30	111.00
1	26	151	ASN	N-CA-C	-13.22	75.30	111.00

*Continued on next page...*

*Continued from previous page...*

Mol	Chain	Res	Type	Atoms	Z	Observed(°)	Ideal(°)
1	3E	151	ASN	N-CA-C	-13.22	75.30	111.00
1	4A	151	ASN	N-CA-C	-13.22	75.30	111.00
1	4M	151	ASN	N-CA-C	-13.22	75.30	111.00
1	4U	151	ASN	N-CA-C	-13.22	75.30	111.00
1	5Q	151	ASN	N-CA-C	-13.22	75.30	111.00
1	6I	151	ASN	N-CA-C	-13.22	75.30	111.00
1	6Q	151	ASN	N-CA-C	-13.22	75.30	111.00
1	7M	151	ASN	N-CA-C	-13.22	75.30	111.00
2	1N	209	LEU	N-CA-CB	-13.22	83.96	110.40
2	2J	209	LEU	N-CA-CB	-13.22	83.96	110.40
2	3B	209	LEU	N-CA-CB	-13.22	83.96	110.40
2	3J	209	LEU	N-CA-CB	-13.22	83.96	110.40
2	33	209	LEU	N-CA-CB	-13.22	83.96	110.40
2	4F	209	LEU	N-CA-CB	-13.22	83.96	110.40
2	4Z	209	LEU	N-CA-CB	-13.22	83.96	110.40
2	5V	209	LEU	N-CA-CB	-13.22	83.96	110.40
2	6N	209	LEU	N-CA-CB	-13.22	83.96	110.40
2	6V	209	LEU	N-CA-CB	-13.22	83.96	110.40
2	7F	209	LEU	N-CA-CB	-13.22	83.96	110.40
2	7R	209	LEU	N-CA-CB	-13.22	83.96	110.40
2	1N	34	ASP	CB-CG-OD2	-13.21	106.41	118.30
2	2J	34	ASP	CB-CG-OD2	-13.21	106.41	118.30
2	3B	34	ASP	CB-CG-OD2	-13.21	106.41	118.30
2	3J	34	ASP	CB-CG-OD2	-13.21	106.41	118.30
2	33	34	ASP	CB-CG-OD2	-13.21	106.41	118.30
2	4F	34	ASP	CB-CG-OD2	-13.21	106.41	118.30
2	4Z	34	ASP	CB-CG-OD2	-13.21	106.41	118.30
2	5V	34	ASP	CB-CG-OD2	-13.21	106.41	118.30
2	6N	34	ASP	CB-CG-OD2	-13.21	106.41	118.30
2	6V	34	ASP	CB-CG-OD2	-13.21	106.41	118.30
2	7F	34	ASP	CB-CG-OD2	-13.21	106.41	118.30
2	7R	34	ASP	CB-CG-OD2	-13.21	106.41	118.30
2	1F	41	PHE	CD1-CG-CD2	13.21	135.47	118.30
2	2N	41	PHE	CD1-CG-CD2	13.21	135.47	118.30
2	23	41	PHE	CD1-CG-CD2	13.21	135.47	118.30
2	3N	41	PHE	CD1-CG-CD2	13.21	135.47	118.30
2	37	41	PHE	CD1-CG-CD2	13.21	135.47	118.30
2	4J	41	PHE	CD1-CG-CD2	13.21	135.47	118.30
2	4R	41	PHE	CD1-CG-CD2	13.21	135.47	118.30
2	5Z	41	PHE	CD1-CG-CD2	13.21	135.47	118.30
2	6F	41	PHE	CD1-CG-CD2	13.21	135.47	118.30
2	6Z	41	PHE	CD1-CG-CD2	13.21	135.47	118.30

*Continued on next page...*

*Continued from previous page...*

Mol	Chain	Res	Type	Atoms	Z	Observed(°)	Ideal(°)
2	7J	41	PHE	CD1-CG-CD2	13.21	135.47	118.30
2	7V	41	PHE	CD1-CG-CD2	13.21	135.47	118.30
2	1B	34	ASP	CB-CG-OD2	-13.20	106.42	118.30
2	1J	34	ASP	CB-CG-OD2	-13.20	106.42	118.30
2	1R	209	LEU	N-CA-CB	-13.20	84.00	110.40
2	1V	209	LEU	N-CA-CB	-13.20	84.00	110.40
2	1Z	209	LEU	N-CA-CB	-13.20	84.00	110.40
2	2F	34	ASP	CB-CG-OD2	-13.20	106.42	118.30
2	2R	209	LEU	N-CA-CB	-13.20	84.00	110.40
2	2V	209	LEU	N-CA-CB	-13.20	84.00	110.40
2	2Z	209	LEU	N-CA-CB	-13.20	84.00	110.40
2	27	34	ASP	CB-CG-OD2	-13.20	106.42	118.30
2	3F	34	ASP	CB-CG-OD2	-13.20	106.42	118.30
2	4B	34	ASP	CB-CG-OD2	-13.20	106.42	118.30
2	4N	34	ASP	CB-CG-OD2	-13.20	106.42	118.30
2	4V	34	ASP	CB-CG-OD2	-13.20	106.42	118.30
2	43	209	LEU	N-CA-CB	-13.20	84.00	110.40
2	47	209	LEU	N-CA-CB	-13.20	84.00	110.40
2	5B	209	LEU	N-CA-CB	-13.20	84.00	110.40
2	5R	34	ASP	CB-CG-OD2	-13.20	106.42	118.30
2	53	209	LEU	N-CA-CB	-13.20	84.00	110.40
2	57	209	LEU	N-CA-CB	-13.20	84.00	110.40
2	6B	209	LEU	N-CA-CB	-13.20	84.00	110.40
2	6J	34	ASP	CB-CG-OD2	-13.20	106.42	118.30
2	6R	34	ASP	CB-CG-OD2	-13.20	106.42	118.30
2	7N	34	ASP	CB-CG-OD2	-13.20	106.42	118.30
2	1B	209	LEU	N-CA-CB	-13.19	84.02	110.40
2	1J	209	LEU	N-CA-CB	-13.19	84.02	110.40
2	13	34	ASP	CB-CG-OD2	-13.19	106.43	118.30
2	17	34	ASP	CB-CG-OD2	-13.19	106.43	118.30
2	2B	34	ASP	CB-CG-OD2	-13.19	106.43	118.30
2	2F	209	LEU	N-CA-CB	-13.19	84.02	110.40
2	27	209	LEU	N-CA-CB	-13.19	84.02	110.40
2	3F	209	LEU	N-CA-CB	-13.19	84.02	110.40
2	3R	34	ASP	CB-CG-OD2	-13.19	106.43	118.30
2	3V	34	ASP	CB-CG-OD2	-13.19	106.43	118.30
2	3Z	34	ASP	CB-CG-OD2	-13.19	106.43	118.30
2	4B	209	LEU	N-CA-CB	-13.19	84.02	110.40
2	4N	209	LEU	N-CA-CB	-13.19	84.02	110.40
2	4V	209	LEU	N-CA-CB	-13.19	84.02	110.40
2	5F	34	ASP	CB-CG-OD2	-13.19	106.43	118.30
2	5J	34	ASP	CB-CG-OD2	-13.19	106.43	118.30

*Continued on next page...*

*Continued from previous page...*

Mol	Chain	Res	Type	Atoms	Z	Observed(°)	Ideal(°)
2	5N	34	ASP	CB-CG-OD2	-13.19	106.43	118.30
2	5R	209	LEU	N-CA-CB	-13.19	84.02	110.40
2	6J	209	LEU	N-CA-CB	-13.19	84.02	110.40
2	6R	209	LEU	N-CA-CB	-13.19	84.02	110.40
2	63	34	ASP	CB-CG-OD2	-13.19	106.43	118.30
2	67	34	ASP	CB-CG-OD2	-13.19	106.43	118.30
2	7B	34	ASP	CB-CG-OD2	-13.19	106.43	118.30
2	7N	209	LEU	N-CA-CB	-13.19	84.02	110.40
2	13	209	LEU	N-CA-CB	-13.19	84.03	110.40
2	17	209	LEU	N-CA-CB	-13.19	84.03	110.40
2	2B	209	LEU	N-CA-CB	-13.19	84.03	110.40
2	3R	209	LEU	N-CA-CB	-13.19	84.03	110.40
2	3V	209	LEU	N-CA-CB	-13.19	84.03	110.40
2	3Z	209	LEU	N-CA-CB	-13.19	84.03	110.40
2	5F	209	LEU	N-CA-CB	-13.19	84.03	110.40
2	5J	209	LEU	N-CA-CB	-13.19	84.03	110.40
2	5N	209	LEU	N-CA-CB	-13.19	84.03	110.40
2	63	209	LEU	N-CA-CB	-13.19	84.03	110.40
2	67	209	LEU	N-CA-CB	-13.19	84.03	110.40
2	7B	209	LEU	N-CA-CB	-13.19	84.03	110.40
2	1F	209	LEU	N-CA-CB	-13.18	84.04	110.40
2	2N	209	LEU	N-CA-CB	-13.18	84.04	110.40
2	23	209	LEU	N-CA-CB	-13.18	84.04	110.40
2	3N	209	LEU	N-CA-CB	-13.18	84.04	110.40
2	37	209	LEU	N-CA-CB	-13.18	84.04	110.40
2	4J	209	LEU	N-CA-CB	-13.18	84.04	110.40
2	4R	209	LEU	N-CA-CB	-13.18	84.04	110.40
2	5Z	209	LEU	N-CA-CB	-13.18	84.04	110.40
2	6F	209	LEU	N-CA-CB	-13.18	84.04	110.40
2	6Z	209	LEU	N-CA-CB	-13.18	84.04	110.40
2	7J	209	LEU	N-CA-CB	-13.18	84.04	110.40
2	7V	209	LEU	N-CA-CB	-13.18	84.04	110.40
2	1F	34	ASP	CB-CG-OD2	-13.18	106.44	118.30
2	2N	34	ASP	CB-CG-OD2	-13.18	106.44	118.30
2	23	34	ASP	CB-CG-OD2	-13.18	106.44	118.30
2	3N	34	ASP	CB-CG-OD2	-13.18	106.44	118.30
2	37	34	ASP	CB-CG-OD2	-13.18	106.44	118.30
2	4J	34	ASP	CB-CG-OD2	-13.18	106.44	118.30
2	4R	34	ASP	CB-CG-OD2	-13.18	106.44	118.30
2	5Z	34	ASP	CB-CG-OD2	-13.18	106.44	118.30
2	6F	34	ASP	CB-CG-OD2	-13.18	106.44	118.30
2	6Z	34	ASP	CB-CG-OD2	-13.18	106.44	118.30

*Continued on next page...*



*Continued from previous page...*

Mol	Chain	Res	Type	Atoms	Z	Observed(°)	Ideal(°)
2	7J	34	ASP	CB-CG-OD2	-13.18	106.44	118.30
2	7V	34	ASP	CB-CG-OD2	-13.18	106.44	118.30
1	1A	9	PHE	CB-CG-CD1	-13.16	111.59	120.80
1	1E	9	PHE	CB-CG-CD1	-13.16	111.59	120.80
1	1I	9	PHE	CB-CG-CD1	-13.16	111.59	120.80
1	2E	9	PHE	CB-CG-CD1	-13.16	111.59	120.80
1	2M	9	PHE	CB-CG-CD1	-13.16	111.59	120.80
1	22	9	PHE	CB-CG-CD1	-13.16	111.59	120.80
1	26	9	PHE	CB-CG-CD1	-13.16	111.59	120.80
1	3E	9	PHE	CB-CG-CD1	-13.16	111.59	120.80
1	3M	9	PHE	CB-CG-CD1	-13.16	111.59	120.80
1	36	9	PHE	CB-CG-CD1	-13.16	111.59	120.80
1	4A	9	PHE	CB-CG-CD1	-13.16	111.59	120.80
1	4I	9	PHE	CB-CG-CD1	-13.16	111.59	120.80
1	4M	9	PHE	CB-CG-CD1	-13.16	111.59	120.80
1	4Q	9	PHE	CB-CG-CD1	-13.16	111.59	120.80
1	4U	9	PHE	CB-CG-CD1	-13.16	111.59	120.80
1	5Q	9	PHE	CB-CG-CD1	-13.16	111.59	120.80
1	5Y	9	PHE	CB-CG-CD1	-13.16	111.59	120.80
1	6E	9	PHE	CB-CG-CD1	-13.16	111.59	120.80
1	6I	9	PHE	CB-CG-CD1	-13.16	111.59	120.80
1	6Q	9	PHE	CB-CG-CD1	-13.16	111.59	120.80
1	6Y	9	PHE	CB-CG-CD1	-13.16	111.59	120.80
1	7I	9	PHE	CB-CG-CD1	-13.16	111.59	120.80
1	7M	9	PHE	CB-CG-CD1	-13.16	111.59	120.80
1	7U	9	PHE	CB-CG-CD1	-13.16	111.59	120.80
2	1N	42	HIS	CA-CB-CG	13.14	135.94	113.60
1	1Q	9	PHE	CB-CG-CD1	-13.14	111.60	120.80
1	1U	9	PHE	CB-CG-CD1	-13.14	111.60	120.80
1	1Y	9	PHE	CB-CG-CD1	-13.14	111.60	120.80
2	2J	42	HIS	CA-CB-CG	13.14	135.94	113.60
1	2Q	9	PHE	CB-CG-CD1	-13.14	111.60	120.80
1	2U	9	PHE	CB-CG-CD1	-13.14	111.60	120.80
1	2Y	9	PHE	CB-CG-CD1	-13.14	111.60	120.80
2	3B	42	HIS	CA-CB-CG	13.14	135.94	113.60
2	3J	42	HIS	CA-CB-CG	13.14	135.94	113.60
2	33	42	HIS	CA-CB-CG	13.14	135.94	113.60
2	4F	42	HIS	CA-CB-CG	13.14	135.94	113.60
2	4Z	42	HIS	CA-CB-CG	13.14	135.94	113.60
1	42	9	PHE	CB-CG-CD1	-13.14	111.60	120.80
1	46	9	PHE	CB-CG-CD1	-13.14	111.60	120.80
1	5A	9	PHE	CB-CG-CD1	-13.14	111.60	120.80

*Continued on next page...*



*Continued from previous page...*

Mol	Chain	Res	Type	Atoms	Z	Observed(°)	Ideal(°)
2	5V	42	HIS	CA-CB-CG	13.14	135.94	113.60
1	52	9	PHE	CB-CG-CD1	-13.14	111.60	120.80
1	56	9	PHE	CB-CG-CD1	-13.14	111.60	120.80
1	6A	9	PHE	CB-CG-CD1	-13.14	111.60	120.80
2	6N	42	HIS	CA-CB-CG	13.14	135.94	113.60
2	6V	42	HIS	CA-CB-CG	13.14	135.94	113.60
2	7F	42	HIS	CA-CB-CG	13.14	135.94	113.60
2	7R	42	HIS	CA-CB-CG	13.14	135.94	113.60
2	13	42	HIS	CA-CB-CG	13.13	135.93	113.60
2	17	42	HIS	CA-CB-CG	13.13	135.93	113.60
2	2B	42	HIS	CA-CB-CG	13.13	135.93	113.60
2	3R	42	HIS	CA-CB-CG	13.13	135.93	113.60
2	3V	42	HIS	CA-CB-CG	13.13	135.93	113.60
2	3Z	42	HIS	CA-CB-CG	13.13	135.93	113.60
2	5F	42	HIS	CA-CB-CG	13.13	135.93	113.60
2	5J	42	HIS	CA-CB-CG	13.13	135.93	113.60
2	5N	42	HIS	CA-CB-CG	13.13	135.93	113.60
2	63	42	HIS	CA-CB-CG	13.13	135.93	113.60
2	67	42	HIS	CA-CB-CG	13.13	135.93	113.60
2	7B	42	HIS	CA-CB-CG	13.13	135.93	113.60
2	1R	5	ASN	CA-CB-CG	-13.13	84.51	113.40
2	1V	5	ASN	CA-CB-CG	-13.13	84.51	113.40
2	1Z	5	ASN	CA-CB-CG	-13.13	84.51	113.40
2	2R	5	ASN	CA-CB-CG	-13.13	84.51	113.40
2	2V	5	ASN	CA-CB-CG	-13.13	84.51	113.40
2	2Z	5	ASN	CA-CB-CG	-13.13	84.51	113.40
2	43	5	ASN	CA-CB-CG	-13.13	84.51	113.40
2	47	5	ASN	CA-CB-CG	-13.13	84.51	113.40
2	5B	5	ASN	CA-CB-CG	-13.13	84.51	113.40
2	53	5	ASN	CA-CB-CG	-13.13	84.51	113.40
2	57	5	ASN	CA-CB-CG	-13.13	84.51	113.40
2	6B	5	ASN	CA-CB-CG	-13.13	84.51	113.40
2	1F	42	HIS	CA-CB-CG	13.13	135.92	113.60
2	2N	42	HIS	CA-CB-CG	13.13	135.92	113.60
2	23	42	HIS	CA-CB-CG	13.13	135.92	113.60
2	3N	42	HIS	CA-CB-CG	13.13	135.92	113.60
2	37	42	HIS	CA-CB-CG	13.13	135.92	113.60
2	4J	42	HIS	CA-CB-CG	13.13	135.92	113.60
2	4R	42	HIS	CA-CB-CG	13.13	135.92	113.60
2	5Z	42	HIS	CA-CB-CG	13.13	135.92	113.60
2	6F	42	HIS	CA-CB-CG	13.13	135.92	113.60
2	6Z	42	HIS	CA-CB-CG	13.13	135.92	113.60

*Continued on next page...*

*Continued from previous page...*

Mol	Chain	Res	Type	Atoms	Z	Observed(°)	Ideal(°)
2	7J	42	HIS	CA-CB-CG	13.13	135.92	113.60
2	7V	42	HIS	CA-CB-CG	13.13	135.92	113.60
2	1B	5	ASN	CA-CB-CG	-13.12	84.53	113.40
2	1J	5	ASN	CA-CB-CG	-13.12	84.53	113.40
2	2F	5	ASN	CA-CB-CG	-13.12	84.53	113.40
2	27	5	ASN	CA-CB-CG	-13.12	84.53	113.40
2	3F	5	ASN	CA-CB-CG	-13.12	84.53	113.40
2	4B	5	ASN	CA-CB-CG	-13.12	84.53	113.40
2	4N	5	ASN	CA-CB-CG	-13.12	84.53	113.40
2	4V	5	ASN	CA-CB-CG	-13.12	84.53	113.40
2	5R	5	ASN	CA-CB-CG	-13.12	84.53	113.40
2	6J	5	ASN	CA-CB-CG	-13.12	84.53	113.40
2	6R	5	ASN	CA-CB-CG	-13.12	84.53	113.40
2	7N	5	ASN	CA-CB-CG	-13.12	84.53	113.40
2	13	5	ASN	CA-CB-CG	-13.12	84.54	113.40
2	17	5	ASN	CA-CB-CG	-13.12	84.54	113.40
2	2B	5	ASN	CA-CB-CG	-13.12	84.54	113.40
2	3R	5	ASN	CA-CB-CG	-13.12	84.54	113.40
2	3V	5	ASN	CA-CB-CG	-13.12	84.54	113.40
2	3Z	5	ASN	CA-CB-CG	-13.12	84.54	113.40
2	5F	5	ASN	CA-CB-CG	-13.12	84.54	113.40
2	5J	5	ASN	CA-CB-CG	-13.12	84.54	113.40
2	5N	5	ASN	CA-CB-CG	-13.12	84.54	113.40
2	63	5	ASN	CA-CB-CG	-13.12	84.54	113.40
2	67	5	ASN	CA-CB-CG	-13.12	84.54	113.40
2	7B	5	ASN	CA-CB-CG	-13.12	84.54	113.40
2	1F	5	ASN	CA-CB-CG	-13.11	84.55	113.40
2	2N	5	ASN	CA-CB-CG	-13.11	84.55	113.40
2	23	5	ASN	CA-CB-CG	-13.11	84.55	113.40
2	3N	5	ASN	CA-CB-CG	-13.11	84.55	113.40
2	37	5	ASN	CA-CB-CG	-13.11	84.55	113.40
2	4J	5	ASN	CA-CB-CG	-13.11	84.55	113.40
2	4R	5	ASN	CA-CB-CG	-13.11	84.55	113.40
2	5Z	5	ASN	CA-CB-CG	-13.11	84.55	113.40
2	6F	5	ASN	CA-CB-CG	-13.11	84.55	113.40
2	6Z	5	ASN	CA-CB-CG	-13.11	84.55	113.40
2	7J	5	ASN	CA-CB-CG	-13.11	84.55	113.40
2	7V	5	ASN	CA-CB-CG	-13.11	84.55	113.40
2	1R	42	HIS	CA-CB-CG	13.11	135.89	113.60
2	1V	42	HIS	CA-CB-CG	13.11	135.89	113.60
2	1Z	42	HIS	CA-CB-CG	13.11	135.89	113.60
2	2R	42	HIS	CA-CB-CG	13.11	135.89	113.60

*Continued on next page...*

*Continued from previous page...*

Mol	Chain	Res	Type	Atoms	Z	Observed(°)	Ideal(°)
2	2V	42	HIS	CA-CB-CG	13.11	135.89	113.60
2	2Z	42	HIS	CA-CB-CG	13.11	135.89	113.60
2	43	42	HIS	CA-CB-CG	13.11	135.89	113.60
2	47	42	HIS	CA-CB-CG	13.11	135.89	113.60
2	5B	42	HIS	CA-CB-CG	13.11	135.89	113.60
2	53	42	HIS	CA-CB-CG	13.11	135.89	113.60
2	57	42	HIS	CA-CB-CG	13.11	135.89	113.60
2	6B	42	HIS	CA-CB-CG	13.11	135.89	113.60
2	1N	5	ASN	CA-CB-CG	-13.11	84.56	113.40
2	2J	5	ASN	CA-CB-CG	-13.11	84.56	113.40
2	3B	5	ASN	CA-CB-CG	-13.11	84.56	113.40
2	3J	5	ASN	CA-CB-CG	-13.11	84.56	113.40
2	33	5	ASN	CA-CB-CG	-13.11	84.56	113.40
2	4F	5	ASN	CA-CB-CG	-13.11	84.56	113.40
2	4Z	5	ASN	CA-CB-CG	-13.11	84.56	113.40
2	5V	5	ASN	CA-CB-CG	-13.11	84.56	113.40
2	6N	5	ASN	CA-CB-CG	-13.11	84.56	113.40
2	6V	5	ASN	CA-CB-CG	-13.11	84.56	113.40
2	7F	5	ASN	CA-CB-CG	-13.11	84.56	113.40
2	7R	5	ASN	CA-CB-CG	-13.11	84.56	113.40
2	1B	42	HIS	CA-CB-CG	13.10	135.87	113.60
2	1J	42	HIS	CA-CB-CG	13.10	135.87	113.60
2	2F	42	HIS	CA-CB-CG	13.10	135.87	113.60
2	27	42	HIS	CA-CB-CG	13.10	135.87	113.60
2	3F	42	HIS	CA-CB-CG	13.10	135.87	113.60
2	4B	42	HIS	CA-CB-CG	13.10	135.87	113.60
2	4N	42	HIS	CA-CB-CG	13.10	135.87	113.60
2	4V	42	HIS	CA-CB-CG	13.10	135.87	113.60
2	5R	42	HIS	CA-CB-CG	13.10	135.87	113.60
2	6J	42	HIS	CA-CB-CG	13.10	135.87	113.60
2	6R	42	HIS	CA-CB-CG	13.10	135.87	113.60
2	7N	42	HIS	CA-CB-CG	13.10	135.87	113.60
1	1M	9	PHE	CB-CG-CD1	-13.10	111.63	120.80
1	2I	9	PHE	CB-CG-CD1	-13.10	111.63	120.80
1	3A	9	PHE	CB-CG-CD1	-13.10	111.63	120.80
1	3I	9	PHE	CB-CG-CD1	-13.10	111.63	120.80
1	32	9	PHE	CB-CG-CD1	-13.10	111.63	120.80
1	4E	9	PHE	CB-CG-CD1	-13.10	111.63	120.80
1	4Y	9	PHE	CB-CG-CD1	-13.10	111.63	120.80
1	5U	9	PHE	CB-CG-CD1	-13.10	111.63	120.80
1	6M	9	PHE	CB-CG-CD1	-13.10	111.63	120.80
1	6U	9	PHE	CB-CG-CD1	-13.10	111.63	120.80

*Continued on next page...*

*Continued from previous page...*

Mol	Chain	Res	Type	Atoms	Z	Observed(°)	Ideal(°)
1	7E	9	PHE	CB-CG-CD1	-13.10	111.63	120.80
1	7Q	9	PHE	CB-CG-CD1	-13.10	111.63	120.80
2	1N	77	THR	O-C-N	13.08	143.63	122.70
2	2J	77	THR	O-C-N	13.08	143.63	122.70
2	3B	77	THR	O-C-N	13.08	143.63	122.70
2	3J	77	THR	O-C-N	13.08	143.63	122.70
2	33	77	THR	O-C-N	13.08	143.63	122.70
2	4F	77	THR	O-C-N	13.08	143.63	122.70
2	4Z	77	THR	O-C-N	13.08	143.63	122.70
2	5V	77	THR	O-C-N	13.08	143.63	122.70
2	6N	77	THR	O-C-N	13.08	143.63	122.70
2	6V	77	THR	O-C-N	13.08	143.63	122.70
2	7F	77	THR	O-C-N	13.08	143.63	122.70
2	7R	77	THR	O-C-N	13.08	143.63	122.70
2	1B	77	THR	O-C-N	13.08	143.62	122.70
2	1J	77	THR	O-C-N	13.08	143.62	122.70
2	1N	72	ARG	NH1-CZ-NH2	13.08	133.79	119.40
2	2F	77	THR	O-C-N	13.08	143.62	122.70
2	2J	72	ARG	NH1-CZ-NH2	13.08	133.79	119.40
2	27	77	THR	O-C-N	13.08	143.62	122.70
2	3B	72	ARG	NH1-CZ-NH2	13.08	133.79	119.40
2	3F	77	THR	O-C-N	13.08	143.62	122.70
2	3J	72	ARG	NH1-CZ-NH2	13.08	133.79	119.40
2	33	72	ARG	NH1-CZ-NH2	13.08	133.79	119.40
2	4B	77	THR	O-C-N	13.08	143.62	122.70
2	4F	72	ARG	NH1-CZ-NH2	13.08	133.79	119.40
2	4N	77	THR	O-C-N	13.08	143.62	122.70
2	4V	77	THR	O-C-N	13.08	143.62	122.70
2	4Z	72	ARG	NH1-CZ-NH2	13.08	133.79	119.40
2	5R	77	THR	O-C-N	13.08	143.62	122.70
2	5V	72	ARG	NH1-CZ-NH2	13.08	133.79	119.40
2	6J	77	THR	O-C-N	13.08	143.62	122.70
2	6N	72	ARG	NH1-CZ-NH2	13.08	133.79	119.40
2	6R	77	THR	O-C-N	13.08	143.62	122.70
2	6V	72	ARG	NH1-CZ-NH2	13.08	133.79	119.40
2	7F	72	ARG	NH1-CZ-NH2	13.08	133.79	119.40
2	7N	77	THR	O-C-N	13.08	143.62	122.70
2	7R	72	ARG	NH1-CZ-NH2	13.08	133.79	119.40
1	12	9	PHE	CB-CG-CD1	-13.07	111.65	120.80
1	16	9	PHE	CB-CG-CD1	-13.07	111.65	120.80
1	2A	9	PHE	CB-CG-CD1	-13.07	111.65	120.80
1	3Q	9	PHE	CB-CG-CD1	-13.07	111.65	120.80

*Continued on next page...*

*Continued from previous page...*

Mol	Chain	Res	Type	Atoms	Z	Observed(°)	Ideal(°)
1	3U	9	PHE	CB-CG-CD1	-13.07	111.65	120.80
1	3Y	9	PHE	CB-CG-CD1	-13.07	111.65	120.80
1	5E	9	PHE	CB-CG-CD1	-13.07	111.65	120.80
1	5I	9	PHE	CB-CG-CD1	-13.07	111.65	120.80
1	5M	9	PHE	CB-CG-CD1	-13.07	111.65	120.80
1	62	9	PHE	CB-CG-CD1	-13.07	111.65	120.80
1	66	9	PHE	CB-CG-CD1	-13.07	111.65	120.80
1	7A	9	PHE	CB-CG-CD1	-13.07	111.65	120.80
2	1F	32	SER	N-CA-CB	-13.07	90.89	110.50
2	1R	77	THR	O-C-N	13.07	143.62	122.70
2	1V	77	THR	O-C-N	13.07	143.62	122.70
2	1Z	77	THR	O-C-N	13.07	143.62	122.70
2	2N	32	SER	N-CA-CB	-13.07	90.89	110.50
2	2R	77	THR	O-C-N	13.07	143.62	122.70
2	2V	77	THR	O-C-N	13.07	143.62	122.70
2	2Z	77	THR	O-C-N	13.07	143.62	122.70
2	23	32	SER	N-CA-CB	-13.07	90.89	110.50
2	3N	32	SER	N-CA-CB	-13.07	90.89	110.50
2	37	32	SER	N-CA-CB	-13.07	90.89	110.50
2	4J	32	SER	N-CA-CB	-13.07	90.89	110.50
2	4R	32	SER	N-CA-CB	-13.07	90.89	110.50
2	43	77	THR	O-C-N	13.07	143.62	122.70
2	47	77	THR	O-C-N	13.07	143.62	122.70
2	5B	77	THR	O-C-N	13.07	143.62	122.70
2	5Z	32	SER	N-CA-CB	-13.07	90.89	110.50
2	53	77	THR	O-C-N	13.07	143.62	122.70
2	57	77	THR	O-C-N	13.07	143.62	122.70
2	6B	77	THR	O-C-N	13.07	143.62	122.70
2	6F	32	SER	N-CA-CB	-13.07	90.89	110.50
2	6Z	32	SER	N-CA-CB	-13.07	90.89	110.50
2	7J	32	SER	N-CA-CB	-13.07	90.89	110.50
2	7V	32	SER	N-CA-CB	-13.07	90.89	110.50
2	1B	72	ARG	NH1-CZ-NH2	13.07	133.77	119.40
2	1J	72	ARG	NH1-CZ-NH2	13.07	133.77	119.40
2	1N	32	SER	N-CA-CB	-13.07	90.90	110.50
2	2J	32	SER	N-CA-CB	-13.07	90.90	110.50
2	3B	32	SER	N-CA-CB	-13.07	90.90	110.50
2	3J	32	SER	N-CA-CB	-13.07	90.90	110.50
2	33	32	SER	N-CA-CB	-13.07	90.90	110.50
2	4F	32	SER	N-CA-CB	-13.07	90.90	110.50
2	4Z	32	SER	N-CA-CB	-13.07	90.90	110.50
2	5V	32	SER	N-CA-CB	-13.07	90.90	110.50

*Continued on next page...*

*Continued from previous page...*

Mol	Chain	Res	Type	Atoms	Z	Observed(°)	Ideal(°)
2	6N	32	SER	N-CA-CB	-13.07	90.90	110.50
2	6V	32	SER	N-CA-CB	-13.07	90.90	110.50
2	7F	32	SER	N-CA-CB	-13.07	90.90	110.50
2	1R	72	ARG	NH1-CZ-NH2	13.07	133.77	119.40
2	1V	72	ARG	NH1-CZ-NH2	13.07	133.77	119.40
2	1Z	72	ARG	NH1-CZ-NH2	13.07	133.77	119.40
2	2F	72	ARG	NH1-CZ-NH2	13.07	133.77	119.40
2	2R	72	ARG	NH1-CZ-NH2	13.07	133.77	119.40
2	2V	72	ARG	NH1-CZ-NH2	13.07	133.77	119.40
2	2Z	72	ARG	NH1-CZ-NH2	13.07	133.77	119.40
2	27	72	ARG	NH1-CZ-NH2	13.07	133.77	119.40
2	3F	72	ARG	NH1-CZ-NH2	13.07	133.77	119.40
2	4B	72	ARG	NH1-CZ-NH2	13.07	133.77	119.40
2	4N	72	ARG	NH1-CZ-NH2	13.07	133.77	119.40
2	4V	72	ARG	NH1-CZ-NH2	13.07	133.77	119.40
2	7R	32	SER	N-CA-CB	-13.07	90.90	110.50
2	43	72	ARG	NH1-CZ-NH2	13.07	133.77	119.40
2	47	72	ARG	NH1-CZ-NH2	13.07	133.77	119.40
2	5B	72	ARG	NH1-CZ-NH2	13.07	133.77	119.40
2	5R	72	ARG	NH1-CZ-NH2	13.07	133.77	119.40
2	53	72	ARG	NH1-CZ-NH2	13.07	133.77	119.40
2	57	72	ARG	NH1-CZ-NH2	13.07	133.77	119.40
2	6B	72	ARG	NH1-CZ-NH2	13.07	133.77	119.40
2	6J	72	ARG	NH1-CZ-NH2	13.07	133.77	119.40
2	6R	72	ARG	NH1-CZ-NH2	13.07	133.77	119.40
2	7N	72	ARG	NH1-CZ-NH2	13.07	133.77	119.40
2	1B	32	SER	N-CA-CB	-13.06	90.90	110.50
2	1J	32	SER	N-CA-CB	-13.06	90.90	110.50
2	13	32	SER	N-CA-CB	-13.06	90.91	110.50
2	17	32	SER	N-CA-CB	-13.06	90.91	110.50
2	2B	32	SER	N-CA-CB	-13.06	90.91	110.50
2	2F	32	SER	N-CA-CB	-13.06	90.90	110.50
2	27	32	SER	N-CA-CB	-13.06	90.90	110.50
2	3F	32	SER	N-CA-CB	-13.06	90.90	110.50
2	3R	32	SER	N-CA-CB	-13.06	90.91	110.50
2	3V	32	SER	N-CA-CB	-13.06	90.91	110.50
2	3Z	32	SER	N-CA-CB	-13.06	90.91	110.50
2	4B	32	SER	N-CA-CB	-13.06	90.90	110.50
2	4N	32	SER	N-CA-CB	-13.06	90.90	110.50
2	4V	32	SER	N-CA-CB	-13.06	90.90	110.50
2	5F	32	SER	N-CA-CB	-13.06	90.91	110.50
2	5J	32	SER	N-CA-CB	-13.06	90.91	110.50

*Continued on next page...*



*Continued from previous page...*

Mol	Chain	Res	Type	Atoms	Z	Observed(°)	Ideal(°)
2	5N	32	SER	N-CA-CB	-13.06	90.91	110.50
2	5R	32	SER	N-CA-CB	-13.06	90.90	110.50
2	6J	32	SER	N-CA-CB	-13.06	90.90	110.50
2	6R	32	SER	N-CA-CB	-13.06	90.90	110.50
2	63	32	SER	N-CA-CB	-13.06	90.91	110.50
2	67	32	SER	N-CA-CB	-13.06	90.91	110.50
2	7B	32	SER	N-CA-CB	-13.06	90.91	110.50
2	7N	32	SER	N-CA-CB	-13.06	90.90	110.50
2	13	77	THR	O-C-N	13.06	143.60	122.70
2	17	77	THR	O-C-N	13.06	143.60	122.70
2	2B	77	THR	O-C-N	13.06	143.60	122.70
2	3R	77	THR	O-C-N	13.06	143.60	122.70
2	3V	77	THR	O-C-N	13.06	143.60	122.70
2	3Z	77	THR	O-C-N	13.06	143.60	122.70
2	5F	77	THR	O-C-N	13.06	143.60	122.70
2	5J	77	THR	O-C-N	13.06	143.60	122.70
2	5N	77	THR	O-C-N	13.06	143.60	122.70
2	63	77	THR	O-C-N	13.06	143.60	122.70
2	67	77	THR	O-C-N	13.06	143.60	122.70
2	7B	77	THR	O-C-N	13.06	143.60	122.70
2	1R	32	SER	N-CA-CB	-13.05	90.92	110.50
2	1V	32	SER	N-CA-CB	-13.05	90.92	110.50
2	1Z	32	SER	N-CA-CB	-13.05	90.92	110.50
2	13	72	ARG	NH1-CZ-NH2	13.05	133.76	119.40
2	17	72	ARG	NH1-CZ-NH2	13.05	133.76	119.40
2	2B	72	ARG	NH1-CZ-NH2	13.05	133.76	119.40
2	2R	32	SER	N-CA-CB	-13.05	90.92	110.50
2	2V	32	SER	N-CA-CB	-13.05	90.92	110.50
2	2Z	32	SER	N-CA-CB	-13.05	90.92	110.50
2	3R	72	ARG	NH1-CZ-NH2	13.05	133.76	119.40
2	3V	72	ARG	NH1-CZ-NH2	13.05	133.76	119.40
2	3Z	72	ARG	NH1-CZ-NH2	13.05	133.76	119.40
2	43	32	SER	N-CA-CB	-13.05	90.92	110.50
2	47	32	SER	N-CA-CB	-13.05	90.92	110.50
2	5B	32	SER	N-CA-CB	-13.05	90.92	110.50
2	5F	72	ARG	NH1-CZ-NH2	13.05	133.76	119.40
2	5J	72	ARG	NH1-CZ-NH2	13.05	133.76	119.40
2	5N	72	ARG	NH1-CZ-NH2	13.05	133.76	119.40
2	53	32	SER	N-CA-CB	-13.05	90.92	110.50
2	57	32	SER	N-CA-CB	-13.05	90.92	110.50
2	6B	32	SER	N-CA-CB	-13.05	90.92	110.50
2	63	72	ARG	NH1-CZ-NH2	13.05	133.76	119.40

*Continued on next page...*



*Continued from previous page...*

Mol	Chain	Res	Type	Atoms	Z	Observed(°)	Ideal(°)
2	67	72	ARG	NH1-CZ-NH2	13.05	133.76	119.40
2	7B	72	ARG	NH1-CZ-NH2	13.05	133.76	119.40
2	1F	77	THR	O-C-N	13.05	143.58	122.70
2	2N	77	THR	O-C-N	13.05	143.58	122.70
2	23	77	THR	O-C-N	13.05	143.58	122.70
2	3N	77	THR	O-C-N	13.05	143.58	122.70
2	37	77	THR	O-C-N	13.05	143.58	122.70
2	4J	77	THR	O-C-N	13.05	143.58	122.70
2	4R	77	THR	O-C-N	13.05	143.58	122.70
2	5Z	77	THR	O-C-N	13.05	143.58	122.70
2	6F	77	THR	O-C-N	13.05	143.58	122.70
2	6Z	77	THR	O-C-N	13.05	143.58	122.70
2	7J	77	THR	O-C-N	13.05	143.58	122.70
2	7V	77	THR	O-C-N	13.05	143.58	122.70
2	1F	72	ARG	NH1-CZ-NH2	13.02	133.73	119.40
2	2N	72	ARG	NH1-CZ-NH2	13.02	133.73	119.40
2	23	72	ARG	NH1-CZ-NH2	13.02	133.73	119.40
2	3N	72	ARG	NH1-CZ-NH2	13.02	133.73	119.40
2	37	72	ARG	NH1-CZ-NH2	13.02	133.73	119.40
2	4J	72	ARG	NH1-CZ-NH2	13.02	133.73	119.40
2	4R	72	ARG	NH1-CZ-NH2	13.02	133.73	119.40
2	5Z	72	ARG	NH1-CZ-NH2	13.02	133.73	119.40
2	6F	72	ARG	NH1-CZ-NH2	13.02	133.73	119.40
2	6Z	72	ARG	NH1-CZ-NH2	13.02	133.73	119.40
2	7J	72	ARG	NH1-CZ-NH2	13.02	133.73	119.40
2	7V	72	ARG	NH1-CZ-NH2	13.02	133.73	119.40
2	1F	2	GLU	O-C-N	12.98	145.76	121.10
2	2N	2	GLU	O-C-N	12.98	145.76	121.10
2	23	2	GLU	O-C-N	12.98	145.76	121.10
2	3N	2	GLU	O-C-N	12.98	145.76	121.10
2	37	2	GLU	O-C-N	12.98	145.76	121.10
2	4J	2	GLU	O-C-N	12.98	145.76	121.10
2	4R	2	GLU	O-C-N	12.98	145.76	121.10
2	5Z	2	GLU	O-C-N	12.98	145.76	121.10
2	6F	2	GLU	O-C-N	12.98	145.76	121.10
2	6Z	2	GLU	O-C-N	12.98	145.76	121.10
2	7J	2	GLU	O-C-N	12.98	145.76	121.10
2	7V	2	GLU	O-C-N	12.98	145.76	121.10
2	13	2	GLU	O-C-N	12.97	145.75	121.10
2	17	2	GLU	O-C-N	12.97	145.75	121.10
2	2B	2	GLU	O-C-N	12.97	145.75	121.10
2	3R	2	GLU	O-C-N	12.97	145.75	121.10

*Continued on next page...*

*Continued from previous page...*

Mol	Chain	Res	Type	Atoms	Z	Observed(°)	Ideal(°)
2	3V	2	GLU	O-C-N	12.97	145.75	121.10
2	3Z	2	GLU	O-C-N	12.97	145.75	121.10
2	5F	2	GLU	O-C-N	12.97	145.75	121.10
2	5J	2	GLU	O-C-N	12.97	145.75	121.10
2	5N	2	GLU	O-C-N	12.97	145.75	121.10
2	63	2	GLU	O-C-N	12.97	145.75	121.10
2	67	2	GLU	O-C-N	12.97	145.75	121.10
2	7B	2	GLU	O-C-N	12.97	145.75	121.10
2	1B	2	GLU	O-C-N	12.97	145.74	121.10
2	1J	2	GLU	O-C-N	12.97	145.74	121.10
2	2F	2	GLU	O-C-N	12.97	145.74	121.10
2	27	2	GLU	O-C-N	12.97	145.74	121.10
2	3F	2	GLU	O-C-N	12.97	145.74	121.10
2	4B	2	GLU	O-C-N	12.97	145.74	121.10
2	4N	2	GLU	O-C-N	12.97	145.74	121.10
2	4V	2	GLU	O-C-N	12.97	145.74	121.10
2	5R	2	GLU	O-C-N	12.97	145.74	121.10
2	6J	2	GLU	O-C-N	12.97	145.74	121.10
2	6R	2	GLU	O-C-N	12.97	145.74	121.10
2	7N	2	GLU	O-C-N	12.97	145.74	121.10
2	1N	2	GLU	O-C-N	12.96	145.72	121.10
2	2J	2	GLU	O-C-N	12.96	145.72	121.10
2	3B	2	GLU	O-C-N	12.96	145.72	121.10
2	3J	2	GLU	O-C-N	12.96	145.72	121.10
2	33	2	GLU	O-C-N	12.96	145.72	121.10
2	4F	2	GLU	O-C-N	12.96	145.72	121.10
2	4Z	2	GLU	O-C-N	12.96	145.72	121.10
2	5V	2	GLU	O-C-N	12.96	145.72	121.10
2	6N	2	GLU	O-C-N	12.96	145.72	121.10
2	6V	2	GLU	O-C-N	12.96	145.72	121.10
2	7F	2	GLU	O-C-N	12.96	145.72	121.10
2	7R	2	GLU	O-C-N	12.96	145.72	121.10
2	1R	2	GLU	O-C-N	12.95	145.71	121.10
2	1V	2	GLU	O-C-N	12.95	145.71	121.10
2	1Z	2	GLU	O-C-N	12.95	145.71	121.10
2	2R	2	GLU	O-C-N	12.95	145.71	121.10
2	2V	2	GLU	O-C-N	12.95	145.71	121.10
2	2Z	2	GLU	O-C-N	12.95	145.71	121.10
2	43	2	GLU	O-C-N	12.95	145.71	121.10
2	47	2	GLU	O-C-N	12.95	145.71	121.10
2	5B	2	GLU	O-C-N	12.95	145.71	121.10
2	53	2	GLU	O-C-N	12.95	145.71	121.10

*Continued on next page...*

*Continued from previous page...*

Mol	Chain	Res	Type	Atoms	Z	Observed(°)	Ideal(°)
2	57	2	GLU	O-C-N	12.95	145.71	121.10
2	6B	2	GLU	O-C-N	12.95	145.71	121.10
2	1F	8	VAL	CA-C-N	-12.94	88.74	117.20
2	2N	8	VAL	CA-C-N	-12.94	88.74	117.20
2	23	8	VAL	CA-C-N	-12.94	88.74	117.20
2	3N	8	VAL	CA-C-N	-12.94	88.74	117.20
2	37	8	VAL	CA-C-N	-12.94	88.74	117.20
2	4J	8	VAL	CA-C-N	-12.94	88.74	117.20
2	4R	8	VAL	CA-C-N	-12.94	88.74	117.20
2	5Z	8	VAL	CA-C-N	-12.94	88.74	117.20
2	6F	8	VAL	CA-C-N	-12.94	88.74	117.20
2	6Z	8	VAL	CA-C-N	-12.94	88.74	117.20
2	7J	8	VAL	CA-C-N	-12.94	88.74	117.20
2	7V	8	VAL	CA-C-N	-12.94	88.74	117.20
2	1R	8	VAL	CA-C-N	-12.94	88.74	117.20
2	1V	8	VAL	CA-C-N	-12.94	88.74	117.20
2	1Z	8	VAL	CA-C-N	-12.94	88.74	117.20
2	2R	8	VAL	CA-C-N	-12.94	88.74	117.20
2	2V	8	VAL	CA-C-N	-12.94	88.74	117.20
2	2Z	8	VAL	CA-C-N	-12.94	88.74	117.20
2	43	8	VAL	CA-C-N	-12.94	88.74	117.20
2	47	8	VAL	CA-C-N	-12.94	88.74	117.20
2	5B	8	VAL	CA-C-N	-12.94	88.74	117.20
2	53	8	VAL	CA-C-N	-12.94	88.74	117.20
2	57	8	VAL	CA-C-N	-12.94	88.74	117.20
2	6B	8	VAL	CA-C-N	-12.94	88.74	117.20
2	1B	8	VAL	CA-C-N	-12.93	88.75	117.20
2	1J	8	VAL	CA-C-N	-12.93	88.75	117.20
2	2F	8	VAL	CA-C-N	-12.93	88.75	117.20
2	27	8	VAL	CA-C-N	-12.93	88.75	117.20
2	3F	8	VAL	CA-C-N	-12.93	88.75	117.20
2	4B	8	VAL	CA-C-N	-12.93	88.75	117.20
2	4N	8	VAL	CA-C-N	-12.93	88.75	117.20
2	4V	8	VAL	CA-C-N	-12.93	88.75	117.20
2	5R	8	VAL	CA-C-N	-12.93	88.75	117.20
2	6J	8	VAL	CA-C-N	-12.93	88.75	117.20
2	6R	8	VAL	CA-C-N	-12.93	88.75	117.20
2	7N	8	VAL	CA-C-N	-12.93	88.75	117.20
2	1N	8	VAL	CA-C-N	-12.93	88.75	117.20
2	13	8	VAL	CA-C-N	-12.93	88.75	117.20
2	17	8	VAL	CA-C-N	-12.93	88.75	117.20
2	2B	8	VAL	CA-C-N	-12.93	88.75	117.20

*Continued on next page...*

*Continued from previous page...*

Mol	Chain	Res	Type	Atoms	Z	Observed(°)	Ideal(°)
2	2J	8	VAL	CA-C-N	-12.93	88.75	117.20
2	3B	8	VAL	CA-C-N	-12.93	88.75	117.20
2	3J	8	VAL	CA-C-N	-12.93	88.75	117.20
2	3R	8	VAL	CA-C-N	-12.93	88.75	117.20
2	3V	8	VAL	CA-C-N	-12.93	88.75	117.20
2	3Z	8	VAL	CA-C-N	-12.93	88.75	117.20
2	33	8	VAL	CA-C-N	-12.93	88.75	117.20
2	4F	8	VAL	CA-C-N	-12.93	88.75	117.20
2	4Z	8	VAL	CA-C-N	-12.93	88.75	117.20
2	5F	8	VAL	CA-C-N	-12.93	88.75	117.20
2	5J	8	VAL	CA-C-N	-12.93	88.75	117.20
2	5N	8	VAL	CA-C-N	-12.93	88.75	117.20
2	5V	8	VAL	CA-C-N	-12.93	88.75	117.20
2	6N	8	VAL	CA-C-N	-12.93	88.75	117.20
2	6V	8	VAL	CA-C-N	-12.93	88.75	117.20
2	63	8	VAL	CA-C-N	-12.93	88.75	117.20
2	67	8	VAL	CA-C-N	-12.93	88.75	117.20
2	7B	8	VAL	CA-C-N	-12.93	88.75	117.20
2	7F	8	VAL	CA-C-N	-12.93	88.75	117.20
2	7R	8	VAL	CA-C-N	-12.93	88.75	117.20
2	1R	223	ASP	CB-CG-OD2	-12.89	106.70	118.30
2	1V	223	ASP	CB-CG-OD2	-12.89	106.70	118.30
2	1Z	223	ASP	CB-CG-OD2	-12.89	106.70	118.30
2	2R	223	ASP	CB-CG-OD2	-12.89	106.70	118.30
2	2V	223	ASP	CB-CG-OD2	-12.89	106.70	118.30
2	2Z	223	ASP	CB-CG-OD2	-12.89	106.70	118.30
2	43	223	ASP	CB-CG-OD2	-12.89	106.70	118.30
2	47	223	ASP	CB-CG-OD2	-12.89	106.70	118.30
2	5B	223	ASP	CB-CG-OD2	-12.89	106.70	118.30
2	53	223	ASP	CB-CG-OD2	-12.89	106.70	118.30
2	57	223	ASP	CB-CG-OD2	-12.89	106.70	118.30
2	6B	223	ASP	CB-CG-OD2	-12.89	106.70	118.30
2	1B	24	PRO	CA-C-O	12.89	151.12	120.20
2	1J	24	PRO	CA-C-O	12.89	151.12	120.20
2	1N	24	PRO	CA-C-O	12.88	151.12	120.20
2	2F	24	PRO	CA-C-O	12.89	151.12	120.20
2	2J	24	PRO	CA-C-O	12.88	151.12	120.20
2	27	24	PRO	CA-C-O	12.89	151.12	120.20
2	3B	24	PRO	CA-C-O	12.88	151.12	120.20
2	3F	24	PRO	CA-C-O	12.89	151.12	120.20
2	3J	24	PRO	CA-C-O	12.88	151.12	120.20
2	33	24	PRO	CA-C-O	12.88	151.12	120.20

*Continued on next page...*

*Continued from previous page...*

Mol	Chain	Res	Type	Atoms	Z	Observed(°)	Ideal(°)
2	4B	24	PRO	CA-C-O	12.89	151.12	120.20
2	4F	24	PRO	CA-C-O	12.88	151.12	120.20
2	4N	24	PRO	CA-C-O	12.89	151.12	120.20
2	4V	24	PRO	CA-C-O	12.89	151.12	120.20
2	4Z	24	PRO	CA-C-O	12.88	151.12	120.20
2	5R	24	PRO	CA-C-O	12.89	151.12	120.20
2	5V	24	PRO	CA-C-O	12.88	151.12	120.20
2	6J	24	PRO	CA-C-O	12.89	151.12	120.20
2	6N	24	PRO	CA-C-O	12.88	151.12	120.20
2	6R	24	PRO	CA-C-O	12.89	151.12	120.20
2	6V	24	PRO	CA-C-O	12.88	151.12	120.20
2	7F	24	PRO	CA-C-O	12.88	151.12	120.20
2	7N	24	PRO	CA-C-O	12.89	151.12	120.20
2	7R	24	PRO	CA-C-O	12.88	151.12	120.20
2	1F	24	PRO	CA-C-O	12.88	151.12	120.20
2	2N	24	PRO	CA-C-O	12.88	151.12	120.20
2	23	24	PRO	CA-C-O	12.88	151.12	120.20
2	3N	24	PRO	CA-C-O	12.88	151.12	120.20
2	37	24	PRO	CA-C-O	12.88	151.12	120.20
2	4J	24	PRO	CA-C-O	12.88	151.12	120.20
2	4R	24	PRO	CA-C-O	12.88	151.12	120.20
2	5Z	24	PRO	CA-C-O	12.88	151.12	120.20
2	6F	24	PRO	CA-C-O	12.88	151.12	120.20
2	6Z	24	PRO	CA-C-O	12.88	151.12	120.20
2	7J	24	PRO	CA-C-O	12.88	151.12	120.20
2	7V	24	PRO	CA-C-O	12.88	151.12	120.20
1	1A	80	PHE	C-N-CA	-12.88	89.50	121.70
1	1I	80	PHE	C-N-CA	-12.88	89.50	121.70
2	13	223	ASP	CB-CG-OD2	-12.88	106.71	118.30
2	17	223	ASP	CB-CG-OD2	-12.88	106.71	118.30
2	2B	223	ASP	CB-CG-OD2	-12.88	106.71	118.30
1	2E	80	PHE	C-N-CA	-12.88	89.50	121.70
1	26	80	PHE	C-N-CA	-12.88	89.50	121.70
1	3E	80	PHE	C-N-CA	-12.88	89.50	121.70
2	3R	223	ASP	CB-CG-OD2	-12.88	106.71	118.30
2	3V	223	ASP	CB-CG-OD2	-12.88	106.71	118.30
2	3Z	223	ASP	CB-CG-OD2	-12.88	106.71	118.30
1	4A	80	PHE	C-N-CA	-12.88	89.50	121.70
1	4M	80	PHE	C-N-CA	-12.88	89.50	121.70
1	4U	80	PHE	C-N-CA	-12.88	89.50	121.70
2	5F	223	ASP	CB-CG-OD2	-12.88	106.71	118.30
2	5J	223	ASP	CB-CG-OD2	-12.88	106.71	118.30

*Continued on next page...*

*Continued from previous page...*

Mol	Chain	Res	Type	Atoms	Z	Observed(°)	Ideal(°)
2	5N	223	ASP	CB-CG-OD2	-12.88	106.71	118.30
1	5Q	80	PHE	C-N-CA	-12.88	89.50	121.70
1	6I	80	PHE	C-N-CA	-12.88	89.50	121.70
1	6Q	80	PHE	C-N-CA	-12.88	89.50	121.70
2	63	223	ASP	CB-CG-OD2	-12.88	106.71	118.30
2	67	223	ASP	CB-CG-OD2	-12.88	106.71	118.30
2	7B	223	ASP	CB-CG-OD2	-12.88	106.71	118.30
1	7M	80	PHE	C-N-CA	-12.88	89.50	121.70
2	1B	223	ASP	CB-CG-OD2	-12.88	106.71	118.30
2	1J	223	ASP	CB-CG-OD2	-12.88	106.71	118.30
2	2F	223	ASP	CB-CG-OD2	-12.88	106.71	118.30
2	27	223	ASP	CB-CG-OD2	-12.88	106.71	118.30
2	3F	223	ASP	CB-CG-OD2	-12.88	106.71	118.30
2	4B	223	ASP	CB-CG-OD2	-12.88	106.71	118.30
2	4N	223	ASP	CB-CG-OD2	-12.88	106.71	118.30
2	4V	223	ASP	CB-CG-OD2	-12.88	106.71	118.30
2	5R	223	ASP	CB-CG-OD2	-12.88	106.71	118.30
2	6J	223	ASP	CB-CG-OD2	-12.88	106.71	118.30
2	6R	223	ASP	CB-CG-OD2	-12.88	106.71	118.30
2	7N	223	ASP	CB-CG-OD2	-12.88	106.71	118.30
2	13	24	PRO	CA-C-O	12.88	151.10	120.20
2	17	24	PRO	CA-C-O	12.88	151.10	120.20
2	2B	24	PRO	CA-C-O	12.88	151.10	120.20
2	3R	24	PRO	CA-C-O	12.88	151.10	120.20
2	3V	24	PRO	CA-C-O	12.88	151.10	120.20
2	3Z	24	PRO	CA-C-O	12.88	151.10	120.20
2	5F	24	PRO	CA-C-O	12.88	151.10	120.20
2	5J	24	PRO	CA-C-O	12.88	151.10	120.20
2	5N	24	PRO	CA-C-O	12.88	151.10	120.20
2	63	24	PRO	CA-C-O	12.88	151.10	120.20
2	67	24	PRO	CA-C-O	12.88	151.10	120.20
2	7B	24	PRO	CA-C-O	12.88	151.10	120.20
1	1E	80	PHE	C-N-CA	-12.87	89.52	121.70
1	1M	80	PHE	C-N-CA	-12.87	89.52	121.70
1	2I	80	PHE	C-N-CA	-12.87	89.52	121.70
1	2M	80	PHE	C-N-CA	-12.87	89.52	121.70
1	22	80	PHE	C-N-CA	-12.87	89.52	121.70
1	3A	80	PHE	C-N-CA	-12.87	89.52	121.70
1	3I	80	PHE	C-N-CA	-12.87	89.52	121.70
1	3M	80	PHE	C-N-CA	-12.87	89.52	121.70
1	32	80	PHE	C-N-CA	-12.87	89.52	121.70
1	36	80	PHE	C-N-CA	-12.87	89.52	121.70

*Continued on next page...*

*Continued from previous page...*

Mol	Chain	Res	Type	Atoms	Z	Observed(°)	Ideal(°)
1	4E	80	PHE	C-N-CA	-12.87	89.52	121.70
1	4I	80	PHE	C-N-CA	-12.87	89.52	121.70
1	4Q	80	PHE	C-N-CA	-12.87	89.52	121.70
1	4Y	80	PHE	C-N-CA	-12.87	89.52	121.70
1	5U	80	PHE	C-N-CA	-12.87	89.52	121.70
1	5Y	80	PHE	C-N-CA	-12.87	89.52	121.70
1	6E	80	PHE	C-N-CA	-12.87	89.52	121.70
1	6M	80	PHE	C-N-CA	-12.87	89.52	121.70
1	6U	80	PHE	C-N-CA	-12.87	89.52	121.70
1	6Y	80	PHE	C-N-CA	-12.87	89.52	121.70
1	7E	80	PHE	C-N-CA	-12.87	89.52	121.70
1	7I	80	PHE	C-N-CA	-12.87	89.52	121.70
1	7Q	80	PHE	C-N-CA	-12.87	89.52	121.70
1	7U	80	PHE	C-N-CA	-12.87	89.52	121.70
2	1F	223	ASP	CB-CG-OD2	-12.87	106.72	118.30
2	2N	223	ASP	CB-CG-OD2	-12.87	106.72	118.30
2	23	223	ASP	CB-CG-OD2	-12.87	106.72	118.30
2	3N	223	ASP	CB-CG-OD2	-12.87	106.72	118.30
2	37	223	ASP	CB-CG-OD2	-12.87	106.72	118.30
2	4J	223	ASP	CB-CG-OD2	-12.87	106.72	118.30
2	4R	223	ASP	CB-CG-OD2	-12.87	106.72	118.30
2	5Z	223	ASP	CB-CG-OD2	-12.87	106.72	118.30
2	6F	223	ASP	CB-CG-OD2	-12.87	106.72	118.30
2	6Z	223	ASP	CB-CG-OD2	-12.87	106.72	118.30
2	7J	223	ASP	CB-CG-OD2	-12.87	106.72	118.30
2	7V	223	ASP	CB-CG-OD2	-12.87	106.72	118.30
1	12	80	PHE	C-N-CA	-12.86	89.54	121.70
1	16	80	PHE	C-N-CA	-12.86	89.54	121.70
1	2A	80	PHE	C-N-CA	-12.86	89.54	121.70
1	3Q	80	PHE	C-N-CA	-12.86	89.54	121.70
1	3U	80	PHE	C-N-CA	-12.86	89.54	121.70
1	3Y	80	PHE	C-N-CA	-12.86	89.54	121.70
1	5E	80	PHE	C-N-CA	-12.86	89.54	121.70
1	5I	80	PHE	C-N-CA	-12.86	89.54	121.70
1	5M	80	PHE	C-N-CA	-12.86	89.54	121.70
1	62	80	PHE	C-N-CA	-12.86	89.54	121.70
1	66	80	PHE	C-N-CA	-12.86	89.54	121.70
1	7A	80	PHE	C-N-CA	-12.86	89.54	121.70
2	1R	24	PRO	CA-C-O	12.86	151.06	120.20
2	1V	24	PRO	CA-C-O	12.86	151.06	120.20
2	1Z	24	PRO	CA-C-O	12.86	151.06	120.20
2	2R	24	PRO	CA-C-O	12.86	151.06	120.20

*Continued on next page...*



*Continued from previous page...*

Mol	Chain	Res	Type	Atoms	Z	Observed(°)	Ideal(°)
2	2V	24	PRO	CA-C-O	12.86	151.06	120.20
2	2Z	24	PRO	CA-C-O	12.86	151.06	120.20
2	43	24	PRO	CA-C-O	12.86	151.06	120.20
2	47	24	PRO	CA-C-O	12.86	151.06	120.20
2	5B	24	PRO	CA-C-O	12.86	151.06	120.20
2	53	24	PRO	CA-C-O	12.86	151.06	120.20
2	57	24	PRO	CA-C-O	12.86	151.06	120.20
2	6B	24	PRO	CA-C-O	12.86	151.06	120.20
1	1Q	80	PHE	C-N-CA	-12.86	89.56	121.70
1	1U	80	PHE	C-N-CA	-12.86	89.56	121.70
1	1Y	80	PHE	C-N-CA	-12.86	89.56	121.70
1	2Q	80	PHE	C-N-CA	-12.86	89.56	121.70
1	2U	80	PHE	C-N-CA	-12.86	89.56	121.70
1	2Y	80	PHE	C-N-CA	-12.86	89.56	121.70
1	42	80	PHE	C-N-CA	-12.86	89.56	121.70
1	46	80	PHE	C-N-CA	-12.86	89.56	121.70
1	5A	80	PHE	C-N-CA	-12.86	89.56	121.70
1	52	80	PHE	C-N-CA	-12.86	89.56	121.70
1	56	80	PHE	C-N-CA	-12.86	89.56	121.70
1	6A	80	PHE	C-N-CA	-12.86	89.56	121.70
1	12	150	TYR	CB-CG-CD1	-12.86	113.29	121.00
1	16	150	TYR	CB-CG-CD1	-12.86	113.29	121.00
1	2A	150	TYR	CB-CG-CD1	-12.86	113.29	121.00
1	3Q	150	TYR	CB-CG-CD1	-12.86	113.29	121.00
1	3U	150	TYR	CB-CG-CD1	-12.86	113.29	121.00
1	3Y	150	TYR	CB-CG-CD1	-12.86	113.29	121.00
1	5E	150	TYR	CB-CG-CD1	-12.86	113.29	121.00
1	5I	150	TYR	CB-CG-CD1	-12.86	113.29	121.00
1	5M	150	TYR	CB-CG-CD1	-12.86	113.29	121.00
1	62	150	TYR	CB-CG-CD1	-12.86	113.29	121.00
1	66	150	TYR	CB-CG-CD1	-12.86	113.29	121.00
1	7A	150	TYR	CB-CG-CD1	-12.86	113.29	121.00
2	1N	223	ASP	CB-CG-OD2	-12.84	106.74	118.30
2	2J	223	ASP	CB-CG-OD2	-12.84	106.74	118.30
2	3B	223	ASP	CB-CG-OD2	-12.84	106.74	118.30
2	3J	223	ASP	CB-CG-OD2	-12.84	106.74	118.30
2	33	223	ASP	CB-CG-OD2	-12.84	106.74	118.30
2	4F	223	ASP	CB-CG-OD2	-12.84	106.74	118.30
2	4Z	223	ASP	CB-CG-OD2	-12.84	106.74	118.30
2	5V	223	ASP	CB-CG-OD2	-12.84	106.74	118.30
2	6N	223	ASP	CB-CG-OD2	-12.84	106.74	118.30
2	6V	223	ASP	CB-CG-OD2	-12.84	106.74	118.30

*Continued on next page...*

*Continued from previous page...*

Mol	Chain	Res	Type	Atoms	Z	Observed(°)	Ideal(°)
2	7F	223	ASP	CB-CG-OD2	-12.84	106.74	118.30
2	7R	223	ASP	CB-CG-OD2	-12.84	106.74	118.30
1	1A	150	TYR	CB-CG-CD1	-12.81	113.31	121.00
1	1E	150	TYR	CB-CG-CD1	-12.81	113.31	121.00
1	1I	150	TYR	CB-CG-CD1	-12.81	113.31	121.00
1	2E	150	TYR	CB-CG-CD1	-12.81	113.31	121.00
1	2M	150	TYR	CB-CG-CD1	-12.81	113.31	121.00
1	22	150	TYR	CB-CG-CD1	-12.81	113.31	121.00
1	26	150	TYR	CB-CG-CD1	-12.81	113.31	121.00
1	3E	150	TYR	CB-CG-CD1	-12.81	113.31	121.00
1	3M	150	TYR	CB-CG-CD1	-12.81	113.31	121.00
1	36	150	TYR	CB-CG-CD1	-12.81	113.31	121.00
1	4A	150	TYR	CB-CG-CD1	-12.81	113.31	121.00
1	4I	150	TYR	CB-CG-CD1	-12.81	113.31	121.00
1	4M	150	TYR	CB-CG-CD1	-12.81	113.31	121.00
1	4Q	150	TYR	CB-CG-CD1	-12.81	113.31	121.00
1	4U	150	TYR	CB-CG-CD1	-12.81	113.31	121.00
1	5Q	150	TYR	CB-CG-CD1	-12.81	113.31	121.00
1	5Y	150	TYR	CB-CG-CD1	-12.81	113.31	121.00
1	6E	150	TYR	CB-CG-CD1	-12.81	113.31	121.00
1	6I	150	TYR	CB-CG-CD1	-12.81	113.31	121.00
1	6Q	150	TYR	CB-CG-CD1	-12.81	113.31	121.00
1	6Y	150	TYR	CB-CG-CD1	-12.81	113.31	121.00
1	7I	150	TYR	CB-CG-CD1	-12.81	113.31	121.00
1	7M	150	TYR	CB-CG-CD1	-12.81	113.31	121.00
1	7U	150	TYR	CB-CG-CD1	-12.81	113.31	121.00
1	1A	167	GLY	C-N-CA	-12.81	89.68	121.70
1	1I	167	GLY	C-N-CA	-12.81	89.68	121.70
1	2E	167	GLY	C-N-CA	-12.81	89.68	121.70
1	26	167	GLY	C-N-CA	-12.81	89.68	121.70
1	3E	167	GLY	C-N-CA	-12.81	89.68	121.70
1	4A	167	GLY	C-N-CA	-12.81	89.68	121.70
1	4M	167	GLY	C-N-CA	-12.81	89.68	121.70
1	4U	167	GLY	C-N-CA	-12.81	89.68	121.70
1	5Q	167	GLY	C-N-CA	-12.81	89.68	121.70
1	6I	167	GLY	C-N-CA	-12.81	89.68	121.70
1	6Q	167	GLY	C-N-CA	-12.81	89.68	121.70
1	7M	167	GLY	C-N-CA	-12.81	89.68	121.70
1	1E	167	GLY	C-N-CA	-12.80	89.69	121.70
1	1Q	167	GLY	C-N-CA	-12.80	89.69	121.70
1	1U	167	GLY	C-N-CA	-12.80	89.69	121.70
1	1Y	167	GLY	C-N-CA	-12.80	89.69	121.70

*Continued on next page...*

*Continued from previous page...*

Mol	Chain	Res	Type	Atoms	Z	Observed(°)	Ideal(°)
1	2M	167	GLY	C-N-CA	-12.80	89.69	121.70
1	2Q	167	GLY	C-N-CA	-12.80	89.69	121.70
1	2U	167	GLY	C-N-CA	-12.80	89.69	121.70
1	2Y	167	GLY	C-N-CA	-12.80	89.69	121.70
1	22	167	GLY	C-N-CA	-12.80	89.69	121.70
1	3M	167	GLY	C-N-CA	-12.80	89.69	121.70
1	36	167	GLY	C-N-CA	-12.80	89.69	121.70
1	4I	167	GLY	C-N-CA	-12.80	89.69	121.70
1	4Q	167	GLY	C-N-CA	-12.80	89.69	121.70
1	42	167	GLY	C-N-CA	-12.80	89.69	121.70
1	46	167	GLY	C-N-CA	-12.80	89.69	121.70
1	5A	167	GLY	C-N-CA	-12.80	89.69	121.70
1	5Y	167	GLY	C-N-CA	-12.80	89.69	121.70
1	52	167	GLY	C-N-CA	-12.80	89.69	121.70
1	56	167	GLY	C-N-CA	-12.80	89.69	121.70
1	6A	167	GLY	C-N-CA	-12.80	89.69	121.70
1	6E	167	GLY	C-N-CA	-12.80	89.69	121.70
1	6Y	167	GLY	C-N-CA	-12.80	89.69	121.70
1	7I	167	GLY	C-N-CA	-12.80	89.69	121.70
1	7U	167	GLY	C-N-CA	-12.80	89.69	121.70
1	1M	167	GLY	C-N-CA	-12.79	89.72	121.70
1	2I	167	GLY	C-N-CA	-12.79	89.72	121.70
1	3A	167	GLY	C-N-CA	-12.79	89.72	121.70
1	3I	167	GLY	C-N-CA	-12.79	89.72	121.70
1	32	167	GLY	C-N-CA	-12.79	89.72	121.70
1	4E	167	GLY	C-N-CA	-12.79	89.72	121.70
1	4Y	167	GLY	C-N-CA	-12.79	89.72	121.70
1	5U	167	GLY	C-N-CA	-12.79	89.72	121.70
1	6M	167	GLY	C-N-CA	-12.79	89.72	121.70
1	6U	167	GLY	C-N-CA	-12.79	89.72	121.70
1	7E	167	GLY	C-N-CA	-12.79	89.72	121.70
1	7Q	167	GLY	C-N-CA	-12.79	89.72	121.70
1	12	167	GLY	C-N-CA	-12.79	89.72	121.70
1	16	167	GLY	C-N-CA	-12.79	89.72	121.70
1	2A	167	GLY	C-N-CA	-12.79	89.72	121.70
1	3Q	167	GLY	C-N-CA	-12.79	89.72	121.70
1	3U	167	GLY	C-N-CA	-12.79	89.72	121.70
1	3Y	167	GLY	C-N-CA	-12.79	89.72	121.70
1	5E	167	GLY	C-N-CA	-12.79	89.72	121.70
1	5I	167	GLY	C-N-CA	-12.79	89.72	121.70
1	5M	167	GLY	C-N-CA	-12.79	89.72	121.70
1	62	167	GLY	C-N-CA	-12.79	89.72	121.70

*Continued on next page...*

*Continued from previous page...*

Mol	Chain	Res	Type	Atoms	Z	Observed(°)	Ideal(°)
1	66	167	GLY	C-N-CA	-12.79	89.72	121.70
1	7A	167	GLY	C-N-CA	-12.79	89.72	121.70
1	1Q	150	TYR	CB-CG-CD1	-12.77	113.34	121.00
1	1U	150	TYR	CB-CG-CD1	-12.77	113.34	121.00
1	1Y	150	TYR	CB-CG-CD1	-12.77	113.34	121.00
1	2Q	150	TYR	CB-CG-CD1	-12.77	113.34	121.00
1	2U	150	TYR	CB-CG-CD1	-12.77	113.34	121.00
1	2Y	150	TYR	CB-CG-CD1	-12.77	113.34	121.00
1	42	150	TYR	CB-CG-CD1	-12.77	113.34	121.00
1	46	150	TYR	CB-CG-CD1	-12.77	113.34	121.00
1	5A	150	TYR	CB-CG-CD1	-12.77	113.34	121.00
1	52	150	TYR	CB-CG-CD1	-12.77	113.34	121.00
1	56	150	TYR	CB-CG-CD1	-12.77	113.34	121.00
1	6A	150	TYR	CB-CG-CD1	-12.77	113.34	121.00
1	1M	150	TYR	CB-CG-CD1	-12.77	113.34	121.00
1	2I	150	TYR	CB-CG-CD1	-12.77	113.34	121.00
1	3A	150	TYR	CB-CG-CD1	-12.77	113.34	121.00
1	3I	150	TYR	CB-CG-CD1	-12.77	113.34	121.00
1	32	150	TYR	CB-CG-CD1	-12.77	113.34	121.00
1	4E	150	TYR	CB-CG-CD1	-12.77	113.34	121.00
1	4Y	150	TYR	CB-CG-CD1	-12.77	113.34	121.00
1	5U	150	TYR	CB-CG-CD1	-12.77	113.34	121.00
1	6M	150	TYR	CB-CG-CD1	-12.77	113.34	121.00
1	6U	150	TYR	CB-CG-CD1	-12.77	113.34	121.00
1	7E	150	TYR	CB-CG-CD1	-12.77	113.34	121.00
1	7Q	150	TYR	CB-CG-CD1	-12.77	113.34	121.00
1	12	81	ASN	O-C-N	12.76	143.12	122.70
1	16	81	ASN	O-C-N	12.76	143.12	122.70
1	2A	81	ASN	O-C-N	12.76	143.12	122.70
1	3Q	81	ASN	O-C-N	12.76	143.12	122.70
1	3U	81	ASN	O-C-N	12.76	143.12	122.70
1	3Y	81	ASN	O-C-N	12.76	143.12	122.70
1	5E	81	ASN	O-C-N	12.76	143.12	122.70
1	5I	81	ASN	O-C-N	12.76	143.12	122.70
1	5M	81	ASN	O-C-N	12.76	143.12	122.70
1	62	81	ASN	O-C-N	12.76	143.12	122.70
1	66	81	ASN	O-C-N	12.76	143.12	122.70
1	7A	81	ASN	O-C-N	12.76	143.12	122.70
1	1A	81	ASN	O-C-N	12.73	143.07	122.70
1	1I	81	ASN	O-C-N	12.73	143.07	122.70
1	1Q	81	ASN	O-C-N	12.73	143.07	122.70
1	1U	81	ASN	O-C-N	12.73	143.07	122.70

*Continued on next page...*

*Continued from previous page...*

Mol	Chain	Res	Type	Atoms	Z	Observed(°)	Ideal(°)
1	1Y	81	ASN	O-C-N	12.73	143.07	122.70
1	2E	81	ASN	O-C-N	12.73	143.07	122.70
1	2Q	81	ASN	O-C-N	12.73	143.07	122.70
1	2U	81	ASN	O-C-N	12.73	143.07	122.70
1	2Y	81	ASN	O-C-N	12.73	143.07	122.70
1	26	81	ASN	O-C-N	12.73	143.07	122.70
1	3E	81	ASN	O-C-N	12.73	143.07	122.70
1	4A	81	ASN	O-C-N	12.73	143.07	122.70
1	4M	81	ASN	O-C-N	12.73	143.07	122.70
1	4U	81	ASN	O-C-N	12.73	143.07	122.70
1	42	81	ASN	O-C-N	12.73	143.07	122.70
1	46	81	ASN	O-C-N	12.73	143.07	122.70
1	5A	81	ASN	O-C-N	12.73	143.07	122.70
1	5Q	81	ASN	O-C-N	12.73	143.07	122.70
1	52	81	ASN	O-C-N	12.73	143.07	122.70
1	56	81	ASN	O-C-N	12.73	143.07	122.70
1	6A	81	ASN	O-C-N	12.73	143.07	122.70
1	6I	81	ASN	O-C-N	12.73	143.07	122.70
1	6Q	81	ASN	O-C-N	12.73	143.07	122.70
1	7M	81	ASN	O-C-N	12.73	143.07	122.70
1	1M	81	ASN	O-C-N	12.72	143.05	122.70
1	2I	81	ASN	O-C-N	12.72	143.05	122.70
1	3A	81	ASN	O-C-N	12.72	143.05	122.70
1	3I	81	ASN	O-C-N	12.72	143.05	122.70
1	32	81	ASN	O-C-N	12.72	143.05	122.70
1	4E	81	ASN	O-C-N	12.72	143.05	122.70
1	4Y	81	ASN	O-C-N	12.72	143.05	122.70
1	5U	81	ASN	O-C-N	12.72	143.05	122.70
1	6M	81	ASN	O-C-N	12.72	143.05	122.70
1	6U	81	ASN	O-C-N	12.72	143.05	122.70
1	7E	81	ASN	O-C-N	12.72	143.05	122.70
1	7Q	81	ASN	O-C-N	12.72	143.05	122.70
1	1E	81	ASN	O-C-N	12.70	143.03	122.70
1	2M	81	ASN	O-C-N	12.70	143.03	122.70
1	22	81	ASN	O-C-N	12.70	143.03	122.70
1	3M	81	ASN	O-C-N	12.70	143.03	122.70
1	36	81	ASN	O-C-N	12.70	143.03	122.70
1	4I	81	ASN	O-C-N	12.70	143.03	122.70
1	4Q	81	ASN	O-C-N	12.70	143.03	122.70
1	5Y	81	ASN	O-C-N	12.70	143.03	122.70
1	6E	81	ASN	O-C-N	12.70	143.03	122.70
1	6Y	81	ASN	O-C-N	12.70	143.03	122.70

*Continued on next page...*

*Continued from previous page...*

Mol	Chain	Res	Type	Atoms	Z	Observed(°)	Ideal(°)
1	7I	81	ASN	O-C-N	12.70	143.03	122.70
1	7U	81	ASN	O-C-N	12.70	143.03	122.70
2	1N	68	PRO	N-CD-CG	12.69	122.23	103.20
2	2J	68	PRO	N-CD-CG	12.69	122.23	103.20
2	3B	68	PRO	N-CD-CG	12.69	122.23	103.20
2	3J	68	PRO	N-CD-CG	12.69	122.23	103.20
2	33	68	PRO	N-CD-CG	12.69	122.23	103.20
2	4F	68	PRO	N-CD-CG	12.69	122.23	103.20
2	4Z	68	PRO	N-CD-CG	12.69	122.23	103.20
2	5V	68	PRO	N-CD-CG	12.69	122.23	103.20
2	6N	68	PRO	N-CD-CG	12.69	122.23	103.20
2	6V	68	PRO	N-CD-CG	12.69	122.23	103.20
2	7F	68	PRO	N-CD-CG	12.69	122.23	103.20
2	7R	68	PRO	N-CD-CG	12.69	122.23	103.20
2	1B	24	PRO	N-CD-CG	-12.69	84.17	103.20
2	1F	24	PRO	N-CD-CG	-12.69	84.17	103.20
2	1F	68	PRO	N-CD-CG	12.69	122.23	103.20
2	1J	24	PRO	N-CD-CG	-12.69	84.17	103.20
2	13	24	PRO	N-CD-CG	-12.69	84.17	103.20
2	17	24	PRO	N-CD-CG	-12.69	84.17	103.20
2	2B	24	PRO	N-CD-CG	-12.69	84.17	103.20
2	2F	24	PRO	N-CD-CG	-12.69	84.17	103.20
2	2N	24	PRO	N-CD-CG	-12.69	84.17	103.20
2	2N	68	PRO	N-CD-CG	12.69	122.23	103.20
2	23	24	PRO	N-CD-CG	-12.69	84.17	103.20
2	23	68	PRO	N-CD-CG	12.69	122.23	103.20
2	27	24	PRO	N-CD-CG	-12.69	84.17	103.20
2	3F	24	PRO	N-CD-CG	-12.69	84.17	103.20
2	3N	24	PRO	N-CD-CG	-12.69	84.17	103.20
2	3N	68	PRO	N-CD-CG	12.69	122.23	103.20
2	3R	24	PRO	N-CD-CG	-12.69	84.17	103.20
2	3V	24	PRO	N-CD-CG	-12.69	84.17	103.20
2	3Z	24	PRO	N-CD-CG	-12.69	84.17	103.20
2	37	24	PRO	N-CD-CG	-12.69	84.17	103.20
2	37	68	PRO	N-CD-CG	12.69	122.23	103.20
2	4B	24	PRO	N-CD-CG	-12.69	84.17	103.20
2	4J	24	PRO	N-CD-CG	-12.69	84.17	103.20
2	4J	68	PRO	N-CD-CG	12.69	122.23	103.20
2	4N	24	PRO	N-CD-CG	-12.69	84.17	103.20
2	4R	24	PRO	N-CD-CG	-12.69	84.17	103.20
2	4R	68	PRO	N-CD-CG	12.69	122.23	103.20
2	4V	24	PRO	N-CD-CG	-12.69	84.17	103.20

*Continued on next page...*



*Continued from previous page...*

Mol	Chain	Res	Type	Atoms	Z	Observed(°)	Ideal(°)
2	5F	24	PRO	N-CD-CG	-12.69	84.17	103.20
2	5J	24	PRO	N-CD-CG	-12.69	84.17	103.20
2	5N	24	PRO	N-CD-CG	-12.69	84.17	103.20
2	5R	24	PRO	N-CD-CG	-12.69	84.17	103.20
2	5Z	24	PRO	N-CD-CG	-12.69	84.17	103.20
2	5Z	68	PRO	N-CD-CG	12.69	122.23	103.20
2	6F	24	PRO	N-CD-CG	-12.69	84.17	103.20
2	6F	68	PRO	N-CD-CG	12.69	122.23	103.20
2	6J	24	PRO	N-CD-CG	-12.69	84.17	103.20
2	6R	24	PRO	N-CD-CG	-12.69	84.17	103.20
2	6Z	24	PRO	N-CD-CG	-12.69	84.17	103.20
2	6Z	68	PRO	N-CD-CG	12.69	122.23	103.20
2	63	24	PRO	N-CD-CG	-12.69	84.17	103.20
2	67	24	PRO	N-CD-CG	-12.69	84.17	103.20
2	7B	24	PRO	N-CD-CG	-12.69	84.17	103.20
2	7J	24	PRO	N-CD-CG	-12.69	84.17	103.20
2	7J	68	PRO	N-CD-CG	12.69	122.23	103.20
2	7N	24	PRO	N-CD-CG	-12.69	84.17	103.20
2	7V	24	PRO	N-CD-CG	-12.69	84.17	103.20
2	7V	68	PRO	N-CD-CG	12.69	122.23	103.20
2	1R	24	PRO	N-CD-CG	-12.68	84.19	103.20
2	1V	24	PRO	N-CD-CG	-12.68	84.19	103.20
2	1Z	24	PRO	N-CD-CG	-12.68	84.19	103.20
2	2R	24	PRO	N-CD-CG	-12.68	84.19	103.20
2	2V	24	PRO	N-CD-CG	-12.68	84.19	103.20
2	2Z	24	PRO	N-CD-CG	-12.68	84.19	103.20
2	43	24	PRO	N-CD-CG	-12.68	84.19	103.20
2	47	24	PRO	N-CD-CG	-12.68	84.19	103.20
2	5B	24	PRO	N-CD-CG	-12.68	84.19	103.20
2	53	24	PRO	N-CD-CG	-12.68	84.19	103.20
2	57	24	PRO	N-CD-CG	-12.68	84.19	103.20
2	6B	24	PRO	N-CD-CG	-12.68	84.19	103.20
2	1B	68	PRO	N-CD-CG	12.67	122.21	103.20
2	1J	68	PRO	N-CD-CG	12.67	122.21	103.20
2	2F	68	PRO	N-CD-CG	12.67	122.21	103.20
2	27	68	PRO	N-CD-CG	12.67	122.21	103.20
2	3F	68	PRO	N-CD-CG	12.67	122.21	103.20
2	4B	68	PRO	N-CD-CG	12.67	122.21	103.20
2	4N	68	PRO	N-CD-CG	12.67	122.21	103.20
2	4V	68	PRO	N-CD-CG	12.67	122.21	103.20
2	5R	68	PRO	N-CD-CG	12.67	122.21	103.20
2	6J	68	PRO	N-CD-CG	12.67	122.21	103.20

*Continued on next page...*



*Continued from previous page...*

Mol	Chain	Res	Type	Atoms	Z	Observed(°)	Ideal(°)
2	6R	68	PRO	N-CD-CG	12.67	122.21	103.20
2	7N	68	PRO	N-CD-CG	12.67	122.21	103.20
2	1R	68	PRO	N-CD-CG	12.67	122.20	103.20
2	1V	68	PRO	N-CD-CG	12.67	122.20	103.20
2	1Z	68	PRO	N-CD-CG	12.67	122.20	103.20
2	2R	68	PRO	N-CD-CG	12.67	122.20	103.20
2	2V	68	PRO	N-CD-CG	12.67	122.20	103.20
2	2Z	68	PRO	N-CD-CG	12.67	122.20	103.20
2	43	68	PRO	N-CD-CG	12.67	122.20	103.20
2	47	68	PRO	N-CD-CG	12.67	122.20	103.20
2	5B	68	PRO	N-CD-CG	12.67	122.20	103.20
2	53	68	PRO	N-CD-CG	12.67	122.20	103.20
2	57	68	PRO	N-CD-CG	12.67	122.20	103.20
2	6B	68	PRO	N-CD-CG	12.67	122.20	103.20
1	1M	152	SER	CA-C-O	-12.67	93.50	120.10
2	1N	24	PRO	N-CD-CG	-12.67	84.20	103.20
1	2I	152	SER	CA-C-O	-12.67	93.50	120.10
2	2J	24	PRO	N-CD-CG	-12.67	84.20	103.20
1	3A	152	SER	CA-C-O	-12.67	93.50	120.10
2	3B	24	PRO	N-CD-CG	-12.67	84.20	103.20
1	3I	152	SER	CA-C-O	-12.67	93.50	120.10
2	3J	24	PRO	N-CD-CG	-12.67	84.20	103.20
1	32	152	SER	CA-C-O	-12.67	93.50	120.10
2	33	24	PRO	N-CD-CG	-12.67	84.20	103.20
1	4E	152	SER	CA-C-O	-12.67	93.50	120.10
2	4F	24	PRO	N-CD-CG	-12.67	84.20	103.20
1	4Y	152	SER	CA-C-O	-12.67	93.50	120.10
2	4Z	24	PRO	N-CD-CG	-12.67	84.20	103.20
1	5U	152	SER	CA-C-O	-12.67	93.50	120.10
2	5V	24	PRO	N-CD-CG	-12.67	84.20	103.20
1	6M	152	SER	CA-C-O	-12.67	93.50	120.10
2	6N	24	PRO	N-CD-CG	-12.67	84.20	103.20
1	6U	152	SER	CA-C-O	-12.67	93.50	120.10
2	6V	24	PRO	N-CD-CG	-12.67	84.20	103.20
1	7E	152	SER	CA-C-O	-12.67	93.50	120.10
2	7F	24	PRO	N-CD-CG	-12.67	84.20	103.20
1	7Q	152	SER	CA-C-O	-12.67	93.50	120.10
2	7R	24	PRO	N-CD-CG	-12.67	84.20	103.20
2	13	68	PRO	N-CD-CG	12.66	122.19	103.20
2	17	68	PRO	N-CD-CG	12.66	122.19	103.20
2	2B	68	PRO	N-CD-CG	12.66	122.19	103.20
2	3R	68	PRO	N-CD-CG	12.66	122.19	103.20

*Continued on next page...*

*Continued from previous page...*

Mol	Chain	Res	Type	Atoms	Z	Observed(°)	Ideal(°)
2	3V	68	PRO	N-CD-CG	12.66	122.19	103.20
2	3Z	68	PRO	N-CD-CG	12.66	122.19	103.20
2	5F	68	PRO	N-CD-CG	12.66	122.19	103.20
2	5J	68	PRO	N-CD-CG	12.66	122.19	103.20
2	5N	68	PRO	N-CD-CG	12.66	122.19	103.20
2	63	68	PRO	N-CD-CG	12.66	122.19	103.20
2	67	68	PRO	N-CD-CG	12.66	122.19	103.20
2	7B	68	PRO	N-CD-CG	12.66	122.19	103.20
2	1F	108	HIS	ND1-CE1-NE2	-12.66	82.05	109.90
2	2N	108	HIS	ND1-CE1-NE2	-12.66	82.05	109.90
2	23	108	HIS	ND1-CE1-NE2	-12.66	82.05	109.90
2	3N	108	HIS	ND1-CE1-NE2	-12.66	82.05	109.90
2	37	108	HIS	ND1-CE1-NE2	-12.66	82.05	109.90
2	4J	108	HIS	ND1-CE1-NE2	-12.66	82.05	109.90
2	4R	108	HIS	ND1-CE1-NE2	-12.66	82.05	109.90
2	5Z	108	HIS	ND1-CE1-NE2	-12.66	82.05	109.90
2	6F	108	HIS	ND1-CE1-NE2	-12.66	82.05	109.90
2	6Z	108	HIS	ND1-CE1-NE2	-12.66	82.05	109.90
2	7J	108	HIS	ND1-CE1-NE2	-12.66	82.05	109.90
2	7V	108	HIS	ND1-CE1-NE2	-12.66	82.05	109.90
1	1A	152	SER	CA-C-O	-12.65	93.53	120.10
2	1B	108	HIS	ND1-CE1-NE2	-12.65	82.06	109.90
1	1E	152	SER	CA-C-O	-12.65	93.53	120.10
1	1I	152	SER	CA-C-O	-12.65	93.53	120.10
2	1J	108	HIS	ND1-CE1-NE2	-12.65	82.06	109.90
1	2E	152	SER	CA-C-O	-12.65	93.53	120.10
2	2F	108	HIS	ND1-CE1-NE2	-12.65	82.06	109.90
1	2M	152	SER	CA-C-O	-12.65	93.53	120.10
1	22	152	SER	CA-C-O	-12.65	93.53	120.10
1	26	152	SER	CA-C-O	-12.65	93.53	120.10
2	27	108	HIS	ND1-CE1-NE2	-12.65	82.06	109.90
1	3E	152	SER	CA-C-O	-12.65	93.53	120.10
2	3F	108	HIS	ND1-CE1-NE2	-12.65	82.06	109.90
1	3M	152	SER	CA-C-O	-12.65	93.53	120.10
1	36	152	SER	CA-C-O	-12.65	93.53	120.10
1	4A	152	SER	CA-C-O	-12.65	93.53	120.10
2	4B	108	HIS	ND1-CE1-NE2	-12.65	82.06	109.90
1	4I	152	SER	CA-C-O	-12.65	93.53	120.10
1	4M	152	SER	CA-C-O	-12.65	93.53	120.10
2	4N	108	HIS	ND1-CE1-NE2	-12.65	82.06	109.90
1	4Q	152	SER	CA-C-O	-12.65	93.53	120.10
1	4U	152	SER	CA-C-O	-12.65	93.53	120.10

*Continued on next page...*

*Continued from previous page...*

Mol	Chain	Res	Type	Atoms	Z	Observed(°)	Ideal(°)
2	4V	108	HIS	ND1-CE1-NE2	-12.65	82.06	109.90
1	5Q	152	SER	CA-C-O	-12.65	93.53	120.10
2	5R	108	HIS	ND1-CE1-NE2	-12.65	82.06	109.90
1	5Y	152	SER	CA-C-O	-12.65	93.53	120.10
1	6E	152	SER	CA-C-O	-12.65	93.53	120.10
1	6I	152	SER	CA-C-O	-12.65	93.53	120.10
2	6J	108	HIS	ND1-CE1-NE2	-12.65	82.06	109.90
1	6Q	152	SER	CA-C-O	-12.65	93.53	120.10
2	6R	108	HIS	ND1-CE1-NE2	-12.65	82.06	109.90
1	6Y	152	SER	CA-C-O	-12.65	93.53	120.10
1	7I	152	SER	CA-C-O	-12.65	93.53	120.10
1	7M	152	SER	CA-C-O	-12.65	93.53	120.10
2	7N	108	HIS	ND1-CE1-NE2	-12.65	82.06	109.90
1	7U	152	SER	CA-C-O	-12.65	93.53	120.10
2	13	108	HIS	ND1-CE1-NE2	-12.65	82.07	109.90
2	17	108	HIS	ND1-CE1-NE2	-12.65	82.07	109.90
2	2B	108	HIS	ND1-CE1-NE2	-12.65	82.07	109.90
2	3R	108	HIS	ND1-CE1-NE2	-12.65	82.07	109.90
2	3V	108	HIS	ND1-CE1-NE2	-12.65	82.07	109.90
2	3Z	108	HIS	ND1-CE1-NE2	-12.65	82.07	109.90
2	5F	108	HIS	ND1-CE1-NE2	-12.65	82.07	109.90
2	5J	108	HIS	ND1-CE1-NE2	-12.65	82.07	109.90
2	5N	108	HIS	ND1-CE1-NE2	-12.65	82.07	109.90
2	63	108	HIS	ND1-CE1-NE2	-12.65	82.07	109.90
2	67	108	HIS	ND1-CE1-NE2	-12.65	82.07	109.90
2	7B	108	HIS	ND1-CE1-NE2	-12.65	82.07	109.90
2	1R	207	GLY	C-N-CA	-12.65	90.08	121.70
2	1V	207	GLY	C-N-CA	-12.65	90.08	121.70
2	1Z	207	GLY	C-N-CA	-12.65	90.08	121.70
2	2R	207	GLY	C-N-CA	-12.65	90.08	121.70
2	2V	207	GLY	C-N-CA	-12.65	90.08	121.70
2	2Z	207	GLY	C-N-CA	-12.65	90.08	121.70
2	43	207	GLY	C-N-CA	-12.65	90.08	121.70
2	47	207	GLY	C-N-CA	-12.65	90.08	121.70
2	5B	207	GLY	C-N-CA	-12.65	90.08	121.70
2	53	207	GLY	C-N-CA	-12.65	90.08	121.70
2	57	207	GLY	C-N-CA	-12.65	90.08	121.70
2	6B	207	GLY	C-N-CA	-12.65	90.08	121.70
2	1B	207	GLY	C-N-CA	-12.65	90.08	121.70
2	1J	207	GLY	C-N-CA	-12.65	90.08	121.70
2	1N	108	HIS	ND1-CE1-NE2	-12.65	82.08	109.90
2	1N	207	GLY	C-N-CA	-12.65	90.09	121.70

*Continued on next page...*

*Continued from previous page...*

Mol	Chain	Res	Type	Atoms	Z	Observed(°)	Ideal(°)
1	1Q	152	SER	CA-C-O	-12.65	93.54	120.10
1	1U	152	SER	CA-C-O	-12.65	93.54	120.10
1	1Y	152	SER	CA-C-O	-12.65	93.54	120.10
2	2F	207	GLY	C-N-CA	-12.65	90.08	121.70
2	2J	108	HIS	ND1-CE1-NE2	-12.65	82.08	109.90
2	2J	207	GLY	C-N-CA	-12.65	90.09	121.70
1	2Q	152	SER	CA-C-O	-12.65	93.54	120.10
1	2U	152	SER	CA-C-O	-12.65	93.54	120.10
1	2Y	152	SER	CA-C-O	-12.65	93.54	120.10
2	27	207	GLY	C-N-CA	-12.65	90.08	121.70
2	3B	108	HIS	ND1-CE1-NE2	-12.65	82.08	109.90
2	3B	207	GLY	C-N-CA	-12.65	90.09	121.70
2	3F	207	GLY	C-N-CA	-12.65	90.08	121.70
2	3J	108	HIS	ND1-CE1-NE2	-12.65	82.08	109.90
2	3J	207	GLY	C-N-CA	-12.65	90.09	121.70
2	33	108	HIS	ND1-CE1-NE2	-12.65	82.08	109.90
2	33	207	GLY	C-N-CA	-12.65	90.09	121.70
2	4B	207	GLY	C-N-CA	-12.65	90.08	121.70
2	4F	108	HIS	ND1-CE1-NE2	-12.65	82.08	109.90
2	4F	207	GLY	C-N-CA	-12.65	90.09	121.70
2	4N	207	GLY	C-N-CA	-12.65	90.08	121.70
2	4V	207	GLY	C-N-CA	-12.65	90.08	121.70
2	4Z	108	HIS	ND1-CE1-NE2	-12.65	82.08	109.90
2	4Z	207	GLY	C-N-CA	-12.65	90.09	121.70
1	42	152	SER	CA-C-O	-12.65	93.54	120.10
1	46	152	SER	CA-C-O	-12.65	93.54	120.10
1	5A	152	SER	CA-C-O	-12.65	93.54	120.10
2	5R	207	GLY	C-N-CA	-12.65	90.08	121.70
2	5V	108	HIS	ND1-CE1-NE2	-12.65	82.08	109.90
2	5V	207	GLY	C-N-CA	-12.65	90.09	121.70
1	52	152	SER	CA-C-O	-12.65	93.54	120.10
1	56	152	SER	CA-C-O	-12.65	93.54	120.10
1	6A	152	SER	CA-C-O	-12.65	93.54	120.10
2	6J	207	GLY	C-N-CA	-12.65	90.08	121.70
2	6N	108	HIS	ND1-CE1-NE2	-12.65	82.08	109.90
2	6N	207	GLY	C-N-CA	-12.65	90.09	121.70
2	6R	207	GLY	C-N-CA	-12.65	90.08	121.70
2	6V	108	HIS	ND1-CE1-NE2	-12.65	82.08	109.90
2	6V	207	GLY	C-N-CA	-12.65	90.09	121.70
2	7F	108	HIS	ND1-CE1-NE2	-12.65	82.08	109.90
2	7F	207	GLY	C-N-CA	-12.65	90.09	121.70
2	7N	207	GLY	C-N-CA	-12.65	90.08	121.70

*Continued on next page...*

*Continued from previous page...*

Mol	Chain	Res	Type	Atoms	Z	Observed(°)	Ideal(°)
2	7R	108	HIS	ND1-CE1-NE2	-12.65	82.08	109.90
2	7R	207	GLY	C-N-CA	-12.65	90.09	121.70
2	1R	108	HIS	ND1-CE1-NE2	-12.64	82.10	109.90
2	1V	108	HIS	ND1-CE1-NE2	-12.64	82.10	109.90
2	1Z	108	HIS	ND1-CE1-NE2	-12.64	82.10	109.90
2	13	207	GLY	C-N-CA	-12.64	90.11	121.70
2	17	207	GLY	C-N-CA	-12.64	90.11	121.70
2	2B	207	GLY	C-N-CA	-12.64	90.11	121.70
2	2R	108	HIS	ND1-CE1-NE2	-12.64	82.10	109.90
2	2V	108	HIS	ND1-CE1-NE2	-12.64	82.10	109.90
2	2Z	108	HIS	ND1-CE1-NE2	-12.64	82.10	109.90
2	3R	207	GLY	C-N-CA	-12.64	90.11	121.70
2	3V	207	GLY	C-N-CA	-12.64	90.11	121.70
2	3Z	207	GLY	C-N-CA	-12.64	90.11	121.70
2	43	108	HIS	ND1-CE1-NE2	-12.64	82.10	109.90
2	47	108	HIS	ND1-CE1-NE2	-12.64	82.10	109.90
2	5B	108	HIS	ND1-CE1-NE2	-12.64	82.10	109.90
2	5F	207	GLY	C-N-CA	-12.64	90.11	121.70
2	5J	207	GLY	C-N-CA	-12.64	90.11	121.70
2	5N	207	GLY	C-N-CA	-12.64	90.11	121.70
2	53	108	HIS	ND1-CE1-NE2	-12.64	82.10	109.90
2	57	108	HIS	ND1-CE1-NE2	-12.64	82.10	109.90
2	6B	108	HIS	ND1-CE1-NE2	-12.64	82.10	109.90
2	63	207	GLY	C-N-CA	-12.64	90.11	121.70
2	67	207	GLY	C-N-CA	-12.64	90.11	121.70
2	7B	207	GLY	C-N-CA	-12.64	90.11	121.70
2	1F	207	GLY	C-N-CA	-12.63	90.12	121.70
2	2N	207	GLY	C-N-CA	-12.63	90.12	121.70
2	23	207	GLY	C-N-CA	-12.63	90.12	121.70
2	3N	207	GLY	C-N-CA	-12.63	90.12	121.70
2	37	207	GLY	C-N-CA	-12.63	90.12	121.70
2	4J	207	GLY	C-N-CA	-12.63	90.12	121.70
2	4R	207	GLY	C-N-CA	-12.63	90.12	121.70
2	5Z	207	GLY	C-N-CA	-12.63	90.12	121.70
2	6F	207	GLY	C-N-CA	-12.63	90.12	121.70
2	6Z	207	GLY	C-N-CA	-12.63	90.12	121.70
2	7J	207	GLY	C-N-CA	-12.63	90.12	121.70
2	7V	207	GLY	C-N-CA	-12.63	90.12	121.70
1	12	152	SER	CA-C-O	-12.63	93.57	120.10
1	16	152	SER	CA-C-O	-12.63	93.57	120.10
1	2A	152	SER	CA-C-O	-12.63	93.57	120.10
1	3Q	152	SER	CA-C-O	-12.63	93.57	120.10

*Continued on next page...*

*Continued from previous page...*

Mol	Chain	Res	Type	Atoms	Z	Observed(°)	Ideal(°)
1	3U	152	SER	CA-C-O	-12.63	93.57	120.10
1	3Y	152	SER	CA-C-O	-12.63	93.57	120.10
1	5E	152	SER	CA-C-O	-12.63	93.57	120.10
1	5I	152	SER	CA-C-O	-12.63	93.57	120.10
1	5M	152	SER	CA-C-O	-12.63	93.57	120.10
1	62	152	SER	CA-C-O	-12.63	93.57	120.10
1	66	152	SER	CA-C-O	-12.63	93.57	120.10
1	7A	152	SER	CA-C-O	-12.63	93.57	120.10
1	1E	171	ARG	CA-CB-CG	12.63	141.18	113.40
1	2M	171	ARG	CA-CB-CG	12.63	141.18	113.40
1	22	171	ARG	CA-CB-CG	12.63	141.18	113.40
1	3M	171	ARG	CA-CB-CG	12.63	141.18	113.40
1	36	171	ARG	CA-CB-CG	12.63	141.18	113.40
1	4I	171	ARG	CA-CB-CG	12.63	141.18	113.40
1	4Q	171	ARG	CA-CB-CG	12.63	141.18	113.40
1	5Y	171	ARG	CA-CB-CG	12.63	141.18	113.40
1	6E	171	ARG	CA-CB-CG	12.63	141.18	113.40
1	6Y	171	ARG	CA-CB-CG	12.63	141.18	113.40
1	7I	171	ARG	CA-CB-CG	12.63	141.18	113.40
1	7U	171	ARG	CA-CB-CG	12.63	141.18	113.40
1	1Q	171	ARG	CA-CB-CG	12.62	141.16	113.40
1	1U	171	ARG	CA-CB-CG	12.62	141.16	113.40
1	1Y	171	ARG	CA-CB-CG	12.62	141.16	113.40
1	2Q	171	ARG	CA-CB-CG	12.62	141.16	113.40
1	2U	171	ARG	CA-CB-CG	12.62	141.16	113.40
1	2Y	171	ARG	CA-CB-CG	12.62	141.16	113.40
1	42	171	ARG	CA-CB-CG	12.62	141.16	113.40
1	46	171	ARG	CA-CB-CG	12.62	141.16	113.40
1	5A	171	ARG	CA-CB-CG	12.62	141.16	113.40
1	52	171	ARG	CA-CB-CG	12.62	141.16	113.40
1	56	171	ARG	CA-CB-CG	12.62	141.16	113.40
1	6A	171	ARG	CA-CB-CG	12.62	141.16	113.40
2	1F	3	PRO	CA-C-O	-12.61	89.93	120.20
2	2N	3	PRO	CA-C-O	-12.61	89.93	120.20
2	23	3	PRO	CA-C-O	-12.61	89.93	120.20
2	3N	3	PRO	CA-C-O	-12.61	89.93	120.20
2	37	3	PRO	CA-C-O	-12.61	89.93	120.20
2	4J	3	PRO	CA-C-O	-12.61	89.93	120.20
2	4R	3	PRO	CA-C-O	-12.61	89.93	120.20
2	5Z	3	PRO	CA-C-O	-12.61	89.93	120.20
2	6F	3	PRO	CA-C-O	-12.61	89.93	120.20
2	6Z	3	PRO	CA-C-O	-12.61	89.93	120.20

*Continued on next page...*



*Continued from previous page...*

Mol	Chain	Res	Type	Atoms	Z	Observed(°)	Ideal(°)
2	7J	3	PRO	CA-C-O	-12.61	89.93	120.20
2	7V	3	PRO	CA-C-O	-12.61	89.93	120.20
1	1A	171	ARG	CA-CB-CG	12.61	141.13	113.40
1	1I	171	ARG	CA-CB-CG	12.61	141.13	113.40
1	2E	171	ARG	CA-CB-CG	12.61	141.13	113.40
1	26	171	ARG	CA-CB-CG	12.61	141.13	113.40
1	3E	171	ARG	CA-CB-CG	12.61	141.13	113.40
1	4A	171	ARG	CA-CB-CG	12.61	141.13	113.40
1	4M	171	ARG	CA-CB-CG	12.61	141.13	113.40
1	4U	171	ARG	CA-CB-CG	12.61	141.13	113.40
1	5Q	171	ARG	CA-CB-CG	12.61	141.13	113.40
1	6I	171	ARG	CA-CB-CG	12.61	141.13	113.40
1	6Q	171	ARG	CA-CB-CG	12.61	141.13	113.40
1	7M	171	ARG	CA-CB-CG	12.61	141.13	113.40
1	1M	171	ARG	CA-CB-CG	12.60	141.13	113.40
2	1R	3	PRO	CA-C-O	-12.60	89.95	120.20
2	1V	3	PRO	CA-C-O	-12.60	89.95	120.20
2	1Z	3	PRO	CA-C-O	-12.60	89.95	120.20
1	2I	171	ARG	CA-CB-CG	12.60	141.13	113.40
2	2R	3	PRO	CA-C-O	-12.60	89.95	120.20
2	2V	3	PRO	CA-C-O	-12.60	89.95	120.20
2	2Z	3	PRO	CA-C-O	-12.60	89.95	120.20
1	3A	171	ARG	CA-CB-CG	12.60	141.13	113.40
1	3I	171	ARG	CA-CB-CG	12.60	141.13	113.40
1	32	171	ARG	CA-CB-CG	12.60	141.13	113.40
1	4E	171	ARG	CA-CB-CG	12.60	141.13	113.40
1	4Y	171	ARG	CA-CB-CG	12.60	141.13	113.40
2	43	3	PRO	CA-C-O	-12.60	89.95	120.20
2	47	3	PRO	CA-C-O	-12.60	89.95	120.20
2	5B	3	PRO	CA-C-O	-12.60	89.95	120.20
1	5U	171	ARG	CA-CB-CG	12.60	141.13	113.40
2	53	3	PRO	CA-C-O	-12.60	89.95	120.20
2	57	3	PRO	CA-C-O	-12.60	89.95	120.20
2	6B	3	PRO	CA-C-O	-12.60	89.95	120.20
1	6M	171	ARG	CA-CB-CG	12.60	141.13	113.40
1	6U	171	ARG	CA-CB-CG	12.60	141.13	113.40
1	7E	171	ARG	CA-CB-CG	12.60	141.13	113.40
1	7Q	171	ARG	CA-CB-CG	12.60	141.13	113.40
2	1N	3	PRO	CA-C-O	-12.60	89.96	120.20
2	13	3	PRO	CA-C-O	-12.60	89.96	120.20
2	17	3	PRO	CA-C-O	-12.60	89.96	120.20
2	2B	3	PRO	CA-C-O	-12.60	89.96	120.20

*Continued on next page...*



*Continued from previous page...*

Mol	Chain	Res	Type	Atoms	Z	Observed(°)	Ideal(°)
2	2J	3	PRO	CA-C-O	-12.60	89.96	120.20
2	3B	3	PRO	CA-C-O	-12.60	89.96	120.20
2	3J	3	PRO	CA-C-O	-12.60	89.96	120.20
2	3R	3	PRO	CA-C-O	-12.60	89.96	120.20
2	3V	3	PRO	CA-C-O	-12.60	89.96	120.20
2	3Z	3	PRO	CA-C-O	-12.60	89.96	120.20
2	33	3	PRO	CA-C-O	-12.60	89.96	120.20
2	4F	3	PRO	CA-C-O	-12.60	89.96	120.20
2	4Z	3	PRO	CA-C-O	-12.60	89.96	120.20
2	5F	3	PRO	CA-C-O	-12.60	89.96	120.20
2	5J	3	PRO	CA-C-O	-12.60	89.96	120.20
2	5N	3	PRO	CA-C-O	-12.60	89.96	120.20
2	5V	3	PRO	CA-C-O	-12.60	89.96	120.20
2	6N	3	PRO	CA-C-O	-12.60	89.96	120.20
2	6V	3	PRO	CA-C-O	-12.60	89.96	120.20
2	63	3	PRO	CA-C-O	-12.60	89.96	120.20
2	67	3	PRO	CA-C-O	-12.60	89.96	120.20
2	7B	3	PRO	CA-C-O	-12.60	89.96	120.20
2	7F	3	PRO	CA-C-O	-12.60	89.96	120.20
2	7R	3	PRO	CA-C-O	-12.60	89.96	120.20
2	1B	3	PRO	CA-C-O	-12.60	89.97	120.20
2	1J	3	PRO	CA-C-O	-12.60	89.97	120.20
1	12	171	ARG	CA-CB-CG	12.60	141.11	113.40
1	16	171	ARG	CA-CB-CG	12.60	141.11	113.40
1	2A	171	ARG	CA-CB-CG	12.60	141.11	113.40
2	2F	3	PRO	CA-C-O	-12.60	89.97	120.20
2	27	3	PRO	CA-C-O	-12.60	89.97	120.20
2	3F	3	PRO	CA-C-O	-12.60	89.97	120.20
1	3Q	171	ARG	CA-CB-CG	12.60	141.11	113.40
1	3U	171	ARG	CA-CB-CG	12.60	141.11	113.40
1	3Y	171	ARG	CA-CB-CG	12.60	141.11	113.40
2	4B	3	PRO	CA-C-O	-12.60	89.97	120.20
2	4N	3	PRO	CA-C-O	-12.60	89.97	120.20
2	4V	3	PRO	CA-C-O	-12.60	89.97	120.20
1	5E	171	ARG	CA-CB-CG	12.60	141.11	113.40
1	5I	171	ARG	CA-CB-CG	12.60	141.11	113.40
1	5M	171	ARG	CA-CB-CG	12.60	141.11	113.40
2	5R	3	PRO	CA-C-O	-12.60	89.97	120.20
2	6J	3	PRO	CA-C-O	-12.60	89.97	120.20
2	6R	3	PRO	CA-C-O	-12.60	89.97	120.20
1	62	171	ARG	CA-CB-CG	12.60	141.11	113.40
1	66	171	ARG	CA-CB-CG	12.60	141.11	113.40

*Continued on next page...*

*Continued from previous page...*

Mol	Chain	Res	Type	Atoms	Z	Observed(°)	Ideal(°)
1	7A	171	ARG	CA-CB-CG	12.60	141.11	113.40
2	7N	3	PRO	CA-C-O	-12.60	89.97	120.20
2	1N	25	SER	O-C-N	-12.59	102.56	122.70
2	2J	25	SER	O-C-N	-12.59	102.56	122.70
2	3B	25	SER	O-C-N	-12.59	102.56	122.70
2	3J	25	SER	O-C-N	-12.59	102.56	122.70
2	33	25	SER	O-C-N	-12.59	102.56	122.70
2	4F	25	SER	O-C-N	-12.59	102.56	122.70
2	4Z	25	SER	O-C-N	-12.59	102.56	122.70
2	5V	25	SER	O-C-N	-12.59	102.56	122.70
2	6N	25	SER	O-C-N	-12.59	102.56	122.70
2	6V	25	SER	O-C-N	-12.59	102.56	122.70
2	7F	25	SER	O-C-N	-12.59	102.56	122.70
2	7R	25	SER	O-C-N	-12.59	102.56	122.70
2	1B	25	SER	O-C-N	-12.57	102.59	122.70
2	1J	25	SER	O-C-N	-12.57	102.59	122.70
2	1R	25	SER	O-C-N	-12.57	102.58	122.70
2	1V	25	SER	O-C-N	-12.57	102.58	122.70
2	1Z	25	SER	O-C-N	-12.57	102.58	122.70
2	2F	25	SER	O-C-N	-12.57	102.59	122.70
2	2R	25	SER	O-C-N	-12.57	102.58	122.70
2	2V	25	SER	O-C-N	-12.57	102.58	122.70
2	2Z	25	SER	O-C-N	-12.57	102.58	122.70
2	27	25	SER	O-C-N	-12.57	102.59	122.70
2	3F	25	SER	O-C-N	-12.57	102.59	122.70
2	4B	25	SER	O-C-N	-12.57	102.59	122.70
2	4N	25	SER	O-C-N	-12.57	102.59	122.70
2	4V	25	SER	O-C-N	-12.57	102.59	122.70
2	43	25	SER	O-C-N	-12.57	102.58	122.70
2	47	25	SER	O-C-N	-12.57	102.58	122.70
2	5B	25	SER	O-C-N	-12.57	102.58	122.70
2	5R	25	SER	O-C-N	-12.57	102.59	122.70
2	53	25	SER	O-C-N	-12.57	102.58	122.70
2	57	25	SER	O-C-N	-12.57	102.58	122.70
2	6B	25	SER	O-C-N	-12.57	102.58	122.70
2	6J	25	SER	O-C-N	-12.57	102.59	122.70
2	6R	25	SER	O-C-N	-12.57	102.59	122.70
2	7N	25	SER	O-C-N	-12.57	102.59	122.70
2	13	25	SER	O-C-N	-12.57	102.59	122.70
2	17	25	SER	O-C-N	-12.57	102.59	122.70
2	2B	25	SER	O-C-N	-12.57	102.59	122.70
2	3R	25	SER	O-C-N	-12.57	102.59	122.70

*Continued on next page...*

*Continued from previous page...*

Mol	Chain	Res	Type	Atoms	Z	Observed(°)	Ideal(°)
2	3V	25	SER	O-C-N	-12.57	102.59	122.70
2	3Z	25	SER	O-C-N	-12.57	102.59	122.70
2	5F	25	SER	O-C-N	-12.57	102.59	122.70
2	5J	25	SER	O-C-N	-12.57	102.59	122.70
2	5N	25	SER	O-C-N	-12.57	102.59	122.70
2	63	25	SER	O-C-N	-12.57	102.59	122.70
2	67	25	SER	O-C-N	-12.57	102.59	122.70
2	7B	25	SER	O-C-N	-12.57	102.59	122.70
2	1F	25	SER	O-C-N	-12.56	102.60	122.70
2	2N	25	SER	O-C-N	-12.56	102.60	122.70
2	23	25	SER	O-C-N	-12.56	102.60	122.70
2	3N	25	SER	O-C-N	-12.56	102.60	122.70
2	37	25	SER	O-C-N	-12.56	102.60	122.70
2	4J	25	SER	O-C-N	-12.56	102.60	122.70
2	4R	25	SER	O-C-N	-12.56	102.60	122.70
2	5Z	25	SER	O-C-N	-12.56	102.60	122.70
2	6F	25	SER	O-C-N	-12.56	102.60	122.70
2	6Z	25	SER	O-C-N	-12.56	102.60	122.70
2	7J	25	SER	O-C-N	-12.56	102.60	122.70
2	7V	25	SER	O-C-N	-12.56	102.60	122.70
1	1M	95	THR	CB-CA-C	-12.55	77.72	111.60
1	2I	95	THR	CB-CA-C	-12.55	77.72	111.60
1	3A	95	THR	CB-CA-C	-12.55	77.72	111.60
1	3I	95	THR	CB-CA-C	-12.55	77.72	111.60
1	32	95	THR	CB-CA-C	-12.55	77.72	111.60
1	4E	95	THR	CB-CA-C	-12.55	77.72	111.60
1	4Y	95	THR	CB-CA-C	-12.55	77.72	111.60
1	5U	95	THR	CB-CA-C	-12.55	77.72	111.60
1	6M	95	THR	CB-CA-C	-12.55	77.72	111.60
1	6U	95	THR	CB-CA-C	-12.55	77.72	111.60
1	7E	95	THR	CB-CA-C	-12.55	77.72	111.60
1	7Q	95	THR	CB-CA-C	-12.55	77.72	111.60
1	1E	95	THR	CB-CA-C	-12.54	77.73	111.60
1	2M	95	THR	CB-CA-C	-12.54	77.73	111.60
1	22	95	THR	CB-CA-C	-12.54	77.73	111.60
1	3M	95	THR	CB-CA-C	-12.54	77.73	111.60
1	36	95	THR	CB-CA-C	-12.54	77.73	111.60
1	4I	95	THR	CB-CA-C	-12.54	77.73	111.60
1	4Q	95	THR	CB-CA-C	-12.54	77.73	111.60
1	5Y	95	THR	CB-CA-C	-12.54	77.73	111.60
1	6E	95	THR	CB-CA-C	-12.54	77.73	111.60
1	6Y	95	THR	CB-CA-C	-12.54	77.73	111.60

*Continued on next page...*

*Continued from previous page...*

Mol	Chain	Res	Type	Atoms	Z	Observed(°)	Ideal(°)
1	7I	95	THR	CB-CA-C	-12.54	77.73	111.60
1	7U	95	THR	CB-CA-C	-12.54	77.73	111.60
1	1Q	95	THR	CB-CA-C	-12.54	77.74	111.60
1	1U	95	THR	CB-CA-C	-12.54	77.74	111.60
1	1Y	95	THR	CB-CA-C	-12.54	77.74	111.60
1	12	95	THR	CB-CA-C	-12.54	77.75	111.60
1	16	95	THR	CB-CA-C	-12.54	77.75	111.60
1	2A	95	THR	CB-CA-C	-12.54	77.75	111.60
1	2Q	95	THR	CB-CA-C	-12.54	77.74	111.60
1	2U	95	THR	CB-CA-C	-12.54	77.74	111.60
1	2Y	95	THR	CB-CA-C	-12.54	77.74	111.60
1	3Q	95	THR	CB-CA-C	-12.54	77.75	111.60
1	3U	95	THR	CB-CA-C	-12.54	77.75	111.60
1	3Y	95	THR	CB-CA-C	-12.54	77.75	111.60
1	42	95	THR	CB-CA-C	-12.54	77.74	111.60
1	46	95	THR	CB-CA-C	-12.54	77.74	111.60
1	5A	95	THR	CB-CA-C	-12.54	77.74	111.60
1	5E	95	THR	CB-CA-C	-12.54	77.75	111.60
1	5I	95	THR	CB-CA-C	-12.54	77.75	111.60
1	5M	95	THR	CB-CA-C	-12.54	77.75	111.60
1	52	95	THR	CB-CA-C	-12.54	77.74	111.60
1	56	95	THR	CB-CA-C	-12.54	77.74	111.60
1	6A	95	THR	CB-CA-C	-12.54	77.74	111.60
1	62	95	THR	CB-CA-C	-12.54	77.75	111.60
1	66	95	THR	CB-CA-C	-12.54	77.75	111.60
1	7A	95	THR	CB-CA-C	-12.54	77.75	111.60
1	1A	95	THR	CB-CA-C	-12.54	77.75	111.60
1	1I	95	THR	CB-CA-C	-12.54	77.75	111.60
1	2E	95	THR	CB-CA-C	-12.54	77.75	111.60
1	26	95	THR	CB-CA-C	-12.54	77.75	111.60
1	3E	95	THR	CB-CA-C	-12.54	77.75	111.60
1	4A	95	THR	CB-CA-C	-12.54	77.75	111.60
1	4M	95	THR	CB-CA-C	-12.54	77.75	111.60
1	4U	95	THR	CB-CA-C	-12.54	77.75	111.60
1	5Q	95	THR	CB-CA-C	-12.54	77.75	111.60
1	6I	95	THR	CB-CA-C	-12.54	77.75	111.60
1	6Q	95	THR	CB-CA-C	-12.54	77.75	111.60
1	7M	95	THR	CB-CA-C	-12.54	77.75	111.60
2	1F	219	VAL	O-C-N	12.51	142.71	122.70
2	2N	219	VAL	O-C-N	12.51	142.71	122.70
2	23	219	VAL	O-C-N	12.51	142.71	122.70
2	3N	219	VAL	O-C-N	12.51	142.71	122.70

*Continued on next page...*

*Continued from previous page...*

Mol	Chain	Res	Type	Atoms	Z	Observed(°)	Ideal(°)
2	37	219	VAL	O-C-N	12.51	142.71	122.70
2	4J	219	VAL	O-C-N	12.51	142.71	122.70
2	4R	219	VAL	O-C-N	12.51	142.71	122.70
2	5Z	219	VAL	O-C-N	12.51	142.71	122.70
2	6F	219	VAL	O-C-N	12.51	142.71	122.70
2	6Z	219	VAL	O-C-N	12.51	142.71	122.70
2	7J	219	VAL	O-C-N	12.51	142.71	122.70
2	7V	219	VAL	O-C-N	12.51	142.71	122.70
2	1R	219	VAL	O-C-N	12.50	142.71	122.70
2	1V	219	VAL	O-C-N	12.50	142.71	122.70
2	1Z	219	VAL	O-C-N	12.50	142.71	122.70
2	2R	219	VAL	O-C-N	12.50	142.71	122.70
2	2V	219	VAL	O-C-N	12.50	142.71	122.70
2	2Z	219	VAL	O-C-N	12.50	142.71	122.70
2	43	219	VAL	O-C-N	12.50	142.71	122.70
2	47	219	VAL	O-C-N	12.50	142.71	122.70
2	5B	219	VAL	O-C-N	12.50	142.71	122.70
2	53	219	VAL	O-C-N	12.50	142.71	122.70
2	57	219	VAL	O-C-N	12.50	142.71	122.70
2	6B	219	VAL	O-C-N	12.50	142.71	122.70
2	1B	219	VAL	O-C-N	12.48	142.67	122.70
2	1J	219	VAL	O-C-N	12.48	142.67	122.70
2	2F	219	VAL	O-C-N	12.48	142.67	122.70
2	27	219	VAL	O-C-N	12.48	142.67	122.70
2	3F	219	VAL	O-C-N	12.48	142.67	122.70
2	4B	219	VAL	O-C-N	12.48	142.67	122.70
2	4N	219	VAL	O-C-N	12.48	142.67	122.70
2	4V	219	VAL	O-C-N	12.48	142.67	122.70
2	5R	219	VAL	O-C-N	12.48	142.67	122.70
2	6J	219	VAL	O-C-N	12.48	142.67	122.70
2	6R	219	VAL	O-C-N	12.48	142.67	122.70
2	7N	219	VAL	O-C-N	12.48	142.67	122.70
2	1B	24	PRO	N-CA-C	-12.48	79.65	112.10
2	1F	24	PRO	N-CA-C	-12.48	79.65	112.10
2	1J	24	PRO	N-CA-C	-12.48	79.65	112.10
2	2F	24	PRO	N-CA-C	-12.48	79.65	112.10
2	2N	24	PRO	N-CA-C	-12.48	79.65	112.10
2	23	24	PRO	N-CA-C	-12.48	79.65	112.10
2	27	24	PRO	N-CA-C	-12.48	79.65	112.10
2	3F	24	PRO	N-CA-C	-12.48	79.65	112.10
2	3N	24	PRO	N-CA-C	-12.48	79.65	112.10
2	37	24	PRO	N-CA-C	-12.48	79.65	112.10

*Continued on next page...*

*Continued from previous page...*

Mol	Chain	Res	Type	Atoms	Z	Observed(°)	Ideal(°)
2	4B	24	PRO	N-CA-C	-12.48	79.65	112.10
2	4J	24	PRO	N-CA-C	-12.48	79.65	112.10
2	4N	24	PRO	N-CA-C	-12.48	79.65	112.10
2	4R	24	PRO	N-CA-C	-12.48	79.65	112.10
2	4V	24	PRO	N-CA-C	-12.48	79.65	112.10
2	5R	24	PRO	N-CA-C	-12.48	79.65	112.10
2	5Z	24	PRO	N-CA-C	-12.48	79.65	112.10
2	6F	24	PRO	N-CA-C	-12.48	79.65	112.10
2	6J	24	PRO	N-CA-C	-12.48	79.65	112.10
2	6R	24	PRO	N-CA-C	-12.48	79.65	112.10
2	6Z	24	PRO	N-CA-C	-12.48	79.65	112.10
2	7J	24	PRO	N-CA-C	-12.48	79.65	112.10
2	7N	24	PRO	N-CA-C	-12.48	79.65	112.10
2	7V	24	PRO	N-CA-C	-12.48	79.65	112.10
2	1N	24	PRO	N-CA-C	-12.48	79.66	112.10
2	2J	24	PRO	N-CA-C	-12.48	79.66	112.10
2	3B	24	PRO	N-CA-C	-12.48	79.66	112.10
2	3J	24	PRO	N-CA-C	-12.48	79.66	112.10
2	33	24	PRO	N-CA-C	-12.48	79.66	112.10
2	4F	24	PRO	N-CA-C	-12.48	79.66	112.10
2	4Z	24	PRO	N-CA-C	-12.48	79.66	112.10
2	5V	24	PRO	N-CA-C	-12.48	79.66	112.10
2	6N	24	PRO	N-CA-C	-12.48	79.66	112.10
2	6V	24	PRO	N-CA-C	-12.48	79.66	112.10
2	7F	24	PRO	N-CA-C	-12.48	79.66	112.10
2	7R	24	PRO	N-CA-C	-12.48	79.66	112.10
2	1R	24	PRO	N-CA-C	-12.47	79.67	112.10
2	1V	24	PRO	N-CA-C	-12.47	79.67	112.10
2	1Z	24	PRO	N-CA-C	-12.47	79.67	112.10
2	13	24	PRO	N-CA-C	-12.47	79.67	112.10
2	17	24	PRO	N-CA-C	-12.47	79.67	112.10
2	2B	24	PRO	N-CA-C	-12.47	79.67	112.10
2	2R	24	PRO	N-CA-C	-12.47	79.67	112.10
2	2V	24	PRO	N-CA-C	-12.47	79.67	112.10
2	2Z	24	PRO	N-CA-C	-12.47	79.67	112.10
2	3R	24	PRO	N-CA-C	-12.47	79.67	112.10
2	3V	24	PRO	N-CA-C	-12.47	79.67	112.10
2	3Z	24	PRO	N-CA-C	-12.47	79.67	112.10
2	43	24	PRO	N-CA-C	-12.47	79.67	112.10
2	47	24	PRO	N-CA-C	-12.47	79.67	112.10
2	5B	24	PRO	N-CA-C	-12.47	79.67	112.10
2	5F	24	PRO	N-CA-C	-12.47	79.67	112.10

*Continued on next page...*

*Continued from previous page...*

Mol	Chain	Res	Type	Atoms	Z	Observed(°)	Ideal(°)
2	5J	24	PRO	N-CA-C	-12.47	79.67	112.10
2	5N	24	PRO	N-CA-C	-12.47	79.67	112.10
2	53	24	PRO	N-CA-C	-12.47	79.67	112.10
2	57	24	PRO	N-CA-C	-12.47	79.67	112.10
2	6B	24	PRO	N-CA-C	-12.47	79.67	112.10
2	63	24	PRO	N-CA-C	-12.47	79.67	112.10
2	67	24	PRO	N-CA-C	-12.47	79.67	112.10
2	7B	24	PRO	N-CA-C	-12.47	79.67	112.10
2	13	219	VAL	O-C-N	12.46	142.64	122.70
2	17	219	VAL	O-C-N	12.46	142.64	122.70
2	2B	219	VAL	O-C-N	12.46	142.64	122.70
2	3R	219	VAL	O-C-N	12.46	142.64	122.70
2	3V	219	VAL	O-C-N	12.46	142.64	122.70
2	3Z	219	VAL	O-C-N	12.46	142.64	122.70
2	5F	219	VAL	O-C-N	12.46	142.64	122.70
2	5J	219	VAL	O-C-N	12.46	142.64	122.70
2	5N	219	VAL	O-C-N	12.46	142.64	122.70
2	63	219	VAL	O-C-N	12.46	142.64	122.70
2	67	219	VAL	O-C-N	12.46	142.64	122.70
2	7B	219	VAL	O-C-N	12.46	142.64	122.70
2	1N	219	VAL	O-C-N	12.46	142.63	122.70
2	2J	219	VAL	O-C-N	12.46	142.63	122.70
2	3B	219	VAL	O-C-N	12.46	142.63	122.70
2	3J	219	VAL	O-C-N	12.46	142.63	122.70
2	33	219	VAL	O-C-N	12.46	142.63	122.70
2	4F	219	VAL	O-C-N	12.46	142.63	122.70
2	4Z	219	VAL	O-C-N	12.46	142.63	122.70
2	5V	219	VAL	O-C-N	12.46	142.63	122.70
2	6N	219	VAL	O-C-N	12.46	142.63	122.70
2	6V	219	VAL	O-C-N	12.46	142.63	122.70
2	7F	219	VAL	O-C-N	12.46	142.63	122.70
2	7R	219	VAL	O-C-N	12.46	142.63	122.70
1	1Q	155	PRO	CA-C-O	-12.44	90.35	120.20
1	1U	155	PRO	CA-C-O	-12.44	90.35	120.20
1	1Y	155	PRO	CA-C-O	-12.44	90.35	120.20
1	2Q	155	PRO	CA-C-O	-12.44	90.35	120.20
1	2U	155	PRO	CA-C-O	-12.44	90.35	120.20
1	2Y	155	PRO	CA-C-O	-12.44	90.35	120.20
1	42	155	PRO	CA-C-O	-12.44	90.35	120.20
1	46	155	PRO	CA-C-O	-12.44	90.35	120.20
1	5A	155	PRO	CA-C-O	-12.44	90.35	120.20
1	52	155	PRO	CA-C-O	-12.44	90.35	120.20

*Continued on next page...*



*Continued from previous page...*

Mol	Chain	Res	Type	Atoms	Z	Observed(°)	Ideal(°)
1	56	155	PRO	CA-C-O	-12.44	90.35	120.20
1	6A	155	PRO	CA-C-O	-12.44	90.35	120.20
1	1A	155	PRO	CA-C-O	-12.44	90.36	120.20
1	1E	155	PRO	CA-C-O	-12.44	90.36	120.20
1	1I	155	PRO	CA-C-O	-12.44	90.36	120.20
1	2E	155	PRO	CA-C-O	-12.44	90.36	120.20
1	2M	155	PRO	CA-C-O	-12.44	90.36	120.20
1	22	155	PRO	CA-C-O	-12.44	90.36	120.20
1	26	155	PRO	CA-C-O	-12.44	90.36	120.20
1	3E	155	PRO	CA-C-O	-12.44	90.36	120.20
1	3M	155	PRO	CA-C-O	-12.44	90.36	120.20
1	36	155	PRO	CA-C-O	-12.44	90.36	120.20
1	4A	155	PRO	CA-C-O	-12.44	90.36	120.20
1	4I	155	PRO	CA-C-O	-12.44	90.36	120.20
1	4M	155	PRO	CA-C-O	-12.44	90.36	120.20
1	4Q	155	PRO	CA-C-O	-12.44	90.36	120.20
1	4U	155	PRO	CA-C-O	-12.44	90.36	120.20
1	5Q	155	PRO	CA-C-O	-12.44	90.36	120.20
1	5Y	155	PRO	CA-C-O	-12.44	90.36	120.20
1	6E	155	PRO	CA-C-O	-12.44	90.36	120.20
1	6I	155	PRO	CA-C-O	-12.44	90.36	120.20
1	6Q	155	PRO	CA-C-O	-12.44	90.36	120.20
1	6Y	155	PRO	CA-C-O	-12.44	90.36	120.20
1	7I	155	PRO	CA-C-O	-12.44	90.36	120.20
1	7M	155	PRO	CA-C-O	-12.44	90.36	120.20
1	7U	155	PRO	CA-C-O	-12.44	90.36	120.20
1	12	155	PRO	CA-C-O	-12.43	90.36	120.20
1	16	155	PRO	CA-C-O	-12.43	90.36	120.20
1	2A	155	PRO	CA-C-O	-12.43	90.36	120.20
1	3Q	155	PRO	CA-C-O	-12.43	90.36	120.20
1	3U	155	PRO	CA-C-O	-12.43	90.36	120.20
1	3Y	155	PRO	CA-C-O	-12.43	90.36	120.20
1	5E	155	PRO	CA-C-O	-12.43	90.36	120.20
1	5I	155	PRO	CA-C-O	-12.43	90.36	120.20
1	5M	155	PRO	CA-C-O	-12.43	90.36	120.20
1	62	155	PRO	CA-C-O	-12.43	90.36	120.20
1	66	155	PRO	CA-C-O	-12.43	90.36	120.20
1	7A	155	PRO	CA-C-O	-12.43	90.36	120.20
1	1M	155	PRO	CA-C-O	-12.43	90.38	120.20
1	2I	155	PRO	CA-C-O	-12.43	90.38	120.20
1	3A	155	PRO	CA-C-O	-12.43	90.38	120.20
1	3I	155	PRO	CA-C-O	-12.43	90.38	120.20

*Continued on next page...*

*Continued from previous page...*

Mol	Chain	Res	Type	Atoms	Z	Observed(°)	Ideal(°)
1	32	155	PRO	CA-C-O	-12.43	90.38	120.20
1	4E	155	PRO	CA-C-O	-12.43	90.38	120.20
1	4Y	155	PRO	CA-C-O	-12.43	90.38	120.20
1	5U	155	PRO	CA-C-O	-12.43	90.38	120.20
1	6M	155	PRO	CA-C-O	-12.43	90.38	120.20
1	6U	155	PRO	CA-C-O	-12.43	90.38	120.20
1	7E	155	PRO	CA-C-O	-12.43	90.38	120.20
1	7Q	155	PRO	CA-C-O	-12.43	90.38	120.20
1	1A	78	SER	CA-CB-OG	-12.40	77.72	111.20
1	1I	78	SER	CA-CB-OG	-12.40	77.72	111.20
1	1M	78	SER	CA-CB-OG	-12.40	77.71	111.20
1	2E	78	SER	CA-CB-OG	-12.40	77.72	111.20
1	2I	78	SER	CA-CB-OG	-12.40	77.71	111.20
1	26	78	SER	CA-CB-OG	-12.40	77.72	111.20
1	3A	78	SER	CA-CB-OG	-12.40	77.71	111.20
1	3E	78	SER	CA-CB-OG	-12.40	77.72	111.20
1	3I	78	SER	CA-CB-OG	-12.40	77.71	111.20
1	32	78	SER	CA-CB-OG	-12.40	77.71	111.20
1	4A	78	SER	CA-CB-OG	-12.40	77.72	111.20
1	4E	78	SER	CA-CB-OG	-12.40	77.71	111.20
1	4M	78	SER	CA-CB-OG	-12.40	77.72	111.20
1	4U	78	SER	CA-CB-OG	-12.40	77.72	111.20
1	4Y	78	SER	CA-CB-OG	-12.40	77.71	111.20
1	5Q	78	SER	CA-CB-OG	-12.40	77.72	111.20
1	5U	78	SER	CA-CB-OG	-12.40	77.71	111.20
1	6I	78	SER	CA-CB-OG	-12.40	77.72	111.20
1	6M	78	SER	CA-CB-OG	-12.40	77.71	111.20
1	6Q	78	SER	CA-CB-OG	-12.40	77.72	111.20
1	6U	78	SER	CA-CB-OG	-12.40	77.71	111.20
1	7E	78	SER	CA-CB-OG	-12.40	77.71	111.20
1	7M	78	SER	CA-CB-OG	-12.40	77.72	111.20
1	7Q	78	SER	CA-CB-OG	-12.40	77.71	111.20
1	1E	30	PHE	CA-C-N	-12.40	89.92	117.20
1	1Q	78	SER	CA-CB-OG	-12.40	77.72	111.20
1	1U	78	SER	CA-CB-OG	-12.40	77.72	111.20
1	1Y	78	SER	CA-CB-OG	-12.40	77.72	111.20
1	2M	30	PHE	CA-C-N	-12.40	89.92	117.20
1	2Q	78	SER	CA-CB-OG	-12.40	77.72	111.20
1	2U	78	SER	CA-CB-OG	-12.40	77.72	111.20
1	2Y	78	SER	CA-CB-OG	-12.40	77.72	111.20
1	22	30	PHE	CA-C-N	-12.40	89.92	117.20
1	3M	30	PHE	CA-C-N	-12.40	89.92	117.20

*Continued on next page...*

*Continued from previous page...*

Mol	Chain	Res	Type	Atoms	Z	Observed(°)	Ideal(°)
1	36	30	PHE	CA-C-N	-12.40	89.92	117.20
1	4I	30	PHE	CA-C-N	-12.40	89.92	117.20
1	4Q	30	PHE	CA-C-N	-12.40	89.92	117.20
1	42	78	SER	CA-CB-OG	-12.40	77.72	111.20
1	46	78	SER	CA-CB-OG	-12.40	77.72	111.20
1	5A	78	SER	CA-CB-OG	-12.40	77.72	111.20
1	5Y	30	PHE	CA-C-N	-12.40	89.92	117.20
1	52	78	SER	CA-CB-OG	-12.40	77.72	111.20
1	56	78	SER	CA-CB-OG	-12.40	77.72	111.20
1	6A	78	SER	CA-CB-OG	-12.40	77.72	111.20
1	6E	30	PHE	CA-C-N	-12.40	89.92	117.20
1	6Y	30	PHE	CA-C-N	-12.40	89.92	117.20
1	7I	30	PHE	CA-C-N	-12.40	89.92	117.20
1	7U	30	PHE	CA-C-N	-12.40	89.92	117.20
1	1M	30	PHE	CA-C-N	-12.40	89.93	117.20
1	2I	30	PHE	CA-C-N	-12.40	89.93	117.20
1	3A	30	PHE	CA-C-N	-12.40	89.93	117.20
1	3I	30	PHE	CA-C-N	-12.40	89.93	117.20
1	32	30	PHE	CA-C-N	-12.40	89.93	117.20
1	4E	30	PHE	CA-C-N	-12.40	89.93	117.20
1	4Y	30	PHE	CA-C-N	-12.40	89.93	117.20
1	5U	30	PHE	CA-C-N	-12.40	89.93	117.20
1	6M	30	PHE	CA-C-N	-12.40	89.93	117.20
1	6U	30	PHE	CA-C-N	-12.40	89.93	117.20
1	7E	30	PHE	CA-C-N	-12.40	89.93	117.20
1	7Q	30	PHE	CA-C-N	-12.40	89.93	117.20
1	1A	30	PHE	CA-C-N	-12.39	89.94	117.20
1	1E	78	SER	CA-CB-OG	-12.39	77.75	111.20
1	1I	30	PHE	CA-C-N	-12.39	89.94	117.20
1	12	78	SER	CA-CB-OG	-12.39	77.74	111.20
1	16	78	SER	CA-CB-OG	-12.39	77.74	111.20
1	2A	78	SER	CA-CB-OG	-12.39	77.74	111.20
1	2E	30	PHE	CA-C-N	-12.39	89.94	117.20
1	2M	78	SER	CA-CB-OG	-12.39	77.75	111.20
1	22	78	SER	CA-CB-OG	-12.39	77.75	111.20
1	26	30	PHE	CA-C-N	-12.39	89.94	117.20
1	3E	30	PHE	CA-C-N	-12.39	89.94	117.20
1	3M	78	SER	CA-CB-OG	-12.39	77.75	111.20
1	3Q	78	SER	CA-CB-OG	-12.39	77.74	111.20
1	3U	78	SER	CA-CB-OG	-12.39	77.74	111.20
1	3Y	78	SER	CA-CB-OG	-12.39	77.74	111.20
1	36	78	SER	CA-CB-OG	-12.39	77.75	111.20

*Continued on next page...*

*Continued from previous page...*

Mol	Chain	Res	Type	Atoms	Z	Observed(°)	Ideal(°)
1	4A	30	PHE	CA-C-N	-12.39	89.94	117.20
1	4I	78	SER	CA-CB-OG	-12.39	77.75	111.20
1	4M	30	PHE	CA-C-N	-12.39	89.94	117.20
1	4Q	78	SER	CA-CB-OG	-12.39	77.75	111.20
1	4U	30	PHE	CA-C-N	-12.39	89.94	117.20
1	5E	78	SER	CA-CB-OG	-12.39	77.74	111.20
1	5I	78	SER	CA-CB-OG	-12.39	77.74	111.20
1	5M	78	SER	CA-CB-OG	-12.39	77.74	111.20
1	5Q	30	PHE	CA-C-N	-12.39	89.94	117.20
1	5Y	78	SER	CA-CB-OG	-12.39	77.75	111.20
1	6E	78	SER	CA-CB-OG	-12.39	77.75	111.20
1	6I	30	PHE	CA-C-N	-12.39	89.94	117.20
1	6Q	30	PHE	CA-C-N	-12.39	89.94	117.20
1	6Y	78	SER	CA-CB-OG	-12.39	77.75	111.20
1	6Z	78	SER	CA-CB-OG	-12.39	77.74	111.20
1	66	78	SER	CA-CB-OG	-12.39	77.74	111.20
1	7A	78	SER	CA-CB-OG	-12.39	77.74	111.20
1	7I	78	SER	CA-CB-OG	-12.39	77.75	111.20
1	7M	30	PHE	CA-C-N	-12.39	89.94	117.20
1	7U	78	SER	CA-CB-OG	-12.39	77.75	111.20
1	1Q	30	PHE	CA-C-N	-12.39	89.95	117.20
1	1U	30	PHE	CA-C-N	-12.39	89.95	117.20
1	1Y	30	PHE	CA-C-N	-12.39	89.95	117.20
1	2Q	30	PHE	CA-C-N	-12.39	89.95	117.20
1	2U	30	PHE	CA-C-N	-12.39	89.95	117.20
1	2Y	30	PHE	CA-C-N	-12.39	89.95	117.20
1	42	30	PHE	CA-C-N	-12.39	89.95	117.20
1	46	30	PHE	CA-C-N	-12.39	89.95	117.20
1	5A	30	PHE	CA-C-N	-12.39	89.95	117.20
1	52	30	PHE	CA-C-N	-12.39	89.95	117.20
1	56	30	PHE	CA-C-N	-12.39	89.95	117.20
1	6A	30	PHE	CA-C-N	-12.39	89.95	117.20
1	1E	91	PRO	N-CD-CG	-12.38	84.62	103.20
1	12	30	PHE	CA-C-N	-12.38	89.95	117.20
1	16	30	PHE	CA-C-N	-12.38	89.95	117.20
1	2A	30	PHE	CA-C-N	-12.38	89.95	117.20
1	2M	91	PRO	N-CD-CG	-12.38	84.62	103.20
1	22	91	PRO	N-CD-CG	-12.38	84.62	103.20
1	3M	91	PRO	N-CD-CG	-12.38	84.62	103.20
1	3Q	30	PHE	CA-C-N	-12.38	89.95	117.20
1	3U	30	PHE	CA-C-N	-12.38	89.95	117.20
1	3Y	30	PHE	CA-C-N	-12.38	89.95	117.20

*Continued on next page...*

*Continued from previous page...*

Mol	Chain	Res	Type	Atoms	Z	Observed(°)	Ideal(°)
1	36	91	PRO	N-CD-CG	-12.38	84.62	103.20
1	4I	91	PRO	N-CD-CG	-12.38	84.62	103.20
1	4Q	91	PRO	N-CD-CG	-12.38	84.62	103.20
1	5E	30	PHE	CA-C-N	-12.38	89.95	117.20
1	5I	30	PHE	CA-C-N	-12.38	89.95	117.20
1	5M	30	PHE	CA-C-N	-12.38	89.95	117.20
1	5Y	91	PRO	N-CD-CG	-12.38	84.62	103.20
1	6E	91	PRO	N-CD-CG	-12.38	84.62	103.20
1	6Y	91	PRO	N-CD-CG	-12.38	84.62	103.20
1	62	30	PHE	CA-C-N	-12.38	89.95	117.20
1	66	30	PHE	CA-C-N	-12.38	89.95	117.20
1	7A	30	PHE	CA-C-N	-12.38	89.95	117.20
1	7I	91	PRO	N-CD-CG	-12.38	84.62	103.20
1	7U	91	PRO	N-CD-CG	-12.38	84.62	103.20
1	1M	91	PRO	N-CD-CG	-12.38	84.63	103.20
1	2I	91	PRO	N-CD-CG	-12.38	84.63	103.20
1	3A	91	PRO	N-CD-CG	-12.38	84.63	103.20
1	3I	91	PRO	N-CD-CG	-12.38	84.63	103.20
1	32	91	PRO	N-CD-CG	-12.38	84.63	103.20
1	4E	91	PRO	N-CD-CG	-12.38	84.63	103.20
1	4Y	91	PRO	N-CD-CG	-12.38	84.63	103.20
1	5U	91	PRO	N-CD-CG	-12.38	84.63	103.20
1	6M	91	PRO	N-CD-CG	-12.38	84.63	103.20
1	6U	91	PRO	N-CD-CG	-12.38	84.63	103.20
1	7E	91	PRO	N-CD-CG	-12.38	84.63	103.20
1	7Q	91	PRO	N-CD-CG	-12.38	84.63	103.20
1	12	91	PRO	N-CD-CG	-12.37	84.64	103.20
1	16	91	PRO	N-CD-CG	-12.37	84.64	103.20
1	2A	91	PRO	N-CD-CG	-12.37	84.64	103.20
1	3Q	91	PRO	N-CD-CG	-12.37	84.64	103.20
1	3U	91	PRO	N-CD-CG	-12.37	84.64	103.20
1	3Y	91	PRO	N-CD-CG	-12.37	84.64	103.20
1	5E	91	PRO	N-CD-CG	-12.37	84.64	103.20
1	5I	91	PRO	N-CD-CG	-12.37	84.64	103.20
1	5M	91	PRO	N-CD-CG	-12.37	84.64	103.20
1	62	91	PRO	N-CD-CG	-12.37	84.64	103.20
1	66	91	PRO	N-CD-CG	-12.37	84.64	103.20
1	7A	91	PRO	N-CD-CG	-12.37	84.64	103.20
1	1Q	91	PRO	N-CD-CG	-12.37	84.64	103.20
1	1U	91	PRO	N-CD-CG	-12.37	84.64	103.20
1	1Y	91	PRO	N-CD-CG	-12.37	84.64	103.20
1	2Q	91	PRO	N-CD-CG	-12.37	84.64	103.20

*Continued on next page...*

*Continued from previous page...*

Mol	Chain	Res	Type	Atoms	Z	Observed(°)	Ideal(°)
1	2U	91	PRO	N-CD-CG	-12.37	84.64	103.20
1	2Y	91	PRO	N-CD-CG	-12.37	84.64	103.20
1	42	91	PRO	N-CD-CG	-12.37	84.64	103.20
1	46	91	PRO	N-CD-CG	-12.37	84.64	103.20
1	5A	91	PRO	N-CD-CG	-12.37	84.64	103.20
1	52	91	PRO	N-CD-CG	-12.37	84.64	103.20
1	56	91	PRO	N-CD-CG	-12.37	84.64	103.20
1	6A	91	PRO	N-CD-CG	-12.37	84.64	103.20
1	1A	91	PRO	N-CD-CG	-12.36	84.65	103.20
1	1I	91	PRO	N-CD-CG	-12.36	84.65	103.20
1	2E	91	PRO	N-CD-CG	-12.36	84.65	103.20
1	26	91	PRO	N-CD-CG	-12.36	84.65	103.20
1	3E	91	PRO	N-CD-CG	-12.36	84.65	103.20
1	4A	91	PRO	N-CD-CG	-12.36	84.65	103.20
1	4M	91	PRO	N-CD-CG	-12.36	84.65	103.20
1	4U	91	PRO	N-CD-CG	-12.36	84.65	103.20
1	5Q	91	PRO	N-CD-CG	-12.36	84.65	103.20
1	6I	91	PRO	N-CD-CG	-12.36	84.65	103.20
1	6Q	91	PRO	N-CD-CG	-12.36	84.65	103.20
1	7M	91	PRO	N-CD-CG	-12.36	84.65	103.20
2	1R	33	PRO	N-CD-CG	12.35	121.72	103.20
2	1V	33	PRO	N-CD-CG	12.35	121.72	103.20
2	1Z	33	PRO	N-CD-CG	12.35	121.72	103.20
2	2R	33	PRO	N-CD-CG	12.35	121.72	103.20
2	2V	33	PRO	N-CD-CG	12.35	121.72	103.20
2	2Z	33	PRO	N-CD-CG	12.35	121.72	103.20
2	43	33	PRO	N-CD-CG	12.35	121.72	103.20
2	47	33	PRO	N-CD-CG	12.35	121.72	103.20
2	5B	33	PRO	N-CD-CG	12.35	121.72	103.20
2	53	33	PRO	N-CD-CG	12.35	121.72	103.20
2	57	33	PRO	N-CD-CG	12.35	121.72	103.20
2	6B	33	PRO	N-CD-CG	12.35	121.72	103.20
2	1R	227	TYR	CE1-CZ-OH	-12.34	86.79	120.10
2	1V	227	TYR	CE1-CZ-OH	-12.34	86.79	120.10
2	1Z	227	TYR	CE1-CZ-OH	-12.34	86.79	120.10
2	13	33	PRO	N-CD-CG	12.34	121.70	103.20
2	17	33	PRO	N-CD-CG	12.34	121.70	103.20
2	2B	33	PRO	N-CD-CG	12.34	121.70	103.20
2	2R	227	TYR	CE1-CZ-OH	-12.34	86.79	120.10
2	2V	227	TYR	CE1-CZ-OH	-12.34	86.79	120.10
2	2Z	227	TYR	CE1-CZ-OH	-12.34	86.79	120.10
2	3R	33	PRO	N-CD-CG	12.34	121.70	103.20

*Continued on next page...*



*Continued from previous page...*

Mol	Chain	Res	Type	Atoms	Z	Observed(°)	Ideal(°)
2	3V	33	PRO	N-CD-CG	12.34	121.70	103.20
2	3Z	33	PRO	N-CD-CG	12.34	121.70	103.20
2	43	227	TYR	CE1-CZ-OH	-12.34	86.79	120.10
2	47	227	TYR	CE1-CZ-OH	-12.34	86.79	120.10
2	5B	227	TYR	CE1-CZ-OH	-12.34	86.79	120.10
2	5F	33	PRO	N-CD-CG	12.34	121.70	103.20
2	5J	33	PRO	N-CD-CG	12.34	121.70	103.20
2	5N	33	PRO	N-CD-CG	12.34	121.70	103.20
2	53	227	TYR	CE1-CZ-OH	-12.34	86.79	120.10
2	57	227	TYR	CE1-CZ-OH	-12.34	86.79	120.10
2	6B	227	TYR	CE1-CZ-OH	-12.34	86.79	120.10
2	63	33	PRO	N-CD-CG	12.34	121.70	103.20
2	67	33	PRO	N-CD-CG	12.34	121.70	103.20
2	7B	33	PRO	N-CD-CG	12.34	121.70	103.20
2	1B	227	TYR	CE1-CZ-OH	-12.33	86.81	120.10
2	1F	227	TYR	CE1-CZ-OH	-12.33	86.81	120.10
2	1J	227	TYR	CE1-CZ-OH	-12.33	86.81	120.10
2	1N	227	TYR	CE1-CZ-OH	-12.33	86.81	120.10
2	2F	227	TYR	CE1-CZ-OH	-12.33	86.81	120.10
2	2J	227	TYR	CE1-CZ-OH	-12.33	86.81	120.10
2	2N	227	TYR	CE1-CZ-OH	-12.33	86.81	120.10
2	23	227	TYR	CE1-CZ-OH	-12.33	86.81	120.10
2	27	227	TYR	CE1-CZ-OH	-12.33	86.81	120.10
2	3B	227	TYR	CE1-CZ-OH	-12.33	86.81	120.10
2	3F	227	TYR	CE1-CZ-OH	-12.33	86.81	120.10
2	3J	227	TYR	CE1-CZ-OH	-12.33	86.81	120.10
2	3N	227	TYR	CE1-CZ-OH	-12.33	86.81	120.10
2	33	227	TYR	CE1-CZ-OH	-12.33	86.81	120.10
2	37	227	TYR	CE1-CZ-OH	-12.33	86.81	120.10
2	4B	227	TYR	CE1-CZ-OH	-12.33	86.81	120.10
2	4F	227	TYR	CE1-CZ-OH	-12.33	86.81	120.10
2	4J	227	TYR	CE1-CZ-OH	-12.33	86.81	120.10
2	4N	227	TYR	CE1-CZ-OH	-12.33	86.81	120.10
2	4R	227	TYR	CE1-CZ-OH	-12.33	86.81	120.10
2	4V	227	TYR	CE1-CZ-OH	-12.33	86.81	120.10
2	4Z	227	TYR	CE1-CZ-OH	-12.33	86.81	120.10
2	5R	227	TYR	CE1-CZ-OH	-12.33	86.81	120.10
2	5V	227	TYR	CE1-CZ-OH	-12.33	86.81	120.10
2	5Z	227	TYR	CE1-CZ-OH	-12.33	86.81	120.10
2	6F	227	TYR	CE1-CZ-OH	-12.33	86.81	120.10
2	6J	227	TYR	CE1-CZ-OH	-12.33	86.81	120.10
2	6N	227	TYR	CE1-CZ-OH	-12.33	86.81	120.10

*Continued on next page...*



*Continued from previous page...*

Mol	Chain	Res	Type	Atoms	Z	Observed(°)	Ideal(°)
2	6R	227	TYR	CE1-CZ-OH	-12.33	86.81	120.10
2	6V	227	TYR	CE1-CZ-OH	-12.33	86.81	120.10
2	6Z	227	TYR	CE1-CZ-OH	-12.33	86.81	120.10
2	7F	227	TYR	CE1-CZ-OH	-12.33	86.81	120.10
2	7J	227	TYR	CE1-CZ-OH	-12.33	86.81	120.10
2	7N	227	TYR	CE1-CZ-OH	-12.33	86.81	120.10
2	7R	227	TYR	CE1-CZ-OH	-12.33	86.81	120.10
2	7V	227	TYR	CE1-CZ-OH	-12.33	86.81	120.10
2	1N	33	PRO	N-CD-CG	12.32	121.69	103.20
2	2J	33	PRO	N-CD-CG	12.32	121.69	103.20
2	3B	33	PRO	N-CD-CG	12.32	121.69	103.20
2	3J	33	PRO	N-CD-CG	12.32	121.69	103.20
2	33	33	PRO	N-CD-CG	12.32	121.69	103.20
2	4F	33	PRO	N-CD-CG	12.32	121.69	103.20
2	4Z	33	PRO	N-CD-CG	12.32	121.69	103.20
2	5V	33	PRO	N-CD-CG	12.32	121.69	103.20
2	6N	33	PRO	N-CD-CG	12.32	121.69	103.20
2	6V	33	PRO	N-CD-CG	12.32	121.69	103.20
2	7F	33	PRO	N-CD-CG	12.32	121.69	103.20
2	7R	33	PRO	N-CD-CG	12.32	121.69	103.20
2	1B	33	PRO	N-CD-CG	12.32	121.68	103.20
2	1J	33	PRO	N-CD-CG	12.32	121.68	103.20
2	2F	33	PRO	N-CD-CG	12.32	121.68	103.20
2	27	33	PRO	N-CD-CG	12.32	121.68	103.20
2	3F	33	PRO	N-CD-CG	12.32	121.68	103.20
2	4B	33	PRO	N-CD-CG	12.32	121.68	103.20
2	4N	33	PRO	N-CD-CG	12.32	121.68	103.20
2	4V	33	PRO	N-CD-CG	12.32	121.68	103.20
2	5R	33	PRO	N-CD-CG	12.32	121.68	103.20
2	6J	33	PRO	N-CD-CG	12.32	121.68	103.20
2	6R	33	PRO	N-CD-CG	12.32	121.68	103.20
2	7N	33	PRO	N-CD-CG	12.32	121.68	103.20
2	13	227	TYR	CE1-CZ-OH	-12.32	86.83	120.10
2	17	227	TYR	CE1-CZ-OH	-12.32	86.83	120.10
2	2B	227	TYR	CE1-CZ-OH	-12.32	86.83	120.10
2	3R	227	TYR	CE1-CZ-OH	-12.32	86.83	120.10
2	3V	227	TYR	CE1-CZ-OH	-12.32	86.83	120.10
2	3Z	227	TYR	CE1-CZ-OH	-12.32	86.83	120.10
2	5F	227	TYR	CE1-CZ-OH	-12.32	86.83	120.10
2	5J	227	TYR	CE1-CZ-OH	-12.32	86.83	120.10
2	5N	227	TYR	CE1-CZ-OH	-12.32	86.83	120.10
2	63	227	TYR	CE1-CZ-OH	-12.32	86.83	120.10

*Continued on next page...*

*Continued from previous page...*

Mol	Chain	Res	Type	Atoms	Z	Observed(°)	Ideal(°)
2	67	227	TYR	CE1-CZ-OH	-12.32	86.83	120.10
2	7B	227	TYR	CE1-CZ-OH	-12.32	86.83	120.10
2	1F	33	PRO	N-CD-CG	12.31	121.67	103.20
2	2N	33	PRO	N-CD-CG	12.31	121.67	103.20
2	23	33	PRO	N-CD-CG	12.31	121.67	103.20
2	3N	33	PRO	N-CD-CG	12.31	121.67	103.20
2	37	33	PRO	N-CD-CG	12.31	121.67	103.20
2	4J	33	PRO	N-CD-CG	12.31	121.67	103.20
2	4R	33	PRO	N-CD-CG	12.31	121.67	103.20
2	5Z	33	PRO	N-CD-CG	12.31	121.67	103.20
2	6F	33	PRO	N-CD-CG	12.31	121.67	103.20
2	6Z	33	PRO	N-CD-CG	12.31	121.67	103.20
2	7J	33	PRO	N-CD-CG	12.31	121.67	103.20
2	7V	33	PRO	N-CD-CG	12.31	121.67	103.20
1	1M	96	ASP	CB-CG-OD2	-12.27	107.26	118.30
1	2I	96	ASP	CB-CG-OD2	-12.27	107.26	118.30
1	3A	96	ASP	CB-CG-OD2	-12.27	107.26	118.30
1	3I	96	ASP	CB-CG-OD2	-12.27	107.26	118.30
1	32	96	ASP	CB-CG-OD2	-12.27	107.26	118.30
1	4E	96	ASP	CB-CG-OD2	-12.27	107.26	118.30
1	4Y	96	ASP	CB-CG-OD2	-12.27	107.26	118.30
1	5U	96	ASP	CB-CG-OD2	-12.27	107.26	118.30
1	6M	96	ASP	CB-CG-OD2	-12.27	107.26	118.30
1	6U	96	ASP	CB-CG-OD2	-12.27	107.26	118.30
1	7E	96	ASP	CB-CG-OD2	-12.27	107.26	118.30
1	7Q	96	ASP	CB-CG-OD2	-12.27	107.26	118.30
1	1M	85	LEU	CA-C-N	-12.26	90.23	117.20
1	2I	85	LEU	CA-C-N	-12.26	90.23	117.20
1	3A	85	LEU	CA-C-N	-12.26	90.23	117.20
1	3I	85	LEU	CA-C-N	-12.26	90.23	117.20
1	32	85	LEU	CA-C-N	-12.26	90.23	117.20
1	4E	85	LEU	CA-C-N	-12.26	90.23	117.20
1	4Y	85	LEU	CA-C-N	-12.26	90.23	117.20
1	5U	85	LEU	CA-C-N	-12.26	90.23	117.20
1	6M	85	LEU	CA-C-N	-12.26	90.23	117.20
1	6U	85	LEU	CA-C-N	-12.26	90.23	117.20
1	7E	85	LEU	CA-C-N	-12.26	90.23	117.20
1	7Q	85	LEU	CA-C-N	-12.26	90.23	117.20
1	1A	85	LEU	CA-C-N	-12.25	90.24	117.20
1	1I	85	LEU	CA-C-N	-12.25	90.24	117.20
1	12	85	LEU	CA-C-N	-12.25	90.24	117.20
1	16	85	LEU	CA-C-N	-12.25	90.24	117.20

*Continued on next page...*

*Continued from previous page...*

Mol	Chain	Res	Type	Atoms	Z	Observed(°)	Ideal(°)
1	2A	85	LEU	CA-C-N	-12.25	90.24	117.20
1	3Q	85	LEU	CA-C-N	-12.25	90.24	117.20
1	3U	85	LEU	CA-C-N	-12.25	90.24	117.20
1	5E	85	LEU	CA-C-N	-12.25	90.24	117.20
1	7A	85	LEU	CA-C-N	-12.25	90.24	117.20
1	1Q	80	PHE	CG-CD1-CE1	-12.25	107.32	120.80
1	1U	80	PHE	CG-CD1-CE1	-12.25	107.32	120.80
1	1Y	80	PHE	CG-CD1-CE1	-12.25	107.32	120.80
1	2E	85	LEU	CA-C-N	-12.25	90.24	117.20
1	2Q	80	PHE	CG-CD1-CE1	-12.25	107.32	120.80
1	2U	80	PHE	CG-CD1-CE1	-12.25	107.32	120.80
1	2Y	80	PHE	CG-CD1-CE1	-12.25	107.32	120.80
1	26	85	LEU	CA-C-N	-12.25	90.24	117.20
1	3E	85	LEU	CA-C-N	-12.25	90.24	117.20
1	3Y	85	LEU	CA-C-N	-12.25	90.24	117.20
1	4A	85	LEU	CA-C-N	-12.25	90.24	117.20
1	4M	85	LEU	CA-C-N	-12.25	90.24	117.20
1	4U	85	LEU	CA-C-N	-12.25	90.24	117.20
1	5I	85	LEU	CA-C-N	-12.25	90.24	117.20
1	5M	85	LEU	CA-C-N	-12.25	90.24	117.20
1	42	80	PHE	CG-CD1-CE1	-12.25	107.32	120.80
1	46	80	PHE	CG-CD1-CE1	-12.25	107.32	120.80
1	5A	80	PHE	CG-CD1-CE1	-12.25	107.32	120.80
1	5Q	85	LEU	CA-C-N	-12.25	90.24	117.20
1	52	80	PHE	CG-CD1-CE1	-12.25	107.32	120.80
1	56	80	PHE	CG-CD1-CE1	-12.25	107.32	120.80
1	6A	80	PHE	CG-CD1-CE1	-12.25	107.32	120.80
1	6I	85	LEU	CA-C-N	-12.25	90.24	117.20
1	6Q	85	LEU	CA-C-N	-12.25	90.24	117.20
1	62	85	LEU	CA-C-N	-12.25	90.24	117.20
1	66	85	LEU	CA-C-N	-12.25	90.24	117.20
1	7M	85	LEU	CA-C-N	-12.25	90.24	117.20
1	1Q	85	LEU	CA-C-N	-12.25	90.25	117.20
1	1U	85	LEU	CA-C-N	-12.25	90.25	117.20
1	1Y	85	LEU	CA-C-N	-12.25	90.25	117.20
1	2Q	85	LEU	CA-C-N	-12.25	90.25	117.20
1	2U	85	LEU	CA-C-N	-12.25	90.25	117.20
1	2Y	85	LEU	CA-C-N	-12.25	90.25	117.20
1	42	85	LEU	CA-C-N	-12.25	90.25	117.20
1	46	85	LEU	CA-C-N	-12.25	90.25	117.20
1	5A	85	LEU	CA-C-N	-12.25	90.25	117.20
1	52	85	LEU	CA-C-N	-12.25	90.25	117.20

*Continued on next page...*

*Continued from previous page...*

Mol	Chain	Res	Type	Atoms	Z	Observed(°)	Ideal(°)
1	56	85	LEU	CA-C-N	-12.25	90.25	117.20
1	6A	85	LEU	CA-C-N	-12.25	90.25	117.20
1	12	48	TYR	OH-CZ-CE2	-12.24	87.05	120.10
1	12	96	ASP	CB-CG-OD2	-12.24	107.28	118.30
1	16	48	TYR	OH-CZ-CE2	-12.24	87.05	120.10
1	16	96	ASP	CB-CG-OD2	-12.24	107.28	118.30
1	2A	48	TYR	OH-CZ-CE2	-12.24	87.05	120.10
1	2A	96	ASP	CB-CG-OD2	-12.24	107.28	118.30
1	3Q	48	TYR	OH-CZ-CE2	-12.24	87.05	120.10
1	3Q	96	ASP	CB-CG-OD2	-12.24	107.28	118.30
1	3U	48	TYR	OH-CZ-CE2	-12.24	87.05	120.10
1	3U	96	ASP	CB-CG-OD2	-12.24	107.28	118.30
1	3Y	48	TYR	OH-CZ-CE2	-12.24	87.05	120.10
1	3Y	96	ASP	CB-CG-OD2	-12.24	107.28	118.30
1	5E	48	TYR	OH-CZ-CE2	-12.24	87.05	120.10
1	5E	96	ASP	CB-CG-OD2	-12.24	107.28	118.30
1	5I	48	TYR	OH-CZ-CE2	-12.24	87.05	120.10
1	5I	96	ASP	CB-CG-OD2	-12.24	107.28	118.30
1	5M	48	TYR	OH-CZ-CE2	-12.24	87.05	120.10
1	5M	96	ASP	CB-CG-OD2	-12.24	107.28	118.30
1	62	48	TYR	OH-CZ-CE2	-12.24	87.05	120.10
1	62	96	ASP	CB-CG-OD2	-12.24	107.28	118.30
1	66	48	TYR	OH-CZ-CE2	-12.24	87.05	120.10
1	66	96	ASP	CB-CG-OD2	-12.24	107.28	118.30
1	7A	48	TYR	OH-CZ-CE2	-12.24	87.05	120.10
1	7A	96	ASP	CB-CG-OD2	-12.24	107.28	118.30
1	1E	80	PHE	CG-CD1-CE1	-12.24	107.34	120.80
1	1E	85	LEU	CA-C-N	-12.24	90.28	117.20
1	12	80	PHE	CG-CD1-CE1	-12.24	107.34	120.80
1	16	80	PHE	CG-CD1-CE1	-12.24	107.34	120.80
1	2A	80	PHE	CG-CD1-CE1	-12.24	107.34	120.80
1	2M	80	PHE	CG-CD1-CE1	-12.24	107.34	120.80
1	2M	85	LEU	CA-C-N	-12.24	90.28	117.20
1	22	80	PHE	CG-CD1-CE1	-12.24	107.34	120.80
1	22	85	LEU	CA-C-N	-12.24	90.28	117.20
1	3M	80	PHE	CG-CD1-CE1	-12.24	107.34	120.80
1	3M	85	LEU	CA-C-N	-12.24	90.28	117.20
1	3Q	80	PHE	CG-CD1-CE1	-12.24	107.34	120.80
1	3U	80	PHE	CG-CD1-CE1	-12.24	107.34	120.80
1	3Y	80	PHE	CG-CD1-CE1	-12.24	107.34	120.80
1	36	80	PHE	CG-CD1-CE1	-12.24	107.34	120.80
1	36	85	LEU	CA-C-N	-12.24	90.28	117.20

*Continued on next page...*

*Continued from previous page...*

Mol	Chain	Res	Type	Atoms	Z	Observed(°)	Ideal(°)
1	4I	80	PHE	CG-CD1-CE1	-12.24	107.34	120.80
1	4I	85	LEU	CA-C-N	-12.24	90.28	117.20
1	4Q	80	PHE	CG-CD1-CE1	-12.24	107.34	120.80
1	4Q	85	LEU	CA-C-N	-12.24	90.28	117.20
1	5E	80	PHE	CG-CD1-CE1	-12.24	107.34	120.80
1	5I	80	PHE	CG-CD1-CE1	-12.24	107.34	120.80
1	5M	80	PHE	CG-CD1-CE1	-12.24	107.34	120.80
1	5Y	80	PHE	CG-CD1-CE1	-12.24	107.34	120.80
1	5Y	85	LEU	CA-C-N	-12.24	90.28	117.20
1	6E	80	PHE	CG-CD1-CE1	-12.24	107.34	120.80
1	6E	85	LEU	CA-C-N	-12.24	90.28	117.20
1	6Y	80	PHE	CG-CD1-CE1	-12.24	107.34	120.80
1	6Y	85	LEU	CA-C-N	-12.24	90.28	117.20
1	62	80	PHE	CG-CD1-CE1	-12.24	107.34	120.80
1	66	80	PHE	CG-CD1-CE1	-12.24	107.34	120.80
1	7A	80	PHE	CG-CD1-CE1	-12.24	107.34	120.80
1	7I	80	PHE	CG-CD1-CE1	-12.24	107.34	120.80
1	7I	85	LEU	CA-C-N	-12.24	90.28	117.20
1	7U	80	PHE	CG-CD1-CE1	-12.24	107.34	120.80
1	7U	85	LEU	CA-C-N	-12.24	90.28	117.20
1	1E	48	TYR	OH-CZ-CE2	-12.23	87.06	120.10
1	1E	96	ASP	CB-CG-OD2	-12.23	107.29	118.30
1	2M	48	TYR	OH-CZ-CE2	-12.23	87.06	120.10
1	2M	96	ASP	CB-CG-OD2	-12.23	107.29	118.30
1	22	48	TYR	OH-CZ-CE2	-12.23	87.06	120.10
1	22	96	ASP	CB-CG-OD2	-12.23	107.29	118.30
1	3M	48	TYR	OH-CZ-CE2	-12.23	87.06	120.10
1	3M	96	ASP	CB-CG-OD2	-12.23	107.29	118.30
1	36	48	TYR	OH-CZ-CE2	-12.23	87.06	120.10
1	36	96	ASP	CB-CG-OD2	-12.23	107.29	118.30
1	4I	48	TYR	OH-CZ-CE2	-12.23	87.06	120.10
1	4I	96	ASP	CB-CG-OD2	-12.23	107.29	118.30
1	4Q	48	TYR	OH-CZ-CE2	-12.23	87.06	120.10
1	4Q	96	ASP	CB-CG-OD2	-12.23	107.29	118.30
1	5Y	48	TYR	OH-CZ-CE2	-12.23	87.06	120.10
1	5Y	96	ASP	CB-CG-OD2	-12.23	107.29	118.30
1	6E	48	TYR	OH-CZ-CE2	-12.23	87.06	120.10
1	6E	96	ASP	CB-CG-OD2	-12.23	107.29	118.30
1	6Y	48	TYR	OH-CZ-CE2	-12.23	87.06	120.10
1	6Y	96	ASP	CB-CG-OD2	-12.23	107.29	118.30
1	7I	48	TYR	OH-CZ-CE2	-12.23	87.06	120.10
1	7I	96	ASP	CB-CG-OD2	-12.23	107.29	118.30

*Continued on next page...*

*Continued from previous page...*

Mol	Chain	Res	Type	Atoms	Z	Observed(°)	Ideal(°)
1	7U	48	TYR	OH-CZ-CE2	-12.23	87.06	120.10
1	7U	96	ASP	CB-CG-OD2	-12.23	107.29	118.30
1	1A	48	TYR	OH-CZ-CE2	-12.23	87.08	120.10
1	1I	48	TYR	OH-CZ-CE2	-12.23	87.08	120.10
1	2E	48	TYR	OH-CZ-CE2	-12.23	87.08	120.10
1	26	48	TYR	OH-CZ-CE2	-12.23	87.08	120.10
1	3E	48	TYR	OH-CZ-CE2	-12.23	87.08	120.10
1	4A	48	TYR	OH-CZ-CE2	-12.23	87.08	120.10
1	4M	48	TYR	OH-CZ-CE2	-12.23	87.08	120.10
1	4U	48	TYR	OH-CZ-CE2	-12.23	87.08	120.10
1	5Q	48	TYR	OH-CZ-CE2	-12.23	87.08	120.10
1	6I	48	TYR	OH-CZ-CE2	-12.23	87.08	120.10
1	6Q	48	TYR	OH-CZ-CE2	-12.23	87.08	120.10
1	7M	48	TYR	OH-CZ-CE2	-12.23	87.08	120.10
1	1A	96	ASP	CB-CG-OD2	-12.23	107.30	118.30
1	1I	96	ASP	CB-CG-OD2	-12.23	107.30	118.30
1	1M	80	PHE	CG-CD1-CE1	-12.23	107.35	120.80
1	2E	96	ASP	CB-CG-OD2	-12.23	107.30	118.30
1	2I	80	PHE	CG-CD1-CE1	-12.23	107.35	120.80
1	26	96	ASP	CB-CG-OD2	-12.23	107.30	118.30
1	3A	80	PHE	CG-CD1-CE1	-12.23	107.35	120.80
1	3E	96	ASP	CB-CG-OD2	-12.23	107.30	118.30
1	3I	80	PHE	CG-CD1-CE1	-12.23	107.35	120.80
1	32	80	PHE	CG-CD1-CE1	-12.23	107.35	120.80
1	4A	96	ASP	CB-CG-OD2	-12.23	107.30	118.30
1	4E	80	PHE	CG-CD1-CE1	-12.23	107.35	120.80
1	4M	96	ASP	CB-CG-OD2	-12.23	107.30	118.30
1	4U	96	ASP	CB-CG-OD2	-12.23	107.30	118.30
1	4Y	80	PHE	CG-CD1-CE1	-12.23	107.35	120.80
1	5Q	96	ASP	CB-CG-OD2	-12.23	107.30	118.30
1	5U	80	PHE	CG-CD1-CE1	-12.23	107.35	120.80
1	6I	96	ASP	CB-CG-OD2	-12.23	107.30	118.30
1	6M	80	PHE	CG-CD1-CE1	-12.23	107.35	120.80
1	6Q	96	ASP	CB-CG-OD2	-12.23	107.30	118.30
1	6U	80	PHE	CG-CD1-CE1	-12.23	107.35	120.80
1	7E	80	PHE	CG-CD1-CE1	-12.23	107.35	120.80
1	7M	96	ASP	CB-CG-OD2	-12.23	107.30	118.30
1	7Q	80	PHE	CG-CD1-CE1	-12.23	107.35	120.80
1	1Q	48	TYR	OH-CZ-CE2	-12.22	87.09	120.10
1	1U	48	TYR	OH-CZ-CE2	-12.22	87.09	120.10
1	1Y	48	TYR	OH-CZ-CE2	-12.22	87.09	120.10
1	2Q	48	TYR	OH-CZ-CE2	-12.22	87.09	120.10

*Continued on next page...*



*Continued from previous page...*

Mol	Chain	Res	Type	Atoms	Z	Observed(°)	Ideal(°)
1	2U	48	TYR	OH-CZ-CE2	-12.22	87.09	120.10
1	2Y	48	TYR	OH-CZ-CE2	-12.22	87.09	120.10
1	42	48	TYR	OH-CZ-CE2	-12.22	87.09	120.10
1	46	48	TYR	OH-CZ-CE2	-12.22	87.09	120.10
1	5A	48	TYR	OH-CZ-CE2	-12.22	87.09	120.10
1	52	48	TYR	OH-CZ-CE2	-12.22	87.09	120.10
1	56	48	TYR	OH-CZ-CE2	-12.22	87.09	120.10
1	6A	48	TYR	OH-CZ-CE2	-12.22	87.09	120.10
1	1M	22	HIS	CG-ND1-CE1	-12.22	89.81	105.70
1	1Q	96	ASP	CB-CG-OD2	-12.22	107.30	118.30
1	1U	96	ASP	CB-CG-OD2	-12.22	107.30	118.30
1	1Y	96	ASP	CB-CG-OD2	-12.22	107.30	118.30
1	2I	22	HIS	CG-ND1-CE1	-12.22	89.81	105.70
1	2Q	96	ASP	CB-CG-OD2	-12.22	107.30	118.30
1	2U	96	ASP	CB-CG-OD2	-12.22	107.30	118.30
1	2Y	96	ASP	CB-CG-OD2	-12.22	107.30	118.30
1	3A	22	HIS	CG-ND1-CE1	-12.22	89.81	105.70
1	3I	22	HIS	CG-ND1-CE1	-12.22	89.81	105.70
1	32	22	HIS	CG-ND1-CE1	-12.22	89.81	105.70
1	4E	22	HIS	CG-ND1-CE1	-12.22	89.81	105.70
1	4Y	22	HIS	CG-ND1-CE1	-12.22	89.81	105.70
1	42	96	ASP	CB-CG-OD2	-12.22	107.30	118.30
1	46	96	ASP	CB-CG-OD2	-12.22	107.30	118.30
1	5A	96	ASP	CB-CG-OD2	-12.22	107.30	118.30
1	5U	22	HIS	CG-ND1-CE1	-12.22	89.81	105.70
1	52	96	ASP	CB-CG-OD2	-12.22	107.30	118.30
1	56	96	ASP	CB-CG-OD2	-12.22	107.30	118.30
1	6A	96	ASP	CB-CG-OD2	-12.22	107.30	118.30
1	6M	22	HIS	CG-ND1-CE1	-12.22	89.81	105.70
1	6U	22	HIS	CG-ND1-CE1	-12.22	89.81	105.70
1	7E	22	HIS	CG-ND1-CE1	-12.22	89.81	105.70
1	7Q	22	HIS	CG-ND1-CE1	-12.22	89.81	105.70
1	1A	80	PHE	CG-CD1-CE1	-12.22	107.36	120.80
2	1F	78	HIS	ND1-CG-CD2	-12.22	88.89	106.00
1	1I	80	PHE	CG-CD1-CE1	-12.22	107.36	120.80
1	1M	48	TYR	OH-CZ-CE2	-12.22	87.11	120.10
1	2E	80	PHE	CG-CD1-CE1	-12.22	107.36	120.80
1	2I	48	TYR	OH-CZ-CE2	-12.22	87.11	120.10
2	2N	78	HIS	ND1-CG-CD2	-12.22	88.89	106.00
2	23	78	HIS	ND1-CG-CD2	-12.22	88.89	106.00
1	26	80	PHE	CG-CD1-CE1	-12.22	107.36	120.80
1	3A	48	TYR	OH-CZ-CE2	-12.22	87.11	120.10

*Continued on next page...*



*Continued from previous page...*

Mol	Chain	Res	Type	Atoms	Z	Observed(°)	Ideal(°)
1	3E	80	PHE	CG-CD1-CE1	-12.22	107.36	120.80
1	3I	48	TYR	OH-CZ-CE2	-12.22	87.11	120.10
2	3N	78	HIS	ND1-CG-CD2	-12.22	88.89	106.00
1	32	48	TYR	OH-CZ-CE2	-12.22	87.11	120.10
2	37	78	HIS	ND1-CG-CD2	-12.22	88.89	106.00
1	4A	80	PHE	CG-CD1-CE1	-12.22	107.36	120.80
1	4E	48	TYR	OH-CZ-CE2	-12.22	87.11	120.10
2	4J	78	HIS	ND1-CG-CD2	-12.22	88.89	106.00
1	4M	80	PHE	CG-CD1-CE1	-12.22	107.36	120.80
2	4R	78	HIS	ND1-CG-CD2	-12.22	88.89	106.00
1	4U	80	PHE	CG-CD1-CE1	-12.22	107.36	120.80
1	4Y	48	TYR	OH-CZ-CE2	-12.22	87.11	120.10
1	5Q	80	PHE	CG-CD1-CE1	-12.22	107.36	120.80
1	5U	48	TYR	OH-CZ-CE2	-12.22	87.11	120.10
2	5Z	78	HIS	ND1-CG-CD2	-12.22	88.89	106.00
2	6F	78	HIS	ND1-CG-CD2	-12.22	88.89	106.00
1	6I	80	PHE	CG-CD1-CE1	-12.22	107.36	120.80
1	6M	48	TYR	OH-CZ-CE2	-12.22	87.11	120.10
1	6Q	80	PHE	CG-CD1-CE1	-12.22	107.36	120.80
1	6U	48	TYR	OH-CZ-CE2	-12.22	87.11	120.10
2	6Z	78	HIS	ND1-CG-CD2	-12.22	88.89	106.00
1	7E	48	TYR	OH-CZ-CE2	-12.22	87.11	120.10
2	7J	78	HIS	ND1-CG-CD2	-12.22	88.89	106.00
1	7M	80	PHE	CG-CD1-CE1	-12.22	107.36	120.80
1	7Q	48	TYR	OH-CZ-CE2	-12.22	87.11	120.10
2	7V	78	HIS	ND1-CG-CD2	-12.22	88.89	106.00
1	1E	22	HIS	CG-ND1-CE1	-12.22	89.81	105.70
1	2M	22	HIS	CG-ND1-CE1	-12.22	89.81	105.70
1	22	22	HIS	CG-ND1-CE1	-12.22	89.81	105.70
1	3M	22	HIS	CG-ND1-CE1	-12.22	89.81	105.70
1	36	22	HIS	CG-ND1-CE1	-12.22	89.81	105.70
1	4I	22	HIS	CG-ND1-CE1	-12.22	89.81	105.70
1	4Q	22	HIS	CG-ND1-CE1	-12.22	89.81	105.70
1	5Y	22	HIS	CG-ND1-CE1	-12.22	89.81	105.70
1	6E	22	HIS	CG-ND1-CE1	-12.22	89.81	105.70
1	6Y	22	HIS	CG-ND1-CE1	-12.22	89.81	105.70
1	7I	22	HIS	CG-ND1-CE1	-12.22	89.81	105.70
1	7U	22	HIS	CG-ND1-CE1	-12.22	89.81	105.70
1	1Q	22	HIS	CG-ND1-CE1	-12.21	89.83	105.70
1	1U	22	HIS	CG-ND1-CE1	-12.21	89.83	105.70
1	1Y	22	HIS	CG-ND1-CE1	-12.21	89.83	105.70
1	2Q	22	HIS	CG-ND1-CE1	-12.21	89.83	105.70

*Continued on next page...*

*Continued from previous page...*

Mol	Chain	Res	Type	Atoms	Z	Observed(°)	Ideal(°)
1	2U	22	HIS	CG-ND1-CE1	-12.21	89.83	105.70
1	2Y	22	HIS	CG-ND1-CE1	-12.21	89.83	105.70
1	42	22	HIS	CG-ND1-CE1	-12.21	89.83	105.70
1	46	22	HIS	CG-ND1-CE1	-12.21	89.83	105.70
1	5A	22	HIS	CG-ND1-CE1	-12.21	89.83	105.70
1	52	22	HIS	CG-ND1-CE1	-12.21	89.83	105.70
1	56	22	HIS	CG-ND1-CE1	-12.21	89.83	105.70
1	6A	22	HIS	CG-ND1-CE1	-12.21	89.83	105.70
1	1A	22	HIS	CG-ND1-CE1	-12.20	89.84	105.70
1	1I	22	HIS	CG-ND1-CE1	-12.20	89.84	105.70
1	2E	22	HIS	CG-ND1-CE1	-12.20	89.84	105.70
1	26	22	HIS	CG-ND1-CE1	-12.20	89.84	105.70
1	3E	22	HIS	CG-ND1-CE1	-12.20	89.84	105.70
1	4A	22	HIS	CG-ND1-CE1	-12.20	89.84	105.70
1	4M	22	HIS	CG-ND1-CE1	-12.20	89.84	105.70
1	4U	22	HIS	CG-ND1-CE1	-12.20	89.84	105.70
1	5Q	22	HIS	CG-ND1-CE1	-12.20	89.84	105.70
1	6I	22	HIS	CG-ND1-CE1	-12.20	89.84	105.70
1	6Q	22	HIS	CG-ND1-CE1	-12.20	89.84	105.70
1	7M	22	HIS	CG-ND1-CE1	-12.20	89.84	105.70
1	1E	13	ALA	N-CA-CB	-12.20	93.02	110.10
2	13	78	HIS	ND1-CG-CD2	-12.20	88.92	106.00
2	17	78	HIS	ND1-CG-CD2	-12.20	88.92	106.00
2	2B	78	HIS	ND1-CG-CD2	-12.20	88.92	106.00
1	2M	13	ALA	N-CA-CB	-12.20	93.02	110.10
1	22	13	ALA	N-CA-CB	-12.20	93.02	110.10
1	3M	13	ALA	N-CA-CB	-12.20	93.02	110.10
2	3R	78	HIS	ND1-CG-CD2	-12.20	88.92	106.00
2	3V	78	HIS	ND1-CG-CD2	-12.20	88.92	106.00
2	3Z	78	HIS	ND1-CG-CD2	-12.20	88.92	106.00
1	36	13	ALA	N-CA-CB	-12.20	93.02	110.10
1	4I	13	ALA	N-CA-CB	-12.20	93.02	110.10
1	4Q	13	ALA	N-CA-CB	-12.20	93.02	110.10
2	5F	78	HIS	ND1-CG-CD2	-12.20	88.92	106.00
2	5J	78	HIS	ND1-CG-CD2	-12.20	88.92	106.00
2	5N	78	HIS	ND1-CG-CD2	-12.20	88.92	106.00
1	5Y	13	ALA	N-CA-CB	-12.20	93.02	110.10
1	6E	13	ALA	N-CA-CB	-12.20	93.02	110.10
1	6Y	13	ALA	N-CA-CB	-12.20	93.02	110.10
2	63	78	HIS	ND1-CG-CD2	-12.20	88.92	106.00
2	67	78	HIS	ND1-CG-CD2	-12.20	88.92	106.00
2	7B	78	HIS	ND1-CG-CD2	-12.20	88.92	106.00

*Continued on next page...*

*Continued from previous page...*

Mol	Chain	Res	Type	Atoms	Z	Observed(°)	Ideal(°)
1	7I	13	ALA	N-CA-CB	-12.20	93.02	110.10
1	7U	13	ALA	N-CA-CB	-12.20	93.02	110.10
1	12	13	ALA	N-CA-CB	-12.20	93.02	110.10
1	16	13	ALA	N-CA-CB	-12.20	93.02	110.10
1	2A	13	ALA	N-CA-CB	-12.20	93.02	110.10
1	3Q	13	ALA	N-CA-CB	-12.20	93.02	110.10
1	3U	13	ALA	N-CA-CB	-12.20	93.02	110.10
1	3Y	13	ALA	N-CA-CB	-12.20	93.02	110.10
1	5E	13	ALA	N-CA-CB	-12.20	93.02	110.10
1	5I	13	ALA	N-CA-CB	-12.20	93.02	110.10
1	5M	13	ALA	N-CA-CB	-12.20	93.02	110.10
1	62	13	ALA	N-CA-CB	-12.20	93.02	110.10
1	66	13	ALA	N-CA-CB	-12.20	93.02	110.10
1	7A	13	ALA	N-CA-CB	-12.20	93.02	110.10
2	1B	67	THR	CA-C-O	-12.20	94.49	120.10
2	1F	67	THR	CA-C-O	-12.20	94.49	120.10
2	1J	67	THR	CA-C-O	-12.20	94.49	120.10
1	12	22	HIS	CG-ND1-CE1	-12.19	89.85	105.70
1	16	22	HIS	CG-ND1-CE1	-12.19	89.85	105.70
1	2A	22	HIS	CG-ND1-CE1	-12.19	89.85	105.70
2	2F	67	THR	CA-C-O	-12.20	94.49	120.10
2	2N	67	THR	CA-C-O	-12.20	94.49	120.10
2	23	67	THR	CA-C-O	-12.20	94.49	120.10
2	27	67	THR	CA-C-O	-12.20	94.49	120.10
2	3F	67	THR	CA-C-O	-12.20	94.49	120.10
2	3N	67	THR	CA-C-O	-12.20	94.49	120.10
1	3Q	22	HIS	CG-ND1-CE1	-12.19	89.85	105.70
1	3U	22	HIS	CG-ND1-CE1	-12.19	89.85	105.70
1	3Y	22	HIS	CG-ND1-CE1	-12.19	89.85	105.70
2	37	67	THR	CA-C-O	-12.20	94.49	120.10
2	4B	67	THR	CA-C-O	-12.20	94.49	120.10
2	4J	67	THR	CA-C-O	-12.20	94.49	120.10
2	4N	67	THR	CA-C-O	-12.20	94.49	120.10
2	4R	67	THR	CA-C-O	-12.20	94.49	120.10
2	4V	67	THR	CA-C-O	-12.20	94.49	120.10
1	5E	22	HIS	CG-ND1-CE1	-12.19	89.85	105.70
1	5I	22	HIS	CG-ND1-CE1	-12.19	89.85	105.70
1	5M	22	HIS	CG-ND1-CE1	-12.19	89.85	105.70
2	5R	67	THR	CA-C-O	-12.20	94.49	120.10
2	5Z	67	THR	CA-C-O	-12.20	94.49	120.10
2	6F	67	THR	CA-C-O	-12.20	94.49	120.10
2	6J	67	THR	CA-C-O	-12.20	94.49	120.10

*Continued on next page...*

*Continued from previous page...*

Mol	Chain	Res	Type	Atoms	Z	Observed(°)	Ideal(°)
2	6R	67	THR	CA-C-O	-12.20	94.49	120.10
2	6Z	67	THR	CA-C-O	-12.20	94.49	120.10
1	62	22	HIS	CG-ND1-CE1	-12.19	89.85	105.70
1	66	22	HIS	CG-ND1-CE1	-12.19	89.85	105.70
1	7A	22	HIS	CG-ND1-CE1	-12.19	89.85	105.70
2	7J	67	THR	CA-C-O	-12.20	94.49	120.10
2	7N	67	THR	CA-C-O	-12.20	94.49	120.10
2	7V	67	THR	CA-C-O	-12.20	94.49	120.10
1	1A	13	ALA	N-CA-CB	-12.19	93.04	110.10
1	1I	13	ALA	N-CA-CB	-12.19	93.04	110.10
1	1M	13	ALA	N-CA-CB	-12.19	93.04	110.10
1	2E	13	ALA	N-CA-CB	-12.19	93.04	110.10
1	2I	13	ALA	N-CA-CB	-12.19	93.04	110.10
1	26	13	ALA	N-CA-CB	-12.19	93.04	110.10
1	3A	13	ALA	N-CA-CB	-12.19	93.04	110.10
1	3E	13	ALA	N-CA-CB	-12.19	93.04	110.10
1	3I	13	ALA	N-CA-CB	-12.19	93.04	110.10
1	32	13	ALA	N-CA-CB	-12.19	93.04	110.10
1	4A	13	ALA	N-CA-CB	-12.19	93.04	110.10
1	4E	13	ALA	N-CA-CB	-12.19	93.04	110.10
1	4M	13	ALA	N-CA-CB	-12.19	93.04	110.10
1	4U	13	ALA	N-CA-CB	-12.19	93.04	110.10
1	4Y	13	ALA	N-CA-CB	-12.19	93.04	110.10
1	5Q	13	ALA	N-CA-CB	-12.19	93.04	110.10
1	5U	13	ALA	N-CA-CB	-12.19	93.04	110.10
1	6I	13	ALA	N-CA-CB	-12.19	93.04	110.10
1	6M	13	ALA	N-CA-CB	-12.19	93.04	110.10
1	6Q	13	ALA	N-CA-CB	-12.19	93.04	110.10
1	6U	13	ALA	N-CA-CB	-12.19	93.04	110.10
1	7E	13	ALA	N-CA-CB	-12.19	93.04	110.10
1	7M	13	ALA	N-CA-CB	-12.19	93.04	110.10
1	7Q	13	ALA	N-CA-CB	-12.19	93.04	110.10
2	1B	78	HIS	ND1-CG-CD2	-12.19	88.94	106.00
2	1J	78	HIS	ND1-CG-CD2	-12.19	88.94	106.00
2	2F	78	HIS	ND1-CG-CD2	-12.19	88.94	106.00
2	27	78	HIS	ND1-CG-CD2	-12.19	88.94	106.00
2	3F	78	HIS	ND1-CG-CD2	-12.19	88.94	106.00
2	4B	78	HIS	ND1-CG-CD2	-12.19	88.94	106.00
2	4N	78	HIS	ND1-CG-CD2	-12.19	88.94	106.00
2	4V	78	HIS	ND1-CG-CD2	-12.19	88.94	106.00
2	5R	78	HIS	ND1-CG-CD2	-12.19	88.94	106.00
2	6J	78	HIS	ND1-CG-CD2	-12.19	88.94	106.00

*Continued on next page...*

*Continued from previous page...*

Mol	Chain	Res	Type	Atoms	Z	Observed(°)	Ideal(°)
2	6R	78	HIS	ND1-CG-CD2	-12.19	88.94	106.00
2	7N	78	HIS	ND1-CG-CD2	-12.19	88.94	106.00
2	1N	67	THR	CA-C-O	-12.18	94.52	120.10
2	2J	67	THR	CA-C-O	-12.18	94.52	120.10
2	3B	67	THR	CA-C-O	-12.18	94.52	120.10
2	3J	67	THR	CA-C-O	-12.18	94.52	120.10
2	33	67	THR	CA-C-O	-12.18	94.52	120.10
2	4F	67	THR	CA-C-O	-12.18	94.52	120.10
2	4Z	67	THR	CA-C-O	-12.18	94.52	120.10
2	5V	67	THR	CA-C-O	-12.18	94.52	120.10
2	6N	67	THR	CA-C-O	-12.18	94.52	120.10
2	6V	67	THR	CA-C-O	-12.18	94.52	120.10
2	7F	67	THR	CA-C-O	-12.18	94.52	120.10
2	7R	67	THR	CA-C-O	-12.18	94.52	120.10
2	13	67	THR	CA-C-O	-12.18	94.52	120.10
2	17	67	THR	CA-C-O	-12.18	94.52	120.10
2	2B	67	THR	CA-C-O	-12.18	94.52	120.10
2	3R	67	THR	CA-C-O	-12.18	94.52	120.10
2	3V	67	THR	CA-C-O	-12.18	94.52	120.10
2	3Z	67	THR	CA-C-O	-12.18	94.52	120.10
2	5F	67	THR	CA-C-O	-12.18	94.52	120.10
2	5J	67	THR	CA-C-O	-12.18	94.52	120.10
2	5N	67	THR	CA-C-O	-12.18	94.52	120.10
2	63	67	THR	CA-C-O	-12.18	94.52	120.10
2	67	67	THR	CA-C-O	-12.18	94.52	120.10
2	7B	67	THR	CA-C-O	-12.18	94.52	120.10
2	1R	67	THR	CA-C-O	-12.18	94.53	120.10
2	1V	67	THR	CA-C-O	-12.18	94.53	120.10
2	1Z	67	THR	CA-C-O	-12.18	94.53	120.10
2	2R	67	THR	CA-C-O	-12.18	94.53	120.10
2	2V	67	THR	CA-C-O	-12.18	94.53	120.10
2	2Z	67	THR	CA-C-O	-12.18	94.53	120.10
2	43	67	THR	CA-C-O	-12.18	94.53	120.10
2	47	67	THR	CA-C-O	-12.18	94.53	120.10
2	5B	67	THR	CA-C-O	-12.18	94.53	120.10
2	53	67	THR	CA-C-O	-12.18	94.53	120.10
2	57	67	THR	CA-C-O	-12.18	94.53	120.10
2	6B	67	THR	CA-C-O	-12.18	94.53	120.10
2	1R	78	HIS	ND1-CG-CD2	-12.18	88.95	106.00
2	1V	78	HIS	ND1-CG-CD2	-12.18	88.95	106.00
2	1Z	78	HIS	ND1-CG-CD2	-12.18	88.95	106.00
2	2R	78	HIS	ND1-CG-CD2	-12.18	88.95	106.00

*Continued on next page...*

*Continued from previous page...*

Mol	Chain	Res	Type	Atoms	Z	Observed(°)	Ideal(°)
2	2V	78	HIS	ND1-CG-CD2	-12.18	88.95	106.00
2	2Z	78	HIS	ND1-CG-CD2	-12.18	88.95	106.00
2	43	78	HIS	ND1-CG-CD2	-12.18	88.95	106.00
2	47	78	HIS	ND1-CG-CD2	-12.18	88.95	106.00
2	5B	78	HIS	ND1-CG-CD2	-12.18	88.95	106.00
2	53	78	HIS	ND1-CG-CD2	-12.18	88.95	106.00
2	57	78	HIS	ND1-CG-CD2	-12.18	88.95	106.00
2	6B	78	HIS	ND1-CG-CD2	-12.18	88.95	106.00
1	1Q	13	ALA	N-CA-CB	-12.17	93.06	110.10
1	1Q	151	ASN	CA-C-O	12.17	145.66	120.10
1	1U	13	ALA	N-CA-CB	-12.17	93.06	110.10
1	1U	151	ASN	CA-C-O	12.17	145.66	120.10
1	1Y	13	ALA	N-CA-CB	-12.17	93.06	110.10
1	1Y	151	ASN	CA-C-O	12.17	145.66	120.10
1	2Q	13	ALA	N-CA-CB	-12.17	93.06	110.10
1	2Q	151	ASN	CA-C-O	12.17	145.66	120.10
1	2U	13	ALA	N-CA-CB	-12.17	93.06	110.10
1	2U	151	ASN	CA-C-O	12.17	145.66	120.10
1	2Y	13	ALA	N-CA-CB	-12.17	93.06	110.10
1	2Y	151	ASN	CA-C-O	12.17	145.66	120.10
1	42	13	ALA	N-CA-CB	-12.17	93.06	110.10
1	42	151	ASN	CA-C-O	12.17	145.66	120.10
1	46	13	ALA	N-CA-CB	-12.17	93.06	110.10
1	46	151	ASN	CA-C-O	12.17	145.66	120.10
1	5A	13	ALA	N-CA-CB	-12.17	93.06	110.10
1	5A	151	ASN	CA-C-O	12.17	145.66	120.10
1	52	13	ALA	N-CA-CB	-12.17	93.06	110.10
1	52	151	ASN	CA-C-O	12.17	145.66	120.10
1	56	13	ALA	N-CA-CB	-12.17	93.06	110.10
1	56	151	ASN	CA-C-O	12.17	145.66	120.10
1	6A	13	ALA	N-CA-CB	-12.17	93.06	110.10
1	6A	151	ASN	CA-C-O	12.17	145.66	120.10
2	1N	78	HIS	ND1-CG-CD2	-12.16	88.97	106.00
2	2J	78	HIS	ND1-CG-CD2	-12.16	88.97	106.00
2	3B	78	HIS	ND1-CG-CD2	-12.16	88.97	106.00
2	3J	78	HIS	ND1-CG-CD2	-12.16	88.97	106.00
2	33	78	HIS	ND1-CG-CD2	-12.16	88.97	106.00
2	4F	78	HIS	ND1-CG-CD2	-12.16	88.97	106.00
2	4Z	78	HIS	ND1-CG-CD2	-12.16	88.97	106.00
2	5V	78	HIS	ND1-CG-CD2	-12.16	88.97	106.00
2	6N	78	HIS	ND1-CG-CD2	-12.16	88.97	106.00
2	6V	78	HIS	ND1-CG-CD2	-12.16	88.97	106.00

*Continued on next page...*

*Continued from previous page...*

Mol	Chain	Res	Type	Atoms	Z	Observed(°)	Ideal(°)
2	7F	78	HIS	ND1-CG-CD2	-12.16	88.97	106.00
2	7R	78	HIS	ND1-CG-CD2	-12.16	88.97	106.00
1	1E	151	ASN	CA-C-O	12.16	145.64	120.10
1	1M	151	ASN	CA-C-O	12.16	145.64	120.10
2	1N	43	SER	N-CA-CB	-12.16	92.26	110.50
1	2I	151	ASN	CA-C-O	12.16	145.64	120.10
2	2J	43	SER	N-CA-CB	-12.16	92.26	110.50
1	2M	151	ASN	CA-C-O	12.16	145.64	120.10
1	22	151	ASN	CA-C-O	12.16	145.64	120.10
1	3A	151	ASN	CA-C-O	12.16	145.64	120.10
2	3B	43	SER	N-CA-CB	-12.16	92.26	110.50
1	3I	151	ASN	CA-C-O	12.16	145.64	120.10
2	3J	43	SER	N-CA-CB	-12.16	92.26	110.50
1	3M	151	ASN	CA-C-O	12.16	145.64	120.10
1	32	151	ASN	CA-C-O	12.16	145.64	120.10
2	33	43	SER	N-CA-CB	-12.16	92.26	110.50
1	36	151	ASN	CA-C-O	12.16	145.64	120.10
1	4E	151	ASN	CA-C-O	12.16	145.64	120.10
2	4F	43	SER	N-CA-CB	-12.16	92.26	110.50
1	4I	151	ASN	CA-C-O	12.16	145.64	120.10
1	4Q	151	ASN	CA-C-O	12.16	145.64	120.10
1	4Y	151	ASN	CA-C-O	12.16	145.64	120.10
2	4Z	43	SER	N-CA-CB	-12.16	92.26	110.50
1	5U	151	ASN	CA-C-O	12.16	145.64	120.10
2	5V	43	SER	N-CA-CB	-12.16	92.26	110.50
1	5Y	151	ASN	CA-C-O	12.16	145.64	120.10
1	6E	151	ASN	CA-C-O	12.16	145.64	120.10
1	6M	151	ASN	CA-C-O	12.16	145.64	120.10
2	6N	43	SER	N-CA-CB	-12.16	92.26	110.50
1	6U	151	ASN	CA-C-O	12.16	145.64	120.10
2	6V	43	SER	N-CA-CB	-12.16	92.26	110.50
1	6Y	151	ASN	CA-C-O	12.16	145.64	120.10
1	7E	151	ASN	CA-C-O	12.16	145.64	120.10
2	7F	43	SER	N-CA-CB	-12.16	92.26	110.50
1	7I	151	ASN	CA-C-O	12.16	145.64	120.10
1	7Q	151	ASN	CA-C-O	12.16	145.64	120.10
2	7R	43	SER	N-CA-CB	-12.16	92.26	110.50
1	7U	151	ASN	CA-C-O	12.16	145.64	120.10
1	12	151	ASN	CA-C-O	12.15	145.62	120.10
1	16	151	ASN	CA-C-O	12.15	145.62	120.10
1	2A	151	ASN	CA-C-O	12.15	145.62	120.10
1	3Q	151	ASN	CA-C-O	12.15	145.62	120.10

*Continued on next page...*



*Continued from previous page...*

Mol	Chain	Res	Type	Atoms	Z	Observed(°)	Ideal(°)
1	3U	151	ASN	CA-C-O	12.15	145.62	120.10
1	3Y	151	ASN	CA-C-O	12.15	145.62	120.10
1	5E	151	ASN	CA-C-O	12.15	145.62	120.10
1	5I	151	ASN	CA-C-O	12.15	145.62	120.10
1	5M	151	ASN	CA-C-O	12.15	145.62	120.10
1	62	151	ASN	CA-C-O	12.15	145.62	120.10
1	66	151	ASN	CA-C-O	12.15	145.62	120.10
1	7A	151	ASN	CA-C-O	12.15	145.62	120.10
1	1E	43	HIS	ND1-CG-CD2	12.15	125.81	108.80
2	1R	43	SER	N-CA-CB	-12.15	92.28	110.50
2	1V	43	SER	N-CA-CB	-12.15	92.28	110.50
2	1Z	43	SER	N-CA-CB	-12.15	92.28	110.50
1	2M	43	HIS	ND1-CG-CD2	12.15	125.81	108.80
2	2R	43	SER	N-CA-CB	-12.15	92.28	110.50
2	2V	43	SER	N-CA-CB	-12.15	92.28	110.50
2	2Z	43	SER	N-CA-CB	-12.15	92.28	110.50
1	22	43	HIS	ND1-CG-CD2	12.15	125.81	108.80
1	3M	43	HIS	ND1-CG-CD2	12.15	125.81	108.80
1	36	43	HIS	ND1-CG-CD2	12.15	125.81	108.80
1	4I	43	HIS	ND1-CG-CD2	12.15	125.81	108.80
1	4Q	43	HIS	ND1-CG-CD2	12.15	125.81	108.80
2	43	43	SER	N-CA-CB	-12.15	92.28	110.50
2	47	43	SER	N-CA-CB	-12.15	92.28	110.50
2	5B	43	SER	N-CA-CB	-12.15	92.28	110.50
1	5Y	43	HIS	ND1-CG-CD2	12.15	125.81	108.80
2	53	43	SER	N-CA-CB	-12.15	92.28	110.50
2	57	43	SER	N-CA-CB	-12.15	92.28	110.50
2	6B	43	SER	N-CA-CB	-12.15	92.28	110.50
1	6E	43	HIS	ND1-CG-CD2	12.15	125.81	108.80
1	6Y	43	HIS	ND1-CG-CD2	12.15	125.81	108.80
1	7I	43	HIS	ND1-CG-CD2	12.15	125.81	108.80
1	7U	43	HIS	ND1-CG-CD2	12.15	125.81	108.80
2	1B	43	SER	N-CA-CB	-12.15	92.28	110.50
2	1J	43	SER	N-CA-CB	-12.15	92.28	110.50
1	1M	92	ASN	C-N-CA	12.15	152.07	121.70
2	2F	43	SER	N-CA-CB	-12.15	92.28	110.50
1	2I	92	ASN	C-N-CA	12.15	152.07	121.70
2	27	43	SER	N-CA-CB	-12.15	92.28	110.50
1	3A	92	ASN	C-N-CA	12.15	152.07	121.70
2	3F	43	SER	N-CA-CB	-12.15	92.28	110.50
1	3I	92	ASN	C-N-CA	12.15	152.07	121.70
1	32	92	ASN	C-N-CA	12.15	152.07	121.70

*Continued on next page...*

*Continued from previous page...*

Mol	Chain	Res	Type	Atoms	Z	Observed(°)	Ideal(°)
2	4B	43	SER	N-CA-CB	-12.15	92.28	110.50
1	4E	92	ASN	C-N-CA	12.15	152.07	121.70
2	4N	43	SER	N-CA-CB	-12.15	92.28	110.50
2	4V	43	SER	N-CA-CB	-12.15	92.28	110.50
1	4Y	92	ASN	C-N-CA	12.15	152.07	121.70
2	5R	43	SER	N-CA-CB	-12.15	92.28	110.50
1	5U	92	ASN	C-N-CA	12.15	152.07	121.70
2	6J	43	SER	N-CA-CB	-12.15	92.28	110.50
1	6M	92	ASN	C-N-CA	12.15	152.07	121.70
2	6R	43	SER	N-CA-CB	-12.15	92.28	110.50
1	6U	92	ASN	C-N-CA	12.15	152.07	121.70
1	7E	92	ASN	C-N-CA	12.15	152.07	121.70
2	7N	43	SER	N-CA-CB	-12.15	92.28	110.50
1	7Q	92	ASN	C-N-CA	12.15	152.07	121.70
1	1A	92	ASN	C-N-CA	12.14	152.06	121.70
1	1E	92	ASN	C-N-CA	12.14	152.06	121.70
1	1I	92	ASN	C-N-CA	12.14	152.06	121.70
1	2E	92	ASN	C-N-CA	12.14	152.06	121.70
1	2M	92	ASN	C-N-CA	12.14	152.06	121.70
1	22	92	ASN	C-N-CA	12.14	152.06	121.70
1	26	92	ASN	C-N-CA	12.14	152.06	121.70
1	3E	92	ASN	C-N-CA	12.14	152.06	121.70
1	3M	92	ASN	C-N-CA	12.14	152.06	121.70
1	36	92	ASN	C-N-CA	12.14	152.06	121.70
1	4A	92	ASN	C-N-CA	12.14	152.06	121.70
1	4I	92	ASN	C-N-CA	12.14	152.06	121.70
1	4M	92	ASN	C-N-CA	12.14	152.06	121.70
1	4Q	92	ASN	C-N-CA	12.14	152.06	121.70
1	4U	92	ASN	C-N-CA	12.14	152.06	121.70
1	5Q	92	ASN	C-N-CA	12.14	152.06	121.70
1	5Y	92	ASN	C-N-CA	12.14	152.06	121.70
1	6E	92	ASN	C-N-CA	12.14	152.06	121.70
1	6I	92	ASN	C-N-CA	12.14	152.06	121.70
1	6Q	92	ASN	C-N-CA	12.14	152.06	121.70
1	6Y	92	ASN	C-N-CA	12.14	152.06	121.70
1	7I	92	ASN	C-N-CA	12.14	152.06	121.70
1	7M	92	ASN	C-N-CA	12.14	152.06	121.70
1	7U	92	ASN	C-N-CA	12.14	152.06	121.70
1	1Q	43	HIS	ND1-CG-CD2	12.14	125.80	108.80
2	1R	25	SER	CA-CB-OG	12.14	143.98	111.20
1	1U	43	HIS	ND1-CG-CD2	12.14	125.80	108.80
2	1V	25	SER	CA-CB-OG	12.14	143.98	111.20

*Continued on next page...*

*Continued from previous page...*

Mol	Chain	Res	Type	Atoms	Z	Observed(°)	Ideal(°)
1	1Y	43	HIS	ND1-CG-CD2	12.14	125.80	108.80
2	1Z	25	SER	CA-CB-OG	12.14	143.98	111.20
2	13	43	SER	N-CA-CB	-12.14	92.29	110.50
2	17	43	SER	N-CA-CB	-12.14	92.29	110.50
2	2B	43	SER	N-CA-CB	-12.14	92.29	110.50
1	2Q	43	HIS	ND1-CG-CD2	12.14	125.80	108.80
2	2R	25	SER	CA-CB-OG	12.14	143.98	111.20
1	2U	43	HIS	ND1-CG-CD2	12.14	125.80	108.80
2	2V	25	SER	CA-CB-OG	12.14	143.98	111.20
1	2Y	43	HIS	ND1-CG-CD2	12.14	125.80	108.80
2	2Z	25	SER	CA-CB-OG	12.14	143.98	111.20
2	3R	43	SER	N-CA-CB	-12.14	92.29	110.50
2	3V	43	SER	N-CA-CB	-12.14	92.29	110.50
2	3Z	43	SER	N-CA-CB	-12.14	92.29	110.50
1	42	43	HIS	ND1-CG-CD2	12.14	125.80	108.80
2	43	25	SER	CA-CB-OG	12.14	143.98	111.20
1	46	43	HIS	ND1-CG-CD2	12.14	125.80	108.80
2	47	25	SER	CA-CB-OG	12.14	143.98	111.20
1	5A	43	HIS	ND1-CG-CD2	12.14	125.80	108.80
2	5B	25	SER	CA-CB-OG	12.14	143.98	111.20
2	5F	43	SER	N-CA-CB	-12.14	92.29	110.50
2	5J	43	SER	N-CA-CB	-12.14	92.29	110.50
2	5N	43	SER	N-CA-CB	-12.14	92.29	110.50
1	52	43	HIS	ND1-CG-CD2	12.14	125.80	108.80
2	53	25	SER	CA-CB-OG	12.14	143.98	111.20
1	56	43	HIS	ND1-CG-CD2	12.14	125.80	108.80
2	57	25	SER	CA-CB-OG	12.14	143.98	111.20
1	6A	43	HIS	ND1-CG-CD2	12.14	125.80	108.80
2	6B	25	SER	CA-CB-OG	12.14	143.98	111.20
2	63	43	SER	N-CA-CB	-12.14	92.29	110.50
2	67	43	SER	N-CA-CB	-12.14	92.29	110.50
2	7B	43	SER	N-CA-CB	-12.14	92.29	110.50
2	1F	25	SER	CA-CB-OG	12.14	143.98	111.20
2	2N	25	SER	CA-CB-OG	12.14	143.98	111.20
2	23	25	SER	CA-CB-OG	12.14	143.98	111.20
2	3N	25	SER	CA-CB-OG	12.14	143.98	111.20
2	37	25	SER	CA-CB-OG	12.14	143.98	111.20
2	4J	25	SER	CA-CB-OG	12.14	143.98	111.20
2	4R	25	SER	CA-CB-OG	12.14	143.98	111.20
2	5Z	25	SER	CA-CB-OG	12.14	143.98	111.20
2	6F	25	SER	CA-CB-OG	12.14	143.98	111.20
2	6Z	25	SER	CA-CB-OG	12.14	143.98	111.20

*Continued on next page...*

*Continued from previous page...*

Mol	Chain	Res	Type	Atoms	Z	Observed(°)	Ideal(°)
2	7J	25	SER	CA-CB-OG	12.14	143.98	111.20
2	7V	25	SER	CA-CB-OG	12.14	143.98	111.20
1	1A	151	ASN	CA-C-O	12.14	145.59	120.10
1	1I	151	ASN	CA-C-O	12.14	145.59	120.10
1	2E	151	ASN	CA-C-O	12.14	145.59	120.10
1	26	151	ASN	CA-C-O	12.14	145.59	120.10
1	3E	151	ASN	CA-C-O	12.14	145.59	120.10
1	4A	151	ASN	CA-C-O	12.14	145.59	120.10
1	4M	151	ASN	CA-C-O	12.14	145.59	120.10
1	4U	151	ASN	CA-C-O	12.14	145.59	120.10
1	5Q	151	ASN	CA-C-O	12.14	145.59	120.10
1	6I	151	ASN	CA-C-O	12.14	145.59	120.10
1	6Q	151	ASN	CA-C-O	12.14	145.59	120.10
1	7M	151	ASN	CA-C-O	12.14	145.59	120.10
2	1N	25	SER	CA-CB-OG	12.14	143.97	111.20
2	13	25	SER	CA-CB-OG	12.14	143.97	111.20
2	17	25	SER	CA-CB-OG	12.14	143.97	111.20
2	2B	25	SER	CA-CB-OG	12.14	143.97	111.20
2	2J	25	SER	CA-CB-OG	12.14	143.97	111.20
2	3B	25	SER	CA-CB-OG	12.14	143.97	111.20
2	3J	25	SER	CA-CB-OG	12.14	143.97	111.20
2	3R	25	SER	CA-CB-OG	12.14	143.97	111.20
2	3V	25	SER	CA-CB-OG	12.14	143.97	111.20
2	3Z	25	SER	CA-CB-OG	12.14	143.97	111.20
2	33	25	SER	CA-CB-OG	12.14	143.97	111.20
2	4F	25	SER	CA-CB-OG	12.14	143.97	111.20
2	4Z	25	SER	CA-CB-OG	12.14	143.97	111.20
2	5F	25	SER	CA-CB-OG	12.14	143.97	111.20
2	5J	25	SER	CA-CB-OG	12.14	143.97	111.20
2	5N	25	SER	CA-CB-OG	12.14	143.97	111.20
2	5V	25	SER	CA-CB-OG	12.14	143.97	111.20
2	6N	25	SER	CA-CB-OG	12.14	143.97	111.20
2	6V	25	SER	CA-CB-OG	12.14	143.97	111.20
2	63	25	SER	CA-CB-OG	12.14	143.97	111.20
2	67	25	SER	CA-CB-OG	12.14	143.97	111.20
2	7B	25	SER	CA-CB-OG	12.14	143.97	111.20
2	7F	25	SER	CA-CB-OG	12.14	143.97	111.20
2	7R	25	SER	CA-CB-OG	12.14	143.97	111.20
2	1B	25	SER	CA-CB-OG	12.13	143.95	111.20
2	1J	25	SER	CA-CB-OG	12.13	143.95	111.20
1	12	92	ASN	C-N-CA	12.13	152.03	121.70
1	16	92	ASN	C-N-CA	12.13	152.03	121.70

*Continued on next page...*

*Continued from previous page...*

Mol	Chain	Res	Type	Atoms	Z	Observed(°)	Ideal(°)
1	2A	92	ASN	C-N-CA	12.13	152.03	121.70
2	2F	25	SER	CA-CB-OG	12.13	143.95	111.20
2	27	25	SER	CA-CB-OG	12.13	143.95	111.20
2	3F	25	SER	CA-CB-OG	12.13	143.95	111.20
1	3Q	92	ASN	C-N-CA	12.13	152.03	121.70
1	3U	92	ASN	C-N-CA	12.13	152.03	121.70
1	3Y	92	ASN	C-N-CA	12.13	152.03	121.70
2	4B	25	SER	CA-CB-OG	12.13	143.95	111.20
2	4N	25	SER	CA-CB-OG	12.13	143.95	111.20
2	4V	25	SER	CA-CB-OG	12.13	143.95	111.20
1	5E	92	ASN	C-N-CA	12.13	152.03	121.70
1	5I	92	ASN	C-N-CA	12.13	152.03	121.70
1	5M	92	ASN	C-N-CA	12.13	152.03	121.70
2	5R	25	SER	CA-CB-OG	12.13	143.95	111.20
2	6J	25	SER	CA-CB-OG	12.13	143.95	111.20
2	6R	25	SER	CA-CB-OG	12.13	143.95	111.20
1	62	92	ASN	C-N-CA	12.13	152.03	121.70
1	66	92	ASN	C-N-CA	12.13	152.03	121.70
1	7A	92	ASN	C-N-CA	12.13	152.03	121.70
2	7N	25	SER	CA-CB-OG	12.13	143.95	111.20
1	1Q	92	ASN	C-N-CA	12.13	152.02	121.70
1	1U	92	ASN	C-N-CA	12.13	152.02	121.70
1	1Y	92	ASN	C-N-CA	12.13	152.02	121.70
1	2Q	92	ASN	C-N-CA	12.13	152.02	121.70
1	2U	92	ASN	C-N-CA	12.13	152.02	121.70
1	2Y	92	ASN	C-N-CA	12.13	152.02	121.70
1	42	92	ASN	C-N-CA	12.13	152.02	121.70
1	46	92	ASN	C-N-CA	12.13	152.02	121.70
1	5A	92	ASN	C-N-CA	12.13	152.02	121.70
1	52	92	ASN	C-N-CA	12.13	152.02	121.70
1	56	92	ASN	C-N-CA	12.13	152.02	121.70
1	6A	92	ASN	C-N-CA	12.13	152.02	121.70
2	1F	43	SER	N-CA-CB	-12.12	92.32	110.50
2	2N	43	SER	N-CA-CB	-12.12	92.32	110.50
2	23	43	SER	N-CA-CB	-12.12	92.32	110.50
2	3N	43	SER	N-CA-CB	-12.12	92.32	110.50
2	37	43	SER	N-CA-CB	-12.12	92.32	110.50
2	4J	43	SER	N-CA-CB	-12.12	92.32	110.50
2	4R	43	SER	N-CA-CB	-12.12	92.32	110.50
2	5Z	43	SER	N-CA-CB	-12.12	92.32	110.50
2	6F	43	SER	N-CA-CB	-12.12	92.32	110.50
2	6Z	43	SER	N-CA-CB	-12.12	92.32	110.50

*Continued on next page...*

*Continued from previous page...*

Mol	Chain	Res	Type	Atoms	Z	Observed(°)	Ideal(°)
2	7J	43	SER	N-CA-CB	-12.12	92.32	110.50
2	7V	43	SER	N-CA-CB	-12.12	92.32	110.50
1	1Q	156	SER	O-C-N	12.12	142.09	122.70
1	1U	156	SER	O-C-N	12.12	142.09	122.70
1	1Y	156	SER	O-C-N	12.12	142.09	122.70
1	2Q	156	SER	O-C-N	12.12	142.09	122.70
1	2U	156	SER	O-C-N	12.12	142.09	122.70
1	2Y	156	SER	O-C-N	12.12	142.09	122.70
1	42	156	SER	O-C-N	12.12	142.09	122.70
1	46	156	SER	O-C-N	12.12	142.09	122.70
1	5A	156	SER	O-C-N	12.12	142.09	122.70
1	52	156	SER	O-C-N	12.12	142.09	122.70
1	56	156	SER	O-C-N	12.12	142.09	122.70
1	6A	156	SER	O-C-N	12.12	142.09	122.70
1	1M	156	SER	O-C-N	12.11	142.08	122.70
1	1Q	17	THR	CA-CB-CG2	-12.12	95.44	112.40
1	1U	17	THR	CA-CB-CG2	-12.12	95.44	112.40
1	1Y	17	THR	CA-CB-CG2	-12.12	95.44	112.40
1	2I	156	SER	O-C-N	12.11	142.08	122.70
1	2Q	17	THR	CA-CB-CG2	-12.12	95.44	112.40
1	2U	17	THR	CA-CB-CG2	-12.12	95.44	112.40
1	2Y	17	THR	CA-CB-CG2	-12.12	95.44	112.40
1	3A	156	SER	O-C-N	12.11	142.08	122.70
1	3I	156	SER	O-C-N	12.11	142.08	122.70
1	32	156	SER	O-C-N	12.11	142.08	122.70
1	4E	156	SER	O-C-N	12.11	142.08	122.70
1	4Y	156	SER	O-C-N	12.11	142.08	122.70
1	42	17	THR	CA-CB-CG2	-12.12	95.44	112.40
1	46	17	THR	CA-CB-CG2	-12.12	95.44	112.40
1	5A	17	THR	CA-CB-CG2	-12.12	95.44	112.40
1	5U	156	SER	O-C-N	12.11	142.08	122.70
1	52	17	THR	CA-CB-CG2	-12.12	95.44	112.40
1	56	17	THR	CA-CB-CG2	-12.12	95.44	112.40
1	6A	17	THR	CA-CB-CG2	-12.12	95.44	112.40
1	6M	156	SER	O-C-N	12.11	142.08	122.70
1	6U	156	SER	O-C-N	12.11	142.08	122.70
1	7E	156	SER	O-C-N	12.11	142.08	122.70
1	7Q	156	SER	O-C-N	12.11	142.08	122.70
1	12	180	VAL	CA-CB-CG1	12.11	129.07	110.90
1	16	180	VAL	CA-CB-CG1	12.11	129.07	110.90
1	2A	180	VAL	CA-CB-CG1	12.11	129.07	110.90
1	3Q	180	VAL	CA-CB-CG1	12.11	129.07	110.90

*Continued on next page...*



*Continued from previous page...*

Mol	Chain	Res	Type	Atoms	Z	Observed(°)	Ideal(°)
1	3U	180	VAL	CA-CB-CG1	12.11	129.07	110.90
1	3Y	180	VAL	CA-CB-CG1	12.11	129.07	110.90
1	5E	180	VAL	CA-CB-CG1	12.11	129.07	110.90
1	5I	180	VAL	CA-CB-CG1	12.11	129.07	110.90
1	5M	180	VAL	CA-CB-CG1	12.11	129.07	110.90
1	62	180	VAL	CA-CB-CG1	12.11	129.07	110.90
1	66	180	VAL	CA-CB-CG1	12.11	129.07	110.90
1	7A	180	VAL	CA-CB-CG1	12.11	129.07	110.90
1	1A	18	PRO	CA-C-N	-12.11	90.56	117.20
1	1A	43	HIS	ND1-CG-CD2	12.11	125.75	108.80
1	1I	18	PRO	CA-C-N	-12.11	90.56	117.20
1	1I	43	HIS	ND1-CG-CD2	12.11	125.75	108.80
1	2E	18	PRO	CA-C-N	-12.11	90.56	117.20
1	2E	43	HIS	ND1-CG-CD2	12.11	125.75	108.80
1	26	18	PRO	CA-C-N	-12.11	90.56	117.20
1	26	43	HIS	ND1-CG-CD2	12.11	125.75	108.80
1	3E	18	PRO	CA-C-N	-12.11	90.56	117.20
1	3E	43	HIS	ND1-CG-CD2	12.11	125.75	108.80
1	4A	18	PRO	CA-C-N	-12.11	90.56	117.20
1	4A	43	HIS	ND1-CG-CD2	12.11	125.75	108.80
1	4M	18	PRO	CA-C-N	-12.11	90.56	117.20
1	4M	43	HIS	ND1-CG-CD2	12.11	125.75	108.80
1	4U	18	PRO	CA-C-N	-12.11	90.56	117.20
1	4U	43	HIS	ND1-CG-CD2	12.11	125.75	108.80
1	5Q	18	PRO	CA-C-N	-12.11	90.56	117.20
1	5Q	43	HIS	ND1-CG-CD2	12.11	125.75	108.80
1	6I	18	PRO	CA-C-N	-12.11	90.56	117.20
1	6I	43	HIS	ND1-CG-CD2	12.11	125.75	108.80
1	6Q	18	PRO	CA-C-N	-12.11	90.56	117.20
1	6Q	43	HIS	ND1-CG-CD2	12.11	125.75	108.80
1	7M	18	PRO	CA-C-N	-12.11	90.56	117.20
1	7M	43	HIS	ND1-CG-CD2	12.11	125.75	108.80
1	1A	156	SER	O-C-N	12.10	142.07	122.70
1	1I	156	SER	O-C-N	12.10	142.07	122.70
1	1Q	18	PRO	CA-C-N	-12.10	90.57	117.20
1	1U	18	PRO	CA-C-N	-12.10	90.57	117.20
1	1Y	18	PRO	CA-C-N	-12.10	90.57	117.20
1	2E	156	SER	O-C-N	12.10	142.07	122.70
1	2Q	18	PRO	CA-C-N	-12.10	90.57	117.20
1	2U	18	PRO	CA-C-N	-12.10	90.57	117.20
1	2Y	18	PRO	CA-C-N	-12.10	90.57	117.20
1	26	156	SER	O-C-N	12.10	142.07	122.70

*Continued on next page...*



*Continued from previous page...*

Mol	Chain	Res	Type	Atoms	Z	Observed(°)	Ideal(°)
1	3E	156	SER	O-C-N	12.10	142.07	122.70
1	4A	156	SER	O-C-N	12.10	142.07	122.70
1	4M	156	SER	O-C-N	12.10	142.07	122.70
1	4U	156	SER	O-C-N	12.10	142.07	122.70
1	42	18	PRO	CA-C-N	-12.10	90.57	117.20
1	46	18	PRO	CA-C-N	-12.10	90.57	117.20
1	5A	18	PRO	CA-C-N	-12.10	90.57	117.20
1	5Q	156	SER	O-C-N	12.10	142.07	122.70
1	52	18	PRO	CA-C-N	-12.10	90.57	117.20
1	56	18	PRO	CA-C-N	-12.10	90.57	117.20
1	6A	18	PRO	CA-C-N	-12.10	90.57	117.20
1	6I	156	SER	O-C-N	12.10	142.07	122.70
1	6Q	156	SER	O-C-N	12.10	142.07	122.70
1	7M	156	SER	O-C-N	12.10	142.07	122.70
1	1E	156	SER	O-C-N	12.10	142.06	122.70
1	12	18	PRO	CA-C-N	-12.10	90.58	117.20
1	16	18	PRO	CA-C-N	-12.10	90.58	117.20
1	2A	18	PRO	CA-C-N	-12.10	90.58	117.20
1	2M	156	SER	O-C-N	12.10	142.06	122.70
1	22	156	SER	O-C-N	12.10	142.06	122.70
1	3M	156	SER	O-C-N	12.10	142.06	122.70
1	3Q	18	PRO	CA-C-N	-12.10	90.58	117.20
1	3U	18	PRO	CA-C-N	-12.10	90.58	117.20
1	3Y	18	PRO	CA-C-N	-12.10	90.58	117.20
1	36	156	SER	O-C-N	12.10	142.06	122.70
1	4I	156	SER	O-C-N	12.10	142.06	122.70
1	4Q	156	SER	O-C-N	12.10	142.06	122.70
1	5E	18	PRO	CA-C-N	-12.10	90.58	117.20
1	5I	18	PRO	CA-C-N	-12.10	90.58	117.20
1	5M	18	PRO	CA-C-N	-12.10	90.58	117.20
1	5Y	156	SER	O-C-N	12.10	142.06	122.70
1	6E	156	SER	O-C-N	12.10	142.06	122.70
1	6Y	156	SER	O-C-N	12.10	142.06	122.70
1	62	18	PRO	CA-C-N	-12.10	90.58	117.20
1	66	18	PRO	CA-C-N	-12.10	90.58	117.20
1	7A	18	PRO	CA-C-N	-12.10	90.58	117.20
1	7I	156	SER	O-C-N	12.10	142.06	122.70
1	7U	156	SER	O-C-N	12.10	142.06	122.70
1	12	156	SER	O-C-N	12.10	142.06	122.70
1	16	156	SER	O-C-N	12.10	142.06	122.70
1	2A	156	SER	O-C-N	12.10	142.06	122.70
1	3Q	156	SER	O-C-N	12.10	142.06	122.70

*Continued on next page...*

*Continued from previous page...*

Mol	Chain	Res	Type	Atoms	Z	Observed(°)	Ideal(°)
1	3U	156	SER	O-C-N	12.10	142.06	122.70
1	3Y	156	SER	O-C-N	12.10	142.06	122.70
1	5E	156	SER	O-C-N	12.10	142.06	122.70
1	5I	156	SER	O-C-N	12.10	142.06	122.70
1	5M	156	SER	O-C-N	12.10	142.06	122.70
1	62	156	SER	O-C-N	12.10	142.06	122.70
1	66	156	SER	O-C-N	12.10	142.06	122.70
1	7A	156	SER	O-C-N	12.10	142.06	122.70
1	1E	17	THR	CA-CB-CG2	-12.10	95.46	112.40
1	1E	18	PRO	CA-C-N	-12.10	90.58	117.20
1	1M	43	HIS	ND1-CG-CD2	12.10	125.74	108.80
1	12	17	THR	CA-CB-CG2	-12.10	95.46	112.40
1	16	17	THR	CA-CB-CG2	-12.10	95.46	112.40
1	2A	17	THR	CA-CB-CG2	-12.10	95.46	112.40
1	2I	43	HIS	ND1-CG-CD2	12.10	125.74	108.80
1	2M	17	THR	CA-CB-CG2	-12.10	95.46	112.40
1	2M	18	PRO	CA-C-N	-12.10	90.58	117.20
1	22	17	THR	CA-CB-CG2	-12.10	95.46	112.40
1	22	18	PRO	CA-C-N	-12.10	90.58	117.20
1	3A	43	HIS	ND1-CG-CD2	12.10	125.74	108.80
1	3I	43	HIS	ND1-CG-CD2	12.10	125.74	108.80
1	3M	17	THR	CA-CB-CG2	-12.10	95.46	112.40
1	3M	18	PRO	CA-C-N	-12.10	90.58	117.20
1	3Q	17	THR	CA-CB-CG2	-12.10	95.46	112.40
1	3U	17	THR	CA-CB-CG2	-12.10	95.46	112.40
1	3Y	17	THR	CA-CB-CG2	-12.10	95.46	112.40
1	32	43	HIS	ND1-CG-CD2	12.10	125.74	108.80
1	36	17	THR	CA-CB-CG2	-12.10	95.46	112.40
1	36	18	PRO	CA-C-N	-12.10	90.58	117.20
1	4E	43	HIS	ND1-CG-CD2	12.10	125.74	108.80
1	4I	17	THR	CA-CB-CG2	-12.10	95.46	112.40
1	4I	18	PRO	CA-C-N	-12.10	90.58	117.20
1	4Q	17	THR	CA-CB-CG2	-12.10	95.46	112.40
1	4Q	18	PRO	CA-C-N	-12.10	90.58	117.20
1	4Y	43	HIS	ND1-CG-CD2	12.10	125.74	108.80
1	5E	17	THR	CA-CB-CG2	-12.10	95.46	112.40
1	5I	17	THR	CA-CB-CG2	-12.10	95.46	112.40
1	5M	17	THR	CA-CB-CG2	-12.10	95.46	112.40
1	5U	43	HIS	ND1-CG-CD2	12.10	125.74	108.80
1	5Y	17	THR	CA-CB-CG2	-12.10	95.46	112.40
1	5Y	18	PRO	CA-C-N	-12.10	90.58	117.20
1	6E	17	THR	CA-CB-CG2	-12.10	95.46	112.40

*Continued on next page...*

*Continued from previous page...*

Mol	Chain	Res	Type	Atoms	Z	Observed(°)	Ideal(°)
1	6E	18	PRO	CA-C-N	-12.10	90.58	117.20
1	6M	43	HIS	ND1-CG-CD2	12.10	125.74	108.80
1	6U	43	HIS	ND1-CG-CD2	12.10	125.74	108.80
1	6Y	17	THR	CA-CB-CG2	-12.10	95.46	112.40
1	6Y	18	PRO	CA-C-N	-12.10	90.58	117.20
1	6Z	17	THR	CA-CB-CG2	-12.10	95.46	112.40
1	6Z	17	THR	CA-CB-CG2	-12.10	95.46	112.40
1	7A	17	THR	CA-CB-CG2	-12.10	95.46	112.40
1	7E	43	HIS	ND1-CG-CD2	12.10	125.74	108.80
1	7I	17	THR	CA-CB-CG2	-12.10	95.46	112.40
1	7I	18	PRO	CA-C-N	-12.10	90.58	117.20
1	7Q	43	HIS	ND1-CG-CD2	12.10	125.74	108.80
1	7U	17	THR	CA-CB-CG2	-12.10	95.46	112.40
1	7U	18	PRO	CA-C-N	-12.10	90.58	117.20
1	1M	18	PRO	CA-C-N	-12.10	90.59	117.20
1	1M	180	VAL	CA-CB-CG1	12.10	129.05	110.90
1	12	43	HIS	ND1-CG-CD2	12.10	125.73	108.80
1	16	43	HIS	ND1-CG-CD2	12.10	125.73	108.80
1	2A	43	HIS	ND1-CG-CD2	12.10	125.73	108.80
1	2I	18	PRO	CA-C-N	-12.10	90.59	117.20
1	2I	180	VAL	CA-CB-CG1	12.10	129.05	110.90
1	3A	18	PRO	CA-C-N	-12.10	90.59	117.20
1	3A	180	VAL	CA-CB-CG1	12.10	129.05	110.90
1	3I	18	PRO	CA-C-N	-12.10	90.59	117.20
1	3I	180	VAL	CA-CB-CG1	12.10	129.05	110.90
1	3Q	43	HIS	ND1-CG-CD2	12.10	125.73	108.80
1	3U	43	HIS	ND1-CG-CD2	12.10	125.73	108.80
1	3Y	43	HIS	ND1-CG-CD2	12.10	125.73	108.80
1	3Z	18	PRO	CA-C-N	-12.10	90.59	117.20
1	3Z	180	VAL	CA-CB-CG1	12.10	129.05	110.90
1	4E	18	PRO	CA-C-N	-12.10	90.59	117.20
1	4E	180	VAL	CA-CB-CG1	12.10	129.05	110.90
1	4Y	18	PRO	CA-C-N	-12.10	90.59	117.20
1	4Y	180	VAL	CA-CB-CG1	12.10	129.05	110.90
1	5E	43	HIS	ND1-CG-CD2	12.10	125.73	108.80
1	5I	43	HIS	ND1-CG-CD2	12.10	125.73	108.80
1	5M	43	HIS	ND1-CG-CD2	12.10	125.73	108.80
1	5U	18	PRO	CA-C-N	-12.10	90.59	117.20
1	5U	180	VAL	CA-CB-CG1	12.10	129.05	110.90
1	6M	18	PRO	CA-C-N	-12.10	90.59	117.20
1	6M	180	VAL	CA-CB-CG1	12.10	129.05	110.90
1	6U	18	PRO	CA-C-N	-12.10	90.59	117.20

*Continued on next page...*

*Continued from previous page...*

Mol	Chain	Res	Type	Atoms	Z	Observed(°)	Ideal(°)
1	6U	180	VAL	CA-CB-CG1	12.10	129.05	110.90
1	62	43	HIS	ND1-CG-CD2	12.10	125.73	108.80
1	66	43	HIS	ND1-CG-CD2	12.10	125.73	108.80
1	7A	43	HIS	ND1-CG-CD2	12.10	125.73	108.80
1	7E	18	PRO	CA-C-N	-12.10	90.59	117.20
1	7E	180	VAL	CA-CB-CG1	12.10	129.05	110.90
1	7Q	18	PRO	CA-C-N	-12.10	90.59	117.20
1	7Q	180	VAL	CA-CB-CG1	12.10	129.05	110.90
1	1A	180	VAL	CA-CB-CG1	12.08	129.02	110.90
1	1I	180	VAL	CA-CB-CG1	12.08	129.02	110.90
1	2E	180	VAL	CA-CB-CG1	12.08	129.02	110.90
1	26	180	VAL	CA-CB-CG1	12.08	129.02	110.90
1	3E	180	VAL	CA-CB-CG1	12.08	129.02	110.90
1	4A	180	VAL	CA-CB-CG1	12.08	129.02	110.90
1	4M	180	VAL	CA-CB-CG1	12.08	129.02	110.90
1	4U	180	VAL	CA-CB-CG1	12.08	129.02	110.90
1	5Q	180	VAL	CA-CB-CG1	12.08	129.02	110.90
1	6I	180	VAL	CA-CB-CG1	12.08	129.02	110.90
1	6Q	180	VAL	CA-CB-CG1	12.08	129.02	110.90
1	7M	180	VAL	CA-CB-CG1	12.08	129.02	110.90
1	1A	17	THR	CA-CB-CG2	-12.08	95.49	112.40
1	1I	17	THR	CA-CB-CG2	-12.08	95.49	112.40
1	2E	17	THR	CA-CB-CG2	-12.08	95.49	112.40
1	26	17	THR	CA-CB-CG2	-12.08	95.49	112.40
1	3E	17	THR	CA-CB-CG2	-12.08	95.49	112.40
1	4A	17	THR	CA-CB-CG2	-12.08	95.49	112.40
1	4M	17	THR	CA-CB-CG2	-12.08	95.49	112.40
1	4U	17	THR	CA-CB-CG2	-12.08	95.49	112.40
1	5Q	17	THR	CA-CB-CG2	-12.08	95.49	112.40
1	6I	17	THR	CA-CB-CG2	-12.08	95.49	112.40
1	6Q	17	THR	CA-CB-CG2	-12.08	95.49	112.40
1	7M	17	THR	CA-CB-CG2	-12.08	95.49	112.40
2	1F	222	GLN	CG-CD-NE2	-12.07	87.72	116.70
2	2N	222	GLN	CG-CD-NE2	-12.07	87.72	116.70
2	23	222	GLN	CG-CD-NE2	-12.07	87.72	116.70
2	3N	222	GLN	CG-CD-NE2	-12.07	87.72	116.70
2	37	222	GLN	CG-CD-NE2	-12.07	87.72	116.70
2	4J	222	GLN	CG-CD-NE2	-12.07	87.72	116.70
2	4R	222	GLN	CG-CD-NE2	-12.07	87.72	116.70
2	5Z	222	GLN	CG-CD-NE2	-12.07	87.72	116.70
2	6F	222	GLN	CG-CD-NE2	-12.07	87.72	116.70
2	6Z	222	GLN	CG-CD-NE2	-12.07	87.72	116.70

*Continued on next page...*

*Continued from previous page...*

Mol	Chain	Res	Type	Atoms	Z	Observed(°)	Ideal(°)
2	7J	222	GLN	CG-CD-NE2	-12.07	87.72	116.70
2	7V	222	GLN	CG-CD-NE2	-12.07	87.72	116.70
1	1E	180	VAL	CA-CB-CG1	12.07	129.01	110.90
1	2M	180	VAL	CA-CB-CG1	12.07	129.01	110.90
1	22	180	VAL	CA-CB-CG1	12.07	129.01	110.90
1	3M	180	VAL	CA-CB-CG1	12.07	129.01	110.90
1	36	180	VAL	CA-CB-CG1	12.07	129.01	110.90
1	4I	180	VAL	CA-CB-CG1	12.07	129.01	110.90
1	4Q	180	VAL	CA-CB-CG1	12.07	129.01	110.90
1	5Y	180	VAL	CA-CB-CG1	12.07	129.01	110.90
1	6E	180	VAL	CA-CB-CG1	12.07	129.01	110.90
1	6Y	180	VAL	CA-CB-CG1	12.07	129.01	110.90
1	7I	180	VAL	CA-CB-CG1	12.07	129.01	110.90
1	7U	180	VAL	CA-CB-CG1	12.07	129.01	110.90
1	1M	17	THR	CA-CB-CG2	-12.06	95.52	112.40
2	13	222	GLN	CG-CD-NE2	-12.06	87.75	116.70
2	17	222	GLN	CG-CD-NE2	-12.06	87.75	116.70
2	2B	222	GLN	CG-CD-NE2	-12.06	87.75	116.70
1	2I	17	THR	CA-CB-CG2	-12.06	95.52	112.40
1	3A	17	THR	CA-CB-CG2	-12.06	95.52	112.40
1	3I	17	THR	CA-CB-CG2	-12.06	95.52	112.40
2	3R	222	GLN	CG-CD-NE2	-12.06	87.75	116.70
2	3V	222	GLN	CG-CD-NE2	-12.06	87.75	116.70
2	3Z	222	GLN	CG-CD-NE2	-12.06	87.75	116.70
1	32	17	THR	CA-CB-CG2	-12.06	95.52	112.40
1	4E	17	THR	CA-CB-CG2	-12.06	95.52	112.40
1	4Y	17	THR	CA-CB-CG2	-12.06	95.52	112.40
2	5F	222	GLN	CG-CD-NE2	-12.06	87.75	116.70
2	5J	222	GLN	CG-CD-NE2	-12.06	87.75	116.70
2	5N	222	GLN	CG-CD-NE2	-12.06	87.75	116.70
1	5U	17	THR	CA-CB-CG2	-12.06	95.52	112.40
1	6M	17	THR	CA-CB-CG2	-12.06	95.52	112.40
1	6U	17	THR	CA-CB-CG2	-12.06	95.52	112.40
2	63	222	GLN	CG-CD-NE2	-12.06	87.75	116.70
2	67	222	GLN	CG-CD-NE2	-12.06	87.75	116.70
2	7B	222	GLN	CG-CD-NE2	-12.06	87.75	116.70
1	7E	17	THR	CA-CB-CG2	-12.06	95.52	112.40
1	7Q	17	THR	CA-CB-CG2	-12.06	95.52	112.40
2	1N	222	GLN	CG-CD-NE2	-12.06	87.76	116.70
1	1Q	180	VAL	CA-CB-CG1	12.06	128.99	110.90
1	1U	180	VAL	CA-CB-CG1	12.06	128.99	110.90
1	1Y	180	VAL	CA-CB-CG1	12.06	128.99	110.90

*Continued on next page...*

*Continued from previous page...*

Mol	Chain	Res	Type	Atoms	Z	Observed(°)	Ideal(°)
2	2J	222	GLN	CG-CD-NE2	-12.06	87.76	116.70
1	2Q	180	VAL	CA-CB-CG1	12.06	128.99	110.90
1	2U	180	VAL	CA-CB-CG1	12.06	128.99	110.90
1	2Y	180	VAL	CA-CB-CG1	12.06	128.99	110.90
2	3B	222	GLN	CG-CD-NE2	-12.06	87.76	116.70
2	3J	222	GLN	CG-CD-NE2	-12.06	87.76	116.70
2	33	222	GLN	CG-CD-NE2	-12.06	87.76	116.70
2	4F	222	GLN	CG-CD-NE2	-12.06	87.76	116.70
2	4Z	222	GLN	CG-CD-NE2	-12.06	87.76	116.70
1	42	180	VAL	CA-CB-CG1	12.06	128.99	110.90
1	46	180	VAL	CA-CB-CG1	12.06	128.99	110.90
1	5A	180	VAL	CA-CB-CG1	12.06	128.99	110.90
2	5V	222	GLN	CG-CD-NE2	-12.06	87.76	116.70
1	52	180	VAL	CA-CB-CG1	12.06	128.99	110.90
1	56	180	VAL	CA-CB-CG1	12.06	128.99	110.90
1	6A	180	VAL	CA-CB-CG1	12.06	128.99	110.90
2	6N	222	GLN	CG-CD-NE2	-12.06	87.76	116.70
2	6V	222	GLN	CG-CD-NE2	-12.06	87.76	116.70
2	7F	222	GLN	CG-CD-NE2	-12.06	87.76	116.70
2	7R	222	GLN	CG-CD-NE2	-12.06	87.76	116.70
2	1R	222	GLN	CG-CD-NE2	-12.05	87.77	116.70
2	1V	222	GLN	CG-CD-NE2	-12.05	87.77	116.70
2	1Z	222	GLN	CG-CD-NE2	-12.05	87.77	116.70
2	2R	222	GLN	CG-CD-NE2	-12.05	87.77	116.70
2	2V	222	GLN	CG-CD-NE2	-12.05	87.77	116.70
2	2Z	222	GLN	CG-CD-NE2	-12.05	87.77	116.70
2	43	222	GLN	CG-CD-NE2	-12.05	87.77	116.70
2	47	222	GLN	CG-CD-NE2	-12.05	87.77	116.70
2	5B	222	GLN	CG-CD-NE2	-12.05	87.77	116.70
2	53	222	GLN	CG-CD-NE2	-12.05	87.77	116.70
2	57	222	GLN	CG-CD-NE2	-12.05	87.77	116.70
2	6B	222	GLN	CG-CD-NE2	-12.05	87.77	116.70
2	1B	222	GLN	CG-CD-NE2	-12.05	87.78	116.70
2	1J	222	GLN	CG-CD-NE2	-12.05	87.78	116.70
2	2F	222	GLN	CG-CD-NE2	-12.05	87.78	116.70
2	27	222	GLN	CG-CD-NE2	-12.05	87.78	116.70
2	3F	222	GLN	CG-CD-NE2	-12.05	87.78	116.70
2	4B	222	GLN	CG-CD-NE2	-12.05	87.78	116.70
2	4N	222	GLN	CG-CD-NE2	-12.05	87.78	116.70
2	4V	222	GLN	CG-CD-NE2	-12.05	87.78	116.70
2	5R	222	GLN	CG-CD-NE2	-12.05	87.78	116.70
2	6J	222	GLN	CG-CD-NE2	-12.05	87.78	116.70

*Continued on next page...*



*Continued from previous page...*

Mol	Chain	Res	Type	Atoms	Z	Observed(°)	Ideal(°)
2	6R	222	GLN	CG-CD-NE2	-12.05	87.78	116.70
2	7N	222	GLN	CG-CD-NE2	-12.05	87.78	116.70
1	1E	15	SER	O-C-N	-12.00	103.49	122.70
1	2M	15	SER	O-C-N	-12.00	103.49	122.70
1	22	15	SER	O-C-N	-12.00	103.49	122.70
1	3M	15	SER	O-C-N	-12.00	103.49	122.70
1	36	15	SER	O-C-N	-12.00	103.49	122.70
1	4I	15	SER	O-C-N	-12.00	103.49	122.70
1	4Q	15	SER	O-C-N	-12.00	103.49	122.70
1	5Y	15	SER	O-C-N	-12.00	103.49	122.70
1	6E	15	SER	O-C-N	-12.00	103.49	122.70
1	6Y	15	SER	O-C-N	-12.00	103.49	122.70
1	7I	15	SER	O-C-N	-12.00	103.49	122.70
1	7U	15	SER	O-C-N	-12.00	103.49	122.70
2	1N	227	TYR	CB-CA-C	12.00	134.40	110.40
2	2J	227	TYR	CB-CA-C	12.00	134.40	110.40
2	3B	227	TYR	CB-CA-C	12.00	134.40	110.40
2	3J	227	TYR	CB-CA-C	12.00	134.40	110.40
2	33	227	TYR	CB-CA-C	12.00	134.40	110.40
2	4F	227	TYR	CB-CA-C	12.00	134.40	110.40
2	4Z	227	TYR	CB-CA-C	12.00	134.40	110.40
2	5V	227	TYR	CB-CA-C	12.00	134.40	110.40
2	6N	227	TYR	CB-CA-C	12.00	134.40	110.40
2	6V	227	TYR	CB-CA-C	12.00	134.40	110.40
2	7F	227	TYR	CB-CA-C	12.00	134.40	110.40
2	7R	227	TYR	CB-CA-C	12.00	134.40	110.40
1	1M	183	GLN	CG-CD-OE1	-11.99	97.62	121.60
1	2I	183	GLN	CG-CD-OE1	-11.99	97.62	121.60
1	3A	183	GLN	CG-CD-OE1	-11.99	97.62	121.60
1	3I	183	GLN	CG-CD-OE1	-11.99	97.62	121.60
1	32	183	GLN	CG-CD-OE1	-11.99	97.62	121.60
1	4E	183	GLN	CG-CD-OE1	-11.99	97.62	121.60
1	4Y	183	GLN	CG-CD-OE1	-11.99	97.62	121.60
1	5U	183	GLN	CG-CD-OE1	-11.99	97.62	121.60
1	6M	183	GLN	CG-CD-OE1	-11.99	97.62	121.60
1	6U	183	GLN	CG-CD-OE1	-11.99	97.62	121.60
1	7E	183	GLN	CG-CD-OE1	-11.99	97.62	121.60
1	7Q	183	GLN	CG-CD-OE1	-11.99	97.62	121.60
2	1B	227	TYR	CB-CA-C	11.99	134.37	110.40
2	1J	227	TYR	CB-CA-C	11.99	134.37	110.40
2	1N	54	ASN	CB-CG-OD1	11.99	145.57	121.60
2	2F	227	TYR	CB-CA-C	11.99	134.37	110.40

*Continued on next page...*



*Continued from previous page...*

Mol	Chain	Res	Type	Atoms	Z	Observed(°)	Ideal(°)
2	2J	54	ASN	CB-CG-OD1	11.99	145.57	121.60
2	27	227	TYR	CB-CA-C	11.99	134.37	110.40
2	3B	54	ASN	CB-CG-OD1	11.99	145.57	121.60
2	3F	227	TYR	CB-CA-C	11.99	134.37	110.40
2	3J	54	ASN	CB-CG-OD1	11.99	145.57	121.60
2	33	54	ASN	CB-CG-OD1	11.99	145.57	121.60
2	4B	227	TYR	CB-CA-C	11.99	134.37	110.40
2	4F	54	ASN	CB-CG-OD1	11.99	145.57	121.60
2	4N	227	TYR	CB-CA-C	11.99	134.37	110.40
2	4V	227	TYR	CB-CA-C	11.99	134.37	110.40
2	4Z	54	ASN	CB-CG-OD1	11.99	145.57	121.60
2	5R	227	TYR	CB-CA-C	11.99	134.37	110.40
2	5V	54	ASN	CB-CG-OD1	11.99	145.57	121.60
2	6J	227	TYR	CB-CA-C	11.99	134.37	110.40
2	6N	54	ASN	CB-CG-OD1	11.99	145.57	121.60
2	6R	227	TYR	CB-CA-C	11.99	134.37	110.40
2	6V	54	ASN	CB-CG-OD1	11.99	145.57	121.60
2	7F	54	ASN	CB-CG-OD1	11.99	145.57	121.60
2	7N	227	TYR	CB-CA-C	11.99	134.37	110.40
2	7R	54	ASN	CB-CG-OD1	11.99	145.57	121.60
1	1A	15	SER	O-C-N	-11.98	103.52	122.70
2	1F	54	ASN	CB-CG-OD1	11.98	145.57	121.60
1	1I	15	SER	O-C-N	-11.98	103.52	122.70
1	1Q	15	SER	O-C-N	-11.98	103.53	122.70
1	1U	15	SER	O-C-N	-11.98	103.53	122.70
1	1Y	15	SER	O-C-N	-11.98	103.53	122.70
1	2E	15	SER	O-C-N	-11.98	103.52	122.70
2	2N	54	ASN	CB-CG-OD1	11.98	145.57	121.60
1	2Q	15	SER	O-C-N	-11.98	103.53	122.70
1	2U	15	SER	O-C-N	-11.98	103.53	122.70
1	2Y	15	SER	O-C-N	-11.98	103.53	122.70
2	23	54	ASN	CB-CG-OD1	11.98	145.57	121.60
1	26	15	SER	O-C-N	-11.98	103.52	122.70
1	3E	15	SER	O-C-N	-11.98	103.52	122.70
2	3N	54	ASN	CB-CG-OD1	11.98	145.57	121.60
2	37	54	ASN	CB-CG-OD1	11.98	145.57	121.60
1	4A	15	SER	O-C-N	-11.98	103.52	122.70
2	4J	54	ASN	CB-CG-OD1	11.98	145.57	121.60
1	4M	15	SER	O-C-N	-11.98	103.52	122.70
2	4R	54	ASN	CB-CG-OD1	11.98	145.57	121.60
1	4U	15	SER	O-C-N	-11.98	103.52	122.70
1	42	15	SER	O-C-N	-11.98	103.53	122.70

*Continued on next page...*

*Continued from previous page...*

Mol	Chain	Res	Type	Atoms	Z	Observed(°)	Ideal(°)
1	46	15	SER	O-C-N	-11.98	103.53	122.70
1	5A	15	SER	O-C-N	-11.98	103.53	122.70
1	5Q	15	SER	O-C-N	-11.98	103.52	122.70
2	5Z	54	ASN	CB-CG-OD1	11.98	145.57	121.60
1	52	15	SER	O-C-N	-11.98	103.53	122.70
1	56	15	SER	O-C-N	-11.98	103.53	122.70
1	6A	15	SER	O-C-N	-11.98	103.53	122.70
2	6F	54	ASN	CB-CG-OD1	11.98	145.57	121.60
1	6I	15	SER	O-C-N	-11.98	103.52	122.70
1	6Q	15	SER	O-C-N	-11.98	103.52	122.70
2	6Z	54	ASN	CB-CG-OD1	11.98	145.57	121.60
2	7J	54	ASN	CB-CG-OD1	11.98	145.57	121.60
1	7M	15	SER	O-C-N	-11.98	103.52	122.70
2	7V	54	ASN	CB-CG-OD1	11.98	145.57	121.60
1	12	15	SER	O-C-N	-11.98	103.53	122.70
1	16	15	SER	O-C-N	-11.98	103.53	122.70
1	2A	15	SER	O-C-N	-11.98	103.53	122.70
1	3Q	15	SER	O-C-N	-11.98	103.53	122.70
1	3U	15	SER	O-C-N	-11.98	103.53	122.70
1	3Y	15	SER	O-C-N	-11.98	103.53	122.70
1	5E	15	SER	O-C-N	-11.98	103.53	122.70
1	5I	15	SER	O-C-N	-11.98	103.53	122.70
1	5M	15	SER	O-C-N	-11.98	103.53	122.70
1	62	15	SER	O-C-N	-11.98	103.53	122.70
1	66	15	SER	O-C-N	-11.98	103.53	122.70
1	7A	15	SER	O-C-N	-11.98	103.53	122.70
1	1A	183	GLN	CG-CD-OE1	-11.97	97.65	121.60
2	1F	227	TYR	CB-CA-C	11.97	134.35	110.40
1	1I	183	GLN	CG-CD-OE1	-11.97	97.65	121.60
1	1Q	183	GLN	CG-CD-OE1	-11.97	97.65	121.60
1	1U	183	GLN	CG-CD-OE1	-11.97	97.65	121.60
1	1Y	183	GLN	CG-CD-OE1	-11.97	97.65	121.60
1	12	183	GLN	CG-CD-OE1	-11.97	97.65	121.60
2	13	54	ASN	CB-CG-OD1	11.97	145.55	121.60
1	16	183	GLN	CG-CD-OE1	-11.97	97.65	121.60
2	17	54	ASN	CB-CG-OD1	11.97	145.55	121.60
1	2A	183	GLN	CG-CD-OE1	-11.97	97.65	121.60
2	2B	54	ASN	CB-CG-OD1	11.97	145.55	121.60
1	2E	183	GLN	CG-CD-OE1	-11.97	97.65	121.60
2	2N	227	TYR	CB-CA-C	11.97	134.35	110.40
1	2Q	183	GLN	CG-CD-OE1	-11.97	97.65	121.60
1	2U	183	GLN	CG-CD-OE1	-11.97	97.65	121.60

*Continued on next page...*

*Continued from previous page...*

Mol	Chain	Res	Type	Atoms	Z	Observed(°)	Ideal(°)
1	2Y	183	GLN	CG-CD-OE1	-11.97	97.65	121.60
2	23	227	TYR	CB-CA-C	11.97	134.35	110.40
1	26	183	GLN	CG-CD-OE1	-11.97	97.65	121.60
1	3E	183	GLN	CG-CD-OE1	-11.97	97.65	121.60
2	3N	227	TYR	CB-CA-C	11.97	134.35	110.40
1	3Q	183	GLN	CG-CD-OE1	-11.97	97.65	121.60
2	3R	54	ASN	CB-CG-OD1	11.97	145.55	121.60
1	3U	183	GLN	CG-CD-OE1	-11.97	97.65	121.60
2	3V	54	ASN	CB-CG-OD1	11.97	145.55	121.60
1	3Y	183	GLN	CG-CD-OE1	-11.97	97.65	121.60
2	3Z	54	ASN	CB-CG-OD1	11.97	145.55	121.60
2	37	227	TYR	CB-CA-C	11.97	134.35	110.40
1	4A	183	GLN	CG-CD-OE1	-11.97	97.65	121.60
2	4J	227	TYR	CB-CA-C	11.97	134.35	110.40
1	4M	183	GLN	CG-CD-OE1	-11.97	97.65	121.60
2	4R	227	TYR	CB-CA-C	11.97	134.35	110.40
1	4U	183	GLN	CG-CD-OE1	-11.97	97.65	121.60
1	42	183	GLN	CG-CD-OE1	-11.97	97.65	121.60
1	46	183	GLN	CG-CD-OE1	-11.97	97.65	121.60
1	5A	183	GLN	CG-CD-OE1	-11.97	97.65	121.60
1	6A	183	GLN	CG-CD-OE1	-11.97	97.65	121.60
1	5E	183	GLN	CG-CD-OE1	-11.97	97.65	121.60
2	5F	54	ASN	CB-CG-OD1	11.97	145.55	121.60
1	5I	183	GLN	CG-CD-OE1	-11.97	97.65	121.60
2	5J	54	ASN	CB-CG-OD1	11.97	145.55	121.60
1	5M	183	GLN	CG-CD-OE1	-11.97	97.65	121.60
2	5N	54	ASN	CB-CG-OD1	11.97	145.55	121.60
1	5Q	183	GLN	CG-CD-OE1	-11.97	97.65	121.60
2	5Z	227	TYR	CB-CA-C	11.97	134.35	110.40
1	52	183	GLN	CG-CD-OE1	-11.97	97.65	121.60
1	56	183	GLN	CG-CD-OE1	-11.97	97.65	121.60
2	6F	227	TYR	CB-CA-C	11.97	134.35	110.40
1	6I	183	GLN	CG-CD-OE1	-11.97	97.65	121.60
1	6Q	183	GLN	CG-CD-OE1	-11.97	97.65	121.60
2	6Z	227	TYR	CB-CA-C	11.97	134.35	110.40
1	62	183	GLN	CG-CD-OE1	-11.97	97.65	121.60
2	63	54	ASN	CB-CG-OD1	11.97	145.55	121.60
1	66	183	GLN	CG-CD-OE1	-11.97	97.65	121.60
2	67	54	ASN	CB-CG-OD1	11.97	145.55	121.60
1	7A	183	GLN	CG-CD-OE1	-11.97	97.65	121.60
2	7B	54	ASN	CB-CG-OD1	11.97	145.55	121.60
2	7J	227	TYR	CB-CA-C	11.97	134.35	110.40

*Continued on next page...*

*Continued from previous page...*

Mol	Chain	Res	Type	Atoms	Z	Observed(°)	Ideal(°)
1	7M	183	GLN	CG-CD-OE1	-11.97	97.65	121.60
2	7V	227	TYR	CB-CA-C	11.97	134.35	110.40
1	1M	15	SER	O-C-N	-11.97	103.55	122.70
2	1R	54	ASN	CB-CG-OD1	11.97	145.54	121.60
2	1V	54	ASN	CB-CG-OD1	11.97	145.54	121.60
2	1Z	54	ASN	CB-CG-OD1	11.97	145.54	121.60
1	2I	15	SER	O-C-N	-11.97	103.55	122.70
2	2R	54	ASN	CB-CG-OD1	11.97	145.54	121.60
2	2V	54	ASN	CB-CG-OD1	11.97	145.54	121.60
2	2Z	54	ASN	CB-CG-OD1	11.97	145.54	121.60
1	3A	15	SER	O-C-N	-11.97	103.55	122.70
1	3I	15	SER	O-C-N	-11.97	103.55	122.70
1	32	15	SER	O-C-N	-11.97	103.55	122.70
1	4E	15	SER	O-C-N	-11.97	103.55	122.70
1	4Y	15	SER	O-C-N	-11.97	103.55	122.70
2	43	54	ASN	CB-CG-OD1	11.97	145.54	121.60
2	47	54	ASN	CB-CG-OD1	11.97	145.54	121.60
2	5B	54	ASN	CB-CG-OD1	11.97	145.54	121.60
1	5U	15	SER	O-C-N	-11.97	103.55	122.70
2	53	54	ASN	CB-CG-OD1	11.97	145.54	121.60
2	57	54	ASN	CB-CG-OD1	11.97	145.54	121.60
2	6B	54	ASN	CB-CG-OD1	11.97	145.54	121.60
1	6M	15	SER	O-C-N	-11.97	103.55	122.70
1	6U	15	SER	O-C-N	-11.97	103.55	122.70
1	7E	15	SER	O-C-N	-11.97	103.55	122.70
1	7Q	15	SER	O-C-N	-11.97	103.55	122.70
1	1M	169	ASP	CA-C-O	-11.97	94.97	120.10
2	13	227	TYR	CB-CA-C	11.97	134.33	110.40
2	17	227	TYR	CB-CA-C	11.97	134.33	110.40
2	2B	227	TYR	CB-CA-C	11.97	134.33	110.40
1	2I	169	ASP	CA-C-O	-11.97	94.97	120.10
1	3A	169	ASP	CA-C-O	-11.97	94.97	120.10
1	3I	169	ASP	CA-C-O	-11.97	94.97	120.10
2	3R	227	TYR	CB-CA-C	11.97	134.33	110.40
2	3V	227	TYR	CB-CA-C	11.97	134.33	110.40
2	3Z	227	TYR	CB-CA-C	11.97	134.33	110.40
1	32	169	ASP	CA-C-O	-11.97	94.97	120.10
1	4E	169	ASP	CA-C-O	-11.97	94.97	120.10
1	4Y	169	ASP	CA-C-O	-11.97	94.97	120.10
2	5F	227	TYR	CB-CA-C	11.97	134.33	110.40
2	5J	227	TYR	CB-CA-C	11.97	134.33	110.40
2	5N	227	TYR	CB-CA-C	11.97	134.33	110.40

*Continued on next page...*

*Continued from previous page...*

Mol	Chain	Res	Type	Atoms	Z	Observed(°)	Ideal(°)
1	5U	169	ASP	CA-C-O	-11.97	94.97	120.10
1	6M	169	ASP	CA-C-O	-11.97	94.97	120.10
1	6U	169	ASP	CA-C-O	-11.97	94.97	120.10
2	63	227	TYR	CB-CA-C	11.97	134.33	110.40
2	67	227	TYR	CB-CA-C	11.97	134.33	110.40
2	7B	227	TYR	CB-CA-C	11.97	134.33	110.40
1	7E	169	ASP	CA-C-O	-11.97	94.97	120.10
1	7Q	169	ASP	CA-C-O	-11.97	94.97	120.10
1	1Q	169	ASP	CA-C-O	-11.96	94.97	120.10
1	1U	169	ASP	CA-C-O	-11.96	94.97	120.10
1	1Y	169	ASP	CA-C-O	-11.96	94.97	120.10
1	2Q	169	ASP	CA-C-O	-11.96	94.97	120.10
1	2U	169	ASP	CA-C-O	-11.96	94.97	120.10
1	2Y	169	ASP	CA-C-O	-11.96	94.97	120.10
1	42	169	ASP	CA-C-O	-11.96	94.97	120.10
1	46	169	ASP	CA-C-O	-11.96	94.97	120.10
1	5A	169	ASP	CA-C-O	-11.96	94.97	120.10
1	52	169	ASP	CA-C-O	-11.96	94.97	120.10
1	56	169	ASP	CA-C-O	-11.96	94.97	120.10
1	6A	169	ASP	CA-C-O	-11.96	94.97	120.10
2	1B	54	ASN	CB-CG-OD1	11.96	145.53	121.60
1	1E	183	GLN	CG-CD-OE1	-11.96	97.67	121.60
2	1J	54	ASN	CB-CG-OD1	11.96	145.53	121.60
2	1R	227	TYR	CB-CA-C	11.96	134.32	110.40
2	1V	227	TYR	CB-CA-C	11.96	134.32	110.40
2	1Z	227	TYR	CB-CA-C	11.96	134.32	110.40
2	2F	54	ASN	CB-CG-OD1	11.96	145.53	121.60
1	2M	183	GLN	CG-CD-OE1	-11.96	97.67	121.60
2	2R	227	TYR	CB-CA-C	11.96	134.32	110.40
2	2V	227	TYR	CB-CA-C	11.96	134.32	110.40
2	2Z	227	TYR	CB-CA-C	11.96	134.32	110.40
1	22	183	GLN	CG-CD-OE1	-11.96	97.67	121.60
2	27	54	ASN	CB-CG-OD1	11.96	145.53	121.60
2	3F	54	ASN	CB-CG-OD1	11.96	145.53	121.60
1	3M	183	GLN	CG-CD-OE1	-11.96	97.67	121.60
1	36	183	GLN	CG-CD-OE1	-11.96	97.67	121.60
2	4B	54	ASN	CB-CG-OD1	11.96	145.53	121.60
1	4I	183	GLN	CG-CD-OE1	-11.96	97.67	121.60
2	4N	54	ASN	CB-CG-OD1	11.96	145.53	121.60
1	4Q	183	GLN	CG-CD-OE1	-11.96	97.67	121.60
2	4V	54	ASN	CB-CG-OD1	11.96	145.53	121.60
2	43	227	TYR	CB-CA-C	11.96	134.32	110.40

*Continued on next page...*

*Continued from previous page...*

Mol	Chain	Res	Type	Atoms	Z	Observed(°)	Ideal(°)
2	47	227	TYR	CB-CA-C	11.96	134.32	110.40
2	5B	227	TYR	CB-CA-C	11.96	134.32	110.40
2	5R	54	ASN	CB-CG-OD1	11.96	145.53	121.60
1	5Y	183	GLN	CG-CD-OE1	-11.96	97.67	121.60
2	53	227	TYR	CB-CA-C	11.96	134.32	110.40
2	57	227	TYR	CB-CA-C	11.96	134.32	110.40
2	6B	227	TYR	CB-CA-C	11.96	134.32	110.40
1	6E	183	GLN	CG-CD-OE1	-11.96	97.67	121.60
2	6J	54	ASN	CB-CG-OD1	11.96	145.53	121.60
2	6R	54	ASN	CB-CG-OD1	11.96	145.53	121.60
1	6Y	183	GLN	CG-CD-OE1	-11.96	97.67	121.60
1	7I	183	GLN	CG-CD-OE1	-11.96	97.67	121.60
2	7N	54	ASN	CB-CG-OD1	11.96	145.53	121.60
1	7U	183	GLN	CG-CD-OE1	-11.96	97.67	121.60
1	1E	169	ASP	CA-C-O	-11.96	94.99	120.10
1	1Q	84	ARG	NE-CZ-NH1	-11.96	114.32	120.30
1	1U	84	ARG	NE-CZ-NH1	-11.96	114.32	120.30
1	1Y	84	ARG	NE-CZ-NH1	-11.96	114.32	120.30
1	2M	169	ASP	CA-C-O	-11.96	94.99	120.10
1	2Q	84	ARG	NE-CZ-NH1	-11.96	114.32	120.30
1	2U	84	ARG	NE-CZ-NH1	-11.96	114.32	120.30
1	2Y	84	ARG	NE-CZ-NH1	-11.96	114.32	120.30
1	22	169	ASP	CA-C-O	-11.96	94.99	120.10
1	3M	169	ASP	CA-C-O	-11.96	94.99	120.10
1	36	169	ASP	CA-C-O	-11.96	94.99	120.10
1	4I	169	ASP	CA-C-O	-11.96	94.99	120.10
1	4Q	169	ASP	CA-C-O	-11.96	94.99	120.10
1	42	84	ARG	NE-CZ-NH1	-11.96	114.32	120.30
1	46	84	ARG	NE-CZ-NH1	-11.96	114.32	120.30
1	5A	84	ARG	NE-CZ-NH1	-11.96	114.32	120.30
1	5Y	169	ASP	CA-C-O	-11.96	94.99	120.10
1	52	84	ARG	NE-CZ-NH1	-11.96	114.32	120.30
1	56	84	ARG	NE-CZ-NH1	-11.96	114.32	120.30
1	6A	84	ARG	NE-CZ-NH1	-11.96	114.32	120.30
1	6E	169	ASP	CA-C-O	-11.96	94.99	120.10
1	6Y	169	ASP	CA-C-O	-11.96	94.99	120.10
1	7I	169	ASP	CA-C-O	-11.96	94.99	120.10
1	7U	169	ASP	CA-C-O	-11.96	94.99	120.10
1	1A	169	ASP	CA-C-O	-11.95	95.00	120.10
1	1I	169	ASP	CA-C-O	-11.95	95.00	120.10
1	2E	169	ASP	CA-C-O	-11.95	95.00	120.10
1	26	169	ASP	CA-C-O	-11.95	95.00	120.10

*Continued on next page...*

*Continued from previous page...*

Mol	Chain	Res	Type	Atoms	Z	Observed(°)	Ideal(°)
1	3E	169	ASP	CA-C-O	-11.95	95.00	120.10
1	4A	169	ASP	CA-C-O	-11.95	95.00	120.10
1	4M	169	ASP	CA-C-O	-11.95	95.00	120.10
1	4U	169	ASP	CA-C-O	-11.95	95.00	120.10
1	5Q	169	ASP	CA-C-O	-11.95	95.00	120.10
1	6I	169	ASP	CA-C-O	-11.95	95.00	120.10
1	6Q	169	ASP	CA-C-O	-11.95	95.00	120.10
1	7M	169	ASP	CA-C-O	-11.95	95.00	120.10
1	12	169	ASP	CA-C-O	-11.95	95.01	120.10
1	16	169	ASP	CA-C-O	-11.95	95.01	120.10
1	2A	169	ASP	CA-C-O	-11.95	95.01	120.10
1	3Q	169	ASP	CA-C-O	-11.95	95.01	120.10
1	3U	169	ASP	CA-C-O	-11.95	95.01	120.10
1	3Y	169	ASP	CA-C-O	-11.95	95.01	120.10
1	5E	169	ASP	CA-C-O	-11.95	95.01	120.10
1	5I	169	ASP	CA-C-O	-11.95	95.01	120.10
1	5M	169	ASP	CA-C-O	-11.95	95.01	120.10
1	62	169	ASP	CA-C-O	-11.95	95.01	120.10
1	66	169	ASP	CA-C-O	-11.95	95.01	120.10
1	7A	169	ASP	CA-C-O	-11.95	95.01	120.10
1	12	84	ARG	NE-CZ-NH1	-11.93	114.33	120.30
1	16	84	ARG	NE-CZ-NH1	-11.93	114.33	120.30
1	2A	84	ARG	NE-CZ-NH1	-11.93	114.33	120.30
1	3Q	84	ARG	NE-CZ-NH1	-11.93	114.33	120.30
1	3U	84	ARG	NE-CZ-NH1	-11.93	114.33	120.30
1	3Y	84	ARG	NE-CZ-NH1	-11.93	114.33	120.30
1	5E	84	ARG	NE-CZ-NH1	-11.93	114.33	120.30
1	5I	84	ARG	NE-CZ-NH1	-11.93	114.33	120.30
1	5M	84	ARG	NE-CZ-NH1	-11.93	114.33	120.30
1	62	84	ARG	NE-CZ-NH1	-11.93	114.33	120.30
1	66	84	ARG	NE-CZ-NH1	-11.93	114.33	120.30
1	7A	84	ARG	NE-CZ-NH1	-11.93	114.33	120.30
1	1M	96	ASP	N-CA-C	11.92	143.18	111.00
1	1Q	96	ASP	N-CA-C	11.92	143.18	111.00
1	1U	96	ASP	N-CA-C	11.92	143.18	111.00
1	1Y	96	ASP	N-CA-C	11.92	143.18	111.00
1	2I	96	ASP	N-CA-C	11.92	143.18	111.00
1	2Q	96	ASP	N-CA-C	11.92	143.18	111.00
1	2U	96	ASP	N-CA-C	11.92	143.18	111.00
1	2Y	96	ASP	N-CA-C	11.92	143.18	111.00
1	3A	96	ASP	N-CA-C	11.92	143.18	111.00
1	3I	96	ASP	N-CA-C	11.92	143.18	111.00

*Continued on next page...*



*Continued from previous page...*

Mol	Chain	Res	Type	Atoms	Z	Observed(°)	Ideal(°)
1	32	96	ASP	N-CA-C	11.92	143.18	111.00
1	4E	96	ASP	N-CA-C	11.92	143.18	111.00
1	4Y	96	ASP	N-CA-C	11.92	143.18	111.00
1	42	96	ASP	N-CA-C	11.92	143.18	111.00
1	46	96	ASP	N-CA-C	11.92	143.18	111.00
1	5A	96	ASP	N-CA-C	11.92	143.18	111.00
1	5U	96	ASP	N-CA-C	11.92	143.18	111.00
1	52	96	ASP	N-CA-C	11.92	143.18	111.00
1	56	96	ASP	N-CA-C	11.92	143.18	111.00
1	6A	96	ASP	N-CA-C	11.92	143.18	111.00
1	6M	96	ASP	N-CA-C	11.92	143.18	111.00
1	6U	96	ASP	N-CA-C	11.92	143.18	111.00
1	7E	96	ASP	N-CA-C	11.92	143.18	111.00
1	7Q	96	ASP	N-CA-C	11.92	143.18	111.00
1	1M	84	ARG	NE-CZ-NH1	-11.91	114.34	120.30
1	2I	84	ARG	NE-CZ-NH1	-11.91	114.34	120.30
1	3A	84	ARG	NE-CZ-NH1	-11.91	114.34	120.30
1	3I	84	ARG	NE-CZ-NH1	-11.91	114.34	120.30
1	32	84	ARG	NE-CZ-NH1	-11.91	114.34	120.30
1	4E	84	ARG	NE-CZ-NH1	-11.91	114.34	120.30
1	4Y	84	ARG	NE-CZ-NH1	-11.91	114.34	120.30
1	5U	84	ARG	NE-CZ-NH1	-11.91	114.34	120.30
1	6M	84	ARG	NE-CZ-NH1	-11.91	114.34	120.30
1	6U	84	ARG	NE-CZ-NH1	-11.91	114.34	120.30
1	7E	84	ARG	NE-CZ-NH1	-11.91	114.34	120.30
1	7Q	84	ARG	NE-CZ-NH1	-11.91	114.34	120.30
1	1A	96	ASP	N-CA-C	11.90	143.14	111.00
1	1I	96	ASP	N-CA-C	11.90	143.14	111.00
1	2E	96	ASP	N-CA-C	11.90	143.14	111.00
1	26	96	ASP	N-CA-C	11.90	143.14	111.00
1	3E	96	ASP	N-CA-C	11.90	143.14	111.00
1	4A	96	ASP	N-CA-C	11.90	143.14	111.00
1	4M	96	ASP	N-CA-C	11.90	143.14	111.00
1	4U	96	ASP	N-CA-C	11.90	143.14	111.00
1	5Q	96	ASP	N-CA-C	11.90	143.14	111.00
1	6I	96	ASP	N-CA-C	11.90	143.14	111.00
1	6Q	96	ASP	N-CA-C	11.90	143.14	111.00
1	7M	96	ASP	N-CA-C	11.90	143.14	111.00
1	1E	81	ASN	CA-C-N	-11.89	91.05	117.20
1	62	96	ASP	N-CA-C	11.89	143.10	111.00
1	1E	84	ARG	NE-CZ-NH1	-11.89	114.36	120.30
1	1E	96	ASP	N-CA-C	11.89	143.10	111.00

*Continued on next page...*

*Continued from previous page...*

Mol	Chain	Res	Type	Atoms	Z	Observed(°)	Ideal(°)
1	12	96	ASP	N-CA-C	11.89	143.10	111.00
1	16	96	ASP	N-CA-C	11.89	143.10	111.00
1	2A	96	ASP	N-CA-C	11.89	143.10	111.00
1	2M	81	ASN	CA-C-N	-11.89	91.05	117.20
1	3Q	96	ASP	N-CA-C	11.89	143.10	111.00
1	5E	96	ASP	N-CA-C	11.89	143.10	111.00
1	2M	84	ARG	NE-CZ-NH1	-11.89	114.36	120.30
1	2M	96	ASP	N-CA-C	11.89	143.10	111.00
1	22	81	ASN	CA-C-N	-11.89	91.05	117.20
1	3U	96	ASP	N-CA-C	11.89	143.10	111.00
1	22	84	ARG	NE-CZ-NH1	-11.89	114.36	120.30
1	22	96	ASP	N-CA-C	11.89	143.10	111.00
1	3M	81	ASN	CA-C-N	-11.89	91.05	117.20
1	3Y	96	ASP	N-CA-C	11.89	143.10	111.00
1	3M	84	ARG	NE-CZ-NH1	-11.89	114.36	120.30
1	3M	96	ASP	N-CA-C	11.89	143.10	111.00
1	36	81	ASN	CA-C-N	-11.89	91.05	117.20
1	5I	96	ASP	N-CA-C	11.89	143.10	111.00
1	36	84	ARG	NE-CZ-NH1	-11.89	114.36	120.30
1	36	96	ASP	N-CA-C	11.89	143.10	111.00
1	4I	81	ASN	CA-C-N	-11.89	91.05	117.20
1	5M	96	ASP	N-CA-C	11.89	143.10	111.00
1	4I	84	ARG	NE-CZ-NH1	-11.89	114.36	120.30
1	4I	96	ASP	N-CA-C	11.89	143.10	111.00
1	4Q	81	ASN	CA-C-N	-11.89	91.05	117.20
1	4Q	84	ARG	NE-CZ-NH1	-11.89	114.36	120.30
1	4Q	96	ASP	N-CA-C	11.89	143.10	111.00
1	5Y	81	ASN	CA-C-N	-11.89	91.05	117.20
1	5Y	84	ARG	NE-CZ-NH1	-11.89	114.36	120.30
1	5Y	96	ASP	N-CA-C	11.89	143.10	111.00
1	6E	81	ASN	CA-C-N	-11.89	91.05	117.20
1	6E	84	ARG	NE-CZ-NH1	-11.89	114.36	120.30
1	6E	96	ASP	N-CA-C	11.89	143.10	111.00
1	6Y	81	ASN	CA-C-N	-11.89	91.05	117.20
1	6Y	84	ARG	NE-CZ-NH1	-11.89	114.36	120.30
1	6Y	96	ASP	N-CA-C	11.89	143.10	111.00
1	66	96	ASP	N-CA-C	11.89	143.10	111.00
1	7A	96	ASP	N-CA-C	11.89	143.10	111.00
1	7I	81	ASN	CA-C-N	-11.89	91.05	117.20
1	7I	84	ARG	NE-CZ-NH1	-11.89	114.36	120.30
1	7I	96	ASP	N-CA-C	11.89	143.10	111.00
1	7U	81	ASN	CA-C-N	-11.89	91.05	117.20

*Continued on next page...*

*Continued from previous page...*

Mol	Chain	Res	Type	Atoms	Z	Observed(°)	Ideal(°)
1	7U	84	ARG	NE-CZ-NH1	-11.89	114.36	120.30
1	7U	96	ASP	N-CA-C	11.89	143.10	111.00
1	1Q	81	ASN	CA-C-N	-11.89	91.05	117.20
1	1U	81	ASN	CA-C-N	-11.89	91.05	117.20
1	1Y	81	ASN	CA-C-N	-11.89	91.05	117.20
1	2Q	81	ASN	CA-C-N	-11.89	91.05	117.20
1	2U	81	ASN	CA-C-N	-11.89	91.05	117.20
1	2Y	81	ASN	CA-C-N	-11.89	91.05	117.20
1	42	81	ASN	CA-C-N	-11.89	91.05	117.20
1	46	81	ASN	CA-C-N	-11.89	91.05	117.20
1	5A	81	ASN	CA-C-N	-11.89	91.05	117.20
1	52	81	ASN	CA-C-N	-11.89	91.05	117.20
1	56	81	ASN	CA-C-N	-11.89	91.05	117.20
1	6A	81	ASN	CA-C-N	-11.89	91.05	117.20
1	1M	81	ASN	CA-C-N	-11.88	91.06	117.20
1	2I	81	ASN	CA-C-N	-11.88	91.06	117.20
1	3A	81	ASN	CA-C-N	-11.88	91.06	117.20
1	3I	81	ASN	CA-C-N	-11.88	91.06	117.20
1	32	81	ASN	CA-C-N	-11.88	91.06	117.20
1	4E	81	ASN	CA-C-N	-11.88	91.06	117.20
1	4Y	81	ASN	CA-C-N	-11.88	91.06	117.20
1	5U	81	ASN	CA-C-N	-11.88	91.06	117.20
1	6M	81	ASN	CA-C-N	-11.88	91.06	117.20
1	6U	81	ASN	CA-C-N	-11.88	91.06	117.20
1	7E	81	ASN	CA-C-N	-11.88	91.06	117.20
1	7Q	81	ASN	CA-C-N	-11.88	91.06	117.20
1	1A	81	ASN	CA-C-N	-11.88	91.08	117.20
1	1I	81	ASN	CA-C-N	-11.88	91.08	117.20
1	2E	81	ASN	CA-C-N	-11.88	91.08	117.20
1	26	81	ASN	CA-C-N	-11.88	91.08	117.20
1	3E	81	ASN	CA-C-N	-11.88	91.08	117.20
1	4A	81	ASN	CA-C-N	-11.88	91.08	117.20
1	4M	81	ASN	CA-C-N	-11.88	91.08	117.20
1	4U	81	ASN	CA-C-N	-11.88	91.08	117.20
1	5Q	81	ASN	CA-C-N	-11.88	91.08	117.20
1	6I	81	ASN	CA-C-N	-11.88	91.08	117.20
1	6Q	81	ASN	CA-C-N	-11.88	91.08	117.20
1	7M	81	ASN	CA-C-N	-11.88	91.08	117.20
2	1B	41	PHE	CZ-CE2-CD2	-11.87	105.86	120.10
2	1F	41	PHE	CZ-CE2-CD2	-11.87	105.86	120.10
2	1J	41	PHE	CZ-CE2-CD2	-11.87	105.86	120.10
1	12	81	ASN	CA-C-N	-11.87	91.09	117.20

*Continued on next page...*

*Continued from previous page...*

Mol	Chain	Res	Type	Atoms	Z	Observed(°)	Ideal(°)
2	13	41	PHE	CZ-CE2-CD2	-11.87	105.86	120.10
1	16	81	ASN	CA-C-N	-11.87	91.09	117.20
2	17	41	PHE	CZ-CE2-CD2	-11.87	105.86	120.10
1	2A	81	ASN	CA-C-N	-11.87	91.09	117.20
2	2B	41	PHE	CZ-CE2-CD2	-11.87	105.86	120.10
2	2F	41	PHE	CZ-CE2-CD2	-11.87	105.86	120.10
2	2N	41	PHE	CZ-CE2-CD2	-11.87	105.86	120.10
2	23	41	PHE	CZ-CE2-CD2	-11.87	105.86	120.10
2	27	41	PHE	CZ-CE2-CD2	-11.87	105.86	120.10
2	3F	41	PHE	CZ-CE2-CD2	-11.87	105.86	120.10
2	3N	41	PHE	CZ-CE2-CD2	-11.87	105.86	120.10
1	3Q	81	ASN	CA-C-N	-11.87	91.09	117.20
2	3R	41	PHE	CZ-CE2-CD2	-11.87	105.86	120.10
1	3U	81	ASN	CA-C-N	-11.87	91.09	117.20
2	3V	41	PHE	CZ-CE2-CD2	-11.87	105.86	120.10
1	3Y	81	ASN	CA-C-N	-11.87	91.09	117.20
2	3Z	41	PHE	CZ-CE2-CD2	-11.87	105.86	120.10
2	37	41	PHE	CZ-CE2-CD2	-11.87	105.86	120.10
2	4B	41	PHE	CZ-CE2-CD2	-11.87	105.86	120.10
2	4J	41	PHE	CZ-CE2-CD2	-11.87	105.86	120.10
2	4N	41	PHE	CZ-CE2-CD2	-11.87	105.86	120.10
2	4R	41	PHE	CZ-CE2-CD2	-11.87	105.86	120.10
2	4V	41	PHE	CZ-CE2-CD2	-11.87	105.86	120.10
1	5E	81	ASN	CA-C-N	-11.87	91.09	117.20
2	5F	41	PHE	CZ-CE2-CD2	-11.87	105.86	120.10
1	5I	81	ASN	CA-C-N	-11.87	91.09	117.20
2	5J	41	PHE	CZ-CE2-CD2	-11.87	105.86	120.10
1	5M	81	ASN	CA-C-N	-11.87	91.09	117.20
2	5N	41	PHE	CZ-CE2-CD2	-11.87	105.86	120.10
2	5R	41	PHE	CZ-CE2-CD2	-11.87	105.86	120.10
2	5Z	41	PHE	CZ-CE2-CD2	-11.87	105.86	120.10
2	6F	41	PHE	CZ-CE2-CD2	-11.87	105.86	120.10
2	6J	41	PHE	CZ-CE2-CD2	-11.87	105.86	120.10
2	6R	41	PHE	CZ-CE2-CD2	-11.87	105.86	120.10
2	6Z	41	PHE	CZ-CE2-CD2	-11.87	105.86	120.10
1	62	81	ASN	CA-C-N	-11.87	91.09	117.20
2	63	41	PHE	CZ-CE2-CD2	-11.87	105.86	120.10
1	66	81	ASN	CA-C-N	-11.87	91.09	117.20
2	67	41	PHE	CZ-CE2-CD2	-11.87	105.86	120.10
1	7A	81	ASN	CA-C-N	-11.87	91.09	117.20
2	7B	41	PHE	CZ-CE2-CD2	-11.87	105.86	120.10
2	7J	41	PHE	CZ-CE2-CD2	-11.87	105.86	120.10

*Continued on next page...*

*Continued from previous page...*

Mol	Chain	Res	Type	Atoms	Z	Observed(°)	Ideal(°)
2	7N	41	PHE	CZ-CE2-CD2	-11.87	105.86	120.10
2	7V	41	PHE	CZ-CE2-CD2	-11.87	105.86	120.10
1	1A	84	ARG	NE-CZ-NH1	-11.86	114.37	120.30
1	1I	84	ARG	NE-CZ-NH1	-11.86	114.37	120.30
1	2E	84	ARG	NE-CZ-NH1	-11.86	114.37	120.30
1	26	84	ARG	NE-CZ-NH1	-11.86	114.37	120.30
1	3E	84	ARG	NE-CZ-NH1	-11.86	114.37	120.30
1	4A	84	ARG	NE-CZ-NH1	-11.86	114.37	120.30
1	4M	84	ARG	NE-CZ-NH1	-11.86	114.37	120.30
1	4U	84	ARG	NE-CZ-NH1	-11.86	114.37	120.30
1	5Q	84	ARG	NE-CZ-NH1	-11.86	114.37	120.30
1	6I	84	ARG	NE-CZ-NH1	-11.86	114.37	120.30
1	6Q	84	ARG	NE-CZ-NH1	-11.86	114.37	120.30
1	7M	84	ARG	NE-CZ-NH1	-11.86	114.37	120.30
2	1R	41	PHE	CZ-CE2-CD2	-11.86	105.86	120.10
2	1V	41	PHE	CZ-CE2-CD2	-11.86	105.86	120.10
2	1Z	41	PHE	CZ-CE2-CD2	-11.86	105.86	120.10
2	2R	41	PHE	CZ-CE2-CD2	-11.86	105.86	120.10
2	2V	41	PHE	CZ-CE2-CD2	-11.86	105.86	120.10
2	2Z	41	PHE	CZ-CE2-CD2	-11.86	105.86	120.10
2	43	41	PHE	CZ-CE2-CD2	-11.86	105.86	120.10
2	47	41	PHE	CZ-CE2-CD2	-11.86	105.86	120.10
2	5B	41	PHE	CZ-CE2-CD2	-11.86	105.86	120.10
2	53	41	PHE	CZ-CE2-CD2	-11.86	105.86	120.10
2	57	41	PHE	CZ-CE2-CD2	-11.86	105.86	120.10
2	6B	41	PHE	CZ-CE2-CD2	-11.86	105.86	120.10
2	1N	41	PHE	CZ-CE2-CD2	-11.86	105.87	120.10
2	2J	41	PHE	CZ-CE2-CD2	-11.86	105.87	120.10
2	3B	41	PHE	CZ-CE2-CD2	-11.86	105.87	120.10
2	3J	41	PHE	CZ-CE2-CD2	-11.86	105.87	120.10
2	33	41	PHE	CZ-CE2-CD2	-11.86	105.87	120.10
2	4F	41	PHE	CZ-CE2-CD2	-11.86	105.87	120.10
2	4Z	41	PHE	CZ-CE2-CD2	-11.86	105.87	120.10
2	5V	41	PHE	CZ-CE2-CD2	-11.86	105.87	120.10
2	6N	41	PHE	CZ-CE2-CD2	-11.86	105.87	120.10
2	6V	41	PHE	CZ-CE2-CD2	-11.86	105.87	120.10
2	7F	41	PHE	CZ-CE2-CD2	-11.86	105.87	120.10
2	7R	41	PHE	CZ-CE2-CD2	-11.86	105.87	120.10
1	12	82	ARG	NH1-CZ-NH2	11.84	132.43	119.40
1	16	82	ARG	NH1-CZ-NH2	11.84	132.43	119.40
1	2A	82	ARG	NH1-CZ-NH2	11.84	132.43	119.40
1	3Q	82	ARG	NH1-CZ-NH2	11.84	132.43	119.40

*Continued on next page...*

*Continued from previous page...*

Mol	Chain	Res	Type	Atoms	Z	Observed(°)	Ideal(°)
1	3U	82	ARG	NH1-CZ-NH2	11.84	132.43	119.40
1	3Y	82	ARG	NH1-CZ-NH2	11.84	132.43	119.40
1	5E	82	ARG	NH1-CZ-NH2	11.84	132.43	119.40
1	5I	82	ARG	NH1-CZ-NH2	11.84	132.43	119.40
1	5M	82	ARG	NH1-CZ-NH2	11.84	132.43	119.40
1	62	82	ARG	NH1-CZ-NH2	11.84	132.43	119.40
1	66	82	ARG	NH1-CZ-NH2	11.84	132.43	119.40
1	7A	82	ARG	NH1-CZ-NH2	11.84	132.43	119.40
1	1E	82	ARG	NH1-CZ-NH2	11.84	132.42	119.40
1	2M	82	ARG	NH1-CZ-NH2	11.84	132.42	119.40
1	22	82	ARG	NH1-CZ-NH2	11.84	132.42	119.40
1	3M	82	ARG	NH1-CZ-NH2	11.84	132.42	119.40
1	36	82	ARG	NH1-CZ-NH2	11.84	132.42	119.40
1	4I	82	ARG	NH1-CZ-NH2	11.84	132.42	119.40
1	4Q	82	ARG	NH1-CZ-NH2	11.84	132.42	119.40
1	5Y	82	ARG	NH1-CZ-NH2	11.84	132.42	119.40
1	6E	82	ARG	NH1-CZ-NH2	11.84	132.42	119.40
1	6Y	82	ARG	NH1-CZ-NH2	11.84	132.42	119.40
1	7I	82	ARG	NH1-CZ-NH2	11.84	132.42	119.40
1	7U	82	ARG	NH1-CZ-NH2	11.84	132.42	119.40
2	1B	57	LYS	C-N-CA	11.83	151.27	121.70
2	1J	57	LYS	C-N-CA	11.83	151.27	121.70
2	2F	57	LYS	C-N-CA	11.83	151.27	121.70
2	27	57	LYS	C-N-CA	11.83	151.27	121.70
2	3F	57	LYS	C-N-CA	11.83	151.27	121.70
2	4B	57	LYS	C-N-CA	11.83	151.27	121.70
2	4N	57	LYS	C-N-CA	11.83	151.27	121.70
2	4V	57	LYS	C-N-CA	11.83	151.27	121.70
2	5R	57	LYS	C-N-CA	11.83	151.27	121.70
2	6J	57	LYS	C-N-CA	11.83	151.27	121.70
2	6R	57	LYS	C-N-CA	11.83	151.27	121.70
2	7N	57	LYS	C-N-CA	11.83	151.27	121.70
2	13	57	LYS	C-N-CA	11.83	151.27	121.70
2	17	57	LYS	C-N-CA	11.83	151.27	121.70
2	2B	57	LYS	C-N-CA	11.83	151.27	121.70
2	3R	57	LYS	C-N-CA	11.83	151.27	121.70
2	3V	57	LYS	C-N-CA	11.83	151.27	121.70
2	3Z	57	LYS	C-N-CA	11.83	151.27	121.70
2	5F	57	LYS	C-N-CA	11.83	151.27	121.70
2	5J	57	LYS	C-N-CA	11.83	151.27	121.70
2	5N	57	LYS	C-N-CA	11.83	151.27	121.70
2	63	57	LYS	C-N-CA	11.83	151.27	121.70

*Continued on next page...*

*Continued from previous page...*

Mol	Chain	Res	Type	Atoms	Z	Observed(°)	Ideal(°)
2	67	57	LYS	C-N-CA	11.83	151.27	121.70
2	7B	57	LYS	C-N-CA	11.83	151.27	121.70
2	1R	57	LYS	C-N-CA	11.82	151.26	121.70
2	1V	57	LYS	C-N-CA	11.82	151.26	121.70
2	1Z	57	LYS	C-N-CA	11.82	151.26	121.70
2	2R	57	LYS	C-N-CA	11.82	151.26	121.70
2	2V	57	LYS	C-N-CA	11.82	151.26	121.70
2	2Z	57	LYS	C-N-CA	11.82	151.26	121.70
2	43	57	LYS	C-N-CA	11.82	151.26	121.70
2	47	57	LYS	C-N-CA	11.82	151.26	121.70
2	5B	57	LYS	C-N-CA	11.82	151.26	121.70
2	53	57	LYS	C-N-CA	11.82	151.26	121.70
2	57	57	LYS	C-N-CA	11.82	151.26	121.70
2	6B	57	LYS	C-N-CA	11.82	151.26	121.70
2	1N	57	LYS	C-N-CA	11.82	151.26	121.70
2	2J	57	LYS	C-N-CA	11.82	151.26	121.70
2	3B	57	LYS	C-N-CA	11.82	151.26	121.70
2	3J	57	LYS	C-N-CA	11.82	151.26	121.70
2	33	57	LYS	C-N-CA	11.82	151.26	121.70
2	4F	57	LYS	C-N-CA	11.82	151.26	121.70
2	4Z	57	LYS	C-N-CA	11.82	151.26	121.70
2	5V	57	LYS	C-N-CA	11.82	151.26	121.70
2	6N	57	LYS	C-N-CA	11.82	151.26	121.70
2	6V	57	LYS	C-N-CA	11.82	151.26	121.70
2	7F	57	LYS	C-N-CA	11.82	151.26	121.70
2	7R	57	LYS	C-N-CA	11.82	151.26	121.70
2	1F	57	LYS	C-N-CA	11.82	151.25	121.70
2	2N	57	LYS	C-N-CA	11.82	151.25	121.70
2	23	57	LYS	C-N-CA	11.82	151.25	121.70
2	3N	57	LYS	C-N-CA	11.82	151.25	121.70
2	37	57	LYS	C-N-CA	11.82	151.25	121.70
2	4J	57	LYS	C-N-CA	11.82	151.25	121.70
2	4R	57	LYS	C-N-CA	11.82	151.25	121.70
2	5Z	57	LYS	C-N-CA	11.82	151.25	121.70
2	6F	57	LYS	C-N-CA	11.82	151.25	121.70
2	6Z	57	LYS	C-N-CA	11.82	151.25	121.70
2	7J	57	LYS	C-N-CA	11.82	151.25	121.70
2	7V	57	LYS	C-N-CA	11.82	151.25	121.70
1	1A	82	ARG	NH1-CZ-NH2	11.81	132.40	119.40
1	1I	82	ARG	NH1-CZ-NH2	11.81	132.40	119.40
1	2E	82	ARG	NH1-CZ-NH2	11.81	132.40	119.40
1	26	82	ARG	NH1-CZ-NH2	11.81	132.40	119.40

*Continued on next page...*



*Continued from previous page...*

Mol	Chain	Res	Type	Atoms	Z	Observed(°)	Ideal(°)
1	3E	82	ARG	NH1-CZ-NH2	11.81	132.40	119.40
1	4A	82	ARG	NH1-CZ-NH2	11.81	132.40	119.40
1	4M	82	ARG	NH1-CZ-NH2	11.81	132.40	119.40
1	4U	82	ARG	NH1-CZ-NH2	11.81	132.40	119.40
1	5Q	82	ARG	NH1-CZ-NH2	11.81	132.40	119.40
1	6I	82	ARG	NH1-CZ-NH2	11.81	132.40	119.40
1	6Q	82	ARG	NH1-CZ-NH2	11.81	132.40	119.40
1	7M	82	ARG	NH1-CZ-NH2	11.81	132.40	119.40
1	1M	82	ARG	NH1-CZ-NH2	11.80	132.38	119.40
1	2I	82	ARG	NH1-CZ-NH2	11.80	132.38	119.40
1	3A	82	ARG	NH1-CZ-NH2	11.80	132.38	119.40
1	3I	82	ARG	NH1-CZ-NH2	11.80	132.38	119.40
1	32	82	ARG	NH1-CZ-NH2	11.80	132.38	119.40
1	4E	82	ARG	NH1-CZ-NH2	11.80	132.38	119.40
1	4Y	82	ARG	NH1-CZ-NH2	11.80	132.38	119.40
1	5U	82	ARG	NH1-CZ-NH2	11.80	132.38	119.40
1	6M	82	ARG	NH1-CZ-NH2	11.80	132.38	119.40
1	6U	82	ARG	NH1-CZ-NH2	11.80	132.38	119.40
1	7E	82	ARG	NH1-CZ-NH2	11.80	132.38	119.40
1	7Q	82	ARG	NH1-CZ-NH2	11.80	132.38	119.40
2	13	23	HIS	CA-C-N	-11.79	84.08	117.10
2	17	23	HIS	CA-C-N	-11.79	84.08	117.10
2	2B	23	HIS	CA-C-N	-11.79	84.08	117.10
2	3R	23	HIS	CA-C-N	-11.79	84.08	117.10
2	3V	23	HIS	CA-C-N	-11.79	84.08	117.10
2	3Z	23	HIS	CA-C-N	-11.79	84.08	117.10
2	5F	23	HIS	CA-C-N	-11.79	84.08	117.10
2	5J	23	HIS	CA-C-N	-11.79	84.08	117.10
2	5N	23	HIS	CA-C-N	-11.79	84.08	117.10
2	63	23	HIS	CA-C-N	-11.79	84.08	117.10
2	67	23	HIS	CA-C-N	-11.79	84.08	117.10
2	7B	23	HIS	CA-C-N	-11.79	84.08	117.10
2	1N	23	HIS	CA-C-N	-11.79	84.09	117.10
2	2J	23	HIS	CA-C-N	-11.79	84.09	117.10
2	3B	23	HIS	CA-C-N	-11.79	84.09	117.10
2	3J	23	HIS	CA-C-N	-11.79	84.09	117.10
2	33	23	HIS	CA-C-N	-11.79	84.09	117.10
2	4F	23	HIS	CA-C-N	-11.79	84.09	117.10
2	4Z	23	HIS	CA-C-N	-11.79	84.09	117.10
2	5V	23	HIS	CA-C-N	-11.79	84.09	117.10
2	6N	23	HIS	CA-C-N	-11.79	84.09	117.10
2	6V	23	HIS	CA-C-N	-11.79	84.09	117.10

*Continued on next page...*

*Continued from previous page...*

Mol	Chain	Res	Type	Atoms	Z	Observed(°)	Ideal(°)
2	7F	23	HIS	CA-C-N	-11.79	84.09	117.10
2	7R	23	HIS	CA-C-N	-11.79	84.09	117.10
2	1F	23	HIS	CA-C-N	-11.79	84.10	117.10
2	2N	23	HIS	CA-C-N	-11.79	84.10	117.10
2	23	23	HIS	CA-C-N	-11.79	84.10	117.10
2	3N	23	HIS	CA-C-N	-11.79	84.10	117.10
2	37	23	HIS	CA-C-N	-11.79	84.10	117.10
2	4J	23	HIS	CA-C-N	-11.79	84.10	117.10
2	4R	23	HIS	CA-C-N	-11.79	84.10	117.10
2	5Z	23	HIS	CA-C-N	-11.79	84.10	117.10
2	6F	23	HIS	CA-C-N	-11.79	84.10	117.10
2	6Z	23	HIS	CA-C-N	-11.79	84.10	117.10
2	7J	23	HIS	CA-C-N	-11.79	84.10	117.10
2	7V	23	HIS	CA-C-N	-11.79	84.10	117.10
2	1R	23	HIS	CA-C-N	-11.78	84.11	117.10
2	1V	23	HIS	CA-C-N	-11.78	84.11	117.10
2	1Z	23	HIS	CA-C-N	-11.78	84.11	117.10
2	2R	23	HIS	CA-C-N	-11.78	84.11	117.10
2	2V	23	HIS	CA-C-N	-11.78	84.11	117.10
2	2Z	23	HIS	CA-C-N	-11.78	84.11	117.10
2	43	23	HIS	CA-C-N	-11.78	84.11	117.10
2	47	23	HIS	CA-C-N	-11.78	84.11	117.10
2	5B	23	HIS	CA-C-N	-11.78	84.11	117.10
2	53	23	HIS	CA-C-N	-11.78	84.11	117.10
2	57	23	HIS	CA-C-N	-11.78	84.11	117.10
2	6B	23	HIS	CA-C-N	-11.78	84.11	117.10
2	1B	23	HIS	CA-C-N	-11.78	84.11	117.10
2	1J	23	HIS	CA-C-N	-11.78	84.11	117.10
2	2F	23	HIS	CA-C-N	-11.78	84.11	117.10
2	27	23	HIS	CA-C-N	-11.78	84.11	117.10
2	3F	23	HIS	CA-C-N	-11.78	84.11	117.10
2	4B	23	HIS	CA-C-N	-11.78	84.11	117.10
2	4N	23	HIS	CA-C-N	-11.78	84.11	117.10
2	4V	23	HIS	CA-C-N	-11.78	84.11	117.10
2	5R	23	HIS	CA-C-N	-11.78	84.11	117.10
2	6J	23	HIS	CA-C-N	-11.78	84.11	117.10
2	6R	23	HIS	CA-C-N	-11.78	84.11	117.10
2	7N	23	HIS	CA-C-N	-11.78	84.11	117.10
1	1Q	82	ARG	NH1-CZ-NH2	11.78	132.36	119.40
1	1U	82	ARG	NH1-CZ-NH2	11.78	132.36	119.40
1	1Y	82	ARG	NH1-CZ-NH2	11.78	132.36	119.40
1	2Q	82	ARG	NH1-CZ-NH2	11.78	132.36	119.40

*Continued on next page...*

*Continued from previous page...*

Mol	Chain	Res	Type	Atoms	Z	Observed(°)	Ideal(°)
1	2U	82	ARG	NH1-CZ-NH2	11.78	132.36	119.40
1	2Y	82	ARG	NH1-CZ-NH2	11.78	132.36	119.40
1	42	82	ARG	NH1-CZ-NH2	11.78	132.36	119.40
1	46	82	ARG	NH1-CZ-NH2	11.78	132.36	119.40
1	5A	82	ARG	NH1-CZ-NH2	11.78	132.36	119.40
1	52	82	ARG	NH1-CZ-NH2	11.78	132.36	119.40
1	56	82	ARG	NH1-CZ-NH2	11.78	132.36	119.40
1	6A	82	ARG	NH1-CZ-NH2	11.78	132.36	119.40
2	1R	215	GLN	CA-CB-CG	11.75	139.25	113.40
2	1V	215	GLN	CA-CB-CG	11.75	139.25	113.40
2	1Z	215	GLN	CA-CB-CG	11.75	139.25	113.40
2	2R	215	GLN	CA-CB-CG	11.75	139.25	113.40
2	2V	215	GLN	CA-CB-CG	11.75	139.25	113.40
2	2Z	215	GLN	CA-CB-CG	11.75	139.25	113.40
2	43	215	GLN	CA-CB-CG	11.75	139.25	113.40
2	47	215	GLN	CA-CB-CG	11.75	139.25	113.40
2	5B	215	GLN	CA-CB-CG	11.75	139.25	113.40
2	53	215	GLN	CA-CB-CG	11.75	139.25	113.40
2	57	215	GLN	CA-CB-CG	11.75	139.25	113.40
2	6B	215	GLN	CA-CB-CG	11.75	139.25	113.40
2	13	215	GLN	CA-CB-CG	11.75	139.24	113.40
2	17	215	GLN	CA-CB-CG	11.75	139.24	113.40
2	2B	215	GLN	CA-CB-CG	11.75	139.24	113.40
2	3R	215	GLN	CA-CB-CG	11.75	139.24	113.40
2	3V	215	GLN	CA-CB-CG	11.75	139.24	113.40
2	3Z	215	GLN	CA-CB-CG	11.75	139.24	113.40
2	5F	215	GLN	CA-CB-CG	11.75	139.24	113.40
2	5J	215	GLN	CA-CB-CG	11.75	139.24	113.40
2	5N	215	GLN	CA-CB-CG	11.75	139.24	113.40
2	63	215	GLN	CA-CB-CG	11.75	139.24	113.40
2	67	215	GLN	CA-CB-CG	11.75	139.24	113.40
2	7B	215	GLN	CA-CB-CG	11.75	139.24	113.40
2	13	72	ARG	CA-CB-CG	11.74	139.24	113.40
2	17	72	ARG	CA-CB-CG	11.74	139.24	113.40
2	2B	72	ARG	CA-CB-CG	11.74	139.24	113.40
2	3R	72	ARG	CA-CB-CG	11.74	139.24	113.40
2	3V	72	ARG	CA-CB-CG	11.74	139.24	113.40
2	3Z	72	ARG	CA-CB-CG	11.74	139.24	113.40
2	5F	72	ARG	CA-CB-CG	11.74	139.24	113.40
2	5J	72	ARG	CA-CB-CG	11.74	139.24	113.40
2	5N	72	ARG	CA-CB-CG	11.74	139.24	113.40
2	63	72	ARG	CA-CB-CG	11.74	139.24	113.40

*Continued on next page...*

*Continued from previous page...*

Mol	Chain	Res	Type	Atoms	Z	Observed(°)	Ideal(°)
2	67	72	ARG	CA-CB-CG	11.74	139.24	113.40
2	7B	72	ARG	CA-CB-CG	11.74	139.24	113.40
2	1B	72	ARG	CA-CB-CG	11.74	139.23	113.40
2	1J	72	ARG	CA-CB-CG	11.74	139.23	113.40
2	2F	72	ARG	CA-CB-CG	11.74	139.23	113.40
2	27	72	ARG	CA-CB-CG	11.74	139.23	113.40
2	3F	72	ARG	CA-CB-CG	11.74	139.23	113.40
2	4B	72	ARG	CA-CB-CG	11.74	139.23	113.40
2	4N	72	ARG	CA-CB-CG	11.74	139.23	113.40
2	4V	72	ARG	CA-CB-CG	11.74	139.23	113.40
2	5R	72	ARG	CA-CB-CG	11.74	139.23	113.40
2	6J	72	ARG	CA-CB-CG	11.74	139.23	113.40
2	6R	72	ARG	CA-CB-CG	11.74	139.23	113.40
2	7N	72	ARG	CA-CB-CG	11.74	139.23	113.40
2	1F	215	GLN	CA-CB-CG	11.74	139.22	113.40
2	1R	72	ARG	CA-CB-CG	11.74	139.22	113.40
2	1V	72	ARG	CA-CB-CG	11.74	139.22	113.40
2	1Z	72	ARG	CA-CB-CG	11.74	139.22	113.40
2	2N	215	GLN	CA-CB-CG	11.74	139.22	113.40
2	2R	72	ARG	CA-CB-CG	11.74	139.22	113.40
2	2V	72	ARG	CA-CB-CG	11.74	139.22	113.40
2	2Z	72	ARG	CA-CB-CG	11.74	139.22	113.40
2	23	215	GLN	CA-CB-CG	11.74	139.22	113.40
2	3N	215	GLN	CA-CB-CG	11.74	139.22	113.40
2	37	215	GLN	CA-CB-CG	11.74	139.22	113.40
2	4J	215	GLN	CA-CB-CG	11.74	139.22	113.40
2	4R	215	GLN	CA-CB-CG	11.74	139.22	113.40
2	43	72	ARG	CA-CB-CG	11.74	139.22	113.40
2	47	72	ARG	CA-CB-CG	11.74	139.22	113.40
2	5B	72	ARG	CA-CB-CG	11.74	139.22	113.40
2	5Z	215	GLN	CA-CB-CG	11.74	139.22	113.40
2	53	72	ARG	CA-CB-CG	11.74	139.22	113.40
2	57	72	ARG	CA-CB-CG	11.74	139.22	113.40
2	6B	72	ARG	CA-CB-CG	11.74	139.22	113.40
2	6F	215	GLN	CA-CB-CG	11.74	139.22	113.40
2	6Z	215	GLN	CA-CB-CG	11.74	139.22	113.40
2	7J	215	GLN	CA-CB-CG	11.74	139.22	113.40
2	7V	215	GLN	CA-CB-CG	11.74	139.22	113.40
2	1B	215	GLN	CA-CB-CG	11.73	139.20	113.40
2	1J	215	GLN	CA-CB-CG	11.73	139.20	113.40
2	2F	215	GLN	CA-CB-CG	11.73	139.20	113.40
2	27	215	GLN	CA-CB-CG	11.73	139.20	113.40

*Continued on next page...*

*Continued from previous page...*

Mol	Chain	Res	Type	Atoms	Z	Observed(°)	Ideal(°)
2	3F	215	GLN	CA-CB-CG	11.73	139.20	113.40
2	4B	215	GLN	CA-CB-CG	11.73	139.20	113.40
2	4N	215	GLN	CA-CB-CG	11.73	139.20	113.40
2	4V	215	GLN	CA-CB-CG	11.73	139.20	113.40
2	5R	215	GLN	CA-CB-CG	11.73	139.20	113.40
2	6J	215	GLN	CA-CB-CG	11.73	139.20	113.40
2	6R	215	GLN	CA-CB-CG	11.73	139.20	113.40
2	7N	215	GLN	CA-CB-CG	11.73	139.20	113.40
1	1A	43	HIS	CG-CD2-NE2	-11.72	86.93	109.20
2	1F	72	ARG	CA-CB-CG	11.72	139.19	113.40
2	1N	215	GLN	CA-CB-CG	11.72	139.19	113.40
2	2J	215	GLN	CA-CB-CG	11.72	139.19	113.40
2	3B	215	GLN	CA-CB-CG	11.72	139.19	113.40
2	33	215	GLN	CA-CB-CG	11.72	139.19	113.40
1	1I	43	HIS	CG-CD2-NE2	-11.72	86.93	109.20
1	2E	43	HIS	CG-CD2-NE2	-11.72	86.93	109.20
2	2N	72	ARG	CA-CB-CG	11.72	139.19	113.40
2	23	72	ARG	CA-CB-CG	11.72	139.19	113.40
2	3J	215	GLN	CA-CB-CG	11.72	139.19	113.40
1	26	43	HIS	CG-CD2-NE2	-11.72	86.93	109.20
1	3E	43	HIS	CG-CD2-NE2	-11.72	86.93	109.20
2	3N	72	ARG	CA-CB-CG	11.72	139.19	113.40
2	37	72	ARG	CA-CB-CG	11.72	139.19	113.40
2	4F	215	GLN	CA-CB-CG	11.72	139.19	113.40
1	4A	43	HIS	CG-CD2-NE2	-11.72	86.93	109.20
2	4J	72	ARG	CA-CB-CG	11.72	139.19	113.40
1	4M	43	HIS	CG-CD2-NE2	-11.72	86.93	109.20
2	4R	72	ARG	CA-CB-CG	11.72	139.19	113.40
2	4Z	215	GLN	CA-CB-CG	11.72	139.19	113.40
2	5V	215	GLN	CA-CB-CG	11.72	139.19	113.40
2	6N	215	GLN	CA-CB-CG	11.72	139.19	113.40
2	7F	215	GLN	CA-CB-CG	11.72	139.19	113.40
1	4U	43	HIS	CG-CD2-NE2	-11.72	86.93	109.20
1	5Q	43	HIS	CG-CD2-NE2	-11.72	86.93	109.20
2	5Z	72	ARG	CA-CB-CG	11.72	139.19	113.40
2	6F	72	ARG	CA-CB-CG	11.72	139.19	113.40
2	6V	215	GLN	CA-CB-CG	11.72	139.19	113.40
1	6I	43	HIS	CG-CD2-NE2	-11.72	86.93	109.20
1	6Q	43	HIS	CG-CD2-NE2	-11.72	86.93	109.20
2	6Z	72	ARG	CA-CB-CG	11.72	139.19	113.40
2	7J	72	ARG	CA-CB-CG	11.72	139.19	113.40
2	7R	215	GLN	CA-CB-CG	11.72	139.19	113.40

*Continued on next page...*

*Continued from previous page...*

Mol	Chain	Res	Type	Atoms	Z	Observed(°)	Ideal(°)
1	7M	43	HIS	CG-CD2-NE2	-11.72	86.93	109.20
2	7V	72	ARG	CA-CB-CG	11.72	139.19	113.40
1	1E	43	HIS	CG-CD2-NE2	-11.72	86.94	109.20
1	1Q	43	HIS	CG-CD2-NE2	-11.72	86.94	109.20
1	1U	43	HIS	CG-CD2-NE2	-11.72	86.94	109.20
1	1Y	43	HIS	CG-CD2-NE2	-11.72	86.94	109.20
1	2M	43	HIS	CG-CD2-NE2	-11.72	86.94	109.20
1	2Q	43	HIS	CG-CD2-NE2	-11.72	86.94	109.20
1	2U	43	HIS	CG-CD2-NE2	-11.72	86.94	109.20
1	2Y	43	HIS	CG-CD2-NE2	-11.72	86.94	109.20
1	22	43	HIS	CG-CD2-NE2	-11.72	86.94	109.20
1	3M	43	HIS	CG-CD2-NE2	-11.72	86.94	109.20
1	36	43	HIS	CG-CD2-NE2	-11.72	86.94	109.20
1	4I	43	HIS	CG-CD2-NE2	-11.72	86.94	109.20
1	4Q	43	HIS	CG-CD2-NE2	-11.72	86.94	109.20
1	42	43	HIS	CG-CD2-NE2	-11.72	86.94	109.20
1	46	43	HIS	CG-CD2-NE2	-11.72	86.94	109.20
1	5A	43	HIS	CG-CD2-NE2	-11.72	86.94	109.20
1	5Y	43	HIS	CG-CD2-NE2	-11.72	86.94	109.20
1	52	43	HIS	CG-CD2-NE2	-11.72	86.94	109.20
1	56	43	HIS	CG-CD2-NE2	-11.72	86.94	109.20
1	6A	43	HIS	CG-CD2-NE2	-11.72	86.94	109.20
1	6E	43	HIS	CG-CD2-NE2	-11.72	86.94	109.20
1	6Y	43	HIS	CG-CD2-NE2	-11.72	86.94	109.20
1	7I	43	HIS	CG-CD2-NE2	-11.72	86.94	109.20
1	7U	43	HIS	CG-CD2-NE2	-11.72	86.94	109.20
1	12	15	SER	N-CA-CB	11.71	128.07	110.50
1	12	43	HIS	CG-CD2-NE2	-11.71	86.94	109.20
1	16	15	SER	N-CA-CB	11.71	128.07	110.50
1	16	43	HIS	CG-CD2-NE2	-11.71	86.94	109.20
1	2A	15	SER	N-CA-CB	11.71	128.07	110.50
1	2A	43	HIS	CG-CD2-NE2	-11.71	86.94	109.20
1	3Q	15	SER	N-CA-CB	11.71	128.07	110.50
1	3Q	43	HIS	CG-CD2-NE2	-11.71	86.94	109.20
1	3U	15	SER	N-CA-CB	11.71	128.07	110.50
1	3U	43	HIS	CG-CD2-NE2	-11.71	86.94	109.20
1	3Y	15	SER	N-CA-CB	11.71	128.07	110.50
1	3Y	43	HIS	CG-CD2-NE2	-11.71	86.94	109.20
1	5E	15	SER	N-CA-CB	11.71	128.07	110.50
1	5E	43	HIS	CG-CD2-NE2	-11.71	86.94	109.20
1	5I	15	SER	N-CA-CB	11.71	128.07	110.50
1	5I	43	HIS	CG-CD2-NE2	-11.71	86.94	109.20

*Continued on next page...*

*Continued from previous page...*

Mol	Chain	Res	Type	Atoms	Z	Observed(°)	Ideal(°)
1	5M	15	SER	N-CA-CB	11.71	128.07	110.50
1	5M	43	HIS	CG-CD2-NE2	-11.71	86.94	109.20
1	62	15	SER	N-CA-CB	11.71	128.07	110.50
1	62	43	HIS	CG-CD2-NE2	-11.71	86.94	109.20
1	66	15	SER	N-CA-CB	11.71	128.07	110.50
1	66	43	HIS	CG-CD2-NE2	-11.71	86.94	109.20
1	7A	15	SER	N-CA-CB	11.71	128.07	110.50
1	7A	43	HIS	CG-CD2-NE2	-11.71	86.94	109.20
2	1N	72	ARG	CA-CB-CG	11.71	139.17	113.40
2	2J	72	ARG	CA-CB-CG	11.71	139.17	113.40
2	3B	72	ARG	CA-CB-CG	11.71	139.17	113.40
2	3J	72	ARG	CA-CB-CG	11.71	139.17	113.40
2	33	72	ARG	CA-CB-CG	11.71	139.17	113.40
2	4F	72	ARG	CA-CB-CG	11.71	139.17	113.40
2	4Z	72	ARG	CA-CB-CG	11.71	139.17	113.40
2	5V	72	ARG	CA-CB-CG	11.71	139.17	113.40
2	6N	72	ARG	CA-CB-CG	11.71	139.17	113.40
2	6V	72	ARG	CA-CB-CG	11.71	139.17	113.40
2	7F	72	ARG	CA-CB-CG	11.71	139.17	113.40
2	7R	72	ARG	CA-CB-CG	11.71	139.17	113.40
2	1N	72	ARG	C-N-CA	-11.71	97.71	122.30
1	1Q	15	SER	N-CA-CB	11.71	128.06	110.50
1	1U	15	SER	N-CA-CB	11.71	128.06	110.50
1	1Y	15	SER	N-CA-CB	11.71	128.06	110.50
2	2J	72	ARG	C-N-CA	-11.71	97.71	122.30
1	2Q	15	SER	N-CA-CB	11.71	128.06	110.50
1	2U	15	SER	N-CA-CB	11.71	128.06	110.50
1	2Y	15	SER	N-CA-CB	11.71	128.06	110.50
2	3B	72	ARG	C-N-CA	-11.71	97.71	122.30
2	3J	72	ARG	C-N-CA	-11.71	97.71	122.30
2	33	72	ARG	C-N-CA	-11.71	97.71	122.30
2	4F	72	ARG	C-N-CA	-11.71	97.71	122.30
2	4Z	72	ARG	C-N-CA	-11.71	97.71	122.30
1	42	15	SER	N-CA-CB	11.71	128.06	110.50
1	46	15	SER	N-CA-CB	11.71	128.06	110.50
1	5A	15	SER	N-CA-CB	11.71	128.06	110.50
2	5V	72	ARG	C-N-CA	-11.71	97.71	122.30
1	52	15	SER	N-CA-CB	11.71	128.06	110.50
1	56	15	SER	N-CA-CB	11.71	128.06	110.50
1	6A	15	SER	N-CA-CB	11.71	128.06	110.50
2	6N	72	ARG	C-N-CA	-11.71	97.71	122.30
2	6V	72	ARG	C-N-CA	-11.71	97.71	122.30

*Continued on next page...*



*Continued from previous page...*

Mol	Chain	Res	Type	Atoms	Z	Observed(°)	Ideal(°)
2	7F	72	ARG	C-N-CA	-11.71	97.71	122.30
2	7R	72	ARG	C-N-CA	-11.71	97.71	122.30
2	1R	72	ARG	C-N-CA	-11.70	97.73	122.30
2	1V	72	ARG	C-N-CA	-11.70	97.73	122.30
2	1Z	72	ARG	C-N-CA	-11.70	97.73	122.30
2	2R	72	ARG	C-N-CA	-11.70	97.73	122.30
2	2V	72	ARG	C-N-CA	-11.70	97.73	122.30
2	2Z	72	ARG	C-N-CA	-11.70	97.73	122.30
2	43	72	ARG	C-N-CA	-11.70	97.73	122.30
2	47	72	ARG	C-N-CA	-11.70	97.73	122.30
2	5B	72	ARG	C-N-CA	-11.70	97.73	122.30
2	53	72	ARG	C-N-CA	-11.70	97.73	122.30
2	57	72	ARG	C-N-CA	-11.70	97.73	122.30
2	6B	72	ARG	C-N-CA	-11.70	97.73	122.30
1	1M	43	HIS	CG-CD2-NE2	-11.70	86.97	109.20
1	2I	43	HIS	CG-CD2-NE2	-11.70	86.97	109.20
1	3A	43	HIS	CG-CD2-NE2	-11.70	86.97	109.20
1	3I	43	HIS	CG-CD2-NE2	-11.70	86.97	109.20
1	32	43	HIS	CG-CD2-NE2	-11.70	86.97	109.20
1	4E	43	HIS	CG-CD2-NE2	-11.70	86.97	109.20
1	4Y	43	HIS	CG-CD2-NE2	-11.70	86.97	109.20
1	5U	43	HIS	CG-CD2-NE2	-11.70	86.97	109.20
1	6M	43	HIS	CG-CD2-NE2	-11.70	86.97	109.20
1	6U	43	HIS	CG-CD2-NE2	-11.70	86.97	109.20
1	7E	43	HIS	CG-CD2-NE2	-11.70	86.97	109.20
1	7Q	43	HIS	CG-CD2-NE2	-11.70	86.97	109.20
2	1F	72	ARG	C-N-CA	-11.70	97.74	122.30
2	13	72	ARG	C-N-CA	-11.70	97.74	122.30
2	17	72	ARG	C-N-CA	-11.70	97.74	122.30
2	2B	72	ARG	C-N-CA	-11.70	97.74	122.30
2	2N	72	ARG	C-N-CA	-11.70	97.74	122.30
2	23	72	ARG	C-N-CA	-11.70	97.74	122.30
2	3N	72	ARG	C-N-CA	-11.70	97.74	122.30
2	3R	72	ARG	C-N-CA	-11.70	97.74	122.30
2	3V	72	ARG	C-N-CA	-11.70	97.74	122.30
2	3Z	72	ARG	C-N-CA	-11.70	97.74	122.30
2	37	72	ARG	C-N-CA	-11.70	97.74	122.30
2	4J	72	ARG	C-N-CA	-11.70	97.74	122.30
2	4R	72	ARG	C-N-CA	-11.70	97.74	122.30
2	5F	72	ARG	C-N-CA	-11.70	97.74	122.30
2	5J	72	ARG	C-N-CA	-11.70	97.74	122.30
2	5N	72	ARG	C-N-CA	-11.70	97.74	122.30

*Continued on next page...*

*Continued from previous page...*

Mol	Chain	Res	Type	Atoms	Z	Observed(°)	Ideal(°)
2	5Z	72	ARG	C-N-CA	-11.70	97.74	122.30
2	6F	72	ARG	C-N-CA	-11.70	97.74	122.30
2	6Z	72	ARG	C-N-CA	-11.70	97.74	122.30
2	63	72	ARG	C-N-CA	-11.70	97.74	122.30
2	67	72	ARG	C-N-CA	-11.70	97.74	122.30
2	7B	72	ARG	C-N-CA	-11.70	97.74	122.30
2	7J	72	ARG	C-N-CA	-11.70	97.74	122.30
2	7V	72	ARG	C-N-CA	-11.70	97.74	122.30
2	1B	72	ARG	C-N-CA	-11.69	97.74	122.30
2	1J	72	ARG	C-N-CA	-11.69	97.74	122.30
2	2F	72	ARG	C-N-CA	-11.69	97.74	122.30
2	27	72	ARG	C-N-CA	-11.69	97.74	122.30
2	3F	72	ARG	C-N-CA	-11.69	97.74	122.30
2	4B	72	ARG	C-N-CA	-11.69	97.74	122.30
2	4N	72	ARG	C-N-CA	-11.69	97.74	122.30
2	4V	72	ARG	C-N-CA	-11.69	97.74	122.30
2	5R	72	ARG	C-N-CA	-11.69	97.74	122.30
2	6J	72	ARG	C-N-CA	-11.69	97.74	122.30
2	6R	72	ARG	C-N-CA	-11.69	97.74	122.30
2	7N	72	ARG	C-N-CA	-11.69	97.74	122.30
1	1A	15	SER	N-CA-CB	11.69	128.03	110.50
1	1E	15	SER	N-CA-CB	11.69	128.03	110.50
1	1I	15	SER	N-CA-CB	11.69	128.03	110.50
1	2E	15	SER	N-CA-CB	11.69	128.03	110.50
1	2M	15	SER	N-CA-CB	11.69	128.03	110.50
1	22	15	SER	N-CA-CB	11.69	128.03	110.50
1	26	15	SER	N-CA-CB	11.69	128.03	110.50
1	3E	15	SER	N-CA-CB	11.69	128.03	110.50
1	3M	15	SER	N-CA-CB	11.69	128.03	110.50
1	36	15	SER	N-CA-CB	11.69	128.03	110.50
1	4A	15	SER	N-CA-CB	11.69	128.03	110.50
1	4I	15	SER	N-CA-CB	11.69	128.03	110.50
1	4M	15	SER	N-CA-CB	11.69	128.03	110.50
1	4Q	15	SER	N-CA-CB	11.69	128.03	110.50
1	4U	15	SER	N-CA-CB	11.69	128.03	110.50
1	5Q	15	SER	N-CA-CB	11.69	128.03	110.50
1	5Y	15	SER	N-CA-CB	11.69	128.03	110.50
1	6E	15	SER	N-CA-CB	11.69	128.03	110.50
1	6I	15	SER	N-CA-CB	11.69	128.03	110.50
1	6Q	15	SER	N-CA-CB	11.69	128.03	110.50
1	6Y	15	SER	N-CA-CB	11.69	128.03	110.50
1	7I	15	SER	N-CA-CB	11.69	128.03	110.50

*Continued on next page...*

*Continued from previous page...*

Mol	Chain	Res	Type	Atoms	Z	Observed(°)	Ideal(°)
1	7M	15	SER	N-CA-CB	11.69	128.03	110.50
1	7U	15	SER	N-CA-CB	11.69	128.03	110.50
1	1M	15	SER	N-CA-CB	11.68	128.03	110.50
1	2I	15	SER	N-CA-CB	11.68	128.03	110.50
1	3A	15	SER	N-CA-CB	11.68	128.03	110.50
1	3I	15	SER	N-CA-CB	11.68	128.03	110.50
1	32	15	SER	N-CA-CB	11.68	128.03	110.50
1	4E	15	SER	N-CA-CB	11.68	128.03	110.50
1	4Y	15	SER	N-CA-CB	11.68	128.03	110.50
1	5U	15	SER	N-CA-CB	11.68	128.03	110.50
1	6M	15	SER	N-CA-CB	11.68	128.03	110.50
1	6U	15	SER	N-CA-CB	11.68	128.03	110.50
1	7E	15	SER	N-CA-CB	11.68	128.03	110.50
1	7Q	15	SER	N-CA-CB	11.68	128.03	110.50
1	12	78	SER	N-CA-CB	-11.64	93.03	110.50
1	16	78	SER	N-CA-CB	-11.64	93.03	110.50
1	2A	78	SER	N-CA-CB	-11.64	93.03	110.50
1	3Q	78	SER	N-CA-CB	-11.64	93.03	110.50
1	3U	78	SER	N-CA-CB	-11.64	93.03	110.50
1	3Y	78	SER	N-CA-CB	-11.64	93.03	110.50
1	5E	78	SER	N-CA-CB	-11.64	93.03	110.50
1	5I	78	SER	N-CA-CB	-11.64	93.03	110.50
1	5M	78	SER	N-CA-CB	-11.64	93.03	110.50
1	62	78	SER	N-CA-CB	-11.64	93.03	110.50
1	66	78	SER	N-CA-CB	-11.64	93.03	110.50
1	7A	78	SER	N-CA-CB	-11.64	93.03	110.50
1	1Q	79	THR	CA-CB-CG2	-11.64	96.10	112.40
1	1U	79	THR	CA-CB-CG2	-11.64	96.10	112.40
1	1Y	79	THR	CA-CB-CG2	-11.64	96.10	112.40
1	2Q	79	THR	CA-CB-CG2	-11.64	96.10	112.40
1	2U	79	THR	CA-CB-CG2	-11.64	96.10	112.40
1	2Y	79	THR	CA-CB-CG2	-11.64	96.10	112.40
1	42	79	THR	CA-CB-CG2	-11.64	96.10	112.40
1	46	79	THR	CA-CB-CG2	-11.64	96.10	112.40
1	5A	79	THR	CA-CB-CG2	-11.64	96.10	112.40
1	52	79	THR	CA-CB-CG2	-11.64	96.10	112.40
1	56	79	THR	CA-CB-CG2	-11.64	96.10	112.40
1	6A	79	THR	CA-CB-CG2	-11.64	96.10	112.40
1	1E	79	THR	CA-CB-CG2	-11.64	96.11	112.40
1	1Q	78	SER	N-CA-CB	-11.64	93.04	110.50
1	1U	78	SER	N-CA-CB	-11.64	93.04	110.50
1	1Y	78	SER	N-CA-CB	-11.64	93.04	110.50

*Continued on next page...*

*Continued from previous page...*

Mol	Chain	Res	Type	Atoms	Z	Observed(°)	Ideal(°)
1	2Q	78	SER	N-CA-CB	-11.64	93.04	110.50
1	52	78	SER	N-CA-CB	-11.64	93.04	110.50
1	56	78	SER	N-CA-CB	-11.64	93.04	110.50
1	12	79	THR	CA-CB-CG2	-11.64	96.11	112.40
1	16	79	THR	CA-CB-CG2	-11.64	96.11	112.40
1	2A	79	THR	CA-CB-CG2	-11.64	96.11	112.40
1	2M	79	THR	CA-CB-CG2	-11.64	96.11	112.40
1	2U	78	SER	N-CA-CB	-11.64	93.04	110.50
1	2Y	78	SER	N-CA-CB	-11.64	93.04	110.50
1	22	79	THR	CA-CB-CG2	-11.64	96.11	112.40
1	3M	79	THR	CA-CB-CG2	-11.64	96.11	112.40
1	42	78	SER	N-CA-CB	-11.64	93.04	110.50
1	3Q	79	THR	CA-CB-CG2	-11.64	96.11	112.40
1	3U	79	THR	CA-CB-CG2	-11.64	96.11	112.40
1	3Y	79	THR	CA-CB-CG2	-11.64	96.11	112.40
1	36	79	THR	CA-CB-CG2	-11.64	96.11	112.40
1	4I	79	THR	CA-CB-CG2	-11.64	96.11	112.40
1	4Q	79	THR	CA-CB-CG2	-11.64	96.11	112.40
1	46	78	SER	N-CA-CB	-11.64	93.04	110.50
1	5A	78	SER	N-CA-CB	-11.64	93.04	110.50
1	6A	78	SER	N-CA-CB	-11.64	93.04	110.50
1	5E	79	THR	CA-CB-CG2	-11.64	96.11	112.40
1	5I	79	THR	CA-CB-CG2	-11.64	96.11	112.40
1	5M	79	THR	CA-CB-CG2	-11.64	96.11	112.40
1	5Y	79	THR	CA-CB-CG2	-11.64	96.11	112.40
1	6E	79	THR	CA-CB-CG2	-11.64	96.11	112.40
1	6Y	79	THR	CA-CB-CG2	-11.64	96.11	112.40
1	62	79	THR	CA-CB-CG2	-11.64	96.11	112.40
1	66	79	THR	CA-CB-CG2	-11.64	96.11	112.40
1	7A	79	THR	CA-CB-CG2	-11.64	96.11	112.40
1	7I	79	THR	CA-CB-CG2	-11.64	96.11	112.40
1	7U	79	THR	CA-CB-CG2	-11.64	96.11	112.40
1	1A	78	SER	N-CA-CB	-11.63	93.05	110.50
1	1E	78	SER	N-CA-CB	-11.64	93.05	110.50
1	1I	78	SER	N-CA-CB	-11.63	93.05	110.50
1	2E	78	SER	N-CA-CB	-11.63	93.05	110.50
1	2M	78	SER	N-CA-CB	-11.64	93.05	110.50
1	22	78	SER	N-CA-CB	-11.64	93.05	110.50
1	26	78	SER	N-CA-CB	-11.63	93.05	110.50
1	3E	78	SER	N-CA-CB	-11.63	93.05	110.50
1	3M	78	SER	N-CA-CB	-11.64	93.05	110.50
1	36	78	SER	N-CA-CB	-11.64	93.05	110.50

*Continued on next page...*

*Continued from previous page...*

Mol	Chain	Res	Type	Atoms	Z	Observed(°)	Ideal(°)
1	4A	78	SER	N-CA-CB	-11.63	93.05	110.50
1	4I	78	SER	N-CA-CB	-11.64	93.05	110.50
1	4M	78	SER	N-CA-CB	-11.63	93.05	110.50
1	4Q	78	SER	N-CA-CB	-11.64	93.05	110.50
1	4U	78	SER	N-CA-CB	-11.63	93.05	110.50
1	5Q	78	SER	N-CA-CB	-11.63	93.05	110.50
1	5Y	78	SER	N-CA-CB	-11.64	93.05	110.50
1	6E	78	SER	N-CA-CB	-11.64	93.05	110.50
1	6I	78	SER	N-CA-CB	-11.63	93.05	110.50
1	6Q	78	SER	N-CA-CB	-11.63	93.05	110.50
1	6Y	78	SER	N-CA-CB	-11.64	93.05	110.50
1	7I	78	SER	N-CA-CB	-11.64	93.05	110.50
1	7M	78	SER	N-CA-CB	-11.63	93.05	110.50
1	7U	78	SER	N-CA-CB	-11.64	93.05	110.50
1	1M	78	SER	N-CA-CB	-11.63	93.05	110.50
1	2I	78	SER	N-CA-CB	-11.63	93.05	110.50
1	3A	78	SER	N-CA-CB	-11.63	93.05	110.50
1	3I	78	SER	N-CA-CB	-11.63	93.05	110.50
1	32	78	SER	N-CA-CB	-11.63	93.05	110.50
1	4E	78	SER	N-CA-CB	-11.63	93.05	110.50
1	4Y	78	SER	N-CA-CB	-11.63	93.05	110.50
1	5U	78	SER	N-CA-CB	-11.63	93.05	110.50
1	6M	78	SER	N-CA-CB	-11.63	93.05	110.50
1	6U	78	SER	N-CA-CB	-11.63	93.05	110.50
1	7E	78	SER	N-CA-CB	-11.63	93.05	110.50
1	7Q	78	SER	N-CA-CB	-11.63	93.05	110.50
1	1A	79	THR	CA-CB-CG2	-11.63	96.12	112.40
1	1I	79	THR	CA-CB-CG2	-11.63	96.12	112.40
1	2E	79	THR	CA-CB-CG2	-11.63	96.12	112.40
1	26	79	THR	CA-CB-CG2	-11.63	96.12	112.40
1	3E	79	THR	CA-CB-CG2	-11.63	96.12	112.40
1	4A	79	THR	CA-CB-CG2	-11.63	96.12	112.40
1	4M	79	THR	CA-CB-CG2	-11.63	96.12	112.40
1	4U	79	THR	CA-CB-CG2	-11.63	96.12	112.40
1	5Q	79	THR	CA-CB-CG2	-11.63	96.12	112.40
1	6I	79	THR	CA-CB-CG2	-11.63	96.12	112.40
1	6Q	79	THR	CA-CB-CG2	-11.63	96.12	112.40
1	7M	79	THR	CA-CB-CG2	-11.63	96.12	112.40
1	1M	79	THR	CA-CB-CG2	-11.62	96.14	112.40
1	2I	79	THR	CA-CB-CG2	-11.62	96.14	112.40
1	3A	79	THR	CA-CB-CG2	-11.62	96.14	112.40
1	3I	79	THR	CA-CB-CG2	-11.62	96.14	112.40

*Continued on next page...*

*Continued from previous page...*

Mol	Chain	Res	Type	Atoms	Z	Observed(°)	Ideal(°)
1	32	79	THR	CA-CB-CG2	-11.62	96.14	112.40
1	4E	79	THR	CA-CB-CG2	-11.62	96.14	112.40
1	4Y	79	THR	CA-CB-CG2	-11.62	96.14	112.40
1	5U	79	THR	CA-CB-CG2	-11.62	96.14	112.40
1	6M	79	THR	CA-CB-CG2	-11.62	96.14	112.40
1	6U	79	THR	CA-CB-CG2	-11.62	96.14	112.40
1	7E	79	THR	CA-CB-CG2	-11.62	96.14	112.40
1	7Q	79	THR	CA-CB-CG2	-11.62	96.14	112.40
2	1N	42	HIS	N-CA-CB	11.59	131.47	110.60
2	2J	42	HIS	N-CA-CB	11.59	131.47	110.60
2	3B	42	HIS	N-CA-CB	11.59	131.47	110.60
2	3J	42	HIS	N-CA-CB	11.59	131.47	110.60
2	33	42	HIS	N-CA-CB	11.59	131.47	110.60
2	4F	42	HIS	N-CA-CB	11.59	131.47	110.60
2	4Z	42	HIS	N-CA-CB	11.59	131.47	110.60
2	5V	42	HIS	N-CA-CB	11.59	131.47	110.60
2	6N	42	HIS	N-CA-CB	11.59	131.47	110.60
2	6V	42	HIS	N-CA-CB	11.59	131.47	110.60
2	7F	42	HIS	N-CA-CB	11.59	131.47	110.60
2	7R	42	HIS	N-CA-CB	11.59	131.47	110.60
2	1F	78	HIS	CA-C-O	-11.59	95.77	120.10
2	2N	78	HIS	CA-C-O	-11.59	95.77	120.10
2	23	78	HIS	CA-C-O	-11.59	95.77	120.10
2	3N	78	HIS	CA-C-O	-11.59	95.77	120.10
2	37	78	HIS	CA-C-O	-11.59	95.77	120.10
2	4J	78	HIS	CA-C-O	-11.59	95.77	120.10
2	4R	78	HIS	CA-C-O	-11.59	95.77	120.10
2	5Z	78	HIS	CA-C-O	-11.59	95.77	120.10
2	6F	78	HIS	CA-C-O	-11.59	95.77	120.10
2	6Z	78	HIS	CA-C-O	-11.59	95.77	120.10
2	7J	78	HIS	CA-C-O	-11.59	95.77	120.10
2	7V	78	HIS	CA-C-O	-11.59	95.77	120.10
2	1B	78	HIS	CA-C-O	-11.57	95.79	120.10
2	1J	78	HIS	CA-C-O	-11.57	95.79	120.10
2	27	78	HIS	CA-C-O	-11.57	95.79	120.10
2	4B	78	HIS	CA-C-O	-11.57	95.79	120.10
2	1N	78	HIS	CA-C-O	-11.57	95.80	120.10
2	1R	78	HIS	CA-C-O	-11.57	95.80	120.10
2	1V	78	HIS	CA-C-O	-11.57	95.80	120.10
2	1Z	78	HIS	CA-C-O	-11.57	95.80	120.10
2	2F	78	HIS	CA-C-O	-11.57	95.79	120.10
2	2J	78	HIS	CA-C-O	-11.57	95.80	120.10

*Continued on next page...*



*Continued from previous page...*

Mol	Chain	Res	Type	Atoms	Z	Observed(°)	Ideal(°)
2	2R	78	HIS	CA-C-O	-11.57	95.80	120.10
2	2V	78	HIS	CA-C-O	-11.57	95.80	120.10
2	2Z	78	HIS	CA-C-O	-11.57	95.80	120.10
2	3F	78	HIS	CA-C-O	-11.57	95.79	120.10
2	4N	78	HIS	CA-C-O	-11.57	95.79	120.10
2	4V	78	HIS	CA-C-O	-11.57	95.79	120.10
2	5R	78	HIS	CA-C-O	-11.57	95.79	120.10
2	6R	78	HIS	CA-C-O	-11.57	95.79	120.10
2	3B	78	HIS	CA-C-O	-11.57	95.80	120.10
2	3J	78	HIS	CA-C-O	-11.57	95.80	120.10
2	33	78	HIS	CA-C-O	-11.57	95.80	120.10
2	4F	78	HIS	CA-C-O	-11.57	95.80	120.10
2	4Z	78	HIS	CA-C-O	-11.57	95.80	120.10
2	43	78	HIS	CA-C-O	-11.57	95.80	120.10
2	47	78	HIS	CA-C-O	-11.57	95.80	120.10
2	5B	78	HIS	CA-C-O	-11.57	95.80	120.10
2	5V	78	HIS	CA-C-O	-11.57	95.80	120.10
2	53	78	HIS	CA-C-O	-11.57	95.80	120.10
2	57	78	HIS	CA-C-O	-11.57	95.80	120.10
2	6B	78	HIS	CA-C-O	-11.57	95.80	120.10
2	6J	78	HIS	CA-C-O	-11.57	95.79	120.10
2	7N	78	HIS	CA-C-O	-11.57	95.79	120.10
2	6N	78	HIS	CA-C-O	-11.57	95.80	120.10
2	6V	78	HIS	CA-C-O	-11.57	95.80	120.10
2	7F	78	HIS	CA-C-O	-11.57	95.80	120.10
2	7R	78	HIS	CA-C-O	-11.57	95.80	120.10
2	13	42	HIS	N-CA-CB	11.57	131.43	110.60
2	17	42	HIS	N-CA-CB	11.57	131.43	110.60
2	2B	42	HIS	N-CA-CB	11.57	131.43	110.60
2	3R	42	HIS	N-CA-CB	11.57	131.43	110.60
2	3V	42	HIS	N-CA-CB	11.57	131.43	110.60
2	3Z	42	HIS	N-CA-CB	11.57	131.43	110.60
2	5F	42	HIS	N-CA-CB	11.57	131.43	110.60
2	5J	42	HIS	N-CA-CB	11.57	131.43	110.60
2	5N	42	HIS	N-CA-CB	11.57	131.43	110.60
2	63	42	HIS	N-CA-CB	11.57	131.43	110.60
2	67	42	HIS	N-CA-CB	11.57	131.43	110.60
2	7B	42	HIS	N-CA-CB	11.57	131.43	110.60
2	13	78	HIS	CA-C-O	-11.57	95.81	120.10
2	17	78	HIS	CA-C-O	-11.57	95.81	120.10
2	2B	78	HIS	CA-C-O	-11.57	95.81	120.10
2	3R	78	HIS	CA-C-O	-11.57	95.81	120.10

*Continued on next page...*



*Continued from previous page...*

Mol	Chain	Res	Type	Atoms	Z	Observed(°)	Ideal(°)
2	3V	78	HIS	CA-C-O	-11.57	95.81	120.10
2	3Z	78	HIS	CA-C-O	-11.57	95.81	120.10
2	5F	78	HIS	CA-C-O	-11.57	95.81	120.10
2	5J	78	HIS	CA-C-O	-11.57	95.81	120.10
2	5N	78	HIS	CA-C-O	-11.57	95.81	120.10
2	63	78	HIS	CA-C-O	-11.57	95.81	120.10
2	67	78	HIS	CA-C-O	-11.57	95.81	120.10
2	7B	78	HIS	CA-C-O	-11.57	95.81	120.10
2	1F	42	HIS	N-CA-CB	11.55	131.40	110.60
2	2N	42	HIS	N-CA-CB	11.55	131.40	110.60
2	23	42	HIS	N-CA-CB	11.55	131.40	110.60
2	3N	42	HIS	N-CA-CB	11.55	131.40	110.60
2	37	42	HIS	N-CA-CB	11.55	131.40	110.60
2	4J	42	HIS	N-CA-CB	11.55	131.40	110.60
2	4R	42	HIS	N-CA-CB	11.55	131.40	110.60
2	5Z	42	HIS	N-CA-CB	11.55	131.40	110.60
2	6F	42	HIS	N-CA-CB	11.55	131.40	110.60
2	6Z	42	HIS	N-CA-CB	11.55	131.40	110.60
2	7J	42	HIS	N-CA-CB	11.55	131.40	110.60
2	7V	42	HIS	N-CA-CB	11.55	131.40	110.60
2	1B	42	HIS	N-CA-CB	11.55	131.39	110.60
2	1J	42	HIS	N-CA-CB	11.55	131.39	110.60
2	2F	42	HIS	N-CA-CB	11.55	131.39	110.60
2	27	42	HIS	N-CA-CB	11.55	131.39	110.60
2	3F	42	HIS	N-CA-CB	11.55	131.39	110.60
2	4B	42	HIS	N-CA-CB	11.55	131.39	110.60
2	4N	42	HIS	N-CA-CB	11.55	131.39	110.60
2	4V	42	HIS	N-CA-CB	11.55	131.39	110.60
2	5R	42	HIS	N-CA-CB	11.55	131.39	110.60
2	6J	42	HIS	N-CA-CB	11.55	131.39	110.60
2	6R	42	HIS	N-CA-CB	11.55	131.39	110.60
2	7N	42	HIS	N-CA-CB	11.55	131.39	110.60
2	1R	42	HIS	N-CA-CB	11.53	131.35	110.60
2	1V	42	HIS	N-CA-CB	11.53	131.35	110.60
2	1Z	42	HIS	N-CA-CB	11.53	131.35	110.60
2	2R	42	HIS	N-CA-CB	11.53	131.35	110.60
2	2V	42	HIS	N-CA-CB	11.53	131.35	110.60
2	2Z	42	HIS	N-CA-CB	11.53	131.35	110.60
2	43	42	HIS	N-CA-CB	11.53	131.35	110.60
2	47	42	HIS	N-CA-CB	11.53	131.35	110.60
2	5B	42	HIS	N-CA-CB	11.53	131.35	110.60
2	53	42	HIS	N-CA-CB	11.53	131.35	110.60

*Continued on next page...*

*Continued from previous page...*

Mol	Chain	Res	Type	Atoms	Z	Observed(°)	Ideal(°)
2	57	42	HIS	N-CA-CB	11.53	131.35	110.60
2	6B	42	HIS	N-CA-CB	11.53	131.35	110.60
2	1B	228	ASP	CB-CG-OD1	-11.50	107.95	118.30
2	1J	228	ASP	CB-CG-OD1	-11.50	107.95	118.30
2	2F	228	ASP	CB-CG-OD1	-11.50	107.95	118.30
2	27	228	ASP	CB-CG-OD1	-11.50	107.95	118.30
2	3F	228	ASP	CB-CG-OD1	-11.50	107.95	118.30
2	4B	228	ASP	CB-CG-OD1	-11.50	107.95	118.30
2	4N	228	ASP	CB-CG-OD1	-11.50	107.95	118.30
2	4V	228	ASP	CB-CG-OD1	-11.50	107.95	118.30
2	5R	228	ASP	CB-CG-OD1	-11.50	107.95	118.30
2	6J	228	ASP	CB-CG-OD1	-11.50	107.95	118.30
2	6R	228	ASP	CB-CG-OD1	-11.50	107.95	118.30
2	7N	228	ASP	CB-CG-OD1	-11.50	107.95	118.30
2	1N	68	PRO	O-C-N	-11.49	104.31	122.70
2	2J	68	PRO	O-C-N	-11.49	104.31	122.70
2	3B	68	PRO	O-C-N	-11.49	104.31	122.70
2	3J	68	PRO	O-C-N	-11.49	104.31	122.70
2	33	68	PRO	O-C-N	-11.49	104.31	122.70
2	4F	68	PRO	O-C-N	-11.49	104.31	122.70
2	4Z	68	PRO	O-C-N	-11.49	104.31	122.70
2	5V	68	PRO	O-C-N	-11.49	104.31	122.70
2	6N	68	PRO	O-C-N	-11.49	104.31	122.70
2	6V	68	PRO	O-C-N	-11.49	104.31	122.70
2	7F	68	PRO	O-C-N	-11.49	104.31	122.70
2	7R	68	PRO	O-C-N	-11.49	104.31	122.70
2	1F	68	PRO	O-C-N	-11.49	104.31	122.70
2	2N	68	PRO	O-C-N	-11.49	104.31	122.70
2	23	68	PRO	O-C-N	-11.49	104.31	122.70
2	3N	68	PRO	O-C-N	-11.49	104.31	122.70
2	37	68	PRO	O-C-N	-11.49	104.31	122.70
2	4J	68	PRO	O-C-N	-11.49	104.31	122.70
2	4R	68	PRO	O-C-N	-11.49	104.31	122.70
2	5Z	68	PRO	O-C-N	-11.49	104.31	122.70
2	6F	68	PRO	O-C-N	-11.49	104.31	122.70
2	6Z	68	PRO	O-C-N	-11.49	104.31	122.70
2	7J	68	PRO	O-C-N	-11.49	104.31	122.70
2	7V	68	PRO	O-C-N	-11.49	104.31	122.70
2	1B	68	PRO	O-C-N	-11.49	104.31	122.70
2	1J	68	PRO	O-C-N	-11.49	104.31	122.70
1	1Q	38	PRO	CA-N-CD	11.49	127.79	111.70
2	2F	68	PRO	O-C-N	-11.49	104.31	122.70

*Continued on next page...*

*Continued from previous page...*

Mol	Chain	Res	Type	Atoms	Z	Observed(°)	Ideal(°)
2	27	68	PRO	O-C-N	-11.49	104.31	122.70
2	4B	68	PRO	O-C-N	-11.49	104.31	122.70
2	1R	68	PRO	O-C-N	-11.49	104.32	122.70
1	1U	38	PRO	CA-N-CD	11.49	127.79	111.70
2	1V	68	PRO	O-C-N	-11.49	104.32	122.70
1	1Y	38	PRO	CA-N-CD	11.49	127.79	111.70
2	1Z	68	PRO	O-C-N	-11.49	104.32	122.70
2	13	1	ALA	CA-C-N	-11.49	91.92	117.20
2	13	228	ASP	CB-CG-OD1	-11.49	107.96	118.30
2	17	1	ALA	CA-C-N	-11.49	91.92	117.20
2	17	228	ASP	CB-CG-OD1	-11.49	107.96	118.30
2	2B	1	ALA	CA-C-N	-11.49	91.92	117.20
2	2B	228	ASP	CB-CG-OD1	-11.49	107.96	118.30
1	2Q	38	PRO	CA-N-CD	11.49	127.79	111.70
2	2R	68	PRO	O-C-N	-11.49	104.32	122.70
1	2U	38	PRO	CA-N-CD	11.49	127.79	111.70
2	2V	68	PRO	O-C-N	-11.49	104.32	122.70
1	2Y	38	PRO	CA-N-CD	11.49	127.79	111.70
2	3F	68	PRO	O-C-N	-11.49	104.31	122.70
2	2Z	68	PRO	O-C-N	-11.49	104.32	122.70
2	3R	1	ALA	CA-C-N	-11.49	91.92	117.20
2	3R	228	ASP	CB-CG-OD1	-11.49	107.96	118.30
2	3V	1	ALA	CA-C-N	-11.49	91.92	117.20
2	3V	228	ASP	CB-CG-OD1	-11.49	107.96	118.30
2	3Z	1	ALA	CA-C-N	-11.49	91.92	117.20
2	3Z	228	ASP	CB-CG-OD1	-11.49	107.96	118.30
2	4N	68	PRO	O-C-N	-11.49	104.31	122.70
2	4V	68	PRO	O-C-N	-11.49	104.31	122.70
1	42	38	PRO	CA-N-CD	11.49	127.79	111.70
2	5R	68	PRO	O-C-N	-11.49	104.31	122.70
2	43	68	PRO	O-C-N	-11.49	104.32	122.70
1	46	38	PRO	CA-N-CD	11.49	127.79	111.70
2	47	68	PRO	O-C-N	-11.49	104.32	122.70
1	5A	38	PRO	CA-N-CD	11.49	127.79	111.70
2	5B	68	PRO	O-C-N	-11.49	104.32	122.70
2	5F	1	ALA	CA-C-N	-11.49	91.92	117.20
2	5F	228	ASP	CB-CG-OD1	-11.49	107.96	118.30
2	5J	1	ALA	CA-C-N	-11.49	91.92	117.20
2	5J	228	ASP	CB-CG-OD1	-11.49	107.96	118.30
2	5N	1	ALA	CA-C-N	-11.49	91.92	117.20
2	5N	228	ASP	CB-CG-OD1	-11.49	107.96	118.30
1	52	38	PRO	CA-N-CD	11.49	127.79	111.70

*Continued on next page...*

*Continued from previous page...*

Mol	Chain	Res	Type	Atoms	Z	Observed(°)	Ideal(°)
2	6J	68	PRO	O-C-N	-11.49	104.31	122.70
2	53	68	PRO	O-C-N	-11.49	104.32	122.70
1	56	38	PRO	CA-N-CD	11.49	127.79	111.70
2	57	68	PRO	O-C-N	-11.49	104.32	122.70
1	6A	38	PRO	CA-N-CD	11.49	127.79	111.70
2	6R	68	PRO	O-C-N	-11.49	104.31	122.70
2	6B	68	PRO	O-C-N	-11.49	104.32	122.70
2	63	1	ALA	CA-C-N	-11.49	91.92	117.20
2	63	228	ASP	CB-CG-OD1	-11.49	107.96	118.30
2	67	1	ALA	CA-C-N	-11.49	91.92	117.20
2	67	228	ASP	CB-CG-OD1	-11.49	107.96	118.30
2	7B	1	ALA	CA-C-N	-11.49	91.92	117.20
2	7B	228	ASP	CB-CG-OD1	-11.49	107.96	118.30
2	7N	68	PRO	O-C-N	-11.49	104.31	122.70
2	1F	228	ASP	CB-CG-OD1	-11.49	107.96	118.30
2	2N	228	ASP	CB-CG-OD1	-11.49	107.96	118.30
2	23	228	ASP	CB-CG-OD1	-11.49	107.96	118.30
2	3N	228	ASP	CB-CG-OD1	-11.49	107.96	118.30
2	37	228	ASP	CB-CG-OD1	-11.49	107.96	118.30
2	4J	228	ASP	CB-CG-OD1	-11.49	107.96	118.30
2	4R	228	ASP	CB-CG-OD1	-11.49	107.96	118.30
2	5Z	228	ASP	CB-CG-OD1	-11.49	107.96	118.30
2	6F	228	ASP	CB-CG-OD1	-11.49	107.96	118.30
2	6Z	228	ASP	CB-CG-OD1	-11.49	107.96	118.30
2	7J	228	ASP	CB-CG-OD1	-11.49	107.96	118.30
2	7V	228	ASP	CB-CG-OD1	-11.49	107.96	118.30
2	1N	1	ALA	CA-C-N	-11.49	91.93	117.20
2	2J	1	ALA	CA-C-N	-11.49	91.93	117.20
2	3B	1	ALA	CA-C-N	-11.49	91.93	117.20
2	3J	1	ALA	CA-C-N	-11.49	91.93	117.20
2	33	1	ALA	CA-C-N	-11.49	91.93	117.20
2	4F	1	ALA	CA-C-N	-11.49	91.93	117.20
2	4Z	1	ALA	CA-C-N	-11.49	91.93	117.20
2	5V	1	ALA	CA-C-N	-11.49	91.93	117.20
2	6N	1	ALA	CA-C-N	-11.49	91.93	117.20
2	6V	1	ALA	CA-C-N	-11.49	91.93	117.20
2	7F	1	ALA	CA-C-N	-11.49	91.93	117.20
2	7R	1	ALA	CA-C-N	-11.49	91.93	117.20
2	1R	1	ALA	CA-C-N	-11.48	91.94	117.20
2	1V	1	ALA	CA-C-N	-11.48	91.94	117.20
2	1Z	1	ALA	CA-C-N	-11.48	91.94	117.20
2	2R	1	ALA	CA-C-N	-11.48	91.94	117.20

*Continued on next page...*

*Continued from previous page...*

Mol	Chain	Res	Type	Atoms	Z	Observed(°)	Ideal(°)
2	6B	1	ALA	CA-C-N	-11.48	91.94	117.20
2	1B	1	ALA	CA-C-N	-11.48	91.94	117.20
2	1J	1	ALA	CA-C-N	-11.48	91.94	117.20
2	1R	228	ASP	CB-CG-OD1	-11.48	107.97	118.30
2	1V	228	ASP	CB-CG-OD1	-11.48	107.97	118.30
2	1Z	228	ASP	CB-CG-OD1	-11.48	107.97	118.30
2	2V	1	ALA	CA-C-N	-11.48	91.94	117.20
2	2Z	1	ALA	CA-C-N	-11.48	91.94	117.20
2	43	1	ALA	CA-C-N	-11.48	91.94	117.20
2	2F	1	ALA	CA-C-N	-11.48	91.94	117.20
2	2R	228	ASP	CB-CG-OD1	-11.48	107.97	118.30
2	2V	228	ASP	CB-CG-OD1	-11.48	107.97	118.30
2	2Z	228	ASP	CB-CG-OD1	-11.48	107.97	118.30
2	47	1	ALA	CA-C-N	-11.48	91.94	117.20
2	5B	1	ALA	CA-C-N	-11.48	91.94	117.20
2	53	1	ALA	CA-C-N	-11.48	91.94	117.20
2	27	1	ALA	CA-C-N	-11.48	91.94	117.20
2	3F	1	ALA	CA-C-N	-11.48	91.94	117.20
2	4B	1	ALA	CA-C-N	-11.48	91.94	117.20
2	4N	1	ALA	CA-C-N	-11.48	91.94	117.20
2	4V	1	ALA	CA-C-N	-11.48	91.94	117.20
2	43	228	ASP	CB-CG-OD1	-11.48	107.97	118.30
2	47	228	ASP	CB-CG-OD1	-11.48	107.97	118.30
2	5B	228	ASP	CB-CG-OD1	-11.48	107.97	118.30
2	57	1	ALA	CA-C-N	-11.48	91.94	117.20
2	5R	1	ALA	CA-C-N	-11.48	91.94	117.20
2	53	228	ASP	CB-CG-OD1	-11.48	107.97	118.30
2	57	228	ASP	CB-CG-OD1	-11.48	107.97	118.30
2	6B	228	ASP	CB-CG-OD1	-11.48	107.97	118.30
2	6J	1	ALA	CA-C-N	-11.48	91.94	117.20
2	6R	1	ALA	CA-C-N	-11.48	91.94	117.20
2	7N	1	ALA	CA-C-N	-11.48	91.94	117.20
2	1F	1	ALA	CA-C-N	-11.48	91.95	117.20
2	13	68	PRO	O-C-N	-11.48	104.34	122.70
2	17	68	PRO	O-C-N	-11.48	104.34	122.70
2	2B	68	PRO	O-C-N	-11.48	104.34	122.70
2	2N	1	ALA	CA-C-N	-11.48	91.95	117.20
2	23	1	ALA	CA-C-N	-11.48	91.95	117.20
2	3N	1	ALA	CA-C-N	-11.48	91.95	117.20
2	3R	68	PRO	O-C-N	-11.48	104.34	122.70
2	3V	68	PRO	O-C-N	-11.48	104.34	122.70
2	3Z	68	PRO	O-C-N	-11.48	104.34	122.70

*Continued on next page...*

*Continued from previous page...*

Mol	Chain	Res	Type	Atoms	Z	Observed(°)	Ideal(°)
2	37	1	ALA	CA-C-N	-11.48	91.95	117.20
2	4J	1	ALA	CA-C-N	-11.48	91.95	117.20
2	4R	1	ALA	CA-C-N	-11.48	91.95	117.20
2	5F	68	PRO	O-C-N	-11.48	104.34	122.70
2	5J	68	PRO	O-C-N	-11.48	104.34	122.70
2	5N	68	PRO	O-C-N	-11.48	104.34	122.70
2	5Z	1	ALA	CA-C-N	-11.48	91.95	117.20
2	6F	1	ALA	CA-C-N	-11.48	91.95	117.20
2	6Z	1	ALA	CA-C-N	-11.48	91.95	117.20
2	63	68	PRO	O-C-N	-11.48	104.34	122.70
2	67	68	PRO	O-C-N	-11.48	104.34	122.70
2	7B	68	PRO	O-C-N	-11.48	104.34	122.70
2	7J	1	ALA	CA-C-N	-11.48	91.95	117.20
2	7V	1	ALA	CA-C-N	-11.48	91.95	117.20
2	1N	79	VAL	O-C-N	-11.47	104.35	122.70
2	1R	79	VAL	O-C-N	-11.47	104.35	122.70
2	1V	79	VAL	O-C-N	-11.47	104.35	122.70
2	1Z	79	VAL	O-C-N	-11.47	104.35	122.70
2	2J	79	VAL	O-C-N	-11.47	104.35	122.70
2	2R	79	VAL	O-C-N	-11.47	104.35	122.70
2	2V	79	VAL	O-C-N	-11.47	104.35	122.70
2	2Z	79	VAL	O-C-N	-11.47	104.35	122.70
2	3B	79	VAL	O-C-N	-11.47	104.35	122.70
2	3J	79	VAL	O-C-N	-11.47	104.35	122.70
2	33	79	VAL	O-C-N	-11.47	104.35	122.70
2	4F	79	VAL	O-C-N	-11.47	104.35	122.70
2	4Z	79	VAL	O-C-N	-11.47	104.35	122.70
2	43	79	VAL	O-C-N	-11.47	104.35	122.70
2	47	79	VAL	O-C-N	-11.47	104.35	122.70
2	5B	79	VAL	O-C-N	-11.47	104.35	122.70
2	5V	79	VAL	O-C-N	-11.47	104.35	122.70
2	53	79	VAL	O-C-N	-11.47	104.35	122.70
2	57	79	VAL	O-C-N	-11.47	104.35	122.70
2	6B	79	VAL	O-C-N	-11.47	104.35	122.70
2	6N	79	VAL	O-C-N	-11.47	104.35	122.70
2	6V	79	VAL	O-C-N	-11.47	104.35	122.70
2	7F	79	VAL	O-C-N	-11.47	104.35	122.70
2	7R	79	VAL	O-C-N	-11.47	104.35	122.70
2	1F	79	VAL	O-C-N	-11.45	104.37	122.70
2	13	79	VAL	O-C-N	-11.46	104.37	122.70
2	17	79	VAL	O-C-N	-11.46	104.37	122.70
2	2B	79	VAL	O-C-N	-11.46	104.37	122.70

*Continued on next page...*

*Continued from previous page...*

Mol	Chain	Res	Type	Atoms	Z	Observed(°)	Ideal(°)
2	2N	79	VAL	O-C-N	-11.45	104.37	122.70
2	23	79	VAL	O-C-N	-11.45	104.37	122.70
2	3N	79	VAL	O-C-N	-11.45	104.37	122.70
2	3R	79	VAL	O-C-N	-11.46	104.37	122.70
2	3V	79	VAL	O-C-N	-11.46	104.37	122.70
2	3Z	79	VAL	O-C-N	-11.46	104.37	122.70
2	37	79	VAL	O-C-N	-11.45	104.37	122.70
2	4J	79	VAL	O-C-N	-11.45	104.37	122.70
2	4R	79	VAL	O-C-N	-11.45	104.37	122.70
2	5F	79	VAL	O-C-N	-11.46	104.37	122.70
2	5J	79	VAL	O-C-N	-11.46	104.37	122.70
2	5N	79	VAL	O-C-N	-11.46	104.37	122.70
2	5Z	79	VAL	O-C-N	-11.45	104.37	122.70
2	6F	79	VAL	O-C-N	-11.45	104.37	122.70
2	6Z	79	VAL	O-C-N	-11.45	104.37	122.70
2	63	79	VAL	O-C-N	-11.46	104.37	122.70
2	67	79	VAL	O-C-N	-11.46	104.37	122.70
2	7B	79	VAL	O-C-N	-11.46	104.37	122.70
2	7J	79	VAL	O-C-N	-11.45	104.37	122.70
2	7V	79	VAL	O-C-N	-11.45	104.37	122.70
1	12	38	PRO	CA-N-CD	11.45	127.73	111.70
1	16	38	PRO	CA-N-CD	11.45	127.73	111.70
1	2A	38	PRO	CA-N-CD	11.45	127.73	111.70
1	3Q	38	PRO	CA-N-CD	11.45	127.73	111.70
1	3U	38	PRO	CA-N-CD	11.45	127.73	111.70
1	3Y	38	PRO	CA-N-CD	11.45	127.73	111.70
1	5E	38	PRO	CA-N-CD	11.45	127.73	111.70
1	5I	38	PRO	CA-N-CD	11.45	127.73	111.70
1	5M	38	PRO	CA-N-CD	11.45	127.73	111.70
1	62	38	PRO	CA-N-CD	11.45	127.73	111.70
1	66	38	PRO	CA-N-CD	11.45	127.73	111.70
1	7A	38	PRO	CA-N-CD	11.45	127.73	111.70
2	1B	79	VAL	O-C-N	-11.44	104.39	122.70
2	1J	79	VAL	O-C-N	-11.44	104.39	122.70
2	2F	79	VAL	O-C-N	-11.44	104.39	122.70
2	27	79	VAL	O-C-N	-11.44	104.39	122.70
2	3F	79	VAL	O-C-N	-11.44	104.39	122.70
2	4B	79	VAL	O-C-N	-11.44	104.39	122.70
2	4N	79	VAL	O-C-N	-11.44	104.39	122.70
2	4V	79	VAL	O-C-N	-11.44	104.39	122.70
2	5R	79	VAL	O-C-N	-11.44	104.39	122.70
2	6J	79	VAL	O-C-N	-11.44	104.39	122.70

*Continued on next page...*



*Continued from previous page...*

Mol	Chain	Res	Type	Atoms	Z	Observed(°)	Ideal(°)
2	6R	79	VAL	O-C-N	-11.44	104.39	122.70
2	7N	79	VAL	O-C-N	-11.44	104.39	122.70
1	1A	38	PRO	CA-N-CD	11.44	127.72	111.70
1	1I	38	PRO	CA-N-CD	11.44	127.72	111.70
1	1M	38	PRO	CA-N-CD	11.44	127.72	111.70
1	2E	38	PRO	CA-N-CD	11.44	127.72	111.70
1	2I	38	PRO	CA-N-CD	11.44	127.72	111.70
1	26	38	PRO	CA-N-CD	11.44	127.72	111.70
1	3A	38	PRO	CA-N-CD	11.44	127.72	111.70
1	3E	38	PRO	CA-N-CD	11.44	127.72	111.70
1	3I	38	PRO	CA-N-CD	11.44	127.72	111.70
1	32	38	PRO	CA-N-CD	11.44	127.72	111.70
1	4A	38	PRO	CA-N-CD	11.44	127.72	111.70
1	4E	38	PRO	CA-N-CD	11.44	127.72	111.70
1	4M	38	PRO	CA-N-CD	11.44	127.72	111.70
1	4U	38	PRO	CA-N-CD	11.44	127.72	111.70
1	4Y	38	PRO	CA-N-CD	11.44	127.72	111.70
1	5Q	38	PRO	CA-N-CD	11.44	127.72	111.70
1	5U	38	PRO	CA-N-CD	11.44	127.72	111.70
1	6I	38	PRO	CA-N-CD	11.44	127.72	111.70
1	6M	38	PRO	CA-N-CD	11.44	127.72	111.70
1	6Q	38	PRO	CA-N-CD	11.44	127.72	111.70
1	6U	38	PRO	CA-N-CD	11.44	127.72	111.70
1	7E	38	PRO	CA-N-CD	11.44	127.72	111.70
1	7M	38	PRO	CA-N-CD	11.44	127.72	111.70
1	7Q	38	PRO	CA-N-CD	11.44	127.72	111.70
2	1N	228	ASP	CB-CG-OD1	-11.44	108.01	118.30
2	2J	228	ASP	CB-CG-OD1	-11.44	108.01	118.30
2	3B	228	ASP	CB-CG-OD1	-11.44	108.01	118.30
2	3J	228	ASP	CB-CG-OD1	-11.44	108.01	118.30
2	33	228	ASP	CB-CG-OD1	-11.44	108.01	118.30
2	4F	228	ASP	CB-CG-OD1	-11.44	108.01	118.30
2	4Z	228	ASP	CB-CG-OD1	-11.44	108.01	118.30
2	5V	228	ASP	CB-CG-OD1	-11.44	108.01	118.30
2	6N	228	ASP	CB-CG-OD1	-11.44	108.01	118.30
2	6V	228	ASP	CB-CG-OD1	-11.44	108.01	118.30
2	7F	228	ASP	CB-CG-OD1	-11.44	108.01	118.30
2	7R	228	ASP	CB-CG-OD1	-11.44	108.01	118.30
1	1E	38	PRO	CA-N-CD	11.43	127.70	111.70
1	2M	38	PRO	CA-N-CD	11.43	127.70	111.70
1	22	38	PRO	CA-N-CD	11.43	127.70	111.70
1	3M	38	PRO	CA-N-CD	11.43	127.70	111.70

*Continued on next page...*

*Continued from previous page...*

Mol	Chain	Res	Type	Atoms	Z	Observed(°)	Ideal(°)
1	36	38	PRO	CA-N-CD	11.43	127.70	111.70
1	4I	38	PRO	CA-N-CD	11.43	127.70	111.70
1	4Q	38	PRO	CA-N-CD	11.43	127.70	111.70
1	5Y	38	PRO	CA-N-CD	11.43	127.70	111.70
1	6E	38	PRO	CA-N-CD	11.43	127.70	111.70
1	6Y	38	PRO	CA-N-CD	11.43	127.70	111.70
1	7I	38	PRO	CA-N-CD	11.43	127.70	111.70
1	7U	38	PRO	CA-N-CD	11.43	127.70	111.70
2	1F	3	PRO	C-N-CA	-11.43	93.12	121.70
2	2N	3	PRO	C-N-CA	-11.43	93.12	121.70
2	23	3	PRO	C-N-CA	-11.43	93.12	121.70
2	3N	3	PRO	C-N-CA	-11.43	93.12	121.70
2	37	3	PRO	C-N-CA	-11.43	93.12	121.70
2	4J	3	PRO	C-N-CA	-11.43	93.12	121.70
2	4R	3	PRO	C-N-CA	-11.43	93.12	121.70
2	5Z	3	PRO	C-N-CA	-11.43	93.12	121.70
2	6F	3	PRO	C-N-CA	-11.43	93.12	121.70
2	6Z	3	PRO	C-N-CA	-11.43	93.12	121.70
2	7J	3	PRO	C-N-CA	-11.43	93.12	121.70
2	7V	3	PRO	C-N-CA	-11.43	93.12	121.70
1	1A	48	TYR	CA-C-N	-11.43	92.06	117.20
1	1I	48	TYR	CA-C-N	-11.43	92.06	117.20
1	2E	48	TYR	CA-C-N	-11.43	92.06	117.20
1	26	48	TYR	CA-C-N	-11.43	92.06	117.20
1	3E	48	TYR	CA-C-N	-11.43	92.06	117.20
1	4A	48	TYR	CA-C-N	-11.43	92.06	117.20
1	4M	48	TYR	CA-C-N	-11.43	92.06	117.20
1	4U	48	TYR	CA-C-N	-11.43	92.06	117.20
1	5Q	48	TYR	CA-C-N	-11.43	92.06	117.20
1	6I	48	TYR	CA-C-N	-11.43	92.06	117.20
1	6Q	48	TYR	CA-C-N	-11.43	92.06	117.20
1	7M	48	TYR	CA-C-N	-11.43	92.06	117.20
2	13	3	PRO	C-N-CA	-11.43	93.14	121.70
2	17	3	PRO	C-N-CA	-11.43	93.14	121.70
2	2B	3	PRO	C-N-CA	-11.43	93.14	121.70
2	3R	3	PRO	C-N-CA	-11.43	93.14	121.70
2	3V	3	PRO	C-N-CA	-11.43	93.14	121.70
2	3Z	3	PRO	C-N-CA	-11.43	93.14	121.70
2	5F	3	PRO	C-N-CA	-11.43	93.14	121.70
2	5J	3	PRO	C-N-CA	-11.43	93.14	121.70
2	5N	3	PRO	C-N-CA	-11.43	93.14	121.70
2	63	3	PRO	C-N-CA	-11.43	93.14	121.70

*Continued on next page...*

*Continued from previous page...*

Mol	Chain	Res	Type	Atoms	Z	Observed(°)	Ideal(°)
2	67	3	PRO	C-N-CA	-11.43	93.14	121.70
2	7B	3	PRO	C-N-CA	-11.43	93.14	121.70
1	1M	182	PHE	CB-CA-C	11.42	133.25	110.40
2	1N	3	PRO	C-N-CA	-11.42	93.14	121.70
1	2I	182	PHE	CB-CA-C	11.42	133.25	110.40
2	2J	3	PRO	C-N-CA	-11.42	93.14	121.70
1	3A	182	PHE	CB-CA-C	11.42	133.25	110.40
2	3B	3	PRO	C-N-CA	-11.42	93.14	121.70
1	3I	182	PHE	CB-CA-C	11.42	133.25	110.40
2	3J	3	PRO	C-N-CA	-11.42	93.14	121.70
1	32	182	PHE	CB-CA-C	11.42	133.25	110.40
2	33	3	PRO	C-N-CA	-11.42	93.14	121.70
1	4E	182	PHE	CB-CA-C	11.42	133.25	110.40
2	4F	3	PRO	C-N-CA	-11.42	93.14	121.70
1	4Y	182	PHE	CB-CA-C	11.42	133.25	110.40
2	4Z	3	PRO	C-N-CA	-11.42	93.14	121.70
1	5U	182	PHE	CB-CA-C	11.42	133.25	110.40
2	5V	3	PRO	C-N-CA	-11.42	93.14	121.70
1	6M	182	PHE	CB-CA-C	11.42	133.25	110.40
2	6N	3	PRO	C-N-CA	-11.42	93.14	121.70
1	6U	182	PHE	CB-CA-C	11.42	133.25	110.40
2	6V	3	PRO	C-N-CA	-11.42	93.14	121.70
1	7E	182	PHE	CB-CA-C	11.42	133.25	110.40
2	7F	3	PRO	C-N-CA	-11.42	93.14	121.70
1	7Q	182	PHE	CB-CA-C	11.42	133.25	110.40
2	7R	3	PRO	C-N-CA	-11.42	93.14	121.70
1	1Q	182	PHE	CB-CA-C	11.42	133.24	110.40
1	1U	182	PHE	CB-CA-C	11.42	133.24	110.40
1	1Y	182	PHE	CB-CA-C	11.42	133.24	110.40
1	12	182	PHE	CB-CA-C	11.42	133.24	110.40
1	16	182	PHE	CB-CA-C	11.42	133.24	110.40
1	2A	182	PHE	CB-CA-C	11.42	133.24	110.40
1	2Q	182	PHE	CB-CA-C	11.42	133.24	110.40
1	2U	182	PHE	CB-CA-C	11.42	133.24	110.40
1	2Y	182	PHE	CB-CA-C	11.42	133.24	110.40
1	3Q	182	PHE	CB-CA-C	11.42	133.24	110.40
1	3U	182	PHE	CB-CA-C	11.42	133.24	110.40
1	3Y	182	PHE	CB-CA-C	11.42	133.24	110.40
1	42	182	PHE	CB-CA-C	11.42	133.24	110.40
1	46	182	PHE	CB-CA-C	11.42	133.24	110.40
1	5A	182	PHE	CB-CA-C	11.42	133.24	110.40
1	5E	182	PHE	CB-CA-C	11.42	133.24	110.40

*Continued on next page...*

*Continued from previous page...*

Mol	Chain	Res	Type	Atoms	Z	Observed(°)	Ideal(°)
1	5I	182	PHE	CB-CA-C	11.42	133.24	110.40
1	5M	182	PHE	CB-CA-C	11.42	133.24	110.40
1	52	182	PHE	CB-CA-C	11.42	133.24	110.40
1	56	182	PHE	CB-CA-C	11.42	133.24	110.40
1	6A	182	PHE	CB-CA-C	11.42	133.24	110.40
1	62	182	PHE	CB-CA-C	11.42	133.24	110.40
1	66	182	PHE	CB-CA-C	11.42	133.24	110.40
1	7A	182	PHE	CB-CA-C	11.42	133.24	110.40
1	1M	48	TYR	CA-C-N	-11.42	92.08	117.20
1	2I	48	TYR	CA-C-N	-11.42	92.08	117.20
1	3A	48	TYR	CA-C-N	-11.42	92.08	117.20
1	3I	48	TYR	CA-C-N	-11.42	92.08	117.20
1	32	48	TYR	CA-C-N	-11.42	92.08	117.20
1	4E	48	TYR	CA-C-N	-11.42	92.08	117.20
1	4Y	48	TYR	CA-C-N	-11.42	92.08	117.20
1	5U	48	TYR	CA-C-N	-11.42	92.08	117.20
1	6M	48	TYR	CA-C-N	-11.42	92.08	117.20
1	6U	48	TYR	CA-C-N	-11.42	92.08	117.20
1	7E	48	TYR	CA-C-N	-11.42	92.08	117.20
1	7Q	48	TYR	CA-C-N	-11.42	92.08	117.20
1	1A	182	PHE	CB-CA-C	11.42	133.24	110.40
1	1E	48	TYR	CA-C-N	-11.42	92.08	117.20
1	1E	182	PHE	CB-CA-C	11.42	133.24	110.40
1	1I	182	PHE	CB-CA-C	11.42	133.24	110.40
1	2M	48	TYR	CA-C-N	-11.42	92.08	117.20
1	2M	182	PHE	CB-CA-C	11.42	133.24	110.40
1	22	48	TYR	CA-C-N	-11.42	92.08	117.20
1	22	182	PHE	CB-CA-C	11.42	133.24	110.40
1	3M	48	TYR	CA-C-N	-11.42	92.08	117.20
1	3M	182	PHE	CB-CA-C	11.42	133.24	110.40
1	4I	48	TYR	CA-C-N	-11.42	92.08	117.20
1	5Y	48	TYR	CA-C-N	-11.42	92.08	117.20
1	6E	48	TYR	CA-C-N	-11.42	92.08	117.20
1	6Y	48	TYR	CA-C-N	-11.42	92.08	117.20
1	6Y	182	PHE	CB-CA-C	11.42	133.24	110.40
1	7I	48	TYR	CA-C-N	-11.42	92.08	117.20
1	7U	182	PHE	CB-CA-C	11.42	133.24	110.40
1	1Q	48	TYR	CA-C-N	-11.42	92.08	117.20
2	1R	31	PHE	CA-C-O	-11.42	96.13	120.10
1	1U	48	TYR	CA-C-N	-11.42	92.08	117.20
2	1V	31	PHE	CA-C-O	-11.42	96.13	120.10
1	1Y	48	TYR	CA-C-N	-11.42	92.08	117.20

*Continued on next page...*

*Continued from previous page...*

Mol	Chain	Res	Type	Atoms	Z	Observed(°)	Ideal(°)
2	1Z	31	PHE	CA-C-O	-11.42	96.13	120.10
1	2E	182	PHE	CB-CA-C	11.42	133.24	110.40
1	2Q	48	TYR	CA-C-N	-11.42	92.08	117.20
2	2R	31	PHE	CA-C-O	-11.42	96.13	120.10
1	2U	48	TYR	CA-C-N	-11.42	92.08	117.20
2	2V	31	PHE	CA-C-O	-11.42	96.13	120.10
1	2Y	48	TYR	CA-C-N	-11.42	92.08	117.20
2	2Z	31	PHE	CA-C-O	-11.42	96.13	120.10
1	26	182	PHE	CB-CA-C	11.42	133.24	110.40
1	3E	182	PHE	CB-CA-C	11.42	133.24	110.40
1	36	48	TYR	CA-C-N	-11.42	92.08	117.20
1	36	182	PHE	CB-CA-C	11.42	133.24	110.40
1	4A	182	PHE	CB-CA-C	11.42	133.24	110.40
1	4I	182	PHE	CB-CA-C	11.42	133.24	110.40
1	4M	182	PHE	CB-CA-C	11.42	133.24	110.40
1	4Q	48	TYR	CA-C-N	-11.42	92.08	117.20
1	4Q	182	PHE	CB-CA-C	11.42	133.24	110.40
1	4U	182	PHE	CB-CA-C	11.42	133.24	110.40
1	5Y	182	PHE	CB-CA-C	11.42	133.24	110.40
1	6E	182	PHE	CB-CA-C	11.42	133.24	110.40
1	7U	48	TYR	CA-C-N	-11.42	92.08	117.20
1	42	48	TYR	CA-C-N	-11.42	92.08	117.20
2	43	31	PHE	CA-C-O	-11.42	96.13	120.10
1	46	48	TYR	CA-C-N	-11.42	92.08	117.20
2	47	31	PHE	CA-C-O	-11.42	96.13	120.10
1	5A	48	TYR	CA-C-N	-11.42	92.08	117.20
2	5B	31	PHE	CA-C-O	-11.42	96.13	120.10
1	5Q	182	PHE	CB-CA-C	11.42	133.24	110.40
1	52	48	TYR	CA-C-N	-11.42	92.08	117.20
2	53	31	PHE	CA-C-O	-11.42	96.13	120.10
1	56	48	TYR	CA-C-N	-11.42	92.08	117.20
2	57	31	PHE	CA-C-O	-11.42	96.13	120.10
1	6A	48	TYR	CA-C-N	-11.42	92.08	117.20
2	6B	31	PHE	CA-C-O	-11.42	96.13	120.10
1	6I	182	PHE	CB-CA-C	11.42	133.24	110.40
1	6Q	182	PHE	CB-CA-C	11.42	133.24	110.40
1	7I	182	PHE	CB-CA-C	11.42	133.24	110.40
1	7M	182	PHE	CB-CA-C	11.42	133.24	110.40
2	1R	3	PRO	C-N-CA	-11.41	93.17	121.70
2	1V	3	PRO	C-N-CA	-11.41	93.17	121.70
2	1Z	3	PRO	C-N-CA	-11.41	93.17	121.70
2	2R	3	PRO	C-N-CA	-11.41	93.17	121.70

*Continued on next page...*

*Continued from previous page...*

Mol	Chain	Res	Type	Atoms	Z	Observed(°)	Ideal(°)
2	2Z	3	PRO	C-N-CA	-11.41	93.17	121.70
2	5B	3	PRO	C-N-CA	-11.41	93.17	121.70
2	6B	3	PRO	C-N-CA	-11.41	93.17	121.70
2	1B	3	PRO	C-N-CA	-11.41	93.17	121.70
2	1F	227	TYR	CE1-CZ-CE2	-11.41	101.54	119.80
2	1J	3	PRO	C-N-CA	-11.41	93.17	121.70
2	1R	227	TYR	CE1-CZ-CE2	-11.41	101.54	119.80
2	1V	227	TYR	CE1-CZ-CE2	-11.41	101.54	119.80
2	1Z	227	TYR	CE1-CZ-CE2	-11.41	101.54	119.80
1	12	48	TYR	CA-C-N	-11.41	92.09	117.20
1	16	48	TYR	CA-C-N	-11.41	92.09	117.20
1	2A	48	TYR	CA-C-N	-11.41	92.09	117.20
2	2V	3	PRO	C-N-CA	-11.41	93.17	121.70
2	43	3	PRO	C-N-CA	-11.41	93.17	121.70
2	47	3	PRO	C-N-CA	-11.41	93.17	121.70
2	53	3	PRO	C-N-CA	-11.41	93.17	121.70
2	57	3	PRO	C-N-CA	-11.41	93.17	121.70
2	2F	3	PRO	C-N-CA	-11.41	93.17	121.70
2	2N	227	TYR	CE1-CZ-CE2	-11.41	101.54	119.80
2	2R	227	TYR	CE1-CZ-CE2	-11.41	101.54	119.80
2	2V	227	TYR	CE1-CZ-CE2	-11.41	101.54	119.80
2	2Z	227	TYR	CE1-CZ-CE2	-11.41	101.54	119.80
2	23	227	TYR	CE1-CZ-CE2	-11.41	101.54	119.80
2	27	3	PRO	C-N-CA	-11.41	93.17	121.70
2	3F	3	PRO	C-N-CA	-11.41	93.17	121.70
2	3N	227	TYR	CE1-CZ-CE2	-11.41	101.54	119.80
1	3Q	48	TYR	CA-C-N	-11.41	92.09	117.20
1	3U	48	TYR	CA-C-N	-11.41	92.09	117.20
1	3Y	48	TYR	CA-C-N	-11.41	92.09	117.20
2	37	227	TYR	CE1-CZ-CE2	-11.41	101.54	119.80
2	4B	3	PRO	C-N-CA	-11.41	93.17	121.70
2	4J	227	TYR	CE1-CZ-CE2	-11.41	101.54	119.80
2	4N	3	PRO	C-N-CA	-11.41	93.17	121.70
2	4R	227	TYR	CE1-CZ-CE2	-11.41	101.54	119.80
2	4V	3	PRO	C-N-CA	-11.41	93.17	121.70
2	43	227	TYR	CE1-CZ-CE2	-11.41	101.54	119.80
2	47	227	TYR	CE1-CZ-CE2	-11.41	101.54	119.80
2	5B	227	TYR	CE1-CZ-CE2	-11.41	101.54	119.80
1	5E	48	TYR	CA-C-N	-11.41	92.09	117.20
1	5I	48	TYR	CA-C-N	-11.41	92.09	117.20
1	5M	48	TYR	CA-C-N	-11.41	92.09	117.20
2	5R	3	PRO	C-N-CA	-11.41	93.17	121.70

*Continued on next page...*

*Continued from previous page...*

Mol	Chain	Res	Type	Atoms	Z	Observed(°)	Ideal(°)
2	5Z	227	TYR	CE1-CZ-CE2	-11.41	101.54	119.80
2	53	227	TYR	CE1-CZ-CE2	-11.41	101.54	119.80
2	57	227	TYR	CE1-CZ-CE2	-11.41	101.54	119.80
2	6B	227	TYR	CE1-CZ-CE2	-11.41	101.54	119.80
2	6F	227	TYR	CE1-CZ-CE2	-11.41	101.54	119.80
2	6J	3	PRO	C-N-CA	-11.41	93.17	121.70
2	6R	3	PRO	C-N-CA	-11.41	93.17	121.70
2	6Z	227	TYR	CE1-CZ-CE2	-11.41	101.54	119.80
1	62	48	TYR	CA-C-N	-11.41	92.09	117.20
1	66	48	TYR	CA-C-N	-11.41	92.09	117.20
1	7A	48	TYR	CA-C-N	-11.41	92.09	117.20
2	7J	227	TYR	CE1-CZ-CE2	-11.41	101.54	119.80
2	7N	3	PRO	C-N-CA	-11.41	93.17	121.70
2	7V	227	TYR	CE1-CZ-CE2	-11.41	101.54	119.80
2	13	31	PHE	CA-C-O	-11.41	96.14	120.10
2	17	31	PHE	CA-C-O	-11.41	96.14	120.10
2	2B	31	PHE	CA-C-O	-11.41	96.14	120.10
2	3R	31	PHE	CA-C-O	-11.41	96.14	120.10
2	3V	31	PHE	CA-C-O	-11.41	96.14	120.10
2	3Z	31	PHE	CA-C-O	-11.41	96.14	120.10
2	5F	31	PHE	CA-C-O	-11.41	96.14	120.10
2	5J	31	PHE	CA-C-O	-11.41	96.14	120.10
2	5N	31	PHE	CA-C-O	-11.41	96.14	120.10
2	63	31	PHE	CA-C-O	-11.41	96.14	120.10
2	67	31	PHE	CA-C-O	-11.41	96.14	120.10
2	7B	31	PHE	CA-C-O	-11.41	96.14	120.10
2	1B	227	TYR	CE1-CZ-CE2	-11.41	101.55	119.80
2	1J	227	TYR	CE1-CZ-CE2	-11.41	101.55	119.80
2	2F	227	TYR	CE1-CZ-CE2	-11.41	101.55	119.80
2	1N	227	TYR	CE1-CZ-CE2	-11.41	101.55	119.80
2	13	227	TYR	CE1-CZ-CE2	-11.41	101.55	119.80
2	17	227	TYR	CE1-CZ-CE2	-11.41	101.55	119.80
2	2B	227	TYR	CE1-CZ-CE2	-11.41	101.55	119.80
2	27	227	TYR	CE1-CZ-CE2	-11.41	101.55	119.80
2	3F	227	TYR	CE1-CZ-CE2	-11.41	101.55	119.80
2	4B	227	TYR	CE1-CZ-CE2	-11.41	101.55	119.80
2	4N	227	TYR	CE1-CZ-CE2	-11.41	101.55	119.80
2	4V	227	TYR	CE1-CZ-CE2	-11.41	101.55	119.80
2	6R	227	TYR	CE1-CZ-CE2	-11.41	101.55	119.80
2	2J	227	TYR	CE1-CZ-CE2	-11.41	101.55	119.80
2	3B	227	TYR	CE1-CZ-CE2	-11.41	101.55	119.80
2	3J	227	TYR	CE1-CZ-CE2	-11.41	101.55	119.80

*Continued on next page...*



*Continued from previous page...*

Mol	Chain	Res	Type	Atoms	Z	Observed(°)	Ideal(°)
2	3R	227	TYR	CE1-CZ-CE2	-11.41	101.55	119.80
2	3V	227	TYR	CE1-CZ-CE2	-11.41	101.55	119.80
2	3Z	227	TYR	CE1-CZ-CE2	-11.41	101.55	119.80
2	5R	227	TYR	CE1-CZ-CE2	-11.41	101.55	119.80
2	6J	227	TYR	CE1-CZ-CE2	-11.41	101.55	119.80
2	33	227	TYR	CE1-CZ-CE2	-11.41	101.55	119.80
2	4F	227	TYR	CE1-CZ-CE2	-11.41	101.55	119.80
2	4Z	227	TYR	CE1-CZ-CE2	-11.41	101.55	119.80
2	5F	227	TYR	CE1-CZ-CE2	-11.41	101.55	119.80
2	5J	227	TYR	CE1-CZ-CE2	-11.41	101.55	119.80
2	5N	227	TYR	CE1-CZ-CE2	-11.41	101.55	119.80
2	5V	227	TYR	CE1-CZ-CE2	-11.41	101.55	119.80
2	6N	227	TYR	CE1-CZ-CE2	-11.41	101.55	119.80
2	6V	227	TYR	CE1-CZ-CE2	-11.41	101.55	119.80
2	63	227	TYR	CE1-CZ-CE2	-11.41	101.55	119.80
2	67	227	TYR	CE1-CZ-CE2	-11.41	101.55	119.80
2	7B	227	TYR	CE1-CZ-CE2	-11.41	101.55	119.80
2	7N	227	TYR	CE1-CZ-CE2	-11.41	101.55	119.80
2	7F	227	TYR	CE1-CZ-CE2	-11.41	101.55	119.80
2	7R	227	TYR	CE1-CZ-CE2	-11.41	101.55	119.80
2	1B	31	PHE	CA-C-O	-11.40	96.15	120.10
2	1J	31	PHE	CA-C-O	-11.40	96.15	120.10
2	2F	31	PHE	CA-C-O	-11.40	96.15	120.10
2	27	31	PHE	CA-C-O	-11.40	96.15	120.10
2	3F	31	PHE	CA-C-O	-11.40	96.15	120.10
2	4B	31	PHE	CA-C-O	-11.40	96.15	120.10
2	4N	31	PHE	CA-C-O	-11.40	96.15	120.10
2	4V	31	PHE	CA-C-O	-11.40	96.15	120.10
2	5R	31	PHE	CA-C-O	-11.40	96.15	120.10
2	6J	31	PHE	CA-C-O	-11.40	96.15	120.10
2	6R	31	PHE	CA-C-O	-11.40	96.15	120.10
2	7N	31	PHE	CA-C-O	-11.40	96.15	120.10
2	1N	31	PHE	CA-C-O	-11.40	96.16	120.10
2	2J	31	PHE	CA-C-O	-11.40	96.16	120.10
2	3B	31	PHE	CA-C-O	-11.40	96.16	120.10
2	3J	31	PHE	CA-C-O	-11.40	96.16	120.10
2	33	31	PHE	CA-C-O	-11.40	96.16	120.10
2	4F	31	PHE	CA-C-O	-11.40	96.16	120.10
2	4Z	31	PHE	CA-C-O	-11.40	96.16	120.10
2	5V	31	PHE	CA-C-O	-11.40	96.16	120.10
2	6N	31	PHE	CA-C-O	-11.40	96.16	120.10
2	6V	31	PHE	CA-C-O	-11.40	96.16	120.10

*Continued on next page...*

*Continued from previous page...*

Mol	Chain	Res	Type	Atoms	Z	Observed(°)	Ideal(°)
2	7F	31	PHE	CA-C-O	-11.40	96.16	120.10
2	7R	31	PHE	CA-C-O	-11.40	96.16	120.10
2	1F	31	PHE	CA-C-O	-11.39	96.19	120.10
2	2N	31	PHE	CA-C-O	-11.39	96.19	120.10
2	23	31	PHE	CA-C-O	-11.39	96.19	120.10
2	3N	31	PHE	CA-C-O	-11.39	96.19	120.10
2	37	31	PHE	CA-C-O	-11.39	96.19	120.10
2	4J	31	PHE	CA-C-O	-11.39	96.19	120.10
2	4R	31	PHE	CA-C-O	-11.39	96.19	120.10
2	5Z	31	PHE	CA-C-O	-11.39	96.19	120.10
2	6F	31	PHE	CA-C-O	-11.39	96.19	120.10
2	6Z	31	PHE	CA-C-O	-11.39	96.19	120.10
2	7J	31	PHE	CA-C-O	-11.39	96.19	120.10
2	7V	31	PHE	CA-C-O	-11.39	96.19	120.10
2	1F	108	HIS	ND1-CG-CD2	11.37	124.72	108.80
2	2N	108	HIS	ND1-CG-CD2	11.37	124.72	108.80
2	23	108	HIS	ND1-CG-CD2	11.37	124.72	108.80
2	3N	108	HIS	ND1-CG-CD2	11.37	124.72	108.80
2	37	108	HIS	ND1-CG-CD2	11.37	124.72	108.80
2	4J	108	HIS	ND1-CG-CD2	11.37	124.72	108.80
2	4R	108	HIS	ND1-CG-CD2	11.37	124.72	108.80
2	5Z	108	HIS	ND1-CG-CD2	11.37	124.72	108.80
2	6F	108	HIS	ND1-CG-CD2	11.37	124.72	108.80
2	6Z	108	HIS	ND1-CG-CD2	11.37	124.72	108.80
2	7J	108	HIS	ND1-CG-CD2	11.37	124.72	108.80
2	7V	108	HIS	ND1-CG-CD2	11.37	124.72	108.80
2	1N	108	HIS	ND1-CG-CD2	11.37	124.72	108.80
2	2J	108	HIS	ND1-CG-CD2	11.37	124.72	108.80
2	3B	108	HIS	ND1-CG-CD2	11.37	124.72	108.80
2	3J	108	HIS	ND1-CG-CD2	11.37	124.72	108.80
2	33	108	HIS	ND1-CG-CD2	11.37	124.72	108.80
2	4F	108	HIS	ND1-CG-CD2	11.37	124.72	108.80
2	4Z	108	HIS	ND1-CG-CD2	11.37	124.72	108.80
2	5V	108	HIS	ND1-CG-CD2	11.37	124.72	108.80
2	6N	108	HIS	ND1-CG-CD2	11.37	124.72	108.80
2	6V	108	HIS	ND1-CG-CD2	11.37	124.72	108.80
2	7F	108	HIS	ND1-CG-CD2	11.37	124.72	108.80
2	7R	108	HIS	ND1-CG-CD2	11.37	124.72	108.80
2	1B	108	HIS	ND1-CG-CD2	11.36	124.71	108.80
2	1J	108	HIS	ND1-CG-CD2	11.36	124.71	108.80
2	2F	108	HIS	ND1-CG-CD2	11.36	124.71	108.80
2	27	108	HIS	ND1-CG-CD2	11.36	124.71	108.80

*Continued on next page...*

*Continued from previous page...*

Mol	Chain	Res	Type	Atoms	Z	Observed(°)	Ideal(°)
2	3F	108	HIS	ND1-CG-CD2	11.36	124.71	108.80
2	4B	108	HIS	ND1-CG-CD2	11.36	124.71	108.80
2	4N	108	HIS	ND1-CG-CD2	11.36	124.71	108.80
2	4V	108	HIS	ND1-CG-CD2	11.36	124.71	108.80
2	5R	108	HIS	ND1-CG-CD2	11.36	124.71	108.80
2	6J	108	HIS	ND1-CG-CD2	11.36	124.71	108.80
2	6R	108	HIS	ND1-CG-CD2	11.36	124.71	108.80
2	7N	108	HIS	ND1-CG-CD2	11.36	124.71	108.80
2	13	108	HIS	ND1-CG-CD2	11.36	124.70	108.80
2	17	108	HIS	ND1-CG-CD2	11.36	124.70	108.80
2	2B	108	HIS	ND1-CG-CD2	11.36	124.70	108.80
2	3R	108	HIS	ND1-CG-CD2	11.36	124.70	108.80
2	3V	108	HIS	ND1-CG-CD2	11.36	124.70	108.80
2	3Z	108	HIS	ND1-CG-CD2	11.36	124.70	108.80
2	5F	108	HIS	ND1-CG-CD2	11.36	124.70	108.80
2	5J	108	HIS	ND1-CG-CD2	11.36	124.70	108.80
2	5N	108	HIS	ND1-CG-CD2	11.36	124.70	108.80
2	63	108	HIS	ND1-CG-CD2	11.36	124.70	108.80
2	67	108	HIS	ND1-CG-CD2	11.36	124.70	108.80
2	7B	108	HIS	ND1-CG-CD2	11.36	124.70	108.80
1	1E	149	THR	CA-C-N	11.35	142.18	117.20
1	2M	149	THR	CA-C-N	11.35	142.18	117.20
1	22	149	THR	CA-C-N	11.35	142.18	117.20
1	3M	149	THR	CA-C-N	11.35	142.18	117.20
1	36	149	THR	CA-C-N	11.35	142.18	117.20
1	4I	149	THR	CA-C-N	11.35	142.18	117.20
1	4Q	149	THR	CA-C-N	11.35	142.18	117.20
1	5Y	149	THR	CA-C-N	11.35	142.18	117.20
1	6E	149	THR	CA-C-N	11.35	142.18	117.20
1	6Y	149	THR	CA-C-N	11.35	142.18	117.20
1	7I	149	THR	CA-C-N	11.35	142.18	117.20
1	7U	149	THR	CA-C-N	11.35	142.18	117.20
1	12	149	THR	CA-C-N	11.35	142.17	117.20
1	16	149	THR	CA-C-N	11.35	142.17	117.20
1	2A	149	THR	CA-C-N	11.35	142.17	117.20
1	3Q	149	THR	CA-C-N	11.35	142.17	117.20
1	3U	149	THR	CA-C-N	11.35	142.17	117.20
1	3Y	149	THR	CA-C-N	11.35	142.17	117.20
1	5E	149	THR	CA-C-N	11.35	142.17	117.20
1	5I	149	THR	CA-C-N	11.35	142.17	117.20
1	5M	149	THR	CA-C-N	11.35	142.17	117.20
1	62	149	THR	CA-C-N	11.35	142.17	117.20

*Continued on next page...*

*Continued from previous page...*

Mol	Chain	Res	Type	Atoms	Z	Observed(°)	Ideal(°)
1	66	149	THR	CA-C-N	11.35	142.17	117.20
1	7A	149	THR	CA-C-N	11.35	142.17	117.20
1	1A	149	THR	CA-C-N	11.35	142.17	117.20
1	1I	149	THR	CA-C-N	11.35	142.17	117.20
1	1M	149	THR	CA-C-N	11.35	142.17	117.20
1	1Q	149	THR	CA-C-N	11.35	142.17	117.20
1	1U	149	THR	CA-C-N	11.35	142.17	117.20
1	1Y	149	THR	CA-C-N	11.35	142.17	117.20
1	2Q	149	THR	CA-C-N	11.35	142.17	117.20
1	2U	149	THR	CA-C-N	11.35	142.17	117.20
1	2Y	149	THR	CA-C-N	11.35	142.17	117.20
2	1R	108	HIS	ND1-CG-CD2	11.35	124.69	108.80
2	1V	108	HIS	ND1-CG-CD2	11.35	124.69	108.80
2	1Z	108	HIS	ND1-CG-CD2	11.35	124.69	108.80
1	2E	149	THR	CA-C-N	11.35	142.17	117.20
1	2I	149	THR	CA-C-N	11.35	142.17	117.20
2	2R	108	HIS	ND1-CG-CD2	11.35	124.69	108.80
2	2V	108	HIS	ND1-CG-CD2	11.35	124.69	108.80
2	2Z	108	HIS	ND1-CG-CD2	11.35	124.69	108.80
1	26	149	THR	CA-C-N	11.35	142.17	117.20
1	3A	149	THR	CA-C-N	11.35	142.17	117.20
1	3E	149	THR	CA-C-N	11.35	142.17	117.20
1	3I	149	THR	CA-C-N	11.35	142.17	117.20
1	32	149	THR	CA-C-N	11.35	142.17	117.20
1	4A	149	THR	CA-C-N	11.35	142.17	117.20
1	4E	149	THR	CA-C-N	11.35	142.17	117.20
1	4M	149	THR	CA-C-N	11.35	142.17	117.20
1	4U	149	THR	CA-C-N	11.35	142.17	117.20
1	4Y	149	THR	CA-C-N	11.35	142.17	117.20
1	42	149	THR	CA-C-N	11.35	142.17	117.20
1	46	149	THR	CA-C-N	11.35	142.17	117.20
1	5A	149	THR	CA-C-N	11.35	142.17	117.20
1	6A	149	THR	CA-C-N	11.35	142.17	117.20
2	43	108	HIS	ND1-CG-CD2	11.35	124.69	108.80
2	47	108	HIS	ND1-CG-CD2	11.35	124.69	108.80
2	5B	108	HIS	ND1-CG-CD2	11.35	124.69	108.80
1	5Q	149	THR	CA-C-N	11.35	142.17	117.20
1	5U	149	THR	CA-C-N	11.35	142.17	117.20
1	52	149	THR	CA-C-N	11.35	142.17	117.20
1	56	149	THR	CA-C-N	11.35	142.17	117.20
2	53	108	HIS	ND1-CG-CD2	11.35	124.69	108.80
2	57	108	HIS	ND1-CG-CD2	11.35	124.69	108.80

*Continued on next page...*

*Continued from previous page...*

Mol	Chain	Res	Type	Atoms	Z	Observed(°)	Ideal(°)
2	6B	108	HIS	ND1-CG-CD2	11.35	124.69	108.80
1	6I	149	THR	CA-C-N	11.35	142.17	117.20
1	6M	149	THR	CA-C-N	11.35	142.17	117.20
1	6Q	149	THR	CA-C-N	11.35	142.17	117.20
1	6U	149	THR	CA-C-N	11.35	142.17	117.20
1	7E	149	THR	CA-C-N	11.35	142.17	117.20
1	7M	149	THR	CA-C-N	11.35	142.17	117.20
1	7Q	149	THR	CA-C-N	11.35	142.17	117.20
1	1Q	182	PHE	O-C-N	11.35	140.85	122.70
1	1U	182	PHE	O-C-N	11.35	140.85	122.70
1	1Y	182	PHE	O-C-N	11.35	140.85	122.70
1	2Q	182	PHE	O-C-N	11.35	140.85	122.70
1	2U	182	PHE	O-C-N	11.35	140.85	122.70
1	2Y	182	PHE	O-C-N	11.35	140.85	122.70
1	42	182	PHE	O-C-N	11.35	140.85	122.70
1	46	182	PHE	O-C-N	11.35	140.85	122.70
1	5A	182	PHE	O-C-N	11.35	140.85	122.70
1	52	182	PHE	O-C-N	11.35	140.85	122.70
1	56	182	PHE	O-C-N	11.35	140.85	122.70
1	6A	182	PHE	O-C-N	11.35	140.85	122.70
1	1A	182	PHE	O-C-N	11.33	140.83	122.70
1	1I	182	PHE	O-C-N	11.33	140.83	122.70
1	2E	182	PHE	O-C-N	11.33	140.83	122.70
1	26	182	PHE	O-C-N	11.33	140.83	122.70
1	3E	182	PHE	O-C-N	11.33	140.83	122.70
1	4A	182	PHE	O-C-N	11.33	140.83	122.70
1	4M	182	PHE	O-C-N	11.33	140.83	122.70
1	4U	182	PHE	O-C-N	11.33	140.83	122.70
1	5Q	182	PHE	O-C-N	11.33	140.83	122.70
1	6I	182	PHE	O-C-N	11.33	140.83	122.70
1	6Q	182	PHE	O-C-N	11.33	140.83	122.70
1	7M	182	PHE	O-C-N	11.33	140.83	122.70
1	12	182	PHE	O-C-N	11.33	140.82	122.70
1	16	182	PHE	O-C-N	11.33	140.82	122.70
1	2A	182	PHE	O-C-N	11.33	140.82	122.70
1	3Q	182	PHE	O-C-N	11.33	140.82	122.70
1	3U	182	PHE	O-C-N	11.33	140.82	122.70
1	3Y	182	PHE	O-C-N	11.33	140.82	122.70
1	5E	182	PHE	O-C-N	11.33	140.82	122.70
1	5I	182	PHE	O-C-N	11.33	140.82	122.70
1	5M	182	PHE	O-C-N	11.33	140.82	122.70
1	62	182	PHE	O-C-N	11.33	140.82	122.70

*Continued on next page...*

*Continued from previous page...*

Mol	Chain	Res	Type	Atoms	Z	Observed(°)	Ideal(°)
1	66	182	PHE	O-C-N	11.33	140.82	122.70
1	7A	182	PHE	O-C-N	11.33	140.82	122.70
1	1E	182	PHE	O-C-N	11.32	140.81	122.70
1	2M	182	PHE	O-C-N	11.32	140.81	122.70
1	22	182	PHE	O-C-N	11.32	140.81	122.70
1	3M	182	PHE	O-C-N	11.32	140.81	122.70
1	36	182	PHE	O-C-N	11.32	140.81	122.70
1	4I	182	PHE	O-C-N	11.32	140.81	122.70
1	4Q	182	PHE	O-C-N	11.32	140.81	122.70
1	5Y	182	PHE	O-C-N	11.32	140.81	122.70
1	6E	182	PHE	O-C-N	11.32	140.81	122.70
1	6Y	182	PHE	O-C-N	11.32	140.81	122.70
1	7I	182	PHE	O-C-N	11.32	140.81	122.70
1	7U	182	PHE	O-C-N	11.32	140.81	122.70
1	1Q	82	ARG	O-C-N	-11.30	103.99	123.20
1	1U	82	ARG	O-C-N	-11.30	103.99	123.20
1	1Y	82	ARG	O-C-N	-11.30	103.99	123.20
1	12	9	PHE	CZ-CE2-CD2	11.30	133.66	120.10
1	16	9	PHE	CZ-CE2-CD2	11.30	133.66	120.10
1	2A	9	PHE	CZ-CE2-CD2	11.30	133.66	120.10
1	2Q	82	ARG	O-C-N	-11.30	103.99	123.20
1	2U	82	ARG	O-C-N	-11.30	103.99	123.20
1	2Y	82	ARG	O-C-N	-11.30	103.99	123.20
1	3Q	9	PHE	CZ-CE2-CD2	11.30	133.66	120.10
1	3U	9	PHE	CZ-CE2-CD2	11.30	133.66	120.10
1	3Y	9	PHE	CZ-CE2-CD2	11.30	133.66	120.10
1	42	82	ARG	O-C-N	-11.30	103.99	123.20
1	46	82	ARG	O-C-N	-11.30	103.99	123.20
1	5A	82	ARG	O-C-N	-11.30	103.99	123.20
1	5E	9	PHE	CZ-CE2-CD2	11.30	133.66	120.10
1	5I	9	PHE	CZ-CE2-CD2	11.30	133.66	120.10
1	5M	9	PHE	CZ-CE2-CD2	11.30	133.66	120.10
1	52	82	ARG	O-C-N	-11.30	103.99	123.20
1	56	82	ARG	O-C-N	-11.30	103.99	123.20
1	6A	82	ARG	O-C-N	-11.30	103.99	123.20
1	62	9	PHE	CZ-CE2-CD2	11.30	133.66	120.10
1	66	9	PHE	CZ-CE2-CD2	11.30	133.66	120.10
1	7A	9	PHE	CZ-CE2-CD2	11.30	133.66	120.10
1	1E	82	ARG	O-C-N	-11.30	104.00	123.20
1	2M	82	ARG	O-C-N	-11.30	104.00	123.20
1	22	82	ARG	O-C-N	-11.30	104.00	123.20
1	3M	82	ARG	O-C-N	-11.30	104.00	123.20

*Continued on next page...*

*Continued from previous page...*

Mol	Chain	Res	Type	Atoms	Z	Observed(°)	Ideal(°)
1	36	82	ARG	O-C-N	-11.30	104.00	123.20
1	4I	82	ARG	O-C-N	-11.30	104.00	123.20
1	4Q	82	ARG	O-C-N	-11.30	104.00	123.20
1	5Y	82	ARG	O-C-N	-11.30	104.00	123.20
1	6E	82	ARG	O-C-N	-11.30	104.00	123.20
1	6Y	82	ARG	O-C-N	-11.30	104.00	123.20
1	7I	82	ARG	O-C-N	-11.30	104.00	123.20
1	7U	82	ARG	O-C-N	-11.30	104.00	123.20
1	1M	48	TYR	CE1-CZ-OH	-11.29	89.60	120.10
1	1M	182	PHE	O-C-N	11.29	140.77	122.70
1	2I	48	TYR	CE1-CZ-OH	-11.29	89.60	120.10
1	2I	182	PHE	O-C-N	11.29	140.77	122.70
1	3A	48	TYR	CE1-CZ-OH	-11.29	89.60	120.10
1	3A	182	PHE	O-C-N	11.29	140.77	122.70
1	3I	48	TYR	CE1-CZ-OH	-11.29	89.60	120.10
1	3I	182	PHE	O-C-N	11.29	140.77	122.70
1	32	48	TYR	CE1-CZ-OH	-11.29	89.60	120.10
1	32	182	PHE	O-C-N	11.29	140.77	122.70
1	4E	48	TYR	CE1-CZ-OH	-11.29	89.60	120.10
1	4E	182	PHE	O-C-N	11.29	140.77	122.70
1	4Y	48	TYR	CE1-CZ-OH	-11.29	89.60	120.10
1	4Y	182	PHE	O-C-N	11.29	140.77	122.70
1	5U	48	TYR	CE1-CZ-OH	-11.29	89.60	120.10
1	5U	182	PHE	O-C-N	11.29	140.77	122.70
1	6M	48	TYR	CE1-CZ-OH	-11.29	89.60	120.10
1	6M	182	PHE	O-C-N	11.29	140.77	122.70
1	6U	48	TYR	CE1-CZ-OH	-11.29	89.60	120.10
1	6U	182	PHE	O-C-N	11.29	140.77	122.70
1	7E	48	TYR	CE1-CZ-OH	-11.29	89.60	120.10
1	7E	182	PHE	O-C-N	11.29	140.77	122.70
1	7Q	48	TYR	CE1-CZ-OH	-11.29	89.60	120.10
1	7Q	182	PHE	O-C-N	11.29	140.77	122.70
1	1E	48	TYR	CE1-CZ-OH	-11.29	89.61	120.10
1	2M	48	TYR	CE1-CZ-OH	-11.29	89.61	120.10
1	22	48	TYR	CE1-CZ-OH	-11.29	89.61	120.10
1	3M	48	TYR	CE1-CZ-OH	-11.29	89.61	120.10
1	36	48	TYR	CE1-CZ-OH	-11.29	89.61	120.10
1	4I	48	TYR	CE1-CZ-OH	-11.29	89.61	120.10
1	4Q	48	TYR	CE1-CZ-OH	-11.29	89.61	120.10
1	5Y	48	TYR	CE1-CZ-OH	-11.29	89.61	120.10
1	6E	48	TYR	CE1-CZ-OH	-11.29	89.61	120.10
1	6Y	48	TYR	CE1-CZ-OH	-11.29	89.61	120.10

*Continued on next page...*



*Continued from previous page...*

Mol	Chain	Res	Type	Atoms	Z	Observed(°)	Ideal(°)
1	7I	48	TYR	CE1-CZ-OH	-11.29	89.61	120.10
1	7U	48	TYR	CE1-CZ-OH	-11.29	89.61	120.10
1	1M	9	PHE	CZ-CE2-CD2	11.29	133.65	120.10
1	12	48	TYR	CE1-CZ-OH	-11.29	89.62	120.10
1	16	48	TYR	CE1-CZ-OH	-11.29	89.62	120.10
1	2A	48	TYR	CE1-CZ-OH	-11.29	89.62	120.10
1	3U	48	TYR	CE1-CZ-OH	-11.29	89.62	120.10
1	3Y	48	TYR	CE1-CZ-OH	-11.29	89.62	120.10
1	5E	48	TYR	CE1-CZ-OH	-11.29	89.62	120.10
1	5I	48	TYR	CE1-CZ-OH	-11.29	89.62	120.10
1	62	48	TYR	CE1-CZ-OH	-11.29	89.62	120.10
1	66	48	TYR	CE1-CZ-OH	-11.29	89.62	120.10
1	7A	48	TYR	CE1-CZ-OH	-11.29	89.62	120.10
1	1M	82	ARG	O-C-N	-11.29	104.01	123.20
1	1Q	48	TYR	CE1-CZ-OH	-11.29	89.62	120.10
1	1U	48	TYR	CE1-CZ-OH	-11.29	89.62	120.10
1	1Y	48	TYR	CE1-CZ-OH	-11.29	89.62	120.10
1	2I	9	PHE	CZ-CE2-CD2	11.29	133.65	120.10
1	2I	82	ARG	O-C-N	-11.29	104.01	123.20
1	2Q	48	TYR	CE1-CZ-OH	-11.29	89.62	120.10
1	2U	48	TYR	CE1-CZ-OH	-11.29	89.62	120.10
1	2Y	48	TYR	CE1-CZ-OH	-11.29	89.62	120.10
1	3A	9	PHE	CZ-CE2-CD2	11.29	133.65	120.10
1	3A	82	ARG	O-C-N	-11.29	104.01	123.20
1	3I	9	PHE	CZ-CE2-CD2	11.29	133.65	120.10
1	3Q	48	TYR	CE1-CZ-OH	-11.29	89.62	120.10
1	3I	82	ARG	O-C-N	-11.29	104.01	123.20
1	32	9	PHE	CZ-CE2-CD2	11.29	133.65	120.10
1	32	82	ARG	O-C-N	-11.29	104.01	123.20
1	4E	9	PHE	CZ-CE2-CD2	11.29	133.65	120.10
1	4E	82	ARG	O-C-N	-11.29	104.01	123.20
1	4Y	9	PHE	CZ-CE2-CD2	11.29	133.65	120.10
1	5M	48	TYR	CE1-CZ-OH	-11.29	89.62	120.10
1	4Y	82	ARG	O-C-N	-11.29	104.01	123.20
1	42	48	TYR	CE1-CZ-OH	-11.29	89.62	120.10
1	46	48	TYR	CE1-CZ-OH	-11.29	89.62	120.10
1	5A	48	TYR	CE1-CZ-OH	-11.29	89.62	120.10
1	5U	9	PHE	CZ-CE2-CD2	11.29	133.65	120.10
1	5U	82	ARG	O-C-N	-11.29	104.01	123.20
1	52	48	TYR	CE1-CZ-OH	-11.29	89.62	120.10
1	56	48	TYR	CE1-CZ-OH	-11.29	89.62	120.10
1	6A	48	TYR	CE1-CZ-OH	-11.29	89.62	120.10

*Continued on next page...*

*Continued from previous page...*

Mol	Chain	Res	Type	Atoms	Z	Observed(°)	Ideal(°)
1	6M	9	PHE	CZ-CE2-CD2	11.29	133.65	120.10
1	6M	82	ARG	O-C-N	-11.29	104.01	123.20
1	6U	9	PHE	CZ-CE2-CD2	11.29	133.65	120.10
1	6U	82	ARG	O-C-N	-11.29	104.01	123.20
1	7E	9	PHE	CZ-CE2-CD2	11.29	133.65	120.10
1	7E	82	ARG	O-C-N	-11.29	104.01	123.20
1	7Q	9	PHE	CZ-CE2-CD2	11.29	133.65	120.10
1	7Q	82	ARG	O-C-N	-11.29	104.01	123.20
1	1A	82	ARG	O-C-N	-11.29	104.02	123.20
1	1I	82	ARG	O-C-N	-11.29	104.02	123.20
1	2E	82	ARG	O-C-N	-11.29	104.02	123.20
1	26	82	ARG	O-C-N	-11.29	104.02	123.20
1	3E	82	ARG	O-C-N	-11.29	104.02	123.20
1	4A	82	ARG	O-C-N	-11.29	104.02	123.20
1	4M	82	ARG	O-C-N	-11.29	104.02	123.20
1	4U	82	ARG	O-C-N	-11.29	104.02	123.20
1	5Q	82	ARG	O-C-N	-11.29	104.02	123.20
1	6I	82	ARG	O-C-N	-11.29	104.02	123.20
1	6Q	82	ARG	O-C-N	-11.29	104.02	123.20
1	7M	82	ARG	O-C-N	-11.29	104.02	123.20
1	1A	48	TYR	CE1-CZ-OH	-11.28	89.64	120.10
1	1I	48	TYR	CE1-CZ-OH	-11.28	89.64	120.10
1	2E	48	TYR	CE1-CZ-OH	-11.28	89.64	120.10
1	26	48	TYR	CE1-CZ-OH	-11.28	89.64	120.10
1	3E	48	TYR	CE1-CZ-OH	-11.28	89.64	120.10
1	4A	48	TYR	CE1-CZ-OH	-11.28	89.64	120.10
1	4M	48	TYR	CE1-CZ-OH	-11.28	89.64	120.10
1	4U	48	TYR	CE1-CZ-OH	-11.28	89.64	120.10
1	5Q	48	TYR	CE1-CZ-OH	-11.28	89.64	120.10
1	6I	48	TYR	CE1-CZ-OH	-11.28	89.64	120.10
1	6Q	48	TYR	CE1-CZ-OH	-11.28	89.64	120.10
1	7M	48	TYR	CE1-CZ-OH	-11.28	89.64	120.10
1	1A	9	PHE	CZ-CE2-CD2	11.28	133.63	120.10
1	1I	9	PHE	CZ-CE2-CD2	11.28	133.63	120.10
1	12	82	ARG	O-C-N	-11.28	104.03	123.20
1	16	82	ARG	O-C-N	-11.28	104.03	123.20
1	2A	82	ARG	O-C-N	-11.28	104.03	123.20
1	2E	9	PHE	CZ-CE2-CD2	11.28	133.63	120.10
1	26	9	PHE	CZ-CE2-CD2	11.28	133.63	120.10
1	3E	9	PHE	CZ-CE2-CD2	11.28	133.63	120.10
1	3Q	82	ARG	O-C-N	-11.28	104.03	123.20
1	3U	82	ARG	O-C-N	-11.28	104.03	123.20

*Continued on next page...*

*Continued from previous page...*

Mol	Chain	Res	Type	Atoms	Z	Observed(°)	Ideal(°)
1	3Y	82	ARG	O-C-N	-11.28	104.03	123.20
1	4A	9	PHE	CZ-CE2-CD2	11.28	133.63	120.10
1	4M	9	PHE	CZ-CE2-CD2	11.28	133.63	120.10
1	4U	9	PHE	CZ-CE2-CD2	11.28	133.63	120.10
1	5E	82	ARG	O-C-N	-11.28	104.03	123.20
1	5I	82	ARG	O-C-N	-11.28	104.03	123.20
1	5M	82	ARG	O-C-N	-11.28	104.03	123.20
1	5Q	9	PHE	CZ-CE2-CD2	11.28	133.63	120.10
1	6I	9	PHE	CZ-CE2-CD2	11.28	133.63	120.10
1	6Q	9	PHE	CZ-CE2-CD2	11.28	133.63	120.10
1	62	82	ARG	O-C-N	-11.28	104.03	123.20
1	66	82	ARG	O-C-N	-11.28	104.03	123.20
1	7A	82	ARG	O-C-N	-11.28	104.03	123.20
1	7M	9	PHE	CZ-CE2-CD2	11.28	133.63	120.10
1	1Q	9	PHE	CZ-CE2-CD2	11.27	133.63	120.10
1	1U	9	PHE	CZ-CE2-CD2	11.27	133.63	120.10
1	1Y	9	PHE	CZ-CE2-CD2	11.27	133.63	120.10
1	2Q	9	PHE	CZ-CE2-CD2	11.27	133.63	120.10
1	2U	9	PHE	CZ-CE2-CD2	11.27	133.63	120.10
1	2Y	9	PHE	CZ-CE2-CD2	11.27	133.63	120.10
1	42	9	PHE	CZ-CE2-CD2	11.27	133.63	120.10
1	46	9	PHE	CZ-CE2-CD2	11.27	133.63	120.10
1	5A	9	PHE	CZ-CE2-CD2	11.27	133.63	120.10
1	52	9	PHE	CZ-CE2-CD2	11.27	133.63	120.10
1	56	9	PHE	CZ-CE2-CD2	11.27	133.63	120.10
1	6A	9	PHE	CZ-CE2-CD2	11.27	133.63	120.10
1	1M	28	GLY	O-C-N	11.26	140.72	122.70
1	2I	28	GLY	O-C-N	11.26	140.72	122.70
1	3A	28	GLY	O-C-N	11.26	140.72	122.70
1	3I	28	GLY	O-C-N	11.26	140.72	122.70
1	32	28	GLY	O-C-N	11.26	140.72	122.70
1	4E	28	GLY	O-C-N	11.26	140.72	122.70
1	4Y	28	GLY	O-C-N	11.26	140.72	122.70
1	5U	28	GLY	O-C-N	11.26	140.72	122.70
1	6M	28	GLY	O-C-N	11.26	140.72	122.70
1	6U	28	GLY	O-C-N	11.26	140.72	122.70
1	7E	28	GLY	O-C-N	11.26	140.72	122.70
1	7Q	28	GLY	O-C-N	11.26	140.72	122.70
1	1A	29	TYR	CE1-CZ-CE2	11.26	137.81	119.80
1	1I	29	TYR	CE1-CZ-CE2	11.26	137.81	119.80
1	1M	29	TYR	CE1-CZ-CE2	11.26	137.82	119.80
1	2E	29	TYR	CE1-CZ-CE2	11.26	137.81	119.80

*Continued on next page...*

*Continued from previous page...*

Mol	Chain	Res	Type	Atoms	Z	Observed(°)	Ideal(°)
1	2I	29	TYR	CE1-CZ-CE2	11.26	137.82	119.80
1	26	29	TYR	CE1-CZ-CE2	11.26	137.81	119.80
1	3A	29	TYR	CE1-CZ-CE2	11.26	137.82	119.80
1	3E	29	TYR	CE1-CZ-CE2	11.26	137.81	119.80
1	3I	29	TYR	CE1-CZ-CE2	11.26	137.82	119.80
1	32	29	TYR	CE1-CZ-CE2	11.26	137.82	119.80
1	4A	29	TYR	CE1-CZ-CE2	11.26	137.81	119.80
1	4E	29	TYR	CE1-CZ-CE2	11.26	137.82	119.80
1	4M	29	TYR	CE1-CZ-CE2	11.26	137.81	119.80
1	4U	29	TYR	CE1-CZ-CE2	11.26	137.81	119.80
1	4Y	29	TYR	CE1-CZ-CE2	11.26	137.82	119.80
1	5Q	29	TYR	CE1-CZ-CE2	11.26	137.81	119.80
1	5U	29	TYR	CE1-CZ-CE2	11.26	137.82	119.80
1	6I	29	TYR	CE1-CZ-CE2	11.26	137.81	119.80
1	6M	29	TYR	CE1-CZ-CE2	11.26	137.82	119.80
1	6Q	29	TYR	CE1-CZ-CE2	11.26	137.81	119.80
1	6U	29	TYR	CE1-CZ-CE2	11.26	137.82	119.80
1	7E	29	TYR	CE1-CZ-CE2	11.26	137.82	119.80
1	7M	29	TYR	CE1-CZ-CE2	11.26	137.81	119.80
1	7Q	29	TYR	CE1-CZ-CE2	11.26	137.82	119.80
1	12	28	GLY	O-C-N	11.26	140.71	122.70
1	12	29	TYR	CE1-CZ-CE2	11.26	137.81	119.80
1	16	28	GLY	O-C-N	11.26	140.71	122.70
1	16	29	TYR	CE1-CZ-CE2	11.26	137.81	119.80
1	2A	28	GLY	O-C-N	11.26	140.71	122.70
1	2A	29	TYR	CE1-CZ-CE2	11.26	137.81	119.80
1	3Q	28	GLY	O-C-N	11.26	140.71	122.70
1	3Q	29	TYR	CE1-CZ-CE2	11.26	137.81	119.80
1	3U	28	GLY	O-C-N	11.26	140.71	122.70
1	3U	29	TYR	CE1-CZ-CE2	11.26	137.81	119.80
1	3Y	28	GLY	O-C-N	11.26	140.71	122.70
1	3Y	29	TYR	CE1-CZ-CE2	11.26	137.81	119.80
1	5E	28	GLY	O-C-N	11.26	140.71	122.70
1	5E	29	TYR	CE1-CZ-CE2	11.26	137.81	119.80
1	5I	28	GLY	O-C-N	11.26	140.71	122.70
1	5I	29	TYR	CE1-CZ-CE2	11.26	137.81	119.80
1	5M	28	GLY	O-C-N	11.26	140.71	122.70
1	5M	29	TYR	CE1-CZ-CE2	11.26	137.81	119.80
1	62	28	GLY	O-C-N	11.26	140.71	122.70
1	62	29	TYR	CE1-CZ-CE2	11.26	137.81	119.80
1	66	28	GLY	O-C-N	11.26	140.71	122.70
1	66	29	TYR	CE1-CZ-CE2	11.26	137.81	119.80

*Continued on next page...*

*Continued from previous page...*

Mol	Chain	Res	Type	Atoms	Z	Observed(°)	Ideal(°)
1	7A	28	GLY	O-C-N	11.26	140.71	122.70
1	7A	29	TYR	CE1-CZ-CE2	11.26	137.81	119.80
1	1E	29	TYR	CE1-CZ-CE2	11.25	137.81	119.80
1	2M	29	TYR	CE1-CZ-CE2	11.25	137.81	119.80
1	22	29	TYR	CE1-CZ-CE2	11.25	137.81	119.80
1	3M	29	TYR	CE1-CZ-CE2	11.25	137.81	119.80
1	36	29	TYR	CE1-CZ-CE2	11.25	137.81	119.80
1	4I	29	TYR	CE1-CZ-CE2	11.25	137.81	119.80
1	4Q	29	TYR	CE1-CZ-CE2	11.25	137.81	119.80
1	5Y	29	TYR	CE1-CZ-CE2	11.25	137.81	119.80
1	6E	29	TYR	CE1-CZ-CE2	11.25	137.81	119.80
1	6Y	29	TYR	CE1-CZ-CE2	11.25	137.81	119.80
1	7I	29	TYR	CE1-CZ-CE2	11.25	137.81	119.80
1	7U	29	TYR	CE1-CZ-CE2	11.25	137.81	119.80
1	1Q	19	SER	CA-C-O	11.25	143.73	120.10
1	1U	19	SER	CA-C-O	11.25	143.73	120.10
1	1Y	19	SER	CA-C-O	11.25	143.73	120.10
1	2Q	19	SER	CA-C-O	11.25	143.73	120.10
1	2U	19	SER	CA-C-O	11.25	143.73	120.10
1	2Y	19	SER	CA-C-O	11.25	143.73	120.10
1	42	19	SER	CA-C-O	11.25	143.73	120.10
1	46	19	SER	CA-C-O	11.25	143.73	120.10
1	5A	19	SER	CA-C-O	11.25	143.73	120.10
1	52	19	SER	CA-C-O	11.25	143.73	120.10
1	56	19	SER	CA-C-O	11.25	143.73	120.10
1	6A	19	SER	CA-C-O	11.25	143.73	120.10
1	1E	9	PHE	CZ-CE2-CD2	11.25	133.60	120.10
1	12	19	SER	CA-C-O	11.25	143.72	120.10
1	16	19	SER	CA-C-O	11.25	143.72	120.10
1	2A	19	SER	CA-C-O	11.25	143.72	120.10
1	2M	9	PHE	CZ-CE2-CD2	11.25	133.60	120.10
1	22	9	PHE	CZ-CE2-CD2	11.25	133.60	120.10
1	3M	9	PHE	CZ-CE2-CD2	11.25	133.60	120.10
1	3Q	19	SER	CA-C-O	11.25	143.72	120.10
1	3U	19	SER	CA-C-O	11.25	143.72	120.10
1	3Y	19	SER	CA-C-O	11.25	143.72	120.10
1	36	9	PHE	CZ-CE2-CD2	11.25	133.60	120.10
1	4I	9	PHE	CZ-CE2-CD2	11.25	133.60	120.10
1	4Q	9	PHE	CZ-CE2-CD2	11.25	133.60	120.10
1	5E	19	SER	CA-C-O	11.25	143.72	120.10
1	5I	19	SER	CA-C-O	11.25	143.72	120.10
1	5M	19	SER	CA-C-O	11.25	143.72	120.10

*Continued on next page...*

*Continued from previous page...*

Mol	Chain	Res	Type	Atoms	Z	Observed(°)	Ideal(°)
1	5Y	9	PHE	CZ-CE2-CD2	11.25	133.60	120.10
1	6E	9	PHE	CZ-CE2-CD2	11.25	133.60	120.10
1	6Y	9	PHE	CZ-CE2-CD2	11.25	133.60	120.10
1	62	19	SER	CA-C-O	11.25	143.72	120.10
1	66	19	SER	CA-C-O	11.25	143.72	120.10
1	7A	19	SER	CA-C-O	11.25	143.72	120.10
1	7I	9	PHE	CZ-CE2-CD2	11.25	133.60	120.10
1	7U	9	PHE	CZ-CE2-CD2	11.25	133.60	120.10
1	1A	19	SER	CA-C-O	11.24	143.71	120.10
1	1E	28	GLY	O-C-N	11.24	140.69	122.70
2	1F	7	ASN	O-C-N	11.24	140.69	122.70
1	1I	19	SER	CA-C-O	11.24	143.71	120.10
1	1Q	29	TYR	CE1-CZ-CE2	11.24	137.79	119.80
1	1U	29	TYR	CE1-CZ-CE2	11.24	137.79	119.80
1	1Y	29	TYR	CE1-CZ-CE2	11.24	137.79	119.80
1	2E	19	SER	CA-C-O	11.24	143.71	120.10
1	2M	28	GLY	O-C-N	11.24	140.69	122.70
2	2N	7	ASN	O-C-N	11.24	140.69	122.70
1	2Q	29	TYR	CE1-CZ-CE2	11.24	137.79	119.80
1	2U	29	TYR	CE1-CZ-CE2	11.24	137.79	119.80
1	2Y	29	TYR	CE1-CZ-CE2	11.24	137.79	119.80
1	22	28	GLY	O-C-N	11.24	140.69	122.70
2	23	7	ASN	O-C-N	11.24	140.69	122.70
1	26	19	SER	CA-C-O	11.24	143.71	120.10
1	3E	19	SER	CA-C-O	11.24	143.71	120.10
1	3M	28	GLY	O-C-N	11.24	140.69	122.70
2	3N	7	ASN	O-C-N	11.24	140.69	122.70
1	36	28	GLY	O-C-N	11.24	140.69	122.70
2	37	7	ASN	O-C-N	11.24	140.69	122.70
1	4A	19	SER	CA-C-O	11.24	143.71	120.10
1	4I	28	GLY	O-C-N	11.24	140.69	122.70
2	4J	7	ASN	O-C-N	11.24	140.69	122.70
1	4M	19	SER	CA-C-O	11.24	143.71	120.10
1	4Q	28	GLY	O-C-N	11.24	140.69	122.70
2	4R	7	ASN	O-C-N	11.24	140.69	122.70
1	4U	19	SER	CA-C-O	11.24	143.71	120.10
1	42	29	TYR	CE1-CZ-CE2	11.24	137.79	119.80
1	46	29	TYR	CE1-CZ-CE2	11.24	137.79	119.80
1	5A	29	TYR	CE1-CZ-CE2	11.24	137.79	119.80
1	5Q	19	SER	CA-C-O	11.24	143.71	120.10
1	5Y	28	GLY	O-C-N	11.24	140.69	122.70
2	5Z	7	ASN	O-C-N	11.24	140.69	122.70

*Continued on next page...*

*Continued from previous page...*

Mol	Chain	Res	Type	Atoms	Z	Observed(°)	Ideal(°)
1	52	29	TYR	CE1-CZ-CE2	11.24	137.79	119.80
1	56	29	TYR	CE1-CZ-CE2	11.24	137.79	119.80
1	6A	29	TYR	CE1-CZ-CE2	11.24	137.79	119.80
1	6E	28	GLY	O-C-N	11.24	140.69	122.70
2	6F	7	ASN	O-C-N	11.24	140.69	122.70
1	6I	19	SER	CA-C-O	11.24	143.71	120.10
1	6Q	19	SER	CA-C-O	11.24	143.71	120.10
1	6Y	28	GLY	O-C-N	11.24	140.69	122.70
2	6Z	7	ASN	O-C-N	11.24	140.69	122.70
1	7I	28	GLY	O-C-N	11.24	140.69	122.70
2	7J	7	ASN	O-C-N	11.24	140.69	122.70
1	7M	19	SER	CA-C-O	11.24	143.71	120.10
1	7U	28	GLY	O-C-N	11.24	140.69	122.70
2	7V	7	ASN	O-C-N	11.24	140.69	122.70
1	1A	28	GLY	O-C-N	11.23	140.68	122.70
1	1E	19	SER	CA-C-O	11.23	143.69	120.10
1	1I	28	GLY	O-C-N	11.23	140.68	122.70
1	1Q	28	GLY	O-C-N	11.23	140.68	122.70
1	1U	28	GLY	O-C-N	11.23	140.68	122.70
1	1Y	28	GLY	O-C-N	11.23	140.68	122.70
1	2E	28	GLY	O-C-N	11.23	140.68	122.70
1	2M	19	SER	CA-C-O	11.23	143.69	120.10
1	2Q	28	GLY	O-C-N	11.23	140.68	122.70
1	2U	28	GLY	O-C-N	11.23	140.68	122.70
1	2Y	28	GLY	O-C-N	11.23	140.68	122.70
1	22	19	SER	CA-C-O	11.23	143.69	120.10
1	26	28	GLY	O-C-N	11.23	140.68	122.70
1	3E	28	GLY	O-C-N	11.23	140.68	122.70
1	3M	19	SER	CA-C-O	11.23	143.69	120.10
1	36	19	SER	CA-C-O	11.23	143.69	120.10
1	4A	28	GLY	O-C-N	11.23	140.68	122.70
1	4I	19	SER	CA-C-O	11.23	143.69	120.10
1	4M	28	GLY	O-C-N	11.23	140.68	122.70
1	4Q	19	SER	CA-C-O	11.23	143.69	120.10
1	4U	28	GLY	O-C-N	11.23	140.68	122.70
1	42	28	GLY	O-C-N	11.23	140.68	122.70
1	46	28	GLY	O-C-N	11.23	140.68	122.70
1	5A	28	GLY	O-C-N	11.23	140.68	122.70
1	5Q	28	GLY	O-C-N	11.23	140.68	122.70
1	5Y	19	SER	CA-C-O	11.23	143.69	120.10
1	52	28	GLY	O-C-N	11.23	140.68	122.70
1	56	28	GLY	O-C-N	11.23	140.68	122.70

*Continued on next page...*



*Continued from previous page...*

Mol	Chain	Res	Type	Atoms	Z	Observed(°)	Ideal(°)
1	6A	28	GLY	O-C-N	11.23	140.68	122.70
1	6E	19	SER	CA-C-O	11.23	143.69	120.10
1	6I	28	GLY	O-C-N	11.23	140.68	122.70
1	6Q	28	GLY	O-C-N	11.23	140.68	122.70
1	6Y	19	SER	CA-C-O	11.23	143.69	120.10
1	7I	19	SER	CA-C-O	11.23	143.69	120.10
1	7M	28	GLY	O-C-N	11.23	140.68	122.70
1	7U	19	SER	CA-C-O	11.23	143.69	120.10
1	1M	19	SER	CA-C-O	11.23	143.68	120.10
1	2I	19	SER	CA-C-O	11.23	143.68	120.10
1	3A	19	SER	CA-C-O	11.23	143.68	120.10
1	3I	19	SER	CA-C-O	11.23	143.68	120.10
1	32	19	SER	CA-C-O	11.23	143.68	120.10
1	4E	19	SER	CA-C-O	11.23	143.68	120.10
1	4Y	19	SER	CA-C-O	11.23	143.68	120.10
1	5U	19	SER	CA-C-O	11.23	143.68	120.10
1	6M	19	SER	CA-C-O	11.23	143.68	120.10
1	6U	19	SER	CA-C-O	11.23	143.68	120.10
1	7E	19	SER	CA-C-O	11.23	143.68	120.10
1	7Q	19	SER	CA-C-O	11.23	143.68	120.10
2	13	58	LEU	CA-C-N	11.23	141.90	117.20
2	17	58	LEU	CA-C-N	11.23	141.90	117.20
2	2B	58	LEU	CA-C-N	11.23	141.90	117.20
2	3R	58	LEU	CA-C-N	11.23	141.90	117.20
2	3V	58	LEU	CA-C-N	11.23	141.90	117.20
2	3Z	58	LEU	CA-C-N	11.23	141.90	117.20
2	5F	58	LEU	CA-C-N	11.23	141.90	117.20
2	5J	58	LEU	CA-C-N	11.23	141.90	117.20
2	5N	58	LEU	CA-C-N	11.23	141.90	117.20
2	63	58	LEU	CA-C-N	11.23	141.90	117.20
2	67	58	LEU	CA-C-N	11.23	141.90	117.20
2	7B	58	LEU	CA-C-N	11.23	141.90	117.20
2	1F	58	LEU	CA-C-N	11.22	141.89	117.20
2	1N	58	LEU	CA-C-N	11.22	141.89	117.20
2	2J	58	LEU	CA-C-N	11.22	141.89	117.20
2	2N	58	LEU	CA-C-N	11.22	141.89	117.20
2	23	58	LEU	CA-C-N	11.22	141.89	117.20
2	3B	58	LEU	CA-C-N	11.22	141.89	117.20
2	3J	58	LEU	CA-C-N	11.22	141.89	117.20
2	3N	58	LEU	CA-C-N	11.22	141.89	117.20
2	33	58	LEU	CA-C-N	11.22	141.89	117.20
2	37	58	LEU	CA-C-N	11.22	141.89	117.20

*Continued on next page...*

*Continued from previous page...*

Mol	Chain	Res	Type	Atoms	Z	Observed(°)	Ideal(°)
2	4F	58	LEU	CA-C-N	11.22	141.89	117.20
2	4J	58	LEU	CA-C-N	11.22	141.89	117.20
2	4R	58	LEU	CA-C-N	11.22	141.89	117.20
2	4Z	58	LEU	CA-C-N	11.22	141.89	117.20
2	5V	58	LEU	CA-C-N	11.22	141.89	117.20
2	5Z	58	LEU	CA-C-N	11.22	141.89	117.20
2	6F	58	LEU	CA-C-N	11.22	141.89	117.20
2	6N	58	LEU	CA-C-N	11.22	141.89	117.20
2	6V	58	LEU	CA-C-N	11.22	141.89	117.20
2	6Z	58	LEU	CA-C-N	11.22	141.89	117.20
2	7F	58	LEU	CA-C-N	11.22	141.89	117.20
2	7J	58	LEU	CA-C-N	11.22	141.89	117.20
2	7R	58	LEU	CA-C-N	11.22	141.89	117.20
2	7V	58	LEU	CA-C-N	11.22	141.89	117.20
2	1B	220	PHE	CG-CD1-CE1	-11.22	108.46	120.80
2	1J	220	PHE	CG-CD1-CE1	-11.22	108.46	120.80
2	2F	220	PHE	CG-CD1-CE1	-11.22	108.46	120.80
2	27	220	PHE	CG-CD1-CE1	-11.22	108.46	120.80
2	3F	220	PHE	CG-CD1-CE1	-11.22	108.46	120.80
2	4B	220	PHE	CG-CD1-CE1	-11.22	108.46	120.80
2	4N	220	PHE	CG-CD1-CE1	-11.22	108.46	120.80
2	4V	220	PHE	CG-CD1-CE1	-11.22	108.46	120.80
2	5R	220	PHE	CG-CD1-CE1	-11.22	108.46	120.80
2	6J	220	PHE	CG-CD1-CE1	-11.22	108.46	120.80
2	6R	220	PHE	CG-CD1-CE1	-11.22	108.46	120.80
2	7N	220	PHE	CG-CD1-CE1	-11.22	108.46	120.80
2	1B	58	LEU	CA-C-N	11.22	141.88	117.20
2	1J	58	LEU	CA-C-N	11.22	141.88	117.20
2	2F	58	LEU	CA-C-N	11.22	141.88	117.20
2	27	58	LEU	CA-C-N	11.22	141.88	117.20
2	3F	58	LEU	CA-C-N	11.22	141.88	117.20
2	4B	58	LEU	CA-C-N	11.22	141.88	117.20
2	4N	58	LEU	CA-C-N	11.22	141.88	117.20
2	4V	58	LEU	CA-C-N	11.22	141.88	117.20
2	5R	58	LEU	CA-C-N	11.22	141.88	117.20
2	6J	58	LEU	CA-C-N	11.22	141.88	117.20
2	6R	58	LEU	CA-C-N	11.22	141.88	117.20
2	7N	58	LEU	CA-C-N	11.22	141.88	117.20
2	1R	220	PHE	CG-CD1-CE1	-11.21	108.46	120.80
2	1V	220	PHE	CG-CD1-CE1	-11.21	108.46	120.80
2	1Z	220	PHE	CG-CD1-CE1	-11.21	108.46	120.80
2	13	220	PHE	CG-CD1-CE1	-11.21	108.46	120.80

*Continued on next page...*

*Continued from previous page...*

Mol	Chain	Res	Type	Atoms	Z	Observed(°)	Ideal(°)
2	17	220	PHE	CG-CD1-CE1	-11.21	108.46	120.80
2	2B	220	PHE	CG-CD1-CE1	-11.21	108.46	120.80
2	2R	220	PHE	CG-CD1-CE1	-11.21	108.46	120.80
2	2V	220	PHE	CG-CD1-CE1	-11.21	108.46	120.80
2	2Z	220	PHE	CG-CD1-CE1	-11.21	108.46	120.80
2	3R	220	PHE	CG-CD1-CE1	-11.21	108.46	120.80
2	3V	220	PHE	CG-CD1-CE1	-11.21	108.46	120.80
2	3Z	220	PHE	CG-CD1-CE1	-11.21	108.46	120.80
2	43	220	PHE	CG-CD1-CE1	-11.21	108.46	120.80
2	47	220	PHE	CG-CD1-CE1	-11.21	108.46	120.80
2	5B	220	PHE	CG-CD1-CE1	-11.21	108.46	120.80
2	5F	220	PHE	CG-CD1-CE1	-11.21	108.46	120.80
2	5J	220	PHE	CG-CD1-CE1	-11.21	108.46	120.80
2	5N	220	PHE	CG-CD1-CE1	-11.21	108.46	120.80
2	53	220	PHE	CG-CD1-CE1	-11.21	108.46	120.80
2	57	220	PHE	CG-CD1-CE1	-11.21	108.46	120.80
2	6B	220	PHE	CG-CD1-CE1	-11.21	108.46	120.80
2	63	220	PHE	CG-CD1-CE1	-11.21	108.46	120.80
2	67	220	PHE	CG-CD1-CE1	-11.21	108.46	120.80
2	7B	220	PHE	CG-CD1-CE1	-11.21	108.46	120.80
2	1R	58	LEU	CA-C-N	11.20	141.85	117.20
2	1V	58	LEU	CA-C-N	11.20	141.85	117.20
2	1Z	58	LEU	CA-C-N	11.20	141.85	117.20
2	2R	58	LEU	CA-C-N	11.20	141.85	117.20
2	2V	58	LEU	CA-C-N	11.20	141.85	117.20
2	2Z	58	LEU	CA-C-N	11.20	141.85	117.20
2	43	58	LEU	CA-C-N	11.20	141.85	117.20
2	47	58	LEU	CA-C-N	11.20	141.85	117.20
2	5B	58	LEU	CA-C-N	11.20	141.85	117.20
2	53	58	LEU	CA-C-N	11.20	141.85	117.20
2	57	58	LEU	CA-C-N	11.20	141.85	117.20
2	6B	58	LEU	CA-C-N	11.20	141.85	117.20
2	1B	7	ASN	O-C-N	11.20	140.62	122.70
2	1J	7	ASN	O-C-N	11.20	140.62	122.70
2	2F	7	ASN	O-C-N	11.20	140.62	122.70
2	27	7	ASN	O-C-N	11.20	140.62	122.70
2	3F	7	ASN	O-C-N	11.20	140.62	122.70
2	4B	7	ASN	O-C-N	11.20	140.62	122.70
2	4N	7	ASN	O-C-N	11.20	140.62	122.70
2	4V	7	ASN	O-C-N	11.20	140.62	122.70
2	5R	7	ASN	O-C-N	11.20	140.62	122.70
2	6J	7	ASN	O-C-N	11.20	140.62	122.70

*Continued on next page...*

*Continued from previous page...*

Mol	Chain	Res	Type	Atoms	Z	Observed(°)	Ideal(°)
2	6R	7	ASN	O-C-N	11.20	140.62	122.70
2	7N	7	ASN	O-C-N	11.20	140.62	122.70
2	1N	220	PHE	CG-CD1-CE1	-11.20	108.48	120.80
2	2J	220	PHE	CG-CD1-CE1	-11.20	108.48	120.80
2	3B	220	PHE	CG-CD1-CE1	-11.20	108.48	120.80
2	3J	220	PHE	CG-CD1-CE1	-11.20	108.48	120.80
2	33	220	PHE	CG-CD1-CE1	-11.20	108.48	120.80
2	4F	220	PHE	CG-CD1-CE1	-11.20	108.48	120.80
2	4Z	220	PHE	CG-CD1-CE1	-11.20	108.48	120.80
2	5V	220	PHE	CG-CD1-CE1	-11.20	108.48	120.80
2	6N	220	PHE	CG-CD1-CE1	-11.20	108.48	120.80
2	6V	220	PHE	CG-CD1-CE1	-11.20	108.48	120.80
2	7F	220	PHE	CG-CD1-CE1	-11.20	108.48	120.80
2	7R	220	PHE	CG-CD1-CE1	-11.20	108.48	120.80
2	1N	7	ASN	O-C-N	11.20	140.61	122.70
2	13	7	ASN	O-C-N	11.19	140.61	122.70
2	17	7	ASN	O-C-N	11.19	140.61	122.70
2	2B	7	ASN	O-C-N	11.19	140.61	122.70
2	2J	7	ASN	O-C-N	11.20	140.61	122.70
2	3B	7	ASN	O-C-N	11.20	140.61	122.70
2	3J	7	ASN	O-C-N	11.20	140.61	122.70
2	3R	7	ASN	O-C-N	11.19	140.61	122.70
2	3V	7	ASN	O-C-N	11.19	140.61	122.70
2	3Z	7	ASN	O-C-N	11.19	140.61	122.70
2	33	7	ASN	O-C-N	11.20	140.61	122.70
2	4F	7	ASN	O-C-N	11.20	140.61	122.70
2	4Z	7	ASN	O-C-N	11.20	140.61	122.70
2	5F	7	ASN	O-C-N	11.19	140.61	122.70
2	5J	7	ASN	O-C-N	11.19	140.61	122.70
2	5N	7	ASN	O-C-N	11.19	140.61	122.70
2	5V	7	ASN	O-C-N	11.20	140.61	122.70
2	6N	7	ASN	O-C-N	11.20	140.61	122.70
2	6V	7	ASN	O-C-N	11.20	140.61	122.70
2	63	7	ASN	O-C-N	11.19	140.61	122.70
2	67	7	ASN	O-C-N	11.19	140.61	122.70
2	7B	7	ASN	O-C-N	11.19	140.61	122.70
2	7F	7	ASN	O-C-N	11.20	140.61	122.70
2	7R	7	ASN	O-C-N	11.20	140.61	122.70
1	12	30	PHE	CB-CA-C	11.19	132.78	110.40
1	16	30	PHE	CB-CA-C	11.19	132.78	110.40
1	2A	30	PHE	CB-CA-C	11.19	132.78	110.40
1	3Q	30	PHE	CB-CA-C	11.19	132.78	110.40

*Continued on next page...*

*Continued from previous page...*

Mol	Chain	Res	Type	Atoms	Z	Observed(°)	Ideal(°)
1	3U	30	PHE	CB-CA-C	11.19	132.78	110.40
1	3Y	30	PHE	CB-CA-C	11.19	132.78	110.40
1	5E	30	PHE	CB-CA-C	11.19	132.78	110.40
1	5I	30	PHE	CB-CA-C	11.19	132.78	110.40
1	5M	30	PHE	CB-CA-C	11.19	132.78	110.40
1	62	30	PHE	CB-CA-C	11.19	132.78	110.40
1	66	30	PHE	CB-CA-C	11.19	132.78	110.40
1	7A	30	PHE	CB-CA-C	11.19	132.78	110.40
1	1A	30	PHE	CB-CA-C	11.19	132.78	110.40
2	1F	220	PHE	CG-CD1-CE1	-11.19	108.49	120.80
1	1I	30	PHE	CB-CA-C	11.19	132.78	110.40
1	2E	30	PHE	CB-CA-C	11.19	132.78	110.40
2	2N	220	PHE	CG-CD1-CE1	-11.19	108.49	120.80
2	23	220	PHE	CG-CD1-CE1	-11.19	108.49	120.80
1	26	30	PHE	CB-CA-C	11.19	132.78	110.40
1	3E	30	PHE	CB-CA-C	11.19	132.78	110.40
2	3N	220	PHE	CG-CD1-CE1	-11.19	108.49	120.80
2	37	220	PHE	CG-CD1-CE1	-11.19	108.49	120.80
1	4A	30	PHE	CB-CA-C	11.19	132.78	110.40
2	4J	220	PHE	CG-CD1-CE1	-11.19	108.49	120.80
1	4M	30	PHE	CB-CA-C	11.19	132.78	110.40
2	4R	220	PHE	CG-CD1-CE1	-11.19	108.49	120.80
1	4U	30	PHE	CB-CA-C	11.19	132.78	110.40
1	5Q	30	PHE	CB-CA-C	11.19	132.78	110.40
2	5Z	220	PHE	CG-CD1-CE1	-11.19	108.49	120.80
2	6F	220	PHE	CG-CD1-CE1	-11.19	108.49	120.80
1	6I	30	PHE	CB-CA-C	11.19	132.78	110.40
1	6Q	30	PHE	CB-CA-C	11.19	132.78	110.40
2	6Z	220	PHE	CG-CD1-CE1	-11.19	108.49	120.80
2	7J	220	PHE	CG-CD1-CE1	-11.19	108.49	120.80
1	7M	30	PHE	CB-CA-C	11.19	132.78	110.40
2	7V	220	PHE	CG-CD1-CE1	-11.19	108.49	120.80
1	1M	30	PHE	CB-CA-C	11.19	132.77	110.40
1	1Q	30	PHE	CB-CA-C	11.19	132.77	110.40
1	1U	30	PHE	CB-CA-C	11.19	132.77	110.40
1	1Y	30	PHE	CB-CA-C	11.19	132.77	110.40
1	2I	30	PHE	CB-CA-C	11.19	132.77	110.40
1	2Q	30	PHE	CB-CA-C	11.19	132.77	110.40
1	2U	30	PHE	CB-CA-C	11.19	132.77	110.40
1	2Y	30	PHE	CB-CA-C	11.19	132.77	110.40
1	3A	30	PHE	CB-CA-C	11.19	132.77	110.40
1	3I	30	PHE	CB-CA-C	11.19	132.77	110.40

*Continued on next page...*

*Continued from previous page...*

Mol	Chain	Res	Type	Atoms	Z	Observed(°)	Ideal(°)
1	32	30	PHE	CB-CA-C	11.19	132.77	110.40
1	4E	30	PHE	CB-CA-C	11.19	132.77	110.40
1	4Y	30	PHE	CB-CA-C	11.19	132.77	110.40
1	42	30	PHE	CB-CA-C	11.19	132.77	110.40
1	46	30	PHE	CB-CA-C	11.19	132.77	110.40
1	5A	30	PHE	CB-CA-C	11.19	132.77	110.40
1	5U	30	PHE	CB-CA-C	11.19	132.77	110.40
1	52	30	PHE	CB-CA-C	11.19	132.77	110.40
1	56	30	PHE	CB-CA-C	11.19	132.77	110.40
1	6A	30	PHE	CB-CA-C	11.19	132.77	110.40
1	6M	30	PHE	CB-CA-C	11.19	132.77	110.40
1	6U	30	PHE	CB-CA-C	11.19	132.77	110.40
1	7E	30	PHE	CB-CA-C	11.19	132.77	110.40
1	7Q	30	PHE	CB-CA-C	11.19	132.77	110.40
2	1R	7	ASN	O-C-N	11.18	140.59	122.70
2	1V	7	ASN	O-C-N	11.18	140.59	122.70
2	1Z	7	ASN	O-C-N	11.18	140.59	122.70
2	2R	7	ASN	O-C-N	11.18	140.59	122.70
2	2V	7	ASN	O-C-N	11.18	140.59	122.70
2	2Z	7	ASN	O-C-N	11.18	140.59	122.70
2	43	7	ASN	O-C-N	11.18	140.59	122.70
2	47	7	ASN	O-C-N	11.18	140.59	122.70
2	5B	7	ASN	O-C-N	11.18	140.59	122.70
2	53	7	ASN	O-C-N	11.18	140.59	122.70
2	57	7	ASN	O-C-N	11.18	140.59	122.70
2	6B	7	ASN	O-C-N	11.18	140.59	122.70
1	1E	30	PHE	CB-CA-C	11.18	132.76	110.40
1	2M	30	PHE	CB-CA-C	11.18	132.76	110.40
1	22	30	PHE	CB-CA-C	11.18	132.76	110.40
1	3M	30	PHE	CB-CA-C	11.18	132.76	110.40
1	36	30	PHE	CB-CA-C	11.18	132.76	110.40
1	4I	30	PHE	CB-CA-C	11.18	132.76	110.40
1	4Q	30	PHE	CB-CA-C	11.18	132.76	110.40
1	5Y	30	PHE	CB-CA-C	11.18	132.76	110.40
1	6E	30	PHE	CB-CA-C	11.18	132.76	110.40
1	6Y	30	PHE	CB-CA-C	11.18	132.76	110.40
1	7I	30	PHE	CB-CA-C	11.18	132.76	110.40
1	7U	30	PHE	CB-CA-C	11.18	132.76	110.40
2	1R	74	TYR	CB-CA-C	11.13	132.66	110.40
2	1V	74	TYR	CB-CA-C	11.13	132.66	110.40
2	1Z	74	TYR	CB-CA-C	11.13	132.66	110.40
2	2R	74	TYR	CB-CA-C	11.13	132.66	110.40

*Continued on next page...*

*Continued from previous page...*

Mol	Chain	Res	Type	Atoms	Z	Observed(°)	Ideal(°)
2	2V	74	TYR	CB-CA-C	11.13	132.66	110.40
2	2Z	74	TYR	CB-CA-C	11.13	132.66	110.40
2	43	74	TYR	CB-CA-C	11.13	132.66	110.40
2	47	74	TYR	CB-CA-C	11.13	132.66	110.40
2	5B	74	TYR	CB-CA-C	11.13	132.66	110.40
2	53	74	TYR	CB-CA-C	11.13	132.66	110.40
2	57	74	TYR	CB-CA-C	11.13	132.66	110.40
2	6B	74	TYR	CB-CA-C	11.13	132.66	110.40
2	1F	74	TYR	CB-CA-C	11.12	132.64	110.40
2	2N	74	TYR	CB-CA-C	11.12	132.64	110.40
2	23	74	TYR	CB-CA-C	11.12	132.64	110.40
2	3N	74	TYR	CB-CA-C	11.12	132.64	110.40
2	37	74	TYR	CB-CA-C	11.12	132.64	110.40
2	4J	74	TYR	CB-CA-C	11.12	132.64	110.40
2	4R	74	TYR	CB-CA-C	11.12	132.64	110.40
2	5Z	74	TYR	CB-CA-C	11.12	132.64	110.40
2	6F	74	TYR	CB-CA-C	11.12	132.64	110.40
2	6Z	74	TYR	CB-CA-C	11.12	132.64	110.40
2	7J	74	TYR	CB-CA-C	11.12	132.64	110.40
2	7V	74	TYR	CB-CA-C	11.12	132.64	110.40
2	1B	9	VAL	C-N-CA	-11.12	93.91	121.70
2	1J	9	VAL	C-N-CA	-11.12	93.91	121.70
2	2F	9	VAL	C-N-CA	-11.12	93.91	121.70
2	27	9	VAL	C-N-CA	-11.12	93.91	121.70
2	3F	9	VAL	C-N-CA	-11.12	93.91	121.70
2	4B	9	VAL	C-N-CA	-11.12	93.91	121.70
2	4N	9	VAL	C-N-CA	-11.12	93.91	121.70
2	4V	9	VAL	C-N-CA	-11.12	93.91	121.70
2	5R	9	VAL	C-N-CA	-11.12	93.91	121.70
2	6J	9	VAL	C-N-CA	-11.12	93.91	121.70
2	6R	9	VAL	C-N-CA	-11.12	93.91	121.70
2	7N	9	VAL	C-N-CA	-11.12	93.91	121.70
2	1F	9	VAL	C-N-CA	-11.12	93.91	121.70
2	2N	9	VAL	C-N-CA	-11.12	93.91	121.70
2	23	9	VAL	C-N-CA	-11.12	93.91	121.70
2	3N	9	VAL	C-N-CA	-11.12	93.91	121.70
2	37	9	VAL	C-N-CA	-11.12	93.91	121.70
2	4J	9	VAL	C-N-CA	-11.12	93.91	121.70
2	4R	9	VAL	C-N-CA	-11.12	93.91	121.70
2	5Z	9	VAL	C-N-CA	-11.12	93.91	121.70
2	6F	9	VAL	C-N-CA	-11.12	93.91	121.70
2	6Z	9	VAL	C-N-CA	-11.12	93.91	121.70

*Continued on next page...*



*Continued from previous page...*

Mol	Chain	Res	Type	Atoms	Z	Observed(°)	Ideal(°)
2	7J	9	VAL	C-N-CA	-11.12	93.91	121.70
2	7V	9	VAL	C-N-CA	-11.12	93.91	121.70
2	1B	74	TYR	CB-CA-C	11.11	132.63	110.40
2	1J	74	TYR	CB-CA-C	11.11	132.63	110.40
2	2F	74	TYR	CB-CA-C	11.11	132.63	110.40
2	27	74	TYR	CB-CA-C	11.11	132.63	110.40
2	3F	74	TYR	CB-CA-C	11.11	132.63	110.40
2	4B	74	TYR	CB-CA-C	11.11	132.63	110.40
2	4N	74	TYR	CB-CA-C	11.11	132.63	110.40
2	4V	74	TYR	CB-CA-C	11.11	132.63	110.40
2	5R	74	TYR	CB-CA-C	11.11	132.63	110.40
2	6J	74	TYR	CB-CA-C	11.11	132.63	110.40
2	6R	74	TYR	CB-CA-C	11.11	132.63	110.40
2	7N	74	TYR	CB-CA-C	11.11	132.63	110.40
2	1N	9	VAL	C-N-CA	-11.11	93.92	121.70
2	2J	9	VAL	C-N-CA	-11.11	93.92	121.70
2	3B	9	VAL	C-N-CA	-11.11	93.92	121.70
2	3J	9	VAL	C-N-CA	-11.11	93.92	121.70
2	33	9	VAL	C-N-CA	-11.11	93.92	121.70
2	4F	9	VAL	C-N-CA	-11.11	93.92	121.70
2	4Z	9	VAL	C-N-CA	-11.11	93.92	121.70
2	5V	9	VAL	C-N-CA	-11.11	93.92	121.70
2	6N	9	VAL	C-N-CA	-11.11	93.92	121.70
2	6V	9	VAL	C-N-CA	-11.11	93.92	121.70
2	7F	9	VAL	C-N-CA	-11.11	93.92	121.70
2	7R	9	VAL	C-N-CA	-11.11	93.92	121.70
2	13	74	TYR	CB-CA-C	11.11	132.62	110.40
2	17	74	TYR	CB-CA-C	11.11	132.62	110.40
2	2B	74	TYR	CB-CA-C	11.11	132.62	110.40
2	3R	74	TYR	CB-CA-C	11.11	132.62	110.40
2	3V	74	TYR	CB-CA-C	11.11	132.62	110.40
2	3Z	74	TYR	CB-CA-C	11.11	132.62	110.40
2	5F	74	TYR	CB-CA-C	11.11	132.62	110.40
2	5J	74	TYR	CB-CA-C	11.11	132.62	110.40
2	5N	74	TYR	CB-CA-C	11.11	132.62	110.40
2	63	74	TYR	CB-CA-C	11.11	132.62	110.40
2	67	74	TYR	CB-CA-C	11.11	132.62	110.40
2	7B	74	TYR	CB-CA-C	11.11	132.62	110.40
2	1R	9	VAL	C-N-CA	-11.11	93.93	121.70
2	1V	9	VAL	C-N-CA	-11.11	93.93	121.70
2	1Z	9	VAL	C-N-CA	-11.11	93.93	121.70
2	2R	9	VAL	C-N-CA	-11.11	93.93	121.70

*Continued on next page...*

*Continued from previous page...*

Mol	Chain	Res	Type	Atoms	Z	Observed(°)	Ideal(°)
2	2V	9	VAL	C-N-CA	-11.11	93.93	121.70
2	2Z	9	VAL	C-N-CA	-11.11	93.93	121.70
2	43	9	VAL	C-N-CA	-11.11	93.93	121.70
2	47	9	VAL	C-N-CA	-11.11	93.93	121.70
2	5B	9	VAL	C-N-CA	-11.11	93.93	121.70
2	53	9	VAL	C-N-CA	-11.11	93.93	121.70
2	57	9	VAL	C-N-CA	-11.11	93.93	121.70
2	6B	9	VAL	C-N-CA	-11.11	93.93	121.70
2	1N	74	TYR	CB-CA-C	11.10	132.61	110.40
2	2J	74	TYR	CB-CA-C	11.10	132.61	110.40
2	3B	74	TYR	CB-CA-C	11.10	132.61	110.40
2	3J	74	TYR	CB-CA-C	11.10	132.61	110.40
2	33	74	TYR	CB-CA-C	11.10	132.61	110.40
2	4F	74	TYR	CB-CA-C	11.10	132.61	110.40
2	4Z	74	TYR	CB-CA-C	11.10	132.61	110.40
2	5V	74	TYR	CB-CA-C	11.10	132.61	110.40
2	6N	74	TYR	CB-CA-C	11.10	132.61	110.40
2	6V	74	TYR	CB-CA-C	11.10	132.61	110.40
2	7F	74	TYR	CB-CA-C	11.10	132.61	110.40
2	7R	74	TYR	CB-CA-C	11.10	132.61	110.40
2	13	9	VAL	C-N-CA	-11.10	93.95	121.70
2	17	9	VAL	C-N-CA	-11.10	93.95	121.70
2	2B	9	VAL	C-N-CA	-11.10	93.95	121.70
2	3R	9	VAL	C-N-CA	-11.10	93.95	121.70
2	3V	9	VAL	C-N-CA	-11.10	93.95	121.70
2	3Z	9	VAL	C-N-CA	-11.10	93.95	121.70
2	5F	9	VAL	C-N-CA	-11.10	93.95	121.70
2	5J	9	VAL	C-N-CA	-11.10	93.95	121.70
2	5N	9	VAL	C-N-CA	-11.10	93.95	121.70
2	63	9	VAL	C-N-CA	-11.10	93.95	121.70
2	67	9	VAL	C-N-CA	-11.10	93.95	121.70
2	7B	9	VAL	C-N-CA	-11.10	93.95	121.70
1	1E	9	PHE	CB-CA-C	-11.09	88.22	110.40
1	2M	9	PHE	CB-CA-C	-11.09	88.22	110.40
1	22	9	PHE	CB-CA-C	-11.09	88.22	110.40
1	3M	9	PHE	CB-CA-C	-11.09	88.22	110.40
1	36	9	PHE	CB-CA-C	-11.09	88.22	110.40
1	4I	9	PHE	CB-CA-C	-11.09	88.22	110.40
1	4Q	9	PHE	CB-CA-C	-11.09	88.22	110.40
1	5Y	9	PHE	CB-CA-C	-11.09	88.22	110.40
1	6E	9	PHE	CB-CA-C	-11.09	88.22	110.40
1	6Y	9	PHE	CB-CA-C	-11.09	88.22	110.40

*Continued on next page...*

*Continued from previous page...*

Mol	Chain	Res	Type	Atoms	Z	Observed(°)	Ideal(°)
1	7I	9	PHE	CB-CA-C	-11.09	88.22	110.40
1	7U	9	PHE	CB-CA-C	-11.09	88.22	110.40
1	1Q	9	PHE	CB-CA-C	-11.09	88.22	110.40
1	1U	9	PHE	CB-CA-C	-11.09	88.22	110.40
1	1Y	9	PHE	CB-CA-C	-11.09	88.22	110.40
1	2Q	9	PHE	CB-CA-C	-11.09	88.22	110.40
1	2U	9	PHE	CB-CA-C	-11.09	88.22	110.40
1	2Y	9	PHE	CB-CA-C	-11.09	88.22	110.40
1	42	9	PHE	CB-CA-C	-11.09	88.22	110.40
1	46	9	PHE	CB-CA-C	-11.09	88.22	110.40
1	5A	9	PHE	CB-CA-C	-11.09	88.22	110.40
1	52	9	PHE	CB-CA-C	-11.09	88.22	110.40
1	56	9	PHE	CB-CA-C	-11.09	88.22	110.40
1	6A	9	PHE	CB-CA-C	-11.09	88.22	110.40
1	1M	9	PHE	CB-CA-C	-11.09	88.23	110.40
1	2I	9	PHE	CB-CA-C	-11.09	88.23	110.40
1	3A	9	PHE	CB-CA-C	-11.09	88.23	110.40
1	3I	9	PHE	CB-CA-C	-11.09	88.23	110.40
1	32	9	PHE	CB-CA-C	-11.09	88.23	110.40
1	4E	9	PHE	CB-CA-C	-11.09	88.23	110.40
1	4Y	9	PHE	CB-CA-C	-11.09	88.23	110.40
1	5U	9	PHE	CB-CA-C	-11.09	88.23	110.40
1	6M	9	PHE	CB-CA-C	-11.09	88.23	110.40
1	6U	9	PHE	CB-CA-C	-11.09	88.23	110.40
1	7E	9	PHE	CB-CA-C	-11.09	88.23	110.40
1	7Q	9	PHE	CB-CA-C	-11.09	88.23	110.40
1	1A	9	PHE	CB-CA-C	-11.08	88.23	110.40
1	1I	9	PHE	CB-CA-C	-11.08	88.23	110.40
1	2E	9	PHE	CB-CA-C	-11.08	88.23	110.40
1	26	9	PHE	CB-CA-C	-11.08	88.23	110.40
1	3E	9	PHE	CB-CA-C	-11.08	88.23	110.40
1	4A	9	PHE	CB-CA-C	-11.08	88.23	110.40
1	4M	9	PHE	CB-CA-C	-11.08	88.23	110.40
1	4U	9	PHE	CB-CA-C	-11.08	88.23	110.40
1	5Q	9	PHE	CB-CA-C	-11.08	88.23	110.40
1	6I	9	PHE	CB-CA-C	-11.08	88.23	110.40
1	6Q	9	PHE	CB-CA-C	-11.08	88.23	110.40
1	7M	9	PHE	CB-CA-C	-11.08	88.23	110.40
1	12	9	PHE	CB-CA-C	-11.08	88.24	110.40
1	16	9	PHE	CB-CA-C	-11.08	88.24	110.40
1	2A	9	PHE	CB-CA-C	-11.08	88.24	110.40
1	3Q	9	PHE	CB-CA-C	-11.08	88.24	110.40

*Continued on next page...*

*Continued from previous page...*

Mol	Chain	Res	Type	Atoms	Z	Observed(°)	Ideal(°)
1	3U	9	PHE	CB-CA-C	-11.08	88.24	110.40
1	3Y	9	PHE	CB-CA-C	-11.08	88.24	110.40
1	5E	9	PHE	CB-CA-C	-11.08	88.24	110.40
1	5I	9	PHE	CB-CA-C	-11.08	88.24	110.40
1	5M	9	PHE	CB-CA-C	-11.08	88.24	110.40
1	62	9	PHE	CB-CA-C	-11.08	88.24	110.40
1	66	9	PHE	CB-CA-C	-11.08	88.24	110.40
1	7A	9	PHE	CB-CA-C	-11.08	88.24	110.40
2	1F	226	ILE	C-N-CA	-11.08	94.00	121.70
2	2N	226	ILE	C-N-CA	-11.08	94.00	121.70
2	23	226	ILE	C-N-CA	-11.08	94.00	121.70
2	3N	226	ILE	C-N-CA	-11.08	94.00	121.70
2	37	226	ILE	C-N-CA	-11.08	94.00	121.70
2	4J	226	ILE	C-N-CA	-11.08	94.00	121.70
2	4R	226	ILE	C-N-CA	-11.08	94.00	121.70
2	5Z	226	ILE	C-N-CA	-11.08	94.00	121.70
2	6F	226	ILE	C-N-CA	-11.08	94.00	121.70
2	6Z	226	ILE	C-N-CA	-11.08	94.00	121.70
2	7J	226	ILE	C-N-CA	-11.08	94.00	121.70
2	7V	226	ILE	C-N-CA	-11.08	94.00	121.70
1	1E	22	HIS	CG-CD2-NE2	11.07	130.24	109.20
2	1N	226	ILE	C-N-CA	-11.07	94.02	121.70
2	2J	226	ILE	C-N-CA	-11.07	94.02	121.70
1	2M	22	HIS	CG-CD2-NE2	11.07	130.24	109.20
1	22	22	HIS	CG-CD2-NE2	11.07	130.24	109.20
2	3B	226	ILE	C-N-CA	-11.07	94.02	121.70
2	3J	226	ILE	C-N-CA	-11.07	94.02	121.70
1	3M	22	HIS	CG-CD2-NE2	11.07	130.24	109.20
2	33	226	ILE	C-N-CA	-11.07	94.02	121.70
1	36	22	HIS	CG-CD2-NE2	11.07	130.24	109.20
2	4F	226	ILE	C-N-CA	-11.07	94.02	121.70
1	4I	22	HIS	CG-CD2-NE2	11.07	130.24	109.20
1	4Q	22	HIS	CG-CD2-NE2	11.07	130.24	109.20
2	4Z	226	ILE	C-N-CA	-11.07	94.02	121.70
2	5V	226	ILE	C-N-CA	-11.07	94.02	121.70
1	5Y	22	HIS	CG-CD2-NE2	11.07	130.24	109.20
1	6E	22	HIS	CG-CD2-NE2	11.07	130.24	109.20
2	6N	226	ILE	C-N-CA	-11.07	94.02	121.70
2	6V	226	ILE	C-N-CA	-11.07	94.02	121.70
1	6Y	22	HIS	CG-CD2-NE2	11.07	130.24	109.20
2	7F	226	ILE	C-N-CA	-11.07	94.02	121.70
1	7I	22	HIS	CG-CD2-NE2	11.07	130.24	109.20

*Continued on next page...*

*Continued from previous page...*

Mol	Chain	Res	Type	Atoms	Z	Observed(°)	Ideal(°)
2	7R	226	ILE	C-N-CA	-11.07	94.02	121.70
1	7U	22	HIS	CG-CD2-NE2	11.07	130.24	109.20
2	13	226	ILE	C-N-CA	-11.07	94.02	121.70
2	17	226	ILE	C-N-CA	-11.07	94.02	121.70
2	2B	226	ILE	C-N-CA	-11.07	94.02	121.70
2	3R	226	ILE	C-N-CA	-11.07	94.02	121.70
2	3V	226	ILE	C-N-CA	-11.07	94.02	121.70
2	3Z	226	ILE	C-N-CA	-11.07	94.02	121.70
2	5F	226	ILE	C-N-CA	-11.07	94.02	121.70
2	5J	226	ILE	C-N-CA	-11.07	94.02	121.70
2	5N	226	ILE	C-N-CA	-11.07	94.02	121.70
2	63	226	ILE	C-N-CA	-11.07	94.02	121.70
2	67	226	ILE	C-N-CA	-11.07	94.02	121.70
2	7B	226	ILE	C-N-CA	-11.07	94.02	121.70
2	1B	226	ILE	C-N-CA	-11.07	94.03	121.70
2	1J	226	ILE	C-N-CA	-11.07	94.03	121.70
2	1R	226	ILE	C-N-CA	-11.07	94.03	121.70
2	1V	226	ILE	C-N-CA	-11.07	94.03	121.70
2	1Z	226	ILE	C-N-CA	-11.07	94.03	121.70
2	2F	226	ILE	C-N-CA	-11.07	94.03	121.70
2	2R	226	ILE	C-N-CA	-11.07	94.03	121.70
2	2V	226	ILE	C-N-CA	-11.07	94.03	121.70
2	2Z	226	ILE	C-N-CA	-11.07	94.03	121.70
2	27	226	ILE	C-N-CA	-11.07	94.03	121.70
2	3F	226	ILE	C-N-CA	-11.07	94.03	121.70
2	4B	226	ILE	C-N-CA	-11.07	94.03	121.70
2	4N	226	ILE	C-N-CA	-11.07	94.03	121.70
2	4V	226	ILE	C-N-CA	-11.07	94.03	121.70
2	43	226	ILE	C-N-CA	-11.07	94.03	121.70
2	47	226	ILE	C-N-CA	-11.07	94.03	121.70
2	5B	226	ILE	C-N-CA	-11.07	94.03	121.70
2	5R	226	ILE	C-N-CA	-11.07	94.03	121.70
2	53	226	ILE	C-N-CA	-11.07	94.03	121.70
2	57	226	ILE	C-N-CA	-11.07	94.03	121.70
2	6B	226	ILE	C-N-CA	-11.07	94.03	121.70
2	6J	226	ILE	C-N-CA	-11.07	94.03	121.70
2	6R	226	ILE	C-N-CA	-11.07	94.03	121.70
2	7N	226	ILE	C-N-CA	-11.07	94.03	121.70
2	13	28	THR	O-C-N	11.06	140.40	122.70
2	17	28	THR	O-C-N	11.06	140.40	122.70
2	2B	28	THR	O-C-N	11.06	140.40	122.70
2	3R	28	THR	O-C-N	11.06	140.40	122.70

*Continued on next page...*

*Continued from previous page...*

Mol	Chain	Res	Type	Atoms	Z	Observed(°)	Ideal(°)
2	3V	28	THR	O-C-N	11.06	140.40	122.70
2	3Z	28	THR	O-C-N	11.06	140.40	122.70
2	5F	28	THR	O-C-N	11.06	140.40	122.70
2	5J	28	THR	O-C-N	11.06	140.40	122.70
2	5N	28	THR	O-C-N	11.06	140.40	122.70
2	63	28	THR	O-C-N	11.06	140.40	122.70
2	67	28	THR	O-C-N	11.06	140.40	122.70
2	7B	28	THR	O-C-N	11.06	140.40	122.70
1	1Q	22	HIS	CG-CD2-NE2	11.06	130.22	109.20
1	1U	22	HIS	CG-CD2-NE2	11.06	130.22	109.20
1	1Y	22	HIS	CG-CD2-NE2	11.06	130.22	109.20
1	2Q	22	HIS	CG-CD2-NE2	11.06	130.22	109.20
1	2U	22	HIS	CG-CD2-NE2	11.06	130.22	109.20
1	2Y	22	HIS	CG-CD2-NE2	11.06	130.22	109.20
1	42	22	HIS	CG-CD2-NE2	11.06	130.22	109.20
1	46	22	HIS	CG-CD2-NE2	11.06	130.22	109.20
1	5A	22	HIS	CG-CD2-NE2	11.06	130.22	109.20
1	52	22	HIS	CG-CD2-NE2	11.06	130.22	109.20
1	56	22	HIS	CG-CD2-NE2	11.06	130.22	109.20
1	6A	22	HIS	CG-CD2-NE2	11.06	130.22	109.20
2	1F	28	THR	O-C-N	11.04	140.37	122.70
2	2N	28	THR	O-C-N	11.04	140.37	122.70
2	23	28	THR	O-C-N	11.04	140.37	122.70
2	3N	28	THR	O-C-N	11.04	140.37	122.70
2	37	28	THR	O-C-N	11.04	140.37	122.70
2	4J	28	THR	O-C-N	11.04	140.37	122.70
2	4R	28	THR	O-C-N	11.04	140.37	122.70
2	5Z	28	THR	O-C-N	11.04	140.37	122.70
2	6F	28	THR	O-C-N	11.04	140.37	122.70
2	6Z	28	THR	O-C-N	11.04	140.37	122.70
2	7J	28	THR	O-C-N	11.04	140.37	122.70
2	7V	28	THR	O-C-N	11.04	140.37	122.70
2	1B	28	THR	O-C-N	11.04	140.36	122.70
2	1J	28	THR	O-C-N	11.04	140.36	122.70
2	2F	28	THR	O-C-N	11.04	140.36	122.70
2	27	28	THR	O-C-N	11.04	140.36	122.70
2	3F	28	THR	O-C-N	11.04	140.36	122.70
2	4B	28	THR	O-C-N	11.04	140.36	122.70
2	4N	28	THR	O-C-N	11.04	140.36	122.70
2	4V	28	THR	O-C-N	11.04	140.36	122.70
2	5R	28	THR	O-C-N	11.04	140.36	122.70
2	6J	28	THR	O-C-N	11.04	140.36	122.70

*Continued on next page...*

*Continued from previous page...*

Mol	Chain	Res	Type	Atoms	Z	Observed(°)	Ideal(°)
2	6R	28	THR	O-C-N	11.04	140.36	122.70
2	7N	28	THR	O-C-N	11.04	140.36	122.70
1	1Q	166	MET	CA-C-N	-11.03	94.14	116.20
1	1U	166	MET	CA-C-N	-11.03	94.14	116.20
1	1Y	166	MET	CA-C-N	-11.03	94.14	116.20
1	2Q	166	MET	CA-C-N	-11.03	94.14	116.20
1	2U	166	MET	CA-C-N	-11.03	94.14	116.20
1	2Y	166	MET	CA-C-N	-11.03	94.14	116.20
1	42	166	MET	CA-C-N	-11.03	94.14	116.20
1	46	166	MET	CA-C-N	-11.03	94.14	116.20
1	5A	166	MET	CA-C-N	-11.03	94.14	116.20
1	52	166	MET	CA-C-N	-11.03	94.14	116.20
1	56	166	MET	CA-C-N	-11.03	94.14	116.20
1	6A	166	MET	CA-C-N	-11.03	94.14	116.20
1	1A	22	HIS	CG-CD2-NE2	11.03	130.16	109.20
1	1E	166	MET	CA-C-N	-11.03	94.14	116.20
1	1I	22	HIS	CG-CD2-NE2	11.03	130.16	109.20
1	2E	22	HIS	CG-CD2-NE2	11.03	130.16	109.20
1	2M	166	MET	CA-C-N	-11.03	94.14	116.20
1	22	166	MET	CA-C-N	-11.03	94.14	116.20
1	26	22	HIS	CG-CD2-NE2	11.03	130.16	109.20
1	3E	22	HIS	CG-CD2-NE2	11.03	130.16	109.20
1	3M	166	MET	CA-C-N	-11.03	94.14	116.20
1	36	166	MET	CA-C-N	-11.03	94.14	116.20
1	4A	22	HIS	CG-CD2-NE2	11.03	130.16	109.20
1	4I	166	MET	CA-C-N	-11.03	94.14	116.20
1	4M	22	HIS	CG-CD2-NE2	11.03	130.16	109.20
1	4Q	166	MET	CA-C-N	-11.03	94.14	116.20
1	4U	22	HIS	CG-CD2-NE2	11.03	130.16	109.20
1	5Q	22	HIS	CG-CD2-NE2	11.03	130.16	109.20
1	5Y	166	MET	CA-C-N	-11.03	94.14	116.20
1	6E	166	MET	CA-C-N	-11.03	94.14	116.20
1	6I	22	HIS	CG-CD2-NE2	11.03	130.16	109.20
1	6Q	22	HIS	CG-CD2-NE2	11.03	130.16	109.20
1	6Y	166	MET	CA-C-N	-11.03	94.14	116.20
1	7I	166	MET	CA-C-N	-11.03	94.14	116.20
1	7M	22	HIS	CG-CD2-NE2	11.03	130.16	109.20
1	7U	166	MET	CA-C-N	-11.03	94.14	116.20
1	1Q	42	VAL	CG1-CB-CG2	11.02	128.54	110.90
1	1U	42	VAL	CG1-CB-CG2	11.02	128.54	110.90
1	1Y	42	VAL	CG1-CB-CG2	11.02	128.54	110.90
1	2Q	42	VAL	CG1-CB-CG2	11.02	128.54	110.90

*Continued on next page...*



*Continued from previous page...*

Mol	Chain	Res	Type	Atoms	Z	Observed(°)	Ideal(°)
1	2U	42	VAL	CG1-CB-CG2	11.02	128.54	110.90
1	2Y	42	VAL	CG1-CB-CG2	11.02	128.54	110.90
1	42	42	VAL	CG1-CB-CG2	11.02	128.54	110.90
1	46	42	VAL	CG1-CB-CG2	11.02	128.54	110.90
1	5A	42	VAL	CG1-CB-CG2	11.02	128.54	110.90
1	52	42	VAL	CG1-CB-CG2	11.02	128.54	110.90
1	56	42	VAL	CG1-CB-CG2	11.02	128.54	110.90
1	6A	42	VAL	CG1-CB-CG2	11.02	128.54	110.90
1	1M	22	HIS	CG-CD2-NE2	11.02	130.14	109.20
1	2I	22	HIS	CG-CD2-NE2	11.02	130.14	109.20
1	3A	22	HIS	CG-CD2-NE2	11.02	130.14	109.20
1	3I	22	HIS	CG-CD2-NE2	11.02	130.14	109.20
1	32	22	HIS	CG-CD2-NE2	11.02	130.14	109.20
1	4E	22	HIS	CG-CD2-NE2	11.02	130.14	109.20
1	4Y	22	HIS	CG-CD2-NE2	11.02	130.14	109.20
1	5U	22	HIS	CG-CD2-NE2	11.02	130.14	109.20
1	6M	22	HIS	CG-CD2-NE2	11.02	130.14	109.20
1	6U	22	HIS	CG-CD2-NE2	11.02	130.14	109.20
1	7E	22	HIS	CG-CD2-NE2	11.02	130.14	109.20
1	7Q	22	HIS	CG-CD2-NE2	11.02	130.14	109.20
1	1A	42	VAL	CG1-CB-CG2	11.02	128.53	110.90
1	1I	42	VAL	CG1-CB-CG2	11.02	128.53	110.90
1	12	42	VAL	CG1-CB-CG2	11.02	128.53	110.90
1	16	42	VAL	CG1-CB-CG2	11.02	128.53	110.90
1	2A	42	VAL	CG1-CB-CG2	11.02	128.53	110.90
1	2E	42	VAL	CG1-CB-CG2	11.02	128.53	110.90
1	26	42	VAL	CG1-CB-CG2	11.02	128.53	110.90
1	3E	42	VAL	CG1-CB-CG2	11.02	128.53	110.90
1	3Q	42	VAL	CG1-CB-CG2	11.02	128.53	110.90
1	3U	42	VAL	CG1-CB-CG2	11.02	128.53	110.90
1	3Y	42	VAL	CG1-CB-CG2	11.02	128.53	110.90
1	4A	42	VAL	CG1-CB-CG2	11.02	128.53	110.90
1	4M	42	VAL	CG1-CB-CG2	11.02	128.53	110.90
1	4U	42	VAL	CG1-CB-CG2	11.02	128.53	110.90
1	5E	42	VAL	CG1-CB-CG2	11.02	128.53	110.90
1	5I	42	VAL	CG1-CB-CG2	11.02	128.53	110.90
1	5M	42	VAL	CG1-CB-CG2	11.02	128.53	110.90
1	5Q	42	VAL	CG1-CB-CG2	11.02	128.53	110.90
1	6I	42	VAL	CG1-CB-CG2	11.02	128.53	110.90
1	6Q	42	VAL	CG1-CB-CG2	11.02	128.53	110.90
1	62	42	VAL	CG1-CB-CG2	11.02	128.53	110.90
1	66	42	VAL	CG1-CB-CG2	11.02	128.53	110.90

*Continued on next page...*

*Continued from previous page...*

Mol	Chain	Res	Type	Atoms	Z	Observed(°)	Ideal(°)
1	7A	42	VAL	CG1-CB-CG2	11.02	128.53	110.90
1	7M	42	VAL	CG1-CB-CG2	11.02	128.53	110.90
1	1A	166	MET	CA-C-N	-11.02	94.17	116.20
1	1I	166	MET	CA-C-N	-11.02	94.17	116.20
1	2E	166	MET	CA-C-N	-11.02	94.17	116.20
1	26	166	MET	CA-C-N	-11.02	94.17	116.20
1	3E	166	MET	CA-C-N	-11.02	94.17	116.20
1	4A	166	MET	CA-C-N	-11.02	94.17	116.20
1	4M	166	MET	CA-C-N	-11.02	94.17	116.20
1	4U	166	MET	CA-C-N	-11.02	94.17	116.20
1	5Q	166	MET	CA-C-N	-11.02	94.17	116.20
1	6I	166	MET	CA-C-N	-11.02	94.17	116.20
1	6Q	166	MET	CA-C-N	-11.02	94.17	116.20
1	7M	166	MET	CA-C-N	-11.02	94.17	116.20
1	12	22	HIS	CG-CD2-NE2	11.01	130.13	109.20
1	16	22	HIS	CG-CD2-NE2	11.01	130.13	109.20
1	2A	22	HIS	CG-CD2-NE2	11.01	130.13	109.20
1	3Q	22	HIS	CG-CD2-NE2	11.01	130.13	109.20
1	3U	22	HIS	CG-CD2-NE2	11.01	130.13	109.20
1	3Y	22	HIS	CG-CD2-NE2	11.01	130.13	109.20
1	5E	22	HIS	CG-CD2-NE2	11.01	130.13	109.20
1	5I	22	HIS	CG-CD2-NE2	11.01	130.13	109.20
1	5M	22	HIS	CG-CD2-NE2	11.01	130.13	109.20
1	62	22	HIS	CG-CD2-NE2	11.01	130.13	109.20
1	66	22	HIS	CG-CD2-NE2	11.01	130.13	109.20
1	7A	22	HIS	CG-CD2-NE2	11.01	130.13	109.20
2	1N	28	THR	O-C-N	11.01	140.31	122.70
2	2J	28	THR	O-C-N	11.01	140.31	122.70
2	3B	28	THR	O-C-N	11.01	140.31	122.70
2	3J	28	THR	O-C-N	11.01	140.31	122.70
2	33	28	THR	O-C-N	11.01	140.31	122.70
2	4F	28	THR	O-C-N	11.01	140.31	122.70
2	4Z	28	THR	O-C-N	11.01	140.31	122.70
2	5V	28	THR	O-C-N	11.01	140.31	122.70
2	6N	28	THR	O-C-N	11.01	140.31	122.70
2	6V	28	THR	O-C-N	11.01	140.31	122.70
2	7F	28	THR	O-C-N	11.01	140.31	122.70
2	7R	28	THR	O-C-N	11.01	140.31	122.70
1	1E	42	VAL	CG1-CB-CG2	11.00	128.50	110.90
2	1R	59	VAL	O-C-N	11.00	140.31	122.70
2	1V	59	VAL	O-C-N	11.00	140.31	122.70
2	1Z	59	VAL	O-C-N	11.00	140.31	122.70

*Continued on next page...*

*Continued from previous page...*

Mol	Chain	Res	Type	Atoms	Z	Observed(°)	Ideal(°)
1	12	166	MET	CA-C-N	-11.00	94.19	116.20
1	16	166	MET	CA-C-N	-11.00	94.19	116.20
1	2A	166	MET	CA-C-N	-11.00	94.19	116.20
1	2M	42	VAL	CG1-CB-CG2	11.00	128.50	110.90
2	2R	59	VAL	O-C-N	11.00	140.31	122.70
2	2V	59	VAL	O-C-N	11.00	140.31	122.70
2	2Z	59	VAL	O-C-N	11.00	140.31	122.70
1	22	42	VAL	CG1-CB-CG2	11.00	128.50	110.90
1	3M	42	VAL	CG1-CB-CG2	11.00	128.50	110.90
1	3Q	166	MET	CA-C-N	-11.00	94.19	116.20
1	3U	166	MET	CA-C-N	-11.00	94.19	116.20
1	3Y	166	MET	CA-C-N	-11.00	94.19	116.20
1	36	42	VAL	CG1-CB-CG2	11.00	128.50	110.90
1	4I	42	VAL	CG1-CB-CG2	11.00	128.50	110.90
1	4Q	42	VAL	CG1-CB-CG2	11.00	128.50	110.90
2	43	59	VAL	O-C-N	11.00	140.31	122.70
2	47	59	VAL	O-C-N	11.00	140.31	122.70
2	5B	59	VAL	O-C-N	11.00	140.31	122.70
1	5E	166	MET	CA-C-N	-11.00	94.19	116.20
1	5I	166	MET	CA-C-N	-11.00	94.19	116.20
1	5M	166	MET	CA-C-N	-11.00	94.19	116.20
1	5Y	42	VAL	CG1-CB-CG2	11.00	128.50	110.90
2	53	59	VAL	O-C-N	11.00	140.31	122.70
2	57	59	VAL	O-C-N	11.00	140.31	122.70
2	6B	59	VAL	O-C-N	11.00	140.31	122.70
1	6E	42	VAL	CG1-CB-CG2	11.00	128.50	110.90
1	6Y	42	VAL	CG1-CB-CG2	11.00	128.50	110.90
1	62	166	MET	CA-C-N	-11.00	94.19	116.20
1	66	166	MET	CA-C-N	-11.00	94.19	116.20
1	7A	166	MET	CA-C-N	-11.00	94.19	116.20
1	7I	42	VAL	CG1-CB-CG2	11.00	128.50	110.90
1	7U	42	VAL	CG1-CB-CG2	11.00	128.50	110.90
2	1B	59	VAL	O-C-N	11.00	140.30	122.70
2	1J	59	VAL	O-C-N	11.00	140.30	122.70
1	1Q	40	SER	CA-C-O	11.00	143.20	120.10
2	1R	28	THR	O-C-N	11.00	140.30	122.70
1	1U	40	SER	CA-C-O	11.00	143.20	120.10
2	1V	28	THR	O-C-N	11.00	140.30	122.70
1	1Y	40	SER	CA-C-O	11.00	143.20	120.10
2	1Z	28	THR	O-C-N	11.00	140.30	122.70
2	13	59	VAL	O-C-N	11.00	140.30	122.70
2	17	59	VAL	O-C-N	11.00	140.30	122.70

*Continued on next page...*

*Continued from previous page...*

Mol	Chain	Res	Type	Atoms	Z	Observed(°)	Ideal(°)
2	2B	59	VAL	O-C-N	11.00	140.30	122.70
2	2F	59	VAL	O-C-N	11.00	140.30	122.70
1	2Q	40	SER	CA-C-O	11.00	143.20	120.10
2	2R	28	THR	O-C-N	11.00	140.30	122.70
1	2U	40	SER	CA-C-O	11.00	143.20	120.10
2	2V	28	THR	O-C-N	11.00	140.30	122.70
1	2Y	40	SER	CA-C-O	11.00	143.20	120.10
2	2Z	28	THR	O-C-N	11.00	140.30	122.70
2	27	59	VAL	O-C-N	11.00	140.30	122.70
2	3F	59	VAL	O-C-N	11.00	140.30	122.70
2	3R	59	VAL	O-C-N	11.00	140.30	122.70
2	3V	59	VAL	O-C-N	11.00	140.30	122.70
2	3Z	59	VAL	O-C-N	11.00	140.30	122.70
2	4B	59	VAL	O-C-N	11.00	140.30	122.70
2	4N	59	VAL	O-C-N	11.00	140.30	122.70
2	4V	59	VAL	O-C-N	11.00	140.30	122.70
1	42	40	SER	CA-C-O	11.00	143.20	120.10
2	43	28	THR	O-C-N	11.00	140.30	122.70
1	46	40	SER	CA-C-O	11.00	143.20	120.10
2	47	28	THR	O-C-N	11.00	140.30	122.70
1	5A	40	SER	CA-C-O	11.00	143.20	120.10
2	5B	28	THR	O-C-N	11.00	140.30	122.70
2	5F	59	VAL	O-C-N	11.00	140.30	122.70
2	5J	59	VAL	O-C-N	11.00	140.30	122.70
2	5N	59	VAL	O-C-N	11.00	140.30	122.70
2	5R	59	VAL	O-C-N	11.00	140.30	122.70
1	52	40	SER	CA-C-O	11.00	143.20	120.10
2	53	28	THR	O-C-N	11.00	140.30	122.70
1	56	40	SER	CA-C-O	11.00	143.20	120.10
2	57	28	THR	O-C-N	11.00	140.30	122.70
1	6A	40	SER	CA-C-O	11.00	143.20	120.10
2	6B	28	THR	O-C-N	11.00	140.30	122.70
2	6J	59	VAL	O-C-N	11.00	140.30	122.70
2	6R	59	VAL	O-C-N	11.00	140.30	122.70
2	63	59	VAL	O-C-N	11.00	140.30	122.70
2	67	59	VAL	O-C-N	11.00	140.30	122.70
2	7B	59	VAL	O-C-N	11.00	140.30	122.70
2	7N	59	VAL	O-C-N	11.00	140.30	122.70
1	1M	166	MET	CA-C-N	-11.00	94.21	116.20
1	1Q	51	LEU	CB-CG-CD2	-11.00	92.31	111.00
1	1U	51	LEU	CB-CG-CD2	-11.00	92.31	111.00
1	1Y	51	LEU	CB-CG-CD2	-11.00	92.31	111.00

*Continued on next page...*

*Continued from previous page...*

Mol	Chain	Res	Type	Atoms	Z	Observed(°)	Ideal(°)
1	2I	166	MET	CA-C-N	-11.00	94.21	116.20
1	2Q	51	LEU	CB-CG-CD2	-11.00	92.31	111.00
1	2U	51	LEU	CB-CG-CD2	-11.00	92.31	111.00
1	2Y	51	LEU	CB-CG-CD2	-11.00	92.31	111.00
1	3A	166	MET	CA-C-N	-11.00	94.21	116.20
1	3I	166	MET	CA-C-N	-11.00	94.21	116.20
1	32	166	MET	CA-C-N	-11.00	94.21	116.20
1	4E	166	MET	CA-C-N	-11.00	94.21	116.20
1	4Y	166	MET	CA-C-N	-11.00	94.21	116.20
1	42	51	LEU	CB-CG-CD2	-11.00	92.31	111.00
1	46	51	LEU	CB-CG-CD2	-11.00	92.31	111.00
1	5A	51	LEU	CB-CG-CD2	-11.00	92.31	111.00
1	5U	166	MET	CA-C-N	-11.00	94.21	116.20
1	52	51	LEU	CB-CG-CD2	-11.00	92.31	111.00
1	56	51	LEU	CB-CG-CD2	-11.00	92.31	111.00
1	6A	51	LEU	CB-CG-CD2	-11.00	92.31	111.00
1	6M	166	MET	CA-C-N	-11.00	94.21	116.20
1	6U	166	MET	CA-C-N	-11.00	94.21	116.20
1	7E	166	MET	CA-C-N	-11.00	94.21	116.20
1	7Q	166	MET	CA-C-N	-11.00	94.21	116.20
2	1F	42	HIS	CB-CG-CD2	10.99	164.87	130.80
2	1F	59	VAL	O-C-N	10.99	140.29	122.70
2	1N	42	HIS	CB-CG-CD2	10.99	164.88	130.80
2	13	42	HIS	CB-CG-CD2	10.99	164.88	130.80
2	17	42	HIS	CB-CG-CD2	10.99	164.88	130.80
2	2B	42	HIS	CB-CG-CD2	10.99	164.88	130.80
2	5N	42	HIS	CB-CG-CD2	10.99	164.88	130.80
2	1R	42	HIS	CB-CG-CD2	10.99	164.88	130.80
2	1V	42	HIS	CB-CG-CD2	10.99	164.88	130.80
2	1Z	42	HIS	CB-CG-CD2	10.99	164.88	130.80
1	12	51	LEU	CB-CG-CD2	-10.99	92.31	111.00
1	16	51	LEU	CB-CG-CD2	-10.99	92.31	111.00
1	2A	51	LEU	CB-CG-CD2	-10.99	92.31	111.00
2	2J	42	HIS	CB-CG-CD2	10.99	164.88	130.80
2	3Z	42	HIS	CB-CG-CD2	10.99	164.88	130.80
2	2N	42	HIS	CB-CG-CD2	10.99	164.87	130.80
2	2N	59	VAL	O-C-N	10.99	140.29	122.70
2	2R	42	HIS	CB-CG-CD2	10.99	164.88	130.80
2	2V	42	HIS	CB-CG-CD2	10.99	164.88	130.80
2	2Z	42	HIS	CB-CG-CD2	10.99	164.88	130.80
2	23	42	HIS	CB-CG-CD2	10.99	164.87	130.80
2	23	59	VAL	O-C-N	10.99	140.29	122.70

*Continued on next page...*

*Continued from previous page...*

Mol	Chain	Res	Type	Atoms	Z	Observed(°)	Ideal(°)
2	3B	42	HIS	CB-CG-CD2	10.99	164.88	130.80
2	3J	42	HIS	CB-CG-CD2	10.99	164.88	130.80
2	3N	42	HIS	CB-CG-CD2	10.99	164.87	130.80
2	3N	59	VAL	O-C-N	10.99	140.29	122.70
1	3Q	51	LEU	CB-CG-CD2	-10.99	92.31	111.00
2	3R	42	HIS	CB-CG-CD2	10.99	164.88	130.80
1	3U	51	LEU	CB-CG-CD2	-10.99	92.31	111.00
2	3V	42	HIS	CB-CG-CD2	10.99	164.88	130.80
1	3Y	51	LEU	CB-CG-CD2	-10.99	92.31	111.00
2	33	42	HIS	CB-CG-CD2	10.99	164.88	130.80
2	37	42	HIS	CB-CG-CD2	10.99	164.87	130.80
2	37	59	VAL	O-C-N	10.99	140.29	122.70
2	4F	42	HIS	CB-CG-CD2	10.99	164.88	130.80
2	5J	42	HIS	CB-CG-CD2	10.99	164.88	130.80
2	4J	42	HIS	CB-CG-CD2	10.99	164.87	130.80
2	4J	59	VAL	O-C-N	10.99	140.29	122.70
2	4R	42	HIS	CB-CG-CD2	10.99	164.87	130.80
2	4R	59	VAL	O-C-N	10.99	140.29	122.70
2	4Z	42	HIS	CB-CG-CD2	10.99	164.88	130.80
2	5F	42	HIS	CB-CG-CD2	10.99	164.88	130.80
2	63	42	HIS	CB-CG-CD2	10.99	164.88	130.80
2	43	42	HIS	CB-CG-CD2	10.99	164.88	130.80
2	47	42	HIS	CB-CG-CD2	10.99	164.88	130.80
2	5B	42	HIS	CB-CG-CD2	10.99	164.88	130.80
1	5E	51	LEU	CB-CG-CD2	-10.99	92.31	111.00
1	5I	51	LEU	CB-CG-CD2	-10.99	92.31	111.00
1	5M	51	LEU	CB-CG-CD2	-10.99	92.31	111.00
2	5V	42	HIS	CB-CG-CD2	10.99	164.88	130.80
2	5Z	42	HIS	CB-CG-CD2	10.99	164.87	130.80
2	5Z	59	VAL	O-C-N	10.99	140.29	122.70
2	53	42	HIS	CB-CG-CD2	10.99	164.88	130.80
2	57	42	HIS	CB-CG-CD2	10.99	164.88	130.80
2	6B	42	HIS	CB-CG-CD2	10.99	164.88	130.80
2	6F	42	HIS	CB-CG-CD2	10.99	164.87	130.80
2	6F	59	VAL	O-C-N	10.99	140.29	122.70
2	6N	42	HIS	CB-CG-CD2	10.99	164.88	130.80
2	6V	42	HIS	CB-CG-CD2	10.99	164.88	130.80
2	6Z	42	HIS	CB-CG-CD2	10.99	164.87	130.80
2	6Z	59	VAL	O-C-N	10.99	140.29	122.70
1	62	51	LEU	CB-CG-CD2	-10.99	92.31	111.00
1	66	51	LEU	CB-CG-CD2	-10.99	92.31	111.00
2	67	42	HIS	CB-CG-CD2	10.99	164.88	130.80

*Continued on next page...*

*Continued from previous page...*

Mol	Chain	Res	Type	Atoms	Z	Observed(°)	Ideal(°)
1	7A	51	LEU	CB-CG-CD2	-10.99	92.31	111.00
2	7B	42	HIS	CB-CG-CD2	10.99	164.88	130.80
2	7F	42	HIS	CB-CG-CD2	10.99	164.88	130.80
2	7J	42	HIS	CB-CG-CD2	10.99	164.87	130.80
2	7J	59	VAL	O-C-N	10.99	140.29	122.70
2	7R	42	HIS	CB-CG-CD2	10.99	164.88	130.80
2	7V	42	HIS	CB-CG-CD2	10.99	164.87	130.80
2	7V	59	VAL	O-C-N	10.99	140.29	122.70
2	1R	22	GLN	N-CA-CB	-10.99	90.82	110.60
2	1V	22	GLN	N-CA-CB	-10.99	90.82	110.60
2	1Z	22	GLN	N-CA-CB	-10.99	90.82	110.60
2	2R	22	GLN	N-CA-CB	-10.99	90.82	110.60
2	2V	22	GLN	N-CA-CB	-10.99	90.82	110.60
2	2Z	22	GLN	N-CA-CB	-10.99	90.82	110.60
2	43	22	GLN	N-CA-CB	-10.99	90.82	110.60
2	47	22	GLN	N-CA-CB	-10.99	90.82	110.60
2	5B	22	GLN	N-CA-CB	-10.99	90.82	110.60
2	53	22	GLN	N-CA-CB	-10.99	90.82	110.60
2	57	22	GLN	N-CA-CB	-10.99	90.82	110.60
2	6B	22	GLN	N-CA-CB	-10.99	90.82	110.60
2	1B	22	GLN	N-CA-CB	-10.99	90.82	110.60
2	1J	22	GLN	N-CA-CB	-10.99	90.82	110.60
2	13	22	GLN	N-CA-CB	-10.99	90.82	110.60
2	17	22	GLN	N-CA-CB	-10.99	90.82	110.60
2	2B	22	GLN	N-CA-CB	-10.99	90.82	110.60
2	2F	22	GLN	N-CA-CB	-10.99	90.82	110.60
2	27	22	GLN	N-CA-CB	-10.99	90.82	110.60
2	3F	22	GLN	N-CA-CB	-10.99	90.82	110.60
2	3R	22	GLN	N-CA-CB	-10.99	90.82	110.60
2	3V	22	GLN	N-CA-CB	-10.99	90.82	110.60
2	3Z	22	GLN	N-CA-CB	-10.99	90.82	110.60
2	4B	22	GLN	N-CA-CB	-10.99	90.82	110.60
2	4N	22	GLN	N-CA-CB	-10.99	90.82	110.60
2	4V	22	GLN	N-CA-CB	-10.99	90.82	110.60
2	5F	22	GLN	N-CA-CB	-10.99	90.82	110.60
2	5J	22	GLN	N-CA-CB	-10.99	90.82	110.60
2	5N	22	GLN	N-CA-CB	-10.99	90.82	110.60
2	5R	22	GLN	N-CA-CB	-10.99	90.82	110.60
2	6J	22	GLN	N-CA-CB	-10.99	90.82	110.60
2	6R	22	GLN	N-CA-CB	-10.99	90.82	110.60
2	63	22	GLN	N-CA-CB	-10.99	90.82	110.60
2	67	22	GLN	N-CA-CB	-10.99	90.82	110.60

*Continued on next page...*



*Continued from previous page...*

Mol	Chain	Res	Type	Atoms	Z	Observed(°)	Ideal(°)
2	7B	22	GLN	N-CA-CB	-10.99	90.82	110.60
2	7N	22	GLN	N-CA-CB	-10.99	90.82	110.60
2	1F	22	GLN	N-CA-CB	-10.98	90.83	110.60
1	1M	42	VAL	CG1-CB-CG2	10.98	128.47	110.90
2	1N	59	VAL	O-C-N	10.98	140.28	122.70
2	3B	59	VAL	O-C-N	10.98	140.28	122.70
2	3J	59	VAL	O-C-N	10.98	140.28	122.70
2	33	59	VAL	O-C-N	10.98	140.28	122.70
1	12	156	SER	CA-C-N	-10.98	93.04	117.20
1	16	156	SER	CA-C-N	-10.98	93.04	117.20
1	2A	156	SER	CA-C-N	-10.98	93.04	117.20
1	2I	42	VAL	CG1-CB-CG2	10.98	128.47	110.90
2	2J	59	VAL	O-C-N	10.98	140.28	122.70
2	2N	22	GLN	N-CA-CB	-10.98	90.83	110.60
2	23	22	GLN	N-CA-CB	-10.98	90.83	110.60
1	3A	42	VAL	CG1-CB-CG2	10.98	128.47	110.90
1	3I	42	VAL	CG1-CB-CG2	10.98	128.47	110.90
2	3N	22	GLN	N-CA-CB	-10.98	90.83	110.60
2	7R	59	VAL	O-C-N	10.98	140.28	122.70
1	3Q	156	SER	CA-C-N	-10.98	93.04	117.20
1	3U	156	SER	CA-C-N	-10.98	93.04	117.20
1	3Y	156	SER	CA-C-N	-10.98	93.04	117.20
1	32	42	VAL	CG1-CB-CG2	10.98	128.47	110.90
2	37	22	GLN	N-CA-CB	-10.98	90.83	110.60
1	4E	42	VAL	CG1-CB-CG2	10.98	128.47	110.90
2	4F	59	VAL	O-C-N	10.98	140.28	122.70
2	4J	22	GLN	N-CA-CB	-10.98	90.83	110.60
2	4R	22	GLN	N-CA-CB	-10.98	90.83	110.60
1	4Y	42	VAL	CG1-CB-CG2	10.98	128.47	110.90
2	4Z	59	VAL	O-C-N	10.98	140.28	122.70
2	5V	59	VAL	O-C-N	10.98	140.28	122.70
1	5E	156	SER	CA-C-N	-10.98	93.04	117.20
1	5I	156	SER	CA-C-N	-10.98	93.04	117.20
1	5M	156	SER	CA-C-N	-10.98	93.04	117.20
1	5U	42	VAL	CG1-CB-CG2	10.98	128.47	110.90
2	5Z	22	GLN	N-CA-CB	-10.98	90.83	110.60
2	6F	22	GLN	N-CA-CB	-10.98	90.83	110.60
1	6M	42	VAL	CG1-CB-CG2	10.98	128.47	110.90
2	6N	59	VAL	O-C-N	10.98	140.28	122.70
1	6U	42	VAL	CG1-CB-CG2	10.98	128.47	110.90
2	6V	59	VAL	O-C-N	10.98	140.28	122.70
2	6Z	22	GLN	N-CA-CB	-10.98	90.83	110.60

*Continued on next page...*

*Continued from previous page...*

Mol	Chain	Res	Type	Atoms	Z	Observed(°)	Ideal(°)
2	7F	59	VAL	O-C-N	10.98	140.28	122.70
1	62	156	SER	CA-C-N	-10.98	93.04	117.20
1	66	156	SER	CA-C-N	-10.98	93.04	117.20
1	7A	156	SER	CA-C-N	-10.98	93.04	117.20
1	7E	42	VAL	CG1-CB-CG2	10.98	128.47	110.90
2	7J	22	GLN	N-CA-CB	-10.98	90.83	110.60
1	7Q	42	VAL	CG1-CB-CG2	10.98	128.47	110.90
2	7V	22	GLN	N-CA-CB	-10.98	90.83	110.60
2	1N	22	GLN	N-CA-CB	-10.98	90.83	110.60
2	2J	22	GLN	N-CA-CB	-10.98	90.83	110.60
2	3B	22	GLN	N-CA-CB	-10.98	90.83	110.60
2	3J	22	GLN	N-CA-CB	-10.98	90.83	110.60
2	33	22	GLN	N-CA-CB	-10.98	90.83	110.60
2	4F	22	GLN	N-CA-CB	-10.98	90.83	110.60
2	4Z	22	GLN	N-CA-CB	-10.98	90.83	110.60
2	5V	22	GLN	N-CA-CB	-10.98	90.83	110.60
2	6N	22	GLN	N-CA-CB	-10.98	90.83	110.60
2	6V	22	GLN	N-CA-CB	-10.98	90.83	110.60
2	7F	22	GLN	N-CA-CB	-10.98	90.83	110.60
2	7R	22	GLN	N-CA-CB	-10.98	90.83	110.60
1	1E	40	SER	CA-C-O	10.98	143.16	120.10
1	2M	40	SER	CA-C-O	10.98	143.16	120.10
1	22	40	SER	CA-C-O	10.98	143.16	120.10
1	3M	40	SER	CA-C-O	10.98	143.16	120.10
1	36	40	SER	CA-C-O	10.98	143.16	120.10
1	4I	40	SER	CA-C-O	10.98	143.16	120.10
1	4Q	40	SER	CA-C-O	10.98	143.16	120.10
1	5Y	40	SER	CA-C-O	10.98	143.16	120.10
1	6E	40	SER	CA-C-O	10.98	143.16	120.10
1	6Y	40	SER	CA-C-O	10.98	143.16	120.10
1	7I	40	SER	CA-C-O	10.98	143.16	120.10
1	7U	40	SER	CA-C-O	10.98	143.16	120.10
1	1A	51	LEU	CB-CG-CD2	-10.98	92.34	111.00
1	1E	156	SER	CA-C-N	-10.98	93.05	117.20
1	1I	51	LEU	CB-CG-CD2	-10.98	92.34	111.00
1	2E	51	LEU	CB-CG-CD2	-10.98	92.34	111.00
1	2M	156	SER	CA-C-N	-10.98	93.05	117.20
1	22	156	SER	CA-C-N	-10.98	93.05	117.20
1	26	51	LEU	CB-CG-CD2	-10.98	92.34	111.00
1	3E	51	LEU	CB-CG-CD2	-10.98	92.34	111.00
1	3M	156	SER	CA-C-N	-10.98	93.05	117.20
1	36	156	SER	CA-C-N	-10.98	93.05	117.20

*Continued on next page...*

*Continued from previous page...*

Mol	Chain	Res	Type	Atoms	Z	Observed(°)	Ideal(°)
1	4A	51	LEU	CB-CG-CD2	-10.98	92.34	111.00
1	4I	156	SER	CA-C-N	-10.98	93.05	117.20
1	4M	51	LEU	CB-CG-CD2	-10.98	92.34	111.00
1	4Q	156	SER	CA-C-N	-10.98	93.05	117.20
1	4U	51	LEU	CB-CG-CD2	-10.98	92.34	111.00
1	5Q	51	LEU	CB-CG-CD2	-10.98	92.34	111.00
1	5Y	156	SER	CA-C-N	-10.98	93.05	117.20
1	6E	156	SER	CA-C-N	-10.98	93.05	117.20
1	6I	51	LEU	CB-CG-CD2	-10.98	92.34	111.00
1	6Q	51	LEU	CB-CG-CD2	-10.98	92.34	111.00
1	6Y	156	SER	CA-C-N	-10.98	93.05	117.20
1	7I	156	SER	CA-C-N	-10.98	93.05	117.20
1	7M	51	LEU	CB-CG-CD2	-10.98	92.34	111.00
1	7U	156	SER	CA-C-N	-10.98	93.05	117.20
2	1R	70	TRP	CH2-CZ2-CE2	-10.98	106.42	117.40
2	1V	70	TRP	CH2-CZ2-CE2	-10.98	106.42	117.40
2	1Z	70	TRP	CH2-CZ2-CE2	-10.98	106.42	117.40
2	2R	70	TRP	CH2-CZ2-CE2	-10.98	106.42	117.40
2	2V	70	TRP	CH2-CZ2-CE2	-10.98	106.42	117.40
2	2Z	70	TRP	CH2-CZ2-CE2	-10.98	106.42	117.40
2	43	70	TRP	CH2-CZ2-CE2	-10.98	106.42	117.40
2	47	70	TRP	CH2-CZ2-CE2	-10.98	106.42	117.40
2	5B	70	TRP	CH2-CZ2-CE2	-10.98	106.42	117.40
2	53	70	TRP	CH2-CZ2-CE2	-10.98	106.42	117.40
2	57	70	TRP	CH2-CZ2-CE2	-10.98	106.42	117.40
2	6B	70	TRP	CH2-CZ2-CE2	-10.98	106.42	117.40
2	1N	29	MET	CA-C-O	10.97	143.15	120.10
2	2J	29	MET	CA-C-O	10.97	143.15	120.10
2	3B	29	MET	CA-C-O	10.97	143.15	120.10
2	5V	29	MET	CA-C-O	10.97	143.15	120.10
2	6N	29	MET	CA-C-O	10.97	143.15	120.10
2	7F	29	MET	CA-C-O	10.97	143.15	120.10
1	1A	40	SER	CA-C-O	10.97	143.14	120.10
2	1B	29	MET	CA-C-O	10.97	143.14	120.10
1	1I	40	SER	CA-C-O	10.97	143.14	120.10
2	1J	29	MET	CA-C-O	10.97	143.14	120.10
1	1M	40	SER	CA-C-O	10.97	143.15	120.10
2	33	29	MET	CA-C-O	10.97	143.15	120.10
1	2E	40	SER	CA-C-O	10.97	143.14	120.10
2	2F	29	MET	CA-C-O	10.97	143.14	120.10
1	2I	40	SER	CA-C-O	10.97	143.15	120.10
1	26	40	SER	CA-C-O	10.97	143.14	120.10

*Continued on next page...*

*Continued from previous page...*

Mol	Chain	Res	Type	Atoms	Z	Observed(°)	Ideal(°)
2	27	29	MET	CA-C-O	10.97	143.14	120.10
1	3A	40	SER	CA-C-O	10.97	143.15	120.10
1	3E	40	SER	CA-C-O	10.97	143.14	120.10
2	3F	29	MET	CA-C-O	10.97	143.14	120.10
1	3I	40	SER	CA-C-O	10.97	143.15	120.10
2	3J	29	MET	CA-C-O	10.97	143.15	120.10
1	32	40	SER	CA-C-O	10.97	143.15	120.10
2	4Z	29	MET	CA-C-O	10.97	143.15	120.10
2	6V	29	MET	CA-C-O	10.97	143.15	120.10
2	7R	29	MET	CA-C-O	10.97	143.15	120.10
1	4A	40	SER	CA-C-O	10.97	143.14	120.10
2	4B	29	MET	CA-C-O	10.97	143.14	120.10
1	4E	40	SER	CA-C-O	10.97	143.15	120.10
2	4F	29	MET	CA-C-O	10.97	143.15	120.10
1	4M	40	SER	CA-C-O	10.97	143.14	120.10
2	4N	29	MET	CA-C-O	10.97	143.14	120.10
1	4U	40	SER	CA-C-O	10.97	143.14	120.10
2	4V	29	MET	CA-C-O	10.97	143.14	120.10
1	4Y	40	SER	CA-C-O	10.97	143.15	120.10
1	5Q	40	SER	CA-C-O	10.97	143.14	120.10
2	5R	29	MET	CA-C-O	10.97	143.14	120.10
1	5U	40	SER	CA-C-O	10.97	143.15	120.10
1	6I	40	SER	CA-C-O	10.97	143.14	120.10
2	6J	29	MET	CA-C-O	10.97	143.14	120.10
1	6M	40	SER	CA-C-O	10.97	143.15	120.10
1	6Q	40	SER	CA-C-O	10.97	143.14	120.10
2	6R	29	MET	CA-C-O	10.97	143.14	120.10
1	6U	40	SER	CA-C-O	10.97	143.15	120.10
1	7E	40	SER	CA-C-O	10.97	143.15	120.10
1	7M	40	SER	CA-C-O	10.97	143.14	120.10
2	7N	29	MET	CA-C-O	10.97	143.14	120.10
1	7Q	40	SER	CA-C-O	10.97	143.15	120.10
1	1A	156	SER	CA-C-N	-10.97	93.06	117.20
2	1B	42	HIS	CB-CG-CD2	10.97	164.81	130.80
1	1I	156	SER	CA-C-N	-10.97	93.06	117.20
2	1J	42	HIS	CB-CG-CD2	10.97	164.81	130.80
1	1Q	156	SER	CA-C-N	-10.97	93.06	117.20
1	1U	156	SER	CA-C-N	-10.97	93.06	117.20
1	1Y	156	SER	CA-C-N	-10.97	93.06	117.20
1	12	40	SER	CA-C-O	10.97	143.14	120.10
2	13	29	MET	CA-C-O	10.97	143.14	120.10
1	16	40	SER	CA-C-O	10.97	143.14	120.10

*Continued on next page...*

*Continued from previous page...*

Mol	Chain	Res	Type	Atoms	Z	Observed(°)	Ideal(°)
2	17	29	MET	CA-C-O	10.97	143.14	120.10
1	2A	40	SER	CA-C-O	10.97	143.14	120.10
2	2B	29	MET	CA-C-O	10.97	143.14	120.10
1	2E	156	SER	CA-C-N	-10.97	93.06	117.20
2	2F	42	HIS	CB-CG-CD2	10.97	164.81	130.80
1	2Q	156	SER	CA-C-N	-10.97	93.06	117.20
1	2U	156	SER	CA-C-N	-10.97	93.06	117.20
1	2Y	156	SER	CA-C-N	-10.97	93.06	117.20
1	26	156	SER	CA-C-N	-10.97	93.06	117.20
2	27	42	HIS	CB-CG-CD2	10.97	164.81	130.80
1	3E	156	SER	CA-C-N	-10.97	93.06	117.20
2	3F	42	HIS	CB-CG-CD2	10.97	164.81	130.80
1	3Q	40	SER	CA-C-O	10.97	143.14	120.10
2	3R	29	MET	CA-C-O	10.97	143.14	120.10
1	3U	40	SER	CA-C-O	10.97	143.14	120.10
2	3V	29	MET	CA-C-O	10.97	143.14	120.10
1	3Y	40	SER	CA-C-O	10.97	143.14	120.10
2	3Z	29	MET	CA-C-O	10.97	143.14	120.10
1	4A	156	SER	CA-C-N	-10.97	93.06	117.20
2	4B	42	HIS	CB-CG-CD2	10.97	164.81	130.80
1	4M	156	SER	CA-C-N	-10.97	93.06	117.20
2	4N	42	HIS	CB-CG-CD2	10.97	164.81	130.80
1	4U	156	SER	CA-C-N	-10.97	93.06	117.20
2	4V	42	HIS	CB-CG-CD2	10.97	164.81	130.80
1	42	156	SER	CA-C-N	-10.97	93.06	117.20
1	46	156	SER	CA-C-N	-10.97	93.06	117.20
1	5A	156	SER	CA-C-N	-10.97	93.06	117.20
1	5E	40	SER	CA-C-O	10.97	143.14	120.10
2	5F	29	MET	CA-C-O	10.97	143.14	120.10
1	5I	40	SER	CA-C-O	10.97	143.14	120.10
2	5J	29	MET	CA-C-O	10.97	143.14	120.10
1	5M	40	SER	CA-C-O	10.97	143.14	120.10
2	5N	29	MET	CA-C-O	10.97	143.14	120.10
1	5Q	156	SER	CA-C-N	-10.97	93.06	117.20
2	5R	42	HIS	CB-CG-CD2	10.97	164.81	130.80
1	52	156	SER	CA-C-N	-10.97	93.06	117.20
1	56	156	SER	CA-C-N	-10.97	93.06	117.20
1	6A	156	SER	CA-C-N	-10.97	93.06	117.20
1	6I	156	SER	CA-C-N	-10.97	93.06	117.20
2	6J	42	HIS	CB-CG-CD2	10.97	164.81	130.80
1	6Q	156	SER	CA-C-N	-10.97	93.06	117.20
2	6R	42	HIS	CB-CG-CD2	10.97	164.81	130.80

*Continued on next page...*

*Continued from previous page...*

Mol	Chain	Res	Type	Atoms	Z	Observed(°)	Ideal(°)
1	62	40	SER	CA-C-O	10.97	143.14	120.10
2	63	29	MET	CA-C-O	10.97	143.14	120.10
1	66	40	SER	CA-C-O	10.97	143.14	120.10
2	67	29	MET	CA-C-O	10.97	143.14	120.10
1	7A	40	SER	CA-C-O	10.97	143.14	120.10
2	7B	29	MET	CA-C-O	10.97	143.14	120.10
1	7M	156	SER	CA-C-N	-10.97	93.06	117.20
2	7N	42	HIS	CB-CG-CD2	10.97	164.81	130.80
1	1E	51	LEU	CB-CG-CD2	-10.97	92.36	111.00
1	1E	171	ARG	CA-C-O	10.97	143.13	120.10
1	2M	171	ARG	CA-C-O	10.97	143.13	120.10
1	3M	171	ARG	CA-C-O	10.97	143.13	120.10
1	36	171	ARG	CA-C-O	10.97	143.13	120.10
2	1F	70	TRP	CH2-CZ2-CE2	-10.97	106.43	117.40
1	2M	51	LEU	CB-CG-CD2	-10.97	92.36	111.00
2	2N	70	TRP	CH2-CZ2-CE2	-10.97	106.43	117.40
1	22	51	LEU	CB-CG-CD2	-10.97	92.36	111.00
1	22	171	ARG	CA-C-O	10.97	143.13	120.10
1	6E	171	ARG	CA-C-O	10.97	143.13	120.10
2	23	70	TRP	CH2-CZ2-CE2	-10.97	106.43	117.40
1	3M	51	LEU	CB-CG-CD2	-10.97	92.36	111.00
2	3N	70	TRP	CH2-CZ2-CE2	-10.97	106.43	117.40
1	36	51	LEU	CB-CG-CD2	-10.97	92.36	111.00
2	37	70	TRP	CH2-CZ2-CE2	-10.97	106.43	117.40
1	4I	51	LEU	CB-CG-CD2	-10.97	92.36	111.00
1	4I	171	ARG	CA-C-O	10.97	143.13	120.10
1	4Q	171	ARG	CA-C-O	10.97	143.13	120.10
1	5Y	171	ARG	CA-C-O	10.97	143.13	120.10
2	4J	70	TRP	CH2-CZ2-CE2	-10.97	106.43	117.40
1	4Q	51	LEU	CB-CG-CD2	-10.97	92.36	111.00
2	4R	70	TRP	CH2-CZ2-CE2	-10.97	106.43	117.40
1	5Y	51	LEU	CB-CG-CD2	-10.97	92.36	111.00
2	5Z	70	TRP	CH2-CZ2-CE2	-10.97	106.43	117.40
1	6E	51	LEU	CB-CG-CD2	-10.97	92.36	111.00
2	6F	70	TRP	CH2-CZ2-CE2	-10.97	106.43	117.40
1	6Y	51	LEU	CB-CG-CD2	-10.97	92.36	111.00
1	6Y	171	ARG	CA-C-O	10.97	143.13	120.10
2	6Z	70	TRP	CH2-CZ2-CE2	-10.97	106.43	117.40
1	7I	51	LEU	CB-CG-CD2	-10.97	92.36	111.00
1	7I	171	ARG	CA-C-O	10.97	143.13	120.10
2	7J	70	TRP	CH2-CZ2-CE2	-10.97	106.43	117.40
1	7U	51	LEU	CB-CG-CD2	-10.97	92.36	111.00

*Continued on next page...*



*Continued from previous page...*

Mol	Chain	Res	Type	Atoms	Z	Observed(°)	Ideal(°)
1	7U	171	ARG	CA-C-O	10.97	143.13	120.10
2	7V	70	TRP	CH2-CZ2-CE2	-10.97	106.43	117.40
2	1F	29	MET	CA-C-O	10.96	143.13	120.10
1	1M	51	LEU	CB-CG-CD2	-10.97	92.36	111.00
1	1M	156	SER	CA-C-N	-10.96	93.08	117.20
1	2I	51	LEU	CB-CG-CD2	-10.97	92.36	111.00
1	2I	156	SER	CA-C-N	-10.96	93.08	117.20
2	2N	29	MET	CA-C-O	10.96	143.13	120.10
2	23	29	MET	CA-C-O	10.96	143.13	120.10
1	3A	51	LEU	CB-CG-CD2	-10.97	92.36	111.00
1	3A	156	SER	CA-C-N	-10.96	93.08	117.20
1	3I	51	LEU	CB-CG-CD2	-10.97	92.36	111.00
1	3I	156	SER	CA-C-N	-10.96	93.08	117.20
2	3N	29	MET	CA-C-O	10.96	143.13	120.10
1	32	51	LEU	CB-CG-CD2	-10.97	92.36	111.00
1	32	156	SER	CA-C-N	-10.96	93.08	117.20
2	37	29	MET	CA-C-O	10.96	143.13	120.10
1	4E	51	LEU	CB-CG-CD2	-10.97	92.36	111.00
1	4E	156	SER	CA-C-N	-10.96	93.08	117.20
2	4J	29	MET	CA-C-O	10.96	143.13	120.10
2	4R	29	MET	CA-C-O	10.96	143.13	120.10
1	4Y	51	LEU	CB-CG-CD2	-10.97	92.36	111.00
1	4Y	156	SER	CA-C-N	-10.96	93.08	117.20
1	5U	51	LEU	CB-CG-CD2	-10.97	92.36	111.00
1	5U	156	SER	CA-C-N	-10.96	93.08	117.20
2	5Z	29	MET	CA-C-O	10.96	143.13	120.10
2	6F	29	MET	CA-C-O	10.96	143.13	120.10
1	6M	51	LEU	CB-CG-CD2	-10.97	92.36	111.00
1	6M	156	SER	CA-C-N	-10.96	93.08	117.20
1	6U	51	LEU	CB-CG-CD2	-10.97	92.36	111.00
1	6U	156	SER	CA-C-N	-10.96	93.08	117.20
2	6Z	29	MET	CA-C-O	10.96	143.13	120.10
1	7E	51	LEU	CB-CG-CD2	-10.97	92.36	111.00
1	7E	156	SER	CA-C-N	-10.96	93.08	117.20
2	7J	29	MET	CA-C-O	10.96	143.13	120.10
1	7Q	51	LEU	CB-CG-CD2	-10.97	92.36	111.00
1	7Q	156	SER	CA-C-N	-10.96	93.08	117.20
2	7V	29	MET	CA-C-O	10.96	143.13	120.10
1	1A	171	ARG	CA-C-O	10.96	143.12	120.10
1	1I	171	ARG	CA-C-O	10.96	143.12	120.10
1	12	171	ARG	CA-C-O	10.96	143.12	120.10
1	16	171	ARG	CA-C-O	10.96	143.12	120.10

*Continued on next page...*



*Continued from previous page...*

Mol	Chain	Res	Type	Atoms	Z	Observed(°)	Ideal(°)
1	2A	171	ARG	CA-C-O	10.96	143.12	120.10
1	2E	171	ARG	CA-C-O	10.96	143.12	120.10
1	26	171	ARG	CA-C-O	10.96	143.12	120.10
1	3E	171	ARG	CA-C-O	10.96	143.12	120.10
1	3Q	171	ARG	CA-C-O	10.96	143.12	120.10
1	3U	171	ARG	CA-C-O	10.96	143.12	120.10
1	3Y	171	ARG	CA-C-O	10.96	143.12	120.10
1	4A	171	ARG	CA-C-O	10.96	143.12	120.10
1	4M	171	ARG	CA-C-O	10.96	143.12	120.10
1	4U	171	ARG	CA-C-O	10.96	143.12	120.10
1	5E	171	ARG	CA-C-O	10.96	143.12	120.10
1	5I	171	ARG	CA-C-O	10.96	143.12	120.10
1	5M	171	ARG	CA-C-O	10.96	143.12	120.10
1	5Q	171	ARG	CA-C-O	10.96	143.12	120.10
1	6I	171	ARG	CA-C-O	10.96	143.12	120.10
1	6Q	171	ARG	CA-C-O	10.96	143.12	120.10
1	62	171	ARG	CA-C-O	10.96	143.12	120.10
1	66	171	ARG	CA-C-O	10.96	143.12	120.10
1	7A	171	ARG	CA-C-O	10.96	143.12	120.10
1	7M	171	ARG	CA-C-O	10.96	143.12	120.10
2	13	70	TRP	CH2-CZ2-CE2	-10.96	106.44	117.40
2	17	70	TRP	CH2-CZ2-CE2	-10.96	106.44	117.40
2	2B	70	TRP	CH2-CZ2-CE2	-10.96	106.44	117.40
2	3R	70	TRP	CH2-CZ2-CE2	-10.96	106.44	117.40
2	3V	70	TRP	CH2-CZ2-CE2	-10.96	106.44	117.40
2	3Z	70	TRP	CH2-CZ2-CE2	-10.96	106.44	117.40
2	5F	70	TRP	CH2-CZ2-CE2	-10.96	106.44	117.40
2	5J	70	TRP	CH2-CZ2-CE2	-10.96	106.44	117.40
2	5N	70	TRP	CH2-CZ2-CE2	-10.96	106.44	117.40
2	63	70	TRP	CH2-CZ2-CE2	-10.96	106.44	117.40
2	67	70	TRP	CH2-CZ2-CE2	-10.96	106.44	117.40
2	7B	70	TRP	CH2-CZ2-CE2	-10.96	106.44	117.40
2	1B	70	TRP	CH2-CZ2-CE2	-10.96	106.44	117.40
2	2F	70	TRP	CH2-CZ2-CE2	-10.96	106.44	117.40
2	3F	70	TRP	CH2-CZ2-CE2	-10.96	106.44	117.40
2	4B	70	TRP	CH2-CZ2-CE2	-10.96	106.44	117.40
2	1B	227	TYR	O-C-N	-10.96	105.17	122.70
2	1F	41	PHE	CB-CG-CD1	10.96	128.47	120.80
2	1J	70	TRP	CH2-CZ2-CE2	-10.96	106.44	117.40
2	27	70	TRP	CH2-CZ2-CE2	-10.96	106.44	117.40
2	4N	70	TRP	CH2-CZ2-CE2	-10.96	106.44	117.40
2	5R	70	TRP	CH2-CZ2-CE2	-10.96	106.44	117.40

*Continued on next page...*

*Continued from previous page...*

Mol	Chain	Res	Type	Atoms	Z	Observed(°)	Ideal(°)
2	6R	70	TRP	CH2-CZ2-CE2	-10.96	106.44	117.40
2	1J	227	TYR	O-C-N	-10.96	105.17	122.70
2	2F	227	TYR	O-C-N	-10.96	105.17	122.70
2	2N	41	PHE	CB-CG-CD1	10.96	128.47	120.80
2	23	41	PHE	CB-CG-CD1	10.96	128.47	120.80
2	27	227	TYR	O-C-N	-10.96	105.17	122.70
2	3F	227	TYR	O-C-N	-10.96	105.17	122.70
2	3N	41	PHE	CB-CG-CD1	10.96	128.47	120.80
2	37	41	PHE	CB-CG-CD1	10.96	128.47	120.80
2	4B	227	TYR	O-C-N	-10.96	105.17	122.70
2	4J	41	PHE	CB-CG-CD1	10.96	128.47	120.80
2	4N	227	TYR	O-C-N	-10.96	105.17	122.70
2	4R	41	PHE	CB-CG-CD1	10.96	128.47	120.80
2	4V	70	TRP	CH2-CZ2-CE2	-10.96	106.44	117.40
2	4V	227	TYR	O-C-N	-10.96	105.17	122.70
2	5R	227	TYR	O-C-N	-10.96	105.17	122.70
2	5Z	41	PHE	CB-CG-CD1	10.96	128.47	120.80
2	6F	41	PHE	CB-CG-CD1	10.96	128.47	120.80
2	6J	70	TRP	CH2-CZ2-CE2	-10.96	106.44	117.40
2	6J	227	TYR	O-C-N	-10.96	105.17	122.70
2	6R	227	TYR	O-C-N	-10.96	105.17	122.70
2	6Z	41	PHE	CB-CG-CD1	10.96	128.47	120.80
2	7J	41	PHE	CB-CG-CD1	10.96	128.47	120.80
2	7N	70	TRP	CH2-CZ2-CE2	-10.96	106.44	117.40
2	7N	227	TYR	O-C-N	-10.96	105.17	122.70
2	7V	41	PHE	CB-CG-CD1	10.96	128.47	120.80
2	1R	29	MET	CA-C-O	10.96	143.11	120.10
2	1V	29	MET	CA-C-O	10.96	143.11	120.10
2	5B	29	MET	CA-C-O	10.96	143.11	120.10
1	1E	22	HIS	CE1-NE2-CD2	-10.95	79.22	106.60
1	1Q	171	ARG	CA-C-O	10.96	143.11	120.10
1	1U	171	ARG	CA-C-O	10.96	143.11	120.10
1	1Y	171	ARG	CA-C-O	10.96	143.11	120.10
2	1Z	29	MET	CA-C-O	10.96	143.11	120.10
2	2R	29	MET	CA-C-O	10.96	143.11	120.10
2	2V	29	MET	CA-C-O	10.96	143.11	120.10
1	2M	22	HIS	CE1-NE2-CD2	-10.95	79.22	106.60
1	2Q	171	ARG	CA-C-O	10.96	143.11	120.10
1	2U	171	ARG	CA-C-O	10.96	143.11	120.10
1	2Y	171	ARG	CA-C-O	10.96	143.11	120.10
2	2Z	29	MET	CA-C-O	10.96	143.11	120.10
2	43	29	MET	CA-C-O	10.96	143.11	120.10

*Continued on next page...*

*Continued from previous page...*

Mol	Chain	Res	Type	Atoms	Z	Observed(°)	Ideal(°)
2	47	29	MET	CA-C-O	10.96	143.11	120.10
2	6B	29	MET	CA-C-O	10.96	143.11	120.10
1	22	22	HIS	CE1-NE2-CD2	-10.95	79.22	106.60
1	3M	22	HIS	CE1-NE2-CD2	-10.95	79.22	106.60
1	36	22	HIS	CE1-NE2-CD2	-10.95	79.22	106.60
1	4I	22	HIS	CE1-NE2-CD2	-10.95	79.22	106.60
1	4Q	22	HIS	CE1-NE2-CD2	-10.95	79.22	106.60
1	42	171	ARG	CA-C-O	10.96	143.11	120.10
1	46	171	ARG	CA-C-O	10.96	143.11	120.10
1	5A	171	ARG	CA-C-O	10.96	143.11	120.10
2	53	29	MET	CA-C-O	10.96	143.11	120.10
2	57	29	MET	CA-C-O	10.96	143.11	120.10
1	5Y	22	HIS	CE1-NE2-CD2	-10.95	79.22	106.60
1	52	171	ARG	CA-C-O	10.96	143.11	120.10
1	56	171	ARG	CA-C-O	10.96	143.11	120.10
1	6A	171	ARG	CA-C-O	10.96	143.11	120.10
1	6E	22	HIS	CE1-NE2-CD2	-10.95	79.22	106.60
1	6Y	22	HIS	CE1-NE2-CD2	-10.95	79.22	106.60
1	7I	22	HIS	CE1-NE2-CD2	-10.95	79.22	106.60
1	7U	22	HIS	CE1-NE2-CD2	-10.95	79.22	106.60
1	1M	22	HIS	CE1-NE2-CD2	-10.95	79.22	106.60
1	1M	171	ARG	CA-C-O	10.95	143.10	120.10
2	1N	41	PHE	CB-CG-CD1	10.95	128.47	120.80
1	2I	22	HIS	CE1-NE2-CD2	-10.95	79.22	106.60
1	3A	22	HIS	CE1-NE2-CD2	-10.95	79.22	106.60
1	3I	22	HIS	CE1-NE2-CD2	-10.95	79.22	106.60
1	32	22	HIS	CE1-NE2-CD2	-10.95	79.22	106.60
1	2I	171	ARG	CA-C-O	10.95	143.10	120.10
2	2J	41	PHE	CB-CG-CD1	10.95	128.47	120.80
1	3A	171	ARG	CA-C-O	10.95	143.10	120.10
2	3B	41	PHE	CB-CG-CD1	10.95	128.47	120.80
1	3I	171	ARG	CA-C-O	10.95	143.10	120.10
2	3J	41	PHE	CB-CG-CD1	10.95	128.47	120.80
1	32	171	ARG	CA-C-O	10.95	143.10	120.10
2	33	41	PHE	CB-CG-CD1	10.95	128.47	120.80
1	4E	22	HIS	CE1-NE2-CD2	-10.95	79.22	106.60
1	5U	22	HIS	CE1-NE2-CD2	-10.95	79.22	106.60
1	4E	171	ARG	CA-C-O	10.95	143.10	120.10
2	4F	41	PHE	CB-CG-CD1	10.95	128.47	120.80
1	4Y	22	HIS	CE1-NE2-CD2	-10.95	79.22	106.60
1	6M	22	HIS	CE1-NE2-CD2	-10.95	79.22	106.60
1	6U	22	HIS	CE1-NE2-CD2	-10.95	79.22	106.60

*Continued on next page...*

*Continued from previous page...*

Mol	Chain	Res	Type	Atoms	Z	Observed(°)	Ideal(°)
1	7E	22	HIS	CE1-NE2-CD2	-10.95	79.22	106.60
1	4Y	171	ARG	CA-C-O	10.95	143.10	120.10
2	4Z	41	PHE	CB-CG-CD1	10.95	128.47	120.80
1	5U	171	ARG	CA-C-O	10.95	143.10	120.10
2	5V	41	PHE	CB-CG-CD1	10.95	128.47	120.80
1	6M	171	ARG	CA-C-O	10.95	143.10	120.10
2	6N	41	PHE	CB-CG-CD1	10.95	128.47	120.80
1	6U	171	ARG	CA-C-O	10.95	143.10	120.10
2	6V	41	PHE	CB-CG-CD1	10.95	128.47	120.80
1	7E	171	ARG	CA-C-O	10.95	143.10	120.10
2	7F	41	PHE	CB-CG-CD1	10.95	128.47	120.80
1	7Q	22	HIS	CE1-NE2-CD2	-10.95	79.22	106.60
1	7Q	171	ARG	CA-C-O	10.95	143.10	120.10
2	7R	41	PHE	CB-CG-CD1	10.95	128.47	120.80
2	13	227	TYR	O-C-N	-10.95	105.18	122.70
2	17	227	TYR	O-C-N	-10.95	105.18	122.70
2	2B	227	TYR	O-C-N	-10.95	105.18	122.70
2	3R	227	TYR	O-C-N	-10.95	105.18	122.70
2	3V	227	TYR	O-C-N	-10.95	105.18	122.70
2	3Z	227	TYR	O-C-N	-10.95	105.18	122.70
2	5F	227	TYR	O-C-N	-10.95	105.18	122.70
2	5J	227	TYR	O-C-N	-10.95	105.18	122.70
2	5N	227	TYR	O-C-N	-10.95	105.18	122.70
2	63	227	TYR	O-C-N	-10.95	105.18	122.70
2	67	227	TYR	O-C-N	-10.95	105.18	122.70
2	7B	227	TYR	O-C-N	-10.95	105.18	122.70
2	1N	77	THR	CA-CB-CG2	-10.95	97.07	112.40
1	1Q	49	LEU	O-C-N	10.95	140.21	122.70
2	1R	227	TYR	O-C-N	-10.95	105.19	122.70
1	1U	49	LEU	O-C-N	10.95	140.21	122.70
2	1V	227	TYR	O-C-N	-10.95	105.19	122.70
1	1Y	49	LEU	O-C-N	10.95	140.21	122.70
2	1Z	227	TYR	O-C-N	-10.95	105.19	122.70
2	2J	77	THR	CA-CB-CG2	-10.95	97.07	112.40
1	2Q	49	LEU	O-C-N	10.95	140.21	122.70
2	2R	227	TYR	O-C-N	-10.95	105.19	122.70
1	2U	49	LEU	O-C-N	10.95	140.21	122.70
2	2V	227	TYR	O-C-N	-10.95	105.19	122.70
1	2Y	49	LEU	O-C-N	10.95	140.21	122.70
2	2Z	227	TYR	O-C-N	-10.95	105.19	122.70
2	3B	77	THR	CA-CB-CG2	-10.95	97.07	112.40
2	3J	77	THR	CA-CB-CG2	-10.95	97.07	112.40

*Continued on next page...*

*Continued from previous page...*

Mol	Chain	Res	Type	Atoms	Z	Observed(°)	Ideal(°)
2	33	77	THR	CA-CB-CG2	-10.95	97.07	112.40
2	4F	77	THR	CA-CB-CG2	-10.95	97.07	112.40
2	4Z	77	THR	CA-CB-CG2	-10.95	97.07	112.40
1	42	49	LEU	O-C-N	10.95	140.21	122.70
2	43	227	TYR	O-C-N	-10.95	105.19	122.70
1	46	49	LEU	O-C-N	10.95	140.21	122.70
2	47	227	TYR	O-C-N	-10.95	105.19	122.70
1	5A	49	LEU	O-C-N	10.95	140.21	122.70
2	5B	227	TYR	O-C-N	-10.95	105.19	122.70
2	5V	77	THR	CA-CB-CG2	-10.95	97.07	112.40
1	52	49	LEU	O-C-N	10.95	140.21	122.70
2	53	227	TYR	O-C-N	-10.95	105.19	122.70
1	56	49	LEU	O-C-N	10.95	140.21	122.70
2	57	227	TYR	O-C-N	-10.95	105.19	122.70
1	6A	49	LEU	O-C-N	10.95	140.21	122.70
2	6B	227	TYR	O-C-N	-10.95	105.19	122.70
2	6N	77	THR	CA-CB-CG2	-10.95	97.07	112.40
2	6V	77	THR	CA-CB-CG2	-10.95	97.07	112.40
2	7F	77	THR	CA-CB-CG2	-10.95	97.07	112.40
2	7R	77	THR	CA-CB-CG2	-10.95	97.07	112.40
1	1A	22	HIS	CE1-NE2-CD2	-10.94	79.25	106.60
1	1I	22	HIS	CE1-NE2-CD2	-10.94	79.25	106.60
2	1N	70	TRP	CH2-CZ2-CE2	-10.94	106.46	117.40
1	1Q	22	HIS	CE1-NE2-CD2	-10.94	79.25	106.60
2	1R	77	THR	CA-CB-CG2	-10.94	97.08	112.40
1	1U	22	HIS	CE1-NE2-CD2	-10.94	79.25	106.60
2	1V	77	THR	CA-CB-CG2	-10.94	97.08	112.40
1	1Y	22	HIS	CE1-NE2-CD2	-10.94	79.25	106.60
2	1Z	77	THR	CA-CB-CG2	-10.94	97.08	112.40
1	2E	22	HIS	CE1-NE2-CD2	-10.94	79.25	106.60
2	2J	70	TRP	CH2-CZ2-CE2	-10.94	106.46	117.40
1	2Q	22	HIS	CE1-NE2-CD2	-10.94	79.25	106.60
2	2R	77	THR	CA-CB-CG2	-10.94	97.08	112.40
1	2U	22	HIS	CE1-NE2-CD2	-10.94	79.25	106.60
2	2V	77	THR	CA-CB-CG2	-10.94	97.08	112.40
1	2Y	22	HIS	CE1-NE2-CD2	-10.94	79.25	106.60
2	2Z	77	THR	CA-CB-CG2	-10.94	97.08	112.40
1	26	22	HIS	CE1-NE2-CD2	-10.94	79.25	106.60
2	3B	70	TRP	CH2-CZ2-CE2	-10.94	106.46	117.40
1	3E	22	HIS	CE1-NE2-CD2	-10.94	79.25	106.60
2	3J	70	TRP	CH2-CZ2-CE2	-10.94	106.46	117.40
2	33	70	TRP	CH2-CZ2-CE2	-10.94	106.46	117.40

*Continued on next page...*

*Continued from previous page...*

Mol	Chain	Res	Type	Atoms	Z	Observed(°)	Ideal(°)
1	4A	22	HIS	CE1-NE2-CD2	-10.94	79.25	106.60
2	4F	70	TRP	CH2-CZ2-CE2	-10.94	106.46	117.40
1	4M	22	HIS	CE1-NE2-CD2	-10.94	79.25	106.60
1	4U	22	HIS	CE1-NE2-CD2	-10.94	79.25	106.60
2	4Z	70	TRP	CH2-CZ2-CE2	-10.94	106.46	117.40
1	42	22	HIS	CE1-NE2-CD2	-10.94	79.25	106.60
2	43	77	THR	CA-CB-CG2	-10.94	97.08	112.40
1	46	22	HIS	CE1-NE2-CD2	-10.94	79.25	106.60
2	47	77	THR	CA-CB-CG2	-10.94	97.08	112.40
1	5A	22	HIS	CE1-NE2-CD2	-10.94	79.25	106.60
2	5B	77	THR	CA-CB-CG2	-10.94	97.08	112.40
1	5Q	22	HIS	CE1-NE2-CD2	-10.94	79.25	106.60
2	5V	70	TRP	CH2-CZ2-CE2	-10.94	106.46	117.40
1	52	22	HIS	CE1-NE2-CD2	-10.94	79.25	106.60
2	53	77	THR	CA-CB-CG2	-10.94	97.08	112.40
1	56	22	HIS	CE1-NE2-CD2	-10.94	79.25	106.60
2	57	77	THR	CA-CB-CG2	-10.94	97.08	112.40
1	6A	22	HIS	CE1-NE2-CD2	-10.94	79.25	106.60
2	6B	77	THR	CA-CB-CG2	-10.94	97.08	112.40
1	6I	22	HIS	CE1-NE2-CD2	-10.94	79.25	106.60
2	6N	70	TRP	CH2-CZ2-CE2	-10.94	106.46	117.40
1	6Q	22	HIS	CE1-NE2-CD2	-10.94	79.25	106.60
2	6V	70	TRP	CH2-CZ2-CE2	-10.94	106.46	117.40
2	7F	70	TRP	CH2-CZ2-CE2	-10.94	106.46	117.40
1	7M	22	HIS	CE1-NE2-CD2	-10.94	79.25	106.60
2	7R	70	TRP	CH2-CZ2-CE2	-10.94	106.46	117.40
1	1A	49	LEU	O-C-N	10.94	140.20	122.70
1	1I	49	LEU	O-C-N	10.94	140.20	122.70
1	2E	49	LEU	O-C-N	10.94	140.20	122.70
1	26	49	LEU	O-C-N	10.94	140.20	122.70
1	3E	49	LEU	O-C-N	10.94	140.20	122.70
1	4A	49	LEU	O-C-N	10.94	140.20	122.70
1	4M	49	LEU	O-C-N	10.94	140.20	122.70
1	4U	49	LEU	O-C-N	10.94	140.20	122.70
1	5Q	49	LEU	O-C-N	10.94	140.20	122.70
1	6I	49	LEU	O-C-N	10.94	140.20	122.70
1	6Q	49	LEU	O-C-N	10.94	140.20	122.70
1	7M	49	LEU	O-C-N	10.94	140.20	122.70
2	1F	77	THR	CA-CB-CG2	-10.94	97.09	112.40
2	1N	227	TYR	O-C-N	-10.94	105.20	122.70
2	2J	227	TYR	O-C-N	-10.94	105.20	122.70
2	2N	77	THR	CA-CB-CG2	-10.94	97.09	112.40

*Continued on next page...*

*Continued from previous page...*

Mol	Chain	Res	Type	Atoms	Z	Observed(°)	Ideal(°)
2	23	77	THR	CA-CB-CG2	-10.94	97.09	112.40
2	3B	227	TYR	O-C-N	-10.94	105.20	122.70
2	3J	227	TYR	O-C-N	-10.94	105.20	122.70
2	3N	77	THR	CA-CB-CG2	-10.94	97.09	112.40
2	33	227	TYR	O-C-N	-10.94	105.20	122.70
2	37	77	THR	CA-CB-CG2	-10.94	97.09	112.40
2	4F	227	TYR	O-C-N	-10.94	105.20	122.70
2	4J	77	THR	CA-CB-CG2	-10.94	97.09	112.40
2	4R	77	THR	CA-CB-CG2	-10.94	97.09	112.40
2	4Z	227	TYR	O-C-N	-10.94	105.20	122.70
2	5V	227	TYR	O-C-N	-10.94	105.20	122.70
2	5Z	77	THR	CA-CB-CG2	-10.94	97.09	112.40
2	6F	77	THR	CA-CB-CG2	-10.94	97.09	112.40
2	6N	227	TYR	O-C-N	-10.94	105.20	122.70
2	6V	227	TYR	O-C-N	-10.94	105.20	122.70
2	6Z	77	THR	CA-CB-CG2	-10.94	97.09	112.40
2	7F	227	TYR	O-C-N	-10.94	105.20	122.70
2	7J	77	THR	CA-CB-CG2	-10.94	97.09	112.40
2	7R	227	TYR	O-C-N	-10.94	105.20	122.70
2	7V	77	THR	CA-CB-CG2	-10.94	97.09	112.40
2	1F	227	TYR	O-C-N	-10.93	105.21	122.70
1	1M	49	LEU	O-C-N	10.93	140.19	122.70
1	12	22	HIS	CE1-NE2-CD2	-10.93	79.27	106.60
1	16	22	HIS	CE1-NE2-CD2	-10.93	79.27	106.60
1	2A	22	HIS	CE1-NE2-CD2	-10.93	79.27	106.60
1	2I	49	LEU	O-C-N	10.93	140.19	122.70
2	2N	227	TYR	O-C-N	-10.93	105.21	122.70
2	23	227	TYR	O-C-N	-10.93	105.21	122.70
1	3A	49	LEU	O-C-N	10.93	140.19	122.70
1	3I	49	LEU	O-C-N	10.93	140.19	122.70
2	3N	227	TYR	O-C-N	-10.93	105.21	122.70
1	3Q	22	HIS	CE1-NE2-CD2	-10.93	79.27	106.60
1	3U	22	HIS	CE1-NE2-CD2	-10.93	79.27	106.60
1	3Y	22	HIS	CE1-NE2-CD2	-10.93	79.27	106.60
1	32	49	LEU	O-C-N	10.93	140.19	122.70
2	37	227	TYR	O-C-N	-10.93	105.21	122.70
1	4E	49	LEU	O-C-N	10.93	140.19	122.70
2	4J	227	TYR	O-C-N	-10.93	105.21	122.70
2	4R	227	TYR	O-C-N	-10.93	105.21	122.70
1	4Y	49	LEU	O-C-N	10.93	140.19	122.70
1	5E	22	HIS	CE1-NE2-CD2	-10.93	79.27	106.60
1	5I	22	HIS	CE1-NE2-CD2	-10.93	79.27	106.60

*Continued on next page...*



*Continued from previous page...*

Mol	Chain	Res	Type	Atoms	Z	Observed(°)	Ideal(°)
1	5M	22	HIS	CE1-NE2-CD2	-10.93	79.27	106.60
1	5U	49	LEU	O-C-N	10.93	140.19	122.70
2	5Z	227	TYR	O-C-N	-10.93	105.21	122.70
2	6F	227	TYR	O-C-N	-10.93	105.21	122.70
1	6M	49	LEU	O-C-N	10.93	140.19	122.70
1	6U	49	LEU	O-C-N	10.93	140.19	122.70
2	6Z	227	TYR	O-C-N	-10.93	105.21	122.70
1	62	22	HIS	CE1-NE2-CD2	-10.93	79.27	106.60
1	66	22	HIS	CE1-NE2-CD2	-10.93	79.27	106.60
1	7A	22	HIS	CE1-NE2-CD2	-10.93	79.27	106.60
1	7E	49	LEU	O-C-N	10.93	140.19	122.70
2	7J	227	TYR	O-C-N	-10.93	105.21	122.70
1	7Q	49	LEU	O-C-N	10.93	140.19	122.70
2	7V	227	TYR	O-C-N	-10.93	105.21	122.70
2	13	41	PHE	CB-CG-CD1	10.93	128.45	120.80
2	17	41	PHE	CB-CG-CD1	10.93	128.45	120.80
2	2B	41	PHE	CB-CG-CD1	10.93	128.45	120.80
2	3R	41	PHE	CB-CG-CD1	10.93	128.45	120.80
2	3V	41	PHE	CB-CG-CD1	10.93	128.45	120.80
2	3Z	41	PHE	CB-CG-CD1	10.93	128.45	120.80
2	5F	41	PHE	CB-CG-CD1	10.93	128.45	120.80
2	5J	41	PHE	CB-CG-CD1	10.93	128.45	120.80
2	5N	41	PHE	CB-CG-CD1	10.93	128.45	120.80
2	63	41	PHE	CB-CG-CD1	10.93	128.45	120.80
2	67	41	PHE	CB-CG-CD1	10.93	128.45	120.80
2	7B	41	PHE	CB-CG-CD1	10.93	128.45	120.80
2	1R	15	VAL	CG1-CB-CG2	-10.92	93.43	110.90
2	1V	15	VAL	CG1-CB-CG2	-10.92	93.43	110.90
2	1Z	15	VAL	CG1-CB-CG2	-10.92	93.43	110.90
2	2R	15	VAL	CG1-CB-CG2	-10.92	93.43	110.90
2	2V	15	VAL	CG1-CB-CG2	-10.92	93.43	110.90
2	2Z	15	VAL	CG1-CB-CG2	-10.92	93.43	110.90
2	43	15	VAL	CG1-CB-CG2	-10.92	93.43	110.90
2	47	15	VAL	CG1-CB-CG2	-10.92	93.43	110.90
2	5B	15	VAL	CG1-CB-CG2	-10.92	93.43	110.90
2	53	15	VAL	CG1-CB-CG2	-10.92	93.43	110.90
2	57	15	VAL	CG1-CB-CG2	-10.92	93.43	110.90
2	6B	15	VAL	CG1-CB-CG2	-10.92	93.43	110.90
2	1B	41	PHE	CB-CG-CD1	10.92	128.44	120.80
2	1J	41	PHE	CB-CG-CD1	10.92	128.44	120.80
2	1B	77	THR	CA-CB-CG2	-10.92	97.12	112.40
1	1E	49	LEU	O-C-N	10.92	140.17	122.70

*Continued on next page...*

*Continued from previous page...*

Mol	Chain	Res	Type	Atoms	Z	Observed(°)	Ideal(°)
2	1J	77	THR	CA-CB-CG2	-10.92	97.12	112.40
2	13	77	THR	CA-CB-CG2	-10.92	97.12	112.40
2	17	77	THR	CA-CB-CG2	-10.92	97.12	112.40
2	2B	77	THR	CA-CB-CG2	-10.92	97.12	112.40
2	2F	41	PHE	CB-CG-CD1	10.92	128.44	120.80
2	27	41	PHE	CB-CG-CD1	10.92	128.44	120.80
2	2F	77	THR	CA-CB-CG2	-10.92	97.12	112.40
1	2M	49	LEU	O-C-N	10.92	140.17	122.70
1	22	49	LEU	O-C-N	10.92	140.17	122.70
2	3F	41	PHE	CB-CG-CD1	10.92	128.44	120.80
2	4V	41	PHE	CB-CG-CD1	10.92	128.44	120.80
2	7N	41	PHE	CB-CG-CD1	10.92	128.44	120.80
2	27	77	THR	CA-CB-CG2	-10.92	97.12	112.40
2	3F	77	THR	CA-CB-CG2	-10.92	97.12	112.40
1	3M	49	LEU	O-C-N	10.92	140.17	122.70
2	3R	77	THR	CA-CB-CG2	-10.92	97.12	112.40
2	3V	77	THR	CA-CB-CG2	-10.92	97.12	112.40
2	3Z	77	THR	CA-CB-CG2	-10.92	97.12	112.40
1	36	49	LEU	O-C-N	10.92	140.17	122.70
2	4B	41	PHE	CB-CG-CD1	10.92	128.44	120.80
2	4N	41	PHE	CB-CG-CD1	10.92	128.44	120.80
2	4B	77	THR	CA-CB-CG2	-10.92	97.12	112.40
1	4I	49	LEU	O-C-N	10.92	140.17	122.70
2	4N	77	THR	CA-CB-CG2	-10.92	97.12	112.40
1	4Q	49	LEU	O-C-N	10.92	140.17	122.70
2	4V	77	THR	CA-CB-CG2	-10.92	97.12	112.40
2	5F	77	THR	CA-CB-CG2	-10.92	97.12	112.40
2	5J	77	THR	CA-CB-CG2	-10.92	97.12	112.40
2	5N	77	THR	CA-CB-CG2	-10.92	97.12	112.40
2	5R	41	PHE	CB-CG-CD1	10.92	128.44	120.80
2	6R	41	PHE	CB-CG-CD1	10.92	128.44	120.80
2	5R	77	THR	CA-CB-CG2	-10.92	97.12	112.40
1	5Y	49	LEU	O-C-N	10.92	140.17	122.70
1	6E	49	LEU	O-C-N	10.92	140.17	122.70
2	6J	41	PHE	CB-CG-CD1	10.92	128.44	120.80
2	6J	77	THR	CA-CB-CG2	-10.92	97.12	112.40
2	6R	77	THR	CA-CB-CG2	-10.92	97.12	112.40
1	6Y	49	LEU	O-C-N	10.92	140.17	122.70
2	63	77	THR	CA-CB-CG2	-10.92	97.12	112.40
2	67	77	THR	CA-CB-CG2	-10.92	97.12	112.40
2	7B	77	THR	CA-CB-CG2	-10.92	97.12	112.40
1	7I	49	LEU	O-C-N	10.92	140.17	122.70

*Continued on next page...*

*Continued from previous page...*

Mol	Chain	Res	Type	Atoms	Z	Observed(°)	Ideal(°)
2	7N	77	THR	CA-CB-CG2	-10.92	97.12	112.40
1	7U	49	LEU	O-C-N	10.92	140.17	122.70
1	12	49	LEU	O-C-N	10.91	140.16	122.70
1	16	49	LEU	O-C-N	10.91	140.16	122.70
1	2A	49	LEU	O-C-N	10.91	140.16	122.70
1	3Q	49	LEU	O-C-N	10.91	140.16	122.70
1	3U	49	LEU	O-C-N	10.91	140.16	122.70
1	3Y	49	LEU	O-C-N	10.91	140.16	122.70
1	5E	49	LEU	O-C-N	10.91	140.16	122.70
1	5I	49	LEU	O-C-N	10.91	140.16	122.70
1	5M	49	LEU	O-C-N	10.91	140.16	122.70
1	62	49	LEU	O-C-N	10.91	140.16	122.70
1	66	49	LEU	O-C-N	10.91	140.16	122.70
1	7A	49	LEU	O-C-N	10.91	140.16	122.70
2	1R	41	PHE	CB-CG-CD1	10.91	128.44	120.80
2	1V	41	PHE	CB-CG-CD1	10.91	128.44	120.80
2	1Z	41	PHE	CB-CG-CD1	10.91	128.44	120.80
2	2R	41	PHE	CB-CG-CD1	10.91	128.44	120.80
2	2V	41	PHE	CB-CG-CD1	10.91	128.44	120.80
2	2Z	41	PHE	CB-CG-CD1	10.91	128.44	120.80
2	43	41	PHE	CB-CG-CD1	10.91	128.44	120.80
2	47	41	PHE	CB-CG-CD1	10.91	128.44	120.80
2	5B	41	PHE	CB-CG-CD1	10.91	128.44	120.80
2	53	41	PHE	CB-CG-CD1	10.91	128.44	120.80
2	57	41	PHE	CB-CG-CD1	10.91	128.44	120.80
2	6B	41	PHE	CB-CG-CD1	10.91	128.44	120.80
2	1F	15	VAL	CG1-CB-CG2	-10.91	93.45	110.90
2	1N	15	VAL	CG1-CB-CG2	-10.91	93.45	110.90
2	2J	15	VAL	CG1-CB-CG2	-10.91	93.45	110.90
2	2N	15	VAL	CG1-CB-CG2	-10.91	93.45	110.90
2	23	15	VAL	CG1-CB-CG2	-10.91	93.45	110.90
2	3B	15	VAL	CG1-CB-CG2	-10.91	93.45	110.90
2	3J	15	VAL	CG1-CB-CG2	-10.91	93.45	110.90
2	3N	15	VAL	CG1-CB-CG2	-10.91	93.45	110.90
2	33	15	VAL	CG1-CB-CG2	-10.91	93.45	110.90
2	37	15	VAL	CG1-CB-CG2	-10.91	93.45	110.90
2	4F	15	VAL	CG1-CB-CG2	-10.91	93.45	110.90
2	4J	15	VAL	CG1-CB-CG2	-10.91	93.45	110.90
2	4R	15	VAL	CG1-CB-CG2	-10.91	93.45	110.90
2	4Z	15	VAL	CG1-CB-CG2	-10.91	93.45	110.90
2	5V	15	VAL	CG1-CB-CG2	-10.91	93.45	110.90
2	5Z	15	VAL	CG1-CB-CG2	-10.91	93.45	110.90

*Continued on next page...*

*Continued from previous page...*

Mol	Chain	Res	Type	Atoms	Z	Observed(°)	Ideal(°)
2	6F	15	VAL	CG1-CB-CG2	-10.91	93.45	110.90
2	6N	15	VAL	CG1-CB-CG2	-10.91	93.45	110.90
2	6V	15	VAL	CG1-CB-CG2	-10.91	93.45	110.90
2	6Z	15	VAL	CG1-CB-CG2	-10.91	93.45	110.90
2	7F	15	VAL	CG1-CB-CG2	-10.91	93.45	110.90
2	7J	15	VAL	CG1-CB-CG2	-10.91	93.45	110.90
2	7R	15	VAL	CG1-CB-CG2	-10.91	93.45	110.90
2	7V	15	VAL	CG1-CB-CG2	-10.91	93.45	110.90
2	1B	15	VAL	CG1-CB-CG2	-10.90	93.45	110.90
2	1J	15	VAL	CG1-CB-CG2	-10.90	93.45	110.90
2	2F	15	VAL	CG1-CB-CG2	-10.90	93.45	110.90
2	27	15	VAL	CG1-CB-CG2	-10.90	93.45	110.90
2	3F	15	VAL	CG1-CB-CG2	-10.90	93.45	110.90
2	4B	15	VAL	CG1-CB-CG2	-10.90	93.45	110.90
2	4N	15	VAL	CG1-CB-CG2	-10.90	93.45	110.90
2	4V	15	VAL	CG1-CB-CG2	-10.90	93.45	110.90
2	5R	15	VAL	CG1-CB-CG2	-10.90	93.45	110.90
2	6J	15	VAL	CG1-CB-CG2	-10.90	93.45	110.90
2	6R	15	VAL	CG1-CB-CG2	-10.90	93.45	110.90
2	7N	15	VAL	CG1-CB-CG2	-10.90	93.45	110.90
2	13	15	VAL	CG1-CB-CG2	-10.90	93.46	110.90
2	17	15	VAL	CG1-CB-CG2	-10.90	93.46	110.90
2	2B	15	VAL	CG1-CB-CG2	-10.90	93.46	110.90
2	3R	15	VAL	CG1-CB-CG2	-10.90	93.46	110.90
2	3V	15	VAL	CG1-CB-CG2	-10.90	93.46	110.90
2	3Z	15	VAL	CG1-CB-CG2	-10.90	93.46	110.90
2	5F	15	VAL	CG1-CB-CG2	-10.90	93.46	110.90
2	5J	15	VAL	CG1-CB-CG2	-10.90	93.46	110.90
2	5N	15	VAL	CG1-CB-CG2	-10.90	93.46	110.90
2	63	15	VAL	CG1-CB-CG2	-10.90	93.46	110.90
2	67	15	VAL	CG1-CB-CG2	-10.90	93.46	110.90
2	7B	15	VAL	CG1-CB-CG2	-10.90	93.46	110.90
2	1R	10	GLN	N-CA-CB	10.89	130.21	110.60
2	1V	10	GLN	N-CA-CB	10.89	130.21	110.60
2	1Z	10	GLN	N-CA-CB	10.89	130.21	110.60
2	2R	10	GLN	N-CA-CB	10.89	130.21	110.60
2	2V	10	GLN	N-CA-CB	10.89	130.21	110.60
2	2Z	10	GLN	N-CA-CB	10.89	130.21	110.60
2	43	10	GLN	N-CA-CB	10.89	130.21	110.60
2	47	10	GLN	N-CA-CB	10.89	130.21	110.60
2	5B	10	GLN	N-CA-CB	10.89	130.21	110.60
2	53	10	GLN	N-CA-CB	10.89	130.21	110.60

*Continued on next page...*

*Continued from previous page...*

Mol	Chain	Res	Type	Atoms	Z	Observed(°)	Ideal(°)
2	57	10	GLN	N-CA-CB	10.89	130.21	110.60
2	6B	10	GLN	N-CA-CB	10.89	130.21	110.60
1	12	47	VAL	C-N-CA	10.89	148.92	121.70
1	16	47	VAL	C-N-CA	10.89	148.92	121.70
1	2A	47	VAL	C-N-CA	10.89	148.92	121.70
1	3Q	47	VAL	C-N-CA	10.89	148.92	121.70
1	3U	47	VAL	C-N-CA	10.89	148.92	121.70
1	3Y	47	VAL	C-N-CA	10.89	148.92	121.70
1	5E	47	VAL	C-N-CA	10.89	148.92	121.70
1	5I	47	VAL	C-N-CA	10.89	148.92	121.70
1	5M	47	VAL	C-N-CA	10.89	148.92	121.70
1	62	47	VAL	C-N-CA	10.89	148.92	121.70
1	66	47	VAL	C-N-CA	10.89	148.92	121.70
1	7A	47	VAL	C-N-CA	10.89	148.92	121.70
2	1R	107	PHE	O-C-N	-10.88	105.29	122.70
2	1V	107	PHE	O-C-N	-10.88	105.29	122.70
2	1Z	107	PHE	O-C-N	-10.88	105.29	122.70
2	2R	107	PHE	O-C-N	-10.88	105.29	122.70
2	2V	107	PHE	O-C-N	-10.88	105.29	122.70
2	2Z	107	PHE	O-C-N	-10.88	105.29	122.70
2	43	107	PHE	O-C-N	-10.88	105.29	122.70
2	47	107	PHE	O-C-N	-10.88	105.29	122.70
2	5B	107	PHE	O-C-N	-10.88	105.29	122.70
2	53	107	PHE	O-C-N	-10.88	105.29	122.70
2	57	107	PHE	O-C-N	-10.88	105.29	122.70
2	6B	107	PHE	O-C-N	-10.88	105.29	122.70
2	1F	10	GLN	N-CA-CB	10.88	130.18	110.60
2	2N	10	GLN	N-CA-CB	10.88	130.18	110.60
2	23	10	GLN	N-CA-CB	10.88	130.18	110.60
2	3N	10	GLN	N-CA-CB	10.88	130.18	110.60
2	37	10	GLN	N-CA-CB	10.88	130.18	110.60
2	4J	10	GLN	N-CA-CB	10.88	130.18	110.60
2	4R	10	GLN	N-CA-CB	10.88	130.18	110.60
2	5Z	10	GLN	N-CA-CB	10.88	130.18	110.60
2	6F	10	GLN	N-CA-CB	10.88	130.18	110.60
2	6Z	10	GLN	N-CA-CB	10.88	130.18	110.60
2	7J	10	GLN	N-CA-CB	10.88	130.18	110.60
2	7V	10	GLN	N-CA-CB	10.88	130.18	110.60
2	1B	10	GLN	N-CA-CB	10.88	130.18	110.60
2	1J	10	GLN	N-CA-CB	10.88	130.18	110.60
2	2F	10	GLN	N-CA-CB	10.88	130.18	110.60
2	27	10	GLN	N-CA-CB	10.88	130.18	110.60

*Continued on next page...*

*Continued from previous page...*

Mol	Chain	Res	Type	Atoms	Z	Observed(°)	Ideal(°)
2	3F	10	GLN	N-CA-CB	10.88	130.18	110.60
2	4B	10	GLN	N-CA-CB	10.88	130.18	110.60
2	4N	10	GLN	N-CA-CB	10.88	130.18	110.60
2	4V	10	GLN	N-CA-CB	10.88	130.18	110.60
2	5R	10	GLN	N-CA-CB	10.88	130.18	110.60
2	6J	10	GLN	N-CA-CB	10.88	130.18	110.60
2	6R	10	GLN	N-CA-CB	10.88	130.18	110.60
2	7N	10	GLN	N-CA-CB	10.88	130.18	110.60
1	1E	47	VAL	C-N-CA	10.88	148.89	121.70
2	1N	10	GLN	N-CA-CB	10.88	130.18	110.60
2	13	107	PHE	O-C-N	-10.88	105.30	122.70
2	17	107	PHE	O-C-N	-10.88	105.30	122.70
2	2B	107	PHE	O-C-N	-10.88	105.30	122.70
2	2J	10	GLN	N-CA-CB	10.88	130.18	110.60
1	2M	47	VAL	C-N-CA	10.88	148.89	121.70
1	22	47	VAL	C-N-CA	10.88	148.89	121.70
2	3B	10	GLN	N-CA-CB	10.88	130.18	110.60
2	3J	10	GLN	N-CA-CB	10.88	130.18	110.60
1	3M	47	VAL	C-N-CA	10.88	148.89	121.70
2	3R	107	PHE	O-C-N	-10.88	105.30	122.70
2	3V	107	PHE	O-C-N	-10.88	105.30	122.70
2	3Z	107	PHE	O-C-N	-10.88	105.30	122.70
2	33	10	GLN	N-CA-CB	10.88	130.18	110.60
1	36	47	VAL	C-N-CA	10.88	148.89	121.70
2	4F	10	GLN	N-CA-CB	10.88	130.18	110.60
1	4I	47	VAL	C-N-CA	10.88	148.89	121.70
1	4Q	47	VAL	C-N-CA	10.88	148.89	121.70
2	4Z	10	GLN	N-CA-CB	10.88	130.18	110.60
2	5F	107	PHE	O-C-N	-10.88	105.30	122.70
2	5J	107	PHE	O-C-N	-10.88	105.30	122.70
2	5N	107	PHE	O-C-N	-10.88	105.30	122.70
2	5V	10	GLN	N-CA-CB	10.88	130.18	110.60
1	5Y	47	VAL	C-N-CA	10.88	148.89	121.70
1	6E	47	VAL	C-N-CA	10.88	148.89	121.70
2	6N	10	GLN	N-CA-CB	10.88	130.18	110.60
2	6V	10	GLN	N-CA-CB	10.88	130.18	110.60
1	6Y	47	VAL	C-N-CA	10.88	148.89	121.70
2	63	107	PHE	O-C-N	-10.88	105.30	122.70
2	67	107	PHE	O-C-N	-10.88	105.30	122.70
2	7B	107	PHE	O-C-N	-10.88	105.30	122.70
2	7F	10	GLN	N-CA-CB	10.88	130.18	110.60
1	7I	47	VAL	C-N-CA	10.88	148.89	121.70

*Continued on next page...*

*Continued from previous page...*

Mol	Chain	Res	Type	Atoms	Z	Observed(°)	Ideal(°)
2	7R	10	GLN	N-CA-CB	10.88	130.18	110.60
1	7U	47	VAL	C-N-CA	10.88	148.89	121.70
2	13	3	PRO	CA-C-N	-10.87	93.28	117.20
2	17	3	PRO	CA-C-N	-10.87	93.28	117.20
2	2B	3	PRO	CA-C-N	-10.87	93.28	117.20
2	3R	3	PRO	CA-C-N	-10.87	93.28	117.20
2	3V	3	PRO	CA-C-N	-10.87	93.28	117.20
2	3Z	3	PRO	CA-C-N	-10.87	93.28	117.20
2	5F	3	PRO	CA-C-N	-10.87	93.28	117.20
2	5J	3	PRO	CA-C-N	-10.87	93.28	117.20
2	5N	3	PRO	CA-C-N	-10.87	93.28	117.20
2	63	3	PRO	CA-C-N	-10.87	93.28	117.20
2	67	3	PRO	CA-C-N	-10.87	93.28	117.20
2	7B	3	PRO	CA-C-N	-10.87	93.28	117.20
1	1A	47	VAL	C-N-CA	10.87	148.88	121.70
1	1I	47	VAL	C-N-CA	10.87	148.88	121.70
1	2E	47	VAL	C-N-CA	10.87	148.88	121.70
1	26	47	VAL	C-N-CA	10.87	148.88	121.70
1	3E	47	VAL	C-N-CA	10.87	148.88	121.70
1	4A	47	VAL	C-N-CA	10.87	148.88	121.70
1	4M	47	VAL	C-N-CA	10.87	148.88	121.70
1	4U	47	VAL	C-N-CA	10.87	148.88	121.70
1	5Q	47	VAL	C-N-CA	10.87	148.88	121.70
1	6I	47	VAL	C-N-CA	10.87	148.88	121.70
1	6Q	47	VAL	C-N-CA	10.87	148.88	121.70
1	7M	47	VAL	C-N-CA	10.87	148.88	121.70
2	13	10	GLN	N-CA-CB	10.87	130.17	110.60
2	17	10	GLN	N-CA-CB	10.87	130.17	110.60
2	2B	10	GLN	N-CA-CB	10.87	130.17	110.60
2	3R	10	GLN	N-CA-CB	10.87	130.17	110.60
2	3V	10	GLN	N-CA-CB	10.87	130.17	110.60
2	3Z	10	GLN	N-CA-CB	10.87	130.17	110.60
2	5F	10	GLN	N-CA-CB	10.87	130.17	110.60
2	5J	10	GLN	N-CA-CB	10.87	130.17	110.60
2	5N	10	GLN	N-CA-CB	10.87	130.17	110.60
2	63	10	GLN	N-CA-CB	10.87	130.17	110.60
2	67	10	GLN	N-CA-CB	10.87	130.17	110.60
2	7B	10	GLN	N-CA-CB	10.87	130.17	110.60
2	1B	3	PRO	CA-C-N	-10.86	93.30	117.20
2	1F	3	PRO	CA-C-N	-10.87	93.30	117.20
2	1J	3	PRO	CA-C-N	-10.86	93.30	117.20
2	1N	3	PRO	CA-C-N	-10.87	93.30	117.20

*Continued on next page...*



*Continued from previous page...*

Mol	Chain	Res	Type	Atoms	Z	Observed(°)	Ideal(°)
2	2F	3	PRO	CA-C-N	-10.86	93.30	117.20
2	2J	3	PRO	CA-C-N	-10.87	93.30	117.20
2	2N	3	PRO	CA-C-N	-10.87	93.30	117.20
2	23	3	PRO	CA-C-N	-10.87	93.30	117.20
2	27	3	PRO	CA-C-N	-10.86	93.30	117.20
2	3B	3	PRO	CA-C-N	-10.87	93.30	117.20
2	3F	3	PRO	CA-C-N	-10.86	93.30	117.20
2	3J	3	PRO	CA-C-N	-10.87	93.30	117.20
2	3N	3	PRO	CA-C-N	-10.87	93.30	117.20
2	33	3	PRO	CA-C-N	-10.87	93.30	117.20
2	37	3	PRO	CA-C-N	-10.87	93.30	117.20
2	4B	3	PRO	CA-C-N	-10.86	93.30	117.20
2	4F	3	PRO	CA-C-N	-10.87	93.30	117.20
2	4J	3	PRO	CA-C-N	-10.87	93.30	117.20
2	4N	3	PRO	CA-C-N	-10.86	93.30	117.20
2	4R	3	PRO	CA-C-N	-10.87	93.30	117.20
2	4V	3	PRO	CA-C-N	-10.86	93.30	117.20
2	4Z	3	PRO	CA-C-N	-10.87	93.30	117.20
2	5R	3	PRO	CA-C-N	-10.86	93.30	117.20
2	5V	3	PRO	CA-C-N	-10.87	93.30	117.20
2	5Z	3	PRO	CA-C-N	-10.87	93.30	117.20
2	6F	3	PRO	CA-C-N	-10.87	93.30	117.20
2	6J	3	PRO	CA-C-N	-10.86	93.30	117.20
2	6N	3	PRO	CA-C-N	-10.87	93.30	117.20
2	6R	3	PRO	CA-C-N	-10.86	93.30	117.20
2	6V	3	PRO	CA-C-N	-10.87	93.30	117.20
2	6Z	3	PRO	CA-C-N	-10.87	93.30	117.20
2	7F	3	PRO	CA-C-N	-10.87	93.30	117.20
2	7J	3	PRO	CA-C-N	-10.87	93.30	117.20
2	7N	3	PRO	CA-C-N	-10.86	93.30	117.20
2	7R	3	PRO	CA-C-N	-10.87	93.30	117.20
2	7V	3	PRO	CA-C-N	-10.87	93.30	117.20
1	1M	47	VAL	C-N-CA	10.86	148.85	121.70
1	2I	47	VAL	C-N-CA	10.86	148.85	121.70
1	3A	47	VAL	C-N-CA	10.86	148.85	121.70
1	3I	47	VAL	C-N-CA	10.86	148.85	121.70
1	32	47	VAL	C-N-CA	10.86	148.85	121.70
1	4E	47	VAL	C-N-CA	10.86	148.85	121.70
1	4Y	47	VAL	C-N-CA	10.86	148.85	121.70
1	5U	47	VAL	C-N-CA	10.86	148.85	121.70
1	6M	47	VAL	C-N-CA	10.86	148.85	121.70
1	6U	47	VAL	C-N-CA	10.86	148.85	121.70

*Continued on next page...*

*Continued from previous page...*

Mol	Chain	Res	Type	Atoms	Z	Observed(°)	Ideal(°)
1	7E	47	VAL	C-N-CA	10.86	148.85	121.70
1	7Q	47	VAL	C-N-CA	10.86	148.85	121.70
1	1Q	47	VAL	C-N-CA	10.86	148.84	121.70
1	1U	47	VAL	C-N-CA	10.86	148.84	121.70
1	1Y	47	VAL	C-N-CA	10.86	148.84	121.70
1	2Q	47	VAL	C-N-CA	10.86	148.84	121.70
1	2U	47	VAL	C-N-CA	10.86	148.84	121.70
1	2Y	47	VAL	C-N-CA	10.86	148.84	121.70
1	42	47	VAL	C-N-CA	10.86	148.84	121.70
1	46	47	VAL	C-N-CA	10.86	148.84	121.70
1	5A	47	VAL	C-N-CA	10.86	148.84	121.70
1	52	47	VAL	C-N-CA	10.86	148.84	121.70
1	56	47	VAL	C-N-CA	10.86	148.84	121.70
1	6A	47	VAL	C-N-CA	10.86	148.84	121.70
2	1B	107	PHE	O-C-N	-10.85	105.33	122.70
2	1J	107	PHE	O-C-N	-10.85	105.33	122.70
2	2F	107	PHE	O-C-N	-10.85	105.33	122.70
2	27	107	PHE	O-C-N	-10.85	105.33	122.70
2	3F	107	PHE	O-C-N	-10.85	105.33	122.70
2	4B	107	PHE	O-C-N	-10.85	105.33	122.70
2	4N	107	PHE	O-C-N	-10.85	105.33	122.70
2	4V	107	PHE	O-C-N	-10.85	105.33	122.70
2	5R	107	PHE	O-C-N	-10.85	105.33	122.70
2	6J	107	PHE	O-C-N	-10.85	105.33	122.70
2	6R	107	PHE	O-C-N	-10.85	105.33	122.70
2	7N	107	PHE	O-C-N	-10.85	105.33	122.70
2	1R	3	PRO	CA-C-N	-10.85	93.33	117.20
2	1V	3	PRO	CA-C-N	-10.85	93.33	117.20
2	1Z	3	PRO	CA-C-N	-10.85	93.33	117.20
2	2R	3	PRO	CA-C-N	-10.85	93.33	117.20
2	2V	3	PRO	CA-C-N	-10.85	93.33	117.20
2	2Z	3	PRO	CA-C-N	-10.85	93.33	117.20
2	43	3	PRO	CA-C-N	-10.85	93.33	117.20
2	47	3	PRO	CA-C-N	-10.85	93.33	117.20
2	5B	3	PRO	CA-C-N	-10.85	93.33	117.20
2	53	3	PRO	CA-C-N	-10.85	93.33	117.20
2	57	3	PRO	CA-C-N	-10.85	93.33	117.20
2	6B	3	PRO	CA-C-N	-10.85	93.33	117.20
2	1N	73	GLY	CA-C-O	-10.85	101.08	120.60
2	2J	73	GLY	CA-C-O	-10.85	101.08	120.60
2	3B	73	GLY	CA-C-O	-10.85	101.08	120.60
2	3J	73	GLY	CA-C-O	-10.85	101.08	120.60

*Continued on next page...*

*Continued from previous page...*

Mol	Chain	Res	Type	Atoms	Z	Observed(°)	Ideal(°)
2	33	73	GLY	CA-C-O	-10.85	101.08	120.60
2	4F	73	GLY	CA-C-O	-10.85	101.08	120.60
2	4Z	73	GLY	CA-C-O	-10.85	101.08	120.60
2	5V	73	GLY	CA-C-O	-10.85	101.08	120.60
2	6N	73	GLY	CA-C-O	-10.85	101.08	120.60
2	6V	73	GLY	CA-C-O	-10.85	101.08	120.60
2	7F	73	GLY	CA-C-O	-10.85	101.08	120.60
2	7R	73	GLY	CA-C-O	-10.85	101.08	120.60
2	1N	107	PHE	O-C-N	-10.84	105.35	122.70
2	13	73	GLY	CA-C-O	-10.84	101.08	120.60
2	17	73	GLY	CA-C-O	-10.84	101.08	120.60
2	2B	73	GLY	CA-C-O	-10.84	101.08	120.60
2	2J	107	PHE	O-C-N	-10.84	105.35	122.70
2	3B	107	PHE	O-C-N	-10.84	105.35	122.70
2	3J	107	PHE	O-C-N	-10.84	105.35	122.70
2	3R	73	GLY	CA-C-O	-10.84	101.08	120.60
2	3V	73	GLY	CA-C-O	-10.84	101.08	120.60
2	3Z	73	GLY	CA-C-O	-10.84	101.08	120.60
2	33	107	PHE	O-C-N	-10.84	105.35	122.70
2	4F	107	PHE	O-C-N	-10.84	105.35	122.70
2	4Z	107	PHE	O-C-N	-10.84	105.35	122.70
2	5F	73	GLY	CA-C-O	-10.84	101.08	120.60
2	5J	73	GLY	CA-C-O	-10.84	101.08	120.60
2	5N	73	GLY	CA-C-O	-10.84	101.08	120.60
2	5V	107	PHE	O-C-N	-10.84	105.35	122.70
2	6N	107	PHE	O-C-N	-10.84	105.35	122.70
2	6V	107	PHE	O-C-N	-10.84	105.35	122.70
2	63	73	GLY	CA-C-O	-10.84	101.08	120.60
2	67	73	GLY	CA-C-O	-10.84	101.08	120.60
2	7B	73	GLY	CA-C-O	-10.84	101.08	120.60
2	7F	107	PHE	O-C-N	-10.84	105.35	122.70
2	7R	107	PHE	O-C-N	-10.84	105.35	122.70
2	1F	73	GLY	CA-C-O	-10.84	101.09	120.60
2	1F	107	PHE	O-C-N	-10.84	105.36	122.70
2	2N	73	GLY	CA-C-O	-10.84	101.09	120.60
2	23	73	GLY	CA-C-O	-10.84	101.09	120.60
2	3N	73	GLY	CA-C-O	-10.84	101.09	120.60
2	37	73	GLY	CA-C-O	-10.84	101.09	120.60
2	4J	73	GLY	CA-C-O	-10.84	101.09	120.60
2	6F	73	GLY	CA-C-O	-10.84	101.09	120.60
2	1R	73	GLY	CA-C-O	-10.84	101.09	120.60
2	1V	73	GLY	CA-C-O	-10.84	101.09	120.60

*Continued on next page...*

*Continued from previous page...*

Mol	Chain	Res	Type	Atoms	Z	Observed(°)	Ideal(°)
2	1Z	73	GLY	CA-C-O	-10.84	101.09	120.60
2	2N	107	PHE	O-C-N	-10.84	105.36	122.70
2	2R	73	GLY	CA-C-O	-10.84	101.09	120.60
2	2V	73	GLY	CA-C-O	-10.84	101.09	120.60
2	2Z	73	GLY	CA-C-O	-10.84	101.09	120.60
2	23	107	PHE	O-C-N	-10.84	105.36	122.70
2	3N	107	PHE	O-C-N	-10.84	105.36	122.70
2	37	107	PHE	O-C-N	-10.84	105.36	122.70
2	4J	107	PHE	O-C-N	-10.84	105.36	122.70
2	4R	73	GLY	CA-C-O	-10.84	101.09	120.60
2	4R	107	PHE	O-C-N	-10.84	105.36	122.70
2	5Z	73	GLY	CA-C-O	-10.84	101.09	120.60
2	6Z	73	GLY	CA-C-O	-10.84	101.09	120.60
2	7V	73	GLY	CA-C-O	-10.84	101.09	120.60
2	43	73	GLY	CA-C-O	-10.84	101.09	120.60
2	47	73	GLY	CA-C-O	-10.84	101.09	120.60
2	5B	73	GLY	CA-C-O	-10.84	101.09	120.60
2	5Z	107	PHE	O-C-N	-10.84	105.36	122.70
2	53	73	GLY	CA-C-O	-10.84	101.09	120.60
2	57	73	GLY	CA-C-O	-10.84	101.09	120.60
2	6B	73	GLY	CA-C-O	-10.84	101.09	120.60
2	6F	107	PHE	O-C-N	-10.84	105.36	122.70
2	6Z	107	PHE	O-C-N	-10.84	105.36	122.70
2	7J	73	GLY	CA-C-O	-10.84	101.09	120.60
2	7J	107	PHE	O-C-N	-10.84	105.36	122.70
2	7V	107	PHE	O-C-N	-10.84	105.36	122.70
2	1B	70	TRP	NE1-CE2-CD2	-10.82	96.47	107.30
2	1B	73	GLY	CA-C-O	-10.82	101.11	120.60
2	1J	70	TRP	NE1-CE2-CD2	-10.82	96.47	107.30
2	1J	73	GLY	CA-C-O	-10.82	101.11	120.60
2	2F	70	TRP	NE1-CE2-CD2	-10.82	96.47	107.30
2	2F	73	GLY	CA-C-O	-10.82	101.11	120.60
2	27	70	TRP	NE1-CE2-CD2	-10.82	96.47	107.30
2	27	73	GLY	CA-C-O	-10.82	101.11	120.60
2	3F	70	TRP	NE1-CE2-CD2	-10.82	96.47	107.30
2	3F	73	GLY	CA-C-O	-10.82	101.11	120.60
2	4B	70	TRP	NE1-CE2-CD2	-10.82	96.47	107.30
2	4B	73	GLY	CA-C-O	-10.82	101.11	120.60
2	4N	70	TRP	NE1-CE2-CD2	-10.82	96.47	107.30
2	4N	73	GLY	CA-C-O	-10.82	101.11	120.60
2	4V	70	TRP	NE1-CE2-CD2	-10.82	96.47	107.30
2	4V	73	GLY	CA-C-O	-10.82	101.11	120.60

*Continued on next page...*

*Continued from previous page...*

Mol	Chain	Res	Type	Atoms	Z	Observed(°)	Ideal(°)
2	5R	70	TRP	NE1-CE2-CD2	-10.82	96.47	107.30
2	5R	73	GLY	CA-C-O	-10.82	101.11	120.60
2	6J	70	TRP	NE1-CE2-CD2	-10.82	96.47	107.30
2	6J	73	GLY	CA-C-O	-10.82	101.11	120.60
2	6R	70	TRP	NE1-CE2-CD2	-10.82	96.47	107.30
2	6R	73	GLY	CA-C-O	-10.82	101.11	120.60
2	7N	70	TRP	NE1-CE2-CD2	-10.82	96.47	107.30
2	7N	73	GLY	CA-C-O	-10.82	101.11	120.60
1	1Q	155	PRO	CA-CB-CG	-10.82	83.44	104.00
1	1U	155	PRO	CA-CB-CG	-10.82	83.44	104.00
1	1Y	155	PRO	CA-CB-CG	-10.82	83.44	104.00
1	2Q	155	PRO	CA-CB-CG	-10.82	83.44	104.00
1	2U	155	PRO	CA-CB-CG	-10.82	83.44	104.00
1	2Y	155	PRO	CA-CB-CG	-10.82	83.44	104.00
1	42	155	PRO	CA-CB-CG	-10.82	83.44	104.00
1	46	155	PRO	CA-CB-CG	-10.82	83.44	104.00
1	5A	155	PRO	CA-CB-CG	-10.82	83.44	104.00
1	52	155	PRO	CA-CB-CG	-10.82	83.44	104.00
1	56	155	PRO	CA-CB-CG	-10.82	83.44	104.00
1	6A	155	PRO	CA-CB-CG	-10.82	83.44	104.00
2	1N	59	VAL	N-CA-CB	10.82	135.30	111.50
2	13	59	VAL	N-CA-CB	10.82	135.30	111.50
2	17	59	VAL	N-CA-CB	10.82	135.30	111.50
2	2B	59	VAL	N-CA-CB	10.82	135.30	111.50
2	2J	59	VAL	N-CA-CB	10.82	135.30	111.50
2	3B	59	VAL	N-CA-CB	10.82	135.30	111.50
2	3J	59	VAL	N-CA-CB	10.82	135.30	111.50
2	3R	59	VAL	N-CA-CB	10.82	135.30	111.50
2	3V	59	VAL	N-CA-CB	10.82	135.30	111.50
2	3Z	59	VAL	N-CA-CB	10.82	135.30	111.50
2	33	59	VAL	N-CA-CB	10.82	135.30	111.50
2	4F	59	VAL	N-CA-CB	10.82	135.30	111.50
2	4Z	59	VAL	N-CA-CB	10.82	135.30	111.50
2	5F	59	VAL	N-CA-CB	10.82	135.30	111.50
2	5J	59	VAL	N-CA-CB	10.82	135.30	111.50
2	5N	59	VAL	N-CA-CB	10.82	135.30	111.50
2	5V	59	VAL	N-CA-CB	10.82	135.30	111.50
2	6N	59	VAL	N-CA-CB	10.82	135.30	111.50
2	6V	59	VAL	N-CA-CB	10.82	135.30	111.50
2	63	59	VAL	N-CA-CB	10.82	135.30	111.50
2	67	59	VAL	N-CA-CB	10.82	135.30	111.50
2	7B	59	VAL	N-CA-CB	10.82	135.30	111.50

*Continued on next page...*

*Continued from previous page...*

Mol	Chain	Res	Type	Atoms	Z	Observed(°)	Ideal(°)
2	7F	59	VAL	N-CA-CB	10.82	135.30	111.50
2	7R	59	VAL	N-CA-CB	10.82	135.30	111.50
1	1A	155	PRO	CA-CB-CG	-10.82	83.45	104.00
1	1I	155	PRO	CA-CB-CG	-10.82	83.45	104.00
1	2E	155	PRO	CA-CB-CG	-10.82	83.45	104.00
1	26	155	PRO	CA-CB-CG	-10.82	83.45	104.00
1	3E	155	PRO	CA-CB-CG	-10.82	83.45	104.00
1	4A	155	PRO	CA-CB-CG	-10.82	83.45	104.00
1	4M	155	PRO	CA-CB-CG	-10.82	83.45	104.00
1	4U	155	PRO	CA-CB-CG	-10.82	83.45	104.00
1	5Q	155	PRO	CA-CB-CG	-10.82	83.45	104.00
1	6I	155	PRO	CA-CB-CG	-10.82	83.45	104.00
1	6Q	155	PRO	CA-CB-CG	-10.82	83.45	104.00
1	7M	155	PRO	CA-CB-CG	-10.82	83.45	104.00
2	1R	59	VAL	N-CA-CB	10.81	135.29	111.50
2	1V	59	VAL	N-CA-CB	10.81	135.29	111.50
2	1Z	59	VAL	N-CA-CB	10.81	135.29	111.50
2	2R	59	VAL	N-CA-CB	10.81	135.29	111.50
2	2V	59	VAL	N-CA-CB	10.81	135.29	111.50
2	2Z	59	VAL	N-CA-CB	10.81	135.29	111.50
2	47	59	VAL	N-CA-CB	10.81	135.29	111.50
2	5B	59	VAL	N-CA-CB	10.81	135.29	111.50
2	6B	59	VAL	N-CA-CB	10.81	135.29	111.50
2	1N	70	TRP	NE1-CE2-CD2	-10.81	96.49	107.30
1	12	155	PRO	CA-CB-CG	-10.81	83.45	104.00
2	13	70	TRP	NE1-CE2-CD2	-10.81	96.49	107.30
1	16	155	PRO	CA-CB-CG	-10.81	83.45	104.00
2	17	70	TRP	NE1-CE2-CD2	-10.81	96.49	107.30
1	2A	155	PRO	CA-CB-CG	-10.81	83.45	104.00
2	2B	70	TRP	NE1-CE2-CD2	-10.81	96.49	107.30
2	43	59	VAL	N-CA-CB	10.81	135.29	111.50
2	57	59	VAL	N-CA-CB	10.81	135.29	111.50
2	2J	70	TRP	NE1-CE2-CD2	-10.81	96.49	107.30
2	3B	70	TRP	NE1-CE2-CD2	-10.81	96.49	107.30
2	3J	70	TRP	NE1-CE2-CD2	-10.81	96.49	107.30
1	3Q	155	PRO	CA-CB-CG	-10.81	83.45	104.00
2	3R	70	TRP	NE1-CE2-CD2	-10.81	96.49	107.30
1	3U	155	PRO	CA-CB-CG	-10.81	83.45	104.00
2	3V	70	TRP	NE1-CE2-CD2	-10.81	96.49	107.30
1	3Y	155	PRO	CA-CB-CG	-10.81	83.45	104.00
2	3Z	70	TRP	NE1-CE2-CD2	-10.81	96.49	107.30
2	33	70	TRP	NE1-CE2-CD2	-10.81	96.49	107.30

*Continued on next page...*



*Continued from previous page...*

Mol	Chain	Res	Type	Atoms	Z	Observed(°)	Ideal(°)
2	4F	70	TRP	NE1-CE2-CD2	-10.81	96.49	107.30
2	4Z	70	TRP	NE1-CE2-CD2	-10.81	96.49	107.30
1	5E	155	PRO	CA-CB-CG	-10.81	83.45	104.00
2	5F	70	TRP	NE1-CE2-CD2	-10.81	96.49	107.30
1	5I	155	PRO	CA-CB-CG	-10.81	83.45	104.00
2	5J	70	TRP	NE1-CE2-CD2	-10.81	96.49	107.30
1	5M	155	PRO	CA-CB-CG	-10.81	83.45	104.00
2	5N	70	TRP	NE1-CE2-CD2	-10.81	96.49	107.30
2	53	59	VAL	N-CA-CB	10.81	135.29	111.50
2	5V	70	TRP	NE1-CE2-CD2	-10.81	96.49	107.30
2	6N	70	TRP	NE1-CE2-CD2	-10.81	96.49	107.30
2	6V	70	TRP	NE1-CE2-CD2	-10.81	96.49	107.30
1	62	155	PRO	CA-CB-CG	-10.81	83.45	104.00
2	63	70	TRP	NE1-CE2-CD2	-10.81	96.49	107.30
1	66	155	PRO	CA-CB-CG	-10.81	83.45	104.00
2	67	70	TRP	NE1-CE2-CD2	-10.81	96.49	107.30
1	7A	155	PRO	CA-CB-CG	-10.81	83.45	104.00
2	7B	70	TRP	NE1-CE2-CD2	-10.81	96.49	107.30
2	7F	70	TRP	NE1-CE2-CD2	-10.81	96.49	107.30
2	7R	70	TRP	NE1-CE2-CD2	-10.81	96.49	107.30
1	1E	155	PRO	CA-CB-CG	-10.81	83.46	104.00
2	13	42	HIS	CE1-NE2-CD2	-10.81	79.57	106.60
2	17	42	HIS	CE1-NE2-CD2	-10.81	79.57	106.60
2	2B	42	HIS	CE1-NE2-CD2	-10.81	79.57	106.60
1	2M	155	PRO	CA-CB-CG	-10.81	83.46	104.00
1	22	155	PRO	CA-CB-CG	-10.81	83.46	104.00
1	3M	155	PRO	CA-CB-CG	-10.81	83.46	104.00
2	3R	42	HIS	CE1-NE2-CD2	-10.81	79.57	106.60
2	3V	42	HIS	CE1-NE2-CD2	-10.81	79.57	106.60
2	3Z	42	HIS	CE1-NE2-CD2	-10.81	79.57	106.60
1	36	155	PRO	CA-CB-CG	-10.81	83.46	104.00
1	4I	155	PRO	CA-CB-CG	-10.81	83.46	104.00
1	4Q	155	PRO	CA-CB-CG	-10.81	83.46	104.00
2	5F	42	HIS	CE1-NE2-CD2	-10.81	79.57	106.60
2	5J	42	HIS	CE1-NE2-CD2	-10.81	79.57	106.60
2	5N	42	HIS	CE1-NE2-CD2	-10.81	79.57	106.60
1	5Y	155	PRO	CA-CB-CG	-10.81	83.46	104.00
1	6E	155	PRO	CA-CB-CG	-10.81	83.46	104.00
1	6Y	155	PRO	CA-CB-CG	-10.81	83.46	104.00
2	63	42	HIS	CE1-NE2-CD2	-10.81	79.57	106.60
2	67	42	HIS	CE1-NE2-CD2	-10.81	79.57	106.60
2	7B	42	HIS	CE1-NE2-CD2	-10.81	79.57	106.60

*Continued on next page...*



*Continued from previous page...*

Mol	Chain	Res	Type	Atoms	Z	Observed(°)	Ideal(°)
1	7I	155	PRO	CA-CB-CG	-10.81	83.46	104.00
1	7U	155	PRO	CA-CB-CG	-10.81	83.46	104.00
2	1B	42	HIS	CE1-NE2-CD2	-10.81	79.58	106.60
2	1J	42	HIS	CE1-NE2-CD2	-10.81	79.58	106.60
2	1N	42	HIS	CE1-NE2-CD2	-10.81	79.58	106.60
2	1R	74	TYR	CA-CB-CG	-10.81	92.86	113.40
2	1V	74	TYR	CA-CB-CG	-10.81	92.86	113.40
2	1Z	74	TYR	CA-CB-CG	-10.81	92.86	113.40
2	2F	42	HIS	CE1-NE2-CD2	-10.81	79.58	106.60
2	2J	42	HIS	CE1-NE2-CD2	-10.81	79.58	106.60
2	2R	74	TYR	CA-CB-CG	-10.81	92.86	113.40
2	2V	74	TYR	CA-CB-CG	-10.81	92.86	113.40
2	2Z	74	TYR	CA-CB-CG	-10.81	92.86	113.40
2	27	42	HIS	CE1-NE2-CD2	-10.81	79.58	106.60
2	3B	42	HIS	CE1-NE2-CD2	-10.81	79.58	106.60
2	3F	42	HIS	CE1-NE2-CD2	-10.81	79.58	106.60
2	3J	42	HIS	CE1-NE2-CD2	-10.81	79.58	106.60
2	33	42	HIS	CE1-NE2-CD2	-10.81	79.58	106.60
2	4B	42	HIS	CE1-NE2-CD2	-10.81	79.58	106.60
2	4F	42	HIS	CE1-NE2-CD2	-10.81	79.58	106.60
2	4N	42	HIS	CE1-NE2-CD2	-10.81	79.58	106.60
2	4V	42	HIS	CE1-NE2-CD2	-10.81	79.58	106.60
2	4Z	42	HIS	CE1-NE2-CD2	-10.81	79.58	106.60
2	43	74	TYR	CA-CB-CG	-10.81	92.86	113.40
2	47	74	TYR	CA-CB-CG	-10.81	92.86	113.40
2	5B	74	TYR	CA-CB-CG	-10.81	92.86	113.40
2	5R	42	HIS	CE1-NE2-CD2	-10.81	79.58	106.60
2	5V	42	HIS	CE1-NE2-CD2	-10.81	79.58	106.60
2	53	74	TYR	CA-CB-CG	-10.81	92.86	113.40
2	57	74	TYR	CA-CB-CG	-10.81	92.86	113.40
2	6B	74	TYR	CA-CB-CG	-10.81	92.86	113.40
2	6J	42	HIS	CE1-NE2-CD2	-10.81	79.58	106.60
2	6N	42	HIS	CE1-NE2-CD2	-10.81	79.58	106.60
2	6R	42	HIS	CE1-NE2-CD2	-10.81	79.58	106.60
2	6V	42	HIS	CE1-NE2-CD2	-10.81	79.58	106.60
2	7F	42	HIS	CE1-NE2-CD2	-10.81	79.58	106.60
2	7N	42	HIS	CE1-NE2-CD2	-10.81	79.58	106.60
2	7R	42	HIS	CE1-NE2-CD2	-10.81	79.58	106.60
2	1B	222	GLN	CB-CA-C	-10.81	88.79	110.40
2	1J	222	GLN	CB-CA-C	-10.81	88.79	110.40
2	1R	42	HIS	CE1-NE2-CD2	-10.81	79.58	106.60
2	1V	42	HIS	CE1-NE2-CD2	-10.81	79.58	106.60

*Continued on next page...*

*Continued from previous page...*

Mol	Chain	Res	Type	Atoms	Z	Observed(°)	Ideal(°)
2	1Z	42	HIS	CE1-NE2-CD2	-10.81	79.58	106.60
2	2F	222	GLN	CB-CA-C	-10.81	88.79	110.40
2	2R	42	HIS	CE1-NE2-CD2	-10.81	79.58	106.60
2	2V	42	HIS	CE1-NE2-CD2	-10.81	79.58	106.60
2	2Z	42	HIS	CE1-NE2-CD2	-10.81	79.58	106.60
2	27	222	GLN	CB-CA-C	-10.81	88.79	110.40
2	3F	222	GLN	CB-CA-C	-10.81	88.79	110.40
2	4B	222	GLN	CB-CA-C	-10.81	88.79	110.40
2	4N	222	GLN	CB-CA-C	-10.81	88.79	110.40
2	4V	222	GLN	CB-CA-C	-10.81	88.79	110.40
2	43	42	HIS	CE1-NE2-CD2	-10.81	79.58	106.60
2	47	42	HIS	CE1-NE2-CD2	-10.81	79.58	106.60
2	5B	42	HIS	CE1-NE2-CD2	-10.81	79.58	106.60
2	5R	222	GLN	CB-CA-C	-10.81	88.79	110.40
2	53	42	HIS	CE1-NE2-CD2	-10.81	79.58	106.60
2	57	42	HIS	CE1-NE2-CD2	-10.81	79.58	106.60
2	6B	42	HIS	CE1-NE2-CD2	-10.81	79.58	106.60
2	6J	222	GLN	CB-CA-C	-10.81	88.79	110.40
2	6R	222	GLN	CB-CA-C	-10.81	88.79	110.40
2	7N	222	GLN	CB-CA-C	-10.81	88.79	110.40
2	1B	59	VAL	N-CA-CB	10.80	135.27	111.50
2	1F	42	HIS	CE1-NE2-CD2	-10.80	79.59	106.60
2	1F	70	TRP	NE1-CE2-CD2	-10.80	96.50	107.30
2	1J	59	VAL	N-CA-CB	10.80	135.27	111.50
1	1M	155	PRO	CA-CB-CG	-10.80	83.47	104.00
2	1R	70	TRP	NE1-CE2-CD2	-10.80	96.50	107.30
2	1V	70	TRP	NE1-CE2-CD2	-10.80	96.50	107.30
2	1Z	70	TRP	NE1-CE2-CD2	-10.80	96.50	107.30
2	2F	59	VAL	N-CA-CB	10.80	135.27	111.50
1	2I	155	PRO	CA-CB-CG	-10.80	83.47	104.00
2	2N	42	HIS	CE1-NE2-CD2	-10.80	79.59	106.60
2	2N	70	TRP	NE1-CE2-CD2	-10.80	96.50	107.30
2	2R	70	TRP	NE1-CE2-CD2	-10.80	96.50	107.30
2	2V	70	TRP	NE1-CE2-CD2	-10.80	96.50	107.30
2	2Z	70	TRP	NE1-CE2-CD2	-10.80	96.50	107.30
2	23	42	HIS	CE1-NE2-CD2	-10.80	79.59	106.60
2	23	70	TRP	NE1-CE2-CD2	-10.80	96.50	107.30
2	27	59	VAL	N-CA-CB	10.80	135.27	111.50
1	3A	155	PRO	CA-CB-CG	-10.80	83.47	104.00
2	3F	59	VAL	N-CA-CB	10.80	135.27	111.50
1	3I	155	PRO	CA-CB-CG	-10.80	83.47	104.00
2	3N	42	HIS	CE1-NE2-CD2	-10.80	79.59	106.60

*Continued on next page...*

*Continued from previous page...*

Mol	Chain	Res	Type	Atoms	Z	Observed(°)	Ideal(°)
2	3N	70	TRP	NE1-CE2-CD2	-10.80	96.50	107.30
1	32	155	PRO	CA-CB-CG	-10.80	83.47	104.00
2	37	42	HIS	CE1-NE2-CD2	-10.80	79.59	106.60
2	37	70	TRP	NE1-CE2-CD2	-10.80	96.50	107.30
2	4B	59	VAL	N-CA-CB	10.80	135.27	111.50
1	4E	155	PRO	CA-CB-CG	-10.80	83.47	104.00
2	4J	42	HIS	CE1-NE2-CD2	-10.80	79.59	106.60
2	4J	70	TRP	NE1-CE2-CD2	-10.80	96.50	107.30
2	4N	59	VAL	N-CA-CB	10.80	135.27	111.50
2	4R	42	HIS	CE1-NE2-CD2	-10.80	79.59	106.60
2	4R	70	TRP	NE1-CE2-CD2	-10.80	96.50	107.30
2	4V	59	VAL	N-CA-CB	10.80	135.27	111.50
1	4Y	155	PRO	CA-CB-CG	-10.80	83.47	104.00
2	43	70	TRP	NE1-CE2-CD2	-10.80	96.50	107.30
2	47	70	TRP	NE1-CE2-CD2	-10.80	96.50	107.30
2	5B	70	TRP	NE1-CE2-CD2	-10.80	96.50	107.30
2	5R	59	VAL	N-CA-CB	10.80	135.27	111.50
1	5U	155	PRO	CA-CB-CG	-10.80	83.47	104.00
2	5Z	42	HIS	CE1-NE2-CD2	-10.80	79.59	106.60
2	5Z	70	TRP	NE1-CE2-CD2	-10.80	96.50	107.30
2	53	70	TRP	NE1-CE2-CD2	-10.80	96.50	107.30
2	57	70	TRP	NE1-CE2-CD2	-10.80	96.50	107.30
2	6B	70	TRP	NE1-CE2-CD2	-10.80	96.50	107.30
2	6F	42	HIS	CE1-NE2-CD2	-10.80	79.59	106.60
2	6F	70	TRP	NE1-CE2-CD2	-10.80	96.50	107.30
2	6J	59	VAL	N-CA-CB	10.80	135.27	111.50
1	6M	155	PRO	CA-CB-CG	-10.80	83.47	104.00
2	6R	59	VAL	N-CA-CB	10.80	135.27	111.50
1	6U	155	PRO	CA-CB-CG	-10.80	83.47	104.00
2	6Z	42	HIS	CE1-NE2-CD2	-10.80	79.59	106.60
2	6Z	70	TRP	NE1-CE2-CD2	-10.80	96.50	107.30
1	7E	155	PRO	CA-CB-CG	-10.80	83.47	104.00
2	7J	42	HIS	CE1-NE2-CD2	-10.80	79.59	106.60
2	7J	70	TRP	NE1-CE2-CD2	-10.80	96.50	107.30
2	7N	59	VAL	N-CA-CB	10.80	135.27	111.50
1	7Q	155	PRO	CA-CB-CG	-10.80	83.47	104.00
2	7V	42	HIS	CE1-NE2-CD2	-10.80	79.59	106.60
2	7V	70	TRP	NE1-CE2-CD2	-10.80	96.50	107.30
2	1B	74	TYR	CA-CB-CG	-10.80	92.88	113.40
2	1F	222	GLN	CB-CA-C	-10.80	88.80	110.40
2	1J	74	TYR	CA-CB-CG	-10.80	92.88	113.40
2	13	222	GLN	CB-CA-C	-10.80	88.80	110.40

*Continued on next page...*

*Continued from previous page...*

Mol	Chain	Res	Type	Atoms	Z	Observed(°)	Ideal(°)
2	17	222	GLN	CB-CA-C	-10.80	88.80	110.40
2	2B	222	GLN	CB-CA-C	-10.80	88.80	110.40
2	2F	74	TYR	CA-CB-CG	-10.80	92.88	113.40
2	2N	222	GLN	CB-CA-C	-10.80	88.80	110.40
2	23	222	GLN	CB-CA-C	-10.80	88.80	110.40
2	27	74	TYR	CA-CB-CG	-10.80	92.88	113.40
2	3F	74	TYR	CA-CB-CG	-10.80	92.88	113.40
2	3N	222	GLN	CB-CA-C	-10.80	88.80	110.40
2	3R	222	GLN	CB-CA-C	-10.80	88.80	110.40
2	3V	222	GLN	CB-CA-C	-10.80	88.80	110.40
2	3Z	222	GLN	CB-CA-C	-10.80	88.80	110.40
2	37	222	GLN	CB-CA-C	-10.80	88.80	110.40
2	4B	74	TYR	CA-CB-CG	-10.80	92.88	113.40
2	4J	222	GLN	CB-CA-C	-10.80	88.80	110.40
2	4N	74	TYR	CA-CB-CG	-10.80	92.88	113.40
2	4R	222	GLN	CB-CA-C	-10.80	88.80	110.40
2	4V	74	TYR	CA-CB-CG	-10.80	92.88	113.40
2	5F	222	GLN	CB-CA-C	-10.80	88.80	110.40
2	5J	222	GLN	CB-CA-C	-10.80	88.80	110.40
2	5N	222	GLN	CB-CA-C	-10.80	88.80	110.40
2	5R	74	TYR	CA-CB-CG	-10.80	92.88	113.40
2	5Z	222	GLN	CB-CA-C	-10.80	88.80	110.40
2	6F	222	GLN	CB-CA-C	-10.80	88.80	110.40
2	6J	74	TYR	CA-CB-CG	-10.80	92.88	113.40
2	6R	74	TYR	CA-CB-CG	-10.80	92.88	113.40
2	6Z	222	GLN	CB-CA-C	-10.80	88.80	110.40
2	63	222	GLN	CB-CA-C	-10.80	88.80	110.40
2	67	222	GLN	CB-CA-C	-10.80	88.80	110.40
2	7B	222	GLN	CB-CA-C	-10.80	88.80	110.40
2	7J	222	GLN	CB-CA-C	-10.80	88.80	110.40
2	7N	74	TYR	CA-CB-CG	-10.80	92.88	113.40
2	7V	222	GLN	CB-CA-C	-10.80	88.80	110.40
2	1F	59	VAL	N-CA-CB	10.80	135.26	111.50
2	2N	59	VAL	N-CA-CB	10.80	135.26	111.50
2	23	59	VAL	N-CA-CB	10.80	135.26	111.50
2	3N	59	VAL	N-CA-CB	10.80	135.26	111.50
2	37	59	VAL	N-CA-CB	10.80	135.26	111.50
2	4J	59	VAL	N-CA-CB	10.80	135.26	111.50
2	4R	59	VAL	N-CA-CB	10.80	135.26	111.50
2	5Z	59	VAL	N-CA-CB	10.80	135.26	111.50
2	6F	59	VAL	N-CA-CB	10.80	135.26	111.50
2	6Z	59	VAL	N-CA-CB	10.80	135.26	111.50

*Continued on next page...*

*Continued from previous page...*

Mol	Chain	Res	Type	Atoms	Z	Observed(°)	Ideal(°)
2	7J	59	VAL	N-CA-CB	10.80	135.26	111.50
2	7V	59	VAL	N-CA-CB	10.80	135.26	111.50
2	1F	74	TYR	CA-CB-CG	-10.80	92.88	113.40
2	2N	74	TYR	CA-CB-CG	-10.80	92.88	113.40
2	23	74	TYR	CA-CB-CG	-10.80	92.88	113.40
2	3N	74	TYR	CA-CB-CG	-10.80	92.88	113.40
2	37	74	TYR	CA-CB-CG	-10.80	92.88	113.40
2	4J	74	TYR	CA-CB-CG	-10.80	92.88	113.40
2	4R	74	TYR	CA-CB-CG	-10.80	92.88	113.40
2	5Z	74	TYR	CA-CB-CG	-10.80	92.88	113.40
2	6F	74	TYR	CA-CB-CG	-10.80	92.88	113.40
2	6Z	74	TYR	CA-CB-CG	-10.80	92.88	113.40
2	7J	74	TYR	CA-CB-CG	-10.80	92.88	113.40
2	7V	74	TYR	CA-CB-CG	-10.80	92.88	113.40
2	13	74	TYR	CA-CB-CG	-10.79	92.89	113.40
2	17	74	TYR	CA-CB-CG	-10.79	92.89	113.40
2	2B	74	TYR	CA-CB-CG	-10.79	92.89	113.40
2	3R	74	TYR	CA-CB-CG	-10.79	92.89	113.40
2	3V	74	TYR	CA-CB-CG	-10.79	92.89	113.40
2	3Z	74	TYR	CA-CB-CG	-10.79	92.89	113.40
2	5F	74	TYR	CA-CB-CG	-10.79	92.89	113.40
2	5J	74	TYR	CA-CB-CG	-10.79	92.89	113.40
2	5N	74	TYR	CA-CB-CG	-10.79	92.89	113.40
2	63	74	TYR	CA-CB-CG	-10.79	92.89	113.40
2	67	74	TYR	CA-CB-CG	-10.79	92.89	113.40
2	7B	74	TYR	CA-CB-CG	-10.79	92.89	113.40
2	1F	4	GLU	N-CA-C	-10.79	81.87	111.00
2	2N	4	GLU	N-CA-C	-10.79	81.87	111.00
2	23	4	GLU	N-CA-C	-10.79	81.87	111.00
2	3N	4	GLU	N-CA-C	-10.79	81.87	111.00
2	37	4	GLU	N-CA-C	-10.79	81.87	111.00
2	4J	4	GLU	N-CA-C	-10.79	81.87	111.00
2	4R	4	GLU	N-CA-C	-10.79	81.87	111.00
2	5Z	4	GLU	N-CA-C	-10.79	81.87	111.00
2	6F	4	GLU	N-CA-C	-10.79	81.87	111.00
2	6Z	4	GLU	N-CA-C	-10.79	81.87	111.00
2	7J	4	GLU	N-CA-C	-10.79	81.87	111.00
2	7V	4	GLU	N-CA-C	-10.79	81.87	111.00
2	1R	222	GLN	CB-CA-C	-10.79	88.83	110.40
2	1V	222	GLN	CB-CA-C	-10.79	88.83	110.40
2	1Z	222	GLN	CB-CA-C	-10.79	88.83	110.40
2	2R	222	GLN	CB-CA-C	-10.79	88.83	110.40

*Continued on next page...*

*Continued from previous page...*

Mol	Chain	Res	Type	Atoms	Z	Observed(°)	Ideal(°)
2	2V	222	GLN	CB-CA-C	-10.79	88.83	110.40
2	2Z	222	GLN	CB-CA-C	-10.79	88.83	110.40
2	43	222	GLN	CB-CA-C	-10.79	88.83	110.40
2	47	222	GLN	CB-CA-C	-10.79	88.83	110.40
2	5B	222	GLN	CB-CA-C	-10.79	88.83	110.40
2	53	222	GLN	CB-CA-C	-10.79	88.83	110.40
2	57	222	GLN	CB-CA-C	-10.79	88.83	110.40
2	6B	222	GLN	CB-CA-C	-10.79	88.83	110.40
2	1N	74	TYR	CA-CB-CG	-10.79	92.91	113.40
2	1N	222	GLN	CB-CA-C	-10.79	88.83	110.40
2	2J	74	TYR	CA-CB-CG	-10.79	92.91	113.40
2	2J	222	GLN	CB-CA-C	-10.79	88.83	110.40
2	3B	74	TYR	CA-CB-CG	-10.79	92.91	113.40
2	3B	222	GLN	CB-CA-C	-10.79	88.83	110.40
2	3J	74	TYR	CA-CB-CG	-10.79	92.91	113.40
2	3J	222	GLN	CB-CA-C	-10.79	88.83	110.40
2	33	74	TYR	CA-CB-CG	-10.79	92.91	113.40
2	33	222	GLN	CB-CA-C	-10.79	88.83	110.40
2	4F	74	TYR	CA-CB-CG	-10.79	92.91	113.40
2	4F	222	GLN	CB-CA-C	-10.79	88.83	110.40
2	4Z	74	TYR	CA-CB-CG	-10.79	92.91	113.40
2	4Z	222	GLN	CB-CA-C	-10.79	88.83	110.40
2	5V	74	TYR	CA-CB-CG	-10.79	92.91	113.40
2	5V	222	GLN	CB-CA-C	-10.79	88.83	110.40
2	6N	74	TYR	CA-CB-CG	-10.79	92.91	113.40
2	6N	222	GLN	CB-CA-C	-10.79	88.83	110.40
2	6V	74	TYR	CA-CB-CG	-10.79	92.91	113.40
2	6V	222	GLN	CB-CA-C	-10.79	88.83	110.40
2	7F	74	TYR	CA-CB-CG	-10.79	92.91	113.40
2	7F	222	GLN	CB-CA-C	-10.79	88.83	110.40
2	7R	74	TYR	CA-CB-CG	-10.79	92.91	113.40
2	7R	222	GLN	CB-CA-C	-10.79	88.83	110.40
2	1B	4	GLU	N-CA-C	-10.78	81.89	111.00
2	1J	4	GLU	N-CA-C	-10.78	81.89	111.00
2	1N	71	ALA	CB-CA-C	10.78	126.27	110.10
1	1Q	30	PHE	N-CA-CB	10.78	130.00	110.60
1	1U	30	PHE	N-CA-CB	10.78	130.00	110.60
1	1Y	30	PHE	N-CA-CB	10.78	130.00	110.60
2	2F	4	GLU	N-CA-C	-10.78	81.89	111.00
2	2J	71	ALA	CB-CA-C	10.78	126.27	110.10
1	2Q	30	PHE	N-CA-CB	10.78	130.00	110.60
1	2U	30	PHE	N-CA-CB	10.78	130.00	110.60

*Continued on next page...*



*Continued from previous page...*

Mol	Chain	Res	Type	Atoms	Z	Observed(°)	Ideal(°)
1	2Y	30	PHE	N-CA-CB	10.78	130.00	110.60
2	27	4	GLU	N-CA-C	-10.78	81.89	111.00
2	3B	71	ALA	CB-CA-C	10.78	126.27	110.10
2	3F	4	GLU	N-CA-C	-10.78	81.89	111.00
2	3J	71	ALA	CB-CA-C	10.78	126.27	110.10
2	33	71	ALA	CB-CA-C	10.78	126.27	110.10
2	4B	4	GLU	N-CA-C	-10.78	81.89	111.00
2	4F	71	ALA	CB-CA-C	10.78	126.27	110.10
2	4N	4	GLU	N-CA-C	-10.78	81.89	111.00
2	4V	4	GLU	N-CA-C	-10.78	81.89	111.00
2	4Z	71	ALA	CB-CA-C	10.78	126.27	110.10
1	42	30	PHE	N-CA-CB	10.78	130.00	110.60
1	46	30	PHE	N-CA-CB	10.78	130.00	110.60
1	5A	30	PHE	N-CA-CB	10.78	130.00	110.60
2	5R	4	GLU	N-CA-C	-10.78	81.89	111.00
2	5V	71	ALA	CB-CA-C	10.78	126.27	110.10
1	52	30	PHE	N-CA-CB	10.78	130.00	110.60
1	56	30	PHE	N-CA-CB	10.78	130.00	110.60
1	6A	30	PHE	N-CA-CB	10.78	130.00	110.60
2	6J	4	GLU	N-CA-C	-10.78	81.89	111.00
2	6N	71	ALA	CB-CA-C	10.78	126.27	110.10
2	6R	4	GLU	N-CA-C	-10.78	81.89	111.00
2	6V	71	ALA	CB-CA-C	10.78	126.27	110.10
2	7F	71	ALA	CB-CA-C	10.78	126.27	110.10
2	7N	4	GLU	N-CA-C	-10.78	81.89	111.00
2	7R	71	ALA	CB-CA-C	10.78	126.27	110.10
1	1M	30	PHE	N-CA-CB	10.78	129.99	110.60
2	1R	71	ALA	CB-CA-C	10.78	126.26	110.10
2	1V	71	ALA	CB-CA-C	10.78	126.26	110.10
2	1Z	71	ALA	CB-CA-C	10.78	126.26	110.10
2	13	4	GLU	N-CA-C	-10.78	81.90	111.00
2	17	4	GLU	N-CA-C	-10.78	81.90	111.00
2	2B	4	GLU	N-CA-C	-10.78	81.90	111.00
1	2I	30	PHE	N-CA-CB	10.78	129.99	110.60
2	2R	71	ALA	CB-CA-C	10.78	126.26	110.10
2	2V	71	ALA	CB-CA-C	10.78	126.26	110.10
2	2Z	71	ALA	CB-CA-C	10.78	126.26	110.10
1	3A	30	PHE	N-CA-CB	10.78	129.99	110.60
1	3I	30	PHE	N-CA-CB	10.78	129.99	110.60
2	3R	4	GLU	N-CA-C	-10.78	81.90	111.00
2	3V	4	GLU	N-CA-C	-10.78	81.90	111.00
2	3Z	4	GLU	N-CA-C	-10.78	81.90	111.00

*Continued on next page...*



*Continued from previous page...*

Mol	Chain	Res	Type	Atoms	Z	Observed(°)	Ideal(°)
1	32	30	PHE	N-CA-CB	10.78	129.99	110.60
1	4E	30	PHE	N-CA-CB	10.78	129.99	110.60
1	4Y	30	PHE	N-CA-CB	10.78	129.99	110.60
2	43	71	ALA	CB-CA-C	10.78	126.26	110.10
2	47	71	ALA	CB-CA-C	10.78	126.26	110.10
2	5B	71	ALA	CB-CA-C	10.78	126.26	110.10
2	5F	4	GLU	N-CA-C	-10.78	81.90	111.00
2	5J	4	GLU	N-CA-C	-10.78	81.90	111.00
2	5N	4	GLU	N-CA-C	-10.78	81.90	111.00
1	5U	30	PHE	N-CA-CB	10.78	129.99	110.60
2	53	71	ALA	CB-CA-C	10.78	126.26	110.10
2	57	71	ALA	CB-CA-C	10.78	126.26	110.10
2	6B	71	ALA	CB-CA-C	10.78	126.26	110.10
1	6M	30	PHE	N-CA-CB	10.78	129.99	110.60
1	6U	30	PHE	N-CA-CB	10.78	129.99	110.60
2	63	4	GLU	N-CA-C	-10.78	81.90	111.00
2	67	4	GLU	N-CA-C	-10.78	81.90	111.00
2	7B	4	GLU	N-CA-C	-10.78	81.90	111.00
1	7E	30	PHE	N-CA-CB	10.78	129.99	110.60
1	7Q	30	PHE	N-CA-CB	10.78	129.99	110.60
1	1E	90	PHE	CA-C-O	10.77	142.72	120.10
1	2M	90	PHE	CA-C-O	10.77	142.72	120.10
1	22	90	PHE	CA-C-O	10.77	142.72	120.10
1	3M	90	PHE	CA-C-O	10.77	142.72	120.10
1	36	90	PHE	CA-C-O	10.77	142.72	120.10
1	4I	90	PHE	CA-C-O	10.77	142.72	120.10
1	4Q	90	PHE	CA-C-O	10.77	142.72	120.10
1	5Y	90	PHE	CA-C-O	10.77	142.72	120.10
1	6E	90	PHE	CA-C-O	10.77	142.72	120.10
1	6Y	90	PHE	CA-C-O	10.77	142.72	120.10
1	7I	90	PHE	CA-C-O	10.77	142.72	120.10
1	7U	90	PHE	CA-C-O	10.77	142.72	120.10
1	1E	30	PHE	N-CA-CB	10.77	129.99	110.60
2	1N	4	GLU	N-CA-C	-10.77	81.92	111.00
2	13	71	ALA	CB-CA-C	10.77	126.26	110.10
2	17	71	ALA	CB-CA-C	10.77	126.26	110.10
2	2B	71	ALA	CB-CA-C	10.77	126.26	110.10
2	2J	4	GLU	N-CA-C	-10.77	81.92	111.00
1	2M	30	PHE	N-CA-CB	10.77	129.99	110.60
1	22	30	PHE	N-CA-CB	10.77	129.99	110.60
2	3B	4	GLU	N-CA-C	-10.77	81.92	111.00
2	3J	4	GLU	N-CA-C	-10.77	81.92	111.00

*Continued on next page...*

*Continued from previous page...*

Mol	Chain	Res	Type	Atoms	Z	Observed(°)	Ideal(°)
1	3M	30	PHE	N-CA-CB	10.77	129.99	110.60
2	3R	71	ALA	CB-CA-C	10.77	126.26	110.10
2	3V	71	ALA	CB-CA-C	10.77	126.26	110.10
2	3Z	71	ALA	CB-CA-C	10.77	126.26	110.10
2	33	4	GLU	N-CA-C	-10.77	81.92	111.00
1	36	30	PHE	N-CA-CB	10.77	129.99	110.60
2	4F	4	GLU	N-CA-C	-10.77	81.92	111.00
1	4I	30	PHE	N-CA-CB	10.77	129.99	110.60
1	4Q	30	PHE	N-CA-CB	10.77	129.99	110.60
2	4Z	4	GLU	N-CA-C	-10.77	81.92	111.00
2	5F	71	ALA	CB-CA-C	10.77	126.26	110.10
2	5J	71	ALA	CB-CA-C	10.77	126.26	110.10
2	5N	71	ALA	CB-CA-C	10.77	126.26	110.10
2	5V	4	GLU	N-CA-C	-10.77	81.92	111.00
1	5Y	30	PHE	N-CA-CB	10.77	129.99	110.60
1	6E	30	PHE	N-CA-CB	10.77	129.99	110.60
2	6N	4	GLU	N-CA-C	-10.77	81.92	111.00
2	6V	4	GLU	N-CA-C	-10.77	81.92	111.00
1	6Y	30	PHE	N-CA-CB	10.77	129.99	110.60
2	63	71	ALA	CB-CA-C	10.77	126.26	110.10
2	67	71	ALA	CB-CA-C	10.77	126.26	110.10
2	7B	71	ALA	CB-CA-C	10.77	126.26	110.10
2	7F	4	GLU	N-CA-C	-10.77	81.92	111.00
1	7I	30	PHE	N-CA-CB	10.77	129.99	110.60
2	7R	4	GLU	N-CA-C	-10.77	81.92	111.00
1	7U	30	PHE	N-CA-CB	10.77	129.99	110.60
2	1R	4	GLU	N-CA-C	-10.77	81.92	111.00
2	1V	4	GLU	N-CA-C	-10.77	81.92	111.00
2	1Z	4	GLU	N-CA-C	-10.77	81.92	111.00
2	2R	4	GLU	N-CA-C	-10.77	81.92	111.00
2	2V	4	GLU	N-CA-C	-10.77	81.92	111.00
2	2Z	4	GLU	N-CA-C	-10.77	81.92	111.00
2	43	4	GLU	N-CA-C	-10.77	81.92	111.00
2	47	4	GLU	N-CA-C	-10.77	81.92	111.00
2	5B	4	GLU	N-CA-C	-10.77	81.92	111.00
2	53	4	GLU	N-CA-C	-10.77	81.92	111.00
2	57	4	GLU	N-CA-C	-10.77	81.92	111.00
2	6B	4	GLU	N-CA-C	-10.77	81.92	111.00
2	1B	71	ALA	CB-CA-C	10.77	126.25	110.10
2	1J	71	ALA	CB-CA-C	10.77	126.25	110.10
1	12	30	PHE	N-CA-CB	10.77	129.98	110.60
1	2A	30	PHE	N-CA-CB	10.77	129.98	110.60

*Continued on next page...*

*Continued from previous page...*

Mol	Chain	Res	Type	Atoms	Z	Observed(°)	Ideal(°)
2	27	71	ALA	CB-CA-C	10.77	126.25	110.10
2	7N	71	ALA	CB-CA-C	10.77	126.25	110.10
1	1A	30	PHE	N-CA-CB	10.77	129.98	110.60
1	1I	30	PHE	N-CA-CB	10.77	129.98	110.60
1	1Q	90	PHE	CA-C-O	10.77	142.71	120.10
1	1U	90	PHE	CA-C-O	10.77	142.71	120.10
1	1Y	90	PHE	CA-C-O	10.77	142.71	120.10
1	12	90	PHE	CA-C-O	10.77	142.71	120.10
1	16	30	PHE	N-CA-CB	10.77	129.98	110.60
1	16	90	PHE	CA-C-O	10.77	142.71	120.10
1	2A	90	PHE	CA-C-O	10.77	142.71	120.10
2	2F	71	ALA	CB-CA-C	10.77	126.25	110.10
1	3Q	30	PHE	N-CA-CB	10.77	129.98	110.60
1	2E	30	PHE	N-CA-CB	10.77	129.98	110.60
1	2Q	90	PHE	CA-C-O	10.77	142.71	120.10
1	2U	90	PHE	CA-C-O	10.77	142.71	120.10
1	2Y	90	PHE	CA-C-O	10.77	142.71	120.10
2	3F	71	ALA	CB-CA-C	10.77	126.25	110.10
1	3U	30	PHE	N-CA-CB	10.77	129.98	110.60
1	3Y	30	PHE	N-CA-CB	10.77	129.98	110.60
2	4V	71	ALA	CB-CA-C	10.77	126.25	110.10
1	5I	30	PHE	N-CA-CB	10.77	129.98	110.60
2	6R	71	ALA	CB-CA-C	10.77	126.25	110.10
1	26	30	PHE	N-CA-CB	10.77	129.98	110.60
1	3E	30	PHE	N-CA-CB	10.77	129.98	110.60
1	3Q	90	PHE	CA-C-O	10.77	142.71	120.10
1	3U	90	PHE	CA-C-O	10.77	142.71	120.10
1	3Y	90	PHE	CA-C-O	10.77	142.71	120.10
2	4B	71	ALA	CB-CA-C	10.77	126.25	110.10
2	4N	71	ALA	CB-CA-C	10.77	126.25	110.10
1	5E	30	PHE	N-CA-CB	10.77	129.98	110.60
1	5M	30	PHE	N-CA-CB	10.77	129.98	110.60
2	5R	71	ALA	CB-CA-C	10.77	126.25	110.10
2	6J	71	ALA	CB-CA-C	10.77	126.25	110.10
1	4A	30	PHE	N-CA-CB	10.77	129.98	110.60
1	4M	30	PHE	N-CA-CB	10.77	129.98	110.60
1	4U	30	PHE	N-CA-CB	10.77	129.98	110.60
1	42	90	PHE	CA-C-O	10.77	142.71	120.10
1	46	90	PHE	CA-C-O	10.77	142.71	120.10
1	5A	90	PHE	CA-C-O	10.77	142.71	120.10
1	5E	90	PHE	CA-C-O	10.77	142.71	120.10
1	5I	90	PHE	CA-C-O	10.77	142.71	120.10

*Continued on next page...*

*Continued from previous page...*

Mol	Chain	Res	Type	Atoms	Z	Observed(°)	Ideal(°)
1	5M	90	PHE	CA-C-O	10.77	142.71	120.10
1	5Q	30	PHE	N-CA-CB	10.77	129.98	110.60
1	52	90	PHE	CA-C-O	10.77	142.71	120.10
1	56	90	PHE	CA-C-O	10.77	142.71	120.10
1	6A	90	PHE	CA-C-O	10.77	142.71	120.10
1	62	30	PHE	N-CA-CB	10.77	129.98	110.60
1	7A	30	PHE	N-CA-CB	10.77	129.98	110.60
1	6I	30	PHE	N-CA-CB	10.77	129.98	110.60
1	6Q	30	PHE	N-CA-CB	10.77	129.98	110.60
1	62	90	PHE	CA-C-O	10.77	142.71	120.10
1	66	30	PHE	N-CA-CB	10.77	129.98	110.60
1	66	90	PHE	CA-C-O	10.77	142.71	120.10
1	7A	90	PHE	CA-C-O	10.77	142.71	120.10
1	7M	30	PHE	N-CA-CB	10.77	129.98	110.60
1	1M	90	PHE	CA-C-O	10.76	142.70	120.10
1	2I	90	PHE	CA-C-O	10.76	142.70	120.10
1	3A	90	PHE	CA-C-O	10.76	142.70	120.10
1	3I	90	PHE	CA-C-O	10.76	142.70	120.10
1	32	90	PHE	CA-C-O	10.76	142.70	120.10
1	4E	90	PHE	CA-C-O	10.76	142.70	120.10
1	4Y	90	PHE	CA-C-O	10.76	142.70	120.10
1	5U	90	PHE	CA-C-O	10.76	142.70	120.10
1	6M	90	PHE	CA-C-O	10.76	142.70	120.10
1	6U	90	PHE	CA-C-O	10.76	142.70	120.10
1	7E	90	PHE	CA-C-O	10.76	142.70	120.10
1	7Q	90	PHE	CA-C-O	10.76	142.70	120.10
2	1N	107	PHE	CG-CD2-CE2	-10.76	108.96	120.80
2	2J	107	PHE	CG-CD2-CE2	-10.76	108.96	120.80
2	3B	107	PHE	CG-CD2-CE2	-10.76	108.96	120.80
2	3J	107	PHE	CG-CD2-CE2	-10.76	108.96	120.80
2	33	107	PHE	CG-CD2-CE2	-10.76	108.96	120.80
2	4F	107	PHE	CG-CD2-CE2	-10.76	108.96	120.80
2	4Z	107	PHE	CG-CD2-CE2	-10.76	108.96	120.80
2	5V	107	PHE	CG-CD2-CE2	-10.76	108.96	120.80
2	6N	107	PHE	CG-CD2-CE2	-10.76	108.96	120.80
2	6V	107	PHE	CG-CD2-CE2	-10.76	108.96	120.80
2	7F	107	PHE	CG-CD2-CE2	-10.76	108.96	120.80
2	7R	107	PHE	CG-CD2-CE2	-10.76	108.96	120.80
1	1A	90	PHE	CA-C-O	10.76	142.69	120.10
2	1F	71	ALA	CB-CA-C	10.76	126.24	110.10
1	1I	90	PHE	CA-C-O	10.76	142.69	120.10
1	2E	90	PHE	CA-C-O	10.76	142.69	120.10

*Continued on next page...*

*Continued from previous page...*

Mol	Chain	Res	Type	Atoms	Z	Observed(°)	Ideal(°)
2	2N	71	ALA	CB-CA-C	10.76	126.24	110.10
2	23	71	ALA	CB-CA-C	10.76	126.24	110.10
1	26	90	PHE	CA-C-O	10.76	142.69	120.10
1	3E	90	PHE	CA-C-O	10.76	142.69	120.10
2	3N	71	ALA	CB-CA-C	10.76	126.24	110.10
2	37	71	ALA	CB-CA-C	10.76	126.24	110.10
1	4A	90	PHE	CA-C-O	10.76	142.69	120.10
2	4J	71	ALA	CB-CA-C	10.76	126.24	110.10
1	4M	90	PHE	CA-C-O	10.76	142.69	120.10
2	4R	71	ALA	CB-CA-C	10.76	126.24	110.10
1	4U	90	PHE	CA-C-O	10.76	142.69	120.10
1	5Q	90	PHE	CA-C-O	10.76	142.69	120.10
2	5Z	71	ALA	CB-CA-C	10.76	126.24	110.10
2	6F	71	ALA	CB-CA-C	10.76	126.24	110.10
1	6I	90	PHE	CA-C-O	10.76	142.69	120.10
1	6Q	90	PHE	CA-C-O	10.76	142.69	120.10
2	6Z	71	ALA	CB-CA-C	10.76	126.24	110.10
2	7J	71	ALA	CB-CA-C	10.76	126.24	110.10
1	7M	90	PHE	CA-C-O	10.76	142.69	120.10
2	7V	71	ALA	CB-CA-C	10.76	126.24	110.10
2	13	222	GLN	O-C-N	10.74	139.88	122.70
2	17	222	GLN	O-C-N	10.74	139.88	122.70
2	2B	222	GLN	O-C-N	10.74	139.88	122.70
2	3R	222	GLN	O-C-N	10.74	139.88	122.70
2	3V	222	GLN	O-C-N	10.74	139.88	122.70
2	3Z	222	GLN	O-C-N	10.74	139.88	122.70
2	5F	222	GLN	O-C-N	10.74	139.88	122.70
2	5J	222	GLN	O-C-N	10.74	139.88	122.70
2	5N	222	GLN	O-C-N	10.74	139.88	122.70
2	63	222	GLN	O-C-N	10.74	139.88	122.70
2	67	222	GLN	O-C-N	10.74	139.88	122.70
2	7B	222	GLN	O-C-N	10.74	139.88	122.70
2	1R	107	PHE	CG-CD2-CE2	-10.74	108.99	120.80
2	1V	107	PHE	CG-CD2-CE2	-10.74	108.99	120.80
2	1Z	107	PHE	CG-CD2-CE2	-10.74	108.99	120.80
2	2R	107	PHE	CG-CD2-CE2	-10.74	108.99	120.80
2	2V	107	PHE	CG-CD2-CE2	-10.74	108.99	120.80
2	2Z	107	PHE	CG-CD2-CE2	-10.74	108.99	120.80
2	43	107	PHE	CG-CD2-CE2	-10.74	108.99	120.80
2	47	107	PHE	CG-CD2-CE2	-10.74	108.99	120.80
2	5B	107	PHE	CG-CD2-CE2	-10.74	108.99	120.80
2	53	107	PHE	CG-CD2-CE2	-10.74	108.99	120.80

*Continued on next page...*

*Continued from previous page...*

Mol	Chain	Res	Type	Atoms	Z	Observed(°)	Ideal(°)
2	57	107	PHE	CG-CD2-CE2	-10.74	108.99	120.80
2	6B	107	PHE	CG-CD2-CE2	-10.74	108.99	120.80
2	1B	107	PHE	CG-CD2-CE2	-10.73	108.99	120.80
2	1J	107	PHE	CG-CD2-CE2	-10.73	108.99	120.80
2	2F	107	PHE	CG-CD2-CE2	-10.73	108.99	120.80
2	27	107	PHE	CG-CD2-CE2	-10.73	108.99	120.80
2	3F	107	PHE	CG-CD2-CE2	-10.73	108.99	120.80
2	4B	107	PHE	CG-CD2-CE2	-10.73	108.99	120.80
2	4N	107	PHE	CG-CD2-CE2	-10.73	108.99	120.80
2	4V	107	PHE	CG-CD2-CE2	-10.73	108.99	120.80
2	5R	107	PHE	CG-CD2-CE2	-10.73	108.99	120.80
2	6J	107	PHE	CG-CD2-CE2	-10.73	108.99	120.80
2	6R	107	PHE	CG-CD2-CE2	-10.73	108.99	120.80
2	7N	107	PHE	CG-CD2-CE2	-10.73	108.99	120.80
2	1B	222	GLN	O-C-N	10.72	139.86	122.70
2	1J	222	GLN	O-C-N	10.72	139.86	122.70
2	2F	222	GLN	O-C-N	10.72	139.86	122.70
2	27	222	GLN	O-C-N	10.72	139.86	122.70
2	3F	222	GLN	O-C-N	10.72	139.86	122.70
2	4B	222	GLN	O-C-N	10.72	139.86	122.70
2	4N	222	GLN	O-C-N	10.72	139.86	122.70
2	4V	222	GLN	O-C-N	10.72	139.86	122.70
2	5R	222	GLN	O-C-N	10.72	139.86	122.70
2	6J	222	GLN	O-C-N	10.72	139.86	122.70
2	6R	222	GLN	O-C-N	10.72	139.86	122.70
2	7N	222	GLN	O-C-N	10.72	139.86	122.70
2	1N	222	GLN	O-C-N	10.72	139.85	122.70
2	2J	222	GLN	O-C-N	10.72	139.85	122.70
2	3B	222	GLN	O-C-N	10.72	139.85	122.70
2	3J	222	GLN	O-C-N	10.72	139.85	122.70
2	33	222	GLN	O-C-N	10.72	139.85	122.70
2	4F	222	GLN	O-C-N	10.72	139.85	122.70
2	4Z	222	GLN	O-C-N	10.72	139.85	122.70
2	5V	222	GLN	O-C-N	10.72	139.85	122.70
2	6N	222	GLN	O-C-N	10.72	139.85	122.70
2	6V	222	GLN	O-C-N	10.72	139.85	122.70
2	7F	222	GLN	O-C-N	10.72	139.85	122.70
2	7R	222	GLN	O-C-N	10.72	139.85	122.70
1	1E	147	ARG	N-CA-C	-10.72	82.06	111.00
1	1Q	147	ARG	N-CA-C	-10.72	82.06	111.00
2	1R	222	GLN	O-C-N	10.72	139.85	122.70
1	1U	147	ARG	N-CA-C	-10.72	82.06	111.00

*Continued on next page...*

*Continued from previous page...*

Mol	Chain	Res	Type	Atoms	Z	Observed(°)	Ideal(°)
2	1V	222	GLN	O-C-N	10.72	139.85	122.70
1	1Y	147	ARG	N-CA-C	-10.72	82.06	111.00
2	1Z	222	GLN	O-C-N	10.72	139.85	122.70
1	12	147	ARG	N-CA-C	-10.72	82.06	111.00
2	13	41	PHE	CD1-CE1-CZ	-10.72	107.24	120.10
1	16	147	ARG	N-CA-C	-10.72	82.06	111.00
2	17	41	PHE	CD1-CE1-CZ	-10.72	107.24	120.10
1	2A	147	ARG	N-CA-C	-10.72	82.06	111.00
2	2B	41	PHE	CD1-CE1-CZ	-10.72	107.24	120.10
1	2M	147	ARG	N-CA-C	-10.72	82.06	111.00
1	2Q	147	ARG	N-CA-C	-10.72	82.06	111.00
2	2R	222	GLN	O-C-N	10.72	139.85	122.70
1	2U	147	ARG	N-CA-C	-10.72	82.06	111.00
2	2V	222	GLN	O-C-N	10.72	139.85	122.70
1	2Y	147	ARG	N-CA-C	-10.72	82.06	111.00
2	2Z	222	GLN	O-C-N	10.72	139.85	122.70
1	22	147	ARG	N-CA-C	-10.72	82.06	111.00
1	3M	147	ARG	N-CA-C	-10.72	82.06	111.00
1	3Q	147	ARG	N-CA-C	-10.72	82.06	111.00
2	3R	41	PHE	CD1-CE1-CZ	-10.72	107.24	120.10
1	3U	147	ARG	N-CA-C	-10.72	82.06	111.00
2	3V	41	PHE	CD1-CE1-CZ	-10.72	107.24	120.10
1	3Y	147	ARG	N-CA-C	-10.72	82.06	111.00
2	3Z	41	PHE	CD1-CE1-CZ	-10.72	107.24	120.10
1	36	147	ARG	N-CA-C	-10.72	82.06	111.00
1	4I	147	ARG	N-CA-C	-10.72	82.06	111.00
1	4Q	147	ARG	N-CA-C	-10.72	82.06	111.00
1	42	147	ARG	N-CA-C	-10.72	82.06	111.00
2	43	222	GLN	O-C-N	10.72	139.85	122.70
1	46	147	ARG	N-CA-C	-10.72	82.06	111.00
2	47	222	GLN	O-C-N	10.72	139.85	122.70
1	5A	147	ARG	N-CA-C	-10.72	82.06	111.00
2	5B	222	GLN	O-C-N	10.72	139.85	122.70
1	5E	147	ARG	N-CA-C	-10.72	82.06	111.00
2	5F	41	PHE	CD1-CE1-CZ	-10.72	107.24	120.10
1	5I	147	ARG	N-CA-C	-10.72	82.06	111.00
2	5J	41	PHE	CD1-CE1-CZ	-10.72	107.24	120.10
1	5M	147	ARG	N-CA-C	-10.72	82.06	111.00
2	5N	41	PHE	CD1-CE1-CZ	-10.72	107.24	120.10
1	5Y	147	ARG	N-CA-C	-10.72	82.06	111.00
1	52	147	ARG	N-CA-C	-10.72	82.06	111.00
2	53	222	GLN	O-C-N	10.72	139.85	122.70

*Continued on next page...*



*Continued from previous page...*

Mol	Chain	Res	Type	Atoms	Z	Observed(°)	Ideal(°)
1	56	147	ARG	N-CA-C	-10.72	82.06	111.00
2	57	222	GLN	O-C-N	10.72	139.85	122.70
1	6A	147	ARG	N-CA-C	-10.72	82.06	111.00
2	6B	222	GLN	O-C-N	10.72	139.85	122.70
1	6E	147	ARG	N-CA-C	-10.72	82.06	111.00
1	6Y	147	ARG	N-CA-C	-10.72	82.06	111.00
1	62	147	ARG	N-CA-C	-10.72	82.06	111.00
2	63	41	PHE	CD1-CE1-CZ	-10.72	107.24	120.10
1	66	147	ARG	N-CA-C	-10.72	82.06	111.00
2	67	41	PHE	CD1-CE1-CZ	-10.72	107.24	120.10
1	7A	147	ARG	N-CA-C	-10.72	82.06	111.00
2	7B	41	PHE	CD1-CE1-CZ	-10.72	107.24	120.10
1	7I	147	ARG	N-CA-C	-10.72	82.06	111.00
1	7U	147	ARG	N-CA-C	-10.72	82.06	111.00
1	1A	147	ARG	N-CA-C	-10.71	82.07	111.00
1	1I	147	ARG	N-CA-C	-10.71	82.07	111.00
1	2E	147	ARG	N-CA-C	-10.71	82.07	111.00
1	26	147	ARG	N-CA-C	-10.71	82.07	111.00
1	3E	147	ARG	N-CA-C	-10.71	82.07	111.00
1	4A	147	ARG	N-CA-C	-10.71	82.07	111.00
1	4M	147	ARG	N-CA-C	-10.71	82.07	111.00
1	4U	147	ARG	N-CA-C	-10.71	82.07	111.00
1	5Q	147	ARG	N-CA-C	-10.71	82.07	111.00
1	6I	147	ARG	N-CA-C	-10.71	82.07	111.00
1	6Q	147	ARG	N-CA-C	-10.71	82.07	111.00
1	7M	147	ARG	N-CA-C	-10.71	82.07	111.00
1	1M	147	ARG	N-CA-C	-10.71	82.09	111.00
1	2I	147	ARG	N-CA-C	-10.71	82.09	111.00
1	3A	147	ARG	N-CA-C	-10.71	82.09	111.00
1	3I	147	ARG	N-CA-C	-10.71	82.09	111.00
1	32	147	ARG	N-CA-C	-10.71	82.09	111.00
1	4E	147	ARG	N-CA-C	-10.71	82.09	111.00
1	4Y	147	ARG	N-CA-C	-10.71	82.09	111.00
1	5U	147	ARG	N-CA-C	-10.71	82.09	111.00
1	6M	147	ARG	N-CA-C	-10.71	82.09	111.00
1	6U	147	ARG	N-CA-C	-10.71	82.09	111.00
1	7E	147	ARG	N-CA-C	-10.71	82.09	111.00
1	7Q	147	ARG	N-CA-C	-10.71	82.09	111.00
2	1F	222	GLN	O-C-N	10.70	139.83	122.70
2	1N	41	PHE	CD1-CE1-CZ	-10.71	107.25	120.10
2	2J	41	PHE	CD1-CE1-CZ	-10.71	107.25	120.10
2	2N	222	GLN	O-C-N	10.70	139.83	122.70

*Continued on next page...*

*Continued from previous page...*

Mol	Chain	Res	Type	Atoms	Z	Observed(°)	Ideal(°)
2	23	222	GLN	O-C-N	10.70	139.83	122.70
2	3B	41	PHE	CD1-CE1-CZ	-10.71	107.25	120.10
2	3J	41	PHE	CD1-CE1-CZ	-10.71	107.25	120.10
2	3N	222	GLN	O-C-N	10.70	139.83	122.70
2	33	41	PHE	CD1-CE1-CZ	-10.71	107.25	120.10
2	37	222	GLN	O-C-N	10.70	139.83	122.70
2	4F	41	PHE	CD1-CE1-CZ	-10.71	107.25	120.10
2	4J	222	GLN	O-C-N	10.70	139.83	122.70
2	4R	222	GLN	O-C-N	10.70	139.83	122.70
2	4Z	41	PHE	CD1-CE1-CZ	-10.71	107.25	120.10
2	5V	41	PHE	CD1-CE1-CZ	-10.71	107.25	120.10
2	5Z	222	GLN	O-C-N	10.70	139.83	122.70
2	6F	222	GLN	O-C-N	10.70	139.83	122.70
2	6N	41	PHE	CD1-CE1-CZ	-10.71	107.25	120.10
2	6V	41	PHE	CD1-CE1-CZ	-10.71	107.25	120.10
2	6Z	222	GLN	O-C-N	10.70	139.83	122.70
2	7F	41	PHE	CD1-CE1-CZ	-10.71	107.25	120.10
2	7J	222	GLN	O-C-N	10.70	139.83	122.70
2	7R	41	PHE	CD1-CE1-CZ	-10.71	107.25	120.10
2	7V	222	GLN	O-C-N	10.70	139.83	122.70
2	13	107	PHE	CG-CD2-CE2	-10.70	109.03	120.80
2	17	107	PHE	CG-CD2-CE2	-10.70	109.03	120.80
2	2B	107	PHE	CG-CD2-CE2	-10.70	109.03	120.80
2	3R	107	PHE	CG-CD2-CE2	-10.70	109.03	120.80
2	3V	107	PHE	CG-CD2-CE2	-10.70	109.03	120.80
2	3Z	107	PHE	CG-CD2-CE2	-10.70	109.03	120.80
2	5F	107	PHE	CG-CD2-CE2	-10.70	109.03	120.80
2	5J	107	PHE	CG-CD2-CE2	-10.70	109.03	120.80
2	5N	107	PHE	CG-CD2-CE2	-10.70	109.03	120.80
2	63	107	PHE	CG-CD2-CE2	-10.70	109.03	120.80
2	67	107	PHE	CG-CD2-CE2	-10.70	109.03	120.80
2	7B	107	PHE	CG-CD2-CE2	-10.70	109.03	120.80
2	1F	107	PHE	CG-CD2-CE2	-10.70	109.04	120.80
2	2N	107	PHE	CG-CD2-CE2	-10.70	109.04	120.80
2	23	107	PHE	CG-CD2-CE2	-10.70	109.04	120.80
2	3N	107	PHE	CG-CD2-CE2	-10.70	109.04	120.80
2	37	107	PHE	CG-CD2-CE2	-10.70	109.04	120.80
2	4J	107	PHE	CG-CD2-CE2	-10.70	109.04	120.80
2	4R	107	PHE	CG-CD2-CE2	-10.70	109.04	120.80
2	5Z	107	PHE	CG-CD2-CE2	-10.70	109.04	120.80
2	6F	107	PHE	CG-CD2-CE2	-10.70	109.04	120.80
2	6Z	107	PHE	CG-CD2-CE2	-10.70	109.04	120.80

*Continued on next page...*

*Continued from previous page...*

Mol	Chain	Res	Type	Atoms	Z	Observed(°)	Ideal(°)
2	7J	107	PHE	CG-CD2-CE2	-10.70	109.04	120.80
2	7V	107	PHE	CG-CD2-CE2	-10.70	109.04	120.80
2	1F	60	ARG	C-N-CA	-10.69	94.97	121.70
2	2N	60	ARG	C-N-CA	-10.69	94.97	121.70
2	23	60	ARG	C-N-CA	-10.69	94.97	121.70
2	3N	60	ARG	C-N-CA	-10.69	94.97	121.70
2	37	60	ARG	C-N-CA	-10.69	94.97	121.70
2	4J	60	ARG	C-N-CA	-10.69	94.97	121.70
2	4R	60	ARG	C-N-CA	-10.69	94.97	121.70
2	5Z	60	ARG	C-N-CA	-10.69	94.97	121.70
2	6F	60	ARG	C-N-CA	-10.69	94.97	121.70
2	6Z	60	ARG	C-N-CA	-10.69	94.97	121.70
2	7J	60	ARG	C-N-CA	-10.69	94.97	121.70
2	7V	60	ARG	C-N-CA	-10.69	94.97	121.70
2	1B	41	PHE	CD1-CE1-CZ	-10.69	107.27	120.10
2	1J	41	PHE	CD1-CE1-CZ	-10.69	107.27	120.10
2	1R	35	PHE	N-CA-CB	10.69	129.84	110.60
2	1V	35	PHE	N-CA-CB	10.69	129.84	110.60
2	1Z	35	PHE	N-CA-CB	10.69	129.84	110.60
2	2F	41	PHE	CD1-CE1-CZ	-10.69	107.27	120.10
2	2R	35	PHE	N-CA-CB	10.69	129.84	110.60
2	2V	35	PHE	N-CA-CB	10.69	129.84	110.60
2	2Z	35	PHE	N-CA-CB	10.69	129.84	110.60
2	27	41	PHE	CD1-CE1-CZ	-10.69	107.27	120.10
2	3F	41	PHE	CD1-CE1-CZ	-10.69	107.27	120.10
2	4B	41	PHE	CD1-CE1-CZ	-10.69	107.27	120.10
2	4N	41	PHE	CD1-CE1-CZ	-10.69	107.27	120.10
2	4V	41	PHE	CD1-CE1-CZ	-10.69	107.27	120.10
2	43	35	PHE	N-CA-CB	10.69	129.84	110.60
2	47	35	PHE	N-CA-CB	10.69	129.84	110.60
2	5B	35	PHE	N-CA-CB	10.69	129.84	110.60
2	5R	41	PHE	CD1-CE1-CZ	-10.69	107.27	120.10
2	53	35	PHE	N-CA-CB	10.69	129.84	110.60
2	57	35	PHE	N-CA-CB	10.69	129.84	110.60
2	6B	35	PHE	N-CA-CB	10.69	129.84	110.60
2	6J	41	PHE	CD1-CE1-CZ	-10.69	107.27	120.10
2	6R	41	PHE	CD1-CE1-CZ	-10.69	107.27	120.10
2	7N	41	PHE	CD1-CE1-CZ	-10.69	107.27	120.10
2	1N	21	THR	C-N-CA	-10.68	94.99	121.70
2	1R	41	PHE	CD1-CE1-CZ	-10.68	107.28	120.10
2	1V	41	PHE	CD1-CE1-CZ	-10.68	107.28	120.10
2	1Z	41	PHE	CD1-CE1-CZ	-10.68	107.28	120.10

*Continued on next page...*

*Continued from previous page...*

Mol	Chain	Res	Type	Atoms	Z	Observed(°)	Ideal(°)
2	2J	21	THR	C-N-CA	-10.68	94.99	121.70
2	2R	41	PHE	CD1-CE1-CZ	-10.68	107.28	120.10
2	2V	41	PHE	CD1-CE1-CZ	-10.68	107.28	120.10
2	2Z	41	PHE	CD1-CE1-CZ	-10.68	107.28	120.10
2	3B	21	THR	C-N-CA	-10.68	94.99	121.70
2	3J	21	THR	C-N-CA	-10.68	94.99	121.70
2	33	21	THR	C-N-CA	-10.68	94.99	121.70
2	4F	21	THR	C-N-CA	-10.68	94.99	121.70
2	4Z	21	THR	C-N-CA	-10.68	94.99	121.70
2	43	41	PHE	CD1-CE1-CZ	-10.68	107.28	120.10
2	47	41	PHE	CD1-CE1-CZ	-10.68	107.28	120.10
2	5B	41	PHE	CD1-CE1-CZ	-10.68	107.28	120.10
2	5V	21	THR	C-N-CA	-10.68	94.99	121.70
2	53	41	PHE	CD1-CE1-CZ	-10.68	107.28	120.10
2	57	41	PHE	CD1-CE1-CZ	-10.68	107.28	120.10
2	6B	41	PHE	CD1-CE1-CZ	-10.68	107.28	120.10
2	6N	21	THR	C-N-CA	-10.68	94.99	121.70
2	6V	21	THR	C-N-CA	-10.68	94.99	121.70
2	7F	21	THR	C-N-CA	-10.68	94.99	121.70
2	7R	21	THR	C-N-CA	-10.68	94.99	121.70
2	1B	60	ARG	C-N-CA	-10.68	95.00	121.70
2	1J	60	ARG	C-N-CA	-10.68	95.00	121.70
2	2F	60	ARG	C-N-CA	-10.68	95.00	121.70
2	27	60	ARG	C-N-CA	-10.68	95.00	121.70
2	3F	60	ARG	C-N-CA	-10.68	95.00	121.70
2	4B	60	ARG	C-N-CA	-10.68	95.00	121.70
2	4N	60	ARG	C-N-CA	-10.68	95.00	121.70
2	4V	60	ARG	C-N-CA	-10.68	95.00	121.70
2	5R	60	ARG	C-N-CA	-10.68	95.00	121.70
2	6J	60	ARG	C-N-CA	-10.68	95.00	121.70
2	6R	60	ARG	C-N-CA	-10.68	95.00	121.70
2	7N	60	ARG	C-N-CA	-10.68	95.00	121.70
2	1B	21	THR	C-N-CA	-10.68	95.00	121.70
2	1J	21	THR	C-N-CA	-10.68	95.00	121.70
2	1R	60	ARG	C-N-CA	-10.68	95.01	121.70
2	1V	60	ARG	C-N-CA	-10.68	95.01	121.70
2	1Z	60	ARG	C-N-CA	-10.68	95.01	121.70
2	13	21	THR	C-N-CA	-10.68	95.00	121.70
2	17	21	THR	C-N-CA	-10.68	95.00	121.70
2	2B	21	THR	C-N-CA	-10.68	95.00	121.70
2	2F	21	THR	C-N-CA	-10.68	95.00	121.70
2	2R	60	ARG	C-N-CA	-10.68	95.01	121.70

*Continued on next page...*

*Continued from previous page...*

Mol	Chain	Res	Type	Atoms	Z	Observed(°)	Ideal(°)
2	2V	60	ARG	C-N-CA	-10.68	95.01	121.70
2	2Z	60	ARG	C-N-CA	-10.68	95.01	121.70
2	27	21	THR	C-N-CA	-10.68	95.00	121.70
2	3F	21	THR	C-N-CA	-10.68	95.00	121.70
2	3R	21	THR	C-N-CA	-10.68	95.00	121.70
2	3V	21	THR	C-N-CA	-10.68	95.00	121.70
2	3Z	21	THR	C-N-CA	-10.68	95.00	121.70
2	4B	21	THR	C-N-CA	-10.68	95.00	121.70
2	4N	21	THR	C-N-CA	-10.68	95.00	121.70
2	4V	21	THR	C-N-CA	-10.68	95.00	121.70
2	43	60	ARG	C-N-CA	-10.68	95.01	121.70
2	47	60	ARG	C-N-CA	-10.68	95.01	121.70
2	5B	60	ARG	C-N-CA	-10.68	95.01	121.70
2	5F	21	THR	C-N-CA	-10.68	95.00	121.70
2	5J	21	THR	C-N-CA	-10.68	95.00	121.70
2	5N	21	THR	C-N-CA	-10.68	95.00	121.70
2	5R	21	THR	C-N-CA	-10.68	95.00	121.70
2	53	60	ARG	C-N-CA	-10.68	95.01	121.70
2	57	60	ARG	C-N-CA	-10.68	95.01	121.70
2	6B	60	ARG	C-N-CA	-10.68	95.01	121.70
2	6J	21	THR	C-N-CA	-10.68	95.00	121.70
2	6R	21	THR	C-N-CA	-10.68	95.00	121.70
2	63	21	THR	C-N-CA	-10.68	95.00	121.70
2	67	21	THR	C-N-CA	-10.68	95.00	121.70
2	7B	21	THR	C-N-CA	-10.68	95.00	121.70
2	7N	21	THR	C-N-CA	-10.68	95.00	121.70
2	1F	21	THR	C-N-CA	-10.68	95.01	121.70
2	1N	60	ARG	C-N-CA	-10.68	95.01	121.70
2	2J	60	ARG	C-N-CA	-10.68	95.01	121.70
2	2N	21	THR	C-N-CA	-10.68	95.01	121.70
2	23	21	THR	C-N-CA	-10.68	95.01	121.70
2	3B	60	ARG	C-N-CA	-10.68	95.01	121.70
2	3J	60	ARG	C-N-CA	-10.68	95.01	121.70
2	3N	21	THR	C-N-CA	-10.68	95.01	121.70
2	33	60	ARG	C-N-CA	-10.68	95.01	121.70
2	37	21	THR	C-N-CA	-10.68	95.01	121.70
2	4F	60	ARG	C-N-CA	-10.68	95.01	121.70
2	4J	21	THR	C-N-CA	-10.68	95.01	121.70
2	4R	21	THR	C-N-CA	-10.68	95.01	121.70
2	4Z	60	ARG	C-N-CA	-10.68	95.01	121.70
2	5V	60	ARG	C-N-CA	-10.68	95.01	121.70
2	5Z	21	THR	C-N-CA	-10.68	95.01	121.70

*Continued on next page...*

*Continued from previous page...*

Mol	Chain	Res	Type	Atoms	Z	Observed(°)	Ideal(°)
2	6F	21	THR	C-N-CA	-10.68	95.01	121.70
2	6N	60	ARG	C-N-CA	-10.68	95.01	121.70
2	6V	60	ARG	C-N-CA	-10.68	95.01	121.70
2	6Z	21	THR	C-N-CA	-10.68	95.01	121.70
2	7F	60	ARG	C-N-CA	-10.68	95.01	121.70
2	7J	21	THR	C-N-CA	-10.68	95.01	121.70
2	7R	60	ARG	C-N-CA	-10.68	95.01	121.70
2	7V	21	THR	C-N-CA	-10.68	95.01	121.70
1	1M	12	MET	CB-CA-C	-10.67	89.05	110.40
2	1R	21	THR	C-N-CA	-10.67	95.02	121.70
2	1V	21	THR	C-N-CA	-10.67	95.02	121.70
2	1Z	21	THR	C-N-CA	-10.67	95.02	121.70
1	2I	12	MET	CB-CA-C	-10.67	89.05	110.40
1	3I	12	MET	CB-CA-C	-10.67	89.05	110.40
1	4Y	12	MET	CB-CA-C	-10.67	89.05	110.40
1	12	12	MET	CB-CA-C	-10.67	89.06	110.40
1	16	12	MET	CB-CA-C	-10.67	89.06	110.40
1	2A	12	MET	CB-CA-C	-10.67	89.06	110.40
2	2R	21	THR	C-N-CA	-10.67	95.02	121.70
2	2V	21	THR	C-N-CA	-10.67	95.02	121.70
2	2Z	21	THR	C-N-CA	-10.67	95.02	121.70
1	3A	12	MET	CB-CA-C	-10.67	89.05	110.40
1	32	12	MET	CB-CA-C	-10.67	89.05	110.40
1	4E	12	MET	CB-CA-C	-10.67	89.05	110.40
1	5U	12	MET	CB-CA-C	-10.67	89.05	110.40
1	7Q	12	MET	CB-CA-C	-10.67	89.05	110.40
1	3Q	12	MET	CB-CA-C	-10.67	89.06	110.40
1	3U	12	MET	CB-CA-C	-10.67	89.06	110.40
1	3Y	12	MET	CB-CA-C	-10.67	89.06	110.40
2	43	21	THR	C-N-CA	-10.67	95.02	121.70
2	47	21	THR	C-N-CA	-10.67	95.02	121.70
2	5B	21	THR	C-N-CA	-10.67	95.02	121.70
1	5E	12	MET	CB-CA-C	-10.67	89.06	110.40
1	5I	12	MET	CB-CA-C	-10.67	89.06	110.40
1	5M	12	MET	CB-CA-C	-10.67	89.06	110.40
2	53	21	THR	C-N-CA	-10.67	95.02	121.70
2	57	21	THR	C-N-CA	-10.67	95.02	121.70
2	6B	21	THR	C-N-CA	-10.67	95.02	121.70
1	6M	12	MET	CB-CA-C	-10.67	89.05	110.40
1	6U	12	MET	CB-CA-C	-10.67	89.05	110.40
1	7E	12	MET	CB-CA-C	-10.67	89.05	110.40
1	62	12	MET	CB-CA-C	-10.67	89.06	110.40

*Continued on next page...*

*Continued from previous page...*

Mol	Chain	Res	Type	Atoms	Z	Observed(°)	Ideal(°)
1	66	12	MET	CB-CA-C	-10.67	89.06	110.40
1	7A	12	MET	CB-CA-C	-10.67	89.06	110.40
2	1N	35	PHE	N-CA-CB	10.67	129.81	110.60
1	1Q	12	MET	CB-CA-C	-10.67	89.06	110.40
1	1U	12	MET	CB-CA-C	-10.67	89.06	110.40
1	1Y	12	MET	CB-CA-C	-10.67	89.06	110.40
2	13	60	ARG	C-N-CA	-10.67	95.02	121.70
2	17	60	ARG	C-N-CA	-10.67	95.02	121.70
2	2B	60	ARG	C-N-CA	-10.67	95.02	121.70
2	2J	35	PHE	N-CA-CB	10.67	129.81	110.60
1	2Q	12	MET	CB-CA-C	-10.67	89.06	110.40
1	2U	12	MET	CB-CA-C	-10.67	89.06	110.40
1	2Y	12	MET	CB-CA-C	-10.67	89.06	110.40
2	3B	35	PHE	N-CA-CB	10.67	129.81	110.60
2	3J	35	PHE	N-CA-CB	10.67	129.81	110.60
2	3R	60	ARG	C-N-CA	-10.67	95.02	121.70
2	3V	60	ARG	C-N-CA	-10.67	95.02	121.70
2	3Z	60	ARG	C-N-CA	-10.67	95.02	121.70
2	33	35	PHE	N-CA-CB	10.67	129.81	110.60
2	4F	35	PHE	N-CA-CB	10.67	129.81	110.60
2	4Z	35	PHE	N-CA-CB	10.67	129.81	110.60
1	42	12	MET	CB-CA-C	-10.67	89.06	110.40
1	46	12	MET	CB-CA-C	-10.67	89.06	110.40
1	5A	12	MET	CB-CA-C	-10.67	89.06	110.40
2	5F	60	ARG	C-N-CA	-10.67	95.02	121.70
2	5J	60	ARG	C-N-CA	-10.67	95.02	121.70
2	5N	60	ARG	C-N-CA	-10.67	95.02	121.70
2	5V	35	PHE	N-CA-CB	10.67	129.81	110.60
1	52	12	MET	CB-CA-C	-10.67	89.06	110.40
1	56	12	MET	CB-CA-C	-10.67	89.06	110.40
1	6A	12	MET	CB-CA-C	-10.67	89.06	110.40
2	6N	35	PHE	N-CA-CB	10.67	129.81	110.60
2	6V	35	PHE	N-CA-CB	10.67	129.81	110.60
2	63	60	ARG	C-N-CA	-10.67	95.02	121.70
2	67	60	ARG	C-N-CA	-10.67	95.02	121.70
2	7B	60	ARG	C-N-CA	-10.67	95.02	121.70
2	7F	35	PHE	N-CA-CB	10.67	129.81	110.60
2	7R	35	PHE	N-CA-CB	10.67	129.81	110.60
1	1A	12	MET	CB-CA-C	-10.67	89.07	110.40
2	1F	41	PHE	CD1-CE1-CZ	-10.67	107.30	120.10
1	1I	12	MET	CB-CA-C	-10.67	89.07	110.40
1	2E	12	MET	CB-CA-C	-10.67	89.07	110.40

*Continued on next page...*



*Continued from previous page...*

Mol	Chain	Res	Type	Atoms	Z	Observed(°)	Ideal(°)
2	2N	41	PHE	CD1-CE1-CZ	-10.67	107.30	120.10
2	23	41	PHE	CD1-CE1-CZ	-10.67	107.30	120.10
1	26	12	MET	CB-CA-C	-10.67	89.07	110.40
1	3E	12	MET	CB-CA-C	-10.67	89.07	110.40
2	3N	41	PHE	CD1-CE1-CZ	-10.67	107.30	120.10
2	37	41	PHE	CD1-CE1-CZ	-10.67	107.30	120.10
1	4A	12	MET	CB-CA-C	-10.67	89.07	110.40
2	4J	41	PHE	CD1-CE1-CZ	-10.67	107.30	120.10
1	4M	12	MET	CB-CA-C	-10.67	89.07	110.40
2	4R	41	PHE	CD1-CE1-CZ	-10.67	107.30	120.10
1	4U	12	MET	CB-CA-C	-10.67	89.07	110.40
1	5Q	12	MET	CB-CA-C	-10.67	89.07	110.40
2	5Z	41	PHE	CD1-CE1-CZ	-10.67	107.30	120.10
2	6F	41	PHE	CD1-CE1-CZ	-10.67	107.30	120.10
1	6I	12	MET	CB-CA-C	-10.67	89.07	110.40
1	6Q	12	MET	CB-CA-C	-10.67	89.07	110.40
2	6Z	41	PHE	CD1-CE1-CZ	-10.67	107.30	120.10
2	7J	41	PHE	CD1-CE1-CZ	-10.67	107.30	120.10
1	7M	12	MET	CB-CA-C	-10.67	89.07	110.40
2	7V	41	PHE	CD1-CE1-CZ	-10.67	107.30	120.10
1	1E	12	MET	CB-CA-C	-10.66	89.08	110.40
1	2M	12	MET	CB-CA-C	-10.66	89.08	110.40
1	22	12	MET	CB-CA-C	-10.66	89.08	110.40
1	3M	12	MET	CB-CA-C	-10.66	89.08	110.40
1	36	12	MET	CB-CA-C	-10.66	89.08	110.40
1	4I	12	MET	CB-CA-C	-10.66	89.08	110.40
1	4Q	12	MET	CB-CA-C	-10.66	89.08	110.40
1	5Y	12	MET	CB-CA-C	-10.66	89.08	110.40
1	6E	12	MET	CB-CA-C	-10.66	89.08	110.40
1	6Y	12	MET	CB-CA-C	-10.66	89.08	110.40
1	7I	12	MET	CB-CA-C	-10.66	89.08	110.40
1	7U	12	MET	CB-CA-C	-10.66	89.08	110.40
1	1A	145	LEU	CB-CG-CD1	-10.66	92.88	111.00
1	1I	145	LEU	CB-CG-CD1	-10.66	92.88	111.00
1	1M	145	LEU	CB-CG-CD1	-10.66	92.88	111.00
1	2E	145	LEU	CB-CG-CD1	-10.66	92.88	111.00
1	2I	145	LEU	CB-CG-CD1	-10.66	92.88	111.00
1	26	145	LEU	CB-CG-CD1	-10.66	92.88	111.00
1	3A	145	LEU	CB-CG-CD1	-10.66	92.88	111.00
1	3E	145	LEU	CB-CG-CD1	-10.66	92.88	111.00
1	3I	145	LEU	CB-CG-CD1	-10.66	92.88	111.00
1	32	145	LEU	CB-CG-CD1	-10.66	92.88	111.00

*Continued on next page...*

*Continued from previous page...*

Mol	Chain	Res	Type	Atoms	Z	Observed(°)	Ideal(°)
1	4A	145	LEU	CB-CG-CD1	-10.66	92.88	111.00
1	4E	145	LEU	CB-CG-CD1	-10.66	92.88	111.00
1	4M	145	LEU	CB-CG-CD1	-10.66	92.88	111.00
1	4U	145	LEU	CB-CG-CD1	-10.66	92.88	111.00
1	4Y	145	LEU	CB-CG-CD1	-10.66	92.88	111.00
1	5Q	145	LEU	CB-CG-CD1	-10.66	92.88	111.00
1	5U	145	LEU	CB-CG-CD1	-10.66	92.88	111.00
1	6I	145	LEU	CB-CG-CD1	-10.66	92.88	111.00
1	6M	145	LEU	CB-CG-CD1	-10.66	92.88	111.00
1	6Q	145	LEU	CB-CG-CD1	-10.66	92.88	111.00
1	6U	145	LEU	CB-CG-CD1	-10.66	92.88	111.00
1	7E	145	LEU	CB-CG-CD1	-10.66	92.88	111.00
1	7M	145	LEU	CB-CG-CD1	-10.66	92.88	111.00
1	7Q	145	LEU	CB-CG-CD1	-10.66	92.88	111.00
2	1F	35	PHE	N-CA-CB	10.66	129.78	110.60
2	2N	35	PHE	N-CA-CB	10.66	129.78	110.60
2	23	35	PHE	N-CA-CB	10.66	129.78	110.60
2	3N	35	PHE	N-CA-CB	10.66	129.78	110.60
2	37	35	PHE	N-CA-CB	10.66	129.78	110.60
2	4J	35	PHE	N-CA-CB	10.66	129.78	110.60
2	4R	35	PHE	N-CA-CB	10.66	129.78	110.60
2	5Z	35	PHE	N-CA-CB	10.66	129.78	110.60
2	6F	35	PHE	N-CA-CB	10.66	129.78	110.60
2	6Z	35	PHE	N-CA-CB	10.66	129.78	110.60
2	7J	35	PHE	N-CA-CB	10.66	129.78	110.60
2	7V	35	PHE	N-CA-CB	10.66	129.78	110.60
2	1B	35	PHE	N-CA-CB	10.66	129.78	110.60
2	1J	35	PHE	N-CA-CB	10.66	129.78	110.60
2	2F	35	PHE	N-CA-CB	10.66	129.78	110.60
2	27	35	PHE	N-CA-CB	10.66	129.78	110.60
2	3F	35	PHE	N-CA-CB	10.66	129.78	110.60
2	4B	35	PHE	N-CA-CB	10.66	129.78	110.60
2	4N	35	PHE	N-CA-CB	10.66	129.78	110.60
2	4V	35	PHE	N-CA-CB	10.66	129.78	110.60
2	5R	35	PHE	N-CA-CB	10.66	129.78	110.60
2	6J	35	PHE	N-CA-CB	10.66	129.78	110.60
2	6R	35	PHE	N-CA-CB	10.66	129.78	110.60
2	7N	35	PHE	N-CA-CB	10.66	129.78	110.60
1	1E	25	ASP	C-N-CA	10.65	148.33	121.70
1	2M	25	ASP	C-N-CA	10.65	148.33	121.70
1	22	25	ASP	C-N-CA	10.65	148.33	121.70
1	3M	25	ASP	C-N-CA	10.65	148.33	121.70

*Continued on next page...*

*Continued from previous page...*

Mol	Chain	Res	Type	Atoms	Z	Observed(°)	Ideal(°)
1	36	25	ASP	C-N-CA	10.65	148.33	121.70
1	4I	25	ASP	C-N-CA	10.65	148.33	121.70
1	4Q	25	ASP	C-N-CA	10.65	148.33	121.70
1	5Y	25	ASP	C-N-CA	10.65	148.33	121.70
1	6E	25	ASP	C-N-CA	10.65	148.33	121.70
1	6Y	25	ASP	C-N-CA	10.65	148.33	121.70
1	7I	25	ASP	C-N-CA	10.65	148.33	121.70
1	7U	25	ASP	C-N-CA	10.65	148.33	121.70
1	1Q	145	LEU	CB-CG-CD1	-10.65	92.89	111.00
1	1U	145	LEU	CB-CG-CD1	-10.65	92.89	111.00
1	1Y	145	LEU	CB-CG-CD1	-10.65	92.89	111.00
1	2Q	145	LEU	CB-CG-CD1	-10.65	92.89	111.00
1	2U	145	LEU	CB-CG-CD1	-10.65	92.89	111.00
1	2Y	145	LEU	CB-CG-CD1	-10.65	92.89	111.00
1	42	145	LEU	CB-CG-CD1	-10.65	92.89	111.00
1	46	145	LEU	CB-CG-CD1	-10.65	92.89	111.00
1	5A	145	LEU	CB-CG-CD1	-10.65	92.89	111.00
1	52	145	LEU	CB-CG-CD1	-10.65	92.89	111.00
1	56	145	LEU	CB-CG-CD1	-10.65	92.89	111.00
1	6A	145	LEU	CB-CG-CD1	-10.65	92.89	111.00
2	13	35	PHE	N-CA-CB	10.65	129.77	110.60
2	17	35	PHE	N-CA-CB	10.65	129.77	110.60
2	2B	35	PHE	N-CA-CB	10.65	129.77	110.60
2	3R	35	PHE	N-CA-CB	10.65	129.77	110.60
2	3V	35	PHE	N-CA-CB	10.65	129.77	110.60
2	3Z	35	PHE	N-CA-CB	10.65	129.77	110.60
2	5F	35	PHE	N-CA-CB	10.65	129.77	110.60
2	5J	35	PHE	N-CA-CB	10.65	129.77	110.60
2	5N	35	PHE	N-CA-CB	10.65	129.77	110.60
2	63	35	PHE	N-CA-CB	10.65	129.77	110.60
2	67	35	PHE	N-CA-CB	10.65	129.77	110.60
2	7B	35	PHE	N-CA-CB	10.65	129.77	110.60
1	1E	145	LEU	CB-CG-CD1	-10.65	92.90	111.00
1	12	145	LEU	CB-CG-CD1	-10.65	92.90	111.00
1	16	145	LEU	CB-CG-CD1	-10.65	92.90	111.00
1	2A	145	LEU	CB-CG-CD1	-10.65	92.90	111.00
1	2M	145	LEU	CB-CG-CD1	-10.65	92.90	111.00
1	22	145	LEU	CB-CG-CD1	-10.65	92.90	111.00
1	3M	145	LEU	CB-CG-CD1	-10.65	92.90	111.00
1	3Q	145	LEU	CB-CG-CD1	-10.65	92.90	111.00
1	3U	145	LEU	CB-CG-CD1	-10.65	92.90	111.00
1	3Y	145	LEU	CB-CG-CD1	-10.65	92.90	111.00

*Continued on next page...*

*Continued from previous page...*

Mol	Chain	Res	Type	Atoms	Z	Observed(°)	Ideal(°)
1	36	145	LEU	CB-CG-CD1	-10.65	92.90	111.00
1	4I	145	LEU	CB-CG-CD1	-10.65	92.90	111.00
1	4Q	145	LEU	CB-CG-CD1	-10.65	92.90	111.00
1	5E	145	LEU	CB-CG-CD1	-10.65	92.90	111.00
1	5I	145	LEU	CB-CG-CD1	-10.65	92.90	111.00
1	5M	145	LEU	CB-CG-CD1	-10.65	92.90	111.00
1	5Y	145	LEU	CB-CG-CD1	-10.65	92.90	111.00
1	6E	145	LEU	CB-CG-CD1	-10.65	92.90	111.00
1	6Y	145	LEU	CB-CG-CD1	-10.65	92.90	111.00
1	62	145	LEU	CB-CG-CD1	-10.65	92.90	111.00
1	66	145	LEU	CB-CG-CD1	-10.65	92.90	111.00
1	7A	145	LEU	CB-CG-CD1	-10.65	92.90	111.00
1	7I	145	LEU	CB-CG-CD1	-10.65	92.90	111.00
1	7U	145	LEU	CB-CG-CD1	-10.65	92.90	111.00
1	1A	25	ASP	C-N-CA	10.65	148.31	121.70
1	1I	25	ASP	C-N-CA	10.65	148.31	121.70
1	2E	25	ASP	C-N-CA	10.65	148.31	121.70
1	26	25	ASP	C-N-CA	10.65	148.31	121.70
1	3E	25	ASP	C-N-CA	10.65	148.31	121.70
1	4A	25	ASP	C-N-CA	10.65	148.31	121.70
1	4M	25	ASP	C-N-CA	10.65	148.31	121.70
1	4U	25	ASP	C-N-CA	10.65	148.31	121.70
1	5Q	25	ASP	C-N-CA	10.65	148.31	121.70
1	6I	25	ASP	C-N-CA	10.65	148.31	121.70
1	6Q	25	ASP	C-N-CA	10.65	148.31	121.70
1	7M	25	ASP	C-N-CA	10.65	148.31	121.70
1	1M	25	ASP	C-N-CA	10.64	148.31	121.70
2	1R	36	SER	O-C-N	-10.64	105.67	122.70
2	1V	36	SER	O-C-N	-10.64	105.67	122.70
2	1Z	36	SER	O-C-N	-10.64	105.67	122.70
1	2I	25	ASP	C-N-CA	10.64	148.31	121.70
2	2R	36	SER	O-C-N	-10.64	105.67	122.70
2	2V	36	SER	O-C-N	-10.64	105.67	122.70
2	2Z	36	SER	O-C-N	-10.64	105.67	122.70
1	3A	25	ASP	C-N-CA	10.64	148.31	121.70
1	3I	25	ASP	C-N-CA	10.64	148.31	121.70
1	32	25	ASP	C-N-CA	10.64	148.31	121.70
1	4E	25	ASP	C-N-CA	10.64	148.31	121.70
1	4Y	25	ASP	C-N-CA	10.64	148.31	121.70
2	43	36	SER	O-C-N	-10.64	105.67	122.70
2	47	36	SER	O-C-N	-10.64	105.67	122.70
2	5B	36	SER	O-C-N	-10.64	105.67	122.70

*Continued on next page...*

*Continued from previous page...*

Mol	Chain	Res	Type	Atoms	Z	Observed(°)	Ideal(°)
1	5U	25	ASP	C-N-CA	10.64	148.31	121.70
2	53	36	SER	O-C-N	-10.64	105.67	122.70
2	57	36	SER	O-C-N	-10.64	105.67	122.70
2	6B	36	SER	O-C-N	-10.64	105.67	122.70
1	6M	25	ASP	C-N-CA	10.64	148.31	121.70
1	6U	25	ASP	C-N-CA	10.64	148.31	121.70
1	7E	25	ASP	C-N-CA	10.64	148.31	121.70
1	7Q	25	ASP	C-N-CA	10.64	148.31	121.70
1	1Q	25	ASP	C-N-CA	10.64	148.29	121.70
1	1U	25	ASP	C-N-CA	10.64	148.29	121.70
1	1Y	25	ASP	C-N-CA	10.64	148.29	121.70
1	2Q	25	ASP	C-N-CA	10.64	148.29	121.70
1	2U	25	ASP	C-N-CA	10.64	148.29	121.70
1	2Y	25	ASP	C-N-CA	10.64	148.29	121.70
1	42	25	ASP	C-N-CA	10.64	148.29	121.70
1	46	25	ASP	C-N-CA	10.64	148.29	121.70
1	5A	25	ASP	C-N-CA	10.64	148.29	121.70
1	52	25	ASP	C-N-CA	10.64	148.29	121.70
1	56	25	ASP	C-N-CA	10.64	148.29	121.70
1	6A	25	ASP	C-N-CA	10.64	148.29	121.70
2	1F	36	SER	O-C-N	-10.63	105.69	122.70
2	2N	36	SER	O-C-N	-10.63	105.69	122.70
2	23	36	SER	O-C-N	-10.63	105.69	122.70
2	4R	36	SER	O-C-N	-10.63	105.69	122.70
2	7V	36	SER	O-C-N	-10.63	105.69	122.70
2	1B	36	SER	O-C-N	-10.63	105.69	122.70
2	1J	36	SER	O-C-N	-10.63	105.69	122.70
1	12	25	ASP	C-N-CA	10.63	148.28	121.70
1	16	25	ASP	C-N-CA	10.63	148.28	121.70
1	2A	25	ASP	C-N-CA	10.63	148.28	121.70
2	3N	36	SER	O-C-N	-10.63	105.69	122.70
2	6F	36	SER	O-C-N	-10.63	105.69	122.70
2	2F	36	SER	O-C-N	-10.63	105.69	122.70
2	27	36	SER	O-C-N	-10.63	105.69	122.70
2	3F	36	SER	O-C-N	-10.63	105.69	122.70
1	3Q	25	ASP	C-N-CA	10.63	148.28	121.70
1	3U	25	ASP	C-N-CA	10.63	148.28	121.70
1	3Y	25	ASP	C-N-CA	10.63	148.28	121.70
2	37	36	SER	O-C-N	-10.63	105.69	122.70
2	4J	36	SER	O-C-N	-10.63	105.69	122.70
2	4B	36	SER	O-C-N	-10.63	105.69	122.70
2	4N	36	SER	O-C-N	-10.63	105.69	122.70

*Continued on next page...*

*Continued from previous page...*

Mol	Chain	Res	Type	Atoms	Z	Observed(°)	Ideal(°)
2	4V	36	SER	O-C-N	-10.63	105.69	122.70
1	5E	25	ASP	C-N-CA	10.63	148.28	121.70
1	5I	25	ASP	C-N-CA	10.63	148.28	121.70
1	5M	25	ASP	C-N-CA	10.63	148.28	121.70
2	5Z	36	SER	O-C-N	-10.63	105.69	122.70
2	6Z	36	SER	O-C-N	-10.63	105.69	122.70
2	5R	36	SER	O-C-N	-10.63	105.69	122.70
2	6J	36	SER	O-C-N	-10.63	105.69	122.70
2	6R	36	SER	O-C-N	-10.63	105.69	122.70
1	62	25	ASP	C-N-CA	10.63	148.28	121.70
1	66	25	ASP	C-N-CA	10.63	148.28	121.70
1	7A	25	ASP	C-N-CA	10.63	148.28	121.70
2	7J	36	SER	O-C-N	-10.63	105.69	122.70
2	7N	36	SER	O-C-N	-10.63	105.69	122.70
2	1N	36	SER	O-C-N	-10.63	105.70	122.70
2	2J	36	SER	O-C-N	-10.63	105.70	122.70
2	3B	36	SER	O-C-N	-10.63	105.70	122.70
2	3J	36	SER	O-C-N	-10.63	105.70	122.70
2	33	36	SER	O-C-N	-10.63	105.70	122.70
2	4F	36	SER	O-C-N	-10.63	105.70	122.70
2	4Z	36	SER	O-C-N	-10.63	105.70	122.70
2	5V	36	SER	O-C-N	-10.63	105.70	122.70
2	6N	36	SER	O-C-N	-10.63	105.70	122.70
2	6V	36	SER	O-C-N	-10.63	105.70	122.70
2	7F	36	SER	O-C-N	-10.63	105.70	122.70
2	7R	36	SER	O-C-N	-10.63	105.70	122.70
1	1A	155	PRO	N-CD-CG	10.62	119.13	103.20
1	1I	155	PRO	N-CD-CG	10.62	119.13	103.20
1	2E	155	PRO	N-CD-CG	10.62	119.13	103.20
1	26	155	PRO	N-CD-CG	10.62	119.13	103.20
1	3E	155	PRO	N-CD-CG	10.62	119.13	103.20
1	4A	155	PRO	N-CD-CG	10.62	119.13	103.20
1	4M	155	PRO	N-CD-CG	10.62	119.13	103.20
1	4U	155	PRO	N-CD-CG	10.62	119.13	103.20
1	5Q	155	PRO	N-CD-CG	10.62	119.13	103.20
1	6I	155	PRO	N-CD-CG	10.62	119.13	103.20
1	6Q	155	PRO	N-CD-CG	10.62	119.13	103.20
1	7M	155	PRO	N-CD-CG	10.62	119.13	103.20
1	1M	155	PRO	N-CD-CG	10.61	119.11	103.20
1	12	155	PRO	N-CD-CG	10.61	119.11	103.20
1	16	155	PRO	N-CD-CG	10.61	119.11	103.20
1	2A	155	PRO	N-CD-CG	10.61	119.11	103.20

*Continued on next page...*



*Continued from previous page...*

Mol	Chain	Res	Type	Atoms	Z	Observed(°)	Ideal(°)
1	2I	155	PRO	N-CD-CG	10.61	119.11	103.20
1	3A	155	PRO	N-CD-CG	10.61	119.11	103.20
1	3I	155	PRO	N-CD-CG	10.61	119.11	103.20
1	3Q	155	PRO	N-CD-CG	10.61	119.11	103.20
1	3U	155	PRO	N-CD-CG	10.61	119.11	103.20
1	3Y	155	PRO	N-CD-CG	10.61	119.11	103.20
1	32	155	PRO	N-CD-CG	10.61	119.11	103.20
1	4E	155	PRO	N-CD-CG	10.61	119.11	103.20
1	4Y	155	PRO	N-CD-CG	10.61	119.11	103.20
1	5E	155	PRO	N-CD-CG	10.61	119.11	103.20
1	5I	155	PRO	N-CD-CG	10.61	119.11	103.20
1	5M	155	PRO	N-CD-CG	10.61	119.11	103.20
1	5U	155	PRO	N-CD-CG	10.61	119.11	103.20
1	6M	155	PRO	N-CD-CG	10.61	119.11	103.20
1	6U	155	PRO	N-CD-CG	10.61	119.11	103.20
1	62	155	PRO	N-CD-CG	10.61	119.11	103.20
1	66	155	PRO	N-CD-CG	10.61	119.11	103.20
1	7A	155	PRO	N-CD-CG	10.61	119.11	103.20
1	7E	155	PRO	N-CD-CG	10.61	119.11	103.20
1	7Q	155	PRO	N-CD-CG	10.61	119.11	103.20
2	13	36	SER	O-C-N	-10.60	105.73	122.70
2	17	36	SER	O-C-N	-10.60	105.73	122.70
2	2B	36	SER	O-C-N	-10.60	105.73	122.70
2	3R	36	SER	O-C-N	-10.60	105.73	122.70
2	3V	36	SER	O-C-N	-10.60	105.73	122.70
2	3Z	36	SER	O-C-N	-10.60	105.73	122.70
2	5F	36	SER	O-C-N	-10.60	105.73	122.70
2	5J	36	SER	O-C-N	-10.60	105.73	122.70
2	5N	36	SER	O-C-N	-10.60	105.73	122.70
2	63	36	SER	O-C-N	-10.60	105.73	122.70
2	67	36	SER	O-C-N	-10.60	105.73	122.70
2	7B	36	SER	O-C-N	-10.60	105.73	122.70
1	12	91	PRO	N-CA-CB	-10.60	90.58	103.30
1	16	91	PRO	N-CA-CB	-10.60	90.58	103.30
1	2A	91	PRO	N-CA-CB	-10.60	90.58	103.30
1	3Q	91	PRO	N-CA-CB	-10.60	90.58	103.30
1	3U	91	PRO	N-CA-CB	-10.60	90.58	103.30
1	3Y	91	PRO	N-CA-CB	-10.60	90.58	103.30
1	5E	91	PRO	N-CA-CB	-10.60	90.58	103.30
1	5I	91	PRO	N-CA-CB	-10.60	90.58	103.30
1	5M	91	PRO	N-CA-CB	-10.60	90.58	103.30
1	62	91	PRO	N-CA-CB	-10.60	90.58	103.30

*Continued on next page...*



*Continued from previous page...*

Mol	Chain	Res	Type	Atoms	Z	Observed(°)	Ideal(°)
1	66	91	PRO	N-CA-CB	-10.60	90.58	103.30
1	7A	91	PRO	N-CA-CB	-10.60	90.58	103.30
1	1E	155	PRO	N-CD-CG	10.60	119.10	103.20
2	1N	144	PHE	C-N-CA	10.60	148.20	121.70
1	12	172	PHE	CA-CB-CG	10.60	139.34	113.90
1	16	172	PHE	CA-CB-CG	10.60	139.34	113.90
1	2A	172	PHE	CA-CB-CG	10.60	139.34	113.90
2	2J	144	PHE	C-N-CA	10.60	148.20	121.70
1	2M	155	PRO	N-CD-CG	10.60	119.10	103.20
1	22	155	PRO	N-CD-CG	10.60	119.10	103.20
2	3B	144	PHE	C-N-CA	10.60	148.20	121.70
2	3J	144	PHE	C-N-CA	10.60	148.20	121.70
1	3M	155	PRO	N-CD-CG	10.60	119.10	103.20
1	3Q	172	PHE	CA-CB-CG	10.60	139.34	113.90
1	3U	172	PHE	CA-CB-CG	10.60	139.34	113.90
1	3Y	172	PHE	CA-CB-CG	10.60	139.34	113.90
2	33	144	PHE	C-N-CA	10.60	148.20	121.70
1	36	155	PRO	N-CD-CG	10.60	119.10	103.20
2	4F	144	PHE	C-N-CA	10.60	148.20	121.70
1	4I	155	PRO	N-CD-CG	10.60	119.10	103.20
1	4Q	155	PRO	N-CD-CG	10.60	119.10	103.20
2	4Z	144	PHE	C-N-CA	10.60	148.20	121.70
1	5E	172	PHE	CA-CB-CG	10.60	139.34	113.90
1	5I	172	PHE	CA-CB-CG	10.60	139.34	113.90
1	5M	172	PHE	CA-CB-CG	10.60	139.34	113.90
2	5V	144	PHE	C-N-CA	10.60	148.20	121.70
1	5Y	155	PRO	N-CD-CG	10.60	119.10	103.20
1	6E	155	PRO	N-CD-CG	10.60	119.10	103.20
2	6N	144	PHE	C-N-CA	10.60	148.20	121.70
2	6V	144	PHE	C-N-CA	10.60	148.20	121.70
1	6Y	155	PRO	N-CD-CG	10.60	119.10	103.20
1	62	172	PHE	CA-CB-CG	10.60	139.34	113.90
1	66	172	PHE	CA-CB-CG	10.60	139.34	113.90
1	7A	172	PHE	CA-CB-CG	10.60	139.34	113.90
2	7F	144	PHE	C-N-CA	10.60	148.20	121.70
1	7I	155	PRO	N-CD-CG	10.60	119.10	103.20
2	7R	144	PHE	C-N-CA	10.60	148.20	121.70
1	7U	155	PRO	N-CD-CG	10.60	119.10	103.20
1	1A	91	PRO	N-CA-CB	-10.60	90.59	103.30
1	1E	172	PHE	CA-CB-CG	10.60	139.33	113.90
1	1I	91	PRO	N-CA-CB	-10.60	90.59	103.30
1	2E	91	PRO	N-CA-CB	-10.60	90.59	103.30

*Continued on next page...*

*Continued from previous page...*

Mol	Chain	Res	Type	Atoms	Z	Observed(°)	Ideal(°)
1	2M	172	PHE	CA-CB-CG	10.60	139.33	113.90
1	22	172	PHE	CA-CB-CG	10.60	139.33	113.90
1	26	91	PRO	N-CA-CB	-10.60	90.59	103.30
1	3E	91	PRO	N-CA-CB	-10.60	90.59	103.30
1	3M	172	PHE	CA-CB-CG	10.60	139.33	113.90
1	36	172	PHE	CA-CB-CG	10.60	139.33	113.90
1	4A	91	PRO	N-CA-CB	-10.60	90.59	103.30
1	4I	172	PHE	CA-CB-CG	10.60	139.33	113.90
1	4M	91	PRO	N-CA-CB	-10.60	90.59	103.30
1	4Q	172	PHE	CA-CB-CG	10.60	139.33	113.90
1	4U	91	PRO	N-CA-CB	-10.60	90.59	103.30
1	5Q	91	PRO	N-CA-CB	-10.60	90.59	103.30
1	5Y	172	PHE	CA-CB-CG	10.60	139.33	113.90
1	6E	172	PHE	CA-CB-CG	10.60	139.33	113.90
1	6I	91	PRO	N-CA-CB	-10.60	90.59	103.30
1	6Q	91	PRO	N-CA-CB	-10.60	90.59	103.30
1	6Y	172	PHE	CA-CB-CG	10.60	139.33	113.90
1	7I	172	PHE	CA-CB-CG	10.60	139.33	113.90
1	7M	91	PRO	N-CA-CB	-10.60	90.59	103.30
1	7U	172	PHE	CA-CB-CG	10.60	139.33	113.90
1	1Q	155	PRO	N-CD-CG	10.59	119.09	103.20
1	1Q	172	PHE	CA-CB-CG	10.59	139.32	113.90
1	1U	155	PRO	N-CD-CG	10.59	119.09	103.20
1	1U	172	PHE	CA-CB-CG	10.59	139.32	113.90
1	1Y	155	PRO	N-CD-CG	10.59	119.09	103.20
1	1Y	172	PHE	CA-CB-CG	10.59	139.32	113.90
1	2Q	155	PRO	N-CD-CG	10.59	119.09	103.20
1	2Q	172	PHE	CA-CB-CG	10.59	139.32	113.90
1	2U	155	PRO	N-CD-CG	10.59	119.09	103.20
1	2U	172	PHE	CA-CB-CG	10.59	139.32	113.90
1	2Y	155	PRO	N-CD-CG	10.59	119.09	103.20
1	2Y	172	PHE	CA-CB-CG	10.59	139.32	113.90
1	42	155	PRO	N-CD-CG	10.59	119.09	103.20
1	42	172	PHE	CA-CB-CG	10.59	139.32	113.90
1	46	155	PRO	N-CD-CG	10.59	119.09	103.20
1	46	172	PHE	CA-CB-CG	10.59	139.32	113.90
1	5A	155	PRO	N-CD-CG	10.59	119.09	103.20
1	5A	172	PHE	CA-CB-CG	10.59	139.32	113.90
1	52	155	PRO	N-CD-CG	10.59	119.09	103.20
1	52	172	PHE	CA-CB-CG	10.59	139.32	113.90
1	56	155	PRO	N-CD-CG	10.59	119.09	103.20
1	56	172	PHE	CA-CB-CG	10.59	139.32	113.90

*Continued on next page...*

*Continued from previous page...*

Mol	Chain	Res	Type	Atoms	Z	Observed(°)	Ideal(°)
1	6A	155	PRO	N-CD-CG	10.59	119.09	103.20
1	6A	172	PHE	CA-CB-CG	10.59	139.32	113.90
1	1A	172	PHE	CA-CB-CG	10.59	139.32	113.90
2	1B	144	PHE	C-N-CA	10.59	148.18	121.70
1	1I	172	PHE	CA-CB-CG	10.59	139.32	113.90
2	1J	144	PHE	C-N-CA	10.59	148.18	121.70
1	2E	172	PHE	CA-CB-CG	10.59	139.32	113.90
2	2F	144	PHE	C-N-CA	10.59	148.18	121.70
1	26	172	PHE	CA-CB-CG	10.59	139.32	113.90
2	27	144	PHE	C-N-CA	10.59	148.18	121.70
1	3E	172	PHE	CA-CB-CG	10.59	139.32	113.90
2	3F	144	PHE	C-N-CA	10.59	148.18	121.70
1	4A	172	PHE	CA-CB-CG	10.59	139.32	113.90
2	4B	144	PHE	C-N-CA	10.59	148.18	121.70
1	4M	172	PHE	CA-CB-CG	10.59	139.32	113.90
2	4N	144	PHE	C-N-CA	10.59	148.18	121.70
1	4U	172	PHE	CA-CB-CG	10.59	139.32	113.90
2	4V	144	PHE	C-N-CA	10.59	148.18	121.70
1	5Q	172	PHE	CA-CB-CG	10.59	139.32	113.90
2	5R	144	PHE	C-N-CA	10.59	148.18	121.70
1	6I	172	PHE	CA-CB-CG	10.59	139.32	113.90
2	6J	144	PHE	C-N-CA	10.59	148.18	121.70
1	6Q	172	PHE	CA-CB-CG	10.59	139.32	113.90
2	6R	144	PHE	C-N-CA	10.59	148.18	121.70
1	7M	172	PHE	CA-CB-CG	10.59	139.32	113.90
2	7N	144	PHE	C-N-CA	10.59	148.18	121.70
2	1F	144	PHE	C-N-CA	10.59	148.17	121.70
2	2N	144	PHE	C-N-CA	10.59	148.17	121.70
2	23	144	PHE	C-N-CA	10.59	148.17	121.70
2	3N	144	PHE	C-N-CA	10.59	148.17	121.70
2	37	144	PHE	C-N-CA	10.59	148.17	121.70
2	4J	144	PHE	C-N-CA	10.59	148.17	121.70
2	4R	144	PHE	C-N-CA	10.59	148.17	121.70
2	5Z	144	PHE	C-N-CA	10.59	148.17	121.70
2	6F	144	PHE	C-N-CA	10.59	148.17	121.70
2	6Z	144	PHE	C-N-CA	10.59	148.17	121.70
2	7J	144	PHE	C-N-CA	10.59	148.17	121.70
2	7V	144	PHE	C-N-CA	10.59	148.17	121.70
1	1M	91	PRO	N-CA-CB	-10.59	90.60	103.30
1	1M	172	PHE	CA-CB-CG	10.59	139.31	113.90
1	2I	91	PRO	N-CA-CB	-10.59	90.60	103.30
1	2I	172	PHE	CA-CB-CG	10.59	139.31	113.90

*Continued on next page...*

*Continued from previous page...*

Mol	Chain	Res	Type	Atoms	Z	Observed(°)	Ideal(°)
1	3A	91	PRO	N-CA-CB	-10.59	90.60	103.30
1	3A	172	PHE	CA-CB-CG	10.59	139.31	113.90
1	3I	91	PRO	N-CA-CB	-10.59	90.60	103.30
1	3I	172	PHE	CA-CB-CG	10.59	139.31	113.90
1	32	91	PRO	N-CA-CB	-10.59	90.60	103.30
1	32	172	PHE	CA-CB-CG	10.59	139.31	113.90
1	4E	91	PRO	N-CA-CB	-10.59	90.60	103.30
1	4E	172	PHE	CA-CB-CG	10.59	139.31	113.90
1	4Y	91	PRO	N-CA-CB	-10.59	90.60	103.30
1	4Y	172	PHE	CA-CB-CG	10.59	139.31	113.90
1	5U	91	PRO	N-CA-CB	-10.59	90.60	103.30
1	5U	172	PHE	CA-CB-CG	10.59	139.31	113.90
1	6M	91	PRO	N-CA-CB	-10.59	90.60	103.30
1	6M	172	PHE	CA-CB-CG	10.59	139.31	113.90
1	6U	91	PRO	N-CA-CB	-10.59	90.60	103.30
1	6U	172	PHE	CA-CB-CG	10.59	139.31	113.90
1	7E	91	PRO	N-CA-CB	-10.59	90.60	103.30
1	7E	172	PHE	CA-CB-CG	10.59	139.31	113.90
1	7Q	91	PRO	N-CA-CB	-10.59	90.60	103.30
1	7Q	172	PHE	CA-CB-CG	10.59	139.31	113.90
1	1E	91	PRO	N-CA-CB	-10.58	90.60	103.30
2	1R	144	PHE	C-N-CA	10.58	148.16	121.70
2	1V	144	PHE	C-N-CA	10.58	148.16	121.70
2	1Z	144	PHE	C-N-CA	10.58	148.16	121.70
1	2M	91	PRO	N-CA-CB	-10.58	90.60	103.30
2	2R	144	PHE	C-N-CA	10.58	148.16	121.70
2	2V	144	PHE	C-N-CA	10.58	148.16	121.70
2	2Z	144	PHE	C-N-CA	10.58	148.16	121.70
1	22	91	PRO	N-CA-CB	-10.58	90.60	103.30
1	3M	91	PRO	N-CA-CB	-10.58	90.60	103.30
1	36	91	PRO	N-CA-CB	-10.58	90.60	103.30
1	4I	91	PRO	N-CA-CB	-10.58	90.60	103.30
1	4Q	91	PRO	N-CA-CB	-10.58	90.60	103.30
2	43	144	PHE	C-N-CA	10.58	148.16	121.70
2	47	144	PHE	C-N-CA	10.58	148.16	121.70
2	5B	144	PHE	C-N-CA	10.58	148.16	121.70
1	5Y	91	PRO	N-CA-CB	-10.58	90.60	103.30
2	53	144	PHE	C-N-CA	10.58	148.16	121.70
2	57	144	PHE	C-N-CA	10.58	148.16	121.70
2	6B	144	PHE	C-N-CA	10.58	148.16	121.70
1	6E	91	PRO	N-CA-CB	-10.58	90.60	103.30
1	6Y	91	PRO	N-CA-CB	-10.58	90.60	103.30

*Continued on next page...*

*Continued from previous page...*

Mol	Chain	Res	Type	Atoms	Z	Observed(°)	Ideal(°)
1	7I	91	PRO	N-CA-CB	-10.58	90.60	103.30
1	7U	91	PRO	N-CA-CB	-10.58	90.60	103.30
2	13	144	PHE	C-N-CA	10.58	148.15	121.70
2	17	144	PHE	C-N-CA	10.58	148.15	121.70
2	2B	144	PHE	C-N-CA	10.58	148.15	121.70
2	3R	144	PHE	C-N-CA	10.58	148.15	121.70
2	3V	144	PHE	C-N-CA	10.58	148.15	121.70
2	3Z	144	PHE	C-N-CA	10.58	148.15	121.70
2	5F	144	PHE	C-N-CA	10.58	148.15	121.70
2	5J	144	PHE	C-N-CA	10.58	148.15	121.70
2	5N	144	PHE	C-N-CA	10.58	148.15	121.70
2	63	144	PHE	C-N-CA	10.58	148.15	121.70
2	67	144	PHE	C-N-CA	10.58	148.15	121.70
2	7B	144	PHE	C-N-CA	10.58	148.15	121.70
1	1Q	91	PRO	N-CA-CB	-10.58	90.61	103.30
1	1U	91	PRO	N-CA-CB	-10.58	90.61	103.30
1	1Y	91	PRO	N-CA-CB	-10.58	90.61	103.30
1	2Q	91	PRO	N-CA-CB	-10.58	90.61	103.30
1	2U	91	PRO	N-CA-CB	-10.58	90.61	103.30
1	2Y	91	PRO	N-CA-CB	-10.58	90.61	103.30
1	42	91	PRO	N-CA-CB	-10.58	90.61	103.30
1	46	91	PRO	N-CA-CB	-10.58	90.61	103.30
1	5A	91	PRO	N-CA-CB	-10.58	90.61	103.30
1	52	91	PRO	N-CA-CB	-10.58	90.61	103.30
1	56	91	PRO	N-CA-CB	-10.58	90.61	103.30
1	6A	91	PRO	N-CA-CB	-10.58	90.61	103.30
2	1R	220	PHE	N-CA-C	-10.58	82.44	111.00
2	1V	220	PHE	N-CA-C	-10.58	82.44	111.00
2	1Z	220	PHE	N-CA-C	-10.58	82.44	111.00
2	2R	220	PHE	N-CA-C	-10.58	82.44	111.00
2	2V	220	PHE	N-CA-C	-10.58	82.44	111.00
2	2Z	220	PHE	N-CA-C	-10.58	82.44	111.00
2	43	220	PHE	N-CA-C	-10.58	82.44	111.00
2	47	220	PHE	N-CA-C	-10.58	82.44	111.00
2	5B	220	PHE	N-CA-C	-10.58	82.44	111.00
2	53	220	PHE	N-CA-C	-10.58	82.44	111.00
2	57	220	PHE	N-CA-C	-10.58	82.44	111.00
2	6B	220	PHE	N-CA-C	-10.58	82.44	111.00
2	1N	220	PHE	N-CA-C	-10.57	82.45	111.00
2	2J	220	PHE	N-CA-C	-10.57	82.45	111.00
2	3B	220	PHE	N-CA-C	-10.57	82.45	111.00
2	3J	220	PHE	N-CA-C	-10.57	82.45	111.00

*Continued on next page...*

*Continued from previous page...*

Mol	Chain	Res	Type	Atoms	Z	Observed(°)	Ideal(°)
2	33	220	PHE	N-CA-C	-10.57	82.45	111.00
2	4F	220	PHE	N-CA-C	-10.57	82.45	111.00
2	4Z	220	PHE	N-CA-C	-10.57	82.45	111.00
2	5V	220	PHE	N-CA-C	-10.57	82.45	111.00
2	6N	220	PHE	N-CA-C	-10.57	82.45	111.00
2	6V	220	PHE	N-CA-C	-10.57	82.45	111.00
2	7F	220	PHE	N-CA-C	-10.57	82.45	111.00
2	7R	220	PHE	N-CA-C	-10.57	82.45	111.00
2	1B	220	PHE	N-CA-C	-10.57	82.46	111.00
2	1J	220	PHE	N-CA-C	-10.57	82.46	111.00
2	2F	220	PHE	N-CA-C	-10.57	82.46	111.00
2	27	220	PHE	N-CA-C	-10.57	82.46	111.00
2	3F	220	PHE	N-CA-C	-10.57	82.46	111.00
2	4B	220	PHE	N-CA-C	-10.57	82.46	111.00
2	4N	220	PHE	N-CA-C	-10.57	82.46	111.00
2	4V	220	PHE	N-CA-C	-10.57	82.46	111.00
2	5R	220	PHE	N-CA-C	-10.57	82.46	111.00
2	6J	220	PHE	N-CA-C	-10.57	82.46	111.00
2	6R	220	PHE	N-CA-C	-10.57	82.46	111.00
2	7N	220	PHE	N-CA-C	-10.57	82.46	111.00
2	1F	220	PHE	N-CA-C	-10.57	82.47	111.00
2	13	220	PHE	N-CA-C	-10.57	82.47	111.00
2	17	220	PHE	N-CA-C	-10.57	82.47	111.00
2	2B	220	PHE	N-CA-C	-10.57	82.47	111.00
2	2N	220	PHE	N-CA-C	-10.57	82.47	111.00
2	23	220	PHE	N-CA-C	-10.57	82.47	111.00
2	3N	220	PHE	N-CA-C	-10.57	82.47	111.00
2	3R	220	PHE	N-CA-C	-10.57	82.47	111.00
2	3V	220	PHE	N-CA-C	-10.57	82.47	111.00
2	3Z	220	PHE	N-CA-C	-10.57	82.47	111.00
2	37	220	PHE	N-CA-C	-10.57	82.47	111.00
2	4J	220	PHE	N-CA-C	-10.57	82.47	111.00
2	4R	220	PHE	N-CA-C	-10.57	82.47	111.00
2	5F	220	PHE	N-CA-C	-10.57	82.47	111.00
2	5J	220	PHE	N-CA-C	-10.57	82.47	111.00
2	5N	220	PHE	N-CA-C	-10.57	82.47	111.00
2	5Z	220	PHE	N-CA-C	-10.57	82.47	111.00
2	6F	220	PHE	N-CA-C	-10.57	82.47	111.00
2	6Z	220	PHE	N-CA-C	-10.57	82.47	111.00
2	63	220	PHE	N-CA-C	-10.57	82.47	111.00
2	67	220	PHE	N-CA-C	-10.57	82.47	111.00
2	7B	220	PHE	N-CA-C	-10.57	82.47	111.00

*Continued on next page...*

*Continued from previous page...*

Mol	Chain	Res	Type	Atoms	Z	Observed(°)	Ideal(°)
2	7J	220	PHE	N-CA-C	-10.57	82.47	111.00
2	7V	220	PHE	N-CA-C	-10.57	82.47	111.00
2	1N	67	THR	O-C-N	10.49	141.03	121.10
2	2J	67	THR	O-C-N	10.49	141.03	121.10
2	3B	67	THR	O-C-N	10.49	141.03	121.10
2	3J	67	THR	O-C-N	10.49	141.03	121.10
2	33	67	THR	O-C-N	10.49	141.03	121.10
2	4F	67	THR	O-C-N	10.49	141.03	121.10
2	4Z	67	THR	O-C-N	10.49	141.03	121.10
2	5V	67	THR	O-C-N	10.49	141.03	121.10
2	6N	67	THR	O-C-N	10.49	141.03	121.10
2	6V	67	THR	O-C-N	10.49	141.03	121.10
2	7F	67	THR	O-C-N	10.49	141.03	121.10
2	7R	67	THR	O-C-N	10.49	141.03	121.10
2	1R	67	THR	O-C-N	10.49	141.02	121.10
2	1V	67	THR	O-C-N	10.49	141.02	121.10
2	1Z	67	THR	O-C-N	10.49	141.02	121.10
2	2R	67	THR	O-C-N	10.49	141.02	121.10
2	2V	67	THR	O-C-N	10.49	141.02	121.10
2	2Z	67	THR	O-C-N	10.49	141.02	121.10
2	43	67	THR	O-C-N	10.49	141.02	121.10
2	47	67	THR	O-C-N	10.49	141.02	121.10
2	5B	67	THR	O-C-N	10.49	141.02	121.10
2	53	67	THR	O-C-N	10.49	141.02	121.10
2	57	67	THR	O-C-N	10.49	141.02	121.10
2	6B	67	THR	O-C-N	10.49	141.02	121.10
2	1B	67	THR	O-C-N	10.47	140.99	121.10
2	1J	67	THR	O-C-N	10.47	140.99	121.10
2	2F	67	THR	O-C-N	10.47	140.99	121.10
2	27	67	THR	O-C-N	10.47	140.99	121.10
2	3F	67	THR	O-C-N	10.47	140.99	121.10
2	4B	67	THR	O-C-N	10.47	140.99	121.10
2	4N	67	THR	O-C-N	10.47	140.99	121.10
2	4V	67	THR	O-C-N	10.47	140.99	121.10
2	5R	67	THR	O-C-N	10.47	140.99	121.10
2	6J	67	THR	O-C-N	10.47	140.99	121.10
2	6R	67	THR	O-C-N	10.47	140.99	121.10
2	7N	67	THR	O-C-N	10.47	140.99	121.10
1	1A	80	PHE	CD1-CE1-CZ	-10.47	107.54	120.10
1	4M	80	PHE	CD1-CE1-CZ	-10.47	107.54	120.10
2	5F	67	THR	O-C-N	10.47	140.99	121.10
1	1E	80	PHE	CD1-CE1-CZ	-10.46	107.54	120.10

*Continued on next page...*



*Continued from previous page...*

Mol	Chain	Res	Type	Atoms	Z	Observed(°)	Ideal(°)
2	1F	67	THR	O-C-N	10.46	140.98	121.10
1	1I	80	PHE	CD1-CE1-CZ	-10.47	107.54	120.10
2	13	67	THR	O-C-N	10.47	140.99	121.10
2	17	67	THR	O-C-N	10.47	140.99	121.10
2	2B	67	THR	O-C-N	10.47	140.99	121.10
1	2E	80	PHE	CD1-CE1-CZ	-10.47	107.54	120.10
1	26	80	PHE	CD1-CE1-CZ	-10.47	107.54	120.10
2	3R	67	THR	O-C-N	10.47	140.99	121.10
2	5J	67	THR	O-C-N	10.47	140.99	121.10
1	5Q	80	PHE	CD1-CE1-CZ	-10.47	107.54	120.10
1	6Q	80	PHE	CD1-CE1-CZ	-10.47	107.54	120.10
2	63	67	THR	O-C-N	10.47	140.99	121.10
1	2M	80	PHE	CD1-CE1-CZ	-10.46	107.54	120.10
2	2N	67	THR	O-C-N	10.46	140.98	121.10
1	22	80	PHE	CD1-CE1-CZ	-10.46	107.54	120.10
2	23	67	THR	O-C-N	10.46	140.98	121.10
1	3E	80	PHE	CD1-CE1-CZ	-10.47	107.54	120.10
2	3V	67	THR	O-C-N	10.47	140.99	121.10
1	3M	80	PHE	CD1-CE1-CZ	-10.46	107.54	120.10
2	3N	67	THR	O-C-N	10.46	140.98	121.10
2	3Z	67	THR	O-C-N	10.47	140.99	121.10
1	4A	80	PHE	CD1-CE1-CZ	-10.47	107.54	120.10
1	36	80	PHE	CD1-CE1-CZ	-10.46	107.54	120.10
2	37	67	THR	O-C-N	10.46	140.98	121.10
1	4I	80	PHE	CD1-CE1-CZ	-10.46	107.54	120.10
2	4J	67	THR	O-C-N	10.46	140.98	121.10
1	4Q	80	PHE	CD1-CE1-CZ	-10.46	107.54	120.10
2	4R	67	THR	O-C-N	10.46	140.98	121.10
1	4U	80	PHE	CD1-CE1-CZ	-10.47	107.54	120.10
2	5N	67	THR	O-C-N	10.47	140.99	121.10
1	6I	80	PHE	CD1-CE1-CZ	-10.47	107.54	120.10
2	67	67	THR	O-C-N	10.47	140.99	121.10
1	5Y	80	PHE	CD1-CE1-CZ	-10.46	107.54	120.10
2	5Z	67	THR	O-C-N	10.46	140.98	121.10
1	6E	80	PHE	CD1-CE1-CZ	-10.46	107.54	120.10
2	6F	67	THR	O-C-N	10.46	140.98	121.10
1	6Y	80	PHE	CD1-CE1-CZ	-10.46	107.54	120.10
2	6Z	67	THR	O-C-N	10.46	140.98	121.10
2	7B	67	THR	O-C-N	10.47	140.99	121.10
1	7M	80	PHE	CD1-CE1-CZ	-10.47	107.54	120.10
1	7I	80	PHE	CD1-CE1-CZ	-10.46	107.54	120.10
2	7J	67	THR	O-C-N	10.46	140.98	121.10

*Continued on next page...*

*Continued from previous page...*

Mol	Chain	Res	Type	Atoms	Z	Observed(°)	Ideal(°)
1	7U	80	PHE	CD1-CE1-CZ	-10.46	107.54	120.10
2	7V	67	THR	O-C-N	10.46	140.98	121.10
1	1M	49	LEU	CB-CG-CD1	-10.46	93.22	111.00
1	2I	49	LEU	CB-CG-CD1	-10.46	93.22	111.00
1	3A	49	LEU	CB-CG-CD1	-10.46	93.22	111.00
1	3I	49	LEU	CB-CG-CD1	-10.46	93.22	111.00
1	32	49	LEU	CB-CG-CD1	-10.46	93.22	111.00
1	4E	49	LEU	CB-CG-CD1	-10.46	93.22	111.00
1	4Y	49	LEU	CB-CG-CD1	-10.46	93.22	111.00
1	5U	49	LEU	CB-CG-CD1	-10.46	93.22	111.00
1	6M	49	LEU	CB-CG-CD1	-10.46	93.22	111.00
1	6U	49	LEU	CB-CG-CD1	-10.46	93.22	111.00
1	7E	49	LEU	CB-CG-CD1	-10.46	93.22	111.00
1	7Q	49	LEU	CB-CG-CD1	-10.46	93.22	111.00
1	1M	80	PHE	CD1-CE1-CZ	-10.45	107.56	120.10
1	12	80	PHE	CD1-CE1-CZ	-10.45	107.56	120.10
1	16	80	PHE	CD1-CE1-CZ	-10.45	107.56	120.10
1	2A	80	PHE	CD1-CE1-CZ	-10.45	107.56	120.10
1	2I	80	PHE	CD1-CE1-CZ	-10.45	107.56	120.10
1	3A	80	PHE	CD1-CE1-CZ	-10.45	107.56	120.10
1	3I	80	PHE	CD1-CE1-CZ	-10.45	107.56	120.10
1	3Q	80	PHE	CD1-CE1-CZ	-10.45	107.56	120.10
1	3U	80	PHE	CD1-CE1-CZ	-10.45	107.56	120.10
1	3Y	80	PHE	CD1-CE1-CZ	-10.45	107.56	120.10
1	32	80	PHE	CD1-CE1-CZ	-10.45	107.56	120.10
1	4E	80	PHE	CD1-CE1-CZ	-10.45	107.56	120.10
1	4Y	80	PHE	CD1-CE1-CZ	-10.45	107.56	120.10
1	5E	80	PHE	CD1-CE1-CZ	-10.45	107.56	120.10
1	5I	80	PHE	CD1-CE1-CZ	-10.45	107.56	120.10
1	5M	80	PHE	CD1-CE1-CZ	-10.45	107.56	120.10
1	5U	80	PHE	CD1-CE1-CZ	-10.45	107.56	120.10
1	6M	80	PHE	CD1-CE1-CZ	-10.45	107.56	120.10
1	6U	80	PHE	CD1-CE1-CZ	-10.45	107.56	120.10
1	62	80	PHE	CD1-CE1-CZ	-10.45	107.56	120.10
1	66	80	PHE	CD1-CE1-CZ	-10.45	107.56	120.10
1	7A	80	PHE	CD1-CE1-CZ	-10.45	107.56	120.10
1	7E	80	PHE	CD1-CE1-CZ	-10.45	107.56	120.10
1	7Q	80	PHE	CD1-CE1-CZ	-10.45	107.56	120.10
1	1Q	80	PHE	CD1-CE1-CZ	-10.44	107.57	120.10
1	1U	80	PHE	CD1-CE1-CZ	-10.44	107.57	120.10
1	1Y	80	PHE	CD1-CE1-CZ	-10.44	107.57	120.10
1	2Q	80	PHE	CD1-CE1-CZ	-10.44	107.57	120.10

*Continued on next page...*

*Continued from previous page...*

Mol	Chain	Res	Type	Atoms	Z	Observed(°)	Ideal(°)
1	2U	80	PHE	CD1-CE1-CZ	-10.44	107.57	120.10
1	2Y	80	PHE	CD1-CE1-CZ	-10.44	107.57	120.10
1	42	80	PHE	CD1-CE1-CZ	-10.44	107.57	120.10
1	46	80	PHE	CD1-CE1-CZ	-10.44	107.57	120.10
1	5A	80	PHE	CD1-CE1-CZ	-10.44	107.57	120.10
1	52	80	PHE	CD1-CE1-CZ	-10.44	107.57	120.10
1	56	80	PHE	CD1-CE1-CZ	-10.44	107.57	120.10
1	6A	80	PHE	CD1-CE1-CZ	-10.44	107.57	120.10
1	12	49	LEU	CB-CG-CD1	-10.43	93.26	111.00
1	12	153	SER	C-N-CA	10.43	147.78	121.70
1	16	49	LEU	CB-CG-CD1	-10.43	93.26	111.00
1	16	153	SER	C-N-CA	10.43	147.78	121.70
1	2A	49	LEU	CB-CG-CD1	-10.43	93.26	111.00
1	2A	153	SER	C-N-CA	10.43	147.78	121.70
1	3Q	49	LEU	CB-CG-CD1	-10.43	93.26	111.00
1	3Q	153	SER	C-N-CA	10.43	147.78	121.70
1	3U	49	LEU	CB-CG-CD1	-10.43	93.26	111.00
1	3U	153	SER	C-N-CA	10.43	147.78	121.70
1	3Y	49	LEU	CB-CG-CD1	-10.43	93.26	111.00
1	3Y	153	SER	C-N-CA	10.43	147.78	121.70
1	5E	49	LEU	CB-CG-CD1	-10.43	93.26	111.00
1	5E	153	SER	C-N-CA	10.43	147.78	121.70
1	5I	49	LEU	CB-CG-CD1	-10.43	93.26	111.00
1	5I	153	SER	C-N-CA	10.43	147.78	121.70
1	5M	49	LEU	CB-CG-CD1	-10.43	93.26	111.00
1	5M	153	SER	C-N-CA	10.43	147.78	121.70
1	62	49	LEU	CB-CG-CD1	-10.43	93.26	111.00
1	62	153	SER	C-N-CA	10.43	147.78	121.70
1	66	49	LEU	CB-CG-CD1	-10.43	93.26	111.00
1	66	153	SER	C-N-CA	10.43	147.78	121.70
1	7A	49	LEU	CB-CG-CD1	-10.43	93.26	111.00
1	7A	153	SER	C-N-CA	10.43	147.78	121.70
1	1A	49	LEU	CB-CG-CD1	-10.43	93.27	111.00
1	1E	49	LEU	CB-CG-CD1	-10.43	93.27	111.00
1	1I	49	LEU	CB-CG-CD1	-10.43	93.27	111.00
1	1Q	49	LEU	CB-CG-CD1	-10.43	93.27	111.00
1	1U	49	LEU	CB-CG-CD1	-10.43	93.27	111.00
1	1Y	49	LEU	CB-CG-CD1	-10.43	93.27	111.00
1	2E	49	LEU	CB-CG-CD1	-10.43	93.27	111.00
1	2M	49	LEU	CB-CG-CD1	-10.43	93.27	111.00
1	2Q	49	LEU	CB-CG-CD1	-10.43	93.27	111.00
1	2U	49	LEU	CB-CG-CD1	-10.43	93.27	111.00

*Continued on next page...*

*Continued from previous page...*

Mol	Chain	Res	Type	Atoms	Z	Observed(°)	Ideal(°)
1	2Y	49	LEU	CB-CG-CD1	-10.43	93.27	111.00
1	22	49	LEU	CB-CG-CD1	-10.43	93.27	111.00
1	26	49	LEU	CB-CG-CD1	-10.43	93.27	111.00
1	3E	49	LEU	CB-CG-CD1	-10.43	93.27	111.00
1	3M	49	LEU	CB-CG-CD1	-10.43	93.27	111.00
1	36	49	LEU	CB-CG-CD1	-10.43	93.27	111.00
1	4A	49	LEU	CB-CG-CD1	-10.43	93.27	111.00
1	4I	49	LEU	CB-CG-CD1	-10.43	93.27	111.00
1	4M	49	LEU	CB-CG-CD1	-10.43	93.27	111.00
1	4Q	49	LEU	CB-CG-CD1	-10.43	93.27	111.00
1	4U	49	LEU	CB-CG-CD1	-10.43	93.27	111.00
1	42	49	LEU	CB-CG-CD1	-10.43	93.27	111.00
1	46	49	LEU	CB-CG-CD1	-10.43	93.27	111.00
1	5A	49	LEU	CB-CG-CD1	-10.43	93.27	111.00
1	5Q	49	LEU	CB-CG-CD1	-10.43	93.27	111.00
1	5Y	49	LEU	CB-CG-CD1	-10.43	93.27	111.00
1	52	49	LEU	CB-CG-CD1	-10.43	93.27	111.00
1	56	49	LEU	CB-CG-CD1	-10.43	93.27	111.00
1	6A	49	LEU	CB-CG-CD1	-10.43	93.27	111.00
1	6E	49	LEU	CB-CG-CD1	-10.43	93.27	111.00
1	6I	49	LEU	CB-CG-CD1	-10.43	93.27	111.00
1	6Q	49	LEU	CB-CG-CD1	-10.43	93.27	111.00
1	6Y	49	LEU	CB-CG-CD1	-10.43	93.27	111.00
1	7I	49	LEU	CB-CG-CD1	-10.43	93.27	111.00
1	7M	49	LEU	CB-CG-CD1	-10.43	93.27	111.00
1	7U	49	LEU	CB-CG-CD1	-10.43	93.27	111.00
1	1E	27	LYS	CA-CB-CG	-10.42	90.48	113.40
1	2M	27	LYS	CA-CB-CG	-10.42	90.48	113.40
1	22	27	LYS	CA-CB-CG	-10.42	90.48	113.40
1	3M	27	LYS	CA-CB-CG	-10.42	90.48	113.40
1	36	27	LYS	CA-CB-CG	-10.42	90.48	113.40
1	4I	27	LYS	CA-CB-CG	-10.42	90.48	113.40
1	4Q	27	LYS	CA-CB-CG	-10.42	90.48	113.40
1	5Y	27	LYS	CA-CB-CG	-10.42	90.48	113.40
1	6E	27	LYS	CA-CB-CG	-10.42	90.48	113.40
1	6Y	27	LYS	CA-CB-CG	-10.42	90.48	113.40
1	7I	27	LYS	CA-CB-CG	-10.42	90.48	113.40
1	7U	27	LYS	CA-CB-CG	-10.42	90.48	113.40
1	1A	27	LYS	CA-CB-CG	-10.41	90.49	113.40
1	1I	27	LYS	CA-CB-CG	-10.41	90.49	113.40
1	12	27	LYS	CA-CB-CG	-10.41	90.49	113.40
1	1M	27	LYS	CA-CB-CG	-10.41	90.49	113.40

*Continued on next page...*

*Continued from previous page...*

Mol	Chain	Res	Type	Atoms	Z	Observed(°)	Ideal(°)
1	12	52	PHE	N-CA-CB	-10.41	91.85	110.60
1	16	27	LYS	CA-CB-CG	-10.41	90.49	113.40
1	16	52	PHE	N-CA-CB	-10.41	91.85	110.60
1	2A	27	LYS	CA-CB-CG	-10.41	90.49	113.40
1	2A	52	PHE	N-CA-CB	-10.41	91.85	110.60
1	2E	27	LYS	CA-CB-CG	-10.41	90.49	113.40
1	26	27	LYS	CA-CB-CG	-10.41	90.49	113.40
1	3E	27	LYS	CA-CB-CG	-10.41	90.49	113.40
1	3Q	27	LYS	CA-CB-CG	-10.41	90.49	113.40
1	3U	27	LYS	CA-CB-CG	-10.41	90.49	113.40
1	3Y	27	LYS	CA-CB-CG	-10.41	90.49	113.40
1	5Q	27	LYS	CA-CB-CG	-10.41	90.49	113.40
1	2I	27	LYS	CA-CB-CG	-10.41	90.49	113.40
1	3A	27	LYS	CA-CB-CG	-10.41	90.49	113.40
1	3I	27	LYS	CA-CB-CG	-10.41	90.49	113.40
1	3Q	52	PHE	N-CA-CB	-10.41	91.85	110.60
1	3U	52	PHE	N-CA-CB	-10.41	91.85	110.60
1	3Y	52	PHE	N-CA-CB	-10.41	91.85	110.60
1	4A	27	LYS	CA-CB-CG	-10.41	90.49	113.40
1	4M	27	LYS	CA-CB-CG	-10.41	90.49	113.40
1	4U	27	LYS	CA-CB-CG	-10.41	90.49	113.40
1	5E	27	LYS	CA-CB-CG	-10.41	90.49	113.40
1	6Q	27	LYS	CA-CB-CG	-10.41	90.49	113.40
1	66	27	LYS	CA-CB-CG	-10.41	90.49	113.40
1	7M	27	LYS	CA-CB-CG	-10.41	90.49	113.40
1	32	27	LYS	CA-CB-CG	-10.41	90.49	113.40
1	4E	27	LYS	CA-CB-CG	-10.41	90.49	113.40
1	4Y	27	LYS	CA-CB-CG	-10.41	90.49	113.40
1	5E	52	PHE	N-CA-CB	-10.41	91.85	110.60
1	5I	27	LYS	CA-CB-CG	-10.41	90.49	113.40
1	5I	52	PHE	N-CA-CB	-10.41	91.85	110.60
1	5M	27	LYS	CA-CB-CG	-10.41	90.49	113.40
1	5M	52	PHE	N-CA-CB	-10.41	91.85	110.60
1	6I	27	LYS	CA-CB-CG	-10.41	90.49	113.40
1	62	27	LYS	CA-CB-CG	-10.41	90.49	113.40
1	5U	27	LYS	CA-CB-CG	-10.41	90.49	113.40
1	6M	27	LYS	CA-CB-CG	-10.41	90.49	113.40
1	6U	27	LYS	CA-CB-CG	-10.41	90.49	113.40
1	62	52	PHE	N-CA-CB	-10.41	91.85	110.60
1	66	52	PHE	N-CA-CB	-10.41	91.85	110.60
1	7A	27	LYS	CA-CB-CG	-10.41	90.49	113.40
1	7A	52	PHE	N-CA-CB	-10.41	91.85	110.60

*Continued on next page...*

*Continued from previous page...*

Mol	Chain	Res	Type	Atoms	Z	Observed(°)	Ideal(°)
1	7E	27	LYS	CA-CB-CG	-10.41	90.49	113.40
1	7Q	27	LYS	CA-CB-CG	-10.41	90.49	113.40
1	1A	52	PHE	N-CA-CB	-10.41	91.87	110.60
1	1I	52	PHE	N-CA-CB	-10.41	91.87	110.60
1	2E	52	PHE	N-CA-CB	-10.41	91.87	110.60
1	26	52	PHE	N-CA-CB	-10.41	91.87	110.60
1	3E	52	PHE	N-CA-CB	-10.41	91.87	110.60
1	4A	52	PHE	N-CA-CB	-10.41	91.87	110.60
1	4M	52	PHE	N-CA-CB	-10.41	91.87	110.60
1	4U	52	PHE	N-CA-CB	-10.41	91.87	110.60
1	5Q	52	PHE	N-CA-CB	-10.41	91.87	110.60
1	6I	52	PHE	N-CA-CB	-10.41	91.87	110.60
1	6Q	52	PHE	N-CA-CB	-10.41	91.87	110.60
1	7M	52	PHE	N-CA-CB	-10.41	91.87	110.60
1	1Q	52	PHE	N-CA-CB	-10.41	91.87	110.60
1	1U	52	PHE	N-CA-CB	-10.41	91.87	110.60
1	1Y	52	PHE	N-CA-CB	-10.41	91.87	110.60
1	2Q	52	PHE	N-CA-CB	-10.41	91.87	110.60
1	2U	52	PHE	N-CA-CB	-10.41	91.87	110.60
1	2Y	52	PHE	N-CA-CB	-10.41	91.87	110.60
1	42	52	PHE	N-CA-CB	-10.41	91.87	110.60
1	46	52	PHE	N-CA-CB	-10.41	91.87	110.60
1	5A	52	PHE	N-CA-CB	-10.41	91.87	110.60
1	52	52	PHE	N-CA-CB	-10.41	91.87	110.60
1	56	52	PHE	N-CA-CB	-10.41	91.87	110.60
1	6A	52	PHE	N-CA-CB	-10.41	91.87	110.60
1	1Q	27	LYS	CA-CB-CG	-10.40	90.51	113.40
1	1U	27	LYS	CA-CB-CG	-10.40	90.51	113.40
1	1Y	27	LYS	CA-CB-CG	-10.40	90.51	113.40
1	2Q	27	LYS	CA-CB-CG	-10.40	90.51	113.40
1	2U	27	LYS	CA-CB-CG	-10.40	90.51	113.40
1	2Y	27	LYS	CA-CB-CG	-10.40	90.51	113.40
1	42	27	LYS	CA-CB-CG	-10.40	90.51	113.40
1	46	27	LYS	CA-CB-CG	-10.40	90.51	113.40
1	5A	27	LYS	CA-CB-CG	-10.40	90.51	113.40
1	52	27	LYS	CA-CB-CG	-10.40	90.51	113.40
1	56	27	LYS	CA-CB-CG	-10.40	90.51	113.40
1	6A	27	LYS	CA-CB-CG	-10.40	90.51	113.40
1	1A	153	SER	C-N-CA	10.40	147.70	121.70
1	1E	153	SER	C-N-CA	10.40	147.70	121.70
1	1I	153	SER	C-N-CA	10.40	147.70	121.70
1	1Q	171	ARG	NH1-CZ-NH2	10.40	130.84	119.40

*Continued on next page...*

*Continued from previous page...*

Mol	Chain	Res	Type	Atoms	Z	Observed(°)	Ideal(°)
1	1U	171	ARG	NH1-CZ-NH2	10.40	130.84	119.40
1	1Y	171	ARG	NH1-CZ-NH2	10.40	130.84	119.40
1	2E	153	SER	C-N-CA	10.40	147.70	121.70
1	2M	153	SER	C-N-CA	10.40	147.70	121.70
1	2Q	171	ARG	NH1-CZ-NH2	10.40	130.84	119.40
1	2U	171	ARG	NH1-CZ-NH2	10.40	130.84	119.40
1	2Y	171	ARG	NH1-CZ-NH2	10.40	130.84	119.40
1	22	153	SER	C-N-CA	10.40	147.70	121.70
1	26	153	SER	C-N-CA	10.40	147.70	121.70
1	3E	153	SER	C-N-CA	10.40	147.70	121.70
1	3M	153	SER	C-N-CA	10.40	147.70	121.70
1	36	153	SER	C-N-CA	10.40	147.70	121.70
1	4A	153	SER	C-N-CA	10.40	147.70	121.70
1	4I	153	SER	C-N-CA	10.40	147.70	121.70
1	4M	153	SER	C-N-CA	10.40	147.70	121.70
1	4Q	153	SER	C-N-CA	10.40	147.70	121.70
1	4U	153	SER	C-N-CA	10.40	147.70	121.70
1	42	171	ARG	NH1-CZ-NH2	10.40	130.84	119.40
1	46	171	ARG	NH1-CZ-NH2	10.40	130.84	119.40
1	5A	171	ARG	NH1-CZ-NH2	10.40	130.84	119.40
1	5Q	153	SER	C-N-CA	10.40	147.70	121.70
1	5Y	153	SER	C-N-CA	10.40	147.70	121.70
1	52	171	ARG	NH1-CZ-NH2	10.40	130.84	119.40
1	56	171	ARG	NH1-CZ-NH2	10.40	130.84	119.40
1	6A	171	ARG	NH1-CZ-NH2	10.40	130.84	119.40
1	6E	153	SER	C-N-CA	10.40	147.70	121.70
1	6I	153	SER	C-N-CA	10.40	147.70	121.70
1	6Q	153	SER	C-N-CA	10.40	147.70	121.70
1	6Y	153	SER	C-N-CA	10.40	147.70	121.70
1	7I	153	SER	C-N-CA	10.40	147.70	121.70
1	7M	153	SER	C-N-CA	10.40	147.70	121.70
1	7U	153	SER	C-N-CA	10.40	147.70	121.70
1	1M	171	ARG	NH1-CZ-NH2	10.40	130.84	119.40
1	2I	171	ARG	NH1-CZ-NH2	10.40	130.84	119.40
1	3A	171	ARG	NH1-CZ-NH2	10.40	130.84	119.40
1	3I	171	ARG	NH1-CZ-NH2	10.40	130.84	119.40
1	32	171	ARG	NH1-CZ-NH2	10.40	130.84	119.40
1	4E	171	ARG	NH1-CZ-NH2	10.40	130.84	119.40
1	4Y	171	ARG	NH1-CZ-NH2	10.40	130.84	119.40
1	5U	171	ARG	NH1-CZ-NH2	10.40	130.84	119.40
1	6M	171	ARG	NH1-CZ-NH2	10.40	130.84	119.40
1	6U	171	ARG	NH1-CZ-NH2	10.40	130.84	119.40

*Continued on next page...*



*Continued from previous page...*

Mol	Chain	Res	Type	Atoms	Z	Observed(°)	Ideal(°)
1	7E	171	ARG	NH1-CZ-NH2	10.40	130.84	119.40
1	7Q	171	ARG	NH1-CZ-NH2	10.40	130.84	119.40
1	1M	52	PHE	N-CA-CB	-10.39	91.89	110.60
1	2I	52	PHE	N-CA-CB	-10.39	91.89	110.60
1	3A	52	PHE	N-CA-CB	-10.39	91.89	110.60
1	3I	52	PHE	N-CA-CB	-10.39	91.89	110.60
1	32	52	PHE	N-CA-CB	-10.39	91.89	110.60
1	4E	52	PHE	N-CA-CB	-10.39	91.89	110.60
1	4Y	52	PHE	N-CA-CB	-10.39	91.89	110.60
1	5U	52	PHE	N-CA-CB	-10.39	91.89	110.60
1	6M	52	PHE	N-CA-CB	-10.39	91.89	110.60
1	6U	52	PHE	N-CA-CB	-10.39	91.89	110.60
1	7E	52	PHE	N-CA-CB	-10.39	91.89	110.60
1	7Q	52	PHE	N-CA-CB	-10.39	91.89	110.60
1	1E	52	PHE	N-CA-CB	-10.39	91.90	110.60
1	2M	52	PHE	N-CA-CB	-10.39	91.90	110.60
1	22	52	PHE	N-CA-CB	-10.39	91.90	110.60
1	3M	52	PHE	N-CA-CB	-10.39	91.90	110.60
1	36	52	PHE	N-CA-CB	-10.39	91.90	110.60
1	4I	52	PHE	N-CA-CB	-10.39	91.90	110.60
1	4Q	52	PHE	N-CA-CB	-10.39	91.90	110.60
1	5Y	52	PHE	N-CA-CB	-10.39	91.90	110.60
1	6E	52	PHE	N-CA-CB	-10.39	91.90	110.60
1	6Y	52	PHE	N-CA-CB	-10.39	91.90	110.60
1	7I	52	PHE	N-CA-CB	-10.39	91.90	110.60
1	7U	52	PHE	N-CA-CB	-10.39	91.90	110.60
1	12	171	ARG	NH1-CZ-NH2	10.39	130.83	119.40
1	16	171	ARG	NH1-CZ-NH2	10.39	130.83	119.40
1	2A	171	ARG	NH1-CZ-NH2	10.39	130.83	119.40
1	3Q	171	ARG	NH1-CZ-NH2	10.39	130.83	119.40
1	3U	171	ARG	NH1-CZ-NH2	10.39	130.83	119.40
1	3Y	171	ARG	NH1-CZ-NH2	10.39	130.83	119.40
1	5E	171	ARG	NH1-CZ-NH2	10.39	130.83	119.40
1	5I	171	ARG	NH1-CZ-NH2	10.39	130.83	119.40
1	5M	171	ARG	NH1-CZ-NH2	10.39	130.83	119.40
1	62	171	ARG	NH1-CZ-NH2	10.39	130.83	119.40
1	66	171	ARG	NH1-CZ-NH2	10.39	130.83	119.40
1	7A	171	ARG	NH1-CZ-NH2	10.39	130.83	119.40
1	1Q	34	ALA	CA-C-N	-10.39	94.35	117.20
1	1U	34	ALA	CA-C-N	-10.39	94.35	117.20
1	1Y	34	ALA	CA-C-N	-10.39	94.35	117.20
1	2Q	34	ALA	CA-C-N	-10.39	94.35	117.20

*Continued on next page...*

*Continued from previous page...*

Mol	Chain	Res	Type	Atoms	Z	Observed(°)	Ideal(°)
1	2U	34	ALA	CA-C-N	-10.39	94.35	117.20
1	2Y	34	ALA	CA-C-N	-10.39	94.35	117.20
1	42	34	ALA	CA-C-N	-10.39	94.35	117.20
1	46	34	ALA	CA-C-N	-10.39	94.35	117.20
1	5A	34	ALA	CA-C-N	-10.39	94.35	117.20
1	52	34	ALA	CA-C-N	-10.39	94.35	117.20
1	56	34	ALA	CA-C-N	-10.39	94.35	117.20
1	6A	34	ALA	CA-C-N	-10.39	94.35	117.20
2	1N	21	THR	N-CA-C	-10.38	82.97	111.00
2	2J	21	THR	N-CA-C	-10.38	82.97	111.00
2	3B	21	THR	N-CA-C	-10.38	82.97	111.00
2	3J	21	THR	N-CA-C	-10.38	82.97	111.00
2	33	21	THR	N-CA-C	-10.38	82.97	111.00
2	4F	21	THR	N-CA-C	-10.38	82.97	111.00
2	4Z	21	THR	N-CA-C	-10.38	82.97	111.00
2	5V	21	THR	N-CA-C	-10.38	82.97	111.00
2	6N	21	THR	N-CA-C	-10.38	82.97	111.00
2	6V	21	THR	N-CA-C	-10.38	82.97	111.00
2	7F	21	THR	N-CA-C	-10.38	82.97	111.00
2	7R	21	THR	N-CA-C	-10.38	82.97	111.00
1	1Q	153	SER	C-N-CA	10.38	147.65	121.70
1	1U	153	SER	C-N-CA	10.38	147.65	121.70
1	1Y	153	SER	C-N-CA	10.38	147.65	121.70
1	2Q	153	SER	C-N-CA	10.38	147.65	121.70
1	2U	153	SER	C-N-CA	10.38	147.65	121.70
1	2Y	153	SER	C-N-CA	10.38	147.65	121.70
1	42	153	SER	C-N-CA	10.38	147.65	121.70
1	46	153	SER	C-N-CA	10.38	147.65	121.70
1	5A	153	SER	C-N-CA	10.38	147.65	121.70
1	52	153	SER	C-N-CA	10.38	147.65	121.70
1	56	153	SER	C-N-CA	10.38	147.65	121.70
1	6A	153	SER	C-N-CA	10.38	147.65	121.70
2	1B	21	THR	N-CA-C	-10.38	82.98	111.00
2	1F	21	THR	N-CA-C	-10.38	82.99	111.00
2	1J	21	THR	N-CA-C	-10.38	82.98	111.00
1	1M	153	SER	C-N-CA	10.38	147.64	121.70
2	2F	21	THR	N-CA-C	-10.38	82.98	111.00
1	2I	153	SER	C-N-CA	10.38	147.64	121.70
2	2N	21	THR	N-CA-C	-10.38	82.99	111.00
2	23	21	THR	N-CA-C	-10.38	82.99	111.00
2	27	21	THR	N-CA-C	-10.38	82.98	111.00
1	3A	153	SER	C-N-CA	10.38	147.64	121.70

*Continued on next page...*

*Continued from previous page...*

Mol	Chain	Res	Type	Atoms	Z	Observed(°)	Ideal(°)
2	3F	21	THR	N-CA-C	-10.38	82.98	111.00
1	3I	153	SER	C-N-CA	10.38	147.64	121.70
2	3N	21	THR	N-CA-C	-10.38	82.99	111.00
1	32	153	SER	C-N-CA	10.38	147.64	121.70
2	37	21	THR	N-CA-C	-10.38	82.99	111.00
2	4B	21	THR	N-CA-C	-10.38	82.98	111.00
1	4E	153	SER	C-N-CA	10.38	147.64	121.70
2	4J	21	THR	N-CA-C	-10.38	82.99	111.00
2	4N	21	THR	N-CA-C	-10.38	82.98	111.00
2	4R	21	THR	N-CA-C	-10.38	82.99	111.00
2	4V	21	THR	N-CA-C	-10.38	82.98	111.00
1	4Y	153	SER	C-N-CA	10.38	147.64	121.70
2	5R	21	THR	N-CA-C	-10.38	82.98	111.00
1	5U	153	SER	C-N-CA	10.38	147.64	121.70
2	5Z	21	THR	N-CA-C	-10.38	82.99	111.00
2	6F	21	THR	N-CA-C	-10.38	82.99	111.00
2	6J	21	THR	N-CA-C	-10.38	82.98	111.00
1	6M	153	SER	C-N-CA	10.38	147.64	121.70
2	6R	21	THR	N-CA-C	-10.38	82.98	111.00
1	6U	153	SER	C-N-CA	10.38	147.64	121.70
2	6Z	21	THR	N-CA-C	-10.38	82.99	111.00
1	7E	153	SER	C-N-CA	10.38	147.64	121.70
2	7J	21	THR	N-CA-C	-10.38	82.99	111.00
2	7N	21	THR	N-CA-C	-10.38	82.98	111.00
1	7Q	153	SER	C-N-CA	10.38	147.64	121.70
2	7V	21	THR	N-CA-C	-10.38	82.99	111.00
2	1R	21	THR	N-CA-C	-10.37	83.00	111.00
2	1V	21	THR	N-CA-C	-10.37	83.00	111.00
2	1Z	21	THR	N-CA-C	-10.37	83.00	111.00
2	2R	21	THR	N-CA-C	-10.37	83.00	111.00
2	2V	21	THR	N-CA-C	-10.37	83.00	111.00
2	2Z	21	THR	N-CA-C	-10.37	83.00	111.00
2	43	21	THR	N-CA-C	-10.37	83.00	111.00
2	47	21	THR	N-CA-C	-10.37	83.00	111.00
2	5B	21	THR	N-CA-C	-10.37	83.00	111.00
2	53	21	THR	N-CA-C	-10.37	83.00	111.00
2	57	21	THR	N-CA-C	-10.37	83.00	111.00
2	6B	21	THR	N-CA-C	-10.37	83.00	111.00
2	1B	78	HIS	CE1-NE2-CD2	-10.37	80.68	106.60
2	1F	78	HIS	CE1-NE2-CD2	-10.37	80.67	106.60
2	1J	78	HIS	CE1-NE2-CD2	-10.37	80.68	106.60
2	2F	78	HIS	CE1-NE2-CD2	-10.37	80.68	106.60

*Continued on next page...*

*Continued from previous page...*

Mol	Chain	Res	Type	Atoms	Z	Observed(°)	Ideal(°)
2	2N	78	HIS	CE1-NE2-CD2	-10.37	80.67	106.60
2	23	78	HIS	CE1-NE2-CD2	-10.37	80.67	106.60
2	27	78	HIS	CE1-NE2-CD2	-10.37	80.68	106.60
2	3F	78	HIS	CE1-NE2-CD2	-10.37	80.68	106.60
2	3N	78	HIS	CE1-NE2-CD2	-10.37	80.67	106.60
2	37	78	HIS	CE1-NE2-CD2	-10.37	80.67	106.60
2	4B	78	HIS	CE1-NE2-CD2	-10.37	80.68	106.60
2	4J	78	HIS	CE1-NE2-CD2	-10.37	80.67	106.60
2	4N	78	HIS	CE1-NE2-CD2	-10.37	80.68	106.60
2	4R	78	HIS	CE1-NE2-CD2	-10.37	80.67	106.60
2	4V	78	HIS	CE1-NE2-CD2	-10.37	80.68	106.60
2	5R	78	HIS	CE1-NE2-CD2	-10.37	80.68	106.60
2	5Z	78	HIS	CE1-NE2-CD2	-10.37	80.67	106.60
2	6F	78	HIS	CE1-NE2-CD2	-10.37	80.67	106.60
2	6J	78	HIS	CE1-NE2-CD2	-10.37	80.68	106.60
2	6R	78	HIS	CE1-NE2-CD2	-10.37	80.68	106.60
2	6Z	78	HIS	CE1-NE2-CD2	-10.37	80.67	106.60
2	7J	78	HIS	CE1-NE2-CD2	-10.37	80.67	106.60
2	7N	78	HIS	CE1-NE2-CD2	-10.37	80.68	106.60
2	7V	78	HIS	CE1-NE2-CD2	-10.37	80.67	106.60
2	13	78	HIS	CE1-NE2-CD2	-10.37	80.68	106.60
2	17	78	HIS	CE1-NE2-CD2	-10.37	80.68	106.60
2	2B	78	HIS	CE1-NE2-CD2	-10.37	80.68	106.60
2	3R	78	HIS	CE1-NE2-CD2	-10.37	80.68	106.60
2	3V	78	HIS	CE1-NE2-CD2	-10.37	80.68	106.60
2	3Z	78	HIS	CE1-NE2-CD2	-10.37	80.68	106.60
2	5F	78	HIS	CE1-NE2-CD2	-10.37	80.68	106.60
2	5J	78	HIS	CE1-NE2-CD2	-10.37	80.68	106.60
2	5N	78	HIS	CE1-NE2-CD2	-10.37	80.68	106.60
2	63	78	HIS	CE1-NE2-CD2	-10.37	80.68	106.60
2	67	78	HIS	CE1-NE2-CD2	-10.37	80.68	106.60
2	7B	78	HIS	CE1-NE2-CD2	-10.37	80.68	106.60
1	1E	34	ALA	CA-C-N	-10.37	94.39	117.20
2	13	21	THR	N-CA-C	-10.37	83.01	111.00
2	17	21	THR	N-CA-C	-10.37	83.01	111.00
2	2B	21	THR	N-CA-C	-10.37	83.01	111.00
1	2M	34	ALA	CA-C-N	-10.37	94.39	117.20
1	22	34	ALA	CA-C-N	-10.37	94.39	117.20
1	3M	34	ALA	CA-C-N	-10.37	94.39	117.20
2	3R	21	THR	N-CA-C	-10.37	83.01	111.00
2	3V	21	THR	N-CA-C	-10.37	83.01	111.00
2	3Z	21	THR	N-CA-C	-10.37	83.01	111.00

*Continued on next page...*

*Continued from previous page...*

Mol	Chain	Res	Type	Atoms	Z	Observed(°)	Ideal(°)
1	36	34	ALA	CA-C-N	-10.37	94.39	117.20
1	4I	34	ALA	CA-C-N	-10.37	94.39	117.20
1	4Q	34	ALA	CA-C-N	-10.37	94.39	117.20
2	5F	21	THR	N-CA-C	-10.37	83.01	111.00
2	5J	21	THR	N-CA-C	-10.37	83.01	111.00
2	5N	21	THR	N-CA-C	-10.37	83.01	111.00
1	5Y	34	ALA	CA-C-N	-10.37	94.39	117.20
1	6E	34	ALA	CA-C-N	-10.37	94.39	117.20
1	6Y	34	ALA	CA-C-N	-10.37	94.39	117.20
2	63	21	THR	N-CA-C	-10.37	83.01	111.00
2	67	21	THR	N-CA-C	-10.37	83.01	111.00
2	7B	21	THR	N-CA-C	-10.37	83.01	111.00
1	7I	34	ALA	CA-C-N	-10.37	94.39	117.20
1	7U	34	ALA	CA-C-N	-10.37	94.39	117.20
1	12	34	ALA	CA-C-N	-10.36	94.40	117.20
1	16	34	ALA	CA-C-N	-10.36	94.40	117.20
1	2A	34	ALA	CA-C-N	-10.36	94.40	117.20
1	3Q	34	ALA	CA-C-N	-10.36	94.40	117.20
1	3U	34	ALA	CA-C-N	-10.36	94.40	117.20
1	3Y	34	ALA	CA-C-N	-10.36	94.40	117.20
1	5E	34	ALA	CA-C-N	-10.36	94.40	117.20
1	5I	34	ALA	CA-C-N	-10.36	94.40	117.20
1	5M	34	ALA	CA-C-N	-10.36	94.40	117.20
1	62	34	ALA	CA-C-N	-10.36	94.40	117.20
1	66	34	ALA	CA-C-N	-10.36	94.40	117.20
1	7A	34	ALA	CA-C-N	-10.36	94.40	117.20
1	1A	34	ALA	CA-C-N	-10.36	94.41	117.20
1	1I	34	ALA	CA-C-N	-10.36	94.41	117.20
2	1N	78	HIS	CE1-NE2-CD2	-10.36	80.70	106.60
2	1R	78	HIS	CE1-NE2-CD2	-10.36	80.69	106.60
2	1V	78	HIS	CE1-NE2-CD2	-10.36	80.69	106.60
2	1Z	78	HIS	CE1-NE2-CD2	-10.36	80.69	106.60
1	2E	34	ALA	CA-C-N	-10.36	94.41	117.20
2	2J	78	HIS	CE1-NE2-CD2	-10.36	80.70	106.60
2	2R	78	HIS	CE1-NE2-CD2	-10.36	80.69	106.60
2	2V	78	HIS	CE1-NE2-CD2	-10.36	80.69	106.60
2	2Z	78	HIS	CE1-NE2-CD2	-10.36	80.69	106.60
1	26	34	ALA	CA-C-N	-10.36	94.41	117.20
2	3B	78	HIS	CE1-NE2-CD2	-10.36	80.70	106.60
1	3E	34	ALA	CA-C-N	-10.36	94.41	117.20
2	3J	78	HIS	CE1-NE2-CD2	-10.36	80.70	106.60
2	33	78	HIS	CE1-NE2-CD2	-10.36	80.70	106.60

*Continued on next page...*

*Continued from previous page...*

Mol	Chain	Res	Type	Atoms	Z	Observed(°)	Ideal(°)
1	4A	34	ALA	CA-C-N	-10.36	94.41	117.20
2	4F	78	HIS	CE1-NE2-CD2	-10.36	80.70	106.60
1	4M	34	ALA	CA-C-N	-10.36	94.41	117.20
1	4U	34	ALA	CA-C-N	-10.36	94.41	117.20
2	4Z	78	HIS	CE1-NE2-CD2	-10.36	80.70	106.60
2	43	78	HIS	CE1-NE2-CD2	-10.36	80.69	106.60
2	47	78	HIS	CE1-NE2-CD2	-10.36	80.69	106.60
2	5B	78	HIS	CE1-NE2-CD2	-10.36	80.69	106.60
1	5Q	34	ALA	CA-C-N	-10.36	94.41	117.20
2	5V	78	HIS	CE1-NE2-CD2	-10.36	80.70	106.60
2	53	78	HIS	CE1-NE2-CD2	-10.36	80.69	106.60
2	57	78	HIS	CE1-NE2-CD2	-10.36	80.69	106.60
2	6B	78	HIS	CE1-NE2-CD2	-10.36	80.69	106.60
1	6I	34	ALA	CA-C-N	-10.36	94.41	117.20
2	6N	78	HIS	CE1-NE2-CD2	-10.36	80.70	106.60
1	6Q	34	ALA	CA-C-N	-10.36	94.41	117.20
2	6V	78	HIS	CE1-NE2-CD2	-10.36	80.70	106.60
2	7F	78	HIS	CE1-NE2-CD2	-10.36	80.70	106.60
1	7M	34	ALA	CA-C-N	-10.36	94.41	117.20
2	7R	78	HIS	CE1-NE2-CD2	-10.36	80.70	106.60
1	1A	171	ARG	NH1-CZ-NH2	10.36	130.80	119.40
1	1I	171	ARG	NH1-CZ-NH2	10.36	130.80	119.40
1	1M	34	ALA	CA-C-N	-10.36	94.41	117.20
1	2E	171	ARG	NH1-CZ-NH2	10.36	130.80	119.40
1	2I	34	ALA	CA-C-N	-10.36	94.41	117.20
1	26	171	ARG	NH1-CZ-NH2	10.36	130.80	119.40
1	3A	34	ALA	CA-C-N	-10.36	94.41	117.20
1	3E	171	ARG	NH1-CZ-NH2	10.36	130.80	119.40
1	3I	34	ALA	CA-C-N	-10.36	94.41	117.20
1	32	34	ALA	CA-C-N	-10.36	94.41	117.20
1	4A	171	ARG	NH1-CZ-NH2	10.36	130.80	119.40
1	4E	34	ALA	CA-C-N	-10.36	94.41	117.20
1	4M	171	ARG	NH1-CZ-NH2	10.36	130.80	119.40
1	4U	171	ARG	NH1-CZ-NH2	10.36	130.80	119.40
1	4Y	34	ALA	CA-C-N	-10.36	94.41	117.20
1	5Q	171	ARG	NH1-CZ-NH2	10.36	130.80	119.40
1	5U	34	ALA	CA-C-N	-10.36	94.41	117.20
1	6I	171	ARG	NH1-CZ-NH2	10.36	130.80	119.40
1	6M	34	ALA	CA-C-N	-10.36	94.41	117.20
1	6Q	171	ARG	NH1-CZ-NH2	10.36	130.80	119.40
1	6U	34	ALA	CA-C-N	-10.36	94.41	117.20
1	7E	34	ALA	CA-C-N	-10.36	94.41	117.20

*Continued on next page...*



*Continued from previous page...*

Mol	Chain	Res	Type	Atoms	Z	Observed(°)	Ideal(°)
1	7M	171	ARG	NH1-CZ-NH2	10.36	130.80	119.40
1	7Q	34	ALA	CA-C-N	-10.36	94.41	117.20
1	1M	180	VAL	CG1-CB-CG2	-10.36	94.33	110.90
1	2I	180	VAL	CG1-CB-CG2	-10.36	94.33	110.90
1	3A	180	VAL	CG1-CB-CG2	-10.36	94.33	110.90
1	3I	180	VAL	CG1-CB-CG2	-10.36	94.33	110.90
1	32	180	VAL	CG1-CB-CG2	-10.36	94.33	110.90
1	4E	180	VAL	CG1-CB-CG2	-10.36	94.33	110.90
1	4Y	180	VAL	CG1-CB-CG2	-10.36	94.33	110.90
1	5U	180	VAL	CG1-CB-CG2	-10.36	94.33	110.90
1	6M	180	VAL	CG1-CB-CG2	-10.36	94.33	110.90
1	6U	180	VAL	CG1-CB-CG2	-10.36	94.33	110.90
1	7E	180	VAL	CG1-CB-CG2	-10.36	94.33	110.90
1	7Q	180	VAL	CG1-CB-CG2	-10.36	94.33	110.90
1	1E	171	ARG	NH1-CZ-NH2	10.35	130.78	119.40
1	2M	171	ARG	NH1-CZ-NH2	10.35	130.78	119.40
1	22	171	ARG	NH1-CZ-NH2	10.35	130.78	119.40
1	3M	171	ARG	NH1-CZ-NH2	10.35	130.78	119.40
1	36	171	ARG	NH1-CZ-NH2	10.35	130.78	119.40
1	4I	171	ARG	NH1-CZ-NH2	10.35	130.78	119.40
1	4Q	171	ARG	NH1-CZ-NH2	10.35	130.78	119.40
1	5Y	171	ARG	NH1-CZ-NH2	10.35	130.78	119.40
1	6E	171	ARG	NH1-CZ-NH2	10.35	130.78	119.40
1	6Y	171	ARG	NH1-CZ-NH2	10.35	130.78	119.40
1	7I	171	ARG	NH1-CZ-NH2	10.35	130.78	119.40
1	7U	171	ARG	NH1-CZ-NH2	10.35	130.78	119.40
1	12	80	PHE	CA-C-O	-10.34	98.38	120.10
1	16	80	PHE	CA-C-O	-10.34	98.38	120.10
1	2A	80	PHE	CA-C-O	-10.34	98.38	120.10
1	3Q	80	PHE	CA-C-O	-10.34	98.38	120.10
1	3U	80	PHE	CA-C-O	-10.34	98.38	120.10
1	3Y	80	PHE	CA-C-O	-10.34	98.38	120.10
1	5E	80	PHE	CA-C-O	-10.34	98.38	120.10
1	5I	80	PHE	CA-C-O	-10.34	98.38	120.10
1	5M	80	PHE	CA-C-O	-10.34	98.38	120.10
1	62	80	PHE	CA-C-O	-10.34	98.38	120.10
1	66	80	PHE	CA-C-O	-10.34	98.38	120.10
1	7A	80	PHE	CA-C-O	-10.34	98.38	120.10
2	1F	220	PHE	CB-CG-CD2	-10.34	113.56	120.80
2	2N	220	PHE	CB-CG-CD2	-10.34	113.56	120.80
2	23	220	PHE	CB-CG-CD2	-10.34	113.56	120.80
2	3N	220	PHE	CB-CG-CD2	-10.34	113.56	120.80

*Continued on next page...*



*Continued from previous page...*

Mol	Chain	Res	Type	Atoms	Z	Observed(°)	Ideal(°)
2	37	220	PHE	CB-CG-CD2	-10.34	113.56	120.80
2	4J	220	PHE	CB-CG-CD2	-10.34	113.56	120.80
2	4R	220	PHE	CB-CG-CD2	-10.34	113.56	120.80
2	5Z	220	PHE	CB-CG-CD2	-10.34	113.56	120.80
2	6F	220	PHE	CB-CG-CD2	-10.34	113.56	120.80
2	6Z	220	PHE	CB-CG-CD2	-10.34	113.56	120.80
2	7J	220	PHE	CB-CG-CD2	-10.34	113.56	120.80
2	7V	220	PHE	CB-CG-CD2	-10.34	113.56	120.80
1	1A	29	TYR	CG-CD1-CE1	-10.34	113.03	121.30
1	1I	29	TYR	CG-CD1-CE1	-10.34	113.03	121.30
1	4A	29	TYR	CG-CD1-CE1	-10.34	113.03	121.30
1	6Q	29	TYR	CG-CD1-CE1	-10.34	113.03	121.30
1	1A	180	VAL	CG1-CB-CG2	-10.34	94.36	110.90
1	1E	80	PHE	CA-C-O	-10.34	98.40	120.10
1	1I	180	VAL	CG1-CB-CG2	-10.34	94.36	110.90
1	1Q	180	VAL	CG1-CB-CG2	-10.34	94.36	110.90
1	1U	180	VAL	CG1-CB-CG2	-10.34	94.36	110.90
1	1Y	180	VAL	CG1-CB-CG2	-10.34	94.36	110.90
1	2E	29	TYR	CG-CD1-CE1	-10.34	113.03	121.30
1	26	29	TYR	CG-CD1-CE1	-10.34	113.03	121.30
1	2E	180	VAL	CG1-CB-CG2	-10.34	94.36	110.90
1	2M	80	PHE	CA-C-O	-10.34	98.40	120.10
1	2Q	180	VAL	CG1-CB-CG2	-10.34	94.36	110.90
1	2U	180	VAL	CG1-CB-CG2	-10.34	94.36	110.90
1	2Y	180	VAL	CG1-CB-CG2	-10.34	94.36	110.90
1	3E	29	TYR	CG-CD1-CE1	-10.34	113.03	121.30
1	4M	29	TYR	CG-CD1-CE1	-10.34	113.03	121.30
1	4U	29	TYR	CG-CD1-CE1	-10.34	113.03	121.30
1	5Q	29	TYR	CG-CD1-CE1	-10.34	113.03	121.30
1	22	80	PHE	CA-C-O	-10.34	98.40	120.10
1	26	180	VAL	CG1-CB-CG2	-10.34	94.36	110.90
1	3E	180	VAL	CG1-CB-CG2	-10.34	94.36	110.90
1	3M	80	PHE	CA-C-O	-10.34	98.40	120.10
1	36	80	PHE	CA-C-O	-10.34	98.40	120.10
1	4A	180	VAL	CG1-CB-CG2	-10.34	94.36	110.90
1	4I	80	PHE	CA-C-O	-10.34	98.40	120.10
1	4M	180	VAL	CG1-CB-CG2	-10.34	94.36	110.90
1	4Q	80	PHE	CA-C-O	-10.34	98.40	120.10
1	4U	180	VAL	CG1-CB-CG2	-10.34	94.36	110.90
1	42	180	VAL	CG1-CB-CG2	-10.34	94.36	110.90
1	46	180	VAL	CG1-CB-CG2	-10.34	94.36	110.90
1	5A	180	VAL	CG1-CB-CG2	-10.34	94.36	110.90

*Continued on next page...*

*Continued from previous page...*

Mol	Chain	Res	Type	Atoms	Z	Observed(°)	Ideal(°)
1	5Q	180	VAL	CG1-CB-CG2	-10.34	94.36	110.90
1	5Y	80	PHE	CA-C-O	-10.34	98.40	120.10
1	52	180	VAL	CG1-CB-CG2	-10.34	94.36	110.90
1	56	180	VAL	CG1-CB-CG2	-10.34	94.36	110.90
1	6A	180	VAL	CG1-CB-CG2	-10.34	94.36	110.90
1	6I	29	TYR	CG-CD1-CE1	-10.34	113.03	121.30
1	7M	29	TYR	CG-CD1-CE1	-10.34	113.03	121.30
1	6E	80	PHE	CA-C-O	-10.34	98.40	120.10
1	6I	180	VAL	CG1-CB-CG2	-10.34	94.36	110.90
1	6Q	180	VAL	CG1-CB-CG2	-10.34	94.36	110.90
1	6Y	80	PHE	CA-C-O	-10.34	98.40	120.10
1	7I	80	PHE	CA-C-O	-10.34	98.40	120.10
1	7M	180	VAL	CG1-CB-CG2	-10.34	94.36	110.90
1	7U	80	PHE	CA-C-O	-10.34	98.40	120.10
1	1M	29	TYR	CG-CD1-CE1	-10.33	113.03	121.30
1	2I	29	TYR	CG-CD1-CE1	-10.33	113.03	121.30
1	3A	29	TYR	CG-CD1-CE1	-10.33	113.03	121.30
1	3I	29	TYR	CG-CD1-CE1	-10.33	113.03	121.30
1	32	29	TYR	CG-CD1-CE1	-10.33	113.03	121.30
1	4E	29	TYR	CG-CD1-CE1	-10.33	113.03	121.30
1	4Y	29	TYR	CG-CD1-CE1	-10.33	113.03	121.30
1	5U	29	TYR	CG-CD1-CE1	-10.33	113.03	121.30
1	6M	29	TYR	CG-CD1-CE1	-10.33	113.03	121.30
1	6U	29	TYR	CG-CD1-CE1	-10.33	113.03	121.30
1	7E	29	TYR	CG-CD1-CE1	-10.33	113.03	121.30
1	7Q	29	TYR	CG-CD1-CE1	-10.33	113.03	121.30
2	1B	220	PHE	CB-CG-CD2	-10.33	113.57	120.80
1	1E	180	VAL	CG1-CB-CG2	-10.33	94.37	110.90
2	1J	220	PHE	CB-CG-CD2	-10.33	113.57	120.80
2	13	220	PHE	CB-CG-CD2	-10.33	113.57	120.80
2	17	220	PHE	CB-CG-CD2	-10.33	113.57	120.80
2	2B	220	PHE	CB-CG-CD2	-10.33	113.57	120.80
2	2F	220	PHE	CB-CG-CD2	-10.33	113.57	120.80
1	2M	180	VAL	CG1-CB-CG2	-10.33	94.37	110.90
1	22	180	VAL	CG1-CB-CG2	-10.33	94.37	110.90
2	27	220	PHE	CB-CG-CD2	-10.33	113.57	120.80
2	3F	220	PHE	CB-CG-CD2	-10.33	113.57	120.80
1	3M	180	VAL	CG1-CB-CG2	-10.33	94.37	110.90
2	3R	220	PHE	CB-CG-CD2	-10.33	113.57	120.80
2	3V	220	PHE	CB-CG-CD2	-10.33	113.57	120.80
2	3Z	220	PHE	CB-CG-CD2	-10.33	113.57	120.80
1	36	180	VAL	CG1-CB-CG2	-10.33	94.37	110.90

*Continued on next page...*

*Continued from previous page...*

Mol	Chain	Res	Type	Atoms	Z	Observed(°)	Ideal(°)
2	4B	220	PHE	CB-CG-CD2	-10.33	113.57	120.80
1	4I	180	VAL	CG1-CB-CG2	-10.33	94.37	110.90
2	4N	220	PHE	CB-CG-CD2	-10.33	113.57	120.80
1	4Q	180	VAL	CG1-CB-CG2	-10.33	94.37	110.90
2	4V	220	PHE	CB-CG-CD2	-10.33	113.57	120.80
2	5F	220	PHE	CB-CG-CD2	-10.33	113.57	120.80
2	5J	220	PHE	CB-CG-CD2	-10.33	113.57	120.80
2	5N	220	PHE	CB-CG-CD2	-10.33	113.57	120.80
2	5R	220	PHE	CB-CG-CD2	-10.33	113.57	120.80
1	5Y	180	VAL	CG1-CB-CG2	-10.33	94.37	110.90
1	6E	180	VAL	CG1-CB-CG2	-10.33	94.37	110.90
2	6J	220	PHE	CB-CG-CD2	-10.33	113.57	120.80
2	6R	220	PHE	CB-CG-CD2	-10.33	113.57	120.80
1	6Y	180	VAL	CG1-CB-CG2	-10.33	94.37	110.90
2	63	220	PHE	CB-CG-CD2	-10.33	113.57	120.80
2	67	220	PHE	CB-CG-CD2	-10.33	113.57	120.80
2	7B	220	PHE	CB-CG-CD2	-10.33	113.57	120.80
1	7I	180	VAL	CG1-CB-CG2	-10.33	94.37	110.90
2	7N	220	PHE	CB-CG-CD2	-10.33	113.57	120.80
1	7U	180	VAL	CG1-CB-CG2	-10.33	94.37	110.90
1	12	180	VAL	CG1-CB-CG2	-10.33	94.38	110.90
1	16	180	VAL	CG1-CB-CG2	-10.33	94.38	110.90
1	2A	180	VAL	CG1-CB-CG2	-10.33	94.38	110.90
1	3Q	180	VAL	CG1-CB-CG2	-10.33	94.38	110.90
1	3U	180	VAL	CG1-CB-CG2	-10.33	94.38	110.90
1	3Y	180	VAL	CG1-CB-CG2	-10.33	94.38	110.90
1	5E	180	VAL	CG1-CB-CG2	-10.33	94.38	110.90
1	5I	180	VAL	CG1-CB-CG2	-10.33	94.38	110.90
1	5M	180	VAL	CG1-CB-CG2	-10.33	94.38	110.90
1	62	180	VAL	CG1-CB-CG2	-10.33	94.38	110.90
1	66	180	VAL	CG1-CB-CG2	-10.33	94.38	110.90
1	7A	180	VAL	CG1-CB-CG2	-10.33	94.38	110.90
1	1M	80	PHE	CA-C-O	-10.32	98.42	120.10
2	1N	220	PHE	CB-CG-CD2	-10.32	113.57	120.80
2	2J	220	PHE	CB-CG-CD2	-10.32	113.57	120.80
2	3J	220	PHE	CB-CG-CD2	-10.32	113.57	120.80
2	5V	220	PHE	CB-CG-CD2	-10.32	113.57	120.80
1	1Q	80	PHE	CA-C-O	-10.32	98.42	120.10
2	1R	220	PHE	CB-CG-CD2	-10.32	113.57	120.80
1	1U	80	PHE	CA-C-O	-10.32	98.42	120.10
2	1V	220	PHE	CB-CG-CD2	-10.32	113.57	120.80
1	1Y	80	PHE	CA-C-O	-10.32	98.42	120.10

*Continued on next page...*

*Continued from previous page...*

Mol	Chain	Res	Type	Atoms	Z	Observed(°)	Ideal(°)
2	1Z	220	PHE	CB-CG-CD2	-10.32	113.57	120.80
1	2I	80	PHE	CA-C-O	-10.32	98.42	120.10
2	3B	220	PHE	CB-CG-CD2	-10.32	113.57	120.80
1	2Q	80	PHE	CA-C-O	-10.32	98.42	120.10
2	2R	220	PHE	CB-CG-CD2	-10.32	113.57	120.80
1	2U	80	PHE	CA-C-O	-10.32	98.42	120.10
2	2V	220	PHE	CB-CG-CD2	-10.32	113.57	120.80
1	2Y	80	PHE	CA-C-O	-10.32	98.42	120.10
2	2Z	220	PHE	CB-CG-CD2	-10.32	113.57	120.80
1	3A	80	PHE	CA-C-O	-10.32	98.42	120.10
1	3I	80	PHE	CA-C-O	-10.32	98.42	120.10
1	32	80	PHE	CA-C-O	-10.32	98.42	120.10
2	33	220	PHE	CB-CG-CD2	-10.32	113.57	120.80
1	4E	80	PHE	CA-C-O	-10.32	98.42	120.10
2	4F	220	PHE	CB-CG-CD2	-10.32	113.57	120.80
1	4Y	80	PHE	CA-C-O	-10.32	98.42	120.10
2	4Z	220	PHE	CB-CG-CD2	-10.32	113.57	120.80
2	7R	220	PHE	CB-CG-CD2	-10.32	113.57	120.80
1	42	80	PHE	CA-C-O	-10.32	98.42	120.10
2	43	220	PHE	CB-CG-CD2	-10.32	113.57	120.80
1	46	80	PHE	CA-C-O	-10.32	98.42	120.10
2	47	220	PHE	CB-CG-CD2	-10.32	113.57	120.80
1	5A	80	PHE	CA-C-O	-10.32	98.42	120.10
2	5B	220	PHE	CB-CG-CD2	-10.32	113.57	120.80
1	5U	80	PHE	CA-C-O	-10.32	98.42	120.10
2	6N	220	PHE	CB-CG-CD2	-10.32	113.57	120.80
1	52	80	PHE	CA-C-O	-10.32	98.42	120.10
2	53	220	PHE	CB-CG-CD2	-10.32	113.57	120.80
1	56	80	PHE	CA-C-O	-10.32	98.42	120.10
2	57	220	PHE	CB-CG-CD2	-10.32	113.57	120.80
1	6A	80	PHE	CA-C-O	-10.32	98.42	120.10
2	6B	220	PHE	CB-CG-CD2	-10.32	113.57	120.80
1	6M	80	PHE	CA-C-O	-10.32	98.42	120.10
1	6U	80	PHE	CA-C-O	-10.32	98.42	120.10
2	6V	220	PHE	CB-CG-CD2	-10.32	113.57	120.80
1	7E	80	PHE	CA-C-O	-10.32	98.42	120.10
2	7F	220	PHE	CB-CG-CD2	-10.32	113.57	120.80
1	7Q	80	PHE	CA-C-O	-10.32	98.42	120.10
1	1A	80	PHE	CA-C-O	-10.32	98.42	120.10
1	1I	80	PHE	CA-C-O	-10.32	98.42	120.10
1	1Q	29	TYR	CG-CD1-CE1	-10.32	113.04	121.30
1	1U	29	TYR	CG-CD1-CE1	-10.32	113.04	121.30

*Continued on next page...*

*Continued from previous page...*

Mol	Chain	Res	Type	Atoms	Z	Observed(°)	Ideal(°)
1	1Y	29	TYR	CG-CD1-CE1	-10.32	113.04	121.30
1	2E	80	PHE	CA-C-O	-10.32	98.42	120.10
1	2Q	29	TYR	CG-CD1-CE1	-10.32	113.04	121.30
1	2U	29	TYR	CG-CD1-CE1	-10.32	113.04	121.30
1	2Y	29	TYR	CG-CD1-CE1	-10.32	113.04	121.30
1	26	80	PHE	CA-C-O	-10.32	98.42	120.10
1	3E	80	PHE	CA-C-O	-10.32	98.42	120.10
1	4A	80	PHE	CA-C-O	-10.32	98.42	120.10
1	4M	80	PHE	CA-C-O	-10.32	98.42	120.10
1	4U	80	PHE	CA-C-O	-10.32	98.42	120.10
1	42	29	TYR	CG-CD1-CE1	-10.32	113.04	121.30
1	46	29	TYR	CG-CD1-CE1	-10.32	113.04	121.30
1	5A	29	TYR	CG-CD1-CE1	-10.32	113.04	121.30
1	5Q	80	PHE	CA-C-O	-10.32	98.42	120.10
1	52	29	TYR	CG-CD1-CE1	-10.32	113.04	121.30
1	56	29	TYR	CG-CD1-CE1	-10.32	113.04	121.30
1	6A	29	TYR	CG-CD1-CE1	-10.32	113.04	121.30
1	6I	80	PHE	CA-C-O	-10.32	98.42	120.10
1	6Q	80	PHE	CA-C-O	-10.32	98.42	120.10
1	7M	80	PHE	CA-C-O	-10.32	98.42	120.10
1	12	182	PHE	CG-CD1-CE1	-10.32	109.45	120.80
1	16	182	PHE	CG-CD1-CE1	-10.32	109.45	120.80
1	2A	182	PHE	CG-CD1-CE1	-10.32	109.45	120.80
1	3Q	182	PHE	CG-CD1-CE1	-10.32	109.45	120.80
1	3U	182	PHE	CG-CD1-CE1	-10.32	109.45	120.80
1	3Y	182	PHE	CG-CD1-CE1	-10.32	109.45	120.80
1	5E	182	PHE	CG-CD1-CE1	-10.32	109.45	120.80
1	5I	182	PHE	CG-CD1-CE1	-10.32	109.45	120.80
1	5M	182	PHE	CG-CD1-CE1	-10.32	109.45	120.80
1	62	182	PHE	CG-CD1-CE1	-10.32	109.45	120.80
1	66	182	PHE	CG-CD1-CE1	-10.32	109.45	120.80
1	7A	182	PHE	CG-CD1-CE1	-10.32	109.45	120.80
1	1E	29	TYR	CG-CD1-CE1	-10.32	113.05	121.30
1	2M	29	TYR	CG-CD1-CE1	-10.32	113.05	121.30
1	22	29	TYR	CG-CD1-CE1	-10.32	113.05	121.30
1	3M	29	TYR	CG-CD1-CE1	-10.32	113.05	121.30
1	36	29	TYR	CG-CD1-CE1	-10.32	113.05	121.30
1	4I	29	TYR	CG-CD1-CE1	-10.32	113.05	121.30
1	4Q	29	TYR	CG-CD1-CE1	-10.32	113.05	121.30
1	5Y	29	TYR	CG-CD1-CE1	-10.32	113.05	121.30
1	6E	29	TYR	CG-CD1-CE1	-10.32	113.05	121.30
1	6Y	29	TYR	CG-CD1-CE1	-10.32	113.05	121.30

*Continued on next page...*

*Continued from previous page...*

Mol	Chain	Res	Type	Atoms	Z	Observed(°)	Ideal(°)
1	7I	29	TYR	CG-CD1-CE1	-10.32	113.05	121.30
1	7U	29	TYR	CG-CD1-CE1	-10.32	113.05	121.30
1	12	29	TYR	CG-CD1-CE1	-10.31	113.05	121.30
1	2A	29	TYR	CG-CD1-CE1	-10.31	113.05	121.30
1	3Q	29	TYR	CG-CD1-CE1	-10.31	113.05	121.30
1	1Q	49	LEU	CA-C-O	-10.31	98.45	120.10
1	1U	49	LEU	CA-C-O	-10.31	98.45	120.10
1	1Y	49	LEU	CA-C-O	-10.31	98.45	120.10
1	12	51	LEU	CA-C-N	-10.31	94.52	117.20
1	16	29	TYR	CG-CD1-CE1	-10.31	113.05	121.30
1	16	51	LEU	CA-C-N	-10.31	94.52	117.20
1	2A	51	LEU	CA-C-N	-10.31	94.52	117.20
1	3U	29	TYR	CG-CD1-CE1	-10.31	113.05	121.30
1	3Y	29	TYR	CG-CD1-CE1	-10.31	113.05	121.30
1	5E	29	TYR	CG-CD1-CE1	-10.31	113.05	121.30
1	5M	29	TYR	CG-CD1-CE1	-10.31	113.05	121.30
1	2Q	49	LEU	CA-C-O	-10.31	98.45	120.10
1	2U	49	LEU	CA-C-O	-10.31	98.45	120.10
1	2Y	49	LEU	CA-C-O	-10.31	98.45	120.10
1	3Q	51	LEU	CA-C-N	-10.31	94.52	117.20
1	3U	51	LEU	CA-C-N	-10.31	94.52	117.20
1	3Y	51	LEU	CA-C-N	-10.31	94.52	117.20
1	5I	29	TYR	CG-CD1-CE1	-10.31	113.05	121.30
1	42	49	LEU	CA-C-O	-10.31	98.45	120.10
1	46	49	LEU	CA-C-O	-10.31	98.45	120.10
1	5A	49	LEU	CA-C-O	-10.31	98.45	120.10
1	5E	51	LEU	CA-C-N	-10.31	94.52	117.20
1	5I	51	LEU	CA-C-N	-10.31	94.52	117.20
1	5M	51	LEU	CA-C-N	-10.31	94.52	117.20
1	62	29	TYR	CG-CD1-CE1	-10.31	113.05	121.30
1	66	29	TYR	CG-CD1-CE1	-10.31	113.05	121.30
1	52	49	LEU	CA-C-O	-10.31	98.45	120.10
1	56	49	LEU	CA-C-O	-10.31	98.45	120.10
1	6A	49	LEU	CA-C-O	-10.31	98.45	120.10
1	62	51	LEU	CA-C-N	-10.31	94.52	117.20
1	66	51	LEU	CA-C-N	-10.31	94.52	117.20
1	7A	29	TYR	CG-CD1-CE1	-10.31	113.05	121.30
1	7A	51	LEU	CA-C-N	-10.31	94.52	117.20
1	1M	51	LEU	CA-C-N	-10.30	94.53	117.20
1	1Q	182	PHE	CG-CD1-CE1	-10.30	109.47	120.80
1	1U	182	PHE	CG-CD1-CE1	-10.30	109.47	120.80
1	1Y	182	PHE	CG-CD1-CE1	-10.30	109.47	120.80

*Continued on next page...*

*Continued from previous page...*

Mol	Chain	Res	Type	Atoms	Z	Observed(°)	Ideal(°)
1	2I	51	LEU	CA-C-N	-10.30	94.53	117.20
1	2Q	182	PHE	CG-CD1-CE1	-10.30	109.47	120.80
1	2U	182	PHE	CG-CD1-CE1	-10.30	109.47	120.80
1	2Y	182	PHE	CG-CD1-CE1	-10.30	109.47	120.80
1	3A	51	LEU	CA-C-N	-10.30	94.53	117.20
1	3I	51	LEU	CA-C-N	-10.30	94.53	117.20
1	32	51	LEU	CA-C-N	-10.30	94.53	117.20
1	4E	51	LEU	CA-C-N	-10.30	94.53	117.20
1	4Y	51	LEU	CA-C-N	-10.30	94.53	117.20
1	42	182	PHE	CG-CD1-CE1	-10.30	109.47	120.80
1	46	182	PHE	CG-CD1-CE1	-10.30	109.47	120.80
1	5A	182	PHE	CG-CD1-CE1	-10.30	109.47	120.80
1	5U	51	LEU	CA-C-N	-10.30	94.53	117.20
1	52	182	PHE	CG-CD1-CE1	-10.30	109.47	120.80
1	56	182	PHE	CG-CD1-CE1	-10.30	109.47	120.80
1	6A	182	PHE	CG-CD1-CE1	-10.30	109.47	120.80
1	6M	51	LEU	CA-C-N	-10.30	94.53	117.20
1	6U	51	LEU	CA-C-N	-10.30	94.53	117.20
1	7E	51	LEU	CA-C-N	-10.30	94.53	117.20
1	7Q	51	LEU	CA-C-N	-10.30	94.53	117.20
1	1E	51	LEU	CA-C-N	-10.30	94.53	117.20
1	2M	51	LEU	CA-C-N	-10.30	94.53	117.20
1	22	51	LEU	CA-C-N	-10.30	94.53	117.20
1	3M	51	LEU	CA-C-N	-10.30	94.53	117.20
1	36	51	LEU	CA-C-N	-10.30	94.53	117.20
1	4I	51	LEU	CA-C-N	-10.30	94.53	117.20
1	4Q	51	LEU	CA-C-N	-10.30	94.53	117.20
1	5Y	51	LEU	CA-C-N	-10.30	94.53	117.20
1	6E	51	LEU	CA-C-N	-10.30	94.53	117.20
1	6Y	51	LEU	CA-C-N	-10.30	94.53	117.20
1	7I	51	LEU	CA-C-N	-10.30	94.53	117.20
1	7U	51	LEU	CA-C-N	-10.30	94.53	117.20
1	1E	182	PHE	CG-CD1-CE1	-10.30	109.47	120.80
1	2M	182	PHE	CG-CD1-CE1	-10.30	109.47	120.80
1	22	182	PHE	CG-CD1-CE1	-10.30	109.47	120.80
1	3M	182	PHE	CG-CD1-CE1	-10.30	109.47	120.80
1	36	182	PHE	CG-CD1-CE1	-10.30	109.47	120.80
1	4I	182	PHE	CG-CD1-CE1	-10.30	109.47	120.80
1	4Q	182	PHE	CG-CD1-CE1	-10.30	109.47	120.80
1	5Y	182	PHE	CG-CD1-CE1	-10.30	109.47	120.80
1	6E	182	PHE	CG-CD1-CE1	-10.30	109.47	120.80
1	6Y	182	PHE	CG-CD1-CE1	-10.30	109.47	120.80

*Continued on next page...*



*Continued from previous page...*

Mol	Chain	Res	Type	Atoms	Z	Observed(°)	Ideal(°)
1	7I	182	PHE	CG-CD1-CE1	-10.30	109.47	120.80
1	7U	182	PHE	CG-CD1-CE1	-10.30	109.47	120.80
1	1A	51	LEU	CA-C-N	-10.30	94.55	117.20
1	1I	51	LEU	CA-C-N	-10.30	94.55	117.20
1	2E	51	LEU	CA-C-N	-10.30	94.55	117.20
1	26	51	LEU	CA-C-N	-10.30	94.55	117.20
1	3E	51	LEU	CA-C-N	-10.30	94.55	117.20
1	4A	51	LEU	CA-C-N	-10.30	94.55	117.20
1	4M	51	LEU	CA-C-N	-10.30	94.55	117.20
1	4U	51	LEU	CA-C-N	-10.30	94.55	117.20
1	5Q	51	LEU	CA-C-N	-10.30	94.55	117.20
1	6I	51	LEU	CA-C-N	-10.30	94.55	117.20
1	6Q	51	LEU	CA-C-N	-10.30	94.55	117.20
1	7M	51	LEU	CA-C-N	-10.30	94.55	117.20
1	1M	182	PHE	CG-CD1-CE1	-10.30	109.47	120.80
1	2I	182	PHE	CG-CD1-CE1	-10.30	109.47	120.80
1	3A	182	PHE	CG-CD1-CE1	-10.30	109.47	120.80
1	3I	182	PHE	CG-CD1-CE1	-10.30	109.47	120.80
1	32	182	PHE	CG-CD1-CE1	-10.30	109.47	120.80
1	4E	182	PHE	CG-CD1-CE1	-10.30	109.47	120.80
1	4Y	182	PHE	CG-CD1-CE1	-10.30	109.47	120.80
1	5U	182	PHE	CG-CD1-CE1	-10.30	109.47	120.80
1	6M	182	PHE	CG-CD1-CE1	-10.30	109.47	120.80
1	6U	182	PHE	CG-CD1-CE1	-10.30	109.47	120.80
1	7E	182	PHE	CG-CD1-CE1	-10.30	109.47	120.80
1	7Q	182	PHE	CG-CD1-CE1	-10.30	109.47	120.80
1	1A	49	LEU	CA-C-O	-10.29	98.48	120.10
1	1I	49	LEU	CA-C-O	-10.29	98.48	120.10
1	12	49	LEU	CA-C-O	-10.29	98.48	120.10
1	16	49	LEU	CA-C-O	-10.29	98.48	120.10
1	2A	49	LEU	CA-C-O	-10.29	98.48	120.10
1	2E	49	LEU	CA-C-O	-10.29	98.48	120.10
1	26	49	LEU	CA-C-O	-10.29	98.48	120.10
1	3E	49	LEU	CA-C-O	-10.29	98.48	120.10
1	3Q	49	LEU	CA-C-O	-10.29	98.48	120.10
1	3U	49	LEU	CA-C-O	-10.29	98.48	120.10
1	3Y	49	LEU	CA-C-O	-10.29	98.48	120.10
1	4A	49	LEU	CA-C-O	-10.29	98.48	120.10
1	4M	49	LEU	CA-C-O	-10.29	98.48	120.10
1	4U	49	LEU	CA-C-O	-10.29	98.48	120.10
1	5E	49	LEU	CA-C-O	-10.29	98.48	120.10
1	5I	49	LEU	CA-C-O	-10.29	98.48	120.10

*Continued on next page...*

*Continued from previous page...*

Mol	Chain	Res	Type	Atoms	Z	Observed(°)	Ideal(°)
1	5M	49	LEU	CA-C-O	-10.29	98.48	120.10
1	5Q	49	LEU	CA-C-O	-10.29	98.48	120.10
1	6I	49	LEU	CA-C-O	-10.29	98.48	120.10
1	6Q	49	LEU	CA-C-O	-10.29	98.48	120.10
1	62	49	LEU	CA-C-O	-10.29	98.48	120.10
1	66	49	LEU	CA-C-O	-10.29	98.48	120.10
1	7A	49	LEU	CA-C-O	-10.29	98.48	120.10
1	7M	49	LEU	CA-C-O	-10.29	98.48	120.10
1	1M	49	LEU	CA-C-O	-10.29	98.49	120.10
1	1Q	51	LEU	CA-C-N	-10.29	94.56	117.20
1	1U	51	LEU	CA-C-N	-10.29	94.56	117.20
1	1Y	51	LEU	CA-C-N	-10.29	94.56	117.20
1	2I	49	LEU	CA-C-O	-10.29	98.49	120.10
1	2Q	51	LEU	CA-C-N	-10.29	94.56	117.20
1	2U	51	LEU	CA-C-N	-10.29	94.56	117.20
1	2Y	51	LEU	CA-C-N	-10.29	94.56	117.20
1	3A	49	LEU	CA-C-O	-10.29	98.49	120.10
1	3I	49	LEU	CA-C-O	-10.29	98.49	120.10
1	32	49	LEU	CA-C-O	-10.29	98.49	120.10
1	4E	49	LEU	CA-C-O	-10.29	98.49	120.10
1	4Y	49	LEU	CA-C-O	-10.29	98.49	120.10
1	42	51	LEU	CA-C-N	-10.29	94.56	117.20
1	46	51	LEU	CA-C-N	-10.29	94.56	117.20
1	5A	51	LEU	CA-C-N	-10.29	94.56	117.20
1	5U	49	LEU	CA-C-O	-10.29	98.49	120.10
1	52	51	LEU	CA-C-N	-10.29	94.56	117.20
1	56	51	LEU	CA-C-N	-10.29	94.56	117.20
1	6A	51	LEU	CA-C-N	-10.29	94.56	117.20
1	6M	49	LEU	CA-C-O	-10.29	98.49	120.10
1	6U	49	LEU	CA-C-O	-10.29	98.49	120.10
1	7E	49	LEU	CA-C-O	-10.29	98.49	120.10
1	7Q	49	LEU	CA-C-O	-10.29	98.49	120.10
1	1E	49	LEU	CA-C-O	-10.29	98.50	120.10
1	2M	49	LEU	CA-C-O	-10.29	98.50	120.10
1	22	49	LEU	CA-C-O	-10.29	98.50	120.10
1	3M	49	LEU	CA-C-O	-10.29	98.50	120.10
1	36	49	LEU	CA-C-O	-10.29	98.50	120.10
1	4I	49	LEU	CA-C-O	-10.29	98.50	120.10
1	4Q	49	LEU	CA-C-O	-10.29	98.50	120.10
1	5Y	49	LEU	CA-C-O	-10.29	98.50	120.10
1	6E	49	LEU	CA-C-O	-10.29	98.50	120.10
1	6Y	49	LEU	CA-C-O	-10.29	98.50	120.10

*Continued on next page...*

*Continued from previous page...*

Mol	Chain	Res	Type	Atoms	Z	Observed(°)	Ideal(°)
1	7I	49	LEU	CA-C-O	-10.29	98.50	120.10
1	7U	49	LEU	CA-C-O	-10.29	98.50	120.10
1	1A	182	PHE	CG-CD1-CE1	-10.28	109.49	120.80
1	1I	182	PHE	CG-CD1-CE1	-10.28	109.49	120.80
1	2E	182	PHE	CG-CD1-CE1	-10.28	109.49	120.80
1	26	182	PHE	CG-CD1-CE1	-10.28	109.49	120.80
1	3E	182	PHE	CG-CD1-CE1	-10.28	109.49	120.80
1	4A	182	PHE	CG-CD1-CE1	-10.28	109.49	120.80
1	4M	182	PHE	CG-CD1-CE1	-10.28	109.49	120.80
1	4U	182	PHE	CG-CD1-CE1	-10.28	109.49	120.80
1	5Q	182	PHE	CG-CD1-CE1	-10.28	109.49	120.80
1	6I	182	PHE	CG-CD1-CE1	-10.28	109.49	120.80
1	6Q	182	PHE	CG-CD1-CE1	-10.28	109.49	120.80
1	7M	182	PHE	CG-CD1-CE1	-10.28	109.49	120.80
1	1A	33	SER	C-N-CA	-10.26	96.05	121.70
2	1F	225	ASN	CB-CG-OD1	-10.26	101.08	121.60
1	1I	33	SER	C-N-CA	-10.26	96.05	121.70
2	13	225	ASN	CB-CG-OD1	-10.26	101.08	121.60
2	17	225	ASN	CB-CG-OD1	-10.26	101.08	121.60
2	2B	225	ASN	CB-CG-OD1	-10.26	101.08	121.60
1	2E	33	SER	C-N-CA	-10.26	96.05	121.70
2	2N	225	ASN	CB-CG-OD1	-10.26	101.08	121.60
2	23	225	ASN	CB-CG-OD1	-10.26	101.08	121.60
1	26	33	SER	C-N-CA	-10.26	96.05	121.70
1	3E	33	SER	C-N-CA	-10.26	96.05	121.70
2	3N	225	ASN	CB-CG-OD1	-10.26	101.08	121.60
2	3R	225	ASN	CB-CG-OD1	-10.26	101.08	121.60
2	3V	225	ASN	CB-CG-OD1	-10.26	101.08	121.60
2	3Z	225	ASN	CB-CG-OD1	-10.26	101.08	121.60
2	37	225	ASN	CB-CG-OD1	-10.26	101.08	121.60
1	4A	33	SER	C-N-CA	-10.26	96.05	121.70
2	4J	225	ASN	CB-CG-OD1	-10.26	101.08	121.60
1	4M	33	SER	C-N-CA	-10.26	96.05	121.70
2	4R	225	ASN	CB-CG-OD1	-10.26	101.08	121.60
1	4U	33	SER	C-N-CA	-10.26	96.05	121.70
2	5F	225	ASN	CB-CG-OD1	-10.26	101.08	121.60
2	5J	225	ASN	CB-CG-OD1	-10.26	101.08	121.60
2	5N	225	ASN	CB-CG-OD1	-10.26	101.08	121.60
1	5Q	33	SER	C-N-CA	-10.26	96.05	121.70
2	5Z	225	ASN	CB-CG-OD1	-10.26	101.08	121.60
2	6F	225	ASN	CB-CG-OD1	-10.26	101.08	121.60
1	6I	33	SER	C-N-CA	-10.26	96.05	121.70

*Continued on next page...*

*Continued from previous page...*

Mol	Chain	Res	Type	Atoms	Z	Observed(°)	Ideal(°)
1	6Q	33	SER	C-N-CA	-10.26	96.05	121.70
2	6Z	225	ASN	CB-CG-OD1	-10.26	101.08	121.60
2	63	225	ASN	CB-CG-OD1	-10.26	101.08	121.60
2	67	225	ASN	CB-CG-OD1	-10.26	101.08	121.60
2	7B	225	ASN	CB-CG-OD1	-10.26	101.08	121.60
2	7J	225	ASN	CB-CG-OD1	-10.26	101.08	121.60
1	7M	33	SER	C-N-CA	-10.26	96.05	121.70
2	7V	225	ASN	CB-CG-OD1	-10.26	101.08	121.60
1	12	33	SER	C-N-CA	-10.26	96.06	121.70
1	16	33	SER	C-N-CA	-10.26	96.06	121.70
1	2A	33	SER	C-N-CA	-10.26	96.06	121.70
1	3Q	33	SER	C-N-CA	-10.26	96.06	121.70
1	3U	33	SER	C-N-CA	-10.26	96.06	121.70
1	3Y	33	SER	C-N-CA	-10.26	96.06	121.70
1	5E	33	SER	C-N-CA	-10.26	96.06	121.70
1	5I	33	SER	C-N-CA	-10.26	96.06	121.70
1	5M	33	SER	C-N-CA	-10.26	96.06	121.70
1	62	33	SER	C-N-CA	-10.26	96.06	121.70
1	66	33	SER	C-N-CA	-10.26	96.06	121.70
1	7A	33	SER	C-N-CA	-10.26	96.06	121.70
1	1M	33	SER	C-N-CA	-10.26	96.06	121.70
2	1R	225	ASN	CB-CG-OD1	-10.26	101.09	121.60
2	1V	225	ASN	CB-CG-OD1	-10.26	101.09	121.60
2	1Z	225	ASN	CB-CG-OD1	-10.26	101.09	121.60
1	2I	33	SER	C-N-CA	-10.26	96.06	121.70
2	2R	225	ASN	CB-CG-OD1	-10.26	101.09	121.60
2	2V	225	ASN	CB-CG-OD1	-10.26	101.09	121.60
2	2Z	225	ASN	CB-CG-OD1	-10.26	101.09	121.60
1	3A	33	SER	C-N-CA	-10.26	96.06	121.70
1	3I	33	SER	C-N-CA	-10.26	96.06	121.70
1	32	33	SER	C-N-CA	-10.26	96.06	121.70
1	4E	33	SER	C-N-CA	-10.26	96.06	121.70
1	4Y	33	SER	C-N-CA	-10.26	96.06	121.70
2	43	225	ASN	CB-CG-OD1	-10.26	101.09	121.60
2	47	225	ASN	CB-CG-OD1	-10.26	101.09	121.60
2	5B	225	ASN	CB-CG-OD1	-10.26	101.09	121.60
1	5U	33	SER	C-N-CA	-10.26	96.06	121.70
2	53	225	ASN	CB-CG-OD1	-10.26	101.09	121.60
2	57	225	ASN	CB-CG-OD1	-10.26	101.09	121.60
2	6B	225	ASN	CB-CG-OD1	-10.26	101.09	121.60
1	6M	33	SER	C-N-CA	-10.26	96.06	121.70
1	6U	33	SER	C-N-CA	-10.26	96.06	121.70

*Continued on next page...*

*Continued from previous page...*

Mol	Chain	Res	Type	Atoms	Z	Observed(°)	Ideal(°)
1	7E	33	SER	C-N-CA	-10.26	96.06	121.70
1	7Q	33	SER	C-N-CA	-10.26	96.06	121.70
2	1B	225	ASN	CB-CG-OD1	-10.25	101.09	121.60
2	1J	225	ASN	CB-CG-OD1	-10.25	101.09	121.60
2	2F	225	ASN	CB-CG-OD1	-10.25	101.09	121.60
2	27	225	ASN	CB-CG-OD1	-10.25	101.09	121.60
2	3F	225	ASN	CB-CG-OD1	-10.25	101.09	121.60
2	4B	225	ASN	CB-CG-OD1	-10.25	101.09	121.60
2	4N	225	ASN	CB-CG-OD1	-10.25	101.09	121.60
2	4V	225	ASN	CB-CG-OD1	-10.25	101.09	121.60
2	5R	225	ASN	CB-CG-OD1	-10.25	101.09	121.60
2	6J	225	ASN	CB-CG-OD1	-10.25	101.09	121.60
2	6R	225	ASN	CB-CG-OD1	-10.25	101.09	121.60
2	7N	225	ASN	CB-CG-OD1	-10.25	101.09	121.60
1	1E	33	SER	C-N-CA	-10.25	96.07	121.70
1	2M	33	SER	C-N-CA	-10.25	96.07	121.70
1	22	33	SER	C-N-CA	-10.25	96.07	121.70
1	3M	33	SER	C-N-CA	-10.25	96.07	121.70
1	36	33	SER	C-N-CA	-10.25	96.07	121.70
1	4I	33	SER	C-N-CA	-10.25	96.07	121.70
1	4Q	33	SER	C-N-CA	-10.25	96.07	121.70
1	5Y	33	SER	C-N-CA	-10.25	96.07	121.70
1	6E	33	SER	C-N-CA	-10.25	96.07	121.70
1	6Y	33	SER	C-N-CA	-10.25	96.07	121.70
1	7I	33	SER	C-N-CA	-10.25	96.07	121.70
1	7U	33	SER	C-N-CA	-10.25	96.07	121.70
2	1N	225	ASN	CB-CG-OD1	-10.24	101.12	121.60
1	1Q	33	SER	C-N-CA	-10.24	96.10	121.70
1	1U	33	SER	C-N-CA	-10.24	96.10	121.70
1	1Y	33	SER	C-N-CA	-10.24	96.10	121.70
2	13	70	TRP	CE2-CD2-CG	-10.24	99.11	107.30
2	17	70	TRP	CE2-CD2-CG	-10.24	99.11	107.30
2	2B	70	TRP	CE2-CD2-CG	-10.24	99.11	107.30
2	2J	225	ASN	CB-CG-OD1	-10.24	101.12	121.60
1	2Q	33	SER	C-N-CA	-10.24	96.10	121.70
1	2U	33	SER	C-N-CA	-10.24	96.10	121.70
1	2Y	33	SER	C-N-CA	-10.24	96.10	121.70
2	3B	225	ASN	CB-CG-OD1	-10.24	101.12	121.60
2	3J	225	ASN	CB-CG-OD1	-10.24	101.12	121.60
2	3R	70	TRP	CE2-CD2-CG	-10.24	99.11	107.30
2	3V	70	TRP	CE2-CD2-CG	-10.24	99.11	107.30
2	3Z	70	TRP	CE2-CD2-CG	-10.24	99.11	107.30

*Continued on next page...*

*Continued from previous page...*

Mol	Chain	Res	Type	Atoms	Z	Observed(°)	Ideal(°)
2	33	225	ASN	CB-CG-OD1	-10.24	101.12	121.60
2	4F	225	ASN	CB-CG-OD1	-10.24	101.12	121.60
2	4Z	225	ASN	CB-CG-OD1	-10.24	101.12	121.60
1	42	33	SER	C-N-CA	-10.24	96.10	121.70
1	46	33	SER	C-N-CA	-10.24	96.10	121.70
1	5A	33	SER	C-N-CA	-10.24	96.10	121.70
2	5F	70	TRP	CE2-CD2-CG	-10.24	99.11	107.30
2	5J	70	TRP	CE2-CD2-CG	-10.24	99.11	107.30
2	5N	70	TRP	CE2-CD2-CG	-10.24	99.11	107.30
2	5V	225	ASN	CB-CG-OD1	-10.24	101.12	121.60
1	52	33	SER	C-N-CA	-10.24	96.10	121.70
1	56	33	SER	C-N-CA	-10.24	96.10	121.70
1	6A	33	SER	C-N-CA	-10.24	96.10	121.70
2	6N	225	ASN	CB-CG-OD1	-10.24	101.12	121.60
2	6V	225	ASN	CB-CG-OD1	-10.24	101.12	121.60
2	63	70	TRP	CE2-CD2-CG	-10.24	99.11	107.30
2	67	70	TRP	CE2-CD2-CG	-10.24	99.11	107.30
2	7B	70	TRP	CE2-CD2-CG	-10.24	99.11	107.30
2	7F	225	ASN	CB-CG-OD1	-10.24	101.12	121.60
2	7R	225	ASN	CB-CG-OD1	-10.24	101.12	121.60
1	1E	14	ASP	CB-CG-OD1	-10.22	109.10	118.30
1	2M	14	ASP	CB-CG-OD1	-10.22	109.10	118.30
1	22	14	ASP	CB-CG-OD1	-10.22	109.10	118.30
1	3M	14	ASP	CB-CG-OD1	-10.22	109.10	118.30
1	36	14	ASP	CB-CG-OD1	-10.22	109.10	118.30
1	4I	14	ASP	CB-CG-OD1	-10.22	109.10	118.30
1	4Q	14	ASP	CB-CG-OD1	-10.22	109.10	118.30
1	5Y	14	ASP	CB-CG-OD1	-10.22	109.10	118.30
1	6E	14	ASP	CB-CG-OD1	-10.22	109.10	118.30
1	6Y	14	ASP	CB-CG-OD1	-10.22	109.10	118.30
1	7I	14	ASP	CB-CG-OD1	-10.22	109.10	118.30
1	7U	14	ASP	CB-CG-OD1	-10.22	109.10	118.30
2	1N	28	THR	N-CA-C	-10.22	83.41	111.00
2	1N	217	PRO	C-N-CA	10.22	147.25	121.70
2	3J	217	PRO	C-N-CA	10.22	147.25	121.70
2	33	217	PRO	C-N-CA	10.22	147.25	121.70
2	4Z	217	PRO	C-N-CA	10.22	147.25	121.70
2	7R	217	PRO	C-N-CA	10.22	147.25	121.70
1	1Q	14	ASP	CB-CG-OD1	-10.22	109.10	118.30
1	1U	14	ASP	CB-CG-OD1	-10.22	109.10	118.30
1	1Y	14	ASP	CB-CG-OD1	-10.22	109.10	118.30
2	2J	28	THR	N-CA-C	-10.22	83.41	111.00

*Continued on next page...*

*Continued from previous page...*

Mol	Chain	Res	Type	Atoms	Z	Observed(°)	Ideal(°)
2	2J	217	PRO	C-N-CA	10.22	147.25	121.70
2	4F	217	PRO	C-N-CA	10.22	147.25	121.70
1	2Q	14	ASP	CB-CG-OD1	-10.22	109.10	118.30
1	2U	14	ASP	CB-CG-OD1	-10.22	109.10	118.30
1	2Y	14	ASP	CB-CG-OD1	-10.22	109.10	118.30
2	3B	28	THR	N-CA-C	-10.22	83.41	111.00
2	3B	217	PRO	C-N-CA	10.22	147.25	121.70
2	3J	28	THR	N-CA-C	-10.22	83.41	111.00
2	33	28	THR	N-CA-C	-10.22	83.41	111.00
2	4F	28	THR	N-CA-C	-10.22	83.41	111.00
2	4Z	28	THR	N-CA-C	-10.22	83.41	111.00
2	6V	217	PRO	C-N-CA	10.22	147.25	121.70
1	42	14	ASP	CB-CG-OD1	-10.22	109.10	118.30
1	46	14	ASP	CB-CG-OD1	-10.22	109.10	118.30
1	5A	14	ASP	CB-CG-OD1	-10.22	109.10	118.30
2	5V	28	THR	N-CA-C	-10.22	83.41	111.00
2	5V	217	PRO	C-N-CA	10.22	147.25	121.70
1	52	14	ASP	CB-CG-OD1	-10.22	109.10	118.30
1	56	14	ASP	CB-CG-OD1	-10.22	109.10	118.30
1	6A	14	ASP	CB-CG-OD1	-10.22	109.10	118.30
2	6N	28	THR	N-CA-C	-10.22	83.41	111.00
2	6N	217	PRO	C-N-CA	10.22	147.25	121.70
2	6V	28	THR	N-CA-C	-10.22	83.41	111.00
2	7F	28	THR	N-CA-C	-10.22	83.41	111.00
2	7F	217	PRO	C-N-CA	10.22	147.25	121.70
2	7R	28	THR	N-CA-C	-10.22	83.41	111.00
2	1B	70	TRP	CE2-CD2-CG	-10.21	99.13	107.30
2	1B	217	PRO	C-N-CA	10.21	147.23	121.70
2	1F	28	THR	N-CA-C	-10.21	83.43	111.00
2	1J	70	TRP	CE2-CD2-CG	-10.21	99.13	107.30
2	1J	217	PRO	C-N-CA	10.21	147.23	121.70
2	2F	70	TRP	CE2-CD2-CG	-10.21	99.13	107.30
2	2F	217	PRO	C-N-CA	10.21	147.23	121.70
2	2N	28	THR	N-CA-C	-10.21	83.43	111.00
2	23	28	THR	N-CA-C	-10.21	83.43	111.00
2	27	70	TRP	CE2-CD2-CG	-10.21	99.13	107.30
2	27	217	PRO	C-N-CA	10.21	147.23	121.70
2	3F	70	TRP	CE2-CD2-CG	-10.21	99.13	107.30
2	3F	217	PRO	C-N-CA	10.21	147.23	121.70
2	3N	28	THR	N-CA-C	-10.21	83.43	111.00
2	37	28	THR	N-CA-C	-10.21	83.43	111.00
2	4B	70	TRP	CE2-CD2-CG	-10.21	99.13	107.30

*Continued on next page...*



*Continued from previous page...*

Mol	Chain	Res	Type	Atoms	Z	Observed(°)	Ideal(°)
2	4B	217	PRO	C-N-CA	10.21	147.23	121.70
2	4J	28	THR	N-CA-C	-10.21	83.43	111.00
2	4N	70	TRP	CE2-CD2-CG	-10.21	99.13	107.30
2	4N	217	PRO	C-N-CA	10.21	147.23	121.70
2	4R	28	THR	N-CA-C	-10.21	83.43	111.00
2	4V	70	TRP	CE2-CD2-CG	-10.21	99.13	107.30
2	4V	217	PRO	C-N-CA	10.21	147.23	121.70
2	5R	70	TRP	CE2-CD2-CG	-10.21	99.13	107.30
2	5R	217	PRO	C-N-CA	10.21	147.23	121.70
2	5Z	28	THR	N-CA-C	-10.21	83.43	111.00
2	6F	28	THR	N-CA-C	-10.21	83.43	111.00
2	6J	70	TRP	CE2-CD2-CG	-10.21	99.13	107.30
2	6J	217	PRO	C-N-CA	10.21	147.23	121.70
2	6R	70	TRP	CE2-CD2-CG	-10.21	99.13	107.30
2	6R	217	PRO	C-N-CA	10.21	147.23	121.70
2	6Z	28	THR	N-CA-C	-10.21	83.43	111.00
2	7J	28	THR	N-CA-C	-10.21	83.43	111.00
2	7N	70	TRP	CE2-CD2-CG	-10.21	99.13	107.30
2	7N	217	PRO	C-N-CA	10.21	147.23	121.70
2	7V	28	THR	N-CA-C	-10.21	83.43	111.00
2	1B	28	THR	N-CA-C	-10.21	83.44	111.00
2	1J	28	THR	N-CA-C	-10.21	83.44	111.00
2	1R	70	TRP	CE2-CD2-CG	-10.21	99.13	107.30
2	1V	70	TRP	CE2-CD2-CG	-10.21	99.13	107.30
2	1Z	70	TRP	CE2-CD2-CG	-10.21	99.13	107.30
2	2F	28	THR	N-CA-C	-10.21	83.44	111.00
2	2R	70	TRP	CE2-CD2-CG	-10.21	99.13	107.30
2	2V	70	TRP	CE2-CD2-CG	-10.21	99.13	107.30
2	2Z	70	TRP	CE2-CD2-CG	-10.21	99.13	107.30
2	27	28	THR	N-CA-C	-10.21	83.44	111.00
2	3F	28	THR	N-CA-C	-10.21	83.44	111.00
2	4B	28	THR	N-CA-C	-10.21	83.44	111.00
2	4N	28	THR	N-CA-C	-10.21	83.44	111.00
2	4V	28	THR	N-CA-C	-10.21	83.44	111.00
2	43	70	TRP	CE2-CD2-CG	-10.21	99.13	107.30
2	47	70	TRP	CE2-CD2-CG	-10.21	99.13	107.30
2	5B	70	TRP	CE2-CD2-CG	-10.21	99.13	107.30
2	5R	28	THR	N-CA-C	-10.21	83.44	111.00
2	53	70	TRP	CE2-CD2-CG	-10.21	99.13	107.30
2	57	70	TRP	CE2-CD2-CG	-10.21	99.13	107.30
2	6B	70	TRP	CE2-CD2-CG	-10.21	99.13	107.30
2	6J	28	THR	N-CA-C	-10.21	83.44	111.00

*Continued on next page...*

*Continued from previous page...*

Mol	Chain	Res	Type	Atoms	Z	Observed(°)	Ideal(°)
2	6R	28	THR	N-CA-C	-10.21	83.44	111.00
2	7N	28	THR	N-CA-C	-10.21	83.44	111.00
2	1F	217	PRO	C-N-CA	10.21	147.22	121.70
2	1R	28	THR	N-CA-C	-10.21	83.45	111.00
2	1V	28	THR	N-CA-C	-10.21	83.45	111.00
2	1Z	28	THR	N-CA-C	-10.21	83.45	111.00
2	13	28	THR	N-CA-C	-10.21	83.44	111.00
2	13	217	PRO	C-N-CA	10.21	147.21	121.70
2	17	28	THR	N-CA-C	-10.21	83.44	111.00
2	17	217	PRO	C-N-CA	10.21	147.21	121.70
2	2B	28	THR	N-CA-C	-10.21	83.44	111.00
2	2B	217	PRO	C-N-CA	10.21	147.21	121.70
2	2N	217	PRO	C-N-CA	10.21	147.22	121.70
2	2R	28	THR	N-CA-C	-10.21	83.45	111.00
2	2V	28	THR	N-CA-C	-10.21	83.45	111.00
2	2Z	28	THR	N-CA-C	-10.21	83.45	111.00
2	23	217	PRO	C-N-CA	10.21	147.22	121.70
2	3N	217	PRO	C-N-CA	10.21	147.22	121.70
2	3R	28	THR	N-CA-C	-10.21	83.44	111.00
2	3R	217	PRO	C-N-CA	10.21	147.21	121.70
2	3V	28	THR	N-CA-C	-10.21	83.44	111.00
2	3V	217	PRO	C-N-CA	10.21	147.21	121.70
2	3Z	28	THR	N-CA-C	-10.21	83.44	111.00
2	3Z	217	PRO	C-N-CA	10.21	147.21	121.70
2	37	217	PRO	C-N-CA	10.21	147.22	121.70
2	4J	217	PRO	C-N-CA	10.21	147.22	121.70
2	4R	217	PRO	C-N-CA	10.21	147.22	121.70
2	43	28	THR	N-CA-C	-10.21	83.45	111.00
2	47	28	THR	N-CA-C	-10.21	83.45	111.00
2	5B	28	THR	N-CA-C	-10.21	83.45	111.00
2	5F	28	THR	N-CA-C	-10.21	83.44	111.00
2	5F	217	PRO	C-N-CA	10.21	147.21	121.70
2	5J	28	THR	N-CA-C	-10.21	83.44	111.00
2	5J	217	PRO	C-N-CA	10.21	147.21	121.70
2	5N	28	THR	N-CA-C	-10.21	83.44	111.00
2	5N	217	PRO	C-N-CA	10.21	147.21	121.70
2	5Z	217	PRO	C-N-CA	10.21	147.22	121.70
2	53	28	THR	N-CA-C	-10.21	83.45	111.00
2	57	28	THR	N-CA-C	-10.21	83.45	111.00
2	6B	28	THR	N-CA-C	-10.21	83.45	111.00
2	6F	217	PRO	C-N-CA	10.21	147.22	121.70
2	6Z	217	PRO	C-N-CA	10.21	147.22	121.70

*Continued on next page...*

*Continued from previous page...*

Mol	Chain	Res	Type	Atoms	Z	Observed(°)	Ideal(°)
2	63	28	THR	N-CA-C	-10.21	83.44	111.00
2	63	217	PRO	C-N-CA	10.21	147.21	121.70
2	67	28	THR	N-CA-C	-10.21	83.44	111.00
2	67	217	PRO	C-N-CA	10.21	147.21	121.70
2	7B	28	THR	N-CA-C	-10.21	83.44	111.00
2	7B	217	PRO	C-N-CA	10.21	147.21	121.70
2	7J	217	PRO	C-N-CA	10.21	147.22	121.70
2	7V	217	PRO	C-N-CA	10.21	147.22	121.70
1	1A	89	PHE	O-C-N	-10.20	106.38	122.70
1	1I	89	PHE	O-C-N	-10.20	106.38	122.70
2	1R	217	PRO	C-N-CA	10.20	147.20	121.70
2	1V	217	PRO	C-N-CA	10.20	147.20	121.70
2	1Z	217	PRO	C-N-CA	10.20	147.20	121.70
1	2E	89	PHE	O-C-N	-10.20	106.38	122.70
2	2R	217	PRO	C-N-CA	10.20	147.20	121.70
2	2V	217	PRO	C-N-CA	10.20	147.20	121.70
2	2Z	217	PRO	C-N-CA	10.20	147.20	121.70
1	26	89	PHE	O-C-N	-10.20	106.38	122.70
1	3E	89	PHE	O-C-N	-10.20	106.38	122.70
1	4A	89	PHE	O-C-N	-10.20	106.38	122.70
1	4M	89	PHE	O-C-N	-10.20	106.38	122.70
1	4U	89	PHE	O-C-N	-10.20	106.38	122.70
2	43	217	PRO	C-N-CA	10.20	147.20	121.70
2	47	217	PRO	C-N-CA	10.20	147.20	121.70
2	5B	217	PRO	C-N-CA	10.20	147.20	121.70
1	5Q	89	PHE	O-C-N	-10.20	106.38	122.70
2	53	217	PRO	C-N-CA	10.20	147.20	121.70
2	57	217	PRO	C-N-CA	10.20	147.20	121.70
2	6B	217	PRO	C-N-CA	10.20	147.20	121.70
1	6I	89	PHE	O-C-N	-10.20	106.38	122.70
1	6Q	89	PHE	O-C-N	-10.20	106.38	122.70
1	7M	89	PHE	O-C-N	-10.20	106.38	122.70
1	1M	14	ASP	CB-CG-OD1	-10.20	109.12	118.30
1	12	172	PHE	CA-C-O	10.20	141.51	120.10
1	16	172	PHE	CA-C-O	10.20	141.51	120.10
1	2A	172	PHE	CA-C-O	10.20	141.51	120.10
1	2I	14	ASP	CB-CG-OD1	-10.20	109.12	118.30
1	3A	14	ASP	CB-CG-OD1	-10.20	109.12	118.30
1	3I	14	ASP	CB-CG-OD1	-10.20	109.12	118.30
1	3Q	172	PHE	CA-C-O	10.20	141.51	120.10
1	3U	172	PHE	CA-C-O	10.20	141.51	120.10
1	3Y	172	PHE	CA-C-O	10.20	141.51	120.10

*Continued on next page...*

*Continued from previous page...*

Mol	Chain	Res	Type	Atoms	Z	Observed(°)	Ideal(°)
1	32	14	ASP	CB-CG-OD1	-10.20	109.12	118.30
1	4E	14	ASP	CB-CG-OD1	-10.20	109.12	118.30
1	4Y	14	ASP	CB-CG-OD1	-10.20	109.12	118.30
1	5E	172	PHE	CA-C-O	10.20	141.51	120.10
1	5I	172	PHE	CA-C-O	10.20	141.51	120.10
1	5M	172	PHE	CA-C-O	10.20	141.51	120.10
1	5U	14	ASP	CB-CG-OD1	-10.20	109.12	118.30
1	6M	14	ASP	CB-CG-OD1	-10.20	109.12	118.30
1	6U	14	ASP	CB-CG-OD1	-10.20	109.12	118.30
1	62	172	PHE	CA-C-O	10.20	141.51	120.10
1	66	172	PHE	CA-C-O	10.20	141.51	120.10
1	7A	172	PHE	CA-C-O	10.20	141.51	120.10
1	7E	14	ASP	CB-CG-OD1	-10.20	109.12	118.30
1	7Q	14	ASP	CB-CG-OD1	-10.20	109.12	118.30
1	1A	172	PHE	CA-C-O	10.19	141.49	120.10
1	1I	172	PHE	CA-C-O	10.19	141.49	120.10
2	1N	70	TRP	CE2-CD2-CG	-10.19	99.15	107.30
1	2E	172	PHE	CA-C-O	10.19	141.49	120.10
2	2J	70	TRP	CE2-CD2-CG	-10.19	99.15	107.30
1	26	172	PHE	CA-C-O	10.19	141.49	120.10
2	3B	70	TRP	CE2-CD2-CG	-10.19	99.15	107.30
1	3E	172	PHE	CA-C-O	10.19	141.49	120.10
2	3J	70	TRP	CE2-CD2-CG	-10.19	99.15	107.30
2	33	70	TRP	CE2-CD2-CG	-10.19	99.15	107.30
1	4A	172	PHE	CA-C-O	10.19	141.49	120.10
2	4F	70	TRP	CE2-CD2-CG	-10.19	99.15	107.30
1	4M	172	PHE	CA-C-O	10.19	141.49	120.10
1	4U	172	PHE	CA-C-O	10.19	141.49	120.10
2	4Z	70	TRP	CE2-CD2-CG	-10.19	99.15	107.30
1	5Q	172	PHE	CA-C-O	10.19	141.49	120.10
2	5V	70	TRP	CE2-CD2-CG	-10.19	99.15	107.30
1	6I	172	PHE	CA-C-O	10.19	141.49	120.10
2	6N	70	TRP	CE2-CD2-CG	-10.19	99.15	107.30
1	6Q	172	PHE	CA-C-O	10.19	141.49	120.10
2	6V	70	TRP	CE2-CD2-CG	-10.19	99.15	107.30
2	7F	70	TRP	CE2-CD2-CG	-10.19	99.15	107.30
1	7M	172	PHE	CA-C-O	10.19	141.49	120.10
2	7R	70	TRP	CE2-CD2-CG	-10.19	99.15	107.30
1	12	89	PHE	O-C-N	-10.18	106.41	122.70
1	16	89	PHE	O-C-N	-10.18	106.41	122.70
1	2A	89	PHE	O-C-N	-10.18	106.41	122.70
1	3Q	89	PHE	O-C-N	-10.18	106.41	122.70

*Continued on next page...*

*Continued from previous page...*

Mol	Chain	Res	Type	Atoms	Z	Observed(°)	Ideal(°)
1	3U	89	PHE	O-C-N	-10.18	106.41	122.70
1	3Y	89	PHE	O-C-N	-10.18	106.41	122.70
1	5E	89	PHE	O-C-N	-10.18	106.41	122.70
1	5I	89	PHE	O-C-N	-10.18	106.41	122.70
1	5M	89	PHE	O-C-N	-10.18	106.41	122.70
1	62	89	PHE	O-C-N	-10.18	106.41	122.70
1	66	89	PHE	O-C-N	-10.18	106.41	122.70
1	7A	89	PHE	O-C-N	-10.18	106.41	122.70
1	1E	89	PHE	O-C-N	-10.18	106.41	122.70
1	1M	172	PHE	CA-C-O	10.18	141.48	120.10
1	2I	172	PHE	CA-C-O	10.18	141.48	120.10
1	2M	89	PHE	O-C-N	-10.18	106.41	122.70
1	22	89	PHE	O-C-N	-10.18	106.41	122.70
1	3A	172	PHE	CA-C-O	10.18	141.48	120.10
1	3I	172	PHE	CA-C-O	10.18	141.48	120.10
1	3M	89	PHE	O-C-N	-10.18	106.41	122.70
1	32	172	PHE	CA-C-O	10.18	141.48	120.10
1	36	89	PHE	O-C-N	-10.18	106.41	122.70
1	4E	172	PHE	CA-C-O	10.18	141.48	120.10
1	4I	89	PHE	O-C-N	-10.18	106.41	122.70
1	4Q	89	PHE	O-C-N	-10.18	106.41	122.70
1	4Y	172	PHE	CA-C-O	10.18	141.48	120.10
1	5U	172	PHE	CA-C-O	10.18	141.48	120.10
1	5Y	89	PHE	O-C-N	-10.18	106.41	122.70
1	6E	89	PHE	O-C-N	-10.18	106.41	122.70
1	6M	172	PHE	CA-C-O	10.18	141.48	120.10
1	6U	172	PHE	CA-C-O	10.18	141.48	120.10
1	6Y	89	PHE	O-C-N	-10.18	106.41	122.70
1	7E	172	PHE	CA-C-O	10.18	141.48	120.10
1	7I	89	PHE	O-C-N	-10.18	106.41	122.70
1	7Q	172	PHE	CA-C-O	10.18	141.48	120.10
1	7U	89	PHE	O-C-N	-10.18	106.41	122.70
1	1Q	89	PHE	O-C-N	-10.18	106.41	122.70
1	1U	89	PHE	O-C-N	-10.18	106.41	122.70
1	1Y	89	PHE	O-C-N	-10.18	106.41	122.70
1	2Q	89	PHE	O-C-N	-10.18	106.41	122.70
1	2U	89	PHE	O-C-N	-10.18	106.41	122.70
1	2Y	89	PHE	O-C-N	-10.18	106.41	122.70
1	42	89	PHE	O-C-N	-10.18	106.41	122.70
1	46	89	PHE	O-C-N	-10.18	106.41	122.70
1	5A	89	PHE	O-C-N	-10.18	106.41	122.70
1	52	89	PHE	O-C-N	-10.18	106.41	122.70

*Continued on next page...*

*Continued from previous page...*

Mol	Chain	Res	Type	Atoms	Z	Observed(°)	Ideal(°)
1	56	89	PHE	O-C-N	-10.18	106.41	122.70
1	6A	89	PHE	O-C-N	-10.18	106.41	122.70
2	1F	70	TRP	CE2-CD2-CG	-10.18	99.16	107.30
2	2N	70	TRP	CE2-CD2-CG	-10.18	99.16	107.30
2	23	70	TRP	CE2-CD2-CG	-10.18	99.16	107.30
2	3N	70	TRP	CE2-CD2-CG	-10.18	99.16	107.30
2	37	70	TRP	CE2-CD2-CG	-10.18	99.16	107.30
2	4J	70	TRP	CE2-CD2-CG	-10.18	99.16	107.30
2	4R	70	TRP	CE2-CD2-CG	-10.18	99.16	107.30
2	5Z	70	TRP	CE2-CD2-CG	-10.18	99.16	107.30
2	6F	70	TRP	CE2-CD2-CG	-10.18	99.16	107.30
2	6Z	70	TRP	CE2-CD2-CG	-10.18	99.16	107.30
2	7J	70	TRP	CE2-CD2-CG	-10.18	99.16	107.30
2	7V	70	TRP	CE2-CD2-CG	-10.18	99.16	107.30
1	1M	89	PHE	O-C-N	-10.17	106.42	122.70
2	1R	39	ASP	CB-CG-OD1	10.17	127.45	118.30
2	1V	39	ASP	CB-CG-OD1	10.17	127.45	118.30
2	1Z	39	ASP	CB-CG-OD1	10.17	127.45	118.30
1	2I	89	PHE	O-C-N	-10.17	106.42	122.70
2	2R	39	ASP	CB-CG-OD1	10.17	127.45	118.30
2	2V	39	ASP	CB-CG-OD1	10.17	127.45	118.30
2	2Z	39	ASP	CB-CG-OD1	10.17	127.45	118.30
1	3A	89	PHE	O-C-N	-10.17	106.42	122.70
1	3I	89	PHE	O-C-N	-10.17	106.42	122.70
1	32	89	PHE	O-C-N	-10.17	106.42	122.70
1	4E	89	PHE	O-C-N	-10.17	106.42	122.70
1	4Y	89	PHE	O-C-N	-10.17	106.42	122.70
2	43	39	ASP	CB-CG-OD1	10.17	127.45	118.30
2	47	39	ASP	CB-CG-OD1	10.17	127.45	118.30
2	5B	39	ASP	CB-CG-OD1	10.17	127.45	118.30
1	5U	89	PHE	O-C-N	-10.17	106.42	122.70
2	53	39	ASP	CB-CG-OD1	10.17	127.45	118.30
2	57	39	ASP	CB-CG-OD1	10.17	127.45	118.30
2	6B	39	ASP	CB-CG-OD1	10.17	127.45	118.30
1	6M	89	PHE	O-C-N	-10.17	106.42	122.70
1	6U	89	PHE	O-C-N	-10.17	106.42	122.70
1	7E	89	PHE	O-C-N	-10.17	106.42	122.70
1	7Q	89	PHE	O-C-N	-10.17	106.42	122.70
1	1Q	172	PHE	CA-C-O	10.17	141.46	120.10
1	1U	172	PHE	CA-C-O	10.17	141.46	120.10
1	1Y	172	PHE	CA-C-O	10.17	141.46	120.10
1	2Q	172	PHE	CA-C-O	10.17	141.46	120.10

*Continued on next page...*

*Continued from previous page...*

Mol	Chain	Res	Type	Atoms	Z	Observed(°)	Ideal(°)
1	2U	172	PHE	CA-C-O	10.17	141.46	120.10
1	2Y	172	PHE	CA-C-O	10.17	141.46	120.10
1	42	172	PHE	CA-C-O	10.17	141.46	120.10
1	46	172	PHE	CA-C-O	10.17	141.46	120.10
1	5A	172	PHE	CA-C-O	10.17	141.46	120.10
1	52	172	PHE	CA-C-O	10.17	141.46	120.10
1	56	172	PHE	CA-C-O	10.17	141.46	120.10
1	6A	172	PHE	CA-C-O	10.17	141.46	120.10
1	1E	172	PHE	CA-C-O	10.17	141.45	120.10
1	2M	172	PHE	CA-C-O	10.17	141.45	120.10
1	22	172	PHE	CA-C-O	10.17	141.45	120.10
1	3M	172	PHE	CA-C-O	10.17	141.45	120.10
1	36	172	PHE	CA-C-O	10.17	141.45	120.10
1	4I	172	PHE	CA-C-O	10.17	141.45	120.10
1	4Q	172	PHE	CA-C-O	10.17	141.45	120.10
1	5Y	172	PHE	CA-C-O	10.17	141.45	120.10
1	6E	172	PHE	CA-C-O	10.17	141.45	120.10
1	6Y	172	PHE	CA-C-O	10.17	141.45	120.10
1	7I	172	PHE	CA-C-O	10.17	141.45	120.10
1	7U	172	PHE	CA-C-O	10.17	141.45	120.10
1	12	34	ALA	C-N-CA	-10.16	96.29	121.70
1	16	34	ALA	C-N-CA	-10.16	96.29	121.70
1	2A	34	ALA	C-N-CA	-10.16	96.29	121.70
1	3Q	34	ALA	C-N-CA	-10.16	96.29	121.70
1	3U	34	ALA	C-N-CA	-10.16	96.29	121.70
1	3Y	34	ALA	C-N-CA	-10.16	96.29	121.70
1	5E	34	ALA	C-N-CA	-10.16	96.29	121.70
1	5I	34	ALA	C-N-CA	-10.16	96.29	121.70
1	5M	34	ALA	C-N-CA	-10.16	96.29	121.70
1	62	34	ALA	C-N-CA	-10.16	96.29	121.70
1	66	34	ALA	C-N-CA	-10.16	96.29	121.70
1	7A	34	ALA	C-N-CA	-10.16	96.29	121.70
1	1A	14	ASP	CB-CG-OD1	-10.16	109.15	118.30
2	1B	37	ASN	CB-CA-C	-10.16	90.07	110.40
2	1F	37	ASN	CB-CA-C	-10.16	90.08	110.40
1	1I	14	ASP	CB-CG-OD1	-10.16	109.15	118.30
2	1J	37	ASN	CB-CA-C	-10.16	90.07	110.40
1	1M	17	THR	O-C-N	-10.16	101.79	121.10
2	13	37	ASN	CB-CA-C	-10.16	90.07	110.40
2	17	37	ASN	CB-CA-C	-10.16	90.07	110.40
2	2B	37	ASN	CB-CA-C	-10.16	90.07	110.40
1	2E	14	ASP	CB-CG-OD1	-10.16	109.15	118.30

*Continued on next page...*



*Continued from previous page...*

Mol	Chain	Res	Type	Atoms	Z	Observed(°)	Ideal(°)
2	2F	37	ASN	CB-CA-C	-10.16	90.07	110.40
1	2I	17	THR	O-C-N	-10.16	101.79	121.10
2	2N	37	ASN	CB-CA-C	-10.16	90.08	110.40
2	23	37	ASN	CB-CA-C	-10.16	90.08	110.40
1	26	14	ASP	CB-CG-OD1	-10.16	109.15	118.30
2	27	37	ASN	CB-CA-C	-10.16	90.07	110.40
1	3A	17	THR	O-C-N	-10.16	101.79	121.10
1	3E	14	ASP	CB-CG-OD1	-10.16	109.15	118.30
2	3F	37	ASN	CB-CA-C	-10.16	90.07	110.40
1	3I	17	THR	O-C-N	-10.16	101.79	121.10
2	3N	37	ASN	CB-CA-C	-10.16	90.08	110.40
2	3R	37	ASN	CB-CA-C	-10.16	90.07	110.40
2	3V	37	ASN	CB-CA-C	-10.16	90.07	110.40
2	3Z	37	ASN	CB-CA-C	-10.16	90.07	110.40
1	32	17	THR	O-C-N	-10.16	101.79	121.10
2	37	37	ASN	CB-CA-C	-10.16	90.08	110.40
1	4A	14	ASP	CB-CG-OD1	-10.16	109.15	118.30
2	4B	37	ASN	CB-CA-C	-10.16	90.07	110.40
1	4E	17	THR	O-C-N	-10.16	101.79	121.10
2	4J	37	ASN	CB-CA-C	-10.16	90.08	110.40
1	4M	14	ASP	CB-CG-OD1	-10.16	109.15	118.30
2	4N	37	ASN	CB-CA-C	-10.16	90.07	110.40
2	4R	37	ASN	CB-CA-C	-10.16	90.08	110.40
1	4U	14	ASP	CB-CG-OD1	-10.16	109.15	118.30
2	4V	37	ASN	CB-CA-C	-10.16	90.07	110.40
1	4Y	17	THR	O-C-N	-10.16	101.79	121.10
2	5F	37	ASN	CB-CA-C	-10.16	90.07	110.40
2	5J	37	ASN	CB-CA-C	-10.16	90.07	110.40
2	5N	37	ASN	CB-CA-C	-10.16	90.07	110.40
1	5Q	14	ASP	CB-CG-OD1	-10.16	109.15	118.30
2	5R	37	ASN	CB-CA-C	-10.16	90.07	110.40
1	5U	17	THR	O-C-N	-10.16	101.79	121.10
2	5Z	37	ASN	CB-CA-C	-10.16	90.08	110.40
2	6F	37	ASN	CB-CA-C	-10.16	90.08	110.40
1	6I	14	ASP	CB-CG-OD1	-10.16	109.15	118.30
2	6J	37	ASN	CB-CA-C	-10.16	90.07	110.40
1	6M	17	THR	O-C-N	-10.16	101.79	121.10
1	6Q	14	ASP	CB-CG-OD1	-10.16	109.15	118.30
2	6R	37	ASN	CB-CA-C	-10.16	90.07	110.40
1	6U	17	THR	O-C-N	-10.16	101.79	121.10
2	6Z	37	ASN	CB-CA-C	-10.16	90.08	110.40
2	63	37	ASN	CB-CA-C	-10.16	90.07	110.40

*Continued on next page...*

*Continued from previous page...*

Mol	Chain	Res	Type	Atoms	Z	Observed(°)	Ideal(°)
2	67	37	ASN	CB-CA-C	-10.16	90.07	110.40
2	7B	37	ASN	CB-CA-C	-10.16	90.07	110.40
1	7E	17	THR	O-C-N	-10.16	101.79	121.10
2	7J	37	ASN	CB-CA-C	-10.16	90.08	110.40
1	7M	14	ASP	CB-CG-OD1	-10.16	109.15	118.30
2	7N	37	ASN	CB-CA-C	-10.16	90.07	110.40
1	7Q	17	THR	O-C-N	-10.16	101.79	121.10
2	7V	37	ASN	CB-CA-C	-10.16	90.08	110.40
2	1N	37	ASN	CB-CA-C	-10.16	90.08	110.40
2	1R	37	ASN	CB-CA-C	-10.16	90.08	110.40
2	1V	37	ASN	CB-CA-C	-10.16	90.08	110.40
2	1Z	37	ASN	CB-CA-C	-10.16	90.08	110.40
2	2J	37	ASN	CB-CA-C	-10.16	90.08	110.40
2	2R	37	ASN	CB-CA-C	-10.16	90.08	110.40
2	2V	37	ASN	CB-CA-C	-10.16	90.08	110.40
2	2Z	37	ASN	CB-CA-C	-10.16	90.08	110.40
2	3B	37	ASN	CB-CA-C	-10.16	90.08	110.40
2	3J	37	ASN	CB-CA-C	-10.16	90.08	110.40
2	33	37	ASN	CB-CA-C	-10.16	90.08	110.40
2	4F	37	ASN	CB-CA-C	-10.16	90.08	110.40
2	4Z	37	ASN	CB-CA-C	-10.16	90.08	110.40
2	43	37	ASN	CB-CA-C	-10.16	90.08	110.40
2	47	37	ASN	CB-CA-C	-10.16	90.08	110.40
2	5B	37	ASN	CB-CA-C	-10.16	90.08	110.40
2	5V	37	ASN	CB-CA-C	-10.16	90.08	110.40
2	53	37	ASN	CB-CA-C	-10.16	90.08	110.40
2	57	37	ASN	CB-CA-C	-10.16	90.08	110.40
2	6B	37	ASN	CB-CA-C	-10.16	90.08	110.40
2	6N	37	ASN	CB-CA-C	-10.16	90.08	110.40
2	6V	37	ASN	CB-CA-C	-10.16	90.08	110.40
2	7F	37	ASN	CB-CA-C	-10.16	90.08	110.40
2	7R	37	ASN	CB-CA-C	-10.16	90.08	110.40
1	1A	17	THR	O-C-N	-10.16	101.80	121.10
1	1I	17	THR	O-C-N	-10.16	101.80	121.10
1	1Q	34	ALA	C-N-CA	-10.16	96.31	121.70
1	1U	34	ALA	C-N-CA	-10.16	96.31	121.70
1	1Y	34	ALA	C-N-CA	-10.16	96.31	121.70
1	2Q	34	ALA	C-N-CA	-10.16	96.31	121.70
1	2U	34	ALA	C-N-CA	-10.16	96.31	121.70
1	2Y	34	ALA	C-N-CA	-10.16	96.31	121.70
1	42	34	ALA	C-N-CA	-10.16	96.31	121.70
1	5A	34	ALA	C-N-CA	-10.16	96.31	121.70

*Continued on next page...*

*Continued from previous page...*

Mol	Chain	Res	Type	Atoms	Z	Observed(°)	Ideal(°)
1	52	34	ALA	C-N-CA	-10.16	96.31	121.70
1	6A	34	ALA	C-N-CA	-10.16	96.31	121.70
1	1Q	17	THR	O-C-N	-10.16	101.80	121.10
2	1R	9	VAL	CG1-CB-CG2	-10.16	94.65	110.90
1	1U	17	THR	O-C-N	-10.16	101.80	121.10
2	1V	9	VAL	CG1-CB-CG2	-10.16	94.65	110.90
1	1Y	17	THR	O-C-N	-10.16	101.80	121.10
2	1Z	9	VAL	CG1-CB-CG2	-10.16	94.65	110.90
1	2E	17	THR	O-C-N	-10.16	101.80	121.10
1	2Q	17	THR	O-C-N	-10.16	101.80	121.10
2	2R	9	VAL	CG1-CB-CG2	-10.16	94.65	110.90
1	2U	17	THR	O-C-N	-10.16	101.80	121.10
2	2V	9	VAL	CG1-CB-CG2	-10.16	94.65	110.90
1	2Y	17	THR	O-C-N	-10.16	101.80	121.10
2	2Z	9	VAL	CG1-CB-CG2	-10.16	94.65	110.90
1	26	17	THR	O-C-N	-10.16	101.80	121.10
1	3E	17	THR	O-C-N	-10.16	101.80	121.10
1	4A	17	THR	O-C-N	-10.16	101.80	121.10
1	4M	17	THR	O-C-N	-10.16	101.80	121.10
1	4U	17	THR	O-C-N	-10.16	101.80	121.10
1	46	34	ALA	C-N-CA	-10.16	96.31	121.70
1	56	34	ALA	C-N-CA	-10.16	96.31	121.70
1	42	17	THR	O-C-N	-10.16	101.80	121.10
2	43	9	VAL	CG1-CB-CG2	-10.16	94.65	110.90
1	46	17	THR	O-C-N	-10.16	101.80	121.10
2	47	9	VAL	CG1-CB-CG2	-10.16	94.65	110.90
1	5A	17	THR	O-C-N	-10.16	101.80	121.10
2	5B	9	VAL	CG1-CB-CG2	-10.16	94.65	110.90
1	5Q	17	THR	O-C-N	-10.16	101.80	121.10
1	52	17	THR	O-C-N	-10.16	101.80	121.10
2	53	9	VAL	CG1-CB-CG2	-10.16	94.65	110.90
1	56	17	THR	O-C-N	-10.16	101.80	121.10
2	57	9	VAL	CG1-CB-CG2	-10.16	94.65	110.90
1	6A	17	THR	O-C-N	-10.16	101.80	121.10
2	6B	9	VAL	CG1-CB-CG2	-10.16	94.65	110.90
1	6I	17	THR	O-C-N	-10.16	101.80	121.10
1	6Q	17	THR	O-C-N	-10.16	101.80	121.10
1	7M	17	THR	O-C-N	-10.16	101.80	121.10
1	1A	34	ALA	C-N-CA	-10.15	96.33	121.70
2	1B	9	VAL	CG1-CB-CG2	-10.15	94.66	110.90
1	1E	17	THR	O-C-N	-10.15	101.82	121.10
1	1E	34	ALA	C-N-CA	-10.15	96.33	121.70

*Continued on next page...*

*Continued from previous page...*

Mol	Chain	Res	Type	Atoms	Z	Observed(°)	Ideal(°)
1	1I	34	ALA	C-N-CA	-10.15	96.33	121.70
2	1J	9	VAL	CG1-CB-CG2	-10.15	94.66	110.90
1	1M	34	ALA	C-N-CA	-10.15	96.33	121.70
2	1N	9	VAL	CG1-CB-CG2	-10.15	94.66	110.90
1	2E	34	ALA	C-N-CA	-10.15	96.33	121.70
2	2F	9	VAL	CG1-CB-CG2	-10.15	94.66	110.90
1	2I	34	ALA	C-N-CA	-10.15	96.33	121.70
2	2J	9	VAL	CG1-CB-CG2	-10.15	94.66	110.90
1	2M	17	THR	O-C-N	-10.15	101.82	121.10
1	2M	34	ALA	C-N-CA	-10.15	96.33	121.70
1	22	17	THR	O-C-N	-10.15	101.82	121.10
1	22	34	ALA	C-N-CA	-10.15	96.33	121.70
1	26	34	ALA	C-N-CA	-10.15	96.33	121.70
2	27	9	VAL	CG1-CB-CG2	-10.15	94.66	110.90
1	3A	34	ALA	C-N-CA	-10.15	96.33	121.70
2	3B	9	VAL	CG1-CB-CG2	-10.15	94.66	110.90
1	3E	34	ALA	C-N-CA	-10.15	96.33	121.70
2	3F	9	VAL	CG1-CB-CG2	-10.15	94.66	110.90
1	3I	34	ALA	C-N-CA	-10.15	96.33	121.70
2	3J	9	VAL	CG1-CB-CG2	-10.15	94.66	110.90
1	3M	17	THR	O-C-N	-10.15	101.82	121.10
1	3M	34	ALA	C-N-CA	-10.15	96.33	121.70
1	32	34	ALA	C-N-CA	-10.15	96.33	121.70
2	33	9	VAL	CG1-CB-CG2	-10.15	94.66	110.90
1	36	17	THR	O-C-N	-10.15	101.82	121.10
1	36	34	ALA	C-N-CA	-10.15	96.33	121.70
1	4A	34	ALA	C-N-CA	-10.15	96.33	121.70
2	4B	9	VAL	CG1-CB-CG2	-10.15	94.66	110.90
1	4E	34	ALA	C-N-CA	-10.15	96.33	121.70
2	4F	9	VAL	CG1-CB-CG2	-10.15	94.66	110.90
1	4I	17	THR	O-C-N	-10.15	101.82	121.10
1	4I	34	ALA	C-N-CA	-10.15	96.33	121.70
1	4M	34	ALA	C-N-CA	-10.15	96.33	121.70
2	4N	9	VAL	CG1-CB-CG2	-10.15	94.66	110.90
1	4Q	17	THR	O-C-N	-10.15	101.82	121.10
1	4Q	34	ALA	C-N-CA	-10.15	96.33	121.70
1	4U	34	ALA	C-N-CA	-10.15	96.33	121.70
2	4V	9	VAL	CG1-CB-CG2	-10.15	94.66	110.90
1	4Y	34	ALA	C-N-CA	-10.15	96.33	121.70
2	4Z	9	VAL	CG1-CB-CG2	-10.15	94.66	110.90
1	5Q	34	ALA	C-N-CA	-10.15	96.33	121.70
2	5R	9	VAL	CG1-CB-CG2	-10.15	94.66	110.90

*Continued on next page...*

*Continued from previous page...*

Mol	Chain	Res	Type	Atoms	Z	Observed(°)	Ideal(°)
1	5U	34	ALA	C-N-CA	-10.15	96.33	121.70
2	5V	9	VAL	CG1-CB-CG2	-10.15	94.66	110.90
1	5Y	17	THR	O-C-N	-10.15	101.82	121.10
1	5Y	34	ALA	C-N-CA	-10.15	96.33	121.70
1	6E	17	THR	O-C-N	-10.15	101.82	121.10
1	6E	34	ALA	C-N-CA	-10.15	96.33	121.70
1	6I	34	ALA	C-N-CA	-10.15	96.33	121.70
2	6J	9	VAL	CG1-CB-CG2	-10.15	94.66	110.90
1	6M	34	ALA	C-N-CA	-10.15	96.33	121.70
2	6N	9	VAL	CG1-CB-CG2	-10.15	94.66	110.90
1	6Q	34	ALA	C-N-CA	-10.15	96.33	121.70
2	6R	9	VAL	CG1-CB-CG2	-10.15	94.66	110.90
1	6U	34	ALA	C-N-CA	-10.15	96.33	121.70
2	6V	9	VAL	CG1-CB-CG2	-10.15	94.66	110.90
1	6Y	17	THR	O-C-N	-10.15	101.82	121.10
1	6Y	34	ALA	C-N-CA	-10.15	96.33	121.70
1	7E	34	ALA	C-N-CA	-10.15	96.33	121.70
2	7F	9	VAL	CG1-CB-CG2	-10.15	94.66	110.90
1	7I	17	THR	O-C-N	-10.15	101.82	121.10
1	7I	34	ALA	C-N-CA	-10.15	96.33	121.70
1	7M	34	ALA	C-N-CA	-10.15	96.33	121.70
2	7N	9	VAL	CG1-CB-CG2	-10.15	94.66	110.90
1	7Q	34	ALA	C-N-CA	-10.15	96.33	121.70
2	7R	9	VAL	CG1-CB-CG2	-10.15	94.66	110.90
1	7U	17	THR	O-C-N	-10.15	101.82	121.10
1	7U	34	ALA	C-N-CA	-10.15	96.33	121.70
2	1N	39	ASP	CB-CG-OD1	10.15	127.43	118.30
2	2J	39	ASP	CB-CG-OD1	10.15	127.43	118.30
2	3B	39	ASP	CB-CG-OD1	10.15	127.43	118.30
2	3J	39	ASP	CB-CG-OD1	10.15	127.43	118.30
2	33	39	ASP	CB-CG-OD1	10.15	127.43	118.30
2	4F	39	ASP	CB-CG-OD1	10.15	127.43	118.30
2	4Z	39	ASP	CB-CG-OD1	10.15	127.43	118.30
2	5V	39	ASP	CB-CG-OD1	10.15	127.43	118.30
2	6N	39	ASP	CB-CG-OD1	10.15	127.43	118.30
2	6V	39	ASP	CB-CG-OD1	10.15	127.43	118.30
2	7F	39	ASP	CB-CG-OD1	10.15	127.43	118.30
2	7R	39	ASP	CB-CG-OD1	10.15	127.43	118.30
2	13	9	VAL	CG1-CB-CG2	-10.14	94.67	110.90
2	17	9	VAL	CG1-CB-CG2	-10.14	94.67	110.90
2	2B	9	VAL	CG1-CB-CG2	-10.14	94.67	110.90
2	3R	9	VAL	CG1-CB-CG2	-10.14	94.67	110.90

*Continued on next page...*

*Continued from previous page...*

Mol	Chain	Res	Type	Atoms	Z	Observed(°)	Ideal(°)
2	3V	9	VAL	CG1-CB-CG2	-10.14	94.67	110.90
2	3Z	9	VAL	CG1-CB-CG2	-10.14	94.67	110.90
2	5F	9	VAL	CG1-CB-CG2	-10.14	94.67	110.90
2	5J	9	VAL	CG1-CB-CG2	-10.14	94.67	110.90
2	5N	9	VAL	CG1-CB-CG2	-10.14	94.67	110.90
2	63	9	VAL	CG1-CB-CG2	-10.14	94.67	110.90
2	67	9	VAL	CG1-CB-CG2	-10.14	94.67	110.90
2	7B	9	VAL	CG1-CB-CG2	-10.14	94.67	110.90
1	1E	93	ALA	C-N-CA	-10.14	96.35	121.70
2	1F	39	ASP	CB-CG-OD1	10.14	127.43	118.30
1	2M	93	ALA	C-N-CA	-10.14	96.35	121.70
2	2N	39	ASP	CB-CG-OD1	10.14	127.43	118.30
1	22	93	ALA	C-N-CA	-10.14	96.35	121.70
2	23	39	ASP	CB-CG-OD1	10.14	127.43	118.30
1	3M	93	ALA	C-N-CA	-10.14	96.35	121.70
2	3N	39	ASP	CB-CG-OD1	10.14	127.43	118.30
1	36	93	ALA	C-N-CA	-10.14	96.35	121.70
2	37	39	ASP	CB-CG-OD1	10.14	127.43	118.30
1	4I	93	ALA	C-N-CA	-10.14	96.35	121.70
2	4J	39	ASP	CB-CG-OD1	10.14	127.43	118.30
1	4Q	93	ALA	C-N-CA	-10.14	96.35	121.70
2	4R	39	ASP	CB-CG-OD1	10.14	127.43	118.30
1	5Y	93	ALA	C-N-CA	-10.14	96.35	121.70
2	5Z	39	ASP	CB-CG-OD1	10.14	127.43	118.30
1	6E	93	ALA	C-N-CA	-10.14	96.35	121.70
2	6F	39	ASP	CB-CG-OD1	10.14	127.43	118.30
1	6Y	93	ALA	C-N-CA	-10.14	96.35	121.70
2	6Z	39	ASP	CB-CG-OD1	10.14	127.43	118.30
1	7I	93	ALA	C-N-CA	-10.14	96.35	121.70
2	7J	39	ASP	CB-CG-OD1	10.14	127.43	118.30
1	7U	93	ALA	C-N-CA	-10.14	96.35	121.70
2	7V	39	ASP	CB-CG-OD1	10.14	127.43	118.30
1	12	17	THR	O-C-N	-10.14	101.83	121.10
1	16	17	THR	O-C-N	-10.14	101.83	121.10
1	2A	17	THR	O-C-N	-10.14	101.83	121.10
1	3Q	17	THR	O-C-N	-10.14	101.83	121.10
1	3U	17	THR	O-C-N	-10.14	101.83	121.10
1	3Y	17	THR	O-C-N	-10.14	101.83	121.10
1	5E	17	THR	O-C-N	-10.14	101.83	121.10
1	5I	17	THR	O-C-N	-10.14	101.83	121.10
1	5M	17	THR	O-C-N	-10.14	101.83	121.10
1	62	17	THR	O-C-N	-10.14	101.83	121.10

*Continued on next page...*

*Continued from previous page...*

Mol	Chain	Res	Type	Atoms	Z	Observed(°)	Ideal(°)
1	66	17	THR	O-C-N	-10.14	101.83	121.10
1	7A	17	THR	O-C-N	-10.14	101.83	121.10
1	1A	93	ALA	C-N-CA	-10.13	96.36	121.70
2	1B	39	ASP	CB-CG-OD1	10.13	127.42	118.30
1	1I	93	ALA	C-N-CA	-10.13	96.36	121.70
2	1J	39	ASP	CB-CG-OD1	10.13	127.42	118.30
1	2E	93	ALA	C-N-CA	-10.13	96.36	121.70
2	2F	39	ASP	CB-CG-OD1	10.13	127.42	118.30
1	26	93	ALA	C-N-CA	-10.13	96.36	121.70
2	27	39	ASP	CB-CG-OD1	10.13	127.42	118.30
1	3E	93	ALA	C-N-CA	-10.13	96.36	121.70
2	3F	39	ASP	CB-CG-OD1	10.13	127.42	118.30
1	4A	93	ALA	C-N-CA	-10.13	96.36	121.70
2	4B	39	ASP	CB-CG-OD1	10.13	127.42	118.30
1	4M	93	ALA	C-N-CA	-10.13	96.36	121.70
2	4N	39	ASP	CB-CG-OD1	10.13	127.42	118.30
1	4U	93	ALA	C-N-CA	-10.13	96.36	121.70
2	4V	39	ASP	CB-CG-OD1	10.13	127.42	118.30
1	5Q	93	ALA	C-N-CA	-10.13	96.36	121.70
2	5R	39	ASP	CB-CG-OD1	10.13	127.42	118.30
1	6I	93	ALA	C-N-CA	-10.13	96.36	121.70
2	6J	39	ASP	CB-CG-OD1	10.13	127.42	118.30
1	6Q	93	ALA	C-N-CA	-10.13	96.36	121.70
2	6R	39	ASP	CB-CG-OD1	10.13	127.42	118.30
1	7M	93	ALA	C-N-CA	-10.13	96.36	121.70
2	7N	39	ASP	CB-CG-OD1	10.13	127.42	118.30
1	1M	93	ALA	C-N-CA	-10.13	96.38	121.70
1	2I	93	ALA	C-N-CA	-10.13	96.38	121.70
1	3A	93	ALA	C-N-CA	-10.13	96.38	121.70
1	3I	93	ALA	C-N-CA	-10.13	96.38	121.70
1	32	93	ALA	C-N-CA	-10.13	96.38	121.70
1	4E	93	ALA	C-N-CA	-10.13	96.38	121.70
1	4Y	93	ALA	C-N-CA	-10.13	96.38	121.70
1	5U	93	ALA	C-N-CA	-10.13	96.38	121.70
1	6M	93	ALA	C-N-CA	-10.13	96.38	121.70
1	6U	93	ALA	C-N-CA	-10.13	96.38	121.70
1	7E	93	ALA	C-N-CA	-10.13	96.38	121.70
1	7Q	93	ALA	C-N-CA	-10.13	96.38	121.70
2	1F	9	VAL	CG1-CB-CG2	-10.13	94.69	110.90
2	2N	9	VAL	CG1-CB-CG2	-10.13	94.69	110.90
2	23	9	VAL	CG1-CB-CG2	-10.13	94.69	110.90
2	3N	9	VAL	CG1-CB-CG2	-10.13	94.69	110.90

*Continued on next page...*



*Continued from previous page...*

Mol	Chain	Res	Type	Atoms	Z	Observed(°)	Ideal(°)
2	37	9	VAL	CG1-CB-CG2	-10.13	94.69	110.90
2	4J	9	VAL	CG1-CB-CG2	-10.13	94.69	110.90
2	4R	9	VAL	CG1-CB-CG2	-10.13	94.69	110.90
2	5Z	9	VAL	CG1-CB-CG2	-10.13	94.69	110.90
2	6F	9	VAL	CG1-CB-CG2	-10.13	94.69	110.90
2	6Z	9	VAL	CG1-CB-CG2	-10.13	94.69	110.90
2	7J	9	VAL	CG1-CB-CG2	-10.13	94.69	110.90
2	7V	9	VAL	CG1-CB-CG2	-10.13	94.69	110.90
2	1R	52	ASP	CB-CA-C	-10.12	90.15	110.40
2	1V	52	ASP	CB-CA-C	-10.12	90.15	110.40
2	1Z	52	ASP	CB-CA-C	-10.12	90.15	110.40
2	2R	52	ASP	CB-CA-C	-10.12	90.15	110.40
2	2V	52	ASP	CB-CA-C	-10.12	90.15	110.40
2	2Z	52	ASP	CB-CA-C	-10.12	90.15	110.40
2	43	52	ASP	CB-CA-C	-10.12	90.15	110.40
2	47	52	ASP	CB-CA-C	-10.12	90.15	110.40
2	5B	52	ASP	CB-CA-C	-10.12	90.15	110.40
2	53	52	ASP	CB-CA-C	-10.12	90.15	110.40
2	57	52	ASP	CB-CA-C	-10.12	90.15	110.40
2	6B	52	ASP	CB-CA-C	-10.12	90.15	110.40
1	1Q	93	ALA	C-N-CA	-10.12	96.40	121.70
1	1U	93	ALA	C-N-CA	-10.12	96.40	121.70
1	1Y	93	ALA	C-N-CA	-10.12	96.40	121.70
1	2Q	93	ALA	C-N-CA	-10.12	96.40	121.70
1	2U	93	ALA	C-N-CA	-10.12	96.40	121.70
1	2Y	93	ALA	C-N-CA	-10.12	96.40	121.70
1	42	93	ALA	C-N-CA	-10.12	96.40	121.70
1	46	93	ALA	C-N-CA	-10.12	96.40	121.70
1	5A	93	ALA	C-N-CA	-10.12	96.40	121.70
1	52	93	ALA	C-N-CA	-10.12	96.40	121.70
1	56	93	ALA	C-N-CA	-10.12	96.40	121.70
1	6A	93	ALA	C-N-CA	-10.12	96.40	121.70
1	12	14	ASP	CB-CG-OD1	-10.12	109.19	118.30
1	16	14	ASP	CB-CG-OD1	-10.12	109.19	118.30
1	2A	14	ASP	CB-CG-OD1	-10.12	109.19	118.30
1	3Q	14	ASP	CB-CG-OD1	-10.12	109.19	118.30
1	3U	14	ASP	CB-CG-OD1	-10.12	109.19	118.30
1	3Y	14	ASP	CB-CG-OD1	-10.12	109.19	118.30
1	5E	14	ASP	CB-CG-OD1	-10.12	109.19	118.30
1	5I	14	ASP	CB-CG-OD1	-10.12	109.19	118.30
1	5M	14	ASP	CB-CG-OD1	-10.12	109.19	118.30
1	62	14	ASP	CB-CG-OD1	-10.12	109.19	118.30

*Continued on next page...*

*Continued from previous page...*

Mol	Chain	Res	Type	Atoms	Z	Observed(°)	Ideal(°)
1	66	14	ASP	CB-CG-OD1	-10.12	109.19	118.30
1	7A	14	ASP	CB-CG-OD1	-10.12	109.19	118.30
2	1F	52	ASP	CB-CA-C	-10.11	90.17	110.40
2	1N	52	ASP	CB-CA-C	-10.11	90.17	110.40
1	12	93	ALA	C-N-CA	-10.11	96.42	121.70
1	16	93	ALA	C-N-CA	-10.11	96.42	121.70
1	2A	93	ALA	C-N-CA	-10.11	96.42	121.70
2	2J	52	ASP	CB-CA-C	-10.11	90.17	110.40
2	2N	52	ASP	CB-CA-C	-10.11	90.17	110.40
2	23	52	ASP	CB-CA-C	-10.11	90.17	110.40
2	3B	52	ASP	CB-CA-C	-10.11	90.17	110.40
2	3J	52	ASP	CB-CA-C	-10.11	90.17	110.40
2	3N	52	ASP	CB-CA-C	-10.11	90.17	110.40
1	3Q	93	ALA	C-N-CA	-10.11	96.42	121.70
1	3U	93	ALA	C-N-CA	-10.11	96.42	121.70
1	3Y	93	ALA	C-N-CA	-10.11	96.42	121.70
2	33	52	ASP	CB-CA-C	-10.11	90.17	110.40
2	37	52	ASP	CB-CA-C	-10.11	90.17	110.40
2	4F	52	ASP	CB-CA-C	-10.11	90.17	110.40
2	4J	52	ASP	CB-CA-C	-10.11	90.17	110.40
2	4R	52	ASP	CB-CA-C	-10.11	90.17	110.40
2	4Z	52	ASP	CB-CA-C	-10.11	90.17	110.40
1	5E	93	ALA	C-N-CA	-10.11	96.42	121.70
1	5I	93	ALA	C-N-CA	-10.11	96.42	121.70
1	5M	93	ALA	C-N-CA	-10.11	96.42	121.70
2	5V	52	ASP	CB-CA-C	-10.11	90.17	110.40
2	5Z	52	ASP	CB-CA-C	-10.11	90.17	110.40
2	6F	52	ASP	CB-CA-C	-10.11	90.17	110.40
2	6N	52	ASP	CB-CA-C	-10.11	90.17	110.40
2	6V	52	ASP	CB-CA-C	-10.11	90.17	110.40
2	6Z	52	ASP	CB-CA-C	-10.11	90.17	110.40
1	62	93	ALA	C-N-CA	-10.11	96.42	121.70
1	66	93	ALA	C-N-CA	-10.11	96.42	121.70
1	7A	93	ALA	C-N-CA	-10.11	96.42	121.70
2	7F	52	ASP	CB-CA-C	-10.11	90.17	110.40
2	7J	52	ASP	CB-CA-C	-10.11	90.17	110.40
2	7R	52	ASP	CB-CA-C	-10.11	90.17	110.40
2	7V	52	ASP	CB-CA-C	-10.11	90.17	110.40
2	13	39	ASP	CB-CG-OD1	10.11	127.40	118.30
2	17	39	ASP	CB-CG-OD1	10.11	127.40	118.30
2	2B	39	ASP	CB-CG-OD1	10.11	127.40	118.30
2	3R	39	ASP	CB-CG-OD1	10.11	127.40	118.30

*Continued on next page...*

*Continued from previous page...*

Mol	Chain	Res	Type	Atoms	Z	Observed(°)	Ideal(°)
2	3V	39	ASP	CB-CG-OD1	10.11	127.40	118.30
2	3Z	39	ASP	CB-CG-OD1	10.11	127.40	118.30
2	5F	39	ASP	CB-CG-OD1	10.11	127.40	118.30
2	5J	39	ASP	CB-CG-OD1	10.11	127.40	118.30
2	5N	39	ASP	CB-CG-OD1	10.11	127.40	118.30
2	63	39	ASP	CB-CG-OD1	10.11	127.40	118.30
2	67	39	ASP	CB-CG-OD1	10.11	127.40	118.30
2	7B	39	ASP	CB-CG-OD1	10.11	127.40	118.30
2	1B	52	ASP	CB-CA-C	-10.11	90.18	110.40
2	1J	52	ASP	CB-CA-C	-10.11	90.18	110.40
2	2F	52	ASP	CB-CA-C	-10.11	90.18	110.40
2	27	52	ASP	CB-CA-C	-10.11	90.18	110.40
2	3F	52	ASP	CB-CA-C	-10.11	90.18	110.40
2	4B	52	ASP	CB-CA-C	-10.11	90.18	110.40
2	4N	52	ASP	CB-CA-C	-10.11	90.18	110.40
2	4V	52	ASP	CB-CA-C	-10.11	90.18	110.40
2	5R	52	ASP	CB-CA-C	-10.11	90.18	110.40
2	6J	52	ASP	CB-CA-C	-10.11	90.18	110.40
2	6R	52	ASP	CB-CA-C	-10.11	90.18	110.40
2	7N	52	ASP	CB-CA-C	-10.11	90.18	110.40
2	13	52	ASP	CB-CA-C	-10.10	90.20	110.40
2	17	52	ASP	CB-CA-C	-10.10	90.20	110.40
2	2B	52	ASP	CB-CA-C	-10.10	90.20	110.40
2	3R	52	ASP	CB-CA-C	-10.10	90.20	110.40
2	3V	52	ASP	CB-CA-C	-10.10	90.20	110.40
2	3Z	52	ASP	CB-CA-C	-10.10	90.20	110.40
2	5F	52	ASP	CB-CA-C	-10.10	90.20	110.40
2	5J	52	ASP	CB-CA-C	-10.10	90.20	110.40
2	5N	52	ASP	CB-CA-C	-10.10	90.20	110.40
2	63	52	ASP	CB-CA-C	-10.10	90.20	110.40
2	67	52	ASP	CB-CA-C	-10.10	90.20	110.40
2	7B	52	ASP	CB-CA-C	-10.10	90.20	110.40
1	1E	79	THR	CA-CB-OG1	-10.07	87.85	109.00
1	2M	79	THR	CA-CB-OG1	-10.07	87.85	109.00
1	22	79	THR	CA-CB-OG1	-10.07	87.85	109.00
1	3M	79	THR	CA-CB-OG1	-10.07	87.85	109.00
1	36	79	THR	CA-CB-OG1	-10.07	87.85	109.00
1	4I	79	THR	CA-CB-OG1	-10.07	87.85	109.00
1	4Q	79	THR	CA-CB-OG1	-10.07	87.85	109.00
1	5Y	79	THR	CA-CB-OG1	-10.07	87.85	109.00
1	6E	79	THR	CA-CB-OG1	-10.07	87.85	109.00
1	6Y	79	THR	CA-CB-OG1	-10.07	87.85	109.00

*Continued on next page...*

*Continued from previous page...*

Mol	Chain	Res	Type	Atoms	Z	Observed(°)	Ideal(°)
1	7I	79	THR	CA-CB-OG1	-10.07	87.85	109.00
1	7U	79	THR	CA-CB-OG1	-10.07	87.85	109.00
1	1A	79	THR	CA-CB-OG1	-10.07	87.86	109.00
1	1I	79	THR	CA-CB-OG1	-10.07	87.86	109.00
1	2E	79	THR	CA-CB-OG1	-10.07	87.86	109.00
1	26	79	THR	CA-CB-OG1	-10.07	87.86	109.00
1	3E	79	THR	CA-CB-OG1	-10.07	87.86	109.00
1	4A	79	THR	CA-CB-OG1	-10.07	87.86	109.00
1	4M	79	THR	CA-CB-OG1	-10.07	87.86	109.00
1	4U	79	THR	CA-CB-OG1	-10.07	87.86	109.00
1	5Q	79	THR	CA-CB-OG1	-10.07	87.86	109.00
1	6I	79	THR	CA-CB-OG1	-10.07	87.86	109.00
1	6Q	79	THR	CA-CB-OG1	-10.07	87.86	109.00
1	7M	79	THR	CA-CB-OG1	-10.07	87.86	109.00
2	1F	42	HIS	CB-CG-ND1	-10.07	98.03	123.20
2	13	42	HIS	CB-CG-ND1	-10.07	98.03	123.20
2	17	42	HIS	CB-CG-ND1	-10.07	98.03	123.20
2	2B	42	HIS	CB-CG-ND1	-10.07	98.03	123.20
2	2N	42	HIS	CB-CG-ND1	-10.07	98.03	123.20
2	23	42	HIS	CB-CG-ND1	-10.07	98.03	123.20
2	3N	42	HIS	CB-CG-ND1	-10.07	98.03	123.20
2	3R	42	HIS	CB-CG-ND1	-10.07	98.03	123.20
2	3V	42	HIS	CB-CG-ND1	-10.07	98.03	123.20
2	3Z	42	HIS	CB-CG-ND1	-10.07	98.03	123.20
2	37	42	HIS	CB-CG-ND1	-10.07	98.03	123.20
2	4J	42	HIS	CB-CG-ND1	-10.07	98.03	123.20
2	4R	42	HIS	CB-CG-ND1	-10.07	98.03	123.20
2	5F	42	HIS	CB-CG-ND1	-10.07	98.03	123.20
2	5J	42	HIS	CB-CG-ND1	-10.07	98.03	123.20
2	5N	42	HIS	CB-CG-ND1	-10.07	98.03	123.20
2	5Z	42	HIS	CB-CG-ND1	-10.07	98.03	123.20
2	6F	42	HIS	CB-CG-ND1	-10.07	98.03	123.20
2	6Z	42	HIS	CB-CG-ND1	-10.07	98.03	123.20
2	63	42	HIS	CB-CG-ND1	-10.07	98.03	123.20
2	67	42	HIS	CB-CG-ND1	-10.07	98.03	123.20
2	7B	42	HIS	CB-CG-ND1	-10.07	98.03	123.20
2	7J	42	HIS	CB-CG-ND1	-10.07	98.03	123.20
2	7V	42	HIS	CB-CG-ND1	-10.07	98.03	123.20
2	1N	42	HIS	CB-CG-ND1	-10.06	98.04	123.20
2	2J	42	HIS	CB-CG-ND1	-10.06	98.04	123.20
2	3B	42	HIS	CB-CG-ND1	-10.06	98.04	123.20
2	3J	42	HIS	CB-CG-ND1	-10.06	98.04	123.20

*Continued on next page...*

*Continued from previous page...*

Mol	Chain	Res	Type	Atoms	Z	Observed(°)	Ideal(°)
2	33	42	HIS	CB-CG-ND1	-10.06	98.04	123.20
2	4F	42	HIS	CB-CG-ND1	-10.06	98.04	123.20
2	4Z	42	HIS	CB-CG-ND1	-10.06	98.04	123.20
2	5V	42	HIS	CB-CG-ND1	-10.06	98.04	123.20
2	6N	42	HIS	CB-CG-ND1	-10.06	98.04	123.20
2	6V	42	HIS	CB-CG-ND1	-10.06	98.04	123.20
2	7F	42	HIS	CB-CG-ND1	-10.06	98.04	123.20
2	7R	42	HIS	CB-CG-ND1	-10.06	98.04	123.20
2	1B	42	HIS	CB-CG-ND1	-10.05	98.07	123.20
2	1J	42	HIS	CB-CG-ND1	-10.05	98.07	123.20
2	2F	42	HIS	CB-CG-ND1	-10.05	98.07	123.20
2	27	42	HIS	CB-CG-ND1	-10.05	98.07	123.20
2	3F	42	HIS	CB-CG-ND1	-10.05	98.07	123.20
2	4B	42	HIS	CB-CG-ND1	-10.05	98.07	123.20
2	4N	42	HIS	CB-CG-ND1	-10.05	98.07	123.20
2	4V	42	HIS	CB-CG-ND1	-10.05	98.07	123.20
2	5R	42	HIS	CB-CG-ND1	-10.05	98.07	123.20
2	6J	42	HIS	CB-CG-ND1	-10.05	98.07	123.20
2	6R	42	HIS	CB-CG-ND1	-10.05	98.07	123.20
2	7N	42	HIS	CB-CG-ND1	-10.05	98.07	123.20
1	1M	79	THR	CA-CB-OG1	-10.05	87.90	109.00
1	2I	79	THR	CA-CB-OG1	-10.05	87.90	109.00
1	3A	79	THR	CA-CB-OG1	-10.05	87.90	109.00
1	3I	79	THR	CA-CB-OG1	-10.05	87.90	109.00
1	32	79	THR	CA-CB-OG1	-10.05	87.90	109.00
1	4E	79	THR	CA-CB-OG1	-10.05	87.90	109.00
1	4Y	79	THR	CA-CB-OG1	-10.05	87.90	109.00
1	5U	79	THR	CA-CB-OG1	-10.05	87.90	109.00
1	6M	79	THR	CA-CB-OG1	-10.05	87.90	109.00
1	6U	79	THR	CA-CB-OG1	-10.05	87.90	109.00
1	7E	79	THR	CA-CB-OG1	-10.05	87.90	109.00
1	7Q	79	THR	CA-CB-OG1	-10.05	87.90	109.00
2	1R	42	HIS	CB-CG-ND1	-10.05	98.08	123.20
2	1V	42	HIS	CB-CG-ND1	-10.05	98.08	123.20
2	1Z	42	HIS	CB-CG-ND1	-10.05	98.08	123.20
2	2R	42	HIS	CB-CG-ND1	-10.05	98.08	123.20
2	2V	42	HIS	CB-CG-ND1	-10.05	98.08	123.20
2	2Z	42	HIS	CB-CG-ND1	-10.05	98.08	123.20
2	43	42	HIS	CB-CG-ND1	-10.05	98.08	123.20
2	47	42	HIS	CB-CG-ND1	-10.05	98.08	123.20
2	5B	42	HIS	CB-CG-ND1	-10.05	98.08	123.20
2	53	42	HIS	CB-CG-ND1	-10.05	98.08	123.20

*Continued on next page...*

*Continued from previous page...*

Mol	Chain	Res	Type	Atoms	Z	Observed(°)	Ideal(°)
2	57	42	HIS	CB-CG-ND1	-10.05	98.08	123.20
2	6B	42	HIS	CB-CG-ND1	-10.05	98.08	123.20
1	12	79	THR	CA-CB-OG1	-10.05	87.90	109.00
1	16	79	THR	CA-CB-OG1	-10.05	87.90	109.00
1	2A	79	THR	CA-CB-OG1	-10.05	87.90	109.00
1	3Q	79	THR	CA-CB-OG1	-10.05	87.90	109.00
1	3U	79	THR	CA-CB-OG1	-10.05	87.90	109.00
1	3Y	79	THR	CA-CB-OG1	-10.05	87.90	109.00
1	5E	79	THR	CA-CB-OG1	-10.05	87.90	109.00
1	5I	79	THR	CA-CB-OG1	-10.05	87.90	109.00
1	5M	79	THR	CA-CB-OG1	-10.05	87.90	109.00
1	62	79	THR	CA-CB-OG1	-10.05	87.90	109.00
1	66	79	THR	CA-CB-OG1	-10.05	87.90	109.00
1	7A	79	THR	CA-CB-OG1	-10.05	87.90	109.00
1	1Q	79	THR	CA-CB-OG1	-10.04	87.91	109.00
1	1U	79	THR	CA-CB-OG1	-10.04	87.91	109.00
1	1Y	79	THR	CA-CB-OG1	-10.04	87.91	109.00
1	2Q	79	THR	CA-CB-OG1	-10.04	87.91	109.00
1	2U	79	THR	CA-CB-OG1	-10.04	87.91	109.00
1	2Y	79	THR	CA-CB-OG1	-10.04	87.91	109.00
1	42	79	THR	CA-CB-OG1	-10.04	87.91	109.00
1	46	79	THR	CA-CB-OG1	-10.04	87.91	109.00
1	5A	79	THR	CA-CB-OG1	-10.04	87.91	109.00
1	52	79	THR	CA-CB-OG1	-10.04	87.91	109.00
1	56	79	THR	CA-CB-OG1	-10.04	87.91	109.00
1	6A	79	THR	CA-CB-OG1	-10.04	87.91	109.00
2	1F	4	GLU	CB-CA-C	10.04	130.47	110.40
2	2N	4	GLU	CB-CA-C	10.04	130.47	110.40
2	23	4	GLU	CB-CA-C	10.04	130.47	110.40
2	3N	4	GLU	CB-CA-C	10.04	130.47	110.40
2	37	4	GLU	CB-CA-C	10.04	130.47	110.40
2	4J	4	GLU	CB-CA-C	10.04	130.47	110.40
2	4R	4	GLU	CB-CA-C	10.04	130.47	110.40
2	5Z	4	GLU	CB-CA-C	10.04	130.47	110.40
2	6F	4	GLU	CB-CA-C	10.04	130.47	110.40
2	6Z	4	GLU	CB-CA-C	10.04	130.47	110.40
2	7J	4	GLU	CB-CA-C	10.04	130.47	110.40
2	7V	4	GLU	CB-CA-C	10.04	130.47	110.40
2	13	4	GLU	CB-CA-C	10.03	130.46	110.40
2	17	4	GLU	CB-CA-C	10.03	130.46	110.40
2	2B	4	GLU	CB-CA-C	10.03	130.46	110.40
2	3R	4	GLU	CB-CA-C	10.03	130.46	110.40

*Continued on next page...*

*Continued from previous page...*

Mol	Chain	Res	Type	Atoms	Z	Observed(°)	Ideal(°)
2	3V	4	GLU	CB-CA-C	10.03	130.46	110.40
2	3Z	4	GLU	CB-CA-C	10.03	130.46	110.40
2	5F	4	GLU	CB-CA-C	10.03	130.46	110.40
2	5J	4	GLU	CB-CA-C	10.03	130.46	110.40
2	5N	4	GLU	CB-CA-C	10.03	130.46	110.40
2	63	4	GLU	CB-CA-C	10.03	130.46	110.40
2	67	4	GLU	CB-CA-C	10.03	130.46	110.40
2	7B	4	GLU	CB-CA-C	10.03	130.46	110.40
2	1F	28	THR	OG1-CB-CG2	-10.03	86.94	110.00
2	2N	28	THR	OG1-CB-CG2	-10.03	86.94	110.00
2	23	28	THR	OG1-CB-CG2	-10.03	86.94	110.00
2	3N	28	THR	OG1-CB-CG2	-10.03	86.94	110.00
2	37	28	THR	OG1-CB-CG2	-10.03	86.94	110.00
2	4J	28	THR	OG1-CB-CG2	-10.03	86.94	110.00
2	4R	28	THR	OG1-CB-CG2	-10.03	86.94	110.00
2	5Z	28	THR	OG1-CB-CG2	-10.03	86.94	110.00
2	6F	28	THR	OG1-CB-CG2	-10.03	86.94	110.00
2	6Z	28	THR	OG1-CB-CG2	-10.03	86.94	110.00
2	7J	28	THR	OG1-CB-CG2	-10.03	86.94	110.00
2	7V	28	THR	OG1-CB-CG2	-10.03	86.94	110.00
2	1N	4	GLU	CB-CA-C	10.02	130.44	110.40
2	2J	4	GLU	CB-CA-C	10.02	130.44	110.40
2	3J	4	GLU	CB-CA-C	10.02	130.44	110.40
2	33	4	GLU	CB-CA-C	10.02	130.44	110.40
2	4F	4	GLU	CB-CA-C	10.02	130.44	110.40
2	4Z	4	GLU	CB-CA-C	10.02	130.44	110.40
2	7F	4	GLU	CB-CA-C	10.02	130.44	110.40
2	1B	28	THR	OG1-CB-CG2	-10.02	86.95	110.00
2	1J	28	THR	OG1-CB-CG2	-10.02	86.95	110.00
2	1R	28	THR	OG1-CB-CG2	-10.02	86.95	110.00
2	1V	28	THR	OG1-CB-CG2	-10.02	86.95	110.00
2	1Z	28	THR	OG1-CB-CG2	-10.02	86.95	110.00
2	13	28	THR	OG1-CB-CG2	-10.02	86.95	110.00
2	17	28	THR	OG1-CB-CG2	-10.02	86.95	110.00
2	2B	28	THR	OG1-CB-CG2	-10.02	86.95	110.00
2	3B	4	GLU	CB-CA-C	10.02	130.44	110.40
2	6N	4	GLU	CB-CA-C	10.02	130.44	110.40
2	2F	28	THR	OG1-CB-CG2	-10.02	86.95	110.00
2	2R	28	THR	OG1-CB-CG2	-10.02	86.95	110.00
2	2V	28	THR	OG1-CB-CG2	-10.02	86.95	110.00
2	2Z	28	THR	OG1-CB-CG2	-10.02	86.95	110.00
2	27	28	THR	OG1-CB-CG2	-10.02	86.95	110.00

*Continued on next page...*



*Continued from previous page...*

Mol	Chain	Res	Type	Atoms	Z	Observed(°)	Ideal(°)
2	3F	28	THR	OG1-CB-CG2	-10.02	86.95	110.00
2	3R	28	THR	OG1-CB-CG2	-10.02	86.95	110.00
2	3V	28	THR	OG1-CB-CG2	-10.02	86.95	110.00
2	3Z	28	THR	OG1-CB-CG2	-10.02	86.95	110.00
2	5V	4	GLU	CB-CA-C	10.02	130.44	110.40
2	6V	4	GLU	CB-CA-C	10.02	130.44	110.40
2	7R	4	GLU	CB-CA-C	10.02	130.44	110.40
2	4B	28	THR	OG1-CB-CG2	-10.02	86.95	110.00
2	4N	28	THR	OG1-CB-CG2	-10.02	86.95	110.00
2	4V	28	THR	OG1-CB-CG2	-10.02	86.95	110.00
2	43	28	THR	OG1-CB-CG2	-10.02	86.95	110.00
2	47	28	THR	OG1-CB-CG2	-10.02	86.95	110.00
2	5B	28	THR	OG1-CB-CG2	-10.02	86.95	110.00
2	5F	28	THR	OG1-CB-CG2	-10.02	86.95	110.00
2	5J	28	THR	OG1-CB-CG2	-10.02	86.95	110.00
2	5N	28	THR	OG1-CB-CG2	-10.02	86.95	110.00
2	5R	28	THR	OG1-CB-CG2	-10.02	86.95	110.00
2	53	28	THR	OG1-CB-CG2	-10.02	86.95	110.00
2	57	28	THR	OG1-CB-CG2	-10.02	86.95	110.00
2	6B	28	THR	OG1-CB-CG2	-10.02	86.95	110.00
2	6J	28	THR	OG1-CB-CG2	-10.02	86.95	110.00
2	6R	28	THR	OG1-CB-CG2	-10.02	86.95	110.00
2	63	28	THR	OG1-CB-CG2	-10.02	86.95	110.00
2	67	28	THR	OG1-CB-CG2	-10.02	86.95	110.00
2	7B	28	THR	OG1-CB-CG2	-10.02	86.95	110.00
2	7N	28	THR	OG1-CB-CG2	-10.02	86.95	110.00
2	1B	4	GLU	CB-CA-C	10.02	130.44	110.40
2	1J	4	GLU	CB-CA-C	10.02	130.44	110.40
2	2F	4	GLU	CB-CA-C	10.02	130.44	110.40
2	27	4	GLU	CB-CA-C	10.02	130.44	110.40
2	3F	4	GLU	CB-CA-C	10.02	130.44	110.40
2	4B	4	GLU	CB-CA-C	10.02	130.44	110.40
2	4N	4	GLU	CB-CA-C	10.02	130.44	110.40
2	4V	4	GLU	CB-CA-C	10.02	130.44	110.40
2	5R	4	GLU	CB-CA-C	10.02	130.44	110.40
2	6J	4	GLU	CB-CA-C	10.02	130.44	110.40
2	6R	4	GLU	CB-CA-C	10.02	130.44	110.40
2	7N	4	GLU	CB-CA-C	10.02	130.44	110.40
2	1R	4	GLU	CB-CA-C	10.02	130.43	110.40
2	1V	4	GLU	CB-CA-C	10.02	130.43	110.40
2	1Z	4	GLU	CB-CA-C	10.02	130.43	110.40
2	2R	4	GLU	CB-CA-C	10.02	130.43	110.40

*Continued on next page...*

*Continued from previous page...*

Mol	Chain	Res	Type	Atoms	Z	Observed(°)	Ideal(°)
2	2V	4	GLU	CB-CA-C	10.02	130.43	110.40
2	2Z	4	GLU	CB-CA-C	10.02	130.43	110.40
2	43	4	GLU	CB-CA-C	10.02	130.43	110.40
2	47	4	GLU	CB-CA-C	10.02	130.43	110.40
2	5B	4	GLU	CB-CA-C	10.02	130.43	110.40
2	53	4	GLU	CB-CA-C	10.02	130.43	110.40
2	57	4	GLU	CB-CA-C	10.02	130.43	110.40
2	6B	4	GLU	CB-CA-C	10.02	130.43	110.40
2	1N	28	THR	OG1-CB-CG2	-10.01	86.97	110.00
2	2J	28	THR	OG1-CB-CG2	-10.01	86.97	110.00
2	3B	28	THR	OG1-CB-CG2	-10.01	86.97	110.00
2	3J	28	THR	OG1-CB-CG2	-10.01	86.97	110.00
2	33	28	THR	OG1-CB-CG2	-10.01	86.97	110.00
2	4F	28	THR	OG1-CB-CG2	-10.01	86.97	110.00
2	4Z	28	THR	OG1-CB-CG2	-10.01	86.97	110.00
2	5V	28	THR	OG1-CB-CG2	-10.01	86.97	110.00
2	6N	28	THR	OG1-CB-CG2	-10.01	86.97	110.00
2	6V	28	THR	OG1-CB-CG2	-10.01	86.97	110.00
2	7F	28	THR	OG1-CB-CG2	-10.01	86.97	110.00
2	7R	28	THR	OG1-CB-CG2	-10.01	86.97	110.00
2	1F	41	PHE	CA-C-N	-9.96	95.29	117.20
1	1Q	43	HIS	ND1-CE1-NE2	-9.96	87.99	109.90
1	1U	43	HIS	ND1-CE1-NE2	-9.96	87.99	109.90
1	1Y	43	HIS	ND1-CE1-NE2	-9.96	87.99	109.90
2	2N	41	PHE	CA-C-N	-9.96	95.29	117.20
1	2Q	43	HIS	ND1-CE1-NE2	-9.96	87.99	109.90
1	2U	43	HIS	ND1-CE1-NE2	-9.96	87.99	109.90
1	2Y	43	HIS	ND1-CE1-NE2	-9.96	87.99	109.90
2	23	41	PHE	CA-C-N	-9.96	95.29	117.20
2	3N	41	PHE	CA-C-N	-9.96	95.29	117.20
2	37	41	PHE	CA-C-N	-9.96	95.29	117.20
2	4J	41	PHE	CA-C-N	-9.96	95.29	117.20
2	4R	41	PHE	CA-C-N	-9.96	95.29	117.20
1	42	43	HIS	ND1-CE1-NE2	-9.96	87.99	109.90
1	46	43	HIS	ND1-CE1-NE2	-9.96	87.99	109.90
1	5A	43	HIS	ND1-CE1-NE2	-9.96	87.99	109.90
2	5Z	41	PHE	CA-C-N	-9.96	95.29	117.20
1	52	43	HIS	ND1-CE1-NE2	-9.96	87.99	109.90
1	56	43	HIS	ND1-CE1-NE2	-9.96	87.99	109.90
1	6A	43	HIS	ND1-CE1-NE2	-9.96	87.99	109.90
2	6F	41	PHE	CA-C-N	-9.96	95.29	117.20
2	6Z	41	PHE	CA-C-N	-9.96	95.29	117.20

*Continued on next page...*

*Continued from previous page...*

Mol	Chain	Res	Type	Atoms	Z	Observed(°)	Ideal(°)
2	7J	41	PHE	CA-C-N	-9.96	95.29	117.20
2	7V	41	PHE	CA-C-N	-9.96	95.29	117.20
1	1A	43	HIS	ND1-CE1-NE2	-9.96	88.00	109.90
1	1I	43	HIS	ND1-CE1-NE2	-9.96	88.00	109.90
1	1M	93	ALA	CA-C-O	9.96	141.01	120.10
1	12	43	HIS	ND1-CE1-NE2	-9.96	88.00	109.90
1	16	43	HIS	ND1-CE1-NE2	-9.96	88.00	109.90
1	2A	43	HIS	ND1-CE1-NE2	-9.96	88.00	109.90
1	2E	43	HIS	ND1-CE1-NE2	-9.96	88.00	109.90
1	2I	93	ALA	CA-C-O	9.96	141.01	120.10
1	26	43	HIS	ND1-CE1-NE2	-9.96	88.00	109.90
1	3A	93	ALA	CA-C-O	9.96	141.01	120.10
1	3E	43	HIS	ND1-CE1-NE2	-9.96	88.00	109.90
1	3I	93	ALA	CA-C-O	9.96	141.01	120.10
1	3Q	43	HIS	ND1-CE1-NE2	-9.96	88.00	109.90
1	3U	43	HIS	ND1-CE1-NE2	-9.96	88.00	109.90
1	3Y	43	HIS	ND1-CE1-NE2	-9.96	88.00	109.90
1	32	93	ALA	CA-C-O	9.96	141.01	120.10
1	4A	43	HIS	ND1-CE1-NE2	-9.96	88.00	109.90
1	4E	93	ALA	CA-C-O	9.96	141.01	120.10
1	4M	43	HIS	ND1-CE1-NE2	-9.96	88.00	109.90
1	4U	43	HIS	ND1-CE1-NE2	-9.96	88.00	109.90
1	4Y	93	ALA	CA-C-O	9.96	141.01	120.10
1	5E	43	HIS	ND1-CE1-NE2	-9.96	88.00	109.90
1	5I	43	HIS	ND1-CE1-NE2	-9.96	88.00	109.90
1	5M	43	HIS	ND1-CE1-NE2	-9.96	88.00	109.90
1	5Q	43	HIS	ND1-CE1-NE2	-9.96	88.00	109.90
1	5U	93	ALA	CA-C-O	9.96	141.01	120.10
1	6I	43	HIS	ND1-CE1-NE2	-9.96	88.00	109.90
1	6M	93	ALA	CA-C-O	9.96	141.01	120.10
1	6Q	43	HIS	ND1-CE1-NE2	-9.96	88.00	109.90
1	6U	93	ALA	CA-C-O	9.96	141.01	120.10
1	62	43	HIS	ND1-CE1-NE2	-9.96	88.00	109.90
1	66	43	HIS	ND1-CE1-NE2	-9.96	88.00	109.90
1	7A	43	HIS	ND1-CE1-NE2	-9.96	88.00	109.90
1	7E	93	ALA	CA-C-O	9.96	141.01	120.10
1	7M	43	HIS	ND1-CE1-NE2	-9.96	88.00	109.90
1	7Q	93	ALA	CA-C-O	9.96	141.01	120.10
1	1E	43	HIS	ND1-CE1-NE2	-9.95	88.00	109.90
1	1M	43	HIS	ND1-CE1-NE2	-9.95	88.01	109.90
1	2I	43	HIS	ND1-CE1-NE2	-9.95	88.01	109.90
1	2M	43	HIS	ND1-CE1-NE2	-9.95	88.00	109.90

*Continued on next page...*

*Continued from previous page...*

Mol	Chain	Res	Type	Atoms	Z	Observed(°)	Ideal(°)
1	22	43	HIS	ND1-CE1-NE2	-9.95	88.00	109.90
1	3A	43	HIS	ND1-CE1-NE2	-9.95	88.01	109.90
1	3I	43	HIS	ND1-CE1-NE2	-9.95	88.01	109.90
1	3M	43	HIS	ND1-CE1-NE2	-9.95	88.00	109.90
1	32	43	HIS	ND1-CE1-NE2	-9.95	88.01	109.90
1	36	43	HIS	ND1-CE1-NE2	-9.95	88.00	109.90
1	4E	43	HIS	ND1-CE1-NE2	-9.95	88.01	109.90
1	4I	43	HIS	ND1-CE1-NE2	-9.95	88.00	109.90
1	4Q	43	HIS	ND1-CE1-NE2	-9.95	88.00	109.90
1	4Y	43	HIS	ND1-CE1-NE2	-9.95	88.01	109.90
1	5U	43	HIS	ND1-CE1-NE2	-9.95	88.01	109.90
1	5Y	43	HIS	ND1-CE1-NE2	-9.95	88.00	109.90
1	6E	43	HIS	ND1-CE1-NE2	-9.95	88.00	109.90
1	6M	43	HIS	ND1-CE1-NE2	-9.95	88.01	109.90
1	6U	43	HIS	ND1-CE1-NE2	-9.95	88.01	109.90
1	6Y	43	HIS	ND1-CE1-NE2	-9.95	88.00	109.90
1	7E	43	HIS	ND1-CE1-NE2	-9.95	88.01	109.90
1	7I	43	HIS	ND1-CE1-NE2	-9.95	88.00	109.90
1	7Q	43	HIS	ND1-CE1-NE2	-9.95	88.01	109.90
1	7U	43	HIS	ND1-CE1-NE2	-9.95	88.00	109.90
1	1E	93	ALA	CA-C-O	9.94	140.98	120.10
1	1Q	146	ASN	N-CA-CB	9.94	128.50	110.60
1	1U	146	ASN	N-CA-CB	9.94	128.50	110.60
1	1Y	146	ASN	N-CA-CB	9.94	128.50	110.60
1	2M	93	ALA	CA-C-O	9.94	140.98	120.10
1	2Q	146	ASN	N-CA-CB	9.94	128.50	110.60
1	2U	146	ASN	N-CA-CB	9.94	128.50	110.60
1	2Y	146	ASN	N-CA-CB	9.94	128.50	110.60
1	22	93	ALA	CA-C-O	9.94	140.98	120.10
1	3M	93	ALA	CA-C-O	9.94	140.98	120.10
1	36	93	ALA	CA-C-O	9.94	140.98	120.10
1	4I	93	ALA	CA-C-O	9.94	140.98	120.10
1	4Q	93	ALA	CA-C-O	9.94	140.98	120.10
1	42	146	ASN	N-CA-CB	9.94	128.50	110.60
1	46	146	ASN	N-CA-CB	9.94	128.50	110.60
1	5A	146	ASN	N-CA-CB	9.94	128.50	110.60
1	5Y	93	ALA	CA-C-O	9.94	140.98	120.10
1	52	146	ASN	N-CA-CB	9.94	128.50	110.60
1	56	146	ASN	N-CA-CB	9.94	128.50	110.60
1	6A	146	ASN	N-CA-CB	9.94	128.50	110.60
1	6E	93	ALA	CA-C-O	9.94	140.98	120.10
1	6Y	93	ALA	CA-C-O	9.94	140.98	120.10

*Continued on next page...*

*Continued from previous page...*

Mol	Chain	Res	Type	Atoms	Z	Observed(°)	Ideal(°)
1	7I	93	ALA	CA-C-O	9.94	140.98	120.10
1	7U	93	ALA	CA-C-O	9.94	140.98	120.10
2	1B	41	PHE	CA-C-N	-9.94	95.33	117.20
2	1J	41	PHE	CA-C-N	-9.94	95.33	117.20
2	1N	41	PHE	CA-C-N	-9.94	95.33	117.20
2	2F	41	PHE	CA-C-N	-9.94	95.33	117.20
2	2J	41	PHE	CA-C-N	-9.94	95.33	117.20
2	27	41	PHE	CA-C-N	-9.94	95.33	117.20
2	3B	41	PHE	CA-C-N	-9.94	95.33	117.20
2	3F	41	PHE	CA-C-N	-9.94	95.33	117.20
2	3J	41	PHE	CA-C-N	-9.94	95.33	117.20
2	33	41	PHE	CA-C-N	-9.94	95.33	117.20
2	4B	41	PHE	CA-C-N	-9.94	95.33	117.20
2	4F	41	PHE	CA-C-N	-9.94	95.33	117.20
2	4N	41	PHE	CA-C-N	-9.94	95.33	117.20
2	4V	41	PHE	CA-C-N	-9.94	95.33	117.20
2	4Z	41	PHE	CA-C-N	-9.94	95.33	117.20
2	5R	41	PHE	CA-C-N	-9.94	95.33	117.20
2	5V	41	PHE	CA-C-N	-9.94	95.33	117.20
2	6J	41	PHE	CA-C-N	-9.94	95.33	117.20
2	6N	41	PHE	CA-C-N	-9.94	95.33	117.20
2	6R	41	PHE	CA-C-N	-9.94	95.33	117.20
2	6V	41	PHE	CA-C-N	-9.94	95.33	117.20
2	7F	41	PHE	CA-C-N	-9.94	95.33	117.20
2	7N	41	PHE	CA-C-N	-9.94	95.33	117.20
2	7R	41	PHE	CA-C-N	-9.94	95.33	117.20
1	1E	146	ASN	N-CA-CB	9.94	128.49	110.60
2	1F	31	PHE	CA-CB-CG	-9.94	90.05	113.90
1	1M	146	ASN	N-CA-CB	9.94	128.49	110.60
1	2I	146	ASN	N-CA-CB	9.94	128.49	110.60
1	2M	146	ASN	N-CA-CB	9.94	128.49	110.60
2	2N	31	PHE	CA-CB-CG	-9.94	90.05	113.90
1	22	146	ASN	N-CA-CB	9.94	128.49	110.60
2	23	31	PHE	CA-CB-CG	-9.94	90.05	113.90
1	3A	146	ASN	N-CA-CB	9.94	128.49	110.60
1	3I	146	ASN	N-CA-CB	9.94	128.49	110.60
1	3M	146	ASN	N-CA-CB	9.94	128.49	110.60
2	3N	31	PHE	CA-CB-CG	-9.94	90.05	113.90
1	32	146	ASN	N-CA-CB	9.94	128.49	110.60
1	36	146	ASN	N-CA-CB	9.94	128.49	110.60
2	37	31	PHE	CA-CB-CG	-9.94	90.05	113.90
1	4E	146	ASN	N-CA-CB	9.94	128.49	110.60

*Continued on next page...*

*Continued from previous page...*

Mol	Chain	Res	Type	Atoms	Z	Observed(°)	Ideal(°)
1	4I	146	ASN	N-CA-CB	9.94	128.49	110.60
2	4J	31	PHE	CA-CB-CG	-9.94	90.05	113.90
1	4Q	146	ASN	N-CA-CB	9.94	128.49	110.60
2	4R	31	PHE	CA-CB-CG	-9.94	90.05	113.90
1	4Y	146	ASN	N-CA-CB	9.94	128.49	110.60
1	5U	146	ASN	N-CA-CB	9.94	128.49	110.60
1	5Y	146	ASN	N-CA-CB	9.94	128.49	110.60
2	5Z	31	PHE	CA-CB-CG	-9.94	90.05	113.90
1	6E	146	ASN	N-CA-CB	9.94	128.49	110.60
2	6F	31	PHE	CA-CB-CG	-9.94	90.05	113.90
1	6M	146	ASN	N-CA-CB	9.94	128.49	110.60
1	6U	146	ASN	N-CA-CB	9.94	128.49	110.60
1	6Y	146	ASN	N-CA-CB	9.94	128.49	110.60
2	6Z	31	PHE	CA-CB-CG	-9.94	90.05	113.90
1	7E	146	ASN	N-CA-CB	9.94	128.49	110.60
1	7I	146	ASN	N-CA-CB	9.94	128.49	110.60
2	7J	31	PHE	CA-CB-CG	-9.94	90.05	113.90
1	7Q	146	ASN	N-CA-CB	9.94	128.49	110.60
1	7U	146	ASN	N-CA-CB	9.94	128.49	110.60
2	7V	31	PHE	CA-CB-CG	-9.94	90.05	113.90
2	1R	41	PHE	CA-C-N	-9.93	95.35	117.20
2	1V	41	PHE	CA-C-N	-9.93	95.35	117.20
2	1Z	41	PHE	CA-C-N	-9.93	95.35	117.20
2	2R	41	PHE	CA-C-N	-9.93	95.35	117.20
2	2V	41	PHE	CA-C-N	-9.93	95.35	117.20
2	2Z	41	PHE	CA-C-N	-9.93	95.35	117.20
2	43	41	PHE	CA-C-N	-9.93	95.35	117.20
2	47	41	PHE	CA-C-N	-9.93	95.35	117.20
2	5B	41	PHE	CA-C-N	-9.93	95.35	117.20
2	53	41	PHE	CA-C-N	-9.93	95.35	117.20
2	57	41	PHE	CA-C-N	-9.93	95.35	117.20
2	6B	41	PHE	CA-C-N	-9.93	95.35	117.20
1	1A	146	ASN	N-CA-CB	9.93	128.47	110.60
1	1I	146	ASN	N-CA-CB	9.93	128.47	110.60
2	1R	31	PHE	CA-CB-CG	-9.93	90.07	113.90
2	1V	31	PHE	CA-CB-CG	-9.93	90.07	113.90
2	1Z	31	PHE	CA-CB-CG	-9.93	90.07	113.90
1	12	146	ASN	N-CA-CB	9.93	128.47	110.60
2	13	31	PHE	CA-CB-CG	-9.93	90.07	113.90
1	16	146	ASN	N-CA-CB	9.93	128.47	110.60
2	17	31	PHE	CA-CB-CG	-9.93	90.07	113.90
1	2A	146	ASN	N-CA-CB	9.93	128.47	110.60

*Continued on next page...*

*Continued from previous page...*

Mol	Chain	Res	Type	Atoms	Z	Observed(°)	Ideal(°)
2	2B	31	PHE	CA-CB-CG	-9.93	90.07	113.90
1	2E	146	ASN	N-CA-CB	9.93	128.47	110.60
2	2R	31	PHE	CA-CB-CG	-9.93	90.07	113.90
2	2V	31	PHE	CA-CB-CG	-9.93	90.07	113.90
2	2Z	31	PHE	CA-CB-CG	-9.93	90.07	113.90
1	26	146	ASN	N-CA-CB	9.93	128.47	110.60
1	3E	146	ASN	N-CA-CB	9.93	128.47	110.60
1	3Q	146	ASN	N-CA-CB	9.93	128.47	110.60
2	3R	31	PHE	CA-CB-CG	-9.93	90.07	113.90
1	3U	146	ASN	N-CA-CB	9.93	128.47	110.60
2	3V	31	PHE	CA-CB-CG	-9.93	90.07	113.90
1	3Y	146	ASN	N-CA-CB	9.93	128.47	110.60
2	3Z	31	PHE	CA-CB-CG	-9.93	90.07	113.90
1	4A	146	ASN	N-CA-CB	9.93	128.47	110.60
1	4M	146	ASN	N-CA-CB	9.93	128.47	110.60
1	4U	146	ASN	N-CA-CB	9.93	128.47	110.60
2	43	31	PHE	CA-CB-CG	-9.93	90.07	113.90
2	47	31	PHE	CA-CB-CG	-9.93	90.07	113.90
2	5B	31	PHE	CA-CB-CG	-9.93	90.07	113.90
1	5E	146	ASN	N-CA-CB	9.93	128.47	110.60
2	5F	31	PHE	CA-CB-CG	-9.93	90.07	113.90
1	5I	146	ASN	N-CA-CB	9.93	128.47	110.60
2	5J	31	PHE	CA-CB-CG	-9.93	90.07	113.90
1	5M	146	ASN	N-CA-CB	9.93	128.47	110.60
2	5N	31	PHE	CA-CB-CG	-9.93	90.07	113.90
1	5Q	146	ASN	N-CA-CB	9.93	128.47	110.60
2	53	31	PHE	CA-CB-CG	-9.93	90.07	113.90
2	57	31	PHE	CA-CB-CG	-9.93	90.07	113.90
2	6B	31	PHE	CA-CB-CG	-9.93	90.07	113.90
1	6I	146	ASN	N-CA-CB	9.93	128.47	110.60
1	6Q	146	ASN	N-CA-CB	9.93	128.47	110.60
1	62	146	ASN	N-CA-CB	9.93	128.47	110.60
2	63	31	PHE	CA-CB-CG	-9.93	90.07	113.90
1	66	146	ASN	N-CA-CB	9.93	128.47	110.60
2	67	31	PHE	CA-CB-CG	-9.93	90.07	113.90
1	7A	146	ASN	N-CA-CB	9.93	128.47	110.60
2	7B	31	PHE	CA-CB-CG	-9.93	90.07	113.90
1	7M	146	ASN	N-CA-CB	9.93	128.47	110.60
1	1A	93	ALA	CA-C-O	9.93	140.95	120.10
2	1F	38	VAL	CG1-CB-CG2	-9.93	95.02	110.90
1	1I	93	ALA	CA-C-O	9.93	140.95	120.10
1	2E	93	ALA	CA-C-O	9.93	140.95	120.10

*Continued on next page...*



*Continued from previous page...*

Mol	Chain	Res	Type	Atoms	Z	Observed(°)	Ideal(°)
2	2N	38	VAL	CG1-CB-CG2	-9.93	95.02	110.90
2	23	38	VAL	CG1-CB-CG2	-9.93	95.02	110.90
1	26	93	ALA	CA-C-O	9.93	140.95	120.10
1	3E	93	ALA	CA-C-O	9.93	140.95	120.10
2	3N	38	VAL	CG1-CB-CG2	-9.93	95.02	110.90
2	37	38	VAL	CG1-CB-CG2	-9.93	95.02	110.90
1	4A	93	ALA	CA-C-O	9.93	140.95	120.10
2	4J	38	VAL	CG1-CB-CG2	-9.93	95.02	110.90
1	4M	93	ALA	CA-C-O	9.93	140.95	120.10
2	4R	38	VAL	CG1-CB-CG2	-9.93	95.02	110.90
1	4U	93	ALA	CA-C-O	9.93	140.95	120.10
1	5Q	93	ALA	CA-C-O	9.93	140.95	120.10
2	5Z	38	VAL	CG1-CB-CG2	-9.93	95.02	110.90
2	6F	38	VAL	CG1-CB-CG2	-9.93	95.02	110.90
1	6I	93	ALA	CA-C-O	9.93	140.95	120.10
1	6Q	93	ALA	CA-C-O	9.93	140.95	120.10
2	6Z	38	VAL	CG1-CB-CG2	-9.93	95.02	110.90
2	7J	38	VAL	CG1-CB-CG2	-9.93	95.02	110.90
1	7M	93	ALA	CA-C-O	9.93	140.95	120.10
2	7V	38	VAL	CG1-CB-CG2	-9.93	95.02	110.90
2	1N	31	PHE	CA-CB-CG	-9.93	90.08	113.90
2	13	41	PHE	CA-C-N	-9.93	95.36	117.20
2	17	41	PHE	CA-C-N	-9.93	95.36	117.20
2	2B	41	PHE	CA-C-N	-9.93	95.36	117.20
2	2J	31	PHE	CA-CB-CG	-9.93	90.08	113.90
2	3B	31	PHE	CA-CB-CG	-9.93	90.08	113.90
2	3J	31	PHE	CA-CB-CG	-9.93	90.08	113.90
2	3R	41	PHE	CA-C-N	-9.93	95.36	117.20
2	3V	41	PHE	CA-C-N	-9.93	95.36	117.20
2	3Z	41	PHE	CA-C-N	-9.93	95.36	117.20
2	33	31	PHE	CA-CB-CG	-9.93	90.08	113.90
2	4F	31	PHE	CA-CB-CG	-9.93	90.08	113.90
2	4Z	31	PHE	CA-CB-CG	-9.93	90.08	113.90
2	5F	41	PHE	CA-C-N	-9.93	95.36	117.20
2	5J	41	PHE	CA-C-N	-9.93	95.36	117.20
2	5N	41	PHE	CA-C-N	-9.93	95.36	117.20
2	5V	31	PHE	CA-CB-CG	-9.93	90.08	113.90
2	6N	31	PHE	CA-CB-CG	-9.93	90.08	113.90
2	6V	31	PHE	CA-CB-CG	-9.93	90.08	113.90
2	63	41	PHE	CA-C-N	-9.93	95.36	117.20
2	67	41	PHE	CA-C-N	-9.93	95.36	117.20
2	7B	41	PHE	CA-C-N	-9.93	95.36	117.20

*Continued on next page...*

*Continued from previous page...*

Mol	Chain	Res	Type	Atoms	Z	Observed(°)	Ideal(°)
2	7F	31	PHE	CA-CB-CG	-9.93	90.08	113.90
2	7R	31	PHE	CA-CB-CG	-9.93	90.08	113.90
2	1B	31	PHE	CA-CB-CG	-9.93	90.08	113.90
2	1J	31	PHE	CA-CB-CG	-9.93	90.08	113.90
2	2F	31	PHE	CA-CB-CG	-9.93	90.08	113.90
2	27	31	PHE	CA-CB-CG	-9.93	90.08	113.90
2	3F	31	PHE	CA-CB-CG	-9.93	90.08	113.90
2	4B	31	PHE	CA-CB-CG	-9.93	90.08	113.90
2	4N	31	PHE	CA-CB-CG	-9.93	90.08	113.90
2	4V	31	PHE	CA-CB-CG	-9.93	90.08	113.90
2	5R	31	PHE	CA-CB-CG	-9.93	90.08	113.90
2	6J	31	PHE	CA-CB-CG	-9.93	90.08	113.90
2	6R	31	PHE	CA-CB-CG	-9.93	90.08	113.90
2	7N	31	PHE	CA-CB-CG	-9.93	90.08	113.90
1	12	93	ALA	CA-C-O	9.92	140.93	120.10
1	16	93	ALA	CA-C-O	9.92	140.93	120.10
1	2A	93	ALA	CA-C-O	9.92	140.93	120.10
1	3Q	93	ALA	CA-C-O	9.92	140.93	120.10
1	3U	93	ALA	CA-C-O	9.92	140.93	120.10
1	3Y	93	ALA	CA-C-O	9.92	140.93	120.10
1	5E	93	ALA	CA-C-O	9.92	140.93	120.10
1	5I	93	ALA	CA-C-O	9.92	140.93	120.10
1	5M	93	ALA	CA-C-O	9.92	140.93	120.10
1	62	93	ALA	CA-C-O	9.92	140.93	120.10
1	66	93	ALA	CA-C-O	9.92	140.93	120.10
1	7A	93	ALA	CA-C-O	9.92	140.93	120.10
1	1E	146	ASN	OD1-CG-ND2	-9.91	99.11	121.90
2	1N	38	VAL	CG1-CB-CG2	-9.91	95.05	110.90
2	2J	38	VAL	CG1-CB-CG2	-9.91	95.05	110.90
1	2M	146	ASN	OD1-CG-ND2	-9.91	99.11	121.90
1	22	146	ASN	OD1-CG-ND2	-9.91	99.11	121.90
2	3B	38	VAL	CG1-CB-CG2	-9.91	95.05	110.90
2	3J	38	VAL	CG1-CB-CG2	-9.91	95.05	110.90
1	3M	146	ASN	OD1-CG-ND2	-9.91	99.11	121.90
2	33	38	VAL	CG1-CB-CG2	-9.91	95.05	110.90
1	36	146	ASN	OD1-CG-ND2	-9.91	99.11	121.90
2	4F	38	VAL	CG1-CB-CG2	-9.91	95.05	110.90
1	4I	146	ASN	OD1-CG-ND2	-9.91	99.11	121.90
1	4Q	146	ASN	OD1-CG-ND2	-9.91	99.11	121.90
2	4Z	38	VAL	CG1-CB-CG2	-9.91	95.05	110.90
2	5V	38	VAL	CG1-CB-CG2	-9.91	95.05	110.90
1	5Y	146	ASN	OD1-CG-ND2	-9.91	99.11	121.90

*Continued on next page...*

*Continued from previous page...*

Mol	Chain	Res	Type	Atoms	Z	Observed(°)	Ideal(°)
1	6E	146	ASN	OD1-CG-ND2	-9.91	99.11	121.90
2	6N	38	VAL	CG1-CB-CG2	-9.91	95.05	110.90
2	6V	38	VAL	CG1-CB-CG2	-9.91	95.05	110.90
1	6Y	146	ASN	OD1-CG-ND2	-9.91	99.11	121.90
2	7F	38	VAL	CG1-CB-CG2	-9.91	95.05	110.90
1	7I	146	ASN	OD1-CG-ND2	-9.91	99.11	121.90
2	7R	38	VAL	CG1-CB-CG2	-9.91	95.05	110.90
1	7U	146	ASN	OD1-CG-ND2	-9.91	99.11	121.90
1	1Q	93	ALA	CA-C-O	9.91	140.90	120.10
1	1U	93	ALA	CA-C-O	9.91	140.90	120.10
1	1Y	93	ALA	CA-C-O	9.91	140.90	120.10
1	12	146	ASN	OD1-CG-ND2	-9.91	99.12	121.90
1	16	146	ASN	OD1-CG-ND2	-9.91	99.12	121.90
1	2A	146	ASN	OD1-CG-ND2	-9.91	99.12	121.90
1	2Q	93	ALA	CA-C-O	9.91	140.90	120.10
1	2U	93	ALA	CA-C-O	9.91	140.90	120.10
1	2Y	93	ALA	CA-C-O	9.91	140.90	120.10
1	3Q	146	ASN	OD1-CG-ND2	-9.91	99.12	121.90
1	3U	146	ASN	OD1-CG-ND2	-9.91	99.12	121.90
1	3Y	146	ASN	OD1-CG-ND2	-9.91	99.12	121.90
1	42	93	ALA	CA-C-O	9.91	140.90	120.10
1	46	93	ALA	CA-C-O	9.91	140.90	120.10
1	5A	93	ALA	CA-C-O	9.91	140.90	120.10
1	5E	146	ASN	OD1-CG-ND2	-9.91	99.12	121.90
1	5I	146	ASN	OD1-CG-ND2	-9.91	99.12	121.90
1	5M	146	ASN	OD1-CG-ND2	-9.91	99.12	121.90
1	52	93	ALA	CA-C-O	9.91	140.90	120.10
1	56	93	ALA	CA-C-O	9.91	140.90	120.10
1	6A	93	ALA	CA-C-O	9.91	140.90	120.10
1	62	146	ASN	OD1-CG-ND2	-9.91	99.12	121.90
1	66	146	ASN	OD1-CG-ND2	-9.91	99.12	121.90
1	7A	146	ASN	OD1-CG-ND2	-9.91	99.12	121.90
1	1A	146	ASN	OD1-CG-ND2	-9.90	99.12	121.90
1	1I	146	ASN	OD1-CG-ND2	-9.90	99.12	121.90
1	2E	146	ASN	OD1-CG-ND2	-9.90	99.12	121.90
1	26	146	ASN	OD1-CG-ND2	-9.90	99.12	121.90
1	3E	146	ASN	OD1-CG-ND2	-9.90	99.12	121.90
1	4A	146	ASN	OD1-CG-ND2	-9.90	99.12	121.90
1	4M	146	ASN	OD1-CG-ND2	-9.90	99.12	121.90
1	4U	146	ASN	OD1-CG-ND2	-9.90	99.12	121.90
1	5Q	146	ASN	OD1-CG-ND2	-9.90	99.12	121.90
1	6I	146	ASN	OD1-CG-ND2	-9.90	99.12	121.90

*Continued on next page...*

*Continued from previous page...*

Mol	Chain	Res	Type	Atoms	Z	Observed(°)	Ideal(°)
1	6Q	146	ASN	OD1-CG-ND2	-9.90	99.12	121.90
1	7M	146	ASN	OD1-CG-ND2	-9.90	99.12	121.90
1	1M	146	ASN	OD1-CG-ND2	-9.90	99.13	121.90
1	2I	146	ASN	OD1-CG-ND2	-9.90	99.13	121.90
1	3A	146	ASN	OD1-CG-ND2	-9.90	99.13	121.90
1	3I	146	ASN	OD1-CG-ND2	-9.90	99.13	121.90
1	32	146	ASN	OD1-CG-ND2	-9.90	99.13	121.90
1	4E	146	ASN	OD1-CG-ND2	-9.90	99.13	121.90
1	4Y	146	ASN	OD1-CG-ND2	-9.90	99.13	121.90
1	5U	146	ASN	OD1-CG-ND2	-9.90	99.13	121.90
1	6M	146	ASN	OD1-CG-ND2	-9.90	99.13	121.90
1	6U	146	ASN	OD1-CG-ND2	-9.90	99.13	121.90
1	7E	146	ASN	OD1-CG-ND2	-9.90	99.13	121.90
1	7Q	146	ASN	OD1-CG-ND2	-9.90	99.13	121.90
2	1B	38	VAL	CG1-CB-CG2	-9.90	95.06	110.90
2	1J	38	VAL	CG1-CB-CG2	-9.90	95.06	110.90
2	2F	38	VAL	CG1-CB-CG2	-9.90	95.06	110.90
2	27	38	VAL	CG1-CB-CG2	-9.90	95.06	110.90
2	3F	38	VAL	CG1-CB-CG2	-9.90	95.06	110.90
2	4B	38	VAL	CG1-CB-CG2	-9.90	95.06	110.90
2	4N	38	VAL	CG1-CB-CG2	-9.90	95.06	110.90
2	4V	38	VAL	CG1-CB-CG2	-9.90	95.06	110.90
2	5R	38	VAL	CG1-CB-CG2	-9.90	95.06	110.90
2	6J	38	VAL	CG1-CB-CG2	-9.90	95.06	110.90
2	6R	38	VAL	CG1-CB-CG2	-9.90	95.06	110.90
2	7N	38	VAL	CG1-CB-CG2	-9.90	95.06	110.90
1	1Q	146	ASN	OD1-CG-ND2	-9.89	99.15	121.90
1	1U	146	ASN	OD1-CG-ND2	-9.89	99.15	121.90
1	1Y	146	ASN	OD1-CG-ND2	-9.89	99.15	121.90
1	2Q	146	ASN	OD1-CG-ND2	-9.89	99.15	121.90
1	2U	146	ASN	OD1-CG-ND2	-9.89	99.15	121.90
1	2Y	146	ASN	OD1-CG-ND2	-9.89	99.15	121.90
1	42	146	ASN	OD1-CG-ND2	-9.89	99.15	121.90
1	46	146	ASN	OD1-CG-ND2	-9.89	99.15	121.90
1	5A	146	ASN	OD1-CG-ND2	-9.89	99.15	121.90
1	52	146	ASN	OD1-CG-ND2	-9.89	99.15	121.90
1	56	146	ASN	OD1-CG-ND2	-9.89	99.15	121.90
1	6A	146	ASN	OD1-CG-ND2	-9.89	99.15	121.90
2	1N	47	ASP	CA-CB-CG	9.88	135.15	113.40
2	1R	38	VAL	CG1-CB-CG2	-9.89	95.08	110.90
2	1V	38	VAL	CG1-CB-CG2	-9.89	95.08	110.90
2	1Z	38	VAL	CG1-CB-CG2	-9.89	95.08	110.90

*Continued on next page...*

*Continued from previous page...*

Mol	Chain	Res	Type	Atoms	Z	Observed(°)	Ideal(°)
2	13	38	VAL	CG1-CB-CG2	-9.88	95.08	110.90
2	17	38	VAL	CG1-CB-CG2	-9.88	95.08	110.90
2	2B	38	VAL	CG1-CB-CG2	-9.88	95.08	110.90
2	2J	47	ASP	CA-CB-CG	9.88	135.15	113.40
2	2R	38	VAL	CG1-CB-CG2	-9.89	95.08	110.90
2	2V	38	VAL	CG1-CB-CG2	-9.89	95.08	110.90
2	2Z	38	VAL	CG1-CB-CG2	-9.89	95.08	110.90
2	3B	47	ASP	CA-CB-CG	9.88	135.15	113.40
2	3J	47	ASP	CA-CB-CG	9.88	135.15	113.40
2	3R	38	VAL	CG1-CB-CG2	-9.88	95.08	110.90
2	3V	38	VAL	CG1-CB-CG2	-9.88	95.08	110.90
2	3Z	38	VAL	CG1-CB-CG2	-9.88	95.08	110.90
2	33	47	ASP	CA-CB-CG	9.88	135.15	113.40
2	4F	47	ASP	CA-CB-CG	9.88	135.15	113.40
2	4Z	47	ASP	CA-CB-CG	9.88	135.15	113.40
2	43	38	VAL	CG1-CB-CG2	-9.89	95.08	110.90
2	47	38	VAL	CG1-CB-CG2	-9.89	95.08	110.90
2	5B	38	VAL	CG1-CB-CG2	-9.89	95.08	110.90
2	5F	38	VAL	CG1-CB-CG2	-9.88	95.08	110.90
2	5J	38	VAL	CG1-CB-CG2	-9.88	95.08	110.90
2	5N	38	VAL	CG1-CB-CG2	-9.88	95.08	110.90
2	5V	47	ASP	CA-CB-CG	9.88	135.15	113.40
2	53	38	VAL	CG1-CB-CG2	-9.89	95.08	110.90
2	57	38	VAL	CG1-CB-CG2	-9.89	95.08	110.90
2	6B	38	VAL	CG1-CB-CG2	-9.89	95.08	110.90
2	6N	47	ASP	CA-CB-CG	9.88	135.15	113.40
2	6V	47	ASP	CA-CB-CG	9.88	135.15	113.40
2	63	38	VAL	CG1-CB-CG2	-9.88	95.08	110.90
2	67	38	VAL	CG1-CB-CG2	-9.88	95.08	110.90
2	7B	38	VAL	CG1-CB-CG2	-9.88	95.08	110.90
2	7F	47	ASP	CA-CB-CG	9.88	135.15	113.40
2	7R	47	ASP	CA-CB-CG	9.88	135.15	113.40
2	1R	47	ASP	CA-CB-CG	9.87	135.12	113.40
2	1V	47	ASP	CA-CB-CG	9.87	135.12	113.40
2	1Z	47	ASP	CA-CB-CG	9.87	135.12	113.40
2	13	47	ASP	CA-CB-CG	9.87	135.12	113.40
2	17	47	ASP	CA-CB-CG	9.87	135.12	113.40
2	2B	47	ASP	CA-CB-CG	9.87	135.12	113.40
2	2R	47	ASP	CA-CB-CG	9.87	135.12	113.40
2	2V	47	ASP	CA-CB-CG	9.87	135.12	113.40
2	2Z	47	ASP	CA-CB-CG	9.87	135.12	113.40
2	3R	47	ASP	CA-CB-CG	9.87	135.12	113.40

*Continued on next page...*

*Continued from previous page...*

Mol	Chain	Res	Type	Atoms	Z	Observed(°)	Ideal(°)
2	3V	47	ASP	CA-CB-CG	9.87	135.12	113.40
2	3Z	47	ASP	CA-CB-CG	9.87	135.12	113.40
2	43	47	ASP	CA-CB-CG	9.87	135.12	113.40
2	47	47	ASP	CA-CB-CG	9.87	135.12	113.40
2	5B	47	ASP	CA-CB-CG	9.87	135.12	113.40
2	5F	47	ASP	CA-CB-CG	9.87	135.12	113.40
2	5J	47	ASP	CA-CB-CG	9.87	135.12	113.40
2	5N	47	ASP	CA-CB-CG	9.87	135.12	113.40
2	53	47	ASP	CA-CB-CG	9.87	135.12	113.40
2	57	47	ASP	CA-CB-CG	9.87	135.12	113.40
2	6B	47	ASP	CA-CB-CG	9.87	135.12	113.40
2	63	47	ASP	CA-CB-CG	9.87	135.12	113.40
2	67	47	ASP	CA-CB-CG	9.87	135.12	113.40
2	7B	47	ASP	CA-CB-CG	9.87	135.12	113.40
2	1B	47	ASP	CA-CB-CG	9.87	135.11	113.40
2	1J	47	ASP	CA-CB-CG	9.87	135.11	113.40
2	2F	47	ASP	CA-CB-CG	9.87	135.11	113.40
2	27	47	ASP	CA-CB-CG	9.87	135.11	113.40
2	3F	47	ASP	CA-CB-CG	9.87	135.11	113.40
2	4B	47	ASP	CA-CB-CG	9.87	135.11	113.40
2	4N	47	ASP	CA-CB-CG	9.87	135.11	113.40
2	4V	47	ASP	CA-CB-CG	9.87	135.11	113.40
2	5R	47	ASP	CA-CB-CG	9.87	135.11	113.40
2	6J	47	ASP	CA-CB-CG	9.87	135.11	113.40
2	6R	47	ASP	CA-CB-CG	9.87	135.11	113.40
2	7N	47	ASP	CA-CB-CG	9.87	135.11	113.40
1	1A	39	GLN	CA-CB-CG	9.86	135.09	113.40
1	1I	39	GLN	CA-CB-CG	9.86	135.09	113.40
2	1N	54	ASN	CB-CG-ND2	-9.86	93.03	116.70
1	2E	39	GLN	CA-CB-CG	9.86	135.09	113.40
2	2J	54	ASN	CB-CG-ND2	-9.86	93.03	116.70
1	26	39	GLN	CA-CB-CG	9.86	135.09	113.40
2	3B	54	ASN	CB-CG-ND2	-9.86	93.03	116.70
1	3E	39	GLN	CA-CB-CG	9.86	135.09	113.40
2	3J	54	ASN	CB-CG-ND2	-9.86	93.03	116.70
2	33	54	ASN	CB-CG-ND2	-9.86	93.03	116.70
1	4A	39	GLN	CA-CB-CG	9.86	135.09	113.40
2	4F	54	ASN	CB-CG-ND2	-9.86	93.03	116.70
1	4M	39	GLN	CA-CB-CG	9.86	135.09	113.40
1	4U	39	GLN	CA-CB-CG	9.86	135.09	113.40
2	4Z	54	ASN	CB-CG-ND2	-9.86	93.03	116.70
1	5Q	39	GLN	CA-CB-CG	9.86	135.09	113.40

*Continued on next page...*



*Continued from previous page...*

Mol	Chain	Res	Type	Atoms	Z	Observed(°)	Ideal(°)
2	5V	54	ASN	CB-CG-ND2	-9.86	93.03	116.70
1	6I	39	GLN	CA-CB-CG	9.86	135.09	113.40
2	6N	54	ASN	CB-CG-ND2	-9.86	93.03	116.70
1	6Q	39	GLN	CA-CB-CG	9.86	135.09	113.40
2	6V	54	ASN	CB-CG-ND2	-9.86	93.03	116.70
2	7F	54	ASN	CB-CG-ND2	-9.86	93.03	116.70
1	7M	39	GLN	CA-CB-CG	9.86	135.09	113.40
2	7R	54	ASN	CB-CG-ND2	-9.86	93.03	116.70
2	1F	47	ASP	CA-CB-CG	9.86	135.09	113.40
1	12	39	GLN	CA-CB-CG	9.86	135.09	113.40
1	16	39	GLN	CA-CB-CG	9.86	135.09	113.40
1	2A	39	GLN	CA-CB-CG	9.86	135.09	113.40
2	2N	47	ASP	CA-CB-CG	9.86	135.09	113.40
2	23	47	ASP	CA-CB-CG	9.86	135.09	113.40
2	3N	47	ASP	CA-CB-CG	9.86	135.09	113.40
1	3Q	39	GLN	CA-CB-CG	9.86	135.09	113.40
1	3U	39	GLN	CA-CB-CG	9.86	135.09	113.40
1	3Y	39	GLN	CA-CB-CG	9.86	135.09	113.40
2	37	47	ASP	CA-CB-CG	9.86	135.09	113.40
2	4J	47	ASP	CA-CB-CG	9.86	135.09	113.40
2	4R	47	ASP	CA-CB-CG	9.86	135.09	113.40
1	5E	39	GLN	CA-CB-CG	9.86	135.09	113.40
1	5I	39	GLN	CA-CB-CG	9.86	135.09	113.40
1	5M	39	GLN	CA-CB-CG	9.86	135.09	113.40
2	5Z	47	ASP	CA-CB-CG	9.86	135.09	113.40
2	6F	47	ASP	CA-CB-CG	9.86	135.09	113.40
2	6Z	47	ASP	CA-CB-CG	9.86	135.09	113.40
1	62	39	GLN	CA-CB-CG	9.86	135.09	113.40
1	66	39	GLN	CA-CB-CG	9.86	135.09	113.40
1	7A	39	GLN	CA-CB-CG	9.86	135.09	113.40
2	7J	47	ASP	CA-CB-CG	9.86	135.09	113.40
2	7V	47	ASP	CA-CB-CG	9.86	135.09	113.40
1	1E	39	GLN	CA-CB-CG	9.85	135.07	113.40
1	1M	39	GLN	CA-CB-CG	9.85	135.08	113.40
1	1Q	39	GLN	CA-CB-CG	9.85	135.08	113.40
1	1U	39	GLN	CA-CB-CG	9.85	135.08	113.40
1	1Y	39	GLN	CA-CB-CG	9.85	135.08	113.40
1	2I	39	GLN	CA-CB-CG	9.85	135.08	113.40
1	2Q	39	GLN	CA-CB-CG	9.85	135.08	113.40
1	2U	39	GLN	CA-CB-CG	9.85	135.08	113.40
1	2Y	39	GLN	CA-CB-CG	9.85	135.08	113.40
1	3A	39	GLN	CA-CB-CG	9.85	135.08	113.40

*Continued on next page...*



*Continued from previous page...*

Mol	Chain	Res	Type	Atoms	Z	Observed(°)	Ideal(°)
1	4E	39	GLN	CA-CB-CG	9.85	135.08	113.40
1	4Y	39	GLN	CA-CB-CG	9.85	135.08	113.40
1	52	39	GLN	CA-CB-CG	9.85	135.08	113.40
2	1R	54	ASN	CB-CG-ND2	-9.85	93.06	116.70
2	1V	54	ASN	CB-CG-ND2	-9.85	93.06	116.70
2	1Z	54	ASN	CB-CG-ND2	-9.85	93.06	116.70
1	2M	39	GLN	CA-CB-CG	9.85	135.07	113.40
2	2R	54	ASN	CB-CG-ND2	-9.85	93.06	116.70
2	2V	54	ASN	CB-CG-ND2	-9.85	93.06	116.70
2	2Z	54	ASN	CB-CG-ND2	-9.85	93.06	116.70
1	22	39	GLN	CA-CB-CG	9.85	135.07	113.40
1	3I	39	GLN	CA-CB-CG	9.85	135.08	113.40
1	3M	39	GLN	CA-CB-CG	9.85	135.07	113.40
1	32	39	GLN	CA-CB-CG	9.85	135.08	113.40
1	36	39	GLN	CA-CB-CG	9.85	135.07	113.40
1	4I	39	GLN	CA-CB-CG	9.85	135.07	113.40
1	4Q	39	GLN	CA-CB-CG	9.85	135.07	113.40
1	42	39	GLN	CA-CB-CG	9.85	135.08	113.40
1	46	39	GLN	CA-CB-CG	9.85	135.08	113.40
1	5A	39	GLN	CA-CB-CG	9.85	135.08	113.40
1	5U	39	GLN	CA-CB-CG	9.85	135.08	113.40
1	6M	39	GLN	CA-CB-CG	9.85	135.08	113.40
2	43	54	ASN	CB-CG-ND2	-9.85	93.06	116.70
2	47	54	ASN	CB-CG-ND2	-9.85	93.06	116.70
2	5B	54	ASN	CB-CG-ND2	-9.85	93.06	116.70
1	5Y	39	GLN	CA-CB-CG	9.85	135.07	113.40
1	56	39	GLN	CA-CB-CG	9.85	135.08	113.40
1	6A	39	GLN	CA-CB-CG	9.85	135.08	113.40
1	6U	39	GLN	CA-CB-CG	9.85	135.08	113.40
2	53	54	ASN	CB-CG-ND2	-9.85	93.06	116.70
2	57	54	ASN	CB-CG-ND2	-9.85	93.06	116.70
2	6B	54	ASN	CB-CG-ND2	-9.85	93.06	116.70
1	6E	39	GLN	CA-CB-CG	9.85	135.07	113.40
1	6Y	39	GLN	CA-CB-CG	9.85	135.07	113.40
1	7E	39	GLN	CA-CB-CG	9.85	135.08	113.40
1	7I	39	GLN	CA-CB-CG	9.85	135.07	113.40
1	7Q	39	GLN	CA-CB-CG	9.85	135.08	113.40
1	7U	39	GLN	CA-CB-CG	9.85	135.07	113.40
2	1F	54	ASN	CB-CG-ND2	-9.85	93.06	116.70
2	2N	54	ASN	CB-CG-ND2	-9.85	93.06	116.70
2	23	54	ASN	CB-CG-ND2	-9.85	93.06	116.70
2	3N	54	ASN	CB-CG-ND2	-9.85	93.06	116.70

*Continued on next page...*

*Continued from previous page...*

Mol	Chain	Res	Type	Atoms	Z	Observed(°)	Ideal(°)
2	37	54	ASN	CB-CG-ND2	-9.85	93.06	116.70
2	4J	54	ASN	CB-CG-ND2	-9.85	93.06	116.70
2	4R	54	ASN	CB-CG-ND2	-9.85	93.06	116.70
2	5Z	54	ASN	CB-CG-ND2	-9.85	93.06	116.70
2	6F	54	ASN	CB-CG-ND2	-9.85	93.06	116.70
2	6Z	54	ASN	CB-CG-ND2	-9.85	93.06	116.70
2	7J	54	ASN	CB-CG-ND2	-9.85	93.06	116.70
2	7V	54	ASN	CB-CG-ND2	-9.85	93.06	116.70
2	1B	54	ASN	CB-CG-ND2	-9.85	93.07	116.70
2	1F	72	ARG	CG-CD-NE	-9.85	91.12	111.80
2	1J	54	ASN	CB-CG-ND2	-9.85	93.07	116.70
2	2F	54	ASN	CB-CG-ND2	-9.85	93.07	116.70
2	2N	72	ARG	CG-CD-NE	-9.85	91.12	111.80
2	23	72	ARG	CG-CD-NE	-9.85	91.12	111.80
2	27	54	ASN	CB-CG-ND2	-9.85	93.07	116.70
2	3F	54	ASN	CB-CG-ND2	-9.85	93.07	116.70
2	3N	72	ARG	CG-CD-NE	-9.85	91.12	111.80
2	37	72	ARG	CG-CD-NE	-9.85	91.12	111.80
2	4B	54	ASN	CB-CG-ND2	-9.85	93.07	116.70
2	4J	72	ARG	CG-CD-NE	-9.85	91.12	111.80
2	4N	54	ASN	CB-CG-ND2	-9.85	93.07	116.70
2	4R	72	ARG	CG-CD-NE	-9.85	91.12	111.80
2	4V	54	ASN	CB-CG-ND2	-9.85	93.07	116.70
2	5R	54	ASN	CB-CG-ND2	-9.85	93.07	116.70
2	5Z	72	ARG	CG-CD-NE	-9.85	91.12	111.80
2	6F	72	ARG	CG-CD-NE	-9.85	91.12	111.80
2	6J	54	ASN	CB-CG-ND2	-9.85	93.07	116.70
2	6R	54	ASN	CB-CG-ND2	-9.85	93.07	116.70
2	6Z	72	ARG	CG-CD-NE	-9.85	91.12	111.80
2	7J	72	ARG	CG-CD-NE	-9.85	91.12	111.80
2	7N	54	ASN	CB-CG-ND2	-9.85	93.07	116.70
2	7V	72	ARG	CG-CD-NE	-9.85	91.12	111.80
2	1B	72	ARG	CG-CD-NE	-9.84	91.13	111.80
2	1J	72	ARG	CG-CD-NE	-9.84	91.13	111.80
2	1N	76	ILE	N-CA-CB	-9.84	88.16	110.80
2	13	54	ASN	CB-CG-ND2	-9.84	93.08	116.70
2	17	54	ASN	CB-CG-ND2	-9.84	93.08	116.70
2	2B	54	ASN	CB-CG-ND2	-9.84	93.08	116.70
2	2F	72	ARG	CG-CD-NE	-9.84	91.13	111.80
2	2J	76	ILE	N-CA-CB	-9.84	88.16	110.80
2	27	72	ARG	CG-CD-NE	-9.84	91.13	111.80
2	3B	76	ILE	N-CA-CB	-9.84	88.16	110.80

*Continued on next page...*

*Continued from previous page...*

Mol	Chain	Res	Type	Atoms	Z	Observed(°)	Ideal(°)
2	3F	72	ARG	CG-CD-NE	-9.84	91.13	111.80
2	3J	76	ILE	N-CA-CB	-9.84	88.16	110.80
2	3R	54	ASN	CB-CG-ND2	-9.84	93.08	116.70
2	3V	54	ASN	CB-CG-ND2	-9.84	93.08	116.70
2	3Z	54	ASN	CB-CG-ND2	-9.84	93.08	116.70
2	33	76	ILE	N-CA-CB	-9.84	88.16	110.80
2	4B	72	ARG	CG-CD-NE	-9.84	91.13	111.80
2	4F	76	ILE	N-CA-CB	-9.84	88.16	110.80
2	4N	72	ARG	CG-CD-NE	-9.84	91.13	111.80
2	4V	72	ARG	CG-CD-NE	-9.84	91.13	111.80
2	4Z	76	ILE	N-CA-CB	-9.84	88.16	110.80
2	5F	54	ASN	CB-CG-ND2	-9.84	93.08	116.70
2	5J	54	ASN	CB-CG-ND2	-9.84	93.08	116.70
2	5N	54	ASN	CB-CG-ND2	-9.84	93.08	116.70
2	5R	72	ARG	CG-CD-NE	-9.84	91.13	111.80
2	5V	76	ILE	N-CA-CB	-9.84	88.16	110.80
2	6J	72	ARG	CG-CD-NE	-9.84	91.13	111.80
2	6N	76	ILE	N-CA-CB	-9.84	88.16	110.80
2	6R	72	ARG	CG-CD-NE	-9.84	91.13	111.80
2	6V	76	ILE	N-CA-CB	-9.84	88.16	110.80
2	63	54	ASN	CB-CG-ND2	-9.84	93.08	116.70
2	67	54	ASN	CB-CG-ND2	-9.84	93.08	116.70
2	7B	54	ASN	CB-CG-ND2	-9.84	93.08	116.70
2	7F	76	ILE	N-CA-CB	-9.84	88.16	110.80
2	7N	72	ARG	CG-CD-NE	-9.84	91.13	111.80
2	7R	76	ILE	N-CA-CB	-9.84	88.16	110.80
2	1R	72	ARG	CG-CD-NE	-9.84	91.15	111.80
2	1V	72	ARG	CG-CD-NE	-9.84	91.15	111.80
2	1Z	72	ARG	CG-CD-NE	-9.84	91.15	111.80
2	2R	72	ARG	CG-CD-NE	-9.84	91.15	111.80
2	2V	72	ARG	CG-CD-NE	-9.84	91.15	111.80
2	2Z	72	ARG	CG-CD-NE	-9.84	91.15	111.80
2	43	72	ARG	CG-CD-NE	-9.84	91.15	111.80
2	47	72	ARG	CG-CD-NE	-9.84	91.15	111.80
2	5B	72	ARG	CG-CD-NE	-9.84	91.15	111.80
2	53	72	ARG	CG-CD-NE	-9.84	91.15	111.80
2	57	72	ARG	CG-CD-NE	-9.84	91.15	111.80
2	6B	72	ARG	CG-CD-NE	-9.84	91.15	111.80
1	1M	178	SER	N-CA-CB	-9.83	95.75	110.50
1	2I	178	SER	N-CA-CB	-9.83	95.75	110.50
1	3A	178	SER	N-CA-CB	-9.83	95.75	110.50
1	3I	178	SER	N-CA-CB	-9.83	95.75	110.50

*Continued on next page...*

*Continued from previous page...*

Mol	Chain	Res	Type	Atoms	Z	Observed(°)	Ideal(°)
1	32	178	SER	N-CA-CB	-9.83	95.75	110.50
1	4E	178	SER	N-CA-CB	-9.83	95.75	110.50
1	4Y	178	SER	N-CA-CB	-9.83	95.75	110.50
1	5U	178	SER	N-CA-CB	-9.83	95.75	110.50
1	6M	178	SER	N-CA-CB	-9.83	95.75	110.50
1	6U	178	SER	N-CA-CB	-9.83	95.75	110.50
1	7E	178	SER	N-CA-CB	-9.83	95.75	110.50
1	7Q	178	SER	N-CA-CB	-9.83	95.75	110.50
2	1F	76	ILE	N-CA-CB	-9.83	88.19	110.80
2	1R	76	ILE	N-CA-CB	-9.83	88.19	110.80
2	1V	76	ILE	N-CA-CB	-9.83	88.19	110.80
2	1Z	76	ILE	N-CA-CB	-9.83	88.19	110.80
2	13	72	ARG	CG-CD-NE	-9.83	91.16	111.80
2	17	72	ARG	CG-CD-NE	-9.83	91.16	111.80
2	2B	72	ARG	CG-CD-NE	-9.83	91.16	111.80
2	2N	76	ILE	N-CA-CB	-9.83	88.19	110.80
2	2R	76	ILE	N-CA-CB	-9.83	88.19	110.80
2	2V	76	ILE	N-CA-CB	-9.83	88.19	110.80
2	2Z	76	ILE	N-CA-CB	-9.83	88.19	110.80
2	23	76	ILE	N-CA-CB	-9.83	88.19	110.80
2	3N	76	ILE	N-CA-CB	-9.83	88.19	110.80
2	3R	72	ARG	CG-CD-NE	-9.83	91.16	111.80
2	3V	72	ARG	CG-CD-NE	-9.83	91.16	111.80
2	3Z	72	ARG	CG-CD-NE	-9.83	91.16	111.80
2	37	76	ILE	N-CA-CB	-9.83	88.19	110.80
2	4J	76	ILE	N-CA-CB	-9.83	88.19	110.80
2	4R	76	ILE	N-CA-CB	-9.83	88.19	110.80
2	43	76	ILE	N-CA-CB	-9.83	88.19	110.80
2	47	76	ILE	N-CA-CB	-9.83	88.19	110.80
2	5B	76	ILE	N-CA-CB	-9.83	88.19	110.80
2	5F	72	ARG	CG-CD-NE	-9.83	91.16	111.80
2	5J	72	ARG	CG-CD-NE	-9.83	91.16	111.80
2	5N	72	ARG	CG-CD-NE	-9.83	91.16	111.80
2	5Z	76	ILE	N-CA-CB	-9.83	88.19	110.80
2	53	76	ILE	N-CA-CB	-9.83	88.19	110.80
2	57	76	ILE	N-CA-CB	-9.83	88.19	110.80
2	6B	76	ILE	N-CA-CB	-9.83	88.19	110.80
2	6F	76	ILE	N-CA-CB	-9.83	88.19	110.80
2	6Z	76	ILE	N-CA-CB	-9.83	88.19	110.80
2	63	72	ARG	CG-CD-NE	-9.83	91.16	111.80
2	67	72	ARG	CG-CD-NE	-9.83	91.16	111.80
2	7B	72	ARG	CG-CD-NE	-9.83	91.16	111.80

*Continued on next page...*

*Continued from previous page...*

Mol	Chain	Res	Type	Atoms	Z	Observed(°)	Ideal(°)
2	7J	76	ILE	N-CA-CB	-9.83	88.19	110.80
2	7V	76	ILE	N-CA-CB	-9.83	88.19	110.80
2	1B	76	ILE	N-CA-CB	-9.83	88.20	110.80
2	1J	76	ILE	N-CA-CB	-9.83	88.20	110.80
1	12	178	SER	N-CA-CB	-9.83	95.76	110.50
1	16	178	SER	N-CA-CB	-9.83	95.76	110.50
1	2A	178	SER	N-CA-CB	-9.83	95.76	110.50
2	2F	76	ILE	N-CA-CB	-9.83	88.20	110.80
2	27	76	ILE	N-CA-CB	-9.83	88.20	110.80
2	3F	76	ILE	N-CA-CB	-9.83	88.20	110.80
1	3Q	178	SER	N-CA-CB	-9.83	95.76	110.50
1	3U	178	SER	N-CA-CB	-9.83	95.76	110.50
1	3Y	178	SER	N-CA-CB	-9.83	95.76	110.50
2	4B	76	ILE	N-CA-CB	-9.83	88.20	110.80
2	4N	76	ILE	N-CA-CB	-9.83	88.20	110.80
2	4V	76	ILE	N-CA-CB	-9.83	88.20	110.80
1	5E	178	SER	N-CA-CB	-9.83	95.76	110.50
1	5I	178	SER	N-CA-CB	-9.83	95.76	110.50
1	5M	178	SER	N-CA-CB	-9.83	95.76	110.50
2	5R	76	ILE	N-CA-CB	-9.83	88.20	110.80
2	6J	76	ILE	N-CA-CB	-9.83	88.20	110.80
2	6R	76	ILE	N-CA-CB	-9.83	88.20	110.80
1	62	178	SER	N-CA-CB	-9.83	95.76	110.50
1	66	178	SER	N-CA-CB	-9.83	95.76	110.50
1	7A	178	SER	N-CA-CB	-9.83	95.76	110.50
2	7N	76	ILE	N-CA-CB	-9.83	88.20	110.80
2	1N	72	ARG	CG-CD-NE	-9.82	91.17	111.80
2	13	76	ILE	N-CA-CB	-9.82	88.20	110.80
2	17	76	ILE	N-CA-CB	-9.82	88.20	110.80
2	2B	76	ILE	N-CA-CB	-9.82	88.20	110.80
2	2J	72	ARG	CG-CD-NE	-9.82	91.17	111.80
2	3B	72	ARG	CG-CD-NE	-9.82	91.17	111.80
2	3J	72	ARG	CG-CD-NE	-9.82	91.17	111.80
2	3R	76	ILE	N-CA-CB	-9.82	88.20	110.80
2	3V	76	ILE	N-CA-CB	-9.82	88.20	110.80
2	3Z	76	ILE	N-CA-CB	-9.82	88.20	110.80
2	33	72	ARG	CG-CD-NE	-9.82	91.17	111.80
2	4F	72	ARG	CG-CD-NE	-9.82	91.17	111.80
2	4Z	72	ARG	CG-CD-NE	-9.82	91.17	111.80
2	5F	76	ILE	N-CA-CB	-9.82	88.20	110.80
2	5J	76	ILE	N-CA-CB	-9.82	88.20	110.80
2	5N	76	ILE	N-CA-CB	-9.82	88.20	110.80

*Continued on next page...*

*Continued from previous page...*

Mol	Chain	Res	Type	Atoms	Z	Observed(°)	Ideal(°)
2	5V	72	ARG	CG-CD-NE	-9.82	91.17	111.80
2	6N	72	ARG	CG-CD-NE	-9.82	91.17	111.80
2	6V	72	ARG	CG-CD-NE	-9.82	91.17	111.80
2	63	76	ILE	N-CA-CB	-9.82	88.20	110.80
2	67	76	ILE	N-CA-CB	-9.82	88.20	110.80
2	7B	76	ILE	N-CA-CB	-9.82	88.20	110.80
2	7F	72	ARG	CG-CD-NE	-9.82	91.17	111.80
2	7R	72	ARG	CG-CD-NE	-9.82	91.17	111.80
1	1A	178	SER	N-CA-CB	-9.81	95.79	110.50
1	1I	178	SER	N-CA-CB	-9.81	95.79	110.50
1	2E	178	SER	N-CA-CB	-9.81	95.79	110.50
1	26	178	SER	N-CA-CB	-9.81	95.79	110.50
1	3E	178	SER	N-CA-CB	-9.81	95.79	110.50
1	4A	178	SER	N-CA-CB	-9.81	95.79	110.50
1	4M	178	SER	N-CA-CB	-9.81	95.79	110.50
1	4U	178	SER	N-CA-CB	-9.81	95.79	110.50
1	5Q	178	SER	N-CA-CB	-9.81	95.79	110.50
1	6I	178	SER	N-CA-CB	-9.81	95.79	110.50
1	6Q	178	SER	N-CA-CB	-9.81	95.79	110.50
1	7M	178	SER	N-CA-CB	-9.81	95.79	110.50
2	13	220	PHE	O-C-N	9.80	138.39	122.70
2	17	220	PHE	O-C-N	9.80	138.39	122.70
2	2B	220	PHE	O-C-N	9.80	138.39	122.70
2	3R	220	PHE	O-C-N	9.80	138.39	122.70
2	3V	220	PHE	O-C-N	9.80	138.39	122.70
2	3Z	220	PHE	O-C-N	9.80	138.39	122.70
2	5F	220	PHE	O-C-N	9.80	138.39	122.70
2	5J	220	PHE	O-C-N	9.80	138.39	122.70
2	5N	220	PHE	O-C-N	9.80	138.39	122.70
2	63	220	PHE	O-C-N	9.80	138.39	122.70
2	67	220	PHE	O-C-N	9.80	138.39	122.70
2	7B	220	PHE	O-C-N	9.80	138.39	122.70
1	1Q	178	SER	N-CA-CB	-9.80	95.80	110.50
1	1U	178	SER	N-CA-CB	-9.80	95.80	110.50
1	1Y	178	SER	N-CA-CB	-9.80	95.80	110.50
1	2Q	178	SER	N-CA-CB	-9.80	95.80	110.50
1	2U	178	SER	N-CA-CB	-9.80	95.80	110.50
1	2Y	178	SER	N-CA-CB	-9.80	95.80	110.50
1	42	178	SER	N-CA-CB	-9.80	95.80	110.50
1	46	178	SER	N-CA-CB	-9.80	95.80	110.50
1	5A	178	SER	N-CA-CB	-9.80	95.80	110.50
1	52	178	SER	N-CA-CB	-9.80	95.80	110.50

*Continued on next page...*



*Continued from previous page...*

Mol	Chain	Res	Type	Atoms	Z	Observed(°)	Ideal(°)
1	56	178	SER	N-CA-CB	-9.80	95.80	110.50
1	6A	178	SER	N-CA-CB	-9.80	95.80	110.50
1	1E	178	SER	N-CA-CB	-9.80	95.81	110.50
1	2M	178	SER	N-CA-CB	-9.80	95.81	110.50
1	22	178	SER	N-CA-CB	-9.80	95.81	110.50
1	3M	178	SER	N-CA-CB	-9.80	95.81	110.50
1	36	178	SER	N-CA-CB	-9.80	95.81	110.50
1	4I	178	SER	N-CA-CB	-9.80	95.81	110.50
1	4Q	178	SER	N-CA-CB	-9.80	95.81	110.50
1	5Y	178	SER	N-CA-CB	-9.80	95.81	110.50
1	6E	178	SER	N-CA-CB	-9.80	95.81	110.50
1	6Y	178	SER	N-CA-CB	-9.80	95.81	110.50
1	7I	178	SER	N-CA-CB	-9.80	95.81	110.50
1	7U	178	SER	N-CA-CB	-9.80	95.81	110.50
2	1R	220	PHE	O-C-N	9.79	138.37	122.70
2	1V	220	PHE	O-C-N	9.79	138.37	122.70
2	1Z	220	PHE	O-C-N	9.79	138.37	122.70
2	2R	220	PHE	O-C-N	9.79	138.37	122.70
2	2V	220	PHE	O-C-N	9.79	138.37	122.70
2	2Z	220	PHE	O-C-N	9.79	138.37	122.70
2	43	220	PHE	O-C-N	9.79	138.37	122.70
2	47	220	PHE	O-C-N	9.79	138.37	122.70
2	5B	220	PHE	O-C-N	9.79	138.37	122.70
2	53	220	PHE	O-C-N	9.79	138.37	122.70
2	57	220	PHE	O-C-N	9.79	138.37	122.70
2	6B	220	PHE	O-C-N	9.79	138.37	122.70
1	1M	21	ASN	CA-C-O	9.79	140.67	120.10
1	2I	21	ASN	CA-C-O	9.79	140.67	120.10
1	3A	21	ASN	CA-C-O	9.79	140.67	120.10
1	3I	21	ASN	CA-C-O	9.79	140.67	120.10
1	32	21	ASN	CA-C-O	9.79	140.67	120.10
1	4E	21	ASN	CA-C-O	9.79	140.67	120.10
1	4Y	21	ASN	CA-C-O	9.79	140.67	120.10
1	5U	21	ASN	CA-C-O	9.79	140.67	120.10
1	6M	21	ASN	CA-C-O	9.79	140.67	120.10
1	6U	21	ASN	CA-C-O	9.79	140.67	120.10
1	7E	21	ASN	CA-C-O	9.79	140.67	120.10
1	7Q	21	ASN	CA-C-O	9.79	140.67	120.10
2	1F	220	PHE	O-C-N	9.79	138.36	122.70
2	2N	220	PHE	O-C-N	9.79	138.36	122.70
2	23	220	PHE	O-C-N	9.79	138.36	122.70
2	3N	220	PHE	O-C-N	9.79	138.36	122.70

*Continued on next page...*



*Continued from previous page...*

Mol	Chain	Res	Type	Atoms	Z	Observed(°)	Ideal(°)
2	37	220	PHE	O-C-N	9.79	138.36	122.70
2	4J	220	PHE	O-C-N	9.79	138.36	122.70
2	4R	220	PHE	O-C-N	9.79	138.36	122.70
2	5Z	220	PHE	O-C-N	9.79	138.36	122.70
2	6F	220	PHE	O-C-N	9.79	138.36	122.70
2	6Z	220	PHE	O-C-N	9.79	138.36	122.70
2	7J	220	PHE	O-C-N	9.79	138.36	122.70
2	7V	220	PHE	O-C-N	9.79	138.36	122.70
2	1B	220	PHE	O-C-N	9.79	138.36	122.70
2	1J	220	PHE	O-C-N	9.79	138.36	122.70
2	2F	220	PHE	O-C-N	9.79	138.36	122.70
2	27	220	PHE	O-C-N	9.79	138.36	122.70
2	3F	220	PHE	O-C-N	9.79	138.36	122.70
2	4B	220	PHE	O-C-N	9.79	138.36	122.70
2	4N	220	PHE	O-C-N	9.79	138.36	122.70
2	4V	220	PHE	O-C-N	9.79	138.36	122.70
2	5R	220	PHE	O-C-N	9.79	138.36	122.70
2	6J	220	PHE	O-C-N	9.79	138.36	122.70
2	6R	220	PHE	O-C-N	9.79	138.36	122.70
2	7N	220	PHE	O-C-N	9.79	138.36	122.70
2	1N	220	PHE	O-C-N	9.78	138.35	122.70
2	2J	220	PHE	O-C-N	9.78	138.35	122.70
2	3B	220	PHE	O-C-N	9.78	138.35	122.70
2	3J	220	PHE	O-C-N	9.78	138.35	122.70
2	33	220	PHE	O-C-N	9.78	138.35	122.70
2	4F	220	PHE	O-C-N	9.78	138.35	122.70
2	4Z	220	PHE	O-C-N	9.78	138.35	122.70
2	5V	220	PHE	O-C-N	9.78	138.35	122.70
2	6N	220	PHE	O-C-N	9.78	138.35	122.70
2	6V	220	PHE	O-C-N	9.78	138.35	122.70
2	7F	220	PHE	O-C-N	9.78	138.35	122.70
2	7R	220	PHE	O-C-N	9.78	138.35	122.70
1	1M	178	SER	CA-C-N	-9.78	95.69	117.20
2	1N	216	ASN	O-C-N	-9.78	102.52	121.10
1	2I	178	SER	CA-C-N	-9.78	95.69	117.20
2	2J	216	ASN	O-C-N	-9.78	102.52	121.10
1	3A	178	SER	CA-C-N	-9.78	95.69	117.20
2	3B	216	ASN	O-C-N	-9.78	102.52	121.10
1	3I	178	SER	CA-C-N	-9.78	95.69	117.20
2	3J	216	ASN	O-C-N	-9.78	102.52	121.10
1	32	178	SER	CA-C-N	-9.78	95.69	117.20
2	33	216	ASN	O-C-N	-9.78	102.52	121.10

*Continued on next page...*

*Continued from previous page...*

Mol	Chain	Res	Type	Atoms	Z	Observed(°)	Ideal(°)
1	4E	178	SER	CA-C-N	-9.78	95.69	117.20
2	4F	216	ASN	O-C-N	-9.78	102.52	121.10
1	4Y	178	SER	CA-C-N	-9.78	95.69	117.20
2	4Z	216	ASN	O-C-N	-9.78	102.52	121.10
1	5U	178	SER	CA-C-N	-9.78	95.69	117.20
2	5V	216	ASN	O-C-N	-9.78	102.52	121.10
1	6M	178	SER	CA-C-N	-9.78	95.69	117.20
2	6N	216	ASN	O-C-N	-9.78	102.52	121.10
1	6U	178	SER	CA-C-N	-9.78	95.69	117.20
2	6V	216	ASN	O-C-N	-9.78	102.52	121.10
1	7E	178	SER	CA-C-N	-9.78	95.69	117.20
2	7F	216	ASN	O-C-N	-9.78	102.52	121.10
1	7Q	178	SER	CA-C-N	-9.78	95.69	117.20
2	7R	216	ASN	O-C-N	-9.78	102.52	121.10
1	1E	21	ASN	CA-C-O	9.78	140.63	120.10
2	13	216	ASN	O-C-N	-9.78	102.52	121.10
2	17	216	ASN	O-C-N	-9.78	102.52	121.10
2	2B	216	ASN	O-C-N	-9.78	102.52	121.10
1	2M	21	ASN	CA-C-O	9.78	140.63	120.10
1	22	21	ASN	CA-C-O	9.78	140.63	120.10
1	3M	21	ASN	CA-C-O	9.78	140.63	120.10
2	3R	216	ASN	O-C-N	-9.78	102.52	121.10
2	3V	216	ASN	O-C-N	-9.78	102.52	121.10
2	3Z	216	ASN	O-C-N	-9.78	102.52	121.10
1	36	21	ASN	CA-C-O	9.78	140.63	120.10
1	4I	21	ASN	CA-C-O	9.78	140.63	120.10
1	4Q	21	ASN	CA-C-O	9.78	140.63	120.10
2	5F	216	ASN	O-C-N	-9.78	102.52	121.10
2	5J	216	ASN	O-C-N	-9.78	102.52	121.10
2	5N	216	ASN	O-C-N	-9.78	102.52	121.10
1	5Y	21	ASN	CA-C-O	9.78	140.63	120.10
1	6E	21	ASN	CA-C-O	9.78	140.63	120.10
1	6Y	21	ASN	CA-C-O	9.78	140.63	120.10
2	63	216	ASN	O-C-N	-9.78	102.52	121.10
2	67	216	ASN	O-C-N	-9.78	102.52	121.10
2	7B	216	ASN	O-C-N	-9.78	102.52	121.10
1	7I	21	ASN	CA-C-O	9.78	140.63	120.10
1	7U	21	ASN	CA-C-O	9.78	140.63	120.10
1	1Q	21	ASN	CA-C-O	9.77	140.62	120.10
1	1U	21	ASN	CA-C-O	9.77	140.62	120.10
1	1Y	21	ASN	CA-C-O	9.77	140.62	120.10
1	12	21	ASN	CA-C-O	9.77	140.62	120.10

*Continued on next page...*

*Continued from previous page...*

Mol	Chain	Res	Type	Atoms	Z	Observed(°)	Ideal(°)
1	16	21	ASN	CA-C-O	9.77	140.62	120.10
1	2A	21	ASN	CA-C-O	9.77	140.62	120.10
1	2Q	21	ASN	CA-C-O	9.77	140.62	120.10
1	2U	21	ASN	CA-C-O	9.77	140.62	120.10
1	2Y	21	ASN	CA-C-O	9.77	140.62	120.10
1	3Q	21	ASN	CA-C-O	9.77	140.62	120.10
1	3U	21	ASN	CA-C-O	9.77	140.62	120.10
1	3Y	21	ASN	CA-C-O	9.77	140.62	120.10
1	42	21	ASN	CA-C-O	9.77	140.62	120.10
1	46	21	ASN	CA-C-O	9.77	140.62	120.10
1	5A	21	ASN	CA-C-O	9.77	140.62	120.10
1	5E	21	ASN	CA-C-O	9.77	140.62	120.10
1	5I	21	ASN	CA-C-O	9.77	140.62	120.10
1	5M	21	ASN	CA-C-O	9.77	140.62	120.10
1	52	21	ASN	CA-C-O	9.77	140.62	120.10
1	56	21	ASN	CA-C-O	9.77	140.62	120.10
1	6A	21	ASN	CA-C-O	9.77	140.62	120.10
1	62	21	ASN	CA-C-O	9.77	140.62	120.10
1	66	21	ASN	CA-C-O	9.77	140.62	120.10
1	7A	21	ASN	CA-C-O	9.77	140.62	120.10
1	1Q	178	SER	CA-C-N	-9.77	95.71	117.20
2	1R	216	ASN	O-C-N	-9.77	102.54	121.10
1	1U	178	SER	CA-C-N	-9.77	95.71	117.20
2	1V	216	ASN	O-C-N	-9.77	102.54	121.10
1	1Y	178	SER	CA-C-N	-9.77	95.71	117.20
2	1Z	216	ASN	O-C-N	-9.77	102.54	121.10
1	2Q	178	SER	CA-C-N	-9.77	95.71	117.20
2	2R	216	ASN	O-C-N	-9.77	102.54	121.10
1	2U	178	SER	CA-C-N	-9.77	95.71	117.20
2	2V	216	ASN	O-C-N	-9.77	102.54	121.10
1	2Y	178	SER	CA-C-N	-9.77	95.71	117.20
2	2Z	216	ASN	O-C-N	-9.77	102.54	121.10
1	42	178	SER	CA-C-N	-9.77	95.71	117.20
2	43	216	ASN	O-C-N	-9.77	102.54	121.10
1	46	178	SER	CA-C-N	-9.77	95.71	117.20
2	47	216	ASN	O-C-N	-9.77	102.54	121.10
1	5A	178	SER	CA-C-N	-9.77	95.71	117.20
2	5B	216	ASN	O-C-N	-9.77	102.54	121.10
1	52	178	SER	CA-C-N	-9.77	95.71	117.20
2	53	216	ASN	O-C-N	-9.77	102.54	121.10
1	56	178	SER	CA-C-N	-9.77	95.71	117.20
2	57	216	ASN	O-C-N	-9.77	102.54	121.10

*Continued on next page...*

*Continued from previous page...*

Mol	Chain	Res	Type	Atoms	Z	Observed(°)	Ideal(°)
1	6A	178	SER	CA-C-N	-9.77	95.71	117.20
2	6B	216	ASN	O-C-N	-9.77	102.54	121.10
2	1B	216	ASN	O-C-N	-9.77	102.54	121.10
2	1F	216	ASN	O-C-N	-9.77	102.54	121.10
2	1J	216	ASN	O-C-N	-9.77	102.54	121.10
1	12	178	SER	CA-C-N	-9.77	95.72	117.20
1	16	178	SER	CA-C-N	-9.77	95.72	117.20
1	2A	178	SER	CA-C-N	-9.77	95.72	117.20
2	2F	216	ASN	O-C-N	-9.77	102.54	121.10
2	2N	216	ASN	O-C-N	-9.77	102.54	121.10
2	23	216	ASN	O-C-N	-9.77	102.54	121.10
2	27	216	ASN	O-C-N	-9.77	102.54	121.10
2	3F	216	ASN	O-C-N	-9.77	102.54	121.10
2	3N	216	ASN	O-C-N	-9.77	102.54	121.10
1	3Q	178	SER	CA-C-N	-9.77	95.72	117.20
1	3U	178	SER	CA-C-N	-9.77	95.72	117.20
1	3Y	178	SER	CA-C-N	-9.77	95.72	117.20
2	37	216	ASN	O-C-N	-9.77	102.54	121.10
2	4B	216	ASN	O-C-N	-9.77	102.54	121.10
2	4J	216	ASN	O-C-N	-9.77	102.54	121.10
2	4N	216	ASN	O-C-N	-9.77	102.54	121.10
2	4R	216	ASN	O-C-N	-9.77	102.54	121.10
2	4V	216	ASN	O-C-N	-9.77	102.54	121.10
1	5E	178	SER	CA-C-N	-9.77	95.72	117.20
1	5I	178	SER	CA-C-N	-9.77	95.72	117.20
1	5M	178	SER	CA-C-N	-9.77	95.72	117.20
2	5R	216	ASN	O-C-N	-9.77	102.54	121.10
2	5Z	216	ASN	O-C-N	-9.77	102.54	121.10
2	6F	216	ASN	O-C-N	-9.77	102.54	121.10
2	6J	216	ASN	O-C-N	-9.77	102.54	121.10
2	6R	216	ASN	O-C-N	-9.77	102.54	121.10
2	6Z	216	ASN	O-C-N	-9.77	102.54	121.10
1	62	178	SER	CA-C-N	-9.77	95.72	117.20
1	66	178	SER	CA-C-N	-9.77	95.72	117.20
1	7A	178	SER	CA-C-N	-9.77	95.72	117.20
2	7J	216	ASN	O-C-N	-9.77	102.54	121.10
2	7N	216	ASN	O-C-N	-9.77	102.54	121.10
2	7V	216	ASN	O-C-N	-9.77	102.54	121.10
2	1N	228	ASP	N-CA-CB	9.76	128.18	110.60
2	13	228	ASP	N-CA-CB	9.76	128.18	110.60
2	17	228	ASP	N-CA-CB	9.76	128.18	110.60
2	2B	228	ASP	N-CA-CB	9.76	128.18	110.60

*Continued on next page...*

*Continued from previous page...*

Mol	Chain	Res	Type	Atoms	Z	Observed(°)	Ideal(°)
2	2J	228	ASP	N-CA-CB	9.76	128.18	110.60
2	3B	228	ASP	N-CA-CB	9.76	128.18	110.60
2	3J	228	ASP	N-CA-CB	9.76	128.18	110.60
2	3R	228	ASP	N-CA-CB	9.76	128.18	110.60
2	3V	228	ASP	N-CA-CB	9.76	128.18	110.60
2	3Z	228	ASP	N-CA-CB	9.76	128.18	110.60
2	33	228	ASP	N-CA-CB	9.76	128.18	110.60
2	4F	228	ASP	N-CA-CB	9.76	128.18	110.60
2	4Z	228	ASP	N-CA-CB	9.76	128.18	110.60
2	5F	228	ASP	N-CA-CB	9.76	128.18	110.60
2	5J	228	ASP	N-CA-CB	9.76	128.18	110.60
2	5N	228	ASP	N-CA-CB	9.76	128.18	110.60
2	5V	228	ASP	N-CA-CB	9.76	128.18	110.60
2	6N	228	ASP	N-CA-CB	9.76	128.18	110.60
2	6V	228	ASP	N-CA-CB	9.76	128.18	110.60
2	63	228	ASP	N-CA-CB	9.76	128.18	110.60
2	67	228	ASP	N-CA-CB	9.76	128.18	110.60
2	7B	228	ASP	N-CA-CB	9.76	128.18	110.60
2	7F	228	ASP	N-CA-CB	9.76	128.18	110.60
2	7R	228	ASP	N-CA-CB	9.76	128.18	110.60
1	1A	178	SER	CA-C-N	-9.76	95.73	117.20
2	1B	59	VAL	CG1-CB-CG2	-9.76	95.28	110.90
1	1I	178	SER	CA-C-N	-9.76	95.73	117.20
2	1J	59	VAL	CG1-CB-CG2	-9.76	95.28	110.90
1	2E	178	SER	CA-C-N	-9.76	95.73	117.20
2	2F	59	VAL	CG1-CB-CG2	-9.76	95.28	110.90
1	26	178	SER	CA-C-N	-9.76	95.73	117.20
2	27	59	VAL	CG1-CB-CG2	-9.76	95.28	110.90
1	3E	178	SER	CA-C-N	-9.76	95.73	117.20
2	3F	59	VAL	CG1-CB-CG2	-9.76	95.28	110.90
1	4A	178	SER	CA-C-N	-9.76	95.73	117.20
2	4B	59	VAL	CG1-CB-CG2	-9.76	95.28	110.90
1	4M	178	SER	CA-C-N	-9.76	95.73	117.20
2	4N	59	VAL	CG1-CB-CG2	-9.76	95.28	110.90
1	4U	178	SER	CA-C-N	-9.76	95.73	117.20
2	4V	59	VAL	CG1-CB-CG2	-9.76	95.28	110.90
1	5Q	178	SER	CA-C-N	-9.76	95.73	117.20
2	5R	59	VAL	CG1-CB-CG2	-9.76	95.28	110.90
1	6I	178	SER	CA-C-N	-9.76	95.73	117.20
2	6J	59	VAL	CG1-CB-CG2	-9.76	95.28	110.90
1	6Q	178	SER	CA-C-N	-9.76	95.73	117.20
2	6R	59	VAL	CG1-CB-CG2	-9.76	95.28	110.90

*Continued on next page...*

*Continued from previous page...*

Mol	Chain	Res	Type	Atoms	Z	Observed(°)	Ideal(°)
1	7M	178	SER	CA-C-N	-9.76	95.73	117.20
2	7N	59	VAL	CG1-CB-CG2	-9.76	95.28	110.90
2	1F	59	VAL	CG1-CB-CG2	-9.76	95.29	110.90
2	1R	228	ASP	N-CA-CB	9.76	128.16	110.60
2	1V	228	ASP	N-CA-CB	9.76	128.16	110.60
2	1Z	228	ASP	N-CA-CB	9.76	128.16	110.60
2	2N	59	VAL	CG1-CB-CG2	-9.76	95.29	110.90
2	2R	228	ASP	N-CA-CB	9.76	128.16	110.60
2	2V	228	ASP	N-CA-CB	9.76	128.16	110.60
2	2Z	228	ASP	N-CA-CB	9.76	128.16	110.60
2	23	59	VAL	CG1-CB-CG2	-9.76	95.29	110.90
2	3N	59	VAL	CG1-CB-CG2	-9.76	95.29	110.90
2	37	59	VAL	CG1-CB-CG2	-9.76	95.29	110.90
2	4J	59	VAL	CG1-CB-CG2	-9.76	95.29	110.90
2	4R	59	VAL	CG1-CB-CG2	-9.76	95.29	110.90
2	43	228	ASP	N-CA-CB	9.76	128.16	110.60
2	47	228	ASP	N-CA-CB	9.76	128.16	110.60
2	5B	228	ASP	N-CA-CB	9.76	128.16	110.60
2	5Z	59	VAL	CG1-CB-CG2	-9.76	95.29	110.90
2	53	228	ASP	N-CA-CB	9.76	128.16	110.60
2	57	228	ASP	N-CA-CB	9.76	128.16	110.60
2	6B	228	ASP	N-CA-CB	9.76	128.16	110.60
2	6F	59	VAL	CG1-CB-CG2	-9.76	95.29	110.90
2	6Z	59	VAL	CG1-CB-CG2	-9.76	95.29	110.90
2	7J	59	VAL	CG1-CB-CG2	-9.76	95.29	110.90
2	7V	59	VAL	CG1-CB-CG2	-9.76	95.29	110.90
1	1A	21	ASN	CA-C-O	9.76	140.59	120.10
1	1I	21	ASN	CA-C-O	9.76	140.59	120.10
1	2E	21	ASN	CA-C-O	9.76	140.59	120.10
1	26	21	ASN	CA-C-O	9.76	140.59	120.10
1	3E	21	ASN	CA-C-O	9.76	140.59	120.10
1	4A	21	ASN	CA-C-O	9.76	140.59	120.10
1	4M	21	ASN	CA-C-O	9.76	140.59	120.10
1	4U	21	ASN	CA-C-O	9.76	140.59	120.10
1	5Q	21	ASN	CA-C-O	9.76	140.59	120.10
1	6I	21	ASN	CA-C-O	9.76	140.59	120.10
1	6Q	21	ASN	CA-C-O	9.76	140.59	120.10
1	7M	21	ASN	CA-C-O	9.76	140.59	120.10
1	1E	178	SER	CA-C-N	-9.75	95.74	117.20
2	1F	39	ASP	CB-CA-C	9.75	129.91	110.40
1	2M	178	SER	CA-C-N	-9.75	95.74	117.20
2	2N	39	ASP	CB-CA-C	9.75	129.91	110.40

*Continued on next page...*

*Continued from previous page...*

Mol	Chain	Res	Type	Atoms	Z	Observed(°)	Ideal(°)
1	22	178	SER	CA-C-N	-9.75	95.74	117.20
2	23	39	ASP	CB-CA-C	9.75	129.91	110.40
1	3M	178	SER	CA-C-N	-9.75	95.74	117.20
2	3N	39	ASP	CB-CA-C	9.75	129.91	110.40
1	36	178	SER	CA-C-N	-9.75	95.74	117.20
2	37	39	ASP	CB-CA-C	9.75	129.91	110.40
1	4I	178	SER	CA-C-N	-9.75	95.74	117.20
2	4J	39	ASP	CB-CA-C	9.75	129.91	110.40
1	4Q	178	SER	CA-C-N	-9.75	95.74	117.20
2	4R	39	ASP	CB-CA-C	9.75	129.91	110.40
1	5Y	178	SER	CA-C-N	-9.75	95.74	117.20
2	5Z	39	ASP	CB-CA-C	9.75	129.91	110.40
1	6E	178	SER	CA-C-N	-9.75	95.74	117.20
2	6F	39	ASP	CB-CA-C	9.75	129.91	110.40
1	6Y	178	SER	CA-C-N	-9.75	95.74	117.20
2	6Z	39	ASP	CB-CA-C	9.75	129.91	110.40
1	7I	178	SER	CA-C-N	-9.75	95.74	117.20
2	7J	39	ASP	CB-CA-C	9.75	129.91	110.40
1	7U	178	SER	CA-C-N	-9.75	95.74	117.20
2	7V	39	ASP	CB-CA-C	9.75	129.91	110.40
2	1R	59	VAL	CG1-CB-CG2	-9.75	95.30	110.90
2	1V	59	VAL	CG1-CB-CG2	-9.75	95.30	110.90
2	1Z	59	VAL	CG1-CB-CG2	-9.75	95.30	110.90
2	2R	59	VAL	CG1-CB-CG2	-9.75	95.30	110.90
2	2V	59	VAL	CG1-CB-CG2	-9.75	95.30	110.90
2	2Z	59	VAL	CG1-CB-CG2	-9.75	95.30	110.90
2	43	59	VAL	CG1-CB-CG2	-9.75	95.30	110.90
2	47	59	VAL	CG1-CB-CG2	-9.75	95.30	110.90
2	5B	59	VAL	CG1-CB-CG2	-9.75	95.30	110.90
2	53	59	VAL	CG1-CB-CG2	-9.75	95.30	110.90
2	57	59	VAL	CG1-CB-CG2	-9.75	95.30	110.90
2	6B	59	VAL	CG1-CB-CG2	-9.75	95.30	110.90
2	1B	39	ASP	CB-CA-C	9.75	129.90	110.40
2	1B	228	ASP	N-CA-CB	9.75	128.15	110.60
2	1F	53	LYS	N-CA-C	-9.75	84.67	111.00
2	1J	39	ASP	CB-CA-C	9.75	129.90	110.40
2	1J	228	ASP	N-CA-CB	9.75	128.15	110.60
2	1R	39	ASP	CB-CA-C	9.75	129.90	110.40
2	1V	39	ASP	CB-CA-C	9.75	129.90	110.40
2	1Z	39	ASP	CB-CA-C	9.75	129.90	110.40
2	1N	39	ASP	CB-CA-C	9.75	129.90	110.40
2	2F	39	ASP	CB-CA-C	9.75	129.90	110.40

*Continued on next page...*



*Continued from previous page...*

Mol	Chain	Res	Type	Atoms	Z	Observed(°)	Ideal(°)
2	2F	228	ASP	N-CA-CB	9.75	128.15	110.60
2	2R	39	ASP	CB-CA-C	9.75	129.90	110.40
2	2V	39	ASP	CB-CA-C	9.75	129.90	110.40
2	2Z	39	ASP	CB-CA-C	9.75	129.90	110.40
2	57	39	ASP	CB-CA-C	9.75	129.90	110.40
2	6B	39	ASP	CB-CA-C	9.75	129.90	110.40
2	2J	39	ASP	CB-CA-C	9.75	129.90	110.40
2	2N	53	LYS	N-CA-C	-9.75	84.67	111.00
2	23	53	LYS	N-CA-C	-9.75	84.67	111.00
2	27	39	ASP	CB-CA-C	9.75	129.90	110.40
2	27	228	ASP	N-CA-CB	9.75	128.15	110.60
2	3B	39	ASP	CB-CA-C	9.75	129.90	110.40
2	3F	39	ASP	CB-CA-C	9.75	129.90	110.40
2	3F	228	ASP	N-CA-CB	9.75	128.15	110.60
2	3J	39	ASP	CB-CA-C	9.75	129.90	110.40
2	3N	53	LYS	N-CA-C	-9.75	84.67	111.00
2	33	39	ASP	CB-CA-C	9.75	129.90	110.40
2	37	53	LYS	N-CA-C	-9.75	84.67	111.00
2	4B	39	ASP	CB-CA-C	9.75	129.90	110.40
2	4B	228	ASP	N-CA-CB	9.75	128.15	110.60
2	4F	39	ASP	CB-CA-C	9.75	129.90	110.40
2	4J	53	LYS	N-CA-C	-9.75	84.67	111.00
2	4N	39	ASP	CB-CA-C	9.75	129.90	110.40
2	4N	228	ASP	N-CA-CB	9.75	128.15	110.60
2	4R	53	LYS	N-CA-C	-9.75	84.67	111.00
2	4V	39	ASP	CB-CA-C	9.75	129.90	110.40
2	4V	228	ASP	N-CA-CB	9.75	128.15	110.60
2	43	39	ASP	CB-CA-C	9.75	129.90	110.40
2	47	39	ASP	CB-CA-C	9.75	129.90	110.40
2	5B	39	ASP	CB-CA-C	9.75	129.90	110.40
2	4Z	39	ASP	CB-CA-C	9.75	129.90	110.40
2	5R	39	ASP	CB-CA-C	9.75	129.90	110.40
2	5R	228	ASP	N-CA-CB	9.75	128.15	110.60
2	53	39	ASP	CB-CA-C	9.75	129.90	110.40
2	5V	39	ASP	CB-CA-C	9.75	129.90	110.40
2	5Z	53	LYS	N-CA-C	-9.75	84.67	111.00
2	6F	53	LYS	N-CA-C	-9.75	84.67	111.00
2	6J	39	ASP	CB-CA-C	9.75	129.90	110.40
2	6J	228	ASP	N-CA-CB	9.75	128.15	110.60
2	6N	39	ASP	CB-CA-C	9.75	129.90	110.40
2	6R	39	ASP	CB-CA-C	9.75	129.90	110.40
2	6R	228	ASP	N-CA-CB	9.75	128.15	110.60

*Continued on next page...*

*Continued from previous page...*

Mol	Chain	Res	Type	Atoms	Z	Observed(°)	Ideal(°)
2	6V	39	ASP	CB-CA-C	9.75	129.90	110.40
2	6Z	53	LYS	N-CA-C	-9.75	84.67	111.00
2	7F	39	ASP	CB-CA-C	9.75	129.90	110.40
2	7J	53	LYS	N-CA-C	-9.75	84.67	111.00
2	7N	39	ASP	CB-CA-C	9.75	129.90	110.40
2	7N	228	ASP	N-CA-CB	9.75	128.15	110.60
2	7R	39	ASP	CB-CA-C	9.75	129.90	110.40
2	7V	53	LYS	N-CA-C	-9.75	84.67	111.00
2	1B	53	LYS	N-CA-C	-9.74	84.70	111.00
2	1J	53	LYS	N-CA-C	-9.74	84.70	111.00
2	2F	53	LYS	N-CA-C	-9.74	84.70	111.00
2	27	53	LYS	N-CA-C	-9.74	84.70	111.00
2	3F	53	LYS	N-CA-C	-9.74	84.70	111.00
2	4B	53	LYS	N-CA-C	-9.74	84.70	111.00
2	4N	53	LYS	N-CA-C	-9.74	84.70	111.00
2	4V	53	LYS	N-CA-C	-9.74	84.70	111.00
2	5R	53	LYS	N-CA-C	-9.74	84.70	111.00
2	6J	53	LYS	N-CA-C	-9.74	84.70	111.00
2	6R	53	LYS	N-CA-C	-9.74	84.70	111.00
2	7N	53	LYS	N-CA-C	-9.74	84.70	111.00
2	1F	228	ASP	N-CA-CB	9.74	128.13	110.60
2	1N	59	VAL	CG1-CB-CG2	-9.74	95.31	110.90
2	13	53	LYS	N-CA-C	-9.74	84.70	111.00
2	17	53	LYS	N-CA-C	-9.74	84.70	111.00
2	2B	53	LYS	N-CA-C	-9.74	84.70	111.00
2	2J	59	VAL	CG1-CB-CG2	-9.74	95.31	110.90
2	2N	228	ASP	N-CA-CB	9.74	128.13	110.60
2	23	228	ASP	N-CA-CB	9.74	128.13	110.60
2	3B	59	VAL	CG1-CB-CG2	-9.74	95.31	110.90
2	3J	59	VAL	CG1-CB-CG2	-9.74	95.31	110.90
2	3N	228	ASP	N-CA-CB	9.74	128.13	110.60
2	3R	53	LYS	N-CA-C	-9.74	84.70	111.00
2	3V	53	LYS	N-CA-C	-9.74	84.70	111.00
2	3Z	53	LYS	N-CA-C	-9.74	84.70	111.00
2	33	59	VAL	CG1-CB-CG2	-9.74	95.31	110.90
2	37	228	ASP	N-CA-CB	9.74	128.13	110.60
2	4F	59	VAL	CG1-CB-CG2	-9.74	95.31	110.90
2	4J	228	ASP	N-CA-CB	9.74	128.13	110.60
2	4R	228	ASP	N-CA-CB	9.74	128.13	110.60
2	4Z	59	VAL	CG1-CB-CG2	-9.74	95.31	110.90
2	5F	53	LYS	N-CA-C	-9.74	84.70	111.00
2	5J	53	LYS	N-CA-C	-9.74	84.70	111.00

*Continued on next page...*

*Continued from previous page...*

Mol	Chain	Res	Type	Atoms	Z	Observed(°)	Ideal(°)
2	5N	53	LYS	N-CA-C	-9.74	84.70	111.00
2	5V	59	VAL	CG1-CB-CG2	-9.74	95.31	110.90
2	5Z	228	ASP	N-CA-CB	9.74	128.13	110.60
2	6F	228	ASP	N-CA-CB	9.74	128.13	110.60
2	6N	59	VAL	CG1-CB-CG2	-9.74	95.31	110.90
2	6V	59	VAL	CG1-CB-CG2	-9.74	95.31	110.90
2	6Z	228	ASP	N-CA-CB	9.74	128.13	110.60
2	63	53	LYS	N-CA-C	-9.74	84.70	111.00
2	67	53	LYS	N-CA-C	-9.74	84.70	111.00
2	7B	53	LYS	N-CA-C	-9.74	84.70	111.00
2	7F	59	VAL	CG1-CB-CG2	-9.74	95.31	110.90
2	7J	228	ASP	N-CA-CB	9.74	128.13	110.60
2	7R	59	VAL	CG1-CB-CG2	-9.74	95.31	110.90
2	7V	228	ASP	N-CA-CB	9.74	128.13	110.60
2	1R	53	LYS	N-CA-C	-9.73	84.72	111.00
2	1V	53	LYS	N-CA-C	-9.73	84.72	111.00
2	1Z	53	LYS	N-CA-C	-9.73	84.72	111.00
2	13	39	ASP	CB-CA-C	9.73	129.87	110.40
2	17	39	ASP	CB-CA-C	9.73	129.87	110.40
2	2B	39	ASP	CB-CA-C	9.73	129.87	110.40
2	2R	53	LYS	N-CA-C	-9.73	84.72	111.00
2	2V	53	LYS	N-CA-C	-9.73	84.72	111.00
2	2Z	53	LYS	N-CA-C	-9.73	84.72	111.00
2	3R	39	ASP	CB-CA-C	9.73	129.87	110.40
2	3V	39	ASP	CB-CA-C	9.73	129.87	110.40
2	3Z	39	ASP	CB-CA-C	9.73	129.87	110.40
2	43	53	LYS	N-CA-C	-9.73	84.72	111.00
2	47	53	LYS	N-CA-C	-9.73	84.72	111.00
2	5B	53	LYS	N-CA-C	-9.73	84.72	111.00
2	5F	39	ASP	CB-CA-C	9.73	129.87	110.40
2	5J	39	ASP	CB-CA-C	9.73	129.87	110.40
2	5N	39	ASP	CB-CA-C	9.73	129.87	110.40
2	53	53	LYS	N-CA-C	-9.73	84.72	111.00
2	57	53	LYS	N-CA-C	-9.73	84.72	111.00
2	6B	53	LYS	N-CA-C	-9.73	84.72	111.00
2	63	39	ASP	CB-CA-C	9.73	129.87	110.40
2	67	39	ASP	CB-CA-C	9.73	129.87	110.40
2	7B	39	ASP	CB-CA-C	9.73	129.87	110.40
2	13	59	VAL	CG1-CB-CG2	-9.73	95.33	110.90
2	17	59	VAL	CG1-CB-CG2	-9.73	95.33	110.90
2	2B	59	VAL	CG1-CB-CG2	-9.73	95.33	110.90
2	3R	59	VAL	CG1-CB-CG2	-9.73	95.33	110.90

*Continued on next page...*

*Continued from previous page...*

Mol	Chain	Res	Type	Atoms	Z	Observed(°)	Ideal(°)
2	3V	59	VAL	CG1-CB-CG2	-9.73	95.33	110.90
2	3Z	59	VAL	CG1-CB-CG2	-9.73	95.33	110.90
2	5F	59	VAL	CG1-CB-CG2	-9.73	95.33	110.90
2	5J	59	VAL	CG1-CB-CG2	-9.73	95.33	110.90
2	5N	59	VAL	CG1-CB-CG2	-9.73	95.33	110.90
2	63	59	VAL	CG1-CB-CG2	-9.73	95.33	110.90
2	67	59	VAL	CG1-CB-CG2	-9.73	95.33	110.90
2	7B	59	VAL	CG1-CB-CG2	-9.73	95.33	110.90
2	1N	53	LYS	N-CA-C	-9.72	84.75	111.00
2	2J	53	LYS	N-CA-C	-9.72	84.75	111.00
2	3B	53	LYS	N-CA-C	-9.72	84.75	111.00
2	3J	53	LYS	N-CA-C	-9.72	84.75	111.00
2	33	53	LYS	N-CA-C	-9.72	84.75	111.00
2	4F	53	LYS	N-CA-C	-9.72	84.75	111.00
2	4Z	53	LYS	N-CA-C	-9.72	84.75	111.00
2	5V	53	LYS	N-CA-C	-9.72	84.75	111.00
2	6N	53	LYS	N-CA-C	-9.72	84.75	111.00
2	6V	53	LYS	N-CA-C	-9.72	84.75	111.00
2	7F	53	LYS	N-CA-C	-9.72	84.75	111.00
2	7R	53	LYS	N-CA-C	-9.72	84.75	111.00
2	1N	36	SER	N-CA-CB	9.72	125.08	110.50
2	2J	36	SER	N-CA-CB	9.72	125.08	110.50
2	3B	36	SER	N-CA-CB	9.72	125.08	110.50
2	3J	36	SER	N-CA-CB	9.72	125.08	110.50
2	33	36	SER	N-CA-CB	9.72	125.08	110.50
2	4F	36	SER	N-CA-CB	9.72	125.08	110.50
2	4Z	36	SER	N-CA-CB	9.72	125.08	110.50
2	5V	36	SER	N-CA-CB	9.72	125.08	110.50
2	6N	36	SER	N-CA-CB	9.72	125.08	110.50
2	6V	36	SER	N-CA-CB	9.72	125.08	110.50
2	7F	36	SER	N-CA-CB	9.72	125.08	110.50
2	7R	36	SER	N-CA-CB	9.72	125.08	110.50
2	1R	36	SER	N-CA-CB	9.71	125.07	110.50
2	1V	36	SER	N-CA-CB	9.71	125.07	110.50
2	1Z	36	SER	N-CA-CB	9.71	125.07	110.50
2	2R	36	SER	N-CA-CB	9.71	125.07	110.50
2	2V	36	SER	N-CA-CB	9.71	125.07	110.50
2	2Z	36	SER	N-CA-CB	9.71	125.07	110.50
2	43	36	SER	N-CA-CB	9.71	125.07	110.50
2	47	36	SER	N-CA-CB	9.71	125.07	110.50
2	5B	36	SER	N-CA-CB	9.71	125.07	110.50
2	53	36	SER	N-CA-CB	9.71	125.07	110.50

*Continued on next page...*

*Continued from previous page...*

Mol	Chain	Res	Type	Atoms	Z	Observed(°)	Ideal(°)
2	57	36	SER	N-CA-CB	9.71	125.07	110.50
2	6B	36	SER	N-CA-CB	9.71	125.07	110.50
2	1F	36	SER	N-CA-CB	9.71	125.07	110.50
2	2N	36	SER	N-CA-CB	9.71	125.07	110.50
2	23	36	SER	N-CA-CB	9.71	125.07	110.50
2	3N	36	SER	N-CA-CB	9.71	125.07	110.50
2	37	36	SER	N-CA-CB	9.71	125.07	110.50
2	4J	36	SER	N-CA-CB	9.71	125.07	110.50
2	4R	36	SER	N-CA-CB	9.71	125.07	110.50
2	5Z	36	SER	N-CA-CB	9.71	125.07	110.50
2	6F	36	SER	N-CA-CB	9.71	125.07	110.50
2	6Z	36	SER	N-CA-CB	9.71	125.07	110.50
2	7J	36	SER	N-CA-CB	9.71	125.07	110.50
2	7V	36	SER	N-CA-CB	9.71	125.07	110.50
2	1N	41	PHE	CG-CD1-CE1	9.71	131.48	120.80
2	13	36	SER	N-CA-CB	9.71	125.06	110.50
2	17	36	SER	N-CA-CB	9.71	125.06	110.50
2	2B	36	SER	N-CA-CB	9.71	125.06	110.50
2	2J	41	PHE	CG-CD1-CE1	9.71	131.48	120.80
2	3B	41	PHE	CG-CD1-CE1	9.71	131.48	120.80
2	3J	41	PHE	CG-CD1-CE1	9.71	131.48	120.80
2	3R	36	SER	N-CA-CB	9.71	125.06	110.50
2	3V	36	SER	N-CA-CB	9.71	125.06	110.50
2	3Z	36	SER	N-CA-CB	9.71	125.06	110.50
2	33	41	PHE	CG-CD1-CE1	9.71	131.48	120.80
2	4F	41	PHE	CG-CD1-CE1	9.71	131.48	120.80
2	4Z	41	PHE	CG-CD1-CE1	9.71	131.48	120.80
2	5F	36	SER	N-CA-CB	9.71	125.06	110.50
2	5J	36	SER	N-CA-CB	9.71	125.06	110.50
2	5N	36	SER	N-CA-CB	9.71	125.06	110.50
2	5V	41	PHE	CG-CD1-CE1	9.71	131.48	120.80
2	6N	41	PHE	CG-CD1-CE1	9.71	131.48	120.80
2	6V	41	PHE	CG-CD1-CE1	9.71	131.48	120.80
2	63	36	SER	N-CA-CB	9.71	125.06	110.50
2	67	36	SER	N-CA-CB	9.71	125.06	110.50
2	7B	36	SER	N-CA-CB	9.71	125.06	110.50
2	7F	41	PHE	CG-CD1-CE1	9.71	131.48	120.80
2	7R	41	PHE	CG-CD1-CE1	9.71	131.48	120.80
2	1B	36	SER	N-CA-CB	9.70	125.05	110.50
2	1J	36	SER	N-CA-CB	9.70	125.05	110.50
2	2F	36	SER	N-CA-CB	9.70	125.05	110.50
2	27	36	SER	N-CA-CB	9.70	125.05	110.50

*Continued on next page...*

*Continued from previous page...*

Mol	Chain	Res	Type	Atoms	Z	Observed(°)	Ideal(°)
2	3F	36	SER	N-CA-CB	9.70	125.05	110.50
2	4B	36	SER	N-CA-CB	9.70	125.05	110.50
2	4N	36	SER	N-CA-CB	9.70	125.05	110.50
2	4V	36	SER	N-CA-CB	9.70	125.05	110.50
2	5R	36	SER	N-CA-CB	9.70	125.05	110.50
2	6J	36	SER	N-CA-CB	9.70	125.05	110.50
2	6R	36	SER	N-CA-CB	9.70	125.05	110.50
2	7N	36	SER	N-CA-CB	9.70	125.05	110.50
2	1F	41	PHE	CG-CD1-CE1	9.69	131.46	120.80
2	2N	41	PHE	CG-CD1-CE1	9.69	131.46	120.80
2	23	41	PHE	CG-CD1-CE1	9.69	131.46	120.80
2	3N	41	PHE	CG-CD1-CE1	9.69	131.46	120.80
2	37	41	PHE	CG-CD1-CE1	9.69	131.46	120.80
2	4J	41	PHE	CG-CD1-CE1	9.69	131.46	120.80
2	4R	41	PHE	CG-CD1-CE1	9.69	131.46	120.80
2	5Z	41	PHE	CG-CD1-CE1	9.69	131.46	120.80
2	6F	41	PHE	CG-CD1-CE1	9.69	131.46	120.80
2	6Z	41	PHE	CG-CD1-CE1	9.69	131.46	120.80
2	7J	41	PHE	CG-CD1-CE1	9.69	131.46	120.80
2	7V	41	PHE	CG-CD1-CE1	9.69	131.46	120.80
2	13	41	PHE	CG-CD1-CE1	9.69	131.46	120.80
2	17	41	PHE	CG-CD1-CE1	9.69	131.46	120.80
2	2B	41	PHE	CG-CD1-CE1	9.69	131.46	120.80
2	3R	41	PHE	CG-CD1-CE1	9.69	131.46	120.80
2	3V	41	PHE	CG-CD1-CE1	9.69	131.46	120.80
2	3Z	41	PHE	CG-CD1-CE1	9.69	131.46	120.80
2	5F	41	PHE	CG-CD1-CE1	9.69	131.46	120.80
2	5J	41	PHE	CG-CD1-CE1	9.69	131.46	120.80
2	5N	41	PHE	CG-CD1-CE1	9.69	131.46	120.80
2	63	41	PHE	CG-CD1-CE1	9.69	131.46	120.80
2	67	41	PHE	CG-CD1-CE1	9.69	131.46	120.80
2	7B	41	PHE	CG-CD1-CE1	9.69	131.46	120.80
2	1B	41	PHE	CG-CD1-CE1	9.68	131.45	120.80
2	1J	41	PHE	CG-CD1-CE1	9.68	131.45	120.80
2	2F	41	PHE	CG-CD1-CE1	9.68	131.45	120.80
2	27	41	PHE	CG-CD1-CE1	9.68	131.45	120.80
2	3F	41	PHE	CG-CD1-CE1	9.68	131.45	120.80
2	4B	41	PHE	CG-CD1-CE1	9.68	131.45	120.80
2	4N	41	PHE	CG-CD1-CE1	9.68	131.45	120.80
2	4V	41	PHE	CG-CD1-CE1	9.68	131.45	120.80
2	5R	41	PHE	CG-CD1-CE1	9.68	131.45	120.80
2	6J	41	PHE	CG-CD1-CE1	9.68	131.45	120.80

*Continued on next page...*



*Continued from previous page...*

Mol	Chain	Res	Type	Atoms	Z	Observed(°)	Ideal(°)
2	6R	41	PHE	CG-CD1-CE1	9.68	131.45	120.80
2	7N	41	PHE	CG-CD1-CE1	9.68	131.45	120.80
1	1E	7	GLN	N-CA-CB	9.68	128.02	110.60
1	2M	7	GLN	N-CA-CB	9.68	128.02	110.60
1	22	7	GLN	N-CA-CB	9.68	128.02	110.60
1	3M	7	GLN	N-CA-CB	9.68	128.02	110.60
1	36	7	GLN	N-CA-CB	9.68	128.02	110.60
1	4I	7	GLN	N-CA-CB	9.68	128.02	110.60
1	4Q	7	GLN	N-CA-CB	9.68	128.02	110.60
1	5Y	7	GLN	N-CA-CB	9.68	128.02	110.60
1	6E	7	GLN	N-CA-CB	9.68	128.02	110.60
1	6Y	7	GLN	N-CA-CB	9.68	128.02	110.60
1	7I	7	GLN	N-CA-CB	9.68	128.02	110.60
1	7U	7	GLN	N-CA-CB	9.68	128.02	110.60
1	1A	7	GLN	N-CA-CB	9.67	128.01	110.60
1	1I	7	GLN	N-CA-CB	9.67	128.01	110.60
1	2E	7	GLN	N-CA-CB	9.67	128.01	110.60
1	26	7	GLN	N-CA-CB	9.67	128.01	110.60
1	3E	7	GLN	N-CA-CB	9.67	128.01	110.60
1	4A	7	GLN	N-CA-CB	9.67	128.01	110.60
1	4M	7	GLN	N-CA-CB	9.67	128.01	110.60
1	4U	7	GLN	N-CA-CB	9.67	128.01	110.60
1	5Q	7	GLN	N-CA-CB	9.67	128.01	110.60
1	6I	7	GLN	N-CA-CB	9.67	128.01	110.60
1	6Q	7	GLN	N-CA-CB	9.67	128.01	110.60
1	7M	7	GLN	N-CA-CB	9.67	128.01	110.60
1	12	48	TYR	CA-CB-CG	-9.67	95.03	113.40
1	16	48	TYR	CA-CB-CG	-9.67	95.03	113.40
1	2A	48	TYR	CA-CB-CG	-9.67	95.03	113.40
1	3Q	48	TYR	CA-CB-CG	-9.67	95.03	113.40
1	3U	48	TYR	CA-CB-CG	-9.67	95.03	113.40
1	3Y	48	TYR	CA-CB-CG	-9.67	95.03	113.40
1	5E	48	TYR	CA-CB-CG	-9.67	95.03	113.40
1	5I	48	TYR	CA-CB-CG	-9.67	95.03	113.40
1	5M	48	TYR	CA-CB-CG	-9.67	95.03	113.40
1	62	48	TYR	CA-CB-CG	-9.67	95.03	113.40
1	66	48	TYR	CA-CB-CG	-9.67	95.03	113.40
1	7A	48	TYR	CA-CB-CG	-9.67	95.03	113.40
1	1M	7	GLN	N-CA-CB	9.66	127.99	110.60
2	1R	41	PHE	CG-CD1-CE1	9.66	131.43	120.80
2	1V	41	PHE	CG-CD1-CE1	9.66	131.43	120.80
2	1Z	41	PHE	CG-CD1-CE1	9.66	131.43	120.80

*Continued on next page...*



*Continued from previous page...*

Mol	Chain	Res	Type	Atoms	Z	Observed(°)	Ideal(°)
1	2I	7	GLN	N-CA-CB	9.66	127.99	110.60
2	2R	41	PHE	CG-CD1-CE1	9.66	131.43	120.80
2	2V	41	PHE	CG-CD1-CE1	9.66	131.43	120.80
2	2Z	41	PHE	CG-CD1-CE1	9.66	131.43	120.80
1	3A	7	GLN	N-CA-CB	9.66	127.99	110.60
1	3I	7	GLN	N-CA-CB	9.66	127.99	110.60
1	32	7	GLN	N-CA-CB	9.66	127.99	110.60
1	4E	7	GLN	N-CA-CB	9.66	127.99	110.60
1	4Y	7	GLN	N-CA-CB	9.66	127.99	110.60
2	43	41	PHE	CG-CD1-CE1	9.66	131.43	120.80
2	47	41	PHE	CG-CD1-CE1	9.66	131.43	120.80
2	5B	41	PHE	CG-CD1-CE1	9.66	131.43	120.80
1	5U	7	GLN	N-CA-CB	9.66	127.99	110.60
2	53	41	PHE	CG-CD1-CE1	9.66	131.43	120.80
2	57	41	PHE	CG-CD1-CE1	9.66	131.43	120.80
2	6B	41	PHE	CG-CD1-CE1	9.66	131.43	120.80
1	6M	7	GLN	N-CA-CB	9.66	127.99	110.60
1	6U	7	GLN	N-CA-CB	9.66	127.99	110.60
1	7E	7	GLN	N-CA-CB	9.66	127.99	110.60
1	7Q	7	GLN	N-CA-CB	9.66	127.99	110.60
1	1A	48	TYR	CA-CB-CG	-9.66	95.05	113.40
1	1E	48	TYR	CA-CB-CG	-9.66	95.05	113.40
1	1I	48	TYR	CA-CB-CG	-9.66	95.05	113.40
1	1Q	48	TYR	CA-CB-CG	-9.66	95.05	113.40
1	1U	48	TYR	CA-CB-CG	-9.66	95.05	113.40
1	1Y	48	TYR	CA-CB-CG	-9.66	95.05	113.40
1	2E	48	TYR	CA-CB-CG	-9.66	95.05	113.40
1	2M	48	TYR	CA-CB-CG	-9.66	95.05	113.40
1	2Q	48	TYR	CA-CB-CG	-9.66	95.05	113.40
1	2U	48	TYR	CA-CB-CG	-9.66	95.05	113.40
1	2Y	48	TYR	CA-CB-CG	-9.66	95.05	113.40
1	22	48	TYR	CA-CB-CG	-9.66	95.05	113.40
1	26	48	TYR	CA-CB-CG	-9.66	95.05	113.40
1	3E	48	TYR	CA-CB-CG	-9.66	95.05	113.40
1	3M	48	TYR	CA-CB-CG	-9.66	95.05	113.40
1	36	48	TYR	CA-CB-CG	-9.66	95.05	113.40
1	4A	48	TYR	CA-CB-CG	-9.66	95.05	113.40
1	4I	48	TYR	CA-CB-CG	-9.66	95.05	113.40
1	4M	48	TYR	CA-CB-CG	-9.66	95.05	113.40
1	4Q	48	TYR	CA-CB-CG	-9.66	95.05	113.40
1	4U	48	TYR	CA-CB-CG	-9.66	95.05	113.40
1	42	48	TYR	CA-CB-CG	-9.66	95.05	113.40

*Continued on next page...*

*Continued from previous page...*

Mol	Chain	Res	Type	Atoms	Z	Observed(°)	Ideal(°)
1	46	48	TYR	CA-CB-CG	-9.66	95.05	113.40
1	5A	48	TYR	CA-CB-CG	-9.66	95.05	113.40
1	5Q	48	TYR	CA-CB-CG	-9.66	95.05	113.40
1	5Y	48	TYR	CA-CB-CG	-9.66	95.05	113.40
1	52	48	TYR	CA-CB-CG	-9.66	95.05	113.40
1	56	48	TYR	CA-CB-CG	-9.66	95.05	113.40
1	6A	48	TYR	CA-CB-CG	-9.66	95.05	113.40
1	6E	48	TYR	CA-CB-CG	-9.66	95.05	113.40
1	6I	48	TYR	CA-CB-CG	-9.66	95.05	113.40
1	6Q	48	TYR	CA-CB-CG	-9.66	95.05	113.40
1	6Y	48	TYR	CA-CB-CG	-9.66	95.05	113.40
1	7I	48	TYR	CA-CB-CG	-9.66	95.05	113.40
1	7M	48	TYR	CA-CB-CG	-9.66	95.05	113.40
1	7U	48	TYR	CA-CB-CG	-9.66	95.05	113.40
1	1M	48	TYR	CA-CB-CG	-9.66	95.05	113.40
1	12	7	GLN	N-CA-CB	9.66	127.98	110.60
1	16	7	GLN	N-CA-CB	9.66	127.98	110.60
1	2A	7	GLN	N-CA-CB	9.66	127.98	110.60
1	2I	48	TYR	CA-CB-CG	-9.66	95.05	113.40
1	3A	48	TYR	CA-CB-CG	-9.66	95.05	113.40
1	3I	48	TYR	CA-CB-CG	-9.66	95.05	113.40
1	3Q	7	GLN	N-CA-CB	9.66	127.98	110.60
1	3U	7	GLN	N-CA-CB	9.66	127.98	110.60
1	3Y	7	GLN	N-CA-CB	9.66	127.98	110.60
1	32	48	TYR	CA-CB-CG	-9.66	95.05	113.40
1	4E	48	TYR	CA-CB-CG	-9.66	95.05	113.40
1	4Y	48	TYR	CA-CB-CG	-9.66	95.05	113.40
1	5E	7	GLN	N-CA-CB	9.66	127.98	110.60
1	5I	7	GLN	N-CA-CB	9.66	127.98	110.60
1	5M	7	GLN	N-CA-CB	9.66	127.98	110.60
1	5U	48	TYR	CA-CB-CG	-9.66	95.05	113.40
1	6M	48	TYR	CA-CB-CG	-9.66	95.05	113.40
1	6U	48	TYR	CA-CB-CG	-9.66	95.05	113.40
1	62	7	GLN	N-CA-CB	9.66	127.98	110.60
1	66	7	GLN	N-CA-CB	9.66	127.98	110.60
1	7A	7	GLN	N-CA-CB	9.66	127.98	110.60
1	7E	48	TYR	CA-CB-CG	-9.66	95.05	113.40
1	7Q	48	TYR	CA-CB-CG	-9.66	95.05	113.40
1	1Q	7	GLN	N-CA-CB	9.65	127.97	110.60
1	1U	7	GLN	N-CA-CB	9.65	127.97	110.60
1	1Y	7	GLN	N-CA-CB	9.65	127.97	110.60
1	2Q	7	GLN	N-CA-CB	9.65	127.97	110.60

*Continued on next page...*

*Continued from previous page...*

Mol	Chain	Res	Type	Atoms	Z	Observed(°)	Ideal(°)
1	2U	7	GLN	N-CA-CB	9.65	127.97	110.60
1	2Y	7	GLN	N-CA-CB	9.65	127.97	110.60
1	42	7	GLN	N-CA-CB	9.65	127.97	110.60
1	46	7	GLN	N-CA-CB	9.65	127.97	110.60
1	5A	7	GLN	N-CA-CB	9.65	127.97	110.60
1	52	7	GLN	N-CA-CB	9.65	127.97	110.60
1	56	7	GLN	N-CA-CB	9.65	127.97	110.60
1	6A	7	GLN	N-CA-CB	9.65	127.97	110.60
1	1A	29	TYR	CB-CG-CD2	-9.65	115.21	121.00
1	1I	29	TYR	CB-CG-CD2	-9.65	115.21	121.00
2	1R	226	ILE	CA-C-N	-9.65	95.98	117.20
2	1V	226	ILE	CA-C-N	-9.65	95.98	117.20
2	1Z	226	ILE	CA-C-N	-9.65	95.98	117.20
1	2E	29	TYR	CB-CG-CD2	-9.65	115.21	121.00
2	2R	226	ILE	CA-C-N	-9.65	95.98	117.20
2	2V	226	ILE	CA-C-N	-9.65	95.98	117.20
2	2Z	226	ILE	CA-C-N	-9.65	95.98	117.20
1	26	29	TYR	CB-CG-CD2	-9.65	115.21	121.00
1	3E	29	TYR	CB-CG-CD2	-9.65	115.21	121.00
1	4A	29	TYR	CB-CG-CD2	-9.65	115.21	121.00
1	4M	29	TYR	CB-CG-CD2	-9.65	115.21	121.00
1	4U	29	TYR	CB-CG-CD2	-9.65	115.21	121.00
2	43	226	ILE	CA-C-N	-9.65	95.98	117.20
2	47	226	ILE	CA-C-N	-9.65	95.98	117.20
2	5B	226	ILE	CA-C-N	-9.65	95.98	117.20
1	5Q	29	TYR	CB-CG-CD2	-9.65	115.21	121.00
2	53	226	ILE	CA-C-N	-9.65	95.98	117.20
2	57	226	ILE	CA-C-N	-9.65	95.98	117.20
2	6B	226	ILE	CA-C-N	-9.65	95.98	117.20
1	6I	29	TYR	CB-CG-CD2	-9.65	115.21	121.00
1	6Q	29	TYR	CB-CG-CD2	-9.65	115.21	121.00
1	7M	29	TYR	CB-CG-CD2	-9.65	115.21	121.00
2	1B	226	ILE	CA-C-N	-9.64	95.98	117.20
2	1J	226	ILE	CA-C-N	-9.64	95.98	117.20
2	2F	226	ILE	CA-C-N	-9.64	95.98	117.20
2	27	226	ILE	CA-C-N	-9.64	95.98	117.20
2	3F	226	ILE	CA-C-N	-9.64	95.98	117.20
2	4B	226	ILE	CA-C-N	-9.64	95.98	117.20
2	4N	226	ILE	CA-C-N	-9.64	95.98	117.20
2	4V	226	ILE	CA-C-N	-9.64	95.98	117.20
2	5R	226	ILE	CA-C-N	-9.64	95.98	117.20
2	6J	226	ILE	CA-C-N	-9.64	95.98	117.20

*Continued on next page...*

*Continued from previous page...*

Mol	Chain	Res	Type	Atoms	Z	Observed(°)	Ideal(°)
2	6R	226	ILE	CA-C-N	-9.64	95.98	117.20
2	7N	226	ILE	CA-C-N	-9.64	95.98	117.20
2	1F	226	ILE	CA-C-N	-9.64	96.00	117.20
2	2N	226	ILE	CA-C-N	-9.64	96.00	117.20
2	23	226	ILE	CA-C-N	-9.64	96.00	117.20
2	3N	226	ILE	CA-C-N	-9.64	96.00	117.20
2	37	226	ILE	CA-C-N	-9.64	96.00	117.20
2	4J	226	ILE	CA-C-N	-9.64	96.00	117.20
2	4R	226	ILE	CA-C-N	-9.64	96.00	117.20
2	5Z	226	ILE	CA-C-N	-9.64	96.00	117.20
2	6F	226	ILE	CA-C-N	-9.64	96.00	117.20
2	6Z	226	ILE	CA-C-N	-9.64	96.00	117.20
2	7J	226	ILE	CA-C-N	-9.64	96.00	117.20
2	7V	226	ILE	CA-C-N	-9.64	96.00	117.20
2	13	226	ILE	CA-C-N	-9.63	96.01	117.20
2	17	226	ILE	CA-C-N	-9.63	96.01	117.20
2	2B	226	ILE	CA-C-N	-9.63	96.01	117.20
2	3R	226	ILE	CA-C-N	-9.63	96.01	117.20
2	3V	226	ILE	CA-C-N	-9.63	96.01	117.20
2	3Z	226	ILE	CA-C-N	-9.63	96.01	117.20
2	5F	226	ILE	CA-C-N	-9.63	96.01	117.20
2	5J	226	ILE	CA-C-N	-9.63	96.01	117.20
2	5N	226	ILE	CA-C-N	-9.63	96.01	117.20
2	63	226	ILE	CA-C-N	-9.63	96.01	117.20
2	67	226	ILE	CA-C-N	-9.63	96.01	117.20
2	7B	226	ILE	CA-C-N	-9.63	96.01	117.20
2	1N	226	ILE	CA-C-N	-9.63	96.02	117.20
2	2J	226	ILE	CA-C-N	-9.63	96.02	117.20
2	3B	226	ILE	CA-C-N	-9.63	96.02	117.20
2	3J	226	ILE	CA-C-N	-9.63	96.02	117.20
2	33	226	ILE	CA-C-N	-9.63	96.02	117.20
2	4F	226	ILE	CA-C-N	-9.63	96.02	117.20
2	4Z	226	ILE	CA-C-N	-9.63	96.02	117.20
2	5V	226	ILE	CA-C-N	-9.63	96.02	117.20
2	6N	226	ILE	CA-C-N	-9.63	96.02	117.20
2	6V	226	ILE	CA-C-N	-9.63	96.02	117.20
2	7F	226	ILE	CA-C-N	-9.63	96.02	117.20
2	7R	226	ILE	CA-C-N	-9.63	96.02	117.20
1	1E	66	ARG	NE-CZ-NH1	9.62	125.11	120.30
1	2M	66	ARG	NE-CZ-NH1	9.62	125.11	120.30
1	22	66	ARG	NE-CZ-NH1	9.62	125.11	120.30
1	3M	66	ARG	NE-CZ-NH1	9.62	125.11	120.30

*Continued on next page...*

*Continued from previous page...*

Mol	Chain	Res	Type	Atoms	Z	Observed(°)	Ideal(°)
1	36	66	ARG	NE-CZ-NH1	9.62	125.11	120.30
1	4I	66	ARG	NE-CZ-NH1	9.62	125.11	120.30
1	4Q	66	ARG	NE-CZ-NH1	9.62	125.11	120.30
1	5Y	66	ARG	NE-CZ-NH1	9.62	125.11	120.30
1	6E	66	ARG	NE-CZ-NH1	9.62	125.11	120.30
1	6Y	66	ARG	NE-CZ-NH1	9.62	125.11	120.30
1	7I	66	ARG	NE-CZ-NH1	9.62	125.11	120.30
1	7U	66	ARG	NE-CZ-NH1	9.62	125.11	120.30
1	1M	29	TYR	CB-CG-CD2	-9.62	115.23	121.00
1	1Q	66	ARG	NE-CZ-NH1	9.61	125.11	120.30
1	1U	66	ARG	NE-CZ-NH1	9.61	125.11	120.30
1	1Y	66	ARG	NE-CZ-NH1	9.61	125.11	120.30
1	2I	29	TYR	CB-CG-CD2	-9.62	115.23	121.00
1	2Q	66	ARG	NE-CZ-NH1	9.61	125.11	120.30
1	2U	66	ARG	NE-CZ-NH1	9.61	125.11	120.30
1	2Y	66	ARG	NE-CZ-NH1	9.61	125.11	120.30
1	3A	29	TYR	CB-CG-CD2	-9.62	115.23	121.00
1	3I	29	TYR	CB-CG-CD2	-9.62	115.23	121.00
1	32	29	TYR	CB-CG-CD2	-9.62	115.23	121.00
1	4E	29	TYR	CB-CG-CD2	-9.62	115.23	121.00
1	4Y	29	TYR	CB-CG-CD2	-9.62	115.23	121.00
1	42	66	ARG	NE-CZ-NH1	9.61	125.11	120.30
1	46	66	ARG	NE-CZ-NH1	9.61	125.11	120.30
1	5A	66	ARG	NE-CZ-NH1	9.61	125.11	120.30
1	5U	29	TYR	CB-CG-CD2	-9.62	115.23	121.00
1	52	66	ARG	NE-CZ-NH1	9.61	125.11	120.30
1	56	66	ARG	NE-CZ-NH1	9.61	125.11	120.30
1	6A	66	ARG	NE-CZ-NH1	9.61	125.11	120.30
1	6M	29	TYR	CB-CG-CD2	-9.62	115.23	121.00
1	6U	29	TYR	CB-CG-CD2	-9.62	115.23	121.00
1	7E	29	TYR	CB-CG-CD2	-9.62	115.23	121.00
1	7Q	29	TYR	CB-CG-CD2	-9.62	115.23	121.00
1	1E	29	TYR	CB-CG-CD2	-9.60	115.24	121.00
1	2M	29	TYR	CB-CG-CD2	-9.60	115.24	121.00
1	22	29	TYR	CB-CG-CD2	-9.60	115.24	121.00
1	3M	29	TYR	CB-CG-CD2	-9.60	115.24	121.00
1	36	29	TYR	CB-CG-CD2	-9.60	115.24	121.00
1	4I	29	TYR	CB-CG-CD2	-9.60	115.24	121.00
1	4Q	29	TYR	CB-CG-CD2	-9.60	115.24	121.00
1	5Y	29	TYR	CB-CG-CD2	-9.60	115.24	121.00
1	6E	29	TYR	CB-CG-CD2	-9.60	115.24	121.00
1	6Y	29	TYR	CB-CG-CD2	-9.60	115.24	121.00

*Continued on next page...*

*Continued from previous page...*

Mol	Chain	Res	Type	Atoms	Z	Observed(°)	Ideal(°)
1	7I	29	TYR	CB-CG-CD2	-9.60	115.24	121.00
1	7U	29	TYR	CB-CG-CD2	-9.60	115.24	121.00
2	1B	14	THR	N-CA-CB	-9.60	92.07	110.30
2	1J	14	THR	N-CA-CB	-9.60	92.07	110.30
2	1N	14	THR	N-CA-CB	-9.60	92.07	110.30
1	1Q	154	SER	CA-CB-OG	9.60	137.11	111.20
1	1U	154	SER	CA-CB-OG	9.60	137.11	111.20
1	1Y	154	SER	CA-CB-OG	9.60	137.11	111.20
1	12	154	SER	CA-CB-OG	9.60	137.11	111.20
1	16	154	SER	CA-CB-OG	9.60	137.11	111.20
1	2A	154	SER	CA-CB-OG	9.60	137.11	111.20
2	2F	14	THR	N-CA-CB	-9.60	92.07	110.30
2	2J	14	THR	N-CA-CB	-9.60	92.07	110.30
1	2Q	154	SER	CA-CB-OG	9.60	137.11	111.20
1	2U	154	SER	CA-CB-OG	9.60	137.11	111.20
1	2Y	154	SER	CA-CB-OG	9.60	137.11	111.20
2	27	14	THR	N-CA-CB	-9.60	92.07	110.30
2	3B	14	THR	N-CA-CB	-9.60	92.07	110.30
2	3F	14	THR	N-CA-CB	-9.60	92.07	110.30
2	3J	14	THR	N-CA-CB	-9.60	92.07	110.30
1	3Q	154	SER	CA-CB-OG	9.60	137.11	111.20
1	3U	154	SER	CA-CB-OG	9.60	137.11	111.20
1	3Y	154	SER	CA-CB-OG	9.60	137.11	111.20
2	33	14	THR	N-CA-CB	-9.60	92.07	110.30
2	4B	14	THR	N-CA-CB	-9.60	92.07	110.30
2	4F	14	THR	N-CA-CB	-9.60	92.07	110.30
2	4N	14	THR	N-CA-CB	-9.60	92.07	110.30
2	4V	14	THR	N-CA-CB	-9.60	92.07	110.30
2	4Z	14	THR	N-CA-CB	-9.60	92.07	110.30
1	42	154	SER	CA-CB-OG	9.60	137.11	111.20
1	46	154	SER	CA-CB-OG	9.60	137.11	111.20
1	5A	154	SER	CA-CB-OG	9.60	137.11	111.20
1	5E	154	SER	CA-CB-OG	9.60	137.11	111.20
1	5I	154	SER	CA-CB-OG	9.60	137.11	111.20
1	5M	154	SER	CA-CB-OG	9.60	137.11	111.20
2	5R	14	THR	N-CA-CB	-9.60	92.07	110.30
2	5V	14	THR	N-CA-CB	-9.60	92.07	110.30
1	52	154	SER	CA-CB-OG	9.60	137.11	111.20
1	56	154	SER	CA-CB-OG	9.60	137.11	111.20
1	6A	154	SER	CA-CB-OG	9.60	137.11	111.20
2	6J	14	THR	N-CA-CB	-9.60	92.07	110.30
2	6N	14	THR	N-CA-CB	-9.60	92.07	110.30

*Continued on next page...*



*Continued from previous page...*

Mol	Chain	Res	Type	Atoms	Z	Observed(°)	Ideal(°)
2	6R	14	THR	N-CA-CB	-9.60	92.07	110.30
2	6V	14	THR	N-CA-CB	-9.60	92.07	110.30
1	62	154	SER	CA-CB-OG	9.60	137.11	111.20
1	66	154	SER	CA-CB-OG	9.60	137.11	111.20
1	7A	154	SER	CA-CB-OG	9.60	137.11	111.20
2	7F	14	THR	N-CA-CB	-9.60	92.07	110.30
2	7N	14	THR	N-CA-CB	-9.60	92.07	110.30
2	7R	14	THR	N-CA-CB	-9.60	92.07	110.30
1	1A	154	SER	CA-CB-OG	9.59	137.09	111.20
1	1E	154	SER	CA-CB-OG	9.59	137.09	111.20
1	1I	154	SER	CA-CB-OG	9.59	137.09	111.20
1	1M	154	SER	CA-CB-OG	9.59	137.09	111.20
1	2E	154	SER	CA-CB-OG	9.59	137.09	111.20
1	2I	154	SER	CA-CB-OG	9.59	137.09	111.20
1	2M	154	SER	CA-CB-OG	9.59	137.09	111.20
1	22	154	SER	CA-CB-OG	9.59	137.09	111.20
1	26	154	SER	CA-CB-OG	9.59	137.09	111.20
1	3A	154	SER	CA-CB-OG	9.59	137.09	111.20
1	3E	154	SER	CA-CB-OG	9.59	137.09	111.20
1	3I	154	SER	CA-CB-OG	9.59	137.09	111.20
1	3M	154	SER	CA-CB-OG	9.59	137.09	111.20
1	32	154	SER	CA-CB-OG	9.59	137.09	111.20
1	36	154	SER	CA-CB-OG	9.59	137.09	111.20
1	4A	154	SER	CA-CB-OG	9.59	137.09	111.20
1	4E	154	SER	CA-CB-OG	9.59	137.09	111.20
1	4I	154	SER	CA-CB-OG	9.59	137.09	111.20
1	4M	154	SER	CA-CB-OG	9.59	137.09	111.20
1	4Q	154	SER	CA-CB-OG	9.59	137.09	111.20
1	4U	154	SER	CA-CB-OG	9.59	137.09	111.20
1	4Y	154	SER	CA-CB-OG	9.59	137.09	111.20
1	5Q	154	SER	CA-CB-OG	9.59	137.09	111.20
1	5U	154	SER	CA-CB-OG	9.59	137.09	111.20
1	5Y	154	SER	CA-CB-OG	9.59	137.09	111.20
1	6E	154	SER	CA-CB-OG	9.59	137.09	111.20
1	6I	154	SER	CA-CB-OG	9.59	137.09	111.20
1	6M	154	SER	CA-CB-OG	9.59	137.09	111.20
1	6Q	154	SER	CA-CB-OG	9.59	137.09	111.20
1	6U	154	SER	CA-CB-OG	9.59	137.09	111.20
1	6Y	154	SER	CA-CB-OG	9.59	137.09	111.20
1	7E	154	SER	CA-CB-OG	9.59	137.09	111.20
1	7I	154	SER	CA-CB-OG	9.59	137.09	111.20
1	7M	154	SER	CA-CB-OG	9.59	137.09	111.20

*Continued on next page...*



*Continued from previous page...*

Mol	Chain	Res	Type	Atoms	Z	Observed(°)	Ideal(°)
1	7Q	154	SER	CA-CB-OG	9.59	137.09	111.20
1	7U	154	SER	CA-CB-OG	9.59	137.09	111.20
2	13	14	THR	N-CA-CB	-9.59	92.09	110.30
2	17	14	THR	N-CA-CB	-9.59	92.09	110.30
2	2B	14	THR	N-CA-CB	-9.59	92.09	110.30
2	3R	14	THR	N-CA-CB	-9.59	92.09	110.30
2	3V	14	THR	N-CA-CB	-9.59	92.09	110.30
2	3Z	14	THR	N-CA-CB	-9.59	92.09	110.30
2	5F	14	THR	N-CA-CB	-9.59	92.09	110.30
2	5J	14	THR	N-CA-CB	-9.59	92.09	110.30
2	5N	14	THR	N-CA-CB	-9.59	92.09	110.30
2	63	14	THR	N-CA-CB	-9.59	92.09	110.30
2	67	14	THR	N-CA-CB	-9.59	92.09	110.30
2	7B	14	THR	N-CA-CB	-9.59	92.09	110.30
1	1A	66	ARG	NE-CZ-NH1	9.58	125.09	120.30
1	1I	66	ARG	NE-CZ-NH1	9.58	125.09	120.30
1	2E	66	ARG	NE-CZ-NH1	9.58	125.09	120.30
1	26	66	ARG	NE-CZ-NH1	9.58	125.09	120.30
1	3E	66	ARG	NE-CZ-NH1	9.58	125.09	120.30
1	4A	66	ARG	NE-CZ-NH1	9.58	125.09	120.30
1	4M	66	ARG	NE-CZ-NH1	9.58	125.09	120.30
1	4U	66	ARG	NE-CZ-NH1	9.58	125.09	120.30
1	5Q	66	ARG	NE-CZ-NH1	9.58	125.09	120.30
1	6I	66	ARG	NE-CZ-NH1	9.58	125.09	120.30
1	6Q	66	ARG	NE-CZ-NH1	9.58	125.09	120.30
1	7M	66	ARG	NE-CZ-NH1	9.58	125.09	120.30
2	1F	14	THR	N-CA-CB	-9.58	92.10	110.30
1	12	24	VAL	CG1-CB-CG2	9.58	126.23	110.90
1	16	24	VAL	CG1-CB-CG2	9.58	126.23	110.90
1	2A	24	VAL	CG1-CB-CG2	9.58	126.23	110.90
2	2N	14	THR	N-CA-CB	-9.58	92.10	110.30
2	23	14	THR	N-CA-CB	-9.58	92.10	110.30
2	3N	14	THR	N-CA-CB	-9.58	92.10	110.30
1	3Q	24	VAL	CG1-CB-CG2	9.58	126.23	110.90
1	3U	24	VAL	CG1-CB-CG2	9.58	126.23	110.90
1	3Y	24	VAL	CG1-CB-CG2	9.58	126.23	110.90
2	37	14	THR	N-CA-CB	-9.58	92.10	110.30
2	4J	14	THR	N-CA-CB	-9.58	92.10	110.30
2	4R	14	THR	N-CA-CB	-9.58	92.10	110.30
1	5E	24	VAL	CG1-CB-CG2	9.58	126.23	110.90
1	5I	24	VAL	CG1-CB-CG2	9.58	126.23	110.90
1	5M	24	VAL	CG1-CB-CG2	9.58	126.23	110.90

*Continued on next page...*

*Continued from previous page...*

Mol	Chain	Res	Type	Atoms	Z	Observed(°)	Ideal(°)
2	5Z	14	THR	N-CA-CB	-9.58	92.10	110.30
2	6F	14	THR	N-CA-CB	-9.58	92.10	110.30
2	6Z	14	THR	N-CA-CB	-9.58	92.10	110.30
1	62	24	VAL	CG1-CB-CG2	9.58	126.23	110.90
1	66	24	VAL	CG1-CB-CG2	9.58	126.23	110.90
1	7A	24	VAL	CG1-CB-CG2	9.58	126.23	110.90
2	7J	14	THR	N-CA-CB	-9.58	92.10	110.30
2	7V	14	THR	N-CA-CB	-9.58	92.10	110.30
1	1M	24	VAL	CG1-CB-CG2	9.58	126.22	110.90
1	2I	24	VAL	CG1-CB-CG2	9.58	126.22	110.90
1	3A	24	VAL	CG1-CB-CG2	9.58	126.22	110.90
1	3I	24	VAL	CG1-CB-CG2	9.58	126.22	110.90
1	32	24	VAL	CG1-CB-CG2	9.58	126.22	110.90
1	4E	24	VAL	CG1-CB-CG2	9.58	126.22	110.90
1	4Y	24	VAL	CG1-CB-CG2	9.58	126.22	110.90
1	5U	24	VAL	CG1-CB-CG2	9.58	126.22	110.90
1	6M	24	VAL	CG1-CB-CG2	9.58	126.22	110.90
1	6U	24	VAL	CG1-CB-CG2	9.58	126.22	110.90
1	7E	24	VAL	CG1-CB-CG2	9.58	126.22	110.90
1	7Q	24	VAL	CG1-CB-CG2	9.58	126.22	110.90
2	1R	14	THR	N-CA-CB	-9.58	92.11	110.30
2	1V	14	THR	N-CA-CB	-9.58	92.11	110.30
2	1Z	14	THR	N-CA-CB	-9.58	92.11	110.30
2	2R	14	THR	N-CA-CB	-9.58	92.11	110.30
2	2V	14	THR	N-CA-CB	-9.58	92.11	110.30
2	2Z	14	THR	N-CA-CB	-9.58	92.11	110.30
2	43	14	THR	N-CA-CB	-9.58	92.11	110.30
2	47	14	THR	N-CA-CB	-9.58	92.11	110.30
2	5B	14	THR	N-CA-CB	-9.58	92.11	110.30
2	53	14	THR	N-CA-CB	-9.58	92.11	110.30
2	57	14	THR	N-CA-CB	-9.58	92.11	110.30
2	6B	14	THR	N-CA-CB	-9.58	92.11	110.30
1	12	29	TYR	CB-CG-CD2	-9.57	115.26	121.00
1	16	29	TYR	CB-CG-CD2	-9.57	115.26	121.00
1	2A	29	TYR	CB-CG-CD2	-9.57	115.26	121.00
1	3Q	29	TYR	CB-CG-CD2	-9.57	115.26	121.00
1	3U	29	TYR	CB-CG-CD2	-9.57	115.26	121.00
1	3Y	29	TYR	CB-CG-CD2	-9.57	115.26	121.00
1	5E	29	TYR	CB-CG-CD2	-9.57	115.26	121.00
1	5I	29	TYR	CB-CG-CD2	-9.57	115.26	121.00
1	5M	29	TYR	CB-CG-CD2	-9.57	115.26	121.00
1	62	29	TYR	CB-CG-CD2	-9.57	115.26	121.00

*Continued on next page...*

*Continued from previous page...*

Mol	Chain	Res	Type	Atoms	Z	Observed(°)	Ideal(°)
1	66	29	TYR	CB-CG-CD2	-9.57	115.26	121.00
1	7A	29	TYR	CB-CG-CD2	-9.57	115.26	121.00
1	1Q	29	TYR	CB-CG-CD2	-9.57	115.26	121.00
1	1U	29	TYR	CB-CG-CD2	-9.57	115.26	121.00
1	1Y	29	TYR	CB-CG-CD2	-9.57	115.26	121.00
1	2Q	29	TYR	CB-CG-CD2	-9.57	115.26	121.00
1	2U	29	TYR	CB-CG-CD2	-9.57	115.26	121.00
1	2Y	29	TYR	CB-CG-CD2	-9.57	115.26	121.00
1	42	29	TYR	CB-CG-CD2	-9.57	115.26	121.00
1	46	29	TYR	CB-CG-CD2	-9.57	115.26	121.00
1	5A	29	TYR	CB-CG-CD2	-9.57	115.26	121.00
1	52	29	TYR	CB-CG-CD2	-9.57	115.26	121.00
1	56	29	TYR	CB-CG-CD2	-9.57	115.26	121.00
1	6A	29	TYR	CB-CG-CD2	-9.57	115.26	121.00
1	1A	97	SER	CA-C-O	9.57	140.19	120.10
1	1I	97	SER	CA-C-O	9.57	140.19	120.10
1	1Q	97	SER	CA-C-O	9.57	140.20	120.10
1	1U	97	SER	CA-C-O	9.57	140.20	120.10
1	1Y	97	SER	CA-C-O	9.57	140.20	120.10
1	2E	97	SER	CA-C-O	9.57	140.19	120.10
1	2Q	97	SER	CA-C-O	9.57	140.20	120.10
1	2U	97	SER	CA-C-O	9.57	140.20	120.10
1	2Y	97	SER	CA-C-O	9.57	140.20	120.10
1	26	97	SER	CA-C-O	9.57	140.19	120.10
1	3E	97	SER	CA-C-O	9.57	140.19	120.10
1	4A	97	SER	CA-C-O	9.57	140.19	120.10
1	4M	97	SER	CA-C-O	9.57	140.19	120.10
1	4U	97	SER	CA-C-O	9.57	140.19	120.10
1	42	97	SER	CA-C-O	9.57	140.20	120.10
1	46	97	SER	CA-C-O	9.57	140.20	120.10
1	5A	97	SER	CA-C-O	9.57	140.20	120.10
1	5Q	97	SER	CA-C-O	9.57	140.19	120.10
1	52	97	SER	CA-C-O	9.57	140.20	120.10
1	56	97	SER	CA-C-O	9.57	140.20	120.10
1	6A	97	SER	CA-C-O	9.57	140.20	120.10
1	6I	97	SER	CA-C-O	9.57	140.19	120.10
1	6Q	97	SER	CA-C-O	9.57	140.19	120.10
1	7M	97	SER	CA-C-O	9.57	140.19	120.10
1	12	97	SER	CA-C-O	9.57	140.19	120.10
1	16	97	SER	CA-C-O	9.57	140.19	120.10
1	2A	97	SER	CA-C-O	9.57	140.19	120.10
1	3Q	97	SER	CA-C-O	9.57	140.19	120.10

*Continued on next page...*

*Continued from previous page...*

Mol	Chain	Res	Type	Atoms	Z	Observed(°)	Ideal(°)
1	3U	97	SER	CA-C-O	9.57	140.19	120.10
1	3Y	97	SER	CA-C-O	9.57	140.19	120.10
1	5E	97	SER	CA-C-O	9.57	140.19	120.10
1	5I	97	SER	CA-C-O	9.57	140.19	120.10
1	5M	97	SER	CA-C-O	9.57	140.19	120.10
1	62	97	SER	CA-C-O	9.57	140.19	120.10
1	66	97	SER	CA-C-O	9.57	140.19	120.10
1	7A	97	SER	CA-C-O	9.57	140.19	120.10
1	1E	24	VAL	CG1-CB-CG2	9.56	126.20	110.90
1	2M	24	VAL	CG1-CB-CG2	9.56	126.20	110.90
1	22	24	VAL	CG1-CB-CG2	9.56	126.20	110.90
1	3M	24	VAL	CG1-CB-CG2	9.56	126.20	110.90
1	36	24	VAL	CG1-CB-CG2	9.56	126.20	110.90
1	4I	24	VAL	CG1-CB-CG2	9.56	126.20	110.90
1	4Q	24	VAL	CG1-CB-CG2	9.56	126.20	110.90
1	5Y	24	VAL	CG1-CB-CG2	9.56	126.20	110.90
1	6E	24	VAL	CG1-CB-CG2	9.56	126.20	110.90
1	6Y	24	VAL	CG1-CB-CG2	9.56	126.20	110.90
1	7I	24	VAL	CG1-CB-CG2	9.56	126.20	110.90
1	7U	24	VAL	CG1-CB-CG2	9.56	126.20	110.90
1	1E	97	SER	CA-C-O	9.56	140.18	120.10
2	1R	29	MET	C-N-CD	-9.56	99.57	120.60
2	1V	29	MET	C-N-CD	-9.56	99.57	120.60
2	1Z	29	MET	C-N-CD	-9.56	99.57	120.60
1	2M	97	SER	CA-C-O	9.56	140.18	120.10
2	2R	29	MET	C-N-CD	-9.56	99.57	120.60
2	2V	29	MET	C-N-CD	-9.56	99.57	120.60
2	2Z	29	MET	C-N-CD	-9.56	99.57	120.60
1	22	97	SER	CA-C-O	9.56	140.18	120.10
1	3M	97	SER	CA-C-O	9.56	140.18	120.10
1	36	97	SER	CA-C-O	9.56	140.18	120.10
1	4I	97	SER	CA-C-O	9.56	140.18	120.10
1	4Q	97	SER	CA-C-O	9.56	140.18	120.10
2	43	29	MET	C-N-CD	-9.56	99.57	120.60
2	47	29	MET	C-N-CD	-9.56	99.57	120.60
2	5B	29	MET	C-N-CD	-9.56	99.57	120.60
1	5Y	97	SER	CA-C-O	9.56	140.18	120.10
2	53	29	MET	C-N-CD	-9.56	99.57	120.60
2	57	29	MET	C-N-CD	-9.56	99.57	120.60
2	6B	29	MET	C-N-CD	-9.56	99.57	120.60
1	6E	97	SER	CA-C-O	9.56	140.18	120.10
1	6Y	97	SER	CA-C-O	9.56	140.18	120.10

*Continued on next page...*

*Continued from previous page...*

Mol	Chain	Res	Type	Atoms	Z	Observed(°)	Ideal(°)
1	7I	97	SER	CA-C-O	9.56	140.18	120.10
1	7U	97	SER	CA-C-O	9.56	140.18	120.10
2	1F	1	ALA	CA-C-O	9.56	140.17	120.10
2	1N	1	ALA	CA-C-O	9.56	140.17	120.10
1	1Q	24	VAL	CG1-CB-CG2	9.56	126.19	110.90
1	1U	24	VAL	CG1-CB-CG2	9.56	126.19	110.90
1	1Y	24	VAL	CG1-CB-CG2	9.56	126.19	110.90
2	13	1	ALA	CA-C-O	9.56	140.17	120.10
2	17	1	ALA	CA-C-O	9.56	140.17	120.10
2	2B	1	ALA	CA-C-O	9.56	140.17	120.10
2	2J	1	ALA	CA-C-O	9.56	140.17	120.10
2	2N	1	ALA	CA-C-O	9.56	140.17	120.10
1	2Q	24	VAL	CG1-CB-CG2	9.56	126.19	110.90
1	2U	24	VAL	CG1-CB-CG2	9.56	126.19	110.90
1	2Y	24	VAL	CG1-CB-CG2	9.56	126.19	110.90
2	23	1	ALA	CA-C-O	9.56	140.17	120.10
2	3B	1	ALA	CA-C-O	9.56	140.17	120.10
2	3J	1	ALA	CA-C-O	9.56	140.17	120.10
2	3N	1	ALA	CA-C-O	9.56	140.17	120.10
2	3R	1	ALA	CA-C-O	9.56	140.17	120.10
2	3V	1	ALA	CA-C-O	9.56	140.17	120.10
2	3Z	1	ALA	CA-C-O	9.56	140.17	120.10
2	33	1	ALA	CA-C-O	9.56	140.17	120.10
2	37	1	ALA	CA-C-O	9.56	140.17	120.10
2	4F	1	ALA	CA-C-O	9.56	140.17	120.10
2	4J	1	ALA	CA-C-O	9.56	140.17	120.10
2	4R	1	ALA	CA-C-O	9.56	140.17	120.10
2	4Z	1	ALA	CA-C-O	9.56	140.17	120.10
1	42	24	VAL	CG1-CB-CG2	9.56	126.19	110.90
1	46	24	VAL	CG1-CB-CG2	9.56	126.19	110.90
1	5A	24	VAL	CG1-CB-CG2	9.56	126.19	110.90
2	5F	1	ALA	CA-C-O	9.56	140.17	120.10
2	5J	1	ALA	CA-C-O	9.56	140.17	120.10
2	5N	1	ALA	CA-C-O	9.56	140.17	120.10
2	5V	1	ALA	CA-C-O	9.56	140.17	120.10
2	5Z	1	ALA	CA-C-O	9.56	140.17	120.10
1	52	24	VAL	CG1-CB-CG2	9.56	126.19	110.90
1	56	24	VAL	CG1-CB-CG2	9.56	126.19	110.90
1	6A	24	VAL	CG1-CB-CG2	9.56	126.19	110.90
2	6F	1	ALA	CA-C-O	9.56	140.17	120.10
2	6N	1	ALA	CA-C-O	9.56	140.17	120.10
2	6V	1	ALA	CA-C-O	9.56	140.17	120.10

*Continued on next page...*

*Continued from previous page...*

Mol	Chain	Res	Type	Atoms	Z	Observed(°)	Ideal(°)
2	6Z	1	ALA	CA-C-O	9.56	140.17	120.10
2	63	1	ALA	CA-C-O	9.56	140.17	120.10
2	67	1	ALA	CA-C-O	9.56	140.17	120.10
2	7B	1	ALA	CA-C-O	9.56	140.17	120.10
2	7F	1	ALA	CA-C-O	9.56	140.17	120.10
2	7J	1	ALA	CA-C-O	9.56	140.17	120.10
2	7R	1	ALA	CA-C-O	9.56	140.17	120.10
2	7V	1	ALA	CA-C-O	9.56	140.17	120.10
1	1A	24	VAL	CG1-CB-CG2	9.56	126.19	110.90
1	1I	24	VAL	CG1-CB-CG2	9.56	126.19	110.90
2	13	29	MET	C-N-CD	-9.56	99.58	120.60
2	17	29	MET	C-N-CD	-9.56	99.58	120.60
2	2B	29	MET	C-N-CD	-9.56	99.58	120.60
1	2E	24	VAL	CG1-CB-CG2	9.56	126.19	110.90
1	26	24	VAL	CG1-CB-CG2	9.56	126.19	110.90
1	3E	24	VAL	CG1-CB-CG2	9.56	126.19	110.90
2	3R	29	MET	C-N-CD	-9.56	99.58	120.60
2	3V	29	MET	C-N-CD	-9.56	99.58	120.60
2	3Z	29	MET	C-N-CD	-9.56	99.58	120.60
1	4A	24	VAL	CG1-CB-CG2	9.56	126.19	110.90
1	4M	24	VAL	CG1-CB-CG2	9.56	126.19	110.90
1	4U	24	VAL	CG1-CB-CG2	9.56	126.19	110.90
2	5F	29	MET	C-N-CD	-9.56	99.58	120.60
2	5J	29	MET	C-N-CD	-9.56	99.58	120.60
2	5N	29	MET	C-N-CD	-9.56	99.58	120.60
1	5Q	24	VAL	CG1-CB-CG2	9.56	126.19	110.90
1	6I	24	VAL	CG1-CB-CG2	9.56	126.19	110.90
1	6Q	24	VAL	CG1-CB-CG2	9.56	126.19	110.90
2	63	29	MET	C-N-CD	-9.56	99.58	120.60
2	67	29	MET	C-N-CD	-9.56	99.58	120.60
2	7B	29	MET	C-N-CD	-9.56	99.58	120.60
1	7M	24	VAL	CG1-CB-CG2	9.56	126.19	110.90
2	1B	29	MET	C-N-CD	-9.55	99.59	120.60
2	1J	29	MET	C-N-CD	-9.55	99.59	120.60
1	1M	97	SER	CA-C-O	9.55	140.16	120.10
2	2F	29	MET	C-N-CD	-9.55	99.59	120.60
1	2I	97	SER	CA-C-O	9.55	140.16	120.10
2	27	29	MET	C-N-CD	-9.55	99.59	120.60
1	3A	97	SER	CA-C-O	9.55	140.16	120.10
2	3F	29	MET	C-N-CD	-9.55	99.59	120.60
1	3I	97	SER	CA-C-O	9.55	140.16	120.10
1	32	97	SER	CA-C-O	9.55	140.16	120.10

*Continued on next page...*

*Continued from previous page...*

Mol	Chain	Res	Type	Atoms	Z	Observed(°)	Ideal(°)
2	4B	29	MET	C-N-CD	-9.55	99.59	120.60
1	4E	97	SER	CA-C-O	9.55	140.16	120.10
2	4N	29	MET	C-N-CD	-9.55	99.59	120.60
2	4V	29	MET	C-N-CD	-9.55	99.59	120.60
1	4Y	97	SER	CA-C-O	9.55	140.16	120.10
2	5R	29	MET	C-N-CD	-9.55	99.59	120.60
1	5U	97	SER	CA-C-O	9.55	140.16	120.10
2	6J	29	MET	C-N-CD	-9.55	99.59	120.60
1	6M	97	SER	CA-C-O	9.55	140.16	120.10
2	6R	29	MET	C-N-CD	-9.55	99.59	120.60
1	6U	97	SER	CA-C-O	9.55	140.16	120.10
1	7E	97	SER	CA-C-O	9.55	140.16	120.10
2	7N	29	MET	C-N-CD	-9.55	99.59	120.60
1	7Q	97	SER	CA-C-O	9.55	140.16	120.10
2	1N	29	MET	C-N-CD	-9.55	99.59	120.60
2	2J	29	MET	C-N-CD	-9.55	99.59	120.60
2	3B	29	MET	C-N-CD	-9.55	99.59	120.60
2	3J	29	MET	C-N-CD	-9.55	99.59	120.60
2	33	29	MET	C-N-CD	-9.55	99.59	120.60
2	4F	29	MET	C-N-CD	-9.55	99.59	120.60
2	4Z	29	MET	C-N-CD	-9.55	99.59	120.60
2	5V	29	MET	C-N-CD	-9.55	99.59	120.60
2	6N	29	MET	C-N-CD	-9.55	99.59	120.60
2	6V	29	MET	C-N-CD	-9.55	99.59	120.60
2	7F	29	MET	C-N-CD	-9.55	99.59	120.60
2	7R	29	MET	C-N-CD	-9.55	99.59	120.60
2	1B	1	ALA	CA-C-O	9.54	140.14	120.10
2	1J	1	ALA	CA-C-O	9.54	140.14	120.10
2	2F	1	ALA	CA-C-O	9.54	140.14	120.10
2	27	1	ALA	CA-C-O	9.54	140.14	120.10
2	3F	1	ALA	CA-C-O	9.54	140.14	120.10
2	4B	1	ALA	CA-C-O	9.54	140.14	120.10
2	4N	1	ALA	CA-C-O	9.54	140.14	120.10
2	4V	1	ALA	CA-C-O	9.54	140.14	120.10
2	5R	1	ALA	CA-C-O	9.54	140.14	120.10
2	6J	1	ALA	CA-C-O	9.54	140.14	120.10
2	6R	1	ALA	CA-C-O	9.54	140.14	120.10
2	7N	1	ALA	CA-C-O	9.54	140.14	120.10
2	1N	29	MET	CG-SD-CE	-9.54	84.94	100.20
2	2J	29	MET	CG-SD-CE	-9.54	84.94	100.20
2	3B	29	MET	CG-SD-CE	-9.54	84.94	100.20
2	3J	29	MET	CG-SD-CE	-9.54	84.94	100.20

*Continued on next page...*



*Continued from previous page...*

Mol	Chain	Res	Type	Atoms	Z	Observed(°)	Ideal(°)
2	33	29	MET	CG-SD-CE	-9.54	84.94	100.20
2	4F	29	MET	CG-SD-CE	-9.54	84.94	100.20
2	4Z	29	MET	CG-SD-CE	-9.54	84.94	100.20
2	5V	29	MET	CG-SD-CE	-9.54	84.94	100.20
2	6N	29	MET	CG-SD-CE	-9.54	84.94	100.20
2	6V	29	MET	CG-SD-CE	-9.54	84.94	100.20
2	7F	29	MET	CG-SD-CE	-9.54	84.94	100.20
2	7R	29	MET	CG-SD-CE	-9.54	84.94	100.20
2	1B	29	MET	CG-SD-CE	-9.54	84.94	100.20
2	1F	29	MET	C-N-CD	-9.54	99.62	120.60
2	1F	29	MET	CG-SD-CE	-9.54	84.94	100.20
2	1J	29	MET	CG-SD-CE	-9.54	84.94	100.20
2	1R	1	ALA	CA-C-O	9.54	140.13	120.10
2	1R	29	MET	CG-SD-CE	-9.54	84.94	100.20
2	1V	1	ALA	CA-C-O	9.54	140.13	120.10
2	1V	29	MET	CG-SD-CE	-9.54	84.94	100.20
2	1Z	1	ALA	CA-C-O	9.54	140.13	120.10
2	1Z	29	MET	CG-SD-CE	-9.54	84.94	100.20
2	13	29	MET	CG-SD-CE	-9.54	84.94	100.20
2	17	29	MET	CG-SD-CE	-9.54	84.94	100.20
2	2B	29	MET	CG-SD-CE	-9.54	84.94	100.20
2	2F	29	MET	CG-SD-CE	-9.54	84.94	100.20
2	2N	29	MET	C-N-CD	-9.54	99.62	120.60
2	2N	29	MET	CG-SD-CE	-9.54	84.94	100.20
2	2R	1	ALA	CA-C-O	9.54	140.13	120.10
2	2R	29	MET	CG-SD-CE	-9.54	84.94	100.20
2	2V	1	ALA	CA-C-O	9.54	140.13	120.10
2	2V	29	MET	CG-SD-CE	-9.54	84.94	100.20
2	2Z	1	ALA	CA-C-O	9.54	140.13	120.10
2	2Z	29	MET	CG-SD-CE	-9.54	84.94	100.20
2	23	29	MET	C-N-CD	-9.54	99.62	120.60
2	23	29	MET	CG-SD-CE	-9.54	84.94	100.20
2	27	29	MET	CG-SD-CE	-9.54	84.94	100.20
2	3F	29	MET	CG-SD-CE	-9.54	84.94	100.20
2	3N	29	MET	C-N-CD	-9.54	99.62	120.60
2	3N	29	MET	CG-SD-CE	-9.54	84.94	100.20
2	3R	29	MET	CG-SD-CE	-9.54	84.94	100.20
2	3V	29	MET	CG-SD-CE	-9.54	84.94	100.20
2	3Z	29	MET	CG-SD-CE	-9.54	84.94	100.20
2	37	29	MET	C-N-CD	-9.54	99.62	120.60
2	37	29	MET	CG-SD-CE	-9.54	84.94	100.20
2	4B	29	MET	CG-SD-CE	-9.54	84.94	100.20

*Continued on next page...*

*Continued from previous page...*

Mol	Chain	Res	Type	Atoms	Z	Observed(°)	Ideal(°)
2	4J	29	MET	C-N-CD	-9.54	99.62	120.60
2	4J	29	MET	CG-SD-CE	-9.54	84.94	100.20
2	4N	29	MET	CG-SD-CE	-9.54	84.94	100.20
2	4R	29	MET	C-N-CD	-9.54	99.62	120.60
2	4R	29	MET	CG-SD-CE	-9.54	84.94	100.20
2	4V	29	MET	CG-SD-CE	-9.54	84.94	100.20
2	43	1	ALA	CA-C-O	9.54	140.13	120.10
2	43	29	MET	CG-SD-CE	-9.54	84.94	100.20
2	47	1	ALA	CA-C-O	9.54	140.13	120.10
2	47	29	MET	CG-SD-CE	-9.54	84.94	100.20
2	5B	1	ALA	CA-C-O	9.54	140.13	120.10
2	5B	29	MET	CG-SD-CE	-9.54	84.94	100.20
2	5F	29	MET	CG-SD-CE	-9.54	84.94	100.20
2	5J	29	MET	CG-SD-CE	-9.54	84.94	100.20
2	5N	29	MET	CG-SD-CE	-9.54	84.94	100.20
2	5R	29	MET	CG-SD-CE	-9.54	84.94	100.20
2	5Z	29	MET	C-N-CD	-9.54	99.62	120.60
2	5Z	29	MET	CG-SD-CE	-9.54	84.94	100.20
2	53	1	ALA	CA-C-O	9.54	140.13	120.10
2	53	29	MET	CG-SD-CE	-9.54	84.94	100.20
2	57	1	ALA	CA-C-O	9.54	140.13	120.10
2	57	29	MET	CG-SD-CE	-9.54	84.94	100.20
2	6B	1	ALA	CA-C-O	9.54	140.13	120.10
2	6B	29	MET	CG-SD-CE	-9.54	84.94	100.20
2	6F	29	MET	C-N-CD	-9.54	99.62	120.60
2	6F	29	MET	CG-SD-CE	-9.54	84.94	100.20
2	6J	29	MET	CG-SD-CE	-9.54	84.94	100.20
2	6R	29	MET	CG-SD-CE	-9.54	84.94	100.20
2	6Z	29	MET	C-N-CD	-9.54	99.62	120.60
2	6Z	29	MET	CG-SD-CE	-9.54	84.94	100.20
2	63	29	MET	CG-SD-CE	-9.54	84.94	100.20
2	67	29	MET	CG-SD-CE	-9.54	84.94	100.20
2	7B	29	MET	CG-SD-CE	-9.54	84.94	100.20
2	7J	29	MET	C-N-CD	-9.54	99.62	120.60
2	7J	29	MET	CG-SD-CE	-9.54	84.94	100.20
2	7N	29	MET	CG-SD-CE	-9.54	84.94	100.20
2	7V	29	MET	C-N-CD	-9.54	99.62	120.60
2	7V	29	MET	CG-SD-CE	-9.54	84.94	100.20
1	1M	66	ARG	NE-CZ-NH1	9.52	125.06	120.30
1	2I	66	ARG	NE-CZ-NH1	9.52	125.06	120.30
1	3A	66	ARG	NE-CZ-NH1	9.52	125.06	120.30
1	3I	66	ARG	NE-CZ-NH1	9.52	125.06	120.30

*Continued on next page...*

*Continued from previous page...*

Mol	Chain	Res	Type	Atoms	Z	Observed(°)	Ideal(°)
1	32	66	ARG	NE-CZ-NH1	9.52	125.06	120.30
1	4E	66	ARG	NE-CZ-NH1	9.52	125.06	120.30
1	4Y	66	ARG	NE-CZ-NH1	9.52	125.06	120.30
1	5U	66	ARG	NE-CZ-NH1	9.52	125.06	120.30
1	6M	66	ARG	NE-CZ-NH1	9.52	125.06	120.30
1	6U	66	ARG	NE-CZ-NH1	9.52	125.06	120.30
1	7E	66	ARG	NE-CZ-NH1	9.52	125.06	120.30
1	7Q	66	ARG	NE-CZ-NH1	9.52	125.06	120.30
1	1Q	147	ARG	CA-C-N	-9.52	96.26	117.20
1	1U	147	ARG	CA-C-N	-9.52	96.26	117.20
1	1Y	147	ARG	CA-C-N	-9.52	96.26	117.20
1	2Q	147	ARG	CA-C-N	-9.52	96.26	117.20
1	2U	147	ARG	CA-C-N	-9.52	96.26	117.20
1	2Y	147	ARG	CA-C-N	-9.52	96.26	117.20
1	42	147	ARG	CA-C-N	-9.52	96.26	117.20
1	46	147	ARG	CA-C-N	-9.52	96.26	117.20
1	5A	147	ARG	CA-C-N	-9.52	96.26	117.20
1	52	147	ARG	CA-C-N	-9.52	96.26	117.20
1	56	147	ARG	CA-C-N	-9.52	96.26	117.20
1	6A	147	ARG	CA-C-N	-9.52	96.26	117.20
2	1R	21	THR	CB-CA-C	9.52	137.29	111.60
2	1V	21	THR	CB-CA-C	9.52	137.29	111.60
2	1Z	21	THR	CB-CA-C	9.52	137.29	111.60
2	2R	21	THR	CB-CA-C	9.52	137.29	111.60
2	2V	21	THR	CB-CA-C	9.52	137.29	111.60
2	2Z	21	THR	CB-CA-C	9.52	137.29	111.60
2	43	21	THR	CB-CA-C	9.52	137.29	111.60
2	47	21	THR	CB-CA-C	9.52	137.29	111.60
2	5B	21	THR	CB-CA-C	9.52	137.29	111.60
2	53	21	THR	CB-CA-C	9.52	137.29	111.60
2	57	21	THR	CB-CA-C	9.52	137.29	111.60
2	6B	21	THR	CB-CA-C	9.52	137.29	111.60
1	1E	147	ARG	CA-C-N	-9.51	96.27	117.20
2	1F	21	THR	CB-CA-C	9.51	137.28	111.60
2	1N	21	THR	CB-CA-C	9.51	137.28	111.60
1	12	147	ARG	CA-C-N	-9.51	96.27	117.20
1	16	147	ARG	CA-C-N	-9.51	96.27	117.20
1	2A	147	ARG	CA-C-N	-9.51	96.27	117.20
2	2J	21	THR	CB-CA-C	9.51	137.28	111.60
1	2M	147	ARG	CA-C-N	-9.51	96.27	117.20
2	2N	21	THR	CB-CA-C	9.51	137.28	111.60
1	22	147	ARG	CA-C-N	-9.51	96.27	117.20

*Continued on next page...*

*Continued from previous page...*

Mol	Chain	Res	Type	Atoms	Z	Observed(°)	Ideal(°)
2	23	21	THR	CB-CA-C	9.51	137.28	111.60
2	3B	21	THR	CB-CA-C	9.51	137.28	111.60
2	3J	21	THR	CB-CA-C	9.51	137.28	111.60
1	3M	147	ARG	CA-C-N	-9.51	96.27	117.20
2	3N	21	THR	CB-CA-C	9.51	137.28	111.60
1	3Q	147	ARG	CA-C-N	-9.51	96.27	117.20
1	3U	147	ARG	CA-C-N	-9.51	96.27	117.20
1	3Y	147	ARG	CA-C-N	-9.51	96.27	117.20
2	33	21	THR	CB-CA-C	9.51	137.28	111.60
1	36	147	ARG	CA-C-N	-9.51	96.27	117.20
2	37	21	THR	CB-CA-C	9.51	137.28	111.60
2	4F	21	THR	CB-CA-C	9.51	137.28	111.60
1	4I	147	ARG	CA-C-N	-9.51	96.27	117.20
2	4J	21	THR	CB-CA-C	9.51	137.28	111.60
1	4Q	147	ARG	CA-C-N	-9.51	96.27	117.20
2	4R	21	THR	CB-CA-C	9.51	137.28	111.60
2	4Z	21	THR	CB-CA-C	9.51	137.28	111.60
1	5E	147	ARG	CA-C-N	-9.51	96.27	117.20
1	5I	147	ARG	CA-C-N	-9.51	96.27	117.20
1	5M	147	ARG	CA-C-N	-9.51	96.27	117.20
2	5V	21	THR	CB-CA-C	9.51	137.28	111.60
1	5Y	147	ARG	CA-C-N	-9.51	96.27	117.20
2	5Z	21	THR	CB-CA-C	9.51	137.28	111.60
1	6E	147	ARG	CA-C-N	-9.51	96.27	117.20
2	6F	21	THR	CB-CA-C	9.51	137.28	111.60
2	6N	21	THR	CB-CA-C	9.51	137.28	111.60
2	6V	21	THR	CB-CA-C	9.51	137.28	111.60
1	6Y	147	ARG	CA-C-N	-9.51	96.27	117.20
2	6Z	21	THR	CB-CA-C	9.51	137.28	111.60
1	62	147	ARG	CA-C-N	-9.51	96.27	117.20
1	66	147	ARG	CA-C-N	-9.51	96.27	117.20
1	7A	147	ARG	CA-C-N	-9.51	96.27	117.20
2	7F	21	THR	CB-CA-C	9.51	137.28	111.60
1	7I	147	ARG	CA-C-N	-9.51	96.27	117.20
2	7J	21	THR	CB-CA-C	9.51	137.28	111.60
2	7R	21	THR	CB-CA-C	9.51	137.28	111.60
1	7U	147	ARG	CA-C-N	-9.51	96.27	117.20
2	7V	21	THR	CB-CA-C	9.51	137.28	111.60
1	1A	147	ARG	CA-C-N	-9.51	96.29	117.20
1	1I	147	ARG	CA-C-N	-9.51	96.29	117.20
1	12	66	ARG	NE-CZ-NH1	9.51	125.05	120.30
1	16	66	ARG	NE-CZ-NH1	9.51	125.05	120.30

*Continued on next page...*

*Continued from previous page...*

Mol	Chain	Res	Type	Atoms	Z	Observed(°)	Ideal(°)
1	2A	66	ARG	NE-CZ-NH1	9.51	125.05	120.30
1	2E	147	ARG	CA-C-N	-9.51	96.29	117.20
1	26	147	ARG	CA-C-N	-9.51	96.29	117.20
1	3E	147	ARG	CA-C-N	-9.51	96.29	117.20
1	3Q	66	ARG	NE-CZ-NH1	9.51	125.05	120.30
1	3U	66	ARG	NE-CZ-NH1	9.51	125.05	120.30
1	3Y	66	ARG	NE-CZ-NH1	9.51	125.05	120.30
1	4A	147	ARG	CA-C-N	-9.51	96.29	117.20
1	4M	147	ARG	CA-C-N	-9.51	96.29	117.20
1	4U	147	ARG	CA-C-N	-9.51	96.29	117.20
1	5E	66	ARG	NE-CZ-NH1	9.51	125.05	120.30
1	5I	66	ARG	NE-CZ-NH1	9.51	125.05	120.30
1	5M	66	ARG	NE-CZ-NH1	9.51	125.05	120.30
1	5Q	147	ARG	CA-C-N	-9.51	96.29	117.20
1	6I	147	ARG	CA-C-N	-9.51	96.29	117.20
1	6Q	147	ARG	CA-C-N	-9.51	96.29	117.20
1	62	66	ARG	NE-CZ-NH1	9.51	125.05	120.30
1	66	66	ARG	NE-CZ-NH1	9.51	125.05	120.30
1	7A	66	ARG	NE-CZ-NH1	9.51	125.05	120.30
1	7M	147	ARG	CA-C-N	-9.51	96.29	117.20
2	13	21	THR	CB-CA-C	9.50	137.26	111.60
2	17	21	THR	CB-CA-C	9.50	137.26	111.60
2	2B	21	THR	CB-CA-C	9.50	137.26	111.60
2	3R	21	THR	CB-CA-C	9.50	137.26	111.60
2	3V	21	THR	CB-CA-C	9.50	137.26	111.60
2	3Z	21	THR	CB-CA-C	9.50	137.26	111.60
2	5F	21	THR	CB-CA-C	9.50	137.26	111.60
2	5J	21	THR	CB-CA-C	9.50	137.26	111.60
2	5N	21	THR	CB-CA-C	9.50	137.26	111.60
2	63	21	THR	CB-CA-C	9.50	137.26	111.60
2	67	21	THR	CB-CA-C	9.50	137.26	111.60
2	7B	21	THR	CB-CA-C	9.50	137.26	111.60
2	1B	21	THR	CB-CA-C	9.50	137.25	111.60
2	1J	21	THR	CB-CA-C	9.50	137.25	111.60
2	2F	21	THR	CB-CA-C	9.50	137.25	111.60
2	27	21	THR	CB-CA-C	9.50	137.25	111.60
2	3F	21	THR	CB-CA-C	9.50	137.25	111.60
2	4B	21	THR	CB-CA-C	9.50	137.25	111.60
2	4N	21	THR	CB-CA-C	9.50	137.25	111.60
2	4V	21	THR	CB-CA-C	9.50	137.25	111.60
2	5R	21	THR	CB-CA-C	9.50	137.25	111.60
2	6J	21	THR	CB-CA-C	9.50	137.25	111.60

*Continued on next page...*

*Continued from previous page...*

Mol	Chain	Res	Type	Atoms	Z	Observed(°)	Ideal(°)
2	6R	21	THR	CB-CA-C	9.50	137.25	111.60
2	7N	21	THR	CB-CA-C	9.50	137.25	111.60
2	1F	216	ASN	OD1-CG-ND2	9.49	143.74	121.90
2	2N	216	ASN	OD1-CG-ND2	9.49	143.74	121.90
2	23	216	ASN	OD1-CG-ND2	9.49	143.74	121.90
2	3N	216	ASN	OD1-CG-ND2	9.49	143.74	121.90
2	37	216	ASN	OD1-CG-ND2	9.49	143.74	121.90
2	4J	216	ASN	OD1-CG-ND2	9.49	143.74	121.90
2	4R	216	ASN	OD1-CG-ND2	9.49	143.74	121.90
2	5Z	216	ASN	OD1-CG-ND2	9.49	143.74	121.90
2	6F	216	ASN	OD1-CG-ND2	9.49	143.74	121.90
2	6Z	216	ASN	OD1-CG-ND2	9.49	143.74	121.90
2	7J	216	ASN	OD1-CG-ND2	9.49	143.74	121.90
2	7V	216	ASN	OD1-CG-ND2	9.49	143.74	121.90
1	1M	147	ARG	CA-C-N	-9.49	96.32	117.20
2	1N	9	VAL	CA-C-N	-9.49	96.32	117.20
2	13	216	ASN	OD1-CG-ND2	9.49	143.73	121.90
2	17	216	ASN	OD1-CG-ND2	9.49	143.73	121.90
2	2B	216	ASN	OD1-CG-ND2	9.49	143.73	121.90
1	2I	147	ARG	CA-C-N	-9.49	96.32	117.20
2	2J	9	VAL	CA-C-N	-9.49	96.32	117.20
1	3A	147	ARG	CA-C-N	-9.49	96.32	117.20
2	3B	9	VAL	CA-C-N	-9.49	96.32	117.20
1	3I	147	ARG	CA-C-N	-9.49	96.32	117.20
2	3J	9	VAL	CA-C-N	-9.49	96.32	117.20
2	3R	216	ASN	OD1-CG-ND2	9.49	143.73	121.90
2	3V	216	ASN	OD1-CG-ND2	9.49	143.73	121.90
2	3Z	216	ASN	OD1-CG-ND2	9.49	143.73	121.90
1	32	147	ARG	CA-C-N	-9.49	96.32	117.20
2	33	9	VAL	CA-C-N	-9.49	96.32	117.20
1	4E	147	ARG	CA-C-N	-9.49	96.32	117.20
2	4F	9	VAL	CA-C-N	-9.49	96.32	117.20
1	4Y	147	ARG	CA-C-N	-9.49	96.32	117.20
2	4Z	9	VAL	CA-C-N	-9.49	96.32	117.20
2	5F	216	ASN	OD1-CG-ND2	9.49	143.73	121.90
2	5J	216	ASN	OD1-CG-ND2	9.49	143.73	121.90
2	5N	216	ASN	OD1-CG-ND2	9.49	143.73	121.90
1	5U	147	ARG	CA-C-N	-9.49	96.32	117.20
2	5V	9	VAL	CA-C-N	-9.49	96.32	117.20
1	6M	147	ARG	CA-C-N	-9.49	96.32	117.20
2	6N	9	VAL	CA-C-N	-9.49	96.32	117.20
1	6U	147	ARG	CA-C-N	-9.49	96.32	117.20

*Continued on next page...*

*Continued from previous page...*

Mol	Chain	Res	Type	Atoms	Z	Observed(°)	Ideal(°)
2	6V	9	VAL	CA-C-N	-9.49	96.32	117.20
2	63	216	ASN	OD1-CG-ND2	9.49	143.73	121.90
2	67	216	ASN	OD1-CG-ND2	9.49	143.73	121.90
2	7B	216	ASN	OD1-CG-ND2	9.49	143.73	121.90
1	7E	147	ARG	CA-C-N	-9.49	96.32	117.20
2	7F	9	VAL	CA-C-N	-9.49	96.32	117.20
1	7Q	147	ARG	CA-C-N	-9.49	96.32	117.20
2	7R	9	VAL	CA-C-N	-9.49	96.32	117.20
2	1R	42	HIS	O-C-N	9.49	137.88	122.70
2	1V	42	HIS	O-C-N	9.49	137.88	122.70
2	1Z	42	HIS	O-C-N	9.49	137.88	122.70
2	2R	42	HIS	O-C-N	9.49	137.88	122.70
2	2V	42	HIS	O-C-N	9.49	137.88	122.70
2	2Z	42	HIS	O-C-N	9.49	137.88	122.70
2	43	42	HIS	O-C-N	9.49	137.88	122.70
2	47	42	HIS	O-C-N	9.49	137.88	122.70
2	5B	42	HIS	O-C-N	9.49	137.88	122.70
2	53	42	HIS	O-C-N	9.49	137.88	122.70
2	57	42	HIS	O-C-N	9.49	137.88	122.70
2	6B	42	HIS	O-C-N	9.49	137.88	122.70
2	1B	216	ASN	OD1-CG-ND2	9.48	143.71	121.90
2	1J	216	ASN	OD1-CG-ND2	9.48	143.71	121.90
2	2F	216	ASN	OD1-CG-ND2	9.48	143.71	121.90
2	27	216	ASN	OD1-CG-ND2	9.48	143.71	121.90
2	3F	216	ASN	OD1-CG-ND2	9.48	143.71	121.90
2	4B	216	ASN	OD1-CG-ND2	9.48	143.71	121.90
2	4N	216	ASN	OD1-CG-ND2	9.48	143.71	121.90
2	4V	216	ASN	OD1-CG-ND2	9.48	143.71	121.90
2	5R	216	ASN	OD1-CG-ND2	9.48	143.71	121.90
2	6J	216	ASN	OD1-CG-ND2	9.48	143.71	121.90
2	6R	216	ASN	OD1-CG-ND2	9.48	143.71	121.90
2	7N	216	ASN	OD1-CG-ND2	9.48	143.71	121.90
2	13	42	HIS	O-C-N	9.48	137.87	122.70
2	17	42	HIS	O-C-N	9.48	137.87	122.70
2	2B	42	HIS	O-C-N	9.48	137.87	122.70
2	3R	42	HIS	O-C-N	9.48	137.87	122.70
2	3V	42	HIS	O-C-N	9.48	137.87	122.70
2	3Z	42	HIS	O-C-N	9.48	137.87	122.70
2	5F	42	HIS	O-C-N	9.48	137.87	122.70
2	5J	42	HIS	O-C-N	9.48	137.87	122.70
2	5N	42	HIS	O-C-N	9.48	137.87	122.70
2	63	42	HIS	O-C-N	9.48	137.87	122.70

*Continued on next page...*



*Continued from previous page...*

Mol	Chain	Res	Type	Atoms	Z	Observed(°)	Ideal(°)
2	67	42	HIS	O-C-N	9.48	137.87	122.70
2	7B	42	HIS	O-C-N	9.48	137.87	122.70
2	1B	9	VAL	CA-C-N	-9.48	96.35	117.20
2	1B	42	HIS	O-C-N	9.48	137.87	122.70
2	1J	9	VAL	CA-C-N	-9.48	96.35	117.20
2	1J	42	HIS	O-C-N	9.48	137.87	122.70
2	1N	216	ASN	OD1-CG-ND2	9.48	143.70	121.90
2	2F	9	VAL	CA-C-N	-9.48	96.35	117.20
2	2F	42	HIS	O-C-N	9.48	137.87	122.70
2	27	9	VAL	CA-C-N	-9.48	96.35	117.20
2	27	42	HIS	O-C-N	9.48	137.87	122.70
2	3F	42	HIS	O-C-N	9.48	137.87	122.70
2	4B	9	VAL	CA-C-N	-9.48	96.35	117.20
2	4B	42	HIS	O-C-N	9.48	137.87	122.70
2	4N	9	VAL	CA-C-N	-9.48	96.35	117.20
2	4N	42	HIS	O-C-N	9.48	137.87	122.70
2	4V	9	VAL	CA-C-N	-9.48	96.35	117.20
2	4V	42	HIS	O-C-N	9.48	137.87	122.70
2	6J	42	HIS	O-C-N	9.48	137.87	122.70
2	1R	216	ASN	OD1-CG-ND2	9.48	143.70	121.90
2	1V	216	ASN	OD1-CG-ND2	9.48	143.70	121.90
2	1Z	216	ASN	OD1-CG-ND2	9.48	143.70	121.90
2	2J	216	ASN	OD1-CG-ND2	9.48	143.70	121.90
2	33	216	ASN	OD1-CG-ND2	9.48	143.70	121.90
2	4Z	216	ASN	OD1-CG-ND2	9.48	143.70	121.90
2	5R	9	VAL	CA-C-N	-9.48	96.35	117.20
2	6V	216	ASN	OD1-CG-ND2	9.48	143.70	121.90
2	7N	9	VAL	CA-C-N	-9.48	96.35	117.20
2	13	9	VAL	CA-C-N	-9.48	96.35	117.20
2	17	9	VAL	CA-C-N	-9.48	96.35	117.20
2	2B	9	VAL	CA-C-N	-9.48	96.35	117.20
2	2R	216	ASN	OD1-CG-ND2	9.48	143.70	121.90
2	2V	216	ASN	OD1-CG-ND2	9.48	143.70	121.90
2	2Z	216	ASN	OD1-CG-ND2	9.48	143.70	121.90
2	3B	216	ASN	OD1-CG-ND2	9.48	143.70	121.90
2	3F	9	VAL	CA-C-N	-9.48	96.35	117.20
2	3J	216	ASN	OD1-CG-ND2	9.48	143.70	121.90
2	4F	216	ASN	OD1-CG-ND2	9.48	143.70	121.90
2	5R	42	HIS	O-C-N	9.48	137.87	122.70
2	5V	216	ASN	OD1-CG-ND2	9.48	143.70	121.90
2	6J	9	VAL	CA-C-N	-9.48	96.35	117.20
2	6R	42	HIS	O-C-N	9.48	137.87	122.70

*Continued on next page...*

*Continued from previous page...*

Mol	Chain	Res	Type	Atoms	Z	Observed(°)	Ideal(°)
2	7F	216	ASN	OD1-CG-ND2	9.48	143.70	121.90
2	7N	42	HIS	O-C-N	9.48	137.87	122.70
2	3R	9	VAL	CA-C-N	-9.48	96.35	117.20
2	3V	9	VAL	CA-C-N	-9.48	96.35	117.20
2	3Z	9	VAL	CA-C-N	-9.48	96.35	117.20
2	43	216	ASN	OD1-CG-ND2	9.48	143.70	121.90
2	47	216	ASN	OD1-CG-ND2	9.48	143.70	121.90
2	5B	216	ASN	OD1-CG-ND2	9.48	143.70	121.90
2	5F	9	VAL	CA-C-N	-9.48	96.35	117.20
2	5J	9	VAL	CA-C-N	-9.48	96.35	117.20
2	5N	9	VAL	CA-C-N	-9.48	96.35	117.20
2	53	216	ASN	OD1-CG-ND2	9.48	143.70	121.90
2	57	216	ASN	OD1-CG-ND2	9.48	143.70	121.90
2	6B	216	ASN	OD1-CG-ND2	9.48	143.70	121.90
2	6N	216	ASN	OD1-CG-ND2	9.48	143.70	121.90
2	6R	9	VAL	CA-C-N	-9.48	96.35	117.20
2	7R	216	ASN	OD1-CG-ND2	9.48	143.70	121.90
2	63	9	VAL	CA-C-N	-9.48	96.35	117.20
2	67	9	VAL	CA-C-N	-9.48	96.35	117.20
2	7B	9	VAL	CA-C-N	-9.48	96.35	117.20
2	1F	9	VAL	CA-C-N	-9.47	96.36	117.20
2	2N	9	VAL	CA-C-N	-9.47	96.36	117.20
2	23	9	VAL	CA-C-N	-9.47	96.36	117.20
2	3N	9	VAL	CA-C-N	-9.47	96.36	117.20
2	37	9	VAL	CA-C-N	-9.47	96.36	117.20
2	4J	9	VAL	CA-C-N	-9.47	96.36	117.20
2	4R	9	VAL	CA-C-N	-9.47	96.36	117.20
2	5Z	9	VAL	CA-C-N	-9.47	96.36	117.20
2	6F	9	VAL	CA-C-N	-9.47	96.36	117.20
2	6Z	9	VAL	CA-C-N	-9.47	96.36	117.20
2	7J	9	VAL	CA-C-N	-9.47	96.36	117.20
2	7V	9	VAL	CA-C-N	-9.47	96.36	117.20
2	1R	9	VAL	CA-C-N	-9.47	96.37	117.20
2	1V	9	VAL	CA-C-N	-9.47	96.37	117.20
2	1Z	9	VAL	CA-C-N	-9.47	96.37	117.20
2	2R	9	VAL	CA-C-N	-9.47	96.37	117.20
2	2V	9	VAL	CA-C-N	-9.47	96.37	117.20
2	2Z	9	VAL	CA-C-N	-9.47	96.37	117.20
2	43	9	VAL	CA-C-N	-9.47	96.37	117.20
2	47	9	VAL	CA-C-N	-9.47	96.37	117.20
2	5B	9	VAL	CA-C-N	-9.47	96.37	117.20
2	53	9	VAL	CA-C-N	-9.47	96.37	117.20

*Continued on next page...*

*Continued from previous page...*

Mol	Chain	Res	Type	Atoms	Z	Observed(°)	Ideal(°)
2	57	9	VAL	CA-C-N	-9.47	96.37	117.20
2	6B	9	VAL	CA-C-N	-9.47	96.37	117.20
1	1A	149	THR	C-N-CA	-9.46	98.06	121.70
1	1I	149	THR	C-N-CA	-9.46	98.06	121.70
1	12	149	THR	C-N-CA	-9.46	98.06	121.70
1	16	149	THR	C-N-CA	-9.46	98.06	121.70
1	2A	149	THR	C-N-CA	-9.46	98.06	121.70
1	2E	149	THR	C-N-CA	-9.46	98.06	121.70
1	26	149	THR	C-N-CA	-9.46	98.06	121.70
1	3E	149	THR	C-N-CA	-9.46	98.06	121.70
1	3Q	149	THR	C-N-CA	-9.46	98.06	121.70
1	3U	149	THR	C-N-CA	-9.46	98.06	121.70
1	3Y	149	THR	C-N-CA	-9.46	98.06	121.70
1	4A	149	THR	C-N-CA	-9.46	98.06	121.70
1	4M	149	THR	C-N-CA	-9.46	98.06	121.70
1	4U	149	THR	C-N-CA	-9.46	98.06	121.70
1	5E	149	THR	C-N-CA	-9.46	98.06	121.70
1	5I	149	THR	C-N-CA	-9.46	98.06	121.70
1	5M	149	THR	C-N-CA	-9.46	98.06	121.70
1	5Q	149	THR	C-N-CA	-9.46	98.06	121.70
1	6I	149	THR	C-N-CA	-9.46	98.06	121.70
1	6Q	149	THR	C-N-CA	-9.46	98.06	121.70
1	62	149	THR	C-N-CA	-9.46	98.06	121.70
1	66	149	THR	C-N-CA	-9.46	98.06	121.70
1	7A	149	THR	C-N-CA	-9.46	98.06	121.70
1	7M	149	THR	C-N-CA	-9.46	98.06	121.70
1	1E	149	THR	C-N-CA	-9.45	98.08	121.70
1	2M	149	THR	C-N-CA	-9.45	98.08	121.70
1	22	149	THR	C-N-CA	-9.45	98.08	121.70
1	3M	149	THR	C-N-CA	-9.45	98.08	121.70
1	36	149	THR	C-N-CA	-9.45	98.08	121.70
1	4I	149	THR	C-N-CA	-9.45	98.08	121.70
1	4Q	149	THR	C-N-CA	-9.45	98.08	121.70
1	5Y	149	THR	C-N-CA	-9.45	98.08	121.70
1	6E	149	THR	C-N-CA	-9.45	98.08	121.70
1	6Y	149	THR	C-N-CA	-9.45	98.08	121.70
1	7I	149	THR	C-N-CA	-9.45	98.08	121.70
1	7U	149	THR	C-N-CA	-9.45	98.08	121.70
2	1F	42	HIS	O-C-N	9.45	137.81	122.70
2	1N	42	HIS	O-C-N	9.45	137.81	122.70
2	2J	42	HIS	O-C-N	9.45	137.81	122.70
2	2N	42	HIS	O-C-N	9.45	137.81	122.70

*Continued on next page...*

*Continued from previous page...*

Mol	Chain	Res	Type	Atoms	Z	Observed(°)	Ideal(°)
2	23	42	HIS	O-C-N	9.45	137.81	122.70
2	3B	42	HIS	O-C-N	9.45	137.81	122.70
2	3J	42	HIS	O-C-N	9.45	137.81	122.70
2	3N	42	HIS	O-C-N	9.45	137.81	122.70
2	33	42	HIS	O-C-N	9.45	137.81	122.70
2	37	42	HIS	O-C-N	9.45	137.81	122.70
2	4F	42	HIS	O-C-N	9.45	137.81	122.70
2	4J	42	HIS	O-C-N	9.45	137.81	122.70
2	4R	42	HIS	O-C-N	9.45	137.81	122.70
2	4Z	42	HIS	O-C-N	9.45	137.81	122.70
2	5V	42	HIS	O-C-N	9.45	137.81	122.70
2	5Z	42	HIS	O-C-N	9.45	137.81	122.70
2	6F	42	HIS	O-C-N	9.45	137.81	122.70
2	6N	42	HIS	O-C-N	9.45	137.81	122.70
2	6V	42	HIS	O-C-N	9.45	137.81	122.70
2	6Z	42	HIS	O-C-N	9.45	137.81	122.70
2	7F	42	HIS	O-C-N	9.45	137.81	122.70
2	7J	42	HIS	O-C-N	9.45	137.81	122.70
2	7R	42	HIS	O-C-N	9.45	137.81	122.70
2	7V	42	HIS	O-C-N	9.45	137.81	122.70
1	1M	149	THR	C-N-CA	-9.44	98.09	121.70
1	1Q	149	THR	C-N-CA	-9.44	98.09	121.70
1	1U	149	THR	C-N-CA	-9.44	98.09	121.70
1	1Y	149	THR	C-N-CA	-9.44	98.09	121.70
1	2I	149	THR	C-N-CA	-9.44	98.09	121.70
1	2Q	149	THR	C-N-CA	-9.44	98.09	121.70
1	2U	149	THR	C-N-CA	-9.44	98.09	121.70
1	2Y	149	THR	C-N-CA	-9.44	98.09	121.70
1	3A	149	THR	C-N-CA	-9.44	98.09	121.70
1	3I	149	THR	C-N-CA	-9.44	98.09	121.70
1	32	149	THR	C-N-CA	-9.44	98.09	121.70
1	4E	149	THR	C-N-CA	-9.44	98.09	121.70
1	4Y	149	THR	C-N-CA	-9.44	98.09	121.70
1	42	149	THR	C-N-CA	-9.44	98.09	121.70
1	46	149	THR	C-N-CA	-9.44	98.09	121.70
1	5A	149	THR	C-N-CA	-9.44	98.09	121.70
1	5U	149	THR	C-N-CA	-9.44	98.09	121.70
1	52	149	THR	C-N-CA	-9.44	98.09	121.70
1	56	149	THR	C-N-CA	-9.44	98.09	121.70
1	6A	149	THR	C-N-CA	-9.44	98.09	121.70
1	6M	149	THR	C-N-CA	-9.44	98.09	121.70
1	6U	149	THR	C-N-CA	-9.44	98.09	121.70

*Continued on next page...*

*Continued from previous page...*

Mol	Chain	Res	Type	Atoms	Z	Observed(°)	Ideal(°)
1	7E	149	THR	C-N-CA	-9.44	98.09	121.70
1	7Q	149	THR	C-N-CA	-9.44	98.09	121.70
1	12	150	TYR	CE1-CZ-CE2	-9.44	104.70	119.80
1	16	150	TYR	CE1-CZ-CE2	-9.44	104.70	119.80
1	2A	150	TYR	CE1-CZ-CE2	-9.44	104.70	119.80
1	3Q	150	TYR	CE1-CZ-CE2	-9.44	104.70	119.80
1	3U	150	TYR	CE1-CZ-CE2	-9.44	104.70	119.80
1	3Y	150	TYR	CE1-CZ-CE2	-9.44	104.70	119.80
1	5E	150	TYR	CE1-CZ-CE2	-9.44	104.70	119.80
1	5I	150	TYR	CE1-CZ-CE2	-9.44	104.70	119.80
1	5M	150	TYR	CE1-CZ-CE2	-9.44	104.70	119.80
1	62	150	TYR	CE1-CZ-CE2	-9.44	104.70	119.80
1	66	150	TYR	CE1-CZ-CE2	-9.44	104.70	119.80
1	7A	150	TYR	CE1-CZ-CE2	-9.44	104.70	119.80
2	1R	229	ASN	CA-C-O	-9.43	100.29	120.10
2	1V	229	ASN	CA-C-O	-9.43	100.29	120.10
2	1Z	229	ASN	CA-C-O	-9.43	100.29	120.10
2	2R	229	ASN	CA-C-O	-9.43	100.29	120.10
2	2V	229	ASN	CA-C-O	-9.43	100.29	120.10
2	2Z	229	ASN	CA-C-O	-9.43	100.29	120.10
2	43	229	ASN	CA-C-O	-9.43	100.29	120.10
2	47	229	ASN	CA-C-O	-9.43	100.29	120.10
2	5B	229	ASN	CA-C-O	-9.43	100.29	120.10
2	53	229	ASN	CA-C-O	-9.43	100.29	120.10
2	57	229	ASN	CA-C-O	-9.43	100.29	120.10
2	6B	229	ASN	CA-C-O	-9.43	100.29	120.10
2	1F	229	ASN	CA-C-O	-9.42	100.32	120.10
2	2N	229	ASN	CA-C-O	-9.42	100.32	120.10
2	23	229	ASN	CA-C-O	-9.42	100.32	120.10
2	3N	229	ASN	CA-C-O	-9.42	100.32	120.10
2	37	229	ASN	CA-C-O	-9.42	100.32	120.10
2	4J	229	ASN	CA-C-O	-9.42	100.32	120.10
2	4R	229	ASN	CA-C-O	-9.42	100.32	120.10
2	5Z	229	ASN	CA-C-O	-9.42	100.32	120.10
2	6F	229	ASN	CA-C-O	-9.42	100.32	120.10
2	6Z	229	ASN	CA-C-O	-9.42	100.32	120.10
2	7J	229	ASN	CA-C-O	-9.42	100.32	120.10
2	7V	229	ASN	CA-C-O	-9.42	100.32	120.10
1	1E	150	TYR	CE1-CZ-CE2	-9.42	104.73	119.80
1	2M	150	TYR	CE1-CZ-CE2	-9.42	104.73	119.80
1	22	150	TYR	CE1-CZ-CE2	-9.42	104.73	119.80
1	3M	150	TYR	CE1-CZ-CE2	-9.42	104.73	119.80

*Continued on next page...*

*Continued from previous page...*

Mol	Chain	Res	Type	Atoms	Z	Observed(°)	Ideal(°)
1	36	150	TYR	CE1-CZ-CE2	-9.42	104.73	119.80
1	4I	150	TYR	CE1-CZ-CE2	-9.42	104.73	119.80
1	4Q	150	TYR	CE1-CZ-CE2	-9.42	104.73	119.80
1	5Y	150	TYR	CE1-CZ-CE2	-9.42	104.73	119.80
1	6E	150	TYR	CE1-CZ-CE2	-9.42	104.73	119.80
1	6Y	150	TYR	CE1-CZ-CE2	-9.42	104.73	119.80
1	7I	150	TYR	CE1-CZ-CE2	-9.42	104.73	119.80
1	7U	150	TYR	CE1-CZ-CE2	-9.42	104.73	119.80
1	1A	150	TYR	CE1-CZ-CE2	-9.41	104.74	119.80
2	1B	229	ASN	CA-C-O	-9.41	100.33	120.10
1	1I	150	TYR	CE1-CZ-CE2	-9.41	104.74	119.80
2	1J	229	ASN	CA-C-O	-9.41	100.33	120.10
1	2E	150	TYR	CE1-CZ-CE2	-9.41	104.74	119.80
2	2F	229	ASN	CA-C-O	-9.41	100.33	120.10
1	26	150	TYR	CE1-CZ-CE2	-9.41	104.74	119.80
2	27	229	ASN	CA-C-O	-9.41	100.33	120.10
1	3E	150	TYR	CE1-CZ-CE2	-9.41	104.74	119.80
2	3F	229	ASN	CA-C-O	-9.41	100.33	120.10
1	4A	150	TYR	CE1-CZ-CE2	-9.41	104.74	119.80
2	4B	229	ASN	CA-C-O	-9.41	100.33	120.10
1	4M	150	TYR	CE1-CZ-CE2	-9.41	104.74	119.80
2	4N	229	ASN	CA-C-O	-9.41	100.33	120.10
1	4U	150	TYR	CE1-CZ-CE2	-9.41	104.74	119.80
2	4V	229	ASN	CA-C-O	-9.41	100.33	120.10
1	5Q	150	TYR	CE1-CZ-CE2	-9.41	104.74	119.80
2	5R	229	ASN	CA-C-O	-9.41	100.33	120.10
1	6I	150	TYR	CE1-CZ-CE2	-9.41	104.74	119.80
2	6J	229	ASN	CA-C-O	-9.41	100.33	120.10
1	6Q	150	TYR	CE1-CZ-CE2	-9.41	104.74	119.80
2	6R	229	ASN	CA-C-O	-9.41	100.33	120.10
1	7M	150	TYR	CE1-CZ-CE2	-9.41	104.74	119.80
2	7N	229	ASN	CA-C-O	-9.41	100.33	120.10
1	1M	150	TYR	CE1-CZ-CE2	-9.41	104.74	119.80
1	2I	150	TYR	CE1-CZ-CE2	-9.41	104.74	119.80
1	3A	150	TYR	CE1-CZ-CE2	-9.41	104.74	119.80
1	3I	150	TYR	CE1-CZ-CE2	-9.41	104.74	119.80
1	32	150	TYR	CE1-CZ-CE2	-9.41	104.74	119.80
1	4E	150	TYR	CE1-CZ-CE2	-9.41	104.74	119.80
1	4Y	150	TYR	CE1-CZ-CE2	-9.41	104.74	119.80
1	5U	150	TYR	CE1-CZ-CE2	-9.41	104.74	119.80
1	6M	150	TYR	CE1-CZ-CE2	-9.41	104.74	119.80
1	6U	150	TYR	CE1-CZ-CE2	-9.41	104.74	119.80

*Continued on next page...*

*Continued from previous page...*

Mol	Chain	Res	Type	Atoms	Z	Observed(°)	Ideal(°)
1	7E	150	TYR	CE1-CZ-CE2	-9.41	104.74	119.80
1	7Q	150	TYR	CE1-CZ-CE2	-9.41	104.74	119.80
2	1N	229	ASN	CA-C-O	-9.41	100.34	120.10
2	2J	229	ASN	CA-C-O	-9.41	100.34	120.10
2	3B	229	ASN	CA-C-O	-9.41	100.34	120.10
2	3J	229	ASN	CA-C-O	-9.41	100.34	120.10
2	33	229	ASN	CA-C-O	-9.41	100.34	120.10
2	4F	229	ASN	CA-C-O	-9.41	100.34	120.10
2	4Z	229	ASN	CA-C-O	-9.41	100.34	120.10
2	5V	229	ASN	CA-C-O	-9.41	100.34	120.10
2	6N	229	ASN	CA-C-O	-9.41	100.34	120.10
2	6V	229	ASN	CA-C-O	-9.41	100.34	120.10
2	7F	229	ASN	CA-C-O	-9.41	100.34	120.10
2	7R	229	ASN	CA-C-O	-9.41	100.34	120.10
2	13	229	ASN	CA-C-O	-9.40	100.35	120.10
2	17	229	ASN	CA-C-O	-9.40	100.35	120.10
2	2B	229	ASN	CA-C-O	-9.40	100.35	120.10
2	3R	229	ASN	CA-C-O	-9.40	100.35	120.10
2	3V	229	ASN	CA-C-O	-9.40	100.35	120.10
2	3Z	229	ASN	CA-C-O	-9.40	100.35	120.10
2	5F	229	ASN	CA-C-O	-9.40	100.35	120.10
2	5J	229	ASN	CA-C-O	-9.40	100.35	120.10
2	5N	229	ASN	CA-C-O	-9.40	100.35	120.10
2	63	229	ASN	CA-C-O	-9.40	100.35	120.10
2	67	229	ASN	CA-C-O	-9.40	100.35	120.10
2	7B	229	ASN	CA-C-O	-9.40	100.35	120.10
2	1B	108	HIS	CE1-NE2-CD2	9.40	130.10	106.60
2	1J	108	HIS	CE1-NE2-CD2	9.40	130.10	106.60
2	1N	108	HIS	CE1-NE2-CD2	9.40	130.10	106.60
2	2F	108	HIS	CE1-NE2-CD2	9.40	130.10	106.60
2	2J	108	HIS	CE1-NE2-CD2	9.40	130.10	106.60
2	27	108	HIS	CE1-NE2-CD2	9.40	130.10	106.60
2	3B	108	HIS	CE1-NE2-CD2	9.40	130.10	106.60
2	3F	108	HIS	CE1-NE2-CD2	9.40	130.10	106.60
2	3J	108	HIS	CE1-NE2-CD2	9.40	130.10	106.60
2	33	108	HIS	CE1-NE2-CD2	9.40	130.10	106.60
2	4B	108	HIS	CE1-NE2-CD2	9.40	130.10	106.60
2	4F	108	HIS	CE1-NE2-CD2	9.40	130.10	106.60
2	4N	108	HIS	CE1-NE2-CD2	9.40	130.10	106.60
2	4V	108	HIS	CE1-NE2-CD2	9.40	130.10	106.60
2	4Z	108	HIS	CE1-NE2-CD2	9.40	130.10	106.60
2	5R	108	HIS	CE1-NE2-CD2	9.40	130.10	106.60

*Continued on next page...*



*Continued from previous page...*

Mol	Chain	Res	Type	Atoms	Z	Observed(°)	Ideal(°)
2	5V	108	HIS	CE1-NE2-CD2	9.40	130.10	106.60
2	6J	108	HIS	CE1-NE2-CD2	9.40	130.10	106.60
2	6N	108	HIS	CE1-NE2-CD2	9.40	130.10	106.60
2	6R	108	HIS	CE1-NE2-CD2	9.40	130.10	106.60
2	6V	108	HIS	CE1-NE2-CD2	9.40	130.10	106.60
2	7F	108	HIS	CE1-NE2-CD2	9.40	130.10	106.60
2	7N	108	HIS	CE1-NE2-CD2	9.40	130.10	106.60
2	7R	108	HIS	CE1-NE2-CD2	9.40	130.10	106.60
1	1Q	150	TYR	CE1-CZ-CE2	-9.40	104.77	119.80
1	1U	150	TYR	CE1-CZ-CE2	-9.40	104.77	119.80
1	1Y	150	TYR	CE1-CZ-CE2	-9.40	104.77	119.80
2	13	108	HIS	CE1-NE2-CD2	9.40	130.09	106.60
2	17	108	HIS	CE1-NE2-CD2	9.40	130.09	106.60
2	2B	108	HIS	CE1-NE2-CD2	9.40	130.09	106.60
1	2Q	150	TYR	CE1-CZ-CE2	-9.40	104.77	119.80
1	2U	150	TYR	CE1-CZ-CE2	-9.40	104.77	119.80
1	2Y	150	TYR	CE1-CZ-CE2	-9.40	104.77	119.80
2	3R	108	HIS	CE1-NE2-CD2	9.40	130.09	106.60
2	3V	108	HIS	CE1-NE2-CD2	9.40	130.09	106.60
2	3Z	108	HIS	CE1-NE2-CD2	9.40	130.09	106.60
1	42	150	TYR	CE1-CZ-CE2	-9.40	104.77	119.80
1	46	150	TYR	CE1-CZ-CE2	-9.40	104.77	119.80
1	5A	150	TYR	CE1-CZ-CE2	-9.40	104.77	119.80
2	5F	108	HIS	CE1-NE2-CD2	9.40	130.09	106.60
2	5J	108	HIS	CE1-NE2-CD2	9.40	130.09	106.60
2	5N	108	HIS	CE1-NE2-CD2	9.40	130.09	106.60
1	52	150	TYR	CE1-CZ-CE2	-9.40	104.77	119.80
1	56	150	TYR	CE1-CZ-CE2	-9.40	104.77	119.80
1	6A	150	TYR	CE1-CZ-CE2	-9.40	104.77	119.80
2	63	108	HIS	CE1-NE2-CD2	9.40	130.09	106.60
2	67	108	HIS	CE1-NE2-CD2	9.40	130.09	106.60
2	7B	108	HIS	CE1-NE2-CD2	9.40	130.09	106.60
2	1F	108	HIS	CE1-NE2-CD2	9.39	130.09	106.60
2	1F	225	ASN	OD1-CG-ND2	9.39	143.50	121.90
2	2N	108	HIS	CE1-NE2-CD2	9.39	130.09	106.60
2	2N	225	ASN	OD1-CG-ND2	9.39	143.50	121.90
2	23	108	HIS	CE1-NE2-CD2	9.39	130.09	106.60
2	23	225	ASN	OD1-CG-ND2	9.39	143.50	121.90
2	3N	108	HIS	CE1-NE2-CD2	9.39	130.09	106.60
2	3N	225	ASN	OD1-CG-ND2	9.39	143.50	121.90
2	37	108	HIS	CE1-NE2-CD2	9.39	130.09	106.60
2	37	225	ASN	OD1-CG-ND2	9.39	143.50	121.90

*Continued on next page...*

*Continued from previous page...*

Mol	Chain	Res	Type	Atoms	Z	Observed(°)	Ideal(°)
2	4J	108	HIS	CE1-NE2-CD2	9.39	130.09	106.60
2	4J	225	ASN	OD1-CG-ND2	9.39	143.50	121.90
2	4R	108	HIS	CE1-NE2-CD2	9.39	130.09	106.60
2	4R	225	ASN	OD1-CG-ND2	9.39	143.50	121.90
2	5Z	108	HIS	CE1-NE2-CD2	9.39	130.09	106.60
2	5Z	225	ASN	OD1-CG-ND2	9.39	143.50	121.90
2	6F	108	HIS	CE1-NE2-CD2	9.39	130.09	106.60
2	6F	225	ASN	OD1-CG-ND2	9.39	143.50	121.90
2	6Z	108	HIS	CE1-NE2-CD2	9.39	130.09	106.60
2	6Z	225	ASN	OD1-CG-ND2	9.39	143.50	121.90
2	7J	108	HIS	CE1-NE2-CD2	9.39	130.09	106.60
2	7J	225	ASN	OD1-CG-ND2	9.39	143.50	121.90
2	7V	108	HIS	CE1-NE2-CD2	9.39	130.09	106.60
2	7V	225	ASN	OD1-CG-ND2	9.39	143.50	121.90
2	1R	108	HIS	CE1-NE2-CD2	9.39	130.08	106.60
2	1V	108	HIS	CE1-NE2-CD2	9.39	130.08	106.60
2	1Z	108	HIS	CE1-NE2-CD2	9.39	130.08	106.60
2	2R	108	HIS	CE1-NE2-CD2	9.39	130.08	106.60
2	2V	108	HIS	CE1-NE2-CD2	9.39	130.08	106.60
2	2Z	108	HIS	CE1-NE2-CD2	9.39	130.08	106.60
2	43	108	HIS	CE1-NE2-CD2	9.39	130.08	106.60
2	47	108	HIS	CE1-NE2-CD2	9.39	130.08	106.60
2	5B	108	HIS	CE1-NE2-CD2	9.39	130.08	106.60
2	53	108	HIS	CE1-NE2-CD2	9.39	130.08	106.60
2	57	108	HIS	CE1-NE2-CD2	9.39	130.08	106.60
2	6B	108	HIS	CE1-NE2-CD2	9.39	130.08	106.60
2	1B	225	ASN	OD1-CG-ND2	9.38	143.47	121.90
2	1J	225	ASN	OD1-CG-ND2	9.38	143.47	121.90
2	2F	225	ASN	OD1-CG-ND2	9.38	143.47	121.90
2	27	225	ASN	OD1-CG-ND2	9.38	143.47	121.90
2	3F	225	ASN	OD1-CG-ND2	9.38	143.47	121.90
2	4B	225	ASN	OD1-CG-ND2	9.38	143.47	121.90
2	4N	225	ASN	OD1-CG-ND2	9.38	143.47	121.90
2	4V	225	ASN	OD1-CG-ND2	9.38	143.47	121.90
2	5R	225	ASN	OD1-CG-ND2	9.38	143.47	121.90
2	6J	225	ASN	OD1-CG-ND2	9.38	143.47	121.90
2	6R	225	ASN	OD1-CG-ND2	9.38	143.47	121.90
2	7N	225	ASN	OD1-CG-ND2	9.38	143.47	121.90
2	1R	225	ASN	OD1-CG-ND2	9.37	143.44	121.90
2	1V	225	ASN	OD1-CG-ND2	9.37	143.44	121.90
2	1Z	225	ASN	OD1-CG-ND2	9.37	143.44	121.90
2	13	225	ASN	OD1-CG-ND2	9.37	143.44	121.90

*Continued on next page...*

*Continued from previous page...*

Mol	Chain	Res	Type	Atoms	Z	Observed(°)	Ideal(°)
2	17	225	ASN	OD1-CG-ND2	9.37	143.44	121.90
2	2B	225	ASN	OD1-CG-ND2	9.37	143.44	121.90
2	2R	225	ASN	OD1-CG-ND2	9.37	143.44	121.90
2	2V	225	ASN	OD1-CG-ND2	9.37	143.44	121.90
2	2Z	225	ASN	OD1-CG-ND2	9.37	143.44	121.90
2	3R	225	ASN	OD1-CG-ND2	9.37	143.44	121.90
2	3V	225	ASN	OD1-CG-ND2	9.37	143.44	121.90
2	3Z	225	ASN	OD1-CG-ND2	9.37	143.44	121.90
2	43	225	ASN	OD1-CG-ND2	9.37	143.44	121.90
2	47	225	ASN	OD1-CG-ND2	9.37	143.44	121.90
2	5B	225	ASN	OD1-CG-ND2	9.37	143.44	121.90
2	5F	225	ASN	OD1-CG-ND2	9.37	143.44	121.90
2	5J	225	ASN	OD1-CG-ND2	9.37	143.44	121.90
2	5N	225	ASN	OD1-CG-ND2	9.37	143.44	121.90
2	53	225	ASN	OD1-CG-ND2	9.37	143.44	121.90
2	57	225	ASN	OD1-CG-ND2	9.37	143.44	121.90
2	6B	225	ASN	OD1-CG-ND2	9.37	143.44	121.90
2	63	225	ASN	OD1-CG-ND2	9.37	143.44	121.90
2	67	225	ASN	OD1-CG-ND2	9.37	143.44	121.90
2	7B	225	ASN	OD1-CG-ND2	9.37	143.44	121.90
2	1N	225	ASN	OD1-CG-ND2	9.36	143.43	121.90
2	2J	225	ASN	OD1-CG-ND2	9.36	143.43	121.90
2	3B	225	ASN	OD1-CG-ND2	9.36	143.43	121.90
2	3J	225	ASN	OD1-CG-ND2	9.36	143.43	121.90
2	33	225	ASN	OD1-CG-ND2	9.36	143.43	121.90
2	4F	225	ASN	OD1-CG-ND2	9.36	143.43	121.90
2	4Z	225	ASN	OD1-CG-ND2	9.36	143.43	121.90
2	5V	225	ASN	OD1-CG-ND2	9.36	143.43	121.90
2	6N	225	ASN	OD1-CG-ND2	9.36	143.43	121.90
2	6V	225	ASN	OD1-CG-ND2	9.36	143.43	121.90
2	7F	225	ASN	OD1-CG-ND2	9.36	143.43	121.90
2	7R	225	ASN	OD1-CG-ND2	9.36	143.43	121.90
1	1M	42	VAL	CA-CB-CG2	9.29	124.84	110.90
1	2I	42	VAL	CA-CB-CG2	9.29	124.84	110.90
1	3A	42	VAL	CA-CB-CG2	9.29	124.84	110.90
1	3I	42	VAL	CA-CB-CG2	9.29	124.84	110.90
1	32	42	VAL	CA-CB-CG2	9.29	124.84	110.90
1	4E	42	VAL	CA-CB-CG2	9.29	124.84	110.90
1	4Y	42	VAL	CA-CB-CG2	9.29	124.84	110.90
1	5U	42	VAL	CA-CB-CG2	9.29	124.84	110.90
1	6M	42	VAL	CA-CB-CG2	9.29	124.84	110.90
1	6U	42	VAL	CA-CB-CG2	9.29	124.84	110.90

*Continued on next page...*

*Continued from previous page...*

Mol	Chain	Res	Type	Atoms	Z	Observed(°)	Ideal(°)
1	7E	42	VAL	CA-CB-CG2	9.29	124.84	110.90
1	7Q	42	VAL	CA-CB-CG2	9.29	124.84	110.90
1	1Q	42	VAL	CA-CB-CG2	9.29	124.84	110.90
1	1U	42	VAL	CA-CB-CG2	9.29	124.84	110.90
1	1Y	42	VAL	CA-CB-CG2	9.29	124.84	110.90
1	2Q	42	VAL	CA-CB-CG2	9.29	124.84	110.90
1	2U	42	VAL	CA-CB-CG2	9.29	124.84	110.90
1	2Y	42	VAL	CA-CB-CG2	9.29	124.84	110.90
1	42	42	VAL	CA-CB-CG2	9.29	124.84	110.90
1	46	42	VAL	CA-CB-CG2	9.29	124.84	110.90
1	5A	42	VAL	CA-CB-CG2	9.29	124.84	110.90
1	52	42	VAL	CA-CB-CG2	9.29	124.84	110.90
1	56	42	VAL	CA-CB-CG2	9.29	124.84	110.90
1	6A	42	VAL	CA-CB-CG2	9.29	124.84	110.90
1	1E	65	PHE	CD1-CG-CD2	-9.29	106.22	118.30
1	2M	65	PHE	CD1-CG-CD2	-9.29	106.22	118.30
1	22	65	PHE	CD1-CG-CD2	-9.29	106.22	118.30
1	3M	65	PHE	CD1-CG-CD2	-9.29	106.22	118.30
1	36	65	PHE	CD1-CG-CD2	-9.29	106.22	118.30
1	4I	65	PHE	CD1-CG-CD2	-9.29	106.22	118.30
1	4Q	65	PHE	CD1-CG-CD2	-9.29	106.22	118.30
1	5Y	65	PHE	CD1-CG-CD2	-9.29	106.22	118.30
1	6E	65	PHE	CD1-CG-CD2	-9.29	106.22	118.30
1	6Y	65	PHE	CD1-CG-CD2	-9.29	106.22	118.30
1	7I	65	PHE	CD1-CG-CD2	-9.29	106.22	118.30
1	7U	65	PHE	CD1-CG-CD2	-9.29	106.22	118.30
1	1A	182	PHE	N-CA-CB	-9.29	93.88	110.60
1	1I	182	PHE	N-CA-CB	-9.29	93.88	110.60
1	2E	182	PHE	N-CA-CB	-9.29	93.88	110.60
1	26	182	PHE	N-CA-CB	-9.29	93.88	110.60
1	3E	182	PHE	N-CA-CB	-9.29	93.88	110.60
1	4A	182	PHE	N-CA-CB	-9.29	93.88	110.60
1	4M	182	PHE	N-CA-CB	-9.29	93.88	110.60
1	4U	182	PHE	N-CA-CB	-9.29	93.88	110.60
1	5Q	182	PHE	N-CA-CB	-9.29	93.88	110.60
1	6I	182	PHE	N-CA-CB	-9.29	93.88	110.60
1	6Q	182	PHE	N-CA-CB	-9.29	93.88	110.60
1	7M	182	PHE	N-CA-CB	-9.29	93.88	110.60
1	1A	15	SER	N-CA-C	-9.29	85.93	111.00
1	1I	15	SER	N-CA-C	-9.29	85.93	111.00
1	1Q	182	PHE	N-CA-CB	-9.29	93.89	110.60
1	1U	182	PHE	N-CA-CB	-9.29	93.89	110.60

*Continued on next page...*

*Continued from previous page...*

Mol	Chain	Res	Type	Atoms	Z	Observed(°)	Ideal(°)
1	1Y	182	PHE	N-CA-CB	-9.29	93.89	110.60
1	12	15	SER	N-CA-C	-9.29	85.93	111.00
1	12	42	VAL	CA-CB-CG2	9.29	124.83	110.90
1	16	15	SER	N-CA-C	-9.29	85.93	111.00
1	16	42	VAL	CA-CB-CG2	9.29	124.83	110.90
1	2A	15	SER	N-CA-C	-9.29	85.93	111.00
1	2A	42	VAL	CA-CB-CG2	9.29	124.83	110.90
1	2E	15	SER	N-CA-C	-9.29	85.93	111.00
1	2Q	182	PHE	N-CA-CB	-9.29	93.89	110.60
1	2U	182	PHE	N-CA-CB	-9.29	93.89	110.60
1	2Y	182	PHE	N-CA-CB	-9.29	93.89	110.60
1	26	15	SER	N-CA-C	-9.29	85.93	111.00
1	3E	15	SER	N-CA-C	-9.29	85.93	111.00
1	3Q	15	SER	N-CA-C	-9.29	85.93	111.00
1	3Q	42	VAL	CA-CB-CG2	9.29	124.83	110.90
1	3U	15	SER	N-CA-C	-9.29	85.93	111.00
1	3U	42	VAL	CA-CB-CG2	9.29	124.83	110.90
1	3Y	15	SER	N-CA-C	-9.29	85.93	111.00
1	3Y	42	VAL	CA-CB-CG2	9.29	124.83	110.90
1	4A	15	SER	N-CA-C	-9.29	85.93	111.00
1	4M	15	SER	N-CA-C	-9.29	85.93	111.00
1	4U	15	SER	N-CA-C	-9.29	85.93	111.00
1	42	182	PHE	N-CA-CB	-9.29	93.89	110.60
1	46	182	PHE	N-CA-CB	-9.29	93.89	110.60
1	5A	182	PHE	N-CA-CB	-9.29	93.89	110.60
1	5E	15	SER	N-CA-C	-9.29	85.93	111.00
1	5E	42	VAL	CA-CB-CG2	9.29	124.83	110.90
1	5I	15	SER	N-CA-C	-9.29	85.93	111.00
1	5I	42	VAL	CA-CB-CG2	9.29	124.83	110.90
1	5M	15	SER	N-CA-C	-9.29	85.93	111.00
1	5M	42	VAL	CA-CB-CG2	9.29	124.83	110.90
1	5Q	15	SER	N-CA-C	-9.29	85.93	111.00
1	52	182	PHE	N-CA-CB	-9.29	93.89	110.60
1	56	182	PHE	N-CA-CB	-9.29	93.89	110.60
1	6A	182	PHE	N-CA-CB	-9.29	93.89	110.60
1	6I	15	SER	N-CA-C	-9.29	85.93	111.00
1	6Q	15	SER	N-CA-C	-9.29	85.93	111.00
1	62	15	SER	N-CA-C	-9.29	85.93	111.00
1	62	42	VAL	CA-CB-CG2	9.29	124.83	110.90
1	66	15	SER	N-CA-C	-9.29	85.93	111.00
1	66	42	VAL	CA-CB-CG2	9.29	124.83	110.90
1	7A	15	SER	N-CA-C	-9.29	85.93	111.00

*Continued on next page...*

*Continued from previous page...*

Mol	Chain	Res	Type	Atoms	Z	Observed(°)	Ideal(°)
1	7A	42	VAL	CA-CB-CG2	9.29	124.83	110.90
1	7M	15	SER	N-CA-C	-9.29	85.93	111.00
1	1E	182	PHE	N-CA-CB	-9.28	93.89	110.60
1	1Q	15	SER	N-CA-C	-9.28	85.94	111.00
1	1Q	148	LEU	N-CA-CB	9.28	128.96	110.40
1	1U	15	SER	N-CA-C	-9.28	85.94	111.00
1	1U	148	LEU	N-CA-CB	9.28	128.96	110.40
1	1Y	15	SER	N-CA-C	-9.28	85.94	111.00
1	1Y	148	LEU	N-CA-CB	9.28	128.96	110.40
1	2M	182	PHE	N-CA-CB	-9.28	93.89	110.60
1	2Q	15	SER	N-CA-C	-9.28	85.94	111.00
1	2Q	148	LEU	N-CA-CB	9.28	128.96	110.40
1	2U	15	SER	N-CA-C	-9.28	85.94	111.00
1	2U	148	LEU	N-CA-CB	9.28	128.96	110.40
1	2Y	15	SER	N-CA-C	-9.28	85.94	111.00
1	2Y	148	LEU	N-CA-CB	9.28	128.96	110.40
1	22	182	PHE	N-CA-CB	-9.28	93.89	110.60
1	3M	182	PHE	N-CA-CB	-9.28	93.89	110.60
1	36	182	PHE	N-CA-CB	-9.28	93.89	110.60
1	4I	182	PHE	N-CA-CB	-9.28	93.89	110.60
1	4Q	182	PHE	N-CA-CB	-9.28	93.89	110.60
1	42	15	SER	N-CA-C	-9.28	85.94	111.00
1	42	148	LEU	N-CA-CB	9.28	128.96	110.40
1	46	15	SER	N-CA-C	-9.28	85.94	111.00
1	46	148	LEU	N-CA-CB	9.28	128.96	110.40
1	5A	15	SER	N-CA-C	-9.28	85.94	111.00
1	5A	148	LEU	N-CA-CB	9.28	128.96	110.40
1	5Y	182	PHE	N-CA-CB	-9.28	93.89	110.60
1	52	15	SER	N-CA-C	-9.28	85.94	111.00
1	52	148	LEU	N-CA-CB	9.28	128.96	110.40
1	56	15	SER	N-CA-C	-9.28	85.94	111.00
1	56	148	LEU	N-CA-CB	9.28	128.96	110.40
1	6A	15	SER	N-CA-C	-9.28	85.94	111.00
1	6A	148	LEU	N-CA-CB	9.28	128.96	110.40
1	6E	182	PHE	N-CA-CB	-9.28	93.89	110.60
1	6Y	182	PHE	N-CA-CB	-9.28	93.89	110.60
1	7I	182	PHE	N-CA-CB	-9.28	93.89	110.60
1	7U	182	PHE	N-CA-CB	-9.28	93.89	110.60
1	1E	15	SER	N-CA-C	-9.28	85.94	111.00
1	1M	65	PHE	CD1-CG-CD2	-9.28	106.24	118.30
1	2I	65	PHE	CD1-CG-CD2	-9.28	106.24	118.30
1	2M	15	SER	N-CA-C	-9.28	85.94	111.00

*Continued on next page...*



*Continued from previous page...*

Mol	Chain	Res	Type	Atoms	Z	Observed(°)	Ideal(°)
1	3I	65	PHE	CD1-CG-CD2	-9.28	106.24	118.30
1	4E	65	PHE	CD1-CG-CD2	-9.28	106.24	118.30
1	4Q	15	SER	N-CA-C	-9.28	85.94	111.00
1	4Y	65	PHE	CD1-CG-CD2	-9.28	106.24	118.30
1	5Y	15	SER	N-CA-C	-9.28	85.94	111.00
1	6M	65	PHE	CD1-CG-CD2	-9.28	106.24	118.30
1	6U	65	PHE	CD1-CG-CD2	-9.28	106.24	118.30
1	1A	65	PHE	CD1-CG-CD2	-9.28	106.24	118.30
1	1I	65	PHE	CD1-CG-CD2	-9.28	106.24	118.30
1	1M	182	PHE	N-CA-CB	-9.28	93.90	110.60
1	2E	65	PHE	CD1-CG-CD2	-9.28	106.24	118.30
1	2I	182	PHE	N-CA-CB	-9.28	93.90	110.60
1	22	15	SER	N-CA-C	-9.28	85.94	111.00
1	3A	65	PHE	CD1-CG-CD2	-9.28	106.24	118.30
1	26	65	PHE	CD1-CG-CD2	-9.28	106.24	118.30
1	3A	182	PHE	N-CA-CB	-9.28	93.90	110.60
1	3E	65	PHE	CD1-CG-CD2	-9.28	106.24	118.30
1	3I	182	PHE	N-CA-CB	-9.28	93.90	110.60
1	3M	15	SER	N-CA-C	-9.28	85.94	111.00
1	32	65	PHE	CD1-CG-CD2	-9.28	106.24	118.30
1	32	182	PHE	N-CA-CB	-9.28	93.90	110.60
1	36	15	SER	N-CA-C	-9.28	85.94	111.00
1	4I	15	SER	N-CA-C	-9.28	85.94	111.00
1	5U	65	PHE	CD1-CG-CD2	-9.28	106.24	118.30
1	4A	65	PHE	CD1-CG-CD2	-9.28	106.24	118.30
1	4E	182	PHE	N-CA-CB	-9.28	93.90	110.60
1	6Y	15	SER	N-CA-C	-9.28	85.94	111.00
1	4M	65	PHE	CD1-CG-CD2	-9.28	106.24	118.30
1	4U	65	PHE	CD1-CG-CD2	-9.28	106.24	118.30
1	4Y	182	PHE	N-CA-CB	-9.28	93.90	110.60
1	5Q	65	PHE	CD1-CG-CD2	-9.28	106.24	118.30
1	5U	182	PHE	N-CA-CB	-9.28	93.90	110.60
1	6E	15	SER	N-CA-C	-9.28	85.94	111.00
1	7E	65	PHE	CD1-CG-CD2	-9.28	106.24	118.30
1	6I	65	PHE	CD1-CG-CD2	-9.28	106.24	118.30
1	6M	182	PHE	N-CA-CB	-9.28	93.90	110.60
1	6Q	65	PHE	CD1-CG-CD2	-9.28	106.24	118.30
1	6U	182	PHE	N-CA-CB	-9.28	93.90	110.60
1	7E	182	PHE	N-CA-CB	-9.28	93.90	110.60
1	7I	15	SER	N-CA-C	-9.28	85.94	111.00
1	7Q	65	PHE	CD1-CG-CD2	-9.28	106.24	118.30
1	7U	15	SER	N-CA-C	-9.28	85.94	111.00

*Continued on next page...*



*Continued from previous page...*

Mol	Chain	Res	Type	Atoms	Z	Observed(°)	Ideal(°)
1	7M	65	PHE	CD1-CG-CD2	-9.28	106.24	118.30
1	7Q	182	PHE	N-CA-CB	-9.28	93.90	110.60
1	1A	148	LEU	N-CA-CB	9.28	128.95	110.40
1	1I	148	LEU	N-CA-CB	9.28	128.95	110.40
1	1M	15	SER	N-CA-C	-9.28	85.95	111.00
1	12	182	PHE	N-CA-CB	-9.28	93.90	110.60
1	16	182	PHE	N-CA-CB	-9.28	93.90	110.60
1	2A	182	PHE	N-CA-CB	-9.28	93.90	110.60
1	2E	148	LEU	N-CA-CB	9.28	128.95	110.40
1	2I	15	SER	N-CA-C	-9.28	85.95	111.00
1	26	148	LEU	N-CA-CB	9.28	128.95	110.40
1	3A	15	SER	N-CA-C	-9.28	85.95	111.00
1	3E	148	LEU	N-CA-CB	9.28	128.95	110.40
1	3I	15	SER	N-CA-C	-9.28	85.95	111.00
1	3Q	182	PHE	N-CA-CB	-9.28	93.90	110.60
1	3U	182	PHE	N-CA-CB	-9.28	93.90	110.60
1	3Y	182	PHE	N-CA-CB	-9.28	93.90	110.60
1	32	15	SER	N-CA-C	-9.28	85.95	111.00
1	4A	148	LEU	N-CA-CB	9.28	128.95	110.40
1	4E	15	SER	N-CA-C	-9.28	85.95	111.00
1	4M	148	LEU	N-CA-CB	9.28	128.95	110.40
1	4U	148	LEU	N-CA-CB	9.28	128.95	110.40
1	4Y	15	SER	N-CA-C	-9.28	85.95	111.00
1	5E	182	PHE	N-CA-CB	-9.28	93.90	110.60
1	5I	182	PHE	N-CA-CB	-9.28	93.90	110.60
1	5M	182	PHE	N-CA-CB	-9.28	93.90	110.60
1	5Q	148	LEU	N-CA-CB	9.28	128.95	110.40
1	5U	15	SER	N-CA-C	-9.28	85.95	111.00
1	6I	148	LEU	N-CA-CB	9.28	128.95	110.40
1	6M	15	SER	N-CA-C	-9.28	85.95	111.00
1	6Q	148	LEU	N-CA-CB	9.28	128.95	110.40
1	6U	15	SER	N-CA-C	-9.28	85.95	111.00
1	62	182	PHE	N-CA-CB	-9.28	93.90	110.60
1	66	182	PHE	N-CA-CB	-9.28	93.90	110.60
1	7A	182	PHE	N-CA-CB	-9.28	93.90	110.60
1	7E	15	SER	N-CA-C	-9.28	85.95	111.00
1	7M	148	LEU	N-CA-CB	9.28	128.95	110.40
1	7Q	15	SER	N-CA-C	-9.28	85.95	111.00
2	13	15	VAL	N-CA-C	-9.27	85.96	111.00
2	67	15	VAL	N-CA-C	-9.27	85.96	111.00
2	1F	15	VAL	N-CA-C	-9.27	85.97	111.00
1	1M	148	LEU	N-CA-CB	9.27	128.94	110.40

*Continued on next page...*

*Continued from previous page...*

Mol	Chain	Res	Type	Atoms	Z	Observed(°)	Ideal(°)
2	17	15	VAL	N-CA-C	-9.27	85.96	111.00
2	2B	15	VAL	N-CA-C	-9.27	85.96	111.00
1	2I	148	LEU	N-CA-CB	9.27	128.94	110.40
2	3R	15	VAL	N-CA-C	-9.27	85.96	111.00
2	3V	15	VAL	N-CA-C	-9.27	85.96	111.00
2	63	15	VAL	N-CA-C	-9.27	85.96	111.00
2	2N	15	VAL	N-CA-C	-9.27	85.97	111.00
2	23	15	VAL	N-CA-C	-9.27	85.97	111.00
1	3A	148	LEU	N-CA-CB	9.27	128.94	110.40
1	3I	148	LEU	N-CA-CB	9.27	128.94	110.40
2	3Z	15	VAL	N-CA-C	-9.27	85.96	111.00
2	3N	15	VAL	N-CA-C	-9.27	85.97	111.00
1	32	148	LEU	N-CA-CB	9.27	128.94	110.40
2	37	15	VAL	N-CA-C	-9.27	85.97	111.00
1	4E	148	LEU	N-CA-CB	9.27	128.94	110.40
2	5F	15	VAL	N-CA-C	-9.27	85.96	111.00
2	5J	15	VAL	N-CA-C	-9.27	85.96	111.00
2	5N	15	VAL	N-CA-C	-9.27	85.96	111.00
2	4J	15	VAL	N-CA-C	-9.27	85.97	111.00
2	4R	15	VAL	N-CA-C	-9.27	85.97	111.00
1	4Y	148	LEU	N-CA-CB	9.27	128.94	110.40
1	5U	148	LEU	N-CA-CB	9.27	128.94	110.40
2	5Z	15	VAL	N-CA-C	-9.27	85.97	111.00
2	6F	15	VAL	N-CA-C	-9.27	85.97	111.00
1	6M	148	LEU	N-CA-CB	9.27	128.94	110.40
1	6U	148	LEU	N-CA-CB	9.27	128.94	110.40
2	7B	15	VAL	N-CA-C	-9.27	85.96	111.00
2	6Z	15	VAL	N-CA-C	-9.27	85.97	111.00
1	7E	148	LEU	N-CA-CB	9.27	128.94	110.40
2	7J	15	VAL	N-CA-C	-9.27	85.97	111.00
1	7Q	148	LEU	N-CA-CB	9.27	128.94	110.40
2	7V	15	VAL	N-CA-C	-9.27	85.97	111.00
1	1Q	65	PHE	CD1-CG-CD2	-9.27	106.25	118.30
1	1U	65	PHE	CD1-CG-CD2	-9.27	106.25	118.30
1	1Y	65	PHE	CD1-CG-CD2	-9.27	106.25	118.30
1	2Q	65	PHE	CD1-CG-CD2	-9.27	106.25	118.30
1	2U	65	PHE	CD1-CG-CD2	-9.27	106.25	118.30
1	2Y	65	PHE	CD1-CG-CD2	-9.27	106.25	118.30
1	42	65	PHE	CD1-CG-CD2	-9.27	106.25	118.30
1	46	65	PHE	CD1-CG-CD2	-9.27	106.25	118.30
1	5A	65	PHE	CD1-CG-CD2	-9.27	106.25	118.30
1	52	65	PHE	CD1-CG-CD2	-9.27	106.25	118.30

*Continued on next page...*

*Continued from previous page...*

Mol	Chain	Res	Type	Atoms	Z	Observed(°)	Ideal(°)
1	56	65	PHE	CD1-CG-CD2	-9.27	106.25	118.30
1	6A	65	PHE	CD1-CG-CD2	-9.27	106.25	118.30
1	1A	42	VAL	CA-CB-CG2	9.27	124.80	110.90
1	1E	42	VAL	CA-CB-CG2	9.27	124.80	110.90
1	1I	42	VAL	CA-CB-CG2	9.27	124.80	110.90
1	2E	42	VAL	CA-CB-CG2	9.27	124.80	110.90
1	26	42	VAL	CA-CB-CG2	9.27	124.80	110.90
1	4U	42	VAL	CA-CB-CG2	9.27	124.80	110.90
1	6Q	42	VAL	CA-CB-CG2	9.27	124.80	110.90
2	1R	73	GLY	O-C-N	9.27	137.52	122.70
2	1V	73	GLY	O-C-N	9.27	137.52	122.70
2	1Z	73	GLY	O-C-N	9.27	137.52	122.70
1	12	65	PHE	CD1-CG-CD2	-9.27	106.25	118.30
1	12	148	LEU	N-CA-CB	9.27	128.93	110.40
1	16	65	PHE	CD1-CG-CD2	-9.27	106.25	118.30
1	16	148	LEU	N-CA-CB	9.27	128.93	110.40
1	2A	65	PHE	CD1-CG-CD2	-9.27	106.25	118.30
1	2A	148	LEU	N-CA-CB	9.27	128.93	110.40
1	2M	42	VAL	CA-CB-CG2	9.27	124.80	110.90
1	3E	42	VAL	CA-CB-CG2	9.27	124.80	110.90
1	4A	42	VAL	CA-CB-CG2	9.27	124.80	110.90
1	4M	42	VAL	CA-CB-CG2	9.27	124.80	110.90
1	6I	42	VAL	CA-CB-CG2	9.27	124.80	110.90
2	2R	73	GLY	O-C-N	9.27	137.52	122.70
2	2V	73	GLY	O-C-N	9.27	137.52	122.70
2	2Z	73	GLY	O-C-N	9.27	137.52	122.70
1	22	42	VAL	CA-CB-CG2	9.27	124.80	110.90
1	3M	42	VAL	CA-CB-CG2	9.27	124.80	110.90
1	3Q	65	PHE	CD1-CG-CD2	-9.27	106.25	118.30
1	3Q	148	LEU	N-CA-CB	9.27	128.93	110.40
1	3U	65	PHE	CD1-CG-CD2	-9.27	106.25	118.30
1	3U	148	LEU	N-CA-CB	9.27	128.93	110.40
1	3Y	65	PHE	CD1-CG-CD2	-9.27	106.25	118.30
1	3Y	148	LEU	N-CA-CB	9.27	128.93	110.40
1	36	42	VAL	CA-CB-CG2	9.27	124.80	110.90
1	4I	42	VAL	CA-CB-CG2	9.27	124.80	110.90
1	4Q	42	VAL	CA-CB-CG2	9.27	124.80	110.90
1	5Q	42	VAL	CA-CB-CG2	9.27	124.80	110.90
1	7M	42	VAL	CA-CB-CG2	9.27	124.80	110.90
2	43	73	GLY	O-C-N	9.27	137.52	122.70
2	47	73	GLY	O-C-N	9.27	137.52	122.70
2	5B	73	GLY	O-C-N	9.27	137.52	122.70

*Continued on next page...*

*Continued from previous page...*

Mol	Chain	Res	Type	Atoms	Z	Observed(°)	Ideal(°)
1	5E	65	PHE	CD1-CG-CD2	-9.27	106.25	118.30
1	5E	148	LEU	N-CA-CB	9.27	128.93	110.40
1	5I	65	PHE	CD1-CG-CD2	-9.27	106.25	118.30
1	5I	148	LEU	N-CA-CB	9.27	128.93	110.40
1	5M	65	PHE	CD1-CG-CD2	-9.27	106.25	118.30
1	5M	148	LEU	N-CA-CB	9.27	128.93	110.40
1	5Y	42	VAL	CA-CB-CG2	9.27	124.80	110.90
2	53	73	GLY	O-C-N	9.27	137.52	122.70
2	57	73	GLY	O-C-N	9.27	137.52	122.70
2	6B	73	GLY	O-C-N	9.27	137.52	122.70
1	6E	42	VAL	CA-CB-CG2	9.27	124.80	110.90
1	6Y	42	VAL	CA-CB-CG2	9.27	124.80	110.90
1	62	65	PHE	CD1-CG-CD2	-9.27	106.25	118.30
1	62	148	LEU	N-CA-CB	9.27	128.93	110.40
1	66	65	PHE	CD1-CG-CD2	-9.27	106.25	118.30
1	66	148	LEU	N-CA-CB	9.27	128.93	110.40
1	7A	65	PHE	CD1-CG-CD2	-9.27	106.25	118.30
1	7A	148	LEU	N-CA-CB	9.27	128.93	110.40
1	7I	42	VAL	CA-CB-CG2	9.27	124.80	110.90
1	7U	42	VAL	CA-CB-CG2	9.27	124.80	110.90
2	1N	15	VAL	N-CA-C	-9.26	85.99	111.00
2	13	220	PHE	CZ-CE2-CD2	-9.26	108.98	120.10
2	17	220	PHE	CZ-CE2-CD2	-9.26	108.98	120.10
2	2B	220	PHE	CZ-CE2-CD2	-9.26	108.98	120.10
2	2J	15	VAL	N-CA-C	-9.26	85.99	111.00
2	3B	15	VAL	N-CA-C	-9.26	85.99	111.00
2	3J	15	VAL	N-CA-C	-9.26	85.99	111.00
2	3R	220	PHE	CZ-CE2-CD2	-9.26	108.98	120.10
2	3V	220	PHE	CZ-CE2-CD2	-9.26	108.98	120.10
2	3Z	220	PHE	CZ-CE2-CD2	-9.26	108.98	120.10
2	33	15	VAL	N-CA-C	-9.26	85.99	111.00
2	4F	15	VAL	N-CA-C	-9.26	85.99	111.00
2	4Z	15	VAL	N-CA-C	-9.26	85.99	111.00
2	5F	220	PHE	CZ-CE2-CD2	-9.26	108.98	120.10
2	5J	220	PHE	CZ-CE2-CD2	-9.26	108.98	120.10
2	5N	220	PHE	CZ-CE2-CD2	-9.26	108.98	120.10
2	5V	15	VAL	N-CA-C	-9.26	85.99	111.00
2	6N	15	VAL	N-CA-C	-9.26	85.99	111.00
2	6V	15	VAL	N-CA-C	-9.26	85.99	111.00
2	63	220	PHE	CZ-CE2-CD2	-9.26	108.98	120.10
2	67	220	PHE	CZ-CE2-CD2	-9.26	108.98	120.10
2	7B	220	PHE	CZ-CE2-CD2	-9.26	108.98	120.10

*Continued on next page...*

*Continued from previous page...*

Mol	Chain	Res	Type	Atoms	Z	Observed(°)	Ideal(°)
2	7F	15	VAL	N-CA-C	-9.26	85.99	111.00
2	7R	15	VAL	N-CA-C	-9.26	85.99	111.00
2	1B	15	VAL	N-CA-C	-9.26	86.01	111.00
2	1B	220	PHE	CZ-CE2-CD2	-9.26	108.99	120.10
2	1J	15	VAL	N-CA-C	-9.26	86.01	111.00
2	1J	220	PHE	CZ-CE2-CD2	-9.26	108.99	120.10
2	2F	15	VAL	N-CA-C	-9.26	86.01	111.00
2	2F	220	PHE	CZ-CE2-CD2	-9.26	108.99	120.10
2	27	15	VAL	N-CA-C	-9.26	86.01	111.00
2	27	220	PHE	CZ-CE2-CD2	-9.26	108.99	120.10
2	3F	15	VAL	N-CA-C	-9.26	86.01	111.00
2	3F	220	PHE	CZ-CE2-CD2	-9.26	108.99	120.10
2	4B	15	VAL	N-CA-C	-9.26	86.01	111.00
2	4B	220	PHE	CZ-CE2-CD2	-9.26	108.99	120.10
2	4N	15	VAL	N-CA-C	-9.26	86.01	111.00
2	4N	220	PHE	CZ-CE2-CD2	-9.26	108.99	120.10
2	4V	15	VAL	N-CA-C	-9.26	86.01	111.00
2	4V	220	PHE	CZ-CE2-CD2	-9.26	108.99	120.10
2	5R	15	VAL	N-CA-C	-9.26	86.01	111.00
2	5R	220	PHE	CZ-CE2-CD2	-9.26	108.99	120.10
2	6J	15	VAL	N-CA-C	-9.26	86.01	111.00
2	6J	220	PHE	CZ-CE2-CD2	-9.26	108.99	120.10
2	6R	15	VAL	N-CA-C	-9.26	86.01	111.00
2	6R	220	PHE	CZ-CE2-CD2	-9.26	108.99	120.10
2	7N	15	VAL	N-CA-C	-9.26	86.01	111.00
2	7N	220	PHE	CZ-CE2-CD2	-9.26	108.99	120.10
1	1E	148	LEU	N-CA-CB	9.25	128.91	110.40
2	1F	7	ASN	CA-C-O	-9.25	100.67	120.10
2	1F	217	PRO	N-CA-C	9.25	136.16	112.10
2	1R	15	VAL	N-CA-C	-9.25	86.01	111.00
2	1V	15	VAL	N-CA-C	-9.25	86.01	111.00
2	1Z	15	VAL	N-CA-C	-9.25	86.01	111.00
2	2N	217	PRO	N-CA-C	9.25	136.16	112.10
2	2Z	15	VAL	N-CA-C	-9.25	86.01	111.00
2	23	217	PRO	N-CA-C	9.25	136.16	112.10
2	4J	217	PRO	N-CA-C	9.25	136.16	112.10
2	5Z	217	PRO	N-CA-C	9.25	136.16	112.10
2	1N	217	PRO	N-CA-C	9.25	136.16	112.10
2	2J	217	PRO	N-CA-C	9.25	136.16	112.10
1	2M	148	LEU	N-CA-CB	9.25	128.91	110.40
2	2N	7	ASN	CA-C-O	-9.25	100.67	120.10
2	2R	15	VAL	N-CA-C	-9.25	86.01	111.00

*Continued on next page...*

*Continued from previous page...*

Mol	Chain	Res	Type	Atoms	Z	Observed(°)	Ideal(°)
2	2V	15	VAL	N-CA-C	-9.25	86.01	111.00
1	22	148	LEU	N-CA-CB	9.25	128.91	110.40
2	23	7	ASN	CA-C-O	-9.25	100.67	120.10
2	3B	217	PRO	N-CA-C	9.25	136.16	112.10
2	3J	217	PRO	N-CA-C	9.25	136.16	112.10
1	3M	148	LEU	N-CA-CB	9.25	128.91	110.40
2	3N	7	ASN	CA-C-O	-9.25	100.67	120.10
2	3N	217	PRO	N-CA-C	9.25	136.16	112.10
2	33	217	PRO	N-CA-C	9.25	136.16	112.10
1	36	148	LEU	N-CA-CB	9.25	128.91	110.40
2	37	7	ASN	CA-C-O	-9.25	100.67	120.10
2	37	217	PRO	N-CA-C	9.25	136.16	112.10
2	4F	217	PRO	N-CA-C	9.25	136.16	112.10
1	4I	148	LEU	N-CA-CB	9.25	128.91	110.40
2	4J	7	ASN	CA-C-O	-9.25	100.67	120.10
1	4Q	148	LEU	N-CA-CB	9.25	128.91	110.40
2	4R	7	ASN	CA-C-O	-9.25	100.67	120.10
2	4R	217	PRO	N-CA-C	9.25	136.16	112.10
2	43	15	VAL	N-CA-C	-9.25	86.01	111.00
2	47	15	VAL	N-CA-C	-9.25	86.01	111.00
2	5B	15	VAL	N-CA-C	-9.25	86.01	111.00
2	53	15	VAL	N-CA-C	-9.25	86.01	111.00
2	57	15	VAL	N-CA-C	-9.25	86.01	111.00
2	6B	15	VAL	N-CA-C	-9.25	86.01	111.00
2	6F	217	PRO	N-CA-C	9.25	136.16	112.10
2	4Z	217	PRO	N-CA-C	9.25	136.16	112.10
2	5V	217	PRO	N-CA-C	9.25	136.16	112.10
1	5Y	148	LEU	N-CA-CB	9.25	128.91	110.40
2	5Z	7	ASN	CA-C-O	-9.25	100.67	120.10
1	6E	148	LEU	N-CA-CB	9.25	128.91	110.40
2	6F	7	ASN	CA-C-O	-9.25	100.67	120.10
2	6Z	217	PRO	N-CA-C	9.25	136.16	112.10
2	6N	217	PRO	N-CA-C	9.25	136.16	112.10
2	6V	217	PRO	N-CA-C	9.25	136.16	112.10
1	6Y	148	LEU	N-CA-CB	9.25	128.91	110.40
2	6Z	7	ASN	CA-C-O	-9.25	100.67	120.10
2	7F	217	PRO	N-CA-C	9.25	136.16	112.10
1	7I	148	LEU	N-CA-CB	9.25	128.91	110.40
2	7J	7	ASN	CA-C-O	-9.25	100.67	120.10
2	7J	217	PRO	N-CA-C	9.25	136.16	112.10
2	7R	217	PRO	N-CA-C	9.25	136.16	112.10
1	7U	148	LEU	N-CA-CB	9.25	128.91	110.40

*Continued on next page...*

*Continued from previous page...*

Mol	Chain	Res	Type	Atoms	Z	Observed(°)	Ideal(°)
2	7V	7	ASN	CA-C-O	-9.25	100.67	120.10
2	7V	217	PRO	N-CA-C	9.25	136.16	112.10
2	1B	7	ASN	CA-C-O	-9.25	100.67	120.10
2	1F	73	GLY	O-C-N	9.25	137.50	122.70
2	1J	7	ASN	CA-C-O	-9.25	100.67	120.10
2	2F	7	ASN	CA-C-O	-9.25	100.67	120.10
2	2N	73	GLY	O-C-N	9.25	137.50	122.70
2	23	73	GLY	O-C-N	9.25	137.50	122.70
2	27	7	ASN	CA-C-O	-9.25	100.67	120.10
2	3F	7	ASN	CA-C-O	-9.25	100.67	120.10
2	3N	73	GLY	O-C-N	9.25	137.50	122.70
2	37	73	GLY	O-C-N	9.25	137.50	122.70
2	4B	7	ASN	CA-C-O	-9.25	100.67	120.10
2	4J	73	GLY	O-C-N	9.25	137.50	122.70
2	4N	7	ASN	CA-C-O	-9.25	100.67	120.10
2	4R	73	GLY	O-C-N	9.25	137.50	122.70
2	4V	7	ASN	CA-C-O	-9.25	100.67	120.10
2	5R	7	ASN	CA-C-O	-9.25	100.67	120.10
2	5Z	73	GLY	O-C-N	9.25	137.50	122.70
2	6F	73	GLY	O-C-N	9.25	137.50	122.70
2	6J	7	ASN	CA-C-O	-9.25	100.67	120.10
2	6R	7	ASN	CA-C-O	-9.25	100.67	120.10
2	6Z	73	GLY	O-C-N	9.25	137.50	122.70
2	7J	73	GLY	O-C-N	9.25	137.50	122.70
2	7N	7	ASN	CA-C-O	-9.25	100.67	120.10
2	7V	73	GLY	O-C-N	9.25	137.50	122.70
2	13	73	GLY	O-C-N	9.25	137.50	122.70
2	17	73	GLY	O-C-N	9.25	137.50	122.70
2	2B	73	GLY	O-C-N	9.25	137.50	122.70
2	3R	73	GLY	O-C-N	9.25	137.50	122.70
2	3V	73	GLY	O-C-N	9.25	137.50	122.70
2	3Z	73	GLY	O-C-N	9.25	137.50	122.70
2	5F	73	GLY	O-C-N	9.25	137.50	122.70
2	5J	73	GLY	O-C-N	9.25	137.50	122.70
2	5N	73	GLY	O-C-N	9.25	137.50	122.70
2	63	73	GLY	O-C-N	9.25	137.50	122.70
2	67	73	GLY	O-C-N	9.25	137.50	122.70
2	7B	73	GLY	O-C-N	9.25	137.50	122.70
2	1B	217	PRO	N-CA-C	9.25	136.14	112.10
2	1J	217	PRO	N-CA-C	9.25	136.14	112.10
2	1N	73	GLY	O-C-N	9.25	137.50	122.70
2	13	217	PRO	N-CA-C	9.25	136.15	112.10

*Continued on next page...*



*Continued from previous page...*

Mol	Chain	Res	Type	Atoms	Z	Observed(°)	Ideal(°)
2	17	217	PRO	N-CA-C	9.25	136.15	112.10
2	2B	217	PRO	N-CA-C	9.25	136.15	112.10
2	2F	217	PRO	N-CA-C	9.25	136.14	112.10
2	2J	73	GLY	O-C-N	9.25	137.50	122.70
2	27	217	PRO	N-CA-C	9.25	136.14	112.10
2	3B	73	GLY	O-C-N	9.25	137.50	122.70
2	3F	217	PRO	N-CA-C	9.25	136.14	112.10
2	3J	73	GLY	O-C-N	9.25	137.50	122.70
2	3R	217	PRO	N-CA-C	9.25	136.15	112.10
2	3V	217	PRO	N-CA-C	9.25	136.15	112.10
2	3Z	217	PRO	N-CA-C	9.25	136.15	112.10
2	33	73	GLY	O-C-N	9.25	137.50	122.70
2	4B	217	PRO	N-CA-C	9.25	136.14	112.10
2	4F	73	GLY	O-C-N	9.25	137.50	122.70
2	4N	217	PRO	N-CA-C	9.25	136.14	112.10
2	4V	217	PRO	N-CA-C	9.25	136.14	112.10
2	4Z	73	GLY	O-C-N	9.25	137.50	122.70
2	5F	217	PRO	N-CA-C	9.25	136.15	112.10
2	5J	217	PRO	N-CA-C	9.25	136.15	112.10
2	5N	217	PRO	N-CA-C	9.25	136.15	112.10
2	5R	217	PRO	N-CA-C	9.25	136.14	112.10
2	5V	73	GLY	O-C-N	9.25	137.50	122.70
2	6J	217	PRO	N-CA-C	9.25	136.14	112.10
2	6N	73	GLY	O-C-N	9.25	137.50	122.70
2	6R	217	PRO	N-CA-C	9.25	136.14	112.10
2	6V	73	GLY	O-C-N	9.25	137.50	122.70
2	63	217	PRO	N-CA-C	9.25	136.15	112.10
2	67	217	PRO	N-CA-C	9.25	136.15	112.10
2	7B	217	PRO	N-CA-C	9.25	136.15	112.10
2	7F	73	GLY	O-C-N	9.25	137.50	122.70
2	7N	217	PRO	N-CA-C	9.25	136.14	112.10
2	7R	73	GLY	O-C-N	9.25	137.50	122.70
2	1N	220	PHE	CZ-CE2-CD2	-9.24	109.01	120.10
2	2J	220	PHE	CZ-CE2-CD2	-9.24	109.01	120.10
2	3B	220	PHE	CZ-CE2-CD2	-9.24	109.01	120.10
2	3J	220	PHE	CZ-CE2-CD2	-9.24	109.01	120.10
2	33	220	PHE	CZ-CE2-CD2	-9.24	109.01	120.10
2	4F	220	PHE	CZ-CE2-CD2	-9.24	109.01	120.10
2	4Z	220	PHE	CZ-CE2-CD2	-9.24	109.01	120.10
2	5V	220	PHE	CZ-CE2-CD2	-9.24	109.01	120.10
2	6N	220	PHE	CZ-CE2-CD2	-9.24	109.01	120.10
2	6V	220	PHE	CZ-CE2-CD2	-9.24	109.01	120.10

*Continued on next page...*

*Continued from previous page...*

Mol	Chain	Res	Type	Atoms	Z	Observed(°)	Ideal(°)
2	7F	220	PHE	CZ-CE2-CD2	-9.24	109.01	120.10
2	7R	220	PHE	CZ-CE2-CD2	-9.24	109.01	120.10
2	1R	217	PRO	N-CA-C	9.24	136.12	112.10
2	1V	217	PRO	N-CA-C	9.24	136.12	112.10
2	1Z	217	PRO	N-CA-C	9.24	136.12	112.10
2	13	7	ASN	CA-C-O	-9.24	100.69	120.10
2	17	7	ASN	CA-C-O	-9.24	100.69	120.10
2	2B	7	ASN	CA-C-O	-9.24	100.69	120.10
2	2R	217	PRO	N-CA-C	9.24	136.12	112.10
2	2V	217	PRO	N-CA-C	9.24	136.12	112.10
2	2Z	217	PRO	N-CA-C	9.24	136.12	112.10
2	3R	7	ASN	CA-C-O	-9.24	100.69	120.10
2	3V	7	ASN	CA-C-O	-9.24	100.69	120.10
2	3Z	7	ASN	CA-C-O	-9.24	100.69	120.10
2	43	217	PRO	N-CA-C	9.24	136.12	112.10
2	47	217	PRO	N-CA-C	9.24	136.12	112.10
2	5B	217	PRO	N-CA-C	9.24	136.12	112.10
2	5F	7	ASN	CA-C-O	-9.24	100.69	120.10
2	5J	7	ASN	CA-C-O	-9.24	100.69	120.10
2	5N	7	ASN	CA-C-O	-9.24	100.69	120.10
2	53	217	PRO	N-CA-C	9.24	136.12	112.10
2	57	217	PRO	N-CA-C	9.24	136.12	112.10
2	6B	217	PRO	N-CA-C	9.24	136.12	112.10
2	63	7	ASN	CA-C-O	-9.24	100.69	120.10
2	67	7	ASN	CA-C-O	-9.24	100.69	120.10
2	7B	7	ASN	CA-C-O	-9.24	100.69	120.10
2	1N	7	ASN	CA-C-O	-9.24	100.70	120.10
2	2J	7	ASN	CA-C-O	-9.24	100.70	120.10
2	3B	7	ASN	CA-C-O	-9.24	100.70	120.10
2	3J	7	ASN	CA-C-O	-9.24	100.70	120.10
2	33	7	ASN	CA-C-O	-9.24	100.70	120.10
2	4F	7	ASN	CA-C-O	-9.24	100.70	120.10
2	4Z	7	ASN	CA-C-O	-9.24	100.70	120.10
2	5V	7	ASN	CA-C-O	-9.24	100.70	120.10
2	6N	7	ASN	CA-C-O	-9.24	100.70	120.10
2	6V	7	ASN	CA-C-O	-9.24	100.70	120.10
2	7F	7	ASN	CA-C-O	-9.24	100.70	120.10
2	7R	7	ASN	CA-C-O	-9.24	100.70	120.10
2	1B	73	GLY	O-C-N	9.23	137.47	122.70
2	1J	73	GLY	O-C-N	9.23	137.47	122.70
2	1R	7	ASN	CA-C-O	-9.23	100.71	120.10
2	1R	220	PHE	CZ-CE2-CD2	-9.23	109.02	120.10

*Continued on next page...*

*Continued from previous page...*

Mol	Chain	Res	Type	Atoms	Z	Observed(°)	Ideal(°)
2	1V	7	ASN	CA-C-O	-9.23	100.71	120.10
2	1V	220	PHE	CZ-CE2-CD2	-9.23	109.02	120.10
2	1Z	7	ASN	CA-C-O	-9.23	100.71	120.10
2	1Z	220	PHE	CZ-CE2-CD2	-9.23	109.02	120.10
2	2F	73	GLY	O-C-N	9.23	137.47	122.70
2	2R	7	ASN	CA-C-O	-9.23	100.71	120.10
2	2R	220	PHE	CZ-CE2-CD2	-9.23	109.02	120.10
2	2V	7	ASN	CA-C-O	-9.23	100.71	120.10
2	2V	220	PHE	CZ-CE2-CD2	-9.23	109.02	120.10
2	2Z	7	ASN	CA-C-O	-9.23	100.71	120.10
2	2Z	220	PHE	CZ-CE2-CD2	-9.23	109.02	120.10
2	27	73	GLY	O-C-N	9.23	137.47	122.70
2	3F	73	GLY	O-C-N	9.23	137.47	122.70
2	4B	73	GLY	O-C-N	9.23	137.47	122.70
2	4N	73	GLY	O-C-N	9.23	137.47	122.70
2	4V	73	GLY	O-C-N	9.23	137.47	122.70
2	43	7	ASN	CA-C-O	-9.23	100.71	120.10
2	43	220	PHE	CZ-CE2-CD2	-9.23	109.02	120.10
2	47	7	ASN	CA-C-O	-9.23	100.71	120.10
2	47	220	PHE	CZ-CE2-CD2	-9.23	109.02	120.10
2	5B	7	ASN	CA-C-O	-9.23	100.71	120.10
2	5B	220	PHE	CZ-CE2-CD2	-9.23	109.02	120.10
2	5R	73	GLY	O-C-N	9.23	137.47	122.70
2	53	7	ASN	CA-C-O	-9.23	100.71	120.10
2	53	220	PHE	CZ-CE2-CD2	-9.23	109.02	120.10
2	57	7	ASN	CA-C-O	-9.23	100.71	120.10
2	57	220	PHE	CZ-CE2-CD2	-9.23	109.02	120.10
2	6B	7	ASN	CA-C-O	-9.23	100.71	120.10
2	6B	220	PHE	CZ-CE2-CD2	-9.23	109.02	120.10
2	6J	73	GLY	O-C-N	9.23	137.47	122.70
2	6R	73	GLY	O-C-N	9.23	137.47	122.70
2	7N	73	GLY	O-C-N	9.23	137.47	122.70
2	1R	53	LYS	CG-CD-CE	-9.23	84.22	111.90
2	1V	53	LYS	CG-CD-CE	-9.23	84.22	111.90
2	1Z	53	LYS	CG-CD-CE	-9.23	84.22	111.90
2	2R	53	LYS	CG-CD-CE	-9.23	84.22	111.90
2	2V	53	LYS	CG-CD-CE	-9.23	84.22	111.90
2	2Z	53	LYS	CG-CD-CE	-9.23	84.22	111.90
2	43	53	LYS	CG-CD-CE	-9.23	84.22	111.90
2	47	53	LYS	CG-CD-CE	-9.23	84.22	111.90
2	5B	53	LYS	CG-CD-CE	-9.23	84.22	111.90
2	53	53	LYS	CG-CD-CE	-9.23	84.22	111.90

*Continued on next page...*

*Continued from previous page...*

Mol	Chain	Res	Type	Atoms	Z	Observed(°)	Ideal(°)
2	57	53	LYS	CG-CD-CE	-9.23	84.22	111.90
2	6B	53	LYS	CG-CD-CE	-9.23	84.22	111.90
2	1B	53	LYS	CG-CD-CE	-9.22	84.24	111.90
2	1J	53	LYS	CG-CD-CE	-9.22	84.24	111.90
2	1N	53	LYS	CG-CD-CE	-9.22	84.23	111.90
2	2F	53	LYS	CG-CD-CE	-9.22	84.24	111.90
2	2J	53	LYS	CG-CD-CE	-9.22	84.23	111.90
2	27	53	LYS	CG-CD-CE	-9.22	84.24	111.90
2	3B	53	LYS	CG-CD-CE	-9.22	84.23	111.90
2	3F	53	LYS	CG-CD-CE	-9.22	84.24	111.90
2	3J	53	LYS	CG-CD-CE	-9.22	84.23	111.90
2	33	53	LYS	CG-CD-CE	-9.22	84.23	111.90
2	4B	53	LYS	CG-CD-CE	-9.22	84.24	111.90
2	4F	53	LYS	CG-CD-CE	-9.22	84.23	111.90
2	4N	53	LYS	CG-CD-CE	-9.22	84.24	111.90
2	4V	53	LYS	CG-CD-CE	-9.22	84.24	111.90
2	4Z	53	LYS	CG-CD-CE	-9.22	84.23	111.90
2	5R	53	LYS	CG-CD-CE	-9.22	84.24	111.90
2	5V	53	LYS	CG-CD-CE	-9.22	84.23	111.90
2	6J	53	LYS	CG-CD-CE	-9.22	84.24	111.90
2	6N	53	LYS	CG-CD-CE	-9.22	84.23	111.90
2	6R	53	LYS	CG-CD-CE	-9.22	84.24	111.90
2	6V	53	LYS	CG-CD-CE	-9.22	84.23	111.90
2	7F	53	LYS	CG-CD-CE	-9.22	84.23	111.90
2	7N	53	LYS	CG-CD-CE	-9.22	84.24	111.90
2	7R	53	LYS	CG-CD-CE	-9.22	84.23	111.90
2	13	53	LYS	CG-CD-CE	-9.22	84.24	111.90
2	17	53	LYS	CG-CD-CE	-9.22	84.24	111.90
2	2B	53	LYS	CG-CD-CE	-9.22	84.24	111.90
2	3R	53	LYS	CG-CD-CE	-9.22	84.24	111.90
2	3V	53	LYS	CG-CD-CE	-9.22	84.24	111.90
2	3Z	53	LYS	CG-CD-CE	-9.22	84.24	111.90
2	5F	53	LYS	CG-CD-CE	-9.22	84.24	111.90
2	5J	53	LYS	CG-CD-CE	-9.22	84.24	111.90
2	5N	53	LYS	CG-CD-CE	-9.22	84.24	111.90
2	63	53	LYS	CG-CD-CE	-9.22	84.24	111.90
2	67	53	LYS	CG-CD-CE	-9.22	84.24	111.90
2	7B	53	LYS	CG-CD-CE	-9.22	84.24	111.90
2	1F	53	LYS	CG-CD-CE	-9.22	84.25	111.90
2	1N	46	TYR	O-C-N	9.22	137.44	122.70
2	1R	46	TYR	O-C-N	9.21	137.44	122.70
2	1V	46	TYR	O-C-N	9.21	137.44	122.70

*Continued on next page...*

*Continued from previous page...*

Mol	Chain	Res	Type	Atoms	Z	Observed(°)	Ideal(°)
2	1Z	46	TYR	O-C-N	9.21	137.44	122.70
2	2J	46	TYR	O-C-N	9.22	137.44	122.70
2	2N	53	LYS	CG-CD-CE	-9.22	84.25	111.90
2	2R	46	TYR	O-C-N	9.21	137.44	122.70
2	2V	46	TYR	O-C-N	9.21	137.44	122.70
2	2Z	46	TYR	O-C-N	9.21	137.44	122.70
2	23	53	LYS	CG-CD-CE	-9.22	84.25	111.90
2	3B	46	TYR	O-C-N	9.22	137.44	122.70
2	3J	46	TYR	O-C-N	9.22	137.44	122.70
2	3N	53	LYS	CG-CD-CE	-9.22	84.25	111.90
2	33	46	TYR	O-C-N	9.22	137.44	122.70
2	37	53	LYS	CG-CD-CE	-9.22	84.25	111.90
2	4F	46	TYR	O-C-N	9.22	137.44	122.70
2	4J	53	LYS	CG-CD-CE	-9.22	84.25	111.90
2	4R	53	LYS	CG-CD-CE	-9.22	84.25	111.90
2	4Z	46	TYR	O-C-N	9.22	137.44	122.70
2	43	46	TYR	O-C-N	9.21	137.44	122.70
2	47	46	TYR	O-C-N	9.21	137.44	122.70
2	5B	46	TYR	O-C-N	9.21	137.44	122.70
2	5V	46	TYR	O-C-N	9.22	137.44	122.70
2	5Z	53	LYS	CG-CD-CE	-9.22	84.25	111.90
2	53	46	TYR	O-C-N	9.21	137.44	122.70
2	57	46	TYR	O-C-N	9.21	137.44	122.70
2	6B	46	TYR	O-C-N	9.21	137.44	122.70
2	6F	53	LYS	CG-CD-CE	-9.22	84.25	111.90
2	6N	46	TYR	O-C-N	9.22	137.44	122.70
2	6V	46	TYR	O-C-N	9.22	137.44	122.70
2	6Z	53	LYS	CG-CD-CE	-9.22	84.25	111.90
2	7F	46	TYR	O-C-N	9.22	137.44	122.70
2	7J	53	LYS	CG-CD-CE	-9.22	84.25	111.90
2	7R	46	TYR	O-C-N	9.22	137.44	122.70
2	7V	53	LYS	CG-CD-CE	-9.22	84.25	111.90
2	1F	220	PHE	CZ-CE2-CD2	-9.21	109.05	120.10
2	2N	220	PHE	CZ-CE2-CD2	-9.21	109.05	120.10
2	23	220	PHE	CZ-CE2-CD2	-9.21	109.05	120.10
2	3N	220	PHE	CZ-CE2-CD2	-9.21	109.05	120.10
2	37	220	PHE	CZ-CE2-CD2	-9.21	109.05	120.10
2	4J	220	PHE	CZ-CE2-CD2	-9.21	109.05	120.10
2	4R	220	PHE	CZ-CE2-CD2	-9.21	109.05	120.10
2	5Z	220	PHE	CZ-CE2-CD2	-9.21	109.05	120.10
2	6F	220	PHE	CZ-CE2-CD2	-9.21	109.05	120.10
2	6Z	220	PHE	CZ-CE2-CD2	-9.21	109.05	120.10

*Continued on next page...*

*Continued from previous page...*

Mol	Chain	Res	Type	Atoms	Z	Observed(°)	Ideal(°)
2	7J	220	PHE	CZ-CE2-CD2	-9.21	109.05	120.10
2	7V	220	PHE	CZ-CE2-CD2	-9.21	109.05	120.10
2	13	78	HIS	ND1-CE1-NE2	9.21	130.16	109.90
2	17	78	HIS	ND1-CE1-NE2	9.21	130.16	109.90
2	2B	78	HIS	ND1-CE1-NE2	9.21	130.16	109.90
2	3R	78	HIS	ND1-CE1-NE2	9.21	130.16	109.90
2	3V	78	HIS	ND1-CE1-NE2	9.21	130.16	109.90
2	3Z	78	HIS	ND1-CE1-NE2	9.21	130.16	109.90
2	5F	78	HIS	ND1-CE1-NE2	9.21	130.16	109.90
2	5J	78	HIS	ND1-CE1-NE2	9.21	130.16	109.90
2	5N	78	HIS	ND1-CE1-NE2	9.21	130.16	109.90
2	63	78	HIS	ND1-CE1-NE2	9.21	130.16	109.90
2	67	78	HIS	ND1-CE1-NE2	9.21	130.16	109.90
2	7B	78	HIS	ND1-CE1-NE2	9.21	130.16	109.90
1	1A	52	PHE	CD1-CE1-CZ	-9.21	109.06	120.10
1	1I	52	PHE	CD1-CE1-CZ	-9.21	109.06	120.10
1	2E	52	PHE	CD1-CE1-CZ	-9.21	109.06	120.10
1	26	52	PHE	CD1-CE1-CZ	-9.21	109.06	120.10
1	3E	52	PHE	CD1-CE1-CZ	-9.21	109.06	120.10
1	4A	52	PHE	CD1-CE1-CZ	-9.21	109.06	120.10
1	4M	52	PHE	CD1-CE1-CZ	-9.21	109.06	120.10
1	4U	52	PHE	CD1-CE1-CZ	-9.21	109.06	120.10
1	5Q	52	PHE	CD1-CE1-CZ	-9.21	109.06	120.10
1	6I	52	PHE	CD1-CE1-CZ	-9.21	109.06	120.10
1	6Q	52	PHE	CD1-CE1-CZ	-9.21	109.06	120.10
1	7M	52	PHE	CD1-CE1-CZ	-9.21	109.06	120.10
1	1E	52	PHE	CD1-CE1-CZ	-9.20	109.06	120.10
2	1F	46	TYR	O-C-N	9.20	137.42	122.70
2	13	46	TYR	O-C-N	9.20	137.42	122.70
2	17	46	TYR	O-C-N	9.20	137.42	122.70
2	2B	46	TYR	O-C-N	9.20	137.42	122.70
1	2M	52	PHE	CD1-CE1-CZ	-9.20	109.06	120.10
2	2N	46	TYR	O-C-N	9.20	137.42	122.70
1	22	52	PHE	CD1-CE1-CZ	-9.20	109.06	120.10
2	23	46	TYR	O-C-N	9.20	137.42	122.70
1	3M	52	PHE	CD1-CE1-CZ	-9.20	109.06	120.10
2	3N	46	TYR	O-C-N	9.20	137.42	122.70
2	3R	46	TYR	O-C-N	9.20	137.42	122.70
2	3V	46	TYR	O-C-N	9.20	137.42	122.70
2	3Z	46	TYR	O-C-N	9.20	137.42	122.70
1	36	52	PHE	CD1-CE1-CZ	-9.20	109.06	120.10
2	37	46	TYR	O-C-N	9.20	137.42	122.70

*Continued on next page...*

*Continued from previous page...*

Mol	Chain	Res	Type	Atoms	Z	Observed(°)	Ideal(°)
1	4I	52	PHE	CD1-CE1-CZ	-9.20	109.06	120.10
2	4J	46	TYR	O-C-N	9.20	137.42	122.70
1	4Q	52	PHE	CD1-CE1-CZ	-9.20	109.06	120.10
2	4R	46	TYR	O-C-N	9.20	137.42	122.70
2	5F	46	TYR	O-C-N	9.20	137.42	122.70
2	5J	46	TYR	O-C-N	9.20	137.42	122.70
2	5N	46	TYR	O-C-N	9.20	137.42	122.70
1	5Y	52	PHE	CD1-CE1-CZ	-9.20	109.06	120.10
2	5Z	46	TYR	O-C-N	9.20	137.42	122.70
1	6E	52	PHE	CD1-CE1-CZ	-9.20	109.06	120.10
2	6F	46	TYR	O-C-N	9.20	137.42	122.70
1	6Y	52	PHE	CD1-CE1-CZ	-9.20	109.06	120.10
2	6Z	46	TYR	O-C-N	9.20	137.42	122.70
2	63	46	TYR	O-C-N	9.20	137.42	122.70
2	67	46	TYR	O-C-N	9.20	137.42	122.70
2	7B	46	TYR	O-C-N	9.20	137.42	122.70
1	7I	52	PHE	CD1-CE1-CZ	-9.20	109.06	120.10
2	7J	46	TYR	O-C-N	9.20	137.42	122.70
1	7U	52	PHE	CD1-CE1-CZ	-9.20	109.06	120.10
2	7V	46	TYR	O-C-N	9.20	137.42	122.70
2	1B	78	HIS	ND1-CE1-NE2	9.20	130.14	109.90
2	1J	78	HIS	ND1-CE1-NE2	9.20	130.14	109.90
2	2F	78	HIS	ND1-CE1-NE2	9.20	130.14	109.90
2	27	78	HIS	ND1-CE1-NE2	9.20	130.14	109.90
2	3F	78	HIS	ND1-CE1-NE2	9.20	130.14	109.90
2	4B	78	HIS	ND1-CE1-NE2	9.20	130.14	109.90
2	4N	78	HIS	ND1-CE1-NE2	9.20	130.14	109.90
2	4V	78	HIS	ND1-CE1-NE2	9.20	130.14	109.90
2	5R	78	HIS	ND1-CE1-NE2	9.20	130.14	109.90
2	6J	78	HIS	ND1-CE1-NE2	9.20	130.14	109.90
2	6R	78	HIS	ND1-CE1-NE2	9.20	130.14	109.90
2	7N	78	HIS	ND1-CE1-NE2	9.20	130.14	109.90
1	1M	52	PHE	CD1-CE1-CZ	-9.20	109.06	120.10
1	1Q	52	PHE	CD1-CE1-CZ	-9.20	109.07	120.10
1	1U	52	PHE	CD1-CE1-CZ	-9.20	109.07	120.10
1	1Y	52	PHE	CD1-CE1-CZ	-9.20	109.07	120.10
1	2I	52	PHE	CD1-CE1-CZ	-9.20	109.06	120.10
1	2Q	52	PHE	CD1-CE1-CZ	-9.20	109.07	120.10
1	2U	52	PHE	CD1-CE1-CZ	-9.20	109.07	120.10
1	2Y	52	PHE	CD1-CE1-CZ	-9.20	109.07	120.10
1	3A	52	PHE	CD1-CE1-CZ	-9.20	109.06	120.10
1	3I	52	PHE	CD1-CE1-CZ	-9.20	109.06	120.10

*Continued on next page...*



*Continued from previous page...*

Mol	Chain	Res	Type	Atoms	Z	Observed(°)	Ideal(°)
1	32	52	PHE	CD1-CE1-CZ	-9.20	109.06	120.10
1	4E	52	PHE	CD1-CE1-CZ	-9.20	109.06	120.10
1	4Y	52	PHE	CD1-CE1-CZ	-9.20	109.06	120.10
1	42	52	PHE	CD1-CE1-CZ	-9.20	109.07	120.10
1	46	52	PHE	CD1-CE1-CZ	-9.20	109.07	120.10
1	5A	52	PHE	CD1-CE1-CZ	-9.20	109.07	120.10
1	5U	52	PHE	CD1-CE1-CZ	-9.20	109.06	120.10
1	52	52	PHE	CD1-CE1-CZ	-9.20	109.07	120.10
1	56	52	PHE	CD1-CE1-CZ	-9.20	109.07	120.10
1	6A	52	PHE	CD1-CE1-CZ	-9.20	109.07	120.10
1	6M	52	PHE	CD1-CE1-CZ	-9.20	109.06	120.10
1	6U	52	PHE	CD1-CE1-CZ	-9.20	109.06	120.10
1	7E	52	PHE	CD1-CE1-CZ	-9.20	109.06	120.10
1	7Q	52	PHE	CD1-CE1-CZ	-9.20	109.06	120.10
2	1B	46	TYR	O-C-N	9.19	137.41	122.70
2	1J	46	TYR	O-C-N	9.19	137.41	122.70
2	2F	46	TYR	O-C-N	9.19	137.41	122.70
2	27	46	TYR	O-C-N	9.19	137.41	122.70
2	3F	46	TYR	O-C-N	9.19	137.41	122.70
2	4B	46	TYR	O-C-N	9.19	137.41	122.70
2	4N	46	TYR	O-C-N	9.19	137.41	122.70
2	4V	46	TYR	O-C-N	9.19	137.41	122.70
2	5R	46	TYR	O-C-N	9.19	137.41	122.70
2	6J	46	TYR	O-C-N	9.19	137.41	122.70
2	6R	46	TYR	O-C-N	9.19	137.41	122.70
2	7N	46	TYR	O-C-N	9.19	137.41	122.70
1	1Q	51	LEU	CB-CA-C	9.19	127.66	110.20
1	1U	51	LEU	CB-CA-C	9.19	127.66	110.20
1	1Y	51	LEU	CB-CA-C	9.19	127.66	110.20
1	12	52	PHE	CD1-CE1-CZ	-9.19	109.07	120.10
1	16	52	PHE	CD1-CE1-CZ	-9.19	109.07	120.10
1	2A	52	PHE	CD1-CE1-CZ	-9.19	109.07	120.10
1	2Q	51	LEU	CB-CA-C	9.19	127.66	110.20
1	2U	51	LEU	CB-CA-C	9.19	127.66	110.20
1	2Y	51	LEU	CB-CA-C	9.19	127.66	110.20
1	3Q	52	PHE	CD1-CE1-CZ	-9.19	109.07	120.10
1	3U	52	PHE	CD1-CE1-CZ	-9.19	109.07	120.10
1	3Y	52	PHE	CD1-CE1-CZ	-9.19	109.07	120.10
1	42	51	LEU	CB-CA-C	9.19	127.66	110.20
1	46	51	LEU	CB-CA-C	9.19	127.66	110.20
1	5A	51	LEU	CB-CA-C	9.19	127.66	110.20
1	5E	52	PHE	CD1-CE1-CZ	-9.19	109.07	120.10

*Continued on next page...*

*Continued from previous page...*

Mol	Chain	Res	Type	Atoms	Z	Observed(°)	Ideal(°)
1	5I	52	PHE	CD1-CE1-CZ	-9.19	109.07	120.10
1	5M	52	PHE	CD1-CE1-CZ	-9.19	109.07	120.10
1	52	51	LEU	CB-CA-C	9.19	127.66	110.20
1	56	51	LEU	CB-CA-C	9.19	127.66	110.20
1	6A	51	LEU	CB-CA-C	9.19	127.66	110.20
1	62	52	PHE	CD1-CE1-CZ	-9.19	109.07	120.10
1	66	52	PHE	CD1-CE1-CZ	-9.19	109.07	120.10
1	7A	52	PHE	CD1-CE1-CZ	-9.19	109.07	120.10
2	1N	78	HIS	ND1-CE1-NE2	9.18	130.10	109.90
2	2J	78	HIS	ND1-CE1-NE2	9.18	130.10	109.90
2	3B	78	HIS	ND1-CE1-NE2	9.18	130.10	109.90
2	3J	78	HIS	ND1-CE1-NE2	9.18	130.10	109.90
2	33	78	HIS	ND1-CE1-NE2	9.18	130.10	109.90
2	4F	78	HIS	ND1-CE1-NE2	9.18	130.10	109.90
2	4Z	78	HIS	ND1-CE1-NE2	9.18	130.10	109.90
2	5V	78	HIS	ND1-CE1-NE2	9.18	130.10	109.90
2	6N	78	HIS	ND1-CE1-NE2	9.18	130.10	109.90
2	6V	78	HIS	ND1-CE1-NE2	9.18	130.10	109.90
2	7F	78	HIS	ND1-CE1-NE2	9.18	130.10	109.90
2	7R	78	HIS	ND1-CE1-NE2	9.18	130.10	109.90
2	1R	78	HIS	ND1-CE1-NE2	9.18	130.09	109.90
2	1V	78	HIS	ND1-CE1-NE2	9.18	130.09	109.90
2	1Z	78	HIS	ND1-CE1-NE2	9.18	130.09	109.90
2	2R	78	HIS	ND1-CE1-NE2	9.18	130.09	109.90
2	2V	78	HIS	ND1-CE1-NE2	9.18	130.09	109.90
2	2Z	78	HIS	ND1-CE1-NE2	9.18	130.09	109.90
2	43	78	HIS	ND1-CE1-NE2	9.18	130.09	109.90
2	47	78	HIS	ND1-CE1-NE2	9.18	130.09	109.90
2	5B	78	HIS	ND1-CE1-NE2	9.18	130.09	109.90
2	53	78	HIS	ND1-CE1-NE2	9.18	130.09	109.90
2	57	78	HIS	ND1-CE1-NE2	9.18	130.09	109.90
2	6B	78	HIS	ND1-CE1-NE2	9.18	130.09	109.90
2	1F	78	HIS	ND1-CE1-NE2	9.18	130.09	109.90
2	2N	78	HIS	ND1-CE1-NE2	9.18	130.09	109.90
2	23	78	HIS	ND1-CE1-NE2	9.18	130.09	109.90
2	3N	78	HIS	ND1-CE1-NE2	9.18	130.09	109.90
2	37	78	HIS	ND1-CE1-NE2	9.18	130.09	109.90
2	4J	78	HIS	ND1-CE1-NE2	9.18	130.09	109.90
2	4R	78	HIS	ND1-CE1-NE2	9.18	130.09	109.90
2	5Z	78	HIS	ND1-CE1-NE2	9.18	130.09	109.90
2	6F	78	HIS	ND1-CE1-NE2	9.18	130.09	109.90
2	6Z	78	HIS	ND1-CE1-NE2	9.18	130.09	109.90

*Continued on next page...*

*Continued from previous page...*

Mol	Chain	Res	Type	Atoms	Z	Observed(°)	Ideal(°)
2	7J	78	HIS	ND1-CE1-NE2	9.18	130.09	109.90
2	7V	78	HIS	ND1-CE1-NE2	9.18	130.09	109.90
1	1M	51	LEU	CB-CA-C	9.17	127.62	110.20
1	2I	51	LEU	CB-CA-C	9.17	127.62	110.20
1	3A	51	LEU	CB-CA-C	9.17	127.62	110.20
1	3I	51	LEU	CB-CA-C	9.17	127.62	110.20
1	32	51	LEU	CB-CA-C	9.17	127.62	110.20
1	4E	51	LEU	CB-CA-C	9.17	127.62	110.20
1	4Y	51	LEU	CB-CA-C	9.17	127.62	110.20
1	5U	51	LEU	CB-CA-C	9.17	127.62	110.20
1	6M	51	LEU	CB-CA-C	9.17	127.62	110.20
1	6U	51	LEU	CB-CA-C	9.17	127.62	110.20
1	7E	51	LEU	CB-CA-C	9.17	127.62	110.20
1	7Q	51	LEU	CB-CA-C	9.17	127.62	110.20
1	12	51	LEU	CB-CA-C	9.17	127.62	110.20
1	16	51	LEU	CB-CA-C	9.17	127.62	110.20
1	2A	51	LEU	CB-CA-C	9.17	127.62	110.20
1	3Q	51	LEU	CB-CA-C	9.17	127.62	110.20
1	3U	51	LEU	CB-CA-C	9.17	127.62	110.20
1	3Y	51	LEU	CB-CA-C	9.17	127.62	110.20
1	5E	51	LEU	CB-CA-C	9.17	127.62	110.20
1	5I	51	LEU	CB-CA-C	9.17	127.62	110.20
1	5M	51	LEU	CB-CA-C	9.17	127.62	110.20
1	62	51	LEU	CB-CA-C	9.17	127.62	110.20
1	66	51	LEU	CB-CA-C	9.17	127.62	110.20
1	7A	51	LEU	CB-CA-C	9.17	127.62	110.20
1	1A	51	LEU	CB-CA-C	9.16	127.60	110.20
1	1I	51	LEU	CB-CA-C	9.16	127.60	110.20
1	2E	51	LEU	CB-CA-C	9.16	127.60	110.20
1	26	51	LEU	CB-CA-C	9.16	127.60	110.20
1	3E	51	LEU	CB-CA-C	9.16	127.60	110.20
1	4A	51	LEU	CB-CA-C	9.16	127.60	110.20
1	4M	51	LEU	CB-CA-C	9.16	127.60	110.20
1	4U	51	LEU	CB-CA-C	9.16	127.60	110.20
1	5Q	51	LEU	CB-CA-C	9.16	127.60	110.20
1	6I	51	LEU	CB-CA-C	9.16	127.60	110.20
1	6Q	51	LEU	CB-CA-C	9.16	127.60	110.20
1	7M	51	LEU	CB-CA-C	9.16	127.60	110.20
1	1A	182	PHE	CD1-CE1-CZ	-9.16	109.11	120.10
1	1E	51	LEU	CB-CA-C	9.16	127.60	110.20
1	6E	51	LEU	CB-CA-C	9.16	127.60	110.20
1	1E	182	PHE	CD1-CE1-CZ	-9.16	109.11	120.10

*Continued on next page...*

*Continued from previous page...*

Mol	Chain	Res	Type	Atoms	Z	Observed(°)	Ideal(°)
1	1I	182	PHE	CD1-CE1-CZ	-9.16	109.11	120.10
1	1M	182	PHE	CD1-CE1-CZ	-9.16	109.11	120.10
1	2E	182	PHE	CD1-CE1-CZ	-9.16	109.11	120.10
1	2I	182	PHE	CD1-CE1-CZ	-9.16	109.11	120.10
1	2M	51	LEU	CB-CA-C	9.16	127.60	110.20
1	22	51	LEU	CB-CA-C	9.16	127.60	110.20
1	2M	182	PHE	CD1-CE1-CZ	-9.16	109.11	120.10
1	22	182	PHE	CD1-CE1-CZ	-9.16	109.11	120.10
1	26	182	PHE	CD1-CE1-CZ	-9.16	109.11	120.10
1	3A	182	PHE	CD1-CE1-CZ	-9.16	109.11	120.10
1	3E	182	PHE	CD1-CE1-CZ	-9.16	109.11	120.10
1	3I	182	PHE	CD1-CE1-CZ	-9.16	109.11	120.10
1	3M	51	LEU	CB-CA-C	9.16	127.60	110.20
1	36	51	LEU	CB-CA-C	9.16	127.60	110.20
1	4I	51	LEU	CB-CA-C	9.16	127.60	110.20
1	3M	182	PHE	CD1-CE1-CZ	-9.16	109.11	120.10
1	32	182	PHE	CD1-CE1-CZ	-9.16	109.11	120.10
1	36	182	PHE	CD1-CE1-CZ	-9.16	109.11	120.10
1	4A	182	PHE	CD1-CE1-CZ	-9.16	109.11	120.10
1	4E	182	PHE	CD1-CE1-CZ	-9.16	109.11	120.10
1	4I	182	PHE	CD1-CE1-CZ	-9.16	109.11	120.10
1	4M	182	PHE	CD1-CE1-CZ	-9.16	109.11	120.10
1	4Q	51	LEU	CB-CA-C	9.16	127.60	110.20
1	4Q	182	PHE	CD1-CE1-CZ	-9.16	109.11	120.10
1	4U	182	PHE	CD1-CE1-CZ	-9.16	109.11	120.10
1	4Y	182	PHE	CD1-CE1-CZ	-9.16	109.11	120.10
1	5Q	182	PHE	CD1-CE1-CZ	-9.16	109.11	120.10
1	5U	182	PHE	CD1-CE1-CZ	-9.16	109.11	120.10
1	5Y	51	LEU	CB-CA-C	9.16	127.60	110.20
1	5Y	182	PHE	CD1-CE1-CZ	-9.16	109.11	120.10
1	6E	182	PHE	CD1-CE1-CZ	-9.16	109.11	120.10
1	6I	182	PHE	CD1-CE1-CZ	-9.16	109.11	120.10
1	6M	182	PHE	CD1-CE1-CZ	-9.16	109.11	120.10
1	6Q	182	PHE	CD1-CE1-CZ	-9.16	109.11	120.10
1	6U	182	PHE	CD1-CE1-CZ	-9.16	109.11	120.10
1	6Y	51	LEU	CB-CA-C	9.16	127.60	110.20
1	7I	51	LEU	CB-CA-C	9.16	127.60	110.20
1	6Y	182	PHE	CD1-CE1-CZ	-9.16	109.11	120.10
1	7E	182	PHE	CD1-CE1-CZ	-9.16	109.11	120.10
1	7I	182	PHE	CD1-CE1-CZ	-9.16	109.11	120.10
1	7M	182	PHE	CD1-CE1-CZ	-9.16	109.11	120.10
1	7Q	182	PHE	CD1-CE1-CZ	-9.16	109.11	120.10

*Continued on next page...*

*Continued from previous page...*

Mol	Chain	Res	Type	Atoms	Z	Observed(°)	Ideal(°)
1	7U	51	LEU	CB-CA-C	9.16	127.60	110.20
1	7U	182	PHE	CD1-CE1-CZ	-9.16	109.11	120.10
2	1N	218	ARG	CD-NE-CZ	-9.12	110.83	123.60
2	2J	218	ARG	CD-NE-CZ	-9.12	110.83	123.60
2	3B	218	ARG	CD-NE-CZ	-9.12	110.83	123.60
2	3J	218	ARG	CD-NE-CZ	-9.12	110.83	123.60
2	33	218	ARG	CD-NE-CZ	-9.12	110.83	123.60
2	4F	218	ARG	CD-NE-CZ	-9.12	110.83	123.60
2	4Z	218	ARG	CD-NE-CZ	-9.12	110.83	123.60
2	5V	218	ARG	CD-NE-CZ	-9.12	110.83	123.60
2	6N	218	ARG	CD-NE-CZ	-9.12	110.83	123.60
2	6V	218	ARG	CD-NE-CZ	-9.12	110.83	123.60
2	7F	218	ARG	CD-NE-CZ	-9.12	110.83	123.60
2	7R	218	ARG	CD-NE-CZ	-9.12	110.83	123.60
1	1Q	182	PHE	CD1-CE1-CZ	-9.12	109.15	120.10
1	1U	182	PHE	CD1-CE1-CZ	-9.12	109.15	120.10
1	1Y	182	PHE	CD1-CE1-CZ	-9.12	109.15	120.10
1	2Q	182	PHE	CD1-CE1-CZ	-9.12	109.15	120.10
1	2U	182	PHE	CD1-CE1-CZ	-9.12	109.15	120.10
1	2Y	182	PHE	CD1-CE1-CZ	-9.12	109.15	120.10
1	42	182	PHE	CD1-CE1-CZ	-9.12	109.15	120.10
1	46	182	PHE	CD1-CE1-CZ	-9.12	109.15	120.10
1	5A	182	PHE	CD1-CE1-CZ	-9.12	109.15	120.10
1	52	182	PHE	CD1-CE1-CZ	-9.12	109.15	120.10
1	56	182	PHE	CD1-CE1-CZ	-9.12	109.15	120.10
1	6A	182	PHE	CD1-CE1-CZ	-9.12	109.15	120.10
2	1B	218	ARG	CD-NE-CZ	-9.12	110.83	123.60
2	1J	218	ARG	CD-NE-CZ	-9.12	110.83	123.60
2	2F	218	ARG	CD-NE-CZ	-9.12	110.83	123.60
2	27	218	ARG	CD-NE-CZ	-9.12	110.83	123.60
2	3F	218	ARG	CD-NE-CZ	-9.12	110.83	123.60
2	4B	218	ARG	CD-NE-CZ	-9.12	110.83	123.60
2	4N	218	ARG	CD-NE-CZ	-9.12	110.83	123.60
2	4V	218	ARG	CD-NE-CZ	-9.12	110.83	123.60
2	5R	218	ARG	CD-NE-CZ	-9.12	110.83	123.60
2	6J	218	ARG	CD-NE-CZ	-9.12	110.83	123.60
2	6R	218	ARG	CD-NE-CZ	-9.12	110.83	123.60
2	7N	218	ARG	CD-NE-CZ	-9.12	110.83	123.60
2	1F	218	ARG	CD-NE-CZ	-9.11	110.85	123.60
2	2N	218	ARG	CD-NE-CZ	-9.11	110.85	123.60
2	23	218	ARG	CD-NE-CZ	-9.11	110.85	123.60
2	3N	218	ARG	CD-NE-CZ	-9.11	110.85	123.60

*Continued on next page...*

*Continued from previous page...*

Mol	Chain	Res	Type	Atoms	Z	Observed(°)	Ideal(°)
2	37	218	ARG	CD-NE-CZ	-9.11	110.85	123.60
2	4J	218	ARG	CD-NE-CZ	-9.11	110.85	123.60
2	4R	218	ARG	CD-NE-CZ	-9.11	110.85	123.60
2	5Z	218	ARG	CD-NE-CZ	-9.11	110.85	123.60
2	6F	218	ARG	CD-NE-CZ	-9.11	110.85	123.60
2	6Z	218	ARG	CD-NE-CZ	-9.11	110.85	123.60
2	7J	218	ARG	CD-NE-CZ	-9.11	110.85	123.60
2	7V	218	ARG	CD-NE-CZ	-9.11	110.85	123.60
1	12	182	PHE	CD1-CE1-CZ	-9.10	109.18	120.10
1	16	182	PHE	CD1-CE1-CZ	-9.10	109.18	120.10
1	2A	182	PHE	CD1-CE1-CZ	-9.10	109.18	120.10
1	3Q	182	PHE	CD1-CE1-CZ	-9.10	109.18	120.10
1	3U	182	PHE	CD1-CE1-CZ	-9.10	109.18	120.10
1	3Y	182	PHE	CD1-CE1-CZ	-9.10	109.18	120.10
1	5E	182	PHE	CD1-CE1-CZ	-9.10	109.18	120.10
1	5I	182	PHE	CD1-CE1-CZ	-9.10	109.18	120.10
1	5M	182	PHE	CD1-CE1-CZ	-9.10	109.18	120.10
1	62	182	PHE	CD1-CE1-CZ	-9.10	109.18	120.10
1	66	182	PHE	CD1-CE1-CZ	-9.10	109.18	120.10
1	7A	182	PHE	CD1-CE1-CZ	-9.10	109.18	120.10
2	13	218	ARG	CD-NE-CZ	-9.10	110.86	123.60
2	17	218	ARG	CD-NE-CZ	-9.10	110.86	123.60
2	2B	218	ARG	CD-NE-CZ	-9.10	110.86	123.60
2	3R	218	ARG	CD-NE-CZ	-9.10	110.86	123.60
2	3V	218	ARG	CD-NE-CZ	-9.10	110.86	123.60
2	3Z	218	ARG	CD-NE-CZ	-9.10	110.86	123.60
2	5F	218	ARG	CD-NE-CZ	-9.10	110.86	123.60
2	5J	218	ARG	CD-NE-CZ	-9.10	110.86	123.60
2	5N	218	ARG	CD-NE-CZ	-9.10	110.86	123.60
2	63	218	ARG	CD-NE-CZ	-9.10	110.86	123.60
2	67	218	ARG	CD-NE-CZ	-9.10	110.86	123.60
2	7B	218	ARG	CD-NE-CZ	-9.10	110.86	123.60
2	1R	218	ARG	CD-NE-CZ	-9.09	110.87	123.60
2	1V	218	ARG	CD-NE-CZ	-9.09	110.87	123.60
2	1Z	218	ARG	CD-NE-CZ	-9.09	110.87	123.60
2	2R	218	ARG	CD-NE-CZ	-9.09	110.87	123.60
2	2V	218	ARG	CD-NE-CZ	-9.09	110.87	123.60
2	2Z	218	ARG	CD-NE-CZ	-9.09	110.87	123.60
2	43	218	ARG	CD-NE-CZ	-9.09	110.87	123.60
2	47	218	ARG	CD-NE-CZ	-9.09	110.87	123.60
2	5B	218	ARG	CD-NE-CZ	-9.09	110.87	123.60
2	53	218	ARG	CD-NE-CZ	-9.09	110.87	123.60

*Continued on next page...*

*Continued from previous page...*

Mol	Chain	Res	Type	Atoms	Z	Observed(°)	Ideal(°)
2	57	218	ARG	CD-NE-CZ	-9.09	110.87	123.60
2	6B	218	ARG	CD-NE-CZ	-9.09	110.87	123.60
1	1Q	180	VAL	CA-CB-CG2	-9.09	97.27	110.90
1	1U	180	VAL	CA-CB-CG2	-9.09	97.27	110.90
1	1Y	180	VAL	CA-CB-CG2	-9.09	97.27	110.90
1	2Q	180	VAL	CA-CB-CG2	-9.09	97.27	110.90
1	2U	180	VAL	CA-CB-CG2	-9.09	97.27	110.90
1	2Y	180	VAL	CA-CB-CG2	-9.09	97.27	110.90
1	42	180	VAL	CA-CB-CG2	-9.09	97.27	110.90
1	46	180	VAL	CA-CB-CG2	-9.09	97.27	110.90
1	5A	180	VAL	CA-CB-CG2	-9.09	97.27	110.90
1	52	180	VAL	CA-CB-CG2	-9.09	97.27	110.90
1	56	180	VAL	CA-CB-CG2	-9.09	97.27	110.90
1	6A	180	VAL	CA-CB-CG2	-9.09	97.27	110.90
1	1M	180	VAL	CA-CB-CG2	-9.09	97.27	110.90
1	2I	180	VAL	CA-CB-CG2	-9.09	97.27	110.90
1	3A	180	VAL	CA-CB-CG2	-9.09	97.27	110.90
1	3I	180	VAL	CA-CB-CG2	-9.09	97.27	110.90
1	32	180	VAL	CA-CB-CG2	-9.09	97.27	110.90
1	4E	180	VAL	CA-CB-CG2	-9.09	97.27	110.90
1	4Y	180	VAL	CA-CB-CG2	-9.09	97.27	110.90
1	5U	180	VAL	CA-CB-CG2	-9.09	97.27	110.90
1	6M	180	VAL	CA-CB-CG2	-9.09	97.27	110.90
1	6U	180	VAL	CA-CB-CG2	-9.09	97.27	110.90
1	7E	180	VAL	CA-CB-CG2	-9.09	97.27	110.90
1	7Q	180	VAL	CA-CB-CG2	-9.09	97.27	110.90
1	1A	180	VAL	CA-CB-CG2	-9.08	97.28	110.90
1	1I	180	VAL	CA-CB-CG2	-9.08	97.28	110.90
1	12	180	VAL	CA-CB-CG2	-9.08	97.28	110.90
1	16	180	VAL	CA-CB-CG2	-9.08	97.28	110.90
1	2A	180	VAL	CA-CB-CG2	-9.08	97.28	110.90
1	2E	180	VAL	CA-CB-CG2	-9.08	97.28	110.90
1	26	180	VAL	CA-CB-CG2	-9.08	97.28	110.90
1	3E	180	VAL	CA-CB-CG2	-9.08	97.28	110.90
1	3Q	180	VAL	CA-CB-CG2	-9.08	97.28	110.90
1	3U	180	VAL	CA-CB-CG2	-9.08	97.28	110.90
1	3Y	180	VAL	CA-CB-CG2	-9.08	97.28	110.90
1	4A	180	VAL	CA-CB-CG2	-9.08	97.28	110.90
1	4M	180	VAL	CA-CB-CG2	-9.08	97.28	110.90
1	4U	180	VAL	CA-CB-CG2	-9.08	97.28	110.90
1	5E	180	VAL	CA-CB-CG2	-9.08	97.28	110.90
1	5I	180	VAL	CA-CB-CG2	-9.08	97.28	110.90

*Continued on next page...*



*Continued from previous page...*

Mol	Chain	Res	Type	Atoms	Z	Observed(°)	Ideal(°)
1	5M	180	VAL	CA-CB-CG2	-9.08	97.28	110.90
1	5Q	180	VAL	CA-CB-CG2	-9.08	97.28	110.90
1	6I	180	VAL	CA-CB-CG2	-9.08	97.28	110.90
1	6Q	180	VAL	CA-CB-CG2	-9.08	97.28	110.90
1	62	180	VAL	CA-CB-CG2	-9.08	97.28	110.90
1	66	180	VAL	CA-CB-CG2	-9.08	97.28	110.90
1	7A	180	VAL	CA-CB-CG2	-9.08	97.28	110.90
1	7M	180	VAL	CA-CB-CG2	-9.08	97.28	110.90
1	1A	167	GLY	CA-C-O	9.07	136.94	120.60
1	1I	167	GLY	CA-C-O	9.07	136.94	120.60
1	2E	167	GLY	CA-C-O	9.07	136.94	120.60
1	26	167	GLY	CA-C-O	9.07	136.94	120.60
1	3E	167	GLY	CA-C-O	9.07	136.94	120.60
1	4A	167	GLY	CA-C-O	9.07	136.94	120.60
1	4M	167	GLY	CA-C-O	9.07	136.94	120.60
1	4U	167	GLY	CA-C-O	9.07	136.94	120.60
1	5Q	167	GLY	CA-C-O	9.07	136.94	120.60
1	6I	167	GLY	CA-C-O	9.07	136.94	120.60
1	6Q	167	GLY	CA-C-O	9.07	136.94	120.60
1	7M	167	GLY	CA-C-O	9.07	136.94	120.60
1	12	167	GLY	CA-C-O	9.07	136.93	120.60
1	16	167	GLY	CA-C-O	9.07	136.93	120.60
1	2A	167	GLY	CA-C-O	9.07	136.93	120.60
1	3Q	167	GLY	CA-C-O	9.07	136.93	120.60
1	3U	167	GLY	CA-C-O	9.07	136.93	120.60
1	3Y	167	GLY	CA-C-O	9.07	136.93	120.60
1	5E	167	GLY	CA-C-O	9.07	136.93	120.60
1	5I	167	GLY	CA-C-O	9.07	136.93	120.60
1	5M	167	GLY	CA-C-O	9.07	136.93	120.60
1	62	167	GLY	CA-C-O	9.07	136.93	120.60
1	66	167	GLY	CA-C-O	9.07	136.93	120.60
1	7A	167	GLY	CA-C-O	9.07	136.93	120.60
1	1E	167	GLY	CA-C-O	9.07	136.92	120.60
1	2M	167	GLY	CA-C-O	9.07	136.92	120.60
1	22	167	GLY	CA-C-O	9.07	136.92	120.60
1	3M	167	GLY	CA-C-O	9.07	136.92	120.60
1	36	167	GLY	CA-C-O	9.07	136.92	120.60
1	4I	167	GLY	CA-C-O	9.07	136.92	120.60
1	4Q	167	GLY	CA-C-O	9.07	136.92	120.60
1	5Y	167	GLY	CA-C-O	9.07	136.92	120.60
1	6E	167	GLY	CA-C-O	9.07	136.92	120.60
1	6Y	167	GLY	CA-C-O	9.07	136.92	120.60

*Continued on next page...*

*Continued from previous page...*

Mol	Chain	Res	Type	Atoms	Z	Observed(°)	Ideal(°)
1	7I	167	GLY	CA-C-O	9.07	136.92	120.60
1	7U	167	GLY	CA-C-O	9.07	136.92	120.60
1	12	83	GLY	C-N-CA	-9.06	99.04	121.70
1	16	83	GLY	C-N-CA	-9.06	99.04	121.70
1	2A	83	GLY	C-N-CA	-9.06	99.04	121.70
1	3Q	83	GLY	C-N-CA	-9.06	99.04	121.70
1	3U	83	GLY	C-N-CA	-9.06	99.04	121.70
1	3Y	83	GLY	C-N-CA	-9.06	99.04	121.70
1	5E	83	GLY	C-N-CA	-9.06	99.04	121.70
1	5I	83	GLY	C-N-CA	-9.06	99.04	121.70
1	5M	83	GLY	C-N-CA	-9.06	99.04	121.70
1	62	83	GLY	C-N-CA	-9.06	99.04	121.70
1	66	83	GLY	C-N-CA	-9.06	99.04	121.70
1	7A	83	GLY	C-N-CA	-9.06	99.04	121.70
1	1M	167	GLY	CA-C-O	9.05	136.90	120.60
1	2I	167	GLY	CA-C-O	9.05	136.90	120.60
1	3A	167	GLY	CA-C-O	9.05	136.90	120.60
1	3I	167	GLY	CA-C-O	9.05	136.90	120.60
1	32	167	GLY	CA-C-O	9.05	136.90	120.60
1	4E	167	GLY	CA-C-O	9.05	136.90	120.60
1	4Y	167	GLY	CA-C-O	9.05	136.90	120.60
1	5U	167	GLY	CA-C-O	9.05	136.90	120.60
1	6M	167	GLY	CA-C-O	9.05	136.90	120.60
1	6U	167	GLY	CA-C-O	9.05	136.90	120.60
1	7E	167	GLY	CA-C-O	9.05	136.90	120.60
1	7Q	167	GLY	CA-C-O	9.05	136.90	120.60
1	12	154	SER	CA-C-O	-9.05	101.09	120.10
1	16	154	SER	CA-C-O	-9.05	101.09	120.10
1	2A	154	SER	CA-C-O	-9.05	101.09	120.10
1	3Q	154	SER	CA-C-O	-9.05	101.09	120.10
1	3U	154	SER	CA-C-O	-9.05	101.09	120.10
1	3Y	154	SER	CA-C-O	-9.05	101.09	120.10
1	5E	154	SER	CA-C-O	-9.05	101.09	120.10
1	5I	154	SER	CA-C-O	-9.05	101.09	120.10
1	5M	154	SER	CA-C-O	-9.05	101.09	120.10
1	62	154	SER	CA-C-O	-9.05	101.09	120.10
1	66	154	SER	CA-C-O	-9.05	101.09	120.10
1	7A	154	SER	CA-C-O	-9.05	101.09	120.10
1	1E	180	VAL	CA-CB-CG2	-9.05	97.32	110.90
1	1Q	154	SER	CA-C-O	-9.05	101.09	120.10
1	1U	154	SER	CA-C-O	-9.05	101.09	120.10
1	1Y	154	SER	CA-C-O	-9.05	101.09	120.10

*Continued on next page...*

*Continued from previous page...*

Mol	Chain	Res	Type	Atoms	Z	Observed(°)	Ideal(°)
1	2M	180	VAL	CA-CB-CG2	-9.05	97.32	110.90
1	2Q	154	SER	CA-C-O	-9.05	101.09	120.10
1	2U	154	SER	CA-C-O	-9.05	101.09	120.10
1	2Y	154	SER	CA-C-O	-9.05	101.09	120.10
1	22	180	VAL	CA-CB-CG2	-9.05	97.32	110.90
1	3M	180	VAL	CA-CB-CG2	-9.05	97.32	110.90
1	36	180	VAL	CA-CB-CG2	-9.05	97.32	110.90
1	4I	180	VAL	CA-CB-CG2	-9.05	97.32	110.90
1	4Q	180	VAL	CA-CB-CG2	-9.05	97.32	110.90
1	42	154	SER	CA-C-O	-9.05	101.09	120.10
1	46	154	SER	CA-C-O	-9.05	101.09	120.10
1	5A	154	SER	CA-C-O	-9.05	101.09	120.10
1	5Y	180	VAL	CA-CB-CG2	-9.05	97.32	110.90
1	52	154	SER	CA-C-O	-9.05	101.09	120.10
1	56	154	SER	CA-C-O	-9.05	101.09	120.10
1	6A	154	SER	CA-C-O	-9.05	101.09	120.10
1	6E	180	VAL	CA-CB-CG2	-9.05	97.32	110.90
1	6Y	180	VAL	CA-CB-CG2	-9.05	97.32	110.90
1	7I	180	VAL	CA-CB-CG2	-9.05	97.32	110.90
1	7U	180	VAL	CA-CB-CG2	-9.05	97.32	110.90
1	1Q	167	GLY	CA-C-O	9.05	136.89	120.60
1	1U	167	GLY	CA-C-O	9.05	136.89	120.60
1	1Y	167	GLY	CA-C-O	9.05	136.89	120.60
1	2Q	167	GLY	CA-C-O	9.05	136.89	120.60
1	2U	167	GLY	CA-C-O	9.05	136.89	120.60
1	2Y	167	GLY	CA-C-O	9.05	136.89	120.60
1	42	167	GLY	CA-C-O	9.05	136.89	120.60
1	46	167	GLY	CA-C-O	9.05	136.89	120.60
1	5A	167	GLY	CA-C-O	9.05	136.89	120.60
1	52	167	GLY	CA-C-O	9.05	136.89	120.60
1	56	167	GLY	CA-C-O	9.05	136.89	120.60
1	6A	167	GLY	CA-C-O	9.05	136.89	120.60
1	1A	83	GLY	C-N-CA	-9.05	99.08	121.70
1	1I	83	GLY	C-N-CA	-9.05	99.08	121.70
1	2E	83	GLY	C-N-CA	-9.05	99.08	121.70
1	26	83	GLY	C-N-CA	-9.05	99.08	121.70
1	3E	83	GLY	C-N-CA	-9.05	99.08	121.70
1	4A	83	GLY	C-N-CA	-9.05	99.08	121.70
1	4M	83	GLY	C-N-CA	-9.05	99.08	121.70
1	4U	83	GLY	C-N-CA	-9.05	99.08	121.70
1	5Q	83	GLY	C-N-CA	-9.05	99.08	121.70
1	6I	83	GLY	C-N-CA	-9.05	99.08	121.70

*Continued on next page...*

*Continued from previous page...*

Mol	Chain	Res	Type	Atoms	Z	Observed(°)	Ideal(°)
1	6Q	83	GLY	C-N-CA	-9.05	99.08	121.70
1	7M	83	GLY	C-N-CA	-9.05	99.08	121.70
1	1E	83	GLY	C-N-CA	-9.05	99.09	121.70
1	2M	83	GLY	C-N-CA	-9.05	99.09	121.70
1	22	83	GLY	C-N-CA	-9.05	99.09	121.70
1	3M	83	GLY	C-N-CA	-9.05	99.09	121.70
1	36	83	GLY	C-N-CA	-9.05	99.09	121.70
1	4I	83	GLY	C-N-CA	-9.05	99.09	121.70
1	4Q	83	GLY	C-N-CA	-9.05	99.09	121.70
1	5Y	83	GLY	C-N-CA	-9.05	99.09	121.70
1	6E	83	GLY	C-N-CA	-9.05	99.09	121.70
1	6Y	83	GLY	C-N-CA	-9.05	99.09	121.70
1	7I	83	GLY	C-N-CA	-9.05	99.09	121.70
1	7U	83	GLY	C-N-CA	-9.05	99.09	121.70
1	1M	83	GLY	C-N-CA	-9.04	99.09	121.70
1	2I	83	GLY	C-N-CA	-9.04	99.09	121.70
1	3A	83	GLY	C-N-CA	-9.04	99.09	121.70
1	3I	83	GLY	C-N-CA	-9.04	99.09	121.70
1	32	83	GLY	C-N-CA	-9.04	99.09	121.70
1	4E	83	GLY	C-N-CA	-9.04	99.09	121.70
1	4Y	83	GLY	C-N-CA	-9.04	99.09	121.70
1	5U	83	GLY	C-N-CA	-9.04	99.09	121.70
1	6M	83	GLY	C-N-CA	-9.04	99.09	121.70
1	6U	83	GLY	C-N-CA	-9.04	99.09	121.70
1	7E	83	GLY	C-N-CA	-9.04	99.09	121.70
1	7Q	83	GLY	C-N-CA	-9.04	99.09	121.70
1	1A	154	SER	CA-C-O	-9.04	101.12	120.10
1	1I	154	SER	CA-C-O	-9.04	101.12	120.10
1	1Q	83	GLY	C-N-CA	-9.04	99.10	121.70
2	1R	56	SER	CB-CA-C	-9.04	92.93	110.10
1	1U	83	GLY	C-N-CA	-9.04	99.10	121.70
2	1V	56	SER	CB-CA-C	-9.04	92.93	110.10
1	1Y	83	GLY	C-N-CA	-9.04	99.10	121.70
2	1Z	56	SER	CB-CA-C	-9.04	92.93	110.10
1	2E	154	SER	CA-C-O	-9.04	101.12	120.10
1	2Q	83	GLY	C-N-CA	-9.04	99.10	121.70
2	2R	56	SER	CB-CA-C	-9.04	92.93	110.10
1	2U	83	GLY	C-N-CA	-9.04	99.10	121.70
2	2V	56	SER	CB-CA-C	-9.04	92.93	110.10
1	2Y	83	GLY	C-N-CA	-9.04	99.10	121.70
2	2Z	56	SER	CB-CA-C	-9.04	92.93	110.10
1	26	154	SER	CA-C-O	-9.04	101.12	120.10

*Continued on next page...*

*Continued from previous page...*

Mol	Chain	Res	Type	Atoms	Z	Observed(°)	Ideal(°)
1	3E	154	SER	CA-C-O	-9.04	101.12	120.10
1	4A	154	SER	CA-C-O	-9.04	101.12	120.10
1	4M	154	SER	CA-C-O	-9.04	101.12	120.10
1	4U	154	SER	CA-C-O	-9.04	101.12	120.10
1	42	83	GLY	C-N-CA	-9.04	99.10	121.70
2	43	56	SER	CB-CA-C	-9.04	92.93	110.10
1	46	83	GLY	C-N-CA	-9.04	99.10	121.70
2	47	56	SER	CB-CA-C	-9.04	92.93	110.10
1	5A	83	GLY	C-N-CA	-9.04	99.10	121.70
2	5B	56	SER	CB-CA-C	-9.04	92.93	110.10
1	5Q	154	SER	CA-C-O	-9.04	101.12	120.10
1	52	83	GLY	C-N-CA	-9.04	99.10	121.70
2	53	56	SER	CB-CA-C	-9.04	92.93	110.10
1	56	83	GLY	C-N-CA	-9.04	99.10	121.70
2	57	56	SER	CB-CA-C	-9.04	92.93	110.10
1	6A	83	GLY	C-N-CA	-9.04	99.10	121.70
2	6B	56	SER	CB-CA-C	-9.04	92.93	110.10
1	6I	154	SER	CA-C-O	-9.04	101.12	120.10
1	6Q	154	SER	CA-C-O	-9.04	101.12	120.10
1	7M	154	SER	CA-C-O	-9.04	101.12	120.10
2	13	56	SER	CB-CA-C	-9.03	92.94	110.10
2	17	56	SER	CB-CA-C	-9.03	92.94	110.10
2	2B	56	SER	CB-CA-C	-9.03	92.94	110.10
2	3R	56	SER	CB-CA-C	-9.03	92.94	110.10
2	3V	56	SER	CB-CA-C	-9.03	92.94	110.10
2	3Z	56	SER	CB-CA-C	-9.03	92.94	110.10
2	5F	56	SER	CB-CA-C	-9.03	92.94	110.10
2	5J	56	SER	CB-CA-C	-9.03	92.94	110.10
2	5N	56	SER	CB-CA-C	-9.03	92.94	110.10
2	63	56	SER	CB-CA-C	-9.03	92.94	110.10
2	67	56	SER	CB-CA-C	-9.03	92.94	110.10
2	7B	56	SER	CB-CA-C	-9.03	92.94	110.10
1	1A	41	ILE	C-N-CA	9.03	144.28	121.70
2	1B	56	SER	CB-CA-C	-9.03	92.94	110.10
1	1I	41	ILE	C-N-CA	9.03	144.28	121.70
2	1J	56	SER	CB-CA-C	-9.03	92.94	110.10
2	1N	56	SER	CB-CA-C	-9.03	92.94	110.10
1	1Q	41	ILE	C-N-CA	9.03	144.28	121.70
1	1U	41	ILE	C-N-CA	9.03	144.28	121.70
1	1Y	41	ILE	C-N-CA	9.03	144.28	121.70
1	2E	41	ILE	C-N-CA	9.03	144.28	121.70
2	2F	56	SER	CB-CA-C	-9.03	92.94	110.10

*Continued on next page...*

*Continued from previous page...*

Mol	Chain	Res	Type	Atoms	Z	Observed(°)	Ideal(°)
2	2J	56	SER	CB-CA-C	-9.03	92.94	110.10
1	2Q	41	ILE	C-N-CA	9.03	144.28	121.70
1	2U	41	ILE	C-N-CA	9.03	144.28	121.70
1	2Y	41	ILE	C-N-CA	9.03	144.28	121.70
1	26	41	ILE	C-N-CA	9.03	144.28	121.70
2	27	56	SER	CB-CA-C	-9.03	92.94	110.10
2	3B	56	SER	CB-CA-C	-9.03	92.94	110.10
1	3E	41	ILE	C-N-CA	9.03	144.28	121.70
2	3F	56	SER	CB-CA-C	-9.03	92.94	110.10
2	3J	56	SER	CB-CA-C	-9.03	92.94	110.10
2	33	56	SER	CB-CA-C	-9.03	92.94	110.10
1	4A	41	ILE	C-N-CA	9.03	144.28	121.70
2	4B	56	SER	CB-CA-C	-9.03	92.94	110.10
2	4F	56	SER	CB-CA-C	-9.03	92.94	110.10
1	4M	41	ILE	C-N-CA	9.03	144.28	121.70
2	4N	56	SER	CB-CA-C	-9.03	92.94	110.10
1	4U	41	ILE	C-N-CA	9.03	144.28	121.70
2	4V	56	SER	CB-CA-C	-9.03	92.94	110.10
2	4Z	56	SER	CB-CA-C	-9.03	92.94	110.10
1	42	41	ILE	C-N-CA	9.03	144.28	121.70
1	46	41	ILE	C-N-CA	9.03	144.28	121.70
1	5A	41	ILE	C-N-CA	9.03	144.28	121.70
1	5Q	41	ILE	C-N-CA	9.03	144.28	121.70
2	5R	56	SER	CB-CA-C	-9.03	92.94	110.10
2	5V	56	SER	CB-CA-C	-9.03	92.94	110.10
1	52	41	ILE	C-N-CA	9.03	144.28	121.70
1	56	41	ILE	C-N-CA	9.03	144.28	121.70
1	6A	41	ILE	C-N-CA	9.03	144.28	121.70
1	6I	41	ILE	C-N-CA	9.03	144.28	121.70
2	6J	56	SER	CB-CA-C	-9.03	92.94	110.10
2	6N	56	SER	CB-CA-C	-9.03	92.94	110.10
1	6Q	41	ILE	C-N-CA	9.03	144.28	121.70
2	6R	56	SER	CB-CA-C	-9.03	92.94	110.10
2	6V	56	SER	CB-CA-C	-9.03	92.94	110.10
2	7F	56	SER	CB-CA-C	-9.03	92.94	110.10
1	7M	41	ILE	C-N-CA	9.03	144.28	121.70
2	7N	56	SER	CB-CA-C	-9.03	92.94	110.10
2	7R	56	SER	CB-CA-C	-9.03	92.94	110.10
1	12	41	ILE	C-N-CA	9.03	144.27	121.70
1	16	41	ILE	C-N-CA	9.03	144.27	121.70
1	2A	41	ILE	C-N-CA	9.03	144.27	121.70
1	3Q	41	ILE	C-N-CA	9.03	144.27	121.70

*Continued on next page...*

*Continued from previous page...*

Mol	Chain	Res	Type	Atoms	Z	Observed(°)	Ideal(°)
1	3U	41	ILE	C-N-CA	9.03	144.27	121.70
1	3Y	41	ILE	C-N-CA	9.03	144.27	121.70
1	5E	41	ILE	C-N-CA	9.03	144.27	121.70
1	5I	41	ILE	C-N-CA	9.03	144.27	121.70
1	5M	41	ILE	C-N-CA	9.03	144.27	121.70
1	62	41	ILE	C-N-CA	9.03	144.27	121.70
1	66	41	ILE	C-N-CA	9.03	144.27	121.70
1	7A	41	ILE	C-N-CA	9.03	144.27	121.70
1	1E	41	ILE	C-N-CA	9.03	144.27	121.70
1	1E	154	SER	CA-C-O	-9.03	101.14	120.10
1	2M	41	ILE	C-N-CA	9.03	144.27	121.70
1	2M	154	SER	CA-C-O	-9.03	101.14	120.10
1	22	41	ILE	C-N-CA	9.03	144.27	121.70
1	22	154	SER	CA-C-O	-9.03	101.14	120.10
1	3M	41	ILE	C-N-CA	9.03	144.27	121.70
1	3M	154	SER	CA-C-O	-9.03	101.14	120.10
1	36	41	ILE	C-N-CA	9.03	144.27	121.70
1	36	154	SER	CA-C-O	-9.03	101.14	120.10
1	4I	41	ILE	C-N-CA	9.03	144.27	121.70
1	4I	154	SER	CA-C-O	-9.03	101.14	120.10
1	4Q	41	ILE	C-N-CA	9.03	144.27	121.70
1	4Q	154	SER	CA-C-O	-9.03	101.14	120.10
1	5Y	41	ILE	C-N-CA	9.03	144.27	121.70
1	5Y	154	SER	CA-C-O	-9.03	101.14	120.10
1	6E	41	ILE	C-N-CA	9.03	144.27	121.70
1	6E	154	SER	CA-C-O	-9.03	101.14	120.10
1	6Y	41	ILE	C-N-CA	9.03	144.27	121.70
1	6Y	154	SER	CA-C-O	-9.03	101.14	120.10
1	7I	41	ILE	C-N-CA	9.03	144.27	121.70
1	7I	154	SER	CA-C-O	-9.03	101.14	120.10
1	7U	41	ILE	C-N-CA	9.03	144.27	121.70
1	7U	154	SER	CA-C-O	-9.03	101.14	120.10
1	1M	154	SER	CA-C-O	-9.03	101.15	120.10
1	2I	154	SER	CA-C-O	-9.03	101.15	120.10
1	3A	154	SER	CA-C-O	-9.03	101.15	120.10
1	3I	154	SER	CA-C-O	-9.03	101.15	120.10
1	32	154	SER	CA-C-O	-9.03	101.15	120.10
1	4E	154	SER	CA-C-O	-9.03	101.15	120.10
1	4Y	154	SER	CA-C-O	-9.03	101.15	120.10
1	5U	154	SER	CA-C-O	-9.03	101.15	120.10
1	6M	154	SER	CA-C-O	-9.03	101.15	120.10
1	6U	154	SER	CA-C-O	-9.03	101.15	120.10

*Continued on next page...*



*Continued from previous page...*

Mol	Chain	Res	Type	Atoms	Z	Observed(°)	Ideal(°)
1	7E	154	SER	CA-C-O	-9.03	101.15	120.10
1	7Q	154	SER	CA-C-O	-9.03	101.15	120.10
1	1M	41	ILE	C-N-CA	9.00	144.20	121.70
1	2I	41	ILE	C-N-CA	9.00	144.20	121.70
1	3A	41	ILE	C-N-CA	9.00	144.20	121.70
1	3I	41	ILE	C-N-CA	9.00	144.20	121.70
1	32	41	ILE	C-N-CA	9.00	144.20	121.70
1	4E	41	ILE	C-N-CA	9.00	144.20	121.70
1	4Y	41	ILE	C-N-CA	9.00	144.20	121.70
1	5U	41	ILE	C-N-CA	9.00	144.20	121.70
1	6M	41	ILE	C-N-CA	9.00	144.20	121.70
1	6U	41	ILE	C-N-CA	9.00	144.20	121.70
1	7E	41	ILE	C-N-CA	9.00	144.20	121.70
1	7Q	41	ILE	C-N-CA	9.00	144.20	121.70
2	1F	56	SER	CB-CA-C	-9.00	93.00	110.10
2	2N	56	SER	CB-CA-C	-9.00	93.00	110.10
2	23	56	SER	CB-CA-C	-9.00	93.00	110.10
2	3N	56	SER	CB-CA-C	-9.00	93.00	110.10
2	37	56	SER	CB-CA-C	-9.00	93.00	110.10
2	4J	56	SER	CB-CA-C	-9.00	93.00	110.10
2	4R	56	SER	CB-CA-C	-9.00	93.00	110.10
2	5Z	56	SER	CB-CA-C	-9.00	93.00	110.10
2	6F	56	SER	CB-CA-C	-9.00	93.00	110.10
2	6Z	56	SER	CB-CA-C	-9.00	93.00	110.10
2	7J	56	SER	CB-CA-C	-9.00	93.00	110.10
2	7V	56	SER	CB-CA-C	-9.00	93.00	110.10
2	1N	227	TYR	N-CA-C	-8.98	86.75	111.00
2	2J	227	TYR	N-CA-C	-8.98	86.75	111.00
2	3B	227	TYR	N-CA-C	-8.98	86.75	111.00
2	3J	227	TYR	N-CA-C	-8.98	86.75	111.00
2	33	227	TYR	N-CA-C	-8.98	86.75	111.00
2	4F	227	TYR	N-CA-C	-8.98	86.75	111.00
2	4Z	227	TYR	N-CA-C	-8.98	86.75	111.00
2	5V	227	TYR	N-CA-C	-8.98	86.75	111.00
2	6N	227	TYR	N-CA-C	-8.98	86.75	111.00
2	6V	227	TYR	N-CA-C	-8.98	86.75	111.00
2	7F	227	TYR	N-CA-C	-8.98	86.75	111.00
2	7R	227	TYR	N-CA-C	-8.98	86.75	111.00
2	1R	229	ASN	N-CA-CB	8.98	126.76	110.60
2	1V	229	ASN	N-CA-CB	8.98	126.76	110.60
2	1Z	229	ASN	N-CA-CB	8.98	126.76	110.60
1	12	90	PHE	CG-CD1-CE1	-8.98	110.92	120.80

*Continued on next page...*

*Continued from previous page...*

Mol	Chain	Res	Type	Atoms	Z	Observed(°)	Ideal(°)
1	16	90	PHE	CG-CD1-CE1	-8.98	110.92	120.80
1	2A	90	PHE	CG-CD1-CE1	-8.98	110.92	120.80
2	2R	229	ASN	N-CA-CB	8.98	126.76	110.60
2	2V	229	ASN	N-CA-CB	8.98	126.76	110.60
2	2Z	229	ASN	N-CA-CB	8.98	126.76	110.60
1	3Q	90	PHE	CG-CD1-CE1	-8.98	110.92	120.80
1	3U	90	PHE	CG-CD1-CE1	-8.98	110.92	120.80
1	3Y	90	PHE	CG-CD1-CE1	-8.98	110.92	120.80
2	43	229	ASN	N-CA-CB	8.98	126.76	110.60
2	47	229	ASN	N-CA-CB	8.98	126.76	110.60
2	5B	229	ASN	N-CA-CB	8.98	126.76	110.60
1	5E	90	PHE	CG-CD1-CE1	-8.98	110.92	120.80
1	5I	90	PHE	CG-CD1-CE1	-8.98	110.92	120.80
1	5M	90	PHE	CG-CD1-CE1	-8.98	110.92	120.80
2	53	229	ASN	N-CA-CB	8.98	126.76	110.60
2	57	229	ASN	N-CA-CB	8.98	126.76	110.60
2	6B	229	ASN	N-CA-CB	8.98	126.76	110.60
1	62	90	PHE	CG-CD1-CE1	-8.98	110.92	120.80
1	66	90	PHE	CG-CD1-CE1	-8.98	110.92	120.80
1	7A	90	PHE	CG-CD1-CE1	-8.98	110.92	120.80
2	1F	229	ASN	N-CA-CB	8.97	126.75	110.60
2	2N	229	ASN	N-CA-CB	8.97	126.75	110.60
2	23	229	ASN	N-CA-CB	8.97	126.75	110.60
2	3N	229	ASN	N-CA-CB	8.97	126.75	110.60
2	37	229	ASN	N-CA-CB	8.97	126.75	110.60
2	4J	229	ASN	N-CA-CB	8.97	126.75	110.60
2	4R	229	ASN	N-CA-CB	8.97	126.75	110.60
2	5Z	229	ASN	N-CA-CB	8.97	126.75	110.60
2	6F	229	ASN	N-CA-CB	8.97	126.75	110.60
2	6Z	229	ASN	N-CA-CB	8.97	126.75	110.60
2	7J	229	ASN	N-CA-CB	8.97	126.75	110.60
2	7V	229	ASN	N-CA-CB	8.97	126.75	110.60
2	1F	227	TYR	N-CA-C	-8.97	86.78	111.00
2	1B	227	TYR	N-CA-C	-8.97	86.78	111.00
2	1J	227	TYR	N-CA-C	-8.97	86.78	111.00
2	13	227	TYR	N-CA-C	-8.97	86.78	111.00
2	17	227	TYR	N-CA-C	-8.97	86.78	111.00
2	2B	227	TYR	N-CA-C	-8.97	86.78	111.00
2	2N	227	TYR	N-CA-C	-8.97	86.78	111.00
2	23	227	TYR	N-CA-C	-8.97	86.78	111.00
2	3N	227	TYR	N-CA-C	-8.97	86.78	111.00
2	37	227	TYR	N-CA-C	-8.97	86.78	111.00

*Continued on next page...*

*Continued from previous page...*

Mol	Chain	Res	Type	Atoms	Z	Observed(°)	Ideal(°)
2	4R	227	TYR	N-CA-C	-8.97	86.78	111.00
2	5Z	227	TYR	N-CA-C	-8.97	86.78	111.00
2	6Z	227	TYR	N-CA-C	-8.97	86.78	111.00
2	7J	227	TYR	N-CA-C	-8.97	86.78	111.00
2	2F	227	TYR	N-CA-C	-8.97	86.78	111.00
2	27	227	TYR	N-CA-C	-8.97	86.78	111.00
2	3F	227	TYR	N-CA-C	-8.97	86.78	111.00
2	3R	227	TYR	N-CA-C	-8.97	86.78	111.00
2	3V	227	TYR	N-CA-C	-8.97	86.78	111.00
2	3Z	227	TYR	N-CA-C	-8.97	86.78	111.00
2	4J	227	TYR	N-CA-C	-8.97	86.78	111.00
2	7V	227	TYR	N-CA-C	-8.97	86.78	111.00
2	4B	227	TYR	N-CA-C	-8.97	86.78	111.00
2	4N	227	TYR	N-CA-C	-8.97	86.78	111.00
2	4V	227	TYR	N-CA-C	-8.97	86.78	111.00
2	5F	227	TYR	N-CA-C	-8.97	86.78	111.00
2	5J	227	TYR	N-CA-C	-8.97	86.78	111.00
2	5N	227	TYR	N-CA-C	-8.97	86.78	111.00
2	6F	227	TYR	N-CA-C	-8.97	86.78	111.00
2	5R	227	TYR	N-CA-C	-8.97	86.78	111.00
2	6J	227	TYR	N-CA-C	-8.97	86.78	111.00
2	6R	227	TYR	N-CA-C	-8.97	86.78	111.00
2	63	227	TYR	N-CA-C	-8.97	86.78	111.00
2	67	227	TYR	N-CA-C	-8.97	86.78	111.00
2	7B	227	TYR	N-CA-C	-8.97	86.78	111.00
2	7N	227	TYR	N-CA-C	-8.97	86.78	111.00
2	1B	229	ASN	N-CA-CB	8.97	126.74	110.60
2	1J	229	ASN	N-CA-CB	8.97	126.74	110.60
2	2F	229	ASN	N-CA-CB	8.97	126.74	110.60
2	27	229	ASN	N-CA-CB	8.97	126.74	110.60
2	3F	229	ASN	N-CA-CB	8.97	126.74	110.60
2	4B	229	ASN	N-CA-CB	8.97	126.74	110.60
2	4N	229	ASN	N-CA-CB	8.97	126.74	110.60
2	4V	229	ASN	N-CA-CB	8.97	126.74	110.60
2	5R	229	ASN	N-CA-CB	8.97	126.74	110.60
2	6J	229	ASN	N-CA-CB	8.97	126.74	110.60
2	6R	229	ASN	N-CA-CB	8.97	126.74	110.60
2	7N	229	ASN	N-CA-CB	8.97	126.74	110.60
2	13	229	ASN	N-CA-CB	8.96	126.72	110.60
2	17	229	ASN	N-CA-CB	8.96	126.72	110.60
2	2B	229	ASN	N-CA-CB	8.96	126.72	110.60
2	3R	229	ASN	N-CA-CB	8.96	126.72	110.60

*Continued on next page...*

*Continued from previous page...*

Mol	Chain	Res	Type	Atoms	Z	Observed(°)	Ideal(°)
2	3V	229	ASN	N-CA-CB	8.96	126.72	110.60
2	3Z	229	ASN	N-CA-CB	8.96	126.72	110.60
2	5F	229	ASN	N-CA-CB	8.96	126.72	110.60
2	5J	229	ASN	N-CA-CB	8.96	126.72	110.60
2	5N	229	ASN	N-CA-CB	8.96	126.72	110.60
2	63	229	ASN	N-CA-CB	8.96	126.72	110.60
2	67	229	ASN	N-CA-CB	8.96	126.72	110.60
2	7B	229	ASN	N-CA-CB	8.96	126.72	110.60
2	1R	227	TYR	N-CA-C	-8.95	86.83	111.00
2	1V	227	TYR	N-CA-C	-8.95	86.83	111.00
2	1Z	227	TYR	N-CA-C	-8.95	86.83	111.00
2	2R	227	TYR	N-CA-C	-8.95	86.83	111.00
2	2V	227	TYR	N-CA-C	-8.95	86.83	111.00
2	2Z	227	TYR	N-CA-C	-8.95	86.83	111.00
2	43	227	TYR	N-CA-C	-8.95	86.83	111.00
2	47	227	TYR	N-CA-C	-8.95	86.83	111.00
2	5B	227	TYR	N-CA-C	-8.95	86.83	111.00
2	53	227	TYR	N-CA-C	-8.95	86.83	111.00
2	57	227	TYR	N-CA-C	-8.95	86.83	111.00
2	6B	227	TYR	N-CA-C	-8.95	86.83	111.00
1	1M	49	LEU	N-CA-C	-8.95	86.84	111.00
1	1Q	49	LEU	N-CA-C	-8.95	86.85	111.00
1	1U	49	LEU	N-CA-C	-8.95	86.85	111.00
1	1Y	49	LEU	N-CA-C	-8.95	86.85	111.00
1	2I	49	LEU	N-CA-C	-8.95	86.84	111.00
1	2Q	49	LEU	N-CA-C	-8.95	86.85	111.00
1	2U	49	LEU	N-CA-C	-8.95	86.85	111.00
1	2Y	49	LEU	N-CA-C	-8.95	86.85	111.00
1	3A	49	LEU	N-CA-C	-8.95	86.84	111.00
1	3I	49	LEU	N-CA-C	-8.95	86.84	111.00
1	32	49	LEU	N-CA-C	-8.95	86.84	111.00
1	4E	49	LEU	N-CA-C	-8.95	86.84	111.00
1	4Y	49	LEU	N-CA-C	-8.95	86.84	111.00
1	42	49	LEU	N-CA-C	-8.95	86.85	111.00
1	46	49	LEU	N-CA-C	-8.95	86.85	111.00
1	5A	49	LEU	N-CA-C	-8.95	86.85	111.00
1	5U	49	LEU	N-CA-C	-8.95	86.84	111.00
1	52	49	LEU	N-CA-C	-8.95	86.85	111.00
1	56	49	LEU	N-CA-C	-8.95	86.85	111.00
1	6A	49	LEU	N-CA-C	-8.95	86.85	111.00
1	6M	49	LEU	N-CA-C	-8.95	86.84	111.00
1	6U	49	LEU	N-CA-C	-8.95	86.84	111.00

*Continued on next page...*

*Continued from previous page...*

Mol	Chain	Res	Type	Atoms	Z	Observed(°)	Ideal(°)
1	7E	49	LEU	N-CA-C	-8.95	86.84	111.00
1	7Q	49	LEU	N-CA-C	-8.95	86.84	111.00
2	1N	229	ASN	N-CA-CB	8.94	126.70	110.60
2	2J	229	ASN	N-CA-CB	8.94	126.70	110.60
2	3B	229	ASN	N-CA-CB	8.94	126.70	110.60
2	3J	229	ASN	N-CA-CB	8.94	126.70	110.60
2	33	229	ASN	N-CA-CB	8.94	126.70	110.60
2	4F	229	ASN	N-CA-CB	8.94	126.70	110.60
2	4Z	229	ASN	N-CA-CB	8.94	126.70	110.60
2	5V	229	ASN	N-CA-CB	8.94	126.70	110.60
2	6N	229	ASN	N-CA-CB	8.94	126.70	110.60
2	6V	229	ASN	N-CA-CB	8.94	126.70	110.60
2	7F	229	ASN	N-CA-CB	8.94	126.70	110.60
2	7R	229	ASN	N-CA-CB	8.94	126.70	110.60
1	12	49	LEU	N-CA-C	-8.94	86.86	111.00
1	16	49	LEU	N-CA-C	-8.94	86.86	111.00
1	2A	49	LEU	N-CA-C	-8.94	86.86	111.00
1	3Q	49	LEU	N-CA-C	-8.94	86.86	111.00
1	3U	49	LEU	N-CA-C	-8.94	86.86	111.00
1	3Y	49	LEU	N-CA-C	-8.94	86.86	111.00
1	5E	49	LEU	N-CA-C	-8.94	86.86	111.00
1	5I	49	LEU	N-CA-C	-8.94	86.86	111.00
1	5M	49	LEU	N-CA-C	-8.94	86.86	111.00
1	62	49	LEU	N-CA-C	-8.94	86.86	111.00
1	66	49	LEU	N-CA-C	-8.94	86.86	111.00
1	7A	49	LEU	N-CA-C	-8.94	86.86	111.00
1	1A	49	LEU	N-CA-C	-8.94	86.86	111.00
1	1E	49	LEU	N-CA-C	-8.94	86.86	111.00
1	1I	49	LEU	N-CA-C	-8.94	86.86	111.00
1	2E	49	LEU	N-CA-C	-8.94	86.86	111.00
1	2M	49	LEU	N-CA-C	-8.94	86.86	111.00
1	22	49	LEU	N-CA-C	-8.94	86.86	111.00
1	26	49	LEU	N-CA-C	-8.94	86.86	111.00
1	3E	49	LEU	N-CA-C	-8.94	86.86	111.00
1	3M	49	LEU	N-CA-C	-8.94	86.86	111.00
1	36	49	LEU	N-CA-C	-8.94	86.86	111.00
1	4A	49	LEU	N-CA-C	-8.94	86.86	111.00
1	4I	49	LEU	N-CA-C	-8.94	86.86	111.00
1	4M	49	LEU	N-CA-C	-8.94	86.86	111.00
1	4Q	49	LEU	N-CA-C	-8.94	86.86	111.00
1	4U	49	LEU	N-CA-C	-8.94	86.86	111.00
1	5Q	49	LEU	N-CA-C	-8.94	86.86	111.00

*Continued on next page...*

*Continued from previous page...*

Mol	Chain	Res	Type	Atoms	Z	Observed(°)	Ideal(°)
1	5Y	49	LEU	N-CA-C	-8.94	86.86	111.00
1	6E	49	LEU	N-CA-C	-8.94	86.86	111.00
1	6I	49	LEU	N-CA-C	-8.94	86.86	111.00
1	6Q	49	LEU	N-CA-C	-8.94	86.86	111.00
1	6Y	49	LEU	N-CA-C	-8.94	86.86	111.00
1	7I	49	LEU	N-CA-C	-8.94	86.86	111.00
1	7M	49	LEU	N-CA-C	-8.94	86.86	111.00
1	7U	49	LEU	N-CA-C	-8.94	86.86	111.00
2	1F	40	ASN	CB-CG-OD1	-8.93	103.73	121.60
2	2N	40	ASN	CB-CG-OD1	-8.93	103.73	121.60
2	23	40	ASN	CB-CG-OD1	-8.93	103.73	121.60
2	3N	40	ASN	CB-CG-OD1	-8.93	103.73	121.60
2	37	40	ASN	CB-CG-OD1	-8.93	103.73	121.60
2	4J	40	ASN	CB-CG-OD1	-8.93	103.73	121.60
2	4R	40	ASN	CB-CG-OD1	-8.93	103.73	121.60
2	5Z	40	ASN	CB-CG-OD1	-8.93	103.73	121.60
2	6F	40	ASN	CB-CG-OD1	-8.93	103.73	121.60
2	6Z	40	ASN	CB-CG-OD1	-8.93	103.73	121.60
2	7J	40	ASN	CB-CG-OD1	-8.93	103.73	121.60
2	7V	40	ASN	CB-CG-OD1	-8.93	103.73	121.60
1	1A	90	PHE	CG-CD1-CE1	-8.93	110.98	120.80
1	1I	90	PHE	CG-CD1-CE1	-8.93	110.98	120.80
2	1R	14	THR	CA-C-O	8.93	138.85	120.10
2	1V	14	THR	CA-C-O	8.93	138.85	120.10
2	1Z	14	THR	CA-C-O	8.93	138.85	120.10
1	2E	90	PHE	CG-CD1-CE1	-8.93	110.98	120.80
2	2R	14	THR	CA-C-O	8.93	138.85	120.10
2	2V	14	THR	CA-C-O	8.93	138.85	120.10
2	2Z	14	THR	CA-C-O	8.93	138.85	120.10
1	26	90	PHE	CG-CD1-CE1	-8.93	110.98	120.80
1	3E	90	PHE	CG-CD1-CE1	-8.93	110.98	120.80
1	4A	90	PHE	CG-CD1-CE1	-8.93	110.98	120.80
1	4M	90	PHE	CG-CD1-CE1	-8.93	110.98	120.80
1	4U	90	PHE	CG-CD1-CE1	-8.93	110.98	120.80
2	43	14	THR	CA-C-O	8.93	138.85	120.10
2	47	14	THR	CA-C-O	8.93	138.85	120.10
2	5B	14	THR	CA-C-O	8.93	138.85	120.10
1	5Q	90	PHE	CG-CD1-CE1	-8.93	110.98	120.80
2	53	14	THR	CA-C-O	8.93	138.85	120.10
2	57	14	THR	CA-C-O	8.93	138.85	120.10
2	6B	14	THR	CA-C-O	8.93	138.85	120.10
1	6I	90	PHE	CG-CD1-CE1	-8.93	110.98	120.80

*Continued on next page...*



*Continued from previous page...*

Mol	Chain	Res	Type	Atoms	Z	Observed(°)	Ideal(°)
1	6Q	90	PHE	CG-CD1-CE1	-8.93	110.98	120.80
1	7M	90	PHE	CG-CD1-CE1	-8.93	110.98	120.80
1	1Q	90	PHE	CG-CD1-CE1	-8.93	110.98	120.80
1	1U	90	PHE	CG-CD1-CE1	-8.93	110.98	120.80
1	1Y	90	PHE	CG-CD1-CE1	-8.93	110.98	120.80
1	2Q	90	PHE	CG-CD1-CE1	-8.93	110.98	120.80
1	2U	90	PHE	CG-CD1-CE1	-8.93	110.98	120.80
1	2Y	90	PHE	CG-CD1-CE1	-8.93	110.98	120.80
1	42	90	PHE	CG-CD1-CE1	-8.93	110.98	120.80
1	46	90	PHE	CG-CD1-CE1	-8.93	110.98	120.80
1	5A	90	PHE	CG-CD1-CE1	-8.93	110.98	120.80
1	52	90	PHE	CG-CD1-CE1	-8.93	110.98	120.80
1	56	90	PHE	CG-CD1-CE1	-8.93	110.98	120.80
1	6A	90	PHE	CG-CD1-CE1	-8.93	110.98	120.80
2	1B	40	ASN	CB-CG-OD1	-8.93	103.75	121.60
2	1F	14	THR	CA-C-O	8.93	138.84	120.10
2	1J	40	ASN	CB-CG-OD1	-8.93	103.75	121.60
2	1R	40	ASN	CB-CG-OD1	-8.93	103.75	121.60
2	1V	40	ASN	CB-CG-OD1	-8.93	103.75	121.60
2	1Z	40	ASN	CB-CG-OD1	-8.93	103.75	121.60
2	2F	40	ASN	CB-CG-OD1	-8.93	103.75	121.60
2	2N	14	THR	CA-C-O	8.93	138.84	120.10
2	2R	40	ASN	CB-CG-OD1	-8.93	103.75	121.60
2	2V	40	ASN	CB-CG-OD1	-8.93	103.75	121.60
2	2Z	40	ASN	CB-CG-OD1	-8.93	103.75	121.60
2	23	14	THR	CA-C-O	8.93	138.84	120.10
2	27	40	ASN	CB-CG-OD1	-8.93	103.75	121.60
2	3F	40	ASN	CB-CG-OD1	-8.93	103.75	121.60
2	3N	14	THR	CA-C-O	8.93	138.84	120.10
2	37	14	THR	CA-C-O	8.93	138.84	120.10
2	4B	40	ASN	CB-CG-OD1	-8.93	103.75	121.60
2	4J	14	THR	CA-C-O	8.93	138.84	120.10
2	4N	40	ASN	CB-CG-OD1	-8.93	103.75	121.60
2	4R	14	THR	CA-C-O	8.93	138.84	120.10
2	4V	40	ASN	CB-CG-OD1	-8.93	103.75	121.60
2	43	40	ASN	CB-CG-OD1	-8.93	103.75	121.60
2	47	40	ASN	CB-CG-OD1	-8.93	103.75	121.60
2	5B	40	ASN	CB-CG-OD1	-8.93	103.75	121.60
2	5R	40	ASN	CB-CG-OD1	-8.93	103.75	121.60
2	5Z	14	THR	CA-C-O	8.93	138.84	120.10
2	53	40	ASN	CB-CG-OD1	-8.93	103.75	121.60
2	57	40	ASN	CB-CG-OD1	-8.93	103.75	121.60

*Continued on next page...*



*Continued from previous page...*

Mol	Chain	Res	Type	Atoms	Z	Observed(°)	Ideal(°)
2	6B	40	ASN	CB-CG-OD1	-8.93	103.75	121.60
2	6F	14	THR	CA-C-O	8.93	138.84	120.10
2	6J	40	ASN	CB-CG-OD1	-8.93	103.75	121.60
2	6R	40	ASN	CB-CG-OD1	-8.93	103.75	121.60
2	6Z	14	THR	CA-C-O	8.93	138.84	120.10
2	7J	14	THR	CA-C-O	8.93	138.84	120.10
2	7N	40	ASN	CB-CG-OD1	-8.93	103.75	121.60
2	7V	14	THR	CA-C-O	8.93	138.84	120.10
2	13	227	TYR	N-CA-CB	8.92	126.66	110.60
2	17	227	TYR	N-CA-CB	8.92	126.66	110.60
2	2B	227	TYR	N-CA-CB	8.92	126.66	110.60
2	3R	227	TYR	N-CA-CB	8.92	126.66	110.60
2	3V	227	TYR	N-CA-CB	8.92	126.66	110.60
2	3Z	227	TYR	N-CA-CB	8.92	126.66	110.60
2	5F	227	TYR	N-CA-CB	8.92	126.66	110.60
2	5J	227	TYR	N-CA-CB	8.92	126.66	110.60
2	5N	227	TYR	N-CA-CB	8.92	126.66	110.60
2	63	227	TYR	N-CA-CB	8.92	126.66	110.60
2	67	227	TYR	N-CA-CB	8.92	126.66	110.60
2	7B	227	TYR	N-CA-CB	8.92	126.66	110.60
2	1N	227	TYR	N-CA-CB	8.92	126.66	110.60
2	2J	227	TYR	N-CA-CB	8.92	126.66	110.60
2	3B	227	TYR	N-CA-CB	8.92	126.66	110.60
2	3J	227	TYR	N-CA-CB	8.92	126.66	110.60
2	33	227	TYR	N-CA-CB	8.92	126.66	110.60
2	4F	227	TYR	N-CA-CB	8.92	126.66	110.60
2	4Z	227	TYR	N-CA-CB	8.92	126.66	110.60
2	5V	227	TYR	N-CA-CB	8.92	126.66	110.60
2	6N	227	TYR	N-CA-CB	8.92	126.66	110.60
2	6V	227	TYR	N-CA-CB	8.92	126.66	110.60
2	7F	227	TYR	N-CA-CB	8.92	126.66	110.60
2	7R	227	TYR	N-CA-CB	8.92	126.66	110.60
2	13	40	ASN	CB-CG-OD1	-8.91	103.77	121.60
2	17	40	ASN	CB-CG-OD1	-8.91	103.77	121.60
2	2B	40	ASN	CB-CG-OD1	-8.91	103.77	121.60
2	3R	40	ASN	CB-CG-OD1	-8.91	103.77	121.60
2	3V	40	ASN	CB-CG-OD1	-8.91	103.77	121.60
2	3Z	40	ASN	CB-CG-OD1	-8.91	103.77	121.60
2	5F	40	ASN	CB-CG-OD1	-8.91	103.77	121.60
2	5J	40	ASN	CB-CG-OD1	-8.91	103.77	121.60
2	5N	40	ASN	CB-CG-OD1	-8.91	103.77	121.60
2	63	40	ASN	CB-CG-OD1	-8.91	103.77	121.60

*Continued on next page...*

*Continued from previous page...*

Mol	Chain	Res	Type	Atoms	Z	Observed(°)	Ideal(°)
2	67	40	ASN	CB-CG-OD1	-8.91	103.77	121.60
2	7B	40	ASN	CB-CG-OD1	-8.91	103.77	121.60
2	1B	14	THR	CA-C-O	8.91	138.81	120.10
2	1J	14	THR	CA-C-O	8.91	138.81	120.10
2	2F	14	THR	CA-C-O	8.91	138.81	120.10
2	27	14	THR	CA-C-O	8.91	138.81	120.10
2	3F	14	THR	CA-C-O	8.91	138.81	120.10
2	4B	14	THR	CA-C-O	8.91	138.81	120.10
2	4N	14	THR	CA-C-O	8.91	138.81	120.10
2	4V	14	THR	CA-C-O	8.91	138.81	120.10
2	5R	14	THR	CA-C-O	8.91	138.81	120.10
2	6J	14	THR	CA-C-O	8.91	138.81	120.10
2	6R	14	THR	CA-C-O	8.91	138.81	120.10
2	7N	14	THR	CA-C-O	8.91	138.81	120.10
1	1E	90	PHE	CG-CD1-CE1	-8.91	111.00	120.80
1	2M	90	PHE	CG-CD1-CE1	-8.91	111.00	120.80
1	22	90	PHE	CG-CD1-CE1	-8.91	111.00	120.80
1	3M	90	PHE	CG-CD1-CE1	-8.91	111.00	120.80
1	36	90	PHE	CG-CD1-CE1	-8.91	111.00	120.80
1	4I	90	PHE	CG-CD1-CE1	-8.91	111.00	120.80
1	4Q	90	PHE	CG-CD1-CE1	-8.91	111.00	120.80
1	5Y	90	PHE	CG-CD1-CE1	-8.91	111.00	120.80
1	6E	90	PHE	CG-CD1-CE1	-8.91	111.00	120.80
1	6Y	90	PHE	CG-CD1-CE1	-8.91	111.00	120.80
1	7I	90	PHE	CG-CD1-CE1	-8.91	111.00	120.80
1	7U	90	PHE	CG-CD1-CE1	-8.91	111.00	120.80
2	1F	227	TYR	N-CA-CB	8.90	126.62	110.60
2	2N	227	TYR	N-CA-CB	8.90	126.62	110.60
2	23	227	TYR	N-CA-CB	8.90	126.62	110.60
2	3N	227	TYR	N-CA-CB	8.90	126.62	110.60
2	37	227	TYR	N-CA-CB	8.90	126.62	110.60
2	4J	227	TYR	N-CA-CB	8.90	126.62	110.60
2	4R	227	TYR	N-CA-CB	8.90	126.62	110.60
2	5Z	227	TYR	N-CA-CB	8.90	126.62	110.60
2	6F	227	TYR	N-CA-CB	8.90	126.62	110.60
2	6Z	227	TYR	N-CA-CB	8.90	126.62	110.60
2	7J	227	TYR	N-CA-CB	8.90	126.62	110.60
2	7V	227	TYR	N-CA-CB	8.90	126.62	110.60
2	1B	227	TYR	N-CA-CB	8.90	126.62	110.60
1	1E	149	THR	CB-CA-C	-8.90	87.57	111.60
2	1J	227	TYR	N-CA-CB	8.90	126.62	110.60
1	22	149	THR	CB-CA-C	-8.90	87.57	111.60

*Continued on next page...*

*Continued from previous page...*

Mol	Chain	Res	Type	Atoms	Z	Observed(°)	Ideal(°)
1	3M	149	THR	CB-CA-C	-8.90	87.57	111.60
1	4Q	149	THR	CB-CA-C	-8.90	87.57	111.60
1	6E	149	THR	CB-CA-C	-8.90	87.57	111.60
1	7I	149	THR	CB-CA-C	-8.90	87.57	111.60
2	1R	217	PRO	O-C-N	-8.90	108.47	122.70
2	1V	217	PRO	O-C-N	-8.90	108.47	122.70
2	1Z	217	PRO	O-C-N	-8.90	108.47	122.70
2	2F	227	TYR	N-CA-CB	8.90	126.62	110.60
1	2M	149	THR	CB-CA-C	-8.90	87.57	111.60
1	4I	149	THR	CB-CA-C	-8.90	87.57	111.60
2	2R	217	PRO	O-C-N	-8.90	108.47	122.70
2	2V	217	PRO	O-C-N	-8.90	108.47	122.70
2	2Z	217	PRO	O-C-N	-8.90	108.47	122.70
2	27	227	TYR	N-CA-CB	8.90	126.62	110.60
2	3F	227	TYR	N-CA-CB	8.90	126.62	110.60
1	36	149	THR	CB-CA-C	-8.90	87.57	111.60
2	4B	227	TYR	N-CA-CB	8.90	126.62	110.60
2	4N	227	TYR	N-CA-CB	8.90	126.62	110.60
2	4V	227	TYR	N-CA-CB	8.90	126.62	110.60
1	6Y	149	THR	CB-CA-C	-8.90	87.57	111.60
1	7U	149	THR	CB-CA-C	-8.90	87.57	111.60
2	43	217	PRO	O-C-N	-8.90	108.47	122.70
2	47	217	PRO	O-C-N	-8.90	108.47	122.70
2	5B	217	PRO	O-C-N	-8.90	108.47	122.70
2	5R	227	TYR	N-CA-CB	8.90	126.62	110.60
1	5Y	149	THR	CB-CA-C	-8.90	87.57	111.60
2	53	217	PRO	O-C-N	-8.90	108.47	122.70
2	57	217	PRO	O-C-N	-8.90	108.47	122.70
2	6B	217	PRO	O-C-N	-8.90	108.47	122.70
2	6J	227	TYR	N-CA-CB	8.90	126.62	110.60
2	6R	227	TYR	N-CA-CB	8.90	126.62	110.60
2	7N	227	TYR	N-CA-CB	8.90	126.62	110.60
2	1F	217	PRO	O-C-N	-8.89	108.47	122.70
2	1N	40	ASN	CB-CG-OD1	-8.89	103.81	121.60
2	2J	40	ASN	CB-CG-OD1	-8.89	103.81	121.60
2	2N	217	PRO	O-C-N	-8.89	108.47	122.70
2	23	217	PRO	O-C-N	-8.89	108.47	122.70
2	3B	40	ASN	CB-CG-OD1	-8.89	103.81	121.60
2	3J	40	ASN	CB-CG-OD1	-8.89	103.81	121.60
2	3N	217	PRO	O-C-N	-8.89	108.47	122.70
2	33	40	ASN	CB-CG-OD1	-8.89	103.81	121.60
2	37	217	PRO	O-C-N	-8.89	108.47	122.70

*Continued on next page...*

*Continued from previous page...*

Mol	Chain	Res	Type	Atoms	Z	Observed(°)	Ideal(°)
2	4F	40	ASN	CB-CG-OD1	-8.89	103.81	121.60
2	4J	217	PRO	O-C-N	-8.89	108.47	122.70
2	4R	217	PRO	O-C-N	-8.89	108.47	122.70
2	4Z	40	ASN	CB-CG-OD1	-8.89	103.81	121.60
2	5V	40	ASN	CB-CG-OD1	-8.89	103.81	121.60
2	5Z	217	PRO	O-C-N	-8.89	108.47	122.70
2	6F	217	PRO	O-C-N	-8.89	108.47	122.70
2	6N	40	ASN	CB-CG-OD1	-8.89	103.81	121.60
2	6V	40	ASN	CB-CG-OD1	-8.89	103.81	121.60
2	6Z	217	PRO	O-C-N	-8.89	108.47	122.70
2	7F	40	ASN	CB-CG-OD1	-8.89	103.81	121.60
2	7J	217	PRO	O-C-N	-8.89	108.47	122.70
2	7R	40	ASN	CB-CG-OD1	-8.89	103.81	121.60
2	7V	217	PRO	O-C-N	-8.89	108.47	122.70
1	1Q	149	THR	CB-CA-C	-8.89	87.59	111.60
1	1U	149	THR	CB-CA-C	-8.89	87.59	111.60
1	1Y	149	THR	CB-CA-C	-8.89	87.59	111.60
1	2Q	149	THR	CB-CA-C	-8.89	87.59	111.60
1	2U	149	THR	CB-CA-C	-8.89	87.59	111.60
1	2Y	149	THR	CB-CA-C	-8.89	87.59	111.60
1	42	149	THR	CB-CA-C	-8.89	87.59	111.60
1	46	149	THR	CB-CA-C	-8.89	87.59	111.60
1	5A	149	THR	CB-CA-C	-8.89	87.59	111.60
1	52	149	THR	CB-CA-C	-8.89	87.59	111.60
1	56	149	THR	CB-CA-C	-8.89	87.59	111.60
1	6A	149	THR	CB-CA-C	-8.89	87.59	111.60
1	1A	149	THR	CB-CA-C	-8.89	87.60	111.60
1	1I	149	THR	CB-CA-C	-8.89	87.60	111.60
1	1M	149	THR	CB-CA-C	-8.89	87.60	111.60
2	1N	14	THR	CA-C-O	8.89	138.76	120.10
2	13	14	THR	CA-C-O	8.89	138.77	120.10
2	17	14	THR	CA-C-O	8.89	138.77	120.10
2	2B	14	THR	CA-C-O	8.89	138.77	120.10
2	3R	14	THR	CA-C-O	8.89	138.77	120.10
2	5F	14	THR	CA-C-O	8.89	138.77	120.10
2	1R	227	TYR	N-CA-CB	8.89	126.60	110.60
2	1V	227	TYR	N-CA-CB	8.89	126.60	110.60
2	1Z	227	TYR	N-CA-CB	8.89	126.60	110.60
1	2E	149	THR	CB-CA-C	-8.89	87.60	111.60
1	2I	149	THR	CB-CA-C	-8.89	87.60	111.60
2	2J	14	THR	CA-C-O	8.89	138.76	120.10
2	2R	227	TYR	N-CA-CB	8.89	126.60	110.60

*Continued on next page...*

*Continued from previous page...*

Mol	Chain	Res	Type	Atoms	Z	Observed(°)	Ideal(°)
2	2V	227	TYR	N-CA-CB	8.89	126.60	110.60
2	2Z	227	TYR	N-CA-CB	8.89	126.60	110.60
1	26	149	THR	CB-CA-C	-8.89	87.60	111.60
1	3A	149	THR	CB-CA-C	-8.89	87.60	111.60
2	3B	14	THR	CA-C-O	8.89	138.76	120.10
1	3E	149	THR	CB-CA-C	-8.89	87.60	111.60
1	3I	149	THR	CB-CA-C	-8.89	87.60	111.60
2	3J	14	THR	CA-C-O	8.89	138.76	120.10
2	3V	14	THR	CA-C-O	8.89	138.77	120.10
2	3Z	14	THR	CA-C-O	8.89	138.77	120.10
1	32	149	THR	CB-CA-C	-8.89	87.60	111.60
2	33	14	THR	CA-C-O	8.89	138.76	120.10
1	4A	149	THR	CB-CA-C	-8.89	87.60	111.60
1	4E	149	THR	CB-CA-C	-8.89	87.60	111.60
2	4F	14	THR	CA-C-O	8.89	138.76	120.10
1	4M	149	THR	CB-CA-C	-8.89	87.60	111.60
1	4U	149	THR	CB-CA-C	-8.89	87.60	111.60
1	4Y	149	THR	CB-CA-C	-8.89	87.60	111.60
2	4Z	14	THR	CA-C-O	8.89	138.76	120.10
2	5J	14	THR	CA-C-O	8.89	138.77	120.10
2	5N	14	THR	CA-C-O	8.89	138.77	120.10
2	63	14	THR	CA-C-O	8.89	138.77	120.10
2	43	227	TYR	N-CA-CB	8.89	126.60	110.60
2	47	227	TYR	N-CA-CB	8.89	126.60	110.60
2	5B	227	TYR	N-CA-CB	8.89	126.60	110.60
1	5Q	149	THR	CB-CA-C	-8.89	87.60	111.60
1	5U	149	THR	CB-CA-C	-8.89	87.60	111.60
2	5V	14	THR	CA-C-O	8.89	138.76	120.10
2	53	227	TYR	N-CA-CB	8.89	126.60	110.60
2	57	227	TYR	N-CA-CB	8.89	126.60	110.60
2	6B	227	TYR	N-CA-CB	8.89	126.60	110.60
1	6I	149	THR	CB-CA-C	-8.89	87.60	111.60
1	6M	149	THR	CB-CA-C	-8.89	87.60	111.60
2	6N	14	THR	CA-C-O	8.89	138.76	120.10
1	6Q	149	THR	CB-CA-C	-8.89	87.60	111.60
1	6U	149	THR	CB-CA-C	-8.89	87.60	111.60
2	6V	14	THR	CA-C-O	8.89	138.76	120.10
2	67	14	THR	CA-C-O	8.89	138.77	120.10
2	7B	14	THR	CA-C-O	8.89	138.77	120.10
1	7E	149	THR	CB-CA-C	-8.89	87.60	111.60
2	7F	14	THR	CA-C-O	8.89	138.76	120.10
1	7M	149	THR	CB-CA-C	-8.89	87.60	111.60

*Continued on next page...*

*Continued from previous page...*

Mol	Chain	Res	Type	Atoms	Z	Observed(°)	Ideal(°)
1	7Q	149	THR	CB-CA-C	-8.89	87.60	111.60
2	7R	14	THR	CA-C-O	8.89	138.76	120.10
1	12	149	THR	CB-CA-C	-8.88	87.61	111.60
1	16	149	THR	CB-CA-C	-8.88	87.61	111.60
1	2A	149	THR	CB-CA-C	-8.88	87.61	111.60
1	3Q	149	THR	CB-CA-C	-8.88	87.61	111.60
1	3U	149	THR	CB-CA-C	-8.88	87.61	111.60
1	3Y	149	THR	CB-CA-C	-8.88	87.61	111.60
1	5E	149	THR	CB-CA-C	-8.88	87.61	111.60
1	5I	149	THR	CB-CA-C	-8.88	87.61	111.60
1	5M	149	THR	CB-CA-C	-8.88	87.61	111.60
1	62	149	THR	CB-CA-C	-8.88	87.61	111.60
1	66	149	THR	CB-CA-C	-8.88	87.61	111.60
1	7A	149	THR	CB-CA-C	-8.88	87.61	111.60
2	1B	106	GLY	O-C-N	-8.88	108.49	122.70
2	1J	106	GLY	O-C-N	-8.88	108.49	122.70
1	1M	90	PHE	CG-CD1-CE1	-8.88	111.03	120.80
2	2F	106	GLY	O-C-N	-8.88	108.49	122.70
1	2I	90	PHE	CG-CD1-CE1	-8.88	111.03	120.80
2	27	106	GLY	O-C-N	-8.88	108.49	122.70
1	3A	90	PHE	CG-CD1-CE1	-8.88	111.03	120.80
2	3F	106	GLY	O-C-N	-8.88	108.49	122.70
1	3I	90	PHE	CG-CD1-CE1	-8.88	111.03	120.80
1	32	90	PHE	CG-CD1-CE1	-8.88	111.03	120.80
2	4B	106	GLY	O-C-N	-8.88	108.49	122.70
1	4E	90	PHE	CG-CD1-CE1	-8.88	111.03	120.80
2	4N	106	GLY	O-C-N	-8.88	108.49	122.70
2	4V	106	GLY	O-C-N	-8.88	108.49	122.70
1	4Y	90	PHE	CG-CD1-CE1	-8.88	111.03	120.80
2	5R	106	GLY	O-C-N	-8.88	108.49	122.70
1	5U	90	PHE	CG-CD1-CE1	-8.88	111.03	120.80
2	6J	106	GLY	O-C-N	-8.88	108.49	122.70
1	6M	90	PHE	CG-CD1-CE1	-8.88	111.03	120.80
2	6R	106	GLY	O-C-N	-8.88	108.49	122.70
1	6U	90	PHE	CG-CD1-CE1	-8.88	111.03	120.80
1	7E	90	PHE	CG-CD1-CE1	-8.88	111.03	120.80
2	7N	106	GLY	O-C-N	-8.88	108.49	122.70
1	7Q	90	PHE	CG-CD1-CE1	-8.88	111.03	120.80
2	1N	217	PRO	O-C-N	-8.87	108.51	122.70
2	2J	217	PRO	O-C-N	-8.87	108.51	122.70
2	3B	217	PRO	O-C-N	-8.87	108.51	122.70
2	3J	217	PRO	O-C-N	-8.87	108.51	122.70

*Continued on next page...*

*Continued from previous page...*

Mol	Chain	Res	Type	Atoms	Z	Observed(°)	Ideal(°)
2	33	217	PRO	O-C-N	-8.87	108.51	122.70
2	4F	217	PRO	O-C-N	-8.87	108.51	122.70
2	4Z	217	PRO	O-C-N	-8.87	108.51	122.70
2	5V	217	PRO	O-C-N	-8.87	108.51	122.70
2	6N	217	PRO	O-C-N	-8.87	108.51	122.70
2	6V	217	PRO	O-C-N	-8.87	108.51	122.70
2	7F	217	PRO	O-C-N	-8.87	108.51	122.70
2	7R	217	PRO	O-C-N	-8.87	108.51	122.70
2	1B	217	PRO	O-C-N	-8.87	108.51	122.70
2	1J	217	PRO	O-C-N	-8.87	108.51	122.70
2	1N	106	GLY	O-C-N	-8.87	108.51	122.70
2	13	217	PRO	O-C-N	-8.87	108.51	122.70
2	17	217	PRO	O-C-N	-8.87	108.51	122.70
2	2B	217	PRO	O-C-N	-8.87	108.51	122.70
2	2F	217	PRO	O-C-N	-8.87	108.51	122.70
2	2J	106	GLY	O-C-N	-8.87	108.51	122.70
2	27	217	PRO	O-C-N	-8.87	108.51	122.70
2	3B	106	GLY	O-C-N	-8.87	108.51	122.70
2	3F	217	PRO	O-C-N	-8.87	108.51	122.70
2	3J	106	GLY	O-C-N	-8.87	108.51	122.70
2	3R	217	PRO	O-C-N	-8.87	108.51	122.70
2	3V	217	PRO	O-C-N	-8.87	108.51	122.70
2	3Z	217	PRO	O-C-N	-8.87	108.51	122.70
2	33	106	GLY	O-C-N	-8.87	108.51	122.70
2	4B	217	PRO	O-C-N	-8.87	108.51	122.70
2	4F	106	GLY	O-C-N	-8.87	108.51	122.70
2	4N	217	PRO	O-C-N	-8.87	108.51	122.70
2	4V	217	PRO	O-C-N	-8.87	108.51	122.70
2	4Z	106	GLY	O-C-N	-8.87	108.51	122.70
2	5F	217	PRO	O-C-N	-8.87	108.51	122.70
2	5J	217	PRO	O-C-N	-8.87	108.51	122.70
2	5N	217	PRO	O-C-N	-8.87	108.51	122.70
2	5R	217	PRO	O-C-N	-8.87	108.51	122.70
2	5V	106	GLY	O-C-N	-8.87	108.51	122.70
2	6J	217	PRO	O-C-N	-8.87	108.51	122.70
2	6N	106	GLY	O-C-N	-8.87	108.51	122.70
2	6R	217	PRO	O-C-N	-8.87	108.51	122.70
2	6V	106	GLY	O-C-N	-8.87	108.51	122.70
2	63	217	PRO	O-C-N	-8.87	108.51	122.70
2	67	217	PRO	O-C-N	-8.87	108.51	122.70
2	7B	217	PRO	O-C-N	-8.87	108.51	122.70
2	7F	106	GLY	O-C-N	-8.87	108.51	122.70

*Continued on next page...*



*Continued from previous page...*

Mol	Chain	Res	Type	Atoms	Z	Observed(°)	Ideal(°)
2	7N	217	PRO	O-C-N	-8.87	108.51	122.70
2	7R	106	GLY	O-C-N	-8.87	108.51	122.70
2	1R	74	TYR	CE1-CZ-OH	8.87	144.04	120.10
2	1V	74	TYR	CE1-CZ-OH	8.87	144.04	120.10
2	1Z	74	TYR	CE1-CZ-OH	8.87	144.04	120.10
2	13	74	TYR	CE1-CZ-OH	8.87	144.04	120.10
2	17	74	TYR	CE1-CZ-OH	8.87	144.04	120.10
2	2B	74	TYR	CE1-CZ-OH	8.87	144.04	120.10
2	2R	74	TYR	CE1-CZ-OH	8.87	144.04	120.10
2	2V	74	TYR	CE1-CZ-OH	8.87	144.04	120.10
2	2Z	74	TYR	CE1-CZ-OH	8.87	144.04	120.10
2	3R	74	TYR	CE1-CZ-OH	8.87	144.04	120.10
2	3V	74	TYR	CE1-CZ-OH	8.87	144.04	120.10
2	3Z	74	TYR	CE1-CZ-OH	8.87	144.04	120.10
2	43	74	TYR	CE1-CZ-OH	8.87	144.04	120.10
2	47	74	TYR	CE1-CZ-OH	8.87	144.04	120.10
2	5B	74	TYR	CE1-CZ-OH	8.87	144.04	120.10
2	5F	74	TYR	CE1-CZ-OH	8.87	144.04	120.10
2	5J	74	TYR	CE1-CZ-OH	8.87	144.04	120.10
2	5N	74	TYR	CE1-CZ-OH	8.87	144.04	120.10
2	53	74	TYR	CE1-CZ-OH	8.87	144.04	120.10
2	57	74	TYR	CE1-CZ-OH	8.87	144.04	120.10
2	6B	74	TYR	CE1-CZ-OH	8.87	144.04	120.10
2	63	74	TYR	CE1-CZ-OH	8.87	144.04	120.10
2	67	74	TYR	CE1-CZ-OH	8.87	144.04	120.10
2	7B	74	TYR	CE1-CZ-OH	8.87	144.04	120.10
2	1B	74	TYR	CE1-CZ-OH	8.86	144.03	120.10
2	1F	74	TYR	CE1-CZ-OH	8.86	144.03	120.10
2	1J	74	TYR	CE1-CZ-OH	8.86	144.03	120.10
2	1N	74	TYR	CE1-CZ-OH	8.86	144.03	120.10
2	13	106	GLY	O-C-N	-8.86	108.52	122.70
2	17	106	GLY	O-C-N	-8.86	108.52	122.70
2	2B	106	GLY	O-C-N	-8.86	108.52	122.70
2	2F	74	TYR	CE1-CZ-OH	8.86	144.03	120.10
2	2J	74	TYR	CE1-CZ-OH	8.86	144.03	120.10
2	2N	74	TYR	CE1-CZ-OH	8.86	144.03	120.10
2	23	74	TYR	CE1-CZ-OH	8.86	144.03	120.10
2	27	74	TYR	CE1-CZ-OH	8.86	144.03	120.10
2	3B	74	TYR	CE1-CZ-OH	8.86	144.03	120.10
2	3F	74	TYR	CE1-CZ-OH	8.86	144.03	120.10
2	3J	74	TYR	CE1-CZ-OH	8.86	144.03	120.10
2	3N	74	TYR	CE1-CZ-OH	8.86	144.03	120.10

*Continued on next page...*

*Continued from previous page...*

Mol	Chain	Res	Type	Atoms	Z	Observed(°)	Ideal(°)
2	3R	106	GLY	O-C-N	-8.86	108.52	122.70
2	3V	106	GLY	O-C-N	-8.86	108.52	122.70
2	3Z	106	GLY	O-C-N	-8.86	108.52	122.70
2	33	74	TYR	CE1-CZ-OH	8.86	144.03	120.10
2	37	74	TYR	CE1-CZ-OH	8.86	144.03	120.10
2	4B	74	TYR	CE1-CZ-OH	8.86	144.03	120.10
2	4F	74	TYR	CE1-CZ-OH	8.86	144.03	120.10
2	4J	74	TYR	CE1-CZ-OH	8.86	144.03	120.10
2	4N	74	TYR	CE1-CZ-OH	8.86	144.03	120.10
2	4R	74	TYR	CE1-CZ-OH	8.86	144.03	120.10
2	4V	74	TYR	CE1-CZ-OH	8.86	144.03	120.10
2	4Z	74	TYR	CE1-CZ-OH	8.86	144.03	120.10
2	5F	106	GLY	O-C-N	-8.86	108.52	122.70
2	5J	106	GLY	O-C-N	-8.86	108.52	122.70
2	5N	106	GLY	O-C-N	-8.86	108.52	122.70
2	5R	74	TYR	CE1-CZ-OH	8.86	144.03	120.10
2	5V	74	TYR	CE1-CZ-OH	8.86	144.03	120.10
2	5Z	74	TYR	CE1-CZ-OH	8.86	144.03	120.10
2	6F	74	TYR	CE1-CZ-OH	8.86	144.03	120.10
2	6J	74	TYR	CE1-CZ-OH	8.86	144.03	120.10
2	6N	74	TYR	CE1-CZ-OH	8.86	144.03	120.10
2	6R	74	TYR	CE1-CZ-OH	8.86	144.03	120.10
2	6V	74	TYR	CE1-CZ-OH	8.86	144.03	120.10
2	6Z	74	TYR	CE1-CZ-OH	8.86	144.03	120.10
2	63	106	GLY	O-C-N	-8.86	108.52	122.70
2	67	106	GLY	O-C-N	-8.86	108.52	122.70
2	7B	106	GLY	O-C-N	-8.86	108.52	122.70
2	7F	74	TYR	CE1-CZ-OH	8.86	144.03	120.10
2	7J	74	TYR	CE1-CZ-OH	8.86	144.03	120.10
2	7N	74	TYR	CE1-CZ-OH	8.86	144.03	120.10
2	7R	74	TYR	CE1-CZ-OH	8.86	144.03	120.10
2	7V	74	TYR	CE1-CZ-OH	8.86	144.03	120.10
2	1F	106	GLY	O-C-N	-8.86	108.52	122.70
2	1R	106	GLY	O-C-N	-8.86	108.53	122.70
2	1V	106	GLY	O-C-N	-8.86	108.53	122.70
2	1Z	106	GLY	O-C-N	-8.86	108.53	122.70
2	2N	106	GLY	O-C-N	-8.86	108.52	122.70
2	2R	106	GLY	O-C-N	-8.86	108.53	122.70
2	2V	106	GLY	O-C-N	-8.86	108.53	122.70
2	2Z	106	GLY	O-C-N	-8.86	108.53	122.70
2	23	106	GLY	O-C-N	-8.86	108.52	122.70
2	3N	106	GLY	O-C-N	-8.86	108.52	122.70

*Continued on next page...*

*Continued from previous page...*

Mol	Chain	Res	Type	Atoms	Z	Observed(°)	Ideal(°)
2	37	106	GLY	O-C-N	-8.86	108.52	122.70
2	4J	106	GLY	O-C-N	-8.86	108.52	122.70
2	4R	106	GLY	O-C-N	-8.86	108.52	122.70
2	43	106	GLY	O-C-N	-8.86	108.53	122.70
2	47	106	GLY	O-C-N	-8.86	108.53	122.70
2	5B	106	GLY	O-C-N	-8.86	108.53	122.70
2	5Z	106	GLY	O-C-N	-8.86	108.52	122.70
2	53	106	GLY	O-C-N	-8.86	108.53	122.70
2	57	106	GLY	O-C-N	-8.86	108.53	122.70
2	6B	106	GLY	O-C-N	-8.86	108.53	122.70
2	6F	106	GLY	O-C-N	-8.86	108.52	122.70
2	6Z	106	GLY	O-C-N	-8.86	108.52	122.70
2	7J	106	GLY	O-C-N	-8.86	108.52	122.70
2	7V	106	GLY	O-C-N	-8.86	108.52	122.70
2	1R	228	ASP	CB-CA-C	-8.85	92.69	110.40
2	1V	228	ASP	CB-CA-C	-8.85	92.69	110.40
2	1Z	228	ASP	CB-CA-C	-8.85	92.69	110.40
2	2R	228	ASP	CB-CA-C	-8.85	92.69	110.40
2	2V	228	ASP	CB-CA-C	-8.85	92.69	110.40
2	2Z	228	ASP	CB-CA-C	-8.85	92.69	110.40
2	43	228	ASP	CB-CA-C	-8.85	92.69	110.40
2	47	228	ASP	CB-CA-C	-8.85	92.69	110.40
2	5B	228	ASP	CB-CA-C	-8.85	92.69	110.40
2	53	228	ASP	CB-CA-C	-8.85	92.69	110.40
2	57	228	ASP	CB-CA-C	-8.85	92.69	110.40
2	6B	228	ASP	CB-CA-C	-8.85	92.69	110.40
2	13	228	ASP	CB-CA-C	-8.85	92.71	110.40
2	17	228	ASP	CB-CA-C	-8.85	92.71	110.40
2	2B	228	ASP	CB-CA-C	-8.85	92.71	110.40
2	3R	228	ASP	CB-CA-C	-8.85	92.71	110.40
2	3V	228	ASP	CB-CA-C	-8.85	92.71	110.40
2	3Z	228	ASP	CB-CA-C	-8.85	92.71	110.40
2	5F	228	ASP	CB-CA-C	-8.85	92.71	110.40
2	5J	228	ASP	CB-CA-C	-8.85	92.71	110.40
2	5N	228	ASP	CB-CA-C	-8.85	92.71	110.40
2	63	228	ASP	CB-CA-C	-8.85	92.71	110.40
2	67	228	ASP	CB-CA-C	-8.85	92.71	110.40
2	7B	228	ASP	CB-CA-C	-8.85	92.71	110.40
2	1N	228	ASP	CB-CA-C	-8.84	92.72	110.40
2	2J	228	ASP	CB-CA-C	-8.84	92.72	110.40
2	3B	228	ASP	CB-CA-C	-8.84	92.72	110.40
2	3J	228	ASP	CB-CA-C	-8.84	92.72	110.40

*Continued on next page...*

*Continued from previous page...*

Mol	Chain	Res	Type	Atoms	Z	Observed(°)	Ideal(°)
2	33	228	ASP	CB-CA-C	-8.84	92.72	110.40
2	4F	228	ASP	CB-CA-C	-8.84	92.72	110.40
2	4Z	228	ASP	CB-CA-C	-8.84	92.72	110.40
2	5V	228	ASP	CB-CA-C	-8.84	92.72	110.40
2	6N	228	ASP	CB-CA-C	-8.84	92.72	110.40
2	6V	228	ASP	CB-CA-C	-8.84	92.72	110.40
2	7F	228	ASP	CB-CA-C	-8.84	92.72	110.40
2	7R	228	ASP	CB-CA-C	-8.84	92.72	110.40
2	1B	228	ASP	CB-CA-C	-8.84	92.72	110.40
2	1J	228	ASP	CB-CA-C	-8.84	92.72	110.40
2	2F	228	ASP	CB-CA-C	-8.84	92.72	110.40
2	27	228	ASP	CB-CA-C	-8.84	92.72	110.40
2	3F	228	ASP	CB-CA-C	-8.84	92.72	110.40
2	4B	228	ASP	CB-CA-C	-8.84	92.72	110.40
2	4N	228	ASP	CB-CA-C	-8.84	92.72	110.40
2	4V	228	ASP	CB-CA-C	-8.84	92.72	110.40
2	5R	228	ASP	CB-CA-C	-8.84	92.72	110.40
2	6J	228	ASP	CB-CA-C	-8.84	92.72	110.40
2	6R	228	ASP	CB-CA-C	-8.84	92.72	110.40
2	7N	228	ASP	CB-CA-C	-8.84	92.72	110.40
2	1F	228	ASP	CB-CA-C	-8.83	92.73	110.40
2	2N	228	ASP	CB-CA-C	-8.83	92.73	110.40
2	23	228	ASP	CB-CA-C	-8.83	92.73	110.40
2	3N	228	ASP	CB-CA-C	-8.83	92.73	110.40
2	37	228	ASP	CB-CA-C	-8.83	92.73	110.40
2	4J	228	ASP	CB-CA-C	-8.83	92.73	110.40
2	4R	228	ASP	CB-CA-C	-8.83	92.73	110.40
2	5Z	228	ASP	CB-CA-C	-8.83	92.73	110.40
2	6F	228	ASP	CB-CA-C	-8.83	92.73	110.40
2	6Z	228	ASP	CB-CA-C	-8.83	92.73	110.40
2	7J	228	ASP	CB-CA-C	-8.83	92.73	110.40
2	7V	228	ASP	CB-CA-C	-8.83	92.73	110.40
2	1B	27	PRO	O-C-N	8.83	136.82	122.70
2	1J	27	PRO	O-C-N	8.83	136.82	122.70
1	12	24	VAL	N-CA-CB	-8.83	92.08	111.50
1	16	24	VAL	N-CA-CB	-8.83	92.08	111.50
1	2A	24	VAL	N-CA-CB	-8.83	92.08	111.50
2	2F	27	PRO	O-C-N	8.83	136.82	122.70
2	27	27	PRO	O-C-N	8.83	136.82	122.70
2	3F	27	PRO	O-C-N	8.83	136.82	122.70
1	3Q	24	VAL	N-CA-CB	-8.83	92.08	111.50
1	3U	24	VAL	N-CA-CB	-8.83	92.08	111.50

*Continued on next page...*

*Continued from previous page...*

Mol	Chain	Res	Type	Atoms	Z	Observed(°)	Ideal(°)
1	3Y	24	VAL	N-CA-CB	-8.83	92.08	111.50
2	4B	27	PRO	O-C-N	8.83	136.82	122.70
2	4N	27	PRO	O-C-N	8.83	136.82	122.70
2	4V	27	PRO	O-C-N	8.83	136.82	122.70
1	5E	24	VAL	N-CA-CB	-8.83	92.08	111.50
1	5I	24	VAL	N-CA-CB	-8.83	92.08	111.50
1	5M	24	VAL	N-CA-CB	-8.83	92.08	111.50
2	5R	27	PRO	O-C-N	8.83	136.82	122.70
2	6J	27	PRO	O-C-N	8.83	136.82	122.70
2	6R	27	PRO	O-C-N	8.83	136.82	122.70
1	62	24	VAL	N-CA-CB	-8.83	92.08	111.50
1	66	24	VAL	N-CA-CB	-8.83	92.08	111.50
1	7A	24	VAL	N-CA-CB	-8.83	92.08	111.50
2	7N	27	PRO	O-C-N	8.83	136.82	122.70
1	1A	24	VAL	N-CA-CB	-8.82	92.09	111.50
1	1E	24	VAL	N-CA-CB	-8.82	92.09	111.50
1	1I	24	VAL	N-CA-CB	-8.82	92.09	111.50
1	2E	24	VAL	N-CA-CB	-8.82	92.09	111.50
1	2M	24	VAL	N-CA-CB	-8.82	92.09	111.50
1	22	24	VAL	N-CA-CB	-8.82	92.09	111.50
1	26	24	VAL	N-CA-CB	-8.82	92.09	111.50
1	3E	24	VAL	N-CA-CB	-8.82	92.09	111.50
1	3M	24	VAL	N-CA-CB	-8.82	92.09	111.50
1	36	24	VAL	N-CA-CB	-8.82	92.09	111.50
1	4A	24	VAL	N-CA-CB	-8.82	92.09	111.50
1	4I	24	VAL	N-CA-CB	-8.82	92.09	111.50
1	4M	24	VAL	N-CA-CB	-8.82	92.09	111.50
1	4Q	24	VAL	N-CA-CB	-8.82	92.09	111.50
1	4U	24	VAL	N-CA-CB	-8.82	92.09	111.50
1	5Q	24	VAL	N-CA-CB	-8.82	92.09	111.50
1	5Y	24	VAL	N-CA-CB	-8.82	92.09	111.50
1	6E	24	VAL	N-CA-CB	-8.82	92.09	111.50
1	6I	24	VAL	N-CA-CB	-8.82	92.09	111.50
1	6Q	24	VAL	N-CA-CB	-8.82	92.09	111.50
1	6Y	24	VAL	N-CA-CB	-8.82	92.09	111.50
1	7I	24	VAL	N-CA-CB	-8.82	92.09	111.50
1	7M	24	VAL	N-CA-CB	-8.82	92.09	111.50
1	7U	24	VAL	N-CA-CB	-8.82	92.09	111.50
1	1M	24	VAL	N-CA-CB	-8.82	92.10	111.50
1	2I	24	VAL	N-CA-CB	-8.82	92.10	111.50
1	3A	24	VAL	N-CA-CB	-8.82	92.10	111.50
1	3I	24	VAL	N-CA-CB	-8.82	92.10	111.50

*Continued on next page...*

*Continued from previous page...*

Mol	Chain	Res	Type	Atoms	Z	Observed(°)	Ideal(°)
1	32	24	VAL	N-CA-CB	-8.82	92.10	111.50
1	4E	24	VAL	N-CA-CB	-8.82	92.10	111.50
1	4Y	24	VAL	N-CA-CB	-8.82	92.10	111.50
1	5U	24	VAL	N-CA-CB	-8.82	92.10	111.50
1	6M	24	VAL	N-CA-CB	-8.82	92.10	111.50
1	6U	24	VAL	N-CA-CB	-8.82	92.10	111.50
1	7E	24	VAL	N-CA-CB	-8.82	92.10	111.50
1	7Q	24	VAL	N-CA-CB	-8.82	92.10	111.50
2	1F	27	PRO	O-C-N	8.81	136.80	122.70
2	2N	27	PRO	O-C-N	8.81	136.80	122.70
2	23	27	PRO	O-C-N	8.81	136.80	122.70
2	3N	27	PRO	O-C-N	8.81	136.80	122.70
2	37	27	PRO	O-C-N	8.81	136.80	122.70
2	4J	27	PRO	O-C-N	8.81	136.80	122.70
2	4R	27	PRO	O-C-N	8.81	136.80	122.70
2	5Z	27	PRO	O-C-N	8.81	136.80	122.70
2	6F	27	PRO	O-C-N	8.81	136.80	122.70
2	6Z	27	PRO	O-C-N	8.81	136.80	122.70
2	7J	27	PRO	O-C-N	8.81	136.80	122.70
2	7V	27	PRO	O-C-N	8.81	136.80	122.70
1	1Q	24	VAL	N-CA-CB	-8.81	92.11	111.50
1	1U	24	VAL	N-CA-CB	-8.81	92.11	111.50
1	1Y	24	VAL	N-CA-CB	-8.81	92.11	111.50
1	2Q	24	VAL	N-CA-CB	-8.81	92.11	111.50
1	2U	24	VAL	N-CA-CB	-8.81	92.11	111.50
1	2Y	24	VAL	N-CA-CB	-8.81	92.11	111.50
1	42	24	VAL	N-CA-CB	-8.81	92.11	111.50
1	46	24	VAL	N-CA-CB	-8.81	92.11	111.50
1	5A	24	VAL	N-CA-CB	-8.81	92.11	111.50
1	52	24	VAL	N-CA-CB	-8.81	92.11	111.50
1	56	24	VAL	N-CA-CB	-8.81	92.11	111.50
1	6A	24	VAL	N-CA-CB	-8.81	92.11	111.50
2	1N	27	PRO	O-C-N	8.81	136.79	122.70
2	2J	27	PRO	O-C-N	8.81	136.79	122.70
2	3B	27	PRO	O-C-N	8.81	136.79	122.70
2	3J	27	PRO	O-C-N	8.81	136.79	122.70
2	33	27	PRO	O-C-N	8.81	136.79	122.70
2	4F	27	PRO	O-C-N	8.81	136.79	122.70
2	4Z	27	PRO	O-C-N	8.81	136.79	122.70
2	5V	27	PRO	O-C-N	8.81	136.79	122.70
2	6N	27	PRO	O-C-N	8.81	136.79	122.70
2	6V	27	PRO	O-C-N	8.81	136.79	122.70

*Continued on next page...*

*Continued from previous page...*

Mol	Chain	Res	Type	Atoms	Z	Observed(°)	Ideal(°)
2	7F	27	PRO	O-C-N	8.81	136.79	122.70
2	7R	27	PRO	O-C-N	8.81	136.79	122.70
2	13	107	PHE	CE1-CZ-CE2	-8.81	104.15	120.00
2	17	107	PHE	CE1-CZ-CE2	-8.81	104.15	120.00
2	2B	107	PHE	CE1-CZ-CE2	-8.81	104.15	120.00
2	3R	107	PHE	CE1-CZ-CE2	-8.81	104.15	120.00
2	3V	107	PHE	CE1-CZ-CE2	-8.81	104.15	120.00
2	3Z	107	PHE	CE1-CZ-CE2	-8.81	104.15	120.00
2	5F	107	PHE	CE1-CZ-CE2	-8.81	104.15	120.00
2	5J	107	PHE	CE1-CZ-CE2	-8.81	104.15	120.00
2	5N	107	PHE	CE1-CZ-CE2	-8.81	104.15	120.00
2	63	107	PHE	CE1-CZ-CE2	-8.81	104.15	120.00
2	67	107	PHE	CE1-CZ-CE2	-8.81	104.15	120.00
2	7B	107	PHE	CE1-CZ-CE2	-8.81	104.15	120.00
2	13	27	PRO	O-C-N	8.79	136.75	122.70
2	17	27	PRO	O-C-N	8.79	136.75	122.70
2	2B	27	PRO	O-C-N	8.79	136.75	122.70
2	3R	27	PRO	O-C-N	8.79	136.75	122.70
2	3V	27	PRO	O-C-N	8.79	136.75	122.70
2	3Z	27	PRO	O-C-N	8.79	136.75	122.70
2	5F	27	PRO	O-C-N	8.79	136.75	122.70
2	5J	27	PRO	O-C-N	8.79	136.75	122.70
2	5N	27	PRO	O-C-N	8.79	136.75	122.70
2	63	27	PRO	O-C-N	8.79	136.75	122.70
2	67	27	PRO	O-C-N	8.79	136.75	122.70
2	7B	27	PRO	O-C-N	8.79	136.75	122.70
2	13	80	GLU	N-CA-CB	8.78	126.41	110.60
2	17	80	GLU	N-CA-CB	8.78	126.41	110.60
2	2B	80	GLU	N-CA-CB	8.78	126.41	110.60
2	3R	80	GLU	N-CA-CB	8.78	126.41	110.60
2	3V	80	GLU	N-CA-CB	8.78	126.41	110.60
2	3Z	80	GLU	N-CA-CB	8.78	126.41	110.60
2	5F	80	GLU	N-CA-CB	8.78	126.41	110.60
2	5J	80	GLU	N-CA-CB	8.78	126.41	110.60
2	5N	80	GLU	N-CA-CB	8.78	126.41	110.60
2	63	80	GLU	N-CA-CB	8.78	126.41	110.60
2	67	80	GLU	N-CA-CB	8.78	126.41	110.60
2	7B	80	GLU	N-CA-CB	8.78	126.41	110.60
2	1B	107	PHE	CE1-CZ-CE2	-8.78	104.20	120.00
2	1F	80	GLU	N-CA-CB	8.78	126.40	110.60
2	1J	107	PHE	CE1-CZ-CE2	-8.78	104.20	120.00
2	1R	27	PRO	O-C-N	8.78	136.75	122.70

*Continued on next page...*



*Continued from previous page...*

Mol	Chain	Res	Type	Atoms	Z	Observed(°)	Ideal(°)
2	1R	107	PHE	CE1-CZ-CE2	-8.78	104.19	120.00
2	1V	27	PRO	O-C-N	8.78	136.75	122.70
2	1V	107	PHE	CE1-CZ-CE2	-8.78	104.19	120.00
2	1Z	27	PRO	O-C-N	8.78	136.75	122.70
2	1Z	107	PHE	CE1-CZ-CE2	-8.78	104.19	120.00
2	2F	107	PHE	CE1-CZ-CE2	-8.78	104.20	120.00
2	2N	80	GLU	N-CA-CB	8.78	126.40	110.60
2	2R	27	PRO	O-C-N	8.78	136.75	122.70
2	2R	107	PHE	CE1-CZ-CE2	-8.78	104.19	120.00
2	2V	27	PRO	O-C-N	8.78	136.75	122.70
2	2V	107	PHE	CE1-CZ-CE2	-8.78	104.19	120.00
2	2Z	27	PRO	O-C-N	8.78	136.75	122.70
2	2Z	107	PHE	CE1-CZ-CE2	-8.78	104.19	120.00
2	23	80	GLU	N-CA-CB	8.78	126.40	110.60
2	27	107	PHE	CE1-CZ-CE2	-8.78	104.20	120.00
2	3F	107	PHE	CE1-CZ-CE2	-8.78	104.20	120.00
2	3N	80	GLU	N-CA-CB	8.78	126.40	110.60
2	37	80	GLU	N-CA-CB	8.78	126.40	110.60
2	4B	107	PHE	CE1-CZ-CE2	-8.78	104.20	120.00
2	4J	80	GLU	N-CA-CB	8.78	126.40	110.60
2	4N	107	PHE	CE1-CZ-CE2	-8.78	104.20	120.00
2	4R	80	GLU	N-CA-CB	8.78	126.40	110.60
2	4V	107	PHE	CE1-CZ-CE2	-8.78	104.20	120.00
2	43	27	PRO	O-C-N	8.78	136.75	122.70
2	43	107	PHE	CE1-CZ-CE2	-8.78	104.19	120.00
2	47	27	PRO	O-C-N	8.78	136.75	122.70
2	47	107	PHE	CE1-CZ-CE2	-8.78	104.19	120.00
2	5B	27	PRO	O-C-N	8.78	136.75	122.70
2	5B	107	PHE	CE1-CZ-CE2	-8.78	104.19	120.00
2	5R	107	PHE	CE1-CZ-CE2	-8.78	104.20	120.00
2	5Z	80	GLU	N-CA-CB	8.78	126.40	110.60
2	53	27	PRO	O-C-N	8.78	136.75	122.70
2	53	107	PHE	CE1-CZ-CE2	-8.78	104.19	120.00
2	57	27	PRO	O-C-N	8.78	136.75	122.70
2	57	107	PHE	CE1-CZ-CE2	-8.78	104.19	120.00
2	6B	27	PRO	O-C-N	8.78	136.75	122.70
2	6B	107	PHE	CE1-CZ-CE2	-8.78	104.19	120.00
2	6F	80	GLU	N-CA-CB	8.78	126.40	110.60
2	6J	107	PHE	CE1-CZ-CE2	-8.78	104.20	120.00
2	6R	107	PHE	CE1-CZ-CE2	-8.78	104.20	120.00
2	6Z	80	GLU	N-CA-CB	8.78	126.40	110.60
2	7J	80	GLU	N-CA-CB	8.78	126.40	110.60

*Continued on next page...*

*Continued from previous page...*

Mol	Chain	Res	Type	Atoms	Z	Observed(°)	Ideal(°)
2	7N	107	PHE	CE1-CZ-CE2	-8.78	104.20	120.00
2	7V	80	GLU	N-CA-CB	8.78	126.40	110.60
1	1E	47	VAL	O-C-N	-8.77	108.67	122.70
2	1F	107	PHE	CE1-CZ-CE2	-8.77	104.22	120.00
1	2M	47	VAL	O-C-N	-8.77	108.67	122.70
2	2N	107	PHE	CE1-CZ-CE2	-8.77	104.22	120.00
1	22	47	VAL	O-C-N	-8.77	108.67	122.70
2	23	107	PHE	CE1-CZ-CE2	-8.77	104.22	120.00
1	3M	47	VAL	O-C-N	-8.77	108.67	122.70
2	3N	107	PHE	CE1-CZ-CE2	-8.77	104.22	120.00
1	36	47	VAL	O-C-N	-8.77	108.67	122.70
2	37	107	PHE	CE1-CZ-CE2	-8.77	104.22	120.00
1	4I	47	VAL	O-C-N	-8.77	108.67	122.70
2	4J	107	PHE	CE1-CZ-CE2	-8.77	104.22	120.00
1	4Q	47	VAL	O-C-N	-8.77	108.67	122.70
2	4R	107	PHE	CE1-CZ-CE2	-8.77	104.22	120.00
1	5Y	47	VAL	O-C-N	-8.77	108.67	122.70
2	5Z	107	PHE	CE1-CZ-CE2	-8.77	104.22	120.00
1	6E	47	VAL	O-C-N	-8.77	108.67	122.70
2	6F	107	PHE	CE1-CZ-CE2	-8.77	104.22	120.00
1	6Y	47	VAL	O-C-N	-8.77	108.67	122.70
2	6Z	107	PHE	CE1-CZ-CE2	-8.77	104.22	120.00
1	7I	47	VAL	O-C-N	-8.77	108.67	122.70
2	7J	107	PHE	CE1-CZ-CE2	-8.77	104.22	120.00
1	7U	47	VAL	O-C-N	-8.77	108.67	122.70
2	7V	107	PHE	CE1-CZ-CE2	-8.77	104.22	120.00
1	12	47	VAL	O-C-N	-8.76	108.69	122.70
1	16	47	VAL	O-C-N	-8.76	108.69	122.70
1	2A	47	VAL	O-C-N	-8.76	108.69	122.70
1	3Q	47	VAL	O-C-N	-8.76	108.69	122.70
1	3U	47	VAL	O-C-N	-8.76	108.69	122.70
1	3Y	47	VAL	O-C-N	-8.76	108.69	122.70
1	5E	47	VAL	O-C-N	-8.76	108.69	122.70
1	5I	47	VAL	O-C-N	-8.76	108.69	122.70
1	5M	47	VAL	O-C-N	-8.76	108.69	122.70
1	62	47	VAL	O-C-N	-8.76	108.69	122.70
1	66	47	VAL	O-C-N	-8.76	108.69	122.70
1	7A	47	VAL	O-C-N	-8.76	108.69	122.70
2	1F	94	TYR	CA-CB-CG	-8.76	96.76	113.40
2	2N	94	TYR	CA-CB-CG	-8.76	96.76	113.40
2	23	94	TYR	CA-CB-CG	-8.76	96.76	113.40
2	3N	94	TYR	CA-CB-CG	-8.76	96.76	113.40

*Continued on next page...*

*Continued from previous page...*

Mol	Chain	Res	Type	Atoms	Z	Observed(°)	Ideal(°)
2	37	94	TYR	CA-CB-CG	-8.76	96.76	113.40
2	4J	94	TYR	CA-CB-CG	-8.76	96.76	113.40
2	4R	94	TYR	CA-CB-CG	-8.76	96.76	113.40
2	5Z	94	TYR	CA-CB-CG	-8.76	96.76	113.40
2	6F	94	TYR	CA-CB-CG	-8.76	96.76	113.40
2	6Z	94	TYR	CA-CB-CG	-8.76	96.76	113.40
2	7J	94	TYR	CA-CB-CG	-8.76	96.76	113.40
2	7V	94	TYR	CA-CB-CG	-8.76	96.76	113.40
1	1Q	47	VAL	O-C-N	-8.76	108.69	122.70
1	1U	47	VAL	O-C-N	-8.76	108.69	122.70
1	1Y	47	VAL	O-C-N	-8.76	108.69	122.70
1	2Q	47	VAL	O-C-N	-8.76	108.69	122.70
1	2U	47	VAL	O-C-N	-8.76	108.69	122.70
1	2Y	47	VAL	O-C-N	-8.76	108.69	122.70
1	42	47	VAL	O-C-N	-8.76	108.69	122.70
1	46	47	VAL	O-C-N	-8.76	108.69	122.70
1	5A	47	VAL	O-C-N	-8.76	108.69	122.70
1	52	47	VAL	O-C-N	-8.76	108.69	122.70
1	56	47	VAL	O-C-N	-8.76	108.69	122.70
1	6A	47	VAL	O-C-N	-8.76	108.69	122.70
2	1N	94	TYR	CA-CB-CG	-8.75	96.77	113.40
2	2J	94	TYR	CA-CB-CG	-8.75	96.77	113.40
2	3B	94	TYR	CA-CB-CG	-8.75	96.77	113.40
2	3J	94	TYR	CA-CB-CG	-8.75	96.77	113.40
2	33	94	TYR	CA-CB-CG	-8.75	96.77	113.40
2	4F	94	TYR	CA-CB-CG	-8.75	96.77	113.40
2	4Z	94	TYR	CA-CB-CG	-8.75	96.77	113.40
2	5V	94	TYR	CA-CB-CG	-8.75	96.77	113.40
2	6N	94	TYR	CA-CB-CG	-8.75	96.77	113.40
2	6V	94	TYR	CA-CB-CG	-8.75	96.77	113.40
2	7F	94	TYR	CA-CB-CG	-8.75	96.77	113.40
2	7R	94	TYR	CA-CB-CG	-8.75	96.77	113.40
1	1E	152	SER	O-C-N	8.75	136.70	122.70
2	1N	107	PHE	CE1-CZ-CE2	-8.75	104.25	120.00
2	2J	107	PHE	CE1-CZ-CE2	-8.75	104.25	120.00
1	2M	152	SER	O-C-N	8.75	136.70	122.70
1	22	152	SER	O-C-N	8.75	136.70	122.70
2	3B	107	PHE	CE1-CZ-CE2	-8.75	104.25	120.00
2	3J	107	PHE	CE1-CZ-CE2	-8.75	104.25	120.00
1	3M	152	SER	O-C-N	8.75	136.70	122.70
2	33	107	PHE	CE1-CZ-CE2	-8.75	104.25	120.00
1	36	152	SER	O-C-N	8.75	136.70	122.70

*Continued on next page...*

*Continued from previous page...*

Mol	Chain	Res	Type	Atoms	Z	Observed(°)	Ideal(°)
2	4F	107	PHE	CE1-CZ-CE2	-8.75	104.25	120.00
1	4I	152	SER	O-C-N	8.75	136.70	122.70
1	4Q	152	SER	O-C-N	8.75	136.70	122.70
2	4Z	107	PHE	CE1-CZ-CE2	-8.75	104.25	120.00
2	5V	107	PHE	CE1-CZ-CE2	-8.75	104.25	120.00
1	5Y	152	SER	O-C-N	8.75	136.70	122.70
1	6E	152	SER	O-C-N	8.75	136.70	122.70
2	6N	107	PHE	CE1-CZ-CE2	-8.75	104.25	120.00
2	6V	107	PHE	CE1-CZ-CE2	-8.75	104.25	120.00
1	6Y	152	SER	O-C-N	8.75	136.70	122.70
2	7F	107	PHE	CE1-CZ-CE2	-8.75	104.25	120.00
1	7I	152	SER	O-C-N	8.75	136.70	122.70
2	7R	107	PHE	CE1-CZ-CE2	-8.75	104.25	120.00
1	7U	152	SER	O-C-N	8.75	136.70	122.70
2	1B	80	GLU	N-CA-CB	8.75	126.35	110.60
2	1J	80	GLU	N-CA-CB	8.75	126.35	110.60
2	2F	80	GLU	N-CA-CB	8.75	126.35	110.60
2	27	80	GLU	N-CA-CB	8.75	126.35	110.60
2	3F	80	GLU	N-CA-CB	8.75	126.35	110.60
2	4B	80	GLU	N-CA-CB	8.75	126.35	110.60
2	4N	80	GLU	N-CA-CB	8.75	126.35	110.60
2	4V	80	GLU	N-CA-CB	8.75	126.35	110.60
2	5R	80	GLU	N-CA-CB	8.75	126.35	110.60
2	6J	80	GLU	N-CA-CB	8.75	126.35	110.60
2	6R	80	GLU	N-CA-CB	8.75	126.35	110.60
2	7N	80	GLU	N-CA-CB	8.75	126.35	110.60
1	1A	47	VAL	O-C-N	-8.74	108.71	122.70
1	1I	47	VAL	O-C-N	-8.74	108.71	122.70
1	2E	47	VAL	O-C-N	-8.74	108.71	122.70
1	1M	30	PHE	N-CA-C	-8.74	87.40	111.00
1	1Q	30	PHE	N-CA-C	-8.74	87.39	111.00
1	1U	30	PHE	N-CA-C	-8.74	87.39	111.00
1	1Y	30	PHE	N-CA-C	-8.74	87.39	111.00
1	26	47	VAL	O-C-N	-8.74	108.71	122.70
1	3E	47	VAL	O-C-N	-8.74	108.71	122.70
1	4M	47	VAL	O-C-N	-8.74	108.71	122.70
2	13	94	TYR	CA-CB-CG	-8.74	96.79	113.40
2	17	94	TYR	CA-CB-CG	-8.74	96.79	113.40
2	2B	94	TYR	CA-CB-CG	-8.74	96.79	113.40
1	2I	30	PHE	N-CA-C	-8.74	87.40	111.00
1	2Q	30	PHE	N-CA-C	-8.74	87.39	111.00
1	2U	30	PHE	N-CA-C	-8.74	87.39	111.00

*Continued on next page...*

*Continued from previous page...*

Mol	Chain	Res	Type	Atoms	Z	Observed(°)	Ideal(°)
1	2Y	30	PHE	N-CA-C	-8.74	87.39	111.00
1	4A	47	VAL	O-C-N	-8.74	108.71	122.70
1	4U	47	VAL	O-C-N	-8.74	108.71	122.70
1	5Q	47	VAL	O-C-N	-8.74	108.71	122.70
1	6I	47	VAL	O-C-N	-8.74	108.71	122.70
1	6Q	47	VAL	O-C-N	-8.74	108.71	122.70
1	3A	30	PHE	N-CA-C	-8.74	87.40	111.00
1	3I	30	PHE	N-CA-C	-8.74	87.40	111.00
2	3R	94	TYR	CA-CB-CG	-8.74	96.79	113.40
2	3V	94	TYR	CA-CB-CG	-8.74	96.79	113.40
2	3Z	94	TYR	CA-CB-CG	-8.74	96.79	113.40
1	32	30	PHE	N-CA-C	-8.74	87.40	111.00
1	4E	30	PHE	N-CA-C	-8.74	87.40	111.00
1	4Y	30	PHE	N-CA-C	-8.74	87.40	111.00
1	42	30	PHE	N-CA-C	-8.74	87.39	111.00
1	46	30	PHE	N-CA-C	-8.74	87.39	111.00
1	5A	30	PHE	N-CA-C	-8.74	87.39	111.00
2	5F	94	TYR	CA-CB-CG	-8.74	96.79	113.40
2	5J	94	TYR	CA-CB-CG	-8.74	96.79	113.40
2	5N	94	TYR	CA-CB-CG	-8.74	96.79	113.40
1	5U	30	PHE	N-CA-C	-8.74	87.40	111.00
1	52	30	PHE	N-CA-C	-8.74	87.39	111.00
1	56	30	PHE	N-CA-C	-8.74	87.39	111.00
1	6A	30	PHE	N-CA-C	-8.74	87.39	111.00
1	7M	47	VAL	O-C-N	-8.74	108.71	122.70
1	6M	30	PHE	N-CA-C	-8.74	87.40	111.00
1	6U	30	PHE	N-CA-C	-8.74	87.40	111.00
2	63	94	TYR	CA-CB-CG	-8.74	96.79	113.40
2	67	94	TYR	CA-CB-CG	-8.74	96.79	113.40
2	7B	94	TYR	CA-CB-CG	-8.74	96.79	113.40
1	7E	30	PHE	N-CA-C	-8.74	87.40	111.00
1	7Q	30	PHE	N-CA-C	-8.74	87.40	111.00
1	1M	47	VAL	O-C-N	-8.74	108.72	122.70
1	2I	47	VAL	O-C-N	-8.74	108.72	122.70
1	3A	47	VAL	O-C-N	-8.74	108.72	122.70
1	3I	47	VAL	O-C-N	-8.74	108.72	122.70
1	32	47	VAL	O-C-N	-8.74	108.72	122.70
1	4E	47	VAL	O-C-N	-8.74	108.72	122.70
1	4Y	47	VAL	O-C-N	-8.74	108.72	122.70
1	5U	47	VAL	O-C-N	-8.74	108.72	122.70
1	6M	47	VAL	O-C-N	-8.74	108.72	122.70
1	6U	47	VAL	O-C-N	-8.74	108.72	122.70

*Continued on next page...*

*Continued from previous page...*

Mol	Chain	Res	Type	Atoms	Z	Observed(°)	Ideal(°)
1	7E	47	VAL	O-C-N	-8.74	108.72	122.70
1	7Q	47	VAL	O-C-N	-8.74	108.72	122.70
1	1A	30	PHE	N-CA-C	-8.74	87.40	111.00
1	1I	30	PHE	N-CA-C	-8.74	87.40	111.00
1	2E	30	PHE	N-CA-C	-8.74	87.40	111.00
1	26	30	PHE	N-CA-C	-8.74	87.40	111.00
1	3E	30	PHE	N-CA-C	-8.74	87.40	111.00
1	4A	30	PHE	N-CA-C	-8.74	87.40	111.00
1	4M	30	PHE	N-CA-C	-8.74	87.40	111.00
1	4U	30	PHE	N-CA-C	-8.74	87.40	111.00
1	5Q	30	PHE	N-CA-C	-8.74	87.40	111.00
1	6I	30	PHE	N-CA-C	-8.74	87.40	111.00
1	6Q	30	PHE	N-CA-C	-8.74	87.40	111.00
1	7M	30	PHE	N-CA-C	-8.74	87.40	111.00
2	1R	80	GLU	N-CA-CB	8.74	126.33	110.60
2	1V	80	GLU	N-CA-CB	8.74	126.33	110.60
2	1Z	80	GLU	N-CA-CB	8.74	126.33	110.60
2	2R	80	GLU	N-CA-CB	8.74	126.33	110.60
2	2V	80	GLU	N-CA-CB	8.74	126.33	110.60
2	2Z	80	GLU	N-CA-CB	8.74	126.33	110.60
2	47	80	GLU	N-CA-CB	8.74	126.33	110.60
2	5B	80	GLU	N-CA-CB	8.74	126.33	110.60
2	57	80	GLU	N-CA-CB	8.74	126.33	110.60
2	6B	80	GLU	N-CA-CB	8.74	126.33	110.60
1	12	30	PHE	N-CA-C	-8.74	87.41	111.00
1	12	152	SER	O-C-N	8.74	136.68	122.70
1	16	30	PHE	N-CA-C	-8.74	87.41	111.00
1	16	152	SER	O-C-N	8.74	136.68	122.70
1	2A	30	PHE	N-CA-C	-8.74	87.41	111.00
1	2A	152	SER	O-C-N	8.74	136.68	122.70
1	3Q	30	PHE	N-CA-C	-8.74	87.41	111.00
1	3Q	152	SER	O-C-N	8.74	136.68	122.70
1	3U	30	PHE	N-CA-C	-8.74	87.41	111.00
1	3U	152	SER	O-C-N	8.74	136.68	122.70
1	3Y	30	PHE	N-CA-C	-8.74	87.41	111.00
1	3Y	152	SER	O-C-N	8.74	136.68	122.70
2	43	80	GLU	N-CA-CB	8.74	126.33	110.60
2	53	80	GLU	N-CA-CB	8.74	126.33	110.60
1	5E	30	PHE	N-CA-C	-8.74	87.41	111.00
1	5E	152	SER	O-C-N	8.74	136.68	122.70
1	5I	30	PHE	N-CA-C	-8.74	87.41	111.00
1	5I	152	SER	O-C-N	8.74	136.68	122.70

*Continued on next page...*

*Continued from previous page...*

Mol	Chain	Res	Type	Atoms	Z	Observed(°)	Ideal(°)
1	5M	30	PHE	N-CA-C	-8.74	87.41	111.00
1	5M	152	SER	O-C-N	8.74	136.68	122.70
1	62	30	PHE	N-CA-C	-8.74	87.41	111.00
1	62	152	SER	O-C-N	8.74	136.68	122.70
1	66	30	PHE	N-CA-C	-8.74	87.41	111.00
1	66	152	SER	O-C-N	8.74	136.68	122.70
1	7A	30	PHE	N-CA-C	-8.74	87.41	111.00
1	7A	152	SER	O-C-N	8.74	136.68	122.70
2	1B	94	TYR	CA-CB-CG	-8.73	96.81	113.40
1	1E	30	PHE	N-CA-C	-8.73	87.42	111.00
2	1J	94	TYR	CA-CB-CG	-8.73	96.81	113.40
2	1R	94	TYR	CA-CB-CG	-8.73	96.80	113.40
2	1V	94	TYR	CA-CB-CG	-8.73	96.80	113.40
2	1Z	94	TYR	CA-CB-CG	-8.73	96.80	113.40
2	2F	94	TYR	CA-CB-CG	-8.73	96.81	113.40
1	2M	30	PHE	N-CA-C	-8.73	87.42	111.00
2	2R	94	TYR	CA-CB-CG	-8.73	96.80	113.40
2	2V	94	TYR	CA-CB-CG	-8.73	96.80	113.40
2	2Z	94	TYR	CA-CB-CG	-8.73	96.80	113.40
1	22	30	PHE	N-CA-C	-8.73	87.42	111.00
2	27	94	TYR	CA-CB-CG	-8.73	96.81	113.40
2	3F	94	TYR	CA-CB-CG	-8.73	96.81	113.40
1	3M	30	PHE	N-CA-C	-8.73	87.42	111.00
1	36	30	PHE	N-CA-C	-8.73	87.42	111.00
2	4B	94	TYR	CA-CB-CG	-8.73	96.81	113.40
1	4I	30	PHE	N-CA-C	-8.73	87.42	111.00
2	4N	94	TYR	CA-CB-CG	-8.73	96.81	113.40
1	4Q	30	PHE	N-CA-C	-8.73	87.42	111.00
2	4V	94	TYR	CA-CB-CG	-8.73	96.81	113.40
2	43	94	TYR	CA-CB-CG	-8.73	96.80	113.40
2	47	94	TYR	CA-CB-CG	-8.73	96.80	113.40
2	5B	94	TYR	CA-CB-CG	-8.73	96.80	113.40
2	5R	94	TYR	CA-CB-CG	-8.73	96.81	113.40
1	5Y	30	PHE	N-CA-C	-8.73	87.42	111.00
2	53	94	TYR	CA-CB-CG	-8.73	96.80	113.40
2	57	94	TYR	CA-CB-CG	-8.73	96.80	113.40
2	6B	94	TYR	CA-CB-CG	-8.73	96.80	113.40
1	6E	30	PHE	N-CA-C	-8.73	87.42	111.00
2	6J	94	TYR	CA-CB-CG	-8.73	96.81	113.40
2	6R	94	TYR	CA-CB-CG	-8.73	96.81	113.40
1	6Y	30	PHE	N-CA-C	-8.73	87.42	111.00
1	7I	30	PHE	N-CA-C	-8.73	87.42	111.00

*Continued on next page...*



*Continued from previous page...*

Mol	Chain	Res	Type	Atoms	Z	Observed(°)	Ideal(°)
2	7N	94	TYR	CA-CB-CG	-8.73	96.81	113.40
1	7U	30	PHE	N-CA-C	-8.73	87.42	111.00
2	1N	80	GLU	N-CA-CB	8.73	126.32	110.60
2	2J	80	GLU	N-CA-CB	8.73	126.32	110.60
2	3B	80	GLU	N-CA-CB	8.73	126.32	110.60
2	3J	80	GLU	N-CA-CB	8.73	126.32	110.60
2	33	80	GLU	N-CA-CB	8.73	126.32	110.60
2	4F	80	GLU	N-CA-CB	8.73	126.32	110.60
2	4Z	80	GLU	N-CA-CB	8.73	126.32	110.60
2	5V	80	GLU	N-CA-CB	8.73	126.32	110.60
2	6N	80	GLU	N-CA-CB	8.73	126.32	110.60
2	6V	80	GLU	N-CA-CB	8.73	126.32	110.60
2	7F	80	GLU	N-CA-CB	8.73	126.32	110.60
2	7R	80	GLU	N-CA-CB	8.73	126.32	110.60
1	1M	152	SER	O-C-N	8.73	136.66	122.70
1	2I	152	SER	O-C-N	8.73	136.66	122.70
1	3A	152	SER	O-C-N	8.73	136.66	122.70
1	3I	152	SER	O-C-N	8.73	136.66	122.70
1	32	152	SER	O-C-N	8.73	136.66	122.70
1	4E	152	SER	O-C-N	8.73	136.66	122.70
1	4Y	152	SER	O-C-N	8.73	136.66	122.70
1	5U	152	SER	O-C-N	8.73	136.66	122.70
1	6M	152	SER	O-C-N	8.73	136.66	122.70
1	6U	152	SER	O-C-N	8.73	136.66	122.70
1	7E	152	SER	O-C-N	8.73	136.66	122.70
1	7Q	152	SER	O-C-N	8.73	136.66	122.70
1	1A	152	SER	O-C-N	8.72	136.66	122.70
1	1I	152	SER	O-C-N	8.72	136.66	122.70
1	1Q	82	ARG	CA-C-O	8.72	138.42	120.10
1	1U	82	ARG	CA-C-O	8.72	138.42	120.10
1	1Y	82	ARG	CA-C-O	8.72	138.42	120.10
1	2E	152	SER	O-C-N	8.72	136.66	122.70
1	2Q	82	ARG	CA-C-O	8.72	138.42	120.10
1	2U	82	ARG	CA-C-O	8.72	138.42	120.10
1	2Y	82	ARG	CA-C-O	8.72	138.42	120.10
1	26	152	SER	O-C-N	8.72	136.66	122.70
1	3E	152	SER	O-C-N	8.72	136.66	122.70
1	4A	152	SER	O-C-N	8.72	136.66	122.70
1	4M	152	SER	O-C-N	8.72	136.66	122.70
1	4U	152	SER	O-C-N	8.72	136.66	122.70
1	42	82	ARG	CA-C-O	8.72	138.42	120.10
1	46	82	ARG	CA-C-O	8.72	138.42	120.10

*Continued on next page...*

*Continued from previous page...*

Mol	Chain	Res	Type	Atoms	Z	Observed(°)	Ideal(°)
1	5A	82	ARG	CA-C-O	8.72	138.42	120.10
1	5Q	152	SER	O-C-N	8.72	136.66	122.70
1	52	82	ARG	CA-C-O	8.72	138.42	120.10
1	56	82	ARG	CA-C-O	8.72	138.42	120.10
1	6A	82	ARG	CA-C-O	8.72	138.42	120.10
1	6I	152	SER	O-C-N	8.72	136.66	122.70
1	6Q	152	SER	O-C-N	8.72	136.66	122.70
1	7M	152	SER	O-C-N	8.72	136.66	122.70
1	1M	82	ARG	CA-C-O	8.72	138.41	120.10
1	2I	82	ARG	CA-C-O	8.72	138.41	120.10
1	3A	82	ARG	CA-C-O	8.72	138.41	120.10
1	3I	82	ARG	CA-C-O	8.72	138.41	120.10
1	32	82	ARG	CA-C-O	8.72	138.41	120.10
1	4E	82	ARG	CA-C-O	8.72	138.41	120.10
1	4Y	82	ARG	CA-C-O	8.72	138.41	120.10
1	5U	82	ARG	CA-C-O	8.72	138.41	120.10
1	6M	82	ARG	CA-C-O	8.72	138.41	120.10
1	6U	82	ARG	CA-C-O	8.72	138.41	120.10
1	7E	82	ARG	CA-C-O	8.72	138.41	120.10
1	7Q	82	ARG	CA-C-O	8.72	138.41	120.10
1	1E	82	ARG	CA-C-O	8.72	138.40	120.10
1	2M	82	ARG	CA-C-O	8.72	138.40	120.10
1	22	82	ARG	CA-C-O	8.72	138.40	120.10
1	3M	82	ARG	CA-C-O	8.72	138.40	120.10
1	36	82	ARG	CA-C-O	8.72	138.40	120.10
1	4I	82	ARG	CA-C-O	8.72	138.40	120.10
1	4Q	82	ARG	CA-C-O	8.72	138.40	120.10
1	5Y	82	ARG	CA-C-O	8.72	138.40	120.10
1	6E	82	ARG	CA-C-O	8.72	138.40	120.10
1	6Y	82	ARG	CA-C-O	8.72	138.40	120.10
1	7I	82	ARG	CA-C-O	8.72	138.40	120.10
1	7U	82	ARG	CA-C-O	8.72	138.40	120.10
1	1A	82	ARG	CA-C-O	8.71	138.40	120.10
1	1I	82	ARG	CA-C-O	8.71	138.40	120.10
1	1Q	152	SER	O-C-N	8.71	136.64	122.70
1	1U	152	SER	O-C-N	8.71	136.64	122.70
1	1Y	152	SER	O-C-N	8.71	136.64	122.70
1	2E	82	ARG	CA-C-O	8.71	138.40	120.10
1	2Q	152	SER	O-C-N	8.71	136.64	122.70
1	2U	152	SER	O-C-N	8.71	136.64	122.70
1	2Y	152	SER	O-C-N	8.71	136.64	122.70
1	26	82	ARG	CA-C-O	8.71	138.40	120.10

*Continued on next page...*

*Continued from previous page...*

Mol	Chain	Res	Type	Atoms	Z	Observed(°)	Ideal(°)
1	3E	82	ARG	CA-C-O	8.71	138.40	120.10
1	4A	82	ARG	CA-C-O	8.71	138.40	120.10
1	4M	82	ARG	CA-C-O	8.71	138.40	120.10
1	4U	82	ARG	CA-C-O	8.71	138.40	120.10
1	42	152	SER	O-C-N	8.71	136.64	122.70
1	46	152	SER	O-C-N	8.71	136.64	122.70
1	5A	152	SER	O-C-N	8.71	136.64	122.70
1	5Q	82	ARG	CA-C-O	8.71	138.40	120.10
1	52	152	SER	O-C-N	8.71	136.64	122.70
1	56	152	SER	O-C-N	8.71	136.64	122.70
1	6A	152	SER	O-C-N	8.71	136.64	122.70
1	6I	82	ARG	CA-C-O	8.71	138.40	120.10
1	6Q	82	ARG	CA-C-O	8.71	138.40	120.10
1	7M	82	ARG	CA-C-O	8.71	138.40	120.10
2	1F	16	ASN	CB-CG-OD1	8.71	139.01	121.60
2	1N	107	PHE	CA-C-N	-8.70	98.05	117.20
2	2J	107	PHE	CA-C-N	-8.70	98.05	117.20
2	2N	16	ASN	CB-CG-OD1	8.71	139.01	121.60
2	23	16	ASN	CB-CG-OD1	8.71	139.01	121.60
2	3B	107	PHE	CA-C-N	-8.70	98.05	117.20
2	3J	107	PHE	CA-C-N	-8.70	98.05	117.20
2	3N	16	ASN	CB-CG-OD1	8.71	139.01	121.60
2	33	107	PHE	CA-C-N	-8.70	98.05	117.20
2	37	16	ASN	CB-CG-OD1	8.71	139.01	121.60
2	4F	107	PHE	CA-C-N	-8.70	98.05	117.20
2	4J	16	ASN	CB-CG-OD1	8.71	139.01	121.60
2	4R	16	ASN	CB-CG-OD1	8.71	139.01	121.60
2	4Z	107	PHE	CA-C-N	-8.70	98.05	117.20
2	5V	107	PHE	CA-C-N	-8.70	98.05	117.20
2	5Z	16	ASN	CB-CG-OD1	8.71	139.01	121.60
2	6F	16	ASN	CB-CG-OD1	8.71	139.01	121.60
2	6N	107	PHE	CA-C-N	-8.70	98.05	117.20
2	6V	107	PHE	CA-C-N	-8.70	98.05	117.20
2	6Z	16	ASN	CB-CG-OD1	8.71	139.01	121.60
2	7F	107	PHE	CA-C-N	-8.70	98.05	117.20
2	7J	16	ASN	CB-CG-OD1	8.71	139.01	121.60
2	7R	107	PHE	CA-C-N	-8.70	98.05	117.20
2	7V	16	ASN	CB-CG-OD1	8.71	139.01	121.60
1	1E	179	VAL	CA-CB-CG2	-8.69	97.86	110.90
2	1R	107	PHE	CA-C-N	-8.69	98.08	117.20
2	1V	107	PHE	CA-C-N	-8.69	98.08	117.20
2	1Z	107	PHE	CA-C-N	-8.69	98.08	117.20

*Continued on next page...*

*Continued from previous page...*

Mol	Chain	Res	Type	Atoms	Z	Observed(°)	Ideal(°)
1	2M	179	VAL	CA-CB-CG2	-8.69	97.86	110.90
2	2R	107	PHE	CA-C-N	-8.69	98.08	117.20
2	2V	107	PHE	CA-C-N	-8.69	98.08	117.20
2	2Z	107	PHE	CA-C-N	-8.69	98.08	117.20
1	22	179	VAL	CA-CB-CG2	-8.69	97.86	110.90
1	3M	179	VAL	CA-CB-CG2	-8.69	97.86	110.90
1	36	179	VAL	CA-CB-CG2	-8.69	97.86	110.90
1	4I	179	VAL	CA-CB-CG2	-8.69	97.86	110.90
1	4Q	179	VAL	CA-CB-CG2	-8.69	97.86	110.90
2	43	107	PHE	CA-C-N	-8.69	98.08	117.20
2	47	107	PHE	CA-C-N	-8.69	98.08	117.20
2	5B	107	PHE	CA-C-N	-8.69	98.08	117.20
1	5Y	179	VAL	CA-CB-CG2	-8.69	97.86	110.90
2	53	107	PHE	CA-C-N	-8.69	98.08	117.20
2	57	107	PHE	CA-C-N	-8.69	98.08	117.20
2	6B	107	PHE	CA-C-N	-8.69	98.08	117.20
1	6E	179	VAL	CA-CB-CG2	-8.69	97.86	110.90
1	6Y	179	VAL	CA-CB-CG2	-8.69	97.86	110.90
1	7I	179	VAL	CA-CB-CG2	-8.69	97.86	110.90
1	7U	179	VAL	CA-CB-CG2	-8.69	97.86	110.90
2	1B	107	PHE	CA-C-N	-8.69	98.08	117.20
2	1J	107	PHE	CA-C-N	-8.69	98.08	117.20
2	13	16	ASN	CB-CG-OD1	8.69	138.98	121.60
2	17	16	ASN	CB-CG-OD1	8.69	138.98	121.60
2	2B	16	ASN	CB-CG-OD1	8.69	138.98	121.60
2	2F	107	PHE	CA-C-N	-8.69	98.08	117.20
2	27	107	PHE	CA-C-N	-8.69	98.08	117.20
2	3F	107	PHE	CA-C-N	-8.69	98.08	117.20
2	3R	16	ASN	CB-CG-OD1	8.69	138.98	121.60
2	3V	16	ASN	CB-CG-OD1	8.69	138.98	121.60
2	3Z	16	ASN	CB-CG-OD1	8.69	138.98	121.60
2	4B	107	PHE	CA-C-N	-8.69	98.08	117.20
2	4N	107	PHE	CA-C-N	-8.69	98.08	117.20
2	4V	107	PHE	CA-C-N	-8.69	98.08	117.20
2	5F	16	ASN	CB-CG-OD1	8.69	138.98	121.60
2	5J	16	ASN	CB-CG-OD1	8.69	138.98	121.60
2	5N	16	ASN	CB-CG-OD1	8.69	138.98	121.60
2	5R	107	PHE	CA-C-N	-8.69	98.08	117.20
2	6J	107	PHE	CA-C-N	-8.69	98.08	117.20
2	6R	107	PHE	CA-C-N	-8.69	98.08	117.20
2	63	16	ASN	CB-CG-OD1	8.69	138.98	121.60
2	67	16	ASN	CB-CG-OD1	8.69	138.98	121.60

*Continued on next page...*

*Continued from previous page...*

Mol	Chain	Res	Type	Atoms	Z	Observed(°)	Ideal(°)
2	7B	16	ASN	CB-CG-OD1	8.69	138.98	121.60
2	7N	107	PHE	CA-C-N	-8.69	98.08	117.20
2	1F	107	PHE	CA-C-N	-8.69	98.09	117.20
1	1Q	146	ASN	CB-CG-OD1	8.69	138.97	121.60
1	1U	146	ASN	CB-CG-OD1	8.69	138.97	121.60
1	1Y	146	ASN	CB-CG-OD1	8.69	138.97	121.60
2	2N	107	PHE	CA-C-N	-8.69	98.09	117.20
1	2Q	146	ASN	CB-CG-OD1	8.69	138.97	121.60
1	2U	146	ASN	CB-CG-OD1	8.69	138.97	121.60
1	2Y	146	ASN	CB-CG-OD1	8.69	138.97	121.60
2	23	107	PHE	CA-C-N	-8.69	98.09	117.20
2	3N	107	PHE	CA-C-N	-8.69	98.09	117.20
2	37	107	PHE	CA-C-N	-8.69	98.09	117.20
2	4J	107	PHE	CA-C-N	-8.69	98.09	117.20
2	4R	107	PHE	CA-C-N	-8.69	98.09	117.20
1	42	146	ASN	CB-CG-OD1	8.69	138.97	121.60
1	46	146	ASN	CB-CG-OD1	8.69	138.97	121.60
1	5A	146	ASN	CB-CG-OD1	8.69	138.97	121.60
2	5Z	107	PHE	CA-C-N	-8.69	98.09	117.20
1	52	146	ASN	CB-CG-OD1	8.69	138.97	121.60
1	56	146	ASN	CB-CG-OD1	8.69	138.97	121.60
1	6A	146	ASN	CB-CG-OD1	8.69	138.97	121.60
2	6F	107	PHE	CA-C-N	-8.69	98.09	117.20
2	6Z	107	PHE	CA-C-N	-8.69	98.09	117.20
2	7J	107	PHE	CA-C-N	-8.69	98.09	117.20
2	7V	107	PHE	CA-C-N	-8.69	98.09	117.20
2	1N	79	VAL	CG1-CB-CG2	8.69	124.80	110.90
2	2J	79	VAL	CG1-CB-CG2	8.69	124.80	110.90
2	3B	79	VAL	CG1-CB-CG2	8.69	124.80	110.90
2	3J	79	VAL	CG1-CB-CG2	8.69	124.80	110.90
2	33	79	VAL	CG1-CB-CG2	8.69	124.80	110.90
2	4F	79	VAL	CG1-CB-CG2	8.69	124.80	110.90
2	4Z	79	VAL	CG1-CB-CG2	8.69	124.80	110.90
2	5V	79	VAL	CG1-CB-CG2	8.69	124.80	110.90
2	6N	79	VAL	CG1-CB-CG2	8.69	124.80	110.90
2	6V	79	VAL	CG1-CB-CG2	8.69	124.80	110.90
2	7F	79	VAL	CG1-CB-CG2	8.69	124.80	110.90
2	7R	79	VAL	CG1-CB-CG2	8.69	124.80	110.90
2	1B	16	ASN	CB-CG-OD1	8.68	138.97	121.60
2	1J	16	ASN	CB-CG-OD1	8.68	138.97	121.60
1	12	82	ARG	CA-C-O	8.68	138.33	120.10
1	12	179	VAL	CA-CB-CG2	-8.68	97.87	110.90

*Continued on next page...*

*Continued from previous page...*

Mol	Chain	Res	Type	Atoms	Z	Observed(°)	Ideal(°)
2	13	107	PHE	CA-C-N	-8.68	98.10	117.20
1	16	179	VAL	CA-CB-CG2	-8.68	97.87	110.90
1	2A	179	VAL	CA-CB-CG2	-8.68	97.87	110.90
1	62	179	VAL	CA-CB-CG2	-8.68	97.87	110.90
2	13	79	VAL	CG1-CB-CG2	8.68	124.79	110.90
1	16	82	ARG	CA-C-O	8.68	138.33	120.10
2	17	107	PHE	CA-C-N	-8.68	98.10	117.20
2	2B	107	PHE	CA-C-N	-8.68	98.10	117.20
1	3Q	179	VAL	CA-CB-CG2	-8.68	97.87	110.90
1	7A	179	VAL	CA-CB-CG2	-8.68	97.87	110.90
2	17	79	VAL	CG1-CB-CG2	8.68	124.79	110.90
1	2A	82	ARG	CA-C-O	8.68	138.33	120.10
2	2B	79	VAL	CG1-CB-CG2	8.68	124.79	110.90
2	2F	16	ASN	CB-CG-OD1	8.68	138.97	121.60
2	27	16	ASN	CB-CG-OD1	8.68	138.97	121.60
2	3F	16	ASN	CB-CG-OD1	8.68	138.97	121.60
1	3Q	82	ARG	CA-C-O	8.68	138.33	120.10
2	3R	107	PHE	CA-C-N	-8.68	98.10	117.20
1	3U	179	VAL	CA-CB-CG2	-8.68	97.87	110.90
1	5I	179	VAL	CA-CB-CG2	-8.68	97.87	110.90
2	3R	79	VAL	CG1-CB-CG2	8.68	124.79	110.90
1	3U	82	ARG	CA-C-O	8.68	138.33	120.10
2	3V	107	PHE	CA-C-N	-8.68	98.10	117.20
2	5J	107	PHE	CA-C-N	-8.68	98.10	117.20
2	3V	79	VAL	CG1-CB-CG2	8.68	124.79	110.90
1	3Y	82	ARG	CA-C-O	8.68	138.33	120.10
1	3Y	179	VAL	CA-CB-CG2	-8.68	97.87	110.90
2	3Z	107	PHE	CA-C-N	-8.68	98.10	117.20
2	3Z	79	VAL	CG1-CB-CG2	8.68	124.79	110.90
2	4B	16	ASN	CB-CG-OD1	8.68	138.97	121.60
2	4N	16	ASN	CB-CG-OD1	8.68	138.97	121.60
2	4V	16	ASN	CB-CG-OD1	8.68	138.97	121.60
1	5E	82	ARG	CA-C-O	8.68	138.33	120.10
1	5E	179	VAL	CA-CB-CG2	-8.68	97.87	110.90
2	5F	107	PHE	CA-C-N	-8.68	98.10	117.20
2	5F	79	VAL	CG1-CB-CG2	8.68	124.79	110.90
1	5I	82	ARG	CA-C-O	8.68	138.33	120.10
2	5J	79	VAL	CG1-CB-CG2	8.68	124.79	110.90
1	5M	82	ARG	CA-C-O	8.68	138.33	120.10
1	5M	179	VAL	CA-CB-CG2	-8.68	97.87	110.90
2	5N	107	PHE	CA-C-N	-8.68	98.10	117.20
2	5N	79	VAL	CG1-CB-CG2	8.68	124.79	110.90

*Continued on next page...*



*Continued from previous page...*

Mol	Chain	Res	Type	Atoms	Z	Observed(°)	Ideal(°)
2	5R	16	ASN	CB-CG-OD1	8.68	138.97	121.60
2	6J	16	ASN	CB-CG-OD1	8.68	138.97	121.60
2	6R	16	ASN	CB-CG-OD1	8.68	138.97	121.60
1	62	82	ARG	CA-C-O	8.68	138.33	120.10
2	63	107	PHE	CA-C-N	-8.68	98.10	117.20
1	66	179	VAL	CA-CB-CG2	-8.68	97.87	110.90
2	63	79	VAL	CG1-CB-CG2	8.68	124.79	110.90
1	66	82	ARG	CA-C-O	8.68	138.33	120.10
2	67	107	PHE	CA-C-N	-8.68	98.10	117.20
2	7B	107	PHE	CA-C-N	-8.68	98.10	117.20
2	67	79	VAL	CG1-CB-CG2	8.68	124.79	110.90
1	7A	82	ARG	CA-C-O	8.68	138.33	120.10
2	7B	79	VAL	CG1-CB-CG2	8.68	124.79	110.90
2	7N	16	ASN	CB-CG-OD1	8.68	138.97	121.60
1	1A	146	ASN	CB-CG-OD1	8.68	138.96	121.60
2	1F	79	VAL	CG1-CB-CG2	8.68	124.79	110.90
1	1I	146	ASN	CB-CG-OD1	8.68	138.96	121.60
1	2E	146	ASN	CB-CG-OD1	8.68	138.96	121.60
2	2N	79	VAL	CG1-CB-CG2	8.68	124.79	110.90
2	23	79	VAL	CG1-CB-CG2	8.68	124.79	110.90
1	26	146	ASN	CB-CG-OD1	8.68	138.96	121.60
1	3E	146	ASN	CB-CG-OD1	8.68	138.96	121.60
2	3N	79	VAL	CG1-CB-CG2	8.68	124.79	110.90
2	37	79	VAL	CG1-CB-CG2	8.68	124.79	110.90
1	4A	146	ASN	CB-CG-OD1	8.68	138.96	121.60
2	4J	79	VAL	CG1-CB-CG2	8.68	124.79	110.90
1	4M	146	ASN	CB-CG-OD1	8.68	138.96	121.60
2	4R	79	VAL	CG1-CB-CG2	8.68	124.79	110.90
1	4U	146	ASN	CB-CG-OD1	8.68	138.96	121.60
1	5Q	146	ASN	CB-CG-OD1	8.68	138.96	121.60
2	5Z	79	VAL	CG1-CB-CG2	8.68	124.79	110.90
2	6F	79	VAL	CG1-CB-CG2	8.68	124.79	110.90
1	6I	146	ASN	CB-CG-OD1	8.68	138.96	121.60
1	6Q	146	ASN	CB-CG-OD1	8.68	138.96	121.60
2	6Z	79	VAL	CG1-CB-CG2	8.68	124.79	110.90
2	7J	79	VAL	CG1-CB-CG2	8.68	124.79	110.90
1	7M	146	ASN	CB-CG-OD1	8.68	138.96	121.60
2	7V	79	VAL	CG1-CB-CG2	8.68	124.79	110.90
1	1A	179	VAL	CA-CB-CG2	-8.68	97.88	110.90
1	1I	179	VAL	CA-CB-CG2	-8.68	97.88	110.90
1	2E	179	VAL	CA-CB-CG2	-8.68	97.88	110.90
1	26	179	VAL	CA-CB-CG2	-8.68	97.88	110.90

*Continued on next page...*



*Continued from previous page...*

Mol	Chain	Res	Type	Atoms	Z	Observed(°)	Ideal(°)
1	3E	179	VAL	CA-CB-CG2	-8.68	97.88	110.90
1	4A	179	VAL	CA-CB-CG2	-8.68	97.88	110.90
1	4M	179	VAL	CA-CB-CG2	-8.68	97.88	110.90
1	4U	179	VAL	CA-CB-CG2	-8.68	97.88	110.90
1	5Q	179	VAL	CA-CB-CG2	-8.68	97.88	110.90
1	6I	179	VAL	CA-CB-CG2	-8.68	97.88	110.90
1	6Q	179	VAL	CA-CB-CG2	-8.68	97.88	110.90
1	7M	179	VAL	CA-CB-CG2	-8.68	97.88	110.90
1	1Q	179	VAL	CA-CB-CG2	-8.67	97.89	110.90
1	1U	179	VAL	CA-CB-CG2	-8.67	97.89	110.90
1	1Y	179	VAL	CA-CB-CG2	-8.67	97.89	110.90
1	2Q	179	VAL	CA-CB-CG2	-8.67	97.89	110.90
1	2U	179	VAL	CA-CB-CG2	-8.67	97.89	110.90
1	2Y	179	VAL	CA-CB-CG2	-8.67	97.89	110.90
1	42	179	VAL	CA-CB-CG2	-8.67	97.89	110.90
1	46	179	VAL	CA-CB-CG2	-8.67	97.89	110.90
1	5A	179	VAL	CA-CB-CG2	-8.67	97.89	110.90
1	52	179	VAL	CA-CB-CG2	-8.67	97.89	110.90
1	56	179	VAL	CA-CB-CG2	-8.67	97.89	110.90
1	6A	179	VAL	CA-CB-CG2	-8.67	97.89	110.90
1	1M	146	ASN	CB-CG-OD1	8.67	138.94	121.60
2	1R	79	VAL	CG1-CB-CG2	8.67	124.78	110.90
2	1V	79	VAL	CG1-CB-CG2	8.67	124.78	110.90
2	1Z	79	VAL	CG1-CB-CG2	8.67	124.78	110.90
1	2I	146	ASN	CB-CG-OD1	8.67	138.94	121.60
2	2R	79	VAL	CG1-CB-CG2	8.67	124.78	110.90
2	2V	79	VAL	CG1-CB-CG2	8.67	124.78	110.90
2	2Z	79	VAL	CG1-CB-CG2	8.67	124.78	110.90
1	3A	146	ASN	CB-CG-OD1	8.67	138.94	121.60
1	3I	146	ASN	CB-CG-OD1	8.67	138.94	121.60
1	32	146	ASN	CB-CG-OD1	8.67	138.94	121.60
1	4E	146	ASN	CB-CG-OD1	8.67	138.94	121.60
1	4Y	146	ASN	CB-CG-OD1	8.67	138.94	121.60
2	43	79	VAL	CG1-CB-CG2	8.67	124.78	110.90
2	47	79	VAL	CG1-CB-CG2	8.67	124.78	110.90
2	5B	79	VAL	CG1-CB-CG2	8.67	124.78	110.90
1	5U	146	ASN	CB-CG-OD1	8.67	138.94	121.60
2	53	79	VAL	CG1-CB-CG2	8.67	124.78	110.90
2	57	79	VAL	CG1-CB-CG2	8.67	124.78	110.90
2	6B	79	VAL	CG1-CB-CG2	8.67	124.78	110.90
1	6M	146	ASN	CB-CG-OD1	8.67	138.94	121.60
1	6U	146	ASN	CB-CG-OD1	8.67	138.94	121.60

*Continued on next page...*

*Continued from previous page...*

Mol	Chain	Res	Type	Atoms	Z	Observed(°)	Ideal(°)
1	7E	146	ASN	CB-CG-OD1	8.67	138.94	121.60
1	7Q	146	ASN	CB-CG-OD1	8.67	138.94	121.60
1	1E	146	ASN	CB-CG-OD1	8.67	138.94	121.60
1	2M	146	ASN	CB-CG-OD1	8.67	138.94	121.60
1	22	146	ASN	CB-CG-OD1	8.67	138.94	121.60
1	3M	146	ASN	CB-CG-OD1	8.67	138.94	121.60
1	36	146	ASN	CB-CG-OD1	8.67	138.94	121.60
1	4I	146	ASN	CB-CG-OD1	8.67	138.94	121.60
1	4Q	146	ASN	CB-CG-OD1	8.67	138.94	121.60
1	5Y	146	ASN	CB-CG-OD1	8.67	138.94	121.60
1	6E	146	ASN	CB-CG-OD1	8.67	138.94	121.60
1	6Y	146	ASN	CB-CG-OD1	8.67	138.94	121.60
1	7I	146	ASN	CB-CG-OD1	8.67	138.94	121.60
1	7U	146	ASN	CB-CG-OD1	8.67	138.94	121.60
1	1M	90	PHE	CE1-CZ-CE2	-8.67	104.40	120.00
1	1M	179	VAL	CA-CB-CG2	-8.67	97.90	110.90
1	2I	90	PHE	CE1-CZ-CE2	-8.67	104.40	120.00
1	2I	179	VAL	CA-CB-CG2	-8.67	97.90	110.90
1	3A	90	PHE	CE1-CZ-CE2	-8.67	104.40	120.00
1	3A	179	VAL	CA-CB-CG2	-8.67	97.90	110.90
1	3I	90	PHE	CE1-CZ-CE2	-8.67	104.40	120.00
1	3I	179	VAL	CA-CB-CG2	-8.67	97.90	110.90
1	32	90	PHE	CE1-CZ-CE2	-8.67	104.40	120.00
1	32	179	VAL	CA-CB-CG2	-8.67	97.90	110.90
1	4E	90	PHE	CE1-CZ-CE2	-8.67	104.40	120.00
1	4E	179	VAL	CA-CB-CG2	-8.67	97.90	110.90
1	4Y	90	PHE	CE1-CZ-CE2	-8.67	104.40	120.00
1	4Y	179	VAL	CA-CB-CG2	-8.67	97.90	110.90
1	5U	90	PHE	CE1-CZ-CE2	-8.67	104.40	120.00
1	5U	179	VAL	CA-CB-CG2	-8.67	97.90	110.90
1	6M	90	PHE	CE1-CZ-CE2	-8.67	104.40	120.00
1	6M	179	VAL	CA-CB-CG2	-8.67	97.90	110.90
1	6U	90	PHE	CE1-CZ-CE2	-8.67	104.40	120.00
1	6U	179	VAL	CA-CB-CG2	-8.67	97.90	110.90
1	7E	90	PHE	CE1-CZ-CE2	-8.67	104.40	120.00
1	7E	179	VAL	CA-CB-CG2	-8.67	97.90	110.90
1	7Q	90	PHE	CE1-CZ-CE2	-8.67	104.40	120.00
1	7Q	179	VAL	CA-CB-CG2	-8.67	97.90	110.90
2	1N	47	ASP	CA-C-O	8.66	138.30	120.10
2	2J	47	ASP	CA-C-O	8.66	138.30	120.10
2	33	47	ASP	CA-C-O	8.66	138.30	120.10
2	6N	47	ASP	CA-C-O	8.66	138.30	120.10

*Continued on next page...*

*Continued from previous page...*

Mol	Chain	Res	Type	Atoms	Z	Observed(°)	Ideal(°)
2	7R	47	ASP	CA-C-O	8.66	138.30	120.10
1	1A	90	PHE	CE1-CZ-CE2	-8.66	104.41	120.00
2	1F	47	ASP	CA-C-O	8.66	138.29	120.10
1	1I	90	PHE	CE1-CZ-CE2	-8.66	104.41	120.00
2	1R	16	ASN	CB-CG-OD1	8.66	138.93	121.60
2	1V	16	ASN	CB-CG-OD1	8.66	138.93	121.60
2	1Z	16	ASN	CB-CG-OD1	8.66	138.93	121.60
2	2R	16	ASN	CB-CG-OD1	8.66	138.93	121.60
2	2V	16	ASN	CB-CG-OD1	8.66	138.93	121.60
2	2Z	16	ASN	CB-CG-OD1	8.66	138.93	121.60
2	3B	47	ASP	CA-C-O	8.66	138.30	120.10
2	3J	47	ASP	CA-C-O	8.66	138.30	120.10
2	4F	47	ASP	CA-C-O	8.66	138.30	120.10
2	4Z	47	ASP	CA-C-O	8.66	138.30	120.10
2	6B	16	ASN	CB-CG-OD1	8.66	138.93	121.60
2	1N	16	ASN	CB-CG-OD1	8.66	138.92	121.60
1	2E	90	PHE	CE1-CZ-CE2	-8.66	104.41	120.00
2	2J	16	ASN	CB-CG-OD1	8.66	138.92	121.60
2	2N	47	ASP	CA-C-O	8.66	138.29	120.10
2	23	47	ASP	CA-C-O	8.66	138.29	120.10
1	26	90	PHE	CE1-CZ-CE2	-8.66	104.41	120.00
2	3B	16	ASN	CB-CG-OD1	8.66	138.92	121.60
1	3E	90	PHE	CE1-CZ-CE2	-8.66	104.41	120.00
2	3J	16	ASN	CB-CG-OD1	8.66	138.92	121.60
2	3N	47	ASP	CA-C-O	8.66	138.29	120.10
2	33	16	ASN	CB-CG-OD1	8.66	138.92	121.60
2	37	47	ASP	CA-C-O	8.66	138.29	120.10
1	4A	90	PHE	CE1-CZ-CE2	-8.66	104.41	120.00
2	5B	16	ASN	CB-CG-OD1	8.66	138.93	121.60
2	5V	47	ASP	CA-C-O	8.66	138.30	120.10
2	4F	16	ASN	CB-CG-OD1	8.66	138.92	121.60
2	4J	47	ASP	CA-C-O	8.66	138.29	120.10
1	4M	90	PHE	CE1-CZ-CE2	-8.66	104.41	120.00
2	4R	47	ASP	CA-C-O	8.66	138.29	120.10
1	4U	90	PHE	CE1-CZ-CE2	-8.66	104.41	120.00
2	43	16	ASN	CB-CG-OD1	8.66	138.93	121.60
2	47	16	ASN	CB-CG-OD1	8.66	138.93	121.60
2	53	16	ASN	CB-CG-OD1	8.66	138.93	121.60
2	57	16	ASN	CB-CG-OD1	8.66	138.93	121.60
2	6V	47	ASP	CA-C-O	8.66	138.30	120.10
2	7F	47	ASP	CA-C-O	8.66	138.30	120.10
2	4Z	16	ASN	CB-CG-OD1	8.66	138.92	121.60

*Continued on next page...*

*Continued from previous page...*

Mol	Chain	Res	Type	Atoms	Z	Observed(°)	Ideal(°)
1	5Q	90	PHE	CE1-CZ-CE2	-8.66	104.41	120.00
2	5V	16	ASN	CB-CG-OD1	8.66	138.92	121.60
2	5Z	47	ASP	CA-C-O	8.66	138.29	120.10
2	6F	47	ASP	CA-C-O	8.66	138.29	120.10
1	6I	90	PHE	CE1-CZ-CE2	-8.66	104.41	120.00
2	6N	16	ASN	CB-CG-OD1	8.66	138.92	121.60
1	6Q	90	PHE	CE1-CZ-CE2	-8.66	104.41	120.00
2	6V	16	ASN	CB-CG-OD1	8.66	138.92	121.60
2	6Z	47	ASP	CA-C-O	8.66	138.29	120.10
2	7F	16	ASN	CB-CG-OD1	8.66	138.92	121.60
2	7J	47	ASP	CA-C-O	8.66	138.29	120.10
1	7M	90	PHE	CE1-CZ-CE2	-8.66	104.41	120.00
2	7R	16	ASN	CB-CG-OD1	8.66	138.92	121.60
2	7V	47	ASP	CA-C-O	8.66	138.29	120.10
2	1B	79	VAL	CG1-CB-CG2	8.66	124.75	110.90
2	1J	79	VAL	CG1-CB-CG2	8.66	124.75	110.90
2	2F	79	VAL	CG1-CB-CG2	8.66	124.75	110.90
2	27	79	VAL	CG1-CB-CG2	8.66	124.75	110.90
2	3F	79	VAL	CG1-CB-CG2	8.66	124.75	110.90
2	4B	79	VAL	CG1-CB-CG2	8.66	124.75	110.90
2	4N	79	VAL	CG1-CB-CG2	8.66	124.75	110.90
2	4V	79	VAL	CG1-CB-CG2	8.66	124.75	110.90
2	5R	79	VAL	CG1-CB-CG2	8.66	124.75	110.90
2	6J	79	VAL	CG1-CB-CG2	8.66	124.75	110.90
2	6R	79	VAL	CG1-CB-CG2	8.66	124.75	110.90
2	7N	79	VAL	CG1-CB-CG2	8.66	124.75	110.90
2	1F	60	ARG	CA-C-O	-8.66	101.92	120.10
1	12	146	ASN	CB-CG-OD1	8.66	138.91	121.60
2	13	47	ASP	CA-C-O	8.66	138.28	120.10
1	16	146	ASN	CB-CG-OD1	8.66	138.91	121.60
2	17	47	ASP	CA-C-O	8.66	138.28	120.10
1	2A	146	ASN	CB-CG-OD1	8.66	138.91	121.60
2	2B	47	ASP	CA-C-O	8.66	138.28	120.10
2	2N	60	ARG	CA-C-O	-8.66	101.92	120.10
2	23	60	ARG	CA-C-O	-8.66	101.92	120.10
2	3N	60	ARG	CA-C-O	-8.66	101.92	120.10
1	3Q	146	ASN	CB-CG-OD1	8.66	138.91	121.60
2	3R	47	ASP	CA-C-O	8.66	138.28	120.10
1	3U	146	ASN	CB-CG-OD1	8.66	138.91	121.60
2	3V	47	ASP	CA-C-O	8.66	138.28	120.10
1	3Y	146	ASN	CB-CG-OD1	8.66	138.91	121.60
2	3Z	47	ASP	CA-C-O	8.66	138.28	120.10

*Continued on next page...*

*Continued from previous page...*

Mol	Chain	Res	Type	Atoms	Z	Observed(°)	Ideal(°)
2	37	60	ARG	CA-C-O	-8.66	101.92	120.10
2	4J	60	ARG	CA-C-O	-8.66	101.92	120.10
2	4R	60	ARG	CA-C-O	-8.66	101.92	120.10
1	5E	146	ASN	CB-CG-OD1	8.66	138.91	121.60
2	5F	47	ASP	CA-C-O	8.66	138.28	120.10
1	5I	146	ASN	CB-CG-OD1	8.66	138.91	121.60
2	5J	47	ASP	CA-C-O	8.66	138.28	120.10
1	5M	146	ASN	CB-CG-OD1	8.66	138.91	121.60
2	5N	47	ASP	CA-C-O	8.66	138.28	120.10
2	5Z	60	ARG	CA-C-O	-8.66	101.92	120.10
2	6F	60	ARG	CA-C-O	-8.66	101.92	120.10
2	6Z	60	ARG	CA-C-O	-8.66	101.92	120.10
1	62	146	ASN	CB-CG-OD1	8.66	138.91	121.60
2	63	47	ASP	CA-C-O	8.66	138.28	120.10
1	66	146	ASN	CB-CG-OD1	8.66	138.91	121.60
2	67	47	ASP	CA-C-O	8.66	138.28	120.10
1	7A	146	ASN	CB-CG-OD1	8.66	138.91	121.60
2	7B	47	ASP	CA-C-O	8.66	138.28	120.10
2	7J	60	ARG	CA-C-O	-8.66	101.92	120.10
2	7V	60	ARG	CA-C-O	-8.66	101.92	120.10
2	1R	47	ASP	CA-C-O	8.65	138.28	120.10
2	1V	47	ASP	CA-C-O	8.65	138.28	120.10
2	1Z	47	ASP	CA-C-O	8.65	138.28	120.10
2	2R	47	ASP	CA-C-O	8.65	138.28	120.10
2	2V	47	ASP	CA-C-O	8.65	138.28	120.10
2	2Z	47	ASP	CA-C-O	8.65	138.28	120.10
2	43	47	ASP	CA-C-O	8.65	138.28	120.10
2	47	47	ASP	CA-C-O	8.65	138.28	120.10
2	5B	47	ASP	CA-C-O	8.65	138.28	120.10
2	53	47	ASP	CA-C-O	8.65	138.28	120.10
2	57	47	ASP	CA-C-O	8.65	138.28	120.10
2	6B	47	ASP	CA-C-O	8.65	138.28	120.10
2	13	60	ARG	CA-C-O	-8.65	101.93	120.10
2	17	60	ARG	CA-C-O	-8.65	101.93	120.10
2	2B	60	ARG	CA-C-O	-8.65	101.93	120.10
2	3R	60	ARG	CA-C-O	-8.65	101.93	120.10
2	3V	60	ARG	CA-C-O	-8.65	101.93	120.10
2	3Z	60	ARG	CA-C-O	-8.65	101.93	120.10
2	5F	60	ARG	CA-C-O	-8.65	101.93	120.10
2	5J	60	ARG	CA-C-O	-8.65	101.93	120.10
2	5N	60	ARG	CA-C-O	-8.65	101.93	120.10
2	63	60	ARG	CA-C-O	-8.65	101.93	120.10

*Continued on next page...*

*Continued from previous page...*

Mol	Chain	Res	Type	Atoms	Z	Observed(°)	Ideal(°)
2	67	60	ARG	CA-C-O	-8.65	101.93	120.10
2	7B	60	ARG	CA-C-O	-8.65	101.93	120.10
2	1B	47	ASP	CA-C-O	8.65	138.27	120.10
2	1J	47	ASP	CA-C-O	8.65	138.27	120.10
2	1N	60	ARG	CA-C-O	-8.65	101.93	120.10
1	12	90	PHE	CE1-CZ-CE2	-8.65	104.43	120.00
1	16	90	PHE	CE1-CZ-CE2	-8.65	104.43	120.00
1	2A	90	PHE	CE1-CZ-CE2	-8.65	104.43	120.00
2	2F	47	ASP	CA-C-O	8.65	138.27	120.10
2	2J	60	ARG	CA-C-O	-8.65	101.93	120.10
2	27	47	ASP	CA-C-O	8.65	138.27	120.10
2	3B	60	ARG	CA-C-O	-8.65	101.93	120.10
2	3F	47	ASP	CA-C-O	8.65	138.27	120.10
2	3J	60	ARG	CA-C-O	-8.65	101.93	120.10
1	3Q	90	PHE	CE1-CZ-CE2	-8.65	104.43	120.00
1	3U	90	PHE	CE1-CZ-CE2	-8.65	104.43	120.00
1	3Y	90	PHE	CE1-CZ-CE2	-8.65	104.43	120.00
2	33	60	ARG	CA-C-O	-8.65	101.93	120.10
2	4B	47	ASP	CA-C-O	8.65	138.27	120.10
2	4F	60	ARG	CA-C-O	-8.65	101.93	120.10
2	4N	47	ASP	CA-C-O	8.65	138.27	120.10
2	4V	47	ASP	CA-C-O	8.65	138.27	120.10
2	4Z	60	ARG	CA-C-O	-8.65	101.93	120.10
1	5E	90	PHE	CE1-CZ-CE2	-8.65	104.43	120.00
1	5I	90	PHE	CE1-CZ-CE2	-8.65	104.43	120.00
1	5M	90	PHE	CE1-CZ-CE2	-8.65	104.43	120.00
2	5R	47	ASP	CA-C-O	8.65	138.27	120.10
2	5V	60	ARG	CA-C-O	-8.65	101.93	120.10
2	6J	47	ASP	CA-C-O	8.65	138.27	120.10
2	6N	60	ARG	CA-C-O	-8.65	101.93	120.10
2	6R	47	ASP	CA-C-O	8.65	138.27	120.10
2	6V	60	ARG	CA-C-O	-8.65	101.93	120.10
1	62	90	PHE	CE1-CZ-CE2	-8.65	104.43	120.00
1	66	90	PHE	CE1-CZ-CE2	-8.65	104.43	120.00
1	7A	90	PHE	CE1-CZ-CE2	-8.65	104.43	120.00
2	7F	60	ARG	CA-C-O	-8.65	101.93	120.10
2	7N	47	ASP	CA-C-O	8.65	138.27	120.10
2	7R	60	ARG	CA-C-O	-8.65	101.93	120.10
2	1B	60	ARG	CA-C-O	-8.64	101.95	120.10
1	1E	90	PHE	CE1-CZ-CE2	-8.64	104.44	120.00
2	1J	60	ARG	CA-C-O	-8.64	101.95	120.10
1	1Q	90	PHE	CE1-CZ-CE2	-8.64	104.44	120.00

*Continued on next page...*



*Continued from previous page...*

Mol	Chain	Res	Type	Atoms	Z	Observed(°)	Ideal(°)
1	1U	90	PHE	CE1-CZ-CE2	-8.64	104.44	120.00
1	1Y	90	PHE	CE1-CZ-CE2	-8.64	104.44	120.00
2	2F	60	ARG	CA-C-O	-8.64	101.95	120.10
1	2M	90	PHE	CE1-CZ-CE2	-8.64	104.44	120.00
1	2Q	90	PHE	CE1-CZ-CE2	-8.64	104.44	120.00
1	2U	90	PHE	CE1-CZ-CE2	-8.64	104.44	120.00
1	2Y	90	PHE	CE1-CZ-CE2	-8.64	104.44	120.00
1	22	90	PHE	CE1-CZ-CE2	-8.64	104.44	120.00
2	27	60	ARG	CA-C-O	-8.64	101.95	120.10
2	3F	60	ARG	CA-C-O	-8.64	101.95	120.10
1	3M	90	PHE	CE1-CZ-CE2	-8.64	104.44	120.00
1	36	90	PHE	CE1-CZ-CE2	-8.64	104.44	120.00
2	4B	60	ARG	CA-C-O	-8.64	101.95	120.10
1	4I	90	PHE	CE1-CZ-CE2	-8.64	104.44	120.00
2	4N	60	ARG	CA-C-O	-8.64	101.95	120.10
1	4Q	90	PHE	CE1-CZ-CE2	-8.64	104.44	120.00
2	4V	60	ARG	CA-C-O	-8.64	101.95	120.10
1	42	90	PHE	CE1-CZ-CE2	-8.64	104.44	120.00
1	46	90	PHE	CE1-CZ-CE2	-8.64	104.44	120.00
1	5A	90	PHE	CE1-CZ-CE2	-8.64	104.44	120.00
2	5R	60	ARG	CA-C-O	-8.64	101.95	120.10
1	5Y	90	PHE	CE1-CZ-CE2	-8.64	104.44	120.00
1	52	90	PHE	CE1-CZ-CE2	-8.64	104.44	120.00
1	56	90	PHE	CE1-CZ-CE2	-8.64	104.44	120.00
1	6A	90	PHE	CE1-CZ-CE2	-8.64	104.44	120.00
1	6E	90	PHE	CE1-CZ-CE2	-8.64	104.44	120.00
2	6J	60	ARG	CA-C-O	-8.64	101.95	120.10
2	6R	60	ARG	CA-C-O	-8.64	101.95	120.10
1	6Y	90	PHE	CE1-CZ-CE2	-8.64	104.44	120.00
1	7I	90	PHE	CE1-CZ-CE2	-8.64	104.44	120.00
2	7N	60	ARG	CA-C-O	-8.64	101.95	120.10
1	7U	90	PHE	CE1-CZ-CE2	-8.64	104.44	120.00
2	1R	219	VAL	C-N-CA	-8.64	100.10	121.70
2	1V	219	VAL	C-N-CA	-8.64	100.10	121.70
2	1Z	219	VAL	C-N-CA	-8.64	100.10	121.70
2	2R	219	VAL	C-N-CA	-8.64	100.10	121.70
2	2V	219	VAL	C-N-CA	-8.64	100.10	121.70
2	2Z	219	VAL	C-N-CA	-8.64	100.10	121.70
2	43	219	VAL	C-N-CA	-8.64	100.10	121.70
2	47	219	VAL	C-N-CA	-8.64	100.10	121.70
2	5B	219	VAL	C-N-CA	-8.64	100.10	121.70
2	53	219	VAL	C-N-CA	-8.64	100.10	121.70

*Continued on next page...*



*Continued from previous page...*

Mol	Chain	Res	Type	Atoms	Z	Observed(°)	Ideal(°)
2	57	219	VAL	C-N-CA	-8.64	100.10	121.70
2	6B	219	VAL	C-N-CA	-8.64	100.10	121.70
2	1B	219	VAL	C-N-CA	-8.64	100.11	121.70
2	1J	219	VAL	C-N-CA	-8.64	100.11	121.70
2	1R	60	ARG	CA-C-O	-8.64	101.97	120.10
2	1V	60	ARG	CA-C-O	-8.64	101.97	120.10
2	1Z	60	ARG	CA-C-O	-8.64	101.97	120.10
2	2F	219	VAL	C-N-CA	-8.64	100.11	121.70
2	2R	60	ARG	CA-C-O	-8.64	101.97	120.10
2	2V	60	ARG	CA-C-O	-8.64	101.97	120.10
2	2Z	60	ARG	CA-C-O	-8.64	101.97	120.10
2	27	219	VAL	C-N-CA	-8.64	100.11	121.70
2	3F	219	VAL	C-N-CA	-8.64	100.11	121.70
2	4B	219	VAL	C-N-CA	-8.64	100.11	121.70
2	4N	219	VAL	C-N-CA	-8.64	100.11	121.70
2	4V	219	VAL	C-N-CA	-8.64	100.11	121.70
2	43	60	ARG	CA-C-O	-8.64	101.97	120.10
2	47	60	ARG	CA-C-O	-8.64	101.97	120.10
2	5B	60	ARG	CA-C-O	-8.64	101.97	120.10
2	5R	219	VAL	C-N-CA	-8.64	100.11	121.70
2	53	60	ARG	CA-C-O	-8.64	101.97	120.10
2	57	60	ARG	CA-C-O	-8.64	101.97	120.10
2	6B	60	ARG	CA-C-O	-8.64	101.97	120.10
2	6J	219	VAL	C-N-CA	-8.64	100.11	121.70
2	6R	219	VAL	C-N-CA	-8.64	100.11	121.70
2	7N	219	VAL	C-N-CA	-8.64	100.11	121.70
2	1F	219	VAL	C-N-CA	-8.63	100.12	121.70
1	1M	35	THR	CA-CB-CG2	-8.63	100.32	112.40
1	2I	35	THR	CA-CB-CG2	-8.63	100.32	112.40
2	2N	219	VAL	C-N-CA	-8.63	100.12	121.70
2	23	219	VAL	C-N-CA	-8.63	100.12	121.70
1	3A	35	THR	CA-CB-CG2	-8.63	100.32	112.40
1	3I	35	THR	CA-CB-CG2	-8.63	100.32	112.40
2	3N	219	VAL	C-N-CA	-8.63	100.12	121.70
1	32	35	THR	CA-CB-CG2	-8.63	100.32	112.40
2	37	219	VAL	C-N-CA	-8.63	100.12	121.70
1	4E	35	THR	CA-CB-CG2	-8.63	100.32	112.40
2	4J	219	VAL	C-N-CA	-8.63	100.12	121.70
2	4R	219	VAL	C-N-CA	-8.63	100.12	121.70
1	4Y	35	THR	CA-CB-CG2	-8.63	100.32	112.40
1	5U	35	THR	CA-CB-CG2	-8.63	100.32	112.40
2	5Z	219	VAL	C-N-CA	-8.63	100.12	121.70

*Continued on next page...*

*Continued from previous page...*

Mol	Chain	Res	Type	Atoms	Z	Observed(°)	Ideal(°)
2	6F	219	VAL	C-N-CA	-8.63	100.12	121.70
1	6M	35	THR	CA-CB-CG2	-8.63	100.32	112.40
1	6U	35	THR	CA-CB-CG2	-8.63	100.32	112.40
2	6Z	219	VAL	C-N-CA	-8.63	100.12	121.70
1	7E	35	THR	CA-CB-CG2	-8.63	100.32	112.40
2	7J	219	VAL	C-N-CA	-8.63	100.12	121.70
1	7Q	35	THR	CA-CB-CG2	-8.63	100.32	112.40
2	7V	219	VAL	C-N-CA	-8.63	100.12	121.70
1	1A	35	THR	CA-CB-CG2	-8.63	100.32	112.40
1	1I	35	THR	CA-CB-CG2	-8.63	100.32	112.40
2	1N	219	VAL	C-N-CA	-8.63	100.13	121.70
1	2E	35	THR	CA-CB-CG2	-8.63	100.32	112.40
2	2J	219	VAL	C-N-CA	-8.63	100.13	121.70
1	26	35	THR	CA-CB-CG2	-8.63	100.32	112.40
2	3B	219	VAL	C-N-CA	-8.63	100.13	121.70
1	3E	35	THR	CA-CB-CG2	-8.63	100.32	112.40
2	3J	219	VAL	C-N-CA	-8.63	100.13	121.70
2	33	219	VAL	C-N-CA	-8.63	100.13	121.70
1	4A	35	THR	CA-CB-CG2	-8.63	100.32	112.40
2	4F	219	VAL	C-N-CA	-8.63	100.13	121.70
1	4M	35	THR	CA-CB-CG2	-8.63	100.32	112.40
1	4U	35	THR	CA-CB-CG2	-8.63	100.32	112.40
2	4Z	219	VAL	C-N-CA	-8.63	100.13	121.70
1	5Q	35	THR	CA-CB-CG2	-8.63	100.32	112.40
2	5V	219	VAL	C-N-CA	-8.63	100.13	121.70
1	6I	35	THR	CA-CB-CG2	-8.63	100.32	112.40
2	6N	219	VAL	C-N-CA	-8.63	100.13	121.70
1	6Q	35	THR	CA-CB-CG2	-8.63	100.32	112.40
2	6V	219	VAL	C-N-CA	-8.63	100.13	121.70
2	7F	219	VAL	C-N-CA	-8.63	100.13	121.70
1	7M	35	THR	CA-CB-CG2	-8.63	100.32	112.40
2	7R	219	VAL	C-N-CA	-8.63	100.13	121.70
1	1E	35	THR	CA-CB-CG2	-8.62	100.33	112.40
1	1Q	35	THR	CA-CB-CG2	-8.62	100.33	112.40
1	1U	35	THR	CA-CB-CG2	-8.62	100.33	112.40
1	1Y	35	THR	CA-CB-CG2	-8.62	100.33	112.40
1	2M	35	THR	CA-CB-CG2	-8.62	100.33	112.40
1	3M	35	THR	CA-CB-CG2	-8.62	100.33	112.40
1	4I	35	THR	CA-CB-CG2	-8.62	100.33	112.40
1	5Y	35	THR	CA-CB-CG2	-8.62	100.33	112.40
2	13	219	VAL	C-N-CA	-8.62	100.16	121.70
2	17	219	VAL	C-N-CA	-8.62	100.16	121.70

*Continued on next page...*

*Continued from previous page...*

Mol	Chain	Res	Type	Atoms	Z	Observed(°)	Ideal(°)
2	2B	219	VAL	C-N-CA	-8.62	100.16	121.70
1	2Q	35	THR	CA-CB-CG2	-8.62	100.33	112.40
1	2U	35	THR	CA-CB-CG2	-8.62	100.33	112.40
1	2Y	35	THR	CA-CB-CG2	-8.62	100.33	112.40
1	22	35	THR	CA-CB-CG2	-8.62	100.33	112.40
1	36	35	THR	CA-CB-CG2	-8.62	100.33	112.40
1	4Q	35	THR	CA-CB-CG2	-8.62	100.33	112.40
1	6E	35	THR	CA-CB-CG2	-8.62	100.33	112.40
2	3R	219	VAL	C-N-CA	-8.62	100.16	121.70
2	3V	219	VAL	C-N-CA	-8.62	100.16	121.70
2	3Z	219	VAL	C-N-CA	-8.62	100.16	121.70
1	42	35	THR	CA-CB-CG2	-8.62	100.33	112.40
1	46	35	THR	CA-CB-CG2	-8.62	100.33	112.40
1	5A	35	THR	CA-CB-CG2	-8.62	100.33	112.40
1	7I	35	THR	CA-CB-CG2	-8.62	100.33	112.40
2	5F	219	VAL	C-N-CA	-8.62	100.16	121.70
2	5J	219	VAL	C-N-CA	-8.62	100.16	121.70
2	5N	219	VAL	C-N-CA	-8.62	100.16	121.70
1	52	35	THR	CA-CB-CG2	-8.62	100.33	112.40
1	56	35	THR	CA-CB-CG2	-8.62	100.33	112.40
1	6A	35	THR	CA-CB-CG2	-8.62	100.33	112.40
1	6Y	35	THR	CA-CB-CG2	-8.62	100.33	112.40
1	7U	35	THR	CA-CB-CG2	-8.62	100.33	112.40
2	63	219	VAL	C-N-CA	-8.62	100.16	121.70
2	67	219	VAL	C-N-CA	-8.62	100.16	121.70
2	7B	219	VAL	C-N-CA	-8.62	100.16	121.70
1	12	35	THR	CA-CB-CG2	-8.61	100.34	112.40
1	16	35	THR	CA-CB-CG2	-8.61	100.34	112.40
1	2A	35	THR	CA-CB-CG2	-8.61	100.34	112.40
1	3Q	35	THR	CA-CB-CG2	-8.61	100.34	112.40
1	3U	35	THR	CA-CB-CG2	-8.61	100.34	112.40
1	3Y	35	THR	CA-CB-CG2	-8.61	100.34	112.40
1	5E	35	THR	CA-CB-CG2	-8.61	100.34	112.40
1	5I	35	THR	CA-CB-CG2	-8.61	100.34	112.40
1	5M	35	THR	CA-CB-CG2	-8.61	100.34	112.40
1	62	35	THR	CA-CB-CG2	-8.61	100.34	112.40
1	66	35	THR	CA-CB-CG2	-8.61	100.34	112.40
1	7A	35	THR	CA-CB-CG2	-8.61	100.34	112.40
2	1R	221	ALA	CB-CA-C	-8.59	97.21	110.10
2	1V	221	ALA	CB-CA-C	-8.59	97.21	110.10
2	1Z	221	ALA	CB-CA-C	-8.59	97.21	110.10
2	2R	221	ALA	CB-CA-C	-8.59	97.21	110.10

*Continued on next page...*

*Continued from previous page...*

Mol	Chain	Res	Type	Atoms	Z	Observed(°)	Ideal(°)
2	2V	221	ALA	CB-CA-C	-8.59	97.21	110.10
2	2Z	221	ALA	CB-CA-C	-8.59	97.21	110.10
2	43	221	ALA	CB-CA-C	-8.59	97.21	110.10
2	47	221	ALA	CB-CA-C	-8.59	97.21	110.10
2	5B	221	ALA	CB-CA-C	-8.59	97.21	110.10
2	53	221	ALA	CB-CA-C	-8.59	97.21	110.10
2	57	221	ALA	CB-CA-C	-8.59	97.21	110.10
2	6B	221	ALA	CB-CA-C	-8.59	97.21	110.10
1	1A	43	HIS	CB-CG-CD2	-8.59	104.17	130.80
1	1E	43	HIS	CB-CG-CD2	-8.59	104.17	130.80
1	1I	43	HIS	CB-CG-CD2	-8.59	104.17	130.80
1	1Q	21	ASN	CB-CA-C	-8.59	93.22	110.40
1	1U	21	ASN	CB-CA-C	-8.59	93.22	110.40
1	1Y	21	ASN	CB-CA-C	-8.59	93.22	110.40
1	12	21	ASN	CB-CA-C	-8.59	93.22	110.40
1	16	21	ASN	CB-CA-C	-8.59	93.22	110.40
1	2A	21	ASN	CB-CA-C	-8.59	93.22	110.40
1	2E	43	HIS	CB-CG-CD2	-8.59	104.17	130.80
1	2M	43	HIS	CB-CG-CD2	-8.59	104.17	130.80
1	2Q	21	ASN	CB-CA-C	-8.59	93.22	110.40
1	2U	21	ASN	CB-CA-C	-8.59	93.22	110.40
1	2Y	21	ASN	CB-CA-C	-8.59	93.22	110.40
1	22	43	HIS	CB-CG-CD2	-8.59	104.17	130.80
1	26	43	HIS	CB-CG-CD2	-8.59	104.17	130.80
1	3E	43	HIS	CB-CG-CD2	-8.59	104.17	130.80
1	3M	43	HIS	CB-CG-CD2	-8.59	104.17	130.80
1	3Q	21	ASN	CB-CA-C	-8.59	93.22	110.40
1	3U	21	ASN	CB-CA-C	-8.59	93.22	110.40
1	3Y	21	ASN	CB-CA-C	-8.59	93.22	110.40
1	36	43	HIS	CB-CG-CD2	-8.59	104.17	130.80
1	4A	43	HIS	CB-CG-CD2	-8.59	104.17	130.80
1	4I	43	HIS	CB-CG-CD2	-8.59	104.17	130.80
1	4M	43	HIS	CB-CG-CD2	-8.59	104.17	130.80
1	4Q	43	HIS	CB-CG-CD2	-8.59	104.17	130.80
1	4U	43	HIS	CB-CG-CD2	-8.59	104.17	130.80
1	42	21	ASN	CB-CA-C	-8.59	93.22	110.40
1	46	21	ASN	CB-CA-C	-8.59	93.22	110.40
1	5A	21	ASN	CB-CA-C	-8.59	93.22	110.40
1	5E	21	ASN	CB-CA-C	-8.59	93.22	110.40
1	5I	21	ASN	CB-CA-C	-8.59	93.22	110.40
1	5M	21	ASN	CB-CA-C	-8.59	93.22	110.40
1	5Q	43	HIS	CB-CG-CD2	-8.59	104.17	130.80

*Continued on next page...*

*Continued from previous page...*

Mol	Chain	Res	Type	Atoms	Z	Observed(°)	Ideal(°)
1	5Y	43	HIS	CB-CG-CD2	-8.59	104.17	130.80
1	52	21	ASN	CB-CA-C	-8.59	93.22	110.40
1	56	21	ASN	CB-CA-C	-8.59	93.22	110.40
1	6A	21	ASN	CB-CA-C	-8.59	93.22	110.40
1	6E	43	HIS	CB-CG-CD2	-8.59	104.17	130.80
1	6I	43	HIS	CB-CG-CD2	-8.59	104.17	130.80
1	6Q	43	HIS	CB-CG-CD2	-8.59	104.17	130.80
1	6Y	43	HIS	CB-CG-CD2	-8.59	104.17	130.80
1	62	21	ASN	CB-CA-C	-8.59	93.22	110.40
1	66	21	ASN	CB-CA-C	-8.59	93.22	110.40
1	7A	21	ASN	CB-CA-C	-8.59	93.22	110.40
1	7I	43	HIS	CB-CG-CD2	-8.59	104.17	130.80
1	7M	43	HIS	CB-CG-CD2	-8.59	104.17	130.80
1	7U	43	HIS	CB-CG-CD2	-8.59	104.17	130.80
2	1B	221	ALA	CB-CA-C	-8.58	97.22	110.10
1	1E	21	ASN	CB-CA-C	-8.58	93.23	110.40
2	1J	221	ALA	CB-CA-C	-8.58	97.22	110.10
1	1M	21	ASN	CB-CA-C	-8.58	93.23	110.40
1	12	43	HIS	CB-CG-CD2	-8.58	104.20	130.80
2	13	221	ALA	CB-CA-C	-8.58	97.22	110.10
1	16	43	HIS	CB-CG-CD2	-8.58	104.20	130.80
2	17	221	ALA	CB-CA-C	-8.58	97.22	110.10
1	2A	43	HIS	CB-CG-CD2	-8.58	104.20	130.80
2	2B	221	ALA	CB-CA-C	-8.58	97.22	110.10
2	2F	221	ALA	CB-CA-C	-8.58	97.22	110.10
1	2I	21	ASN	CB-CA-C	-8.58	93.23	110.40
1	2M	21	ASN	CB-CA-C	-8.58	93.23	110.40
1	22	21	ASN	CB-CA-C	-8.58	93.23	110.40
2	27	221	ALA	CB-CA-C	-8.58	97.22	110.10
1	3A	21	ASN	CB-CA-C	-8.58	93.23	110.40
2	3F	221	ALA	CB-CA-C	-8.58	97.22	110.10
1	3I	21	ASN	CB-CA-C	-8.58	93.23	110.40
1	3M	21	ASN	CB-CA-C	-8.58	93.23	110.40
1	3Q	43	HIS	CB-CG-CD2	-8.58	104.20	130.80
2	3R	221	ALA	CB-CA-C	-8.58	97.22	110.10
1	3U	43	HIS	CB-CG-CD2	-8.58	104.20	130.80
2	3V	221	ALA	CB-CA-C	-8.58	97.22	110.10
1	3Y	43	HIS	CB-CG-CD2	-8.58	104.20	130.80
2	3Z	221	ALA	CB-CA-C	-8.58	97.22	110.10
1	32	21	ASN	CB-CA-C	-8.58	93.23	110.40
1	36	21	ASN	CB-CA-C	-8.58	93.23	110.40
2	4B	221	ALA	CB-CA-C	-8.58	97.22	110.10

*Continued on next page...*

*Continued from previous page...*

Mol	Chain	Res	Type	Atoms	Z	Observed(°)	Ideal(°)
1	4E	21	ASN	CB-CA-C	-8.58	93.23	110.40
1	4I	21	ASN	CB-CA-C	-8.58	93.23	110.40
2	4N	221	ALA	CB-CA-C	-8.58	97.22	110.10
1	4Q	21	ASN	CB-CA-C	-8.58	93.23	110.40
2	4V	221	ALA	CB-CA-C	-8.58	97.22	110.10
1	4Y	21	ASN	CB-CA-C	-8.58	93.23	110.40
1	5E	43	HIS	CB-CG-CD2	-8.58	104.20	130.80
2	5F	221	ALA	CB-CA-C	-8.58	97.22	110.10
1	5I	43	HIS	CB-CG-CD2	-8.58	104.20	130.80
2	5J	221	ALA	CB-CA-C	-8.58	97.22	110.10
1	5M	43	HIS	CB-CG-CD2	-8.58	104.20	130.80
2	5N	221	ALA	CB-CA-C	-8.58	97.22	110.10
2	5R	221	ALA	CB-CA-C	-8.58	97.22	110.10
1	5U	21	ASN	CB-CA-C	-8.58	93.23	110.40
1	5Y	21	ASN	CB-CA-C	-8.58	93.23	110.40
1	6E	21	ASN	CB-CA-C	-8.58	93.23	110.40
2	6J	221	ALA	CB-CA-C	-8.58	97.22	110.10
1	6M	21	ASN	CB-CA-C	-8.58	93.23	110.40
2	6R	221	ALA	CB-CA-C	-8.58	97.22	110.10
1	6U	21	ASN	CB-CA-C	-8.58	93.23	110.40
1	6Y	21	ASN	CB-CA-C	-8.58	93.23	110.40
1	62	43	HIS	CB-CG-CD2	-8.58	104.20	130.80
2	63	221	ALA	CB-CA-C	-8.58	97.22	110.10
1	66	43	HIS	CB-CG-CD2	-8.58	104.20	130.80
2	67	221	ALA	CB-CA-C	-8.58	97.22	110.10
1	7A	43	HIS	CB-CG-CD2	-8.58	104.20	130.80
2	7B	221	ALA	CB-CA-C	-8.58	97.22	110.10
1	7E	21	ASN	CB-CA-C	-8.58	93.23	110.40
1	7I	21	ASN	CB-CA-C	-8.58	93.23	110.40
2	7N	221	ALA	CB-CA-C	-8.58	97.22	110.10
1	7Q	21	ASN	CB-CA-C	-8.58	93.23	110.40
1	7U	21	ASN	CB-CA-C	-8.58	93.23	110.40
1	1Q	43	HIS	CB-CG-CD2	-8.58	104.20	130.80
1	1U	43	HIS	CB-CG-CD2	-8.58	104.20	130.80
1	1Y	43	HIS	CB-CG-CD2	-8.58	104.20	130.80
1	2Q	43	HIS	CB-CG-CD2	-8.58	104.20	130.80
1	2U	43	HIS	CB-CG-CD2	-8.58	104.20	130.80
1	2Y	43	HIS	CB-CG-CD2	-8.58	104.20	130.80
1	42	43	HIS	CB-CG-CD2	-8.58	104.20	130.80
1	46	43	HIS	CB-CG-CD2	-8.58	104.20	130.80
1	5A	43	HIS	CB-CG-CD2	-8.58	104.20	130.80
1	52	43	HIS	CB-CG-CD2	-8.58	104.20	130.80

*Continued on next page...*



*Continued from previous page...*

Mol	Chain	Res	Type	Atoms	Z	Observed(°)	Ideal(°)
1	56	43	HIS	CB-CG-CD2	-8.58	104.20	130.80
1	6A	43	HIS	CB-CG-CD2	-8.58	104.20	130.80
1	1M	43	HIS	CB-CG-CD2	-8.58	104.21	130.80
2	1N	221	ALA	CB-CA-C	-8.58	97.23	110.10
1	2I	43	HIS	CB-CG-CD2	-8.58	104.21	130.80
2	2J	221	ALA	CB-CA-C	-8.58	97.23	110.10
1	3A	43	HIS	CB-CG-CD2	-8.58	104.21	130.80
2	3B	221	ALA	CB-CA-C	-8.58	97.23	110.10
1	3I	43	HIS	CB-CG-CD2	-8.58	104.21	130.80
2	3J	221	ALA	CB-CA-C	-8.58	97.23	110.10
1	32	43	HIS	CB-CG-CD2	-8.58	104.21	130.80
2	33	221	ALA	CB-CA-C	-8.58	97.23	110.10
1	4E	43	HIS	CB-CG-CD2	-8.58	104.21	130.80
2	4F	221	ALA	CB-CA-C	-8.58	97.23	110.10
1	4Y	43	HIS	CB-CG-CD2	-8.58	104.21	130.80
2	4Z	221	ALA	CB-CA-C	-8.58	97.23	110.10
1	5U	43	HIS	CB-CG-CD2	-8.58	104.21	130.80
2	5V	221	ALA	CB-CA-C	-8.58	97.23	110.10
1	6M	43	HIS	CB-CG-CD2	-8.58	104.21	130.80
2	6N	221	ALA	CB-CA-C	-8.58	97.23	110.10
1	6U	43	HIS	CB-CG-CD2	-8.58	104.21	130.80
2	6V	221	ALA	CB-CA-C	-8.58	97.23	110.10
1	7E	43	HIS	CB-CG-CD2	-8.58	104.21	130.80
2	7F	221	ALA	CB-CA-C	-8.58	97.23	110.10
1	7Q	43	HIS	CB-CG-CD2	-8.58	104.21	130.80
2	7R	221	ALA	CB-CA-C	-8.58	97.23	110.10
1	1A	21	ASN	CB-CA-C	-8.57	93.26	110.40
1	1I	21	ASN	CB-CA-C	-8.57	93.26	110.40
1	2E	21	ASN	CB-CA-C	-8.57	93.26	110.40
1	26	21	ASN	CB-CA-C	-8.57	93.26	110.40
1	3E	21	ASN	CB-CA-C	-8.57	93.26	110.40
1	4A	21	ASN	CB-CA-C	-8.57	93.26	110.40
1	4M	21	ASN	CB-CA-C	-8.57	93.26	110.40
1	4U	21	ASN	CB-CA-C	-8.57	93.26	110.40
1	5Q	21	ASN	CB-CA-C	-8.57	93.26	110.40
1	6I	21	ASN	CB-CA-C	-8.57	93.26	110.40
1	6Q	21	ASN	CB-CA-C	-8.57	93.26	110.40
1	7M	21	ASN	CB-CA-C	-8.57	93.26	110.40
2	1F	221	ALA	CB-CA-C	-8.57	97.25	110.10
2	2N	221	ALA	CB-CA-C	-8.57	97.25	110.10
2	23	221	ALA	CB-CA-C	-8.57	97.25	110.10
2	3N	221	ALA	CB-CA-C	-8.57	97.25	110.10

*Continued on next page...*



*Continued from previous page...*

Mol	Chain	Res	Type	Atoms	Z	Observed(°)	Ideal(°)
2	37	221	ALA	CB-CA-C	-8.57	97.25	110.10
2	4J	221	ALA	CB-CA-C	-8.57	97.25	110.10
2	4R	221	ALA	CB-CA-C	-8.57	97.25	110.10
2	5Z	221	ALA	CB-CA-C	-8.57	97.25	110.10
2	6F	221	ALA	CB-CA-C	-8.57	97.25	110.10
2	6Z	221	ALA	CB-CA-C	-8.57	97.25	110.10
2	7J	221	ALA	CB-CA-C	-8.57	97.25	110.10
2	7V	221	ALA	CB-CA-C	-8.57	97.25	110.10
2	1R	220	PHE	C-N-CA	-8.56	100.30	121.70
2	1V	220	PHE	C-N-CA	-8.56	100.30	121.70
2	1Z	220	PHE	C-N-CA	-8.56	100.30	121.70
2	13	220	PHE	C-N-CA	-8.56	100.30	121.70
2	17	220	PHE	C-N-CA	-8.56	100.30	121.70
2	2B	220	PHE	C-N-CA	-8.56	100.30	121.70
2	2R	220	PHE	C-N-CA	-8.56	100.30	121.70
2	2V	220	PHE	C-N-CA	-8.56	100.30	121.70
2	2Z	220	PHE	C-N-CA	-8.56	100.30	121.70
2	3R	220	PHE	C-N-CA	-8.56	100.30	121.70
2	3V	220	PHE	C-N-CA	-8.56	100.30	121.70
2	3Z	220	PHE	C-N-CA	-8.56	100.30	121.70
2	43	220	PHE	C-N-CA	-8.56	100.30	121.70
2	47	220	PHE	C-N-CA	-8.56	100.30	121.70
2	5B	220	PHE	C-N-CA	-8.56	100.30	121.70
2	5F	220	PHE	C-N-CA	-8.56	100.30	121.70
2	5J	220	PHE	C-N-CA	-8.56	100.30	121.70
2	5N	220	PHE	C-N-CA	-8.56	100.30	121.70
2	53	220	PHE	C-N-CA	-8.56	100.30	121.70
2	57	220	PHE	C-N-CA	-8.56	100.30	121.70
2	6B	220	PHE	C-N-CA	-8.56	100.30	121.70
2	63	220	PHE	C-N-CA	-8.56	100.30	121.70
2	67	220	PHE	C-N-CA	-8.56	100.30	121.70
2	7B	220	PHE	C-N-CA	-8.56	100.30	121.70
2	1R	223	ASP	CB-CG-OD1	8.56	126.00	118.30
2	1V	223	ASP	CB-CG-OD1	8.56	126.00	118.30
2	1Z	223	ASP	CB-CG-OD1	8.56	126.00	118.30
2	2R	223	ASP	CB-CG-OD1	8.56	126.00	118.30
2	2V	223	ASP	CB-CG-OD1	8.56	126.00	118.30
2	2Z	223	ASP	CB-CG-OD1	8.56	126.00	118.30
2	43	223	ASP	CB-CG-OD1	8.56	126.00	118.30
2	47	223	ASP	CB-CG-OD1	8.56	126.00	118.30
2	5B	223	ASP	CB-CG-OD1	8.56	126.00	118.30
2	53	223	ASP	CB-CG-OD1	8.56	126.00	118.30

*Continued on next page...*

*Continued from previous page...*

Mol	Chain	Res	Type	Atoms	Z	Observed(°)	Ideal(°)
2	57	223	ASP	CB-CG-OD1	8.56	126.00	118.30
2	6B	223	ASP	CB-CG-OD1	8.56	126.00	118.30
2	1B	220	PHE	C-N-CA	-8.56	100.31	121.70
2	1F	220	PHE	C-N-CA	-8.55	100.31	121.70
2	1J	220	PHE	C-N-CA	-8.56	100.31	121.70
2	2F	220	PHE	C-N-CA	-8.56	100.31	121.70
2	2N	220	PHE	C-N-CA	-8.55	100.31	121.70
2	23	220	PHE	C-N-CA	-8.55	100.31	121.70
2	27	220	PHE	C-N-CA	-8.56	100.31	121.70
2	3F	220	PHE	C-N-CA	-8.56	100.31	121.70
2	3N	220	PHE	C-N-CA	-8.55	100.31	121.70
2	37	220	PHE	C-N-CA	-8.55	100.31	121.70
2	4B	220	PHE	C-N-CA	-8.56	100.31	121.70
2	4J	220	PHE	C-N-CA	-8.55	100.31	121.70
2	4N	220	PHE	C-N-CA	-8.56	100.31	121.70
2	4R	220	PHE	C-N-CA	-8.55	100.31	121.70
2	4V	220	PHE	C-N-CA	-8.56	100.31	121.70
2	5R	220	PHE	C-N-CA	-8.56	100.31	121.70
2	5Z	220	PHE	C-N-CA	-8.55	100.31	121.70
2	6F	220	PHE	C-N-CA	-8.55	100.31	121.70
2	6J	220	PHE	C-N-CA	-8.56	100.31	121.70
2	6R	220	PHE	C-N-CA	-8.56	100.31	121.70
2	6Z	220	PHE	C-N-CA	-8.55	100.31	121.70
2	7J	220	PHE	C-N-CA	-8.55	100.31	121.70
2	7N	220	PHE	C-N-CA	-8.56	100.31	121.70
2	7V	220	PHE	C-N-CA	-8.55	100.31	121.70
2	1N	220	PHE	C-N-CA	-8.55	100.33	121.70
2	2J	220	PHE	C-N-CA	-8.55	100.33	121.70
2	3B	220	PHE	C-N-CA	-8.55	100.33	121.70
2	3J	220	PHE	C-N-CA	-8.55	100.33	121.70
2	33	220	PHE	C-N-CA	-8.55	100.33	121.70
2	4F	220	PHE	C-N-CA	-8.55	100.33	121.70
2	4Z	220	PHE	C-N-CA	-8.55	100.33	121.70
2	5V	220	PHE	C-N-CA	-8.55	100.33	121.70
2	6N	220	PHE	C-N-CA	-8.55	100.33	121.70
2	6V	220	PHE	C-N-CA	-8.55	100.33	121.70
2	7F	220	PHE	C-N-CA	-8.55	100.33	121.70
2	7R	220	PHE	C-N-CA	-8.55	100.33	121.70
2	1R	25	SER	CB-CA-C	8.54	126.33	110.10
2	1V	25	SER	CB-CA-C	8.54	126.33	110.10
2	1Z	25	SER	CB-CA-C	8.54	126.33	110.10
2	2R	25	SER	CB-CA-C	8.54	126.33	110.10

*Continued on next page...*

*Continued from previous page...*

Mol	Chain	Res	Type	Atoms	Z	Observed(°)	Ideal(°)
2	2V	25	SER	CB-CA-C	8.54	126.33	110.10
2	2Z	25	SER	CB-CA-C	8.54	126.33	110.10
2	43	25	SER	CB-CA-C	8.54	126.33	110.10
2	47	25	SER	CB-CA-C	8.54	126.33	110.10
2	5B	25	SER	CB-CA-C	8.54	126.33	110.10
2	53	25	SER	CB-CA-C	8.54	126.33	110.10
2	57	25	SER	CB-CA-C	8.54	126.33	110.10
2	6B	25	SER	CB-CA-C	8.54	126.33	110.10
2	1B	25	SER	CB-CA-C	8.54	126.32	110.10
2	1J	25	SER	CB-CA-C	8.54	126.32	110.10
2	1N	25	SER	CB-CA-C	8.54	126.33	110.10
2	2F	25	SER	CB-CA-C	8.54	126.32	110.10
2	2J	25	SER	CB-CA-C	8.54	126.33	110.10
2	27	25	SER	CB-CA-C	8.54	126.32	110.10
2	3B	25	SER	CB-CA-C	8.54	126.33	110.10
2	3F	25	SER	CB-CA-C	8.54	126.32	110.10
2	3J	25	SER	CB-CA-C	8.54	126.33	110.10
2	33	25	SER	CB-CA-C	8.54	126.33	110.10
2	4B	25	SER	CB-CA-C	8.54	126.32	110.10
2	4F	25	SER	CB-CA-C	8.54	126.33	110.10
2	4N	25	SER	CB-CA-C	8.54	126.32	110.10
2	4V	25	SER	CB-CA-C	8.54	126.32	110.10
2	4Z	25	SER	CB-CA-C	8.54	126.33	110.10
2	5R	25	SER	CB-CA-C	8.54	126.32	110.10
2	5V	25	SER	CB-CA-C	8.54	126.33	110.10
2	6J	25	SER	CB-CA-C	8.54	126.32	110.10
2	6N	25	SER	CB-CA-C	8.54	126.33	110.10
2	6R	25	SER	CB-CA-C	8.54	126.32	110.10
2	6V	25	SER	CB-CA-C	8.54	126.33	110.10
2	7F	25	SER	CB-CA-C	8.54	126.33	110.10
2	7N	25	SER	CB-CA-C	8.54	126.32	110.10
2	7R	25	SER	CB-CA-C	8.54	126.33	110.10
2	1F	25	SER	CB-CA-C	8.54	126.32	110.10
2	2N	25	SER	CB-CA-C	8.54	126.32	110.10
2	23	25	SER	CB-CA-C	8.54	126.32	110.10
2	3N	25	SER	CB-CA-C	8.54	126.32	110.10
2	37	25	SER	CB-CA-C	8.54	126.32	110.10
2	4J	25	SER	CB-CA-C	8.54	126.32	110.10
2	4R	25	SER	CB-CA-C	8.54	126.32	110.10
2	5Z	25	SER	CB-CA-C	8.54	126.32	110.10
2	6F	25	SER	CB-CA-C	8.54	126.32	110.10
2	6Z	25	SER	CB-CA-C	8.54	126.32	110.10

*Continued on next page...*

*Continued from previous page...*

Mol	Chain	Res	Type	Atoms	Z	Observed(°)	Ideal(°)
2	7J	25	SER	CB-CA-C	8.54	126.32	110.10
2	7V	25	SER	CB-CA-C	8.54	126.32	110.10
2	13	25	SER	CB-CA-C	8.53	126.31	110.10
2	17	25	SER	CB-CA-C	8.53	126.31	110.10
2	2B	25	SER	CB-CA-C	8.53	126.31	110.10
2	3R	25	SER	CB-CA-C	8.53	126.31	110.10
2	3V	25	SER	CB-CA-C	8.53	126.31	110.10
2	3Z	25	SER	CB-CA-C	8.53	126.31	110.10
2	5F	25	SER	CB-CA-C	8.53	126.31	110.10
2	5J	25	SER	CB-CA-C	8.53	126.31	110.10
2	5N	25	SER	CB-CA-C	8.53	126.31	110.10
2	63	25	SER	CB-CA-C	8.53	126.31	110.10
2	67	25	SER	CB-CA-C	8.53	126.31	110.10
2	7B	25	SER	CB-CA-C	8.53	126.31	110.10
2	1R	70	TRP	CB-CG-CD1	8.52	138.07	127.00
2	1V	70	TRP	CB-CG-CD1	8.52	138.07	127.00
2	1Z	70	TRP	CB-CG-CD1	8.52	138.07	127.00
1	12	29	TYR	O-C-N	-8.52	109.07	122.70
1	16	29	TYR	O-C-N	-8.52	109.07	122.70
1	2A	29	TYR	O-C-N	-8.52	109.07	122.70
2	2R	70	TRP	CB-CG-CD1	8.52	138.07	127.00
2	2V	70	TRP	CB-CG-CD1	8.52	138.07	127.00
2	2Z	70	TRP	CB-CG-CD1	8.52	138.07	127.00
1	3Q	29	TYR	O-C-N	-8.52	109.07	122.70
1	3U	29	TYR	O-C-N	-8.52	109.07	122.70
1	3Y	29	TYR	O-C-N	-8.52	109.07	122.70
2	43	70	TRP	CB-CG-CD1	8.52	138.07	127.00
2	47	70	TRP	CB-CG-CD1	8.52	138.07	127.00
2	5B	70	TRP	CB-CG-CD1	8.52	138.07	127.00
1	5E	29	TYR	O-C-N	-8.52	109.07	122.70
1	5I	29	TYR	O-C-N	-8.52	109.07	122.70
1	5M	29	TYR	O-C-N	-8.52	109.07	122.70
2	53	70	TRP	CB-CG-CD1	8.52	138.07	127.00
2	57	70	TRP	CB-CG-CD1	8.52	138.07	127.00
2	6B	70	TRP	CB-CG-CD1	8.52	138.07	127.00
1	62	29	TYR	O-C-N	-8.52	109.07	122.70
1	66	29	TYR	O-C-N	-8.52	109.07	122.70
1	7A	29	TYR	O-C-N	-8.52	109.07	122.70
2	1F	70	TRP	CB-CG-CD1	8.51	138.07	127.00
2	2N	70	TRP	CB-CG-CD1	8.51	138.07	127.00
2	23	70	TRP	CB-CG-CD1	8.51	138.07	127.00
2	3N	70	TRP	CB-CG-CD1	8.51	138.07	127.00

*Continued on next page...*

*Continued from previous page...*

Mol	Chain	Res	Type	Atoms	Z	Observed(°)	Ideal(°)
2	37	70	TRP	CB-CG-CD1	8.51	138.07	127.00
2	4J	70	TRP	CB-CG-CD1	8.51	138.07	127.00
2	4R	70	TRP	CB-CG-CD1	8.51	138.07	127.00
2	5Z	70	TRP	CB-CG-CD1	8.51	138.07	127.00
2	6F	70	TRP	CB-CG-CD1	8.51	138.07	127.00
2	6Z	70	TRP	CB-CG-CD1	8.51	138.07	127.00
2	7J	70	TRP	CB-CG-CD1	8.51	138.07	127.00
2	7V	70	TRP	CB-CG-CD1	8.51	138.07	127.00
2	1N	215	GLN	CA-C-O	-8.51	102.23	120.10
2	4F	215	GLN	CA-C-O	-8.51	102.23	120.10
2	5V	215	GLN	CA-C-O	-8.51	102.23	120.10
2	6N	215	GLN	CA-C-O	-8.51	102.23	120.10
1	1M	29	TYR	O-C-N	-8.51	109.09	122.70
2	1R	215	GLN	CA-C-O	-8.51	102.23	120.10
2	1R	219	VAL	CA-C-N	-8.51	98.48	117.20
2	1V	215	GLN	CA-C-O	-8.51	102.23	120.10
2	1V	219	VAL	CA-C-N	-8.51	98.48	117.20
2	1Z	215	GLN	CA-C-O	-8.51	102.23	120.10
2	1Z	219	VAL	CA-C-N	-8.51	98.48	117.20
2	2J	215	GLN	CA-C-O	-8.51	102.23	120.10
1	2I	29	TYR	O-C-N	-8.51	109.09	122.70
2	2R	215	GLN	CA-C-O	-8.51	102.23	120.10
2	2R	219	VAL	CA-C-N	-8.51	98.48	117.20
2	2V	215	GLN	CA-C-O	-8.51	102.23	120.10
2	2V	219	VAL	CA-C-N	-8.51	98.48	117.20
2	2Z	215	GLN	CA-C-O	-8.51	102.23	120.10
2	2Z	219	VAL	CA-C-N	-8.51	98.48	117.20
2	3B	215	GLN	CA-C-O	-8.51	102.23	120.10
2	3J	215	GLN	CA-C-O	-8.51	102.23	120.10
2	33	215	GLN	CA-C-O	-8.51	102.23	120.10
2	4Z	215	GLN	CA-C-O	-8.51	102.23	120.10
2	6V	215	GLN	CA-C-O	-8.51	102.23	120.10
2	7F	215	GLN	CA-C-O	-8.51	102.23	120.10
2	7R	215	GLN	CA-C-O	-8.51	102.23	120.10
1	3A	29	TYR	O-C-N	-8.51	109.09	122.70
1	3I	29	TYR	O-C-N	-8.51	109.09	122.70
1	32	29	TYR	O-C-N	-8.51	109.09	122.70
1	4E	29	TYR	O-C-N	-8.51	109.09	122.70
1	4Y	29	TYR	O-C-N	-8.51	109.09	122.70
2	43	215	GLN	CA-C-O	-8.51	102.23	120.10
2	43	219	VAL	CA-C-N	-8.51	98.48	117.20
2	47	215	GLN	CA-C-O	-8.51	102.23	120.10

*Continued on next page...*

*Continued from previous page...*

Mol	Chain	Res	Type	Atoms	Z	Observed(°)	Ideal(°)
2	47	219	VAL	CA-C-N	-8.51	98.48	117.20
2	5B	215	GLN	CA-C-O	-8.51	102.23	120.10
2	5B	219	VAL	CA-C-N	-8.51	98.48	117.20
1	5U	29	TYR	O-C-N	-8.51	109.09	122.70
2	53	215	GLN	CA-C-O	-8.51	102.23	120.10
2	53	219	VAL	CA-C-N	-8.51	98.48	117.20
2	57	215	GLN	CA-C-O	-8.51	102.23	120.10
2	57	219	VAL	CA-C-N	-8.51	98.48	117.20
2	6B	215	GLN	CA-C-O	-8.51	102.23	120.10
2	6B	219	VAL	CA-C-N	-8.51	98.48	117.20
1	6M	29	TYR	O-C-N	-8.51	109.09	122.70
1	6U	29	TYR	O-C-N	-8.51	109.09	122.70
1	7E	29	TYR	O-C-N	-8.51	109.09	122.70
1	7Q	29	TYR	O-C-N	-8.51	109.09	122.70
2	1B	70	TRP	CB-CG-CD1	8.51	138.06	127.00
2	1B	215	GLN	CA-C-O	-8.51	102.24	120.10
2	1B	223	ASP	CB-CG-OD1	8.51	125.96	118.30
2	1J	70	TRP	CB-CG-CD1	8.51	138.06	127.00
2	1J	215	GLN	CA-C-O	-8.51	102.24	120.10
2	1J	223	ASP	CB-CG-OD1	8.51	125.96	118.30
2	1N	223	ASP	CB-CG-OD1	8.51	125.96	118.30
2	13	223	ASP	CB-CG-OD1	8.51	125.95	118.30
2	17	223	ASP	CB-CG-OD1	8.51	125.95	118.30
2	2B	223	ASP	CB-CG-OD1	8.51	125.95	118.30
2	2F	70	TRP	CB-CG-CD1	8.51	138.06	127.00
2	2F	215	GLN	CA-C-O	-8.51	102.24	120.10
2	2F	223	ASP	CB-CG-OD1	8.51	125.96	118.30
2	2J	223	ASP	CB-CG-OD1	8.51	125.96	118.30
2	27	70	TRP	CB-CG-CD1	8.51	138.06	127.00
2	27	215	GLN	CA-C-O	-8.51	102.24	120.10
2	27	223	ASP	CB-CG-OD1	8.51	125.96	118.30
2	3B	223	ASP	CB-CG-OD1	8.51	125.96	118.30
2	3F	70	TRP	CB-CG-CD1	8.51	138.06	127.00
2	3F	215	GLN	CA-C-O	-8.51	102.24	120.10
2	3F	223	ASP	CB-CG-OD1	8.51	125.96	118.30
2	3J	223	ASP	CB-CG-OD1	8.51	125.96	118.30
2	3R	223	ASP	CB-CG-OD1	8.51	125.95	118.30
2	3V	223	ASP	CB-CG-OD1	8.51	125.95	118.30
2	3Z	223	ASP	CB-CG-OD1	8.51	125.95	118.30
2	33	223	ASP	CB-CG-OD1	8.51	125.96	118.30
2	4B	70	TRP	CB-CG-CD1	8.51	138.06	127.00
2	4B	215	GLN	CA-C-O	-8.51	102.24	120.10

*Continued on next page...*



*Continued from previous page...*

Mol	Chain	Res	Type	Atoms	Z	Observed(°)	Ideal(°)
2	4B	223	ASP	CB-CG-OD1	8.51	125.96	118.30
2	4F	223	ASP	CB-CG-OD1	8.51	125.96	118.30
2	4N	70	TRP	CB-CG-CD1	8.51	138.06	127.00
2	4N	215	GLN	CA-C-O	-8.51	102.24	120.10
2	4N	223	ASP	CB-CG-OD1	8.51	125.96	118.30
2	4V	70	TRP	CB-CG-CD1	8.51	138.06	127.00
2	4V	215	GLN	CA-C-O	-8.51	102.24	120.10
2	4V	223	ASP	CB-CG-OD1	8.51	125.96	118.30
2	4Z	223	ASP	CB-CG-OD1	8.51	125.96	118.30
2	5F	223	ASP	CB-CG-OD1	8.51	125.95	118.30
2	5J	223	ASP	CB-CG-OD1	8.51	125.95	118.30
2	5N	223	ASP	CB-CG-OD1	8.51	125.95	118.30
2	5R	70	TRP	CB-CG-CD1	8.51	138.06	127.00
2	5R	215	GLN	CA-C-O	-8.51	102.24	120.10
2	5R	223	ASP	CB-CG-OD1	8.51	125.96	118.30
2	5V	223	ASP	CB-CG-OD1	8.51	125.96	118.30
2	6J	70	TRP	CB-CG-CD1	8.51	138.06	127.00
2	6J	215	GLN	CA-C-O	-8.51	102.24	120.10
2	6J	223	ASP	CB-CG-OD1	8.51	125.96	118.30
2	6N	223	ASP	CB-CG-OD1	8.51	125.96	118.30
2	6R	70	TRP	CB-CG-CD1	8.51	138.06	127.00
2	6R	215	GLN	CA-C-O	-8.51	102.24	120.10
2	6R	223	ASP	CB-CG-OD1	8.51	125.96	118.30
2	6V	223	ASP	CB-CG-OD1	8.51	125.96	118.30
2	63	223	ASP	CB-CG-OD1	8.51	125.95	118.30
2	67	223	ASP	CB-CG-OD1	8.51	125.95	118.30
2	7B	223	ASP	CB-CG-OD1	8.51	125.95	118.30
2	7F	223	ASP	CB-CG-OD1	8.51	125.96	118.30
2	7N	70	TRP	CB-CG-CD1	8.51	138.06	127.00
2	7N	215	GLN	CA-C-O	-8.51	102.24	120.10
2	7N	223	ASP	CB-CG-OD1	8.51	125.96	118.30
2	7R	223	ASP	CB-CG-OD1	8.51	125.96	118.30
2	1F	223	ASP	CB-CG-OD1	8.50	125.95	118.30
2	1R	215	GLN	CB-CG-CD	-8.50	89.49	111.60
2	1V	215	GLN	CB-CG-CD	-8.50	89.49	111.60
2	1Z	215	GLN	CB-CG-CD	-8.50	89.49	111.60
2	13	70	TRP	O-C-N	8.50	136.30	122.70
2	17	70	TRP	O-C-N	8.50	136.30	122.70
2	2B	70	TRP	O-C-N	8.50	136.30	122.70
2	2N	223	ASP	CB-CG-OD1	8.50	125.95	118.30
2	2R	215	GLN	CB-CG-CD	-8.50	89.49	111.60
2	2V	215	GLN	CB-CG-CD	-8.50	89.49	111.60

*Continued on next page...*



*Continued from previous page...*

Mol	Chain	Res	Type	Atoms	Z	Observed(°)	Ideal(°)
2	2Z	215	GLN	CB-CG-CD	-8.50	89.49	111.60
2	23	223	ASP	CB-CG-OD1	8.50	125.95	118.30
2	3N	223	ASP	CB-CG-OD1	8.50	125.95	118.30
2	3R	70	TRP	O-C-N	8.50	136.30	122.70
2	3V	70	TRP	O-C-N	8.50	136.30	122.70
2	3Z	70	TRP	O-C-N	8.50	136.30	122.70
2	37	223	ASP	CB-CG-OD1	8.50	125.95	118.30
2	4J	223	ASP	CB-CG-OD1	8.50	125.95	118.30
2	4R	223	ASP	CB-CG-OD1	8.50	125.95	118.30
2	43	215	GLN	CB-CG-CD	-8.50	89.49	111.60
2	47	215	GLN	CB-CG-CD	-8.50	89.49	111.60
2	5B	215	GLN	CB-CG-CD	-8.50	89.49	111.60
2	5F	70	TRP	O-C-N	8.50	136.30	122.70
2	5J	70	TRP	O-C-N	8.50	136.30	122.70
2	5N	70	TRP	O-C-N	8.50	136.30	122.70
2	5Z	223	ASP	CB-CG-OD1	8.50	125.95	118.30
2	53	215	GLN	CB-CG-CD	-8.50	89.49	111.60
2	57	215	GLN	CB-CG-CD	-8.50	89.49	111.60
2	6B	215	GLN	CB-CG-CD	-8.50	89.49	111.60
2	6F	223	ASP	CB-CG-OD1	8.50	125.95	118.30
2	6Z	223	ASP	CB-CG-OD1	8.50	125.95	118.30
2	63	70	TRP	O-C-N	8.50	136.30	122.70
2	67	70	TRP	O-C-N	8.50	136.30	122.70
2	7B	70	TRP	O-C-N	8.50	136.30	122.70
2	7J	223	ASP	CB-CG-OD1	8.50	125.95	118.30
2	7V	223	ASP	CB-CG-OD1	8.50	125.95	118.30
2	1B	219	VAL	CA-C-N	-8.50	98.50	117.20
2	1F	215	GLN	CB-CG-CD	-8.50	89.50	111.60
2	1J	219	VAL	CA-C-N	-8.50	98.50	117.20
2	13	70	TRP	CB-CG-CD1	8.50	138.05	127.00
2	17	70	TRP	CB-CG-CD1	8.50	138.05	127.00
2	2B	70	TRP	CB-CG-CD1	8.50	138.05	127.00
2	2F	219	VAL	CA-C-N	-8.50	98.50	117.20
2	3N	215	GLN	CB-CG-CD	-8.50	89.50	111.60
2	3V	70	TRP	CB-CG-CD1	8.50	138.05	127.00
2	3Z	70	TRP	CB-CG-CD1	8.50	138.05	127.00
1	1A	29	TYR	O-C-N	-8.50	109.10	122.70
1	1I	29	TYR	O-C-N	-8.50	109.10	122.70
2	13	215	GLN	CB-CG-CD	-8.50	89.50	111.60
2	17	215	GLN	CB-CG-CD	-8.50	89.50	111.60
2	2B	215	GLN	CB-CG-CD	-8.50	89.50	111.60
2	2N	215	GLN	CB-CG-CD	-8.50	89.50	111.60

*Continued on next page...*

*Continued from previous page...*

Mol	Chain	Res	Type	Atoms	Z	Observed(°)	Ideal(°)
2	23	215	GLN	CB-CG-CD	-8.50	89.50	111.60
2	27	219	VAL	CA-C-N	-8.50	98.50	117.20
2	3F	219	VAL	CA-C-N	-8.50	98.50	117.20
2	3R	70	TRP	CB-CG-CD1	8.50	138.05	127.00
2	37	215	GLN	CB-CG-CD	-8.50	89.50	111.60
2	4B	219	VAL	CA-C-N	-8.50	98.50	117.20
2	5R	219	VAL	CA-C-N	-8.50	98.50	117.20
2	6Z	215	GLN	CB-CG-CD	-8.50	89.50	111.60
1	2E	29	TYR	O-C-N	-8.50	109.10	122.70
1	26	29	TYR	O-C-N	-8.50	109.10	122.70
1	3E	29	TYR	O-C-N	-8.50	109.10	122.70
2	3R	215	GLN	CB-CG-CD	-8.50	89.50	111.60
2	3V	215	GLN	CB-CG-CD	-8.50	89.50	111.60
2	3Z	215	GLN	CB-CG-CD	-8.50	89.50	111.60
2	4J	215	GLN	CB-CG-CD	-8.50	89.50	111.60
2	4N	219	VAL	CA-C-N	-8.50	98.50	117.20
2	4R	215	GLN	CB-CG-CD	-8.50	89.50	111.60
2	4V	219	VAL	CA-C-N	-8.50	98.50	117.20
2	5F	70	TRP	CB-CG-CD1	8.50	138.05	127.00
2	5Z	215	GLN	CB-CG-CD	-8.50	89.50	111.60
1	4A	29	TYR	O-C-N	-8.50	109.10	122.70
1	4M	29	TYR	O-C-N	-8.50	109.10	122.70
1	4U	29	TYR	O-C-N	-8.50	109.10	122.70
2	5F	215	GLN	CB-CG-CD	-8.50	89.50	111.60
2	5J	70	TRP	CB-CG-CD1	8.50	138.05	127.00
2	5J	215	GLN	CB-CG-CD	-8.50	89.50	111.60
2	5N	70	TRP	CB-CG-CD1	8.50	138.05	127.00
2	5N	215	GLN	CB-CG-CD	-8.50	89.50	111.60
2	6F	215	GLN	CB-CG-CD	-8.50	89.50	111.60
2	6J	219	VAL	CA-C-N	-8.50	98.50	117.20
2	6R	219	VAL	CA-C-N	-8.50	98.50	117.20
2	63	70	TRP	CB-CG-CD1	8.50	138.05	127.00
2	67	70	TRP	CB-CG-CD1	8.50	138.05	127.00
2	7B	70	TRP	CB-CG-CD1	8.50	138.05	127.00
1	5Q	29	TYR	O-C-N	-8.50	109.10	122.70
1	6I	29	TYR	O-C-N	-8.50	109.10	122.70
1	6Q	29	TYR	O-C-N	-8.50	109.10	122.70
2	63	215	GLN	CB-CG-CD	-8.50	89.50	111.60
2	67	215	GLN	CB-CG-CD	-8.50	89.50	111.60
2	7B	215	GLN	CB-CG-CD	-8.50	89.50	111.60
2	7J	215	GLN	CB-CG-CD	-8.50	89.50	111.60
2	7N	219	VAL	CA-C-N	-8.50	98.50	117.20

*Continued on next page...*

*Continued from previous page...*

Mol	Chain	Res	Type	Atoms	Z	Observed(°)	Ideal(°)
2	7V	215	GLN	CB-CG-CD	-8.50	89.50	111.60
1	7M	29	TYR	O-C-N	-8.50	109.10	122.70
2	13	215	GLN	CA-C-O	-8.50	102.25	120.10
2	17	215	GLN	CA-C-O	-8.50	102.25	120.10
2	2B	215	GLN	CA-C-O	-8.50	102.25	120.10
2	3R	215	GLN	CA-C-O	-8.50	102.25	120.10
2	3V	215	GLN	CA-C-O	-8.50	102.25	120.10
2	3Z	215	GLN	CA-C-O	-8.50	102.25	120.10
2	5F	215	GLN	CA-C-O	-8.50	102.25	120.10
2	5J	215	GLN	CA-C-O	-8.50	102.25	120.10
2	5N	215	GLN	CA-C-O	-8.50	102.25	120.10
2	63	215	GLN	CA-C-O	-8.50	102.25	120.10
2	67	215	GLN	CA-C-O	-8.50	102.25	120.10
2	7B	215	GLN	CA-C-O	-8.50	102.25	120.10
2	1B	215	GLN	CB-CG-CD	-8.49	89.52	111.60
2	1F	215	GLN	CA-C-O	-8.49	102.26	120.10
2	2N	215	GLN	CA-C-O	-8.49	102.26	120.10
2	1F	70	TRP	O-C-N	8.49	136.29	122.70
2	1F	219	VAL	CA-C-N	-8.49	98.52	117.20
2	1J	215	GLN	CB-CG-CD	-8.49	89.52	111.60
2	1N	219	VAL	CA-C-N	-8.49	98.51	117.20
2	2F	215	GLN	CB-CG-CD	-8.49	89.52	111.60
2	2J	219	VAL	CA-C-N	-8.49	98.51	117.20
2	23	215	GLN	CA-C-O	-8.49	102.26	120.10
2	3N	215	GLN	CA-C-O	-8.49	102.26	120.10
2	37	215	GLN	CA-C-O	-8.49	102.26	120.10
2	5Z	215	GLN	CA-C-O	-8.49	102.26	120.10
2	6F	215	GLN	CA-C-O	-8.49	102.26	120.10
2	2N	70	TRP	O-C-N	8.49	136.29	122.70
2	2N	219	VAL	CA-C-N	-8.49	98.52	117.20
2	23	70	TRP	O-C-N	8.49	136.29	122.70
2	23	219	VAL	CA-C-N	-8.49	98.52	117.20
2	27	215	GLN	CB-CG-CD	-8.49	89.52	111.60
2	3B	219	VAL	CA-C-N	-8.49	98.51	117.20
2	3F	215	GLN	CB-CG-CD	-8.49	89.52	111.60
2	3J	219	VAL	CA-C-N	-8.49	98.51	117.20
2	4J	215	GLN	CA-C-O	-8.49	102.26	120.10
2	7J	215	GLN	CA-C-O	-8.49	102.26	120.10
2	7V	215	GLN	CA-C-O	-8.49	102.26	120.10
2	3N	70	TRP	O-C-N	8.49	136.29	122.70
2	3N	219	VAL	CA-C-N	-8.49	98.52	117.20
2	33	219	VAL	CA-C-N	-8.49	98.51	117.20

*Continued on next page...*

*Continued from previous page...*

Mol	Chain	Res	Type	Atoms	Z	Observed(°)	Ideal(°)
2	37	70	TRP	O-C-N	8.49	136.29	122.70
2	37	219	VAL	CA-C-N	-8.49	98.52	117.20
2	4B	215	GLN	CB-CG-CD	-8.49	89.52	111.60
2	4F	219	VAL	CA-C-N	-8.49	98.51	117.20
2	4R	215	GLN	CA-C-O	-8.49	102.26	120.10
2	4J	70	TRP	O-C-N	8.49	136.29	122.70
2	4J	219	VAL	CA-C-N	-8.49	98.52	117.20
2	4N	215	GLN	CB-CG-CD	-8.49	89.52	111.60
2	4R	70	TRP	O-C-N	8.49	136.29	122.70
2	4R	219	VAL	CA-C-N	-8.49	98.52	117.20
2	4V	215	GLN	CB-CG-CD	-8.49	89.52	111.60
2	4Z	219	VAL	CA-C-N	-8.49	98.51	117.20
2	5R	215	GLN	CB-CG-CD	-8.49	89.52	111.60
2	5V	219	VAL	CA-C-N	-8.49	98.51	117.20
2	5Z	70	TRP	O-C-N	8.49	136.29	122.70
2	5Z	219	VAL	CA-C-N	-8.49	98.52	117.20
2	6F	70	TRP	O-C-N	8.49	136.29	122.70
2	6F	219	VAL	CA-C-N	-8.49	98.52	117.20
2	6J	215	GLN	CB-CG-CD	-8.49	89.52	111.60
2	6N	219	VAL	CA-C-N	-8.49	98.51	117.20
2	6R	215	GLN	CB-CG-CD	-8.49	89.52	111.60
2	6V	219	VAL	CA-C-N	-8.49	98.51	117.20
2	6Z	215	GLN	CA-C-O	-8.49	102.26	120.10
2	6Z	70	TRP	O-C-N	8.49	136.29	122.70
2	6Z	219	VAL	CA-C-N	-8.49	98.52	117.20
2	7F	219	VAL	CA-C-N	-8.49	98.51	117.20
2	7J	70	TRP	O-C-N	8.49	136.29	122.70
2	7J	219	VAL	CA-C-N	-8.49	98.52	117.20
2	7N	215	GLN	CB-CG-CD	-8.49	89.52	111.60
2	7R	219	VAL	CA-C-N	-8.49	98.51	117.20
2	7V	70	TRP	O-C-N	8.49	136.29	122.70
2	7V	219	VAL	CA-C-N	-8.49	98.52	117.20
2	1N	215	GLN	CB-CG-CD	-8.49	89.53	111.60
2	2J	215	GLN	CB-CG-CD	-8.49	89.53	111.60
2	3B	215	GLN	CB-CG-CD	-8.49	89.53	111.60
2	3J	215	GLN	CB-CG-CD	-8.49	89.53	111.60
2	33	215	GLN	CB-CG-CD	-8.49	89.53	111.60
2	4F	215	GLN	CB-CG-CD	-8.49	89.53	111.60
2	4Z	215	GLN	CB-CG-CD	-8.49	89.53	111.60
2	5V	215	GLN	CB-CG-CD	-8.49	89.53	111.60
2	6N	215	GLN	CB-CG-CD	-8.49	89.53	111.60
2	6V	215	GLN	CB-CG-CD	-8.49	89.53	111.60

*Continued on next page...*

*Continued from previous page...*

Mol	Chain	Res	Type	Atoms	Z	Observed(°)	Ideal(°)
2	7F	215	GLN	CB-CG-CD	-8.49	89.53	111.60
2	7R	215	GLN	CB-CG-CD	-8.49	89.53	111.60
1	1E	29	TYR	O-C-N	-8.48	109.13	122.70
1	1E	84	ARG	N-CA-C	-8.48	88.09	111.00
1	2M	29	TYR	O-C-N	-8.48	109.13	122.70
1	2M	84	ARG	N-CA-C	-8.48	88.09	111.00
1	22	29	TYR	O-C-N	-8.48	109.13	122.70
1	22	84	ARG	N-CA-C	-8.48	88.09	111.00
1	3M	29	TYR	O-C-N	-8.48	109.13	122.70
1	3M	84	ARG	N-CA-C	-8.48	88.09	111.00
1	36	29	TYR	O-C-N	-8.48	109.13	122.70
1	36	84	ARG	N-CA-C	-8.48	88.09	111.00
1	4I	29	TYR	O-C-N	-8.48	109.13	122.70
1	4I	84	ARG	N-CA-C	-8.48	88.09	111.00
1	4Q	29	TYR	O-C-N	-8.48	109.13	122.70
1	4Q	84	ARG	N-CA-C	-8.48	88.09	111.00
1	5Y	29	TYR	O-C-N	-8.48	109.13	122.70
1	5Y	84	ARG	N-CA-C	-8.48	88.09	111.00
1	6E	29	TYR	O-C-N	-8.48	109.13	122.70
1	6E	84	ARG	N-CA-C	-8.48	88.09	111.00
1	6Y	29	TYR	O-C-N	-8.48	109.13	122.70
1	6Y	84	ARG	N-CA-C	-8.48	88.09	111.00
1	7I	29	TYR	O-C-N	-8.48	109.13	122.70
1	7I	84	ARG	N-CA-C	-8.48	88.09	111.00
1	7U	29	TYR	O-C-N	-8.48	109.13	122.70
1	7U	84	ARG	N-CA-C	-8.48	88.09	111.00
2	1B	70	TRP	O-C-N	8.48	136.26	122.70
2	1J	70	TRP	O-C-N	8.48	136.26	122.70
2	2F	70	TRP	O-C-N	8.48	136.26	122.70
2	27	70	TRP	O-C-N	8.48	136.26	122.70
2	3F	70	TRP	O-C-N	8.48	136.26	122.70
2	4B	70	TRP	O-C-N	8.48	136.26	122.70
2	4N	70	TRP	O-C-N	8.48	136.26	122.70
2	4V	70	TRP	O-C-N	8.48	136.26	122.70
2	5R	70	TRP	O-C-N	8.48	136.26	122.70
2	6J	70	TRP	O-C-N	8.48	136.26	122.70
2	6R	70	TRP	O-C-N	8.48	136.26	122.70
2	7N	70	TRP	O-C-N	8.48	136.26	122.70
1	1E	155	PRO	C-N-CA	8.47	142.89	121.70
1	2M	155	PRO	C-N-CA	8.47	142.89	121.70
1	22	155	PRO	C-N-CA	8.47	142.89	121.70
1	12	84	ARG	N-CA-C	-8.47	88.12	111.00

*Continued on next page...*

*Continued from previous page...*

Mol	Chain	Res	Type	Atoms	Z	Observed(°)	Ideal(°)
2	13	219	VAL	CA-C-N	-8.47	98.56	117.20
1	16	84	ARG	N-CA-C	-8.47	88.12	111.00
2	17	219	VAL	CA-C-N	-8.47	98.56	117.20
1	4I	155	PRO	C-N-CA	8.47	142.89	121.70
1	2A	84	ARG	N-CA-C	-8.47	88.12	111.00
2	2B	219	VAL	CA-C-N	-8.47	98.56	117.20
1	3M	155	PRO	C-N-CA	8.47	142.89	121.70
1	3Q	84	ARG	N-CA-C	-8.47	88.12	111.00
2	3R	219	VAL	CA-C-N	-8.47	98.56	117.20
1	3U	84	ARG	N-CA-C	-8.47	88.12	111.00
2	3V	219	VAL	CA-C-N	-8.47	98.56	117.20
1	3Y	84	ARG	N-CA-C	-8.47	88.12	111.00
2	3Z	219	VAL	CA-C-N	-8.47	98.56	117.20
1	36	155	PRO	C-N-CA	8.47	142.89	121.70
1	4Q	155	PRO	C-N-CA	8.47	142.89	121.70
1	5Y	155	PRO	C-N-CA	8.47	142.89	121.70
1	6E	155	PRO	C-N-CA	8.47	142.89	121.70
1	5E	84	ARG	N-CA-C	-8.47	88.12	111.00
2	5F	219	VAL	CA-C-N	-8.47	98.56	117.20
1	5I	84	ARG	N-CA-C	-8.47	88.12	111.00
2	5J	219	VAL	CA-C-N	-8.47	98.56	117.20
1	5M	84	ARG	N-CA-C	-8.47	88.12	111.00
2	5N	219	VAL	CA-C-N	-8.47	98.56	117.20
1	6Y	155	PRO	C-N-CA	8.47	142.89	121.70
1	62	84	ARG	N-CA-C	-8.47	88.12	111.00
2	63	219	VAL	CA-C-N	-8.47	98.56	117.20
1	66	84	ARG	N-CA-C	-8.47	88.12	111.00
2	67	219	VAL	CA-C-N	-8.47	98.56	117.20
1	7A	84	ARG	N-CA-C	-8.47	88.12	111.00
2	7B	219	VAL	CA-C-N	-8.47	98.56	117.20
1	7I	155	PRO	C-N-CA	8.47	142.89	121.70
1	7U	155	PRO	C-N-CA	8.47	142.89	121.70
1	1E	90	PHE	O-C-N	-8.47	105.00	121.10
1	1Q	29	TYR	O-C-N	-8.47	109.14	122.70
1	1U	29	TYR	O-C-N	-8.47	109.14	122.70
1	1Y	29	TYR	O-C-N	-8.47	109.14	122.70
2	13	58	LEU	O-C-N	-8.47	109.15	122.70
2	17	58	LEU	O-C-N	-8.47	109.15	122.70
2	2B	58	LEU	O-C-N	-8.47	109.15	122.70
1	2M	90	PHE	O-C-N	-8.47	105.00	121.10
1	2Q	29	TYR	O-C-N	-8.47	109.14	122.70
1	2U	29	TYR	O-C-N	-8.47	109.14	122.70

*Continued on next page...*

*Continued from previous page...*

Mol	Chain	Res	Type	Atoms	Z	Observed(°)	Ideal(°)
1	2Y	29	TYR	O-C-N	-8.47	109.14	122.70
1	22	90	PHE	O-C-N	-8.47	105.00	121.10
1	3M	90	PHE	O-C-N	-8.47	105.00	121.10
2	3R	58	LEU	O-C-N	-8.47	109.15	122.70
2	3V	58	LEU	O-C-N	-8.47	109.15	122.70
2	3Z	58	LEU	O-C-N	-8.47	109.15	122.70
1	36	90	PHE	O-C-N	-8.47	105.00	121.10
1	4I	90	PHE	O-C-N	-8.47	105.00	121.10
1	4Q	90	PHE	O-C-N	-8.47	105.00	121.10
1	42	29	TYR	O-C-N	-8.47	109.14	122.70
1	46	29	TYR	O-C-N	-8.47	109.14	122.70
1	5A	29	TYR	O-C-N	-8.47	109.14	122.70
2	5F	58	LEU	O-C-N	-8.47	109.15	122.70
2	5J	58	LEU	O-C-N	-8.47	109.15	122.70
2	5N	58	LEU	O-C-N	-8.47	109.15	122.70
1	5Y	90	PHE	O-C-N	-8.47	105.00	121.10
1	52	29	TYR	O-C-N	-8.47	109.14	122.70
1	56	29	TYR	O-C-N	-8.47	109.14	122.70
1	6A	29	TYR	O-C-N	-8.47	109.14	122.70
1	6E	90	PHE	O-C-N	-8.47	105.00	121.10
1	6Y	90	PHE	O-C-N	-8.47	105.00	121.10
2	63	58	LEU	O-C-N	-8.47	109.15	122.70
2	67	58	LEU	O-C-N	-8.47	109.15	122.70
2	7B	58	LEU	O-C-N	-8.47	109.15	122.70
1	7I	90	PHE	O-C-N	-8.47	105.00	121.10
1	7U	90	PHE	O-C-N	-8.47	105.00	121.10
2	1N	70	TRP	O-C-N	8.47	136.25	122.70
2	2J	70	TRP	O-C-N	8.47	136.25	122.70
2	3B	70	TRP	O-C-N	8.47	136.25	122.70
2	3J	70	TRP	O-C-N	8.47	136.25	122.70
2	33	70	TRP	O-C-N	8.47	136.25	122.70
2	4F	70	TRP	O-C-N	8.47	136.25	122.70
2	4Z	70	TRP	O-C-N	8.47	136.25	122.70
2	5V	70	TRP	O-C-N	8.47	136.25	122.70
2	6N	70	TRP	O-C-N	8.47	136.25	122.70
2	6V	70	TRP	O-C-N	8.47	136.25	122.70
2	7F	70	TRP	O-C-N	8.47	136.25	122.70
2	7R	70	TRP	O-C-N	8.47	136.25	122.70
1	1A	84	ARG	N-CA-C	-8.47	88.14	111.00
1	1I	84	ARG	N-CA-C	-8.47	88.14	111.00
1	2E	84	ARG	N-CA-C	-8.47	88.14	111.00
1	26	84	ARG	N-CA-C	-8.47	88.14	111.00

*Continued on next page...*



*Continued from previous page...*

Mol	Chain	Res	Type	Atoms	Z	Observed(°)	Ideal(°)
1	3E	84	ARG	N-CA-C	-8.47	88.14	111.00
1	4A	84	ARG	N-CA-C	-8.47	88.14	111.00
1	4M	84	ARG	N-CA-C	-8.47	88.14	111.00
1	4U	84	ARG	N-CA-C	-8.47	88.14	111.00
1	5Q	84	ARG	N-CA-C	-8.47	88.14	111.00
1	6I	84	ARG	N-CA-C	-8.47	88.14	111.00
1	6Q	84	ARG	N-CA-C	-8.47	88.14	111.00
1	7M	84	ARG	N-CA-C	-8.47	88.14	111.00
2	1N	70	TRP	CB-CG-CD1	8.46	138.00	127.00
1	1Q	84	ARG	N-CA-C	-8.47	88.14	111.00
1	1U	84	ARG	N-CA-C	-8.47	88.14	111.00
1	1Y	84	ARG	N-CA-C	-8.47	88.14	111.00
1	12	52	PHE	CA-C-N	-8.46	93.40	117.10
1	16	52	PHE	CA-C-N	-8.46	93.40	117.10
1	2A	52	PHE	CA-C-N	-8.46	93.40	117.10
2	2J	70	TRP	CB-CG-CD1	8.46	138.00	127.00
1	2Q	84	ARG	N-CA-C	-8.47	88.14	111.00
1	2U	84	ARG	N-CA-C	-8.47	88.14	111.00
1	2Y	84	ARG	N-CA-C	-8.47	88.14	111.00
2	3B	70	TRP	CB-CG-CD1	8.46	138.00	127.00
2	3J	70	TRP	CB-CG-CD1	8.46	138.00	127.00
1	3Q	52	PHE	CA-C-N	-8.46	93.40	117.10
1	3U	52	PHE	CA-C-N	-8.46	93.40	117.10
1	3Y	52	PHE	CA-C-N	-8.46	93.40	117.10
2	33	70	TRP	CB-CG-CD1	8.46	138.00	127.00
2	4F	70	TRP	CB-CG-CD1	8.46	138.00	127.00
2	4Z	70	TRP	CB-CG-CD1	8.46	138.00	127.00
1	42	84	ARG	N-CA-C	-8.47	88.14	111.00
1	46	84	ARG	N-CA-C	-8.47	88.14	111.00
1	5A	84	ARG	N-CA-C	-8.47	88.14	111.00
1	5E	52	PHE	CA-C-N	-8.46	93.40	117.10
1	5I	52	PHE	CA-C-N	-8.46	93.40	117.10
1	5M	52	PHE	CA-C-N	-8.46	93.40	117.10
2	5V	70	TRP	CB-CG-CD1	8.46	138.00	127.00
1	52	84	ARG	N-CA-C	-8.47	88.14	111.00
1	56	84	ARG	N-CA-C	-8.47	88.14	111.00
1	6A	84	ARG	N-CA-C	-8.47	88.14	111.00
2	6N	70	TRP	CB-CG-CD1	8.46	138.00	127.00
2	6V	70	TRP	CB-CG-CD1	8.46	138.00	127.00
1	62	52	PHE	CA-C-N	-8.46	93.40	117.10
1	66	52	PHE	CA-C-N	-8.46	93.40	117.10
1	7A	52	PHE	CA-C-N	-8.46	93.40	117.10

*Continued on next page...*

*Continued from previous page...*

Mol	Chain	Res	Type	Atoms	Z	Observed(°)	Ideal(°)
2	7F	70	TRP	CB-CG-CD1	8.46	138.00	127.00
2	7R	70	TRP	CB-CG-CD1	8.46	138.00	127.00
1	1M	52	PHE	CA-C-N	-8.46	93.41	117.10
1	1Q	155	PRO	C-N-CA	8.46	142.86	121.70
2	1R	70	TRP	O-C-N	8.46	136.24	122.70
1	1U	155	PRO	C-N-CA	8.46	142.86	121.70
2	1V	70	TRP	O-C-N	8.46	136.24	122.70
1	1Y	155	PRO	C-N-CA	8.46	142.86	121.70
2	1Z	70	TRP	O-C-N	8.46	136.24	122.70
1	12	155	PRO	C-N-CA	8.46	142.86	121.70
1	16	155	PRO	C-N-CA	8.46	142.86	121.70
1	2A	155	PRO	C-N-CA	8.46	142.86	121.70
1	2I	52	PHE	CA-C-N	-8.46	93.41	117.10
1	2Q	155	PRO	C-N-CA	8.46	142.86	121.70
2	2R	70	TRP	O-C-N	8.46	136.24	122.70
1	2U	155	PRO	C-N-CA	8.46	142.86	121.70
2	2V	70	TRP	O-C-N	8.46	136.24	122.70
1	2Y	155	PRO	C-N-CA	8.46	142.86	121.70
2	2Z	70	TRP	O-C-N	8.46	136.24	122.70
1	3A	52	PHE	CA-C-N	-8.46	93.41	117.10
1	3I	52	PHE	CA-C-N	-8.46	93.41	117.10
1	3Q	155	PRO	C-N-CA	8.46	142.86	121.70
1	3U	155	PRO	C-N-CA	8.46	142.86	121.70
1	3Y	155	PRO	C-N-CA	8.46	142.86	121.70
1	32	52	PHE	CA-C-N	-8.46	93.41	117.10
1	4E	52	PHE	CA-C-N	-8.46	93.41	117.10
1	4Y	52	PHE	CA-C-N	-8.46	93.41	117.10
1	42	155	PRO	C-N-CA	8.46	142.86	121.70
2	43	70	TRP	O-C-N	8.46	136.24	122.70
1	46	155	PRO	C-N-CA	8.46	142.86	121.70
2	47	70	TRP	O-C-N	8.46	136.24	122.70
1	5A	155	PRO	C-N-CA	8.46	142.86	121.70
2	5B	70	TRP	O-C-N	8.46	136.24	122.70
1	5E	155	PRO	C-N-CA	8.46	142.86	121.70
1	5I	155	PRO	C-N-CA	8.46	142.86	121.70
1	5M	155	PRO	C-N-CA	8.46	142.86	121.70
1	5U	52	PHE	CA-C-N	-8.46	93.41	117.10
1	52	155	PRO	C-N-CA	8.46	142.86	121.70
2	53	70	TRP	O-C-N	8.46	136.24	122.70
1	56	155	PRO	C-N-CA	8.46	142.86	121.70
2	57	70	TRP	O-C-N	8.46	136.24	122.70
1	6A	155	PRO	C-N-CA	8.46	142.86	121.70

*Continued on next page...*

*Continued from previous page...*

Mol	Chain	Res	Type	Atoms	Z	Observed(°)	Ideal(°)
2	6B	70	TRP	O-C-N	8.46	136.24	122.70
1	6M	52	PHE	CA-C-N	-8.46	93.41	117.10
1	6U	52	PHE	CA-C-N	-8.46	93.41	117.10
1	62	155	PRO	C-N-CA	8.46	142.86	121.70
1	66	155	PRO	C-N-CA	8.46	142.86	121.70
1	7A	155	PRO	C-N-CA	8.46	142.86	121.70
1	7E	52	PHE	CA-C-N	-8.46	93.41	117.10
1	7Q	52	PHE	CA-C-N	-8.46	93.41	117.10
1	1A	52	PHE	CA-C-N	-8.46	93.41	117.10
1	1I	52	PHE	CA-C-N	-8.46	93.41	117.10
1	1M	84	ARG	N-CA-C	-8.46	88.16	111.00
1	2E	52	PHE	CA-C-N	-8.46	93.41	117.10
1	2I	84	ARG	N-CA-C	-8.46	88.16	111.00
1	26	52	PHE	CA-C-N	-8.46	93.41	117.10
1	3A	84	ARG	N-CA-C	-8.46	88.16	111.00
1	3E	52	PHE	CA-C-N	-8.46	93.41	117.10
1	3I	84	ARG	N-CA-C	-8.46	88.16	111.00
1	32	84	ARG	N-CA-C	-8.46	88.16	111.00
1	4A	52	PHE	CA-C-N	-8.46	93.41	117.10
1	4E	84	ARG	N-CA-C	-8.46	88.16	111.00
1	4M	52	PHE	CA-C-N	-8.46	93.41	117.10
1	4U	52	PHE	CA-C-N	-8.46	93.41	117.10
1	4Y	84	ARG	N-CA-C	-8.46	88.16	111.00
1	5Q	52	PHE	CA-C-N	-8.46	93.41	117.10
1	5U	84	ARG	N-CA-C	-8.46	88.16	111.00
1	6I	52	PHE	CA-C-N	-8.46	93.41	117.10
1	6M	84	ARG	N-CA-C	-8.46	88.16	111.00
1	6Q	52	PHE	CA-C-N	-8.46	93.41	117.10
1	6U	84	ARG	N-CA-C	-8.46	88.16	111.00
1	7E	84	ARG	N-CA-C	-8.46	88.16	111.00
1	7M	52	PHE	CA-C-N	-8.46	93.41	117.10
1	7Q	84	ARG	N-CA-C	-8.46	88.16	111.00
1	1E	52	PHE	CA-C-N	-8.46	93.42	117.10
1	2M	52	PHE	CA-C-N	-8.46	93.42	117.10
1	22	52	PHE	CA-C-N	-8.46	93.42	117.10
1	3M	52	PHE	CA-C-N	-8.46	93.42	117.10
1	36	52	PHE	CA-C-N	-8.46	93.42	117.10
1	4I	52	PHE	CA-C-N	-8.46	93.42	117.10
1	4Q	52	PHE	CA-C-N	-8.46	93.42	117.10
1	5Y	52	PHE	CA-C-N	-8.46	93.42	117.10
1	6E	52	PHE	CA-C-N	-8.46	93.42	117.10
1	6Y	52	PHE	CA-C-N	-8.46	93.42	117.10

*Continued on next page...*

*Continued from previous page...*

Mol	Chain	Res	Type	Atoms	Z	Observed(°)	Ideal(°)
1	7I	52	PHE	CA-C-N	-8.46	93.42	117.10
1	7U	52	PHE	CA-C-N	-8.46	93.42	117.10
1	1Q	90	PHE	O-C-N	-8.46	105.03	121.10
1	1U	90	PHE	O-C-N	-8.46	105.03	121.10
1	1Y	90	PHE	O-C-N	-8.46	105.03	121.10
1	2Q	90	PHE	O-C-N	-8.46	105.03	121.10
1	2U	90	PHE	O-C-N	-8.46	105.03	121.10
1	2Y	90	PHE	O-C-N	-8.46	105.03	121.10
1	42	90	PHE	O-C-N	-8.46	105.03	121.10
1	46	90	PHE	O-C-N	-8.46	105.03	121.10
1	5A	90	PHE	O-C-N	-8.46	105.03	121.10
1	52	90	PHE	O-C-N	-8.46	105.03	121.10
1	56	90	PHE	O-C-N	-8.46	105.03	121.10
1	6A	90	PHE	O-C-N	-8.46	105.03	121.10
1	1A	90	PHE	O-C-N	-8.45	105.04	121.10
1	1I	90	PHE	O-C-N	-8.45	105.04	121.10
1	2E	90	PHE	O-C-N	-8.45	105.04	121.10
1	26	90	PHE	O-C-N	-8.45	105.04	121.10
1	3E	90	PHE	O-C-N	-8.45	105.04	121.10
1	4A	90	PHE	O-C-N	-8.45	105.04	121.10
1	4M	90	PHE	O-C-N	-8.45	105.04	121.10
1	4U	90	PHE	O-C-N	-8.45	105.04	121.10
1	5Q	90	PHE	O-C-N	-8.45	105.04	121.10
1	6I	90	PHE	O-C-N	-8.45	105.04	121.10
1	6Q	90	PHE	O-C-N	-8.45	105.04	121.10
1	7M	90	PHE	O-C-N	-8.45	105.04	121.10
2	1B	58	LEU	O-C-N	-8.45	109.18	122.70
2	1J	58	LEU	O-C-N	-8.45	109.18	122.70
2	2F	58	LEU	O-C-N	-8.45	109.18	122.70
1	5E	155	PRO	CB-CA-C	-8.45	90.87	112.00
1	5I	155	PRO	CB-CA-C	-8.45	90.87	112.00
1	5M	155	PRO	CB-CA-C	-8.45	90.87	112.00
1	62	155	PRO	CB-CA-C	-8.45	90.87	112.00
2	7N	58	LEU	O-C-N	-8.45	109.18	122.70
1	1A	155	PRO	C-N-CA	8.45	142.83	121.70
1	1I	155	PRO	C-N-CA	8.45	142.83	121.70
1	1Q	52	PHE	CA-C-N	-8.45	93.43	117.10
1	1U	52	PHE	CA-C-N	-8.45	93.43	117.10
1	1Y	52	PHE	CA-C-N	-8.45	93.43	117.10
1	12	155	PRO	CB-CA-C	-8.45	90.87	112.00
1	16	155	PRO	CB-CA-C	-8.45	90.87	112.00
1	2A	155	PRO	CB-CA-C	-8.45	90.87	112.00

*Continued on next page...*

*Continued from previous page...*

Mol	Chain	Res	Type	Atoms	Z	Observed(°)	Ideal(°)
1	2E	155	PRO	C-N-CA	8.45	142.83	121.70
1	2Q	52	PHE	CA-C-N	-8.45	93.43	117.10
1	2U	52	PHE	CA-C-N	-8.45	93.43	117.10
1	2Y	52	PHE	CA-C-N	-8.45	93.43	117.10
2	27	58	LEU	O-C-N	-8.45	109.18	122.70
2	3F	58	LEU	O-C-N	-8.45	109.18	122.70
1	3Q	155	PRO	CB-CA-C	-8.45	90.87	112.00
1	3U	155	PRO	CB-CA-C	-8.45	90.87	112.00
1	3Y	155	PRO	CB-CA-C	-8.45	90.87	112.00
2	4B	58	LEU	O-C-N	-8.45	109.18	122.70
2	4N	58	LEU	O-C-N	-8.45	109.18	122.70
2	4V	58	LEU	O-C-N	-8.45	109.18	122.70
2	6R	58	LEU	O-C-N	-8.45	109.18	122.70
1	7A	155	PRO	CB-CA-C	-8.45	90.87	112.00
1	26	155	PRO	C-N-CA	8.45	142.83	121.70
1	3E	155	PRO	C-N-CA	8.45	142.83	121.70
1	4A	155	PRO	C-N-CA	8.45	142.83	121.70
1	4M	155	PRO	C-N-CA	8.45	142.83	121.70
1	4U	155	PRO	C-N-CA	8.45	142.83	121.70
1	42	52	PHE	CA-C-N	-8.45	93.43	117.10
1	46	52	PHE	CA-C-N	-8.45	93.43	117.10
1	5A	52	PHE	CA-C-N	-8.45	93.43	117.10
2	5R	58	LEU	O-C-N	-8.45	109.18	122.70
1	5Q	155	PRO	C-N-CA	8.45	142.83	121.70
1	52	52	PHE	CA-C-N	-8.45	93.43	117.10
1	56	52	PHE	CA-C-N	-8.45	93.43	117.10
1	6A	52	PHE	CA-C-N	-8.45	93.43	117.10
2	6J	58	LEU	O-C-N	-8.45	109.18	122.70
1	66	155	PRO	CB-CA-C	-8.45	90.87	112.00
1	6I	155	PRO	C-N-CA	8.45	142.83	121.70
1	6Q	155	PRO	C-N-CA	8.45	142.83	121.70
1	7M	155	PRO	C-N-CA	8.45	142.83	121.70
1	1M	90	PHE	O-C-N	-8.45	105.05	121.10
1	12	90	PHE	O-C-N	-8.45	105.05	121.10
1	16	90	PHE	O-C-N	-8.45	105.05	121.10
1	2A	90	PHE	O-C-N	-8.45	105.05	121.10
1	2I	90	PHE	O-C-N	-8.45	105.05	121.10
1	3A	90	PHE	O-C-N	-8.45	105.05	121.10
1	3I	90	PHE	O-C-N	-8.45	105.05	121.10
1	3Q	90	PHE	O-C-N	-8.45	105.05	121.10
1	3U	90	PHE	O-C-N	-8.45	105.05	121.10
1	3Y	90	PHE	O-C-N	-8.45	105.05	121.10

*Continued on next page...*

*Continued from previous page...*

Mol	Chain	Res	Type	Atoms	Z	Observed(°)	Ideal(°)
1	32	90	PHE	O-C-N	-8.45	105.05	121.10
1	4E	90	PHE	O-C-N	-8.45	105.05	121.10
1	4Y	90	PHE	O-C-N	-8.45	105.05	121.10
1	5E	90	PHE	O-C-N	-8.45	105.05	121.10
1	5I	90	PHE	O-C-N	-8.45	105.05	121.10
1	5M	90	PHE	O-C-N	-8.45	105.05	121.10
1	5U	90	PHE	O-C-N	-8.45	105.05	121.10
1	6M	90	PHE	O-C-N	-8.45	105.05	121.10
1	6U	90	PHE	O-C-N	-8.45	105.05	121.10
1	62	90	PHE	O-C-N	-8.45	105.05	121.10
1	66	90	PHE	O-C-N	-8.45	105.05	121.10
1	7A	90	PHE	O-C-N	-8.45	105.05	121.10
1	7E	90	PHE	O-C-N	-8.45	105.05	121.10
1	7Q	90	PHE	O-C-N	-8.45	105.05	121.10
1	1M	155	PRO	C-N-CA	8.45	142.82	121.70
1	1Q	155	PRO	CB-CA-C	-8.45	90.88	112.00
1	1U	155	PRO	CB-CA-C	-8.45	90.88	112.00
1	1Y	155	PRO	CB-CA-C	-8.45	90.88	112.00
1	2I	155	PRO	C-N-CA	8.45	142.82	121.70
1	2Q	155	PRO	CB-CA-C	-8.45	90.88	112.00
1	2U	155	PRO	CB-CA-C	-8.45	90.88	112.00
1	2Y	155	PRO	CB-CA-C	-8.45	90.88	112.00
1	3A	155	PRO	C-N-CA	8.45	142.82	121.70
1	3I	155	PRO	C-N-CA	8.45	142.82	121.70
1	32	155	PRO	C-N-CA	8.45	142.82	121.70
1	4E	155	PRO	C-N-CA	8.45	142.82	121.70
1	4Y	155	PRO	C-N-CA	8.45	142.82	121.70
1	42	155	PRO	CB-CA-C	-8.45	90.88	112.00
1	46	155	PRO	CB-CA-C	-8.45	90.88	112.00
1	5A	155	PRO	CB-CA-C	-8.45	90.88	112.00
1	5U	155	PRO	C-N-CA	8.45	142.82	121.70
1	52	155	PRO	CB-CA-C	-8.45	90.88	112.00
1	56	155	PRO	CB-CA-C	-8.45	90.88	112.00
1	6A	155	PRO	CB-CA-C	-8.45	90.88	112.00
1	6M	155	PRO	C-N-CA	8.45	142.82	121.70
1	6U	155	PRO	C-N-CA	8.45	142.82	121.70
1	7E	155	PRO	C-N-CA	8.45	142.82	121.70
1	7Q	155	PRO	C-N-CA	8.45	142.82	121.70
1	1A	155	PRO	CB-CA-C	-8.45	90.89	112.00
1	1I	155	PRO	CB-CA-C	-8.45	90.89	112.00
2	1N	107	PHE	N-CA-C	8.45	133.80	111.00
1	2E	155	PRO	CB-CA-C	-8.45	90.89	112.00

*Continued on next page...*

*Continued from previous page...*

Mol	Chain	Res	Type	Atoms	Z	Observed(°)	Ideal(°)
2	2J	107	PHE	N-CA-C	8.45	133.80	111.00
1	26	155	PRO	CB-CA-C	-8.45	90.89	112.00
2	3B	107	PHE	N-CA-C	8.45	133.80	111.00
1	3E	155	PRO	CB-CA-C	-8.45	90.89	112.00
2	3J	107	PHE	N-CA-C	8.45	133.80	111.00
2	33	107	PHE	N-CA-C	8.45	133.80	111.00
1	4A	155	PRO	CB-CA-C	-8.45	90.89	112.00
2	4F	107	PHE	N-CA-C	8.45	133.80	111.00
1	4M	155	PRO	CB-CA-C	-8.45	90.89	112.00
1	4U	155	PRO	CB-CA-C	-8.45	90.89	112.00
2	4Z	107	PHE	N-CA-C	8.45	133.80	111.00
1	5Q	155	PRO	CB-CA-C	-8.45	90.89	112.00
2	5V	107	PHE	N-CA-C	8.45	133.80	111.00
1	6I	155	PRO	CB-CA-C	-8.45	90.89	112.00
2	6N	107	PHE	N-CA-C	8.45	133.80	111.00
1	6Q	155	PRO	CB-CA-C	-8.45	90.89	112.00
2	6V	107	PHE	N-CA-C	8.45	133.80	111.00
2	7F	107	PHE	N-CA-C	8.45	133.80	111.00
1	7M	155	PRO	CB-CA-C	-8.45	90.89	112.00
2	7R	107	PHE	N-CA-C	8.45	133.80	111.00
2	1R	58	LEU	O-C-N	-8.44	109.19	122.70
2	1V	58	LEU	O-C-N	-8.44	109.19	122.70
2	1Z	58	LEU	O-C-N	-8.44	109.19	122.70
2	2R	58	LEU	O-C-N	-8.44	109.19	122.70
2	2V	58	LEU	O-C-N	-8.44	109.19	122.70
2	2Z	58	LEU	O-C-N	-8.44	109.19	122.70
2	43	58	LEU	O-C-N	-8.44	109.19	122.70
2	47	58	LEU	O-C-N	-8.44	109.19	122.70
2	5B	58	LEU	O-C-N	-8.44	109.19	122.70
2	53	58	LEU	O-C-N	-8.44	109.19	122.70
2	57	58	LEU	O-C-N	-8.44	109.19	122.70
2	6B	58	LEU	O-C-N	-8.44	109.19	122.70
2	1F	58	LEU	O-C-N	-8.44	109.20	122.70
2	1N	58	LEU	O-C-N	-8.44	109.20	122.70
2	13	107	PHE	N-CA-C	8.44	133.79	111.00
2	17	107	PHE	N-CA-C	8.44	133.79	111.00
2	2B	107	PHE	N-CA-C	8.44	133.79	111.00
2	2J	58	LEU	O-C-N	-8.44	109.20	122.70
2	2N	58	LEU	O-C-N	-8.44	109.20	122.70
2	23	58	LEU	O-C-N	-8.44	109.20	122.70
2	3B	58	LEU	O-C-N	-8.44	109.20	122.70
2	3J	58	LEU	O-C-N	-8.44	109.20	122.70

*Continued on next page...*



*Continued from previous page...*

Mol	Chain	Res	Type	Atoms	Z	Observed(°)	Ideal(°)
2	3N	58	LEU	O-C-N	-8.44	109.20	122.70
2	3R	107	PHE	N-CA-C	8.44	133.79	111.00
2	3V	107	PHE	N-CA-C	8.44	133.79	111.00
2	3Z	107	PHE	N-CA-C	8.44	133.79	111.00
2	33	58	LEU	O-C-N	-8.44	109.20	122.70
2	37	58	LEU	O-C-N	-8.44	109.20	122.70
2	4F	58	LEU	O-C-N	-8.44	109.20	122.70
2	4J	58	LEU	O-C-N	-8.44	109.20	122.70
2	4R	58	LEU	O-C-N	-8.44	109.20	122.70
2	4Z	58	LEU	O-C-N	-8.44	109.20	122.70
2	5F	107	PHE	N-CA-C	8.44	133.79	111.00
2	5J	107	PHE	N-CA-C	8.44	133.79	111.00
2	5N	107	PHE	N-CA-C	8.44	133.79	111.00
2	5V	58	LEU	O-C-N	-8.44	109.20	122.70
2	5Z	58	LEU	O-C-N	-8.44	109.20	122.70
2	6F	58	LEU	O-C-N	-8.44	109.20	122.70
2	6N	58	LEU	O-C-N	-8.44	109.20	122.70
2	6V	58	LEU	O-C-N	-8.44	109.20	122.70
2	6Z	58	LEU	O-C-N	-8.44	109.20	122.70
2	63	107	PHE	N-CA-C	8.44	133.79	111.00
2	67	107	PHE	N-CA-C	8.44	133.79	111.00
2	7B	107	PHE	N-CA-C	8.44	133.79	111.00
2	7F	58	LEU	O-C-N	-8.44	109.20	122.70
2	7J	58	LEU	O-C-N	-8.44	109.20	122.70
2	7R	58	LEU	O-C-N	-8.44	109.20	122.70
2	7V	58	LEU	O-C-N	-8.44	109.20	122.70
1	1E	155	PRO	CB-CA-C	-8.44	90.91	112.00
1	1M	155	PRO	CB-CA-C	-8.44	90.91	112.00
2	1R	107	PHE	N-CA-C	8.44	133.78	111.00
2	1V	107	PHE	N-CA-C	8.44	133.78	111.00
2	1Z	107	PHE	N-CA-C	8.44	133.78	111.00
1	2I	155	PRO	CB-CA-C	-8.44	90.91	112.00
1	2M	155	PRO	CB-CA-C	-8.44	90.91	112.00
2	2R	107	PHE	N-CA-C	8.44	133.78	111.00
2	2V	107	PHE	N-CA-C	8.44	133.78	111.00
2	2Z	107	PHE	N-CA-C	8.44	133.78	111.00
1	22	155	PRO	CB-CA-C	-8.44	90.91	112.00
1	3A	155	PRO	CB-CA-C	-8.44	90.91	112.00
1	3I	155	PRO	CB-CA-C	-8.44	90.91	112.00
1	3M	155	PRO	CB-CA-C	-8.44	90.91	112.00
1	32	155	PRO	CB-CA-C	-8.44	90.91	112.00
1	36	155	PRO	CB-CA-C	-8.44	90.91	112.00

*Continued on next page...*

*Continued from previous page...*

Mol	Chain	Res	Type	Atoms	Z	Observed(°)	Ideal(°)
1	4E	155	PRO	CB-CA-C	-8.44	90.91	112.00
1	4I	155	PRO	CB-CA-C	-8.44	90.91	112.00
1	4Q	155	PRO	CB-CA-C	-8.44	90.91	112.00
1	4Y	155	PRO	CB-CA-C	-8.44	90.91	112.00
2	43	107	PHE	N-CA-C	8.44	133.78	111.00
2	47	107	PHE	N-CA-C	8.44	133.78	111.00
2	5B	107	PHE	N-CA-C	8.44	133.78	111.00
1	5U	155	PRO	CB-CA-C	-8.44	90.91	112.00
1	5Y	155	PRO	CB-CA-C	-8.44	90.91	112.00
2	53	107	PHE	N-CA-C	8.44	133.78	111.00
2	57	107	PHE	N-CA-C	8.44	133.78	111.00
2	6B	107	PHE	N-CA-C	8.44	133.78	111.00
1	6E	155	PRO	CB-CA-C	-8.44	90.91	112.00
1	6M	155	PRO	CB-CA-C	-8.44	90.91	112.00
1	6U	155	PRO	CB-CA-C	-8.44	90.91	112.00
1	6Y	155	PRO	CB-CA-C	-8.44	90.91	112.00
1	7E	155	PRO	CB-CA-C	-8.44	90.91	112.00
1	7I	155	PRO	CB-CA-C	-8.44	90.91	112.00
1	7Q	155	PRO	CB-CA-C	-8.44	90.91	112.00
1	7U	155	PRO	CB-CA-C	-8.44	90.91	112.00
1	1A	30	PHE	CE1-CZ-CE2	-8.43	104.82	120.00
2	1F	107	PHE	N-CA-C	8.43	133.77	111.00
1	1I	30	PHE	CE1-CZ-CE2	-8.43	104.82	120.00
1	2E	30	PHE	CE1-CZ-CE2	-8.43	104.82	120.00
1	4M	30	PHE	CE1-CZ-CE2	-8.43	104.82	120.00
1	4U	30	PHE	CE1-CZ-CE2	-8.43	104.82	120.00
1	5Q	30	PHE	CE1-CZ-CE2	-8.43	104.82	120.00
1	6Q	30	PHE	CE1-CZ-CE2	-8.43	104.82	120.00
2	13	209	LEU	CB-CA-C	8.43	126.22	110.20
2	17	209	LEU	CB-CA-C	8.43	126.22	110.20
2	2B	209	LEU	CB-CA-C	8.43	126.22	110.20
2	2N	107	PHE	N-CA-C	8.43	133.77	111.00
2	23	107	PHE	N-CA-C	8.43	133.77	111.00
1	26	30	PHE	CE1-CZ-CE2	-8.43	104.82	120.00
1	3E	30	PHE	CE1-CZ-CE2	-8.43	104.82	120.00
2	3N	107	PHE	N-CA-C	8.43	133.77	111.00
2	3R	209	LEU	CB-CA-C	8.43	126.22	110.20
2	3V	209	LEU	CB-CA-C	8.43	126.22	110.20
2	3Z	209	LEU	CB-CA-C	8.43	126.22	110.20
2	37	107	PHE	N-CA-C	8.43	133.77	111.00
1	4A	30	PHE	CE1-CZ-CE2	-8.43	104.82	120.00
2	4J	107	PHE	N-CA-C	8.43	133.77	111.00

*Continued on next page...*

*Continued from previous page...*

Mol	Chain	Res	Type	Atoms	Z	Observed(°)	Ideal(°)
2	4R	107	PHE	N-CA-C	8.43	133.77	111.00
1	6I	30	PHE	CE1-CZ-CE2	-8.43	104.82	120.00
2	5F	209	LEU	CB-CA-C	8.43	126.22	110.20
2	5J	209	LEU	CB-CA-C	8.43	126.22	110.20
2	5N	209	LEU	CB-CA-C	8.43	126.22	110.20
2	5Z	107	PHE	N-CA-C	8.43	133.77	111.00
2	6F	107	PHE	N-CA-C	8.43	133.77	111.00
2	6Z	107	PHE	N-CA-C	8.43	133.77	111.00
1	7M	30	PHE	CE1-CZ-CE2	-8.43	104.82	120.00
2	63	209	LEU	CB-CA-C	8.43	126.22	110.20
2	67	209	LEU	CB-CA-C	8.43	126.22	110.20
2	7B	209	LEU	CB-CA-C	8.43	126.22	110.20
2	7J	107	PHE	N-CA-C	8.43	133.77	111.00
2	7V	107	PHE	N-CA-C	8.43	133.77	111.00
1	1Q	30	PHE	CE1-CZ-CE2	-8.43	104.83	120.00
1	1U	30	PHE	CE1-CZ-CE2	-8.43	104.83	120.00
1	1Y	30	PHE	CE1-CZ-CE2	-8.43	104.83	120.00
1	2Q	30	PHE	CE1-CZ-CE2	-8.43	104.83	120.00
1	2U	30	PHE	CE1-CZ-CE2	-8.43	104.83	120.00
1	2Y	30	PHE	CE1-CZ-CE2	-8.43	104.83	120.00
1	42	30	PHE	CE1-CZ-CE2	-8.43	104.83	120.00
1	46	30	PHE	CE1-CZ-CE2	-8.43	104.83	120.00
1	5A	30	PHE	CE1-CZ-CE2	-8.43	104.83	120.00
1	52	30	PHE	CE1-CZ-CE2	-8.43	104.83	120.00
1	56	30	PHE	CE1-CZ-CE2	-8.43	104.83	120.00
1	6A	30	PHE	CE1-CZ-CE2	-8.43	104.83	120.00
1	1E	148	LEU	N-CA-C	-8.43	88.25	111.00
1	2M	148	LEU	N-CA-C	-8.43	88.25	111.00
1	22	148	LEU	N-CA-C	-8.43	88.25	111.00
1	3M	148	LEU	N-CA-C	-8.43	88.25	111.00
1	36	148	LEU	N-CA-C	-8.43	88.25	111.00
1	4I	148	LEU	N-CA-C	-8.43	88.25	111.00
1	4Q	148	LEU	N-CA-C	-8.43	88.25	111.00
1	5Y	148	LEU	N-CA-C	-8.43	88.25	111.00
1	6E	148	LEU	N-CA-C	-8.43	88.25	111.00
1	6Y	148	LEU	N-CA-C	-8.43	88.25	111.00
1	7I	148	LEU	N-CA-C	-8.43	88.25	111.00
1	7U	148	LEU	N-CA-C	-8.43	88.25	111.00
2	1B	107	PHE	N-CA-C	8.42	133.75	111.00
1	1E	30	PHE	CE1-CZ-CE2	-8.42	104.84	120.00
2	1F	41	PHE	N-CA-CB	-8.42	95.44	110.60
2	1J	107	PHE	N-CA-C	8.42	133.75	111.00

*Continued on next page...*

*Continued from previous page...*

Mol	Chain	Res	Type	Atoms	Z	Observed(°)	Ideal(°)
1	1M	9	PHE	O-C-N	8.42	136.18	122.70
1	1M	148	LEU	N-CA-C	-8.42	88.26	111.00
2	1N	41	PHE	N-CA-CB	-8.42	95.44	110.60
2	13	41	PHE	N-CA-CB	-8.42	95.44	110.60
2	17	41	PHE	N-CA-CB	-8.42	95.44	110.60
2	2B	41	PHE	N-CA-CB	-8.42	95.44	110.60
2	2F	107	PHE	N-CA-C	8.42	133.75	111.00
1	2I	9	PHE	O-C-N	8.42	136.18	122.70
1	2I	148	LEU	N-CA-C	-8.42	88.26	111.00
2	2J	41	PHE	N-CA-CB	-8.42	95.44	110.60
1	2M	30	PHE	CE1-CZ-CE2	-8.42	104.84	120.00
2	2N	41	PHE	N-CA-CB	-8.42	95.44	110.60
1	22	30	PHE	CE1-CZ-CE2	-8.42	104.84	120.00
2	23	41	PHE	N-CA-CB	-8.42	95.44	110.60
2	27	107	PHE	N-CA-C	8.42	133.75	111.00
1	3A	9	PHE	O-C-N	8.42	136.18	122.70
1	3A	148	LEU	N-CA-C	-8.42	88.26	111.00
2	3B	41	PHE	N-CA-CB	-8.42	95.44	110.60
2	3F	107	PHE	N-CA-C	8.42	133.75	111.00
1	3I	9	PHE	O-C-N	8.42	136.18	122.70
1	3I	148	LEU	N-CA-C	-8.42	88.26	111.00
2	3J	41	PHE	N-CA-CB	-8.42	95.44	110.60
1	3M	30	PHE	CE1-CZ-CE2	-8.42	104.84	120.00
2	3N	41	PHE	N-CA-CB	-8.42	95.44	110.60
2	3R	41	PHE	N-CA-CB	-8.42	95.44	110.60
2	3V	41	PHE	N-CA-CB	-8.42	95.44	110.60
2	3Z	41	PHE	N-CA-CB	-8.42	95.44	110.60
1	32	9	PHE	O-C-N	8.42	136.18	122.70
1	32	148	LEU	N-CA-C	-8.42	88.26	111.00
2	33	41	PHE	N-CA-CB	-8.42	95.44	110.60
1	36	30	PHE	CE1-CZ-CE2	-8.42	104.84	120.00
2	37	41	PHE	N-CA-CB	-8.42	95.44	110.60
2	4B	107	PHE	N-CA-C	8.42	133.75	111.00
1	4E	9	PHE	O-C-N	8.42	136.18	122.70
1	4E	148	LEU	N-CA-C	-8.42	88.26	111.00
2	4F	41	PHE	N-CA-CB	-8.42	95.44	110.60
1	4I	30	PHE	CE1-CZ-CE2	-8.42	104.84	120.00
2	4J	41	PHE	N-CA-CB	-8.42	95.44	110.60
2	4N	107	PHE	N-CA-C	8.42	133.75	111.00
1	4Q	30	PHE	CE1-CZ-CE2	-8.42	104.84	120.00
2	4R	41	PHE	N-CA-CB	-8.42	95.44	110.60
2	4V	107	PHE	N-CA-C	8.42	133.75	111.00

*Continued on next page...*

*Continued from previous page...*

Mol	Chain	Res	Type	Atoms	Z	Observed(°)	Ideal(°)
1	4Y	9	PHE	O-C-N	8.42	136.18	122.70
1	4Y	148	LEU	N-CA-C	-8.42	88.26	111.00
2	4Z	41	PHE	N-CA-CB	-8.42	95.44	110.60
2	5F	41	PHE	N-CA-CB	-8.42	95.44	110.60
2	5J	41	PHE	N-CA-CB	-8.42	95.44	110.60
2	5N	41	PHE	N-CA-CB	-8.42	95.44	110.60
2	5R	107	PHE	N-CA-C	8.42	133.75	111.00
1	5U	9	PHE	O-C-N	8.42	136.18	122.70
1	5U	148	LEU	N-CA-C	-8.42	88.26	111.00
2	5V	41	PHE	N-CA-CB	-8.42	95.44	110.60
1	5Y	30	PHE	CE1-CZ-CE2	-8.42	104.84	120.00
2	5Z	41	PHE	N-CA-CB	-8.42	95.44	110.60
1	6E	30	PHE	CE1-CZ-CE2	-8.42	104.84	120.00
2	6F	41	PHE	N-CA-CB	-8.42	95.44	110.60
2	6J	107	PHE	N-CA-C	8.42	133.75	111.00
1	6M	9	PHE	O-C-N	8.42	136.18	122.70
1	6M	148	LEU	N-CA-C	-8.42	88.26	111.00
2	6N	41	PHE	N-CA-CB	-8.42	95.44	110.60
2	6R	107	PHE	N-CA-C	8.42	133.75	111.00
1	6U	9	PHE	O-C-N	8.42	136.18	122.70
1	6U	148	LEU	N-CA-C	-8.42	88.26	111.00
2	6V	41	PHE	N-CA-CB	-8.42	95.44	110.60
1	6Y	30	PHE	CE1-CZ-CE2	-8.42	104.84	120.00
2	6Z	41	PHE	N-CA-CB	-8.42	95.44	110.60
2	63	41	PHE	N-CA-CB	-8.42	95.44	110.60
2	67	41	PHE	N-CA-CB	-8.42	95.44	110.60
2	7B	41	PHE	N-CA-CB	-8.42	95.44	110.60
1	7E	9	PHE	O-C-N	8.42	136.18	122.70
1	7E	148	LEU	N-CA-C	-8.42	88.26	111.00
2	7F	41	PHE	N-CA-CB	-8.42	95.44	110.60
1	7I	30	PHE	CE1-CZ-CE2	-8.42	104.84	120.00
2	7J	41	PHE	N-CA-CB	-8.42	95.44	110.60
2	7N	107	PHE	N-CA-C	8.42	133.75	111.00
1	7Q	9	PHE	O-C-N	8.42	136.18	122.70
1	7Q	148	LEU	N-CA-C	-8.42	88.26	111.00
2	7R	41	PHE	N-CA-CB	-8.42	95.44	110.60
1	7U	30	PHE	CE1-CZ-CE2	-8.42	104.84	120.00
2	7V	41	PHE	N-CA-CB	-8.42	95.44	110.60
1	1A	148	LEU	N-CA-C	-8.42	88.26	111.00
1	1I	148	LEU	N-CA-C	-8.42	88.26	111.00
1	1M	30	PHE	CE1-CZ-CE2	-8.42	104.84	120.00
1	1Q	148	LEU	N-CA-C	-8.42	88.26	111.00

*Continued on next page...*

*Continued from previous page...*

Mol	Chain	Res	Type	Atoms	Z	Observed(°)	Ideal(°)
1	1U	148	LEU	N-CA-C	-8.42	88.26	111.00
1	1Y	148	LEU	N-CA-C	-8.42	88.26	111.00
1	12	30	PHE	CE1-CZ-CE2	-8.42	104.84	120.00
1	2Q	148	LEU	N-CA-C	-8.42	88.26	111.00
1	2Y	148	LEU	N-CA-C	-8.42	88.26	111.00
1	26	148	LEU	N-CA-C	-8.42	88.26	111.00
1	5Q	148	LEU	N-CA-C	-8.42	88.26	111.00
1	12	84	ARG	CB-CA-C	8.42	127.24	110.40
1	16	30	PHE	CE1-CZ-CE2	-8.42	104.84	120.00
1	16	84	ARG	CB-CA-C	8.42	127.24	110.40
1	2A	30	PHE	CE1-CZ-CE2	-8.42	104.84	120.00
1	2E	148	LEU	N-CA-C	-8.42	88.26	111.00
1	2A	84	ARG	CB-CA-C	8.42	127.24	110.40
1	2I	30	PHE	CE1-CZ-CE2	-8.42	104.84	120.00
1	2U	148	LEU	N-CA-C	-8.42	88.26	111.00
1	3A	30	PHE	CE1-CZ-CE2	-8.42	104.84	120.00
1	3E	148	LEU	N-CA-C	-8.42	88.26	111.00
1	3I	30	PHE	CE1-CZ-CE2	-8.42	104.84	120.00
1	3Q	30	PHE	CE1-CZ-CE2	-8.42	104.84	120.00
1	4A	148	LEU	N-CA-C	-8.42	88.26	111.00
1	4U	148	LEU	N-CA-C	-8.42	88.26	111.00
1	3Q	84	ARG	CB-CA-C	8.42	127.24	110.40
1	3U	30	PHE	CE1-CZ-CE2	-8.42	104.84	120.00
1	3U	84	ARG	CB-CA-C	8.42	127.24	110.40
1	3Y	30	PHE	CE1-CZ-CE2	-8.42	104.84	120.00
1	3Y	84	ARG	CB-CA-C	8.42	127.24	110.40
1	32	30	PHE	CE1-CZ-CE2	-8.42	104.84	120.00
1	4E	30	PHE	CE1-CZ-CE2	-8.42	104.84	120.00
1	4M	148	LEU	N-CA-C	-8.42	88.26	111.00
1	4Y	30	PHE	CE1-CZ-CE2	-8.42	104.84	120.00
1	42	148	LEU	N-CA-C	-8.42	88.26	111.00
1	46	148	LEU	N-CA-C	-8.42	88.26	111.00
1	5A	148	LEU	N-CA-C	-8.42	88.26	111.00
1	5E	30	PHE	CE1-CZ-CE2	-8.42	104.84	120.00
1	5E	84	ARG	CB-CA-C	8.42	127.24	110.40
1	5I	30	PHE	CE1-CZ-CE2	-8.42	104.84	120.00
1	5I	84	ARG	CB-CA-C	8.42	127.24	110.40
1	5M	30	PHE	CE1-CZ-CE2	-8.42	104.84	120.00
1	5M	84	ARG	CB-CA-C	8.42	127.24	110.40
1	5U	30	PHE	CE1-CZ-CE2	-8.42	104.84	120.00
1	52	148	LEU	N-CA-C	-8.42	88.26	111.00
1	56	148	LEU	N-CA-C	-8.42	88.26	111.00

*Continued on next page...*

*Continued from previous page...*

Mol	Chain	Res	Type	Atoms	Z	Observed(°)	Ideal(°)
1	6A	148	LEU	N-CA-C	-8.42	88.26	111.00
1	6I	148	LEU	N-CA-C	-8.42	88.26	111.00
1	6M	30	PHE	CE1-CZ-CE2	-8.42	104.84	120.00
1	6Q	148	LEU	N-CA-C	-8.42	88.26	111.00
1	6U	30	PHE	CE1-CZ-CE2	-8.42	104.84	120.00
1	62	30	PHE	CE1-CZ-CE2	-8.42	104.84	120.00
1	62	84	ARG	CB-CA-C	8.42	127.24	110.40
1	66	30	PHE	CE1-CZ-CE2	-8.42	104.84	120.00
1	66	84	ARG	CB-CA-C	8.42	127.24	110.40
1	7A	30	PHE	CE1-CZ-CE2	-8.42	104.84	120.00
1	7A	84	ARG	CB-CA-C	8.42	127.24	110.40
1	7E	30	PHE	CE1-CZ-CE2	-8.42	104.84	120.00
1	7M	148	LEU	N-CA-C	-8.42	88.26	111.00
1	7Q	30	PHE	CE1-CZ-CE2	-8.42	104.84	120.00
2	1B	41	PHE	N-CA-CB	-8.42	95.45	110.60
2	1J	41	PHE	N-CA-CB	-8.42	95.45	110.60
2	1R	41	PHE	N-CA-CB	-8.42	95.45	110.60
2	1V	41	PHE	N-CA-CB	-8.42	95.45	110.60
2	1Z	41	PHE	N-CA-CB	-8.42	95.45	110.60
1	12	9	PHE	O-C-N	8.42	136.17	122.70
1	16	9	PHE	O-C-N	8.42	136.17	122.70
1	2A	9	PHE	O-C-N	8.42	136.17	122.70
2	2F	41	PHE	N-CA-CB	-8.42	95.45	110.60
2	2R	41	PHE	N-CA-CB	-8.42	95.45	110.60
2	2V	41	PHE	N-CA-CB	-8.42	95.45	110.60
2	2Z	41	PHE	N-CA-CB	-8.42	95.45	110.60
2	27	41	PHE	N-CA-CB	-8.42	95.45	110.60
2	3F	41	PHE	N-CA-CB	-8.42	95.45	110.60
1	3Q	9	PHE	O-C-N	8.42	136.17	122.70
1	3U	9	PHE	O-C-N	8.42	136.17	122.70
1	3Y	9	PHE	O-C-N	8.42	136.17	122.70
2	4B	41	PHE	N-CA-CB	-8.42	95.45	110.60
2	4N	41	PHE	N-CA-CB	-8.42	95.45	110.60
2	4V	41	PHE	N-CA-CB	-8.42	95.45	110.60
2	43	41	PHE	N-CA-CB	-8.42	95.45	110.60
2	47	41	PHE	N-CA-CB	-8.42	95.45	110.60
2	5B	41	PHE	N-CA-CB	-8.42	95.45	110.60
1	5E	9	PHE	O-C-N	8.42	136.17	122.70
1	5I	9	PHE	O-C-N	8.42	136.17	122.70
1	5M	9	PHE	O-C-N	8.42	136.17	122.70
2	5R	41	PHE	N-CA-CB	-8.42	95.45	110.60
2	53	41	PHE	N-CA-CB	-8.42	95.45	110.60

*Continued on next page...*



*Continued from previous page...*

Mol	Chain	Res	Type	Atoms	Z	Observed(°)	Ideal(°)
2	57	41	PHE	N-CA-CB	-8.42	95.45	110.60
2	6B	41	PHE	N-CA-CB	-8.42	95.45	110.60
2	6J	41	PHE	N-CA-CB	-8.42	95.45	110.60
2	6R	41	PHE	N-CA-CB	-8.42	95.45	110.60
1	62	9	PHE	O-C-N	8.42	136.17	122.70
1	66	9	PHE	O-C-N	8.42	136.17	122.70
1	7A	9	PHE	O-C-N	8.42	136.17	122.70
2	7N	41	PHE	N-CA-CB	-8.42	95.45	110.60
2	1N	209	LEU	CB-CA-C	8.41	126.19	110.20
1	1Q	9	PHE	O-C-N	8.41	136.16	122.70
1	1U	9	PHE	O-C-N	8.41	136.16	122.70
1	1Y	9	PHE	O-C-N	8.41	136.16	122.70
2	2J	209	LEU	CB-CA-C	8.41	126.19	110.20
1	2Q	9	PHE	O-C-N	8.41	136.16	122.70
1	2U	9	PHE	O-C-N	8.41	136.16	122.70
1	2Y	9	PHE	O-C-N	8.41	136.16	122.70
2	3B	209	LEU	CB-CA-C	8.41	126.19	110.20
2	4Z	209	LEU	CB-CA-C	8.41	126.19	110.20
1	46	9	PHE	O-C-N	8.41	136.16	122.70
1	52	9	PHE	O-C-N	8.41	136.16	122.70
2	6V	209	LEU	CB-CA-C	8.41	126.19	110.20
2	1B	70	TRP	CG-CD1-NE1	-8.41	101.69	110.10
2	1J	70	TRP	CG-CD1-NE1	-8.41	101.69	110.10
2	1N	70	TRP	CG-CD1-NE1	-8.41	101.69	110.10
2	13	70	TRP	CG-CD1-NE1	-8.41	101.69	110.10
2	17	70	TRP	CG-CD1-NE1	-8.41	101.69	110.10
2	2B	70	TRP	CG-CD1-NE1	-8.41	101.69	110.10
2	3J	209	LEU	CB-CA-C	8.41	126.19	110.20
2	33	209	LEU	CB-CA-C	8.41	126.19	110.20
1	5A	9	PHE	O-C-N	8.41	136.16	122.70
2	2F	70	TRP	CG-CD1-NE1	-8.41	101.69	110.10
2	2J	70	TRP	CG-CD1-NE1	-8.41	101.69	110.10
2	27	70	TRP	CG-CD1-NE1	-8.41	101.69	110.10
2	3B	70	TRP	CG-CD1-NE1	-8.41	101.69	110.10
2	3F	70	TRP	CG-CD1-NE1	-8.41	101.69	110.10
2	3J	70	TRP	CG-CD1-NE1	-8.41	101.69	110.10
2	3R	70	TRP	CG-CD1-NE1	-8.41	101.69	110.10
2	3V	70	TRP	CG-CD1-NE1	-8.41	101.69	110.10
2	3Z	70	TRP	CG-CD1-NE1	-8.41	101.69	110.10
2	4F	209	LEU	CB-CA-C	8.41	126.19	110.20
1	42	9	PHE	O-C-N	8.41	136.16	122.70
2	5V	209	LEU	CB-CA-C	8.41	126.19	110.20

*Continued on next page...*

*Continued from previous page...*

Mol	Chain	Res	Type	Atoms	Z	Observed(°)	Ideal(°)
1	6A	9	PHE	O-C-N	8.41	136.16	122.70
2	33	70	TRP	CG-CD1-NE1	-8.41	101.69	110.10
2	4B	70	TRP	CG-CD1-NE1	-8.41	101.69	110.10
2	4F	70	TRP	CG-CD1-NE1	-8.41	101.69	110.10
2	4N	70	TRP	CG-CD1-NE1	-8.41	101.69	110.10
2	4V	70	TRP	CG-CD1-NE1	-8.41	101.69	110.10
2	4Z	70	TRP	CG-CD1-NE1	-8.41	101.69	110.10
2	5F	70	TRP	CG-CD1-NE1	-8.41	101.69	110.10
2	5J	70	TRP	CG-CD1-NE1	-8.41	101.69	110.10
2	5N	70	TRP	CG-CD1-NE1	-8.41	101.69	110.10
1	56	9	PHE	O-C-N	8.41	136.16	122.70
2	6N	209	LEU	CB-CA-C	8.41	126.19	110.20
2	7R	209	LEU	CB-CA-C	8.41	126.19	110.20
2	5R	70	TRP	CG-CD1-NE1	-8.41	101.69	110.10
2	5V	70	TRP	CG-CD1-NE1	-8.41	101.69	110.10
2	6J	70	TRP	CG-CD1-NE1	-8.41	101.69	110.10
2	6N	70	TRP	CG-CD1-NE1	-8.41	101.69	110.10
2	6R	70	TRP	CG-CD1-NE1	-8.41	101.69	110.10
2	6V	70	TRP	CG-CD1-NE1	-8.41	101.69	110.10
2	63	70	TRP	CG-CD1-NE1	-8.41	101.69	110.10
2	67	70	TRP	CG-CD1-NE1	-8.41	101.69	110.10
2	7B	70	TRP	CG-CD1-NE1	-8.41	101.69	110.10
2	7F	209	LEU	CB-CA-C	8.41	126.19	110.20
2	7F	70	TRP	CG-CD1-NE1	-8.41	101.69	110.10
2	7N	70	TRP	CG-CD1-NE1	-8.41	101.69	110.10
2	7R	70	TRP	CG-CD1-NE1	-8.41	101.69	110.10
1	1A	84	ARG	CB-CA-C	8.41	127.21	110.40
1	1E	9	PHE	O-C-N	8.41	136.15	122.70
1	1E	84	ARG	CB-CA-C	8.41	127.21	110.40
2	1F	70	TRP	CG-CD1-NE1	-8.41	101.69	110.10
1	1I	84	ARG	CB-CA-C	8.41	127.21	110.40
1	1M	84	ARG	CB-CA-C	8.41	127.22	110.40
2	1R	209	LEU	CB-CA-C	8.41	126.17	110.20
2	1V	209	LEU	CB-CA-C	8.41	126.17	110.20
2	1Z	209	LEU	CB-CA-C	8.41	126.17	110.20
1	12	148	LEU	N-CA-C	-8.41	88.30	111.00
1	16	148	LEU	N-CA-C	-8.41	88.30	111.00
1	2A	148	LEU	N-CA-C	-8.41	88.30	111.00
1	2E	84	ARG	CB-CA-C	8.41	127.21	110.40
1	2I	84	ARG	CB-CA-C	8.41	127.22	110.40
1	2M	9	PHE	O-C-N	8.41	136.15	122.70
1	2M	84	ARG	CB-CA-C	8.41	127.21	110.40

*Continued on next page...*

*Continued from previous page...*

Mol	Chain	Res	Type	Atoms	Z	Observed(°)	Ideal(°)
2	2N	70	TRP	CG-CD1-NE1	-8.41	101.69	110.10
1	3A	84	ARG	CB-CA-C	8.41	127.22	110.40
1	3I	84	ARG	CB-CA-C	8.41	127.22	110.40
2	2R	209	LEU	CB-CA-C	8.41	126.17	110.20
2	2V	209	LEU	CB-CA-C	8.41	126.17	110.20
2	2Z	209	LEU	CB-CA-C	8.41	126.17	110.20
1	22	9	PHE	O-C-N	8.41	136.15	122.70
1	22	84	ARG	CB-CA-C	8.41	127.21	110.40
2	23	70	TRP	CG-CD1-NE1	-8.41	101.69	110.10
1	26	84	ARG	CB-CA-C	8.41	127.21	110.40
1	3E	84	ARG	CB-CA-C	8.41	127.21	110.40
1	3M	9	PHE	O-C-N	8.41	136.15	122.70
1	3M	84	ARG	CB-CA-C	8.41	127.21	110.40
2	3N	70	TRP	CG-CD1-NE1	-8.41	101.69	110.10
1	3Q	148	LEU	N-CA-C	-8.41	88.30	111.00
1	3U	148	LEU	N-CA-C	-8.41	88.30	111.00
1	3Y	148	LEU	N-CA-C	-8.41	88.30	111.00
1	32	84	ARG	CB-CA-C	8.41	127.22	110.40
1	36	9	PHE	O-C-N	8.41	136.15	122.70
1	36	84	ARG	CB-CA-C	8.41	127.21	110.40
2	37	70	TRP	CG-CD1-NE1	-8.41	101.69	110.10
1	4A	84	ARG	CB-CA-C	8.41	127.21	110.40
1	4E	84	ARG	CB-CA-C	8.41	127.22	110.40
1	4I	9	PHE	O-C-N	8.41	136.15	122.70
1	4I	84	ARG	CB-CA-C	8.41	127.21	110.40
2	4J	70	TRP	CG-CD1-NE1	-8.41	101.69	110.10
1	4M	84	ARG	CB-CA-C	8.41	127.21	110.40
1	4Q	9	PHE	O-C-N	8.41	136.15	122.70
1	4Q	84	ARG	CB-CA-C	8.41	127.21	110.40
2	4R	70	TRP	CG-CD1-NE1	-8.41	101.69	110.10
1	4U	84	ARG	CB-CA-C	8.41	127.21	110.40
1	4Y	84	ARG	CB-CA-C	8.41	127.22	110.40
2	43	209	LEU	CB-CA-C	8.41	126.17	110.20
2	47	209	LEU	CB-CA-C	8.41	126.17	110.20
2	5B	209	LEU	CB-CA-C	8.41	126.17	110.20
1	5E	148	LEU	N-CA-C	-8.41	88.30	111.00
1	5I	148	LEU	N-CA-C	-8.41	88.30	111.00
1	5M	148	LEU	N-CA-C	-8.41	88.30	111.00
1	5Q	84	ARG	CB-CA-C	8.41	127.21	110.40
1	5U	84	ARG	CB-CA-C	8.41	127.22	110.40
1	5Y	9	PHE	O-C-N	8.41	136.15	122.70
1	5Y	84	ARG	CB-CA-C	8.41	127.21	110.40

*Continued on next page...*

*Continued from previous page...*

Mol	Chain	Res	Type	Atoms	Z	Observed(°)	Ideal(°)
2	5Z	70	TRP	CG-CD1-NE1	-8.41	101.69	110.10
1	6M	84	ARG	CB-CA-C	8.41	127.22	110.40
1	6U	84	ARG	CB-CA-C	8.41	127.22	110.40
2	53	209	LEU	CB-CA-C	8.41	126.17	110.20
2	57	209	LEU	CB-CA-C	8.41	126.17	110.20
2	6B	209	LEU	CB-CA-C	8.41	126.17	110.20
1	6E	9	PHE	O-C-N	8.41	136.15	122.70
1	6E	84	ARG	CB-CA-C	8.41	127.21	110.40
2	6F	70	TRP	CG-CD1-NE1	-8.41	101.69	110.10
1	6I	84	ARG	CB-CA-C	8.41	127.21	110.40
1	6Q	84	ARG	CB-CA-C	8.41	127.21	110.40
1	6Y	9	PHE	O-C-N	8.41	136.15	122.70
1	6Y	84	ARG	CB-CA-C	8.41	127.21	110.40
2	6Z	70	TRP	CG-CD1-NE1	-8.41	101.69	110.10
1	62	148	LEU	N-CA-C	-8.41	88.30	111.00
1	66	148	LEU	N-CA-C	-8.41	88.30	111.00
1	7A	148	LEU	N-CA-C	-8.41	88.30	111.00
1	7E	84	ARG	CB-CA-C	8.41	127.22	110.40
1	7I	9	PHE	O-C-N	8.41	136.15	122.70
1	7I	84	ARG	CB-CA-C	8.41	127.21	110.40
2	7J	70	TRP	CG-CD1-NE1	-8.41	101.69	110.10
1	7M	84	ARG	CB-CA-C	8.41	127.21	110.40
1	7Q	84	ARG	CB-CA-C	8.41	127.22	110.40
1	7U	9	PHE	O-C-N	8.41	136.15	122.70
1	7U	84	ARG	CB-CA-C	8.41	127.21	110.40
2	7V	70	TRP	CG-CD1-NE1	-8.41	101.69	110.10
1	1A	9	PHE	O-C-N	8.40	136.15	122.70
2	1B	209	LEU	CB-CA-C	8.40	126.17	110.20
1	1I	9	PHE	O-C-N	8.40	136.15	122.70
2	1J	209	LEU	CB-CA-C	8.40	126.17	110.20
1	1Q	84	ARG	CB-CA-C	8.40	127.21	110.40
1	1U	84	ARG	CB-CA-C	8.40	127.21	110.40
1	1Y	84	ARG	CB-CA-C	8.40	127.21	110.40
1	2E	9	PHE	O-C-N	8.40	136.15	122.70
2	2F	209	LEU	CB-CA-C	8.40	126.17	110.20
1	2Q	84	ARG	CB-CA-C	8.40	127.21	110.40
1	2U	84	ARG	CB-CA-C	8.40	127.21	110.40
1	2Y	84	ARG	CB-CA-C	8.40	127.21	110.40
1	26	9	PHE	O-C-N	8.40	136.15	122.70
2	27	209	LEU	CB-CA-C	8.40	126.17	110.20
1	3E	9	PHE	O-C-N	8.40	136.15	122.70
2	3F	209	LEU	CB-CA-C	8.40	126.17	110.20

*Continued on next page...*

*Continued from previous page...*

Mol	Chain	Res	Type	Atoms	Z	Observed(°)	Ideal(°)
1	4A	9	PHE	O-C-N	8.40	136.15	122.70
2	4B	209	LEU	CB-CA-C	8.40	126.17	110.20
1	4M	9	PHE	O-C-N	8.40	136.15	122.70
2	4N	209	LEU	CB-CA-C	8.40	126.17	110.20
1	4U	9	PHE	O-C-N	8.40	136.15	122.70
2	4V	209	LEU	CB-CA-C	8.40	126.17	110.20
1	42	84	ARG	CB-CA-C	8.40	127.21	110.40
1	46	84	ARG	CB-CA-C	8.40	127.21	110.40
1	5A	84	ARG	CB-CA-C	8.40	127.21	110.40
1	5Q	9	PHE	O-C-N	8.40	136.15	122.70
2	5R	209	LEU	CB-CA-C	8.40	126.17	110.20
1	52	84	ARG	CB-CA-C	8.40	127.21	110.40
1	56	84	ARG	CB-CA-C	8.40	127.21	110.40
1	6A	84	ARG	CB-CA-C	8.40	127.21	110.40
1	6I	9	PHE	O-C-N	8.40	136.15	122.70
2	6J	209	LEU	CB-CA-C	8.40	126.17	110.20
1	6Q	9	PHE	O-C-N	8.40	136.15	122.70
2	6R	209	LEU	CB-CA-C	8.40	126.17	110.20
1	7M	9	PHE	O-C-N	8.40	136.15	122.70
2	7N	209	LEU	CB-CA-C	8.40	126.17	110.20
2	1F	57	LYS	CB-CG-CD	-8.39	89.77	111.60
2	2N	57	LYS	CB-CG-CD	-8.39	89.77	111.60
2	23	57	LYS	CB-CG-CD	-8.39	89.77	111.60
2	3N	57	LYS	CB-CG-CD	-8.39	89.77	111.60
2	37	57	LYS	CB-CG-CD	-8.39	89.77	111.60
2	4J	57	LYS	CB-CG-CD	-8.39	89.77	111.60
2	4R	57	LYS	CB-CG-CD	-8.39	89.77	111.60
2	5Z	57	LYS	CB-CG-CD	-8.39	89.77	111.60
2	6F	57	LYS	CB-CG-CD	-8.39	89.77	111.60
2	6Z	57	LYS	CB-CG-CD	-8.39	89.77	111.60
2	7J	57	LYS	CB-CG-CD	-8.39	89.77	111.60
2	7V	57	LYS	CB-CG-CD	-8.39	89.77	111.60
1	1A	51	LEU	CA-CB-CG	8.39	134.60	115.30
1	1I	51	LEU	CA-CB-CG	8.39	134.60	115.30
2	1N	57	LYS	CB-CG-CD	-8.39	89.78	111.60
1	2E	51	LEU	CA-CB-CG	8.39	134.60	115.30
2	2J	57	LYS	CB-CG-CD	-8.39	89.78	111.60
1	26	51	LEU	CA-CB-CG	8.39	134.60	115.30
2	3B	57	LYS	CB-CG-CD	-8.39	89.78	111.60
1	3E	51	LEU	CA-CB-CG	8.39	134.60	115.30
2	3J	57	LYS	CB-CG-CD	-8.39	89.78	111.60
2	33	57	LYS	CB-CG-CD	-8.39	89.78	111.60

*Continued on next page...*

*Continued from previous page...*

Mol	Chain	Res	Type	Atoms	Z	Observed(°)	Ideal(°)
1	4A	51	LEU	CA-CB-CG	8.39	134.60	115.30
2	4F	57	LYS	CB-CG-CD	-8.39	89.78	111.60
1	4M	51	LEU	CA-CB-CG	8.39	134.60	115.30
1	4U	51	LEU	CA-CB-CG	8.39	134.60	115.30
2	4Z	57	LYS	CB-CG-CD	-8.39	89.78	111.60
1	5Q	51	LEU	CA-CB-CG	8.39	134.60	115.30
2	5V	57	LYS	CB-CG-CD	-8.39	89.78	111.60
1	6I	51	LEU	CA-CB-CG	8.39	134.60	115.30
2	6N	57	LYS	CB-CG-CD	-8.39	89.78	111.60
1	6Q	51	LEU	CA-CB-CG	8.39	134.60	115.30
2	6V	57	LYS	CB-CG-CD	-8.39	89.78	111.60
2	7F	57	LYS	CB-CG-CD	-8.39	89.78	111.60
1	7M	51	LEU	CA-CB-CG	8.39	134.60	115.30
2	7R	57	LYS	CB-CG-CD	-8.39	89.78	111.60
2	1R	57	LYS	CB-CG-CD	-8.39	89.78	111.60
2	1V	57	LYS	CB-CG-CD	-8.39	89.78	111.60
2	1Z	57	LYS	CB-CG-CD	-8.39	89.78	111.60
1	1E	144	VAL	N-CA-CB	-8.39	93.04	111.50
2	1F	209	LEU	CB-CA-C	8.39	126.14	110.20
2	13	57	LYS	CB-CG-CD	-8.39	89.78	111.60
2	17	57	LYS	CB-CG-CD	-8.39	89.78	111.60
2	2B	57	LYS	CB-CG-CD	-8.39	89.78	111.60
2	2R	57	LYS	CB-CG-CD	-8.39	89.78	111.60
2	2V	57	LYS	CB-CG-CD	-8.39	89.78	111.60
2	2Z	57	LYS	CB-CG-CD	-8.39	89.78	111.60
1	2M	144	VAL	N-CA-CB	-8.39	93.04	111.50
2	2N	209	LEU	CB-CA-C	8.39	126.14	110.20
1	22	144	VAL	N-CA-CB	-8.39	93.04	111.50
2	23	209	LEU	CB-CA-C	8.39	126.14	110.20
1	3M	144	VAL	N-CA-CB	-8.39	93.04	111.50
2	3N	209	LEU	CB-CA-C	8.39	126.14	110.20
2	3R	57	LYS	CB-CG-CD	-8.39	89.78	111.60
2	3V	57	LYS	CB-CG-CD	-8.39	89.78	111.60
2	3Z	57	LYS	CB-CG-CD	-8.39	89.78	111.60
2	43	57	LYS	CB-CG-CD	-8.39	89.78	111.60
2	47	57	LYS	CB-CG-CD	-8.39	89.78	111.60
2	5B	57	LYS	CB-CG-CD	-8.39	89.78	111.60
2	53	57	LYS	CB-CG-CD	-8.39	89.78	111.60
2	57	57	LYS	CB-CG-CD	-8.39	89.78	111.60
1	36	144	VAL	N-CA-CB	-8.39	93.04	111.50
2	37	209	LEU	CB-CA-C	8.39	126.14	110.20
1	4I	144	VAL	N-CA-CB	-8.39	93.04	111.50

*Continued on next page...*

*Continued from previous page...*

Mol	Chain	Res	Type	Atoms	Z	Observed(°)	Ideal(°)
2	4J	209	LEU	CB-CA-C	8.39	126.14	110.20
1	4Q	144	VAL	N-CA-CB	-8.39	93.04	111.50
2	4R	209	LEU	CB-CA-C	8.39	126.14	110.20
2	5F	57	LYS	CB-CG-CD	-8.39	89.78	111.60
2	5J	57	LYS	CB-CG-CD	-8.39	89.78	111.60
2	5N	57	LYS	CB-CG-CD	-8.39	89.78	111.60
2	6B	57	LYS	CB-CG-CD	-8.39	89.78	111.60
1	5Y	144	VAL	N-CA-CB	-8.39	93.04	111.50
2	5Z	209	LEU	CB-CA-C	8.39	126.14	110.20
1	6E	144	VAL	N-CA-CB	-8.39	93.04	111.50
2	6F	209	LEU	CB-CA-C	8.39	126.14	110.20
1	6Y	144	VAL	N-CA-CB	-8.39	93.04	111.50
2	6Z	209	LEU	CB-CA-C	8.39	126.14	110.20
2	63	57	LYS	CB-CG-CD	-8.39	89.78	111.60
2	67	57	LYS	CB-CG-CD	-8.39	89.78	111.60
2	7B	57	LYS	CB-CG-CD	-8.39	89.78	111.60
1	7I	144	VAL	N-CA-CB	-8.39	93.04	111.50
2	7J	209	LEU	CB-CA-C	8.39	126.14	110.20
1	7U	144	VAL	N-CA-CB	-8.39	93.04	111.50
2	7V	209	LEU	CB-CA-C	8.39	126.14	110.20
2	1B	57	LYS	CB-CG-CD	-8.39	89.79	111.60
2	1J	57	LYS	CB-CG-CD	-8.39	89.79	111.60
2	1R	70	TRP	CG-CD1-NE1	-8.39	101.71	110.10
2	1V	70	TRP	CG-CD1-NE1	-8.39	101.71	110.10
2	1Z	70	TRP	CG-CD1-NE1	-8.39	101.71	110.10
2	2F	57	LYS	CB-CG-CD	-8.39	89.79	111.60
2	2R	70	TRP	CG-CD1-NE1	-8.39	101.71	110.10
2	2V	70	TRP	CG-CD1-NE1	-8.39	101.71	110.10
2	2Z	70	TRP	CG-CD1-NE1	-8.39	101.71	110.10
2	27	57	LYS	CB-CG-CD	-8.39	89.79	111.60
2	3F	57	LYS	CB-CG-CD	-8.39	89.79	111.60
2	4B	57	LYS	CB-CG-CD	-8.39	89.79	111.60
2	4N	57	LYS	CB-CG-CD	-8.39	89.79	111.60
2	4V	57	LYS	CB-CG-CD	-8.39	89.79	111.60
2	43	70	TRP	CG-CD1-NE1	-8.39	101.71	110.10
2	47	70	TRP	CG-CD1-NE1	-8.39	101.71	110.10
2	5B	70	TRP	CG-CD1-NE1	-8.39	101.71	110.10
2	5R	57	LYS	CB-CG-CD	-8.39	89.79	111.60
2	53	70	TRP	CG-CD1-NE1	-8.39	101.71	110.10
2	57	70	TRP	CG-CD1-NE1	-8.39	101.71	110.10
2	6B	70	TRP	CG-CD1-NE1	-8.39	101.71	110.10
2	6J	57	LYS	CB-CG-CD	-8.39	89.79	111.60

*Continued on next page...*



*Continued from previous page...*

Mol	Chain	Res	Type	Atoms	Z	Observed(°)	Ideal(°)
2	6R	57	LYS	CB-CG-CD	-8.39	89.79	111.60
2	7N	57	LYS	CB-CG-CD	-8.39	89.79	111.60
2	1F	220	PHE	CB-CA-C	8.38	127.17	110.40
2	13	58	LEU	CD1-CG-CD2	8.39	135.66	110.50
2	17	58	LEU	CD1-CG-CD2	8.39	135.66	110.50
2	2B	58	LEU	CD1-CG-CD2	8.39	135.66	110.50
2	3R	58	LEU	CD1-CG-CD2	8.39	135.66	110.50
2	3V	58	LEU	CD1-CG-CD2	8.39	135.66	110.50
2	3Z	58	LEU	CD1-CG-CD2	8.39	135.66	110.50
2	5N	58	LEU	CD1-CG-CD2	8.39	135.66	110.50
2	63	58	LEU	CD1-CG-CD2	8.39	135.66	110.50
2	67	58	LEU	CD1-CG-CD2	8.39	135.66	110.50
2	7B	58	LEU	CD1-CG-CD2	8.39	135.66	110.50
1	1Q	51	LEU	CA-CB-CG	8.38	134.58	115.30
2	1R	220	PHE	CB-CA-C	8.38	127.17	110.40
1	1U	51	LEU	CA-CB-CG	8.38	134.58	115.30
2	1V	220	PHE	CB-CA-C	8.38	127.17	110.40
1	1Y	51	LEU	CA-CB-CG	8.38	134.58	115.30
2	1Z	220	PHE	CB-CA-C	8.38	127.17	110.40
2	2N	220	PHE	CB-CA-C	8.38	127.17	110.40
1	2Q	51	LEU	CA-CB-CG	8.38	134.58	115.30
2	2R	220	PHE	CB-CA-C	8.38	127.17	110.40
1	2U	51	LEU	CA-CB-CG	8.38	134.58	115.30
2	2V	220	PHE	CB-CA-C	8.38	127.17	110.40
1	2Y	51	LEU	CA-CB-CG	8.38	134.58	115.30
2	2Z	220	PHE	CB-CA-C	8.38	127.17	110.40
2	23	220	PHE	CB-CA-C	8.38	127.17	110.40
2	3N	220	PHE	CB-CA-C	8.38	127.17	110.40
2	37	220	PHE	CB-CA-C	8.38	127.17	110.40
2	4J	220	PHE	CB-CA-C	8.38	127.17	110.40
2	4R	220	PHE	CB-CA-C	8.38	127.17	110.40
2	5F	58	LEU	CD1-CG-CD2	8.39	135.66	110.50
2	5J	58	LEU	CD1-CG-CD2	8.39	135.66	110.50
1	42	51	LEU	CA-CB-CG	8.38	134.58	115.30
2	43	220	PHE	CB-CA-C	8.38	127.17	110.40
1	46	51	LEU	CA-CB-CG	8.38	134.58	115.30
2	47	220	PHE	CB-CA-C	8.38	127.17	110.40
1	5A	51	LEU	CA-CB-CG	8.38	134.58	115.30
2	5B	220	PHE	CB-CA-C	8.38	127.17	110.40
2	5Z	220	PHE	CB-CA-C	8.38	127.17	110.40
1	52	51	LEU	CA-CB-CG	8.38	134.58	115.30
2	53	220	PHE	CB-CA-C	8.38	127.17	110.40

*Continued on next page...*

*Continued from previous page...*

Mol	Chain	Res	Type	Atoms	Z	Observed(°)	Ideal(°)
1	56	51	LEU	CA-CB-CG	8.38	134.58	115.30
2	57	220	PHE	CB-CA-C	8.38	127.17	110.40
1	6A	51	LEU	CA-CB-CG	8.38	134.58	115.30
2	6B	220	PHE	CB-CA-C	8.38	127.17	110.40
2	6F	220	PHE	CB-CA-C	8.38	127.17	110.40
2	6Z	220	PHE	CB-CA-C	8.38	127.17	110.40
2	7J	220	PHE	CB-CA-C	8.38	127.17	110.40
2	7V	220	PHE	CB-CA-C	8.38	127.17	110.40
1	1A	145	LEU	CA-C-N	-8.38	98.76	117.20
1	1E	167	GLY	O-C-N	-8.38	109.29	122.70
1	1I	145	LEU	CA-C-N	-8.38	98.76	117.20
1	1Q	145	LEU	CA-C-N	-8.38	98.76	117.20
1	1U	145	LEU	CA-C-N	-8.38	98.76	117.20
1	1Y	145	LEU	CA-C-N	-8.38	98.76	117.20
1	2E	145	LEU	CA-C-N	-8.38	98.76	117.20
1	2M	167	GLY	O-C-N	-8.38	109.29	122.70
1	2Q	145	LEU	CA-C-N	-8.38	98.76	117.20
1	2U	145	LEU	CA-C-N	-8.38	98.76	117.20
1	2Y	145	LEU	CA-C-N	-8.38	98.76	117.20
1	22	167	GLY	O-C-N	-8.38	109.29	122.70
1	26	145	LEU	CA-C-N	-8.38	98.76	117.20
1	3E	145	LEU	CA-C-N	-8.38	98.76	117.20
1	3M	167	GLY	O-C-N	-8.38	109.29	122.70
1	36	167	GLY	O-C-N	-8.38	109.29	122.70
1	4A	145	LEU	CA-C-N	-8.38	98.76	117.20
1	4I	167	GLY	O-C-N	-8.38	109.29	122.70
1	4M	145	LEU	CA-C-N	-8.38	98.76	117.20
1	4Q	167	GLY	O-C-N	-8.38	109.29	122.70
1	4U	145	LEU	CA-C-N	-8.38	98.76	117.20
1	42	145	LEU	CA-C-N	-8.38	98.76	117.20
1	46	145	LEU	CA-C-N	-8.38	98.76	117.20
1	5A	145	LEU	CA-C-N	-8.38	98.76	117.20
1	5Q	145	LEU	CA-C-N	-8.38	98.76	117.20
1	5Y	167	GLY	O-C-N	-8.38	109.29	122.70
1	52	145	LEU	CA-C-N	-8.38	98.76	117.20
1	56	145	LEU	CA-C-N	-8.38	98.76	117.20
1	6A	145	LEU	CA-C-N	-8.38	98.76	117.20
1	6E	167	GLY	O-C-N	-8.38	109.29	122.70
1	6I	145	LEU	CA-C-N	-8.38	98.76	117.20
1	6Q	145	LEU	CA-C-N	-8.38	98.76	117.20
1	6Y	167	GLY	O-C-N	-8.38	109.29	122.70
1	7I	167	GLY	O-C-N	-8.38	109.29	122.70

*Continued on next page...*

*Continued from previous page...*

Mol	Chain	Res	Type	Atoms	Z	Observed(°)	Ideal(°)
1	7M	145	LEU	CA-C-N	-8.38	98.76	117.20
1	7U	167	GLY	O-C-N	-8.38	109.29	122.70
1	12	51	LEU	CA-CB-CG	8.38	134.57	115.30
1	16	51	LEU	CA-CB-CG	8.38	134.57	115.30
1	2A	51	LEU	CA-CB-CG	8.38	134.57	115.30
1	3Q	51	LEU	CA-CB-CG	8.38	134.57	115.30
1	3U	51	LEU	CA-CB-CG	8.38	134.57	115.30
1	3Y	51	LEU	CA-CB-CG	8.38	134.57	115.30
1	5E	51	LEU	CA-CB-CG	8.38	134.57	115.30
1	5I	51	LEU	CA-CB-CG	8.38	134.57	115.30
1	5M	51	LEU	CA-CB-CG	8.38	134.57	115.30
1	62	51	LEU	CA-CB-CG	8.38	134.57	115.30
1	66	51	LEU	CA-CB-CG	8.38	134.57	115.30
1	7A	51	LEU	CA-CB-CG	8.38	134.57	115.30
2	1B	58	LEU	CD1-CG-CD2	8.38	135.63	110.50
1	1E	51	LEU	CA-CB-CG	8.38	134.56	115.30
2	1J	58	LEU	CD1-CG-CD2	8.38	135.63	110.50
2	13	220	PHE	CB-CA-C	8.38	127.15	110.40
2	17	220	PHE	CB-CA-C	8.38	127.15	110.40
2	2B	220	PHE	CB-CA-C	8.38	127.15	110.40
2	2F	58	LEU	CD1-CG-CD2	8.38	135.63	110.50
1	2M	51	LEU	CA-CB-CG	8.38	134.56	115.30
1	22	51	LEU	CA-CB-CG	8.38	134.56	115.30
2	27	58	LEU	CD1-CG-CD2	8.38	135.63	110.50
2	3F	58	LEU	CD1-CG-CD2	8.38	135.63	110.50
1	3M	51	LEU	CA-CB-CG	8.38	134.56	115.30
2	3R	220	PHE	CB-CA-C	8.38	127.15	110.40
2	3V	220	PHE	CB-CA-C	8.38	127.15	110.40
2	3Z	220	PHE	CB-CA-C	8.38	127.15	110.40
1	36	51	LEU	CA-CB-CG	8.38	134.56	115.30
2	4B	58	LEU	CD1-CG-CD2	8.38	135.63	110.50
1	4I	51	LEU	CA-CB-CG	8.38	134.56	115.30
2	4N	58	LEU	CD1-CG-CD2	8.38	135.63	110.50
1	4Q	51	LEU	CA-CB-CG	8.38	134.56	115.30
2	4V	58	LEU	CD1-CG-CD2	8.38	135.63	110.50
2	5F	220	PHE	CB-CA-C	8.38	127.15	110.40
2	5J	220	PHE	CB-CA-C	8.38	127.15	110.40
2	5N	220	PHE	CB-CA-C	8.38	127.15	110.40
2	5R	58	LEU	CD1-CG-CD2	8.38	135.63	110.50
1	5Y	51	LEU	CA-CB-CG	8.38	134.56	115.30
1	6E	51	LEU	CA-CB-CG	8.38	134.56	115.30
2	6J	58	LEU	CD1-CG-CD2	8.38	135.63	110.50

*Continued on next page...*

*Continued from previous page...*

Mol	Chain	Res	Type	Atoms	Z	Observed(°)	Ideal(°)
2	6R	58	LEU	CD1-CG-CD2	8.38	135.63	110.50
1	6Y	51	LEU	CA-CB-CG	8.38	134.56	115.30
2	63	220	PHE	CB-CA-C	8.38	127.15	110.40
2	67	220	PHE	CB-CA-C	8.38	127.15	110.40
2	7B	220	PHE	CB-CA-C	8.38	127.15	110.40
1	7I	51	LEU	CA-CB-CG	8.38	134.56	115.30
2	7N	58	LEU	CD1-CG-CD2	8.38	135.63	110.50
1	7U	51	LEU	CA-CB-CG	8.38	134.56	115.30
1	1A	15	SER	CA-C-N	-8.37	98.78	117.20
2	1B	220	PHE	CB-CA-C	8.37	127.14	110.40
1	1I	15	SER	CA-C-N	-8.37	98.78	117.20
2	1J	220	PHE	CB-CA-C	8.37	127.14	110.40
1	1M	15	SER	CA-C-N	-8.37	98.78	117.20
1	1Q	15	SER	CA-C-N	-8.37	98.78	117.20
1	1U	15	SER	CA-C-N	-8.37	98.78	117.20
1	1Y	15	SER	CA-C-N	-8.37	98.78	117.20
1	2E	15	SER	CA-C-N	-8.37	98.78	117.20
1	2U	15	SER	CA-C-N	-8.37	98.78	117.20
1	3A	15	SER	CA-C-N	-8.37	98.78	117.20
1	32	15	SER	CA-C-N	-8.37	98.78	117.20
1	4U	15	SER	CA-C-N	-8.37	98.78	117.20
1	6Q	15	SER	CA-C-N	-8.37	98.78	117.20
1	12	15	SER	CA-C-N	-8.37	98.78	117.20
1	16	15	SER	CA-C-N	-8.37	98.78	117.20
1	2A	15	SER	CA-C-N	-8.37	98.78	117.20
2	2F	220	PHE	CB-CA-C	8.37	127.14	110.40
1	2I	15	SER	CA-C-N	-8.37	98.78	117.20
1	2Q	15	SER	CA-C-N	-8.37	98.78	117.20
1	2Y	15	SER	CA-C-N	-8.37	98.78	117.20
1	26	15	SER	CA-C-N	-8.37	98.78	117.20
2	27	220	PHE	CB-CA-C	8.37	127.14	110.40
1	3E	15	SER	CA-C-N	-8.37	98.78	117.20
2	3F	220	PHE	CB-CA-C	8.37	127.14	110.40
1	3I	15	SER	CA-C-N	-8.37	98.78	117.20
1	4A	15	SER	CA-C-N	-8.37	98.78	117.20
1	4E	15	SER	CA-C-N	-8.37	98.78	117.20
1	4M	15	SER	CA-C-N	-8.37	98.78	117.20
1	42	15	SER	CA-C-N	-8.37	98.78	117.20
1	5Q	15	SER	CA-C-N	-8.37	98.78	117.20
1	6A	15	SER	CA-C-N	-8.37	98.78	117.20
1	3Q	15	SER	CA-C-N	-8.37	98.78	117.20
1	3U	15	SER	CA-C-N	-8.37	98.78	117.20

*Continued on next page...*

*Continued from previous page...*

Mol	Chain	Res	Type	Atoms	Z	Observed(°)	Ideal(°)
1	3Y	15	SER	CA-C-N	-8.37	98.78	117.20
2	4B	220	PHE	CB-CA-C	8.37	127.14	110.40
2	4N	220	PHE	CB-CA-C	8.37	127.14	110.40
2	4V	220	PHE	CB-CA-C	8.37	127.14	110.40
1	4Y	15	SER	CA-C-N	-8.37	98.78	117.20
1	46	15	SER	CA-C-N	-8.37	98.78	117.20
1	5A	15	SER	CA-C-N	-8.37	98.78	117.20
1	56	15	SER	CA-C-N	-8.37	98.78	117.20
1	5E	15	SER	CA-C-N	-8.37	98.78	117.20
1	5I	15	SER	CA-C-N	-8.37	98.78	117.20
1	5M	15	SER	CA-C-N	-8.37	98.78	117.20
2	5R	220	PHE	CB-CA-C	8.37	127.14	110.40
1	5U	15	SER	CA-C-N	-8.37	98.78	117.20
1	52	15	SER	CA-C-N	-8.37	98.78	117.20
1	6I	15	SER	CA-C-N	-8.37	98.78	117.20
2	6J	220	PHE	CB-CA-C	8.37	127.14	110.40
1	6M	15	SER	CA-C-N	-8.37	98.78	117.20
2	6R	220	PHE	CB-CA-C	8.37	127.14	110.40
1	6U	15	SER	CA-C-N	-8.37	98.78	117.20
1	7E	15	SER	CA-C-N	-8.37	98.78	117.20
1	7M	15	SER	CA-C-N	-8.37	98.78	117.20
1	7Q	15	SER	CA-C-N	-8.37	98.78	117.20
1	62	15	SER	CA-C-N	-8.37	98.78	117.20
1	66	15	SER	CA-C-N	-8.37	98.78	117.20
1	7A	15	SER	CA-C-N	-8.37	98.78	117.20
2	7N	220	PHE	CB-CA-C	8.37	127.14	110.40
1	1A	144	VAL	N-CA-CB	-8.37	93.09	111.50
1	1A	167	GLY	O-C-N	-8.37	109.31	122.70
1	1I	144	VAL	N-CA-CB	-8.37	93.09	111.50
1	1I	167	GLY	O-C-N	-8.37	109.31	122.70
1	12	144	VAL	N-CA-CB	-8.37	93.08	111.50
1	16	144	VAL	N-CA-CB	-8.37	93.08	111.50
1	2A	144	VAL	N-CA-CB	-8.37	93.08	111.50
1	3E	167	GLY	O-C-N	-8.37	109.31	122.70
1	3U	144	VAL	N-CA-CB	-8.37	93.08	111.50
1	4A	167	GLY	O-C-N	-8.37	109.31	122.70
1	4M	167	GLY	O-C-N	-8.37	109.31	122.70
1	4U	167	GLY	O-C-N	-8.37	109.31	122.70
1	5I	144	VAL	N-CA-CB	-8.37	93.08	111.50
1	5Q	167	GLY	O-C-N	-8.37	109.31	122.70
1	7A	144	VAL	N-CA-CB	-8.37	93.08	111.50
2	1F	58	LEU	CD1-CG-CD2	8.37	135.60	110.50

*Continued on next page...*

*Continued from previous page...*

Mol	Chain	Res	Type	Atoms	Z	Observed(°)	Ideal(°)
1	1M	145	LEU	CA-C-N	-8.37	98.79	117.20
2	1N	220	PHE	CB-CA-C	8.37	127.14	110.40
1	2E	144	VAL	N-CA-CB	-8.37	93.09	111.50
1	2E	167	GLY	O-C-N	-8.37	109.31	122.70
1	2I	145	LEU	CA-C-N	-8.37	98.79	117.20
2	2J	220	PHE	CB-CA-C	8.37	127.14	110.40
1	26	144	VAL	N-CA-CB	-8.37	93.09	111.50
1	26	167	GLY	O-C-N	-8.37	109.31	122.70
1	3E	144	VAL	N-CA-CB	-8.37	93.09	111.50
1	3Q	144	VAL	N-CA-CB	-8.37	93.08	111.50
1	3Y	144	VAL	N-CA-CB	-8.37	93.08	111.50
1	4M	144	VAL	N-CA-CB	-8.37	93.09	111.50
1	5E	144	VAL	N-CA-CB	-8.37	93.08	111.50
1	6Q	144	VAL	N-CA-CB	-8.37	93.09	111.50
1	66	144	VAL	N-CA-CB	-8.37	93.08	111.50
2	2N	58	LEU	CD1-CG-CD2	8.37	135.60	110.50
2	23	58	LEU	CD1-CG-CD2	8.37	135.60	110.50
1	3A	145	LEU	CA-C-N	-8.37	98.79	117.20
2	3B	220	PHE	CB-CA-C	8.37	127.14	110.40
1	3I	145	LEU	CA-C-N	-8.37	98.79	117.20
2	3J	220	PHE	CB-CA-C	8.37	127.14	110.40
1	6I	144	VAL	N-CA-CB	-8.37	93.09	111.50
2	3N	58	LEU	CD1-CG-CD2	8.37	135.60	110.50
1	32	145	LEU	CA-C-N	-8.37	98.79	117.20
2	33	220	PHE	CB-CA-C	8.37	127.14	110.40
1	4A	144	VAL	N-CA-CB	-8.37	93.09	111.50
2	37	58	LEU	CD1-CG-CD2	8.37	135.60	110.50
1	4E	145	LEU	CA-C-N	-8.37	98.79	117.20
2	4F	220	PHE	CB-CA-C	8.37	127.14	110.40
1	4U	144	VAL	N-CA-CB	-8.37	93.09	111.50
1	5M	144	VAL	N-CA-CB	-8.37	93.08	111.50
1	5Q	144	VAL	N-CA-CB	-8.37	93.09	111.50
1	6I	167	GLY	O-C-N	-8.37	109.31	122.70
1	6Q	167	GLY	O-C-N	-8.37	109.31	122.70
1	62	144	VAL	N-CA-CB	-8.37	93.08	111.50
1	7M	167	GLY	O-C-N	-8.37	109.31	122.70
2	4J	58	LEU	CD1-CG-CD2	8.37	135.60	110.50
2	4R	58	LEU	CD1-CG-CD2	8.37	135.60	110.50
1	4Y	145	LEU	CA-C-N	-8.37	98.79	117.20
2	4Z	220	PHE	CB-CA-C	8.37	127.14	110.40
1	5U	145	LEU	CA-C-N	-8.37	98.79	117.20
2	5V	220	PHE	CB-CA-C	8.37	127.14	110.40

*Continued on next page...*

*Continued from previous page...*

Mol	Chain	Res	Type	Atoms	Z	Observed(°)	Ideal(°)
2	5Z	58	LEU	CD1-CG-CD2	8.37	135.60	110.50
2	6F	58	LEU	CD1-CG-CD2	8.37	135.60	110.50
1	6M	145	LEU	CA-C-N	-8.37	98.79	117.20
2	6N	220	PHE	CB-CA-C	8.37	127.14	110.40
1	6U	145	LEU	CA-C-N	-8.37	98.79	117.20
2	6V	220	PHE	CB-CA-C	8.37	127.14	110.40
1	7M	144	VAL	N-CA-CB	-8.37	93.09	111.50
2	6Z	58	LEU	CD1-CG-CD2	8.37	135.60	110.50
1	7E	145	LEU	CA-C-N	-8.37	98.79	117.20
2	7F	220	PHE	CB-CA-C	8.37	127.14	110.40
2	7J	58	LEU	CD1-CG-CD2	8.37	135.60	110.50
1	7Q	145	LEU	CA-C-N	-8.37	98.79	117.20
2	7R	220	PHE	CB-CA-C	8.37	127.14	110.40
2	7V	58	LEU	CD1-CG-CD2	8.37	135.60	110.50
1	1E	15	SER	CA-C-N	-8.37	98.80	117.20
1	1M	51	LEU	CA-CB-CG	8.37	134.54	115.30
1	1M	144	VAL	N-CA-CB	-8.37	93.10	111.50
1	12	167	GLY	O-C-N	-8.36	109.32	122.70
1	16	167	GLY	O-C-N	-8.36	109.32	122.70
1	2A	167	GLY	O-C-N	-8.36	109.32	122.70
1	2I	51	LEU	CA-CB-CG	8.37	134.54	115.30
1	2I	144	VAL	N-CA-CB	-8.37	93.10	111.50
1	2M	15	SER	CA-C-N	-8.37	98.80	117.20
1	22	15	SER	CA-C-N	-8.37	98.80	117.20
1	3A	51	LEU	CA-CB-CG	8.37	134.54	115.30
1	3A	144	VAL	N-CA-CB	-8.37	93.10	111.50
1	3I	51	LEU	CA-CB-CG	8.37	134.54	115.30
1	3I	144	VAL	N-CA-CB	-8.37	93.10	111.50
1	3M	15	SER	CA-C-N	-8.37	98.80	117.20
1	3Q	167	GLY	O-C-N	-8.36	109.32	122.70
1	3U	167	GLY	O-C-N	-8.36	109.32	122.70
1	3Y	167	GLY	O-C-N	-8.36	109.32	122.70
1	32	51	LEU	CA-CB-CG	8.37	134.54	115.30
1	32	144	VAL	N-CA-CB	-8.37	93.10	111.50
1	36	15	SER	CA-C-N	-8.37	98.80	117.20
1	4E	51	LEU	CA-CB-CG	8.37	134.54	115.30
1	4E	144	VAL	N-CA-CB	-8.37	93.10	111.50
1	4I	15	SER	CA-C-N	-8.37	98.80	117.20
1	4Q	15	SER	CA-C-N	-8.37	98.80	117.20
1	4Y	51	LEU	CA-CB-CG	8.37	134.54	115.30
1	4Y	144	VAL	N-CA-CB	-8.37	93.10	111.50
1	5E	167	GLY	O-C-N	-8.36	109.32	122.70

*Continued on next page...*



*Continued from previous page...*

Mol	Chain	Res	Type	Atoms	Z	Observed(°)	Ideal(°)
1	5I	167	GLY	O-C-N	-8.36	109.32	122.70
1	5M	167	GLY	O-C-N	-8.36	109.32	122.70
1	5U	51	LEU	CA-CB-CG	8.37	134.54	115.30
1	5U	144	VAL	N-CA-CB	-8.37	93.10	111.50
1	5Y	15	SER	CA-C-N	-8.37	98.80	117.20
1	6E	15	SER	CA-C-N	-8.37	98.80	117.20
1	6M	51	LEU	CA-CB-CG	8.37	134.54	115.30
1	6M	144	VAL	N-CA-CB	-8.37	93.10	111.50
1	6U	51	LEU	CA-CB-CG	8.37	134.54	115.30
1	6U	144	VAL	N-CA-CB	-8.37	93.10	111.50
1	6Y	15	SER	CA-C-N	-8.37	98.80	117.20
1	62	167	GLY	O-C-N	-8.36	109.32	122.70
1	66	167	GLY	O-C-N	-8.36	109.32	122.70
1	7A	167	GLY	O-C-N	-8.36	109.32	122.70
1	7E	51	LEU	CA-CB-CG	8.37	134.54	115.30
1	7E	144	VAL	N-CA-CB	-8.37	93.10	111.50
1	7I	15	SER	CA-C-N	-8.37	98.80	117.20
1	7Q	51	LEU	CA-CB-CG	8.37	134.54	115.30
1	7Q	144	VAL	N-CA-CB	-8.37	93.10	111.50
1	7U	15	SER	CA-C-N	-8.37	98.80	117.20
1	1E	145	LEU	CA-C-N	-8.36	98.80	117.20
1	2M	145	LEU	CA-C-N	-8.36	98.80	117.20
1	22	145	LEU	CA-C-N	-8.36	98.80	117.20
1	3M	145	LEU	CA-C-N	-8.36	98.80	117.20
1	36	145	LEU	CA-C-N	-8.36	98.80	117.20
1	4I	145	LEU	CA-C-N	-8.36	98.80	117.20
1	4Q	145	LEU	CA-C-N	-8.36	98.80	117.20
1	5Y	145	LEU	CA-C-N	-8.36	98.80	117.20
1	6E	145	LEU	CA-C-N	-8.36	98.80	117.20
1	6Y	145	LEU	CA-C-N	-8.36	98.80	117.20
1	7I	145	LEU	CA-C-N	-8.36	98.80	117.20
1	7U	145	LEU	CA-C-N	-8.36	98.80	117.20
1	1Q	167	GLY	O-C-N	-8.36	109.32	122.70
1	1U	167	GLY	O-C-N	-8.36	109.32	122.70
1	1Y	167	GLY	O-C-N	-8.36	109.32	122.70
1	2Q	167	GLY	O-C-N	-8.36	109.32	122.70
1	2U	167	GLY	O-C-N	-8.36	109.32	122.70
1	2Y	167	GLY	O-C-N	-8.36	109.32	122.70
1	42	167	GLY	O-C-N	-8.36	109.32	122.70
1	46	167	GLY	O-C-N	-8.36	109.32	122.70
1	5A	167	GLY	O-C-N	-8.36	109.32	122.70
1	52	167	GLY	O-C-N	-8.36	109.32	122.70

*Continued on next page...*

*Continued from previous page...*

Mol	Chain	Res	Type	Atoms	Z	Observed(°)	Ideal(°)
1	56	167	GLY	O-C-N	-8.36	109.32	122.70
1	6A	167	GLY	O-C-N	-8.36	109.32	122.70
2	1N	58	LEU	CD1-CG-CD2	8.36	135.57	110.50
1	1Q	144	VAL	N-CA-CB	-8.36	93.11	111.50
1	1U	144	VAL	N-CA-CB	-8.36	93.11	111.50
1	1Y	144	VAL	N-CA-CB	-8.36	93.11	111.50
1	12	145	LEU	CA-C-N	-8.36	98.81	117.20
1	16	145	LEU	CA-C-N	-8.36	98.81	117.20
1	2A	145	LEU	CA-C-N	-8.36	98.81	117.20
1	2Q	144	VAL	N-CA-CB	-8.36	93.11	111.50
1	2U	144	VAL	N-CA-CB	-8.36	93.11	111.50
1	3U	145	LEU	CA-C-N	-8.36	98.81	117.20
1	56	144	VAL	N-CA-CB	-8.36	93.11	111.50
1	6A	144	VAL	N-CA-CB	-8.36	93.11	111.50
2	1R	58	LEU	CD1-CG-CD2	8.36	135.56	110.50
2	1V	58	LEU	CD1-CG-CD2	8.36	135.56	110.50
2	1Z	58	LEU	CD1-CG-CD2	8.36	135.56	110.50
2	2J	58	LEU	CD1-CG-CD2	8.36	135.57	110.50
1	2Y	144	VAL	N-CA-CB	-8.36	93.11	111.50
1	3Y	145	LEU	CA-C-N	-8.36	98.81	117.20
1	5A	144	VAL	N-CA-CB	-8.36	93.11	111.50
1	5I	145	LEU	CA-C-N	-8.36	98.81	117.20
2	2R	58	LEU	CD1-CG-CD2	8.36	135.56	110.50
2	2V	58	LEU	CD1-CG-CD2	8.36	135.56	110.50
2	2Z	58	LEU	CD1-CG-CD2	8.36	135.56	110.50
2	3B	58	LEU	CD1-CG-CD2	8.36	135.57	110.50
2	3J	58	LEU	CD1-CG-CD2	8.36	135.57	110.50
1	3Q	145	LEU	CA-C-N	-8.36	98.81	117.20
2	33	58	LEU	CD1-CG-CD2	8.36	135.57	110.50
2	4F	58	LEU	CD1-CG-CD2	8.36	135.57	110.50
2	4Z	58	LEU	CD1-CG-CD2	8.36	135.57	110.50
1	42	144	VAL	N-CA-CB	-8.36	93.11	111.50
1	46	144	VAL	N-CA-CB	-8.36	93.11	111.50
1	5E	145	LEU	CA-C-N	-8.36	98.81	117.20
1	5M	145	LEU	CA-C-N	-8.36	98.81	117.20
1	52	144	VAL	N-CA-CB	-8.36	93.11	111.50
2	43	58	LEU	CD1-CG-CD2	8.36	135.56	110.50
2	47	58	LEU	CD1-CG-CD2	8.36	135.56	110.50
2	5B	58	LEU	CD1-CG-CD2	8.36	135.56	110.50
2	5V	58	LEU	CD1-CG-CD2	8.36	135.57	110.50
2	53	58	LEU	CD1-CG-CD2	8.36	135.56	110.50
2	57	58	LEU	CD1-CG-CD2	8.36	135.56	110.50

*Continued on next page...*

*Continued from previous page...*

Mol	Chain	Res	Type	Atoms	Z	Observed(°)	Ideal(°)
2	6B	58	LEU	CD1-CG-CD2	8.36	135.56	110.50
2	6N	58	LEU	CD1-CG-CD2	8.36	135.57	110.50
2	6V	58	LEU	CD1-CG-CD2	8.36	135.57	110.50
1	62	145	LEU	CA-C-N	-8.36	98.81	117.20
1	66	145	LEU	CA-C-N	-8.36	98.81	117.20
1	7A	145	LEU	CA-C-N	-8.36	98.81	117.20
2	7F	58	LEU	CD1-CG-CD2	8.36	135.57	110.50
2	7R	58	LEU	CD1-CG-CD2	8.36	135.57	110.50
2	1R	1	ALA	CB-CA-C	8.35	122.63	110.10
2	1V	1	ALA	CB-CA-C	8.35	122.63	110.10
2	1Z	1	ALA	CB-CA-C	8.35	122.63	110.10
2	2R	1	ALA	CB-CA-C	8.35	122.63	110.10
2	2V	1	ALA	CB-CA-C	8.35	122.63	110.10
2	2Z	1	ALA	CB-CA-C	8.35	122.63	110.10
2	43	1	ALA	CB-CA-C	8.35	122.63	110.10
2	47	1	ALA	CB-CA-C	8.35	122.63	110.10
2	5B	1	ALA	CB-CA-C	8.35	122.63	110.10
2	53	1	ALA	CB-CA-C	8.35	122.63	110.10
2	57	1	ALA	CB-CA-C	8.35	122.63	110.10
2	6B	1	ALA	CB-CA-C	8.35	122.63	110.10
2	1B	1	ALA	CB-CA-C	8.35	122.62	110.10
2	1J	1	ALA	CB-CA-C	8.35	122.62	110.10
2	2F	1	ALA	CB-CA-C	8.35	122.62	110.10
2	27	1	ALA	CB-CA-C	8.35	122.62	110.10
2	3F	1	ALA	CB-CA-C	8.35	122.62	110.10
2	4B	1	ALA	CB-CA-C	8.35	122.62	110.10
2	4N	1	ALA	CB-CA-C	8.35	122.62	110.10
2	4V	1	ALA	CB-CA-C	8.35	122.62	110.10
2	5R	1	ALA	CB-CA-C	8.35	122.62	110.10
2	6J	1	ALA	CB-CA-C	8.35	122.62	110.10
2	6R	1	ALA	CB-CA-C	8.35	122.62	110.10
2	7N	1	ALA	CB-CA-C	8.35	122.62	110.10
2	13	1	ALA	CB-CA-C	8.34	122.62	110.10
2	17	1	ALA	CB-CA-C	8.34	122.62	110.10
2	2B	1	ALA	CB-CA-C	8.34	122.62	110.10
2	3R	1	ALA	CB-CA-C	8.34	122.62	110.10
2	3V	1	ALA	CB-CA-C	8.34	122.62	110.10
2	3Z	1	ALA	CB-CA-C	8.34	122.62	110.10
2	5F	1	ALA	CB-CA-C	8.34	122.62	110.10
2	5J	1	ALA	CB-CA-C	8.34	122.62	110.10
2	5N	1	ALA	CB-CA-C	8.34	122.62	110.10
2	63	1	ALA	CB-CA-C	8.34	122.62	110.10

*Continued on next page...*

*Continued from previous page...*

Mol	Chain	Res	Type	Atoms	Z	Observed(°)	Ideal(°)
2	67	1	ALA	CB-CA-C	8.34	122.62	110.10
2	7B	1	ALA	CB-CA-C	8.34	122.62	110.10
2	1N	29	MET	CA-C-N	-8.34	93.74	117.10
2	2J	29	MET	CA-C-N	-8.34	93.74	117.10
2	3B	29	MET	CA-C-N	-8.34	93.74	117.10
2	3J	29	MET	CA-C-N	-8.34	93.74	117.10
2	33	29	MET	CA-C-N	-8.34	93.74	117.10
2	4F	29	MET	CA-C-N	-8.34	93.74	117.10
2	4Z	29	MET	CA-C-N	-8.34	93.74	117.10
2	5V	29	MET	CA-C-N	-8.34	93.74	117.10
2	6N	29	MET	CA-C-N	-8.34	93.74	117.10
2	6V	29	MET	CA-C-N	-8.34	93.74	117.10
2	7F	29	MET	CA-C-N	-8.34	93.74	117.10
2	7R	29	MET	CA-C-N	-8.34	93.74	117.10
1	1M	167	GLY	O-C-N	-8.34	109.36	122.70
2	1N	1	ALA	CB-CA-C	8.34	122.61	110.10
1	2I	167	GLY	O-C-N	-8.34	109.36	122.70
2	2J	1	ALA	CB-CA-C	8.34	122.61	110.10
1	3A	167	GLY	O-C-N	-8.34	109.36	122.70
2	3B	1	ALA	CB-CA-C	8.34	122.61	110.10
1	3I	167	GLY	O-C-N	-8.34	109.36	122.70
2	3J	1	ALA	CB-CA-C	8.34	122.61	110.10
1	32	167	GLY	O-C-N	-8.34	109.36	122.70
2	33	1	ALA	CB-CA-C	8.34	122.61	110.10
1	4E	167	GLY	O-C-N	-8.34	109.36	122.70
2	4F	1	ALA	CB-CA-C	8.34	122.61	110.10
1	4Y	167	GLY	O-C-N	-8.34	109.36	122.70
2	4Z	1	ALA	CB-CA-C	8.34	122.61	110.10
1	5U	167	GLY	O-C-N	-8.34	109.36	122.70
2	5V	1	ALA	CB-CA-C	8.34	122.61	110.10
1	6M	167	GLY	O-C-N	-8.34	109.36	122.70
2	6N	1	ALA	CB-CA-C	8.34	122.61	110.10
1	6U	167	GLY	O-C-N	-8.34	109.36	122.70
2	6V	1	ALA	CB-CA-C	8.34	122.61	110.10
1	7E	167	GLY	O-C-N	-8.34	109.36	122.70
2	7F	1	ALA	CB-CA-C	8.34	122.61	110.10
1	7Q	167	GLY	O-C-N	-8.34	109.36	122.70
2	7R	1	ALA	CB-CA-C	8.34	122.61	110.10
1	1Q	80	PHE	CE1-CZ-CE2	-8.34	105.00	120.00
1	1U	80	PHE	CE1-CZ-CE2	-8.34	105.00	120.00
1	1Y	80	PHE	CE1-CZ-CE2	-8.34	105.00	120.00
1	2Q	80	PHE	CE1-CZ-CE2	-8.34	105.00	120.00

*Continued on next page...*

*Continued from previous page...*

Mol	Chain	Res	Type	Atoms	Z	Observed(°)	Ideal(°)
1	2U	80	PHE	CE1-CZ-CE2	-8.34	105.00	120.00
1	2Y	80	PHE	CE1-CZ-CE2	-8.34	105.00	120.00
1	42	80	PHE	CE1-CZ-CE2	-8.34	105.00	120.00
1	46	80	PHE	CE1-CZ-CE2	-8.34	105.00	120.00
1	5A	80	PHE	CE1-CZ-CE2	-8.34	105.00	120.00
1	52	80	PHE	CE1-CZ-CE2	-8.34	105.00	120.00
1	56	80	PHE	CE1-CZ-CE2	-8.34	105.00	120.00
1	6A	80	PHE	CE1-CZ-CE2	-8.34	105.00	120.00
2	1R	74	TYR	N-CA-C	-8.33	88.50	111.00
2	1V	74	TYR	N-CA-C	-8.33	88.50	111.00
2	1Z	74	TYR	N-CA-C	-8.33	88.50	111.00
2	2R	74	TYR	N-CA-C	-8.33	88.50	111.00
2	2V	74	TYR	N-CA-C	-8.33	88.50	111.00
2	2Z	74	TYR	N-CA-C	-8.33	88.50	111.00
2	43	74	TYR	N-CA-C	-8.33	88.50	111.00
2	47	74	TYR	N-CA-C	-8.33	88.50	111.00
2	5B	74	TYR	N-CA-C	-8.33	88.50	111.00
2	53	74	TYR	N-CA-C	-8.33	88.50	111.00
2	57	74	TYR	N-CA-C	-8.33	88.50	111.00
2	6B	74	TYR	N-CA-C	-8.33	88.50	111.00
2	1B	74	TYR	N-CA-C	-8.33	88.51	111.00
2	1J	74	TYR	N-CA-C	-8.33	88.51	111.00
2	13	29	MET	CA-C-N	-8.33	93.78	117.10
2	13	74	TYR	N-CA-C	-8.33	88.51	111.00
2	17	29	MET	CA-C-N	-8.33	93.78	117.10
2	17	74	TYR	N-CA-C	-8.33	88.51	111.00
2	2B	29	MET	CA-C-N	-8.33	93.78	117.10
2	2B	74	TYR	N-CA-C	-8.33	88.51	111.00
2	2F	74	TYR	N-CA-C	-8.33	88.51	111.00
2	27	74	TYR	N-CA-C	-8.33	88.51	111.00
2	3F	74	TYR	N-CA-C	-8.33	88.51	111.00
2	3R	29	MET	CA-C-N	-8.33	93.78	117.10
2	3R	74	TYR	N-CA-C	-8.33	88.51	111.00
2	3V	29	MET	CA-C-N	-8.33	93.78	117.10
2	3V	74	TYR	N-CA-C	-8.33	88.51	111.00
2	3Z	29	MET	CA-C-N	-8.33	93.78	117.10
2	3Z	74	TYR	N-CA-C	-8.33	88.51	111.00
2	4B	74	TYR	N-CA-C	-8.33	88.51	111.00
2	4N	74	TYR	N-CA-C	-8.33	88.51	111.00
2	4V	74	TYR	N-CA-C	-8.33	88.51	111.00
2	5F	29	MET	CA-C-N	-8.33	93.78	117.10
2	5F	74	TYR	N-CA-C	-8.33	88.51	111.00

*Continued on next page...*

*Continued from previous page...*

Mol	Chain	Res	Type	Atoms	Z	Observed(°)	Ideal(°)
2	5J	29	MET	CA-C-N	-8.33	93.78	117.10
2	5J	74	TYR	N-CA-C	-8.33	88.51	111.00
2	5N	29	MET	CA-C-N	-8.33	93.78	117.10
2	5N	74	TYR	N-CA-C	-8.33	88.51	111.00
2	5R	74	TYR	N-CA-C	-8.33	88.51	111.00
2	6J	74	TYR	N-CA-C	-8.33	88.51	111.00
2	6R	74	TYR	N-CA-C	-8.33	88.51	111.00
2	63	29	MET	CA-C-N	-8.33	93.78	117.10
2	63	74	TYR	N-CA-C	-8.33	88.51	111.00
2	67	29	MET	CA-C-N	-8.33	93.78	117.10
2	67	74	TYR	N-CA-C	-8.33	88.51	111.00
2	7B	29	MET	CA-C-N	-8.33	93.78	117.10
2	7B	74	TYR	N-CA-C	-8.33	88.51	111.00
2	7N	74	TYR	N-CA-C	-8.33	88.51	111.00
2	1B	29	MET	CA-C-N	-8.33	93.78	117.10
2	1F	29	MET	CA-C-N	-8.33	93.78	117.10
2	1J	29	MET	CA-C-N	-8.33	93.78	117.10
1	1M	80	PHE	CE1-CZ-CE2	-8.33	105.01	120.00
1	1M	144	VAL	C-N-CA	8.33	142.52	121.70
1	1Q	144	VAL	C-N-CA	8.33	142.52	121.70
1	1U	144	VAL	C-N-CA	8.33	142.52	121.70
1	1Y	144	VAL	C-N-CA	8.33	142.52	121.70
1	12	50	ARG	N-CA-CB	8.33	125.59	110.60
1	16	50	ARG	N-CA-CB	8.33	125.59	110.60
1	2A	50	ARG	N-CA-CB	8.33	125.59	110.60
2	2F	29	MET	CA-C-N	-8.33	93.78	117.10
1	2I	80	PHE	CE1-CZ-CE2	-8.33	105.01	120.00
1	2I	144	VAL	C-N-CA	8.33	142.52	121.70
2	2N	29	MET	CA-C-N	-8.33	93.78	117.10
1	2Q	144	VAL	C-N-CA	8.33	142.52	121.70
1	2U	144	VAL	C-N-CA	8.33	142.52	121.70
1	2Y	144	VAL	C-N-CA	8.33	142.52	121.70
2	23	29	MET	CA-C-N	-8.33	93.78	117.10
2	27	29	MET	CA-C-N	-8.33	93.78	117.10
1	3A	80	PHE	CE1-CZ-CE2	-8.33	105.01	120.00
1	3A	144	VAL	C-N-CA	8.33	142.52	121.70
2	3F	29	MET	CA-C-N	-8.33	93.78	117.10
1	3I	80	PHE	CE1-CZ-CE2	-8.33	105.01	120.00
1	3I	144	VAL	C-N-CA	8.33	142.52	121.70
2	3N	29	MET	CA-C-N	-8.33	93.78	117.10
1	3Q	50	ARG	N-CA-CB	8.33	125.59	110.60
1	3U	50	ARG	N-CA-CB	8.33	125.59	110.60

*Continued on next page...*

*Continued from previous page...*

Mol	Chain	Res	Type	Atoms	Z	Observed(°)	Ideal(°)
1	3Y	50	ARG	N-CA-CB	8.33	125.59	110.60
1	32	80	PHE	CE1-CZ-CE2	-8.33	105.01	120.00
1	32	144	VAL	C-N-CA	8.33	142.52	121.70
2	37	29	MET	CA-C-N	-8.33	93.78	117.10
2	4B	29	MET	CA-C-N	-8.33	93.78	117.10
1	4E	80	PHE	CE1-CZ-CE2	-8.33	105.01	120.00
1	4E	144	VAL	C-N-CA	8.33	142.52	121.70
2	4J	29	MET	CA-C-N	-8.33	93.78	117.10
2	4N	29	MET	CA-C-N	-8.33	93.78	117.10
2	4R	29	MET	CA-C-N	-8.33	93.78	117.10
2	4V	29	MET	CA-C-N	-8.33	93.78	117.10
1	4Y	80	PHE	CE1-CZ-CE2	-8.33	105.01	120.00
1	4Y	144	VAL	C-N-CA	8.33	142.52	121.70
1	42	144	VAL	C-N-CA	8.33	142.52	121.70
1	46	144	VAL	C-N-CA	8.33	142.52	121.70
1	5A	144	VAL	C-N-CA	8.33	142.52	121.70
1	5E	50	ARG	N-CA-CB	8.33	125.59	110.60
1	5I	50	ARG	N-CA-CB	8.33	125.59	110.60
1	5M	50	ARG	N-CA-CB	8.33	125.59	110.60
2	5R	29	MET	CA-C-N	-8.33	93.78	117.10
1	5U	80	PHE	CE1-CZ-CE2	-8.33	105.01	120.00
1	5U	144	VAL	C-N-CA	8.33	142.52	121.70
2	5Z	29	MET	CA-C-N	-8.33	93.78	117.10
1	52	144	VAL	C-N-CA	8.33	142.52	121.70
1	56	144	VAL	C-N-CA	8.33	142.52	121.70
1	6A	144	VAL	C-N-CA	8.33	142.52	121.70
2	6F	29	MET	CA-C-N	-8.33	93.78	117.10
2	6J	29	MET	CA-C-N	-8.33	93.78	117.10
1	6M	80	PHE	CE1-CZ-CE2	-8.33	105.01	120.00
1	6M	144	VAL	C-N-CA	8.33	142.52	121.70
2	6R	29	MET	CA-C-N	-8.33	93.78	117.10
1	6U	80	PHE	CE1-CZ-CE2	-8.33	105.01	120.00
1	6U	144	VAL	C-N-CA	8.33	142.52	121.70
2	6Z	29	MET	CA-C-N	-8.33	93.78	117.10
1	62	50	ARG	N-CA-CB	8.33	125.59	110.60
1	66	50	ARG	N-CA-CB	8.33	125.59	110.60
1	7A	50	ARG	N-CA-CB	8.33	125.59	110.60
1	7E	80	PHE	CE1-CZ-CE2	-8.33	105.01	120.00
1	7E	144	VAL	C-N-CA	8.33	142.52	121.70
2	7J	29	MET	CA-C-N	-8.33	93.78	117.10
2	7N	29	MET	CA-C-N	-8.33	93.78	117.10
1	7Q	80	PHE	CE1-CZ-CE2	-8.33	105.01	120.00

*Continued on next page...*



*Continued from previous page...*

Mol	Chain	Res	Type	Atoms	Z	Observed(°)	Ideal(°)
1	7Q	144	VAL	C-N-CA	8.33	142.52	121.70
2	7V	29	MET	CA-C-N	-8.33	93.78	117.10
1	1A	50	ARG	N-CA-CB	8.32	125.58	110.60
2	33	74	TYR	N-CA-C	-8.32	88.52	111.00
2	7F	74	TYR	N-CA-C	-8.32	88.52	111.00
1	1A	144	VAL	C-N-CA	8.32	142.51	121.70
1	1E	144	VAL	C-N-CA	8.32	142.51	121.70
1	1E	149	THR	N-CA-C	8.32	133.47	111.00
2	1F	1	ALA	CB-CA-C	8.32	122.59	110.10
1	1I	50	ARG	N-CA-CB	8.32	125.58	110.60
2	1N	74	TYR	N-CA-C	-8.32	88.52	111.00
1	1I	144	VAL	C-N-CA	8.32	142.51	121.70
1	12	80	PHE	CE1-CZ-CE2	-8.32	105.02	120.00
1	16	80	PHE	CE1-CZ-CE2	-8.32	105.02	120.00
1	2A	80	PHE	CE1-CZ-CE2	-8.32	105.02	120.00
1	2E	50	ARG	N-CA-CB	8.32	125.58	110.60
2	2J	74	TYR	N-CA-C	-8.32	88.52	111.00
1	2E	144	VAL	C-N-CA	8.32	142.51	121.70
1	2M	144	VAL	C-N-CA	8.32	142.51	121.70
1	2M	149	THR	N-CA-C	8.32	133.47	111.00
2	2N	1	ALA	CB-CA-C	8.32	122.59	110.10
1	22	144	VAL	C-N-CA	8.32	142.51	121.70
1	22	149	THR	N-CA-C	8.32	133.47	111.00
2	23	1	ALA	CB-CA-C	8.32	122.59	110.10
1	26	50	ARG	N-CA-CB	8.32	125.58	110.60
2	3B	74	TYR	N-CA-C	-8.32	88.52	111.00
2	4F	74	TYR	N-CA-C	-8.32	88.52	111.00
2	4J	1	ALA	CB-CA-C	8.32	122.59	110.10
2	7R	74	TYR	N-CA-C	-8.32	88.52	111.00
1	26	144	VAL	C-N-CA	8.32	142.51	121.70
1	3E	50	ARG	N-CA-CB	8.32	125.58	110.60
2	3J	74	TYR	N-CA-C	-8.32	88.52	111.00
1	3E	144	VAL	C-N-CA	8.32	142.51	121.70
1	3M	144	VAL	C-N-CA	8.32	142.51	121.70
1	3M	149	THR	N-CA-C	8.32	133.47	111.00
2	3N	1	ALA	CB-CA-C	8.32	122.59	110.10
1	3Q	80	PHE	CE1-CZ-CE2	-8.32	105.02	120.00
1	3U	80	PHE	CE1-CZ-CE2	-8.32	105.02	120.00
1	3Y	80	PHE	CE1-CZ-CE2	-8.32	105.02	120.00
1	36	144	VAL	C-N-CA	8.32	142.51	121.70
1	36	149	THR	N-CA-C	8.32	133.47	111.00
2	37	1	ALA	CB-CA-C	8.32	122.59	110.10

*Continued on next page...*

*Continued from previous page...*

Mol	Chain	Res	Type	Atoms	Z	Observed(°)	Ideal(°)
1	4A	50	ARG	N-CA-CB	8.32	125.58	110.60
1	4A	144	VAL	C-N-CA	8.32	142.51	121.70
1	4I	144	VAL	C-N-CA	8.32	142.51	121.70
1	4I	149	THR	N-CA-C	8.32	133.47	111.00
1	4M	50	ARG	N-CA-CB	8.32	125.58	110.60
1	4M	144	VAL	C-N-CA	8.32	142.51	121.70
1	4Q	144	VAL	C-N-CA	8.32	142.51	121.70
1	4Q	149	THR	N-CA-C	8.32	133.47	111.00
2	4R	1	ALA	CB-CA-C	8.32	122.59	110.10
1	4U	50	ARG	N-CA-CB	8.32	125.58	110.60
2	4Z	74	TYR	N-CA-C	-8.32	88.52	111.00
2	6V	74	TYR	N-CA-C	-8.32	88.52	111.00
1	4U	144	VAL	C-N-CA	8.32	142.51	121.70
1	5E	80	PHE	CE1-CZ-CE2	-8.32	105.02	120.00
1	5I	80	PHE	CE1-CZ-CE2	-8.32	105.02	120.00
1	5M	80	PHE	CE1-CZ-CE2	-8.32	105.02	120.00
1	5Q	50	ARG	N-CA-CB	8.32	125.58	110.60
2	5V	74	TYR	N-CA-C	-8.32	88.52	111.00
1	5Q	144	VAL	C-N-CA	8.32	142.51	121.70
1	5Y	144	VAL	C-N-CA	8.32	142.51	121.70
1	5Y	149	THR	N-CA-C	8.32	133.47	111.00
2	5Z	1	ALA	CB-CA-C	8.32	122.59	110.10
1	6E	144	VAL	C-N-CA	8.32	142.51	121.70
1	6E	149	THR	N-CA-C	8.32	133.47	111.00
2	6F	1	ALA	CB-CA-C	8.32	122.59	110.10
1	6I	50	ARG	N-CA-CB	8.32	125.58	110.60
2	6N	74	TYR	N-CA-C	-8.32	88.52	111.00
2	6Z	1	ALA	CB-CA-C	8.32	122.59	110.10
1	6I	144	VAL	C-N-CA	8.32	142.51	121.70
1	6Q	50	ARG	N-CA-CB	8.32	125.58	110.60
1	6Q	144	VAL	C-N-CA	8.32	142.51	121.70
1	6Y	144	VAL	C-N-CA	8.32	142.51	121.70
1	6Y	149	THR	N-CA-C	8.32	133.47	111.00
1	62	80	PHE	CE1-CZ-CE2	-8.32	105.02	120.00
1	66	80	PHE	CE1-CZ-CE2	-8.32	105.02	120.00
1	7A	80	PHE	CE1-CZ-CE2	-8.32	105.02	120.00
1	7I	144	VAL	C-N-CA	8.32	142.51	121.70
1	7I	149	THR	N-CA-C	8.32	133.47	111.00
2	7J	1	ALA	CB-CA-C	8.32	122.59	110.10
1	7M	50	ARG	N-CA-CB	8.32	125.58	110.60
1	7M	144	VAL	C-N-CA	8.32	142.51	121.70
1	7U	144	VAL	C-N-CA	8.32	142.51	121.70

*Continued on next page...*

*Continued from previous page...*

Mol	Chain	Res	Type	Atoms	Z	Observed(°)	Ideal(°)
1	7U	149	THR	N-CA-C	8.32	133.47	111.00
2	7V	1	ALA	CB-CA-C	8.32	122.59	110.10
1	1A	80	PHE	CE1-CZ-CE2	-8.32	105.02	120.00
2	1B	108	HIS	CG-CD2-NE2	-8.32	93.39	109.20
1	1E	50	ARG	N-CA-CB	8.32	125.58	110.60
1	1I	80	PHE	CE1-CZ-CE2	-8.32	105.02	120.00
2	1J	108	HIS	CG-CD2-NE2	-8.32	93.39	109.20
2	1R	29	MET	CA-C-N	-8.32	93.80	117.10
2	1V	29	MET	CA-C-N	-8.32	93.80	117.10
2	1Z	29	MET	CA-C-N	-8.32	93.80	117.10
1	2E	80	PHE	CE1-CZ-CE2	-8.32	105.02	120.00
2	2F	108	HIS	CG-CD2-NE2	-8.32	93.39	109.20
2	2V	29	MET	CA-C-N	-8.32	93.80	117.10
2	2Z	29	MET	CA-C-N	-8.32	93.80	117.10
2	27	108	HIS	CG-CD2-NE2	-8.32	93.39	109.20
1	3E	80	PHE	CE1-CZ-CE2	-8.32	105.02	120.00
2	3F	108	HIS	CG-CD2-NE2	-8.32	93.39	109.20
1	36	50	ARG	N-CA-CB	8.32	125.58	110.60
2	4B	108	HIS	CG-CD2-NE2	-8.32	93.39	109.20
2	5R	108	HIS	CG-CD2-NE2	-8.32	93.39	109.20
2	57	29	MET	CA-C-N	-8.32	93.80	117.10
2	6B	29	MET	CA-C-N	-8.32	93.80	117.10
1	1M	50	ARG	N-CA-CB	8.32	125.57	110.60
1	1Q	149	THR	N-CA-C	8.32	133.46	111.00
1	1U	149	THR	N-CA-C	8.32	133.46	111.00
1	1Y	149	THR	N-CA-C	8.32	133.46	111.00
1	12	144	VAL	C-N-CA	8.32	142.50	121.70
1	16	144	VAL	C-N-CA	8.32	142.50	121.70
1	2A	144	VAL	C-N-CA	8.32	142.50	121.70
1	2M	50	ARG	N-CA-CB	8.32	125.58	110.60
2	2R	29	MET	CA-C-N	-8.32	93.80	117.10
1	22	50	ARG	N-CA-CB	8.32	125.58	110.60
1	26	80	PHE	CE1-CZ-CE2	-8.32	105.02	120.00
1	3M	50	ARG	N-CA-CB	8.32	125.58	110.60
2	4N	108	HIS	CG-CD2-NE2	-8.32	93.39	109.20
2	4V	108	HIS	CG-CD2-NE2	-8.32	93.39	109.20
2	5B	29	MET	CA-C-N	-8.32	93.80	117.10
1	5Y	50	ARG	N-CA-CB	8.32	125.58	110.60
2	6R	108	HIS	CG-CD2-NE2	-8.32	93.39	109.20
1	7I	50	ARG	N-CA-CB	8.32	125.58	110.60
1	2I	50	ARG	N-CA-CB	8.32	125.57	110.60
1	2Q	149	THR	N-CA-C	8.32	133.46	111.00

*Continued on next page...*

*Continued from previous page...*

Mol	Chain	Res	Type	Atoms	Z	Observed(°)	Ideal(°)
1	2U	149	THR	N-CA-C	8.32	133.46	111.00
1	2Y	149	THR	N-CA-C	8.32	133.46	111.00
1	3A	50	ARG	N-CA-CB	8.32	125.57	110.60
1	3I	50	ARG	N-CA-CB	8.32	125.57	110.60
1	3Q	144	VAL	C-N-CA	8.32	142.50	121.70
1	3U	144	VAL	C-N-CA	8.32	142.50	121.70
1	3Y	144	VAL	C-N-CA	8.32	142.50	121.70
1	4A	80	PHE	CE1-CZ-CE2	-8.32	105.02	120.00
1	4I	50	ARG	N-CA-CB	8.32	125.58	110.60
1	4M	80	PHE	CE1-CZ-CE2	-8.32	105.02	120.00
1	4Q	50	ARG	N-CA-CB	8.32	125.58	110.60
1	4U	80	PHE	CE1-CZ-CE2	-8.32	105.02	120.00
2	43	29	MET	CA-C-N	-8.32	93.80	117.10
2	47	29	MET	CA-C-N	-8.32	93.80	117.10
1	5Q	80	PHE	CE1-CZ-CE2	-8.32	105.02	120.00
2	53	29	MET	CA-C-N	-8.32	93.80	117.10
1	6E	50	ARG	N-CA-CB	8.32	125.58	110.60
1	6I	80	PHE	CE1-CZ-CE2	-8.32	105.02	120.00
2	6J	108	HIS	CG-CD2-NE2	-8.32	93.39	109.20
1	6Y	50	ARG	N-CA-CB	8.32	125.58	110.60
1	7M	80	PHE	CE1-CZ-CE2	-8.32	105.02	120.00
2	7N	108	HIS	CG-CD2-NE2	-8.32	93.39	109.20
1	7U	50	ARG	N-CA-CB	8.32	125.58	110.60
1	32	50	ARG	N-CA-CB	8.32	125.57	110.60
1	4E	50	ARG	N-CA-CB	8.32	125.57	110.60
1	4Y	50	ARG	N-CA-CB	8.32	125.57	110.60
1	42	149	THR	N-CA-C	8.32	133.46	111.00
1	46	149	THR	N-CA-C	8.32	133.46	111.00
1	5A	149	THR	N-CA-C	8.32	133.46	111.00
1	5E	144	VAL	C-N-CA	8.32	142.50	121.70
1	5I	144	VAL	C-N-CA	8.32	142.50	121.70
1	5M	144	VAL	C-N-CA	8.32	142.50	121.70
1	6Q	80	PHE	CE1-CZ-CE2	-8.32	105.02	120.00
1	5U	50	ARG	N-CA-CB	8.32	125.57	110.60
1	52	149	THR	N-CA-C	8.32	133.46	111.00
1	56	149	THR	N-CA-C	8.32	133.46	111.00
1	6A	149	THR	N-CA-C	8.32	133.46	111.00
1	6M	50	ARG	N-CA-CB	8.32	125.57	110.60
1	6U	50	ARG	N-CA-CB	8.32	125.57	110.60
1	62	144	VAL	C-N-CA	8.32	142.50	121.70
1	66	144	VAL	C-N-CA	8.32	142.50	121.70
1	7A	144	VAL	C-N-CA	8.32	142.50	121.70

*Continued on next page...*

*Continued from previous page...*

Mol	Chain	Res	Type	Atoms	Z	Observed(°)	Ideal(°)
1	7E	50	ARG	N-CA-CB	8.32	125.57	110.60
1	7Q	50	ARG	N-CA-CB	8.32	125.57	110.60
1	1E	80	PHE	CE1-CZ-CE2	-8.32	105.03	120.00
2	1F	74	TYR	N-CA-C	-8.32	88.55	111.00
1	1M	149	THR	N-CA-C	8.32	133.45	111.00
2	1N	108	HIS	CG-CD2-NE2	-8.32	93.40	109.20
1	2I	149	THR	N-CA-C	8.32	133.45	111.00
2	2J	108	HIS	CG-CD2-NE2	-8.32	93.40	109.20
1	2M	80	PHE	CE1-CZ-CE2	-8.32	105.03	120.00
2	2N	74	TYR	N-CA-C	-8.32	88.55	111.00
1	22	80	PHE	CE1-CZ-CE2	-8.32	105.03	120.00
2	23	74	TYR	N-CA-C	-8.32	88.55	111.00
1	3A	149	THR	N-CA-C	8.32	133.45	111.00
2	3B	108	HIS	CG-CD2-NE2	-8.32	93.40	109.20
1	3I	149	THR	N-CA-C	8.32	133.45	111.00
2	3J	108	HIS	CG-CD2-NE2	-8.32	93.40	109.20
1	3M	80	PHE	CE1-CZ-CE2	-8.32	105.03	120.00
2	3N	74	TYR	N-CA-C	-8.32	88.55	111.00
1	32	149	THR	N-CA-C	8.32	133.45	111.00
2	33	108	HIS	CG-CD2-NE2	-8.32	93.40	109.20
1	36	80	PHE	CE1-CZ-CE2	-8.32	105.03	120.00
2	37	74	TYR	N-CA-C	-8.32	88.55	111.00
1	4E	149	THR	N-CA-C	8.32	133.45	111.00
2	4F	108	HIS	CG-CD2-NE2	-8.32	93.40	109.20
1	4I	80	PHE	CE1-CZ-CE2	-8.32	105.03	120.00
2	4J	74	TYR	N-CA-C	-8.32	88.55	111.00
1	4Q	80	PHE	CE1-CZ-CE2	-8.32	105.03	120.00
2	4R	74	TYR	N-CA-C	-8.32	88.55	111.00
1	4Y	149	THR	N-CA-C	8.32	133.45	111.00
2	4Z	108	HIS	CG-CD2-NE2	-8.32	93.40	109.20
1	5U	149	THR	N-CA-C	8.32	133.45	111.00
2	5V	108	HIS	CG-CD2-NE2	-8.32	93.40	109.20
1	5Y	80	PHE	CE1-CZ-CE2	-8.32	105.03	120.00
2	5Z	74	TYR	N-CA-C	-8.32	88.55	111.00
1	6E	80	PHE	CE1-CZ-CE2	-8.32	105.03	120.00
2	6F	74	TYR	N-CA-C	-8.32	88.55	111.00
1	6M	149	THR	N-CA-C	8.32	133.45	111.00
2	6N	108	HIS	CG-CD2-NE2	-8.32	93.40	109.20
1	6U	149	THR	N-CA-C	8.32	133.45	111.00
2	6V	108	HIS	CG-CD2-NE2	-8.32	93.40	109.20
1	6Y	80	PHE	CE1-CZ-CE2	-8.32	105.03	120.00
2	6Z	74	TYR	N-CA-C	-8.32	88.55	111.00

*Continued on next page...*

*Continued from previous page...*

Mol	Chain	Res	Type	Atoms	Z	Observed(°)	Ideal(°)
1	7E	149	THR	N-CA-C	8.32	133.45	111.00
2	7F	108	HIS	CG-CD2-NE2	-8.32	93.40	109.20
1	7I	80	PHE	CE1-CZ-CE2	-8.32	105.03	120.00
2	7J	74	TYR	N-CA-C	-8.32	88.55	111.00
1	7Q	149	THR	N-CA-C	8.32	133.45	111.00
2	7R	108	HIS	CG-CD2-NE2	-8.32	93.40	109.20
1	7U	80	PHE	CE1-CZ-CE2	-8.32	105.03	120.00
2	7V	74	TYR	N-CA-C	-8.32	88.55	111.00
1	1Q	50	ARG	N-CA-CB	8.31	125.56	110.60
1	1U	50	ARG	N-CA-CB	8.31	125.56	110.60
1	1Y	50	ARG	N-CA-CB	8.31	125.56	110.60
1	2Q	50	ARG	N-CA-CB	8.31	125.56	110.60
1	2U	50	ARG	N-CA-CB	8.31	125.56	110.60
1	2Y	50	ARG	N-CA-CB	8.31	125.56	110.60
1	42	50	ARG	N-CA-CB	8.31	125.56	110.60
1	46	50	ARG	N-CA-CB	8.31	125.56	110.60
1	5A	50	ARG	N-CA-CB	8.31	125.56	110.60
1	52	50	ARG	N-CA-CB	8.31	125.56	110.60
1	56	50	ARG	N-CA-CB	8.31	125.56	110.60
1	6A	50	ARG	N-CA-CB	8.31	125.56	110.60
2	1F	108	HIS	CG-CD2-NE2	-8.31	93.41	109.20
2	13	108	HIS	CG-CD2-NE2	-8.31	93.41	109.20
2	17	108	HIS	CG-CD2-NE2	-8.31	93.41	109.20
2	2B	108	HIS	CG-CD2-NE2	-8.31	93.41	109.20
2	2N	108	HIS	CG-CD2-NE2	-8.31	93.41	109.20
2	23	108	HIS	CG-CD2-NE2	-8.31	93.41	109.20
2	3N	108	HIS	CG-CD2-NE2	-8.31	93.41	109.20
2	3R	108	HIS	CG-CD2-NE2	-8.31	93.41	109.20
2	3V	108	HIS	CG-CD2-NE2	-8.31	93.41	109.20
2	3Z	108	HIS	CG-CD2-NE2	-8.31	93.41	109.20
2	37	108	HIS	CG-CD2-NE2	-8.31	93.41	109.20
2	4J	108	HIS	CG-CD2-NE2	-8.31	93.41	109.20
2	4R	108	HIS	CG-CD2-NE2	-8.31	93.41	109.20
2	5F	108	HIS	CG-CD2-NE2	-8.31	93.41	109.20
2	5J	108	HIS	CG-CD2-NE2	-8.31	93.41	109.20
2	5N	108	HIS	CG-CD2-NE2	-8.31	93.41	109.20
2	5Z	108	HIS	CG-CD2-NE2	-8.31	93.41	109.20
2	6F	108	HIS	CG-CD2-NE2	-8.31	93.41	109.20
2	6Z	108	HIS	CG-CD2-NE2	-8.31	93.41	109.20
2	63	108	HIS	CG-CD2-NE2	-8.31	93.41	109.20
2	67	108	HIS	CG-CD2-NE2	-8.31	93.41	109.20
2	7B	108	HIS	CG-CD2-NE2	-8.31	93.41	109.20

*Continued on next page...*

*Continued from previous page...*

Mol	Chain	Res	Type	Atoms	Z	Observed(°)	Ideal(°)
2	7J	108	HIS	CG-CD2-NE2	-8.31	93.41	109.20
2	7V	108	HIS	CG-CD2-NE2	-8.31	93.41	109.20
1	12	149	THR	N-CA-C	8.30	133.42	111.00
1	16	149	THR	N-CA-C	8.30	133.42	111.00
1	2A	149	THR	N-CA-C	8.30	133.42	111.00
1	3Q	149	THR	N-CA-C	8.30	133.42	111.00
1	3U	149	THR	N-CA-C	8.30	133.42	111.00
1	3Y	149	THR	N-CA-C	8.30	133.42	111.00
1	5E	149	THR	N-CA-C	8.30	133.42	111.00
1	5I	149	THR	N-CA-C	8.30	133.42	111.00
1	5M	149	THR	N-CA-C	8.30	133.42	111.00
1	62	149	THR	N-CA-C	8.30	133.42	111.00
1	66	149	THR	N-CA-C	8.30	133.42	111.00
1	7A	149	THR	N-CA-C	8.30	133.42	111.00
1	1A	149	THR	N-CA-C	8.30	133.41	111.00
2	1F	71	ALA	CA-C-O	-8.30	102.67	120.10
1	1I	149	THR	N-CA-C	8.30	133.41	111.00
1	2E	149	THR	N-CA-C	8.30	133.41	111.00
2	2N	71	ALA	CA-C-O	-8.30	102.67	120.10
2	23	71	ALA	CA-C-O	-8.30	102.67	120.10
1	26	149	THR	N-CA-C	8.30	133.41	111.00
1	3E	149	THR	N-CA-C	8.30	133.41	111.00
2	3N	71	ALA	CA-C-O	-8.30	102.67	120.10
2	37	71	ALA	CA-C-O	-8.30	102.67	120.10
1	4A	149	THR	N-CA-C	8.30	133.41	111.00
2	4J	71	ALA	CA-C-O	-8.30	102.67	120.10
1	4M	149	THR	N-CA-C	8.30	133.41	111.00
2	4R	71	ALA	CA-C-O	-8.30	102.67	120.10
1	4U	149	THR	N-CA-C	8.30	133.41	111.00
1	5Q	149	THR	N-CA-C	8.30	133.41	111.00
2	5Z	71	ALA	CA-C-O	-8.30	102.67	120.10
2	6F	71	ALA	CA-C-O	-8.30	102.67	120.10
1	6I	149	THR	N-CA-C	8.30	133.41	111.00
1	6Q	149	THR	N-CA-C	8.30	133.41	111.00
2	6Z	71	ALA	CA-C-O	-8.30	102.67	120.10
2	7J	71	ALA	CA-C-O	-8.30	102.67	120.10
1	7M	149	THR	N-CA-C	8.30	133.41	111.00
2	7V	71	ALA	CA-C-O	-8.30	102.67	120.10
2	1F	108	HIS	N-CA-CB	8.30	125.54	110.60
4	1P	38[1]	ARG	NE-CZ-NH2	8.30	124.45	120.30
4	1P	38[2]	ARG	NE-CZ-NH2	8.30	124.45	120.30
4	15	38[1]	ARG	NE-CZ-NH2	8.30	124.45	120.30

*Continued on next page...*



*Continued from previous page...*

Mol	Chain	Res	Type	Atoms	Z	Observed(°)	Ideal(°)
4	15	38[2]	ARG	NE-CZ-NH2	8.30	124.45	120.30
4	19	38[1]	ARG	NE-CZ-NH2	8.30	124.45	120.30
4	19	38[2]	ARG	NE-CZ-NH2	8.30	124.45	120.30
4	2D	38[1]	ARG	NE-CZ-NH2	8.30	124.45	120.30
4	2D	38[2]	ARG	NE-CZ-NH2	8.30	124.45	120.30
4	3T	38[1]	ARG	NE-CZ-NH2	8.30	124.45	120.30
4	3T	38[2]	ARG	NE-CZ-NH2	8.30	124.45	120.30
4	5L	38[1]	ARG	NE-CZ-NH2	8.30	124.45	120.30
2	1R	108	HIS	CG-CD2-NE2	-8.30	93.44	109.20
2	1V	108	HIS	CG-CD2-NE2	-8.30	93.44	109.20
2	1Z	108	HIS	CG-CD2-NE2	-8.30	93.44	109.20
4	2L	38[1]	ARG	NE-CZ-NH2	8.30	124.45	120.30
4	2L	38[2]	ARG	NE-CZ-NH2	8.30	124.45	120.30
2	2N	108	HIS	N-CA-CB	8.30	125.54	110.60
4	3X	38[1]	ARG	NE-CZ-NH2	8.30	124.45	120.30
2	2R	108	HIS	CG-CD2-NE2	-8.30	93.44	109.20
2	2V	108	HIS	CG-CD2-NE2	-8.30	93.44	109.20
2	2Z	108	HIS	CG-CD2-NE2	-8.30	93.44	109.20
2	23	108	HIS	N-CA-CB	8.30	125.54	110.60
4	3D	38[1]	ARG	NE-CZ-NH2	8.30	124.45	120.30
4	3D	38[2]	ARG	NE-CZ-NH2	8.30	124.45	120.30
4	3L	38[1]	ARG	NE-CZ-NH2	8.30	124.45	120.30
4	3L	38[2]	ARG	NE-CZ-NH2	8.30	124.45	120.30
2	3N	108	HIS	N-CA-CB	8.30	125.54	110.60
4	3X	38[2]	ARG	NE-CZ-NH2	8.30	124.45	120.30
4	31	38[1]	ARG	NE-CZ-NH2	8.30	124.45	120.30
4	31	38[2]	ARG	NE-CZ-NH2	8.30	124.45	120.30
4	35	38[1]	ARG	NE-CZ-NH2	8.30	124.45	120.30
4	35	38[2]	ARG	NE-CZ-NH2	8.30	124.45	120.30
2	37	108	HIS	N-CA-CB	8.30	125.54	110.60
4	4H	38[1]	ARG	NE-CZ-NH2	8.30	124.45	120.30
4	4H	38[2]	ARG	NE-CZ-NH2	8.30	124.45	120.30
2	4J	108	HIS	N-CA-CB	8.30	125.54	110.60
2	4R	108	HIS	N-CA-CB	8.30	125.54	110.60
4	41	38[1]	ARG	NE-CZ-NH2	8.30	124.45	120.30
4	41	38[2]	ARG	NE-CZ-NH2	8.30	124.45	120.30
4	5H	38[1]	ARG	NE-CZ-NH2	8.30	124.45	120.30
4	5H	38[2]	ARG	NE-CZ-NH2	8.30	124.45	120.30
4	5L	38[2]	ARG	NE-CZ-NH2	8.30	124.45	120.30
4	5P	38[1]	ARG	NE-CZ-NH2	8.30	124.45	120.30
4	5P	38[2]	ARG	NE-CZ-NH2	8.30	124.45	120.30
4	65	38[1]	ARG	NE-CZ-NH2	8.30	124.45	120.30

*Continued on next page...*

*Continued from previous page...*

Mol	Chain	Res	Type	Atoms	Z	Observed(°)	Ideal(°)
2	43	108	HIS	CG-CD2-NE2	-8.30	93.44	109.20
2	47	108	HIS	CG-CD2-NE2	-8.30	93.44	109.20
2	5B	108	HIS	CG-CD2-NE2	-8.30	93.44	109.20
4	5X	38[1]	ARG	NE-CZ-NH2	8.30	124.45	120.30
4	5X	38[2]	ARG	NE-CZ-NH2	8.30	124.45	120.30
2	5Z	108	HIS	N-CA-CB	8.30	125.54	110.60
4	65	38[2]	ARG	NE-CZ-NH2	8.30	124.45	120.30
2	53	108	HIS	CG-CD2-NE2	-8.30	93.44	109.20
2	57	108	HIS	CG-CD2-NE2	-8.30	93.44	109.20
2	6B	108	HIS	CG-CD2-NE2	-8.30	93.44	109.20
2	6F	108	HIS	N-CA-CB	8.30	125.54	110.60
4	6P	38[1]	ARG	NE-CZ-NH2	8.30	124.45	120.30
4	6P	38[2]	ARG	NE-CZ-NH2	8.30	124.45	120.30
4	6X	38[1]	ARG	NE-CZ-NH2	8.30	124.45	120.30
4	6X	38[2]	ARG	NE-CZ-NH2	8.30	124.45	120.30
2	6Z	108	HIS	N-CA-CB	8.30	125.54	110.60
4	69	38[1]	ARG	NE-CZ-NH2	8.30	124.45	120.30
4	69	38[2]	ARG	NE-CZ-NH2	8.30	124.45	120.30
4	7D	38[1]	ARG	NE-CZ-NH2	8.30	124.45	120.30
4	7D	38[2]	ARG	NE-CZ-NH2	8.30	124.45	120.30
4	7H	38[1]	ARG	NE-CZ-NH2	8.30	124.45	120.30
4	7H	38[2]	ARG	NE-CZ-NH2	8.30	124.45	120.30
2	7J	108	HIS	N-CA-CB	8.30	125.54	110.60
4	7T	38[1]	ARG	NE-CZ-NH2	8.30	124.45	120.30
4	7T	38[2]	ARG	NE-CZ-NH2	8.30	124.45	120.30
2	7V	108	HIS	N-CA-CB	8.30	125.54	110.60
2	1B	71	ALA	CA-C-O	-8.29	102.68	120.10
2	1J	71	ALA	CA-C-O	-8.29	102.68	120.10
2	1N	71	ALA	CA-C-O	-8.29	102.68	120.10
2	2F	71	ALA	CA-C-O	-8.29	102.68	120.10
2	2J	71	ALA	CA-C-O	-8.29	102.68	120.10
2	27	71	ALA	CA-C-O	-8.29	102.68	120.10
2	3B	71	ALA	CA-C-O	-8.29	102.68	120.10
2	3F	71	ALA	CA-C-O	-8.29	102.68	120.10
2	3J	71	ALA	CA-C-O	-8.29	102.68	120.10
2	33	71	ALA	CA-C-O	-8.29	102.68	120.10
2	4B	71	ALA	CA-C-O	-8.29	102.68	120.10
2	4F	71	ALA	CA-C-O	-8.29	102.68	120.10
2	4N	71	ALA	CA-C-O	-8.29	102.68	120.10
2	4V	71	ALA	CA-C-O	-8.29	102.68	120.10
2	4Z	71	ALA	CA-C-O	-8.29	102.68	120.10
2	5R	71	ALA	CA-C-O	-8.29	102.68	120.10

*Continued on next page...*

*Continued from previous page...*

Mol	Chain	Res	Type	Atoms	Z	Observed(°)	Ideal(°)
2	5V	71	ALA	CA-C-O	-8.29	102.68	120.10
2	6J	71	ALA	CA-C-O	-8.29	102.68	120.10
2	6N	71	ALA	CA-C-O	-8.29	102.68	120.10
2	6R	71	ALA	CA-C-O	-8.29	102.68	120.10
2	6V	71	ALA	CA-C-O	-8.29	102.68	120.10
2	7F	71	ALA	CA-C-O	-8.29	102.68	120.10
2	7N	71	ALA	CA-C-O	-8.29	102.68	120.10
2	7R	71	ALA	CA-C-O	-8.29	102.68	120.10
1	1M	50	ARG	CA-C-N	-8.29	98.95	117.20
2	1N	108	HIS	N-CA-CB	8.29	125.53	110.60
1	2I	50	ARG	CA-C-N	-8.29	98.95	117.20
2	2J	108	HIS	N-CA-CB	8.29	125.53	110.60
1	3A	50	ARG	CA-C-N	-8.29	98.95	117.20
2	3B	108	HIS	N-CA-CB	8.29	125.53	110.60
1	3I	50	ARG	CA-C-N	-8.29	98.95	117.20
2	3J	108	HIS	N-CA-CB	8.29	125.53	110.60
1	32	50	ARG	CA-C-N	-8.29	98.95	117.20
2	33	108	HIS	N-CA-CB	8.29	125.53	110.60
1	4E	50	ARG	CA-C-N	-8.29	98.95	117.20
2	4F	108	HIS	N-CA-CB	8.29	125.53	110.60
1	4Y	50	ARG	CA-C-N	-8.29	98.95	117.20
2	4Z	108	HIS	N-CA-CB	8.29	125.53	110.60
1	5U	50	ARG	CA-C-N	-8.29	98.95	117.20
2	5V	108	HIS	N-CA-CB	8.29	125.53	110.60
1	6M	50	ARG	CA-C-N	-8.29	98.95	117.20
2	6N	108	HIS	N-CA-CB	8.29	125.53	110.60
1	6U	50	ARG	CA-C-N	-8.29	98.95	117.20
2	6V	108	HIS	N-CA-CB	8.29	125.53	110.60
1	7E	50	ARG	CA-C-N	-8.29	98.95	117.20
2	7F	108	HIS	N-CA-CB	8.29	125.53	110.60
1	7Q	50	ARG	CA-C-N	-8.29	98.95	117.20
2	7R	108	HIS	N-CA-CB	8.29	125.53	110.60
4	1T	38[1]	ARG	NE-CZ-NH2	8.29	124.44	120.30
4	1T	38[2]	ARG	NE-CZ-NH2	8.29	124.44	120.30
4	1X	38[1]	ARG	NE-CZ-NH2	8.29	124.44	120.30
4	1X	38[2]	ARG	NE-CZ-NH2	8.29	124.44	120.30
4	11	38[1]	ARG	NE-CZ-NH2	8.29	124.44	120.30
4	11	38[2]	ARG	NE-CZ-NH2	8.29	124.44	120.30
4	2T	38[1]	ARG	NE-CZ-NH2	8.29	124.44	120.30
4	2T	38[2]	ARG	NE-CZ-NH2	8.29	124.44	120.30
4	2X	38[1]	ARG	NE-CZ-NH2	8.29	124.44	120.30
4	2X	38[2]	ARG	NE-CZ-NH2	8.29	124.44	120.30

*Continued on next page...*

*Continued from previous page...*

Mol	Chain	Res	Type	Atoms	Z	Observed(°)	Ideal(°)
4	21	38[1]	ARG	NE-CZ-NH2	8.29	124.44	120.30
4	21	38[2]	ARG	NE-CZ-NH2	8.29	124.44	120.30
4	45	38[1]	ARG	NE-CZ-NH2	8.29	124.44	120.30
4	45	38[2]	ARG	NE-CZ-NH2	8.29	124.44	120.30
4	49	38[1]	ARG	NE-CZ-NH2	8.29	124.44	120.30
4	49	38[2]	ARG	NE-CZ-NH2	8.29	124.44	120.30
4	5D	38[1]	ARG	NE-CZ-NH2	8.29	124.44	120.30
4	5D	38[2]	ARG	NE-CZ-NH2	8.29	124.44	120.30
4	55	38[1]	ARG	NE-CZ-NH2	8.29	124.44	120.30
4	55	38[2]	ARG	NE-CZ-NH2	8.29	124.44	120.30
4	59	38[1]	ARG	NE-CZ-NH2	8.29	124.44	120.30
4	59	38[2]	ARG	NE-CZ-NH2	8.29	124.44	120.30
4	6D	38[1]	ARG	NE-CZ-NH2	8.29	124.44	120.30
4	6D	38[2]	ARG	NE-CZ-NH2	8.29	124.44	120.30
1	1A	50	ARG	CA-C-N	-8.28	98.97	117.20
1	1I	50	ARG	CA-C-N	-8.28	98.97	117.20
1	2E	50	ARG	CA-C-N	-8.28	98.97	117.20
1	26	50	ARG	CA-C-N	-8.28	98.97	117.20
1	3E	50	ARG	CA-C-N	-8.28	98.97	117.20
1	4A	50	ARG	CA-C-N	-8.28	98.97	117.20
1	4M	50	ARG	CA-C-N	-8.28	98.97	117.20
1	4U	50	ARG	CA-C-N	-8.28	98.97	117.20
1	5Q	50	ARG	CA-C-N	-8.28	98.97	117.20
1	6I	50	ARG	CA-C-N	-8.28	98.97	117.20
1	6Q	50	ARG	CA-C-N	-8.28	98.97	117.20
1	7M	50	ARG	CA-C-N	-8.28	98.97	117.20
2	1B	108	HIS	N-CA-CB	8.28	125.51	110.60
1	1E	50	ARG	CA-C-N	-8.28	98.98	117.20
2	1J	108	HIS	N-CA-CB	8.28	125.51	110.60
1	12	52	PHE	CA-CB-CG	8.28	133.78	113.90
1	16	52	PHE	CA-CB-CG	8.28	133.78	113.90
1	2A	52	PHE	CA-CB-CG	8.28	133.78	113.90
2	2F	108	HIS	N-CA-CB	8.28	125.51	110.60
1	2M	50	ARG	CA-C-N	-8.28	98.98	117.20
1	22	50	ARG	CA-C-N	-8.28	98.98	117.20
2	27	108	HIS	N-CA-CB	8.28	125.51	110.60
2	3F	108	HIS	N-CA-CB	8.28	125.51	110.60
1	3M	50	ARG	CA-C-N	-8.28	98.98	117.20
1	3Q	52	PHE	CA-CB-CG	8.28	133.78	113.90
1	3U	52	PHE	CA-CB-CG	8.28	133.78	113.90
1	3Y	52	PHE	CA-CB-CG	8.28	133.78	113.90
1	36	50	ARG	CA-C-N	-8.28	98.98	117.20

*Continued on next page...*

*Continued from previous page...*

Mol	Chain	Res	Type	Atoms	Z	Observed(°)	Ideal(°)
2	4B	108	HIS	N-CA-CB	8.28	125.51	110.60
1	4I	50	ARG	CA-C-N	-8.28	98.98	117.20
2	4N	108	HIS	N-CA-CB	8.28	125.51	110.60
1	4Q	50	ARG	CA-C-N	-8.28	98.98	117.20
2	4V	108	HIS	N-CA-CB	8.28	125.51	110.60
1	5E	52	PHE	CA-CB-CG	8.28	133.78	113.90
1	5I	52	PHE	CA-CB-CG	8.28	133.78	113.90
1	5M	52	PHE	CA-CB-CG	8.28	133.78	113.90
2	5R	108	HIS	N-CA-CB	8.28	125.51	110.60
1	5Y	50	ARG	CA-C-N	-8.28	98.98	117.20
1	6E	50	ARG	CA-C-N	-8.28	98.98	117.20
2	6J	108	HIS	N-CA-CB	8.28	125.51	110.60
2	6R	108	HIS	N-CA-CB	8.28	125.51	110.60
1	6Y	50	ARG	CA-C-N	-8.28	98.98	117.20
1	6Z	52	PHE	CA-CB-CG	8.28	133.78	113.90
1	66	52	PHE	CA-CB-CG	8.28	133.78	113.90
1	7A	52	PHE	CA-CB-CG	8.28	133.78	113.90
1	7I	50	ARG	CA-C-N	-8.28	98.98	117.20
2	7N	108	HIS	N-CA-CB	8.28	125.51	110.60
1	7U	50	ARG	CA-C-N	-8.28	98.98	117.20
1	1Q	50	ARG	CA-C-N	-8.28	98.99	117.20
1	1U	50	ARG	CA-C-N	-8.28	98.99	117.20
1	1Y	50	ARG	CA-C-N	-8.28	98.99	117.20
2	13	108	HIS	N-CA-CB	8.28	125.50	110.60
2	17	108	HIS	N-CA-CB	8.28	125.50	110.60
2	2B	108	HIS	N-CA-CB	8.28	125.50	110.60
1	2Q	50	ARG	CA-C-N	-8.28	98.99	117.20
1	2U	50	ARG	CA-C-N	-8.28	98.99	117.20
1	2Y	50	ARG	CA-C-N	-8.28	98.99	117.20
2	3R	108	HIS	N-CA-CB	8.28	125.50	110.60
2	3V	108	HIS	N-CA-CB	8.28	125.50	110.60
2	3Z	108	HIS	N-CA-CB	8.28	125.50	110.60
1	42	50	ARG	CA-C-N	-8.28	98.99	117.20
1	46	50	ARG	CA-C-N	-8.28	98.99	117.20
1	5A	50	ARG	CA-C-N	-8.28	98.99	117.20
2	5F	108	HIS	N-CA-CB	8.28	125.50	110.60
2	5J	108	HIS	N-CA-CB	8.28	125.50	110.60
2	5N	108	HIS	N-CA-CB	8.28	125.50	110.60
1	52	50	ARG	CA-C-N	-8.28	98.99	117.20
1	56	50	ARG	CA-C-N	-8.28	98.99	117.20
1	6A	50	ARG	CA-C-N	-8.28	98.99	117.20
2	63	108	HIS	N-CA-CB	8.28	125.50	110.60

*Continued on next page...*

*Continued from previous page...*

Mol	Chain	Res	Type	Atoms	Z	Observed(°)	Ideal(°)
2	67	108	HIS	N-CA-CB	8.28	125.50	110.60
2	7B	108	HIS	N-CA-CB	8.28	125.50	110.60
2	1B	219	VAL	CA-CB-CG2	8.28	123.32	110.90
2	1J	219	VAL	CA-CB-CG2	8.28	123.32	110.90
2	2F	219	VAL	CA-CB-CG2	8.28	123.32	110.90
2	27	219	VAL	CA-CB-CG2	8.28	123.32	110.90
2	3F	219	VAL	CA-CB-CG2	8.28	123.32	110.90
2	4B	219	VAL	CA-CB-CG2	8.28	123.32	110.90
2	4N	219	VAL	CA-CB-CG2	8.28	123.32	110.90
2	4V	219	VAL	CA-CB-CG2	8.28	123.32	110.90
2	5R	219	VAL	CA-CB-CG2	8.28	123.32	110.90
2	6J	219	VAL	CA-CB-CG2	8.28	123.32	110.90
2	6R	219	VAL	CA-CB-CG2	8.28	123.32	110.90
2	7N	219	VAL	CA-CB-CG2	8.28	123.32	110.90
2	13	71	ALA	CA-C-O	-8.28	102.72	120.10
2	17	71	ALA	CA-C-O	-8.28	102.72	120.10
2	2B	71	ALA	CA-C-O	-8.28	102.72	120.10
2	3R	71	ALA	CA-C-O	-8.28	102.72	120.10
2	3V	71	ALA	CA-C-O	-8.28	102.72	120.10
2	3Z	71	ALA	CA-C-O	-8.28	102.72	120.10
2	5F	71	ALA	CA-C-O	-8.28	102.72	120.10
2	5J	71	ALA	CA-C-O	-8.28	102.72	120.10
2	5N	71	ALA	CA-C-O	-8.28	102.72	120.10
2	63	71	ALA	CA-C-O	-8.28	102.72	120.10
2	67	71	ALA	CA-C-O	-8.28	102.72	120.10
2	7B	71	ALA	CA-C-O	-8.28	102.72	120.10
2	1R	23	HIS	CB-CA-C	-8.27	93.85	110.40
2	1V	23	HIS	CB-CA-C	-8.27	93.85	110.40
2	1Z	23	HIS	CB-CA-C	-8.27	93.85	110.40
2	2R	23	HIS	CB-CA-C	-8.27	93.85	110.40
2	2V	23	HIS	CB-CA-C	-8.27	93.85	110.40
2	2Z	23	HIS	CB-CA-C	-8.27	93.85	110.40
2	43	23	HIS	CB-CA-C	-8.27	93.85	110.40
2	47	23	HIS	CB-CA-C	-8.27	93.85	110.40
2	5B	23	HIS	CB-CA-C	-8.27	93.85	110.40
2	53	23	HIS	CB-CA-C	-8.27	93.85	110.40
2	57	23	HIS	CB-CA-C	-8.27	93.85	110.40
2	6B	23	HIS	CB-CA-C	-8.27	93.85	110.40
2	1R	108	HIS	N-CA-CB	8.27	125.49	110.60
2	1V	108	HIS	N-CA-CB	8.27	125.49	110.60
2	1Z	108	HIS	N-CA-CB	8.27	125.49	110.60
1	12	50	ARG	CA-C-N	-8.27	99.00	117.20

*Continued on next page...*



*Continued from previous page...*

Mol	Chain	Res	Type	Atoms	Z	Observed(°)	Ideal(°)
1	16	50	ARG	CA-C-N	-8.27	99.00	117.20
1	2A	50	ARG	CA-C-N	-8.27	99.00	117.20
2	2R	108	HIS	N-CA-CB	8.27	125.49	110.60
2	2V	108	HIS	N-CA-CB	8.27	125.49	110.60
2	2Z	108	HIS	N-CA-CB	8.27	125.49	110.60
1	3Q	50	ARG	CA-C-N	-8.27	99.00	117.20
1	3U	50	ARG	CA-C-N	-8.27	99.00	117.20
1	3Y	50	ARG	CA-C-N	-8.27	99.00	117.20
2	43	108	HIS	N-CA-CB	8.27	125.49	110.60
2	47	108	HIS	N-CA-CB	8.27	125.49	110.60
2	5B	108	HIS	N-CA-CB	8.27	125.49	110.60
1	5E	50	ARG	CA-C-N	-8.27	99.00	117.20
1	5I	50	ARG	CA-C-N	-8.27	99.00	117.20
1	5M	50	ARG	CA-C-N	-8.27	99.00	117.20
2	53	108	HIS	N-CA-CB	8.27	125.49	110.60
2	57	108	HIS	N-CA-CB	8.27	125.49	110.60
2	6B	108	HIS	N-CA-CB	8.27	125.49	110.60
1	62	50	ARG	CA-C-N	-8.27	99.00	117.20
1	66	50	ARG	CA-C-N	-8.27	99.00	117.20
1	7A	50	ARG	CA-C-N	-8.27	99.00	117.20
1	1A	52	PHE	CA-CB-CG	8.27	133.75	113.90
1	1I	52	PHE	CA-CB-CG	8.27	133.75	113.90
1	2E	52	PHE	CA-CB-CG	8.27	133.75	113.90
1	26	52	PHE	CA-CB-CG	8.27	133.75	113.90
1	3E	52	PHE	CA-CB-CG	8.27	133.75	113.90
1	4A	52	PHE	CA-CB-CG	8.27	133.75	113.90
1	4M	52	PHE	CA-CB-CG	8.27	133.75	113.90
1	4U	52	PHE	CA-CB-CG	8.27	133.75	113.90
1	5Q	52	PHE	CA-CB-CG	8.27	133.75	113.90
1	6I	52	PHE	CA-CB-CG	8.27	133.75	113.90
1	6Q	52	PHE	CA-CB-CG	8.27	133.75	113.90
1	7M	52	PHE	CA-CB-CG	8.27	133.75	113.90
2	1R	71	ALA	CA-C-O	-8.27	102.74	120.10
2	1V	71	ALA	CA-C-O	-8.27	102.74	120.10
2	1Z	71	ALA	CA-C-O	-8.27	102.74	120.10
2	2Z	71	ALA	CA-C-O	-8.27	102.74	120.10
2	57	71	ALA	CA-C-O	-8.27	102.74	120.10
2	1F	23	HIS	CB-CA-C	-8.27	93.87	110.40
1	12	68	SER	O-C-N	8.27	135.92	122.70
2	13	23	HIS	CB-CA-C	-8.27	93.87	110.40
1	16	68	SER	O-C-N	8.27	135.92	122.70
2	17	23	HIS	CB-CA-C	-8.27	93.87	110.40

*Continued on next page...*



*Continued from previous page...*

Mol	Chain	Res	Type	Atoms	Z	Observed(°)	Ideal(°)
2	2R	71	ALA	CA-C-O	-8.27	102.74	120.10
2	53	71	ALA	CA-C-O	-8.27	102.74	120.10
1	2A	68	SER	O-C-N	8.27	135.92	122.70
2	2B	23	HIS	CB-CA-C	-8.27	93.87	110.40
2	2V	71	ALA	CA-C-O	-8.27	102.74	120.10
2	6B	71	ALA	CA-C-O	-8.27	102.74	120.10
2	2N	23	HIS	CB-CA-C	-8.27	93.87	110.40
2	23	23	HIS	CB-CA-C	-8.27	93.87	110.40
2	3N	23	HIS	CB-CA-C	-8.27	93.87	110.40
1	3Q	68	SER	O-C-N	8.27	135.92	122.70
2	3R	23	HIS	CB-CA-C	-8.27	93.87	110.40
1	3U	68	SER	O-C-N	8.27	135.92	122.70
2	3V	23	HIS	CB-CA-C	-8.27	93.87	110.40
1	3Y	68	SER	O-C-N	8.27	135.92	122.70
2	3Z	23	HIS	CB-CA-C	-8.27	93.87	110.40
2	43	71	ALA	CA-C-O	-8.27	102.74	120.10
2	47	71	ALA	CA-C-O	-8.27	102.74	120.10
2	5B	71	ALA	CA-C-O	-8.27	102.74	120.10
2	37	23	HIS	CB-CA-C	-8.27	93.87	110.40
2	4J	23	HIS	CB-CA-C	-8.27	93.87	110.40
2	4R	23	HIS	CB-CA-C	-8.27	93.87	110.40
1	5E	68	SER	O-C-N	8.27	135.92	122.70
2	5F	23	HIS	CB-CA-C	-8.27	93.87	110.40
1	5I	68	SER	O-C-N	8.27	135.92	122.70
2	5J	23	HIS	CB-CA-C	-8.27	93.87	110.40
1	5M	68	SER	O-C-N	8.27	135.92	122.70
2	5N	23	HIS	CB-CA-C	-8.27	93.87	110.40
2	5Z	23	HIS	CB-CA-C	-8.27	93.87	110.40
2	6F	23	HIS	CB-CA-C	-8.27	93.87	110.40
2	6Z	23	HIS	CB-CA-C	-8.27	93.87	110.40
1	62	68	SER	O-C-N	8.27	135.92	122.70
2	63	23	HIS	CB-CA-C	-8.27	93.87	110.40
1	66	68	SER	O-C-N	8.27	135.92	122.70
2	67	23	HIS	CB-CA-C	-8.27	93.87	110.40
1	7A	68	SER	O-C-N	8.27	135.92	122.70
2	7B	23	HIS	CB-CA-C	-8.27	93.87	110.40
2	7J	23	HIS	CB-CA-C	-8.27	93.87	110.40
2	7V	23	HIS	CB-CA-C	-8.27	93.87	110.40
2	1R	219	VAL	CA-CB-CG2	8.26	123.30	110.90
2	1V	219	VAL	CA-CB-CG2	8.26	123.30	110.90
2	1Z	219	VAL	CA-CB-CG2	8.26	123.30	110.90
2	2R	219	VAL	CA-CB-CG2	8.26	123.30	110.90

*Continued on next page...*

*Continued from previous page...*

Mol	Chain	Res	Type	Atoms	Z	Observed(°)	Ideal(°)
2	2V	219	VAL	CA-CB-CG2	8.26	123.30	110.90
2	2Z	219	VAL	CA-CB-CG2	8.26	123.30	110.90
2	43	219	VAL	CA-CB-CG2	8.26	123.30	110.90
2	47	219	VAL	CA-CB-CG2	8.26	123.30	110.90
2	5B	219	VAL	CA-CB-CG2	8.26	123.30	110.90
2	53	219	VAL	CA-CB-CG2	8.26	123.30	110.90
2	57	219	VAL	CA-CB-CG2	8.26	123.30	110.90
2	6B	219	VAL	CA-CB-CG2	8.26	123.30	110.90
1	1Q	52	PHE	CA-CB-CG	8.26	133.73	113.90
1	1U	52	PHE	CA-CB-CG	8.26	133.73	113.90
1	1Y	52	PHE	CA-CB-CG	8.26	133.73	113.90
1	2Q	52	PHE	CA-CB-CG	8.26	133.73	113.90
1	2U	52	PHE	CA-CB-CG	8.26	133.73	113.90
1	2Y	52	PHE	CA-CB-CG	8.26	133.73	113.90
1	42	52	PHE	CA-CB-CG	8.26	133.73	113.90
1	46	52	PHE	CA-CB-CG	8.26	133.73	113.90
1	5A	52	PHE	CA-CB-CG	8.26	133.73	113.90
1	52	52	PHE	CA-CB-CG	8.26	133.73	113.90
1	56	52	PHE	CA-CB-CG	8.26	133.73	113.90
1	6A	52	PHE	CA-CB-CG	8.26	133.73	113.90
2	1N	23	HIS	CB-CA-C	-8.26	93.88	110.40
2	2J	23	HIS	CB-CA-C	-8.26	93.88	110.40
2	3B	23	HIS	CB-CA-C	-8.26	93.88	110.40
2	3J	23	HIS	CB-CA-C	-8.26	93.88	110.40
2	33	23	HIS	CB-CA-C	-8.26	93.88	110.40
2	4F	23	HIS	CB-CA-C	-8.26	93.88	110.40
2	4Z	23	HIS	CB-CA-C	-8.26	93.88	110.40
2	5V	23	HIS	CB-CA-C	-8.26	93.88	110.40
2	6N	23	HIS	CB-CA-C	-8.26	93.88	110.40
2	6V	23	HIS	CB-CA-C	-8.26	93.88	110.40
2	7F	23	HIS	CB-CA-C	-8.26	93.88	110.40
2	7R	23	HIS	CB-CA-C	-8.26	93.88	110.40
1	1E	52	PHE	CA-CB-CG	8.26	133.72	113.90
2	13	219	VAL	CA-CB-CG2	8.26	123.29	110.90
2	17	219	VAL	CA-CB-CG2	8.26	123.29	110.90
2	2B	219	VAL	CA-CB-CG2	8.26	123.29	110.90
1	2M	52	PHE	CA-CB-CG	8.26	133.72	113.90
1	22	52	PHE	CA-CB-CG	8.26	133.72	113.90
1	3M	52	PHE	CA-CB-CG	8.26	133.72	113.90
2	3R	219	VAL	CA-CB-CG2	8.26	123.29	110.90
2	3V	219	VAL	CA-CB-CG2	8.26	123.29	110.90
2	3Z	219	VAL	CA-CB-CG2	8.26	123.29	110.90

*Continued on next page...*

*Continued from previous page...*

Mol	Chain	Res	Type	Atoms	Z	Observed(°)	Ideal(°)
1	36	52	PHE	CA-CB-CG	8.26	133.72	113.90
1	4I	52	PHE	CA-CB-CG	8.26	133.72	113.90
1	4Q	52	PHE	CA-CB-CG	8.26	133.72	113.90
2	5F	219	VAL	CA-CB-CG2	8.26	123.29	110.90
2	5J	219	VAL	CA-CB-CG2	8.26	123.29	110.90
2	5N	219	VAL	CA-CB-CG2	8.26	123.29	110.90
1	5Y	52	PHE	CA-CB-CG	8.26	133.72	113.90
1	6E	52	PHE	CA-CB-CG	8.26	133.72	113.90
1	6Y	52	PHE	CA-CB-CG	8.26	133.72	113.90
2	63	219	VAL	CA-CB-CG2	8.26	123.29	110.90
2	67	219	VAL	CA-CB-CG2	8.26	123.29	110.90
2	7B	219	VAL	CA-CB-CG2	8.26	123.29	110.90
1	7I	52	PHE	CA-CB-CG	8.26	133.72	113.90
1	7U	52	PHE	CA-CB-CG	8.26	133.72	113.90
2	1B	23	HIS	CB-CA-C	-8.25	93.89	110.40
2	1F	219	VAL	CA-CB-CG2	8.25	123.28	110.90
2	1J	23	HIS	CB-CA-C	-8.25	93.89	110.40
2	2F	23	HIS	CB-CA-C	-8.25	93.89	110.40
2	2N	219	VAL	CA-CB-CG2	8.25	123.28	110.90
2	23	219	VAL	CA-CB-CG2	8.25	123.28	110.90
2	27	23	HIS	CB-CA-C	-8.25	93.89	110.40
2	3F	23	HIS	CB-CA-C	-8.25	93.89	110.40
2	3N	219	VAL	CA-CB-CG2	8.25	123.28	110.90
2	37	219	VAL	CA-CB-CG2	8.25	123.28	110.90
2	4B	23	HIS	CB-CA-C	-8.25	93.89	110.40
2	4J	219	VAL	CA-CB-CG2	8.25	123.28	110.90
2	4N	23	HIS	CB-CA-C	-8.25	93.89	110.40
2	4R	219	VAL	CA-CB-CG2	8.25	123.28	110.90
2	4V	23	HIS	CB-CA-C	-8.25	93.89	110.40
2	5R	23	HIS	CB-CA-C	-8.25	93.89	110.40
2	5Z	219	VAL	CA-CB-CG2	8.25	123.28	110.90
2	6F	219	VAL	CA-CB-CG2	8.25	123.28	110.90
2	6J	23	HIS	CB-CA-C	-8.25	93.89	110.40
2	6R	23	HIS	CB-CA-C	-8.25	93.89	110.40
2	6Z	219	VAL	CA-CB-CG2	8.25	123.28	110.90
2	7J	219	VAL	CA-CB-CG2	8.25	123.28	110.90
2	7N	23	HIS	CB-CA-C	-8.25	93.89	110.40
2	7V	219	VAL	CA-CB-CG2	8.25	123.28	110.90
2	1N	219	VAL	CA-CB-CG2	8.25	123.27	110.90
2	2J	219	VAL	CA-CB-CG2	8.25	123.27	110.90
2	3B	219	VAL	CA-CB-CG2	8.25	123.27	110.90
2	3J	219	VAL	CA-CB-CG2	8.25	123.27	110.90

*Continued on next page...*

*Continued from previous page...*

Mol	Chain	Res	Type	Atoms	Z	Observed(°)	Ideal(°)
2	33	219	VAL	CA-CB-CG2	8.25	123.27	110.90
2	4F	219	VAL	CA-CB-CG2	8.25	123.27	110.90
2	4Z	219	VAL	CA-CB-CG2	8.25	123.27	110.90
2	5V	219	VAL	CA-CB-CG2	8.25	123.27	110.90
2	6N	219	VAL	CA-CB-CG2	8.25	123.27	110.90
2	6V	219	VAL	CA-CB-CG2	8.25	123.27	110.90
2	7F	219	VAL	CA-CB-CG2	8.25	123.27	110.90
2	7R	219	VAL	CA-CB-CG2	8.25	123.27	110.90
1	1M	52	PHE	CA-CB-CG	8.25	133.69	113.90
1	2I	52	PHE	CA-CB-CG	8.25	133.69	113.90
1	3A	52	PHE	CA-CB-CG	8.25	133.69	113.90
1	3I	52	PHE	CA-CB-CG	8.25	133.69	113.90
1	32	52	PHE	CA-CB-CG	8.25	133.69	113.90
1	4E	52	PHE	CA-CB-CG	8.25	133.69	113.90
1	4Y	52	PHE	CA-CB-CG	8.25	133.69	113.90
1	5U	52	PHE	CA-CB-CG	8.25	133.69	113.90
1	6M	52	PHE	CA-CB-CG	8.25	133.69	113.90
1	6U	52	PHE	CA-CB-CG	8.25	133.69	113.90
1	7E	52	PHE	CA-CB-CG	8.25	133.69	113.90
1	7Q	52	PHE	CA-CB-CG	8.25	133.69	113.90
4	1D	38[1]	ARG	NE-CZ-NH2	8.24	124.42	120.30
4	1D	38[2]	ARG	NE-CZ-NH2	8.24	124.42	120.30
4	1L	38[1]	ARG	NE-CZ-NH2	8.24	124.42	120.30
4	1L	38[2]	ARG	NE-CZ-NH2	8.24	124.42	120.30
4	2H	38[1]	ARG	NE-CZ-NH2	8.24	124.42	120.30
4	2H	38[2]	ARG	NE-CZ-NH2	8.24	124.42	120.30
4	29	38[1]	ARG	NE-CZ-NH2	8.24	124.42	120.30
4	29	38[2]	ARG	NE-CZ-NH2	8.24	124.42	120.30
4	3H	38[1]	ARG	NE-CZ-NH2	8.24	124.42	120.30
4	3H	38[2]	ARG	NE-CZ-NH2	8.24	124.42	120.30
4	4D	38[1]	ARG	NE-CZ-NH2	8.24	124.42	120.30
4	4D	38[2]	ARG	NE-CZ-NH2	8.24	124.42	120.30
4	4P	38[1]	ARG	NE-CZ-NH2	8.24	124.42	120.30
4	4P	38[2]	ARG	NE-CZ-NH2	8.24	124.42	120.30
4	4X	38[1]	ARG	NE-CZ-NH2	8.24	124.42	120.30
4	4X	38[2]	ARG	NE-CZ-NH2	8.24	124.42	120.30
4	5T	38[1]	ARG	NE-CZ-NH2	8.24	124.42	120.30
4	5T	38[2]	ARG	NE-CZ-NH2	8.24	124.42	120.30
4	6L	38[1]	ARG	NE-CZ-NH2	8.24	124.42	120.30
4	6L	38[2]	ARG	NE-CZ-NH2	8.24	124.42	120.30
4	6T	38[1]	ARG	NE-CZ-NH2	8.24	124.42	120.30
4	6T	38[2]	ARG	NE-CZ-NH2	8.24	124.42	120.30

*Continued on next page...*

*Continued from previous page...*

Mol	Chain	Res	Type	Atoms	Z	Observed(°)	Ideal(°)
4	7P	38[1]	ARG	NE-CZ-NH2	8.24	124.42	120.30
4	7P	38[2]	ARG	NE-CZ-NH2	8.24	124.42	120.30
2	1R	216	ASN	CA-CB-CG	-8.24	95.27	113.40
2	1V	216	ASN	CA-CB-CG	-8.24	95.27	113.40
2	1Z	216	ASN	CA-CB-CG	-8.24	95.27	113.40
2	2R	216	ASN	CA-CB-CG	-8.24	95.27	113.40
2	2V	216	ASN	CA-CB-CG	-8.24	95.27	113.40
2	2Z	216	ASN	CA-CB-CG	-8.24	95.27	113.40
2	43	216	ASN	CA-CB-CG	-8.24	95.27	113.40
2	47	216	ASN	CA-CB-CG	-8.24	95.27	113.40
2	5B	216	ASN	CA-CB-CG	-8.24	95.27	113.40
2	53	216	ASN	CA-CB-CG	-8.24	95.27	113.40
2	57	216	ASN	CA-CB-CG	-8.24	95.27	113.40
2	6B	216	ASN	CA-CB-CG	-8.24	95.27	113.40
1	1A	68	SER	O-C-N	8.24	135.88	122.70
1	1I	68	SER	O-C-N	8.24	135.88	122.70
1	2E	68	SER	O-C-N	8.24	135.88	122.70
1	26	68	SER	O-C-N	8.24	135.88	122.70
1	3E	68	SER	O-C-N	8.24	135.88	122.70
1	4A	68	SER	O-C-N	8.24	135.88	122.70
1	4M	68	SER	O-C-N	8.24	135.88	122.70
1	4U	68	SER	O-C-N	8.24	135.88	122.70
1	5Q	68	SER	O-C-N	8.24	135.88	122.70
1	6I	68	SER	O-C-N	8.24	135.88	122.70
1	6Q	68	SER	O-C-N	8.24	135.88	122.70
1	7M	68	SER	O-C-N	8.24	135.88	122.70
2	1B	222	GLN	CG-CD-OE1	8.23	138.07	121.60
2	1J	222	GLN	CG-CD-OE1	8.23	138.07	121.60
2	2F	222	GLN	CG-CD-OE1	8.23	138.07	121.60
2	27	222	GLN	CG-CD-OE1	8.23	138.07	121.60
2	3F	222	GLN	CG-CD-OE1	8.23	138.07	121.60
2	4B	222	GLN	CG-CD-OE1	8.23	138.07	121.60
2	4N	222	GLN	CG-CD-OE1	8.23	138.07	121.60
2	4V	222	GLN	CG-CD-OE1	8.23	138.07	121.60
2	5R	222	GLN	CG-CD-OE1	8.23	138.07	121.60
2	6J	222	GLN	CG-CD-OE1	8.23	138.07	121.60
2	6R	222	GLN	CG-CD-OE1	8.23	138.07	121.60
2	7N	222	GLN	CG-CD-OE1	8.23	138.07	121.60
2	1B	216	ASN	CA-CB-CG	-8.23	95.30	113.40
2	1J	216	ASN	CA-CB-CG	-8.23	95.30	113.40
2	13	222	GLN	CG-CD-OE1	8.23	138.06	121.60
2	17	222	GLN	CG-CD-OE1	8.23	138.06	121.60

*Continued on next page...*

*Continued from previous page...*

Mol	Chain	Res	Type	Atoms	Z	Observed(°)	Ideal(°)
2	2B	222	GLN	CG-CD-OE1	8.23	138.06	121.60
2	2F	216	ASN	CA-CB-CG	-8.23	95.30	113.40
2	27	216	ASN	CA-CB-CG	-8.23	95.30	113.40
2	3F	216	ASN	CA-CB-CG	-8.23	95.30	113.40
2	3R	222	GLN	CG-CD-OE1	8.23	138.06	121.60
2	3V	222	GLN	CG-CD-OE1	8.23	138.06	121.60
2	3Z	222	GLN	CG-CD-OE1	8.23	138.06	121.60
2	4B	216	ASN	CA-CB-CG	-8.23	95.30	113.40
2	4N	216	ASN	CA-CB-CG	-8.23	95.30	113.40
2	4V	216	ASN	CA-CB-CG	-8.23	95.30	113.40
2	5F	222	GLN	CG-CD-OE1	8.23	138.06	121.60
2	5J	222	GLN	CG-CD-OE1	8.23	138.06	121.60
2	5N	222	GLN	CG-CD-OE1	8.23	138.06	121.60
2	5R	216	ASN	CA-CB-CG	-8.23	95.30	113.40
2	6J	216	ASN	CA-CB-CG	-8.23	95.30	113.40
2	6R	216	ASN	CA-CB-CG	-8.23	95.30	113.40
2	63	222	GLN	CG-CD-OE1	8.23	138.06	121.60
2	67	222	GLN	CG-CD-OE1	8.23	138.06	121.60
2	7B	222	GLN	CG-CD-OE1	8.23	138.06	121.60
2	7N	216	ASN	CA-CB-CG	-8.23	95.30	113.40
2	1N	222	GLN	CG-CD-OE1	8.23	138.05	121.60
2	2J	222	GLN	CG-CD-OE1	8.23	138.05	121.60
2	3B	222	GLN	CG-CD-OE1	8.23	138.05	121.60
2	3J	222	GLN	CG-CD-OE1	8.23	138.05	121.60
2	33	222	GLN	CG-CD-OE1	8.23	138.05	121.60
2	4F	222	GLN	CG-CD-OE1	8.23	138.05	121.60
2	4Z	222	GLN	CG-CD-OE1	8.23	138.05	121.60
2	5V	222	GLN	CG-CD-OE1	8.23	138.05	121.60
2	6N	222	GLN	CG-CD-OE1	8.23	138.05	121.60
2	6V	222	GLN	CG-CD-OE1	8.23	138.05	121.60
2	7F	222	GLN	CG-CD-OE1	8.23	138.05	121.60
2	7R	222	GLN	CG-CD-OE1	8.23	138.05	121.60
2	1N	216	ASN	CA-CB-CG	-8.22	95.31	113.40
2	2J	216	ASN	CA-CB-CG	-8.22	95.31	113.40
2	3B	216	ASN	CA-CB-CG	-8.22	95.31	113.40
2	3J	216	ASN	CA-CB-CG	-8.22	95.31	113.40
2	33	216	ASN	CA-CB-CG	-8.22	95.31	113.40
2	4F	216	ASN	CA-CB-CG	-8.22	95.31	113.40
2	4Z	216	ASN	CA-CB-CG	-8.22	95.31	113.40
2	5V	216	ASN	CA-CB-CG	-8.22	95.31	113.40
2	6N	216	ASN	CA-CB-CG	-8.22	95.31	113.40
2	6V	216	ASN	CA-CB-CG	-8.22	95.31	113.40

*Continued on next page...*



*Continued from previous page...*

Mol	Chain	Res	Type	Atoms	Z	Observed(°)	Ideal(°)
2	7F	216	ASN	CA-CB-CG	-8.22	95.31	113.40
2	7R	216	ASN	CA-CB-CG	-8.22	95.31	113.40
1	1E	52	PHE	CZ-CE2-CD2	8.22	129.97	120.10
1	1Q	52	PHE	CZ-CE2-CD2	8.22	129.97	120.10
1	1U	52	PHE	CZ-CE2-CD2	8.22	129.97	120.10
1	1Y	52	PHE	CZ-CE2-CD2	8.22	129.97	120.10
1	42	52	PHE	CZ-CE2-CD2	8.22	129.97	120.10
1	56	52	PHE	CZ-CE2-CD2	8.22	129.97	120.10
2	1F	222	GLN	CG-CD-OE1	8.22	138.04	121.60
1	2M	52	PHE	CZ-CE2-CD2	8.22	129.97	120.10
1	2Q	52	PHE	CZ-CE2-CD2	8.22	129.97	120.10
1	2U	52	PHE	CZ-CE2-CD2	8.22	129.97	120.10
1	2Y	52	PHE	CZ-CE2-CD2	8.22	129.97	120.10
1	46	52	PHE	CZ-CE2-CD2	8.22	129.97	120.10
2	2N	222	GLN	CG-CD-OE1	8.22	138.04	121.60
1	22	52	PHE	CZ-CE2-CD2	8.22	129.97	120.10
2	23	222	GLN	CG-CD-OE1	8.22	138.04	121.60
1	3M	52	PHE	CZ-CE2-CD2	8.22	129.97	120.10
2	3N	222	GLN	CG-CD-OE1	8.22	138.04	121.60
1	36	52	PHE	CZ-CE2-CD2	8.22	129.97	120.10
2	37	222	GLN	CG-CD-OE1	8.22	138.04	121.60
1	4I	52	PHE	CZ-CE2-CD2	8.22	129.97	120.10
2	4J	222	GLN	CG-CD-OE1	8.22	138.04	121.60
1	4Q	52	PHE	CZ-CE2-CD2	8.22	129.97	120.10
1	5A	52	PHE	CZ-CE2-CD2	8.22	129.97	120.10
1	6A	52	PHE	CZ-CE2-CD2	8.22	129.97	120.10
2	4R	222	GLN	CG-CD-OE1	8.22	138.04	121.60
1	5Y	52	PHE	CZ-CE2-CD2	8.22	129.97	120.10
1	52	52	PHE	CZ-CE2-CD2	8.22	129.97	120.10
2	5Z	222	GLN	CG-CD-OE1	8.22	138.04	121.60
1	6E	52	PHE	CZ-CE2-CD2	8.22	129.97	120.10
2	6F	222	GLN	CG-CD-OE1	8.22	138.04	121.60
1	6Y	52	PHE	CZ-CE2-CD2	8.22	129.97	120.10
2	6Z	222	GLN	CG-CD-OE1	8.22	138.04	121.60
1	7I	52	PHE	CZ-CE2-CD2	8.22	129.97	120.10
2	7J	222	GLN	CG-CD-OE1	8.22	138.04	121.60
1	7U	52	PHE	CZ-CE2-CD2	8.22	129.97	120.10
2	7V	222	GLN	CG-CD-OE1	8.22	138.04	121.60
1	1E	68	SER	O-C-N	8.22	135.85	122.70
2	1F	216	ASN	CA-CB-CG	-8.22	95.32	113.40
2	1R	222	GLN	CG-CD-OE1	8.22	138.03	121.60
2	1V	222	GLN	CG-CD-OE1	8.22	138.03	121.60

*Continued on next page...*



*Continued from previous page...*

Mol	Chain	Res	Type	Atoms	Z	Observed(°)	Ideal(°)
2	1Z	222	GLN	CG-CD-OE1	8.22	138.03	121.60
1	2M	68	SER	O-C-N	8.22	135.85	122.70
2	2N	216	ASN	CA-CB-CG	-8.22	95.32	113.40
2	2R	222	GLN	CG-CD-OE1	8.22	138.03	121.60
2	2V	222	GLN	CG-CD-OE1	8.22	138.03	121.60
2	2Z	222	GLN	CG-CD-OE1	8.22	138.03	121.60
1	22	68	SER	O-C-N	8.22	135.85	122.70
2	23	216	ASN	CA-CB-CG	-8.22	95.32	113.40
1	3M	68	SER	O-C-N	8.22	135.85	122.70
2	3N	216	ASN	CA-CB-CG	-8.22	95.32	113.40
1	36	68	SER	O-C-N	8.22	135.85	122.70
2	37	216	ASN	CA-CB-CG	-8.22	95.32	113.40
1	4I	68	SER	O-C-N	8.22	135.85	122.70
2	4J	216	ASN	CA-CB-CG	-8.22	95.32	113.40
1	4Q	68	SER	O-C-N	8.22	135.85	122.70
2	4R	216	ASN	CA-CB-CG	-8.22	95.32	113.40
2	43	222	GLN	CG-CD-OE1	8.22	138.03	121.60
2	47	222	GLN	CG-CD-OE1	8.22	138.03	121.60
2	5B	222	GLN	CG-CD-OE1	8.22	138.03	121.60
1	5Y	68	SER	O-C-N	8.22	135.85	122.70
2	5Z	216	ASN	CA-CB-CG	-8.22	95.32	113.40
2	53	222	GLN	CG-CD-OE1	8.22	138.03	121.60
2	57	222	GLN	CG-CD-OE1	8.22	138.03	121.60
2	6B	222	GLN	CG-CD-OE1	8.22	138.03	121.60
1	6E	68	SER	O-C-N	8.22	135.85	122.70
2	6F	216	ASN	CA-CB-CG	-8.22	95.32	113.40
1	6Y	68	SER	O-C-N	8.22	135.85	122.70
2	6Z	216	ASN	CA-CB-CG	-8.22	95.32	113.40
1	7I	68	SER	O-C-N	8.22	135.85	122.70
2	7J	216	ASN	CA-CB-CG	-8.22	95.32	113.40
1	7U	68	SER	O-C-N	8.22	135.85	122.70
2	7V	216	ASN	CA-CB-CG	-8.22	95.32	113.40
1	1A	52	PHE	CZ-CE2-CD2	8.21	129.96	120.10
1	1I	52	PHE	CZ-CE2-CD2	8.21	129.96	120.10
1	1M	52	PHE	CZ-CE2-CD2	8.21	129.96	120.10
2	1N	56	SER	CA-C-N	8.21	135.27	117.20
1	1Q	68	SER	O-C-N	8.21	135.84	122.70
1	1U	68	SER	O-C-N	8.21	135.84	122.70
1	1Y	68	SER	O-C-N	8.21	135.84	122.70
1	2E	52	PHE	CZ-CE2-CD2	8.21	129.96	120.10
1	2I	52	PHE	CZ-CE2-CD2	8.21	129.96	120.10
2	2J	56	SER	CA-C-N	8.21	135.27	117.20

*Continued on next page...*

*Continued from previous page...*

Mol	Chain	Res	Type	Atoms	Z	Observed(°)	Ideal(°)
1	2Q	68	SER	O-C-N	8.21	135.84	122.70
1	2U	68	SER	O-C-N	8.21	135.84	122.70
1	2Y	68	SER	O-C-N	8.21	135.84	122.70
1	26	52	PHE	CZ-CE2-CD2	8.21	129.96	120.10
1	3A	52	PHE	CZ-CE2-CD2	8.21	129.96	120.10
2	3B	56	SER	CA-C-N	8.21	135.27	117.20
1	3E	52	PHE	CZ-CE2-CD2	8.21	129.96	120.10
1	3I	52	PHE	CZ-CE2-CD2	8.21	129.96	120.10
2	3J	56	SER	CA-C-N	8.21	135.27	117.20
1	32	52	PHE	CZ-CE2-CD2	8.21	129.96	120.10
2	33	56	SER	CA-C-N	8.21	135.27	117.20
1	4A	52	PHE	CZ-CE2-CD2	8.21	129.96	120.10
1	4E	52	PHE	CZ-CE2-CD2	8.21	129.96	120.10
2	4F	56	SER	CA-C-N	8.21	135.27	117.20
1	4M	52	PHE	CZ-CE2-CD2	8.21	129.96	120.10
1	4U	52	PHE	CZ-CE2-CD2	8.21	129.96	120.10
1	4Y	52	PHE	CZ-CE2-CD2	8.21	129.96	120.10
2	4Z	56	SER	CA-C-N	8.21	135.27	117.20
1	42	68	SER	O-C-N	8.21	135.84	122.70
1	46	68	SER	O-C-N	8.21	135.84	122.70
1	5A	68	SER	O-C-N	8.21	135.84	122.70
1	5Q	52	PHE	CZ-CE2-CD2	8.21	129.96	120.10
1	5U	52	PHE	CZ-CE2-CD2	8.21	129.96	120.10
2	5V	56	SER	CA-C-N	8.21	135.27	117.20
1	52	68	SER	O-C-N	8.21	135.84	122.70
1	56	68	SER	O-C-N	8.21	135.84	122.70
1	6A	68	SER	O-C-N	8.21	135.84	122.70
1	6I	52	PHE	CZ-CE2-CD2	8.21	129.96	120.10
1	6M	52	PHE	CZ-CE2-CD2	8.21	129.96	120.10
2	6N	56	SER	CA-C-N	8.21	135.27	117.20
1	6Q	52	PHE	CZ-CE2-CD2	8.21	129.96	120.10
1	6U	52	PHE	CZ-CE2-CD2	8.21	129.96	120.10
2	6V	56	SER	CA-C-N	8.21	135.27	117.20
1	7E	52	PHE	CZ-CE2-CD2	8.21	129.96	120.10
2	7F	56	SER	CA-C-N	8.21	135.27	117.20
1	7M	52	PHE	CZ-CE2-CD2	8.21	129.96	120.10
1	7Q	52	PHE	CZ-CE2-CD2	8.21	129.96	120.10
2	7R	56	SER	CA-C-N	8.21	135.27	117.20
2	13	216	ASN	CA-CB-CG	-8.21	95.33	113.40
2	17	216	ASN	CA-CB-CG	-8.21	95.33	113.40
2	2B	216	ASN	CA-CB-CG	-8.21	95.33	113.40
2	3R	216	ASN	CA-CB-CG	-8.21	95.33	113.40

*Continued on next page...*

*Continued from previous page...*

Mol	Chain	Res	Type	Atoms	Z	Observed(°)	Ideal(°)
2	3V	216	ASN	CA-CB-CG	-8.21	95.33	113.40
2	3Z	216	ASN	CA-CB-CG	-8.21	95.33	113.40
2	5F	216	ASN	CA-CB-CG	-8.21	95.33	113.40
2	5J	216	ASN	CA-CB-CG	-8.21	95.33	113.40
2	5N	216	ASN	CA-CB-CG	-8.21	95.33	113.40
2	63	216	ASN	CA-CB-CG	-8.21	95.33	113.40
2	67	216	ASN	CA-CB-CG	-8.21	95.33	113.40
2	7B	216	ASN	CA-CB-CG	-8.21	95.33	113.40
2	13	56	SER	CA-C-N	8.21	135.26	117.20
2	17	56	SER	CA-C-N	8.21	135.26	117.20
2	2B	56	SER	CA-C-N	8.21	135.26	117.20
2	3R	56	SER	CA-C-N	8.21	135.26	117.20
2	3V	56	SER	CA-C-N	8.21	135.26	117.20
2	3Z	56	SER	CA-C-N	8.21	135.26	117.20
2	5F	56	SER	CA-C-N	8.21	135.26	117.20
2	5J	56	SER	CA-C-N	8.21	135.26	117.20
2	5N	56	SER	CA-C-N	8.21	135.26	117.20
2	63	56	SER	CA-C-N	8.21	135.26	117.20
2	67	56	SER	CA-C-N	8.21	135.26	117.20
2	7B	56	SER	CA-C-N	8.21	135.26	117.20
1	1M	68	SER	O-C-N	8.21	135.83	122.70
1	12	52	PHE	CZ-CE2-CD2	8.21	129.95	120.10
1	16	52	PHE	CZ-CE2-CD2	8.21	129.95	120.10
1	2A	52	PHE	CZ-CE2-CD2	8.21	129.95	120.10
1	2I	68	SER	O-C-N	8.21	135.83	122.70
1	3A	68	SER	O-C-N	8.21	135.83	122.70
1	3I	68	SER	O-C-N	8.21	135.83	122.70
1	3Q	52	PHE	CZ-CE2-CD2	8.21	129.95	120.10
1	3U	52	PHE	CZ-CE2-CD2	8.21	129.95	120.10
1	3Y	52	PHE	CZ-CE2-CD2	8.21	129.95	120.10
1	32	68	SER	O-C-N	8.21	135.83	122.70
1	4E	68	SER	O-C-N	8.21	135.83	122.70
1	4Y	68	SER	O-C-N	8.21	135.83	122.70
1	5E	52	PHE	CZ-CE2-CD2	8.21	129.95	120.10
1	5I	52	PHE	CZ-CE2-CD2	8.21	129.95	120.10
1	5M	52	PHE	CZ-CE2-CD2	8.21	129.95	120.10
1	5U	68	SER	O-C-N	8.21	135.83	122.70
1	6M	68	SER	O-C-N	8.21	135.83	122.70
1	6U	68	SER	O-C-N	8.21	135.83	122.70
1	62	52	PHE	CZ-CE2-CD2	8.21	129.95	120.10
1	66	52	PHE	CZ-CE2-CD2	8.21	129.95	120.10
1	7A	52	PHE	CZ-CE2-CD2	8.21	129.95	120.10

*Continued on next page...*

*Continued from previous page...*

Mol	Chain	Res	Type	Atoms	Z	Observed(°)	Ideal(°)
1	7E	68	SER	O-C-N	8.21	135.83	122.70
1	7Q	68	SER	O-C-N	8.21	135.83	122.70
2	1F	56	SER	CA-C-N	8.20	135.24	117.20
2	2N	56	SER	CA-C-N	8.20	135.24	117.20
2	23	56	SER	CA-C-N	8.20	135.24	117.20
2	3N	56	SER	CA-C-N	8.20	135.24	117.20
2	37	56	SER	CA-C-N	8.20	135.24	117.20
2	4J	56	SER	CA-C-N	8.20	135.24	117.20
2	4R	56	SER	CA-C-N	8.20	135.24	117.20
2	5Z	56	SER	CA-C-N	8.20	135.24	117.20
2	6F	56	SER	CA-C-N	8.20	135.24	117.20
2	6Z	56	SER	CA-C-N	8.20	135.24	117.20
2	7J	56	SER	CA-C-N	8.20	135.24	117.20
2	7V	56	SER	CA-C-N	8.20	135.24	117.20
2	1B	56	SER	CA-C-N	8.20	135.24	117.20
2	1J	56	SER	CA-C-N	8.20	135.24	117.20
2	2F	56	SER	CA-C-N	8.20	135.24	117.20
2	27	56	SER	CA-C-N	8.20	135.24	117.20
2	3F	56	SER	CA-C-N	8.20	135.24	117.20
2	4B	56	SER	CA-C-N	8.20	135.24	117.20
2	4N	56	SER	CA-C-N	8.20	135.24	117.20
2	4V	56	SER	CA-C-N	8.20	135.24	117.20
2	5R	56	SER	CA-C-N	8.20	135.24	117.20
2	6J	56	SER	CA-C-N	8.20	135.24	117.20
2	6R	56	SER	CA-C-N	8.20	135.24	117.20
2	7N	56	SER	CA-C-N	8.20	135.24	117.20
2	1R	56	SER	CA-C-N	8.19	135.23	117.20
2	1V	56	SER	CA-C-N	8.19	135.23	117.20
2	1Z	56	SER	CA-C-N	8.19	135.23	117.20
2	2R	56	SER	CA-C-N	8.19	135.23	117.20
2	2V	56	SER	CA-C-N	8.19	135.23	117.20
2	2Z	56	SER	CA-C-N	8.19	135.23	117.20
2	43	56	SER	CA-C-N	8.19	135.23	117.20
2	47	56	SER	CA-C-N	8.19	135.23	117.20
2	5B	56	SER	CA-C-N	8.19	135.23	117.20
2	53	56	SER	CA-C-N	8.19	135.23	117.20
2	57	56	SER	CA-C-N	8.19	135.23	117.20
2	6B	56	SER	CA-C-N	8.19	135.23	117.20
4	1H	38[1]	ARG	NE-CZ-NH2	8.18	124.39	120.30
4	1H	38[2]	ARG	NE-CZ-NH2	8.18	124.39	120.30
1	1Q	25	ASP	CA-C-O	-8.18	102.92	120.10
1	1U	25	ASP	CA-C-O	-8.18	102.92	120.10

*Continued on next page...*

*Continued from previous page...*

Mol	Chain	Res	Type	Atoms	Z	Observed(°)	Ideal(°)
1	1Y	25	ASP	CA-C-O	-8.18	102.92	120.10
4	2P	38[1]	ARG	NE-CZ-NH2	8.18	124.39	120.30
4	2P	38[2]	ARG	NE-CZ-NH2	8.18	124.39	120.30
1	2Q	25	ASP	CA-C-O	-8.18	102.92	120.10
1	2U	25	ASP	CA-C-O	-8.18	102.92	120.10
1	2Y	25	ASP	CA-C-O	-8.18	102.92	120.10
4	25	38[1]	ARG	NE-CZ-NH2	8.18	124.39	120.30
4	25	38[2]	ARG	NE-CZ-NH2	8.18	124.39	120.30
4	3P	38[1]	ARG	NE-CZ-NH2	8.18	124.39	120.30
4	3P	38[2]	ARG	NE-CZ-NH2	8.18	124.39	120.30
4	39	38[1]	ARG	NE-CZ-NH2	8.18	124.39	120.30
4	39	38[2]	ARG	NE-CZ-NH2	8.18	124.39	120.30
4	4L	38[1]	ARG	NE-CZ-NH2	8.18	124.39	120.30
4	4L	38[2]	ARG	NE-CZ-NH2	8.18	124.39	120.30
4	4T	38[1]	ARG	NE-CZ-NH2	8.18	124.39	120.30
4	4T	38[2]	ARG	NE-CZ-NH2	8.18	124.39	120.30
1	42	25	ASP	CA-C-O	-8.18	102.92	120.10
1	46	25	ASP	CA-C-O	-8.18	102.92	120.10
1	5A	25	ASP	CA-C-O	-8.18	102.92	120.10
4	51	38[1]	ARG	NE-CZ-NH2	8.18	124.39	120.30
4	51	38[2]	ARG	NE-CZ-NH2	8.18	124.39	120.30
1	52	25	ASP	CA-C-O	-8.18	102.92	120.10
1	56	25	ASP	CA-C-O	-8.18	102.92	120.10
1	6A	25	ASP	CA-C-O	-8.18	102.92	120.10
4	6H	38[1]	ARG	NE-CZ-NH2	8.18	124.39	120.30
4	6H	38[2]	ARG	NE-CZ-NH2	8.18	124.39	120.30
4	6I	38[1]	ARG	NE-CZ-NH2	8.18	124.39	120.30
4	6I	38[2]	ARG	NE-CZ-NH2	8.18	124.39	120.30
4	7L	38[1]	ARG	NE-CZ-NH2	8.18	124.39	120.30
4	7L	38[2]	ARG	NE-CZ-NH2	8.18	124.39	120.30
4	7X	38[1]	ARG	NE-CZ-NH2	8.18	124.39	120.30
4	7X	38[2]	ARG	NE-CZ-NH2	8.18	124.39	120.30
1	1E	25	ASP	CA-C-O	-8.17	102.93	120.10
1	2M	25	ASP	CA-C-O	-8.17	102.93	120.10
1	22	25	ASP	CA-C-O	-8.17	102.93	120.10
1	3M	25	ASP	CA-C-O	-8.17	102.93	120.10
1	36	25	ASP	CA-C-O	-8.17	102.93	120.10
1	4I	25	ASP	CA-C-O	-8.17	102.93	120.10
1	4Q	25	ASP	CA-C-O	-8.17	102.93	120.10
1	5Y	25	ASP	CA-C-O	-8.17	102.93	120.10
1	6E	25	ASP	CA-C-O	-8.17	102.93	120.10
1	6Y	25	ASP	CA-C-O	-8.17	102.93	120.10

*Continued on next page...*

*Continued from previous page...*

Mol	Chain	Res	Type	Atoms	Z	Observed(°)	Ideal(°)
1	7I	25	ASP	CA-C-O	-8.17	102.93	120.10
1	7U	25	ASP	CA-C-O	-8.17	102.93	120.10
1	1E	93	ALA	CA-C-N	-8.17	99.22	117.20
1	2M	93	ALA	CA-C-N	-8.17	99.22	117.20
1	22	93	ALA	CA-C-N	-8.17	99.22	117.20
1	3M	93	ALA	CA-C-N	-8.17	99.22	117.20
1	36	93	ALA	CA-C-N	-8.17	99.22	117.20
1	4I	93	ALA	CA-C-N	-8.17	99.22	117.20
1	4Q	93	ALA	CA-C-N	-8.17	99.22	117.20
1	5Y	93	ALA	CA-C-N	-8.17	99.22	117.20
1	6E	93	ALA	CA-C-N	-8.17	99.22	117.20
1	6Y	93	ALA	CA-C-N	-8.17	99.22	117.20
1	7I	93	ALA	CA-C-N	-8.17	99.22	117.20
1	7U	93	ALA	CA-C-N	-8.17	99.22	117.20
2	1R	42	HIS	ND1-CG-CD2	-8.17	94.56	106.00
2	1V	42	HIS	ND1-CG-CD2	-8.17	94.56	106.00
2	1Z	42	HIS	ND1-CG-CD2	-8.17	94.56	106.00
2	2R	42	HIS	ND1-CG-CD2	-8.17	94.56	106.00
2	2V	42	HIS	ND1-CG-CD2	-8.17	94.56	106.00
2	2Z	42	HIS	ND1-CG-CD2	-8.17	94.56	106.00
2	43	42	HIS	ND1-CG-CD2	-8.17	94.56	106.00
2	47	42	HIS	ND1-CG-CD2	-8.17	94.56	106.00
2	5B	42	HIS	ND1-CG-CD2	-8.17	94.56	106.00
2	53	42	HIS	ND1-CG-CD2	-8.17	94.56	106.00
2	57	42	HIS	ND1-CG-CD2	-8.17	94.56	106.00
2	6B	42	HIS	ND1-CG-CD2	-8.17	94.56	106.00
1	1A	25	ASP	CA-C-O	-8.17	102.95	120.10
1	1I	25	ASP	CA-C-O	-8.17	102.95	120.10
2	1N	42	HIS	ND1-CG-CD2	-8.17	94.57	106.00
1	2E	25	ASP	CA-C-O	-8.17	102.95	120.10
2	2J	42	HIS	ND1-CG-CD2	-8.17	94.57	106.00
1	26	25	ASP	CA-C-O	-8.17	102.95	120.10
2	3B	42	HIS	ND1-CG-CD2	-8.17	94.57	106.00
1	3E	25	ASP	CA-C-O	-8.17	102.95	120.10
2	3J	42	HIS	ND1-CG-CD2	-8.17	94.57	106.00
2	33	42	HIS	ND1-CG-CD2	-8.17	94.57	106.00
1	4A	25	ASP	CA-C-O	-8.17	102.95	120.10
2	4F	42	HIS	ND1-CG-CD2	-8.17	94.57	106.00
1	4M	25	ASP	CA-C-O	-8.17	102.95	120.10
1	4U	25	ASP	CA-C-O	-8.17	102.95	120.10
2	4Z	42	HIS	ND1-CG-CD2	-8.17	94.57	106.00
1	5Q	25	ASP	CA-C-O	-8.17	102.95	120.10

*Continued on next page...*



*Continued from previous page...*

Mol	Chain	Res	Type	Atoms	Z	Observed(°)	Ideal(°)
2	5V	42	HIS	ND1-CG-CD2	-8.17	94.57	106.00
1	6I	25	ASP	CA-C-O	-8.17	102.95	120.10
2	6N	42	HIS	ND1-CG-CD2	-8.17	94.57	106.00
1	6Q	25	ASP	CA-C-O	-8.17	102.95	120.10
2	6V	42	HIS	ND1-CG-CD2	-8.17	94.57	106.00
2	7F	42	HIS	ND1-CG-CD2	-8.17	94.57	106.00
1	7M	25	ASP	CA-C-O	-8.17	102.95	120.10
2	7R	42	HIS	ND1-CG-CD2	-8.17	94.57	106.00
1	1A	93	ALA	CA-C-N	-8.16	99.25	117.20
2	1F	42	HIS	ND1-CG-CD2	-8.16	94.58	106.00
1	1I	93	ALA	CA-C-N	-8.16	99.25	117.20
1	1M	25	ASP	CA-C-O	-8.16	102.96	120.10
1	12	66	ARG	NH1-CZ-NH2	8.16	128.38	119.40
1	16	66	ARG	NH1-CZ-NH2	8.16	128.38	119.40
1	2A	66	ARG	NH1-CZ-NH2	8.16	128.38	119.40
1	2E	93	ALA	CA-C-N	-8.16	99.25	117.20
1	2I	25	ASP	CA-C-O	-8.16	102.96	120.10
1	3A	25	ASP	CA-C-O	-8.16	102.96	120.10
1	3E	93	ALA	CA-C-N	-8.16	99.25	117.20
1	3I	25	ASP	CA-C-O	-8.16	102.96	120.10
1	3Q	66	ARG	NH1-CZ-NH2	8.16	128.38	119.40
1	4M	93	ALA	CA-C-N	-8.16	99.25	117.20
1	4U	93	ALA	CA-C-N	-8.16	99.25	117.20
1	5I	66	ARG	NH1-CZ-NH2	8.16	128.38	119.40
1	5M	66	ARG	NH1-CZ-NH2	8.16	128.38	119.40
1	6Q	93	ALA	CA-C-N	-8.16	99.25	117.20
1	66	66	ARG	NH1-CZ-NH2	8.16	128.38	119.40
1	1M	93	ALA	CA-C-N	-8.16	99.25	117.20
1	2I	93	ALA	CA-C-N	-8.16	99.25	117.20
2	2N	42	HIS	ND1-CG-CD2	-8.16	94.58	106.00
2	23	42	HIS	ND1-CG-CD2	-8.16	94.58	106.00
1	26	93	ALA	CA-C-N	-8.16	99.25	117.20
1	3U	66	ARG	NH1-CZ-NH2	8.16	128.38	119.40
1	32	25	ASP	CA-C-O	-8.16	102.96	120.10
1	4A	93	ALA	CA-C-N	-8.16	99.25	117.20
1	3A	93	ALA	CA-C-N	-8.16	99.25	117.20
1	3I	93	ALA	CA-C-N	-8.16	99.25	117.20
2	3N	42	HIS	ND1-CG-CD2	-8.16	94.58	106.00
1	3Y	66	ARG	NH1-CZ-NH2	8.16	128.38	119.40
1	32	93	ALA	CA-C-N	-8.16	99.25	117.20
2	37	42	HIS	ND1-CG-CD2	-8.16	94.58	106.00
1	4E	25	ASP	CA-C-O	-8.16	102.96	120.10

*Continued on next page...*



*Continued from previous page...*

Mol	Chain	Res	Type	Atoms	Z	Observed(°)	Ideal(°)
1	6I	93	ALA	CA-C-N	-8.16	99.25	117.20
1	7E	25	ASP	CA-C-O	-8.16	102.96	120.10
1	4E	93	ALA	CA-C-N	-8.16	99.25	117.20
2	4J	42	HIS	ND1-CG-CD2	-8.16	94.58	106.00
2	4R	42	HIS	ND1-CG-CD2	-8.16	94.58	106.00
1	4Y	25	ASP	CA-C-O	-8.16	102.96	120.10
1	5E	66	ARG	NH1-CZ-NH2	8.16	128.38	119.40
1	5Q	93	ALA	CA-C-N	-8.16	99.25	117.20
1	5U	25	ASP	CA-C-O	-8.16	102.96	120.10
1	62	66	ARG	NH1-CZ-NH2	8.16	128.38	119.40
1	4Y	93	ALA	CA-C-N	-8.16	99.25	117.20
1	5U	93	ALA	CA-C-N	-8.16	99.25	117.20
2	5Z	42	HIS	ND1-CG-CD2	-8.16	94.58	106.00
2	6F	42	HIS	ND1-CG-CD2	-8.16	94.58	106.00
1	6M	25	ASP	CA-C-O	-8.16	102.96	120.10
1	6U	25	ASP	CA-C-O	-8.16	102.96	120.10
1	7Q	25	ASP	CA-C-O	-8.16	102.96	120.10
1	6M	93	ALA	CA-C-N	-8.16	99.25	117.20
1	6U	93	ALA	CA-C-N	-8.16	99.25	117.20
2	6Z	42	HIS	ND1-CG-CD2	-8.16	94.58	106.00
1	7A	66	ARG	NH1-CZ-NH2	8.16	128.38	119.40
1	7E	93	ALA	CA-C-N	-8.16	99.25	117.20
2	7J	42	HIS	ND1-CG-CD2	-8.16	94.58	106.00
1	7M	93	ALA	CA-C-N	-8.16	99.25	117.20
1	7Q	93	ALA	CA-C-N	-8.16	99.25	117.20
2	7V	42	HIS	ND1-CG-CD2	-8.16	94.58	106.00
1	1A	66	ARG	NH1-CZ-NH2	8.15	128.36	119.40
2	1F	40	ASN	O-C-N	8.15	135.73	122.70
1	1I	66	ARG	NH1-CZ-NH2	8.15	128.36	119.40
1	1M	66	ARG	NH1-CZ-NH2	8.15	128.36	119.40
1	12	25	ASP	CA-C-O	-8.15	102.99	120.10
1	16	25	ASP	CA-C-O	-8.15	102.99	120.10
1	2A	25	ASP	CA-C-O	-8.15	102.99	120.10
1	2E	66	ARG	NH1-CZ-NH2	8.15	128.36	119.40
1	2I	66	ARG	NH1-CZ-NH2	8.15	128.36	119.40
2	2N	40	ASN	O-C-N	8.15	135.73	122.70
2	23	40	ASN	O-C-N	8.15	135.73	122.70
1	26	66	ARG	NH1-CZ-NH2	8.15	128.36	119.40
1	3A	66	ARG	NH1-CZ-NH2	8.15	128.36	119.40
1	3E	66	ARG	NH1-CZ-NH2	8.15	128.36	119.40
1	3I	66	ARG	NH1-CZ-NH2	8.15	128.36	119.40
2	3N	40	ASN	O-C-N	8.15	135.73	122.70

*Continued on next page...*

*Continued from previous page...*

Mol	Chain	Res	Type	Atoms	Z	Observed(°)	Ideal(°)
1	3Q	25	ASP	CA-C-O	-8.15	102.99	120.10
1	3U	25	ASP	CA-C-O	-8.15	102.99	120.10
1	3Y	25	ASP	CA-C-O	-8.15	102.99	120.10
1	32	66	ARG	NH1-CZ-NH2	8.15	128.36	119.40
2	37	40	ASN	O-C-N	8.15	135.73	122.70
1	4A	66	ARG	NH1-CZ-NH2	8.15	128.36	119.40
1	4E	66	ARG	NH1-CZ-NH2	8.15	128.36	119.40
2	4J	40	ASN	O-C-N	8.15	135.73	122.70
1	4M	66	ARG	NH1-CZ-NH2	8.15	128.36	119.40
2	4R	40	ASN	O-C-N	8.15	135.73	122.70
1	4U	66	ARG	NH1-CZ-NH2	8.15	128.36	119.40
1	4Y	66	ARG	NH1-CZ-NH2	8.15	128.36	119.40
1	5E	25	ASP	CA-C-O	-8.15	102.99	120.10
1	5I	25	ASP	CA-C-O	-8.15	102.99	120.10
1	5M	25	ASP	CA-C-O	-8.15	102.99	120.10
1	5Q	66	ARG	NH1-CZ-NH2	8.15	128.36	119.40
1	5U	66	ARG	NH1-CZ-NH2	8.15	128.36	119.40
2	5Z	40	ASN	O-C-N	8.15	135.73	122.70
2	6F	40	ASN	O-C-N	8.15	135.73	122.70
1	6I	66	ARG	NH1-CZ-NH2	8.15	128.36	119.40
1	6M	66	ARG	NH1-CZ-NH2	8.15	128.36	119.40
1	6Q	66	ARG	NH1-CZ-NH2	8.15	128.36	119.40
1	6U	66	ARG	NH1-CZ-NH2	8.15	128.36	119.40
2	6Z	40	ASN	O-C-N	8.15	135.73	122.70
1	62	25	ASP	CA-C-O	-8.15	102.99	120.10
1	66	25	ASP	CA-C-O	-8.15	102.99	120.10
1	7A	25	ASP	CA-C-O	-8.15	102.99	120.10
1	7E	66	ARG	NH1-CZ-NH2	8.15	128.36	119.40
2	7J	40	ASN	O-C-N	8.15	135.73	122.70
1	7M	66	ARG	NH1-CZ-NH2	8.15	128.36	119.40
1	7Q	66	ARG	NH1-CZ-NH2	8.15	128.36	119.40
2	7V	40	ASN	O-C-N	8.15	135.73	122.70
1	1Q	66	ARG	NH1-CZ-NH2	8.14	128.36	119.40
1	1U	66	ARG	NH1-CZ-NH2	8.14	128.36	119.40
1	1Y	66	ARG	NH1-CZ-NH2	8.14	128.36	119.40
1	2Q	66	ARG	NH1-CZ-NH2	8.14	128.36	119.40
1	2U	66	ARG	NH1-CZ-NH2	8.14	128.36	119.40
1	2Y	66	ARG	NH1-CZ-NH2	8.14	128.36	119.40
1	42	66	ARG	NH1-CZ-NH2	8.14	128.36	119.40
1	46	66	ARG	NH1-CZ-NH2	8.14	128.36	119.40
1	5A	66	ARG	NH1-CZ-NH2	8.14	128.36	119.40
1	52	66	ARG	NH1-CZ-NH2	8.14	128.36	119.40

*Continued on next page...*

*Continued from previous page...*

Mol	Chain	Res	Type	Atoms	Z	Observed(°)	Ideal(°)
1	56	66	ARG	NH1-CZ-NH2	8.14	128.36	119.40
1	6A	66	ARG	NH1-CZ-NH2	8.14	128.36	119.40
2	1B	40	ASN	O-C-N	8.14	135.72	122.70
2	1J	40	ASN	O-C-N	8.14	135.72	122.70
1	1Q	93	ALA	CA-C-N	-8.14	99.29	117.20
1	1U	93	ALA	CA-C-N	-8.14	99.29	117.20
1	1Y	93	ALA	CA-C-N	-8.14	99.29	117.20
2	2F	40	ASN	O-C-N	8.14	135.72	122.70
1	2Q	93	ALA	CA-C-N	-8.14	99.29	117.20
1	2U	93	ALA	CA-C-N	-8.14	99.29	117.20
1	2Y	93	ALA	CA-C-N	-8.14	99.29	117.20
2	27	40	ASN	O-C-N	8.14	135.72	122.70
2	3F	40	ASN	O-C-N	8.14	135.72	122.70
2	4B	40	ASN	O-C-N	8.14	135.72	122.70
2	4N	40	ASN	O-C-N	8.14	135.72	122.70
2	4V	40	ASN	O-C-N	8.14	135.72	122.70
1	42	93	ALA	CA-C-N	-8.14	99.29	117.20
1	46	93	ALA	CA-C-N	-8.14	99.29	117.20
1	5A	93	ALA	CA-C-N	-8.14	99.29	117.20
2	5R	40	ASN	O-C-N	8.14	135.72	122.70
1	52	93	ALA	CA-C-N	-8.14	99.29	117.20
1	56	93	ALA	CA-C-N	-8.14	99.29	117.20
1	6A	93	ALA	CA-C-N	-8.14	99.29	117.20
2	6J	40	ASN	O-C-N	8.14	135.72	122.70
2	6R	40	ASN	O-C-N	8.14	135.72	122.70
2	7N	40	ASN	O-C-N	8.14	135.72	122.70
1	12	93	ALA	CA-C-N	-8.14	99.30	117.20
1	16	93	ALA	CA-C-N	-8.14	99.30	117.20
1	2A	93	ALA	CA-C-N	-8.14	99.30	117.20
1	3Q	93	ALA	CA-C-N	-8.14	99.30	117.20
1	3U	93	ALA	CA-C-N	-8.14	99.30	117.20
1	3Y	93	ALA	CA-C-N	-8.14	99.30	117.20
1	5E	93	ALA	CA-C-N	-8.14	99.30	117.20
1	5I	93	ALA	CA-C-N	-8.14	99.30	117.20
1	5M	93	ALA	CA-C-N	-8.14	99.30	117.20
1	62	93	ALA	CA-C-N	-8.14	99.30	117.20
1	66	93	ALA	CA-C-N	-8.14	99.30	117.20
1	7A	93	ALA	CA-C-N	-8.14	99.30	117.20
2	1B	42	HIS	ND1-CG-CD2	-8.13	94.61	106.00
2	1J	42	HIS	ND1-CG-CD2	-8.13	94.61	106.00
2	1R	40	ASN	O-C-N	8.13	135.71	122.70
2	1V	40	ASN	O-C-N	8.13	135.71	122.70

*Continued on next page...*

*Continued from previous page...*

Mol	Chain	Res	Type	Atoms	Z	Observed(°)	Ideal(°)
2	1Z	40	ASN	O-C-N	8.13	135.71	122.70
2	2F	42	HIS	ND1-CG-CD2	-8.13	94.61	106.00
2	2R	40	ASN	O-C-N	8.13	135.71	122.70
2	2V	40	ASN	O-C-N	8.13	135.71	122.70
2	2Z	40	ASN	O-C-N	8.13	135.71	122.70
2	27	42	HIS	ND1-CG-CD2	-8.13	94.61	106.00
2	3F	42	HIS	ND1-CG-CD2	-8.13	94.61	106.00
2	4B	42	HIS	ND1-CG-CD2	-8.13	94.61	106.00
2	4N	42	HIS	ND1-CG-CD2	-8.13	94.61	106.00
2	4V	42	HIS	ND1-CG-CD2	-8.13	94.61	106.00
2	43	40	ASN	O-C-N	8.13	135.71	122.70
2	47	40	ASN	O-C-N	8.13	135.71	122.70
2	5B	40	ASN	O-C-N	8.13	135.71	122.70
2	5R	42	HIS	ND1-CG-CD2	-8.13	94.61	106.00
2	53	40	ASN	O-C-N	8.13	135.71	122.70
2	57	40	ASN	O-C-N	8.13	135.71	122.70
2	6B	40	ASN	O-C-N	8.13	135.71	122.70
2	6J	42	HIS	ND1-CG-CD2	-8.13	94.61	106.00
2	6R	42	HIS	ND1-CG-CD2	-8.13	94.61	106.00
2	7N	42	HIS	ND1-CG-CD2	-8.13	94.61	106.00
1	1E	66	ARG	NH1-CZ-NH2	8.13	128.34	119.40
1	2M	66	ARG	NH1-CZ-NH2	8.13	128.34	119.40
1	22	66	ARG	NH1-CZ-NH2	8.13	128.34	119.40
1	3M	66	ARG	NH1-CZ-NH2	8.13	128.34	119.40
1	36	66	ARG	NH1-CZ-NH2	8.13	128.34	119.40
1	4I	66	ARG	NH1-CZ-NH2	8.13	128.34	119.40
1	4Q	66	ARG	NH1-CZ-NH2	8.13	128.34	119.40
1	5Y	66	ARG	NH1-CZ-NH2	8.13	128.34	119.40
1	6E	66	ARG	NH1-CZ-NH2	8.13	128.34	119.40
1	6Y	66	ARG	NH1-CZ-NH2	8.13	128.34	119.40
1	7I	66	ARG	NH1-CZ-NH2	8.13	128.34	119.40
1	7U	66	ARG	NH1-CZ-NH2	8.13	128.34	119.40
2	1N	79	VAL	N-CA-C	-8.13	89.05	111.00
2	13	42	HIS	ND1-CG-CD2	-8.13	94.62	106.00
2	17	42	HIS	ND1-CG-CD2	-8.13	94.62	106.00
2	2B	42	HIS	ND1-CG-CD2	-8.13	94.62	106.00
2	2J	79	VAL	N-CA-C	-8.13	89.05	111.00
2	3B	79	VAL	N-CA-C	-8.13	89.05	111.00
2	3J	79	VAL	N-CA-C	-8.13	89.05	111.00
2	3R	42	HIS	ND1-CG-CD2	-8.13	94.62	106.00
2	3V	42	HIS	ND1-CG-CD2	-8.13	94.62	106.00
2	3Z	42	HIS	ND1-CG-CD2	-8.13	94.62	106.00

*Continued on next page...*

*Continued from previous page...*

Mol	Chain	Res	Type	Atoms	Z	Observed(°)	Ideal(°)
2	33	79	VAL	N-CA-C	-8.13	89.05	111.00
2	4F	79	VAL	N-CA-C	-8.13	89.05	111.00
2	4Z	79	VAL	N-CA-C	-8.13	89.05	111.00
2	5F	42	HIS	ND1-CG-CD2	-8.13	94.62	106.00
2	5J	42	HIS	ND1-CG-CD2	-8.13	94.62	106.00
2	5N	42	HIS	ND1-CG-CD2	-8.13	94.62	106.00
2	5V	79	VAL	N-CA-C	-8.13	89.05	111.00
2	6N	79	VAL	N-CA-C	-8.13	89.05	111.00
2	6V	79	VAL	N-CA-C	-8.13	89.05	111.00
2	63	42	HIS	ND1-CG-CD2	-8.13	94.62	106.00
2	67	42	HIS	ND1-CG-CD2	-8.13	94.62	106.00
2	7B	42	HIS	ND1-CG-CD2	-8.13	94.62	106.00
2	7F	79	VAL	N-CA-C	-8.13	89.05	111.00
2	7R	79	VAL	N-CA-C	-8.13	89.05	111.00
2	1R	79	VAL	N-CA-C	-8.12	89.06	111.00
2	1V	79	VAL	N-CA-C	-8.12	89.06	111.00
2	1Z	79	VAL	N-CA-C	-8.12	89.06	111.00
2	13	40	ASN	O-C-N	8.12	135.70	122.70
2	17	40	ASN	O-C-N	8.12	135.70	122.70
2	2B	40	ASN	O-C-N	8.12	135.70	122.70
2	2R	79	VAL	N-CA-C	-8.12	89.06	111.00
2	2V	79	VAL	N-CA-C	-8.12	89.06	111.00
2	2Z	79	VAL	N-CA-C	-8.12	89.06	111.00
2	3R	40	ASN	O-C-N	8.12	135.70	122.70
2	3V	40	ASN	O-C-N	8.12	135.70	122.70
2	3Z	40	ASN	O-C-N	8.12	135.70	122.70
2	43	79	VAL	N-CA-C	-8.12	89.06	111.00
2	47	79	VAL	N-CA-C	-8.12	89.06	111.00
2	5B	79	VAL	N-CA-C	-8.12	89.06	111.00
2	5F	40	ASN	O-C-N	8.12	135.70	122.70
2	5J	40	ASN	O-C-N	8.12	135.70	122.70
2	5N	40	ASN	O-C-N	8.12	135.70	122.70
2	53	79	VAL	N-CA-C	-8.12	89.06	111.00
2	57	79	VAL	N-CA-C	-8.12	89.06	111.00
2	6B	79	VAL	N-CA-C	-8.12	89.06	111.00
2	63	40	ASN	O-C-N	8.12	135.70	122.70
2	67	40	ASN	O-C-N	8.12	135.70	122.70
2	7B	40	ASN	O-C-N	8.12	135.70	122.70
2	1N	40	ASN	O-C-N	8.12	135.69	122.70
2	2J	40	ASN	O-C-N	8.12	135.69	122.70
2	3B	40	ASN	O-C-N	8.12	135.69	122.70
2	3J	40	ASN	O-C-N	8.12	135.69	122.70

*Continued on next page...*

*Continued from previous page...*

Mol	Chain	Res	Type	Atoms	Z	Observed(°)	Ideal(°)
2	33	40	ASN	O-C-N	8.12	135.69	122.70
2	4F	40	ASN	O-C-N	8.12	135.69	122.70
2	4Z	40	ASN	O-C-N	8.12	135.69	122.70
2	5V	40	ASN	O-C-N	8.12	135.69	122.70
2	6N	40	ASN	O-C-N	8.12	135.69	122.70
2	6V	40	ASN	O-C-N	8.12	135.69	122.70
2	7F	40	ASN	O-C-N	8.12	135.69	122.70
2	7R	40	ASN	O-C-N	8.12	135.69	122.70
2	1B	79	VAL	N-CA-C	-8.12	89.08	111.00
2	1J	79	VAL	N-CA-C	-8.12	89.08	111.00
2	13	79	VAL	N-CA-C	-8.12	89.08	111.00
2	17	79	VAL	N-CA-C	-8.12	89.08	111.00
2	2B	79	VAL	N-CA-C	-8.12	89.08	111.00
2	2F	79	VAL	N-CA-C	-8.12	89.08	111.00
2	27	79	VAL	N-CA-C	-8.12	89.08	111.00
2	3F	79	VAL	N-CA-C	-8.12	89.08	111.00
2	3R	79	VAL	N-CA-C	-8.12	89.08	111.00
2	3V	79	VAL	N-CA-C	-8.12	89.08	111.00
2	3Z	79	VAL	N-CA-C	-8.12	89.08	111.00
2	4B	79	VAL	N-CA-C	-8.12	89.08	111.00
2	4N	79	VAL	N-CA-C	-8.12	89.08	111.00
2	4V	79	VAL	N-CA-C	-8.12	89.08	111.00
2	5F	79	VAL	N-CA-C	-8.12	89.08	111.00
2	5J	79	VAL	N-CA-C	-8.12	89.08	111.00
2	5N	79	VAL	N-CA-C	-8.12	89.08	111.00
2	5R	79	VAL	N-CA-C	-8.12	89.08	111.00
2	6J	79	VAL	N-CA-C	-8.12	89.08	111.00
2	6R	79	VAL	N-CA-C	-8.12	89.08	111.00
2	63	79	VAL	N-CA-C	-8.12	89.08	111.00
2	67	79	VAL	N-CA-C	-8.12	89.08	111.00
2	7B	79	VAL	N-CA-C	-8.12	89.08	111.00
2	7N	79	VAL	N-CA-C	-8.12	89.08	111.00
2	1N	29	MET	CA-CB-CG	-8.11	99.51	113.30
2	2J	29	MET	CA-CB-CG	-8.11	99.51	113.30
2	3B	29	MET	CA-CB-CG	-8.11	99.51	113.30
2	3J	29	MET	CA-CB-CG	-8.11	99.51	113.30
2	33	29	MET	CA-CB-CG	-8.11	99.51	113.30
2	4F	29	MET	CA-CB-CG	-8.11	99.51	113.30
2	4Z	29	MET	CA-CB-CG	-8.11	99.51	113.30
2	5V	29	MET	CA-CB-CG	-8.11	99.51	113.30
2	6N	29	MET	CA-CB-CG	-8.11	99.51	113.30
2	6V	29	MET	CA-CB-CG	-8.11	99.51	113.30

*Continued on next page...*

*Continued from previous page...*

Mol	Chain	Res	Type	Atoms	Z	Observed(°)	Ideal(°)
2	7F	29	MET	CA-CB-CG	-8.11	99.51	113.30
2	7R	29	MET	CA-CB-CG	-8.11	99.51	113.30
2	1F	29	MET	CA-CB-CG	-8.11	99.52	113.30
2	1F	79	VAL	N-CA-C	-8.11	89.11	111.00
2	2N	29	MET	CA-CB-CG	-8.11	99.52	113.30
2	2N	79	VAL	N-CA-C	-8.11	89.11	111.00
2	23	29	MET	CA-CB-CG	-8.11	99.52	113.30
2	23	79	VAL	N-CA-C	-8.11	89.11	111.00
2	3N	29	MET	CA-CB-CG	-8.11	99.52	113.30
2	3N	79	VAL	N-CA-C	-8.11	89.11	111.00
2	37	29	MET	CA-CB-CG	-8.11	99.52	113.30
2	37	79	VAL	N-CA-C	-8.11	89.11	111.00
2	4J	29	MET	CA-CB-CG	-8.11	99.52	113.30
2	4J	79	VAL	N-CA-C	-8.11	89.11	111.00
2	4R	29	MET	CA-CB-CG	-8.11	99.52	113.30
2	4R	79	VAL	N-CA-C	-8.11	89.11	111.00
2	5Z	29	MET	CA-CB-CG	-8.11	99.52	113.30
2	5Z	79	VAL	N-CA-C	-8.11	89.11	111.00
2	6F	29	MET	CA-CB-CG	-8.11	99.52	113.30
2	6F	79	VAL	N-CA-C	-8.11	89.11	111.00
2	6Z	29	MET	CA-CB-CG	-8.11	99.52	113.30
2	6Z	79	VAL	N-CA-C	-8.11	89.11	111.00
2	7J	29	MET	CA-CB-CG	-8.11	99.52	113.30
2	7J	79	VAL	N-CA-C	-8.11	89.11	111.00
2	7V	29	MET	CA-CB-CG	-8.11	99.52	113.30
2	7V	79	VAL	N-CA-C	-8.11	89.11	111.00
1	1E	155	PRO	N-CA-C	8.10	133.15	112.10
2	1F	44	MET	O-C-N	-8.10	109.74	122.70
2	1N	44	MET	O-C-N	-8.10	109.74	122.70
2	2J	44	MET	O-C-N	-8.10	109.74	122.70
1	2M	155	PRO	N-CA-C	8.10	133.15	112.10
2	2N	44	MET	O-C-N	-8.10	109.74	122.70
1	22	155	PRO	N-CA-C	8.10	133.15	112.10
2	23	44	MET	O-C-N	-8.10	109.74	122.70
2	3B	44	MET	O-C-N	-8.10	109.74	122.70
2	3J	44	MET	O-C-N	-8.10	109.74	122.70
1	3M	155	PRO	N-CA-C	8.10	133.15	112.10
2	3N	44	MET	O-C-N	-8.10	109.74	122.70
2	33	44	MET	O-C-N	-8.10	109.74	122.70
1	36	155	PRO	N-CA-C	8.10	133.15	112.10
2	37	44	MET	O-C-N	-8.10	109.74	122.70
2	4F	44	MET	O-C-N	-8.10	109.74	122.70

*Continued on next page...*



*Continued from previous page...*

Mol	Chain	Res	Type	Atoms	Z	Observed(°)	Ideal(°)
1	4I	155	PRO	N-CA-C	8.10	133.15	112.10
2	4J	44	MET	O-C-N	-8.10	109.74	122.70
1	4Q	155	PRO	N-CA-C	8.10	133.15	112.10
2	4R	44	MET	O-C-N	-8.10	109.74	122.70
2	4Z	44	MET	O-C-N	-8.10	109.74	122.70
2	5V	44	MET	O-C-N	-8.10	109.74	122.70
1	5Y	155	PRO	N-CA-C	8.10	133.15	112.10
2	5Z	44	MET	O-C-N	-8.10	109.74	122.70
1	6E	155	PRO	N-CA-C	8.10	133.15	112.10
2	6F	44	MET	O-C-N	-8.10	109.74	122.70
2	6N	44	MET	O-C-N	-8.10	109.74	122.70
2	6V	44	MET	O-C-N	-8.10	109.74	122.70
1	6Y	155	PRO	N-CA-C	8.10	133.15	112.10
2	6Z	44	MET	O-C-N	-8.10	109.74	122.70
2	7F	44	MET	O-C-N	-8.10	109.74	122.70
1	7I	155	PRO	N-CA-C	8.10	133.15	112.10
2	7J	44	MET	O-C-N	-8.10	109.74	122.70
2	7R	44	MET	O-C-N	-8.10	109.74	122.70
1	7U	155	PRO	N-CA-C	8.10	133.15	112.10
2	7V	44	MET	O-C-N	-8.10	109.74	122.70
1	1Q	155	PRO	N-CA-C	8.10	133.15	112.10
1	1U	155	PRO	N-CA-C	8.10	133.15	112.10
1	1Y	155	PRO	N-CA-C	8.10	133.15	112.10
1	2Q	155	PRO	N-CA-C	8.10	133.15	112.10
1	2U	155	PRO	N-CA-C	8.10	133.15	112.10
1	2Y	155	PRO	N-CA-C	8.10	133.15	112.10
1	42	155	PRO	N-CA-C	8.10	133.15	112.10
1	46	155	PRO	N-CA-C	8.10	133.15	112.10
1	5A	155	PRO	N-CA-C	8.10	133.15	112.10
1	52	155	PRO	N-CA-C	8.10	133.15	112.10
1	56	155	PRO	N-CA-C	8.10	133.15	112.10
1	6A	155	PRO	N-CA-C	8.10	133.15	112.10
1	12	42	VAL	C-N-CA	8.09	141.94	121.70
1	16	42	VAL	C-N-CA	8.09	141.94	121.70
1	2A	42	VAL	C-N-CA	8.09	141.94	121.70
1	3Q	42	VAL	C-N-CA	8.09	141.94	121.70
1	3U	42	VAL	C-N-CA	8.09	141.94	121.70
1	3Y	42	VAL	C-N-CA	8.09	141.94	121.70
1	5E	42	VAL	C-N-CA	8.09	141.94	121.70
1	5I	42	VAL	C-N-CA	8.09	141.94	121.70
1	5M	42	VAL	C-N-CA	8.09	141.94	121.70
1	62	42	VAL	C-N-CA	8.09	141.94	121.70

*Continued on next page...*

*Continued from previous page...*

Mol	Chain	Res	Type	Atoms	Z	Observed(°)	Ideal(°)
1	66	42	VAL	C-N-CA	8.09	141.94	121.70
1	7A	42	VAL	C-N-CA	8.09	141.94	121.70
2	13	29	MET	CA-CB-CG	-8.09	99.54	113.30
2	17	29	MET	CA-CB-CG	-8.09	99.54	113.30
2	2B	29	MET	CA-CB-CG	-8.09	99.54	113.30
2	3R	29	MET	CA-CB-CG	-8.09	99.54	113.30
2	3V	29	MET	CA-CB-CG	-8.09	99.54	113.30
2	3Z	29	MET	CA-CB-CG	-8.09	99.54	113.30
2	5F	29	MET	CA-CB-CG	-8.09	99.54	113.30
2	5J	29	MET	CA-CB-CG	-8.09	99.54	113.30
2	5N	29	MET	CA-CB-CG	-8.09	99.54	113.30
2	63	29	MET	CA-CB-CG	-8.09	99.54	113.30
2	67	29	MET	CA-CB-CG	-8.09	99.54	113.30
2	7B	29	MET	CA-CB-CG	-8.09	99.54	113.30
1	1M	42	VAL	C-N-CA	8.09	141.93	121.70
1	2I	42	VAL	C-N-CA	8.09	141.93	121.70
1	3A	42	VAL	C-N-CA	8.09	141.93	121.70
1	3I	42	VAL	C-N-CA	8.09	141.93	121.70
1	32	42	VAL	C-N-CA	8.09	141.93	121.70
1	4E	42	VAL	C-N-CA	8.09	141.93	121.70
1	4Y	42	VAL	C-N-CA	8.09	141.93	121.70
1	5U	42	VAL	C-N-CA	8.09	141.93	121.70
1	6M	42	VAL	C-N-CA	8.09	141.93	121.70
1	6U	42	VAL	C-N-CA	8.09	141.93	121.70
1	7E	42	VAL	C-N-CA	8.09	141.93	121.70
1	7Q	42	VAL	C-N-CA	8.09	141.93	121.70
1	1M	155	PRO	N-CA-C	8.09	133.13	112.10
1	2I	155	PRO	N-CA-C	8.09	133.13	112.10
1	3A	155	PRO	N-CA-C	8.09	133.13	112.10
1	3I	155	PRO	N-CA-C	8.09	133.13	112.10
1	32	155	PRO	N-CA-C	8.09	133.13	112.10
1	4E	155	PRO	N-CA-C	8.09	133.13	112.10
1	4Y	155	PRO	N-CA-C	8.09	133.13	112.10
1	5U	155	PRO	N-CA-C	8.09	133.13	112.10
1	6M	155	PRO	N-CA-C	8.09	133.13	112.10
1	6U	155	PRO	N-CA-C	8.09	133.13	112.10
1	7E	155	PRO	N-CA-C	8.09	133.13	112.10
1	7Q	155	PRO	N-CA-C	8.09	133.13	112.10
2	1B	29	MET	CA-CB-CG	-8.09	99.56	113.30
2	1J	29	MET	CA-CB-CG	-8.09	99.56	113.30
2	2F	29	MET	CA-CB-CG	-8.09	99.56	113.30
2	27	29	MET	CA-CB-CG	-8.09	99.56	113.30

*Continued on next page...*

*Continued from previous page...*

Mol	Chain	Res	Type	Atoms	Z	Observed(°)	Ideal(°)
2	3F	29	MET	CA-CB-CG	-8.09	99.56	113.30
2	4B	29	MET	CA-CB-CG	-8.09	99.56	113.30
2	4N	29	MET	CA-CB-CG	-8.09	99.56	113.30
2	4V	29	MET	CA-CB-CG	-8.09	99.56	113.30
2	5R	29	MET	CA-CB-CG	-8.09	99.56	113.30
2	6J	29	MET	CA-CB-CG	-8.09	99.56	113.30
2	6R	29	MET	CA-CB-CG	-8.09	99.56	113.30
2	7N	29	MET	CA-CB-CG	-8.09	99.56	113.30
2	13	44	MET	O-C-N	-8.08	109.77	122.70
2	17	44	MET	O-C-N	-8.08	109.77	122.70
2	2B	44	MET	O-C-N	-8.08	109.77	122.70
2	3R	44	MET	O-C-N	-8.08	109.77	122.70
2	3V	44	MET	O-C-N	-8.08	109.77	122.70
2	3Z	44	MET	O-C-N	-8.08	109.77	122.70
2	5F	44	MET	O-C-N	-8.08	109.77	122.70
2	5J	44	MET	O-C-N	-8.08	109.77	122.70
2	5N	44	MET	O-C-N	-8.08	109.77	122.70
2	63	44	MET	O-C-N	-8.08	109.77	122.70
2	67	44	MET	O-C-N	-8.08	109.77	122.70
2	7B	44	MET	O-C-N	-8.08	109.77	122.70
1	1A	155	PRO	N-CA-C	8.08	133.11	112.10
1	1I	155	PRO	N-CA-C	8.08	133.11	112.10
1	12	155	PRO	N-CA-C	8.08	133.11	112.10
1	16	155	PRO	N-CA-C	8.08	133.11	112.10
1	2A	155	PRO	N-CA-C	8.08	133.11	112.10
1	2E	155	PRO	N-CA-C	8.08	133.11	112.10
1	26	155	PRO	N-CA-C	8.08	133.11	112.10
1	3E	155	PRO	N-CA-C	8.08	133.11	112.10
1	3Q	155	PRO	N-CA-C	8.08	133.11	112.10
1	3U	155	PRO	N-CA-C	8.08	133.11	112.10
1	3Y	155	PRO	N-CA-C	8.08	133.11	112.10
1	4A	155	PRO	N-CA-C	8.08	133.11	112.10
1	4M	155	PRO	N-CA-C	8.08	133.11	112.10
1	4U	155	PRO	N-CA-C	8.08	133.11	112.10
1	5E	155	PRO	N-CA-C	8.08	133.11	112.10
1	5I	155	PRO	N-CA-C	8.08	133.11	112.10
1	5M	155	PRO	N-CA-C	8.08	133.11	112.10
1	5Q	155	PRO	N-CA-C	8.08	133.11	112.10
1	6I	155	PRO	N-CA-C	8.08	133.11	112.10
1	6Q	155	PRO	N-CA-C	8.08	133.11	112.10
1	62	155	PRO	N-CA-C	8.08	133.11	112.10
1	66	155	PRO	N-CA-C	8.08	133.11	112.10

*Continued on next page...*

*Continued from previous page...*

Mol	Chain	Res	Type	Atoms	Z	Observed(°)	Ideal(°)
1	7A	155	PRO	N-CA-C	8.08	133.11	112.10
1	7M	155	PRO	N-CA-C	8.08	133.11	112.10
2	1B	44	MET	O-C-N	-8.08	109.78	122.70
2	1J	44	MET	O-C-N	-8.08	109.78	122.70
2	1R	29	MET	CA-CB-CG	-8.08	99.57	113.30
2	1V	29	MET	CA-CB-CG	-8.08	99.57	113.30
2	1Z	29	MET	CA-CB-CG	-8.08	99.57	113.30
2	2F	44	MET	O-C-N	-8.08	109.78	122.70
2	2R	29	MET	CA-CB-CG	-8.08	99.57	113.30
2	2V	29	MET	CA-CB-CG	-8.08	99.57	113.30
2	2Z	29	MET	CA-CB-CG	-8.08	99.57	113.30
2	27	44	MET	O-C-N	-8.08	109.78	122.70
2	3F	44	MET	O-C-N	-8.08	109.78	122.70
2	4B	44	MET	O-C-N	-8.08	109.78	122.70
2	4N	44	MET	O-C-N	-8.08	109.78	122.70
2	4V	44	MET	O-C-N	-8.08	109.78	122.70
2	43	29	MET	CA-CB-CG	-8.08	99.57	113.30
2	47	29	MET	CA-CB-CG	-8.08	99.57	113.30
2	5B	29	MET	CA-CB-CG	-8.08	99.57	113.30
2	5R	44	MET	O-C-N	-8.08	109.78	122.70
2	53	29	MET	CA-CB-CG	-8.08	99.57	113.30
2	57	29	MET	CA-CB-CG	-8.08	99.57	113.30
2	6B	29	MET	CA-CB-CG	-8.08	99.57	113.30
2	6J	44	MET	O-C-N	-8.08	109.78	122.70
2	6R	44	MET	O-C-N	-8.08	109.78	122.70
2	7N	44	MET	O-C-N	-8.08	109.78	122.70
2	1R	44	MET	O-C-N	-8.07	109.79	122.70
2	1V	44	MET	O-C-N	-8.07	109.79	122.70
2	1Z	44	MET	O-C-N	-8.07	109.79	122.70
2	2R	44	MET	O-C-N	-8.07	109.79	122.70
2	2V	44	MET	O-C-N	-8.07	109.79	122.70
2	2Z	44	MET	O-C-N	-8.07	109.79	122.70
2	43	44	MET	O-C-N	-8.07	109.79	122.70
2	47	44	MET	O-C-N	-8.07	109.79	122.70
2	5B	44	MET	O-C-N	-8.07	109.79	122.70
2	53	44	MET	O-C-N	-8.07	109.79	122.70
2	57	44	MET	O-C-N	-8.07	109.79	122.70
2	6B	44	MET	O-C-N	-8.07	109.79	122.70
1	1A	42	VAL	C-N-CA	8.06	141.86	121.70
1	1I	42	VAL	C-N-CA	8.06	141.86	121.70
1	2E	42	VAL	C-N-CA	8.06	141.86	121.70
1	26	42	VAL	C-N-CA	8.06	141.86	121.70

*Continued on next page...*

*Continued from previous page...*

Mol	Chain	Res	Type	Atoms	Z	Observed(°)	Ideal(°)
1	3E	42	VAL	C-N-CA	8.06	141.86	121.70
1	4A	42	VAL	C-N-CA	8.06	141.86	121.70
1	4M	42	VAL	C-N-CA	8.06	141.86	121.70
1	4U	42	VAL	C-N-CA	8.06	141.86	121.70
1	5Q	42	VAL	C-N-CA	8.06	141.86	121.70
1	6I	42	VAL	C-N-CA	8.06	141.86	121.70
1	6Q	42	VAL	C-N-CA	8.06	141.86	121.70
1	7M	42	VAL	C-N-CA	8.06	141.86	121.70
2	1N	37	ASN	CA-CB-CG	-8.06	95.68	113.40
1	1Q	42	VAL	C-N-CA	8.05	141.84	121.70
1	1U	42	VAL	C-N-CA	8.05	141.84	121.70
1	1Y	42	VAL	C-N-CA	8.05	141.84	121.70
2	2J	37	ASN	CA-CB-CG	-8.06	95.68	113.40
1	2Q	42	VAL	C-N-CA	8.05	141.84	121.70
1	2U	42	VAL	C-N-CA	8.05	141.84	121.70
1	2Y	42	VAL	C-N-CA	8.05	141.84	121.70
2	3B	37	ASN	CA-CB-CG	-8.06	95.68	113.40
2	3J	37	ASN	CA-CB-CG	-8.06	95.68	113.40
2	33	37	ASN	CA-CB-CG	-8.06	95.68	113.40
2	4F	37	ASN	CA-CB-CG	-8.06	95.68	113.40
2	4Z	37	ASN	CA-CB-CG	-8.06	95.68	113.40
1	42	42	VAL	C-N-CA	8.05	141.84	121.70
1	46	42	VAL	C-N-CA	8.05	141.84	121.70
1	5A	42	VAL	C-N-CA	8.05	141.84	121.70
2	5V	37	ASN	CA-CB-CG	-8.06	95.68	113.40
1	52	42	VAL	C-N-CA	8.05	141.84	121.70
1	56	42	VAL	C-N-CA	8.05	141.84	121.70
1	6A	42	VAL	C-N-CA	8.05	141.84	121.70
2	6N	37	ASN	CA-CB-CG	-8.06	95.68	113.40
2	6V	37	ASN	CA-CB-CG	-8.06	95.68	113.40
2	7F	37	ASN	CA-CB-CG	-8.06	95.68	113.40
2	7R	37	ASN	CA-CB-CG	-8.06	95.68	113.40
2	1B	68	PRO	CA-C-O	8.05	139.52	120.20
2	1J	68	PRO	CA-C-O	8.05	139.52	120.20
2	2F	68	PRO	CA-C-O	8.05	139.52	120.20
2	27	68	PRO	CA-C-O	8.05	139.52	120.20
2	3F	68	PRO	CA-C-O	8.05	139.52	120.20
2	4B	68	PRO	CA-C-O	8.05	139.52	120.20
2	4N	68	PRO	CA-C-O	8.05	139.52	120.20
2	4V	68	PRO	CA-C-O	8.05	139.52	120.20
2	5R	68	PRO	CA-C-O	8.05	139.52	120.20
2	6J	68	PRO	CA-C-O	8.05	139.52	120.20

*Continued on next page...*

*Continued from previous page...*

Mol	Chain	Res	Type	Atoms	Z	Observed(°)	Ideal(°)
2	6R	68	PRO	CA-C-O	8.05	139.52	120.20
2	7N	68	PRO	CA-C-O	8.05	139.52	120.20
2	1F	68	PRO	CA-C-O	8.05	139.52	120.20
2	2N	68	PRO	CA-C-O	8.05	139.52	120.20
2	23	68	PRO	CA-C-O	8.05	139.52	120.20
2	3N	68	PRO	CA-C-O	8.05	139.52	120.20
2	37	68	PRO	CA-C-O	8.05	139.52	120.20
2	4J	68	PRO	CA-C-O	8.05	139.52	120.20
2	4R	68	PRO	CA-C-O	8.05	139.52	120.20
2	5Z	68	PRO	CA-C-O	8.05	139.52	120.20
2	6F	68	PRO	CA-C-O	8.05	139.52	120.20
2	6Z	68	PRO	CA-C-O	8.05	139.52	120.20
2	7J	68	PRO	CA-C-O	8.05	139.52	120.20
2	7V	68	PRO	CA-C-O	8.05	139.52	120.20
2	1R	68	PRO	CA-C-O	8.05	139.51	120.20
2	1V	68	PRO	CA-C-O	8.05	139.51	120.20
2	1Z	68	PRO	CA-C-O	8.05	139.51	120.20
2	2R	68	PRO	CA-C-O	8.05	139.51	120.20
2	2V	68	PRO	CA-C-O	8.05	139.51	120.20
2	2Z	68	PRO	CA-C-O	8.05	139.51	120.20
2	43	68	PRO	CA-C-O	8.05	139.51	120.20
2	47	68	PRO	CA-C-O	8.05	139.51	120.20
2	5B	68	PRO	CA-C-O	8.05	139.51	120.20
2	53	68	PRO	CA-C-O	8.05	139.51	120.20
2	57	68	PRO	CA-C-O	8.05	139.51	120.20
2	6B	68	PRO	CA-C-O	8.05	139.51	120.20
2	1B	37	ASN	CA-CB-CG	-8.05	95.70	113.40
2	1J	37	ASN	CA-CB-CG	-8.05	95.70	113.40
2	2F	37	ASN	CA-CB-CG	-8.05	95.70	113.40
2	27	37	ASN	CA-CB-CG	-8.05	95.70	113.40
2	3F	37	ASN	CA-CB-CG	-8.05	95.70	113.40
2	4B	37	ASN	CA-CB-CG	-8.05	95.70	113.40
2	4N	37	ASN	CA-CB-CG	-8.05	95.70	113.40
2	4V	37	ASN	CA-CB-CG	-8.05	95.70	113.40
2	5R	37	ASN	CA-CB-CG	-8.05	95.70	113.40
2	6J	37	ASN	CA-CB-CG	-8.05	95.70	113.40
2	6R	37	ASN	CA-CB-CG	-8.05	95.70	113.40
2	7N	37	ASN	CA-CB-CG	-8.05	95.70	113.40
2	1F	37	ASN	CA-CB-CG	-8.04	95.70	113.40
2	2N	37	ASN	CA-CB-CG	-8.04	95.70	113.40
2	23	37	ASN	CA-CB-CG	-8.04	95.70	113.40
2	3N	37	ASN	CA-CB-CG	-8.04	95.70	113.40

*Continued on next page...*

*Continued from previous page...*

Mol	Chain	Res	Type	Atoms	Z	Observed(°)	Ideal(°)
2	37	37	ASN	CA-CB-CG	-8.04	95.70	113.40
2	4J	37	ASN	CA-CB-CG	-8.04	95.70	113.40
2	4R	37	ASN	CA-CB-CG	-8.04	95.70	113.40
2	5Z	37	ASN	CA-CB-CG	-8.04	95.70	113.40
2	6F	37	ASN	CA-CB-CG	-8.04	95.70	113.40
2	6Z	37	ASN	CA-CB-CG	-8.04	95.70	113.40
2	7J	37	ASN	CA-CB-CG	-8.04	95.70	113.40
2	7V	37	ASN	CA-CB-CG	-8.04	95.70	113.40
1	1E	42	VAL	C-N-CA	8.04	141.81	121.70
2	1N	68	PRO	CA-C-O	8.04	139.50	120.20
1	2M	42	VAL	C-N-CA	8.04	141.81	121.70
1	3M	42	VAL	C-N-CA	8.04	141.81	121.70
1	6Y	42	VAL	C-N-CA	8.04	141.81	121.70
2	13	68	PRO	CA-C-O	8.04	139.50	120.20
2	17	68	PRO	CA-C-O	8.04	139.50	120.20
2	2B	68	PRO	CA-C-O	8.04	139.50	120.20
2	2J	68	PRO	CA-C-O	8.04	139.50	120.20
1	22	42	VAL	C-N-CA	8.04	141.81	121.70
2	3B	68	PRO	CA-C-O	8.04	139.50	120.20
2	3J	68	PRO	CA-C-O	8.04	139.50	120.20
1	36	42	VAL	C-N-CA	8.04	141.81	121.70
1	4Q	42	VAL	C-N-CA	8.04	141.81	121.70
2	3R	68	PRO	CA-C-O	8.04	139.50	120.20
2	3V	68	PRO	CA-C-O	8.04	139.50	120.20
2	3Z	68	PRO	CA-C-O	8.04	139.50	120.20
2	33	68	PRO	CA-C-O	8.04	139.50	120.20
2	4F	68	PRO	CA-C-O	8.04	139.50	120.20
1	4I	42	VAL	C-N-CA	8.04	141.81	121.70
2	4Z	68	PRO	CA-C-O	8.04	139.50	120.20
1	5Y	42	VAL	C-N-CA	8.04	141.81	121.70
1	7I	42	VAL	C-N-CA	8.04	141.81	121.70
2	5F	68	PRO	CA-C-O	8.04	139.50	120.20
2	5J	68	PRO	CA-C-O	8.04	139.50	120.20
2	5N	68	PRO	CA-C-O	8.04	139.50	120.20
2	5V	68	PRO	CA-C-O	8.04	139.50	120.20
1	6E	42	VAL	C-N-CA	8.04	141.81	121.70
2	6N	68	PRO	CA-C-O	8.04	139.50	120.20
2	6V	68	PRO	CA-C-O	8.04	139.50	120.20
2	63	68	PRO	CA-C-O	8.04	139.50	120.20
2	67	68	PRO	CA-C-O	8.04	139.50	120.20
2	7B	68	PRO	CA-C-O	8.04	139.50	120.20
2	7F	68	PRO	CA-C-O	8.04	139.50	120.20

*Continued on next page...*



*Continued from previous page...*

Mol	Chain	Res	Type	Atoms	Z	Observed(°)	Ideal(°)
2	7R	68	PRO	CA-C-O	8.04	139.50	120.20
1	7U	42	VAL	C-N-CA	8.04	141.81	121.70
2	1R	37	ASN	CA-CB-CG	-8.04	95.71	113.40
3	1S	2	ILE	CB-CA-C	8.04	127.67	111.60
2	1V	37	ASN	CA-CB-CG	-8.04	95.71	113.40
3	1W	2	ILE	CB-CA-C	8.04	127.67	111.60
2	1Z	37	ASN	CA-CB-CG	-8.04	95.71	113.40
3	10	2	ILE	CB-CA-C	8.04	127.67	111.60
2	2R	37	ASN	CA-CB-CG	-8.04	95.71	113.40
2	2V	37	ASN	CA-CB-CG	-8.04	95.71	113.40
2	43	37	ASN	CA-CB-CG	-8.04	95.71	113.40
2	6B	37	ASN	CA-CB-CG	-8.04	95.71	113.40
2	13	37	ASN	CA-CB-CG	-8.04	95.72	113.40
2	17	37	ASN	CA-CB-CG	-8.04	95.72	113.40
2	2B	37	ASN	CA-CB-CG	-8.04	95.72	113.40
3	2S	2	ILE	CB-CA-C	8.04	127.67	111.60
3	2W	2	ILE	CB-CA-C	8.04	127.67	111.60
2	2Z	37	ASN	CA-CB-CG	-8.04	95.71	113.40
3	20	2	ILE	CB-CA-C	8.04	127.67	111.60
2	47	37	ASN	CA-CB-CG	-8.04	95.71	113.40
2	5B	37	ASN	CA-CB-CG	-8.04	95.71	113.40
2	3R	37	ASN	CA-CB-CG	-8.04	95.72	113.40
2	3V	37	ASN	CA-CB-CG	-8.04	95.72	113.40
2	3Z	37	ASN	CA-CB-CG	-8.04	95.72	113.40
3	44	2	ILE	CB-CA-C	8.04	127.67	111.60
3	48	2	ILE	CB-CA-C	8.04	127.67	111.60
3	5C	2	ILE	CB-CA-C	8.04	127.67	111.60
2	53	37	ASN	CA-CB-CG	-8.04	95.71	113.40
2	5F	37	ASN	CA-CB-CG	-8.04	95.72	113.40
2	5J	37	ASN	CA-CB-CG	-8.04	95.72	113.40
2	5N	37	ASN	CA-CB-CG	-8.04	95.72	113.40
3	54	2	ILE	CB-CA-C	8.04	127.67	111.60
2	57	37	ASN	CA-CB-CG	-8.04	95.71	113.40
3	58	2	ILE	CB-CA-C	8.04	127.67	111.60
3	6C	2	ILE	CB-CA-C	8.04	127.67	111.60
2	63	37	ASN	CA-CB-CG	-8.04	95.72	113.40
2	67	37	ASN	CA-CB-CG	-8.04	95.72	113.40
2	7B	37	ASN	CA-CB-CG	-8.04	95.72	113.40
3	10	2	ILE	CB-CA-C	8.04	127.67	111.60
2	13	221	ALA	O-C-N	8.03	135.56	122.70
2	17	221	ALA	O-C-N	8.03	135.56	122.70
2	2B	221	ALA	O-C-N	8.03	135.56	122.70

*Continued on next page...*

*Continued from previous page...*

Mol	Chain	Res	Type	Atoms	Z	Observed(°)	Ideal(°)
3	2K	2	ILE	CB-CA-C	8.04	127.67	111.60
3	3C	2	ILE	CB-CA-C	8.04	127.67	111.60
3	3K	2	ILE	CB-CA-C	8.04	127.67	111.60
2	3R	221	ALA	O-C-N	8.03	135.56	122.70
2	3V	221	ALA	O-C-N	8.03	135.56	122.70
2	3Z	221	ALA	O-C-N	8.03	135.56	122.70
3	34	2	ILE	CB-CA-C	8.04	127.67	111.60
3	4G	2	ILE	CB-CA-C	8.04	127.67	111.60
3	40	2	ILE	CB-CA-C	8.04	127.67	111.60
2	5F	221	ALA	O-C-N	8.03	135.56	122.70
2	5J	221	ALA	O-C-N	8.03	135.56	122.70
2	5N	221	ALA	O-C-N	8.03	135.56	122.70
3	5W	2	ILE	CB-CA-C	8.04	127.67	111.60
3	6O	2	ILE	CB-CA-C	8.04	127.67	111.60
3	6W	2	ILE	CB-CA-C	8.04	127.67	111.60
2	63	221	ALA	O-C-N	8.03	135.56	122.70
2	67	221	ALA	O-C-N	8.03	135.56	122.70
2	7B	221	ALA	O-C-N	8.03	135.56	122.70
3	7G	2	ILE	CB-CA-C	8.04	127.67	111.60
3	7S	2	ILE	CB-CA-C	8.04	127.67	111.60
2	1F	15	VAL	N-CA-CB	-8.03	93.83	111.50
2	1R	15	VAL	N-CA-CB	-8.03	93.83	111.50
2	1V	15	VAL	N-CA-CB	-8.03	93.83	111.50
2	1Z	15	VAL	N-CA-CB	-8.03	93.83	111.50
2	2N	15	VAL	N-CA-CB	-8.03	93.83	111.50
2	2R	15	VAL	N-CA-CB	-8.03	93.83	111.50
2	2V	15	VAL	N-CA-CB	-8.03	93.83	111.50
2	2Z	15	VAL	N-CA-CB	-8.03	93.83	111.50
2	23	15	VAL	N-CA-CB	-8.03	93.83	111.50
2	3N	15	VAL	N-CA-CB	-8.03	93.83	111.50
2	37	15	VAL	N-CA-CB	-8.03	93.83	111.50
2	4J	15	VAL	N-CA-CB	-8.03	93.83	111.50
2	4R	15	VAL	N-CA-CB	-8.03	93.83	111.50
2	43	15	VAL	N-CA-CB	-8.03	93.83	111.50
2	47	15	VAL	N-CA-CB	-8.03	93.83	111.50
2	5B	15	VAL	N-CA-CB	-8.03	93.83	111.50
2	5Z	15	VAL	N-CA-CB	-8.03	93.83	111.50
2	53	15	VAL	N-CA-CB	-8.03	93.83	111.50
2	57	15	VAL	N-CA-CB	-8.03	93.83	111.50
2	6B	15	VAL	N-CA-CB	-8.03	93.83	111.50
2	6F	15	VAL	N-CA-CB	-8.03	93.83	111.50
2	6Z	15	VAL	N-CA-CB	-8.03	93.83	111.50

*Continued on next page...*

*Continued from previous page...*

Mol	Chain	Res	Type	Atoms	Z	Observed(°)	Ideal(°)
2	7J	15	VAL	N-CA-CB	-8.03	93.83	111.50
2	7V	15	VAL	N-CA-CB	-8.03	93.83	111.50
2	1B	15	VAL	N-CA-CB	-8.03	93.83	111.50
3	1G	2	ILE	CB-CA-C	8.03	127.66	111.60
2	1J	15	VAL	N-CA-CB	-8.03	93.83	111.50
2	2F	15	VAL	N-CA-CB	-8.03	93.83	111.50
3	2O	2	ILE	CB-CA-C	8.03	127.66	111.60
3	24	2	ILE	CB-CA-C	8.03	127.66	111.60
2	27	15	VAL	N-CA-CB	-8.03	93.83	111.50
2	3F	15	VAL	N-CA-CB	-8.03	93.83	111.50
3	3O	2	ILE	CB-CA-C	8.03	127.66	111.60
3	38	2	ILE	CB-CA-C	8.03	127.66	111.60
2	4B	15	VAL	N-CA-CB	-8.03	93.83	111.50
3	4K	2	ILE	CB-CA-C	8.03	127.66	111.60
2	4N	15	VAL	N-CA-CB	-8.03	93.83	111.50
3	4S	2	ILE	CB-CA-C	8.03	127.66	111.60
2	4V	15	VAL	N-CA-CB	-8.03	93.83	111.50
2	5R	15	VAL	N-CA-CB	-8.03	93.83	111.50
3	50	2	ILE	CB-CA-C	8.03	127.66	111.60
3	6G	2	ILE	CB-CA-C	8.03	127.66	111.60
2	6J	15	VAL	N-CA-CB	-8.03	93.83	111.50
2	6R	15	VAL	N-CA-CB	-8.03	93.83	111.50
3	60	2	ILE	CB-CA-C	8.03	127.66	111.60
3	7K	2	ILE	CB-CA-C	8.03	127.66	111.60
2	7N	15	VAL	N-CA-CB	-8.03	93.83	111.50
3	7W	2	ILE	CB-CA-C	8.03	127.66	111.60
2	1N	15	VAL	N-CA-CB	-8.03	93.83	111.50
2	2J	15	VAL	N-CA-CB	-8.03	93.83	111.50
2	3B	15	VAL	N-CA-CB	-8.03	93.83	111.50
2	3J	15	VAL	N-CA-CB	-8.03	93.83	111.50
2	33	15	VAL	N-CA-CB	-8.03	93.83	111.50
2	4F	15	VAL	N-CA-CB	-8.03	93.83	111.50
2	4Z	15	VAL	N-CA-CB	-8.03	93.83	111.50
2	5V	15	VAL	N-CA-CB	-8.03	93.83	111.50
2	6N	15	VAL	N-CA-CB	-8.03	93.83	111.50
2	6V	15	VAL	N-CA-CB	-8.03	93.83	111.50
2	7F	15	VAL	N-CA-CB	-8.03	93.83	111.50
2	7R	15	VAL	N-CA-CB	-8.03	93.83	111.50
2	13	15	VAL	N-CA-CB	-8.03	93.84	111.50
2	17	15	VAL	N-CA-CB	-8.03	93.84	111.50
2	2B	15	VAL	N-CA-CB	-8.03	93.84	111.50
2	3R	15	VAL	N-CA-CB	-8.03	93.84	111.50

*Continued on next page...*

*Continued from previous page...*

Mol	Chain	Res	Type	Atoms	Z	Observed(°)	Ideal(°)
2	3V	15	VAL	N-CA-CB	-8.03	93.84	111.50
2	3Z	15	VAL	N-CA-CB	-8.03	93.84	111.50
2	5F	15	VAL	N-CA-CB	-8.03	93.84	111.50
2	5J	15	VAL	N-CA-CB	-8.03	93.84	111.50
2	5N	15	VAL	N-CA-CB	-8.03	93.84	111.50
2	63	15	VAL	N-CA-CB	-8.03	93.84	111.50
2	67	15	VAL	N-CA-CB	-8.03	93.84	111.50
2	7B	15	VAL	N-CA-CB	-8.03	93.84	111.50
3	1C	2	ILE	CB-CA-C	8.02	127.64	111.60
1	1E	13	ALA	CA-C-O	-8.02	103.25	120.10
3	1K	2	ILE	CB-CA-C	8.02	127.64	111.60
3	2G	2	ILE	CB-CA-C	8.02	127.64	111.60
1	2M	13	ALA	CA-C-O	-8.02	103.25	120.10
1	22	13	ALA	CA-C-O	-8.02	103.25	120.10
3	28	2	ILE	CB-CA-C	8.02	127.64	111.60
3	3G	2	ILE	CB-CA-C	8.02	127.64	111.60
1	3M	13	ALA	CA-C-O	-8.02	103.25	120.10
1	36	13	ALA	CA-C-O	-8.02	103.25	120.10
3	4C	2	ILE	CB-CA-C	8.02	127.64	111.60
1	4I	13	ALA	CA-C-O	-8.02	103.25	120.10
3	4O	2	ILE	CB-CA-C	8.02	127.64	111.60
1	4Q	13	ALA	CA-C-O	-8.02	103.25	120.10
3	4W	2	ILE	CB-CA-C	8.02	127.64	111.60
3	5S	2	ILE	CB-CA-C	8.02	127.64	111.60
1	5Y	13	ALA	CA-C-O	-8.02	103.25	120.10
1	6E	13	ALA	CA-C-O	-8.02	103.25	120.10
3	6K	2	ILE	CB-CA-C	8.02	127.64	111.60
3	6S	2	ILE	CB-CA-C	8.02	127.64	111.60
1	6Y	13	ALA	CA-C-O	-8.02	103.25	120.10
1	7I	13	ALA	CA-C-O	-8.02	103.25	120.10
3	7O	2	ILE	CB-CA-C	8.02	127.64	111.60
1	7U	13	ALA	CA-C-O	-8.02	103.25	120.10
2	1B	69	SER	C-N-CA	-8.02	101.65	121.70
2	1J	69	SER	C-N-CA	-8.02	101.65	121.70
2	1R	221	ALA	O-C-N	8.02	135.53	122.70
2	1V	221	ALA	O-C-N	8.02	135.53	122.70
2	1Z	221	ALA	O-C-N	8.02	135.53	122.70
2	2F	69	SER	C-N-CA	-8.02	101.65	121.70
2	2R	221	ALA	O-C-N	8.02	135.53	122.70
2	2V	221	ALA	O-C-N	8.02	135.53	122.70
2	2Z	221	ALA	O-C-N	8.02	135.53	122.70
2	27	69	SER	C-N-CA	-8.02	101.65	121.70

*Continued on next page...*

*Continued from previous page...*

Mol	Chain	Res	Type	Atoms	Z	Observed(°)	Ideal(°)
2	3F	69	SER	C-N-CA	-8.02	101.65	121.70
2	4B	69	SER	C-N-CA	-8.02	101.65	121.70
2	4N	69	SER	C-N-CA	-8.02	101.65	121.70
2	4V	69	SER	C-N-CA	-8.02	101.65	121.70
2	43	221	ALA	O-C-N	8.02	135.53	122.70
2	47	221	ALA	O-C-N	8.02	135.53	122.70
2	5B	221	ALA	O-C-N	8.02	135.53	122.70
2	5R	69	SER	C-N-CA	-8.02	101.65	121.70
2	53	221	ALA	O-C-N	8.02	135.53	122.70
2	57	221	ALA	O-C-N	8.02	135.53	122.70
2	6B	221	ALA	O-C-N	8.02	135.53	122.70
2	6J	69	SER	C-N-CA	-8.02	101.65	121.70
2	6R	69	SER	C-N-CA	-8.02	101.65	121.70
2	7N	69	SER	C-N-CA	-8.02	101.65	121.70
2	1B	76	ILE	CG1-CB-CG2	8.02	129.04	111.40
2	1B	221	ALA	O-C-N	8.02	135.53	122.70
2	1J	76	ILE	CG1-CB-CG2	8.02	129.04	111.40
2	1J	221	ALA	O-C-N	8.02	135.53	122.70
2	1N	22	GLN	OE1-CD-NE2	8.02	140.34	121.90
2	1N	69	SER	C-N-CA	-8.02	101.66	121.70
3	14	2	ILE	CB-CA-C	8.02	127.63	111.60
3	18	2	ILE	CB-CA-C	8.02	127.63	111.60
3	2C	2	ILE	CB-CA-C	8.02	127.63	111.60
2	2F	76	ILE	CG1-CB-CG2	8.02	129.04	111.40
2	2F	221	ALA	O-C-N	8.02	135.53	122.70
2	2J	22	GLN	OE1-CD-NE2	8.02	140.34	121.90
2	2J	69	SER	C-N-CA	-8.02	101.66	121.70
2	27	76	ILE	CG1-CB-CG2	8.02	129.04	111.40
2	27	221	ALA	O-C-N	8.02	135.53	122.70
2	3B	22	GLN	OE1-CD-NE2	8.02	140.34	121.90
2	3B	69	SER	C-N-CA	-8.02	101.66	121.70
2	3F	76	ILE	CG1-CB-CG2	8.02	129.04	111.40
2	3F	221	ALA	O-C-N	8.02	135.53	122.70
2	3J	22	GLN	OE1-CD-NE2	8.02	140.34	121.90
2	3J	69	SER	C-N-CA	-8.02	101.66	121.70
3	3S	2	ILE	CB-CA-C	8.02	127.63	111.60
3	3W	2	ILE	CB-CA-C	8.02	127.63	111.60
3	30	2	ILE	CB-CA-C	8.02	127.63	111.60
2	33	22	GLN	OE1-CD-NE2	8.02	140.34	121.90
2	33	69	SER	C-N-CA	-8.02	101.66	121.70
2	4B	76	ILE	CG1-CB-CG2	8.02	129.04	111.40
2	4B	221	ALA	O-C-N	8.02	135.53	122.70

*Continued on next page...*

*Continued from previous page...*

Mol	Chain	Res	Type	Atoms	Z	Observed(°)	Ideal(°)
2	4F	22	GLN	OE1-CD-NE2	8.02	140.34	121.90
2	4F	69	SER	C-N-CA	-8.02	101.66	121.70
2	4N	76	ILE	CG1-CB-CG2	8.02	129.04	111.40
2	4N	221	ALA	O-C-N	8.02	135.53	122.70
2	4V	76	ILE	CG1-CB-CG2	8.02	129.04	111.40
2	4V	221	ALA	O-C-N	8.02	135.53	122.70
2	4Z	22	GLN	OE1-CD-NE2	8.02	140.34	121.90
2	4Z	69	SER	C-N-CA	-8.02	101.66	121.70
3	5G	2	ILE	CB-CA-C	8.02	127.63	111.60
3	5K	2	ILE	CB-CA-C	8.02	127.63	111.60
3	5O	2	ILE	CB-CA-C	8.02	127.63	111.60
2	5R	76	ILE	CG1-CB-CG2	8.02	129.04	111.40
2	5R	221	ALA	O-C-N	8.02	135.53	122.70
2	5V	22	GLN	OE1-CD-NE2	8.02	140.34	121.90
2	5V	69	SER	C-N-CA	-8.02	101.66	121.70
2	6J	76	ILE	CG1-CB-CG2	8.02	129.04	111.40
2	6J	221	ALA	O-C-N	8.02	135.53	122.70
2	6N	22	GLN	OE1-CD-NE2	8.02	140.34	121.90
2	6N	69	SER	C-N-CA	-8.02	101.66	121.70
2	6R	76	ILE	CG1-CB-CG2	8.02	129.04	111.40
2	6R	221	ALA	O-C-N	8.02	135.53	122.70
2	6V	22	GLN	OE1-CD-NE2	8.02	140.34	121.90
2	6V	69	SER	C-N-CA	-8.02	101.66	121.70
3	64	2	ILE	CB-CA-C	8.02	127.63	111.60
3	68	2	ILE	CB-CA-C	8.02	127.63	111.60
3	7C	2	ILE	CB-CA-C	8.02	127.63	111.60
2	7F	22	GLN	OE1-CD-NE2	8.02	140.34	121.90
2	7F	69	SER	C-N-CA	-8.02	101.66	121.70
2	7N	76	ILE	CG1-CB-CG2	8.02	129.04	111.40
2	7N	221	ALA	O-C-N	8.02	135.53	122.70
2	7R	22	GLN	OE1-CD-NE2	8.02	140.34	121.90
2	7R	69	SER	C-N-CA	-8.02	101.66	121.70
2	1R	69	SER	C-N-CA	-8.01	101.67	121.70
2	1V	69	SER	C-N-CA	-8.01	101.67	121.70
2	1Z	69	SER	C-N-CA	-8.01	101.67	121.70
2	2R	69	SER	C-N-CA	-8.01	101.67	121.70
2	2V	69	SER	C-N-CA	-8.01	101.67	121.70
2	2Z	69	SER	C-N-CA	-8.01	101.67	121.70
2	43	69	SER	C-N-CA	-8.01	101.67	121.70
2	47	69	SER	C-N-CA	-8.01	101.67	121.70
2	5B	69	SER	C-N-CA	-8.01	101.67	121.70
2	53	69	SER	C-N-CA	-8.01	101.67	121.70

*Continued on next page...*

*Continued from previous page...*

Mol	Chain	Res	Type	Atoms	Z	Observed(°)	Ideal(°)
2	57	69	SER	C-N-CA	-8.01	101.67	121.70
2	6B	69	SER	C-N-CA	-8.01	101.67	121.70
1	1A	13	ALA	CA-C-O	-8.01	103.28	120.10
1	1I	13	ALA	CA-C-O	-8.01	103.28	120.10
1	1M	156	SER	C-N-CA	-8.01	101.68	121.70
2	1N	221	ALA	O-C-N	8.01	135.51	122.70
2	1R	22	GLN	OE1-CD-NE2	8.01	140.32	121.90
2	1V	22	GLN	OE1-CD-NE2	8.01	140.32	121.90
2	1Z	22	GLN	OE1-CD-NE2	8.01	140.32	121.90
2	13	69	SER	C-N-CA	-8.01	101.68	121.70
2	17	69	SER	C-N-CA	-8.01	101.68	121.70
2	2B	69	SER	C-N-CA	-8.01	101.68	121.70
1	2E	13	ALA	CA-C-O	-8.01	103.28	120.10
1	2I	156	SER	C-N-CA	-8.01	101.68	121.70
2	2J	221	ALA	O-C-N	8.01	135.51	122.70
2	2R	22	GLN	OE1-CD-NE2	8.01	140.32	121.90
2	2V	22	GLN	OE1-CD-NE2	8.01	140.32	121.90
2	2Z	22	GLN	OE1-CD-NE2	8.01	140.32	121.90
1	26	13	ALA	CA-C-O	-8.01	103.28	120.10
1	3A	156	SER	C-N-CA	-8.01	101.68	121.70
2	3B	221	ALA	O-C-N	8.01	135.51	122.70
1	3E	13	ALA	CA-C-O	-8.01	103.28	120.10
1	3I	156	SER	C-N-CA	-8.01	101.68	121.70
2	3J	221	ALA	O-C-N	8.01	135.51	122.70
2	3R	69	SER	C-N-CA	-8.01	101.68	121.70
2	3V	69	SER	C-N-CA	-8.01	101.68	121.70
2	3Z	69	SER	C-N-CA	-8.01	101.68	121.70
1	32	156	SER	C-N-CA	-8.01	101.68	121.70
2	33	221	ALA	O-C-N	8.01	135.51	122.70
1	4A	13	ALA	CA-C-O	-8.01	103.28	120.10
1	4E	156	SER	C-N-CA	-8.01	101.68	121.70
2	4F	221	ALA	O-C-N	8.01	135.51	122.70
1	4M	13	ALA	CA-C-O	-8.01	103.28	120.10
1	4U	13	ALA	CA-C-O	-8.01	103.28	120.10
1	4Y	156	SER	C-N-CA	-8.01	101.68	121.70
2	4Z	221	ALA	O-C-N	8.01	135.51	122.70
2	43	22	GLN	OE1-CD-NE2	8.01	140.32	121.90
2	47	22	GLN	OE1-CD-NE2	8.01	140.32	121.90
2	5B	22	GLN	OE1-CD-NE2	8.01	140.32	121.90
2	5F	69	SER	C-N-CA	-8.01	101.68	121.70
2	5J	69	SER	C-N-CA	-8.01	101.68	121.70
2	5N	69	SER	C-N-CA	-8.01	101.68	121.70

*Continued on next page...*



*Continued from previous page...*

Mol	Chain	Res	Type	Atoms	Z	Observed(°)	Ideal(°)
1	5Q	13	ALA	CA-C-O	-8.01	103.28	120.10
1	5U	156	SER	C-N-CA	-8.01	101.68	121.70
2	5V	221	ALA	O-C-N	8.01	135.51	122.70
2	53	22	GLN	OE1-CD-NE2	8.01	140.32	121.90
2	57	22	GLN	OE1-CD-NE2	8.01	140.32	121.90
2	6B	22	GLN	OE1-CD-NE2	8.01	140.32	121.90
1	6I	13	ALA	CA-C-O	-8.01	103.28	120.10
1	6M	156	SER	C-N-CA	-8.01	101.68	121.70
2	6N	221	ALA	O-C-N	8.01	135.51	122.70
1	6Q	13	ALA	CA-C-O	-8.01	103.28	120.10
1	6U	156	SER	C-N-CA	-8.01	101.68	121.70
2	6V	221	ALA	O-C-N	8.01	135.51	122.70
2	63	69	SER	C-N-CA	-8.01	101.68	121.70
2	67	69	SER	C-N-CA	-8.01	101.68	121.70
2	7B	69	SER	C-N-CA	-8.01	101.68	121.70
1	7E	156	SER	C-N-CA	-8.01	101.68	121.70
2	7F	221	ALA	O-C-N	8.01	135.51	122.70
1	7M	13	ALA	CA-C-O	-8.01	103.28	120.10
1	7Q	156	SER	C-N-CA	-8.01	101.68	121.70
2	7R	221	ALA	O-C-N	8.01	135.51	122.70
2	1F	69	SER	C-N-CA	-8.00	101.69	121.70
1	1Q	156	SER	C-N-CA	-8.00	101.69	121.70
1	1U	156	SER	C-N-CA	-8.00	101.69	121.70
1	1Y	156	SER	C-N-CA	-8.00	101.69	121.70
2	2N	69	SER	C-N-CA	-8.00	101.69	121.70
1	2Y	156	SER	C-N-CA	-8.00	101.69	121.70
2	37	69	SER	C-N-CA	-8.00	101.69	121.70
2	1F	22	GLN	OE1-CD-NE2	8.00	140.31	121.90
2	1F	221	ALA	O-C-N	8.00	135.50	122.70
1	1M	169	ASP	N-CA-CB	8.00	125.01	110.60
1	12	13	ALA	CA-C-O	-8.00	103.29	120.10
1	16	13	ALA	CA-C-O	-8.00	103.29	120.10
1	2A	13	ALA	CA-C-O	-8.00	103.29	120.10
1	2I	169	ASP	N-CA-CB	8.00	125.01	110.60
1	2Q	156	SER	C-N-CA	-8.00	101.69	121.70
1	2U	156	SER	C-N-CA	-8.00	101.69	121.70
2	23	69	SER	C-N-CA	-8.00	101.69	121.70
2	4R	69	SER	C-N-CA	-8.00	101.69	121.70
1	56	156	SER	C-N-CA	-8.00	101.69	121.70
1	6A	156	SER	C-N-CA	-8.00	101.69	121.70
2	6F	69	SER	C-N-CA	-8.00	101.69	121.70
2	2N	22	GLN	OE1-CD-NE2	8.00	140.31	121.90

*Continued on next page...*

*Continued from previous page...*

Mol	Chain	Res	Type	Atoms	Z	Observed(°)	Ideal(°)
2	2N	221	ALA	O-C-N	8.00	135.50	122.70
2	23	22	GLN	OE1-CD-NE2	8.00	140.31	121.90
2	23	221	ALA	O-C-N	8.00	135.50	122.70
1	3A	169	ASP	N-CA-CB	8.00	125.01	110.60
1	3I	169	ASP	N-CA-CB	8.00	125.01	110.60
2	3N	69	SER	C-N-CA	-8.00	101.69	121.70
2	3N	22	GLN	OE1-CD-NE2	8.00	140.31	121.90
2	3N	221	ALA	O-C-N	8.00	135.50	122.70
1	3Q	13	ALA	CA-C-O	-8.00	103.29	120.10
1	3U	13	ALA	CA-C-O	-8.00	103.29	120.10
1	3Y	13	ALA	CA-C-O	-8.00	103.29	120.10
1	32	169	ASP	N-CA-CB	8.00	125.01	110.60
2	4J	69	SER	C-N-CA	-8.00	101.69	121.70
1	42	156	SER	C-N-CA	-8.00	101.69	121.70
1	46	156	SER	C-N-CA	-8.00	101.69	121.70
1	5A	156	SER	C-N-CA	-8.00	101.69	121.70
2	5Z	69	SER	C-N-CA	-8.00	101.69	121.70
1	52	156	SER	C-N-CA	-8.00	101.69	121.70
2	6Z	69	SER	C-N-CA	-8.00	101.69	121.70
2	37	22	GLN	OE1-CD-NE2	8.00	140.31	121.90
2	37	221	ALA	O-C-N	8.00	135.50	122.70
1	4E	169	ASP	N-CA-CB	8.00	125.01	110.60
2	4J	22	GLN	OE1-CD-NE2	8.00	140.31	121.90
2	4J	221	ALA	O-C-N	8.00	135.50	122.70
2	4R	22	GLN	OE1-CD-NE2	8.00	140.31	121.90
2	4R	221	ALA	O-C-N	8.00	135.50	122.70
1	4Y	169	ASP	N-CA-CB	8.00	125.01	110.60
1	5E	13	ALA	CA-C-O	-8.00	103.29	120.10
1	5I	13	ALA	CA-C-O	-8.00	103.29	120.10
1	5M	13	ALA	CA-C-O	-8.00	103.29	120.10
1	5U	169	ASP	N-CA-CB	8.00	125.01	110.60
2	5Z	22	GLN	OE1-CD-NE2	8.00	140.31	121.90
2	5Z	221	ALA	O-C-N	8.00	135.50	122.70
2	6F	22	GLN	OE1-CD-NE2	8.00	140.31	121.90
2	6F	221	ALA	O-C-N	8.00	135.50	122.70
1	6M	169	ASP	N-CA-CB	8.00	125.01	110.60
1	6U	169	ASP	N-CA-CB	8.00	125.01	110.60
2	6Z	22	GLN	OE1-CD-NE2	8.00	140.31	121.90
2	6Z	221	ALA	O-C-N	8.00	135.50	122.70
1	62	13	ALA	CA-C-O	-8.00	103.29	120.10
1	66	13	ALA	CA-C-O	-8.00	103.29	120.10
1	7A	13	ALA	CA-C-O	-8.00	103.29	120.10

*Continued on next page...*

*Continued from previous page...*

Mol	Chain	Res	Type	Atoms	Z	Observed(°)	Ideal(°)
1	7E	169	ASP	N-CA-CB	8.00	125.01	110.60
2	7J	69	SER	C-N-CA	-8.00	101.69	121.70
2	7V	69	SER	C-N-CA	-8.00	101.69	121.70
2	7J	22	GLN	OE1-CD-NE2	8.00	140.31	121.90
2	7J	221	ALA	O-C-N	8.00	135.50	122.70
1	7Q	169	ASP	N-CA-CB	8.00	125.01	110.60
2	7V	22	GLN	OE1-CD-NE2	8.00	140.31	121.90
2	7V	221	ALA	O-C-N	8.00	135.50	122.70
2	1B	22	GLN	OE1-CD-NE2	8.00	140.30	121.90
2	1J	22	GLN	OE1-CD-NE2	8.00	140.30	121.90
2	1R	76	ILE	CG1-CB-CG2	8.00	129.00	111.40
2	1V	76	ILE	CG1-CB-CG2	8.00	129.00	111.40
2	1Z	76	ILE	CG1-CB-CG2	8.00	129.00	111.40
2	2F	22	GLN	OE1-CD-NE2	8.00	140.30	121.90
2	2R	76	ILE	CG1-CB-CG2	8.00	129.00	111.40
2	2V	76	ILE	CG1-CB-CG2	8.00	129.00	111.40
2	2Z	76	ILE	CG1-CB-CG2	8.00	129.00	111.40
2	27	22	GLN	OE1-CD-NE2	8.00	140.30	121.90
2	3F	22	GLN	OE1-CD-NE2	8.00	140.30	121.90
2	4B	22	GLN	OE1-CD-NE2	8.00	140.30	121.90
2	4N	22	GLN	OE1-CD-NE2	8.00	140.30	121.90
2	4V	22	GLN	OE1-CD-NE2	8.00	140.30	121.90
2	43	76	ILE	CG1-CB-CG2	8.00	129.00	111.40
2	47	76	ILE	CG1-CB-CG2	8.00	129.00	111.40
2	5B	76	ILE	CG1-CB-CG2	8.00	129.00	111.40
2	5R	22	GLN	OE1-CD-NE2	8.00	140.30	121.90
2	53	76	ILE	CG1-CB-CG2	8.00	129.00	111.40
2	57	76	ILE	CG1-CB-CG2	8.00	129.00	111.40
2	6B	76	ILE	CG1-CB-CG2	8.00	129.00	111.40
2	6J	22	GLN	OE1-CD-NE2	8.00	140.30	121.90
2	6R	22	GLN	OE1-CD-NE2	8.00	140.30	121.90
2	7N	22	GLN	OE1-CD-NE2	8.00	140.30	121.90
2	1F	76	ILE	CG1-CB-CG2	8.00	129.00	111.40
1	1Q	169	ASP	N-CA-CB	8.00	125.00	110.60
1	1U	169	ASP	N-CA-CB	8.00	125.00	110.60
1	1Y	169	ASP	N-CA-CB	8.00	125.00	110.60
2	2N	76	ILE	CG1-CB-CG2	8.00	129.00	111.40
1	2Q	169	ASP	N-CA-CB	8.00	125.00	110.60
1	2U	169	ASP	N-CA-CB	8.00	125.00	110.60
1	2Y	169	ASP	N-CA-CB	8.00	125.00	110.60
2	23	76	ILE	CG1-CB-CG2	8.00	129.00	111.40
2	3N	76	ILE	CG1-CB-CG2	8.00	129.00	111.40

*Continued on next page...*

*Continued from previous page...*

Mol	Chain	Res	Type	Atoms	Z	Observed(°)	Ideal(°)
2	37	76	ILE	CG1-CB-CG2	8.00	129.00	111.40
2	4J	76	ILE	CG1-CB-CG2	8.00	129.00	111.40
2	4R	76	ILE	CG1-CB-CG2	8.00	129.00	111.40
1	42	169	ASP	N-CA-CB	8.00	125.00	110.60
1	46	169	ASP	N-CA-CB	8.00	125.00	110.60
1	5A	169	ASP	N-CA-CB	8.00	125.00	110.60
2	5Z	76	ILE	CG1-CB-CG2	8.00	129.00	111.40
1	52	169	ASP	N-CA-CB	8.00	125.00	110.60
1	56	169	ASP	N-CA-CB	8.00	125.00	110.60
1	6A	169	ASP	N-CA-CB	8.00	125.00	110.60
2	6F	76	ILE	CG1-CB-CG2	8.00	129.00	111.40
2	6Z	76	ILE	CG1-CB-CG2	8.00	129.00	111.40
2	7J	76	ILE	CG1-CB-CG2	8.00	129.00	111.40
2	7V	76	ILE	CG1-CB-CG2	8.00	129.00	111.40
1	1A	169	ASP	N-CA-CB	8.00	124.99	110.60
1	1I	169	ASP	N-CA-CB	8.00	124.99	110.60
1	1M	13	ALA	CA-C-O	-8.00	103.31	120.10
1	1Q	13	ALA	CA-C-O	-8.00	103.31	120.10
1	1U	13	ALA	CA-C-O	-8.00	103.31	120.10
1	1Y	13	ALA	CA-C-O	-8.00	103.31	120.10
1	12	169	ASP	N-CA-CB	8.00	124.99	110.60
1	16	169	ASP	N-CA-CB	8.00	124.99	110.60
1	2A	169	ASP	N-CA-CB	8.00	124.99	110.60
1	2E	169	ASP	N-CA-CB	8.00	124.99	110.60
1	2I	13	ALA	CA-C-O	-8.00	103.31	120.10
1	2Q	13	ALA	CA-C-O	-8.00	103.31	120.10
1	2U	13	ALA	CA-C-O	-8.00	103.31	120.10
1	2Y	13	ALA	CA-C-O	-8.00	103.31	120.10
1	26	169	ASP	N-CA-CB	8.00	124.99	110.60
1	3A	13	ALA	CA-C-O	-8.00	103.31	120.10
1	3E	169	ASP	N-CA-CB	8.00	124.99	110.60
1	3I	13	ALA	CA-C-O	-8.00	103.31	120.10
1	3Q	169	ASP	N-CA-CB	8.00	124.99	110.60
1	3U	169	ASP	N-CA-CB	8.00	124.99	110.60
1	3Y	169	ASP	N-CA-CB	8.00	124.99	110.60
1	32	13	ALA	CA-C-O	-8.00	103.31	120.10
1	4A	169	ASP	N-CA-CB	8.00	124.99	110.60
1	4E	13	ALA	CA-C-O	-8.00	103.31	120.10
1	4M	169	ASP	N-CA-CB	8.00	124.99	110.60
1	4U	169	ASP	N-CA-CB	8.00	124.99	110.60
1	4Y	13	ALA	CA-C-O	-8.00	103.31	120.10
1	42	13	ALA	CA-C-O	-8.00	103.31	120.10

*Continued on next page...*

*Continued from previous page...*

Mol	Chain	Res	Type	Atoms	Z	Observed(°)	Ideal(°)
1	46	13	ALA	CA-C-O	-8.00	103.31	120.10
1	5A	13	ALA	CA-C-O	-8.00	103.31	120.10
1	5E	169	ASP	N-CA-CB	8.00	124.99	110.60
1	5I	169	ASP	N-CA-CB	8.00	124.99	110.60
1	5M	169	ASP	N-CA-CB	8.00	124.99	110.60
1	5Q	169	ASP	N-CA-CB	8.00	124.99	110.60
1	5U	13	ALA	CA-C-O	-8.00	103.31	120.10
1	52	13	ALA	CA-C-O	-8.00	103.31	120.10
1	56	13	ALA	CA-C-O	-8.00	103.31	120.10
1	6A	13	ALA	CA-C-O	-8.00	103.31	120.10
1	6I	169	ASP	N-CA-CB	8.00	124.99	110.60
1	6M	13	ALA	CA-C-O	-8.00	103.31	120.10
1	6Q	169	ASP	N-CA-CB	8.00	124.99	110.60
1	6U	13	ALA	CA-C-O	-8.00	103.31	120.10
1	62	169	ASP	N-CA-CB	8.00	124.99	110.60
1	66	169	ASP	N-CA-CB	8.00	124.99	110.60
1	7A	169	ASP	N-CA-CB	8.00	124.99	110.60
1	7E	13	ALA	CA-C-O	-8.00	103.31	120.10
1	7M	169	ASP	N-CA-CB	8.00	124.99	110.60
1	7Q	13	ALA	CA-C-O	-8.00	103.31	120.10
2	13	22	GLN	OE1-CD-NE2	8.00	140.29	121.90
2	13	76	ILE	CG1-CB-CG2	8.00	128.99	111.40
2	17	22	GLN	OE1-CD-NE2	8.00	140.29	121.90
2	17	76	ILE	CG1-CB-CG2	8.00	128.99	111.40
2	2B	22	GLN	OE1-CD-NE2	8.00	140.29	121.90
2	2B	76	ILE	CG1-CB-CG2	8.00	128.99	111.40
2	3R	22	GLN	OE1-CD-NE2	8.00	140.29	121.90
2	3R	76	ILE	CG1-CB-CG2	8.00	128.99	111.40
2	3V	22	GLN	OE1-CD-NE2	8.00	140.29	121.90
2	3V	76	ILE	CG1-CB-CG2	8.00	128.99	111.40
2	3Z	22	GLN	OE1-CD-NE2	8.00	140.29	121.90
2	3Z	76	ILE	CG1-CB-CG2	8.00	128.99	111.40
2	5F	22	GLN	OE1-CD-NE2	8.00	140.29	121.90
2	5F	76	ILE	CG1-CB-CG2	8.00	128.99	111.40
2	5J	22	GLN	OE1-CD-NE2	8.00	140.29	121.90
2	5J	76	ILE	CG1-CB-CG2	8.00	128.99	111.40
2	5N	22	GLN	OE1-CD-NE2	8.00	140.29	121.90
2	5N	76	ILE	CG1-CB-CG2	8.00	128.99	111.40
2	63	22	GLN	OE1-CD-NE2	8.00	140.29	121.90
2	63	76	ILE	CG1-CB-CG2	8.00	128.99	111.40
2	67	22	GLN	OE1-CD-NE2	8.00	140.29	121.90
2	67	76	ILE	CG1-CB-CG2	8.00	128.99	111.40

*Continued on next page...*

*Continued from previous page...*

Mol	Chain	Res	Type	Atoms	Z	Observed(°)	Ideal(°)
2	7B	22	GLN	OE1-CD-NE2	8.00	140.29	121.90
2	7B	76	ILE	CG1-CB-CG2	8.00	128.99	111.40
1	1E	169	ASP	N-CA-CB	7.99	124.99	110.60
1	2M	169	ASP	N-CA-CB	7.99	124.99	110.60
1	22	169	ASP	N-CA-CB	7.99	124.99	110.60
1	3M	169	ASP	N-CA-CB	7.99	124.99	110.60
1	36	169	ASP	N-CA-CB	7.99	124.99	110.60
1	4I	169	ASP	N-CA-CB	7.99	124.99	110.60
1	4Q	169	ASP	N-CA-CB	7.99	124.99	110.60
1	5Y	169	ASP	N-CA-CB	7.99	124.99	110.60
1	6E	169	ASP	N-CA-CB	7.99	124.99	110.60
1	6Y	169	ASP	N-CA-CB	7.99	124.99	110.60
1	7I	169	ASP	N-CA-CB	7.99	124.99	110.60
1	7U	169	ASP	N-CA-CB	7.99	124.99	110.60
1	1A	156	SER	C-N-CA	-7.99	101.72	121.70
1	1I	156	SER	C-N-CA	-7.99	101.72	121.70
1	2E	156	SER	C-N-CA	-7.99	101.72	121.70
1	26	156	SER	C-N-CA	-7.99	101.72	121.70
1	3E	156	SER	C-N-CA	-7.99	101.72	121.70
1	4A	156	SER	C-N-CA	-7.99	101.72	121.70
1	4M	156	SER	C-N-CA	-7.99	101.72	121.70
1	4U	156	SER	C-N-CA	-7.99	101.72	121.70
1	5Q	156	SER	C-N-CA	-7.99	101.72	121.70
1	6I	156	SER	C-N-CA	-7.99	101.72	121.70
1	6Q	156	SER	C-N-CA	-7.99	101.72	121.70
1	7M	156	SER	C-N-CA	-7.99	101.72	121.70
2	1N	76	ILE	CG1-CB-CG2	7.99	128.98	111.40
2	2J	76	ILE	CG1-CB-CG2	7.99	128.98	111.40
2	3B	76	ILE	CG1-CB-CG2	7.99	128.98	111.40
2	3J	76	ILE	CG1-CB-CG2	7.99	128.98	111.40
2	33	76	ILE	CG1-CB-CG2	7.99	128.98	111.40
2	4F	76	ILE	CG1-CB-CG2	7.99	128.98	111.40
2	4Z	76	ILE	CG1-CB-CG2	7.99	128.98	111.40
2	5V	76	ILE	CG1-CB-CG2	7.99	128.98	111.40
2	6N	76	ILE	CG1-CB-CG2	7.99	128.98	111.40
2	6V	76	ILE	CG1-CB-CG2	7.99	128.98	111.40
2	7F	76	ILE	CG1-CB-CG2	7.99	128.98	111.40
2	7R	76	ILE	CG1-CB-CG2	7.99	128.98	111.40
1	1E	94	THR	CA-CB-OG1	7.99	125.78	109.00
2	13	23	HIS	CE1-NE2-CD2	-7.99	86.63	106.60
2	17	23	HIS	CE1-NE2-CD2	-7.99	86.63	106.60
2	2B	23	HIS	CE1-NE2-CD2	-7.99	86.63	106.60

*Continued on next page...*

*Continued from previous page...*

Mol	Chain	Res	Type	Atoms	Z	Observed(°)	Ideal(°)
1	2M	94	THR	CA-CB-OG1	7.99	125.78	109.00
1	22	94	THR	CA-CB-OG1	7.99	125.78	109.00
1	3M	94	THR	CA-CB-OG1	7.99	125.78	109.00
2	3R	23	HIS	CE1-NE2-CD2	-7.99	86.63	106.60
2	3V	23	HIS	CE1-NE2-CD2	-7.99	86.63	106.60
2	3Z	23	HIS	CE1-NE2-CD2	-7.99	86.63	106.60
1	36	94	THR	CA-CB-OG1	7.99	125.78	109.00
1	4I	94	THR	CA-CB-OG1	7.99	125.78	109.00
1	4Q	94	THR	CA-CB-OG1	7.99	125.78	109.00
2	5F	23	HIS	CE1-NE2-CD2	-7.99	86.63	106.60
2	5J	23	HIS	CE1-NE2-CD2	-7.99	86.63	106.60
2	5N	23	HIS	CE1-NE2-CD2	-7.99	86.63	106.60
1	5Y	94	THR	CA-CB-OG1	7.99	125.78	109.00
1	6E	94	THR	CA-CB-OG1	7.99	125.78	109.00
1	6Y	94	THR	CA-CB-OG1	7.99	125.78	109.00
2	63	23	HIS	CE1-NE2-CD2	-7.99	86.63	106.60
2	67	23	HIS	CE1-NE2-CD2	-7.99	86.63	106.60
2	7B	23	HIS	CE1-NE2-CD2	-7.99	86.63	106.60
1	7I	94	THR	CA-CB-OG1	7.99	125.78	109.00
1	7U	94	THR	CA-CB-OG1	7.99	125.78	109.00
1	12	156	SER	C-N-CA	-7.99	101.73	121.70
1	16	156	SER	C-N-CA	-7.99	101.73	121.70
1	2A	156	SER	C-N-CA	-7.99	101.73	121.70
1	3Q	156	SER	C-N-CA	-7.99	101.73	121.70
1	3U	156	SER	C-N-CA	-7.99	101.73	121.70
1	3Y	156	SER	C-N-CA	-7.99	101.73	121.70
1	5E	156	SER	C-N-CA	-7.99	101.73	121.70
1	5I	156	SER	C-N-CA	-7.99	101.73	121.70
1	5M	156	SER	C-N-CA	-7.99	101.73	121.70
1	62	156	SER	C-N-CA	-7.99	101.73	121.70
1	66	156	SER	C-N-CA	-7.99	101.73	121.70
1	7A	156	SER	C-N-CA	-7.99	101.73	121.70
1	1E	156	SER	C-N-CA	-7.98	101.74	121.70
1	2M	156	SER	C-N-CA	-7.98	101.74	121.70
1	22	156	SER	C-N-CA	-7.98	101.74	121.70
1	3M	156	SER	C-N-CA	-7.98	101.74	121.70
1	36	156	SER	C-N-CA	-7.98	101.74	121.70
1	4I	156	SER	C-N-CA	-7.98	101.74	121.70
1	4Q	156	SER	C-N-CA	-7.98	101.74	121.70
1	5Y	156	SER	C-N-CA	-7.98	101.74	121.70
1	6E	156	SER	C-N-CA	-7.98	101.74	121.70
1	6Y	156	SER	C-N-CA	-7.98	101.74	121.70

*Continued on next page...*



*Continued from previous page...*

Mol	Chain	Res	Type	Atoms	Z	Observed(°)	Ideal(°)
1	7I	156	SER	C-N-CA	-7.98	101.74	121.70
1	7U	156	SER	C-N-CA	-7.98	101.74	121.70
2	1B	75	GLN	CA-C-N	-7.98	99.64	117.20
2	1J	75	GLN	CA-C-N	-7.98	99.64	117.20
1	1Q	94	THR	CA-CB-OG1	7.98	125.76	109.00
1	1U	94	THR	CA-CB-OG1	7.98	125.76	109.00
1	1Y	94	THR	CA-CB-OG1	7.98	125.76	109.00
2	2F	75	GLN	CA-C-N	-7.98	99.64	117.20
1	2Q	94	THR	CA-CB-OG1	7.98	125.76	109.00
1	2U	94	THR	CA-CB-OG1	7.98	125.76	109.00
1	2Y	94	THR	CA-CB-OG1	7.98	125.76	109.00
2	27	75	GLN	CA-C-N	-7.98	99.64	117.20
2	3F	75	GLN	CA-C-N	-7.98	99.64	117.20
2	4B	75	GLN	CA-C-N	-7.98	99.64	117.20
2	4N	75	GLN	CA-C-N	-7.98	99.64	117.20
2	4V	75	GLN	CA-C-N	-7.98	99.64	117.20
1	42	94	THR	CA-CB-OG1	7.98	125.76	109.00
1	46	94	THR	CA-CB-OG1	7.98	125.76	109.00
1	5A	94	THR	CA-CB-OG1	7.98	125.76	109.00
2	5R	75	GLN	CA-C-N	-7.98	99.64	117.20
1	52	94	THR	CA-CB-OG1	7.98	125.76	109.00
1	56	94	THR	CA-CB-OG1	7.98	125.76	109.00
1	6A	94	THR	CA-CB-OG1	7.98	125.76	109.00
2	6J	75	GLN	CA-C-N	-7.98	99.64	117.20
2	6R	75	GLN	CA-C-N	-7.98	99.64	117.20
2	7N	75	GLN	CA-C-N	-7.98	99.64	117.20
2	1F	23	HIS	CE1-NE2-CD2	-7.98	86.65	106.60
2	1F	75	GLN	CA-C-N	-7.98	99.65	117.20
2	2N	23	HIS	CE1-NE2-CD2	-7.98	86.65	106.60
2	2N	75	GLN	CA-C-N	-7.98	99.65	117.20
2	23	23	HIS	CE1-NE2-CD2	-7.98	86.65	106.60
2	23	75	GLN	CA-C-N	-7.98	99.65	117.20
2	3N	23	HIS	CE1-NE2-CD2	-7.98	86.65	106.60
2	3N	75	GLN	CA-C-N	-7.98	99.65	117.20
2	37	23	HIS	CE1-NE2-CD2	-7.98	86.65	106.60
2	37	75	GLN	CA-C-N	-7.98	99.65	117.20
2	4J	23	HIS	CE1-NE2-CD2	-7.98	86.65	106.60
2	4J	75	GLN	CA-C-N	-7.98	99.65	117.20
2	4R	23	HIS	CE1-NE2-CD2	-7.98	86.65	106.60
2	4R	75	GLN	CA-C-N	-7.98	99.65	117.20
2	5Z	23	HIS	CE1-NE2-CD2	-7.98	86.65	106.60
2	5Z	75	GLN	CA-C-N	-7.98	99.65	117.20

*Continued on next page...*

*Continued from previous page...*

Mol	Chain	Res	Type	Atoms	Z	Observed(°)	Ideal(°)
2	6F	23	HIS	CE1-NE2-CD2	-7.98	86.65	106.60
2	6F	75	GLN	CA-C-N	-7.98	99.65	117.20
2	6Z	23	HIS	CE1-NE2-CD2	-7.98	86.65	106.60
2	6Z	75	GLN	CA-C-N	-7.98	99.65	117.20
2	7J	23	HIS	CE1-NE2-CD2	-7.98	86.65	106.60
2	7J	75	GLN	CA-C-N	-7.98	99.65	117.20
2	7V	23	HIS	CE1-NE2-CD2	-7.98	86.65	106.60
2	7V	75	GLN	CA-C-N	-7.98	99.65	117.20
2	1N	75	GLN	CA-C-N	-7.98	99.65	117.20
2	2J	75	GLN	CA-C-N	-7.98	99.65	117.20
2	3B	75	GLN	CA-C-N	-7.98	99.65	117.20
2	3J	75	GLN	CA-C-N	-7.98	99.65	117.20
2	33	75	GLN	CA-C-N	-7.98	99.65	117.20
2	4F	75	GLN	CA-C-N	-7.98	99.65	117.20
2	4Z	75	GLN	CA-C-N	-7.98	99.65	117.20
2	5V	75	GLN	CA-C-N	-7.98	99.65	117.20
2	6N	75	GLN	CA-C-N	-7.98	99.65	117.20
2	6V	75	GLN	CA-C-N	-7.98	99.65	117.20
2	7F	75	GLN	CA-C-N	-7.98	99.65	117.20
2	7R	75	GLN	CA-C-N	-7.98	99.65	117.20
2	1B	23	HIS	CE1-NE2-CD2	-7.97	86.67	106.60
2	1J	23	HIS	CE1-NE2-CD2	-7.97	86.67	106.60
1	12	51	LEU	N-CA-C	-7.97	89.47	111.00
2	13	75	GLN	CA-C-N	-7.97	99.66	117.20
1	16	51	LEU	N-CA-C	-7.97	89.47	111.00
2	17	75	GLN	CA-C-N	-7.97	99.66	117.20
1	2A	51	LEU	N-CA-C	-7.97	89.47	111.00
2	2B	75	GLN	CA-C-N	-7.97	99.66	117.20
2	2F	23	HIS	CE1-NE2-CD2	-7.97	86.67	106.60
2	27	23	HIS	CE1-NE2-CD2	-7.97	86.67	106.60
2	3F	23	HIS	CE1-NE2-CD2	-7.97	86.67	106.60
1	3Q	51	LEU	N-CA-C	-7.97	89.47	111.00
2	3R	75	GLN	CA-C-N	-7.97	99.66	117.20
1	3U	51	LEU	N-CA-C	-7.97	89.47	111.00
2	3V	75	GLN	CA-C-N	-7.97	99.66	117.20
1	3Y	51	LEU	N-CA-C	-7.97	89.47	111.00
2	3Z	75	GLN	CA-C-N	-7.97	99.66	117.20
2	4B	23	HIS	CE1-NE2-CD2	-7.97	86.67	106.60
2	4N	23	HIS	CE1-NE2-CD2	-7.97	86.67	106.60
2	4V	23	HIS	CE1-NE2-CD2	-7.97	86.67	106.60
1	5E	51	LEU	N-CA-C	-7.97	89.47	111.00
2	5F	75	GLN	CA-C-N	-7.97	99.66	117.20

*Continued on next page...*

*Continued from previous page...*

Mol	Chain	Res	Type	Atoms	Z	Observed(°)	Ideal(°)
1	5I	51	LEU	N-CA-C	-7.97	89.47	111.00
2	5J	75	GLN	CA-C-N	-7.97	99.66	117.20
1	5M	51	LEU	N-CA-C	-7.97	89.47	111.00
2	5N	75	GLN	CA-C-N	-7.97	99.66	117.20
2	5R	23	HIS	CE1-NE2-CD2	-7.97	86.67	106.60
2	6J	23	HIS	CE1-NE2-CD2	-7.97	86.67	106.60
2	6R	23	HIS	CE1-NE2-CD2	-7.97	86.67	106.60
1	62	51	LEU	N-CA-C	-7.97	89.47	111.00
2	63	75	GLN	CA-C-N	-7.97	99.66	117.20
1	66	51	LEU	N-CA-C	-7.97	89.47	111.00
2	67	75	GLN	CA-C-N	-7.97	99.66	117.20
1	7A	51	LEU	N-CA-C	-7.97	89.47	111.00
2	7B	75	GLN	CA-C-N	-7.97	99.66	117.20
2	7N	23	HIS	CE1-NE2-CD2	-7.97	86.67	106.60
2	1R	75	GLN	CA-C-N	-7.97	99.66	117.20
2	1V	75	GLN	CA-C-N	-7.97	99.66	117.20
2	1Z	75	GLN	CA-C-N	-7.97	99.66	117.20
2	2R	75	GLN	CA-C-N	-7.97	99.66	117.20
2	2V	75	GLN	CA-C-N	-7.97	99.66	117.20
2	2Z	75	GLN	CA-C-N	-7.97	99.66	117.20
2	43	75	GLN	CA-C-N	-7.97	99.66	117.20
2	47	75	GLN	CA-C-N	-7.97	99.66	117.20
2	5B	75	GLN	CA-C-N	-7.97	99.66	117.20
2	53	75	GLN	CA-C-N	-7.97	99.66	117.20
2	57	75	GLN	CA-C-N	-7.97	99.66	117.20
2	6B	75	GLN	CA-C-N	-7.97	99.66	117.20
2	1N	23	HIS	CE1-NE2-CD2	-7.97	86.68	106.60
1	12	94	THR	CA-CB-OG1	7.97	125.73	109.00
1	16	94	THR	CA-CB-OG1	7.97	125.73	109.00
1	2A	94	THR	CA-CB-OG1	7.97	125.73	109.00
2	2J	23	HIS	CE1-NE2-CD2	-7.97	86.68	106.60
2	3B	23	HIS	CE1-NE2-CD2	-7.97	86.68	106.60
2	3J	23	HIS	CE1-NE2-CD2	-7.97	86.68	106.60
1	3Q	94	THR	CA-CB-OG1	7.97	125.73	109.00
1	3U	94	THR	CA-CB-OG1	7.97	125.73	109.00
1	3Y	94	THR	CA-CB-OG1	7.97	125.73	109.00
2	33	23	HIS	CE1-NE2-CD2	-7.97	86.68	106.60
2	4F	23	HIS	CE1-NE2-CD2	-7.97	86.68	106.60
2	4Z	23	HIS	CE1-NE2-CD2	-7.97	86.68	106.60
1	5E	94	THR	CA-CB-OG1	7.97	125.73	109.00
1	5I	94	THR	CA-CB-OG1	7.97	125.73	109.00
1	5M	94	THR	CA-CB-OG1	7.97	125.73	109.00

*Continued on next page...*

*Continued from previous page...*

Mol	Chain	Res	Type	Atoms	Z	Observed(°)	Ideal(°)
2	5V	23	HIS	CE1-NE2-CD2	-7.97	86.68	106.60
2	6N	23	HIS	CE1-NE2-CD2	-7.97	86.68	106.60
2	6V	23	HIS	CE1-NE2-CD2	-7.97	86.68	106.60
1	62	94	THR	CA-CB-OG1	7.97	125.73	109.00
1	66	94	THR	CA-CB-OG1	7.97	125.73	109.00
1	7A	94	THR	CA-CB-OG1	7.97	125.73	109.00
2	7F	23	HIS	CE1-NE2-CD2	-7.97	86.68	106.60
2	7R	23	HIS	CE1-NE2-CD2	-7.97	86.68	106.60
2	1R	23	HIS	CE1-NE2-CD2	-7.97	86.69	106.60
2	1V	23	HIS	CE1-NE2-CD2	-7.97	86.69	106.60
2	1Z	23	HIS	CE1-NE2-CD2	-7.97	86.69	106.60
2	2R	23	HIS	CE1-NE2-CD2	-7.97	86.69	106.60
2	2V	23	HIS	CE1-NE2-CD2	-7.97	86.69	106.60
2	2Z	23	HIS	CE1-NE2-CD2	-7.97	86.69	106.60
2	43	23	HIS	CE1-NE2-CD2	-7.97	86.69	106.60
2	47	23	HIS	CE1-NE2-CD2	-7.97	86.69	106.60
2	5B	23	HIS	CE1-NE2-CD2	-7.97	86.69	106.60
2	53	23	HIS	CE1-NE2-CD2	-7.97	86.69	106.60
2	57	23	HIS	CE1-NE2-CD2	-7.97	86.69	106.60
2	6B	23	HIS	CE1-NE2-CD2	-7.97	86.69	106.60
1	1A	94	THR	CA-CB-OG1	7.96	125.73	109.00
1	1E	51	LEU	N-CA-C	-7.96	89.49	111.00
1	1I	94	THR	CA-CB-OG1	7.96	125.73	109.00
1	2E	94	THR	CA-CB-OG1	7.96	125.73	109.00
1	2M	51	LEU	N-CA-C	-7.96	89.49	111.00
1	22	51	LEU	N-CA-C	-7.96	89.49	111.00
1	26	94	THR	CA-CB-OG1	7.96	125.73	109.00
1	3E	94	THR	CA-CB-OG1	7.96	125.73	109.00
1	3M	51	LEU	N-CA-C	-7.96	89.49	111.00
1	36	51	LEU	N-CA-C	-7.96	89.49	111.00
1	4A	94	THR	CA-CB-OG1	7.96	125.73	109.00
1	4I	51	LEU	N-CA-C	-7.96	89.49	111.00
1	4M	94	THR	CA-CB-OG1	7.96	125.73	109.00
1	4Q	51	LEU	N-CA-C	-7.96	89.49	111.00
1	4U	94	THR	CA-CB-OG1	7.96	125.73	109.00
1	5Q	94	THR	CA-CB-OG1	7.96	125.73	109.00
1	5Y	51	LEU	N-CA-C	-7.96	89.49	111.00
1	6E	51	LEU	N-CA-C	-7.96	89.49	111.00
1	6I	94	THR	CA-CB-OG1	7.96	125.73	109.00
1	6Q	94	THR	CA-CB-OG1	7.96	125.73	109.00
1	6Y	51	LEU	N-CA-C	-7.96	89.49	111.00
1	7I	51	LEU	N-CA-C	-7.96	89.49	111.00

*Continued on next page...*

*Continued from previous page...*

Mol	Chain	Res	Type	Atoms	Z	Observed(°)	Ideal(°)
1	7M	94	THR	CA-CB-OG1	7.96	125.73	109.00
1	7U	51	LEU	N-CA-C	-7.96	89.49	111.00
1	1Q	153	SER	CA-CB-OG	-7.96	89.71	111.20
1	1U	153	SER	CA-CB-OG	-7.96	89.71	111.20
1	1Y	153	SER	CA-CB-OG	-7.96	89.71	111.20
1	2Q	153	SER	CA-CB-OG	-7.96	89.71	111.20
1	2U	153	SER	CA-CB-OG	-7.96	89.71	111.20
1	2Y	153	SER	CA-CB-OG	-7.96	89.71	111.20
1	42	153	SER	CA-CB-OG	-7.96	89.71	111.20
1	46	153	SER	CA-CB-OG	-7.96	89.71	111.20
1	5A	153	SER	CA-CB-OG	-7.96	89.71	111.20
1	52	153	SER	CA-CB-OG	-7.96	89.71	111.20
1	56	153	SER	CA-CB-OG	-7.96	89.71	111.20
1	6A	153	SER	CA-CB-OG	-7.96	89.71	111.20
1	1A	51	LEU	N-CA-C	-7.96	89.52	111.00
1	1I	51	LEU	N-CA-C	-7.96	89.52	111.00
1	2E	51	LEU	N-CA-C	-7.96	89.52	111.00
1	26	51	LEU	N-CA-C	-7.96	89.52	111.00
1	3E	51	LEU	N-CA-C	-7.96	89.52	111.00
1	4A	51	LEU	N-CA-C	-7.96	89.52	111.00
1	4M	51	LEU	N-CA-C	-7.96	89.52	111.00
1	4U	51	LEU	N-CA-C	-7.96	89.52	111.00
1	5Q	51	LEU	N-CA-C	-7.96	89.52	111.00
1	6I	51	LEU	N-CA-C	-7.96	89.52	111.00
1	6Q	51	LEU	N-CA-C	-7.96	89.52	111.00
1	7M	51	LEU	N-CA-C	-7.96	89.52	111.00
1	1M	51	LEU	N-CA-C	-7.95	89.52	111.00
1	1Q	51	LEU	N-CA-C	-7.95	89.53	111.00
1	1U	51	LEU	N-CA-C	-7.95	89.53	111.00
1	1Y	51	LEU	N-CA-C	-7.95	89.53	111.00
1	2I	51	LEU	N-CA-C	-7.95	89.52	111.00
1	2Q	51	LEU	N-CA-C	-7.95	89.53	111.00
1	2U	51	LEU	N-CA-C	-7.95	89.53	111.00
1	2Y	51	LEU	N-CA-C	-7.95	89.53	111.00
1	3A	51	LEU	N-CA-C	-7.95	89.52	111.00
1	3I	51	LEU	N-CA-C	-7.95	89.52	111.00
1	32	51	LEU	N-CA-C	-7.95	89.52	111.00
1	4E	51	LEU	N-CA-C	-7.95	89.52	111.00
1	4Y	51	LEU	N-CA-C	-7.95	89.52	111.00
1	42	51	LEU	N-CA-C	-7.95	89.53	111.00
1	46	51	LEU	N-CA-C	-7.95	89.53	111.00
1	5A	51	LEU	N-CA-C	-7.95	89.53	111.00

*Continued on next page...*

*Continued from previous page...*

Mol	Chain	Res	Type	Atoms	Z	Observed(°)	Ideal(°)
1	5U	51	LEU	N-CA-C	-7.95	89.52	111.00
1	52	51	LEU	N-CA-C	-7.95	89.53	111.00
1	56	51	LEU	N-CA-C	-7.95	89.53	111.00
1	6A	51	LEU	N-CA-C	-7.95	89.53	111.00
1	6M	51	LEU	N-CA-C	-7.95	89.52	111.00
1	6U	51	LEU	N-CA-C	-7.95	89.52	111.00
1	7E	51	LEU	N-CA-C	-7.95	89.52	111.00
1	7Q	51	LEU	N-CA-C	-7.95	89.52	111.00
1	1M	94	THR	CA-CB-OG1	7.95	125.70	109.00
1	2I	94	THR	CA-CB-OG1	7.95	125.70	109.00
1	3A	94	THR	CA-CB-OG1	7.95	125.70	109.00
1	3I	94	THR	CA-CB-OG1	7.95	125.70	109.00
1	32	94	THR	CA-CB-OG1	7.95	125.70	109.00
1	4E	94	THR	CA-CB-OG1	7.95	125.70	109.00
1	4Y	94	THR	CA-CB-OG1	7.95	125.70	109.00
1	5U	94	THR	CA-CB-OG1	7.95	125.70	109.00
1	6M	94	THR	CA-CB-OG1	7.95	125.70	109.00
1	6U	94	THR	CA-CB-OG1	7.95	125.70	109.00
1	7E	94	THR	CA-CB-OG1	7.95	125.70	109.00
1	7Q	94	THR	CA-CB-OG1	7.95	125.70	109.00
1	1A	153	SER	CA-CB-OG	-7.95	89.73	111.20
1	1I	153	SER	CA-CB-OG	-7.95	89.73	111.20
1	2E	153	SER	CA-CB-OG	-7.95	89.73	111.20
1	26	153	SER	CA-CB-OG	-7.95	89.73	111.20
1	3E	153	SER	CA-CB-OG	-7.95	89.73	111.20
1	4A	153	SER	CA-CB-OG	-7.95	89.73	111.20
1	4M	153	SER	CA-CB-OG	-7.95	89.73	111.20
1	4U	153	SER	CA-CB-OG	-7.95	89.73	111.20
1	5Q	153	SER	CA-CB-OG	-7.95	89.73	111.20
1	6I	153	SER	CA-CB-OG	-7.95	89.73	111.20
1	6Q	153	SER	CA-CB-OG	-7.95	89.73	111.20
1	7M	153	SER	CA-CB-OG	-7.95	89.73	111.20
1	1E	30	PHE	O-C-N	7.95	135.42	122.70
1	2M	30	PHE	O-C-N	7.95	135.42	122.70
1	22	30	PHE	O-C-N	7.95	135.42	122.70
1	3M	30	PHE	O-C-N	7.95	135.42	122.70
1	36	30	PHE	O-C-N	7.95	135.42	122.70
1	4I	30	PHE	O-C-N	7.95	135.42	122.70
1	4Q	30	PHE	O-C-N	7.95	135.42	122.70
1	5Y	30	PHE	O-C-N	7.95	135.42	122.70
1	6E	30	PHE	O-C-N	7.95	135.42	122.70
1	6Y	30	PHE	O-C-N	7.95	135.42	122.70

*Continued on next page...*



*Continued from previous page...*

Mol	Chain	Res	Type	Atoms	Z	Observed(°)	Ideal(°)
1	7I	30	PHE	O-C-N	7.95	135.42	122.70
1	7U	30	PHE	O-C-N	7.95	135.42	122.70
1	12	21	ASN	CA-C-N	-7.95	99.72	117.20
1	16	21	ASN	CA-C-N	-7.95	99.72	117.20
1	2A	21	ASN	CA-C-N	-7.95	99.72	117.20
1	3Q	21	ASN	CA-C-N	-7.95	99.72	117.20
1	3U	21	ASN	CA-C-N	-7.95	99.72	117.20
1	3Y	21	ASN	CA-C-N	-7.95	99.72	117.20
1	5E	21	ASN	CA-C-N	-7.95	99.72	117.20
1	5I	21	ASN	CA-C-N	-7.95	99.72	117.20
1	5M	21	ASN	CA-C-N	-7.95	99.72	117.20
1	62	21	ASN	CA-C-N	-7.95	99.72	117.20
1	66	21	ASN	CA-C-N	-7.95	99.72	117.20
1	7A	21	ASN	CA-C-N	-7.95	99.72	117.20
1	1E	16	THR	CA-C-N	7.95	134.68	117.20
1	1M	153	SER	CA-CB-OG	-7.95	89.75	111.20
1	2I	153	SER	CA-CB-OG	-7.95	89.75	111.20
1	2M	16	THR	CA-C-N	7.95	134.68	117.20
1	22	16	THR	CA-C-N	7.95	134.68	117.20
1	3A	153	SER	CA-CB-OG	-7.95	89.75	111.20
1	3I	153	SER	CA-CB-OG	-7.95	89.75	111.20
1	3M	16	THR	CA-C-N	7.95	134.68	117.20
1	32	153	SER	CA-CB-OG	-7.95	89.75	111.20
1	36	16	THR	CA-C-N	7.95	134.68	117.20
1	4E	153	SER	CA-CB-OG	-7.95	89.75	111.20
1	4I	16	THR	CA-C-N	7.95	134.68	117.20
1	4Q	16	THR	CA-C-N	7.95	134.68	117.20
1	4Y	153	SER	CA-CB-OG	-7.95	89.75	111.20
1	5U	153	SER	CA-CB-OG	-7.95	89.75	111.20
1	5Y	16	THR	CA-C-N	7.95	134.68	117.20
1	6E	16	THR	CA-C-N	7.95	134.68	117.20
1	6M	153	SER	CA-CB-OG	-7.95	89.75	111.20
1	6U	153	SER	CA-CB-OG	-7.95	89.75	111.20
1	6Y	16	THR	CA-C-N	7.95	134.68	117.20
1	7E	153	SER	CA-CB-OG	-7.95	89.75	111.20
1	7I	16	THR	CA-C-N	7.95	134.68	117.20
1	7Q	153	SER	CA-CB-OG	-7.95	89.75	111.20
1	7U	16	THR	CA-C-N	7.95	134.68	117.20
2	1N	70	TRP	CD2-CE2-CZ2	-7.94	112.77	122.30
2	2J	70	TRP	CD2-CE2-CZ2	-7.94	112.77	122.30
2	3B	70	TRP	CD2-CE2-CZ2	-7.94	112.77	122.30
2	3J	70	TRP	CD2-CE2-CZ2	-7.94	112.77	122.30

*Continued on next page...*



*Continued from previous page...*

Mol	Chain	Res	Type	Atoms	Z	Observed(°)	Ideal(°)
2	33	70	TRP	CD2-CE2-CZ2	-7.94	112.77	122.30
2	4F	70	TRP	CD2-CE2-CZ2	-7.94	112.77	122.30
2	4Z	70	TRP	CD2-CE2-CZ2	-7.94	112.77	122.30
2	5V	70	TRP	CD2-CE2-CZ2	-7.94	112.77	122.30
2	6N	70	TRP	CD2-CE2-CZ2	-7.94	112.77	122.30
2	6V	70	TRP	CD2-CE2-CZ2	-7.94	112.77	122.30
2	7F	70	TRP	CD2-CE2-CZ2	-7.94	112.77	122.30
2	7R	70	TRP	CD2-CE2-CZ2	-7.94	112.77	122.30
1	1M	30	PHE	O-C-N	7.94	135.41	122.70
1	2I	30	PHE	O-C-N	7.94	135.41	122.70
1	3A	30	PHE	O-C-N	7.94	135.41	122.70
1	3I	30	PHE	O-C-N	7.94	135.41	122.70
1	32	30	PHE	O-C-N	7.94	135.41	122.70
1	4E	30	PHE	O-C-N	7.94	135.41	122.70
1	4Y	30	PHE	O-C-N	7.94	135.41	122.70
1	5U	30	PHE	O-C-N	7.94	135.41	122.70
1	6M	30	PHE	O-C-N	7.94	135.41	122.70
1	6U	30	PHE	O-C-N	7.94	135.41	122.70
1	7E	30	PHE	O-C-N	7.94	135.41	122.70
1	7Q	30	PHE	O-C-N	7.94	135.41	122.70
1	1E	153	SER	CA-CB-OG	-7.94	89.76	111.20
1	1M	21	ASN	CA-C-N	-7.94	99.73	117.20
1	1Q	16	THR	CA-C-N	7.94	134.67	117.20
1	1U	16	THR	CA-C-N	7.94	134.67	117.20
1	1Y	16	THR	CA-C-N	7.94	134.67	117.20
1	2I	21	ASN	CA-C-N	-7.94	99.73	117.20
1	2M	153	SER	CA-CB-OG	-7.94	89.76	111.20
1	2Q	16	THR	CA-C-N	7.94	134.67	117.20
1	2U	16	THR	CA-C-N	7.94	134.67	117.20
1	2Y	16	THR	CA-C-N	7.94	134.67	117.20
1	22	153	SER	CA-CB-OG	-7.94	89.76	111.20
1	3A	21	ASN	CA-C-N	-7.94	99.73	117.20
1	3I	21	ASN	CA-C-N	-7.94	99.73	117.20
1	3M	153	SER	CA-CB-OG	-7.94	89.76	111.20
1	32	21	ASN	CA-C-N	-7.94	99.73	117.20
1	36	153	SER	CA-CB-OG	-7.94	89.76	111.20
1	4E	21	ASN	CA-C-N	-7.94	99.73	117.20
1	4I	153	SER	CA-CB-OG	-7.94	89.76	111.20
1	4Q	153	SER	CA-CB-OG	-7.94	89.76	111.20
1	4Y	21	ASN	CA-C-N	-7.94	99.73	117.20
1	42	16	THR	CA-C-N	7.94	134.67	117.20
1	46	16	THR	CA-C-N	7.94	134.67	117.20

*Continued on next page...*

*Continued from previous page...*

Mol	Chain	Res	Type	Atoms	Z	Observed(°)	Ideal(°)
1	5A	16	THR	CA-C-N	7.94	134.67	117.20
1	5U	21	ASN	CA-C-N	-7.94	99.73	117.20
1	5Y	153	SER	CA-CB-OG	-7.94	89.76	111.20
1	52	16	THR	CA-C-N	7.94	134.67	117.20
1	56	16	THR	CA-C-N	7.94	134.67	117.20
1	6A	16	THR	CA-C-N	7.94	134.67	117.20
1	6E	153	SER	CA-CB-OG	-7.94	89.76	111.20
1	6M	21	ASN	CA-C-N	-7.94	99.73	117.20
1	6U	21	ASN	CA-C-N	-7.94	99.73	117.20
1	6Y	153	SER	CA-CB-OG	-7.94	89.76	111.20
1	7E	21	ASN	CA-C-N	-7.94	99.73	117.20
1	7I	153	SER	CA-CB-OG	-7.94	89.76	111.20
1	7Q	21	ASN	CA-C-N	-7.94	99.73	117.20
1	7U	153	SER	CA-CB-OG	-7.94	89.76	111.20
1	1E	21	ASN	CA-C-N	-7.93	99.75	117.20
1	12	153	SER	CA-CB-OG	-7.93	89.78	111.20
1	16	153	SER	CA-CB-OG	-7.93	89.78	111.20
1	2A	153	SER	CA-CB-OG	-7.93	89.78	111.20
1	2M	21	ASN	CA-C-N	-7.93	99.75	117.20
1	22	21	ASN	CA-C-N	-7.93	99.75	117.20
1	3M	21	ASN	CA-C-N	-7.93	99.75	117.20
1	3Q	153	SER	CA-CB-OG	-7.93	89.78	111.20
1	3U	153	SER	CA-CB-OG	-7.93	89.78	111.20
1	3Y	153	SER	CA-CB-OG	-7.93	89.78	111.20
1	36	21	ASN	CA-C-N	-7.93	99.75	117.20
1	4I	21	ASN	CA-C-N	-7.93	99.75	117.20
1	4Q	21	ASN	CA-C-N	-7.93	99.75	117.20
1	5E	153	SER	CA-CB-OG	-7.93	89.78	111.20
1	5I	153	SER	CA-CB-OG	-7.93	89.78	111.20
1	5M	153	SER	CA-CB-OG	-7.93	89.78	111.20
1	5Y	21	ASN	CA-C-N	-7.93	99.75	117.20
1	6E	21	ASN	CA-C-N	-7.93	99.75	117.20
1	6Y	21	ASN	CA-C-N	-7.93	99.75	117.20
1	62	153	SER	CA-CB-OG	-7.93	89.78	111.20
1	66	153	SER	CA-CB-OG	-7.93	89.78	111.20
1	7A	153	SER	CA-CB-OG	-7.93	89.78	111.20
1	7I	21	ASN	CA-C-N	-7.93	99.75	117.20
1	7U	21	ASN	CA-C-N	-7.93	99.75	117.20
1	1Q	21	ASN	CA-C-N	-7.93	99.75	117.20
1	1U	21	ASN	CA-C-N	-7.93	99.75	117.20
1	1Y	21	ASN	CA-C-N	-7.93	99.75	117.20
1	2Q	21	ASN	CA-C-N	-7.93	99.75	117.20

*Continued on next page...*

*Continued from previous page...*

Mol	Chain	Res	Type	Atoms	Z	Observed(°)	Ideal(°)
1	2U	21	ASN	CA-C-N	-7.93	99.75	117.20
1	2Y	21	ASN	CA-C-N	-7.93	99.75	117.20
1	42	21	ASN	CA-C-N	-7.93	99.75	117.20
1	46	21	ASN	CA-C-N	-7.93	99.75	117.20
1	5A	21	ASN	CA-C-N	-7.93	99.75	117.20
1	52	21	ASN	CA-C-N	-7.93	99.75	117.20
1	56	21	ASN	CA-C-N	-7.93	99.75	117.20
1	6A	21	ASN	CA-C-N	-7.93	99.75	117.20
1	1M	16	THR	CA-C-N	7.93	134.65	117.20
1	2I	16	THR	CA-C-N	7.93	134.65	117.20
1	3A	16	THR	CA-C-N	7.93	134.65	117.20
1	3I	16	THR	CA-C-N	7.93	134.65	117.20
1	32	16	THR	CA-C-N	7.93	134.65	117.20
1	4E	16	THR	CA-C-N	7.93	134.65	117.20
1	4Y	16	THR	CA-C-N	7.93	134.65	117.20
1	5U	16	THR	CA-C-N	7.93	134.65	117.20
1	6M	16	THR	CA-C-N	7.93	134.65	117.20
1	6U	16	THR	CA-C-N	7.93	134.65	117.20
1	7E	16	THR	CA-C-N	7.93	134.65	117.20
1	7Q	16	THR	CA-C-N	7.93	134.65	117.20
1	1A	21	ASN	CA-C-N	-7.93	99.76	117.20
1	1I	21	ASN	CA-C-N	-7.93	99.76	117.20
1	12	16	THR	CA-C-N	7.93	134.64	117.20
1	16	16	THR	CA-C-N	7.93	134.64	117.20
1	2A	16	THR	CA-C-N	7.93	134.64	117.20
1	2E	21	ASN	CA-C-N	-7.93	99.76	117.20
1	26	21	ASN	CA-C-N	-7.93	99.76	117.20
1	3E	21	ASN	CA-C-N	-7.93	99.76	117.20
1	3Q	16	THR	CA-C-N	7.93	134.64	117.20
1	3U	16	THR	CA-C-N	7.93	134.64	117.20
1	3Y	16	THR	CA-C-N	7.93	134.64	117.20
1	4A	21	ASN	CA-C-N	-7.93	99.76	117.20
1	4M	21	ASN	CA-C-N	-7.93	99.76	117.20
1	4U	21	ASN	CA-C-N	-7.93	99.76	117.20
1	5E	16	THR	CA-C-N	7.93	134.64	117.20
1	5I	16	THR	CA-C-N	7.93	134.64	117.20
1	5M	16	THR	CA-C-N	7.93	134.64	117.20
1	5Q	21	ASN	CA-C-N	-7.93	99.76	117.20
1	6I	21	ASN	CA-C-N	-7.93	99.76	117.20
1	6Q	21	ASN	CA-C-N	-7.93	99.76	117.20
1	62	16	THR	CA-C-N	7.93	134.64	117.20
1	66	16	THR	CA-C-N	7.93	134.64	117.20

*Continued on next page...*

*Continued from previous page...*

Mol	Chain	Res	Type	Atoms	Z	Observed(°)	Ideal(°)
1	7A	16	THR	CA-C-N	7.93	134.64	117.20
1	7M	21	ASN	CA-C-N	-7.93	99.76	117.20
1	1A	30	PHE	O-C-N	7.93	135.38	122.70
1	1I	30	PHE	O-C-N	7.93	135.38	122.70
1	2E	30	PHE	O-C-N	7.93	135.38	122.70
1	26	30	PHE	O-C-N	7.93	135.38	122.70
1	3E	30	PHE	O-C-N	7.93	135.38	122.70
1	4A	30	PHE	O-C-N	7.93	135.38	122.70
1	4M	30	PHE	O-C-N	7.93	135.38	122.70
1	4U	30	PHE	O-C-N	7.93	135.38	122.70
1	5Q	30	PHE	O-C-N	7.93	135.38	122.70
1	6I	30	PHE	O-C-N	7.93	135.38	122.70
1	6Q	30	PHE	O-C-N	7.93	135.38	122.70
1	7M	30	PHE	O-C-N	7.93	135.38	122.70
1	1A	16	THR	CA-C-N	7.92	134.63	117.20
1	1I	16	THR	CA-C-N	7.92	134.63	117.20
1	2E	16	THR	CA-C-N	7.92	134.63	117.20
1	26	16	THR	CA-C-N	7.92	134.63	117.20
1	3E	16	THR	CA-C-N	7.92	134.63	117.20
1	4A	16	THR	CA-C-N	7.92	134.63	117.20
1	4M	16	THR	CA-C-N	7.92	134.63	117.20
1	4U	16	THR	CA-C-N	7.92	134.63	117.20
1	5Q	16	THR	CA-C-N	7.92	134.63	117.20
1	6I	16	THR	CA-C-N	7.92	134.63	117.20
1	6Q	16	THR	CA-C-N	7.92	134.63	117.20
1	7M	16	THR	CA-C-N	7.92	134.63	117.20
1	12	43	HIS	CE1-NE2-CD2	7.92	126.40	106.60
2	13	70	TRP	CD2-CE2-CZ2	-7.92	112.79	122.30
1	16	43	HIS	CE1-NE2-CD2	7.92	126.40	106.60
2	17	70	TRP	CD2-CE2-CZ2	-7.92	112.79	122.30
1	2A	43	HIS	CE1-NE2-CD2	7.92	126.40	106.60
2	2B	70	TRP	CD2-CE2-CZ2	-7.92	112.79	122.30
1	3Q	43	HIS	CE1-NE2-CD2	7.92	126.40	106.60
2	3R	70	TRP	CD2-CE2-CZ2	-7.92	112.79	122.30
1	3U	43	HIS	CE1-NE2-CD2	7.92	126.40	106.60
2	3V	70	TRP	CD2-CE2-CZ2	-7.92	112.79	122.30
1	3Y	43	HIS	CE1-NE2-CD2	7.92	126.40	106.60
2	3Z	70	TRP	CD2-CE2-CZ2	-7.92	112.79	122.30
1	5E	43	HIS	CE1-NE2-CD2	7.92	126.40	106.60
2	5F	70	TRP	CD2-CE2-CZ2	-7.92	112.79	122.30
1	5I	43	HIS	CE1-NE2-CD2	7.92	126.40	106.60
2	5J	70	TRP	CD2-CE2-CZ2	-7.92	112.79	122.30

*Continued on next page...*

*Continued from previous page...*

Mol	Chain	Res	Type	Atoms	Z	Observed(°)	Ideal(°)
1	5M	43	HIS	CE1-NE2-CD2	7.92	126.40	106.60
2	5N	70	TRP	CD2-CE2-CZ2	-7.92	112.79	122.30
1	62	43	HIS	CE1-NE2-CD2	7.92	126.40	106.60
2	63	70	TRP	CD2-CE2-CZ2	-7.92	112.79	122.30
1	66	43	HIS	CE1-NE2-CD2	7.92	126.40	106.60
2	67	70	TRP	CD2-CE2-CZ2	-7.92	112.79	122.30
1	7A	43	HIS	CE1-NE2-CD2	7.92	126.40	106.60
2	7B	70	TRP	CD2-CE2-CZ2	-7.92	112.79	122.30
1	1A	43	HIS	CE1-NE2-CD2	7.92	126.40	106.60
1	1I	43	HIS	CE1-NE2-CD2	7.92	126.40	106.60
1	1Q	30	PHE	O-C-N	7.92	135.37	122.70
1	1U	30	PHE	O-C-N	7.92	135.37	122.70
1	1Y	30	PHE	O-C-N	7.92	135.37	122.70
1	2E	43	HIS	CE1-NE2-CD2	7.92	126.40	106.60
1	2Q	30	PHE	O-C-N	7.92	135.37	122.70
1	2U	30	PHE	O-C-N	7.92	135.37	122.70
1	2Y	30	PHE	O-C-N	7.92	135.37	122.70
1	26	43	HIS	CE1-NE2-CD2	7.92	126.40	106.60
1	3E	43	HIS	CE1-NE2-CD2	7.92	126.40	106.60
1	4A	43	HIS	CE1-NE2-CD2	7.92	126.40	106.60
1	4M	43	HIS	CE1-NE2-CD2	7.92	126.40	106.60
1	4U	43	HIS	CE1-NE2-CD2	7.92	126.40	106.60
1	42	30	PHE	O-C-N	7.92	135.37	122.70
1	46	30	PHE	O-C-N	7.92	135.37	122.70
1	5A	30	PHE	O-C-N	7.92	135.37	122.70
1	5Q	43	HIS	CE1-NE2-CD2	7.92	126.40	106.60
1	52	30	PHE	O-C-N	7.92	135.37	122.70
1	56	30	PHE	O-C-N	7.92	135.37	122.70
1	6A	30	PHE	O-C-N	7.92	135.37	122.70
1	6I	43	HIS	CE1-NE2-CD2	7.92	126.40	106.60
1	6Q	43	HIS	CE1-NE2-CD2	7.92	126.40	106.60
1	7M	43	HIS	CE1-NE2-CD2	7.92	126.40	106.60
2	1F	70	TRP	CD2-CE2-CZ2	-7.92	112.80	122.30
2	2N	70	TRP	CD2-CE2-CZ2	-7.92	112.80	122.30
2	23	70	TRP	CD2-CE2-CZ2	-7.92	112.80	122.30
2	3N	70	TRP	CD2-CE2-CZ2	-7.92	112.80	122.30
2	37	70	TRP	CD2-CE2-CZ2	-7.92	112.80	122.30
2	4J	70	TRP	CD2-CE2-CZ2	-7.92	112.80	122.30
2	4R	70	TRP	CD2-CE2-CZ2	-7.92	112.80	122.30
2	5Z	70	TRP	CD2-CE2-CZ2	-7.92	112.80	122.30
2	6F	70	TRP	CD2-CE2-CZ2	-7.92	112.80	122.30
2	6Z	70	TRP	CD2-CE2-CZ2	-7.92	112.80	122.30

*Continued on next page...*

*Continued from previous page...*

Mol	Chain	Res	Type	Atoms	Z	Observed(°)	Ideal(°)
2	7J	70	TRP	CD2-CE2-CZ2	-7.92	112.80	122.30
2	7V	70	TRP	CD2-CE2-CZ2	-7.92	112.80	122.30
2	1B	70	TRP	CD2-CE2-CZ2	-7.92	112.80	122.30
2	1J	70	TRP	CD2-CE2-CZ2	-7.92	112.80	122.30
1	1Q	43	HIS	CE1-NE2-CD2	7.92	126.39	106.60
1	1U	43	HIS	CE1-NE2-CD2	7.92	126.39	106.60
1	1Y	43	HIS	CE1-NE2-CD2	7.92	126.39	106.60
1	12	30	PHE	O-C-N	7.92	135.37	122.70
1	16	30	PHE	O-C-N	7.92	135.37	122.70
1	2A	30	PHE	O-C-N	7.92	135.37	122.70
2	2F	70	TRP	CD2-CE2-CZ2	-7.92	112.80	122.30
1	2Q	43	HIS	CE1-NE2-CD2	7.92	126.39	106.60
1	2U	43	HIS	CE1-NE2-CD2	7.92	126.39	106.60
1	2Y	43	HIS	CE1-NE2-CD2	7.92	126.39	106.60
2	27	70	TRP	CD2-CE2-CZ2	-7.92	112.80	122.30
2	3F	70	TRP	CD2-CE2-CZ2	-7.92	112.80	122.30
1	3Q	30	PHE	O-C-N	7.92	135.37	122.70
1	3U	30	PHE	O-C-N	7.92	135.37	122.70
1	3Y	30	PHE	O-C-N	7.92	135.37	122.70
2	4B	70	TRP	CD2-CE2-CZ2	-7.92	112.80	122.30
2	4N	70	TRP	CD2-CE2-CZ2	-7.92	112.80	122.30
2	4V	70	TRP	CD2-CE2-CZ2	-7.92	112.80	122.30
1	42	43	HIS	CE1-NE2-CD2	7.92	126.39	106.60
1	46	43	HIS	CE1-NE2-CD2	7.92	126.39	106.60
1	5A	43	HIS	CE1-NE2-CD2	7.92	126.39	106.60
1	5E	30	PHE	O-C-N	7.92	135.37	122.70
1	5I	30	PHE	O-C-N	7.92	135.37	122.70
1	5M	30	PHE	O-C-N	7.92	135.37	122.70
2	5R	70	TRP	CD2-CE2-CZ2	-7.92	112.80	122.30
1	52	43	HIS	CE1-NE2-CD2	7.92	126.39	106.60
1	56	43	HIS	CE1-NE2-CD2	7.92	126.39	106.60
1	6A	43	HIS	CE1-NE2-CD2	7.92	126.39	106.60
2	6J	70	TRP	CD2-CE2-CZ2	-7.92	112.80	122.30
2	6R	70	TRP	CD2-CE2-CZ2	-7.92	112.80	122.30
1	62	30	PHE	O-C-N	7.92	135.37	122.70
1	66	30	PHE	O-C-N	7.92	135.37	122.70
1	7A	30	PHE	O-C-N	7.92	135.37	122.70
2	7N	70	TRP	CD2-CE2-CZ2	-7.92	112.80	122.30
2	1R	70	TRP	CD2-CE2-CZ2	-7.91	112.80	122.30
2	1V	70	TRP	CD2-CE2-CZ2	-7.91	112.80	122.30
2	1Z	70	TRP	CD2-CE2-CZ2	-7.91	112.80	122.30
2	2R	70	TRP	CD2-CE2-CZ2	-7.91	112.80	122.30

*Continued on next page...*

*Continued from previous page...*

Mol	Chain	Res	Type	Atoms	Z	Observed(°)	Ideal(°)
2	2V	70	TRP	CD2-CE2-CZ2	-7.91	112.80	122.30
2	2Z	70	TRP	CD2-CE2-CZ2	-7.91	112.80	122.30
2	43	70	TRP	CD2-CE2-CZ2	-7.91	112.80	122.30
2	47	70	TRP	CD2-CE2-CZ2	-7.91	112.80	122.30
2	5B	70	TRP	CD2-CE2-CZ2	-7.91	112.80	122.30
2	53	70	TRP	CD2-CE2-CZ2	-7.91	112.80	122.30
2	57	70	TRP	CD2-CE2-CZ2	-7.91	112.80	122.30
2	6B	70	TRP	CD2-CE2-CZ2	-7.91	112.80	122.30
1	1M	22	HIS	CB-CG-ND1	-7.91	103.43	123.20
1	2I	22	HIS	CB-CG-ND1	-7.91	103.43	123.20
1	3A	22	HIS	CB-CG-ND1	-7.91	103.43	123.20
1	3I	22	HIS	CB-CG-ND1	-7.91	103.43	123.20
1	32	22	HIS	CB-CG-ND1	-7.91	103.43	123.20
1	4E	22	HIS	CB-CG-ND1	-7.91	103.43	123.20
1	4Y	22	HIS	CB-CG-ND1	-7.91	103.43	123.20
1	5U	22	HIS	CB-CG-ND1	-7.91	103.43	123.20
1	6M	22	HIS	CB-CG-ND1	-7.91	103.43	123.20
1	6U	22	HIS	CB-CG-ND1	-7.91	103.43	123.20
1	7E	22	HIS	CB-CG-ND1	-7.91	103.43	123.20
1	7Q	22	HIS	CB-CG-ND1	-7.91	103.43	123.20
1	1E	22	HIS	CB-CG-ND1	-7.91	103.43	123.20
1	1E	43	HIS	CE1-NE2-CD2	7.91	126.36	106.60
1	1M	43	HIS	CE1-NE2-CD2	7.91	126.36	106.60
1	1Q	22	HIS	CB-CG-ND1	-7.91	103.44	123.20
1	1U	22	HIS	CB-CG-ND1	-7.91	103.44	123.20
1	1Y	22	HIS	CB-CG-ND1	-7.91	103.44	123.20
1	2I	43	HIS	CE1-NE2-CD2	7.91	126.36	106.60
1	2M	22	HIS	CB-CG-ND1	-7.91	103.43	123.20
1	2M	43	HIS	CE1-NE2-CD2	7.91	126.36	106.60
1	2Q	22	HIS	CB-CG-ND1	-7.91	103.44	123.20
1	2U	22	HIS	CB-CG-ND1	-7.91	103.44	123.20
1	2Y	22	HIS	CB-CG-ND1	-7.91	103.44	123.20
1	22	22	HIS	CB-CG-ND1	-7.91	103.43	123.20
1	22	43	HIS	CE1-NE2-CD2	7.91	126.36	106.60
1	3A	43	HIS	CE1-NE2-CD2	7.91	126.36	106.60
1	3I	43	HIS	CE1-NE2-CD2	7.91	126.36	106.60
1	3M	22	HIS	CB-CG-ND1	-7.91	103.43	123.20
1	3M	43	HIS	CE1-NE2-CD2	7.91	126.36	106.60
1	32	43	HIS	CE1-NE2-CD2	7.91	126.36	106.60
1	36	22	HIS	CB-CG-ND1	-7.91	103.43	123.20
1	36	43	HIS	CE1-NE2-CD2	7.91	126.36	106.60
1	4E	43	HIS	CE1-NE2-CD2	7.91	126.36	106.60

*Continued on next page...*



*Continued from previous page...*

Mol	Chain	Res	Type	Atoms	Z	Observed(°)	Ideal(°)
1	4I	22	HIS	CB-CG-ND1	-7.91	103.43	123.20
1	4I	43	HIS	CE1-NE2-CD2	7.91	126.36	106.60
1	4Q	22	HIS	CB-CG-ND1	-7.91	103.43	123.20
1	4Q	43	HIS	CE1-NE2-CD2	7.91	126.36	106.60
1	4Y	43	HIS	CE1-NE2-CD2	7.91	126.36	106.60
1	42	22	HIS	CB-CG-ND1	-7.91	103.44	123.20
1	46	22	HIS	CB-CG-ND1	-7.91	103.44	123.20
1	5A	22	HIS	CB-CG-ND1	-7.91	103.44	123.20
1	5U	43	HIS	CE1-NE2-CD2	7.91	126.36	106.60
1	5Y	22	HIS	CB-CG-ND1	-7.91	103.43	123.20
1	5Y	43	HIS	CE1-NE2-CD2	7.91	126.36	106.60
1	52	22	HIS	CB-CG-ND1	-7.91	103.44	123.20
1	56	22	HIS	CB-CG-ND1	-7.91	103.44	123.20
1	6A	22	HIS	CB-CG-ND1	-7.91	103.44	123.20
1	6E	22	HIS	CB-CG-ND1	-7.91	103.43	123.20
1	6E	43	HIS	CE1-NE2-CD2	7.91	126.36	106.60
1	6M	43	HIS	CE1-NE2-CD2	7.91	126.36	106.60
1	6U	43	HIS	CE1-NE2-CD2	7.91	126.36	106.60
1	6Y	22	HIS	CB-CG-ND1	-7.91	103.43	123.20
1	6Y	43	HIS	CE1-NE2-CD2	7.91	126.36	106.60
1	7E	43	HIS	CE1-NE2-CD2	7.91	126.36	106.60
1	7I	22	HIS	CB-CG-ND1	-7.91	103.43	123.20
1	7I	43	HIS	CE1-NE2-CD2	7.91	126.36	106.60
1	7Q	43	HIS	CE1-NE2-CD2	7.91	126.36	106.60
1	7U	22	HIS	CB-CG-ND1	-7.91	103.43	123.20
1	7U	43	HIS	CE1-NE2-CD2	7.91	126.36	106.60
2	1B	226	ILE	O-C-N	7.90	135.34	122.70
2	1J	226	ILE	O-C-N	7.90	135.34	122.70
2	2F	226	ILE	O-C-N	7.90	135.34	122.70
2	27	226	ILE	O-C-N	7.90	135.34	122.70
2	3F	226	ILE	O-C-N	7.90	135.34	122.70
2	4B	226	ILE	O-C-N	7.90	135.34	122.70
2	4N	226	ILE	O-C-N	7.90	135.34	122.70
2	4V	226	ILE	O-C-N	7.90	135.34	122.70
2	5R	226	ILE	O-C-N	7.90	135.34	122.70
2	6J	226	ILE	O-C-N	7.90	135.34	122.70
2	6R	226	ILE	O-C-N	7.90	135.34	122.70
2	7N	226	ILE	O-C-N	7.90	135.34	122.70
1	12	43	HIS	N-CA-CB	-7.90	96.38	110.60
1	16	43	HIS	N-CA-CB	-7.90	96.38	110.60
1	2A	43	HIS	N-CA-CB	-7.90	96.38	110.60
1	3Q	43	HIS	N-CA-CB	-7.90	96.38	110.60

*Continued on next page...*

*Continued from previous page...*

Mol	Chain	Res	Type	Atoms	Z	Observed(°)	Ideal(°)
1	3U	43	HIS	N-CA-CB	-7.90	96.38	110.60
1	3Y	43	HIS	N-CA-CB	-7.90	96.38	110.60
1	5E	43	HIS	N-CA-CB	-7.90	96.38	110.60
1	5I	43	HIS	N-CA-CB	-7.90	96.38	110.60
1	5M	43	HIS	N-CA-CB	-7.90	96.38	110.60
1	62	43	HIS	N-CA-CB	-7.90	96.38	110.60
1	66	43	HIS	N-CA-CB	-7.90	96.38	110.60
1	7A	43	HIS	N-CA-CB	-7.90	96.38	110.60
1	1A	22	HIS	CB-CG-ND1	-7.90	103.46	123.20
1	1I	22	HIS	CB-CG-ND1	-7.90	103.46	123.20
1	12	22	HIS	CB-CG-ND1	-7.90	103.46	123.20
1	16	22	HIS	CB-CG-ND1	-7.90	103.46	123.20
1	2A	22	HIS	CB-CG-ND1	-7.90	103.46	123.20
1	2E	22	HIS	CB-CG-ND1	-7.90	103.46	123.20
1	26	22	HIS	CB-CG-ND1	-7.90	103.46	123.20
1	3E	22	HIS	CB-CG-ND1	-7.90	103.46	123.20
1	3Q	22	HIS	CB-CG-ND1	-7.90	103.46	123.20
1	3U	22	HIS	CB-CG-ND1	-7.90	103.46	123.20
1	3Y	22	HIS	CB-CG-ND1	-7.90	103.46	123.20
1	4A	22	HIS	CB-CG-ND1	-7.90	103.46	123.20
1	4M	22	HIS	CB-CG-ND1	-7.90	103.46	123.20
1	4U	22	HIS	CB-CG-ND1	-7.90	103.46	123.20
1	5E	22	HIS	CB-CG-ND1	-7.90	103.46	123.20
1	5I	22	HIS	CB-CG-ND1	-7.90	103.46	123.20
1	5M	22	HIS	CB-CG-ND1	-7.90	103.46	123.20
1	5Q	22	HIS	CB-CG-ND1	-7.90	103.46	123.20
1	6I	22	HIS	CB-CG-ND1	-7.90	103.46	123.20
1	6Q	22	HIS	CB-CG-ND1	-7.90	103.46	123.20
1	62	22	HIS	CB-CG-ND1	-7.90	103.46	123.20
1	66	22	HIS	CB-CG-ND1	-7.90	103.46	123.20
1	7A	22	HIS	CB-CG-ND1	-7.90	103.46	123.20
1	7M	22	HIS	CB-CG-ND1	-7.90	103.46	123.20
1	1A	43	HIS	N-CA-CB	-7.89	96.39	110.60
1	1I	43	HIS	N-CA-CB	-7.89	96.39	110.60
1	1Q	43	HIS	N-CA-CB	-7.89	96.39	110.60
1	1U	43	HIS	N-CA-CB	-7.89	96.39	110.60
1	1Y	43	HIS	N-CA-CB	-7.89	96.39	110.60
1	2E	43	HIS	N-CA-CB	-7.89	96.39	110.60
1	2Q	43	HIS	N-CA-CB	-7.89	96.39	110.60
1	2U	43	HIS	N-CA-CB	-7.89	96.39	110.60
1	2Y	43	HIS	N-CA-CB	-7.89	96.39	110.60
1	26	43	HIS	N-CA-CB	-7.89	96.39	110.60

*Continued on next page...*

*Continued from previous page...*

Mol	Chain	Res	Type	Atoms	Z	Observed(°)	Ideal(°)
1	3E	43	HIS	N-CA-CB	-7.89	96.39	110.60
1	4A	43	HIS	N-CA-CB	-7.89	96.39	110.60
1	4M	43	HIS	N-CA-CB	-7.89	96.39	110.60
1	4U	43	HIS	N-CA-CB	-7.89	96.39	110.60
1	42	43	HIS	N-CA-CB	-7.89	96.39	110.60
1	46	43	HIS	N-CA-CB	-7.89	96.39	110.60
1	5A	43	HIS	N-CA-CB	-7.89	96.39	110.60
1	5Q	43	HIS	N-CA-CB	-7.89	96.39	110.60
1	52	43	HIS	N-CA-CB	-7.89	96.39	110.60
1	56	43	HIS	N-CA-CB	-7.89	96.39	110.60
1	6A	43	HIS	N-CA-CB	-7.89	96.39	110.60
1	6I	43	HIS	N-CA-CB	-7.89	96.39	110.60
1	6Q	43	HIS	N-CA-CB	-7.89	96.39	110.60
1	7M	43	HIS	N-CA-CB	-7.89	96.39	110.60
1	1M	43	HIS	N-CA-CB	-7.89	96.40	110.60
2	1R	226	ILE	O-C-N	7.89	135.32	122.70
2	1V	226	ILE	O-C-N	7.89	135.32	122.70
2	1Z	226	ILE	O-C-N	7.89	135.32	122.70
1	2I	43	HIS	N-CA-CB	-7.89	96.40	110.60
2	2R	226	ILE	O-C-N	7.89	135.32	122.70
2	2V	226	ILE	O-C-N	7.89	135.32	122.70
2	2Z	226	ILE	O-C-N	7.89	135.32	122.70
1	3A	43	HIS	N-CA-CB	-7.89	96.40	110.60
1	3I	43	HIS	N-CA-CB	-7.89	96.40	110.60
1	32	43	HIS	N-CA-CB	-7.89	96.40	110.60
1	4E	43	HIS	N-CA-CB	-7.89	96.40	110.60
1	4Y	43	HIS	N-CA-CB	-7.89	96.40	110.60
2	43	226	ILE	O-C-N	7.89	135.32	122.70
2	47	226	ILE	O-C-N	7.89	135.32	122.70
2	5B	226	ILE	O-C-N	7.89	135.32	122.70
1	5U	43	HIS	N-CA-CB	-7.89	96.40	110.60
2	53	226	ILE	O-C-N	7.89	135.32	122.70
2	57	226	ILE	O-C-N	7.89	135.32	122.70
2	6B	226	ILE	O-C-N	7.89	135.32	122.70
1	6M	43	HIS	N-CA-CB	-7.89	96.40	110.60
1	6U	43	HIS	N-CA-CB	-7.89	96.40	110.60
1	7E	43	HIS	N-CA-CB	-7.89	96.40	110.60
1	7Q	43	HIS	N-CA-CB	-7.89	96.40	110.60
1	12	51	LEU	CA-C-O	7.89	136.66	120.10
1	16	51	LEU	CA-C-O	7.89	136.66	120.10
1	2A	51	LEU	CA-C-O	7.89	136.66	120.10
1	3Q	51	LEU	CA-C-O	7.89	136.66	120.10

*Continued on next page...*

*Continued from previous page...*

Mol	Chain	Res	Type	Atoms	Z	Observed(°)	Ideal(°)
1	3U	51	LEU	CA-C-O	7.89	136.66	120.10
1	3Y	51	LEU	CA-C-O	7.89	136.66	120.10
1	5E	51	LEU	CA-C-O	7.89	136.66	120.10
1	5I	51	LEU	CA-C-O	7.89	136.66	120.10
1	5M	51	LEU	CA-C-O	7.89	136.66	120.10
1	62	51	LEU	CA-C-O	7.89	136.66	120.10
1	66	51	LEU	CA-C-O	7.89	136.66	120.10
1	7A	51	LEU	CA-C-O	7.89	136.66	120.10
1	1Q	51	LEU	CA-C-O	7.88	136.65	120.10
1	1U	51	LEU	CA-C-O	7.88	136.65	120.10
1	1Y	51	LEU	CA-C-O	7.88	136.65	120.10
1	2Q	51	LEU	CA-C-O	7.88	136.65	120.10
1	2U	51	LEU	CA-C-O	7.88	136.65	120.10
1	2Y	51	LEU	CA-C-O	7.88	136.65	120.10
1	42	51	LEU	CA-C-O	7.88	136.65	120.10
1	46	51	LEU	CA-C-O	7.88	136.65	120.10
1	5A	51	LEU	CA-C-O	7.88	136.65	120.10
1	52	51	LEU	CA-C-O	7.88	136.65	120.10
1	56	51	LEU	CA-C-O	7.88	136.65	120.10
1	6A	51	LEU	CA-C-O	7.88	136.65	120.10
1	1A	51	LEU	CA-C-O	7.88	136.64	120.10
1	1E	43	HIS	N-CA-CB	-7.88	96.42	110.60
1	1I	51	LEU	CA-C-O	7.88	136.64	120.10
1	2E	51	LEU	CA-C-O	7.88	136.64	120.10
1	2M	43	HIS	N-CA-CB	-7.88	96.42	110.60
1	22	43	HIS	N-CA-CB	-7.88	96.42	110.60
1	26	51	LEU	CA-C-O	7.88	136.64	120.10
1	3E	51	LEU	CA-C-O	7.88	136.64	120.10
1	3M	43	HIS	N-CA-CB	-7.88	96.42	110.60
1	36	43	HIS	N-CA-CB	-7.88	96.42	110.60
1	4A	51	LEU	CA-C-O	7.88	136.64	120.10
1	4I	43	HIS	N-CA-CB	-7.88	96.42	110.60
1	4M	51	LEU	CA-C-O	7.88	136.64	120.10
1	4Q	43	HIS	N-CA-CB	-7.88	96.42	110.60
1	4U	51	LEU	CA-C-O	7.88	136.64	120.10
1	5Q	51	LEU	CA-C-O	7.88	136.64	120.10
1	5Y	43	HIS	N-CA-CB	-7.88	96.42	110.60
1	6E	43	HIS	N-CA-CB	-7.88	96.42	110.60
1	6I	51	LEU	CA-C-O	7.88	136.64	120.10
1	6Q	51	LEU	CA-C-O	7.88	136.64	120.10
1	6Y	43	HIS	N-CA-CB	-7.88	96.42	110.60
1	7I	43	HIS	N-CA-CB	-7.88	96.42	110.60

*Continued on next page...*

*Continued from previous page...*

Mol	Chain	Res	Type	Atoms	Z	Observed(°)	Ideal(°)
1	7M	51	LEU	CA-C-O	7.88	136.64	120.10
1	7U	43	HIS	N-CA-CB	-7.88	96.42	110.60
2	1N	226	ILE	O-C-N	7.88	135.30	122.70
2	2J	226	ILE	O-C-N	7.88	135.30	122.70
2	3B	226	ILE	O-C-N	7.88	135.30	122.70
2	3J	226	ILE	O-C-N	7.88	135.30	122.70
2	33	226	ILE	O-C-N	7.88	135.30	122.70
2	4F	226	ILE	O-C-N	7.88	135.30	122.70
2	4Z	226	ILE	O-C-N	7.88	135.30	122.70
2	5V	226	ILE	O-C-N	7.88	135.30	122.70
2	6N	226	ILE	O-C-N	7.88	135.30	122.70
2	6V	226	ILE	O-C-N	7.88	135.30	122.70
2	7F	226	ILE	O-C-N	7.88	135.30	122.70
2	7R	226	ILE	O-C-N	7.88	135.30	122.70
1	1E	39	GLN	CB-CG-CD	-7.87	91.14	111.60
2	13	94	TYR	CB-CG-CD1	-7.87	116.28	121.00
2	17	94	TYR	CB-CG-CD1	-7.87	116.28	121.00
2	2B	94	TYR	CB-CG-CD1	-7.87	116.28	121.00
1	2M	39	GLN	CB-CG-CD	-7.87	91.14	111.60
1	22	39	GLN	CB-CG-CD	-7.87	91.14	111.60
1	3M	39	GLN	CB-CG-CD	-7.87	91.14	111.60
2	3R	94	TYR	CB-CG-CD1	-7.87	116.28	121.00
2	3V	94	TYR	CB-CG-CD1	-7.87	116.28	121.00
2	3Z	94	TYR	CB-CG-CD1	-7.87	116.28	121.00
1	36	39	GLN	CB-CG-CD	-7.87	91.14	111.60
1	4I	39	GLN	CB-CG-CD	-7.87	91.14	111.60
1	4Q	39	GLN	CB-CG-CD	-7.87	91.14	111.60
2	5F	94	TYR	CB-CG-CD1	-7.87	116.28	121.00
2	5J	94	TYR	CB-CG-CD1	-7.87	116.28	121.00
2	5N	94	TYR	CB-CG-CD1	-7.87	116.28	121.00
1	5Y	39	GLN	CB-CG-CD	-7.87	91.14	111.60
1	6E	39	GLN	CB-CG-CD	-7.87	91.14	111.60
1	6Y	39	GLN	CB-CG-CD	-7.87	91.14	111.60
2	63	94	TYR	CB-CG-CD1	-7.87	116.28	121.00
2	67	94	TYR	CB-CG-CD1	-7.87	116.28	121.00
2	7B	94	TYR	CB-CG-CD1	-7.87	116.28	121.00
1	7I	39	GLN	CB-CG-CD	-7.87	91.14	111.60
1	7U	39	GLN	CB-CG-CD	-7.87	91.14	111.60
2	1F	217	PRO	CB-CA-C	-7.87	92.34	112.00
2	2N	217	PRO	CB-CA-C	-7.87	92.34	112.00
2	23	217	PRO	CB-CA-C	-7.87	92.34	112.00
2	3N	217	PRO	CB-CA-C	-7.87	92.34	112.00

*Continued on next page...*

*Continued from previous page...*

Mol	Chain	Res	Type	Atoms	Z	Observed(°)	Ideal(°)
2	37	217	PRO	CB-CA-C	-7.87	92.34	112.00
2	4J	217	PRO	CB-CA-C	-7.87	92.34	112.00
2	4R	217	PRO	CB-CA-C	-7.87	92.34	112.00
2	5Z	217	PRO	CB-CA-C	-7.87	92.34	112.00
2	6F	217	PRO	CB-CA-C	-7.87	92.34	112.00
2	6Z	217	PRO	CB-CA-C	-7.87	92.34	112.00
2	7J	217	PRO	CB-CA-C	-7.87	92.34	112.00
2	7V	217	PRO	CB-CA-C	-7.87	92.34	112.00
1	1A	39	GLN	CB-CG-CD	-7.86	91.16	111.60
1	1I	39	GLN	CB-CG-CD	-7.86	91.16	111.60
1	2E	39	GLN	CB-CG-CD	-7.86	91.16	111.60
1	26	39	GLN	CB-CG-CD	-7.86	91.16	111.60
1	3E	39	GLN	CB-CG-CD	-7.86	91.16	111.60
1	4A	39	GLN	CB-CG-CD	-7.86	91.16	111.60
1	4M	39	GLN	CB-CG-CD	-7.86	91.16	111.60
1	4U	39	GLN	CB-CG-CD	-7.86	91.16	111.60
1	5Q	39	GLN	CB-CG-CD	-7.86	91.16	111.60
1	6I	39	GLN	CB-CG-CD	-7.86	91.16	111.60
1	6Q	39	GLN	CB-CG-CD	-7.86	91.16	111.60
1	7M	39	GLN	CB-CG-CD	-7.86	91.16	111.60
2	1F	226	ILE	O-C-N	7.86	135.28	122.70
1	1M	51	LEU	CA-C-O	7.86	136.61	120.10
2	1R	53	LYS	CA-C-N	7.86	134.49	117.20
2	1R	217	PRO	CB-CA-C	-7.86	92.35	112.00
2	1V	53	LYS	CA-C-N	7.86	134.49	117.20
2	1V	217	PRO	CB-CA-C	-7.86	92.35	112.00
2	1Z	53	LYS	CA-C-N	7.86	134.49	117.20
2	1Z	217	PRO	CB-CA-C	-7.86	92.35	112.00
1	2I	51	LEU	CA-C-O	7.86	136.61	120.10
2	2N	226	ILE	O-C-N	7.86	135.28	122.70
2	2R	53	LYS	CA-C-N	7.86	134.49	117.20
2	2R	217	PRO	CB-CA-C	-7.86	92.35	112.00
2	2V	53	LYS	CA-C-N	7.86	134.49	117.20
2	2V	217	PRO	CB-CA-C	-7.86	92.35	112.00
2	2Z	53	LYS	CA-C-N	7.86	134.49	117.20
2	2Z	217	PRO	CB-CA-C	-7.86	92.35	112.00
2	23	226	ILE	O-C-N	7.86	135.28	122.70
1	3A	51	LEU	CA-C-O	7.86	136.61	120.10
1	3I	51	LEU	CA-C-O	7.86	136.61	120.10
2	3N	226	ILE	O-C-N	7.86	135.28	122.70
1	32	51	LEU	CA-C-O	7.86	136.61	120.10
2	37	226	ILE	O-C-N	7.86	135.28	122.70

*Continued on next page...*

*Continued from previous page...*

Mol	Chain	Res	Type	Atoms	Z	Observed(°)	Ideal(°)
1	4E	51	LEU	CA-C-O	7.86	136.61	120.10
2	4J	226	ILE	O-C-N	7.86	135.28	122.70
2	4R	226	ILE	O-C-N	7.86	135.28	122.70
1	4Y	51	LEU	CA-C-O	7.86	136.61	120.10
2	43	53	LYS	CA-C-N	7.86	134.49	117.20
2	43	217	PRO	CB-CA-C	-7.86	92.35	112.00
2	47	53	LYS	CA-C-N	7.86	134.49	117.20
2	47	217	PRO	CB-CA-C	-7.86	92.35	112.00
2	5B	53	LYS	CA-C-N	7.86	134.49	117.20
2	5B	217	PRO	CB-CA-C	-7.86	92.35	112.00
1	5U	51	LEU	CA-C-O	7.86	136.61	120.10
2	5Z	226	ILE	O-C-N	7.86	135.28	122.70
2	53	53	LYS	CA-C-N	7.86	134.49	117.20
2	53	217	PRO	CB-CA-C	-7.86	92.35	112.00
2	57	53	LYS	CA-C-N	7.86	134.49	117.20
2	57	217	PRO	CB-CA-C	-7.86	92.35	112.00
2	6B	53	LYS	CA-C-N	7.86	134.49	117.20
2	6B	217	PRO	CB-CA-C	-7.86	92.35	112.00
2	6F	226	ILE	O-C-N	7.86	135.28	122.70
1	6M	51	LEU	CA-C-O	7.86	136.61	120.10
1	6U	51	LEU	CA-C-O	7.86	136.61	120.10
2	6Z	226	ILE	O-C-N	7.86	135.28	122.70
1	7E	51	LEU	CA-C-O	7.86	136.61	120.10
2	7J	226	ILE	O-C-N	7.86	135.28	122.70
1	7Q	51	LEU	CA-C-O	7.86	136.61	120.10
2	7V	226	ILE	O-C-N	7.86	135.28	122.70
1	1M	39	GLN	CB-CG-CD	-7.86	91.17	111.60
1	2I	39	GLN	CB-CG-CD	-7.86	91.17	111.60
1	3A	39	GLN	CB-CG-CD	-7.86	91.17	111.60
1	3I	39	GLN	CB-CG-CD	-7.86	91.17	111.60
1	32	39	GLN	CB-CG-CD	-7.86	91.17	111.60
1	4E	39	GLN	CB-CG-CD	-7.86	91.17	111.60
1	4Y	39	GLN	CB-CG-CD	-7.86	91.17	111.60
1	5U	39	GLN	CB-CG-CD	-7.86	91.17	111.60
1	6M	39	GLN	CB-CG-CD	-7.86	91.17	111.60
1	6U	39	GLN	CB-CG-CD	-7.86	91.17	111.60
1	7E	39	GLN	CB-CG-CD	-7.86	91.17	111.60
1	7Q	39	GLN	CB-CG-CD	-7.86	91.17	111.60
2	1B	217	PRO	CB-CA-C	-7.86	92.36	112.00
2	1J	217	PRO	CB-CA-C	-7.86	92.36	112.00
2	1N	217	PRO	CB-CA-C	-7.86	92.36	112.00
2	2F	217	PRO	CB-CA-C	-7.86	92.36	112.00

*Continued on next page...*



*Continued from previous page...*

Mol	Chain	Res	Type	Atoms	Z	Observed(°)	Ideal(°)
2	2J	217	PRO	CB-CA-C	-7.86	92.36	112.00
2	27	217	PRO	CB-CA-C	-7.86	92.36	112.00
2	3B	217	PRO	CB-CA-C	-7.86	92.36	112.00
2	3F	217	PRO	CB-CA-C	-7.86	92.36	112.00
2	3J	217	PRO	CB-CA-C	-7.86	92.36	112.00
2	33	217	PRO	CB-CA-C	-7.86	92.36	112.00
2	4B	217	PRO	CB-CA-C	-7.86	92.36	112.00
2	4F	217	PRO	CB-CA-C	-7.86	92.36	112.00
2	4N	217	PRO	CB-CA-C	-7.86	92.36	112.00
2	4V	217	PRO	CB-CA-C	-7.86	92.36	112.00
2	4Z	217	PRO	CB-CA-C	-7.86	92.36	112.00
2	5R	217	PRO	CB-CA-C	-7.86	92.36	112.00
2	5V	217	PRO	CB-CA-C	-7.86	92.36	112.00
2	6J	217	PRO	CB-CA-C	-7.86	92.36	112.00
2	6N	217	PRO	CB-CA-C	-7.86	92.36	112.00
2	6R	217	PRO	CB-CA-C	-7.86	92.36	112.00
2	6V	217	PRO	CB-CA-C	-7.86	92.36	112.00
2	7F	217	PRO	CB-CA-C	-7.86	92.36	112.00
2	7N	217	PRO	CB-CA-C	-7.86	92.36	112.00
2	7R	217	PRO	CB-CA-C	-7.86	92.36	112.00
1	1M	146	ASN	CA-CB-CG	-7.86	96.12	113.40
1	12	39	GLN	CB-CG-CD	-7.86	91.17	111.60
1	16	39	GLN	CB-CG-CD	-7.86	91.17	111.60
1	2A	39	GLN	CB-CG-CD	-7.86	91.17	111.60
1	2I	146	ASN	CA-CB-CG	-7.86	96.12	113.40
1	3A	146	ASN	CA-CB-CG	-7.86	96.12	113.40
1	3I	146	ASN	CA-CB-CG	-7.86	96.12	113.40
1	3Q	39	GLN	CB-CG-CD	-7.86	91.17	111.60
1	3U	39	GLN	CB-CG-CD	-7.86	91.17	111.60
1	3Y	39	GLN	CB-CG-CD	-7.86	91.17	111.60
1	32	146	ASN	CA-CB-CG	-7.86	96.12	113.40
1	4E	146	ASN	CA-CB-CG	-7.86	96.12	113.40
1	4Y	146	ASN	CA-CB-CG	-7.86	96.12	113.40
1	5E	39	GLN	CB-CG-CD	-7.86	91.17	111.60
1	5I	39	GLN	CB-CG-CD	-7.86	91.17	111.60
1	5M	39	GLN	CB-CG-CD	-7.86	91.17	111.60
1	5U	146	ASN	CA-CB-CG	-7.86	96.12	113.40
1	6M	146	ASN	CA-CB-CG	-7.86	96.12	113.40
1	6U	146	ASN	CA-CB-CG	-7.86	96.12	113.40
1	62	39	GLN	CB-CG-CD	-7.86	91.17	111.60
1	66	39	GLN	CB-CG-CD	-7.86	91.17	111.60
1	7A	39	GLN	CB-CG-CD	-7.86	91.17	111.60

*Continued on next page...*

*Continued from previous page...*

Mol	Chain	Res	Type	Atoms	Z	Observed(°)	Ideal(°)
1	7E	146	ASN	CA-CB-CG	-7.86	96.12	113.40
1	7Q	146	ASN	CA-CB-CG	-7.86	96.12	113.40
2	1B	53	LYS	CA-C-N	7.85	134.48	117.20
2	1J	53	LYS	CA-C-N	7.85	134.48	117.20
2	2F	53	LYS	CA-C-N	7.85	134.48	117.20
2	27	53	LYS	CA-C-N	7.85	134.48	117.20
2	3F	53	LYS	CA-C-N	7.85	134.48	117.20
2	4B	53	LYS	CA-C-N	7.85	134.48	117.20
2	4N	53	LYS	CA-C-N	7.85	134.48	117.20
2	4V	53	LYS	CA-C-N	7.85	134.48	117.20
2	5R	53	LYS	CA-C-N	7.85	134.48	117.20
2	6J	53	LYS	CA-C-N	7.85	134.48	117.20
2	6R	53	LYS	CA-C-N	7.85	134.48	117.20
2	7N	53	LYS	CA-C-N	7.85	134.48	117.20
1	1A	146	ASN	CA-CB-CG	-7.85	96.12	113.40
1	1I	146	ASN	CA-CB-CG	-7.85	96.12	113.40
2	13	226	ILE	O-C-N	7.85	135.26	122.70
2	17	226	ILE	O-C-N	7.85	135.26	122.70
2	2B	226	ILE	O-C-N	7.85	135.26	122.70
1	2E	146	ASN	CA-CB-CG	-7.85	96.12	113.40
1	26	146	ASN	CA-CB-CG	-7.85	96.12	113.40
1	3E	146	ASN	CA-CB-CG	-7.85	96.12	113.40
2	3R	226	ILE	O-C-N	7.85	135.26	122.70
2	3V	226	ILE	O-C-N	7.85	135.26	122.70
2	3Z	226	ILE	O-C-N	7.85	135.26	122.70
1	4A	146	ASN	CA-CB-CG	-7.85	96.12	113.40
1	4M	146	ASN	CA-CB-CG	-7.85	96.12	113.40
1	4U	146	ASN	CA-CB-CG	-7.85	96.12	113.40
2	5F	226	ILE	O-C-N	7.85	135.26	122.70
2	5J	226	ILE	O-C-N	7.85	135.26	122.70
2	5N	226	ILE	O-C-N	7.85	135.26	122.70
1	5Q	146	ASN	CA-CB-CG	-7.85	96.12	113.40
1	6I	146	ASN	CA-CB-CG	-7.85	96.12	113.40
1	6Q	146	ASN	CA-CB-CG	-7.85	96.12	113.40
2	63	226	ILE	O-C-N	7.85	135.26	122.70
2	67	226	ILE	O-C-N	7.85	135.26	122.70
2	7B	226	ILE	O-C-N	7.85	135.26	122.70
1	7M	146	ASN	CA-CB-CG	-7.85	96.12	113.40
1	12	146	ASN	CA-CB-CG	-7.85	96.13	113.40
1	16	146	ASN	CA-CB-CG	-7.85	96.13	113.40
1	2A	146	ASN	CA-CB-CG	-7.85	96.13	113.40
1	3Q	146	ASN	CA-CB-CG	-7.85	96.13	113.40

*Continued on next page...*

*Continued from previous page...*

Mol	Chain	Res	Type	Atoms	Z	Observed(°)	Ideal(°)
1	3U	146	ASN	CA-CB-CG	-7.85	96.13	113.40
1	3Y	146	ASN	CA-CB-CG	-7.85	96.13	113.40
1	5E	146	ASN	CA-CB-CG	-7.85	96.13	113.40
1	5I	146	ASN	CA-CB-CG	-7.85	96.13	113.40
1	5M	146	ASN	CA-CB-CG	-7.85	96.13	113.40
1	62	146	ASN	CA-CB-CG	-7.85	96.13	113.40
1	66	146	ASN	CA-CB-CG	-7.85	96.13	113.40
1	7A	146	ASN	CA-CB-CG	-7.85	96.13	113.40
1	1Q	39	GLN	CB-CG-CD	-7.85	91.19	111.60
1	1U	39	GLN	CB-CG-CD	-7.85	91.19	111.60
1	1Y	39	GLN	CB-CG-CD	-7.85	91.19	111.60
1	2Q	39	GLN	CB-CG-CD	-7.85	91.19	111.60
1	2U	39	GLN	CB-CG-CD	-7.85	91.19	111.60
1	2Y	39	GLN	CB-CG-CD	-7.85	91.19	111.60
1	42	39	GLN	CB-CG-CD	-7.85	91.19	111.60
1	46	39	GLN	CB-CG-CD	-7.85	91.19	111.60
1	5A	39	GLN	CB-CG-CD	-7.85	91.19	111.60
1	52	39	GLN	CB-CG-CD	-7.85	91.19	111.60
1	56	39	GLN	CB-CG-CD	-7.85	91.19	111.60
1	6A	39	GLN	CB-CG-CD	-7.85	91.19	111.60
1	1E	51	LEU	CA-C-O	7.85	136.58	120.10
2	1N	17	THR	OG1-CB-CG2	7.85	128.05	110.00
2	13	217	PRO	CB-CA-C	-7.85	92.38	112.00
2	17	217	PRO	CB-CA-C	-7.85	92.38	112.00
2	2B	217	PRO	CB-CA-C	-7.85	92.38	112.00
2	2J	17	THR	OG1-CB-CG2	7.85	128.05	110.00
1	2M	51	LEU	CA-C-O	7.85	136.58	120.10
1	22	51	LEU	CA-C-O	7.85	136.58	120.10
2	3B	17	THR	OG1-CB-CG2	7.85	128.05	110.00
2	3J	17	THR	OG1-CB-CG2	7.85	128.05	110.00
1	3M	51	LEU	CA-C-O	7.85	136.58	120.10
2	3R	217	PRO	CB-CA-C	-7.85	92.38	112.00
2	3V	217	PRO	CB-CA-C	-7.85	92.38	112.00
2	3Z	217	PRO	CB-CA-C	-7.85	92.38	112.00
2	33	17	THR	OG1-CB-CG2	7.85	128.05	110.00
1	36	51	LEU	CA-C-O	7.85	136.58	120.10
2	4F	17	THR	OG1-CB-CG2	7.85	128.05	110.00
1	4I	51	LEU	CA-C-O	7.85	136.58	120.10
1	4Q	51	LEU	CA-C-O	7.85	136.58	120.10
2	4Z	17	THR	OG1-CB-CG2	7.85	128.05	110.00
2	5F	217	PRO	CB-CA-C	-7.85	92.38	112.00
2	5J	217	PRO	CB-CA-C	-7.85	92.38	112.00

*Continued on next page...*

*Continued from previous page...*

Mol	Chain	Res	Type	Atoms	Z	Observed(°)	Ideal(°)
2	5N	217	PRO	CB-CA-C	-7.85	92.38	112.00
2	5V	17	THR	OG1-CB-CG2	7.85	128.05	110.00
1	5Y	51	LEU	CA-C-O	7.85	136.58	120.10
1	6E	51	LEU	CA-C-O	7.85	136.58	120.10
2	6N	17	THR	OG1-CB-CG2	7.85	128.05	110.00
2	6V	17	THR	OG1-CB-CG2	7.85	128.05	110.00
1	6Y	51	LEU	CA-C-O	7.85	136.58	120.10
2	63	217	PRO	CB-CA-C	-7.85	92.38	112.00
2	67	217	PRO	CB-CA-C	-7.85	92.38	112.00
2	7B	217	PRO	CB-CA-C	-7.85	92.38	112.00
2	7F	17	THR	OG1-CB-CG2	7.85	128.05	110.00
1	7I	51	LEU	CA-C-O	7.85	136.58	120.10
2	7R	17	THR	OG1-CB-CG2	7.85	128.05	110.00
1	7U	51	LEU	CA-C-O	7.85	136.58	120.10
2	1F	17	THR	OG1-CB-CG2	7.84	128.04	110.00
2	1F	53	LYS	CA-C-N	7.84	134.46	117.20
1	1Q	146	ASN	CA-CB-CG	-7.84	96.14	113.40
1	1U	146	ASN	CA-CB-CG	-7.84	96.14	113.40
1	1Y	146	ASN	CA-CB-CG	-7.84	96.14	113.40
2	2N	17	THR	OG1-CB-CG2	7.84	128.04	110.00
2	2N	53	LYS	CA-C-N	7.84	134.46	117.20
1	2Q	146	ASN	CA-CB-CG	-7.84	96.14	113.40
1	2U	146	ASN	CA-CB-CG	-7.84	96.14	113.40
1	2Y	146	ASN	CA-CB-CG	-7.84	96.14	113.40
2	23	17	THR	OG1-CB-CG2	7.84	128.04	110.00
2	23	53	LYS	CA-C-N	7.84	134.46	117.20
2	3N	17	THR	OG1-CB-CG2	7.84	128.04	110.00
2	3N	53	LYS	CA-C-N	7.84	134.46	117.20
2	37	17	THR	OG1-CB-CG2	7.84	128.04	110.00
2	37	53	LYS	CA-C-N	7.84	134.46	117.20
2	4J	17	THR	OG1-CB-CG2	7.84	128.04	110.00
2	4J	53	LYS	CA-C-N	7.84	134.46	117.20
2	4R	17	THR	OG1-CB-CG2	7.84	128.04	110.00
2	4R	53	LYS	CA-C-N	7.84	134.46	117.20
1	42	146	ASN	CA-CB-CG	-7.84	96.14	113.40
1	46	146	ASN	CA-CB-CG	-7.84	96.14	113.40
1	5A	146	ASN	CA-CB-CG	-7.84	96.14	113.40
2	5Z	17	THR	OG1-CB-CG2	7.84	128.04	110.00
2	5Z	53	LYS	CA-C-N	7.84	134.46	117.20
1	52	146	ASN	CA-CB-CG	-7.84	96.14	113.40
1	56	146	ASN	CA-CB-CG	-7.84	96.14	113.40
1	6A	146	ASN	CA-CB-CG	-7.84	96.14	113.40

*Continued on next page...*

*Continued from previous page...*

Mol	Chain	Res	Type	Atoms	Z	Observed(°)	Ideal(°)
2	6F	17	THR	OG1-CB-CG2	7.84	128.04	110.00
2	6F	53	LYS	CA-C-N	7.84	134.46	117.20
2	6Z	17	THR	OG1-CB-CG2	7.84	128.04	110.00
2	6Z	53	LYS	CA-C-N	7.84	134.46	117.20
2	7J	17	THR	OG1-CB-CG2	7.84	128.04	110.00
2	7J	53	LYS	CA-C-N	7.84	134.46	117.20
2	7V	17	THR	OG1-CB-CG2	7.84	128.04	110.00
2	7V	53	LYS	CA-C-N	7.84	134.46	117.20
2	1B	17	THR	OG1-CB-CG2	7.84	128.04	110.00
2	1J	17	THR	OG1-CB-CG2	7.84	128.04	110.00
2	1R	17	THR	OG1-CB-CG2	7.84	128.04	110.00
2	1V	17	THR	OG1-CB-CG2	7.84	128.04	110.00
2	1Z	17	THR	OG1-CB-CG2	7.84	128.04	110.00
2	2F	17	THR	OG1-CB-CG2	7.84	128.04	110.00
2	2R	17	THR	OG1-CB-CG2	7.84	128.04	110.00
2	2V	17	THR	OG1-CB-CG2	7.84	128.04	110.00
2	2Z	17	THR	OG1-CB-CG2	7.84	128.04	110.00
2	27	17	THR	OG1-CB-CG2	7.84	128.04	110.00
2	3F	17	THR	OG1-CB-CG2	7.84	128.04	110.00
2	4B	17	THR	OG1-CB-CG2	7.84	128.04	110.00
2	4N	17	THR	OG1-CB-CG2	7.84	128.04	110.00
2	4V	17	THR	OG1-CB-CG2	7.84	128.04	110.00
2	43	17	THR	OG1-CB-CG2	7.84	128.04	110.00
2	47	17	THR	OG1-CB-CG2	7.84	128.04	110.00
2	5B	17	THR	OG1-CB-CG2	7.84	128.04	110.00
2	5R	17	THR	OG1-CB-CG2	7.84	128.04	110.00
2	53	17	THR	OG1-CB-CG2	7.84	128.04	110.00
2	57	17	THR	OG1-CB-CG2	7.84	128.04	110.00
2	6B	17	THR	OG1-CB-CG2	7.84	128.04	110.00
2	6J	17	THR	OG1-CB-CG2	7.84	128.04	110.00
2	6R	17	THR	OG1-CB-CG2	7.84	128.04	110.00
2	7N	17	THR	OG1-CB-CG2	7.84	128.04	110.00
2	1R	94	TYR	CB-CG-CD1	-7.84	116.30	121.00
2	1V	94	TYR	CB-CG-CD1	-7.84	116.30	121.00
2	1Z	94	TYR	CB-CG-CD1	-7.84	116.30	121.00
2	2R	94	TYR	CB-CG-CD1	-7.84	116.30	121.00
2	2V	94	TYR	CB-CG-CD1	-7.84	116.30	121.00
2	2Z	94	TYR	CB-CG-CD1	-7.84	116.30	121.00
2	43	94	TYR	CB-CG-CD1	-7.84	116.30	121.00
2	47	94	TYR	CB-CG-CD1	-7.84	116.30	121.00
2	5B	94	TYR	CB-CG-CD1	-7.84	116.30	121.00
2	53	94	TYR	CB-CG-CD1	-7.84	116.30	121.00

*Continued on next page...*

*Continued from previous page...*

Mol	Chain	Res	Type	Atoms	Z	Observed(°)	Ideal(°)
2	57	94	TYR	CB-CG-CD1	-7.84	116.30	121.00
2	6B	94	TYR	CB-CG-CD1	-7.84	116.30	121.00
1	1E	66	ARG	CB-CA-C	7.83	126.07	110.40
1	1E	146	ASN	CA-CB-CG	-7.83	96.16	113.40
1	1M	66	ARG	CB-CA-C	7.83	126.07	110.40
2	13	53	LYS	CA-C-N	7.83	134.44	117.20
2	17	53	LYS	CA-C-N	7.83	134.44	117.20
2	2B	53	LYS	CA-C-N	7.83	134.44	117.20
1	2I	66	ARG	CB-CA-C	7.83	126.07	110.40
1	2M	66	ARG	CB-CA-C	7.83	126.07	110.40
1	2M	146	ASN	CA-CB-CG	-7.83	96.16	113.40
1	22	66	ARG	CB-CA-C	7.83	126.07	110.40
1	22	146	ASN	CA-CB-CG	-7.83	96.16	113.40
1	3A	66	ARG	CB-CA-C	7.83	126.07	110.40
1	3I	66	ARG	CB-CA-C	7.83	126.07	110.40
1	3M	66	ARG	CB-CA-C	7.83	126.07	110.40
1	3M	146	ASN	CA-CB-CG	-7.83	96.16	113.40
2	3R	53	LYS	CA-C-N	7.83	134.44	117.20
2	3V	53	LYS	CA-C-N	7.83	134.44	117.20
2	3Z	53	LYS	CA-C-N	7.83	134.44	117.20
1	32	66	ARG	CB-CA-C	7.83	126.07	110.40
1	36	66	ARG	CB-CA-C	7.83	126.07	110.40
1	36	146	ASN	CA-CB-CG	-7.83	96.16	113.40
1	4E	66	ARG	CB-CA-C	7.83	126.07	110.40
1	4I	66	ARG	CB-CA-C	7.83	126.07	110.40
1	4I	146	ASN	CA-CB-CG	-7.83	96.16	113.40
1	4Q	66	ARG	CB-CA-C	7.83	126.07	110.40
1	4Q	146	ASN	CA-CB-CG	-7.83	96.16	113.40
1	4Y	66	ARG	CB-CA-C	7.83	126.07	110.40
2	5F	53	LYS	CA-C-N	7.83	134.44	117.20
2	5J	53	LYS	CA-C-N	7.83	134.44	117.20
2	5N	53	LYS	CA-C-N	7.83	134.44	117.20
1	5U	66	ARG	CB-CA-C	7.83	126.07	110.40
1	5Y	66	ARG	CB-CA-C	7.83	126.07	110.40
1	5Y	146	ASN	CA-CB-CG	-7.83	96.16	113.40
1	6E	66	ARG	CB-CA-C	7.83	126.07	110.40
1	6E	146	ASN	CA-CB-CG	-7.83	96.16	113.40
1	6M	66	ARG	CB-CA-C	7.83	126.07	110.40
1	6U	66	ARG	CB-CA-C	7.83	126.07	110.40
1	6Y	66	ARG	CB-CA-C	7.83	126.07	110.40
1	6Y	146	ASN	CA-CB-CG	-7.83	96.16	113.40
2	63	53	LYS	CA-C-N	7.83	134.44	117.20

*Continued on next page...*



*Continued from previous page...*

Mol	Chain	Res	Type	Atoms	Z	Observed(°)	Ideal(°)
2	67	53	LYS	CA-C-N	7.83	134.44	117.20
2	7B	53	LYS	CA-C-N	7.83	134.44	117.20
1	7E	66	ARG	CB-CA-C	7.83	126.07	110.40
1	7I	66	ARG	CB-CA-C	7.83	126.07	110.40
1	7I	146	ASN	CA-CB-CG	-7.83	96.16	113.40
1	7Q	66	ARG	CB-CA-C	7.83	126.07	110.40
1	7U	66	ARG	CB-CA-C	7.83	126.07	110.40
1	7U	146	ASN	CA-CB-CG	-7.83	96.16	113.40
2	1F	94	TYR	CB-CG-CD1	-7.83	116.30	121.00
2	2N	94	TYR	CB-CG-CD1	-7.83	116.30	121.00
2	23	94	TYR	CB-CG-CD1	-7.83	116.30	121.00
2	3N	94	TYR	CB-CG-CD1	-7.83	116.30	121.00
2	37	94	TYR	CB-CG-CD1	-7.83	116.30	121.00
2	4J	94	TYR	CB-CG-CD1	-7.83	116.30	121.00
2	4R	94	TYR	CB-CG-CD1	-7.83	116.30	121.00
2	5Z	94	TYR	CB-CG-CD1	-7.83	116.30	121.00
2	6F	94	TYR	CB-CG-CD1	-7.83	116.30	121.00
2	6Z	94	TYR	CB-CG-CD1	-7.83	116.30	121.00
2	7J	94	TYR	CB-CG-CD1	-7.83	116.30	121.00
2	7V	94	TYR	CB-CG-CD1	-7.83	116.30	121.00
1	1A	66	ARG	CB-CA-C	7.83	126.06	110.40
1	1I	66	ARG	CB-CA-C	7.83	126.06	110.40
1	12	66	ARG	CB-CA-C	7.83	126.06	110.40
1	16	66	ARG	CB-CA-C	7.83	126.06	110.40
1	2A	66	ARG	CB-CA-C	7.83	126.06	110.40
1	2E	66	ARG	CB-CA-C	7.83	126.06	110.40
1	26	66	ARG	CB-CA-C	7.83	126.06	110.40
1	3E	66	ARG	CB-CA-C	7.83	126.06	110.40
1	3Q	66	ARG	CB-CA-C	7.83	126.06	110.40
1	3U	66	ARG	CB-CA-C	7.83	126.06	110.40
1	3Y	66	ARG	CB-CA-C	7.83	126.06	110.40
1	4A	66	ARG	CB-CA-C	7.83	126.06	110.40
1	4M	66	ARG	CB-CA-C	7.83	126.06	110.40
1	4U	66	ARG	CB-CA-C	7.83	126.06	110.40
1	5E	66	ARG	CB-CA-C	7.83	126.06	110.40
1	5I	66	ARG	CB-CA-C	7.83	126.06	110.40
1	5M	66	ARG	CB-CA-C	7.83	126.06	110.40
1	5Q	66	ARG	CB-CA-C	7.83	126.06	110.40
1	6I	66	ARG	CB-CA-C	7.83	126.06	110.40
1	6Q	66	ARG	CB-CA-C	7.83	126.06	110.40
1	62	66	ARG	CB-CA-C	7.83	126.06	110.40
1	66	66	ARG	CB-CA-C	7.83	126.06	110.40

*Continued on next page...*



*Continued from previous page...*

Mol	Chain	Res	Type	Atoms	Z	Observed(°)	Ideal(°)
1	7A	66	ARG	CB-CA-C	7.83	126.06	110.40
1	7M	66	ARG	CB-CA-C	7.83	126.06	110.40
2	13	17	THR	OG1-CB-CG2	7.83	128.01	110.00
2	17	17	THR	OG1-CB-CG2	7.83	128.01	110.00
2	2B	17	THR	OG1-CB-CG2	7.83	128.01	110.00
2	3R	17	THR	OG1-CB-CG2	7.83	128.01	110.00
2	3V	17	THR	OG1-CB-CG2	7.83	128.01	110.00
2	3Z	17	THR	OG1-CB-CG2	7.83	128.01	110.00
2	5F	17	THR	OG1-CB-CG2	7.83	128.01	110.00
2	5J	17	THR	OG1-CB-CG2	7.83	128.01	110.00
2	5N	17	THR	OG1-CB-CG2	7.83	128.01	110.00
2	63	17	THR	OG1-CB-CG2	7.83	128.01	110.00
2	67	17	THR	OG1-CB-CG2	7.83	128.01	110.00
2	7B	17	THR	OG1-CB-CG2	7.83	128.01	110.00
2	1N	53	LYS	CA-C-N	7.83	134.42	117.20
1	1Q	66	ARG	CB-CA-C	7.83	126.06	110.40
1	1U	66	ARG	CB-CA-C	7.83	126.06	110.40
1	1Y	66	ARG	CB-CA-C	7.83	126.06	110.40
2	2J	53	LYS	CA-C-N	7.83	134.42	117.20
1	2Q	66	ARG	CB-CA-C	7.83	126.06	110.40
1	2U	66	ARG	CB-CA-C	7.83	126.06	110.40
1	2Y	66	ARG	CB-CA-C	7.83	126.06	110.40
2	3B	53	LYS	CA-C-N	7.83	134.42	117.20
2	3J	53	LYS	CA-C-N	7.83	134.42	117.20
2	33	53	LYS	CA-C-N	7.83	134.42	117.20
2	4F	53	LYS	CA-C-N	7.83	134.42	117.20
2	4Z	53	LYS	CA-C-N	7.83	134.42	117.20
1	42	66	ARG	CB-CA-C	7.83	126.06	110.40
1	46	66	ARG	CB-CA-C	7.83	126.06	110.40
1	5A	66	ARG	CB-CA-C	7.83	126.06	110.40
2	5V	53	LYS	CA-C-N	7.83	134.42	117.20
1	52	66	ARG	CB-CA-C	7.83	126.06	110.40
1	56	66	ARG	CB-CA-C	7.83	126.06	110.40
1	6A	66	ARG	CB-CA-C	7.83	126.06	110.40
2	6N	53	LYS	CA-C-N	7.83	134.42	117.20
2	6V	53	LYS	CA-C-N	7.83	134.42	117.20
2	7F	53	LYS	CA-C-N	7.83	134.42	117.20
2	7R	53	LYS	CA-C-N	7.83	134.42	117.20
1	1Q	36	THR	CA-C-O	-7.81	103.71	120.10
1	1U	36	THR	CA-C-O	-7.81	103.71	120.10
1	1Y	36	THR	CA-C-O	-7.81	103.71	120.10
1	2Q	36	THR	CA-C-O	-7.81	103.71	120.10

*Continued on next page...*

*Continued from previous page...*

Mol	Chain	Res	Type	Atoms	Z	Observed(°)	Ideal(°)
1	2U	36	THR	CA-C-O	-7.81	103.71	120.10
1	2Y	36	THR	CA-C-O	-7.81	103.71	120.10
1	42	36	THR	CA-C-O	-7.81	103.71	120.10
1	46	36	THR	CA-C-O	-7.81	103.71	120.10
1	5A	36	THR	CA-C-O	-7.81	103.71	120.10
1	52	36	THR	CA-C-O	-7.81	103.71	120.10
1	56	36	THR	CA-C-O	-7.81	103.71	120.10
1	6A	36	THR	CA-C-O	-7.81	103.71	120.10
1	1M	95	THR	C-N-CA	-7.80	102.19	121.70
1	12	95	THR	C-N-CA	-7.80	102.19	121.70
1	16	95	THR	C-N-CA	-7.80	102.19	121.70
1	2A	95	THR	C-N-CA	-7.80	102.19	121.70
1	2I	95	THR	C-N-CA	-7.80	102.19	121.70
1	3A	95	THR	C-N-CA	-7.80	102.19	121.70
1	3I	95	THR	C-N-CA	-7.80	102.19	121.70
1	3Q	95	THR	C-N-CA	-7.80	102.19	121.70
1	3U	95	THR	C-N-CA	-7.80	102.19	121.70
1	3Y	95	THR	C-N-CA	-7.80	102.19	121.70
1	32	95	THR	C-N-CA	-7.80	102.19	121.70
1	4E	95	THR	C-N-CA	-7.80	102.19	121.70
1	4Y	95	THR	C-N-CA	-7.80	102.19	121.70
1	5E	95	THR	C-N-CA	-7.80	102.19	121.70
1	5I	95	THR	C-N-CA	-7.80	102.19	121.70
1	5M	95	THR	C-N-CA	-7.80	102.19	121.70
1	5U	95	THR	C-N-CA	-7.80	102.19	121.70
1	6M	95	THR	C-N-CA	-7.80	102.19	121.70
1	6U	95	THR	C-N-CA	-7.80	102.19	121.70
1	62	95	THR	C-N-CA	-7.80	102.19	121.70
1	66	95	THR	C-N-CA	-7.80	102.19	121.70
1	7A	95	THR	C-N-CA	-7.80	102.19	121.70
1	7E	95	THR	C-N-CA	-7.80	102.19	121.70
1	7Q	95	THR	C-N-CA	-7.80	102.19	121.70
1	1A	95	THR	C-N-CA	-7.80	102.19	121.70
1	1I	95	THR	C-N-CA	-7.80	102.19	121.70
1	2E	95	THR	C-N-CA	-7.80	102.19	121.70
1	26	95	THR	C-N-CA	-7.80	102.19	121.70
1	3E	95	THR	C-N-CA	-7.80	102.19	121.70
1	4A	95	THR	C-N-CA	-7.80	102.19	121.70
1	4M	95	THR	C-N-CA	-7.80	102.19	121.70
1	4U	95	THR	C-N-CA	-7.80	102.19	121.70
1	5Q	95	THR	C-N-CA	-7.80	102.19	121.70
1	6I	95	THR	C-N-CA	-7.80	102.19	121.70

*Continued on next page...*

*Continued from previous page...*

Mol	Chain	Res	Type	Atoms	Z	Observed(°)	Ideal(°)
1	6Q	95	THR	C-N-CA	-7.80	102.19	121.70
1	7M	95	THR	C-N-CA	-7.80	102.19	121.70
1	1M	148	LEU	CB-CG-CD2	-7.80	97.74	111.00
1	12	148	LEU	CB-CG-CD2	-7.80	97.74	111.00
1	16	148	LEU	CB-CG-CD2	-7.80	97.74	111.00
1	2A	148	LEU	CB-CG-CD2	-7.80	97.74	111.00
1	2I	148	LEU	CB-CG-CD2	-7.80	97.74	111.00
1	3A	148	LEU	CB-CG-CD2	-7.80	97.74	111.00
1	3I	148	LEU	CB-CG-CD2	-7.80	97.74	111.00
1	3Q	148	LEU	CB-CG-CD2	-7.80	97.74	111.00
1	3U	148	LEU	CB-CG-CD2	-7.80	97.74	111.00
1	3Y	148	LEU	CB-CG-CD2	-7.80	97.74	111.00
1	32	148	LEU	CB-CG-CD2	-7.80	97.74	111.00
1	4E	148	LEU	CB-CG-CD2	-7.80	97.74	111.00
1	4Y	148	LEU	CB-CG-CD2	-7.80	97.74	111.00
1	5E	148	LEU	CB-CG-CD2	-7.80	97.74	111.00
1	5I	148	LEU	CB-CG-CD2	-7.80	97.74	111.00
1	5M	148	LEU	CB-CG-CD2	-7.80	97.74	111.00
1	5U	148	LEU	CB-CG-CD2	-7.80	97.74	111.00
1	6M	148	LEU	CB-CG-CD2	-7.80	97.74	111.00
1	6U	148	LEU	CB-CG-CD2	-7.80	97.74	111.00
1	62	148	LEU	CB-CG-CD2	-7.80	97.74	111.00
1	66	148	LEU	CB-CG-CD2	-7.80	97.74	111.00
1	7A	148	LEU	CB-CG-CD2	-7.80	97.74	111.00
1	7E	148	LEU	CB-CG-CD2	-7.80	97.74	111.00
1	7Q	148	LEU	CB-CG-CD2	-7.80	97.74	111.00
1	1M	36	THR	CA-C-O	-7.80	103.72	120.10
1	2I	36	THR	CA-C-O	-7.80	103.72	120.10
1	3A	36	THR	CA-C-O	-7.80	103.72	120.10
1	3I	36	THR	CA-C-O	-7.80	103.72	120.10
1	32	36	THR	CA-C-O	-7.80	103.72	120.10
1	4E	36	THR	CA-C-O	-7.80	103.72	120.10
1	4Y	36	THR	CA-C-O	-7.80	103.72	120.10
1	5U	36	THR	CA-C-O	-7.80	103.72	120.10
1	6M	36	THR	CA-C-O	-7.80	103.72	120.10
1	6U	36	THR	CA-C-O	-7.80	103.72	120.10
1	7E	36	THR	CA-C-O	-7.80	103.72	120.10
1	7Q	36	THR	CA-C-O	-7.80	103.72	120.10
1	1E	95	THR	C-N-CA	-7.80	102.21	121.70
1	2M	95	THR	C-N-CA	-7.80	102.21	121.70
1	22	95	THR	C-N-CA	-7.80	102.21	121.70
1	3M	95	THR	C-N-CA	-7.80	102.21	121.70

*Continued on next page...*

*Continued from previous page...*

Mol	Chain	Res	Type	Atoms	Z	Observed(°)	Ideal(°)
1	36	95	THR	C-N-CA	-7.80	102.21	121.70
1	4I	95	THR	C-N-CA	-7.80	102.21	121.70
1	4Q	95	THR	C-N-CA	-7.80	102.21	121.70
1	5Y	95	THR	C-N-CA	-7.80	102.21	121.70
1	6E	95	THR	C-N-CA	-7.80	102.21	121.70
1	6Y	95	THR	C-N-CA	-7.80	102.21	121.70
1	7I	95	THR	C-N-CA	-7.80	102.21	121.70
1	7U	95	THR	C-N-CA	-7.80	102.21	121.70
2	1F	37	ASN	CA-C-N	-7.79	100.05	117.20
1	1M	29	TYR	OH-CZ-CE2	7.79	141.15	120.10
1	1Q	148	LEU	CB-CG-CD2	-7.79	97.75	111.00
1	1U	148	LEU	CB-CG-CD2	-7.79	97.75	111.00
1	1Y	148	LEU	CB-CG-CD2	-7.79	97.75	111.00
1	12	36	THR	CA-C-O	-7.79	103.73	120.10
1	16	36	THR	CA-C-O	-7.79	103.73	120.10
1	2A	36	THR	CA-C-O	-7.79	103.73	120.10
1	2I	29	TYR	OH-CZ-CE2	7.79	141.15	120.10
2	2N	37	ASN	CA-C-N	-7.79	100.05	117.20
1	2Q	148	LEU	CB-CG-CD2	-7.79	97.75	111.00
1	2U	148	LEU	CB-CG-CD2	-7.79	97.75	111.00
1	2Y	148	LEU	CB-CG-CD2	-7.79	97.75	111.00
2	23	37	ASN	CA-C-N	-7.79	100.05	117.20
1	3A	29	TYR	OH-CZ-CE2	7.79	141.15	120.10
1	3I	29	TYR	OH-CZ-CE2	7.79	141.15	120.10
2	3N	37	ASN	CA-C-N	-7.79	100.05	117.20
1	3Q	36	THR	CA-C-O	-7.79	103.73	120.10
1	3U	36	THR	CA-C-O	-7.79	103.73	120.10
1	3Y	36	THR	CA-C-O	-7.79	103.73	120.10
1	32	29	TYR	OH-CZ-CE2	7.79	141.15	120.10
2	37	37	ASN	CA-C-N	-7.79	100.05	117.20
1	4E	29	TYR	OH-CZ-CE2	7.79	141.15	120.10
2	4J	37	ASN	CA-C-N	-7.79	100.05	117.20
2	4R	37	ASN	CA-C-N	-7.79	100.05	117.20
1	4Y	29	TYR	OH-CZ-CE2	7.79	141.15	120.10
1	42	148	LEU	CB-CG-CD2	-7.79	97.75	111.00
1	46	148	LEU	CB-CG-CD2	-7.79	97.75	111.00
1	5A	148	LEU	CB-CG-CD2	-7.79	97.75	111.00
1	5E	36	THR	CA-C-O	-7.79	103.73	120.10
1	5I	36	THR	CA-C-O	-7.79	103.73	120.10
1	5M	36	THR	CA-C-O	-7.79	103.73	120.10
1	5U	29	TYR	OH-CZ-CE2	7.79	141.15	120.10
2	5Z	37	ASN	CA-C-N	-7.79	100.05	117.20

*Continued on next page...*

*Continued from previous page...*

Mol	Chain	Res	Type	Atoms	Z	Observed(°)	Ideal(°)
1	52	148	LEU	CB-CG-CD2	-7.79	97.75	111.00
1	56	148	LEU	CB-CG-CD2	-7.79	97.75	111.00
1	6A	148	LEU	CB-CG-CD2	-7.79	97.75	111.00
2	6F	37	ASN	CA-C-N	-7.79	100.05	117.20
1	6M	29	TYR	OH-CZ-CE2	7.79	141.15	120.10
1	6U	29	TYR	OH-CZ-CE2	7.79	141.15	120.10
2	6Z	37	ASN	CA-C-N	-7.79	100.05	117.20
1	62	36	THR	CA-C-O	-7.79	103.73	120.10
1	66	36	THR	CA-C-O	-7.79	103.73	120.10
1	7A	36	THR	CA-C-O	-7.79	103.73	120.10
1	7E	29	TYR	OH-CZ-CE2	7.79	141.15	120.10
2	7J	37	ASN	CA-C-N	-7.79	100.05	117.20
1	7Q	29	TYR	OH-CZ-CE2	7.79	141.15	120.10
2	7V	37	ASN	CA-C-N	-7.79	100.05	117.20
1	12	29	TYR	OH-CZ-CE2	7.79	141.14	120.10
2	13	37	ASN	CA-C-N	-7.79	100.06	117.20
1	16	29	TYR	OH-CZ-CE2	7.79	141.14	120.10
2	17	37	ASN	CA-C-N	-7.79	100.06	117.20
1	2A	29	TYR	OH-CZ-CE2	7.79	141.14	120.10
2	2B	37	ASN	CA-C-N	-7.79	100.06	117.20
1	3Q	29	TYR	OH-CZ-CE2	7.79	141.14	120.10
2	3R	37	ASN	CA-C-N	-7.79	100.06	117.20
1	3U	29	TYR	OH-CZ-CE2	7.79	141.14	120.10
2	3V	37	ASN	CA-C-N	-7.79	100.06	117.20
1	3Y	29	TYR	OH-CZ-CE2	7.79	141.14	120.10
2	3Z	37	ASN	CA-C-N	-7.79	100.06	117.20
1	5E	29	TYR	OH-CZ-CE2	7.79	141.14	120.10
2	5F	37	ASN	CA-C-N	-7.79	100.06	117.20
1	5I	29	TYR	OH-CZ-CE2	7.79	141.14	120.10
2	5J	37	ASN	CA-C-N	-7.79	100.06	117.20
1	5M	29	TYR	OH-CZ-CE2	7.79	141.14	120.10
2	5N	37	ASN	CA-C-N	-7.79	100.06	117.20
1	62	29	TYR	OH-CZ-CE2	7.79	141.14	120.10
2	63	37	ASN	CA-C-N	-7.79	100.06	117.20
1	66	29	TYR	OH-CZ-CE2	7.79	141.14	120.10
2	67	37	ASN	CA-C-N	-7.79	100.06	117.20
1	7A	29	TYR	OH-CZ-CE2	7.79	141.14	120.10
2	7B	37	ASN	CA-C-N	-7.79	100.06	117.20
1	1A	81	ASN	OD1-CG-ND2	7.79	139.82	121.90
2	1B	94	TYR	CB-CG-CD1	-7.79	116.33	121.00
1	1E	29	TYR	OH-CZ-CE2	7.79	141.13	120.10
2	1F	38	VAL	CB-CA-C	-7.79	96.60	111.40

*Continued on next page...*

*Continued from previous page...*

Mol	Chain	Res	Type	Atoms	Z	Observed(°)	Ideal(°)
1	1I	81	ASN	OD1-CG-ND2	7.79	139.82	121.90
2	1J	94	TYR	CB-CG-CD1	-7.79	116.33	121.00
1	1Q	29	TYR	OH-CZ-CE2	7.79	141.14	120.10
1	1U	29	TYR	OH-CZ-CE2	7.79	141.14	120.10
1	1Y	29	TYR	OH-CZ-CE2	7.79	141.14	120.10
1	2E	81	ASN	OD1-CG-ND2	7.79	139.82	121.90
2	2F	94	TYR	CB-CG-CD1	-7.79	116.33	121.00
1	2M	29	TYR	OH-CZ-CE2	7.79	141.13	120.10
2	2N	38	VAL	CB-CA-C	-7.79	96.60	111.40
1	2Q	29	TYR	OH-CZ-CE2	7.79	141.14	120.10
1	2U	29	TYR	OH-CZ-CE2	7.79	141.14	120.10
1	2Y	29	TYR	OH-CZ-CE2	7.79	141.14	120.10
1	22	29	TYR	OH-CZ-CE2	7.79	141.13	120.10
2	23	38	VAL	CB-CA-C	-7.79	96.60	111.40
1	26	81	ASN	OD1-CG-ND2	7.79	139.82	121.90
2	27	94	TYR	CB-CG-CD1	-7.79	116.33	121.00
1	3E	81	ASN	OD1-CG-ND2	7.79	139.82	121.90
2	3F	94	TYR	CB-CG-CD1	-7.79	116.33	121.00
1	3M	29	TYR	OH-CZ-CE2	7.79	141.13	120.10
2	3N	38	VAL	CB-CA-C	-7.79	96.60	111.40
1	36	29	TYR	OH-CZ-CE2	7.79	141.13	120.10
2	37	38	VAL	CB-CA-C	-7.79	96.60	111.40
1	4A	81	ASN	OD1-CG-ND2	7.79	139.82	121.90
2	4B	94	TYR	CB-CG-CD1	-7.79	116.33	121.00
1	4I	29	TYR	OH-CZ-CE2	7.79	141.13	120.10
2	4J	38	VAL	CB-CA-C	-7.79	96.60	111.40
1	4M	81	ASN	OD1-CG-ND2	7.79	139.82	121.90
2	4N	94	TYR	CB-CG-CD1	-7.79	116.33	121.00
1	4Q	29	TYR	OH-CZ-CE2	7.79	141.13	120.10
2	4R	38	VAL	CB-CA-C	-7.79	96.60	111.40
1	4U	81	ASN	OD1-CG-ND2	7.79	139.82	121.90
2	4V	94	TYR	CB-CG-CD1	-7.79	116.33	121.00
1	42	29	TYR	OH-CZ-CE2	7.79	141.14	120.10
1	46	29	TYR	OH-CZ-CE2	7.79	141.14	120.10
1	5A	29	TYR	OH-CZ-CE2	7.79	141.14	120.10
1	5Q	81	ASN	OD1-CG-ND2	7.79	139.82	121.90
2	5R	94	TYR	CB-CG-CD1	-7.79	116.33	121.00
1	5Y	29	TYR	OH-CZ-CE2	7.79	141.13	120.10
2	5Z	38	VAL	CB-CA-C	-7.79	96.60	111.40
1	52	29	TYR	OH-CZ-CE2	7.79	141.14	120.10
1	56	29	TYR	OH-CZ-CE2	7.79	141.14	120.10
1	6A	29	TYR	OH-CZ-CE2	7.79	141.14	120.10

*Continued on next page...*

*Continued from previous page...*

Mol	Chain	Res	Type	Atoms	Z	Observed(°)	Ideal(°)
1	6E	29	TYR	OH-CZ-CE2	7.79	141.13	120.10
2	6F	38	VAL	CB-CA-C	-7.79	96.60	111.40
1	6I	81	ASN	OD1-CG-ND2	7.79	139.82	121.90
2	6J	94	TYR	CB-CG-CD1	-7.79	116.33	121.00
1	6Q	81	ASN	OD1-CG-ND2	7.79	139.82	121.90
2	6R	94	TYR	CB-CG-CD1	-7.79	116.33	121.00
1	6Y	29	TYR	OH-CZ-CE2	7.79	141.13	120.10
2	6Z	38	VAL	CB-CA-C	-7.79	96.60	111.40
1	7I	29	TYR	OH-CZ-CE2	7.79	141.13	120.10
2	7J	38	VAL	CB-CA-C	-7.79	96.60	111.40
1	7M	81	ASN	OD1-CG-ND2	7.79	139.82	121.90
2	7N	94	TYR	CB-CG-CD1	-7.79	116.33	121.00
1	7U	29	TYR	OH-CZ-CE2	7.79	141.13	120.10
2	7V	38	VAL	CB-CA-C	-7.79	96.60	111.40
1	1E	148	LEU	CB-CG-CD2	-7.79	97.76	111.00
1	2M	148	LEU	CB-CG-CD2	-7.79	97.76	111.00
1	22	148	LEU	CB-CG-CD2	-7.79	97.76	111.00
1	3M	148	LEU	CB-CG-CD2	-7.79	97.76	111.00
1	36	148	LEU	CB-CG-CD2	-7.79	97.76	111.00
1	4I	148	LEU	CB-CG-CD2	-7.79	97.76	111.00
1	4Q	148	LEU	CB-CG-CD2	-7.79	97.76	111.00
1	5Y	148	LEU	CB-CG-CD2	-7.79	97.76	111.00
1	6E	148	LEU	CB-CG-CD2	-7.79	97.76	111.00
1	6Y	148	LEU	CB-CG-CD2	-7.79	97.76	111.00
1	7I	148	LEU	CB-CG-CD2	-7.79	97.76	111.00
1	7U	148	LEU	CB-CG-CD2	-7.79	97.76	111.00
1	1A	29	TYR	OH-CZ-CE2	7.79	141.13	120.10
1	1A	36	THR	CA-C-O	-7.79	103.74	120.10
1	1A	148	LEU	CB-CG-CD2	-7.79	97.76	111.00
1	1I	29	TYR	OH-CZ-CE2	7.79	141.13	120.10
1	1I	36	THR	CA-C-O	-7.79	103.74	120.10
1	1I	148	LEU	CB-CG-CD2	-7.79	97.76	111.00
1	1M	81	ASN	OD1-CG-ND2	7.79	139.81	121.90
1	1Q	95	THR	C-N-CA	-7.79	102.23	121.70
2	1R	37	ASN	CA-C-N	-7.79	100.07	117.20
1	1U	95	THR	C-N-CA	-7.79	102.23	121.70
2	1V	37	ASN	CA-C-N	-7.79	100.07	117.20
1	1Y	95	THR	C-N-CA	-7.79	102.23	121.70
2	1Z	37	ASN	CA-C-N	-7.79	100.07	117.20
1	2E	29	TYR	OH-CZ-CE2	7.79	141.13	120.10
1	2E	36	THR	CA-C-O	-7.79	103.74	120.10
1	2E	148	LEU	CB-CG-CD2	-7.79	97.76	111.00

*Continued on next page...*



*Continued from previous page...*

Mol	Chain	Res	Type	Atoms	Z	Observed(°)	Ideal(°)
1	2I	81	ASN	OD1-CG-ND2	7.79	139.81	121.90
1	2Q	95	THR	C-N-CA	-7.79	102.23	121.70
2	2R	37	ASN	CA-C-N	-7.79	100.07	117.20
1	2U	95	THR	C-N-CA	-7.79	102.23	121.70
2	2V	37	ASN	CA-C-N	-7.79	100.07	117.20
1	2Y	95	THR	C-N-CA	-7.79	102.23	121.70
2	2Z	37	ASN	CA-C-N	-7.79	100.07	117.20
1	26	29	TYR	OH-CZ-CE2	7.79	141.13	120.10
1	26	36	THR	CA-C-O	-7.79	103.74	120.10
1	26	148	LEU	CB-CG-CD2	-7.79	97.76	111.00
1	3A	81	ASN	OD1-CG-ND2	7.79	139.81	121.90
1	3E	29	TYR	OH-CZ-CE2	7.79	141.13	120.10
1	3E	36	THR	CA-C-O	-7.79	103.74	120.10
1	3E	148	LEU	CB-CG-CD2	-7.79	97.76	111.00
1	3I	81	ASN	OD1-CG-ND2	7.79	139.81	121.90
1	32	81	ASN	OD1-CG-ND2	7.79	139.81	121.90
1	4A	29	TYR	OH-CZ-CE2	7.79	141.13	120.10
1	4A	36	THR	CA-C-O	-7.79	103.74	120.10
1	4A	148	LEU	CB-CG-CD2	-7.79	97.76	111.00
1	4E	81	ASN	OD1-CG-ND2	7.79	139.81	121.90
1	4M	29	TYR	OH-CZ-CE2	7.79	141.13	120.10
1	4M	36	THR	CA-C-O	-7.79	103.74	120.10
1	4M	148	LEU	CB-CG-CD2	-7.79	97.76	111.00
1	4U	29	TYR	OH-CZ-CE2	7.79	141.13	120.10
1	4U	36	THR	CA-C-O	-7.79	103.74	120.10
1	4U	148	LEU	CB-CG-CD2	-7.79	97.76	111.00
1	4Y	81	ASN	OD1-CG-ND2	7.79	139.81	121.90
1	42	95	THR	C-N-CA	-7.79	102.23	121.70
2	43	37	ASN	CA-C-N	-7.79	100.07	117.20
1	46	95	THR	C-N-CA	-7.79	102.23	121.70
2	47	37	ASN	CA-C-N	-7.79	100.07	117.20
1	5A	95	THR	C-N-CA	-7.79	102.23	121.70
2	5B	37	ASN	CA-C-N	-7.79	100.07	117.20
1	5Q	29	TYR	OH-CZ-CE2	7.79	141.13	120.10
1	5Q	36	THR	CA-C-O	-7.79	103.74	120.10
1	5Q	148	LEU	CB-CG-CD2	-7.79	97.76	111.00
1	5U	81	ASN	OD1-CG-ND2	7.79	139.81	121.90
1	52	95	THR	C-N-CA	-7.79	102.23	121.70
2	53	37	ASN	CA-C-N	-7.79	100.07	117.20
1	56	95	THR	C-N-CA	-7.79	102.23	121.70
2	57	37	ASN	CA-C-N	-7.79	100.07	117.20
1	6A	95	THR	C-N-CA	-7.79	102.23	121.70

*Continued on next page...*

*Continued from previous page...*

Mol	Chain	Res	Type	Atoms	Z	Observed(°)	Ideal(°)
2	6B	37	ASN	CA-C-N	-7.79	100.07	117.20
1	6I	29	TYR	OH-CZ-CE2	7.79	141.13	120.10
1	6I	36	THR	CA-C-O	-7.79	103.74	120.10
1	6I	148	LEU	CB-CG-CD2	-7.79	97.76	111.00
1	6M	81	ASN	OD1-CG-ND2	7.79	139.81	121.90
1	6Q	29	TYR	OH-CZ-CE2	7.79	141.13	120.10
1	6Q	36	THR	CA-C-O	-7.79	103.74	120.10
1	6Q	148	LEU	CB-CG-CD2	-7.79	97.76	111.00
1	6U	81	ASN	OD1-CG-ND2	7.79	139.81	121.90
1	7E	81	ASN	OD1-CG-ND2	7.79	139.81	121.90
1	7M	29	TYR	OH-CZ-CE2	7.79	141.13	120.10
1	7M	36	THR	CA-C-O	-7.79	103.74	120.10
1	7M	148	LEU	CB-CG-CD2	-7.79	97.76	111.00
1	7Q	81	ASN	OD1-CG-ND2	7.79	139.81	121.90
1	1E	28	GLY	CA-C-N	-7.79	100.07	117.20
1	1M	85	LEU	C-N-CA	-7.79	102.23	121.70
1	2I	85	LEU	C-N-CA	-7.79	102.23	121.70
1	2M	28	GLY	CA-C-N	-7.79	100.07	117.20
1	22	28	GLY	CA-C-N	-7.79	100.07	117.20
1	3A	85	LEU	C-N-CA	-7.79	102.23	121.70
1	3I	85	LEU	C-N-CA	-7.79	102.23	121.70
1	3M	28	GLY	CA-C-N	-7.79	100.07	117.20
1	32	85	LEU	C-N-CA	-7.79	102.23	121.70
1	36	28	GLY	CA-C-N	-7.79	100.07	117.20
1	4E	85	LEU	C-N-CA	-7.79	102.23	121.70
1	4I	28	GLY	CA-C-N	-7.79	100.07	117.20
1	4Q	28	GLY	CA-C-N	-7.79	100.07	117.20
1	4Y	85	LEU	C-N-CA	-7.79	102.23	121.70
1	5U	85	LEU	C-N-CA	-7.79	102.23	121.70
1	5Y	28	GLY	CA-C-N	-7.79	100.07	117.20
1	6E	28	GLY	CA-C-N	-7.79	100.07	117.20
1	6M	85	LEU	C-N-CA	-7.79	102.23	121.70
1	6U	85	LEU	C-N-CA	-7.79	102.23	121.70
1	6Y	28	GLY	CA-C-N	-7.79	100.07	117.20
1	7E	85	LEU	C-N-CA	-7.79	102.23	121.70
1	7I	28	GLY	CA-C-N	-7.79	100.07	117.20
1	7Q	85	LEU	C-N-CA	-7.79	102.23	121.70
1	7U	28	GLY	CA-C-N	-7.79	100.07	117.20
2	1R	38	VAL	CB-CA-C	-7.79	96.61	111.40
2	1V	38	VAL	CB-CA-C	-7.79	96.61	111.40
2	1Z	38	VAL	CB-CA-C	-7.79	96.61	111.40
2	2R	38	VAL	CB-CA-C	-7.79	96.61	111.40

*Continued on next page...*

*Continued from previous page...*

Mol	Chain	Res	Type	Atoms	Z	Observed(°)	Ideal(°)
2	2V	38	VAL	CB-CA-C	-7.79	96.61	111.40
2	2Z	38	VAL	CB-CA-C	-7.79	96.61	111.40
2	43	38	VAL	CB-CA-C	-7.79	96.61	111.40
2	47	38	VAL	CB-CA-C	-7.79	96.61	111.40
2	5B	38	VAL	CB-CA-C	-7.79	96.61	111.40
2	53	38	VAL	CB-CA-C	-7.79	96.61	111.40
2	57	38	VAL	CB-CA-C	-7.79	96.61	111.40
2	6B	38	VAL	CB-CA-C	-7.79	96.61	111.40
2	1F	216	ASN	CA-C-O	7.78	136.45	120.10
2	1R	208	SER	CB-CA-C	-7.78	95.31	110.10
2	1V	208	SER	CB-CA-C	-7.78	95.31	110.10
2	1Z	208	SER	CB-CA-C	-7.78	95.31	110.10
2	2N	216	ASN	CA-C-O	7.78	136.45	120.10
2	2R	208	SER	CB-CA-C	-7.78	95.31	110.10
2	2V	208	SER	CB-CA-C	-7.78	95.31	110.10
2	2Z	208	SER	CB-CA-C	-7.78	95.31	110.10
2	23	216	ASN	CA-C-O	7.78	136.45	120.10
2	3N	216	ASN	CA-C-O	7.78	136.45	120.10
2	37	216	ASN	CA-C-O	7.78	136.45	120.10
2	4J	216	ASN	CA-C-O	7.78	136.45	120.10
2	4R	216	ASN	CA-C-O	7.78	136.45	120.10
2	43	208	SER	CB-CA-C	-7.78	95.31	110.10
2	47	208	SER	CB-CA-C	-7.78	95.31	110.10
2	5B	208	SER	CB-CA-C	-7.78	95.31	110.10
2	5Z	216	ASN	CA-C-O	7.78	136.45	120.10
2	53	208	SER	CB-CA-C	-7.78	95.31	110.10
2	57	208	SER	CB-CA-C	-7.78	95.31	110.10
2	6B	208	SER	CB-CA-C	-7.78	95.31	110.10
2	6F	216	ASN	CA-C-O	7.78	136.45	120.10
2	6Z	216	ASN	CA-C-O	7.78	136.45	120.10
2	7J	216	ASN	CA-C-O	7.78	136.45	120.10
2	7V	216	ASN	CA-C-O	7.78	136.45	120.10
1	1Q	28	GLY	CA-C-N	-7.78	100.08	117.20
1	1U	28	GLY	CA-C-N	-7.78	100.08	117.20
1	1Y	28	GLY	CA-C-N	-7.78	100.08	117.20
2	13	38	VAL	CB-CA-C	-7.78	96.61	111.40
2	13	208	SER	CB-CA-C	-7.78	95.31	110.10
2	17	38	VAL	CB-CA-C	-7.78	96.61	111.40
2	17	208	SER	CB-CA-C	-7.78	95.31	110.10
2	2B	38	VAL	CB-CA-C	-7.78	96.61	111.40
2	2B	208	SER	CB-CA-C	-7.78	95.31	110.10
1	2Q	28	GLY	CA-C-N	-7.78	100.08	117.20

*Continued on next page...*

*Continued from previous page...*

Mol	Chain	Res	Type	Atoms	Z	Observed(°)	Ideal(°)
1	2U	28	GLY	CA-C-N	-7.78	100.08	117.20
1	2Y	28	GLY	CA-C-N	-7.78	100.08	117.20
2	3R	38	VAL	CB-CA-C	-7.78	96.61	111.40
2	3R	208	SER	CB-CA-C	-7.78	95.31	110.10
2	3V	38	VAL	CB-CA-C	-7.78	96.61	111.40
2	3V	208	SER	CB-CA-C	-7.78	95.31	110.10
2	3Z	38	VAL	CB-CA-C	-7.78	96.61	111.40
2	3Z	208	SER	CB-CA-C	-7.78	95.31	110.10
1	42	28	GLY	CA-C-N	-7.78	100.08	117.20
1	46	28	GLY	CA-C-N	-7.78	100.08	117.20
1	5A	28	GLY	CA-C-N	-7.78	100.08	117.20
2	5F	38	VAL	CB-CA-C	-7.78	96.61	111.40
2	5F	208	SER	CB-CA-C	-7.78	95.31	110.10
2	5J	38	VAL	CB-CA-C	-7.78	96.61	111.40
2	5J	208	SER	CB-CA-C	-7.78	95.31	110.10
2	5N	38	VAL	CB-CA-C	-7.78	96.61	111.40
2	5N	208	SER	CB-CA-C	-7.78	95.31	110.10
1	52	28	GLY	CA-C-N	-7.78	100.08	117.20
1	56	28	GLY	CA-C-N	-7.78	100.08	117.20
1	6A	28	GLY	CA-C-N	-7.78	100.08	117.20
2	63	38	VAL	CB-CA-C	-7.78	96.61	111.40
2	63	208	SER	CB-CA-C	-7.78	95.31	110.10
2	67	38	VAL	CB-CA-C	-7.78	96.61	111.40
2	67	208	SER	CB-CA-C	-7.78	95.31	110.10
2	7B	38	VAL	CB-CA-C	-7.78	96.61	111.40
2	7B	208	SER	CB-CA-C	-7.78	95.31	110.10
2	1B	38	VAL	CB-CA-C	-7.78	96.62	111.40
2	1J	38	VAL	CB-CA-C	-7.78	96.62	111.40
2	2F	38	VAL	CB-CA-C	-7.78	96.62	111.40
2	27	38	VAL	CB-CA-C	-7.78	96.62	111.40
2	3F	38	VAL	CB-CA-C	-7.78	96.62	111.40
2	4B	38	VAL	CB-CA-C	-7.78	96.62	111.40
2	4N	38	VAL	CB-CA-C	-7.78	96.62	111.40
2	4V	38	VAL	CB-CA-C	-7.78	96.62	111.40
2	5R	38	VAL	CB-CA-C	-7.78	96.62	111.40
2	6J	38	VAL	CB-CA-C	-7.78	96.62	111.40
2	6R	38	VAL	CB-CA-C	-7.78	96.62	111.40
2	7N	38	VAL	CB-CA-C	-7.78	96.62	111.40
2	1B	37	ASN	CA-C-N	-7.78	100.09	117.20
2	1J	37	ASN	CA-C-N	-7.78	100.09	117.20
2	2F	37	ASN	CA-C-N	-7.78	100.09	117.20
2	27	37	ASN	CA-C-N	-7.78	100.09	117.20

*Continued on next page...*

*Continued from previous page...*

Mol	Chain	Res	Type	Atoms	Z	Observed(°)	Ideal(°)
2	3F	37	ASN	CA-C-N	-7.78	100.09	117.20
2	4B	37	ASN	CA-C-N	-7.78	100.09	117.20
2	4N	37	ASN	CA-C-N	-7.78	100.09	117.20
2	4V	37	ASN	CA-C-N	-7.78	100.09	117.20
2	5R	37	ASN	CA-C-N	-7.78	100.09	117.20
2	6J	37	ASN	CA-C-N	-7.78	100.09	117.20
2	6R	37	ASN	CA-C-N	-7.78	100.09	117.20
2	7N	37	ASN	CA-C-N	-7.78	100.09	117.20
2	1N	208	SER	CB-CA-C	-7.78	95.32	110.10
2	2J	208	SER	CB-CA-C	-7.78	95.32	110.10
2	3B	208	SER	CB-CA-C	-7.78	95.32	110.10
2	3J	208	SER	CB-CA-C	-7.78	95.32	110.10
2	33	208	SER	CB-CA-C	-7.78	95.32	110.10
2	4F	208	SER	CB-CA-C	-7.78	95.32	110.10
2	4Z	208	SER	CB-CA-C	-7.78	95.32	110.10
2	5V	208	SER	CB-CA-C	-7.78	95.32	110.10
2	6N	208	SER	CB-CA-C	-7.78	95.32	110.10
2	6V	208	SER	CB-CA-C	-7.78	95.32	110.10
2	7F	208	SER	CB-CA-C	-7.78	95.32	110.10
2	7R	208	SER	CB-CA-C	-7.78	95.32	110.10
1	1A	85	LEU	C-N-CA	-7.78	102.26	121.70
1	1I	85	LEU	C-N-CA	-7.78	102.26	121.70
1	1Q	85	LEU	C-N-CA	-7.78	102.26	121.70
1	1U	85	LEU	C-N-CA	-7.78	102.26	121.70
1	1Y	85	LEU	C-N-CA	-7.78	102.26	121.70
1	2E	85	LEU	C-N-CA	-7.78	102.26	121.70
1	2Q	85	LEU	C-N-CA	-7.78	102.26	121.70
1	2U	85	LEU	C-N-CA	-7.78	102.26	121.70
1	2Y	85	LEU	C-N-CA	-7.78	102.26	121.70
1	26	85	LEU	C-N-CA	-7.78	102.26	121.70
1	3E	85	LEU	C-N-CA	-7.78	102.26	121.70
1	4A	85	LEU	C-N-CA	-7.78	102.26	121.70
1	4M	85	LEU	C-N-CA	-7.78	102.26	121.70
1	4U	85	LEU	C-N-CA	-7.78	102.26	121.70
1	42	85	LEU	C-N-CA	-7.78	102.26	121.70
1	46	85	LEU	C-N-CA	-7.78	102.26	121.70
1	5A	85	LEU	C-N-CA	-7.78	102.26	121.70
1	5Q	85	LEU	C-N-CA	-7.78	102.26	121.70
1	52	85	LEU	C-N-CA	-7.78	102.26	121.70
1	56	85	LEU	C-N-CA	-7.78	102.26	121.70
1	6A	85	LEU	C-N-CA	-7.78	102.26	121.70
1	6I	85	LEU	C-N-CA	-7.78	102.26	121.70

*Continued on next page...*

*Continued from previous page...*

Mol	Chain	Res	Type	Atoms	Z	Observed(°)	Ideal(°)
1	6Q	85	LEU	C-N-CA	-7.78	102.26	121.70
1	7M	85	LEU	C-N-CA	-7.78	102.26	121.70
1	1M	28	GLY	CA-C-N	-7.77	100.10	117.20
1	2I	28	GLY	CA-C-N	-7.77	100.10	117.20
1	3A	28	GLY	CA-C-N	-7.77	100.10	117.20
1	3I	28	GLY	CA-C-N	-7.77	100.10	117.20
1	32	28	GLY	CA-C-N	-7.77	100.10	117.20
1	4E	28	GLY	CA-C-N	-7.77	100.10	117.20
1	4Y	28	GLY	CA-C-N	-7.77	100.10	117.20
1	5U	28	GLY	CA-C-N	-7.77	100.10	117.20
1	6M	28	GLY	CA-C-N	-7.77	100.10	117.20
1	6U	28	GLY	CA-C-N	-7.77	100.10	117.20
1	7E	28	GLY	CA-C-N	-7.77	100.10	117.20
1	7Q	28	GLY	CA-C-N	-7.77	100.10	117.20
1	1A	28	GLY	CA-C-N	-7.77	100.10	117.20
1	1E	36	THR	CA-C-O	-7.77	103.78	120.10
1	1E	81	ASN	OD1-CG-ND2	7.77	139.78	121.90
1	1I	28	GLY	CA-C-N	-7.77	100.10	117.20
2	1N	94	TYR	CB-CG-CD1	-7.77	116.34	121.00
1	2E	28	GLY	CA-C-N	-7.77	100.10	117.20
2	2J	94	TYR	CB-CG-CD1	-7.77	116.34	121.00
1	2M	36	THR	CA-C-O	-7.77	103.78	120.10
1	2M	81	ASN	OD1-CG-ND2	7.77	139.78	121.90
1	22	36	THR	CA-C-O	-7.77	103.78	120.10
1	22	81	ASN	OD1-CG-ND2	7.77	139.78	121.90
1	26	28	GLY	CA-C-N	-7.77	100.10	117.20
2	3B	94	TYR	CB-CG-CD1	-7.77	116.34	121.00
1	3E	28	GLY	CA-C-N	-7.77	100.10	117.20
2	3J	94	TYR	CB-CG-CD1	-7.77	116.34	121.00
1	3M	36	THR	CA-C-O	-7.77	103.78	120.10
1	3M	81	ASN	OD1-CG-ND2	7.77	139.78	121.90
2	33	94	TYR	CB-CG-CD1	-7.77	116.34	121.00
1	36	36	THR	CA-C-O	-7.77	103.78	120.10
1	36	81	ASN	OD1-CG-ND2	7.77	139.78	121.90
1	4A	28	GLY	CA-C-N	-7.77	100.10	117.20
2	4F	94	TYR	CB-CG-CD1	-7.77	116.34	121.00
1	4I	36	THR	CA-C-O	-7.77	103.78	120.10
1	4I	81	ASN	OD1-CG-ND2	7.77	139.78	121.90
1	4M	28	GLY	CA-C-N	-7.77	100.10	117.20
1	4Q	36	THR	CA-C-O	-7.77	103.78	120.10
1	4Q	81	ASN	OD1-CG-ND2	7.77	139.78	121.90
1	4U	28	GLY	CA-C-N	-7.77	100.10	117.20

*Continued on next page...*

*Continued from previous page...*

Mol	Chain	Res	Type	Atoms	Z	Observed(°)	Ideal(°)
2	4Z	94	TYR	CB-CG-CD1	-7.77	116.34	121.00
1	5Q	28	GLY	CA-C-N	-7.77	100.10	117.20
2	5V	94	TYR	CB-CG-CD1	-7.77	116.34	121.00
1	5Y	36	THR	CA-C-O	-7.77	103.78	120.10
1	5Y	81	ASN	OD1-CG-ND2	7.77	139.78	121.90
1	6E	36	THR	CA-C-O	-7.77	103.78	120.10
1	6E	81	ASN	OD1-CG-ND2	7.77	139.78	121.90
1	6I	28	GLY	CA-C-N	-7.77	100.10	117.20
2	6N	94	TYR	CB-CG-CD1	-7.77	116.34	121.00
1	6Q	28	GLY	CA-C-N	-7.77	100.10	117.20
2	6V	94	TYR	CB-CG-CD1	-7.77	116.34	121.00
1	6Y	36	THR	CA-C-O	-7.77	103.78	120.10
1	6Y	81	ASN	OD1-CG-ND2	7.77	139.78	121.90
2	7F	94	TYR	CB-CG-CD1	-7.77	116.34	121.00
1	7I	36	THR	CA-C-O	-7.77	103.78	120.10
1	7I	81	ASN	OD1-CG-ND2	7.77	139.78	121.90
1	7M	28	GLY	CA-C-N	-7.77	100.10	117.20
2	7R	94	TYR	CB-CG-CD1	-7.77	116.34	121.00
1	7U	36	THR	CA-C-O	-7.77	103.78	120.10
1	7U	81	ASN	OD1-CG-ND2	7.77	139.78	121.90
1	1E	85	LEU	C-N-CA	-7.77	102.27	121.70
2	1N	37	ASN	CA-C-N	-7.77	100.10	117.20
2	2J	37	ASN	CA-C-N	-7.77	100.10	117.20
1	2M	85	LEU	C-N-CA	-7.77	102.27	121.70
1	22	85	LEU	C-N-CA	-7.77	102.27	121.70
2	3B	37	ASN	CA-C-N	-7.77	100.10	117.20
2	3J	37	ASN	CA-C-N	-7.77	100.10	117.20
1	3M	85	LEU	C-N-CA	-7.77	102.27	121.70
2	33	37	ASN	CA-C-N	-7.77	100.10	117.20
1	36	85	LEU	C-N-CA	-7.77	102.27	121.70
2	4F	37	ASN	CA-C-N	-7.77	100.10	117.20
1	4I	85	LEU	C-N-CA	-7.77	102.27	121.70
1	4Q	85	LEU	C-N-CA	-7.77	102.27	121.70
2	4Z	37	ASN	CA-C-N	-7.77	100.10	117.20
2	5V	37	ASN	CA-C-N	-7.77	100.10	117.20
1	5Y	85	LEU	C-N-CA	-7.77	102.27	121.70
1	6E	85	LEU	C-N-CA	-7.77	102.27	121.70
2	6N	37	ASN	CA-C-N	-7.77	100.10	117.20
2	6V	37	ASN	CA-C-N	-7.77	100.10	117.20
1	6Y	85	LEU	C-N-CA	-7.77	102.27	121.70
2	7F	37	ASN	CA-C-N	-7.77	100.10	117.20
1	7I	85	LEU	C-N-CA	-7.77	102.27	121.70

*Continued on next page...*



*Continued from previous page...*

Mol	Chain	Res	Type	Atoms	Z	Observed(°)	Ideal(°)
2	7R	37	ASN	CA-C-N	-7.77	100.10	117.20
1	7U	85	LEU	C-N-CA	-7.77	102.27	121.70
2	1F	208	SER	CB-CA-C	-7.77	95.34	110.10
1	12	28	GLY	CA-C-N	-7.77	100.11	117.20
1	12	81	ASN	OD1-CG-ND2	7.77	139.77	121.90
1	16	28	GLY	CA-C-N	-7.77	100.11	117.20
1	16	81	ASN	OD1-CG-ND2	7.77	139.77	121.90
1	2A	28	GLY	CA-C-N	-7.77	100.11	117.20
1	2A	81	ASN	OD1-CG-ND2	7.77	139.77	121.90
2	2N	208	SER	CB-CA-C	-7.77	95.34	110.10
2	23	208	SER	CB-CA-C	-7.77	95.34	110.10
2	3N	208	SER	CB-CA-C	-7.77	95.34	110.10
1	3Q	28	GLY	CA-C-N	-7.77	100.11	117.20
1	3Q	81	ASN	OD1-CG-ND2	7.77	139.77	121.90
1	3U	28	GLY	CA-C-N	-7.77	100.11	117.20
1	3U	81	ASN	OD1-CG-ND2	7.77	139.77	121.90
1	3Y	28	GLY	CA-C-N	-7.77	100.11	117.20
1	3Y	81	ASN	OD1-CG-ND2	7.77	139.77	121.90
2	37	208	SER	CB-CA-C	-7.77	95.34	110.10
2	4J	208	SER	CB-CA-C	-7.77	95.34	110.10
2	4R	208	SER	CB-CA-C	-7.77	95.34	110.10
1	5E	28	GLY	CA-C-N	-7.77	100.11	117.20
1	5E	81	ASN	OD1-CG-ND2	7.77	139.77	121.90
1	5I	28	GLY	CA-C-N	-7.77	100.11	117.20
1	5I	81	ASN	OD1-CG-ND2	7.77	139.77	121.90
1	5M	28	GLY	CA-C-N	-7.77	100.11	117.20
1	5M	81	ASN	OD1-CG-ND2	7.77	139.77	121.90
2	5Z	208	SER	CB-CA-C	-7.77	95.34	110.10
2	6F	208	SER	CB-CA-C	-7.77	95.34	110.10
2	6Z	208	SER	CB-CA-C	-7.77	95.34	110.10
1	62	28	GLY	CA-C-N	-7.77	100.11	117.20
1	62	81	ASN	OD1-CG-ND2	7.77	139.77	121.90
1	66	28	GLY	CA-C-N	-7.77	100.11	117.20
1	66	81	ASN	OD1-CG-ND2	7.77	139.77	121.90
1	7A	28	GLY	CA-C-N	-7.77	100.11	117.20
1	7A	81	ASN	OD1-CG-ND2	7.77	139.77	121.90
2	7J	208	SER	CB-CA-C	-7.77	95.34	110.10
2	7V	208	SER	CB-CA-C	-7.77	95.34	110.10
2	1B	208	SER	CB-CA-C	-7.77	95.34	110.10
2	1J	208	SER	CB-CA-C	-7.77	95.34	110.10
1	1Q	81	ASN	OD1-CG-ND2	7.77	139.76	121.90
2	1R	216	ASN	CA-C-O	7.77	136.41	120.10

*Continued on next page...*

*Continued from previous page...*

Mol	Chain	Res	Type	Atoms	Z	Observed(°)	Ideal(°)
1	1U	81	ASN	OD1-CG-ND2	7.77	139.76	121.90
2	1V	216	ASN	CA-C-O	7.77	136.41	120.10
1	1Y	81	ASN	OD1-CG-ND2	7.77	139.76	121.90
2	1Z	216	ASN	CA-C-O	7.77	136.41	120.10
1	12	85	LEU	C-N-CA	-7.77	102.28	121.70
1	16	85	LEU	C-N-CA	-7.77	102.28	121.70
1	2A	85	LEU	C-N-CA	-7.77	102.28	121.70
2	2F	208	SER	CB-CA-C	-7.77	95.34	110.10
1	2Q	81	ASN	OD1-CG-ND2	7.77	139.76	121.90
2	2R	216	ASN	CA-C-O	7.77	136.41	120.10
1	2U	81	ASN	OD1-CG-ND2	7.77	139.76	121.90
2	2V	216	ASN	CA-C-O	7.77	136.41	120.10
1	2Y	81	ASN	OD1-CG-ND2	7.77	139.76	121.90
2	2Z	216	ASN	CA-C-O	7.77	136.41	120.10
2	27	208	SER	CB-CA-C	-7.77	95.34	110.10
2	3F	208	SER	CB-CA-C	-7.77	95.34	110.10
1	3Q	85	LEU	C-N-CA	-7.77	102.28	121.70
1	3U	85	LEU	C-N-CA	-7.77	102.28	121.70
1	3Y	85	LEU	C-N-CA	-7.77	102.28	121.70
2	4B	208	SER	CB-CA-C	-7.77	95.34	110.10
2	4N	208	SER	CB-CA-C	-7.77	95.34	110.10
2	4V	208	SER	CB-CA-C	-7.77	95.34	110.10
1	42	81	ASN	OD1-CG-ND2	7.77	139.76	121.90
2	43	216	ASN	CA-C-O	7.77	136.41	120.10
1	46	81	ASN	OD1-CG-ND2	7.77	139.76	121.90
2	47	216	ASN	CA-C-O	7.77	136.41	120.10
1	5A	81	ASN	OD1-CG-ND2	7.77	139.76	121.90
2	5B	216	ASN	CA-C-O	7.77	136.41	120.10
1	5E	85	LEU	C-N-CA	-7.77	102.28	121.70
1	5I	85	LEU	C-N-CA	-7.77	102.28	121.70
1	5M	85	LEU	C-N-CA	-7.77	102.28	121.70
2	5R	208	SER	CB-CA-C	-7.77	95.34	110.10
1	52	81	ASN	OD1-CG-ND2	7.77	139.76	121.90
2	53	216	ASN	CA-C-O	7.77	136.41	120.10
1	56	81	ASN	OD1-CG-ND2	7.77	139.76	121.90
2	57	216	ASN	CA-C-O	7.77	136.41	120.10
1	6A	81	ASN	OD1-CG-ND2	7.77	139.76	121.90
2	6B	216	ASN	CA-C-O	7.77	136.41	120.10
2	6J	208	SER	CB-CA-C	-7.77	95.34	110.10
2	6R	208	SER	CB-CA-C	-7.77	95.34	110.10
1	62	85	LEU	C-N-CA	-7.77	102.28	121.70
1	66	85	LEU	C-N-CA	-7.77	102.28	121.70

*Continued on next page...*

*Continued from previous page...*

Mol	Chain	Res	Type	Atoms	Z	Observed(°)	Ideal(°)
1	7A	85	LEU	C-N-CA	-7.77	102.28	121.70
2	7N	208	SER	CB-CA-C	-7.77	95.34	110.10
2	1F	26	ALA	CA-C-N	-7.77	95.36	117.10
2	1N	38	VAL	CB-CA-C	-7.77	96.64	111.40
1	1Q	178	SER	O-C-N	7.77	135.13	122.70
1	1U	178	SER	O-C-N	7.77	135.13	122.70
1	1Y	178	SER	O-C-N	7.77	135.13	122.70
2	2J	38	VAL	CB-CA-C	-7.77	96.64	111.40
2	2N	26	ALA	CA-C-N	-7.77	95.36	117.10
1	2Q	178	SER	O-C-N	7.77	135.13	122.70
1	2U	178	SER	O-C-N	7.77	135.13	122.70
1	2Y	178	SER	O-C-N	7.77	135.13	122.70
2	23	26	ALA	CA-C-N	-7.77	95.36	117.10
2	3B	38	VAL	CB-CA-C	-7.77	96.64	111.40
2	3J	38	VAL	CB-CA-C	-7.77	96.64	111.40
2	3N	26	ALA	CA-C-N	-7.77	95.36	117.10
2	33	38	VAL	CB-CA-C	-7.77	96.64	111.40
2	37	26	ALA	CA-C-N	-7.77	95.36	117.10
2	4F	38	VAL	CB-CA-C	-7.77	96.64	111.40
2	4J	26	ALA	CA-C-N	-7.77	95.36	117.10
2	4R	26	ALA	CA-C-N	-7.77	95.36	117.10
2	4Z	38	VAL	CB-CA-C	-7.77	96.64	111.40
1	42	178	SER	O-C-N	7.77	135.13	122.70
1	46	178	SER	O-C-N	7.77	135.13	122.70
1	5A	178	SER	O-C-N	7.77	135.13	122.70
2	5V	38	VAL	CB-CA-C	-7.77	96.64	111.40
2	5Z	26	ALA	CA-C-N	-7.77	95.36	117.10
1	52	178	SER	O-C-N	7.77	135.13	122.70
1	56	178	SER	O-C-N	7.77	135.13	122.70
1	6A	178	SER	O-C-N	7.77	135.13	122.70
2	6F	26	ALA	CA-C-N	-7.77	95.36	117.10
2	6N	38	VAL	CB-CA-C	-7.77	96.64	111.40
2	6V	38	VAL	CB-CA-C	-7.77	96.64	111.40
2	6Z	26	ALA	CA-C-N	-7.77	95.36	117.10
2	7F	38	VAL	CB-CA-C	-7.77	96.64	111.40
2	7J	26	ALA	CA-C-N	-7.77	95.36	117.10
2	7R	38	VAL	CB-CA-C	-7.77	96.64	111.40
2	7V	26	ALA	CA-C-N	-7.77	95.36	117.10
2	1B	216	ASN	CA-C-O	7.76	136.40	120.10
2	1J	216	ASN	CA-C-O	7.76	136.40	120.10
2	1N	26	ALA	CA-C-N	-7.76	95.37	117.10
2	1R	26	ALA	CA-C-N	-7.76	95.37	117.10

*Continued on next page...*

*Continued from previous page...*

Mol	Chain	Res	Type	Atoms	Z	Observed(°)	Ideal(°)
2	1V	26	ALA	CA-C-N	-7.76	95.37	117.10
2	1Z	26	ALA	CA-C-N	-7.76	95.37	117.10
2	2F	216	ASN	CA-C-O	7.76	136.40	120.10
2	2J	26	ALA	CA-C-N	-7.76	95.37	117.10
2	2R	26	ALA	CA-C-N	-7.76	95.37	117.10
2	2V	26	ALA	CA-C-N	-7.76	95.37	117.10
2	2Z	26	ALA	CA-C-N	-7.76	95.37	117.10
2	27	216	ASN	CA-C-O	7.76	136.40	120.10
2	3B	26	ALA	CA-C-N	-7.76	95.37	117.10
2	3F	216	ASN	CA-C-O	7.76	136.40	120.10
2	3J	26	ALA	CA-C-N	-7.76	95.37	117.10
2	33	26	ALA	CA-C-N	-7.76	95.37	117.10
2	4B	216	ASN	CA-C-O	7.76	136.40	120.10
2	4F	26	ALA	CA-C-N	-7.76	95.37	117.10
2	4N	216	ASN	CA-C-O	7.76	136.40	120.10
2	4V	216	ASN	CA-C-O	7.76	136.40	120.10
2	4Z	26	ALA	CA-C-N	-7.76	95.37	117.10
2	43	26	ALA	CA-C-N	-7.76	95.37	117.10
2	47	26	ALA	CA-C-N	-7.76	95.37	117.10
2	5B	26	ALA	CA-C-N	-7.76	95.37	117.10
2	5R	216	ASN	CA-C-O	7.76	136.40	120.10
2	5V	26	ALA	CA-C-N	-7.76	95.37	117.10
2	53	26	ALA	CA-C-N	-7.76	95.37	117.10
2	57	26	ALA	CA-C-N	-7.76	95.37	117.10
2	6B	26	ALA	CA-C-N	-7.76	95.37	117.10
2	6J	216	ASN	CA-C-O	7.76	136.40	120.10
2	6N	26	ALA	CA-C-N	-7.76	95.37	117.10
2	6R	216	ASN	CA-C-O	7.76	136.40	120.10
2	6V	26	ALA	CA-C-N	-7.76	95.37	117.10
2	7F	26	ALA	CA-C-N	-7.76	95.37	117.10
2	7N	216	ASN	CA-C-O	7.76	136.40	120.10
2	7R	26	ALA	CA-C-N	-7.76	95.37	117.10
2	13	216	ASN	CA-C-O	7.76	136.39	120.10
2	17	216	ASN	CA-C-O	7.76	136.39	120.10
2	2B	216	ASN	CA-C-O	7.76	136.39	120.10
2	3R	216	ASN	CA-C-O	7.76	136.39	120.10
2	3V	216	ASN	CA-C-O	7.76	136.39	120.10
2	3Z	216	ASN	CA-C-O	7.76	136.39	120.10
2	5F	216	ASN	CA-C-O	7.76	136.39	120.10
2	5J	216	ASN	CA-C-O	7.76	136.39	120.10
2	5N	216	ASN	CA-C-O	7.76	136.39	120.10
2	63	216	ASN	CA-C-O	7.76	136.39	120.10

*Continued on next page...*

*Continued from previous page...*

Mol	Chain	Res	Type	Atoms	Z	Observed(°)	Ideal(°)
2	67	216	ASN	CA-C-O	7.76	136.39	120.10
2	7B	216	ASN	CA-C-O	7.76	136.39	120.10
2	1N	216	ASN	CA-C-O	7.76	136.39	120.10
2	2J	216	ASN	CA-C-O	7.76	136.39	120.10
2	3B	216	ASN	CA-C-O	7.76	136.39	120.10
2	3J	216	ASN	CA-C-O	7.76	136.39	120.10
2	33	216	ASN	CA-C-O	7.76	136.39	120.10
2	4F	216	ASN	CA-C-O	7.76	136.39	120.10
2	4Z	216	ASN	CA-C-O	7.76	136.39	120.10
2	5V	216	ASN	CA-C-O	7.76	136.39	120.10
2	6N	216	ASN	CA-C-O	7.76	136.39	120.10
2	6V	216	ASN	CA-C-O	7.76	136.39	120.10
2	7F	216	ASN	CA-C-O	7.76	136.39	120.10
2	7R	216	ASN	CA-C-O	7.76	136.39	120.10
2	1B	26	ALA	CA-C-N	-7.75	95.39	117.10
2	1J	26	ALA	CA-C-N	-7.75	95.39	117.10
2	2F	26	ALA	CA-C-N	-7.75	95.39	117.10
2	27	26	ALA	CA-C-N	-7.75	95.39	117.10
2	3F	26	ALA	CA-C-N	-7.75	95.39	117.10
2	4B	26	ALA	CA-C-N	-7.75	95.39	117.10
2	4N	26	ALA	CA-C-N	-7.75	95.39	117.10
2	4V	26	ALA	CA-C-N	-7.75	95.39	117.10
2	5R	26	ALA	CA-C-N	-7.75	95.39	117.10
2	6J	26	ALA	CA-C-N	-7.75	95.39	117.10
2	6R	26	ALA	CA-C-N	-7.75	95.39	117.10
2	7N	26	ALA	CA-C-N	-7.75	95.39	117.10
1	1M	178	SER	O-C-N	7.75	135.10	122.70
1	2I	178	SER	O-C-N	7.75	135.10	122.70
1	3A	178	SER	O-C-N	7.75	135.10	122.70
1	3I	178	SER	O-C-N	7.75	135.10	122.70
1	32	178	SER	O-C-N	7.75	135.10	122.70
1	4E	178	SER	O-C-N	7.75	135.10	122.70
1	4Y	178	SER	O-C-N	7.75	135.10	122.70
1	5U	178	SER	O-C-N	7.75	135.10	122.70
1	6M	178	SER	O-C-N	7.75	135.10	122.70
1	6U	178	SER	O-C-N	7.75	135.10	122.70
1	7E	178	SER	O-C-N	7.75	135.10	122.70
1	7Q	178	SER	O-C-N	7.75	135.10	122.70
2	13	26	ALA	CA-C-N	-7.75	95.41	117.10
2	17	26	ALA	CA-C-N	-7.75	95.41	117.10
2	2B	26	ALA	CA-C-N	-7.75	95.41	117.10
2	3R	26	ALA	CA-C-N	-7.75	95.41	117.10

*Continued on next page...*

*Continued from previous page...*

Mol	Chain	Res	Type	Atoms	Z	Observed(°)	Ideal(°)
2	3V	26	ALA	CA-C-N	-7.75	95.41	117.10
2	3Z	26	ALA	CA-C-N	-7.75	95.41	117.10
2	5F	26	ALA	CA-C-N	-7.75	95.41	117.10
2	5J	26	ALA	CA-C-N	-7.75	95.41	117.10
2	5N	26	ALA	CA-C-N	-7.75	95.41	117.10
2	63	26	ALA	CA-C-N	-7.75	95.41	117.10
2	67	26	ALA	CA-C-N	-7.75	95.41	117.10
2	7B	26	ALA	CA-C-N	-7.75	95.41	117.10
1	1Q	97	SER	N-CA-C	-7.74	90.11	111.00
1	1U	97	SER	N-CA-C	-7.74	90.11	111.00
1	1Y	97	SER	N-CA-C	-7.74	90.11	111.00
1	2Q	97	SER	N-CA-C	-7.74	90.11	111.00
1	2U	97	SER	N-CA-C	-7.74	90.11	111.00
1	2Y	97	SER	N-CA-C	-7.74	90.11	111.00
1	42	97	SER	N-CA-C	-7.74	90.11	111.00
1	46	97	SER	N-CA-C	-7.74	90.11	111.00
1	5A	97	SER	N-CA-C	-7.74	90.11	111.00
1	52	97	SER	N-CA-C	-7.74	90.11	111.00
1	56	97	SER	N-CA-C	-7.74	90.11	111.00
1	6A	97	SER	N-CA-C	-7.74	90.11	111.00
2	1B	77	THR	CA-C-N	-7.74	100.18	117.20
2	1J	77	THR	CA-C-N	-7.74	100.18	117.20
2	1N	77	THR	CA-C-N	-7.74	100.18	117.20
2	2F	77	THR	CA-C-N	-7.74	100.18	117.20
2	2J	77	THR	CA-C-N	-7.74	100.18	117.20
2	27	77	THR	CA-C-N	-7.74	100.18	117.20
2	3B	77	THR	CA-C-N	-7.74	100.18	117.20
2	3F	77	THR	CA-C-N	-7.74	100.18	117.20
2	3J	77	THR	CA-C-N	-7.74	100.18	117.20
2	33	77	THR	CA-C-N	-7.74	100.18	117.20
2	4B	77	THR	CA-C-N	-7.74	100.18	117.20
2	4F	77	THR	CA-C-N	-7.74	100.18	117.20
2	4N	77	THR	CA-C-N	-7.74	100.18	117.20
2	4V	77	THR	CA-C-N	-7.74	100.18	117.20
2	4Z	77	THR	CA-C-N	-7.74	100.18	117.20
2	5R	77	THR	CA-C-N	-7.74	100.18	117.20
2	5V	77	THR	CA-C-N	-7.74	100.18	117.20
2	6J	77	THR	CA-C-N	-7.74	100.18	117.20
2	6N	77	THR	CA-C-N	-7.74	100.18	117.20
2	6R	77	THR	CA-C-N	-7.74	100.18	117.20
2	6V	77	THR	CA-C-N	-7.74	100.18	117.20
2	7F	77	THR	CA-C-N	-7.74	100.18	117.20

*Continued on next page...*

*Continued from previous page...*

Mol	Chain	Res	Type	Atoms	Z	Observed(°)	Ideal(°)
2	7N	77	THR	CA-C-N	-7.74	100.18	117.20
2	7R	77	THR	CA-C-N	-7.74	100.18	117.20
1	1A	97	SER	N-CA-C	-7.73	90.12	111.00
1	1I	97	SER	N-CA-C	-7.73	90.12	111.00
1	2E	97	SER	N-CA-C	-7.73	90.12	111.00
1	26	97	SER	N-CA-C	-7.73	90.12	111.00
1	3E	97	SER	N-CA-C	-7.73	90.12	111.00
1	4A	97	SER	N-CA-C	-7.73	90.12	111.00
1	4M	97	SER	N-CA-C	-7.73	90.12	111.00
1	4U	97	SER	N-CA-C	-7.73	90.12	111.00
1	5Q	97	SER	N-CA-C	-7.73	90.12	111.00
1	6I	97	SER	N-CA-C	-7.73	90.12	111.00
1	6Q	97	SER	N-CA-C	-7.73	90.12	111.00
1	7M	97	SER	N-CA-C	-7.73	90.12	111.00
1	1M	97	SER	N-CA-C	-7.73	90.12	111.00
1	2I	97	SER	N-CA-C	-7.73	90.12	111.00
1	3A	97	SER	N-CA-C	-7.73	90.12	111.00
1	3I	97	SER	N-CA-C	-7.73	90.12	111.00
1	32	97	SER	N-CA-C	-7.73	90.12	111.00
1	4E	97	SER	N-CA-C	-7.73	90.12	111.00
1	4Y	97	SER	N-CA-C	-7.73	90.12	111.00
1	5U	97	SER	N-CA-C	-7.73	90.12	111.00
1	6M	97	SER	N-CA-C	-7.73	90.12	111.00
1	6U	97	SER	N-CA-C	-7.73	90.12	111.00
1	7E	97	SER	N-CA-C	-7.73	90.12	111.00
1	7Q	97	SER	N-CA-C	-7.73	90.12	111.00
1	1A	178	SER	O-C-N	7.73	135.07	122.70
1	1E	97	SER	N-CA-C	-7.73	90.13	111.00
1	1E	178	SER	O-C-N	7.73	135.07	122.70
1	1E	180	VAL	CA-C-N	-7.73	100.19	117.20
1	1I	178	SER	O-C-N	7.73	135.07	122.70
1	1Q	40	SER	O-C-N	-7.73	110.33	122.70
1	1U	40	SER	O-C-N	-7.73	110.33	122.70
1	1Y	40	SER	O-C-N	-7.73	110.33	122.70
1	2E	178	SER	O-C-N	7.73	135.07	122.70
1	2M	97	SER	N-CA-C	-7.73	90.13	111.00
1	2M	178	SER	O-C-N	7.73	135.07	122.70
1	2M	180	VAL	CA-C-N	-7.73	100.19	117.20
1	2Q	40	SER	O-C-N	-7.73	110.33	122.70
1	2U	40	SER	O-C-N	-7.73	110.33	122.70
1	2Y	40	SER	O-C-N	-7.73	110.33	122.70
1	22	97	SER	N-CA-C	-7.73	90.13	111.00

*Continued on next page...*



*Continued from previous page...*

Mol	Chain	Res	Type	Atoms	Z	Observed(°)	Ideal(°)
1	22	178	SER	O-C-N	7.73	135.07	122.70
1	22	180	VAL	CA-C-N	-7.73	100.19	117.20
1	26	178	SER	O-C-N	7.73	135.07	122.70
1	3E	178	SER	O-C-N	7.73	135.07	122.70
1	3M	97	SER	N-CA-C	-7.73	90.13	111.00
1	3M	178	SER	O-C-N	7.73	135.07	122.70
1	3M	180	VAL	CA-C-N	-7.73	100.19	117.20
1	36	97	SER	N-CA-C	-7.73	90.13	111.00
1	36	178	SER	O-C-N	7.73	135.07	122.70
1	36	180	VAL	CA-C-N	-7.73	100.19	117.20
1	4A	178	SER	O-C-N	7.73	135.07	122.70
1	4I	97	SER	N-CA-C	-7.73	90.13	111.00
1	4I	178	SER	O-C-N	7.73	135.07	122.70
1	4I	180	VAL	CA-C-N	-7.73	100.19	117.20
1	4M	178	SER	O-C-N	7.73	135.07	122.70
1	4Q	97	SER	N-CA-C	-7.73	90.13	111.00
1	4Q	178	SER	O-C-N	7.73	135.07	122.70
1	4Q	180	VAL	CA-C-N	-7.73	100.19	117.20
1	4U	178	SER	O-C-N	7.73	135.07	122.70
1	42	40	SER	O-C-N	-7.73	110.33	122.70
1	46	40	SER	O-C-N	-7.73	110.33	122.70
1	5A	40	SER	O-C-N	-7.73	110.33	122.70
1	5Q	178	SER	O-C-N	7.73	135.07	122.70
1	5Y	97	SER	N-CA-C	-7.73	90.13	111.00
1	5Y	178	SER	O-C-N	7.73	135.07	122.70
1	5Y	180	VAL	CA-C-N	-7.73	100.19	117.20
1	52	40	SER	O-C-N	-7.73	110.33	122.70
1	56	40	SER	O-C-N	-7.73	110.33	122.70
1	6A	40	SER	O-C-N	-7.73	110.33	122.70
1	6E	97	SER	N-CA-C	-7.73	90.13	111.00
1	6E	178	SER	O-C-N	7.73	135.07	122.70
1	6E	180	VAL	CA-C-N	-7.73	100.19	117.20
1	6I	178	SER	O-C-N	7.73	135.07	122.70
1	6Q	178	SER	O-C-N	7.73	135.07	122.70
1	6Y	97	SER	N-CA-C	-7.73	90.13	111.00
1	6Y	178	SER	O-C-N	7.73	135.07	122.70
1	6Y	180	VAL	CA-C-N	-7.73	100.19	117.20
1	7I	97	SER	N-CA-C	-7.73	90.13	111.00
1	7I	178	SER	O-C-N	7.73	135.07	122.70
1	7I	180	VAL	CA-C-N	-7.73	100.19	117.20
1	7M	178	SER	O-C-N	7.73	135.07	122.70
1	7U	97	SER	N-CA-C	-7.73	90.13	111.00

*Continued on next page...*

*Continued from previous page...*

Mol	Chain	Res	Type	Atoms	Z	Observed(°)	Ideal(°)
1	7U	178	SER	O-C-N	7.73	135.07	122.70
1	7U	180	VAL	CA-C-N	-7.73	100.19	117.20
1	12	97	SER	N-CA-C	-7.73	90.13	111.00
1	16	97	SER	N-CA-C	-7.73	90.13	111.00
1	2A	97	SER	N-CA-C	-7.73	90.13	111.00
1	3Q	97	SER	N-CA-C	-7.73	90.13	111.00
1	3U	97	SER	N-CA-C	-7.73	90.13	111.00
1	3Y	97	SER	N-CA-C	-7.73	90.13	111.00
1	5E	97	SER	N-CA-C	-7.73	90.13	111.00
1	5I	97	SER	N-CA-C	-7.73	90.13	111.00
1	5M	97	SER	N-CA-C	-7.73	90.13	111.00
1	62	97	SER	N-CA-C	-7.73	90.13	111.00
1	66	97	SER	N-CA-C	-7.73	90.13	111.00
1	7A	97	SER	N-CA-C	-7.73	90.13	111.00
1	12	178	SER	O-C-N	7.73	135.06	122.70
1	16	178	SER	O-C-N	7.73	135.06	122.70
1	2A	178	SER	O-C-N	7.73	135.06	122.70
1	3Q	178	SER	O-C-N	7.73	135.06	122.70
1	3U	178	SER	O-C-N	7.73	135.06	122.70
1	3Y	178	SER	O-C-N	7.73	135.06	122.70
1	5E	178	SER	O-C-N	7.73	135.06	122.70
1	5I	178	SER	O-C-N	7.73	135.06	122.70
1	5M	178	SER	O-C-N	7.73	135.06	122.70
1	62	178	SER	O-C-N	7.73	135.06	122.70
1	66	178	SER	O-C-N	7.73	135.06	122.70
1	7A	178	SER	O-C-N	7.73	135.06	122.70
1	1A	180	VAL	CA-C-N	-7.72	100.21	117.20
1	1I	180	VAL	CA-C-N	-7.72	100.21	117.20
2	13	77	THR	CA-C-N	-7.72	100.21	117.20
2	17	77	THR	CA-C-N	-7.72	100.21	117.20
2	2B	77	THR	CA-C-N	-7.72	100.21	117.20
1	2E	180	VAL	CA-C-N	-7.72	100.21	117.20
1	26	180	VAL	CA-C-N	-7.72	100.21	117.20
1	3E	180	VAL	CA-C-N	-7.72	100.21	117.20
2	3R	77	THR	CA-C-N	-7.72	100.21	117.20
2	3V	77	THR	CA-C-N	-7.72	100.21	117.20
2	3Z	77	THR	CA-C-N	-7.72	100.21	117.20
1	4A	180	VAL	CA-C-N	-7.72	100.21	117.20
1	4M	180	VAL	CA-C-N	-7.72	100.21	117.20
1	4U	180	VAL	CA-C-N	-7.72	100.21	117.20
2	5F	77	THR	CA-C-N	-7.72	100.21	117.20
2	5J	77	THR	CA-C-N	-7.72	100.21	117.20

*Continued on next page...*

*Continued from previous page...*

Mol	Chain	Res	Type	Atoms	Z	Observed(°)	Ideal(°)
2	5N	77	THR	CA-C-N	-7.72	100.21	117.20
1	5Q	180	VAL	CA-C-N	-7.72	100.21	117.20
1	6I	180	VAL	CA-C-N	-7.72	100.21	117.20
1	6Q	180	VAL	CA-C-N	-7.72	100.21	117.20
2	63	77	THR	CA-C-N	-7.72	100.21	117.20
2	67	77	THR	CA-C-N	-7.72	100.21	117.20
2	7B	77	THR	CA-C-N	-7.72	100.21	117.20
1	7M	180	VAL	CA-C-N	-7.72	100.21	117.20
2	1N	35	PHE	CZ-CE2-CD2	-7.72	110.83	120.10
2	2J	35	PHE	CZ-CE2-CD2	-7.72	110.83	120.10
2	3B	35	PHE	CZ-CE2-CD2	-7.72	110.83	120.10
2	3J	35	PHE	CZ-CE2-CD2	-7.72	110.83	120.10
2	33	35	PHE	CZ-CE2-CD2	-7.72	110.83	120.10
2	4F	35	PHE	CZ-CE2-CD2	-7.72	110.83	120.10
2	4Z	35	PHE	CZ-CE2-CD2	-7.72	110.83	120.10
2	5V	35	PHE	CZ-CE2-CD2	-7.72	110.83	120.10
2	6N	35	PHE	CZ-CE2-CD2	-7.72	110.83	120.10
2	6V	35	PHE	CZ-CE2-CD2	-7.72	110.83	120.10
2	7F	35	PHE	CZ-CE2-CD2	-7.72	110.83	120.10
2	7R	35	PHE	CZ-CE2-CD2	-7.72	110.83	120.10
1	1E	40	SER	O-C-N	-7.72	110.35	122.70
1	2M	40	SER	O-C-N	-7.72	110.35	122.70
1	22	40	SER	O-C-N	-7.72	110.35	122.70
1	3M	40	SER	O-C-N	-7.72	110.35	122.70
1	36	40	SER	O-C-N	-7.72	110.35	122.70
1	4I	40	SER	O-C-N	-7.72	110.35	122.70
1	4Q	40	SER	O-C-N	-7.72	110.35	122.70
1	5Y	40	SER	O-C-N	-7.72	110.35	122.70
1	6E	40	SER	O-C-N	-7.72	110.35	122.70
1	6Y	40	SER	O-C-N	-7.72	110.35	122.70
1	7I	40	SER	O-C-N	-7.72	110.35	122.70
1	7U	40	SER	O-C-N	-7.72	110.35	122.70
1	12	180	VAL	CA-C-N	-7.71	100.23	117.20
1	16	180	VAL	CA-C-N	-7.71	100.23	117.20
1	2A	180	VAL	CA-C-N	-7.71	100.23	117.20
1	3Q	180	VAL	CA-C-N	-7.71	100.23	117.20
1	3U	180	VAL	CA-C-N	-7.71	100.23	117.20
1	3Y	180	VAL	CA-C-N	-7.71	100.23	117.20
1	5E	180	VAL	CA-C-N	-7.71	100.23	117.20
1	5I	180	VAL	CA-C-N	-7.71	100.23	117.20
1	5M	180	VAL	CA-C-N	-7.71	100.23	117.20
1	62	180	VAL	CA-C-N	-7.71	100.23	117.20

*Continued on next page...*

*Continued from previous page...*

Mol	Chain	Res	Type	Atoms	Z	Observed(°)	Ideal(°)
1	66	180	VAL	CA-C-N	-7.71	100.23	117.20
1	7A	180	VAL	CA-C-N	-7.71	100.23	117.20
2	13	35	PHE	CZ-CE2-CD2	-7.71	110.84	120.10
2	17	35	PHE	CZ-CE2-CD2	-7.71	110.84	120.10
2	2B	35	PHE	CZ-CE2-CD2	-7.71	110.84	120.10
2	3R	35	PHE	CZ-CE2-CD2	-7.71	110.84	120.10
2	3V	35	PHE	CZ-CE2-CD2	-7.71	110.84	120.10
2	3Z	35	PHE	CZ-CE2-CD2	-7.71	110.84	120.10
2	5F	35	PHE	CZ-CE2-CD2	-7.71	110.84	120.10
2	5J	35	PHE	CZ-CE2-CD2	-7.71	110.84	120.10
2	5N	35	PHE	CZ-CE2-CD2	-7.71	110.84	120.10
2	63	35	PHE	CZ-CE2-CD2	-7.71	110.84	120.10
2	67	35	PHE	CZ-CE2-CD2	-7.71	110.84	120.10
2	7B	35	PHE	CZ-CE2-CD2	-7.71	110.84	120.10
2	1F	77	THR	CA-C-N	-7.71	100.24	117.20
2	2N	77	THR	CA-C-N	-7.71	100.24	117.20
2	23	77	THR	CA-C-N	-7.71	100.24	117.20
2	3N	77	THR	CA-C-N	-7.71	100.24	117.20
2	37	77	THR	CA-C-N	-7.71	100.24	117.20
2	4J	77	THR	CA-C-N	-7.71	100.24	117.20
2	4R	77	THR	CA-C-N	-7.71	100.24	117.20
2	5Z	77	THR	CA-C-N	-7.71	100.24	117.20
2	6F	77	THR	CA-C-N	-7.71	100.24	117.20
2	6Z	77	THR	CA-C-N	-7.71	100.24	117.20
2	7J	77	THR	CA-C-N	-7.71	100.24	117.20
2	7V	77	THR	CA-C-N	-7.71	100.24	117.20
2	1R	77	THR	CA-C-N	-7.71	100.24	117.20
2	1V	77	THR	CA-C-N	-7.71	100.24	117.20
2	1Z	77	THR	CA-C-N	-7.71	100.24	117.20
2	2R	77	THR	CA-C-N	-7.71	100.24	117.20
2	2V	77	THR	CA-C-N	-7.71	100.24	117.20
2	2Z	77	THR	CA-C-N	-7.71	100.24	117.20
2	43	77	THR	CA-C-N	-7.71	100.24	117.20
2	47	77	THR	CA-C-N	-7.71	100.24	117.20
2	5B	77	THR	CA-C-N	-7.71	100.24	117.20
2	53	77	THR	CA-C-N	-7.71	100.24	117.20
2	57	77	THR	CA-C-N	-7.71	100.24	117.20
2	6B	77	THR	CA-C-N	-7.71	100.24	117.20
2	1F	38	VAL	N-CA-CB	-7.71	94.55	111.50
1	1Q	94	THR	CA-C-N	-7.71	100.25	117.20
1	1Q	180	VAL	CA-C-N	-7.71	100.24	117.20
1	1U	94	THR	CA-C-N	-7.71	100.25	117.20

*Continued on next page...*

*Continued from previous page...*

Mol	Chain	Res	Type	Atoms	Z	Observed(°)	Ideal(°)
1	1U	180	VAL	CA-C-N	-7.71	100.24	117.20
1	1Y	94	THR	CA-C-N	-7.71	100.25	117.20
1	1Y	180	VAL	CA-C-N	-7.71	100.24	117.20
2	2N	38	VAL	N-CA-CB	-7.71	94.55	111.50
1	2Q	94	THR	CA-C-N	-7.71	100.25	117.20
1	2Q	180	VAL	CA-C-N	-7.71	100.24	117.20
1	2U	94	THR	CA-C-N	-7.71	100.25	117.20
1	2U	180	VAL	CA-C-N	-7.71	100.24	117.20
1	2Y	94	THR	CA-C-N	-7.71	100.25	117.20
1	2Y	180	VAL	CA-C-N	-7.71	100.24	117.20
2	23	38	VAL	N-CA-CB	-7.71	94.55	111.50
2	3N	38	VAL	N-CA-CB	-7.71	94.55	111.50
2	37	38	VAL	N-CA-CB	-7.71	94.55	111.50
2	4J	38	VAL	N-CA-CB	-7.71	94.55	111.50
2	4R	38	VAL	N-CA-CB	-7.71	94.55	111.50
1	42	94	THR	CA-C-N	-7.71	100.25	117.20
1	42	180	VAL	CA-C-N	-7.71	100.24	117.20
1	46	94	THR	CA-C-N	-7.71	100.25	117.20
1	46	180	VAL	CA-C-N	-7.71	100.24	117.20
1	5A	94	THR	CA-C-N	-7.71	100.25	117.20
1	5A	180	VAL	CA-C-N	-7.71	100.24	117.20
2	5Z	38	VAL	N-CA-CB	-7.71	94.55	111.50
1	52	94	THR	CA-C-N	-7.71	100.25	117.20
1	52	180	VAL	CA-C-N	-7.71	100.24	117.20
1	56	94	THR	CA-C-N	-7.71	100.25	117.20
1	56	180	VAL	CA-C-N	-7.71	100.24	117.20
1	6A	94	THR	CA-C-N	-7.71	100.25	117.20
1	6A	180	VAL	CA-C-N	-7.71	100.24	117.20
2	6F	38	VAL	N-CA-CB	-7.71	94.55	111.50
2	6Z	38	VAL	N-CA-CB	-7.71	94.55	111.50
2	7J	38	VAL	N-CA-CB	-7.71	94.55	111.50
2	7V	38	VAL	N-CA-CB	-7.71	94.55	111.50
2	1R	186	TYR	CB-CA-C	-7.70	95.00	110.40
2	1V	186	TYR	CB-CA-C	-7.70	95.00	110.40
2	1Z	186	TYR	CB-CA-C	-7.70	95.00	110.40
2	13	38	VAL	N-CA-CB	-7.70	94.55	111.50
2	17	38	VAL	N-CA-CB	-7.70	94.55	111.50
2	2B	38	VAL	N-CA-CB	-7.70	94.55	111.50
2	2R	186	TYR	CB-CA-C	-7.70	95.00	110.40
2	2V	186	TYR	CB-CA-C	-7.70	95.00	110.40
2	2Z	186	TYR	CB-CA-C	-7.70	95.00	110.40
2	3R	38	VAL	N-CA-CB	-7.70	94.55	111.50

*Continued on next page...*

*Continued from previous page...*

Mol	Chain	Res	Type	Atoms	Z	Observed(°)	Ideal(°)
2	3V	38	VAL	N-CA-CB	-7.70	94.55	111.50
2	3Z	38	VAL	N-CA-CB	-7.70	94.55	111.50
2	43	186	TYR	CB-CA-C	-7.70	95.00	110.40
2	47	186	TYR	CB-CA-C	-7.70	95.00	110.40
2	5B	186	TYR	CB-CA-C	-7.70	95.00	110.40
2	5F	38	VAL	N-CA-CB	-7.70	94.55	111.50
2	5J	38	VAL	N-CA-CB	-7.70	94.55	111.50
2	5N	38	VAL	N-CA-CB	-7.70	94.55	111.50
2	53	186	TYR	CB-CA-C	-7.70	95.00	110.40
2	57	186	TYR	CB-CA-C	-7.70	95.00	110.40
2	6B	186	TYR	CB-CA-C	-7.70	95.00	110.40
2	63	38	VAL	N-CA-CB	-7.70	94.55	111.50
2	67	38	VAL	N-CA-CB	-7.70	94.55	111.50
2	7B	38	VAL	N-CA-CB	-7.70	94.55	111.50
2	1N	38	VAL	N-CA-CB	-7.70	94.56	111.50
2	2J	38	VAL	N-CA-CB	-7.70	94.56	111.50
2	3B	38	VAL	N-CA-CB	-7.70	94.56	111.50
2	3J	38	VAL	N-CA-CB	-7.70	94.56	111.50
2	33	38	VAL	N-CA-CB	-7.70	94.56	111.50
2	4F	38	VAL	N-CA-CB	-7.70	94.56	111.50
2	4Z	38	VAL	N-CA-CB	-7.70	94.56	111.50
2	5V	38	VAL	N-CA-CB	-7.70	94.56	111.50
2	6N	38	VAL	N-CA-CB	-7.70	94.56	111.50
2	6V	38	VAL	N-CA-CB	-7.70	94.56	111.50
2	7F	38	VAL	N-CA-CB	-7.70	94.56	111.50
2	7R	38	VAL	N-CA-CB	-7.70	94.56	111.50
2	1B	38	VAL	N-CA-CB	-7.70	94.56	111.50
2	1J	38	VAL	N-CA-CB	-7.70	94.56	111.50
2	2F	38	VAL	N-CA-CB	-7.70	94.56	111.50
2	27	38	VAL	N-CA-CB	-7.70	94.56	111.50
2	3F	38	VAL	N-CA-CB	-7.70	94.56	111.50
2	4B	38	VAL	N-CA-CB	-7.70	94.56	111.50
2	4N	38	VAL	N-CA-CB	-7.70	94.56	111.50
2	4V	38	VAL	N-CA-CB	-7.70	94.56	111.50
2	5R	38	VAL	N-CA-CB	-7.70	94.56	111.50
2	6J	38	VAL	N-CA-CB	-7.70	94.56	111.50
2	6R	38	VAL	N-CA-CB	-7.70	94.56	111.50
2	7N	38	VAL	N-CA-CB	-7.70	94.56	111.50
1	1M	180	VAL	CA-C-N	-7.70	100.27	117.20
2	1R	45	ALA	CA-C-O	7.70	136.27	120.10
2	1V	45	ALA	CA-C-O	7.70	136.27	120.10
2	1Z	45	ALA	CA-C-O	7.70	136.27	120.10

*Continued on next page...*

*Continued from previous page...*

Mol	Chain	Res	Type	Atoms	Z	Observed(°)	Ideal(°)
1	2I	180	VAL	CA-C-N	-7.70	100.27	117.20
2	2R	45	ALA	CA-C-O	7.70	136.27	120.10
2	2V	45	ALA	CA-C-O	7.70	136.27	120.10
2	2Z	45	ALA	CA-C-O	7.70	136.27	120.10
1	3A	180	VAL	CA-C-N	-7.70	100.27	117.20
1	3I	180	VAL	CA-C-N	-7.70	100.27	117.20
1	32	180	VAL	CA-C-N	-7.70	100.27	117.20
1	4E	180	VAL	CA-C-N	-7.70	100.27	117.20
1	4Y	180	VAL	CA-C-N	-7.70	100.27	117.20
2	43	45	ALA	CA-C-O	7.70	136.27	120.10
2	47	45	ALA	CA-C-O	7.70	136.27	120.10
2	5B	45	ALA	CA-C-O	7.70	136.27	120.10
1	5U	180	VAL	CA-C-N	-7.70	100.27	117.20
2	53	45	ALA	CA-C-O	7.70	136.27	120.10
2	57	45	ALA	CA-C-O	7.70	136.27	120.10
2	6B	45	ALA	CA-C-O	7.70	136.27	120.10
1	6M	180	VAL	CA-C-N	-7.70	100.27	117.20
1	6U	180	VAL	CA-C-N	-7.70	100.27	117.20
1	7E	180	VAL	CA-C-N	-7.70	100.27	117.20
1	7Q	180	VAL	CA-C-N	-7.70	100.27	117.20
2	1B	35	PHE	CZ-CE2-CD2	-7.70	110.86	120.10
2	1J	35	PHE	CZ-CE2-CD2	-7.70	110.86	120.10
2	2F	35	PHE	CZ-CE2-CD2	-7.70	110.86	120.10
2	27	35	PHE	CZ-CE2-CD2	-7.70	110.86	120.10
2	3F	35	PHE	CZ-CE2-CD2	-7.70	110.86	120.10
2	4B	35	PHE	CZ-CE2-CD2	-7.70	110.86	120.10
2	4N	35	PHE	CZ-CE2-CD2	-7.70	110.86	120.10
2	4V	35	PHE	CZ-CE2-CD2	-7.70	110.86	120.10
2	5R	35	PHE	CZ-CE2-CD2	-7.70	110.86	120.10
2	6J	35	PHE	CZ-CE2-CD2	-7.70	110.86	120.10
2	6R	35	PHE	CZ-CE2-CD2	-7.70	110.86	120.10
2	7N	35	PHE	CZ-CE2-CD2	-7.70	110.86	120.10
2	1B	186	TYR	CB-CA-C	-7.70	95.01	110.40
1	1E	94	THR	CA-C-N	-7.70	100.27	117.20
2	1F	186	TYR	CB-CA-C	-7.70	95.01	110.40
2	1J	186	TYR	CB-CA-C	-7.70	95.01	110.40
1	1Q	90	PHE	N-CA-CB	-7.70	96.75	110.60
1	1U	90	PHE	N-CA-CB	-7.70	96.75	110.60
1	1Y	90	PHE	N-CA-CB	-7.70	96.75	110.60
2	2F	186	TYR	CB-CA-C	-7.70	95.01	110.40
1	2M	94	THR	CA-C-N	-7.70	100.27	117.20
2	2N	186	TYR	CB-CA-C	-7.70	95.01	110.40

*Continued on next page...*



*Continued from previous page...*

Mol	Chain	Res	Type	Atoms	Z	Observed(°)	Ideal(°)
1	2Q	90	PHE	N-CA-CB	-7.70	96.75	110.60
1	2U	90	PHE	N-CA-CB	-7.70	96.75	110.60
1	2Y	90	PHE	N-CA-CB	-7.70	96.75	110.60
1	22	94	THR	CA-C-N	-7.70	100.27	117.20
2	23	186	TYR	CB-CA-C	-7.70	95.01	110.40
2	27	186	TYR	CB-CA-C	-7.70	95.01	110.40
2	3F	186	TYR	CB-CA-C	-7.70	95.01	110.40
1	3M	94	THR	CA-C-N	-7.70	100.27	117.20
2	3N	186	TYR	CB-CA-C	-7.70	95.01	110.40
1	36	94	THR	CA-C-N	-7.70	100.27	117.20
2	37	186	TYR	CB-CA-C	-7.70	95.01	110.40
2	4B	186	TYR	CB-CA-C	-7.70	95.01	110.40
1	4I	94	THR	CA-C-N	-7.70	100.27	117.20
2	4J	186	TYR	CB-CA-C	-7.70	95.01	110.40
2	4N	186	TYR	CB-CA-C	-7.70	95.01	110.40
1	4Q	94	THR	CA-C-N	-7.70	100.27	117.20
2	4R	186	TYR	CB-CA-C	-7.70	95.01	110.40
2	4V	186	TYR	CB-CA-C	-7.70	95.01	110.40
1	42	90	PHE	N-CA-CB	-7.70	96.75	110.60
1	46	90	PHE	N-CA-CB	-7.70	96.75	110.60
1	5A	90	PHE	N-CA-CB	-7.70	96.75	110.60
2	5R	186	TYR	CB-CA-C	-7.70	95.01	110.40
1	5Y	94	THR	CA-C-N	-7.70	100.27	117.20
2	5Z	186	TYR	CB-CA-C	-7.70	95.01	110.40
1	52	90	PHE	N-CA-CB	-7.70	96.75	110.60
1	56	90	PHE	N-CA-CB	-7.70	96.75	110.60
1	6A	90	PHE	N-CA-CB	-7.70	96.75	110.60
1	6E	94	THR	CA-C-N	-7.70	100.27	117.20
2	6F	186	TYR	CB-CA-C	-7.70	95.01	110.40
2	6J	186	TYR	CB-CA-C	-7.70	95.01	110.40
2	6R	186	TYR	CB-CA-C	-7.70	95.01	110.40
1	6Y	94	THR	CA-C-N	-7.70	100.27	117.20
2	6Z	186	TYR	CB-CA-C	-7.70	95.01	110.40
1	7I	94	THR	CA-C-N	-7.70	100.27	117.20
2	7J	186	TYR	CB-CA-C	-7.70	95.01	110.40
2	7N	186	TYR	CB-CA-C	-7.70	95.01	110.40
1	7U	94	THR	CA-C-N	-7.70	100.27	117.20
2	7V	186	TYR	CB-CA-C	-7.70	95.01	110.40
2	1F	35	PHE	CZ-CE2-CD2	-7.69	110.87	120.10
2	2N	35	PHE	CZ-CE2-CD2	-7.69	110.87	120.10
2	23	35	PHE	CZ-CE2-CD2	-7.69	110.87	120.10
2	3N	35	PHE	CZ-CE2-CD2	-7.69	110.87	120.10

*Continued on next page...*

*Continued from previous page...*

Mol	Chain	Res	Type	Atoms	Z	Observed(°)	Ideal(°)
2	37	35	PHE	CZ-CE2-CD2	-7.69	110.87	120.10
2	4J	35	PHE	CZ-CE2-CD2	-7.69	110.87	120.10
2	4R	35	PHE	CZ-CE2-CD2	-7.69	110.87	120.10
2	5Z	35	PHE	CZ-CE2-CD2	-7.69	110.87	120.10
2	6F	35	PHE	CZ-CE2-CD2	-7.69	110.87	120.10
2	6Z	35	PHE	CZ-CE2-CD2	-7.69	110.87	120.10
2	7J	35	PHE	CZ-CE2-CD2	-7.69	110.87	120.10
2	7V	35	PHE	CZ-CE2-CD2	-7.69	110.87	120.10
1	1M	40	SER	O-C-N	-7.69	110.40	122.70
2	1N	186	TYR	CB-CA-C	-7.69	95.02	110.40
2	1R	35	PHE	CZ-CE2-CD2	-7.69	110.87	120.10
2	1V	35	PHE	CZ-CE2-CD2	-7.69	110.87	120.10
2	1Z	35	PHE	CZ-CE2-CD2	-7.69	110.87	120.10
1	2I	40	SER	O-C-N	-7.69	110.40	122.70
2	2J	186	TYR	CB-CA-C	-7.69	95.02	110.40
2	2R	35	PHE	CZ-CE2-CD2	-7.69	110.87	120.10
2	2V	35	PHE	CZ-CE2-CD2	-7.69	110.87	120.10
2	2Z	35	PHE	CZ-CE2-CD2	-7.69	110.87	120.10
1	3A	40	SER	O-C-N	-7.69	110.40	122.70
2	3B	186	TYR	CB-CA-C	-7.69	95.02	110.40
1	3I	40	SER	O-C-N	-7.69	110.40	122.70
2	3J	186	TYR	CB-CA-C	-7.69	95.02	110.40
1	32	40	SER	O-C-N	-7.69	110.40	122.70
2	33	186	TYR	CB-CA-C	-7.69	95.02	110.40
1	4E	40	SER	O-C-N	-7.69	110.40	122.70
2	4F	186	TYR	CB-CA-C	-7.69	95.02	110.40
1	4Y	40	SER	O-C-N	-7.69	110.40	122.70
2	4Z	186	TYR	CB-CA-C	-7.69	95.02	110.40
2	43	35	PHE	CZ-CE2-CD2	-7.69	110.87	120.10
2	47	35	PHE	CZ-CE2-CD2	-7.69	110.87	120.10
2	5B	35	PHE	CZ-CE2-CD2	-7.69	110.87	120.10
1	5U	40	SER	O-C-N	-7.69	110.40	122.70
2	5V	186	TYR	CB-CA-C	-7.69	95.02	110.40
2	53	35	PHE	CZ-CE2-CD2	-7.69	110.87	120.10
2	57	35	PHE	CZ-CE2-CD2	-7.69	110.87	120.10
2	6B	35	PHE	CZ-CE2-CD2	-7.69	110.87	120.10
1	6M	40	SER	O-C-N	-7.69	110.40	122.70
2	6N	186	TYR	CB-CA-C	-7.69	95.02	110.40
1	6U	40	SER	O-C-N	-7.69	110.40	122.70
2	6V	186	TYR	CB-CA-C	-7.69	95.02	110.40
1	7E	40	SER	O-C-N	-7.69	110.40	122.70
2	7F	186	TYR	CB-CA-C	-7.69	95.02	110.40

*Continued on next page...*

*Continued from previous page...*

Mol	Chain	Res	Type	Atoms	Z	Observed(°)	Ideal(°)
1	7Q	40	SER	O-C-N	-7.69	110.40	122.70
2	7R	186	TYR	CB-CA-C	-7.69	95.02	110.40
1	1M	94	THR	CA-C-N	-7.69	100.28	117.20
2	1R	38	VAL	N-CA-CB	-7.69	94.59	111.50
2	1V	38	VAL	N-CA-CB	-7.69	94.59	111.50
2	1Z	38	VAL	N-CA-CB	-7.69	94.59	111.50
1	2I	94	THR	CA-C-N	-7.69	100.28	117.20
2	2R	38	VAL	N-CA-CB	-7.69	94.59	111.50
2	2V	38	VAL	N-CA-CB	-7.69	94.59	111.50
2	2Z	38	VAL	N-CA-CB	-7.69	94.59	111.50
1	3A	94	THR	CA-C-N	-7.69	100.28	117.20
1	3I	94	THR	CA-C-N	-7.69	100.28	117.20
1	32	94	THR	CA-C-N	-7.69	100.28	117.20
1	4E	94	THR	CA-C-N	-7.69	100.28	117.20
1	4Y	94	THR	CA-C-N	-7.69	100.28	117.20
2	43	38	VAL	N-CA-CB	-7.69	94.59	111.50
2	47	38	VAL	N-CA-CB	-7.69	94.59	111.50
2	5B	38	VAL	N-CA-CB	-7.69	94.59	111.50
1	5U	94	THR	CA-C-N	-7.69	100.28	117.20
2	53	38	VAL	N-CA-CB	-7.69	94.59	111.50
2	57	38	VAL	N-CA-CB	-7.69	94.59	111.50
2	6B	38	VAL	N-CA-CB	-7.69	94.59	111.50
1	6M	94	THR	CA-C-N	-7.69	100.28	117.20
1	6U	94	THR	CA-C-N	-7.69	100.28	117.20
1	7E	94	THR	CA-C-N	-7.69	100.28	117.20
1	7Q	94	THR	CA-C-N	-7.69	100.28	117.20
1	1A	94	THR	CA-C-N	-7.68	100.29	117.20
1	1I	94	THR	CA-C-N	-7.68	100.29	117.20
1	1M	90	PHE	N-CA-CB	-7.68	96.77	110.60
2	1R	217	PRO	CA-CB-CG	-7.68	89.40	104.00
2	1V	217	PRO	CA-CB-CG	-7.68	89.40	104.00
2	1Z	217	PRO	CA-CB-CG	-7.68	89.40	104.00
1	12	90	PHE	N-CA-CB	-7.68	96.77	110.60
1	16	90	PHE	N-CA-CB	-7.68	96.77	110.60
1	2A	90	PHE	N-CA-CB	-7.68	96.77	110.60
1	2E	94	THR	CA-C-N	-7.68	100.29	117.20
1	2I	90	PHE	N-CA-CB	-7.68	96.77	110.60
2	2R	217	PRO	CA-CB-CG	-7.68	89.40	104.00
2	2V	217	PRO	CA-CB-CG	-7.68	89.40	104.00
2	2Z	217	PRO	CA-CB-CG	-7.68	89.40	104.00
1	26	94	THR	CA-C-N	-7.68	100.29	117.20
1	3A	90	PHE	N-CA-CB	-7.68	96.77	110.60

*Continued on next page...*

*Continued from previous page...*

Mol	Chain	Res	Type	Atoms	Z	Observed(°)	Ideal(°)
1	3E	94	THR	CA-C-N	-7.68	100.29	117.20
1	3I	90	PHE	N-CA-CB	-7.68	96.77	110.60
1	3Q	90	PHE	N-CA-CB	-7.68	96.77	110.60
1	3U	90	PHE	N-CA-CB	-7.68	96.77	110.60
1	3Y	90	PHE	N-CA-CB	-7.68	96.77	110.60
1	32	90	PHE	N-CA-CB	-7.68	96.77	110.60
1	4A	94	THR	CA-C-N	-7.68	100.29	117.20
1	4E	90	PHE	N-CA-CB	-7.68	96.77	110.60
1	4M	94	THR	CA-C-N	-7.68	100.29	117.20
1	4U	94	THR	CA-C-N	-7.68	100.29	117.20
1	4Y	90	PHE	N-CA-CB	-7.68	96.77	110.60
2	43	217	PRO	CA-CB-CG	-7.68	89.40	104.00
2	47	217	PRO	CA-CB-CG	-7.68	89.40	104.00
2	5B	217	PRO	CA-CB-CG	-7.68	89.40	104.00
1	5E	90	PHE	N-CA-CB	-7.68	96.77	110.60
1	5I	90	PHE	N-CA-CB	-7.68	96.77	110.60
1	5M	90	PHE	N-CA-CB	-7.68	96.77	110.60
1	5Q	94	THR	CA-C-N	-7.68	100.29	117.20
1	5U	90	PHE	N-CA-CB	-7.68	96.77	110.60
2	53	217	PRO	CA-CB-CG	-7.68	89.40	104.00
2	57	217	PRO	CA-CB-CG	-7.68	89.40	104.00
2	6B	217	PRO	CA-CB-CG	-7.68	89.40	104.00
1	6I	94	THR	CA-C-N	-7.68	100.29	117.20
1	6M	90	PHE	N-CA-CB	-7.68	96.77	110.60
1	6Q	94	THR	CA-C-N	-7.68	100.29	117.20
1	6U	90	PHE	N-CA-CB	-7.68	96.77	110.60
1	62	90	PHE	N-CA-CB	-7.68	96.77	110.60
1	66	90	PHE	N-CA-CB	-7.68	96.77	110.60
1	7A	90	PHE	N-CA-CB	-7.68	96.77	110.60
1	7E	90	PHE	N-CA-CB	-7.68	96.77	110.60
1	7M	94	THR	CA-C-N	-7.68	100.29	117.20
1	7Q	90	PHE	N-CA-CB	-7.68	96.77	110.60
1	1A	40	SER	O-C-N	-7.68	110.41	122.70
1	1I	40	SER	O-C-N	-7.68	110.41	122.70
2	1N	45	ALA	CA-C-O	7.68	136.23	120.10
2	13	186	TYR	CB-CA-C	-7.68	95.03	110.40
2	17	186	TYR	CB-CA-C	-7.68	95.03	110.40
2	2B	186	TYR	CB-CA-C	-7.68	95.03	110.40
1	2E	40	SER	O-C-N	-7.68	110.41	122.70
2	2J	45	ALA	CA-C-O	7.68	136.23	120.10
1	26	40	SER	O-C-N	-7.68	110.41	122.70
2	3B	45	ALA	CA-C-O	7.68	136.23	120.10

*Continued on next page...*

*Continued from previous page...*

Mol	Chain	Res	Type	Atoms	Z	Observed(°)	Ideal(°)
1	3E	40	SER	O-C-N	-7.68	110.41	122.70
2	3J	45	ALA	CA-C-O	7.68	136.23	120.10
2	3R	186	TYR	CB-CA-C	-7.68	95.03	110.40
2	3V	186	TYR	CB-CA-C	-7.68	95.03	110.40
2	3Z	186	TYR	CB-CA-C	-7.68	95.03	110.40
2	33	45	ALA	CA-C-O	7.68	136.23	120.10
1	4A	40	SER	O-C-N	-7.68	110.41	122.70
2	4F	45	ALA	CA-C-O	7.68	136.23	120.10
1	4M	40	SER	O-C-N	-7.68	110.41	122.70
1	4U	40	SER	O-C-N	-7.68	110.41	122.70
2	4Z	45	ALA	CA-C-O	7.68	136.23	120.10
2	5F	186	TYR	CB-CA-C	-7.68	95.03	110.40
2	5J	186	TYR	CB-CA-C	-7.68	95.03	110.40
2	5N	186	TYR	CB-CA-C	-7.68	95.03	110.40
1	5Q	40	SER	O-C-N	-7.68	110.41	122.70
2	5V	45	ALA	CA-C-O	7.68	136.23	120.10
1	6I	40	SER	O-C-N	-7.68	110.41	122.70
2	6N	45	ALA	CA-C-O	7.68	136.23	120.10
1	6Q	40	SER	O-C-N	-7.68	110.41	122.70
2	6V	45	ALA	CA-C-O	7.68	136.23	120.10
2	63	186	TYR	CB-CA-C	-7.68	95.03	110.40
2	67	186	TYR	CB-CA-C	-7.68	95.03	110.40
2	7B	186	TYR	CB-CA-C	-7.68	95.03	110.40
2	7F	45	ALA	CA-C-O	7.68	136.23	120.10
1	7M	40	SER	O-C-N	-7.68	110.41	122.70
2	7R	45	ALA	CA-C-O	7.68	136.23	120.10
2	1F	45	ALA	CA-C-O	7.68	136.23	120.10
1	12	94	THR	CA-C-N	-7.68	100.31	117.20
1	16	94	THR	CA-C-N	-7.68	100.31	117.20
1	2A	94	THR	CA-C-N	-7.68	100.31	117.20
2	2N	45	ALA	CA-C-O	7.68	136.23	120.10
2	23	45	ALA	CA-C-O	7.68	136.23	120.10
2	3N	45	ALA	CA-C-O	7.68	136.23	120.10
1	3Q	94	THR	CA-C-N	-7.68	100.31	117.20
1	3U	94	THR	CA-C-N	-7.68	100.31	117.20
1	3Y	94	THR	CA-C-N	-7.68	100.31	117.20
2	37	45	ALA	CA-C-O	7.68	136.23	120.10
2	4J	45	ALA	CA-C-O	7.68	136.23	120.10
2	4R	45	ALA	CA-C-O	7.68	136.23	120.10
1	5E	94	THR	CA-C-N	-7.68	100.31	117.20
1	5I	94	THR	CA-C-N	-7.68	100.31	117.20
1	5M	94	THR	CA-C-N	-7.68	100.31	117.20

*Continued on next page...*

*Continued from previous page...*

Mol	Chain	Res	Type	Atoms	Z	Observed(°)	Ideal(°)
2	5Z	45	ALA	CA-C-O	7.68	136.23	120.10
2	6F	45	ALA	CA-C-O	7.68	136.23	120.10
2	6Z	45	ALA	CA-C-O	7.68	136.23	120.10
1	62	94	THR	CA-C-N	-7.68	100.31	117.20
1	66	94	THR	CA-C-N	-7.68	100.31	117.20
1	7A	94	THR	CA-C-N	-7.68	100.31	117.20
2	7J	45	ALA	CA-C-O	7.68	136.23	120.10
2	7V	45	ALA	CA-C-O	7.68	136.23	120.10
1	12	40	SER	O-C-N	-7.68	110.42	122.70
1	16	40	SER	O-C-N	-7.68	110.42	122.70
1	2A	40	SER	O-C-N	-7.68	110.42	122.70
1	3Q	40	SER	O-C-N	-7.68	110.42	122.70
1	3U	40	SER	O-C-N	-7.68	110.42	122.70
1	3Y	40	SER	O-C-N	-7.68	110.42	122.70
1	5E	40	SER	O-C-N	-7.68	110.42	122.70
1	5I	40	SER	O-C-N	-7.68	110.42	122.70
1	5M	40	SER	O-C-N	-7.68	110.42	122.70
1	62	40	SER	O-C-N	-7.68	110.42	122.70
1	66	40	SER	O-C-N	-7.68	110.42	122.70
1	7A	40	SER	O-C-N	-7.68	110.42	122.70
2	1B	217	PRO	CA-CB-CG	-7.67	89.42	104.00
1	1E	90	PHE	N-CA-CB	-7.67	96.79	110.60
2	1J	217	PRO	CA-CB-CG	-7.67	89.42	104.00
2	13	77	THR	C-N-CA	-7.67	102.52	121.70
2	17	77	THR	C-N-CA	-7.67	102.52	121.70
2	2B	77	THR	C-N-CA	-7.67	102.52	121.70
2	2F	217	PRO	CA-CB-CG	-7.67	89.42	104.00
1	2M	90	PHE	N-CA-CB	-7.67	96.79	110.60
1	22	90	PHE	N-CA-CB	-7.67	96.79	110.60
2	27	217	PRO	CA-CB-CG	-7.67	89.42	104.00
2	3F	217	PRO	CA-CB-CG	-7.67	89.42	104.00
1	3M	90	PHE	N-CA-CB	-7.67	96.79	110.60
2	3R	77	THR	C-N-CA	-7.67	102.52	121.70
2	3V	77	THR	C-N-CA	-7.67	102.52	121.70
2	3Z	77	THR	C-N-CA	-7.67	102.52	121.70
1	36	90	PHE	N-CA-CB	-7.67	96.79	110.60
2	4B	217	PRO	CA-CB-CG	-7.67	89.42	104.00
1	4I	90	PHE	N-CA-CB	-7.67	96.79	110.60
2	4N	217	PRO	CA-CB-CG	-7.67	89.42	104.00
1	4Q	90	PHE	N-CA-CB	-7.67	96.79	110.60
2	4V	217	PRO	CA-CB-CG	-7.67	89.42	104.00
2	5F	77	THR	C-N-CA	-7.67	102.52	121.70

*Continued on next page...*

*Continued from previous page...*

Mol	Chain	Res	Type	Atoms	Z	Observed(°)	Ideal(°)
2	5J	77	THR	C-N-CA	-7.67	102.52	121.70
2	5N	77	THR	C-N-CA	-7.67	102.52	121.70
2	5R	217	PRO	CA-CB-CG	-7.67	89.42	104.00
1	5Y	90	PHE	N-CA-CB	-7.67	96.79	110.60
1	6E	90	PHE	N-CA-CB	-7.67	96.79	110.60
2	6J	217	PRO	CA-CB-CG	-7.67	89.42	104.00
2	6R	217	PRO	CA-CB-CG	-7.67	89.42	104.00
1	6Y	90	PHE	N-CA-CB	-7.67	96.79	110.60
2	63	77	THR	C-N-CA	-7.67	102.52	121.70
2	67	77	THR	C-N-CA	-7.67	102.52	121.70
2	7B	77	THR	C-N-CA	-7.67	102.52	121.70
1	7I	90	PHE	N-CA-CB	-7.67	96.79	110.60
2	7N	217	PRO	CA-CB-CG	-7.67	89.42	104.00
1	7U	90	PHE	N-CA-CB	-7.67	96.79	110.60
1	1M	145	LEU	CA-CB-CG	-7.67	97.65	115.30
2	1N	217	PRO	CA-CB-CG	-7.67	89.42	104.00
2	13	217	PRO	CA-CB-CG	-7.67	89.42	104.00
2	17	217	PRO	CA-CB-CG	-7.67	89.42	104.00
2	2B	217	PRO	CA-CB-CG	-7.67	89.42	104.00
1	2I	145	LEU	CA-CB-CG	-7.67	97.65	115.30
2	2J	217	PRO	CA-CB-CG	-7.67	89.42	104.00
1	3A	145	LEU	CA-CB-CG	-7.67	97.65	115.30
2	3B	217	PRO	CA-CB-CG	-7.67	89.42	104.00
1	3I	145	LEU	CA-CB-CG	-7.67	97.65	115.30
2	3J	217	PRO	CA-CB-CG	-7.67	89.42	104.00
2	3R	217	PRO	CA-CB-CG	-7.67	89.42	104.00
2	3V	217	PRO	CA-CB-CG	-7.67	89.42	104.00
2	3Z	217	PRO	CA-CB-CG	-7.67	89.42	104.00
1	32	145	LEU	CA-CB-CG	-7.67	97.65	115.30
2	33	217	PRO	CA-CB-CG	-7.67	89.42	104.00
1	4E	145	LEU	CA-CB-CG	-7.67	97.65	115.30
2	4F	217	PRO	CA-CB-CG	-7.67	89.42	104.00
1	4Y	145	LEU	CA-CB-CG	-7.67	97.65	115.30
2	4Z	217	PRO	CA-CB-CG	-7.67	89.42	104.00
2	5F	217	PRO	CA-CB-CG	-7.67	89.42	104.00
2	5J	217	PRO	CA-CB-CG	-7.67	89.42	104.00
2	5N	217	PRO	CA-CB-CG	-7.67	89.42	104.00
1	5U	145	LEU	CA-CB-CG	-7.67	97.65	115.30
2	5V	217	PRO	CA-CB-CG	-7.67	89.42	104.00
1	6M	145	LEU	CA-CB-CG	-7.67	97.65	115.30
2	6N	217	PRO	CA-CB-CG	-7.67	89.42	104.00
1	6U	145	LEU	CA-CB-CG	-7.67	97.65	115.30

*Continued on next page...*



*Continued from previous page...*

Mol	Chain	Res	Type	Atoms	Z	Observed(°)	Ideal(°)
2	6V	217	PRO	CA-CB-CG	-7.67	89.42	104.00
2	63	217	PRO	CA-CB-CG	-7.67	89.42	104.00
2	67	217	PRO	CA-CB-CG	-7.67	89.42	104.00
2	7B	217	PRO	CA-CB-CG	-7.67	89.42	104.00
1	7E	145	LEU	CA-CB-CG	-7.67	97.65	115.30
2	7F	217	PRO	CA-CB-CG	-7.67	89.42	104.00
1	7Q	145	LEU	CA-CB-CG	-7.67	97.65	115.30
2	7R	217	PRO	CA-CB-CG	-7.67	89.42	104.00
1	1A	90	PHE	N-CA-CB	-7.67	96.79	110.60
2	1B	77	THR	C-N-CA	-7.67	102.53	121.70
1	1I	90	PHE	N-CA-CB	-7.67	96.79	110.60
2	1J	77	THR	C-N-CA	-7.67	102.53	121.70
1	2E	90	PHE	N-CA-CB	-7.67	96.79	110.60
2	2F	77	THR	C-N-CA	-7.67	102.53	121.70
1	26	90	PHE	N-CA-CB	-7.67	96.79	110.60
2	27	77	THR	C-N-CA	-7.67	102.53	121.70
1	3E	90	PHE	N-CA-CB	-7.67	96.79	110.60
2	3F	77	THR	C-N-CA	-7.67	102.53	121.70
1	4A	90	PHE	N-CA-CB	-7.67	96.79	110.60
2	4B	77	THR	C-N-CA	-7.67	102.53	121.70
1	4M	90	PHE	N-CA-CB	-7.67	96.79	110.60
2	4N	77	THR	C-N-CA	-7.67	102.53	121.70
1	4U	90	PHE	N-CA-CB	-7.67	96.79	110.60
2	4V	77	THR	C-N-CA	-7.67	102.53	121.70
1	5Q	90	PHE	N-CA-CB	-7.67	96.79	110.60
2	5R	77	THR	C-N-CA	-7.67	102.53	121.70
1	6I	90	PHE	N-CA-CB	-7.67	96.79	110.60
2	6J	77	THR	C-N-CA	-7.67	102.53	121.70
1	6Q	90	PHE	N-CA-CB	-7.67	96.79	110.60
2	6R	77	THR	C-N-CA	-7.67	102.53	121.70
1	7M	90	PHE	N-CA-CB	-7.67	96.79	110.60
2	7N	77	THR	C-N-CA	-7.67	102.53	121.70
1	1A	145	LEU	CA-CB-CG	-7.67	97.66	115.30
2	1B	45	ALA	CA-C-O	7.67	136.20	120.10
1	1I	145	LEU	CA-CB-CG	-7.67	97.66	115.30
2	1J	45	ALA	CA-C-O	7.67	136.20	120.10
1	2E	145	LEU	CA-CB-CG	-7.67	97.66	115.30
2	2F	45	ALA	CA-C-O	7.67	136.20	120.10
1	26	145	LEU	CA-CB-CG	-7.67	97.66	115.30
2	27	45	ALA	CA-C-O	7.67	136.20	120.10
1	3E	145	LEU	CA-CB-CG	-7.67	97.66	115.30
2	3F	45	ALA	CA-C-O	7.67	136.20	120.10

*Continued on next page...*

*Continued from previous page...*

Mol	Chain	Res	Type	Atoms	Z	Observed(°)	Ideal(°)
1	4A	145	LEU	CA-CB-CG	-7.67	97.66	115.30
2	4B	45	ALA	CA-C-O	7.67	136.20	120.10
1	4M	145	LEU	CA-CB-CG	-7.67	97.66	115.30
2	4N	45	ALA	CA-C-O	7.67	136.20	120.10
1	4U	145	LEU	CA-CB-CG	-7.67	97.66	115.30
2	4V	45	ALA	CA-C-O	7.67	136.20	120.10
1	5Q	145	LEU	CA-CB-CG	-7.67	97.66	115.30
2	5R	45	ALA	CA-C-O	7.67	136.20	120.10
1	6I	145	LEU	CA-CB-CG	-7.67	97.66	115.30
2	6J	45	ALA	CA-C-O	7.67	136.20	120.10
1	6Q	145	LEU	CA-CB-CG	-7.67	97.66	115.30
2	6R	45	ALA	CA-C-O	7.67	136.20	120.10
1	7M	145	LEU	CA-CB-CG	-7.67	97.66	115.30
2	7N	45	ALA	CA-C-O	7.67	136.20	120.10
2	1F	217	PRO	CA-CB-CG	-7.67	89.44	104.00
2	1N	77	THR	C-N-CA	-7.67	102.53	121.70
2	13	172	TYR	N-CA-CB	7.67	124.40	110.60
2	17	172	TYR	N-CA-CB	7.67	124.40	110.60
2	2B	172	TYR	N-CA-CB	7.67	124.40	110.60
2	2J	77	THR	C-N-CA	-7.67	102.53	121.70
2	2N	217	PRO	CA-CB-CG	-7.67	89.44	104.00
2	23	217	PRO	CA-CB-CG	-7.67	89.44	104.00
2	3B	77	THR	C-N-CA	-7.67	102.53	121.70
2	3J	77	THR	C-N-CA	-7.67	102.53	121.70
2	3N	217	PRO	CA-CB-CG	-7.67	89.44	104.00
2	3R	172	TYR	N-CA-CB	7.67	124.40	110.60
2	3V	172	TYR	N-CA-CB	7.67	124.40	110.60
2	3Z	172	TYR	N-CA-CB	7.67	124.40	110.60
2	33	77	THR	C-N-CA	-7.67	102.53	121.70
2	37	217	PRO	CA-CB-CG	-7.67	89.44	104.00
2	4F	77	THR	C-N-CA	-7.67	102.53	121.70
2	4J	217	PRO	CA-CB-CG	-7.67	89.44	104.00
2	4R	217	PRO	CA-CB-CG	-7.67	89.44	104.00
2	4Z	77	THR	C-N-CA	-7.67	102.53	121.70
2	5F	172	TYR	N-CA-CB	7.67	124.40	110.60
2	5J	172	TYR	N-CA-CB	7.67	124.40	110.60
2	5N	172	TYR	N-CA-CB	7.67	124.40	110.60
2	5V	77	THR	C-N-CA	-7.67	102.53	121.70
2	5Z	217	PRO	CA-CB-CG	-7.67	89.44	104.00
2	6F	217	PRO	CA-CB-CG	-7.67	89.44	104.00
2	6N	77	THR	C-N-CA	-7.67	102.53	121.70
2	6V	77	THR	C-N-CA	-7.67	102.53	121.70

*Continued on next page...*

*Continued from previous page...*

Mol	Chain	Res	Type	Atoms	Z	Observed(°)	Ideal(°)
2	6Z	217	PRO	CA-CB-CG	-7.67	89.44	104.00
2	63	172	TYR	N-CA-CB	7.67	124.40	110.60
2	67	172	TYR	N-CA-CB	7.67	124.40	110.60
2	7B	172	TYR	N-CA-CB	7.67	124.40	110.60
2	7F	77	THR	C-N-CA	-7.67	102.53	121.70
2	7J	217	PRO	CA-CB-CG	-7.67	89.44	104.00
2	7R	77	THR	C-N-CA	-7.67	102.53	121.70
2	7V	217	PRO	CA-CB-CG	-7.67	89.44	104.00
2	1N	172	TYR	N-CA-CB	7.67	124.40	110.60
2	2J	172	TYR	N-CA-CB	7.67	124.40	110.60
2	3B	172	TYR	N-CA-CB	7.67	124.40	110.60
2	3J	172	TYR	N-CA-CB	7.67	124.40	110.60
2	33	172	TYR	N-CA-CB	7.67	124.40	110.60
2	4F	172	TYR	N-CA-CB	7.67	124.40	110.60
2	4Z	172	TYR	N-CA-CB	7.67	124.40	110.60
2	5V	172	TYR	N-CA-CB	7.67	124.40	110.60
2	6N	172	TYR	N-CA-CB	7.67	124.40	110.60
2	6V	172	TYR	N-CA-CB	7.67	124.40	110.60
2	7F	172	TYR	N-CA-CB	7.67	124.40	110.60
2	7R	172	TYR	N-CA-CB	7.67	124.40	110.60
2	1N	29	MET	N-CA-C	-7.66	90.31	111.00
2	1R	77	THR	C-N-CA	-7.66	102.55	121.70
2	1V	77	THR	C-N-CA	-7.66	102.55	121.70
2	1Z	77	THR	C-N-CA	-7.66	102.55	121.70
2	2J	29	MET	N-CA-C	-7.66	90.31	111.00
2	2R	77	THR	C-N-CA	-7.66	102.55	121.70
2	2V	77	THR	C-N-CA	-7.66	102.55	121.70
2	2Z	77	THR	C-N-CA	-7.66	102.55	121.70
2	3B	29	MET	N-CA-C	-7.66	90.31	111.00
2	3J	29	MET	N-CA-C	-7.66	90.31	111.00
2	33	29	MET	N-CA-C	-7.66	90.31	111.00
2	4F	29	MET	N-CA-C	-7.66	90.31	111.00
2	4Z	29	MET	N-CA-C	-7.66	90.31	111.00
2	43	77	THR	C-N-CA	-7.66	102.55	121.70
2	47	77	THR	C-N-CA	-7.66	102.55	121.70
2	5B	77	THR	C-N-CA	-7.66	102.55	121.70
2	5V	29	MET	N-CA-C	-7.66	90.31	111.00
2	53	77	THR	C-N-CA	-7.66	102.55	121.70
2	57	77	THR	C-N-CA	-7.66	102.55	121.70
2	6B	77	THR	C-N-CA	-7.66	102.55	121.70
2	6N	29	MET	N-CA-C	-7.66	90.31	111.00
2	6V	29	MET	N-CA-C	-7.66	90.31	111.00

*Continued on next page...*

*Continued from previous page...*

Mol	Chain	Res	Type	Atoms	Z	Observed(°)	Ideal(°)
2	7F	29	MET	N-CA-C	-7.66	90.31	111.00
2	7R	29	MET	N-CA-C	-7.66	90.31	111.00
1	1E	145	LEU	CA-CB-CG	-7.66	97.68	115.30
1	2M	145	LEU	CA-CB-CG	-7.66	97.68	115.30
1	22	145	LEU	CA-CB-CG	-7.66	97.68	115.30
1	3M	145	LEU	CA-CB-CG	-7.66	97.68	115.30
1	36	145	LEU	CA-CB-CG	-7.66	97.68	115.30
1	4I	145	LEU	CA-CB-CG	-7.66	97.68	115.30
1	4Q	145	LEU	CA-CB-CG	-7.66	97.68	115.30
1	5Y	145	LEU	CA-CB-CG	-7.66	97.68	115.30
1	6E	145	LEU	CA-CB-CG	-7.66	97.68	115.30
1	6Y	145	LEU	CA-CB-CG	-7.66	97.68	115.30
1	7I	145	LEU	CA-CB-CG	-7.66	97.68	115.30
1	7U	145	LEU	CA-CB-CG	-7.66	97.68	115.30
1	1Q	145	LEU	CA-CB-CG	-7.66	97.69	115.30
1	1U	145	LEU	CA-CB-CG	-7.66	97.69	115.30
1	1Y	145	LEU	CA-CB-CG	-7.66	97.69	115.30
2	13	45	ALA	CA-C-O	7.66	136.18	120.10
2	17	45	ALA	CA-C-O	7.66	136.18	120.10
2	2B	45	ALA	CA-C-O	7.66	136.18	120.10
1	2Q	145	LEU	CA-CB-CG	-7.66	97.69	115.30
1	2U	145	LEU	CA-CB-CG	-7.66	97.69	115.30
1	2Y	145	LEU	CA-CB-CG	-7.66	97.69	115.30
2	3R	45	ALA	CA-C-O	7.66	136.18	120.10
2	3V	45	ALA	CA-C-O	7.66	136.18	120.10
2	3Z	45	ALA	CA-C-O	7.66	136.18	120.10
1	42	145	LEU	CA-CB-CG	-7.66	97.69	115.30
1	46	145	LEU	CA-CB-CG	-7.66	97.69	115.30
1	5A	145	LEU	CA-CB-CG	-7.66	97.69	115.30
2	5F	45	ALA	CA-C-O	7.66	136.18	120.10
2	5J	45	ALA	CA-C-O	7.66	136.18	120.10
2	5N	45	ALA	CA-C-O	7.66	136.18	120.10
1	52	145	LEU	CA-CB-CG	-7.66	97.69	115.30
1	56	145	LEU	CA-CB-CG	-7.66	97.69	115.30
1	6A	145	LEU	CA-CB-CG	-7.66	97.69	115.30
2	63	45	ALA	CA-C-O	7.66	136.18	120.10
2	67	45	ALA	CA-C-O	7.66	136.18	120.10
2	7B	45	ALA	CA-C-O	7.66	136.18	120.10
1	1E	19	SER	CA-C-N	-7.66	100.36	117.20
2	1F	77	THR	C-N-CA	-7.66	102.56	121.70
1	12	145	LEU	CA-CB-CG	-7.66	97.69	115.30
1	16	145	LEU	CA-CB-CG	-7.66	97.69	115.30

*Continued on next page...*

*Continued from previous page...*

Mol	Chain	Res	Type	Atoms	Z	Observed(°)	Ideal(°)
1	2A	145	LEU	CA-CB-CG	-7.66	97.69	115.30
1	2M	19	SER	CA-C-N	-7.66	100.36	117.20
2	2N	77	THR	C-N-CA	-7.66	102.56	121.70
1	22	19	SER	CA-C-N	-7.66	100.36	117.20
2	23	77	THR	C-N-CA	-7.66	102.56	121.70
1	3M	19	SER	CA-C-N	-7.66	100.36	117.20
2	3N	77	THR	C-N-CA	-7.66	102.56	121.70
1	3Q	145	LEU	CA-CB-CG	-7.66	97.69	115.30
1	3U	145	LEU	CA-CB-CG	-7.66	97.69	115.30
1	3Y	145	LEU	CA-CB-CG	-7.66	97.69	115.30
1	36	19	SER	CA-C-N	-7.66	100.36	117.20
2	37	77	THR	C-N-CA	-7.66	102.56	121.70
1	4I	19	SER	CA-C-N	-7.66	100.36	117.20
2	4J	77	THR	C-N-CA	-7.66	102.56	121.70
1	4Q	19	SER	CA-C-N	-7.66	100.36	117.20
2	4R	77	THR	C-N-CA	-7.66	102.56	121.70
1	5E	145	LEU	CA-CB-CG	-7.66	97.69	115.30
1	5I	145	LEU	CA-CB-CG	-7.66	97.69	115.30
1	5M	145	LEU	CA-CB-CG	-7.66	97.69	115.30
1	5Y	19	SER	CA-C-N	-7.66	100.36	117.20
2	5Z	77	THR	C-N-CA	-7.66	102.56	121.70
1	6E	19	SER	CA-C-N	-7.66	100.36	117.20
2	6F	77	THR	C-N-CA	-7.66	102.56	121.70
1	6Y	19	SER	CA-C-N	-7.66	100.36	117.20
2	6Z	77	THR	C-N-CA	-7.66	102.56	121.70
1	62	145	LEU	CA-CB-CG	-7.66	97.69	115.30
1	66	145	LEU	CA-CB-CG	-7.66	97.69	115.30
1	7A	145	LEU	CA-CB-CG	-7.66	97.69	115.30
1	7I	19	SER	CA-C-N	-7.66	100.36	117.20
2	7J	77	THR	C-N-CA	-7.66	102.56	121.70
1	7U	19	SER	CA-C-N	-7.66	100.36	117.20
2	7V	77	THR	C-N-CA	-7.66	102.56	121.70
1	12	19	SER	CA-C-N	-7.65	100.36	117.20
1	16	19	SER	CA-C-N	-7.65	100.36	117.20
1	2A	19	SER	CA-C-N	-7.65	100.36	117.20
1	3Q	19	SER	CA-C-N	-7.65	100.36	117.20
1	3U	19	SER	CA-C-N	-7.65	100.36	117.20
1	3Y	19	SER	CA-C-N	-7.65	100.36	117.20
1	5E	19	SER	CA-C-N	-7.65	100.36	117.20
1	5I	19	SER	CA-C-N	-7.65	100.36	117.20
1	5M	19	SER	CA-C-N	-7.65	100.36	117.20
1	62	19	SER	CA-C-N	-7.65	100.36	117.20

*Continued on next page...*

*Continued from previous page...*

Mol	Chain	Res	Type	Atoms	Z	Observed(°)	Ideal(°)
1	66	19	SER	CA-C-N	-7.65	100.36	117.20
1	7A	19	SER	CA-C-N	-7.65	100.36	117.20
2	1B	29	MET	N-CA-C	-7.65	90.34	111.00
2	1J	29	MET	N-CA-C	-7.65	90.34	111.00
2	2F	29	MET	N-CA-C	-7.65	90.34	111.00
2	27	29	MET	N-CA-C	-7.65	90.34	111.00
2	3F	29	MET	N-CA-C	-7.65	90.34	111.00
2	4B	29	MET	N-CA-C	-7.65	90.34	111.00
2	4N	29	MET	N-CA-C	-7.65	90.34	111.00
2	4V	29	MET	N-CA-C	-7.65	90.34	111.00
2	5R	29	MET	N-CA-C	-7.65	90.34	111.00
2	6J	29	MET	N-CA-C	-7.65	90.34	111.00
2	6R	29	MET	N-CA-C	-7.65	90.34	111.00
2	7N	29	MET	N-CA-C	-7.65	90.34	111.00
2	1B	172	TYR	N-CA-CB	7.65	124.37	110.60
2	1F	29	MET	N-CA-C	-7.65	90.35	111.00
2	1J	172	TYR	N-CA-CB	7.65	124.37	110.60
2	1R	29	MET	N-CA-C	-7.65	90.35	111.00
2	1R	172	TYR	N-CA-CB	7.65	124.37	110.60
2	1V	29	MET	N-CA-C	-7.65	90.35	111.00
2	1V	172	TYR	N-CA-CB	7.65	124.37	110.60
2	1Z	29	MET	N-CA-C	-7.65	90.35	111.00
2	1Z	172	TYR	N-CA-CB	7.65	124.37	110.60
2	2F	172	TYR	N-CA-CB	7.65	124.37	110.60
2	2N	29	MET	N-CA-C	-7.65	90.35	111.00
2	2R	29	MET	N-CA-C	-7.65	90.35	111.00
2	2R	172	TYR	N-CA-CB	7.65	124.37	110.60
2	2V	29	MET	N-CA-C	-7.65	90.35	111.00
2	2V	172	TYR	N-CA-CB	7.65	124.37	110.60
2	2Z	29	MET	N-CA-C	-7.65	90.35	111.00
2	2Z	172	TYR	N-CA-CB	7.65	124.37	110.60
2	23	29	MET	N-CA-C	-7.65	90.35	111.00
2	27	172	TYR	N-CA-CB	7.65	124.37	110.60
2	3F	172	TYR	N-CA-CB	7.65	124.37	110.60
2	3N	29	MET	N-CA-C	-7.65	90.35	111.00
2	37	29	MET	N-CA-C	-7.65	90.35	111.00
2	4B	172	TYR	N-CA-CB	7.65	124.37	110.60
2	4J	29	MET	N-CA-C	-7.65	90.35	111.00
2	4N	172	TYR	N-CA-CB	7.65	124.37	110.60
2	4R	29	MET	N-CA-C	-7.65	90.35	111.00
2	4V	172	TYR	N-CA-CB	7.65	124.37	110.60
2	43	29	MET	N-CA-C	-7.65	90.35	111.00

*Continued on next page...*



*Continued from previous page...*

Mol	Chain	Res	Type	Atoms	Z	Observed(°)	Ideal(°)
2	43	172	TYR	N-CA-CB	7.65	124.37	110.60
2	47	29	MET	N-CA-C	-7.65	90.35	111.00
2	47	172	TYR	N-CA-CB	7.65	124.37	110.60
2	5B	29	MET	N-CA-C	-7.65	90.35	111.00
2	5B	172	TYR	N-CA-CB	7.65	124.37	110.60
2	5R	172	TYR	N-CA-CB	7.65	124.37	110.60
2	5Z	29	MET	N-CA-C	-7.65	90.35	111.00
2	53	29	MET	N-CA-C	-7.65	90.35	111.00
2	53	172	TYR	N-CA-CB	7.65	124.37	110.60
2	57	29	MET	N-CA-C	-7.65	90.35	111.00
2	57	172	TYR	N-CA-CB	7.65	124.37	110.60
2	6B	29	MET	N-CA-C	-7.65	90.35	111.00
2	6B	172	TYR	N-CA-CB	7.65	124.37	110.60
2	6F	29	MET	N-CA-C	-7.65	90.35	111.00
2	6J	172	TYR	N-CA-CB	7.65	124.37	110.60
2	6R	172	TYR	N-CA-CB	7.65	124.37	110.60
2	6Z	29	MET	N-CA-C	-7.65	90.35	111.00
2	7J	29	MET	N-CA-C	-7.65	90.35	111.00
2	7N	172	TYR	N-CA-CB	7.65	124.37	110.60
2	7V	29	MET	N-CA-C	-7.65	90.35	111.00
2	13	29	MET	N-CA-C	-7.65	90.35	111.00
2	17	29	MET	N-CA-C	-7.65	90.35	111.00
2	2B	29	MET	N-CA-C	-7.65	90.35	111.00
2	3R	29	MET	N-CA-C	-7.65	90.35	111.00
2	3V	29	MET	N-CA-C	-7.65	90.35	111.00
2	3Z	29	MET	N-CA-C	-7.65	90.35	111.00
2	5F	29	MET	N-CA-C	-7.65	90.35	111.00
2	5J	29	MET	N-CA-C	-7.65	90.35	111.00
2	5N	29	MET	N-CA-C	-7.65	90.35	111.00
2	63	29	MET	N-CA-C	-7.65	90.35	111.00
2	67	29	MET	N-CA-C	-7.65	90.35	111.00
2	7B	29	MET	N-CA-C	-7.65	90.35	111.00
1	1Q	19	SER	CA-C-N	-7.64	100.38	117.20
1	1U	19	SER	CA-C-N	-7.64	100.38	117.20
1	1Y	19	SER	CA-C-N	-7.64	100.38	117.20
1	2Q	19	SER	CA-C-N	-7.64	100.38	117.20
1	2U	19	SER	CA-C-N	-7.64	100.38	117.20
1	2Y	19	SER	CA-C-N	-7.64	100.38	117.20
1	42	19	SER	CA-C-N	-7.64	100.38	117.20
1	46	19	SER	CA-C-N	-7.64	100.38	117.20
1	5A	19	SER	CA-C-N	-7.64	100.38	117.20
1	52	19	SER	CA-C-N	-7.64	100.38	117.20

*Continued on next page...*



*Continued from previous page...*

Mol	Chain	Res	Type	Atoms	Z	Observed(°)	Ideal(°)
1	56	19	SER	CA-C-N	-7.64	100.38	117.20
1	6A	19	SER	CA-C-N	-7.64	100.38	117.20
1	1A	19	SER	CA-C-N	-7.64	100.39	117.20
1	1I	19	SER	CA-C-N	-7.64	100.39	117.20
1	1M	19	SER	CA-C-N	-7.64	100.39	117.20
1	2E	19	SER	CA-C-N	-7.64	100.39	117.20
1	2I	19	SER	CA-C-N	-7.64	100.39	117.20
1	26	19	SER	CA-C-N	-7.64	100.39	117.20
1	3A	19	SER	CA-C-N	-7.64	100.39	117.20
1	3E	19	SER	CA-C-N	-7.64	100.39	117.20
1	3I	19	SER	CA-C-N	-7.64	100.39	117.20
1	32	19	SER	CA-C-N	-7.64	100.39	117.20
1	4A	19	SER	CA-C-N	-7.64	100.39	117.20
1	4E	19	SER	CA-C-N	-7.64	100.39	117.20
1	4M	19	SER	CA-C-N	-7.64	100.39	117.20
1	4U	19	SER	CA-C-N	-7.64	100.39	117.20
1	4Y	19	SER	CA-C-N	-7.64	100.39	117.20
1	5Q	19	SER	CA-C-N	-7.64	100.39	117.20
1	5U	19	SER	CA-C-N	-7.64	100.39	117.20
1	6I	19	SER	CA-C-N	-7.64	100.39	117.20
1	6M	19	SER	CA-C-N	-7.64	100.39	117.20
1	6Q	19	SER	CA-C-N	-7.64	100.39	117.20
1	6U	19	SER	CA-C-N	-7.64	100.39	117.20
1	7E	19	SER	CA-C-N	-7.64	100.39	117.20
1	7M	19	SER	CA-C-N	-7.64	100.39	117.20
1	7Q	19	SER	CA-C-N	-7.64	100.39	117.20
2	1F	172	TYR	N-CA-CB	7.64	124.35	110.60
2	2N	172	TYR	N-CA-CB	7.64	124.35	110.60
2	23	172	TYR	N-CA-CB	7.64	124.35	110.60
2	3N	172	TYR	N-CA-CB	7.64	124.35	110.60
2	37	172	TYR	N-CA-CB	7.64	124.35	110.60
2	4J	172	TYR	N-CA-CB	7.64	124.35	110.60
2	4R	172	TYR	N-CA-CB	7.64	124.35	110.60
2	5Z	172	TYR	N-CA-CB	7.64	124.35	110.60
2	6F	172	TYR	N-CA-CB	7.64	124.35	110.60
2	6Z	172	TYR	N-CA-CB	7.64	124.35	110.60
2	7J	172	TYR	N-CA-CB	7.64	124.35	110.60
2	7V	172	TYR	N-CA-CB	7.64	124.35	110.60
1	1A	7	GLN	CB-CG-CD	-7.61	91.81	111.60
1	1I	7	GLN	CB-CG-CD	-7.61	91.81	111.60
1	2E	7	GLN	CB-CG-CD	-7.61	91.81	111.60
1	26	7	GLN	CB-CG-CD	-7.61	91.81	111.60

*Continued on next page...*

*Continued from previous page...*

Mol	Chain	Res	Type	Atoms	Z	Observed(°)	Ideal(°)
1	3E	7	GLN	CB-CG-CD	-7.61	91.81	111.60
1	4A	7	GLN	CB-CG-CD	-7.61	91.81	111.60
1	4M	7	GLN	CB-CG-CD	-7.61	91.81	111.60
1	4U	7	GLN	CB-CG-CD	-7.61	91.81	111.60
1	5Q	7	GLN	CB-CG-CD	-7.61	91.81	111.60
1	6I	7	GLN	CB-CG-CD	-7.61	91.81	111.60
1	6Q	7	GLN	CB-CG-CD	-7.61	91.81	111.60
1	7M	7	GLN	CB-CG-CD	-7.61	91.81	111.60
1	1M	7	GLN	CB-CG-CD	-7.61	91.82	111.60
1	2I	7	GLN	CB-CG-CD	-7.61	91.82	111.60
1	3A	7	GLN	CB-CG-CD	-7.61	91.82	111.60
1	3I	7	GLN	CB-CG-CD	-7.61	91.82	111.60
1	32	7	GLN	CB-CG-CD	-7.61	91.82	111.60
1	4E	7	GLN	CB-CG-CD	-7.61	91.82	111.60
1	4Y	7	GLN	CB-CG-CD	-7.61	91.82	111.60
1	5U	7	GLN	CB-CG-CD	-7.61	91.82	111.60
1	6M	7	GLN	CB-CG-CD	-7.61	91.82	111.60
1	6U	7	GLN	CB-CG-CD	-7.61	91.82	111.60
1	7E	7	GLN	CB-CG-CD	-7.61	91.82	111.60
1	7Q	7	GLN	CB-CG-CD	-7.61	91.82	111.60
1	1Q	7	GLN	CB-CG-CD	-7.60	91.83	111.60
1	1U	7	GLN	CB-CG-CD	-7.60	91.83	111.60
1	1Y	7	GLN	CB-CG-CD	-7.60	91.83	111.60
1	2Q	7	GLN	CB-CG-CD	-7.60	91.83	111.60
1	2U	7	GLN	CB-CG-CD	-7.60	91.83	111.60
1	2Y	7	GLN	CB-CG-CD	-7.60	91.83	111.60
1	42	7	GLN	CB-CG-CD	-7.60	91.83	111.60
1	46	7	GLN	CB-CG-CD	-7.60	91.83	111.60
1	5A	7	GLN	CB-CG-CD	-7.60	91.83	111.60
1	52	7	GLN	CB-CG-CD	-7.60	91.83	111.60
1	56	7	GLN	CB-CG-CD	-7.60	91.83	111.60
1	6A	7	GLN	CB-CG-CD	-7.60	91.83	111.60
1	1E	7	GLN	CB-CG-CD	-7.60	91.84	111.60
1	2M	7	GLN	CB-CG-CD	-7.60	91.84	111.60
1	22	7	GLN	CB-CG-CD	-7.60	91.84	111.60
1	3M	7	GLN	CB-CG-CD	-7.60	91.84	111.60
1	36	7	GLN	CB-CG-CD	-7.60	91.84	111.60
1	4I	7	GLN	CB-CG-CD	-7.60	91.84	111.60
1	4Q	7	GLN	CB-CG-CD	-7.60	91.84	111.60
1	5Y	7	GLN	CB-CG-CD	-7.60	91.84	111.60
1	6E	7	GLN	CB-CG-CD	-7.60	91.84	111.60
1	6Y	7	GLN	CB-CG-CD	-7.60	91.84	111.60

*Continued on next page...*

*Continued from previous page...*

Mol	Chain	Res	Type	Atoms	Z	Observed(°)	Ideal(°)
1	7I	7	GLN	CB-CG-CD	-7.60	91.84	111.60
1	7U	7	GLN	CB-CG-CD	-7.60	91.84	111.60
1	12	7	GLN	CB-CG-CD	-7.60	91.84	111.60
1	16	7	GLN	CB-CG-CD	-7.60	91.84	111.60
1	2A	7	GLN	CB-CG-CD	-7.60	91.84	111.60
1	3Q	7	GLN	CB-CG-CD	-7.60	91.84	111.60
1	3U	7	GLN	CB-CG-CD	-7.60	91.84	111.60
1	3Y	7	GLN	CB-CG-CD	-7.60	91.84	111.60
1	5E	7	GLN	CB-CG-CD	-7.60	91.84	111.60
1	5I	7	GLN	CB-CG-CD	-7.60	91.84	111.60
1	5M	7	GLN	CB-CG-CD	-7.60	91.84	111.60
1	62	7	GLN	CB-CG-CD	-7.60	91.84	111.60
1	66	7	GLN	CB-CG-CD	-7.60	91.84	111.60
1	7A	7	GLN	CB-CG-CD	-7.60	91.84	111.60
1	1Q	153	SER	N-CA-C	-7.58	90.53	111.00
1	1U	153	SER	N-CA-C	-7.58	90.53	111.00
1	1Y	153	SER	N-CA-C	-7.58	90.53	111.00
1	2Q	153	SER	N-CA-C	-7.58	90.53	111.00
1	2U	153	SER	N-CA-C	-7.58	90.53	111.00
1	2Y	153	SER	N-CA-C	-7.58	90.53	111.00
1	42	153	SER	N-CA-C	-7.58	90.53	111.00
1	46	153	SER	N-CA-C	-7.58	90.53	111.00
1	5A	153	SER	N-CA-C	-7.58	90.53	111.00
1	52	153	SER	N-CA-C	-7.58	90.53	111.00
1	56	153	SER	N-CA-C	-7.58	90.53	111.00
1	6A	153	SER	N-CA-C	-7.58	90.53	111.00
1	12	84	ARG	CG-CD-NE	7.58	127.71	111.80
1	16	84	ARG	CG-CD-NE	7.58	127.71	111.80
1	2A	84	ARG	CG-CD-NE	7.58	127.71	111.80
1	3Q	84	ARG	CG-CD-NE	7.58	127.71	111.80
1	3U	84	ARG	CG-CD-NE	7.58	127.71	111.80
1	3Y	84	ARG	CG-CD-NE	7.58	127.71	111.80
1	5E	84	ARG	CG-CD-NE	7.58	127.71	111.80
1	5I	84	ARG	CG-CD-NE	7.58	127.71	111.80
1	5M	84	ARG	CG-CD-NE	7.58	127.71	111.80
1	62	84	ARG	CG-CD-NE	7.58	127.71	111.80
1	66	84	ARG	CG-CD-NE	7.58	127.71	111.80
1	7A	84	ARG	CG-CD-NE	7.58	127.71	111.80
1	1M	153	SER	N-CA-C	-7.57	90.55	111.00
1	2I	153	SER	N-CA-C	-7.57	90.55	111.00
1	3A	153	SER	N-CA-C	-7.57	90.55	111.00
1	3I	153	SER	N-CA-C	-7.57	90.55	111.00

*Continued on next page...*

*Continued from previous page...*

Mol	Chain	Res	Type	Atoms	Z	Observed(°)	Ideal(°)
1	32	153	SER	N-CA-C	-7.57	90.55	111.00
1	4E	153	SER	N-CA-C	-7.57	90.55	111.00
1	4Y	153	SER	N-CA-C	-7.57	90.55	111.00
1	5U	153	SER	N-CA-C	-7.57	90.55	111.00
1	6M	153	SER	N-CA-C	-7.57	90.55	111.00
1	6U	153	SER	N-CA-C	-7.57	90.55	111.00
1	7E	153	SER	N-CA-C	-7.57	90.55	111.00
1	7Q	153	SER	N-CA-C	-7.57	90.55	111.00
1	1A	153	SER	N-CA-C	-7.57	90.56	111.00
1	1I	153	SER	N-CA-C	-7.57	90.56	111.00
1	2E	153	SER	N-CA-C	-7.57	90.56	111.00
1	26	153	SER	N-CA-C	-7.57	90.56	111.00
1	3E	153	SER	N-CA-C	-7.57	90.56	111.00
1	4A	153	SER	N-CA-C	-7.57	90.56	111.00
1	4M	153	SER	N-CA-C	-7.57	90.56	111.00
1	4U	153	SER	N-CA-C	-7.57	90.56	111.00
1	5Q	153	SER	N-CA-C	-7.57	90.56	111.00
1	6I	153	SER	N-CA-C	-7.57	90.56	111.00
1	6Q	153	SER	N-CA-C	-7.57	90.56	111.00
1	7M	153	SER	N-CA-C	-7.57	90.56	111.00
1	1E	84	ARG	CG-CD-NE	7.56	127.68	111.80
1	2M	84	ARG	CG-CD-NE	7.56	127.68	111.80
1	22	84	ARG	CG-CD-NE	7.56	127.68	111.80
1	3M	84	ARG	CG-CD-NE	7.56	127.68	111.80
1	36	84	ARG	CG-CD-NE	7.56	127.68	111.80
1	4I	84	ARG	CG-CD-NE	7.56	127.68	111.80
1	4Q	84	ARG	CG-CD-NE	7.56	127.68	111.80
1	5Y	84	ARG	CG-CD-NE	7.56	127.68	111.80
1	6E	84	ARG	CG-CD-NE	7.56	127.68	111.80
1	6Y	84	ARG	CG-CD-NE	7.56	127.68	111.80
1	7I	84	ARG	CG-CD-NE	7.56	127.68	111.80
1	7U	84	ARG	CG-CD-NE	7.56	127.68	111.80
1	1Q	84	ARG	CG-CD-NE	7.56	127.67	111.80
1	1U	84	ARG	CG-CD-NE	7.56	127.67	111.80
1	1Y	84	ARG	CG-CD-NE	7.56	127.67	111.80
1	12	153	SER	N-CA-C	-7.56	90.60	111.00
1	16	153	SER	N-CA-C	-7.56	90.60	111.00
1	2A	153	SER	N-CA-C	-7.56	90.60	111.00
1	2Q	84	ARG	CG-CD-NE	7.56	127.67	111.80
1	2U	84	ARG	CG-CD-NE	7.56	127.67	111.80
1	2Y	84	ARG	CG-CD-NE	7.56	127.67	111.80
1	3Q	153	SER	N-CA-C	-7.56	90.60	111.00

*Continued on next page...*

*Continued from previous page...*

Mol	Chain	Res	Type	Atoms	Z	Observed(°)	Ideal(°)
1	3U	153	SER	N-CA-C	-7.56	90.60	111.00
1	3Y	153	SER	N-CA-C	-7.56	90.60	111.00
1	42	84	ARG	CG-CD-NE	7.56	127.67	111.80
1	46	84	ARG	CG-CD-NE	7.56	127.67	111.80
1	5A	84	ARG	CG-CD-NE	7.56	127.67	111.80
1	5E	153	SER	N-CA-C	-7.56	90.60	111.00
1	5I	153	SER	N-CA-C	-7.56	90.60	111.00
1	5M	153	SER	N-CA-C	-7.56	90.60	111.00
1	52	84	ARG	CG-CD-NE	7.56	127.67	111.80
1	56	84	ARG	CG-CD-NE	7.56	127.67	111.80
1	6A	84	ARG	CG-CD-NE	7.56	127.67	111.80
1	62	153	SER	N-CA-C	-7.56	90.60	111.00
1	66	153	SER	N-CA-C	-7.56	90.60	111.00
1	7A	153	SER	N-CA-C	-7.56	90.60	111.00
1	1E	153	SER	N-CA-C	-7.55	90.60	111.00
1	2M	153	SER	N-CA-C	-7.55	90.60	111.00
1	22	153	SER	N-CA-C	-7.55	90.60	111.00
1	3M	153	SER	N-CA-C	-7.55	90.60	111.00
1	36	153	SER	N-CA-C	-7.55	90.60	111.00
1	4I	153	SER	N-CA-C	-7.55	90.60	111.00
1	4Q	153	SER	N-CA-C	-7.55	90.60	111.00
1	5Y	153	SER	N-CA-C	-7.55	90.60	111.00
1	6E	153	SER	N-CA-C	-7.55	90.60	111.00
1	6Y	153	SER	N-CA-C	-7.55	90.60	111.00
1	7I	153	SER	N-CA-C	-7.55	90.60	111.00
1	7U	153	SER	N-CA-C	-7.55	90.60	111.00
1	1A	84	ARG	CG-CD-NE	7.55	127.66	111.80
1	1I	84	ARG	CG-CD-NE	7.55	127.66	111.80
1	2E	84	ARG	CG-CD-NE	7.55	127.66	111.80
1	26	84	ARG	CG-CD-NE	7.55	127.66	111.80
1	3E	84	ARG	CG-CD-NE	7.55	127.66	111.80
1	4A	84	ARG	CG-CD-NE	7.55	127.66	111.80
1	4M	84	ARG	CG-CD-NE	7.55	127.66	111.80
1	4U	84	ARG	CG-CD-NE	7.55	127.66	111.80
1	5Q	84	ARG	CG-CD-NE	7.55	127.66	111.80
1	6I	84	ARG	CG-CD-NE	7.55	127.66	111.80
1	6Q	84	ARG	CG-CD-NE	7.55	127.66	111.80
1	7M	84	ARG	CG-CD-NE	7.55	127.66	111.80
1	1M	84	ARG	CG-CD-NE	7.55	127.65	111.80
1	2I	84	ARG	CG-CD-NE	7.55	127.65	111.80
1	3A	84	ARG	CG-CD-NE	7.55	127.65	111.80
1	3I	84	ARG	CG-CD-NE	7.55	127.65	111.80

*Continued on next page...*

*Continued from previous page...*

Mol	Chain	Res	Type	Atoms	Z	Observed(°)	Ideal(°)
1	32	84	ARG	CG-CD-NE	7.55	127.65	111.80
1	4E	84	ARG	CG-CD-NE	7.55	127.65	111.80
1	4Y	84	ARG	CG-CD-NE	7.55	127.65	111.80
1	5U	84	ARG	CG-CD-NE	7.55	127.65	111.80
1	6M	84	ARG	CG-CD-NE	7.55	127.65	111.80
1	6U	84	ARG	CG-CD-NE	7.55	127.65	111.80
1	7E	84	ARG	CG-CD-NE	7.55	127.65	111.80
1	7Q	84	ARG	CG-CD-NE	7.55	127.65	111.80
2	1N	106	GLY	CA-C-N	-7.54	100.60	117.20
2	1R	106	GLY	CA-C-N	-7.54	100.61	117.20
2	1V	106	GLY	CA-C-N	-7.54	100.61	117.20
2	1Z	106	GLY	CA-C-N	-7.54	100.61	117.20
2	2J	106	GLY	CA-C-N	-7.54	100.60	117.20
2	2R	106	GLY	CA-C-N	-7.54	100.61	117.20
2	2V	106	GLY	CA-C-N	-7.54	100.61	117.20
2	2Z	106	GLY	CA-C-N	-7.54	100.61	117.20
2	3B	106	GLY	CA-C-N	-7.54	100.60	117.20
2	3J	106	GLY	CA-C-N	-7.54	100.60	117.20
2	33	106	GLY	CA-C-N	-7.54	100.60	117.20
2	4F	106	GLY	CA-C-N	-7.54	100.60	117.20
2	4Z	106	GLY	CA-C-N	-7.54	100.60	117.20
2	43	106	GLY	CA-C-N	-7.54	100.61	117.20
2	47	106	GLY	CA-C-N	-7.54	100.61	117.20
2	5B	106	GLY	CA-C-N	-7.54	100.61	117.20
2	5V	106	GLY	CA-C-N	-7.54	100.60	117.20
2	53	106	GLY	CA-C-N	-7.54	100.61	117.20
2	57	106	GLY	CA-C-N	-7.54	100.61	117.20
2	6B	106	GLY	CA-C-N	-7.54	100.61	117.20
2	6N	106	GLY	CA-C-N	-7.54	100.60	117.20
2	6V	106	GLY	CA-C-N	-7.54	100.60	117.20
2	7F	106	GLY	CA-C-N	-7.54	100.60	117.20
2	7R	106	GLY	CA-C-N	-7.54	100.60	117.20
2	1F	106	GLY	CA-C-N	-7.54	100.61	117.20
1	1M	20	GLU	N-CA-C	-7.54	90.64	111.00
1	2I	20	GLU	N-CA-C	-7.54	90.64	111.00
2	2N	106	GLY	CA-C-N	-7.54	100.61	117.20
2	23	106	GLY	CA-C-N	-7.54	100.61	117.20
1	3A	20	GLU	N-CA-C	-7.54	90.64	111.00
1	3I	20	GLU	N-CA-C	-7.54	90.64	111.00
2	3N	106	GLY	CA-C-N	-7.54	100.61	117.20
1	32	20	GLU	N-CA-C	-7.54	90.64	111.00
2	37	106	GLY	CA-C-N	-7.54	100.61	117.20

*Continued on next page...*

*Continued from previous page...*

Mol	Chain	Res	Type	Atoms	Z	Observed(°)	Ideal(°)
1	4E	20	GLU	N-CA-C	-7.54	90.64	111.00
2	4J	106	GLY	CA-C-N	-7.54	100.61	117.20
2	4R	106	GLY	CA-C-N	-7.54	100.61	117.20
1	4Y	20	GLU	N-CA-C	-7.54	90.64	111.00
1	5U	20	GLU	N-CA-C	-7.54	90.64	111.00
2	5Z	106	GLY	CA-C-N	-7.54	100.61	117.20
2	6F	106	GLY	CA-C-N	-7.54	100.61	117.20
1	6M	20	GLU	N-CA-C	-7.54	90.64	111.00
1	6U	20	GLU	N-CA-C	-7.54	90.64	111.00
2	6Z	106	GLY	CA-C-N	-7.54	100.61	117.20
1	7E	20	GLU	N-CA-C	-7.54	90.64	111.00
2	7J	106	GLY	CA-C-N	-7.54	100.61	117.20
1	7Q	20	GLU	N-CA-C	-7.54	90.64	111.00
2	7V	106	GLY	CA-C-N	-7.54	100.61	117.20
2	13	106	GLY	CA-C-N	-7.54	100.61	117.20
2	17	106	GLY	CA-C-N	-7.54	100.61	117.20
2	2B	106	GLY	CA-C-N	-7.54	100.61	117.20
2	3R	106	GLY	CA-C-N	-7.54	100.61	117.20
2	3V	106	GLY	CA-C-N	-7.54	100.61	117.20
2	3Z	106	GLY	CA-C-N	-7.54	100.61	117.20
2	5F	106	GLY	CA-C-N	-7.54	100.61	117.20
2	5J	106	GLY	CA-C-N	-7.54	100.61	117.20
2	5N	106	GLY	CA-C-N	-7.54	100.61	117.20
2	63	106	GLY	CA-C-N	-7.54	100.61	117.20
2	67	106	GLY	CA-C-N	-7.54	100.61	117.20
2	7B	106	GLY	CA-C-N	-7.54	100.61	117.20
2	1B	106	GLY	CA-C-N	-7.54	100.62	117.20
2	1J	106	GLY	CA-C-N	-7.54	100.62	117.20
2	2F	106	GLY	CA-C-N	-7.54	100.62	117.20
2	27	106	GLY	CA-C-N	-7.54	100.62	117.20
2	3F	106	GLY	CA-C-N	-7.54	100.62	117.20
2	4B	106	GLY	CA-C-N	-7.54	100.62	117.20
2	4N	106	GLY	CA-C-N	-7.54	100.62	117.20
2	4V	106	GLY	CA-C-N	-7.54	100.62	117.20
2	5R	106	GLY	CA-C-N	-7.54	100.62	117.20
2	6J	106	GLY	CA-C-N	-7.54	100.62	117.20
2	6R	106	GLY	CA-C-N	-7.54	100.62	117.20
2	7N	106	GLY	CA-C-N	-7.54	100.62	117.20
1	1Q	20	GLU	N-CA-C	-7.53	90.66	111.00
1	1U	20	GLU	N-CA-C	-7.53	90.66	111.00
1	1Y	20	GLU	N-CA-C	-7.53	90.66	111.00
1	2Q	20	GLU	N-CA-C	-7.53	90.66	111.00

*Continued on next page...*



*Continued from previous page...*

Mol	Chain	Res	Type	Atoms	Z	Observed(°)	Ideal(°)
1	2U	20	GLU	N-CA-C	-7.53	90.66	111.00
1	2Y	20	GLU	N-CA-C	-7.53	90.66	111.00
1	42	20	GLU	N-CA-C	-7.53	90.66	111.00
1	46	20	GLU	N-CA-C	-7.53	90.66	111.00
1	5A	20	GLU	N-CA-C	-7.53	90.66	111.00
1	52	20	GLU	N-CA-C	-7.53	90.66	111.00
1	56	20	GLU	N-CA-C	-7.53	90.66	111.00
1	6A	20	GLU	N-CA-C	-7.53	90.66	111.00
1	1E	20	GLU	N-CA-C	-7.53	90.67	111.00
2	1N	15	VAL	CA-CB-CG2	-7.53	99.61	110.90
2	2J	15	VAL	CA-CB-CG2	-7.53	99.61	110.90
1	2M	20	GLU	N-CA-C	-7.53	90.67	111.00
1	22	20	GLU	N-CA-C	-7.53	90.67	111.00
2	3B	15	VAL	CA-CB-CG2	-7.53	99.61	110.90
2	3J	15	VAL	CA-CB-CG2	-7.53	99.61	110.90
1	3M	20	GLU	N-CA-C	-7.53	90.67	111.00
2	33	15	VAL	CA-CB-CG2	-7.53	99.61	110.90
1	36	20	GLU	N-CA-C	-7.53	90.67	111.00
2	4F	15	VAL	CA-CB-CG2	-7.53	99.61	110.90
1	4I	20	GLU	N-CA-C	-7.53	90.67	111.00
1	4Q	20	GLU	N-CA-C	-7.53	90.67	111.00
2	4Z	15	VAL	CA-CB-CG2	-7.53	99.61	110.90
2	5V	15	VAL	CA-CB-CG2	-7.53	99.61	110.90
1	5Y	20	GLU	N-CA-C	-7.53	90.67	111.00
1	6E	20	GLU	N-CA-C	-7.53	90.67	111.00
2	6N	15	VAL	CA-CB-CG2	-7.53	99.61	110.90
2	6V	15	VAL	CA-CB-CG2	-7.53	99.61	110.90
1	6Y	20	GLU	N-CA-C	-7.53	90.67	111.00
2	7F	15	VAL	CA-CB-CG2	-7.53	99.61	110.90
1	7I	20	GLU	N-CA-C	-7.53	90.67	111.00
2	7R	15	VAL	CA-CB-CG2	-7.53	99.61	110.90
1	7U	20	GLU	N-CA-C	-7.53	90.67	111.00
2	1R	79	VAL	C-N-CA	7.53	140.52	121.70
2	1V	79	VAL	C-N-CA	7.53	140.52	121.70
2	1Z	79	VAL	C-N-CA	7.53	140.52	121.70
2	2R	79	VAL	C-N-CA	7.53	140.52	121.70
2	2V	79	VAL	C-N-CA	7.53	140.52	121.70
2	2Z	79	VAL	C-N-CA	7.53	140.52	121.70
2	43	79	VAL	C-N-CA	7.53	140.52	121.70
2	47	79	VAL	C-N-CA	7.53	140.52	121.70
2	5B	79	VAL	C-N-CA	7.53	140.52	121.70
2	53	79	VAL	C-N-CA	7.53	140.52	121.70

*Continued on next page...*

*Continued from previous page...*

Mol	Chain	Res	Type	Atoms	Z	Observed(°)	Ideal(°)
2	57	79	VAL	C-N-CA	7.53	140.52	121.70
2	6B	79	VAL	C-N-CA	7.53	140.52	121.70
1	1A	20	GLU	N-CA-C	-7.53	90.68	111.00
2	1F	79	VAL	C-N-CA	7.53	140.52	121.70
1	1I	20	GLU	N-CA-C	-7.53	90.68	111.00
1	12	20	GLU	N-CA-C	-7.53	90.68	111.00
1	16	20	GLU	N-CA-C	-7.53	90.68	111.00
1	2A	20	GLU	N-CA-C	-7.53	90.68	111.00
1	2E	20	GLU	N-CA-C	-7.53	90.68	111.00
2	2N	79	VAL	C-N-CA	7.53	140.52	121.70
2	23	79	VAL	C-N-CA	7.53	140.52	121.70
1	26	20	GLU	N-CA-C	-7.53	90.68	111.00
1	3E	20	GLU	N-CA-C	-7.53	90.68	111.00
2	3N	79	VAL	C-N-CA	7.53	140.52	121.70
1	3Q	20	GLU	N-CA-C	-7.53	90.68	111.00
1	3U	20	GLU	N-CA-C	-7.53	90.68	111.00
1	3Y	20	GLU	N-CA-C	-7.53	90.68	111.00
2	37	79	VAL	C-N-CA	7.53	140.52	121.70
1	4A	20	GLU	N-CA-C	-7.53	90.68	111.00
2	4J	79	VAL	C-N-CA	7.53	140.52	121.70
1	4M	20	GLU	N-CA-C	-7.53	90.68	111.00
2	4R	79	VAL	C-N-CA	7.53	140.52	121.70
1	4U	20	GLU	N-CA-C	-7.53	90.68	111.00
1	5E	20	GLU	N-CA-C	-7.53	90.68	111.00
1	5I	20	GLU	N-CA-C	-7.53	90.68	111.00
1	5M	20	GLU	N-CA-C	-7.53	90.68	111.00
1	5Q	20	GLU	N-CA-C	-7.53	90.68	111.00
2	5Z	79	VAL	C-N-CA	7.53	140.52	121.70
2	6F	79	VAL	C-N-CA	7.53	140.52	121.70
1	6I	20	GLU	N-CA-C	-7.53	90.68	111.00
1	6Q	20	GLU	N-CA-C	-7.53	90.68	111.00
2	6Z	79	VAL	C-N-CA	7.53	140.52	121.70
1	62	20	GLU	N-CA-C	-7.53	90.68	111.00
1	66	20	GLU	N-CA-C	-7.53	90.68	111.00
1	7A	20	GLU	N-CA-C	-7.53	90.68	111.00
2	7J	79	VAL	C-N-CA	7.53	140.52	121.70
1	7M	20	GLU	N-CA-C	-7.53	90.68	111.00
2	7V	79	VAL	C-N-CA	7.53	140.52	121.70
2	13	79	VAL	C-N-CA	7.53	140.51	121.70
2	17	79	VAL	C-N-CA	7.53	140.51	121.70
2	2B	79	VAL	C-N-CA	7.53	140.51	121.70
2	3R	79	VAL	C-N-CA	7.53	140.51	121.70

*Continued on next page...*

*Continued from previous page...*

Mol	Chain	Res	Type	Atoms	Z	Observed(°)	Ideal(°)
2	3V	79	VAL	C-N-CA	7.53	140.51	121.70
2	3Z	79	VAL	C-N-CA	7.53	140.51	121.70
2	5F	79	VAL	C-N-CA	7.53	140.51	121.70
2	5J	79	VAL	C-N-CA	7.53	140.51	121.70
2	5N	79	VAL	C-N-CA	7.53	140.51	121.70
2	63	79	VAL	C-N-CA	7.53	140.51	121.70
2	67	79	VAL	C-N-CA	7.53	140.51	121.70
2	7B	79	VAL	C-N-CA	7.53	140.51	121.70
2	1F	5	ASN	OD1-CG-ND2	7.52	139.21	121.90
2	2N	5	ASN	OD1-CG-ND2	7.52	139.21	121.90
2	23	5	ASN	OD1-CG-ND2	7.52	139.21	121.90
2	3N	5	ASN	OD1-CG-ND2	7.52	139.21	121.90
2	37	5	ASN	OD1-CG-ND2	7.52	139.21	121.90
2	4J	5	ASN	OD1-CG-ND2	7.52	139.21	121.90
2	4R	5	ASN	OD1-CG-ND2	7.52	139.21	121.90
2	5Z	5	ASN	OD1-CG-ND2	7.52	139.21	121.90
2	6F	5	ASN	OD1-CG-ND2	7.52	139.21	121.90
2	6Z	5	ASN	OD1-CG-ND2	7.52	139.21	121.90
2	7J	5	ASN	OD1-CG-ND2	7.52	139.21	121.90
2	7V	5	ASN	OD1-CG-ND2	7.52	139.21	121.90
2	1N	79	VAL	C-N-CA	7.52	140.50	121.70
2	2J	79	VAL	C-N-CA	7.52	140.50	121.70
2	3B	79	VAL	C-N-CA	7.52	140.50	121.70
2	3J	79	VAL	C-N-CA	7.52	140.50	121.70
2	33	79	VAL	C-N-CA	7.52	140.50	121.70
2	4F	79	VAL	C-N-CA	7.52	140.50	121.70
2	4Z	79	VAL	C-N-CA	7.52	140.50	121.70
2	5V	79	VAL	C-N-CA	7.52	140.50	121.70
2	6N	79	VAL	C-N-CA	7.52	140.50	121.70
2	6V	79	VAL	C-N-CA	7.52	140.50	121.70
2	7F	79	VAL	C-N-CA	7.52	140.50	121.70
2	7R	79	VAL	C-N-CA	7.52	140.50	121.70
1	1A	167	GLY	N-CA-C	-7.52	94.31	113.10
2	1B	79	VAL	C-N-CA	7.52	140.50	121.70
1	1I	167	GLY	N-CA-C	-7.52	94.31	113.10
2	1J	79	VAL	C-N-CA	7.52	140.50	121.70
1	2E	167	GLY	N-CA-C	-7.52	94.31	113.10
2	2F	79	VAL	C-N-CA	7.52	140.50	121.70
1	26	167	GLY	N-CA-C	-7.52	94.31	113.10
2	27	79	VAL	C-N-CA	7.52	140.50	121.70
1	3E	167	GLY	N-CA-C	-7.52	94.31	113.10
2	3F	79	VAL	C-N-CA	7.52	140.50	121.70

*Continued on next page...*

*Continued from previous page...*

Mol	Chain	Res	Type	Atoms	Z	Observed(°)	Ideal(°)
1	4A	167	GLY	N-CA-C	-7.52	94.31	113.10
2	4B	79	VAL	C-N-CA	7.52	140.50	121.70
1	4M	167	GLY	N-CA-C	-7.52	94.31	113.10
2	4N	79	VAL	C-N-CA	7.52	140.50	121.70
1	4U	167	GLY	N-CA-C	-7.52	94.31	113.10
2	4V	79	VAL	C-N-CA	7.52	140.50	121.70
1	5Q	167	GLY	N-CA-C	-7.52	94.31	113.10
2	5R	79	VAL	C-N-CA	7.52	140.50	121.70
1	6I	167	GLY	N-CA-C	-7.52	94.31	113.10
2	6J	79	VAL	C-N-CA	7.52	140.50	121.70
1	6Q	167	GLY	N-CA-C	-7.52	94.31	113.10
2	6R	79	VAL	C-N-CA	7.52	140.50	121.70
1	7M	167	GLY	N-CA-C	-7.52	94.31	113.10
2	7N	79	VAL	C-N-CA	7.52	140.50	121.70
2	13	208	SER	CA-C-O	7.51	135.88	120.10
2	17	208	SER	CA-C-O	7.51	135.88	120.10
2	2B	208	SER	CA-C-O	7.51	135.88	120.10
2	3R	208	SER	CA-C-O	7.51	135.88	120.10
2	3V	208	SER	CA-C-O	7.51	135.88	120.10
2	3Z	208	SER	CA-C-O	7.51	135.88	120.10
2	5F	208	SER	CA-C-O	7.51	135.88	120.10
2	5J	208	SER	CA-C-O	7.51	135.88	120.10
2	5N	208	SER	CA-C-O	7.51	135.88	120.10
2	63	208	SER	CA-C-O	7.51	135.88	120.10
2	67	208	SER	CA-C-O	7.51	135.88	120.10
2	7B	208	SER	CA-C-O	7.51	135.88	120.10
1	1M	167	GLY	N-CA-C	-7.51	94.32	113.10
2	1R	5	ASN	OD1-CG-ND2	7.51	139.18	121.90
2	1V	5	ASN	OD1-CG-ND2	7.51	139.18	121.90
2	1Z	5	ASN	OD1-CG-ND2	7.51	139.18	121.90
1	2I	167	GLY	N-CA-C	-7.51	94.32	113.10
2	2R	5	ASN	OD1-CG-ND2	7.51	139.18	121.90
2	2V	5	ASN	OD1-CG-ND2	7.51	139.18	121.90
2	2Z	5	ASN	OD1-CG-ND2	7.51	139.18	121.90
1	3A	167	GLY	N-CA-C	-7.51	94.32	113.10
1	3I	167	GLY	N-CA-C	-7.51	94.32	113.10
1	32	167	GLY	N-CA-C	-7.51	94.32	113.10
1	4E	167	GLY	N-CA-C	-7.51	94.32	113.10
1	4Y	167	GLY	N-CA-C	-7.51	94.32	113.10
2	43	5	ASN	OD1-CG-ND2	7.51	139.18	121.90
2	47	5	ASN	OD1-CG-ND2	7.51	139.18	121.90
2	5B	5	ASN	OD1-CG-ND2	7.51	139.18	121.90

*Continued on next page...*

*Continued from previous page...*

Mol	Chain	Res	Type	Atoms	Z	Observed(°)	Ideal(°)
1	5U	167	GLY	N-CA-C	-7.51	94.32	113.10
2	53	5	ASN	OD1-CG-ND2	7.51	139.18	121.90
2	57	5	ASN	OD1-CG-ND2	7.51	139.18	121.90
2	6B	5	ASN	OD1-CG-ND2	7.51	139.18	121.90
1	6M	167	GLY	N-CA-C	-7.51	94.32	113.10
1	6U	167	GLY	N-CA-C	-7.51	94.32	113.10
1	7E	167	GLY	N-CA-C	-7.51	94.32	113.10
1	7Q	167	GLY	N-CA-C	-7.51	94.32	113.10
2	1R	208	SER	CA-C-O	7.51	135.87	120.10
2	1V	208	SER	CA-C-O	7.51	135.87	120.10
2	1Z	208	SER	CA-C-O	7.51	135.87	120.10
1	12	167	GLY	N-CA-C	-7.51	94.32	113.10
1	16	167	GLY	N-CA-C	-7.51	94.32	113.10
1	2A	167	GLY	N-CA-C	-7.51	94.32	113.10
2	2R	208	SER	CA-C-O	7.51	135.87	120.10
2	2V	208	SER	CA-C-O	7.51	135.87	120.10
2	2Z	208	SER	CA-C-O	7.51	135.87	120.10
1	3Q	167	GLY	N-CA-C	-7.51	94.32	113.10
1	3U	167	GLY	N-CA-C	-7.51	94.32	113.10
1	3Y	167	GLY	N-CA-C	-7.51	94.32	113.10
2	43	208	SER	CA-C-O	7.51	135.87	120.10
2	47	208	SER	CA-C-O	7.51	135.87	120.10
2	5B	208	SER	CA-C-O	7.51	135.87	120.10
1	5E	167	GLY	N-CA-C	-7.51	94.32	113.10
1	5I	167	GLY	N-CA-C	-7.51	94.32	113.10
1	5M	167	GLY	N-CA-C	-7.51	94.32	113.10
2	53	208	SER	CA-C-O	7.51	135.87	120.10
2	57	208	SER	CA-C-O	7.51	135.87	120.10
2	6B	208	SER	CA-C-O	7.51	135.87	120.10
1	62	167	GLY	N-CA-C	-7.51	94.32	113.10
1	66	167	GLY	N-CA-C	-7.51	94.32	113.10
1	7A	167	GLY	N-CA-C	-7.51	94.32	113.10
1	1E	167	GLY	N-CA-C	-7.51	94.32	113.10
1	1Q	167	GLY	N-CA-C	-7.51	94.33	113.10
1	1U	167	GLY	N-CA-C	-7.51	94.33	113.10
1	1Y	167	GLY	N-CA-C	-7.51	94.33	113.10
2	13	15	VAL	CA-CB-CG2	-7.51	99.64	110.90
2	17	15	VAL	CA-CB-CG2	-7.51	99.64	110.90
2	2B	15	VAL	CA-CB-CG2	-7.51	99.64	110.90
1	2M	167	GLY	N-CA-C	-7.51	94.32	113.10
1	2Q	167	GLY	N-CA-C	-7.51	94.33	113.10
1	2U	167	GLY	N-CA-C	-7.51	94.33	113.10

*Continued on next page...*

*Continued from previous page...*

Mol	Chain	Res	Type	Atoms	Z	Observed(°)	Ideal(°)
1	2Y	167	GLY	N-CA-C	-7.51	94.33	113.10
1	22	167	GLY	N-CA-C	-7.51	94.32	113.10
1	3M	167	GLY	N-CA-C	-7.51	94.32	113.10
2	3R	15	VAL	CA-CB-CG2	-7.51	99.64	110.90
2	3V	15	VAL	CA-CB-CG2	-7.51	99.64	110.90
2	3Z	15	VAL	CA-CB-CG2	-7.51	99.64	110.90
1	36	167	GLY	N-CA-C	-7.51	94.32	113.10
1	4I	167	GLY	N-CA-C	-7.51	94.32	113.10
1	4Q	167	GLY	N-CA-C	-7.51	94.32	113.10
1	42	167	GLY	N-CA-C	-7.51	94.33	113.10
1	46	167	GLY	N-CA-C	-7.51	94.33	113.10
1	5A	167	GLY	N-CA-C	-7.51	94.33	113.10
2	5F	15	VAL	CA-CB-CG2	-7.51	99.64	110.90
2	5J	15	VAL	CA-CB-CG2	-7.51	99.64	110.90
2	5N	15	VAL	CA-CB-CG2	-7.51	99.64	110.90
1	5Y	167	GLY	N-CA-C	-7.51	94.32	113.10
1	52	167	GLY	N-CA-C	-7.51	94.33	113.10
1	56	167	GLY	N-CA-C	-7.51	94.33	113.10
1	6A	167	GLY	N-CA-C	-7.51	94.33	113.10
1	6E	167	GLY	N-CA-C	-7.51	94.32	113.10
1	6Y	167	GLY	N-CA-C	-7.51	94.32	113.10
2	63	15	VAL	CA-CB-CG2	-7.51	99.64	110.90
2	67	15	VAL	CA-CB-CG2	-7.51	99.64	110.90
2	7B	15	VAL	CA-CB-CG2	-7.51	99.64	110.90
1	7I	167	GLY	N-CA-C	-7.51	94.32	113.10
1	7U	167	GLY	N-CA-C	-7.51	94.32	113.10
2	1R	15	VAL	CA-CB-CG2	-7.51	99.64	110.90
2	1V	15	VAL	CA-CB-CG2	-7.51	99.64	110.90
2	1Z	15	VAL	CA-CB-CG2	-7.51	99.64	110.90
2	2R	15	VAL	CA-CB-CG2	-7.51	99.64	110.90
2	2V	15	VAL	CA-CB-CG2	-7.51	99.64	110.90
2	2Z	15	VAL	CA-CB-CG2	-7.51	99.64	110.90
2	43	15	VAL	CA-CB-CG2	-7.51	99.64	110.90
2	47	15	VAL	CA-CB-CG2	-7.51	99.64	110.90
2	5B	15	VAL	CA-CB-CG2	-7.51	99.64	110.90
2	53	15	VAL	CA-CB-CG2	-7.51	99.64	110.90
2	57	15	VAL	CA-CB-CG2	-7.51	99.64	110.90
2	6B	15	VAL	CA-CB-CG2	-7.51	99.64	110.90
2	1B	208	SER	CA-C-O	7.50	135.86	120.10
2	1J	208	SER	CA-C-O	7.50	135.86	120.10
2	2F	208	SER	CA-C-O	7.50	135.86	120.10
2	27	208	SER	CA-C-O	7.50	135.86	120.10

*Continued on next page...*

*Continued from previous page...*

Mol	Chain	Res	Type	Atoms	Z	Observed(°)	Ideal(°)
2	3F	208	SER	CA-C-O	7.50	135.86	120.10
2	4B	208	SER	CA-C-O	7.50	135.86	120.10
2	4N	208	SER	CA-C-O	7.50	135.86	120.10
2	4V	208	SER	CA-C-O	7.50	135.86	120.10
2	5R	208	SER	CA-C-O	7.50	135.86	120.10
2	6J	208	SER	CA-C-O	7.50	135.86	120.10
2	6R	208	SER	CA-C-O	7.50	135.86	120.10
2	7N	208	SER	CA-C-O	7.50	135.86	120.10
2	1B	5	ASN	OD1-CG-ND2	7.50	139.15	121.90
2	1B	15	VAL	CA-CB-CG2	-7.50	99.65	110.90
2	1F	15	VAL	CA-CB-CG2	-7.50	99.65	110.90
2	1J	5	ASN	OD1-CG-ND2	7.50	139.15	121.90
2	1J	15	VAL	CA-CB-CG2	-7.50	99.65	110.90
2	13	69	SER	N-CA-CB	7.50	121.75	110.50
2	17	69	SER	N-CA-CB	7.50	121.75	110.50
2	2B	69	SER	N-CA-CB	7.50	121.75	110.50
2	2F	5	ASN	OD1-CG-ND2	7.50	139.15	121.90
2	2F	15	VAL	CA-CB-CG2	-7.50	99.65	110.90
2	2N	15	VAL	CA-CB-CG2	-7.50	99.65	110.90
2	23	15	VAL	CA-CB-CG2	-7.50	99.65	110.90
2	27	5	ASN	OD1-CG-ND2	7.50	139.15	121.90
2	27	15	VAL	CA-CB-CG2	-7.50	99.65	110.90
2	3F	5	ASN	OD1-CG-ND2	7.50	139.15	121.90
2	3F	15	VAL	CA-CB-CG2	-7.50	99.65	110.90
2	3N	15	VAL	CA-CB-CG2	-7.50	99.65	110.90
2	3R	69	SER	N-CA-CB	7.50	121.75	110.50
2	3V	69	SER	N-CA-CB	7.50	121.75	110.50
2	3Z	69	SER	N-CA-CB	7.50	121.75	110.50
2	37	15	VAL	CA-CB-CG2	-7.50	99.65	110.90
2	4B	5	ASN	OD1-CG-ND2	7.50	139.15	121.90
2	4B	15	VAL	CA-CB-CG2	-7.50	99.65	110.90
2	4J	15	VAL	CA-CB-CG2	-7.50	99.65	110.90
2	4N	5	ASN	OD1-CG-ND2	7.50	139.15	121.90
2	4N	15	VAL	CA-CB-CG2	-7.50	99.65	110.90
2	4R	15	VAL	CA-CB-CG2	-7.50	99.65	110.90
2	4V	5	ASN	OD1-CG-ND2	7.50	139.15	121.90
2	4V	15	VAL	CA-CB-CG2	-7.50	99.65	110.90
2	5F	69	SER	N-CA-CB	7.50	121.75	110.50
2	5J	69	SER	N-CA-CB	7.50	121.75	110.50
2	5N	69	SER	N-CA-CB	7.50	121.75	110.50
2	5R	5	ASN	OD1-CG-ND2	7.50	139.15	121.90
2	5R	15	VAL	CA-CB-CG2	-7.50	99.65	110.90

*Continued on next page...*



*Continued from previous page...*

Mol	Chain	Res	Type	Atoms	Z	Observed(°)	Ideal(°)
2	5Z	15	VAL	CA-CB-CG2	-7.50	99.65	110.90
2	6F	15	VAL	CA-CB-CG2	-7.50	99.65	110.90
2	6J	5	ASN	OD1-CG-ND2	7.50	139.15	121.90
2	6J	15	VAL	CA-CB-CG2	-7.50	99.65	110.90
2	6R	5	ASN	OD1-CG-ND2	7.50	139.15	121.90
2	6R	15	VAL	CA-CB-CG2	-7.50	99.65	110.90
2	6Z	15	VAL	CA-CB-CG2	-7.50	99.65	110.90
2	63	69	SER	N-CA-CB	7.50	121.75	110.50
2	67	69	SER	N-CA-CB	7.50	121.75	110.50
2	7B	69	SER	N-CA-CB	7.50	121.75	110.50
2	7J	15	VAL	CA-CB-CG2	-7.50	99.65	110.90
2	7N	5	ASN	OD1-CG-ND2	7.50	139.15	121.90
2	7N	15	VAL	CA-CB-CG2	-7.50	99.65	110.90
2	7V	15	VAL	CA-CB-CG2	-7.50	99.65	110.90
2	1B	69	SER	N-CA-CB	7.50	121.75	110.50
2	1J	69	SER	N-CA-CB	7.50	121.75	110.50
2	2F	69	SER	N-CA-CB	7.50	121.75	110.50
2	27	69	SER	N-CA-CB	7.50	121.75	110.50
2	3F	69	SER	N-CA-CB	7.50	121.75	110.50
2	4B	69	SER	N-CA-CB	7.50	121.75	110.50
2	4N	69	SER	N-CA-CB	7.50	121.75	110.50
2	4V	69	SER	N-CA-CB	7.50	121.75	110.50
2	5R	69	SER	N-CA-CB	7.50	121.75	110.50
2	6J	69	SER	N-CA-CB	7.50	121.75	110.50
2	6R	69	SER	N-CA-CB	7.50	121.75	110.50
2	7N	69	SER	N-CA-CB	7.50	121.75	110.50
2	1N	5	ASN	OD1-CG-ND2	7.49	139.13	121.90
2	2J	5	ASN	OD1-CG-ND2	7.49	139.13	121.90
2	3B	5	ASN	OD1-CG-ND2	7.49	139.13	121.90
2	3J	5	ASN	OD1-CG-ND2	7.49	139.13	121.90
2	33	5	ASN	OD1-CG-ND2	7.49	139.13	121.90
2	4F	5	ASN	OD1-CG-ND2	7.49	139.13	121.90
2	4Z	5	ASN	OD1-CG-ND2	7.49	139.13	121.90
2	5V	5	ASN	OD1-CG-ND2	7.49	139.13	121.90
2	6N	5	ASN	OD1-CG-ND2	7.49	139.13	121.90
2	6V	5	ASN	OD1-CG-ND2	7.49	139.13	121.90
2	7F	5	ASN	OD1-CG-ND2	7.49	139.13	121.90
2	7R	5	ASN	OD1-CG-ND2	7.49	139.13	121.90
2	1F	208	SER	CA-C-O	7.49	135.83	120.10
2	2N	208	SER	CA-C-O	7.49	135.83	120.10
2	23	208	SER	CA-C-O	7.49	135.83	120.10
2	3N	208	SER	CA-C-O	7.49	135.83	120.10

*Continued on next page...*

*Continued from previous page...*

Mol	Chain	Res	Type	Atoms	Z	Observed(°)	Ideal(°)
2	37	208	SER	CA-C-O	7.49	135.83	120.10
2	4J	208	SER	CA-C-O	7.49	135.83	120.10
2	4R	208	SER	CA-C-O	7.49	135.83	120.10
2	5Z	208	SER	CA-C-O	7.49	135.83	120.10
2	6F	208	SER	CA-C-O	7.49	135.83	120.10
2	6Z	208	SER	CA-C-O	7.49	135.83	120.10
2	7J	208	SER	CA-C-O	7.49	135.83	120.10
2	7V	208	SER	CA-C-O	7.49	135.83	120.10
2	1F	69	SER	N-CA-CB	7.49	121.73	110.50
2	1N	208	SER	CA-C-O	7.49	135.82	120.10
2	2J	208	SER	CA-C-O	7.49	135.82	120.10
2	2N	69	SER	N-CA-CB	7.49	121.73	110.50
2	23	69	SER	N-CA-CB	7.49	121.73	110.50
2	3B	208	SER	CA-C-O	7.49	135.82	120.10
2	3J	208	SER	CA-C-O	7.49	135.82	120.10
2	3N	69	SER	N-CA-CB	7.49	121.73	110.50
2	33	208	SER	CA-C-O	7.49	135.82	120.10
2	37	69	SER	N-CA-CB	7.49	121.73	110.50
2	4F	208	SER	CA-C-O	7.49	135.82	120.10
2	4J	69	SER	N-CA-CB	7.49	121.73	110.50
2	4R	69	SER	N-CA-CB	7.49	121.73	110.50
2	4Z	208	SER	CA-C-O	7.49	135.82	120.10
2	5V	208	SER	CA-C-O	7.49	135.82	120.10
2	5Z	69	SER	N-CA-CB	7.49	121.73	110.50
2	6F	69	SER	N-CA-CB	7.49	121.73	110.50
2	6N	208	SER	CA-C-O	7.49	135.82	120.10
2	6V	208	SER	CA-C-O	7.49	135.82	120.10
2	6Z	69	SER	N-CA-CB	7.49	121.73	110.50
2	7F	208	SER	CA-C-O	7.49	135.82	120.10
2	7J	69	SER	N-CA-CB	7.49	121.73	110.50
2	7R	208	SER	CA-C-O	7.49	135.82	120.10
2	7V	69	SER	N-CA-CB	7.49	121.73	110.50
2	13	5	ASN	OD1-CG-ND2	7.48	139.11	121.90
2	17	5	ASN	OD1-CG-ND2	7.48	139.11	121.90
2	2B	5	ASN	OD1-CG-ND2	7.48	139.11	121.90
2	3R	5	ASN	OD1-CG-ND2	7.48	139.11	121.90
2	3V	5	ASN	OD1-CG-ND2	7.48	139.11	121.90
2	3Z	5	ASN	OD1-CG-ND2	7.48	139.11	121.90
2	5F	5	ASN	OD1-CG-ND2	7.48	139.11	121.90
2	5J	5	ASN	OD1-CG-ND2	7.48	139.11	121.90
2	5N	5	ASN	OD1-CG-ND2	7.48	139.11	121.90
2	63	5	ASN	OD1-CG-ND2	7.48	139.11	121.90

*Continued on next page...*

*Continued from previous page...*

Mol	Chain	Res	Type	Atoms	Z	Observed(°)	Ideal(°)
2	67	5	ASN	OD1-CG-ND2	7.48	139.11	121.90
2	7B	5	ASN	OD1-CG-ND2	7.48	139.11	121.90
1	12	9	PHE	CE1-CZ-CE2	-7.47	106.55	120.00
1	16	9	PHE	CE1-CZ-CE2	-7.47	106.55	120.00
1	2A	9	PHE	CE1-CZ-CE2	-7.47	106.55	120.00
1	3Q	9	PHE	CE1-CZ-CE2	-7.47	106.55	120.00
1	3U	9	PHE	CE1-CZ-CE2	-7.47	106.55	120.00
1	3Y	9	PHE	CE1-CZ-CE2	-7.47	106.55	120.00
1	5E	9	PHE	CE1-CZ-CE2	-7.47	106.55	120.00
1	5I	9	PHE	CE1-CZ-CE2	-7.47	106.55	120.00
1	5M	9	PHE	CE1-CZ-CE2	-7.47	106.55	120.00
1	62	9	PHE	CE1-CZ-CE2	-7.47	106.55	120.00
1	66	9	PHE	CE1-CZ-CE2	-7.47	106.55	120.00
1	7A	9	PHE	CE1-CZ-CE2	-7.47	106.55	120.00
1	1M	9	PHE	CE1-CZ-CE2	-7.46	106.58	120.00
1	1Q	9	PHE	CE1-CZ-CE2	-7.46	106.58	120.00
1	1U	9	PHE	CE1-CZ-CE2	-7.46	106.58	120.00
1	1Y	9	PHE	CE1-CZ-CE2	-7.46	106.58	120.00
1	2I	9	PHE	CE1-CZ-CE2	-7.46	106.58	120.00
1	2Q	9	PHE	CE1-CZ-CE2	-7.46	106.58	120.00
1	2U	9	PHE	CE1-CZ-CE2	-7.46	106.58	120.00
1	2Y	9	PHE	CE1-CZ-CE2	-7.46	106.58	120.00
1	3A	9	PHE	CE1-CZ-CE2	-7.46	106.58	120.00
1	3I	9	PHE	CE1-CZ-CE2	-7.46	106.58	120.00
1	32	9	PHE	CE1-CZ-CE2	-7.46	106.58	120.00
1	4E	9	PHE	CE1-CZ-CE2	-7.46	106.58	120.00
1	4Y	9	PHE	CE1-CZ-CE2	-7.46	106.58	120.00
1	42	9	PHE	CE1-CZ-CE2	-7.46	106.58	120.00
1	46	9	PHE	CE1-CZ-CE2	-7.46	106.58	120.00
1	5A	9	PHE	CE1-CZ-CE2	-7.46	106.58	120.00
1	5U	9	PHE	CE1-CZ-CE2	-7.46	106.58	120.00
1	52	9	PHE	CE1-CZ-CE2	-7.46	106.58	120.00
1	56	9	PHE	CE1-CZ-CE2	-7.46	106.58	120.00
1	6A	9	PHE	CE1-CZ-CE2	-7.46	106.58	120.00
1	6M	9	PHE	CE1-CZ-CE2	-7.46	106.58	120.00
1	6U	9	PHE	CE1-CZ-CE2	-7.46	106.58	120.00
1	7E	9	PHE	CE1-CZ-CE2	-7.46	106.58	120.00
1	7Q	9	PHE	CE1-CZ-CE2	-7.46	106.58	120.00
2	1F	40	ASN	C-N-CA	-7.45	103.07	121.70
1	12	181	THR	CA-C-O	-7.45	104.45	120.10
1	16	181	THR	CA-C-O	-7.45	104.45	120.10
1	2A	181	THR	CA-C-O	-7.45	104.45	120.10

*Continued on next page...*

*Continued from previous page...*

Mol	Chain	Res	Type	Atoms	Z	Observed(°)	Ideal(°)
2	2N	40	ASN	C-N-CA	-7.45	103.07	121.70
2	23	40	ASN	C-N-CA	-7.45	103.07	121.70
2	3N	40	ASN	C-N-CA	-7.45	103.07	121.70
1	3Q	181	THR	CA-C-O	-7.45	104.45	120.10
1	3U	181	THR	CA-C-O	-7.45	104.45	120.10
1	3Y	181	THR	CA-C-O	-7.45	104.45	120.10
2	37	40	ASN	C-N-CA	-7.45	103.07	121.70
2	4J	40	ASN	C-N-CA	-7.45	103.07	121.70
2	4R	40	ASN	C-N-CA	-7.45	103.07	121.70
1	5E	181	THR	CA-C-O	-7.45	104.45	120.10
1	5I	181	THR	CA-C-O	-7.45	104.45	120.10
1	5M	181	THR	CA-C-O	-7.45	104.45	120.10
2	5Z	40	ASN	C-N-CA	-7.45	103.07	121.70
2	6F	40	ASN	C-N-CA	-7.45	103.07	121.70
2	6Z	40	ASN	C-N-CA	-7.45	103.07	121.70
1	62	181	THR	CA-C-O	-7.45	104.45	120.10
1	66	181	THR	CA-C-O	-7.45	104.45	120.10
1	7A	181	THR	CA-C-O	-7.45	104.45	120.10
2	7J	40	ASN	C-N-CA	-7.45	103.07	121.70
2	7V	40	ASN	C-N-CA	-7.45	103.07	121.70
2	1B	52	ASP	CA-C-N	7.45	133.59	117.20
1	1E	9	PHE	CE1-CZ-CE2	-7.45	106.59	120.00
2	1J	52	ASP	CA-C-N	7.45	133.59	117.20
2	2F	52	ASP	CA-C-N	7.45	133.59	117.20
1	2M	9	PHE	CE1-CZ-CE2	-7.45	106.59	120.00
1	22	9	PHE	CE1-CZ-CE2	-7.45	106.59	120.00
2	27	52	ASP	CA-C-N	7.45	133.59	117.20
2	3F	52	ASP	CA-C-N	7.45	133.59	117.20
1	3M	9	PHE	CE1-CZ-CE2	-7.45	106.59	120.00
1	36	9	PHE	CE1-CZ-CE2	-7.45	106.59	120.00
2	4B	52	ASP	CA-C-N	7.45	133.59	117.20
1	4I	9	PHE	CE1-CZ-CE2	-7.45	106.59	120.00
2	4N	52	ASP	CA-C-N	7.45	133.59	117.20
1	4Q	9	PHE	CE1-CZ-CE2	-7.45	106.59	120.00
2	4V	52	ASP	CA-C-N	7.45	133.59	117.20
2	5R	52	ASP	CA-C-N	7.45	133.59	117.20
1	5Y	9	PHE	CE1-CZ-CE2	-7.45	106.59	120.00
1	6E	9	PHE	CE1-CZ-CE2	-7.45	106.59	120.00
2	6J	52	ASP	CA-C-N	7.45	133.59	117.20
2	6R	52	ASP	CA-C-N	7.45	133.59	117.20
1	6Y	9	PHE	CE1-CZ-CE2	-7.45	106.59	120.00
1	7I	9	PHE	CE1-CZ-CE2	-7.45	106.59	120.00

*Continued on next page...*

*Continued from previous page...*

Mol	Chain	Res	Type	Atoms	Z	Observed(°)	Ideal(°)
2	7N	52	ASP	CA-C-N	7.45	133.59	117.20
1	7U	9	PHE	CE1-CZ-CE2	-7.45	106.59	120.00
2	1R	40	ASN	C-N-CA	-7.45	103.08	121.70
2	1R	52	ASP	CA-C-N	7.45	133.59	117.20
2	1V	40	ASN	C-N-CA	-7.45	103.08	121.70
2	1V	52	ASP	CA-C-N	7.45	133.59	117.20
2	1Z	40	ASN	C-N-CA	-7.45	103.08	121.70
2	1Z	52	ASP	CA-C-N	7.45	133.59	117.20
2	2R	40	ASN	C-N-CA	-7.45	103.08	121.70
2	2R	52	ASP	CA-C-N	7.45	133.59	117.20
2	2V	40	ASN	C-N-CA	-7.45	103.08	121.70
2	2V	52	ASP	CA-C-N	7.45	133.59	117.20
2	2Z	40	ASN	C-N-CA	-7.45	103.08	121.70
2	2Z	52	ASP	CA-C-N	7.45	133.59	117.20
2	43	40	ASN	C-N-CA	-7.45	103.08	121.70
2	43	52	ASP	CA-C-N	7.45	133.59	117.20
2	47	40	ASN	C-N-CA	-7.45	103.08	121.70
2	47	52	ASP	CA-C-N	7.45	133.59	117.20
2	5B	40	ASN	C-N-CA	-7.45	103.08	121.70
2	5B	52	ASP	CA-C-N	7.45	133.59	117.20
2	53	40	ASN	C-N-CA	-7.45	103.08	121.70
2	53	52	ASP	CA-C-N	7.45	133.59	117.20
2	57	40	ASN	C-N-CA	-7.45	103.08	121.70
2	57	52	ASP	CA-C-N	7.45	133.59	117.20
2	6B	40	ASN	C-N-CA	-7.45	103.08	121.70
2	6B	52	ASP	CA-C-N	7.45	133.59	117.20
1	1A	9	PHE	CE1-CZ-CE2	-7.45	106.59	120.00
2	1B	40	ASN	C-N-CA	-7.45	103.08	121.70
2	1F	68	PRO	C-N-CA	7.45	140.32	121.70
1	1I	9	PHE	CE1-CZ-CE2	-7.45	106.59	120.00
2	1J	40	ASN	C-N-CA	-7.45	103.08	121.70
1	1M	181	THR	CA-C-O	-7.45	104.46	120.10
1	2E	9	PHE	CE1-CZ-CE2	-7.45	106.59	120.00
2	2F	40	ASN	C-N-CA	-7.45	103.08	121.70
1	2I	181	THR	CA-C-O	-7.45	104.46	120.10
2	2N	68	PRO	C-N-CA	7.45	140.32	121.70
2	23	68	PRO	C-N-CA	7.45	140.32	121.70
1	26	9	PHE	CE1-CZ-CE2	-7.45	106.59	120.00
2	27	40	ASN	C-N-CA	-7.45	103.08	121.70
1	3A	181	THR	CA-C-O	-7.45	104.46	120.10
1	3E	9	PHE	CE1-CZ-CE2	-7.45	106.59	120.00
2	3F	40	ASN	C-N-CA	-7.45	103.08	121.70

*Continued on next page...*

*Continued from previous page...*

Mol	Chain	Res	Type	Atoms	Z	Observed(°)	Ideal(°)
1	3I	181	THR	CA-C-O	-7.45	104.46	120.10
2	3N	68	PRO	C-N-CA	7.45	140.32	121.70
1	32	181	THR	CA-C-O	-7.45	104.46	120.10
2	37	68	PRO	C-N-CA	7.45	140.32	121.70
1	4A	9	PHE	CE1-CZ-CE2	-7.45	106.59	120.00
2	4B	40	ASN	C-N-CA	-7.45	103.08	121.70
1	4E	181	THR	CA-C-O	-7.45	104.46	120.10
2	4J	68	PRO	C-N-CA	7.45	140.32	121.70
1	4M	9	PHE	CE1-CZ-CE2	-7.45	106.59	120.00
2	4N	40	ASN	C-N-CA	-7.45	103.08	121.70
2	4R	68	PRO	C-N-CA	7.45	140.32	121.70
1	4U	9	PHE	CE1-CZ-CE2	-7.45	106.59	120.00
2	4V	40	ASN	C-N-CA	-7.45	103.08	121.70
1	4Y	181	THR	CA-C-O	-7.45	104.46	120.10
1	5Q	9	PHE	CE1-CZ-CE2	-7.45	106.59	120.00
2	5R	40	ASN	C-N-CA	-7.45	103.08	121.70
1	5U	181	THR	CA-C-O	-7.45	104.46	120.10
2	5Z	68	PRO	C-N-CA	7.45	140.32	121.70
2	6F	68	PRO	C-N-CA	7.45	140.32	121.70
1	6I	9	PHE	CE1-CZ-CE2	-7.45	106.59	120.00
2	6J	40	ASN	C-N-CA	-7.45	103.08	121.70
1	6M	181	THR	CA-C-O	-7.45	104.46	120.10
1	6Q	9	PHE	CE1-CZ-CE2	-7.45	106.59	120.00
2	6R	40	ASN	C-N-CA	-7.45	103.08	121.70
1	6U	181	THR	CA-C-O	-7.45	104.46	120.10
2	6Z	68	PRO	C-N-CA	7.45	140.32	121.70
1	7E	181	THR	CA-C-O	-7.45	104.46	120.10
2	7J	68	PRO	C-N-CA	7.45	140.32	121.70
1	7M	9	PHE	CE1-CZ-CE2	-7.45	106.59	120.00
2	7N	40	ASN	C-N-CA	-7.45	103.08	121.70
1	7Q	181	THR	CA-C-O	-7.45	104.46	120.10
2	7V	68	PRO	C-N-CA	7.45	140.32	121.70
2	1F	52	ASP	CA-C-N	7.45	133.58	117.20
2	2N	52	ASP	CA-C-N	7.45	133.58	117.20
2	23	52	ASP	CA-C-N	7.45	133.58	117.20
2	3N	52	ASP	CA-C-N	7.45	133.58	117.20
2	37	52	ASP	CA-C-N	7.45	133.58	117.20
2	4J	52	ASP	CA-C-N	7.45	133.58	117.20
2	4R	52	ASP	CA-C-N	7.45	133.58	117.20
2	5Z	52	ASP	CA-C-N	7.45	133.58	117.20
2	6F	52	ASP	CA-C-N	7.45	133.58	117.20
2	6Z	52	ASP	CA-C-N	7.45	133.58	117.20

*Continued on next page...*



*Continued from previous page...*

Mol	Chain	Res	Type	Atoms	Z	Observed(°)	Ideal(°)
2	7J	52	ASP	CA-C-N	7.45	133.58	117.20
2	7V	52	ASP	CA-C-N	7.45	133.58	117.20
2	1B	68	PRO	C-N-CA	7.45	140.31	121.70
2	1J	68	PRO	C-N-CA	7.45	140.31	121.70
2	2F	68	PRO	C-N-CA	7.45	140.31	121.70
2	27	68	PRO	C-N-CA	7.45	140.31	121.70
2	3F	68	PRO	C-N-CA	7.45	140.31	121.70
2	4B	68	PRO	C-N-CA	7.45	140.31	121.70
2	4N	68	PRO	C-N-CA	7.45	140.31	121.70
2	4V	68	PRO	C-N-CA	7.45	140.31	121.70
2	5R	68	PRO	C-N-CA	7.45	140.31	121.70
2	6J	68	PRO	C-N-CA	7.45	140.31	121.70
2	6R	68	PRO	C-N-CA	7.45	140.31	121.70
2	7N	68	PRO	C-N-CA	7.45	140.31	121.70
1	1E	24	VAL	CA-CB-CG2	7.44	122.07	110.90
1	1Q	181	THR	CA-C-O	-7.44	104.47	120.10
1	1U	181	THR	CA-C-O	-7.44	104.47	120.10
1	1Y	181	THR	CA-C-O	-7.44	104.47	120.10
1	2M	24	VAL	CA-CB-CG2	7.44	122.07	110.90
1	2Q	181	THR	CA-C-O	-7.44	104.47	120.10
1	2U	181	THR	CA-C-O	-7.44	104.47	120.10
1	2Y	181	THR	CA-C-O	-7.44	104.47	120.10
1	22	24	VAL	CA-CB-CG2	7.44	122.07	110.90
1	3M	24	VAL	CA-CB-CG2	7.44	122.07	110.90
1	36	24	VAL	CA-CB-CG2	7.44	122.07	110.90
1	4I	24	VAL	CA-CB-CG2	7.44	122.07	110.90
1	4Q	24	VAL	CA-CB-CG2	7.44	122.07	110.90
1	42	181	THR	CA-C-O	-7.44	104.47	120.10
1	46	181	THR	CA-C-O	-7.44	104.47	120.10
1	5A	181	THR	CA-C-O	-7.44	104.47	120.10
1	5Y	24	VAL	CA-CB-CG2	7.44	122.07	110.90
1	52	181	THR	CA-C-O	-7.44	104.47	120.10
1	56	181	THR	CA-C-O	-7.44	104.47	120.10
1	6A	181	THR	CA-C-O	-7.44	104.47	120.10
1	6E	24	VAL	CA-CB-CG2	7.44	122.07	110.90
1	6Y	24	VAL	CA-CB-CG2	7.44	122.07	110.90
1	7I	24	VAL	CA-CB-CG2	7.44	122.07	110.90
1	7U	24	VAL	CA-CB-CG2	7.44	122.07	110.90
1	1A	24	VAL	CA-CB-CG2	7.44	122.06	110.90
2	1F	74	TYR	CA-C-N	-7.44	100.83	117.20
1	1I	24	VAL	CA-CB-CG2	7.44	122.06	110.90
2	1N	69	SER	N-CA-CB	7.44	121.67	110.50

*Continued on next page...*



*Continued from previous page...*

Mol	Chain	Res	Type	Atoms	Z	Observed(°)	Ideal(°)
1	1Q	96	ASP	CA-CB-CG	7.44	129.77	113.40
1	1U	96	ASP	CA-CB-CG	7.44	129.77	113.40
1	1Y	96	ASP	CA-CB-CG	7.44	129.77	113.40
1	2E	24	VAL	CA-CB-CG2	7.44	122.06	110.90
2	2J	69	SER	N-CA-CB	7.44	121.67	110.50
2	2N	74	TYR	CA-C-N	-7.44	100.83	117.20
1	2Q	96	ASP	CA-CB-CG	7.44	129.77	113.40
1	2U	96	ASP	CA-CB-CG	7.44	129.77	113.40
1	2Y	96	ASP	CA-CB-CG	7.44	129.77	113.40
2	23	74	TYR	CA-C-N	-7.44	100.83	117.20
1	26	24	VAL	CA-CB-CG2	7.44	122.06	110.90
2	3B	69	SER	N-CA-CB	7.44	121.67	110.50
1	3E	24	VAL	CA-CB-CG2	7.44	122.06	110.90
2	3J	69	SER	N-CA-CB	7.44	121.67	110.50
2	3N	74	TYR	CA-C-N	-7.44	100.83	117.20
2	33	69	SER	N-CA-CB	7.44	121.67	110.50
2	37	74	TYR	CA-C-N	-7.44	100.83	117.20
1	4A	24	VAL	CA-CB-CG2	7.44	122.06	110.90
2	4F	69	SER	N-CA-CB	7.44	121.67	110.50
2	4J	74	TYR	CA-C-N	-7.44	100.83	117.20
1	4M	24	VAL	CA-CB-CG2	7.44	122.06	110.90
2	4R	74	TYR	CA-C-N	-7.44	100.83	117.20
1	4U	24	VAL	CA-CB-CG2	7.44	122.06	110.90
2	4Z	69	SER	N-CA-CB	7.44	121.67	110.50
1	42	96	ASP	CA-CB-CG	7.44	129.77	113.40
1	46	96	ASP	CA-CB-CG	7.44	129.77	113.40
1	5A	96	ASP	CA-CB-CG	7.44	129.77	113.40
1	5Q	24	VAL	CA-CB-CG2	7.44	122.06	110.90
2	5V	69	SER	N-CA-CB	7.44	121.67	110.50
2	5Z	74	TYR	CA-C-N	-7.44	100.83	117.20
1	52	96	ASP	CA-CB-CG	7.44	129.77	113.40
1	56	96	ASP	CA-CB-CG	7.44	129.77	113.40
1	6A	96	ASP	CA-CB-CG	7.44	129.77	113.40
2	6F	74	TYR	CA-C-N	-7.44	100.83	117.20
1	6I	24	VAL	CA-CB-CG2	7.44	122.06	110.90
2	6N	69	SER	N-CA-CB	7.44	121.67	110.50
1	6Q	24	VAL	CA-CB-CG2	7.44	122.06	110.90
2	6V	69	SER	N-CA-CB	7.44	121.67	110.50
2	6Z	74	TYR	CA-C-N	-7.44	100.83	117.20
2	7F	69	SER	N-CA-CB	7.44	121.67	110.50
2	7J	74	TYR	CA-C-N	-7.44	100.83	117.20
1	7M	24	VAL	CA-CB-CG2	7.44	122.06	110.90

*Continued on next page...*

*Continued from previous page...*

Mol	Chain	Res	Type	Atoms	Z	Observed(°)	Ideal(°)
2	7R	69	SER	N-CA-CB	7.44	121.67	110.50
2	7V	74	TYR	CA-C-N	-7.44	100.83	117.20
2	1B	74	TYR	CA-C-N	-7.44	100.83	117.20
2	1J	74	TYR	CA-C-N	-7.44	100.83	117.20
2	13	40	ASN	C-N-CA	-7.44	103.10	121.70
2	17	40	ASN	C-N-CA	-7.44	103.10	121.70
2	2B	40	ASN	C-N-CA	-7.44	103.10	121.70
2	2F	74	TYR	CA-C-N	-7.44	100.83	117.20
2	27	74	TYR	CA-C-N	-7.44	100.83	117.20
2	3F	74	TYR	CA-C-N	-7.44	100.83	117.20
2	3R	40	ASN	C-N-CA	-7.44	103.10	121.70
2	3V	40	ASN	C-N-CA	-7.44	103.10	121.70
2	3Z	40	ASN	C-N-CA	-7.44	103.10	121.70
2	4B	74	TYR	CA-C-N	-7.44	100.83	117.20
2	4N	74	TYR	CA-C-N	-7.44	100.83	117.20
2	4V	74	TYR	CA-C-N	-7.44	100.83	117.20
2	5F	40	ASN	C-N-CA	-7.44	103.10	121.70
2	5J	40	ASN	C-N-CA	-7.44	103.10	121.70
2	5N	40	ASN	C-N-CA	-7.44	103.10	121.70
2	5R	74	TYR	CA-C-N	-7.44	100.83	117.20
2	6J	74	TYR	CA-C-N	-7.44	100.83	117.20
2	6R	74	TYR	CA-C-N	-7.44	100.83	117.20
2	63	40	ASN	C-N-CA	-7.44	103.10	121.70
2	67	40	ASN	C-N-CA	-7.44	103.10	121.70
2	7B	40	ASN	C-N-CA	-7.44	103.10	121.70
2	7N	74	TYR	CA-C-N	-7.44	100.83	117.20
2	1N	52	ASP	CA-C-N	7.44	133.56	117.20
1	1Q	24	VAL	CA-CB-CG2	7.44	122.06	110.90
2	1R	69	SER	N-CA-CB	7.44	121.66	110.50
1	1U	24	VAL	CA-CB-CG2	7.44	122.06	110.90
2	1V	69	SER	N-CA-CB	7.44	121.66	110.50
1	1Y	24	VAL	CA-CB-CG2	7.44	122.06	110.90
2	1Z	69	SER	N-CA-CB	7.44	121.66	110.50
1	12	96	ASP	CA-CB-CG	7.44	129.77	113.40
2	13	74	TYR	CA-C-N	-7.44	100.83	117.20
1	16	96	ASP	CA-CB-CG	7.44	129.77	113.40
2	17	74	TYR	CA-C-N	-7.44	100.83	117.20
1	2A	96	ASP	CA-CB-CG	7.44	129.77	113.40
2	2B	74	TYR	CA-C-N	-7.44	100.83	117.20
2	2J	52	ASP	CA-C-N	7.44	133.56	117.20
1	2Q	24	VAL	CA-CB-CG2	7.44	122.06	110.90
2	2R	69	SER	N-CA-CB	7.44	121.66	110.50

*Continued on next page...*

*Continued from previous page...*

Mol	Chain	Res	Type	Atoms	Z	Observed(°)	Ideal(°)
1	2U	24	VAL	CA-CB-CG2	7.44	122.06	110.90
2	2V	69	SER	N-CA-CB	7.44	121.66	110.50
1	2Y	24	VAL	CA-CB-CG2	7.44	122.06	110.90
2	2Z	69	SER	N-CA-CB	7.44	121.66	110.50
2	3B	52	ASP	CA-C-N	7.44	133.56	117.20
2	3J	52	ASP	CA-C-N	7.44	133.56	117.20
1	3Q	96	ASP	CA-CB-CG	7.44	129.77	113.40
2	3R	74	TYR	CA-C-N	-7.44	100.83	117.20
1	3U	96	ASP	CA-CB-CG	7.44	129.77	113.40
2	3V	74	TYR	CA-C-N	-7.44	100.83	117.20
1	3Y	96	ASP	CA-CB-CG	7.44	129.77	113.40
2	3Z	74	TYR	CA-C-N	-7.44	100.83	117.20
2	33	52	ASP	CA-C-N	7.44	133.56	117.20
2	4F	52	ASP	CA-C-N	7.44	133.56	117.20
2	4Z	52	ASP	CA-C-N	7.44	133.56	117.20
1	42	24	VAL	CA-CB-CG2	7.44	122.06	110.90
2	43	69	SER	N-CA-CB	7.44	121.66	110.50
1	46	24	VAL	CA-CB-CG2	7.44	122.06	110.90
2	47	69	SER	N-CA-CB	7.44	121.66	110.50
1	5A	24	VAL	CA-CB-CG2	7.44	122.06	110.90
2	5B	69	SER	N-CA-CB	7.44	121.66	110.50
1	5E	96	ASP	CA-CB-CG	7.44	129.77	113.40
2	5F	74	TYR	CA-C-N	-7.44	100.83	117.20
1	5I	96	ASP	CA-CB-CG	7.44	129.77	113.40
2	5J	74	TYR	CA-C-N	-7.44	100.83	117.20
1	5M	96	ASP	CA-CB-CG	7.44	129.77	113.40
2	5N	74	TYR	CA-C-N	-7.44	100.83	117.20
2	5V	52	ASP	CA-C-N	7.44	133.56	117.20
1	52	24	VAL	CA-CB-CG2	7.44	122.06	110.90
2	53	69	SER	N-CA-CB	7.44	121.66	110.50
1	56	24	VAL	CA-CB-CG2	7.44	122.06	110.90
2	57	69	SER	N-CA-CB	7.44	121.66	110.50
1	6A	24	VAL	CA-CB-CG2	7.44	122.06	110.90
2	6B	69	SER	N-CA-CB	7.44	121.66	110.50
2	6N	52	ASP	CA-C-N	7.44	133.56	117.20
2	6V	52	ASP	CA-C-N	7.44	133.56	117.20
1	62	96	ASP	CA-CB-CG	7.44	129.77	113.40
2	63	74	TYR	CA-C-N	-7.44	100.83	117.20
1	66	96	ASP	CA-CB-CG	7.44	129.77	113.40
2	67	74	TYR	CA-C-N	-7.44	100.83	117.20
1	7A	96	ASP	CA-CB-CG	7.44	129.77	113.40
2	7B	74	TYR	CA-C-N	-7.44	100.83	117.20

*Continued on next page...*

*Continued from previous page...*

Mol	Chain	Res	Type	Atoms	Z	Observed(°)	Ideal(°)
2	7F	52	ASP	CA-C-N	7.44	133.56	117.20
2	7R	52	ASP	CA-C-N	7.44	133.56	117.20
2	1N	40	ASN	C-N-CA	-7.44	103.11	121.70
1	1Q	77	ALA	C-N-CA	7.44	140.29	121.70
1	1U	77	ALA	C-N-CA	7.44	140.29	121.70
1	1Y	77	ALA	C-N-CA	7.44	140.29	121.70
2	13	68	PRO	C-N-CA	7.44	140.29	121.70
2	17	68	PRO	C-N-CA	7.44	140.29	121.70
2	2B	68	PRO	C-N-CA	7.44	140.29	121.70
2	2J	40	ASN	C-N-CA	-7.44	103.11	121.70
1	2Q	77	ALA	C-N-CA	7.44	140.29	121.70
1	2U	77	ALA	C-N-CA	7.44	140.29	121.70
1	2Y	77	ALA	C-N-CA	7.44	140.29	121.70
2	3B	40	ASN	C-N-CA	-7.44	103.11	121.70
2	3J	40	ASN	C-N-CA	-7.44	103.11	121.70
2	3R	68	PRO	C-N-CA	7.44	140.29	121.70
2	3V	68	PRO	C-N-CA	7.44	140.29	121.70
2	3Z	68	PRO	C-N-CA	7.44	140.29	121.70
2	33	40	ASN	C-N-CA	-7.44	103.11	121.70
2	4F	40	ASN	C-N-CA	-7.44	103.11	121.70
2	4Z	40	ASN	C-N-CA	-7.44	103.11	121.70
1	42	77	ALA	C-N-CA	7.44	140.29	121.70
1	46	77	ALA	C-N-CA	7.44	140.29	121.70
1	5A	77	ALA	C-N-CA	7.44	140.29	121.70
2	5F	68	PRO	C-N-CA	7.44	140.29	121.70
2	5J	68	PRO	C-N-CA	7.44	140.29	121.70
2	5N	68	PRO	C-N-CA	7.44	140.29	121.70
2	5V	40	ASN	C-N-CA	-7.44	103.11	121.70
1	52	77	ALA	C-N-CA	7.44	140.29	121.70
1	56	77	ALA	C-N-CA	7.44	140.29	121.70
1	6A	77	ALA	C-N-CA	7.44	140.29	121.70
2	6N	40	ASN	C-N-CA	-7.44	103.11	121.70
2	6V	40	ASN	C-N-CA	-7.44	103.11	121.70
2	63	68	PRO	C-N-CA	7.44	140.29	121.70
2	67	68	PRO	C-N-CA	7.44	140.29	121.70
2	7B	68	PRO	C-N-CA	7.44	140.29	121.70
2	7F	40	ASN	C-N-CA	-7.44	103.11	121.70
2	7R	40	ASN	C-N-CA	-7.44	103.11	121.70
1	1A	96	ASP	CA-CB-CG	7.44	129.76	113.40
1	1I	96	ASP	CA-CB-CG	7.44	129.76	113.40
1	12	24	VAL	CA-CB-CG2	7.44	122.06	110.90
1	16	24	VAL	CA-CB-CG2	7.44	122.06	110.90

*Continued on next page...*

*Continued from previous page...*

Mol	Chain	Res	Type	Atoms	Z	Observed(°)	Ideal(°)
1	2A	24	VAL	CA-CB-CG2	7.44	122.06	110.90
1	2E	96	ASP	CA-CB-CG	7.44	129.76	113.40
1	26	96	ASP	CA-CB-CG	7.44	129.76	113.40
1	3E	96	ASP	CA-CB-CG	7.44	129.76	113.40
1	3Q	24	VAL	CA-CB-CG2	7.44	122.06	110.90
1	3U	24	VAL	CA-CB-CG2	7.44	122.06	110.90
1	3Y	24	VAL	CA-CB-CG2	7.44	122.06	110.90
1	4A	96	ASP	CA-CB-CG	7.44	129.76	113.40
1	4M	96	ASP	CA-CB-CG	7.44	129.76	113.40
1	4U	96	ASP	CA-CB-CG	7.44	129.76	113.40
1	5E	24	VAL	CA-CB-CG2	7.44	122.06	110.90
1	5I	24	VAL	CA-CB-CG2	7.44	122.06	110.90
1	5M	24	VAL	CA-CB-CG2	7.44	122.06	110.90
1	5Q	96	ASP	CA-CB-CG	7.44	129.76	113.40
1	6I	96	ASP	CA-CB-CG	7.44	129.76	113.40
1	6Q	96	ASP	CA-CB-CG	7.44	129.76	113.40
1	62	24	VAL	CA-CB-CG2	7.44	122.06	110.90
1	66	24	VAL	CA-CB-CG2	7.44	122.06	110.90
1	7A	24	VAL	CA-CB-CG2	7.44	122.06	110.90
1	7M	96	ASP	CA-CB-CG	7.44	129.76	113.40
2	1N	68	PRO	C-N-CA	7.43	140.29	121.70
2	1R	74	TYR	CA-C-N	-7.43	100.84	117.20
2	1V	74	TYR	CA-C-N	-7.43	100.84	117.20
2	1Z	74	TYR	CA-C-N	-7.43	100.84	117.20
2	13	52	ASP	CA-C-N	7.43	133.56	117.20
2	17	52	ASP	CA-C-N	7.43	133.56	117.20
2	2B	52	ASP	CA-C-N	7.43	133.56	117.20
2	2J	68	PRO	C-N-CA	7.43	140.29	121.70
2	2R	74	TYR	CA-C-N	-7.43	100.84	117.20
2	2V	74	TYR	CA-C-N	-7.43	100.84	117.20
2	2Z	74	TYR	CA-C-N	-7.43	100.84	117.20
2	3B	68	PRO	C-N-CA	7.43	140.29	121.70
2	3J	68	PRO	C-N-CA	7.43	140.29	121.70
2	3R	52	ASP	CA-C-N	7.43	133.56	117.20
2	3V	52	ASP	CA-C-N	7.43	133.56	117.20
2	3Z	52	ASP	CA-C-N	7.43	133.56	117.20
2	33	68	PRO	C-N-CA	7.43	140.29	121.70
2	4F	68	PRO	C-N-CA	7.43	140.29	121.70
2	4Z	68	PRO	C-N-CA	7.43	140.29	121.70
2	43	74	TYR	CA-C-N	-7.43	100.84	117.20
2	47	74	TYR	CA-C-N	-7.43	100.84	117.20
2	5B	74	TYR	CA-C-N	-7.43	100.84	117.20

*Continued on next page...*

*Continued from previous page...*

Mol	Chain	Res	Type	Atoms	Z	Observed(°)	Ideal(°)
2	5F	52	ASP	CA-C-N	7.43	133.56	117.20
2	5J	52	ASP	CA-C-N	7.43	133.56	117.20
2	5N	52	ASP	CA-C-N	7.43	133.56	117.20
2	5V	68	PRO	C-N-CA	7.43	140.29	121.70
2	53	74	TYR	CA-C-N	-7.43	100.84	117.20
2	57	74	TYR	CA-C-N	-7.43	100.84	117.20
2	6B	74	TYR	CA-C-N	-7.43	100.84	117.20
2	6N	68	PRO	C-N-CA	7.43	140.29	121.70
2	6V	68	PRO	C-N-CA	7.43	140.29	121.70
2	63	52	ASP	CA-C-N	7.43	133.56	117.20
2	67	52	ASP	CA-C-N	7.43	133.56	117.20
2	7B	52	ASP	CA-C-N	7.43	133.56	117.20
2	7F	68	PRO	C-N-CA	7.43	140.29	121.70
2	7R	68	PRO	C-N-CA	7.43	140.29	121.70
1	1A	181	THR	CA-C-O	-7.43	104.49	120.10
1	1I	181	THR	CA-C-O	-7.43	104.49	120.10
1	12	77	ALA	C-N-CA	7.43	140.28	121.70
1	16	77	ALA	C-N-CA	7.43	140.28	121.70
1	2A	77	ALA	C-N-CA	7.43	140.28	121.70
1	2E	181	THR	CA-C-O	-7.43	104.49	120.10
1	26	181	THR	CA-C-O	-7.43	104.49	120.10
1	3E	181	THR	CA-C-O	-7.43	104.49	120.10
1	3Q	77	ALA	C-N-CA	7.43	140.28	121.70
1	3U	77	ALA	C-N-CA	7.43	140.28	121.70
1	3Y	77	ALA	C-N-CA	7.43	140.28	121.70
1	4A	181	THR	CA-C-O	-7.43	104.49	120.10
1	4M	181	THR	CA-C-O	-7.43	104.49	120.10
1	4U	181	THR	CA-C-O	-7.43	104.49	120.10
1	5E	77	ALA	C-N-CA	7.43	140.28	121.70
1	5I	77	ALA	C-N-CA	7.43	140.28	121.70
1	5M	77	ALA	C-N-CA	7.43	140.28	121.70
1	5Q	181	THR	CA-C-O	-7.43	104.49	120.10
1	6I	181	THR	CA-C-O	-7.43	104.49	120.10
1	6Q	181	THR	CA-C-O	-7.43	104.49	120.10
1	62	77	ALA	C-N-CA	7.43	140.28	121.70
1	66	77	ALA	C-N-CA	7.43	140.28	121.70
1	7A	77	ALA	C-N-CA	7.43	140.28	121.70
1	7M	181	THR	CA-C-O	-7.43	104.49	120.10
1	1E	181	THR	CA-C-O	-7.43	104.50	120.10
1	2M	181	THR	CA-C-O	-7.43	104.50	120.10
1	22	181	THR	CA-C-O	-7.43	104.50	120.10
1	3M	181	THR	CA-C-O	-7.43	104.50	120.10

*Continued on next page...*

*Continued from previous page...*

Mol	Chain	Res	Type	Atoms	Z	Observed(°)	Ideal(°)
1	36	181	THR	CA-C-O	-7.43	104.50	120.10
1	4I	181	THR	CA-C-O	-7.43	104.50	120.10
1	4Q	181	THR	CA-C-O	-7.43	104.50	120.10
1	5Y	181	THR	CA-C-O	-7.43	104.50	120.10
1	6E	181	THR	CA-C-O	-7.43	104.50	120.10
1	6Y	181	THR	CA-C-O	-7.43	104.50	120.10
1	7I	181	THR	CA-C-O	-7.43	104.50	120.10
1	7U	181	THR	CA-C-O	-7.43	104.50	120.10
1	1A	77	ALA	C-N-CA	7.43	140.27	121.70
1	1I	77	ALA	C-N-CA	7.43	140.27	121.70
1	2E	77	ALA	C-N-CA	7.43	140.27	121.70
1	26	77	ALA	C-N-CA	7.43	140.27	121.70
1	3E	77	ALA	C-N-CA	7.43	140.27	121.70
1	4A	77	ALA	C-N-CA	7.43	140.27	121.70
1	4M	77	ALA	C-N-CA	7.43	140.27	121.70
1	4U	77	ALA	C-N-CA	7.43	140.27	121.70
1	5Q	77	ALA	C-N-CA	7.43	140.27	121.70
1	6I	77	ALA	C-N-CA	7.43	140.27	121.70
1	6Q	77	ALA	C-N-CA	7.43	140.27	121.70
1	7M	77	ALA	C-N-CA	7.43	140.27	121.70
1	1M	24	VAL	CA-CB-CG2	7.43	122.04	110.90
1	2I	24	VAL	CA-CB-CG2	7.43	122.04	110.90
1	3A	24	VAL	CA-CB-CG2	7.43	122.04	110.90
1	3I	24	VAL	CA-CB-CG2	7.43	122.04	110.90
1	32	24	VAL	CA-CB-CG2	7.43	122.04	110.90
1	4E	24	VAL	CA-CB-CG2	7.43	122.04	110.90
1	4Y	24	VAL	CA-CB-CG2	7.43	122.04	110.90
1	5U	24	VAL	CA-CB-CG2	7.43	122.04	110.90
1	6M	24	VAL	CA-CB-CG2	7.43	122.04	110.90
1	6U	24	VAL	CA-CB-CG2	7.43	122.04	110.90
1	7E	24	VAL	CA-CB-CG2	7.43	122.04	110.90
1	7Q	24	VAL	CA-CB-CG2	7.43	122.04	110.90
1	1M	96	ASP	CA-CB-CG	7.42	129.73	113.40
2	1N	74	TYR	CA-C-N	-7.42	100.87	117.20
1	2I	96	ASP	CA-CB-CG	7.42	129.73	113.40
2	2J	74	TYR	CA-C-N	-7.42	100.87	117.20
1	3A	96	ASP	CA-CB-CG	7.42	129.73	113.40
2	3B	74	TYR	CA-C-N	-7.42	100.87	117.20
1	3I	96	ASP	CA-CB-CG	7.42	129.73	113.40
2	3J	74	TYR	CA-C-N	-7.42	100.87	117.20
1	32	96	ASP	CA-CB-CG	7.42	129.73	113.40
2	33	74	TYR	CA-C-N	-7.42	100.87	117.20

*Continued on next page...*



*Continued from previous page...*

Mol	Chain	Res	Type	Atoms	Z	Observed(°)	Ideal(°)
1	4E	96	ASP	CA-CB-CG	7.42	129.73	113.40
2	4F	74	TYR	CA-C-N	-7.42	100.87	117.20
1	4Y	96	ASP	CA-CB-CG	7.42	129.73	113.40
2	4Z	74	TYR	CA-C-N	-7.42	100.87	117.20
1	5U	96	ASP	CA-CB-CG	7.42	129.73	113.40
2	5V	74	TYR	CA-C-N	-7.42	100.87	117.20
1	6M	96	ASP	CA-CB-CG	7.42	129.73	113.40
2	6N	74	TYR	CA-C-N	-7.42	100.87	117.20
1	6U	96	ASP	CA-CB-CG	7.42	129.73	113.40
2	6V	74	TYR	CA-C-N	-7.42	100.87	117.20
1	7E	96	ASP	CA-CB-CG	7.42	129.73	113.40
2	7F	74	TYR	CA-C-N	-7.42	100.87	117.20
1	7Q	96	ASP	CA-CB-CG	7.42	129.73	113.40
2	7R	74	TYR	CA-C-N	-7.42	100.87	117.20
1	1A	29	TYR	CA-C-N	-7.42	100.88	117.20
1	1E	77	ALA	C-N-CA	7.42	140.25	121.70
1	1I	29	TYR	CA-C-N	-7.42	100.88	117.20
1	1Q	29	TYR	CA-C-N	-7.42	100.88	117.20
2	1R	68	PRO	C-N-CA	7.42	140.25	121.70
1	1U	29	TYR	CA-C-N	-7.42	100.88	117.20
2	1V	68	PRO	C-N-CA	7.42	140.25	121.70
1	1Y	29	TYR	CA-C-N	-7.42	100.88	117.20
2	1Z	68	PRO	C-N-CA	7.42	140.25	121.70
1	2E	29	TYR	CA-C-N	-7.42	100.88	117.20
1	2M	77	ALA	C-N-CA	7.42	140.25	121.70
1	2Q	29	TYR	CA-C-N	-7.42	100.88	117.20
2	2R	68	PRO	C-N-CA	7.42	140.25	121.70
1	2U	29	TYR	CA-C-N	-7.42	100.88	117.20
2	2V	68	PRO	C-N-CA	7.42	140.25	121.70
1	2Y	29	TYR	CA-C-N	-7.42	100.88	117.20
2	2Z	68	PRO	C-N-CA	7.42	140.25	121.70
1	22	77	ALA	C-N-CA	7.42	140.25	121.70
1	26	29	TYR	CA-C-N	-7.42	100.88	117.20
1	3E	29	TYR	CA-C-N	-7.42	100.88	117.20
1	3M	77	ALA	C-N-CA	7.42	140.25	121.70
1	36	77	ALA	C-N-CA	7.42	140.25	121.70
1	4A	29	TYR	CA-C-N	-7.42	100.88	117.20
1	4I	77	ALA	C-N-CA	7.42	140.25	121.70
1	4M	29	TYR	CA-C-N	-7.42	100.88	117.20
1	4Q	77	ALA	C-N-CA	7.42	140.25	121.70
1	4U	29	TYR	CA-C-N	-7.42	100.88	117.20
1	42	29	TYR	CA-C-N	-7.42	100.88	117.20

*Continued on next page...*

*Continued from previous page...*

Mol	Chain	Res	Type	Atoms	Z	Observed(°)	Ideal(°)
2	43	68	PRO	C-N-CA	7.42	140.25	121.70
1	46	29	TYR	CA-C-N	-7.42	100.88	117.20
2	47	68	PRO	C-N-CA	7.42	140.25	121.70
1	5A	29	TYR	CA-C-N	-7.42	100.88	117.20
2	5B	68	PRO	C-N-CA	7.42	140.25	121.70
1	5Q	29	TYR	CA-C-N	-7.42	100.88	117.20
1	5Y	77	ALA	C-N-CA	7.42	140.25	121.70
1	52	29	TYR	CA-C-N	-7.42	100.88	117.20
2	53	68	PRO	C-N-CA	7.42	140.25	121.70
1	56	29	TYR	CA-C-N	-7.42	100.88	117.20
2	57	68	PRO	C-N-CA	7.42	140.25	121.70
1	6A	29	TYR	CA-C-N	-7.42	100.88	117.20
2	6B	68	PRO	C-N-CA	7.42	140.25	121.70
1	6E	77	ALA	C-N-CA	7.42	140.25	121.70
1	6I	29	TYR	CA-C-N	-7.42	100.88	117.20
1	6Q	29	TYR	CA-C-N	-7.42	100.88	117.20
1	6Y	77	ALA	C-N-CA	7.42	140.25	121.70
1	7I	77	ALA	C-N-CA	7.42	140.25	121.70
1	7M	29	TYR	CA-C-N	-7.42	100.88	117.20
1	7U	77	ALA	C-N-CA	7.42	140.25	121.70
1	1M	77	ALA	C-N-CA	7.42	140.24	121.70
1	12	29	TYR	CA-C-N	-7.42	100.89	117.20
1	16	29	TYR	CA-C-N	-7.42	100.89	117.20
1	2A	29	TYR	CA-C-N	-7.42	100.89	117.20
1	2I	77	ALA	C-N-CA	7.42	140.24	121.70
1	3A	77	ALA	C-N-CA	7.42	140.24	121.70
1	3I	77	ALA	C-N-CA	7.42	140.24	121.70
1	3Q	29	TYR	CA-C-N	-7.42	100.89	117.20
1	3U	29	TYR	CA-C-N	-7.42	100.89	117.20
1	3Y	29	TYR	CA-C-N	-7.42	100.89	117.20
1	32	77	ALA	C-N-CA	7.42	140.24	121.70
1	4E	77	ALA	C-N-CA	7.42	140.24	121.70
1	4Y	77	ALA	C-N-CA	7.42	140.24	121.70
1	5E	29	TYR	CA-C-N	-7.42	100.89	117.20
1	5I	29	TYR	CA-C-N	-7.42	100.89	117.20
1	5M	29	TYR	CA-C-N	-7.42	100.89	117.20
1	5U	77	ALA	C-N-CA	7.42	140.24	121.70
1	6M	77	ALA	C-N-CA	7.42	140.24	121.70
1	6U	77	ALA	C-N-CA	7.42	140.24	121.70
1	62	29	TYR	CA-C-N	-7.42	100.89	117.20
1	66	29	TYR	CA-C-N	-7.42	100.89	117.20
1	7A	29	TYR	CA-C-N	-7.42	100.89	117.20

*Continued on next page...*

*Continued from previous page...*

Mol	Chain	Res	Type	Atoms	Z	Observed(°)	Ideal(°)
1	7E	77	ALA	C-N-CA	7.42	140.24	121.70
1	7Q	77	ALA	C-N-CA	7.42	140.24	121.70
1	1E	29	TYR	CA-C-N	-7.42	100.89	117.20
1	1E	96	ASP	CA-CB-CG	7.42	129.71	113.40
1	1M	29	TYR	CA-C-N	-7.42	100.89	117.20
1	2I	29	TYR	CA-C-N	-7.42	100.89	117.20
1	2M	29	TYR	CA-C-N	-7.42	100.89	117.20
1	2M	96	ASP	CA-CB-CG	7.42	129.71	113.40
1	22	29	TYR	CA-C-N	-7.42	100.89	117.20
1	22	96	ASP	CA-CB-CG	7.42	129.71	113.40
1	3A	29	TYR	CA-C-N	-7.42	100.89	117.20
1	3I	29	TYR	CA-C-N	-7.42	100.89	117.20
1	3M	29	TYR	CA-C-N	-7.42	100.89	117.20
1	3M	96	ASP	CA-CB-CG	7.42	129.71	113.40
1	32	29	TYR	CA-C-N	-7.42	100.89	117.20
1	36	29	TYR	CA-C-N	-7.42	100.89	117.20
1	36	96	ASP	CA-CB-CG	7.42	129.71	113.40
1	4E	29	TYR	CA-C-N	-7.42	100.89	117.20
1	4I	29	TYR	CA-C-N	-7.42	100.89	117.20
1	4I	96	ASP	CA-CB-CG	7.42	129.71	113.40
1	4Q	29	TYR	CA-C-N	-7.42	100.89	117.20
1	4Q	96	ASP	CA-CB-CG	7.42	129.71	113.40
1	4Y	29	TYR	CA-C-N	-7.42	100.89	117.20
1	5U	29	TYR	CA-C-N	-7.42	100.89	117.20
1	5Y	29	TYR	CA-C-N	-7.42	100.89	117.20
1	5Y	96	ASP	CA-CB-CG	7.42	129.71	113.40
1	6E	29	TYR	CA-C-N	-7.42	100.89	117.20
1	6E	96	ASP	CA-CB-CG	7.42	129.71	113.40
1	6M	29	TYR	CA-C-N	-7.42	100.89	117.20
1	6U	29	TYR	CA-C-N	-7.42	100.89	117.20
1	6Y	29	TYR	CA-C-N	-7.42	100.89	117.20
1	6Y	96	ASP	CA-CB-CG	7.42	129.71	113.40
1	7E	29	TYR	CA-C-N	-7.42	100.89	117.20
1	7I	29	TYR	CA-C-N	-7.42	100.89	117.20
1	7I	96	ASP	CA-CB-CG	7.42	129.71	113.40
1	7Q	29	TYR	CA-C-N	-7.42	100.89	117.20
1	7U	29	TYR	CA-C-N	-7.42	100.89	117.20
1	7U	96	ASP	CA-CB-CG	7.42	129.71	113.40
2	13	224	VAL	CB-CA-C	-7.41	97.31	111.40
2	17	224	VAL	CB-CA-C	-7.41	97.31	111.40
2	2B	224	VAL	CB-CA-C	-7.41	97.31	111.40
2	3R	224	VAL	CB-CA-C	-7.41	97.31	111.40

*Continued on next page...*

*Continued from previous page...*

Mol	Chain	Res	Type	Atoms	Z	Observed(°)	Ideal(°)
2	3V	224	VAL	CB-CA-C	-7.41	97.31	111.40
2	3Z	224	VAL	CB-CA-C	-7.41	97.31	111.40
2	5F	224	VAL	CB-CA-C	-7.41	97.31	111.40
2	5J	224	VAL	CB-CA-C	-7.41	97.31	111.40
2	5N	224	VAL	CB-CA-C	-7.41	97.31	111.40
2	63	224	VAL	CB-CA-C	-7.41	97.31	111.40
2	67	224	VAL	CB-CA-C	-7.41	97.31	111.40
2	7B	224	VAL	CB-CA-C	-7.41	97.31	111.40
2	1N	224	VAL	CB-CA-C	-7.41	97.32	111.40
2	2J	224	VAL	CB-CA-C	-7.41	97.32	111.40
2	3B	224	VAL	CB-CA-C	-7.41	97.32	111.40
2	3J	224	VAL	CB-CA-C	-7.41	97.32	111.40
2	33	224	VAL	CB-CA-C	-7.41	97.32	111.40
2	4F	224	VAL	CB-CA-C	-7.41	97.32	111.40
2	4Z	224	VAL	CB-CA-C	-7.41	97.32	111.40
2	5V	224	VAL	CB-CA-C	-7.41	97.32	111.40
2	6N	224	VAL	CB-CA-C	-7.41	97.32	111.40
2	6V	224	VAL	CB-CA-C	-7.41	97.32	111.40
2	7F	224	VAL	CB-CA-C	-7.41	97.32	111.40
2	7R	224	VAL	CB-CA-C	-7.41	97.32	111.40
2	1B	224	VAL	CB-CA-C	-7.40	97.33	111.40
2	1J	224	VAL	CB-CA-C	-7.40	97.33	111.40
2	2F	224	VAL	CB-CA-C	-7.40	97.33	111.40
2	27	224	VAL	CB-CA-C	-7.40	97.33	111.40
2	3F	224	VAL	CB-CA-C	-7.40	97.33	111.40
2	4B	224	VAL	CB-CA-C	-7.40	97.33	111.40
2	4N	224	VAL	CB-CA-C	-7.40	97.33	111.40
2	4V	224	VAL	CB-CA-C	-7.40	97.33	111.40
2	5R	224	VAL	CB-CA-C	-7.40	97.33	111.40
2	6J	224	VAL	CB-CA-C	-7.40	97.33	111.40
2	6R	224	VAL	CB-CA-C	-7.40	97.33	111.40
2	7N	224	VAL	CB-CA-C	-7.40	97.33	111.40
2	1F	224	VAL	CB-CA-C	-7.40	97.34	111.40
2	2N	224	VAL	CB-CA-C	-7.40	97.34	111.40
2	23	224	VAL	CB-CA-C	-7.40	97.34	111.40
2	3N	224	VAL	CB-CA-C	-7.40	97.34	111.40
2	37	224	VAL	CB-CA-C	-7.40	97.34	111.40
2	4J	224	VAL	CB-CA-C	-7.40	97.34	111.40
2	4R	224	VAL	CB-CA-C	-7.40	97.34	111.40
2	5Z	224	VAL	CB-CA-C	-7.40	97.34	111.40
2	6F	224	VAL	CB-CA-C	-7.40	97.34	111.40
2	6Z	224	VAL	CB-CA-C	-7.40	97.34	111.40

*Continued on next page...*

*Continued from previous page...*

Mol	Chain	Res	Type	Atoms	Z	Observed(°)	Ideal(°)
2	7J	224	VAL	CB-CA-C	-7.40	97.34	111.40
2	7V	224	VAL	CB-CA-C	-7.40	97.34	111.40
2	1R	224	VAL	CB-CA-C	-7.40	97.34	111.40
2	1V	224	VAL	CB-CA-C	-7.40	97.34	111.40
2	1Z	224	VAL	CB-CA-C	-7.40	97.34	111.40
2	2R	224	VAL	CB-CA-C	-7.40	97.34	111.40
2	2V	224	VAL	CB-CA-C	-7.40	97.34	111.40
2	2Z	224	VAL	CB-CA-C	-7.40	97.34	111.40
2	43	224	VAL	CB-CA-C	-7.40	97.34	111.40
2	47	224	VAL	CB-CA-C	-7.40	97.34	111.40
2	5B	224	VAL	CB-CA-C	-7.40	97.34	111.40
2	53	224	VAL	CB-CA-C	-7.40	97.34	111.40
2	57	224	VAL	CB-CA-C	-7.40	97.34	111.40
2	6B	224	VAL	CB-CA-C	-7.40	97.34	111.40
1	12	97	SER	CA-C-N	-7.39	100.93	117.20
1	16	97	SER	CA-C-N	-7.39	100.93	117.20
1	2A	97	SER	CA-C-N	-7.39	100.93	117.20
1	3Q	97	SER	CA-C-N	-7.39	100.93	117.20
1	3U	97	SER	CA-C-N	-7.39	100.93	117.20
1	3Y	97	SER	CA-C-N	-7.39	100.93	117.20
1	5E	97	SER	CA-C-N	-7.39	100.93	117.20
1	5I	97	SER	CA-C-N	-7.39	100.93	117.20
1	5M	97	SER	CA-C-N	-7.39	100.93	117.20
1	62	97	SER	CA-C-N	-7.39	100.93	117.20
1	66	97	SER	CA-C-N	-7.39	100.93	117.20
1	7A	97	SER	CA-C-N	-7.39	100.93	117.20
1	1A	97	SER	CA-C-N	-7.39	100.94	117.20
1	1E	97	SER	CA-C-N	-7.39	100.94	117.20
1	1I	97	SER	CA-C-N	-7.39	100.94	117.20
1	2E	97	SER	CA-C-N	-7.39	100.94	117.20
1	2M	97	SER	CA-C-N	-7.39	100.94	117.20
1	22	97	SER	CA-C-N	-7.39	100.94	117.20
1	26	97	SER	CA-C-N	-7.39	100.94	117.20
1	3E	97	SER	CA-C-N	-7.39	100.94	117.20
1	3M	97	SER	CA-C-N	-7.39	100.94	117.20
1	36	97	SER	CA-C-N	-7.39	100.94	117.20
1	4A	97	SER	CA-C-N	-7.39	100.94	117.20
1	4I	97	SER	CA-C-N	-7.39	100.94	117.20
1	4M	97	SER	CA-C-N	-7.39	100.94	117.20
1	4Q	97	SER	CA-C-N	-7.39	100.94	117.20
1	4U	97	SER	CA-C-N	-7.39	100.94	117.20
1	5Q	97	SER	CA-C-N	-7.39	100.94	117.20

*Continued on next page...*

*Continued from previous page...*

Mol	Chain	Res	Type	Atoms	Z	Observed(°)	Ideal(°)
1	5Y	97	SER	CA-C-N	-7.39	100.94	117.20
1	6E	97	SER	CA-C-N	-7.39	100.94	117.20
1	6I	97	SER	CA-C-N	-7.39	100.94	117.20
1	6Q	97	SER	CA-C-N	-7.39	100.94	117.20
1	6Y	97	SER	CA-C-N	-7.39	100.94	117.20
1	7I	97	SER	CA-C-N	-7.39	100.94	117.20
1	7M	97	SER	CA-C-N	-7.39	100.94	117.20
1	7U	97	SER	CA-C-N	-7.39	100.94	117.20
1	1Q	172	PHE	CZ-CE2-CD2	7.39	128.97	120.10
1	1U	172	PHE	CZ-CE2-CD2	7.39	128.97	120.10
1	1Y	172	PHE	CZ-CE2-CD2	7.39	128.97	120.10
1	2Q	172	PHE	CZ-CE2-CD2	7.39	128.97	120.10
1	2U	172	PHE	CZ-CE2-CD2	7.39	128.97	120.10
1	2Y	172	PHE	CZ-CE2-CD2	7.39	128.97	120.10
1	42	172	PHE	CZ-CE2-CD2	7.39	128.97	120.10
1	46	172	PHE	CZ-CE2-CD2	7.39	128.97	120.10
1	5A	172	PHE	CZ-CE2-CD2	7.39	128.97	120.10
1	52	172	PHE	CZ-CE2-CD2	7.39	128.97	120.10
1	56	172	PHE	CZ-CE2-CD2	7.39	128.97	120.10
1	6A	172	PHE	CZ-CE2-CD2	7.39	128.97	120.10
1	1Q	97	SER	CA-C-N	-7.39	100.94	117.20
1	1U	97	SER	CA-C-N	-7.39	100.94	117.20
1	1Y	97	SER	CA-C-N	-7.39	100.94	117.20
1	2Q	97	SER	CA-C-N	-7.39	100.94	117.20
1	2U	97	SER	CA-C-N	-7.39	100.94	117.20
1	2Y	97	SER	CA-C-N	-7.39	100.94	117.20
1	42	97	SER	CA-C-N	-7.39	100.94	117.20
1	46	97	SER	CA-C-N	-7.39	100.94	117.20
1	5A	97	SER	CA-C-N	-7.39	100.94	117.20
1	52	97	SER	CA-C-N	-7.39	100.94	117.20
1	56	97	SER	CA-C-N	-7.39	100.94	117.20
1	6A	97	SER	CA-C-N	-7.39	100.94	117.20
1	1M	8	LEU	O-C-N	-7.39	110.88	122.70
1	2I	8	LEU	O-C-N	-7.39	110.88	122.70
1	3A	8	LEU	O-C-N	-7.39	110.88	122.70
1	3I	8	LEU	O-C-N	-7.39	110.88	122.70
1	32	8	LEU	O-C-N	-7.39	110.88	122.70
1	4E	8	LEU	O-C-N	-7.39	110.88	122.70
1	4Y	8	LEU	O-C-N	-7.39	110.88	122.70
1	5U	8	LEU	O-C-N	-7.39	110.88	122.70
1	6M	8	LEU	O-C-N	-7.39	110.88	122.70
1	6U	8	LEU	O-C-N	-7.39	110.88	122.70

*Continued on next page...*

*Continued from previous page...*

Mol	Chain	Res	Type	Atoms	Z	Observed(°)	Ideal(°)
1	7E	8	LEU	O-C-N	-7.39	110.88	122.70
1	7Q	8	LEU	O-C-N	-7.39	110.88	122.70
1	1M	97	SER	CA-C-N	-7.38	100.96	117.20
2	1R	108	HIS	CA-C-N	7.38	133.45	117.20
2	1V	108	HIS	CA-C-N	7.38	133.45	117.20
2	1Z	108	HIS	CA-C-N	7.38	133.45	117.20
1	2I	97	SER	CA-C-N	-7.38	100.96	117.20
2	2R	108	HIS	CA-C-N	7.38	133.45	117.20
2	2V	108	HIS	CA-C-N	7.38	133.45	117.20
2	2Z	108	HIS	CA-C-N	7.38	133.45	117.20
1	3A	97	SER	CA-C-N	-7.38	100.96	117.20
1	3I	97	SER	CA-C-N	-7.38	100.96	117.20
1	32	97	SER	CA-C-N	-7.38	100.96	117.20
1	4E	97	SER	CA-C-N	-7.38	100.96	117.20
1	4Y	97	SER	CA-C-N	-7.38	100.96	117.20
2	43	108	HIS	CA-C-N	7.38	133.45	117.20
2	47	108	HIS	CA-C-N	7.38	133.45	117.20
2	5B	108	HIS	CA-C-N	7.38	133.45	117.20
1	5U	97	SER	CA-C-N	-7.38	100.96	117.20
2	53	108	HIS	CA-C-N	7.38	133.45	117.20
2	57	108	HIS	CA-C-N	7.38	133.45	117.20
2	6B	108	HIS	CA-C-N	7.38	133.45	117.20
1	6M	97	SER	CA-C-N	-7.38	100.96	117.20
1	6U	97	SER	CA-C-N	-7.38	100.96	117.20
1	7E	97	SER	CA-C-N	-7.38	100.96	117.20
1	7Q	97	SER	CA-C-N	-7.38	100.96	117.20
1	1A	181	THR	CA-CB-OG1	7.38	124.50	109.00
2	1F	37	ASN	C-N-CA	-7.38	103.24	121.70
1	1I	181	THR	CA-CB-OG1	7.38	124.50	109.00
1	2E	181	THR	CA-CB-OG1	7.38	124.50	109.00
2	2N	37	ASN	C-N-CA	-7.38	103.24	121.70
2	23	37	ASN	C-N-CA	-7.38	103.24	121.70
1	26	181	THR	CA-CB-OG1	7.38	124.50	109.00
1	3E	181	THR	CA-CB-OG1	7.38	124.50	109.00
2	3N	37	ASN	C-N-CA	-7.38	103.24	121.70
2	37	37	ASN	C-N-CA	-7.38	103.24	121.70
1	4A	181	THR	CA-CB-OG1	7.38	124.50	109.00
2	4J	37	ASN	C-N-CA	-7.38	103.24	121.70
1	4M	181	THR	CA-CB-OG1	7.38	124.50	109.00
2	4R	37	ASN	C-N-CA	-7.38	103.24	121.70
1	4U	181	THR	CA-CB-OG1	7.38	124.50	109.00
1	5Q	181	THR	CA-CB-OG1	7.38	124.50	109.00

*Continued on next page...*



*Continued from previous page...*

Mol	Chain	Res	Type	Atoms	Z	Observed(°)	Ideal(°)
2	5Z	37	ASN	C-N-CA	-7.38	103.24	121.70
2	6F	37	ASN	C-N-CA	-7.38	103.24	121.70
1	6I	181	THR	CA-CB-OG1	7.38	124.50	109.00
1	6Q	181	THR	CA-CB-OG1	7.38	124.50	109.00
2	6Z	37	ASN	C-N-CA	-7.38	103.24	121.70
2	7J	37	ASN	C-N-CA	-7.38	103.24	121.70
1	7M	181	THR	CA-CB-OG1	7.38	124.50	109.00
2	7V	37	ASN	C-N-CA	-7.38	103.24	121.70
1	1A	172	PHE	CZ-CE2-CD2	7.38	128.96	120.10
1	1I	172	PHE	CZ-CE2-CD2	7.38	128.96	120.10
1	2E	172	PHE	CZ-CE2-CD2	7.38	128.96	120.10
1	26	172	PHE	CZ-CE2-CD2	7.38	128.96	120.10
1	3E	172	PHE	CZ-CE2-CD2	7.38	128.96	120.10
1	4A	172	PHE	CZ-CE2-CD2	7.38	128.96	120.10
1	4M	172	PHE	CZ-CE2-CD2	7.38	128.96	120.10
1	4U	172	PHE	CZ-CE2-CD2	7.38	128.96	120.10
1	5Q	172	PHE	CZ-CE2-CD2	7.38	128.96	120.10
1	6I	172	PHE	CZ-CE2-CD2	7.38	128.96	120.10
1	6Q	172	PHE	CZ-CE2-CD2	7.38	128.96	120.10
1	7M	172	PHE	CZ-CE2-CD2	7.38	128.96	120.10
2	1R	5	ASN	N-CA-CB	7.38	123.88	110.60
2	1V	5	ASN	N-CA-CB	7.38	123.88	110.60
2	1Z	5	ASN	N-CA-CB	7.38	123.88	110.60
2	13	37	ASN	C-N-CA	-7.38	103.25	121.70
2	13	108	HIS	CA-C-N	7.38	133.44	117.20
2	17	37	ASN	C-N-CA	-7.38	103.25	121.70
2	17	108	HIS	CA-C-N	7.38	133.44	117.20
2	2B	37	ASN	C-N-CA	-7.38	103.25	121.70
2	2B	108	HIS	CA-C-N	7.38	133.44	117.20
2	2R	5	ASN	N-CA-CB	7.38	123.88	110.60
2	2V	5	ASN	N-CA-CB	7.38	123.88	110.60
2	2Z	5	ASN	N-CA-CB	7.38	123.88	110.60
2	3R	37	ASN	C-N-CA	-7.38	103.25	121.70
2	3R	108	HIS	CA-C-N	7.38	133.44	117.20
2	3V	37	ASN	C-N-CA	-7.38	103.25	121.70
2	3V	108	HIS	CA-C-N	7.38	133.44	117.20
2	3Z	37	ASN	C-N-CA	-7.38	103.25	121.70
2	3Z	108	HIS	CA-C-N	7.38	133.44	117.20
2	43	5	ASN	N-CA-CB	7.38	123.88	110.60
2	47	5	ASN	N-CA-CB	7.38	123.88	110.60
2	5B	5	ASN	N-CA-CB	7.38	123.88	110.60
2	5F	37	ASN	C-N-CA	-7.38	103.25	121.70

*Continued on next page...*

*Continued from previous page...*

Mol	Chain	Res	Type	Atoms	Z	Observed(°)	Ideal(°)
2	5F	108	HIS	CA-C-N	7.38	133.44	117.20
2	5J	37	ASN	C-N-CA	-7.38	103.25	121.70
2	5J	108	HIS	CA-C-N	7.38	133.44	117.20
2	5N	37	ASN	C-N-CA	-7.38	103.25	121.70
2	5N	108	HIS	CA-C-N	7.38	133.44	117.20
2	53	5	ASN	N-CA-CB	7.38	123.88	110.60
2	57	5	ASN	N-CA-CB	7.38	123.88	110.60
2	6B	5	ASN	N-CA-CB	7.38	123.88	110.60
2	63	37	ASN	C-N-CA	-7.38	103.25	121.70
2	63	108	HIS	CA-C-N	7.38	133.44	117.20
2	67	37	ASN	C-N-CA	-7.38	103.25	121.70
2	67	108	HIS	CA-C-N	7.38	133.44	117.20
2	7B	37	ASN	C-N-CA	-7.38	103.25	121.70
2	7B	108	HIS	CA-C-N	7.38	133.44	117.20
2	1N	5	ASN	N-CA-CB	7.38	123.88	110.60
1	1Q	181	THR	CA-CB-OG1	7.38	124.49	109.00
2	1R	37	ASN	C-N-CA	-7.38	103.26	121.70
1	1U	181	THR	CA-CB-OG1	7.38	124.49	109.00
2	1V	37	ASN	C-N-CA	-7.38	103.26	121.70
1	1Y	181	THR	CA-CB-OG1	7.38	124.49	109.00
2	1Z	37	ASN	C-N-CA	-7.38	103.26	121.70
2	2J	5	ASN	N-CA-CB	7.38	123.88	110.60
1	2Q	181	THR	CA-CB-OG1	7.38	124.49	109.00
2	2R	37	ASN	C-N-CA	-7.38	103.26	121.70
1	2U	181	THR	CA-CB-OG1	7.38	124.49	109.00
2	2V	37	ASN	C-N-CA	-7.38	103.26	121.70
1	2Y	181	THR	CA-CB-OG1	7.38	124.49	109.00
2	2Z	37	ASN	C-N-CA	-7.38	103.26	121.70
2	3B	5	ASN	N-CA-CB	7.38	123.88	110.60
2	3J	5	ASN	N-CA-CB	7.38	123.88	110.60
2	33	5	ASN	N-CA-CB	7.38	123.88	110.60
2	4F	5	ASN	N-CA-CB	7.38	123.88	110.60
2	4Z	5	ASN	N-CA-CB	7.38	123.88	110.60
1	42	181	THR	CA-CB-OG1	7.38	124.49	109.00
2	43	37	ASN	C-N-CA	-7.38	103.26	121.70
1	46	181	THR	CA-CB-OG1	7.38	124.49	109.00
2	47	37	ASN	C-N-CA	-7.38	103.26	121.70
1	5A	181	THR	CA-CB-OG1	7.38	124.49	109.00
2	5B	37	ASN	C-N-CA	-7.38	103.26	121.70
2	5V	5	ASN	N-CA-CB	7.38	123.88	110.60
1	52	181	THR	CA-CB-OG1	7.38	124.49	109.00
2	53	37	ASN	C-N-CA	-7.38	103.26	121.70

*Continued on next page...*

*Continued from previous page...*

Mol	Chain	Res	Type	Atoms	Z	Observed(°)	Ideal(°)
1	56	181	THR	CA-CB-OG1	7.38	124.49	109.00
2	57	37	ASN	C-N-CA	-7.38	103.26	121.70
1	6A	181	THR	CA-CB-OG1	7.38	124.49	109.00
2	6B	37	ASN	C-N-CA	-7.38	103.26	121.70
2	6N	5	ASN	N-CA-CB	7.38	123.88	110.60
2	6V	5	ASN	N-CA-CB	7.38	123.88	110.60
2	7F	5	ASN	N-CA-CB	7.38	123.88	110.60
2	7R	5	ASN	N-CA-CB	7.38	123.88	110.60
2	1B	37	ASN	C-N-CA	-7.38	103.26	121.70
2	1J	37	ASN	C-N-CA	-7.38	103.26	121.70
1	1M	181	THR	CA-CB-OG1	7.38	124.49	109.00
2	1R	78	HIS	CB-CG-ND1	-7.38	104.76	123.20
2	1V	78	HIS	CB-CG-ND1	-7.38	104.76	123.20
2	1Z	78	HIS	CB-CG-ND1	-7.38	104.76	123.20
2	2F	37	ASN	C-N-CA	-7.38	103.26	121.70
1	2I	181	THR	CA-CB-OG1	7.38	124.49	109.00
2	2R	78	HIS	CB-CG-ND1	-7.38	104.76	123.20
2	2V	78	HIS	CB-CG-ND1	-7.38	104.76	123.20
2	2Z	78	HIS	CB-CG-ND1	-7.38	104.76	123.20
2	27	37	ASN	C-N-CA	-7.38	103.26	121.70
1	3A	181	THR	CA-CB-OG1	7.38	124.49	109.00
2	3F	37	ASN	C-N-CA	-7.38	103.26	121.70
1	3I	181	THR	CA-CB-OG1	7.38	124.49	109.00
1	32	181	THR	CA-CB-OG1	7.38	124.49	109.00
2	4B	37	ASN	C-N-CA	-7.38	103.26	121.70
1	4E	181	THR	CA-CB-OG1	7.38	124.49	109.00
2	4N	37	ASN	C-N-CA	-7.38	103.26	121.70
2	4V	37	ASN	C-N-CA	-7.38	103.26	121.70
1	4Y	181	THR	CA-CB-OG1	7.38	124.49	109.00
2	43	78	HIS	CB-CG-ND1	-7.38	104.76	123.20
2	47	78	HIS	CB-CG-ND1	-7.38	104.76	123.20
2	5B	78	HIS	CB-CG-ND1	-7.38	104.76	123.20
2	5R	37	ASN	C-N-CA	-7.38	103.26	121.70
1	5U	181	THR	CA-CB-OG1	7.38	124.49	109.00
2	53	78	HIS	CB-CG-ND1	-7.38	104.76	123.20
2	57	78	HIS	CB-CG-ND1	-7.38	104.76	123.20
2	6B	78	HIS	CB-CG-ND1	-7.38	104.76	123.20
2	6J	37	ASN	C-N-CA	-7.38	103.26	121.70
1	6M	181	THR	CA-CB-OG1	7.38	124.49	109.00
2	6R	37	ASN	C-N-CA	-7.38	103.26	121.70
1	6U	181	THR	CA-CB-OG1	7.38	124.49	109.00
1	7E	181	THR	CA-CB-OG1	7.38	124.49	109.00

*Continued on next page...*

*Continued from previous page...*

Mol	Chain	Res	Type	Atoms	Z	Observed(°)	Ideal(°)
2	7N	37	ASN	C-N-CA	-7.38	103.26	121.70
1	7Q	181	THR	CA-CB-OG1	7.38	124.49	109.00
2	1B	5	ASN	N-CA-CB	7.37	123.87	110.60
2	1J	5	ASN	N-CA-CB	7.37	123.87	110.60
1	1Q	8	LEU	O-C-N	-7.37	110.91	122.70
1	1Q	18	PRO	CB-CA-C	-7.37	93.57	112.00
1	1U	8	LEU	O-C-N	-7.37	110.91	122.70
1	1U	18	PRO	CB-CA-C	-7.37	93.57	112.00
1	1Y	8	LEU	O-C-N	-7.37	110.91	122.70
1	1Y	18	PRO	CB-CA-C	-7.37	93.57	112.00
2	2F	5	ASN	N-CA-CB	7.37	123.87	110.60
1	2Q	8	LEU	O-C-N	-7.37	110.91	122.70
1	2Q	18	PRO	CB-CA-C	-7.37	93.57	112.00
1	2U	8	LEU	O-C-N	-7.37	110.91	122.70
1	2U	18	PRO	CB-CA-C	-7.37	93.57	112.00
1	2Y	8	LEU	O-C-N	-7.37	110.91	122.70
1	2Y	18	PRO	CB-CA-C	-7.37	93.57	112.00
2	27	5	ASN	N-CA-CB	7.37	123.87	110.60
2	3F	5	ASN	N-CA-CB	7.37	123.87	110.60
2	4B	5	ASN	N-CA-CB	7.37	123.87	110.60
2	4N	5	ASN	N-CA-CB	7.37	123.87	110.60
2	4V	5	ASN	N-CA-CB	7.37	123.87	110.60
1	42	8	LEU	O-C-N	-7.37	110.91	122.70
1	42	18	PRO	CB-CA-C	-7.37	93.57	112.00
1	46	8	LEU	O-C-N	-7.37	110.91	122.70
1	46	18	PRO	CB-CA-C	-7.37	93.57	112.00
1	5A	8	LEU	O-C-N	-7.37	110.91	122.70
1	5A	18	PRO	CB-CA-C	-7.37	93.57	112.00
2	5R	5	ASN	N-CA-CB	7.37	123.87	110.60
1	52	8	LEU	O-C-N	-7.37	110.91	122.70
1	52	18	PRO	CB-CA-C	-7.37	93.57	112.00
1	56	8	LEU	O-C-N	-7.37	110.91	122.70
1	56	18	PRO	CB-CA-C	-7.37	93.57	112.00
1	6A	8	LEU	O-C-N	-7.37	110.91	122.70
1	6A	18	PRO	CB-CA-C	-7.37	93.57	112.00
2	6J	5	ASN	N-CA-CB	7.37	123.87	110.60
2	6R	5	ASN	N-CA-CB	7.37	123.87	110.60
2	7N	5	ASN	N-CA-CB	7.37	123.87	110.60
1	12	18	PRO	CB-CA-C	-7.37	93.58	112.00
1	16	18	PRO	CB-CA-C	-7.37	93.58	112.00
1	2A	18	PRO	CB-CA-C	-7.37	93.58	112.00
1	3Q	18	PRO	CB-CA-C	-7.37	93.58	112.00

*Continued on next page...*

*Continued from previous page...*

Mol	Chain	Res	Type	Atoms	Z	Observed(°)	Ideal(°)
1	3U	18	PRO	CB-CA-C	-7.37	93.58	112.00
1	3Y	18	PRO	CB-CA-C	-7.37	93.58	112.00
1	5E	18	PRO	CB-CA-C	-7.37	93.58	112.00
1	5I	18	PRO	CB-CA-C	-7.37	93.58	112.00
1	5M	18	PRO	CB-CA-C	-7.37	93.58	112.00
1	62	18	PRO	CB-CA-C	-7.37	93.58	112.00
1	66	18	PRO	CB-CA-C	-7.37	93.58	112.00
1	7A	18	PRO	CB-CA-C	-7.37	93.58	112.00
1	1A	18	PRO	CB-CA-C	-7.37	93.58	112.00
1	1I	18	PRO	CB-CA-C	-7.37	93.58	112.00
1	12	181	THR	CA-CB-OG1	7.37	124.47	109.00
1	16	181	THR	CA-CB-OG1	7.37	124.47	109.00
1	2A	181	THR	CA-CB-OG1	7.37	124.47	109.00
1	2E	18	PRO	CB-CA-C	-7.37	93.58	112.00
1	26	18	PRO	CB-CA-C	-7.37	93.58	112.00
1	3E	18	PRO	CB-CA-C	-7.37	93.58	112.00
1	3Q	181	THR	CA-CB-OG1	7.37	124.47	109.00
1	3U	181	THR	CA-CB-OG1	7.37	124.47	109.00
1	3Y	181	THR	CA-CB-OG1	7.37	124.47	109.00
1	4A	18	PRO	CB-CA-C	-7.37	93.58	112.00
1	4M	18	PRO	CB-CA-C	-7.37	93.58	112.00
1	4U	18	PRO	CB-CA-C	-7.37	93.58	112.00
1	5E	181	THR	CA-CB-OG1	7.37	124.47	109.00
1	5I	181	THR	CA-CB-OG1	7.37	124.47	109.00
1	5M	181	THR	CA-CB-OG1	7.37	124.47	109.00
1	5Q	18	PRO	CB-CA-C	-7.37	93.58	112.00
1	6I	18	PRO	CB-CA-C	-7.37	93.58	112.00
1	6Q	18	PRO	CB-CA-C	-7.37	93.58	112.00
1	62	181	THR	CA-CB-OG1	7.37	124.47	109.00
1	66	181	THR	CA-CB-OG1	7.37	124.47	109.00
1	7A	181	THR	CA-CB-OG1	7.37	124.47	109.00
1	7M	18	PRO	CB-CA-C	-7.37	93.58	112.00
2	1B	108	HIS	CA-C-N	7.37	133.41	117.20
2	1J	108	HIS	CA-C-N	7.37	133.41	117.20
1	1M	172	PHE	CZ-CE2-CD2	7.37	128.94	120.10
2	2F	108	HIS	CA-C-N	7.37	133.41	117.20
1	2I	172	PHE	CZ-CE2-CD2	7.37	128.94	120.10
2	27	108	HIS	CA-C-N	7.37	133.41	117.20
1	3A	172	PHE	CZ-CE2-CD2	7.37	128.94	120.10
2	3F	108	HIS	CA-C-N	7.37	133.41	117.20
1	3I	172	PHE	CZ-CE2-CD2	7.37	128.94	120.10
1	32	172	PHE	CZ-CE2-CD2	7.37	128.94	120.10

*Continued on next page...*

*Continued from previous page...*

Mol	Chain	Res	Type	Atoms	Z	Observed(°)	Ideal(°)
2	4B	108	HIS	CA-C-N	7.37	133.41	117.20
1	4E	172	PHE	CZ-CE2-CD2	7.37	128.94	120.10
2	4N	108	HIS	CA-C-N	7.37	133.41	117.20
2	4V	108	HIS	CA-C-N	7.37	133.41	117.20
1	4Y	172	PHE	CZ-CE2-CD2	7.37	128.94	120.10
2	5R	108	HIS	CA-C-N	7.37	133.41	117.20
1	5U	172	PHE	CZ-CE2-CD2	7.37	128.94	120.10
2	6J	108	HIS	CA-C-N	7.37	133.41	117.20
1	6M	172	PHE	CZ-CE2-CD2	7.37	128.94	120.10
2	6R	108	HIS	CA-C-N	7.37	133.41	117.20
1	6U	172	PHE	CZ-CE2-CD2	7.37	128.94	120.10
1	7E	172	PHE	CZ-CE2-CD2	7.37	128.94	120.10
2	7N	108	HIS	CA-C-N	7.37	133.41	117.20
1	7Q	172	PHE	CZ-CE2-CD2	7.37	128.94	120.10
2	1B	52	ASP	CB-CG-OD2	7.37	124.93	118.30
2	1J	52	ASP	CB-CG-OD2	7.37	124.93	118.30
1	1M	18	PRO	CB-CA-C	-7.37	93.59	112.00
2	13	78	HIS	CB-CG-ND1	-7.37	104.79	123.20
2	17	78	HIS	CB-CG-ND1	-7.37	104.79	123.20
2	2B	78	HIS	CB-CG-ND1	-7.37	104.79	123.20
2	2F	52	ASP	CB-CG-OD2	7.37	124.93	118.30
1	2I	18	PRO	CB-CA-C	-7.37	93.59	112.00
2	27	52	ASP	CB-CG-OD2	7.37	124.93	118.30
1	3A	18	PRO	CB-CA-C	-7.37	93.59	112.00
2	3F	52	ASP	CB-CG-OD2	7.37	124.93	118.30
1	3I	18	PRO	CB-CA-C	-7.37	93.59	112.00
2	3R	78	HIS	CB-CG-ND1	-7.37	104.79	123.20
2	3V	78	HIS	CB-CG-ND1	-7.37	104.79	123.20
2	3Z	78	HIS	CB-CG-ND1	-7.37	104.79	123.20
1	32	18	PRO	CB-CA-C	-7.37	93.59	112.00
2	4B	52	ASP	CB-CG-OD2	7.37	124.93	118.30
1	4E	18	PRO	CB-CA-C	-7.37	93.59	112.00
2	4N	52	ASP	CB-CG-OD2	7.37	124.93	118.30
2	4V	52	ASP	CB-CG-OD2	7.37	124.93	118.30
1	4Y	18	PRO	CB-CA-C	-7.37	93.59	112.00
2	5F	78	HIS	CB-CG-ND1	-7.37	104.79	123.20
2	5J	78	HIS	CB-CG-ND1	-7.37	104.79	123.20
2	5N	78	HIS	CB-CG-ND1	-7.37	104.79	123.20
2	5R	52	ASP	CB-CG-OD2	7.37	124.93	118.30
1	5U	18	PRO	CB-CA-C	-7.37	93.59	112.00
2	6J	52	ASP	CB-CG-OD2	7.37	124.93	118.30
1	6M	18	PRO	CB-CA-C	-7.37	93.59	112.00

*Continued on next page...*



*Continued from previous page...*

Mol	Chain	Res	Type	Atoms	Z	Observed(°)	Ideal(°)
2	6R	52	ASP	CB-CG-OD2	7.37	124.93	118.30
1	6U	18	PRO	CB-CA-C	-7.37	93.59	112.00
2	63	78	HIS	CB-CG-ND1	-7.37	104.79	123.20
2	67	78	HIS	CB-CG-ND1	-7.37	104.79	123.20
2	7B	78	HIS	CB-CG-ND1	-7.37	104.79	123.20
1	7E	18	PRO	CB-CA-C	-7.37	93.59	112.00
2	7N	52	ASP	CB-CG-OD2	7.37	124.93	118.30
1	7Q	18	PRO	CB-CA-C	-7.37	93.59	112.00
1	1E	181	THR	CA-CB-OG1	7.36	124.46	109.00
2	1F	5	ASN	N-CA-CB	7.36	123.85	110.60
1	2M	181	THR	CA-CB-OG1	7.36	124.46	109.00
2	2N	5	ASN	N-CA-CB	7.36	123.85	110.60
1	22	181	THR	CA-CB-OG1	7.36	124.46	109.00
2	23	5	ASN	N-CA-CB	7.36	123.85	110.60
1	3M	181	THR	CA-CB-OG1	7.36	124.46	109.00
2	3N	5	ASN	N-CA-CB	7.36	123.85	110.60
1	36	181	THR	CA-CB-OG1	7.36	124.46	109.00
2	37	5	ASN	N-CA-CB	7.36	123.85	110.60
1	4I	181	THR	CA-CB-OG1	7.36	124.46	109.00
2	4J	5	ASN	N-CA-CB	7.36	123.85	110.60
1	4Q	181	THR	CA-CB-OG1	7.36	124.46	109.00
2	4R	5	ASN	N-CA-CB	7.36	123.85	110.60
1	5Y	181	THR	CA-CB-OG1	7.36	124.46	109.00
2	5Z	5	ASN	N-CA-CB	7.36	123.85	110.60
1	6E	181	THR	CA-CB-OG1	7.36	124.46	109.00
2	6F	5	ASN	N-CA-CB	7.36	123.85	110.60
1	6Y	181	THR	CA-CB-OG1	7.36	124.46	109.00
2	6Z	5	ASN	N-CA-CB	7.36	123.85	110.60
1	7I	181	THR	CA-CB-OG1	7.36	124.46	109.00
2	7J	5	ASN	N-CA-CB	7.36	123.85	110.60
1	7U	181	THR	CA-CB-OG1	7.36	124.46	109.00
2	7V	5	ASN	N-CA-CB	7.36	123.85	110.60
1	1A	8	LEU	O-C-N	-7.36	110.92	122.70
1	1I	8	LEU	O-C-N	-7.36	110.92	122.70
1	2E	8	LEU	O-C-N	-7.36	110.92	122.70
1	26	8	LEU	O-C-N	-7.36	110.92	122.70
1	3E	8	LEU	O-C-N	-7.36	110.92	122.70
1	4A	8	LEU	O-C-N	-7.36	110.92	122.70
1	4M	8	LEU	O-C-N	-7.36	110.92	122.70
1	4U	8	LEU	O-C-N	-7.36	110.92	122.70
1	5Q	8	LEU	O-C-N	-7.36	110.92	122.70
1	6I	8	LEU	O-C-N	-7.36	110.92	122.70

*Continued on next page...*



*Continued from previous page...*

Mol	Chain	Res	Type	Atoms	Z	Observed(°)	Ideal(°)
1	6Q	8	LEU	O-C-N	-7.36	110.92	122.70
1	7M	8	LEU	O-C-N	-7.36	110.92	122.70
1	1E	172	PHE	CZ-CE2-CD2	7.36	128.93	120.10
1	2M	172	PHE	CZ-CE2-CD2	7.36	128.93	120.10
1	22	172	PHE	CZ-CE2-CD2	7.36	128.93	120.10
1	3M	172	PHE	CZ-CE2-CD2	7.36	128.93	120.10
1	36	172	PHE	CZ-CE2-CD2	7.36	128.93	120.10
1	4I	172	PHE	CZ-CE2-CD2	7.36	128.93	120.10
1	4Q	172	PHE	CZ-CE2-CD2	7.36	128.93	120.10
1	5Y	172	PHE	CZ-CE2-CD2	7.36	128.93	120.10
1	6E	172	PHE	CZ-CE2-CD2	7.36	128.93	120.10
1	6Y	172	PHE	CZ-CE2-CD2	7.36	128.93	120.10
1	7I	172	PHE	CZ-CE2-CD2	7.36	128.93	120.10
1	7U	172	PHE	CZ-CE2-CD2	7.36	128.93	120.10
2	1B	78	HIS	CB-CG-ND1	-7.36	104.80	123.20
2	1J	78	HIS	CB-CG-ND1	-7.36	104.80	123.20
2	1N	108	HIS	CA-C-N	7.36	133.39	117.20
2	2F	78	HIS	CB-CG-ND1	-7.36	104.80	123.20
2	2J	108	HIS	CA-C-N	7.36	133.39	117.20
2	27	78	HIS	CB-CG-ND1	-7.36	104.80	123.20
2	3B	108	HIS	CA-C-N	7.36	133.39	117.20
2	3F	78	HIS	CB-CG-ND1	-7.36	104.80	123.20
2	3J	108	HIS	CA-C-N	7.36	133.39	117.20
2	33	108	HIS	CA-C-N	7.36	133.39	117.20
2	4B	78	HIS	CB-CG-ND1	-7.36	104.80	123.20
2	4F	108	HIS	CA-C-N	7.36	133.39	117.20
2	4N	78	HIS	CB-CG-ND1	-7.36	104.80	123.20
2	4V	78	HIS	CB-CG-ND1	-7.36	104.80	123.20
2	4Z	108	HIS	CA-C-N	7.36	133.39	117.20
2	5R	78	HIS	CB-CG-ND1	-7.36	104.80	123.20
2	5V	108	HIS	CA-C-N	7.36	133.39	117.20
2	6J	78	HIS	CB-CG-ND1	-7.36	104.80	123.20
2	6N	108	HIS	CA-C-N	7.36	133.39	117.20
2	6R	78	HIS	CB-CG-ND1	-7.36	104.80	123.20
2	6V	108	HIS	CA-C-N	7.36	133.39	117.20
2	7F	108	HIS	CA-C-N	7.36	133.39	117.20
2	7N	78	HIS	CB-CG-ND1	-7.36	104.80	123.20
2	7R	108	HIS	CA-C-N	7.36	133.39	117.20
1	1E	18	PRO	CB-CA-C	-7.36	93.60	112.00
2	1N	37	ASN	C-N-CA	-7.36	103.31	121.70
2	2J	37	ASN	C-N-CA	-7.36	103.31	121.70
1	2M	18	PRO	CB-CA-C	-7.36	93.60	112.00

*Continued on next page...*

*Continued from previous page...*

Mol	Chain	Res	Type	Atoms	Z	Observed(°)	Ideal(°)
1	22	18	PRO	CB-CA-C	-7.36	93.60	112.00
2	3B	37	ASN	C-N-CA	-7.36	103.31	121.70
2	3J	37	ASN	C-N-CA	-7.36	103.31	121.70
1	3M	18	PRO	CB-CA-C	-7.36	93.60	112.00
2	33	37	ASN	C-N-CA	-7.36	103.31	121.70
1	36	18	PRO	CB-CA-C	-7.36	93.60	112.00
2	4F	37	ASN	C-N-CA	-7.36	103.31	121.70
1	4I	18	PRO	CB-CA-C	-7.36	93.60	112.00
1	4Q	18	PRO	CB-CA-C	-7.36	93.60	112.00
2	4Z	37	ASN	C-N-CA	-7.36	103.31	121.70
2	5V	37	ASN	C-N-CA	-7.36	103.31	121.70
1	5Y	18	PRO	CB-CA-C	-7.36	93.60	112.00
1	6E	18	PRO	CB-CA-C	-7.36	93.60	112.00
2	6N	37	ASN	C-N-CA	-7.36	103.31	121.70
2	6V	37	ASN	C-N-CA	-7.36	103.31	121.70
1	6Y	18	PRO	CB-CA-C	-7.36	93.60	112.00
2	7F	37	ASN	C-N-CA	-7.36	103.31	121.70
1	7I	18	PRO	CB-CA-C	-7.36	93.60	112.00
2	7R	37	ASN	C-N-CA	-7.36	103.31	121.70
1	7U	18	PRO	CB-CA-C	-7.36	93.60	112.00
2	1F	52	ASP	CB-CG-OD2	7.36	124.92	118.30
2	1R	52	ASP	CB-CG-OD2	7.36	124.92	118.30
2	1V	52	ASP	CB-CG-OD2	7.36	124.92	118.30
2	1Z	52	ASP	CB-CG-OD2	7.36	124.92	118.30
1	12	172	PHE	CZ-CE2-CD2	7.36	128.93	120.10
1	16	172	PHE	CZ-CE2-CD2	7.36	128.93	120.10
1	2A	172	PHE	CZ-CE2-CD2	7.36	128.93	120.10
2	2N	52	ASP	CB-CG-OD2	7.36	124.92	118.30
2	2R	52	ASP	CB-CG-OD2	7.36	124.92	118.30
2	2V	52	ASP	CB-CG-OD2	7.36	124.92	118.30
2	2Z	52	ASP	CB-CG-OD2	7.36	124.92	118.30
2	23	52	ASP	CB-CG-OD2	7.36	124.92	118.30
2	3N	52	ASP	CB-CG-OD2	7.36	124.92	118.30
1	3Q	172	PHE	CZ-CE2-CD2	7.36	128.93	120.10
1	3U	172	PHE	CZ-CE2-CD2	7.36	128.93	120.10
1	3Y	172	PHE	CZ-CE2-CD2	7.36	128.93	120.10
2	37	52	ASP	CB-CG-OD2	7.36	124.92	118.30
2	4J	52	ASP	CB-CG-OD2	7.36	124.92	118.30
2	4R	52	ASP	CB-CG-OD2	7.36	124.92	118.30
2	43	52	ASP	CB-CG-OD2	7.36	124.92	118.30
2	47	52	ASP	CB-CG-OD2	7.36	124.92	118.30
2	5B	52	ASP	CB-CG-OD2	7.36	124.92	118.30

*Continued on next page...*

*Continued from previous page...*

Mol	Chain	Res	Type	Atoms	Z	Observed(°)	Ideal(°)
1	5E	172	PHE	CZ-CE2-CD2	7.36	128.93	120.10
1	5I	172	PHE	CZ-CE2-CD2	7.36	128.93	120.10
1	5M	172	PHE	CZ-CE2-CD2	7.36	128.93	120.10
2	5Z	52	ASP	CB-CG-OD2	7.36	124.92	118.30
2	53	52	ASP	CB-CG-OD2	7.36	124.92	118.30
2	57	52	ASP	CB-CG-OD2	7.36	124.92	118.30
2	6B	52	ASP	CB-CG-OD2	7.36	124.92	118.30
2	6F	52	ASP	CB-CG-OD2	7.36	124.92	118.30
2	6Z	52	ASP	CB-CG-OD2	7.36	124.92	118.30
1	62	172	PHE	CZ-CE2-CD2	7.36	128.93	120.10
1	66	172	PHE	CZ-CE2-CD2	7.36	128.93	120.10
1	7A	172	PHE	CZ-CE2-CD2	7.36	128.93	120.10
2	7J	52	ASP	CB-CG-OD2	7.36	124.92	118.30
2	7V	52	ASP	CB-CG-OD2	7.36	124.92	118.30
2	13	5	ASN	N-CA-CB	7.35	123.84	110.60
2	17	5	ASN	N-CA-CB	7.35	123.84	110.60
2	2B	5	ASN	N-CA-CB	7.35	123.84	110.60
2	3R	5	ASN	N-CA-CB	7.35	123.84	110.60
2	3V	5	ASN	N-CA-CB	7.35	123.84	110.60
2	3Z	5	ASN	N-CA-CB	7.35	123.84	110.60
2	5F	5	ASN	N-CA-CB	7.35	123.84	110.60
2	5J	5	ASN	N-CA-CB	7.35	123.84	110.60
2	5N	5	ASN	N-CA-CB	7.35	123.84	110.60
2	63	5	ASN	N-CA-CB	7.35	123.84	110.60
2	67	5	ASN	N-CA-CB	7.35	123.84	110.60
2	7B	5	ASN	N-CA-CB	7.35	123.84	110.60
2	1F	108	HIS	CA-C-N	7.35	133.38	117.20
1	12	8	LEU	O-C-N	-7.35	110.94	122.70
1	16	8	LEU	O-C-N	-7.35	110.94	122.70
1	2A	8	LEU	O-C-N	-7.35	110.94	122.70
2	2N	108	HIS	CA-C-N	7.35	133.38	117.20
2	23	108	HIS	CA-C-N	7.35	133.38	117.20
2	3N	108	HIS	CA-C-N	7.35	133.38	117.20
1	3Q	8	LEU	O-C-N	-7.35	110.94	122.70
1	3U	8	LEU	O-C-N	-7.35	110.94	122.70
1	3Y	8	LEU	O-C-N	-7.35	110.94	122.70
2	37	108	HIS	CA-C-N	7.35	133.38	117.20
2	4J	108	HIS	CA-C-N	7.35	133.38	117.20
2	4R	108	HIS	CA-C-N	7.35	133.38	117.20
1	5E	8	LEU	O-C-N	-7.35	110.94	122.70
1	5I	8	LEU	O-C-N	-7.35	110.94	122.70
1	5M	8	LEU	O-C-N	-7.35	110.94	122.70

*Continued on next page...*

*Continued from previous page...*

Mol	Chain	Res	Type	Atoms	Z	Observed(°)	Ideal(°)
2	5Z	108	HIS	CA-C-N	7.35	133.38	117.20
2	6F	108	HIS	CA-C-N	7.35	133.38	117.20
2	6Z	108	HIS	CA-C-N	7.35	133.38	117.20
1	62	8	LEU	O-C-N	-7.35	110.94	122.70
1	66	8	LEU	O-C-N	-7.35	110.94	122.70
1	7A	8	LEU	O-C-N	-7.35	110.94	122.70
2	7J	108	HIS	CA-C-N	7.35	133.38	117.20
2	7V	108	HIS	CA-C-N	7.35	133.38	117.20
2	1N	52	ASP	CB-CG-OD2	7.35	124.92	118.30
2	2J	52	ASP	CB-CG-OD2	7.35	124.92	118.30
2	3B	52	ASP	CB-CG-OD2	7.35	124.92	118.30
2	3J	52	ASP	CB-CG-OD2	7.35	124.92	118.30
2	33	52	ASP	CB-CG-OD2	7.35	124.92	118.30
2	4F	52	ASP	CB-CG-OD2	7.35	124.92	118.30
2	4Z	52	ASP	CB-CG-OD2	7.35	124.92	118.30
2	5V	52	ASP	CB-CG-OD2	7.35	124.92	118.30
2	6N	52	ASP	CB-CG-OD2	7.35	124.92	118.30
2	6V	52	ASP	CB-CG-OD2	7.35	124.92	118.30
2	7F	52	ASP	CB-CG-OD2	7.35	124.92	118.30
2	7R	52	ASP	CB-CG-OD2	7.35	124.92	118.30
1	1E	8	LEU	O-C-N	-7.35	110.95	122.70
2	13	52	ASP	CB-CG-OD2	7.35	124.91	118.30
2	17	52	ASP	CB-CG-OD2	7.35	124.91	118.30
2	2B	52	ASP	CB-CG-OD2	7.35	124.91	118.30
1	2M	8	LEU	O-C-N	-7.35	110.95	122.70
1	22	8	LEU	O-C-N	-7.35	110.95	122.70
1	3M	8	LEU	O-C-N	-7.35	110.95	122.70
2	3R	52	ASP	CB-CG-OD2	7.35	124.91	118.30
2	3V	52	ASP	CB-CG-OD2	7.35	124.91	118.30
2	3Z	52	ASP	CB-CG-OD2	7.35	124.91	118.30
1	36	8	LEU	O-C-N	-7.35	110.95	122.70
1	4I	8	LEU	O-C-N	-7.35	110.95	122.70
1	4Q	8	LEU	O-C-N	-7.35	110.95	122.70
2	5F	52	ASP	CB-CG-OD2	7.35	124.91	118.30
2	5J	52	ASP	CB-CG-OD2	7.35	124.91	118.30
2	5N	52	ASP	CB-CG-OD2	7.35	124.91	118.30
1	5Y	8	LEU	O-C-N	-7.35	110.95	122.70
1	6E	8	LEU	O-C-N	-7.35	110.95	122.70
1	6Y	8	LEU	O-C-N	-7.35	110.95	122.70
2	63	52	ASP	CB-CG-OD2	7.35	124.91	118.30
2	67	52	ASP	CB-CG-OD2	7.35	124.91	118.30
2	7B	52	ASP	CB-CG-OD2	7.35	124.91	118.30

*Continued on next page...*

*Continued from previous page...*

Mol	Chain	Res	Type	Atoms	Z	Observed(°)	Ideal(°)
1	7I	8	LEU	O-C-N	-7.35	110.95	122.70
1	7U	8	LEU	O-C-N	-7.35	110.95	122.70
2	1N	78	HIS	CB-CG-ND1	-7.34	104.84	123.20
2	2J	78	HIS	CB-CG-ND1	-7.34	104.84	123.20
2	3B	78	HIS	CB-CG-ND1	-7.34	104.84	123.20
2	3J	78	HIS	CB-CG-ND1	-7.34	104.84	123.20
2	33	78	HIS	CB-CG-ND1	-7.34	104.84	123.20
2	4F	78	HIS	CB-CG-ND1	-7.34	104.84	123.20
2	4Z	78	HIS	CB-CG-ND1	-7.34	104.84	123.20
2	5V	78	HIS	CB-CG-ND1	-7.34	104.84	123.20
2	6N	78	HIS	CB-CG-ND1	-7.34	104.84	123.20
2	6V	78	HIS	CB-CG-ND1	-7.34	104.84	123.20
2	7F	78	HIS	CB-CG-ND1	-7.34	104.84	123.20
2	7R	78	HIS	CB-CG-ND1	-7.34	104.84	123.20
2	1F	78	HIS	CB-CG-ND1	-7.34	104.85	123.20
2	2N	78	HIS	CB-CG-ND1	-7.34	104.85	123.20
2	23	78	HIS	CB-CG-ND1	-7.34	104.85	123.20
2	3N	78	HIS	CB-CG-ND1	-7.34	104.85	123.20
2	37	78	HIS	CB-CG-ND1	-7.34	104.85	123.20
2	4J	78	HIS	CB-CG-ND1	-7.34	104.85	123.20
2	4R	78	HIS	CB-CG-ND1	-7.34	104.85	123.20
2	5Z	78	HIS	CB-CG-ND1	-7.34	104.85	123.20
2	6F	78	HIS	CB-CG-ND1	-7.34	104.85	123.20
2	6Z	78	HIS	CB-CG-ND1	-7.34	104.85	123.20
2	7J	78	HIS	CB-CG-ND1	-7.34	104.85	123.20
2	7V	78	HIS	CB-CG-ND1	-7.34	104.85	123.20
2	1F	108	HIS	O-C-N	7.34	134.44	122.70
2	2N	108	HIS	O-C-N	7.34	134.44	122.70
2	23	108	HIS	O-C-N	7.34	134.44	122.70
2	3N	108	HIS	O-C-N	7.34	134.44	122.70
2	37	108	HIS	O-C-N	7.34	134.44	122.70
2	4J	108	HIS	O-C-N	7.34	134.44	122.70
2	4R	108	HIS	O-C-N	7.34	134.44	122.70
2	5Z	108	HIS	O-C-N	7.34	134.44	122.70
2	6F	108	HIS	O-C-N	7.34	134.44	122.70
2	6Z	108	HIS	O-C-N	7.34	134.44	122.70
2	7J	108	HIS	O-C-N	7.34	134.44	122.70
2	7V	108	HIS	O-C-N	7.34	134.44	122.70
1	1M	183	GLN	OE1-CD-NE2	7.31	138.71	121.90
1	2I	183	GLN	OE1-CD-NE2	7.31	138.71	121.90
1	3A	183	GLN	OE1-CD-NE2	7.31	138.71	121.90
1	3I	183	GLN	OE1-CD-NE2	7.31	138.71	121.90

*Continued on next page...*

*Continued from previous page...*

Mol	Chain	Res	Type	Atoms	Z	Observed(°)	Ideal(°)
1	32	183	GLN	OE1-CD-NE2	7.31	138.71	121.90
1	4E	183	GLN	OE1-CD-NE2	7.31	138.71	121.90
1	4Y	183	GLN	OE1-CD-NE2	7.31	138.71	121.90
1	5U	183	GLN	OE1-CD-NE2	7.31	138.71	121.90
1	6M	183	GLN	OE1-CD-NE2	7.31	138.71	121.90
1	6U	183	GLN	OE1-CD-NE2	7.31	138.71	121.90
1	7E	183	GLN	OE1-CD-NE2	7.31	138.71	121.90
1	7Q	183	GLN	OE1-CD-NE2	7.31	138.71	121.90
1	1Q	183	GLN	OE1-CD-NE2	7.31	138.70	121.90
1	1U	183	GLN	OE1-CD-NE2	7.31	138.70	121.90
1	1Y	183	GLN	OE1-CD-NE2	7.31	138.70	121.90
1	2Q	183	GLN	OE1-CD-NE2	7.31	138.70	121.90
1	2U	183	GLN	OE1-CD-NE2	7.31	138.70	121.90
1	2Y	183	GLN	OE1-CD-NE2	7.31	138.70	121.90
1	42	183	GLN	OE1-CD-NE2	7.31	138.70	121.90
1	46	183	GLN	OE1-CD-NE2	7.31	138.70	121.90
1	5A	183	GLN	OE1-CD-NE2	7.31	138.70	121.90
1	52	183	GLN	OE1-CD-NE2	7.31	138.70	121.90
1	56	183	GLN	OE1-CD-NE2	7.31	138.70	121.90
1	6A	183	GLN	OE1-CD-NE2	7.31	138.70	121.90
1	1A	183	GLN	OE1-CD-NE2	7.30	138.70	121.90
1	1I	183	GLN	OE1-CD-NE2	7.30	138.70	121.90
2	1N	108	HIS	O-C-N	7.30	134.39	122.70
1	2E	183	GLN	OE1-CD-NE2	7.30	138.70	121.90
2	2J	108	HIS	O-C-N	7.30	134.39	122.70
1	26	183	GLN	OE1-CD-NE2	7.30	138.70	121.90
2	3B	108	HIS	O-C-N	7.30	134.39	122.70
1	3E	183	GLN	OE1-CD-NE2	7.30	138.70	121.90
2	3J	108	HIS	O-C-N	7.30	134.39	122.70
2	33	108	HIS	O-C-N	7.30	134.39	122.70
1	4A	183	GLN	OE1-CD-NE2	7.30	138.70	121.90
2	4F	108	HIS	O-C-N	7.30	134.39	122.70
1	4M	183	GLN	OE1-CD-NE2	7.30	138.70	121.90
1	4U	183	GLN	OE1-CD-NE2	7.30	138.70	121.90
2	4Z	108	HIS	O-C-N	7.30	134.39	122.70
1	5Q	183	GLN	OE1-CD-NE2	7.30	138.70	121.90
2	5V	108	HIS	O-C-N	7.30	134.39	122.70
1	6I	183	GLN	OE1-CD-NE2	7.30	138.70	121.90
2	6N	108	HIS	O-C-N	7.30	134.39	122.70
1	6Q	183	GLN	OE1-CD-NE2	7.30	138.70	121.90
2	6V	108	HIS	O-C-N	7.30	134.39	122.70
2	7F	108	HIS	O-C-N	7.30	134.39	122.70

*Continued on next page...*



*Continued from previous page...*

Mol	Chain	Res	Type	Atoms	Z	Observed(°)	Ideal(°)
1	7M	183	GLN	OE1-CD-NE2	7.30	138.70	121.90
2	7R	108	HIS	O-C-N	7.30	134.39	122.70
2	1R	28	THR	CB-CA-C	-7.30	91.88	111.60
2	1R	108	HIS	O-C-N	7.30	134.39	122.70
2	1V	28	THR	CB-CA-C	-7.30	91.88	111.60
2	1V	108	HIS	O-C-N	7.30	134.39	122.70
2	1Z	28	THR	CB-CA-C	-7.30	91.88	111.60
2	1Z	108	HIS	O-C-N	7.30	134.39	122.70
2	2R	28	THR	CB-CA-C	-7.30	91.88	111.60
2	2R	108	HIS	O-C-N	7.30	134.39	122.70
2	2V	28	THR	CB-CA-C	-7.30	91.88	111.60
2	2V	108	HIS	O-C-N	7.30	134.39	122.70
2	2Z	28	THR	CB-CA-C	-7.30	91.88	111.60
2	2Z	108	HIS	O-C-N	7.30	134.39	122.70
2	43	28	THR	CB-CA-C	-7.30	91.88	111.60
2	43	108	HIS	O-C-N	7.30	134.39	122.70
2	47	28	THR	CB-CA-C	-7.30	91.88	111.60
2	47	108	HIS	O-C-N	7.30	134.39	122.70
2	5B	28	THR	CB-CA-C	-7.30	91.88	111.60
2	5B	108	HIS	O-C-N	7.30	134.39	122.70
2	53	28	THR	CB-CA-C	-7.30	91.88	111.60
2	53	108	HIS	O-C-N	7.30	134.39	122.70
2	57	28	THR	CB-CA-C	-7.30	91.88	111.60
2	57	108	HIS	O-C-N	7.30	134.39	122.70
2	6B	28	THR	CB-CA-C	-7.30	91.88	111.60
2	6B	108	HIS	O-C-N	7.30	134.39	122.70
2	1N	28	THR	CB-CA-C	-7.30	91.89	111.60
2	2J	28	THR	CB-CA-C	-7.30	91.89	111.60
2	3B	28	THR	CB-CA-C	-7.30	91.89	111.60
2	3J	28	THR	CB-CA-C	-7.30	91.89	111.60
2	33	28	THR	CB-CA-C	-7.30	91.89	111.60
2	4F	28	THR	CB-CA-C	-7.30	91.89	111.60
2	4Z	28	THR	CB-CA-C	-7.30	91.89	111.60
2	5V	28	THR	CB-CA-C	-7.30	91.89	111.60
2	6N	28	THR	CB-CA-C	-7.30	91.89	111.60
2	6V	28	THR	CB-CA-C	-7.30	91.89	111.60
2	7F	28	THR	CB-CA-C	-7.30	91.89	111.60
2	7R	28	THR	CB-CA-C	-7.30	91.89	111.60
1	12	183	GLN	OE1-CD-NE2	7.30	138.69	121.90
1	16	183	GLN	OE1-CD-NE2	7.30	138.69	121.90
1	2A	183	GLN	OE1-CD-NE2	7.30	138.69	121.90
1	3Q	183	GLN	OE1-CD-NE2	7.30	138.69	121.90

*Continued on next page...*



*Continued from previous page...*

Mol	Chain	Res	Type	Atoms	Z	Observed(°)	Ideal(°)
1	3U	183	GLN	OE1-CD-NE2	7.30	138.69	121.90
1	3Y	183	GLN	OE1-CD-NE2	7.30	138.69	121.90
1	5E	183	GLN	OE1-CD-NE2	7.30	138.69	121.90
1	5I	183	GLN	OE1-CD-NE2	7.30	138.69	121.90
1	5M	183	GLN	OE1-CD-NE2	7.30	138.69	121.90
1	62	183	GLN	OE1-CD-NE2	7.30	138.69	121.90
1	66	183	GLN	OE1-CD-NE2	7.30	138.69	121.90
1	7A	183	GLN	OE1-CD-NE2	7.30	138.69	121.90
2	13	35	PHE	CE1-CZ-CE2	-7.30	106.87	120.00
2	17	35	PHE	CE1-CZ-CE2	-7.30	106.87	120.00
2	2B	35	PHE	CE1-CZ-CE2	-7.30	106.87	120.00
2	3R	35	PHE	CE1-CZ-CE2	-7.30	106.87	120.00
2	3V	35	PHE	CE1-CZ-CE2	-7.30	106.87	120.00
2	3Z	35	PHE	CE1-CZ-CE2	-7.30	106.87	120.00
2	5F	35	PHE	CE1-CZ-CE2	-7.30	106.87	120.00
2	5J	35	PHE	CE1-CZ-CE2	-7.30	106.87	120.00
2	5N	35	PHE	CE1-CZ-CE2	-7.30	106.87	120.00
2	63	35	PHE	CE1-CZ-CE2	-7.30	106.87	120.00
2	67	35	PHE	CE1-CZ-CE2	-7.30	106.87	120.00
2	7B	35	PHE	CE1-CZ-CE2	-7.30	106.87	120.00
2	1B	28	THR	CB-CA-C	-7.29	91.91	111.60
2	1B	108	HIS	O-C-N	7.29	134.37	122.70
2	1J	28	THR	CB-CA-C	-7.29	91.91	111.60
2	1J	108	HIS	O-C-N	7.29	134.37	122.70
2	1N	35	PHE	CE1-CZ-CE2	-7.29	106.87	120.00
2	2F	28	THR	CB-CA-C	-7.29	91.91	111.60
2	2F	108	HIS	O-C-N	7.29	134.37	122.70
2	2J	35	PHE	CE1-CZ-CE2	-7.29	106.87	120.00
2	27	28	THR	CB-CA-C	-7.29	91.91	111.60
2	27	108	HIS	O-C-N	7.29	134.37	122.70
2	3B	35	PHE	CE1-CZ-CE2	-7.29	106.87	120.00
2	3F	28	THR	CB-CA-C	-7.29	91.91	111.60
2	3F	108	HIS	O-C-N	7.29	134.37	122.70
2	3J	35	PHE	CE1-CZ-CE2	-7.29	106.87	120.00
2	33	35	PHE	CE1-CZ-CE2	-7.29	106.87	120.00
2	4B	28	THR	CB-CA-C	-7.29	91.91	111.60
2	4B	108	HIS	O-C-N	7.29	134.37	122.70
2	4F	35	PHE	CE1-CZ-CE2	-7.29	106.87	120.00
2	4N	28	THR	CB-CA-C	-7.29	91.91	111.60
2	4N	108	HIS	O-C-N	7.29	134.37	122.70
2	4V	28	THR	CB-CA-C	-7.29	91.91	111.60
2	4V	108	HIS	O-C-N	7.29	134.37	122.70

*Continued on next page...*

*Continued from previous page...*

Mol	Chain	Res	Type	Atoms	Z	Observed(°)	Ideal(°)
2	4Z	35	PHE	CE1-CZ-CE2	-7.29	106.87	120.00
2	5R	28	THR	CB-CA-C	-7.29	91.91	111.60
2	5R	108	HIS	O-C-N	7.29	134.37	122.70
2	5V	35	PHE	CE1-CZ-CE2	-7.29	106.87	120.00
2	6J	28	THR	CB-CA-C	-7.29	91.91	111.60
2	6J	108	HIS	O-C-N	7.29	134.37	122.70
2	6N	35	PHE	CE1-CZ-CE2	-7.29	106.87	120.00
2	6R	28	THR	CB-CA-C	-7.29	91.91	111.60
2	6R	108	HIS	O-C-N	7.29	134.37	122.70
2	6V	35	PHE	CE1-CZ-CE2	-7.29	106.87	120.00
2	7F	35	PHE	CE1-CZ-CE2	-7.29	106.87	120.00
2	7N	28	THR	CB-CA-C	-7.29	91.91	111.60
2	7N	108	HIS	O-C-N	7.29	134.37	122.70
2	7R	35	PHE	CE1-CZ-CE2	-7.29	106.87	120.00
1	1E	183	GLN	OE1-CD-NE2	7.29	138.67	121.90
2	1F	28	THR	CB-CA-C	-7.29	91.91	111.60
2	1F	35	PHE	CE1-CZ-CE2	-7.29	106.87	120.00
1	2M	183	GLN	OE1-CD-NE2	7.29	138.67	121.90
2	2N	28	THR	CB-CA-C	-7.29	91.91	111.60
2	2N	35	PHE	CE1-CZ-CE2	-7.29	106.87	120.00
1	22	183	GLN	OE1-CD-NE2	7.29	138.67	121.90
2	23	28	THR	CB-CA-C	-7.29	91.91	111.60
2	23	35	PHE	CE1-CZ-CE2	-7.29	106.87	120.00
1	3M	183	GLN	OE1-CD-NE2	7.29	138.67	121.90
2	3N	28	THR	CB-CA-C	-7.29	91.91	111.60
2	3N	35	PHE	CE1-CZ-CE2	-7.29	106.87	120.00
1	36	183	GLN	OE1-CD-NE2	7.29	138.67	121.90
2	37	28	THR	CB-CA-C	-7.29	91.91	111.60
2	37	35	PHE	CE1-CZ-CE2	-7.29	106.87	120.00
1	4I	183	GLN	OE1-CD-NE2	7.29	138.67	121.90
2	4J	28	THR	CB-CA-C	-7.29	91.91	111.60
2	4J	35	PHE	CE1-CZ-CE2	-7.29	106.87	120.00
1	4Q	183	GLN	OE1-CD-NE2	7.29	138.67	121.90
2	4R	28	THR	CB-CA-C	-7.29	91.91	111.60
2	4R	35	PHE	CE1-CZ-CE2	-7.29	106.87	120.00
1	5Y	183	GLN	OE1-CD-NE2	7.29	138.67	121.90
2	5Z	28	THR	CB-CA-C	-7.29	91.91	111.60
2	5Z	35	PHE	CE1-CZ-CE2	-7.29	106.87	120.00
1	6E	183	GLN	OE1-CD-NE2	7.29	138.67	121.90
2	6F	28	THR	CB-CA-C	-7.29	91.91	111.60
2	6F	35	PHE	CE1-CZ-CE2	-7.29	106.87	120.00
1	6Y	183	GLN	OE1-CD-NE2	7.29	138.67	121.90

*Continued on next page...*

*Continued from previous page...*

Mol	Chain	Res	Type	Atoms	Z	Observed(°)	Ideal(°)
2	6Z	28	THR	CB-CA-C	-7.29	91.91	111.60
2	6Z	35	PHE	CE1-CZ-CE2	-7.29	106.87	120.00
1	7I	183	GLN	OE1-CD-NE2	7.29	138.67	121.90
2	7J	28	THR	CB-CA-C	-7.29	91.91	111.60
2	7J	35	PHE	CE1-CZ-CE2	-7.29	106.87	120.00
1	7U	183	GLN	OE1-CD-NE2	7.29	138.67	121.90
2	7V	28	THR	CB-CA-C	-7.29	91.91	111.60
2	7V	35	PHE	CE1-CZ-CE2	-7.29	106.87	120.00
2	1B	55	PRO	CA-C-N	7.29	133.24	117.20
2	1J	55	PRO	CA-C-N	7.29	133.24	117.20
2	13	28	THR	CB-CA-C	-7.29	91.92	111.60
2	17	28	THR	CB-CA-C	-7.29	91.92	111.60
2	2B	28	THR	CB-CA-C	-7.29	91.92	111.60
2	2F	55	PRO	CA-C-N	7.29	133.24	117.20
2	27	55	PRO	CA-C-N	7.29	133.24	117.20
2	3F	55	PRO	CA-C-N	7.29	133.24	117.20
2	3R	28	THR	CB-CA-C	-7.29	91.92	111.60
2	3V	28	THR	CB-CA-C	-7.29	91.92	111.60
2	3Z	28	THR	CB-CA-C	-7.29	91.92	111.60
2	4B	55	PRO	CA-C-N	7.29	133.24	117.20
2	4N	55	PRO	CA-C-N	7.29	133.24	117.20
2	4V	55	PRO	CA-C-N	7.29	133.24	117.20
2	5F	28	THR	CB-CA-C	-7.29	91.92	111.60
2	5J	28	THR	CB-CA-C	-7.29	91.92	111.60
2	5N	28	THR	CB-CA-C	-7.29	91.92	111.60
2	5R	55	PRO	CA-C-N	7.29	133.24	117.20
2	6J	55	PRO	CA-C-N	7.29	133.24	117.20
2	6R	55	PRO	CA-C-N	7.29	133.24	117.20
2	63	28	THR	CB-CA-C	-7.29	91.92	111.60
2	67	28	THR	CB-CA-C	-7.29	91.92	111.60
2	7B	28	THR	CB-CA-C	-7.29	91.92	111.60
2	7N	55	PRO	CA-C-N	7.29	133.24	117.20
2	13	55	PRO	CA-C-N	7.29	133.23	117.20
2	17	55	PRO	CA-C-N	7.29	133.23	117.20
2	2B	55	PRO	CA-C-N	7.29	133.23	117.20
2	3R	55	PRO	CA-C-N	7.29	133.23	117.20
2	3V	55	PRO	CA-C-N	7.29	133.23	117.20
2	3Z	55	PRO	CA-C-N	7.29	133.23	117.20
2	5F	55	PRO	CA-C-N	7.29	133.23	117.20
2	5J	55	PRO	CA-C-N	7.29	133.23	117.20
2	5N	55	PRO	CA-C-N	7.29	133.23	117.20
2	63	55	PRO	CA-C-N	7.29	133.23	117.20

*Continued on next page...*

*Continued from previous page...*

Mol	Chain	Res	Type	Atoms	Z	Observed(°)	Ideal(°)
2	67	55	PRO	CA-C-N	7.29	133.23	117.20
2	7B	55	PRO	CA-C-N	7.29	133.23	117.20
2	1B	35	PHE	CE1-CZ-CE2	-7.28	106.89	120.00
2	1B	228	ASP	OD1-CG-OD2	7.28	137.14	123.30
2	1J	35	PHE	CE1-CZ-CE2	-7.28	106.89	120.00
2	1J	228	ASP	OD1-CG-OD2	7.28	137.14	123.30
2	1N	224	VAL	C-N-CA	-7.28	103.49	121.70
2	1R	55	PRO	CA-C-N	7.28	133.22	117.20
2	1V	55	PRO	CA-C-N	7.28	133.22	117.20
2	1Z	55	PRO	CA-C-N	7.28	133.22	117.20
2	13	224	VAL	C-N-CA	-7.28	103.49	121.70
2	17	224	VAL	C-N-CA	-7.28	103.49	121.70
2	2B	224	VAL	C-N-CA	-7.28	103.49	121.70
2	2F	35	PHE	CE1-CZ-CE2	-7.28	106.89	120.00
2	2F	228	ASP	OD1-CG-OD2	7.28	137.14	123.30
2	2J	224	VAL	C-N-CA	-7.28	103.49	121.70
2	2R	55	PRO	CA-C-N	7.28	133.22	117.20
2	2V	55	PRO	CA-C-N	7.28	133.22	117.20
2	2Z	55	PRO	CA-C-N	7.28	133.22	117.20
2	27	35	PHE	CE1-CZ-CE2	-7.28	106.89	120.00
2	27	228	ASP	OD1-CG-OD2	7.28	137.14	123.30
2	3B	224	VAL	C-N-CA	-7.28	103.49	121.70
2	3F	35	PHE	CE1-CZ-CE2	-7.28	106.89	120.00
2	3F	228	ASP	OD1-CG-OD2	7.28	137.14	123.30
2	3J	224	VAL	C-N-CA	-7.28	103.49	121.70
2	3R	224	VAL	C-N-CA	-7.28	103.49	121.70
2	3V	224	VAL	C-N-CA	-7.28	103.49	121.70
2	3Z	224	VAL	C-N-CA	-7.28	103.49	121.70
2	33	224	VAL	C-N-CA	-7.28	103.49	121.70
2	4B	35	PHE	CE1-CZ-CE2	-7.28	106.89	120.00
2	4B	228	ASP	OD1-CG-OD2	7.28	137.14	123.30
2	4F	224	VAL	C-N-CA	-7.28	103.49	121.70
2	4N	35	PHE	CE1-CZ-CE2	-7.28	106.89	120.00
2	4N	228	ASP	OD1-CG-OD2	7.28	137.14	123.30
2	4V	35	PHE	CE1-CZ-CE2	-7.28	106.89	120.00
2	4V	228	ASP	OD1-CG-OD2	7.28	137.14	123.30
2	4Z	224	VAL	C-N-CA	-7.28	103.49	121.70
2	43	55	PRO	CA-C-N	7.28	133.22	117.20
2	47	55	PRO	CA-C-N	7.28	133.22	117.20
2	5B	55	PRO	CA-C-N	7.28	133.22	117.20
2	5F	224	VAL	C-N-CA	-7.28	103.49	121.70
2	5J	224	VAL	C-N-CA	-7.28	103.49	121.70

*Continued on next page...*

*Continued from previous page...*

Mol	Chain	Res	Type	Atoms	Z	Observed(°)	Ideal(°)
2	5N	224	VAL	C-N-CA	-7.28	103.49	121.70
2	5R	35	PHE	CE1-CZ-CE2	-7.28	106.89	120.00
2	5R	228	ASP	OD1-CG-OD2	7.28	137.14	123.30
2	5V	224	VAL	C-N-CA	-7.28	103.49	121.70
2	53	55	PRO	CA-C-N	7.28	133.22	117.20
2	57	55	PRO	CA-C-N	7.28	133.22	117.20
2	6B	55	PRO	CA-C-N	7.28	133.22	117.20
2	6J	35	PHE	CE1-CZ-CE2	-7.28	106.89	120.00
2	6J	228	ASP	OD1-CG-OD2	7.28	137.14	123.30
2	6N	224	VAL	C-N-CA	-7.28	103.49	121.70
2	6R	35	PHE	CE1-CZ-CE2	-7.28	106.89	120.00
2	6R	228	ASP	OD1-CG-OD2	7.28	137.14	123.30
2	6V	224	VAL	C-N-CA	-7.28	103.49	121.70
2	63	224	VAL	C-N-CA	-7.28	103.49	121.70
2	67	224	VAL	C-N-CA	-7.28	103.49	121.70
2	7B	224	VAL	C-N-CA	-7.28	103.49	121.70
2	7F	224	VAL	C-N-CA	-7.28	103.49	121.70
2	7N	35	PHE	CE1-CZ-CE2	-7.28	106.89	120.00
2	7N	228	ASP	OD1-CG-OD2	7.28	137.14	123.30
2	7R	224	VAL	C-N-CA	-7.28	103.49	121.70
2	1R	35	PHE	CE1-CZ-CE2	-7.28	106.89	120.00
2	1V	35	PHE	CE1-CZ-CE2	-7.28	106.89	120.00
2	1Z	35	PHE	CE1-CZ-CE2	-7.28	106.89	120.00
2	2R	35	PHE	CE1-CZ-CE2	-7.28	106.89	120.00
2	2V	35	PHE	CE1-CZ-CE2	-7.28	106.89	120.00
2	2Z	35	PHE	CE1-CZ-CE2	-7.28	106.89	120.00
2	43	35	PHE	CE1-CZ-CE2	-7.28	106.89	120.00
2	47	35	PHE	CE1-CZ-CE2	-7.28	106.89	120.00
2	5B	35	PHE	CE1-CZ-CE2	-7.28	106.89	120.00
2	53	35	PHE	CE1-CZ-CE2	-7.28	106.89	120.00
2	57	35	PHE	CE1-CZ-CE2	-7.28	106.89	120.00
2	6B	35	PHE	CE1-CZ-CE2	-7.28	106.89	120.00
2	1F	224	VAL	C-N-CA	-7.28	103.50	121.70
2	13	108	HIS	O-C-N	7.28	134.34	122.70
2	17	108	HIS	O-C-N	7.28	134.34	122.70
2	2B	108	HIS	O-C-N	7.28	134.34	122.70
2	2N	224	VAL	C-N-CA	-7.28	103.50	121.70
2	23	224	VAL	C-N-CA	-7.28	103.50	121.70
2	3N	224	VAL	C-N-CA	-7.28	103.50	121.70
2	3R	108	HIS	O-C-N	7.28	134.34	122.70
2	3V	108	HIS	O-C-N	7.28	134.34	122.70
2	3Z	108	HIS	O-C-N	7.28	134.34	122.70

*Continued on next page...*

*Continued from previous page...*

Mol	Chain	Res	Type	Atoms	Z	Observed(°)	Ideal(°)
2	37	224	VAL	C-N-CA	-7.28	103.50	121.70
2	4J	224	VAL	C-N-CA	-7.28	103.50	121.70
2	4R	224	VAL	C-N-CA	-7.28	103.50	121.70
2	5F	108	HIS	O-C-N	7.28	134.34	122.70
2	5J	108	HIS	O-C-N	7.28	134.34	122.70
2	5N	108	HIS	O-C-N	7.28	134.34	122.70
2	5Z	224	VAL	C-N-CA	-7.28	103.50	121.70
2	6F	224	VAL	C-N-CA	-7.28	103.50	121.70
2	6Z	224	VAL	C-N-CA	-7.28	103.50	121.70
2	63	108	HIS	O-C-N	7.28	134.34	122.70
2	67	108	HIS	O-C-N	7.28	134.34	122.70
2	7B	108	HIS	O-C-N	7.28	134.34	122.70
2	7J	224	VAL	C-N-CA	-7.28	103.50	121.70
2	7V	224	VAL	C-N-CA	-7.28	103.50	121.70
2	1B	224	VAL	C-N-CA	-7.27	103.52	121.70
2	1J	224	VAL	C-N-CA	-7.27	103.52	121.70
2	2F	224	VAL	C-N-CA	-7.27	103.52	121.70
2	27	224	VAL	C-N-CA	-7.27	103.52	121.70
2	3F	224	VAL	C-N-CA	-7.27	103.52	121.70
2	4B	224	VAL	C-N-CA	-7.27	103.52	121.70
2	4N	224	VAL	C-N-CA	-7.27	103.52	121.70
2	4V	224	VAL	C-N-CA	-7.27	103.52	121.70
2	5R	224	VAL	C-N-CA	-7.27	103.52	121.70
2	6J	224	VAL	C-N-CA	-7.27	103.52	121.70
2	6R	224	VAL	C-N-CA	-7.27	103.52	121.70
2	7N	224	VAL	C-N-CA	-7.27	103.52	121.70
2	1F	55	PRO	CA-C-N	7.27	133.20	117.20
2	1R	224	VAL	C-N-CA	-7.27	103.52	121.70
2	1V	224	VAL	C-N-CA	-7.27	103.52	121.70
2	1Z	224	VAL	C-N-CA	-7.27	103.52	121.70
2	2N	55	PRO	CA-C-N	7.27	133.20	117.20
2	2R	224	VAL	C-N-CA	-7.27	103.52	121.70
2	2V	224	VAL	C-N-CA	-7.27	103.52	121.70
2	2Z	224	VAL	C-N-CA	-7.27	103.52	121.70
2	23	55	PRO	CA-C-N	7.27	133.20	117.20
2	3N	55	PRO	CA-C-N	7.27	133.20	117.20
2	37	55	PRO	CA-C-N	7.27	133.20	117.20
2	4J	55	PRO	CA-C-N	7.27	133.20	117.20
2	4R	55	PRO	CA-C-N	7.27	133.20	117.20
2	43	224	VAL	C-N-CA	-7.27	103.52	121.70
2	47	224	VAL	C-N-CA	-7.27	103.52	121.70
2	5B	224	VAL	C-N-CA	-7.27	103.52	121.70

*Continued on next page...*



*Continued from previous page...*

Mol	Chain	Res	Type	Atoms	Z	Observed(°)	Ideal(°)
2	5Z	55	PRO	CA-C-N	7.27	133.20	117.20
2	53	224	VAL	C-N-CA	-7.27	103.52	121.70
2	57	224	VAL	C-N-CA	-7.27	103.52	121.70
2	6B	224	VAL	C-N-CA	-7.27	103.52	121.70
2	6F	55	PRO	CA-C-N	7.27	133.20	117.20
2	6Z	55	PRO	CA-C-N	7.27	133.20	117.20
2	7J	55	PRO	CA-C-N	7.27	133.20	117.20
2	7V	55	PRO	CA-C-N	7.27	133.20	117.20
2	1N	55	PRO	CA-C-N	7.27	133.19	117.20
2	2J	55	PRO	CA-C-N	7.27	133.19	117.20
2	3B	55	PRO	CA-C-N	7.27	133.19	117.20
2	3J	55	PRO	CA-C-N	7.27	133.19	117.20
2	33	55	PRO	CA-C-N	7.27	133.19	117.20
2	4F	55	PRO	CA-C-N	7.27	133.19	117.20
2	4Z	55	PRO	CA-C-N	7.27	133.19	117.20
2	5V	55	PRO	CA-C-N	7.27	133.19	117.20
2	6N	55	PRO	CA-C-N	7.27	133.19	117.20
2	6V	55	PRO	CA-C-N	7.27	133.19	117.20
2	7F	55	PRO	CA-C-N	7.27	133.19	117.20
2	7R	55	PRO	CA-C-N	7.27	133.19	117.20
2	13	228	ASP	OD1-CG-OD2	7.26	137.10	123.30
2	17	228	ASP	OD1-CG-OD2	7.26	137.10	123.30
2	2B	228	ASP	OD1-CG-OD2	7.26	137.10	123.30
2	3R	228	ASP	OD1-CG-OD2	7.26	137.10	123.30
2	3V	228	ASP	OD1-CG-OD2	7.26	137.10	123.30
2	3Z	228	ASP	OD1-CG-OD2	7.26	137.10	123.30
2	5F	228	ASP	OD1-CG-OD2	7.26	137.10	123.30
2	5J	228	ASP	OD1-CG-OD2	7.26	137.10	123.30
2	5N	228	ASP	OD1-CG-OD2	7.26	137.10	123.30
2	63	228	ASP	OD1-CG-OD2	7.26	137.10	123.30
2	67	228	ASP	OD1-CG-OD2	7.26	137.10	123.30
2	7B	228	ASP	OD1-CG-OD2	7.26	137.10	123.30
2	1F	228	ASP	OD1-CG-OD2	7.26	137.09	123.30
2	2N	228	ASP	OD1-CG-OD2	7.26	137.09	123.30
2	23	228	ASP	OD1-CG-OD2	7.26	137.09	123.30
2	3N	228	ASP	OD1-CG-OD2	7.26	137.09	123.30
2	37	228	ASP	OD1-CG-OD2	7.26	137.09	123.30
2	4J	228	ASP	OD1-CG-OD2	7.26	137.09	123.30
2	4R	228	ASP	OD1-CG-OD2	7.26	137.09	123.30
2	5Z	228	ASP	OD1-CG-OD2	7.26	137.09	123.30
2	6F	228	ASP	OD1-CG-OD2	7.26	137.09	123.30
2	6Z	228	ASP	OD1-CG-OD2	7.26	137.09	123.30

*Continued on next page...*



*Continued from previous page...*

Mol	Chain	Res	Type	Atoms	Z	Observed(°)	Ideal(°)
2	7J	228	ASP	OD1-CG-OD2	7.26	137.09	123.30
2	7V	228	ASP	OD1-CG-OD2	7.26	137.09	123.30
2	1R	228	ASP	OD1-CG-OD2	7.25	137.08	123.30
2	1V	228	ASP	OD1-CG-OD2	7.25	137.08	123.30
2	1Z	228	ASP	OD1-CG-OD2	7.25	137.08	123.30
2	2R	228	ASP	OD1-CG-OD2	7.25	137.08	123.30
2	2V	228	ASP	OD1-CG-OD2	7.25	137.08	123.30
2	2Z	228	ASP	OD1-CG-OD2	7.25	137.08	123.30
2	43	228	ASP	OD1-CG-OD2	7.25	137.08	123.30
2	47	228	ASP	OD1-CG-OD2	7.25	137.08	123.30
2	5B	228	ASP	OD1-CG-OD2	7.25	137.08	123.30
2	53	228	ASP	OD1-CG-OD2	7.25	137.08	123.30
2	57	228	ASP	OD1-CG-OD2	7.25	137.08	123.30
2	6B	228	ASP	OD1-CG-OD2	7.25	137.08	123.30
2	1R	225	ASN	CA-CB-CG	7.25	129.35	113.40
2	1V	225	ASN	CA-CB-CG	7.25	129.35	113.40
2	1Z	225	ASN	CA-CB-CG	7.25	129.35	113.40
2	2R	225	ASN	CA-CB-CG	7.25	129.35	113.40
2	2V	225	ASN	CA-CB-CG	7.25	129.35	113.40
2	2Z	225	ASN	CA-CB-CG	7.25	129.35	113.40
2	43	225	ASN	CA-CB-CG	7.25	129.35	113.40
2	47	225	ASN	CA-CB-CG	7.25	129.35	113.40
2	5B	225	ASN	CA-CB-CG	7.25	129.35	113.40
2	53	225	ASN	CA-CB-CG	7.25	129.35	113.40
2	57	225	ASN	CA-CB-CG	7.25	129.35	113.40
2	6B	225	ASN	CA-CB-CG	7.25	129.35	113.40
2	1N	228	ASP	OD1-CG-OD2	7.25	137.06	123.30
2	1R	72	ARG	O-C-N	7.25	135.52	123.20
2	1V	72	ARG	O-C-N	7.25	135.52	123.20
2	1Z	72	ARG	O-C-N	7.25	135.52	123.20
2	13	225	ASN	CA-CB-CG	7.25	129.34	113.40
2	17	225	ASN	CA-CB-CG	7.25	129.34	113.40
2	2B	225	ASN	CA-CB-CG	7.25	129.34	113.40
2	2J	228	ASP	OD1-CG-OD2	7.25	137.06	123.30
2	2R	72	ARG	O-C-N	7.25	135.52	123.20
2	2V	72	ARG	O-C-N	7.25	135.52	123.20
2	2Z	72	ARG	O-C-N	7.25	135.52	123.20
2	3B	228	ASP	OD1-CG-OD2	7.25	137.06	123.30
2	3J	228	ASP	OD1-CG-OD2	7.25	137.06	123.30
2	3R	225	ASN	CA-CB-CG	7.25	129.34	113.40
2	3V	225	ASN	CA-CB-CG	7.25	129.34	113.40
2	3Z	225	ASN	CA-CB-CG	7.25	129.34	113.40

*Continued on next page...*

*Continued from previous page...*

Mol	Chain	Res	Type	Atoms	Z	Observed(°)	Ideal(°)
2	33	228	ASP	OD1-CG-OD2	7.25	137.06	123.30
2	4F	228	ASP	OD1-CG-OD2	7.25	137.06	123.30
2	4Z	228	ASP	OD1-CG-OD2	7.25	137.06	123.30
2	43	72	ARG	O-C-N	7.25	135.52	123.20
2	47	72	ARG	O-C-N	7.25	135.52	123.20
2	5B	72	ARG	O-C-N	7.25	135.52	123.20
2	5F	225	ASN	CA-CB-CG	7.25	129.34	113.40
2	5J	225	ASN	CA-CB-CG	7.25	129.34	113.40
2	5N	225	ASN	CA-CB-CG	7.25	129.34	113.40
2	5V	228	ASP	OD1-CG-OD2	7.25	137.06	123.30
2	53	72	ARG	O-C-N	7.25	135.52	123.20
2	57	72	ARG	O-C-N	7.25	135.52	123.20
2	6B	72	ARG	O-C-N	7.25	135.52	123.20
2	6N	228	ASP	OD1-CG-OD2	7.25	137.06	123.30
2	6V	228	ASP	OD1-CG-OD2	7.25	137.06	123.30
2	63	225	ASN	CA-CB-CG	7.25	129.34	113.40
2	67	225	ASN	CA-CB-CG	7.25	129.34	113.40
2	7B	225	ASN	CA-CB-CG	7.25	129.34	113.40
2	7F	228	ASP	OD1-CG-OD2	7.25	137.06	123.30
2	7R	228	ASP	OD1-CG-OD2	7.25	137.06	123.30
2	13	45	ALA	N-CA-C	-7.24	91.44	111.00
2	17	45	ALA	N-CA-C	-7.24	91.44	111.00
2	2B	45	ALA	N-CA-C	-7.24	91.44	111.00
2	3R	45	ALA	N-CA-C	-7.24	91.44	111.00
2	3V	45	ALA	N-CA-C	-7.24	91.44	111.00
2	3Z	45	ALA	N-CA-C	-7.24	91.44	111.00
2	5F	45	ALA	N-CA-C	-7.24	91.44	111.00
2	5J	45	ALA	N-CA-C	-7.24	91.44	111.00
2	5N	45	ALA	N-CA-C	-7.24	91.44	111.00
2	63	45	ALA	N-CA-C	-7.24	91.44	111.00
2	67	45	ALA	N-CA-C	-7.24	91.44	111.00
2	7B	45	ALA	N-CA-C	-7.24	91.44	111.00
2	1F	45	ALA	N-CA-C	-7.24	91.45	111.00
2	2N	45	ALA	N-CA-C	-7.24	91.45	111.00
2	23	45	ALA	N-CA-C	-7.24	91.45	111.00
2	3N	45	ALA	N-CA-C	-7.24	91.45	111.00
2	37	45	ALA	N-CA-C	-7.24	91.45	111.00
2	4J	45	ALA	N-CA-C	-7.24	91.45	111.00
2	4R	45	ALA	N-CA-C	-7.24	91.45	111.00
2	5Z	45	ALA	N-CA-C	-7.24	91.45	111.00
2	6F	45	ALA	N-CA-C	-7.24	91.45	111.00
2	6Z	45	ALA	N-CA-C	-7.24	91.45	111.00

*Continued on next page...*

*Continued from previous page...*

Mol	Chain	Res	Type	Atoms	Z	Observed(°)	Ideal(°)
2	7J	45	ALA	N-CA-C	-7.24	91.45	111.00
2	7V	45	ALA	N-CA-C	-7.24	91.45	111.00
2	1F	72	ARG	O-C-N	7.24	135.50	123.20
2	1N	45	ALA	N-CA-C	-7.24	91.46	111.00
2	2J	45	ALA	N-CA-C	-7.24	91.46	111.00
2	2N	72	ARG	O-C-N	7.24	135.50	123.20
2	23	72	ARG	O-C-N	7.24	135.50	123.20
2	3B	45	ALA	N-CA-C	-7.24	91.46	111.00
2	3J	45	ALA	N-CA-C	-7.24	91.46	111.00
2	3N	72	ARG	O-C-N	7.24	135.50	123.20
2	33	45	ALA	N-CA-C	-7.24	91.46	111.00
2	37	72	ARG	O-C-N	7.24	135.50	123.20
2	4F	45	ALA	N-CA-C	-7.24	91.46	111.00
2	4J	72	ARG	O-C-N	7.24	135.50	123.20
2	4R	72	ARG	O-C-N	7.24	135.50	123.20
2	4Z	45	ALA	N-CA-C	-7.24	91.46	111.00
2	5V	45	ALA	N-CA-C	-7.24	91.46	111.00
2	5Z	72	ARG	O-C-N	7.24	135.50	123.20
2	6F	72	ARG	O-C-N	7.24	135.50	123.20
2	6N	45	ALA	N-CA-C	-7.24	91.46	111.00
2	6V	45	ALA	N-CA-C	-7.24	91.46	111.00
2	6Z	72	ARG	O-C-N	7.24	135.50	123.20
2	7F	45	ALA	N-CA-C	-7.24	91.46	111.00
2	7J	72	ARG	O-C-N	7.24	135.50	123.20
2	7R	45	ALA	N-CA-C	-7.24	91.46	111.00
2	7V	72	ARG	O-C-N	7.24	135.50	123.20
2	1B	45	ALA	N-CA-C	-7.24	91.47	111.00
2	1J	45	ALA	N-CA-C	-7.24	91.47	111.00
2	2F	45	ALA	N-CA-C	-7.24	91.47	111.00
2	27	45	ALA	N-CA-C	-7.24	91.47	111.00
2	3F	45	ALA	N-CA-C	-7.24	91.47	111.00
2	4B	45	ALA	N-CA-C	-7.24	91.47	111.00
2	4N	45	ALA	N-CA-C	-7.24	91.47	111.00
2	4V	45	ALA	N-CA-C	-7.24	91.47	111.00
2	5R	45	ALA	N-CA-C	-7.24	91.47	111.00
2	6J	45	ALA	N-CA-C	-7.24	91.47	111.00
2	6R	45	ALA	N-CA-C	-7.24	91.47	111.00
2	7N	45	ALA	N-CA-C	-7.24	91.47	111.00
2	1B	225	ASN	CA-CB-CG	7.23	129.30	113.40
2	1F	225	ASN	CA-CB-CG	7.23	129.30	113.40
2	1J	225	ASN	CA-CB-CG	7.23	129.30	113.40
2	2F	225	ASN	CA-CB-CG	7.23	129.30	113.40

*Continued on next page...*

*Continued from previous page...*

Mol	Chain	Res	Type	Atoms	Z	Observed(°)	Ideal(°)
2	2N	225	ASN	CA-CB-CG	7.23	129.30	113.40
2	23	225	ASN	CA-CB-CG	7.23	129.30	113.40
2	27	225	ASN	CA-CB-CG	7.23	129.30	113.40
2	3F	225	ASN	CA-CB-CG	7.23	129.30	113.40
2	3N	225	ASN	CA-CB-CG	7.23	129.30	113.40
2	37	225	ASN	CA-CB-CG	7.23	129.30	113.40
2	4B	225	ASN	CA-CB-CG	7.23	129.30	113.40
2	4J	225	ASN	CA-CB-CG	7.23	129.30	113.40
2	4N	225	ASN	CA-CB-CG	7.23	129.30	113.40
2	4R	225	ASN	CA-CB-CG	7.23	129.30	113.40
2	4V	225	ASN	CA-CB-CG	7.23	129.30	113.40
2	5R	225	ASN	CA-CB-CG	7.23	129.30	113.40
2	5Z	225	ASN	CA-CB-CG	7.23	129.30	113.40
2	6F	225	ASN	CA-CB-CG	7.23	129.30	113.40
2	6J	225	ASN	CA-CB-CG	7.23	129.30	113.40
2	6R	225	ASN	CA-CB-CG	7.23	129.30	113.40
2	6Z	225	ASN	CA-CB-CG	7.23	129.30	113.40
2	7J	225	ASN	CA-CB-CG	7.23	129.30	113.40
2	7N	225	ASN	CA-CB-CG	7.23	129.30	113.40
2	7V	225	ASN	CA-CB-CG	7.23	129.30	113.40
2	1N	225	ASN	CA-CB-CG	7.22	129.29	113.40
2	2J	225	ASN	CA-CB-CG	7.22	129.29	113.40
2	3B	225	ASN	CA-CB-CG	7.22	129.29	113.40
2	3J	225	ASN	CA-CB-CG	7.22	129.29	113.40
2	33	225	ASN	CA-CB-CG	7.22	129.29	113.40
2	4F	225	ASN	CA-CB-CG	7.22	129.29	113.40
2	4Z	225	ASN	CA-CB-CG	7.22	129.29	113.40
2	5V	225	ASN	CA-CB-CG	7.22	129.29	113.40
2	6N	225	ASN	CA-CB-CG	7.22	129.29	113.40
2	6V	225	ASN	CA-CB-CG	7.22	129.29	113.40
2	7F	225	ASN	CA-CB-CG	7.22	129.29	113.40
2	7R	225	ASN	CA-CB-CG	7.22	129.29	113.40
2	1R	16	ASN	N-CA-CB	-7.22	97.60	110.60
2	1R	45	ALA	N-CA-C	-7.22	91.51	111.00
2	1V	16	ASN	N-CA-CB	-7.22	97.60	110.60
2	1V	45	ALA	N-CA-C	-7.22	91.51	111.00
2	1Z	16	ASN	N-CA-CB	-7.22	97.60	110.60
2	1Z	45	ALA	N-CA-C	-7.22	91.51	111.00
2	2R	16	ASN	N-CA-CB	-7.22	97.60	110.60
2	2R	45	ALA	N-CA-C	-7.22	91.51	111.00
2	2V	16	ASN	N-CA-CB	-7.22	97.60	110.60
2	2V	45	ALA	N-CA-C	-7.22	91.51	111.00

*Continued on next page...*

*Continued from previous page...*

Mol	Chain	Res	Type	Atoms	Z	Observed(°)	Ideal(°)
2	2Z	16	ASN	N-CA-CB	-7.22	97.60	110.60
2	2Z	45	ALA	N-CA-C	-7.22	91.51	111.00
2	43	16	ASN	N-CA-CB	-7.22	97.60	110.60
2	43	45	ALA	N-CA-C	-7.22	91.51	111.00
2	47	16	ASN	N-CA-CB	-7.22	97.60	110.60
2	47	45	ALA	N-CA-C	-7.22	91.51	111.00
2	5B	16	ASN	N-CA-CB	-7.22	97.60	110.60
2	5B	45	ALA	N-CA-C	-7.22	91.51	111.00
2	53	16	ASN	N-CA-CB	-7.22	97.60	110.60
2	53	45	ALA	N-CA-C	-7.22	91.51	111.00
2	57	16	ASN	N-CA-CB	-7.22	97.60	110.60
2	57	45	ALA	N-CA-C	-7.22	91.51	111.00
2	6B	16	ASN	N-CA-CB	-7.22	97.60	110.60
2	6B	45	ALA	N-CA-C	-7.22	91.51	111.00
2	1B	72	ARG	CD-NE-CZ	-7.22	113.49	123.60
2	1J	72	ARG	CD-NE-CZ	-7.22	113.49	123.60
2	2F	72	ARG	CD-NE-CZ	-7.22	113.49	123.60
2	27	72	ARG	CD-NE-CZ	-7.22	113.49	123.60
2	3F	72	ARG	CD-NE-CZ	-7.22	113.49	123.60
2	4B	72	ARG	CD-NE-CZ	-7.22	113.49	123.60
2	4N	72	ARG	CD-NE-CZ	-7.22	113.49	123.60
2	4V	72	ARG	CD-NE-CZ	-7.22	113.49	123.60
2	5R	72	ARG	CD-NE-CZ	-7.22	113.49	123.60
2	6J	72	ARG	CD-NE-CZ	-7.22	113.49	123.60
2	6R	72	ARG	CD-NE-CZ	-7.22	113.49	123.60
2	7N	72	ARG	CD-NE-CZ	-7.22	113.49	123.60
2	1F	16	ASN	N-CA-CB	-7.22	97.61	110.60
2	2N	16	ASN	N-CA-CB	-7.22	97.61	110.60
2	23	16	ASN	N-CA-CB	-7.22	97.61	110.60
2	3N	16	ASN	N-CA-CB	-7.22	97.61	110.60
2	37	16	ASN	N-CA-CB	-7.22	97.61	110.60
2	4J	16	ASN	N-CA-CB	-7.22	97.61	110.60
2	4R	16	ASN	N-CA-CB	-7.22	97.61	110.60
2	5Z	16	ASN	N-CA-CB	-7.22	97.61	110.60
2	6F	16	ASN	N-CA-CB	-7.22	97.61	110.60
2	6Z	16	ASN	N-CA-CB	-7.22	97.61	110.60
2	7J	16	ASN	N-CA-CB	-7.22	97.61	110.60
2	7V	16	ASN	N-CA-CB	-7.22	97.61	110.60
2	1B	16	ASN	N-CA-CB	-7.21	97.62	110.60
2	1J	16	ASN	N-CA-CB	-7.21	97.62	110.60
2	2F	16	ASN	N-CA-CB	-7.21	97.62	110.60
2	27	16	ASN	N-CA-CB	-7.21	97.62	110.60

*Continued on next page...*

*Continued from previous page...*

Mol	Chain	Res	Type	Atoms	Z	Observed(°)	Ideal(°)
2	3F	16	ASN	N-CA-CB	-7.21	97.62	110.60
2	4B	16	ASN	N-CA-CB	-7.21	97.62	110.60
2	4N	16	ASN	N-CA-CB	-7.21	97.62	110.60
2	4V	16	ASN	N-CA-CB	-7.21	97.62	110.60
2	5R	16	ASN	N-CA-CB	-7.21	97.62	110.60
2	6J	16	ASN	N-CA-CB	-7.21	97.62	110.60
2	6R	16	ASN	N-CA-CB	-7.21	97.62	110.60
2	7N	16	ASN	N-CA-CB	-7.21	97.62	110.60
2	1B	72	ARG	O-C-N	7.21	135.45	123.20
2	1J	72	ARG	O-C-N	7.21	135.45	123.20
1	1M	27	LYS	N-CA-CB	7.21	123.57	110.60
2	1N	16	ASN	N-CA-CB	-7.21	97.63	110.60
2	1R	42	HIS	CB-CA-C	-7.21	95.99	110.40
2	1V	42	HIS	CB-CA-C	-7.21	95.99	110.40
2	1Z	42	HIS	CB-CA-C	-7.21	95.99	110.40
2	2F	72	ARG	O-C-N	7.21	135.45	123.20
1	2I	27	LYS	N-CA-CB	7.21	123.57	110.60
2	2J	16	ASN	N-CA-CB	-7.21	97.63	110.60
2	2R	42	HIS	CB-CA-C	-7.21	95.99	110.40
2	2V	42	HIS	CB-CA-C	-7.21	95.99	110.40
2	2Z	42	HIS	CB-CA-C	-7.21	95.99	110.40
2	27	72	ARG	O-C-N	7.21	135.45	123.20
1	3A	27	LYS	N-CA-CB	7.21	123.57	110.60
2	3B	16	ASN	N-CA-CB	-7.21	97.63	110.60
2	3F	72	ARG	O-C-N	7.21	135.45	123.20
1	3I	27	LYS	N-CA-CB	7.21	123.57	110.60
2	3J	16	ASN	N-CA-CB	-7.21	97.63	110.60
1	32	27	LYS	N-CA-CB	7.21	123.57	110.60
2	33	16	ASN	N-CA-CB	-7.21	97.63	110.60
2	4B	72	ARG	O-C-N	7.21	135.45	123.20
1	4E	27	LYS	N-CA-CB	7.21	123.57	110.60
2	4F	16	ASN	N-CA-CB	-7.21	97.63	110.60
2	4N	72	ARG	O-C-N	7.21	135.45	123.20
2	4V	72	ARG	O-C-N	7.21	135.45	123.20
1	4Y	27	LYS	N-CA-CB	7.21	123.57	110.60
2	4Z	16	ASN	N-CA-CB	-7.21	97.63	110.60
2	43	42	HIS	CB-CA-C	-7.21	95.99	110.40
2	47	42	HIS	CB-CA-C	-7.21	95.99	110.40
2	5B	42	HIS	CB-CA-C	-7.21	95.99	110.40
2	5R	72	ARG	O-C-N	7.21	135.45	123.20
1	5U	27	LYS	N-CA-CB	7.21	123.57	110.60
2	5V	16	ASN	N-CA-CB	-7.21	97.63	110.60

*Continued on next page...*



*Continued from previous page...*

Mol	Chain	Res	Type	Atoms	Z	Observed(°)	Ideal(°)
2	53	42	HIS	CB-CA-C	-7.21	95.99	110.40
2	57	42	HIS	CB-CA-C	-7.21	95.99	110.40
2	6B	42	HIS	CB-CA-C	-7.21	95.99	110.40
2	6J	72	ARG	O-C-N	7.21	135.45	123.20
1	6M	27	LYS	N-CA-CB	7.21	123.57	110.60
2	6N	16	ASN	N-CA-CB	-7.21	97.63	110.60
2	6R	72	ARG	O-C-N	7.21	135.45	123.20
1	6U	27	LYS	N-CA-CB	7.21	123.57	110.60
2	6V	16	ASN	N-CA-CB	-7.21	97.63	110.60
1	7E	27	LYS	N-CA-CB	7.21	123.57	110.60
2	7F	16	ASN	N-CA-CB	-7.21	97.63	110.60
2	7N	72	ARG	O-C-N	7.21	135.45	123.20
1	7Q	27	LYS	N-CA-CB	7.21	123.57	110.60
2	7R	16	ASN	N-CA-CB	-7.21	97.63	110.60
2	1R	72	ARG	CD-NE-CZ	-7.20	113.51	123.60
2	1V	72	ARG	CD-NE-CZ	-7.20	113.51	123.60
2	1Z	72	ARG	CD-NE-CZ	-7.20	113.51	123.60
2	2R	72	ARG	CD-NE-CZ	-7.20	113.51	123.60
2	2V	72	ARG	CD-NE-CZ	-7.20	113.51	123.60
2	2Z	72	ARG	CD-NE-CZ	-7.20	113.51	123.60
2	43	72	ARG	CD-NE-CZ	-7.20	113.51	123.60
2	47	72	ARG	CD-NE-CZ	-7.20	113.51	123.60
2	5B	72	ARG	CD-NE-CZ	-7.20	113.51	123.60
2	53	72	ARG	CD-NE-CZ	-7.20	113.51	123.60
2	57	72	ARG	CD-NE-CZ	-7.20	113.51	123.60
2	6B	72	ARG	CD-NE-CZ	-7.20	113.51	123.60
2	13	42	HIS	CB-CA-C	-7.20	96.00	110.40
2	17	42	HIS	CB-CA-C	-7.20	96.00	110.40
2	2B	42	HIS	CB-CA-C	-7.20	96.00	110.40
2	3R	42	HIS	CB-CA-C	-7.20	96.00	110.40
2	3V	42	HIS	CB-CA-C	-7.20	96.00	110.40
2	3Z	42	HIS	CB-CA-C	-7.20	96.00	110.40
2	5F	42	HIS	CB-CA-C	-7.20	96.00	110.40
2	5J	42	HIS	CB-CA-C	-7.20	96.00	110.40
2	5N	42	HIS	CB-CA-C	-7.20	96.00	110.40
2	63	42	HIS	CB-CA-C	-7.20	96.00	110.40
2	67	42	HIS	CB-CA-C	-7.20	96.00	110.40
2	7B	42	HIS	CB-CA-C	-7.20	96.00	110.40
1	1A	48	TYR	CG-CD1-CE1	7.20	127.06	121.30
2	1F	72	ARG	CD-NE-CZ	-7.20	113.52	123.60
1	1I	48	TYR	CG-CD1-CE1	7.20	127.06	121.30
2	1N	72	ARG	CD-NE-CZ	-7.20	113.52	123.60

*Continued on next page...*



*Continued from previous page...*

Mol	Chain	Res	Type	Atoms	Z	Observed(°)	Ideal(°)
1	2E	48	TYR	CG-CD1-CE1	7.20	127.06	121.30
2	2J	72	ARG	CD-NE-CZ	-7.20	113.52	123.60
2	2N	72	ARG	CD-NE-CZ	-7.20	113.52	123.60
2	23	72	ARG	CD-NE-CZ	-7.20	113.52	123.60
1	26	48	TYR	CG-CD1-CE1	7.20	127.06	121.30
2	3B	72	ARG	CD-NE-CZ	-7.20	113.52	123.60
1	3E	48	TYR	CG-CD1-CE1	7.20	127.06	121.30
2	3J	72	ARG	CD-NE-CZ	-7.20	113.52	123.60
2	3N	72	ARG	CD-NE-CZ	-7.20	113.52	123.60
2	33	72	ARG	CD-NE-CZ	-7.20	113.52	123.60
2	37	72	ARG	CD-NE-CZ	-7.20	113.52	123.60
1	4A	48	TYR	CG-CD1-CE1	7.20	127.06	121.30
2	4F	72	ARG	CD-NE-CZ	-7.20	113.52	123.60
2	4J	72	ARG	CD-NE-CZ	-7.20	113.52	123.60
1	4M	48	TYR	CG-CD1-CE1	7.20	127.06	121.30
2	4R	72	ARG	CD-NE-CZ	-7.20	113.52	123.60
1	4U	48	TYR	CG-CD1-CE1	7.20	127.06	121.30
2	4Z	72	ARG	CD-NE-CZ	-7.20	113.52	123.60
1	5Q	48	TYR	CG-CD1-CE1	7.20	127.06	121.30
2	5V	72	ARG	CD-NE-CZ	-7.20	113.52	123.60
2	5Z	72	ARG	CD-NE-CZ	-7.20	113.52	123.60
2	6F	72	ARG	CD-NE-CZ	-7.20	113.52	123.60
1	6I	48	TYR	CG-CD1-CE1	7.20	127.06	121.30
2	6N	72	ARG	CD-NE-CZ	-7.20	113.52	123.60
1	6Q	48	TYR	CG-CD1-CE1	7.20	127.06	121.30
2	6V	72	ARG	CD-NE-CZ	-7.20	113.52	123.60
2	6Z	72	ARG	CD-NE-CZ	-7.20	113.52	123.60
2	7F	72	ARG	CD-NE-CZ	-7.20	113.52	123.60
2	7J	72	ARG	CD-NE-CZ	-7.20	113.52	123.60
1	7M	48	TYR	CG-CD1-CE1	7.20	127.06	121.30
2	7R	72	ARG	CD-NE-CZ	-7.20	113.52	123.60
2	7V	72	ARG	CD-NE-CZ	-7.20	113.52	123.60
2	1N	42	HIS	CB-CA-C	-7.20	96.00	110.40
2	1N	72	ARG	O-C-N	7.20	135.44	123.20
1	12	27	LYS	N-CA-CB	7.20	123.56	110.60
1	16	27	LYS	N-CA-CB	7.20	123.56	110.60
1	2A	27	LYS	N-CA-CB	7.20	123.56	110.60
2	2J	42	HIS	CB-CA-C	-7.20	96.00	110.40
2	2J	72	ARG	O-C-N	7.20	135.44	123.20
2	3B	42	HIS	CB-CA-C	-7.20	96.00	110.40
2	3B	72	ARG	O-C-N	7.20	135.44	123.20
2	3J	42	HIS	CB-CA-C	-7.20	96.00	110.40

*Continued on next page...*

*Continued from previous page...*

Mol	Chain	Res	Type	Atoms	Z	Observed(°)	Ideal(°)
2	3J	72	ARG	O-C-N	7.20	135.44	123.20
1	3Q	27	LYS	N-CA-CB	7.20	123.56	110.60
1	3U	27	LYS	N-CA-CB	7.20	123.56	110.60
1	3Y	27	LYS	N-CA-CB	7.20	123.56	110.60
2	33	42	HIS	CB-CA-C	-7.20	96.00	110.40
2	33	72	ARG	O-C-N	7.20	135.44	123.20
2	4F	42	HIS	CB-CA-C	-7.20	96.00	110.40
2	4F	72	ARG	O-C-N	7.20	135.44	123.20
2	4Z	42	HIS	CB-CA-C	-7.20	96.00	110.40
2	4Z	72	ARG	O-C-N	7.20	135.44	123.20
1	5E	27	LYS	N-CA-CB	7.20	123.56	110.60
1	5I	27	LYS	N-CA-CB	7.20	123.56	110.60
1	5M	27	LYS	N-CA-CB	7.20	123.56	110.60
2	5V	42	HIS	CB-CA-C	-7.20	96.00	110.40
2	5V	72	ARG	O-C-N	7.20	135.44	123.20
2	6N	42	HIS	CB-CA-C	-7.20	96.00	110.40
2	6N	72	ARG	O-C-N	7.20	135.44	123.20
2	6V	42	HIS	CB-CA-C	-7.20	96.00	110.40
2	6V	72	ARG	O-C-N	7.20	135.44	123.20
1	62	27	LYS	N-CA-CB	7.20	123.56	110.60
1	66	27	LYS	N-CA-CB	7.20	123.56	110.60
1	7A	27	LYS	N-CA-CB	7.20	123.56	110.60
2	7F	42	HIS	CB-CA-C	-7.20	96.00	110.40
2	7F	72	ARG	O-C-N	7.20	135.44	123.20
2	7R	42	HIS	CB-CA-C	-7.20	96.00	110.40
2	7R	72	ARG	O-C-N	7.20	135.44	123.20
1	12	48	TYR	CG-CD1-CE1	7.20	127.06	121.30
1	16	48	TYR	CG-CD1-CE1	7.20	127.06	121.30
1	2A	48	TYR	CG-CD1-CE1	7.20	127.06	121.30
1	3Q	48	TYR	CG-CD1-CE1	7.20	127.06	121.30
1	3U	48	TYR	CG-CD1-CE1	7.20	127.06	121.30
1	3Y	48	TYR	CG-CD1-CE1	7.20	127.06	121.30
1	5E	48	TYR	CG-CD1-CE1	7.20	127.06	121.30
1	5I	48	TYR	CG-CD1-CE1	7.20	127.06	121.30
1	5M	48	TYR	CG-CD1-CE1	7.20	127.06	121.30
1	62	48	TYR	CG-CD1-CE1	7.20	127.06	121.30
1	66	48	TYR	CG-CD1-CE1	7.20	127.06	121.30
1	7A	48	TYR	CG-CD1-CE1	7.20	127.06	121.30
1	1A	27	LYS	N-CA-CB	7.19	123.55	110.60
1	1I	27	LYS	N-CA-CB	7.19	123.55	110.60
2	13	16	ASN	N-CA-CB	-7.19	97.65	110.60
2	17	16	ASN	N-CA-CB	-7.19	97.65	110.60

*Continued on next page...*

*Continued from previous page...*

Mol	Chain	Res	Type	Atoms	Z	Observed(°)	Ideal(°)
2	2B	16	ASN	N-CA-CB	-7.19	97.65	110.60
1	2E	27	LYS	N-CA-CB	7.19	123.55	110.60
1	26	27	LYS	N-CA-CB	7.19	123.55	110.60
1	3E	27	LYS	N-CA-CB	7.19	123.55	110.60
2	3R	16	ASN	N-CA-CB	-7.19	97.65	110.60
2	3V	16	ASN	N-CA-CB	-7.19	97.65	110.60
2	3Z	16	ASN	N-CA-CB	-7.19	97.65	110.60
1	4A	27	LYS	N-CA-CB	7.19	123.55	110.60
1	4M	27	LYS	N-CA-CB	7.19	123.55	110.60
1	4U	27	LYS	N-CA-CB	7.19	123.55	110.60
2	5F	16	ASN	N-CA-CB	-7.19	97.65	110.60
2	5J	16	ASN	N-CA-CB	-7.19	97.65	110.60
2	5N	16	ASN	N-CA-CB	-7.19	97.65	110.60
1	5Q	27	LYS	N-CA-CB	7.19	123.55	110.60
1	6I	27	LYS	N-CA-CB	7.19	123.55	110.60
1	6Q	27	LYS	N-CA-CB	7.19	123.55	110.60
2	63	16	ASN	N-CA-CB	-7.19	97.65	110.60
2	67	16	ASN	N-CA-CB	-7.19	97.65	110.60
2	7B	16	ASN	N-CA-CB	-7.19	97.65	110.60
1	7M	27	LYS	N-CA-CB	7.19	123.55	110.60
1	1M	48	TYR	CG-CD1-CE1	7.19	127.05	121.30
1	2I	48	TYR	CG-CD1-CE1	7.19	127.05	121.30
1	3A	48	TYR	CG-CD1-CE1	7.19	127.05	121.30
1	3I	48	TYR	CG-CD1-CE1	7.19	127.05	121.30
1	32	48	TYR	CG-CD1-CE1	7.19	127.05	121.30
1	4E	48	TYR	CG-CD1-CE1	7.19	127.05	121.30
1	4Y	48	TYR	CG-CD1-CE1	7.19	127.05	121.30
1	5U	48	TYR	CG-CD1-CE1	7.19	127.05	121.30
1	6M	48	TYR	CG-CD1-CE1	7.19	127.05	121.30
1	6U	48	TYR	CG-CD1-CE1	7.19	127.05	121.30
1	7E	48	TYR	CG-CD1-CE1	7.19	127.05	121.30
1	7Q	48	TYR	CG-CD1-CE1	7.19	127.05	121.30
2	13	72	ARG	CD-NE-CZ	-7.19	113.54	123.60
2	17	72	ARG	CD-NE-CZ	-7.19	113.54	123.60
2	2B	72	ARG	CD-NE-CZ	-7.19	113.54	123.60
2	3R	72	ARG	CD-NE-CZ	-7.19	113.54	123.60
2	3V	72	ARG	CD-NE-CZ	-7.19	113.54	123.60
2	3Z	72	ARG	CD-NE-CZ	-7.19	113.54	123.60
2	5F	72	ARG	CD-NE-CZ	-7.19	113.54	123.60
2	5J	72	ARG	CD-NE-CZ	-7.19	113.54	123.60
2	5N	72	ARG	CD-NE-CZ	-7.19	113.54	123.60
2	63	72	ARG	CD-NE-CZ	-7.19	113.54	123.60

*Continued on next page...*

*Continued from previous page...*

Mol	Chain	Res	Type	Atoms	Z	Observed(°)	Ideal(°)
2	67	72	ARG	CD-NE-CZ	-7.19	113.54	123.60
2	7B	72	ARG	CD-NE-CZ	-7.19	113.54	123.60
2	1B	42	HIS	CB-CA-C	-7.19	96.03	110.40
2	1F	42	HIS	CB-CA-C	-7.19	96.03	110.40
2	1J	42	HIS	CB-CA-C	-7.19	96.03	110.40
2	2F	42	HIS	CB-CA-C	-7.19	96.03	110.40
2	2N	42	HIS	CB-CA-C	-7.19	96.03	110.40
2	23	42	HIS	CB-CA-C	-7.19	96.03	110.40
2	27	42	HIS	CB-CA-C	-7.19	96.03	110.40
2	3F	42	HIS	CB-CA-C	-7.19	96.03	110.40
2	3N	42	HIS	CB-CA-C	-7.19	96.03	110.40
2	37	42	HIS	CB-CA-C	-7.19	96.03	110.40
2	4B	42	HIS	CB-CA-C	-7.19	96.03	110.40
2	4J	42	HIS	CB-CA-C	-7.19	96.03	110.40
2	4N	42	HIS	CB-CA-C	-7.19	96.03	110.40
2	4R	42	HIS	CB-CA-C	-7.19	96.03	110.40
2	4V	42	HIS	CB-CA-C	-7.19	96.03	110.40
2	5R	42	HIS	CB-CA-C	-7.19	96.03	110.40
2	5Z	42	HIS	CB-CA-C	-7.19	96.03	110.40
2	6F	42	HIS	CB-CA-C	-7.19	96.03	110.40
2	6J	42	HIS	CB-CA-C	-7.19	96.03	110.40
2	6R	42	HIS	CB-CA-C	-7.19	96.03	110.40
2	6Z	42	HIS	CB-CA-C	-7.19	96.03	110.40
2	7J	42	HIS	CB-CA-C	-7.19	96.03	110.40
2	7N	42	HIS	CB-CA-C	-7.19	96.03	110.40
2	7V	42	HIS	CB-CA-C	-7.19	96.03	110.40
2	13	72	ARG	O-C-N	7.18	135.41	123.20
2	17	72	ARG	O-C-N	7.18	135.41	123.20
2	2B	72	ARG	O-C-N	7.18	135.41	123.20
2	3R	72	ARG	O-C-N	7.18	135.41	123.20
2	3V	72	ARG	O-C-N	7.18	135.41	123.20
2	3Z	72	ARG	O-C-N	7.18	135.41	123.20
2	5F	72	ARG	O-C-N	7.18	135.41	123.20
2	5J	72	ARG	O-C-N	7.18	135.41	123.20
2	5N	72	ARG	O-C-N	7.18	135.41	123.20
2	63	72	ARG	O-C-N	7.18	135.41	123.20
2	67	72	ARG	O-C-N	7.18	135.41	123.20
2	7B	72	ARG	O-C-N	7.18	135.41	123.20
1	1E	27	LYS	N-CA-CB	7.18	123.53	110.60
1	2M	27	LYS	N-CA-CB	7.18	123.53	110.60
1	22	27	LYS	N-CA-CB	7.18	123.53	110.60
1	3M	27	LYS	N-CA-CB	7.18	123.53	110.60

*Continued on next page...*

*Continued from previous page...*

Mol	Chain	Res	Type	Atoms	Z	Observed(°)	Ideal(°)
1	36	27	LYS	N-CA-CB	7.18	123.53	110.60
1	4I	27	LYS	N-CA-CB	7.18	123.53	110.60
1	4Q	27	LYS	N-CA-CB	7.18	123.53	110.60
1	5Y	27	LYS	N-CA-CB	7.18	123.53	110.60
1	6E	27	LYS	N-CA-CB	7.18	123.53	110.60
1	6Y	27	LYS	N-CA-CB	7.18	123.53	110.60
1	7I	27	LYS	N-CA-CB	7.18	123.53	110.60
1	7U	27	LYS	N-CA-CB	7.18	123.53	110.60
1	1Q	21	ASN	CB-CG-OD1	7.18	135.95	121.60
1	1Q	27	LYS	N-CA-CB	7.18	123.52	110.60
1	1U	21	ASN	CB-CG-OD1	7.18	135.95	121.60
1	1U	27	LYS	N-CA-CB	7.18	123.52	110.60
1	1Y	21	ASN	CB-CG-OD1	7.18	135.95	121.60
1	1Y	27	LYS	N-CA-CB	7.18	123.52	110.60
1	2Q	21	ASN	CB-CG-OD1	7.18	135.95	121.60
1	2Q	27	LYS	N-CA-CB	7.18	123.52	110.60
1	2U	21	ASN	CB-CG-OD1	7.18	135.95	121.60
1	2U	27	LYS	N-CA-CB	7.18	123.52	110.60
1	2Y	21	ASN	CB-CG-OD1	7.18	135.95	121.60
1	2Y	27	LYS	N-CA-CB	7.18	123.52	110.60
1	42	21	ASN	CB-CG-OD1	7.18	135.95	121.60
1	42	27	LYS	N-CA-CB	7.18	123.52	110.60
1	46	21	ASN	CB-CG-OD1	7.18	135.95	121.60
1	46	27	LYS	N-CA-CB	7.18	123.52	110.60
1	5A	21	ASN	CB-CG-OD1	7.18	135.95	121.60
1	5A	27	LYS	N-CA-CB	7.18	123.52	110.60
1	52	21	ASN	CB-CG-OD1	7.18	135.95	121.60
1	52	27	LYS	N-CA-CB	7.18	123.52	110.60
1	56	21	ASN	CB-CG-OD1	7.18	135.95	121.60
1	56	27	LYS	N-CA-CB	7.18	123.52	110.60
1	6A	21	ASN	CB-CG-OD1	7.18	135.95	121.60
1	6A	27	LYS	N-CA-CB	7.18	123.52	110.60
1	1E	48	TYR	CG-CD1-CE1	7.17	127.04	121.30
1	2M	48	TYR	CG-CD1-CE1	7.17	127.04	121.30
1	22	48	TYR	CG-CD1-CE1	7.17	127.04	121.30
1	3M	48	TYR	CG-CD1-CE1	7.17	127.04	121.30
1	36	48	TYR	CG-CD1-CE1	7.17	127.04	121.30
1	4I	48	TYR	CG-CD1-CE1	7.17	127.04	121.30
1	4Q	48	TYR	CG-CD1-CE1	7.17	127.04	121.30
1	5Y	48	TYR	CG-CD1-CE1	7.17	127.04	121.30
1	6E	48	TYR	CG-CD1-CE1	7.17	127.04	121.30
1	6Y	48	TYR	CG-CD1-CE1	7.17	127.04	121.30

*Continued on next page...*

*Continued from previous page...*

Mol	Chain	Res	Type	Atoms	Z	Observed(°)	Ideal(°)
1	7I	48	TYR	CG-CD1-CE1	7.17	127.04	121.30
1	7U	48	TYR	CG-CD1-CE1	7.17	127.04	121.30
2	1N	14	THR	CA-C-N	7.17	132.98	117.20
2	2J	14	THR	CA-C-N	7.17	132.98	117.20
2	3B	14	THR	CA-C-N	7.17	132.98	117.20
2	3J	14	THR	CA-C-N	7.17	132.98	117.20
2	33	14	THR	CA-C-N	7.17	132.98	117.20
2	4F	14	THR	CA-C-N	7.17	132.98	117.20
2	4Z	14	THR	CA-C-N	7.17	132.98	117.20
2	5V	14	THR	CA-C-N	7.17	132.98	117.20
2	6N	14	THR	CA-C-N	7.17	132.98	117.20
2	6V	14	THR	CA-C-N	7.17	132.98	117.20
2	7F	14	THR	CA-C-N	7.17	132.98	117.20
2	7R	14	THR	CA-C-N	7.17	132.98	117.20
2	13	14	THR	CA-C-N	7.15	132.93	117.20
2	17	14	THR	CA-C-N	7.15	132.93	117.20
2	2B	14	THR	CA-C-N	7.15	132.93	117.20
2	3R	14	THR	CA-C-N	7.15	132.93	117.20
2	3V	14	THR	CA-C-N	7.15	132.93	117.20
2	3Z	14	THR	CA-C-N	7.15	132.93	117.20
2	5F	14	THR	CA-C-N	7.15	132.93	117.20
2	5J	14	THR	CA-C-N	7.15	132.93	117.20
2	5N	14	THR	CA-C-N	7.15	132.93	117.20
2	63	14	THR	CA-C-N	7.15	132.93	117.20
2	67	14	THR	CA-C-N	7.15	132.93	117.20
2	7B	14	THR	CA-C-N	7.15	132.93	117.20
1	1A	21	ASN	CB-CG-OD1	7.15	135.90	121.60
1	1I	21	ASN	CB-CG-OD1	7.15	135.90	121.60
1	2E	21	ASN	CB-CG-OD1	7.15	135.90	121.60
1	26	21	ASN	CB-CG-OD1	7.15	135.90	121.60
1	3E	21	ASN	CB-CG-OD1	7.15	135.90	121.60
1	4A	21	ASN	CB-CG-OD1	7.15	135.90	121.60
1	4M	21	ASN	CB-CG-OD1	7.15	135.90	121.60
1	4U	21	ASN	CB-CG-OD1	7.15	135.90	121.60
1	5Q	21	ASN	CB-CG-OD1	7.15	135.90	121.60
1	6I	21	ASN	CB-CG-OD1	7.15	135.90	121.60
1	6Q	21	ASN	CB-CG-OD1	7.15	135.90	121.60
1	7M	21	ASN	CB-CG-OD1	7.15	135.90	121.60
1	1E	147	ARG	CD-NE-CZ	-7.14	113.60	123.60
1	2M	147	ARG	CD-NE-CZ	-7.14	113.60	123.60
1	22	147	ARG	CD-NE-CZ	-7.14	113.60	123.60
1	3M	147	ARG	CD-NE-CZ	-7.14	113.60	123.60

*Continued on next page...*

*Continued from previous page...*

Mol	Chain	Res	Type	Atoms	Z	Observed(°)	Ideal(°)
1	36	147	ARG	CD-NE-CZ	-7.14	113.60	123.60
1	4I	147	ARG	CD-NE-CZ	-7.14	113.60	123.60
1	4Q	147	ARG	CD-NE-CZ	-7.14	113.60	123.60
1	5Y	147	ARG	CD-NE-CZ	-7.14	113.60	123.60
1	6E	147	ARG	CD-NE-CZ	-7.14	113.60	123.60
1	6Y	147	ARG	CD-NE-CZ	-7.14	113.60	123.60
1	7I	147	ARG	CD-NE-CZ	-7.14	113.60	123.60
1	7U	147	ARG	CD-NE-CZ	-7.14	113.60	123.60
1	1E	21	ASN	CB-CG-OD1	7.14	135.89	121.60
1	2M	21	ASN	CB-CG-OD1	7.14	135.89	121.60
1	22	21	ASN	CB-CG-OD1	7.14	135.89	121.60
1	3M	21	ASN	CB-CG-OD1	7.14	135.89	121.60
1	36	21	ASN	CB-CG-OD1	7.14	135.89	121.60
1	4I	21	ASN	CB-CG-OD1	7.14	135.89	121.60
1	4Q	21	ASN	CB-CG-OD1	7.14	135.89	121.60
1	5Y	21	ASN	CB-CG-OD1	7.14	135.89	121.60
1	6E	21	ASN	CB-CG-OD1	7.14	135.89	121.60
1	6Y	21	ASN	CB-CG-OD1	7.14	135.89	121.60
1	7I	21	ASN	CB-CG-OD1	7.14	135.89	121.60
1	7U	21	ASN	CB-CG-OD1	7.14	135.89	121.60
2	1B	14	THR	CA-C-N	7.14	132.91	117.20
2	1J	14	THR	CA-C-N	7.14	132.91	117.20
2	2F	14	THR	CA-C-N	7.14	132.91	117.20
2	27	14	THR	CA-C-N	7.14	132.91	117.20
2	3F	14	THR	CA-C-N	7.14	132.91	117.20
2	4B	14	THR	CA-C-N	7.14	132.91	117.20
2	4N	14	THR	CA-C-N	7.14	132.91	117.20
2	4V	14	THR	CA-C-N	7.14	132.91	117.20
2	5R	14	THR	CA-C-N	7.14	132.91	117.20
2	6J	14	THR	CA-C-N	7.14	132.91	117.20
2	6R	14	THR	CA-C-N	7.14	132.91	117.20
2	7N	14	THR	CA-C-N	7.14	132.91	117.20
2	1N	68	PRO	CB-CG-CD	-7.14	78.67	106.50
2	2J	68	PRO	CB-CG-CD	-7.14	78.67	106.50
2	3B	68	PRO	CB-CG-CD	-7.14	78.67	106.50
2	3J	68	PRO	CB-CG-CD	-7.14	78.67	106.50
2	33	68	PRO	CB-CG-CD	-7.14	78.67	106.50
2	4F	68	PRO	CB-CG-CD	-7.14	78.67	106.50
2	4Z	68	PRO	CB-CG-CD	-7.14	78.67	106.50
2	5V	68	PRO	CB-CG-CD	-7.14	78.67	106.50
2	6N	68	PRO	CB-CG-CD	-7.14	78.67	106.50
2	6V	68	PRO	CB-CG-CD	-7.14	78.67	106.50

*Continued on next page...*



*Continued from previous page...*

Mol	Chain	Res	Type	Atoms	Z	Observed(°)	Ideal(°)
2	7F	68	PRO	CB-CG-CD	-7.14	78.67	106.50
2	7R	68	PRO	CB-CG-CD	-7.14	78.67	106.50
2	1F	68	PRO	CB-CG-CD	-7.13	78.68	106.50
2	2N	68	PRO	CB-CG-CD	-7.13	78.68	106.50
2	23	68	PRO	CB-CG-CD	-7.13	78.68	106.50
2	3N	68	PRO	CB-CG-CD	-7.13	78.68	106.50
2	37	68	PRO	CB-CG-CD	-7.13	78.68	106.50
2	4J	68	PRO	CB-CG-CD	-7.13	78.68	106.50
2	4R	68	PRO	CB-CG-CD	-7.13	78.68	106.50
2	5Z	68	PRO	CB-CG-CD	-7.13	78.68	106.50
2	6F	68	PRO	CB-CG-CD	-7.13	78.68	106.50
2	6Z	68	PRO	CB-CG-CD	-7.13	78.68	106.50
2	7J	68	PRO	CB-CG-CD	-7.13	78.68	106.50
2	7V	68	PRO	CB-CG-CD	-7.13	78.68	106.50
1	1M	21	ASN	CB-CG-OD1	7.13	135.86	121.60
1	2I	21	ASN	CB-CG-OD1	7.13	135.86	121.60
1	3A	21	ASN	CB-CG-OD1	7.13	135.86	121.60
1	3I	21	ASN	CB-CG-OD1	7.13	135.86	121.60
1	32	21	ASN	CB-CG-OD1	7.13	135.86	121.60
1	4E	21	ASN	CB-CG-OD1	7.13	135.86	121.60
1	4Y	21	ASN	CB-CG-OD1	7.13	135.86	121.60
1	5U	21	ASN	CB-CG-OD1	7.13	135.86	121.60
1	6M	21	ASN	CB-CG-OD1	7.13	135.86	121.60
1	6U	21	ASN	CB-CG-OD1	7.13	135.86	121.60
1	7E	21	ASN	CB-CG-OD1	7.13	135.86	121.60
1	7Q	21	ASN	CB-CG-OD1	7.13	135.86	121.60
1	1Q	147	ARG	CD-NE-CZ	-7.13	113.62	123.60
1	1U	147	ARG	CD-NE-CZ	-7.13	113.62	123.60
1	1Y	147	ARG	CD-NE-CZ	-7.13	113.62	123.60
1	2Q	147	ARG	CD-NE-CZ	-7.13	113.62	123.60
1	2U	147	ARG	CD-NE-CZ	-7.13	113.62	123.60
1	2Y	147	ARG	CD-NE-CZ	-7.13	113.62	123.60
1	42	147	ARG	CD-NE-CZ	-7.13	113.62	123.60
1	46	147	ARG	CD-NE-CZ	-7.13	113.62	123.60
1	5A	147	ARG	CD-NE-CZ	-7.13	113.62	123.60
1	52	147	ARG	CD-NE-CZ	-7.13	113.62	123.60
1	56	147	ARG	CD-NE-CZ	-7.13	113.62	123.60
1	6A	147	ARG	CD-NE-CZ	-7.13	113.62	123.60
1	1Q	48	TYR	CG-CD1-CE1	7.13	127.00	121.30
1	1U	48	TYR	CG-CD1-CE1	7.13	127.00	121.30
1	1Y	48	TYR	CG-CD1-CE1	7.13	127.00	121.30
1	12	21	ASN	CB-CG-OD1	7.13	135.86	121.60

*Continued on next page...*

*Continued from previous page...*

Mol	Chain	Res	Type	Atoms	Z	Observed(°)	Ideal(°)
1	16	21	ASN	CB-CG-OD1	7.13	135.86	121.60
1	2A	21	ASN	CB-CG-OD1	7.13	135.86	121.60
1	2Q	48	TYR	CG-CD1-CE1	7.13	127.00	121.30
1	2U	48	TYR	CG-CD1-CE1	7.13	127.00	121.30
1	2Y	48	TYR	CG-CD1-CE1	7.13	127.00	121.30
1	3Q	21	ASN	CB-CG-OD1	7.13	135.86	121.60
1	3U	21	ASN	CB-CG-OD1	7.13	135.86	121.60
1	3Y	21	ASN	CB-CG-OD1	7.13	135.86	121.60
1	42	48	TYR	CG-CD1-CE1	7.13	127.00	121.30
1	46	48	TYR	CG-CD1-CE1	7.13	127.00	121.30
1	5A	48	TYR	CG-CD1-CE1	7.13	127.00	121.30
1	5E	21	ASN	CB-CG-OD1	7.13	135.86	121.60
1	5I	21	ASN	CB-CG-OD1	7.13	135.86	121.60
1	5M	21	ASN	CB-CG-OD1	7.13	135.86	121.60
1	52	48	TYR	CG-CD1-CE1	7.13	127.00	121.30
1	56	48	TYR	CG-CD1-CE1	7.13	127.00	121.30
1	6A	48	TYR	CG-CD1-CE1	7.13	127.00	121.30
1	62	21	ASN	CB-CG-OD1	7.13	135.86	121.60
1	66	21	ASN	CB-CG-OD1	7.13	135.86	121.60
1	7A	21	ASN	CB-CG-OD1	7.13	135.86	121.60
2	1B	68	PRO	CB-CG-CD	-7.13	78.71	106.50
2	1F	14	THR	CA-C-N	7.13	132.88	117.20
2	1J	68	PRO	CB-CG-CD	-7.13	78.71	106.50
1	1Q	20	GLU	CG-CD-OE1	7.13	132.55	118.30
1	1U	20	GLU	CG-CD-OE1	7.13	132.55	118.30
1	1Y	20	GLU	CG-CD-OE1	7.13	132.55	118.30
2	2F	68	PRO	CB-CG-CD	-7.13	78.71	106.50
2	2N	14	THR	CA-C-N	7.13	132.88	117.20
1	2Q	20	GLU	CG-CD-OE1	7.13	132.55	118.30
1	2U	20	GLU	CG-CD-OE1	7.13	132.55	118.30
1	2Y	20	GLU	CG-CD-OE1	7.13	132.55	118.30
2	23	14	THR	CA-C-N	7.13	132.88	117.20
2	27	68	PRO	CB-CG-CD	-7.13	78.71	106.50
2	3F	68	PRO	CB-CG-CD	-7.13	78.71	106.50
2	3N	14	THR	CA-C-N	7.13	132.88	117.20
2	37	14	THR	CA-C-N	7.13	132.88	117.20
2	4B	68	PRO	CB-CG-CD	-7.13	78.71	106.50
2	4J	14	THR	CA-C-N	7.13	132.88	117.20
2	4N	68	PRO	CB-CG-CD	-7.13	78.71	106.50
2	4R	14	THR	CA-C-N	7.13	132.88	117.20
2	4V	68	PRO	CB-CG-CD	-7.13	78.71	106.50
1	42	20	GLU	CG-CD-OE1	7.13	132.55	118.30

*Continued on next page...*

*Continued from previous page...*

Mol	Chain	Res	Type	Atoms	Z	Observed(°)	Ideal(°)
1	46	20	GLU	CG-CD-OE1	7.13	132.55	118.30
1	5A	20	GLU	CG-CD-OE1	7.13	132.55	118.30
2	5R	68	PRO	CB-CG-CD	-7.13	78.71	106.50
2	5Z	14	THR	CA-C-N	7.13	132.88	117.20
1	52	20	GLU	CG-CD-OE1	7.13	132.55	118.30
1	56	20	GLU	CG-CD-OE1	7.13	132.55	118.30
1	6A	20	GLU	CG-CD-OE1	7.13	132.55	118.30
2	6F	14	THR	CA-C-N	7.13	132.88	117.20
2	6J	68	PRO	CB-CG-CD	-7.13	78.71	106.50
2	6R	68	PRO	CB-CG-CD	-7.13	78.71	106.50
2	6Z	14	THR	CA-C-N	7.13	132.88	117.20
2	7J	14	THR	CA-C-N	7.13	132.88	117.20
2	7N	68	PRO	CB-CG-CD	-7.13	78.71	106.50
2	7V	14	THR	CA-C-N	7.13	132.88	117.20
1	1E	20	GLU	CG-CD-OE1	7.12	132.55	118.30
2	1R	68	PRO	CB-CG-CD	-7.12	78.71	106.50
2	1V	68	PRO	CB-CG-CD	-7.12	78.71	106.50
2	1Z	68	PRO	CB-CG-CD	-7.12	78.71	106.50
1	2M	20	GLU	CG-CD-OE1	7.12	132.55	118.30
2	2R	68	PRO	CB-CG-CD	-7.12	78.71	106.50
2	2V	68	PRO	CB-CG-CD	-7.12	78.71	106.50
2	2Z	68	PRO	CB-CG-CD	-7.12	78.71	106.50
1	22	20	GLU	CG-CD-OE1	7.12	132.55	118.30
1	3M	20	GLU	CG-CD-OE1	7.12	132.55	118.30
1	36	20	GLU	CG-CD-OE1	7.12	132.55	118.30
1	4I	20	GLU	CG-CD-OE1	7.12	132.55	118.30
1	4Q	20	GLU	CG-CD-OE1	7.12	132.55	118.30
2	43	68	PRO	CB-CG-CD	-7.12	78.71	106.50
2	47	68	PRO	CB-CG-CD	-7.12	78.71	106.50
2	5B	68	PRO	CB-CG-CD	-7.12	78.71	106.50
1	5Y	20	GLU	CG-CD-OE1	7.12	132.55	118.30
2	53	68	PRO	CB-CG-CD	-7.12	78.71	106.50
2	57	68	PRO	CB-CG-CD	-7.12	78.71	106.50
2	6B	68	PRO	CB-CG-CD	-7.12	78.71	106.50
1	6E	20	GLU	CG-CD-OE1	7.12	132.55	118.30
1	6Y	20	GLU	CG-CD-OE1	7.12	132.55	118.30
1	7I	20	GLU	CG-CD-OE1	7.12	132.55	118.30
1	7U	20	GLU	CG-CD-OE1	7.12	132.55	118.30
2	13	68	PRO	CB-CG-CD	-7.12	78.72	106.50
2	17	68	PRO	CB-CG-CD	-7.12	78.72	106.50
2	2B	68	PRO	CB-CG-CD	-7.12	78.72	106.50
2	3R	68	PRO	CB-CG-CD	-7.12	78.72	106.50

*Continued on next page...*

*Continued from previous page...*

Mol	Chain	Res	Type	Atoms	Z	Observed(°)	Ideal(°)
2	3V	68	PRO	CB-CG-CD	-7.12	78.72	106.50
2	3Z	68	PRO	CB-CG-CD	-7.12	78.72	106.50
2	5F	68	PRO	CB-CG-CD	-7.12	78.72	106.50
2	5J	68	PRO	CB-CG-CD	-7.12	78.72	106.50
2	5N	68	PRO	CB-CG-CD	-7.12	78.72	106.50
2	63	68	PRO	CB-CG-CD	-7.12	78.72	106.50
2	67	68	PRO	CB-CG-CD	-7.12	78.72	106.50
2	7B	68	PRO	CB-CG-CD	-7.12	78.72	106.50
1	1M	147	ARG	CD-NE-CZ	-7.12	113.63	123.60
2	1R	14	THR	CA-C-N	7.12	132.87	117.20
2	1V	14	THR	CA-C-N	7.12	132.87	117.20
2	1Z	14	THR	CA-C-N	7.12	132.87	117.20
1	2I	147	ARG	CD-NE-CZ	-7.12	113.63	123.60
2	2R	14	THR	CA-C-N	7.12	132.87	117.20
2	2V	14	THR	CA-C-N	7.12	132.87	117.20
2	2Z	14	THR	CA-C-N	7.12	132.87	117.20
1	3A	147	ARG	CD-NE-CZ	-7.12	113.63	123.60
1	3I	147	ARG	CD-NE-CZ	-7.12	113.63	123.60
1	32	147	ARG	CD-NE-CZ	-7.12	113.63	123.60
1	4E	147	ARG	CD-NE-CZ	-7.12	113.63	123.60
1	4Y	147	ARG	CD-NE-CZ	-7.12	113.63	123.60
2	43	14	THR	CA-C-N	7.12	132.87	117.20
2	47	14	THR	CA-C-N	7.12	132.87	117.20
2	5B	14	THR	CA-C-N	7.12	132.87	117.20
1	5U	147	ARG	CD-NE-CZ	-7.12	113.63	123.60
2	53	14	THR	CA-C-N	7.12	132.87	117.20
2	57	14	THR	CA-C-N	7.12	132.87	117.20
2	6B	14	THR	CA-C-N	7.12	132.87	117.20
1	6M	147	ARG	CD-NE-CZ	-7.12	113.63	123.60
1	6U	147	ARG	CD-NE-CZ	-7.12	113.63	123.60
1	7E	147	ARG	CD-NE-CZ	-7.12	113.63	123.60
1	7Q	147	ARG	CD-NE-CZ	-7.12	113.63	123.60
1	1A	20	GLU	CG-CD-OE1	7.12	132.54	118.30
1	1I	20	GLU	CG-CD-OE1	7.12	132.54	118.30
1	2E	20	GLU	CG-CD-OE1	7.12	132.54	118.30
1	26	20	GLU	CG-CD-OE1	7.12	132.54	118.30
1	3E	20	GLU	CG-CD-OE1	7.12	132.54	118.30
1	4A	20	GLU	CG-CD-OE1	7.12	132.54	118.30
1	4M	20	GLU	CG-CD-OE1	7.12	132.54	118.30
1	4U	20	GLU	CG-CD-OE1	7.12	132.54	118.30
1	5Q	20	GLU	CG-CD-OE1	7.12	132.54	118.30
1	6I	20	GLU	CG-CD-OE1	7.12	132.54	118.30

*Continued on next page...*

*Continued from previous page...*

Mol	Chain	Res	Type	Atoms	Z	Observed(°)	Ideal(°)
1	6Q	20	GLU	CG-CD-OE1	7.12	132.54	118.30
1	7M	20	GLU	CG-CD-OE1	7.12	132.54	118.30
1	1A	147	ARG	CD-NE-CZ	-7.12	113.63	123.60
1	1I	147	ARG	CD-NE-CZ	-7.12	113.63	123.60
1	1M	20	GLU	CG-CD-OE1	7.12	132.53	118.30
1	2E	147	ARG	CD-NE-CZ	-7.12	113.63	123.60
1	2I	20	GLU	CG-CD-OE1	7.12	132.53	118.30
1	26	147	ARG	CD-NE-CZ	-7.12	113.63	123.60
1	3A	20	GLU	CG-CD-OE1	7.12	132.53	118.30
1	3E	147	ARG	CD-NE-CZ	-7.12	113.63	123.60
1	3I	20	GLU	CG-CD-OE1	7.12	132.53	118.30
1	32	20	GLU	CG-CD-OE1	7.12	132.53	118.30
1	4A	147	ARG	CD-NE-CZ	-7.12	113.63	123.60
1	4E	20	GLU	CG-CD-OE1	7.12	132.53	118.30
1	4M	147	ARG	CD-NE-CZ	-7.12	113.63	123.60
1	4U	147	ARG	CD-NE-CZ	-7.12	113.63	123.60
1	4Y	20	GLU	CG-CD-OE1	7.12	132.53	118.30
1	5Q	147	ARG	CD-NE-CZ	-7.12	113.63	123.60
1	5U	20	GLU	CG-CD-OE1	7.12	132.53	118.30
1	6I	147	ARG	CD-NE-CZ	-7.12	113.63	123.60
1	6M	20	GLU	CG-CD-OE1	7.12	132.53	118.30
1	6Q	147	ARG	CD-NE-CZ	-7.12	113.63	123.60
1	6U	20	GLU	CG-CD-OE1	7.12	132.53	118.30
1	7E	20	GLU	CG-CD-OE1	7.12	132.53	118.30
1	7M	147	ARG	CD-NE-CZ	-7.12	113.63	123.60
1	7Q	20	GLU	CG-CD-OE1	7.12	132.53	118.30
1	12	20	GLU	CG-CD-OE1	7.11	132.53	118.30
1	16	20	GLU	CG-CD-OE1	7.11	132.53	118.30
1	2A	20	GLU	CG-CD-OE1	7.11	132.53	118.30
1	3Q	20	GLU	CG-CD-OE1	7.11	132.53	118.30
1	3U	20	GLU	CG-CD-OE1	7.11	132.53	118.30
1	3Y	20	GLU	CG-CD-OE1	7.11	132.53	118.30
1	5E	20	GLU	CG-CD-OE1	7.11	132.53	118.30
1	5I	20	GLU	CG-CD-OE1	7.11	132.53	118.30
1	5M	20	GLU	CG-CD-OE1	7.11	132.53	118.30
1	62	20	GLU	CG-CD-OE1	7.11	132.53	118.30
1	66	20	GLU	CG-CD-OE1	7.11	132.53	118.30
1	7A	20	GLU	CG-CD-OE1	7.11	132.53	118.30
2	1F	23	HIS	CA-CB-CG	-7.11	101.51	113.60
1	12	147	ARG	CD-NE-CZ	-7.11	113.65	123.60
1	16	147	ARG	CD-NE-CZ	-7.11	113.65	123.60
1	2A	147	ARG	CD-NE-CZ	-7.11	113.65	123.60

*Continued on next page...*

*Continued from previous page...*

Mol	Chain	Res	Type	Atoms	Z	Observed(°)	Ideal(°)
2	2N	23	HIS	CA-CB-CG	-7.11	101.51	113.60
2	23	23	HIS	CA-CB-CG	-7.11	101.51	113.60
2	3N	23	HIS	CA-CB-CG	-7.11	101.51	113.60
1	3Q	147	ARG	CD-NE-CZ	-7.11	113.65	123.60
1	3U	147	ARG	CD-NE-CZ	-7.11	113.65	123.60
1	3Y	147	ARG	CD-NE-CZ	-7.11	113.65	123.60
2	37	23	HIS	CA-CB-CG	-7.11	101.51	113.60
2	4J	23	HIS	CA-CB-CG	-7.11	101.51	113.60
2	4R	23	HIS	CA-CB-CG	-7.11	101.51	113.60
1	5E	147	ARG	CD-NE-CZ	-7.11	113.65	123.60
1	5I	147	ARG	CD-NE-CZ	-7.11	113.65	123.60
1	5M	147	ARG	CD-NE-CZ	-7.11	113.65	123.60
2	5Z	23	HIS	CA-CB-CG	-7.11	101.51	113.60
2	6F	23	HIS	CA-CB-CG	-7.11	101.51	113.60
2	6Z	23	HIS	CA-CB-CG	-7.11	101.51	113.60
1	62	147	ARG	CD-NE-CZ	-7.11	113.65	123.60
1	66	147	ARG	CD-NE-CZ	-7.11	113.65	123.60
1	7A	147	ARG	CD-NE-CZ	-7.11	113.65	123.60
2	7J	23	HIS	CA-CB-CG	-7.11	101.51	113.60
2	7V	23	HIS	CA-CB-CG	-7.11	101.51	113.60
2	13	23	HIS	CA-CB-CG	-7.11	101.51	113.60
2	17	23	HIS	CA-CB-CG	-7.11	101.51	113.60
2	2B	23	HIS	CA-CB-CG	-7.11	101.51	113.60
2	3R	23	HIS	CA-CB-CG	-7.11	101.51	113.60
2	3V	23	HIS	CA-CB-CG	-7.11	101.51	113.60
2	3Z	23	HIS	CA-CB-CG	-7.11	101.51	113.60
2	5F	23	HIS	CA-CB-CG	-7.11	101.51	113.60
2	5J	23	HIS	CA-CB-CG	-7.11	101.51	113.60
2	5N	23	HIS	CA-CB-CG	-7.11	101.51	113.60
2	63	23	HIS	CA-CB-CG	-7.11	101.51	113.60
2	67	23	HIS	CA-CB-CG	-7.11	101.51	113.60
2	7B	23	HIS	CA-CB-CG	-7.11	101.51	113.60
2	1B	23	HIS	CA-CB-CG	-7.11	101.52	113.60
2	1J	23	HIS	CA-CB-CG	-7.11	101.52	113.60
1	1Q	166	MET	N-CA-C	-7.11	91.81	111.00
1	1U	166	MET	N-CA-C	-7.11	91.81	111.00
1	1Y	166	MET	N-CA-C	-7.11	91.81	111.00
2	2F	23	HIS	CA-CB-CG	-7.11	101.52	113.60
1	2Q	166	MET	N-CA-C	-7.11	91.81	111.00
1	2U	166	MET	N-CA-C	-7.11	91.81	111.00
1	2Y	166	MET	N-CA-C	-7.11	91.81	111.00
2	27	23	HIS	CA-CB-CG	-7.11	101.52	113.60

*Continued on next page...*



*Continued from previous page...*

Mol	Chain	Res	Type	Atoms	Z	Observed(°)	Ideal(°)
2	3F	23	HIS	CA-CB-CG	-7.11	101.52	113.60
2	4B	23	HIS	CA-CB-CG	-7.11	101.52	113.60
2	4N	23	HIS	CA-CB-CG	-7.11	101.52	113.60
2	4V	23	HIS	CA-CB-CG	-7.11	101.52	113.60
1	42	166	MET	N-CA-C	-7.11	91.81	111.00
1	46	166	MET	N-CA-C	-7.11	91.81	111.00
1	5A	166	MET	N-CA-C	-7.11	91.81	111.00
2	5R	23	HIS	CA-CB-CG	-7.11	101.52	113.60
1	52	166	MET	N-CA-C	-7.11	91.81	111.00
1	56	166	MET	N-CA-C	-7.11	91.81	111.00
1	6A	166	MET	N-CA-C	-7.11	91.81	111.00
2	6J	23	HIS	CA-CB-CG	-7.11	101.52	113.60
2	6R	23	HIS	CA-CB-CG	-7.11	101.52	113.60
2	7N	23	HIS	CA-CB-CG	-7.11	101.52	113.60
1	1M	166	MET	N-CA-C	-7.10	91.83	111.00
1	2I	166	MET	N-CA-C	-7.10	91.83	111.00
1	3A	166	MET	N-CA-C	-7.10	91.83	111.00
1	3I	166	MET	N-CA-C	-7.10	91.83	111.00
1	32	166	MET	N-CA-C	-7.10	91.83	111.00
1	4E	166	MET	N-CA-C	-7.10	91.83	111.00
1	4Y	166	MET	N-CA-C	-7.10	91.83	111.00
1	5U	166	MET	N-CA-C	-7.10	91.83	111.00
1	6M	166	MET	N-CA-C	-7.10	91.83	111.00
1	6U	166	MET	N-CA-C	-7.10	91.83	111.00
1	7E	166	MET	N-CA-C	-7.10	91.83	111.00
1	7Q	166	MET	N-CA-C	-7.10	91.83	111.00
1	1E	166	MET	N-CA-C	-7.10	91.83	111.00
1	2M	166	MET	N-CA-C	-7.10	91.83	111.00
1	22	166	MET	N-CA-C	-7.10	91.83	111.00
1	3M	166	MET	N-CA-C	-7.10	91.83	111.00
1	36	166	MET	N-CA-C	-7.10	91.83	111.00
1	4I	166	MET	N-CA-C	-7.10	91.83	111.00
1	4Q	166	MET	N-CA-C	-7.10	91.83	111.00
1	5Y	166	MET	N-CA-C	-7.10	91.83	111.00
1	6E	166	MET	N-CA-C	-7.10	91.83	111.00
1	6Y	166	MET	N-CA-C	-7.10	91.83	111.00
1	7I	166	MET	N-CA-C	-7.10	91.83	111.00
1	7U	166	MET	N-CA-C	-7.10	91.83	111.00
1	1A	166	MET	N-CA-C	-7.10	91.84	111.00
1	1I	166	MET	N-CA-C	-7.10	91.84	111.00
1	2E	166	MET	N-CA-C	-7.10	91.84	111.00
1	26	166	MET	N-CA-C	-7.10	91.84	111.00

*Continued on next page...*



*Continued from previous page...*

Mol	Chain	Res	Type	Atoms	Z	Observed(°)	Ideal(°)
1	3E	166	MET	N-CA-C	-7.10	91.84	111.00
1	4A	166	MET	N-CA-C	-7.10	91.84	111.00
1	4M	166	MET	N-CA-C	-7.10	91.84	111.00
1	4U	166	MET	N-CA-C	-7.10	91.84	111.00
1	5Q	166	MET	N-CA-C	-7.10	91.84	111.00
1	6I	166	MET	N-CA-C	-7.10	91.84	111.00
1	6Q	166	MET	N-CA-C	-7.10	91.84	111.00
1	7M	166	MET	N-CA-C	-7.10	91.84	111.00
2	1R	23	HIS	CA-CB-CG	-7.09	101.55	113.60
2	1V	23	HIS	CA-CB-CG	-7.09	101.55	113.60
2	1Z	23	HIS	CA-CB-CG	-7.09	101.55	113.60
2	2R	23	HIS	CA-CB-CG	-7.09	101.55	113.60
2	2V	23	HIS	CA-CB-CG	-7.09	101.55	113.60
2	2Z	23	HIS	CA-CB-CG	-7.09	101.55	113.60
2	43	23	HIS	CA-CB-CG	-7.09	101.55	113.60
2	47	23	HIS	CA-CB-CG	-7.09	101.55	113.60
2	5B	23	HIS	CA-CB-CG	-7.09	101.55	113.60
2	53	23	HIS	CA-CB-CG	-7.09	101.55	113.60
2	57	23	HIS	CA-CB-CG	-7.09	101.55	113.60
2	6B	23	HIS	CA-CB-CG	-7.09	101.55	113.60
1	12	166	MET	N-CA-C	-7.09	91.86	111.00
1	16	166	MET	N-CA-C	-7.09	91.86	111.00
1	2A	166	MET	N-CA-C	-7.09	91.86	111.00
1	3Q	166	MET	N-CA-C	-7.09	91.86	111.00
1	3U	166	MET	N-CA-C	-7.09	91.86	111.00
1	3Y	166	MET	N-CA-C	-7.09	91.86	111.00
1	5E	166	MET	N-CA-C	-7.09	91.86	111.00
1	5I	166	MET	N-CA-C	-7.09	91.86	111.00
1	5M	166	MET	N-CA-C	-7.09	91.86	111.00
1	62	166	MET	N-CA-C	-7.09	91.86	111.00
1	66	166	MET	N-CA-C	-7.09	91.86	111.00
1	7A	166	MET	N-CA-C	-7.09	91.86	111.00
1	1M	183	GLN	N-CA-C	-7.08	91.88	111.00
1	2I	183	GLN	N-CA-C	-7.08	91.88	111.00
1	3A	183	GLN	N-CA-C	-7.08	91.88	111.00
1	3I	183	GLN	N-CA-C	-7.08	91.88	111.00
1	32	183	GLN	N-CA-C	-7.08	91.88	111.00
1	4E	183	GLN	N-CA-C	-7.08	91.88	111.00
1	4Y	183	GLN	N-CA-C	-7.08	91.88	111.00
1	5U	183	GLN	N-CA-C	-7.08	91.88	111.00
1	6M	183	GLN	N-CA-C	-7.08	91.88	111.00
1	6U	183	GLN	N-CA-C	-7.08	91.88	111.00

*Continued on next page...*

*Continued from previous page...*

Mol	Chain	Res	Type	Atoms	Z	Observed(°)	Ideal(°)
1	7E	183	GLN	N-CA-C	-7.08	91.88	111.00
1	7Q	183	GLN	N-CA-C	-7.08	91.88	111.00
2	1N	23	HIS	CA-CB-CG	-7.08	101.56	113.60
2	2J	23	HIS	CA-CB-CG	-7.08	101.56	113.60
2	3B	23	HIS	CA-CB-CG	-7.08	101.56	113.60
2	3J	23	HIS	CA-CB-CG	-7.08	101.56	113.60
2	33	23	HIS	CA-CB-CG	-7.08	101.56	113.60
2	4F	23	HIS	CA-CB-CG	-7.08	101.56	113.60
2	4Z	23	HIS	CA-CB-CG	-7.08	101.56	113.60
2	5V	23	HIS	CA-CB-CG	-7.08	101.56	113.60
2	6N	23	HIS	CA-CB-CG	-7.08	101.56	113.60
2	6V	23	HIS	CA-CB-CG	-7.08	101.56	113.60
2	7F	23	HIS	CA-CB-CG	-7.08	101.56	113.60
2	7R	23	HIS	CA-CB-CG	-7.08	101.56	113.60
1	1Q	183	GLN	N-CA-C	-7.08	91.90	111.00
1	1U	183	GLN	N-CA-C	-7.08	91.90	111.00
1	1Y	183	GLN	N-CA-C	-7.08	91.90	111.00
1	2Q	183	GLN	N-CA-C	-7.08	91.90	111.00
1	2U	183	GLN	N-CA-C	-7.08	91.90	111.00
1	2Y	183	GLN	N-CA-C	-7.08	91.90	111.00
1	42	183	GLN	N-CA-C	-7.08	91.90	111.00
1	46	183	GLN	N-CA-C	-7.08	91.90	111.00
1	5A	183	GLN	N-CA-C	-7.08	91.90	111.00
1	52	183	GLN	N-CA-C	-7.08	91.90	111.00
1	56	183	GLN	N-CA-C	-7.08	91.90	111.00
1	6A	183	GLN	N-CA-C	-7.08	91.90	111.00
2	1B	70	TRP	CD2-CE3-CZ3	7.07	128.00	118.80
2	1J	70	TRP	CD2-CE3-CZ3	7.07	128.00	118.80
2	2F	70	TRP	CD2-CE3-CZ3	7.07	128.00	118.80
2	27	70	TRP	CD2-CE3-CZ3	7.07	128.00	118.80
2	3F	70	TRP	CD2-CE3-CZ3	7.07	128.00	118.80
2	4B	70	TRP	CD2-CE3-CZ3	7.07	128.00	118.80
2	4N	70	TRP	CD2-CE3-CZ3	7.07	128.00	118.80
2	4V	70	TRP	CD2-CE3-CZ3	7.07	128.00	118.80
2	5R	70	TRP	CD2-CE3-CZ3	7.07	128.00	118.80
2	6J	70	TRP	CD2-CE3-CZ3	7.07	128.00	118.80
2	6R	70	TRP	CD2-CE3-CZ3	7.07	128.00	118.80
2	7N	70	TRP	CD2-CE3-CZ3	7.07	128.00	118.80
1	1A	183	GLN	N-CA-C	-7.07	91.91	111.00
2	1B	227	TYR	CA-CB-CG	-7.07	99.96	113.40
1	1I	183	GLN	N-CA-C	-7.07	91.91	111.00
2	1J	227	TYR	CA-CB-CG	-7.07	99.96	113.40

*Continued on next page...*

*Continued from previous page...*

Mol	Chain	Res	Type	Atoms	Z	Observed(°)	Ideal(°)
2	1R	227	TYR	CA-CB-CG	-7.07	99.96	113.40
2	1V	227	TYR	CA-CB-CG	-7.07	99.96	113.40
2	1Z	227	TYR	CA-CB-CG	-7.07	99.96	113.40
1	2E	183	GLN	N-CA-C	-7.07	91.91	111.00
2	2F	227	TYR	CA-CB-CG	-7.07	99.96	113.40
2	2R	227	TYR	CA-CB-CG	-7.07	99.96	113.40
2	2V	227	TYR	CA-CB-CG	-7.07	99.96	113.40
2	2Z	227	TYR	CA-CB-CG	-7.07	99.96	113.40
1	26	183	GLN	N-CA-C	-7.07	91.91	111.00
2	27	227	TYR	CA-CB-CG	-7.07	99.96	113.40
1	3E	183	GLN	N-CA-C	-7.07	91.91	111.00
2	3F	227	TYR	CA-CB-CG	-7.07	99.96	113.40
1	4A	183	GLN	N-CA-C	-7.07	91.91	111.00
2	4B	227	TYR	CA-CB-CG	-7.07	99.96	113.40
1	4M	183	GLN	N-CA-C	-7.07	91.91	111.00
2	4N	227	TYR	CA-CB-CG	-7.07	99.96	113.40
1	4U	183	GLN	N-CA-C	-7.07	91.91	111.00
2	4V	227	TYR	CA-CB-CG	-7.07	99.96	113.40
2	43	227	TYR	CA-CB-CG	-7.07	99.96	113.40
2	47	227	TYR	CA-CB-CG	-7.07	99.96	113.40
2	5B	227	TYR	CA-CB-CG	-7.07	99.96	113.40
1	5Q	183	GLN	N-CA-C	-7.07	91.91	111.00
2	5R	227	TYR	CA-CB-CG	-7.07	99.96	113.40
2	53	227	TYR	CA-CB-CG	-7.07	99.96	113.40
2	57	227	TYR	CA-CB-CG	-7.07	99.96	113.40
2	6B	227	TYR	CA-CB-CG	-7.07	99.96	113.40
1	6I	183	GLN	N-CA-C	-7.07	91.91	111.00
2	6J	227	TYR	CA-CB-CG	-7.07	99.96	113.40
1	6Q	183	GLN	N-CA-C	-7.07	91.91	111.00
2	6R	227	TYR	CA-CB-CG	-7.07	99.96	113.40
1	7M	183	GLN	N-CA-C	-7.07	91.91	111.00
2	7N	227	TYR	CA-CB-CG	-7.07	99.96	113.40
1	1E	183	GLN	N-CA-C	-7.07	91.91	111.00
1	2M	183	GLN	N-CA-C	-7.07	91.91	111.00
1	22	183	GLN	N-CA-C	-7.07	91.91	111.00
1	3M	183	GLN	N-CA-C	-7.07	91.91	111.00
1	36	183	GLN	N-CA-C	-7.07	91.91	111.00
1	4I	183	GLN	N-CA-C	-7.07	91.91	111.00
1	4Q	183	GLN	N-CA-C	-7.07	91.91	111.00
1	5Y	183	GLN	N-CA-C	-7.07	91.91	111.00
1	6E	183	GLN	N-CA-C	-7.07	91.91	111.00
1	6Y	183	GLN	N-CA-C	-7.07	91.91	111.00

*Continued on next page...*

*Continued from previous page...*

Mol	Chain	Res	Type	Atoms	Z	Observed(°)	Ideal(°)
1	7I	183	GLN	N-CA-C	-7.07	91.91	111.00
1	7U	183	GLN	N-CA-C	-7.07	91.91	111.00
1	12	183	GLN	N-CA-C	-7.07	91.91	111.00
1	16	183	GLN	N-CA-C	-7.07	91.91	111.00
1	2A	183	GLN	N-CA-C	-7.07	91.91	111.00
1	3Q	183	GLN	N-CA-C	-7.07	91.91	111.00
1	3U	183	GLN	N-CA-C	-7.07	91.91	111.00
1	3Y	183	GLN	N-CA-C	-7.07	91.91	111.00
1	5E	183	GLN	N-CA-C	-7.07	91.91	111.00
1	5I	183	GLN	N-CA-C	-7.07	91.91	111.00
1	5M	183	GLN	N-CA-C	-7.07	91.91	111.00
1	62	183	GLN	N-CA-C	-7.07	91.91	111.00
1	66	183	GLN	N-CA-C	-7.07	91.91	111.00
1	7A	183	GLN	N-CA-C	-7.07	91.91	111.00
2	1R	28	THR	CA-CB-CG2	7.07	122.29	112.40
2	1R	45	ALA	CA-C-N	-7.07	101.66	117.20
2	1V	28	THR	CA-CB-CG2	7.07	122.29	112.40
2	1V	45	ALA	CA-C-N	-7.07	101.66	117.20
2	1Z	28	THR	CA-CB-CG2	7.07	122.29	112.40
2	1Z	45	ALA	CA-C-N	-7.07	101.66	117.20
2	2R	28	THR	CA-CB-CG2	7.07	122.29	112.40
2	2R	45	ALA	CA-C-N	-7.07	101.66	117.20
2	2V	28	THR	CA-CB-CG2	7.07	122.29	112.40
2	2V	45	ALA	CA-C-N	-7.07	101.66	117.20
2	2Z	28	THR	CA-CB-CG2	7.07	122.29	112.40
2	2Z	45	ALA	CA-C-N	-7.07	101.66	117.20
2	43	28	THR	CA-CB-CG2	7.07	122.29	112.40
2	43	45	ALA	CA-C-N	-7.07	101.66	117.20
2	47	28	THR	CA-CB-CG2	7.07	122.29	112.40
2	47	45	ALA	CA-C-N	-7.07	101.66	117.20
2	5B	28	THR	CA-CB-CG2	7.07	122.29	112.40
2	5B	45	ALA	CA-C-N	-7.07	101.66	117.20
2	53	28	THR	CA-CB-CG2	7.07	122.29	112.40
2	53	45	ALA	CA-C-N	-7.07	101.66	117.20
2	57	28	THR	CA-CB-CG2	7.07	122.29	112.40
2	57	45	ALA	CA-C-N	-7.07	101.66	117.20
2	6B	28	THR	CA-CB-CG2	7.07	122.29	112.40
2	6B	45	ALA	CA-C-N	-7.07	101.66	117.20
2	1F	70	TRP	CD2-CE3-CZ3	7.06	127.98	118.80
2	13	227	TYR	CA-CB-CG	-7.06	99.98	113.40
2	17	227	TYR	CA-CB-CG	-7.06	99.98	113.40
2	2B	227	TYR	CA-CB-CG	-7.06	99.98	113.40

*Continued on next page...*

*Continued from previous page...*

Mol	Chain	Res	Type	Atoms	Z	Observed(°)	Ideal(°)
2	2N	70	TRP	CD2-CE3-CZ3	7.06	127.98	118.80
2	23	70	TRP	CD2-CE3-CZ3	7.06	127.98	118.80
2	3N	70	TRP	CD2-CE3-CZ3	7.06	127.98	118.80
2	3R	227	TYR	CA-CB-CG	-7.06	99.98	113.40
2	3V	227	TYR	CA-CB-CG	-7.06	99.98	113.40
2	3Z	227	TYR	CA-CB-CG	-7.06	99.98	113.40
2	37	70	TRP	CD2-CE3-CZ3	7.06	127.98	118.80
2	4J	70	TRP	CD2-CE3-CZ3	7.06	127.98	118.80
2	4R	70	TRP	CD2-CE3-CZ3	7.06	127.98	118.80
2	5F	227	TYR	CA-CB-CG	-7.06	99.98	113.40
2	5J	227	TYR	CA-CB-CG	-7.06	99.98	113.40
2	5N	227	TYR	CA-CB-CG	-7.06	99.98	113.40
2	5Z	70	TRP	CD2-CE3-CZ3	7.06	127.98	118.80
2	6F	70	TRP	CD2-CE3-CZ3	7.06	127.98	118.80
2	6Z	70	TRP	CD2-CE3-CZ3	7.06	127.98	118.80
2	63	227	TYR	CA-CB-CG	-7.06	99.98	113.40
2	67	227	TYR	CA-CB-CG	-7.06	99.98	113.40
2	7B	227	TYR	CA-CB-CG	-7.06	99.98	113.40
2	7J	70	TRP	CD2-CE3-CZ3	7.06	127.98	118.80
2	7V	70	TRP	CD2-CE3-CZ3	7.06	127.98	118.80
2	1F	227	TYR	CA-CB-CG	-7.06	99.98	113.40
2	1N	227	TYR	CA-CB-CG	-7.06	99.98	113.40
2	2J	227	TYR	CA-CB-CG	-7.06	99.98	113.40
2	2N	227	TYR	CA-CB-CG	-7.06	99.98	113.40
2	23	227	TYR	CA-CB-CG	-7.06	99.98	113.40
2	3B	227	TYR	CA-CB-CG	-7.06	99.98	113.40
2	3J	227	TYR	CA-CB-CG	-7.06	99.98	113.40
2	3N	227	TYR	CA-CB-CG	-7.06	99.98	113.40
2	33	227	TYR	CA-CB-CG	-7.06	99.98	113.40
2	37	227	TYR	CA-CB-CG	-7.06	99.98	113.40
2	4F	227	TYR	CA-CB-CG	-7.06	99.98	113.40
2	4J	227	TYR	CA-CB-CG	-7.06	99.98	113.40
2	4R	227	TYR	CA-CB-CG	-7.06	99.98	113.40
2	4Z	227	TYR	CA-CB-CG	-7.06	99.98	113.40
2	5V	227	TYR	CA-CB-CG	-7.06	99.98	113.40
2	5Z	227	TYR	CA-CB-CG	-7.06	99.98	113.40
2	6F	227	TYR	CA-CB-CG	-7.06	99.98	113.40
2	6N	227	TYR	CA-CB-CG	-7.06	99.98	113.40
2	6V	227	TYR	CA-CB-CG	-7.06	99.98	113.40
2	6Z	227	TYR	CA-CB-CG	-7.06	99.98	113.40
2	7F	227	TYR	CA-CB-CG	-7.06	99.98	113.40
2	7J	227	TYR	CA-CB-CG	-7.06	99.98	113.40

*Continued on next page...*

*Continued from previous page...*

Mol	Chain	Res	Type	Atoms	Z	Observed(°)	Ideal(°)
2	7R	227	TYR	CA-CB-CG	-7.06	99.98	113.40
2	7V	227	TYR	CA-CB-CG	-7.06	99.98	113.40
2	1R	70	TRP	CD2-CE3-CZ3	7.06	127.98	118.80
2	1V	70	TRP	CD2-CE3-CZ3	7.06	127.98	118.80
2	1Z	70	TRP	CD2-CE3-CZ3	7.06	127.98	118.80
2	13	70	TRP	CD2-CE3-CZ3	7.06	127.98	118.80
2	17	70	TRP	CD2-CE3-CZ3	7.06	127.98	118.80
2	2B	70	TRP	CD2-CE3-CZ3	7.06	127.98	118.80
2	2R	70	TRP	CD2-CE3-CZ3	7.06	127.98	118.80
2	2V	70	TRP	CD2-CE3-CZ3	7.06	127.98	118.80
2	2Z	70	TRP	CD2-CE3-CZ3	7.06	127.98	118.80
2	3R	70	TRP	CD2-CE3-CZ3	7.06	127.98	118.80
2	3V	70	TRP	CD2-CE3-CZ3	7.06	127.98	118.80
2	3Z	70	TRP	CD2-CE3-CZ3	7.06	127.98	118.80
2	43	70	TRP	CD2-CE3-CZ3	7.06	127.98	118.80
2	47	70	TRP	CD2-CE3-CZ3	7.06	127.98	118.80
2	5B	70	TRP	CD2-CE3-CZ3	7.06	127.98	118.80
2	5F	70	TRP	CD2-CE3-CZ3	7.06	127.98	118.80
2	5J	70	TRP	CD2-CE3-CZ3	7.06	127.98	118.80
2	5N	70	TRP	CD2-CE3-CZ3	7.06	127.98	118.80
2	53	70	TRP	CD2-CE3-CZ3	7.06	127.98	118.80
2	57	70	TRP	CD2-CE3-CZ3	7.06	127.98	118.80
2	6B	70	TRP	CD2-CE3-CZ3	7.06	127.98	118.80
2	63	70	TRP	CD2-CE3-CZ3	7.06	127.98	118.80
2	67	70	TRP	CD2-CE3-CZ3	7.06	127.98	118.80
2	7B	70	TRP	CD2-CE3-CZ3	7.06	127.98	118.80
2	1F	55	PRO	O-C-N	7.06	133.99	122.70
2	2N	55	PRO	O-C-N	7.06	133.99	122.70
2	23	55	PRO	O-C-N	7.06	133.99	122.70
2	3N	55	PRO	O-C-N	7.06	133.99	122.70
2	37	55	PRO	O-C-N	7.06	133.99	122.70
2	4J	55	PRO	O-C-N	7.06	133.99	122.70
2	4R	55	PRO	O-C-N	7.06	133.99	122.70
2	5Z	55	PRO	O-C-N	7.06	133.99	122.70
2	6F	55	PRO	O-C-N	7.06	133.99	122.70
2	6Z	55	PRO	O-C-N	7.06	133.99	122.70
2	7J	55	PRO	O-C-N	7.06	133.99	122.70
2	7V	55	PRO	O-C-N	7.06	133.99	122.70
2	1R	55	PRO	O-C-N	7.06	133.99	122.70
2	1V	55	PRO	O-C-N	7.06	133.99	122.70
2	1Z	55	PRO	O-C-N	7.06	133.99	122.70
2	2R	55	PRO	O-C-N	7.06	133.99	122.70

*Continued on next page...*

*Continued from previous page...*

Mol	Chain	Res	Type	Atoms	Z	Observed(°)	Ideal(°)
2	2V	55	PRO	O-C-N	7.06	133.99	122.70
2	2Z	55	PRO	O-C-N	7.06	133.99	122.70
2	43	55	PRO	O-C-N	7.06	133.99	122.70
2	47	55	PRO	O-C-N	7.06	133.99	122.70
2	5B	55	PRO	O-C-N	7.06	133.99	122.70
2	53	55	PRO	O-C-N	7.06	133.99	122.70
2	57	55	PRO	O-C-N	7.06	133.99	122.70
2	6B	55	PRO	O-C-N	7.06	133.99	122.70
2	1N	23	HIS	CA-C-O	-7.05	105.28	120.10
2	2J	23	HIS	CA-C-O	-7.05	105.28	120.10
2	3B	23	HIS	CA-C-O	-7.05	105.28	120.10
2	3J	23	HIS	CA-C-O	-7.05	105.28	120.10
2	33	23	HIS	CA-C-O	-7.05	105.28	120.10
2	4F	23	HIS	CA-C-O	-7.05	105.28	120.10
2	4Z	23	HIS	CA-C-O	-7.05	105.28	120.10
2	5V	23	HIS	CA-C-O	-7.05	105.28	120.10
2	6N	23	HIS	CA-C-O	-7.05	105.28	120.10
2	6V	23	HIS	CA-C-O	-7.05	105.28	120.10
2	7F	23	HIS	CA-C-O	-7.05	105.28	120.10
2	7R	23	HIS	CA-C-O	-7.05	105.28	120.10
2	1F	23	HIS	CA-C-O	-7.05	105.29	120.10
1	12	147	ARG	N-CA-CB	-7.05	97.90	110.60
2	13	45	ALA	CA-C-N	-7.05	101.68	117.20
1	16	147	ARG	N-CA-CB	-7.05	97.90	110.60
2	17	45	ALA	CA-C-N	-7.05	101.68	117.20
1	2A	147	ARG	N-CA-CB	-7.05	97.90	110.60
2	2B	45	ALA	CA-C-N	-7.05	101.68	117.20
2	2N	23	HIS	CA-C-O	-7.05	105.29	120.10
2	23	23	HIS	CA-C-O	-7.05	105.29	120.10
2	3N	23	HIS	CA-C-O	-7.05	105.29	120.10
1	3Q	147	ARG	N-CA-CB	-7.05	97.90	110.60
2	3R	45	ALA	CA-C-N	-7.05	101.68	117.20
1	3U	147	ARG	N-CA-CB	-7.05	97.90	110.60
2	3V	45	ALA	CA-C-N	-7.05	101.68	117.20
1	3Y	147	ARG	N-CA-CB	-7.05	97.90	110.60
2	3Z	45	ALA	CA-C-N	-7.05	101.68	117.20
2	37	23	HIS	CA-C-O	-7.05	105.29	120.10
2	4J	23	HIS	CA-C-O	-7.05	105.29	120.10
2	4R	23	HIS	CA-C-O	-7.05	105.29	120.10
1	5E	147	ARG	N-CA-CB	-7.05	97.90	110.60
2	5F	45	ALA	CA-C-N	-7.05	101.68	117.20
1	5I	147	ARG	N-CA-CB	-7.05	97.90	110.60

*Continued on next page...*



*Continued from previous page...*

Mol	Chain	Res	Type	Atoms	Z	Observed(°)	Ideal(°)
2	5J	45	ALA	CA-C-N	-7.05	101.68	117.20
1	5M	147	ARG	N-CA-CB	-7.05	97.90	110.60
2	5N	45	ALA	CA-C-N	-7.05	101.68	117.20
2	5Z	23	HIS	CA-C-O	-7.05	105.29	120.10
2	6F	23	HIS	CA-C-O	-7.05	105.29	120.10
2	6Z	23	HIS	CA-C-O	-7.05	105.29	120.10
1	62	147	ARG	N-CA-CB	-7.05	97.90	110.60
2	63	45	ALA	CA-C-N	-7.05	101.68	117.20
1	66	147	ARG	N-CA-CB	-7.05	97.90	110.60
2	67	45	ALA	CA-C-N	-7.05	101.68	117.20
1	7A	147	ARG	N-CA-CB	-7.05	97.90	110.60
2	7B	45	ALA	CA-C-N	-7.05	101.68	117.20
2	7J	23	HIS	CA-C-O	-7.05	105.29	120.10
2	7V	23	HIS	CA-C-O	-7.05	105.29	120.10
2	1B	28	THR	CA-CB-CG2	7.05	122.27	112.40
2	1J	28	THR	CA-CB-CG2	7.05	122.27	112.40
2	1N	28	THR	CA-CB-CG2	7.05	122.27	112.40
2	1R	23	HIS	CA-C-O	-7.05	105.29	120.10
2	1V	23	HIS	CA-C-O	-7.05	105.29	120.10
2	1Z	23	HIS	CA-C-O	-7.05	105.29	120.10
2	2F	28	THR	CA-CB-CG2	7.05	122.27	112.40
2	2J	28	THR	CA-CB-CG2	7.05	122.27	112.40
2	2R	23	HIS	CA-C-O	-7.05	105.29	120.10
2	2V	23	HIS	CA-C-O	-7.05	105.29	120.10
2	2Z	23	HIS	CA-C-O	-7.05	105.29	120.10
2	27	28	THR	CA-CB-CG2	7.05	122.27	112.40
2	3B	28	THR	CA-CB-CG2	7.05	122.27	112.40
2	3F	28	THR	CA-CB-CG2	7.05	122.27	112.40
2	3J	28	THR	CA-CB-CG2	7.05	122.27	112.40
2	33	28	THR	CA-CB-CG2	7.05	122.27	112.40
2	4B	28	THR	CA-CB-CG2	7.05	122.27	112.40
2	4F	28	THR	CA-CB-CG2	7.05	122.27	112.40
2	4N	28	THR	CA-CB-CG2	7.05	122.27	112.40
2	4V	28	THR	CA-CB-CG2	7.05	122.27	112.40
2	4Z	28	THR	CA-CB-CG2	7.05	122.27	112.40
2	43	23	HIS	CA-C-O	-7.05	105.29	120.10
2	47	23	HIS	CA-C-O	-7.05	105.29	120.10
2	5B	23	HIS	CA-C-O	-7.05	105.29	120.10
2	5R	28	THR	CA-CB-CG2	7.05	122.27	112.40
2	5V	28	THR	CA-CB-CG2	7.05	122.27	112.40
2	53	23	HIS	CA-C-O	-7.05	105.29	120.10
2	57	23	HIS	CA-C-O	-7.05	105.29	120.10

*Continued on next page...*

*Continued from previous page...*

Mol	Chain	Res	Type	Atoms	Z	Observed(°)	Ideal(°)
2	6B	23	HIS	CA-C-O	-7.05	105.29	120.10
2	6J	28	THR	CA-CB-CG2	7.05	122.27	112.40
2	6N	28	THR	CA-CB-CG2	7.05	122.27	112.40
2	6R	28	THR	CA-CB-CG2	7.05	122.27	112.40
2	6V	28	THR	CA-CB-CG2	7.05	122.27	112.40
2	7F	28	THR	CA-CB-CG2	7.05	122.27	112.40
2	7N	28	THR	CA-CB-CG2	7.05	122.27	112.40
2	7R	28	THR	CA-CB-CG2	7.05	122.27	112.40
2	13	28	THR	CA-CB-CG2	7.05	122.27	112.40
2	17	28	THR	CA-CB-CG2	7.05	122.27	112.40
2	2B	28	THR	CA-CB-CG2	7.05	122.27	112.40
2	3R	28	THR	CA-CB-CG2	7.05	122.27	112.40
2	3V	28	THR	CA-CB-CG2	7.05	122.27	112.40
2	3Z	28	THR	CA-CB-CG2	7.05	122.27	112.40
2	5F	28	THR	CA-CB-CG2	7.05	122.27	112.40
2	5J	28	THR	CA-CB-CG2	7.05	122.27	112.40
2	5N	28	THR	CA-CB-CG2	7.05	122.27	112.40
2	63	28	THR	CA-CB-CG2	7.05	122.27	112.40
2	67	28	THR	CA-CB-CG2	7.05	122.27	112.40
2	7B	28	THR	CA-CB-CG2	7.05	122.27	112.40
2	1B	45	ALA	CA-C-N	-7.05	101.69	117.20
1	1E	84	ARG	CA-C-O	7.05	134.90	120.10
2	1J	45	ALA	CA-C-N	-7.05	101.69	117.20
2	2F	45	ALA	CA-C-N	-7.05	101.69	117.20
1	2M	84	ARG	CA-C-O	7.05	134.90	120.10
1	22	84	ARG	CA-C-O	7.05	134.90	120.10
2	27	45	ALA	CA-C-N	-7.05	101.69	117.20
2	3F	45	ALA	CA-C-N	-7.05	101.69	117.20
1	3M	84	ARG	CA-C-O	7.05	134.90	120.10
1	36	84	ARG	CA-C-O	7.05	134.90	120.10
2	4B	45	ALA	CA-C-N	-7.05	101.69	117.20
1	4I	84	ARG	CA-C-O	7.05	134.90	120.10
2	4N	45	ALA	CA-C-N	-7.05	101.69	117.20
1	4Q	84	ARG	CA-C-O	7.05	134.90	120.10
2	4V	45	ALA	CA-C-N	-7.05	101.69	117.20
2	5R	45	ALA	CA-C-N	-7.05	101.69	117.20
1	5Y	84	ARG	CA-C-O	7.05	134.90	120.10
1	6E	84	ARG	CA-C-O	7.05	134.90	120.10
2	6J	45	ALA	CA-C-N	-7.05	101.69	117.20
2	6R	45	ALA	CA-C-N	-7.05	101.69	117.20
1	6Y	84	ARG	CA-C-O	7.05	134.90	120.10
1	7I	84	ARG	CA-C-O	7.05	134.90	120.10

*Continued on next page...*

*Continued from previous page...*

Mol	Chain	Res	Type	Atoms	Z	Observed(°)	Ideal(°)
2	7N	45	ALA	CA-C-N	-7.05	101.69	117.20
1	7U	84	ARG	CA-C-O	7.05	134.90	120.10
2	1N	45	ALA	CA-C-N	-7.05	101.70	117.20
2	13	23	HIS	CA-C-O	-7.05	105.30	120.10
2	17	23	HIS	CA-C-O	-7.05	105.30	120.10
2	2B	23	HIS	CA-C-O	-7.05	105.30	120.10
2	2J	45	ALA	CA-C-N	-7.05	101.70	117.20
2	3B	45	ALA	CA-C-N	-7.05	101.70	117.20
2	3J	45	ALA	CA-C-N	-7.05	101.70	117.20
2	3R	23	HIS	CA-C-O	-7.05	105.30	120.10
2	3V	23	HIS	CA-C-O	-7.05	105.30	120.10
2	3Z	23	HIS	CA-C-O	-7.05	105.30	120.10
2	33	45	ALA	CA-C-N	-7.05	101.70	117.20
2	4F	45	ALA	CA-C-N	-7.05	101.70	117.20
2	4Z	45	ALA	CA-C-N	-7.05	101.70	117.20
2	5F	23	HIS	CA-C-O	-7.05	105.30	120.10
2	5J	23	HIS	CA-C-O	-7.05	105.30	120.10
2	5N	23	HIS	CA-C-O	-7.05	105.30	120.10
2	5V	45	ALA	CA-C-N	-7.05	101.70	117.20
2	6N	45	ALA	CA-C-N	-7.05	101.70	117.20
2	6V	45	ALA	CA-C-N	-7.05	101.70	117.20
2	63	23	HIS	CA-C-O	-7.05	105.30	120.10
2	67	23	HIS	CA-C-O	-7.05	105.30	120.10
2	7B	23	HIS	CA-C-O	-7.05	105.30	120.10
2	7F	45	ALA	CA-C-N	-7.05	101.70	117.20
2	7R	45	ALA	CA-C-N	-7.05	101.70	117.20
2	1B	23	HIS	CA-C-O	-7.04	105.31	120.10
2	1J	23	HIS	CA-C-O	-7.04	105.31	120.10
1	12	89	PHE	CE1-CZ-CE2	7.04	132.68	120.00
1	16	89	PHE	CE1-CZ-CE2	7.04	132.68	120.00
1	2A	89	PHE	CE1-CZ-CE2	7.04	132.68	120.00
2	2F	23	HIS	CA-C-O	-7.04	105.31	120.10
2	27	23	HIS	CA-C-O	-7.04	105.31	120.10
2	3F	23	HIS	CA-C-O	-7.04	105.31	120.10
1	3Q	89	PHE	CE1-CZ-CE2	7.04	132.68	120.00
1	3U	89	PHE	CE1-CZ-CE2	7.04	132.68	120.00
1	3Y	89	PHE	CE1-CZ-CE2	7.04	132.68	120.00
2	4B	23	HIS	CA-C-O	-7.04	105.31	120.10
2	4N	23	HIS	CA-C-O	-7.04	105.31	120.10
2	4V	23	HIS	CA-C-O	-7.04	105.31	120.10
1	5E	89	PHE	CE1-CZ-CE2	7.04	132.68	120.00
1	5I	89	PHE	CE1-CZ-CE2	7.04	132.68	120.00

*Continued on next page...*

*Continued from previous page...*

Mol	Chain	Res	Type	Atoms	Z	Observed(°)	Ideal(°)
1	5M	89	PHE	CE1-CZ-CE2	7.04	132.68	120.00
2	5R	23	HIS	CA-C-O	-7.04	105.31	120.10
2	6J	23	HIS	CA-C-O	-7.04	105.31	120.10
2	6R	23	HIS	CA-C-O	-7.04	105.31	120.10
1	62	89	PHE	CE1-CZ-CE2	7.04	132.68	120.00
1	66	89	PHE	CE1-CZ-CE2	7.04	132.68	120.00
1	7A	89	PHE	CE1-CZ-CE2	7.04	132.68	120.00
2	7N	23	HIS	CA-C-O	-7.04	105.31	120.10
1	1A	147	ARG	N-CA-CB	-7.04	97.92	110.60
1	1I	147	ARG	N-CA-CB	-7.04	97.92	110.60
1	1Q	147	ARG	N-CA-CB	-7.04	97.92	110.60
1	1U	147	ARG	N-CA-CB	-7.04	97.92	110.60
1	1Y	147	ARG	N-CA-CB	-7.04	97.92	110.60
1	2E	147	ARG	N-CA-CB	-7.04	97.92	110.60
1	2Q	147	ARG	N-CA-CB	-7.04	97.92	110.60
1	2U	147	ARG	N-CA-CB	-7.04	97.92	110.60
1	2Y	147	ARG	N-CA-CB	-7.04	97.92	110.60
1	26	147	ARG	N-CA-CB	-7.04	97.92	110.60
1	3E	147	ARG	N-CA-CB	-7.04	97.92	110.60
1	4A	147	ARG	N-CA-CB	-7.04	97.92	110.60
1	4M	147	ARG	N-CA-CB	-7.04	97.92	110.60
1	4U	147	ARG	N-CA-CB	-7.04	97.92	110.60
1	42	147	ARG	N-CA-CB	-7.04	97.92	110.60
1	46	147	ARG	N-CA-CB	-7.04	97.92	110.60
1	5A	147	ARG	N-CA-CB	-7.04	97.92	110.60
1	5Q	147	ARG	N-CA-CB	-7.04	97.92	110.60
1	52	147	ARG	N-CA-CB	-7.04	97.92	110.60
1	56	147	ARG	N-CA-CB	-7.04	97.92	110.60
1	6A	147	ARG	N-CA-CB	-7.04	97.92	110.60
1	6I	147	ARG	N-CA-CB	-7.04	97.92	110.60
1	6Q	147	ARG	N-CA-CB	-7.04	97.92	110.60
1	7M	147	ARG	N-CA-CB	-7.04	97.92	110.60
2	1F	28	THR	CA-CB-CG2	7.04	122.26	112.40
2	1F	45	ALA	CA-C-N	-7.04	101.71	117.20
1	1M	147	ARG	N-CA-CB	-7.04	97.93	110.60
2	1N	55	PRO	O-C-N	7.04	133.97	122.70
1	2I	147	ARG	N-CA-CB	-7.04	97.93	110.60
2	2J	55	PRO	O-C-N	7.04	133.97	122.70
2	2N	28	THR	CA-CB-CG2	7.04	122.26	112.40
2	2N	45	ALA	CA-C-N	-7.04	101.71	117.20
2	23	28	THR	CA-CB-CG2	7.04	122.26	112.40
2	23	45	ALA	CA-C-N	-7.04	101.71	117.20

*Continued on next page...*

*Continued from previous page...*

Mol	Chain	Res	Type	Atoms	Z	Observed(°)	Ideal(°)
1	3A	147	ARG	N-CA-CB	-7.04	97.93	110.60
2	3B	55	PRO	O-C-N	7.04	133.97	122.70
1	3I	147	ARG	N-CA-CB	-7.04	97.93	110.60
2	3J	55	PRO	O-C-N	7.04	133.97	122.70
2	3N	28	THR	CA-CB-CG2	7.04	122.26	112.40
2	3N	45	ALA	CA-C-N	-7.04	101.71	117.20
1	32	147	ARG	N-CA-CB	-7.04	97.93	110.60
2	33	55	PRO	O-C-N	7.04	133.97	122.70
2	37	28	THR	CA-CB-CG2	7.04	122.26	112.40
2	37	45	ALA	CA-C-N	-7.04	101.71	117.20
1	4E	147	ARG	N-CA-CB	-7.04	97.93	110.60
2	4F	55	PRO	O-C-N	7.04	133.97	122.70
2	4J	28	THR	CA-CB-CG2	7.04	122.26	112.40
2	4J	45	ALA	CA-C-N	-7.04	101.71	117.20
2	4R	28	THR	CA-CB-CG2	7.04	122.26	112.40
2	4R	45	ALA	CA-C-N	-7.04	101.71	117.20
1	4Y	147	ARG	N-CA-CB	-7.04	97.93	110.60
2	4Z	55	PRO	O-C-N	7.04	133.97	122.70
1	5U	147	ARG	N-CA-CB	-7.04	97.93	110.60
2	5V	55	PRO	O-C-N	7.04	133.97	122.70
2	5Z	28	THR	CA-CB-CG2	7.04	122.26	112.40
2	5Z	45	ALA	CA-C-N	-7.04	101.71	117.20
2	6F	28	THR	CA-CB-CG2	7.04	122.26	112.40
2	6F	45	ALA	CA-C-N	-7.04	101.71	117.20
1	6M	147	ARG	N-CA-CB	-7.04	97.93	110.60
2	6N	55	PRO	O-C-N	7.04	133.97	122.70
1	6U	147	ARG	N-CA-CB	-7.04	97.93	110.60
2	6V	55	PRO	O-C-N	7.04	133.97	122.70
2	6Z	28	THR	CA-CB-CG2	7.04	122.26	112.40
2	6Z	45	ALA	CA-C-N	-7.04	101.71	117.20
1	7E	147	ARG	N-CA-CB	-7.04	97.93	110.60
2	7F	55	PRO	O-C-N	7.04	133.97	122.70
2	7J	28	THR	CA-CB-CG2	7.04	122.26	112.40
2	7J	45	ALA	CA-C-N	-7.04	101.71	117.20
1	7Q	147	ARG	N-CA-CB	-7.04	97.93	110.60
2	7R	55	PRO	O-C-N	7.04	133.97	122.70
2	7V	28	THR	CA-CB-CG2	7.04	122.26	112.40
2	7V	45	ALA	CA-C-N	-7.04	101.71	117.20
2	1N	70	TRP	CD2-CE3-CZ3	7.04	127.95	118.80
2	2J	70	TRP	CD2-CE3-CZ3	7.04	127.95	118.80
2	3B	70	TRP	CD2-CE3-CZ3	7.04	127.95	118.80
2	3J	70	TRP	CD2-CE3-CZ3	7.04	127.95	118.80

*Continued on next page...*

*Continued from previous page...*

Mol	Chain	Res	Type	Atoms	Z	Observed(°)	Ideal(°)
2	33	70	TRP	CD2-CE3-CZ3	7.04	127.95	118.80
2	4F	70	TRP	CD2-CE3-CZ3	7.04	127.95	118.80
2	4Z	70	TRP	CD2-CE3-CZ3	7.04	127.95	118.80
2	5V	70	TRP	CD2-CE3-CZ3	7.04	127.95	118.80
2	6N	70	TRP	CD2-CE3-CZ3	7.04	127.95	118.80
2	6V	70	TRP	CD2-CE3-CZ3	7.04	127.95	118.80
2	7F	70	TRP	CD2-CE3-CZ3	7.04	127.95	118.80
2	7R	70	TRP	CD2-CE3-CZ3	7.04	127.95	118.80
1	1E	147	ARG	N-CA-CB	-7.03	97.94	110.60
2	1R	162	LEU	CB-CA-C	-7.03	96.84	110.20
2	1V	162	LEU	CB-CA-C	-7.03	96.84	110.20
2	1Z	162	LEU	CB-CA-C	-7.03	96.84	110.20
1	2M	147	ARG	N-CA-CB	-7.03	97.94	110.60
2	2R	162	LEU	CB-CA-C	-7.03	96.84	110.20
2	2V	162	LEU	CB-CA-C	-7.03	96.84	110.20
2	2Z	162	LEU	CB-CA-C	-7.03	96.84	110.20
1	22	147	ARG	N-CA-CB	-7.03	97.94	110.60
1	3M	147	ARG	N-CA-CB	-7.03	97.94	110.60
1	36	147	ARG	N-CA-CB	-7.03	97.94	110.60
1	4I	147	ARG	N-CA-CB	-7.03	97.94	110.60
1	4Q	147	ARG	N-CA-CB	-7.03	97.94	110.60
2	43	162	LEU	CB-CA-C	-7.03	96.84	110.20
2	47	162	LEU	CB-CA-C	-7.03	96.84	110.20
2	5B	162	LEU	CB-CA-C	-7.03	96.84	110.20
1	5Y	147	ARG	N-CA-CB	-7.03	97.94	110.60
2	53	162	LEU	CB-CA-C	-7.03	96.84	110.20
2	57	162	LEU	CB-CA-C	-7.03	96.84	110.20
2	6B	162	LEU	CB-CA-C	-7.03	96.84	110.20
1	6E	147	ARG	N-CA-CB	-7.03	97.94	110.60
1	6Y	147	ARG	N-CA-CB	-7.03	97.94	110.60
1	7I	147	ARG	N-CA-CB	-7.03	97.94	110.60
1	7U	147	ARG	N-CA-CB	-7.03	97.94	110.60
1	1A	84	ARG	CA-C-O	7.03	134.86	120.10
2	1F	162	LEU	CB-CA-C	-7.03	96.85	110.20
1	1I	84	ARG	CA-C-O	7.03	134.86	120.10
1	1M	89	PHE	CE1-CZ-CE2	7.03	132.65	120.00
1	12	9	PHE	N-CA-C	-7.03	92.03	111.00
1	16	9	PHE	N-CA-C	-7.03	92.03	111.00
1	2A	9	PHE	N-CA-C	-7.03	92.03	111.00
1	2E	84	ARG	CA-C-O	7.03	134.86	120.10
1	2I	89	PHE	CE1-CZ-CE2	7.03	132.65	120.00
2	2N	162	LEU	CB-CA-C	-7.03	96.85	110.20

*Continued on next page...*

*Continued from previous page...*

Mol	Chain	Res	Type	Atoms	Z	Observed(°)	Ideal(°)
2	23	162	LEU	CB-CA-C	-7.03	96.85	110.20
1	26	84	ARG	CA-C-O	7.03	134.86	120.10
1	3A	89	PHE	CE1-CZ-CE2	7.03	132.65	120.00
1	3E	84	ARG	CA-C-O	7.03	134.86	120.10
1	3I	89	PHE	CE1-CZ-CE2	7.03	132.65	120.00
2	3N	162	LEU	CB-CA-C	-7.03	96.85	110.20
1	3Q	9	PHE	N-CA-C	-7.03	92.03	111.00
1	3U	9	PHE	N-CA-C	-7.03	92.03	111.00
1	3Y	9	PHE	N-CA-C	-7.03	92.03	111.00
1	32	89	PHE	CE1-CZ-CE2	7.03	132.65	120.00
2	37	162	LEU	CB-CA-C	-7.03	96.85	110.20
1	4A	84	ARG	CA-C-O	7.03	134.86	120.10
1	4E	89	PHE	CE1-CZ-CE2	7.03	132.65	120.00
2	4J	162	LEU	CB-CA-C	-7.03	96.85	110.20
1	4M	84	ARG	CA-C-O	7.03	134.86	120.10
2	4R	162	LEU	CB-CA-C	-7.03	96.85	110.20
1	4U	84	ARG	CA-C-O	7.03	134.86	120.10
1	4Y	89	PHE	CE1-CZ-CE2	7.03	132.65	120.00
1	5E	9	PHE	N-CA-C	-7.03	92.03	111.00
1	5I	9	PHE	N-CA-C	-7.03	92.03	111.00
1	5M	9	PHE	N-CA-C	-7.03	92.03	111.00
1	5Q	84	ARG	CA-C-O	7.03	134.86	120.10
1	5U	89	PHE	CE1-CZ-CE2	7.03	132.65	120.00
2	5Z	162	LEU	CB-CA-C	-7.03	96.85	110.20
2	6F	162	LEU	CB-CA-C	-7.03	96.85	110.20
1	6I	84	ARG	CA-C-O	7.03	134.86	120.10
1	6M	89	PHE	CE1-CZ-CE2	7.03	132.65	120.00
1	6Q	84	ARG	CA-C-O	7.03	134.86	120.10
1	6U	89	PHE	CE1-CZ-CE2	7.03	132.65	120.00
2	6Z	162	LEU	CB-CA-C	-7.03	96.85	110.20
1	62	9	PHE	N-CA-C	-7.03	92.03	111.00
1	66	9	PHE	N-CA-C	-7.03	92.03	111.00
1	7A	9	PHE	N-CA-C	-7.03	92.03	111.00
1	7E	89	PHE	CE1-CZ-CE2	7.03	132.65	120.00
2	7J	162	LEU	CB-CA-C	-7.03	96.85	110.20
1	7M	84	ARG	CA-C-O	7.03	134.86	120.10
1	7Q	89	PHE	CE1-CZ-CE2	7.03	132.65	120.00
2	7V	162	LEU	CB-CA-C	-7.03	96.85	110.20
2	1B	162	LEU	CB-CA-C	-7.03	96.85	110.20
1	1E	9	PHE	N-CA-C	-7.03	92.03	111.00
2	1J	162	LEU	CB-CA-C	-7.03	96.85	110.20
4	15	19[1]	ARG	NE-CZ-NH2	7.03	123.81	120.30

*Continued on next page...*



*Continued from previous page...*

Mol	Chain	Res	Type	Atoms	Z	Observed(°)	Ideal(°)
4	15	19[2]	ARG	NE-CZ-NH2	7.03	123.81	120.30
4	19	19[1]	ARG	NE-CZ-NH2	7.03	123.81	120.30
4	19	19[2]	ARG	NE-CZ-NH2	7.03	123.81	120.30
4	2D	19[1]	ARG	NE-CZ-NH2	7.03	123.81	120.30
4	2D	19[2]	ARG	NE-CZ-NH2	7.03	123.81	120.30
2	2F	162	LEU	CB-CA-C	-7.03	96.85	110.20
1	2M	9	PHE	N-CA-C	-7.03	92.03	111.00
1	22	9	PHE	N-CA-C	-7.03	92.03	111.00
2	27	162	LEU	CB-CA-C	-7.03	96.85	110.20
2	3F	162	LEU	CB-CA-C	-7.03	96.85	110.20
1	3M	9	PHE	N-CA-C	-7.03	92.03	111.00
4	3T	19[1]	ARG	NE-CZ-NH2	7.03	123.81	120.30
4	3T	19[2]	ARG	NE-CZ-NH2	7.03	123.81	120.30
4	3X	19[1]	ARG	NE-CZ-NH2	7.03	123.81	120.30
4	3X	19[2]	ARG	NE-CZ-NH2	7.03	123.81	120.30
4	31	19[1]	ARG	NE-CZ-NH2	7.03	123.81	120.30
4	31	19[2]	ARG	NE-CZ-NH2	7.03	123.81	120.30
1	36	9	PHE	N-CA-C	-7.03	92.03	111.00
2	4B	162	LEU	CB-CA-C	-7.03	96.85	110.20
1	4I	9	PHE	N-CA-C	-7.03	92.03	111.00
2	4N	162	LEU	CB-CA-C	-7.03	96.85	110.20
1	4Q	9	PHE	N-CA-C	-7.03	92.03	111.00
2	4V	162	LEU	CB-CA-C	-7.03	96.85	110.20
4	5H	19[1]	ARG	NE-CZ-NH2	7.03	123.81	120.30
4	5H	19[2]	ARG	NE-CZ-NH2	7.03	123.81	120.30
4	5L	19[1]	ARG	NE-CZ-NH2	7.03	123.81	120.30
4	5L	19[2]	ARG	NE-CZ-NH2	7.03	123.81	120.30
4	5P	19[1]	ARG	NE-CZ-NH2	7.03	123.81	120.30
4	5P	19[2]	ARG	NE-CZ-NH2	7.03	123.81	120.30
2	5R	162	LEU	CB-CA-C	-7.03	96.85	110.20
1	5Y	9	PHE	N-CA-C	-7.03	92.03	111.00
1	6E	9	PHE	N-CA-C	-7.03	92.03	111.00
2	6J	162	LEU	CB-CA-C	-7.03	96.85	110.20
2	6R	162	LEU	CB-CA-C	-7.03	96.85	110.20
1	6Y	9	PHE	N-CA-C	-7.03	92.03	111.00
4	65	19[1]	ARG	NE-CZ-NH2	7.03	123.81	120.30
4	65	19[2]	ARG	NE-CZ-NH2	7.03	123.81	120.30
4	69	19[1]	ARG	NE-CZ-NH2	7.03	123.81	120.30
4	69	19[2]	ARG	NE-CZ-NH2	7.03	123.81	120.30
4	7D	19[1]	ARG	NE-CZ-NH2	7.03	123.81	120.30
4	7D	19[2]	ARG	NE-CZ-NH2	7.03	123.81	120.30
1	7I	9	PHE	N-CA-C	-7.03	92.03	111.00

*Continued on next page...*

*Continued from previous page...*

Mol	Chain	Res	Type	Atoms	Z	Observed(°)	Ideal(°)
2	7N	162	LEU	CB-CA-C	-7.03	96.85	110.20
1	7U	9	PHE	N-CA-C	-7.03	92.03	111.00
1	1A	89	PHE	CE1-CZ-CE2	7.02	132.64	120.00
2	1B	55	PRO	O-C-N	7.02	133.94	122.70
1	1E	89	PHE	CE1-CZ-CE2	7.02	132.64	120.00
1	1I	89	PHE	CE1-CZ-CE2	7.02	132.64	120.00
2	1J	55	PRO	O-C-N	7.02	133.94	122.70
1	2E	89	PHE	CE1-CZ-CE2	7.02	132.64	120.00
2	2F	55	PRO	O-C-N	7.02	133.94	122.70
1	2M	89	PHE	CE1-CZ-CE2	7.02	132.64	120.00
1	22	89	PHE	CE1-CZ-CE2	7.02	132.64	120.00
1	26	89	PHE	CE1-CZ-CE2	7.02	132.64	120.00
2	27	55	PRO	O-C-N	7.02	133.94	122.70
1	3E	89	PHE	CE1-CZ-CE2	7.02	132.64	120.00
2	3F	55	PRO	O-C-N	7.02	133.94	122.70
1	3M	89	PHE	CE1-CZ-CE2	7.02	132.64	120.00
1	36	89	PHE	CE1-CZ-CE2	7.02	132.64	120.00
1	4A	89	PHE	CE1-CZ-CE2	7.02	132.64	120.00
2	4B	55	PRO	O-C-N	7.02	133.94	122.70
1	4I	89	PHE	CE1-CZ-CE2	7.02	132.64	120.00
1	4M	89	PHE	CE1-CZ-CE2	7.02	132.64	120.00
2	4N	55	PRO	O-C-N	7.02	133.94	122.70
1	4Q	89	PHE	CE1-CZ-CE2	7.02	132.64	120.00
1	4U	89	PHE	CE1-CZ-CE2	7.02	132.64	120.00
2	4V	55	PRO	O-C-N	7.02	133.94	122.70
1	5Q	89	PHE	CE1-CZ-CE2	7.02	132.64	120.00
2	5R	55	PRO	O-C-N	7.02	133.94	122.70
1	5Y	89	PHE	CE1-CZ-CE2	7.02	132.64	120.00
1	6E	89	PHE	CE1-CZ-CE2	7.02	132.64	120.00
1	6I	89	PHE	CE1-CZ-CE2	7.02	132.64	120.00
2	6J	55	PRO	O-C-N	7.02	133.94	122.70
1	6Q	89	PHE	CE1-CZ-CE2	7.02	132.64	120.00
2	6R	55	PRO	O-C-N	7.02	133.94	122.70
1	6Y	89	PHE	CE1-CZ-CE2	7.02	132.64	120.00
1	7I	89	PHE	CE1-CZ-CE2	7.02	132.64	120.00
1	7M	89	PHE	CE1-CZ-CE2	7.02	132.64	120.00
2	7N	55	PRO	O-C-N	7.02	133.94	122.70
1	7U	89	PHE	CE1-CZ-CE2	7.02	132.64	120.00
1	1Q	89	PHE	CE1-CZ-CE2	7.02	132.64	120.00
1	1U	89	PHE	CE1-CZ-CE2	7.02	132.64	120.00
1	1Y	89	PHE	CE1-CZ-CE2	7.02	132.64	120.00
1	2Q	89	PHE	CE1-CZ-CE2	7.02	132.64	120.00

*Continued on next page...*

*Continued from previous page...*

Mol	Chain	Res	Type	Atoms	Z	Observed(°)	Ideal(°)
1	2U	89	PHE	CE1-CZ-CE2	7.02	132.64	120.00
1	2Y	89	PHE	CE1-CZ-CE2	7.02	132.64	120.00
1	42	89	PHE	CE1-CZ-CE2	7.02	132.64	120.00
1	46	89	PHE	CE1-CZ-CE2	7.02	132.64	120.00
1	5A	89	PHE	CE1-CZ-CE2	7.02	132.64	120.00
1	52	89	PHE	CE1-CZ-CE2	7.02	132.64	120.00
1	56	89	PHE	CE1-CZ-CE2	7.02	132.64	120.00
1	6A	89	PHE	CE1-CZ-CE2	7.02	132.64	120.00
1	1M	9	PHE	N-CA-C	-7.02	92.05	111.00
2	1N	162	LEU	CB-CA-C	-7.02	96.86	110.20
1	2I	9	PHE	N-CA-C	-7.02	92.05	111.00
2	2J	162	LEU	CB-CA-C	-7.02	96.86	110.20
1	3A	9	PHE	N-CA-C	-7.02	92.05	111.00
2	3B	162	LEU	CB-CA-C	-7.02	96.86	110.20
1	3I	9	PHE	N-CA-C	-7.02	92.05	111.00
2	3J	162	LEU	CB-CA-C	-7.02	96.86	110.20
1	32	9	PHE	N-CA-C	-7.02	92.05	111.00
2	33	162	LEU	CB-CA-C	-7.02	96.86	110.20
1	4E	9	PHE	N-CA-C	-7.02	92.05	111.00
2	4F	162	LEU	CB-CA-C	-7.02	96.86	110.20
1	4Y	9	PHE	N-CA-C	-7.02	92.05	111.00
2	4Z	162	LEU	CB-CA-C	-7.02	96.86	110.20
1	5U	9	PHE	N-CA-C	-7.02	92.05	111.00
2	5V	162	LEU	CB-CA-C	-7.02	96.86	110.20
1	6M	9	PHE	N-CA-C	-7.02	92.05	111.00
2	6N	162	LEU	CB-CA-C	-7.02	96.86	110.20
1	6U	9	PHE	N-CA-C	-7.02	92.05	111.00
2	6V	162	LEU	CB-CA-C	-7.02	96.86	110.20
1	7E	9	PHE	N-CA-C	-7.02	92.05	111.00
2	7F	162	LEU	CB-CA-C	-7.02	96.86	110.20
1	7Q	9	PHE	N-CA-C	-7.02	92.05	111.00
2	7R	162	LEU	CB-CA-C	-7.02	96.86	110.20
1	1M	84	ARG	CA-C-O	7.02	134.84	120.10
1	1Q	84	ARG	CA-C-O	7.02	134.84	120.10
4	1T	67[1]	ARG	NE-CZ-NH2	7.02	123.81	120.30
4	1T	67[2]	ARG	NE-CZ-NH2	7.02	123.81	120.30
1	1U	84	ARG	CA-C-O	7.02	134.84	120.10
4	1X	67[1]	ARG	NE-CZ-NH2	7.02	123.81	120.30
4	1X	67[2]	ARG	NE-CZ-NH2	7.02	123.81	120.30
1	1Y	84	ARG	CA-C-O	7.02	134.84	120.10
4	11	67[1]	ARG	NE-CZ-NH2	7.02	123.81	120.30
4	11	67[2]	ARG	NE-CZ-NH2	7.02	123.81	120.30

*Continued on next page...*

*Continued from previous page...*

Mol	Chain	Res	Type	Atoms	Z	Observed(°)	Ideal(°)
1	2I	84	ARG	CA-C-O	7.02	134.84	120.10
1	2Q	84	ARG	CA-C-O	7.02	134.84	120.10
4	2T	67[1]	ARG	NE-CZ-NH2	7.02	123.81	120.30
4	2T	67[2]	ARG	NE-CZ-NH2	7.02	123.81	120.30
1	2U	84	ARG	CA-C-O	7.02	134.84	120.10
4	2X	67[1]	ARG	NE-CZ-NH2	7.02	123.81	120.30
4	2X	67[2]	ARG	NE-CZ-NH2	7.02	123.81	120.30
1	2Y	84	ARG	CA-C-O	7.02	134.84	120.10
4	2I	67[1]	ARG	NE-CZ-NH2	7.02	123.81	120.30
4	2I	67[2]	ARG	NE-CZ-NH2	7.02	123.81	120.30
1	3A	84	ARG	CA-C-O	7.02	134.84	120.10
1	3I	84	ARG	CA-C-O	7.02	134.84	120.10
1	32	84	ARG	CA-C-O	7.02	134.84	120.10
1	4E	84	ARG	CA-C-O	7.02	134.84	120.10
1	4Y	84	ARG	CA-C-O	7.02	134.84	120.10
1	42	84	ARG	CA-C-O	7.02	134.84	120.10
4	45	67[1]	ARG	NE-CZ-NH2	7.02	123.81	120.30
4	45	67[2]	ARG	NE-CZ-NH2	7.02	123.81	120.30
1	46	84	ARG	CA-C-O	7.02	134.84	120.10
4	49	67[1]	ARG	NE-CZ-NH2	7.02	123.81	120.30
4	49	67[2]	ARG	NE-CZ-NH2	7.02	123.81	120.30
1	5A	84	ARG	CA-C-O	7.02	134.84	120.10
4	5D	67[1]	ARG	NE-CZ-NH2	7.02	123.81	120.30
4	5D	67[2]	ARG	NE-CZ-NH2	7.02	123.81	120.30
1	5U	84	ARG	CA-C-O	7.02	134.84	120.10
1	52	84	ARG	CA-C-O	7.02	134.84	120.10
4	55	67[1]	ARG	NE-CZ-NH2	7.02	123.81	120.30
4	55	67[2]	ARG	NE-CZ-NH2	7.02	123.81	120.30
1	56	84	ARG	CA-C-O	7.02	134.84	120.10
4	59	67[1]	ARG	NE-CZ-NH2	7.02	123.81	120.30
4	59	67[2]	ARG	NE-CZ-NH2	7.02	123.81	120.30
1	6A	84	ARG	CA-C-O	7.02	134.84	120.10
4	6D	67[1]	ARG	NE-CZ-NH2	7.02	123.81	120.30
4	6D	67[2]	ARG	NE-CZ-NH2	7.02	123.81	120.30
1	6M	84	ARG	CA-C-O	7.02	134.84	120.10
1	6U	84	ARG	CA-C-O	7.02	134.84	120.10
1	7E	84	ARG	CA-C-O	7.02	134.84	120.10
1	7Q	84	ARG	CA-C-O	7.02	134.84	120.10
1	1A	9	PHE	N-CA-C	-7.01	92.06	111.00
1	1E	48	TYR	O-C-N	-7.01	111.48	122.70
1	1I	9	PHE	N-CA-C	-7.01	92.06	111.00
1	1Q	9	PHE	N-CA-C	-7.01	92.06	111.00

*Continued on next page...*

*Continued from previous page...*

Mol	Chain	Res	Type	Atoms	Z	Observed(°)	Ideal(°)
1	1U	9	PHE	N-CA-C	-7.01	92.06	111.00
1	1Y	9	PHE	N-CA-C	-7.01	92.06	111.00
1	2E	9	PHE	N-CA-C	-7.01	92.06	111.00
1	2M	48	TYR	O-C-N	-7.01	111.48	122.70
1	2Q	9	PHE	N-CA-C	-7.01	92.06	111.00
1	2U	9	PHE	N-CA-C	-7.01	92.06	111.00
1	2Y	9	PHE	N-CA-C	-7.01	92.06	111.00
1	22	48	TYR	O-C-N	-7.01	111.48	122.70
1	26	9	PHE	N-CA-C	-7.01	92.06	111.00
1	3E	9	PHE	N-CA-C	-7.01	92.06	111.00
1	3M	48	TYR	O-C-N	-7.01	111.48	122.70
1	36	48	TYR	O-C-N	-7.01	111.48	122.70
1	4A	9	PHE	N-CA-C	-7.01	92.06	111.00
1	4I	48	TYR	O-C-N	-7.01	111.48	122.70
1	4M	9	PHE	N-CA-C	-7.01	92.06	111.00
1	4Q	48	TYR	O-C-N	-7.01	111.48	122.70
1	4U	9	PHE	N-CA-C	-7.01	92.06	111.00
1	42	9	PHE	N-CA-C	-7.01	92.06	111.00
1	46	9	PHE	N-CA-C	-7.01	92.06	111.00
1	5A	9	PHE	N-CA-C	-7.01	92.06	111.00
1	5Q	9	PHE	N-CA-C	-7.01	92.06	111.00
1	5Y	48	TYR	O-C-N	-7.01	111.48	122.70
1	52	9	PHE	N-CA-C	-7.01	92.06	111.00
1	56	9	PHE	N-CA-C	-7.01	92.06	111.00
1	6A	9	PHE	N-CA-C	-7.01	92.06	111.00
1	6E	48	TYR	O-C-N	-7.01	111.48	122.70
1	6I	9	PHE	N-CA-C	-7.01	92.06	111.00
1	6Q	9	PHE	N-CA-C	-7.01	92.06	111.00
1	6Y	48	TYR	O-C-N	-7.01	111.48	122.70
1	7I	48	TYR	O-C-N	-7.01	111.48	122.70
1	7M	9	PHE	N-CA-C	-7.01	92.06	111.00
1	7U	48	TYR	O-C-N	-7.01	111.48	122.70
1	12	84	ARG	CA-C-O	7.01	134.83	120.10
1	16	84	ARG	CA-C-O	7.01	134.83	120.10
1	2A	84	ARG	CA-C-O	7.01	134.83	120.10
1	3Q	84	ARG	CA-C-O	7.01	134.83	120.10
1	3U	84	ARG	CA-C-O	7.01	134.83	120.10
1	3Y	84	ARG	CA-C-O	7.01	134.83	120.10
1	5E	84	ARG	CA-C-O	7.01	134.83	120.10
1	5I	84	ARG	CA-C-O	7.01	134.83	120.10
1	5M	84	ARG	CA-C-O	7.01	134.83	120.10
1	62	84	ARG	CA-C-O	7.01	134.83	120.10

*Continued on next page...*

*Continued from previous page...*

Mol	Chain	Res	Type	Atoms	Z	Observed(°)	Ideal(°)
1	66	84	ARG	CA-C-O	7.01	134.83	120.10
1	7A	84	ARG	CA-C-O	7.01	134.83	120.10
4	1H	19[1]	ARG	NE-CZ-NH2	7.01	123.80	120.30
4	1H	19[2]	ARG	NE-CZ-NH2	7.01	123.80	120.30
2	13	162	LEU	CB-CA-C	-7.01	96.89	110.20
2	17	162	LEU	CB-CA-C	-7.01	96.89	110.20
2	2B	162	LEU	CB-CA-C	-7.01	96.89	110.20
4	2P	19[1]	ARG	NE-CZ-NH2	7.01	123.80	120.30
4	2P	19[2]	ARG	NE-CZ-NH2	7.01	123.80	120.30
4	25	19[1]	ARG	NE-CZ-NH2	7.01	123.80	120.30
4	25	19[2]	ARG	NE-CZ-NH2	7.01	123.80	120.30
4	3P	19[1]	ARG	NE-CZ-NH2	7.01	123.80	120.30
4	3P	19[2]	ARG	NE-CZ-NH2	7.01	123.80	120.30
2	3R	162	LEU	CB-CA-C	-7.01	96.89	110.20
2	3V	162	LEU	CB-CA-C	-7.01	96.89	110.20
2	3Z	162	LEU	CB-CA-C	-7.01	96.89	110.20
4	39	19[1]	ARG	NE-CZ-NH2	7.01	123.80	120.30
4	39	19[2]	ARG	NE-CZ-NH2	7.01	123.80	120.30
4	4L	19[1]	ARG	NE-CZ-NH2	7.01	123.80	120.30
4	4L	19[2]	ARG	NE-CZ-NH2	7.01	123.80	120.30
4	4T	19[1]	ARG	NE-CZ-NH2	7.01	123.80	120.30
4	4T	19[2]	ARG	NE-CZ-NH2	7.01	123.80	120.30
2	5F	162	LEU	CB-CA-C	-7.01	96.89	110.20
2	5J	162	LEU	CB-CA-C	-7.01	96.89	110.20
2	5N	162	LEU	CB-CA-C	-7.01	96.89	110.20
4	51	19[1]	ARG	NE-CZ-NH2	7.01	123.80	120.30
4	51	19[2]	ARG	NE-CZ-NH2	7.01	123.80	120.30
4	6H	19[1]	ARG	NE-CZ-NH2	7.01	123.80	120.30
4	6H	19[2]	ARG	NE-CZ-NH2	7.01	123.80	120.30
4	61	19[1]	ARG	NE-CZ-NH2	7.01	123.80	120.30
4	61	19[2]	ARG	NE-CZ-NH2	7.01	123.80	120.30
2	63	162	LEU	CB-CA-C	-7.01	96.89	110.20
2	67	162	LEU	CB-CA-C	-7.01	96.89	110.20
2	7B	162	LEU	CB-CA-C	-7.01	96.89	110.20
4	7L	19[1]	ARG	NE-CZ-NH2	7.01	123.80	120.30
4	7L	19[2]	ARG	NE-CZ-NH2	7.01	123.80	120.30
4	7X	19[1]	ARG	NE-CZ-NH2	7.01	123.80	120.30
4	7X	19[2]	ARG	NE-CZ-NH2	7.01	123.80	120.30
2	13	55	PRO	O-C-N	7.00	133.90	122.70
2	17	55	PRO	O-C-N	7.00	133.90	122.70
2	2B	55	PRO	O-C-N	7.00	133.90	122.70
2	3R	55	PRO	O-C-N	7.00	133.90	122.70

*Continued on next page...*

*Continued from previous page...*

Mol	Chain	Res	Type	Atoms	Z	Observed(°)	Ideal(°)
2	3V	55	PRO	O-C-N	7.00	133.90	122.70
2	3Z	55	PRO	O-C-N	7.00	133.90	122.70
2	5F	55	PRO	O-C-N	7.00	133.90	122.70
2	5J	55	PRO	O-C-N	7.00	133.90	122.70
2	5N	55	PRO	O-C-N	7.00	133.90	122.70
2	63	55	PRO	O-C-N	7.00	133.90	122.70
2	67	55	PRO	O-C-N	7.00	133.90	122.70
2	7B	55	PRO	O-C-N	7.00	133.90	122.70
1	1Q	166	MET	CB-CA-C	-7.00	96.40	110.40
1	1U	166	MET	CB-CA-C	-7.00	96.40	110.40
1	1Y	166	MET	CB-CA-C	-7.00	96.40	110.40
1	2Q	166	MET	CB-CA-C	-7.00	96.40	110.40
1	2U	166	MET	CB-CA-C	-7.00	96.40	110.40
1	2Y	166	MET	CB-CA-C	-7.00	96.40	110.40
1	42	166	MET	CB-CA-C	-7.00	96.40	110.40
1	46	166	MET	CB-CA-C	-7.00	96.40	110.40
1	5A	166	MET	CB-CA-C	-7.00	96.40	110.40
1	52	166	MET	CB-CA-C	-7.00	96.40	110.40
1	56	166	MET	CB-CA-C	-7.00	96.40	110.40
1	6A	166	MET	CB-CA-C	-7.00	96.40	110.40
1	1E	166	MET	CB-CA-C	-7.00	96.41	110.40
1	12	23	GLY	N-CA-C	-7.00	95.61	113.10
1	16	23	GLY	N-CA-C	-7.00	95.61	113.10
1	2A	23	GLY	N-CA-C	-7.00	95.61	113.10
1	2M	166	MET	CB-CA-C	-7.00	96.41	110.40
1	22	166	MET	CB-CA-C	-7.00	96.41	110.40
1	3M	166	MET	CB-CA-C	-7.00	96.41	110.40
1	3Q	23	GLY	N-CA-C	-7.00	95.61	113.10
1	3U	23	GLY	N-CA-C	-7.00	95.61	113.10
1	3Y	23	GLY	N-CA-C	-7.00	95.61	113.10
1	36	166	MET	CB-CA-C	-7.00	96.41	110.40
1	4I	166	MET	CB-CA-C	-7.00	96.41	110.40
1	4Q	166	MET	CB-CA-C	-7.00	96.41	110.40
1	5E	23	GLY	N-CA-C	-7.00	95.61	113.10
1	5I	23	GLY	N-CA-C	-7.00	95.61	113.10
1	5M	23	GLY	N-CA-C	-7.00	95.61	113.10
1	5Y	166	MET	CB-CA-C	-7.00	96.41	110.40
1	6E	166	MET	CB-CA-C	-7.00	96.41	110.40
1	6Y	166	MET	CB-CA-C	-7.00	96.41	110.40
1	62	23	GLY	N-CA-C	-7.00	95.61	113.10
1	66	23	GLY	N-CA-C	-7.00	95.61	113.10
1	7A	23	GLY	N-CA-C	-7.00	95.61	113.10

*Continued on next page...*



*Continued from previous page...*

Mol	Chain	Res	Type	Atoms	Z	Observed(°)	Ideal(°)
1	7I	166	MET	CB-CA-C	-7.00	96.41	110.40
1	7U	166	MET	CB-CA-C	-7.00	96.41	110.40
1	1M	23	GLY	N-CA-C	-6.99	95.62	113.10
1	1M	84	ARG	C-N-CA	-6.99	104.21	121.70
1	2I	23	GLY	N-CA-C	-6.99	95.62	113.10
1	2I	84	ARG	C-N-CA	-6.99	104.21	121.70
1	3A	23	GLY	N-CA-C	-6.99	95.62	113.10
1	3A	84	ARG	C-N-CA	-6.99	104.21	121.70
1	3I	23	GLY	N-CA-C	-6.99	95.62	113.10
1	3I	84	ARG	C-N-CA	-6.99	104.21	121.70
1	32	23	GLY	N-CA-C	-6.99	95.62	113.10
1	32	84	ARG	C-N-CA	-6.99	104.21	121.70
1	4E	23	GLY	N-CA-C	-6.99	95.62	113.10
1	4E	84	ARG	C-N-CA	-6.99	104.21	121.70
1	4Y	23	GLY	N-CA-C	-6.99	95.62	113.10
1	4Y	84	ARG	C-N-CA	-6.99	104.21	121.70
1	5U	23	GLY	N-CA-C	-6.99	95.62	113.10
1	5U	84	ARG	C-N-CA	-6.99	104.21	121.70
1	6M	23	GLY	N-CA-C	-6.99	95.62	113.10
1	6M	84	ARG	C-N-CA	-6.99	104.21	121.70
1	6U	23	GLY	N-CA-C	-6.99	95.62	113.10
1	6U	84	ARG	C-N-CA	-6.99	104.21	121.70
1	7E	23	GLY	N-CA-C	-6.99	95.62	113.10
1	7E	84	ARG	C-N-CA	-6.99	104.21	121.70
1	7Q	23	GLY	N-CA-C	-6.99	95.62	113.10
1	7Q	84	ARG	C-N-CA	-6.99	104.21	121.70
1	1E	23	GLY	N-CA-C	-6.99	95.62	113.10
1	2M	23	GLY	N-CA-C	-6.99	95.62	113.10
1	22	23	GLY	N-CA-C	-6.99	95.62	113.10
1	3M	23	GLY	N-CA-C	-6.99	95.62	113.10
1	36	23	GLY	N-CA-C	-6.99	95.62	113.10
1	4I	23	GLY	N-CA-C	-6.99	95.62	113.10
1	4Q	23	GLY	N-CA-C	-6.99	95.62	113.10
1	5Y	23	GLY	N-CA-C	-6.99	95.62	113.10
1	6E	23	GLY	N-CA-C	-6.99	95.62	113.10
1	6Y	23	GLY	N-CA-C	-6.99	95.62	113.10
1	7I	23	GLY	N-CA-C	-6.99	95.62	113.10
1	7U	23	GLY	N-CA-C	-6.99	95.62	113.10
1	1Q	48	TYR	O-C-N	-6.99	111.52	122.70
1	1U	48	TYR	O-C-N	-6.99	111.52	122.70
1	1Y	48	TYR	O-C-N	-6.99	111.52	122.70
1	2Q	48	TYR	O-C-N	-6.99	111.52	122.70

*Continued on next page...*

*Continued from previous page...*

Mol	Chain	Res	Type	Atoms	Z	Observed(°)	Ideal(°)
1	2U	48	TYR	O-C-N	-6.99	111.52	122.70
1	2Y	48	TYR	O-C-N	-6.99	111.52	122.70
1	42	48	TYR	O-C-N	-6.99	111.52	122.70
1	46	48	TYR	O-C-N	-6.99	111.52	122.70
1	5A	48	TYR	O-C-N	-6.99	111.52	122.70
1	52	48	TYR	O-C-N	-6.99	111.52	122.70
1	56	48	TYR	O-C-N	-6.99	111.52	122.70
1	6A	48	TYR	O-C-N	-6.99	111.52	122.70
1	1A	23	GLY	N-CA-C	-6.99	95.63	113.10
1	1E	84	ARG	C-N-CA	-6.99	104.23	121.70
1	1I	23	GLY	N-CA-C	-6.99	95.63	113.10
1	12	84	ARG	C-N-CA	-6.99	104.23	121.70
1	16	84	ARG	C-N-CA	-6.99	104.23	121.70
1	2A	84	ARG	C-N-CA	-6.99	104.23	121.70
1	2E	23	GLY	N-CA-C	-6.99	95.63	113.10
1	2M	84	ARG	C-N-CA	-6.99	104.23	121.70
1	22	84	ARG	C-N-CA	-6.99	104.23	121.70
1	26	23	GLY	N-CA-C	-6.99	95.63	113.10
1	3E	23	GLY	N-CA-C	-6.99	95.63	113.10
1	3M	84	ARG	C-N-CA	-6.99	104.23	121.70
1	3Q	84	ARG	C-N-CA	-6.99	104.23	121.70
1	3U	84	ARG	C-N-CA	-6.99	104.23	121.70
1	3Y	84	ARG	C-N-CA	-6.99	104.23	121.70
1	36	84	ARG	C-N-CA	-6.99	104.23	121.70
1	4A	23	GLY	N-CA-C	-6.99	95.63	113.10
1	4I	84	ARG	C-N-CA	-6.99	104.23	121.70
1	4M	23	GLY	N-CA-C	-6.99	95.63	113.10
1	4Q	84	ARG	C-N-CA	-6.99	104.23	121.70
1	4U	23	GLY	N-CA-C	-6.99	95.63	113.10
1	5E	84	ARG	C-N-CA	-6.99	104.23	121.70
1	5I	84	ARG	C-N-CA	-6.99	104.23	121.70
1	5M	84	ARG	C-N-CA	-6.99	104.23	121.70
1	5Q	23	GLY	N-CA-C	-6.99	95.63	113.10
1	5Y	84	ARG	C-N-CA	-6.99	104.23	121.70
1	6E	84	ARG	C-N-CA	-6.99	104.23	121.70
1	6I	23	GLY	N-CA-C	-6.99	95.63	113.10
1	6Q	23	GLY	N-CA-C	-6.99	95.63	113.10
1	6Y	84	ARG	C-N-CA	-6.99	104.23	121.70
1	62	84	ARG	C-N-CA	-6.99	104.23	121.70
1	66	84	ARG	C-N-CA	-6.99	104.23	121.70
1	7A	84	ARG	C-N-CA	-6.99	104.23	121.70
1	7I	84	ARG	C-N-CA	-6.99	104.23	121.70

*Continued on next page...*

*Continued from previous page...*

Mol	Chain	Res	Type	Atoms	Z	Observed(°)	Ideal(°)
1	7M	23	GLY	N-CA-C	-6.99	95.63	113.10
1	7U	84	ARG	C-N-CA	-6.99	104.23	121.70
1	1M	48	TYR	O-C-N	-6.99	111.52	122.70
1	2I	48	TYR	O-C-N	-6.99	111.52	122.70
1	3A	48	TYR	O-C-N	-6.99	111.52	122.70
1	3I	48	TYR	O-C-N	-6.99	111.52	122.70
1	32	48	TYR	O-C-N	-6.99	111.52	122.70
1	4E	48	TYR	O-C-N	-6.99	111.52	122.70
1	4Y	48	TYR	O-C-N	-6.99	111.52	122.70
1	5U	48	TYR	O-C-N	-6.99	111.52	122.70
1	6M	48	TYR	O-C-N	-6.99	111.52	122.70
1	6U	48	TYR	O-C-N	-6.99	111.52	122.70
1	7E	48	TYR	O-C-N	-6.99	111.52	122.70
1	7Q	48	TYR	O-C-N	-6.99	111.52	122.70
1	1A	84	ARG	C-N-CA	-6.99	104.24	121.70
4	1D	19[1]	ARG	NE-CZ-NH2	6.99	123.79	120.30
4	1D	19[2]	ARG	NE-CZ-NH2	6.99	123.79	120.30
1	1I	84	ARG	C-N-CA	-6.99	104.24	121.70
4	1L	19[1]	ARG	NE-CZ-NH2	6.99	123.79	120.30
4	1L	19[2]	ARG	NE-CZ-NH2	6.99	123.79	120.30
2	1N	69	SER	CA-CB-OG	6.99	130.06	111.20
1	1Q	23	GLY	N-CA-C	-6.99	95.63	113.10
1	1U	23	GLY	N-CA-C	-6.99	95.63	113.10
1	1Y	23	GLY	N-CA-C	-6.99	95.63	113.10
1	12	20	GLU	CB-CG-CD	-6.99	95.34	114.20
1	16	20	GLU	CB-CG-CD	-6.99	95.34	114.20
1	2A	20	GLU	CB-CG-CD	-6.99	95.34	114.20
1	2E	84	ARG	C-N-CA	-6.99	104.24	121.70
4	2H	19[1]	ARG	NE-CZ-NH2	6.99	123.79	120.30
4	2H	19[2]	ARG	NE-CZ-NH2	6.99	123.79	120.30
2	2J	69	SER	CA-CB-OG	6.99	130.06	111.20
1	2Q	23	GLY	N-CA-C	-6.99	95.63	113.10
1	2U	23	GLY	N-CA-C	-6.99	95.63	113.10
1	2Y	23	GLY	N-CA-C	-6.99	95.63	113.10
1	26	84	ARG	C-N-CA	-6.99	104.24	121.70
4	29	19[1]	ARG	NE-CZ-NH2	6.99	123.79	120.30
4	29	19[2]	ARG	NE-CZ-NH2	6.99	123.79	120.30
2	3B	69	SER	CA-CB-OG	6.99	130.06	111.20
1	3E	84	ARG	C-N-CA	-6.99	104.24	121.70
4	3H	19[1]	ARG	NE-CZ-NH2	6.99	123.79	120.30
4	3H	19[2]	ARG	NE-CZ-NH2	6.99	123.79	120.30
2	3J	69	SER	CA-CB-OG	6.99	130.06	111.20

*Continued on next page...*

*Continued from previous page...*

Mol	Chain	Res	Type	Atoms	Z	Observed(°)	Ideal(°)
1	3Q	20	GLU	CB-CG-CD	-6.99	95.34	114.20
1	3U	20	GLU	CB-CG-CD	-6.99	95.34	114.20
1	3Y	20	GLU	CB-CG-CD	-6.99	95.34	114.20
2	33	69	SER	CA-CB-OG	6.99	130.06	111.20
1	4A	84	ARG	C-N-CA	-6.99	104.24	121.70
4	4D	19[1]	ARG	NE-CZ-NH2	6.99	123.79	120.30
4	4D	19[2]	ARG	NE-CZ-NH2	6.99	123.79	120.30
2	4F	69	SER	CA-CB-OG	6.99	130.06	111.20
1	4M	84	ARG	C-N-CA	-6.99	104.24	121.70
4	4P	19[1]	ARG	NE-CZ-NH2	6.99	123.79	120.30
4	4P	19[2]	ARG	NE-CZ-NH2	6.99	123.79	120.30
1	4U	84	ARG	C-N-CA	-6.99	104.24	121.70
4	4X	19[1]	ARG	NE-CZ-NH2	6.99	123.79	120.30
4	4X	19[2]	ARG	NE-CZ-NH2	6.99	123.79	120.30
2	4Z	69	SER	CA-CB-OG	6.99	130.06	111.20
1	42	23	GLY	N-CA-C	-6.99	95.63	113.10
1	46	23	GLY	N-CA-C	-6.99	95.63	113.10
1	5A	23	GLY	N-CA-C	-6.99	95.63	113.10
1	5E	20	GLU	CB-CG-CD	-6.99	95.34	114.20
1	5I	20	GLU	CB-CG-CD	-6.99	95.34	114.20
1	5M	20	GLU	CB-CG-CD	-6.99	95.34	114.20
1	5Q	84	ARG	C-N-CA	-6.99	104.24	121.70
4	5T	19[1]	ARG	NE-CZ-NH2	6.99	123.79	120.30
4	5T	19[2]	ARG	NE-CZ-NH2	6.99	123.79	120.30
2	5V	69	SER	CA-CB-OG	6.99	130.06	111.20
1	52	23	GLY	N-CA-C	-6.99	95.63	113.10
1	56	23	GLY	N-CA-C	-6.99	95.63	113.10
1	6A	23	GLY	N-CA-C	-6.99	95.63	113.10
1	6I	84	ARG	C-N-CA	-6.99	104.24	121.70
4	6L	19[1]	ARG	NE-CZ-NH2	6.99	123.79	120.30
4	6L	19[2]	ARG	NE-CZ-NH2	6.99	123.79	120.30
2	6N	69	SER	CA-CB-OG	6.99	130.06	111.20
1	6Q	84	ARG	C-N-CA	-6.99	104.24	121.70
4	6T	19[1]	ARG	NE-CZ-NH2	6.99	123.79	120.30
4	6T	19[2]	ARG	NE-CZ-NH2	6.99	123.79	120.30
2	6V	69	SER	CA-CB-OG	6.99	130.06	111.20
1	62	20	GLU	CB-CG-CD	-6.99	95.34	114.20
1	66	20	GLU	CB-CG-CD	-6.99	95.34	114.20
1	7A	20	GLU	CB-CG-CD	-6.99	95.34	114.20
2	7F	69	SER	CA-CB-OG	6.99	130.06	111.20
1	7M	84	ARG	C-N-CA	-6.99	104.24	121.70
4	7P	19[1]	ARG	NE-CZ-NH2	6.99	123.79	120.30

*Continued on next page...*

*Continued from previous page...*

Mol	Chain	Res	Type	Atoms	Z	Observed(°)	Ideal(°)
4	7P	19[2]	ARG	NE-CZ-NH2	6.99	123.79	120.30
2	7R	69	SER	CA-CB-OG	6.99	130.06	111.20
2	1R	69	SER	CA-CB-OG	6.98	130.06	111.20
2	1V	69	SER	CA-CB-OG	6.98	130.06	111.20
2	1Z	69	SER	CA-CB-OG	6.98	130.06	111.20
2	2R	69	SER	CA-CB-OG	6.98	130.06	111.20
2	2V	69	SER	CA-CB-OG	6.98	130.06	111.20
2	2Z	69	SER	CA-CB-OG	6.98	130.06	111.20
2	43	69	SER	CA-CB-OG	6.98	130.06	111.20
2	47	69	SER	CA-CB-OG	6.98	130.06	111.20
2	5B	69	SER	CA-CB-OG	6.98	130.06	111.20
2	53	69	SER	CA-CB-OG	6.98	130.06	111.20
2	57	69	SER	CA-CB-OG	6.98	130.06	111.20
2	6B	69	SER	CA-CB-OG	6.98	130.06	111.20
2	1F	8	VAL	CB-CA-C	6.98	124.67	111.40
1	12	166	MET	CB-CA-C	-6.98	96.44	110.40
1	16	166	MET	CB-CA-C	-6.98	96.44	110.40
1	2A	166	MET	CB-CA-C	-6.98	96.44	110.40
2	2N	8	VAL	CB-CA-C	6.98	124.67	111.40
2	23	8	VAL	CB-CA-C	6.98	124.67	111.40
2	3N	8	VAL	CB-CA-C	6.98	124.67	111.40
1	3Q	166	MET	CB-CA-C	-6.98	96.44	110.40
1	3U	166	MET	CB-CA-C	-6.98	96.44	110.40
1	3Y	166	MET	CB-CA-C	-6.98	96.44	110.40
2	37	8	VAL	CB-CA-C	6.98	124.67	111.40
2	4J	8	VAL	CB-CA-C	6.98	124.67	111.40
2	4R	8	VAL	CB-CA-C	6.98	124.67	111.40
1	5E	166	MET	CB-CA-C	-6.98	96.44	110.40
1	5I	166	MET	CB-CA-C	-6.98	96.44	110.40
1	5M	166	MET	CB-CA-C	-6.98	96.44	110.40
2	5Z	8	VAL	CB-CA-C	6.98	124.67	111.40
2	6F	8	VAL	CB-CA-C	6.98	124.67	111.40
2	6Z	8	VAL	CB-CA-C	6.98	124.67	111.40
1	62	166	MET	CB-CA-C	-6.98	96.44	110.40
1	66	166	MET	CB-CA-C	-6.98	96.44	110.40
1	7A	166	MET	CB-CA-C	-6.98	96.44	110.40
2	7J	8	VAL	CB-CA-C	6.98	124.67	111.40
2	7V	8	VAL	CB-CA-C	6.98	124.67	111.40
1	1A	48	TYR	O-C-N	-6.98	111.53	122.70
1	1A	166	MET	CB-CA-C	-6.98	96.45	110.40
1	1E	20	GLU	CB-CG-CD	-6.98	95.36	114.20
1	1I	48	TYR	O-C-N	-6.98	111.53	122.70

*Continued on next page...*

*Continued from previous page...*

Mol	Chain	Res	Type	Atoms	Z	Observed(°)	Ideal(°)
1	1I	166	MET	CB-CA-C	-6.98	96.45	110.40
1	1M	20	GLU	CB-CG-CD	-6.98	95.36	114.20
1	1Q	84	ARG	C-N-CA	-6.98	104.26	121.70
2	1R	54	ASN	CA-CB-CG	-6.98	98.05	113.40
4	1T	19[1]	ARG	NE-CZ-NH2	6.98	123.79	120.30
4	1T	19[2]	ARG	NE-CZ-NH2	6.98	123.79	120.30
1	1U	84	ARG	C-N-CA	-6.98	104.26	121.70
2	1V	54	ASN	CA-CB-CG	-6.98	98.05	113.40
4	1X	19[1]	ARG	NE-CZ-NH2	6.98	123.79	120.30
4	1X	19[2]	ARG	NE-CZ-NH2	6.98	123.79	120.30
1	1Y	84	ARG	C-N-CA	-6.98	104.26	121.70
2	1Z	54	ASN	CA-CB-CG	-6.98	98.05	113.40
4	1I	19[1]	ARG	NE-CZ-NH2	6.98	123.79	120.30
4	1I	19[2]	ARG	NE-CZ-NH2	6.98	123.79	120.30
1	2E	48	TYR	O-C-N	-6.98	111.53	122.70
1	2E	166	MET	CB-CA-C	-6.98	96.45	110.40
1	2I	20	GLU	CB-CG-CD	-6.98	95.36	114.20
1	2M	20	GLU	CB-CG-CD	-6.98	95.36	114.20
1	2Q	84	ARG	C-N-CA	-6.98	104.26	121.70
2	2R	54	ASN	CA-CB-CG	-6.98	98.05	113.40
4	2T	19[1]	ARG	NE-CZ-NH2	6.98	123.79	120.30
4	2T	19[2]	ARG	NE-CZ-NH2	6.98	123.79	120.30
1	2U	84	ARG	C-N-CA	-6.98	104.26	121.70
2	2V	54	ASN	CA-CB-CG	-6.98	98.05	113.40
4	2X	19[1]	ARG	NE-CZ-NH2	6.98	123.79	120.30
4	2X	19[2]	ARG	NE-CZ-NH2	6.98	123.79	120.30
1	2Y	84	ARG	C-N-CA	-6.98	104.26	121.70
2	2Z	54	ASN	CA-CB-CG	-6.98	98.05	113.40
4	2I	19[1]	ARG	NE-CZ-NH2	6.98	123.79	120.30
4	2I	19[2]	ARG	NE-CZ-NH2	6.98	123.79	120.30
1	22	20	GLU	CB-CG-CD	-6.98	95.36	114.20
1	26	48	TYR	O-C-N	-6.98	111.53	122.70
1	26	166	MET	CB-CA-C	-6.98	96.45	110.40
1	3A	20	GLU	CB-CG-CD	-6.98	95.36	114.20
1	3E	48	TYR	O-C-N	-6.98	111.53	122.70
1	3E	166	MET	CB-CA-C	-6.98	96.45	110.40
1	3I	20	GLU	CB-CG-CD	-6.98	95.36	114.20
1	3M	20	GLU	CB-CG-CD	-6.98	95.36	114.20
1	32	20	GLU	CB-CG-CD	-6.98	95.36	114.20
1	36	20	GLU	CB-CG-CD	-6.98	95.36	114.20
1	4A	48	TYR	O-C-N	-6.98	111.53	122.70
1	4A	166	MET	CB-CA-C	-6.98	96.45	110.40

*Continued on next page...*



*Continued from previous page...*

Mol	Chain	Res	Type	Atoms	Z	Observed(°)	Ideal(°)
1	4E	20	GLU	CB-CG-CD	-6.98	95.36	114.20
1	4I	20	GLU	CB-CG-CD	-6.98	95.36	114.20
1	4M	48	TYR	O-C-N	-6.98	111.53	122.70
1	4M	166	MET	CB-CA-C	-6.98	96.45	110.40
1	4Q	20	GLU	CB-CG-CD	-6.98	95.36	114.20
1	4U	48	TYR	O-C-N	-6.98	111.53	122.70
1	4U	166	MET	CB-CA-C	-6.98	96.45	110.40
1	4Y	20	GLU	CB-CG-CD	-6.98	95.36	114.20
1	42	84	ARG	C-N-CA	-6.98	104.26	121.70
2	43	54	ASN	CA-CB-CG	-6.98	98.05	113.40
4	45	19[1]	ARG	NE-CZ-NH2	6.98	123.79	120.30
4	45	19[2]	ARG	NE-CZ-NH2	6.98	123.79	120.30
1	46	84	ARG	C-N-CA	-6.98	104.26	121.70
2	47	54	ASN	CA-CB-CG	-6.98	98.05	113.40
4	49	19[1]	ARG	NE-CZ-NH2	6.98	123.79	120.30
4	49	19[2]	ARG	NE-CZ-NH2	6.98	123.79	120.30
1	5A	84	ARG	C-N-CA	-6.98	104.26	121.70
2	5B	54	ASN	CA-CB-CG	-6.98	98.05	113.40
4	5D	19[1]	ARG	NE-CZ-NH2	6.98	123.79	120.30
4	5D	19[2]	ARG	NE-CZ-NH2	6.98	123.79	120.30
1	5Q	48	TYR	O-C-N	-6.98	111.53	122.70
1	5Q	166	MET	CB-CA-C	-6.98	96.45	110.40
1	5U	20	GLU	CB-CG-CD	-6.98	95.36	114.20
1	5Y	20	GLU	CB-CG-CD	-6.98	95.36	114.20
1	52	84	ARG	C-N-CA	-6.98	104.26	121.70
2	53	54	ASN	CA-CB-CG	-6.98	98.05	113.40
4	55	19[1]	ARG	NE-CZ-NH2	6.98	123.79	120.30
4	55	19[2]	ARG	NE-CZ-NH2	6.98	123.79	120.30
1	56	84	ARG	C-N-CA	-6.98	104.26	121.70
2	57	54	ASN	CA-CB-CG	-6.98	98.05	113.40
4	59	19[1]	ARG	NE-CZ-NH2	6.98	123.79	120.30
4	59	19[2]	ARG	NE-CZ-NH2	6.98	123.79	120.30
1	6A	84	ARG	C-N-CA	-6.98	104.26	121.70
2	6B	54	ASN	CA-CB-CG	-6.98	98.05	113.40
4	6D	19[1]	ARG	NE-CZ-NH2	6.98	123.79	120.30
4	6D	19[2]	ARG	NE-CZ-NH2	6.98	123.79	120.30
1	6E	20	GLU	CB-CG-CD	-6.98	95.36	114.20
1	6I	48	TYR	O-C-N	-6.98	111.53	122.70
1	6I	166	MET	CB-CA-C	-6.98	96.45	110.40
1	6M	20	GLU	CB-CG-CD	-6.98	95.36	114.20
1	6Q	48	TYR	O-C-N	-6.98	111.53	122.70
1	6Q	166	MET	CB-CA-C	-6.98	96.45	110.40

*Continued on next page...*



*Continued from previous page...*

Mol	Chain	Res	Type	Atoms	Z	Observed(°)	Ideal(°)
1	6U	20	GLU	CB-CG-CD	-6.98	95.36	114.20
1	6Y	20	GLU	CB-CG-CD	-6.98	95.36	114.20
1	7E	20	GLU	CB-CG-CD	-6.98	95.36	114.20
1	7I	20	GLU	CB-CG-CD	-6.98	95.36	114.20
1	7M	48	TYR	O-C-N	-6.98	111.53	122.70
1	7M	166	MET	CB-CA-C	-6.98	96.45	110.40
1	7Q	20	GLU	CB-CG-CD	-6.98	95.36	114.20
1	7U	20	GLU	CB-CG-CD	-6.98	95.36	114.20
2	1B	54	ASN	CA-CB-CG	-6.98	98.05	113.40
2	1J	54	ASN	CA-CB-CG	-6.98	98.05	113.40
2	13	42	HIS	ND1-CE1-NE2	6.98	125.25	109.90
2	17	42	HIS	ND1-CE1-NE2	6.98	125.25	109.90
2	2B	42	HIS	ND1-CE1-NE2	6.98	125.25	109.90
2	2F	54	ASN	CA-CB-CG	-6.98	98.05	113.40
2	27	54	ASN	CA-CB-CG	-6.98	98.05	113.40
2	3F	54	ASN	CA-CB-CG	-6.98	98.05	113.40
2	3R	42	HIS	ND1-CE1-NE2	6.98	125.25	109.90
2	3V	42	HIS	ND1-CE1-NE2	6.98	125.25	109.90
2	3Z	42	HIS	ND1-CE1-NE2	6.98	125.25	109.90
2	4B	54	ASN	CA-CB-CG	-6.98	98.05	113.40
2	4N	54	ASN	CA-CB-CG	-6.98	98.05	113.40
2	4V	54	ASN	CA-CB-CG	-6.98	98.05	113.40
2	5F	42	HIS	ND1-CE1-NE2	6.98	125.25	109.90
2	5J	42	HIS	ND1-CE1-NE2	6.98	125.25	109.90
2	5N	42	HIS	ND1-CE1-NE2	6.98	125.25	109.90
2	5R	54	ASN	CA-CB-CG	-6.98	98.05	113.40
2	6J	54	ASN	CA-CB-CG	-6.98	98.05	113.40
2	6R	54	ASN	CA-CB-CG	-6.98	98.05	113.40
2	63	42	HIS	ND1-CE1-NE2	6.98	125.25	109.90
2	67	42	HIS	ND1-CE1-NE2	6.98	125.25	109.90
2	7B	42	HIS	ND1-CE1-NE2	6.98	125.25	109.90
2	7N	54	ASN	CA-CB-CG	-6.98	98.05	113.40
1	1A	20	GLU	CB-CG-CD	-6.97	95.37	114.20
2	1F	54	ASN	CA-CB-CG	-6.97	98.06	113.40
1	1I	20	GLU	CB-CG-CD	-6.97	95.37	114.20
1	1Q	21	ASN	N-CA-CB	-6.97	98.05	110.60
2	1R	70	TRP	NE1-CE2-CZ2	-6.97	122.73	130.40
1	1U	21	ASN	N-CA-CB	-6.97	98.05	110.60
2	1V	70	TRP	NE1-CE2-CZ2	-6.97	122.73	130.40
1	1Y	21	ASN	N-CA-CB	-6.97	98.05	110.60
2	1Z	70	TRP	NE1-CE2-CZ2	-6.97	122.73	130.40
1	2E	20	GLU	CB-CG-CD	-6.97	95.37	114.20

*Continued on next page...*

*Continued from previous page...*

Mol	Chain	Res	Type	Atoms	Z	Observed(°)	Ideal(°)
2	2N	54	ASN	CA-CB-CG	-6.97	98.06	113.40
1	2Q	21	ASN	N-CA-CB	-6.97	98.05	110.60
2	2R	70	TRP	NE1-CE2-CZ2	-6.97	122.73	130.40
1	2U	21	ASN	N-CA-CB	-6.97	98.05	110.60
2	2V	70	TRP	NE1-CE2-CZ2	-6.97	122.73	130.40
1	2Y	21	ASN	N-CA-CB	-6.97	98.05	110.60
2	2Z	70	TRP	NE1-CE2-CZ2	-6.97	122.73	130.40
2	23	54	ASN	CA-CB-CG	-6.97	98.06	113.40
1	26	20	GLU	CB-CG-CD	-6.97	95.37	114.20
1	3E	20	GLU	CB-CG-CD	-6.97	95.37	114.20
2	3N	54	ASN	CA-CB-CG	-6.97	98.06	113.40
2	37	54	ASN	CA-CB-CG	-6.97	98.06	113.40
1	4A	20	GLU	CB-CG-CD	-6.97	95.37	114.20
2	4J	54	ASN	CA-CB-CG	-6.97	98.06	113.40
1	4M	20	GLU	CB-CG-CD	-6.97	95.37	114.20
2	4R	54	ASN	CA-CB-CG	-6.97	98.06	113.40
1	4U	20	GLU	CB-CG-CD	-6.97	95.37	114.20
1	42	21	ASN	N-CA-CB	-6.97	98.05	110.60
2	43	70	TRP	NE1-CE2-CZ2	-6.97	122.73	130.40
1	46	21	ASN	N-CA-CB	-6.97	98.05	110.60
2	47	70	TRP	NE1-CE2-CZ2	-6.97	122.73	130.40
1	5A	21	ASN	N-CA-CB	-6.97	98.05	110.60
2	5B	70	TRP	NE1-CE2-CZ2	-6.97	122.73	130.40
1	5Q	20	GLU	CB-CG-CD	-6.97	95.37	114.20
2	5Z	54	ASN	CA-CB-CG	-6.97	98.06	113.40
1	52	21	ASN	N-CA-CB	-6.97	98.05	110.60
2	53	70	TRP	NE1-CE2-CZ2	-6.97	122.73	130.40
1	56	21	ASN	N-CA-CB	-6.97	98.05	110.60
2	57	70	TRP	NE1-CE2-CZ2	-6.97	122.73	130.40
1	6A	21	ASN	N-CA-CB	-6.97	98.05	110.60
2	6B	70	TRP	NE1-CE2-CZ2	-6.97	122.73	130.40
2	6F	54	ASN	CA-CB-CG	-6.97	98.06	113.40
1	6I	20	GLU	CB-CG-CD	-6.97	95.37	114.20
1	6Q	20	GLU	CB-CG-CD	-6.97	95.37	114.20
2	6Z	54	ASN	CA-CB-CG	-6.97	98.06	113.40
2	7J	54	ASN	CA-CB-CG	-6.97	98.06	113.40
1	7M	20	GLU	CB-CG-CD	-6.97	95.37	114.20
2	7V	54	ASN	CA-CB-CG	-6.97	98.06	113.40
1	1M	166	MET	CB-CA-C	-6.97	96.46	110.40
2	1R	42	HIS	ND1-CE1-NE2	6.97	125.24	109.90
2	1V	42	HIS	ND1-CE1-NE2	6.97	125.24	109.90
2	1Z	42	HIS	ND1-CE1-NE2	6.97	125.24	109.90

*Continued on next page...*

*Continued from previous page...*

Mol	Chain	Res	Type	Atoms	Z	Observed(°)	Ideal(°)
1	2I	166	MET	CB-CA-C	-6.97	96.46	110.40
2	2R	42	HIS	ND1-CE1-NE2	6.97	125.24	109.90
2	2V	42	HIS	ND1-CE1-NE2	6.97	125.24	109.90
2	2Z	42	HIS	ND1-CE1-NE2	6.97	125.24	109.90
1	3A	166	MET	CB-CA-C	-6.97	96.46	110.40
1	3I	166	MET	CB-CA-C	-6.97	96.46	110.40
1	32	166	MET	CB-CA-C	-6.97	96.46	110.40
1	4E	166	MET	CB-CA-C	-6.97	96.46	110.40
1	4Y	166	MET	CB-CA-C	-6.97	96.46	110.40
2	43	42	HIS	ND1-CE1-NE2	6.97	125.24	109.90
2	47	42	HIS	ND1-CE1-NE2	6.97	125.24	109.90
2	5B	42	HIS	ND1-CE1-NE2	6.97	125.24	109.90
1	5U	166	MET	CB-CA-C	-6.97	96.46	110.40
2	53	42	HIS	ND1-CE1-NE2	6.97	125.24	109.90
2	57	42	HIS	ND1-CE1-NE2	6.97	125.24	109.90
2	6B	42	HIS	ND1-CE1-NE2	6.97	125.24	109.90
1	6M	166	MET	CB-CA-C	-6.97	96.46	110.40
1	6U	166	MET	CB-CA-C	-6.97	96.46	110.40
1	7E	166	MET	CB-CA-C	-6.97	96.46	110.40
1	7Q	166	MET	CB-CA-C	-6.97	96.46	110.40
1	1Q	20	GLU	CB-CG-CD	-6.97	95.38	114.20
1	1U	20	GLU	CB-CG-CD	-6.97	95.38	114.20
1	1Y	20	GLU	CB-CG-CD	-6.97	95.38	114.20
1	2Q	20	GLU	CB-CG-CD	-6.97	95.38	114.20
1	2U	20	GLU	CB-CG-CD	-6.97	95.38	114.20
1	2Y	20	GLU	CB-CG-CD	-6.97	95.38	114.20
1	42	20	GLU	CB-CG-CD	-6.97	95.38	114.20
1	46	20	GLU	CB-CG-CD	-6.97	95.38	114.20
1	5A	20	GLU	CB-CG-CD	-6.97	95.38	114.20
1	52	20	GLU	CB-CG-CD	-6.97	95.38	114.20
1	56	20	GLU	CB-CG-CD	-6.97	95.38	114.20
1	6A	20	GLU	CB-CG-CD	-6.97	95.38	114.20
2	1B	69	SER	CA-CB-OG	6.97	130.01	111.20
2	1J	69	SER	CA-CB-OG	6.97	130.01	111.20
1	12	21	ASN	N-CA-CB	-6.97	98.06	110.60
1	16	21	ASN	N-CA-CB	-6.97	98.06	110.60
1	2A	21	ASN	N-CA-CB	-6.97	98.06	110.60
2	2F	69	SER	CA-CB-OG	6.97	130.01	111.20
2	27	69	SER	CA-CB-OG	6.97	130.01	111.20
2	3F	69	SER	CA-CB-OG	6.97	130.01	111.20
1	3Q	21	ASN	N-CA-CB	-6.97	98.06	110.60
1	3U	21	ASN	N-CA-CB	-6.97	98.06	110.60

*Continued on next page...*

*Continued from previous page...*

Mol	Chain	Res	Type	Atoms	Z	Observed(°)	Ideal(°)
1	3Y	21	ASN	N-CA-CB	-6.97	98.06	110.60
2	4B	69	SER	CA-CB-OG	6.97	130.01	111.20
2	4N	69	SER	CA-CB-OG	6.97	130.01	111.20
2	4V	69	SER	CA-CB-OG	6.97	130.01	111.20
1	5E	21	ASN	N-CA-CB	-6.97	98.06	110.60
1	5I	21	ASN	N-CA-CB	-6.97	98.06	110.60
1	5M	21	ASN	N-CA-CB	-6.97	98.06	110.60
2	5R	69	SER	CA-CB-OG	6.97	130.01	111.20
2	6J	69	SER	CA-CB-OG	6.97	130.01	111.20
2	6R	69	SER	CA-CB-OG	6.97	130.01	111.20
1	62	21	ASN	N-CA-CB	-6.97	98.06	110.60
1	66	21	ASN	N-CA-CB	-6.97	98.06	110.60
1	7A	21	ASN	N-CA-CB	-6.97	98.06	110.60
2	7N	69	SER	CA-CB-OG	6.97	130.01	111.20
1	1E	21	ASN	N-CA-CB	-6.97	98.06	110.60
2	1F	42	HIS	ND1-CE1-NE2	6.97	125.23	109.90
1	12	48	TYR	O-C-N	-6.97	111.55	122.70
2	13	54	ASN	CA-CB-CG	-6.97	98.07	113.40
1	16	48	TYR	O-C-N	-6.97	111.55	122.70
2	17	54	ASN	CA-CB-CG	-6.97	98.07	113.40
1	2A	48	TYR	O-C-N	-6.97	111.55	122.70
2	2B	54	ASN	CA-CB-CG	-6.97	98.07	113.40
1	2M	21	ASN	N-CA-CB	-6.97	98.06	110.60
2	2N	42	HIS	ND1-CE1-NE2	6.97	125.23	109.90
1	22	21	ASN	N-CA-CB	-6.97	98.06	110.60
2	23	42	HIS	ND1-CE1-NE2	6.97	125.23	109.90
1	3M	21	ASN	N-CA-CB	-6.97	98.06	110.60
2	3N	42	HIS	ND1-CE1-NE2	6.97	125.23	109.90
1	3Q	48	TYR	O-C-N	-6.97	111.55	122.70
2	3R	54	ASN	CA-CB-CG	-6.97	98.07	113.40
1	3U	48	TYR	O-C-N	-6.97	111.55	122.70
2	3V	54	ASN	CA-CB-CG	-6.97	98.07	113.40
1	3Y	48	TYR	O-C-N	-6.97	111.55	122.70
2	3Z	54	ASN	CA-CB-CG	-6.97	98.07	113.40
1	36	21	ASN	N-CA-CB	-6.97	98.06	110.60
2	37	42	HIS	ND1-CE1-NE2	6.97	125.23	109.90
1	4I	21	ASN	N-CA-CB	-6.97	98.06	110.60
2	4J	42	HIS	ND1-CE1-NE2	6.97	125.23	109.90
1	4Q	21	ASN	N-CA-CB	-6.97	98.06	110.60
2	4R	42	HIS	ND1-CE1-NE2	6.97	125.23	109.90
1	5E	48	TYR	O-C-N	-6.97	111.55	122.70
2	5F	54	ASN	CA-CB-CG	-6.97	98.07	113.40

*Continued on next page...*

*Continued from previous page...*

Mol	Chain	Res	Type	Atoms	Z	Observed(°)	Ideal(°)
1	5I	48	TYR	O-C-N	-6.97	111.55	122.70
2	5J	54	ASN	CA-CB-CG	-6.97	98.07	113.40
1	5M	48	TYR	O-C-N	-6.97	111.55	122.70
2	5N	54	ASN	CA-CB-CG	-6.97	98.07	113.40
1	5Y	21	ASN	N-CA-CB	-6.97	98.06	110.60
2	5Z	42	HIS	ND1-CE1-NE2	6.97	125.23	109.90
1	6E	21	ASN	N-CA-CB	-6.97	98.06	110.60
2	6F	42	HIS	ND1-CE1-NE2	6.97	125.23	109.90
1	6Y	21	ASN	N-CA-CB	-6.97	98.06	110.60
2	6Z	42	HIS	ND1-CE1-NE2	6.97	125.23	109.90
1	62	48	TYR	O-C-N	-6.97	111.55	122.70
2	63	54	ASN	CA-CB-CG	-6.97	98.07	113.40
1	66	48	TYR	O-C-N	-6.97	111.55	122.70
2	67	54	ASN	CA-CB-CG	-6.97	98.07	113.40
1	7A	48	TYR	O-C-N	-6.97	111.55	122.70
2	7B	54	ASN	CA-CB-CG	-6.97	98.07	113.40
1	7I	21	ASN	N-CA-CB	-6.97	98.06	110.60
2	7J	42	HIS	ND1-CE1-NE2	6.97	125.23	109.90
1	7U	21	ASN	N-CA-CB	-6.97	98.06	110.60
2	7V	42	HIS	ND1-CE1-NE2	6.97	125.23	109.90
2	1F	58	LEU	CB-CG-CD2	-6.96	99.16	111.00
2	1F	69	SER	CA-CB-OG	6.96	130.01	111.20
2	13	58	LEU	CB-CG-CD2	-6.96	99.16	111.00
2	17	58	LEU	CB-CG-CD2	-6.96	99.16	111.00
2	2B	58	LEU	CB-CG-CD2	-6.96	99.16	111.00
2	2N	58	LEU	CB-CG-CD2	-6.96	99.16	111.00
2	2N	69	SER	CA-CB-OG	6.96	130.01	111.20
2	23	58	LEU	CB-CG-CD2	-6.96	99.16	111.00
2	23	69	SER	CA-CB-OG	6.96	130.01	111.20
2	3N	58	LEU	CB-CG-CD2	-6.96	99.16	111.00
2	3N	69	SER	CA-CB-OG	6.96	130.01	111.20
2	3R	58	LEU	CB-CG-CD2	-6.96	99.16	111.00
2	3V	58	LEU	CB-CG-CD2	-6.96	99.16	111.00
2	3Z	58	LEU	CB-CG-CD2	-6.96	99.16	111.00
2	37	58	LEU	CB-CG-CD2	-6.96	99.16	111.00
2	37	69	SER	CA-CB-OG	6.96	130.01	111.20
2	4J	58	LEU	CB-CG-CD2	-6.96	99.16	111.00
2	4J	69	SER	CA-CB-OG	6.96	130.01	111.20
2	4R	58	LEU	CB-CG-CD2	-6.96	99.16	111.00
2	4R	69	SER	CA-CB-OG	6.96	130.01	111.20
2	5F	58	LEU	CB-CG-CD2	-6.96	99.16	111.00
2	5J	58	LEU	CB-CG-CD2	-6.96	99.16	111.00

*Continued on next page...*

*Continued from previous page...*

Mol	Chain	Res	Type	Atoms	Z	Observed(°)	Ideal(°)
2	5N	58	LEU	CB-CG-CD2	-6.96	99.16	111.00
2	5Z	58	LEU	CB-CG-CD2	-6.96	99.16	111.00
2	5Z	69	SER	CA-CB-OG	6.96	130.01	111.20
2	6F	58	LEU	CB-CG-CD2	-6.96	99.16	111.00
2	6F	69	SER	CA-CB-OG	6.96	130.01	111.20
2	6Z	58	LEU	CB-CG-CD2	-6.96	99.16	111.00
2	6Z	69	SER	CA-CB-OG	6.96	130.01	111.20
2	63	58	LEU	CB-CG-CD2	-6.96	99.16	111.00
2	67	58	LEU	CB-CG-CD2	-6.96	99.16	111.00
2	7B	58	LEU	CB-CG-CD2	-6.96	99.16	111.00
2	7J	58	LEU	CB-CG-CD2	-6.96	99.16	111.00
2	7J	69	SER	CA-CB-OG	6.96	130.01	111.20
2	7V	58	LEU	CB-CG-CD2	-6.96	99.16	111.00
2	7V	69	SER	CA-CB-OG	6.96	130.01	111.20
2	1B	42	HIS	ND1-CE1-NE2	6.96	125.22	109.90
2	1J	42	HIS	ND1-CE1-NE2	6.96	125.22	109.90
2	2F	42	HIS	ND1-CE1-NE2	6.96	125.22	109.90
2	27	42	HIS	ND1-CE1-NE2	6.96	125.22	109.90
2	3F	42	HIS	ND1-CE1-NE2	6.96	125.22	109.90
2	4B	42	HIS	ND1-CE1-NE2	6.96	125.22	109.90
2	4N	42	HIS	ND1-CE1-NE2	6.96	125.22	109.90
2	4V	42	HIS	ND1-CE1-NE2	6.96	125.22	109.90
2	5R	42	HIS	ND1-CE1-NE2	6.96	125.22	109.90
2	6J	42	HIS	ND1-CE1-NE2	6.96	125.22	109.90
2	6R	42	HIS	ND1-CE1-NE2	6.96	125.22	109.90
2	7N	42	HIS	ND1-CE1-NE2	6.96	125.22	109.90
1	1A	21	ASN	N-CA-CB	-6.96	98.07	110.60
2	1B	8	VAL	CB-CA-C	6.96	124.63	111.40
1	1I	21	ASN	N-CA-CB	-6.96	98.07	110.60
2	1J	8	VAL	CB-CA-C	6.96	124.63	111.40
2	1N	42	HIS	ND1-CE1-NE2	6.96	125.22	109.90
2	1N	54	ASN	CA-CB-CG	-6.96	98.08	113.40
2	1N	70	TRP	NE1-CE2-CZ2	-6.96	122.74	130.40
1	2E	21	ASN	N-CA-CB	-6.96	98.07	110.60
2	2F	8	VAL	CB-CA-C	6.96	124.63	111.40
2	2J	42	HIS	ND1-CE1-NE2	6.96	125.22	109.90
2	2J	54	ASN	CA-CB-CG	-6.96	98.08	113.40
2	2J	70	TRP	NE1-CE2-CZ2	-6.96	122.74	130.40
1	26	21	ASN	N-CA-CB	-6.96	98.07	110.60
2	27	8	VAL	CB-CA-C	6.96	124.63	111.40
2	3B	42	HIS	ND1-CE1-NE2	6.96	125.22	109.90
2	3B	54	ASN	CA-CB-CG	-6.96	98.08	113.40

*Continued on next page...*



*Continued from previous page...*

Mol	Chain	Res	Type	Atoms	Z	Observed(°)	Ideal(°)
2	3B	70	TRP	NE1-CE2-CZ2	-6.96	122.74	130.40
1	3E	21	ASN	N-CA-CB	-6.96	98.07	110.60
2	3F	8	VAL	CB-CA-C	6.96	124.63	111.40
2	3J	42	HIS	ND1-CE1-NE2	6.96	125.22	109.90
2	3J	54	ASN	CA-CB-CG	-6.96	98.08	113.40
2	3J	70	TRP	NE1-CE2-CZ2	-6.96	122.74	130.40
2	33	42	HIS	ND1-CE1-NE2	6.96	125.22	109.90
2	33	54	ASN	CA-CB-CG	-6.96	98.08	113.40
2	33	70	TRP	NE1-CE2-CZ2	-6.96	122.74	130.40
1	4A	21	ASN	N-CA-CB	-6.96	98.07	110.60
2	4B	8	VAL	CB-CA-C	6.96	124.63	111.40
2	4F	42	HIS	ND1-CE1-NE2	6.96	125.22	109.90
2	4F	54	ASN	CA-CB-CG	-6.96	98.08	113.40
2	4F	70	TRP	NE1-CE2-CZ2	-6.96	122.74	130.40
1	4M	21	ASN	N-CA-CB	-6.96	98.07	110.60
2	4N	8	VAL	CB-CA-C	6.96	124.63	111.40
1	4U	21	ASN	N-CA-CB	-6.96	98.07	110.60
2	4V	8	VAL	CB-CA-C	6.96	124.63	111.40
2	4Z	42	HIS	ND1-CE1-NE2	6.96	125.22	109.90
2	4Z	54	ASN	CA-CB-CG	-6.96	98.08	113.40
2	4Z	70	TRP	NE1-CE2-CZ2	-6.96	122.74	130.40
1	5Q	21	ASN	N-CA-CB	-6.96	98.07	110.60
2	5R	8	VAL	CB-CA-C	6.96	124.63	111.40
2	5V	42	HIS	ND1-CE1-NE2	6.96	125.22	109.90
2	5V	54	ASN	CA-CB-CG	-6.96	98.08	113.40
2	5V	70	TRP	NE1-CE2-CZ2	-6.96	122.74	130.40
1	6I	21	ASN	N-CA-CB	-6.96	98.07	110.60
2	6J	8	VAL	CB-CA-C	6.96	124.63	111.40
2	6N	42	HIS	ND1-CE1-NE2	6.96	125.22	109.90
2	6N	54	ASN	CA-CB-CG	-6.96	98.08	113.40
2	6N	70	TRP	NE1-CE2-CZ2	-6.96	122.74	130.40
1	6Q	21	ASN	N-CA-CB	-6.96	98.07	110.60
2	6R	8	VAL	CB-CA-C	6.96	124.63	111.40
2	6V	42	HIS	ND1-CE1-NE2	6.96	125.22	109.90
2	6V	54	ASN	CA-CB-CG	-6.96	98.08	113.40
2	6V	70	TRP	NE1-CE2-CZ2	-6.96	122.74	130.40
2	7F	42	HIS	ND1-CE1-NE2	6.96	125.22	109.90
2	7F	54	ASN	CA-CB-CG	-6.96	98.08	113.40
2	7F	70	TRP	NE1-CE2-CZ2	-6.96	122.74	130.40
1	7M	21	ASN	N-CA-CB	-6.96	98.07	110.60
2	7N	8	VAL	CB-CA-C	6.96	124.63	111.40
2	7R	42	HIS	ND1-CE1-NE2	6.96	125.22	109.90

*Continued on next page...*



*Continued from previous page...*

Mol	Chain	Res	Type	Atoms	Z	Observed(°)	Ideal(°)
2	7R	54	ASN	CA-CB-CG	-6.96	98.08	113.40
2	7R	70	TRP	NE1-CE2-CZ2	-6.96	122.74	130.40
4	15	67[1]	ARG	NE-CZ-NH2	6.96	123.78	120.30
4	15	67[2]	ARG	NE-CZ-NH2	6.96	123.78	120.30
4	19	67[1]	ARG	NE-CZ-NH2	6.96	123.78	120.30
4	19	67[2]	ARG	NE-CZ-NH2	6.96	123.78	120.30
4	2D	67[1]	ARG	NE-CZ-NH2	6.96	123.78	120.30
4	2D	67[2]	ARG	NE-CZ-NH2	6.96	123.78	120.30
4	3T	67[1]	ARG	NE-CZ-NH2	6.96	123.78	120.30
4	3T	67[2]	ARG	NE-CZ-NH2	6.96	123.78	120.30
4	3X	67[1]	ARG	NE-CZ-NH2	6.96	123.78	120.30
4	3X	67[2]	ARG	NE-CZ-NH2	6.96	123.78	120.30
4	31	67[1]	ARG	NE-CZ-NH2	6.96	123.78	120.30
4	31	67[2]	ARG	NE-CZ-NH2	6.96	123.78	120.30
4	5H	67[1]	ARG	NE-CZ-NH2	6.96	123.78	120.30
4	5H	67[2]	ARG	NE-CZ-NH2	6.96	123.78	120.30
4	5L	67[1]	ARG	NE-CZ-NH2	6.96	123.78	120.30
4	5L	67[2]	ARG	NE-CZ-NH2	6.96	123.78	120.30
4	5P	67[1]	ARG	NE-CZ-NH2	6.96	123.78	120.30
4	5P	67[2]	ARG	NE-CZ-NH2	6.96	123.78	120.30
4	65	67[1]	ARG	NE-CZ-NH2	6.96	123.78	120.30
4	65	67[2]	ARG	NE-CZ-NH2	6.96	123.78	120.30
4	69	67[1]	ARG	NE-CZ-NH2	6.96	123.78	120.30
4	69	67[2]	ARG	NE-CZ-NH2	6.96	123.78	120.30
4	7D	67[1]	ARG	NE-CZ-NH2	6.96	123.78	120.30
4	7D	67[2]	ARG	NE-CZ-NH2	6.96	123.78	120.30
1	1A	37	ALA	CA-C-N	-6.96	97.62	117.10
1	1I	37	ALA	CA-C-N	-6.96	97.62	117.10
2	13	8	VAL	CB-CA-C	6.96	124.62	111.40
2	17	8	VAL	CB-CA-C	6.96	124.62	111.40
2	2B	8	VAL	CB-CA-C	6.96	124.62	111.40
1	2E	37	ALA	CA-C-N	-6.96	97.62	117.10
1	26	37	ALA	CA-C-N	-6.96	97.62	117.10
1	3E	37	ALA	CA-C-N	-6.96	97.62	117.10
2	3R	8	VAL	CB-CA-C	6.96	124.62	111.40
2	3V	8	VAL	CB-CA-C	6.96	124.62	111.40
2	3Z	8	VAL	CB-CA-C	6.96	124.62	111.40
1	4A	37	ALA	CA-C-N	-6.96	97.62	117.10
1	4M	37	ALA	CA-C-N	-6.96	97.62	117.10
1	4U	37	ALA	CA-C-N	-6.96	97.62	117.10
2	5F	8	VAL	CB-CA-C	6.96	124.62	111.40
2	5J	8	VAL	CB-CA-C	6.96	124.62	111.40

*Continued on next page...*

*Continued from previous page...*

Mol	Chain	Res	Type	Atoms	Z	Observed(°)	Ideal(°)
2	5N	8	VAL	CB-CA-C	6.96	124.62	111.40
1	5Q	37	ALA	CA-C-N	-6.96	97.62	117.10
1	6I	37	ALA	CA-C-N	-6.96	97.62	117.10
1	6Q	37	ALA	CA-C-N	-6.96	97.62	117.10
2	63	8	VAL	CB-CA-C	6.96	124.62	111.40
2	67	8	VAL	CB-CA-C	6.96	124.62	111.40
2	7B	8	VAL	CB-CA-C	6.96	124.62	111.40
1	7M	37	ALA	CA-C-N	-6.96	97.62	117.10
1	1Q	37	ALA	CA-C-N	-6.96	97.62	117.10
1	1U	37	ALA	CA-C-N	-6.96	97.62	117.10
1	1Y	37	ALA	CA-C-N	-6.96	97.62	117.10
2	13	69	SER	CA-CB-OG	6.96	129.98	111.20
2	17	69	SER	CA-CB-OG	6.96	129.98	111.20
2	2B	69	SER	CA-CB-OG	6.96	129.98	111.20
1	2Q	37	ALA	CA-C-N	-6.96	97.62	117.10
1	2U	37	ALA	CA-C-N	-6.96	97.62	117.10
1	2Y	37	ALA	CA-C-N	-6.96	97.62	117.10
2	3R	69	SER	CA-CB-OG	6.96	129.98	111.20
2	3V	69	SER	CA-CB-OG	6.96	129.98	111.20
2	3Z	69	SER	CA-CB-OG	6.96	129.98	111.20
1	42	37	ALA	CA-C-N	-6.96	97.62	117.10
1	46	37	ALA	CA-C-N	-6.96	97.62	117.10
1	5A	37	ALA	CA-C-N	-6.96	97.62	117.10
2	5F	69	SER	CA-CB-OG	6.96	129.98	111.20
2	5J	69	SER	CA-CB-OG	6.96	129.98	111.20
2	5N	69	SER	CA-CB-OG	6.96	129.98	111.20
1	52	37	ALA	CA-C-N	-6.96	97.62	117.10
1	56	37	ALA	CA-C-N	-6.96	97.62	117.10
1	6A	37	ALA	CA-C-N	-6.96	97.62	117.10
2	63	69	SER	CA-CB-OG	6.96	129.98	111.20
2	67	69	SER	CA-CB-OG	6.96	129.98	111.20
2	7B	69	SER	CA-CB-OG	6.96	129.98	111.20
2	1B	58	LEU	CB-CG-CD2	-6.95	99.18	111.00
2	1J	58	LEU	CB-CG-CD2	-6.95	99.18	111.00
4	1P	19[1]	ARG	NE-CZ-NH2	6.95	123.78	120.30
4	1P	19[2]	ARG	NE-CZ-NH2	6.95	123.78	120.30
2	1R	8	VAL	CB-CA-C	6.95	124.61	111.40
2	1V	8	VAL	CB-CA-C	6.95	124.61	111.40
2	1Z	8	VAL	CB-CA-C	6.95	124.61	111.40
2	2F	58	LEU	CB-CG-CD2	-6.95	99.18	111.00
4	2L	19[1]	ARG	NE-CZ-NH2	6.95	123.78	120.30
4	2L	19[2]	ARG	NE-CZ-NH2	6.95	123.78	120.30

*Continued on next page...*

*Continued from previous page...*

Mol	Chain	Res	Type	Atoms	Z	Observed(°)	Ideal(°)
2	2R	8	VAL	CB-CA-C	6.95	124.61	111.40
2	2V	8	VAL	CB-CA-C	6.95	124.61	111.40
2	2Z	8	VAL	CB-CA-C	6.95	124.61	111.40
2	27	58	LEU	CB-CG-CD2	-6.95	99.18	111.00
4	3D	19[1]	ARG	NE-CZ-NH2	6.95	123.78	120.30
4	3D	19[2]	ARG	NE-CZ-NH2	6.95	123.78	120.30
2	3F	58	LEU	CB-CG-CD2	-6.95	99.18	111.00
4	3L	19[1]	ARG	NE-CZ-NH2	6.95	123.78	120.30
4	3L	19[2]	ARG	NE-CZ-NH2	6.95	123.78	120.30
4	35	19[1]	ARG	NE-CZ-NH2	6.95	123.78	120.30
4	35	19[2]	ARG	NE-CZ-NH2	6.95	123.78	120.30
2	4B	58	LEU	CB-CG-CD2	-6.95	99.18	111.00
4	4H	19[1]	ARG	NE-CZ-NH2	6.95	123.78	120.30
4	4H	19[2]	ARG	NE-CZ-NH2	6.95	123.78	120.30
2	4N	58	LEU	CB-CG-CD2	-6.95	99.18	111.00
2	4V	58	LEU	CB-CG-CD2	-6.95	99.18	111.00
4	41	19[1]	ARG	NE-CZ-NH2	6.95	123.78	120.30
4	41	19[2]	ARG	NE-CZ-NH2	6.95	123.78	120.30
2	43	8	VAL	CB-CA-C	6.95	124.61	111.40
2	47	8	VAL	CB-CA-C	6.95	124.61	111.40
2	5B	8	VAL	CB-CA-C	6.95	124.61	111.40
2	5R	58	LEU	CB-CG-CD2	-6.95	99.18	111.00
4	5X	19[1]	ARG	NE-CZ-NH2	6.95	123.78	120.30
4	5X	19[2]	ARG	NE-CZ-NH2	6.95	123.78	120.30
2	53	8	VAL	CB-CA-C	6.95	124.61	111.40
2	57	8	VAL	CB-CA-C	6.95	124.61	111.40
2	6B	8	VAL	CB-CA-C	6.95	124.61	111.40
2	6J	58	LEU	CB-CG-CD2	-6.95	99.18	111.00
4	6P	19[1]	ARG	NE-CZ-NH2	6.95	123.78	120.30
4	6P	19[2]	ARG	NE-CZ-NH2	6.95	123.78	120.30
2	6R	58	LEU	CB-CG-CD2	-6.95	99.18	111.00
4	6X	19[1]	ARG	NE-CZ-NH2	6.95	123.78	120.30
4	6X	19[2]	ARG	NE-CZ-NH2	6.95	123.78	120.30
4	7H	19[1]	ARG	NE-CZ-NH2	6.95	123.78	120.30
4	7H	19[2]	ARG	NE-CZ-NH2	6.95	123.78	120.30
2	7N	58	LEU	CB-CG-CD2	-6.95	99.18	111.00
4	7T	19[1]	ARG	NE-CZ-NH2	6.95	123.78	120.30
4	7T	19[2]	ARG	NE-CZ-NH2	6.95	123.78	120.30
2	1N	8	VAL	CB-CA-C	6.95	124.61	111.40
1	12	37	ALA	CA-C-N	-6.95	97.64	117.10
1	16	37	ALA	CA-C-N	-6.95	97.64	117.10
1	2A	37	ALA	CA-C-N	-6.95	97.64	117.10

*Continued on next page...*

*Continued from previous page...*

Mol	Chain	Res	Type	Atoms	Z	Observed(°)	Ideal(°)
2	2J	8	VAL	CB-CA-C	6.95	124.61	111.40
2	3B	8	VAL	CB-CA-C	6.95	124.61	111.40
2	3J	8	VAL	CB-CA-C	6.95	124.61	111.40
1	3Q	37	ALA	CA-C-N	-6.95	97.64	117.10
1	3U	37	ALA	CA-C-N	-6.95	97.64	117.10
1	3Y	37	ALA	CA-C-N	-6.95	97.64	117.10
2	33	8	VAL	CB-CA-C	6.95	124.61	111.40
2	4F	8	VAL	CB-CA-C	6.95	124.61	111.40
2	4Z	8	VAL	CB-CA-C	6.95	124.61	111.40
1	5E	37	ALA	CA-C-N	-6.95	97.64	117.10
1	5I	37	ALA	CA-C-N	-6.95	97.64	117.10
1	5M	37	ALA	CA-C-N	-6.95	97.64	117.10
2	5V	8	VAL	CB-CA-C	6.95	124.61	111.40
2	6N	8	VAL	CB-CA-C	6.95	124.61	111.40
2	6V	8	VAL	CB-CA-C	6.95	124.61	111.40
1	62	37	ALA	CA-C-N	-6.95	97.64	117.10
1	66	37	ALA	CA-C-N	-6.95	97.64	117.10
1	7A	37	ALA	CA-C-N	-6.95	97.64	117.10
2	7F	8	VAL	CB-CA-C	6.95	124.61	111.40
2	7R	8	VAL	CB-CA-C	6.95	124.61	111.40
2	1N	58	LEU	CB-CG-CD2	-6.95	99.19	111.00
2	2J	58	LEU	CB-CG-CD2	-6.95	99.19	111.00
2	3B	58	LEU	CB-CG-CD2	-6.95	99.19	111.00
2	3J	58	LEU	CB-CG-CD2	-6.95	99.19	111.00
2	33	58	LEU	CB-CG-CD2	-6.95	99.19	111.00
2	4F	58	LEU	CB-CG-CD2	-6.95	99.19	111.00
2	4Z	58	LEU	CB-CG-CD2	-6.95	99.19	111.00
2	5V	58	LEU	CB-CG-CD2	-6.95	99.19	111.00
2	6N	58	LEU	CB-CG-CD2	-6.95	99.19	111.00
2	6V	58	LEU	CB-CG-CD2	-6.95	99.19	111.00
2	7F	58	LEU	CB-CG-CD2	-6.95	99.19	111.00
2	7R	58	LEU	CB-CG-CD2	-6.95	99.19	111.00
2	1F	70	TRP	NE1-CE2-CZ2	-6.95	122.76	130.40
1	1M	37	ALA	CA-C-N	-6.95	97.65	117.10
1	1Q	182	PHE	C-N-CA	-6.95	104.33	121.70
1	1U	182	PHE	C-N-CA	-6.95	104.33	121.70
1	1Y	182	PHE	C-N-CA	-6.95	104.33	121.70
1	2I	37	ALA	CA-C-N	-6.95	97.65	117.10
2	2N	70	TRP	NE1-CE2-CZ2	-6.95	122.76	130.40
1	2Q	182	PHE	C-N-CA	-6.95	104.33	121.70
1	2U	182	PHE	C-N-CA	-6.95	104.33	121.70
1	2Y	182	PHE	C-N-CA	-6.95	104.33	121.70

*Continued on next page...*

*Continued from previous page...*

Mol	Chain	Res	Type	Atoms	Z	Observed(°)	Ideal(°)
2	23	70	TRP	NE1-CE2-CZ2	-6.95	122.76	130.40
1	3A	37	ALA	CA-C-N	-6.95	97.65	117.10
1	3I	37	ALA	CA-C-N	-6.95	97.65	117.10
2	3N	70	TRP	NE1-CE2-CZ2	-6.95	122.76	130.40
1	32	37	ALA	CA-C-N	-6.95	97.65	117.10
2	37	70	TRP	NE1-CE2-CZ2	-6.95	122.76	130.40
1	4E	37	ALA	CA-C-N	-6.95	97.65	117.10
2	4J	70	TRP	NE1-CE2-CZ2	-6.95	122.76	130.40
2	4R	70	TRP	NE1-CE2-CZ2	-6.95	122.76	130.40
1	4Y	37	ALA	CA-C-N	-6.95	97.65	117.10
1	42	182	PHE	C-N-CA	-6.95	104.33	121.70
1	46	182	PHE	C-N-CA	-6.95	104.33	121.70
1	5A	182	PHE	C-N-CA	-6.95	104.33	121.70
1	5U	37	ALA	CA-C-N	-6.95	97.65	117.10
2	5Z	70	TRP	NE1-CE2-CZ2	-6.95	122.76	130.40
1	52	182	PHE	C-N-CA	-6.95	104.33	121.70
1	56	182	PHE	C-N-CA	-6.95	104.33	121.70
1	6A	182	PHE	C-N-CA	-6.95	104.33	121.70
2	6F	70	TRP	NE1-CE2-CZ2	-6.95	122.76	130.40
1	6M	37	ALA	CA-C-N	-6.95	97.65	117.10
1	6U	37	ALA	CA-C-N	-6.95	97.65	117.10
2	6Z	70	TRP	NE1-CE2-CZ2	-6.95	122.76	130.40
1	7E	37	ALA	CA-C-N	-6.95	97.65	117.10
2	7J	70	TRP	NE1-CE2-CZ2	-6.95	122.76	130.40
1	7Q	37	ALA	CA-C-N	-6.95	97.65	117.10
2	7V	70	TRP	NE1-CE2-CZ2	-6.95	122.76	130.40
1	1E	37	ALA	CA-C-N	-6.95	97.65	117.10
2	13	70	TRP	NE1-CE2-CZ2	-6.95	122.76	130.40
2	17	70	TRP	NE1-CE2-CZ2	-6.95	122.76	130.40
2	2B	70	TRP	NE1-CE2-CZ2	-6.95	122.76	130.40
1	2M	37	ALA	CA-C-N	-6.95	97.65	117.10
1	22	37	ALA	CA-C-N	-6.95	97.65	117.10
1	3M	37	ALA	CA-C-N	-6.95	97.65	117.10
2	3R	70	TRP	NE1-CE2-CZ2	-6.95	122.76	130.40
2	3V	70	TRP	NE1-CE2-CZ2	-6.95	122.76	130.40
2	3Z	70	TRP	NE1-CE2-CZ2	-6.95	122.76	130.40
1	36	37	ALA	CA-C-N	-6.95	97.65	117.10
1	4I	37	ALA	CA-C-N	-6.95	97.65	117.10
1	4Q	37	ALA	CA-C-N	-6.95	97.65	117.10
2	5F	70	TRP	NE1-CE2-CZ2	-6.95	122.76	130.40
2	5J	70	TRP	NE1-CE2-CZ2	-6.95	122.76	130.40
2	5N	70	TRP	NE1-CE2-CZ2	-6.95	122.76	130.40

*Continued on next page...*

*Continued from previous page...*

Mol	Chain	Res	Type	Atoms	Z	Observed(°)	Ideal(°)
1	5Y	37	ALA	CA-C-N	-6.95	97.65	117.10
1	6E	37	ALA	CA-C-N	-6.95	97.65	117.10
1	6Y	37	ALA	CA-C-N	-6.95	97.65	117.10
2	63	70	TRP	NE1-CE2-CZ2	-6.95	122.76	130.40
2	67	70	TRP	NE1-CE2-CZ2	-6.95	122.76	130.40
2	7B	70	TRP	NE1-CE2-CZ2	-6.95	122.76	130.40
1	7I	37	ALA	CA-C-N	-6.95	97.65	117.10
1	7U	37	ALA	CA-C-N	-6.95	97.65	117.10
1	12	182	PHE	C-N-CA	-6.94	104.35	121.70
1	16	182	PHE	C-N-CA	-6.94	104.35	121.70
1	2A	182	PHE	C-N-CA	-6.94	104.35	121.70
1	3Q	182	PHE	C-N-CA	-6.94	104.35	121.70
1	3U	182	PHE	C-N-CA	-6.94	104.35	121.70
1	3Y	182	PHE	C-N-CA	-6.94	104.35	121.70
1	5E	182	PHE	C-N-CA	-6.94	104.35	121.70
1	5I	182	PHE	C-N-CA	-6.94	104.35	121.70
1	5M	182	PHE	C-N-CA	-6.94	104.35	121.70
1	62	182	PHE	C-N-CA	-6.94	104.35	121.70
1	66	182	PHE	C-N-CA	-6.94	104.35	121.70
1	7A	182	PHE	C-N-CA	-6.94	104.35	121.70
1	1M	21	ASN	N-CA-CB	-6.94	98.11	110.60
1	2I	21	ASN	N-CA-CB	-6.94	98.11	110.60
1	3A	21	ASN	N-CA-CB	-6.94	98.11	110.60
1	3I	21	ASN	N-CA-CB	-6.94	98.11	110.60
1	32	21	ASN	N-CA-CB	-6.94	98.11	110.60
1	4E	21	ASN	N-CA-CB	-6.94	98.11	110.60
1	4Y	21	ASN	N-CA-CB	-6.94	98.11	110.60
1	5U	21	ASN	N-CA-CB	-6.94	98.11	110.60
1	6M	21	ASN	N-CA-CB	-6.94	98.11	110.60
1	6U	21	ASN	N-CA-CB	-6.94	98.11	110.60
1	7E	21	ASN	N-CA-CB	-6.94	98.11	110.60
1	7Q	21	ASN	N-CA-CB	-6.94	98.11	110.60
1	1A	182	PHE	C-N-CA	-6.94	104.35	121.70
2	1B	70	TRP	NE1-CE2-CZ2	-6.94	122.77	130.40
1	1I	182	PHE	C-N-CA	-6.94	104.35	121.70
2	1J	70	TRP	NE1-CE2-CZ2	-6.94	122.77	130.40
1	2E	182	PHE	C-N-CA	-6.94	104.35	121.70
2	2F	70	TRP	NE1-CE2-CZ2	-6.94	122.77	130.40
1	26	182	PHE	C-N-CA	-6.94	104.35	121.70
2	27	70	TRP	NE1-CE2-CZ2	-6.94	122.77	130.40
1	3E	182	PHE	C-N-CA	-6.94	104.35	121.70
2	3F	70	TRP	NE1-CE2-CZ2	-6.94	122.77	130.40

*Continued on next page...*



*Continued from previous page...*

Mol	Chain	Res	Type	Atoms	Z	Observed(°)	Ideal(°)
1	4A	182	PHE	C-N-CA	-6.94	104.35	121.70
2	4B	70	TRP	NE1-CE2-CZ2	-6.94	122.77	130.40
1	4M	182	PHE	C-N-CA	-6.94	104.35	121.70
2	4N	70	TRP	NE1-CE2-CZ2	-6.94	122.77	130.40
1	4U	182	PHE	C-N-CA	-6.94	104.35	121.70
2	4V	70	TRP	NE1-CE2-CZ2	-6.94	122.77	130.40
1	5Q	182	PHE	C-N-CA	-6.94	104.35	121.70
2	5R	70	TRP	NE1-CE2-CZ2	-6.94	122.77	130.40
1	6I	182	PHE	C-N-CA	-6.94	104.35	121.70
2	6J	70	TRP	NE1-CE2-CZ2	-6.94	122.77	130.40
1	6Q	182	PHE	C-N-CA	-6.94	104.35	121.70
2	6R	70	TRP	NE1-CE2-CZ2	-6.94	122.77	130.40
1	7M	182	PHE	C-N-CA	-6.94	104.35	121.70
2	7N	70	TRP	NE1-CE2-CZ2	-6.94	122.77	130.40
1	1E	182	PHE	C-N-CA	-6.93	104.38	121.70
1	1M	182	PHE	C-N-CA	-6.93	104.39	121.70
1	2I	182	PHE	C-N-CA	-6.93	104.39	121.70
1	2M	182	PHE	C-N-CA	-6.93	104.38	121.70
1	22	182	PHE	C-N-CA	-6.93	104.38	121.70
1	3A	182	PHE	C-N-CA	-6.93	104.39	121.70
1	3I	182	PHE	C-N-CA	-6.93	104.39	121.70
1	3M	182	PHE	C-N-CA	-6.93	104.38	121.70
1	32	182	PHE	C-N-CA	-6.93	104.39	121.70
1	36	182	PHE	C-N-CA	-6.93	104.38	121.70
1	4E	182	PHE	C-N-CA	-6.93	104.39	121.70
1	4I	182	PHE	C-N-CA	-6.93	104.38	121.70
1	4Q	182	PHE	C-N-CA	-6.93	104.38	121.70
1	4Y	182	PHE	C-N-CA	-6.93	104.39	121.70
1	5U	182	PHE	C-N-CA	-6.93	104.39	121.70
1	5Y	182	PHE	C-N-CA	-6.93	104.38	121.70
1	6E	182	PHE	C-N-CA	-6.93	104.38	121.70
1	6M	182	PHE	C-N-CA	-6.93	104.39	121.70
1	6U	182	PHE	C-N-CA	-6.93	104.39	121.70
1	6Y	182	PHE	C-N-CA	-6.93	104.38	121.70
1	7E	182	PHE	C-N-CA	-6.93	104.39	121.70
1	7I	182	PHE	C-N-CA	-6.93	104.38	121.70
1	7Q	182	PHE	C-N-CA	-6.93	104.39	121.70
1	7U	182	PHE	C-N-CA	-6.93	104.38	121.70
1	1E	40	SER	C-N-CA	6.92	139.01	121.70
1	1M	171	ARG	CB-CA-C	-6.92	96.55	110.40
1	2I	171	ARG	CB-CA-C	-6.92	96.55	110.40
1	2M	40	SER	C-N-CA	6.92	139.01	121.70

*Continued on next page...*



*Continued from previous page...*

Mol	Chain	Res	Type	Atoms	Z	Observed(°)	Ideal(°)
1	22	40	SER	C-N-CA	6.92	139.01	121.70
1	3A	171	ARG	CB-CA-C	-6.92	96.55	110.40
1	3I	171	ARG	CB-CA-C	-6.92	96.55	110.40
1	3M	40	SER	C-N-CA	6.92	139.01	121.70
1	32	171	ARG	CB-CA-C	-6.92	96.55	110.40
1	36	40	SER	C-N-CA	6.92	139.01	121.70
1	4E	171	ARG	CB-CA-C	-6.92	96.55	110.40
1	4I	40	SER	C-N-CA	6.92	139.01	121.70
1	4Q	40	SER	C-N-CA	6.92	139.01	121.70
1	4Y	171	ARG	CB-CA-C	-6.92	96.55	110.40
1	5U	171	ARG	CB-CA-C	-6.92	96.55	110.40
1	5Y	40	SER	C-N-CA	6.92	139.01	121.70
1	6E	40	SER	C-N-CA	6.92	139.01	121.70
1	6M	171	ARG	CB-CA-C	-6.92	96.55	110.40
1	6U	171	ARG	CB-CA-C	-6.92	96.55	110.40
1	6Y	40	SER	C-N-CA	6.92	139.01	121.70
1	7E	171	ARG	CB-CA-C	-6.92	96.55	110.40
1	7I	40	SER	C-N-CA	6.92	139.01	121.70
1	7Q	171	ARG	CB-CA-C	-6.92	96.55	110.40
1	7U	40	SER	C-N-CA	6.92	139.01	121.70
1	1E	171	ARG	CB-CA-C	-6.92	96.55	110.40
1	2M	171	ARG	CB-CA-C	-6.92	96.55	110.40
1	22	171	ARG	CB-CA-C	-6.92	96.55	110.40
1	3M	171	ARG	CB-CA-C	-6.92	96.55	110.40
1	36	171	ARG	CB-CA-C	-6.92	96.55	110.40
1	4I	171	ARG	CB-CA-C	-6.92	96.55	110.40
1	4Q	171	ARG	CB-CA-C	-6.92	96.55	110.40
1	5Y	171	ARG	CB-CA-C	-6.92	96.55	110.40
1	6E	171	ARG	CB-CA-C	-6.92	96.55	110.40
1	6Y	171	ARG	CB-CA-C	-6.92	96.55	110.40
1	7I	171	ARG	CB-CA-C	-6.92	96.55	110.40
1	7U	171	ARG	CB-CA-C	-6.92	96.55	110.40
4	1D	67[1]	ARG	NE-CZ-NH2	6.92	123.76	120.30
4	1D	67[2]	ARG	NE-CZ-NH2	6.92	123.76	120.30
4	1L	67[1]	ARG	NE-CZ-NH2	6.92	123.76	120.30
4	1L	67[2]	ARG	NE-CZ-NH2	6.92	123.76	120.30
1	1Q	153	SER	CB-CA-C	6.92	123.25	110.10
1	1U	153	SER	CB-CA-C	6.92	123.25	110.10
1	1Y	153	SER	CB-CA-C	6.92	123.25	110.10
4	2H	67[1]	ARG	NE-CZ-NH2	6.92	123.76	120.30
4	2H	67[2]	ARG	NE-CZ-NH2	6.92	123.76	120.30
1	2Q	153	SER	CB-CA-C	6.92	123.25	110.10

*Continued on next page...*

*Continued from previous page...*

Mol	Chain	Res	Type	Atoms	Z	Observed(°)	Ideal(°)
1	2U	153	SER	CB-CA-C	6.92	123.25	110.10
1	2Y	153	SER	CB-CA-C	6.92	123.25	110.10
4	29	67[1]	ARG	NE-CZ-NH2	6.92	123.76	120.30
4	29	67[2]	ARG	NE-CZ-NH2	6.92	123.76	120.30
4	3H	67[1]	ARG	NE-CZ-NH2	6.92	123.76	120.30
4	3H	67[2]	ARG	NE-CZ-NH2	6.92	123.76	120.30
4	4D	67[1]	ARG	NE-CZ-NH2	6.92	123.76	120.30
4	4D	67[2]	ARG	NE-CZ-NH2	6.92	123.76	120.30
4	4P	67[1]	ARG	NE-CZ-NH2	6.92	123.76	120.30
4	4P	67[2]	ARG	NE-CZ-NH2	6.92	123.76	120.30
4	4X	67[1]	ARG	NE-CZ-NH2	6.92	123.76	120.30
4	4X	67[2]	ARG	NE-CZ-NH2	6.92	123.76	120.30
1	42	153	SER	CB-CA-C	6.92	123.25	110.10
1	46	153	SER	CB-CA-C	6.92	123.25	110.10
1	5A	153	SER	CB-CA-C	6.92	123.25	110.10
4	5T	67[1]	ARG	NE-CZ-NH2	6.92	123.76	120.30
4	5T	67[2]	ARG	NE-CZ-NH2	6.92	123.76	120.30
1	52	153	SER	CB-CA-C	6.92	123.25	110.10
1	56	153	SER	CB-CA-C	6.92	123.25	110.10
1	6A	153	SER	CB-CA-C	6.92	123.25	110.10
4	6L	67[1]	ARG	NE-CZ-NH2	6.92	123.76	120.30
4	6L	67[2]	ARG	NE-CZ-NH2	6.92	123.76	120.30
4	6T	67[1]	ARG	NE-CZ-NH2	6.92	123.76	120.30
4	6T	67[2]	ARG	NE-CZ-NH2	6.92	123.76	120.30
4	7P	67[1]	ARG	NE-CZ-NH2	6.92	123.76	120.30
4	7P	67[2]	ARG	NE-CZ-NH2	6.92	123.76	120.30
1	1A	153	SER	CB-CA-C	6.92	123.24	110.10
1	1I	153	SER	CB-CA-C	6.92	123.24	110.10
1	1M	153	SER	CB-CA-C	6.92	123.25	110.10
1	2E	153	SER	CB-CA-C	6.92	123.24	110.10
1	2I	153	SER	CB-CA-C	6.92	123.25	110.10
1	26	153	SER	CB-CA-C	6.92	123.24	110.10
1	3A	153	SER	CB-CA-C	6.92	123.25	110.10
1	3E	153	SER	CB-CA-C	6.92	123.24	110.10
1	3I	153	SER	CB-CA-C	6.92	123.25	110.10
1	32	153	SER	CB-CA-C	6.92	123.25	110.10
1	4A	153	SER	CB-CA-C	6.92	123.24	110.10
1	4E	153	SER	CB-CA-C	6.92	123.25	110.10
1	4M	153	SER	CB-CA-C	6.92	123.24	110.10
1	4U	153	SER	CB-CA-C	6.92	123.24	110.10
1	4Y	153	SER	CB-CA-C	6.92	123.25	110.10
1	5Q	153	SER	CB-CA-C	6.92	123.24	110.10

*Continued on next page...*

*Continued from previous page...*

Mol	Chain	Res	Type	Atoms	Z	Observed(°)	Ideal(°)
1	5U	153	SER	CB-CA-C	6.92	123.25	110.10
1	6I	153	SER	CB-CA-C	6.92	123.24	110.10
1	6M	153	SER	CB-CA-C	6.92	123.25	110.10
1	6Q	153	SER	CB-CA-C	6.92	123.24	110.10
1	6U	153	SER	CB-CA-C	6.92	123.25	110.10
1	7E	153	SER	CB-CA-C	6.92	123.25	110.10
1	7M	153	SER	CB-CA-C	6.92	123.24	110.10
1	7Q	153	SER	CB-CA-C	6.92	123.25	110.10
1	1M	40	SER	C-N-CA	6.92	138.99	121.70
1	1Q	171	ARG	CB-CA-C	-6.92	96.57	110.40
1	1U	171	ARG	CB-CA-C	-6.92	96.57	110.40
1	1Y	171	ARG	CB-CA-C	-6.92	96.57	110.40
1	12	153	SER	CB-CA-C	6.92	123.24	110.10
1	16	153	SER	CB-CA-C	6.92	123.24	110.10
1	2A	153	SER	CB-CA-C	6.92	123.24	110.10
1	2I	40	SER	C-N-CA	6.92	138.99	121.70
1	2Q	171	ARG	CB-CA-C	-6.92	96.57	110.40
1	2U	171	ARG	CB-CA-C	-6.92	96.57	110.40
1	2Y	171	ARG	CB-CA-C	-6.92	96.57	110.40
1	3A	40	SER	C-N-CA	6.92	138.99	121.70
1	3I	40	SER	C-N-CA	6.92	138.99	121.70
1	3Q	153	SER	CB-CA-C	6.92	123.24	110.10
1	3U	153	SER	CB-CA-C	6.92	123.24	110.10
1	3Y	153	SER	CB-CA-C	6.92	123.24	110.10
1	32	40	SER	C-N-CA	6.92	138.99	121.70
1	4E	40	SER	C-N-CA	6.92	138.99	121.70
1	4Y	40	SER	C-N-CA	6.92	138.99	121.70
1	42	171	ARG	CB-CA-C	-6.92	96.57	110.40
1	46	171	ARG	CB-CA-C	-6.92	96.57	110.40
1	5A	171	ARG	CB-CA-C	-6.92	96.57	110.40
1	5E	153	SER	CB-CA-C	6.92	123.24	110.10
1	5I	153	SER	CB-CA-C	6.92	123.24	110.10
1	5M	153	SER	CB-CA-C	6.92	123.24	110.10
1	5U	40	SER	C-N-CA	6.92	138.99	121.70
1	52	171	ARG	CB-CA-C	-6.92	96.57	110.40
1	56	171	ARG	CB-CA-C	-6.92	96.57	110.40
1	6A	171	ARG	CB-CA-C	-6.92	96.57	110.40
1	6M	40	SER	C-N-CA	6.92	138.99	121.70
1	6U	40	SER	C-N-CA	6.92	138.99	121.70
1	62	153	SER	CB-CA-C	6.92	123.24	110.10
1	66	153	SER	CB-CA-C	6.92	123.24	110.10
1	7A	153	SER	CB-CA-C	6.92	123.24	110.10

*Continued on next page...*

*Continued from previous page...*

Mol	Chain	Res	Type	Atoms	Z	Observed(°)	Ideal(°)
1	7E	40	SER	C-N-CA	6.92	138.99	121.70
1	7Q	40	SER	C-N-CA	6.92	138.99	121.70
1	1A	171	ARG	CB-CA-C	-6.92	96.57	110.40
1	1I	171	ARG	CB-CA-C	-6.92	96.57	110.40
1	2E	171	ARG	CB-CA-C	-6.92	96.57	110.40
1	26	171	ARG	CB-CA-C	-6.92	96.57	110.40
1	3E	171	ARG	CB-CA-C	-6.92	96.57	110.40
1	4A	171	ARG	CB-CA-C	-6.92	96.57	110.40
1	4M	171	ARG	CB-CA-C	-6.92	96.57	110.40
1	4U	171	ARG	CB-CA-C	-6.92	96.57	110.40
1	5Q	171	ARG	CB-CA-C	-6.92	96.57	110.40
1	6I	171	ARG	CB-CA-C	-6.92	96.57	110.40
1	6Q	171	ARG	CB-CA-C	-6.92	96.57	110.40
1	7M	171	ARG	CB-CA-C	-6.92	96.57	110.40
2	1R	58	LEU	CB-CG-CD2	-6.91	99.25	111.00
2	1V	58	LEU	CB-CG-CD2	-6.91	99.25	111.00
2	1Z	58	LEU	CB-CG-CD2	-6.91	99.25	111.00
1	12	171	ARG	CB-CA-C	-6.91	96.58	110.40
1	16	171	ARG	CB-CA-C	-6.91	96.58	110.40
1	2A	171	ARG	CB-CA-C	-6.91	96.58	110.40
2	2R	58	LEU	CB-CG-CD2	-6.91	99.25	111.00
2	2V	58	LEU	CB-CG-CD2	-6.91	99.25	111.00
2	2Z	58	LEU	CB-CG-CD2	-6.91	99.25	111.00
1	3Q	171	ARG	CB-CA-C	-6.91	96.58	110.40
1	3U	171	ARG	CB-CA-C	-6.91	96.58	110.40
1	3Y	171	ARG	CB-CA-C	-6.91	96.58	110.40
2	43	58	LEU	CB-CG-CD2	-6.91	99.25	111.00
2	47	58	LEU	CB-CG-CD2	-6.91	99.25	111.00
2	5B	58	LEU	CB-CG-CD2	-6.91	99.25	111.00
1	5E	171	ARG	CB-CA-C	-6.91	96.58	110.40
1	5I	171	ARG	CB-CA-C	-6.91	96.58	110.40
1	5M	171	ARG	CB-CA-C	-6.91	96.58	110.40
2	53	58	LEU	CB-CG-CD2	-6.91	99.25	111.00
2	57	58	LEU	CB-CG-CD2	-6.91	99.25	111.00
2	6B	58	LEU	CB-CG-CD2	-6.91	99.25	111.00
1	62	171	ARG	CB-CA-C	-6.91	96.58	110.40
1	66	171	ARG	CB-CA-C	-6.91	96.58	110.40
1	7A	171	ARG	CB-CA-C	-6.91	96.58	110.40
1	1Q	40	SER	C-N-CA	6.91	138.97	121.70
1	1U	40	SER	C-N-CA	6.91	138.97	121.70
1	1Y	40	SER	C-N-CA	6.91	138.97	121.70
1	2Q	40	SER	C-N-CA	6.91	138.97	121.70

*Continued on next page...*

*Continued from previous page...*

Mol	Chain	Res	Type	Atoms	Z	Observed(°)	Ideal(°)
1	2U	40	SER	C-N-CA	6.91	138.97	121.70
1	2Y	40	SER	C-N-CA	6.91	138.97	121.70
1	42	40	SER	C-N-CA	6.91	138.97	121.70
1	46	40	SER	C-N-CA	6.91	138.97	121.70
1	5A	40	SER	C-N-CA	6.91	138.97	121.70
1	52	40	SER	C-N-CA	6.91	138.97	121.70
1	56	40	SER	C-N-CA	6.91	138.97	121.70
1	6A	40	SER	C-N-CA	6.91	138.97	121.70
1	12	40	SER	C-N-CA	6.90	138.96	121.70
1	16	40	SER	C-N-CA	6.90	138.96	121.70
1	2A	40	SER	C-N-CA	6.90	138.96	121.70
1	3Q	40	SER	C-N-CA	6.90	138.96	121.70
1	3U	40	SER	C-N-CA	6.90	138.96	121.70
1	3Y	40	SER	C-N-CA	6.90	138.96	121.70
1	5E	40	SER	C-N-CA	6.90	138.96	121.70
1	5I	40	SER	C-N-CA	6.90	138.96	121.70
1	5M	40	SER	C-N-CA	6.90	138.96	121.70
1	62	40	SER	C-N-CA	6.90	138.96	121.70
1	66	40	SER	C-N-CA	6.90	138.96	121.70
1	7A	40	SER	C-N-CA	6.90	138.96	121.70
4	1H	67[1]	ARG	NE-CZ-NH2	6.90	123.75	120.30
4	1H	67[2]	ARG	NE-CZ-NH2	6.90	123.75	120.30
4	2P	67[1]	ARG	NE-CZ-NH2	6.90	123.75	120.30
4	2P	67[2]	ARG	NE-CZ-NH2	6.90	123.75	120.30
4	25	67[1]	ARG	NE-CZ-NH2	6.90	123.75	120.30
4	25	67[2]	ARG	NE-CZ-NH2	6.90	123.75	120.30
4	3P	67[1]	ARG	NE-CZ-NH2	6.90	123.75	120.30
4	3P	67[2]	ARG	NE-CZ-NH2	6.90	123.75	120.30
4	39	67[1]	ARG	NE-CZ-NH2	6.90	123.75	120.30
4	39	67[2]	ARG	NE-CZ-NH2	6.90	123.75	120.30
4	4L	67[1]	ARG	NE-CZ-NH2	6.90	123.75	120.30
4	4L	67[2]	ARG	NE-CZ-NH2	6.90	123.75	120.30
4	4T	67[1]	ARG	NE-CZ-NH2	6.90	123.75	120.30
4	4T	67[2]	ARG	NE-CZ-NH2	6.90	123.75	120.30
4	51	67[1]	ARG	NE-CZ-NH2	6.90	123.75	120.30
4	51	67[2]	ARG	NE-CZ-NH2	6.90	123.75	120.30
4	6H	67[1]	ARG	NE-CZ-NH2	6.90	123.75	120.30
4	6H	67[2]	ARG	NE-CZ-NH2	6.90	123.75	120.30
4	61	67[1]	ARG	NE-CZ-NH2	6.90	123.75	120.30
4	61	67[2]	ARG	NE-CZ-NH2	6.90	123.75	120.30
4	7L	67[1]	ARG	NE-CZ-NH2	6.90	123.75	120.30
4	7L	67[2]	ARG	NE-CZ-NH2	6.90	123.75	120.30

*Continued on next page...*

*Continued from previous page...*

Mol	Chain	Res	Type	Atoms	Z	Observed(°)	Ideal(°)
4	7X	67[1]	ARG	NE-CZ-NH2	6.90	123.75	120.30
4	7X	67[2]	ARG	NE-CZ-NH2	6.90	123.75	120.30
1	1E	153	SER	CB-CA-C	6.90	123.21	110.10
2	1N	34	ASP	N-CA-CB	6.90	123.02	110.60
2	2J	34	ASP	N-CA-CB	6.90	123.02	110.60
1	2M	153	SER	CB-CA-C	6.90	123.21	110.10
1	22	153	SER	CB-CA-C	6.90	123.21	110.10
2	3B	34	ASP	N-CA-CB	6.90	123.02	110.60
2	3J	34	ASP	N-CA-CB	6.90	123.02	110.60
1	3M	153	SER	CB-CA-C	6.90	123.21	110.10
2	33	34	ASP	N-CA-CB	6.90	123.02	110.60
1	36	153	SER	CB-CA-C	6.90	123.21	110.10
2	4F	34	ASP	N-CA-CB	6.90	123.02	110.60
1	4I	153	SER	CB-CA-C	6.90	123.21	110.10
1	4Q	153	SER	CB-CA-C	6.90	123.21	110.10
2	4Z	34	ASP	N-CA-CB	6.90	123.02	110.60
2	5V	34	ASP	N-CA-CB	6.90	123.02	110.60
1	5Y	153	SER	CB-CA-C	6.90	123.21	110.10
1	6E	153	SER	CB-CA-C	6.90	123.21	110.10
2	6N	34	ASP	N-CA-CB	6.90	123.02	110.60
2	6V	34	ASP	N-CA-CB	6.90	123.02	110.60
1	6Y	153	SER	CB-CA-C	6.90	123.21	110.10
2	7F	34	ASP	N-CA-CB	6.90	123.02	110.60
1	7I	153	SER	CB-CA-C	6.90	123.21	110.10
2	7R	34	ASP	N-CA-CB	6.90	123.02	110.60
1	7U	153	SER	CB-CA-C	6.90	123.21	110.10
1	1A	40	SER	C-N-CA	6.89	138.94	121.70
1	1E	50	ARG	CA-C-O	-6.89	105.62	120.10
1	1I	40	SER	C-N-CA	6.89	138.94	121.70
1	1M	50	ARG	CA-C-O	-6.89	105.62	120.10
1	2E	40	SER	C-N-CA	6.89	138.94	121.70
1	2I	50	ARG	CA-C-O	-6.89	105.62	120.10
1	2M	50	ARG	CA-C-O	-6.89	105.62	120.10
1	22	50	ARG	CA-C-O	-6.89	105.62	120.10
1	26	40	SER	C-N-CA	6.89	138.94	121.70
1	3A	50	ARG	CA-C-O	-6.89	105.62	120.10
1	3E	40	SER	C-N-CA	6.89	138.94	121.70
1	3I	50	ARG	CA-C-O	-6.89	105.62	120.10
1	3M	50	ARG	CA-C-O	-6.89	105.62	120.10
1	32	50	ARG	CA-C-O	-6.89	105.62	120.10
1	36	50	ARG	CA-C-O	-6.89	105.62	120.10
1	4A	40	SER	C-N-CA	6.89	138.94	121.70

*Continued on next page...*



*Continued from previous page...*

Mol	Chain	Res	Type	Atoms	Z	Observed(°)	Ideal(°)
1	4E	50	ARG	CA-C-O	-6.89	105.62	120.10
1	4I	50	ARG	CA-C-O	-6.89	105.62	120.10
1	4M	40	SER	C-N-CA	6.89	138.94	121.70
1	4Q	50	ARG	CA-C-O	-6.89	105.62	120.10
1	4U	40	SER	C-N-CA	6.89	138.94	121.70
1	4Y	50	ARG	CA-C-O	-6.89	105.62	120.10
1	5Q	40	SER	C-N-CA	6.89	138.94	121.70
1	5U	50	ARG	CA-C-O	-6.89	105.62	120.10
1	5Y	50	ARG	CA-C-O	-6.89	105.62	120.10
1	6E	50	ARG	CA-C-O	-6.89	105.62	120.10
1	6I	40	SER	C-N-CA	6.89	138.94	121.70
1	6M	50	ARG	CA-C-O	-6.89	105.62	120.10
1	6Q	40	SER	C-N-CA	6.89	138.94	121.70
1	6U	50	ARG	CA-C-O	-6.89	105.62	120.10
1	6Y	50	ARG	CA-C-O	-6.89	105.62	120.10
1	7E	50	ARG	CA-C-O	-6.89	105.62	120.10
1	7I	50	ARG	CA-C-O	-6.89	105.62	120.10
1	7M	40	SER	C-N-CA	6.89	138.94	121.70
1	7Q	50	ARG	CA-C-O	-6.89	105.62	120.10
1	7U	50	ARG	CA-C-O	-6.89	105.62	120.10
2	13	34	ASP	N-CA-CB	6.89	123.00	110.60
2	17	34	ASP	N-CA-CB	6.89	123.00	110.60
2	2B	34	ASP	N-CA-CB	6.89	123.00	110.60
2	3R	34	ASP	N-CA-CB	6.89	123.00	110.60
2	3V	34	ASP	N-CA-CB	6.89	123.00	110.60
2	3Z	34	ASP	N-CA-CB	6.89	123.00	110.60
2	5F	34	ASP	N-CA-CB	6.89	123.00	110.60
2	5J	34	ASP	N-CA-CB	6.89	123.00	110.60
2	5N	34	ASP	N-CA-CB	6.89	123.00	110.60
2	63	34	ASP	N-CA-CB	6.89	123.00	110.60
2	67	34	ASP	N-CA-CB	6.89	123.00	110.60
2	7B	34	ASP	N-CA-CB	6.89	123.00	110.60
2	1R	31	PHE	CB-CA-C	-6.89	96.62	110.40
2	1V	31	PHE	CB-CA-C	-6.89	96.62	110.40
2	1Z	31	PHE	CB-CA-C	-6.89	96.62	110.40
2	2R	31	PHE	CB-CA-C	-6.89	96.62	110.40
2	2V	31	PHE	CB-CA-C	-6.89	96.62	110.40
2	2Z	31	PHE	CB-CA-C	-6.89	96.62	110.40
2	43	31	PHE	CB-CA-C	-6.89	96.62	110.40
2	47	31	PHE	CB-CA-C	-6.89	96.62	110.40
2	5B	31	PHE	CB-CA-C	-6.89	96.62	110.40
2	53	31	PHE	CB-CA-C	-6.89	96.62	110.40

*Continued on next page...*



*Continued from previous page...*

Mol	Chain	Res	Type	Atoms	Z	Observed(°)	Ideal(°)
2	57	31	PHE	CB-CA-C	-6.89	96.62	110.40
2	6B	31	PHE	CB-CA-C	-6.89	96.62	110.40
1	1E	30	PHE	CA-C-O	-6.89	105.64	120.10
1	2M	30	PHE	CA-C-O	-6.89	105.64	120.10
1	22	30	PHE	CA-C-O	-6.89	105.64	120.10
1	3M	30	PHE	CA-C-O	-6.89	105.64	120.10
1	36	30	PHE	CA-C-O	-6.89	105.64	120.10
1	4I	30	PHE	CA-C-O	-6.89	105.64	120.10
1	4Q	30	PHE	CA-C-O	-6.89	105.64	120.10
1	5Y	30	PHE	CA-C-O	-6.89	105.64	120.10
1	6E	30	PHE	CA-C-O	-6.89	105.64	120.10
1	6Y	30	PHE	CA-C-O	-6.89	105.64	120.10
1	7I	30	PHE	CA-C-O	-6.89	105.64	120.10
1	7U	30	PHE	CA-C-O	-6.89	105.64	120.10
2	1B	34	ASP	N-CA-CB	6.88	122.99	110.60
2	1J	34	ASP	N-CA-CB	6.88	122.99	110.60
1	1Q	50	ARG	CA-C-O	-6.88	105.65	120.10
1	1U	50	ARG	CA-C-O	-6.88	105.65	120.10
1	1Y	50	ARG	CA-C-O	-6.88	105.65	120.10
1	12	68	SER	CB-CA-C	-6.88	97.02	110.10
1	16	68	SER	CB-CA-C	-6.88	97.02	110.10
1	2A	68	SER	CB-CA-C	-6.88	97.02	110.10
2	2F	34	ASP	N-CA-CB	6.88	122.99	110.60
1	2Q	50	ARG	CA-C-O	-6.88	105.65	120.10
1	2U	50	ARG	CA-C-O	-6.88	105.65	120.10
1	2Y	50	ARG	CA-C-O	-6.88	105.65	120.10
2	27	34	ASP	N-CA-CB	6.88	122.99	110.60
2	3F	34	ASP	N-CA-CB	6.88	122.99	110.60
1	3Q	68	SER	CB-CA-C	-6.88	97.02	110.10
1	3U	68	SER	CB-CA-C	-6.88	97.02	110.10
1	3Y	68	SER	CB-CA-C	-6.88	97.02	110.10
2	4B	34	ASP	N-CA-CB	6.88	122.99	110.60
2	4N	34	ASP	N-CA-CB	6.88	122.99	110.60
2	4V	34	ASP	N-CA-CB	6.88	122.99	110.60
1	42	50	ARG	CA-C-O	-6.88	105.65	120.10
1	46	50	ARG	CA-C-O	-6.88	105.65	120.10
1	5A	50	ARG	CA-C-O	-6.88	105.65	120.10
1	5E	68	SER	CB-CA-C	-6.88	97.02	110.10
1	5I	68	SER	CB-CA-C	-6.88	97.02	110.10
1	5M	68	SER	CB-CA-C	-6.88	97.02	110.10
2	5R	34	ASP	N-CA-CB	6.88	122.99	110.60
1	52	50	ARG	CA-C-O	-6.88	105.65	120.10

*Continued on next page...*

*Continued from previous page...*

Mol	Chain	Res	Type	Atoms	Z	Observed(°)	Ideal(°)
1	56	50	ARG	CA-C-O	-6.88	105.65	120.10
1	6A	50	ARG	CA-C-O	-6.88	105.65	120.10
2	6J	34	ASP	N-CA-CB	6.88	122.99	110.60
2	6R	34	ASP	N-CA-CB	6.88	122.99	110.60
1	62	68	SER	CB-CA-C	-6.88	97.02	110.10
1	66	68	SER	CB-CA-C	-6.88	97.02	110.10
1	7A	68	SER	CB-CA-C	-6.88	97.02	110.10
2	7N	34	ASP	N-CA-CB	6.88	122.99	110.60
1	1A	50	ARG	CA-C-O	-6.88	105.65	120.10
1	1I	50	ARG	CA-C-O	-6.88	105.65	120.10
1	1Q	68	SER	CB-CA-C	-6.88	97.02	110.10
1	1U	68	SER	CB-CA-C	-6.88	97.02	110.10
1	1Y	68	SER	CB-CA-C	-6.88	97.02	110.10
1	2E	50	ARG	CA-C-O	-6.88	105.65	120.10
1	2Q	68	SER	CB-CA-C	-6.88	97.02	110.10
1	2U	68	SER	CB-CA-C	-6.88	97.02	110.10
1	2Y	68	SER	CB-CA-C	-6.88	97.02	110.10
1	26	50	ARG	CA-C-O	-6.88	105.65	120.10
1	3E	50	ARG	CA-C-O	-6.88	105.65	120.10
1	4A	50	ARG	CA-C-O	-6.88	105.65	120.10
1	4M	50	ARG	CA-C-O	-6.88	105.65	120.10
1	4U	50	ARG	CA-C-O	-6.88	105.65	120.10
1	42	68	SER	CB-CA-C	-6.88	97.02	110.10
1	46	68	SER	CB-CA-C	-6.88	97.02	110.10
1	5A	68	SER	CB-CA-C	-6.88	97.02	110.10
1	5Q	50	ARG	CA-C-O	-6.88	105.65	120.10
1	52	68	SER	CB-CA-C	-6.88	97.02	110.10
1	56	68	SER	CB-CA-C	-6.88	97.02	110.10
1	6A	68	SER	CB-CA-C	-6.88	97.02	110.10
1	6I	50	ARG	CA-C-O	-6.88	105.65	120.10
1	6Q	50	ARG	CA-C-O	-6.88	105.65	120.10
1	7M	50	ARG	CA-C-O	-6.88	105.65	120.10
2	1F	27	PRO	CB-CA-C	-6.88	94.80	112.00
3	1O	29	VAL	CA-CB-CG1	6.88	121.22	110.90
3	1S	29	VAL	CA-CB-CG1	6.88	121.22	110.90
3	1W	29	VAL	CA-CB-CG1	6.88	121.22	110.90
3	10	29	VAL	CA-CB-CG1	6.88	121.22	110.90
1	12	50	ARG	CA-C-O	-6.88	105.65	120.10
1	16	50	ARG	CA-C-O	-6.88	105.65	120.10
1	2A	50	ARG	CA-C-O	-6.88	105.65	120.10
3	2K	29	VAL	CA-CB-CG1	6.88	121.22	110.90
2	2N	27	PRO	CB-CA-C	-6.88	94.80	112.00

*Continued on next page...*

*Continued from previous page...*

Mol	Chain	Res	Type	Atoms	Z	Observed(°)	Ideal(°)
3	2S	29	VAL	CA-CB-CG1	6.88	121.22	110.90
3	2W	29	VAL	CA-CB-CG1	6.88	121.22	110.90
3	20	29	VAL	CA-CB-CG1	6.88	121.22	110.90
2	23	27	PRO	CB-CA-C	-6.88	94.80	112.00
3	3C	29	VAL	CA-CB-CG1	6.88	121.22	110.90
3	3K	29	VAL	CA-CB-CG1	6.88	121.22	110.90
2	3N	27	PRO	CB-CA-C	-6.88	94.80	112.00
1	3Q	50	ARG	CA-C-O	-6.88	105.65	120.10
1	3U	50	ARG	CA-C-O	-6.88	105.65	120.10
1	3Y	50	ARG	CA-C-O	-6.88	105.65	120.10
3	34	29	VAL	CA-CB-CG1	6.88	121.22	110.90
2	37	27	PRO	CB-CA-C	-6.88	94.80	112.00
3	4G	29	VAL	CA-CB-CG1	6.88	121.22	110.90
2	4J	27	PRO	CB-CA-C	-6.88	94.80	112.00
2	4R	27	PRO	CB-CA-C	-6.88	94.80	112.00
3	40	29	VAL	CA-CB-CG1	6.88	121.22	110.90
3	44	29	VAL	CA-CB-CG1	6.88	121.22	110.90
3	48	29	VAL	CA-CB-CG1	6.88	121.22	110.90
3	5C	29	VAL	CA-CB-CG1	6.88	121.22	110.90
1	5E	50	ARG	CA-C-O	-6.88	105.65	120.10
1	5I	50	ARG	CA-C-O	-6.88	105.65	120.10
1	5M	50	ARG	CA-C-O	-6.88	105.65	120.10
3	5W	29	VAL	CA-CB-CG1	6.88	121.22	110.90
2	5Z	27	PRO	CB-CA-C	-6.88	94.80	112.00
3	54	29	VAL	CA-CB-CG1	6.88	121.22	110.90
3	58	29	VAL	CA-CB-CG1	6.88	121.22	110.90
3	6C	29	VAL	CA-CB-CG1	6.88	121.22	110.90
2	6F	27	PRO	CB-CA-C	-6.88	94.80	112.00
3	6O	29	VAL	CA-CB-CG1	6.88	121.22	110.90
3	6W	29	VAL	CA-CB-CG1	6.88	121.22	110.90
2	6Z	27	PRO	CB-CA-C	-6.88	94.80	112.00
1	62	50	ARG	CA-C-O	-6.88	105.65	120.10
1	66	50	ARG	CA-C-O	-6.88	105.65	120.10
1	7A	50	ARG	CA-C-O	-6.88	105.65	120.10
3	7G	29	VAL	CA-CB-CG1	6.88	121.22	110.90
2	7J	27	PRO	CB-CA-C	-6.88	94.80	112.00
3	7S	29	VAL	CA-CB-CG1	6.88	121.22	110.90
2	7V	27	PRO	CB-CA-C	-6.88	94.80	112.00
1	12	64	TYR	CA-C-N	-6.88	102.06	117.20
1	16	64	TYR	CA-C-N	-6.88	102.06	117.20
1	2A	64	TYR	CA-C-N	-6.88	102.06	117.20
1	3Q	64	TYR	CA-C-N	-6.88	102.06	117.20

*Continued on next page...*

*Continued from previous page...*

Mol	Chain	Res	Type	Atoms	Z	Observed(°)	Ideal(°)
1	3U	64	TYR	CA-C-N	-6.88	102.06	117.20
1	3Y	64	TYR	CA-C-N	-6.88	102.06	117.20
1	5E	64	TYR	CA-C-N	-6.88	102.06	117.20
1	5I	64	TYR	CA-C-N	-6.88	102.06	117.20
1	5M	64	TYR	CA-C-N	-6.88	102.06	117.20
1	62	64	TYR	CA-C-N	-6.88	102.06	117.20
1	66	64	TYR	CA-C-N	-6.88	102.06	117.20
1	7A	64	TYR	CA-C-N	-6.88	102.06	117.20
2	1B	27	PRO	CB-CA-C	-6.88	94.81	112.00
2	1J	27	PRO	CB-CA-C	-6.88	94.81	112.00
2	1N	27	PRO	CB-CA-C	-6.88	94.81	112.00
2	1R	34	ASP	N-CA-CB	6.88	122.98	110.60
2	1V	34	ASP	N-CA-CB	6.88	122.98	110.60
2	1Z	34	ASP	N-CA-CB	6.88	122.98	110.60
2	13	31	PHE	CB-CA-C	-6.88	96.65	110.40
2	17	31	PHE	CB-CA-C	-6.88	96.65	110.40
2	2B	31	PHE	CB-CA-C	-6.88	96.65	110.40
2	2F	27	PRO	CB-CA-C	-6.88	94.81	112.00
2	2J	27	PRO	CB-CA-C	-6.88	94.81	112.00
2	2R	34	ASP	N-CA-CB	6.88	122.98	110.60
2	2V	34	ASP	N-CA-CB	6.88	122.98	110.60
2	2Z	34	ASP	N-CA-CB	6.88	122.98	110.60
2	27	27	PRO	CB-CA-C	-6.88	94.81	112.00
2	3B	27	PRO	CB-CA-C	-6.88	94.81	112.00
2	3F	27	PRO	CB-CA-C	-6.88	94.81	112.00
2	3J	27	PRO	CB-CA-C	-6.88	94.81	112.00
2	3R	31	PHE	CB-CA-C	-6.88	96.65	110.40
2	3V	31	PHE	CB-CA-C	-6.88	96.65	110.40
2	3Z	31	PHE	CB-CA-C	-6.88	96.65	110.40
2	33	27	PRO	CB-CA-C	-6.88	94.81	112.00
2	4B	27	PRO	CB-CA-C	-6.88	94.81	112.00
2	4F	27	PRO	CB-CA-C	-6.88	94.81	112.00
2	4N	27	PRO	CB-CA-C	-6.88	94.81	112.00
2	4V	27	PRO	CB-CA-C	-6.88	94.81	112.00
2	4Z	27	PRO	CB-CA-C	-6.88	94.81	112.00
2	43	34	ASP	N-CA-CB	6.88	122.98	110.60
2	47	34	ASP	N-CA-CB	6.88	122.98	110.60
2	5B	34	ASP	N-CA-CB	6.88	122.98	110.60
2	5F	31	PHE	CB-CA-C	-6.88	96.65	110.40
2	5J	31	PHE	CB-CA-C	-6.88	96.65	110.40
2	5N	31	PHE	CB-CA-C	-6.88	96.65	110.40
2	5R	27	PRO	CB-CA-C	-6.88	94.81	112.00

*Continued on next page...*

*Continued from previous page...*

Mol	Chain	Res	Type	Atoms	Z	Observed(°)	Ideal(°)
2	5V	27	PRO	CB-CA-C	-6.88	94.81	112.00
2	53	34	ASP	N-CA-CB	6.88	122.98	110.60
2	57	34	ASP	N-CA-CB	6.88	122.98	110.60
2	6B	34	ASP	N-CA-CB	6.88	122.98	110.60
2	6J	27	PRO	CB-CA-C	-6.88	94.81	112.00
2	6N	27	PRO	CB-CA-C	-6.88	94.81	112.00
2	6R	27	PRO	CB-CA-C	-6.88	94.81	112.00
2	6V	27	PRO	CB-CA-C	-6.88	94.81	112.00
2	63	31	PHE	CB-CA-C	-6.88	96.65	110.40
2	67	31	PHE	CB-CA-C	-6.88	96.65	110.40
2	7B	31	PHE	CB-CA-C	-6.88	96.65	110.40
2	7F	27	PRO	CB-CA-C	-6.88	94.81	112.00
2	7N	27	PRO	CB-CA-C	-6.88	94.81	112.00
2	7R	27	PRO	CB-CA-C	-6.88	94.81	112.00
1	1A	30	PHE	CA-C-O	-6.87	105.66	120.10
1	1I	30	PHE	CA-C-O	-6.87	105.66	120.10
1	1M	30	PHE	CA-C-O	-6.87	105.66	120.10
1	1Q	64	TYR	CA-C-N	-6.87	102.08	117.20
1	1U	64	TYR	CA-C-N	-6.87	102.08	117.20
1	1Y	64	TYR	CA-C-N	-6.87	102.08	117.20
1	12	30	PHE	CA-C-O	-6.87	105.67	120.10
2	13	27	PRO	CB-CA-C	-6.87	94.82	112.00
1	16	30	PHE	CA-C-O	-6.87	105.67	120.10
2	17	27	PRO	CB-CA-C	-6.87	94.82	112.00
1	2A	30	PHE	CA-C-O	-6.87	105.67	120.10
2	2B	27	PRO	CB-CA-C	-6.87	94.82	112.00
1	2E	30	PHE	CA-C-O	-6.87	105.66	120.10
1	2I	30	PHE	CA-C-O	-6.87	105.66	120.10
1	2Q	64	TYR	CA-C-N	-6.87	102.08	117.20
1	2U	64	TYR	CA-C-N	-6.87	102.08	117.20
1	2Y	64	TYR	CA-C-N	-6.87	102.08	117.20
1	26	30	PHE	CA-C-O	-6.87	105.66	120.10
1	3A	30	PHE	CA-C-O	-6.87	105.66	120.10
1	3E	30	PHE	CA-C-O	-6.87	105.66	120.10
1	3I	30	PHE	CA-C-O	-6.87	105.66	120.10
1	3Q	30	PHE	CA-C-O	-6.87	105.67	120.10
2	3R	27	PRO	CB-CA-C	-6.87	94.82	112.00
1	3U	30	PHE	CA-C-O	-6.87	105.67	120.10
2	3V	27	PRO	CB-CA-C	-6.87	94.82	112.00
1	3Y	30	PHE	CA-C-O	-6.87	105.67	120.10
2	3Z	27	PRO	CB-CA-C	-6.87	94.82	112.00
1	32	30	PHE	CA-C-O	-6.87	105.66	120.10

*Continued on next page...*

*Continued from previous page...*

Mol	Chain	Res	Type	Atoms	Z	Observed(°)	Ideal(°)
1	4A	30	PHE	CA-C-O	-6.87	105.66	120.10
1	4E	30	PHE	CA-C-O	-6.87	105.66	120.10
1	4M	30	PHE	CA-C-O	-6.87	105.66	120.10
1	4U	30	PHE	CA-C-O	-6.87	105.66	120.10
1	4Y	30	PHE	CA-C-O	-6.87	105.66	120.10
1	42	64	TYR	CA-C-N	-6.87	102.08	117.20
1	46	64	TYR	CA-C-N	-6.87	102.08	117.20
1	5A	64	TYR	CA-C-N	-6.87	102.08	117.20
1	5E	30	PHE	CA-C-O	-6.87	105.67	120.10
2	5F	27	PRO	CB-CA-C	-6.87	94.82	112.00
1	5I	30	PHE	CA-C-O	-6.87	105.67	120.10
2	5J	27	PRO	CB-CA-C	-6.87	94.82	112.00
1	5M	30	PHE	CA-C-O	-6.87	105.67	120.10
2	5N	27	PRO	CB-CA-C	-6.87	94.82	112.00
1	5Q	30	PHE	CA-C-O	-6.87	105.66	120.10
1	5U	30	PHE	CA-C-O	-6.87	105.66	120.10
1	52	64	TYR	CA-C-N	-6.87	102.08	117.20
1	56	64	TYR	CA-C-N	-6.87	102.08	117.20
1	6A	64	TYR	CA-C-N	-6.87	102.08	117.20
1	6I	30	PHE	CA-C-O	-6.87	105.66	120.10
1	6M	30	PHE	CA-C-O	-6.87	105.66	120.10
1	6Q	30	PHE	CA-C-O	-6.87	105.66	120.10
1	6U	30	PHE	CA-C-O	-6.87	105.66	120.10
1	62	30	PHE	CA-C-O	-6.87	105.67	120.10
2	63	27	PRO	CB-CA-C	-6.87	94.82	112.00
1	66	30	PHE	CA-C-O	-6.87	105.67	120.10
2	67	27	PRO	CB-CA-C	-6.87	94.82	112.00
1	7A	30	PHE	CA-C-O	-6.87	105.67	120.10
2	7B	27	PRO	CB-CA-C	-6.87	94.82	112.00
1	7E	30	PHE	CA-C-O	-6.87	105.66	120.10
1	7M	30	PHE	CA-C-O	-6.87	105.66	120.10
1	7Q	30	PHE	CA-C-O	-6.87	105.66	120.10
1	1A	68	SER	CB-CA-C	-6.87	97.04	110.10
2	1B	31	PHE	CB-CA-C	-6.87	96.66	110.40
3	1C	29	VAL	CA-CB-CG1	6.87	121.21	110.90
1	1E	68	SER	CB-CA-C	-6.87	97.04	110.10
2	1F	34	ASP	N-CA-CB	6.87	122.97	110.60
1	1I	68	SER	CB-CA-C	-6.87	97.04	110.10
2	1J	31	PHE	CB-CA-C	-6.87	96.66	110.40
3	1K	29	VAL	CA-CB-CG1	6.87	121.21	110.90
1	2E	68	SER	CB-CA-C	-6.87	97.04	110.10
2	2F	31	PHE	CB-CA-C	-6.87	96.66	110.40

*Continued on next page...*



*Continued from previous page...*

Mol	Chain	Res	Type	Atoms	Z	Observed(°)	Ideal(°)
3	2G	29	VAL	CA-CB-CG1	6.87	121.21	110.90
1	2M	68	SER	CB-CA-C	-6.87	97.04	110.10
2	2N	34	ASP	N-CA-CB	6.87	122.97	110.60
1	22	68	SER	CB-CA-C	-6.87	97.04	110.10
2	23	34	ASP	N-CA-CB	6.87	122.97	110.60
1	26	68	SER	CB-CA-C	-6.87	97.04	110.10
2	27	31	PHE	CB-CA-C	-6.87	96.66	110.40
3	28	29	VAL	CA-CB-CG1	6.87	121.21	110.90
1	3E	68	SER	CB-CA-C	-6.87	97.04	110.10
2	3F	31	PHE	CB-CA-C	-6.87	96.66	110.40
3	3G	29	VAL	CA-CB-CG1	6.87	121.21	110.90
1	3M	68	SER	CB-CA-C	-6.87	97.04	110.10
2	3N	34	ASP	N-CA-CB	6.87	122.97	110.60
1	36	68	SER	CB-CA-C	-6.87	97.04	110.10
2	37	34	ASP	N-CA-CB	6.87	122.97	110.60
1	4A	68	SER	CB-CA-C	-6.87	97.04	110.10
2	4B	31	PHE	CB-CA-C	-6.87	96.66	110.40
3	4C	29	VAL	CA-CB-CG1	6.87	121.21	110.90
1	4I	68	SER	CB-CA-C	-6.87	97.04	110.10
2	4J	34	ASP	N-CA-CB	6.87	122.97	110.60
1	4M	68	SER	CB-CA-C	-6.87	97.04	110.10
2	4N	31	PHE	CB-CA-C	-6.87	96.66	110.40
3	4O	29	VAL	CA-CB-CG1	6.87	121.21	110.90
1	4Q	68	SER	CB-CA-C	-6.87	97.04	110.10
2	4R	34	ASP	N-CA-CB	6.87	122.97	110.60
1	4U	68	SER	CB-CA-C	-6.87	97.04	110.10
2	4V	31	PHE	CB-CA-C	-6.87	96.66	110.40
3	4W	29	VAL	CA-CB-CG1	6.87	121.21	110.90
1	5Q	68	SER	CB-CA-C	-6.87	97.04	110.10
2	5R	31	PHE	CB-CA-C	-6.87	96.66	110.40
3	5S	29	VAL	CA-CB-CG1	6.87	121.21	110.90
1	5Y	68	SER	CB-CA-C	-6.87	97.04	110.10
2	5Z	34	ASP	N-CA-CB	6.87	122.97	110.60
1	6E	68	SER	CB-CA-C	-6.87	97.04	110.10
2	6F	34	ASP	N-CA-CB	6.87	122.97	110.60
1	6I	68	SER	CB-CA-C	-6.87	97.04	110.10
2	6J	31	PHE	CB-CA-C	-6.87	96.66	110.40
3	6K	29	VAL	CA-CB-CG1	6.87	121.21	110.90
1	6Q	68	SER	CB-CA-C	-6.87	97.04	110.10
2	6R	31	PHE	CB-CA-C	-6.87	96.66	110.40
3	6S	29	VAL	CA-CB-CG1	6.87	121.21	110.90
1	6Y	68	SER	CB-CA-C	-6.87	97.04	110.10

*Continued on next page...*



*Continued from previous page...*

Mol	Chain	Res	Type	Atoms	Z	Observed(°)	Ideal(°)
2	6Z	34	ASP	N-CA-CB	6.87	122.97	110.60
1	7I	68	SER	CB-CA-C	-6.87	97.04	110.10
2	7J	34	ASP	N-CA-CB	6.87	122.97	110.60
1	7M	68	SER	CB-CA-C	-6.87	97.04	110.10
2	7N	31	PHE	CB-CA-C	-6.87	96.66	110.40
3	7O	29	VAL	CA-CB-CG1	6.87	121.21	110.90
1	7U	68	SER	CB-CA-C	-6.87	97.04	110.10
2	7V	34	ASP	N-CA-CB	6.87	122.97	110.60
2	1R	27	PRO	CB-CA-C	-6.87	94.83	112.00
2	1R	29	MET	O-C-N	-6.87	108.05	121.10
2	1V	27	PRO	CB-CA-C	-6.87	94.83	112.00
2	1V	29	MET	O-C-N	-6.87	108.05	121.10
2	1Z	27	PRO	CB-CA-C	-6.87	94.83	112.00
2	1Z	29	MET	O-C-N	-6.87	108.05	121.10
3	14	29	VAL	CA-CB-CG1	6.87	121.20	110.90
3	18	29	VAL	CA-CB-CG1	6.87	121.20	110.90
3	2C	29	VAL	CA-CB-CG1	6.87	121.20	110.90
2	2R	27	PRO	CB-CA-C	-6.87	94.83	112.00
2	2R	29	MET	O-C-N	-6.87	108.05	121.10
2	2V	27	PRO	CB-CA-C	-6.87	94.83	112.00
2	2V	29	MET	O-C-N	-6.87	108.05	121.10
2	2Z	27	PRO	CB-CA-C	-6.87	94.83	112.00
2	2Z	29	MET	O-C-N	-6.87	108.05	121.10
3	3S	29	VAL	CA-CB-CG1	6.87	121.20	110.90
3	3W	29	VAL	CA-CB-CG1	6.87	121.20	110.90
3	30	29	VAL	CA-CB-CG1	6.87	121.20	110.90
2	43	27	PRO	CB-CA-C	-6.87	94.83	112.00
2	43	29	MET	O-C-N	-6.87	108.05	121.10
2	47	27	PRO	CB-CA-C	-6.87	94.83	112.00
2	47	29	MET	O-C-N	-6.87	108.05	121.10
2	5B	27	PRO	CB-CA-C	-6.87	94.83	112.00
2	5B	29	MET	O-C-N	-6.87	108.05	121.10
3	5G	29	VAL	CA-CB-CG1	6.87	121.20	110.90
3	5K	29	VAL	CA-CB-CG1	6.87	121.20	110.90
3	5O	29	VAL	CA-CB-CG1	6.87	121.20	110.90
2	53	27	PRO	CB-CA-C	-6.87	94.83	112.00
2	53	29	MET	O-C-N	-6.87	108.05	121.10
2	57	27	PRO	CB-CA-C	-6.87	94.83	112.00
2	57	29	MET	O-C-N	-6.87	108.05	121.10
2	6B	27	PRO	CB-CA-C	-6.87	94.83	112.00
2	6B	29	MET	O-C-N	-6.87	108.05	121.10
3	64	29	VAL	CA-CB-CG1	6.87	121.20	110.90

*Continued on next page...*

*Continued from previous page...*

Mol	Chain	Res	Type	Atoms	Z	Observed(°)	Ideal(°)
3	68	29	VAL	CA-CB-CG1	6.87	121.20	110.90
3	7C	29	VAL	CA-CB-CG1	6.87	121.20	110.90
1	1A	64	TYR	CA-C-N	-6.87	102.09	117.20
1	1I	64	TYR	CA-C-N	-6.87	102.09	117.20
1	2E	64	TYR	CA-C-N	-6.87	102.09	117.20
1	26	64	TYR	CA-C-N	-6.87	102.09	117.20
1	3E	64	TYR	CA-C-N	-6.87	102.09	117.20
1	4A	64	TYR	CA-C-N	-6.87	102.09	117.20
1	4M	64	TYR	CA-C-N	-6.87	102.09	117.20
1	4U	64	TYR	CA-C-N	-6.87	102.09	117.20
1	5Q	64	TYR	CA-C-N	-6.87	102.09	117.20
1	6I	64	TYR	CA-C-N	-6.87	102.09	117.20
1	6Q	64	TYR	CA-C-N	-6.87	102.09	117.20
1	7M	64	TYR	CA-C-N	-6.87	102.09	117.20
1	1E	64	TYR	CA-C-N	-6.86	102.10	117.20
1	12	14	ASP	OD1-CG-OD2	-6.86	110.26	123.30
1	16	14	ASP	OD1-CG-OD2	-6.86	110.26	123.30
1	2A	14	ASP	OD1-CG-OD2	-6.86	110.26	123.30
1	2M	64	TYR	CA-C-N	-6.86	102.10	117.20
1	22	64	TYR	CA-C-N	-6.86	102.10	117.20
1	3M	64	TYR	CA-C-N	-6.86	102.10	117.20
1	3Q	14	ASP	OD1-CG-OD2	-6.86	110.26	123.30
1	3U	14	ASP	OD1-CG-OD2	-6.86	110.26	123.30
1	3Y	14	ASP	OD1-CG-OD2	-6.86	110.26	123.30
1	36	64	TYR	CA-C-N	-6.86	102.10	117.20
1	4I	64	TYR	CA-C-N	-6.86	102.10	117.20
1	4Q	64	TYR	CA-C-N	-6.86	102.10	117.20
1	5E	14	ASP	OD1-CG-OD2	-6.86	110.26	123.30
1	5I	14	ASP	OD1-CG-OD2	-6.86	110.26	123.30
1	5M	14	ASP	OD1-CG-OD2	-6.86	110.26	123.30
1	5Y	64	TYR	CA-C-N	-6.86	102.10	117.20
1	6E	64	TYR	CA-C-N	-6.86	102.10	117.20
1	6Y	64	TYR	CA-C-N	-6.86	102.10	117.20
1	62	14	ASP	OD1-CG-OD2	-6.86	110.26	123.30
1	66	14	ASP	OD1-CG-OD2	-6.86	110.26	123.30
1	7A	14	ASP	OD1-CG-OD2	-6.86	110.26	123.30
1	7I	64	TYR	CA-C-N	-6.86	102.10	117.20
1	7U	64	TYR	CA-C-N	-6.86	102.10	117.20
2	1B	29	MET	O-C-N	-6.86	108.06	121.10
2	1J	29	MET	O-C-N	-6.86	108.06	121.10
2	1R	216	ASN	N-CA-CB	-6.86	98.25	110.60
2	1V	216	ASN	N-CA-CB	-6.86	98.25	110.60

*Continued on next page...*

*Continued from previous page...*

Mol	Chain	Res	Type	Atoms	Z	Observed(°)	Ideal(°)
2	1Z	216	ASN	N-CA-CB	-6.86	98.25	110.60
2	2F	29	MET	O-C-N	-6.86	108.06	121.10
2	2R	216	ASN	N-CA-CB	-6.86	98.25	110.60
2	2V	216	ASN	N-CA-CB	-6.86	98.25	110.60
2	2Z	216	ASN	N-CA-CB	-6.86	98.25	110.60
2	27	29	MET	O-C-N	-6.86	108.06	121.10
2	3F	29	MET	O-C-N	-6.86	108.06	121.10
2	4B	29	MET	O-C-N	-6.86	108.06	121.10
2	4N	29	MET	O-C-N	-6.86	108.06	121.10
2	4V	29	MET	O-C-N	-6.86	108.06	121.10
2	43	216	ASN	N-CA-CB	-6.86	98.25	110.60
2	47	216	ASN	N-CA-CB	-6.86	98.25	110.60
2	5B	216	ASN	N-CA-CB	-6.86	98.25	110.60
2	5R	29	MET	O-C-N	-6.86	108.06	121.10
2	53	216	ASN	N-CA-CB	-6.86	98.25	110.60
2	57	216	ASN	N-CA-CB	-6.86	98.25	110.60
2	6B	216	ASN	N-CA-CB	-6.86	98.25	110.60
2	6J	29	MET	O-C-N	-6.86	108.06	121.10
2	6R	29	MET	O-C-N	-6.86	108.06	121.10
2	7N	29	MET	O-C-N	-6.86	108.06	121.10
2	1N	31	PHE	CB-CA-C	-6.86	96.68	110.40
4	1P	67[1]	ARG	NE-CZ-NH2	6.86	123.73	120.30
4	1P	67[2]	ARG	NE-CZ-NH2	6.86	123.73	120.30
2	2J	31	PHE	CB-CA-C	-6.86	96.68	110.40
4	2L	67[1]	ARG	NE-CZ-NH2	6.86	123.73	120.30
4	2L	67[2]	ARG	NE-CZ-NH2	6.86	123.73	120.30
2	3B	31	PHE	CB-CA-C	-6.86	96.68	110.40
4	3D	67[1]	ARG	NE-CZ-NH2	6.86	123.73	120.30
4	3D	67[2]	ARG	NE-CZ-NH2	6.86	123.73	120.30
2	3J	31	PHE	CB-CA-C	-6.86	96.68	110.40
4	3L	67[1]	ARG	NE-CZ-NH2	6.86	123.73	120.30
4	3L	67[2]	ARG	NE-CZ-NH2	6.86	123.73	120.30
2	33	31	PHE	CB-CA-C	-6.86	96.68	110.40
4	35	67[1]	ARG	NE-CZ-NH2	6.86	123.73	120.30
4	35	67[2]	ARG	NE-CZ-NH2	6.86	123.73	120.30
2	4F	31	PHE	CB-CA-C	-6.86	96.68	110.40
4	4H	67[1]	ARG	NE-CZ-NH2	6.86	123.73	120.30
4	4H	67[2]	ARG	NE-CZ-NH2	6.86	123.73	120.30
2	4Z	31	PHE	CB-CA-C	-6.86	96.68	110.40
4	41	67[1]	ARG	NE-CZ-NH2	6.86	123.73	120.30
4	41	67[2]	ARG	NE-CZ-NH2	6.86	123.73	120.30
2	5V	31	PHE	CB-CA-C	-6.86	96.68	110.40

*Continued on next page...*

*Continued from previous page...*

Mol	Chain	Res	Type	Atoms	Z	Observed(°)	Ideal(°)
4	5X	67[1]	ARG	NE-CZ-NH2	6.86	123.73	120.30
4	5X	67[2]	ARG	NE-CZ-NH2	6.86	123.73	120.30
2	6N	31	PHE	CB-CA-C	-6.86	96.68	110.40
4	6P	67[1]	ARG	NE-CZ-NH2	6.86	123.73	120.30
4	6P	67[2]	ARG	NE-CZ-NH2	6.86	123.73	120.30
2	6V	31	PHE	CB-CA-C	-6.86	96.68	110.40
4	6X	67[1]	ARG	NE-CZ-NH2	6.86	123.73	120.30
4	6X	67[2]	ARG	NE-CZ-NH2	6.86	123.73	120.30
2	7F	31	PHE	CB-CA-C	-6.86	96.68	110.40
4	7H	67[1]	ARG	NE-CZ-NH2	6.86	123.73	120.30
4	7H	67[2]	ARG	NE-CZ-NH2	6.86	123.73	120.30
2	7R	31	PHE	CB-CA-C	-6.86	96.68	110.40
4	7T	67[1]	ARG	NE-CZ-NH2	6.86	123.73	120.30
4	7T	67[2]	ARG	NE-CZ-NH2	6.86	123.73	120.30
2	1F	31	PHE	CB-CA-C	-6.86	96.68	110.40
2	2N	31	PHE	CB-CA-C	-6.86	96.68	110.40
2	23	31	PHE	CB-CA-C	-6.86	96.68	110.40
2	3N	31	PHE	CB-CA-C	-6.86	96.68	110.40
2	37	31	PHE	CB-CA-C	-6.86	96.68	110.40
2	4J	31	PHE	CB-CA-C	-6.86	96.68	110.40
2	4R	31	PHE	CB-CA-C	-6.86	96.68	110.40
2	5Z	31	PHE	CB-CA-C	-6.86	96.68	110.40
2	6F	31	PHE	CB-CA-C	-6.86	96.68	110.40
2	6Z	31	PHE	CB-CA-C	-6.86	96.68	110.40
2	7J	31	PHE	CB-CA-C	-6.86	96.68	110.40
2	7V	31	PHE	CB-CA-C	-6.86	96.68	110.40
1	1Q	30	PHE	CA-C-O	-6.86	105.70	120.10
1	1U	30	PHE	CA-C-O	-6.86	105.70	120.10
1	1Y	30	PHE	CA-C-O	-6.86	105.70	120.10
1	2Q	30	PHE	CA-C-O	-6.86	105.70	120.10
1	2U	30	PHE	CA-C-O	-6.86	105.70	120.10
1	2Y	30	PHE	CA-C-O	-6.86	105.70	120.10
1	42	30	PHE	CA-C-O	-6.86	105.70	120.10
1	46	30	PHE	CA-C-O	-6.86	105.70	120.10
1	5A	30	PHE	CA-C-O	-6.86	105.70	120.10
1	52	30	PHE	CA-C-O	-6.86	105.70	120.10
1	56	30	PHE	CA-C-O	-6.86	105.70	120.10
1	6A	30	PHE	CA-C-O	-6.86	105.70	120.10
1	1M	64	TYR	CA-C-N	-6.86	102.12	117.20
2	1N	29	MET	O-C-N	-6.86	108.07	121.10
1	2I	64	TYR	CA-C-N	-6.86	102.12	117.20
2	2J	29	MET	O-C-N	-6.86	108.07	121.10

*Continued on next page...*

*Continued from previous page...*

Mol	Chain	Res	Type	Atoms	Z	Observed(°)	Ideal(°)
1	3A	64	TYR	CA-C-N	-6.86	102.12	117.20
2	3B	29	MET	O-C-N	-6.86	108.07	121.10
1	3I	64	TYR	CA-C-N	-6.86	102.12	117.20
2	3J	29	MET	O-C-N	-6.86	108.07	121.10
1	32	64	TYR	CA-C-N	-6.86	102.12	117.20
2	33	29	MET	O-C-N	-6.86	108.07	121.10
1	4E	64	TYR	CA-C-N	-6.86	102.12	117.20
2	4F	29	MET	O-C-N	-6.86	108.07	121.10
1	4Y	64	TYR	CA-C-N	-6.86	102.12	117.20
2	4Z	29	MET	O-C-N	-6.86	108.07	121.10
1	5U	64	TYR	CA-C-N	-6.86	102.12	117.20
2	5V	29	MET	O-C-N	-6.86	108.07	121.10
1	6M	64	TYR	CA-C-N	-6.86	102.12	117.20
2	6N	29	MET	O-C-N	-6.86	108.07	121.10
1	6U	64	TYR	CA-C-N	-6.86	102.12	117.20
2	6V	29	MET	O-C-N	-6.86	108.07	121.10
1	7E	64	TYR	CA-C-N	-6.86	102.12	117.20
2	7F	29	MET	O-C-N	-6.86	108.07	121.10
1	7Q	64	TYR	CA-C-N	-6.86	102.12	117.20
2	7R	29	MET	O-C-N	-6.86	108.07	121.10
3	1G	29	VAL	CA-CB-CG1	6.85	121.18	110.90
1	1M	68	SER	CB-CA-C	-6.85	97.08	110.10
2	1N	216	ASN	N-CA-CB	-6.85	98.27	110.60
2	13	29	MET	O-C-N	-6.85	108.08	121.10
2	17	29	MET	O-C-N	-6.85	108.08	121.10
2	2B	29	MET	O-C-N	-6.85	108.08	121.10
1	2I	68	SER	CB-CA-C	-6.85	97.08	110.10
2	2J	216	ASN	N-CA-CB	-6.85	98.27	110.60
3	2O	29	VAL	CA-CB-CG1	6.85	121.18	110.90
3	24	29	VAL	CA-CB-CG1	6.85	121.18	110.90
1	3A	68	SER	CB-CA-C	-6.85	97.08	110.10
2	3B	216	ASN	N-CA-CB	-6.85	98.27	110.60
1	3I	68	SER	CB-CA-C	-6.85	97.08	110.10
2	3J	216	ASN	N-CA-CB	-6.85	98.27	110.60
3	3O	29	VAL	CA-CB-CG1	6.85	121.18	110.90
2	3R	29	MET	O-C-N	-6.85	108.08	121.10
2	3V	29	MET	O-C-N	-6.85	108.08	121.10
2	3Z	29	MET	O-C-N	-6.85	108.08	121.10
1	32	68	SER	CB-CA-C	-6.85	97.08	110.10
2	33	216	ASN	N-CA-CB	-6.85	98.27	110.60
3	38	29	VAL	CA-CB-CG1	6.85	121.18	110.90
1	4E	68	SER	CB-CA-C	-6.85	97.08	110.10

*Continued on next page...*

*Continued from previous page...*

Mol	Chain	Res	Type	Atoms	Z	Observed(°)	Ideal(°)
2	4F	216	ASN	N-CA-CB	-6.85	98.27	110.60
3	4K	29	VAL	CA-CB-CG1	6.85	121.18	110.90
3	4S	29	VAL	CA-CB-CG1	6.85	121.18	110.90
1	4Y	68	SER	CB-CA-C	-6.85	97.08	110.10
2	4Z	216	ASN	N-CA-CB	-6.85	98.27	110.60
2	5F	29	MET	O-C-N	-6.85	108.08	121.10
2	5J	29	MET	O-C-N	-6.85	108.08	121.10
2	5N	29	MET	O-C-N	-6.85	108.08	121.10
1	5U	68	SER	CB-CA-C	-6.85	97.08	110.10
2	5V	216	ASN	N-CA-CB	-6.85	98.27	110.60
3	50	29	VAL	CA-CB-CG1	6.85	121.18	110.90
3	6G	29	VAL	CA-CB-CG1	6.85	121.18	110.90
1	6M	68	SER	CB-CA-C	-6.85	97.08	110.10
2	6N	216	ASN	N-CA-CB	-6.85	98.27	110.60
1	6U	68	SER	CB-CA-C	-6.85	97.08	110.10
2	6V	216	ASN	N-CA-CB	-6.85	98.27	110.60
3	60	29	VAL	CA-CB-CG1	6.85	121.18	110.90
2	63	29	MET	O-C-N	-6.85	108.08	121.10
2	67	29	MET	O-C-N	-6.85	108.08	121.10
2	7B	29	MET	O-C-N	-6.85	108.08	121.10
1	7E	68	SER	CB-CA-C	-6.85	97.08	110.10
2	7F	216	ASN	N-CA-CB	-6.85	98.27	110.60
3	7K	29	VAL	CA-CB-CG1	6.85	121.18	110.90
1	7Q	68	SER	CB-CA-C	-6.85	97.08	110.10
2	7R	216	ASN	N-CA-CB	-6.85	98.27	110.60
3	7W	29	VAL	CA-CB-CG1	6.85	121.18	110.90
2	1B	216	ASN	N-CA-CB	-6.85	98.27	110.60
2	1F	216	ASN	N-CA-CB	-6.85	98.27	110.60
2	1J	216	ASN	N-CA-CB	-6.85	98.27	110.60
2	2F	216	ASN	N-CA-CB	-6.85	98.27	110.60
2	2N	216	ASN	N-CA-CB	-6.85	98.27	110.60
2	23	216	ASN	N-CA-CB	-6.85	98.27	110.60
2	27	216	ASN	N-CA-CB	-6.85	98.27	110.60
2	3F	216	ASN	N-CA-CB	-6.85	98.27	110.60
2	3N	216	ASN	N-CA-CB	-6.85	98.27	110.60
2	37	216	ASN	N-CA-CB	-6.85	98.27	110.60
2	4B	216	ASN	N-CA-CB	-6.85	98.27	110.60
2	4J	216	ASN	N-CA-CB	-6.85	98.27	110.60
2	4N	216	ASN	N-CA-CB	-6.85	98.27	110.60
2	4R	216	ASN	N-CA-CB	-6.85	98.27	110.60
2	4V	216	ASN	N-CA-CB	-6.85	98.27	110.60
2	5R	216	ASN	N-CA-CB	-6.85	98.27	110.60

*Continued on next page...*

*Continued from previous page...*

Mol	Chain	Res	Type	Atoms	Z	Observed(°)	Ideal(°)
2	5Z	216	ASN	N-CA-CB	-6.85	98.27	110.60
2	6F	216	ASN	N-CA-CB	-6.85	98.27	110.60
2	6J	216	ASN	N-CA-CB	-6.85	98.27	110.60
2	6R	216	ASN	N-CA-CB	-6.85	98.27	110.60
2	6Z	216	ASN	N-CA-CB	-6.85	98.27	110.60
2	7J	216	ASN	N-CA-CB	-6.85	98.27	110.60
2	7N	216	ASN	N-CA-CB	-6.85	98.27	110.60
2	7V	216	ASN	N-CA-CB	-6.85	98.27	110.60
1	1E	36	THR	OG1-CB-CG2	6.85	125.75	110.00
1	2M	36	THR	OG1-CB-CG2	6.85	125.75	110.00
1	22	36	THR	OG1-CB-CG2	6.85	125.75	110.00
1	3M	36	THR	OG1-CB-CG2	6.85	125.75	110.00
1	36	36	THR	OG1-CB-CG2	6.85	125.75	110.00
1	4I	36	THR	OG1-CB-CG2	6.85	125.75	110.00
1	4Q	36	THR	OG1-CB-CG2	6.85	125.75	110.00
1	5Y	36	THR	OG1-CB-CG2	6.85	125.75	110.00
1	6E	36	THR	OG1-CB-CG2	6.85	125.75	110.00
1	6Y	36	THR	OG1-CB-CG2	6.85	125.75	110.00
1	7I	36	THR	OG1-CB-CG2	6.85	125.75	110.00
1	7U	36	THR	OG1-CB-CG2	6.85	125.75	110.00
1	1Q	36	THR	OG1-CB-CG2	6.84	125.74	110.00
1	1U	36	THR	OG1-CB-CG2	6.84	125.74	110.00
1	1Y	36	THR	OG1-CB-CG2	6.84	125.74	110.00
1	2Q	36	THR	OG1-CB-CG2	6.84	125.74	110.00
1	2U	36	THR	OG1-CB-CG2	6.84	125.74	110.00
1	2Y	36	THR	OG1-CB-CG2	6.84	125.74	110.00
1	42	36	THR	OG1-CB-CG2	6.84	125.74	110.00
1	46	36	THR	OG1-CB-CG2	6.84	125.74	110.00
1	5A	36	THR	OG1-CB-CG2	6.84	125.74	110.00
1	52	36	THR	OG1-CB-CG2	6.84	125.74	110.00
1	56	36	THR	OG1-CB-CG2	6.84	125.74	110.00
1	6A	36	THR	OG1-CB-CG2	6.84	125.74	110.00
2	1F	219	VAL	N-CA-CB	-6.84	96.45	111.50
2	1N	219	VAL	N-CA-CB	-6.84	96.45	111.50
2	2J	219	VAL	N-CA-CB	-6.84	96.45	111.50
2	2N	219	VAL	N-CA-CB	-6.84	96.45	111.50
2	23	219	VAL	N-CA-CB	-6.84	96.45	111.50
2	3B	219	VAL	N-CA-CB	-6.84	96.45	111.50
2	3J	219	VAL	N-CA-CB	-6.84	96.45	111.50
2	3N	219	VAL	N-CA-CB	-6.84	96.45	111.50
2	33	219	VAL	N-CA-CB	-6.84	96.45	111.50
2	37	219	VAL	N-CA-CB	-6.84	96.45	111.50

*Continued on next page...*



*Continued from previous page...*

Mol	Chain	Res	Type	Atoms	Z	Observed(°)	Ideal(°)
2	4F	219	VAL	N-CA-CB	-6.84	96.45	111.50
2	4J	219	VAL	N-CA-CB	-6.84	96.45	111.50
2	4R	219	VAL	N-CA-CB	-6.84	96.45	111.50
2	4Z	219	VAL	N-CA-CB	-6.84	96.45	111.50
2	5V	219	VAL	N-CA-CB	-6.84	96.45	111.50
2	5Z	219	VAL	N-CA-CB	-6.84	96.45	111.50
2	6F	219	VAL	N-CA-CB	-6.84	96.45	111.50
2	6N	219	VAL	N-CA-CB	-6.84	96.45	111.50
2	6V	219	VAL	N-CA-CB	-6.84	96.45	111.50
2	6Z	219	VAL	N-CA-CB	-6.84	96.45	111.50
2	7F	219	VAL	N-CA-CB	-6.84	96.45	111.50
2	7J	219	VAL	N-CA-CB	-6.84	96.45	111.50
2	7R	219	VAL	N-CA-CB	-6.84	96.45	111.50
2	7V	219	VAL	N-CA-CB	-6.84	96.45	111.50
2	1R	219	VAL	N-CA-CB	-6.84	96.46	111.50
2	1V	219	VAL	N-CA-CB	-6.84	96.46	111.50
2	1Z	219	VAL	N-CA-CB	-6.84	96.46	111.50
2	2R	219	VAL	N-CA-CB	-6.84	96.46	111.50
2	2V	219	VAL	N-CA-CB	-6.84	96.46	111.50
2	2Z	219	VAL	N-CA-CB	-6.84	96.46	111.50
2	43	219	VAL	N-CA-CB	-6.84	96.46	111.50
2	47	219	VAL	N-CA-CB	-6.84	96.46	111.50
2	5B	219	VAL	N-CA-CB	-6.84	96.46	111.50
2	53	219	VAL	N-CA-CB	-6.84	96.46	111.50
2	57	219	VAL	N-CA-CB	-6.84	96.46	111.50
2	6B	219	VAL	N-CA-CB	-6.84	96.46	111.50
1	1A	36	THR	OG1-CB-CG2	6.84	125.73	110.00
1	1A	49	LEU	CB-CG-CD2	6.84	122.62	111.00
1	1E	49	LEU	CB-CG-CD2	6.84	122.62	111.00
1	1I	36	THR	OG1-CB-CG2	6.84	125.73	110.00
1	1I	49	LEU	CB-CG-CD2	6.84	122.62	111.00
1	1M	49	LEU	CB-CG-CD2	6.84	122.62	111.00
2	13	216	ASN	CB-CG-OD1	-6.84	107.93	121.60
2	13	216	ASN	N-CA-CB	-6.84	98.29	110.60
2	17	216	ASN	CB-CG-OD1	-6.84	107.93	121.60
2	17	216	ASN	N-CA-CB	-6.84	98.29	110.60
2	2B	216	ASN	CB-CG-OD1	-6.84	107.93	121.60
2	2B	216	ASN	N-CA-CB	-6.84	98.29	110.60
1	2E	36	THR	OG1-CB-CG2	6.84	125.73	110.00
1	2E	49	LEU	CB-CG-CD2	6.84	122.62	111.00
1	2I	49	LEU	CB-CG-CD2	6.84	122.62	111.00
1	2M	49	LEU	CB-CG-CD2	6.84	122.62	111.00

*Continued on next page...*

*Continued from previous page...*

Mol	Chain	Res	Type	Atoms	Z	Observed(°)	Ideal(°)
1	22	49	LEU	CB-CG-CD2	6.84	122.62	111.00
1	26	36	THR	OG1-CB-CG2	6.84	125.73	110.00
1	26	49	LEU	CB-CG-CD2	6.84	122.62	111.00
1	3A	49	LEU	CB-CG-CD2	6.84	122.62	111.00
1	3E	36	THR	OG1-CB-CG2	6.84	125.73	110.00
1	3E	49	LEU	CB-CG-CD2	6.84	122.62	111.00
1	3I	49	LEU	CB-CG-CD2	6.84	122.62	111.00
1	3M	49	LEU	CB-CG-CD2	6.84	122.62	111.00
2	3R	216	ASN	CB-CG-OD1	-6.84	107.93	121.60
2	3R	216	ASN	N-CA-CB	-6.84	98.29	110.60
2	3V	216	ASN	CB-CG-OD1	-6.84	107.93	121.60
2	3V	216	ASN	N-CA-CB	-6.84	98.29	110.60
2	3Z	216	ASN	CB-CG-OD1	-6.84	107.93	121.60
2	3Z	216	ASN	N-CA-CB	-6.84	98.29	110.60
1	32	49	LEU	CB-CG-CD2	6.84	122.62	111.00
1	36	49	LEU	CB-CG-CD2	6.84	122.62	111.00
1	4A	36	THR	OG1-CB-CG2	6.84	125.73	110.00
1	4A	49	LEU	CB-CG-CD2	6.84	122.62	111.00
1	4E	49	LEU	CB-CG-CD2	6.84	122.62	111.00
1	4I	49	LEU	CB-CG-CD2	6.84	122.62	111.00
1	4M	36	THR	OG1-CB-CG2	6.84	125.73	110.00
1	4M	49	LEU	CB-CG-CD2	6.84	122.62	111.00
1	4Q	49	LEU	CB-CG-CD2	6.84	122.62	111.00
1	4U	36	THR	OG1-CB-CG2	6.84	125.73	110.00
1	4U	49	LEU	CB-CG-CD2	6.84	122.62	111.00
1	4Y	49	LEU	CB-CG-CD2	6.84	122.62	111.00
2	5F	216	ASN	CB-CG-OD1	-6.84	107.93	121.60
2	5F	216	ASN	N-CA-CB	-6.84	98.29	110.60
2	5J	216	ASN	CB-CG-OD1	-6.84	107.93	121.60
2	5J	216	ASN	N-CA-CB	-6.84	98.29	110.60
2	5N	216	ASN	CB-CG-OD1	-6.84	107.93	121.60
2	5N	216	ASN	N-CA-CB	-6.84	98.29	110.60
1	5Q	36	THR	OG1-CB-CG2	6.84	125.73	110.00
1	5Q	49	LEU	CB-CG-CD2	6.84	122.62	111.00
1	5U	49	LEU	CB-CG-CD2	6.84	122.62	111.00
1	5Y	49	LEU	CB-CG-CD2	6.84	122.62	111.00
1	6E	49	LEU	CB-CG-CD2	6.84	122.62	111.00
1	6I	36	THR	OG1-CB-CG2	6.84	125.73	110.00
1	6I	49	LEU	CB-CG-CD2	6.84	122.62	111.00
1	6M	49	LEU	CB-CG-CD2	6.84	122.62	111.00
1	6Q	36	THR	OG1-CB-CG2	6.84	125.73	110.00
1	6Q	49	LEU	CB-CG-CD2	6.84	122.62	111.00

*Continued on next page...*

*Continued from previous page...*

Mol	Chain	Res	Type	Atoms	Z	Observed(°)	Ideal(°)
1	6U	49	LEU	CB-CG-CD2	6.84	122.62	111.00
1	6Y	49	LEU	CB-CG-CD2	6.84	122.62	111.00
2	63	216	ASN	CB-CG-OD1	-6.84	107.93	121.60
2	63	216	ASN	N-CA-CB	-6.84	98.29	110.60
2	67	216	ASN	CB-CG-OD1	-6.84	107.93	121.60
2	67	216	ASN	N-CA-CB	-6.84	98.29	110.60
2	7B	216	ASN	CB-CG-OD1	-6.84	107.93	121.60
2	7B	216	ASN	N-CA-CB	-6.84	98.29	110.60
1	7E	49	LEU	CB-CG-CD2	6.84	122.62	111.00
1	7I	49	LEU	CB-CG-CD2	6.84	122.62	111.00
1	7M	36	THR	OG1-CB-CG2	6.84	125.73	110.00
1	7M	49	LEU	CB-CG-CD2	6.84	122.62	111.00
1	7Q	49	LEU	CB-CG-CD2	6.84	122.62	111.00
1	7U	49	LEU	CB-CG-CD2	6.84	122.62	111.00
1	1M	36	THR	OG1-CB-CG2	6.83	125.72	110.00
1	2I	36	THR	OG1-CB-CG2	6.83	125.72	110.00
1	3A	36	THR	OG1-CB-CG2	6.83	125.72	110.00
1	3I	36	THR	OG1-CB-CG2	6.83	125.72	110.00
1	32	36	THR	OG1-CB-CG2	6.83	125.72	110.00
1	4E	36	THR	OG1-CB-CG2	6.83	125.72	110.00
1	4Y	36	THR	OG1-CB-CG2	6.83	125.72	110.00
1	5U	36	THR	OG1-CB-CG2	6.83	125.72	110.00
1	6M	36	THR	OG1-CB-CG2	6.83	125.72	110.00
1	6U	36	THR	OG1-CB-CG2	6.83	125.72	110.00
1	7E	36	THR	OG1-CB-CG2	6.83	125.72	110.00
1	7Q	36	THR	OG1-CB-CG2	6.83	125.72	110.00
1	1A	14	ASP	OD1-CG-OD2	-6.83	110.32	123.30
2	1F	29	MET	O-C-N	-6.83	108.12	121.10
1	1I	14	ASP	OD1-CG-OD2	-6.83	110.32	123.30
1	12	36	THR	OG1-CB-CG2	6.83	125.71	110.00
1	16	36	THR	OG1-CB-CG2	6.83	125.71	110.00
1	2A	36	THR	OG1-CB-CG2	6.83	125.71	110.00
1	2E	14	ASP	OD1-CG-OD2	-6.83	110.32	123.30
2	2N	29	MET	O-C-N	-6.83	108.12	121.10
2	23	29	MET	O-C-N	-6.83	108.12	121.10
1	26	14	ASP	OD1-CG-OD2	-6.83	110.32	123.30
1	3E	14	ASP	OD1-CG-OD2	-6.83	110.32	123.30
2	3N	29	MET	O-C-N	-6.83	108.12	121.10
1	3Q	36	THR	OG1-CB-CG2	6.83	125.71	110.00
1	3U	36	THR	OG1-CB-CG2	6.83	125.71	110.00
1	3Y	36	THR	OG1-CB-CG2	6.83	125.71	110.00
2	37	29	MET	O-C-N	-6.83	108.12	121.10

*Continued on next page...*

*Continued from previous page...*

Mol	Chain	Res	Type	Atoms	Z	Observed(°)	Ideal(°)
1	4A	14	ASP	OD1-CG-OD2	-6.83	110.32	123.30
2	4J	29	MET	O-C-N	-6.83	108.12	121.10
1	4M	14	ASP	OD1-CG-OD2	-6.83	110.32	123.30
2	4R	29	MET	O-C-N	-6.83	108.12	121.10
1	4U	14	ASP	OD1-CG-OD2	-6.83	110.32	123.30
1	5E	36	THR	OG1-CB-CG2	6.83	125.71	110.00
1	5I	36	THR	OG1-CB-CG2	6.83	125.71	110.00
1	5M	36	THR	OG1-CB-CG2	6.83	125.71	110.00
1	5Q	14	ASP	OD1-CG-OD2	-6.83	110.32	123.30
2	5Z	29	MET	O-C-N	-6.83	108.12	121.10
2	6F	29	MET	O-C-N	-6.83	108.12	121.10
1	6I	14	ASP	OD1-CG-OD2	-6.83	110.32	123.30
1	6Q	14	ASP	OD1-CG-OD2	-6.83	110.32	123.30
2	6Z	29	MET	O-C-N	-6.83	108.12	121.10
1	62	36	THR	OG1-CB-CG2	6.83	125.71	110.00
1	66	36	THR	OG1-CB-CG2	6.83	125.71	110.00
1	7A	36	THR	OG1-CB-CG2	6.83	125.71	110.00
2	7J	29	MET	O-C-N	-6.83	108.12	121.10
1	7M	14	ASP	OD1-CG-OD2	-6.83	110.32	123.30
2	7V	29	MET	O-C-N	-6.83	108.12	121.10
2	1B	219	VAL	N-CA-CB	-6.83	96.47	111.50
2	1F	216	ASN	CB-CG-OD1	-6.83	107.94	121.60
2	1J	219	VAL	N-CA-CB	-6.83	96.47	111.50
1	1Q	14	ASP	OD1-CG-OD2	-6.83	110.32	123.30
1	1U	14	ASP	OD1-CG-OD2	-6.83	110.32	123.30
1	1Y	14	ASP	OD1-CG-OD2	-6.83	110.32	123.30
2	2F	219	VAL	N-CA-CB	-6.83	96.47	111.50
2	2N	216	ASN	CB-CG-OD1	-6.83	107.94	121.60
1	2Q	14	ASP	OD1-CG-OD2	-6.83	110.32	123.30
1	2U	14	ASP	OD1-CG-OD2	-6.83	110.32	123.30
1	2Y	14	ASP	OD1-CG-OD2	-6.83	110.32	123.30
2	23	216	ASN	CB-CG-OD1	-6.83	107.94	121.60
2	27	219	VAL	N-CA-CB	-6.83	96.47	111.50
2	3F	219	VAL	N-CA-CB	-6.83	96.47	111.50
2	3N	216	ASN	CB-CG-OD1	-6.83	107.94	121.60
2	37	216	ASN	CB-CG-OD1	-6.83	107.94	121.60
2	4B	219	VAL	N-CA-CB	-6.83	96.47	111.50
2	4J	216	ASN	CB-CG-OD1	-6.83	107.94	121.60
2	4N	219	VAL	N-CA-CB	-6.83	96.47	111.50
2	4R	216	ASN	CB-CG-OD1	-6.83	107.94	121.60
2	4V	219	VAL	N-CA-CB	-6.83	96.47	111.50
1	42	14	ASP	OD1-CG-OD2	-6.83	110.32	123.30

*Continued on next page...*

*Continued from previous page...*

Mol	Chain	Res	Type	Atoms	Z	Observed(°)	Ideal(°)
1	46	14	ASP	OD1-CG-OD2	-6.83	110.32	123.30
1	5A	14	ASP	OD1-CG-OD2	-6.83	110.32	123.30
2	5R	219	VAL	N-CA-CB	-6.83	96.47	111.50
2	5Z	216	ASN	CB-CG-OD1	-6.83	107.94	121.60
1	52	14	ASP	OD1-CG-OD2	-6.83	110.32	123.30
1	56	14	ASP	OD1-CG-OD2	-6.83	110.32	123.30
1	6A	14	ASP	OD1-CG-OD2	-6.83	110.32	123.30
2	6F	216	ASN	CB-CG-OD1	-6.83	107.94	121.60
2	6J	219	VAL	N-CA-CB	-6.83	96.47	111.50
2	6R	219	VAL	N-CA-CB	-6.83	96.47	111.50
2	6Z	216	ASN	CB-CG-OD1	-6.83	107.94	121.60
2	7J	216	ASN	CB-CG-OD1	-6.83	107.94	121.60
2	7N	219	VAL	N-CA-CB	-6.83	96.47	111.50
2	7V	216	ASN	CB-CG-OD1	-6.83	107.94	121.60
1	1E	82	ARG	C-N-CA	-6.83	107.96	122.30
1	2M	82	ARG	C-N-CA	-6.83	107.96	122.30
1	22	82	ARG	C-N-CA	-6.83	107.96	122.30
1	3M	82	ARG	C-N-CA	-6.83	107.96	122.30
1	36	82	ARG	C-N-CA	-6.83	107.96	122.30
1	4I	82	ARG	C-N-CA	-6.83	107.96	122.30
1	4Q	82	ARG	C-N-CA	-6.83	107.96	122.30
1	5Y	82	ARG	C-N-CA	-6.83	107.96	122.30
1	6E	82	ARG	C-N-CA	-6.83	107.96	122.30
1	6Y	82	ARG	C-N-CA	-6.83	107.96	122.30
1	7I	82	ARG	C-N-CA	-6.83	107.96	122.30
1	7U	82	ARG	C-N-CA	-6.83	107.96	122.30
1	1E	17	THR	N-CA-C	-6.83	92.57	111.00
1	1M	14	ASP	OD1-CG-OD2	-6.83	110.33	123.30
1	1Q	82	ARG	C-N-CA	-6.83	107.97	122.30
1	1U	82	ARG	C-N-CA	-6.83	107.97	122.30
1	1Y	82	ARG	C-N-CA	-6.83	107.97	122.30
1	2I	14	ASP	OD1-CG-OD2	-6.83	110.33	123.30
1	2M	17	THR	N-CA-C	-6.83	92.57	111.00
1	2Q	82	ARG	C-N-CA	-6.83	107.97	122.30
1	2U	82	ARG	C-N-CA	-6.83	107.97	122.30
1	2Y	82	ARG	C-N-CA	-6.83	107.97	122.30
1	22	17	THR	N-CA-C	-6.83	92.57	111.00
1	3A	14	ASP	OD1-CG-OD2	-6.83	110.33	123.30
1	3I	14	ASP	OD1-CG-OD2	-6.83	110.33	123.30
1	3M	17	THR	N-CA-C	-6.83	92.57	111.00
1	32	14	ASP	OD1-CG-OD2	-6.83	110.33	123.30
1	36	17	THR	N-CA-C	-6.83	92.57	111.00

*Continued on next page...*

*Continued from previous page...*

Mol	Chain	Res	Type	Atoms	Z	Observed(°)	Ideal(°)
1	4E	14	ASP	OD1-CG-OD2	-6.83	110.33	123.30
1	4I	17	THR	N-CA-C	-6.83	92.57	111.00
1	4Q	17	THR	N-CA-C	-6.83	92.57	111.00
1	4Y	14	ASP	OD1-CG-OD2	-6.83	110.33	123.30
1	42	82	ARG	C-N-CA	-6.83	107.97	122.30
1	46	82	ARG	C-N-CA	-6.83	107.97	122.30
1	5A	82	ARG	C-N-CA	-6.83	107.97	122.30
1	5U	14	ASP	OD1-CG-OD2	-6.83	110.33	123.30
1	5Y	17	THR	N-CA-C	-6.83	92.57	111.00
1	52	82	ARG	C-N-CA	-6.83	107.97	122.30
1	56	82	ARG	C-N-CA	-6.83	107.97	122.30
1	6A	82	ARG	C-N-CA	-6.83	107.97	122.30
1	6E	17	THR	N-CA-C	-6.83	92.57	111.00
1	6M	14	ASP	OD1-CG-OD2	-6.83	110.33	123.30
1	6U	14	ASP	OD1-CG-OD2	-6.83	110.33	123.30
1	6Y	17	THR	N-CA-C	-6.83	92.57	111.00
1	7E	14	ASP	OD1-CG-OD2	-6.83	110.33	123.30
1	7I	17	THR	N-CA-C	-6.83	92.57	111.00
1	7Q	14	ASP	OD1-CG-OD2	-6.83	110.33	123.30
1	7U	17	THR	N-CA-C	-6.83	92.57	111.00
2	1B	216	ASN	CB-CG-OD1	-6.82	107.95	121.60
2	1J	216	ASN	CB-CG-OD1	-6.82	107.95	121.60
2	2F	216	ASN	CB-CG-OD1	-6.82	107.95	121.60
2	27	216	ASN	CB-CG-OD1	-6.82	107.95	121.60
2	3F	216	ASN	CB-CG-OD1	-6.82	107.95	121.60
2	4B	216	ASN	CB-CG-OD1	-6.82	107.95	121.60
2	4N	216	ASN	CB-CG-OD1	-6.82	107.95	121.60
2	4V	216	ASN	CB-CG-OD1	-6.82	107.95	121.60
2	5R	216	ASN	CB-CG-OD1	-6.82	107.95	121.60
2	6J	216	ASN	CB-CG-OD1	-6.82	107.95	121.60
2	6R	216	ASN	CB-CG-OD1	-6.82	107.95	121.60
2	7N	216	ASN	CB-CG-OD1	-6.82	107.95	121.60
1	1Q	49	LEU	CB-CG-CD2	6.82	122.59	111.00
1	1U	49	LEU	CB-CG-CD2	6.82	122.59	111.00
1	1Y	49	LEU	CB-CG-CD2	6.82	122.59	111.00
1	2Q	49	LEU	CB-CG-CD2	6.82	122.59	111.00
1	2U	49	LEU	CB-CG-CD2	6.82	122.59	111.00
1	2Y	49	LEU	CB-CG-CD2	6.82	122.59	111.00
1	42	49	LEU	CB-CG-CD2	6.82	122.59	111.00
1	46	49	LEU	CB-CG-CD2	6.82	122.59	111.00
1	5A	49	LEU	CB-CG-CD2	6.82	122.59	111.00
1	52	49	LEU	CB-CG-CD2	6.82	122.59	111.00

*Continued on next page...*



*Continued from previous page...*

Mol	Chain	Res	Type	Atoms	Z	Observed(°)	Ideal(°)
1	56	49	LEU	CB-CG-CD2	6.82	122.59	111.00
1	6A	49	LEU	CB-CG-CD2	6.82	122.59	111.00
1	1M	17	THR	N-CA-C	-6.82	92.59	111.00
2	1N	225	ASN	N-CA-C	-6.82	92.59	111.00
1	2I	17	THR	N-CA-C	-6.82	92.59	111.00
2	2J	225	ASN	N-CA-C	-6.82	92.59	111.00
1	3A	17	THR	N-CA-C	-6.82	92.59	111.00
2	3B	225	ASN	N-CA-C	-6.82	92.59	111.00
1	3I	17	THR	N-CA-C	-6.82	92.59	111.00
2	3J	225	ASN	N-CA-C	-6.82	92.59	111.00
1	32	17	THR	N-CA-C	-6.82	92.59	111.00
2	33	225	ASN	N-CA-C	-6.82	92.59	111.00
1	4E	17	THR	N-CA-C	-6.82	92.59	111.00
2	4F	225	ASN	N-CA-C	-6.82	92.59	111.00
1	4Y	17	THR	N-CA-C	-6.82	92.59	111.00
2	4Z	225	ASN	N-CA-C	-6.82	92.59	111.00
1	5U	17	THR	N-CA-C	-6.82	92.59	111.00
2	5V	225	ASN	N-CA-C	-6.82	92.59	111.00
1	6M	17	THR	N-CA-C	-6.82	92.59	111.00
2	6N	225	ASN	N-CA-C	-6.82	92.59	111.00
1	6U	17	THR	N-CA-C	-6.82	92.59	111.00
2	6V	225	ASN	N-CA-C	-6.82	92.59	111.00
1	7E	17	THR	N-CA-C	-6.82	92.59	111.00
2	7F	225	ASN	N-CA-C	-6.82	92.59	111.00
1	7Q	17	THR	N-CA-C	-6.82	92.59	111.00
2	7R	225	ASN	N-CA-C	-6.82	92.59	111.00
1	12	49	LEU	CB-CG-CD2	6.82	122.59	111.00
1	16	49	LEU	CB-CG-CD2	6.82	122.59	111.00
1	2A	49	LEU	CB-CG-CD2	6.82	122.59	111.00
1	3Q	49	LEU	CB-CG-CD2	6.82	122.59	111.00
1	3U	49	LEU	CB-CG-CD2	6.82	122.59	111.00
1	3Y	49	LEU	CB-CG-CD2	6.82	122.59	111.00
1	5E	49	LEU	CB-CG-CD2	6.82	122.59	111.00
1	5I	49	LEU	CB-CG-CD2	6.82	122.59	111.00
1	5M	49	LEU	CB-CG-CD2	6.82	122.59	111.00
1	62	49	LEU	CB-CG-CD2	6.82	122.59	111.00
1	66	49	LEU	CB-CG-CD2	6.82	122.59	111.00
1	7A	49	LEU	CB-CG-CD2	6.82	122.59	111.00
2	1F	225	ASN	N-CA-C	-6.82	92.60	111.00
2	13	219	VAL	N-CA-CB	-6.82	96.50	111.50
2	17	219	VAL	N-CA-CB	-6.82	96.50	111.50
2	2B	219	VAL	N-CA-CB	-6.82	96.50	111.50

*Continued on next page...*



*Continued from previous page...*

Mol	Chain	Res	Type	Atoms	Z	Observed(°)	Ideal(°)
2	2N	225	ASN	N-CA-C	-6.82	92.60	111.00
2	23	225	ASN	N-CA-C	-6.82	92.60	111.00
2	3N	225	ASN	N-CA-C	-6.82	92.60	111.00
2	3R	219	VAL	N-CA-CB	-6.82	96.50	111.50
2	3V	219	VAL	N-CA-CB	-6.82	96.50	111.50
2	3Z	219	VAL	N-CA-CB	-6.82	96.50	111.50
2	37	225	ASN	N-CA-C	-6.82	92.60	111.00
2	4J	225	ASN	N-CA-C	-6.82	92.60	111.00
2	4R	225	ASN	N-CA-C	-6.82	92.60	111.00
2	5F	219	VAL	N-CA-CB	-6.82	96.50	111.50
2	5J	219	VAL	N-CA-CB	-6.82	96.50	111.50
2	5N	219	VAL	N-CA-CB	-6.82	96.50	111.50
2	5Z	225	ASN	N-CA-C	-6.82	92.60	111.00
2	6F	225	ASN	N-CA-C	-6.82	92.60	111.00
2	6Z	225	ASN	N-CA-C	-6.82	92.60	111.00
2	63	219	VAL	N-CA-CB	-6.82	96.50	111.50
2	67	219	VAL	N-CA-CB	-6.82	96.50	111.50
2	7B	219	VAL	N-CA-CB	-6.82	96.50	111.50
2	7J	225	ASN	N-CA-C	-6.82	92.60	111.00
2	7V	225	ASN	N-CA-C	-6.82	92.60	111.00
1	1A	17	THR	N-CA-C	-6.81	92.60	111.00
1	1I	17	THR	N-CA-C	-6.81	92.60	111.00
1	2E	17	THR	N-CA-C	-6.81	92.60	111.00
1	26	17	THR	N-CA-C	-6.81	92.60	111.00
1	3E	17	THR	N-CA-C	-6.81	92.60	111.00
1	4A	17	THR	N-CA-C	-6.81	92.60	111.00
1	4M	17	THR	N-CA-C	-6.81	92.60	111.00
1	4U	17	THR	N-CA-C	-6.81	92.60	111.00
1	5Q	17	THR	N-CA-C	-6.81	92.60	111.00
1	6I	17	THR	N-CA-C	-6.81	92.60	111.00
1	6Q	17	THR	N-CA-C	-6.81	92.60	111.00
1	7M	17	THR	N-CA-C	-6.81	92.60	111.00
2	1R	216	ASN	CB-CG-OD1	-6.81	107.98	121.60
2	1V	216	ASN	CB-CG-OD1	-6.81	107.98	121.60
2	1Z	216	ASN	CB-CG-OD1	-6.81	107.98	121.60
2	13	58	LEU	C-N-CA	6.81	138.73	121.70
2	17	58	LEU	C-N-CA	6.81	138.73	121.70
2	2B	58	LEU	C-N-CA	6.81	138.73	121.70
2	2R	216	ASN	CB-CG-OD1	-6.81	107.98	121.60
2	2V	216	ASN	CB-CG-OD1	-6.81	107.98	121.60
2	2Z	216	ASN	CB-CG-OD1	-6.81	107.98	121.60
2	3R	58	LEU	C-N-CA	6.81	138.73	121.70

*Continued on next page...*

*Continued from previous page...*

Mol	Chain	Res	Type	Atoms	Z	Observed(°)	Ideal(°)
2	3V	58	LEU	C-N-CA	6.81	138.73	121.70
2	3Z	58	LEU	C-N-CA	6.81	138.73	121.70
2	43	216	ASN	CB-CG-OD1	-6.81	107.98	121.60
2	47	216	ASN	CB-CG-OD1	-6.81	107.98	121.60
2	5B	216	ASN	CB-CG-OD1	-6.81	107.98	121.60
2	5F	58	LEU	C-N-CA	6.81	138.73	121.70
2	5J	58	LEU	C-N-CA	6.81	138.73	121.70
2	5N	58	LEU	C-N-CA	6.81	138.73	121.70
2	53	216	ASN	CB-CG-OD1	-6.81	107.98	121.60
2	57	216	ASN	CB-CG-OD1	-6.81	107.98	121.60
2	6B	216	ASN	CB-CG-OD1	-6.81	107.98	121.60
2	63	58	LEU	C-N-CA	6.81	138.73	121.70
2	67	58	LEU	C-N-CA	6.81	138.73	121.70
2	7B	58	LEU	C-N-CA	6.81	138.73	121.70
1	1A	82	ARG	C-N-CA	-6.81	108.00	122.30
1	1I	82	ARG	C-N-CA	-6.81	108.00	122.30
1	1Q	17	THR	N-CA-C	-6.81	92.61	111.00
2	1R	225	ASN	N-CA-C	-6.81	92.61	111.00
1	1U	17	THR	N-CA-C	-6.81	92.61	111.00
2	1V	225	ASN	N-CA-C	-6.81	92.61	111.00
1	1Y	17	THR	N-CA-C	-6.81	92.61	111.00
2	1Z	225	ASN	N-CA-C	-6.81	92.61	111.00
1	2E	82	ARG	C-N-CA	-6.81	108.00	122.30
1	2Q	17	THR	N-CA-C	-6.81	92.61	111.00
2	2R	225	ASN	N-CA-C	-6.81	92.61	111.00
1	2U	17	THR	N-CA-C	-6.81	92.61	111.00
2	2V	225	ASN	N-CA-C	-6.81	92.61	111.00
1	2Y	17	THR	N-CA-C	-6.81	92.61	111.00
2	2Z	225	ASN	N-CA-C	-6.81	92.61	111.00
1	26	82	ARG	C-N-CA	-6.81	108.00	122.30
1	3E	82	ARG	C-N-CA	-6.81	108.00	122.30
1	4A	82	ARG	C-N-CA	-6.81	108.00	122.30
1	4M	82	ARG	C-N-CA	-6.81	108.00	122.30
1	4U	82	ARG	C-N-CA	-6.81	108.00	122.30
1	42	17	THR	N-CA-C	-6.81	92.61	111.00
2	43	225	ASN	N-CA-C	-6.81	92.61	111.00
1	46	17	THR	N-CA-C	-6.81	92.61	111.00
2	47	225	ASN	N-CA-C	-6.81	92.61	111.00
1	5A	17	THR	N-CA-C	-6.81	92.61	111.00
2	5B	225	ASN	N-CA-C	-6.81	92.61	111.00
1	5Q	82	ARG	C-N-CA	-6.81	108.00	122.30
1	52	17	THR	N-CA-C	-6.81	92.61	111.00

*Continued on next page...*

*Continued from previous page...*

Mol	Chain	Res	Type	Atoms	Z	Observed(°)	Ideal(°)
2	53	225	ASN	N-CA-C	-6.81	92.61	111.00
1	56	17	THR	N-CA-C	-6.81	92.61	111.00
2	57	225	ASN	N-CA-C	-6.81	92.61	111.00
1	6A	17	THR	N-CA-C	-6.81	92.61	111.00
2	6B	225	ASN	N-CA-C	-6.81	92.61	111.00
1	6I	82	ARG	C-N-CA	-6.81	108.00	122.30
1	6Q	82	ARG	C-N-CA	-6.81	108.00	122.30
1	7M	82	ARG	C-N-CA	-6.81	108.00	122.30
2	1N	216	ASN	CB-CG-OD1	-6.81	107.98	121.60
1	12	13	ALA	CA-C-N	-6.81	102.22	117.20
1	16	13	ALA	CA-C-N	-6.81	102.22	117.20
1	2A	13	ALA	CA-C-N	-6.81	102.22	117.20
2	2J	216	ASN	CB-CG-OD1	-6.81	107.98	121.60
2	3B	216	ASN	CB-CG-OD1	-6.81	107.98	121.60
2	3J	216	ASN	CB-CG-OD1	-6.81	107.98	121.60
1	3Q	13	ALA	CA-C-N	-6.81	102.22	117.20
1	3U	13	ALA	CA-C-N	-6.81	102.22	117.20
1	3Y	13	ALA	CA-C-N	-6.81	102.22	117.20
2	33	216	ASN	CB-CG-OD1	-6.81	107.98	121.60
2	4F	216	ASN	CB-CG-OD1	-6.81	107.98	121.60
2	4Z	216	ASN	CB-CG-OD1	-6.81	107.98	121.60
1	5E	13	ALA	CA-C-N	-6.81	102.22	117.20
1	5I	13	ALA	CA-C-N	-6.81	102.22	117.20
1	5M	13	ALA	CA-C-N	-6.81	102.22	117.20
2	5V	216	ASN	CB-CG-OD1	-6.81	107.98	121.60
2	6N	216	ASN	CB-CG-OD1	-6.81	107.98	121.60
2	6V	216	ASN	CB-CG-OD1	-6.81	107.98	121.60
1	62	13	ALA	CA-C-N	-6.81	102.22	117.20
1	66	13	ALA	CA-C-N	-6.81	102.22	117.20
1	7A	13	ALA	CA-C-N	-6.81	102.22	117.20
2	7F	216	ASN	CB-CG-OD1	-6.81	107.98	121.60
2	7R	216	ASN	CB-CG-OD1	-6.81	107.98	121.60
1	12	82	ARG	C-N-CA	-6.81	108.00	122.30
2	13	74	TYR	OH-CZ-CE2	6.81	138.48	120.10
1	16	82	ARG	C-N-CA	-6.81	108.00	122.30
2	17	74	TYR	OH-CZ-CE2	6.81	138.48	120.10
1	2A	82	ARG	C-N-CA	-6.81	108.00	122.30
2	2B	74	TYR	OH-CZ-CE2	6.81	138.48	120.10
1	3Q	82	ARG	C-N-CA	-6.81	108.00	122.30
2	3R	74	TYR	OH-CZ-CE2	6.81	138.48	120.10
1	3U	82	ARG	C-N-CA	-6.81	108.00	122.30
2	3V	74	TYR	OH-CZ-CE2	6.81	138.48	120.10

*Continued on next page...*

*Continued from previous page...*

Mol	Chain	Res	Type	Atoms	Z	Observed(°)	Ideal(°)
1	3Y	82	ARG	C-N-CA	-6.81	108.00	122.30
2	3Z	74	TYR	OH-CZ-CE2	6.81	138.48	120.10
1	5E	82	ARG	C-N-CA	-6.81	108.00	122.30
2	5F	74	TYR	OH-CZ-CE2	6.81	138.48	120.10
1	5I	82	ARG	C-N-CA	-6.81	108.00	122.30
2	5J	74	TYR	OH-CZ-CE2	6.81	138.48	120.10
1	5M	82	ARG	C-N-CA	-6.81	108.00	122.30
2	5N	74	TYR	OH-CZ-CE2	6.81	138.48	120.10
1	62	82	ARG	C-N-CA	-6.81	108.00	122.30
2	63	74	TYR	OH-CZ-CE2	6.81	138.48	120.10
1	66	82	ARG	C-N-CA	-6.81	108.00	122.30
2	67	74	TYR	OH-CZ-CE2	6.81	138.48	120.10
1	7A	82	ARG	C-N-CA	-6.81	108.00	122.30
2	7B	74	TYR	OH-CZ-CE2	6.81	138.48	120.10
1	1A	13	ALA	CA-C-N	-6.80	102.23	117.20
1	1I	13	ALA	CA-C-N	-6.80	102.23	117.20
1	12	17	THR	N-CA-C	-6.80	92.63	111.00
1	16	17	THR	N-CA-C	-6.80	92.63	111.00
1	2A	17	THR	N-CA-C	-6.80	92.63	111.00
1	2E	13	ALA	CA-C-N	-6.80	102.23	117.20
1	26	13	ALA	CA-C-N	-6.80	102.23	117.20
1	3E	13	ALA	CA-C-N	-6.80	102.23	117.20
1	3Q	17	THR	N-CA-C	-6.80	92.63	111.00
1	3U	17	THR	N-CA-C	-6.80	92.63	111.00
1	3Y	17	THR	N-CA-C	-6.80	92.63	111.00
1	4A	13	ALA	CA-C-N	-6.80	102.23	117.20
1	4M	13	ALA	CA-C-N	-6.80	102.23	117.20
1	4U	13	ALA	CA-C-N	-6.80	102.23	117.20
1	5E	17	THR	N-CA-C	-6.80	92.63	111.00
1	5I	17	THR	N-CA-C	-6.80	92.63	111.00
1	5M	17	THR	N-CA-C	-6.80	92.63	111.00
1	5Q	13	ALA	CA-C-N	-6.80	102.23	117.20
1	6I	13	ALA	CA-C-N	-6.80	102.23	117.20
1	6Q	13	ALA	CA-C-N	-6.80	102.23	117.20
1	62	17	THR	N-CA-C	-6.80	92.63	111.00
1	66	17	THR	N-CA-C	-6.80	92.63	111.00
1	7A	17	THR	N-CA-C	-6.80	92.63	111.00
1	7M	13	ALA	CA-C-N	-6.80	102.23	117.20
1	1M	82	ARG	C-N-CA	-6.80	108.01	122.30
2	1N	74	TYR	OH-CZ-CE2	6.80	138.47	120.10
2	13	225	ASN	N-CA-C	-6.80	92.63	111.00
2	17	225	ASN	N-CA-C	-6.80	92.63	111.00

*Continued on next page...*

*Continued from previous page...*

Mol	Chain	Res	Type	Atoms	Z	Observed(°)	Ideal(°)
2	2B	225	ASN	N-CA-C	-6.80	92.63	111.00
1	2I	82	ARG	C-N-CA	-6.80	108.01	122.30
2	2J	74	TYR	OH-CZ-CE2	6.80	138.47	120.10
1	3A	82	ARG	C-N-CA	-6.80	108.01	122.30
2	3B	74	TYR	OH-CZ-CE2	6.80	138.47	120.10
1	3I	82	ARG	C-N-CA	-6.80	108.01	122.30
2	3J	74	TYR	OH-CZ-CE2	6.80	138.47	120.10
2	3R	225	ASN	N-CA-C	-6.80	92.63	111.00
2	3V	225	ASN	N-CA-C	-6.80	92.63	111.00
2	3Z	225	ASN	N-CA-C	-6.80	92.63	111.00
1	32	82	ARG	C-N-CA	-6.80	108.01	122.30
2	33	74	TYR	OH-CZ-CE2	6.80	138.47	120.10
1	4E	82	ARG	C-N-CA	-6.80	108.01	122.30
2	4F	74	TYR	OH-CZ-CE2	6.80	138.47	120.10
1	4Y	82	ARG	C-N-CA	-6.80	108.01	122.30
2	4Z	74	TYR	OH-CZ-CE2	6.80	138.47	120.10
2	5F	225	ASN	N-CA-C	-6.80	92.63	111.00
2	5J	225	ASN	N-CA-C	-6.80	92.63	111.00
2	5N	225	ASN	N-CA-C	-6.80	92.63	111.00
1	5U	82	ARG	C-N-CA	-6.80	108.01	122.30
2	5V	74	TYR	OH-CZ-CE2	6.80	138.47	120.10
1	6M	82	ARG	C-N-CA	-6.80	108.01	122.30
2	6N	74	TYR	OH-CZ-CE2	6.80	138.47	120.10
1	6U	82	ARG	C-N-CA	-6.80	108.01	122.30
2	6V	74	TYR	OH-CZ-CE2	6.80	138.47	120.10
2	63	225	ASN	N-CA-C	-6.80	92.63	111.00
2	67	225	ASN	N-CA-C	-6.80	92.63	111.00
2	7B	225	ASN	N-CA-C	-6.80	92.63	111.00
1	7E	82	ARG	C-N-CA	-6.80	108.01	122.30
2	7F	74	TYR	OH-CZ-CE2	6.80	138.47	120.10
1	7Q	82	ARG	C-N-CA	-6.80	108.01	122.30
2	7R	74	TYR	OH-CZ-CE2	6.80	138.47	120.10
2	1B	225	ASN	N-CA-C	-6.80	92.64	111.00
1	1E	14	ASP	OD1-CG-OD2	-6.80	110.38	123.30
2	1J	225	ASN	N-CA-C	-6.80	92.64	111.00
2	1N	58	LEU	C-N-CA	6.80	138.70	121.70
2	2F	225	ASN	N-CA-C	-6.80	92.64	111.00
2	2J	58	LEU	C-N-CA	6.80	138.70	121.70
1	2M	14	ASP	OD1-CG-OD2	-6.80	110.38	123.30
1	22	14	ASP	OD1-CG-OD2	-6.80	110.38	123.30
2	27	225	ASN	N-CA-C	-6.80	92.64	111.00
2	3B	58	LEU	C-N-CA	6.80	138.70	121.70

*Continued on next page...*

*Continued from previous page...*

Mol	Chain	Res	Type	Atoms	Z	Observed(°)	Ideal(°)
2	3F	225	ASN	N-CA-C	-6.80	92.64	111.00
2	3J	58	LEU	C-N-CA	6.80	138.70	121.70
1	3M	14	ASP	OD1-CG-OD2	-6.80	110.38	123.30
2	33	58	LEU	C-N-CA	6.80	138.70	121.70
1	36	14	ASP	OD1-CG-OD2	-6.80	110.38	123.30
2	4B	225	ASN	N-CA-C	-6.80	92.64	111.00
2	4F	58	LEU	C-N-CA	6.80	138.70	121.70
1	4I	14	ASP	OD1-CG-OD2	-6.80	110.38	123.30
2	4N	225	ASN	N-CA-C	-6.80	92.64	111.00
1	4Q	14	ASP	OD1-CG-OD2	-6.80	110.38	123.30
2	4V	225	ASN	N-CA-C	-6.80	92.64	111.00
2	4Z	58	LEU	C-N-CA	6.80	138.70	121.70
2	5R	225	ASN	N-CA-C	-6.80	92.64	111.00
2	5V	58	LEU	C-N-CA	6.80	138.70	121.70
1	5Y	14	ASP	OD1-CG-OD2	-6.80	110.38	123.30
1	6E	14	ASP	OD1-CG-OD2	-6.80	110.38	123.30
2	6J	225	ASN	N-CA-C	-6.80	92.64	111.00
2	6N	58	LEU	C-N-CA	6.80	138.70	121.70
2	6R	225	ASN	N-CA-C	-6.80	92.64	111.00
2	6V	58	LEU	C-N-CA	6.80	138.70	121.70
1	6Y	14	ASP	OD1-CG-OD2	-6.80	110.38	123.30
2	7F	58	LEU	C-N-CA	6.80	138.70	121.70
1	7I	14	ASP	OD1-CG-OD2	-6.80	110.38	123.30
2	7N	225	ASN	N-CA-C	-6.80	92.64	111.00
2	7R	58	LEU	C-N-CA	6.80	138.70	121.70
1	7U	14	ASP	OD1-CG-OD2	-6.80	110.38	123.30
2	1R	74	TYR	OH-CZ-CE2	6.80	138.46	120.10
2	1V	74	TYR	OH-CZ-CE2	6.80	138.46	120.10
2	1Z	74	TYR	OH-CZ-CE2	6.80	138.46	120.10
2	2R	74	TYR	OH-CZ-CE2	6.80	138.46	120.10
2	2V	74	TYR	OH-CZ-CE2	6.80	138.46	120.10
2	2Z	74	TYR	OH-CZ-CE2	6.80	138.46	120.10
2	43	74	TYR	OH-CZ-CE2	6.80	138.46	120.10
2	47	74	TYR	OH-CZ-CE2	6.80	138.46	120.10
2	5B	74	TYR	OH-CZ-CE2	6.80	138.46	120.10
2	53	74	TYR	OH-CZ-CE2	6.80	138.46	120.10
2	57	74	TYR	OH-CZ-CE2	6.80	138.46	120.10
2	6B	74	TYR	OH-CZ-CE2	6.80	138.46	120.10
2	1F	74	TYR	OH-CZ-CE2	6.80	138.46	120.10
2	2N	74	TYR	OH-CZ-CE2	6.80	138.46	120.10
2	23	74	TYR	OH-CZ-CE2	6.80	138.46	120.10
2	3N	74	TYR	OH-CZ-CE2	6.80	138.46	120.10

*Continued on next page...*



*Continued from previous page...*

Mol	Chain	Res	Type	Atoms	Z	Observed(°)	Ideal(°)
2	37	74	TYR	OH-CZ-CE2	6.80	138.46	120.10
2	4J	74	TYR	OH-CZ-CE2	6.80	138.46	120.10
2	4R	74	TYR	OH-CZ-CE2	6.80	138.46	120.10
2	5Z	74	TYR	OH-CZ-CE2	6.80	138.46	120.10
2	6F	74	TYR	OH-CZ-CE2	6.80	138.46	120.10
2	6Z	74	TYR	OH-CZ-CE2	6.80	138.46	120.10
2	7J	74	TYR	OH-CZ-CE2	6.80	138.46	120.10
2	7V	74	TYR	OH-CZ-CE2	6.80	138.46	120.10
2	1B	74	TYR	OH-CZ-CE2	6.80	138.45	120.10
2	1J	74	TYR	OH-CZ-CE2	6.80	138.45	120.10
1	1Q	13	ALA	CA-C-N	-6.80	102.25	117.20
1	1U	13	ALA	CA-C-N	-6.80	102.25	117.20
1	1Y	13	ALA	CA-C-N	-6.80	102.25	117.20
2	2F	74	TYR	OH-CZ-CE2	6.80	138.45	120.10
1	2Q	13	ALA	CA-C-N	-6.80	102.25	117.20
1	2U	13	ALA	CA-C-N	-6.80	102.25	117.20
1	2Y	13	ALA	CA-C-N	-6.80	102.25	117.20
2	27	74	TYR	OH-CZ-CE2	6.80	138.45	120.10
2	3F	74	TYR	OH-CZ-CE2	6.80	138.45	120.10
2	4B	74	TYR	OH-CZ-CE2	6.80	138.45	120.10
2	4N	74	TYR	OH-CZ-CE2	6.80	138.45	120.10
2	4V	74	TYR	OH-CZ-CE2	6.80	138.45	120.10
1	42	13	ALA	CA-C-N	-6.80	102.25	117.20
1	46	13	ALA	CA-C-N	-6.80	102.25	117.20
1	5A	13	ALA	CA-C-N	-6.80	102.25	117.20
2	5R	74	TYR	OH-CZ-CE2	6.80	138.45	120.10
1	52	13	ALA	CA-C-N	-6.80	102.25	117.20
1	56	13	ALA	CA-C-N	-6.80	102.25	117.20
1	6A	13	ALA	CA-C-N	-6.80	102.25	117.20
2	6J	74	TYR	OH-CZ-CE2	6.80	138.45	120.10
2	6R	74	TYR	OH-CZ-CE2	6.80	138.45	120.10
2	7N	74	TYR	OH-CZ-CE2	6.80	138.45	120.10
2	1B	58	LEU	C-N-CA	6.79	138.68	121.70
2	1J	58	LEU	C-N-CA	6.79	138.68	121.70
2	2F	58	LEU	C-N-CA	6.79	138.68	121.70
2	27	58	LEU	C-N-CA	6.79	138.68	121.70
2	3F	58	LEU	C-N-CA	6.79	138.68	121.70
2	4B	58	LEU	C-N-CA	6.79	138.68	121.70
2	4N	58	LEU	C-N-CA	6.79	138.68	121.70
2	4V	58	LEU	C-N-CA	6.79	138.68	121.70
2	5R	58	LEU	C-N-CA	6.79	138.68	121.70
2	6J	58	LEU	C-N-CA	6.79	138.68	121.70

*Continued on next page...*



*Continued from previous page...*

Mol	Chain	Res	Type	Atoms	Z	Observed(°)	Ideal(°)
2	6R	58	LEU	C-N-CA	6.79	138.68	121.70
2	7N	58	LEU	C-N-CA	6.79	138.68	121.70
1	1E	42	VAL	N-CA-C	6.79	129.34	111.00
1	2M	42	VAL	N-CA-C	6.79	129.34	111.00
1	22	42	VAL	N-CA-C	6.79	129.34	111.00
1	3M	42	VAL	N-CA-C	6.79	129.34	111.00
1	36	42	VAL	N-CA-C	6.79	129.34	111.00
1	4I	42	VAL	N-CA-C	6.79	129.34	111.00
1	4Q	42	VAL	N-CA-C	6.79	129.34	111.00
1	5Y	42	VAL	N-CA-C	6.79	129.34	111.00
1	6E	42	VAL	N-CA-C	6.79	129.34	111.00
1	6Y	42	VAL	N-CA-C	6.79	129.34	111.00
1	7I	42	VAL	N-CA-C	6.79	129.34	111.00
1	7U	42	VAL	N-CA-C	6.79	129.34	111.00
2	1R	58	LEU	C-N-CA	6.79	138.68	121.70
2	1V	58	LEU	C-N-CA	6.79	138.68	121.70
2	1Z	58	LEU	C-N-CA	6.79	138.68	121.70
2	13	29	MET	N-CA-CB	-6.79	98.38	110.60
2	17	29	MET	N-CA-CB	-6.79	98.38	110.60
2	2B	29	MET	N-CA-CB	-6.79	98.38	110.60
2	2R	58	LEU	C-N-CA	6.79	138.68	121.70
2	2V	58	LEU	C-N-CA	6.79	138.68	121.70
2	2Z	58	LEU	C-N-CA	6.79	138.68	121.70
2	3R	29	MET	N-CA-CB	-6.79	98.38	110.60
2	3V	29	MET	N-CA-CB	-6.79	98.38	110.60
2	3Z	29	MET	N-CA-CB	-6.79	98.38	110.60
2	43	58	LEU	C-N-CA	6.79	138.68	121.70
2	47	58	LEU	C-N-CA	6.79	138.68	121.70
2	5B	58	LEU	C-N-CA	6.79	138.68	121.70
2	5F	29	MET	N-CA-CB	-6.79	98.38	110.60
2	5J	29	MET	N-CA-CB	-6.79	98.38	110.60
2	5N	29	MET	N-CA-CB	-6.79	98.38	110.60
2	53	58	LEU	C-N-CA	6.79	138.68	121.70
2	57	58	LEU	C-N-CA	6.79	138.68	121.70
2	6B	58	LEU	C-N-CA	6.79	138.68	121.70
2	63	29	MET	N-CA-CB	-6.79	98.38	110.60
2	67	29	MET	N-CA-CB	-6.79	98.38	110.60
2	7B	29	MET	N-CA-CB	-6.79	98.38	110.60
2	1F	58	LEU	C-N-CA	6.79	138.67	121.70
1	1M	13	ALA	CA-C-N	-6.79	102.26	117.20
1	2I	13	ALA	CA-C-N	-6.79	102.26	117.20
2	2N	58	LEU	C-N-CA	6.79	138.67	121.70

*Continued on next page...*

*Continued from previous page...*

Mol	Chain	Res	Type	Atoms	Z	Observed(°)	Ideal(°)
2	23	58	LEU	C-N-CA	6.79	138.67	121.70
1	3A	13	ALA	CA-C-N	-6.79	102.26	117.20
1	3I	13	ALA	CA-C-N	-6.79	102.26	117.20
2	3N	58	LEU	C-N-CA	6.79	138.67	121.70
1	32	13	ALA	CA-C-N	-6.79	102.26	117.20
2	37	58	LEU	C-N-CA	6.79	138.67	121.70
1	4E	13	ALA	CA-C-N	-6.79	102.26	117.20
2	4J	58	LEU	C-N-CA	6.79	138.67	121.70
2	4R	58	LEU	C-N-CA	6.79	138.67	121.70
1	4Y	13	ALA	CA-C-N	-6.79	102.26	117.20
1	5U	13	ALA	CA-C-N	-6.79	102.26	117.20
2	5Z	58	LEU	C-N-CA	6.79	138.67	121.70
2	6F	58	LEU	C-N-CA	6.79	138.67	121.70
1	6M	13	ALA	CA-C-N	-6.79	102.26	117.20
1	6U	13	ALA	CA-C-N	-6.79	102.26	117.20
2	6Z	58	LEU	C-N-CA	6.79	138.67	121.70
1	7E	13	ALA	CA-C-N	-6.79	102.26	117.20
2	7J	58	LEU	C-N-CA	6.79	138.67	121.70
1	7Q	13	ALA	CA-C-N	-6.79	102.26	117.20
2	7V	58	LEU	C-N-CA	6.79	138.67	121.70
1	1E	13	ALA	CA-C-N	-6.79	102.27	117.20
2	1N	29	MET	N-CA-CB	-6.79	98.39	110.60
1	1Q	91	PRO	CB-CA-C	6.79	128.96	112.00
1	1U	91	PRO	CB-CA-C	6.79	128.96	112.00
1	1Y	91	PRO	CB-CA-C	6.79	128.96	112.00
2	2J	29	MET	N-CA-CB	-6.79	98.39	110.60
1	2M	13	ALA	CA-C-N	-6.79	102.27	117.20
1	2Q	91	PRO	CB-CA-C	6.79	128.96	112.00
1	2U	91	PRO	CB-CA-C	6.79	128.96	112.00
1	2Y	91	PRO	CB-CA-C	6.79	128.96	112.00
1	22	13	ALA	CA-C-N	-6.79	102.27	117.20
2	3B	29	MET	N-CA-CB	-6.79	98.39	110.60
2	3J	29	MET	N-CA-CB	-6.79	98.39	110.60
1	3M	13	ALA	CA-C-N	-6.79	102.27	117.20
2	33	29	MET	N-CA-CB	-6.79	98.39	110.60
1	36	13	ALA	CA-C-N	-6.79	102.27	117.20
2	4F	29	MET	N-CA-CB	-6.79	98.39	110.60
1	4I	13	ALA	CA-C-N	-6.79	102.27	117.20
1	4Q	13	ALA	CA-C-N	-6.79	102.27	117.20
2	4Z	29	MET	N-CA-CB	-6.79	98.39	110.60
1	42	91	PRO	CB-CA-C	6.79	128.96	112.00
1	46	91	PRO	CB-CA-C	6.79	128.96	112.00

*Continued on next page...*

*Continued from previous page...*

Mol	Chain	Res	Type	Atoms	Z	Observed(°)	Ideal(°)
1	5A	91	PRO	CB-CA-C	6.79	128.96	112.00
2	5V	29	MET	N-CA-CB	-6.79	98.39	110.60
1	5Y	13	ALA	CA-C-N	-6.79	102.27	117.20
1	52	91	PRO	CB-CA-C	6.79	128.96	112.00
1	56	91	PRO	CB-CA-C	6.79	128.96	112.00
1	6A	91	PRO	CB-CA-C	6.79	128.96	112.00
1	6E	13	ALA	CA-C-N	-6.79	102.27	117.20
2	6N	29	MET	N-CA-CB	-6.79	98.39	110.60
2	6V	29	MET	N-CA-CB	-6.79	98.39	110.60
1	6Y	13	ALA	CA-C-N	-6.79	102.27	117.20
2	7F	29	MET	N-CA-CB	-6.79	98.39	110.60
1	7I	13	ALA	CA-C-N	-6.79	102.27	117.20
2	7R	29	MET	N-CA-CB	-6.79	98.39	110.60
1	7U	13	ALA	CA-C-N	-6.79	102.27	117.20
1	12	42	VAL	N-CA-C	6.78	129.30	111.00
1	16	42	VAL	N-CA-C	6.78	129.30	111.00
1	2A	42	VAL	N-CA-C	6.78	129.30	111.00
1	3Q	42	VAL	N-CA-C	6.78	129.30	111.00
1	3U	42	VAL	N-CA-C	6.78	129.30	111.00
1	3Y	42	VAL	N-CA-C	6.78	129.30	111.00
1	5E	42	VAL	N-CA-C	6.78	129.30	111.00
1	5I	42	VAL	N-CA-C	6.78	129.30	111.00
1	5M	42	VAL	N-CA-C	6.78	129.30	111.00
1	62	42	VAL	N-CA-C	6.78	129.30	111.00
1	66	42	VAL	N-CA-C	6.78	129.30	111.00
1	7A	42	VAL	N-CA-C	6.78	129.30	111.00
2	1B	31	PHE	CG-CD1-CE1	6.78	128.25	120.80
2	1J	31	PHE	CG-CD1-CE1	6.78	128.25	120.80
2	1N	76	ILE	C-N-CA	-6.78	104.76	121.70
1	1Q	42	VAL	N-CA-C	6.78	129.30	111.00
1	1U	42	VAL	N-CA-C	6.78	129.30	111.00
1	1Y	42	VAL	N-CA-C	6.78	129.30	111.00
1	12	91	PRO	CB-CA-C	6.78	128.94	112.00
2	13	70	TRP	CZ3-CH2-CZ2	-6.78	113.47	121.60
1	16	91	PRO	CB-CA-C	6.78	128.94	112.00
2	17	70	TRP	CZ3-CH2-CZ2	-6.78	113.47	121.60
1	2A	91	PRO	CB-CA-C	6.78	128.94	112.00
2	2B	70	TRP	CZ3-CH2-CZ2	-6.78	113.47	121.60
2	2F	31	PHE	CG-CD1-CE1	6.78	128.25	120.80
2	2J	76	ILE	C-N-CA	-6.78	104.76	121.70
1	2Q	42	VAL	N-CA-C	6.78	129.30	111.00
1	2U	42	VAL	N-CA-C	6.78	129.30	111.00

*Continued on next page...*

*Continued from previous page...*

Mol	Chain	Res	Type	Atoms	Z	Observed(°)	Ideal(°)
1	2Y	42	VAL	N-CA-C	6.78	129.30	111.00
2	27	31	PHE	CG-CD1-CE1	6.78	128.25	120.80
2	3B	76	ILE	C-N-CA	-6.78	104.76	121.70
2	3F	31	PHE	CG-CD1-CE1	6.78	128.25	120.80
2	3J	76	ILE	C-N-CA	-6.78	104.76	121.70
1	3Q	91	PRO	CB-CA-C	6.78	128.94	112.00
2	3R	70	TRP	CZ3-CH2-CZ2	-6.78	113.47	121.60
1	3U	91	PRO	CB-CA-C	6.78	128.94	112.00
2	3V	70	TRP	CZ3-CH2-CZ2	-6.78	113.47	121.60
1	3Y	91	PRO	CB-CA-C	6.78	128.94	112.00
2	3Z	70	TRP	CZ3-CH2-CZ2	-6.78	113.47	121.60
2	33	76	ILE	C-N-CA	-6.78	104.76	121.70
2	4B	31	PHE	CG-CD1-CE1	6.78	128.25	120.80
2	4F	76	ILE	C-N-CA	-6.78	104.76	121.70
2	4N	31	PHE	CG-CD1-CE1	6.78	128.25	120.80
2	4V	31	PHE	CG-CD1-CE1	6.78	128.25	120.80
2	4Z	76	ILE	C-N-CA	-6.78	104.76	121.70
1	42	42	VAL	N-CA-C	6.78	129.30	111.00
1	46	42	VAL	N-CA-C	6.78	129.30	111.00
1	5A	42	VAL	N-CA-C	6.78	129.30	111.00
1	5E	91	PRO	CB-CA-C	6.78	128.94	112.00
2	5F	70	TRP	CZ3-CH2-CZ2	-6.78	113.47	121.60
1	5I	91	PRO	CB-CA-C	6.78	128.94	112.00
2	5J	70	TRP	CZ3-CH2-CZ2	-6.78	113.47	121.60
1	5M	91	PRO	CB-CA-C	6.78	128.94	112.00
2	5N	70	TRP	CZ3-CH2-CZ2	-6.78	113.47	121.60
2	5R	31	PHE	CG-CD1-CE1	6.78	128.25	120.80
2	5V	76	ILE	C-N-CA	-6.78	104.76	121.70
1	52	42	VAL	N-CA-C	6.78	129.30	111.00
1	56	42	VAL	N-CA-C	6.78	129.30	111.00
1	6A	42	VAL	N-CA-C	6.78	129.30	111.00
2	6J	31	PHE	CG-CD1-CE1	6.78	128.25	120.80
2	6N	76	ILE	C-N-CA	-6.78	104.76	121.70
2	6R	31	PHE	CG-CD1-CE1	6.78	128.25	120.80
2	6V	76	ILE	C-N-CA	-6.78	104.76	121.70
1	62	91	PRO	CB-CA-C	6.78	128.94	112.00
2	63	70	TRP	CZ3-CH2-CZ2	-6.78	113.47	121.60
1	66	91	PRO	CB-CA-C	6.78	128.94	112.00
2	67	70	TRP	CZ3-CH2-CZ2	-6.78	113.47	121.60
1	7A	91	PRO	CB-CA-C	6.78	128.94	112.00
2	7B	70	TRP	CZ3-CH2-CZ2	-6.78	113.47	121.60
2	7F	76	ILE	C-N-CA	-6.78	104.76	121.70

*Continued on next page...*

*Continued from previous page...*

Mol	Chain	Res	Type	Atoms	Z	Observed(°)	Ideal(°)
2	7N	31	PHE	CG-CD1-CE1	6.78	128.25	120.80
2	7R	76	ILE	C-N-CA	-6.78	104.76	121.70
1	1A	42	VAL	N-CA-C	6.78	129.29	111.00
1	1I	42	VAL	N-CA-C	6.78	129.29	111.00
1	2E	42	VAL	N-CA-C	6.78	129.29	111.00
1	26	42	VAL	N-CA-C	6.78	129.29	111.00
1	3E	42	VAL	N-CA-C	6.78	129.29	111.00
1	4A	42	VAL	N-CA-C	6.78	129.29	111.00
1	4M	42	VAL	N-CA-C	6.78	129.29	111.00
1	4U	42	VAL	N-CA-C	6.78	129.29	111.00
1	5Q	42	VAL	N-CA-C	6.78	129.29	111.00
1	6I	42	VAL	N-CA-C	6.78	129.29	111.00
1	6Q	42	VAL	N-CA-C	6.78	129.29	111.00
1	7M	42	VAL	N-CA-C	6.78	129.29	111.00
2	1R	76	ILE	C-N-CA	-6.77	104.77	121.70
2	1V	76	ILE	C-N-CA	-6.77	104.77	121.70
2	1Z	76	ILE	C-N-CA	-6.77	104.77	121.70
2	2R	76	ILE	C-N-CA	-6.77	104.77	121.70
2	2V	76	ILE	C-N-CA	-6.77	104.77	121.70
2	2Z	76	ILE	C-N-CA	-6.77	104.77	121.70
2	43	76	ILE	C-N-CA	-6.77	104.77	121.70
2	47	76	ILE	C-N-CA	-6.77	104.77	121.70
2	5B	76	ILE	C-N-CA	-6.77	104.77	121.70
2	53	76	ILE	C-N-CA	-6.77	104.77	121.70
2	57	76	ILE	C-N-CA	-6.77	104.77	121.70
2	6B	76	ILE	C-N-CA	-6.77	104.77	121.70
1	1A	91	PRO	CB-CA-C	6.77	128.93	112.00
2	1B	29	MET	N-CA-CB	-6.77	98.41	110.60
1	1E	91	PRO	CB-CA-C	6.77	128.93	112.00
1	1I	91	PRO	CB-CA-C	6.77	128.93	112.00
2	1J	29	MET	N-CA-CB	-6.77	98.41	110.60
1	2E	91	PRO	CB-CA-C	6.77	128.93	112.00
2	2F	29	MET	N-CA-CB	-6.77	98.41	110.60
1	2M	91	PRO	CB-CA-C	6.77	128.93	112.00
1	22	91	PRO	CB-CA-C	6.77	128.93	112.00
1	26	91	PRO	CB-CA-C	6.77	128.93	112.00
2	27	29	MET	N-CA-CB	-6.77	98.41	110.60
1	3E	91	PRO	CB-CA-C	6.77	128.93	112.00
2	3F	29	MET	N-CA-CB	-6.77	98.41	110.60
1	3M	91	PRO	CB-CA-C	6.77	128.93	112.00
1	36	91	PRO	CB-CA-C	6.77	128.93	112.00
1	4A	91	PRO	CB-CA-C	6.77	128.93	112.00

*Continued on next page...*

*Continued from previous page...*

Mol	Chain	Res	Type	Atoms	Z	Observed(°)	Ideal(°)
2	4B	29	MET	N-CA-CB	-6.77	98.41	110.60
1	4I	91	PRO	CB-CA-C	6.77	128.93	112.00
1	4M	91	PRO	CB-CA-C	6.77	128.93	112.00
2	4N	29	MET	N-CA-CB	-6.77	98.41	110.60
1	4Q	91	PRO	CB-CA-C	6.77	128.93	112.00
1	4U	91	PRO	CB-CA-C	6.77	128.93	112.00
2	4V	29	MET	N-CA-CB	-6.77	98.41	110.60
1	5Q	91	PRO	CB-CA-C	6.77	128.93	112.00
2	5R	29	MET	N-CA-CB	-6.77	98.41	110.60
1	5Y	91	PRO	CB-CA-C	6.77	128.93	112.00
1	6E	91	PRO	CB-CA-C	6.77	128.93	112.00
1	6I	91	PRO	CB-CA-C	6.77	128.93	112.00
2	6J	29	MET	N-CA-CB	-6.77	98.41	110.60
1	6Q	91	PRO	CB-CA-C	6.77	128.93	112.00
2	6R	29	MET	N-CA-CB	-6.77	98.41	110.60
1	6Y	91	PRO	CB-CA-C	6.77	128.93	112.00
1	7I	91	PRO	CB-CA-C	6.77	128.93	112.00
1	7M	91	PRO	CB-CA-C	6.77	128.93	112.00
2	7N	29	MET	N-CA-CB	-6.77	98.41	110.60
1	7U	91	PRO	CB-CA-C	6.77	128.93	112.00
2	1F	76	ILE	C-N-CA	-6.77	104.77	121.70
2	2N	76	ILE	C-N-CA	-6.77	104.77	121.70
2	23	76	ILE	C-N-CA	-6.77	104.77	121.70
2	3N	76	ILE	C-N-CA	-6.77	104.77	121.70
2	37	76	ILE	C-N-CA	-6.77	104.77	121.70
2	4J	76	ILE	C-N-CA	-6.77	104.77	121.70
2	4R	76	ILE	C-N-CA	-6.77	104.77	121.70
2	5Z	76	ILE	C-N-CA	-6.77	104.77	121.70
2	6F	76	ILE	C-N-CA	-6.77	104.77	121.70
2	6Z	76	ILE	C-N-CA	-6.77	104.77	121.70
2	7J	76	ILE	C-N-CA	-6.77	104.77	121.70
2	7V	76	ILE	C-N-CA	-6.77	104.77	121.70
2	1B	76	ILE	C-N-CA	-6.77	104.78	121.70
2	1J	76	ILE	C-N-CA	-6.77	104.78	121.70
1	1M	42	VAL	N-CA-C	6.77	129.28	111.00
2	13	5	ASN	N-CA-C	-6.77	92.72	111.00
2	17	5	ASN	N-CA-C	-6.77	92.72	111.00
2	2B	5	ASN	N-CA-C	-6.77	92.72	111.00
2	2F	76	ILE	C-N-CA	-6.77	104.78	121.70
1	2I	42	VAL	N-CA-C	6.77	129.28	111.00
2	27	76	ILE	C-N-CA	-6.77	104.78	121.70
1	3A	42	VAL	N-CA-C	6.77	129.28	111.00

*Continued on next page...*

*Continued from previous page...*

Mol	Chain	Res	Type	Atoms	Z	Observed(°)	Ideal(°)
2	3F	76	ILE	C-N-CA	-6.77	104.78	121.70
1	3I	42	VAL	N-CA-C	6.77	129.28	111.00
2	3R	5	ASN	N-CA-C	-6.77	92.72	111.00
2	3V	5	ASN	N-CA-C	-6.77	92.72	111.00
2	3Z	5	ASN	N-CA-C	-6.77	92.72	111.00
1	32	42	VAL	N-CA-C	6.77	129.28	111.00
2	4B	76	ILE	C-N-CA	-6.77	104.78	121.70
1	4E	42	VAL	N-CA-C	6.77	129.28	111.00
2	4N	76	ILE	C-N-CA	-6.77	104.78	121.70
2	4V	76	ILE	C-N-CA	-6.77	104.78	121.70
1	4Y	42	VAL	N-CA-C	6.77	129.28	111.00
2	5F	5	ASN	N-CA-C	-6.77	92.72	111.00
2	5J	5	ASN	N-CA-C	-6.77	92.72	111.00
2	5N	5	ASN	N-CA-C	-6.77	92.72	111.00
2	5R	76	ILE	C-N-CA	-6.77	104.78	121.70
1	5U	42	VAL	N-CA-C	6.77	129.28	111.00
2	6J	76	ILE	C-N-CA	-6.77	104.78	121.70
1	6M	42	VAL	N-CA-C	6.77	129.28	111.00
2	6R	76	ILE	C-N-CA	-6.77	104.78	121.70
1	6U	42	VAL	N-CA-C	6.77	129.28	111.00
2	63	5	ASN	N-CA-C	-6.77	92.72	111.00
2	67	5	ASN	N-CA-C	-6.77	92.72	111.00
2	7B	5	ASN	N-CA-C	-6.77	92.72	111.00
1	7E	42	VAL	N-CA-C	6.77	129.28	111.00
2	7N	76	ILE	C-N-CA	-6.77	104.78	121.70
1	7Q	42	VAL	N-CA-C	6.77	129.28	111.00
2	1B	5	ASN	N-CA-C	-6.77	92.73	111.00
2	1J	5	ASN	N-CA-C	-6.77	92.73	111.00
1	1M	91	PRO	CB-CA-C	6.77	128.92	112.00
2	1R	54	ASN	N-CA-CB	-6.77	98.42	110.60
2	1V	54	ASN	N-CA-CB	-6.77	98.42	110.60
2	1Z	54	ASN	N-CA-CB	-6.77	98.42	110.60
2	2F	5	ASN	N-CA-C	-6.77	92.73	111.00
1	2I	91	PRO	CB-CA-C	6.77	128.92	112.00
2	2R	54	ASN	N-CA-CB	-6.77	98.42	110.60
2	2V	54	ASN	N-CA-CB	-6.77	98.42	110.60
2	2Z	54	ASN	N-CA-CB	-6.77	98.42	110.60
2	27	5	ASN	N-CA-C	-6.77	92.73	111.00
1	3A	91	PRO	CB-CA-C	6.77	128.92	112.00
2	3F	5	ASN	N-CA-C	-6.77	92.73	111.00
1	3I	91	PRO	CB-CA-C	6.77	128.92	112.00
1	32	91	PRO	CB-CA-C	6.77	128.92	112.00

*Continued on next page...*



*Continued from previous page...*

Mol	Chain	Res	Type	Atoms	Z	Observed(°)	Ideal(°)
2	4B	5	ASN	N-CA-C	-6.77	92.73	111.00
1	4E	91	PRO	CB-CA-C	6.77	128.92	112.00
2	4N	5	ASN	N-CA-C	-6.77	92.73	111.00
2	4V	5	ASN	N-CA-C	-6.77	92.73	111.00
1	4Y	91	PRO	CB-CA-C	6.77	128.92	112.00
2	43	54	ASN	N-CA-CB	-6.77	98.42	110.60
2	47	54	ASN	N-CA-CB	-6.77	98.42	110.60
2	5B	54	ASN	N-CA-CB	-6.77	98.42	110.60
2	5R	5	ASN	N-CA-C	-6.77	92.73	111.00
1	5U	91	PRO	CB-CA-C	6.77	128.92	112.00
2	53	54	ASN	N-CA-CB	-6.77	98.42	110.60
2	57	54	ASN	N-CA-CB	-6.77	98.42	110.60
2	6B	54	ASN	N-CA-CB	-6.77	98.42	110.60
2	6J	5	ASN	N-CA-C	-6.77	92.73	111.00
1	6M	91	PRO	CB-CA-C	6.77	128.92	112.00
2	6R	5	ASN	N-CA-C	-6.77	92.73	111.00
1	6U	91	PRO	CB-CA-C	6.77	128.92	112.00
1	7E	91	PRO	CB-CA-C	6.77	128.92	112.00
2	7N	5	ASN	N-CA-C	-6.77	92.73	111.00
1	7Q	91	PRO	CB-CA-C	6.77	128.92	112.00
2	13	76	ILE	C-N-CA	-6.76	104.79	121.70
2	17	76	ILE	C-N-CA	-6.76	104.79	121.70
2	2B	76	ILE	C-N-CA	-6.76	104.79	121.70
2	3R	76	ILE	C-N-CA	-6.76	104.79	121.70
2	3V	76	ILE	C-N-CA	-6.76	104.79	121.70
2	3Z	76	ILE	C-N-CA	-6.76	104.79	121.70
2	5F	76	ILE	C-N-CA	-6.76	104.79	121.70
2	5J	76	ILE	C-N-CA	-6.76	104.79	121.70
2	5N	76	ILE	C-N-CA	-6.76	104.79	121.70
2	63	76	ILE	C-N-CA	-6.76	104.79	121.70
2	67	76	ILE	C-N-CA	-6.76	104.79	121.70
2	7B	76	ILE	C-N-CA	-6.76	104.79	121.70
2	1N	31	PHE	CG-CD1-CE1	6.76	128.24	120.80
2	1N	51	GLY	CA-C-O	-6.76	108.43	120.60
2	1N	54	ASN	N-CA-CB	-6.76	98.43	110.60
2	2J	31	PHE	CG-CD1-CE1	6.76	128.24	120.80
2	2J	51	GLY	CA-C-O	-6.76	108.43	120.60
2	2J	54	ASN	N-CA-CB	-6.76	98.43	110.60
2	3B	31	PHE	CG-CD1-CE1	6.76	128.24	120.80
2	3B	51	GLY	CA-C-O	-6.76	108.43	120.60
2	3B	54	ASN	N-CA-CB	-6.76	98.43	110.60
2	3J	31	PHE	CG-CD1-CE1	6.76	128.24	120.80

*Continued on next page...*

*Continued from previous page...*

Mol	Chain	Res	Type	Atoms	Z	Observed(°)	Ideal(°)
2	3J	51	GLY	CA-C-O	-6.76	108.43	120.60
2	3J	54	ASN	N-CA-CB	-6.76	98.43	110.60
2	33	31	PHE	CG-CD1-CE1	6.76	128.24	120.80
2	33	51	GLY	CA-C-O	-6.76	108.43	120.60
2	33	54	ASN	N-CA-CB	-6.76	98.43	110.60
2	4F	31	PHE	CG-CD1-CE1	6.76	128.24	120.80
2	4F	51	GLY	CA-C-O	-6.76	108.43	120.60
2	4F	54	ASN	N-CA-CB	-6.76	98.43	110.60
2	4Z	31	PHE	CG-CD1-CE1	6.76	128.24	120.80
2	4Z	51	GLY	CA-C-O	-6.76	108.43	120.60
2	4Z	54	ASN	N-CA-CB	-6.76	98.43	110.60
2	5V	31	PHE	CG-CD1-CE1	6.76	128.24	120.80
2	5V	51	GLY	CA-C-O	-6.76	108.43	120.60
2	5V	54	ASN	N-CA-CB	-6.76	98.43	110.60
2	6N	31	PHE	CG-CD1-CE1	6.76	128.24	120.80
2	6N	51	GLY	CA-C-O	-6.76	108.43	120.60
2	6N	54	ASN	N-CA-CB	-6.76	98.43	110.60
2	6V	31	PHE	CG-CD1-CE1	6.76	128.24	120.80
2	6V	51	GLY	CA-C-O	-6.76	108.43	120.60
2	6V	54	ASN	N-CA-CB	-6.76	98.43	110.60
2	7F	31	PHE	CG-CD1-CE1	6.76	128.24	120.80
2	7F	51	GLY	CA-C-O	-6.76	108.43	120.60
2	7F	54	ASN	N-CA-CB	-6.76	98.43	110.60
2	7R	31	PHE	CG-CD1-CE1	6.76	128.24	120.80
2	7R	51	GLY	CA-C-O	-6.76	108.43	120.60
2	7R	54	ASN	N-CA-CB	-6.76	98.43	110.60
2	1F	5	ASN	N-CA-C	-6.76	92.75	111.00
2	1R	5	ASN	N-CA-C	-6.76	92.75	111.00
2	1R	29	MET	N-CA-CB	-6.76	98.43	110.60
2	1R	70	TRP	CZ3-CH2-CZ2	-6.76	113.49	121.60
2	1V	5	ASN	N-CA-C	-6.76	92.75	111.00
2	1V	29	MET	N-CA-CB	-6.76	98.43	110.60
2	1V	70	TRP	CZ3-CH2-CZ2	-6.76	113.49	121.60
2	1Z	5	ASN	N-CA-C	-6.76	92.75	111.00
2	1Z	29	MET	N-CA-CB	-6.76	98.43	110.60
2	1Z	70	TRP	CZ3-CH2-CZ2	-6.76	113.49	121.60
2	2N	5	ASN	N-CA-C	-6.76	92.75	111.00
2	2R	5	ASN	N-CA-C	-6.76	92.75	111.00
2	2R	29	MET	N-CA-CB	-6.76	98.43	110.60
2	2R	70	TRP	CZ3-CH2-CZ2	-6.76	113.49	121.60
2	2V	5	ASN	N-CA-C	-6.76	92.75	111.00
2	2V	29	MET	N-CA-CB	-6.76	98.43	110.60

*Continued on next page...*

*Continued from previous page...*

Mol	Chain	Res	Type	Atoms	Z	Observed(°)	Ideal(°)
2	2V	70	TRP	CZ3-CH2-CZ2	-6.76	113.49	121.60
2	2Z	5	ASN	N-CA-C	-6.76	92.75	111.00
2	2Z	29	MET	N-CA-CB	-6.76	98.43	110.60
2	2Z	70	TRP	CZ3-CH2-CZ2	-6.76	113.49	121.60
2	23	5	ASN	N-CA-C	-6.76	92.75	111.00
2	3N	5	ASN	N-CA-C	-6.76	92.75	111.00
2	37	5	ASN	N-CA-C	-6.76	92.75	111.00
2	4J	5	ASN	N-CA-C	-6.76	92.75	111.00
2	4R	5	ASN	N-CA-C	-6.76	92.75	111.00
2	43	5	ASN	N-CA-C	-6.76	92.75	111.00
2	43	29	MET	N-CA-CB	-6.76	98.43	110.60
2	43	70	TRP	CZ3-CH2-CZ2	-6.76	113.49	121.60
2	47	5	ASN	N-CA-C	-6.76	92.75	111.00
2	47	29	MET	N-CA-CB	-6.76	98.43	110.60
2	47	70	TRP	CZ3-CH2-CZ2	-6.76	113.49	121.60
2	5B	5	ASN	N-CA-C	-6.76	92.75	111.00
2	5B	29	MET	N-CA-CB	-6.76	98.43	110.60
2	5B	70	TRP	CZ3-CH2-CZ2	-6.76	113.49	121.60
2	5Z	5	ASN	N-CA-C	-6.76	92.75	111.00
2	53	5	ASN	N-CA-C	-6.76	92.75	111.00
2	53	29	MET	N-CA-CB	-6.76	98.43	110.60
2	53	70	TRP	CZ3-CH2-CZ2	-6.76	113.49	121.60
2	57	5	ASN	N-CA-C	-6.76	92.75	111.00
2	57	29	MET	N-CA-CB	-6.76	98.43	110.60
2	57	70	TRP	CZ3-CH2-CZ2	-6.76	113.49	121.60
2	6B	5	ASN	N-CA-C	-6.76	92.75	111.00
2	6B	29	MET	N-CA-CB	-6.76	98.43	110.60
2	6B	70	TRP	CZ3-CH2-CZ2	-6.76	113.49	121.60
2	6F	5	ASN	N-CA-C	-6.76	92.75	111.00
2	6Z	5	ASN	N-CA-C	-6.76	92.75	111.00
2	7J	5	ASN	N-CA-C	-6.76	92.75	111.00
2	7V	5	ASN	N-CA-C	-6.76	92.75	111.00
1	1A	11	VAL	O-C-N	-6.76	111.89	122.70
1	1I	11	VAL	O-C-N	-6.76	111.89	122.70
2	1N	70	TRP	CZ3-CH2-CZ2	-6.76	113.49	121.60
1	2E	11	VAL	O-C-N	-6.76	111.89	122.70
2	2J	70	TRP	CZ3-CH2-CZ2	-6.76	113.49	121.60
1	26	11	VAL	O-C-N	-6.76	111.89	122.70
2	3B	70	TRP	CZ3-CH2-CZ2	-6.76	113.49	121.60
1	3E	11	VAL	O-C-N	-6.76	111.89	122.70
2	3J	70	TRP	CZ3-CH2-CZ2	-6.76	113.49	121.60
2	33	70	TRP	CZ3-CH2-CZ2	-6.76	113.49	121.60

*Continued on next page...*

*Continued from previous page...*

Mol	Chain	Res	Type	Atoms	Z	Observed(°)	Ideal(°)
1	4A	11	VAL	O-C-N	-6.76	111.89	122.70
2	4F	70	TRP	CZ3-CH2-CZ2	-6.76	113.49	121.60
1	4M	11	VAL	O-C-N	-6.76	111.89	122.70
1	4U	11	VAL	O-C-N	-6.76	111.89	122.70
2	4Z	70	TRP	CZ3-CH2-CZ2	-6.76	113.49	121.60
1	5Q	11	VAL	O-C-N	-6.76	111.89	122.70
2	5V	70	TRP	CZ3-CH2-CZ2	-6.76	113.49	121.60
1	6I	11	VAL	O-C-N	-6.76	111.89	122.70
2	6N	70	TRP	CZ3-CH2-CZ2	-6.76	113.49	121.60
1	6Q	11	VAL	O-C-N	-6.76	111.89	122.70
2	6V	70	TRP	CZ3-CH2-CZ2	-6.76	113.49	121.60
2	7F	70	TRP	CZ3-CH2-CZ2	-6.76	113.49	121.60
1	7M	11	VAL	O-C-N	-6.76	111.89	122.70
2	7R	70	TRP	CZ3-CH2-CZ2	-6.76	113.49	121.60
2	1B	51	GLY	CA-C-O	-6.76	108.44	120.60
2	1F	29	MET	N-CA-CB	-6.76	98.44	110.60
2	1J	51	GLY	CA-C-O	-6.76	108.44	120.60
2	2F	51	GLY	CA-C-O	-6.76	108.44	120.60
2	2N	29	MET	N-CA-CB	-6.76	98.44	110.60
2	23	29	MET	N-CA-CB	-6.76	98.44	110.60
2	27	51	GLY	CA-C-O	-6.76	108.44	120.60
2	3F	51	GLY	CA-C-O	-6.76	108.44	120.60
2	3N	29	MET	N-CA-CB	-6.76	98.44	110.60
2	37	29	MET	N-CA-CB	-6.76	98.44	110.60
2	4B	51	GLY	CA-C-O	-6.76	108.44	120.60
2	4J	29	MET	N-CA-CB	-6.76	98.44	110.60
2	4N	51	GLY	CA-C-O	-6.76	108.44	120.60
2	4R	29	MET	N-CA-CB	-6.76	98.44	110.60
2	4V	51	GLY	CA-C-O	-6.76	108.44	120.60
2	5R	51	GLY	CA-C-O	-6.76	108.44	120.60
2	5Z	29	MET	N-CA-CB	-6.76	98.44	110.60
2	6F	29	MET	N-CA-CB	-6.76	98.44	110.60
2	6J	51	GLY	CA-C-O	-6.76	108.44	120.60
2	6R	51	GLY	CA-C-O	-6.76	108.44	120.60
2	6Z	29	MET	N-CA-CB	-6.76	98.44	110.60
2	7J	29	MET	N-CA-CB	-6.76	98.44	110.60
2	7N	51	GLY	CA-C-O	-6.76	108.44	120.60
2	7V	29	MET	N-CA-CB	-6.76	98.44	110.60
2	1B	54	ASN	N-CA-CB	-6.75	98.44	110.60
2	1J	54	ASN	N-CA-CB	-6.75	98.44	110.60
2	13	31	PHE	CG-CD1-CE1	6.75	128.23	120.80
2	17	31	PHE	CG-CD1-CE1	6.75	128.23	120.80

*Continued on next page...*

*Continued from previous page...*

Mol	Chain	Res	Type	Atoms	Z	Observed(°)	Ideal(°)
2	2B	31	PHE	CG-CD1-CE1	6.75	128.23	120.80
2	2F	54	ASN	N-CA-CB	-6.75	98.44	110.60
2	27	54	ASN	N-CA-CB	-6.75	98.44	110.60
2	3F	54	ASN	N-CA-CB	-6.75	98.44	110.60
2	3R	31	PHE	CG-CD1-CE1	6.75	128.23	120.80
2	3V	31	PHE	CG-CD1-CE1	6.75	128.23	120.80
2	3Z	31	PHE	CG-CD1-CE1	6.75	128.23	120.80
2	4B	54	ASN	N-CA-CB	-6.75	98.44	110.60
2	4N	54	ASN	N-CA-CB	-6.75	98.44	110.60
2	4V	54	ASN	N-CA-CB	-6.75	98.44	110.60
2	5F	31	PHE	CG-CD1-CE1	6.75	128.23	120.80
2	5J	31	PHE	CG-CD1-CE1	6.75	128.23	120.80
2	5N	31	PHE	CG-CD1-CE1	6.75	128.23	120.80
2	5R	54	ASN	N-CA-CB	-6.75	98.44	110.60
2	6J	54	ASN	N-CA-CB	-6.75	98.44	110.60
2	6R	54	ASN	N-CA-CB	-6.75	98.44	110.60
2	63	31	PHE	CG-CD1-CE1	6.75	128.23	120.80
2	67	31	PHE	CG-CD1-CE1	6.75	128.23	120.80
2	7B	31	PHE	CG-CD1-CE1	6.75	128.23	120.80
2	7N	54	ASN	N-CA-CB	-6.75	98.44	110.60
2	1F	54	ASN	N-CA-CB	-6.75	98.44	110.60
1	1M	179	VAL	C-N-CA	-6.75	104.82	121.70
1	2I	179	VAL	C-N-CA	-6.75	104.82	121.70
2	2N	54	ASN	N-CA-CB	-6.75	98.44	110.60
2	23	54	ASN	N-CA-CB	-6.75	98.44	110.60
1	3A	179	VAL	C-N-CA	-6.75	104.82	121.70
1	3I	179	VAL	C-N-CA	-6.75	104.82	121.70
2	3N	54	ASN	N-CA-CB	-6.75	98.44	110.60
1	32	179	VAL	C-N-CA	-6.75	104.82	121.70
2	37	54	ASN	N-CA-CB	-6.75	98.44	110.60
1	4E	179	VAL	C-N-CA	-6.75	104.82	121.70
2	4J	54	ASN	N-CA-CB	-6.75	98.44	110.60
2	4R	54	ASN	N-CA-CB	-6.75	98.44	110.60
1	4Y	179	VAL	C-N-CA	-6.75	104.82	121.70
1	5U	179	VAL	C-N-CA	-6.75	104.82	121.70
2	5Z	54	ASN	N-CA-CB	-6.75	98.44	110.60
2	6F	54	ASN	N-CA-CB	-6.75	98.44	110.60
1	6M	179	VAL	C-N-CA	-6.75	104.82	121.70
1	6U	179	VAL	C-N-CA	-6.75	104.82	121.70
2	6Z	54	ASN	N-CA-CB	-6.75	98.44	110.60
1	7E	179	VAL	C-N-CA	-6.75	104.82	121.70
2	7J	54	ASN	N-CA-CB	-6.75	98.44	110.60

*Continued on next page...*

*Continued from previous page...*

Mol	Chain	Res	Type	Atoms	Z	Observed(°)	Ideal(°)
1	7Q	179	VAL	C-N-CA	-6.75	104.82	121.70
2	7V	54	ASN	N-CA-CB	-6.75	98.44	110.60
2	1B	70	TRP	CZ3-CH2-CZ2	-6.75	113.50	121.60
2	1F	70	TRP	CZ3-CH2-CZ2	-6.75	113.50	121.60
2	1J	70	TRP	CZ3-CH2-CZ2	-6.75	113.50	121.60
2	2F	70	TRP	CZ3-CH2-CZ2	-6.75	113.50	121.60
2	2N	70	TRP	CZ3-CH2-CZ2	-6.75	113.50	121.60
2	23	70	TRP	CZ3-CH2-CZ2	-6.75	113.50	121.60
2	27	70	TRP	CZ3-CH2-CZ2	-6.75	113.50	121.60
2	3F	70	TRP	CZ3-CH2-CZ2	-6.75	113.50	121.60
2	3N	70	TRP	CZ3-CH2-CZ2	-6.75	113.50	121.60
2	37	70	TRP	CZ3-CH2-CZ2	-6.75	113.50	121.60
2	4B	70	TRP	CZ3-CH2-CZ2	-6.75	113.50	121.60
2	4J	70	TRP	CZ3-CH2-CZ2	-6.75	113.50	121.60
2	4N	70	TRP	CZ3-CH2-CZ2	-6.75	113.50	121.60
2	4R	70	TRP	CZ3-CH2-CZ2	-6.75	113.50	121.60
2	4V	70	TRP	CZ3-CH2-CZ2	-6.75	113.50	121.60
2	5R	70	TRP	CZ3-CH2-CZ2	-6.75	113.50	121.60
2	5Z	70	TRP	CZ3-CH2-CZ2	-6.75	113.50	121.60
2	6F	70	TRP	CZ3-CH2-CZ2	-6.75	113.50	121.60
2	6J	70	TRP	CZ3-CH2-CZ2	-6.75	113.50	121.60
2	6R	70	TRP	CZ3-CH2-CZ2	-6.75	113.50	121.60
2	6Z	70	TRP	CZ3-CH2-CZ2	-6.75	113.50	121.60
2	7J	70	TRP	CZ3-CH2-CZ2	-6.75	113.50	121.60
2	7N	70	TRP	CZ3-CH2-CZ2	-6.75	113.50	121.60
2	7V	70	TRP	CZ3-CH2-CZ2	-6.75	113.50	121.60
1	1E	179	VAL	C-N-CA	-6.75	104.83	121.70
2	1F	51	GLY	CA-C-O	-6.75	108.45	120.60
1	1Q	11	VAL	O-C-N	-6.75	111.90	122.70
2	1R	53	LYS	CA-C-O	-6.75	105.92	120.10
1	1U	11	VAL	O-C-N	-6.75	111.90	122.70
2	1V	53	LYS	CA-C-O	-6.75	105.92	120.10
1	1Y	11	VAL	O-C-N	-6.75	111.90	122.70
2	1Z	53	LYS	CA-C-O	-6.75	105.92	120.10
1	2M	179	VAL	C-N-CA	-6.75	104.83	121.70
2	2N	51	GLY	CA-C-O	-6.75	108.45	120.60
1	2Q	11	VAL	O-C-N	-6.75	111.90	122.70
2	2R	53	LYS	CA-C-O	-6.75	105.92	120.10
1	2U	11	VAL	O-C-N	-6.75	111.90	122.70
2	2V	53	LYS	CA-C-O	-6.75	105.92	120.10
1	2Y	11	VAL	O-C-N	-6.75	111.90	122.70
2	2Z	53	LYS	CA-C-O	-6.75	105.92	120.10

*Continued on next page...*



*Continued from previous page...*

Mol	Chain	Res	Type	Atoms	Z	Observed(°)	Ideal(°)
1	22	179	VAL	C-N-CA	-6.75	104.83	121.70
2	23	51	GLY	CA-C-O	-6.75	108.45	120.60
1	3M	179	VAL	C-N-CA	-6.75	104.83	121.70
2	3N	51	GLY	CA-C-O	-6.75	108.45	120.60
1	36	179	VAL	C-N-CA	-6.75	104.83	121.70
2	37	51	GLY	CA-C-O	-6.75	108.45	120.60
1	4I	179	VAL	C-N-CA	-6.75	104.83	121.70
2	4J	51	GLY	CA-C-O	-6.75	108.45	120.60
1	4Q	179	VAL	C-N-CA	-6.75	104.83	121.70
2	4R	51	GLY	CA-C-O	-6.75	108.45	120.60
1	42	11	VAL	O-C-N	-6.75	111.90	122.70
2	43	53	LYS	CA-C-O	-6.75	105.92	120.10
1	46	11	VAL	O-C-N	-6.75	111.90	122.70
2	47	53	LYS	CA-C-O	-6.75	105.92	120.10
1	5A	11	VAL	O-C-N	-6.75	111.90	122.70
2	5B	53	LYS	CA-C-O	-6.75	105.92	120.10
1	5Y	179	VAL	C-N-CA	-6.75	104.83	121.70
2	5Z	51	GLY	CA-C-O	-6.75	108.45	120.60
1	52	11	VAL	O-C-N	-6.75	111.90	122.70
2	53	53	LYS	CA-C-O	-6.75	105.92	120.10
1	56	11	VAL	O-C-N	-6.75	111.90	122.70
2	57	53	LYS	CA-C-O	-6.75	105.92	120.10
1	6A	11	VAL	O-C-N	-6.75	111.90	122.70
2	6B	53	LYS	CA-C-O	-6.75	105.92	120.10
1	6E	179	VAL	C-N-CA	-6.75	104.83	121.70
2	6F	51	GLY	CA-C-O	-6.75	108.45	120.60
1	6Y	179	VAL	C-N-CA	-6.75	104.83	121.70
2	6Z	51	GLY	CA-C-O	-6.75	108.45	120.60
1	7I	179	VAL	C-N-CA	-6.75	104.83	121.70
2	7J	51	GLY	CA-C-O	-6.75	108.45	120.60
1	7U	179	VAL	C-N-CA	-6.75	104.83	121.70
2	7V	51	GLY	CA-C-O	-6.75	108.45	120.60
2	1F	53	LYS	CA-C-O	-6.75	105.93	120.10
2	1N	5	ASN	N-CA-C	-6.75	92.78	111.00
2	13	53	LYS	CA-C-O	-6.75	105.93	120.10
2	17	53	LYS	CA-C-O	-6.75	105.93	120.10
2	2B	53	LYS	CA-C-O	-6.75	105.93	120.10
2	2J	5	ASN	N-CA-C	-6.75	92.78	111.00
2	2N	53	LYS	CA-C-O	-6.75	105.93	120.10
2	23	53	LYS	CA-C-O	-6.75	105.93	120.10
2	3B	5	ASN	N-CA-C	-6.75	92.78	111.00
2	3J	5	ASN	N-CA-C	-6.75	92.78	111.00

*Continued on next page...*



*Continued from previous page...*

Mol	Chain	Res	Type	Atoms	Z	Observed(°)	Ideal(°)
2	3N	53	LYS	CA-C-O	-6.75	105.93	120.10
2	3R	53	LYS	CA-C-O	-6.75	105.93	120.10
2	3V	53	LYS	CA-C-O	-6.75	105.93	120.10
2	3Z	53	LYS	CA-C-O	-6.75	105.93	120.10
2	33	5	ASN	N-CA-C	-6.75	92.78	111.00
2	37	53	LYS	CA-C-O	-6.75	105.93	120.10
2	4F	5	ASN	N-CA-C	-6.75	92.78	111.00
2	4J	53	LYS	CA-C-O	-6.75	105.93	120.10
2	4R	53	LYS	CA-C-O	-6.75	105.93	120.10
2	4Z	5	ASN	N-CA-C	-6.75	92.78	111.00
2	5F	53	LYS	CA-C-O	-6.75	105.93	120.10
2	5J	53	LYS	CA-C-O	-6.75	105.93	120.10
2	5N	53	LYS	CA-C-O	-6.75	105.93	120.10
2	5V	5	ASN	N-CA-C	-6.75	92.78	111.00
2	5Z	53	LYS	CA-C-O	-6.75	105.93	120.10
2	6F	53	LYS	CA-C-O	-6.75	105.93	120.10
2	6N	5	ASN	N-CA-C	-6.75	92.78	111.00
2	6V	5	ASN	N-CA-C	-6.75	92.78	111.00
2	6Z	53	LYS	CA-C-O	-6.75	105.93	120.10
2	63	53	LYS	CA-C-O	-6.75	105.93	120.10
2	67	53	LYS	CA-C-O	-6.75	105.93	120.10
2	7B	53	LYS	CA-C-O	-6.75	105.93	120.10
2	7F	5	ASN	N-CA-C	-6.75	92.78	111.00
2	7J	53	LYS	CA-C-O	-6.75	105.93	120.10
2	7R	5	ASN	N-CA-C	-6.75	92.78	111.00
2	7V	53	LYS	CA-C-O	-6.75	105.93	120.10
1	1M	38	PRO	CA-C-N	-6.75	102.36	117.20
1	1M	167	GLY	CA-C-N	-6.75	102.36	117.20
2	13	54	ASN	N-CA-CB	-6.75	98.46	110.60
2	17	54	ASN	N-CA-CB	-6.75	98.46	110.60
2	2B	54	ASN	N-CA-CB	-6.75	98.46	110.60
1	2I	38	PRO	CA-C-N	-6.75	102.36	117.20
1	2I	167	GLY	CA-C-N	-6.75	102.36	117.20
1	3A	38	PRO	CA-C-N	-6.75	102.36	117.20
1	3A	167	GLY	CA-C-N	-6.75	102.36	117.20
1	3I	38	PRO	CA-C-N	-6.75	102.36	117.20
1	3I	167	GLY	CA-C-N	-6.75	102.36	117.20
2	3R	54	ASN	N-CA-CB	-6.75	98.46	110.60
2	3V	54	ASN	N-CA-CB	-6.75	98.46	110.60
2	3Z	54	ASN	N-CA-CB	-6.75	98.46	110.60
1	32	38	PRO	CA-C-N	-6.75	102.36	117.20
1	32	167	GLY	CA-C-N	-6.75	102.36	117.20

*Continued on next page...*

*Continued from previous page...*

Mol	Chain	Res	Type	Atoms	Z	Observed(°)	Ideal(°)
1	4E	38	PRO	CA-C-N	-6.75	102.36	117.20
1	4E	167	GLY	CA-C-N	-6.75	102.36	117.20
1	4Y	38	PRO	CA-C-N	-6.75	102.36	117.20
1	4Y	167	GLY	CA-C-N	-6.75	102.36	117.20
2	5F	54	ASN	N-CA-CB	-6.75	98.46	110.60
2	5J	54	ASN	N-CA-CB	-6.75	98.46	110.60
2	5N	54	ASN	N-CA-CB	-6.75	98.46	110.60
1	5U	38	PRO	CA-C-N	-6.75	102.36	117.20
1	5U	167	GLY	CA-C-N	-6.75	102.36	117.20
1	6M	38	PRO	CA-C-N	-6.75	102.36	117.20
1	6M	167	GLY	CA-C-N	-6.75	102.36	117.20
1	6U	38	PRO	CA-C-N	-6.75	102.36	117.20
1	6U	167	GLY	CA-C-N	-6.75	102.36	117.20
2	63	54	ASN	N-CA-CB	-6.75	98.46	110.60
2	67	54	ASN	N-CA-CB	-6.75	98.46	110.60
2	7B	54	ASN	N-CA-CB	-6.75	98.46	110.60
1	7E	38	PRO	CA-C-N	-6.75	102.36	117.20
1	7E	167	GLY	CA-C-N	-6.75	102.36	117.20
1	7Q	38	PRO	CA-C-N	-6.75	102.36	117.20
1	7Q	167	GLY	CA-C-N	-6.75	102.36	117.20
1	1E	11	VAL	O-C-N	-6.75	111.91	122.70
2	1R	51	GLY	CA-C-O	-6.75	108.46	120.60
2	1V	51	GLY	CA-C-O	-6.75	108.46	120.60
2	1Z	51	GLY	CA-C-O	-6.75	108.46	120.60
1	2M	11	VAL	O-C-N	-6.75	111.91	122.70
2	2R	51	GLY	CA-C-O	-6.75	108.46	120.60
2	2V	51	GLY	CA-C-O	-6.75	108.46	120.60
2	2Z	51	GLY	CA-C-O	-6.75	108.46	120.60
1	22	11	VAL	O-C-N	-6.75	111.91	122.70
1	3M	11	VAL	O-C-N	-6.75	111.91	122.70
1	36	11	VAL	O-C-N	-6.75	111.91	122.70
1	4I	11	VAL	O-C-N	-6.75	111.91	122.70
1	4Q	11	VAL	O-C-N	-6.75	111.91	122.70
2	43	51	GLY	CA-C-O	-6.75	108.46	120.60
2	47	51	GLY	CA-C-O	-6.75	108.46	120.60
2	5B	51	GLY	CA-C-O	-6.75	108.46	120.60
1	5Y	11	VAL	O-C-N	-6.75	111.91	122.70
2	53	51	GLY	CA-C-O	-6.75	108.46	120.60
2	57	51	GLY	CA-C-O	-6.75	108.46	120.60
2	6B	51	GLY	CA-C-O	-6.75	108.46	120.60
1	6E	11	VAL	O-C-N	-6.75	111.91	122.70
1	6Y	11	VAL	O-C-N	-6.75	111.91	122.70

*Continued on next page...*

*Continued from previous page...*

Mol	Chain	Res	Type	Atoms	Z	Observed(°)	Ideal(°)
1	7I	11	VAL	O-C-N	-6.75	111.91	122.70
1	7U	11	VAL	O-C-N	-6.75	111.91	122.70
1	1A	167	GLY	CA-C-N	-6.74	102.37	117.20
2	1F	81	LEU	CA-C-N	6.74	135.98	117.10
1	1I	167	GLY	CA-C-N	-6.74	102.37	117.20
1	1Q	179	VAL	C-N-CA	-6.74	104.84	121.70
1	1U	179	VAL	C-N-CA	-6.74	104.84	121.70
1	1Y	179	VAL	C-N-CA	-6.74	104.84	121.70
1	2E	167	GLY	CA-C-N	-6.74	102.37	117.20
2	2N	81	LEU	CA-C-N	6.74	135.98	117.10
1	2Q	179	VAL	C-N-CA	-6.74	104.84	121.70
1	2U	179	VAL	C-N-CA	-6.74	104.84	121.70
1	2Y	179	VAL	C-N-CA	-6.74	104.84	121.70
2	23	81	LEU	CA-C-N	6.74	135.98	117.10
1	26	167	GLY	CA-C-N	-6.74	102.37	117.20
1	3E	167	GLY	CA-C-N	-6.74	102.37	117.20
2	3N	81	LEU	CA-C-N	6.74	135.98	117.10
2	37	81	LEU	CA-C-N	6.74	135.98	117.10
1	4A	167	GLY	CA-C-N	-6.74	102.37	117.20
2	4J	81	LEU	CA-C-N	6.74	135.98	117.10
1	4M	167	GLY	CA-C-N	-6.74	102.37	117.20
2	4R	81	LEU	CA-C-N	6.74	135.98	117.10
1	4U	167	GLY	CA-C-N	-6.74	102.37	117.20
1	42	179	VAL	C-N-CA	-6.74	104.84	121.70
1	46	179	VAL	C-N-CA	-6.74	104.84	121.70
1	5A	179	VAL	C-N-CA	-6.74	104.84	121.70
1	5Q	167	GLY	CA-C-N	-6.74	102.37	117.20
2	5Z	81	LEU	CA-C-N	6.74	135.98	117.10
1	52	179	VAL	C-N-CA	-6.74	104.84	121.70
1	56	179	VAL	C-N-CA	-6.74	104.84	121.70
1	6A	179	VAL	C-N-CA	-6.74	104.84	121.70
2	6F	81	LEU	CA-C-N	6.74	135.98	117.10
1	6I	167	GLY	CA-C-N	-6.74	102.37	117.20
1	6Q	167	GLY	CA-C-N	-6.74	102.37	117.20
2	6Z	81	LEU	CA-C-N	6.74	135.98	117.10
2	7J	81	LEU	CA-C-N	6.74	135.98	117.10
1	7M	167	GLY	CA-C-N	-6.74	102.37	117.20
2	7V	81	LEU	CA-C-N	6.74	135.98	117.10
1	1A	38	PRO	CA-C-N	-6.74	102.37	117.20
1	1A	179	VAL	C-N-CA	-6.74	104.84	121.70
1	1I	38	PRO	CA-C-N	-6.74	102.37	117.20
1	1I	179	VAL	C-N-CA	-6.74	104.84	121.70

*Continued on next page...*

*Continued from previous page...*

Mol	Chain	Res	Type	Atoms	Z	Observed(°)	Ideal(°)
1	1Q	38	PRO	CA-C-N	-6.74	102.37	117.20
1	1U	38	PRO	CA-C-N	-6.74	102.37	117.20
1	1Y	38	PRO	CA-C-N	-6.74	102.37	117.20
1	2E	38	PRO	CA-C-N	-6.74	102.37	117.20
1	2E	179	VAL	C-N-CA	-6.74	104.84	121.70
1	2Q	38	PRO	CA-C-N	-6.74	102.37	117.20
1	2U	38	PRO	CA-C-N	-6.74	102.37	117.20
1	2Y	38	PRO	CA-C-N	-6.74	102.37	117.20
1	26	38	PRO	CA-C-N	-6.74	102.37	117.20
1	26	179	VAL	C-N-CA	-6.74	104.84	121.70
1	3E	38	PRO	CA-C-N	-6.74	102.37	117.20
1	3E	179	VAL	C-N-CA	-6.74	104.84	121.70
1	4A	38	PRO	CA-C-N	-6.74	102.37	117.20
1	4A	179	VAL	C-N-CA	-6.74	104.84	121.70
1	4M	38	PRO	CA-C-N	-6.74	102.37	117.20
1	4M	179	VAL	C-N-CA	-6.74	104.84	121.70
1	4U	38	PRO	CA-C-N	-6.74	102.37	117.20
1	4U	179	VAL	C-N-CA	-6.74	104.84	121.70
1	42	38	PRO	CA-C-N	-6.74	102.37	117.20
1	46	38	PRO	CA-C-N	-6.74	102.37	117.20
1	5A	38	PRO	CA-C-N	-6.74	102.37	117.20
1	5Q	38	PRO	CA-C-N	-6.74	102.37	117.20
1	5Q	179	VAL	C-N-CA	-6.74	104.84	121.70
1	52	38	PRO	CA-C-N	-6.74	102.37	117.20
1	56	38	PRO	CA-C-N	-6.74	102.37	117.20
1	6A	38	PRO	CA-C-N	-6.74	102.37	117.20
1	6I	38	PRO	CA-C-N	-6.74	102.37	117.20
1	6I	179	VAL	C-N-CA	-6.74	104.84	121.70
1	6Q	38	PRO	CA-C-N	-6.74	102.37	117.20
1	6Q	179	VAL	C-N-CA	-6.74	104.84	121.70
1	7M	38	PRO	CA-C-N	-6.74	102.37	117.20
1	7M	179	VAL	C-N-CA	-6.74	104.84	121.70
2	1B	53	LYS	CA-C-O	-6.74	105.94	120.10
1	1E	38	PRO	CA-C-N	-6.74	102.37	117.20
2	1J	53	LYS	CA-C-O	-6.74	105.94	120.10
1	1M	11	VAL	O-C-N	-6.74	111.92	122.70
1	1Q	167	GLY	CA-C-N	-6.74	102.37	117.20
1	1U	167	GLY	CA-C-N	-6.74	102.37	117.20
1	1Y	167	GLY	CA-C-N	-6.74	102.37	117.20
1	12	167	GLY	CA-C-N	-6.74	102.37	117.20
1	16	167	GLY	CA-C-N	-6.74	102.37	117.20
1	2A	167	GLY	CA-C-N	-6.74	102.37	117.20

*Continued on next page...*

*Continued from previous page...*

Mol	Chain	Res	Type	Atoms	Z	Observed(°)	Ideal(°)
2	2F	53	LYS	CA-C-O	-6.74	105.94	120.10
1	2I	11	VAL	O-C-N	-6.74	111.92	122.70
1	2M	38	PRO	CA-C-N	-6.74	102.37	117.20
1	2Q	167	GLY	CA-C-N	-6.74	102.37	117.20
1	2U	167	GLY	CA-C-N	-6.74	102.37	117.20
1	2Y	167	GLY	CA-C-N	-6.74	102.37	117.20
1	22	38	PRO	CA-C-N	-6.74	102.37	117.20
2	27	53	LYS	CA-C-O	-6.74	105.94	120.10
1	3A	11	VAL	O-C-N	-6.74	111.92	122.70
2	3F	53	LYS	CA-C-O	-6.74	105.94	120.10
1	3I	11	VAL	O-C-N	-6.74	111.92	122.70
1	3M	38	PRO	CA-C-N	-6.74	102.37	117.20
1	3Q	167	GLY	CA-C-N	-6.74	102.37	117.20
1	3U	167	GLY	CA-C-N	-6.74	102.37	117.20
1	3Y	167	GLY	CA-C-N	-6.74	102.37	117.20
1	32	11	VAL	O-C-N	-6.74	111.92	122.70
1	36	38	PRO	CA-C-N	-6.74	102.37	117.20
2	4B	53	LYS	CA-C-O	-6.74	105.94	120.10
1	4E	11	VAL	O-C-N	-6.74	111.92	122.70
1	4I	38	PRO	CA-C-N	-6.74	102.37	117.20
2	4N	53	LYS	CA-C-O	-6.74	105.94	120.10
1	4Q	38	PRO	CA-C-N	-6.74	102.37	117.20
2	4V	53	LYS	CA-C-O	-6.74	105.94	120.10
1	4Y	11	VAL	O-C-N	-6.74	111.92	122.70
1	42	167	GLY	CA-C-N	-6.74	102.37	117.20
1	46	167	GLY	CA-C-N	-6.74	102.37	117.20
1	5A	167	GLY	CA-C-N	-6.74	102.37	117.20
1	5E	167	GLY	CA-C-N	-6.74	102.37	117.20
1	5I	167	GLY	CA-C-N	-6.74	102.37	117.20
1	5M	167	GLY	CA-C-N	-6.74	102.37	117.20
2	5R	53	LYS	CA-C-O	-6.74	105.94	120.10
1	5U	11	VAL	O-C-N	-6.74	111.92	122.70
1	5Y	38	PRO	CA-C-N	-6.74	102.37	117.20
1	52	167	GLY	CA-C-N	-6.74	102.37	117.20
1	56	167	GLY	CA-C-N	-6.74	102.37	117.20
1	6A	167	GLY	CA-C-N	-6.74	102.37	117.20
1	6E	38	PRO	CA-C-N	-6.74	102.37	117.20
2	6J	53	LYS	CA-C-O	-6.74	105.94	120.10
1	6M	11	VAL	O-C-N	-6.74	111.92	122.70
2	6R	53	LYS	CA-C-O	-6.74	105.94	120.10
1	6U	11	VAL	O-C-N	-6.74	111.92	122.70
1	6Y	38	PRO	CA-C-N	-6.74	102.37	117.20

*Continued on next page...*

*Continued from previous page...*

Mol	Chain	Res	Type	Atoms	Z	Observed(°)	Ideal(°)
1	62	167	GLY	CA-C-N	-6.74	102.37	117.20
1	66	167	GLY	CA-C-N	-6.74	102.37	117.20
1	7A	167	GLY	CA-C-N	-6.74	102.37	117.20
1	7E	11	VAL	O-C-N	-6.74	111.92	122.70
1	7I	38	PRO	CA-C-N	-6.74	102.37	117.20
2	7N	53	LYS	CA-C-O	-6.74	105.94	120.10
1	7Q	11	VAL	O-C-N	-6.74	111.92	122.70
1	7U	38	PRO	CA-C-N	-6.74	102.37	117.20
1	12	38	PRO	CA-C-N	-6.74	102.38	117.20
2	13	51	GLY	CA-C-O	-6.74	108.47	120.60
1	16	38	PRO	CA-C-N	-6.74	102.38	117.20
2	17	51	GLY	CA-C-O	-6.74	108.47	120.60
1	2A	38	PRO	CA-C-N	-6.74	102.38	117.20
2	2B	51	GLY	CA-C-O	-6.74	108.47	120.60
1	3Q	38	PRO	CA-C-N	-6.74	102.38	117.20
2	3R	51	GLY	CA-C-O	-6.74	108.47	120.60
1	3U	38	PRO	CA-C-N	-6.74	102.38	117.20
2	3V	51	GLY	CA-C-O	-6.74	108.47	120.60
1	3Y	38	PRO	CA-C-N	-6.74	102.38	117.20
2	3Z	51	GLY	CA-C-O	-6.74	108.47	120.60
1	5E	38	PRO	CA-C-N	-6.74	102.38	117.20
2	5F	51	GLY	CA-C-O	-6.74	108.47	120.60
1	5I	38	PRO	CA-C-N	-6.74	102.38	117.20
2	5J	51	GLY	CA-C-O	-6.74	108.47	120.60
1	5M	38	PRO	CA-C-N	-6.74	102.38	117.20
2	5N	51	GLY	CA-C-O	-6.74	108.47	120.60
1	62	38	PRO	CA-C-N	-6.74	102.38	117.20
2	63	51	GLY	CA-C-O	-6.74	108.47	120.60
1	66	38	PRO	CA-C-N	-6.74	102.38	117.20
2	67	51	GLY	CA-C-O	-6.74	108.47	120.60
1	7A	38	PRO	CA-C-N	-6.74	102.38	117.20
2	7B	51	GLY	CA-C-O	-6.74	108.47	120.60
2	1B	81	LEU	CA-C-N	6.74	135.96	117.10
1	1E	16	THR	CB-CA-C	6.74	129.78	111.60
2	1J	81	LEU	CA-C-N	6.74	135.96	117.10
2	1N	53	LYS	CA-C-O	-6.74	105.96	120.10
2	1N	81	LEU	CA-C-N	6.74	135.96	117.10
2	1R	81	LEU	CA-C-N	6.74	135.96	117.10
2	1V	81	LEU	CA-C-N	6.74	135.96	117.10
2	1Z	81	LEU	CA-C-N	6.74	135.96	117.10
2	13	81	LEU	CA-C-N	6.74	135.96	117.10
2	17	81	LEU	CA-C-N	6.74	135.96	117.10

*Continued on next page...*

*Continued from previous page...*

Mol	Chain	Res	Type	Atoms	Z	Observed(°)	Ideal(°)
2	2B	81	LEU	CA-C-N	6.74	135.96	117.10
2	2F	81	LEU	CA-C-N	6.74	135.96	117.10
2	2J	53	LYS	CA-C-O	-6.74	105.96	120.10
2	2J	81	LEU	CA-C-N	6.74	135.96	117.10
1	2M	16	THR	CB-CA-C	6.74	129.78	111.60
2	2R	81	LEU	CA-C-N	6.74	135.96	117.10
2	2V	81	LEU	CA-C-N	6.74	135.96	117.10
2	2Z	81	LEU	CA-C-N	6.74	135.96	117.10
1	22	16	THR	CB-CA-C	6.74	129.78	111.60
2	27	81	LEU	CA-C-N	6.74	135.96	117.10
2	3B	53	LYS	CA-C-O	-6.74	105.96	120.10
2	3B	81	LEU	CA-C-N	6.74	135.96	117.10
2	3F	81	LEU	CA-C-N	6.74	135.96	117.10
2	3J	53	LYS	CA-C-O	-6.74	105.96	120.10
2	3J	81	LEU	CA-C-N	6.74	135.96	117.10
1	3M	16	THR	CB-CA-C	6.74	129.78	111.60
2	3R	81	LEU	CA-C-N	6.74	135.96	117.10
2	3V	81	LEU	CA-C-N	6.74	135.96	117.10
2	3Z	81	LEU	CA-C-N	6.74	135.96	117.10
2	33	53	LYS	CA-C-O	-6.74	105.96	120.10
2	33	81	LEU	CA-C-N	6.74	135.96	117.10
1	36	16	THR	CB-CA-C	6.74	129.78	111.60
2	4B	81	LEU	CA-C-N	6.74	135.96	117.10
2	4F	53	LYS	CA-C-O	-6.74	105.96	120.10
2	4F	81	LEU	CA-C-N	6.74	135.96	117.10
1	4I	16	THR	CB-CA-C	6.74	129.78	111.60
2	4N	81	LEU	CA-C-N	6.74	135.96	117.10
1	4Q	16	THR	CB-CA-C	6.74	129.78	111.60
2	4V	81	LEU	CA-C-N	6.74	135.96	117.10
2	4Z	53	LYS	CA-C-O	-6.74	105.96	120.10
2	4Z	81	LEU	CA-C-N	6.74	135.96	117.10
2	43	81	LEU	CA-C-N	6.74	135.96	117.10
2	47	81	LEU	CA-C-N	6.74	135.96	117.10
2	5B	81	LEU	CA-C-N	6.74	135.96	117.10
2	5F	81	LEU	CA-C-N	6.74	135.96	117.10
2	5J	81	LEU	CA-C-N	6.74	135.96	117.10
2	5N	81	LEU	CA-C-N	6.74	135.96	117.10
2	5R	81	LEU	CA-C-N	6.74	135.96	117.10
2	5V	53	LYS	CA-C-O	-6.74	105.96	120.10
2	5V	81	LEU	CA-C-N	6.74	135.96	117.10
1	5Y	16	THR	CB-CA-C	6.74	129.78	111.60
2	53	81	LEU	CA-C-N	6.74	135.96	117.10

*Continued on next page...*



*Continued from previous page...*

Mol	Chain	Res	Type	Atoms	Z	Observed(°)	Ideal(°)
2	57	81	LEU	CA-C-N	6.74	135.96	117.10
2	6B	81	LEU	CA-C-N	6.74	135.96	117.10
1	6E	16	THR	CB-CA-C	6.74	129.78	111.60
2	6J	81	LEU	CA-C-N	6.74	135.96	117.10
2	6N	53	LYS	CA-C-O	-6.74	105.96	120.10
2	6N	81	LEU	CA-C-N	6.74	135.96	117.10
2	6R	81	LEU	CA-C-N	6.74	135.96	117.10
2	6V	53	LYS	CA-C-O	-6.74	105.96	120.10
2	6V	81	LEU	CA-C-N	6.74	135.96	117.10
1	6Y	16	THR	CB-CA-C	6.74	129.78	111.60
2	63	81	LEU	CA-C-N	6.74	135.96	117.10
2	67	81	LEU	CA-C-N	6.74	135.96	117.10
2	7B	81	LEU	CA-C-N	6.74	135.96	117.10
2	7F	53	LYS	CA-C-O	-6.74	105.96	120.10
2	7F	81	LEU	CA-C-N	6.74	135.96	117.10
1	7I	16	THR	CB-CA-C	6.74	129.78	111.60
2	7N	81	LEU	CA-C-N	6.74	135.96	117.10
2	7R	53	LYS	CA-C-O	-6.74	105.96	120.10
2	7R	81	LEU	CA-C-N	6.74	135.96	117.10
1	7U	16	THR	CB-CA-C	6.74	129.78	111.60
2	1R	26	ALA	O-C-N	6.73	133.89	121.10
2	1V	26	ALA	O-C-N	6.73	133.89	121.10
2	1Z	26	ALA	O-C-N	6.73	133.89	121.10
2	2R	26	ALA	O-C-N	6.73	133.89	121.10
2	2V	26	ALA	O-C-N	6.73	133.89	121.10
2	2Z	26	ALA	O-C-N	6.73	133.89	121.10
2	43	26	ALA	O-C-N	6.73	133.89	121.10
2	47	26	ALA	O-C-N	6.73	133.89	121.10
2	5B	26	ALA	O-C-N	6.73	133.89	121.10
2	53	26	ALA	O-C-N	6.73	133.89	121.10
2	57	26	ALA	O-C-N	6.73	133.89	121.10
2	6B	26	ALA	O-C-N	6.73	133.89	121.10
1	12	16	THR	CB-CA-C	6.73	129.78	111.60
1	16	16	THR	CB-CA-C	6.73	129.78	111.60
1	2A	16	THR	CB-CA-C	6.73	129.78	111.60
1	3Q	16	THR	CB-CA-C	6.73	129.78	111.60
1	3U	16	THR	CB-CA-C	6.73	129.78	111.60
1	3Y	16	THR	CB-CA-C	6.73	129.78	111.60
1	5E	16	THR	CB-CA-C	6.73	129.78	111.60
1	5I	16	THR	CB-CA-C	6.73	129.78	111.60
1	5M	16	THR	CB-CA-C	6.73	129.78	111.60
1	62	16	THR	CB-CA-C	6.73	129.78	111.60

*Continued on next page...*

*Continued from previous page...*

Mol	Chain	Res	Type	Atoms	Z	Observed(°)	Ideal(°)
1	66	16	THR	CB-CA-C	6.73	129.78	111.60
1	7A	16	THR	CB-CA-C	6.73	129.78	111.60
1	1E	167	GLY	CA-C-N	-6.73	102.39	117.20
1	2M	167	GLY	CA-C-N	-6.73	102.39	117.20
1	22	167	GLY	CA-C-N	-6.73	102.39	117.20
1	3M	167	GLY	CA-C-N	-6.73	102.39	117.20
1	36	167	GLY	CA-C-N	-6.73	102.39	117.20
1	4I	167	GLY	CA-C-N	-6.73	102.39	117.20
1	4Q	167	GLY	CA-C-N	-6.73	102.39	117.20
1	5Y	167	GLY	CA-C-N	-6.73	102.39	117.20
1	6E	167	GLY	CA-C-N	-6.73	102.39	117.20
1	6Y	167	GLY	CA-C-N	-6.73	102.39	117.20
1	7I	167	GLY	CA-C-N	-6.73	102.39	117.20
1	7U	167	GLY	CA-C-N	-6.73	102.39	117.20
1	1Q	16	THR	CB-CA-C	6.73	129.77	111.60
1	1U	16	THR	CB-CA-C	6.73	129.77	111.60
1	1Y	16	THR	CB-CA-C	6.73	129.77	111.60
1	2Q	16	THR	CB-CA-C	6.73	129.77	111.60
1	2U	16	THR	CB-CA-C	6.73	129.77	111.60
1	2Y	16	THR	CB-CA-C	6.73	129.77	111.60
1	42	16	THR	CB-CA-C	6.73	129.77	111.60
1	46	16	THR	CB-CA-C	6.73	129.77	111.60
1	5A	16	THR	CB-CA-C	6.73	129.77	111.60
1	52	16	THR	CB-CA-C	6.73	129.77	111.60
1	56	16	THR	CB-CA-C	6.73	129.77	111.60
1	6A	16	THR	CB-CA-C	6.73	129.77	111.60
1	1A	16	THR	CB-CA-C	6.73	129.77	111.60
1	1I	16	THR	CB-CA-C	6.73	129.77	111.60
1	12	179	VAL	C-N-CA	-6.73	104.88	121.70
2	13	26	ALA	O-C-N	6.73	133.88	121.10
1	16	179	VAL	C-N-CA	-6.73	104.88	121.70
2	17	26	ALA	O-C-N	6.73	133.88	121.10
1	2A	179	VAL	C-N-CA	-6.73	104.88	121.70
2	2B	26	ALA	O-C-N	6.73	133.88	121.10
1	2E	16	THR	CB-CA-C	6.73	129.77	111.60
1	26	16	THR	CB-CA-C	6.73	129.77	111.60
1	3E	16	THR	CB-CA-C	6.73	129.77	111.60
1	3Q	179	VAL	C-N-CA	-6.73	104.88	121.70
2	3R	26	ALA	O-C-N	6.73	133.88	121.10
1	3U	179	VAL	C-N-CA	-6.73	104.88	121.70
2	3V	26	ALA	O-C-N	6.73	133.88	121.10
1	3Y	179	VAL	C-N-CA	-6.73	104.88	121.70

*Continued on next page...*

*Continued from previous page...*

Mol	Chain	Res	Type	Atoms	Z	Observed(°)	Ideal(°)
2	3Z	26	ALA	O-C-N	6.73	133.88	121.10
1	4A	16	THR	CB-CA-C	6.73	129.77	111.60
1	4M	16	THR	CB-CA-C	6.73	129.77	111.60
1	4U	16	THR	CB-CA-C	6.73	129.77	111.60
1	5E	179	VAL	C-N-CA	-6.73	104.88	121.70
2	5F	26	ALA	O-C-N	6.73	133.88	121.10
1	5I	179	VAL	C-N-CA	-6.73	104.88	121.70
2	5J	26	ALA	O-C-N	6.73	133.88	121.10
1	5M	179	VAL	C-N-CA	-6.73	104.88	121.70
2	5N	26	ALA	O-C-N	6.73	133.88	121.10
1	5Q	16	THR	CB-CA-C	6.73	129.77	111.60
1	6I	16	THR	CB-CA-C	6.73	129.77	111.60
1	6Q	16	THR	CB-CA-C	6.73	129.77	111.60
1	62	179	VAL	C-N-CA	-6.73	104.88	121.70
2	63	26	ALA	O-C-N	6.73	133.88	121.10
1	66	179	VAL	C-N-CA	-6.73	104.88	121.70
2	67	26	ALA	O-C-N	6.73	133.88	121.10
1	7A	179	VAL	C-N-CA	-6.73	104.88	121.70
2	7B	26	ALA	O-C-N	6.73	133.88	121.10
1	7M	16	THR	CB-CA-C	6.73	129.77	111.60
1	1M	16	THR	CB-CA-C	6.73	129.76	111.60
1	2I	16	THR	CB-CA-C	6.73	129.76	111.60
1	3A	16	THR	CB-CA-C	6.73	129.76	111.60
1	3I	16	THR	CB-CA-C	6.73	129.76	111.60
1	32	16	THR	CB-CA-C	6.73	129.76	111.60
1	4E	16	THR	CB-CA-C	6.73	129.76	111.60
1	4Y	16	THR	CB-CA-C	6.73	129.76	111.60
1	5U	16	THR	CB-CA-C	6.73	129.76	111.60
1	6M	16	THR	CB-CA-C	6.73	129.76	111.60
1	6U	16	THR	CB-CA-C	6.73	129.76	111.60
1	7E	16	THR	CB-CA-C	6.73	129.76	111.60
1	7Q	16	THR	CB-CA-C	6.73	129.76	111.60
2	1F	31	PHE	CG-CD1-CE1	6.72	128.20	120.80
2	2N	31	PHE	CG-CD1-CE1	6.72	128.20	120.80
2	23	31	PHE	CG-CD1-CE1	6.72	128.20	120.80
2	3N	31	PHE	CG-CD1-CE1	6.72	128.20	120.80
2	37	31	PHE	CG-CD1-CE1	6.72	128.20	120.80
2	4J	31	PHE	CG-CD1-CE1	6.72	128.20	120.80
2	4R	31	PHE	CG-CD1-CE1	6.72	128.20	120.80
2	5Z	31	PHE	CG-CD1-CE1	6.72	128.20	120.80
2	6F	31	PHE	CG-CD1-CE1	6.72	128.20	120.80
2	6Z	31	PHE	CG-CD1-CE1	6.72	128.20	120.80

*Continued on next page...*

*Continued from previous page...*

Mol	Chain	Res	Type	Atoms	Z	Observed(°)	Ideal(°)
2	7J	31	PHE	CG-CD1-CE1	6.72	128.20	120.80
2	7V	31	PHE	CG-CD1-CE1	6.72	128.20	120.80
2	1B	26	ALA	O-C-N	6.72	133.87	121.10
2	1J	26	ALA	O-C-N	6.72	133.87	121.10
2	2F	26	ALA	O-C-N	6.72	133.87	121.10
2	27	26	ALA	O-C-N	6.72	133.87	121.10
2	3F	26	ALA	O-C-N	6.72	133.87	121.10
2	4B	26	ALA	O-C-N	6.72	133.87	121.10
2	4N	26	ALA	O-C-N	6.72	133.87	121.10
2	4V	26	ALA	O-C-N	6.72	133.87	121.10
2	5R	26	ALA	O-C-N	6.72	133.87	121.10
2	6J	26	ALA	O-C-N	6.72	133.87	121.10
2	6R	26	ALA	O-C-N	6.72	133.87	121.10
2	7N	26	ALA	O-C-N	6.72	133.87	121.10
2	1F	26	ALA	O-C-N	6.72	133.87	121.10
2	1N	26	ALA	O-C-N	6.72	133.87	121.10
2	1R	31	PHE	CG-CD1-CE1	6.72	128.19	120.80
2	1V	31	PHE	CG-CD1-CE1	6.72	128.19	120.80
2	1Z	31	PHE	CG-CD1-CE1	6.72	128.19	120.80
2	2J	26	ALA	O-C-N	6.72	133.87	121.10
2	2N	26	ALA	O-C-N	6.72	133.87	121.10
2	2R	31	PHE	CG-CD1-CE1	6.72	128.19	120.80
2	2V	31	PHE	CG-CD1-CE1	6.72	128.19	120.80
2	2Z	31	PHE	CG-CD1-CE1	6.72	128.19	120.80
2	23	26	ALA	O-C-N	6.72	133.87	121.10
2	3B	26	ALA	O-C-N	6.72	133.87	121.10
2	3J	26	ALA	O-C-N	6.72	133.87	121.10
2	3N	26	ALA	O-C-N	6.72	133.87	121.10
2	33	26	ALA	O-C-N	6.72	133.87	121.10
2	37	26	ALA	O-C-N	6.72	133.87	121.10
2	4F	26	ALA	O-C-N	6.72	133.87	121.10
2	4J	26	ALA	O-C-N	6.72	133.87	121.10
2	4R	26	ALA	O-C-N	6.72	133.87	121.10
2	4Z	26	ALA	O-C-N	6.72	133.87	121.10
2	43	31	PHE	CG-CD1-CE1	6.72	128.19	120.80
2	47	31	PHE	CG-CD1-CE1	6.72	128.19	120.80
2	5B	31	PHE	CG-CD1-CE1	6.72	128.19	120.80
2	5V	26	ALA	O-C-N	6.72	133.87	121.10
2	5Z	26	ALA	O-C-N	6.72	133.87	121.10
2	53	31	PHE	CG-CD1-CE1	6.72	128.19	120.80
2	57	31	PHE	CG-CD1-CE1	6.72	128.19	120.80
2	6B	31	PHE	CG-CD1-CE1	6.72	128.19	120.80

*Continued on next page...*

*Continued from previous page...*

Mol	Chain	Res	Type	Atoms	Z	Observed(°)	Ideal(°)
2	6F	26	ALA	O-C-N	6.72	133.87	121.10
2	6N	26	ALA	O-C-N	6.72	133.87	121.10
2	6V	26	ALA	O-C-N	6.72	133.87	121.10
2	6Z	26	ALA	O-C-N	6.72	133.87	121.10
2	7F	26	ALA	O-C-N	6.72	133.87	121.10
2	7J	26	ALA	O-C-N	6.72	133.87	121.10
2	7R	26	ALA	O-C-N	6.72	133.87	121.10
2	7V	26	ALA	O-C-N	6.72	133.87	121.10
1	1Q	64	TYR	C-N-CA	-6.72	104.91	121.70
1	1U	64	TYR	C-N-CA	-6.72	104.91	121.70
1	1Y	64	TYR	C-N-CA	-6.72	104.91	121.70
1	2Q	64	TYR	C-N-CA	-6.72	104.91	121.70
1	2U	64	TYR	C-N-CA	-6.72	104.91	121.70
1	2Y	64	TYR	C-N-CA	-6.72	104.91	121.70
1	42	64	TYR	C-N-CA	-6.72	104.91	121.70
1	46	64	TYR	C-N-CA	-6.72	104.91	121.70
1	5A	64	TYR	C-N-CA	-6.72	104.91	121.70
1	52	64	TYR	C-N-CA	-6.72	104.91	121.70
1	56	64	TYR	C-N-CA	-6.72	104.91	121.70
1	6A	64	TYR	C-N-CA	-6.72	104.91	121.70
1	1A	150	TYR	CD1-CE1-CZ	6.71	125.84	119.80
1	1I	150	TYR	CD1-CE1-CZ	6.71	125.84	119.80
1	12	11	VAL	O-C-N	-6.71	111.96	122.70
1	16	11	VAL	O-C-N	-6.71	111.96	122.70
1	2A	11	VAL	O-C-N	-6.71	111.96	122.70
1	2E	150	TYR	CD1-CE1-CZ	6.71	125.84	119.80
1	26	150	TYR	CD1-CE1-CZ	6.71	125.84	119.80
1	3E	150	TYR	CD1-CE1-CZ	6.71	125.84	119.80
1	3Q	11	VAL	O-C-N	-6.71	111.96	122.70
1	3U	11	VAL	O-C-N	-6.71	111.96	122.70
1	3Y	11	VAL	O-C-N	-6.71	111.96	122.70
1	4A	150	TYR	CD1-CE1-CZ	6.71	125.84	119.80
1	4M	150	TYR	CD1-CE1-CZ	6.71	125.84	119.80
1	4U	150	TYR	CD1-CE1-CZ	6.71	125.84	119.80
1	5E	11	VAL	O-C-N	-6.71	111.96	122.70
1	5I	11	VAL	O-C-N	-6.71	111.96	122.70
1	5M	11	VAL	O-C-N	-6.71	111.96	122.70
1	5Q	150	TYR	CD1-CE1-CZ	6.71	125.84	119.80
1	6I	150	TYR	CD1-CE1-CZ	6.71	125.84	119.80
1	6Q	150	TYR	CD1-CE1-CZ	6.71	125.84	119.80
1	62	11	VAL	O-C-N	-6.71	111.96	122.70
1	66	11	VAL	O-C-N	-6.71	111.96	122.70

*Continued on next page...*

*Continued from previous page...*

Mol	Chain	Res	Type	Atoms	Z	Observed(°)	Ideal(°)
1	7A	11	VAL	O-C-N	-6.71	111.96	122.70
1	7M	150	TYR	CD1-CE1-CZ	6.71	125.84	119.80
1	12	64	TYR	C-N-CA	-6.71	104.92	121.70
1	12	150	TYR	CD1-CE1-CZ	6.71	125.84	119.80
1	16	64	TYR	C-N-CA	-6.71	104.92	121.70
1	16	150	TYR	CD1-CE1-CZ	6.71	125.84	119.80
1	2A	64	TYR	C-N-CA	-6.71	104.92	121.70
1	2A	150	TYR	CD1-CE1-CZ	6.71	125.84	119.80
1	3Q	64	TYR	C-N-CA	-6.71	104.92	121.70
1	3Q	150	TYR	CD1-CE1-CZ	6.71	125.84	119.80
1	3U	64	TYR	C-N-CA	-6.71	104.92	121.70
1	3U	150	TYR	CD1-CE1-CZ	6.71	125.84	119.80
1	3Y	64	TYR	C-N-CA	-6.71	104.92	121.70
1	3Y	150	TYR	CD1-CE1-CZ	6.71	125.84	119.80
1	5E	64	TYR	C-N-CA	-6.71	104.92	121.70
1	5E	150	TYR	CD1-CE1-CZ	6.71	125.84	119.80
1	5I	64	TYR	C-N-CA	-6.71	104.92	121.70
1	5I	150	TYR	CD1-CE1-CZ	6.71	125.84	119.80
1	5M	64	TYR	C-N-CA	-6.71	104.92	121.70
1	5M	150	TYR	CD1-CE1-CZ	6.71	125.84	119.80
1	62	64	TYR	C-N-CA	-6.71	104.92	121.70
1	62	150	TYR	CD1-CE1-CZ	6.71	125.84	119.80
1	66	64	TYR	C-N-CA	-6.71	104.92	121.70
1	66	150	TYR	CD1-CE1-CZ	6.71	125.84	119.80
1	7A	64	TYR	C-N-CA	-6.71	104.92	121.70
1	7A	150	TYR	CD1-CE1-CZ	6.71	125.84	119.80
1	1Q	38	PRO	N-CA-CB	-6.71	95.22	102.60
1	1U	38	PRO	N-CA-CB	-6.71	95.22	102.60
1	1Y	38	PRO	N-CA-CB	-6.71	95.22	102.60
1	2Q	38	PRO	N-CA-CB	-6.71	95.22	102.60
1	2U	38	PRO	N-CA-CB	-6.71	95.22	102.60
1	2Y	38	PRO	N-CA-CB	-6.71	95.22	102.60
1	42	38	PRO	N-CA-CB	-6.71	95.22	102.60
1	46	38	PRO	N-CA-CB	-6.71	95.22	102.60
1	5A	38	PRO	N-CA-CB	-6.71	95.22	102.60
1	52	38	PRO	N-CA-CB	-6.71	95.22	102.60
1	56	38	PRO	N-CA-CB	-6.71	95.22	102.60
1	6A	38	PRO	N-CA-CB	-6.71	95.22	102.60
1	1A	64	TYR	C-N-CA	-6.71	104.93	121.70
1	1I	64	TYR	C-N-CA	-6.71	104.93	121.70
1	1M	64	TYR	C-N-CA	-6.71	104.93	121.70
1	2E	64	TYR	C-N-CA	-6.71	104.93	121.70

*Continued on next page...*

*Continued from previous page...*

Mol	Chain	Res	Type	Atoms	Z	Observed(°)	Ideal(°)
1	2I	64	TYR	C-N-CA	-6.71	104.93	121.70
1	26	64	TYR	C-N-CA	-6.71	104.93	121.70
1	3A	64	TYR	C-N-CA	-6.71	104.93	121.70
1	3E	64	TYR	C-N-CA	-6.71	104.93	121.70
1	3I	64	TYR	C-N-CA	-6.71	104.93	121.70
1	32	64	TYR	C-N-CA	-6.71	104.93	121.70
1	4A	64	TYR	C-N-CA	-6.71	104.93	121.70
1	4E	64	TYR	C-N-CA	-6.71	104.93	121.70
1	4M	64	TYR	C-N-CA	-6.71	104.93	121.70
1	4U	64	TYR	C-N-CA	-6.71	104.93	121.70
1	4Y	64	TYR	C-N-CA	-6.71	104.93	121.70
1	5Q	64	TYR	C-N-CA	-6.71	104.93	121.70
1	5U	64	TYR	C-N-CA	-6.71	104.93	121.70
1	6I	64	TYR	C-N-CA	-6.71	104.93	121.70
1	6M	64	TYR	C-N-CA	-6.71	104.93	121.70
1	6Q	64	TYR	C-N-CA	-6.71	104.93	121.70
1	6U	64	TYR	C-N-CA	-6.71	104.93	121.70
1	7E	64	TYR	C-N-CA	-6.71	104.93	121.70
1	7M	64	TYR	C-N-CA	-6.71	104.93	121.70
1	7Q	64	TYR	C-N-CA	-6.71	104.93	121.70
2	13	23	HIS	O-C-N	-6.71	108.36	121.10
2	17	23	HIS	O-C-N	-6.71	108.36	121.10
2	2B	23	HIS	O-C-N	-6.71	108.36	121.10
2	3R	23	HIS	O-C-N	-6.71	108.36	121.10
2	3V	23	HIS	O-C-N	-6.71	108.36	121.10
2	3Z	23	HIS	O-C-N	-6.71	108.36	121.10
2	5F	23	HIS	O-C-N	-6.71	108.36	121.10
2	5J	23	HIS	O-C-N	-6.71	108.36	121.10
2	5N	23	HIS	O-C-N	-6.71	108.36	121.10
2	63	23	HIS	O-C-N	-6.71	108.36	121.10
2	67	23	HIS	O-C-N	-6.71	108.36	121.10
2	7B	23	HIS	O-C-N	-6.71	108.36	121.10
1	1M	150	TYR	CD1-CE1-CZ	6.70	125.83	119.80
2	1N	60	ARG	NH1-CZ-NH2	-6.70	112.03	119.40
1	2I	150	TYR	CD1-CE1-CZ	6.70	125.83	119.80
2	2J	60	ARG	NH1-CZ-NH2	-6.70	112.03	119.40
1	3A	150	TYR	CD1-CE1-CZ	6.70	125.83	119.80
2	3B	60	ARG	NH1-CZ-NH2	-6.70	112.03	119.40
1	3I	150	TYR	CD1-CE1-CZ	6.70	125.83	119.80
2	3J	60	ARG	NH1-CZ-NH2	-6.70	112.03	119.40
1	32	150	TYR	CD1-CE1-CZ	6.70	125.83	119.80
2	33	60	ARG	NH1-CZ-NH2	-6.70	112.03	119.40

*Continued on next page...*



*Continued from previous page...*

Mol	Chain	Res	Type	Atoms	Z	Observed(°)	Ideal(°)
1	4E	150	TYR	CD1-CE1-CZ	6.70	125.83	119.80
2	4F	60	ARG	NH1-CZ-NH2	-6.70	112.03	119.40
1	4Y	150	TYR	CD1-CE1-CZ	6.70	125.83	119.80
2	4Z	60	ARG	NH1-CZ-NH2	-6.70	112.03	119.40
1	5U	150	TYR	CD1-CE1-CZ	6.70	125.83	119.80
2	5V	60	ARG	NH1-CZ-NH2	-6.70	112.03	119.40
1	6M	150	TYR	CD1-CE1-CZ	6.70	125.83	119.80
2	6N	60	ARG	NH1-CZ-NH2	-6.70	112.03	119.40
1	6U	150	TYR	CD1-CE1-CZ	6.70	125.83	119.80
2	6V	60	ARG	NH1-CZ-NH2	-6.70	112.03	119.40
1	7E	150	TYR	CD1-CE1-CZ	6.70	125.83	119.80
2	7F	60	ARG	NH1-CZ-NH2	-6.70	112.03	119.40
1	7Q	150	TYR	CD1-CE1-CZ	6.70	125.83	119.80
2	7R	60	ARG	NH1-CZ-NH2	-6.70	112.03	119.40
1	12	38	PRO	N-CA-CB	-6.70	95.23	102.60
1	16	38	PRO	N-CA-CB	-6.70	95.23	102.60
1	2A	38	PRO	N-CA-CB	-6.70	95.23	102.60
1	3Q	38	PRO	N-CA-CB	-6.70	95.23	102.60
1	3U	38	PRO	N-CA-CB	-6.70	95.23	102.60
1	3Y	38	PRO	N-CA-CB	-6.70	95.23	102.60
1	5E	38	PRO	N-CA-CB	-6.70	95.23	102.60
1	5I	38	PRO	N-CA-CB	-6.70	95.23	102.60
1	5M	38	PRO	N-CA-CB	-6.70	95.23	102.60
1	62	38	PRO	N-CA-CB	-6.70	95.23	102.60
1	66	38	PRO	N-CA-CB	-6.70	95.23	102.60
1	7A	38	PRO	N-CA-CB	-6.70	95.23	102.60
1	1E	64	TYR	C-N-CA	-6.70	104.95	121.70
2	1N	23	HIS	O-C-N	-6.70	108.37	121.10
2	2J	23	HIS	O-C-N	-6.70	108.37	121.10
1	2M	64	TYR	C-N-CA	-6.70	104.95	121.70
1	22	64	TYR	C-N-CA	-6.70	104.95	121.70
2	3B	23	HIS	O-C-N	-6.70	108.37	121.10
2	3J	23	HIS	O-C-N	-6.70	108.37	121.10
1	3M	64	TYR	C-N-CA	-6.70	104.95	121.70
2	33	23	HIS	O-C-N	-6.70	108.37	121.10
1	36	64	TYR	C-N-CA	-6.70	104.95	121.70
2	4F	23	HIS	O-C-N	-6.70	108.37	121.10
1	4I	64	TYR	C-N-CA	-6.70	104.95	121.70
1	4Q	64	TYR	C-N-CA	-6.70	104.95	121.70
2	4Z	23	HIS	O-C-N	-6.70	108.37	121.10
2	5V	23	HIS	O-C-N	-6.70	108.37	121.10
1	5Y	64	TYR	C-N-CA	-6.70	104.95	121.70

*Continued on next page...*

*Continued from previous page...*

Mol	Chain	Res	Type	Atoms	Z	Observed(°)	Ideal(°)
1	6E	64	TYR	C-N-CA	-6.70	104.95	121.70
2	6N	23	HIS	O-C-N	-6.70	108.37	121.10
2	6V	23	HIS	O-C-N	-6.70	108.37	121.10
1	6Y	64	TYR	C-N-CA	-6.70	104.95	121.70
2	7F	23	HIS	O-C-N	-6.70	108.37	121.10
1	7I	64	TYR	C-N-CA	-6.70	104.95	121.70
2	7R	23	HIS	O-C-N	-6.70	108.37	121.10
1	7U	64	TYR	C-N-CA	-6.70	104.95	121.70
2	1F	23	HIS	O-C-N	-6.70	108.38	121.10
2	1R	23	HIS	O-C-N	-6.70	108.37	121.10
2	1V	23	HIS	O-C-N	-6.70	108.37	121.10
2	1Z	23	HIS	O-C-N	-6.70	108.37	121.10
2	2N	23	HIS	O-C-N	-6.70	108.38	121.10
2	2R	23	HIS	O-C-N	-6.70	108.37	121.10
2	2V	23	HIS	O-C-N	-6.70	108.37	121.10
2	2Z	23	HIS	O-C-N	-6.70	108.37	121.10
2	23	23	HIS	O-C-N	-6.70	108.38	121.10
2	3N	23	HIS	O-C-N	-6.70	108.38	121.10
2	37	23	HIS	O-C-N	-6.70	108.38	121.10
2	4J	23	HIS	O-C-N	-6.70	108.38	121.10
2	4R	23	HIS	O-C-N	-6.70	108.38	121.10
2	43	23	HIS	O-C-N	-6.70	108.37	121.10
2	47	23	HIS	O-C-N	-6.70	108.37	121.10
2	5B	23	HIS	O-C-N	-6.70	108.37	121.10
2	5Z	23	HIS	O-C-N	-6.70	108.38	121.10
2	53	23	HIS	O-C-N	-6.70	108.37	121.10
2	57	23	HIS	O-C-N	-6.70	108.37	121.10
2	6B	23	HIS	O-C-N	-6.70	108.37	121.10
2	6F	23	HIS	O-C-N	-6.70	108.38	121.10
2	6Z	23	HIS	O-C-N	-6.70	108.38	121.10
2	7J	23	HIS	O-C-N	-6.70	108.38	121.10
2	7V	23	HIS	O-C-N	-6.70	108.38	121.10
2	1B	23	HIS	O-C-N	-6.69	108.38	121.10
2	1J	23	HIS	O-C-N	-6.69	108.38	121.10
2	2F	23	HIS	O-C-N	-6.69	108.38	121.10
2	27	23	HIS	O-C-N	-6.69	108.38	121.10
2	3F	23	HIS	O-C-N	-6.69	108.38	121.10
2	4B	23	HIS	O-C-N	-6.69	108.38	121.10
2	4N	23	HIS	O-C-N	-6.69	108.38	121.10
2	4V	23	HIS	O-C-N	-6.69	108.38	121.10
2	5R	23	HIS	O-C-N	-6.69	108.38	121.10
2	6J	23	HIS	O-C-N	-6.69	108.38	121.10

*Continued on next page...*

*Continued from previous page...*

Mol	Chain	Res	Type	Atoms	Z	Observed(°)	Ideal(°)
2	6R	23	HIS	O-C-N	-6.69	108.38	121.10
2	7N	23	HIS	O-C-N	-6.69	108.38	121.10
2	1F	60	ARG	NH1-CZ-NH2	-6.69	112.04	119.40
2	1R	57	LYS	CG-CD-CE	-6.69	91.83	111.90
2	1V	57	LYS	CG-CD-CE	-6.69	91.83	111.90
2	1Z	57	LYS	CG-CD-CE	-6.69	91.83	111.90
2	2N	60	ARG	NH1-CZ-NH2	-6.69	112.04	119.40
2	2R	57	LYS	CG-CD-CE	-6.69	91.83	111.90
2	2V	57	LYS	CG-CD-CE	-6.69	91.83	111.90
2	2Z	57	LYS	CG-CD-CE	-6.69	91.83	111.90
2	23	60	ARG	NH1-CZ-NH2	-6.69	112.04	119.40
2	3N	60	ARG	NH1-CZ-NH2	-6.69	112.04	119.40
2	37	60	ARG	NH1-CZ-NH2	-6.69	112.04	119.40
2	4J	60	ARG	NH1-CZ-NH2	-6.69	112.04	119.40
2	4R	60	ARG	NH1-CZ-NH2	-6.69	112.04	119.40
2	43	57	LYS	CG-CD-CE	-6.69	91.83	111.90
2	47	57	LYS	CG-CD-CE	-6.69	91.83	111.90
2	5B	57	LYS	CG-CD-CE	-6.69	91.83	111.90
2	5Z	60	ARG	NH1-CZ-NH2	-6.69	112.04	119.40
2	53	57	LYS	CG-CD-CE	-6.69	91.83	111.90
2	57	57	LYS	CG-CD-CE	-6.69	91.83	111.90
2	6B	57	LYS	CG-CD-CE	-6.69	91.83	111.90
2	6F	60	ARG	NH1-CZ-NH2	-6.69	112.04	119.40
2	6Z	60	ARG	NH1-CZ-NH2	-6.69	112.04	119.40
2	7J	60	ARG	NH1-CZ-NH2	-6.69	112.04	119.40
2	7V	60	ARG	NH1-CZ-NH2	-6.69	112.04	119.40
2	1F	57	LYS	CG-CD-CE	-6.69	91.84	111.90
2	13	60	ARG	NH1-CZ-NH2	-6.69	112.05	119.40
2	17	60	ARG	NH1-CZ-NH2	-6.69	112.05	119.40
2	2B	60	ARG	NH1-CZ-NH2	-6.69	112.05	119.40
2	2N	57	LYS	CG-CD-CE	-6.69	91.84	111.90
2	23	57	LYS	CG-CD-CE	-6.69	91.84	111.90
2	3N	57	LYS	CG-CD-CE	-6.69	91.84	111.90
2	3R	60	ARG	NH1-CZ-NH2	-6.69	112.05	119.40
2	3V	60	ARG	NH1-CZ-NH2	-6.69	112.05	119.40
2	3Z	60	ARG	NH1-CZ-NH2	-6.69	112.05	119.40
2	37	57	LYS	CG-CD-CE	-6.69	91.84	111.90
2	4J	57	LYS	CG-CD-CE	-6.69	91.84	111.90
2	4R	57	LYS	CG-CD-CE	-6.69	91.84	111.90
2	5F	60	ARG	NH1-CZ-NH2	-6.69	112.05	119.40
2	5J	60	ARG	NH1-CZ-NH2	-6.69	112.05	119.40
2	5N	60	ARG	NH1-CZ-NH2	-6.69	112.05	119.40

*Continued on next page...*

*Continued from previous page...*

Mol	Chain	Res	Type	Atoms	Z	Observed(°)	Ideal(°)
2	5Z	57	LYS	CG-CD-CE	-6.69	91.84	111.90
2	6F	57	LYS	CG-CD-CE	-6.69	91.84	111.90
2	6Z	57	LYS	CG-CD-CE	-6.69	91.84	111.90
2	63	60	ARG	NH1-CZ-NH2	-6.69	112.05	119.40
2	67	60	ARG	NH1-CZ-NH2	-6.69	112.05	119.40
2	7B	60	ARG	NH1-CZ-NH2	-6.69	112.05	119.40
2	7J	57	LYS	CG-CD-CE	-6.69	91.84	111.90
2	7V	57	LYS	CG-CD-CE	-6.69	91.84	111.90
1	1E	150	TYR	CD1-CE1-CZ	6.68	125.82	119.80
1	2M	150	TYR	CD1-CE1-CZ	6.68	125.82	119.80
1	22	150	TYR	CD1-CE1-CZ	6.68	125.82	119.80
1	3M	150	TYR	CD1-CE1-CZ	6.68	125.82	119.80
1	36	150	TYR	CD1-CE1-CZ	6.68	125.82	119.80
1	4I	150	TYR	CD1-CE1-CZ	6.68	125.82	119.80
1	4Q	150	TYR	CD1-CE1-CZ	6.68	125.82	119.80
1	5Y	150	TYR	CD1-CE1-CZ	6.68	125.82	119.80
1	6E	150	TYR	CD1-CE1-CZ	6.68	125.82	119.80
1	6Y	150	TYR	CD1-CE1-CZ	6.68	125.82	119.80
1	7I	150	TYR	CD1-CE1-CZ	6.68	125.82	119.80
1	7U	150	TYR	CD1-CE1-CZ	6.68	125.82	119.80
2	13	57	LYS	CG-CD-CE	-6.68	91.85	111.90
2	17	57	LYS	CG-CD-CE	-6.68	91.85	111.90
2	2B	57	LYS	CG-CD-CE	-6.68	91.85	111.90
2	3R	57	LYS	CG-CD-CE	-6.68	91.85	111.90
2	3V	57	LYS	CG-CD-CE	-6.68	91.85	111.90
2	3Z	57	LYS	CG-CD-CE	-6.68	91.85	111.90
2	5F	57	LYS	CG-CD-CE	-6.68	91.85	111.90
2	5J	57	LYS	CG-CD-CE	-6.68	91.85	111.90
2	5N	57	LYS	CG-CD-CE	-6.68	91.85	111.90
2	63	57	LYS	CG-CD-CE	-6.68	91.85	111.90
2	67	57	LYS	CG-CD-CE	-6.68	91.85	111.90
2	7B	57	LYS	CG-CD-CE	-6.68	91.85	111.90
1	1M	38	PRO	N-CA-CB	-6.68	95.25	102.60
1	2I	38	PRO	N-CA-CB	-6.68	95.25	102.60
1	3A	38	PRO	N-CA-CB	-6.68	95.25	102.60
1	3I	38	PRO	N-CA-CB	-6.68	95.25	102.60
1	32	38	PRO	N-CA-CB	-6.68	95.25	102.60
1	4E	38	PRO	N-CA-CB	-6.68	95.25	102.60
1	4Y	38	PRO	N-CA-CB	-6.68	95.25	102.60
1	5U	38	PRO	N-CA-CB	-6.68	95.25	102.60
1	6M	38	PRO	N-CA-CB	-6.68	95.25	102.60
1	6U	38	PRO	N-CA-CB	-6.68	95.25	102.60

*Continued on next page...*

*Continued from previous page...*

Mol	Chain	Res	Type	Atoms	Z	Observed(°)	Ideal(°)
1	7E	38	PRO	N-CA-CB	-6.68	95.25	102.60
1	7Q	38	PRO	N-CA-CB	-6.68	95.25	102.60
2	1N	57	LYS	CG-CD-CE	-6.68	91.87	111.90
2	2J	57	LYS	CG-CD-CE	-6.68	91.87	111.90
2	3B	57	LYS	CG-CD-CE	-6.68	91.87	111.90
2	3J	57	LYS	CG-CD-CE	-6.68	91.87	111.90
2	33	57	LYS	CG-CD-CE	-6.68	91.87	111.90
2	4F	57	LYS	CG-CD-CE	-6.68	91.87	111.90
2	4Z	57	LYS	CG-CD-CE	-6.68	91.87	111.90
2	5V	57	LYS	CG-CD-CE	-6.68	91.87	111.90
2	6N	57	LYS	CG-CD-CE	-6.68	91.87	111.90
2	6V	57	LYS	CG-CD-CE	-6.68	91.87	111.90
2	7F	57	LYS	CG-CD-CE	-6.68	91.87	111.90
2	7R	57	LYS	CG-CD-CE	-6.68	91.87	111.90
2	1B	60	ARG	NH1-CZ-NH2	-6.67	112.06	119.40
2	1J	60	ARG	NH1-CZ-NH2	-6.67	112.06	119.40
2	1R	60	ARG	NH1-CZ-NH2	-6.67	112.06	119.40
2	1V	60	ARG	NH1-CZ-NH2	-6.67	112.06	119.40
2	1Z	60	ARG	NH1-CZ-NH2	-6.67	112.06	119.40
2	2F	60	ARG	NH1-CZ-NH2	-6.67	112.06	119.40
2	2R	60	ARG	NH1-CZ-NH2	-6.67	112.06	119.40
2	2V	60	ARG	NH1-CZ-NH2	-6.67	112.06	119.40
2	2Z	60	ARG	NH1-CZ-NH2	-6.67	112.06	119.40
2	27	60	ARG	NH1-CZ-NH2	-6.67	112.06	119.40
2	3F	60	ARG	NH1-CZ-NH2	-6.67	112.06	119.40
2	4B	60	ARG	NH1-CZ-NH2	-6.67	112.06	119.40
2	4N	60	ARG	NH1-CZ-NH2	-6.67	112.06	119.40
2	4V	60	ARG	NH1-CZ-NH2	-6.67	112.06	119.40
2	43	60	ARG	NH1-CZ-NH2	-6.67	112.06	119.40
2	47	60	ARG	NH1-CZ-NH2	-6.67	112.06	119.40
2	5B	60	ARG	NH1-CZ-NH2	-6.67	112.06	119.40
2	5R	60	ARG	NH1-CZ-NH2	-6.67	112.06	119.40
2	53	60	ARG	NH1-CZ-NH2	-6.67	112.06	119.40
2	57	60	ARG	NH1-CZ-NH2	-6.67	112.06	119.40
2	6B	60	ARG	NH1-CZ-NH2	-6.67	112.06	119.40
2	6J	60	ARG	NH1-CZ-NH2	-6.67	112.06	119.40
2	6R	60	ARG	NH1-CZ-NH2	-6.67	112.06	119.40
2	7N	60	ARG	NH1-CZ-NH2	-6.67	112.06	119.40
2	1B	57	LYS	CG-CD-CE	-6.67	91.89	111.90
2	1J	57	LYS	CG-CD-CE	-6.67	91.89	111.90
2	2F	57	LYS	CG-CD-CE	-6.67	91.89	111.90
2	27	57	LYS	CG-CD-CE	-6.67	91.89	111.90

*Continued on next page...*

*Continued from previous page...*

Mol	Chain	Res	Type	Atoms	Z	Observed(°)	Ideal(°)
2	3F	57	LYS	CG-CD-CE	-6.67	91.89	111.90
2	4B	57	LYS	CG-CD-CE	-6.67	91.89	111.90
2	4N	57	LYS	CG-CD-CE	-6.67	91.89	111.90
2	4V	57	LYS	CG-CD-CE	-6.67	91.89	111.90
2	5R	57	LYS	CG-CD-CE	-6.67	91.89	111.90
2	6J	57	LYS	CG-CD-CE	-6.67	91.89	111.90
2	6R	57	LYS	CG-CD-CE	-6.67	91.89	111.90
2	7N	57	LYS	CG-CD-CE	-6.67	91.89	111.90
1	1E	38	PRO	N-CA-CB	-6.67	95.27	102.60
1	1Q	150	TYR	CD1-CE1-CZ	6.67	125.80	119.80
1	1U	150	TYR	CD1-CE1-CZ	6.67	125.80	119.80
1	1Y	150	TYR	CD1-CE1-CZ	6.67	125.80	119.80
1	2M	38	PRO	N-CA-CB	-6.67	95.27	102.60
1	2Q	150	TYR	CD1-CE1-CZ	6.67	125.80	119.80
1	2U	150	TYR	CD1-CE1-CZ	6.67	125.80	119.80
1	2Y	150	TYR	CD1-CE1-CZ	6.67	125.80	119.80
1	22	38	PRO	N-CA-CB	-6.67	95.27	102.60
1	3M	38	PRO	N-CA-CB	-6.67	95.27	102.60
1	36	38	PRO	N-CA-CB	-6.67	95.27	102.60
1	4I	38	PRO	N-CA-CB	-6.67	95.27	102.60
1	4Q	38	PRO	N-CA-CB	-6.67	95.27	102.60
1	42	150	TYR	CD1-CE1-CZ	6.67	125.80	119.80
1	46	150	TYR	CD1-CE1-CZ	6.67	125.80	119.80
1	5A	150	TYR	CD1-CE1-CZ	6.67	125.80	119.80
1	5Y	38	PRO	N-CA-CB	-6.67	95.27	102.60
1	52	150	TYR	CD1-CE1-CZ	6.67	125.80	119.80
1	56	150	TYR	CD1-CE1-CZ	6.67	125.80	119.80
1	6A	150	TYR	CD1-CE1-CZ	6.67	125.80	119.80
1	6E	38	PRO	N-CA-CB	-6.67	95.27	102.60
1	6Y	38	PRO	N-CA-CB	-6.67	95.27	102.60
1	7I	38	PRO	N-CA-CB	-6.67	95.27	102.60
1	7U	38	PRO	N-CA-CB	-6.67	95.27	102.60
1	1A	38	PRO	N-CA-CB	-6.67	95.27	102.60
1	1I	38	PRO	N-CA-CB	-6.67	95.27	102.60
1	2E	38	PRO	N-CA-CB	-6.67	95.27	102.60
1	26	38	PRO	N-CA-CB	-6.67	95.27	102.60
1	3E	38	PRO	N-CA-CB	-6.67	95.27	102.60
1	4A	38	PRO	N-CA-CB	-6.67	95.27	102.60
1	4M	38	PRO	N-CA-CB	-6.67	95.27	102.60
1	4U	38	PRO	N-CA-CB	-6.67	95.27	102.60
1	5Q	38	PRO	N-CA-CB	-6.67	95.27	102.60
1	6I	38	PRO	N-CA-CB	-6.67	95.27	102.60

*Continued on next page...*

*Continued from previous page...*

Mol	Chain	Res	Type	Atoms	Z	Observed(°)	Ideal(°)
1	6Q	38	PRO	N-CA-CB	-6.67	95.27	102.60
1	7M	38	PRO	N-CA-CB	-6.67	95.27	102.60
1	1A	89	PHE	C-N-CA	6.66	138.35	121.70
1	1I	89	PHE	C-N-CA	6.66	138.35	121.70
1	2E	89	PHE	C-N-CA	6.66	138.35	121.70
1	26	89	PHE	C-N-CA	6.66	138.35	121.70
1	3E	89	PHE	C-N-CA	6.66	138.35	121.70
1	4A	89	PHE	C-N-CA	6.66	138.35	121.70
1	4M	89	PHE	C-N-CA	6.66	138.35	121.70
1	4U	89	PHE	C-N-CA	6.66	138.35	121.70
1	5Q	89	PHE	C-N-CA	6.66	138.35	121.70
1	6I	89	PHE	C-N-CA	6.66	138.35	121.70
1	6Q	89	PHE	C-N-CA	6.66	138.35	121.70
1	7M	89	PHE	C-N-CA	6.66	138.35	121.70
1	1Q	89	PHE	C-N-CA	6.66	138.34	121.70
1	1U	89	PHE	C-N-CA	6.66	138.34	121.70
1	1Y	89	PHE	C-N-CA	6.66	138.34	121.70
1	2Q	89	PHE	C-N-CA	6.66	138.34	121.70
1	2U	89	PHE	C-N-CA	6.66	138.34	121.70
1	2Y	89	PHE	C-N-CA	6.66	138.34	121.70
1	42	89	PHE	C-N-CA	6.66	138.34	121.70
1	46	89	PHE	C-N-CA	6.66	138.34	121.70
1	5A	89	PHE	C-N-CA	6.66	138.34	121.70
1	52	89	PHE	C-N-CA	6.66	138.34	121.70
1	56	89	PHE	C-N-CA	6.66	138.34	121.70
1	6A	89	PHE	C-N-CA	6.66	138.34	121.70
2	1F	221	ALA	N-CA-C	-6.66	93.03	111.00
2	2N	221	ALA	N-CA-C	-6.66	93.03	111.00
2	23	221	ALA	N-CA-C	-6.66	93.03	111.00
2	3N	221	ALA	N-CA-C	-6.66	93.03	111.00
2	37	221	ALA	N-CA-C	-6.66	93.03	111.00
2	4J	221	ALA	N-CA-C	-6.66	93.03	111.00
2	4R	221	ALA	N-CA-C	-6.66	93.03	111.00
2	5Z	221	ALA	N-CA-C	-6.66	93.03	111.00
2	6F	221	ALA	N-CA-C	-6.66	93.03	111.00
2	6Z	221	ALA	N-CA-C	-6.66	93.03	111.00
2	7J	221	ALA	N-CA-C	-6.66	93.03	111.00
2	7V	221	ALA	N-CA-C	-6.66	93.03	111.00
1	12	23	GLY	C-N-CA	-6.65	105.07	121.70
1	16	23	GLY	C-N-CA	-6.65	105.07	121.70
1	2A	23	GLY	C-N-CA	-6.65	105.07	121.70
1	3Q	23	GLY	C-N-CA	-6.65	105.07	121.70

*Continued on next page...*



*Continued from previous page...*

Mol	Chain	Res	Type	Atoms	Z	Observed(°)	Ideal(°)
1	3U	23	GLY	C-N-CA	-6.65	105.07	121.70
1	3Y	23	GLY	C-N-CA	-6.65	105.07	121.70
1	5E	23	GLY	C-N-CA	-6.65	105.07	121.70
1	5I	23	GLY	C-N-CA	-6.65	105.07	121.70
1	5M	23	GLY	C-N-CA	-6.65	105.07	121.70
1	62	23	GLY	C-N-CA	-6.65	105.07	121.70
1	66	23	GLY	C-N-CA	-6.65	105.07	121.70
1	7A	23	GLY	C-N-CA	-6.65	105.07	121.70
2	1B	221	ALA	N-CA-C	-6.65	93.04	111.00
1	1E	89	PHE	C-N-CA	6.65	138.33	121.70
2	1J	221	ALA	N-CA-C	-6.65	93.04	111.00
2	1N	221	ALA	N-CA-C	-6.65	93.04	111.00
2	2F	221	ALA	N-CA-C	-6.65	93.04	111.00
2	2J	221	ALA	N-CA-C	-6.65	93.04	111.00
1	2M	89	PHE	C-N-CA	6.65	138.33	121.70
1	22	89	PHE	C-N-CA	6.65	138.33	121.70
2	27	221	ALA	N-CA-C	-6.65	93.04	111.00
2	3B	221	ALA	N-CA-C	-6.65	93.04	111.00
2	3F	221	ALA	N-CA-C	-6.65	93.04	111.00
2	3J	221	ALA	N-CA-C	-6.65	93.04	111.00
1	3M	89	PHE	C-N-CA	6.65	138.33	121.70
2	33	221	ALA	N-CA-C	-6.65	93.04	111.00
1	36	89	PHE	C-N-CA	6.65	138.33	121.70
2	4B	221	ALA	N-CA-C	-6.65	93.04	111.00
2	4F	221	ALA	N-CA-C	-6.65	93.04	111.00
1	4I	89	PHE	C-N-CA	6.65	138.33	121.70
2	4N	221	ALA	N-CA-C	-6.65	93.04	111.00
1	4Q	89	PHE	C-N-CA	6.65	138.33	121.70
2	4V	221	ALA	N-CA-C	-6.65	93.04	111.00
2	4Z	221	ALA	N-CA-C	-6.65	93.04	111.00
2	5R	221	ALA	N-CA-C	-6.65	93.04	111.00
2	5V	221	ALA	N-CA-C	-6.65	93.04	111.00
1	5Y	89	PHE	C-N-CA	6.65	138.33	121.70
1	6E	89	PHE	C-N-CA	6.65	138.33	121.70
2	6J	221	ALA	N-CA-C	-6.65	93.04	111.00
2	6N	221	ALA	N-CA-C	-6.65	93.04	111.00
2	6R	221	ALA	N-CA-C	-6.65	93.04	111.00
2	6V	221	ALA	N-CA-C	-6.65	93.04	111.00
1	6Y	89	PHE	C-N-CA	6.65	138.33	121.70
2	7F	221	ALA	N-CA-C	-6.65	93.04	111.00
1	7I	89	PHE	C-N-CA	6.65	138.33	121.70
2	7N	221	ALA	N-CA-C	-6.65	93.04	111.00

*Continued on next page...*

*Continued from previous page...*

Mol	Chain	Res	Type	Atoms	Z	Observed(°)	Ideal(°)
2	7R	221	ALA	N-CA-C	-6.65	93.04	111.00
1	7U	89	PHE	C-N-CA	6.65	138.33	121.70
1	1M	89	PHE	C-N-CA	6.65	138.33	121.70
1	12	89	PHE	C-N-CA	6.65	138.32	121.70
1	16	89	PHE	C-N-CA	6.65	138.32	121.70
1	2A	89	PHE	C-N-CA	6.65	138.32	121.70
1	2I	89	PHE	C-N-CA	6.65	138.33	121.70
1	3A	89	PHE	C-N-CA	6.65	138.33	121.70
1	3I	89	PHE	C-N-CA	6.65	138.33	121.70
1	3Q	89	PHE	C-N-CA	6.65	138.32	121.70
1	3U	89	PHE	C-N-CA	6.65	138.32	121.70
1	3Y	89	PHE	C-N-CA	6.65	138.32	121.70
1	32	89	PHE	C-N-CA	6.65	138.33	121.70
1	4E	89	PHE	C-N-CA	6.65	138.33	121.70
1	4Y	89	PHE	C-N-CA	6.65	138.33	121.70
1	5E	89	PHE	C-N-CA	6.65	138.32	121.70
1	5I	89	PHE	C-N-CA	6.65	138.32	121.70
1	5M	89	PHE	C-N-CA	6.65	138.32	121.70
1	5U	89	PHE	C-N-CA	6.65	138.33	121.70
1	6M	89	PHE	C-N-CA	6.65	138.33	121.70
1	6U	89	PHE	C-N-CA	6.65	138.33	121.70
1	62	89	PHE	C-N-CA	6.65	138.32	121.70
1	66	89	PHE	C-N-CA	6.65	138.32	121.70
1	7A	89	PHE	C-N-CA	6.65	138.32	121.70
1	7E	89	PHE	C-N-CA	6.65	138.33	121.70
1	7Q	89	PHE	C-N-CA	6.65	138.33	121.70
2	1N	39	ASP	CA-C-N	-6.65	102.57	117.20
2	2J	39	ASP	CA-C-N	-6.65	102.57	117.20
2	3B	39	ASP	CA-C-N	-6.65	102.57	117.20
2	3J	39	ASP	CA-C-N	-6.65	102.57	117.20
2	33	39	ASP	CA-C-N	-6.65	102.57	117.20
2	4F	39	ASP	CA-C-N	-6.65	102.57	117.20
2	4Z	39	ASP	CA-C-N	-6.65	102.57	117.20
2	5V	39	ASP	CA-C-N	-6.65	102.57	117.20
2	6N	39	ASP	CA-C-N	-6.65	102.57	117.20
2	6V	39	ASP	CA-C-N	-6.65	102.57	117.20
2	7F	39	ASP	CA-C-N	-6.65	102.57	117.20
2	7R	39	ASP	CA-C-N	-6.65	102.57	117.20
1	1A	23	GLY	C-N-CA	-6.65	105.09	121.70
1	1I	23	GLY	C-N-CA	-6.65	105.09	121.70
1	2E	23	GLY	C-N-CA	-6.65	105.09	121.70
1	26	23	GLY	C-N-CA	-6.65	105.09	121.70

*Continued on next page...*

*Continued from previous page...*

Mol	Chain	Res	Type	Atoms	Z	Observed(°)	Ideal(°)
1	3E	23	GLY	C-N-CA	-6.65	105.09	121.70
1	4A	23	GLY	C-N-CA	-6.65	105.09	121.70
1	4M	23	GLY	C-N-CA	-6.65	105.09	121.70
1	4U	23	GLY	C-N-CA	-6.65	105.09	121.70
1	5Q	23	GLY	C-N-CA	-6.65	105.09	121.70
1	6I	23	GLY	C-N-CA	-6.65	105.09	121.70
1	6Q	23	GLY	C-N-CA	-6.65	105.09	121.70
1	7M	23	GLY	C-N-CA	-6.65	105.09	121.70
1	1M	23	GLY	C-N-CA	-6.64	105.09	121.70
2	13	221	ALA	N-CA-C	-6.64	93.06	111.00
2	17	221	ALA	N-CA-C	-6.64	93.06	111.00
2	2B	221	ALA	N-CA-C	-6.64	93.06	111.00
1	2I	23	GLY	C-N-CA	-6.64	105.09	121.70
1	3A	23	GLY	C-N-CA	-6.64	105.09	121.70
1	3I	23	GLY	C-N-CA	-6.64	105.09	121.70
2	3R	221	ALA	N-CA-C	-6.64	93.06	111.00
2	3V	221	ALA	N-CA-C	-6.64	93.06	111.00
2	3Z	221	ALA	N-CA-C	-6.64	93.06	111.00
1	32	23	GLY	C-N-CA	-6.64	105.09	121.70
1	4E	23	GLY	C-N-CA	-6.64	105.09	121.70
1	4Y	23	GLY	C-N-CA	-6.64	105.09	121.70
2	5F	221	ALA	N-CA-C	-6.64	93.06	111.00
2	5J	221	ALA	N-CA-C	-6.64	93.06	111.00
2	5N	221	ALA	N-CA-C	-6.64	93.06	111.00
1	5U	23	GLY	C-N-CA	-6.64	105.09	121.70
1	6M	23	GLY	C-N-CA	-6.64	105.09	121.70
1	6U	23	GLY	C-N-CA	-6.64	105.09	121.70
2	63	221	ALA	N-CA-C	-6.64	93.06	111.00
2	67	221	ALA	N-CA-C	-6.64	93.06	111.00
2	7B	221	ALA	N-CA-C	-6.64	93.06	111.00
1	7E	23	GLY	C-N-CA	-6.64	105.09	121.70
1	7Q	23	GLY	C-N-CA	-6.64	105.09	121.70
2	1R	221	ALA	N-CA-C	-6.64	93.07	111.00
2	1V	221	ALA	N-CA-C	-6.64	93.07	111.00
2	1Z	221	ALA	N-CA-C	-6.64	93.07	111.00
2	2R	221	ALA	N-CA-C	-6.64	93.07	111.00
2	2V	221	ALA	N-CA-C	-6.64	93.07	111.00
2	2Z	221	ALA	N-CA-C	-6.64	93.07	111.00
2	43	221	ALA	N-CA-C	-6.64	93.07	111.00
2	47	221	ALA	N-CA-C	-6.64	93.07	111.00
2	5B	221	ALA	N-CA-C	-6.64	93.07	111.00
2	53	221	ALA	N-CA-C	-6.64	93.07	111.00

*Continued on next page...*

*Continued from previous page...*

Mol	Chain	Res	Type	Atoms	Z	Observed(°)	Ideal(°)
2	57	221	ALA	N-CA-C	-6.64	93.07	111.00
2	6B	221	ALA	N-CA-C	-6.64	93.07	111.00
1	1E	23	GLY	C-N-CA	-6.64	105.10	121.70
1	2M	23	GLY	C-N-CA	-6.64	105.10	121.70
1	22	23	GLY	C-N-CA	-6.64	105.10	121.70
1	3M	23	GLY	C-N-CA	-6.64	105.10	121.70
1	36	23	GLY	C-N-CA	-6.64	105.10	121.70
1	4I	23	GLY	C-N-CA	-6.64	105.10	121.70
1	4Q	23	GLY	C-N-CA	-6.64	105.10	121.70
1	5Y	23	GLY	C-N-CA	-6.64	105.10	121.70
1	6E	23	GLY	C-N-CA	-6.64	105.10	121.70
1	6Y	23	GLY	C-N-CA	-6.64	105.10	121.70
1	7I	23	GLY	C-N-CA	-6.64	105.10	121.70
1	7U	23	GLY	C-N-CA	-6.64	105.10	121.70
2	1F	39	ASP	CA-C-N	-6.63	102.60	117.20
1	1Q	23	GLY	C-N-CA	-6.63	105.11	121.70
1	1U	23	GLY	C-N-CA	-6.63	105.11	121.70
1	1Y	23	GLY	C-N-CA	-6.63	105.11	121.70
2	2N	39	ASP	CA-C-N	-6.63	102.60	117.20
1	2Q	23	GLY	C-N-CA	-6.63	105.11	121.70
1	2U	23	GLY	C-N-CA	-6.63	105.11	121.70
1	2Y	23	GLY	C-N-CA	-6.63	105.11	121.70
2	23	39	ASP	CA-C-N	-6.63	102.60	117.20
2	3N	39	ASP	CA-C-N	-6.63	102.60	117.20
2	37	39	ASP	CA-C-N	-6.63	102.60	117.20
2	4J	39	ASP	CA-C-N	-6.63	102.60	117.20
2	4R	39	ASP	CA-C-N	-6.63	102.60	117.20
1	42	23	GLY	C-N-CA	-6.63	105.11	121.70
1	46	23	GLY	C-N-CA	-6.63	105.11	121.70
1	5A	23	GLY	C-N-CA	-6.63	105.11	121.70
2	5Z	39	ASP	CA-C-N	-6.63	102.60	117.20
1	52	23	GLY	C-N-CA	-6.63	105.11	121.70
1	56	23	GLY	C-N-CA	-6.63	105.11	121.70
1	6A	23	GLY	C-N-CA	-6.63	105.11	121.70
2	6F	39	ASP	CA-C-N	-6.63	102.60	117.20
2	6Z	39	ASP	CA-C-N	-6.63	102.60	117.20
2	7J	39	ASP	CA-C-N	-6.63	102.60	117.20
2	7V	39	ASP	CA-C-N	-6.63	102.60	117.20
1	1A	13	ALA	C-N-CA	6.63	138.27	121.70
2	1B	39	ASP	CA-C-N	-6.63	102.61	117.20
1	1I	13	ALA	C-N-CA	6.63	138.27	121.70
2	1J	39	ASP	CA-C-N	-6.63	102.61	117.20

*Continued on next page...*

*Continued from previous page...*

Mol	Chain	Res	Type	Atoms	Z	Observed(°)	Ideal(°)
2	1R	39	ASP	CA-C-N	-6.63	102.61	117.20
2	1V	39	ASP	CA-C-N	-6.63	102.61	117.20
2	1Z	39	ASP	CA-C-N	-6.63	102.61	117.20
1	2E	13	ALA	C-N-CA	6.63	138.27	121.70
2	2F	39	ASP	CA-C-N	-6.63	102.61	117.20
2	2R	39	ASP	CA-C-N	-6.63	102.61	117.20
2	2V	39	ASP	CA-C-N	-6.63	102.61	117.20
2	2Z	39	ASP	CA-C-N	-6.63	102.61	117.20
1	26	13	ALA	C-N-CA	6.63	138.27	121.70
2	27	39	ASP	CA-C-N	-6.63	102.61	117.20
1	3E	13	ALA	C-N-CA	6.63	138.27	121.70
2	3F	39	ASP	CA-C-N	-6.63	102.61	117.20
1	4A	13	ALA	C-N-CA	6.63	138.27	121.70
2	4B	39	ASP	CA-C-N	-6.63	102.61	117.20
1	4M	13	ALA	C-N-CA	6.63	138.27	121.70
2	4N	39	ASP	CA-C-N	-6.63	102.61	117.20
1	4U	13	ALA	C-N-CA	6.63	138.27	121.70
2	4V	39	ASP	CA-C-N	-6.63	102.61	117.20
2	43	39	ASP	CA-C-N	-6.63	102.61	117.20
2	47	39	ASP	CA-C-N	-6.63	102.61	117.20
2	5B	39	ASP	CA-C-N	-6.63	102.61	117.20
1	5Q	13	ALA	C-N-CA	6.63	138.27	121.70
2	5R	39	ASP	CA-C-N	-6.63	102.61	117.20
2	53	39	ASP	CA-C-N	-6.63	102.61	117.20
2	57	39	ASP	CA-C-N	-6.63	102.61	117.20
2	6B	39	ASP	CA-C-N	-6.63	102.61	117.20
1	6I	13	ALA	C-N-CA	6.63	138.27	121.70
2	6J	39	ASP	CA-C-N	-6.63	102.61	117.20
1	6Q	13	ALA	C-N-CA	6.63	138.27	121.70
2	6R	39	ASP	CA-C-N	-6.63	102.61	117.20
1	7M	13	ALA	C-N-CA	6.63	138.27	121.70
2	7N	39	ASP	CA-C-N	-6.63	102.61	117.20
2	1F	35	PHE	N-CA-C	-6.63	93.10	111.00
1	1Q	13	ALA	C-N-CA	6.63	138.27	121.70
1	1U	13	ALA	C-N-CA	6.63	138.27	121.70
1	1Y	13	ALA	C-N-CA	6.63	138.27	121.70
2	2N	35	PHE	N-CA-C	-6.63	93.10	111.00
1	2Q	13	ALA	C-N-CA	6.63	138.27	121.70
1	2U	13	ALA	C-N-CA	6.63	138.27	121.70
1	2Y	13	ALA	C-N-CA	6.63	138.27	121.70
2	23	35	PHE	N-CA-C	-6.63	93.10	111.00
2	3N	35	PHE	N-CA-C	-6.63	93.10	111.00

*Continued on next page...*

*Continued from previous page...*

Mol	Chain	Res	Type	Atoms	Z	Observed(°)	Ideal(°)
2	37	35	PHE	N-CA-C	-6.63	93.10	111.00
2	4J	35	PHE	N-CA-C	-6.63	93.10	111.00
2	4R	35	PHE	N-CA-C	-6.63	93.10	111.00
1	42	13	ALA	C-N-CA	6.63	138.27	121.70
1	46	13	ALA	C-N-CA	6.63	138.27	121.70
1	5A	13	ALA	C-N-CA	6.63	138.27	121.70
2	5Z	35	PHE	N-CA-C	-6.63	93.10	111.00
1	52	13	ALA	C-N-CA	6.63	138.27	121.70
1	56	13	ALA	C-N-CA	6.63	138.27	121.70
1	6A	13	ALA	C-N-CA	6.63	138.27	121.70
2	6F	35	PHE	N-CA-C	-6.63	93.10	111.00
2	6Z	35	PHE	N-CA-C	-6.63	93.10	111.00
2	7J	35	PHE	N-CA-C	-6.63	93.10	111.00
2	7V	35	PHE	N-CA-C	-6.63	93.10	111.00
1	1E	13	ALA	C-N-CA	6.62	138.26	121.70
1	2M	13	ALA	C-N-CA	6.62	138.26	121.70
1	22	13	ALA	C-N-CA	6.62	138.26	121.70
1	3M	13	ALA	C-N-CA	6.62	138.26	121.70
1	36	13	ALA	C-N-CA	6.62	138.26	121.70
1	4I	13	ALA	C-N-CA	6.62	138.26	121.70
1	4Q	13	ALA	C-N-CA	6.62	138.26	121.70
1	5Y	13	ALA	C-N-CA	6.62	138.26	121.70
1	6E	13	ALA	C-N-CA	6.62	138.26	121.70
1	6Y	13	ALA	C-N-CA	6.62	138.26	121.70
1	7I	13	ALA	C-N-CA	6.62	138.26	121.70
1	7U	13	ALA	C-N-CA	6.62	138.26	121.70
2	1B	35	PHE	N-CA-C	-6.62	93.12	111.00
2	1J	35	PHE	N-CA-C	-6.62	93.12	111.00
1	12	13	ALA	C-N-CA	6.62	138.25	121.70
2	13	39	ASP	CA-C-N	-6.62	102.63	117.20
1	16	13	ALA	C-N-CA	6.62	138.25	121.70
2	17	39	ASP	CA-C-N	-6.62	102.63	117.20
1	2A	13	ALA	C-N-CA	6.62	138.25	121.70
2	2B	39	ASP	CA-C-N	-6.62	102.63	117.20
2	2F	35	PHE	N-CA-C	-6.62	93.12	111.00
2	27	35	PHE	N-CA-C	-6.62	93.12	111.00
2	3F	35	PHE	N-CA-C	-6.62	93.12	111.00
1	3Q	13	ALA	C-N-CA	6.62	138.25	121.70
2	3R	39	ASP	CA-C-N	-6.62	102.63	117.20
1	3U	13	ALA	C-N-CA	6.62	138.25	121.70
2	3V	39	ASP	CA-C-N	-6.62	102.63	117.20
1	3Y	13	ALA	C-N-CA	6.62	138.25	121.70

*Continued on next page...*

*Continued from previous page...*

Mol	Chain	Res	Type	Atoms	Z	Observed(°)	Ideal(°)
2	3Z	39	ASP	CA-C-N	-6.62	102.63	117.20
2	4B	35	PHE	N-CA-C	-6.62	93.12	111.00
2	4N	35	PHE	N-CA-C	-6.62	93.12	111.00
2	4V	35	PHE	N-CA-C	-6.62	93.12	111.00
1	5E	13	ALA	C-N-CA	6.62	138.25	121.70
2	5F	39	ASP	CA-C-N	-6.62	102.63	117.20
1	5I	13	ALA	C-N-CA	6.62	138.25	121.70
2	5J	39	ASP	CA-C-N	-6.62	102.63	117.20
1	5M	13	ALA	C-N-CA	6.62	138.25	121.70
2	5N	39	ASP	CA-C-N	-6.62	102.63	117.20
2	5R	35	PHE	N-CA-C	-6.62	93.12	111.00
2	6J	35	PHE	N-CA-C	-6.62	93.12	111.00
2	6R	35	PHE	N-CA-C	-6.62	93.12	111.00
1	62	13	ALA	C-N-CA	6.62	138.25	121.70
2	63	39	ASP	CA-C-N	-6.62	102.63	117.20
1	66	13	ALA	C-N-CA	6.62	138.25	121.70
2	67	39	ASP	CA-C-N	-6.62	102.63	117.20
1	7A	13	ALA	C-N-CA	6.62	138.25	121.70
2	7B	39	ASP	CA-C-N	-6.62	102.63	117.20
2	7N	35	PHE	N-CA-C	-6.62	93.12	111.00
2	13	35	PHE	N-CA-C	-6.62	93.13	111.00
2	17	35	PHE	N-CA-C	-6.62	93.13	111.00
2	2B	35	PHE	N-CA-C	-6.62	93.13	111.00
2	3R	35	PHE	N-CA-C	-6.62	93.13	111.00
2	3V	35	PHE	N-CA-C	-6.62	93.13	111.00
2	3Z	35	PHE	N-CA-C	-6.62	93.13	111.00
2	5F	35	PHE	N-CA-C	-6.62	93.13	111.00
2	5J	35	PHE	N-CA-C	-6.62	93.13	111.00
2	5N	35	PHE	N-CA-C	-6.62	93.13	111.00
2	63	35	PHE	N-CA-C	-6.62	93.13	111.00
2	67	35	PHE	N-CA-C	-6.62	93.13	111.00
2	7B	35	PHE	N-CA-C	-6.62	93.13	111.00
2	1N	35	PHE	N-CA-C	-6.62	93.13	111.00
2	2J	35	PHE	N-CA-C	-6.62	93.13	111.00
2	3B	35	PHE	N-CA-C	-6.62	93.13	111.00
2	3J	35	PHE	N-CA-C	-6.62	93.13	111.00
2	33	35	PHE	N-CA-C	-6.62	93.13	111.00
2	4F	35	PHE	N-CA-C	-6.62	93.13	111.00
2	4Z	35	PHE	N-CA-C	-6.62	93.13	111.00
2	5V	35	PHE	N-CA-C	-6.62	93.13	111.00
2	6N	35	PHE	N-CA-C	-6.62	93.13	111.00
2	6V	35	PHE	N-CA-C	-6.62	93.13	111.00

*Continued on next page...*



*Continued from previous page...*

Mol	Chain	Res	Type	Atoms	Z	Observed(°)	Ideal(°)
2	7F	35	PHE	N-CA-C	-6.62	93.13	111.00
2	7R	35	PHE	N-CA-C	-6.62	93.13	111.00
2	1R	44	MET	C-N-CA	6.62	138.24	121.70
2	1V	44	MET	C-N-CA	6.62	138.24	121.70
2	1Z	44	MET	C-N-CA	6.62	138.24	121.70
2	2R	44	MET	C-N-CA	6.62	138.24	121.70
2	2V	44	MET	C-N-CA	6.62	138.24	121.70
2	2Z	44	MET	C-N-CA	6.62	138.24	121.70
2	43	44	MET	C-N-CA	6.62	138.24	121.70
2	47	44	MET	C-N-CA	6.62	138.24	121.70
2	5B	44	MET	C-N-CA	6.62	138.24	121.70
2	53	44	MET	C-N-CA	6.62	138.24	121.70
2	57	44	MET	C-N-CA	6.62	138.24	121.70
2	6B	44	MET	C-N-CA	6.62	138.24	121.70
2	1N	44	MET	C-N-CA	6.61	138.23	121.70
2	2J	44	MET	C-N-CA	6.61	138.23	121.70
2	3B	44	MET	C-N-CA	6.61	138.23	121.70
2	3J	44	MET	C-N-CA	6.61	138.23	121.70
2	33	44	MET	C-N-CA	6.61	138.23	121.70
2	4F	44	MET	C-N-CA	6.61	138.23	121.70
2	4Z	44	MET	C-N-CA	6.61	138.23	121.70
2	5V	44	MET	C-N-CA	6.61	138.23	121.70
2	6N	44	MET	C-N-CA	6.61	138.23	121.70
2	6V	44	MET	C-N-CA	6.61	138.23	121.70
2	7F	44	MET	C-N-CA	6.61	138.23	121.70
2	7R	44	MET	C-N-CA	6.61	138.23	121.70
2	1F	47	ASP	CB-CA-C	-6.61	97.17	110.40
2	2N	47	ASP	CB-CA-C	-6.61	97.17	110.40
2	23	47	ASP	CB-CA-C	-6.61	97.17	110.40
2	3N	47	ASP	CB-CA-C	-6.61	97.17	110.40
2	37	47	ASP	CB-CA-C	-6.61	97.17	110.40
2	4J	47	ASP	CB-CA-C	-6.61	97.17	110.40
2	4R	47	ASP	CB-CA-C	-6.61	97.17	110.40
2	5Z	47	ASP	CB-CA-C	-6.61	97.17	110.40
2	6F	47	ASP	CB-CA-C	-6.61	97.17	110.40
2	6Z	47	ASP	CB-CA-C	-6.61	97.17	110.40
2	7J	47	ASP	CB-CA-C	-6.61	97.17	110.40
2	7V	47	ASP	CB-CA-C	-6.61	97.17	110.40
2	1B	44	MET	C-N-CA	6.61	138.22	121.70
2	1B	47	ASP	CB-CA-C	-6.61	97.18	110.40
2	1J	44	MET	C-N-CA	6.61	138.22	121.70
2	1J	47	ASP	CB-CA-C	-6.61	97.18	110.40

*Continued on next page...*

*Continued from previous page...*

Mol	Chain	Res	Type	Atoms	Z	Observed(°)	Ideal(°)
1	1M	13	ALA	C-N-CA	6.61	138.23	121.70
2	1R	35	PHE	N-CA-C	-6.61	93.15	111.00
2	1V	35	PHE	N-CA-C	-6.61	93.15	111.00
2	1Z	35	PHE	N-CA-C	-6.61	93.15	111.00
2	2F	44	MET	C-N-CA	6.61	138.22	121.70
2	2F	47	ASP	CB-CA-C	-6.61	97.18	110.40
1	2I	13	ALA	C-N-CA	6.61	138.23	121.70
2	2R	35	PHE	N-CA-C	-6.61	93.15	111.00
2	2V	35	PHE	N-CA-C	-6.61	93.15	111.00
2	2Z	35	PHE	N-CA-C	-6.61	93.15	111.00
2	27	44	MET	C-N-CA	6.61	138.22	121.70
2	27	47	ASP	CB-CA-C	-6.61	97.18	110.40
1	3A	13	ALA	C-N-CA	6.61	138.23	121.70
2	3F	44	MET	C-N-CA	6.61	138.22	121.70
2	3F	47	ASP	CB-CA-C	-6.61	97.18	110.40
1	3I	13	ALA	C-N-CA	6.61	138.23	121.70
1	32	13	ALA	C-N-CA	6.61	138.23	121.70
2	4B	44	MET	C-N-CA	6.61	138.22	121.70
2	4B	47	ASP	CB-CA-C	-6.61	97.18	110.40
1	4E	13	ALA	C-N-CA	6.61	138.23	121.70
2	4N	44	MET	C-N-CA	6.61	138.22	121.70
2	4N	47	ASP	CB-CA-C	-6.61	97.18	110.40
2	4V	44	MET	C-N-CA	6.61	138.22	121.70
2	4V	47	ASP	CB-CA-C	-6.61	97.18	110.40
1	4Y	13	ALA	C-N-CA	6.61	138.23	121.70
2	43	35	PHE	N-CA-C	-6.61	93.15	111.00
2	47	35	PHE	N-CA-C	-6.61	93.15	111.00
2	5B	35	PHE	N-CA-C	-6.61	93.15	111.00
2	5R	44	MET	C-N-CA	6.61	138.22	121.70
2	5R	47	ASP	CB-CA-C	-6.61	97.18	110.40
1	5U	13	ALA	C-N-CA	6.61	138.23	121.70
2	53	35	PHE	N-CA-C	-6.61	93.15	111.00
2	57	35	PHE	N-CA-C	-6.61	93.15	111.00
2	6B	35	PHE	N-CA-C	-6.61	93.15	111.00
2	6J	44	MET	C-N-CA	6.61	138.22	121.70
2	6J	47	ASP	CB-CA-C	-6.61	97.18	110.40
1	6M	13	ALA	C-N-CA	6.61	138.23	121.70
2	6R	44	MET	C-N-CA	6.61	138.22	121.70
2	6R	47	ASP	CB-CA-C	-6.61	97.18	110.40
1	6U	13	ALA	C-N-CA	6.61	138.23	121.70
1	7E	13	ALA	C-N-CA	6.61	138.23	121.70
2	7N	44	MET	C-N-CA	6.61	138.22	121.70

*Continued on next page...*

*Continued from previous page...*

Mol	Chain	Res	Type	Atoms	Z	Observed(°)	Ideal(°)
2	7N	47	ASP	CB-CA-C	-6.61	97.18	110.40
1	7Q	13	ALA	C-N-CA	6.61	138.23	121.70
2	1N	47	ASP	CB-CA-C	-6.61	97.19	110.40
2	13	47	ASP	CB-CA-C	-6.61	97.19	110.40
2	17	47	ASP	CB-CA-C	-6.61	97.19	110.40
2	2B	47	ASP	CB-CA-C	-6.61	97.19	110.40
2	2J	47	ASP	CB-CA-C	-6.61	97.19	110.40
2	3B	47	ASP	CB-CA-C	-6.61	97.19	110.40
2	3J	47	ASP	CB-CA-C	-6.61	97.19	110.40
2	3R	47	ASP	CB-CA-C	-6.61	97.19	110.40
2	3V	47	ASP	CB-CA-C	-6.61	97.19	110.40
2	3Z	47	ASP	CB-CA-C	-6.61	97.19	110.40
2	33	47	ASP	CB-CA-C	-6.61	97.19	110.40
2	4F	47	ASP	CB-CA-C	-6.61	97.19	110.40
2	4Z	47	ASP	CB-CA-C	-6.61	97.19	110.40
2	5F	47	ASP	CB-CA-C	-6.61	97.19	110.40
2	5J	47	ASP	CB-CA-C	-6.61	97.19	110.40
2	5N	47	ASP	CB-CA-C	-6.61	97.19	110.40
2	5V	47	ASP	CB-CA-C	-6.61	97.19	110.40
2	6N	47	ASP	CB-CA-C	-6.61	97.19	110.40
2	6V	47	ASP	CB-CA-C	-6.61	97.19	110.40
2	63	47	ASP	CB-CA-C	-6.61	97.19	110.40
2	67	47	ASP	CB-CA-C	-6.61	97.19	110.40
2	7B	47	ASP	CB-CA-C	-6.61	97.19	110.40
2	7F	47	ASP	CB-CA-C	-6.61	97.19	110.40
2	7R	47	ASP	CB-CA-C	-6.61	97.19	110.40
2	1R	47	ASP	CB-CA-C	-6.60	97.20	110.40
2	1V	47	ASP	CB-CA-C	-6.60	97.20	110.40
2	1Z	47	ASP	CB-CA-C	-6.60	97.20	110.40
2	2R	47	ASP	CB-CA-C	-6.60	97.20	110.40
2	2V	47	ASP	CB-CA-C	-6.60	97.20	110.40
2	2Z	47	ASP	CB-CA-C	-6.60	97.20	110.40
2	43	47	ASP	CB-CA-C	-6.60	97.20	110.40
2	47	47	ASP	CB-CA-C	-6.60	97.20	110.40
2	5B	47	ASP	CB-CA-C	-6.60	97.20	110.40
2	53	47	ASP	CB-CA-C	-6.60	97.20	110.40
2	57	47	ASP	CB-CA-C	-6.60	97.20	110.40
2	6B	47	ASP	CB-CA-C	-6.60	97.20	110.40
2	1F	44	MET	C-N-CA	6.60	138.20	121.70
2	2N	44	MET	C-N-CA	6.60	138.20	121.70
2	23	44	MET	C-N-CA	6.60	138.20	121.70
2	3N	44	MET	C-N-CA	6.60	138.20	121.70

*Continued on next page...*

*Continued from previous page...*

Mol	Chain	Res	Type	Atoms	Z	Observed(°)	Ideal(°)
2	37	44	MET	C-N-CA	6.60	138.20	121.70
2	4J	44	MET	C-N-CA	6.60	138.20	121.70
2	4R	44	MET	C-N-CA	6.60	138.20	121.70
2	5Z	44	MET	C-N-CA	6.60	138.20	121.70
2	6F	44	MET	C-N-CA	6.60	138.20	121.70
2	6Z	44	MET	C-N-CA	6.60	138.20	121.70
2	7J	44	MET	C-N-CA	6.60	138.20	121.70
2	7V	44	MET	C-N-CA	6.60	138.20	121.70
2	1R	70	TRP	CB-CA-C	6.60	123.60	110.40
2	1V	70	TRP	CB-CA-C	6.60	123.60	110.40
2	1Z	70	TRP	CB-CA-C	6.60	123.60	110.40
2	13	44	MET	C-N-CA	6.60	138.20	121.70
2	17	44	MET	C-N-CA	6.60	138.20	121.70
2	2B	44	MET	C-N-CA	6.60	138.20	121.70
2	2R	70	TRP	CB-CA-C	6.60	123.60	110.40
2	2V	70	TRP	CB-CA-C	6.60	123.60	110.40
2	2Z	70	TRP	CB-CA-C	6.60	123.60	110.40
2	3R	44	MET	C-N-CA	6.60	138.20	121.70
2	3V	44	MET	C-N-CA	6.60	138.20	121.70
2	3Z	44	MET	C-N-CA	6.60	138.20	121.70
2	43	70	TRP	CB-CA-C	6.60	123.60	110.40
2	47	70	TRP	CB-CA-C	6.60	123.60	110.40
2	5B	70	TRP	CB-CA-C	6.60	123.60	110.40
2	5F	44	MET	C-N-CA	6.60	138.20	121.70
2	5J	44	MET	C-N-CA	6.60	138.20	121.70
2	5N	44	MET	C-N-CA	6.60	138.20	121.70
2	53	70	TRP	CB-CA-C	6.60	123.60	110.40
2	57	70	TRP	CB-CA-C	6.60	123.60	110.40
2	6B	70	TRP	CB-CA-C	6.60	123.60	110.40
2	63	44	MET	C-N-CA	6.60	138.20	121.70
2	67	44	MET	C-N-CA	6.60	138.20	121.70
2	7B	44	MET	C-N-CA	6.60	138.20	121.70
2	1N	70	TRP	CB-CA-C	6.59	123.59	110.40
1	12	52	PHE	CE1-CZ-CE2	-6.59	108.13	120.00
1	16	52	PHE	CE1-CZ-CE2	-6.59	108.13	120.00
1	2A	52	PHE	CE1-CZ-CE2	-6.59	108.13	120.00
2	2J	70	TRP	CB-CA-C	6.59	123.59	110.40
2	3B	70	TRP	CB-CA-C	6.59	123.59	110.40
2	3J	70	TRP	CB-CA-C	6.59	123.59	110.40
1	3Q	52	PHE	CE1-CZ-CE2	-6.59	108.13	120.00
1	3U	52	PHE	CE1-CZ-CE2	-6.59	108.13	120.00
1	3Y	52	PHE	CE1-CZ-CE2	-6.59	108.13	120.00

*Continued on next page...*

*Continued from previous page...*

Mol	Chain	Res	Type	Atoms	Z	Observed(°)	Ideal(°)
2	33	70	TRP	CB-CA-C	6.59	123.59	110.40
2	4F	70	TRP	CB-CA-C	6.59	123.59	110.40
2	4Z	70	TRP	CB-CA-C	6.59	123.59	110.40
1	5E	52	PHE	CE1-CZ-CE2	-6.59	108.13	120.00
1	5I	52	PHE	CE1-CZ-CE2	-6.59	108.13	120.00
1	5M	52	PHE	CE1-CZ-CE2	-6.59	108.13	120.00
2	5V	70	TRP	CB-CA-C	6.59	123.59	110.40
2	6N	70	TRP	CB-CA-C	6.59	123.59	110.40
2	6V	70	TRP	CB-CA-C	6.59	123.59	110.40
1	62	52	PHE	CE1-CZ-CE2	-6.59	108.13	120.00
1	66	52	PHE	CE1-CZ-CE2	-6.59	108.13	120.00
1	7A	52	PHE	CE1-CZ-CE2	-6.59	108.13	120.00
2	7F	70	TRP	CB-CA-C	6.59	123.59	110.40
2	7R	70	TRP	CB-CA-C	6.59	123.59	110.40
1	1E	52	PHE	CE1-CZ-CE2	-6.59	108.13	120.00
1	1Q	52	PHE	CE1-CZ-CE2	-6.59	108.13	120.00
1	1U	52	PHE	CE1-CZ-CE2	-6.59	108.13	120.00
1	1Y	52	PHE	CE1-CZ-CE2	-6.59	108.13	120.00
1	2M	52	PHE	CE1-CZ-CE2	-6.59	108.13	120.00
1	2Q	52	PHE	CE1-CZ-CE2	-6.59	108.13	120.00
1	2U	52	PHE	CE1-CZ-CE2	-6.59	108.13	120.00
1	2Y	52	PHE	CE1-CZ-CE2	-6.59	108.13	120.00
1	22	52	PHE	CE1-CZ-CE2	-6.59	108.13	120.00
1	3M	52	PHE	CE1-CZ-CE2	-6.59	108.13	120.00
1	36	52	PHE	CE1-CZ-CE2	-6.59	108.13	120.00
1	4I	52	PHE	CE1-CZ-CE2	-6.59	108.13	120.00
1	4Q	52	PHE	CE1-CZ-CE2	-6.59	108.13	120.00
1	42	52	PHE	CE1-CZ-CE2	-6.59	108.13	120.00
1	46	52	PHE	CE1-CZ-CE2	-6.59	108.13	120.00
1	5A	52	PHE	CE1-CZ-CE2	-6.59	108.13	120.00
1	5Y	52	PHE	CE1-CZ-CE2	-6.59	108.13	120.00
1	52	52	PHE	CE1-CZ-CE2	-6.59	108.13	120.00
1	56	52	PHE	CE1-CZ-CE2	-6.59	108.13	120.00
1	6A	52	PHE	CE1-CZ-CE2	-6.59	108.13	120.00
1	6E	52	PHE	CE1-CZ-CE2	-6.59	108.13	120.00
1	6Y	52	PHE	CE1-CZ-CE2	-6.59	108.13	120.00
1	7I	52	PHE	CE1-CZ-CE2	-6.59	108.13	120.00
1	7U	52	PHE	CE1-CZ-CE2	-6.59	108.13	120.00
2	1B	70	TRP	CB-CA-C	6.59	123.58	110.40
2	1F	70	TRP	CB-CA-C	6.59	123.58	110.40
2	1J	70	TRP	CB-CA-C	6.59	123.58	110.40
1	1M	52	PHE	CE1-CZ-CE2	-6.59	108.14	120.00

*Continued on next page...*

*Continued from previous page...*

Mol	Chain	Res	Type	Atoms	Z	Observed(°)	Ideal(°)
2	2F	70	TRP	CB-CA-C	6.59	123.58	110.40
1	2I	52	PHE	CE1-CZ-CE2	-6.59	108.14	120.00
2	2N	70	TRP	CB-CA-C	6.59	123.58	110.40
2	23	70	TRP	CB-CA-C	6.59	123.58	110.40
2	27	70	TRP	CB-CA-C	6.59	123.58	110.40
1	3A	52	PHE	CE1-CZ-CE2	-6.59	108.14	120.00
2	3F	70	TRP	CB-CA-C	6.59	123.58	110.40
1	3I	52	PHE	CE1-CZ-CE2	-6.59	108.14	120.00
2	3N	70	TRP	CB-CA-C	6.59	123.58	110.40
1	32	52	PHE	CE1-CZ-CE2	-6.59	108.14	120.00
2	37	70	TRP	CB-CA-C	6.59	123.58	110.40
2	4B	70	TRP	CB-CA-C	6.59	123.58	110.40
1	4E	52	PHE	CE1-CZ-CE2	-6.59	108.14	120.00
2	4J	70	TRP	CB-CA-C	6.59	123.58	110.40
2	4N	70	TRP	CB-CA-C	6.59	123.58	110.40
2	4R	70	TRP	CB-CA-C	6.59	123.58	110.40
2	4V	70	TRP	CB-CA-C	6.59	123.58	110.40
1	4Y	52	PHE	CE1-CZ-CE2	-6.59	108.14	120.00
2	5R	70	TRP	CB-CA-C	6.59	123.58	110.40
1	5U	52	PHE	CE1-CZ-CE2	-6.59	108.14	120.00
2	5Z	70	TRP	CB-CA-C	6.59	123.58	110.40
2	6F	70	TRP	CB-CA-C	6.59	123.58	110.40
2	6J	70	TRP	CB-CA-C	6.59	123.58	110.40
1	6M	52	PHE	CE1-CZ-CE2	-6.59	108.14	120.00
2	6R	70	TRP	CB-CA-C	6.59	123.58	110.40
1	6U	52	PHE	CE1-CZ-CE2	-6.59	108.14	120.00
2	6Z	70	TRP	CB-CA-C	6.59	123.58	110.40
1	7E	52	PHE	CE1-CZ-CE2	-6.59	108.14	120.00
2	7J	70	TRP	CB-CA-C	6.59	123.58	110.40
2	7N	70	TRP	CB-CA-C	6.59	123.58	110.40
1	7Q	52	PHE	CE1-CZ-CE2	-6.59	108.14	120.00
2	7V	70	TRP	CB-CA-C	6.59	123.58	110.40
2	1N	79	VAL	CA-C-N	6.58	131.69	117.20
2	1R	79	VAL	CA-C-N	6.58	131.69	117.20
2	1V	79	VAL	CA-C-N	6.58	131.69	117.20
2	1Z	79	VAL	CA-C-N	6.58	131.69	117.20
2	2J	79	VAL	CA-C-N	6.58	131.69	117.20
2	2R	79	VAL	CA-C-N	6.58	131.69	117.20
2	2V	79	VAL	CA-C-N	6.58	131.69	117.20
2	2Z	79	VAL	CA-C-N	6.58	131.69	117.20
2	3B	79	VAL	CA-C-N	6.58	131.69	117.20
2	3J	79	VAL	CA-C-N	6.58	131.69	117.20

*Continued on next page...*

*Continued from previous page...*

Mol	Chain	Res	Type	Atoms	Z	Observed(°)	Ideal(°)
2	33	79	VAL	CA-C-N	6.58	131.69	117.20
2	4F	79	VAL	CA-C-N	6.58	131.69	117.20
2	4Z	79	VAL	CA-C-N	6.58	131.69	117.20
2	43	79	VAL	CA-C-N	6.58	131.69	117.20
2	47	79	VAL	CA-C-N	6.58	131.69	117.20
2	5B	79	VAL	CA-C-N	6.58	131.69	117.20
2	5V	79	VAL	CA-C-N	6.58	131.69	117.20
2	53	79	VAL	CA-C-N	6.58	131.69	117.20
2	57	79	VAL	CA-C-N	6.58	131.69	117.20
2	6B	79	VAL	CA-C-N	6.58	131.69	117.20
2	6N	79	VAL	CA-C-N	6.58	131.69	117.20
2	6V	79	VAL	CA-C-N	6.58	131.69	117.20
2	7F	79	VAL	CA-C-N	6.58	131.69	117.20
2	7R	79	VAL	CA-C-N	6.58	131.69	117.20
1	1A	52	PHE	CE1-CZ-CE2	-6.58	108.15	120.00
1	1I	52	PHE	CE1-CZ-CE2	-6.58	108.15	120.00
2	13	70	TRP	CB-CA-C	6.58	123.57	110.40
2	17	70	TRP	CB-CA-C	6.58	123.57	110.40
2	2B	70	TRP	CB-CA-C	6.58	123.57	110.40
1	2E	52	PHE	CE1-CZ-CE2	-6.58	108.15	120.00
1	26	52	PHE	CE1-CZ-CE2	-6.58	108.15	120.00
1	3E	52	PHE	CE1-CZ-CE2	-6.58	108.15	120.00
2	3R	70	TRP	CB-CA-C	6.58	123.57	110.40
2	3V	70	TRP	CB-CA-C	6.58	123.57	110.40
2	3Z	70	TRP	CB-CA-C	6.58	123.57	110.40
1	4A	52	PHE	CE1-CZ-CE2	-6.58	108.15	120.00
1	4M	52	PHE	CE1-CZ-CE2	-6.58	108.15	120.00
1	4U	52	PHE	CE1-CZ-CE2	-6.58	108.15	120.00
2	5F	70	TRP	CB-CA-C	6.58	123.57	110.40
2	5J	70	TRP	CB-CA-C	6.58	123.57	110.40
2	5N	70	TRP	CB-CA-C	6.58	123.57	110.40
1	5Q	52	PHE	CE1-CZ-CE2	-6.58	108.15	120.00
1	6I	52	PHE	CE1-CZ-CE2	-6.58	108.15	120.00
1	6Q	52	PHE	CE1-CZ-CE2	-6.58	108.15	120.00
2	63	70	TRP	CB-CA-C	6.58	123.57	110.40
2	67	70	TRP	CB-CA-C	6.58	123.57	110.40
2	7B	70	TRP	CB-CA-C	6.58	123.57	110.40
1	7M	52	PHE	CE1-CZ-CE2	-6.58	108.15	120.00
2	13	224	VAL	N-CA-C	-6.58	93.23	111.00
2	17	224	VAL	N-CA-C	-6.58	93.23	111.00
2	2B	224	VAL	N-CA-C	-6.58	93.23	111.00
2	3R	224	VAL	N-CA-C	-6.58	93.23	111.00

*Continued on next page...*



*Continued from previous page...*

Mol	Chain	Res	Type	Atoms	Z	Observed(°)	Ideal(°)
2	3V	224	VAL	N-CA-C	-6.58	93.23	111.00
2	3Z	224	VAL	N-CA-C	-6.58	93.23	111.00
2	5F	224	VAL	N-CA-C	-6.58	93.23	111.00
2	5J	224	VAL	N-CA-C	-6.58	93.23	111.00
2	5N	224	VAL	N-CA-C	-6.58	93.23	111.00
2	63	224	VAL	N-CA-C	-6.58	93.23	111.00
2	67	224	VAL	N-CA-C	-6.58	93.23	111.00
2	7B	224	VAL	N-CA-C	-6.58	93.23	111.00
2	1F	7	ASN	OD1-CG-ND2	6.58	137.03	121.90
2	2N	7	ASN	OD1-CG-ND2	6.58	137.03	121.90
2	23	7	ASN	OD1-CG-ND2	6.58	137.03	121.90
2	3N	7	ASN	OD1-CG-ND2	6.58	137.03	121.90
2	37	7	ASN	OD1-CG-ND2	6.58	137.03	121.90
2	4J	7	ASN	OD1-CG-ND2	6.58	137.03	121.90
2	4R	7	ASN	OD1-CG-ND2	6.58	137.03	121.90
2	5Z	7	ASN	OD1-CG-ND2	6.58	137.03	121.90
2	6F	7	ASN	OD1-CG-ND2	6.58	137.03	121.90
2	6Z	7	ASN	OD1-CG-ND2	6.58	137.03	121.90
2	7J	7	ASN	OD1-CG-ND2	6.58	137.03	121.90
2	7V	7	ASN	OD1-CG-ND2	6.58	137.03	121.90
2	1B	79	VAL	CA-C-N	6.58	131.67	117.20
2	1F	79	VAL	CA-C-N	6.58	131.67	117.20
2	1J	79	VAL	CA-C-N	6.58	131.67	117.20
2	13	79	VAL	CA-C-N	6.58	131.67	117.20
2	17	79	VAL	CA-C-N	6.58	131.67	117.20
2	2B	79	VAL	CA-C-N	6.58	131.67	117.20
2	2F	79	VAL	CA-C-N	6.58	131.67	117.20
2	2N	79	VAL	CA-C-N	6.58	131.67	117.20
2	23	79	VAL	CA-C-N	6.58	131.67	117.20
2	27	79	VAL	CA-C-N	6.58	131.67	117.20
2	3F	79	VAL	CA-C-N	6.58	131.67	117.20
2	3N	79	VAL	CA-C-N	6.58	131.67	117.20
2	3R	79	VAL	CA-C-N	6.58	131.67	117.20
2	3V	79	VAL	CA-C-N	6.58	131.67	117.20
2	3Z	79	VAL	CA-C-N	6.58	131.67	117.20
2	37	79	VAL	CA-C-N	6.58	131.67	117.20
2	4B	79	VAL	CA-C-N	6.58	131.67	117.20
2	4J	79	VAL	CA-C-N	6.58	131.67	117.20
2	4N	79	VAL	CA-C-N	6.58	131.67	117.20
2	4R	79	VAL	CA-C-N	6.58	131.67	117.20
2	4V	79	VAL	CA-C-N	6.58	131.67	117.20
2	5F	79	VAL	CA-C-N	6.58	131.67	117.20

*Continued on next page...*

*Continued from previous page...*

Mol	Chain	Res	Type	Atoms	Z	Observed(°)	Ideal(°)
2	5J	79	VAL	CA-C-N	6.58	131.67	117.20
2	5N	79	VAL	CA-C-N	6.58	131.67	117.20
2	5R	79	VAL	CA-C-N	6.58	131.67	117.20
2	5Z	79	VAL	CA-C-N	6.58	131.67	117.20
2	6F	79	VAL	CA-C-N	6.58	131.67	117.20
2	6J	79	VAL	CA-C-N	6.58	131.67	117.20
2	6R	79	VAL	CA-C-N	6.58	131.67	117.20
2	6Z	79	VAL	CA-C-N	6.58	131.67	117.20
2	63	79	VAL	CA-C-N	6.58	131.67	117.20
2	67	79	VAL	CA-C-N	6.58	131.67	117.20
2	7B	79	VAL	CA-C-N	6.58	131.67	117.20
2	7J	79	VAL	CA-C-N	6.58	131.67	117.20
2	7N	79	VAL	CA-C-N	6.58	131.67	117.20
2	7V	79	VAL	CA-C-N	6.58	131.67	117.20
2	1F	221	ALA	C-N-CA	-6.58	105.26	121.70
2	1R	7	ASN	OD1-CG-ND2	6.58	137.03	121.90
2	1V	7	ASN	OD1-CG-ND2	6.58	137.03	121.90
2	1Z	7	ASN	OD1-CG-ND2	6.58	137.03	121.90
2	13	221	ALA	C-N-CA	-6.58	105.26	121.70
2	17	221	ALA	C-N-CA	-6.58	105.26	121.70
2	2B	221	ALA	C-N-CA	-6.58	105.26	121.70
2	2N	221	ALA	C-N-CA	-6.58	105.26	121.70
2	2R	7	ASN	OD1-CG-ND2	6.58	137.03	121.90
2	2V	7	ASN	OD1-CG-ND2	6.58	137.03	121.90
2	2Z	7	ASN	OD1-CG-ND2	6.58	137.03	121.90
2	23	221	ALA	C-N-CA	-6.58	105.26	121.70
2	3N	221	ALA	C-N-CA	-6.58	105.26	121.70
2	3R	221	ALA	C-N-CA	-6.58	105.26	121.70
2	3V	221	ALA	C-N-CA	-6.58	105.26	121.70
2	3Z	221	ALA	C-N-CA	-6.58	105.26	121.70
2	37	221	ALA	C-N-CA	-6.58	105.26	121.70
2	4J	221	ALA	C-N-CA	-6.58	105.26	121.70
2	4R	221	ALA	C-N-CA	-6.58	105.26	121.70
2	43	7	ASN	OD1-CG-ND2	6.58	137.03	121.90
2	47	7	ASN	OD1-CG-ND2	6.58	137.03	121.90
2	5B	7	ASN	OD1-CG-ND2	6.58	137.03	121.90
2	5F	221	ALA	C-N-CA	-6.58	105.26	121.70
2	5J	221	ALA	C-N-CA	-6.58	105.26	121.70
2	5N	221	ALA	C-N-CA	-6.58	105.26	121.70
2	5Z	221	ALA	C-N-CA	-6.58	105.26	121.70
2	53	7	ASN	OD1-CG-ND2	6.58	137.03	121.90
2	57	7	ASN	OD1-CG-ND2	6.58	137.03	121.90

*Continued on next page...*

*Continued from previous page...*

Mol	Chain	Res	Type	Atoms	Z	Observed(°)	Ideal(°)
2	6B	7	ASN	OD1-CG-ND2	6.58	137.03	121.90
2	6F	221	ALA	C-N-CA	-6.58	105.26	121.70
2	6Z	221	ALA	C-N-CA	-6.58	105.26	121.70
2	63	221	ALA	C-N-CA	-6.58	105.26	121.70
2	67	221	ALA	C-N-CA	-6.58	105.26	121.70
2	7B	221	ALA	C-N-CA	-6.58	105.26	121.70
2	7J	221	ALA	C-N-CA	-6.58	105.26	121.70
2	7V	221	ALA	C-N-CA	-6.58	105.26	121.70
2	1B	224	VAL	N-CA-C	-6.57	93.26	111.00
2	1J	224	VAL	N-CA-C	-6.57	93.26	111.00
2	2F	224	VAL	N-CA-C	-6.57	93.26	111.00
2	27	224	VAL	N-CA-C	-6.57	93.26	111.00
2	3F	224	VAL	N-CA-C	-6.57	93.26	111.00
2	4B	224	VAL	N-CA-C	-6.57	93.26	111.00
2	4N	224	VAL	N-CA-C	-6.57	93.26	111.00
2	4V	224	VAL	N-CA-C	-6.57	93.26	111.00
2	5R	224	VAL	N-CA-C	-6.57	93.26	111.00
2	6J	224	VAL	N-CA-C	-6.57	93.26	111.00
2	6R	224	VAL	N-CA-C	-6.57	93.26	111.00
2	7N	224	VAL	N-CA-C	-6.57	93.26	111.00
2	1B	221	ALA	C-N-CA	-6.57	105.27	121.70
2	1J	221	ALA	C-N-CA	-6.57	105.27	121.70
2	2F	221	ALA	C-N-CA	-6.57	105.27	121.70
2	27	221	ALA	C-N-CA	-6.57	105.27	121.70
2	3F	221	ALA	C-N-CA	-6.57	105.27	121.70
2	4B	221	ALA	C-N-CA	-6.57	105.27	121.70
2	4N	221	ALA	C-N-CA	-6.57	105.27	121.70
2	4V	221	ALA	C-N-CA	-6.57	105.27	121.70
2	5R	221	ALA	C-N-CA	-6.57	105.27	121.70
2	6J	221	ALA	C-N-CA	-6.57	105.27	121.70
2	6R	221	ALA	C-N-CA	-6.57	105.27	121.70
2	7N	221	ALA	C-N-CA	-6.57	105.27	121.70
2	1B	7	ASN	OD1-CG-ND2	6.57	137.01	121.90
2	1J	7	ASN	OD1-CG-ND2	6.57	137.01	121.90
2	2F	7	ASN	OD1-CG-ND2	6.57	137.01	121.90
2	27	7	ASN	OD1-CG-ND2	6.57	137.01	121.90
2	3F	7	ASN	OD1-CG-ND2	6.57	137.01	121.90
2	4B	7	ASN	OD1-CG-ND2	6.57	137.01	121.90
2	4N	7	ASN	OD1-CG-ND2	6.57	137.01	121.90
2	4V	7	ASN	OD1-CG-ND2	6.57	137.01	121.90
2	5R	7	ASN	OD1-CG-ND2	6.57	137.01	121.90
2	6J	7	ASN	OD1-CG-ND2	6.57	137.01	121.90

*Continued on next page...*

*Continued from previous page...*

Mol	Chain	Res	Type	Atoms	Z	Observed(°)	Ideal(°)
2	6R	7	ASN	OD1-CG-ND2	6.57	137.01	121.90
2	7N	7	ASN	OD1-CG-ND2	6.57	137.01	121.90
2	1N	35	PHE	CD1-CG-CD2	6.57	126.84	118.30
2	1N	221	ALA	C-N-CA	-6.57	105.28	121.70
2	2J	35	PHE	CD1-CG-CD2	6.57	126.84	118.30
2	2J	221	ALA	C-N-CA	-6.57	105.28	121.70
2	3B	35	PHE	CD1-CG-CD2	6.57	126.84	118.30
2	3B	221	ALA	C-N-CA	-6.57	105.28	121.70
2	3J	35	PHE	CD1-CG-CD2	6.57	126.84	118.30
2	3J	221	ALA	C-N-CA	-6.57	105.28	121.70
2	33	35	PHE	CD1-CG-CD2	6.57	126.84	118.30
2	33	221	ALA	C-N-CA	-6.57	105.28	121.70
2	4F	35	PHE	CD1-CG-CD2	6.57	126.84	118.30
2	4F	221	ALA	C-N-CA	-6.57	105.28	121.70
2	4Z	35	PHE	CD1-CG-CD2	6.57	126.84	118.30
2	4Z	221	ALA	C-N-CA	-6.57	105.28	121.70
2	5V	35	PHE	CD1-CG-CD2	6.57	126.84	118.30
2	5V	221	ALA	C-N-CA	-6.57	105.28	121.70
2	6N	35	PHE	CD1-CG-CD2	6.57	126.84	118.30
2	6N	221	ALA	C-N-CA	-6.57	105.28	121.70
2	6V	35	PHE	CD1-CG-CD2	6.57	126.84	118.30
2	6V	221	ALA	C-N-CA	-6.57	105.28	121.70
2	7F	35	PHE	CD1-CG-CD2	6.57	126.84	118.30
2	7F	221	ALA	C-N-CA	-6.57	105.28	121.70
2	7R	35	PHE	CD1-CG-CD2	6.57	126.84	118.30
2	7R	221	ALA	C-N-CA	-6.57	105.28	121.70
2	1F	35	PHE	CD1-CG-CD2	6.56	126.83	118.30
2	1F	224	VAL	N-CA-C	-6.56	93.28	111.00
2	1N	224	VAL	N-CA-C	-6.56	93.28	111.00
2	13	7	ASN	OD1-CG-ND2	6.56	136.99	121.90
2	17	7	ASN	OD1-CG-ND2	6.56	136.99	121.90
2	2B	7	ASN	OD1-CG-ND2	6.56	136.99	121.90
2	2J	224	VAL	N-CA-C	-6.56	93.28	111.00
2	2N	35	PHE	CD1-CG-CD2	6.56	126.83	118.30
2	2N	224	VAL	N-CA-C	-6.56	93.28	111.00
2	23	35	PHE	CD1-CG-CD2	6.56	126.83	118.30
2	23	224	VAL	N-CA-C	-6.56	93.28	111.00
2	3B	224	VAL	N-CA-C	-6.56	93.28	111.00
2	3J	224	VAL	N-CA-C	-6.56	93.28	111.00
2	3N	35	PHE	CD1-CG-CD2	6.56	126.83	118.30
2	3N	224	VAL	N-CA-C	-6.56	93.28	111.00
2	3R	7	ASN	OD1-CG-ND2	6.56	136.99	121.90

*Continued on next page...*

*Continued from previous page...*

Mol	Chain	Res	Type	Atoms	Z	Observed(°)	Ideal(°)
2	3V	7	ASN	OD1-CG-ND2	6.56	136.99	121.90
2	3Z	7	ASN	OD1-CG-ND2	6.56	136.99	121.90
2	33	224	VAL	N-CA-C	-6.56	93.28	111.00
2	37	35	PHE	CD1-CG-CD2	6.56	126.83	118.30
2	37	224	VAL	N-CA-C	-6.56	93.28	111.00
2	4F	224	VAL	N-CA-C	-6.56	93.28	111.00
2	4J	35	PHE	CD1-CG-CD2	6.56	126.83	118.30
2	4J	224	VAL	N-CA-C	-6.56	93.28	111.00
2	4R	35	PHE	CD1-CG-CD2	6.56	126.83	118.30
2	4R	224	VAL	N-CA-C	-6.56	93.28	111.00
2	4Z	224	VAL	N-CA-C	-6.56	93.28	111.00
2	5F	7	ASN	OD1-CG-ND2	6.56	136.99	121.90
2	5J	7	ASN	OD1-CG-ND2	6.56	136.99	121.90
2	5N	7	ASN	OD1-CG-ND2	6.56	136.99	121.90
2	5V	224	VAL	N-CA-C	-6.56	93.28	111.00
2	5Z	35	PHE	CD1-CG-CD2	6.56	126.83	118.30
2	5Z	224	VAL	N-CA-C	-6.56	93.28	111.00
2	6F	35	PHE	CD1-CG-CD2	6.56	126.83	118.30
2	6F	224	VAL	N-CA-C	-6.56	93.28	111.00
2	6N	224	VAL	N-CA-C	-6.56	93.28	111.00
2	6V	224	VAL	N-CA-C	-6.56	93.28	111.00
2	6Z	35	PHE	CD1-CG-CD2	6.56	126.83	118.30
2	6Z	224	VAL	N-CA-C	-6.56	93.28	111.00
2	63	7	ASN	OD1-CG-ND2	6.56	136.99	121.90
2	67	7	ASN	OD1-CG-ND2	6.56	136.99	121.90
2	7B	7	ASN	OD1-CG-ND2	6.56	136.99	121.90
2	7F	224	VAL	N-CA-C	-6.56	93.28	111.00
2	7J	35	PHE	CD1-CG-CD2	6.56	126.83	118.30
2	7J	224	VAL	N-CA-C	-6.56	93.28	111.00
2	7R	224	VAL	N-CA-C	-6.56	93.28	111.00
2	7V	35	PHE	CD1-CG-CD2	6.56	126.83	118.30
2	7V	224	VAL	N-CA-C	-6.56	93.28	111.00
2	13	35	PHE	CD1-CG-CD2	6.56	126.83	118.30
2	17	35	PHE	CD1-CG-CD2	6.56	126.83	118.30
2	2B	35	PHE	CD1-CG-CD2	6.56	126.83	118.30
2	3R	35	PHE	CD1-CG-CD2	6.56	126.83	118.30
2	3V	35	PHE	CD1-CG-CD2	6.56	126.83	118.30
2	3Z	35	PHE	CD1-CG-CD2	6.56	126.83	118.30
2	5F	35	PHE	CD1-CG-CD2	6.56	126.83	118.30
2	5J	35	PHE	CD1-CG-CD2	6.56	126.83	118.30
2	5N	35	PHE	CD1-CG-CD2	6.56	126.83	118.30
2	63	35	PHE	CD1-CG-CD2	6.56	126.83	118.30

*Continued on next page...*

*Continued from previous page...*

Mol	Chain	Res	Type	Atoms	Z	Observed(°)	Ideal(°)
2	67	35	PHE	CD1-CG-CD2	6.56	126.83	118.30
2	7B	35	PHE	CD1-CG-CD2	6.56	126.83	118.30
2	1R	224	VAL	N-CA-C	-6.56	93.30	111.00
2	1V	224	VAL	N-CA-C	-6.56	93.30	111.00
2	1Z	224	VAL	N-CA-C	-6.56	93.30	111.00
2	2R	224	VAL	N-CA-C	-6.56	93.30	111.00
2	2V	224	VAL	N-CA-C	-6.56	93.30	111.00
2	2Z	224	VAL	N-CA-C	-6.56	93.30	111.00
2	43	224	VAL	N-CA-C	-6.56	93.30	111.00
2	47	224	VAL	N-CA-C	-6.56	93.30	111.00
2	5B	224	VAL	N-CA-C	-6.56	93.30	111.00
2	53	224	VAL	N-CA-C	-6.56	93.30	111.00
2	57	224	VAL	N-CA-C	-6.56	93.30	111.00
2	6B	224	VAL	N-CA-C	-6.56	93.30	111.00
2	1N	7	ASN	OD1-CG-ND2	6.56	136.98	121.90
2	2J	7	ASN	OD1-CG-ND2	6.56	136.98	121.90
2	3B	7	ASN	OD1-CG-ND2	6.56	136.98	121.90
2	3J	7	ASN	OD1-CG-ND2	6.56	136.98	121.90
2	33	7	ASN	OD1-CG-ND2	6.56	136.98	121.90
2	4F	7	ASN	OD1-CG-ND2	6.56	136.98	121.90
2	4Z	7	ASN	OD1-CG-ND2	6.56	136.98	121.90
2	5V	7	ASN	OD1-CG-ND2	6.56	136.98	121.90
2	6N	7	ASN	OD1-CG-ND2	6.56	136.98	121.90
2	6V	7	ASN	OD1-CG-ND2	6.56	136.98	121.90
2	7F	7	ASN	OD1-CG-ND2	6.56	136.98	121.90
2	7R	7	ASN	OD1-CG-ND2	6.56	136.98	121.90
2	1R	221	ALA	C-N-CA	-6.55	105.31	121.70
2	1V	221	ALA	C-N-CA	-6.55	105.31	121.70
2	1Z	221	ALA	C-N-CA	-6.55	105.31	121.70
2	2R	221	ALA	C-N-CA	-6.55	105.31	121.70
2	2V	221	ALA	C-N-CA	-6.55	105.31	121.70
2	2Z	221	ALA	C-N-CA	-6.55	105.31	121.70
2	43	221	ALA	C-N-CA	-6.55	105.31	121.70
2	47	221	ALA	C-N-CA	-6.55	105.31	121.70
2	5B	221	ALA	C-N-CA	-6.55	105.31	121.70
2	53	221	ALA	C-N-CA	-6.55	105.31	121.70
2	57	221	ALA	C-N-CA	-6.55	105.31	121.70
2	6B	221	ALA	C-N-CA	-6.55	105.31	121.70
1	1E	169	ASP	O-C-N	6.55	133.18	122.70
1	2M	169	ASP	O-C-N	6.55	133.18	122.70
1	22	169	ASP	O-C-N	6.55	133.18	122.70
1	3M	169	ASP	O-C-N	6.55	133.18	122.70

*Continued on next page...*



*Continued from previous page...*

Mol	Chain	Res	Type	Atoms	Z	Observed(°)	Ideal(°)
1	36	169	ASP	O-C-N	6.55	133.18	122.70
1	4I	169	ASP	O-C-N	6.55	133.18	122.70
1	4Q	169	ASP	O-C-N	6.55	133.18	122.70
1	5Y	169	ASP	O-C-N	6.55	133.18	122.70
1	6E	169	ASP	O-C-N	6.55	133.18	122.70
1	6Y	169	ASP	O-C-N	6.55	133.18	122.70
1	7I	169	ASP	O-C-N	6.55	133.18	122.70
1	7U	169	ASP	O-C-N	6.55	133.18	122.70
2	1B	35	PHE	CD1-CG-CD2	6.55	126.82	118.30
2	1J	35	PHE	CD1-CG-CD2	6.55	126.82	118.30
2	2F	35	PHE	CD1-CG-CD2	6.55	126.82	118.30
2	27	35	PHE	CD1-CG-CD2	6.55	126.82	118.30
2	3F	35	PHE	CD1-CG-CD2	6.55	126.82	118.30
2	4B	35	PHE	CD1-CG-CD2	6.55	126.82	118.30
2	4N	35	PHE	CD1-CG-CD2	6.55	126.82	118.30
2	4V	35	PHE	CD1-CG-CD2	6.55	126.82	118.30
2	5R	35	PHE	CD1-CG-CD2	6.55	126.82	118.30
2	6J	35	PHE	CD1-CG-CD2	6.55	126.82	118.30
2	6R	35	PHE	CD1-CG-CD2	6.55	126.82	118.30
2	7N	35	PHE	CD1-CG-CD2	6.55	126.82	118.30
2	1F	72	ARG	N-CA-CB	-6.55	98.81	110.60
2	2N	72	ARG	N-CA-CB	-6.55	98.81	110.60
2	23	72	ARG	N-CA-CB	-6.55	98.81	110.60
2	3N	72	ARG	N-CA-CB	-6.55	98.81	110.60
2	37	72	ARG	N-CA-CB	-6.55	98.81	110.60
2	4J	72	ARG	N-CA-CB	-6.55	98.81	110.60
2	4R	72	ARG	N-CA-CB	-6.55	98.81	110.60
2	5Z	72	ARG	N-CA-CB	-6.55	98.81	110.60
2	6F	72	ARG	N-CA-CB	-6.55	98.81	110.60
2	6Z	72	ARG	N-CA-CB	-6.55	98.81	110.60
2	7J	72	ARG	N-CA-CB	-6.55	98.81	110.60
2	7V	72	ARG	N-CA-CB	-6.55	98.81	110.60
2	1N	72	ARG	N-CA-CB	-6.55	98.81	110.60
2	1N	208	SER	N-CA-C	-6.55	93.33	111.00
2	1R	35	PHE	CD1-CG-CD2	6.55	126.81	118.30
2	1V	35	PHE	CD1-CG-CD2	6.55	126.81	118.30
2	1Z	35	PHE	CD1-CG-CD2	6.55	126.81	118.30
2	2J	72	ARG	N-CA-CB	-6.55	98.81	110.60
2	2J	208	SER	N-CA-C	-6.55	93.33	111.00
2	2R	35	PHE	CD1-CG-CD2	6.55	126.81	118.30
2	2V	35	PHE	CD1-CG-CD2	6.55	126.81	118.30
2	2Z	35	PHE	CD1-CG-CD2	6.55	126.81	118.30

*Continued on next page...*



*Continued from previous page...*

Mol	Chain	Res	Type	Atoms	Z	Observed(°)	Ideal(°)
2	3B	72	ARG	N-CA-CB	-6.55	98.81	110.60
2	3B	208	SER	N-CA-C	-6.55	93.33	111.00
2	3J	72	ARG	N-CA-CB	-6.55	98.81	110.60
2	3J	208	SER	N-CA-C	-6.55	93.33	111.00
2	33	72	ARG	N-CA-CB	-6.55	98.81	110.60
2	33	208	SER	N-CA-C	-6.55	93.33	111.00
2	4F	72	ARG	N-CA-CB	-6.55	98.81	110.60
2	4F	208	SER	N-CA-C	-6.55	93.33	111.00
2	4Z	72	ARG	N-CA-CB	-6.55	98.81	110.60
2	4Z	208	SER	N-CA-C	-6.55	93.33	111.00
2	43	35	PHE	CD1-CG-CD2	6.55	126.81	118.30
2	47	35	PHE	CD1-CG-CD2	6.55	126.81	118.30
2	5B	35	PHE	CD1-CG-CD2	6.55	126.81	118.30
2	5V	72	ARG	N-CA-CB	-6.55	98.81	110.60
2	5V	208	SER	N-CA-C	-6.55	93.33	111.00
2	53	35	PHE	CD1-CG-CD2	6.55	126.81	118.30
2	57	35	PHE	CD1-CG-CD2	6.55	126.81	118.30
2	6B	35	PHE	CD1-CG-CD2	6.55	126.81	118.30
2	6N	72	ARG	N-CA-CB	-6.55	98.81	110.60
2	6N	208	SER	N-CA-C	-6.55	93.33	111.00
2	6V	72	ARG	N-CA-CB	-6.55	98.81	110.60
2	6V	208	SER	N-CA-C	-6.55	93.33	111.00
2	7F	72	ARG	N-CA-CB	-6.55	98.81	110.60
2	7F	208	SER	N-CA-C	-6.55	93.33	111.00
2	7R	72	ARG	N-CA-CB	-6.55	98.81	110.60
2	7R	208	SER	N-CA-C	-6.55	93.33	111.00
2	1F	208	SER	N-CA-C	-6.54	93.34	111.00
2	2N	208	SER	N-CA-C	-6.54	93.34	111.00
2	23	208	SER	N-CA-C	-6.54	93.34	111.00
2	3N	208	SER	N-CA-C	-6.54	93.34	111.00
2	37	208	SER	N-CA-C	-6.54	93.34	111.00
2	4J	208	SER	N-CA-C	-6.54	93.34	111.00
2	4R	208	SER	N-CA-C	-6.54	93.34	111.00
2	5Z	208	SER	N-CA-C	-6.54	93.34	111.00
2	6F	208	SER	N-CA-C	-6.54	93.34	111.00
2	6Z	208	SER	N-CA-C	-6.54	93.34	111.00
2	7J	208	SER	N-CA-C	-6.54	93.34	111.00
2	7V	208	SER	N-CA-C	-6.54	93.34	111.00
2	1B	208	SER	N-CA-C	-6.54	93.35	111.00
2	1J	208	SER	N-CA-C	-6.54	93.35	111.00
2	2F	208	SER	N-CA-C	-6.54	93.35	111.00
2	27	208	SER	N-CA-C	-6.54	93.35	111.00

*Continued on next page...*

*Continued from previous page...*

Mol	Chain	Res	Type	Atoms	Z	Observed(°)	Ideal(°)
2	3F	208	SER	N-CA-C	-6.54	93.35	111.00
2	4B	208	SER	N-CA-C	-6.54	93.35	111.00
2	4N	208	SER	N-CA-C	-6.54	93.35	111.00
2	4V	208	SER	N-CA-C	-6.54	93.35	111.00
2	5R	208	SER	N-CA-C	-6.54	93.35	111.00
2	6J	208	SER	N-CA-C	-6.54	93.35	111.00
2	6R	208	SER	N-CA-C	-6.54	93.35	111.00
2	7N	208	SER	N-CA-C	-6.54	93.35	111.00
2	1F	25	SER	CA-C-N	-6.53	102.83	117.20
2	2N	25	SER	CA-C-N	-6.53	102.83	117.20
2	23	25	SER	CA-C-N	-6.53	102.83	117.20
2	3N	25	SER	CA-C-N	-6.53	102.83	117.20
2	37	25	SER	CA-C-N	-6.53	102.83	117.20
2	4J	25	SER	CA-C-N	-6.53	102.83	117.20
2	4R	25	SER	CA-C-N	-6.53	102.83	117.20
2	5Z	25	SER	CA-C-N	-6.53	102.83	117.20
2	6F	25	SER	CA-C-N	-6.53	102.83	117.20
2	6Z	25	SER	CA-C-N	-6.53	102.83	117.20
2	7J	25	SER	CA-C-N	-6.53	102.83	117.20
2	7V	25	SER	CA-C-N	-6.53	102.83	117.20
2	13	25	SER	CA-C-N	-6.53	102.83	117.20
2	17	25	SER	CA-C-N	-6.53	102.83	117.20
2	2B	25	SER	CA-C-N	-6.53	102.83	117.20
2	3R	25	SER	CA-C-N	-6.53	102.83	117.20
2	3V	25	SER	CA-C-N	-6.53	102.83	117.20
2	3Z	25	SER	CA-C-N	-6.53	102.83	117.20
2	5F	25	SER	CA-C-N	-6.53	102.83	117.20
2	5J	25	SER	CA-C-N	-6.53	102.83	117.20
2	5N	25	SER	CA-C-N	-6.53	102.83	117.20
2	63	25	SER	CA-C-N	-6.53	102.83	117.20
2	67	25	SER	CA-C-N	-6.53	102.83	117.20
2	7B	25	SER	CA-C-N	-6.53	102.83	117.20
2	1B	72	ARG	N-CA-CB	-6.53	98.84	110.60
2	1J	72	ARG	N-CA-CB	-6.53	98.84	110.60
2	1R	25	SER	CA-C-N	-6.53	102.83	117.20
2	1V	25	SER	CA-C-N	-6.53	102.83	117.20
2	1Z	25	SER	CA-C-N	-6.53	102.83	117.20
2	13	72	ARG	N-CA-CB	-6.53	98.84	110.60
2	13	208	SER	N-CA-C	-6.53	93.37	111.00
2	17	72	ARG	N-CA-CB	-6.53	98.84	110.60
2	17	208	SER	N-CA-C	-6.53	93.37	111.00
2	2B	72	ARG	N-CA-CB	-6.53	98.84	110.60

*Continued on next page...*

*Continued from previous page...*

Mol	Chain	Res	Type	Atoms	Z	Observed(°)	Ideal(°)
2	2B	208	SER	N-CA-C	-6.53	93.37	111.00
2	2F	72	ARG	N-CA-CB	-6.53	98.84	110.60
2	2R	25	SER	CA-C-N	-6.53	102.83	117.20
2	2V	25	SER	CA-C-N	-6.53	102.83	117.20
2	2Z	25	SER	CA-C-N	-6.53	102.83	117.20
2	27	72	ARG	N-CA-CB	-6.53	98.84	110.60
2	3F	72	ARG	N-CA-CB	-6.53	98.84	110.60
2	3R	72	ARG	N-CA-CB	-6.53	98.84	110.60
2	3R	208	SER	N-CA-C	-6.53	93.37	111.00
2	3V	72	ARG	N-CA-CB	-6.53	98.84	110.60
2	3V	208	SER	N-CA-C	-6.53	93.37	111.00
2	3Z	72	ARG	N-CA-CB	-6.53	98.84	110.60
2	3Z	208	SER	N-CA-C	-6.53	93.37	111.00
2	4B	72	ARG	N-CA-CB	-6.53	98.84	110.60
2	4N	72	ARG	N-CA-CB	-6.53	98.84	110.60
2	4V	72	ARG	N-CA-CB	-6.53	98.84	110.60
2	43	25	SER	CA-C-N	-6.53	102.83	117.20
2	47	25	SER	CA-C-N	-6.53	102.83	117.20
2	5B	25	SER	CA-C-N	-6.53	102.83	117.20
2	5F	72	ARG	N-CA-CB	-6.53	98.84	110.60
2	5F	208	SER	N-CA-C	-6.53	93.37	111.00
2	5J	72	ARG	N-CA-CB	-6.53	98.84	110.60
2	5J	208	SER	N-CA-C	-6.53	93.37	111.00
2	5N	72	ARG	N-CA-CB	-6.53	98.84	110.60
2	5N	208	SER	N-CA-C	-6.53	93.37	111.00
2	5R	72	ARG	N-CA-CB	-6.53	98.84	110.60
2	53	25	SER	CA-C-N	-6.53	102.83	117.20
2	57	25	SER	CA-C-N	-6.53	102.83	117.20
2	6B	25	SER	CA-C-N	-6.53	102.83	117.20
2	6J	72	ARG	N-CA-CB	-6.53	98.84	110.60
2	6R	72	ARG	N-CA-CB	-6.53	98.84	110.60
2	63	72	ARG	N-CA-CB	-6.53	98.84	110.60
2	63	208	SER	N-CA-C	-6.53	93.37	111.00
2	67	72	ARG	N-CA-CB	-6.53	98.84	110.60
2	67	208	SER	N-CA-C	-6.53	93.37	111.00
2	7B	72	ARG	N-CA-CB	-6.53	98.84	110.60
2	7B	208	SER	N-CA-C	-6.53	93.37	111.00
2	7N	72	ARG	N-CA-CB	-6.53	98.84	110.60
1	1A	169	ASP	O-C-N	6.53	133.15	122.70
1	1I	169	ASP	O-C-N	6.53	133.15	122.70
2	1R	208	SER	N-CA-C	-6.53	93.37	111.00
2	1V	208	SER	N-CA-C	-6.53	93.37	111.00

*Continued on next page...*

*Continued from previous page...*

Mol	Chain	Res	Type	Atoms	Z	Observed(°)	Ideal(°)
2	1Z	208	SER	N-CA-C	-6.53	93.37	111.00
1	2E	169	ASP	O-C-N	6.53	133.15	122.70
2	2R	208	SER	N-CA-C	-6.53	93.37	111.00
2	2V	208	SER	N-CA-C	-6.53	93.37	111.00
2	2Z	208	SER	N-CA-C	-6.53	93.37	111.00
1	26	169	ASP	O-C-N	6.53	133.15	122.70
1	3E	169	ASP	O-C-N	6.53	133.15	122.70
1	4A	169	ASP	O-C-N	6.53	133.15	122.70
1	4M	169	ASP	O-C-N	6.53	133.15	122.70
1	4U	169	ASP	O-C-N	6.53	133.15	122.70
2	43	208	SER	N-CA-C	-6.53	93.37	111.00
2	47	208	SER	N-CA-C	-6.53	93.37	111.00
2	5B	208	SER	N-CA-C	-6.53	93.37	111.00
1	5Q	169	ASP	O-C-N	6.53	133.15	122.70
2	53	208	SER	N-CA-C	-6.53	93.37	111.00
2	57	208	SER	N-CA-C	-6.53	93.37	111.00
2	6B	208	SER	N-CA-C	-6.53	93.37	111.00
1	6I	169	ASP	O-C-N	6.53	133.15	122.70
1	6Q	169	ASP	O-C-N	6.53	133.15	122.70
1	7M	169	ASP	O-C-N	6.53	133.15	122.70
1	1Q	169	ASP	O-C-N	6.53	133.14	122.70
1	1U	169	ASP	O-C-N	6.53	133.14	122.70
1	1Y	169	ASP	O-C-N	6.53	133.14	122.70
1	12	88	GLY	O-C-N	6.53	133.14	122.70
1	16	88	GLY	O-C-N	6.53	133.14	122.70
1	2A	88	GLY	O-C-N	6.53	133.14	122.70
1	2Q	169	ASP	O-C-N	6.53	133.14	122.70
1	2U	169	ASP	O-C-N	6.53	133.14	122.70
1	2Y	169	ASP	O-C-N	6.53	133.14	122.70
1	3Q	88	GLY	O-C-N	6.53	133.14	122.70
1	3U	88	GLY	O-C-N	6.53	133.14	122.70
1	3Y	88	GLY	O-C-N	6.53	133.14	122.70
1	42	169	ASP	O-C-N	6.53	133.14	122.70
1	46	169	ASP	O-C-N	6.53	133.14	122.70
1	5A	169	ASP	O-C-N	6.53	133.14	122.70
1	5E	88	GLY	O-C-N	6.53	133.14	122.70
1	5I	88	GLY	O-C-N	6.53	133.14	122.70
1	5M	88	GLY	O-C-N	6.53	133.14	122.70
1	52	169	ASP	O-C-N	6.53	133.14	122.70
1	56	169	ASP	O-C-N	6.53	133.14	122.70
1	6A	169	ASP	O-C-N	6.53	133.14	122.70
1	62	88	GLY	O-C-N	6.53	133.14	122.70

*Continued on next page...*

*Continued from previous page...*

Mol	Chain	Res	Type	Atoms	Z	Observed(°)	Ideal(°)
1	66	88	GLY	O-C-N	6.53	133.14	122.70
1	7A	88	GLY	O-C-N	6.53	133.14	122.70
2	1B	150	VAL	CB-CA-C	-6.52	99.00	111.40
2	1F	229	ASN	N-CA-C	-6.52	93.39	111.00
2	1J	150	VAL	CB-CA-C	-6.52	99.00	111.40
1	1M	25	ASP	N-CA-C	6.52	128.62	111.00
2	2F	150	VAL	CB-CA-C	-6.52	99.00	111.40
1	2I	25	ASP	N-CA-C	6.52	128.62	111.00
2	2N	229	ASN	N-CA-C	-6.52	93.39	111.00
2	23	229	ASN	N-CA-C	-6.52	93.39	111.00
2	27	150	VAL	CB-CA-C	-6.52	99.00	111.40
1	3A	25	ASP	N-CA-C	6.52	128.62	111.00
2	3F	150	VAL	CB-CA-C	-6.52	99.00	111.40
1	3I	25	ASP	N-CA-C	6.52	128.62	111.00
2	3N	229	ASN	N-CA-C	-6.52	93.39	111.00
1	32	25	ASP	N-CA-C	6.52	128.62	111.00
2	37	229	ASN	N-CA-C	-6.52	93.39	111.00
2	4B	150	VAL	CB-CA-C	-6.52	99.00	111.40
1	4E	25	ASP	N-CA-C	6.52	128.62	111.00
2	4J	229	ASN	N-CA-C	-6.52	93.39	111.00
2	4N	150	VAL	CB-CA-C	-6.52	99.00	111.40
2	4R	229	ASN	N-CA-C	-6.52	93.39	111.00
2	4V	150	VAL	CB-CA-C	-6.52	99.00	111.40
1	4Y	25	ASP	N-CA-C	6.52	128.62	111.00
2	5R	150	VAL	CB-CA-C	-6.52	99.00	111.40
1	5U	25	ASP	N-CA-C	6.52	128.62	111.00
2	5Z	229	ASN	N-CA-C	-6.52	93.39	111.00
2	6F	229	ASN	N-CA-C	-6.52	93.39	111.00
2	6J	150	VAL	CB-CA-C	-6.52	99.00	111.40
1	6M	25	ASP	N-CA-C	6.52	128.62	111.00
2	6R	150	VAL	CB-CA-C	-6.52	99.00	111.40
1	6U	25	ASP	N-CA-C	6.52	128.62	111.00
2	6Z	229	ASN	N-CA-C	-6.52	93.39	111.00
1	7E	25	ASP	N-CA-C	6.52	128.62	111.00
2	7J	229	ASN	N-CA-C	-6.52	93.39	111.00
2	7N	150	VAL	CB-CA-C	-6.52	99.00	111.40
1	7Q	25	ASP	N-CA-C	6.52	128.62	111.00
2	7V	229	ASN	N-CA-C	-6.52	93.39	111.00
2	1B	25	SER	CA-C-N	-6.52	102.85	117.20
2	1J	25	SER	CA-C-N	-6.52	102.85	117.20
2	2F	25	SER	CA-C-N	-6.52	102.85	117.20
2	27	25	SER	CA-C-N	-6.52	102.85	117.20

*Continued on next page...*

*Continued from previous page...*

Mol	Chain	Res	Type	Atoms	Z	Observed(°)	Ideal(°)
2	3F	25	SER	CA-C-N	-6.52	102.85	117.20
2	4B	25	SER	CA-C-N	-6.52	102.85	117.20
2	4N	25	SER	CA-C-N	-6.52	102.85	117.20
2	4V	25	SER	CA-C-N	-6.52	102.85	117.20
2	5R	25	SER	CA-C-N	-6.52	102.85	117.20
2	6J	25	SER	CA-C-N	-6.52	102.85	117.20
2	6R	25	SER	CA-C-N	-6.52	102.85	117.20
2	7N	25	SER	CA-C-N	-6.52	102.85	117.20
2	13	150	VAL	CB-CA-C	-6.52	99.01	111.40
2	17	150	VAL	CB-CA-C	-6.52	99.01	111.40
2	2B	150	VAL	CB-CA-C	-6.52	99.01	111.40
2	3R	150	VAL	CB-CA-C	-6.52	99.01	111.40
2	3V	150	VAL	CB-CA-C	-6.52	99.01	111.40
2	3Z	150	VAL	CB-CA-C	-6.52	99.01	111.40
2	5F	150	VAL	CB-CA-C	-6.52	99.01	111.40
2	5J	150	VAL	CB-CA-C	-6.52	99.01	111.40
2	5N	150	VAL	CB-CA-C	-6.52	99.01	111.40
2	63	150	VAL	CB-CA-C	-6.52	99.01	111.40
2	67	150	VAL	CB-CA-C	-6.52	99.01	111.40
2	7B	150	VAL	CB-CA-C	-6.52	99.01	111.40
1	1M	169	ASP	O-C-N	6.52	133.13	122.70
2	1N	25	SER	CA-C-N	-6.52	102.86	117.20
2	1R	229	ASN	N-CA-C	-6.52	93.40	111.00
2	1V	229	ASN	N-CA-C	-6.52	93.40	111.00
2	1Z	229	ASN	N-CA-C	-6.52	93.40	111.00
1	2I	169	ASP	O-C-N	6.52	133.13	122.70
2	2J	25	SER	CA-C-N	-6.52	102.86	117.20
2	2R	229	ASN	N-CA-C	-6.52	93.40	111.00
2	2V	229	ASN	N-CA-C	-6.52	93.40	111.00
2	2Z	229	ASN	N-CA-C	-6.52	93.40	111.00
1	3A	169	ASP	O-C-N	6.52	133.13	122.70
2	3B	25	SER	CA-C-N	-6.52	102.86	117.20
1	3I	169	ASP	O-C-N	6.52	133.13	122.70
2	3J	25	SER	CA-C-N	-6.52	102.86	117.20
1	32	169	ASP	O-C-N	6.52	133.13	122.70
2	33	25	SER	CA-C-N	-6.52	102.86	117.20
1	4E	169	ASP	O-C-N	6.52	133.13	122.70
2	4F	25	SER	CA-C-N	-6.52	102.86	117.20
1	4Y	169	ASP	O-C-N	6.52	133.13	122.70
2	4Z	25	SER	CA-C-N	-6.52	102.86	117.20
2	43	229	ASN	N-CA-C	-6.52	93.40	111.00
2	47	229	ASN	N-CA-C	-6.52	93.40	111.00

*Continued on next page...*



*Continued from previous page...*

Mol	Chain	Res	Type	Atoms	Z	Observed(°)	Ideal(°)
2	5B	229	ASN	N-CA-C	-6.52	93.40	111.00
1	5U	169	ASP	O-C-N	6.52	133.13	122.70
2	5V	25	SER	CA-C-N	-6.52	102.86	117.20
2	53	229	ASN	N-CA-C	-6.52	93.40	111.00
2	57	229	ASN	N-CA-C	-6.52	93.40	111.00
2	6B	229	ASN	N-CA-C	-6.52	93.40	111.00
1	6M	169	ASP	O-C-N	6.52	133.13	122.70
2	6N	25	SER	CA-C-N	-6.52	102.86	117.20
1	6U	169	ASP	O-C-N	6.52	133.13	122.70
2	6V	25	SER	CA-C-N	-6.52	102.86	117.20
1	7E	169	ASP	O-C-N	6.52	133.13	122.70
2	7F	25	SER	CA-C-N	-6.52	102.86	117.20
1	7Q	169	ASP	O-C-N	6.52	133.13	122.70
2	7R	25	SER	CA-C-N	-6.52	102.86	117.20
2	1R	72	ARG	N-CA-CB	-6.52	98.87	110.60
2	1V	72	ARG	N-CA-CB	-6.52	98.87	110.60
2	1Z	72	ARG	N-CA-CB	-6.52	98.87	110.60
2	2R	72	ARG	N-CA-CB	-6.52	98.87	110.60
2	2V	72	ARG	N-CA-CB	-6.52	98.87	110.60
2	2Z	72	ARG	N-CA-CB	-6.52	98.87	110.60
2	43	72	ARG	N-CA-CB	-6.52	98.87	110.60
2	47	72	ARG	N-CA-CB	-6.52	98.87	110.60
2	5B	72	ARG	N-CA-CB	-6.52	98.87	110.60
2	53	72	ARG	N-CA-CB	-6.52	98.87	110.60
2	57	72	ARG	N-CA-CB	-6.52	98.87	110.60
2	6B	72	ARG	N-CA-CB	-6.52	98.87	110.60
1	1A	88	GLY	O-C-N	6.52	133.13	122.70
1	1I	88	GLY	O-C-N	6.52	133.13	122.70
1	2E	88	GLY	O-C-N	6.52	133.13	122.70
1	26	88	GLY	O-C-N	6.52	133.13	122.70
1	3E	88	GLY	O-C-N	6.52	133.13	122.70
1	4A	88	GLY	O-C-N	6.52	133.13	122.70
1	4M	88	GLY	O-C-N	6.52	133.13	122.70
1	4U	88	GLY	O-C-N	6.52	133.13	122.70
1	5Q	88	GLY	O-C-N	6.52	133.13	122.70
1	6I	88	GLY	O-C-N	6.52	133.13	122.70
1	6Q	88	GLY	O-C-N	6.52	133.13	122.70
1	7M	88	GLY	O-C-N	6.52	133.13	122.70
2	1F	150	VAL	CB-CA-C	-6.51	99.02	111.40
2	1N	229	ASN	N-CA-C	-6.51	93.41	111.00
1	1Q	178	SER	C-N-CA	-6.51	105.42	121.70
1	1U	178	SER	C-N-CA	-6.51	105.42	121.70

*Continued on next page...*



*Continued from previous page...*

Mol	Chain	Res	Type	Atoms	Z	Observed(°)	Ideal(°)
1	1Y	178	SER	C-N-CA	-6.51	105.42	121.70
1	12	169	ASP	O-C-N	6.51	133.12	122.70
1	16	169	ASP	O-C-N	6.51	133.12	122.70
1	2A	169	ASP	O-C-N	6.51	133.12	122.70
2	2J	229	ASN	N-CA-C	-6.51	93.41	111.00
2	2N	150	VAL	CB-CA-C	-6.51	99.02	111.40
1	2Q	178	SER	C-N-CA	-6.51	105.42	121.70
1	2U	178	SER	C-N-CA	-6.51	105.42	121.70
1	2Y	178	SER	C-N-CA	-6.51	105.42	121.70
2	23	150	VAL	CB-CA-C	-6.51	99.02	111.40
2	3B	229	ASN	N-CA-C	-6.51	93.41	111.00
2	3J	229	ASN	N-CA-C	-6.51	93.41	111.00
2	3N	150	VAL	CB-CA-C	-6.51	99.02	111.40
1	3Q	169	ASP	O-C-N	6.51	133.12	122.70
1	3U	169	ASP	O-C-N	6.51	133.12	122.70
1	3Y	169	ASP	O-C-N	6.51	133.12	122.70
2	33	229	ASN	N-CA-C	-6.51	93.41	111.00
2	37	150	VAL	CB-CA-C	-6.51	99.02	111.40
2	4F	229	ASN	N-CA-C	-6.51	93.41	111.00
2	4J	150	VAL	CB-CA-C	-6.51	99.02	111.40
2	4R	150	VAL	CB-CA-C	-6.51	99.02	111.40
2	4Z	229	ASN	N-CA-C	-6.51	93.41	111.00
1	42	178	SER	C-N-CA	-6.51	105.42	121.70
1	46	178	SER	C-N-CA	-6.51	105.42	121.70
1	5A	178	SER	C-N-CA	-6.51	105.42	121.70
1	5E	169	ASP	O-C-N	6.51	133.12	122.70
1	5I	169	ASP	O-C-N	6.51	133.12	122.70
1	5M	169	ASP	O-C-N	6.51	133.12	122.70
2	5V	229	ASN	N-CA-C	-6.51	93.41	111.00
2	5Z	150	VAL	CB-CA-C	-6.51	99.02	111.40
1	52	178	SER	C-N-CA	-6.51	105.42	121.70
1	56	178	SER	C-N-CA	-6.51	105.42	121.70
1	6A	178	SER	C-N-CA	-6.51	105.42	121.70
2	6F	150	VAL	CB-CA-C	-6.51	99.02	111.40
2	6N	229	ASN	N-CA-C	-6.51	93.41	111.00
2	6V	229	ASN	N-CA-C	-6.51	93.41	111.00
2	6Z	150	VAL	CB-CA-C	-6.51	99.02	111.40
1	62	169	ASP	O-C-N	6.51	133.12	122.70
1	66	169	ASP	O-C-N	6.51	133.12	122.70
1	7A	169	ASP	O-C-N	6.51	133.12	122.70
2	7F	229	ASN	N-CA-C	-6.51	93.41	111.00
2	7J	150	VAL	CB-CA-C	-6.51	99.02	111.40

*Continued on next page...*

*Continued from previous page...*

Mol	Chain	Res	Type	Atoms	Z	Observed(°)	Ideal(°)
2	7R	229	ASN	N-CA-C	-6.51	93.41	111.00
2	7V	150	VAL	CB-CA-C	-6.51	99.02	111.40
2	1R	150	VAL	CB-CA-C	-6.51	99.03	111.40
2	1V	150	VAL	CB-CA-C	-6.51	99.03	111.40
2	1Z	150	VAL	CB-CA-C	-6.51	99.03	111.40
2	2R	150	VAL	CB-CA-C	-6.51	99.03	111.40
2	2V	150	VAL	CB-CA-C	-6.51	99.03	111.40
2	2Z	150	VAL	CB-CA-C	-6.51	99.03	111.40
2	43	150	VAL	CB-CA-C	-6.51	99.03	111.40
2	47	150	VAL	CB-CA-C	-6.51	99.03	111.40
2	5B	150	VAL	CB-CA-C	-6.51	99.03	111.40
2	53	150	VAL	CB-CA-C	-6.51	99.03	111.40
2	57	150	VAL	CB-CA-C	-6.51	99.03	111.40
2	6B	150	VAL	CB-CA-C	-6.51	99.03	111.40
1	1Q	25	ASP	N-CA-C	6.51	128.57	111.00
1	1U	25	ASP	N-CA-C	6.51	128.57	111.00
1	1Y	25	ASP	N-CA-C	6.51	128.57	111.00
1	12	25	ASP	N-CA-C	6.51	128.58	111.00
1	16	25	ASP	N-CA-C	6.51	128.58	111.00
1	2A	25	ASP	N-CA-C	6.51	128.58	111.00
1	2Q	25	ASP	N-CA-C	6.51	128.57	111.00
1	2U	25	ASP	N-CA-C	6.51	128.57	111.00
1	2Y	25	ASP	N-CA-C	6.51	128.57	111.00
1	3Q	25	ASP	N-CA-C	6.51	128.58	111.00
1	3U	25	ASP	N-CA-C	6.51	128.58	111.00
1	3Y	25	ASP	N-CA-C	6.51	128.58	111.00
1	42	25	ASP	N-CA-C	6.51	128.57	111.00
1	46	25	ASP	N-CA-C	6.51	128.57	111.00
1	5A	25	ASP	N-CA-C	6.51	128.57	111.00
1	5E	25	ASP	N-CA-C	6.51	128.58	111.00
1	5I	25	ASP	N-CA-C	6.51	128.58	111.00
1	5M	25	ASP	N-CA-C	6.51	128.58	111.00
1	52	25	ASP	N-CA-C	6.51	128.57	111.00
1	56	25	ASP	N-CA-C	6.51	128.57	111.00
1	6A	25	ASP	N-CA-C	6.51	128.57	111.00
1	62	25	ASP	N-CA-C	6.51	128.58	111.00
1	66	25	ASP	N-CA-C	6.51	128.58	111.00
1	7A	25	ASP	N-CA-C	6.51	128.58	111.00
1	1A	25	ASP	N-CA-C	6.51	128.57	111.00
1	1I	25	ASP	N-CA-C	6.51	128.57	111.00
2	1N	150	VAL	CB-CA-C	-6.51	99.04	111.40
2	1R	71	ALA	CA-C-N	-6.51	102.88	117.20

*Continued on next page...*

*Continued from previous page...*

Mol	Chain	Res	Type	Atoms	Z	Observed(°)	Ideal(°)
2	1V	71	ALA	CA-C-N	-6.51	102.88	117.20
2	1Z	71	ALA	CA-C-N	-6.51	102.88	117.20
1	2E	25	ASP	N-CA-C	6.51	128.57	111.00
2	2J	150	VAL	CB-CA-C	-6.51	99.04	111.40
2	2R	71	ALA	CA-C-N	-6.51	102.88	117.20
2	2V	71	ALA	CA-C-N	-6.51	102.88	117.20
2	2Z	71	ALA	CA-C-N	-6.51	102.88	117.20
1	26	25	ASP	N-CA-C	6.51	128.57	111.00
2	3B	150	VAL	CB-CA-C	-6.51	99.04	111.40
1	3E	25	ASP	N-CA-C	6.51	128.57	111.00
2	3J	150	VAL	CB-CA-C	-6.51	99.04	111.40
2	33	150	VAL	CB-CA-C	-6.51	99.04	111.40
1	4A	25	ASP	N-CA-C	6.51	128.57	111.00
2	4F	150	VAL	CB-CA-C	-6.51	99.04	111.40
1	4M	25	ASP	N-CA-C	6.51	128.57	111.00
1	4U	25	ASP	N-CA-C	6.51	128.57	111.00
2	4Z	150	VAL	CB-CA-C	-6.51	99.04	111.40
2	43	71	ALA	CA-C-N	-6.51	102.88	117.20
2	47	71	ALA	CA-C-N	-6.51	102.88	117.20
2	5B	71	ALA	CA-C-N	-6.51	102.88	117.20
1	5Q	25	ASP	N-CA-C	6.51	128.57	111.00
2	5V	150	VAL	CB-CA-C	-6.51	99.04	111.40
2	53	71	ALA	CA-C-N	-6.51	102.88	117.20
2	57	71	ALA	CA-C-N	-6.51	102.88	117.20
2	6B	71	ALA	CA-C-N	-6.51	102.88	117.20
1	6I	25	ASP	N-CA-C	6.51	128.57	111.00
2	6N	150	VAL	CB-CA-C	-6.51	99.04	111.40
1	6Q	25	ASP	N-CA-C	6.51	128.57	111.00
2	6V	150	VAL	CB-CA-C	-6.51	99.04	111.40
2	7F	150	VAL	CB-CA-C	-6.51	99.04	111.40
1	7M	25	ASP	N-CA-C	6.51	128.57	111.00
2	7R	150	VAL	CB-CA-C	-6.51	99.04	111.40
2	1B	229	ASN	N-CA-C	-6.50	93.44	111.00
2	1J	229	ASN	N-CA-C	-6.50	93.44	111.00
2	13	71	ALA	CA-C-N	-6.50	102.89	117.20
2	17	71	ALA	CA-C-N	-6.50	102.89	117.20
2	2B	71	ALA	CA-C-N	-6.50	102.89	117.20
2	2F	229	ASN	N-CA-C	-6.50	93.44	111.00
2	27	229	ASN	N-CA-C	-6.50	93.44	111.00
2	3F	229	ASN	N-CA-C	-6.50	93.44	111.00
2	3R	71	ALA	CA-C-N	-6.50	102.89	117.20
2	3V	71	ALA	CA-C-N	-6.50	102.89	117.20

*Continued on next page...*

*Continued from previous page...*

Mol	Chain	Res	Type	Atoms	Z	Observed(°)	Ideal(°)
2	3Z	71	ALA	CA-C-N	-6.50	102.89	117.20
2	4B	229	ASN	N-CA-C	-6.50	93.44	111.00
2	4N	229	ASN	N-CA-C	-6.50	93.44	111.00
2	4V	229	ASN	N-CA-C	-6.50	93.44	111.00
2	5F	71	ALA	CA-C-N	-6.50	102.89	117.20
2	5J	71	ALA	CA-C-N	-6.50	102.89	117.20
2	5N	71	ALA	CA-C-N	-6.50	102.89	117.20
2	5R	229	ASN	N-CA-C	-6.50	93.44	111.00
2	6J	229	ASN	N-CA-C	-6.50	93.44	111.00
2	6R	229	ASN	N-CA-C	-6.50	93.44	111.00
2	63	71	ALA	CA-C-N	-6.50	102.89	117.20
2	67	71	ALA	CA-C-N	-6.50	102.89	117.20
2	7B	71	ALA	CA-C-N	-6.50	102.89	117.20
2	7N	229	ASN	N-CA-C	-6.50	93.44	111.00
1	1A	14	ASP	CB-CA-C	6.50	123.40	110.40
1	1E	25	ASP	N-CA-C	6.50	128.56	111.00
1	1I	14	ASP	CB-CA-C	6.50	123.40	110.40
2	1N	71	ALA	CA-C-N	-6.50	102.89	117.20
2	13	229	ASN	N-CA-C	-6.50	93.44	111.00
2	17	229	ASN	N-CA-C	-6.50	93.44	111.00
2	2B	229	ASN	N-CA-C	-6.50	93.44	111.00
1	2E	14	ASP	CB-CA-C	6.50	123.40	110.40
2	2J	71	ALA	CA-C-N	-6.50	102.89	117.20
1	2M	25	ASP	N-CA-C	6.50	128.56	111.00
1	22	25	ASP	N-CA-C	6.50	128.56	111.00
1	26	14	ASP	CB-CA-C	6.50	123.40	110.40
2	3B	71	ALA	CA-C-N	-6.50	102.89	117.20
1	3E	14	ASP	CB-CA-C	6.50	123.40	110.40
2	3J	71	ALA	CA-C-N	-6.50	102.89	117.20
1	3M	25	ASP	N-CA-C	6.50	128.56	111.00
2	3R	229	ASN	N-CA-C	-6.50	93.44	111.00
2	3V	229	ASN	N-CA-C	-6.50	93.44	111.00
2	3Z	229	ASN	N-CA-C	-6.50	93.44	111.00
2	33	71	ALA	CA-C-N	-6.50	102.89	117.20
1	36	25	ASP	N-CA-C	6.50	128.56	111.00
1	4A	14	ASP	CB-CA-C	6.50	123.40	110.40
2	4F	71	ALA	CA-C-N	-6.50	102.89	117.20
1	4I	25	ASP	N-CA-C	6.50	128.56	111.00
1	4M	14	ASP	CB-CA-C	6.50	123.40	110.40
1	4Q	25	ASP	N-CA-C	6.50	128.56	111.00
1	4U	14	ASP	CB-CA-C	6.50	123.40	110.40
2	4Z	71	ALA	CA-C-N	-6.50	102.89	117.20

*Continued on next page...*

*Continued from previous page...*

Mol	Chain	Res	Type	Atoms	Z	Observed(°)	Ideal(°)
2	5F	229	ASN	N-CA-C	-6.50	93.44	111.00
2	5J	229	ASN	N-CA-C	-6.50	93.44	111.00
2	5N	229	ASN	N-CA-C	-6.50	93.44	111.00
1	5Q	14	ASP	CB-CA-C	6.50	123.40	110.40
2	5V	71	ALA	CA-C-N	-6.50	102.89	117.20
1	5Y	25	ASP	N-CA-C	6.50	128.56	111.00
1	6E	25	ASP	N-CA-C	6.50	128.56	111.00
1	6I	14	ASP	CB-CA-C	6.50	123.40	110.40
2	6N	71	ALA	CA-C-N	-6.50	102.89	117.20
1	6Q	14	ASP	CB-CA-C	6.50	123.40	110.40
2	6V	71	ALA	CA-C-N	-6.50	102.89	117.20
1	6Y	25	ASP	N-CA-C	6.50	128.56	111.00
2	63	229	ASN	N-CA-C	-6.50	93.44	111.00
2	67	229	ASN	N-CA-C	-6.50	93.44	111.00
2	7B	229	ASN	N-CA-C	-6.50	93.44	111.00
2	7F	71	ALA	CA-C-N	-6.50	102.89	117.20
1	7I	25	ASP	N-CA-C	6.50	128.56	111.00
1	7M	14	ASP	CB-CA-C	6.50	123.40	110.40
2	7R	71	ALA	CA-C-N	-6.50	102.89	117.20
1	7U	25	ASP	N-CA-C	6.50	128.56	111.00
1	1M	14	ASP	CB-CA-C	6.50	123.40	110.40
1	2I	14	ASP	CB-CA-C	6.50	123.40	110.40
1	3A	14	ASP	CB-CA-C	6.50	123.40	110.40
1	3I	14	ASP	CB-CA-C	6.50	123.40	110.40
1	32	14	ASP	CB-CA-C	6.50	123.40	110.40
1	4E	14	ASP	CB-CA-C	6.50	123.40	110.40
1	4Y	14	ASP	CB-CA-C	6.50	123.40	110.40
1	5U	14	ASP	CB-CA-C	6.50	123.40	110.40
1	6M	14	ASP	CB-CA-C	6.50	123.40	110.40
1	6U	14	ASP	CB-CA-C	6.50	123.40	110.40
1	7E	14	ASP	CB-CA-C	6.50	123.40	110.40
1	7Q	14	ASP	CB-CA-C	6.50	123.40	110.40
1	1E	88	GLY	O-C-N	6.50	133.10	122.70
2	1F	71	ALA	CA-C-N	-6.50	102.90	117.20
1	2M	88	GLY	O-C-N	6.50	133.10	122.70
2	2N	71	ALA	CA-C-N	-6.50	102.90	117.20
1	22	88	GLY	O-C-N	6.50	133.10	122.70
2	23	71	ALA	CA-C-N	-6.50	102.90	117.20
1	3M	88	GLY	O-C-N	6.50	133.10	122.70
2	3N	71	ALA	CA-C-N	-6.50	102.90	117.20
1	36	88	GLY	O-C-N	6.50	133.10	122.70
2	37	71	ALA	CA-C-N	-6.50	102.90	117.20

*Continued on next page...*

*Continued from previous page...*

Mol	Chain	Res	Type	Atoms	Z	Observed(°)	Ideal(°)
1	4I	88	GLY	O-C-N	6.50	133.10	122.70
2	4J	71	ALA	CA-C-N	-6.50	102.90	117.20
1	4Q	88	GLY	O-C-N	6.50	133.10	122.70
2	4R	71	ALA	CA-C-N	-6.50	102.90	117.20
1	5Y	88	GLY	O-C-N	6.50	133.10	122.70
2	5Z	71	ALA	CA-C-N	-6.50	102.90	117.20
1	6E	88	GLY	O-C-N	6.50	133.10	122.70
2	6F	71	ALA	CA-C-N	-6.50	102.90	117.20
1	6Y	88	GLY	O-C-N	6.50	133.10	122.70
2	6Z	71	ALA	CA-C-N	-6.50	102.90	117.20
1	7I	88	GLY	O-C-N	6.50	133.10	122.70
2	7J	71	ALA	CA-C-N	-6.50	102.90	117.20
1	7U	88	GLY	O-C-N	6.50	133.10	122.70
2	7V	71	ALA	CA-C-N	-6.50	102.90	117.20
1	1M	88	GLY	O-C-N	6.50	133.09	122.70
1	12	14	ASP	CB-CA-C	6.50	123.39	110.40
1	16	14	ASP	CB-CA-C	6.50	123.39	110.40
1	2A	14	ASP	CB-CA-C	6.50	123.39	110.40
1	2I	88	GLY	O-C-N	6.50	133.09	122.70
1	3A	88	GLY	O-C-N	6.50	133.09	122.70
1	3I	88	GLY	O-C-N	6.50	133.09	122.70
1	3Q	14	ASP	CB-CA-C	6.50	123.39	110.40
1	3U	14	ASP	CB-CA-C	6.50	123.39	110.40
1	3Y	14	ASP	CB-CA-C	6.50	123.39	110.40
1	32	88	GLY	O-C-N	6.50	133.09	122.70
1	4E	88	GLY	O-C-N	6.50	133.09	122.70
1	4Y	88	GLY	O-C-N	6.50	133.09	122.70
1	5E	14	ASP	CB-CA-C	6.50	123.39	110.40
1	5I	14	ASP	CB-CA-C	6.50	123.39	110.40
1	5M	14	ASP	CB-CA-C	6.50	123.39	110.40
1	5U	88	GLY	O-C-N	6.50	133.09	122.70
1	6M	88	GLY	O-C-N	6.50	133.09	122.70
1	6U	88	GLY	O-C-N	6.50	133.09	122.70
1	62	14	ASP	CB-CA-C	6.50	123.39	110.40
1	66	14	ASP	CB-CA-C	6.50	123.39	110.40
1	7A	14	ASP	CB-CA-C	6.50	123.39	110.40
1	7E	88	GLY	O-C-N	6.50	133.09	122.70
1	7Q	88	GLY	O-C-N	6.50	133.09	122.70
2	1B	71	ALA	CA-C-N	-6.50	102.91	117.20
2	1J	71	ALA	CA-C-N	-6.50	102.91	117.20
1	1Q	6	ALA	O-C-N	6.50	133.09	122.70
1	1U	6	ALA	O-C-N	6.50	133.09	122.70

*Continued on next page...*

*Continued from previous page...*

Mol	Chain	Res	Type	Atoms	Z	Observed(°)	Ideal(°)
1	1Y	6	ALA	O-C-N	6.50	133.09	122.70
2	2F	71	ALA	CA-C-N	-6.50	102.91	117.20
1	2Q	6	ALA	O-C-N	6.50	133.09	122.70
1	2U	6	ALA	O-C-N	6.50	133.09	122.70
1	2Y	6	ALA	O-C-N	6.50	133.09	122.70
2	27	71	ALA	CA-C-N	-6.50	102.91	117.20
2	3F	71	ALA	CA-C-N	-6.50	102.91	117.20
2	4B	71	ALA	CA-C-N	-6.50	102.91	117.20
2	4N	71	ALA	CA-C-N	-6.50	102.91	117.20
2	4V	71	ALA	CA-C-N	-6.50	102.91	117.20
1	42	6	ALA	O-C-N	6.50	133.09	122.70
1	46	6	ALA	O-C-N	6.50	133.09	122.70
1	5A	6	ALA	O-C-N	6.50	133.09	122.70
2	5R	71	ALA	CA-C-N	-6.50	102.91	117.20
1	52	6	ALA	O-C-N	6.50	133.09	122.70
1	56	6	ALA	O-C-N	6.50	133.09	122.70
1	6A	6	ALA	O-C-N	6.50	133.09	122.70
2	6J	71	ALA	CA-C-N	-6.50	102.91	117.20
2	6R	71	ALA	CA-C-N	-6.50	102.91	117.20
2	7N	71	ALA	CA-C-N	-6.50	102.91	117.20
1	1E	178	SER	C-N-CA	-6.49	105.47	121.70
1	1M	178	SER	C-N-CA	-6.49	105.47	121.70
1	1Q	26	ALA	N-CA-C	-6.49	93.47	111.00
1	1U	26	ALA	N-CA-C	-6.49	93.47	111.00
1	1Y	26	ALA	N-CA-C	-6.49	93.47	111.00
1	2I	178	SER	C-N-CA	-6.49	105.47	121.70
1	2M	178	SER	C-N-CA	-6.49	105.47	121.70
1	2Q	26	ALA	N-CA-C	-6.49	93.47	111.00
1	2U	26	ALA	N-CA-C	-6.49	93.47	111.00
1	2Y	26	ALA	N-CA-C	-6.49	93.47	111.00
1	22	178	SER	C-N-CA	-6.49	105.47	121.70
1	3A	178	SER	C-N-CA	-6.49	105.47	121.70
1	3I	178	SER	C-N-CA	-6.49	105.47	121.70
1	3M	178	SER	C-N-CA	-6.49	105.47	121.70
1	32	178	SER	C-N-CA	-6.49	105.47	121.70
1	36	178	SER	C-N-CA	-6.49	105.47	121.70
1	4E	178	SER	C-N-CA	-6.49	105.47	121.70
1	4I	178	SER	C-N-CA	-6.49	105.47	121.70
1	4Q	178	SER	C-N-CA	-6.49	105.47	121.70
1	4Y	178	SER	C-N-CA	-6.49	105.47	121.70
1	42	26	ALA	N-CA-C	-6.49	93.47	111.00
1	46	26	ALA	N-CA-C	-6.49	93.47	111.00

*Continued on next page...*



*Continued from previous page...*

Mol	Chain	Res	Type	Atoms	Z	Observed(°)	Ideal(°)
1	5A	26	ALA	N-CA-C	-6.49	93.47	111.00
1	5U	178	SER	C-N-CA	-6.49	105.47	121.70
1	5Y	178	SER	C-N-CA	-6.49	105.47	121.70
1	52	26	ALA	N-CA-C	-6.49	93.47	111.00
1	56	26	ALA	N-CA-C	-6.49	93.47	111.00
1	6A	26	ALA	N-CA-C	-6.49	93.47	111.00
1	6E	178	SER	C-N-CA	-6.49	105.47	121.70
1	6M	178	SER	C-N-CA	-6.49	105.47	121.70
1	6U	178	SER	C-N-CA	-6.49	105.47	121.70
1	6Y	178	SER	C-N-CA	-6.49	105.47	121.70
1	7E	178	SER	C-N-CA	-6.49	105.47	121.70
1	7I	178	SER	C-N-CA	-6.49	105.47	121.70
1	7Q	178	SER	C-N-CA	-6.49	105.47	121.70
1	7U	178	SER	C-N-CA	-6.49	105.47	121.70
1	1A	6	ALA	O-C-N	6.49	133.08	122.70
1	1A	178	SER	C-N-CA	-6.49	105.47	121.70
1	1E	26	ALA	N-CA-C	-6.49	93.47	111.00
1	1I	6	ALA	O-C-N	6.49	133.08	122.70
1	1I	178	SER	C-N-CA	-6.49	105.47	121.70
1	2E	6	ALA	O-C-N	6.49	133.08	122.70
1	2E	178	SER	C-N-CA	-6.49	105.47	121.70
1	2M	26	ALA	N-CA-C	-6.49	93.47	111.00
1	22	26	ALA	N-CA-C	-6.49	93.47	111.00
1	26	6	ALA	O-C-N	6.49	133.08	122.70
1	26	178	SER	C-N-CA	-6.49	105.47	121.70
1	3E	6	ALA	O-C-N	6.49	133.08	122.70
1	3E	178	SER	C-N-CA	-6.49	105.47	121.70
1	3M	26	ALA	N-CA-C	-6.49	93.47	111.00
1	36	26	ALA	N-CA-C	-6.49	93.47	111.00
1	4A	6	ALA	O-C-N	6.49	133.08	122.70
1	4A	178	SER	C-N-CA	-6.49	105.47	121.70
1	4I	26	ALA	N-CA-C	-6.49	93.47	111.00
1	4M	6	ALA	O-C-N	6.49	133.08	122.70
1	4M	178	SER	C-N-CA	-6.49	105.47	121.70
1	4Q	26	ALA	N-CA-C	-6.49	93.47	111.00
1	4U	6	ALA	O-C-N	6.49	133.08	122.70
1	4U	178	SER	C-N-CA	-6.49	105.47	121.70
1	5Q	6	ALA	O-C-N	6.49	133.08	122.70
1	5Q	178	SER	C-N-CA	-6.49	105.47	121.70
1	5Y	26	ALA	N-CA-C	-6.49	93.47	111.00
1	6E	26	ALA	N-CA-C	-6.49	93.47	111.00
1	6I	6	ALA	O-C-N	6.49	133.08	122.70

*Continued on next page...*

*Continued from previous page...*

Mol	Chain	Res	Type	Atoms	Z	Observed(°)	Ideal(°)
1	6I	178	SER	C-N-CA	-6.49	105.47	121.70
1	6Q	6	ALA	O-C-N	6.49	133.08	122.70
1	6Q	178	SER	C-N-CA	-6.49	105.47	121.70
1	6Y	26	ALA	N-CA-C	-6.49	93.47	111.00
1	7I	26	ALA	N-CA-C	-6.49	93.47	111.00
1	7M	6	ALA	O-C-N	6.49	133.08	122.70
1	7M	178	SER	C-N-CA	-6.49	105.47	121.70
1	7U	26	ALA	N-CA-C	-6.49	93.47	111.00
1	12	178	SER	C-N-CA	-6.49	105.48	121.70
1	16	178	SER	C-N-CA	-6.49	105.48	121.70
1	2A	178	SER	C-N-CA	-6.49	105.48	121.70
1	3Q	178	SER	C-N-CA	-6.49	105.48	121.70
1	3U	178	SER	C-N-CA	-6.49	105.48	121.70
1	3Y	178	SER	C-N-CA	-6.49	105.48	121.70
1	5E	178	SER	C-N-CA	-6.49	105.48	121.70
1	5I	178	SER	C-N-CA	-6.49	105.48	121.70
1	5M	178	SER	C-N-CA	-6.49	105.48	121.70
1	62	178	SER	C-N-CA	-6.49	105.48	121.70
1	66	178	SER	C-N-CA	-6.49	105.48	121.70
1	7A	178	SER	C-N-CA	-6.49	105.48	121.70
1	1Q	88	GLY	O-C-N	6.48	133.07	122.70
1	1U	88	GLY	O-C-N	6.48	133.07	122.70
1	1Y	88	GLY	O-C-N	6.48	133.07	122.70
1	2Q	88	GLY	O-C-N	6.48	133.07	122.70
1	2U	88	GLY	O-C-N	6.48	133.07	122.70
1	2Y	88	GLY	O-C-N	6.48	133.07	122.70
1	42	88	GLY	O-C-N	6.48	133.07	122.70
1	46	88	GLY	O-C-N	6.48	133.07	122.70
1	5A	88	GLY	O-C-N	6.48	133.07	122.70
1	52	88	GLY	O-C-N	6.48	133.07	122.70
1	56	88	GLY	O-C-N	6.48	133.07	122.70
1	6A	88	GLY	O-C-N	6.48	133.07	122.70
1	1E	14	ASP	CB-CA-C	6.48	123.35	110.40
1	1Q	14	ASP	CB-CA-C	6.48	123.36	110.40
1	1U	14	ASP	CB-CA-C	6.48	123.36	110.40
1	1Y	14	ASP	CB-CA-C	6.48	123.36	110.40
1	2M	14	ASP	CB-CA-C	6.48	123.35	110.40
1	2Q	14	ASP	CB-CA-C	6.48	123.36	110.40
1	2U	14	ASP	CB-CA-C	6.48	123.36	110.40
1	2Y	14	ASP	CB-CA-C	6.48	123.36	110.40
1	22	14	ASP	CB-CA-C	6.48	123.35	110.40
1	3M	14	ASP	CB-CA-C	6.48	123.35	110.40

*Continued on next page...*

*Continued from previous page...*

Mol	Chain	Res	Type	Atoms	Z	Observed(°)	Ideal(°)
1	36	14	ASP	CB-CA-C	6.48	123.35	110.40
1	4I	14	ASP	CB-CA-C	6.48	123.35	110.40
1	4Q	14	ASP	CB-CA-C	6.48	123.35	110.40
1	42	14	ASP	CB-CA-C	6.48	123.36	110.40
1	46	14	ASP	CB-CA-C	6.48	123.36	110.40
1	5A	14	ASP	CB-CA-C	6.48	123.36	110.40
1	5Y	14	ASP	CB-CA-C	6.48	123.35	110.40
1	52	14	ASP	CB-CA-C	6.48	123.36	110.40
1	56	14	ASP	CB-CA-C	6.48	123.36	110.40
1	6A	14	ASP	CB-CA-C	6.48	123.36	110.40
1	6E	14	ASP	CB-CA-C	6.48	123.35	110.40
1	6Y	14	ASP	CB-CA-C	6.48	123.35	110.40
1	7I	14	ASP	CB-CA-C	6.48	123.35	110.40
1	7U	14	ASP	CB-CA-C	6.48	123.35	110.40
1	1M	26	ALA	N-CA-C	-6.47	93.52	111.00
1	1M	81	ASN	CB-CG-ND2	-6.47	101.16	116.70
1	12	26	ALA	N-CA-C	-6.47	93.52	111.00
1	16	26	ALA	N-CA-C	-6.47	93.52	111.00
1	2A	26	ALA	N-CA-C	-6.47	93.52	111.00
1	2I	26	ALA	N-CA-C	-6.47	93.52	111.00
1	2I	81	ASN	CB-CG-ND2	-6.47	101.16	116.70
1	3A	26	ALA	N-CA-C	-6.47	93.52	111.00
1	3A	81	ASN	CB-CG-ND2	-6.47	101.16	116.70
1	3I	26	ALA	N-CA-C	-6.47	93.52	111.00
1	3I	81	ASN	CB-CG-ND2	-6.47	101.16	116.70
1	3Q	26	ALA	N-CA-C	-6.47	93.52	111.00
1	3U	26	ALA	N-CA-C	-6.47	93.52	111.00
1	3Y	26	ALA	N-CA-C	-6.47	93.52	111.00
1	32	26	ALA	N-CA-C	-6.47	93.52	111.00
1	32	81	ASN	CB-CG-ND2	-6.47	101.16	116.70
1	4E	26	ALA	N-CA-C	-6.47	93.52	111.00
1	4E	81	ASN	CB-CG-ND2	-6.47	101.16	116.70
1	4Y	26	ALA	N-CA-C	-6.47	93.52	111.00
1	4Y	81	ASN	CB-CG-ND2	-6.47	101.16	116.70
1	5E	26	ALA	N-CA-C	-6.47	93.52	111.00
1	5I	26	ALA	N-CA-C	-6.47	93.52	111.00
1	5M	26	ALA	N-CA-C	-6.47	93.52	111.00
1	5U	26	ALA	N-CA-C	-6.47	93.52	111.00
1	5U	81	ASN	CB-CG-ND2	-6.47	101.16	116.70
1	6M	26	ALA	N-CA-C	-6.47	93.52	111.00
1	6M	81	ASN	CB-CG-ND2	-6.47	101.16	116.70
1	6U	26	ALA	N-CA-C	-6.47	93.52	111.00

*Continued on next page...*

*Continued from previous page...*

Mol	Chain	Res	Type	Atoms	Z	Observed(°)	Ideal(°)
1	6U	81	ASN	CB-CG-ND2	-6.47	101.16	116.70
1	62	26	ALA	N-CA-C	-6.47	93.52	111.00
1	66	26	ALA	N-CA-C	-6.47	93.52	111.00
1	7A	26	ALA	N-CA-C	-6.47	93.52	111.00
1	7E	26	ALA	N-CA-C	-6.47	93.52	111.00
1	7E	81	ASN	CB-CG-ND2	-6.47	101.16	116.70
1	7Q	26	ALA	N-CA-C	-6.47	93.52	111.00
1	7Q	81	ASN	CB-CG-ND2	-6.47	101.16	116.70
1	1M	6	ALA	O-C-N	6.47	133.05	122.70
1	2I	6	ALA	O-C-N	6.47	133.05	122.70
1	3A	6	ALA	O-C-N	6.47	133.05	122.70
1	3I	6	ALA	O-C-N	6.47	133.05	122.70
1	32	6	ALA	O-C-N	6.47	133.05	122.70
1	4E	6	ALA	O-C-N	6.47	133.05	122.70
1	4Y	6	ALA	O-C-N	6.47	133.05	122.70
1	5U	6	ALA	O-C-N	6.47	133.05	122.70
1	6M	6	ALA	O-C-N	6.47	133.05	122.70
1	6U	6	ALA	O-C-N	6.47	133.05	122.70
1	7E	6	ALA	O-C-N	6.47	133.05	122.70
1	7Q	6	ALA	O-C-N	6.47	133.05	122.70
1	1A	26	ALA	N-CA-C	-6.47	93.54	111.00
1	1E	81	ASN	CB-CG-ND2	-6.47	101.18	116.70
1	1I	26	ALA	N-CA-C	-6.47	93.54	111.00
1	1Q	81	ASN	CB-CG-ND2	-6.47	101.18	116.70
1	1U	81	ASN	CB-CG-ND2	-6.47	101.18	116.70
1	1Y	81	ASN	CB-CG-ND2	-6.47	101.18	116.70
1	2E	26	ALA	N-CA-C	-6.47	93.54	111.00
1	2M	81	ASN	CB-CG-ND2	-6.47	101.18	116.70
1	2Q	81	ASN	CB-CG-ND2	-6.47	101.18	116.70
1	2U	81	ASN	CB-CG-ND2	-6.47	101.18	116.70
1	2Y	81	ASN	CB-CG-ND2	-6.47	101.18	116.70
1	22	81	ASN	CB-CG-ND2	-6.47	101.18	116.70
1	26	26	ALA	N-CA-C	-6.47	93.54	111.00
1	3E	26	ALA	N-CA-C	-6.47	93.54	111.00
1	3M	81	ASN	CB-CG-ND2	-6.47	101.18	116.70
1	36	81	ASN	CB-CG-ND2	-6.47	101.18	116.70
1	4A	26	ALA	N-CA-C	-6.47	93.54	111.00
1	4I	81	ASN	CB-CG-ND2	-6.47	101.18	116.70
1	4M	26	ALA	N-CA-C	-6.47	93.54	111.00
1	4Q	81	ASN	CB-CG-ND2	-6.47	101.18	116.70
1	4U	26	ALA	N-CA-C	-6.47	93.54	111.00
1	42	81	ASN	CB-CG-ND2	-6.47	101.18	116.70

*Continued on next page...*

*Continued from previous page...*

Mol	Chain	Res	Type	Atoms	Z	Observed(°)	Ideal(°)
1	46	81	ASN	CB-CG-ND2	-6.47	101.18	116.70
1	5A	81	ASN	CB-CG-ND2	-6.47	101.18	116.70
1	5Q	26	ALA	N-CA-C	-6.47	93.54	111.00
1	5Y	81	ASN	CB-CG-ND2	-6.47	101.18	116.70
1	52	81	ASN	CB-CG-ND2	-6.47	101.18	116.70
1	56	81	ASN	CB-CG-ND2	-6.47	101.18	116.70
1	6A	81	ASN	CB-CG-ND2	-6.47	101.18	116.70
1	6E	81	ASN	CB-CG-ND2	-6.47	101.18	116.70
1	6I	26	ALA	N-CA-C	-6.47	93.54	111.00
1	6Q	26	ALA	N-CA-C	-6.47	93.54	111.00
1	6Y	81	ASN	CB-CG-ND2	-6.47	101.18	116.70
1	7I	81	ASN	CB-CG-ND2	-6.47	101.18	116.70
1	7M	26	ALA	N-CA-C	-6.47	93.54	111.00
1	7U	81	ASN	CB-CG-ND2	-6.47	101.18	116.70
1	1E	151	ASN	OD1-CG-ND2	6.46	136.77	121.90
2	1N	53	LYS	C-N-CA	-6.46	105.54	121.70
1	1Q	19	SER	N-CA-C	-6.46	93.54	111.00
1	1U	19	SER	N-CA-C	-6.46	93.54	111.00
1	1Y	19	SER	N-CA-C	-6.46	93.54	111.00
1	12	81	ASN	CB-CG-ND2	-6.46	101.19	116.70
1	16	81	ASN	CB-CG-ND2	-6.46	101.19	116.70
1	2A	81	ASN	CB-CG-ND2	-6.46	101.19	116.70
2	2J	53	LYS	C-N-CA	-6.46	105.54	121.70
1	2M	151	ASN	OD1-CG-ND2	6.46	136.77	121.90
1	2Q	19	SER	N-CA-C	-6.46	93.54	111.00
1	2U	19	SER	N-CA-C	-6.46	93.54	111.00
1	2Y	19	SER	N-CA-C	-6.46	93.54	111.00
1	22	151	ASN	OD1-CG-ND2	6.46	136.77	121.90
2	3B	53	LYS	C-N-CA	-6.46	105.54	121.70
2	3J	53	LYS	C-N-CA	-6.46	105.54	121.70
1	3M	151	ASN	OD1-CG-ND2	6.46	136.77	121.90
1	3Q	81	ASN	CB-CG-ND2	-6.46	101.19	116.70
1	3U	81	ASN	CB-CG-ND2	-6.46	101.19	116.70
1	3Y	81	ASN	CB-CG-ND2	-6.46	101.19	116.70
2	33	53	LYS	C-N-CA	-6.46	105.54	121.70
1	36	151	ASN	OD1-CG-ND2	6.46	136.77	121.90
2	4F	53	LYS	C-N-CA	-6.46	105.54	121.70
1	4I	151	ASN	OD1-CG-ND2	6.46	136.77	121.90
1	4Q	151	ASN	OD1-CG-ND2	6.46	136.77	121.90
2	4Z	53	LYS	C-N-CA	-6.46	105.54	121.70
1	42	19	SER	N-CA-C	-6.46	93.54	111.00
1	46	19	SER	N-CA-C	-6.46	93.54	111.00

*Continued on next page...*

*Continued from previous page...*

Mol	Chain	Res	Type	Atoms	Z	Observed(°)	Ideal(°)
1	5A	19	SER	N-CA-C	-6.46	93.54	111.00
1	5E	81	ASN	CB-CG-ND2	-6.46	101.19	116.70
1	5I	81	ASN	CB-CG-ND2	-6.46	101.19	116.70
1	5M	81	ASN	CB-CG-ND2	-6.46	101.19	116.70
2	5V	53	LYS	C-N-CA	-6.46	105.54	121.70
1	5Y	151	ASN	OD1-CG-ND2	6.46	136.77	121.90
1	52	19	SER	N-CA-C	-6.46	93.54	111.00
1	56	19	SER	N-CA-C	-6.46	93.54	111.00
1	6A	19	SER	N-CA-C	-6.46	93.54	111.00
1	6E	151	ASN	OD1-CG-ND2	6.46	136.77	121.90
2	6N	53	LYS	C-N-CA	-6.46	105.54	121.70
2	6V	53	LYS	C-N-CA	-6.46	105.54	121.70
1	6Y	151	ASN	OD1-CG-ND2	6.46	136.77	121.90
1	62	81	ASN	CB-CG-ND2	-6.46	101.19	116.70
1	66	81	ASN	CB-CG-ND2	-6.46	101.19	116.70
1	7A	81	ASN	CB-CG-ND2	-6.46	101.19	116.70
2	7F	53	LYS	C-N-CA	-6.46	105.54	121.70
1	7I	151	ASN	OD1-CG-ND2	6.46	136.77	121.90
2	7R	53	LYS	C-N-CA	-6.46	105.54	121.70
1	7U	151	ASN	OD1-CG-ND2	6.46	136.77	121.90
1	1A	81	ASN	CB-CG-ND2	-6.46	101.19	116.70
1	1I	81	ASN	CB-CG-ND2	-6.46	101.19	116.70
1	1Q	151	ASN	OD1-CG-ND2	6.46	136.76	121.90
1	1U	151	ASN	OD1-CG-ND2	6.46	136.76	121.90
1	1Y	151	ASN	OD1-CG-ND2	6.46	136.76	121.90
1	2E	81	ASN	CB-CG-ND2	-6.46	101.19	116.70
1	2Q	151	ASN	OD1-CG-ND2	6.46	136.76	121.90
1	2U	151	ASN	OD1-CG-ND2	6.46	136.76	121.90
1	2Y	151	ASN	OD1-CG-ND2	6.46	136.76	121.90
1	26	81	ASN	CB-CG-ND2	-6.46	101.19	116.70
1	3E	81	ASN	CB-CG-ND2	-6.46	101.19	116.70
1	4A	81	ASN	CB-CG-ND2	-6.46	101.19	116.70
1	4M	81	ASN	CB-CG-ND2	-6.46	101.19	116.70
1	4U	81	ASN	CB-CG-ND2	-6.46	101.19	116.70
1	42	151	ASN	OD1-CG-ND2	6.46	136.76	121.90
1	46	151	ASN	OD1-CG-ND2	6.46	136.76	121.90
1	5A	151	ASN	OD1-CG-ND2	6.46	136.76	121.90
1	5Q	81	ASN	CB-CG-ND2	-6.46	101.19	116.70
1	52	151	ASN	OD1-CG-ND2	6.46	136.76	121.90
1	56	151	ASN	OD1-CG-ND2	6.46	136.76	121.90
1	6A	151	ASN	OD1-CG-ND2	6.46	136.76	121.90
1	6I	81	ASN	CB-CG-ND2	-6.46	101.19	116.70

*Continued on next page...*



*Continued from previous page...*

Mol	Chain	Res	Type	Atoms	Z	Observed(°)	Ideal(°)
1	6Q	81	ASN	CB-CG-ND2	-6.46	101.19	116.70
1	7M	81	ASN	CB-CG-ND2	-6.46	101.19	116.70
1	12	6	ALA	O-C-N	6.46	133.03	122.70
1	16	6	ALA	O-C-N	6.46	133.03	122.70
1	2A	6	ALA	O-C-N	6.46	133.03	122.70
1	3Q	6	ALA	O-C-N	6.46	133.03	122.70
1	3U	6	ALA	O-C-N	6.46	133.03	122.70
1	3Y	6	ALA	O-C-N	6.46	133.03	122.70
1	5E	6	ALA	O-C-N	6.46	133.03	122.70
1	5I	6	ALA	O-C-N	6.46	133.03	122.70
1	5M	6	ALA	O-C-N	6.46	133.03	122.70
1	62	6	ALA	O-C-N	6.46	133.03	122.70
1	66	6	ALA	O-C-N	6.46	133.03	122.70
1	7A	6	ALA	O-C-N	6.46	133.03	122.70
2	1F	53	LYS	C-N-CA	-6.46	105.56	121.70
1	12	151	ASN	OD1-CG-ND2	6.46	136.75	121.90
1	16	151	ASN	OD1-CG-ND2	6.46	136.75	121.90
1	2A	151	ASN	OD1-CG-ND2	6.46	136.75	121.90
2	2N	53	LYS	C-N-CA	-6.46	105.56	121.70
2	23	53	LYS	C-N-CA	-6.46	105.56	121.70
2	3N	53	LYS	C-N-CA	-6.46	105.56	121.70
1	3Q	151	ASN	OD1-CG-ND2	6.46	136.75	121.90
1	3U	151	ASN	OD1-CG-ND2	6.46	136.75	121.90
1	3Y	151	ASN	OD1-CG-ND2	6.46	136.75	121.90
2	37	53	LYS	C-N-CA	-6.46	105.56	121.70
2	4J	53	LYS	C-N-CA	-6.46	105.56	121.70
2	4R	53	LYS	C-N-CA	-6.46	105.56	121.70
1	5E	151	ASN	OD1-CG-ND2	6.46	136.75	121.90
1	5I	151	ASN	OD1-CG-ND2	6.46	136.75	121.90
1	5M	151	ASN	OD1-CG-ND2	6.46	136.75	121.90
2	5Z	53	LYS	C-N-CA	-6.46	105.56	121.70
2	6F	53	LYS	C-N-CA	-6.46	105.56	121.70
2	6Z	53	LYS	C-N-CA	-6.46	105.56	121.70
1	62	151	ASN	OD1-CG-ND2	6.46	136.75	121.90
1	66	151	ASN	OD1-CG-ND2	6.46	136.75	121.90
1	7A	151	ASN	OD1-CG-ND2	6.46	136.75	121.90
2	7J	53	LYS	C-N-CA	-6.46	105.56	121.70
2	7V	53	LYS	C-N-CA	-6.46	105.56	121.70
1	1E	12	MET	C-N-CA	-6.46	105.56	121.70
2	13	53	LYS	C-N-CA	-6.46	105.56	121.70
2	17	53	LYS	C-N-CA	-6.46	105.56	121.70
2	2B	53	LYS	C-N-CA	-6.46	105.56	121.70

*Continued on next page...*



*Continued from previous page...*

Mol	Chain	Res	Type	Atoms	Z	Observed(°)	Ideal(°)
1	2M	12	MET	C-N-CA	-6.46	105.56	121.70
1	22	12	MET	C-N-CA	-6.46	105.56	121.70
1	3M	12	MET	C-N-CA	-6.46	105.56	121.70
2	3R	53	LYS	C-N-CA	-6.46	105.56	121.70
2	3V	53	LYS	C-N-CA	-6.46	105.56	121.70
2	3Z	53	LYS	C-N-CA	-6.46	105.56	121.70
1	36	12	MET	C-N-CA	-6.46	105.56	121.70
1	4I	12	MET	C-N-CA	-6.46	105.56	121.70
1	4Q	12	MET	C-N-CA	-6.46	105.56	121.70
2	5F	53	LYS	C-N-CA	-6.46	105.56	121.70
2	5J	53	LYS	C-N-CA	-6.46	105.56	121.70
2	5N	53	LYS	C-N-CA	-6.46	105.56	121.70
1	5Y	12	MET	C-N-CA	-6.46	105.56	121.70
1	6E	12	MET	C-N-CA	-6.46	105.56	121.70
1	6Y	12	MET	C-N-CA	-6.46	105.56	121.70
2	63	53	LYS	C-N-CA	-6.46	105.56	121.70
2	67	53	LYS	C-N-CA	-6.46	105.56	121.70
2	7B	53	LYS	C-N-CA	-6.46	105.56	121.70
1	7I	12	MET	C-N-CA	-6.46	105.56	121.70
1	7U	12	MET	C-N-CA	-6.46	105.56	121.70
1	1A	151	ASN	OD1-CG-ND2	6.45	136.74	121.90
2	1B	34	ASP	O-C-N	6.45	133.02	122.70
1	1E	84	ARG	CA-C-N	-6.45	103.01	117.20
1	1I	151	ASN	OD1-CG-ND2	6.45	136.74	121.90
2	1J	34	ASP	O-C-N	6.45	133.02	122.70
1	2E	151	ASN	OD1-CG-ND2	6.45	136.74	121.90
2	2F	34	ASP	O-C-N	6.45	133.02	122.70
1	2M	84	ARG	CA-C-N	-6.45	103.01	117.20
1	22	84	ARG	CA-C-N	-6.45	103.01	117.20
1	26	151	ASN	OD1-CG-ND2	6.45	136.74	121.90
2	27	34	ASP	O-C-N	6.45	133.02	122.70
1	3E	151	ASN	OD1-CG-ND2	6.45	136.74	121.90
2	3F	34	ASP	O-C-N	6.45	133.02	122.70
1	3M	84	ARG	CA-C-N	-6.45	103.01	117.20
1	36	84	ARG	CA-C-N	-6.45	103.01	117.20
1	4A	151	ASN	OD1-CG-ND2	6.45	136.74	121.90
2	4B	34	ASP	O-C-N	6.45	133.02	122.70
1	4I	84	ARG	CA-C-N	-6.45	103.01	117.20
1	4M	151	ASN	OD1-CG-ND2	6.45	136.74	121.90
2	4N	34	ASP	O-C-N	6.45	133.02	122.70
1	4Q	84	ARG	CA-C-N	-6.45	103.01	117.20
1	4U	151	ASN	OD1-CG-ND2	6.45	136.74	121.90

*Continued on next page...*

*Continued from previous page...*

Mol	Chain	Res	Type	Atoms	Z	Observed(°)	Ideal(°)
2	4V	34	ASP	O-C-N	6.45	133.02	122.70
1	5Q	151	ASN	OD1-CG-ND2	6.45	136.74	121.90
2	5R	34	ASP	O-C-N	6.45	133.02	122.70
1	5Y	84	ARG	CA-C-N	-6.45	103.01	117.20
1	6E	84	ARG	CA-C-N	-6.45	103.01	117.20
1	6I	151	ASN	OD1-CG-ND2	6.45	136.74	121.90
2	6J	34	ASP	O-C-N	6.45	133.02	122.70
1	6Q	151	ASN	OD1-CG-ND2	6.45	136.74	121.90
2	6R	34	ASP	O-C-N	6.45	133.02	122.70
1	6Y	84	ARG	CA-C-N	-6.45	103.01	117.20
1	7I	84	ARG	CA-C-N	-6.45	103.01	117.20
1	7M	151	ASN	OD1-CG-ND2	6.45	136.74	121.90
2	7N	34	ASP	O-C-N	6.45	133.02	122.70
1	7U	84	ARG	CA-C-N	-6.45	103.01	117.20
1	1A	19	SER	N-CA-C	-6.45	93.59	111.00
2	1B	53	LYS	C-N-CA	-6.45	105.58	121.70
1	1I	19	SER	N-CA-C	-6.45	93.59	111.00
2	1J	53	LYS	C-N-CA	-6.45	105.58	121.70
1	2E	19	SER	N-CA-C	-6.45	93.59	111.00
2	2F	53	LYS	C-N-CA	-6.45	105.58	121.70
1	26	19	SER	N-CA-C	-6.45	93.59	111.00
2	27	53	LYS	C-N-CA	-6.45	105.58	121.70
1	3E	19	SER	N-CA-C	-6.45	93.59	111.00
2	3F	53	LYS	C-N-CA	-6.45	105.58	121.70
1	4A	19	SER	N-CA-C	-6.45	93.59	111.00
2	4B	53	LYS	C-N-CA	-6.45	105.58	121.70
1	4M	19	SER	N-CA-C	-6.45	93.59	111.00
2	4N	53	LYS	C-N-CA	-6.45	105.58	121.70
1	4U	19	SER	N-CA-C	-6.45	93.59	111.00
2	4V	53	LYS	C-N-CA	-6.45	105.58	121.70
1	5Q	19	SER	N-CA-C	-6.45	93.59	111.00
2	5R	53	LYS	C-N-CA	-6.45	105.58	121.70
1	6I	19	SER	N-CA-C	-6.45	93.59	111.00
2	6J	53	LYS	C-N-CA	-6.45	105.58	121.70
1	6Q	19	SER	N-CA-C	-6.45	93.59	111.00
2	6R	53	LYS	C-N-CA	-6.45	105.58	121.70
1	7M	19	SER	N-CA-C	-6.45	93.59	111.00
2	7N	53	LYS	C-N-CA	-6.45	105.58	121.70
1	1M	19	SER	N-CA-C	-6.45	93.59	111.00
2	1R	53	LYS	C-N-CA	-6.45	105.58	121.70
2	1V	53	LYS	C-N-CA	-6.45	105.58	121.70
2	1Z	53	LYS	C-N-CA	-6.45	105.58	121.70

*Continued on next page...*

*Continued from previous page...*

Mol	Chain	Res	Type	Atoms	Z	Observed(°)	Ideal(°)
1	2I	19	SER	N-CA-C	-6.45	93.59	111.00
2	2R	53	LYS	C-N-CA	-6.45	105.58	121.70
2	2V	53	LYS	C-N-CA	-6.45	105.58	121.70
2	2Z	53	LYS	C-N-CA	-6.45	105.58	121.70
1	3A	19	SER	N-CA-C	-6.45	93.59	111.00
1	3I	19	SER	N-CA-C	-6.45	93.59	111.00
1	32	19	SER	N-CA-C	-6.45	93.59	111.00
1	4E	19	SER	N-CA-C	-6.45	93.59	111.00
1	4Y	19	SER	N-CA-C	-6.45	93.59	111.00
2	43	53	LYS	C-N-CA	-6.45	105.58	121.70
2	47	53	LYS	C-N-CA	-6.45	105.58	121.70
2	5B	53	LYS	C-N-CA	-6.45	105.58	121.70
1	5U	19	SER	N-CA-C	-6.45	93.59	111.00
2	53	53	LYS	C-N-CA	-6.45	105.58	121.70
2	57	53	LYS	C-N-CA	-6.45	105.58	121.70
2	6B	53	LYS	C-N-CA	-6.45	105.58	121.70
1	6M	19	SER	N-CA-C	-6.45	93.59	111.00
1	6U	19	SER	N-CA-C	-6.45	93.59	111.00
1	7E	19	SER	N-CA-C	-6.45	93.59	111.00
1	7Q	19	SER	N-CA-C	-6.45	93.59	111.00
1	12	19	SER	N-CA-C	-6.45	93.60	111.00
1	16	19	SER	N-CA-C	-6.45	93.60	111.00
1	2A	19	SER	N-CA-C	-6.45	93.60	111.00
1	3Q	19	SER	N-CA-C	-6.45	93.60	111.00
1	3U	19	SER	N-CA-C	-6.45	93.60	111.00
1	3Y	19	SER	N-CA-C	-6.45	93.60	111.00
1	5E	19	SER	N-CA-C	-6.45	93.60	111.00
1	5I	19	SER	N-CA-C	-6.45	93.60	111.00
1	5M	19	SER	N-CA-C	-6.45	93.60	111.00
1	62	19	SER	N-CA-C	-6.45	93.60	111.00
1	66	19	SER	N-CA-C	-6.45	93.60	111.00
1	7A	19	SER	N-CA-C	-6.45	93.60	111.00
1	1M	151	ASN	OD1-CG-ND2	6.44	136.72	121.90
2	13	34	ASP	O-C-N	6.44	133.01	122.70
2	17	34	ASP	O-C-N	6.44	133.01	122.70
2	2B	34	ASP	O-C-N	6.44	133.01	122.70
1	2I	151	ASN	OD1-CG-ND2	6.44	136.72	121.90
1	3A	151	ASN	OD1-CG-ND2	6.44	136.72	121.90
1	3I	151	ASN	OD1-CG-ND2	6.44	136.72	121.90
2	3R	34	ASP	O-C-N	6.44	133.01	122.70
2	3V	34	ASP	O-C-N	6.44	133.01	122.70
2	3Z	34	ASP	O-C-N	6.44	133.01	122.70

*Continued on next page...*

*Continued from previous page...*

Mol	Chain	Res	Type	Atoms	Z	Observed(°)	Ideal(°)
1	32	151	ASN	OD1-CG-ND2	6.44	136.72	121.90
1	4E	151	ASN	OD1-CG-ND2	6.44	136.72	121.90
1	4Y	151	ASN	OD1-CG-ND2	6.44	136.72	121.90
2	5F	34	ASP	O-C-N	6.44	133.01	122.70
2	5J	34	ASP	O-C-N	6.44	133.01	122.70
2	5N	34	ASP	O-C-N	6.44	133.01	122.70
1	5U	151	ASN	OD1-CG-ND2	6.44	136.72	121.90
1	6M	151	ASN	OD1-CG-ND2	6.44	136.72	121.90
1	6U	151	ASN	OD1-CG-ND2	6.44	136.72	121.90
2	63	34	ASP	O-C-N	6.44	133.01	122.70
2	67	34	ASP	O-C-N	6.44	133.01	122.70
2	7B	34	ASP	O-C-N	6.44	133.01	122.70
1	7E	151	ASN	OD1-CG-ND2	6.44	136.72	121.90
1	7Q	151	ASN	OD1-CG-ND2	6.44	136.72	121.90
1	1Q	146	ASN	CB-CA-C	-6.44	97.51	110.40
1	1U	146	ASN	CB-CA-C	-6.44	97.51	110.40
1	1Y	146	ASN	CB-CA-C	-6.44	97.51	110.40
1	2Q	146	ASN	CB-CA-C	-6.44	97.51	110.40
1	2U	146	ASN	CB-CA-C	-6.44	97.51	110.40
1	2Y	146	ASN	CB-CA-C	-6.44	97.51	110.40
1	42	146	ASN	CB-CA-C	-6.44	97.51	110.40
1	46	146	ASN	CB-CA-C	-6.44	97.51	110.40
1	5A	146	ASN	CB-CA-C	-6.44	97.51	110.40
1	52	146	ASN	CB-CA-C	-6.44	97.51	110.40
1	56	146	ASN	CB-CA-C	-6.44	97.51	110.40
1	6A	146	ASN	CB-CA-C	-6.44	97.51	110.40
1	1E	146	ASN	CB-CA-C	-6.44	97.52	110.40
2	1F	34	ASP	O-C-N	6.44	133.00	122.70
1	1M	12	MET	C-N-CA	-6.44	105.60	121.70
1	2I	12	MET	C-N-CA	-6.44	105.60	121.70
1	2M	146	ASN	CB-CA-C	-6.44	97.52	110.40
2	2N	34	ASP	O-C-N	6.44	133.00	122.70
1	22	146	ASN	CB-CA-C	-6.44	97.52	110.40
2	23	34	ASP	O-C-N	6.44	133.00	122.70
1	3A	12	MET	C-N-CA	-6.44	105.60	121.70
1	3I	12	MET	C-N-CA	-6.44	105.60	121.70
1	3M	146	ASN	CB-CA-C	-6.44	97.52	110.40
2	3N	34	ASP	O-C-N	6.44	133.00	122.70
1	32	12	MET	C-N-CA	-6.44	105.60	121.70
1	36	146	ASN	CB-CA-C	-6.44	97.52	110.40
2	37	34	ASP	O-C-N	6.44	133.00	122.70
1	4E	12	MET	C-N-CA	-6.44	105.60	121.70

*Continued on next page...*

*Continued from previous page...*

Mol	Chain	Res	Type	Atoms	Z	Observed(°)	Ideal(°)
1	4I	146	ASN	CB-CA-C	-6.44	97.52	110.40
2	4J	34	ASP	O-C-N	6.44	133.00	122.70
1	4Q	146	ASN	CB-CA-C	-6.44	97.52	110.40
2	4R	34	ASP	O-C-N	6.44	133.00	122.70
1	4Y	12	MET	C-N-CA	-6.44	105.60	121.70
1	5U	12	MET	C-N-CA	-6.44	105.60	121.70
1	5Y	146	ASN	CB-CA-C	-6.44	97.52	110.40
2	5Z	34	ASP	O-C-N	6.44	133.00	122.70
1	6E	146	ASN	CB-CA-C	-6.44	97.52	110.40
2	6F	34	ASP	O-C-N	6.44	133.00	122.70
1	6M	12	MET	C-N-CA	-6.44	105.60	121.70
1	6U	12	MET	C-N-CA	-6.44	105.60	121.70
1	6Y	146	ASN	CB-CA-C	-6.44	97.52	110.40
2	6Z	34	ASP	O-C-N	6.44	133.00	122.70
1	7E	12	MET	C-N-CA	-6.44	105.60	121.70
1	7I	146	ASN	CB-CA-C	-6.44	97.52	110.40
2	7J	34	ASP	O-C-N	6.44	133.00	122.70
1	7Q	12	MET	C-N-CA	-6.44	105.60	121.70
1	7U	146	ASN	CB-CA-C	-6.44	97.52	110.40
2	7V	34	ASP	O-C-N	6.44	133.00	122.70
1	1M	146	ASN	CB-CA-C	-6.44	97.52	110.40
1	2I	146	ASN	CB-CA-C	-6.44	97.52	110.40
1	3A	146	ASN	CB-CA-C	-6.44	97.52	110.40
1	3I	146	ASN	CB-CA-C	-6.44	97.52	110.40
1	32	146	ASN	CB-CA-C	-6.44	97.52	110.40
1	4E	146	ASN	CB-CA-C	-6.44	97.52	110.40
1	4Y	146	ASN	CB-CA-C	-6.44	97.52	110.40
1	5U	146	ASN	CB-CA-C	-6.44	97.52	110.40
1	6M	146	ASN	CB-CA-C	-6.44	97.52	110.40
1	6U	146	ASN	CB-CA-C	-6.44	97.52	110.40
1	7E	146	ASN	CB-CA-C	-6.44	97.52	110.40
1	7Q	146	ASN	CB-CA-C	-6.44	97.52	110.40
1	1A	84	ARG	CA-C-N	-6.44	103.04	117.20
1	1E	6	ALA	O-C-N	6.44	133.00	122.70
1	1I	84	ARG	CA-C-N	-6.44	103.04	117.20
2	1R	34	ASP	O-C-N	6.44	133.00	122.70
2	1V	34	ASP	O-C-N	6.44	133.00	122.70
2	1Z	34	ASP	O-C-N	6.44	133.00	122.70
1	12	12	MET	C-N-CA	-6.44	105.61	121.70
1	16	12	MET	C-N-CA	-6.44	105.61	121.70
1	2A	12	MET	C-N-CA	-6.44	105.61	121.70
1	2E	84	ARG	CA-C-N	-6.44	103.04	117.20

*Continued on next page...*

*Continued from previous page...*

Mol	Chain	Res	Type	Atoms	Z	Observed(°)	Ideal(°)
1	2M	6	ALA	O-C-N	6.44	133.00	122.70
2	2R	34	ASP	O-C-N	6.44	133.00	122.70
2	2V	34	ASP	O-C-N	6.44	133.00	122.70
2	2Z	34	ASP	O-C-N	6.44	133.00	122.70
1	22	6	ALA	O-C-N	6.44	133.00	122.70
1	26	84	ARG	CA-C-N	-6.44	103.04	117.20
1	3E	84	ARG	CA-C-N	-6.44	103.04	117.20
1	3M	6	ALA	O-C-N	6.44	133.00	122.70
1	3Q	12	MET	C-N-CA	-6.44	105.61	121.70
1	3U	12	MET	C-N-CA	-6.44	105.61	121.70
1	3Y	12	MET	C-N-CA	-6.44	105.61	121.70
1	36	6	ALA	O-C-N	6.44	133.00	122.70
1	4A	84	ARG	CA-C-N	-6.44	103.04	117.20
1	4I	6	ALA	O-C-N	6.44	133.00	122.70
1	4M	84	ARG	CA-C-N	-6.44	103.04	117.20
1	4Q	6	ALA	O-C-N	6.44	133.00	122.70
1	4U	84	ARG	CA-C-N	-6.44	103.04	117.20
2	43	34	ASP	O-C-N	6.44	133.00	122.70
2	47	34	ASP	O-C-N	6.44	133.00	122.70
2	5B	34	ASP	O-C-N	6.44	133.00	122.70
1	5E	12	MET	C-N-CA	-6.44	105.61	121.70
1	5I	12	MET	C-N-CA	-6.44	105.61	121.70
1	5M	12	MET	C-N-CA	-6.44	105.61	121.70
1	5Q	84	ARG	CA-C-N	-6.44	103.04	117.20
1	5Y	6	ALA	O-C-N	6.44	133.00	122.70
2	53	34	ASP	O-C-N	6.44	133.00	122.70
2	57	34	ASP	O-C-N	6.44	133.00	122.70
2	6B	34	ASP	O-C-N	6.44	133.00	122.70
1	6E	6	ALA	O-C-N	6.44	133.00	122.70
1	6I	84	ARG	CA-C-N	-6.44	103.04	117.20
1	6Q	84	ARG	CA-C-N	-6.44	103.04	117.20
1	6Y	6	ALA	O-C-N	6.44	133.00	122.70
1	62	12	MET	C-N-CA	-6.44	105.61	121.70
1	66	12	MET	C-N-CA	-6.44	105.61	121.70
1	7A	12	MET	C-N-CA	-6.44	105.61	121.70
1	7I	6	ALA	O-C-N	6.44	133.00	122.70
1	7M	84	ARG	CA-C-N	-6.44	103.04	117.20
1	7U	6	ALA	O-C-N	6.44	133.00	122.70
1	1A	146	ASN	CB-CA-C	-6.43	97.53	110.40
1	1I	146	ASN	CB-CA-C	-6.43	97.53	110.40
1	2E	146	ASN	CB-CA-C	-6.43	97.53	110.40
1	26	146	ASN	CB-CA-C	-6.43	97.53	110.40

*Continued on next page...*

*Continued from previous page...*

Mol	Chain	Res	Type	Atoms	Z	Observed(°)	Ideal(°)
1	3E	146	ASN	CB-CA-C	-6.43	97.53	110.40
1	4A	146	ASN	CB-CA-C	-6.43	97.53	110.40
1	4M	146	ASN	CB-CA-C	-6.43	97.53	110.40
1	4U	146	ASN	CB-CA-C	-6.43	97.53	110.40
1	5Q	146	ASN	CB-CA-C	-6.43	97.53	110.40
1	6I	146	ASN	CB-CA-C	-6.43	97.53	110.40
1	6Q	146	ASN	CB-CA-C	-6.43	97.53	110.40
1	7M	146	ASN	CB-CA-C	-6.43	97.53	110.40
1	1E	19	SER	N-CA-C	-6.43	93.63	111.00
1	1M	84	ARG	CA-C-N	-6.43	103.05	117.20
1	1Q	12	MET	C-N-CA	-6.43	105.62	121.70
1	1U	12	MET	C-N-CA	-6.43	105.62	121.70
1	1Y	12	MET	C-N-CA	-6.43	105.62	121.70
1	12	84	ARG	CA-C-N	-6.43	103.05	117.20
1	16	84	ARG	CA-C-N	-6.43	103.05	117.20
1	2A	84	ARG	CA-C-N	-6.43	103.05	117.20
1	2I	84	ARG	CA-C-N	-6.43	103.05	117.20
1	2M	19	SER	N-CA-C	-6.43	93.63	111.00
1	2Q	12	MET	C-N-CA	-6.43	105.62	121.70
1	2U	12	MET	C-N-CA	-6.43	105.62	121.70
1	2Y	12	MET	C-N-CA	-6.43	105.62	121.70
1	22	19	SER	N-CA-C	-6.43	93.63	111.00
1	3A	84	ARG	CA-C-N	-6.43	103.05	117.20
1	3I	84	ARG	CA-C-N	-6.43	103.05	117.20
1	3M	19	SER	N-CA-C	-6.43	93.63	111.00
1	3Q	84	ARG	CA-C-N	-6.43	103.05	117.20
1	3U	84	ARG	CA-C-N	-6.43	103.05	117.20
1	3Y	84	ARG	CA-C-N	-6.43	103.05	117.20
1	32	84	ARG	CA-C-N	-6.43	103.05	117.20
1	36	19	SER	N-CA-C	-6.43	93.63	111.00
1	4E	84	ARG	CA-C-N	-6.43	103.05	117.20
1	4I	19	SER	N-CA-C	-6.43	93.63	111.00
1	4Q	19	SER	N-CA-C	-6.43	93.63	111.00
1	4Y	84	ARG	CA-C-N	-6.43	103.05	117.20
1	42	12	MET	C-N-CA	-6.43	105.62	121.70
1	46	12	MET	C-N-CA	-6.43	105.62	121.70
1	5A	12	MET	C-N-CA	-6.43	105.62	121.70
1	5E	84	ARG	CA-C-N	-6.43	103.05	117.20
1	5I	84	ARG	CA-C-N	-6.43	103.05	117.20
1	5M	84	ARG	CA-C-N	-6.43	103.05	117.20
1	5U	84	ARG	CA-C-N	-6.43	103.05	117.20
1	5Y	19	SER	N-CA-C	-6.43	93.63	111.00

*Continued on next page...*



*Continued from previous page...*

Mol	Chain	Res	Type	Atoms	Z	Observed(°)	Ideal(°)
1	52	12	MET	C-N-CA	-6.43	105.62	121.70
1	56	12	MET	C-N-CA	-6.43	105.62	121.70
1	6A	12	MET	C-N-CA	-6.43	105.62	121.70
1	6E	19	SER	N-CA-C	-6.43	93.63	111.00
1	6M	84	ARG	CA-C-N	-6.43	103.05	117.20
1	6U	84	ARG	CA-C-N	-6.43	103.05	117.20
1	6Y	19	SER	N-CA-C	-6.43	93.63	111.00
1	62	84	ARG	CA-C-N	-6.43	103.05	117.20
1	66	84	ARG	CA-C-N	-6.43	103.05	117.20
1	7A	84	ARG	CA-C-N	-6.43	103.05	117.20
1	7E	84	ARG	CA-C-N	-6.43	103.05	117.20
1	7I	19	SER	N-CA-C	-6.43	93.63	111.00
1	7Q	84	ARG	CA-C-N	-6.43	103.05	117.20
1	7U	19	SER	N-CA-C	-6.43	93.63	111.00
1	1A	12	MET	C-N-CA	-6.43	105.62	121.70
1	1I	12	MET	C-N-CA	-6.43	105.62	121.70
1	2E	12	MET	C-N-CA	-6.43	105.62	121.70
1	26	12	MET	C-N-CA	-6.43	105.62	121.70
1	3E	12	MET	C-N-CA	-6.43	105.62	121.70
1	4A	12	MET	C-N-CA	-6.43	105.62	121.70
1	4M	12	MET	C-N-CA	-6.43	105.62	121.70
1	4U	12	MET	C-N-CA	-6.43	105.62	121.70
1	5Q	12	MET	C-N-CA	-6.43	105.62	121.70
1	6I	12	MET	C-N-CA	-6.43	105.62	121.70
1	6Q	12	MET	C-N-CA	-6.43	105.62	121.70
1	7M	12	MET	C-N-CA	-6.43	105.62	121.70
1	1E	147	ARG	CB-CA-C	6.43	123.26	110.40
1	1Q	84	ARG	CA-C-N	-6.43	103.06	117.20
1	1U	84	ARG	CA-C-N	-6.43	103.06	117.20
1	1Y	84	ARG	CA-C-N	-6.43	103.06	117.20
1	2M	147	ARG	CB-CA-C	6.43	123.26	110.40
1	2Q	84	ARG	CA-C-N	-6.43	103.06	117.20
1	2U	84	ARG	CA-C-N	-6.43	103.06	117.20
1	2Y	84	ARG	CA-C-N	-6.43	103.06	117.20
1	22	147	ARG	CB-CA-C	6.43	123.26	110.40
1	3M	147	ARG	CB-CA-C	6.43	123.26	110.40
1	36	147	ARG	CB-CA-C	6.43	123.26	110.40
1	4I	147	ARG	CB-CA-C	6.43	123.26	110.40
1	4Q	147	ARG	CB-CA-C	6.43	123.26	110.40
1	42	84	ARG	CA-C-N	-6.43	103.06	117.20
1	46	84	ARG	CA-C-N	-6.43	103.06	117.20
1	5A	84	ARG	CA-C-N	-6.43	103.06	117.20

*Continued on next page...*

*Continued from previous page...*

Mol	Chain	Res	Type	Atoms	Z	Observed(°)	Ideal(°)
1	5Y	147	ARG	CB-CA-C	6.43	123.26	110.40
1	52	84	ARG	CA-C-N	-6.43	103.06	117.20
1	56	84	ARG	CA-C-N	-6.43	103.06	117.20
1	6A	84	ARG	CA-C-N	-6.43	103.06	117.20
1	6E	147	ARG	CB-CA-C	6.43	123.26	110.40
1	6Y	147	ARG	CB-CA-C	6.43	123.26	110.40
1	7I	147	ARG	CB-CA-C	6.43	123.26	110.40
1	7U	147	ARG	CB-CA-C	6.43	123.26	110.40
1	1A	147	ARG	CB-CA-C	6.42	123.25	110.40
1	1I	147	ARG	CB-CA-C	6.42	123.25	110.40
2	1N	34	ASP	O-C-N	6.42	132.98	122.70
1	2E	147	ARG	CB-CA-C	6.42	123.25	110.40
2	2J	34	ASP	O-C-N	6.42	132.98	122.70
1	26	147	ARG	CB-CA-C	6.42	123.25	110.40
2	3B	34	ASP	O-C-N	6.42	132.98	122.70
1	3E	147	ARG	CB-CA-C	6.42	123.25	110.40
2	3J	34	ASP	O-C-N	6.42	132.98	122.70
2	33	34	ASP	O-C-N	6.42	132.98	122.70
1	4A	147	ARG	CB-CA-C	6.42	123.25	110.40
2	4F	34	ASP	O-C-N	6.42	132.98	122.70
1	4M	147	ARG	CB-CA-C	6.42	123.25	110.40
1	4U	147	ARG	CB-CA-C	6.42	123.25	110.40
2	4Z	34	ASP	O-C-N	6.42	132.98	122.70
1	5Q	147	ARG	CB-CA-C	6.42	123.25	110.40
2	5V	34	ASP	O-C-N	6.42	132.98	122.70
1	6I	147	ARG	CB-CA-C	6.42	123.25	110.40
2	6N	34	ASP	O-C-N	6.42	132.98	122.70
1	6Q	147	ARG	CB-CA-C	6.42	123.25	110.40
2	6V	34	ASP	O-C-N	6.42	132.98	122.70
2	7F	34	ASP	O-C-N	6.42	132.98	122.70
1	7M	147	ARG	CB-CA-C	6.42	123.25	110.40
2	7R	34	ASP	O-C-N	6.42	132.98	122.70
1	12	146	ASN	CB-CA-C	-6.42	97.56	110.40
1	16	146	ASN	CB-CA-C	-6.42	97.56	110.40
1	2A	146	ASN	CB-CA-C	-6.42	97.56	110.40
1	3Q	146	ASN	CB-CA-C	-6.42	97.56	110.40
1	3U	146	ASN	CB-CA-C	-6.42	97.56	110.40
1	3Y	146	ASN	CB-CA-C	-6.42	97.56	110.40
1	5E	146	ASN	CB-CA-C	-6.42	97.56	110.40
1	5I	146	ASN	CB-CA-C	-6.42	97.56	110.40
1	5M	146	ASN	CB-CA-C	-6.42	97.56	110.40
1	62	146	ASN	CB-CA-C	-6.42	97.56	110.40

*Continued on next page...*

*Continued from previous page...*

Mol	Chain	Res	Type	Atoms	Z	Observed(°)	Ideal(°)
1	66	146	ASN	CB-CA-C	-6.42	97.56	110.40
1	7A	146	ASN	CB-CA-C	-6.42	97.56	110.40
1	1M	27	LYS	CA-C-O	6.42	133.58	120.10
2	1N	227	TYR	CA-C-N	6.42	131.32	117.20
1	2I	27	LYS	CA-C-O	6.42	133.58	120.10
2	2J	227	TYR	CA-C-N	6.42	131.32	117.20
1	3A	27	LYS	CA-C-O	6.42	133.58	120.10
2	3B	227	TYR	CA-C-N	6.42	131.32	117.20
1	3I	27	LYS	CA-C-O	6.42	133.58	120.10
2	3J	227	TYR	CA-C-N	6.42	131.32	117.20
1	32	27	LYS	CA-C-O	6.42	133.58	120.10
2	33	227	TYR	CA-C-N	6.42	131.32	117.20
1	4E	27	LYS	CA-C-O	6.42	133.58	120.10
2	4F	227	TYR	CA-C-N	6.42	131.32	117.20
1	4Y	27	LYS	CA-C-O	6.42	133.58	120.10
2	4Z	227	TYR	CA-C-N	6.42	131.32	117.20
1	5U	27	LYS	CA-C-O	6.42	133.58	120.10
2	5V	227	TYR	CA-C-N	6.42	131.32	117.20
1	6M	27	LYS	CA-C-O	6.42	133.58	120.10
2	6N	227	TYR	CA-C-N	6.42	131.32	117.20
1	6U	27	LYS	CA-C-O	6.42	133.58	120.10
2	6V	227	TYR	CA-C-N	6.42	131.32	117.20
1	7E	27	LYS	CA-C-O	6.42	133.58	120.10
2	7F	227	TYR	CA-C-N	6.42	131.32	117.20
1	7Q	27	LYS	CA-C-O	6.42	133.58	120.10
2	7R	227	TYR	CA-C-N	6.42	131.32	117.20
2	1B	227	TYR	CA-C-N	6.42	131.32	117.20
2	1J	227	TYR	CA-C-N	6.42	131.32	117.20
2	2F	227	TYR	CA-C-N	6.42	131.32	117.20
2	27	227	TYR	CA-C-N	6.42	131.32	117.20
2	3F	227	TYR	CA-C-N	6.42	131.32	117.20
2	4B	227	TYR	CA-C-N	6.42	131.32	117.20
2	4N	227	TYR	CA-C-N	6.42	131.32	117.20
2	4V	227	TYR	CA-C-N	6.42	131.32	117.20
2	5R	227	TYR	CA-C-N	6.42	131.32	117.20
2	6J	227	TYR	CA-C-N	6.42	131.32	117.20
2	6R	227	TYR	CA-C-N	6.42	131.32	117.20
2	7N	227	TYR	CA-C-N	6.42	131.32	117.20
2	1F	227	TYR	CA-C-N	6.42	131.31	117.20
1	12	27	LYS	CA-C-O	6.42	133.57	120.10
1	16	27	LYS	CA-C-O	6.42	133.57	120.10
1	2A	27	LYS	CA-C-O	6.42	133.57	120.10

*Continued on next page...*

*Continued from previous page...*

Mol	Chain	Res	Type	Atoms	Z	Observed(°)	Ideal(°)
2	2N	227	TYR	CA-C-N	6.42	131.31	117.20
2	23	227	TYR	CA-C-N	6.42	131.31	117.20
2	3N	227	TYR	CA-C-N	6.42	131.31	117.20
1	3Q	27	LYS	CA-C-O	6.42	133.57	120.10
1	3U	27	LYS	CA-C-O	6.42	133.57	120.10
1	3Y	27	LYS	CA-C-O	6.42	133.57	120.10
2	37	227	TYR	CA-C-N	6.42	131.31	117.20
2	4J	227	TYR	CA-C-N	6.42	131.31	117.20
2	4R	227	TYR	CA-C-N	6.42	131.31	117.20
1	5E	27	LYS	CA-C-O	6.42	133.57	120.10
1	5I	27	LYS	CA-C-O	6.42	133.57	120.10
1	5M	27	LYS	CA-C-O	6.42	133.57	120.10
2	5Z	227	TYR	CA-C-N	6.42	131.31	117.20
2	6F	227	TYR	CA-C-N	6.42	131.31	117.20
2	6Z	227	TYR	CA-C-N	6.42	131.31	117.20
1	62	27	LYS	CA-C-O	6.42	133.57	120.10
1	66	27	LYS	CA-C-O	6.42	133.57	120.10
1	7A	27	LYS	CA-C-O	6.42	133.57	120.10
2	7J	227	TYR	CA-C-N	6.42	131.31	117.20
2	7V	227	TYR	CA-C-N	6.42	131.31	117.20
2	13	66	TRP	CB-CA-C	-6.41	97.58	110.40
2	17	66	TRP	CB-CA-C	-6.41	97.58	110.40
2	2B	66	TRP	CB-CA-C	-6.41	97.58	110.40
2	3R	66	TRP	CB-CA-C	-6.41	97.58	110.40
2	3V	66	TRP	CB-CA-C	-6.41	97.58	110.40
2	3Z	66	TRP	CB-CA-C	-6.41	97.58	110.40
2	5F	66	TRP	CB-CA-C	-6.41	97.58	110.40
2	5J	66	TRP	CB-CA-C	-6.41	97.58	110.40
2	5N	66	TRP	CB-CA-C	-6.41	97.58	110.40
2	63	66	TRP	CB-CA-C	-6.41	97.58	110.40
2	67	66	TRP	CB-CA-C	-6.41	97.58	110.40
2	7B	66	TRP	CB-CA-C	-6.41	97.58	110.40
1	1A	27	LYS	CA-C-O	6.41	133.56	120.10
1	1I	27	LYS	CA-C-O	6.41	133.56	120.10
2	1N	66	TRP	CB-CA-C	-6.41	97.58	110.40
1	2E	27	LYS	CA-C-O	6.41	133.56	120.10
2	2J	66	TRP	CB-CA-C	-6.41	97.58	110.40
1	26	27	LYS	CA-C-O	6.41	133.56	120.10
2	3B	66	TRP	CB-CA-C	-6.41	97.58	110.40
1	3E	27	LYS	CA-C-O	6.41	133.56	120.10
2	3J	66	TRP	CB-CA-C	-6.41	97.58	110.40
2	33	66	TRP	CB-CA-C	-6.41	97.58	110.40

*Continued on next page...*

*Continued from previous page...*

Mol	Chain	Res	Type	Atoms	Z	Observed(°)	Ideal(°)
1	4A	27	LYS	CA-C-O	6.41	133.56	120.10
2	4F	66	TRP	CB-CA-C	-6.41	97.58	110.40
1	4M	27	LYS	CA-C-O	6.41	133.56	120.10
1	4U	27	LYS	CA-C-O	6.41	133.56	120.10
2	4Z	66	TRP	CB-CA-C	-6.41	97.58	110.40
1	5Q	27	LYS	CA-C-O	6.41	133.56	120.10
2	5V	66	TRP	CB-CA-C	-6.41	97.58	110.40
1	6I	27	LYS	CA-C-O	6.41	133.56	120.10
2	6N	66	TRP	CB-CA-C	-6.41	97.58	110.40
1	6Q	27	LYS	CA-C-O	6.41	133.56	120.10
2	6V	66	TRP	CB-CA-C	-6.41	97.58	110.40
2	7F	66	TRP	CB-CA-C	-6.41	97.58	110.40
1	7M	27	LYS	CA-C-O	6.41	133.56	120.10
2	7R	66	TRP	CB-CA-C	-6.41	97.58	110.40
2	1R	227	TYR	CA-C-N	6.41	131.29	117.20
2	1V	227	TYR	CA-C-N	6.41	131.29	117.20
2	1Z	227	TYR	CA-C-N	6.41	131.29	117.20
2	13	227	TYR	CA-C-N	6.41	131.29	117.20
2	17	227	TYR	CA-C-N	6.41	131.29	117.20
2	2B	227	TYR	CA-C-N	6.41	131.29	117.20
2	2R	227	TYR	CA-C-N	6.41	131.29	117.20
2	2V	227	TYR	CA-C-N	6.41	131.29	117.20
2	2Z	227	TYR	CA-C-N	6.41	131.29	117.20
2	3R	227	TYR	CA-C-N	6.41	131.29	117.20
2	3V	227	TYR	CA-C-N	6.41	131.29	117.20
2	3Z	227	TYR	CA-C-N	6.41	131.29	117.20
2	43	227	TYR	CA-C-N	6.41	131.29	117.20
2	47	227	TYR	CA-C-N	6.41	131.29	117.20
2	5B	227	TYR	CA-C-N	6.41	131.29	117.20
2	5F	227	TYR	CA-C-N	6.41	131.29	117.20
2	5J	227	TYR	CA-C-N	6.41	131.29	117.20
2	5N	227	TYR	CA-C-N	6.41	131.29	117.20
2	53	227	TYR	CA-C-N	6.41	131.29	117.20
2	57	227	TYR	CA-C-N	6.41	131.29	117.20
2	6B	227	TYR	CA-C-N	6.41	131.29	117.20
2	63	227	TYR	CA-C-N	6.41	131.29	117.20
2	67	227	TYR	CA-C-N	6.41	131.29	117.20
2	7B	227	TYR	CA-C-N	6.41	131.29	117.20
1	1M	147	ARG	CB-CA-C	6.40	123.21	110.40
1	2I	147	ARG	CB-CA-C	6.40	123.21	110.40
1	3A	147	ARG	CB-CA-C	6.40	123.21	110.40
1	3I	147	ARG	CB-CA-C	6.40	123.21	110.40

*Continued on next page...*

*Continued from previous page...*

Mol	Chain	Res	Type	Atoms	Z	Observed(°)	Ideal(°)
1	32	147	ARG	CB-CA-C	6.40	123.21	110.40
1	4E	147	ARG	CB-CA-C	6.40	123.21	110.40
1	4Y	147	ARG	CB-CA-C	6.40	123.21	110.40
1	5U	147	ARG	CB-CA-C	6.40	123.21	110.40
1	6M	147	ARG	CB-CA-C	6.40	123.21	110.40
1	6U	147	ARG	CB-CA-C	6.40	123.21	110.40
1	7E	147	ARG	CB-CA-C	6.40	123.21	110.40
1	7Q	147	ARG	CB-CA-C	6.40	123.21	110.40
2	1B	66	TRP	CB-CA-C	-6.40	97.60	110.40
2	1J	66	TRP	CB-CA-C	-6.40	97.60	110.40
2	2F	66	TRP	CB-CA-C	-6.40	97.60	110.40
2	27	66	TRP	CB-CA-C	-6.40	97.60	110.40
2	3F	66	TRP	CB-CA-C	-6.40	97.60	110.40
2	4B	66	TRP	CB-CA-C	-6.40	97.60	110.40
2	4N	66	TRP	CB-CA-C	-6.40	97.60	110.40
2	4V	66	TRP	CB-CA-C	-6.40	97.60	110.40
2	5R	66	TRP	CB-CA-C	-6.40	97.60	110.40
2	6J	66	TRP	CB-CA-C	-6.40	97.60	110.40
2	6R	66	TRP	CB-CA-C	-6.40	97.60	110.40
2	7N	66	TRP	CB-CA-C	-6.40	97.60	110.40
1	1Q	27	LYS	CA-C-O	6.40	133.53	120.10
1	1U	27	LYS	CA-C-O	6.40	133.53	120.10
1	1Y	27	LYS	CA-C-O	6.40	133.53	120.10
1	2Q	27	LYS	CA-C-O	6.40	133.53	120.10
1	2U	27	LYS	CA-C-O	6.40	133.53	120.10
1	2Y	27	LYS	CA-C-O	6.40	133.53	120.10
1	42	27	LYS	CA-C-O	6.40	133.53	120.10
1	46	27	LYS	CA-C-O	6.40	133.53	120.10
1	5A	27	LYS	CA-C-O	6.40	133.53	120.10
1	52	27	LYS	CA-C-O	6.40	133.53	120.10
1	56	27	LYS	CA-C-O	6.40	133.53	120.10
1	6A	27	LYS	CA-C-O	6.40	133.53	120.10
1	1Q	96	ASP	CB-CG-OD1	-6.40	112.54	118.30
2	1R	66	TRP	CB-CA-C	-6.40	97.61	110.40
1	1U	96	ASP	CB-CG-OD1	-6.40	112.54	118.30
2	1V	66	TRP	CB-CA-C	-6.40	97.61	110.40
1	1Y	96	ASP	CB-CG-OD1	-6.40	112.54	118.30
2	1Z	66	TRP	CB-CA-C	-6.40	97.61	110.40
1	2Q	96	ASP	CB-CG-OD1	-6.40	112.54	118.30
2	2R	66	TRP	CB-CA-C	-6.40	97.61	110.40
1	2U	96	ASP	CB-CG-OD1	-6.40	112.54	118.30
2	2V	66	TRP	CB-CA-C	-6.40	97.61	110.40

*Continued on next page...*

*Continued from previous page...*

Mol	Chain	Res	Type	Atoms	Z	Observed(°)	Ideal(°)
1	2Y	96	ASP	CB-CG-OD1	-6.40	112.54	118.30
2	2Z	66	TRP	CB-CA-C	-6.40	97.61	110.40
1	42	96	ASP	CB-CG-OD1	-6.40	112.54	118.30
2	43	66	TRP	CB-CA-C	-6.40	97.61	110.40
1	46	96	ASP	CB-CG-OD1	-6.40	112.54	118.30
2	47	66	TRP	CB-CA-C	-6.40	97.61	110.40
1	5A	96	ASP	CB-CG-OD1	-6.40	112.54	118.30
2	5B	66	TRP	CB-CA-C	-6.40	97.61	110.40
1	52	96	ASP	CB-CG-OD1	-6.40	112.54	118.30
2	53	66	TRP	CB-CA-C	-6.40	97.61	110.40
1	56	96	ASP	CB-CG-OD1	-6.40	112.54	118.30
2	57	66	TRP	CB-CA-C	-6.40	97.61	110.40
1	6A	96	ASP	CB-CG-OD1	-6.40	112.54	118.30
2	6B	66	TRP	CB-CA-C	-6.40	97.61	110.40
1	1A	22	HIS	N-CA-C	6.39	128.26	111.00
2	1F	66	TRP	CB-CA-C	-6.39	97.61	110.40
1	1I	22	HIS	N-CA-C	6.39	128.26	111.00
1	12	22	HIS	N-CA-C	6.39	128.27	111.00
1	12	96	ASP	CB-CG-OD1	-6.39	112.54	118.30
1	16	22	HIS	N-CA-C	6.39	128.27	111.00
1	16	96	ASP	CB-CG-OD1	-6.39	112.54	118.30
1	2A	22	HIS	N-CA-C	6.39	128.27	111.00
1	2A	96	ASP	CB-CG-OD1	-6.39	112.54	118.30
1	2E	22	HIS	N-CA-C	6.39	128.26	111.00
2	2N	66	TRP	CB-CA-C	-6.39	97.61	110.40
2	23	66	TRP	CB-CA-C	-6.39	97.61	110.40
1	26	22	HIS	N-CA-C	6.39	128.26	111.00
1	3E	22	HIS	N-CA-C	6.39	128.26	111.00
2	3N	66	TRP	CB-CA-C	-6.39	97.61	110.40
1	3Q	22	HIS	N-CA-C	6.39	128.27	111.00
1	3Q	96	ASP	CB-CG-OD1	-6.39	112.54	118.30
1	3U	22	HIS	N-CA-C	6.39	128.27	111.00
1	3U	96	ASP	CB-CG-OD1	-6.39	112.54	118.30
1	3Y	22	HIS	N-CA-C	6.39	128.27	111.00
1	3Y	96	ASP	CB-CG-OD1	-6.39	112.54	118.30
2	37	66	TRP	CB-CA-C	-6.39	97.61	110.40
1	4A	22	HIS	N-CA-C	6.39	128.26	111.00
2	4J	66	TRP	CB-CA-C	-6.39	97.61	110.40
1	4M	22	HIS	N-CA-C	6.39	128.26	111.00
2	4R	66	TRP	CB-CA-C	-6.39	97.61	110.40
1	4U	22	HIS	N-CA-C	6.39	128.26	111.00
1	5E	22	HIS	N-CA-C	6.39	128.27	111.00

*Continued on next page...*



*Continued from previous page...*

Mol	Chain	Res	Type	Atoms	Z	Observed(°)	Ideal(°)
1	5E	96	ASP	CB-CG-OD1	-6.39	112.54	118.30
1	5I	22	HIS	N-CA-C	6.39	128.27	111.00
1	5I	96	ASP	CB-CG-OD1	-6.39	112.54	118.30
1	5M	22	HIS	N-CA-C	6.39	128.27	111.00
1	5M	96	ASP	CB-CG-OD1	-6.39	112.54	118.30
1	5Q	22	HIS	N-CA-C	6.39	128.26	111.00
2	5Z	66	TRP	CB-CA-C	-6.39	97.61	110.40
2	6F	66	TRP	CB-CA-C	-6.39	97.61	110.40
1	6I	22	HIS	N-CA-C	6.39	128.26	111.00
1	6Q	22	HIS	N-CA-C	6.39	128.26	111.00
2	6Z	66	TRP	CB-CA-C	-6.39	97.61	110.40
1	62	22	HIS	N-CA-C	6.39	128.27	111.00
1	62	96	ASP	CB-CG-OD1	-6.39	112.54	118.30
1	66	22	HIS	N-CA-C	6.39	128.27	111.00
1	66	96	ASP	CB-CG-OD1	-6.39	112.54	118.30
1	7A	22	HIS	N-CA-C	6.39	128.27	111.00
1	7A	96	ASP	CB-CG-OD1	-6.39	112.54	118.30
2	7J	66	TRP	CB-CA-C	-6.39	97.61	110.40
1	7M	22	HIS	N-CA-C	6.39	128.26	111.00
2	7V	66	TRP	CB-CA-C	-6.39	97.61	110.40
1	1E	27	LYS	CA-C-O	6.39	133.52	120.10
1	1M	22	HIS	N-CA-C	6.39	128.26	111.00
1	1Q	22	HIS	N-CA-C	6.39	128.26	111.00
1	1U	22	HIS	N-CA-C	6.39	128.26	111.00
1	1Y	22	HIS	N-CA-C	6.39	128.26	111.00
1	2I	22	HIS	N-CA-C	6.39	128.26	111.00
1	2M	27	LYS	CA-C-O	6.39	133.52	120.10
1	2Q	22	HIS	N-CA-C	6.39	128.26	111.00
1	2U	22	HIS	N-CA-C	6.39	128.26	111.00
1	2Y	22	HIS	N-CA-C	6.39	128.26	111.00
1	22	27	LYS	CA-C-O	6.39	133.52	120.10
1	3A	22	HIS	N-CA-C	6.39	128.26	111.00
1	3I	22	HIS	N-CA-C	6.39	128.26	111.00
1	3M	27	LYS	CA-C-O	6.39	133.52	120.10
1	32	22	HIS	N-CA-C	6.39	128.26	111.00
1	36	27	LYS	CA-C-O	6.39	133.52	120.10
1	4E	22	HIS	N-CA-C	6.39	128.26	111.00
1	4I	27	LYS	CA-C-O	6.39	133.52	120.10
1	4Q	27	LYS	CA-C-O	6.39	133.52	120.10
1	4Y	22	HIS	N-CA-C	6.39	128.26	111.00
1	42	22	HIS	N-CA-C	6.39	128.26	111.00
1	46	22	HIS	N-CA-C	6.39	128.26	111.00

*Continued on next page...*

*Continued from previous page...*

Mol	Chain	Res	Type	Atoms	Z	Observed(°)	Ideal(°)
1	5A	22	HIS	N-CA-C	6.39	128.26	111.00
1	5U	22	HIS	N-CA-C	6.39	128.26	111.00
1	5Y	27	LYS	CA-C-O	6.39	133.52	120.10
1	52	22	HIS	N-CA-C	6.39	128.26	111.00
1	56	22	HIS	N-CA-C	6.39	128.26	111.00
1	6A	22	HIS	N-CA-C	6.39	128.26	111.00
1	6E	27	LYS	CA-C-O	6.39	133.52	120.10
1	6M	22	HIS	N-CA-C	6.39	128.26	111.00
1	6U	22	HIS	N-CA-C	6.39	128.26	111.00
1	6Y	27	LYS	CA-C-O	6.39	133.52	120.10
1	7E	22	HIS	N-CA-C	6.39	128.26	111.00
1	7I	27	LYS	CA-C-O	6.39	133.52	120.10
1	7Q	22	HIS	N-CA-C	6.39	128.26	111.00
1	7U	27	LYS	CA-C-O	6.39	133.52	120.10
1	1E	22	HIS	N-CA-C	6.39	128.25	111.00
1	1E	96	ASP	CB-CG-OD1	-6.39	112.55	118.30
1	1Q	147	ARG	CB-CA-C	6.39	123.18	110.40
1	1U	147	ARG	CB-CA-C	6.39	123.18	110.40
1	1Y	147	ARG	CB-CA-C	6.39	123.18	110.40
1	2M	22	HIS	N-CA-C	6.39	128.25	111.00
1	2M	96	ASP	CB-CG-OD1	-6.39	112.55	118.30
1	2Q	147	ARG	CB-CA-C	6.39	123.18	110.40
1	2U	147	ARG	CB-CA-C	6.39	123.18	110.40
1	2Y	147	ARG	CB-CA-C	6.39	123.18	110.40
1	22	22	HIS	N-CA-C	6.39	128.25	111.00
1	22	96	ASP	CB-CG-OD1	-6.39	112.55	118.30
1	3M	22	HIS	N-CA-C	6.39	128.25	111.00
1	3M	96	ASP	CB-CG-OD1	-6.39	112.55	118.30
1	36	22	HIS	N-CA-C	6.39	128.25	111.00
1	36	96	ASP	CB-CG-OD1	-6.39	112.55	118.30
1	4I	22	HIS	N-CA-C	6.39	128.25	111.00
1	4I	96	ASP	CB-CG-OD1	-6.39	112.55	118.30
1	4Q	22	HIS	N-CA-C	6.39	128.25	111.00
1	4Q	96	ASP	CB-CG-OD1	-6.39	112.55	118.30
1	42	147	ARG	CB-CA-C	6.39	123.18	110.40
1	46	147	ARG	CB-CA-C	6.39	123.18	110.40
1	5A	147	ARG	CB-CA-C	6.39	123.18	110.40
1	5Y	22	HIS	N-CA-C	6.39	128.25	111.00
1	5Y	96	ASP	CB-CG-OD1	-6.39	112.55	118.30
1	52	147	ARG	CB-CA-C	6.39	123.18	110.40
1	56	147	ARG	CB-CA-C	6.39	123.18	110.40
1	6A	147	ARG	CB-CA-C	6.39	123.18	110.40

*Continued on next page...*

*Continued from previous page...*

Mol	Chain	Res	Type	Atoms	Z	Observed(°)	Ideal(°)
1	6E	22	HIS	N-CA-C	6.39	128.25	111.00
1	6E	96	ASP	CB-CG-OD1	-6.39	112.55	118.30
1	6Y	22	HIS	N-CA-C	6.39	128.25	111.00
1	6Y	96	ASP	CB-CG-OD1	-6.39	112.55	118.30
1	7I	22	HIS	N-CA-C	6.39	128.25	111.00
1	7I	96	ASP	CB-CG-OD1	-6.39	112.55	118.30
1	7U	22	HIS	N-CA-C	6.39	128.25	111.00
1	7U	96	ASP	CB-CG-OD1	-6.39	112.55	118.30
1	12	147	ARG	CB-CA-C	6.38	123.17	110.40
1	16	147	ARG	CB-CA-C	6.38	123.17	110.40
1	2A	147	ARG	CB-CA-C	6.38	123.17	110.40
1	3Q	147	ARG	CB-CA-C	6.38	123.17	110.40
1	3U	147	ARG	CB-CA-C	6.38	123.17	110.40
1	3Y	147	ARG	CB-CA-C	6.38	123.17	110.40
1	5E	147	ARG	CB-CA-C	6.38	123.17	110.40
1	5I	147	ARG	CB-CA-C	6.38	123.17	110.40
1	5M	147	ARG	CB-CA-C	6.38	123.17	110.40
1	62	147	ARG	CB-CA-C	6.38	123.17	110.40
1	66	147	ARG	CB-CA-C	6.38	123.17	110.40
1	7A	147	ARG	CB-CA-C	6.38	123.17	110.40
1	1M	96	ASP	O-C-N	-6.38	112.49	122.70
1	2I	96	ASP	O-C-N	-6.38	112.49	122.70
1	3A	96	ASP	O-C-N	-6.38	112.49	122.70
1	3I	96	ASP	O-C-N	-6.38	112.49	122.70
1	32	96	ASP	O-C-N	-6.38	112.49	122.70
1	4E	96	ASP	O-C-N	-6.38	112.49	122.70
1	4Y	96	ASP	O-C-N	-6.38	112.49	122.70
1	5U	96	ASP	O-C-N	-6.38	112.49	122.70
1	6M	96	ASP	O-C-N	-6.38	112.49	122.70
1	6U	96	ASP	O-C-N	-6.38	112.49	122.70
1	7E	96	ASP	O-C-N	-6.38	112.49	122.70
1	7Q	96	ASP	O-C-N	-6.38	112.49	122.70
2	1F	75	GLN	CB-CG-CD	6.38	128.18	111.60
2	2N	75	GLN	CB-CG-CD	6.38	128.18	111.60
2	23	75	GLN	CB-CG-CD	6.38	128.18	111.60
2	3N	75	GLN	CB-CG-CD	6.38	128.18	111.60
2	37	75	GLN	CB-CG-CD	6.38	128.18	111.60
2	4J	75	GLN	CB-CG-CD	6.38	128.18	111.60
2	4R	75	GLN	CB-CG-CD	6.38	128.18	111.60
2	5Z	75	GLN	CB-CG-CD	6.38	128.18	111.60
2	6F	75	GLN	CB-CG-CD	6.38	128.18	111.60
2	6Z	75	GLN	CB-CG-CD	6.38	128.18	111.60

*Continued on next page...*

*Continued from previous page...*

Mol	Chain	Res	Type	Atoms	Z	Observed(°)	Ideal(°)
2	7J	75	GLN	CB-CG-CD	6.38	128.18	111.60
2	7V	75	GLN	CB-CG-CD	6.38	128.18	111.60
1	1M	96	ASP	CB-CG-OD1	-6.38	112.56	118.30
1	2I	96	ASP	CB-CG-OD1	-6.38	112.56	118.30
1	3A	96	ASP	CB-CG-OD1	-6.38	112.56	118.30
1	3I	96	ASP	CB-CG-OD1	-6.38	112.56	118.30
1	32	96	ASP	CB-CG-OD1	-6.38	112.56	118.30
1	4E	96	ASP	CB-CG-OD1	-6.38	112.56	118.30
1	4Y	96	ASP	CB-CG-OD1	-6.38	112.56	118.30
1	5U	96	ASP	CB-CG-OD1	-6.38	112.56	118.30
1	6M	96	ASP	CB-CG-OD1	-6.38	112.56	118.30
1	6U	96	ASP	CB-CG-OD1	-6.38	112.56	118.30
1	7E	96	ASP	CB-CG-OD1	-6.38	112.56	118.30
1	7Q	96	ASP	CB-CG-OD1	-6.38	112.56	118.30
1	1E	106	TYR	CB-CA-C	-6.37	97.65	110.40
1	2M	106	TYR	CB-CA-C	-6.37	97.65	110.40
1	22	106	TYR	CB-CA-C	-6.37	97.65	110.40
1	3M	106	TYR	CB-CA-C	-6.37	97.65	110.40
1	36	106	TYR	CB-CA-C	-6.37	97.65	110.40
1	4I	106	TYR	CB-CA-C	-6.37	97.65	110.40
1	4Q	106	TYR	CB-CA-C	-6.37	97.65	110.40
1	5Y	106	TYR	CB-CA-C	-6.37	97.65	110.40
1	6E	106	TYR	CB-CA-C	-6.37	97.65	110.40
1	6Y	106	TYR	CB-CA-C	-6.37	97.65	110.40
1	7I	106	TYR	CB-CA-C	-6.37	97.65	110.40
1	7U	106	TYR	CB-CA-C	-6.37	97.65	110.40
1	12	106	TYR	CB-CA-C	-6.37	97.66	110.40
2	13	75	GLN	CB-CG-CD	6.37	128.16	111.60
1	16	106	TYR	CB-CA-C	-6.37	97.66	110.40
2	17	75	GLN	CB-CG-CD	6.37	128.16	111.60
1	2A	106	TYR	CB-CA-C	-6.37	97.66	110.40
2	2B	75	GLN	CB-CG-CD	6.37	128.16	111.60
1	3Q	106	TYR	CB-CA-C	-6.37	97.66	110.40
2	3R	75	GLN	CB-CG-CD	6.37	128.16	111.60
1	3U	106	TYR	CB-CA-C	-6.37	97.66	110.40
2	3V	75	GLN	CB-CG-CD	6.37	128.16	111.60
1	3Y	106	TYR	CB-CA-C	-6.37	97.66	110.40
2	3Z	75	GLN	CB-CG-CD	6.37	128.16	111.60
1	5E	106	TYR	CB-CA-C	-6.37	97.66	110.40
2	5F	75	GLN	CB-CG-CD	6.37	128.16	111.60
1	5I	106	TYR	CB-CA-C	-6.37	97.66	110.40
2	5J	75	GLN	CB-CG-CD	6.37	128.16	111.60

*Continued on next page...*

*Continued from previous page...*

Mol	Chain	Res	Type	Atoms	Z	Observed(°)	Ideal(°)
1	5M	106	TYR	CB-CA-C	-6.37	97.66	110.40
2	5N	75	GLN	CB-CG-CD	6.37	128.16	111.60
1	62	106	TYR	CB-CA-C	-6.37	97.66	110.40
2	63	75	GLN	CB-CG-CD	6.37	128.16	111.60
1	66	106	TYR	CB-CA-C	-6.37	97.66	110.40
2	67	75	GLN	CB-CG-CD	6.37	128.16	111.60
1	7A	106	TYR	CB-CA-C	-6.37	97.66	110.40
2	7B	75	GLN	CB-CG-CD	6.37	128.16	111.60
1	1A	96	ASP	CB-CG-OD1	-6.36	112.57	118.30
2	1B	75	GLN	CB-CG-CD	6.36	128.14	111.60
1	1I	96	ASP	CB-CG-OD1	-6.36	112.57	118.30
2	1J	75	GLN	CB-CG-CD	6.36	128.14	111.60
1	2E	96	ASP	CB-CG-OD1	-6.36	112.57	118.30
2	2F	75	GLN	CB-CG-CD	6.36	128.14	111.60
1	26	96	ASP	CB-CG-OD1	-6.36	112.57	118.30
2	27	75	GLN	CB-CG-CD	6.36	128.14	111.60
1	3E	96	ASP	CB-CG-OD1	-6.36	112.57	118.30
2	3F	75	GLN	CB-CG-CD	6.36	128.14	111.60
1	4A	96	ASP	CB-CG-OD1	-6.36	112.57	118.30
2	4B	75	GLN	CB-CG-CD	6.36	128.14	111.60
1	4M	96	ASP	CB-CG-OD1	-6.36	112.57	118.30
2	4N	75	GLN	CB-CG-CD	6.36	128.14	111.60
1	4U	96	ASP	CB-CG-OD1	-6.36	112.57	118.30
2	4V	75	GLN	CB-CG-CD	6.36	128.14	111.60
1	5Q	96	ASP	CB-CG-OD1	-6.36	112.57	118.30
2	5R	75	GLN	CB-CG-CD	6.36	128.14	111.60
1	6I	96	ASP	CB-CG-OD1	-6.36	112.57	118.30
2	6J	75	GLN	CB-CG-CD	6.36	128.14	111.60
1	6Q	96	ASP	CB-CG-OD1	-6.36	112.57	118.30
2	6R	75	GLN	CB-CG-CD	6.36	128.14	111.60
1	7M	96	ASP	CB-CG-OD1	-6.36	112.57	118.30
2	7N	75	GLN	CB-CG-CD	6.36	128.14	111.60
1	12	96	ASP	O-C-N	-6.36	112.53	122.70
1	16	96	ASP	O-C-N	-6.36	112.53	122.70
1	2A	96	ASP	O-C-N	-6.36	112.53	122.70
1	3Q	96	ASP	O-C-N	-6.36	112.53	122.70
1	3U	96	ASP	O-C-N	-6.36	112.53	122.70
1	3Y	96	ASP	O-C-N	-6.36	112.53	122.70
1	5E	96	ASP	O-C-N	-6.36	112.53	122.70
1	5I	96	ASP	O-C-N	-6.36	112.53	122.70
1	5M	96	ASP	O-C-N	-6.36	112.53	122.70
1	62	96	ASP	O-C-N	-6.36	112.53	122.70

*Continued on next page...*

*Continued from previous page...*

Mol	Chain	Res	Type	Atoms	Z	Observed(°)	Ideal(°)
1	66	96	ASP	O-C-N	-6.36	112.53	122.70
1	7A	96	ASP	O-C-N	-6.36	112.53	122.70
2	1N	75	GLN	CB-CG-CD	6.36	128.13	111.60
2	2J	75	GLN	CB-CG-CD	6.36	128.13	111.60
2	3B	75	GLN	CB-CG-CD	6.36	128.13	111.60
2	3J	75	GLN	CB-CG-CD	6.36	128.13	111.60
2	33	75	GLN	CB-CG-CD	6.36	128.13	111.60
2	4F	75	GLN	CB-CG-CD	6.36	128.13	111.60
2	4Z	75	GLN	CB-CG-CD	6.36	128.13	111.60
2	5V	75	GLN	CB-CG-CD	6.36	128.13	111.60
2	6N	75	GLN	CB-CG-CD	6.36	128.13	111.60
2	6V	75	GLN	CB-CG-CD	6.36	128.13	111.60
2	7F	75	GLN	CB-CG-CD	6.36	128.13	111.60
2	7R	75	GLN	CB-CG-CD	6.36	128.13	111.60
1	1M	19	SER	CA-CB-OG	-6.36	94.04	111.20
2	13	33	PRO	N-CA-C	6.36	128.62	112.10
2	17	33	PRO	N-CA-C	6.36	128.62	112.10
2	2B	33	PRO	N-CA-C	6.36	128.62	112.10
1	2I	19	SER	CA-CB-OG	-6.36	94.04	111.20
1	3A	19	SER	CA-CB-OG	-6.36	94.04	111.20
1	3I	19	SER	CA-CB-OG	-6.36	94.04	111.20
2	3R	33	PRO	N-CA-C	6.36	128.62	112.10
2	3V	33	PRO	N-CA-C	6.36	128.62	112.10
2	3Z	33	PRO	N-CA-C	6.36	128.62	112.10
1	32	19	SER	CA-CB-OG	-6.36	94.04	111.20
1	4E	19	SER	CA-CB-OG	-6.36	94.04	111.20
1	4Y	19	SER	CA-CB-OG	-6.36	94.04	111.20
2	5F	33	PRO	N-CA-C	6.36	128.62	112.10
2	5J	33	PRO	N-CA-C	6.36	128.62	112.10
2	5N	33	PRO	N-CA-C	6.36	128.62	112.10
1	5U	19	SER	CA-CB-OG	-6.36	94.04	111.20
1	6M	19	SER	CA-CB-OG	-6.36	94.04	111.20
1	6U	19	SER	CA-CB-OG	-6.36	94.04	111.20
2	63	33	PRO	N-CA-C	6.36	128.62	112.10
2	67	33	PRO	N-CA-C	6.36	128.62	112.10
2	7B	33	PRO	N-CA-C	6.36	128.62	112.10
1	7E	19	SER	CA-CB-OG	-6.36	94.04	111.20
1	7Q	19	SER	CA-CB-OG	-6.36	94.04	111.20
1	1A	106	TYR	CB-CA-C	-6.35	97.69	110.40
1	1I	106	TYR	CB-CA-C	-6.35	97.69	110.40
1	2E	106	TYR	CB-CA-C	-6.35	97.69	110.40
1	26	106	TYR	CB-CA-C	-6.35	97.69	110.40

*Continued on next page...*



*Continued from previous page...*

Mol	Chain	Res	Type	Atoms	Z	Observed(°)	Ideal(°)
1	3E	106	TYR	CB-CA-C	-6.35	97.69	110.40
1	4A	106	TYR	CB-CA-C	-6.35	97.69	110.40
1	4M	106	TYR	CB-CA-C	-6.35	97.69	110.40
1	4U	106	TYR	CB-CA-C	-6.35	97.69	110.40
1	5Q	106	TYR	CB-CA-C	-6.35	97.69	110.40
1	6I	106	TYR	CB-CA-C	-6.35	97.69	110.40
1	6Q	106	TYR	CB-CA-C	-6.35	97.69	110.40
1	7M	106	TYR	CB-CA-C	-6.35	97.69	110.40
2	1R	75	GLN	CB-CG-CD	6.35	128.12	111.60
2	1V	75	GLN	CB-CG-CD	6.35	128.12	111.60
2	1Z	75	GLN	CB-CG-CD	6.35	128.12	111.60
2	2R	75	GLN	CB-CG-CD	6.35	128.12	111.60
2	2V	75	GLN	CB-CG-CD	6.35	128.12	111.60
2	2Z	75	GLN	CB-CG-CD	6.35	128.12	111.60
2	43	75	GLN	CB-CG-CD	6.35	128.12	111.60
2	47	75	GLN	CB-CG-CD	6.35	128.12	111.60
2	5B	75	GLN	CB-CG-CD	6.35	128.12	111.60
2	53	75	GLN	CB-CG-CD	6.35	128.12	111.60
2	57	75	GLN	CB-CG-CD	6.35	128.12	111.60
2	6B	75	GLN	CB-CG-CD	6.35	128.12	111.60
2	13	222	GLN	N-CA-CB	-6.35	99.17	110.60
2	17	222	GLN	N-CA-CB	-6.35	99.17	110.60
2	2B	222	GLN	N-CA-CB	-6.35	99.17	110.60
2	3R	222	GLN	N-CA-CB	-6.35	99.17	110.60
2	3V	222	GLN	N-CA-CB	-6.35	99.17	110.60
2	3Z	222	GLN	N-CA-CB	-6.35	99.17	110.60
2	5F	222	GLN	N-CA-CB	-6.35	99.17	110.60
2	5J	222	GLN	N-CA-CB	-6.35	99.17	110.60
2	5N	222	GLN	N-CA-CB	-6.35	99.17	110.60
2	63	222	GLN	N-CA-CB	-6.35	99.17	110.60
2	67	222	GLN	N-CA-CB	-6.35	99.17	110.60
2	7B	222	GLN	N-CA-CB	-6.35	99.17	110.60
1	1M	106	TYR	CB-CA-C	-6.35	97.70	110.40
1	2I	106	TYR	CB-CA-C	-6.35	97.70	110.40
1	3A	106	TYR	CB-CA-C	-6.35	97.70	110.40
1	3I	106	TYR	CB-CA-C	-6.35	97.70	110.40
1	32	106	TYR	CB-CA-C	-6.35	97.70	110.40
1	4E	106	TYR	CB-CA-C	-6.35	97.70	110.40
1	4Y	106	TYR	CB-CA-C	-6.35	97.70	110.40
1	5U	106	TYR	CB-CA-C	-6.35	97.70	110.40
1	6M	106	TYR	CB-CA-C	-6.35	97.70	110.40
1	6U	106	TYR	CB-CA-C	-6.35	97.70	110.40

*Continued on next page...*



*Continued from previous page...*

Mol	Chain	Res	Type	Atoms	Z	Observed(°)	Ideal(°)
1	7E	106	TYR	CB-CA-C	-6.35	97.70	110.40
1	7Q	106	TYR	CB-CA-C	-6.35	97.70	110.40
2	1F	33	PRO	N-CA-C	6.35	128.60	112.10
2	1N	33	PRO	N-CA-C	6.35	128.60	112.10
1	1Q	106	TYR	CB-CA-C	-6.35	97.71	110.40
2	1R	33	PRO	N-CA-C	6.35	128.60	112.10
1	1U	106	TYR	CB-CA-C	-6.35	97.71	110.40
2	1V	33	PRO	N-CA-C	6.35	128.60	112.10
1	1Y	106	TYR	CB-CA-C	-6.35	97.71	110.40
2	1Z	33	PRO	N-CA-C	6.35	128.60	112.10
2	2J	33	PRO	N-CA-C	6.35	128.60	112.10
2	2N	33	PRO	N-CA-C	6.35	128.60	112.10
1	2Q	106	TYR	CB-CA-C	-6.35	97.71	110.40
2	2R	33	PRO	N-CA-C	6.35	128.60	112.10
1	2U	106	TYR	CB-CA-C	-6.35	97.71	110.40
2	2V	33	PRO	N-CA-C	6.35	128.60	112.10
1	2Y	106	TYR	CB-CA-C	-6.35	97.71	110.40
2	2Z	33	PRO	N-CA-C	6.35	128.60	112.10
2	23	33	PRO	N-CA-C	6.35	128.60	112.10
2	3B	33	PRO	N-CA-C	6.35	128.60	112.10
2	3J	33	PRO	N-CA-C	6.35	128.60	112.10
2	3N	33	PRO	N-CA-C	6.35	128.60	112.10
2	33	33	PRO	N-CA-C	6.35	128.60	112.10
2	37	33	PRO	N-CA-C	6.35	128.60	112.10
2	4F	33	PRO	N-CA-C	6.35	128.60	112.10
2	4J	33	PRO	N-CA-C	6.35	128.60	112.10
2	4R	33	PRO	N-CA-C	6.35	128.60	112.10
2	4Z	33	PRO	N-CA-C	6.35	128.60	112.10
1	42	106	TYR	CB-CA-C	-6.35	97.71	110.40
2	43	33	PRO	N-CA-C	6.35	128.60	112.10
1	46	106	TYR	CB-CA-C	-6.35	97.71	110.40
2	47	33	PRO	N-CA-C	6.35	128.60	112.10
1	5A	106	TYR	CB-CA-C	-6.35	97.71	110.40
2	5B	33	PRO	N-CA-C	6.35	128.60	112.10
2	5V	33	PRO	N-CA-C	6.35	128.60	112.10
2	5Z	33	PRO	N-CA-C	6.35	128.60	112.10
1	52	106	TYR	CB-CA-C	-6.35	97.71	110.40
2	53	33	PRO	N-CA-C	6.35	128.60	112.10
1	56	106	TYR	CB-CA-C	-6.35	97.71	110.40
2	57	33	PRO	N-CA-C	6.35	128.60	112.10
1	6A	106	TYR	CB-CA-C	-6.35	97.71	110.40
2	6B	33	PRO	N-CA-C	6.35	128.60	112.10

*Continued on next page...*

*Continued from previous page...*

Mol	Chain	Res	Type	Atoms	Z	Observed(°)	Ideal(°)
2	6F	33	PRO	N-CA-C	6.35	128.60	112.10
2	6N	33	PRO	N-CA-C	6.35	128.60	112.10
2	6V	33	PRO	N-CA-C	6.35	128.60	112.10
2	6Z	33	PRO	N-CA-C	6.35	128.60	112.10
2	7F	33	PRO	N-CA-C	6.35	128.60	112.10
2	7J	33	PRO	N-CA-C	6.35	128.60	112.10
2	7R	33	PRO	N-CA-C	6.35	128.60	112.10
2	7V	33	PRO	N-CA-C	6.35	128.60	112.10
2	1B	222	GLN	N-CA-CB	-6.34	99.18	110.60
2	1J	222	GLN	N-CA-CB	-6.34	99.18	110.60
2	1N	39	ASP	N-CA-CB	-6.34	99.18	110.60
2	2F	222	GLN	N-CA-CB	-6.34	99.18	110.60
2	2J	39	ASP	N-CA-CB	-6.34	99.18	110.60
2	27	222	GLN	N-CA-CB	-6.34	99.18	110.60
2	3B	39	ASP	N-CA-CB	-6.34	99.18	110.60
2	3F	222	GLN	N-CA-CB	-6.34	99.18	110.60
2	3J	39	ASP	N-CA-CB	-6.34	99.18	110.60
2	33	39	ASP	N-CA-CB	-6.34	99.18	110.60
2	4B	222	GLN	N-CA-CB	-6.34	99.18	110.60
2	4F	39	ASP	N-CA-CB	-6.34	99.18	110.60
2	4N	222	GLN	N-CA-CB	-6.34	99.18	110.60
2	4V	222	GLN	N-CA-CB	-6.34	99.18	110.60
2	4Z	39	ASP	N-CA-CB	-6.34	99.18	110.60
2	5R	222	GLN	N-CA-CB	-6.34	99.18	110.60
2	5V	39	ASP	N-CA-CB	-6.34	99.18	110.60
2	6J	222	GLN	N-CA-CB	-6.34	99.18	110.60
2	6N	39	ASP	N-CA-CB	-6.34	99.18	110.60
2	6R	222	GLN	N-CA-CB	-6.34	99.18	110.60
2	6V	39	ASP	N-CA-CB	-6.34	99.18	110.60
2	7F	39	ASP	N-CA-CB	-6.34	99.18	110.60
2	7N	222	GLN	N-CA-CB	-6.34	99.18	110.60
2	7R	39	ASP	N-CA-CB	-6.34	99.18	110.60
1	1A	19	SER	CA-CB-OG	-6.34	94.07	111.20
2	1B	39	ASP	N-CA-CB	-6.34	99.18	110.60
1	1E	96	ASP	O-C-N	-6.34	112.55	122.70
1	1I	19	SER	CA-CB-OG	-6.34	94.07	111.20
2	1J	39	ASP	N-CA-CB	-6.34	99.18	110.60
1	2E	19	SER	CA-CB-OG	-6.34	94.07	111.20
2	2F	39	ASP	N-CA-CB	-6.34	99.18	110.60
1	2M	96	ASP	O-C-N	-6.34	112.55	122.70
1	22	96	ASP	O-C-N	-6.34	112.55	122.70
1	26	19	SER	CA-CB-OG	-6.34	94.07	111.20

*Continued on next page...*

*Continued from previous page...*

Mol	Chain	Res	Type	Atoms	Z	Observed(°)	Ideal(°)
2	27	39	ASP	N-CA-CB	-6.34	99.18	110.60
1	3E	19	SER	CA-CB-OG	-6.34	94.07	111.20
2	3F	39	ASP	N-CA-CB	-6.34	99.18	110.60
1	3M	96	ASP	O-C-N	-6.34	112.55	122.70
1	36	96	ASP	O-C-N	-6.34	112.55	122.70
1	4A	19	SER	CA-CB-OG	-6.34	94.07	111.20
2	4B	39	ASP	N-CA-CB	-6.34	99.18	110.60
1	4I	96	ASP	O-C-N	-6.34	112.55	122.70
1	4M	19	SER	CA-CB-OG	-6.34	94.07	111.20
2	4N	39	ASP	N-CA-CB	-6.34	99.18	110.60
1	4Q	96	ASP	O-C-N	-6.34	112.55	122.70
1	4U	19	SER	CA-CB-OG	-6.34	94.07	111.20
2	4V	39	ASP	N-CA-CB	-6.34	99.18	110.60
1	5Q	19	SER	CA-CB-OG	-6.34	94.07	111.20
2	5R	39	ASP	N-CA-CB	-6.34	99.18	110.60
1	5Y	96	ASP	O-C-N	-6.34	112.55	122.70
1	6E	96	ASP	O-C-N	-6.34	112.55	122.70
1	6I	19	SER	CA-CB-OG	-6.34	94.07	111.20
2	6J	39	ASP	N-CA-CB	-6.34	99.18	110.60
1	6Q	19	SER	CA-CB-OG	-6.34	94.07	111.20
2	6R	39	ASP	N-CA-CB	-6.34	99.18	110.60
1	6Y	96	ASP	O-C-N	-6.34	112.55	122.70
1	7I	96	ASP	O-C-N	-6.34	112.55	122.70
1	7M	19	SER	CA-CB-OG	-6.34	94.07	111.20
2	7N	39	ASP	N-CA-CB	-6.34	99.18	110.60
1	7U	96	ASP	O-C-N	-6.34	112.55	122.70
2	1B	33	PRO	N-CA-C	6.34	128.59	112.10
2	1J	33	PRO	N-CA-C	6.34	128.59	112.10
1	12	19	SER	CA-CB-OG	-6.34	94.08	111.20
1	16	19	SER	CA-CB-OG	-6.34	94.08	111.20
1	2A	19	SER	CA-CB-OG	-6.34	94.08	111.20
2	2F	33	PRO	N-CA-C	6.34	128.59	112.10
2	27	33	PRO	N-CA-C	6.34	128.59	112.10
2	3F	33	PRO	N-CA-C	6.34	128.59	112.10
1	3Q	19	SER	CA-CB-OG	-6.34	94.08	111.20
1	3U	19	SER	CA-CB-OG	-6.34	94.08	111.20
1	3Y	19	SER	CA-CB-OG	-6.34	94.08	111.20
2	4B	33	PRO	N-CA-C	6.34	128.59	112.10
2	4N	33	PRO	N-CA-C	6.34	128.59	112.10
2	4V	33	PRO	N-CA-C	6.34	128.59	112.10
1	5E	19	SER	CA-CB-OG	-6.34	94.08	111.20
1	5I	19	SER	CA-CB-OG	-6.34	94.08	111.20

*Continued on next page...*

*Continued from previous page...*

Mol	Chain	Res	Type	Atoms	Z	Observed(°)	Ideal(°)
1	5M	19	SER	CA-CB-OG	-6.34	94.08	111.20
2	5R	33	PRO	N-CA-C	6.34	128.59	112.10
2	6J	33	PRO	N-CA-C	6.34	128.59	112.10
2	6R	33	PRO	N-CA-C	6.34	128.59	112.10
1	62	19	SER	CA-CB-OG	-6.34	94.08	111.20
1	66	19	SER	CA-CB-OG	-6.34	94.08	111.20
1	7A	19	SER	CA-CB-OG	-6.34	94.08	111.20
2	7N	33	PRO	N-CA-C	6.34	128.59	112.10
1	1A	96	ASP	O-C-N	-6.34	112.56	122.70
1	1E	19	SER	CA-CB-OG	-6.34	94.08	111.20
1	1I	96	ASP	O-C-N	-6.34	112.56	122.70
1	2E	96	ASP	O-C-N	-6.34	112.56	122.70
1	2M	19	SER	CA-CB-OG	-6.34	94.08	111.20
1	22	19	SER	CA-CB-OG	-6.34	94.08	111.20
1	26	96	ASP	O-C-N	-6.34	112.56	122.70
1	3E	96	ASP	O-C-N	-6.34	112.56	122.70
1	3M	19	SER	CA-CB-OG	-6.34	94.08	111.20
1	36	19	SER	CA-CB-OG	-6.34	94.08	111.20
1	4A	96	ASP	O-C-N	-6.34	112.56	122.70
1	4I	19	SER	CA-CB-OG	-6.34	94.08	111.20
1	4M	96	ASP	O-C-N	-6.34	112.56	122.70
1	4Q	19	SER	CA-CB-OG	-6.34	94.08	111.20
1	4U	96	ASP	O-C-N	-6.34	112.56	122.70
1	5Q	96	ASP	O-C-N	-6.34	112.56	122.70
1	5Y	19	SER	CA-CB-OG	-6.34	94.08	111.20
1	6E	19	SER	CA-CB-OG	-6.34	94.08	111.20
1	6I	96	ASP	O-C-N	-6.34	112.56	122.70
1	6Q	96	ASP	O-C-N	-6.34	112.56	122.70
1	6Y	19	SER	CA-CB-OG	-6.34	94.08	111.20
1	7I	19	SER	CA-CB-OG	-6.34	94.08	111.20
1	7M	96	ASP	O-C-N	-6.34	112.56	122.70
1	7U	19	SER	CA-CB-OG	-6.34	94.08	111.20
2	1R	39	ASP	N-CA-CB	-6.34	99.19	110.60
2	1V	39	ASP	N-CA-CB	-6.34	99.19	110.60
2	1Z	39	ASP	N-CA-CB	-6.34	99.19	110.60
2	2R	39	ASP	N-CA-CB	-6.34	99.19	110.60
2	2V	39	ASP	N-CA-CB	-6.34	99.19	110.60
2	2Z	39	ASP	N-CA-CB	-6.34	99.19	110.60
2	43	39	ASP	N-CA-CB	-6.34	99.19	110.60
2	47	39	ASP	N-CA-CB	-6.34	99.19	110.60
2	5B	39	ASP	N-CA-CB	-6.34	99.19	110.60
2	53	39	ASP	N-CA-CB	-6.34	99.19	110.60

*Continued on next page...*

*Continued from previous page...*

Mol	Chain	Res	Type	Atoms	Z	Observed(°)	Ideal(°)
2	57	39	ASP	N-CA-CB	-6.34	99.19	110.60
2	6B	39	ASP	N-CA-CB	-6.34	99.19	110.60
2	1B	60	ARG	CB-CA-C	-6.33	97.73	110.40
2	1F	60	ARG	CB-CA-C	-6.33	97.73	110.40
2	1J	60	ARG	CB-CA-C	-6.33	97.73	110.40
2	1N	222	GLN	N-CA-CB	-6.33	99.20	110.60
2	2F	60	ARG	CB-CA-C	-6.33	97.73	110.40
2	2J	222	GLN	N-CA-CB	-6.33	99.20	110.60
2	2N	60	ARG	CB-CA-C	-6.33	97.73	110.40
2	23	60	ARG	CB-CA-C	-6.33	97.73	110.40
2	27	60	ARG	CB-CA-C	-6.33	97.73	110.40
2	3B	222	GLN	N-CA-CB	-6.33	99.20	110.60
2	3F	60	ARG	CB-CA-C	-6.33	97.73	110.40
2	3J	222	GLN	N-CA-CB	-6.33	99.20	110.60
2	3N	60	ARG	CB-CA-C	-6.33	97.73	110.40
2	33	222	GLN	N-CA-CB	-6.33	99.20	110.60
2	37	60	ARG	CB-CA-C	-6.33	97.73	110.40
2	4B	60	ARG	CB-CA-C	-6.33	97.73	110.40
2	4F	222	GLN	N-CA-CB	-6.33	99.20	110.60
2	4J	60	ARG	CB-CA-C	-6.33	97.73	110.40
2	4N	60	ARG	CB-CA-C	-6.33	97.73	110.40
2	4R	60	ARG	CB-CA-C	-6.33	97.73	110.40
2	4V	60	ARG	CB-CA-C	-6.33	97.73	110.40
2	4Z	222	GLN	N-CA-CB	-6.33	99.20	110.60
2	5R	60	ARG	CB-CA-C	-6.33	97.73	110.40
2	5V	222	GLN	N-CA-CB	-6.33	99.20	110.60
2	5Z	60	ARG	CB-CA-C	-6.33	97.73	110.40
2	6F	60	ARG	CB-CA-C	-6.33	97.73	110.40
2	6J	60	ARG	CB-CA-C	-6.33	97.73	110.40
2	6N	222	GLN	N-CA-CB	-6.33	99.20	110.60
2	6R	60	ARG	CB-CA-C	-6.33	97.73	110.40
2	6V	222	GLN	N-CA-CB	-6.33	99.20	110.60
2	6Z	60	ARG	CB-CA-C	-6.33	97.73	110.40
2	7F	222	GLN	N-CA-CB	-6.33	99.20	110.60
2	7J	60	ARG	CB-CA-C	-6.33	97.73	110.40
2	7N	60	ARG	CB-CA-C	-6.33	97.73	110.40
2	7R	222	GLN	N-CA-CB	-6.33	99.20	110.60
2	7V	60	ARG	CB-CA-C	-6.33	97.73	110.40
1	1Q	181	THR	C-N-CA	-6.33	105.87	121.70
2	1R	222	GLN	N-CA-CB	-6.33	99.20	110.60
1	1U	181	THR	C-N-CA	-6.33	105.87	121.70
2	1V	222	GLN	N-CA-CB	-6.33	99.20	110.60

*Continued on next page...*

*Continued from previous page...*

Mol	Chain	Res	Type	Atoms	Z	Observed(°)	Ideal(°)
1	1Y	181	THR	C-N-CA	-6.33	105.87	121.70
2	1Z	222	GLN	N-CA-CB	-6.33	99.20	110.60
2	13	60	ARG	CB-CA-C	-6.33	97.74	110.40
2	17	60	ARG	CB-CA-C	-6.33	97.74	110.40
2	2B	60	ARG	CB-CA-C	-6.33	97.74	110.40
1	2Q	181	THR	C-N-CA	-6.33	105.87	121.70
2	2R	222	GLN	N-CA-CB	-6.33	99.20	110.60
1	2U	181	THR	C-N-CA	-6.33	105.87	121.70
2	2V	222	GLN	N-CA-CB	-6.33	99.20	110.60
1	2Y	181	THR	C-N-CA	-6.33	105.87	121.70
2	2Z	222	GLN	N-CA-CB	-6.33	99.20	110.60
2	3R	60	ARG	CB-CA-C	-6.33	97.74	110.40
2	3V	60	ARG	CB-CA-C	-6.33	97.74	110.40
2	3Z	60	ARG	CB-CA-C	-6.33	97.74	110.40
1	42	181	THR	C-N-CA	-6.33	105.87	121.70
2	43	222	GLN	N-CA-CB	-6.33	99.20	110.60
1	46	181	THR	C-N-CA	-6.33	105.87	121.70
2	47	222	GLN	N-CA-CB	-6.33	99.20	110.60
1	5A	181	THR	C-N-CA	-6.33	105.87	121.70
2	5B	222	GLN	N-CA-CB	-6.33	99.20	110.60
2	5F	60	ARG	CB-CA-C	-6.33	97.74	110.40
2	5J	60	ARG	CB-CA-C	-6.33	97.74	110.40
2	5N	60	ARG	CB-CA-C	-6.33	97.74	110.40
1	52	181	THR	C-N-CA	-6.33	105.87	121.70
2	53	222	GLN	N-CA-CB	-6.33	99.20	110.60
1	56	181	THR	C-N-CA	-6.33	105.87	121.70
2	57	222	GLN	N-CA-CB	-6.33	99.20	110.60
1	6A	181	THR	C-N-CA	-6.33	105.87	121.70
2	6B	222	GLN	N-CA-CB	-6.33	99.20	110.60
2	63	60	ARG	CB-CA-C	-6.33	97.74	110.40
2	67	60	ARG	CB-CA-C	-6.33	97.74	110.40
2	7B	60	ARG	CB-CA-C	-6.33	97.74	110.40
2	1F	222	GLN	N-CA-CB	-6.33	99.21	110.60
1	1M	181	THR	C-N-CA	-6.33	105.88	121.70
1	1Q	19	SER	CA-CB-OG	-6.33	94.11	111.20
2	1R	60	ARG	CB-CA-C	-6.33	97.74	110.40
1	1U	19	SER	CA-CB-OG	-6.33	94.11	111.20
2	1V	60	ARG	CB-CA-C	-6.33	97.74	110.40
1	1Y	19	SER	CA-CB-OG	-6.33	94.11	111.20
2	1Z	60	ARG	CB-CA-C	-6.33	97.74	110.40
1	2I	181	THR	C-N-CA	-6.33	105.88	121.70
2	2N	222	GLN	N-CA-CB	-6.33	99.21	110.60

*Continued on next page...*



*Continued from previous page...*

Mol	Chain	Res	Type	Atoms	Z	Observed(°)	Ideal(°)
1	2Q	19	SER	CA-CB-OG	-6.33	94.11	111.20
2	2R	60	ARG	CB-CA-C	-6.33	97.74	110.40
1	2U	19	SER	CA-CB-OG	-6.33	94.11	111.20
2	2V	60	ARG	CB-CA-C	-6.33	97.74	110.40
1	2Y	19	SER	CA-CB-OG	-6.33	94.11	111.20
2	2Z	60	ARG	CB-CA-C	-6.33	97.74	110.40
2	23	222	GLN	N-CA-CB	-6.33	99.21	110.60
1	3A	181	THR	C-N-CA	-6.33	105.88	121.70
1	3I	181	THR	C-N-CA	-6.33	105.88	121.70
2	3N	222	GLN	N-CA-CB	-6.33	99.21	110.60
1	32	181	THR	C-N-CA	-6.33	105.88	121.70
2	37	222	GLN	N-CA-CB	-6.33	99.21	110.60
1	4E	181	THR	C-N-CA	-6.33	105.88	121.70
2	4J	222	GLN	N-CA-CB	-6.33	99.21	110.60
2	4R	222	GLN	N-CA-CB	-6.33	99.21	110.60
1	4Y	181	THR	C-N-CA	-6.33	105.88	121.70
1	42	19	SER	CA-CB-OG	-6.33	94.11	111.20
2	43	60	ARG	CB-CA-C	-6.33	97.74	110.40
1	46	19	SER	CA-CB-OG	-6.33	94.11	111.20
2	47	60	ARG	CB-CA-C	-6.33	97.74	110.40
1	5A	19	SER	CA-CB-OG	-6.33	94.11	111.20
2	5B	60	ARG	CB-CA-C	-6.33	97.74	110.40
1	5U	181	THR	C-N-CA	-6.33	105.88	121.70
2	5Z	222	GLN	N-CA-CB	-6.33	99.21	110.60
1	52	19	SER	CA-CB-OG	-6.33	94.11	111.20
2	53	60	ARG	CB-CA-C	-6.33	97.74	110.40
1	56	19	SER	CA-CB-OG	-6.33	94.11	111.20
2	57	60	ARG	CB-CA-C	-6.33	97.74	110.40
1	6A	19	SER	CA-CB-OG	-6.33	94.11	111.20
2	6B	60	ARG	CB-CA-C	-6.33	97.74	110.40
2	6F	222	GLN	N-CA-CB	-6.33	99.21	110.60
1	6M	181	THR	C-N-CA	-6.33	105.88	121.70
1	6U	181	THR	C-N-CA	-6.33	105.88	121.70
2	6Z	222	GLN	N-CA-CB	-6.33	99.21	110.60
1	7E	181	THR	C-N-CA	-6.33	105.88	121.70
2	7J	222	GLN	N-CA-CB	-6.33	99.21	110.60
1	7Q	181	THR	C-N-CA	-6.33	105.88	121.70
2	7V	222	GLN	N-CA-CB	-6.33	99.21	110.60
1	1Q	96	ASP	O-C-N	-6.33	112.58	122.70
1	1U	96	ASP	O-C-N	-6.33	112.58	122.70
1	1Y	96	ASP	O-C-N	-6.33	112.58	122.70
1	2Q	96	ASP	O-C-N	-6.33	112.58	122.70

*Continued on next page...*



*Continued from previous page...*

Mol	Chain	Res	Type	Atoms	Z	Observed(°)	Ideal(°)
1	2U	96	ASP	O-C-N	-6.33	112.58	122.70
1	2Y	96	ASP	O-C-N	-6.33	112.58	122.70
1	42	96	ASP	O-C-N	-6.33	112.58	122.70
1	46	96	ASP	O-C-N	-6.33	112.58	122.70
1	5A	96	ASP	O-C-N	-6.33	112.58	122.70
1	52	96	ASP	O-C-N	-6.33	112.58	122.70
1	56	96	ASP	O-C-N	-6.33	112.58	122.70
1	6A	96	ASP	O-C-N	-6.33	112.58	122.70
2	1N	60	ARG	CB-CA-C	-6.32	97.75	110.40
2	2J	60	ARG	CB-CA-C	-6.32	97.75	110.40
2	3B	60	ARG	CB-CA-C	-6.32	97.75	110.40
2	3J	60	ARG	CB-CA-C	-6.32	97.75	110.40
2	33	60	ARG	CB-CA-C	-6.32	97.75	110.40
2	4F	60	ARG	CB-CA-C	-6.32	97.75	110.40
2	4Z	60	ARG	CB-CA-C	-6.32	97.75	110.40
2	5V	60	ARG	CB-CA-C	-6.32	97.75	110.40
2	6N	60	ARG	CB-CA-C	-6.32	97.75	110.40
2	6V	60	ARG	CB-CA-C	-6.32	97.75	110.40
2	7F	60	ARG	CB-CA-C	-6.32	97.75	110.40
2	7R	60	ARG	CB-CA-C	-6.32	97.75	110.40
2	1N	77	THR	CA-CB-OG1	6.32	122.27	109.00
1	12	181	THR	C-N-CA	-6.32	105.90	121.70
1	16	181	THR	C-N-CA	-6.32	105.90	121.70
1	2A	181	THR	C-N-CA	-6.32	105.90	121.70
2	2J	77	THR	CA-CB-OG1	6.32	122.27	109.00
2	3B	77	THR	CA-CB-OG1	6.32	122.27	109.00
2	3J	77	THR	CA-CB-OG1	6.32	122.27	109.00
1	3Q	181	THR	C-N-CA	-6.32	105.90	121.70
1	3U	181	THR	C-N-CA	-6.32	105.90	121.70
1	3Y	181	THR	C-N-CA	-6.32	105.90	121.70
2	33	77	THR	CA-CB-OG1	6.32	122.27	109.00
2	4F	77	THR	CA-CB-OG1	6.32	122.27	109.00
2	4Z	77	THR	CA-CB-OG1	6.32	122.27	109.00
1	5E	181	THR	C-N-CA	-6.32	105.90	121.70
1	5I	181	THR	C-N-CA	-6.32	105.90	121.70
1	5M	181	THR	C-N-CA	-6.32	105.90	121.70
2	5V	77	THR	CA-CB-OG1	6.32	122.27	109.00
2	6N	77	THR	CA-CB-OG1	6.32	122.27	109.00
2	6V	77	THR	CA-CB-OG1	6.32	122.27	109.00
1	62	181	THR	C-N-CA	-6.32	105.90	121.70
1	66	181	THR	C-N-CA	-6.32	105.90	121.70
1	7A	181	THR	C-N-CA	-6.32	105.90	121.70

*Continued on next page...*

*Continued from previous page...*

Mol	Chain	Res	Type	Atoms	Z	Observed(°)	Ideal(°)
2	7F	77	THR	CA-CB-OG1	6.32	122.27	109.00
2	7R	77	THR	CA-CB-OG1	6.32	122.27	109.00
1	1A	181	THR	C-N-CA	-6.32	105.91	121.70
1	1I	181	THR	C-N-CA	-6.32	105.91	121.70
1	12	85	LEU	CA-C-O	-6.32	106.83	120.10
1	16	85	LEU	CA-C-O	-6.32	106.83	120.10
1	2A	85	LEU	CA-C-O	-6.32	106.83	120.10
1	2E	181	THR	C-N-CA	-6.32	105.91	121.70
1	26	181	THR	C-N-CA	-6.32	105.91	121.70
1	3E	181	THR	C-N-CA	-6.32	105.91	121.70
1	3Q	85	LEU	CA-C-O	-6.32	106.83	120.10
1	3U	85	LEU	CA-C-O	-6.32	106.83	120.10
1	3Y	85	LEU	CA-C-O	-6.32	106.83	120.10
1	4A	181	THR	C-N-CA	-6.32	105.91	121.70
1	4M	181	THR	C-N-CA	-6.32	105.91	121.70
1	4U	181	THR	C-N-CA	-6.32	105.91	121.70
1	5E	85	LEU	CA-C-O	-6.32	106.83	120.10
1	5I	85	LEU	CA-C-O	-6.32	106.83	120.10
1	5M	85	LEU	CA-C-O	-6.32	106.83	120.10
1	5Q	181	THR	C-N-CA	-6.32	105.91	121.70
1	6I	181	THR	C-N-CA	-6.32	105.91	121.70
1	6Q	181	THR	C-N-CA	-6.32	105.91	121.70
1	62	85	LEU	CA-C-O	-6.32	106.83	120.10
1	66	85	LEU	CA-C-O	-6.32	106.83	120.10
1	7A	85	LEU	CA-C-O	-6.32	106.83	120.10
1	7M	181	THR	C-N-CA	-6.32	105.91	121.70
2	1N	4	GLU	OE1-CD-OE2	6.32	130.88	123.30
2	13	4	GLU	CG-CD-OE1	-6.32	105.67	118.30
2	17	4	GLU	CG-CD-OE1	-6.32	105.67	118.30
2	2B	4	GLU	CG-CD-OE1	-6.32	105.67	118.30
2	2J	4	GLU	OE1-CD-OE2	6.32	130.88	123.30
2	3B	4	GLU	OE1-CD-OE2	6.32	130.88	123.30
2	3J	4	GLU	OE1-CD-OE2	6.32	130.88	123.30
2	3R	4	GLU	CG-CD-OE1	-6.32	105.67	118.30
2	3V	4	GLU	CG-CD-OE1	-6.32	105.67	118.30
2	3Z	4	GLU	CG-CD-OE1	-6.32	105.67	118.30
2	33	4	GLU	OE1-CD-OE2	6.32	130.88	123.30
2	4F	4	GLU	OE1-CD-OE2	6.32	130.88	123.30
2	4Z	4	GLU	OE1-CD-OE2	6.32	130.88	123.30
2	5F	4	GLU	CG-CD-OE1	-6.32	105.67	118.30
2	5J	4	GLU	CG-CD-OE1	-6.32	105.67	118.30
2	5N	4	GLU	CG-CD-OE1	-6.32	105.67	118.30

*Continued on next page...*

*Continued from previous page...*

Mol	Chain	Res	Type	Atoms	Z	Observed(°)	Ideal(°)
2	5V	4	GLU	OE1-CD-OE2	6.32	130.88	123.30
2	6N	4	GLU	OE1-CD-OE2	6.32	130.88	123.30
2	6V	4	GLU	OE1-CD-OE2	6.32	130.88	123.30
2	63	4	GLU	CG-CD-OE1	-6.32	105.67	118.30
2	67	4	GLU	CG-CD-OE1	-6.32	105.67	118.30
2	7B	4	GLU	CG-CD-OE1	-6.32	105.67	118.30
2	7F	4	GLU	OE1-CD-OE2	6.32	130.88	123.30
2	7R	4	GLU	OE1-CD-OE2	6.32	130.88	123.30
2	1F	4	GLU	CG-CD-OE1	-6.31	105.67	118.30
2	13	39	ASP	N-CA-CB	-6.31	99.24	110.60
2	17	39	ASP	N-CA-CB	-6.31	99.24	110.60
2	2B	39	ASP	N-CA-CB	-6.31	99.24	110.60
2	2N	4	GLU	CG-CD-OE1	-6.31	105.67	118.30
2	23	4	GLU	CG-CD-OE1	-6.31	105.67	118.30
2	3N	4	GLU	CG-CD-OE1	-6.31	105.67	118.30
2	3R	39	ASP	N-CA-CB	-6.31	99.24	110.60
2	3V	39	ASP	N-CA-CB	-6.31	99.24	110.60
2	3Z	39	ASP	N-CA-CB	-6.31	99.24	110.60
2	37	4	GLU	CG-CD-OE1	-6.31	105.67	118.30
2	4J	4	GLU	CG-CD-OE1	-6.31	105.67	118.30
2	4R	4	GLU	CG-CD-OE1	-6.31	105.67	118.30
2	5F	39	ASP	N-CA-CB	-6.31	99.24	110.60
2	5J	39	ASP	N-CA-CB	-6.31	99.24	110.60
2	5N	39	ASP	N-CA-CB	-6.31	99.24	110.60
2	5Z	4	GLU	CG-CD-OE1	-6.31	105.67	118.30
2	6F	4	GLU	CG-CD-OE1	-6.31	105.67	118.30
2	6Z	4	GLU	CG-CD-OE1	-6.31	105.67	118.30
2	63	39	ASP	N-CA-CB	-6.31	99.24	110.60
2	67	39	ASP	N-CA-CB	-6.31	99.24	110.60
2	7B	39	ASP	N-CA-CB	-6.31	99.24	110.60
2	7J	4	GLU	CG-CD-OE1	-6.31	105.67	118.30
2	7V	4	GLU	CG-CD-OE1	-6.31	105.67	118.30
1	1E	181	THR	C-N-CA	-6.31	105.93	121.70
1	2M	181	THR	C-N-CA	-6.31	105.93	121.70
1	22	181	THR	C-N-CA	-6.31	105.93	121.70
1	3M	181	THR	C-N-CA	-6.31	105.93	121.70
1	36	181	THR	C-N-CA	-6.31	105.93	121.70
1	4I	181	THR	C-N-CA	-6.31	105.93	121.70
1	4Q	181	THR	C-N-CA	-6.31	105.93	121.70
1	5Y	181	THR	C-N-CA	-6.31	105.93	121.70
1	6E	181	THR	C-N-CA	-6.31	105.93	121.70
1	6Y	181	THR	C-N-CA	-6.31	105.93	121.70

*Continued on next page...*

*Continued from previous page...*

Mol	Chain	Res	Type	Atoms	Z	Observed(°)	Ideal(°)
1	7I	181	THR	C-N-CA	-6.31	105.93	121.70
1	7U	181	THR	C-N-CA	-6.31	105.93	121.70
2	1F	39	ASP	N-CA-CB	-6.31	99.25	110.60
2	2N	39	ASP	N-CA-CB	-6.31	99.25	110.60
2	23	39	ASP	N-CA-CB	-6.31	99.25	110.60
2	3N	39	ASP	N-CA-CB	-6.31	99.25	110.60
2	37	39	ASP	N-CA-CB	-6.31	99.25	110.60
2	4J	39	ASP	N-CA-CB	-6.31	99.25	110.60
2	4R	39	ASP	N-CA-CB	-6.31	99.25	110.60
2	5Z	39	ASP	N-CA-CB	-6.31	99.25	110.60
2	6F	39	ASP	N-CA-CB	-6.31	99.25	110.60
2	6Z	39	ASP	N-CA-CB	-6.31	99.25	110.60
2	7J	39	ASP	N-CA-CB	-6.31	99.25	110.60
2	7V	39	ASP	N-CA-CB	-6.31	99.25	110.60
2	1N	4	GLU	CG-CD-OE1	-6.30	105.69	118.30
1	1Q	85	LEU	CA-C-O	-6.30	106.86	120.10
1	1U	85	LEU	CA-C-O	-6.30	106.86	120.10
1	1Y	85	LEU	CA-C-O	-6.30	106.86	120.10
2	2J	4	GLU	CG-CD-OE1	-6.30	105.69	118.30
1	2Q	85	LEU	CA-C-O	-6.30	106.86	120.10
1	2U	85	LEU	CA-C-O	-6.30	106.86	120.10
1	2Y	85	LEU	CA-C-O	-6.30	106.86	120.10
2	3B	4	GLU	CG-CD-OE1	-6.30	105.69	118.30
2	3J	4	GLU	CG-CD-OE1	-6.30	105.69	118.30
2	33	4	GLU	CG-CD-OE1	-6.30	105.69	118.30
2	4F	4	GLU	CG-CD-OE1	-6.30	105.69	118.30
2	4Z	4	GLU	CG-CD-OE1	-6.30	105.69	118.30
1	42	85	LEU	CA-C-O	-6.30	106.86	120.10
1	46	85	LEU	CA-C-O	-6.30	106.86	120.10
1	5A	85	LEU	CA-C-O	-6.30	106.86	120.10
2	5V	4	GLU	CG-CD-OE1	-6.30	105.69	118.30
1	52	85	LEU	CA-C-O	-6.30	106.86	120.10
1	56	85	LEU	CA-C-O	-6.30	106.86	120.10
1	6A	85	LEU	CA-C-O	-6.30	106.86	120.10
2	6N	4	GLU	CG-CD-OE1	-6.30	105.69	118.30
2	6V	4	GLU	CG-CD-OE1	-6.30	105.69	118.30
2	7F	4	GLU	CG-CD-OE1	-6.30	105.69	118.30
2	7R	4	GLU	CG-CD-OE1	-6.30	105.69	118.30
2	13	4	GLU	OE1-CD-OE2	6.30	130.86	123.30
2	17	4	GLU	OE1-CD-OE2	6.30	130.86	123.30
2	2B	4	GLU	OE1-CD-OE2	6.30	130.86	123.30
2	3R	4	GLU	OE1-CD-OE2	6.30	130.86	123.30

*Continued on next page...*

*Continued from previous page...*

Mol	Chain	Res	Type	Atoms	Z	Observed(°)	Ideal(°)
2	3V	4	GLU	OE1-CD-OE2	6.30	130.86	123.30
2	3Z	4	GLU	OE1-CD-OE2	6.30	130.86	123.30
2	5F	4	GLU	OE1-CD-OE2	6.30	130.86	123.30
2	5J	4	GLU	OE1-CD-OE2	6.30	130.86	123.30
2	5N	4	GLU	OE1-CD-OE2	6.30	130.86	123.30
2	63	4	GLU	OE1-CD-OE2	6.30	130.86	123.30
2	67	4	GLU	OE1-CD-OE2	6.30	130.86	123.30
2	7B	4	GLU	OE1-CD-OE2	6.30	130.86	123.30
1	1A	85	LEU	CA-C-O	-6.30	106.87	120.10
2	1B	4	GLU	CG-CD-OE1	-6.30	105.70	118.30
1	1I	85	LEU	CA-C-O	-6.30	106.87	120.10
2	1J	4	GLU	CG-CD-OE1	-6.30	105.70	118.30
1	2E	85	LEU	CA-C-O	-6.30	106.87	120.10
2	2F	4	GLU	CG-CD-OE1	-6.30	105.70	118.30
1	26	85	LEU	CA-C-O	-6.30	106.87	120.10
2	27	4	GLU	CG-CD-OE1	-6.30	105.70	118.30
1	3E	85	LEU	CA-C-O	-6.30	106.87	120.10
2	3F	4	GLU	CG-CD-OE1	-6.30	105.70	118.30
1	4A	85	LEU	CA-C-O	-6.30	106.87	120.10
2	4B	4	GLU	CG-CD-OE1	-6.30	105.70	118.30
1	4M	85	LEU	CA-C-O	-6.30	106.87	120.10
2	4N	4	GLU	CG-CD-OE1	-6.30	105.70	118.30
1	4U	85	LEU	CA-C-O	-6.30	106.87	120.10
2	4V	4	GLU	CG-CD-OE1	-6.30	105.70	118.30
1	5Q	85	LEU	CA-C-O	-6.30	106.87	120.10
2	5R	4	GLU	CG-CD-OE1	-6.30	105.70	118.30
1	6I	85	LEU	CA-C-O	-6.30	106.87	120.10
2	6J	4	GLU	CG-CD-OE1	-6.30	105.70	118.30
1	6Q	85	LEU	CA-C-O	-6.30	106.87	120.10
2	6R	4	GLU	CG-CD-OE1	-6.30	105.70	118.30
1	7M	85	LEU	CA-C-O	-6.30	106.87	120.10
2	7N	4	GLU	CG-CD-OE1	-6.30	105.70	118.30
2	1R	4	GLU	CG-CD-OE1	-6.30	105.70	118.30
2	1V	4	GLU	CG-CD-OE1	-6.30	105.70	118.30
2	1Z	4	GLU	CG-CD-OE1	-6.30	105.70	118.30
1	12	24	VAL	CA-CB-CG1	-6.30	101.45	110.90
1	16	24	VAL	CA-CB-CG1	-6.30	101.45	110.90
1	2A	24	VAL	CA-CB-CG1	-6.30	101.45	110.90
2	2R	4	GLU	CG-CD-OE1	-6.30	105.70	118.30
2	2V	4	GLU	CG-CD-OE1	-6.30	105.70	118.30
2	2Z	4	GLU	CG-CD-OE1	-6.30	105.70	118.30
1	3Q	24	VAL	CA-CB-CG1	-6.30	101.45	110.90

*Continued on next page...*

*Continued from previous page...*

Mol	Chain	Res	Type	Atoms	Z	Observed(°)	Ideal(°)
1	3U	24	VAL	CA-CB-CG1	-6.30	101.45	110.90
1	3Y	24	VAL	CA-CB-CG1	-6.30	101.45	110.90
2	43	4	GLU	CG-CD-OE1	-6.30	105.70	118.30
2	47	4	GLU	CG-CD-OE1	-6.30	105.70	118.30
2	5B	4	GLU	CG-CD-OE1	-6.30	105.70	118.30
1	5E	24	VAL	CA-CB-CG1	-6.30	101.45	110.90
1	5I	24	VAL	CA-CB-CG1	-6.30	101.45	110.90
1	5M	24	VAL	CA-CB-CG1	-6.30	101.45	110.90
2	53	4	GLU	CG-CD-OE1	-6.30	105.70	118.30
2	57	4	GLU	CG-CD-OE1	-6.30	105.70	118.30
2	6B	4	GLU	CG-CD-OE1	-6.30	105.70	118.30
1	62	24	VAL	CA-CB-CG1	-6.30	101.45	110.90
1	66	24	VAL	CA-CB-CG1	-6.30	101.45	110.90
1	7A	24	VAL	CA-CB-CG1	-6.30	101.45	110.90
1	1A	24	VAL	CA-CB-CG1	-6.30	101.46	110.90
1	1E	85	LEU	CA-C-O	-6.30	106.88	120.10
1	1I	24	VAL	CA-CB-CG1	-6.30	101.46	110.90
1	2E	24	VAL	CA-CB-CG1	-6.30	101.46	110.90
1	2M	85	LEU	CA-C-O	-6.30	106.88	120.10
1	22	85	LEU	CA-C-O	-6.30	106.88	120.10
1	26	24	VAL	CA-CB-CG1	-6.30	101.46	110.90
1	3E	24	VAL	CA-CB-CG1	-6.30	101.46	110.90
1	3M	85	LEU	CA-C-O	-6.30	106.88	120.10
1	36	85	LEU	CA-C-O	-6.30	106.88	120.10
1	4A	24	VAL	CA-CB-CG1	-6.30	101.46	110.90
1	4I	85	LEU	CA-C-O	-6.30	106.88	120.10
1	4M	24	VAL	CA-CB-CG1	-6.30	101.46	110.90
1	4Q	85	LEU	CA-C-O	-6.30	106.88	120.10
1	4U	24	VAL	CA-CB-CG1	-6.30	101.46	110.90
1	5Q	24	VAL	CA-CB-CG1	-6.30	101.46	110.90
1	5Y	85	LEU	CA-C-O	-6.30	106.88	120.10
1	6E	85	LEU	CA-C-O	-6.30	106.88	120.10
1	6I	24	VAL	CA-CB-CG1	-6.30	101.46	110.90
1	6Q	24	VAL	CA-CB-CG1	-6.30	101.46	110.90
1	6Y	85	LEU	CA-C-O	-6.30	106.88	120.10
1	7I	85	LEU	CA-C-O	-6.30	106.88	120.10
1	7M	24	VAL	CA-CB-CG1	-6.30	101.46	110.90
1	7U	85	LEU	CA-C-O	-6.30	106.88	120.10
2	1B	77	THR	CA-CB-OG1	6.29	122.22	109.00
1	1E	24	VAL	CA-CB-CG1	-6.29	101.46	110.90
2	1J	77	THR	CA-CB-OG1	6.29	122.22	109.00
2	2F	77	THR	CA-CB-OG1	6.29	122.22	109.00

*Continued on next page...*



*Continued from previous page...*

Mol	Chain	Res	Type	Atoms	Z	Observed(°)	Ideal(°)
1	2M	24	VAL	CA-CB-CG1	-6.29	101.46	110.90
1	22	24	VAL	CA-CB-CG1	-6.29	101.46	110.90
2	27	77	THR	CA-CB-OG1	6.29	122.22	109.00
2	3F	77	THR	CA-CB-OG1	6.29	122.22	109.00
1	3M	24	VAL	CA-CB-CG1	-6.29	101.46	110.90
1	36	24	VAL	CA-CB-CG1	-6.29	101.46	110.90
2	4B	77	THR	CA-CB-OG1	6.29	122.22	109.00
1	4I	24	VAL	CA-CB-CG1	-6.29	101.46	110.90
2	4N	77	THR	CA-CB-OG1	6.29	122.22	109.00
1	4Q	24	VAL	CA-CB-CG1	-6.29	101.46	110.90
2	4V	77	THR	CA-CB-OG1	6.29	122.22	109.00
2	5R	77	THR	CA-CB-OG1	6.29	122.22	109.00
1	5Y	24	VAL	CA-CB-CG1	-6.29	101.46	110.90
1	6E	24	VAL	CA-CB-CG1	-6.29	101.46	110.90
2	6J	77	THR	CA-CB-OG1	6.29	122.22	109.00
2	6R	77	THR	CA-CB-OG1	6.29	122.22	109.00
1	6Y	24	VAL	CA-CB-CG1	-6.29	101.46	110.90
1	7I	24	VAL	CA-CB-CG1	-6.29	101.46	110.90
2	7N	77	THR	CA-CB-OG1	6.29	122.22	109.00
1	7U	24	VAL	CA-CB-CG1	-6.29	101.46	110.90
1	1E	52	PHE	CA-C-O	-6.29	106.89	120.10
1	1M	52	PHE	CA-C-O	-6.29	106.89	120.10
1	1M	85	LEU	CA-C-O	-6.29	106.89	120.10
1	2I	52	PHE	CA-C-O	-6.29	106.89	120.10
1	2I	85	LEU	CA-C-O	-6.29	106.89	120.10
1	2M	52	PHE	CA-C-O	-6.29	106.89	120.10
1	22	52	PHE	CA-C-O	-6.29	106.89	120.10
1	3A	52	PHE	CA-C-O	-6.29	106.89	120.10
1	3A	85	LEU	CA-C-O	-6.29	106.89	120.10
1	3I	52	PHE	CA-C-O	-6.29	106.89	120.10
1	3I	85	LEU	CA-C-O	-6.29	106.89	120.10
1	3M	52	PHE	CA-C-O	-6.29	106.89	120.10
1	32	52	PHE	CA-C-O	-6.29	106.89	120.10
1	32	85	LEU	CA-C-O	-6.29	106.89	120.10
1	36	52	PHE	CA-C-O	-6.29	106.89	120.10
1	4E	52	PHE	CA-C-O	-6.29	106.89	120.10
1	4E	85	LEU	CA-C-O	-6.29	106.89	120.10
1	4I	52	PHE	CA-C-O	-6.29	106.89	120.10
1	4Q	52	PHE	CA-C-O	-6.29	106.89	120.10
1	4Y	52	PHE	CA-C-O	-6.29	106.89	120.10
1	4Y	85	LEU	CA-C-O	-6.29	106.89	120.10
1	5U	52	PHE	CA-C-O	-6.29	106.89	120.10

*Continued on next page...*



*Continued from previous page...*

Mol	Chain	Res	Type	Atoms	Z	Observed(°)	Ideal(°)
1	5U	85	LEU	CA-C-O	-6.29	106.89	120.10
1	5Y	52	PHE	CA-C-O	-6.29	106.89	120.10
1	6E	52	PHE	CA-C-O	-6.29	106.89	120.10
1	6M	52	PHE	CA-C-O	-6.29	106.89	120.10
1	6M	85	LEU	CA-C-O	-6.29	106.89	120.10
1	6U	52	PHE	CA-C-O	-6.29	106.89	120.10
1	6U	85	LEU	CA-C-O	-6.29	106.89	120.10
1	6Y	52	PHE	CA-C-O	-6.29	106.89	120.10
1	7E	52	PHE	CA-C-O	-6.29	106.89	120.10
1	7E	85	LEU	CA-C-O	-6.29	106.89	120.10
1	7I	52	PHE	CA-C-O	-6.29	106.89	120.10
1	7Q	52	PHE	CA-C-O	-6.29	106.89	120.10
1	7Q	85	LEU	CA-C-O	-6.29	106.89	120.10
1	7U	52	PHE	CA-C-O	-6.29	106.89	120.10
2	1F	58	LEU	CB-CG-CD1	6.29	121.69	111.00
2	1R	77	THR	CA-CB-OG1	6.29	122.21	109.00
2	1V	77	THR	CA-CB-OG1	6.29	122.21	109.00
2	1Z	77	THR	CA-CB-OG1	6.29	122.21	109.00
2	13	77	THR	CA-CB-OG1	6.29	122.21	109.00
2	17	77	THR	CA-CB-OG1	6.29	122.21	109.00
2	2B	77	THR	CA-CB-OG1	6.29	122.21	109.00
2	2N	58	LEU	CB-CG-CD1	6.29	121.69	111.00
2	2R	77	THR	CA-CB-OG1	6.29	122.21	109.00
2	2V	77	THR	CA-CB-OG1	6.29	122.21	109.00
2	2Z	77	THR	CA-CB-OG1	6.29	122.21	109.00
2	23	58	LEU	CB-CG-CD1	6.29	121.69	111.00
2	3N	58	LEU	CB-CG-CD1	6.29	121.69	111.00
2	3R	77	THR	CA-CB-OG1	6.29	122.21	109.00
2	3V	77	THR	CA-CB-OG1	6.29	122.21	109.00
2	3Z	77	THR	CA-CB-OG1	6.29	122.21	109.00
2	37	58	LEU	CB-CG-CD1	6.29	121.69	111.00
2	4J	58	LEU	CB-CG-CD1	6.29	121.69	111.00
2	4R	58	LEU	CB-CG-CD1	6.29	121.69	111.00
2	43	77	THR	CA-CB-OG1	6.29	122.21	109.00
2	47	77	THR	CA-CB-OG1	6.29	122.21	109.00
2	5B	77	THR	CA-CB-OG1	6.29	122.21	109.00
2	5F	77	THR	CA-CB-OG1	6.29	122.21	109.00
2	5J	77	THR	CA-CB-OG1	6.29	122.21	109.00
2	5N	77	THR	CA-CB-OG1	6.29	122.21	109.00
2	5Z	58	LEU	CB-CG-CD1	6.29	121.69	111.00
2	53	77	THR	CA-CB-OG1	6.29	122.21	109.00
2	57	77	THR	CA-CB-OG1	6.29	122.21	109.00

*Continued on next page...*

*Continued from previous page...*

Mol	Chain	Res	Type	Atoms	Z	Observed(°)	Ideal(°)
2	6B	77	THR	CA-CB-OG1	6.29	122.21	109.00
2	6F	58	LEU	CB-CG-CD1	6.29	121.69	111.00
2	6Z	58	LEU	CB-CG-CD1	6.29	121.69	111.00
2	63	77	THR	CA-CB-OG1	6.29	122.21	109.00
2	67	77	THR	CA-CB-OG1	6.29	122.21	109.00
2	7B	77	THR	CA-CB-OG1	6.29	122.21	109.00
2	7J	58	LEU	CB-CG-CD1	6.29	121.69	111.00
2	7V	58	LEU	CB-CG-CD1	6.29	121.69	111.00
1	1Q	24	VAL	CA-CB-CG1	-6.29	101.47	110.90
1	1U	24	VAL	CA-CB-CG1	-6.29	101.47	110.90
1	1Y	24	VAL	CA-CB-CG1	-6.29	101.47	110.90
1	2Q	24	VAL	CA-CB-CG1	-6.29	101.47	110.90
1	2U	24	VAL	CA-CB-CG1	-6.29	101.47	110.90
1	2Y	24	VAL	CA-CB-CG1	-6.29	101.47	110.90
1	42	24	VAL	CA-CB-CG1	-6.29	101.47	110.90
1	46	24	VAL	CA-CB-CG1	-6.29	101.47	110.90
1	5A	24	VAL	CA-CB-CG1	-6.29	101.47	110.90
1	52	24	VAL	CA-CB-CG1	-6.29	101.47	110.90
1	56	24	VAL	CA-CB-CG1	-6.29	101.47	110.90
1	6A	24	VAL	CA-CB-CG1	-6.29	101.47	110.90
1	1A	52	PHE	CA-C-O	-6.28	106.91	120.10
1	1I	52	PHE	CA-C-O	-6.28	106.91	120.10
1	1Q	52	PHE	CA-C-O	-6.28	106.91	120.10
1	1U	52	PHE	CA-C-O	-6.28	106.91	120.10
1	1Y	52	PHE	CA-C-O	-6.28	106.91	120.10
1	2E	52	PHE	CA-C-O	-6.28	106.91	120.10
1	2Q	52	PHE	CA-C-O	-6.28	106.91	120.10
1	2U	52	PHE	CA-C-O	-6.28	106.91	120.10
1	2Y	52	PHE	CA-C-O	-6.28	106.91	120.10
1	26	52	PHE	CA-C-O	-6.28	106.91	120.10
1	3E	52	PHE	CA-C-O	-6.28	106.91	120.10
1	4A	52	PHE	CA-C-O	-6.28	106.91	120.10
1	4M	52	PHE	CA-C-O	-6.28	106.91	120.10
1	4U	52	PHE	CA-C-O	-6.28	106.91	120.10
1	42	52	PHE	CA-C-O	-6.28	106.91	120.10
1	46	52	PHE	CA-C-O	-6.28	106.91	120.10
1	5A	52	PHE	CA-C-O	-6.28	106.91	120.10
1	5Q	52	PHE	CA-C-O	-6.28	106.91	120.10
1	52	52	PHE	CA-C-O	-6.28	106.91	120.10
1	56	52	PHE	CA-C-O	-6.28	106.91	120.10
1	6A	52	PHE	CA-C-O	-6.28	106.91	120.10
1	6I	52	PHE	CA-C-O	-6.28	106.91	120.10

*Continued on next page...*

*Continued from previous page...*

Mol	Chain	Res	Type	Atoms	Z	Observed(°)	Ideal(°)
1	6Q	52	PHE	CA-C-O	-6.28	106.91	120.10
1	7M	52	PHE	CA-C-O	-6.28	106.91	120.10
1	1M	24	VAL	CA-CB-CG1	-6.28	101.48	110.90
1	12	52	PHE	CA-C-O	-6.28	106.91	120.10
1	16	52	PHE	CA-C-O	-6.28	106.91	120.10
1	2A	52	PHE	CA-C-O	-6.28	106.91	120.10
1	2I	24	VAL	CA-CB-CG1	-6.28	101.48	110.90
1	3A	24	VAL	CA-CB-CG1	-6.28	101.48	110.90
1	3I	24	VAL	CA-CB-CG1	-6.28	101.48	110.90
1	3Q	52	PHE	CA-C-O	-6.28	106.91	120.10
1	3U	52	PHE	CA-C-O	-6.28	106.91	120.10
1	3Y	52	PHE	CA-C-O	-6.28	106.91	120.10
1	32	24	VAL	CA-CB-CG1	-6.28	101.48	110.90
1	4E	24	VAL	CA-CB-CG1	-6.28	101.48	110.90
1	4Y	24	VAL	CA-CB-CG1	-6.28	101.48	110.90
1	5E	52	PHE	CA-C-O	-6.28	106.91	120.10
1	5I	52	PHE	CA-C-O	-6.28	106.91	120.10
1	5M	52	PHE	CA-C-O	-6.28	106.91	120.10
1	5U	24	VAL	CA-CB-CG1	-6.28	101.48	110.90
1	6M	24	VAL	CA-CB-CG1	-6.28	101.48	110.90
1	6U	24	VAL	CA-CB-CG1	-6.28	101.48	110.90
1	62	52	PHE	CA-C-O	-6.28	106.91	120.10
1	66	52	PHE	CA-C-O	-6.28	106.91	120.10
1	7A	52	PHE	CA-C-O	-6.28	106.91	120.10
1	7E	24	VAL	CA-CB-CG1	-6.28	101.48	110.90
1	7Q	24	VAL	CA-CB-CG1	-6.28	101.48	110.90
2	1B	4	GLU	OE1-CD-OE2	6.28	130.84	123.30
2	1J	4	GLU	OE1-CD-OE2	6.28	130.84	123.30
2	2F	4	GLU	OE1-CD-OE2	6.28	130.84	123.30
2	27	4	GLU	OE1-CD-OE2	6.28	130.84	123.30
2	3F	4	GLU	OE1-CD-OE2	6.28	130.84	123.30
2	4B	4	GLU	OE1-CD-OE2	6.28	130.84	123.30
2	4N	4	GLU	OE1-CD-OE2	6.28	130.84	123.30
2	4V	4	GLU	OE1-CD-OE2	6.28	130.84	123.30
2	5R	4	GLU	OE1-CD-OE2	6.28	130.84	123.30
2	6J	4	GLU	OE1-CD-OE2	6.28	130.84	123.30
2	6R	4	GLU	OE1-CD-OE2	6.28	130.84	123.30
2	7N	4	GLU	OE1-CD-OE2	6.28	130.84	123.30
2	1F	4	GLU	OE1-CD-OE2	6.28	130.83	123.30
2	2N	4	GLU	OE1-CD-OE2	6.28	130.83	123.30
2	23	4	GLU	OE1-CD-OE2	6.28	130.83	123.30
2	3N	4	GLU	OE1-CD-OE2	6.28	130.83	123.30

*Continued on next page...*

*Continued from previous page...*

Mol	Chain	Res	Type	Atoms	Z	Observed(°)	Ideal(°)
2	37	4	GLU	OE1-CD-OE2	6.28	130.83	123.30
2	4J	4	GLU	OE1-CD-OE2	6.28	130.83	123.30
2	4R	4	GLU	OE1-CD-OE2	6.28	130.83	123.30
2	5Z	4	GLU	OE1-CD-OE2	6.28	130.83	123.30
2	6F	4	GLU	OE1-CD-OE2	6.28	130.83	123.30
2	6Z	4	GLU	OE1-CD-OE2	6.28	130.83	123.30
2	7J	4	GLU	OE1-CD-OE2	6.28	130.83	123.30
2	7V	4	GLU	OE1-CD-OE2	6.28	130.83	123.30
2	1R	4	GLU	OE1-CD-OE2	6.28	130.83	123.30
2	1R	221	ALA	CA-C-O	-6.28	106.92	120.10
2	1V	4	GLU	OE1-CD-OE2	6.28	130.83	123.30
2	1V	221	ALA	CA-C-O	-6.28	106.92	120.10
2	1Z	4	GLU	OE1-CD-OE2	6.28	130.83	123.30
2	1Z	221	ALA	CA-C-O	-6.28	106.92	120.10
2	2R	4	GLU	OE1-CD-OE2	6.28	130.83	123.30
2	2R	221	ALA	CA-C-O	-6.28	106.92	120.10
2	2V	4	GLU	OE1-CD-OE2	6.28	130.83	123.30
2	2V	221	ALA	CA-C-O	-6.28	106.92	120.10
2	2Z	4	GLU	OE1-CD-OE2	6.28	130.83	123.30
2	2Z	221	ALA	CA-C-O	-6.28	106.92	120.10
2	43	4	GLU	OE1-CD-OE2	6.28	130.83	123.30
2	43	221	ALA	CA-C-O	-6.28	106.92	120.10
2	47	4	GLU	OE1-CD-OE2	6.28	130.83	123.30
2	47	221	ALA	CA-C-O	-6.28	106.92	120.10
2	5B	4	GLU	OE1-CD-OE2	6.28	130.83	123.30
2	5B	221	ALA	CA-C-O	-6.28	106.92	120.10
2	53	4	GLU	OE1-CD-OE2	6.28	130.83	123.30
2	53	221	ALA	CA-C-O	-6.28	106.92	120.10
2	57	4	GLU	OE1-CD-OE2	6.28	130.83	123.30
2	57	221	ALA	CA-C-O	-6.28	106.92	120.10
2	6B	4	GLU	OE1-CD-OE2	6.28	130.83	123.30
2	6B	221	ALA	CA-C-O	-6.28	106.92	120.10
1	1Q	78	SER	CA-C-N	-6.27	103.40	117.20
1	1U	78	SER	CA-C-N	-6.27	103.40	117.20
1	1Y	78	SER	CA-C-N	-6.27	103.40	117.20
1	2Q	78	SER	CA-C-N	-6.27	103.40	117.20
1	2U	78	SER	CA-C-N	-6.27	103.40	117.20
1	2Y	78	SER	CA-C-N	-6.27	103.40	117.20
1	42	78	SER	CA-C-N	-6.27	103.40	117.20
1	46	78	SER	CA-C-N	-6.27	103.40	117.20
1	5A	78	SER	CA-C-N	-6.27	103.40	117.20
1	52	78	SER	CA-C-N	-6.27	103.40	117.20

*Continued on next page...*

*Continued from previous page...*

Mol	Chain	Res	Type	Atoms	Z	Observed(°)	Ideal(°)
1	56	78	SER	CA-C-N	-6.27	103.40	117.20
1	6A	78	SER	CA-C-N	-6.27	103.40	117.20
1	12	181	THR	N-CA-C	6.27	127.94	111.00
1	16	181	THR	N-CA-C	6.27	127.94	111.00
1	2A	181	THR	N-CA-C	6.27	127.94	111.00
1	3Q	181	THR	N-CA-C	6.27	127.94	111.00
1	3U	181	THR	N-CA-C	6.27	127.94	111.00
1	3Y	181	THR	N-CA-C	6.27	127.94	111.00
1	5E	181	THR	N-CA-C	6.27	127.94	111.00
1	5I	181	THR	N-CA-C	6.27	127.94	111.00
1	5M	181	THR	N-CA-C	6.27	127.94	111.00
1	62	181	THR	N-CA-C	6.27	127.94	111.00
1	66	181	THR	N-CA-C	6.27	127.94	111.00
1	7A	181	THR	N-CA-C	6.27	127.94	111.00
2	1F	77	THR	CA-CB-OG1	6.27	122.17	109.00
2	13	221	ALA	CA-C-O	-6.27	106.93	120.10
2	17	221	ALA	CA-C-O	-6.27	106.93	120.10
2	2B	221	ALA	CA-C-O	-6.27	106.93	120.10
2	2N	77	THR	CA-CB-OG1	6.27	122.17	109.00
2	23	77	THR	CA-CB-OG1	6.27	122.17	109.00
2	3N	77	THR	CA-CB-OG1	6.27	122.17	109.00
2	3R	221	ALA	CA-C-O	-6.27	106.93	120.10
2	3V	221	ALA	CA-C-O	-6.27	106.93	120.10
2	3Z	221	ALA	CA-C-O	-6.27	106.93	120.10
2	37	77	THR	CA-CB-OG1	6.27	122.17	109.00
2	4J	77	THR	CA-CB-OG1	6.27	122.17	109.00
2	4R	77	THR	CA-CB-OG1	6.27	122.17	109.00
2	5F	221	ALA	CA-C-O	-6.27	106.93	120.10
2	5J	221	ALA	CA-C-O	-6.27	106.93	120.10
2	5N	221	ALA	CA-C-O	-6.27	106.93	120.10
2	5Z	77	THR	CA-CB-OG1	6.27	122.17	109.00
2	6F	77	THR	CA-CB-OG1	6.27	122.17	109.00
2	6Z	77	THR	CA-CB-OG1	6.27	122.17	109.00
2	63	221	ALA	CA-C-O	-6.27	106.93	120.10
2	67	221	ALA	CA-C-O	-6.27	106.93	120.10
2	7B	221	ALA	CA-C-O	-6.27	106.93	120.10
2	7J	77	THR	CA-CB-OG1	6.27	122.17	109.00
2	7V	77	THR	CA-CB-OG1	6.27	122.17	109.00
1	1M	181	THR	N-CA-C	6.27	127.93	111.00
2	1N	58	LEU	CB-CG-CD1	6.27	121.66	111.00
1	2I	181	THR	N-CA-C	6.27	127.93	111.00
2	2J	58	LEU	CB-CG-CD1	6.27	121.66	111.00

*Continued on next page...*

*Continued from previous page...*

Mol	Chain	Res	Type	Atoms	Z	Observed(°)	Ideal(°)
1	3A	181	THR	N-CA-C	6.27	127.93	111.00
2	3B	58	LEU	CB-CG-CD1	6.27	121.66	111.00
1	3I	181	THR	N-CA-C	6.27	127.93	111.00
2	3J	58	LEU	CB-CG-CD1	6.27	121.66	111.00
1	32	181	THR	N-CA-C	6.27	127.93	111.00
2	33	58	LEU	CB-CG-CD1	6.27	121.66	111.00
1	4E	181	THR	N-CA-C	6.27	127.93	111.00
2	4F	58	LEU	CB-CG-CD1	6.27	121.66	111.00
1	4Y	181	THR	N-CA-C	6.27	127.93	111.00
2	4Z	58	LEU	CB-CG-CD1	6.27	121.66	111.00
1	5U	181	THR	N-CA-C	6.27	127.93	111.00
2	5V	58	LEU	CB-CG-CD1	6.27	121.66	111.00
1	6M	181	THR	N-CA-C	6.27	127.93	111.00
2	6N	58	LEU	CB-CG-CD1	6.27	121.66	111.00
1	6U	181	THR	N-CA-C	6.27	127.93	111.00
2	6V	58	LEU	CB-CG-CD1	6.27	121.66	111.00
1	7E	181	THR	N-CA-C	6.27	127.93	111.00
2	7F	58	LEU	CB-CG-CD1	6.27	121.66	111.00
1	7Q	181	THR	N-CA-C	6.27	127.93	111.00
2	7R	58	LEU	CB-CG-CD1	6.27	121.66	111.00
1	1A	78	SER	CA-C-N	-6.27	103.41	117.20
1	1I	78	SER	CA-C-N	-6.27	103.41	117.20
1	2E	78	SER	CA-C-N	-6.27	103.41	117.20
1	26	78	SER	CA-C-N	-6.27	103.41	117.20
1	3E	78	SER	CA-C-N	-6.27	103.41	117.20
1	4A	78	SER	CA-C-N	-6.27	103.41	117.20
1	4M	78	SER	CA-C-N	-6.27	103.41	117.20
1	4U	78	SER	CA-C-N	-6.27	103.41	117.20
1	5Q	78	SER	CA-C-N	-6.27	103.41	117.20
1	6I	78	SER	CA-C-N	-6.27	103.41	117.20
1	6Q	78	SER	CA-C-N	-6.27	103.41	117.20
1	7M	78	SER	CA-C-N	-6.27	103.41	117.20
1	1M	78	SER	CA-C-N	-6.27	103.42	117.20
1	2I	78	SER	CA-C-N	-6.27	103.42	117.20
1	3A	78	SER	CA-C-N	-6.27	103.42	117.20
1	3I	78	SER	CA-C-N	-6.27	103.42	117.20
1	32	78	SER	CA-C-N	-6.27	103.42	117.20
1	4E	78	SER	CA-C-N	-6.27	103.42	117.20
1	4Y	78	SER	CA-C-N	-6.27	103.42	117.20
1	5U	78	SER	CA-C-N	-6.27	103.42	117.20
1	6M	78	SER	CA-C-N	-6.27	103.42	117.20
1	6U	78	SER	CA-C-N	-6.27	103.42	117.20

*Continued on next page...*

*Continued from previous page...*

Mol	Chain	Res	Type	Atoms	Z	Observed(°)	Ideal(°)
1	7E	78	SER	CA-C-N	-6.27	103.42	117.20
1	7Q	78	SER	CA-C-N	-6.27	103.42	117.20
2	1N	76	ILE	O-C-N	6.26	132.72	122.70
2	2J	76	ILE	O-C-N	6.26	132.72	122.70
2	3B	76	ILE	O-C-N	6.26	132.72	122.70
2	3J	76	ILE	O-C-N	6.26	132.72	122.70
2	33	76	ILE	O-C-N	6.26	132.72	122.70
2	4F	76	ILE	O-C-N	6.26	132.72	122.70
2	4Z	76	ILE	O-C-N	6.26	132.72	122.70
2	5V	76	ILE	O-C-N	6.26	132.72	122.70
2	6N	76	ILE	O-C-N	6.26	132.72	122.70
2	6V	76	ILE	O-C-N	6.26	132.72	122.70
2	7F	76	ILE	O-C-N	6.26	132.72	122.70
2	7R	76	ILE	O-C-N	6.26	132.72	122.70
2	1F	76	ILE	O-C-N	6.26	132.71	122.70
2	2N	76	ILE	O-C-N	6.26	132.71	122.70
2	23	76	ILE	O-C-N	6.26	132.71	122.70
2	3N	76	ILE	O-C-N	6.26	132.71	122.70
2	37	76	ILE	O-C-N	6.26	132.71	122.70
2	4J	76	ILE	O-C-N	6.26	132.71	122.70
2	4R	76	ILE	O-C-N	6.26	132.71	122.70
2	5Z	76	ILE	O-C-N	6.26	132.71	122.70
2	6F	76	ILE	O-C-N	6.26	132.71	122.70
2	6Z	76	ILE	O-C-N	6.26	132.71	122.70
2	7J	76	ILE	O-C-N	6.26	132.71	122.70
2	7V	76	ILE	O-C-N	6.26	132.71	122.70
1	1A	181	THR	N-CA-C	6.26	127.90	111.00
1	1I	181	THR	N-CA-C	6.26	127.90	111.00
1	2E	181	THR	N-CA-C	6.26	127.90	111.00
1	26	181	THR	N-CA-C	6.26	127.90	111.00
1	3E	181	THR	N-CA-C	6.26	127.90	111.00
1	4A	181	THR	N-CA-C	6.26	127.90	111.00
1	4M	181	THR	N-CA-C	6.26	127.90	111.00
1	4U	181	THR	N-CA-C	6.26	127.90	111.00
1	5Q	181	THR	N-CA-C	6.26	127.90	111.00
1	6I	181	THR	N-CA-C	6.26	127.90	111.00
1	6Q	181	THR	N-CA-C	6.26	127.90	111.00
1	7M	181	THR	N-CA-C	6.26	127.90	111.00
2	1B	221	ALA	CA-C-O	-6.26	106.96	120.10
1	1E	78	SER	CA-C-N	-6.26	103.44	117.20
1	1E	181	THR	N-CA-C	6.26	127.89	111.00
2	1J	221	ALA	CA-C-O	-6.26	106.96	120.10

*Continued on next page...*



*Continued from previous page...*

Mol	Chain	Res	Type	Atoms	Z	Observed(°)	Ideal(°)
1	12	78	SER	CA-C-N	-6.26	103.44	117.20
1	16	78	SER	CA-C-N	-6.26	103.44	117.20
1	2A	78	SER	CA-C-N	-6.26	103.44	117.20
2	2F	221	ALA	CA-C-O	-6.26	106.96	120.10
1	2M	78	SER	CA-C-N	-6.26	103.44	117.20
1	2M	181	THR	N-CA-C	6.26	127.89	111.00
1	22	78	SER	CA-C-N	-6.26	103.44	117.20
1	22	181	THR	N-CA-C	6.26	127.89	111.00
2	27	221	ALA	CA-C-O	-6.26	106.96	120.10
2	3F	221	ALA	CA-C-O	-6.26	106.96	120.10
1	3M	78	SER	CA-C-N	-6.26	103.44	117.20
1	3M	181	THR	N-CA-C	6.26	127.89	111.00
1	3Q	78	SER	CA-C-N	-6.26	103.44	117.20
1	3U	78	SER	CA-C-N	-6.26	103.44	117.20
1	3Y	78	SER	CA-C-N	-6.26	103.44	117.20
1	36	78	SER	CA-C-N	-6.26	103.44	117.20
1	36	181	THR	N-CA-C	6.26	127.89	111.00
2	4B	221	ALA	CA-C-O	-6.26	106.96	120.10
1	4I	78	SER	CA-C-N	-6.26	103.44	117.20
1	4I	181	THR	N-CA-C	6.26	127.89	111.00
2	4N	221	ALA	CA-C-O	-6.26	106.96	120.10
1	4Q	78	SER	CA-C-N	-6.26	103.44	117.20
1	4Q	181	THR	N-CA-C	6.26	127.89	111.00
2	4V	221	ALA	CA-C-O	-6.26	106.96	120.10
1	5E	78	SER	CA-C-N	-6.26	103.44	117.20
1	5I	78	SER	CA-C-N	-6.26	103.44	117.20
1	5M	78	SER	CA-C-N	-6.26	103.44	117.20
2	5R	221	ALA	CA-C-O	-6.26	106.96	120.10
1	5Y	78	SER	CA-C-N	-6.26	103.44	117.20
1	5Y	181	THR	N-CA-C	6.26	127.89	111.00
1	6E	78	SER	CA-C-N	-6.26	103.44	117.20
1	6E	181	THR	N-CA-C	6.26	127.89	111.00
2	6J	221	ALA	CA-C-O	-6.26	106.96	120.10
2	6R	221	ALA	CA-C-O	-6.26	106.96	120.10
1	6Y	78	SER	CA-C-N	-6.26	103.44	117.20
1	6Y	181	THR	N-CA-C	6.26	127.89	111.00
1	62	78	SER	CA-C-N	-6.26	103.44	117.20
1	66	78	SER	CA-C-N	-6.26	103.44	117.20
1	7A	78	SER	CA-C-N	-6.26	103.44	117.20
1	7I	78	SER	CA-C-N	-6.26	103.44	117.20
1	7I	181	THR	N-CA-C	6.26	127.89	111.00
2	7N	221	ALA	CA-C-O	-6.26	106.96	120.10

*Continued on next page...*

*Continued from previous page...*

Mol	Chain	Res	Type	Atoms	Z	Observed(°)	Ideal(°)
1	7U	78	SER	CA-C-N	-6.26	103.44	117.20
1	7U	181	THR	N-CA-C	6.26	127.89	111.00
1	1Q	181	THR	N-CA-C	6.25	127.89	111.00
2	1R	76	ILE	O-C-N	6.25	132.71	122.70
1	1U	181	THR	N-CA-C	6.25	127.89	111.00
2	1V	76	ILE	O-C-N	6.25	132.71	122.70
1	1Y	181	THR	N-CA-C	6.25	127.89	111.00
2	1Z	76	ILE	O-C-N	6.25	132.71	122.70
1	2Q	181	THR	N-CA-C	6.25	127.89	111.00
2	2R	76	ILE	O-C-N	6.25	132.71	122.70
1	2U	181	THR	N-CA-C	6.25	127.89	111.00
2	2V	76	ILE	O-C-N	6.25	132.71	122.70
1	2Y	181	THR	N-CA-C	6.25	127.89	111.00
2	2Z	76	ILE	O-C-N	6.25	132.71	122.70
1	42	181	THR	N-CA-C	6.25	127.89	111.00
2	43	76	ILE	O-C-N	6.25	132.71	122.70
1	46	181	THR	N-CA-C	6.25	127.89	111.00
2	47	76	ILE	O-C-N	6.25	132.71	122.70
1	5A	181	THR	N-CA-C	6.25	127.89	111.00
2	5B	76	ILE	O-C-N	6.25	132.71	122.70
1	52	181	THR	N-CA-C	6.25	127.89	111.00
2	53	76	ILE	O-C-N	6.25	132.71	122.70
1	56	181	THR	N-CA-C	6.25	127.89	111.00
2	57	76	ILE	O-C-N	6.25	132.71	122.70
1	6A	181	THR	N-CA-C	6.25	127.89	111.00
2	6B	76	ILE	O-C-N	6.25	132.71	122.70
1	1A	51	LEU	CD1-CG-CD2	-6.25	91.74	110.50
1	1I	51	LEU	CD1-CG-CD2	-6.25	91.74	110.50
2	13	76	ILE	O-C-N	6.25	132.71	122.70
2	17	76	ILE	O-C-N	6.25	132.71	122.70
2	2B	76	ILE	O-C-N	6.25	132.71	122.70
1	2E	51	LEU	CD1-CG-CD2	-6.25	91.74	110.50
1	26	51	LEU	CD1-CG-CD2	-6.25	91.74	110.50
1	3E	51	LEU	CD1-CG-CD2	-6.25	91.74	110.50
2	3R	76	ILE	O-C-N	6.25	132.71	122.70
2	3V	76	ILE	O-C-N	6.25	132.71	122.70
2	3Z	76	ILE	O-C-N	6.25	132.71	122.70
1	4A	51	LEU	CD1-CG-CD2	-6.25	91.74	110.50
1	4M	51	LEU	CD1-CG-CD2	-6.25	91.74	110.50
1	4U	51	LEU	CD1-CG-CD2	-6.25	91.74	110.50
2	5F	76	ILE	O-C-N	6.25	132.71	122.70
2	5J	76	ILE	O-C-N	6.25	132.71	122.70

*Continued on next page...*

*Continued from previous page...*

Mol	Chain	Res	Type	Atoms	Z	Observed(°)	Ideal(°)
2	5N	76	ILE	O-C-N	6.25	132.71	122.70
1	5Q	51	LEU	CD1-CG-CD2	-6.25	91.74	110.50
1	6I	51	LEU	CD1-CG-CD2	-6.25	91.74	110.50
1	6Q	51	LEU	CD1-CG-CD2	-6.25	91.74	110.50
2	63	76	ILE	O-C-N	6.25	132.71	122.70
2	67	76	ILE	O-C-N	6.25	132.71	122.70
2	7B	76	ILE	O-C-N	6.25	132.71	122.70
1	7M	51	LEU	CD1-CG-CD2	-6.25	91.74	110.50
2	1B	58	LEU	CB-CG-CD1	6.25	121.63	111.00
2	1J	58	LEU	CB-CG-CD1	6.25	121.63	111.00
1	1M	30	PHE	CZ-CE2-CD2	-6.25	112.60	120.10
1	1M	51	LEU	CD1-CG-CD2	-6.25	91.74	110.50
1	1Q	51	LEU	CD1-CG-CD2	-6.25	91.74	110.50
2	1R	58	LEU	CB-CG-CD1	6.25	121.63	111.00
1	1U	51	LEU	CD1-CG-CD2	-6.25	91.74	110.50
2	1V	58	LEU	CB-CG-CD1	6.25	121.63	111.00
1	1Y	51	LEU	CD1-CG-CD2	-6.25	91.74	110.50
2	1Z	58	LEU	CB-CG-CD1	6.25	121.63	111.00
2	13	58	LEU	CB-CG-CD1	6.25	121.63	111.00
2	17	58	LEU	CB-CG-CD1	6.25	121.63	111.00
2	2B	58	LEU	CB-CG-CD1	6.25	121.63	111.00
2	2F	58	LEU	CB-CG-CD1	6.25	121.63	111.00
1	2I	30	PHE	CZ-CE2-CD2	-6.25	112.60	120.10
1	2I	51	LEU	CD1-CG-CD2	-6.25	91.74	110.50
1	2Q	51	LEU	CD1-CG-CD2	-6.25	91.74	110.50
2	2R	58	LEU	CB-CG-CD1	6.25	121.63	111.00
1	2U	51	LEU	CD1-CG-CD2	-6.25	91.74	110.50
2	2V	58	LEU	CB-CG-CD1	6.25	121.63	111.00
1	2Y	51	LEU	CD1-CG-CD2	-6.25	91.74	110.50
2	2Z	58	LEU	CB-CG-CD1	6.25	121.63	111.00
2	27	58	LEU	CB-CG-CD1	6.25	121.63	111.00
1	3A	30	PHE	CZ-CE2-CD2	-6.25	112.60	120.10
1	3A	51	LEU	CD1-CG-CD2	-6.25	91.74	110.50
2	3F	58	LEU	CB-CG-CD1	6.25	121.63	111.00
1	3I	30	PHE	CZ-CE2-CD2	-6.25	112.60	120.10
1	3I	51	LEU	CD1-CG-CD2	-6.25	91.74	110.50
2	3R	58	LEU	CB-CG-CD1	6.25	121.63	111.00
2	3V	58	LEU	CB-CG-CD1	6.25	121.63	111.00
2	3Z	58	LEU	CB-CG-CD1	6.25	121.63	111.00
1	32	30	PHE	CZ-CE2-CD2	-6.25	112.60	120.10
1	32	51	LEU	CD1-CG-CD2	-6.25	91.74	110.50
2	4B	58	LEU	CB-CG-CD1	6.25	121.63	111.00

*Continued on next page...*

*Continued from previous page...*

Mol	Chain	Res	Type	Atoms	Z	Observed(°)	Ideal(°)
1	4E	30	PHE	CZ-CE2-CD2	-6.25	112.60	120.10
1	4E	51	LEU	CD1-CG-CD2	-6.25	91.74	110.50
2	4N	58	LEU	CB-CG-CD1	6.25	121.63	111.00
2	4V	58	LEU	CB-CG-CD1	6.25	121.63	111.00
1	4Y	30	PHE	CZ-CE2-CD2	-6.25	112.60	120.10
1	4Y	51	LEU	CD1-CG-CD2	-6.25	91.74	110.50
1	42	51	LEU	CD1-CG-CD2	-6.25	91.74	110.50
2	43	58	LEU	CB-CG-CD1	6.25	121.63	111.00
1	46	51	LEU	CD1-CG-CD2	-6.25	91.74	110.50
2	47	58	LEU	CB-CG-CD1	6.25	121.63	111.00
1	5A	51	LEU	CD1-CG-CD2	-6.25	91.74	110.50
2	5B	58	LEU	CB-CG-CD1	6.25	121.63	111.00
2	5F	58	LEU	CB-CG-CD1	6.25	121.63	111.00
2	5J	58	LEU	CB-CG-CD1	6.25	121.63	111.00
2	5N	58	LEU	CB-CG-CD1	6.25	121.63	111.00
2	5R	58	LEU	CB-CG-CD1	6.25	121.63	111.00
1	5U	30	PHE	CZ-CE2-CD2	-6.25	112.60	120.10
1	5U	51	LEU	CD1-CG-CD2	-6.25	91.74	110.50
1	52	51	LEU	CD1-CG-CD2	-6.25	91.74	110.50
2	53	58	LEU	CB-CG-CD1	6.25	121.63	111.00
1	56	51	LEU	CD1-CG-CD2	-6.25	91.74	110.50
2	57	58	LEU	CB-CG-CD1	6.25	121.63	111.00
1	6A	51	LEU	CD1-CG-CD2	-6.25	91.74	110.50
2	6B	58	LEU	CB-CG-CD1	6.25	121.63	111.00
2	6J	58	LEU	CB-CG-CD1	6.25	121.63	111.00
1	6M	30	PHE	CZ-CE2-CD2	-6.25	112.60	120.10
1	6M	51	LEU	CD1-CG-CD2	-6.25	91.74	110.50
2	6R	58	LEU	CB-CG-CD1	6.25	121.63	111.00
1	6U	30	PHE	CZ-CE2-CD2	-6.25	112.60	120.10
1	6U	51	LEU	CD1-CG-CD2	-6.25	91.74	110.50
2	63	58	LEU	CB-CG-CD1	6.25	121.63	111.00
2	67	58	LEU	CB-CG-CD1	6.25	121.63	111.00
2	7B	58	LEU	CB-CG-CD1	6.25	121.63	111.00
1	7E	30	PHE	CZ-CE2-CD2	-6.25	112.60	120.10
1	7E	51	LEU	CD1-CG-CD2	-6.25	91.74	110.50
2	7N	58	LEU	CB-CG-CD1	6.25	121.63	111.00
1	7Q	30	PHE	CZ-CE2-CD2	-6.25	112.60	120.10
1	7Q	51	LEU	CD1-CG-CD2	-6.25	91.74	110.50
1	1E	51	LEU	CD1-CG-CD2	-6.25	91.75	110.50
1	2M	51	LEU	CD1-CG-CD2	-6.25	91.75	110.50
1	22	51	LEU	CD1-CG-CD2	-6.25	91.75	110.50
1	3M	51	LEU	CD1-CG-CD2	-6.25	91.75	110.50

*Continued on next page...*

*Continued from previous page...*

Mol	Chain	Res	Type	Atoms	Z	Observed(°)	Ideal(°)
1	36	51	LEU	CD1-CG-CD2	-6.25	91.75	110.50
1	4I	51	LEU	CD1-CG-CD2	-6.25	91.75	110.50
1	4Q	51	LEU	CD1-CG-CD2	-6.25	91.75	110.50
1	5Y	51	LEU	CD1-CG-CD2	-6.25	91.75	110.50
1	6E	51	LEU	CD1-CG-CD2	-6.25	91.75	110.50
1	6Y	51	LEU	CD1-CG-CD2	-6.25	91.75	110.50
1	7I	51	LEU	CD1-CG-CD2	-6.25	91.75	110.50
1	7U	51	LEU	CD1-CG-CD2	-6.25	91.75	110.50
2	1B	76	ILE	O-C-N	6.25	132.69	122.70
2	1J	76	ILE	O-C-N	6.25	132.69	122.70
1	12	51	LEU	CD1-CG-CD2	-6.25	91.76	110.50
1	16	51	LEU	CD1-CG-CD2	-6.25	91.76	110.50
1	2A	51	LEU	CD1-CG-CD2	-6.25	91.76	110.50
2	2F	76	ILE	O-C-N	6.25	132.69	122.70
2	27	76	ILE	O-C-N	6.25	132.69	122.70
2	3F	76	ILE	O-C-N	6.25	132.69	122.70
1	3Q	51	LEU	CD1-CG-CD2	-6.25	91.76	110.50
1	3U	51	LEU	CD1-CG-CD2	-6.25	91.76	110.50
1	3Y	51	LEU	CD1-CG-CD2	-6.25	91.76	110.50
2	4B	76	ILE	O-C-N	6.25	132.69	122.70
2	4N	76	ILE	O-C-N	6.25	132.69	122.70
2	4V	76	ILE	O-C-N	6.25	132.69	122.70
1	5E	51	LEU	CD1-CG-CD2	-6.25	91.76	110.50
1	5I	51	LEU	CD1-CG-CD2	-6.25	91.76	110.50
1	5M	51	LEU	CD1-CG-CD2	-6.25	91.76	110.50
2	5R	76	ILE	O-C-N	6.25	132.69	122.70
2	6J	76	ILE	O-C-N	6.25	132.69	122.70
2	6R	76	ILE	O-C-N	6.25	132.69	122.70
1	62	51	LEU	CD1-CG-CD2	-6.25	91.76	110.50
1	66	51	LEU	CD1-CG-CD2	-6.25	91.76	110.50
1	7A	51	LEU	CD1-CG-CD2	-6.25	91.76	110.50
2	7N	76	ILE	O-C-N	6.25	132.69	122.70
2	1R	46	TYR	CA-C-O	-6.25	106.98	120.10
2	1V	46	TYR	CA-C-O	-6.25	106.98	120.10
2	1Z	46	TYR	CA-C-O	-6.25	106.98	120.10
2	2R	46	TYR	CA-C-O	-6.25	106.98	120.10
2	2V	46	TYR	CA-C-O	-6.25	106.98	120.10
2	2Z	46	TYR	CA-C-O	-6.25	106.98	120.10
2	43	46	TYR	CA-C-O	-6.25	106.98	120.10
2	47	46	TYR	CA-C-O	-6.25	106.98	120.10
2	5B	46	TYR	CA-C-O	-6.25	106.98	120.10
2	53	46	TYR	CA-C-O	-6.25	106.98	120.10

*Continued on next page...*

*Continued from previous page...*

Mol	Chain	Res	Type	Atoms	Z	Observed(°)	Ideal(°)
2	57	46	TYR	CA-C-O	-6.25	106.98	120.10
2	6B	46	TYR	CA-C-O	-6.25	106.98	120.10
2	13	46	TYR	CA-C-O	-6.24	107.00	120.10
2	17	46	TYR	CA-C-O	-6.24	107.00	120.10
2	2B	46	TYR	CA-C-O	-6.24	107.00	120.10
2	3R	46	TYR	CA-C-O	-6.24	107.00	120.10
2	3V	46	TYR	CA-C-O	-6.24	107.00	120.10
2	3Z	46	TYR	CA-C-O	-6.24	107.00	120.10
2	5F	46	TYR	CA-C-O	-6.24	107.00	120.10
2	5J	46	TYR	CA-C-O	-6.24	107.00	120.10
2	5N	46	TYR	CA-C-O	-6.24	107.00	120.10
2	63	46	TYR	CA-C-O	-6.24	107.00	120.10
2	67	46	TYR	CA-C-O	-6.24	107.00	120.10
2	7B	46	TYR	CA-C-O	-6.24	107.00	120.10
2	1N	46	TYR	CA-C-O	-6.24	107.00	120.10
2	1N	221	ALA	CA-C-O	-6.24	107.00	120.10
2	2J	46	TYR	CA-C-O	-6.24	107.00	120.10
2	2J	221	ALA	CA-C-O	-6.24	107.00	120.10
2	3B	46	TYR	CA-C-O	-6.24	107.00	120.10
2	3B	221	ALA	CA-C-O	-6.24	107.00	120.10
2	3J	46	TYR	CA-C-O	-6.24	107.00	120.10
2	3J	221	ALA	CA-C-O	-6.24	107.00	120.10
2	33	46	TYR	CA-C-O	-6.24	107.00	120.10
2	33	221	ALA	CA-C-O	-6.24	107.00	120.10
2	4F	46	TYR	CA-C-O	-6.24	107.00	120.10
2	4F	221	ALA	CA-C-O	-6.24	107.00	120.10
2	4Z	46	TYR	CA-C-O	-6.24	107.00	120.10
2	4Z	221	ALA	CA-C-O	-6.24	107.00	120.10
2	5V	46	TYR	CA-C-O	-6.24	107.00	120.10
2	5V	221	ALA	CA-C-O	-6.24	107.00	120.10
2	6N	46	TYR	CA-C-O	-6.24	107.00	120.10
2	6N	221	ALA	CA-C-O	-6.24	107.00	120.10
2	6V	46	TYR	CA-C-O	-6.24	107.00	120.10
2	6V	221	ALA	CA-C-O	-6.24	107.00	120.10
2	7F	46	TYR	CA-C-O	-6.24	107.00	120.10
2	7F	221	ALA	CA-C-O	-6.24	107.00	120.10
2	7R	46	TYR	CA-C-O	-6.24	107.00	120.10
2	7R	221	ALA	CA-C-O	-6.24	107.00	120.10
1	1Q	34	ALA	N-CA-C	-6.24	94.16	111.00
1	1U	34	ALA	N-CA-C	-6.24	94.16	111.00
1	1Y	34	ALA	N-CA-C	-6.24	94.16	111.00
1	2Q	34	ALA	N-CA-C	-6.24	94.16	111.00

*Continued on next page...*

*Continued from previous page...*

Mol	Chain	Res	Type	Atoms	Z	Observed(°)	Ideal(°)
1	2U	34	ALA	N-CA-C	-6.24	94.16	111.00
1	2Y	34	ALA	N-CA-C	-6.24	94.16	111.00
1	42	34	ALA	N-CA-C	-6.24	94.16	111.00
1	46	34	ALA	N-CA-C	-6.24	94.16	111.00
1	5A	34	ALA	N-CA-C	-6.24	94.16	111.00
1	52	34	ALA	N-CA-C	-6.24	94.16	111.00
1	56	34	ALA	N-CA-C	-6.24	94.16	111.00
1	6A	34	ALA	N-CA-C	-6.24	94.16	111.00
1	1E	30	PHE	CZ-CE2-CD2	-6.23	112.62	120.10
1	2M	30	PHE	CZ-CE2-CD2	-6.23	112.62	120.10
1	22	30	PHE	CZ-CE2-CD2	-6.23	112.62	120.10
1	3M	30	PHE	CZ-CE2-CD2	-6.23	112.62	120.10
1	36	30	PHE	CZ-CE2-CD2	-6.23	112.62	120.10
1	4I	30	PHE	CZ-CE2-CD2	-6.23	112.62	120.10
1	4Q	30	PHE	CZ-CE2-CD2	-6.23	112.62	120.10
1	5Y	30	PHE	CZ-CE2-CD2	-6.23	112.62	120.10
1	6E	30	PHE	CZ-CE2-CD2	-6.23	112.62	120.10
1	6Y	30	PHE	CZ-CE2-CD2	-6.23	112.62	120.10
1	7I	30	PHE	CZ-CE2-CD2	-6.23	112.62	120.10
1	7U	30	PHE	CZ-CE2-CD2	-6.23	112.62	120.10
2	1F	46	TYR	CA-C-O	-6.23	107.01	120.10
2	2N	46	TYR	CA-C-O	-6.23	107.01	120.10
2	23	46	TYR	CA-C-O	-6.23	107.01	120.10
2	3N	46	TYR	CA-C-O	-6.23	107.01	120.10
2	37	46	TYR	CA-C-O	-6.23	107.01	120.10
2	4J	46	TYR	CA-C-O	-6.23	107.01	120.10
2	4R	46	TYR	CA-C-O	-6.23	107.01	120.10
2	5Z	46	TYR	CA-C-O	-6.23	107.01	120.10
2	6F	46	TYR	CA-C-O	-6.23	107.01	120.10
2	6Z	46	TYR	CA-C-O	-6.23	107.01	120.10
2	7J	46	TYR	CA-C-O	-6.23	107.01	120.10
2	7V	46	TYR	CA-C-O	-6.23	107.01	120.10
2	1F	221	ALA	CA-C-O	-6.23	107.01	120.10
1	1Q	30	PHE	CZ-CE2-CD2	-6.23	112.62	120.10
1	1U	30	PHE	CZ-CE2-CD2	-6.23	112.62	120.10
1	1Y	30	PHE	CZ-CE2-CD2	-6.23	112.62	120.10
2	2N	221	ALA	CA-C-O	-6.23	107.01	120.10
1	2Q	30	PHE	CZ-CE2-CD2	-6.23	112.62	120.10
1	2U	30	PHE	CZ-CE2-CD2	-6.23	112.62	120.10
1	2Y	30	PHE	CZ-CE2-CD2	-6.23	112.62	120.10
2	23	221	ALA	CA-C-O	-6.23	107.01	120.10
2	3N	221	ALA	CA-C-O	-6.23	107.01	120.10

*Continued on next page...*



*Continued from previous page...*

Mol	Chain	Res	Type	Atoms	Z	Observed(°)	Ideal(°)
2	37	221	ALA	CA-C-O	-6.23	107.01	120.10
2	4J	221	ALA	CA-C-O	-6.23	107.01	120.10
2	4R	221	ALA	CA-C-O	-6.23	107.01	120.10
1	42	30	PHE	CZ-CE2-CD2	-6.23	112.62	120.10
1	46	30	PHE	CZ-CE2-CD2	-6.23	112.62	120.10
1	5A	30	PHE	CZ-CE2-CD2	-6.23	112.62	120.10
2	5Z	221	ALA	CA-C-O	-6.23	107.01	120.10
1	52	30	PHE	CZ-CE2-CD2	-6.23	112.62	120.10
1	56	30	PHE	CZ-CE2-CD2	-6.23	112.62	120.10
1	6A	30	PHE	CZ-CE2-CD2	-6.23	112.62	120.10
2	6F	221	ALA	CA-C-O	-6.23	107.01	120.10
2	6Z	221	ALA	CA-C-O	-6.23	107.01	120.10
2	7J	221	ALA	CA-C-O	-6.23	107.01	120.10
2	7V	221	ALA	CA-C-O	-6.23	107.01	120.10
1	1E	34	ALA	N-CA-C	-6.23	94.19	111.00
1	2M	34	ALA	N-CA-C	-6.23	94.19	111.00
1	22	34	ALA	N-CA-C	-6.23	94.19	111.00
1	3M	34	ALA	N-CA-C	-6.23	94.19	111.00
1	36	34	ALA	N-CA-C	-6.23	94.19	111.00
1	4I	34	ALA	N-CA-C	-6.23	94.19	111.00
1	4Q	34	ALA	N-CA-C	-6.23	94.19	111.00
1	5Y	34	ALA	N-CA-C	-6.23	94.19	111.00
1	6E	34	ALA	N-CA-C	-6.23	94.19	111.00
1	6Y	34	ALA	N-CA-C	-6.23	94.19	111.00
1	7I	34	ALA	N-CA-C	-6.23	94.19	111.00
1	7U	34	ALA	N-CA-C	-6.23	94.19	111.00
2	1B	46	TYR	CA-C-O	-6.23	107.03	120.10
2	1J	46	TYR	CA-C-O	-6.23	107.03	120.10
2	2F	46	TYR	CA-C-O	-6.23	107.03	120.10
2	27	46	TYR	CA-C-O	-6.23	107.03	120.10
2	3F	46	TYR	CA-C-O	-6.23	107.03	120.10
2	4B	46	TYR	CA-C-O	-6.23	107.03	120.10
2	4N	46	TYR	CA-C-O	-6.23	107.03	120.10
2	4V	46	TYR	CA-C-O	-6.23	107.03	120.10
2	5R	46	TYR	CA-C-O	-6.23	107.03	120.10
2	6J	46	TYR	CA-C-O	-6.23	107.03	120.10
2	6R	46	TYR	CA-C-O	-6.23	107.03	120.10
2	7N	46	TYR	CA-C-O	-6.23	107.03	120.10
1	1A	34	ALA	N-CA-C	-6.22	94.20	111.00
1	1I	34	ALA	N-CA-C	-6.22	94.20	111.00
1	2E	34	ALA	N-CA-C	-6.22	94.20	111.00
1	26	34	ALA	N-CA-C	-6.22	94.20	111.00

*Continued on next page...*

*Continued from previous page...*

Mol	Chain	Res	Type	Atoms	Z	Observed(°)	Ideal(°)
1	3E	34	ALA	N-CA-C	-6.22	94.20	111.00
1	4A	34	ALA	N-CA-C	-6.22	94.20	111.00
1	4M	34	ALA	N-CA-C	-6.22	94.20	111.00
1	4U	34	ALA	N-CA-C	-6.22	94.20	111.00
1	5Q	34	ALA	N-CA-C	-6.22	94.20	111.00
1	6I	34	ALA	N-CA-C	-6.22	94.20	111.00
1	6Q	34	ALA	N-CA-C	-6.22	94.20	111.00
1	7M	34	ALA	N-CA-C	-6.22	94.20	111.00
1	1M	34	ALA	N-CA-C	-6.22	94.20	111.00
1	2I	34	ALA	N-CA-C	-6.22	94.20	111.00
1	3A	34	ALA	N-CA-C	-6.22	94.20	111.00
1	3I	34	ALA	N-CA-C	-6.22	94.20	111.00
1	32	34	ALA	N-CA-C	-6.22	94.20	111.00
1	4E	34	ALA	N-CA-C	-6.22	94.20	111.00
1	4Y	34	ALA	N-CA-C	-6.22	94.20	111.00
1	5U	34	ALA	N-CA-C	-6.22	94.20	111.00
1	6M	34	ALA	N-CA-C	-6.22	94.20	111.00
1	6U	34	ALA	N-CA-C	-6.22	94.20	111.00
1	7E	34	ALA	N-CA-C	-6.22	94.20	111.00
1	7Q	34	ALA	N-CA-C	-6.22	94.20	111.00
2	1N	45	ALA	CB-CA-C	-6.22	100.77	110.10
1	12	30	PHE	CZ-CE2-CD2	-6.22	112.64	120.10
1	16	30	PHE	CZ-CE2-CD2	-6.22	112.64	120.10
1	2A	30	PHE	CZ-CE2-CD2	-6.22	112.64	120.10
2	2J	45	ALA	CB-CA-C	-6.22	100.77	110.10
2	3B	45	ALA	CB-CA-C	-6.22	100.77	110.10
2	3J	45	ALA	CB-CA-C	-6.22	100.77	110.10
1	3Q	30	PHE	CZ-CE2-CD2	-6.22	112.64	120.10
1	3U	30	PHE	CZ-CE2-CD2	-6.22	112.64	120.10
1	3Y	30	PHE	CZ-CE2-CD2	-6.22	112.64	120.10
2	33	45	ALA	CB-CA-C	-6.22	100.77	110.10
2	4F	45	ALA	CB-CA-C	-6.22	100.77	110.10
2	4Z	45	ALA	CB-CA-C	-6.22	100.77	110.10
1	5E	30	PHE	CZ-CE2-CD2	-6.22	112.64	120.10
1	5I	30	PHE	CZ-CE2-CD2	-6.22	112.64	120.10
1	5M	30	PHE	CZ-CE2-CD2	-6.22	112.64	120.10
2	5V	45	ALA	CB-CA-C	-6.22	100.77	110.10
2	6N	45	ALA	CB-CA-C	-6.22	100.77	110.10
2	6V	45	ALA	CB-CA-C	-6.22	100.77	110.10
1	62	30	PHE	CZ-CE2-CD2	-6.22	112.64	120.10
1	66	30	PHE	CZ-CE2-CD2	-6.22	112.64	120.10
1	7A	30	PHE	CZ-CE2-CD2	-6.22	112.64	120.10

*Continued on next page...*

*Continued from previous page...*

Mol	Chain	Res	Type	Atoms	Z	Observed(°)	Ideal(°)
2	7F	45	ALA	CB-CA-C	-6.22	100.77	110.10
2	7R	45	ALA	CB-CA-C	-6.22	100.77	110.10
1	1M	145	LEU	CA-C-O	6.22	133.16	120.10
1	2I	145	LEU	CA-C-O	6.22	133.16	120.10
1	3A	145	LEU	CA-C-O	6.22	133.16	120.10
1	3I	145	LEU	CA-C-O	6.22	133.16	120.10
1	32	145	LEU	CA-C-O	6.22	133.16	120.10
1	4E	145	LEU	CA-C-O	6.22	133.16	120.10
1	4Y	145	LEU	CA-C-O	6.22	133.16	120.10
1	5U	145	LEU	CA-C-O	6.22	133.16	120.10
1	6M	145	LEU	CA-C-O	6.22	133.16	120.10
1	6U	145	LEU	CA-C-O	6.22	133.16	120.10
1	7E	145	LEU	CA-C-O	6.22	133.16	120.10
1	7Q	145	LEU	CA-C-O	6.22	133.16	120.10
1	12	34	ALA	N-CA-C	-6.22	94.22	111.00
1	16	34	ALA	N-CA-C	-6.22	94.22	111.00
1	2A	34	ALA	N-CA-C	-6.22	94.22	111.00
1	3Q	34	ALA	N-CA-C	-6.22	94.22	111.00
1	3U	34	ALA	N-CA-C	-6.22	94.22	111.00
1	3Y	34	ALA	N-CA-C	-6.22	94.22	111.00
1	5E	34	ALA	N-CA-C	-6.22	94.22	111.00
1	5I	34	ALA	N-CA-C	-6.22	94.22	111.00
1	5M	34	ALA	N-CA-C	-6.22	94.22	111.00
1	62	34	ALA	N-CA-C	-6.22	94.22	111.00
1	66	34	ALA	N-CA-C	-6.22	94.22	111.00
1	7A	34	ALA	N-CA-C	-6.22	94.22	111.00
1	1A	30	PHE	CZ-CE2-CD2	-6.21	112.64	120.10
1	1I	30	PHE	CZ-CE2-CD2	-6.21	112.64	120.10
1	2E	30	PHE	CZ-CE2-CD2	-6.21	112.64	120.10
1	26	30	PHE	CZ-CE2-CD2	-6.21	112.64	120.10
1	3E	30	PHE	CZ-CE2-CD2	-6.21	112.64	120.10
1	4A	30	PHE	CZ-CE2-CD2	-6.21	112.64	120.10
1	4M	30	PHE	CZ-CE2-CD2	-6.21	112.64	120.10
1	4U	30	PHE	CZ-CE2-CD2	-6.21	112.64	120.10
1	5Q	30	PHE	CZ-CE2-CD2	-6.21	112.64	120.10
1	6I	30	PHE	CZ-CE2-CD2	-6.21	112.64	120.10
1	6Q	30	PHE	CZ-CE2-CD2	-6.21	112.64	120.10
1	7M	30	PHE	CZ-CE2-CD2	-6.21	112.64	120.10
1	1Q	145	LEU	CA-C-O	6.21	133.14	120.10
1	1U	145	LEU	CA-C-O	6.21	133.14	120.10
1	1Y	145	LEU	CA-C-O	6.21	133.14	120.10
1	2Q	145	LEU	CA-C-O	6.21	133.14	120.10

*Continued on next page...*

*Continued from previous page...*

Mol	Chain	Res	Type	Atoms	Z	Observed(°)	Ideal(°)
1	2U	145	LEU	CA-C-O	6.21	133.14	120.10
1	2Y	145	LEU	CA-C-O	6.21	133.14	120.10
1	42	145	LEU	CA-C-O	6.21	133.14	120.10
1	46	145	LEU	CA-C-O	6.21	133.14	120.10
1	5A	145	LEU	CA-C-O	6.21	133.14	120.10
1	52	145	LEU	CA-C-O	6.21	133.14	120.10
1	56	145	LEU	CA-C-O	6.21	133.14	120.10
1	6A	145	LEU	CA-C-O	6.21	133.14	120.10
2	1R	45	ALA	CB-CA-C	-6.21	100.79	110.10
2	1V	45	ALA	CB-CA-C	-6.21	100.79	110.10
2	1Z	45	ALA	CB-CA-C	-6.21	100.79	110.10
2	2R	45	ALA	CB-CA-C	-6.21	100.79	110.10
2	2V	45	ALA	CB-CA-C	-6.21	100.79	110.10
2	2Z	45	ALA	CB-CA-C	-6.21	100.79	110.10
2	43	45	ALA	CB-CA-C	-6.21	100.79	110.10
2	47	45	ALA	CB-CA-C	-6.21	100.79	110.10
2	5B	45	ALA	CB-CA-C	-6.21	100.79	110.10
2	53	45	ALA	CB-CA-C	-6.21	100.79	110.10
2	57	45	ALA	CB-CA-C	-6.21	100.79	110.10
2	6B	45	ALA	CB-CA-C	-6.21	100.79	110.10
2	1B	45	ALA	CB-CA-C	-6.21	100.79	110.10
2	1J	45	ALA	CB-CA-C	-6.21	100.79	110.10
2	2F	45	ALA	CB-CA-C	-6.21	100.79	110.10
2	27	45	ALA	CB-CA-C	-6.21	100.79	110.10
2	3F	45	ALA	CB-CA-C	-6.21	100.79	110.10
2	4B	45	ALA	CB-CA-C	-6.21	100.79	110.10
2	4N	45	ALA	CB-CA-C	-6.21	100.79	110.10
2	4V	45	ALA	CB-CA-C	-6.21	100.79	110.10
2	5R	45	ALA	CB-CA-C	-6.21	100.79	110.10
2	6J	45	ALA	CB-CA-C	-6.21	100.79	110.10
2	6R	45	ALA	CB-CA-C	-6.21	100.79	110.10
2	7N	45	ALA	CB-CA-C	-6.21	100.79	110.10
1	1A	81	ASN	CB-CG-OD1	-6.20	109.20	121.60
1	1A	94	THR	CA-C-O	-6.20	107.08	120.10
1	1I	81	ASN	CB-CG-OD1	-6.20	109.20	121.60
1	1I	94	THR	CA-C-O	-6.20	107.08	120.10
3	1S	90[1]	GLN	CB-CA-C	-6.20	98.00	110.40
3	1S	90[2]	GLN	CB-CA-C	-6.20	98.00	110.40
3	1W	90[1]	GLN	CB-CA-C	-6.20	98.00	110.40
3	1W	90[2]	GLN	CB-CA-C	-6.20	98.00	110.40
3	10	90[1]	GLN	CB-CA-C	-6.20	98.00	110.40
3	10	90[2]	GLN	CB-CA-C	-6.20	98.00	110.40

*Continued on next page...*

*Continued from previous page...*

Mol	Chain	Res	Type	Atoms	Z	Observed(°)	Ideal(°)
1	2E	81	ASN	CB-CG-OD1	-6.20	109.20	121.60
1	2E	94	THR	CA-C-O	-6.20	107.08	120.10
3	2S	90[1]	GLN	CB-CA-C	-6.20	98.00	110.40
3	2S	90[2]	GLN	CB-CA-C	-6.20	98.00	110.40
3	2W	90[1]	GLN	CB-CA-C	-6.20	98.00	110.40
3	2W	90[2]	GLN	CB-CA-C	-6.20	98.00	110.40
3	20	90[1]	GLN	CB-CA-C	-6.20	98.00	110.40
3	20	90[2]	GLN	CB-CA-C	-6.20	98.00	110.40
1	26	81	ASN	CB-CG-OD1	-6.20	109.20	121.60
1	26	94	THR	CA-C-O	-6.20	107.08	120.10
1	3E	81	ASN	CB-CG-OD1	-6.20	109.20	121.60
1	3E	94	THR	CA-C-O	-6.20	107.08	120.10
1	4A	81	ASN	CB-CG-OD1	-6.20	109.20	121.60
1	4A	94	THR	CA-C-O	-6.20	107.08	120.10
1	4M	81	ASN	CB-CG-OD1	-6.20	109.20	121.60
1	4M	94	THR	CA-C-O	-6.20	107.08	120.10
1	4U	81	ASN	CB-CG-OD1	-6.20	109.20	121.60
1	4U	94	THR	CA-C-O	-6.20	107.08	120.10
3	44	90[1]	GLN	CB-CA-C	-6.20	98.00	110.40
3	44	90[2]	GLN	CB-CA-C	-6.20	98.00	110.40
3	48	90[1]	GLN	CB-CA-C	-6.20	98.00	110.40
3	48	90[2]	GLN	CB-CA-C	-6.20	98.00	110.40
3	5C	90[1]	GLN	CB-CA-C	-6.20	98.00	110.40
3	5C	90[2]	GLN	CB-CA-C	-6.20	98.00	110.40
1	5Q	81	ASN	CB-CG-OD1	-6.20	109.20	121.60
1	5Q	94	THR	CA-C-O	-6.20	107.08	120.10
3	54	90[1]	GLN	CB-CA-C	-6.20	98.00	110.40
3	54	90[2]	GLN	CB-CA-C	-6.20	98.00	110.40
3	58	90[1]	GLN	CB-CA-C	-6.20	98.00	110.40
3	58	90[2]	GLN	CB-CA-C	-6.20	98.00	110.40
3	6C	90[1]	GLN	CB-CA-C	-6.20	98.00	110.40
3	6C	90[2]	GLN	CB-CA-C	-6.20	98.00	110.40
1	6I	81	ASN	CB-CG-OD1	-6.20	109.20	121.60
1	6I	94	THR	CA-C-O	-6.20	107.08	120.10
1	6Q	81	ASN	CB-CG-OD1	-6.20	109.20	121.60
1	6Q	94	THR	CA-C-O	-6.20	107.08	120.10
1	7M	81	ASN	CB-CG-OD1	-6.20	109.20	121.60
1	7M	94	THR	CA-C-O	-6.20	107.08	120.10
1	1A	145	LEU	CA-C-O	6.20	133.12	120.10
2	1F	45	ALA	CB-CA-C	-6.20	100.80	110.10
1	1I	145	LEU	CA-C-O	6.20	133.12	120.10
1	2E	145	LEU	CA-C-O	6.20	133.12	120.10

*Continued on next page...*

*Continued from previous page...*

Mol	Chain	Res	Type	Atoms	Z	Observed(°)	Ideal(°)
2	2N	45	ALA	CB-CA-C	-6.20	100.80	110.10
2	23	45	ALA	CB-CA-C	-6.20	100.80	110.10
1	26	145	LEU	CA-C-O	6.20	133.12	120.10
1	3E	145	LEU	CA-C-O	6.20	133.12	120.10
2	3N	45	ALA	CB-CA-C	-6.20	100.80	110.10
2	37	45	ALA	CB-CA-C	-6.20	100.80	110.10
1	4A	145	LEU	CA-C-O	6.20	133.12	120.10
2	4J	45	ALA	CB-CA-C	-6.20	100.80	110.10
1	4M	145	LEU	CA-C-O	6.20	133.12	120.10
2	4R	45	ALA	CB-CA-C	-6.20	100.80	110.10
1	4U	145	LEU	CA-C-O	6.20	133.12	120.10
1	5Q	145	LEU	CA-C-O	6.20	133.12	120.10
2	5Z	45	ALA	CB-CA-C	-6.20	100.80	110.10
2	6F	45	ALA	CB-CA-C	-6.20	100.80	110.10
1	6I	145	LEU	CA-C-O	6.20	133.12	120.10
1	6Q	145	LEU	CA-C-O	6.20	133.12	120.10
2	6Z	45	ALA	CB-CA-C	-6.20	100.80	110.10
2	7J	45	ALA	CB-CA-C	-6.20	100.80	110.10
1	7M	145	LEU	CA-C-O	6.20	133.12	120.10
2	7V	45	ALA	CB-CA-C	-6.20	100.80	110.10
2	13	45	ALA	CB-CA-C	-6.20	100.80	110.10
2	17	45	ALA	CB-CA-C	-6.20	100.80	110.10
2	2B	45	ALA	CB-CA-C	-6.20	100.80	110.10
2	3R	45	ALA	CB-CA-C	-6.20	100.80	110.10
2	3V	45	ALA	CB-CA-C	-6.20	100.80	110.10
2	3Z	45	ALA	CB-CA-C	-6.20	100.80	110.10
2	5F	45	ALA	CB-CA-C	-6.20	100.80	110.10
2	5J	45	ALA	CB-CA-C	-6.20	100.80	110.10
2	5N	45	ALA	CB-CA-C	-6.20	100.80	110.10
2	63	45	ALA	CB-CA-C	-6.20	100.80	110.10
2	67	45	ALA	CB-CA-C	-6.20	100.80	110.10
2	7B	45	ALA	CB-CA-C	-6.20	100.80	110.10
1	1E	145	LEU	CA-C-O	6.20	133.11	120.10
1	1M	81	ASN	CB-CG-OD1	-6.20	109.21	121.60
1	1Q	81	ASN	CB-CG-OD1	-6.20	109.21	121.60
1	1U	81	ASN	CB-CG-OD1	-6.20	109.21	121.60
1	1Y	81	ASN	CB-CG-OD1	-6.20	109.21	121.60
1	2I	81	ASN	CB-CG-OD1	-6.20	109.21	121.60
1	2M	145	LEU	CA-C-O	6.20	133.11	120.10
1	2Q	81	ASN	CB-CG-OD1	-6.20	109.21	121.60
1	2U	81	ASN	CB-CG-OD1	-6.20	109.21	121.60
1	2Y	81	ASN	CB-CG-OD1	-6.20	109.21	121.60

*Continued on next page...*

*Continued from previous page...*

Mol	Chain	Res	Type	Atoms	Z	Observed(°)	Ideal(°)
1	22	145	LEU	CA-C-O	6.20	133.11	120.10
1	3A	81	ASN	CB-CG-OD1	-6.20	109.21	121.60
1	3I	81	ASN	CB-CG-OD1	-6.20	109.21	121.60
1	3M	145	LEU	CA-C-O	6.20	133.11	120.10
1	32	81	ASN	CB-CG-OD1	-6.20	109.21	121.60
1	36	145	LEU	CA-C-O	6.20	133.11	120.10
1	4E	81	ASN	CB-CG-OD1	-6.20	109.21	121.60
1	4I	145	LEU	CA-C-O	6.20	133.11	120.10
1	4Q	145	LEU	CA-C-O	6.20	133.11	120.10
1	4Y	81	ASN	CB-CG-OD1	-6.20	109.21	121.60
1	42	81	ASN	CB-CG-OD1	-6.20	109.21	121.60
1	46	81	ASN	CB-CG-OD1	-6.20	109.21	121.60
1	5A	81	ASN	CB-CG-OD1	-6.20	109.21	121.60
1	5U	81	ASN	CB-CG-OD1	-6.20	109.21	121.60
1	5Y	145	LEU	CA-C-O	6.20	133.11	120.10
1	52	81	ASN	CB-CG-OD1	-6.20	109.21	121.60
1	56	81	ASN	CB-CG-OD1	-6.20	109.21	121.60
1	6A	81	ASN	CB-CG-OD1	-6.20	109.21	121.60
1	6E	145	LEU	CA-C-O	6.20	133.11	120.10
1	6M	81	ASN	CB-CG-OD1	-6.20	109.21	121.60
1	6U	81	ASN	CB-CG-OD1	-6.20	109.21	121.60
1	6Y	145	LEU	CA-C-O	6.20	133.11	120.10
1	7E	81	ASN	CB-CG-OD1	-6.20	109.21	121.60
1	7I	145	LEU	CA-C-O	6.20	133.11	120.10
1	7Q	81	ASN	CB-CG-OD1	-6.20	109.21	121.60
1	7U	145	LEU	CA-C-O	6.20	133.11	120.10
1	1M	94	THR	CA-C-O	-6.19	107.10	120.10
1	2I	94	THR	CA-C-O	-6.19	107.10	120.10
1	3A	94	THR	CA-C-O	-6.19	107.10	120.10
1	3I	94	THR	CA-C-O	-6.19	107.10	120.10
1	32	94	THR	CA-C-O	-6.19	107.10	120.10
1	4E	94	THR	CA-C-O	-6.19	107.10	120.10
1	4Y	94	THR	CA-C-O	-6.19	107.10	120.10
1	5U	94	THR	CA-C-O	-6.19	107.10	120.10
1	6M	94	THR	CA-C-O	-6.19	107.10	120.10
1	6U	94	THR	CA-C-O	-6.19	107.10	120.10
1	7E	94	THR	CA-C-O	-6.19	107.10	120.10
1	7Q	94	THR	CA-C-O	-6.19	107.10	120.10
3	1O	90[1]	GLN	CB-CA-C	-6.19	98.02	110.40
3	1O	90[2]	GLN	CB-CA-C	-6.19	98.02	110.40
3	2K	90[1]	GLN	CB-CA-C	-6.19	98.02	110.40
3	2K	90[2]	GLN	CB-CA-C	-6.19	98.02	110.40

*Continued on next page...*



*Continued from previous page...*

Mol	Chain	Res	Type	Atoms	Z	Observed(°)	Ideal(°)
3	3C	90[1]	GLN	CB-CA-C	-6.19	98.02	110.40
3	3C	90[2]	GLN	CB-CA-C	-6.19	98.02	110.40
3	3K	90[1]	GLN	CB-CA-C	-6.19	98.02	110.40
3	3K	90[2]	GLN	CB-CA-C	-6.19	98.02	110.40
3	34	90[1]	GLN	CB-CA-C	-6.19	98.02	110.40
3	34	90[2]	GLN	CB-CA-C	-6.19	98.02	110.40
3	4G	90[1]	GLN	CB-CA-C	-6.19	98.02	110.40
3	4G	90[2]	GLN	CB-CA-C	-6.19	98.02	110.40
3	40	90[1]	GLN	CB-CA-C	-6.19	98.02	110.40
3	40	90[2]	GLN	CB-CA-C	-6.19	98.02	110.40
3	5W	90[1]	GLN	CB-CA-C	-6.19	98.02	110.40
3	5W	90[2]	GLN	CB-CA-C	-6.19	98.02	110.40
3	6O	90[1]	GLN	CB-CA-C	-6.19	98.02	110.40
3	6O	90[2]	GLN	CB-CA-C	-6.19	98.02	110.40
3	6W	90[1]	GLN	CB-CA-C	-6.19	98.02	110.40
3	6W	90[2]	GLN	CB-CA-C	-6.19	98.02	110.40
3	7G	90[1]	GLN	CB-CA-C	-6.19	98.02	110.40
3	7G	90[2]	GLN	CB-CA-C	-6.19	98.02	110.40
3	7S	90[1]	GLN	CB-CA-C	-6.19	98.02	110.40
3	7S	90[2]	GLN	CB-CA-C	-6.19	98.02	110.40
1	1Q	94	THR	CA-C-O	-6.19	107.11	120.10
1	1U	94	THR	CA-C-O	-6.19	107.11	120.10
1	1Y	94	THR	CA-C-O	-6.19	107.11	120.10
1	12	154	SER	C-N-CA	-6.19	96.02	122.00
1	16	154	SER	C-N-CA	-6.19	96.02	122.00
1	2A	154	SER	C-N-CA	-6.19	96.02	122.00
1	2Q	94	THR	CA-C-O	-6.19	107.11	120.10
1	2U	94	THR	CA-C-O	-6.19	107.11	120.10
1	2Y	94	THR	CA-C-O	-6.19	107.11	120.10
1	3Q	154	SER	C-N-CA	-6.19	96.02	122.00
1	3U	154	SER	C-N-CA	-6.19	96.02	122.00
1	3Y	154	SER	C-N-CA	-6.19	96.02	122.00
1	42	94	THR	CA-C-O	-6.19	107.11	120.10
1	46	94	THR	CA-C-O	-6.19	107.11	120.10
1	5A	94	THR	CA-C-O	-6.19	107.11	120.10
1	5E	154	SER	C-N-CA	-6.19	96.02	122.00
1	5I	154	SER	C-N-CA	-6.19	96.02	122.00
1	5M	154	SER	C-N-CA	-6.19	96.02	122.00
1	52	94	THR	CA-C-O	-6.19	107.11	120.10
1	56	94	THR	CA-C-O	-6.19	107.11	120.10
1	6A	94	THR	CA-C-O	-6.19	107.11	120.10
1	62	154	SER	C-N-CA	-6.19	96.02	122.00

*Continued on next page...*

*Continued from previous page...*

Mol	Chain	Res	Type	Atoms	Z	Observed(°)	Ideal(°)
1	66	154	SER	C-N-CA	-6.19	96.02	122.00
1	7A	154	SER	C-N-CA	-6.19	96.02	122.00
3	1G	90[1]	GLN	CB-CA-C	-6.18	98.03	110.40
3	1G	90[2]	GLN	CB-CA-C	-6.18	98.03	110.40
3	2O	90[1]	GLN	CB-CA-C	-6.18	98.03	110.40
3	2O	90[2]	GLN	CB-CA-C	-6.18	98.03	110.40
3	24	90[1]	GLN	CB-CA-C	-6.18	98.03	110.40
3	24	90[2]	GLN	CB-CA-C	-6.18	98.03	110.40
3	3O	90[1]	GLN	CB-CA-C	-6.18	98.03	110.40
3	3O	90[2]	GLN	CB-CA-C	-6.18	98.03	110.40
3	38	90[1]	GLN	CB-CA-C	-6.18	98.03	110.40
3	38	90[2]	GLN	CB-CA-C	-6.18	98.03	110.40
3	4K	90[1]	GLN	CB-CA-C	-6.18	98.03	110.40
3	4K	90[2]	GLN	CB-CA-C	-6.18	98.03	110.40
3	4S	90[1]	GLN	CB-CA-C	-6.18	98.03	110.40
3	4S	90[2]	GLN	CB-CA-C	-6.18	98.03	110.40
3	50	90[1]	GLN	CB-CA-C	-6.18	98.03	110.40
3	50	90[2]	GLN	CB-CA-C	-6.18	98.03	110.40
3	6G	90[1]	GLN	CB-CA-C	-6.18	98.03	110.40
3	6G	90[2]	GLN	CB-CA-C	-6.18	98.03	110.40
3	60	90[1]	GLN	CB-CA-C	-6.18	98.03	110.40
3	60	90[2]	GLN	CB-CA-C	-6.18	98.03	110.40
3	7K	90[1]	GLN	CB-CA-C	-6.18	98.03	110.40
3	7K	90[2]	GLN	CB-CA-C	-6.18	98.03	110.40
3	7W	90[1]	GLN	CB-CA-C	-6.18	98.03	110.40
3	7W	90[2]	GLN	CB-CA-C	-6.18	98.03	110.40
1	1Q	154	SER	C-N-CA	-6.18	96.04	122.00
1	1U	154	SER	C-N-CA	-6.18	96.04	122.00
1	1Y	154	SER	C-N-CA	-6.18	96.04	122.00
1	12	145	LEU	CA-C-O	6.18	133.08	120.10
1	16	145	LEU	CA-C-O	6.18	133.08	120.10
1	2A	145	LEU	CA-C-O	6.18	133.08	120.10
1	2Q	154	SER	C-N-CA	-6.18	96.04	122.00
1	2U	154	SER	C-N-CA	-6.18	96.04	122.00
1	2Y	154	SER	C-N-CA	-6.18	96.04	122.00
1	3Q	145	LEU	CA-C-O	6.18	133.08	120.10
1	3U	145	LEU	CA-C-O	6.18	133.08	120.10
1	3Y	145	LEU	CA-C-O	6.18	133.08	120.10
1	42	154	SER	C-N-CA	-6.18	96.04	122.00
1	46	154	SER	C-N-CA	-6.18	96.04	122.00
1	5A	154	SER	C-N-CA	-6.18	96.04	122.00
1	5E	145	LEU	CA-C-O	6.18	133.08	120.10

*Continued on next page...*

*Continued from previous page...*

Mol	Chain	Res	Type	Atoms	Z	Observed(°)	Ideal(°)
1	5I	145	LEU	CA-C-O	6.18	133.08	120.10
1	5M	145	LEU	CA-C-O	6.18	133.08	120.10
1	52	154	SER	C-N-CA	-6.18	96.04	122.00
1	56	154	SER	C-N-CA	-6.18	96.04	122.00
1	6A	154	SER	C-N-CA	-6.18	96.04	122.00
1	62	145	LEU	CA-C-O	6.18	133.08	120.10
1	66	145	LEU	CA-C-O	6.18	133.08	120.10
1	7A	145	LEU	CA-C-O	6.18	133.08	120.10
1	1M	89	PHE	N-CA-C	-6.18	94.31	111.00
1	1Q	89	PHE	N-CA-C	-6.18	94.31	111.00
1	1U	89	PHE	N-CA-C	-6.18	94.31	111.00
1	1Y	89	PHE	N-CA-C	-6.18	94.31	111.00
1	12	81	ASN	CB-CG-OD1	-6.18	109.24	121.60
3	14	90[1]	GLN	CB-CA-C	-6.18	98.04	110.40
3	14	90[2]	GLN	CB-CA-C	-6.18	98.04	110.40
1	16	81	ASN	CB-CG-OD1	-6.18	109.24	121.60
3	18	90[1]	GLN	CB-CA-C	-6.18	98.04	110.40
3	18	90[2]	GLN	CB-CA-C	-6.18	98.04	110.40
1	2A	81	ASN	CB-CG-OD1	-6.18	109.24	121.60
3	2C	90[1]	GLN	CB-CA-C	-6.18	98.04	110.40
3	2C	90[2]	GLN	CB-CA-C	-6.18	98.04	110.40
1	2I	89	PHE	N-CA-C	-6.18	94.31	111.00
1	2Q	89	PHE	N-CA-C	-6.18	94.31	111.00
1	2U	89	PHE	N-CA-C	-6.18	94.31	111.00
1	2Y	89	PHE	N-CA-C	-6.18	94.31	111.00
1	3A	89	PHE	N-CA-C	-6.18	94.31	111.00
1	3I	89	PHE	N-CA-C	-6.18	94.31	111.00
1	3Q	81	ASN	CB-CG-OD1	-6.18	109.24	121.60
3	3S	90[1]	GLN	CB-CA-C	-6.18	98.04	110.40
3	3S	90[2]	GLN	CB-CA-C	-6.18	98.04	110.40
1	3U	81	ASN	CB-CG-OD1	-6.18	109.24	121.60
3	3W	90[1]	GLN	CB-CA-C	-6.18	98.04	110.40
3	3W	90[2]	GLN	CB-CA-C	-6.18	98.04	110.40
1	3Y	81	ASN	CB-CG-OD1	-6.18	109.24	121.60
3	30	90[1]	GLN	CB-CA-C	-6.18	98.04	110.40
3	30	90[2]	GLN	CB-CA-C	-6.18	98.04	110.40
1	32	89	PHE	N-CA-C	-6.18	94.31	111.00
1	4E	89	PHE	N-CA-C	-6.18	94.31	111.00
1	4Y	89	PHE	N-CA-C	-6.18	94.31	111.00
1	42	89	PHE	N-CA-C	-6.18	94.31	111.00
1	46	89	PHE	N-CA-C	-6.18	94.31	111.00
1	5A	89	PHE	N-CA-C	-6.18	94.31	111.00

*Continued on next page...*

*Continued from previous page...*

Mol	Chain	Res	Type	Atoms	Z	Observed(°)	Ideal(°)
1	5E	81	ASN	CB-CG-OD1	-6.18	109.24	121.60
3	5G	90[1]	GLN	CB-CA-C	-6.18	98.04	110.40
3	5G	90[2]	GLN	CB-CA-C	-6.18	98.04	110.40
1	5I	81	ASN	CB-CG-OD1	-6.18	109.24	121.60
3	5K	90[1]	GLN	CB-CA-C	-6.18	98.04	110.40
3	5K	90[2]	GLN	CB-CA-C	-6.18	98.04	110.40
1	5M	81	ASN	CB-CG-OD1	-6.18	109.24	121.60
3	5O	90[1]	GLN	CB-CA-C	-6.18	98.04	110.40
3	5O	90[2]	GLN	CB-CA-C	-6.18	98.04	110.40
1	5U	89	PHE	N-CA-C	-6.18	94.31	111.00
1	52	89	PHE	N-CA-C	-6.18	94.31	111.00
1	56	89	PHE	N-CA-C	-6.18	94.31	111.00
1	6A	89	PHE	N-CA-C	-6.18	94.31	111.00
1	6M	89	PHE	N-CA-C	-6.18	94.31	111.00
1	6U	89	PHE	N-CA-C	-6.18	94.31	111.00
1	62	81	ASN	CB-CG-OD1	-6.18	109.24	121.60
3	64	90[1]	GLN	CB-CA-C	-6.18	98.04	110.40
3	64	90[2]	GLN	CB-CA-C	-6.18	98.04	110.40
1	66	81	ASN	CB-CG-OD1	-6.18	109.24	121.60
3	68	90[1]	GLN	CB-CA-C	-6.18	98.04	110.40
3	68	90[2]	GLN	CB-CA-C	-6.18	98.04	110.40
1	7A	81	ASN	CB-CG-OD1	-6.18	109.24	121.60
3	7C	90[1]	GLN	CB-CA-C	-6.18	98.04	110.40
3	7C	90[2]	GLN	CB-CA-C	-6.18	98.04	110.40
1	7E	89	PHE	N-CA-C	-6.18	94.31	111.00
1	7Q	89	PHE	N-CA-C	-6.18	94.31	111.00
3	1C	90[1]	GLN	CB-CA-C	-6.18	98.04	110.40
3	1C	90[2]	GLN	CB-CA-C	-6.18	98.04	110.40
3	1K	90[1]	GLN	CB-CA-C	-6.18	98.04	110.40
3	1K	90[2]	GLN	CB-CA-C	-6.18	98.04	110.40
3	2G	90[1]	GLN	CB-CA-C	-6.18	98.04	110.40
3	2G	90[2]	GLN	CB-CA-C	-6.18	98.04	110.40
3	28	90[1]	GLN	CB-CA-C	-6.18	98.04	110.40
3	28	90[2]	GLN	CB-CA-C	-6.18	98.04	110.40
3	3G	90[1]	GLN	CB-CA-C	-6.18	98.04	110.40
3	3G	90[2]	GLN	CB-CA-C	-6.18	98.04	110.40
3	4C	90[1]	GLN	CB-CA-C	-6.18	98.04	110.40
3	4C	90[2]	GLN	CB-CA-C	-6.18	98.04	110.40
3	4O	90[1]	GLN	CB-CA-C	-6.18	98.04	110.40
3	4O	90[2]	GLN	CB-CA-C	-6.18	98.04	110.40
3	4W	90[1]	GLN	CB-CA-C	-6.18	98.04	110.40
3	4W	90[2]	GLN	CB-CA-C	-6.18	98.04	110.40

*Continued on next page...*

*Continued from previous page...*

Mol	Chain	Res	Type	Atoms	Z	Observed(°)	Ideal(°)
3	5S	90[1]	GLN	CB-CA-C	-6.18	98.04	110.40
3	5S	90[2]	GLN	CB-CA-C	-6.18	98.04	110.40
3	6K	90[1]	GLN	CB-CA-C	-6.18	98.04	110.40
3	6K	90[2]	GLN	CB-CA-C	-6.18	98.04	110.40
3	6S	90[1]	GLN	CB-CA-C	-6.18	98.04	110.40
3	6S	90[2]	GLN	CB-CA-C	-6.18	98.04	110.40
3	7O	90[1]	GLN	CB-CA-C	-6.18	98.04	110.40
3	7O	90[2]	GLN	CB-CA-C	-6.18	98.04	110.40
1	1A	89	PHE	N-CA-C	-6.18	94.32	111.00
1	1E	89	PHE	N-CA-C	-6.18	94.32	111.00
1	1E	94	THR	CA-C-O	-6.18	107.13	120.10
1	1I	89	PHE	N-CA-C	-6.18	94.32	111.00
1	2E	89	PHE	N-CA-C	-6.18	94.32	111.00
1	2M	89	PHE	N-CA-C	-6.18	94.32	111.00
1	2M	94	THR	CA-C-O	-6.18	107.13	120.10
1	22	89	PHE	N-CA-C	-6.18	94.32	111.00
1	22	94	THR	CA-C-O	-6.18	107.13	120.10
1	26	89	PHE	N-CA-C	-6.18	94.32	111.00
1	3E	89	PHE	N-CA-C	-6.18	94.32	111.00
1	3M	89	PHE	N-CA-C	-6.18	94.32	111.00
1	3M	94	THR	CA-C-O	-6.18	107.13	120.10
1	36	89	PHE	N-CA-C	-6.18	94.32	111.00
1	36	94	THR	CA-C-O	-6.18	107.13	120.10
1	4A	89	PHE	N-CA-C	-6.18	94.32	111.00
1	4I	89	PHE	N-CA-C	-6.18	94.32	111.00
1	4I	94	THR	CA-C-O	-6.18	107.13	120.10
1	4M	89	PHE	N-CA-C	-6.18	94.32	111.00
1	4Q	89	PHE	N-CA-C	-6.18	94.32	111.00
1	4Q	94	THR	CA-C-O	-6.18	107.13	120.10
1	4U	89	PHE	N-CA-C	-6.18	94.32	111.00
1	5Q	89	PHE	N-CA-C	-6.18	94.32	111.00
1	5Y	89	PHE	N-CA-C	-6.18	94.32	111.00
1	5Y	94	THR	CA-C-O	-6.18	107.13	120.10
1	6E	89	PHE	N-CA-C	-6.18	94.32	111.00
1	6E	94	THR	CA-C-O	-6.18	107.13	120.10
1	6I	89	PHE	N-CA-C	-6.18	94.32	111.00
1	6Q	89	PHE	N-CA-C	-6.18	94.32	111.00
1	6Y	89	PHE	N-CA-C	-6.18	94.32	111.00
1	6Y	94	THR	CA-C-O	-6.18	107.13	120.10
1	7I	89	PHE	N-CA-C	-6.18	94.32	111.00
1	7I	94	THR	CA-C-O	-6.18	107.13	120.10
1	7M	89	PHE	N-CA-C	-6.18	94.32	111.00

*Continued on next page...*

*Continued from previous page...*

Mol	Chain	Res	Type	Atoms	Z	Observed(°)	Ideal(°)
1	7U	89	PHE	N-CA-C	-6.18	94.32	111.00
1	7U	94	THR	CA-C-O	-6.18	107.13	120.10
1	1A	154	SER	C-N-CA	-6.17	96.06	122.00
1	1I	154	SER	C-N-CA	-6.17	96.06	122.00
1	1M	154	SER	C-N-CA	-6.17	96.06	122.00
1	2E	154	SER	C-N-CA	-6.17	96.06	122.00
1	2I	154	SER	C-N-CA	-6.17	96.06	122.00
1	26	154	SER	C-N-CA	-6.17	96.06	122.00
1	3A	154	SER	C-N-CA	-6.17	96.06	122.00
1	3E	154	SER	C-N-CA	-6.17	96.06	122.00
1	3I	154	SER	C-N-CA	-6.17	96.06	122.00
1	32	154	SER	C-N-CA	-6.17	96.06	122.00
1	4A	154	SER	C-N-CA	-6.17	96.06	122.00
1	4E	154	SER	C-N-CA	-6.17	96.06	122.00
1	4M	154	SER	C-N-CA	-6.17	96.06	122.00
1	4U	154	SER	C-N-CA	-6.17	96.06	122.00
1	4Y	154	SER	C-N-CA	-6.17	96.06	122.00
1	5Q	154	SER	C-N-CA	-6.17	96.06	122.00
1	5U	154	SER	C-N-CA	-6.17	96.06	122.00
1	6I	154	SER	C-N-CA	-6.17	96.06	122.00
1	6M	154	SER	C-N-CA	-6.17	96.06	122.00
1	6Q	154	SER	C-N-CA	-6.17	96.06	122.00
1	6U	154	SER	C-N-CA	-6.17	96.06	122.00
1	7E	154	SER	C-N-CA	-6.17	96.06	122.00
1	7M	154	SER	C-N-CA	-6.17	96.06	122.00
1	7Q	154	SER	C-N-CA	-6.17	96.06	122.00
1	1E	154	SER	C-N-CA	-6.17	96.08	122.00
1	2M	154	SER	C-N-CA	-6.17	96.08	122.00
1	22	154	SER	C-N-CA	-6.17	96.08	122.00
1	3M	154	SER	C-N-CA	-6.17	96.08	122.00
1	36	154	SER	C-N-CA	-6.17	96.08	122.00
1	4I	154	SER	C-N-CA	-6.17	96.08	122.00
1	4Q	154	SER	C-N-CA	-6.17	96.08	122.00
1	5Y	154	SER	C-N-CA	-6.17	96.08	122.00
1	6E	154	SER	C-N-CA	-6.17	96.08	122.00
1	6Y	154	SER	C-N-CA	-6.17	96.08	122.00
1	7I	154	SER	C-N-CA	-6.17	96.08	122.00
1	7U	154	SER	C-N-CA	-6.17	96.08	122.00
1	1E	81	ASN	CB-CG-OD1	-6.17	109.26	121.60
1	2M	81	ASN	CB-CG-OD1	-6.17	109.26	121.60
1	22	81	ASN	CB-CG-OD1	-6.17	109.26	121.60
1	3M	81	ASN	CB-CG-OD1	-6.17	109.26	121.60

*Continued on next page...*

*Continued from previous page...*

Mol	Chain	Res	Type	Atoms	Z	Observed(°)	Ideal(°)
1	36	81	ASN	CB-CG-OD1	-6.17	109.26	121.60
1	4I	81	ASN	CB-CG-OD1	-6.17	109.26	121.60
1	4Q	81	ASN	CB-CG-OD1	-6.17	109.26	121.60
1	5Y	81	ASN	CB-CG-OD1	-6.17	109.26	121.60
1	6E	81	ASN	CB-CG-OD1	-6.17	109.26	121.60
1	6Y	81	ASN	CB-CG-OD1	-6.17	109.26	121.60
1	7I	81	ASN	CB-CG-OD1	-6.17	109.26	121.60
1	7U	81	ASN	CB-CG-OD1	-6.17	109.26	121.60
1	12	94	THR	CA-C-O	-6.17	107.15	120.10
1	16	94	THR	CA-C-O	-6.17	107.15	120.10
1	2A	94	THR	CA-C-O	-6.17	107.15	120.10
1	3Q	94	THR	CA-C-O	-6.17	107.15	120.10
1	3U	94	THR	CA-C-O	-6.17	107.15	120.10
1	3Y	94	THR	CA-C-O	-6.17	107.15	120.10
1	5E	94	THR	CA-C-O	-6.17	107.15	120.10
1	5I	94	THR	CA-C-O	-6.17	107.15	120.10
1	5M	94	THR	CA-C-O	-6.17	107.15	120.10
1	62	94	THR	CA-C-O	-6.17	107.15	120.10
1	66	94	THR	CA-C-O	-6.17	107.15	120.10
1	7A	94	THR	CA-C-O	-6.17	107.15	120.10
1	12	89	PHE	N-CA-C	-6.17	94.35	111.00
1	16	89	PHE	N-CA-C	-6.17	94.35	111.00
1	2A	89	PHE	N-CA-C	-6.17	94.35	111.00
1	3Q	89	PHE	N-CA-C	-6.17	94.35	111.00
1	3U	89	PHE	N-CA-C	-6.17	94.35	111.00
1	3Y	89	PHE	N-CA-C	-6.17	94.35	111.00
1	5E	89	PHE	N-CA-C	-6.17	94.35	111.00
1	5I	89	PHE	N-CA-C	-6.17	94.35	111.00
1	5M	89	PHE	N-CA-C	-6.17	94.35	111.00
1	62	89	PHE	N-CA-C	-6.17	94.35	111.00
1	66	89	PHE	N-CA-C	-6.17	94.35	111.00
1	7A	89	PHE	N-CA-C	-6.17	94.35	111.00
1	1E	37	ALA	O-C-N	6.16	132.81	121.10
1	1E	143	GLU	C-N-CA	-6.16	106.29	121.70
1	1Q	37	ALA	O-C-N	6.16	132.81	121.10
1	1U	37	ALA	O-C-N	6.16	132.81	121.10
1	1Y	37	ALA	O-C-N	6.16	132.81	121.10
1	12	37	ALA	O-C-N	6.16	132.81	121.10
1	16	37	ALA	O-C-N	6.16	132.81	121.10
1	2A	37	ALA	O-C-N	6.16	132.81	121.10
1	2M	37	ALA	O-C-N	6.16	132.81	121.10
1	2M	143	GLU	C-N-CA	-6.16	106.29	121.70

*Continued on next page...*



*Continued from previous page...*

Mol	Chain	Res	Type	Atoms	Z	Observed(°)	Ideal(°)
1	2Q	37	ALA	O-C-N	6.16	132.81	121.10
1	2U	37	ALA	O-C-N	6.16	132.81	121.10
1	2Y	37	ALA	O-C-N	6.16	132.81	121.10
1	22	37	ALA	O-C-N	6.16	132.81	121.10
1	22	143	GLU	C-N-CA	-6.16	106.29	121.70
1	3M	37	ALA	O-C-N	6.16	132.81	121.10
1	3M	143	GLU	C-N-CA	-6.16	106.29	121.70
1	3Q	37	ALA	O-C-N	6.16	132.81	121.10
1	3U	37	ALA	O-C-N	6.16	132.81	121.10
1	3Y	37	ALA	O-C-N	6.16	132.81	121.10
1	36	37	ALA	O-C-N	6.16	132.81	121.10
1	36	143	GLU	C-N-CA	-6.16	106.29	121.70
1	4I	37	ALA	O-C-N	6.16	132.81	121.10
1	4I	143	GLU	C-N-CA	-6.16	106.29	121.70
1	4Q	37	ALA	O-C-N	6.16	132.81	121.10
1	4Q	143	GLU	C-N-CA	-6.16	106.29	121.70
1	42	37	ALA	O-C-N	6.16	132.81	121.10
1	46	37	ALA	O-C-N	6.16	132.81	121.10
1	5A	37	ALA	O-C-N	6.16	132.81	121.10
1	5E	37	ALA	O-C-N	6.16	132.81	121.10
1	5I	37	ALA	O-C-N	6.16	132.81	121.10
1	5M	37	ALA	O-C-N	6.16	132.81	121.10
1	5Y	37	ALA	O-C-N	6.16	132.81	121.10
1	5Y	143	GLU	C-N-CA	-6.16	106.29	121.70
1	52	37	ALA	O-C-N	6.16	132.81	121.10
1	56	37	ALA	O-C-N	6.16	132.81	121.10
1	6A	37	ALA	O-C-N	6.16	132.81	121.10
1	6E	37	ALA	O-C-N	6.16	132.81	121.10
1	6E	143	GLU	C-N-CA	-6.16	106.29	121.70
1	6Y	37	ALA	O-C-N	6.16	132.81	121.10
1	6Y	143	GLU	C-N-CA	-6.16	106.29	121.70
1	62	37	ALA	O-C-N	6.16	132.81	121.10
1	66	37	ALA	O-C-N	6.16	132.81	121.10
1	7A	37	ALA	O-C-N	6.16	132.81	121.10
1	7I	37	ALA	O-C-N	6.16	132.81	121.10
1	7I	143	GLU	C-N-CA	-6.16	106.29	121.70
1	7U	37	ALA	O-C-N	6.16	132.81	121.10
1	7U	143	GLU	C-N-CA	-6.16	106.29	121.70
1	12	143	GLU	C-N-CA	-6.16	106.29	121.70
1	16	143	GLU	C-N-CA	-6.16	106.29	121.70
1	2A	143	GLU	C-N-CA	-6.16	106.29	121.70
1	3Q	143	GLU	C-N-CA	-6.16	106.29	121.70

*Continued on next page...*

*Continued from previous page...*

Mol	Chain	Res	Type	Atoms	Z	Observed(°)	Ideal(°)
1	3U	143	GLU	C-N-CA	-6.16	106.29	121.70
1	3Y	143	GLU	C-N-CA	-6.16	106.29	121.70
1	5E	143	GLU	C-N-CA	-6.16	106.29	121.70
1	5I	143	GLU	C-N-CA	-6.16	106.29	121.70
1	5M	143	GLU	C-N-CA	-6.16	106.29	121.70
1	62	143	GLU	C-N-CA	-6.16	106.29	121.70
1	66	143	GLU	C-N-CA	-6.16	106.29	121.70
1	7A	143	GLU	C-N-CA	-6.16	106.29	121.70
2	1R	78	HIS	CB-CG-CD2	6.16	149.90	130.80
2	1V	78	HIS	CB-CG-CD2	6.16	149.90	130.80
2	1Z	78	HIS	CB-CG-CD2	6.16	149.90	130.80
2	2R	78	HIS	CB-CG-CD2	6.16	149.90	130.80
2	2V	78	HIS	CB-CG-CD2	6.16	149.90	130.80
2	2Z	78	HIS	CB-CG-CD2	6.16	149.90	130.80
2	43	78	HIS	CB-CG-CD2	6.16	149.90	130.80
2	47	78	HIS	CB-CG-CD2	6.16	149.90	130.80
2	5B	78	HIS	CB-CG-CD2	6.16	149.90	130.80
2	53	78	HIS	CB-CG-CD2	6.16	149.90	130.80
2	57	78	HIS	CB-CG-CD2	6.16	149.90	130.80
2	6B	78	HIS	CB-CG-CD2	6.16	149.90	130.80
2	13	215	GLN	OE1-CD-NE2	-6.16	107.74	121.90
2	17	215	GLN	OE1-CD-NE2	-6.16	107.74	121.90
2	2B	215	GLN	OE1-CD-NE2	-6.16	107.74	121.90
2	3R	215	GLN	OE1-CD-NE2	-6.16	107.74	121.90
2	3V	215	GLN	OE1-CD-NE2	-6.16	107.74	121.90
2	3Z	215	GLN	OE1-CD-NE2	-6.16	107.74	121.90
2	5F	215	GLN	OE1-CD-NE2	-6.16	107.74	121.90
2	5J	215	GLN	OE1-CD-NE2	-6.16	107.74	121.90
2	5N	215	GLN	OE1-CD-NE2	-6.16	107.74	121.90
2	63	215	GLN	OE1-CD-NE2	-6.16	107.74	121.90
2	67	215	GLN	OE1-CD-NE2	-6.16	107.74	121.90
2	7B	215	GLN	OE1-CD-NE2	-6.16	107.74	121.90
4	1D	31	ASP	CB-CA-C	-6.16	98.09	110.40
4	1L	31	ASP	CB-CA-C	-6.16	98.09	110.40
1	1M	143	GLU	C-N-CA	-6.16	106.31	121.70
2	13	46	TYR	N-CA-C	-6.16	94.38	111.00
2	17	46	TYR	N-CA-C	-6.16	94.38	111.00
2	2B	46	TYR	N-CA-C	-6.16	94.38	111.00
4	2H	31	ASP	CB-CA-C	-6.16	98.09	110.40
1	2I	143	GLU	C-N-CA	-6.16	106.31	121.70
4	29	31	ASP	CB-CA-C	-6.16	98.09	110.40
1	3A	143	GLU	C-N-CA	-6.16	106.31	121.70

*Continued on next page...*

*Continued from previous page...*

Mol	Chain	Res	Type	Atoms	Z	Observed(°)	Ideal(°)
4	3H	31	ASP	CB-CA-C	-6.16	98.09	110.40
1	3I	143	GLU	C-N-CA	-6.16	106.31	121.70
2	3R	46	TYR	N-CA-C	-6.16	94.38	111.00
2	3V	46	TYR	N-CA-C	-6.16	94.38	111.00
2	3Z	46	TYR	N-CA-C	-6.16	94.38	111.00
1	32	143	GLU	C-N-CA	-6.16	106.31	121.70
4	4D	31	ASP	CB-CA-C	-6.16	98.09	110.40
1	4E	143	GLU	C-N-CA	-6.16	106.31	121.70
4	4P	31	ASP	CB-CA-C	-6.16	98.09	110.40
4	4X	31	ASP	CB-CA-C	-6.16	98.09	110.40
1	4Y	143	GLU	C-N-CA	-6.16	106.31	121.70
2	5F	46	TYR	N-CA-C	-6.16	94.38	111.00
2	5J	46	TYR	N-CA-C	-6.16	94.38	111.00
2	5N	46	TYR	N-CA-C	-6.16	94.38	111.00
4	5T	31	ASP	CB-CA-C	-6.16	98.09	110.40
1	5U	143	GLU	C-N-CA	-6.16	106.31	121.70
4	6L	31	ASP	CB-CA-C	-6.16	98.09	110.40
1	6M	143	GLU	C-N-CA	-6.16	106.31	121.70
4	6T	31	ASP	CB-CA-C	-6.16	98.09	110.40
1	6U	143	GLU	C-N-CA	-6.16	106.31	121.70
2	63	46	TYR	N-CA-C	-6.16	94.38	111.00
2	67	46	TYR	N-CA-C	-6.16	94.38	111.00
2	7B	46	TYR	N-CA-C	-6.16	94.38	111.00
1	7E	143	GLU	C-N-CA	-6.16	106.31	121.70
4	7P	31	ASP	CB-CA-C	-6.16	98.09	110.40
1	7Q	143	GLU	C-N-CA	-6.16	106.31	121.70
1	1A	143	GLU	C-N-CA	-6.16	106.31	121.70
1	1E	88	GLY	CA-C-N	-6.16	103.66	117.20
2	1F	4	GLU	CA-C-O	-6.16	107.17	120.10
1	1I	143	GLU	C-N-CA	-6.16	106.31	121.70
1	2E	143	GLU	C-N-CA	-6.16	106.31	121.70
1	2M	88	GLY	CA-C-N	-6.16	103.66	117.20
2	2N	4	GLU	CA-C-O	-6.16	107.17	120.10
1	22	88	GLY	CA-C-N	-6.16	103.66	117.20
2	23	4	GLU	CA-C-O	-6.16	107.17	120.10
1	26	143	GLU	C-N-CA	-6.16	106.31	121.70
1	3E	143	GLU	C-N-CA	-6.16	106.31	121.70
1	3M	88	GLY	CA-C-N	-6.16	103.66	117.20
2	3N	4	GLU	CA-C-O	-6.16	107.17	120.10
1	36	88	GLY	CA-C-N	-6.16	103.66	117.20
2	37	4	GLU	CA-C-O	-6.16	107.17	120.10
1	4A	143	GLU	C-N-CA	-6.16	106.31	121.70

*Continued on next page...*

*Continued from previous page...*

Mol	Chain	Res	Type	Atoms	Z	Observed(°)	Ideal(°)
1	4I	88	GLY	CA-C-N	-6.16	103.66	117.20
2	4J	4	GLU	CA-C-O	-6.16	107.17	120.10
1	4M	143	GLU	C-N-CA	-6.16	106.31	121.70
1	4Q	88	GLY	CA-C-N	-6.16	103.66	117.20
2	4R	4	GLU	CA-C-O	-6.16	107.17	120.10
1	4U	143	GLU	C-N-CA	-6.16	106.31	121.70
1	5Q	143	GLU	C-N-CA	-6.16	106.31	121.70
1	5Y	88	GLY	CA-C-N	-6.16	103.66	117.20
2	5Z	4	GLU	CA-C-O	-6.16	107.17	120.10
1	6E	88	GLY	CA-C-N	-6.16	103.66	117.20
2	6F	4	GLU	CA-C-O	-6.16	107.17	120.10
1	6I	143	GLU	C-N-CA	-6.16	106.31	121.70
1	6Q	143	GLU	C-N-CA	-6.16	106.31	121.70
1	6Y	88	GLY	CA-C-N	-6.16	103.66	117.20
2	6Z	4	GLU	CA-C-O	-6.16	107.17	120.10
1	7I	88	GLY	CA-C-N	-6.16	103.66	117.20
2	7J	4	GLU	CA-C-O	-6.16	107.17	120.10
1	7M	143	GLU	C-N-CA	-6.16	106.31	121.70
1	7U	88	GLY	CA-C-N	-6.16	103.66	117.20
2	7V	4	GLU	CA-C-O	-6.16	107.17	120.10
1	1M	37	ALA	O-C-N	6.15	132.79	121.10
2	1R	215	GLN	OE1-CD-NE2	-6.15	107.75	121.90
4	1T	31	ASP	CB-CA-C	-6.15	98.09	110.40
2	1V	215	GLN	OE1-CD-NE2	-6.15	107.75	121.90
4	1X	31	ASP	CB-CA-C	-6.15	98.09	110.40
2	1Z	215	GLN	OE1-CD-NE2	-6.15	107.75	121.90
4	1I	31	ASP	CB-CA-C	-6.15	98.09	110.40
1	2I	37	ALA	O-C-N	6.15	132.79	121.10
2	2R	215	GLN	OE1-CD-NE2	-6.15	107.75	121.90
4	2T	31	ASP	CB-CA-C	-6.15	98.09	110.40
2	2V	215	GLN	OE1-CD-NE2	-6.15	107.75	121.90
4	2X	31	ASP	CB-CA-C	-6.15	98.09	110.40
2	2Z	215	GLN	OE1-CD-NE2	-6.15	107.75	121.90
4	2I	31	ASP	CB-CA-C	-6.15	98.09	110.40
1	3A	37	ALA	O-C-N	6.15	132.79	121.10
1	3I	37	ALA	O-C-N	6.15	132.79	121.10
1	32	37	ALA	O-C-N	6.15	132.79	121.10
1	4E	37	ALA	O-C-N	6.15	132.79	121.10
1	4Y	37	ALA	O-C-N	6.15	132.79	121.10
2	43	215	GLN	OE1-CD-NE2	-6.15	107.75	121.90
4	45	31	ASP	CB-CA-C	-6.15	98.09	110.40
2	47	215	GLN	OE1-CD-NE2	-6.15	107.75	121.90

*Continued on next page...*

*Continued from previous page...*

Mol	Chain	Res	Type	Atoms	Z	Observed(°)	Ideal(°)
4	49	31	ASP	CB-CA-C	-6.15	98.09	110.40
2	5B	215	GLN	OE1-CD-NE2	-6.15	107.75	121.90
4	5D	31	ASP	CB-CA-C	-6.15	98.09	110.40
1	5U	37	ALA	O-C-N	6.15	132.79	121.10
2	53	215	GLN	OE1-CD-NE2	-6.15	107.75	121.90
4	55	31	ASP	CB-CA-C	-6.15	98.09	110.40
2	57	215	GLN	OE1-CD-NE2	-6.15	107.75	121.90
4	59	31	ASP	CB-CA-C	-6.15	98.09	110.40
2	6B	215	GLN	OE1-CD-NE2	-6.15	107.75	121.90
4	6D	31	ASP	CB-CA-C	-6.15	98.09	110.40
1	6M	37	ALA	O-C-N	6.15	132.79	121.10
1	6U	37	ALA	O-C-N	6.15	132.79	121.10
1	7E	37	ALA	O-C-N	6.15	132.79	121.10
1	7Q	37	ALA	O-C-N	6.15	132.79	121.10
1	1A	37	ALA	O-C-N	6.15	132.79	121.10
2	1B	215	GLN	OE1-CD-NE2	-6.15	107.75	121.90
2	1F	215	GLN	OE1-CD-NE2	-6.15	107.75	121.90
1	1I	37	ALA	O-C-N	6.15	132.79	121.10
2	1J	215	GLN	OE1-CD-NE2	-6.15	107.75	121.90
2	1N	4	GLU	CA-C-O	-6.15	107.18	120.10
4	1P	31	ASP	CB-CA-C	-6.15	98.10	110.40
2	1R	46	TYR	N-CA-C	-6.15	94.39	111.00
2	1V	46	TYR	N-CA-C	-6.15	94.39	111.00
2	1Z	46	TYR	N-CA-C	-6.15	94.39	111.00
2	13	78	HIS	CB-CG-CD2	6.15	149.87	130.80
4	15	31	ASP	CB-CA-C	-6.15	98.09	110.40
2	17	78	HIS	CB-CG-CD2	6.15	149.87	130.80
4	19	31	ASP	CB-CA-C	-6.15	98.09	110.40
2	2B	78	HIS	CB-CG-CD2	6.15	149.87	130.80
4	2D	31	ASP	CB-CA-C	-6.15	98.09	110.40
1	2E	37	ALA	O-C-N	6.15	132.79	121.10
2	2F	215	GLN	OE1-CD-NE2	-6.15	107.75	121.90
2	2J	4	GLU	CA-C-O	-6.15	107.18	120.10
4	2L	31	ASP	CB-CA-C	-6.15	98.10	110.40
2	2N	215	GLN	OE1-CD-NE2	-6.15	107.75	121.90
2	2R	46	TYR	N-CA-C	-6.15	94.39	111.00
2	2V	46	TYR	N-CA-C	-6.15	94.39	111.00
2	2Z	46	TYR	N-CA-C	-6.15	94.39	111.00
2	23	215	GLN	OE1-CD-NE2	-6.15	107.75	121.90
1	26	37	ALA	O-C-N	6.15	132.79	121.10
2	27	215	GLN	OE1-CD-NE2	-6.15	107.75	121.90
2	3B	4	GLU	CA-C-O	-6.15	107.18	120.10

*Continued on next page...*

*Continued from previous page...*

Mol	Chain	Res	Type	Atoms	Z	Observed(°)	Ideal(°)
4	3D	31	ASP	CB-CA-C	-6.15	98.10	110.40
1	3E	37	ALA	O-C-N	6.15	132.79	121.10
2	3F	215	GLN	OE1-CD-NE2	-6.15	107.75	121.90
2	3J	4	GLU	CA-C-O	-6.15	107.18	120.10
4	3L	31	ASP	CB-CA-C	-6.15	98.10	110.40
2	3N	215	GLN	OE1-CD-NE2	-6.15	107.75	121.90
2	3R	78	HIS	CB-CG-CD2	6.15	149.87	130.80
4	3T	31	ASP	CB-CA-C	-6.15	98.09	110.40
2	3V	78	HIS	CB-CG-CD2	6.15	149.87	130.80
4	3X	31	ASP	CB-CA-C	-6.15	98.09	110.40
2	3Z	78	HIS	CB-CG-CD2	6.15	149.87	130.80
4	3I	31	ASP	CB-CA-C	-6.15	98.09	110.40
2	33	4	GLU	CA-C-O	-6.15	107.18	120.10
4	35	31	ASP	CB-CA-C	-6.15	98.10	110.40
2	37	215	GLN	OE1-CD-NE2	-6.15	107.75	121.90
1	4A	37	ALA	O-C-N	6.15	132.79	121.10
2	4B	215	GLN	OE1-CD-NE2	-6.15	107.75	121.90
2	4F	4	GLU	CA-C-O	-6.15	107.18	120.10
4	4H	31	ASP	CB-CA-C	-6.15	98.10	110.40
2	4J	215	GLN	OE1-CD-NE2	-6.15	107.75	121.90
1	4M	37	ALA	O-C-N	6.15	132.79	121.10
2	4N	215	GLN	OE1-CD-NE2	-6.15	107.75	121.90
2	4R	215	GLN	OE1-CD-NE2	-6.15	107.75	121.90
1	4U	37	ALA	O-C-N	6.15	132.79	121.10
2	4V	215	GLN	OE1-CD-NE2	-6.15	107.75	121.90
2	4Z	4	GLU	CA-C-O	-6.15	107.18	120.10
4	4I	31	ASP	CB-CA-C	-6.15	98.10	110.40
2	43	46	TYR	N-CA-C	-6.15	94.39	111.00
2	47	46	TYR	N-CA-C	-6.15	94.39	111.00
2	5B	46	TYR	N-CA-C	-6.15	94.39	111.00
2	5F	78	HIS	CB-CG-CD2	6.15	149.87	130.80
4	5H	31	ASP	CB-CA-C	-6.15	98.09	110.40
2	5J	78	HIS	CB-CG-CD2	6.15	149.87	130.80
4	5L	31	ASP	CB-CA-C	-6.15	98.09	110.40
2	5N	78	HIS	CB-CG-CD2	6.15	149.87	130.80
4	5P	31	ASP	CB-CA-C	-6.15	98.09	110.40
1	5Q	37	ALA	O-C-N	6.15	132.79	121.10
2	5R	215	GLN	OE1-CD-NE2	-6.15	107.75	121.90
2	5V	4	GLU	CA-C-O	-6.15	107.18	120.10
4	5X	31	ASP	CB-CA-C	-6.15	98.10	110.40
2	5Z	215	GLN	OE1-CD-NE2	-6.15	107.75	121.90
2	53	46	TYR	N-CA-C	-6.15	94.39	111.00

*Continued on next page...*

*Continued from previous page...*

Mol	Chain	Res	Type	Atoms	Z	Observed(°)	Ideal(°)
2	57	46	TYR	N-CA-C	-6.15	94.39	111.00
2	6B	46	TYR	N-CA-C	-6.15	94.39	111.00
2	6F	215	GLN	OE1-CD-NE2	-6.15	107.75	121.90
1	6I	37	ALA	O-C-N	6.15	132.79	121.10
2	6J	215	GLN	OE1-CD-NE2	-6.15	107.75	121.90
2	6N	4	GLU	CA-C-O	-6.15	107.18	120.10
4	6P	31	ASP	CB-CA-C	-6.15	98.10	110.40
1	6Q	37	ALA	O-C-N	6.15	132.79	121.10
2	6R	215	GLN	OE1-CD-NE2	-6.15	107.75	121.90
2	6V	4	GLU	CA-C-O	-6.15	107.18	120.10
4	6X	31	ASP	CB-CA-C	-6.15	98.10	110.40
2	6Z	215	GLN	OE1-CD-NE2	-6.15	107.75	121.90
2	63	78	HIS	CB-CG-CD2	6.15	149.87	130.80
4	65	31	ASP	CB-CA-C	-6.15	98.09	110.40
2	67	78	HIS	CB-CG-CD2	6.15	149.87	130.80
4	69	31	ASP	CB-CA-C	-6.15	98.09	110.40
2	7B	78	HIS	CB-CG-CD2	6.15	149.87	130.80
4	7D	31	ASP	CB-CA-C	-6.15	98.09	110.40
2	7F	4	GLU	CA-C-O	-6.15	107.18	120.10
4	7H	31	ASP	CB-CA-C	-6.15	98.10	110.40
2	7J	215	GLN	OE1-CD-NE2	-6.15	107.75	121.90
1	7M	37	ALA	O-C-N	6.15	132.79	121.10
2	7N	215	GLN	OE1-CD-NE2	-6.15	107.75	121.90
2	7R	4	GLU	CA-C-O	-6.15	107.18	120.10
4	7T	31	ASP	CB-CA-C	-6.15	98.10	110.40
2	7V	215	GLN	OE1-CD-NE2	-6.15	107.75	121.90
2	1F	46	TYR	N-CA-C	-6.15	94.39	111.00
2	1F	78	HIS	CB-CG-CD2	6.15	149.87	130.80
1	1M	26	ALA	CB-CA-C	-6.15	100.88	110.10
2	1N	46	TYR	N-CA-C	-6.15	94.39	111.00
2	1N	215	GLN	OE1-CD-NE2	-6.15	107.75	121.90
1	2I	26	ALA	CB-CA-C	-6.15	100.88	110.10
2	2J	46	TYR	N-CA-C	-6.15	94.39	111.00
2	2J	215	GLN	OE1-CD-NE2	-6.15	107.75	121.90
2	2N	46	TYR	N-CA-C	-6.15	94.39	111.00
2	2N	78	HIS	CB-CG-CD2	6.15	149.87	130.80
2	23	46	TYR	N-CA-C	-6.15	94.39	111.00
2	23	78	HIS	CB-CG-CD2	6.15	149.87	130.80
1	3A	26	ALA	CB-CA-C	-6.15	100.88	110.10
2	3B	46	TYR	N-CA-C	-6.15	94.39	111.00
2	3B	215	GLN	OE1-CD-NE2	-6.15	107.75	121.90
1	3I	26	ALA	CB-CA-C	-6.15	100.88	110.10

*Continued on next page...*



*Continued from previous page...*

Mol	Chain	Res	Type	Atoms	Z	Observed(°)	Ideal(°)
2	3J	46	TYR	N-CA-C	-6.15	94.39	111.00
2	3J	215	GLN	OE1-CD-NE2	-6.15	107.75	121.90
2	3N	46	TYR	N-CA-C	-6.15	94.39	111.00
2	3N	78	HIS	CB-CG-CD2	6.15	149.87	130.80
1	32	26	ALA	CB-CA-C	-6.15	100.88	110.10
2	33	46	TYR	N-CA-C	-6.15	94.39	111.00
2	33	215	GLN	OE1-CD-NE2	-6.15	107.75	121.90
2	37	46	TYR	N-CA-C	-6.15	94.39	111.00
2	37	78	HIS	CB-CG-CD2	6.15	149.87	130.80
1	4E	26	ALA	CB-CA-C	-6.15	100.88	110.10
2	4F	46	TYR	N-CA-C	-6.15	94.39	111.00
2	4F	215	GLN	OE1-CD-NE2	-6.15	107.75	121.90
2	4J	46	TYR	N-CA-C	-6.15	94.39	111.00
2	4J	78	HIS	CB-CG-CD2	6.15	149.87	130.80
2	4R	46	TYR	N-CA-C	-6.15	94.39	111.00
2	4R	78	HIS	CB-CG-CD2	6.15	149.87	130.80
1	4Y	26	ALA	CB-CA-C	-6.15	100.88	110.10
2	4Z	46	TYR	N-CA-C	-6.15	94.39	111.00
2	4Z	215	GLN	OE1-CD-NE2	-6.15	107.75	121.90
1	5U	26	ALA	CB-CA-C	-6.15	100.88	110.10
2	5V	46	TYR	N-CA-C	-6.15	94.39	111.00
2	5V	215	GLN	OE1-CD-NE2	-6.15	107.75	121.90
2	5Z	46	TYR	N-CA-C	-6.15	94.39	111.00
2	5Z	78	HIS	CB-CG-CD2	6.15	149.87	130.80
2	6F	46	TYR	N-CA-C	-6.15	94.39	111.00
2	6F	78	HIS	CB-CG-CD2	6.15	149.87	130.80
1	6M	26	ALA	CB-CA-C	-6.15	100.88	110.10
2	6N	46	TYR	N-CA-C	-6.15	94.39	111.00
2	6N	215	GLN	OE1-CD-NE2	-6.15	107.75	121.90
1	6U	26	ALA	CB-CA-C	-6.15	100.88	110.10
2	6V	46	TYR	N-CA-C	-6.15	94.39	111.00
2	6V	215	GLN	OE1-CD-NE2	-6.15	107.75	121.90
2	6Z	46	TYR	N-CA-C	-6.15	94.39	111.00
2	6Z	78	HIS	CB-CG-CD2	6.15	149.87	130.80
1	7E	26	ALA	CB-CA-C	-6.15	100.88	110.10
2	7F	46	TYR	N-CA-C	-6.15	94.39	111.00
2	7F	215	GLN	OE1-CD-NE2	-6.15	107.75	121.90
2	7J	46	TYR	N-CA-C	-6.15	94.39	111.00
2	7J	78	HIS	CB-CG-CD2	6.15	149.87	130.80
1	7Q	26	ALA	CB-CA-C	-6.15	100.88	110.10
2	7R	46	TYR	N-CA-C	-6.15	94.39	111.00
2	7R	215	GLN	OE1-CD-NE2	-6.15	107.75	121.90

*Continued on next page...*

*Continued from previous page...*

Mol	Chain	Res	Type	Atoms	Z	Observed(°)	Ideal(°)
2	7V	46	TYR	N-CA-C	-6.15	94.39	111.00
2	7V	78	HIS	CB-CG-CD2	6.15	149.87	130.80
2	1B	3	PRO	CB-CA-C	-6.15	96.63	112.00
2	1B	46	TYR	N-CA-C	-6.15	94.40	111.00
2	1F	3	PRO	CB-CA-C	-6.15	96.63	112.00
4	1H	31	ASP	CB-CA-C	-6.15	98.11	110.40
2	1J	3	PRO	CB-CA-C	-6.15	96.63	112.00
2	1J	46	TYR	N-CA-C	-6.15	94.40	111.00
1	1Q	143	GLU	C-N-CA	-6.15	106.33	121.70
1	1U	143	GLU	C-N-CA	-6.15	106.33	121.70
1	1Y	143	GLU	C-N-CA	-6.15	106.33	121.70
2	2F	3	PRO	CB-CA-C	-6.15	96.63	112.00
2	2F	46	TYR	N-CA-C	-6.15	94.40	111.00
2	2N	3	PRO	CB-CA-C	-6.15	96.63	112.00
4	2P	31	ASP	CB-CA-C	-6.15	98.11	110.40
1	2Q	143	GLU	C-N-CA	-6.15	106.33	121.70
1	2U	143	GLU	C-N-CA	-6.15	106.33	121.70
1	2Y	143	GLU	C-N-CA	-6.15	106.33	121.70
2	23	3	PRO	CB-CA-C	-6.15	96.63	112.00
4	25	31	ASP	CB-CA-C	-6.15	98.11	110.40
2	27	3	PRO	CB-CA-C	-6.15	96.63	112.00
2	27	46	TYR	N-CA-C	-6.15	94.40	111.00
2	3F	3	PRO	CB-CA-C	-6.15	96.63	112.00
2	3F	46	TYR	N-CA-C	-6.15	94.40	111.00
2	3N	3	PRO	CB-CA-C	-6.15	96.63	112.00
4	3P	31	ASP	CB-CA-C	-6.15	98.11	110.40
2	37	3	PRO	CB-CA-C	-6.15	96.63	112.00
4	39	31	ASP	CB-CA-C	-6.15	98.11	110.40
2	4B	3	PRO	CB-CA-C	-6.15	96.63	112.00
2	4B	46	TYR	N-CA-C	-6.15	94.40	111.00
2	4J	3	PRO	CB-CA-C	-6.15	96.63	112.00
4	4L	31	ASP	CB-CA-C	-6.15	98.11	110.40
2	4N	3	PRO	CB-CA-C	-6.15	96.63	112.00
2	4N	46	TYR	N-CA-C	-6.15	94.40	111.00
2	4R	3	PRO	CB-CA-C	-6.15	96.63	112.00
4	4T	31	ASP	CB-CA-C	-6.15	98.11	110.40
2	4V	3	PRO	CB-CA-C	-6.15	96.63	112.00
2	4V	46	TYR	N-CA-C	-6.15	94.40	111.00
1	42	143	GLU	C-N-CA	-6.15	106.33	121.70
1	46	143	GLU	C-N-CA	-6.15	106.33	121.70
1	5A	143	GLU	C-N-CA	-6.15	106.33	121.70
2	5R	3	PRO	CB-CA-C	-6.15	96.63	112.00

*Continued on next page...*

*Continued from previous page...*

Mol	Chain	Res	Type	Atoms	Z	Observed(°)	Ideal(°)
2	5R	46	TYR	N-CA-C	-6.15	94.40	111.00
2	5Z	3	PRO	CB-CA-C	-6.15	96.63	112.00
4	5I	31	ASP	CB-CA-C	-6.15	98.11	110.40
1	52	143	GLU	C-N-CA	-6.15	106.33	121.70
1	56	143	GLU	C-N-CA	-6.15	106.33	121.70
1	6A	143	GLU	C-N-CA	-6.15	106.33	121.70
2	6F	3	PRO	CB-CA-C	-6.15	96.63	112.00
4	6H	31	ASP	CB-CA-C	-6.15	98.11	110.40
2	6J	3	PRO	CB-CA-C	-6.15	96.63	112.00
2	6J	46	TYR	N-CA-C	-6.15	94.40	111.00
2	6R	3	PRO	CB-CA-C	-6.15	96.63	112.00
2	6R	46	TYR	N-CA-C	-6.15	94.40	111.00
2	6Z	3	PRO	CB-CA-C	-6.15	96.63	112.00
4	6I	31	ASP	CB-CA-C	-6.15	98.11	110.40
2	7J	3	PRO	CB-CA-C	-6.15	96.63	112.00
4	7L	31	ASP	CB-CA-C	-6.15	98.11	110.40
2	7N	3	PRO	CB-CA-C	-6.15	96.63	112.00
2	7N	46	TYR	N-CA-C	-6.15	94.40	111.00
2	7V	3	PRO	CB-CA-C	-6.15	96.63	112.00
4	7X	31	ASP	CB-CA-C	-6.15	98.11	110.40
2	1B	78	HIS	CB-CG-CD2	6.15	149.85	130.80
2	1J	78	HIS	CB-CG-CD2	6.15	149.85	130.80
2	1R	3	PRO	CB-CA-C	-6.15	96.64	112.00
2	1V	3	PRO	CB-CA-C	-6.15	96.64	112.00
2	1Z	3	PRO	CB-CA-C	-6.15	96.64	112.00
2	2F	78	HIS	CB-CG-CD2	6.15	149.85	130.80
2	2R	3	PRO	CB-CA-C	-6.15	96.64	112.00
2	2V	3	PRO	CB-CA-C	-6.15	96.64	112.00
2	2Z	3	PRO	CB-CA-C	-6.15	96.64	112.00
2	27	78	HIS	CB-CG-CD2	6.15	149.85	130.80
2	3F	78	HIS	CB-CG-CD2	6.15	149.85	130.80
2	4B	78	HIS	CB-CG-CD2	6.15	149.85	130.80
2	4N	78	HIS	CB-CG-CD2	6.15	149.85	130.80
2	4V	78	HIS	CB-CG-CD2	6.15	149.85	130.80
2	43	3	PRO	CB-CA-C	-6.15	96.64	112.00
2	47	3	PRO	CB-CA-C	-6.15	96.64	112.00
2	5B	3	PRO	CB-CA-C	-6.15	96.64	112.00
2	5R	78	HIS	CB-CG-CD2	6.15	149.85	130.80
2	53	3	PRO	CB-CA-C	-6.15	96.64	112.00
2	57	3	PRO	CB-CA-C	-6.15	96.64	112.00
2	6B	3	PRO	CB-CA-C	-6.15	96.64	112.00
2	6J	78	HIS	CB-CG-CD2	6.15	149.85	130.80

*Continued on next page...*

*Continued from previous page...*

Mol	Chain	Res	Type	Atoms	Z	Observed(°)	Ideal(°)
2	6R	78	HIS	CB-CG-CD2	6.15	149.85	130.80
2	7N	78	HIS	CB-CG-CD2	6.15	149.85	130.80
2	1F	226	ILE	CA-CB-CG1	-6.14	99.33	111.00
2	1N	3	PRO	CB-CA-C	-6.14	96.64	112.00
2	2J	3	PRO	CB-CA-C	-6.14	96.64	112.00
2	2N	226	ILE	CA-CB-CG1	-6.14	99.33	111.00
2	23	226	ILE	CA-CB-CG1	-6.14	99.33	111.00
2	3B	3	PRO	CB-CA-C	-6.14	96.64	112.00
2	3J	3	PRO	CB-CA-C	-6.14	96.64	112.00
2	3N	226	ILE	CA-CB-CG1	-6.14	99.33	111.00
2	33	3	PRO	CB-CA-C	-6.14	96.64	112.00
2	37	226	ILE	CA-CB-CG1	-6.14	99.33	111.00
2	4F	3	PRO	CB-CA-C	-6.14	96.64	112.00
2	4J	226	ILE	CA-CB-CG1	-6.14	99.33	111.00
2	4R	226	ILE	CA-CB-CG1	-6.14	99.33	111.00
2	4Z	3	PRO	CB-CA-C	-6.14	96.64	112.00
2	5V	3	PRO	CB-CA-C	-6.14	96.64	112.00
2	5Z	226	ILE	CA-CB-CG1	-6.14	99.33	111.00
2	6F	226	ILE	CA-CB-CG1	-6.14	99.33	111.00
2	6N	3	PRO	CB-CA-C	-6.14	96.64	112.00
2	6V	3	PRO	CB-CA-C	-6.14	96.64	112.00
2	6Z	226	ILE	CA-CB-CG1	-6.14	99.33	111.00
2	7F	3	PRO	CB-CA-C	-6.14	96.64	112.00
2	7J	226	ILE	CA-CB-CG1	-6.14	99.33	111.00
2	7R	3	PRO	CB-CA-C	-6.14	96.64	112.00
2	7V	226	ILE	CA-CB-CG1	-6.14	99.33	111.00
1	1A	88	GLY	CA-C-N	-6.14	103.69	117.20
1	1I	88	GLY	CA-C-N	-6.14	103.69	117.20
2	1N	78	HIS	CB-CG-CD2	6.14	149.84	130.80
1	2E	88	GLY	CA-C-N	-6.14	103.69	117.20
2	2J	78	HIS	CB-CG-CD2	6.14	149.84	130.80
1	26	88	GLY	CA-C-N	-6.14	103.69	117.20
2	3B	78	HIS	CB-CG-CD2	6.14	149.84	130.80
1	3E	88	GLY	CA-C-N	-6.14	103.69	117.20
2	3J	78	HIS	CB-CG-CD2	6.14	149.84	130.80
2	33	78	HIS	CB-CG-CD2	6.14	149.84	130.80
1	4A	88	GLY	CA-C-N	-6.14	103.69	117.20
2	4F	78	HIS	CB-CG-CD2	6.14	149.84	130.80
1	4M	88	GLY	CA-C-N	-6.14	103.69	117.20
1	4U	88	GLY	CA-C-N	-6.14	103.69	117.20
2	4Z	78	HIS	CB-CG-CD2	6.14	149.84	130.80
1	5Q	88	GLY	CA-C-N	-6.14	103.69	117.20

*Continued on next page...*

*Continued from previous page...*

Mol	Chain	Res	Type	Atoms	Z	Observed(°)	Ideal(°)
2	5V	78	HIS	CB-CG-CD2	6.14	149.84	130.80
1	6I	88	GLY	CA-C-N	-6.14	103.69	117.20
2	6N	78	HIS	CB-CG-CD2	6.14	149.84	130.80
1	6Q	88	GLY	CA-C-N	-6.14	103.69	117.20
2	6V	78	HIS	CB-CG-CD2	6.14	149.84	130.80
2	7F	78	HIS	CB-CG-CD2	6.14	149.84	130.80
1	7M	88	GLY	CA-C-N	-6.14	103.69	117.20
2	7R	78	HIS	CB-CG-CD2	6.14	149.84	130.80
1	1A	26	ALA	CB-CA-C	-6.14	100.90	110.10
1	1I	26	ALA	CB-CA-C	-6.14	100.90	110.10
2	13	3	PRO	CB-CA-C	-6.14	96.66	112.00
2	17	3	PRO	CB-CA-C	-6.14	96.66	112.00
2	2B	3	PRO	CB-CA-C	-6.14	96.66	112.00
1	2E	26	ALA	CB-CA-C	-6.14	100.90	110.10
1	26	26	ALA	CB-CA-C	-6.14	100.90	110.10
1	3E	26	ALA	CB-CA-C	-6.14	100.90	110.10
2	3R	3	PRO	CB-CA-C	-6.14	96.66	112.00
2	3V	3	PRO	CB-CA-C	-6.14	96.66	112.00
2	3Z	3	PRO	CB-CA-C	-6.14	96.66	112.00
1	4A	26	ALA	CB-CA-C	-6.14	100.90	110.10
1	4M	26	ALA	CB-CA-C	-6.14	100.90	110.10
1	4U	26	ALA	CB-CA-C	-6.14	100.90	110.10
2	5F	3	PRO	CB-CA-C	-6.14	96.66	112.00
2	5J	3	PRO	CB-CA-C	-6.14	96.66	112.00
2	5N	3	PRO	CB-CA-C	-6.14	96.66	112.00
1	5Q	26	ALA	CB-CA-C	-6.14	100.90	110.10
1	6I	26	ALA	CB-CA-C	-6.14	100.90	110.10
1	6Q	26	ALA	CB-CA-C	-6.14	100.90	110.10
2	63	3	PRO	CB-CA-C	-6.14	96.66	112.00
2	67	3	PRO	CB-CA-C	-6.14	96.66	112.00
2	7B	3	PRO	CB-CA-C	-6.14	96.66	112.00
1	7M	26	ALA	CB-CA-C	-6.14	100.90	110.10
1	1Q	88	GLY	CA-C-N	-6.13	103.71	117.20
1	1U	88	GLY	CA-C-N	-6.13	103.71	117.20
1	1Y	88	GLY	CA-C-N	-6.13	103.71	117.20
1	2Q	88	GLY	CA-C-N	-6.13	103.71	117.20
1	2U	88	GLY	CA-C-N	-6.13	103.71	117.20
1	2Y	88	GLY	CA-C-N	-6.13	103.71	117.20
1	42	88	GLY	CA-C-N	-6.13	103.71	117.20
1	46	88	GLY	CA-C-N	-6.13	103.71	117.20
1	5A	88	GLY	CA-C-N	-6.13	103.71	117.20
1	52	88	GLY	CA-C-N	-6.13	103.71	117.20

*Continued on next page...*

*Continued from previous page...*

Mol	Chain	Res	Type	Atoms	Z	Observed(°)	Ideal(°)
1	56	88	GLY	CA-C-N	-6.13	103.71	117.20
1	6A	88	GLY	CA-C-N	-6.13	103.71	117.20
2	1B	4	GLU	CA-C-O	-6.13	107.23	120.10
2	1F	31	PHE	CD1-CE1-CZ	6.13	127.46	120.10
2	1J	4	GLU	CA-C-O	-6.13	107.23	120.10
1	1Q	26	ALA	CB-CA-C	-6.13	100.90	110.10
2	1R	31	PHE	CD1-CE1-CZ	6.13	127.46	120.10
1	1U	26	ALA	CB-CA-C	-6.13	100.90	110.10
2	1V	31	PHE	CD1-CE1-CZ	6.13	127.46	120.10
1	1Y	26	ALA	CB-CA-C	-6.13	100.90	110.10
2	1Z	31	PHE	CD1-CE1-CZ	6.13	127.46	120.10
1	12	88	GLY	CA-C-N	-6.13	103.71	117.20
1	16	88	GLY	CA-C-N	-6.13	103.71	117.20
1	2A	88	GLY	CA-C-N	-6.13	103.71	117.20
2	2F	4	GLU	CA-C-O	-6.13	107.23	120.10
2	2N	31	PHE	CD1-CE1-CZ	6.13	127.46	120.10
1	2Q	26	ALA	CB-CA-C	-6.13	100.90	110.10
2	2R	31	PHE	CD1-CE1-CZ	6.13	127.46	120.10
1	2U	26	ALA	CB-CA-C	-6.13	100.90	110.10
2	2V	31	PHE	CD1-CE1-CZ	6.13	127.46	120.10
1	2Y	26	ALA	CB-CA-C	-6.13	100.90	110.10
2	2Z	31	PHE	CD1-CE1-CZ	6.13	127.46	120.10
2	23	31	PHE	CD1-CE1-CZ	6.13	127.46	120.10
2	27	4	GLU	CA-C-O	-6.13	107.23	120.10
2	3F	4	GLU	CA-C-O	-6.13	107.23	120.10
2	3N	31	PHE	CD1-CE1-CZ	6.13	127.46	120.10
1	3Q	88	GLY	CA-C-N	-6.13	103.71	117.20
1	3U	88	GLY	CA-C-N	-6.13	103.71	117.20
1	3Y	88	GLY	CA-C-N	-6.13	103.71	117.20
2	37	31	PHE	CD1-CE1-CZ	6.13	127.46	120.10
2	4B	4	GLU	CA-C-O	-6.13	107.23	120.10
2	4J	31	PHE	CD1-CE1-CZ	6.13	127.46	120.10
2	4N	4	GLU	CA-C-O	-6.13	107.23	120.10
2	4R	31	PHE	CD1-CE1-CZ	6.13	127.46	120.10
2	4V	4	GLU	CA-C-O	-6.13	107.23	120.10
1	42	26	ALA	CB-CA-C	-6.13	100.90	110.10
2	43	31	PHE	CD1-CE1-CZ	6.13	127.46	120.10
1	46	26	ALA	CB-CA-C	-6.13	100.90	110.10
2	47	31	PHE	CD1-CE1-CZ	6.13	127.46	120.10
1	5A	26	ALA	CB-CA-C	-6.13	100.90	110.10
2	5B	31	PHE	CD1-CE1-CZ	6.13	127.46	120.10
1	5E	88	GLY	CA-C-N	-6.13	103.71	117.20

*Continued on next page...*

*Continued from previous page...*

Mol	Chain	Res	Type	Atoms	Z	Observed(°)	Ideal(°)
1	5I	88	GLY	CA-C-N	-6.13	103.71	117.20
1	5M	88	GLY	CA-C-N	-6.13	103.71	117.20
2	5R	4	GLU	CA-C-O	-6.13	107.23	120.10
2	5Z	31	PHE	CD1-CE1-CZ	6.13	127.46	120.10
1	52	26	ALA	CB-CA-C	-6.13	100.90	110.10
2	53	31	PHE	CD1-CE1-CZ	6.13	127.46	120.10
1	56	26	ALA	CB-CA-C	-6.13	100.90	110.10
2	57	31	PHE	CD1-CE1-CZ	6.13	127.46	120.10
1	6A	26	ALA	CB-CA-C	-6.13	100.90	110.10
2	6B	31	PHE	CD1-CE1-CZ	6.13	127.46	120.10
2	6F	31	PHE	CD1-CE1-CZ	6.13	127.46	120.10
2	6J	4	GLU	CA-C-O	-6.13	107.23	120.10
2	6R	4	GLU	CA-C-O	-6.13	107.23	120.10
2	6Z	31	PHE	CD1-CE1-CZ	6.13	127.46	120.10
1	62	88	GLY	CA-C-N	-6.13	103.71	117.20
1	66	88	GLY	CA-C-N	-6.13	103.71	117.20
1	7A	88	GLY	CA-C-N	-6.13	103.71	117.20
2	7J	31	PHE	CD1-CE1-CZ	6.13	127.46	120.10
2	7N	4	GLU	CA-C-O	-6.13	107.23	120.10
2	7V	31	PHE	CD1-CE1-CZ	6.13	127.46	120.10
2	1R	226	ILE	CA-CB-CG1	-6.13	99.35	111.00
2	1V	226	ILE	CA-CB-CG1	-6.13	99.35	111.00
2	1Z	226	ILE	CA-CB-CG1	-6.13	99.35	111.00
2	2R	226	ILE	CA-CB-CG1	-6.13	99.35	111.00
2	2V	226	ILE	CA-CB-CG1	-6.13	99.35	111.00
2	2Z	226	ILE	CA-CB-CG1	-6.13	99.35	111.00
2	43	226	ILE	CA-CB-CG1	-6.13	99.35	111.00
2	47	226	ILE	CA-CB-CG1	-6.13	99.35	111.00
2	5B	226	ILE	CA-CB-CG1	-6.13	99.35	111.00
2	53	226	ILE	CA-CB-CG1	-6.13	99.35	111.00
2	57	226	ILE	CA-CB-CG1	-6.13	99.35	111.00
2	6B	226	ILE	CA-CB-CG1	-6.13	99.35	111.00
2	13	4	GLU	CA-C-O	-6.13	107.23	120.10
2	13	74	TYR	N-CA-CB	6.13	121.63	110.60
2	17	4	GLU	CA-C-O	-6.13	107.23	120.10
2	17	74	TYR	N-CA-CB	6.13	121.63	110.60
2	2B	4	GLU	CA-C-O	-6.13	107.23	120.10
2	2B	74	TYR	N-CA-CB	6.13	121.63	110.60
2	3R	4	GLU	CA-C-O	-6.13	107.23	120.10
2	3R	74	TYR	N-CA-CB	6.13	121.63	110.60
2	3V	4	GLU	CA-C-O	-6.13	107.23	120.10
2	3V	74	TYR	N-CA-CB	6.13	121.63	110.60

*Continued on next page...*



*Continued from previous page...*

Mol	Chain	Res	Type	Atoms	Z	Observed(°)	Ideal(°)
2	3Z	4	GLU	CA-C-O	-6.13	107.23	120.10
2	3Z	74	TYR	N-CA-CB	6.13	121.63	110.60
2	5F	4	GLU	CA-C-O	-6.13	107.23	120.10
2	5F	74	TYR	N-CA-CB	6.13	121.63	110.60
2	5J	4	GLU	CA-C-O	-6.13	107.23	120.10
2	5J	74	TYR	N-CA-CB	6.13	121.63	110.60
2	5N	4	GLU	CA-C-O	-6.13	107.23	120.10
2	5N	74	TYR	N-CA-CB	6.13	121.63	110.60
2	63	4	GLU	CA-C-O	-6.13	107.23	120.10
2	63	74	TYR	N-CA-CB	6.13	121.63	110.60
2	67	4	GLU	CA-C-O	-6.13	107.23	120.10
2	67	74	TYR	N-CA-CB	6.13	121.63	110.60
2	7B	4	GLU	CA-C-O	-6.13	107.23	120.10
2	7B	74	TYR	N-CA-CB	6.13	121.63	110.60
1	12	26	ALA	CB-CA-C	-6.13	100.91	110.10
1	16	26	ALA	CB-CA-C	-6.13	100.91	110.10
1	2A	26	ALA	CB-CA-C	-6.13	100.91	110.10
1	3Q	26	ALA	CB-CA-C	-6.13	100.91	110.10
1	3U	26	ALA	CB-CA-C	-6.13	100.91	110.10
1	3Y	26	ALA	CB-CA-C	-6.13	100.91	110.10
1	5E	26	ALA	CB-CA-C	-6.13	100.91	110.10
1	5I	26	ALA	CB-CA-C	-6.13	100.91	110.10
1	5M	26	ALA	CB-CA-C	-6.13	100.91	110.10
1	62	26	ALA	CB-CA-C	-6.13	100.91	110.10
1	66	26	ALA	CB-CA-C	-6.13	100.91	110.10
1	7A	26	ALA	CB-CA-C	-6.13	100.91	110.10
2	13	226	ILE	CA-CB-CG1	-6.12	99.36	111.00
2	17	226	ILE	CA-CB-CG1	-6.12	99.36	111.00
2	2B	226	ILE	CA-CB-CG1	-6.12	99.36	111.00
2	3R	226	ILE	CA-CB-CG1	-6.12	99.36	111.00
2	3V	226	ILE	CA-CB-CG1	-6.12	99.36	111.00
2	3Z	226	ILE	CA-CB-CG1	-6.12	99.36	111.00
2	5F	226	ILE	CA-CB-CG1	-6.12	99.36	111.00
2	5J	226	ILE	CA-CB-CG1	-6.12	99.36	111.00
2	5N	226	ILE	CA-CB-CG1	-6.12	99.36	111.00
2	63	226	ILE	CA-CB-CG1	-6.12	99.36	111.00
2	67	226	ILE	CA-CB-CG1	-6.12	99.36	111.00
2	7B	226	ILE	CA-CB-CG1	-6.12	99.36	111.00
2	1B	226	ILE	CA-CB-CG1	-6.12	99.36	111.00
2	1J	226	ILE	CA-CB-CG1	-6.12	99.36	111.00
2	2F	226	ILE	CA-CB-CG1	-6.12	99.36	111.00
2	27	226	ILE	CA-CB-CG1	-6.12	99.36	111.00

*Continued on next page...*

*Continued from previous page...*

Mol	Chain	Res	Type	Atoms	Z	Observed(°)	Ideal(°)
2	3F	226	ILE	CA-CB-CG1	-6.12	99.36	111.00
2	4B	226	ILE	CA-CB-CG1	-6.12	99.36	111.00
2	4N	226	ILE	CA-CB-CG1	-6.12	99.36	111.00
2	4V	226	ILE	CA-CB-CG1	-6.12	99.36	111.00
2	5R	226	ILE	CA-CB-CG1	-6.12	99.36	111.00
2	6J	226	ILE	CA-CB-CG1	-6.12	99.36	111.00
2	6R	226	ILE	CA-CB-CG1	-6.12	99.36	111.00
2	7N	226	ILE	CA-CB-CG1	-6.12	99.36	111.00
1	1M	88	GLY	CA-C-N	-6.12	103.73	117.20
1	2I	88	GLY	CA-C-N	-6.12	103.73	117.20
1	3A	88	GLY	CA-C-N	-6.12	103.73	117.20
1	3I	88	GLY	CA-C-N	-6.12	103.73	117.20
1	32	88	GLY	CA-C-N	-6.12	103.73	117.20
1	4E	88	GLY	CA-C-N	-6.12	103.73	117.20
1	4Y	88	GLY	CA-C-N	-6.12	103.73	117.20
1	5U	88	GLY	CA-C-N	-6.12	103.73	117.20
1	6M	88	GLY	CA-C-N	-6.12	103.73	117.20
1	6U	88	GLY	CA-C-N	-6.12	103.73	117.20
1	7E	88	GLY	CA-C-N	-6.12	103.73	117.20
1	7Q	88	GLY	CA-C-N	-6.12	103.73	117.20
2	1N	226	ILE	CA-CB-CG1	-6.12	99.37	111.00
2	1R	4	GLU	CA-C-O	-6.12	107.25	120.10
2	1V	4	GLU	CA-C-O	-6.12	107.25	120.10
2	1Z	4	GLU	CA-C-O	-6.12	107.25	120.10
2	2J	226	ILE	CA-CB-CG1	-6.12	99.37	111.00
2	2R	4	GLU	CA-C-O	-6.12	107.25	120.10
2	2V	4	GLU	CA-C-O	-6.12	107.25	120.10
2	2Z	4	GLU	CA-C-O	-6.12	107.25	120.10
2	3B	226	ILE	CA-CB-CG1	-6.12	99.37	111.00
2	3J	226	ILE	CA-CB-CG1	-6.12	99.37	111.00
2	33	226	ILE	CA-CB-CG1	-6.12	99.37	111.00
2	4F	226	ILE	CA-CB-CG1	-6.12	99.37	111.00
2	4Z	226	ILE	CA-CB-CG1	-6.12	99.37	111.00
2	43	4	GLU	CA-C-O	-6.12	107.25	120.10
2	47	4	GLU	CA-C-O	-6.12	107.25	120.10
2	5B	4	GLU	CA-C-O	-6.12	107.25	120.10
2	5V	226	ILE	CA-CB-CG1	-6.12	99.37	111.00
2	53	4	GLU	CA-C-O	-6.12	107.25	120.10
2	57	4	GLU	CA-C-O	-6.12	107.25	120.10
2	6B	4	GLU	CA-C-O	-6.12	107.25	120.10
2	6N	226	ILE	CA-CB-CG1	-6.12	99.37	111.00
2	6V	226	ILE	CA-CB-CG1	-6.12	99.37	111.00

*Continued on next page...*

*Continued from previous page...*

Mol	Chain	Res	Type	Atoms	Z	Observed(°)	Ideal(°)
2	7F	226	ILE	CA-CB-CG1	-6.12	99.37	111.00
2	7R	226	ILE	CA-CB-CG1	-6.12	99.37	111.00
1	1A	65	PHE	CA-CB-CG	-6.12	99.22	113.90
1	1E	26	ALA	CB-CA-C	-6.12	100.92	110.10
1	1I	65	PHE	CA-CB-CG	-6.12	99.22	113.90
1	12	182	PHE	CZ-CE2-CD2	6.12	127.44	120.10
1	16	182	PHE	CZ-CE2-CD2	6.12	127.44	120.10
1	2A	182	PHE	CZ-CE2-CD2	6.12	127.44	120.10
1	2E	65	PHE	CA-CB-CG	-6.12	99.22	113.90
1	2M	26	ALA	CB-CA-C	-6.12	100.92	110.10
1	22	26	ALA	CB-CA-C	-6.12	100.92	110.10
1	26	65	PHE	CA-CB-CG	-6.12	99.22	113.90
1	3E	65	PHE	CA-CB-CG	-6.12	99.22	113.90
1	3M	26	ALA	CB-CA-C	-6.12	100.92	110.10
1	3Q	182	PHE	CZ-CE2-CD2	6.12	127.44	120.10
1	3U	182	PHE	CZ-CE2-CD2	6.12	127.44	120.10
1	3Y	182	PHE	CZ-CE2-CD2	6.12	127.44	120.10
1	36	26	ALA	CB-CA-C	-6.12	100.92	110.10
1	4A	65	PHE	CA-CB-CG	-6.12	99.22	113.90
1	4I	26	ALA	CB-CA-C	-6.12	100.92	110.10
1	4M	65	PHE	CA-CB-CG	-6.12	99.22	113.90
1	4Q	26	ALA	CB-CA-C	-6.12	100.92	110.10
1	4U	65	PHE	CA-CB-CG	-6.12	99.22	113.90
1	5E	182	PHE	CZ-CE2-CD2	6.12	127.44	120.10
1	5I	182	PHE	CZ-CE2-CD2	6.12	127.44	120.10
1	5M	182	PHE	CZ-CE2-CD2	6.12	127.44	120.10
1	5Q	65	PHE	CA-CB-CG	-6.12	99.22	113.90
1	5Y	26	ALA	CB-CA-C	-6.12	100.92	110.10
1	6E	26	ALA	CB-CA-C	-6.12	100.92	110.10
1	6I	65	PHE	CA-CB-CG	-6.12	99.22	113.90
1	6Q	65	PHE	CA-CB-CG	-6.12	99.22	113.90
1	6Y	26	ALA	CB-CA-C	-6.12	100.92	110.10
1	62	182	PHE	CZ-CE2-CD2	6.12	127.44	120.10
1	66	182	PHE	CZ-CE2-CD2	6.12	127.44	120.10
1	7A	182	PHE	CZ-CE2-CD2	6.12	127.44	120.10
1	7I	26	ALA	CB-CA-C	-6.12	100.92	110.10
1	7M	65	PHE	CA-CB-CG	-6.12	99.22	113.90
1	7U	26	ALA	CB-CA-C	-6.12	100.92	110.10
2	1N	74	TYR	N-CA-CB	6.11	121.60	110.60
1	1Q	65	PHE	CA-CB-CG	-6.11	99.22	113.90
1	1U	65	PHE	CA-CB-CG	-6.11	99.22	113.90
1	1Y	65	PHE	CA-CB-CG	-6.11	99.22	113.90

*Continued on next page...*

*Continued from previous page...*

Mol	Chain	Res	Type	Atoms	Z	Observed(°)	Ideal(°)
2	2J	74	TYR	N-CA-CB	6.11	121.60	110.60
1	2Q	65	PHE	CA-CB-CG	-6.11	99.22	113.90
1	2U	65	PHE	CA-CB-CG	-6.11	99.22	113.90
1	2Y	65	PHE	CA-CB-CG	-6.11	99.22	113.90
2	3B	74	TYR	N-CA-CB	6.11	121.60	110.60
2	3J	74	TYR	N-CA-CB	6.11	121.60	110.60
2	33	74	TYR	N-CA-CB	6.11	121.60	110.60
2	4F	74	TYR	N-CA-CB	6.11	121.60	110.60
2	4Z	74	TYR	N-CA-CB	6.11	121.60	110.60
1	42	65	PHE	CA-CB-CG	-6.11	99.22	113.90
1	46	65	PHE	CA-CB-CG	-6.11	99.22	113.90
1	5A	65	PHE	CA-CB-CG	-6.11	99.22	113.90
2	5V	74	TYR	N-CA-CB	6.11	121.60	110.60
1	52	65	PHE	CA-CB-CG	-6.11	99.22	113.90
1	56	65	PHE	CA-CB-CG	-6.11	99.22	113.90
1	6A	65	PHE	CA-CB-CG	-6.11	99.22	113.90
2	6N	74	TYR	N-CA-CB	6.11	121.60	110.60
2	6V	74	TYR	N-CA-CB	6.11	121.60	110.60
2	7F	74	TYR	N-CA-CB	6.11	121.60	110.60
2	7R	74	TYR	N-CA-CB	6.11	121.60	110.60
2	1B	59	VAL	CA-C-O	-6.11	107.27	120.10
2	1J	59	VAL	CA-C-O	-6.11	107.27	120.10
2	1R	55	PRO	CA-CB-CG	6.11	116.41	104.80
2	1R	67	THR	C-N-CD	6.11	141.23	128.40
2	1V	55	PRO	CA-CB-CG	6.11	116.41	104.80
2	1V	67	THR	C-N-CD	6.11	141.23	128.40
2	1Z	55	PRO	CA-CB-CG	6.11	116.41	104.80
2	1Z	67	THR	C-N-CD	6.11	141.23	128.40
2	2F	59	VAL	CA-C-O	-6.11	107.27	120.10
2	2R	55	PRO	CA-CB-CG	6.11	116.41	104.80
2	2R	67	THR	C-N-CD	6.11	141.23	128.40
2	2V	55	PRO	CA-CB-CG	6.11	116.41	104.80
2	2V	67	THR	C-N-CD	6.11	141.23	128.40
2	2Z	55	PRO	CA-CB-CG	6.11	116.41	104.80
2	2Z	67	THR	C-N-CD	6.11	141.23	128.40
2	27	59	VAL	CA-C-O	-6.11	107.27	120.10
2	3F	59	VAL	CA-C-O	-6.11	107.27	120.10
2	4B	59	VAL	CA-C-O	-6.11	107.27	120.10
2	4N	59	VAL	CA-C-O	-6.11	107.27	120.10
2	4V	59	VAL	CA-C-O	-6.11	107.27	120.10
2	43	55	PRO	CA-CB-CG	6.11	116.41	104.80
2	43	67	THR	C-N-CD	6.11	141.23	128.40

*Continued on next page...*

*Continued from previous page...*

Mol	Chain	Res	Type	Atoms	Z	Observed(°)	Ideal(°)
2	47	55	PRO	CA-CB-CG	6.11	116.41	104.80
2	47	67	THR	C-N-CD	6.11	141.23	128.40
2	5B	55	PRO	CA-CB-CG	6.11	116.41	104.80
2	5B	67	THR	C-N-CD	6.11	141.23	128.40
2	5R	59	VAL	CA-C-O	-6.11	107.27	120.10
2	53	55	PRO	CA-CB-CG	6.11	116.41	104.80
2	53	67	THR	C-N-CD	6.11	141.23	128.40
2	57	55	PRO	CA-CB-CG	6.11	116.41	104.80
2	57	67	THR	C-N-CD	6.11	141.23	128.40
2	6B	55	PRO	CA-CB-CG	6.11	116.41	104.80
2	6B	67	THR	C-N-CD	6.11	141.23	128.40
2	6J	59	VAL	CA-C-O	-6.11	107.27	120.10
2	6R	59	VAL	CA-C-O	-6.11	107.27	120.10
2	7N	59	VAL	CA-C-O	-6.11	107.27	120.10
2	1N	47	ASP	N-CA-CB	-6.11	99.60	110.60
2	2J	47	ASP	N-CA-CB	-6.11	99.60	110.60
2	3B	47	ASP	N-CA-CB	-6.11	99.60	110.60
2	3J	47	ASP	N-CA-CB	-6.11	99.60	110.60
2	33	47	ASP	N-CA-CB	-6.11	99.60	110.60
2	4F	47	ASP	N-CA-CB	-6.11	99.60	110.60
2	4Z	47	ASP	N-CA-CB	-6.11	99.60	110.60
2	5V	47	ASP	N-CA-CB	-6.11	99.60	110.60
2	6N	47	ASP	N-CA-CB	-6.11	99.60	110.60
2	6V	47	ASP	N-CA-CB	-6.11	99.60	110.60
2	7F	47	ASP	N-CA-CB	-6.11	99.60	110.60
2	7R	47	ASP	N-CA-CB	-6.11	99.60	110.60
2	1F	55	PRO	CA-CB-CG	6.11	116.40	104.80
2	1F	59	VAL	CA-C-O	-6.11	107.27	120.10
2	1N	31	PHE	CD1-CE1-CZ	6.11	127.43	120.10
2	13	59	VAL	CA-C-O	-6.11	107.28	120.10
2	17	59	VAL	CA-C-O	-6.11	107.28	120.10
2	2B	59	VAL	CA-C-O	-6.11	107.28	120.10
2	2J	31	PHE	CD1-CE1-CZ	6.11	127.43	120.10
2	2N	55	PRO	CA-CB-CG	6.11	116.40	104.80
2	2N	59	VAL	CA-C-O	-6.11	107.27	120.10
2	23	55	PRO	CA-CB-CG	6.11	116.40	104.80
2	23	59	VAL	CA-C-O	-6.11	107.27	120.10
2	3B	31	PHE	CD1-CE1-CZ	6.11	127.43	120.10
2	3J	31	PHE	CD1-CE1-CZ	6.11	127.43	120.10
2	3N	55	PRO	CA-CB-CG	6.11	116.40	104.80
2	3N	59	VAL	CA-C-O	-6.11	107.27	120.10
2	3R	59	VAL	CA-C-O	-6.11	107.28	120.10

*Continued on next page...*

*Continued from previous page...*

Mol	Chain	Res	Type	Atoms	Z	Observed(°)	Ideal(°)
2	3V	59	VAL	CA-C-O	-6.11	107.28	120.10
2	3Z	59	VAL	CA-C-O	-6.11	107.28	120.10
2	33	31	PHE	CD1-CE1-CZ	6.11	127.43	120.10
2	37	55	PRO	CA-CB-CG	6.11	116.40	104.80
2	37	59	VAL	CA-C-O	-6.11	107.27	120.10
2	4F	31	PHE	CD1-CE1-CZ	6.11	127.43	120.10
2	4J	55	PRO	CA-CB-CG	6.11	116.40	104.80
2	4J	59	VAL	CA-C-O	-6.11	107.27	120.10
2	4R	55	PRO	CA-CB-CG	6.11	116.40	104.80
2	4R	59	VAL	CA-C-O	-6.11	107.27	120.10
2	4Z	31	PHE	CD1-CE1-CZ	6.11	127.43	120.10
2	5F	59	VAL	CA-C-O	-6.11	107.28	120.10
2	5J	59	VAL	CA-C-O	-6.11	107.28	120.10
2	5N	59	VAL	CA-C-O	-6.11	107.28	120.10
2	5V	31	PHE	CD1-CE1-CZ	6.11	127.43	120.10
2	5Z	55	PRO	CA-CB-CG	6.11	116.40	104.80
2	5Z	59	VAL	CA-C-O	-6.11	107.27	120.10
2	6F	55	PRO	CA-CB-CG	6.11	116.40	104.80
2	6F	59	VAL	CA-C-O	-6.11	107.27	120.10
2	6N	31	PHE	CD1-CE1-CZ	6.11	127.43	120.10
2	6V	31	PHE	CD1-CE1-CZ	6.11	127.43	120.10
2	6Z	55	PRO	CA-CB-CG	6.11	116.40	104.80
2	6Z	59	VAL	CA-C-O	-6.11	107.27	120.10
2	63	59	VAL	CA-C-O	-6.11	107.28	120.10
2	67	59	VAL	CA-C-O	-6.11	107.28	120.10
2	7B	59	VAL	CA-C-O	-6.11	107.28	120.10
2	7F	31	PHE	CD1-CE1-CZ	6.11	127.43	120.10
2	7J	55	PRO	CA-CB-CG	6.11	116.40	104.80
2	7J	59	VAL	CA-C-O	-6.11	107.27	120.10
2	7R	31	PHE	CD1-CE1-CZ	6.11	127.43	120.10
2	7V	55	PRO	CA-CB-CG	6.11	116.40	104.80
2	7V	59	VAL	CA-C-O	-6.11	107.27	120.10
1	1E	65	PHE	CA-CB-CG	-6.11	99.25	113.90
1	1M	65	PHE	CA-CB-CG	-6.11	99.25	113.90
1	1M	182	PHE	CZ-CE2-CD2	6.11	127.43	120.10
2	1N	59	VAL	CA-CB-CG2	6.11	120.06	110.90
2	1N	67	THR	C-N-CD	6.11	141.22	128.40
2	1R	59	VAL	CA-C-O	-6.11	107.28	120.10
2	1V	59	VAL	CA-C-O	-6.11	107.28	120.10
2	1Z	59	VAL	CA-C-O	-6.11	107.28	120.10
1	12	65	PHE	CA-CB-CG	-6.11	99.25	113.90
2	13	55	PRO	CA-CB-CG	6.11	116.40	104.80

*Continued on next page...*

*Continued from previous page...*

Mol	Chain	Res	Type	Atoms	Z	Observed(°)	Ideal(°)
1	16	65	PHE	CA-CB-CG	-6.11	99.25	113.90
2	17	55	PRO	CA-CB-CG	6.11	116.40	104.80
1	2A	65	PHE	CA-CB-CG	-6.11	99.25	113.90
2	2B	55	PRO	CA-CB-CG	6.11	116.40	104.80
1	2I	65	PHE	CA-CB-CG	-6.11	99.25	113.90
1	2I	182	PHE	CZ-CE2-CD2	6.11	127.43	120.10
2	2J	59	VAL	CA-CB-CG2	6.11	120.06	110.90
2	2J	67	THR	C-N-CD	6.11	141.22	128.40
1	2M	65	PHE	CA-CB-CG	-6.11	99.25	113.90
2	2R	59	VAL	CA-C-O	-6.11	107.28	120.10
2	2V	59	VAL	CA-C-O	-6.11	107.28	120.10
2	2Z	59	VAL	CA-C-O	-6.11	107.28	120.10
1	22	65	PHE	CA-CB-CG	-6.11	99.25	113.90
1	3A	65	PHE	CA-CB-CG	-6.11	99.25	113.90
1	3A	182	PHE	CZ-CE2-CD2	6.11	127.43	120.10
2	3B	59	VAL	CA-CB-CG2	6.11	120.06	110.90
2	3B	67	THR	C-N-CD	6.11	141.22	128.40
1	3I	65	PHE	CA-CB-CG	-6.11	99.25	113.90
1	3I	182	PHE	CZ-CE2-CD2	6.11	127.43	120.10
2	3J	59	VAL	CA-CB-CG2	6.11	120.06	110.90
2	3J	67	THR	C-N-CD	6.11	141.22	128.40
1	3M	65	PHE	CA-CB-CG	-6.11	99.25	113.90
1	3Q	65	PHE	CA-CB-CG	-6.11	99.25	113.90
2	3R	55	PRO	CA-CB-CG	6.11	116.40	104.80
1	3U	65	PHE	CA-CB-CG	-6.11	99.25	113.90
2	3V	55	PRO	CA-CB-CG	6.11	116.40	104.80
1	3Y	65	PHE	CA-CB-CG	-6.11	99.25	113.90
2	3Z	55	PRO	CA-CB-CG	6.11	116.40	104.80
1	32	65	PHE	CA-CB-CG	-6.11	99.25	113.90
1	32	182	PHE	CZ-CE2-CD2	6.11	127.43	120.10
2	33	59	VAL	CA-CB-CG2	6.11	120.06	110.90
2	33	67	THR	C-N-CD	6.11	141.22	128.40
1	36	65	PHE	CA-CB-CG	-6.11	99.25	113.90
1	4E	65	PHE	CA-CB-CG	-6.11	99.25	113.90
1	4E	182	PHE	CZ-CE2-CD2	6.11	127.43	120.10
2	4F	59	VAL	CA-CB-CG2	6.11	120.06	110.90
2	4F	67	THR	C-N-CD	6.11	141.22	128.40
1	4I	65	PHE	CA-CB-CG	-6.11	99.25	113.90
1	4Q	65	PHE	CA-CB-CG	-6.11	99.25	113.90
1	4Y	65	PHE	CA-CB-CG	-6.11	99.25	113.90
1	4Y	182	PHE	CZ-CE2-CD2	6.11	127.43	120.10
2	4Z	59	VAL	CA-CB-CG2	6.11	120.06	110.90

*Continued on next page...*



*Continued from previous page...*

Mol	Chain	Res	Type	Atoms	Z	Observed(°)	Ideal(°)
2	4Z	67	THR	C-N-CD	6.11	141.22	128.40
2	43	59	VAL	CA-C-O	-6.11	107.28	120.10
2	47	59	VAL	CA-C-O	-6.11	107.28	120.10
2	5B	59	VAL	CA-C-O	-6.11	107.28	120.10
1	5E	65	PHE	CA-CB-CG	-6.11	99.25	113.90
2	5F	55	PRO	CA-CB-CG	6.11	116.40	104.80
1	5I	65	PHE	CA-CB-CG	-6.11	99.25	113.90
2	5J	55	PRO	CA-CB-CG	6.11	116.40	104.80
1	5M	65	PHE	CA-CB-CG	-6.11	99.25	113.90
2	5N	55	PRO	CA-CB-CG	6.11	116.40	104.80
1	5U	65	PHE	CA-CB-CG	-6.11	99.25	113.90
1	5U	182	PHE	CZ-CE2-CD2	6.11	127.43	120.10
2	5V	59	VAL	CA-CB-CG2	6.11	120.06	110.90
2	5V	67	THR	C-N-CD	6.11	141.22	128.40
1	5Y	65	PHE	CA-CB-CG	-6.11	99.25	113.90
2	53	59	VAL	CA-C-O	-6.11	107.28	120.10
2	57	59	VAL	CA-C-O	-6.11	107.28	120.10
2	6B	59	VAL	CA-C-O	-6.11	107.28	120.10
1	6E	65	PHE	CA-CB-CG	-6.11	99.25	113.90
1	6M	65	PHE	CA-CB-CG	-6.11	99.25	113.90
1	6M	182	PHE	CZ-CE2-CD2	6.11	127.43	120.10
2	6N	59	VAL	CA-CB-CG2	6.11	120.06	110.90
2	6N	67	THR	C-N-CD	6.11	141.22	128.40
1	6U	65	PHE	CA-CB-CG	-6.11	99.25	113.90
1	6U	182	PHE	CZ-CE2-CD2	6.11	127.43	120.10
2	6V	59	VAL	CA-CB-CG2	6.11	120.06	110.90
2	6V	67	THR	C-N-CD	6.11	141.22	128.40
1	6Y	65	PHE	CA-CB-CG	-6.11	99.25	113.90
1	62	65	PHE	CA-CB-CG	-6.11	99.25	113.90
2	63	55	PRO	CA-CB-CG	6.11	116.40	104.80
1	66	65	PHE	CA-CB-CG	-6.11	99.25	113.90
2	67	55	PRO	CA-CB-CG	6.11	116.40	104.80
1	7A	65	PHE	CA-CB-CG	-6.11	99.25	113.90
2	7B	55	PRO	CA-CB-CG	6.11	116.40	104.80
1	7E	65	PHE	CA-CB-CG	-6.11	99.25	113.90
1	7E	182	PHE	CZ-CE2-CD2	6.11	127.43	120.10
2	7F	59	VAL	CA-CB-CG2	6.11	120.06	110.90
2	7F	67	THR	C-N-CD	6.11	141.22	128.40
1	7I	65	PHE	CA-CB-CG	-6.11	99.25	113.90
1	7Q	65	PHE	CA-CB-CG	-6.11	99.25	113.90
1	7Q	182	PHE	CZ-CE2-CD2	6.11	127.43	120.10
2	7R	59	VAL	CA-CB-CG2	6.11	120.06	110.90

*Continued on next page...*

*Continued from previous page...*

Mol	Chain	Res	Type	Atoms	Z	Observed(°)	Ideal(°)
2	7R	67	THR	C-N-CD	6.11	141.22	128.40
1	7U	65	PHE	CA-CB-CG	-6.11	99.25	113.90
1	1A	182	PHE	CZ-CE2-CD2	6.10	127.42	120.10
2	1F	47	ASP	N-CA-CB	-6.10	99.61	110.60
1	1I	182	PHE	CZ-CE2-CD2	6.10	127.42	120.10
1	2E	182	PHE	CZ-CE2-CD2	6.10	127.42	120.10
2	2N	47	ASP	N-CA-CB	-6.10	99.61	110.60
2	23	47	ASP	N-CA-CB	-6.10	99.61	110.60
1	26	182	PHE	CZ-CE2-CD2	6.10	127.42	120.10
1	3E	182	PHE	CZ-CE2-CD2	6.10	127.42	120.10
2	3N	47	ASP	N-CA-CB	-6.10	99.61	110.60
2	37	47	ASP	N-CA-CB	-6.10	99.61	110.60
1	4A	182	PHE	CZ-CE2-CD2	6.10	127.42	120.10
2	4J	47	ASP	N-CA-CB	-6.10	99.61	110.60
1	4M	182	PHE	CZ-CE2-CD2	6.10	127.42	120.10
2	4R	47	ASP	N-CA-CB	-6.10	99.61	110.60
1	4U	182	PHE	CZ-CE2-CD2	6.10	127.42	120.10
1	5Q	182	PHE	CZ-CE2-CD2	6.10	127.42	120.10
2	5Z	47	ASP	N-CA-CB	-6.10	99.61	110.60
2	6F	47	ASP	N-CA-CB	-6.10	99.61	110.60
1	6I	182	PHE	CZ-CE2-CD2	6.10	127.42	120.10
1	6Q	182	PHE	CZ-CE2-CD2	6.10	127.42	120.10
2	6Z	47	ASP	N-CA-CB	-6.10	99.61	110.60
2	7J	47	ASP	N-CA-CB	-6.10	99.61	110.60
1	7M	182	PHE	CZ-CE2-CD2	6.10	127.42	120.10
2	7V	47	ASP	N-CA-CB	-6.10	99.61	110.60
2	1B	55	PRO	CA-CB-CG	6.10	116.39	104.80
2	1B	74	TYR	N-CA-CB	6.10	121.58	110.60
2	1J	55	PRO	CA-CB-CG	6.10	116.39	104.80
2	1J	74	TYR	N-CA-CB	6.10	121.58	110.60
2	1N	59	VAL	CA-C-O	-6.10	107.28	120.10
2	2F	55	PRO	CA-CB-CG	6.10	116.39	104.80
2	2F	74	TYR	N-CA-CB	6.10	121.58	110.60
2	2J	59	VAL	CA-C-O	-6.10	107.28	120.10
2	27	55	PRO	CA-CB-CG	6.10	116.39	104.80
2	27	74	TYR	N-CA-CB	6.10	121.58	110.60
2	3B	59	VAL	CA-C-O	-6.10	107.28	120.10
2	3F	55	PRO	CA-CB-CG	6.10	116.39	104.80
2	3F	74	TYR	N-CA-CB	6.10	121.58	110.60
2	3J	59	VAL	CA-C-O	-6.10	107.28	120.10
2	33	59	VAL	CA-C-O	-6.10	107.28	120.10
2	4B	55	PRO	CA-CB-CG	6.10	116.39	104.80

*Continued on next page...*

*Continued from previous page...*

Mol	Chain	Res	Type	Atoms	Z	Observed(°)	Ideal(°)
2	4B	74	TYR	N-CA-CB	6.10	121.58	110.60
2	4F	59	VAL	CA-C-O	-6.10	107.28	120.10
2	4N	55	PRO	CA-CB-CG	6.10	116.39	104.80
2	4N	74	TYR	N-CA-CB	6.10	121.58	110.60
2	4V	55	PRO	CA-CB-CG	6.10	116.39	104.80
2	4V	74	TYR	N-CA-CB	6.10	121.58	110.60
2	4Z	59	VAL	CA-C-O	-6.10	107.28	120.10
2	5R	55	PRO	CA-CB-CG	6.10	116.39	104.80
2	5R	74	TYR	N-CA-CB	6.10	121.58	110.60
2	5V	59	VAL	CA-C-O	-6.10	107.28	120.10
2	6J	55	PRO	CA-CB-CG	6.10	116.39	104.80
2	6J	74	TYR	N-CA-CB	6.10	121.58	110.60
2	6N	59	VAL	CA-C-O	-6.10	107.28	120.10
2	6R	55	PRO	CA-CB-CG	6.10	116.39	104.80
2	6R	74	TYR	N-CA-CB	6.10	121.58	110.60
2	6V	59	VAL	CA-C-O	-6.10	107.28	120.10
2	7F	59	VAL	CA-C-O	-6.10	107.28	120.10
2	7N	55	PRO	CA-CB-CG	6.10	116.39	104.80
2	7N	74	TYR	N-CA-CB	6.10	121.58	110.60
2	7R	59	VAL	CA-C-O	-6.10	107.28	120.10
1	1Q	65	PHE	CB-CA-C	-6.10	98.20	110.40
1	1U	65	PHE	CB-CA-C	-6.10	98.20	110.40
1	1Y	65	PHE	CB-CA-C	-6.10	98.20	110.40
1	2Q	65	PHE	CB-CA-C	-6.10	98.20	110.40
1	2U	65	PHE	CB-CA-C	-6.10	98.20	110.40
1	2Y	65	PHE	CB-CA-C	-6.10	98.20	110.40
1	42	65	PHE	CB-CA-C	-6.10	98.20	110.40
1	46	65	PHE	CB-CA-C	-6.10	98.20	110.40
1	5A	65	PHE	CB-CA-C	-6.10	98.20	110.40
1	52	65	PHE	CB-CA-C	-6.10	98.20	110.40
1	56	65	PHE	CB-CA-C	-6.10	98.20	110.40
1	6A	65	PHE	CB-CA-C	-6.10	98.20	110.40
1	1M	65	PHE	CB-CA-C	-6.10	98.20	110.40
1	2I	65	PHE	CB-CA-C	-6.10	98.20	110.40
1	3A	65	PHE	CB-CA-C	-6.10	98.20	110.40
1	3I	65	PHE	CB-CA-C	-6.10	98.20	110.40
1	32	65	PHE	CB-CA-C	-6.10	98.20	110.40
1	4E	65	PHE	CB-CA-C	-6.10	98.20	110.40
1	4Y	65	PHE	CB-CA-C	-6.10	98.20	110.40
1	5U	65	PHE	CB-CA-C	-6.10	98.20	110.40
1	6M	65	PHE	CB-CA-C	-6.10	98.20	110.40
1	6U	65	PHE	CB-CA-C	-6.10	98.20	110.40

*Continued on next page...*

*Continued from previous page...*

Mol	Chain	Res	Type	Atoms	Z	Observed(°)	Ideal(°)
1	7E	65	PHE	CB-CA-C	-6.10	98.20	110.40
1	7Q	65	PHE	CB-CA-C	-6.10	98.20	110.40
1	1A	65	PHE	CB-CA-C	-6.10	98.21	110.40
1	1I	65	PHE	CB-CA-C	-6.10	98.21	110.40
1	2E	65	PHE	CB-CA-C	-6.10	98.21	110.40
1	26	65	PHE	CB-CA-C	-6.10	98.21	110.40
1	3E	65	PHE	CB-CA-C	-6.10	98.21	110.40
1	4A	65	PHE	CB-CA-C	-6.10	98.21	110.40
1	4M	65	PHE	CB-CA-C	-6.10	98.21	110.40
1	4U	65	PHE	CB-CA-C	-6.10	98.21	110.40
1	5Q	65	PHE	CB-CA-C	-6.10	98.21	110.40
1	6I	65	PHE	CB-CA-C	-6.10	98.21	110.40
1	6Q	65	PHE	CB-CA-C	-6.10	98.21	110.40
1	7M	65	PHE	CB-CA-C	-6.10	98.21	110.40
2	1F	41	PHE	CE1-CZ-CE2	-6.09	109.03	120.00
2	1N	55	PRO	CA-CB-CG	6.09	116.38	104.80
1	1Q	156	SER	CA-CB-OG	6.09	127.66	111.20
1	1U	156	SER	CA-CB-OG	6.09	127.66	111.20
1	1Y	156	SER	CA-CB-OG	6.09	127.66	111.20
2	2J	55	PRO	CA-CB-CG	6.09	116.38	104.80
2	2N	41	PHE	CE1-CZ-CE2	-6.09	109.03	120.00
1	2Q	156	SER	CA-CB-OG	6.09	127.66	111.20
1	2U	156	SER	CA-CB-OG	6.09	127.66	111.20
1	2Y	156	SER	CA-CB-OG	6.09	127.66	111.20
2	23	41	PHE	CE1-CZ-CE2	-6.09	109.03	120.00
2	3B	55	PRO	CA-CB-CG	6.09	116.38	104.80
2	3J	55	PRO	CA-CB-CG	6.09	116.38	104.80
2	3N	41	PHE	CE1-CZ-CE2	-6.09	109.03	120.00
2	33	55	PRO	CA-CB-CG	6.09	116.38	104.80
2	37	41	PHE	CE1-CZ-CE2	-6.09	109.03	120.00
2	4F	55	PRO	CA-CB-CG	6.09	116.38	104.80
2	4J	41	PHE	CE1-CZ-CE2	-6.09	109.03	120.00
2	4R	41	PHE	CE1-CZ-CE2	-6.09	109.03	120.00
2	4Z	55	PRO	CA-CB-CG	6.09	116.38	104.80
1	42	156	SER	CA-CB-OG	6.09	127.66	111.20
1	46	156	SER	CA-CB-OG	6.09	127.66	111.20
1	5A	156	SER	CA-CB-OG	6.09	127.66	111.20
2	5V	55	PRO	CA-CB-CG	6.09	116.38	104.80
2	5Z	41	PHE	CE1-CZ-CE2	-6.09	109.03	120.00
1	52	156	SER	CA-CB-OG	6.09	127.66	111.20
1	56	156	SER	CA-CB-OG	6.09	127.66	111.20
1	6A	156	SER	CA-CB-OG	6.09	127.66	111.20

*Continued on next page...*

*Continued from previous page...*

Mol	Chain	Res	Type	Atoms	Z	Observed(°)	Ideal(°)
2	6F	41	PHE	CE1-CZ-CE2	-6.09	109.03	120.00
2	6N	55	PRO	CA-CB-CG	6.09	116.38	104.80
2	6V	55	PRO	CA-CB-CG	6.09	116.38	104.80
2	6Z	41	PHE	CE1-CZ-CE2	-6.09	109.03	120.00
2	7F	55	PRO	CA-CB-CG	6.09	116.38	104.80
2	7J	41	PHE	CE1-CZ-CE2	-6.09	109.03	120.00
2	7R	55	PRO	CA-CB-CG	6.09	116.38	104.80
2	7V	41	PHE	CE1-CZ-CE2	-6.09	109.03	120.00
2	1R	41	PHE	CE1-CZ-CE2	-6.09	109.03	120.00
2	1R	47	ASP	N-CA-CB	-6.09	99.63	110.60
2	1V	41	PHE	CE1-CZ-CE2	-6.09	109.03	120.00
2	1V	47	ASP	N-CA-CB	-6.09	99.63	110.60
2	1Z	41	PHE	CE1-CZ-CE2	-6.09	109.03	120.00
2	1Z	47	ASP	N-CA-CB	-6.09	99.63	110.60
2	2R	41	PHE	CE1-CZ-CE2	-6.09	109.03	120.00
2	2R	47	ASP	N-CA-CB	-6.09	99.63	110.60
2	2V	41	PHE	CE1-CZ-CE2	-6.09	109.03	120.00
2	2V	47	ASP	N-CA-CB	-6.09	99.63	110.60
2	2Z	41	PHE	CE1-CZ-CE2	-6.09	109.03	120.00
2	2Z	47	ASP	N-CA-CB	-6.09	99.63	110.60
2	43	41	PHE	CE1-CZ-CE2	-6.09	109.03	120.00
2	43	47	ASP	N-CA-CB	-6.09	99.63	110.60
2	47	41	PHE	CE1-CZ-CE2	-6.09	109.03	120.00
2	47	47	ASP	N-CA-CB	-6.09	99.63	110.60
2	5B	41	PHE	CE1-CZ-CE2	-6.09	109.03	120.00
2	5B	47	ASP	N-CA-CB	-6.09	99.63	110.60
2	53	41	PHE	CE1-CZ-CE2	-6.09	109.03	120.00
2	53	47	ASP	N-CA-CB	-6.09	99.63	110.60
2	57	41	PHE	CE1-CZ-CE2	-6.09	109.03	120.00
2	57	47	ASP	N-CA-CB	-6.09	99.63	110.60
2	6B	41	PHE	CE1-CZ-CE2	-6.09	109.03	120.00
2	6B	47	ASP	N-CA-CB	-6.09	99.63	110.60
2	1R	74	TYR	N-CA-CB	6.09	121.57	110.60
2	1V	74	TYR	N-CA-CB	6.09	121.57	110.60
2	1Z	74	TYR	N-CA-CB	6.09	121.57	110.60
2	13	67	THR	C-N-CD	6.09	141.19	128.40
2	17	67	THR	C-N-CD	6.09	141.19	128.40
2	2B	67	THR	C-N-CD	6.09	141.19	128.40
2	2R	74	TYR	N-CA-CB	6.09	121.57	110.60
2	2V	74	TYR	N-CA-CB	6.09	121.57	110.60
2	2Z	74	TYR	N-CA-CB	6.09	121.57	110.60
2	3R	67	THR	C-N-CD	6.09	141.19	128.40

*Continued on next page...*

*Continued from previous page...*

Mol	Chain	Res	Type	Atoms	Z	Observed(°)	Ideal(°)
2	3V	67	THR	C-N-CD	6.09	141.19	128.40
2	3Z	67	THR	C-N-CD	6.09	141.19	128.40
2	43	74	TYR	N-CA-CB	6.09	121.57	110.60
2	47	74	TYR	N-CA-CB	6.09	121.57	110.60
2	5B	74	TYR	N-CA-CB	6.09	121.57	110.60
2	5F	67	THR	C-N-CD	6.09	141.19	128.40
2	5J	67	THR	C-N-CD	6.09	141.19	128.40
2	5N	67	THR	C-N-CD	6.09	141.19	128.40
2	53	74	TYR	N-CA-CB	6.09	121.57	110.60
2	57	74	TYR	N-CA-CB	6.09	121.57	110.60
2	6B	74	TYR	N-CA-CB	6.09	121.57	110.60
2	63	67	THR	C-N-CD	6.09	141.19	128.40
2	67	67	THR	C-N-CD	6.09	141.19	128.40
2	7B	67	THR	C-N-CD	6.09	141.19	128.40
2	1F	67	THR	C-N-CD	6.09	141.19	128.40
2	2N	67	THR	C-N-CD	6.09	141.19	128.40
2	23	67	THR	C-N-CD	6.09	141.19	128.40
2	3N	67	THR	C-N-CD	6.09	141.19	128.40
2	37	67	THR	C-N-CD	6.09	141.19	128.40
2	4J	67	THR	C-N-CD	6.09	141.19	128.40
2	4R	67	THR	C-N-CD	6.09	141.19	128.40
2	5Z	67	THR	C-N-CD	6.09	141.19	128.40
2	6F	67	THR	C-N-CD	6.09	141.19	128.40
2	6Z	67	THR	C-N-CD	6.09	141.19	128.40
2	7J	67	THR	C-N-CD	6.09	141.19	128.40
2	7V	67	THR	C-N-CD	6.09	141.19	128.40
2	1F	74	TYR	N-CA-CB	6.09	121.56	110.60
2	13	47	ASP	N-CA-CB	-6.09	99.64	110.60
2	17	47	ASP	N-CA-CB	-6.09	99.64	110.60
2	2B	47	ASP	N-CA-CB	-6.09	99.64	110.60
2	2N	74	TYR	N-CA-CB	6.09	121.56	110.60
2	23	74	TYR	N-CA-CB	6.09	121.56	110.60
2	3N	74	TYR	N-CA-CB	6.09	121.56	110.60
2	3R	47	ASP	N-CA-CB	-6.09	99.64	110.60
2	3V	47	ASP	N-CA-CB	-6.09	99.64	110.60
2	3Z	47	ASP	N-CA-CB	-6.09	99.64	110.60
2	37	74	TYR	N-CA-CB	6.09	121.56	110.60
2	4J	74	TYR	N-CA-CB	6.09	121.56	110.60
2	4R	74	TYR	N-CA-CB	6.09	121.56	110.60
2	5F	47	ASP	N-CA-CB	-6.09	99.64	110.60
2	5J	47	ASP	N-CA-CB	-6.09	99.64	110.60
2	5N	47	ASP	N-CA-CB	-6.09	99.64	110.60

*Continued on next page...*



*Continued from previous page...*

Mol	Chain	Res	Type	Atoms	Z	Observed(°)	Ideal(°)
2	5Z	74	TYR	N-CA-CB	6.09	121.56	110.60
2	6F	74	TYR	N-CA-CB	6.09	121.56	110.60
2	6Z	74	TYR	N-CA-CB	6.09	121.56	110.60
2	63	47	ASP	N-CA-CB	-6.09	99.64	110.60
2	67	47	ASP	N-CA-CB	-6.09	99.64	110.60
2	7B	47	ASP	N-CA-CB	-6.09	99.64	110.60
2	7J	74	TYR	N-CA-CB	6.09	121.56	110.60
2	7V	74	TYR	N-CA-CB	6.09	121.56	110.60
2	1B	47	ASP	N-CA-CB	-6.09	99.64	110.60
2	1B	67	THR	C-N-CD	6.09	141.18	128.40
1	1E	65	PHE	CB-CA-C	-6.09	98.22	110.40
2	1J	47	ASP	N-CA-CB	-6.09	99.64	110.60
2	1J	67	THR	C-N-CD	6.09	141.18	128.40
2	13	41	PHE	CE1-CZ-CE2	-6.09	109.05	120.00
2	17	41	PHE	CE1-CZ-CE2	-6.09	109.05	120.00
2	2B	41	PHE	CE1-CZ-CE2	-6.09	109.05	120.00
2	2F	47	ASP	N-CA-CB	-6.09	99.64	110.60
2	2F	67	THR	C-N-CD	6.09	141.18	128.40
1	2M	65	PHE	CB-CA-C	-6.09	98.22	110.40
1	22	65	PHE	CB-CA-C	-6.09	98.22	110.40
2	27	47	ASP	N-CA-CB	-6.09	99.64	110.60
2	27	67	THR	C-N-CD	6.09	141.18	128.40
2	3F	47	ASP	N-CA-CB	-6.09	99.64	110.60
2	3F	67	THR	C-N-CD	6.09	141.18	128.40
1	3M	65	PHE	CB-CA-C	-6.09	98.22	110.40
2	3R	41	PHE	CE1-CZ-CE2	-6.09	109.05	120.00
2	3V	41	PHE	CE1-CZ-CE2	-6.09	109.05	120.00
2	3Z	41	PHE	CE1-CZ-CE2	-6.09	109.05	120.00
1	36	65	PHE	CB-CA-C	-6.09	98.22	110.40
2	4B	47	ASP	N-CA-CB	-6.09	99.64	110.60
2	4B	67	THR	C-N-CD	6.09	141.18	128.40
1	4I	65	PHE	CB-CA-C	-6.09	98.22	110.40
2	4N	47	ASP	N-CA-CB	-6.09	99.64	110.60
2	4N	67	THR	C-N-CD	6.09	141.18	128.40
1	4Q	65	PHE	CB-CA-C	-6.09	98.22	110.40
2	4V	47	ASP	N-CA-CB	-6.09	99.64	110.60
2	4V	67	THR	C-N-CD	6.09	141.18	128.40
2	5F	41	PHE	CE1-CZ-CE2	-6.09	109.05	120.00
2	5J	41	PHE	CE1-CZ-CE2	-6.09	109.05	120.00
2	5N	41	PHE	CE1-CZ-CE2	-6.09	109.05	120.00
2	5R	47	ASP	N-CA-CB	-6.09	99.64	110.60
2	5R	67	THR	C-N-CD	6.09	141.18	128.40

*Continued on next page...*



*Continued from previous page...*

Mol	Chain	Res	Type	Atoms	Z	Observed(°)	Ideal(°)
1	5Y	65	PHE	CB-CA-C	-6.09	98.22	110.40
1	6E	65	PHE	CB-CA-C	-6.09	98.22	110.40
2	6J	47	ASP	N-CA-CB	-6.09	99.64	110.60
2	6J	67	THR	C-N-CD	6.09	141.18	128.40
2	6R	47	ASP	N-CA-CB	-6.09	99.64	110.60
2	6R	67	THR	C-N-CD	6.09	141.18	128.40
1	6Y	65	PHE	CB-CA-C	-6.09	98.22	110.40
2	63	41	PHE	CE1-CZ-CE2	-6.09	109.05	120.00
2	67	41	PHE	CE1-CZ-CE2	-6.09	109.05	120.00
2	7B	41	PHE	CE1-CZ-CE2	-6.09	109.05	120.00
1	7I	65	PHE	CB-CA-C	-6.09	98.22	110.40
2	7N	47	ASP	N-CA-CB	-6.09	99.64	110.60
2	7N	67	THR	C-N-CD	6.09	141.18	128.40
1	7U	65	PHE	CB-CA-C	-6.09	98.22	110.40
1	1Q	182	PHE	CZ-CE2-CD2	6.08	127.40	120.10
1	1U	182	PHE	CZ-CE2-CD2	6.08	127.40	120.10
1	1Y	182	PHE	CZ-CE2-CD2	6.08	127.40	120.10
2	13	31	PHE	CD1-CE1-CZ	6.08	127.40	120.10
2	17	31	PHE	CD1-CE1-CZ	6.08	127.40	120.10
2	2B	31	PHE	CD1-CE1-CZ	6.08	127.40	120.10
1	2Q	182	PHE	CZ-CE2-CD2	6.08	127.40	120.10
1	2U	182	PHE	CZ-CE2-CD2	6.08	127.40	120.10
1	2Y	182	PHE	CZ-CE2-CD2	6.08	127.40	120.10
2	3R	31	PHE	CD1-CE1-CZ	6.08	127.40	120.10
2	3V	31	PHE	CD1-CE1-CZ	6.08	127.40	120.10
2	3Z	31	PHE	CD1-CE1-CZ	6.08	127.40	120.10
1	42	182	PHE	CZ-CE2-CD2	6.08	127.40	120.10
1	46	182	PHE	CZ-CE2-CD2	6.08	127.40	120.10
1	5A	182	PHE	CZ-CE2-CD2	6.08	127.40	120.10
2	5F	31	PHE	CD1-CE1-CZ	6.08	127.40	120.10
2	5J	31	PHE	CD1-CE1-CZ	6.08	127.40	120.10
2	5N	31	PHE	CD1-CE1-CZ	6.08	127.40	120.10
1	52	182	PHE	CZ-CE2-CD2	6.08	127.40	120.10
1	56	182	PHE	CZ-CE2-CD2	6.08	127.40	120.10
1	6A	182	PHE	CZ-CE2-CD2	6.08	127.40	120.10
2	63	31	PHE	CD1-CE1-CZ	6.08	127.40	120.10
2	67	31	PHE	CD1-CE1-CZ	6.08	127.40	120.10
2	7B	31	PHE	CD1-CE1-CZ	6.08	127.40	120.10
1	1A	156	SER	CA-CB-OG	6.08	127.63	111.20
2	1B	31	PHE	CD1-CE1-CZ	6.08	127.40	120.10
2	1B	41	PHE	CE1-CZ-CE2	-6.08	109.05	120.00
1	1I	156	SER	CA-CB-OG	6.08	127.63	111.20

*Continued on next page...*

*Continued from previous page...*

Mol	Chain	Res	Type	Atoms	Z	Observed(°)	Ideal(°)
2	1J	31	PHE	CD1-CE1-CZ	6.08	127.40	120.10
2	1J	41	PHE	CE1-CZ-CE2	-6.08	109.05	120.00
1	2E	156	SER	CA-CB-OG	6.08	127.63	111.20
2	2F	31	PHE	CD1-CE1-CZ	6.08	127.40	120.10
2	2F	41	PHE	CE1-CZ-CE2	-6.08	109.05	120.00
1	26	156	SER	CA-CB-OG	6.08	127.63	111.20
2	27	31	PHE	CD1-CE1-CZ	6.08	127.40	120.10
2	27	41	PHE	CE1-CZ-CE2	-6.08	109.05	120.00
1	3E	156	SER	CA-CB-OG	6.08	127.63	111.20
2	3F	31	PHE	CD1-CE1-CZ	6.08	127.40	120.10
2	3F	41	PHE	CE1-CZ-CE2	-6.08	109.05	120.00
1	4A	156	SER	CA-CB-OG	6.08	127.63	111.20
2	4B	31	PHE	CD1-CE1-CZ	6.08	127.40	120.10
2	4B	41	PHE	CE1-CZ-CE2	-6.08	109.05	120.00
1	4M	156	SER	CA-CB-OG	6.08	127.63	111.20
2	4N	31	PHE	CD1-CE1-CZ	6.08	127.40	120.10
2	4N	41	PHE	CE1-CZ-CE2	-6.08	109.05	120.00
1	4U	156	SER	CA-CB-OG	6.08	127.63	111.20
2	4V	31	PHE	CD1-CE1-CZ	6.08	127.40	120.10
2	4V	41	PHE	CE1-CZ-CE2	-6.08	109.05	120.00
1	5Q	156	SER	CA-CB-OG	6.08	127.63	111.20
2	5R	31	PHE	CD1-CE1-CZ	6.08	127.40	120.10
2	5R	41	PHE	CE1-CZ-CE2	-6.08	109.05	120.00
1	6I	156	SER	CA-CB-OG	6.08	127.63	111.20
2	6J	31	PHE	CD1-CE1-CZ	6.08	127.40	120.10
2	6J	41	PHE	CE1-CZ-CE2	-6.08	109.05	120.00
1	6Q	156	SER	CA-CB-OG	6.08	127.63	111.20
2	6R	31	PHE	CD1-CE1-CZ	6.08	127.40	120.10
2	6R	41	PHE	CE1-CZ-CE2	-6.08	109.05	120.00
1	7M	156	SER	CA-CB-OG	6.08	127.63	111.20
2	7N	31	PHE	CD1-CE1-CZ	6.08	127.40	120.10
2	7N	41	PHE	CE1-CZ-CE2	-6.08	109.05	120.00
2	1B	59	VAL	CA-CB-CG2	6.08	120.02	110.90
2	1J	59	VAL	CA-CB-CG2	6.08	120.02	110.90
2	1N	41	PHE	CE1-CZ-CE2	-6.08	109.06	120.00
2	2F	59	VAL	CA-CB-CG2	6.08	120.02	110.90
2	2J	41	PHE	CE1-CZ-CE2	-6.08	109.06	120.00
2	27	59	VAL	CA-CB-CG2	6.08	120.02	110.90
2	3B	41	PHE	CE1-CZ-CE2	-6.08	109.06	120.00
2	3F	59	VAL	CA-CB-CG2	6.08	120.02	110.90
2	3J	41	PHE	CE1-CZ-CE2	-6.08	109.06	120.00
2	33	41	PHE	CE1-CZ-CE2	-6.08	109.06	120.00

*Continued on next page...*

*Continued from previous page...*

Mol	Chain	Res	Type	Atoms	Z	Observed(°)	Ideal(°)
2	4B	59	VAL	CA-CB-CG2	6.08	120.02	110.90
2	4F	41	PHE	CE1-CZ-CE2	-6.08	109.06	120.00
2	4N	59	VAL	CA-CB-CG2	6.08	120.02	110.90
2	4V	59	VAL	CA-CB-CG2	6.08	120.02	110.90
2	4Z	41	PHE	CE1-CZ-CE2	-6.08	109.06	120.00
2	5R	59	VAL	CA-CB-CG2	6.08	120.02	110.90
2	5V	41	PHE	CE1-CZ-CE2	-6.08	109.06	120.00
2	6J	59	VAL	CA-CB-CG2	6.08	120.02	110.90
2	6N	41	PHE	CE1-CZ-CE2	-6.08	109.06	120.00
2	6R	59	VAL	CA-CB-CG2	6.08	120.02	110.90
2	6V	41	PHE	CE1-CZ-CE2	-6.08	109.06	120.00
2	7F	41	PHE	CE1-CZ-CE2	-6.08	109.06	120.00
2	7N	59	VAL	CA-CB-CG2	6.08	120.02	110.90
2	7R	41	PHE	CE1-CZ-CE2	-6.08	109.06	120.00
1	1E	182	PHE	CZ-CE2-CD2	6.08	127.40	120.10
1	1M	179	VAL	CA-C-O	-6.08	107.33	120.10
1	2I	179	VAL	CA-C-O	-6.08	107.33	120.10
1	2M	182	PHE	CZ-CE2-CD2	6.08	127.40	120.10
1	22	182	PHE	CZ-CE2-CD2	6.08	127.40	120.10
1	3A	179	VAL	CA-C-O	-6.08	107.33	120.10
1	3I	179	VAL	CA-C-O	-6.08	107.33	120.10
1	3M	182	PHE	CZ-CE2-CD2	6.08	127.40	120.10
1	32	179	VAL	CA-C-O	-6.08	107.33	120.10
1	36	182	PHE	CZ-CE2-CD2	6.08	127.40	120.10
1	4E	179	VAL	CA-C-O	-6.08	107.33	120.10
1	4I	182	PHE	CZ-CE2-CD2	6.08	127.40	120.10
1	4Q	182	PHE	CZ-CE2-CD2	6.08	127.40	120.10
1	4Y	179	VAL	CA-C-O	-6.08	107.33	120.10
1	5U	179	VAL	CA-C-O	-6.08	107.33	120.10
1	5Y	182	PHE	CZ-CE2-CD2	6.08	127.40	120.10
1	6E	182	PHE	CZ-CE2-CD2	6.08	127.40	120.10
1	6M	179	VAL	CA-C-O	-6.08	107.33	120.10
1	6U	179	VAL	CA-C-O	-6.08	107.33	120.10
1	6Y	182	PHE	CZ-CE2-CD2	6.08	127.40	120.10
1	7E	179	VAL	CA-C-O	-6.08	107.33	120.10
1	7I	182	PHE	CZ-CE2-CD2	6.08	127.40	120.10
1	7Q	179	VAL	CA-C-O	-6.08	107.33	120.10
1	7U	182	PHE	CZ-CE2-CD2	6.08	127.40	120.10
1	1Q	179	VAL	CA-C-O	-6.08	107.33	120.10
1	1U	179	VAL	CA-C-O	-6.08	107.33	120.10
1	1Y	179	VAL	CA-C-O	-6.08	107.33	120.10
1	12	156	SER	CA-CB-OG	6.08	127.61	111.20

*Continued on next page...*

*Continued from previous page...*

Mol	Chain	Res	Type	Atoms	Z	Observed(°)	Ideal(°)
1	16	156	SER	CA-CB-OG	6.08	127.61	111.20
1	2A	156	SER	CA-CB-OG	6.08	127.61	111.20
1	2Q	179	VAL	CA-C-O	-6.08	107.33	120.10
1	2U	179	VAL	CA-C-O	-6.08	107.33	120.10
1	2Y	179	VAL	CA-C-O	-6.08	107.33	120.10
1	3Q	156	SER	CA-CB-OG	6.08	127.61	111.20
1	3U	156	SER	CA-CB-OG	6.08	127.61	111.20
1	3Y	156	SER	CA-CB-OG	6.08	127.61	111.20
1	42	179	VAL	CA-C-O	-6.08	107.33	120.10
1	46	179	VAL	CA-C-O	-6.08	107.33	120.10
1	5A	179	VAL	CA-C-O	-6.08	107.33	120.10
1	5E	156	SER	CA-CB-OG	6.08	127.61	111.20
1	5I	156	SER	CA-CB-OG	6.08	127.61	111.20
1	5M	156	SER	CA-CB-OG	6.08	127.61	111.20
1	52	179	VAL	CA-C-O	-6.08	107.33	120.10
1	56	179	VAL	CA-C-O	-6.08	107.33	120.10
1	6A	179	VAL	CA-C-O	-6.08	107.33	120.10
1	62	156	SER	CA-CB-OG	6.08	127.61	111.20
1	66	156	SER	CA-CB-OG	6.08	127.61	111.20
1	7A	156	SER	CA-CB-OG	6.08	127.61	111.20
1	1Q	89	PHE	CA-CB-CG	6.08	128.49	113.90
1	1U	89	PHE	CA-CB-CG	6.08	128.49	113.90
1	1Y	89	PHE	CA-CB-CG	6.08	128.49	113.90
1	12	65	PHE	CB-CA-C	-6.08	98.25	110.40
1	16	65	PHE	CB-CA-C	-6.08	98.25	110.40
1	2A	65	PHE	CB-CA-C	-6.08	98.25	110.40
1	2Q	89	PHE	CA-CB-CG	6.08	128.49	113.90
1	2U	89	PHE	CA-CB-CG	6.08	128.49	113.90
1	2Y	89	PHE	CA-CB-CG	6.08	128.49	113.90
1	3Q	65	PHE	CB-CA-C	-6.08	98.25	110.40
1	3U	65	PHE	CB-CA-C	-6.08	98.25	110.40
1	3Y	65	PHE	CB-CA-C	-6.08	98.25	110.40
1	42	89	PHE	CA-CB-CG	6.08	128.49	113.90
1	46	89	PHE	CA-CB-CG	6.08	128.49	113.90
1	5A	89	PHE	CA-CB-CG	6.08	128.49	113.90
1	5E	65	PHE	CB-CA-C	-6.08	98.25	110.40
1	5I	65	PHE	CB-CA-C	-6.08	98.25	110.40
1	5M	65	PHE	CB-CA-C	-6.08	98.25	110.40
1	52	89	PHE	CA-CB-CG	6.08	128.49	113.90
1	56	89	PHE	CA-CB-CG	6.08	128.49	113.90
1	6A	89	PHE	CA-CB-CG	6.08	128.49	113.90
1	62	65	PHE	CB-CA-C	-6.08	98.25	110.40

*Continued on next page...*

*Continued from previous page...*

Mol	Chain	Res	Type	Atoms	Z	Observed(°)	Ideal(°)
1	66	65	PHE	CB-CA-C	-6.08	98.25	110.40
1	7A	65	PHE	CB-CA-C	-6.08	98.25	110.40
1	1E	179	VAL	CA-C-O	-6.08	107.34	120.10
2	1R	59	VAL	CA-CB-CG2	6.08	120.01	110.90
2	1V	59	VAL	CA-CB-CG2	6.08	120.01	110.90
2	1Z	59	VAL	CA-CB-CG2	6.08	120.01	110.90
2	13	59	VAL	CA-CB-CG2	6.08	120.01	110.90
2	17	59	VAL	CA-CB-CG2	6.08	120.01	110.90
2	2B	59	VAL	CA-CB-CG2	6.08	120.01	110.90
1	2M	179	VAL	CA-C-O	-6.08	107.34	120.10
2	2R	59	VAL	CA-CB-CG2	6.08	120.01	110.90
2	2V	59	VAL	CA-CB-CG2	6.08	120.01	110.90
2	2Z	59	VAL	CA-CB-CG2	6.08	120.01	110.90
1	22	179	VAL	CA-C-O	-6.08	107.34	120.10
1	3M	179	VAL	CA-C-O	-6.08	107.34	120.10
2	3R	59	VAL	CA-CB-CG2	6.08	120.01	110.90
2	3V	59	VAL	CA-CB-CG2	6.08	120.01	110.90
2	3Z	59	VAL	CA-CB-CG2	6.08	120.01	110.90
1	36	179	VAL	CA-C-O	-6.08	107.34	120.10
1	4I	179	VAL	CA-C-O	-6.08	107.34	120.10
1	4Q	179	VAL	CA-C-O	-6.08	107.34	120.10
2	43	59	VAL	CA-CB-CG2	6.08	120.01	110.90
2	47	59	VAL	CA-CB-CG2	6.08	120.01	110.90
2	5B	59	VAL	CA-CB-CG2	6.08	120.01	110.90
2	5F	59	VAL	CA-CB-CG2	6.08	120.01	110.90
2	5J	59	VAL	CA-CB-CG2	6.08	120.01	110.90
2	5N	59	VAL	CA-CB-CG2	6.08	120.01	110.90
1	5Y	179	VAL	CA-C-O	-6.08	107.34	120.10
2	53	59	VAL	CA-CB-CG2	6.08	120.01	110.90
2	57	59	VAL	CA-CB-CG2	6.08	120.01	110.90
2	6B	59	VAL	CA-CB-CG2	6.08	120.01	110.90
1	6E	179	VAL	CA-C-O	-6.08	107.34	120.10
1	6Y	179	VAL	CA-C-O	-6.08	107.34	120.10
2	63	59	VAL	CA-CB-CG2	6.08	120.01	110.90
2	67	59	VAL	CA-CB-CG2	6.08	120.01	110.90
2	7B	59	VAL	CA-CB-CG2	6.08	120.01	110.90
1	7I	179	VAL	CA-C-O	-6.08	107.34	120.10
1	7U	179	VAL	CA-C-O	-6.08	107.34	120.10
1	1M	156	SER	CA-CB-OG	6.07	127.60	111.20
1	12	42	VAL	CA-C-N	6.07	130.56	117.20
1	12	89	PHE	CA-CB-CG	6.07	128.47	113.90
1	12	179	VAL	CA-C-O	-6.07	107.35	120.10

*Continued on next page...*

*Continued from previous page...*

Mol	Chain	Res	Type	Atoms	Z	Observed(°)	Ideal(°)
1	16	42	VAL	CA-C-N	6.07	130.56	117.20
1	16	89	PHE	CA-CB-CG	6.07	128.47	113.90
1	16	179	VAL	CA-C-O	-6.07	107.35	120.10
1	2A	42	VAL	CA-C-N	6.07	130.56	117.20
1	2A	89	PHE	CA-CB-CG	6.07	128.47	113.90
1	2A	179	VAL	CA-C-O	-6.07	107.35	120.10
1	2I	156	SER	CA-CB-OG	6.07	127.60	111.20
1	3A	156	SER	CA-CB-OG	6.07	127.60	111.20
1	3I	156	SER	CA-CB-OG	6.07	127.60	111.20
1	3Q	42	VAL	CA-C-N	6.07	130.56	117.20
1	3Q	89	PHE	CA-CB-CG	6.07	128.47	113.90
1	3Q	179	VAL	CA-C-O	-6.07	107.35	120.10
1	3U	42	VAL	CA-C-N	6.07	130.56	117.20
1	3U	89	PHE	CA-CB-CG	6.07	128.47	113.90
1	3U	179	VAL	CA-C-O	-6.07	107.35	120.10
1	3Y	42	VAL	CA-C-N	6.07	130.56	117.20
1	3Y	89	PHE	CA-CB-CG	6.07	128.47	113.90
1	3Y	179	VAL	CA-C-O	-6.07	107.35	120.10
1	32	156	SER	CA-CB-OG	6.07	127.60	111.20
1	4E	156	SER	CA-CB-OG	6.07	127.60	111.20
1	4Y	156	SER	CA-CB-OG	6.07	127.60	111.20
1	5E	42	VAL	CA-C-N	6.07	130.56	117.20
1	5E	89	PHE	CA-CB-CG	6.07	128.47	113.90
1	5E	179	VAL	CA-C-O	-6.07	107.35	120.10
1	5I	42	VAL	CA-C-N	6.07	130.56	117.20
1	5I	89	PHE	CA-CB-CG	6.07	128.47	113.90
1	5I	179	VAL	CA-C-O	-6.07	107.35	120.10
1	5M	42	VAL	CA-C-N	6.07	130.56	117.20
1	5M	89	PHE	CA-CB-CG	6.07	128.47	113.90
1	5M	179	VAL	CA-C-O	-6.07	107.35	120.10
1	5U	156	SER	CA-CB-OG	6.07	127.60	111.20
1	6M	156	SER	CA-CB-OG	6.07	127.60	111.20
1	6U	156	SER	CA-CB-OG	6.07	127.60	111.20
1	62	42	VAL	CA-C-N	6.07	130.56	117.20
1	62	89	PHE	CA-CB-CG	6.07	128.47	113.90
1	62	179	VAL	CA-C-O	-6.07	107.35	120.10
1	66	42	VAL	CA-C-N	6.07	130.56	117.20
1	66	89	PHE	CA-CB-CG	6.07	128.47	113.90
1	66	179	VAL	CA-C-O	-6.07	107.35	120.10
1	7A	42	VAL	CA-C-N	6.07	130.56	117.20
1	7A	89	PHE	CA-CB-CG	6.07	128.47	113.90
1	7A	179	VAL	CA-C-O	-6.07	107.35	120.10

*Continued on next page...*



*Continued from previous page...*

Mol	Chain	Res	Type	Atoms	Z	Observed(°)	Ideal(°)
1	7E	156	SER	CA-CB-OG	6.07	127.60	111.20
1	7Q	156	SER	CA-CB-OG	6.07	127.60	111.20
1	1E	89	PHE	CA-CB-CG	6.07	128.47	113.90
2	1R	17	THR	CA-CB-CG2	-6.07	103.90	112.40
2	1V	17	THR	CA-CB-CG2	-6.07	103.90	112.40
2	1Z	17	THR	CA-CB-CG2	-6.07	103.90	112.40
1	2M	89	PHE	CA-CB-CG	6.07	128.47	113.90
2	2R	17	THR	CA-CB-CG2	-6.07	103.90	112.40
2	2V	17	THR	CA-CB-CG2	-6.07	103.90	112.40
2	2Z	17	THR	CA-CB-CG2	-6.07	103.90	112.40
1	22	89	PHE	CA-CB-CG	6.07	128.47	113.90
1	3M	89	PHE	CA-CB-CG	6.07	128.47	113.90
1	36	89	PHE	CA-CB-CG	6.07	128.47	113.90
1	4I	89	PHE	CA-CB-CG	6.07	128.47	113.90
1	4Q	89	PHE	CA-CB-CG	6.07	128.47	113.90
2	43	17	THR	CA-CB-CG2	-6.07	103.90	112.40
2	47	17	THR	CA-CB-CG2	-6.07	103.90	112.40
2	5B	17	THR	CA-CB-CG2	-6.07	103.90	112.40
1	5Y	89	PHE	CA-CB-CG	6.07	128.47	113.90
2	53	17	THR	CA-CB-CG2	-6.07	103.90	112.40
2	57	17	THR	CA-CB-CG2	-6.07	103.90	112.40
2	6B	17	THR	CA-CB-CG2	-6.07	103.90	112.40
1	6E	89	PHE	CA-CB-CG	6.07	128.47	113.90
1	6Y	89	PHE	CA-CB-CG	6.07	128.47	113.90
1	7I	89	PHE	CA-CB-CG	6.07	128.47	113.90
1	7U	89	PHE	CA-CB-CG	6.07	128.47	113.90
1	1E	156	SER	CA-CB-OG	6.07	127.59	111.20
2	1F	59	VAL	CA-CB-CG2	6.07	120.01	110.90
1	1M	89	PHE	CA-CB-CG	6.07	128.47	113.90
1	2I	89	PHE	CA-CB-CG	6.07	128.47	113.90
1	2M	156	SER	CA-CB-OG	6.07	127.59	111.20
2	2N	59	VAL	CA-CB-CG2	6.07	120.01	110.90
1	22	156	SER	CA-CB-OG	6.07	127.59	111.20
2	23	59	VAL	CA-CB-CG2	6.07	120.01	110.90
1	3A	89	PHE	CA-CB-CG	6.07	128.47	113.90
1	3I	89	PHE	CA-CB-CG	6.07	128.47	113.90
1	3M	156	SER	CA-CB-OG	6.07	127.59	111.20
2	3N	59	VAL	CA-CB-CG2	6.07	120.01	110.90
1	32	89	PHE	CA-CB-CG	6.07	128.47	113.90
1	36	156	SER	CA-CB-OG	6.07	127.59	111.20
2	37	59	VAL	CA-CB-CG2	6.07	120.01	110.90
1	4E	89	PHE	CA-CB-CG	6.07	128.47	113.90

*Continued on next page...*



*Continued from previous page...*

Mol	Chain	Res	Type	Atoms	Z	Observed(°)	Ideal(°)
1	4I	156	SER	CA-CB-OG	6.07	127.59	111.20
2	4J	59	VAL	CA-CB-CG2	6.07	120.01	110.90
1	4Q	156	SER	CA-CB-OG	6.07	127.59	111.20
2	4R	59	VAL	CA-CB-CG2	6.07	120.01	110.90
1	4Y	89	PHE	CA-CB-CG	6.07	128.47	113.90
1	5U	89	PHE	CA-CB-CG	6.07	128.47	113.90
1	5Y	156	SER	CA-CB-OG	6.07	127.59	111.20
2	5Z	59	VAL	CA-CB-CG2	6.07	120.01	110.90
1	6E	156	SER	CA-CB-OG	6.07	127.59	111.20
2	6F	59	VAL	CA-CB-CG2	6.07	120.01	110.90
1	6M	89	PHE	CA-CB-CG	6.07	128.47	113.90
1	6U	89	PHE	CA-CB-CG	6.07	128.47	113.90
1	6Y	156	SER	CA-CB-OG	6.07	127.59	111.20
2	6Z	59	VAL	CA-CB-CG2	6.07	120.01	110.90
1	7E	89	PHE	CA-CB-CG	6.07	128.47	113.90
1	7I	156	SER	CA-CB-OG	6.07	127.59	111.20
2	7J	59	VAL	CA-CB-CG2	6.07	120.01	110.90
1	7Q	89	PHE	CA-CB-CG	6.07	128.47	113.90
1	7U	156	SER	CA-CB-OG	6.07	127.59	111.20
2	7V	59	VAL	CA-CB-CG2	6.07	120.01	110.90
1	1A	89	PHE	CA-CB-CG	6.07	128.46	113.90
1	1A	179	VAL	CA-C-O	-6.07	107.36	120.10
1	1I	89	PHE	CA-CB-CG	6.07	128.46	113.90
1	1I	179	VAL	CA-C-O	-6.07	107.36	120.10
1	2E	89	PHE	CA-CB-CG	6.07	128.46	113.90
1	2E	179	VAL	CA-C-O	-6.07	107.36	120.10
1	26	89	PHE	CA-CB-CG	6.07	128.46	113.90
1	26	179	VAL	CA-C-O	-6.07	107.36	120.10
1	3E	89	PHE	CA-CB-CG	6.07	128.46	113.90
1	3E	179	VAL	CA-C-O	-6.07	107.36	120.10
1	4A	89	PHE	CA-CB-CG	6.07	128.46	113.90
1	4A	179	VAL	CA-C-O	-6.07	107.36	120.10
1	4M	89	PHE	CA-CB-CG	6.07	128.46	113.90
1	4M	179	VAL	CA-C-O	-6.07	107.36	120.10
1	4U	89	PHE	CA-CB-CG	6.07	128.46	113.90
1	4U	179	VAL	CA-C-O	-6.07	107.36	120.10
1	5Q	89	PHE	CA-CB-CG	6.07	128.46	113.90
1	5Q	179	VAL	CA-C-O	-6.07	107.36	120.10
1	6I	89	PHE	CA-CB-CG	6.07	128.46	113.90
1	6I	179	VAL	CA-C-O	-6.07	107.36	120.10
1	6Q	89	PHE	CA-CB-CG	6.07	128.46	113.90
1	6Q	179	VAL	CA-C-O	-6.07	107.36	120.10

*Continued on next page...*

*Continued from previous page...*

Mol	Chain	Res	Type	Atoms	Z	Observed(°)	Ideal(°)
1	7M	89	PHE	CA-CB-CG	6.07	128.46	113.90
1	7M	179	VAL	CA-C-O	-6.07	107.36	120.10
1	1M	42	VAL	CA-C-N	6.06	130.54	117.20
1	2I	42	VAL	CA-C-N	6.06	130.54	117.20
1	3A	42	VAL	CA-C-N	6.06	130.54	117.20
1	3I	42	VAL	CA-C-N	6.06	130.54	117.20
1	32	42	VAL	CA-C-N	6.06	130.54	117.20
1	4E	42	VAL	CA-C-N	6.06	130.54	117.20
1	4Y	42	VAL	CA-C-N	6.06	130.54	117.20
1	5U	42	VAL	CA-C-N	6.06	130.54	117.20
1	6M	42	VAL	CA-C-N	6.06	130.54	117.20
1	6U	42	VAL	CA-C-N	6.06	130.54	117.20
1	7E	42	VAL	CA-C-N	6.06	130.54	117.20
1	7Q	42	VAL	CA-C-N	6.06	130.54	117.20
1	1A	42	VAL	CA-C-N	6.05	130.51	117.20
2	1F	17	THR	CA-CB-CG2	-6.05	103.93	112.40
1	1I	42	VAL	CA-C-N	6.05	130.51	117.20
1	2E	42	VAL	CA-C-N	6.05	130.51	117.20
2	2N	17	THR	CA-CB-CG2	-6.05	103.93	112.40
2	23	17	THR	CA-CB-CG2	-6.05	103.93	112.40
1	26	42	VAL	CA-C-N	6.05	130.51	117.20
1	3E	42	VAL	CA-C-N	6.05	130.51	117.20
2	3N	17	THR	CA-CB-CG2	-6.05	103.93	112.40
2	37	17	THR	CA-CB-CG2	-6.05	103.93	112.40
1	4A	42	VAL	CA-C-N	6.05	130.51	117.20
2	4J	17	THR	CA-CB-CG2	-6.05	103.93	112.40
1	4M	42	VAL	CA-C-N	6.05	130.51	117.20
2	4R	17	THR	CA-CB-CG2	-6.05	103.93	112.40
1	4U	42	VAL	CA-C-N	6.05	130.51	117.20
1	5Q	42	VAL	CA-C-N	6.05	130.51	117.20
2	5Z	17	THR	CA-CB-CG2	-6.05	103.93	112.40
2	6F	17	THR	CA-CB-CG2	-6.05	103.93	112.40
1	6I	42	VAL	CA-C-N	6.05	130.51	117.20
1	6Q	42	VAL	CA-C-N	6.05	130.51	117.20
2	6Z	17	THR	CA-CB-CG2	-6.05	103.93	112.40
2	7J	17	THR	CA-CB-CG2	-6.05	103.93	112.40
1	7M	42	VAL	CA-C-N	6.05	130.51	117.20
2	7V	17	THR	CA-CB-CG2	-6.05	103.93	112.40
1	1Q	42	VAL	CA-C-N	6.05	130.51	117.20
1	1U	42	VAL	CA-C-N	6.05	130.51	117.20
1	1Y	42	VAL	CA-C-N	6.05	130.51	117.20
1	2Q	42	VAL	CA-C-N	6.05	130.51	117.20

*Continued on next page...*

*Continued from previous page...*

Mol	Chain	Res	Type	Atoms	Z	Observed(°)	Ideal(°)
1	2U	42	VAL	CA-C-N	6.05	130.51	117.20
1	2Y	42	VAL	CA-C-N	6.05	130.51	117.20
1	42	42	VAL	CA-C-N	6.05	130.51	117.20
1	46	42	VAL	CA-C-N	6.05	130.51	117.20
1	5A	42	VAL	CA-C-N	6.05	130.51	117.20
1	52	42	VAL	CA-C-N	6.05	130.51	117.20
1	56	42	VAL	CA-C-N	6.05	130.51	117.20
1	6A	42	VAL	CA-C-N	6.05	130.51	117.20
2	1B	17	THR	CA-CB-CG2	-6.05	103.93	112.40
2	1J	17	THR	CA-CB-CG2	-6.05	103.93	112.40
2	2F	17	THR	CA-CB-CG2	-6.05	103.93	112.40
2	27	17	THR	CA-CB-CG2	-6.05	103.93	112.40
2	3F	17	THR	CA-CB-CG2	-6.05	103.93	112.40
2	4B	17	THR	CA-CB-CG2	-6.05	103.93	112.40
2	4N	17	THR	CA-CB-CG2	-6.05	103.93	112.40
2	4V	17	THR	CA-CB-CG2	-6.05	103.93	112.40
2	5R	17	THR	CA-CB-CG2	-6.05	103.93	112.40
2	6J	17	THR	CA-CB-CG2	-6.05	103.93	112.40
2	6R	17	THR	CA-CB-CG2	-6.05	103.93	112.40
2	7N	17	THR	CA-CB-CG2	-6.05	103.93	112.40
2	1F	77	THR	OG1-CB-CG2	6.04	123.90	110.00
2	2N	77	THR	OG1-CB-CG2	6.04	123.90	110.00
2	23	77	THR	OG1-CB-CG2	6.04	123.90	110.00
2	3N	77	THR	OG1-CB-CG2	6.04	123.90	110.00
2	37	77	THR	OG1-CB-CG2	6.04	123.90	110.00
2	4J	77	THR	OG1-CB-CG2	6.04	123.90	110.00
2	4R	77	THR	OG1-CB-CG2	6.04	123.90	110.00
2	5Z	77	THR	OG1-CB-CG2	6.04	123.90	110.00
2	6F	77	THR	OG1-CB-CG2	6.04	123.90	110.00
2	6Z	77	THR	OG1-CB-CG2	6.04	123.90	110.00
2	7J	77	THR	OG1-CB-CG2	6.04	123.90	110.00
2	7V	77	THR	OG1-CB-CG2	6.04	123.90	110.00
2	1N	17	THR	CA-CB-CG2	-6.04	103.94	112.40
2	2J	17	THR	CA-CB-CG2	-6.04	103.94	112.40
2	3B	17	THR	CA-CB-CG2	-6.04	103.94	112.40
2	3J	17	THR	CA-CB-CG2	-6.04	103.94	112.40
2	33	17	THR	CA-CB-CG2	-6.04	103.94	112.40
2	4F	17	THR	CA-CB-CG2	-6.04	103.94	112.40
2	4Z	17	THR	CA-CB-CG2	-6.04	103.94	112.40
2	5V	17	THR	CA-CB-CG2	-6.04	103.94	112.40
2	6N	17	THR	CA-CB-CG2	-6.04	103.94	112.40
2	6V	17	THR	CA-CB-CG2	-6.04	103.94	112.40

*Continued on next page...*

*Continued from previous page...*

Mol	Chain	Res	Type	Atoms	Z	Observed(°)	Ideal(°)
2	7F	17	THR	CA-CB-CG2	-6.04	103.94	112.40
2	7R	17	THR	CA-CB-CG2	-6.04	103.94	112.40
2	13	77	THR	OG1-CB-CG2	6.04	123.89	110.00
2	17	77	THR	OG1-CB-CG2	6.04	123.89	110.00
2	2B	77	THR	OG1-CB-CG2	6.04	123.89	110.00
2	3R	77	THR	OG1-CB-CG2	6.04	123.89	110.00
2	3V	77	THR	OG1-CB-CG2	6.04	123.89	110.00
2	3Z	77	THR	OG1-CB-CG2	6.04	123.89	110.00
2	5F	77	THR	OG1-CB-CG2	6.04	123.89	110.00
2	5J	77	THR	OG1-CB-CG2	6.04	123.89	110.00
2	5N	77	THR	OG1-CB-CG2	6.04	123.89	110.00
2	63	77	THR	OG1-CB-CG2	6.04	123.89	110.00
2	67	77	THR	OG1-CB-CG2	6.04	123.89	110.00
2	7B	77	THR	OG1-CB-CG2	6.04	123.89	110.00
2	1N	36	SER	CA-CB-OG	-6.04	94.90	111.20
2	2J	36	SER	CA-CB-OG	-6.04	94.90	111.20
2	3B	36	SER	CA-CB-OG	-6.04	94.90	111.20
2	3J	36	SER	CA-CB-OG	-6.04	94.90	111.20
2	33	36	SER	CA-CB-OG	-6.04	94.90	111.20
2	4F	36	SER	CA-CB-OG	-6.04	94.90	111.20
2	4Z	36	SER	CA-CB-OG	-6.04	94.90	111.20
2	5V	36	SER	CA-CB-OG	-6.04	94.90	111.20
2	6N	36	SER	CA-CB-OG	-6.04	94.90	111.20
2	6V	36	SER	CA-CB-OG	-6.04	94.90	111.20
2	7F	36	SER	CA-CB-OG	-6.04	94.90	111.20
2	7R	36	SER	CA-CB-OG	-6.04	94.90	111.20
2	13	17	THR	CA-CB-CG2	-6.04	103.95	112.40
2	17	17	THR	CA-CB-CG2	-6.04	103.95	112.40
2	2B	17	THR	CA-CB-CG2	-6.04	103.95	112.40
2	3R	17	THR	CA-CB-CG2	-6.04	103.95	112.40
2	3V	17	THR	CA-CB-CG2	-6.04	103.95	112.40
2	3Z	17	THR	CA-CB-CG2	-6.04	103.95	112.40
2	5F	17	THR	CA-CB-CG2	-6.04	103.95	112.40
2	5J	17	THR	CA-CB-CG2	-6.04	103.95	112.40
2	5N	17	THR	CA-CB-CG2	-6.04	103.95	112.40
2	63	17	THR	CA-CB-CG2	-6.04	103.95	112.40
2	67	17	THR	CA-CB-CG2	-6.04	103.95	112.40
2	7B	17	THR	CA-CB-CG2	-6.04	103.95	112.40
2	1R	36	SER	CA-CB-OG	-6.03	94.91	111.20
2	1R	77	THR	OG1-CB-CG2	6.03	123.88	110.00
2	1V	36	SER	CA-CB-OG	-6.03	94.91	111.20
2	1V	77	THR	OG1-CB-CG2	6.03	123.88	110.00

*Continued on next page...*

*Continued from previous page...*

Mol	Chain	Res	Type	Atoms	Z	Observed(°)	Ideal(°)
2	1Z	36	SER	CA-CB-OG	-6.03	94.91	111.20
2	1Z	77	THR	OG1-CB-CG2	6.03	123.88	110.00
2	13	36	SER	CA-CB-OG	-6.03	94.91	111.20
2	17	36	SER	CA-CB-OG	-6.03	94.91	111.20
2	2B	36	SER	CA-CB-OG	-6.03	94.91	111.20
2	2R	36	SER	CA-CB-OG	-6.03	94.91	111.20
2	2R	77	THR	OG1-CB-CG2	6.03	123.88	110.00
2	2V	36	SER	CA-CB-OG	-6.03	94.91	111.20
2	2V	77	THR	OG1-CB-CG2	6.03	123.88	110.00
2	2Z	36	SER	CA-CB-OG	-6.03	94.91	111.20
2	2Z	77	THR	OG1-CB-CG2	6.03	123.88	110.00
2	3R	36	SER	CA-CB-OG	-6.03	94.91	111.20
2	3V	36	SER	CA-CB-OG	-6.03	94.91	111.20
2	3Z	36	SER	CA-CB-OG	-6.03	94.91	111.20
2	43	36	SER	CA-CB-OG	-6.03	94.91	111.20
2	43	77	THR	OG1-CB-CG2	6.03	123.88	110.00
2	47	36	SER	CA-CB-OG	-6.03	94.91	111.20
2	47	77	THR	OG1-CB-CG2	6.03	123.88	110.00
2	5B	36	SER	CA-CB-OG	-6.03	94.91	111.20
2	5B	77	THR	OG1-CB-CG2	6.03	123.88	110.00
2	5F	36	SER	CA-CB-OG	-6.03	94.91	111.20
2	5J	36	SER	CA-CB-OG	-6.03	94.91	111.20
2	5N	36	SER	CA-CB-OG	-6.03	94.91	111.20
2	53	36	SER	CA-CB-OG	-6.03	94.91	111.20
2	53	77	THR	OG1-CB-CG2	6.03	123.88	110.00
2	57	36	SER	CA-CB-OG	-6.03	94.91	111.20
2	57	77	THR	OG1-CB-CG2	6.03	123.88	110.00
2	6B	36	SER	CA-CB-OG	-6.03	94.91	111.20
2	6B	77	THR	OG1-CB-CG2	6.03	123.88	110.00
2	63	36	SER	CA-CB-OG	-6.03	94.91	111.20
2	67	36	SER	CA-CB-OG	-6.03	94.91	111.20
2	7B	36	SER	CA-CB-OG	-6.03	94.91	111.20
2	1N	77	THR	OG1-CB-CG2	6.03	123.88	110.00
2	2J	77	THR	OG1-CB-CG2	6.03	123.88	110.00
2	3B	77	THR	OG1-CB-CG2	6.03	123.88	110.00
2	3J	77	THR	OG1-CB-CG2	6.03	123.88	110.00
2	33	77	THR	OG1-CB-CG2	6.03	123.88	110.00
2	4F	77	THR	OG1-CB-CG2	6.03	123.88	110.00
2	4Z	77	THR	OG1-CB-CG2	6.03	123.88	110.00
2	5V	77	THR	OG1-CB-CG2	6.03	123.88	110.00
2	6N	77	THR	OG1-CB-CG2	6.03	123.88	110.00
2	6V	77	THR	OG1-CB-CG2	6.03	123.88	110.00

*Continued on next page...*

*Continued from previous page...*

Mol	Chain	Res	Type	Atoms	Z	Observed(°)	Ideal(°)
2	7F	77	THR	OG1-CB-CG2	6.03	123.88	110.00
2	7R	77	THR	OG1-CB-CG2	6.03	123.88	110.00
2	1B	77	THR	OG1-CB-CG2	6.03	123.87	110.00
2	1J	77	THR	OG1-CB-CG2	6.03	123.87	110.00
2	2F	77	THR	OG1-CB-CG2	6.03	123.87	110.00
2	27	77	THR	OG1-CB-CG2	6.03	123.87	110.00
2	3F	77	THR	OG1-CB-CG2	6.03	123.87	110.00
2	4B	77	THR	OG1-CB-CG2	6.03	123.87	110.00
2	4N	77	THR	OG1-CB-CG2	6.03	123.87	110.00
2	4V	77	THR	OG1-CB-CG2	6.03	123.87	110.00
2	5R	77	THR	OG1-CB-CG2	6.03	123.87	110.00
2	6J	77	THR	OG1-CB-CG2	6.03	123.87	110.00
2	6R	77	THR	OG1-CB-CG2	6.03	123.87	110.00
2	7N	77	THR	OG1-CB-CG2	6.03	123.87	110.00
2	1F	36	SER	CA-CB-OG	-6.03	94.93	111.20
2	2N	36	SER	CA-CB-OG	-6.03	94.93	111.20
2	23	36	SER	CA-CB-OG	-6.03	94.93	111.20
2	3N	36	SER	CA-CB-OG	-6.03	94.93	111.20
2	37	36	SER	CA-CB-OG	-6.03	94.93	111.20
2	4J	36	SER	CA-CB-OG	-6.03	94.93	111.20
2	4R	36	SER	CA-CB-OG	-6.03	94.93	111.20
2	5Z	36	SER	CA-CB-OG	-6.03	94.93	111.20
2	6F	36	SER	CA-CB-OG	-6.03	94.93	111.20
2	6Z	36	SER	CA-CB-OG	-6.03	94.93	111.20
2	7J	36	SER	CA-CB-OG	-6.03	94.93	111.20
2	7V	36	SER	CA-CB-OG	-6.03	94.93	111.20
2	1B	36	SER	CA-CB-OG	-6.03	94.93	111.20
1	1E	42	VAL	CA-C-N	6.03	130.46	117.20
2	1J	36	SER	CA-CB-OG	-6.03	94.93	111.20
2	2F	36	SER	CA-CB-OG	-6.03	94.93	111.20
1	2M	42	VAL	CA-C-N	6.03	130.46	117.20
1	22	42	VAL	CA-C-N	6.03	130.46	117.20
2	27	36	SER	CA-CB-OG	-6.03	94.93	111.20
2	3F	36	SER	CA-CB-OG	-6.03	94.93	111.20
1	3M	42	VAL	CA-C-N	6.03	130.46	117.20
1	36	42	VAL	CA-C-N	6.03	130.46	117.20
2	4B	36	SER	CA-CB-OG	-6.03	94.93	111.20
1	4I	42	VAL	CA-C-N	6.03	130.46	117.20
2	4N	36	SER	CA-CB-OG	-6.03	94.93	111.20
1	4Q	42	VAL	CA-C-N	6.03	130.46	117.20
2	4V	36	SER	CA-CB-OG	-6.03	94.93	111.20
2	5R	36	SER	CA-CB-OG	-6.03	94.93	111.20

*Continued on next page...*



*Continued from previous page...*

Mol	Chain	Res	Type	Atoms	Z	Observed(°)	Ideal(°)
1	5Y	42	VAL	CA-C-N	6.03	130.46	117.20
1	6E	42	VAL	CA-C-N	6.03	130.46	117.20
2	6J	36	SER	CA-CB-OG	-6.03	94.93	111.20
2	6R	36	SER	CA-CB-OG	-6.03	94.93	111.20
1	6Y	42	VAL	CA-C-N	6.03	130.46	117.20
1	7I	42	VAL	CA-C-N	6.03	130.46	117.20
2	7N	36	SER	CA-CB-OG	-6.03	94.93	111.20
1	7U	42	VAL	CA-C-N	6.03	130.46	117.20
2	1R	39	ASP	O-C-N	6.02	132.34	122.70
2	1V	39	ASP	O-C-N	6.02	132.34	122.70
2	1Z	39	ASP	O-C-N	6.02	132.34	122.70
2	2R	39	ASP	O-C-N	6.02	132.34	122.70
2	2V	39	ASP	O-C-N	6.02	132.34	122.70
2	2Z	39	ASP	O-C-N	6.02	132.34	122.70
2	43	39	ASP	O-C-N	6.02	132.34	122.70
2	47	39	ASP	O-C-N	6.02	132.34	122.70
2	5B	39	ASP	O-C-N	6.02	132.34	122.70
2	53	39	ASP	O-C-N	6.02	132.34	122.70
2	57	39	ASP	O-C-N	6.02	132.34	122.70
2	6B	39	ASP	O-C-N	6.02	132.34	122.70
2	1N	39	ASP	O-C-N	6.02	132.33	122.70
2	13	218	ARG	N-CA-CB	6.02	121.43	110.60
2	17	218	ARG	N-CA-CB	6.02	121.43	110.60
2	2B	218	ARG	N-CA-CB	6.02	121.43	110.60
2	2J	39	ASP	O-C-N	6.02	132.33	122.70
2	3B	39	ASP	O-C-N	6.02	132.33	122.70
2	3J	39	ASP	O-C-N	6.02	132.33	122.70
2	3R	218	ARG	N-CA-CB	6.02	121.43	110.60
2	3V	218	ARG	N-CA-CB	6.02	121.43	110.60
2	3Z	218	ARG	N-CA-CB	6.02	121.43	110.60
2	33	39	ASP	O-C-N	6.02	132.33	122.70
2	4F	39	ASP	O-C-N	6.02	132.33	122.70
2	4Z	39	ASP	O-C-N	6.02	132.33	122.70
2	5F	218	ARG	N-CA-CB	6.02	121.43	110.60
2	5J	218	ARG	N-CA-CB	6.02	121.43	110.60
2	5N	218	ARG	N-CA-CB	6.02	121.43	110.60
2	5V	39	ASP	O-C-N	6.02	132.33	122.70
2	6N	39	ASP	O-C-N	6.02	132.33	122.70
2	6V	39	ASP	O-C-N	6.02	132.33	122.70
2	63	218	ARG	N-CA-CB	6.02	121.43	110.60
2	67	218	ARG	N-CA-CB	6.02	121.43	110.60
2	7B	218	ARG	N-CA-CB	6.02	121.43	110.60

*Continued on next page...*



*Continued from previous page...*

Mol	Chain	Res	Type	Atoms	Z	Observed(°)	Ideal(°)
2	7F	39	ASP	O-C-N	6.02	132.33	122.70
2	7R	39	ASP	O-C-N	6.02	132.33	122.70
1	1E	84	ARG	CD-NE-CZ	6.01	132.02	123.60
1	2M	84	ARG	CD-NE-CZ	6.01	132.02	123.60
1	22	84	ARG	CD-NE-CZ	6.01	132.02	123.60
1	3M	84	ARG	CD-NE-CZ	6.01	132.02	123.60
1	36	84	ARG	CD-NE-CZ	6.01	132.02	123.60
1	4I	84	ARG	CD-NE-CZ	6.01	132.02	123.60
1	4Q	84	ARG	CD-NE-CZ	6.01	132.02	123.60
1	5Y	84	ARG	CD-NE-CZ	6.01	132.02	123.60
1	6E	84	ARG	CD-NE-CZ	6.01	132.02	123.60
1	6Y	84	ARG	CD-NE-CZ	6.01	132.02	123.60
1	7I	84	ARG	CD-NE-CZ	6.01	132.02	123.60
1	7U	84	ARG	CD-NE-CZ	6.01	132.02	123.60
2	1B	218	ARG	N-CA-CB	6.01	121.42	110.60
2	1J	218	ARG	N-CA-CB	6.01	121.42	110.60
2	2F	218	ARG	N-CA-CB	6.01	121.42	110.60
2	27	218	ARG	N-CA-CB	6.01	121.42	110.60
2	3F	218	ARG	N-CA-CB	6.01	121.42	110.60
2	4B	218	ARG	N-CA-CB	6.01	121.42	110.60
2	4N	218	ARG	N-CA-CB	6.01	121.42	110.60
2	4V	218	ARG	N-CA-CB	6.01	121.42	110.60
2	5R	218	ARG	N-CA-CB	6.01	121.42	110.60
2	6J	218	ARG	N-CA-CB	6.01	121.42	110.60
2	6R	218	ARG	N-CA-CB	6.01	121.42	110.60
2	7N	218	ARG	N-CA-CB	6.01	121.42	110.60
1	12	84	ARG	CD-NE-CZ	6.01	132.01	123.60
2	13	39	ASP	O-C-N	6.01	132.31	122.70
1	16	84	ARG	CD-NE-CZ	6.01	132.01	123.60
2	17	39	ASP	O-C-N	6.01	132.31	122.70
1	2A	84	ARG	CD-NE-CZ	6.01	132.01	123.60
2	2B	39	ASP	O-C-N	6.01	132.31	122.70
1	3Q	84	ARG	CD-NE-CZ	6.01	132.01	123.60
2	3R	39	ASP	O-C-N	6.01	132.31	122.70
1	3U	84	ARG	CD-NE-CZ	6.01	132.01	123.60
2	3V	39	ASP	O-C-N	6.01	132.31	122.70
1	3Y	84	ARG	CD-NE-CZ	6.01	132.01	123.60
2	3Z	39	ASP	O-C-N	6.01	132.31	122.70
1	5E	84	ARG	CD-NE-CZ	6.01	132.01	123.60
2	5F	39	ASP	O-C-N	6.01	132.31	122.70
1	5I	84	ARG	CD-NE-CZ	6.01	132.01	123.60
2	5J	39	ASP	O-C-N	6.01	132.31	122.70

*Continued on next page...*

*Continued from previous page...*

Mol	Chain	Res	Type	Atoms	Z	Observed(°)	Ideal(°)
1	5M	84	ARG	CD-NE-CZ	6.01	132.01	123.60
2	5N	39	ASP	O-C-N	6.01	132.31	122.70
1	62	84	ARG	CD-NE-CZ	6.01	132.01	123.60
2	63	39	ASP	O-C-N	6.01	132.31	122.70
1	66	84	ARG	CD-NE-CZ	6.01	132.01	123.60
2	67	39	ASP	O-C-N	6.01	132.31	122.70
1	7A	84	ARG	CD-NE-CZ	6.01	132.01	123.60
2	7B	39	ASP	O-C-N	6.01	132.31	122.70
1	1A	84	ARG	CD-NE-CZ	6.00	132.00	123.60
1	1I	84	ARG	CD-NE-CZ	6.00	132.00	123.60
2	13	157	THR	N-CA-CB	6.00	121.70	110.30
2	17	157	THR	N-CA-CB	6.00	121.70	110.30
2	2B	157	THR	N-CA-CB	6.00	121.70	110.30
1	2E	84	ARG	CD-NE-CZ	6.00	132.00	123.60
1	26	84	ARG	CD-NE-CZ	6.00	132.00	123.60
1	3E	84	ARG	CD-NE-CZ	6.00	132.00	123.60
2	3R	157	THR	N-CA-CB	6.00	121.70	110.30
2	3V	157	THR	N-CA-CB	6.00	121.70	110.30
2	3Z	157	THR	N-CA-CB	6.00	121.70	110.30
1	4A	84	ARG	CD-NE-CZ	6.00	132.00	123.60
1	4M	84	ARG	CD-NE-CZ	6.00	132.00	123.60
1	4U	84	ARG	CD-NE-CZ	6.00	132.00	123.60
2	5F	157	THR	N-CA-CB	6.00	121.70	110.30
2	5J	157	THR	N-CA-CB	6.00	121.70	110.30
2	5N	157	THR	N-CA-CB	6.00	121.70	110.30
1	5Q	84	ARG	CD-NE-CZ	6.00	132.00	123.60
1	6I	84	ARG	CD-NE-CZ	6.00	132.00	123.60
1	6Q	84	ARG	CD-NE-CZ	6.00	132.00	123.60
2	63	157	THR	N-CA-CB	6.00	121.70	110.30
2	67	157	THR	N-CA-CB	6.00	121.70	110.30
2	7B	157	THR	N-CA-CB	6.00	121.70	110.30
1	7M	84	ARG	CD-NE-CZ	6.00	132.00	123.60
2	1N	27	PRO	CA-C-O	-5.99	105.82	120.20
1	12	135	HIS	C-N-CD	-5.99	107.41	120.60
1	16	135	HIS	C-N-CD	-5.99	107.41	120.60
1	2A	135	HIS	C-N-CD	-5.99	107.41	120.60
2	2J	27	PRO	CA-C-O	-5.99	105.82	120.20
2	3B	27	PRO	CA-C-O	-5.99	105.82	120.20
2	3J	27	PRO	CA-C-O	-5.99	105.82	120.20
1	3Q	135	HIS	C-N-CD	-5.99	107.41	120.60
1	3U	135	HIS	C-N-CD	-5.99	107.41	120.60
1	3Y	135	HIS	C-N-CD	-5.99	107.41	120.60

*Continued on next page...*

*Continued from previous page...*

Mol	Chain	Res	Type	Atoms	Z	Observed(°)	Ideal(°)
2	33	27	PRO	CA-C-O	-5.99	105.82	120.20
2	4F	27	PRO	CA-C-O	-5.99	105.82	120.20
2	4Z	27	PRO	CA-C-O	-5.99	105.82	120.20
1	5E	135	HIS	C-N-CD	-5.99	107.41	120.60
1	5I	135	HIS	C-N-CD	-5.99	107.41	120.60
1	5M	135	HIS	C-N-CD	-5.99	107.41	120.60
2	5V	27	PRO	CA-C-O	-5.99	105.82	120.20
2	6N	27	PRO	CA-C-O	-5.99	105.82	120.20
2	6V	27	PRO	CA-C-O	-5.99	105.82	120.20
1	62	135	HIS	C-N-CD	-5.99	107.41	120.60
1	66	135	HIS	C-N-CD	-5.99	107.41	120.60
1	7A	135	HIS	C-N-CD	-5.99	107.41	120.60
2	7F	27	PRO	CA-C-O	-5.99	105.82	120.20
2	7R	27	PRO	CA-C-O	-5.99	105.82	120.20
1	1M	84	ARG	CD-NE-CZ	5.99	131.99	123.60
2	1N	218	ARG	N-CA-CB	5.99	121.39	110.60
2	1R	218	ARG	N-CA-CB	5.99	121.39	110.60
2	1V	218	ARG	N-CA-CB	5.99	121.39	110.60
2	1Z	218	ARG	N-CA-CB	5.99	121.39	110.60
1	2I	84	ARG	CD-NE-CZ	5.99	131.99	123.60
2	2J	218	ARG	N-CA-CB	5.99	121.39	110.60
2	2R	218	ARG	N-CA-CB	5.99	121.39	110.60
2	2V	218	ARG	N-CA-CB	5.99	121.39	110.60
2	2Z	218	ARG	N-CA-CB	5.99	121.39	110.60
1	3A	84	ARG	CD-NE-CZ	5.99	131.99	123.60
2	3B	218	ARG	N-CA-CB	5.99	121.39	110.60
1	3I	84	ARG	CD-NE-CZ	5.99	131.99	123.60
2	3J	218	ARG	N-CA-CB	5.99	121.39	110.60
1	32	84	ARG	CD-NE-CZ	5.99	131.99	123.60
2	33	218	ARG	N-CA-CB	5.99	121.39	110.60
1	4E	84	ARG	CD-NE-CZ	5.99	131.99	123.60
2	4F	218	ARG	N-CA-CB	5.99	121.39	110.60
1	4Y	84	ARG	CD-NE-CZ	5.99	131.99	123.60
2	4Z	218	ARG	N-CA-CB	5.99	121.39	110.60
2	43	218	ARG	N-CA-CB	5.99	121.39	110.60
2	47	218	ARG	N-CA-CB	5.99	121.39	110.60
2	5B	218	ARG	N-CA-CB	5.99	121.39	110.60
1	5U	84	ARG	CD-NE-CZ	5.99	131.99	123.60
2	5V	218	ARG	N-CA-CB	5.99	121.39	110.60
2	53	218	ARG	N-CA-CB	5.99	121.39	110.60
2	57	218	ARG	N-CA-CB	5.99	121.39	110.60
2	6B	218	ARG	N-CA-CB	5.99	121.39	110.60

*Continued on next page...*

*Continued from previous page...*

Mol	Chain	Res	Type	Atoms	Z	Observed(°)	Ideal(°)
1	6M	84	ARG	CD-NE-CZ	5.99	131.99	123.60
2	6N	218	ARG	N-CA-CB	5.99	121.39	110.60
1	6U	84	ARG	CD-NE-CZ	5.99	131.99	123.60
2	6V	218	ARG	N-CA-CB	5.99	121.39	110.60
1	7E	84	ARG	CD-NE-CZ	5.99	131.99	123.60
2	7F	218	ARG	N-CA-CB	5.99	121.39	110.60
1	7Q	84	ARG	CD-NE-CZ	5.99	131.99	123.60
2	7R	218	ARG	N-CA-CB	5.99	121.39	110.60
2	1F	39	ASP	O-C-N	5.99	132.28	122.70
1	1Q	84	ARG	CD-NE-CZ	5.99	131.99	123.60
1	1U	84	ARG	CD-NE-CZ	5.99	131.99	123.60
1	1Y	84	ARG	CD-NE-CZ	5.99	131.99	123.60
2	2N	39	ASP	O-C-N	5.99	132.28	122.70
1	2Q	84	ARG	CD-NE-CZ	5.99	131.99	123.60
1	2U	84	ARG	CD-NE-CZ	5.99	131.99	123.60
1	2Y	84	ARG	CD-NE-CZ	5.99	131.99	123.60
2	23	39	ASP	O-C-N	5.99	132.28	122.70
2	3N	39	ASP	O-C-N	5.99	132.28	122.70
2	37	39	ASP	O-C-N	5.99	132.28	122.70
2	4J	39	ASP	O-C-N	5.99	132.28	122.70
2	4R	39	ASP	O-C-N	5.99	132.28	122.70
1	42	84	ARG	CD-NE-CZ	5.99	131.99	123.60
1	46	84	ARG	CD-NE-CZ	5.99	131.99	123.60
1	5A	84	ARG	CD-NE-CZ	5.99	131.99	123.60
2	5Z	39	ASP	O-C-N	5.99	132.28	122.70
1	52	84	ARG	CD-NE-CZ	5.99	131.99	123.60
1	56	84	ARG	CD-NE-CZ	5.99	131.99	123.60
1	6A	84	ARG	CD-NE-CZ	5.99	131.99	123.60
2	6F	39	ASP	O-C-N	5.99	132.28	122.70
2	6Z	39	ASP	O-C-N	5.99	132.28	122.70
2	7J	39	ASP	O-C-N	5.99	132.28	122.70
2	7V	39	ASP	O-C-N	5.99	132.28	122.70
2	1F	218	ARG	N-CA-CB	5.99	121.38	110.60
2	2N	218	ARG	N-CA-CB	5.99	121.38	110.60
2	23	218	ARG	N-CA-CB	5.99	121.38	110.60
2	3N	218	ARG	N-CA-CB	5.99	121.38	110.60
2	37	218	ARG	N-CA-CB	5.99	121.38	110.60
2	4J	218	ARG	N-CA-CB	5.99	121.38	110.60
2	4R	218	ARG	N-CA-CB	5.99	121.38	110.60
2	5Z	218	ARG	N-CA-CB	5.99	121.38	110.60
2	6F	218	ARG	N-CA-CB	5.99	121.38	110.60
2	6Z	218	ARG	N-CA-CB	5.99	121.38	110.60

*Continued on next page...*

*Continued from previous page...*

Mol	Chain	Res	Type	Atoms	Z	Observed(°)	Ideal(°)
2	7J	218	ARG	N-CA-CB	5.99	121.38	110.60
2	7V	218	ARG	N-CA-CB	5.99	121.38	110.60
1	1A	135	HIS	C-N-CD	-5.99	107.43	120.60
2	1B	27	PRO	CA-C-O	-5.99	105.83	120.20
1	1I	135	HIS	C-N-CD	-5.99	107.43	120.60
2	1J	27	PRO	CA-C-O	-5.99	105.83	120.20
1	1M	135	HIS	C-N-CD	-5.99	107.43	120.60
1	2E	135	HIS	C-N-CD	-5.99	107.43	120.60
2	2F	27	PRO	CA-C-O	-5.99	105.83	120.20
1	2I	135	HIS	C-N-CD	-5.99	107.43	120.60
1	26	135	HIS	C-N-CD	-5.99	107.43	120.60
2	27	27	PRO	CA-C-O	-5.99	105.83	120.20
1	3A	135	HIS	C-N-CD	-5.99	107.43	120.60
1	3E	135	HIS	C-N-CD	-5.99	107.43	120.60
2	3F	27	PRO	CA-C-O	-5.99	105.83	120.20
1	3I	135	HIS	C-N-CD	-5.99	107.43	120.60
1	32	135	HIS	C-N-CD	-5.99	107.43	120.60
1	4A	135	HIS	C-N-CD	-5.99	107.43	120.60
2	4B	27	PRO	CA-C-O	-5.99	105.83	120.20
1	4E	135	HIS	C-N-CD	-5.99	107.43	120.60
1	4M	135	HIS	C-N-CD	-5.99	107.43	120.60
2	4N	27	PRO	CA-C-O	-5.99	105.83	120.20
1	4U	135	HIS	C-N-CD	-5.99	107.43	120.60
2	4V	27	PRO	CA-C-O	-5.99	105.83	120.20
1	4Y	135	HIS	C-N-CD	-5.99	107.43	120.60
1	5Q	135	HIS	C-N-CD	-5.99	107.43	120.60
2	5R	27	PRO	CA-C-O	-5.99	105.83	120.20
1	5U	135	HIS	C-N-CD	-5.99	107.43	120.60
1	6I	135	HIS	C-N-CD	-5.99	107.43	120.60
2	6J	27	PRO	CA-C-O	-5.99	105.83	120.20
1	6M	135	HIS	C-N-CD	-5.99	107.43	120.60
1	6Q	135	HIS	C-N-CD	-5.99	107.43	120.60
2	6R	27	PRO	CA-C-O	-5.99	105.83	120.20
1	6U	135	HIS	C-N-CD	-5.99	107.43	120.60
1	7E	135	HIS	C-N-CD	-5.99	107.43	120.60
1	7M	135	HIS	C-N-CD	-5.99	107.43	120.60
2	7N	27	PRO	CA-C-O	-5.99	105.83	120.20
1	7Q	135	HIS	C-N-CD	-5.99	107.43	120.60
1	1Q	135	HIS	C-N-CD	-5.98	107.44	120.60
1	1U	135	HIS	C-N-CD	-5.98	107.44	120.60
1	1Y	135	HIS	C-N-CD	-5.98	107.44	120.60
1	2Q	135	HIS	C-N-CD	-5.98	107.44	120.60

*Continued on next page...*

*Continued from previous page...*

Mol	Chain	Res	Type	Atoms	Z	Observed(°)	Ideal(°)
1	2U	135	HIS	C-N-CD	-5.98	107.44	120.60
1	2Y	135	HIS	C-N-CD	-5.98	107.44	120.60
1	42	135	HIS	C-N-CD	-5.98	107.44	120.60
1	46	135	HIS	C-N-CD	-5.98	107.44	120.60
1	5A	135	HIS	C-N-CD	-5.98	107.44	120.60
1	52	135	HIS	C-N-CD	-5.98	107.44	120.60
1	56	135	HIS	C-N-CD	-5.98	107.44	120.60
1	6A	135	HIS	C-N-CD	-5.98	107.44	120.60
2	1B	39	ASP	O-C-N	5.98	132.27	122.70
2	1F	27	PRO	CA-C-O	-5.98	105.84	120.20
2	1J	39	ASP	O-C-N	5.98	132.27	122.70
2	13	44	MET	CB-CA-C	5.98	122.36	110.40
2	17	44	MET	CB-CA-C	5.98	122.36	110.40
2	2B	44	MET	CB-CA-C	5.98	122.36	110.40
2	2F	39	ASP	O-C-N	5.98	132.27	122.70
2	2N	27	PRO	CA-C-O	-5.98	105.84	120.20
2	23	27	PRO	CA-C-O	-5.98	105.84	120.20
2	27	39	ASP	O-C-N	5.98	132.27	122.70
2	3F	39	ASP	O-C-N	5.98	132.27	122.70
2	3N	27	PRO	CA-C-O	-5.98	105.84	120.20
2	3R	44	MET	CB-CA-C	5.98	122.36	110.40
2	3V	44	MET	CB-CA-C	5.98	122.36	110.40
2	3Z	44	MET	CB-CA-C	5.98	122.36	110.40
2	37	27	PRO	CA-C-O	-5.98	105.84	120.20
2	4B	39	ASP	O-C-N	5.98	132.27	122.70
2	4J	27	PRO	CA-C-O	-5.98	105.84	120.20
2	4N	39	ASP	O-C-N	5.98	132.27	122.70
2	4R	27	PRO	CA-C-O	-5.98	105.84	120.20
2	4V	39	ASP	O-C-N	5.98	132.27	122.70
2	5F	44	MET	CB-CA-C	5.98	122.36	110.40
2	5J	44	MET	CB-CA-C	5.98	122.36	110.40
2	5N	44	MET	CB-CA-C	5.98	122.36	110.40
2	5R	39	ASP	O-C-N	5.98	132.27	122.70
2	5Z	27	PRO	CA-C-O	-5.98	105.84	120.20
2	6F	27	PRO	CA-C-O	-5.98	105.84	120.20
2	6J	39	ASP	O-C-N	5.98	132.27	122.70
2	6R	39	ASP	O-C-N	5.98	132.27	122.70
2	6Z	27	PRO	CA-C-O	-5.98	105.84	120.20
2	63	44	MET	CB-CA-C	5.98	122.36	110.40
2	67	44	MET	CB-CA-C	5.98	122.36	110.40
2	7B	44	MET	CB-CA-C	5.98	122.36	110.40
2	7J	27	PRO	CA-C-O	-5.98	105.84	120.20

*Continued on next page...*



*Continued from previous page...*

Mol	Chain	Res	Type	Atoms	Z	Observed(°)	Ideal(°)
2	7N	39	ASP	O-C-N	5.98	132.27	122.70
2	7V	27	PRO	CA-C-O	-5.98	105.84	120.20
2	1B	157	THR	N-CA-CB	5.98	121.66	110.30
2	1J	157	THR	N-CA-CB	5.98	121.66	110.30
2	2F	157	THR	N-CA-CB	5.98	121.66	110.30
2	27	157	THR	N-CA-CB	5.98	121.66	110.30
2	3F	157	THR	N-CA-CB	5.98	121.66	110.30
2	4B	157	THR	N-CA-CB	5.98	121.66	110.30
2	4N	157	THR	N-CA-CB	5.98	121.66	110.30
2	4V	157	THR	N-CA-CB	5.98	121.66	110.30
2	5R	157	THR	N-CA-CB	5.98	121.66	110.30
2	6J	157	THR	N-CA-CB	5.98	121.66	110.30
2	6R	157	THR	N-CA-CB	5.98	121.66	110.30
2	7N	157	THR	N-CA-CB	5.98	121.66	110.30
2	1F	157	THR	N-CA-CB	5.98	121.66	110.30
2	2N	157	THR	N-CA-CB	5.98	121.66	110.30
2	23	157	THR	N-CA-CB	5.98	121.66	110.30
2	3N	157	THR	N-CA-CB	5.98	121.66	110.30
2	37	157	THR	N-CA-CB	5.98	121.66	110.30
2	4J	157	THR	N-CA-CB	5.98	121.66	110.30
2	4R	157	THR	N-CA-CB	5.98	121.66	110.30
2	5Z	157	THR	N-CA-CB	5.98	121.66	110.30
2	6F	157	THR	N-CA-CB	5.98	121.66	110.30
2	6Z	157	THR	N-CA-CB	5.98	121.66	110.30
2	7J	157	THR	N-CA-CB	5.98	121.66	110.30
2	7V	157	THR	N-CA-CB	5.98	121.66	110.30
2	13	80	GLU	CB-CA-C	5.98	122.35	110.40
2	17	80	GLU	CB-CA-C	5.98	122.35	110.40
2	2B	80	GLU	CB-CA-C	5.98	122.35	110.40
2	3R	80	GLU	CB-CA-C	5.98	122.35	110.40
2	3V	80	GLU	CB-CA-C	5.98	122.35	110.40
2	3Z	80	GLU	CB-CA-C	5.98	122.35	110.40
2	5F	80	GLU	CB-CA-C	5.98	122.35	110.40
2	5J	80	GLU	CB-CA-C	5.98	122.35	110.40
2	5N	80	GLU	CB-CA-C	5.98	122.35	110.40
2	63	80	GLU	CB-CA-C	5.98	122.35	110.40
2	67	80	GLU	CB-CA-C	5.98	122.35	110.40
2	7B	80	GLU	CB-CA-C	5.98	122.35	110.40
2	1B	80	GLU	CB-CA-C	5.97	122.35	110.40
2	1J	80	GLU	CB-CA-C	5.97	122.35	110.40
2	1N	157	THR	N-CA-CB	5.97	121.65	110.30
2	2F	80	GLU	CB-CA-C	5.97	122.35	110.40

*Continued on next page...*



*Continued from previous page...*

Mol	Chain	Res	Type	Atoms	Z	Observed(°)	Ideal(°)
2	2J	157	THR	N-CA-CB	5.97	121.65	110.30
2	27	80	GLU	CB-CA-C	5.97	122.35	110.40
2	3B	157	THR	N-CA-CB	5.97	121.65	110.30
2	3F	80	GLU	CB-CA-C	5.97	122.35	110.40
2	3J	157	THR	N-CA-CB	5.97	121.65	110.30
2	33	157	THR	N-CA-CB	5.97	121.65	110.30
2	4B	80	GLU	CB-CA-C	5.97	122.35	110.40
2	4F	157	THR	N-CA-CB	5.97	121.65	110.30
2	4N	80	GLU	CB-CA-C	5.97	122.35	110.40
2	4V	80	GLU	CB-CA-C	5.97	122.35	110.40
2	4Z	157	THR	N-CA-CB	5.97	121.65	110.30
2	5R	80	GLU	CB-CA-C	5.97	122.35	110.40
2	5V	157	THR	N-CA-CB	5.97	121.65	110.30
2	6J	80	GLU	CB-CA-C	5.97	122.35	110.40
2	6N	157	THR	N-CA-CB	5.97	121.65	110.30
2	6R	80	GLU	CB-CA-C	5.97	122.35	110.40
2	6V	157	THR	N-CA-CB	5.97	121.65	110.30
2	7F	157	THR	N-CA-CB	5.97	121.65	110.30
2	7N	80	GLU	CB-CA-C	5.97	122.35	110.40
2	7R	157	THR	N-CA-CB	5.97	121.65	110.30
2	1N	80	GLU	CB-CA-C	5.97	122.34	110.40
2	2J	80	GLU	CB-CA-C	5.97	122.34	110.40
2	3B	80	GLU	CB-CA-C	5.97	122.34	110.40
2	3J	80	GLU	CB-CA-C	5.97	122.34	110.40
2	33	80	GLU	CB-CA-C	5.97	122.34	110.40
2	4F	80	GLU	CB-CA-C	5.97	122.34	110.40
2	4Z	80	GLU	CB-CA-C	5.97	122.34	110.40
2	5V	80	GLU	CB-CA-C	5.97	122.34	110.40
2	6N	80	GLU	CB-CA-C	5.97	122.34	110.40
2	6V	80	GLU	CB-CA-C	5.97	122.34	110.40
2	7F	80	GLU	CB-CA-C	5.97	122.34	110.40
2	7R	80	GLU	CB-CA-C	5.97	122.34	110.40
1	1E	135	HIS	C-N-CD	-5.97	107.46	120.60
1	2M	135	HIS	C-N-CD	-5.97	107.46	120.60
1	22	135	HIS	C-N-CD	-5.97	107.46	120.60
1	3M	135	HIS	C-N-CD	-5.97	107.46	120.60
1	36	135	HIS	C-N-CD	-5.97	107.46	120.60
1	4I	135	HIS	C-N-CD	-5.97	107.46	120.60
1	4Q	135	HIS	C-N-CD	-5.97	107.46	120.60
1	5Y	135	HIS	C-N-CD	-5.97	107.46	120.60
1	6E	135	HIS	C-N-CD	-5.97	107.46	120.60
1	6Y	135	HIS	C-N-CD	-5.97	107.46	120.60

*Continued on next page...*

*Continued from previous page...*

Mol	Chain	Res	Type	Atoms	Z	Observed(°)	Ideal(°)
1	7I	135	HIS	C-N-CD	-5.97	107.46	120.60
1	7U	135	HIS	C-N-CD	-5.97	107.46	120.60
2	1B	44	MET	CB-CA-C	5.97	122.34	110.40
2	1J	44	MET	CB-CA-C	5.97	122.34	110.40
2	2F	44	MET	CB-CA-C	5.97	122.34	110.40
2	27	44	MET	CB-CA-C	5.97	122.34	110.40
2	3F	44	MET	CB-CA-C	5.97	122.34	110.40
2	4B	44	MET	CB-CA-C	5.97	122.34	110.40
2	4N	44	MET	CB-CA-C	5.97	122.34	110.40
2	4V	44	MET	CB-CA-C	5.97	122.34	110.40
2	5R	44	MET	CB-CA-C	5.97	122.34	110.40
2	6J	44	MET	CB-CA-C	5.97	122.34	110.40
2	6R	44	MET	CB-CA-C	5.97	122.34	110.40
2	7N	44	MET	CB-CA-C	5.97	122.34	110.40
2	1N	44	MET	CB-CA-C	5.97	122.34	110.40
2	2J	44	MET	CB-CA-C	5.97	122.34	110.40
2	3B	44	MET	CB-CA-C	5.97	122.34	110.40
2	3J	44	MET	CB-CA-C	5.97	122.34	110.40
2	33	44	MET	CB-CA-C	5.97	122.34	110.40
2	4F	44	MET	CB-CA-C	5.97	122.34	110.40
2	4Z	44	MET	CB-CA-C	5.97	122.34	110.40
2	5V	44	MET	CB-CA-C	5.97	122.34	110.40
2	6N	44	MET	CB-CA-C	5.97	122.34	110.40
2	6V	44	MET	CB-CA-C	5.97	122.34	110.40
2	7F	44	MET	CB-CA-C	5.97	122.34	110.40
2	7R	44	MET	CB-CA-C	5.97	122.34	110.40
2	1R	27	PRO	CA-C-O	-5.97	105.88	120.20
2	1R	157	THR	N-CA-CB	5.97	121.64	110.30
2	1V	27	PRO	CA-C-O	-5.97	105.88	120.20
2	1V	157	THR	N-CA-CB	5.97	121.64	110.30
2	1Z	27	PRO	CA-C-O	-5.97	105.88	120.20
2	1Z	157	THR	N-CA-CB	5.97	121.64	110.30
2	2R	27	PRO	CA-C-O	-5.97	105.88	120.20
2	2R	157	THR	N-CA-CB	5.97	121.64	110.30
2	2V	27	PRO	CA-C-O	-5.97	105.88	120.20
2	2V	157	THR	N-CA-CB	5.97	121.64	110.30
2	2Z	27	PRO	CA-C-O	-5.97	105.88	120.20
2	2Z	157	THR	N-CA-CB	5.97	121.64	110.30
2	43	27	PRO	CA-C-O	-5.97	105.88	120.20
2	43	157	THR	N-CA-CB	5.97	121.64	110.30
2	47	27	PRO	CA-C-O	-5.97	105.88	120.20
2	47	157	THR	N-CA-CB	5.97	121.64	110.30

*Continued on next page...*

*Continued from previous page...*

Mol	Chain	Res	Type	Atoms	Z	Observed(°)	Ideal(°)
2	5B	27	PRO	CA-C-O	-5.97	105.88	120.20
2	5B	157	THR	N-CA-CB	5.97	121.64	110.30
2	53	27	PRO	CA-C-O	-5.97	105.88	120.20
2	53	157	THR	N-CA-CB	5.97	121.64	110.30
2	57	27	PRO	CA-C-O	-5.97	105.88	120.20
2	57	157	THR	N-CA-CB	5.97	121.64	110.30
2	6B	27	PRO	CA-C-O	-5.97	105.88	120.20
2	6B	157	THR	N-CA-CB	5.97	121.64	110.30
2	1F	44	MET	CB-CA-C	5.96	122.33	110.40
2	2N	44	MET	CB-CA-C	5.96	122.33	110.40
2	23	44	MET	CB-CA-C	5.96	122.33	110.40
2	3N	44	MET	CB-CA-C	5.96	122.33	110.40
2	37	44	MET	CB-CA-C	5.96	122.33	110.40
2	4J	44	MET	CB-CA-C	5.96	122.33	110.40
2	4R	44	MET	CB-CA-C	5.96	122.33	110.40
2	5Z	44	MET	CB-CA-C	5.96	122.33	110.40
2	6F	44	MET	CB-CA-C	5.96	122.33	110.40
2	6Z	44	MET	CB-CA-C	5.96	122.33	110.40
2	7J	44	MET	CB-CA-C	5.96	122.33	110.40
2	7V	44	MET	CB-CA-C	5.96	122.33	110.40
2	13	27	PRO	CA-C-O	-5.96	105.89	120.20
2	17	27	PRO	CA-C-O	-5.96	105.89	120.20
2	2B	27	PRO	CA-C-O	-5.96	105.89	120.20
2	3R	27	PRO	CA-C-O	-5.96	105.89	120.20
2	3V	27	PRO	CA-C-O	-5.96	105.89	120.20
2	3Z	27	PRO	CA-C-O	-5.96	105.89	120.20
2	5F	27	PRO	CA-C-O	-5.96	105.89	120.20
2	5J	27	PRO	CA-C-O	-5.96	105.89	120.20
2	5N	27	PRO	CA-C-O	-5.96	105.89	120.20
2	63	27	PRO	CA-C-O	-5.96	105.89	120.20
2	67	27	PRO	CA-C-O	-5.96	105.89	120.20
2	7B	27	PRO	CA-C-O	-5.96	105.89	120.20
1	1Q	41	ILE	N-CA-C	-5.96	94.91	111.00
1	1U	41	ILE	N-CA-C	-5.96	94.91	111.00
1	1Y	41	ILE	N-CA-C	-5.96	94.91	111.00
1	2Q	41	ILE	N-CA-C	-5.96	94.91	111.00
1	2U	41	ILE	N-CA-C	-5.96	94.91	111.00
1	2Y	41	ILE	N-CA-C	-5.96	94.91	111.00
1	42	41	ILE	N-CA-C	-5.96	94.91	111.00
1	46	41	ILE	N-CA-C	-5.96	94.91	111.00
1	5A	41	ILE	N-CA-C	-5.96	94.91	111.00
1	52	41	ILE	N-CA-C	-5.96	94.91	111.00

*Continued on next page...*

*Continued from previous page...*

Mol	Chain	Res	Type	Atoms	Z	Observed(°)	Ideal(°)
1	56	41	ILE	N-CA-C	-5.96	94.91	111.00
1	6A	41	ILE	N-CA-C	-5.96	94.91	111.00
2	1R	80	GLU	CB-CA-C	5.96	122.32	110.40
2	1V	80	GLU	CB-CA-C	5.96	122.32	110.40
2	1Z	80	GLU	CB-CA-C	5.96	122.32	110.40
2	2R	80	GLU	CB-CA-C	5.96	122.32	110.40
2	2V	80	GLU	CB-CA-C	5.96	122.32	110.40
2	2Z	80	GLU	CB-CA-C	5.96	122.32	110.40
2	43	80	GLU	CB-CA-C	5.96	122.32	110.40
2	47	80	GLU	CB-CA-C	5.96	122.32	110.40
2	5B	80	GLU	CB-CA-C	5.96	122.32	110.40
2	53	80	GLU	CB-CA-C	5.96	122.32	110.40
2	57	80	GLU	CB-CA-C	5.96	122.32	110.40
2	6B	80	GLU	CB-CA-C	5.96	122.32	110.40
2	1R	44	MET	CB-CA-C	5.96	122.31	110.40
2	1V	44	MET	CB-CA-C	5.96	122.31	110.40
2	1Z	44	MET	CB-CA-C	5.96	122.31	110.40
2	2R	44	MET	CB-CA-C	5.96	122.31	110.40
2	2V	44	MET	CB-CA-C	5.96	122.31	110.40
2	2Z	44	MET	CB-CA-C	5.96	122.31	110.40
2	43	44	MET	CB-CA-C	5.96	122.31	110.40
2	47	44	MET	CB-CA-C	5.96	122.31	110.40
2	5B	44	MET	CB-CA-C	5.96	122.31	110.40
2	53	44	MET	CB-CA-C	5.96	122.31	110.40
2	57	44	MET	CB-CA-C	5.96	122.31	110.40
2	6B	44	MET	CB-CA-C	5.96	122.31	110.40
1	1E	41	ILE	N-CA-C	-5.95	94.94	111.00
1	2M	41	ILE	N-CA-C	-5.95	94.94	111.00
1	22	41	ILE	N-CA-C	-5.95	94.94	111.00
1	3M	41	ILE	N-CA-C	-5.95	94.94	111.00
1	36	41	ILE	N-CA-C	-5.95	94.94	111.00
1	4I	41	ILE	N-CA-C	-5.95	94.94	111.00
1	4Q	41	ILE	N-CA-C	-5.95	94.94	111.00
1	5Y	41	ILE	N-CA-C	-5.95	94.94	111.00
1	6E	41	ILE	N-CA-C	-5.95	94.94	111.00
1	6Y	41	ILE	N-CA-C	-5.95	94.94	111.00
1	7I	41	ILE	N-CA-C	-5.95	94.94	111.00
1	7U	41	ILE	N-CA-C	-5.95	94.94	111.00
1	1A	41	ILE	N-CA-C	-5.95	94.95	111.00
1	1A	95	THR	CA-C-O	-5.95	107.61	120.10
1	1I	41	ILE	N-CA-C	-5.95	94.95	111.00
1	1I	95	THR	CA-C-O	-5.95	107.61	120.10

*Continued on next page...*

*Continued from previous page...*

Mol	Chain	Res	Type	Atoms	Z	Observed(°)	Ideal(°)
1	1M	41	ILE	N-CA-C	-5.95	94.95	111.00
1	12	41	ILE	N-CA-C	-5.95	94.95	111.00
1	16	41	ILE	N-CA-C	-5.95	94.95	111.00
1	2A	41	ILE	N-CA-C	-5.95	94.95	111.00
1	2E	41	ILE	N-CA-C	-5.95	94.95	111.00
1	2E	95	THR	CA-C-O	-5.95	107.61	120.10
1	2I	41	ILE	N-CA-C	-5.95	94.95	111.00
1	26	41	ILE	N-CA-C	-5.95	94.95	111.00
1	26	95	THR	CA-C-O	-5.95	107.61	120.10
1	3A	41	ILE	N-CA-C	-5.95	94.95	111.00
1	3E	41	ILE	N-CA-C	-5.95	94.95	111.00
1	3E	95	THR	CA-C-O	-5.95	107.61	120.10
1	3I	41	ILE	N-CA-C	-5.95	94.95	111.00
1	3Q	41	ILE	N-CA-C	-5.95	94.95	111.00
1	3U	41	ILE	N-CA-C	-5.95	94.95	111.00
1	3Y	41	ILE	N-CA-C	-5.95	94.95	111.00
1	32	41	ILE	N-CA-C	-5.95	94.95	111.00
1	4A	41	ILE	N-CA-C	-5.95	94.95	111.00
1	4A	95	THR	CA-C-O	-5.95	107.61	120.10
1	4E	41	ILE	N-CA-C	-5.95	94.95	111.00
1	4M	41	ILE	N-CA-C	-5.95	94.95	111.00
1	4M	95	THR	CA-C-O	-5.95	107.61	120.10
1	4U	41	ILE	N-CA-C	-5.95	94.95	111.00
1	4U	95	THR	CA-C-O	-5.95	107.61	120.10
1	4Y	41	ILE	N-CA-C	-5.95	94.95	111.00
1	5E	41	ILE	N-CA-C	-5.95	94.95	111.00
1	5I	41	ILE	N-CA-C	-5.95	94.95	111.00
1	5M	41	ILE	N-CA-C	-5.95	94.95	111.00
1	5Q	41	ILE	N-CA-C	-5.95	94.95	111.00
1	5Q	95	THR	CA-C-O	-5.95	107.61	120.10
1	5U	41	ILE	N-CA-C	-5.95	94.95	111.00
1	6I	41	ILE	N-CA-C	-5.95	94.95	111.00
1	6I	95	THR	CA-C-O	-5.95	107.61	120.10
1	6M	41	ILE	N-CA-C	-5.95	94.95	111.00
1	6Q	41	ILE	N-CA-C	-5.95	94.95	111.00
1	6Q	95	THR	CA-C-O	-5.95	107.61	120.10
1	6U	41	ILE	N-CA-C	-5.95	94.95	111.00
1	62	41	ILE	N-CA-C	-5.95	94.95	111.00
1	66	41	ILE	N-CA-C	-5.95	94.95	111.00
1	7A	41	ILE	N-CA-C	-5.95	94.95	111.00
1	7E	41	ILE	N-CA-C	-5.95	94.95	111.00
1	7M	41	ILE	N-CA-C	-5.95	94.95	111.00

*Continued on next page...*

*Continued from previous page...*

Mol	Chain	Res	Type	Atoms	Z	Observed(°)	Ideal(°)
1	7M	95	THR	CA-C-O	-5.95	107.61	120.10
1	7Q	41	ILE	N-CA-C	-5.95	94.95	111.00
1	1E	95	THR	CA-C-O	-5.94	107.62	120.10
2	1F	80	GLU	CB-CA-C	5.94	122.28	110.40
1	2M	95	THR	CA-C-O	-5.94	107.62	120.10
2	2N	80	GLU	CB-CA-C	5.94	122.28	110.40
1	22	95	THR	CA-C-O	-5.94	107.62	120.10
2	23	80	GLU	CB-CA-C	5.94	122.28	110.40
1	3M	95	THR	CA-C-O	-5.94	107.62	120.10
2	3N	80	GLU	CB-CA-C	5.94	122.28	110.40
1	36	95	THR	CA-C-O	-5.94	107.62	120.10
2	37	80	GLU	CB-CA-C	5.94	122.28	110.40
1	4I	95	THR	CA-C-O	-5.94	107.62	120.10
2	4J	80	GLU	CB-CA-C	5.94	122.28	110.40
1	4Q	95	THR	CA-C-O	-5.94	107.62	120.10
2	4R	80	GLU	CB-CA-C	5.94	122.28	110.40
1	5Y	95	THR	CA-C-O	-5.94	107.62	120.10
2	5Z	80	GLU	CB-CA-C	5.94	122.28	110.40
1	6E	95	THR	CA-C-O	-5.94	107.62	120.10
2	6F	80	GLU	CB-CA-C	5.94	122.28	110.40
1	6Y	95	THR	CA-C-O	-5.94	107.62	120.10
2	6Z	80	GLU	CB-CA-C	5.94	122.28	110.40
1	7I	95	THR	CA-C-O	-5.94	107.62	120.10
2	7J	80	GLU	CB-CA-C	5.94	122.28	110.40
1	7U	95	THR	CA-C-O	-5.94	107.62	120.10
2	7V	80	GLU	CB-CA-C	5.94	122.28	110.40
2	1F	99	TYR	CB-CA-C	-5.94	98.53	110.40
2	1N	99	TYR	CB-CA-C	-5.94	98.52	110.40
2	2J	99	TYR	CB-CA-C	-5.94	98.52	110.40
2	2N	99	TYR	CB-CA-C	-5.94	98.53	110.40
2	23	99	TYR	CB-CA-C	-5.94	98.53	110.40
2	3B	99	TYR	CB-CA-C	-5.94	98.52	110.40
2	3J	99	TYR	CB-CA-C	-5.94	98.52	110.40
2	3N	99	TYR	CB-CA-C	-5.94	98.53	110.40
2	33	99	TYR	CB-CA-C	-5.94	98.52	110.40
2	37	99	TYR	CB-CA-C	-5.94	98.53	110.40
2	4F	99	TYR	CB-CA-C	-5.94	98.52	110.40
2	4J	99	TYR	CB-CA-C	-5.94	98.53	110.40
2	4R	99	TYR	CB-CA-C	-5.94	98.53	110.40
2	4Z	99	TYR	CB-CA-C	-5.94	98.52	110.40
2	5V	99	TYR	CB-CA-C	-5.94	98.52	110.40
2	5Z	99	TYR	CB-CA-C	-5.94	98.53	110.40

*Continued on next page...*

*Continued from previous page...*

Mol	Chain	Res	Type	Atoms	Z	Observed(°)	Ideal(°)
2	6F	99	TYR	CB-CA-C	-5.94	98.53	110.40
2	6N	99	TYR	CB-CA-C	-5.94	98.52	110.40
2	6V	99	TYR	CB-CA-C	-5.94	98.52	110.40
2	6Z	99	TYR	CB-CA-C	-5.94	98.53	110.40
2	7F	99	TYR	CB-CA-C	-5.94	98.52	110.40
2	7J	99	TYR	CB-CA-C	-5.94	98.53	110.40
2	7R	99	TYR	CB-CA-C	-5.94	98.52	110.40
2	7V	99	TYR	CB-CA-C	-5.94	98.53	110.40
1	1M	95	THR	CA-C-O	-5.93	107.64	120.10
1	2I	95	THR	CA-C-O	-5.93	107.64	120.10
1	3A	95	THR	CA-C-O	-5.93	107.64	120.10
1	3I	95	THR	CA-C-O	-5.93	107.64	120.10
1	32	95	THR	CA-C-O	-5.93	107.64	120.10
1	4E	95	THR	CA-C-O	-5.93	107.64	120.10
1	4Y	95	THR	CA-C-O	-5.93	107.64	120.10
1	5U	95	THR	CA-C-O	-5.93	107.64	120.10
1	6M	95	THR	CA-C-O	-5.93	107.64	120.10
1	6U	95	THR	CA-C-O	-5.93	107.64	120.10
1	7E	95	THR	CA-C-O	-5.93	107.64	120.10
1	7Q	95	THR	CA-C-O	-5.93	107.64	120.10
1	1Q	95	THR	CA-C-O	-5.93	107.64	120.10
1	1U	95	THR	CA-C-O	-5.93	107.64	120.10
1	1Y	95	THR	CA-C-O	-5.93	107.64	120.10
1	2Q	95	THR	CA-C-O	-5.93	107.64	120.10
1	2U	95	THR	CA-C-O	-5.93	107.64	120.10
1	2Y	95	THR	CA-C-O	-5.93	107.64	120.10
1	42	95	THR	CA-C-O	-5.93	107.64	120.10
1	46	95	THR	CA-C-O	-5.93	107.64	120.10
1	5A	95	THR	CA-C-O	-5.93	107.64	120.10
1	52	95	THR	CA-C-O	-5.93	107.64	120.10
1	56	95	THR	CA-C-O	-5.93	107.64	120.10
1	6A	95	THR	CA-C-O	-5.93	107.64	120.10
2	13	78	HIS	CB-CA-C	-5.93	98.54	110.40
2	17	78	HIS	CB-CA-C	-5.93	98.54	110.40
2	2B	78	HIS	CB-CA-C	-5.93	98.54	110.40
2	3R	78	HIS	CB-CA-C	-5.93	98.54	110.40
2	3V	78	HIS	CB-CA-C	-5.93	98.54	110.40
2	3Z	78	HIS	CB-CA-C	-5.93	98.54	110.40
2	5F	78	HIS	CB-CA-C	-5.93	98.54	110.40
2	5J	78	HIS	CB-CA-C	-5.93	98.54	110.40
2	5N	78	HIS	CB-CA-C	-5.93	98.54	110.40
2	63	78	HIS	CB-CA-C	-5.93	98.54	110.40

*Continued on next page...*



*Continued from previous page...*

Mol	Chain	Res	Type	Atoms	Z	Observed(°)	Ideal(°)
2	67	78	HIS	CB-CA-C	-5.93	98.54	110.40
2	7B	78	HIS	CB-CA-C	-5.93	98.54	110.40
2	1R	78	HIS	CB-CA-C	-5.92	98.55	110.40
2	1V	78	HIS	CB-CA-C	-5.92	98.55	110.40
2	1Z	78	HIS	CB-CA-C	-5.92	98.55	110.40
1	12	95	THR	CA-C-O	-5.92	107.66	120.10
2	13	99	TYR	CB-CA-C	-5.92	98.55	110.40
1	16	95	THR	CA-C-O	-5.92	107.66	120.10
2	17	99	TYR	CB-CA-C	-5.92	98.55	110.40
1	2A	95	THR	CA-C-O	-5.92	107.66	120.10
2	2B	99	TYR	CB-CA-C	-5.92	98.55	110.40
2	2R	78	HIS	CB-CA-C	-5.92	98.55	110.40
2	2V	78	HIS	CB-CA-C	-5.92	98.55	110.40
2	2Z	78	HIS	CB-CA-C	-5.92	98.55	110.40
1	3Q	95	THR	CA-C-O	-5.92	107.66	120.10
2	3R	99	TYR	CB-CA-C	-5.92	98.55	110.40
1	3U	95	THR	CA-C-O	-5.92	107.66	120.10
2	3V	99	TYR	CB-CA-C	-5.92	98.55	110.40
1	3Y	95	THR	CA-C-O	-5.92	107.66	120.10
2	3Z	99	TYR	CB-CA-C	-5.92	98.55	110.40
2	43	78	HIS	CB-CA-C	-5.92	98.55	110.40
2	47	78	HIS	CB-CA-C	-5.92	98.55	110.40
2	5B	78	HIS	CB-CA-C	-5.92	98.55	110.40
1	5E	95	THR	CA-C-O	-5.92	107.66	120.10
2	5F	99	TYR	CB-CA-C	-5.92	98.55	110.40
1	5I	95	THR	CA-C-O	-5.92	107.66	120.10
2	5J	99	TYR	CB-CA-C	-5.92	98.55	110.40
1	5M	95	THR	CA-C-O	-5.92	107.66	120.10
2	5N	99	TYR	CB-CA-C	-5.92	98.55	110.40
2	53	78	HIS	CB-CA-C	-5.92	98.55	110.40
2	57	78	HIS	CB-CA-C	-5.92	98.55	110.40
2	6B	78	HIS	CB-CA-C	-5.92	98.55	110.40
1	62	95	THR	CA-C-O	-5.92	107.66	120.10
2	63	99	TYR	CB-CA-C	-5.92	98.55	110.40
1	66	95	THR	CA-C-O	-5.92	107.66	120.10
2	67	99	TYR	CB-CA-C	-5.92	98.55	110.40
1	7A	95	THR	CA-C-O	-5.92	107.66	120.10
2	7B	99	TYR	CB-CA-C	-5.92	98.55	110.40
1	1M	152	SER	CB-CA-C	-5.92	98.85	110.10
1	2I	152	SER	CB-CA-C	-5.92	98.85	110.10
1	3A	152	SER	CB-CA-C	-5.92	98.85	110.10
1	3I	152	SER	CB-CA-C	-5.92	98.85	110.10

*Continued on next page...*

*Continued from previous page...*

Mol	Chain	Res	Type	Atoms	Z	Observed(°)	Ideal(°)
1	32	152	SER	CB-CA-C	-5.92	98.85	110.10
1	4E	152	SER	CB-CA-C	-5.92	98.85	110.10
1	4Y	152	SER	CB-CA-C	-5.92	98.85	110.10
1	5U	152	SER	CB-CA-C	-5.92	98.85	110.10
1	6M	152	SER	CB-CA-C	-5.92	98.85	110.10
1	6U	152	SER	CB-CA-C	-5.92	98.85	110.10
1	7E	152	SER	CB-CA-C	-5.92	98.85	110.10
1	7Q	152	SER	CB-CA-C	-5.92	98.85	110.10
1	1E	152	SER	CB-CA-C	-5.92	98.85	110.10
1	1E	179	VAL	CB-CA-C	-5.92	100.15	111.40
1	12	9	PHE	CD1-CE1-CZ	5.92	127.21	120.10
1	16	9	PHE	CD1-CE1-CZ	5.92	127.21	120.10
1	2A	9	PHE	CD1-CE1-CZ	5.92	127.21	120.10
1	2M	152	SER	CB-CA-C	-5.92	98.85	110.10
1	2M	179	VAL	CB-CA-C	-5.92	100.15	111.40
1	22	152	SER	CB-CA-C	-5.92	98.85	110.10
1	22	179	VAL	CB-CA-C	-5.92	100.15	111.40
1	3M	152	SER	CB-CA-C	-5.92	98.85	110.10
1	3M	179	VAL	CB-CA-C	-5.92	100.15	111.40
1	3Q	9	PHE	CD1-CE1-CZ	5.92	127.21	120.10
1	3U	9	PHE	CD1-CE1-CZ	5.92	127.21	120.10
1	3Y	9	PHE	CD1-CE1-CZ	5.92	127.21	120.10
1	36	152	SER	CB-CA-C	-5.92	98.85	110.10
1	36	179	VAL	CB-CA-C	-5.92	100.15	111.40
1	4I	152	SER	CB-CA-C	-5.92	98.85	110.10
1	4I	179	VAL	CB-CA-C	-5.92	100.15	111.40
1	4Q	152	SER	CB-CA-C	-5.92	98.85	110.10
1	4Q	179	VAL	CB-CA-C	-5.92	100.15	111.40
1	5E	9	PHE	CD1-CE1-CZ	5.92	127.21	120.10
1	5I	9	PHE	CD1-CE1-CZ	5.92	127.21	120.10
1	5M	9	PHE	CD1-CE1-CZ	5.92	127.21	120.10
1	5Y	152	SER	CB-CA-C	-5.92	98.85	110.10
1	5Y	179	VAL	CB-CA-C	-5.92	100.15	111.40
1	6E	152	SER	CB-CA-C	-5.92	98.85	110.10
1	6E	179	VAL	CB-CA-C	-5.92	100.15	111.40
1	6Y	152	SER	CB-CA-C	-5.92	98.85	110.10
1	6Y	179	VAL	CB-CA-C	-5.92	100.15	111.40
1	62	9	PHE	CD1-CE1-CZ	5.92	127.21	120.10
1	66	9	PHE	CD1-CE1-CZ	5.92	127.21	120.10
1	7A	9	PHE	CD1-CE1-CZ	5.92	127.21	120.10
1	7I	152	SER	CB-CA-C	-5.92	98.85	110.10
1	7I	179	VAL	CB-CA-C	-5.92	100.15	111.40

*Continued on next page...*

*Continued from previous page...*

Mol	Chain	Res	Type	Atoms	Z	Observed(°)	Ideal(°)
1	7U	152	SER	CB-CA-C	-5.92	98.85	110.10
1	7U	179	VAL	CB-CA-C	-5.92	100.15	111.40
2	1F	24	PRO	C-N-CA	5.92	136.49	121.70
1	1Q	179	VAL	CB-CA-C	-5.92	100.15	111.40
1	1U	179	VAL	CB-CA-C	-5.92	100.15	111.40
1	1Y	179	VAL	CB-CA-C	-5.92	100.15	111.40
1	12	179	VAL	CB-CA-C	-5.92	100.15	111.40
2	13	24	PRO	C-N-CA	5.92	136.50	121.70
1	16	179	VAL	CB-CA-C	-5.92	100.15	111.40
2	17	24	PRO	C-N-CA	5.92	136.50	121.70
1	2A	179	VAL	CB-CA-C	-5.92	100.15	111.40
2	2B	24	PRO	C-N-CA	5.92	136.50	121.70
2	2N	24	PRO	C-N-CA	5.92	136.49	121.70
1	2Q	179	VAL	CB-CA-C	-5.92	100.15	111.40
1	2U	179	VAL	CB-CA-C	-5.92	100.15	111.40
1	2Y	179	VAL	CB-CA-C	-5.92	100.15	111.40
2	23	24	PRO	C-N-CA	5.92	136.49	121.70
2	3N	24	PRO	C-N-CA	5.92	136.49	121.70
1	3Q	179	VAL	CB-CA-C	-5.92	100.15	111.40
2	3R	24	PRO	C-N-CA	5.92	136.50	121.70
1	3U	179	VAL	CB-CA-C	-5.92	100.15	111.40
2	3V	24	PRO	C-N-CA	5.92	136.50	121.70
1	3Y	179	VAL	CB-CA-C	-5.92	100.15	111.40
2	3Z	24	PRO	C-N-CA	5.92	136.50	121.70
2	37	24	PRO	C-N-CA	5.92	136.49	121.70
2	4J	24	PRO	C-N-CA	5.92	136.49	121.70
2	4R	24	PRO	C-N-CA	5.92	136.49	121.70
1	42	179	VAL	CB-CA-C	-5.92	100.15	111.40
1	46	179	VAL	CB-CA-C	-5.92	100.15	111.40
1	5A	179	VAL	CB-CA-C	-5.92	100.15	111.40
1	5E	179	VAL	CB-CA-C	-5.92	100.15	111.40
2	5F	24	PRO	C-N-CA	5.92	136.50	121.70
1	5I	179	VAL	CB-CA-C	-5.92	100.15	111.40
2	5J	24	PRO	C-N-CA	5.92	136.50	121.70
1	5M	179	VAL	CB-CA-C	-5.92	100.15	111.40
2	5N	24	PRO	C-N-CA	5.92	136.50	121.70
2	5Z	24	PRO	C-N-CA	5.92	136.49	121.70
1	52	179	VAL	CB-CA-C	-5.92	100.15	111.40
1	56	179	VAL	CB-CA-C	-5.92	100.15	111.40
1	6A	179	VAL	CB-CA-C	-5.92	100.15	111.40
2	6F	24	PRO	C-N-CA	5.92	136.49	121.70
2	6Z	24	PRO	C-N-CA	5.92	136.49	121.70

*Continued on next page...*

*Continued from previous page...*

Mol	Chain	Res	Type	Atoms	Z	Observed(°)	Ideal(°)
1	62	179	VAL	CB-CA-C	-5.92	100.15	111.40
2	63	24	PRO	C-N-CA	5.92	136.50	121.70
1	66	179	VAL	CB-CA-C	-5.92	100.15	111.40
2	67	24	PRO	C-N-CA	5.92	136.50	121.70
1	7A	179	VAL	CB-CA-C	-5.92	100.15	111.40
2	7B	24	PRO	C-N-CA	5.92	136.50	121.70
2	7J	24	PRO	C-N-CA	5.92	136.49	121.70
2	7V	24	PRO	C-N-CA	5.92	136.49	121.70
1	12	152	SER	CB-CA-C	-5.92	98.86	110.10
1	16	152	SER	CB-CA-C	-5.92	98.86	110.10
1	2A	152	SER	CB-CA-C	-5.92	98.86	110.10
1	3Q	152	SER	CB-CA-C	-5.92	98.86	110.10
1	3U	152	SER	CB-CA-C	-5.92	98.86	110.10
1	3Y	152	SER	CB-CA-C	-5.92	98.86	110.10
1	5E	152	SER	CB-CA-C	-5.92	98.86	110.10
1	5I	152	SER	CB-CA-C	-5.92	98.86	110.10
1	5M	152	SER	CB-CA-C	-5.92	98.86	110.10
1	62	152	SER	CB-CA-C	-5.92	98.86	110.10
1	66	152	SER	CB-CA-C	-5.92	98.86	110.10
1	7A	152	SER	CB-CA-C	-5.92	98.86	110.10
2	1R	99	TYR	CB-CA-C	-5.92	98.57	110.40
2	1V	99	TYR	CB-CA-C	-5.92	98.57	110.40
2	1Z	99	TYR	CB-CA-C	-5.92	98.57	110.40
2	2R	99	TYR	CB-CA-C	-5.92	98.57	110.40
2	2V	99	TYR	CB-CA-C	-5.92	98.57	110.40
2	2Z	99	TYR	CB-CA-C	-5.92	98.57	110.40
2	43	99	TYR	CB-CA-C	-5.92	98.57	110.40
2	47	99	TYR	CB-CA-C	-5.92	98.57	110.40
2	5B	99	TYR	CB-CA-C	-5.92	98.57	110.40
2	53	99	TYR	CB-CA-C	-5.92	98.57	110.40
2	57	99	TYR	CB-CA-C	-5.92	98.57	110.40
2	6B	99	TYR	CB-CA-C	-5.92	98.57	110.40
1	1A	152	SER	CB-CA-C	-5.91	98.86	110.10
2	1B	78	HIS	CB-CA-C	-5.91	98.57	110.40
2	1B	99	TYR	CB-CA-C	-5.91	98.57	110.40
1	1I	152	SER	CB-CA-C	-5.91	98.86	110.10
2	1J	78	HIS	CB-CA-C	-5.91	98.57	110.40
2	1J	99	TYR	CB-CA-C	-5.91	98.57	110.40
2	1N	78	HIS	CB-CA-C	-5.91	98.57	110.40
1	2E	152	SER	CB-CA-C	-5.91	98.86	110.10
2	2F	78	HIS	CB-CA-C	-5.91	98.57	110.40
2	2F	99	TYR	CB-CA-C	-5.91	98.57	110.40

*Continued on next page...*

*Continued from previous page...*

Mol	Chain	Res	Type	Atoms	Z	Observed(°)	Ideal(°)
2	2J	78	HIS	CB-CA-C	-5.91	98.57	110.40
1	26	152	SER	CB-CA-C	-5.91	98.86	110.10
2	27	78	HIS	CB-CA-C	-5.91	98.57	110.40
2	27	99	TYR	CB-CA-C	-5.91	98.57	110.40
2	3B	78	HIS	CB-CA-C	-5.91	98.57	110.40
1	3E	152	SER	CB-CA-C	-5.91	98.86	110.10
2	3F	78	HIS	CB-CA-C	-5.91	98.57	110.40
2	3F	99	TYR	CB-CA-C	-5.91	98.57	110.40
2	3J	78	HIS	CB-CA-C	-5.91	98.57	110.40
2	33	78	HIS	CB-CA-C	-5.91	98.57	110.40
1	4A	152	SER	CB-CA-C	-5.91	98.86	110.10
2	4B	78	HIS	CB-CA-C	-5.91	98.57	110.40
2	4B	99	TYR	CB-CA-C	-5.91	98.57	110.40
2	4F	78	HIS	CB-CA-C	-5.91	98.57	110.40
1	4M	152	SER	CB-CA-C	-5.91	98.86	110.10
2	4N	78	HIS	CB-CA-C	-5.91	98.57	110.40
2	4N	99	TYR	CB-CA-C	-5.91	98.57	110.40
1	4U	152	SER	CB-CA-C	-5.91	98.86	110.10
2	4V	78	HIS	CB-CA-C	-5.91	98.57	110.40
2	4V	99	TYR	CB-CA-C	-5.91	98.57	110.40
2	4Z	78	HIS	CB-CA-C	-5.91	98.57	110.40
1	5Q	152	SER	CB-CA-C	-5.91	98.86	110.10
2	5R	78	HIS	CB-CA-C	-5.91	98.57	110.40
2	5R	99	TYR	CB-CA-C	-5.91	98.57	110.40
2	5V	78	HIS	CB-CA-C	-5.91	98.57	110.40
1	6I	152	SER	CB-CA-C	-5.91	98.86	110.10
2	6J	78	HIS	CB-CA-C	-5.91	98.57	110.40
2	6J	99	TYR	CB-CA-C	-5.91	98.57	110.40
2	6N	78	HIS	CB-CA-C	-5.91	98.57	110.40
1	6Q	152	SER	CB-CA-C	-5.91	98.86	110.10
2	6R	78	HIS	CB-CA-C	-5.91	98.57	110.40
2	6R	99	TYR	CB-CA-C	-5.91	98.57	110.40
2	6V	78	HIS	CB-CA-C	-5.91	98.57	110.40
2	7F	78	HIS	CB-CA-C	-5.91	98.57	110.40
1	7M	152	SER	CB-CA-C	-5.91	98.86	110.10
2	7N	78	HIS	CB-CA-C	-5.91	98.57	110.40
2	7N	99	TYR	CB-CA-C	-5.91	98.57	110.40
2	7R	78	HIS	CB-CA-C	-5.91	98.57	110.40
1	1M	179	VAL	CB-CA-C	-5.91	100.17	111.40
1	1Q	152	SER	CB-CA-C	-5.91	98.87	110.10
1	1U	152	SER	CB-CA-C	-5.91	98.87	110.10
1	1Y	152	SER	CB-CA-C	-5.91	98.87	110.10

*Continued on next page...*

*Continued from previous page...*

Mol	Chain	Res	Type	Atoms	Z	Observed(°)	Ideal(°)
1	2I	179	VAL	CB-CA-C	-5.91	100.17	111.40
1	2Q	152	SER	CB-CA-C	-5.91	98.87	110.10
1	2U	152	SER	CB-CA-C	-5.91	98.87	110.10
1	2Y	152	SER	CB-CA-C	-5.91	98.87	110.10
1	3A	179	VAL	CB-CA-C	-5.91	100.17	111.40
1	3I	179	VAL	CB-CA-C	-5.91	100.17	111.40
1	32	179	VAL	CB-CA-C	-5.91	100.17	111.40
1	4E	179	VAL	CB-CA-C	-5.91	100.17	111.40
1	4Y	179	VAL	CB-CA-C	-5.91	100.17	111.40
1	42	152	SER	CB-CA-C	-5.91	98.87	110.10
1	46	152	SER	CB-CA-C	-5.91	98.87	110.10
1	5A	152	SER	CB-CA-C	-5.91	98.87	110.10
1	5U	179	VAL	CB-CA-C	-5.91	100.17	111.40
1	52	152	SER	CB-CA-C	-5.91	98.87	110.10
1	56	152	SER	CB-CA-C	-5.91	98.87	110.10
1	6A	152	SER	CB-CA-C	-5.91	98.87	110.10
1	6M	179	VAL	CB-CA-C	-5.91	100.17	111.40
1	6U	179	VAL	CB-CA-C	-5.91	100.17	111.40
1	7E	179	VAL	CB-CA-C	-5.91	100.17	111.40
1	7Q	179	VAL	CB-CA-C	-5.91	100.17	111.40
1	1A	179	VAL	CB-CA-C	-5.91	100.17	111.40
2	1F	78	HIS	CB-CA-C	-5.91	98.58	110.40
1	1I	179	VAL	CB-CA-C	-5.91	100.17	111.40
1	2E	179	VAL	CB-CA-C	-5.91	100.17	111.40
2	2N	78	HIS	CB-CA-C	-5.91	98.58	110.40
2	23	78	HIS	CB-CA-C	-5.91	98.58	110.40
1	26	179	VAL	CB-CA-C	-5.91	100.17	111.40
1	3E	179	VAL	CB-CA-C	-5.91	100.17	111.40
2	3N	78	HIS	CB-CA-C	-5.91	98.58	110.40
2	37	78	HIS	CB-CA-C	-5.91	98.58	110.40
1	4A	179	VAL	CB-CA-C	-5.91	100.17	111.40
2	4J	78	HIS	CB-CA-C	-5.91	98.58	110.40
1	4M	179	VAL	CB-CA-C	-5.91	100.17	111.40
2	4R	78	HIS	CB-CA-C	-5.91	98.58	110.40
1	4U	179	VAL	CB-CA-C	-5.91	100.17	111.40
1	5Q	179	VAL	CB-CA-C	-5.91	100.17	111.40
2	5Z	78	HIS	CB-CA-C	-5.91	98.58	110.40
2	6F	78	HIS	CB-CA-C	-5.91	98.58	110.40
1	6I	179	VAL	CB-CA-C	-5.91	100.17	111.40
1	6Q	179	VAL	CB-CA-C	-5.91	100.17	111.40
2	6Z	78	HIS	CB-CA-C	-5.91	98.58	110.40
2	7J	78	HIS	CB-CA-C	-5.91	98.58	110.40

*Continued on next page...*

*Continued from previous page...*

Mol	Chain	Res	Type	Atoms	Z	Observed(°)	Ideal(°)
1	7M	179	VAL	CB-CA-C	-5.91	100.17	111.40
2	7V	78	HIS	CB-CA-C	-5.91	98.58	110.40
2	1B	24	PRO	C-N-CA	5.91	136.47	121.70
2	1J	24	PRO	C-N-CA	5.91	136.47	121.70
2	2F	24	PRO	C-N-CA	5.91	136.47	121.70
2	27	24	PRO	C-N-CA	5.91	136.47	121.70
2	3F	24	PRO	C-N-CA	5.91	136.47	121.70
2	4B	24	PRO	C-N-CA	5.91	136.47	121.70
2	4N	24	PRO	C-N-CA	5.91	136.47	121.70
2	4V	24	PRO	C-N-CA	5.91	136.47	121.70
2	5R	24	PRO	C-N-CA	5.91	136.47	121.70
2	6J	24	PRO	C-N-CA	5.91	136.47	121.70
2	6R	24	PRO	C-N-CA	5.91	136.47	121.70
2	7N	24	PRO	C-N-CA	5.91	136.47	121.70
1	1A	155	PRO	CA-C-N	-5.90	104.21	117.20
1	1I	155	PRO	CA-C-N	-5.90	104.21	117.20
2	1R	216	ASN	CB-CG-ND2	-5.90	102.53	116.70
2	1V	216	ASN	CB-CG-ND2	-5.90	102.53	116.70
2	1Z	216	ASN	CB-CG-ND2	-5.90	102.53	116.70
1	2E	155	PRO	CA-C-N	-5.90	104.21	117.20
2	2R	216	ASN	CB-CG-ND2	-5.90	102.53	116.70
2	2V	216	ASN	CB-CG-ND2	-5.90	102.53	116.70
2	2Z	216	ASN	CB-CG-ND2	-5.90	102.53	116.70
1	26	155	PRO	CA-C-N	-5.90	104.21	117.20
1	3E	155	PRO	CA-C-N	-5.90	104.21	117.20
1	4A	155	PRO	CA-C-N	-5.90	104.21	117.20
1	4M	155	PRO	CA-C-N	-5.90	104.21	117.20
1	4U	155	PRO	CA-C-N	-5.90	104.21	117.20
2	43	216	ASN	CB-CG-ND2	-5.90	102.53	116.70
2	47	216	ASN	CB-CG-ND2	-5.90	102.53	116.70
2	5B	216	ASN	CB-CG-ND2	-5.90	102.53	116.70
1	5Q	155	PRO	CA-C-N	-5.90	104.21	117.20
2	53	216	ASN	CB-CG-ND2	-5.90	102.53	116.70
2	57	216	ASN	CB-CG-ND2	-5.90	102.53	116.70
2	6B	216	ASN	CB-CG-ND2	-5.90	102.53	116.70
1	6I	155	PRO	CA-C-N	-5.90	104.21	117.20
1	6Q	155	PRO	CA-C-N	-5.90	104.21	117.20
1	7M	155	PRO	CA-C-N	-5.90	104.21	117.20
2	1B	216	ASN	CB-CG-ND2	-5.90	102.54	116.70
2	1J	216	ASN	CB-CG-ND2	-5.90	102.54	116.70
2	1R	24	PRO	C-N-CA	5.90	136.45	121.70
2	1V	24	PRO	C-N-CA	5.90	136.45	121.70

*Continued on next page...*



*Continued from previous page...*

Mol	Chain	Res	Type	Atoms	Z	Observed(°)	Ideal(°)
2	1Z	24	PRO	C-N-CA	5.90	136.45	121.70
2	2F	216	ASN	CB-CG-ND2	-5.90	102.54	116.70
2	2R	24	PRO	C-N-CA	5.90	136.45	121.70
2	2V	24	PRO	C-N-CA	5.90	136.45	121.70
2	2Z	24	PRO	C-N-CA	5.90	136.45	121.70
2	27	216	ASN	CB-CG-ND2	-5.90	102.54	116.70
2	3F	216	ASN	CB-CG-ND2	-5.90	102.54	116.70
2	4B	216	ASN	CB-CG-ND2	-5.90	102.54	116.70
2	4N	216	ASN	CB-CG-ND2	-5.90	102.54	116.70
2	4V	216	ASN	CB-CG-ND2	-5.90	102.54	116.70
2	43	24	PRO	C-N-CA	5.90	136.45	121.70
2	47	24	PRO	C-N-CA	5.90	136.45	121.70
2	5B	24	PRO	C-N-CA	5.90	136.45	121.70
2	5R	216	ASN	CB-CG-ND2	-5.90	102.54	116.70
2	53	24	PRO	C-N-CA	5.90	136.45	121.70
2	57	24	PRO	C-N-CA	5.90	136.45	121.70
2	6B	24	PRO	C-N-CA	5.90	136.45	121.70
2	6J	216	ASN	CB-CG-ND2	-5.90	102.54	116.70
2	6R	216	ASN	CB-CG-ND2	-5.90	102.54	116.70
2	7N	216	ASN	CB-CG-ND2	-5.90	102.54	116.70
2	1R	59	VAL	CA-CB-CG1	5.90	119.75	110.90
2	1V	59	VAL	CA-CB-CG1	5.90	119.75	110.90
2	1Z	59	VAL	CA-CB-CG1	5.90	119.75	110.90
2	2R	59	VAL	CA-CB-CG1	5.90	119.75	110.90
2	2V	59	VAL	CA-CB-CG1	5.90	119.75	110.90
2	2Z	59	VAL	CA-CB-CG1	5.90	119.75	110.90
2	43	59	VAL	CA-CB-CG1	5.90	119.75	110.90
2	47	59	VAL	CA-CB-CG1	5.90	119.75	110.90
2	5B	59	VAL	CA-CB-CG1	5.90	119.75	110.90
2	53	59	VAL	CA-CB-CG1	5.90	119.75	110.90
2	57	59	VAL	CA-CB-CG1	5.90	119.75	110.90
2	6B	59	VAL	CA-CB-CG1	5.90	119.75	110.90
2	1F	216	ASN	CB-CG-ND2	-5.90	102.55	116.70
1	1M	155	PRO	CA-C-N	-5.90	104.22	117.20
2	1N	216	ASN	CB-CG-ND2	-5.90	102.54	116.70
1	1Q	9	PHE	CD1-CE1-CZ	5.90	127.18	120.10
1	1U	9	PHE	CD1-CE1-CZ	5.90	127.18	120.10
1	1Y	9	PHE	CD1-CE1-CZ	5.90	127.18	120.10
1	2I	155	PRO	CA-C-N	-5.90	104.22	117.20
2	2J	216	ASN	CB-CG-ND2	-5.90	102.54	116.70
2	2N	216	ASN	CB-CG-ND2	-5.90	102.55	116.70
1	2Q	9	PHE	CD1-CE1-CZ	5.90	127.18	120.10

*Continued on next page...*

*Continued from previous page...*

Mol	Chain	Res	Type	Atoms	Z	Observed(°)	Ideal(°)
1	2U	9	PHE	CD1-CE1-CZ	5.90	127.18	120.10
1	2Y	9	PHE	CD1-CE1-CZ	5.90	127.18	120.10
2	23	216	ASN	CB-CG-ND2	-5.90	102.55	116.70
1	3A	155	PRO	CA-C-N	-5.90	104.22	117.20
2	3B	216	ASN	CB-CG-ND2	-5.90	102.54	116.70
1	3I	155	PRO	CA-C-N	-5.90	104.22	117.20
2	3J	216	ASN	CB-CG-ND2	-5.90	102.54	116.70
2	3N	216	ASN	CB-CG-ND2	-5.90	102.55	116.70
1	32	155	PRO	CA-C-N	-5.90	104.22	117.20
2	33	216	ASN	CB-CG-ND2	-5.90	102.54	116.70
2	37	216	ASN	CB-CG-ND2	-5.90	102.55	116.70
1	4E	155	PRO	CA-C-N	-5.90	104.22	117.20
2	4F	216	ASN	CB-CG-ND2	-5.90	102.54	116.70
2	4J	216	ASN	CB-CG-ND2	-5.90	102.55	116.70
2	4R	216	ASN	CB-CG-ND2	-5.90	102.55	116.70
1	4Y	155	PRO	CA-C-N	-5.90	104.22	117.20
2	4Z	216	ASN	CB-CG-ND2	-5.90	102.54	116.70
1	42	9	PHE	CD1-CE1-CZ	5.90	127.18	120.10
1	46	9	PHE	CD1-CE1-CZ	5.90	127.18	120.10
1	5A	9	PHE	CD1-CE1-CZ	5.90	127.18	120.10
1	5U	155	PRO	CA-C-N	-5.90	104.22	117.20
2	5V	216	ASN	CB-CG-ND2	-5.90	102.54	116.70
2	5Z	216	ASN	CB-CG-ND2	-5.90	102.55	116.70
1	52	9	PHE	CD1-CE1-CZ	5.90	127.18	120.10
1	56	9	PHE	CD1-CE1-CZ	5.90	127.18	120.10
1	6A	9	PHE	CD1-CE1-CZ	5.90	127.18	120.10
2	6F	216	ASN	CB-CG-ND2	-5.90	102.55	116.70
1	6M	155	PRO	CA-C-N	-5.90	104.22	117.20
2	6N	216	ASN	CB-CG-ND2	-5.90	102.54	116.70
1	6U	155	PRO	CA-C-N	-5.90	104.22	117.20
2	6V	216	ASN	CB-CG-ND2	-5.90	102.54	116.70
2	6Z	216	ASN	CB-CG-ND2	-5.90	102.55	116.70
1	7E	155	PRO	CA-C-N	-5.90	104.22	117.20
2	7F	216	ASN	CB-CG-ND2	-5.90	102.54	116.70
2	7J	216	ASN	CB-CG-ND2	-5.90	102.55	116.70
1	7Q	155	PRO	CA-C-N	-5.90	104.22	117.20
2	7R	216	ASN	CB-CG-ND2	-5.90	102.54	116.70
2	7V	216	ASN	CB-CG-ND2	-5.90	102.55	116.70
2	13	127	TYR	CB-CG-CD2	-5.90	117.46	121.00
2	17	127	TYR	CB-CG-CD2	-5.90	117.46	121.00
2	2B	127	TYR	CB-CG-CD2	-5.90	117.46	121.00
2	3R	127	TYR	CB-CG-CD2	-5.90	117.46	121.00

*Continued on next page...*

*Continued from previous page...*

Mol	Chain	Res	Type	Atoms	Z	Observed(°)	Ideal(°)
2	3V	127	TYR	CB-CG-CD2	-5.90	117.46	121.00
2	3Z	127	TYR	CB-CG-CD2	-5.90	117.46	121.00
2	5F	127	TYR	CB-CG-CD2	-5.90	117.46	121.00
2	5J	127	TYR	CB-CG-CD2	-5.90	117.46	121.00
2	5N	127	TYR	CB-CG-CD2	-5.90	117.46	121.00
2	63	127	TYR	CB-CG-CD2	-5.90	117.46	121.00
2	67	127	TYR	CB-CG-CD2	-5.90	117.46	121.00
2	7B	127	TYR	CB-CG-CD2	-5.90	117.46	121.00
1	1M	9	PHE	CD1-CE1-CZ	5.89	127.17	120.10
2	1N	24	PRO	C-N-CA	5.89	136.44	121.70
1	12	155	PRO	CA-C-N	-5.89	104.23	117.20
1	12	172	PHE	C-N-CA	-5.89	106.97	121.70
1	16	155	PRO	CA-C-N	-5.89	104.23	117.20
1	16	172	PHE	C-N-CA	-5.89	106.97	121.70
1	2A	155	PRO	CA-C-N	-5.89	104.23	117.20
1	2A	172	PHE	C-N-CA	-5.89	106.97	121.70
1	2I	9	PHE	CD1-CE1-CZ	5.89	127.17	120.10
2	2J	24	PRO	C-N-CA	5.89	136.44	121.70
1	3A	9	PHE	CD1-CE1-CZ	5.89	127.17	120.10
2	3B	24	PRO	C-N-CA	5.89	136.44	121.70
1	3I	9	PHE	CD1-CE1-CZ	5.89	127.17	120.10
2	3J	24	PRO	C-N-CA	5.89	136.44	121.70
1	3Q	155	PRO	CA-C-N	-5.89	104.23	117.20
1	3Q	172	PHE	C-N-CA	-5.89	106.97	121.70
1	3U	155	PRO	CA-C-N	-5.89	104.23	117.20
1	3U	172	PHE	C-N-CA	-5.89	106.97	121.70
1	3Y	155	PRO	CA-C-N	-5.89	104.23	117.20
1	3Y	172	PHE	C-N-CA	-5.89	106.97	121.70
1	32	9	PHE	CD1-CE1-CZ	5.89	127.17	120.10
2	33	24	PRO	C-N-CA	5.89	136.44	121.70
1	4E	9	PHE	CD1-CE1-CZ	5.89	127.17	120.10
2	4F	24	PRO	C-N-CA	5.89	136.44	121.70
1	4Y	9	PHE	CD1-CE1-CZ	5.89	127.17	120.10
2	4Z	24	PRO	C-N-CA	5.89	136.44	121.70
1	5E	155	PRO	CA-C-N	-5.89	104.23	117.20
1	5E	172	PHE	C-N-CA	-5.89	106.97	121.70
1	5I	155	PRO	CA-C-N	-5.89	104.23	117.20
1	5I	172	PHE	C-N-CA	-5.89	106.97	121.70
1	5M	155	PRO	CA-C-N	-5.89	104.23	117.20
1	5M	172	PHE	C-N-CA	-5.89	106.97	121.70
1	5U	9	PHE	CD1-CE1-CZ	5.89	127.17	120.10
2	5V	24	PRO	C-N-CA	5.89	136.44	121.70

*Continued on next page...*

*Continued from previous page...*

Mol	Chain	Res	Type	Atoms	Z	Observed(°)	Ideal(°)
1	6M	9	PHE	CD1-CE1-CZ	5.89	127.17	120.10
2	6N	24	PRO	C-N-CA	5.89	136.44	121.70
1	6U	9	PHE	CD1-CE1-CZ	5.89	127.17	120.10
2	6V	24	PRO	C-N-CA	5.89	136.44	121.70
1	62	155	PRO	CA-C-N	-5.89	104.23	117.20
1	62	172	PHE	C-N-CA	-5.89	106.97	121.70
1	66	155	PRO	CA-C-N	-5.89	104.23	117.20
1	66	172	PHE	C-N-CA	-5.89	106.97	121.70
1	7A	155	PRO	CA-C-N	-5.89	104.23	117.20
1	7A	172	PHE	C-N-CA	-5.89	106.97	121.70
1	7E	9	PHE	CD1-CE1-CZ	5.89	127.17	120.10
2	7F	24	PRO	C-N-CA	5.89	136.44	121.70
1	7Q	9	PHE	CD1-CE1-CZ	5.89	127.17	120.10
2	7R	24	PRO	C-N-CA	5.89	136.44	121.70
1	1M	172	PHE	C-N-CA	-5.89	106.97	121.70
2	1R	56	SER	CA-CB-OG	5.89	127.11	111.20
2	1V	56	SER	CA-CB-OG	5.89	127.11	111.20
2	1Z	56	SER	CA-CB-OG	5.89	127.11	111.20
2	13	59	VAL	CA-CB-CG1	5.89	119.74	110.90
2	17	59	VAL	CA-CB-CG1	5.89	119.74	110.90
2	2B	59	VAL	CA-CB-CG1	5.89	119.74	110.90
1	2I	172	PHE	C-N-CA	-5.89	106.97	121.70
2	2R	56	SER	CA-CB-OG	5.89	127.11	111.20
2	2V	56	SER	CA-CB-OG	5.89	127.11	111.20
2	2Z	56	SER	CA-CB-OG	5.89	127.11	111.20
1	3A	172	PHE	C-N-CA	-5.89	106.97	121.70
1	3I	172	PHE	C-N-CA	-5.89	106.97	121.70
2	3R	59	VAL	CA-CB-CG1	5.89	119.74	110.90
2	3V	59	VAL	CA-CB-CG1	5.89	119.74	110.90
2	3Z	59	VAL	CA-CB-CG1	5.89	119.74	110.90
1	32	172	PHE	C-N-CA	-5.89	106.97	121.70
1	4E	172	PHE	C-N-CA	-5.89	106.97	121.70
1	4Y	172	PHE	C-N-CA	-5.89	106.97	121.70
2	43	56	SER	CA-CB-OG	5.89	127.11	111.20
2	47	56	SER	CA-CB-OG	5.89	127.11	111.20
2	5B	56	SER	CA-CB-OG	5.89	127.11	111.20
2	5F	59	VAL	CA-CB-CG1	5.89	119.74	110.90
2	5J	59	VAL	CA-CB-CG1	5.89	119.74	110.90
2	5N	59	VAL	CA-CB-CG1	5.89	119.74	110.90
1	5U	172	PHE	C-N-CA	-5.89	106.97	121.70
2	53	56	SER	CA-CB-OG	5.89	127.11	111.20
2	57	56	SER	CA-CB-OG	5.89	127.11	111.20

*Continued on next page...*

*Continued from previous page...*

Mol	Chain	Res	Type	Atoms	Z	Observed(°)	Ideal(°)
2	6B	56	SER	CA-CB-OG	5.89	127.11	111.20
1	6M	172	PHE	C-N-CA	-5.89	106.97	121.70
1	6U	172	PHE	C-N-CA	-5.89	106.97	121.70
2	63	59	VAL	CA-CB-CG1	5.89	119.74	110.90
2	67	59	VAL	CA-CB-CG1	5.89	119.74	110.90
2	7B	59	VAL	CA-CB-CG1	5.89	119.74	110.90
1	7E	172	PHE	C-N-CA	-5.89	106.97	121.70
1	7Q	172	PHE	C-N-CA	-5.89	106.97	121.70
1	1Q	155	PRO	CA-C-N	-5.89	104.24	117.20
1	1U	155	PRO	CA-C-N	-5.89	104.24	117.20
1	1Y	155	PRO	CA-C-N	-5.89	104.24	117.20
1	2Q	155	PRO	CA-C-N	-5.89	104.24	117.20
1	2U	155	PRO	CA-C-N	-5.89	104.24	117.20
1	2Y	155	PRO	CA-C-N	-5.89	104.24	117.20
1	42	155	PRO	CA-C-N	-5.89	104.24	117.20
1	46	155	PRO	CA-C-N	-5.89	104.24	117.20
1	5A	155	PRO	CA-C-N	-5.89	104.24	117.20
1	52	155	PRO	CA-C-N	-5.89	104.24	117.20
1	56	155	PRO	CA-C-N	-5.89	104.24	117.20
1	6A	155	PRO	CA-C-N	-5.89	104.24	117.20
2	1B	52	ASP	CB-CG-OD1	-5.89	113.00	118.30
1	1E	155	PRO	CA-C-N	-5.89	104.24	117.20
2	1J	52	ASP	CB-CG-OD1	-5.89	113.00	118.30
2	13	216	ASN	CB-CG-ND2	-5.89	102.56	116.70
2	17	216	ASN	CB-CG-ND2	-5.89	102.56	116.70
2	2B	216	ASN	CB-CG-ND2	-5.89	102.56	116.70
2	2F	52	ASP	CB-CG-OD1	-5.89	113.00	118.30
1	2M	155	PRO	CA-C-N	-5.89	104.24	117.20
1	22	155	PRO	CA-C-N	-5.89	104.24	117.20
2	27	52	ASP	CB-CG-OD1	-5.89	113.00	118.30
2	3F	52	ASP	CB-CG-OD1	-5.89	113.00	118.30
1	3M	155	PRO	CA-C-N	-5.89	104.24	117.20
2	3R	216	ASN	CB-CG-ND2	-5.89	102.56	116.70
2	3V	216	ASN	CB-CG-ND2	-5.89	102.56	116.70
2	3Z	216	ASN	CB-CG-ND2	-5.89	102.56	116.70
1	36	155	PRO	CA-C-N	-5.89	104.24	117.20
2	4B	52	ASP	CB-CG-OD1	-5.89	113.00	118.30
1	4I	155	PRO	CA-C-N	-5.89	104.24	117.20
2	4N	52	ASP	CB-CG-OD1	-5.89	113.00	118.30
1	4Q	155	PRO	CA-C-N	-5.89	104.24	117.20
2	4V	52	ASP	CB-CG-OD1	-5.89	113.00	118.30
2	5F	216	ASN	CB-CG-ND2	-5.89	102.56	116.70

*Continued on next page...*

*Continued from previous page...*

Mol	Chain	Res	Type	Atoms	Z	Observed(°)	Ideal(°)
2	5J	216	ASN	CB-CG-ND2	-5.89	102.56	116.70
2	5N	216	ASN	CB-CG-ND2	-5.89	102.56	116.70
2	5R	52	ASP	CB-CG-OD1	-5.89	113.00	118.30
1	5Y	155	PRO	CA-C-N	-5.89	104.24	117.20
1	6E	155	PRO	CA-C-N	-5.89	104.24	117.20
2	6J	52	ASP	CB-CG-OD1	-5.89	113.00	118.30
2	6R	52	ASP	CB-CG-OD1	-5.89	113.00	118.30
1	6Y	155	PRO	CA-C-N	-5.89	104.24	117.20
2	63	216	ASN	CB-CG-ND2	-5.89	102.56	116.70
2	67	216	ASN	CB-CG-ND2	-5.89	102.56	116.70
2	7B	216	ASN	CB-CG-ND2	-5.89	102.56	116.70
1	7I	155	PRO	CA-C-N	-5.89	104.24	117.20
2	7N	52	ASP	CB-CG-OD1	-5.89	113.00	118.30
1	7U	155	PRO	CA-C-N	-5.89	104.24	117.20
2	1R	52	ASP	CB-CG-OD1	-5.89	113.00	118.30
2	1V	52	ASP	CB-CG-OD1	-5.89	113.00	118.30
2	1Z	52	ASP	CB-CG-OD1	-5.89	113.00	118.30
2	2R	52	ASP	CB-CG-OD1	-5.89	113.00	118.30
2	2V	52	ASP	CB-CG-OD1	-5.89	113.00	118.30
2	2Z	52	ASP	CB-CG-OD1	-5.89	113.00	118.30
2	43	52	ASP	CB-CG-OD1	-5.89	113.00	118.30
2	47	52	ASP	CB-CG-OD1	-5.89	113.00	118.30
2	5B	52	ASP	CB-CG-OD1	-5.89	113.00	118.30
2	53	52	ASP	CB-CG-OD1	-5.89	113.00	118.30
2	57	52	ASP	CB-CG-OD1	-5.89	113.00	118.30
2	6B	52	ASP	CB-CG-OD1	-5.89	113.00	118.30
2	1F	56	SER	CA-CB-OG	5.89	127.09	111.20
2	1N	52	ASP	CB-CG-OD1	-5.89	113.00	118.30
1	1Q	140	PHE	CB-CA-C	-5.89	98.63	110.40
1	1U	140	PHE	CB-CA-C	-5.89	98.63	110.40
1	1Y	140	PHE	CB-CA-C	-5.89	98.63	110.40
2	2J	52	ASP	CB-CG-OD1	-5.89	113.00	118.30
2	2N	56	SER	CA-CB-OG	5.89	127.09	111.20
1	2Q	140	PHE	CB-CA-C	-5.89	98.63	110.40
1	2U	140	PHE	CB-CA-C	-5.89	98.63	110.40
1	2Y	140	PHE	CB-CA-C	-5.89	98.63	110.40
2	23	56	SER	CA-CB-OG	5.89	127.09	111.20
2	3B	52	ASP	CB-CG-OD1	-5.89	113.00	118.30
2	3J	52	ASP	CB-CG-OD1	-5.89	113.00	118.30
2	3N	56	SER	CA-CB-OG	5.89	127.09	111.20
2	33	52	ASP	CB-CG-OD1	-5.89	113.00	118.30
2	37	56	SER	CA-CB-OG	5.89	127.09	111.20

*Continued on next page...*



*Continued from previous page...*

Mol	Chain	Res	Type	Atoms	Z	Observed(°)	Ideal(°)
2	4F	52	ASP	CB-CG-OD1	-5.89	113.00	118.30
2	4J	56	SER	CA-CB-OG	5.89	127.09	111.20
2	4R	56	SER	CA-CB-OG	5.89	127.09	111.20
2	4Z	52	ASP	CB-CG-OD1	-5.89	113.00	118.30
1	42	140	PHE	CB-CA-C	-5.89	98.63	110.40
1	46	140	PHE	CB-CA-C	-5.89	98.63	110.40
1	5A	140	PHE	CB-CA-C	-5.89	98.63	110.40
2	5V	52	ASP	CB-CG-OD1	-5.89	113.00	118.30
2	5Z	56	SER	CA-CB-OG	5.89	127.09	111.20
1	52	140	PHE	CB-CA-C	-5.89	98.63	110.40
1	56	140	PHE	CB-CA-C	-5.89	98.63	110.40
1	6A	140	PHE	CB-CA-C	-5.89	98.63	110.40
2	6F	56	SER	CA-CB-OG	5.89	127.09	111.20
2	6N	52	ASP	CB-CG-OD1	-5.89	113.00	118.30
2	6V	52	ASP	CB-CG-OD1	-5.89	113.00	118.30
2	6Z	56	SER	CA-CB-OG	5.89	127.09	111.20
2	7F	52	ASP	CB-CG-OD1	-5.89	113.00	118.30
2	7J	56	SER	CA-CB-OG	5.89	127.09	111.20
2	7R	52	ASP	CB-CG-OD1	-5.89	113.00	118.30
2	7V	56	SER	CA-CB-OG	5.89	127.09	111.20
1	1A	9	PHE	CD1-CE1-CZ	5.88	127.16	120.10
1	1I	9	PHE	CD1-CE1-CZ	5.88	127.16	120.10
1	2E	9	PHE	CD1-CE1-CZ	5.88	127.16	120.10
1	26	9	PHE	CD1-CE1-CZ	5.88	127.16	120.10
1	3E	9	PHE	CD1-CE1-CZ	5.88	127.16	120.10
1	4A	9	PHE	CD1-CE1-CZ	5.88	127.16	120.10
1	4M	9	PHE	CD1-CE1-CZ	5.88	127.16	120.10
1	4U	9	PHE	CD1-CE1-CZ	5.88	127.16	120.10
1	5Q	9	PHE	CD1-CE1-CZ	5.88	127.16	120.10
1	6I	9	PHE	CD1-CE1-CZ	5.88	127.16	120.10
1	6Q	9	PHE	CD1-CE1-CZ	5.88	127.16	120.10
1	7M	9	PHE	CD1-CE1-CZ	5.88	127.16	120.10
1	1A	172	PHE	C-N-CA	-5.88	106.99	121.70
1	1I	172	PHE	C-N-CA	-5.88	106.99	121.70
2	1N	56	SER	CA-CB-OG	5.88	127.08	111.20
2	13	52	ASP	CB-CG-OD1	-5.88	113.00	118.30
2	17	52	ASP	CB-CG-OD1	-5.88	113.00	118.30
2	2B	52	ASP	CB-CG-OD1	-5.88	113.00	118.30
1	2E	172	PHE	C-N-CA	-5.88	106.99	121.70
2	2J	56	SER	CA-CB-OG	5.88	127.08	111.20
1	26	172	PHE	C-N-CA	-5.88	106.99	121.70
2	3B	56	SER	CA-CB-OG	5.88	127.08	111.20

*Continued on next page...*



*Continued from previous page...*

Mol	Chain	Res	Type	Atoms	Z	Observed(°)	Ideal(°)
1	3E	172	PHE	C-N-CA	-5.88	106.99	121.70
2	3J	56	SER	CA-CB-OG	5.88	127.08	111.20
2	3R	52	ASP	CB-CG-OD1	-5.88	113.00	118.30
2	3V	52	ASP	CB-CG-OD1	-5.88	113.00	118.30
2	3Z	52	ASP	CB-CG-OD1	-5.88	113.00	118.30
2	33	56	SER	CA-CB-OG	5.88	127.08	111.20
1	4A	172	PHE	C-N-CA	-5.88	106.99	121.70
2	4F	56	SER	CA-CB-OG	5.88	127.08	111.20
1	4M	172	PHE	C-N-CA	-5.88	106.99	121.70
1	4U	172	PHE	C-N-CA	-5.88	106.99	121.70
2	4Z	56	SER	CA-CB-OG	5.88	127.08	111.20
2	5F	52	ASP	CB-CG-OD1	-5.88	113.00	118.30
2	5J	52	ASP	CB-CG-OD1	-5.88	113.00	118.30
2	5N	52	ASP	CB-CG-OD1	-5.88	113.00	118.30
1	5Q	172	PHE	C-N-CA	-5.88	106.99	121.70
2	5V	56	SER	CA-CB-OG	5.88	127.08	111.20
1	6I	172	PHE	C-N-CA	-5.88	106.99	121.70
2	6N	56	SER	CA-CB-OG	5.88	127.08	111.20
1	6Q	172	PHE	C-N-CA	-5.88	106.99	121.70
2	6V	56	SER	CA-CB-OG	5.88	127.08	111.20
2	63	52	ASP	CB-CG-OD1	-5.88	113.00	118.30
2	67	52	ASP	CB-CG-OD1	-5.88	113.00	118.30
2	7B	52	ASP	CB-CG-OD1	-5.88	113.00	118.30
2	7F	56	SER	CA-CB-OG	5.88	127.08	111.20
1	7M	172	PHE	C-N-CA	-5.88	106.99	121.70
2	7R	56	SER	CA-CB-OG	5.88	127.08	111.20
1	1A	140	PHE	CB-CA-C	-5.88	98.64	110.40
2	1B	56	SER	CA-CB-OG	5.88	127.08	111.20
1	1E	172	PHE	C-N-CA	-5.88	107.00	121.70
1	1I	140	PHE	CB-CA-C	-5.88	98.64	110.40
2	1J	56	SER	CA-CB-OG	5.88	127.08	111.20
1	12	140	PHE	CB-CA-C	-5.88	98.64	110.40
1	16	140	PHE	CB-CA-C	-5.88	98.64	110.40
1	2A	140	PHE	CB-CA-C	-5.88	98.64	110.40
1	2E	140	PHE	CB-CA-C	-5.88	98.64	110.40
2	2F	56	SER	CA-CB-OG	5.88	127.08	111.20
1	2M	172	PHE	C-N-CA	-5.88	107.00	121.70
1	22	172	PHE	C-N-CA	-5.88	107.00	121.70
1	26	140	PHE	CB-CA-C	-5.88	98.64	110.40
2	27	56	SER	CA-CB-OG	5.88	127.08	111.20
1	3E	140	PHE	CB-CA-C	-5.88	98.64	110.40
2	3F	56	SER	CA-CB-OG	5.88	127.08	111.20

*Continued on next page...*

*Continued from previous page...*

Mol	Chain	Res	Type	Atoms	Z	Observed(°)	Ideal(°)
1	3M	172	PHE	C-N-CA	-5.88	107.00	121.70
1	3Q	140	PHE	CB-CA-C	-5.88	98.64	110.40
1	3U	140	PHE	CB-CA-C	-5.88	98.64	110.40
1	3Y	140	PHE	CB-CA-C	-5.88	98.64	110.40
1	36	172	PHE	C-N-CA	-5.88	107.00	121.70
1	4A	140	PHE	CB-CA-C	-5.88	98.64	110.40
2	4B	56	SER	CA-CB-OG	5.88	127.08	111.20
1	4I	172	PHE	C-N-CA	-5.88	107.00	121.70
1	4M	140	PHE	CB-CA-C	-5.88	98.64	110.40
2	4N	56	SER	CA-CB-OG	5.88	127.08	111.20
1	4Q	172	PHE	C-N-CA	-5.88	107.00	121.70
1	4U	140	PHE	CB-CA-C	-5.88	98.64	110.40
2	4V	56	SER	CA-CB-OG	5.88	127.08	111.20
1	5E	140	PHE	CB-CA-C	-5.88	98.64	110.40
1	5I	140	PHE	CB-CA-C	-5.88	98.64	110.40
1	5M	140	PHE	CB-CA-C	-5.88	98.64	110.40
1	5Q	140	PHE	CB-CA-C	-5.88	98.64	110.40
2	5R	56	SER	CA-CB-OG	5.88	127.08	111.20
1	5Y	172	PHE	C-N-CA	-5.88	107.00	121.70
1	6E	172	PHE	C-N-CA	-5.88	107.00	121.70
1	6I	140	PHE	CB-CA-C	-5.88	98.64	110.40
2	6J	56	SER	CA-CB-OG	5.88	127.08	111.20
1	6Q	140	PHE	CB-CA-C	-5.88	98.64	110.40
2	6R	56	SER	CA-CB-OG	5.88	127.08	111.20
1	6Y	172	PHE	C-N-CA	-5.88	107.00	121.70
1	62	140	PHE	CB-CA-C	-5.88	98.64	110.40
1	66	140	PHE	CB-CA-C	-5.88	98.64	110.40
1	7A	140	PHE	CB-CA-C	-5.88	98.64	110.40
1	7I	172	PHE	C-N-CA	-5.88	107.00	121.70
1	7M	140	PHE	CB-CA-C	-5.88	98.64	110.40
2	7N	56	SER	CA-CB-OG	5.88	127.08	111.20
1	7U	172	PHE	C-N-CA	-5.88	107.00	121.70
2	1N	59	VAL	CA-CB-CG1	5.88	119.72	110.90
1	1Q	172	PHE	C-N-CA	-5.88	107.00	121.70
1	1U	172	PHE	C-N-CA	-5.88	107.00	121.70
1	1Y	172	PHE	C-N-CA	-5.88	107.00	121.70
2	2J	59	VAL	CA-CB-CG1	5.88	119.72	110.90
1	2Q	172	PHE	C-N-CA	-5.88	107.00	121.70
1	2U	172	PHE	C-N-CA	-5.88	107.00	121.70
1	2Y	172	PHE	C-N-CA	-5.88	107.00	121.70
2	3B	59	VAL	CA-CB-CG1	5.88	119.72	110.90
2	3J	59	VAL	CA-CB-CG1	5.88	119.72	110.90

*Continued on next page...*

*Continued from previous page...*

Mol	Chain	Res	Type	Atoms	Z	Observed(°)	Ideal(°)
2	33	59	VAL	CA-CB-CG1	5.88	119.72	110.90
2	4F	59	VAL	CA-CB-CG1	5.88	119.72	110.90
2	4Z	59	VAL	CA-CB-CG1	5.88	119.72	110.90
1	42	172	PHE	C-N-CA	-5.88	107.00	121.70
1	46	172	PHE	C-N-CA	-5.88	107.00	121.70
1	5A	172	PHE	C-N-CA	-5.88	107.00	121.70
2	5V	59	VAL	CA-CB-CG1	5.88	119.72	110.90
1	52	172	PHE	C-N-CA	-5.88	107.00	121.70
1	56	172	PHE	C-N-CA	-5.88	107.00	121.70
1	6A	172	PHE	C-N-CA	-5.88	107.00	121.70
2	6N	59	VAL	CA-CB-CG1	5.88	119.72	110.90
2	6V	59	VAL	CA-CB-CG1	5.88	119.72	110.90
2	7F	59	VAL	CA-CB-CG1	5.88	119.72	110.90
2	7R	59	VAL	CA-CB-CG1	5.88	119.72	110.90
2	1F	59	VAL	CA-CB-CG1	5.88	119.72	110.90
2	2N	59	VAL	CA-CB-CG1	5.88	119.72	110.90
2	23	59	VAL	CA-CB-CG1	5.88	119.72	110.90
2	3N	59	VAL	CA-CB-CG1	5.88	119.72	110.90
2	37	59	VAL	CA-CB-CG1	5.88	119.72	110.90
2	4J	59	VAL	CA-CB-CG1	5.88	119.72	110.90
2	4R	59	VAL	CA-CB-CG1	5.88	119.72	110.90
2	5Z	59	VAL	CA-CB-CG1	5.88	119.72	110.90
2	6F	59	VAL	CA-CB-CG1	5.88	119.72	110.90
2	6Z	59	VAL	CA-CB-CG1	5.88	119.72	110.90
2	7J	59	VAL	CA-CB-CG1	5.88	119.72	110.90
2	7V	59	VAL	CA-CB-CG1	5.88	119.72	110.90
1	1E	9	PHE	CD1-CE1-CZ	5.88	127.15	120.10
1	2M	9	PHE	CD1-CE1-CZ	5.88	127.15	120.10
1	22	9	PHE	CD1-CE1-CZ	5.88	127.15	120.10
1	3M	9	PHE	CD1-CE1-CZ	5.88	127.15	120.10
1	36	9	PHE	CD1-CE1-CZ	5.88	127.15	120.10
1	4I	9	PHE	CD1-CE1-CZ	5.88	127.15	120.10
1	4Q	9	PHE	CD1-CE1-CZ	5.88	127.15	120.10
1	5Y	9	PHE	CD1-CE1-CZ	5.88	127.15	120.10
1	6E	9	PHE	CD1-CE1-CZ	5.88	127.15	120.10
1	6Y	9	PHE	CD1-CE1-CZ	5.88	127.15	120.10
1	7I	9	PHE	CD1-CE1-CZ	5.88	127.15	120.10
1	7U	9	PHE	CD1-CE1-CZ	5.88	127.15	120.10
1	1M	140	PHE	CB-CA-C	-5.87	98.65	110.40
1	12	94	THR	CA-CB-CG2	5.87	120.62	112.40
1	16	94	THR	CA-CB-CG2	5.87	120.62	112.40
1	2A	94	THR	CA-CB-CG2	5.87	120.62	112.40

*Continued on next page...*

*Continued from previous page...*

Mol	Chain	Res	Type	Atoms	Z	Observed(°)	Ideal(°)
1	2I	140	PHE	CB-CA-C	-5.87	98.65	110.40
1	3A	140	PHE	CB-CA-C	-5.87	98.65	110.40
1	3I	140	PHE	CB-CA-C	-5.87	98.65	110.40
1	3Q	94	THR	CA-CB-CG2	5.87	120.62	112.40
1	3U	94	THR	CA-CB-CG2	5.87	120.62	112.40
1	3Y	94	THR	CA-CB-CG2	5.87	120.62	112.40
1	3Z	140	PHE	CB-CA-C	-5.87	98.65	110.40
1	4E	140	PHE	CB-CA-C	-5.87	98.65	110.40
1	4Y	140	PHE	CB-CA-C	-5.87	98.65	110.40
1	5E	94	THR	CA-CB-CG2	5.87	120.62	112.40
1	5I	94	THR	CA-CB-CG2	5.87	120.62	112.40
1	5M	94	THR	CA-CB-CG2	5.87	120.62	112.40
1	5U	140	PHE	CB-CA-C	-5.87	98.65	110.40
1	6M	140	PHE	CB-CA-C	-5.87	98.65	110.40
1	6U	140	PHE	CB-CA-C	-5.87	98.65	110.40
1	6Z	94	THR	CA-CB-CG2	5.87	120.62	112.40
1	66	94	THR	CA-CB-CG2	5.87	120.62	112.40
1	7A	94	THR	CA-CB-CG2	5.87	120.62	112.40
1	7E	140	PHE	CB-CA-C	-5.87	98.65	110.40
1	7Q	140	PHE	CB-CA-C	-5.87	98.65	110.40
2	1B	59	VAL	CA-CB-CG1	5.87	119.71	110.90
2	1F	52	ASP	CB-CG-OD1	-5.87	113.02	118.30
2	1J	59	VAL	CA-CB-CG1	5.87	119.71	110.90
2	2F	59	VAL	CA-CB-CG1	5.87	119.71	110.90
2	2N	52	ASP	CB-CG-OD1	-5.87	113.02	118.30
2	23	52	ASP	CB-CG-OD1	-5.87	113.02	118.30
2	27	59	VAL	CA-CB-CG1	5.87	119.71	110.90
2	3F	59	VAL	CA-CB-CG1	5.87	119.71	110.90
2	3N	52	ASP	CB-CG-OD1	-5.87	113.02	118.30
2	37	52	ASP	CB-CG-OD1	-5.87	113.02	118.30
2	4B	59	VAL	CA-CB-CG1	5.87	119.71	110.90
2	4J	52	ASP	CB-CG-OD1	-5.87	113.02	118.30
2	4N	59	VAL	CA-CB-CG1	5.87	119.71	110.90
2	4R	52	ASP	CB-CG-OD1	-5.87	113.02	118.30
2	4V	59	VAL	CA-CB-CG1	5.87	119.71	110.90
2	5R	59	VAL	CA-CB-CG1	5.87	119.71	110.90
2	5Z	52	ASP	CB-CG-OD1	-5.87	113.02	118.30
2	6F	52	ASP	CB-CG-OD1	-5.87	113.02	118.30
2	6J	59	VAL	CA-CB-CG1	5.87	119.71	110.90
2	6R	59	VAL	CA-CB-CG1	5.87	119.71	110.90
2	6Z	52	ASP	CB-CG-OD1	-5.87	113.02	118.30
2	7J	52	ASP	CB-CG-OD1	-5.87	113.02	118.30

*Continued on next page...*

*Continued from previous page...*

Mol	Chain	Res	Type	Atoms	Z	Observed(°)	Ideal(°)
2	7N	59	VAL	CA-CB-CG1	5.87	119.71	110.90
2	7V	52	ASP	CB-CG-OD1	-5.87	113.02	118.30
1	1E	140	PHE	CB-CA-C	-5.87	98.66	110.40
1	2M	140	PHE	CB-CA-C	-5.87	98.66	110.40
1	22	140	PHE	CB-CA-C	-5.87	98.66	110.40
1	3M	140	PHE	CB-CA-C	-5.87	98.66	110.40
1	36	140	PHE	CB-CA-C	-5.87	98.66	110.40
1	4I	140	PHE	CB-CA-C	-5.87	98.66	110.40
1	4Q	140	PHE	CB-CA-C	-5.87	98.66	110.40
1	5Y	140	PHE	CB-CA-C	-5.87	98.66	110.40
1	6E	140	PHE	CB-CA-C	-5.87	98.66	110.40
1	6Y	140	PHE	CB-CA-C	-5.87	98.66	110.40
1	7I	140	PHE	CB-CA-C	-5.87	98.66	110.40
1	7U	140	PHE	CB-CA-C	-5.87	98.66	110.40
1	1A	94	THR	CA-CB-CG2	5.87	120.61	112.40
1	1I	94	THR	CA-CB-CG2	5.87	120.61	112.40
1	2E	94	THR	CA-CB-CG2	5.87	120.61	112.40
1	26	94	THR	CA-CB-CG2	5.87	120.61	112.40
1	3E	94	THR	CA-CB-CG2	5.87	120.61	112.40
1	4A	94	THR	CA-CB-CG2	5.87	120.61	112.40
1	4M	94	THR	CA-CB-CG2	5.87	120.61	112.40
1	4U	94	THR	CA-CB-CG2	5.87	120.61	112.40
1	5Q	94	THR	CA-CB-CG2	5.87	120.61	112.40
1	6I	94	THR	CA-CB-CG2	5.87	120.61	112.40
1	6Q	94	THR	CA-CB-CG2	5.87	120.61	112.40
1	7M	94	THR	CA-CB-CG2	5.87	120.61	112.40
1	1M	95	THR	OG1-CB-CG2	5.86	123.48	110.00
2	13	56	SER	CA-CB-OG	5.86	127.03	111.20
2	17	56	SER	CA-CB-OG	5.86	127.03	111.20
2	2B	56	SER	CA-CB-OG	5.86	127.03	111.20
1	2I	95	THR	OG1-CB-CG2	5.86	123.48	110.00
1	3A	95	THR	OG1-CB-CG2	5.86	123.48	110.00
1	3I	95	THR	OG1-CB-CG2	5.86	123.48	110.00
2	3R	56	SER	CA-CB-OG	5.86	127.03	111.20
2	3V	56	SER	CA-CB-OG	5.86	127.03	111.20
2	3Z	56	SER	CA-CB-OG	5.86	127.03	111.20
1	32	95	THR	OG1-CB-CG2	5.86	123.48	110.00
1	4E	95	THR	OG1-CB-CG2	5.86	123.48	110.00
1	4Y	95	THR	OG1-CB-CG2	5.86	123.48	110.00
2	5F	56	SER	CA-CB-OG	5.86	127.03	111.20
2	5J	56	SER	CA-CB-OG	5.86	127.03	111.20
2	5N	56	SER	CA-CB-OG	5.86	127.03	111.20

*Continued on next page...*

*Continued from previous page...*

Mol	Chain	Res	Type	Atoms	Z	Observed(°)	Ideal(°)
1	5U	95	THR	OG1-CB-CG2	5.86	123.48	110.00
1	6M	95	THR	OG1-CB-CG2	5.86	123.48	110.00
1	6U	95	THR	OG1-CB-CG2	5.86	123.48	110.00
2	63	56	SER	CA-CB-OG	5.86	127.03	111.20
2	67	56	SER	CA-CB-OG	5.86	127.03	111.20
2	7B	56	SER	CA-CB-OG	5.86	127.03	111.20
1	7E	95	THR	OG1-CB-CG2	5.86	123.48	110.00
1	7Q	95	THR	OG1-CB-CG2	5.86	123.48	110.00
1	1E	94	THR	CA-CB-CG2	5.86	120.60	112.40
1	2M	94	THR	CA-CB-CG2	5.86	120.60	112.40
1	22	94	THR	CA-CB-CG2	5.86	120.60	112.40
1	3M	94	THR	CA-CB-CG2	5.86	120.60	112.40
1	36	94	THR	CA-CB-CG2	5.86	120.60	112.40
1	4I	94	THR	CA-CB-CG2	5.86	120.60	112.40
1	4Q	94	THR	CA-CB-CG2	5.86	120.60	112.40
1	5Y	94	THR	CA-CB-CG2	5.86	120.60	112.40
1	6E	94	THR	CA-CB-CG2	5.86	120.60	112.40
1	6Y	94	THR	CA-CB-CG2	5.86	120.60	112.40
1	7I	94	THR	CA-CB-CG2	5.86	120.60	112.40
1	7U	94	THR	CA-CB-CG2	5.86	120.60	112.40
1	1A	95	THR	OG1-CB-CG2	5.86	123.48	110.00
1	1I	95	THR	OG1-CB-CG2	5.86	123.48	110.00
1	2E	95	THR	OG1-CB-CG2	5.86	123.48	110.00
1	26	95	THR	OG1-CB-CG2	5.86	123.48	110.00
1	3E	95	THR	OG1-CB-CG2	5.86	123.48	110.00
1	4A	95	THR	OG1-CB-CG2	5.86	123.48	110.00
1	4M	95	THR	OG1-CB-CG2	5.86	123.48	110.00
1	4U	95	THR	OG1-CB-CG2	5.86	123.48	110.00
1	5Q	95	THR	OG1-CB-CG2	5.86	123.48	110.00
1	6I	95	THR	OG1-CB-CG2	5.86	123.48	110.00
1	6Q	95	THR	OG1-CB-CG2	5.86	123.48	110.00
1	7M	95	THR	OG1-CB-CG2	5.86	123.48	110.00
1	1E	18	PRO	N-CA-C	-5.85	96.88	112.10
1	1Q	95	THR	OG1-CB-CG2	5.85	123.46	110.00
1	1U	95	THR	OG1-CB-CG2	5.85	123.46	110.00
1	1Y	95	THR	OG1-CB-CG2	5.85	123.46	110.00
1	2M	18	PRO	N-CA-C	-5.85	96.88	112.10
1	2Q	95	THR	OG1-CB-CG2	5.85	123.46	110.00
1	2U	95	THR	OG1-CB-CG2	5.85	123.46	110.00
1	2Y	95	THR	OG1-CB-CG2	5.85	123.46	110.00
1	22	18	PRO	N-CA-C	-5.85	96.88	112.10
1	3M	18	PRO	N-CA-C	-5.85	96.88	112.10

*Continued on next page...*



*Continued from previous page...*

Mol	Chain	Res	Type	Atoms	Z	Observed(°)	Ideal(°)
1	36	18	PRO	N-CA-C	-5.85	96.88	112.10
1	4I	18	PRO	N-CA-C	-5.85	96.88	112.10
1	4Q	18	PRO	N-CA-C	-5.85	96.88	112.10
1	42	95	THR	OG1-CB-CG2	5.85	123.46	110.00
1	46	95	THR	OG1-CB-CG2	5.85	123.46	110.00
1	5A	95	THR	OG1-CB-CG2	5.85	123.46	110.00
1	5Y	18	PRO	N-CA-C	-5.85	96.88	112.10
1	52	95	THR	OG1-CB-CG2	5.85	123.46	110.00
1	56	95	THR	OG1-CB-CG2	5.85	123.46	110.00
1	6A	95	THR	OG1-CB-CG2	5.85	123.46	110.00
1	6E	18	PRO	N-CA-C	-5.85	96.88	112.10
1	6Y	18	PRO	N-CA-C	-5.85	96.88	112.10
1	7I	18	PRO	N-CA-C	-5.85	96.88	112.10
1	7U	18	PRO	N-CA-C	-5.85	96.88	112.10
1	1E	95	THR	OG1-CB-CG2	5.85	123.45	110.00
1	1M	94	THR	CA-CB-CG2	5.85	120.59	112.40
1	12	95	THR	OG1-CB-CG2	5.85	123.45	110.00
1	16	95	THR	OG1-CB-CG2	5.85	123.45	110.00
1	2A	95	THR	OG1-CB-CG2	5.85	123.45	110.00
1	2I	94	THR	CA-CB-CG2	5.85	120.59	112.40
1	2M	95	THR	OG1-CB-CG2	5.85	123.45	110.00
1	22	95	THR	OG1-CB-CG2	5.85	123.45	110.00
1	3A	94	THR	CA-CB-CG2	5.85	120.59	112.40
1	3I	94	THR	CA-CB-CG2	5.85	120.59	112.40
1	3M	95	THR	OG1-CB-CG2	5.85	123.45	110.00
1	3Q	95	THR	OG1-CB-CG2	5.85	123.45	110.00
1	3U	95	THR	OG1-CB-CG2	5.85	123.45	110.00
1	3Y	95	THR	OG1-CB-CG2	5.85	123.45	110.00
1	32	94	THR	CA-CB-CG2	5.85	120.59	112.40
1	36	95	THR	OG1-CB-CG2	5.85	123.45	110.00
1	4E	94	THR	CA-CB-CG2	5.85	120.59	112.40
1	4I	95	THR	OG1-CB-CG2	5.85	123.45	110.00
1	4Q	95	THR	OG1-CB-CG2	5.85	123.45	110.00
1	4Y	94	THR	CA-CB-CG2	5.85	120.59	112.40
1	5E	95	THR	OG1-CB-CG2	5.85	123.45	110.00
1	5I	95	THR	OG1-CB-CG2	5.85	123.45	110.00
1	5M	95	THR	OG1-CB-CG2	5.85	123.45	110.00
1	5U	94	THR	CA-CB-CG2	5.85	120.59	112.40
1	5Y	95	THR	OG1-CB-CG2	5.85	123.45	110.00
1	6E	95	THR	OG1-CB-CG2	5.85	123.45	110.00
1	6M	94	THR	CA-CB-CG2	5.85	120.59	112.40
1	6U	94	THR	CA-CB-CG2	5.85	120.59	112.40

*Continued on next page...*



*Continued from previous page...*

Mol	Chain	Res	Type	Atoms	Z	Observed(°)	Ideal(°)
1	6Y	95	THR	OG1-CB-CG2	5.85	123.45	110.00
1	62	95	THR	OG1-CB-CG2	5.85	123.45	110.00
1	66	95	THR	OG1-CB-CG2	5.85	123.45	110.00
1	7A	95	THR	OG1-CB-CG2	5.85	123.45	110.00
1	7E	94	THR	CA-CB-CG2	5.85	120.59	112.40
1	7I	95	THR	OG1-CB-CG2	5.85	123.45	110.00
1	7Q	94	THR	CA-CB-CG2	5.85	120.59	112.40
1	7U	95	THR	OG1-CB-CG2	5.85	123.45	110.00
1	1A	18	PRO	N-CA-C	-5.85	96.90	112.10
1	1I	18	PRO	N-CA-C	-5.85	96.90	112.10
1	2E	18	PRO	N-CA-C	-5.85	96.90	112.10
1	26	18	PRO	N-CA-C	-5.85	96.90	112.10
1	3E	18	PRO	N-CA-C	-5.85	96.90	112.10
1	4A	18	PRO	N-CA-C	-5.85	96.90	112.10
1	4M	18	PRO	N-CA-C	-5.85	96.90	112.10
1	4U	18	PRO	N-CA-C	-5.85	96.90	112.10
1	5Q	18	PRO	N-CA-C	-5.85	96.90	112.10
1	6I	18	PRO	N-CA-C	-5.85	96.90	112.10
1	6Q	18	PRO	N-CA-C	-5.85	96.90	112.10
1	7M	18	PRO	N-CA-C	-5.85	96.90	112.10
1	12	18	PRO	N-CA-C	-5.85	96.90	112.10
1	16	18	PRO	N-CA-C	-5.85	96.90	112.10
1	2A	18	PRO	N-CA-C	-5.85	96.90	112.10
1	3Q	18	PRO	N-CA-C	-5.85	96.90	112.10
1	3U	18	PRO	N-CA-C	-5.85	96.90	112.10
1	3Y	18	PRO	N-CA-C	-5.85	96.90	112.10
1	5E	18	PRO	N-CA-C	-5.85	96.90	112.10
1	5I	18	PRO	N-CA-C	-5.85	96.90	112.10
1	5M	18	PRO	N-CA-C	-5.85	96.90	112.10
1	62	18	PRO	N-CA-C	-5.85	96.90	112.10
1	66	18	PRO	N-CA-C	-5.85	96.90	112.10
1	7A	18	PRO	N-CA-C	-5.85	96.90	112.10
1	1M	17	THR	C-N-CA	5.84	146.54	122.00
1	1M	18	PRO	N-CA-C	-5.84	96.91	112.10
1	2I	17	THR	C-N-CA	5.84	146.54	122.00
1	2I	18	PRO	N-CA-C	-5.84	96.91	112.10
1	3A	17	THR	C-N-CA	5.84	146.54	122.00
1	3A	18	PRO	N-CA-C	-5.84	96.91	112.10
1	3I	17	THR	C-N-CA	5.84	146.54	122.00
1	3I	18	PRO	N-CA-C	-5.84	96.91	112.10
1	32	17	THR	C-N-CA	5.84	146.54	122.00
1	32	18	PRO	N-CA-C	-5.84	96.91	112.10

*Continued on next page...*

*Continued from previous page...*

Mol	Chain	Res	Type	Atoms	Z	Observed(°)	Ideal(°)
1	4E	17	THR	C-N-CA	5.84	146.54	122.00
1	4E	18	PRO	N-CA-C	-5.84	96.91	112.10
1	4Y	17	THR	C-N-CA	5.84	146.54	122.00
1	4Y	18	PRO	N-CA-C	-5.84	96.91	112.10
1	5U	17	THR	C-N-CA	5.84	146.54	122.00
1	5U	18	PRO	N-CA-C	-5.84	96.91	112.10
1	6M	17	THR	C-N-CA	5.84	146.54	122.00
1	6M	18	PRO	N-CA-C	-5.84	96.91	112.10
1	6U	17	THR	C-N-CA	5.84	146.54	122.00
1	6U	18	PRO	N-CA-C	-5.84	96.91	112.10
1	7E	17	THR	C-N-CA	5.84	146.54	122.00
1	7E	18	PRO	N-CA-C	-5.84	96.91	112.10
1	7Q	17	THR	C-N-CA	5.84	146.54	122.00
1	7Q	18	PRO	N-CA-C	-5.84	96.91	112.10
2	1R	40	ASN	CA-C-N	-5.84	104.36	117.20
2	1V	40	ASN	CA-C-N	-5.84	104.36	117.20
2	1Z	40	ASN	CA-C-N	-5.84	104.36	117.20
2	2R	40	ASN	CA-C-N	-5.84	104.36	117.20
2	2V	40	ASN	CA-C-N	-5.84	104.36	117.20
2	2Z	40	ASN	CA-C-N	-5.84	104.36	117.20
2	43	40	ASN	CA-C-N	-5.84	104.36	117.20
2	47	40	ASN	CA-C-N	-5.84	104.36	117.20
2	5B	40	ASN	CA-C-N	-5.84	104.36	117.20
2	53	40	ASN	CA-C-N	-5.84	104.36	117.20
2	57	40	ASN	CA-C-N	-5.84	104.36	117.20
2	6B	40	ASN	CA-C-N	-5.84	104.36	117.20
2	1F	127	TYR	CB-CG-CD2	-5.84	117.50	121.00
2	1N	127	TYR	CB-CG-CD2	-5.84	117.50	121.00
1	1Q	18	PRO	N-CA-C	-5.84	96.92	112.10
1	1Q	94	THR	CA-CB-CG2	5.84	120.57	112.40
1	1U	18	PRO	N-CA-C	-5.84	96.92	112.10
1	1U	94	THR	CA-CB-CG2	5.84	120.57	112.40
1	1Y	18	PRO	N-CA-C	-5.84	96.92	112.10
1	1Y	94	THR	CA-CB-CG2	5.84	120.57	112.40
2	2J	127	TYR	CB-CG-CD2	-5.84	117.50	121.00
2	2N	127	TYR	CB-CG-CD2	-5.84	117.50	121.00
1	2Q	18	PRO	N-CA-C	-5.84	96.92	112.10
1	2Q	94	THR	CA-CB-CG2	5.84	120.57	112.40
1	2U	18	PRO	N-CA-C	-5.84	96.92	112.10
1	2U	94	THR	CA-CB-CG2	5.84	120.57	112.40
1	2Y	18	PRO	N-CA-C	-5.84	96.92	112.10
1	2Y	94	THR	CA-CB-CG2	5.84	120.57	112.40

*Continued on next page...*

*Continued from previous page...*

Mol	Chain	Res	Type	Atoms	Z	Observed(°)	Ideal(°)
2	23	127	TYR	CB-CG-CD2	-5.84	117.50	121.00
2	3B	127	TYR	CB-CG-CD2	-5.84	117.50	121.00
2	3J	127	TYR	CB-CG-CD2	-5.84	117.50	121.00
2	3N	127	TYR	CB-CG-CD2	-5.84	117.50	121.00
2	33	127	TYR	CB-CG-CD2	-5.84	117.50	121.00
2	37	127	TYR	CB-CG-CD2	-5.84	117.50	121.00
2	4F	127	TYR	CB-CG-CD2	-5.84	117.50	121.00
2	4J	127	TYR	CB-CG-CD2	-5.84	117.50	121.00
2	4R	127	TYR	CB-CG-CD2	-5.84	117.50	121.00
2	4Z	127	TYR	CB-CG-CD2	-5.84	117.50	121.00
1	42	18	PRO	N-CA-C	-5.84	96.92	112.10
1	42	94	THR	CA-CB-CG2	5.84	120.57	112.40
1	46	18	PRO	N-CA-C	-5.84	96.92	112.10
1	46	94	THR	CA-CB-CG2	5.84	120.57	112.40
1	5A	18	PRO	N-CA-C	-5.84	96.92	112.10
1	5A	94	THR	CA-CB-CG2	5.84	120.57	112.40
2	5V	127	TYR	CB-CG-CD2	-5.84	117.50	121.00
2	5Z	127	TYR	CB-CG-CD2	-5.84	117.50	121.00
1	52	18	PRO	N-CA-C	-5.84	96.92	112.10
1	52	94	THR	CA-CB-CG2	5.84	120.57	112.40
1	56	18	PRO	N-CA-C	-5.84	96.92	112.10
1	56	94	THR	CA-CB-CG2	5.84	120.57	112.40
1	6A	18	PRO	N-CA-C	-5.84	96.92	112.10
1	6A	94	THR	CA-CB-CG2	5.84	120.57	112.40
2	6F	127	TYR	CB-CG-CD2	-5.84	117.50	121.00
2	6N	127	TYR	CB-CG-CD2	-5.84	117.50	121.00
2	6V	127	TYR	CB-CG-CD2	-5.84	117.50	121.00
2	6Z	127	TYR	CB-CG-CD2	-5.84	117.50	121.00
2	7F	127	TYR	CB-CG-CD2	-5.84	117.50	121.00
2	7J	127	TYR	CB-CG-CD2	-5.84	117.50	121.00
2	7R	127	TYR	CB-CG-CD2	-5.84	117.50	121.00
2	7V	127	TYR	CB-CG-CD2	-5.84	117.50	121.00
1	1A	168	GLN	CB-CA-C	-5.83	98.73	110.40
1	1E	168	GLN	CB-CA-C	-5.83	98.73	110.40
1	1I	168	GLN	CB-CA-C	-5.83	98.73	110.40
2	1R	127	TYR	CB-CG-CD2	-5.83	117.50	121.00
2	1V	127	TYR	CB-CG-CD2	-5.83	117.50	121.00
2	1Z	127	TYR	CB-CG-CD2	-5.83	117.50	121.00
1	2E	168	GLN	CB-CA-C	-5.83	98.73	110.40
1	2M	168	GLN	CB-CA-C	-5.83	98.73	110.40
2	2R	127	TYR	CB-CG-CD2	-5.83	117.50	121.00
2	2V	127	TYR	CB-CG-CD2	-5.83	117.50	121.00

*Continued on next page...*

*Continued from previous page...*

Mol	Chain	Res	Type	Atoms	Z	Observed(°)	Ideal(°)
2	2Z	127	TYR	CB-CG-CD2	-5.83	117.50	121.00
1	22	168	GLN	CB-CA-C	-5.83	98.73	110.40
1	26	168	GLN	CB-CA-C	-5.83	98.73	110.40
1	3E	168	GLN	CB-CA-C	-5.83	98.73	110.40
1	3M	168	GLN	CB-CA-C	-5.83	98.73	110.40
1	36	168	GLN	CB-CA-C	-5.83	98.73	110.40
1	4A	168	GLN	CB-CA-C	-5.83	98.73	110.40
1	4I	168	GLN	CB-CA-C	-5.83	98.73	110.40
1	4M	168	GLN	CB-CA-C	-5.83	98.73	110.40
1	4Q	168	GLN	CB-CA-C	-5.83	98.73	110.40
1	4U	168	GLN	CB-CA-C	-5.83	98.73	110.40
2	43	127	TYR	CB-CG-CD2	-5.83	117.50	121.00
2	47	127	TYR	CB-CG-CD2	-5.83	117.50	121.00
2	5B	127	TYR	CB-CG-CD2	-5.83	117.50	121.00
1	5Q	168	GLN	CB-CA-C	-5.83	98.73	110.40
1	5Y	168	GLN	CB-CA-C	-5.83	98.73	110.40
2	53	127	TYR	CB-CG-CD2	-5.83	117.50	121.00
2	57	127	TYR	CB-CG-CD2	-5.83	117.50	121.00
2	6B	127	TYR	CB-CG-CD2	-5.83	117.50	121.00
1	6E	168	GLN	CB-CA-C	-5.83	98.73	110.40
1	6I	168	GLN	CB-CA-C	-5.83	98.73	110.40
1	6Q	168	GLN	CB-CA-C	-5.83	98.73	110.40
1	6Y	168	GLN	CB-CA-C	-5.83	98.73	110.40
1	7I	168	GLN	CB-CA-C	-5.83	98.73	110.40
1	7M	168	GLN	CB-CA-C	-5.83	98.73	110.40
1	7U	168	GLN	CB-CA-C	-5.83	98.73	110.40
1	1A	17	THR	C-N-CA	5.83	146.49	122.00
1	1I	17	THR	C-N-CA	5.83	146.49	122.00
1	1Q	17	THR	C-N-CA	5.83	146.49	122.00
1	1U	17	THR	C-N-CA	5.83	146.49	122.00
1	1Y	17	THR	C-N-CA	5.83	146.49	122.00
1	2E	17	THR	C-N-CA	5.83	146.49	122.00
1	2Q	17	THR	C-N-CA	5.83	146.49	122.00
1	2U	17	THR	C-N-CA	5.83	146.49	122.00
1	2Y	17	THR	C-N-CA	5.83	146.49	122.00
1	26	17	THR	C-N-CA	5.83	146.49	122.00
1	3E	17	THR	C-N-CA	5.83	146.49	122.00
1	4A	17	THR	C-N-CA	5.83	146.49	122.00
1	4M	17	THR	C-N-CA	5.83	146.49	122.00
1	4U	17	THR	C-N-CA	5.83	146.49	122.00
1	42	17	THR	C-N-CA	5.83	146.49	122.00
1	46	17	THR	C-N-CA	5.83	146.49	122.00

*Continued on next page...*

*Continued from previous page...*

Mol	Chain	Res	Type	Atoms	Z	Observed(°)	Ideal(°)
1	5A	17	THR	C-N-CA	5.83	146.49	122.00
1	5Q	17	THR	C-N-CA	5.83	146.49	122.00
1	52	17	THR	C-N-CA	5.83	146.49	122.00
1	56	17	THR	C-N-CA	5.83	146.49	122.00
1	6A	17	THR	C-N-CA	5.83	146.49	122.00
1	6I	17	THR	C-N-CA	5.83	146.49	122.00
1	6Q	17	THR	C-N-CA	5.83	146.49	122.00
1	7M	17	THR	C-N-CA	5.83	146.49	122.00
2	1F	40	ASN	CA-C-N	-5.83	104.38	117.20
2	2N	40	ASN	CA-C-N	-5.83	104.38	117.20
2	23	40	ASN	CA-C-N	-5.83	104.38	117.20
2	3N	40	ASN	CA-C-N	-5.83	104.38	117.20
2	37	40	ASN	CA-C-N	-5.83	104.38	117.20
2	4J	40	ASN	CA-C-N	-5.83	104.38	117.20
2	4R	40	ASN	CA-C-N	-5.83	104.38	117.20
2	5Z	40	ASN	CA-C-N	-5.83	104.38	117.20
2	6F	40	ASN	CA-C-N	-5.83	104.38	117.20
2	6Z	40	ASN	CA-C-N	-5.83	104.38	117.20
2	7J	40	ASN	CA-C-N	-5.83	104.38	117.20
2	7V	40	ASN	CA-C-N	-5.83	104.38	117.20
1	1E	17	THR	C-N-CA	5.83	146.47	122.00
1	2M	17	THR	C-N-CA	5.83	146.47	122.00
1	22	17	THR	C-N-CA	5.83	146.47	122.00
1	3M	17	THR	C-N-CA	5.83	146.47	122.00
1	36	17	THR	C-N-CA	5.83	146.47	122.00
1	4I	17	THR	C-N-CA	5.83	146.47	122.00
1	4Q	17	THR	C-N-CA	5.83	146.47	122.00
1	5Y	17	THR	C-N-CA	5.83	146.47	122.00
1	6E	17	THR	C-N-CA	5.83	146.47	122.00
1	6Y	17	THR	C-N-CA	5.83	146.47	122.00
1	7I	17	THR	C-N-CA	5.83	146.47	122.00
1	7U	17	THR	C-N-CA	5.83	146.47	122.00
2	1B	40	ASN	CA-C-N	-5.82	104.39	117.20
2	1J	40	ASN	CA-C-N	-5.82	104.39	117.20
1	1Q	168	GLN	CB-CA-C	-5.82	98.75	110.40
1	1U	168	GLN	CB-CA-C	-5.82	98.75	110.40
1	1Y	168	GLN	CB-CA-C	-5.82	98.75	110.40
1	12	168	GLN	CB-CA-C	-5.82	98.75	110.40
1	16	168	GLN	CB-CA-C	-5.82	98.75	110.40
1	2A	168	GLN	CB-CA-C	-5.82	98.75	110.40
2	2F	40	ASN	CA-C-N	-5.82	104.39	117.20
1	2Q	168	GLN	CB-CA-C	-5.82	98.75	110.40

*Continued on next page...*

*Continued from previous page...*

Mol	Chain	Res	Type	Atoms	Z	Observed(°)	Ideal(°)
1	2U	168	GLN	CB-CA-C	-5.82	98.75	110.40
1	2Y	168	GLN	CB-CA-C	-5.82	98.75	110.40
2	27	40	ASN	CA-C-N	-5.82	104.39	117.20
2	3F	40	ASN	CA-C-N	-5.82	104.39	117.20
1	3Q	168	GLN	CB-CA-C	-5.82	98.75	110.40
1	3U	168	GLN	CB-CA-C	-5.82	98.75	110.40
1	3Y	168	GLN	CB-CA-C	-5.82	98.75	110.40
2	4B	40	ASN	CA-C-N	-5.82	104.39	117.20
2	4N	40	ASN	CA-C-N	-5.82	104.39	117.20
2	4V	40	ASN	CA-C-N	-5.82	104.39	117.20
1	42	168	GLN	CB-CA-C	-5.82	98.75	110.40
1	46	168	GLN	CB-CA-C	-5.82	98.75	110.40
1	5A	168	GLN	CB-CA-C	-5.82	98.75	110.40
1	5E	168	GLN	CB-CA-C	-5.82	98.75	110.40
1	5I	168	GLN	CB-CA-C	-5.82	98.75	110.40
1	5M	168	GLN	CB-CA-C	-5.82	98.75	110.40
2	5R	40	ASN	CA-C-N	-5.82	104.39	117.20
1	52	168	GLN	CB-CA-C	-5.82	98.75	110.40
1	56	168	GLN	CB-CA-C	-5.82	98.75	110.40
1	6A	168	GLN	CB-CA-C	-5.82	98.75	110.40
2	6J	40	ASN	CA-C-N	-5.82	104.39	117.20
2	6R	40	ASN	CA-C-N	-5.82	104.39	117.20
1	62	168	GLN	CB-CA-C	-5.82	98.75	110.40
1	66	168	GLN	CB-CA-C	-5.82	98.75	110.40
1	7A	168	GLN	CB-CA-C	-5.82	98.75	110.40
2	7N	40	ASN	CA-C-N	-5.82	104.39	117.20
2	1B	127	TYR	CB-CG-CD2	-5.82	117.51	121.00
2	1J	127	TYR	CB-CG-CD2	-5.82	117.51	121.00
1	12	17	THR	C-N-CA	5.82	146.44	122.00
2	13	40	ASN	CA-C-N	-5.82	104.40	117.20
1	16	17	THR	C-N-CA	5.82	146.44	122.00
2	17	40	ASN	CA-C-N	-5.82	104.40	117.20
1	2A	17	THR	C-N-CA	5.82	146.44	122.00
2	2B	40	ASN	CA-C-N	-5.82	104.40	117.20
2	2F	127	TYR	CB-CG-CD2	-5.82	117.51	121.00
2	27	127	TYR	CB-CG-CD2	-5.82	117.51	121.00
2	3F	127	TYR	CB-CG-CD2	-5.82	117.51	121.00
1	3Q	17	THR	C-N-CA	5.82	146.44	122.00
2	3R	40	ASN	CA-C-N	-5.82	104.40	117.20
1	3U	17	THR	C-N-CA	5.82	146.44	122.00
2	3V	40	ASN	CA-C-N	-5.82	104.40	117.20
1	3Y	17	THR	C-N-CA	5.82	146.44	122.00

*Continued on next page...*

*Continued from previous page...*

Mol	Chain	Res	Type	Atoms	Z	Observed(°)	Ideal(°)
2	3Z	40	ASN	CA-C-N	-5.82	104.40	117.20
2	4B	127	TYR	CB-CG-CD2	-5.82	117.51	121.00
2	4N	127	TYR	CB-CG-CD2	-5.82	117.51	121.00
2	4V	127	TYR	CB-CG-CD2	-5.82	117.51	121.00
1	5E	17	THR	C-N-CA	5.82	146.44	122.00
2	5F	40	ASN	CA-C-N	-5.82	104.40	117.20
1	5I	17	THR	C-N-CA	5.82	146.44	122.00
2	5J	40	ASN	CA-C-N	-5.82	104.40	117.20
1	5M	17	THR	C-N-CA	5.82	146.44	122.00
2	5N	40	ASN	CA-C-N	-5.82	104.40	117.20
2	5R	127	TYR	CB-CG-CD2	-5.82	117.51	121.00
2	6J	127	TYR	CB-CG-CD2	-5.82	117.51	121.00
2	6R	127	TYR	CB-CG-CD2	-5.82	117.51	121.00
1	62	17	THR	C-N-CA	5.82	146.44	122.00
2	63	40	ASN	CA-C-N	-5.82	104.40	117.20
1	66	17	THR	C-N-CA	5.82	146.44	122.00
2	67	40	ASN	CA-C-N	-5.82	104.40	117.20
1	7A	17	THR	C-N-CA	5.82	146.44	122.00
2	7B	40	ASN	CA-C-N	-5.82	104.40	117.20
2	7N	127	TYR	CB-CG-CD2	-5.82	117.51	121.00
2	1N	40	ASN	CA-C-N	-5.81	104.41	117.20
2	2J	40	ASN	CA-C-N	-5.81	104.41	117.20
2	3B	40	ASN	CA-C-N	-5.81	104.41	117.20
2	3J	40	ASN	CA-C-N	-5.81	104.41	117.20
2	33	40	ASN	CA-C-N	-5.81	104.41	117.20
2	4F	40	ASN	CA-C-N	-5.81	104.41	117.20
2	4Z	40	ASN	CA-C-N	-5.81	104.41	117.20
2	5V	40	ASN	CA-C-N	-5.81	104.41	117.20
2	6N	40	ASN	CA-C-N	-5.81	104.41	117.20
2	6V	40	ASN	CA-C-N	-5.81	104.41	117.20
2	7F	40	ASN	CA-C-N	-5.81	104.41	117.20
2	7R	40	ASN	CA-C-N	-5.81	104.41	117.20
2	1N	56	SER	N-CA-C	-5.81	95.31	111.00
2	2J	56	SER	N-CA-C	-5.81	95.31	111.00
2	3B	56	SER	N-CA-C	-5.81	95.31	111.00
2	3J	56	SER	N-CA-C	-5.81	95.31	111.00
2	33	56	SER	N-CA-C	-5.81	95.31	111.00
2	4F	56	SER	N-CA-C	-5.81	95.31	111.00
2	4Z	56	SER	N-CA-C	-5.81	95.31	111.00
2	5V	56	SER	N-CA-C	-5.81	95.31	111.00
2	6N	56	SER	N-CA-C	-5.81	95.31	111.00
2	6V	56	SER	N-CA-C	-5.81	95.31	111.00

*Continued on next page...*



*Continued from previous page...*

Mol	Chain	Res	Type	Atoms	Z	Observed(°)	Ideal(°)
2	7F	56	SER	N-CA-C	-5.81	95.31	111.00
2	7R	56	SER	N-CA-C	-5.81	95.31	111.00
2	1B	52	ASP	N-CA-CB	5.81	121.06	110.60
2	1J	52	ASP	N-CA-CB	5.81	121.06	110.60
1	1M	168	GLN	CB-CA-C	-5.81	98.78	110.40
2	1R	52	ASP	N-CA-CB	5.81	121.05	110.60
2	1V	52	ASP	N-CA-CB	5.81	121.05	110.60
2	1Z	52	ASP	N-CA-CB	5.81	121.05	110.60
2	13	56	SER	N-CA-C	-5.81	95.32	111.00
2	17	56	SER	N-CA-C	-5.81	95.32	111.00
2	2B	56	SER	N-CA-C	-5.81	95.32	111.00
2	2F	52	ASP	N-CA-CB	5.81	121.06	110.60
1	2I	168	GLN	CB-CA-C	-5.81	98.78	110.40
2	2R	52	ASP	N-CA-CB	5.81	121.05	110.60
2	2V	52	ASP	N-CA-CB	5.81	121.05	110.60
2	2Z	52	ASP	N-CA-CB	5.81	121.05	110.60
2	27	52	ASP	N-CA-CB	5.81	121.06	110.60
1	3A	168	GLN	CB-CA-C	-5.81	98.78	110.40
2	3F	52	ASP	N-CA-CB	5.81	121.06	110.60
1	3I	168	GLN	CB-CA-C	-5.81	98.78	110.40
2	3R	56	SER	N-CA-C	-5.81	95.32	111.00
2	3V	56	SER	N-CA-C	-5.81	95.32	111.00
2	3Z	56	SER	N-CA-C	-5.81	95.32	111.00
1	32	168	GLN	CB-CA-C	-5.81	98.78	110.40
2	4B	52	ASP	N-CA-CB	5.81	121.06	110.60
1	4E	168	GLN	CB-CA-C	-5.81	98.78	110.40
2	4N	52	ASP	N-CA-CB	5.81	121.06	110.60
2	4V	52	ASP	N-CA-CB	5.81	121.06	110.60
1	4Y	168	GLN	CB-CA-C	-5.81	98.78	110.40
2	43	52	ASP	N-CA-CB	5.81	121.05	110.60
2	47	52	ASP	N-CA-CB	5.81	121.05	110.60
2	5B	52	ASP	N-CA-CB	5.81	121.05	110.60
2	5F	56	SER	N-CA-C	-5.81	95.32	111.00
2	5J	56	SER	N-CA-C	-5.81	95.32	111.00
2	5N	56	SER	N-CA-C	-5.81	95.32	111.00
2	5R	52	ASP	N-CA-CB	5.81	121.06	110.60
1	5U	168	GLN	CB-CA-C	-5.81	98.78	110.40
2	53	52	ASP	N-CA-CB	5.81	121.05	110.60
2	57	52	ASP	N-CA-CB	5.81	121.05	110.60
2	6B	52	ASP	N-CA-CB	5.81	121.05	110.60
2	6J	52	ASP	N-CA-CB	5.81	121.06	110.60
1	6M	168	GLN	CB-CA-C	-5.81	98.78	110.40

*Continued on next page...*

*Continued from previous page...*

Mol	Chain	Res	Type	Atoms	Z	Observed(°)	Ideal(°)
2	6R	52	ASP	N-CA-CB	5.81	121.06	110.60
1	6U	168	GLN	CB-CA-C	-5.81	98.78	110.40
2	63	56	SER	N-CA-C	-5.81	95.32	111.00
2	67	56	SER	N-CA-C	-5.81	95.32	111.00
2	7B	56	SER	N-CA-C	-5.81	95.32	111.00
1	7E	168	GLN	CB-CA-C	-5.81	98.78	110.40
2	7N	52	ASP	N-CA-CB	5.81	121.06	110.60
1	7Q	168	GLN	CB-CA-C	-5.81	98.78	110.40
1	1E	156	SER	N-CA-C	-5.80	95.33	111.00
2	1N	51	GLY	N-CA-C	-5.80	98.59	113.10
2	1R	56	SER	N-CA-C	-5.80	95.33	111.00
2	1V	56	SER	N-CA-C	-5.80	95.33	111.00
2	1Z	56	SER	N-CA-C	-5.80	95.33	111.00
1	12	150	TYR	O-C-N	-5.80	113.41	122.70
1	16	150	TYR	O-C-N	-5.80	113.41	122.70
1	2A	150	TYR	O-C-N	-5.80	113.41	122.70
2	2J	51	GLY	N-CA-C	-5.80	98.59	113.10
1	2M	156	SER	N-CA-C	-5.80	95.33	111.00
2	2R	56	SER	N-CA-C	-5.80	95.33	111.00
2	2V	56	SER	N-CA-C	-5.80	95.33	111.00
2	2Z	56	SER	N-CA-C	-5.80	95.33	111.00
1	22	156	SER	N-CA-C	-5.80	95.33	111.00
2	3B	51	GLY	N-CA-C	-5.80	98.59	113.10
2	3J	51	GLY	N-CA-C	-5.80	98.59	113.10
1	3M	156	SER	N-CA-C	-5.80	95.33	111.00
1	3Q	150	TYR	O-C-N	-5.80	113.41	122.70
1	3U	150	TYR	O-C-N	-5.80	113.41	122.70
1	3Y	150	TYR	O-C-N	-5.80	113.41	122.70
2	33	51	GLY	N-CA-C	-5.80	98.59	113.10
1	36	156	SER	N-CA-C	-5.80	95.33	111.00
2	4F	51	GLY	N-CA-C	-5.80	98.59	113.10
1	4I	156	SER	N-CA-C	-5.80	95.33	111.00
1	4Q	156	SER	N-CA-C	-5.80	95.33	111.00
2	4Z	51	GLY	N-CA-C	-5.80	98.59	113.10
2	43	56	SER	N-CA-C	-5.80	95.33	111.00
2	47	56	SER	N-CA-C	-5.80	95.33	111.00
2	5B	56	SER	N-CA-C	-5.80	95.33	111.00
1	5E	150	TYR	O-C-N	-5.80	113.41	122.70
1	5I	150	TYR	O-C-N	-5.80	113.41	122.70
1	5M	150	TYR	O-C-N	-5.80	113.41	122.70
2	5V	51	GLY	N-CA-C	-5.80	98.59	113.10
1	5Y	156	SER	N-CA-C	-5.80	95.33	111.00

*Continued on next page...*

*Continued from previous page...*

Mol	Chain	Res	Type	Atoms	Z	Observed(°)	Ideal(°)
2	53	56	SER	N-CA-C	-5.80	95.33	111.00
2	57	56	SER	N-CA-C	-5.80	95.33	111.00
2	6B	56	SER	N-CA-C	-5.80	95.33	111.00
1	6E	156	SER	N-CA-C	-5.80	95.33	111.00
2	6N	51	GLY	N-CA-C	-5.80	98.59	113.10
2	6V	51	GLY	N-CA-C	-5.80	98.59	113.10
1	6Y	156	SER	N-CA-C	-5.80	95.33	111.00
1	62	150	TYR	O-C-N	-5.80	113.41	122.70
1	66	150	TYR	O-C-N	-5.80	113.41	122.70
1	7A	150	TYR	O-C-N	-5.80	113.41	122.70
2	7F	51	GLY	N-CA-C	-5.80	98.59	113.10
1	7I	156	SER	N-CA-C	-5.80	95.33	111.00
2	7R	51	GLY	N-CA-C	-5.80	98.59	113.10
1	7U	156	SER	N-CA-C	-5.80	95.33	111.00
2	1F	3	PRO	CA-CB-CG	-5.80	92.98	104.00
1	1Q	150	TYR	O-C-N	-5.80	113.42	122.70
2	1R	3	PRO	CA-CB-CG	-5.80	92.98	104.00
1	1U	150	TYR	O-C-N	-5.80	113.42	122.70
2	1V	3	PRO	CA-CB-CG	-5.80	92.98	104.00
1	1Y	150	TYR	O-C-N	-5.80	113.42	122.70
2	1Z	3	PRO	CA-CB-CG	-5.80	92.98	104.00
2	13	52	ASP	N-CA-CB	5.80	121.04	110.60
2	17	52	ASP	N-CA-CB	5.80	121.04	110.60
2	2B	52	ASP	N-CA-CB	5.80	121.04	110.60
2	2N	3	PRO	CA-CB-CG	-5.80	92.98	104.00
1	2Q	150	TYR	O-C-N	-5.80	113.42	122.70
2	2R	3	PRO	CA-CB-CG	-5.80	92.98	104.00
1	2U	150	TYR	O-C-N	-5.80	113.42	122.70
2	2V	3	PRO	CA-CB-CG	-5.80	92.98	104.00
1	2Y	150	TYR	O-C-N	-5.80	113.42	122.70
2	2Z	3	PRO	CA-CB-CG	-5.80	92.98	104.00
2	23	3	PRO	CA-CB-CG	-5.80	92.98	104.00
2	3N	3	PRO	CA-CB-CG	-5.80	92.98	104.00
2	3R	52	ASP	N-CA-CB	5.80	121.04	110.60
2	3V	52	ASP	N-CA-CB	5.80	121.04	110.60
2	3Z	52	ASP	N-CA-CB	5.80	121.04	110.60
2	37	3	PRO	CA-CB-CG	-5.80	92.98	104.00
2	4J	3	PRO	CA-CB-CG	-5.80	92.98	104.00
2	4R	3	PRO	CA-CB-CG	-5.80	92.98	104.00
1	42	150	TYR	O-C-N	-5.80	113.42	122.70
2	43	3	PRO	CA-CB-CG	-5.80	92.98	104.00
1	46	150	TYR	O-C-N	-5.80	113.42	122.70

*Continued on next page...*

*Continued from previous page...*

Mol	Chain	Res	Type	Atoms	Z	Observed(°)	Ideal(°)
2	47	3	PRO	CA-CB-CG	-5.80	92.98	104.00
1	5A	150	TYR	O-C-N	-5.80	113.42	122.70
2	5B	3	PRO	CA-CB-CG	-5.80	92.98	104.00
2	5F	52	ASP	N-CA-CB	5.80	121.04	110.60
2	5J	52	ASP	N-CA-CB	5.80	121.04	110.60
2	5N	52	ASP	N-CA-CB	5.80	121.04	110.60
2	5Z	3	PRO	CA-CB-CG	-5.80	92.98	104.00
1	52	150	TYR	O-C-N	-5.80	113.42	122.70
2	53	3	PRO	CA-CB-CG	-5.80	92.98	104.00
1	56	150	TYR	O-C-N	-5.80	113.42	122.70
2	57	3	PRO	CA-CB-CG	-5.80	92.98	104.00
1	6A	150	TYR	O-C-N	-5.80	113.42	122.70
2	6B	3	PRO	CA-CB-CG	-5.80	92.98	104.00
2	6F	3	PRO	CA-CB-CG	-5.80	92.98	104.00
2	6Z	3	PRO	CA-CB-CG	-5.80	92.98	104.00
2	63	52	ASP	N-CA-CB	5.80	121.04	110.60
2	67	52	ASP	N-CA-CB	5.80	121.04	110.60
2	7B	52	ASP	N-CA-CB	5.80	121.04	110.60
2	7J	3	PRO	CA-CB-CG	-5.80	92.98	104.00
2	7V	3	PRO	CA-CB-CG	-5.80	92.98	104.00
2	1B	51	GLY	N-CA-C	-5.80	98.60	113.10
2	1J	51	GLY	N-CA-C	-5.80	98.60	113.10
2	2F	51	GLY	N-CA-C	-5.80	98.60	113.10
2	27	51	GLY	N-CA-C	-5.80	98.60	113.10
2	3F	51	GLY	N-CA-C	-5.80	98.60	113.10
2	4B	51	GLY	N-CA-C	-5.80	98.60	113.10
2	4N	51	GLY	N-CA-C	-5.80	98.60	113.10
2	4V	51	GLY	N-CA-C	-5.80	98.60	113.10
2	5R	51	GLY	N-CA-C	-5.80	98.60	113.10
2	6J	51	GLY	N-CA-C	-5.80	98.60	113.10
2	6R	51	GLY	N-CA-C	-5.80	98.60	113.10
2	7N	51	GLY	N-CA-C	-5.80	98.60	113.10
2	1F	56	SER	N-CA-C	-5.80	95.35	111.00
1	1M	156	SER	N-CA-C	-5.80	95.35	111.00
1	1Q	156	SER	N-CA-C	-5.80	95.35	111.00
1	1U	156	SER	N-CA-C	-5.80	95.35	111.00
1	1Y	156	SER	N-CA-C	-5.80	95.35	111.00
1	2I	156	SER	N-CA-C	-5.80	95.35	111.00
2	2N	56	SER	N-CA-C	-5.80	95.35	111.00
1	2Q	156	SER	N-CA-C	-5.80	95.35	111.00
1	2U	156	SER	N-CA-C	-5.80	95.35	111.00
1	2Y	156	SER	N-CA-C	-5.80	95.35	111.00

*Continued on next page...*

*Continued from previous page...*

Mol	Chain	Res	Type	Atoms	Z	Observed(°)	Ideal(°)
2	23	56	SER	N-CA-C	-5.80	95.35	111.00
1	3A	156	SER	N-CA-C	-5.80	95.35	111.00
1	3I	156	SER	N-CA-C	-5.80	95.35	111.00
2	3N	56	SER	N-CA-C	-5.80	95.35	111.00
1	32	156	SER	N-CA-C	-5.80	95.35	111.00
2	37	56	SER	N-CA-C	-5.80	95.35	111.00
1	4E	156	SER	N-CA-C	-5.80	95.35	111.00
2	4J	56	SER	N-CA-C	-5.80	95.35	111.00
2	4R	56	SER	N-CA-C	-5.80	95.35	111.00
1	4Y	156	SER	N-CA-C	-5.80	95.35	111.00
1	42	156	SER	N-CA-C	-5.80	95.35	111.00
1	46	156	SER	N-CA-C	-5.80	95.35	111.00
1	5A	156	SER	N-CA-C	-5.80	95.35	111.00
1	5U	156	SER	N-CA-C	-5.80	95.35	111.00
2	5Z	56	SER	N-CA-C	-5.80	95.35	111.00
1	52	156	SER	N-CA-C	-5.80	95.35	111.00
1	56	156	SER	N-CA-C	-5.80	95.35	111.00
1	6A	156	SER	N-CA-C	-5.80	95.35	111.00
2	6F	56	SER	N-CA-C	-5.80	95.35	111.00
1	6M	156	SER	N-CA-C	-5.80	95.35	111.00
1	6U	156	SER	N-CA-C	-5.80	95.35	111.00
2	6Z	56	SER	N-CA-C	-5.80	95.35	111.00
1	7E	156	SER	N-CA-C	-5.80	95.35	111.00
2	7J	56	SER	N-CA-C	-5.80	95.35	111.00
1	7Q	156	SER	N-CA-C	-5.80	95.35	111.00
2	7V	56	SER	N-CA-C	-5.80	95.35	111.00
2	1B	56	SER	N-CA-C	-5.79	95.35	111.00
1	1E	150	TYR	O-C-N	-5.79	113.43	122.70
2	1J	56	SER	N-CA-C	-5.79	95.35	111.00
1	1M	150	TYR	O-C-N	-5.79	113.43	122.70
2	2F	56	SER	N-CA-C	-5.79	95.35	111.00
1	2I	150	TYR	O-C-N	-5.79	113.43	122.70
1	2M	150	TYR	O-C-N	-5.79	113.43	122.70
1	22	150	TYR	O-C-N	-5.79	113.43	122.70
2	27	56	SER	N-CA-C	-5.79	95.35	111.00
1	3A	150	TYR	O-C-N	-5.79	113.43	122.70
2	3F	56	SER	N-CA-C	-5.79	95.35	111.00
1	3I	150	TYR	O-C-N	-5.79	113.43	122.70
1	3M	150	TYR	O-C-N	-5.79	113.43	122.70
1	32	150	TYR	O-C-N	-5.79	113.43	122.70
1	36	150	TYR	O-C-N	-5.79	113.43	122.70
2	4B	56	SER	N-CA-C	-5.79	95.35	111.00

*Continued on next page...*

*Continued from previous page...*

Mol	Chain	Res	Type	Atoms	Z	Observed(°)	Ideal(°)
1	4E	150	TYR	O-C-N	-5.79	113.43	122.70
1	4I	150	TYR	O-C-N	-5.79	113.43	122.70
2	4N	56	SER	N-CA-C	-5.79	95.35	111.00
1	4Q	150	TYR	O-C-N	-5.79	113.43	122.70
2	4V	56	SER	N-CA-C	-5.79	95.35	111.00
1	4Y	150	TYR	O-C-N	-5.79	113.43	122.70
2	5R	56	SER	N-CA-C	-5.79	95.35	111.00
1	5U	150	TYR	O-C-N	-5.79	113.43	122.70
1	5Y	150	TYR	O-C-N	-5.79	113.43	122.70
1	6E	150	TYR	O-C-N	-5.79	113.43	122.70
2	6J	56	SER	N-CA-C	-5.79	95.35	111.00
1	6M	150	TYR	O-C-N	-5.79	113.43	122.70
2	6R	56	SER	N-CA-C	-5.79	95.35	111.00
1	6U	150	TYR	O-C-N	-5.79	113.43	122.70
1	6Y	150	TYR	O-C-N	-5.79	113.43	122.70
1	7E	150	TYR	O-C-N	-5.79	113.43	122.70
1	7I	150	TYR	O-C-N	-5.79	113.43	122.70
2	7N	56	SER	N-CA-C	-5.79	95.35	111.00
1	7Q	150	TYR	O-C-N	-5.79	113.43	122.70
1	7U	150	TYR	O-C-N	-5.79	113.43	122.70
2	1B	3	PRO	CA-CB-CG	-5.79	93.00	104.00
2	1F	52	ASP	N-CA-CB	5.79	121.03	110.60
2	1J	3	PRO	CA-CB-CG	-5.79	93.00	104.00
2	2F	3	PRO	CA-CB-CG	-5.79	93.00	104.00
2	2N	52	ASP	N-CA-CB	5.79	121.03	110.60
2	23	52	ASP	N-CA-CB	5.79	121.03	110.60
2	27	3	PRO	CA-CB-CG	-5.79	93.00	104.00
2	3F	3	PRO	CA-CB-CG	-5.79	93.00	104.00
2	3N	52	ASP	N-CA-CB	5.79	121.03	110.60
2	37	52	ASP	N-CA-CB	5.79	121.03	110.60
2	4B	3	PRO	CA-CB-CG	-5.79	93.00	104.00
2	4J	52	ASP	N-CA-CB	5.79	121.03	110.60
2	4N	3	PRO	CA-CB-CG	-5.79	93.00	104.00
2	4R	52	ASP	N-CA-CB	5.79	121.03	110.60
2	4V	3	PRO	CA-CB-CG	-5.79	93.00	104.00
2	5R	3	PRO	CA-CB-CG	-5.79	93.00	104.00
2	5Z	52	ASP	N-CA-CB	5.79	121.03	110.60
2	6F	52	ASP	N-CA-CB	5.79	121.03	110.60
2	6J	3	PRO	CA-CB-CG	-5.79	93.00	104.00
2	6R	3	PRO	CA-CB-CG	-5.79	93.00	104.00
2	6Z	52	ASP	N-CA-CB	5.79	121.03	110.60
2	7J	52	ASP	N-CA-CB	5.79	121.03	110.60

*Continued on next page...*

*Continued from previous page...*

Mol	Chain	Res	Type	Atoms	Z	Observed(°)	Ideal(°)
2	7N	3	PRO	CA-CB-CG	-5.79	93.00	104.00
2	7V	52	ASP	N-CA-CB	5.79	121.03	110.60
2	1F	51	GLY	N-CA-C	-5.79	98.62	113.10
2	2N	51	GLY	N-CA-C	-5.79	98.62	113.10
2	23	51	GLY	N-CA-C	-5.79	98.62	113.10
2	3N	51	GLY	N-CA-C	-5.79	98.62	113.10
2	37	51	GLY	N-CA-C	-5.79	98.62	113.10
2	4J	51	GLY	N-CA-C	-5.79	98.62	113.10
2	4R	51	GLY	N-CA-C	-5.79	98.62	113.10
2	5Z	51	GLY	N-CA-C	-5.79	98.62	113.10
2	6F	51	GLY	N-CA-C	-5.79	98.62	113.10
2	6Z	51	GLY	N-CA-C	-5.79	98.62	113.10
2	7J	51	GLY	N-CA-C	-5.79	98.62	113.10
2	7V	51	GLY	N-CA-C	-5.79	98.62	113.10
1	1A	150	TYR	O-C-N	-5.79	113.44	122.70
1	1A	156	SER	N-CA-C	-5.79	95.37	111.00
1	1I	150	TYR	O-C-N	-5.79	113.44	122.70
1	1I	156	SER	N-CA-C	-5.79	95.37	111.00
2	1R	51	GLY	N-CA-C	-5.79	98.63	113.10
2	1V	51	GLY	N-CA-C	-5.79	98.63	113.10
2	1Z	51	GLY	N-CA-C	-5.79	98.63	113.10
1	12	156	SER	N-CA-C	-5.79	95.37	111.00
1	16	156	SER	N-CA-C	-5.79	95.37	111.00
1	2A	156	SER	N-CA-C	-5.79	95.37	111.00
1	2E	150	TYR	O-C-N	-5.79	113.44	122.70
1	2E	156	SER	N-CA-C	-5.79	95.37	111.00
2	2R	51	GLY	N-CA-C	-5.79	98.63	113.10
2	2V	51	GLY	N-CA-C	-5.79	98.63	113.10
2	2Z	51	GLY	N-CA-C	-5.79	98.63	113.10
1	26	150	TYR	O-C-N	-5.79	113.44	122.70
1	26	156	SER	N-CA-C	-5.79	95.37	111.00
1	3E	150	TYR	O-C-N	-5.79	113.44	122.70
1	3E	156	SER	N-CA-C	-5.79	95.37	111.00
1	3Q	156	SER	N-CA-C	-5.79	95.37	111.00
1	3U	156	SER	N-CA-C	-5.79	95.37	111.00
1	3Y	156	SER	N-CA-C	-5.79	95.37	111.00
1	4A	150	TYR	O-C-N	-5.79	113.44	122.70
1	4A	156	SER	N-CA-C	-5.79	95.37	111.00
1	4M	150	TYR	O-C-N	-5.79	113.44	122.70
1	4M	156	SER	N-CA-C	-5.79	95.37	111.00
1	4U	150	TYR	O-C-N	-5.79	113.44	122.70
1	4U	156	SER	N-CA-C	-5.79	95.37	111.00

*Continued on next page...*



*Continued from previous page...*

Mol	Chain	Res	Type	Atoms	Z	Observed(°)	Ideal(°)
2	43	51	GLY	N-CA-C	-5.79	98.63	113.10
2	47	51	GLY	N-CA-C	-5.79	98.63	113.10
2	5B	51	GLY	N-CA-C	-5.79	98.63	113.10
1	5E	156	SER	N-CA-C	-5.79	95.37	111.00
1	5I	156	SER	N-CA-C	-5.79	95.37	111.00
1	5M	156	SER	N-CA-C	-5.79	95.37	111.00
1	5Q	150	TYR	O-C-N	-5.79	113.44	122.70
1	5Q	156	SER	N-CA-C	-5.79	95.37	111.00
2	53	51	GLY	N-CA-C	-5.79	98.63	113.10
2	57	51	GLY	N-CA-C	-5.79	98.63	113.10
2	6B	51	GLY	N-CA-C	-5.79	98.63	113.10
1	6I	150	TYR	O-C-N	-5.79	113.44	122.70
1	6I	156	SER	N-CA-C	-5.79	95.37	111.00
1	6Q	150	TYR	O-C-N	-5.79	113.44	122.70
1	6Q	156	SER	N-CA-C	-5.79	95.37	111.00
1	62	156	SER	N-CA-C	-5.79	95.37	111.00
1	66	156	SER	N-CA-C	-5.79	95.37	111.00
1	7A	156	SER	N-CA-C	-5.79	95.37	111.00
1	7M	150	TYR	O-C-N	-5.79	113.44	122.70
1	7M	156	SER	N-CA-C	-5.79	95.37	111.00
2	1F	225	ASN	CB-CA-C	-5.79	98.83	110.40
2	1N	52	ASP	N-CA-CB	5.79	121.02	110.60
1	1Q	9	PHE	CA-C-O	-5.79	107.95	120.10
1	1U	9	PHE	CA-C-O	-5.79	107.95	120.10
1	1Y	9	PHE	CA-C-O	-5.79	107.95	120.10
2	2J	52	ASP	N-CA-CB	5.79	121.02	110.60
2	2N	225	ASN	CB-CA-C	-5.79	98.83	110.40
1	2Q	9	PHE	CA-C-O	-5.79	107.95	120.10
1	2U	9	PHE	CA-C-O	-5.79	107.95	120.10
1	2Y	9	PHE	CA-C-O	-5.79	107.95	120.10
2	23	225	ASN	CB-CA-C	-5.79	98.83	110.40
2	3B	52	ASP	N-CA-CB	5.79	121.02	110.60
2	3J	52	ASP	N-CA-CB	5.79	121.02	110.60
2	3N	225	ASN	CB-CA-C	-5.79	98.83	110.40
2	33	52	ASP	N-CA-CB	5.79	121.02	110.60
2	37	225	ASN	CB-CA-C	-5.79	98.83	110.40
2	4F	52	ASP	N-CA-CB	5.79	121.02	110.60
2	4J	225	ASN	CB-CA-C	-5.79	98.83	110.40
2	4R	225	ASN	CB-CA-C	-5.79	98.83	110.40
2	4Z	52	ASP	N-CA-CB	5.79	121.02	110.60
1	42	9	PHE	CA-C-O	-5.79	107.95	120.10
1	46	9	PHE	CA-C-O	-5.79	107.95	120.10

*Continued on next page...*

*Continued from previous page...*

Mol	Chain	Res	Type	Atoms	Z	Observed(°)	Ideal(°)
1	5A	9	PHE	CA-C-O	-5.79	107.95	120.10
2	5V	52	ASP	N-CA-CB	5.79	121.02	110.60
2	5Z	225	ASN	CB-CA-C	-5.79	98.83	110.40
1	52	9	PHE	CA-C-O	-5.79	107.95	120.10
1	56	9	PHE	CA-C-O	-5.79	107.95	120.10
1	6A	9	PHE	CA-C-O	-5.79	107.95	120.10
2	6F	225	ASN	CB-CA-C	-5.79	98.83	110.40
2	6N	52	ASP	N-CA-CB	5.79	121.02	110.60
2	6V	52	ASP	N-CA-CB	5.79	121.02	110.60
2	6Z	225	ASN	CB-CA-C	-5.79	98.83	110.40
2	7F	52	ASP	N-CA-CB	5.79	121.02	110.60
2	7J	225	ASN	CB-CA-C	-5.79	98.83	110.40
2	7R	52	ASP	N-CA-CB	5.79	121.02	110.60
2	7V	225	ASN	CB-CA-C	-5.79	98.83	110.40
2	1N	3	PRO	CA-CB-CG	-5.79	93.01	104.00
2	2J	3	PRO	CA-CB-CG	-5.79	93.01	104.00
2	3B	3	PRO	CA-CB-CG	-5.79	93.01	104.00
2	3J	3	PRO	CA-CB-CG	-5.79	93.01	104.00
2	33	3	PRO	CA-CB-CG	-5.79	93.01	104.00
2	4F	3	PRO	CA-CB-CG	-5.79	93.01	104.00
2	4Z	3	PRO	CA-CB-CG	-5.79	93.01	104.00
2	5V	3	PRO	CA-CB-CG	-5.79	93.01	104.00
2	6N	3	PRO	CA-CB-CG	-5.79	93.01	104.00
2	6V	3	PRO	CA-CB-CG	-5.79	93.01	104.00
2	7F	3	PRO	CA-CB-CG	-5.79	93.01	104.00
2	7R	3	PRO	CA-CB-CG	-5.79	93.01	104.00
1	1A	9	PHE	CA-C-O	-5.78	107.96	120.10
1	1I	9	PHE	CA-C-O	-5.78	107.96	120.10
2	13	3	PRO	CA-CB-CG	-5.78	93.01	104.00
2	17	3	PRO	CA-CB-CG	-5.78	93.01	104.00
2	2B	3	PRO	CA-CB-CG	-5.78	93.01	104.00
1	2E	9	PHE	CA-C-O	-5.78	107.96	120.10
1	26	9	PHE	CA-C-O	-5.78	107.96	120.10
1	3E	9	PHE	CA-C-O	-5.78	107.96	120.10
2	3R	3	PRO	CA-CB-CG	-5.78	93.01	104.00
2	3V	3	PRO	CA-CB-CG	-5.78	93.01	104.00
2	3Z	3	PRO	CA-CB-CG	-5.78	93.01	104.00
1	4A	9	PHE	CA-C-O	-5.78	107.96	120.10
1	4M	9	PHE	CA-C-O	-5.78	107.96	120.10
1	4U	9	PHE	CA-C-O	-5.78	107.96	120.10
2	5F	3	PRO	CA-CB-CG	-5.78	93.01	104.00
2	5J	3	PRO	CA-CB-CG	-5.78	93.01	104.00

*Continued on next page...*

*Continued from previous page...*

Mol	Chain	Res	Type	Atoms	Z	Observed(°)	Ideal(°)
2	5N	3	PRO	CA-CB-CG	-5.78	93.01	104.00
1	5Q	9	PHE	CA-C-O	-5.78	107.96	120.10
1	6I	9	PHE	CA-C-O	-5.78	107.96	120.10
1	6Q	9	PHE	CA-C-O	-5.78	107.96	120.10
2	63	3	PRO	CA-CB-CG	-5.78	93.01	104.00
2	67	3	PRO	CA-CB-CG	-5.78	93.01	104.00
2	7B	3	PRO	CA-CB-CG	-5.78	93.01	104.00
1	7M	9	PHE	CA-C-O	-5.78	107.96	120.10
1	12	9	PHE	CA-C-O	-5.78	107.96	120.10
1	16	9	PHE	CA-C-O	-5.78	107.96	120.10
1	2A	9	PHE	CA-C-O	-5.78	107.96	120.10
1	3Q	9	PHE	CA-C-O	-5.78	107.96	120.10
1	3U	9	PHE	CA-C-O	-5.78	107.96	120.10
1	3Y	9	PHE	CA-C-O	-5.78	107.96	120.10
1	5E	9	PHE	CA-C-O	-5.78	107.96	120.10
1	5I	9	PHE	CA-C-O	-5.78	107.96	120.10
1	5M	9	PHE	CA-C-O	-5.78	107.96	120.10
1	62	9	PHE	CA-C-O	-5.78	107.96	120.10
1	66	9	PHE	CA-C-O	-5.78	107.96	120.10
1	7A	9	PHE	CA-C-O	-5.78	107.96	120.10
2	1B	225	ASN	CB-CA-C	-5.78	98.85	110.40
1	1E	9	PHE	CA-C-O	-5.78	107.97	120.10
2	1J	225	ASN	CB-CA-C	-5.78	98.85	110.40
1	1M	9	PHE	CA-C-O	-5.78	107.97	120.10
2	2F	225	ASN	CB-CA-C	-5.78	98.85	110.40
1	2I	9	PHE	CA-C-O	-5.78	107.97	120.10
1	2M	9	PHE	CA-C-O	-5.78	107.97	120.10
1	22	9	PHE	CA-C-O	-5.78	107.97	120.10
2	27	225	ASN	CB-CA-C	-5.78	98.85	110.40
1	3A	9	PHE	CA-C-O	-5.78	107.97	120.10
2	3F	225	ASN	CB-CA-C	-5.78	98.85	110.40
1	3I	9	PHE	CA-C-O	-5.78	107.97	120.10
1	3M	9	PHE	CA-C-O	-5.78	107.97	120.10
1	32	9	PHE	CA-C-O	-5.78	107.97	120.10
1	36	9	PHE	CA-C-O	-5.78	107.97	120.10
2	4B	225	ASN	CB-CA-C	-5.78	98.85	110.40
1	4E	9	PHE	CA-C-O	-5.78	107.97	120.10
1	4I	9	PHE	CA-C-O	-5.78	107.97	120.10
2	4N	225	ASN	CB-CA-C	-5.78	98.85	110.40
1	4Q	9	PHE	CA-C-O	-5.78	107.97	120.10
2	4V	225	ASN	CB-CA-C	-5.78	98.85	110.40
1	4Y	9	PHE	CA-C-O	-5.78	107.97	120.10

*Continued on next page...*

*Continued from previous page...*

Mol	Chain	Res	Type	Atoms	Z	Observed(°)	Ideal(°)
2	5R	225	ASN	CB-CA-C	-5.78	98.85	110.40
1	5U	9	PHE	CA-C-O	-5.78	107.97	120.10
1	5Y	9	PHE	CA-C-O	-5.78	107.97	120.10
1	6E	9	PHE	CA-C-O	-5.78	107.97	120.10
2	6J	225	ASN	CB-CA-C	-5.78	98.85	110.40
1	6M	9	PHE	CA-C-O	-5.78	107.97	120.10
2	6R	225	ASN	CB-CA-C	-5.78	98.85	110.40
1	6U	9	PHE	CA-C-O	-5.78	107.97	120.10
1	6Y	9	PHE	CA-C-O	-5.78	107.97	120.10
1	7E	9	PHE	CA-C-O	-5.78	107.97	120.10
1	7I	9	PHE	CA-C-O	-5.78	107.97	120.10
2	7N	225	ASN	CB-CA-C	-5.78	98.85	110.40
1	7Q	9	PHE	CA-C-O	-5.78	107.97	120.10
1	7U	9	PHE	CA-C-O	-5.78	107.97	120.10
2	13	51	GLY	N-CA-C	-5.77	98.67	113.10
2	17	51	GLY	N-CA-C	-5.77	98.67	113.10
2	2B	51	GLY	N-CA-C	-5.77	98.67	113.10
2	3R	51	GLY	N-CA-C	-5.77	98.67	113.10
2	3V	51	GLY	N-CA-C	-5.77	98.67	113.10
2	3Z	51	GLY	N-CA-C	-5.77	98.67	113.10
2	5F	51	GLY	N-CA-C	-5.77	98.67	113.10
2	5J	51	GLY	N-CA-C	-5.77	98.67	113.10
2	5N	51	GLY	N-CA-C	-5.77	98.67	113.10
2	63	51	GLY	N-CA-C	-5.77	98.67	113.10
2	67	51	GLY	N-CA-C	-5.77	98.67	113.10
2	7B	51	GLY	N-CA-C	-5.77	98.67	113.10
2	1R	225	ASN	CB-CA-C	-5.77	98.86	110.40
2	1V	225	ASN	CB-CA-C	-5.77	98.86	110.40
2	1Z	225	ASN	CB-CA-C	-5.77	98.86	110.40
2	2R	225	ASN	CB-CA-C	-5.77	98.86	110.40
2	2V	225	ASN	CB-CA-C	-5.77	98.86	110.40
2	2Z	225	ASN	CB-CA-C	-5.77	98.86	110.40
2	43	225	ASN	CB-CA-C	-5.77	98.86	110.40
2	47	225	ASN	CB-CA-C	-5.77	98.86	110.40
2	5B	225	ASN	CB-CA-C	-5.77	98.86	110.40
2	53	225	ASN	CB-CA-C	-5.77	98.86	110.40
2	57	225	ASN	CB-CA-C	-5.77	98.86	110.40
2	6B	225	ASN	CB-CA-C	-5.77	98.86	110.40
1	12	47	VAL	CA-C-N	5.76	129.88	117.20
1	16	47	VAL	CA-C-N	5.76	129.88	117.20
1	2A	47	VAL	CA-C-N	5.76	129.88	117.20
1	3Q	47	VAL	CA-C-N	5.76	129.88	117.20

*Continued on next page...*

*Continued from previous page...*

Mol	Chain	Res	Type	Atoms	Z	Observed(°)	Ideal(°)
1	3U	47	VAL	CA-C-N	5.76	129.88	117.20
1	3Y	47	VAL	CA-C-N	5.76	129.88	117.20
1	5E	47	VAL	CA-C-N	5.76	129.88	117.20
1	5I	47	VAL	CA-C-N	5.76	129.88	117.20
1	5M	47	VAL	CA-C-N	5.76	129.88	117.20
1	62	47	VAL	CA-C-N	5.76	129.88	117.20
1	66	47	VAL	CA-C-N	5.76	129.88	117.20
1	7A	47	VAL	CA-C-N	5.76	129.88	117.20
2	13	225	ASN	CB-CA-C	-5.76	98.88	110.40
2	17	225	ASN	CB-CA-C	-5.76	98.88	110.40
2	2B	225	ASN	CB-CA-C	-5.76	98.88	110.40
2	3R	225	ASN	CB-CA-C	-5.76	98.88	110.40
2	3V	225	ASN	CB-CA-C	-5.76	98.88	110.40
2	3Z	225	ASN	CB-CA-C	-5.76	98.88	110.40
2	5F	225	ASN	CB-CA-C	-5.76	98.88	110.40
2	5J	225	ASN	CB-CA-C	-5.76	98.88	110.40
2	5N	225	ASN	CB-CA-C	-5.76	98.88	110.40
2	63	225	ASN	CB-CA-C	-5.76	98.88	110.40
2	67	225	ASN	CB-CA-C	-5.76	98.88	110.40
2	7B	225	ASN	CB-CA-C	-5.76	98.88	110.40
2	1N	225	ASN	CB-CA-C	-5.76	98.88	110.40
2	2J	225	ASN	CB-CA-C	-5.76	98.88	110.40
2	3B	225	ASN	CB-CA-C	-5.76	98.88	110.40
2	3J	225	ASN	CB-CA-C	-5.76	98.88	110.40
2	33	225	ASN	CB-CA-C	-5.76	98.88	110.40
2	4F	225	ASN	CB-CA-C	-5.76	98.88	110.40
2	4Z	225	ASN	CB-CA-C	-5.76	98.88	110.40
2	5V	225	ASN	CB-CA-C	-5.76	98.88	110.40
2	6N	225	ASN	CB-CA-C	-5.76	98.88	110.40
2	6V	225	ASN	CB-CA-C	-5.76	98.88	110.40
2	7F	225	ASN	CB-CA-C	-5.76	98.88	110.40
2	7R	225	ASN	CB-CA-C	-5.76	98.88	110.40
1	1Q	21	ASN	OD1-CG-ND2	-5.75	108.67	121.90
1	1U	21	ASN	OD1-CG-ND2	-5.75	108.67	121.90
1	1Y	21	ASN	OD1-CG-ND2	-5.75	108.67	121.90
1	2Q	21	ASN	OD1-CG-ND2	-5.75	108.67	121.90
1	2U	21	ASN	OD1-CG-ND2	-5.75	108.67	121.90
1	2Y	21	ASN	OD1-CG-ND2	-5.75	108.67	121.90
1	42	21	ASN	OD1-CG-ND2	-5.75	108.67	121.90
1	46	21	ASN	OD1-CG-ND2	-5.75	108.67	121.90
1	5A	21	ASN	OD1-CG-ND2	-5.75	108.67	121.90
1	52	21	ASN	OD1-CG-ND2	-5.75	108.67	121.90

*Continued on next page...*

*Continued from previous page...*

Mol	Chain	Res	Type	Atoms	Z	Observed(°)	Ideal(°)
1	56	21	ASN	OD1-CG-ND2	-5.75	108.67	121.90
1	6A	21	ASN	OD1-CG-ND2	-5.75	108.67	121.90
1	1E	21	ASN	OD1-CG-ND2	-5.75	108.68	121.90
2	1N	58	LEU	CA-C-O	-5.75	108.03	120.10
2	2J	58	LEU	CA-C-O	-5.75	108.03	120.10
1	2M	21	ASN	OD1-CG-ND2	-5.75	108.68	121.90
1	22	21	ASN	OD1-CG-ND2	-5.75	108.68	121.90
2	3B	58	LEU	CA-C-O	-5.75	108.03	120.10
2	3J	58	LEU	CA-C-O	-5.75	108.03	120.10
1	3M	21	ASN	OD1-CG-ND2	-5.75	108.68	121.90
2	33	58	LEU	CA-C-O	-5.75	108.03	120.10
1	36	21	ASN	OD1-CG-ND2	-5.75	108.68	121.90
2	4F	58	LEU	CA-C-O	-5.75	108.03	120.10
1	4I	21	ASN	OD1-CG-ND2	-5.75	108.68	121.90
1	4Q	21	ASN	OD1-CG-ND2	-5.75	108.68	121.90
2	4Z	58	LEU	CA-C-O	-5.75	108.03	120.10
2	5V	58	LEU	CA-C-O	-5.75	108.03	120.10
1	5Y	21	ASN	OD1-CG-ND2	-5.75	108.68	121.90
1	6E	21	ASN	OD1-CG-ND2	-5.75	108.68	121.90
2	6N	58	LEU	CA-C-O	-5.75	108.03	120.10
2	6V	58	LEU	CA-C-O	-5.75	108.03	120.10
1	6Y	21	ASN	OD1-CG-ND2	-5.75	108.68	121.90
2	7F	58	LEU	CA-C-O	-5.75	108.03	120.10
1	7I	21	ASN	OD1-CG-ND2	-5.75	108.68	121.90
2	7R	58	LEU	CA-C-O	-5.75	108.03	120.10
1	7U	21	ASN	OD1-CG-ND2	-5.75	108.68	121.90
1	1M	47	VAL	CA-C-N	5.75	129.84	117.20
2	1R	225	ASN	C-N-CA	-5.75	107.33	121.70
2	1V	225	ASN	C-N-CA	-5.75	107.33	121.70
2	1Z	225	ASN	C-N-CA	-5.75	107.33	121.70
1	2I	47	VAL	CA-C-N	5.75	129.84	117.20
2	2R	225	ASN	C-N-CA	-5.75	107.33	121.70
2	2V	225	ASN	C-N-CA	-5.75	107.33	121.70
2	2Z	225	ASN	C-N-CA	-5.75	107.33	121.70
1	3A	47	VAL	CA-C-N	5.75	129.84	117.20
1	3I	47	VAL	CA-C-N	5.75	129.84	117.20
1	32	47	VAL	CA-C-N	5.75	129.84	117.20
1	4E	47	VAL	CA-C-N	5.75	129.84	117.20
1	4Y	47	VAL	CA-C-N	5.75	129.84	117.20
2	43	225	ASN	C-N-CA	-5.75	107.33	121.70
2	47	225	ASN	C-N-CA	-5.75	107.33	121.70
2	5B	225	ASN	C-N-CA	-5.75	107.33	121.70

*Continued on next page...*



*Continued from previous page...*

Mol	Chain	Res	Type	Atoms	Z	Observed(°)	Ideal(°)
1	5U	47	VAL	CA-C-N	5.75	129.84	117.20
2	53	225	ASN	C-N-CA	-5.75	107.33	121.70
2	57	225	ASN	C-N-CA	-5.75	107.33	121.70
2	6B	225	ASN	C-N-CA	-5.75	107.33	121.70
1	6M	47	VAL	CA-C-N	5.75	129.84	117.20
1	6U	47	VAL	CA-C-N	5.75	129.84	117.20
1	7E	47	VAL	CA-C-N	5.75	129.84	117.20
1	7Q	47	VAL	CA-C-N	5.75	129.84	117.20
1	1A	47	VAL	CA-C-N	5.75	129.84	117.20
1	1I	47	VAL	CA-C-N	5.75	129.84	117.20
1	2E	47	VAL	CA-C-N	5.75	129.84	117.20
1	26	47	VAL	CA-C-N	5.75	129.84	117.20
1	3E	47	VAL	CA-C-N	5.75	129.84	117.20
1	4A	47	VAL	CA-C-N	5.75	129.84	117.20
1	4M	47	VAL	CA-C-N	5.75	129.84	117.20
1	4U	47	VAL	CA-C-N	5.75	129.84	117.20
1	5Q	47	VAL	CA-C-N	5.75	129.84	117.20
1	6I	47	VAL	CA-C-N	5.75	129.84	117.20
1	6Q	47	VAL	CA-C-N	5.75	129.84	117.20
1	7M	47	VAL	CA-C-N	5.75	129.84	117.20
2	1B	225	ASN	C-N-CA	-5.74	107.34	121.70
1	1E	47	VAL	CA-C-N	5.74	129.84	117.20
2	1J	225	ASN	C-N-CA	-5.74	107.34	121.70
2	2F	225	ASN	C-N-CA	-5.74	107.34	121.70
1	2M	47	VAL	CA-C-N	5.74	129.84	117.20
1	22	47	VAL	CA-C-N	5.74	129.84	117.20
2	27	225	ASN	C-N-CA	-5.74	107.34	121.70
2	3F	225	ASN	C-N-CA	-5.74	107.34	121.70
1	3M	47	VAL	CA-C-N	5.74	129.84	117.20
1	36	47	VAL	CA-C-N	5.74	129.84	117.20
2	4B	225	ASN	C-N-CA	-5.74	107.34	121.70
1	4I	47	VAL	CA-C-N	5.74	129.84	117.20
2	4N	225	ASN	C-N-CA	-5.74	107.34	121.70
1	4Q	47	VAL	CA-C-N	5.74	129.84	117.20
2	4V	225	ASN	C-N-CA	-5.74	107.34	121.70
2	5R	225	ASN	C-N-CA	-5.74	107.34	121.70
1	5Y	47	VAL	CA-C-N	5.74	129.84	117.20
1	6E	47	VAL	CA-C-N	5.74	129.84	117.20
2	6J	225	ASN	C-N-CA	-5.74	107.34	121.70
2	6R	225	ASN	C-N-CA	-5.74	107.34	121.70
1	6Y	47	VAL	CA-C-N	5.74	129.84	117.20
1	7I	47	VAL	CA-C-N	5.74	129.84	117.20

*Continued on next page...*



*Continued from previous page...*

Mol	Chain	Res	Type	Atoms	Z	Observed(°)	Ideal(°)
2	7N	225	ASN	C-N-CA	-5.74	107.34	121.70
1	7U	47	VAL	CA-C-N	5.74	129.84	117.20
2	1F	58	LEU	CA-C-O	-5.74	108.05	120.10
2	13	225	ASN	C-N-CA	-5.74	107.35	121.70
2	17	225	ASN	C-N-CA	-5.74	107.35	121.70
2	2B	225	ASN	C-N-CA	-5.74	107.35	121.70
2	2N	58	LEU	CA-C-O	-5.74	108.05	120.10
2	23	58	LEU	CA-C-O	-5.74	108.05	120.10
2	3N	58	LEU	CA-C-O	-5.74	108.05	120.10
2	3R	225	ASN	C-N-CA	-5.74	107.35	121.70
2	3V	225	ASN	C-N-CA	-5.74	107.35	121.70
2	3Z	225	ASN	C-N-CA	-5.74	107.35	121.70
2	37	58	LEU	CA-C-O	-5.74	108.05	120.10
2	4J	58	LEU	CA-C-O	-5.74	108.05	120.10
2	4R	58	LEU	CA-C-O	-5.74	108.05	120.10
2	5F	225	ASN	C-N-CA	-5.74	107.35	121.70
2	5J	225	ASN	C-N-CA	-5.74	107.35	121.70
2	5N	225	ASN	C-N-CA	-5.74	107.35	121.70
2	5Z	58	LEU	CA-C-O	-5.74	108.05	120.10
2	6F	58	LEU	CA-C-O	-5.74	108.05	120.10
2	6Z	58	LEU	CA-C-O	-5.74	108.05	120.10
2	63	225	ASN	C-N-CA	-5.74	107.35	121.70
2	67	225	ASN	C-N-CA	-5.74	107.35	121.70
2	7B	225	ASN	C-N-CA	-5.74	107.35	121.70
2	7J	58	LEU	CA-C-O	-5.74	108.05	120.10
2	7V	58	LEU	CA-C-O	-5.74	108.05	120.10
2	1F	33	PRO	CB-CG-CD	-5.74	84.13	106.50
2	1N	225	ASN	C-N-CA	-5.74	107.36	121.70
1	1Q	47	VAL	CA-C-N	5.74	129.82	117.20
2	1R	33	PRO	CB-CG-CD	-5.74	84.13	106.50
1	1U	47	VAL	CA-C-N	5.74	129.82	117.20
2	1V	33	PRO	CB-CG-CD	-5.74	84.13	106.50
1	1Y	47	VAL	CA-C-N	5.74	129.82	117.20
2	1Z	33	PRO	CB-CG-CD	-5.74	84.13	106.50
2	2J	225	ASN	C-N-CA	-5.74	107.36	121.70
2	2N	33	PRO	CB-CG-CD	-5.74	84.13	106.50
1	2Q	47	VAL	CA-C-N	5.74	129.82	117.20
2	2R	33	PRO	CB-CG-CD	-5.74	84.13	106.50
1	2U	47	VAL	CA-C-N	5.74	129.82	117.20
2	2V	33	PRO	CB-CG-CD	-5.74	84.13	106.50
1	2Y	47	VAL	CA-C-N	5.74	129.82	117.20
2	2Z	33	PRO	CB-CG-CD	-5.74	84.13	106.50

*Continued on next page...*

*Continued from previous page...*

Mol	Chain	Res	Type	Atoms	Z	Observed(°)	Ideal(°)
2	23	33	PRO	CB-CG-CD	-5.74	84.13	106.50
2	3B	225	ASN	C-N-CA	-5.74	107.36	121.70
2	3J	225	ASN	C-N-CA	-5.74	107.36	121.70
2	3N	33	PRO	CB-CG-CD	-5.74	84.13	106.50
2	33	225	ASN	C-N-CA	-5.74	107.36	121.70
2	37	33	PRO	CB-CG-CD	-5.74	84.13	106.50
2	4F	225	ASN	C-N-CA	-5.74	107.36	121.70
2	4J	33	PRO	CB-CG-CD	-5.74	84.13	106.50
2	4R	33	PRO	CB-CG-CD	-5.74	84.13	106.50
2	4Z	225	ASN	C-N-CA	-5.74	107.36	121.70
1	42	47	VAL	CA-C-N	5.74	129.82	117.20
2	43	33	PRO	CB-CG-CD	-5.74	84.13	106.50
1	46	47	VAL	CA-C-N	5.74	129.82	117.20
2	47	33	PRO	CB-CG-CD	-5.74	84.13	106.50
1	5A	47	VAL	CA-C-N	5.74	129.82	117.20
2	5B	33	PRO	CB-CG-CD	-5.74	84.13	106.50
2	5V	225	ASN	C-N-CA	-5.74	107.36	121.70
2	5Z	33	PRO	CB-CG-CD	-5.74	84.13	106.50
1	52	47	VAL	CA-C-N	5.74	129.82	117.20
2	53	33	PRO	CB-CG-CD	-5.74	84.13	106.50
1	56	47	VAL	CA-C-N	5.74	129.82	117.20
2	57	33	PRO	CB-CG-CD	-5.74	84.13	106.50
1	6A	47	VAL	CA-C-N	5.74	129.82	117.20
2	6B	33	PRO	CB-CG-CD	-5.74	84.13	106.50
2	6F	33	PRO	CB-CG-CD	-5.74	84.13	106.50
2	6N	225	ASN	C-N-CA	-5.74	107.36	121.70
2	6V	225	ASN	C-N-CA	-5.74	107.36	121.70
2	6Z	33	PRO	CB-CG-CD	-5.74	84.13	106.50
2	7F	225	ASN	C-N-CA	-5.74	107.36	121.70
2	7J	33	PRO	CB-CG-CD	-5.74	84.13	106.50
2	7R	225	ASN	C-N-CA	-5.74	107.36	121.70
2	7V	33	PRO	CB-CG-CD	-5.74	84.13	106.50
1	12	85	LEU	CB-CG-CD2	5.73	120.75	111.00
1	16	85	LEU	CB-CG-CD2	5.73	120.75	111.00
1	2A	85	LEU	CB-CG-CD2	5.73	120.75	111.00
1	3Q	85	LEU	CB-CG-CD2	5.73	120.75	111.00
1	3U	85	LEU	CB-CG-CD2	5.73	120.75	111.00
1	3Y	85	LEU	CB-CG-CD2	5.73	120.75	111.00
1	5E	85	LEU	CB-CG-CD2	5.73	120.75	111.00
1	5I	85	LEU	CB-CG-CD2	5.73	120.75	111.00
1	5M	85	LEU	CB-CG-CD2	5.73	120.75	111.00
1	62	85	LEU	CB-CG-CD2	5.73	120.75	111.00

*Continued on next page...*

*Continued from previous page...*

Mol	Chain	Res	Type	Atoms	Z	Observed(°)	Ideal(°)
1	66	85	LEU	CB-CG-CD2	5.73	120.75	111.00
1	7A	85	LEU	CB-CG-CD2	5.73	120.75	111.00
1	1A	21	ASN	OD1-CG-ND2	-5.73	108.71	121.90
2	1B	58	LEU	CA-C-O	-5.73	108.06	120.10
1	1I	21	ASN	OD1-CG-ND2	-5.73	108.71	121.90
2	1J	58	LEU	CA-C-O	-5.73	108.06	120.10
1	1M	85	LEU	CB-CG-CD2	5.73	120.74	111.00
1	2E	21	ASN	OD1-CG-ND2	-5.73	108.71	121.90
2	2F	58	LEU	CA-C-O	-5.73	108.06	120.10
1	2I	85	LEU	CB-CG-CD2	5.73	120.74	111.00
1	26	21	ASN	OD1-CG-ND2	-5.73	108.71	121.90
2	27	58	LEU	CA-C-O	-5.73	108.06	120.10
1	3A	85	LEU	CB-CG-CD2	5.73	120.74	111.00
1	3E	21	ASN	OD1-CG-ND2	-5.73	108.71	121.90
2	3F	58	LEU	CA-C-O	-5.73	108.06	120.10
1	3I	85	LEU	CB-CG-CD2	5.73	120.74	111.00
1	32	85	LEU	CB-CG-CD2	5.73	120.74	111.00
1	4A	21	ASN	OD1-CG-ND2	-5.73	108.71	121.90
2	4B	58	LEU	CA-C-O	-5.73	108.06	120.10
1	4E	85	LEU	CB-CG-CD2	5.73	120.74	111.00
1	4M	21	ASN	OD1-CG-ND2	-5.73	108.71	121.90
2	4N	58	LEU	CA-C-O	-5.73	108.06	120.10
1	4U	21	ASN	OD1-CG-ND2	-5.73	108.71	121.90
2	4V	58	LEU	CA-C-O	-5.73	108.06	120.10
1	4Y	85	LEU	CB-CG-CD2	5.73	120.74	111.00
1	5Q	21	ASN	OD1-CG-ND2	-5.73	108.71	121.90
2	5R	58	LEU	CA-C-O	-5.73	108.06	120.10
1	5U	85	LEU	CB-CG-CD2	5.73	120.74	111.00
1	6I	21	ASN	OD1-CG-ND2	-5.73	108.71	121.90
2	6J	58	LEU	CA-C-O	-5.73	108.06	120.10
1	6M	85	LEU	CB-CG-CD2	5.73	120.74	111.00
1	6Q	21	ASN	OD1-CG-ND2	-5.73	108.71	121.90
2	6R	58	LEU	CA-C-O	-5.73	108.06	120.10
1	6U	85	LEU	CB-CG-CD2	5.73	120.74	111.00
1	7E	85	LEU	CB-CG-CD2	5.73	120.74	111.00
1	7M	21	ASN	OD1-CG-ND2	-5.73	108.71	121.90
2	7N	58	LEU	CA-C-O	-5.73	108.06	120.10
1	7Q	85	LEU	CB-CG-CD2	5.73	120.74	111.00
2	1B	33	PRO	CB-CG-CD	-5.73	84.15	106.50
2	1J	33	PRO	CB-CG-CD	-5.73	84.15	106.50
1	1Q	85	LEU	CB-CG-CD2	5.73	120.74	111.00
1	1U	85	LEU	CB-CG-CD2	5.73	120.74	111.00

*Continued on next page...*

*Continued from previous page...*

Mol	Chain	Res	Type	Atoms	Z	Observed(°)	Ideal(°)
1	1Y	85	LEU	CB-CG-CD2	5.73	120.74	111.00
2	13	33	PRO	CB-CG-CD	-5.73	84.16	106.50
2	17	33	PRO	CB-CG-CD	-5.73	84.16	106.50
2	2B	33	PRO	CB-CG-CD	-5.73	84.16	106.50
2	2F	33	PRO	CB-CG-CD	-5.73	84.15	106.50
1	2Q	85	LEU	CB-CG-CD2	5.73	120.74	111.00
1	2U	85	LEU	CB-CG-CD2	5.73	120.74	111.00
1	2Y	85	LEU	CB-CG-CD2	5.73	120.74	111.00
2	27	33	PRO	CB-CG-CD	-5.73	84.15	106.50
2	3F	33	PRO	CB-CG-CD	-5.73	84.15	106.50
2	3R	33	PRO	CB-CG-CD	-5.73	84.16	106.50
2	3V	33	PRO	CB-CG-CD	-5.73	84.16	106.50
2	3Z	33	PRO	CB-CG-CD	-5.73	84.16	106.50
2	4B	33	PRO	CB-CG-CD	-5.73	84.15	106.50
2	4N	33	PRO	CB-CG-CD	-5.73	84.15	106.50
2	4V	33	PRO	CB-CG-CD	-5.73	84.15	106.50
1	42	85	LEU	CB-CG-CD2	5.73	120.74	111.00
1	46	85	LEU	CB-CG-CD2	5.73	120.74	111.00
1	5A	85	LEU	CB-CG-CD2	5.73	120.74	111.00
2	5F	33	PRO	CB-CG-CD	-5.73	84.16	106.50
2	5J	33	PRO	CB-CG-CD	-5.73	84.16	106.50
2	5N	33	PRO	CB-CG-CD	-5.73	84.16	106.50
2	5R	33	PRO	CB-CG-CD	-5.73	84.15	106.50
1	52	85	LEU	CB-CG-CD2	5.73	120.74	111.00
1	56	85	LEU	CB-CG-CD2	5.73	120.74	111.00
1	6A	85	LEU	CB-CG-CD2	5.73	120.74	111.00
2	6J	33	PRO	CB-CG-CD	-5.73	84.15	106.50
2	6R	33	PRO	CB-CG-CD	-5.73	84.15	106.50
2	63	33	PRO	CB-CG-CD	-5.73	84.16	106.50
2	67	33	PRO	CB-CG-CD	-5.73	84.16	106.50
2	7B	33	PRO	CB-CG-CD	-5.73	84.16	106.50
2	7N	33	PRO	CB-CG-CD	-5.73	84.15	106.50
2	1F	225	ASN	C-N-CA	-5.73	107.38	121.70
2	1N	33	PRO	CB-CG-CD	-5.73	84.16	106.50
2	1R	58	LEU	CA-C-O	-5.73	108.07	120.10
2	1V	58	LEU	CA-C-O	-5.73	108.07	120.10
2	1Z	58	LEU	CA-C-O	-5.73	108.07	120.10
2	2J	33	PRO	CB-CG-CD	-5.73	84.16	106.50
2	2N	225	ASN	C-N-CA	-5.73	107.38	121.70
2	2R	58	LEU	CA-C-O	-5.73	108.07	120.10
2	2V	58	LEU	CA-C-O	-5.73	108.07	120.10
2	2Z	58	LEU	CA-C-O	-5.73	108.07	120.10

*Continued on next page...*

*Continued from previous page...*

Mol	Chain	Res	Type	Atoms	Z	Observed(°)	Ideal(°)
2	23	225	ASN	C-N-CA	-5.73	107.38	121.70
2	3B	33	PRO	CB-CG-CD	-5.73	84.16	106.50
2	3J	33	PRO	CB-CG-CD	-5.73	84.16	106.50
2	3N	225	ASN	C-N-CA	-5.73	107.38	121.70
2	33	33	PRO	CB-CG-CD	-5.73	84.16	106.50
2	37	225	ASN	C-N-CA	-5.73	107.38	121.70
2	4F	33	PRO	CB-CG-CD	-5.73	84.16	106.50
2	4J	225	ASN	C-N-CA	-5.73	107.38	121.70
2	4R	225	ASN	C-N-CA	-5.73	107.38	121.70
2	4Z	33	PRO	CB-CG-CD	-5.73	84.16	106.50
2	43	58	LEU	CA-C-O	-5.73	108.07	120.10
2	47	58	LEU	CA-C-O	-5.73	108.07	120.10
2	5B	58	LEU	CA-C-O	-5.73	108.07	120.10
2	5V	33	PRO	CB-CG-CD	-5.73	84.16	106.50
2	5Z	225	ASN	C-N-CA	-5.73	107.38	121.70
2	53	58	LEU	CA-C-O	-5.73	108.07	120.10
2	57	58	LEU	CA-C-O	-5.73	108.07	120.10
2	6B	58	LEU	CA-C-O	-5.73	108.07	120.10
2	6F	225	ASN	C-N-CA	-5.73	107.38	121.70
2	6N	33	PRO	CB-CG-CD	-5.73	84.16	106.50
2	6V	33	PRO	CB-CG-CD	-5.73	84.16	106.50
2	6Z	225	ASN	C-N-CA	-5.73	107.38	121.70
2	7F	33	PRO	CB-CG-CD	-5.73	84.16	106.50
2	7J	225	ASN	C-N-CA	-5.73	107.38	121.70
2	7R	33	PRO	CB-CG-CD	-5.73	84.16	106.50
2	7V	225	ASN	C-N-CA	-5.73	107.38	121.70
1	1M	21	ASN	OD1-CG-ND2	-5.73	108.72	121.90
1	1Q	19	SER	O-C-N	-5.73	113.54	122.70
1	1U	19	SER	O-C-N	-5.73	113.54	122.70
1	1Y	19	SER	O-C-N	-5.73	113.54	122.70
1	2I	21	ASN	OD1-CG-ND2	-5.73	108.72	121.90
1	2Q	19	SER	O-C-N	-5.73	113.54	122.70
1	2U	19	SER	O-C-N	-5.73	113.54	122.70
1	2Y	19	SER	O-C-N	-5.73	113.54	122.70
1	3A	21	ASN	OD1-CG-ND2	-5.73	108.72	121.90
1	3I	21	ASN	OD1-CG-ND2	-5.73	108.72	121.90
1	32	21	ASN	OD1-CG-ND2	-5.73	108.72	121.90
1	4E	21	ASN	OD1-CG-ND2	-5.73	108.72	121.90
1	4Y	21	ASN	OD1-CG-ND2	-5.73	108.72	121.90
1	42	19	SER	O-C-N	-5.73	113.54	122.70
1	46	19	SER	O-C-N	-5.73	113.54	122.70
1	5A	19	SER	O-C-N	-5.73	113.54	122.70

*Continued on next page...*

*Continued from previous page...*

Mol	Chain	Res	Type	Atoms	Z	Observed(°)	Ideal(°)
1	5U	21	ASN	OD1-CG-ND2	-5.73	108.72	121.90
1	52	19	SER	O-C-N	-5.73	113.54	122.70
1	56	19	SER	O-C-N	-5.73	113.54	122.70
1	6A	19	SER	O-C-N	-5.73	113.54	122.70
1	6M	21	ASN	OD1-CG-ND2	-5.73	108.72	121.90
1	6U	21	ASN	OD1-CG-ND2	-5.73	108.72	121.90
1	7E	21	ASN	OD1-CG-ND2	-5.73	108.72	121.90
1	7Q	21	ASN	OD1-CG-ND2	-5.73	108.72	121.90
1	1A	85	LEU	CB-CG-CD2	5.72	120.73	111.00
1	1E	50	ARG	O-C-N	-5.72	113.54	122.70
1	1I	85	LEU	CB-CG-CD2	5.72	120.73	111.00
2	13	58	LEU	CA-C-O	-5.72	108.08	120.10
2	17	58	LEU	CA-C-O	-5.72	108.08	120.10
2	2B	58	LEU	CA-C-O	-5.72	108.08	120.10
1	2E	85	LEU	CB-CG-CD2	5.72	120.73	111.00
1	2M	50	ARG	O-C-N	-5.72	113.54	122.70
1	22	50	ARG	O-C-N	-5.72	113.54	122.70
1	26	85	LEU	CB-CG-CD2	5.72	120.73	111.00
1	3E	85	LEU	CB-CG-CD2	5.72	120.73	111.00
1	3M	50	ARG	O-C-N	-5.72	113.54	122.70
2	3R	58	LEU	CA-C-O	-5.72	108.08	120.10
2	3V	58	LEU	CA-C-O	-5.72	108.08	120.10
2	3Z	58	LEU	CA-C-O	-5.72	108.08	120.10
1	36	50	ARG	O-C-N	-5.72	113.54	122.70
1	4A	85	LEU	CB-CG-CD2	5.72	120.73	111.00
1	4I	50	ARG	O-C-N	-5.72	113.54	122.70
1	4M	85	LEU	CB-CG-CD2	5.72	120.73	111.00
1	4Q	50	ARG	O-C-N	-5.72	113.54	122.70
1	4U	85	LEU	CB-CG-CD2	5.72	120.73	111.00
2	5F	58	LEU	CA-C-O	-5.72	108.08	120.10
2	5J	58	LEU	CA-C-O	-5.72	108.08	120.10
2	5N	58	LEU	CA-C-O	-5.72	108.08	120.10
1	5Q	85	LEU	CB-CG-CD2	5.72	120.73	111.00
1	5Y	50	ARG	O-C-N	-5.72	113.54	122.70
1	6E	50	ARG	O-C-N	-5.72	113.54	122.70
1	6I	85	LEU	CB-CG-CD2	5.72	120.73	111.00
1	6Q	85	LEU	CB-CG-CD2	5.72	120.73	111.00
1	6Y	50	ARG	O-C-N	-5.72	113.54	122.70
2	63	58	LEU	CA-C-O	-5.72	108.08	120.10
2	67	58	LEU	CA-C-O	-5.72	108.08	120.10
2	7B	58	LEU	CA-C-O	-5.72	108.08	120.10
1	7I	50	ARG	O-C-N	-5.72	113.54	122.70

*Continued on next page...*



*Continued from previous page...*

Mol	Chain	Res	Type	Atoms	Z	Observed(°)	Ideal(°)
1	7M	85	LEU	CB-CG-CD2	5.72	120.73	111.00
1	7U	50	ARG	O-C-N	-5.72	113.54	122.70
1	1Q	77	ALA	N-CA-CB	5.72	118.11	110.10
1	1U	77	ALA	N-CA-CB	5.72	118.11	110.10
1	1Y	77	ALA	N-CA-CB	5.72	118.11	110.10
1	12	21	ASN	OD1-CG-ND2	-5.72	108.74	121.90
1	16	21	ASN	OD1-CG-ND2	-5.72	108.74	121.90
1	2A	21	ASN	OD1-CG-ND2	-5.72	108.74	121.90
1	2Q	77	ALA	N-CA-CB	5.72	118.11	110.10
1	2U	77	ALA	N-CA-CB	5.72	118.11	110.10
1	2Y	77	ALA	N-CA-CB	5.72	118.11	110.10
1	3Q	21	ASN	OD1-CG-ND2	-5.72	108.74	121.90
1	3U	21	ASN	OD1-CG-ND2	-5.72	108.74	121.90
1	3Y	21	ASN	OD1-CG-ND2	-5.72	108.74	121.90
1	42	77	ALA	N-CA-CB	5.72	118.11	110.10
1	46	77	ALA	N-CA-CB	5.72	118.11	110.10
1	5A	77	ALA	N-CA-CB	5.72	118.11	110.10
1	5E	21	ASN	OD1-CG-ND2	-5.72	108.74	121.90
1	5I	21	ASN	OD1-CG-ND2	-5.72	108.74	121.90
1	5M	21	ASN	OD1-CG-ND2	-5.72	108.74	121.90
1	52	77	ALA	N-CA-CB	5.72	118.11	110.10
1	56	77	ALA	N-CA-CB	5.72	118.11	110.10
1	6A	77	ALA	N-CA-CB	5.72	118.11	110.10
1	62	21	ASN	OD1-CG-ND2	-5.72	108.74	121.90
1	66	21	ASN	OD1-CG-ND2	-5.72	108.74	121.90
1	7A	21	ASN	OD1-CG-ND2	-5.72	108.74	121.90
1	12	50	ARG	O-C-N	-5.72	113.55	122.70
1	16	50	ARG	O-C-N	-5.72	113.55	122.70
1	2A	50	ARG	O-C-N	-5.72	113.55	122.70
1	3Q	50	ARG	O-C-N	-5.72	113.55	122.70
1	3U	50	ARG	O-C-N	-5.72	113.55	122.70
1	3Y	50	ARG	O-C-N	-5.72	113.55	122.70
1	5E	50	ARG	O-C-N	-5.72	113.55	122.70
1	5I	50	ARG	O-C-N	-5.72	113.55	122.70
1	5M	50	ARG	O-C-N	-5.72	113.55	122.70
1	62	50	ARG	O-C-N	-5.72	113.55	122.70
1	66	50	ARG	O-C-N	-5.72	113.55	122.70
1	7A	50	ARG	O-C-N	-5.72	113.55	122.70
1	1E	85	LEU	CB-CG-CD2	5.72	120.72	111.00
1	1M	77	ALA	N-CA-CB	5.72	118.10	110.10
1	2I	77	ALA	N-CA-CB	5.72	118.10	110.10
1	2M	85	LEU	CB-CG-CD2	5.72	120.72	111.00

*Continued on next page...*



*Continued from previous page...*

Mol	Chain	Res	Type	Atoms	Z	Observed(°)	Ideal(°)
1	22	85	LEU	CB-CG-CD2	5.72	120.72	111.00
1	3A	77	ALA	N-CA-CB	5.72	118.10	110.10
1	3I	77	ALA	N-CA-CB	5.72	118.10	110.10
1	3M	85	LEU	CB-CG-CD2	5.72	120.72	111.00
1	32	77	ALA	N-CA-CB	5.72	118.10	110.10
1	36	85	LEU	CB-CG-CD2	5.72	120.72	111.00
1	4E	77	ALA	N-CA-CB	5.72	118.10	110.10
1	4I	85	LEU	CB-CG-CD2	5.72	120.72	111.00
1	4Q	85	LEU	CB-CG-CD2	5.72	120.72	111.00
1	4Y	77	ALA	N-CA-CB	5.72	118.10	110.10
1	5U	77	ALA	N-CA-CB	5.72	118.10	110.10
1	5Y	85	LEU	CB-CG-CD2	5.72	120.72	111.00
1	6E	85	LEU	CB-CG-CD2	5.72	120.72	111.00
1	6M	77	ALA	N-CA-CB	5.72	118.10	110.10
1	6U	77	ALA	N-CA-CB	5.72	118.10	110.10
1	6Y	85	LEU	CB-CG-CD2	5.72	120.72	111.00
1	7E	77	ALA	N-CA-CB	5.72	118.10	110.10
1	7I	85	LEU	CB-CG-CD2	5.72	120.72	111.00
1	7Q	77	ALA	N-CA-CB	5.72	118.10	110.10
1	7U	85	LEU	CB-CG-CD2	5.72	120.72	111.00
1	1A	19	SER	O-C-N	-5.71	113.56	122.70
1	1A	50	ARG	O-C-N	-5.71	113.56	122.70
1	1I	19	SER	O-C-N	-5.71	113.56	122.70
1	1I	50	ARG	O-C-N	-5.71	113.56	122.70
1	2E	19	SER	O-C-N	-5.71	113.56	122.70
1	2E	50	ARG	O-C-N	-5.71	113.56	122.70
1	26	19	SER	O-C-N	-5.71	113.56	122.70
1	26	50	ARG	O-C-N	-5.71	113.56	122.70
1	3E	19	SER	O-C-N	-5.71	113.56	122.70
1	3E	50	ARG	O-C-N	-5.71	113.56	122.70
1	4A	19	SER	O-C-N	-5.71	113.56	122.70
1	4A	50	ARG	O-C-N	-5.71	113.56	122.70
1	4M	19	SER	O-C-N	-5.71	113.56	122.70
1	4M	50	ARG	O-C-N	-5.71	113.56	122.70
1	4U	19	SER	O-C-N	-5.71	113.56	122.70
1	4U	50	ARG	O-C-N	-5.71	113.56	122.70
1	5Q	19	SER	O-C-N	-5.71	113.56	122.70
1	5Q	50	ARG	O-C-N	-5.71	113.56	122.70
1	6I	19	SER	O-C-N	-5.71	113.56	122.70
1	6I	50	ARG	O-C-N	-5.71	113.56	122.70
1	6Q	19	SER	O-C-N	-5.71	113.56	122.70
1	6Q	50	ARG	O-C-N	-5.71	113.56	122.70

*Continued on next page...*

*Continued from previous page...*

Mol	Chain	Res	Type	Atoms	Z	Observed(°)	Ideal(°)
1	7M	19	SER	O-C-N	-5.71	113.56	122.70
1	7M	50	ARG	O-C-N	-5.71	113.56	122.70
1	12	68	SER	CA-C-O	-5.71	108.11	120.10
1	12	77	ALA	N-CA-CB	5.71	118.09	110.10
1	16	68	SER	CA-C-O	-5.71	108.11	120.10
1	16	77	ALA	N-CA-CB	5.71	118.09	110.10
1	2A	68	SER	CA-C-O	-5.71	108.11	120.10
1	2A	77	ALA	N-CA-CB	5.71	118.09	110.10
1	3Q	68	SER	CA-C-O	-5.71	108.11	120.10
1	3Q	77	ALA	N-CA-CB	5.71	118.09	110.10
1	3U	68	SER	CA-C-O	-5.71	108.11	120.10
1	3U	77	ALA	N-CA-CB	5.71	118.09	110.10
1	3Y	68	SER	CA-C-O	-5.71	108.11	120.10
1	3Y	77	ALA	N-CA-CB	5.71	118.09	110.10
1	5E	68	SER	CA-C-O	-5.71	108.11	120.10
1	5E	77	ALA	N-CA-CB	5.71	118.09	110.10
1	5I	68	SER	CA-C-O	-5.71	108.11	120.10
1	5I	77	ALA	N-CA-CB	5.71	118.09	110.10
1	5M	68	SER	CA-C-O	-5.71	108.11	120.10
1	5M	77	ALA	N-CA-CB	5.71	118.09	110.10
1	62	68	SER	CA-C-O	-5.71	108.11	120.10
1	62	77	ALA	N-CA-CB	5.71	118.09	110.10
1	66	68	SER	CA-C-O	-5.71	108.11	120.10
1	66	77	ALA	N-CA-CB	5.71	118.09	110.10
1	7A	68	SER	CA-C-O	-5.71	108.11	120.10
1	7A	77	ALA	N-CA-CB	5.71	118.09	110.10
1	1E	77	ALA	N-CA-CB	5.70	118.08	110.10
2	13	70	TRP	CA-C-N	-5.70	104.65	117.20
2	17	70	TRP	CA-C-N	-5.70	104.65	117.20
2	2B	70	TRP	CA-C-N	-5.70	104.65	117.20
1	2M	77	ALA	N-CA-CB	5.70	118.08	110.10
1	22	77	ALA	N-CA-CB	5.70	118.08	110.10
1	3M	77	ALA	N-CA-CB	5.70	118.08	110.10
2	3R	70	TRP	CA-C-N	-5.70	104.65	117.20
2	3V	70	TRP	CA-C-N	-5.70	104.65	117.20
2	3Z	70	TRP	CA-C-N	-5.70	104.65	117.20
1	36	77	ALA	N-CA-CB	5.70	118.08	110.10
1	4I	77	ALA	N-CA-CB	5.70	118.08	110.10
1	4Q	77	ALA	N-CA-CB	5.70	118.08	110.10
2	5F	70	TRP	CA-C-N	-5.70	104.65	117.20
2	5J	70	TRP	CA-C-N	-5.70	104.65	117.20
2	5N	70	TRP	CA-C-N	-5.70	104.65	117.20

*Continued on next page...*

*Continued from previous page...*

Mol	Chain	Res	Type	Atoms	Z	Observed(°)	Ideal(°)
1	5Y	77	ALA	N-CA-CB	5.70	118.08	110.10
1	6E	77	ALA	N-CA-CB	5.70	118.08	110.10
1	6Y	77	ALA	N-CA-CB	5.70	118.08	110.10
2	63	70	TRP	CA-C-N	-5.70	104.65	117.20
2	67	70	TRP	CA-C-N	-5.70	104.65	117.20
2	7B	70	TRP	CA-C-N	-5.70	104.65	117.20
1	7I	77	ALA	N-CA-CB	5.70	118.08	110.10
1	7U	77	ALA	N-CA-CB	5.70	118.08	110.10
1	1M	19	SER	O-C-N	-5.70	113.58	122.70
1	12	19	SER	O-C-N	-5.70	113.58	122.70
1	16	19	SER	O-C-N	-5.70	113.58	122.70
1	2A	19	SER	O-C-N	-5.70	113.58	122.70
1	2I	19	SER	O-C-N	-5.70	113.58	122.70
1	3A	19	SER	O-C-N	-5.70	113.58	122.70
1	3I	19	SER	O-C-N	-5.70	113.58	122.70
1	3Q	19	SER	O-C-N	-5.70	113.58	122.70
1	3U	19	SER	O-C-N	-5.70	113.58	122.70
1	3Y	19	SER	O-C-N	-5.70	113.58	122.70
1	32	19	SER	O-C-N	-5.70	113.58	122.70
1	4E	19	SER	O-C-N	-5.70	113.58	122.70
1	4Y	19	SER	O-C-N	-5.70	113.58	122.70
1	5E	19	SER	O-C-N	-5.70	113.58	122.70
1	5I	19	SER	O-C-N	-5.70	113.58	122.70
1	5M	19	SER	O-C-N	-5.70	113.58	122.70
1	5U	19	SER	O-C-N	-5.70	113.58	122.70
1	6M	19	SER	O-C-N	-5.70	113.58	122.70
1	6U	19	SER	O-C-N	-5.70	113.58	122.70
1	62	19	SER	O-C-N	-5.70	113.58	122.70
1	66	19	SER	O-C-N	-5.70	113.58	122.70
1	7A	19	SER	O-C-N	-5.70	113.58	122.70
1	7E	19	SER	O-C-N	-5.70	113.58	122.70
1	7Q	19	SER	O-C-N	-5.70	113.58	122.70
1	1A	77	ALA	N-CA-CB	5.70	118.08	110.10
2	1F	70	TRP	CA-C-N	-5.70	104.67	117.20
1	1I	77	ALA	N-CA-CB	5.70	118.08	110.10
1	2E	77	ALA	N-CA-CB	5.70	118.08	110.10
2	2N	70	TRP	CA-C-N	-5.70	104.67	117.20
2	23	70	TRP	CA-C-N	-5.70	104.67	117.20
1	26	77	ALA	N-CA-CB	5.70	118.08	110.10
1	3E	77	ALA	N-CA-CB	5.70	118.08	110.10
2	3N	70	TRP	CA-C-N	-5.70	104.67	117.20
2	37	70	TRP	CA-C-N	-5.70	104.67	117.20

*Continued on next page...*

*Continued from previous page...*

Mol	Chain	Res	Type	Atoms	Z	Observed(°)	Ideal(°)
1	4A	77	ALA	N-CA-CB	5.70	118.08	110.10
2	4J	70	TRP	CA-C-N	-5.70	104.67	117.20
1	4M	77	ALA	N-CA-CB	5.70	118.08	110.10
2	4R	70	TRP	CA-C-N	-5.70	104.67	117.20
1	4U	77	ALA	N-CA-CB	5.70	118.08	110.10
1	5Q	77	ALA	N-CA-CB	5.70	118.08	110.10
2	5Z	70	TRP	CA-C-N	-5.70	104.67	117.20
2	6F	70	TRP	CA-C-N	-5.70	104.67	117.20
1	6I	77	ALA	N-CA-CB	5.70	118.08	110.10
1	6Q	77	ALA	N-CA-CB	5.70	118.08	110.10
2	6Z	70	TRP	CA-C-N	-5.70	104.67	117.20
2	7J	70	TRP	CA-C-N	-5.70	104.67	117.20
1	7M	77	ALA	N-CA-CB	5.70	118.08	110.10
2	7V	70	TRP	CA-C-N	-5.70	104.67	117.20
1	1E	19	SER	O-C-N	-5.69	113.59	122.70
1	2M	19	SER	O-C-N	-5.69	113.59	122.70
1	22	19	SER	O-C-N	-5.69	113.59	122.70
1	3M	19	SER	O-C-N	-5.69	113.59	122.70
1	36	19	SER	O-C-N	-5.69	113.59	122.70
1	4I	19	SER	O-C-N	-5.69	113.59	122.70
1	4Q	19	SER	O-C-N	-5.69	113.59	122.70
1	5Y	19	SER	O-C-N	-5.69	113.59	122.70
1	6E	19	SER	O-C-N	-5.69	113.59	122.70
1	6Y	19	SER	O-C-N	-5.69	113.59	122.70
1	7I	19	SER	O-C-N	-5.69	113.59	122.70
1	7U	19	SER	O-C-N	-5.69	113.59	122.70
1	1A	68	SER	CA-C-O	-5.69	108.14	120.10
1	1E	68	SER	CA-C-O	-5.69	108.15	120.10
1	1I	68	SER	CA-C-O	-5.69	108.14	120.10
1	1Q	68	SER	CA-C-O	-5.69	108.14	120.10
1	1Q	92	ASN	O-C-N	-5.69	113.59	122.70
1	1U	68	SER	CA-C-O	-5.69	108.14	120.10
1	1U	92	ASN	O-C-N	-5.69	113.59	122.70
1	1Y	68	SER	CA-C-O	-5.69	108.14	120.10
1	1Y	92	ASN	O-C-N	-5.69	113.59	122.70
1	2E	68	SER	CA-C-O	-5.69	108.14	120.10
1	2M	68	SER	CA-C-O	-5.69	108.15	120.10
1	2Q	68	SER	CA-C-O	-5.69	108.14	120.10
1	2Q	92	ASN	O-C-N	-5.69	113.59	122.70
1	2U	68	SER	CA-C-O	-5.69	108.14	120.10
1	2U	92	ASN	O-C-N	-5.69	113.59	122.70
1	2Y	68	SER	CA-C-O	-5.69	108.14	120.10

*Continued on next page...*

*Continued from previous page...*

Mol	Chain	Res	Type	Atoms	Z	Observed(°)	Ideal(°)
1	2Y	92	ASN	O-C-N	-5.69	113.59	122.70
1	22	68	SER	CA-C-O	-5.69	108.15	120.10
1	26	68	SER	CA-C-O	-5.69	108.14	120.10
1	3E	68	SER	CA-C-O	-5.69	108.14	120.10
1	3M	68	SER	CA-C-O	-5.69	108.15	120.10
1	36	68	SER	CA-C-O	-5.69	108.15	120.10
1	4A	68	SER	CA-C-O	-5.69	108.14	120.10
1	4I	68	SER	CA-C-O	-5.69	108.15	120.10
1	4M	68	SER	CA-C-O	-5.69	108.14	120.10
1	4Q	68	SER	CA-C-O	-5.69	108.15	120.10
1	4U	68	SER	CA-C-O	-5.69	108.14	120.10
1	42	68	SER	CA-C-O	-5.69	108.14	120.10
1	42	92	ASN	O-C-N	-5.69	113.59	122.70
1	46	68	SER	CA-C-O	-5.69	108.14	120.10
1	46	92	ASN	O-C-N	-5.69	113.59	122.70
1	5A	68	SER	CA-C-O	-5.69	108.14	120.10
1	5A	92	ASN	O-C-N	-5.69	113.59	122.70
1	5Q	68	SER	CA-C-O	-5.69	108.14	120.10
1	5Y	68	SER	CA-C-O	-5.69	108.15	120.10
1	52	68	SER	CA-C-O	-5.69	108.14	120.10
1	52	92	ASN	O-C-N	-5.69	113.59	122.70
1	56	68	SER	CA-C-O	-5.69	108.14	120.10
1	56	92	ASN	O-C-N	-5.69	113.59	122.70
1	6A	68	SER	CA-C-O	-5.69	108.14	120.10
1	6A	92	ASN	O-C-N	-5.69	113.59	122.70
1	6E	68	SER	CA-C-O	-5.69	108.15	120.10
1	6I	68	SER	CA-C-O	-5.69	108.14	120.10
1	6Q	68	SER	CA-C-O	-5.69	108.14	120.10
1	6Y	68	SER	CA-C-O	-5.69	108.15	120.10
1	7I	68	SER	CA-C-O	-5.69	108.15	120.10
1	7M	68	SER	CA-C-O	-5.69	108.14	120.10
1	7U	68	SER	CA-C-O	-5.69	108.15	120.10
1	1E	50	ARG	C-N-CA	5.69	135.93	121.70
1	2M	50	ARG	C-N-CA	5.69	135.93	121.70
1	22	50	ARG	C-N-CA	5.69	135.93	121.70
1	3M	50	ARG	C-N-CA	5.69	135.93	121.70
1	36	50	ARG	C-N-CA	5.69	135.93	121.70
1	4I	50	ARG	C-N-CA	5.69	135.93	121.70
1	4Q	50	ARG	C-N-CA	5.69	135.93	121.70
1	5Y	50	ARG	C-N-CA	5.69	135.93	121.70
1	6E	50	ARG	C-N-CA	5.69	135.93	121.70
1	6Y	50	ARG	C-N-CA	5.69	135.93	121.70

*Continued on next page...*

*Continued from previous page...*

Mol	Chain	Res	Type	Atoms	Z	Observed(°)	Ideal(°)
1	7I	50	ARG	C-N-CA	5.69	135.93	121.70
1	7U	50	ARG	C-N-CA	5.69	135.93	121.70
2	1B	70	TRP	CA-C-N	-5.69	104.69	117.20
2	1J	70	TRP	CA-C-N	-5.69	104.69	117.20
1	12	50	ARG	C-N-CA	5.69	135.92	121.70
1	16	50	ARG	C-N-CA	5.69	135.92	121.70
1	2A	50	ARG	C-N-CA	5.69	135.92	121.70
2	2F	70	TRP	CA-C-N	-5.69	104.69	117.20
2	27	70	TRP	CA-C-N	-5.69	104.69	117.20
2	3F	70	TRP	CA-C-N	-5.69	104.69	117.20
1	3Q	50	ARG	C-N-CA	5.69	135.92	121.70
1	3U	50	ARG	C-N-CA	5.69	135.92	121.70
1	3Y	50	ARG	C-N-CA	5.69	135.92	121.70
2	4B	70	TRP	CA-C-N	-5.69	104.69	117.20
2	4N	70	TRP	CA-C-N	-5.69	104.69	117.20
2	4V	70	TRP	CA-C-N	-5.69	104.69	117.20
1	5E	50	ARG	C-N-CA	5.69	135.92	121.70
1	5I	50	ARG	C-N-CA	5.69	135.92	121.70
1	5M	50	ARG	C-N-CA	5.69	135.92	121.70
2	5R	70	TRP	CA-C-N	-5.69	104.69	117.20
2	6J	70	TRP	CA-C-N	-5.69	104.69	117.20
2	6R	70	TRP	CA-C-N	-5.69	104.69	117.20
1	62	50	ARG	C-N-CA	5.69	135.92	121.70
1	66	50	ARG	C-N-CA	5.69	135.92	121.70
1	7A	50	ARG	C-N-CA	5.69	135.92	121.70
2	7N	70	TRP	CA-C-N	-5.69	104.69	117.20
1	1M	50	ARG	O-C-N	-5.69	113.60	122.70
1	2I	50	ARG	O-C-N	-5.69	113.60	122.70
1	3A	50	ARG	O-C-N	-5.69	113.60	122.70
1	3I	50	ARG	O-C-N	-5.69	113.60	122.70
1	32	50	ARG	O-C-N	-5.69	113.60	122.70
1	4E	50	ARG	O-C-N	-5.69	113.60	122.70
1	4Y	50	ARG	O-C-N	-5.69	113.60	122.70
1	5U	50	ARG	O-C-N	-5.69	113.60	122.70
1	6M	50	ARG	O-C-N	-5.69	113.60	122.70
1	6U	50	ARG	O-C-N	-5.69	113.60	122.70
1	7E	50	ARG	O-C-N	-5.69	113.60	122.70
1	7Q	50	ARG	O-C-N	-5.69	113.60	122.70
1	1Q	50	ARG	C-N-CA	5.68	135.91	121.70
1	1U	50	ARG	C-N-CA	5.68	135.91	121.70
1	1Y	50	ARG	C-N-CA	5.68	135.91	121.70
1	2Q	50	ARG	C-N-CA	5.68	135.91	121.70

*Continued on next page...*

*Continued from previous page...*

Mol	Chain	Res	Type	Atoms	Z	Observed(°)	Ideal(°)
1	2U	50	ARG	C-N-CA	5.68	135.91	121.70
1	2Y	50	ARG	C-N-CA	5.68	135.91	121.70
1	42	50	ARG	C-N-CA	5.68	135.91	121.70
1	46	50	ARG	C-N-CA	5.68	135.91	121.70
1	5A	50	ARG	C-N-CA	5.68	135.91	121.70
1	52	50	ARG	C-N-CA	5.68	135.91	121.70
1	56	50	ARG	C-N-CA	5.68	135.91	121.70
1	6A	50	ARG	C-N-CA	5.68	135.91	121.70
1	1A	50	ARG	C-N-CA	5.68	135.90	121.70
1	1I	50	ARG	C-N-CA	5.68	135.90	121.70
2	1R	70	TRP	CA-C-N	-5.68	104.70	117.20
2	1V	70	TRP	CA-C-N	-5.68	104.70	117.20
2	1Z	70	TRP	CA-C-N	-5.68	104.70	117.20
1	2E	50	ARG	C-N-CA	5.68	135.90	121.70
2	2R	70	TRP	CA-C-N	-5.68	104.70	117.20
2	2V	70	TRP	CA-C-N	-5.68	104.70	117.20
2	2Z	70	TRP	CA-C-N	-5.68	104.70	117.20
1	26	50	ARG	C-N-CA	5.68	135.90	121.70
1	3E	50	ARG	C-N-CA	5.68	135.90	121.70
1	4A	50	ARG	C-N-CA	5.68	135.90	121.70
1	4M	50	ARG	C-N-CA	5.68	135.90	121.70
1	4U	50	ARG	C-N-CA	5.68	135.90	121.70
2	43	70	TRP	CA-C-N	-5.68	104.70	117.20
2	47	70	TRP	CA-C-N	-5.68	104.70	117.20
2	5B	70	TRP	CA-C-N	-5.68	104.70	117.20
1	5Q	50	ARG	C-N-CA	5.68	135.90	121.70
2	53	70	TRP	CA-C-N	-5.68	104.70	117.20
2	57	70	TRP	CA-C-N	-5.68	104.70	117.20
2	6B	70	TRP	CA-C-N	-5.68	104.70	117.20
1	6I	50	ARG	C-N-CA	5.68	135.90	121.70
1	6Q	50	ARG	C-N-CA	5.68	135.90	121.70
1	7M	50	ARG	C-N-CA	5.68	135.90	121.70
1	1E	85	LEU	CA-CB-CG	-5.68	102.24	115.30
2	1N	70	TRP	CA-C-N	-5.68	104.71	117.20
2	2J	70	TRP	CA-C-N	-5.68	104.71	117.20
1	2M	85	LEU	CA-CB-CG	-5.68	102.24	115.30
1	22	85	LEU	CA-CB-CG	-5.68	102.24	115.30
2	3B	70	TRP	CA-C-N	-5.68	104.71	117.20
2	3J	70	TRP	CA-C-N	-5.68	104.71	117.20
1	3M	85	LEU	CA-CB-CG	-5.68	102.24	115.30
2	33	70	TRP	CA-C-N	-5.68	104.71	117.20
1	36	85	LEU	CA-CB-CG	-5.68	102.24	115.30

*Continued on next page...*



*Continued from previous page...*

Mol	Chain	Res	Type	Atoms	Z	Observed(°)	Ideal(°)
2	4F	70	TRP	CA-C-N	-5.68	104.71	117.20
1	4I	85	LEU	CA-CB-CG	-5.68	102.24	115.30
1	4Q	85	LEU	CA-CB-CG	-5.68	102.24	115.30
2	4Z	70	TRP	CA-C-N	-5.68	104.71	117.20
2	5V	70	TRP	CA-C-N	-5.68	104.71	117.20
1	5Y	85	LEU	CA-CB-CG	-5.68	102.24	115.30
1	6E	85	LEU	CA-CB-CG	-5.68	102.24	115.30
2	6N	70	TRP	CA-C-N	-5.68	104.71	117.20
2	6V	70	TRP	CA-C-N	-5.68	104.71	117.20
1	6Y	85	LEU	CA-CB-CG	-5.68	102.24	115.30
2	7F	70	TRP	CA-C-N	-5.68	104.71	117.20
1	7I	85	LEU	CA-CB-CG	-5.68	102.24	115.30
2	7R	70	TRP	CA-C-N	-5.68	104.71	117.20
1	7U	85	LEU	CA-CB-CG	-5.68	102.24	115.30
1	1A	85	LEU	CA-CB-CG	-5.67	102.25	115.30
1	1I	85	LEU	CA-CB-CG	-5.67	102.25	115.30
1	2E	85	LEU	CA-CB-CG	-5.67	102.25	115.30
1	26	85	LEU	CA-CB-CG	-5.67	102.25	115.30
1	3E	85	LEU	CA-CB-CG	-5.67	102.25	115.30
1	4A	85	LEU	CA-CB-CG	-5.67	102.25	115.30
1	4M	85	LEU	CA-CB-CG	-5.67	102.25	115.30
1	4U	85	LEU	CA-CB-CG	-5.67	102.25	115.30
1	5Q	85	LEU	CA-CB-CG	-5.67	102.25	115.30
1	6I	85	LEU	CA-CB-CG	-5.67	102.25	115.30
1	6Q	85	LEU	CA-CB-CG	-5.67	102.25	115.30
1	7M	85	LEU	CA-CB-CG	-5.67	102.25	115.30
1	1A	92	ASN	O-C-N	-5.67	113.63	122.70
1	1I	92	ASN	O-C-N	-5.67	113.63	122.70
1	1M	68	SER	CA-C-O	-5.67	108.19	120.10
1	1M	85	LEU	CA-CB-CG	-5.67	102.25	115.30
1	1Q	85	LEU	CA-CB-CG	-5.67	102.26	115.30
1	1U	85	LEU	CA-CB-CG	-5.67	102.26	115.30
1	1Y	85	LEU	CA-CB-CG	-5.67	102.26	115.30
1	12	85	LEU	CA-CB-CG	-5.67	102.26	115.30
1	16	85	LEU	CA-CB-CG	-5.67	102.26	115.30
1	2A	85	LEU	CA-CB-CG	-5.67	102.26	115.30
1	2E	92	ASN	O-C-N	-5.67	113.63	122.70
1	2I	68	SER	CA-C-O	-5.67	108.19	120.10
1	2I	85	LEU	CA-CB-CG	-5.67	102.25	115.30
1	2Q	85	LEU	CA-CB-CG	-5.67	102.26	115.30
1	2U	85	LEU	CA-CB-CG	-5.67	102.26	115.30
1	2Y	85	LEU	CA-CB-CG	-5.67	102.26	115.30

*Continued on next page...*

*Continued from previous page...*

Mol	Chain	Res	Type	Atoms	Z	Observed(°)	Ideal(°)
1	26	92	ASN	O-C-N	-5.67	113.63	122.70
1	3A	68	SER	CA-C-O	-5.67	108.19	120.10
1	3A	85	LEU	CA-CB-CG	-5.67	102.25	115.30
1	3E	92	ASN	O-C-N	-5.67	113.63	122.70
1	3I	68	SER	CA-C-O	-5.67	108.19	120.10
1	3I	85	LEU	CA-CB-CG	-5.67	102.25	115.30
1	3Q	85	LEU	CA-CB-CG	-5.67	102.26	115.30
1	3U	85	LEU	CA-CB-CG	-5.67	102.26	115.30
1	3Y	85	LEU	CA-CB-CG	-5.67	102.26	115.30
1	32	68	SER	CA-C-O	-5.67	108.19	120.10
1	32	85	LEU	CA-CB-CG	-5.67	102.25	115.30
1	4A	92	ASN	O-C-N	-5.67	113.63	122.70
1	4E	68	SER	CA-C-O	-5.67	108.19	120.10
1	4E	85	LEU	CA-CB-CG	-5.67	102.25	115.30
1	4M	92	ASN	O-C-N	-5.67	113.63	122.70
1	4U	92	ASN	O-C-N	-5.67	113.63	122.70
1	4Y	68	SER	CA-C-O	-5.67	108.19	120.10
1	4Y	85	LEU	CA-CB-CG	-5.67	102.25	115.30
1	42	85	LEU	CA-CB-CG	-5.67	102.26	115.30
1	46	85	LEU	CA-CB-CG	-5.67	102.26	115.30
1	5A	85	LEU	CA-CB-CG	-5.67	102.26	115.30
1	5E	85	LEU	CA-CB-CG	-5.67	102.26	115.30
1	5I	85	LEU	CA-CB-CG	-5.67	102.26	115.30
1	5M	85	LEU	CA-CB-CG	-5.67	102.26	115.30
1	5Q	92	ASN	O-C-N	-5.67	113.63	122.70
1	5U	68	SER	CA-C-O	-5.67	108.19	120.10
1	5U	85	LEU	CA-CB-CG	-5.67	102.25	115.30
1	52	85	LEU	CA-CB-CG	-5.67	102.26	115.30
1	56	85	LEU	CA-CB-CG	-5.67	102.26	115.30
1	6A	85	LEU	CA-CB-CG	-5.67	102.26	115.30
1	6I	92	ASN	O-C-N	-5.67	113.63	122.70
1	6M	68	SER	CA-C-O	-5.67	108.19	120.10
1	6M	85	LEU	CA-CB-CG	-5.67	102.25	115.30
1	6Q	92	ASN	O-C-N	-5.67	113.63	122.70
1	6U	68	SER	CA-C-O	-5.67	108.19	120.10
1	6U	85	LEU	CA-CB-CG	-5.67	102.25	115.30
1	62	85	LEU	CA-CB-CG	-5.67	102.26	115.30
1	66	85	LEU	CA-CB-CG	-5.67	102.26	115.30
1	7A	85	LEU	CA-CB-CG	-5.67	102.26	115.30
1	7E	68	SER	CA-C-O	-5.67	108.19	120.10
1	7E	85	LEU	CA-CB-CG	-5.67	102.25	115.30
1	7M	92	ASN	O-C-N	-5.67	113.63	122.70

*Continued on next page...*

*Continued from previous page...*

Mol	Chain	Res	Type	Atoms	Z	Observed(°)	Ideal(°)
1	7Q	68	SER	CA-C-O	-5.67	108.19	120.10
1	7Q	85	LEU	CA-CB-CG	-5.67	102.25	115.30
1	1Q	50	ARG	O-C-N	-5.67	113.63	122.70
1	1U	50	ARG	O-C-N	-5.67	113.63	122.70
1	1Y	50	ARG	O-C-N	-5.67	113.63	122.70
1	2Q	50	ARG	O-C-N	-5.67	113.63	122.70
1	2U	50	ARG	O-C-N	-5.67	113.63	122.70
1	2Y	50	ARG	O-C-N	-5.67	113.63	122.70
1	42	50	ARG	O-C-N	-5.67	113.63	122.70
1	46	50	ARG	O-C-N	-5.67	113.63	122.70
1	5A	50	ARG	O-C-N	-5.67	113.63	122.70
1	52	50	ARG	O-C-N	-5.67	113.63	122.70
1	56	50	ARG	O-C-N	-5.67	113.63	122.70
1	6A	50	ARG	O-C-N	-5.67	113.63	122.70
1	1M	50	ARG	C-N-CA	5.67	135.87	121.70
1	2I	50	ARG	C-N-CA	5.67	135.87	121.70
1	3A	50	ARG	C-N-CA	5.67	135.87	121.70
1	3I	50	ARG	C-N-CA	5.67	135.87	121.70
1	32	50	ARG	C-N-CA	5.67	135.87	121.70
1	4E	50	ARG	C-N-CA	5.67	135.87	121.70
1	4Y	50	ARG	C-N-CA	5.67	135.87	121.70
1	5U	50	ARG	C-N-CA	5.67	135.87	121.70
1	6M	50	ARG	C-N-CA	5.67	135.87	121.70
1	6U	50	ARG	C-N-CA	5.67	135.87	121.70
1	7E	50	ARG	C-N-CA	5.67	135.87	121.70
1	7Q	50	ARG	C-N-CA	5.67	135.87	121.70
1	1A	37	ALA	N-CA-C	-5.66	95.72	111.00
1	1I	37	ALA	N-CA-C	-5.66	95.72	111.00
1	2E	37	ALA	N-CA-C	-5.66	95.72	111.00
1	26	37	ALA	N-CA-C	-5.66	95.72	111.00
1	3E	37	ALA	N-CA-C	-5.66	95.72	111.00
1	4A	37	ALA	N-CA-C	-5.66	95.72	111.00
1	4M	37	ALA	N-CA-C	-5.66	95.72	111.00
1	4U	37	ALA	N-CA-C	-5.66	95.72	111.00
1	5Q	37	ALA	N-CA-C	-5.66	95.72	111.00
1	6I	37	ALA	N-CA-C	-5.66	95.72	111.00
1	6Q	37	ALA	N-CA-C	-5.66	95.72	111.00
1	7M	37	ALA	N-CA-C	-5.66	95.72	111.00
1	1E	37	ALA	N-CA-C	-5.66	95.72	111.00
1	1E	92	ASN	O-C-N	-5.66	113.65	122.70
1	1Q	37	ALA	N-CA-C	-5.66	95.72	111.00
1	1U	37	ALA	N-CA-C	-5.66	95.72	111.00

*Continued on next page...*

*Continued from previous page...*

Mol	Chain	Res	Type	Atoms	Z	Observed(°)	Ideal(°)
1	1Y	37	ALA	N-CA-C	-5.66	95.72	111.00
1	2M	37	ALA	N-CA-C	-5.66	95.72	111.00
1	2M	92	ASN	O-C-N	-5.66	113.65	122.70
1	2Q	37	ALA	N-CA-C	-5.66	95.72	111.00
1	2U	37	ALA	N-CA-C	-5.66	95.72	111.00
1	2Y	37	ALA	N-CA-C	-5.66	95.72	111.00
1	22	37	ALA	N-CA-C	-5.66	95.72	111.00
1	22	92	ASN	O-C-N	-5.66	113.65	122.70
1	3M	37	ALA	N-CA-C	-5.66	95.72	111.00
1	3M	92	ASN	O-C-N	-5.66	113.65	122.70
1	36	37	ALA	N-CA-C	-5.66	95.72	111.00
1	36	92	ASN	O-C-N	-5.66	113.65	122.70
1	4I	37	ALA	N-CA-C	-5.66	95.72	111.00
1	4I	92	ASN	O-C-N	-5.66	113.65	122.70
1	4Q	37	ALA	N-CA-C	-5.66	95.72	111.00
1	4Q	92	ASN	O-C-N	-5.66	113.65	122.70
1	42	37	ALA	N-CA-C	-5.66	95.72	111.00
1	46	37	ALA	N-CA-C	-5.66	95.72	111.00
1	5A	37	ALA	N-CA-C	-5.66	95.72	111.00
1	5Y	37	ALA	N-CA-C	-5.66	95.72	111.00
1	5Y	92	ASN	O-C-N	-5.66	113.65	122.70
1	52	37	ALA	N-CA-C	-5.66	95.72	111.00
1	56	37	ALA	N-CA-C	-5.66	95.72	111.00
1	6A	37	ALA	N-CA-C	-5.66	95.72	111.00
1	6E	37	ALA	N-CA-C	-5.66	95.72	111.00
1	6E	92	ASN	O-C-N	-5.66	113.65	122.70
1	6Y	37	ALA	N-CA-C	-5.66	95.72	111.00
1	6Y	92	ASN	O-C-N	-5.66	113.65	122.70
1	7I	37	ALA	N-CA-C	-5.66	95.72	111.00
1	7I	92	ASN	O-C-N	-5.66	113.65	122.70
1	7U	37	ALA	N-CA-C	-5.66	95.72	111.00
1	7U	92	ASN	O-C-N	-5.66	113.65	122.70
1	1M	92	ASN	O-C-N	-5.66	113.65	122.70
1	1Q	42	VAL	CA-C-O	-5.66	108.22	120.10
1	1U	42	VAL	CA-C-O	-5.66	108.22	120.10
1	1Y	42	VAL	CA-C-O	-5.66	108.22	120.10
1	2I	92	ASN	O-C-N	-5.66	113.65	122.70
1	2Q	42	VAL	CA-C-O	-5.66	108.22	120.10
1	2U	42	VAL	CA-C-O	-5.66	108.22	120.10
1	2Y	42	VAL	CA-C-O	-5.66	108.22	120.10
1	3A	92	ASN	O-C-N	-5.66	113.65	122.70
1	3I	92	ASN	O-C-N	-5.66	113.65	122.70

*Continued on next page...*

*Continued from previous page...*

Mol	Chain	Res	Type	Atoms	Z	Observed(°)	Ideal(°)
1	32	92	ASN	O-C-N	-5.66	113.65	122.70
1	4E	92	ASN	O-C-N	-5.66	113.65	122.70
1	4Y	92	ASN	O-C-N	-5.66	113.65	122.70
1	42	42	VAL	CA-C-O	-5.66	108.22	120.10
1	46	42	VAL	CA-C-O	-5.66	108.22	120.10
1	5A	42	VAL	CA-C-O	-5.66	108.22	120.10
1	5U	92	ASN	O-C-N	-5.66	113.65	122.70
1	52	42	VAL	CA-C-O	-5.66	108.22	120.10
1	56	42	VAL	CA-C-O	-5.66	108.22	120.10
1	6A	42	VAL	CA-C-O	-5.66	108.22	120.10
1	6M	92	ASN	O-C-N	-5.66	113.65	122.70
1	6U	92	ASN	O-C-N	-5.66	113.65	122.70
1	7E	92	ASN	O-C-N	-5.66	113.65	122.70
1	7Q	92	ASN	O-C-N	-5.66	113.65	122.70
2	1R	215	GLN	C-N-CA	-5.66	107.56	121.70
2	1V	215	GLN	C-N-CA	-5.66	107.56	121.70
2	1Z	215	GLN	C-N-CA	-5.66	107.56	121.70
2	2R	215	GLN	C-N-CA	-5.66	107.56	121.70
2	2V	215	GLN	C-N-CA	-5.66	107.56	121.70
2	2Z	215	GLN	C-N-CA	-5.66	107.56	121.70
2	43	215	GLN	C-N-CA	-5.66	107.56	121.70
2	47	215	GLN	C-N-CA	-5.66	107.56	121.70
2	5B	215	GLN	C-N-CA	-5.66	107.56	121.70
2	53	215	GLN	C-N-CA	-5.66	107.56	121.70
2	57	215	GLN	C-N-CA	-5.66	107.56	121.70
2	6B	215	GLN	C-N-CA	-5.66	107.56	121.70
1	1A	42	VAL	CA-C-O	-5.65	108.23	120.10
1	1I	42	VAL	CA-C-O	-5.65	108.23	120.10
1	12	92	ASN	O-C-N	-5.65	113.66	122.70
1	16	92	ASN	O-C-N	-5.65	113.66	122.70
1	2A	92	ASN	O-C-N	-5.65	113.66	122.70
1	2E	42	VAL	CA-C-O	-5.65	108.23	120.10
1	26	42	VAL	CA-C-O	-5.65	108.23	120.10
1	3E	42	VAL	CA-C-O	-5.65	108.23	120.10
1	3Q	92	ASN	O-C-N	-5.65	113.66	122.70
1	3U	92	ASN	O-C-N	-5.65	113.66	122.70
1	3Y	92	ASN	O-C-N	-5.65	113.66	122.70
1	4A	42	VAL	CA-C-O	-5.65	108.23	120.10
1	4M	42	VAL	CA-C-O	-5.65	108.23	120.10
1	4U	42	VAL	CA-C-O	-5.65	108.23	120.10
1	5E	92	ASN	O-C-N	-5.65	113.66	122.70
1	5I	92	ASN	O-C-N	-5.65	113.66	122.70

*Continued on next page...*

*Continued from previous page...*

Mol	Chain	Res	Type	Atoms	Z	Observed(°)	Ideal(°)
1	5M	92	ASN	O-C-N	-5.65	113.66	122.70
1	5Q	42	VAL	CA-C-O	-5.65	108.23	120.10
1	6I	42	VAL	CA-C-O	-5.65	108.23	120.10
1	6Q	42	VAL	CA-C-O	-5.65	108.23	120.10
1	62	92	ASN	O-C-N	-5.65	113.66	122.70
1	66	92	ASN	O-C-N	-5.65	113.66	122.70
1	7A	92	ASN	O-C-N	-5.65	113.66	122.70
1	7M	42	VAL	CA-C-O	-5.65	108.23	120.10
2	1F	215	GLN	C-N-CA	-5.65	107.58	121.70
1	12	37	ALA	N-CA-C	-5.65	95.74	111.00
1	16	37	ALA	N-CA-C	-5.65	95.74	111.00
1	2A	37	ALA	N-CA-C	-5.65	95.74	111.00
2	2N	215	GLN	C-N-CA	-5.65	107.58	121.70
2	23	215	GLN	C-N-CA	-5.65	107.58	121.70
2	3N	215	GLN	C-N-CA	-5.65	107.58	121.70
1	3Q	37	ALA	N-CA-C	-5.65	95.74	111.00
1	3U	37	ALA	N-CA-C	-5.65	95.74	111.00
1	3Y	37	ALA	N-CA-C	-5.65	95.74	111.00
2	37	215	GLN	C-N-CA	-5.65	107.58	121.70
2	4J	215	GLN	C-N-CA	-5.65	107.58	121.70
2	4R	215	GLN	C-N-CA	-5.65	107.58	121.70
1	5E	37	ALA	N-CA-C	-5.65	95.74	111.00
1	5I	37	ALA	N-CA-C	-5.65	95.74	111.00
1	5M	37	ALA	N-CA-C	-5.65	95.74	111.00
2	5Z	215	GLN	C-N-CA	-5.65	107.58	121.70
2	6F	215	GLN	C-N-CA	-5.65	107.58	121.70
2	6Z	215	GLN	C-N-CA	-5.65	107.58	121.70
1	62	37	ALA	N-CA-C	-5.65	95.74	111.00
1	66	37	ALA	N-CA-C	-5.65	95.74	111.00
1	7A	37	ALA	N-CA-C	-5.65	95.74	111.00
2	7J	215	GLN	C-N-CA	-5.65	107.58	121.70
2	7V	215	GLN	C-N-CA	-5.65	107.58	121.70
2	1B	215	GLN	C-N-CA	-5.65	107.58	121.70
2	1J	215	GLN	C-N-CA	-5.65	107.58	121.70
1	1M	37	ALA	N-CA-C	-5.65	95.75	111.00
2	2F	215	GLN	C-N-CA	-5.65	107.58	121.70
1	2I	37	ALA	N-CA-C	-5.65	95.75	111.00
2	27	215	GLN	C-N-CA	-5.65	107.58	121.70
1	3A	37	ALA	N-CA-C	-5.65	95.75	111.00
2	3F	215	GLN	C-N-CA	-5.65	107.58	121.70
1	3I	37	ALA	N-CA-C	-5.65	95.75	111.00
1	32	37	ALA	N-CA-C	-5.65	95.75	111.00

*Continued on next page...*

*Continued from previous page...*

Mol	Chain	Res	Type	Atoms	Z	Observed(°)	Ideal(°)
2	4B	215	GLN	C-N-CA	-5.65	107.58	121.70
1	4E	37	ALA	N-CA-C	-5.65	95.75	111.00
2	4N	215	GLN	C-N-CA	-5.65	107.58	121.70
2	4V	215	GLN	C-N-CA	-5.65	107.58	121.70
1	4Y	37	ALA	N-CA-C	-5.65	95.75	111.00
2	5R	215	GLN	C-N-CA	-5.65	107.58	121.70
1	5U	37	ALA	N-CA-C	-5.65	95.75	111.00
2	6J	215	GLN	C-N-CA	-5.65	107.58	121.70
1	6M	37	ALA	N-CA-C	-5.65	95.75	111.00
2	6R	215	GLN	C-N-CA	-5.65	107.58	121.70
1	6U	37	ALA	N-CA-C	-5.65	95.75	111.00
1	7E	37	ALA	N-CA-C	-5.65	95.75	111.00
2	7N	215	GLN	C-N-CA	-5.65	107.58	121.70
1	7Q	37	ALA	N-CA-C	-5.65	95.75	111.00
2	13	70	TRP	CD1-CG-CD2	5.65	110.82	106.30
2	17	70	TRP	CD1-CG-CD2	5.65	110.82	106.30
2	2B	70	TRP	CD1-CG-CD2	5.65	110.82	106.30
2	3R	70	TRP	CD1-CG-CD2	5.65	110.82	106.30
2	3V	70	TRP	CD1-CG-CD2	5.65	110.82	106.30
2	3Z	70	TRP	CD1-CG-CD2	5.65	110.82	106.30
2	5F	70	TRP	CD1-CG-CD2	5.65	110.82	106.30
2	5J	70	TRP	CD1-CG-CD2	5.65	110.82	106.30
2	5N	70	TRP	CD1-CG-CD2	5.65	110.82	106.30
2	63	70	TRP	CD1-CG-CD2	5.65	110.82	106.30
2	67	70	TRP	CD1-CG-CD2	5.65	110.82	106.30
2	7B	70	TRP	CD1-CG-CD2	5.65	110.82	106.30
2	1N	215	GLN	C-N-CA	-5.64	107.59	121.70
1	1Q	150	TYR	C-N-CA	-5.64	107.59	121.70
2	1R	74	TYR	CA-C-O	5.64	131.95	120.10
1	1U	150	TYR	C-N-CA	-5.64	107.59	121.70
2	1V	74	TYR	CA-C-O	5.64	131.95	120.10
1	1Y	150	TYR	C-N-CA	-5.64	107.59	121.70
2	1Z	74	TYR	CA-C-O	5.64	131.95	120.10
1	12	42	VAL	CA-C-O	-5.64	108.25	120.10
1	16	42	VAL	CA-C-O	-5.64	108.25	120.10
1	2A	42	VAL	CA-C-O	-5.64	108.25	120.10
2	2J	215	GLN	C-N-CA	-5.64	107.59	121.70
1	2Q	150	TYR	C-N-CA	-5.64	107.59	121.70
2	2R	74	TYR	CA-C-O	5.64	131.95	120.10
1	2U	150	TYR	C-N-CA	-5.64	107.59	121.70
2	2V	74	TYR	CA-C-O	5.64	131.95	120.10
1	2Y	150	TYR	C-N-CA	-5.64	107.59	121.70

*Continued on next page...*



*Continued from previous page...*

Mol	Chain	Res	Type	Atoms	Z	Observed(°)	Ideal(°)
2	2Z	74	TYR	CA-C-O	5.64	131.95	120.10
2	3B	215	GLN	C-N-CA	-5.64	107.59	121.70
2	3J	215	GLN	C-N-CA	-5.64	107.59	121.70
1	3Q	42	VAL	CA-C-O	-5.64	108.25	120.10
1	3U	42	VAL	CA-C-O	-5.64	108.25	120.10
1	3Y	42	VAL	CA-C-O	-5.64	108.25	120.10
2	33	215	GLN	C-N-CA	-5.64	107.59	121.70
2	4F	215	GLN	C-N-CA	-5.64	107.59	121.70
2	4Z	215	GLN	C-N-CA	-5.64	107.59	121.70
1	42	150	TYR	C-N-CA	-5.64	107.59	121.70
2	43	74	TYR	CA-C-O	5.64	131.95	120.10
1	46	150	TYR	C-N-CA	-5.64	107.59	121.70
2	47	74	TYR	CA-C-O	5.64	131.95	120.10
1	5A	150	TYR	C-N-CA	-5.64	107.59	121.70
2	5B	74	TYR	CA-C-O	5.64	131.95	120.10
1	5E	42	VAL	CA-C-O	-5.64	108.25	120.10
1	5I	42	VAL	CA-C-O	-5.64	108.25	120.10
1	5M	42	VAL	CA-C-O	-5.64	108.25	120.10
2	5V	215	GLN	C-N-CA	-5.64	107.59	121.70
1	52	150	TYR	C-N-CA	-5.64	107.59	121.70
2	53	74	TYR	CA-C-O	5.64	131.95	120.10
1	56	150	TYR	C-N-CA	-5.64	107.59	121.70
2	57	74	TYR	CA-C-O	5.64	131.95	120.10
1	6A	150	TYR	C-N-CA	-5.64	107.59	121.70
2	6B	74	TYR	CA-C-O	5.64	131.95	120.10
2	6N	215	GLN	C-N-CA	-5.64	107.59	121.70
2	6V	215	GLN	C-N-CA	-5.64	107.59	121.70
1	62	42	VAL	CA-C-O	-5.64	108.25	120.10
1	66	42	VAL	CA-C-O	-5.64	108.25	120.10
1	7A	42	VAL	CA-C-O	-5.64	108.25	120.10
2	7F	215	GLN	C-N-CA	-5.64	107.59	121.70
2	7R	215	GLN	C-N-CA	-5.64	107.59	121.70
2	13	74	TYR	CA-C-O	5.64	131.95	120.10
2	17	74	TYR	CA-C-O	5.64	131.95	120.10
2	2B	74	TYR	CA-C-O	5.64	131.95	120.10
2	3R	74	TYR	CA-C-O	5.64	131.95	120.10
2	3V	74	TYR	CA-C-O	5.64	131.95	120.10
2	3Z	74	TYR	CA-C-O	5.64	131.95	120.10
2	5F	74	TYR	CA-C-O	5.64	131.95	120.10
2	5J	74	TYR	CA-C-O	5.64	131.95	120.10
2	5N	74	TYR	CA-C-O	5.64	131.95	120.10
2	63	74	TYR	CA-C-O	5.64	131.95	120.10

*Continued on next page...*

*Continued from previous page...*

Mol	Chain	Res	Type	Atoms	Z	Observed(°)	Ideal(°)
2	67	74	TYR	CA-C-O	5.64	131.95	120.10
2	7B	74	TYR	CA-C-O	5.64	131.95	120.10
1	1E	42	VAL	CA-C-O	-5.64	108.25	120.10
1	1M	150	TYR	C-N-CA	-5.64	107.60	121.70
1	2I	150	TYR	C-N-CA	-5.64	107.60	121.70
1	2M	42	VAL	CA-C-O	-5.64	108.25	120.10
1	22	42	VAL	CA-C-O	-5.64	108.25	120.10
1	3A	150	TYR	C-N-CA	-5.64	107.60	121.70
1	3I	150	TYR	C-N-CA	-5.64	107.60	121.70
1	3M	42	VAL	CA-C-O	-5.64	108.25	120.10
1	32	150	TYR	C-N-CA	-5.64	107.60	121.70
1	36	42	VAL	CA-C-O	-5.64	108.25	120.10
1	4E	150	TYR	C-N-CA	-5.64	107.60	121.70
1	4I	42	VAL	CA-C-O	-5.64	108.25	120.10
1	4Q	42	VAL	CA-C-O	-5.64	108.25	120.10
1	4Y	150	TYR	C-N-CA	-5.64	107.60	121.70
1	5U	150	TYR	C-N-CA	-5.64	107.60	121.70
1	5Y	42	VAL	CA-C-O	-5.64	108.25	120.10
1	6E	42	VAL	CA-C-O	-5.64	108.25	120.10
1	6M	150	TYR	C-N-CA	-5.64	107.60	121.70
1	6U	150	TYR	C-N-CA	-5.64	107.60	121.70
1	6Y	42	VAL	CA-C-O	-5.64	108.25	120.10
1	7E	150	TYR	C-N-CA	-5.64	107.60	121.70
1	7I	42	VAL	CA-C-O	-5.64	108.25	120.10
1	7Q	150	TYR	C-N-CA	-5.64	107.60	121.70
1	7U	42	VAL	CA-C-O	-5.64	108.25	120.10
2	1N	74	TYR	CA-C-O	5.64	131.94	120.10
2	13	215	GLN	C-N-CA	-5.64	107.61	121.70
2	17	215	GLN	C-N-CA	-5.64	107.61	121.70
2	2B	215	GLN	C-N-CA	-5.64	107.61	121.70
2	2J	74	TYR	CA-C-O	5.64	131.94	120.10
2	3B	74	TYR	CA-C-O	5.64	131.94	120.10
2	3J	74	TYR	CA-C-O	5.64	131.94	120.10
2	3R	215	GLN	C-N-CA	-5.64	107.61	121.70
2	3V	215	GLN	C-N-CA	-5.64	107.61	121.70
2	3Z	215	GLN	C-N-CA	-5.64	107.61	121.70
2	33	74	TYR	CA-C-O	5.64	131.94	120.10
2	4F	74	TYR	CA-C-O	5.64	131.94	120.10
2	4Z	74	TYR	CA-C-O	5.64	131.94	120.10
2	5F	215	GLN	C-N-CA	-5.64	107.61	121.70
2	5J	215	GLN	C-N-CA	-5.64	107.61	121.70
2	5N	215	GLN	C-N-CA	-5.64	107.61	121.70

*Continued on next page...*

*Continued from previous page...*

Mol	Chain	Res	Type	Atoms	Z	Observed(°)	Ideal(°)
2	5V	74	TYR	CA-C-O	5.64	131.94	120.10
2	6N	74	TYR	CA-C-O	5.64	131.94	120.10
2	6V	74	TYR	CA-C-O	5.64	131.94	120.10
2	63	215	GLN	C-N-CA	-5.64	107.61	121.70
2	67	215	GLN	C-N-CA	-5.64	107.61	121.70
2	7B	215	GLN	C-N-CA	-5.64	107.61	121.70
2	7F	74	TYR	CA-C-O	5.64	131.94	120.10
2	7R	74	TYR	CA-C-O	5.64	131.94	120.10
2	1F	74	TYR	CA-C-O	5.63	131.93	120.10
2	2N	74	TYR	CA-C-O	5.63	131.93	120.10
2	23	74	TYR	CA-C-O	5.63	131.93	120.10
2	3N	74	TYR	CA-C-O	5.63	131.93	120.10
2	37	74	TYR	CA-C-O	5.63	131.93	120.10
2	4J	74	TYR	CA-C-O	5.63	131.93	120.10
2	4R	74	TYR	CA-C-O	5.63	131.93	120.10
2	5Z	74	TYR	CA-C-O	5.63	131.93	120.10
2	6F	74	TYR	CA-C-O	5.63	131.93	120.10
2	6Z	74	TYR	CA-C-O	5.63	131.93	120.10
2	7J	74	TYR	CA-C-O	5.63	131.93	120.10
2	7V	74	TYR	CA-C-O	5.63	131.93	120.10
1	1A	150	TYR	C-N-CA	-5.63	107.62	121.70
2	1B	74	TYR	CA-C-O	5.63	131.93	120.10
1	1I	150	TYR	C-N-CA	-5.63	107.62	121.70
2	1J	74	TYR	CA-C-O	5.63	131.93	120.10
1	1M	42	VAL	CA-C-O	-5.63	108.28	120.10
1	2E	150	TYR	C-N-CA	-5.63	107.62	121.70
2	2F	74	TYR	CA-C-O	5.63	131.93	120.10
1	2I	42	VAL	CA-C-O	-5.63	108.28	120.10
1	26	150	TYR	C-N-CA	-5.63	107.62	121.70
2	27	74	TYR	CA-C-O	5.63	131.93	120.10
1	3A	42	VAL	CA-C-O	-5.63	108.28	120.10
1	3E	150	TYR	C-N-CA	-5.63	107.62	121.70
2	3F	74	TYR	CA-C-O	5.63	131.93	120.10
1	3I	42	VAL	CA-C-O	-5.63	108.28	120.10
1	32	42	VAL	CA-C-O	-5.63	108.28	120.10
1	4A	150	TYR	C-N-CA	-5.63	107.62	121.70
2	4B	74	TYR	CA-C-O	5.63	131.93	120.10
1	4E	42	VAL	CA-C-O	-5.63	108.28	120.10
1	4M	150	TYR	C-N-CA	-5.63	107.62	121.70
2	4N	74	TYR	CA-C-O	5.63	131.93	120.10
1	4U	150	TYR	C-N-CA	-5.63	107.62	121.70
2	4V	74	TYR	CA-C-O	5.63	131.93	120.10

*Continued on next page...*

*Continued from previous page...*

Mol	Chain	Res	Type	Atoms	Z	Observed(°)	Ideal(°)
1	4Y	42	VAL	CA-C-O	-5.63	108.28	120.10
1	5Q	150	TYR	C-N-CA	-5.63	107.62	121.70
2	5R	74	TYR	CA-C-O	5.63	131.93	120.10
1	5U	42	VAL	CA-C-O	-5.63	108.28	120.10
1	6I	150	TYR	C-N-CA	-5.63	107.62	121.70
2	6J	74	TYR	CA-C-O	5.63	131.93	120.10
1	6M	42	VAL	CA-C-O	-5.63	108.28	120.10
1	6Q	150	TYR	C-N-CA	-5.63	107.62	121.70
2	6R	74	TYR	CA-C-O	5.63	131.93	120.10
1	6U	42	VAL	CA-C-O	-5.63	108.28	120.10
1	7E	42	VAL	CA-C-O	-5.63	108.28	120.10
1	7M	150	TYR	C-N-CA	-5.63	107.62	121.70
2	7N	74	TYR	CA-C-O	5.63	131.93	120.10
1	7Q	42	VAL	CA-C-O	-5.63	108.28	120.10
2	13	226	ILE	N-CA-C	-5.63	95.80	111.00
2	17	226	ILE	N-CA-C	-5.63	95.80	111.00
2	2B	226	ILE	N-CA-C	-5.63	95.80	111.00
2	3R	226	ILE	N-CA-C	-5.63	95.80	111.00
2	3V	226	ILE	N-CA-C	-5.63	95.80	111.00
2	3Z	226	ILE	N-CA-C	-5.63	95.80	111.00
2	5F	226	ILE	N-CA-C	-5.63	95.80	111.00
2	5J	226	ILE	N-CA-C	-5.63	95.80	111.00
2	5N	226	ILE	N-CA-C	-5.63	95.80	111.00
2	63	226	ILE	N-CA-C	-5.63	95.80	111.00
2	67	226	ILE	N-CA-C	-5.63	95.80	111.00
2	7B	226	ILE	N-CA-C	-5.63	95.80	111.00
2	1B	226	ILE	N-CA-C	-5.63	95.81	111.00
2	1J	226	ILE	N-CA-C	-5.63	95.81	111.00
1	12	150	TYR	C-N-CA	-5.63	107.63	121.70
1	16	150	TYR	C-N-CA	-5.63	107.63	121.70
1	2A	150	TYR	C-N-CA	-5.63	107.63	121.70
2	2F	226	ILE	N-CA-C	-5.63	95.81	111.00
2	27	226	ILE	N-CA-C	-5.63	95.81	111.00
2	3F	226	ILE	N-CA-C	-5.63	95.81	111.00
1	3Q	150	TYR	C-N-CA	-5.63	107.63	121.70
1	3U	150	TYR	C-N-CA	-5.63	107.63	121.70
1	3Y	150	TYR	C-N-CA	-5.63	107.63	121.70
2	4B	226	ILE	N-CA-C	-5.63	95.81	111.00
2	4N	226	ILE	N-CA-C	-5.63	95.81	111.00
2	4V	226	ILE	N-CA-C	-5.63	95.81	111.00
1	5E	150	TYR	C-N-CA	-5.63	107.63	121.70
1	5I	150	TYR	C-N-CA	-5.63	107.63	121.70

*Continued on next page...*

*Continued from previous page...*

Mol	Chain	Res	Type	Atoms	Z	Observed(°)	Ideal(°)
1	5M	150	TYR	C-N-CA	-5.63	107.63	121.70
2	5R	226	ILE	N-CA-C	-5.63	95.81	111.00
2	6J	226	ILE	N-CA-C	-5.63	95.81	111.00
2	6R	226	ILE	N-CA-C	-5.63	95.81	111.00
1	62	150	TYR	C-N-CA	-5.63	107.63	121.70
1	66	150	TYR	C-N-CA	-5.63	107.63	121.70
1	7A	150	TYR	C-N-CA	-5.63	107.63	121.70
2	7N	226	ILE	N-CA-C	-5.63	95.81	111.00
1	1E	150	TYR	C-N-CA	-5.62	107.64	121.70
2	1R	226	ILE	N-CA-C	-5.62	95.81	111.00
2	1V	226	ILE	N-CA-C	-5.62	95.81	111.00
2	1Z	226	ILE	N-CA-C	-5.62	95.81	111.00
1	2M	150	TYR	C-N-CA	-5.62	107.64	121.70
2	2R	226	ILE	N-CA-C	-5.62	95.81	111.00
2	2V	226	ILE	N-CA-C	-5.62	95.81	111.00
2	2Z	226	ILE	N-CA-C	-5.62	95.81	111.00
1	22	150	TYR	C-N-CA	-5.62	107.64	121.70
1	3M	150	TYR	C-N-CA	-5.62	107.64	121.70
1	36	150	TYR	C-N-CA	-5.62	107.64	121.70
1	4I	150	TYR	C-N-CA	-5.62	107.64	121.70
1	4Q	150	TYR	C-N-CA	-5.62	107.64	121.70
2	43	226	ILE	N-CA-C	-5.62	95.81	111.00
2	47	226	ILE	N-CA-C	-5.62	95.81	111.00
2	5B	226	ILE	N-CA-C	-5.62	95.81	111.00
1	5Y	150	TYR	C-N-CA	-5.62	107.64	121.70
2	53	226	ILE	N-CA-C	-5.62	95.81	111.00
2	57	226	ILE	N-CA-C	-5.62	95.81	111.00
2	6B	226	ILE	N-CA-C	-5.62	95.81	111.00
1	6E	150	TYR	C-N-CA	-5.62	107.64	121.70
1	6Y	150	TYR	C-N-CA	-5.62	107.64	121.70
1	7I	150	TYR	C-N-CA	-5.62	107.64	121.70
1	7U	150	TYR	C-N-CA	-5.62	107.64	121.70
2	1B	70	TRP	CD1-CG-CD2	5.62	110.79	106.30
2	1J	70	TRP	CD1-CG-CD2	5.62	110.79	106.30
2	1N	226	ILE	N-CA-C	-5.62	95.83	111.00
2	1R	34	ASP	OD1-CG-OD2	5.62	133.97	123.30
2	1V	34	ASP	OD1-CG-OD2	5.62	133.97	123.30
2	1Z	34	ASP	OD1-CG-OD2	5.62	133.97	123.30
2	2F	70	TRP	CD1-CG-CD2	5.62	110.79	106.30
2	2J	226	ILE	N-CA-C	-5.62	95.83	111.00
2	2R	34	ASP	OD1-CG-OD2	5.62	133.97	123.30
2	2V	34	ASP	OD1-CG-OD2	5.62	133.97	123.30

*Continued on next page...*

*Continued from previous page...*

Mol	Chain	Res	Type	Atoms	Z	Observed(°)	Ideal(°)
2	2Z	34	ASP	OD1-CG-OD2	5.62	133.97	123.30
2	27	70	TRP	CD1-CG-CD2	5.62	110.79	106.30
2	3B	226	ILE	N-CA-C	-5.62	95.83	111.00
2	3F	70	TRP	CD1-CG-CD2	5.62	110.79	106.30
2	3J	226	ILE	N-CA-C	-5.62	95.83	111.00
2	33	226	ILE	N-CA-C	-5.62	95.83	111.00
2	4B	70	TRP	CD1-CG-CD2	5.62	110.79	106.30
2	4F	226	ILE	N-CA-C	-5.62	95.83	111.00
2	4N	70	TRP	CD1-CG-CD2	5.62	110.79	106.30
2	4V	70	TRP	CD1-CG-CD2	5.62	110.79	106.30
2	4Z	226	ILE	N-CA-C	-5.62	95.83	111.00
2	43	34	ASP	OD1-CG-OD2	5.62	133.97	123.30
2	47	34	ASP	OD1-CG-OD2	5.62	133.97	123.30
2	5B	34	ASP	OD1-CG-OD2	5.62	133.97	123.30
2	5R	70	TRP	CD1-CG-CD2	5.62	110.79	106.30
2	5V	226	ILE	N-CA-C	-5.62	95.83	111.00
2	53	34	ASP	OD1-CG-OD2	5.62	133.97	123.30
2	57	34	ASP	OD1-CG-OD2	5.62	133.97	123.30
2	6B	34	ASP	OD1-CG-OD2	5.62	133.97	123.30
2	6J	70	TRP	CD1-CG-CD2	5.62	110.79	106.30
2	6N	226	ILE	N-CA-C	-5.62	95.83	111.00
2	6R	70	TRP	CD1-CG-CD2	5.62	110.79	106.30
2	6V	226	ILE	N-CA-C	-5.62	95.83	111.00
2	7F	226	ILE	N-CA-C	-5.62	95.83	111.00
2	7N	70	TRP	CD1-CG-CD2	5.62	110.79	106.30
2	7R	226	ILE	N-CA-C	-5.62	95.83	111.00
2	1F	226	ILE	N-CA-C	-5.61	95.85	111.00
2	2N	226	ILE	N-CA-C	-5.61	95.85	111.00
2	23	226	ILE	N-CA-C	-5.61	95.85	111.00
2	3N	226	ILE	N-CA-C	-5.61	95.85	111.00
2	37	226	ILE	N-CA-C	-5.61	95.85	111.00
2	4J	226	ILE	N-CA-C	-5.61	95.85	111.00
2	4R	226	ILE	N-CA-C	-5.61	95.85	111.00
2	5Z	226	ILE	N-CA-C	-5.61	95.85	111.00
2	6F	226	ILE	N-CA-C	-5.61	95.85	111.00
2	6Z	226	ILE	N-CA-C	-5.61	95.85	111.00
2	7J	226	ILE	N-CA-C	-5.61	95.85	111.00
2	7V	226	ILE	N-CA-C	-5.61	95.85	111.00
2	1N	70	TRP	CD1-CG-CD2	5.61	110.79	106.30
2	2J	70	TRP	CD1-CG-CD2	5.61	110.79	106.30
2	3B	70	TRP	CD1-CG-CD2	5.61	110.79	106.30
2	3J	70	TRP	CD1-CG-CD2	5.61	110.79	106.30

*Continued on next page...*

*Continued from previous page...*

Mol	Chain	Res	Type	Atoms	Z	Observed(°)	Ideal(°)
2	33	70	TRP	CD1-CG-CD2	5.61	110.79	106.30
2	4F	70	TRP	CD1-CG-CD2	5.61	110.79	106.30
2	4Z	70	TRP	CD1-CG-CD2	5.61	110.79	106.30
2	5V	70	TRP	CD1-CG-CD2	5.61	110.79	106.30
2	6N	70	TRP	CD1-CG-CD2	5.61	110.79	106.30
2	6V	70	TRP	CD1-CG-CD2	5.61	110.79	106.30
2	7F	70	TRP	CD1-CG-CD2	5.61	110.79	106.30
2	7R	70	TRP	CD1-CG-CD2	5.61	110.79	106.30
2	1F	71	ALA	C-N-CA	-5.60	107.69	121.70
2	1N	34	ASP	OD1-CG-OD2	5.60	133.94	123.30
2	2J	34	ASP	OD1-CG-OD2	5.60	133.94	123.30
2	2N	71	ALA	C-N-CA	-5.60	107.69	121.70
2	23	71	ALA	C-N-CA	-5.60	107.69	121.70
2	3B	34	ASP	OD1-CG-OD2	5.60	133.94	123.30
2	3J	34	ASP	OD1-CG-OD2	5.60	133.94	123.30
2	3N	71	ALA	C-N-CA	-5.60	107.69	121.70
2	33	34	ASP	OD1-CG-OD2	5.60	133.94	123.30
2	37	71	ALA	C-N-CA	-5.60	107.69	121.70
2	4F	34	ASP	OD1-CG-OD2	5.60	133.94	123.30
2	4J	71	ALA	C-N-CA	-5.60	107.69	121.70
2	4R	71	ALA	C-N-CA	-5.60	107.69	121.70
2	4Z	34	ASP	OD1-CG-OD2	5.60	133.94	123.30
2	5V	34	ASP	OD1-CG-OD2	5.60	133.94	123.30
2	5Z	71	ALA	C-N-CA	-5.60	107.69	121.70
2	6F	71	ALA	C-N-CA	-5.60	107.69	121.70
2	6N	34	ASP	OD1-CG-OD2	5.60	133.94	123.30
2	6V	34	ASP	OD1-CG-OD2	5.60	133.94	123.30
2	6Z	71	ALA	C-N-CA	-5.60	107.69	121.70
2	7F	34	ASP	OD1-CG-OD2	5.60	133.94	123.30
2	7J	71	ALA	C-N-CA	-5.60	107.69	121.70
2	7R	34	ASP	OD1-CG-OD2	5.60	133.94	123.30
2	7V	71	ALA	C-N-CA	-5.60	107.69	121.70
1	12	180	VAL	CB-CA-C	5.60	122.04	111.40
1	16	180	VAL	CB-CA-C	5.60	122.04	111.40
1	2A	180	VAL	CB-CA-C	5.60	122.04	111.40
1	3Q	180	VAL	CB-CA-C	5.60	122.04	111.40
1	3U	180	VAL	CB-CA-C	5.60	122.04	111.40
1	3Y	180	VAL	CB-CA-C	5.60	122.04	111.40
1	5E	180	VAL	CB-CA-C	5.60	122.04	111.40
1	5I	180	VAL	CB-CA-C	5.60	122.04	111.40
1	5M	180	VAL	CB-CA-C	5.60	122.04	111.40
1	62	180	VAL	CB-CA-C	5.60	122.04	111.40

*Continued on next page...*



*Continued from previous page...*

Mol	Chain	Res	Type	Atoms	Z	Observed(°)	Ideal(°)
1	66	180	VAL	CB-CA-C	5.60	122.04	111.40
1	7A	180	VAL	CB-CA-C	5.60	122.04	111.40
2	1F	70	TRP	CD1-CG-CD2	5.60	110.78	106.30
2	2N	70	TRP	CD1-CG-CD2	5.60	110.78	106.30
2	23	70	TRP	CD1-CG-CD2	5.60	110.78	106.30
2	3N	70	TRP	CD1-CG-CD2	5.60	110.78	106.30
2	37	70	TRP	CD1-CG-CD2	5.60	110.78	106.30
2	4J	70	TRP	CD1-CG-CD2	5.60	110.78	106.30
2	4R	70	TRP	CD1-CG-CD2	5.60	110.78	106.30
2	5Z	70	TRP	CD1-CG-CD2	5.60	110.78	106.30
2	6F	70	TRP	CD1-CG-CD2	5.60	110.78	106.30
2	6Z	70	TRP	CD1-CG-CD2	5.60	110.78	106.30
2	7J	70	TRP	CD1-CG-CD2	5.60	110.78	106.30
2	7V	70	TRP	CD1-CG-CD2	5.60	110.78	106.30
2	1B	34	ASP	OD1-CG-OD2	5.60	133.93	123.30
2	1J	34	ASP	OD1-CG-OD2	5.60	133.93	123.30
2	1R	70	TRP	CD1-CG-CD2	5.60	110.78	106.30
2	1V	70	TRP	CD1-CG-CD2	5.60	110.78	106.30
2	1Z	70	TRP	CD1-CG-CD2	5.60	110.78	106.30
2	2F	34	ASP	OD1-CG-OD2	5.60	133.93	123.30
2	2R	70	TRP	CD1-CG-CD2	5.60	110.78	106.30
2	2V	70	TRP	CD1-CG-CD2	5.60	110.78	106.30
2	2Z	70	TRP	CD1-CG-CD2	5.60	110.78	106.30
2	27	34	ASP	OD1-CG-OD2	5.60	133.93	123.30
2	3F	34	ASP	OD1-CG-OD2	5.60	133.93	123.30
2	4B	34	ASP	OD1-CG-OD2	5.60	133.93	123.30
2	4N	34	ASP	OD1-CG-OD2	5.60	133.93	123.30
2	4V	34	ASP	OD1-CG-OD2	5.60	133.93	123.30
2	43	70	TRP	CD1-CG-CD2	5.60	110.78	106.30
2	47	70	TRP	CD1-CG-CD2	5.60	110.78	106.30
2	5B	70	TRP	CD1-CG-CD2	5.60	110.78	106.30
2	5R	34	ASP	OD1-CG-OD2	5.60	133.93	123.30
2	53	70	TRP	CD1-CG-CD2	5.60	110.78	106.30
2	57	70	TRP	CD1-CG-CD2	5.60	110.78	106.30
2	6B	70	TRP	CD1-CG-CD2	5.60	110.78	106.30
2	6J	34	ASP	OD1-CG-OD2	5.60	133.93	123.30
2	6R	34	ASP	OD1-CG-OD2	5.60	133.93	123.30
2	7N	34	ASP	OD1-CG-OD2	5.60	133.93	123.30
2	1F	15	VAL	O-C-N	-5.59	113.75	122.70
2	1N	71	ALA	C-N-CA	-5.59	107.72	121.70
2	13	71	ALA	C-N-CA	-5.59	107.72	121.70
2	17	71	ALA	C-N-CA	-5.59	107.72	121.70

*Continued on next page...*

*Continued from previous page...*

Mol	Chain	Res	Type	Atoms	Z	Observed(°)	Ideal(°)
2	2B	71	ALA	C-N-CA	-5.59	107.72	121.70
2	2J	71	ALA	C-N-CA	-5.59	107.72	121.70
2	2N	15	VAL	O-C-N	-5.59	113.75	122.70
2	23	15	VAL	O-C-N	-5.59	113.75	122.70
2	3B	71	ALA	C-N-CA	-5.59	107.72	121.70
2	3J	71	ALA	C-N-CA	-5.59	107.72	121.70
2	3N	15	VAL	O-C-N	-5.59	113.75	122.70
2	3R	71	ALA	C-N-CA	-5.59	107.72	121.70
2	3V	71	ALA	C-N-CA	-5.59	107.72	121.70
2	3Z	71	ALA	C-N-CA	-5.59	107.72	121.70
2	33	71	ALA	C-N-CA	-5.59	107.72	121.70
2	37	15	VAL	O-C-N	-5.59	113.75	122.70
2	4F	71	ALA	C-N-CA	-5.59	107.72	121.70
2	4J	15	VAL	O-C-N	-5.59	113.75	122.70
2	4R	15	VAL	O-C-N	-5.59	113.75	122.70
2	4Z	71	ALA	C-N-CA	-5.59	107.72	121.70
2	5F	71	ALA	C-N-CA	-5.59	107.72	121.70
2	5J	71	ALA	C-N-CA	-5.59	107.72	121.70
2	5N	71	ALA	C-N-CA	-5.59	107.72	121.70
2	5V	71	ALA	C-N-CA	-5.59	107.72	121.70
2	5Z	15	VAL	O-C-N	-5.59	113.75	122.70
2	6F	15	VAL	O-C-N	-5.59	113.75	122.70
2	6N	71	ALA	C-N-CA	-5.59	107.72	121.70
2	6V	71	ALA	C-N-CA	-5.59	107.72	121.70
2	6Z	15	VAL	O-C-N	-5.59	113.75	122.70
2	63	71	ALA	C-N-CA	-5.59	107.72	121.70
2	67	71	ALA	C-N-CA	-5.59	107.72	121.70
2	7B	71	ALA	C-N-CA	-5.59	107.72	121.70
2	7F	71	ALA	C-N-CA	-5.59	107.72	121.70
2	7J	15	VAL	O-C-N	-5.59	113.75	122.70
2	7R	71	ALA	C-N-CA	-5.59	107.72	121.70
2	7V	15	VAL	O-C-N	-5.59	113.75	122.70
2	1B	71	ALA	C-N-CA	-5.59	107.72	121.70
2	1F	34	ASP	OD1-CG-OD2	5.59	133.92	123.30
2	1J	71	ALA	C-N-CA	-5.59	107.72	121.70
2	2F	71	ALA	C-N-CA	-5.59	107.72	121.70
2	2N	34	ASP	OD1-CG-OD2	5.59	133.92	123.30
2	23	34	ASP	OD1-CG-OD2	5.59	133.92	123.30
2	27	71	ALA	C-N-CA	-5.59	107.72	121.70
2	3F	71	ALA	C-N-CA	-5.59	107.72	121.70
2	3N	34	ASP	OD1-CG-OD2	5.59	133.92	123.30
2	37	34	ASP	OD1-CG-OD2	5.59	133.92	123.30

*Continued on next page...*

*Continued from previous page...*

Mol	Chain	Res	Type	Atoms	Z	Observed(°)	Ideal(°)
2	4B	71	ALA	C-N-CA	-5.59	107.72	121.70
2	4J	34	ASP	OD1-CG-OD2	5.59	133.92	123.30
2	4N	71	ALA	C-N-CA	-5.59	107.72	121.70
2	4R	34	ASP	OD1-CG-OD2	5.59	133.92	123.30
2	4V	71	ALA	C-N-CA	-5.59	107.72	121.70
2	5R	71	ALA	C-N-CA	-5.59	107.72	121.70
2	5Z	34	ASP	OD1-CG-OD2	5.59	133.92	123.30
2	6F	34	ASP	OD1-CG-OD2	5.59	133.92	123.30
2	6J	71	ALA	C-N-CA	-5.59	107.72	121.70
2	6R	71	ALA	C-N-CA	-5.59	107.72	121.70
2	6Z	34	ASP	OD1-CG-OD2	5.59	133.92	123.30
2	7J	34	ASP	OD1-CG-OD2	5.59	133.92	123.30
2	7N	71	ALA	C-N-CA	-5.59	107.72	121.70
2	7V	34	ASP	OD1-CG-OD2	5.59	133.92	123.30
1	1Q	180	VAL	CB-CA-C	5.58	122.01	111.40
2	1R	75	GLN	CA-C-O	-5.58	108.37	120.10
1	1U	180	VAL	CB-CA-C	5.58	122.01	111.40
2	1V	75	GLN	CA-C-O	-5.58	108.37	120.10
1	1Y	180	VAL	CB-CA-C	5.58	122.01	111.40
2	1Z	75	GLN	CA-C-O	-5.58	108.37	120.10
1	2Q	180	VAL	CB-CA-C	5.58	122.01	111.40
2	2R	75	GLN	CA-C-O	-5.58	108.37	120.10
1	2U	180	VAL	CB-CA-C	5.58	122.01	111.40
2	2V	75	GLN	CA-C-O	-5.58	108.37	120.10
1	2Y	180	VAL	CB-CA-C	5.58	122.01	111.40
2	2Z	75	GLN	CA-C-O	-5.58	108.37	120.10
1	42	180	VAL	CB-CA-C	5.58	122.01	111.40
2	43	75	GLN	CA-C-O	-5.58	108.37	120.10
1	46	180	VAL	CB-CA-C	5.58	122.01	111.40
2	47	75	GLN	CA-C-O	-5.58	108.37	120.10
1	5A	180	VAL	CB-CA-C	5.58	122.01	111.40
2	5B	75	GLN	CA-C-O	-5.58	108.37	120.10
1	52	180	VAL	CB-CA-C	5.58	122.01	111.40
2	53	75	GLN	CA-C-O	-5.58	108.37	120.10
1	56	180	VAL	CB-CA-C	5.58	122.01	111.40
2	57	75	GLN	CA-C-O	-5.58	108.37	120.10
1	6A	180	VAL	CB-CA-C	5.58	122.01	111.40
2	6B	75	GLN	CA-C-O	-5.58	108.37	120.10
2	1R	71	ALA	C-N-CA	-5.58	107.75	121.70
2	1V	71	ALA	C-N-CA	-5.58	107.75	121.70
2	1Z	71	ALA	C-N-CA	-5.58	107.75	121.70
1	12	112	GLY	N-CA-C	-5.58	99.15	113.10

*Continued on next page...*

*Continued from previous page...*

Mol	Chain	Res	Type	Atoms	Z	Observed(°)	Ideal(°)
1	16	112	GLY	N-CA-C	-5.58	99.15	113.10
1	2A	112	GLY	N-CA-C	-5.58	99.15	113.10
2	2R	71	ALA	C-N-CA	-5.58	107.75	121.70
2	2V	71	ALA	C-N-CA	-5.58	107.75	121.70
2	2Z	71	ALA	C-N-CA	-5.58	107.75	121.70
1	3Q	112	GLY	N-CA-C	-5.58	99.15	113.10
1	3U	112	GLY	N-CA-C	-5.58	99.15	113.10
1	3Y	112	GLY	N-CA-C	-5.58	99.15	113.10
2	43	71	ALA	C-N-CA	-5.58	107.75	121.70
2	47	71	ALA	C-N-CA	-5.58	107.75	121.70
2	5B	71	ALA	C-N-CA	-5.58	107.75	121.70
1	5E	112	GLY	N-CA-C	-5.58	99.15	113.10
1	5I	112	GLY	N-CA-C	-5.58	99.15	113.10
1	5M	112	GLY	N-CA-C	-5.58	99.15	113.10
2	53	71	ALA	C-N-CA	-5.58	107.75	121.70
2	57	71	ALA	C-N-CA	-5.58	107.75	121.70
2	6B	71	ALA	C-N-CA	-5.58	107.75	121.70
1	62	112	GLY	N-CA-C	-5.58	99.15	113.10
1	66	112	GLY	N-CA-C	-5.58	99.15	113.10
1	7A	112	GLY	N-CA-C	-5.58	99.15	113.10
1	1A	180	VAL	CB-CA-C	5.58	122.00	111.40
1	1I	180	VAL	CB-CA-C	5.58	122.00	111.40
1	2E	180	VAL	CB-CA-C	5.58	122.00	111.40
1	26	180	VAL	CB-CA-C	5.58	122.00	111.40
1	3E	180	VAL	CB-CA-C	5.58	122.00	111.40
1	4A	180	VAL	CB-CA-C	5.58	122.00	111.40
1	4M	180	VAL	CB-CA-C	5.58	122.00	111.40
1	4U	180	VAL	CB-CA-C	5.58	122.00	111.40
1	5Q	180	VAL	CB-CA-C	5.58	122.00	111.40
1	6I	180	VAL	CB-CA-C	5.58	122.00	111.40
1	6Q	180	VAL	CB-CA-C	5.58	122.00	111.40
1	7M	180	VAL	CB-CA-C	5.58	122.00	111.40
2	1B	15	VAL	C-N-CA	-5.58	107.76	121.70
2	1J	15	VAL	C-N-CA	-5.58	107.76	121.70
1	1M	180	VAL	CB-CA-C	5.58	122.00	111.40
2	2F	15	VAL	C-N-CA	-5.58	107.76	121.70
1	2I	180	VAL	CB-CA-C	5.58	122.00	111.40
2	27	15	VAL	C-N-CA	-5.58	107.76	121.70
1	3A	180	VAL	CB-CA-C	5.58	122.00	111.40
2	3F	15	VAL	C-N-CA	-5.58	107.76	121.70
1	3I	180	VAL	CB-CA-C	5.58	122.00	111.40
1	32	180	VAL	CB-CA-C	5.58	122.00	111.40

*Continued on next page...*

*Continued from previous page...*

Mol	Chain	Res	Type	Atoms	Z	Observed(°)	Ideal(°)
2	4B	15	VAL	C-N-CA	-5.58	107.76	121.70
1	4E	180	VAL	CB-CA-C	5.58	122.00	111.40
2	4N	15	VAL	C-N-CA	-5.58	107.76	121.70
2	4V	15	VAL	C-N-CA	-5.58	107.76	121.70
1	4Y	180	VAL	CB-CA-C	5.58	122.00	111.40
2	5R	15	VAL	C-N-CA	-5.58	107.76	121.70
1	5U	180	VAL	CB-CA-C	5.58	122.00	111.40
2	6J	15	VAL	C-N-CA	-5.58	107.76	121.70
1	6M	180	VAL	CB-CA-C	5.58	122.00	111.40
2	6R	15	VAL	C-N-CA	-5.58	107.76	121.70
1	6U	180	VAL	CB-CA-C	5.58	122.00	111.40
1	7E	180	VAL	CB-CA-C	5.58	122.00	111.40
2	7N	15	VAL	C-N-CA	-5.58	107.76	121.70
1	7Q	180	VAL	CB-CA-C	5.58	122.00	111.40
1	1E	112	GLY	N-CA-C	-5.57	99.17	113.10
2	1N	15	VAL	C-N-CA	-5.57	107.77	121.70
1	1Q	112	GLY	N-CA-C	-5.57	99.17	113.10
1	1U	112	GLY	N-CA-C	-5.57	99.17	113.10
1	1Y	112	GLY	N-CA-C	-5.57	99.17	113.10
2	13	15	VAL	C-N-CA	-5.57	107.77	121.70
2	13	34	ASP	OD1-CG-OD2	5.57	133.89	123.30
2	17	15	VAL	C-N-CA	-5.57	107.77	121.70
2	17	34	ASP	OD1-CG-OD2	5.57	133.89	123.30
2	2B	15	VAL	C-N-CA	-5.57	107.77	121.70
2	2B	34	ASP	OD1-CG-OD2	5.57	133.89	123.30
2	2J	15	VAL	C-N-CA	-5.57	107.77	121.70
1	2M	112	GLY	N-CA-C	-5.57	99.17	113.10
1	2Q	112	GLY	N-CA-C	-5.57	99.17	113.10
1	2U	112	GLY	N-CA-C	-5.57	99.17	113.10
1	2Y	112	GLY	N-CA-C	-5.57	99.17	113.10
1	22	112	GLY	N-CA-C	-5.57	99.17	113.10
2	3B	15	VAL	C-N-CA	-5.57	107.77	121.70
2	3J	15	VAL	C-N-CA	-5.57	107.77	121.70
1	3M	112	GLY	N-CA-C	-5.57	99.17	113.10
2	3R	15	VAL	C-N-CA	-5.57	107.77	121.70
2	3R	34	ASP	OD1-CG-OD2	5.57	133.89	123.30
2	3V	15	VAL	C-N-CA	-5.57	107.77	121.70
2	3V	34	ASP	OD1-CG-OD2	5.57	133.89	123.30
2	3Z	15	VAL	C-N-CA	-5.57	107.77	121.70
2	3Z	34	ASP	OD1-CG-OD2	5.57	133.89	123.30
2	33	15	VAL	C-N-CA	-5.57	107.77	121.70
1	36	112	GLY	N-CA-C	-5.57	99.17	113.10

*Continued on next page...*

*Continued from previous page...*

Mol	Chain	Res	Type	Atoms	Z	Observed(°)	Ideal(°)
2	4F	15	VAL	C-N-CA	-5.57	107.77	121.70
1	4I	112	GLY	N-CA-C	-5.57	99.17	113.10
1	4Q	112	GLY	N-CA-C	-5.57	99.17	113.10
2	4Z	15	VAL	C-N-CA	-5.57	107.77	121.70
1	42	112	GLY	N-CA-C	-5.57	99.17	113.10
1	46	112	GLY	N-CA-C	-5.57	99.17	113.10
1	5A	112	GLY	N-CA-C	-5.57	99.17	113.10
2	5F	15	VAL	C-N-CA	-5.57	107.77	121.70
2	5F	34	ASP	OD1-CG-OD2	5.57	133.89	123.30
2	5J	15	VAL	C-N-CA	-5.57	107.77	121.70
2	5J	34	ASP	OD1-CG-OD2	5.57	133.89	123.30
2	5N	15	VAL	C-N-CA	-5.57	107.77	121.70
2	5N	34	ASP	OD1-CG-OD2	5.57	133.89	123.30
2	5V	15	VAL	C-N-CA	-5.57	107.77	121.70
1	5Y	112	GLY	N-CA-C	-5.57	99.17	113.10
1	52	112	GLY	N-CA-C	-5.57	99.17	113.10
1	56	112	GLY	N-CA-C	-5.57	99.17	113.10
1	6A	112	GLY	N-CA-C	-5.57	99.17	113.10
1	6E	112	GLY	N-CA-C	-5.57	99.17	113.10
2	6N	15	VAL	C-N-CA	-5.57	107.77	121.70
2	6V	15	VAL	C-N-CA	-5.57	107.77	121.70
1	6Y	112	GLY	N-CA-C	-5.57	99.17	113.10
2	63	15	VAL	C-N-CA	-5.57	107.77	121.70
2	63	34	ASP	OD1-CG-OD2	5.57	133.89	123.30
2	67	15	VAL	C-N-CA	-5.57	107.77	121.70
2	67	34	ASP	OD1-CG-OD2	5.57	133.89	123.30
2	7B	15	VAL	C-N-CA	-5.57	107.77	121.70
2	7B	34	ASP	OD1-CG-OD2	5.57	133.89	123.30
2	7F	15	VAL	C-N-CA	-5.57	107.77	121.70
1	7I	112	GLY	N-CA-C	-5.57	99.17	113.10
2	7R	15	VAL	C-N-CA	-5.57	107.77	121.70
1	7U	112	GLY	N-CA-C	-5.57	99.17	113.10
2	1F	15	VAL	C-N-CA	-5.57	107.77	121.70
2	2N	15	VAL	C-N-CA	-5.57	107.77	121.70
2	23	15	VAL	C-N-CA	-5.57	107.77	121.70
2	3N	15	VAL	C-N-CA	-5.57	107.77	121.70
2	37	15	VAL	C-N-CA	-5.57	107.77	121.70
2	4J	15	VAL	C-N-CA	-5.57	107.77	121.70
2	4R	15	VAL	C-N-CA	-5.57	107.77	121.70
2	5Z	15	VAL	C-N-CA	-5.57	107.77	121.70
2	6F	15	VAL	C-N-CA	-5.57	107.77	121.70
2	6Z	15	VAL	C-N-CA	-5.57	107.77	121.70

*Continued on next page...*

*Continued from previous page...*

Mol	Chain	Res	Type	Atoms	Z	Observed(°)	Ideal(°)
2	7J	15	VAL	C-N-CA	-5.57	107.77	121.70
2	7V	15	VAL	C-N-CA	-5.57	107.77	121.70
1	1A	112	GLY	N-CA-C	-5.57	99.17	113.10
1	1I	112	GLY	N-CA-C	-5.57	99.17	113.10
2	13	15	VAL	O-C-N	-5.57	113.79	122.70
2	17	15	VAL	O-C-N	-5.57	113.79	122.70
2	2B	15	VAL	O-C-N	-5.57	113.79	122.70
1	2E	112	GLY	N-CA-C	-5.57	99.17	113.10
1	26	112	GLY	N-CA-C	-5.57	99.17	113.10
1	3E	112	GLY	N-CA-C	-5.57	99.17	113.10
2	3R	15	VAL	O-C-N	-5.57	113.79	122.70
2	3V	15	VAL	O-C-N	-5.57	113.79	122.70
2	3Z	15	VAL	O-C-N	-5.57	113.79	122.70
1	4A	112	GLY	N-CA-C	-5.57	99.17	113.10
1	4M	112	GLY	N-CA-C	-5.57	99.17	113.10
1	4U	112	GLY	N-CA-C	-5.57	99.17	113.10
2	5F	15	VAL	O-C-N	-5.57	113.79	122.70
2	5J	15	VAL	O-C-N	-5.57	113.79	122.70
2	5N	15	VAL	O-C-N	-5.57	113.79	122.70
1	5Q	112	GLY	N-CA-C	-5.57	99.17	113.10
1	6I	112	GLY	N-CA-C	-5.57	99.17	113.10
1	6Q	112	GLY	N-CA-C	-5.57	99.17	113.10
2	63	15	VAL	O-C-N	-5.57	113.79	122.70
2	67	15	VAL	O-C-N	-5.57	113.79	122.70
2	7B	15	VAL	O-C-N	-5.57	113.79	122.70
1	7M	112	GLY	N-CA-C	-5.57	99.17	113.10
2	1R	15	VAL	C-N-CA	-5.57	107.78	121.70
2	1V	15	VAL	C-N-CA	-5.57	107.78	121.70
2	1Z	15	VAL	C-N-CA	-5.57	107.78	121.70
2	2R	15	VAL	C-N-CA	-5.57	107.78	121.70
2	2V	15	VAL	C-N-CA	-5.57	107.78	121.70
2	2Z	15	VAL	C-N-CA	-5.57	107.78	121.70
2	43	15	VAL	C-N-CA	-5.57	107.78	121.70
2	47	15	VAL	C-N-CA	-5.57	107.78	121.70
2	5B	15	VAL	C-N-CA	-5.57	107.78	121.70
2	53	15	VAL	C-N-CA	-5.57	107.78	121.70
2	57	15	VAL	C-N-CA	-5.57	107.78	121.70
2	6B	15	VAL	C-N-CA	-5.57	107.78	121.70
1	1M	112	GLY	N-CA-C	-5.57	99.18	113.10
1	2I	112	GLY	N-CA-C	-5.57	99.18	113.10
1	3A	112	GLY	N-CA-C	-5.57	99.18	113.10
1	3I	112	GLY	N-CA-C	-5.57	99.18	113.10

*Continued on next page...*



*Continued from previous page...*

Mol	Chain	Res	Type	Atoms	Z	Observed(°)	Ideal(°)
1	32	112	GLY	N-CA-C	-5.57	99.18	113.10
1	4E	112	GLY	N-CA-C	-5.57	99.18	113.10
1	4Y	112	GLY	N-CA-C	-5.57	99.18	113.10
1	5U	112	GLY	N-CA-C	-5.57	99.18	113.10
1	6M	112	GLY	N-CA-C	-5.57	99.18	113.10
1	6U	112	GLY	N-CA-C	-5.57	99.18	113.10
1	7E	112	GLY	N-CA-C	-5.57	99.18	113.10
1	7Q	112	GLY	N-CA-C	-5.57	99.18	113.10
2	1B	15	VAL	O-C-N	-5.57	113.79	122.70
2	1J	15	VAL	O-C-N	-5.57	113.79	122.70
2	2F	15	VAL	O-C-N	-5.57	113.79	122.70
2	27	15	VAL	O-C-N	-5.57	113.79	122.70
2	3F	15	VAL	O-C-N	-5.57	113.79	122.70
2	4B	15	VAL	O-C-N	-5.57	113.79	122.70
2	4N	15	VAL	O-C-N	-5.57	113.79	122.70
2	4V	15	VAL	O-C-N	-5.57	113.79	122.70
2	5R	15	VAL	O-C-N	-5.57	113.79	122.70
2	6J	15	VAL	O-C-N	-5.57	113.79	122.70
2	6R	15	VAL	O-C-N	-5.57	113.79	122.70
2	7N	15	VAL	O-C-N	-5.57	113.79	122.70
2	1F	69	SER	O-C-N	-5.56	113.80	122.70
2	2N	69	SER	O-C-N	-5.56	113.80	122.70
2	23	69	SER	O-C-N	-5.56	113.80	122.70
2	3N	69	SER	O-C-N	-5.56	113.80	122.70
2	37	69	SER	O-C-N	-5.56	113.80	122.70
2	4J	69	SER	O-C-N	-5.56	113.80	122.70
2	4R	69	SER	O-C-N	-5.56	113.80	122.70
2	5Z	69	SER	O-C-N	-5.56	113.80	122.70
2	6F	69	SER	O-C-N	-5.56	113.80	122.70
2	6Z	69	SER	O-C-N	-5.56	113.80	122.70
2	7J	69	SER	O-C-N	-5.56	113.80	122.70
2	7V	69	SER	O-C-N	-5.56	113.80	122.70
2	1R	132	VAL	C-N-CA	5.56	135.60	121.70
2	1V	132	VAL	C-N-CA	5.56	135.60	121.70
2	1Z	132	VAL	C-N-CA	5.56	135.60	121.70
2	13	75	GLN	CA-C-O	-5.56	108.42	120.10
2	17	75	GLN	CA-C-O	-5.56	108.42	120.10
2	2B	75	GLN	CA-C-O	-5.56	108.42	120.10
2	2R	132	VAL	C-N-CA	5.56	135.60	121.70
2	2V	132	VAL	C-N-CA	5.56	135.60	121.70
2	2Z	132	VAL	C-N-CA	5.56	135.60	121.70
2	3R	75	GLN	CA-C-O	-5.56	108.42	120.10

*Continued on next page...*

*Continued from previous page...*

Mol	Chain	Res	Type	Atoms	Z	Observed(°)	Ideal(°)
2	3V	75	GLN	CA-C-O	-5.56	108.42	120.10
2	3Z	75	GLN	CA-C-O	-5.56	108.42	120.10
2	43	132	VAL	C-N-CA	5.56	135.60	121.70
2	47	132	VAL	C-N-CA	5.56	135.60	121.70
2	5B	132	VAL	C-N-CA	5.56	135.60	121.70
2	5F	75	GLN	CA-C-O	-5.56	108.42	120.10
2	5J	75	GLN	CA-C-O	-5.56	108.42	120.10
2	5N	75	GLN	CA-C-O	-5.56	108.42	120.10
2	53	132	VAL	C-N-CA	5.56	135.60	121.70
2	57	132	VAL	C-N-CA	5.56	135.60	121.70
2	6B	132	VAL	C-N-CA	5.56	135.60	121.70
2	63	75	GLN	CA-C-O	-5.56	108.42	120.10
2	67	75	GLN	CA-C-O	-5.56	108.42	120.10
2	7B	75	GLN	CA-C-O	-5.56	108.42	120.10
2	1B	75	GLN	CA-C-O	-5.56	108.42	120.10
2	1J	75	GLN	CA-C-O	-5.56	108.42	120.10
1	1Q	95	THR	N-CA-C	-5.56	95.99	111.00
2	1R	15	VAL	O-C-N	-5.56	113.81	122.70
1	1U	95	THR	N-CA-C	-5.56	95.99	111.00
2	1V	15	VAL	O-C-N	-5.56	113.81	122.70
1	1Y	95	THR	N-CA-C	-5.56	95.99	111.00
2	1Z	15	VAL	O-C-N	-5.56	113.81	122.70
2	13	132	VAL	C-N-CA	5.56	135.60	121.70
2	17	132	VAL	C-N-CA	5.56	135.60	121.70
2	2B	132	VAL	C-N-CA	5.56	135.60	121.70
2	2F	75	GLN	CA-C-O	-5.56	108.42	120.10
1	2Q	95	THR	N-CA-C	-5.56	95.99	111.00
2	2R	15	VAL	O-C-N	-5.56	113.81	122.70
1	2U	95	THR	N-CA-C	-5.56	95.99	111.00
2	2V	15	VAL	O-C-N	-5.56	113.81	122.70
1	2Y	95	THR	N-CA-C	-5.56	95.99	111.00
2	2Z	15	VAL	O-C-N	-5.56	113.81	122.70
2	27	75	GLN	CA-C-O	-5.56	108.42	120.10
2	3F	75	GLN	CA-C-O	-5.56	108.42	120.10
2	3R	132	VAL	C-N-CA	5.56	135.60	121.70
2	3V	132	VAL	C-N-CA	5.56	135.60	121.70
2	3Z	132	VAL	C-N-CA	5.56	135.60	121.70
2	4B	75	GLN	CA-C-O	-5.56	108.42	120.10
2	4N	75	GLN	CA-C-O	-5.56	108.42	120.10
2	4V	75	GLN	CA-C-O	-5.56	108.42	120.10
1	42	95	THR	N-CA-C	-5.56	95.99	111.00
2	43	15	VAL	O-C-N	-5.56	113.81	122.70

*Continued on next page...*

*Continued from previous page...*

Mol	Chain	Res	Type	Atoms	Z	Observed(°)	Ideal(°)
1	46	95	THR	N-CA-C	-5.56	95.99	111.00
2	47	15	VAL	O-C-N	-5.56	113.81	122.70
1	5A	95	THR	N-CA-C	-5.56	95.99	111.00
2	5B	15	VAL	O-C-N	-5.56	113.81	122.70
2	5F	132	VAL	C-N-CA	5.56	135.60	121.70
2	5J	132	VAL	C-N-CA	5.56	135.60	121.70
2	5N	132	VAL	C-N-CA	5.56	135.60	121.70
2	5R	75	GLN	CA-C-O	-5.56	108.42	120.10
1	52	95	THR	N-CA-C	-5.56	95.99	111.00
2	53	15	VAL	O-C-N	-5.56	113.81	122.70
1	56	95	THR	N-CA-C	-5.56	95.99	111.00
2	57	15	VAL	O-C-N	-5.56	113.81	122.70
1	6A	95	THR	N-CA-C	-5.56	95.99	111.00
2	6B	15	VAL	O-C-N	-5.56	113.81	122.70
2	6J	75	GLN	CA-C-O	-5.56	108.42	120.10
2	6R	75	GLN	CA-C-O	-5.56	108.42	120.10
2	63	132	VAL	C-N-CA	5.56	135.60	121.70
2	67	132	VAL	C-N-CA	5.56	135.60	121.70
2	7B	132	VAL	C-N-CA	5.56	135.60	121.70
2	7N	75	GLN	CA-C-O	-5.56	108.42	120.10
1	1A	95	THR	N-CA-C	-5.56	96.00	111.00
1	1E	95	THR	N-CA-C	-5.56	96.00	111.00
1	1E	180	VAL	CB-CA-C	5.56	121.96	111.40
2	1F	132	VAL	C-N-CA	5.56	135.59	121.70
1	1I	95	THR	N-CA-C	-5.56	96.00	111.00
1	1M	95	THR	N-CA-C	-5.56	95.99	111.00
1	2E	95	THR	N-CA-C	-5.56	96.00	111.00
1	2I	95	THR	N-CA-C	-5.56	95.99	111.00
1	2M	95	THR	N-CA-C	-5.56	96.00	111.00
1	2M	180	VAL	CB-CA-C	5.56	121.96	111.40
2	2N	132	VAL	C-N-CA	5.56	135.59	121.70
1	22	95	THR	N-CA-C	-5.56	96.00	111.00
1	22	180	VAL	CB-CA-C	5.56	121.96	111.40
2	23	132	VAL	C-N-CA	5.56	135.59	121.70
1	26	95	THR	N-CA-C	-5.56	96.00	111.00
1	3A	95	THR	N-CA-C	-5.56	95.99	111.00
1	3E	95	THR	N-CA-C	-5.56	96.00	111.00
1	3I	95	THR	N-CA-C	-5.56	95.99	111.00
1	3M	95	THR	N-CA-C	-5.56	96.00	111.00
1	3M	180	VAL	CB-CA-C	5.56	121.96	111.40
2	3N	132	VAL	C-N-CA	5.56	135.59	121.70
1	32	95	THR	N-CA-C	-5.56	95.99	111.00

*Continued on next page...*

*Continued from previous page...*

Mol	Chain	Res	Type	Atoms	Z	Observed(°)	Ideal(°)
1	36	95	THR	N-CA-C	-5.56	96.00	111.00
1	36	180	VAL	CB-CA-C	5.56	121.96	111.40
2	37	132	VAL	C-N-CA	5.56	135.59	121.70
1	4A	95	THR	N-CA-C	-5.56	96.00	111.00
1	4E	95	THR	N-CA-C	-5.56	95.99	111.00
1	4I	95	THR	N-CA-C	-5.56	96.00	111.00
1	4I	180	VAL	CB-CA-C	5.56	121.96	111.40
2	4J	132	VAL	C-N-CA	5.56	135.59	121.70
1	4M	95	THR	N-CA-C	-5.56	96.00	111.00
1	4Q	95	THR	N-CA-C	-5.56	96.00	111.00
1	4Q	180	VAL	CB-CA-C	5.56	121.96	111.40
2	4R	132	VAL	C-N-CA	5.56	135.59	121.70
1	4U	95	THR	N-CA-C	-5.56	96.00	111.00
1	4Y	95	THR	N-CA-C	-5.56	95.99	111.00
1	5Q	95	THR	N-CA-C	-5.56	96.00	111.00
1	5U	95	THR	N-CA-C	-5.56	95.99	111.00
1	5Y	95	THR	N-CA-C	-5.56	96.00	111.00
1	5Y	180	VAL	CB-CA-C	5.56	121.96	111.40
2	5Z	132	VAL	C-N-CA	5.56	135.59	121.70
1	6E	95	THR	N-CA-C	-5.56	96.00	111.00
1	6E	180	VAL	CB-CA-C	5.56	121.96	111.40
2	6F	132	VAL	C-N-CA	5.56	135.59	121.70
1	6I	95	THR	N-CA-C	-5.56	96.00	111.00
1	6M	95	THR	N-CA-C	-5.56	95.99	111.00
1	6Q	95	THR	N-CA-C	-5.56	96.00	111.00
1	6U	95	THR	N-CA-C	-5.56	95.99	111.00
1	6Y	95	THR	N-CA-C	-5.56	96.00	111.00
1	6Y	180	VAL	CB-CA-C	5.56	121.96	111.40
2	6Z	132	VAL	C-N-CA	5.56	135.59	121.70
1	7E	95	THR	N-CA-C	-5.56	95.99	111.00
1	7I	95	THR	N-CA-C	-5.56	96.00	111.00
1	7I	180	VAL	CB-CA-C	5.56	121.96	111.40
2	7J	132	VAL	C-N-CA	5.56	135.59	121.70
1	7M	95	THR	N-CA-C	-5.56	96.00	111.00
1	7Q	95	THR	N-CA-C	-5.56	95.99	111.00
1	7U	95	THR	N-CA-C	-5.56	96.00	111.00
1	7U	180	VAL	CB-CA-C	5.56	121.96	111.40
2	7V	132	VAL	C-N-CA	5.56	135.59	121.70
2	1N	15	VAL	O-C-N	-5.56	113.81	122.70
2	2J	15	VAL	O-C-N	-5.56	113.81	122.70
2	3B	15	VAL	O-C-N	-5.56	113.81	122.70
2	3J	15	VAL	O-C-N	-5.56	113.81	122.70

*Continued on next page...*

*Continued from previous page...*

Mol	Chain	Res	Type	Atoms	Z	Observed(°)	Ideal(°)
2	33	15	VAL	O-C-N	-5.56	113.81	122.70
2	4F	15	VAL	O-C-N	-5.56	113.81	122.70
2	4Z	15	VAL	O-C-N	-5.56	113.81	122.70
2	5V	15	VAL	O-C-N	-5.56	113.81	122.70
2	6N	15	VAL	O-C-N	-5.56	113.81	122.70
2	6V	15	VAL	O-C-N	-5.56	113.81	122.70
2	7F	15	VAL	O-C-N	-5.56	113.81	122.70
2	7R	15	VAL	O-C-N	-5.56	113.81	122.70
2	1N	132	VAL	C-N-CA	5.55	135.59	121.70
2	2J	132	VAL	C-N-CA	5.55	135.59	121.70
2	3B	132	VAL	C-N-CA	5.55	135.59	121.70
2	3J	132	VAL	C-N-CA	5.55	135.59	121.70
2	33	132	VAL	C-N-CA	5.55	135.59	121.70
2	4F	132	VAL	C-N-CA	5.55	135.59	121.70
2	4Z	132	VAL	C-N-CA	5.55	135.59	121.70
2	5V	132	VAL	C-N-CA	5.55	135.59	121.70
2	6N	132	VAL	C-N-CA	5.55	135.59	121.70
2	6V	132	VAL	C-N-CA	5.55	135.59	121.70
2	7F	132	VAL	C-N-CA	5.55	135.59	121.70
2	7R	132	VAL	C-N-CA	5.55	135.59	121.70
1	1A	89	PHE	CA-C-O	5.55	131.76	120.10
1	1I	89	PHE	CA-C-O	5.55	131.76	120.10
1	12	95	THR	N-CA-C	-5.55	96.01	111.00
1	16	95	THR	N-CA-C	-5.55	96.01	111.00
1	2A	95	THR	N-CA-C	-5.55	96.01	111.00
1	2E	89	PHE	CA-C-O	5.55	131.76	120.10
1	26	89	PHE	CA-C-O	5.55	131.76	120.10
1	3E	89	PHE	CA-C-O	5.55	131.76	120.10
1	3Q	95	THR	N-CA-C	-5.55	96.01	111.00
1	3U	95	THR	N-CA-C	-5.55	96.01	111.00
1	3Y	95	THR	N-CA-C	-5.55	96.01	111.00
1	4A	89	PHE	CA-C-O	5.55	131.76	120.10
1	4M	89	PHE	CA-C-O	5.55	131.76	120.10
1	4U	89	PHE	CA-C-O	5.55	131.76	120.10
1	5E	95	THR	N-CA-C	-5.55	96.01	111.00
1	5I	95	THR	N-CA-C	-5.55	96.01	111.00
1	5M	95	THR	N-CA-C	-5.55	96.01	111.00
1	5Q	89	PHE	CA-C-O	5.55	131.76	120.10
1	6I	89	PHE	CA-C-O	5.55	131.76	120.10
1	6Q	89	PHE	CA-C-O	5.55	131.76	120.10
1	62	95	THR	N-CA-C	-5.55	96.01	111.00
1	66	95	THR	N-CA-C	-5.55	96.01	111.00

*Continued on next page...*

*Continued from previous page...*

Mol	Chain	Res	Type	Atoms	Z	Observed(°)	Ideal(°)
1	7A	95	THR	N-CA-C	-5.55	96.01	111.00
1	7M	89	PHE	CA-C-O	5.55	131.76	120.10
1	1E	94	THR	N-CA-C	-5.55	96.02	111.00
1	1M	67	GLY	C-N-CA	5.55	135.57	121.70
2	13	69	SER	O-C-N	-5.55	113.82	122.70
2	17	69	SER	O-C-N	-5.55	113.82	122.70
2	2B	69	SER	O-C-N	-5.55	113.82	122.70
1	2I	67	GLY	C-N-CA	5.55	135.57	121.70
1	2M	94	THR	N-CA-C	-5.55	96.02	111.00
1	22	94	THR	N-CA-C	-5.55	96.02	111.00
1	3A	67	GLY	C-N-CA	5.55	135.57	121.70
1	3I	67	GLY	C-N-CA	5.55	135.57	121.70
1	3M	94	THR	N-CA-C	-5.55	96.02	111.00
2	3R	69	SER	O-C-N	-5.55	113.82	122.70
2	3V	69	SER	O-C-N	-5.55	113.82	122.70
2	3Z	69	SER	O-C-N	-5.55	113.82	122.70
1	32	67	GLY	C-N-CA	5.55	135.57	121.70
1	36	94	THR	N-CA-C	-5.55	96.02	111.00
1	4E	67	GLY	C-N-CA	5.55	135.57	121.70
1	4I	94	THR	N-CA-C	-5.55	96.02	111.00
1	4Q	94	THR	N-CA-C	-5.55	96.02	111.00
1	4Y	67	GLY	C-N-CA	5.55	135.57	121.70
2	5F	69	SER	O-C-N	-5.55	113.82	122.70
2	5J	69	SER	O-C-N	-5.55	113.82	122.70
2	5N	69	SER	O-C-N	-5.55	113.82	122.70
1	5U	67	GLY	C-N-CA	5.55	135.57	121.70
1	5Y	94	THR	N-CA-C	-5.55	96.02	111.00
1	6E	94	THR	N-CA-C	-5.55	96.02	111.00
1	6M	67	GLY	C-N-CA	5.55	135.57	121.70
1	6U	67	GLY	C-N-CA	5.55	135.57	121.70
1	6Y	94	THR	N-CA-C	-5.55	96.02	111.00
2	63	69	SER	O-C-N	-5.55	113.82	122.70
2	67	69	SER	O-C-N	-5.55	113.82	122.70
2	7B	69	SER	O-C-N	-5.55	113.82	122.70
1	7E	67	GLY	C-N-CA	5.55	135.57	121.70
1	7I	94	THR	N-CA-C	-5.55	96.02	111.00
1	7Q	67	GLY	C-N-CA	5.55	135.57	121.70
1	7U	94	THR	N-CA-C	-5.55	96.02	111.00
1	12	179	VAL	CA-CB-CG1	-5.55	102.58	110.90
1	16	179	VAL	CA-CB-CG1	-5.55	102.58	110.90
1	2A	179	VAL	CA-CB-CG1	-5.55	102.58	110.90
1	3Q	179	VAL	CA-CB-CG1	-5.55	102.58	110.90

*Continued on next page...*

*Continued from previous page...*

Mol	Chain	Res	Type	Atoms	Z	Observed(°)	Ideal(°)
1	3U	179	VAL	CA-CB-CG1	-5.55	102.58	110.90
1	3Y	179	VAL	CA-CB-CG1	-5.55	102.58	110.90
1	5E	179	VAL	CA-CB-CG1	-5.55	102.58	110.90
1	5I	179	VAL	CA-CB-CG1	-5.55	102.58	110.90
1	5M	179	VAL	CA-CB-CG1	-5.55	102.58	110.90
1	62	179	VAL	CA-CB-CG1	-5.55	102.58	110.90
1	66	179	VAL	CA-CB-CG1	-5.55	102.58	110.90
1	7A	179	VAL	CA-CB-CG1	-5.55	102.58	110.90
1	1M	94	THR	N-CA-C	-5.54	96.03	111.00
1	2I	94	THR	N-CA-C	-5.54	96.03	111.00
1	3A	94	THR	N-CA-C	-5.54	96.03	111.00
1	3I	94	THR	N-CA-C	-5.54	96.03	111.00
1	32	94	THR	N-CA-C	-5.54	96.03	111.00
1	4E	94	THR	N-CA-C	-5.54	96.03	111.00
1	4Y	94	THR	N-CA-C	-5.54	96.03	111.00
1	5U	94	THR	N-CA-C	-5.54	96.03	111.00
1	6M	94	THR	N-CA-C	-5.54	96.03	111.00
1	6U	94	THR	N-CA-C	-5.54	96.03	111.00
1	7E	94	THR	N-CA-C	-5.54	96.03	111.00
1	7Q	94	THR	N-CA-C	-5.54	96.03	111.00
2	1B	132	VAL	C-N-CA	5.54	135.56	121.70
2	1J	132	VAL	C-N-CA	5.54	135.56	121.70
1	1Q	179	VAL	CA-CB-CG1	-5.54	102.58	110.90
1	1U	179	VAL	CA-CB-CG1	-5.54	102.58	110.90
1	1Y	179	VAL	CA-CB-CG1	-5.54	102.58	110.90
1	12	67	GLY	C-N-CA	5.54	135.56	121.70
1	12	94	THR	N-CA-C	-5.54	96.03	111.00
1	16	67	GLY	C-N-CA	5.54	135.56	121.70
1	16	94	THR	N-CA-C	-5.54	96.03	111.00
1	2A	67	GLY	C-N-CA	5.54	135.56	121.70
1	2A	94	THR	N-CA-C	-5.54	96.03	111.00
2	2F	132	VAL	C-N-CA	5.54	135.56	121.70
1	2Q	179	VAL	CA-CB-CG1	-5.54	102.58	110.90
1	2U	179	VAL	CA-CB-CG1	-5.54	102.58	110.90
1	2Y	179	VAL	CA-CB-CG1	-5.54	102.58	110.90
2	27	132	VAL	C-N-CA	5.54	135.56	121.70
2	3F	132	VAL	C-N-CA	5.54	135.56	121.70
1	3Q	67	GLY	C-N-CA	5.54	135.56	121.70
1	3Q	94	THR	N-CA-C	-5.54	96.03	111.00
1	3U	67	GLY	C-N-CA	5.54	135.56	121.70
1	3U	94	THR	N-CA-C	-5.54	96.03	111.00
1	3Y	67	GLY	C-N-CA	5.54	135.56	121.70

*Continued on next page...*



*Continued from previous page...*

Mol	Chain	Res	Type	Atoms	Z	Observed(°)	Ideal(°)
1	3Y	94	THR	N-CA-C	-5.54	96.03	111.00
2	4B	132	VAL	C-N-CA	5.54	135.56	121.70
2	4N	132	VAL	C-N-CA	5.54	135.56	121.70
2	4V	132	VAL	C-N-CA	5.54	135.56	121.70
1	42	179	VAL	CA-CB-CG1	-5.54	102.58	110.90
1	46	179	VAL	CA-CB-CG1	-5.54	102.58	110.90
1	5A	179	VAL	CA-CB-CG1	-5.54	102.58	110.90
1	5E	67	GLY	C-N-CA	5.54	135.56	121.70
1	5E	94	THR	N-CA-C	-5.54	96.03	111.00
1	5I	67	GLY	C-N-CA	5.54	135.56	121.70
1	5I	94	THR	N-CA-C	-5.54	96.03	111.00
1	5M	67	GLY	C-N-CA	5.54	135.56	121.70
1	5M	94	THR	N-CA-C	-5.54	96.03	111.00
2	5R	132	VAL	C-N-CA	5.54	135.56	121.70
1	52	179	VAL	CA-CB-CG1	-5.54	102.58	110.90
1	56	179	VAL	CA-CB-CG1	-5.54	102.58	110.90
1	6A	179	VAL	CA-CB-CG1	-5.54	102.58	110.90
2	6J	132	VAL	C-N-CA	5.54	135.56	121.70
2	6R	132	VAL	C-N-CA	5.54	135.56	121.70
1	62	67	GLY	C-N-CA	5.54	135.56	121.70
1	62	94	THR	N-CA-C	-5.54	96.03	111.00
1	66	67	GLY	C-N-CA	5.54	135.56	121.70
1	66	94	THR	N-CA-C	-5.54	96.03	111.00
1	7A	67	GLY	C-N-CA	5.54	135.56	121.70
1	7A	94	THR	N-CA-C	-5.54	96.03	111.00
2	7N	132	VAL	C-N-CA	5.54	135.56	121.70
1	1A	67	GLY	C-N-CA	5.54	135.55	121.70
1	1I	67	GLY	C-N-CA	5.54	135.55	121.70
1	2E	67	GLY	C-N-CA	5.54	135.55	121.70
1	26	67	GLY	C-N-CA	5.54	135.55	121.70
1	3E	67	GLY	C-N-CA	5.54	135.55	121.70
1	4A	67	GLY	C-N-CA	5.54	135.55	121.70
1	4M	67	GLY	C-N-CA	5.54	135.55	121.70
1	4U	67	GLY	C-N-CA	5.54	135.55	121.70
1	5Q	67	GLY	C-N-CA	5.54	135.55	121.70
1	6I	67	GLY	C-N-CA	5.54	135.55	121.70
1	6Q	67	GLY	C-N-CA	5.54	135.55	121.70
1	7M	67	GLY	C-N-CA	5.54	135.55	121.70
1	1Q	94	THR	N-CA-C	-5.54	96.04	111.00
1	1U	94	THR	N-CA-C	-5.54	96.04	111.00
1	1Y	94	THR	N-CA-C	-5.54	96.04	111.00
1	2Q	94	THR	N-CA-C	-5.54	96.04	111.00

*Continued on next page...*

*Continued from previous page...*

Mol	Chain	Res	Type	Atoms	Z	Observed(°)	Ideal(°)
1	2U	94	THR	N-CA-C	-5.54	96.04	111.00
1	2Y	94	THR	N-CA-C	-5.54	96.04	111.00
1	42	94	THR	N-CA-C	-5.54	96.04	111.00
1	46	94	THR	N-CA-C	-5.54	96.04	111.00
1	5A	94	THR	N-CA-C	-5.54	96.04	111.00
1	52	94	THR	N-CA-C	-5.54	96.04	111.00
1	56	94	THR	N-CA-C	-5.54	96.04	111.00
1	6A	94	THR	N-CA-C	-5.54	96.04	111.00
1	1E	67	GLY	C-N-CA	5.54	135.55	121.70
2	1R	69	SER	O-C-N	-5.54	113.84	122.70
2	1V	69	SER	O-C-N	-5.54	113.84	122.70
2	1Z	69	SER	O-C-N	-5.54	113.84	122.70
1	2M	67	GLY	C-N-CA	5.54	135.55	121.70
2	2R	69	SER	O-C-N	-5.54	113.84	122.70
2	2V	69	SER	O-C-N	-5.54	113.84	122.70
2	2Z	69	SER	O-C-N	-5.54	113.84	122.70
1	22	67	GLY	C-N-CA	5.54	135.55	121.70
1	3M	67	GLY	C-N-CA	5.54	135.55	121.70
1	36	67	GLY	C-N-CA	5.54	135.55	121.70
1	4I	67	GLY	C-N-CA	5.54	135.55	121.70
1	4Q	67	GLY	C-N-CA	5.54	135.55	121.70
2	43	69	SER	O-C-N	-5.54	113.84	122.70
2	47	69	SER	O-C-N	-5.54	113.84	122.70
2	5B	69	SER	O-C-N	-5.54	113.84	122.70
1	5Y	67	GLY	C-N-CA	5.54	135.55	121.70
2	53	69	SER	O-C-N	-5.54	113.84	122.70
2	57	69	SER	O-C-N	-5.54	113.84	122.70
2	6B	69	SER	O-C-N	-5.54	113.84	122.70
1	6E	67	GLY	C-N-CA	5.54	135.55	121.70
1	6Y	67	GLY	C-N-CA	5.54	135.55	121.70
1	7I	67	GLY	C-N-CA	5.54	135.55	121.70
1	7U	67	GLY	C-N-CA	5.54	135.55	121.70
2	1F	75	GLN	CA-C-O	-5.54	108.47	120.10
1	1M	182	PHE	CA-C-O	5.54	131.73	120.10
1	2I	182	PHE	CA-C-O	5.54	131.73	120.10
2	2N	75	GLN	CA-C-O	-5.54	108.47	120.10
2	23	75	GLN	CA-C-O	-5.54	108.47	120.10
1	3A	182	PHE	CA-C-O	5.54	131.73	120.10
1	3I	182	PHE	CA-C-O	5.54	131.73	120.10
2	3N	75	GLN	CA-C-O	-5.54	108.47	120.10
1	32	182	PHE	CA-C-O	5.54	131.73	120.10
2	37	75	GLN	CA-C-O	-5.54	108.47	120.10

*Continued on next page...*

*Continued from previous page...*

Mol	Chain	Res	Type	Atoms	Z	Observed(°)	Ideal(°)
1	4E	182	PHE	CA-C-O	5.54	131.73	120.10
2	4J	75	GLN	CA-C-O	-5.54	108.47	120.10
2	4R	75	GLN	CA-C-O	-5.54	108.47	120.10
1	4Y	182	PHE	CA-C-O	5.54	131.73	120.10
1	5U	182	PHE	CA-C-O	5.54	131.73	120.10
2	5Z	75	GLN	CA-C-O	-5.54	108.47	120.10
2	6F	75	GLN	CA-C-O	-5.54	108.47	120.10
1	6M	182	PHE	CA-C-O	5.54	131.73	120.10
1	6U	182	PHE	CA-C-O	5.54	131.73	120.10
2	6Z	75	GLN	CA-C-O	-5.54	108.47	120.10
1	7E	182	PHE	CA-C-O	5.54	131.73	120.10
2	7J	75	GLN	CA-C-O	-5.54	108.47	120.10
1	7Q	182	PHE	CA-C-O	5.54	131.73	120.10
2	7V	75	GLN	CA-C-O	-5.54	108.47	120.10
1	1A	12	MET	N-CA-C	5.54	125.95	111.00
1	1A	94	THR	N-CA-C	-5.54	96.05	111.00
2	1B	69	SER	O-C-N	-5.54	113.84	122.70
1	1I	12	MET	N-CA-C	5.54	125.95	111.00
1	1I	94	THR	N-CA-C	-5.54	96.05	111.00
2	1J	69	SER	O-C-N	-5.54	113.84	122.70
2	1N	75	GLN	CA-C-O	-5.54	108.48	120.10
1	2E	12	MET	N-CA-C	5.54	125.95	111.00
1	2E	94	THR	N-CA-C	-5.54	96.05	111.00
2	2F	69	SER	O-C-N	-5.54	113.84	122.70
2	2J	75	GLN	CA-C-O	-5.54	108.48	120.10
1	26	12	MET	N-CA-C	5.54	125.95	111.00
1	26	94	THR	N-CA-C	-5.54	96.05	111.00
2	27	69	SER	O-C-N	-5.54	113.84	122.70
2	3B	75	GLN	CA-C-O	-5.54	108.48	120.10
1	3E	12	MET	N-CA-C	5.54	125.95	111.00
1	3E	94	THR	N-CA-C	-5.54	96.05	111.00
2	3F	69	SER	O-C-N	-5.54	113.84	122.70
2	3J	75	GLN	CA-C-O	-5.54	108.48	120.10
2	33	75	GLN	CA-C-O	-5.54	108.48	120.10
1	4A	12	MET	N-CA-C	5.54	125.95	111.00
1	4A	94	THR	N-CA-C	-5.54	96.05	111.00
2	4B	69	SER	O-C-N	-5.54	113.84	122.70
2	4F	75	GLN	CA-C-O	-5.54	108.48	120.10
1	4M	12	MET	N-CA-C	5.54	125.95	111.00
1	4M	94	THR	N-CA-C	-5.54	96.05	111.00
2	4N	69	SER	O-C-N	-5.54	113.84	122.70
1	4U	12	MET	N-CA-C	5.54	125.95	111.00

*Continued on next page...*

*Continued from previous page...*

Mol	Chain	Res	Type	Atoms	Z	Observed(°)	Ideal(°)
1	4U	94	THR	N-CA-C	-5.54	96.05	111.00
2	4V	69	SER	O-C-N	-5.54	113.84	122.70
2	4Z	75	GLN	CA-C-O	-5.54	108.48	120.10
1	5Q	12	MET	N-CA-C	5.54	125.95	111.00
1	5Q	94	THR	N-CA-C	-5.54	96.05	111.00
2	5R	69	SER	O-C-N	-5.54	113.84	122.70
2	5V	75	GLN	CA-C-O	-5.54	108.48	120.10
1	6I	12	MET	N-CA-C	5.54	125.95	111.00
1	6I	94	THR	N-CA-C	-5.54	96.05	111.00
2	6J	69	SER	O-C-N	-5.54	113.84	122.70
2	6N	75	GLN	CA-C-O	-5.54	108.48	120.10
1	6Q	12	MET	N-CA-C	5.54	125.95	111.00
1	6Q	94	THR	N-CA-C	-5.54	96.05	111.00
2	6R	69	SER	O-C-N	-5.54	113.84	122.70
2	6V	75	GLN	CA-C-O	-5.54	108.48	120.10
2	7F	75	GLN	CA-C-O	-5.54	108.48	120.10
1	7M	12	MET	N-CA-C	5.54	125.95	111.00
1	7M	94	THR	N-CA-C	-5.54	96.05	111.00
2	7N	69	SER	O-C-N	-5.54	113.84	122.70
2	7R	75	GLN	CA-C-O	-5.54	108.48	120.10
1	1E	89	PHE	CA-C-O	5.53	131.72	120.10
1	1Q	89	PHE	CA-C-O	5.53	131.72	120.10
1	1U	89	PHE	CA-C-O	5.53	131.72	120.10
1	1Y	89	PHE	CA-C-O	5.53	131.72	120.10
1	2M	89	PHE	CA-C-O	5.53	131.72	120.10
1	2Q	89	PHE	CA-C-O	5.53	131.72	120.10
1	2U	89	PHE	CA-C-O	5.53	131.72	120.10
1	2Y	89	PHE	CA-C-O	5.53	131.72	120.10
1	22	89	PHE	CA-C-O	5.53	131.72	120.10
1	3M	89	PHE	CA-C-O	5.53	131.72	120.10
1	36	89	PHE	CA-C-O	5.53	131.72	120.10
1	4I	89	PHE	CA-C-O	5.53	131.72	120.10
1	4Q	89	PHE	CA-C-O	5.53	131.72	120.10
1	42	89	PHE	CA-C-O	5.53	131.72	120.10
1	46	89	PHE	CA-C-O	5.53	131.72	120.10
1	5A	89	PHE	CA-C-O	5.53	131.72	120.10
1	5Y	89	PHE	CA-C-O	5.53	131.72	120.10
1	52	89	PHE	CA-C-O	5.53	131.72	120.10
1	56	89	PHE	CA-C-O	5.53	131.72	120.10
1	6A	89	PHE	CA-C-O	5.53	131.72	120.10
1	6E	89	PHE	CA-C-O	5.53	131.72	120.10
1	6Y	89	PHE	CA-C-O	5.53	131.72	120.10

*Continued on next page...*

*Continued from previous page...*

Mol	Chain	Res	Type	Atoms	Z	Observed(°)	Ideal(°)
1	7I	89	PHE	CA-C-O	5.53	131.72	120.10
1	7U	89	PHE	CA-C-O	5.53	131.72	120.10
1	1M	179	VAL	CA-CB-CG1	-5.53	102.60	110.90
1	2I	179	VAL	CA-CB-CG1	-5.53	102.60	110.90
1	3A	179	VAL	CA-CB-CG1	-5.53	102.60	110.90
1	3I	179	VAL	CA-CB-CG1	-5.53	102.60	110.90
1	32	179	VAL	CA-CB-CG1	-5.53	102.60	110.90
1	4E	179	VAL	CA-CB-CG1	-5.53	102.60	110.90
1	4Y	179	VAL	CA-CB-CG1	-5.53	102.60	110.90
1	5U	179	VAL	CA-CB-CG1	-5.53	102.60	110.90
1	6M	179	VAL	CA-CB-CG1	-5.53	102.60	110.90
1	6U	179	VAL	CA-CB-CG1	-5.53	102.60	110.90
1	7E	179	VAL	CA-CB-CG1	-5.53	102.60	110.90
1	7Q	179	VAL	CA-CB-CG1	-5.53	102.60	110.90
1	1E	12	MET	N-CA-C	5.53	125.94	111.00
2	1N	69	SER	O-C-N	-5.53	113.85	122.70
1	1Q	67	GLY	C-N-CA	5.53	135.53	121.70
1	1U	67	GLY	C-N-CA	5.53	135.53	121.70
1	1Y	67	GLY	C-N-CA	5.53	135.53	121.70
1	12	12	MET	N-CA-C	5.53	125.93	111.00
1	16	12	MET	N-CA-C	5.53	125.93	111.00
1	2A	12	MET	N-CA-C	5.53	125.93	111.00
2	2J	69	SER	O-C-N	-5.53	113.85	122.70
1	2M	12	MET	N-CA-C	5.53	125.94	111.00
1	2Q	67	GLY	C-N-CA	5.53	135.53	121.70
1	2U	67	GLY	C-N-CA	5.53	135.53	121.70
1	2Y	67	GLY	C-N-CA	5.53	135.53	121.70
1	22	12	MET	N-CA-C	5.53	125.94	111.00
2	3B	69	SER	O-C-N	-5.53	113.85	122.70
2	3J	69	SER	O-C-N	-5.53	113.85	122.70
1	3M	12	MET	N-CA-C	5.53	125.94	111.00
1	3Q	12	MET	N-CA-C	5.53	125.93	111.00
1	3U	12	MET	N-CA-C	5.53	125.93	111.00
1	3Y	12	MET	N-CA-C	5.53	125.93	111.00
2	33	69	SER	O-C-N	-5.53	113.85	122.70
1	36	12	MET	N-CA-C	5.53	125.94	111.00
2	4F	69	SER	O-C-N	-5.53	113.85	122.70
1	4I	12	MET	N-CA-C	5.53	125.94	111.00
1	4Q	12	MET	N-CA-C	5.53	125.94	111.00
2	4Z	69	SER	O-C-N	-5.53	113.85	122.70
1	42	67	GLY	C-N-CA	5.53	135.53	121.70
1	46	67	GLY	C-N-CA	5.53	135.53	121.70

*Continued on next page...*

*Continued from previous page...*

Mol	Chain	Res	Type	Atoms	Z	Observed(°)	Ideal(°)
1	5A	67	GLY	C-N-CA	5.53	135.53	121.70
1	5E	12	MET	N-CA-C	5.53	125.93	111.00
1	5I	12	MET	N-CA-C	5.53	125.93	111.00
1	5M	12	MET	N-CA-C	5.53	125.93	111.00
2	5V	69	SER	O-C-N	-5.53	113.85	122.70
1	5Y	12	MET	N-CA-C	5.53	125.94	111.00
1	52	67	GLY	C-N-CA	5.53	135.53	121.70
1	56	67	GLY	C-N-CA	5.53	135.53	121.70
1	6A	67	GLY	C-N-CA	5.53	135.53	121.70
1	6E	12	MET	N-CA-C	5.53	125.94	111.00
2	6N	69	SER	O-C-N	-5.53	113.85	122.70
2	6V	69	SER	O-C-N	-5.53	113.85	122.70
1	6Y	12	MET	N-CA-C	5.53	125.94	111.00
1	62	12	MET	N-CA-C	5.53	125.93	111.00
1	66	12	MET	N-CA-C	5.53	125.93	111.00
1	7A	12	MET	N-CA-C	5.53	125.93	111.00
2	7F	69	SER	O-C-N	-5.53	113.85	122.70
1	7I	12	MET	N-CA-C	5.53	125.94	111.00
2	7R	69	SER	O-C-N	-5.53	113.85	122.70
1	7U	12	MET	N-CA-C	5.53	125.94	111.00
1	1M	89	PHE	CA-C-O	5.53	131.71	120.10
2	13	220	PHE	CA-C-N	-5.53	105.04	117.20
2	17	220	PHE	CA-C-N	-5.53	105.04	117.20
2	2B	220	PHE	CA-C-N	-5.53	105.04	117.20
1	2I	89	PHE	CA-C-O	5.53	131.71	120.10
1	3A	89	PHE	CA-C-O	5.53	131.71	120.10
1	3I	89	PHE	CA-C-O	5.53	131.71	120.10
2	3R	220	PHE	CA-C-N	-5.53	105.04	117.20
2	3V	220	PHE	CA-C-N	-5.53	105.04	117.20
2	3Z	220	PHE	CA-C-N	-5.53	105.04	117.20
1	32	89	PHE	CA-C-O	5.53	131.71	120.10
1	4E	89	PHE	CA-C-O	5.53	131.71	120.10
1	4Y	89	PHE	CA-C-O	5.53	131.71	120.10
2	5F	220	PHE	CA-C-N	-5.53	105.04	117.20
2	5J	220	PHE	CA-C-N	-5.53	105.04	117.20
2	5N	220	PHE	CA-C-N	-5.53	105.04	117.20
1	5U	89	PHE	CA-C-O	5.53	131.71	120.10
1	6M	89	PHE	CA-C-O	5.53	131.71	120.10
1	6U	89	PHE	CA-C-O	5.53	131.71	120.10
2	63	220	PHE	CA-C-N	-5.53	105.04	117.20
2	67	220	PHE	CA-C-N	-5.53	105.04	117.20
2	7B	220	PHE	CA-C-N	-5.53	105.04	117.20

*Continued on next page...*

*Continued from previous page...*

Mol	Chain	Res	Type	Atoms	Z	Observed(°)	Ideal(°)
1	7E	89	PHE	CA-C-O	5.53	131.71	120.10
1	7Q	89	PHE	CA-C-O	5.53	131.71	120.10
1	1Q	12	MET	N-CA-C	5.53	125.93	111.00
1	1U	12	MET	N-CA-C	5.53	125.93	111.00
1	1Y	12	MET	N-CA-C	5.53	125.93	111.00
1	2Q	12	MET	N-CA-C	5.53	125.93	111.00
1	2U	12	MET	N-CA-C	5.53	125.93	111.00
1	2Y	12	MET	N-CA-C	5.53	125.93	111.00
1	42	12	MET	N-CA-C	5.53	125.93	111.00
1	46	12	MET	N-CA-C	5.53	125.93	111.00
1	5A	12	MET	N-CA-C	5.53	125.93	111.00
1	52	12	MET	N-CA-C	5.53	125.93	111.00
1	56	12	MET	N-CA-C	5.53	125.93	111.00
1	6A	12	MET	N-CA-C	5.53	125.93	111.00
1	12	123	TYR	CB-CG-CD2	-5.53	117.69	121.00
1	16	123	TYR	CB-CG-CD2	-5.53	117.69	121.00
1	2A	123	TYR	CB-CG-CD2	-5.53	117.69	121.00
1	3Q	123	TYR	CB-CG-CD2	-5.53	117.69	121.00
1	3U	123	TYR	CB-CG-CD2	-5.53	117.69	121.00
1	3Y	123	TYR	CB-CG-CD2	-5.53	117.69	121.00
1	5E	123	TYR	CB-CG-CD2	-5.53	117.69	121.00
1	5I	123	TYR	CB-CG-CD2	-5.53	117.69	121.00
1	5M	123	TYR	CB-CG-CD2	-5.53	117.69	121.00
1	62	123	TYR	CB-CG-CD2	-5.53	117.69	121.00
1	66	123	TYR	CB-CG-CD2	-5.53	117.69	121.00
1	7A	123	TYR	CB-CG-CD2	-5.53	117.69	121.00
2	1R	220	PHE	CA-C-N	-5.52	105.05	117.20
2	1V	220	PHE	CA-C-N	-5.52	105.05	117.20
2	1Z	220	PHE	CA-C-N	-5.52	105.05	117.20
2	2R	220	PHE	CA-C-N	-5.52	105.05	117.20
2	2V	220	PHE	CA-C-N	-5.52	105.05	117.20
2	2Z	220	PHE	CA-C-N	-5.52	105.05	117.20
2	43	220	PHE	CA-C-N	-5.52	105.05	117.20
2	47	220	PHE	CA-C-N	-5.52	105.05	117.20
2	5B	220	PHE	CA-C-N	-5.52	105.05	117.20
2	53	220	PHE	CA-C-N	-5.52	105.05	117.20
2	57	220	PHE	CA-C-N	-5.52	105.05	117.20
2	6B	220	PHE	CA-C-N	-5.52	105.05	117.20
1	1E	182	PHE	CA-C-O	5.52	131.70	120.10
2	1R	53	LYS	CB-CG-CD	-5.52	97.24	111.60
2	1V	53	LYS	CB-CG-CD	-5.52	97.24	111.60
2	1Z	53	LYS	CB-CG-CD	-5.52	97.24	111.60

*Continued on next page...*



*Continued from previous page...*

Mol	Chain	Res	Type	Atoms	Z	Observed(°)	Ideal(°)
1	12	89	PHE	CA-C-O	5.52	131.70	120.10
1	16	89	PHE	CA-C-O	5.52	131.70	120.10
1	2A	89	PHE	CA-C-O	5.52	131.70	120.10
1	2M	182	PHE	CA-C-O	5.52	131.70	120.10
2	2R	53	LYS	CB-CG-CD	-5.52	97.24	111.60
2	2V	53	LYS	CB-CG-CD	-5.52	97.24	111.60
2	2Z	53	LYS	CB-CG-CD	-5.52	97.24	111.60
1	22	182	PHE	CA-C-O	5.52	131.70	120.10
1	3M	182	PHE	CA-C-O	5.52	131.70	120.10
1	3Q	89	PHE	CA-C-O	5.52	131.70	120.10
1	3U	89	PHE	CA-C-O	5.52	131.70	120.10
1	3Y	89	PHE	CA-C-O	5.52	131.70	120.10
1	36	182	PHE	CA-C-O	5.52	131.70	120.10
1	4I	182	PHE	CA-C-O	5.52	131.70	120.10
1	4Q	182	PHE	CA-C-O	5.52	131.70	120.10
2	43	53	LYS	CB-CG-CD	-5.52	97.24	111.60
2	47	53	LYS	CB-CG-CD	-5.52	97.24	111.60
2	5B	53	LYS	CB-CG-CD	-5.52	97.24	111.60
1	5E	89	PHE	CA-C-O	5.52	131.70	120.10
1	5I	89	PHE	CA-C-O	5.52	131.70	120.10
1	5M	89	PHE	CA-C-O	5.52	131.70	120.10
1	5Y	182	PHE	CA-C-O	5.52	131.70	120.10
2	53	53	LYS	CB-CG-CD	-5.52	97.24	111.60
2	57	53	LYS	CB-CG-CD	-5.52	97.24	111.60
2	6B	53	LYS	CB-CG-CD	-5.52	97.24	111.60
1	6E	182	PHE	CA-C-O	5.52	131.70	120.10
1	6Y	182	PHE	CA-C-O	5.52	131.70	120.10
1	62	89	PHE	CA-C-O	5.52	131.70	120.10
1	66	89	PHE	CA-C-O	5.52	131.70	120.10
1	7A	89	PHE	CA-C-O	5.52	131.70	120.10
1	7I	182	PHE	CA-C-O	5.52	131.70	120.10
1	7U	182	PHE	CA-C-O	5.52	131.70	120.10
1	1A	66	ARG	N-CA-C	5.52	125.90	111.00
2	1B	220	PHE	CA-C-N	-5.52	105.06	117.20
1	1I	66	ARG	N-CA-C	5.52	125.90	111.00
2	1J	220	PHE	CA-C-N	-5.52	105.06	117.20
1	1M	12	MET	N-CA-C	5.52	125.90	111.00
1	12	182	PHE	CA-C-O	5.52	131.69	120.10
1	16	182	PHE	CA-C-O	5.52	131.69	120.10
1	2A	182	PHE	CA-C-O	5.52	131.69	120.10
1	2E	66	ARG	N-CA-C	5.52	125.90	111.00
2	2F	220	PHE	CA-C-N	-5.52	105.06	117.20

*Continued on next page...*

*Continued from previous page...*

Mol	Chain	Res	Type	Atoms	Z	Observed(°)	Ideal(°)
1	2I	12	MET	N-CA-C	5.52	125.90	111.00
1	26	66	ARG	N-CA-C	5.52	125.90	111.00
2	27	220	PHE	CA-C-N	-5.52	105.06	117.20
1	3A	12	MET	N-CA-C	5.52	125.90	111.00
1	3E	66	ARG	N-CA-C	5.52	125.90	111.00
2	3F	220	PHE	CA-C-N	-5.52	105.06	117.20
1	3I	12	MET	N-CA-C	5.52	125.90	111.00
1	3Q	182	PHE	CA-C-O	5.52	131.69	120.10
1	3U	182	PHE	CA-C-O	5.52	131.69	120.10
1	3Y	182	PHE	CA-C-O	5.52	131.69	120.10
1	32	12	MET	N-CA-C	5.52	125.90	111.00
1	4A	66	ARG	N-CA-C	5.52	125.90	111.00
2	4B	220	PHE	CA-C-N	-5.52	105.06	117.20
1	4E	12	MET	N-CA-C	5.52	125.90	111.00
1	4M	66	ARG	N-CA-C	5.52	125.90	111.00
2	4N	220	PHE	CA-C-N	-5.52	105.06	117.20
1	4U	66	ARG	N-CA-C	5.52	125.90	111.00
2	4V	220	PHE	CA-C-N	-5.52	105.06	117.20
1	4Y	12	MET	N-CA-C	5.52	125.90	111.00
1	5E	182	PHE	CA-C-O	5.52	131.69	120.10
1	5I	182	PHE	CA-C-O	5.52	131.69	120.10
1	5M	182	PHE	CA-C-O	5.52	131.69	120.10
1	5Q	66	ARG	N-CA-C	5.52	125.90	111.00
2	5R	220	PHE	CA-C-N	-5.52	105.06	117.20
1	5U	12	MET	N-CA-C	5.52	125.90	111.00
1	6I	66	ARG	N-CA-C	5.52	125.90	111.00
2	6J	220	PHE	CA-C-N	-5.52	105.06	117.20
1	6M	12	MET	N-CA-C	5.52	125.90	111.00
1	6Q	66	ARG	N-CA-C	5.52	125.90	111.00
2	6R	220	PHE	CA-C-N	-5.52	105.06	117.20
1	6U	12	MET	N-CA-C	5.52	125.90	111.00
1	62	182	PHE	CA-C-O	5.52	131.69	120.10
1	66	182	PHE	CA-C-O	5.52	131.69	120.10
1	7A	182	PHE	CA-C-O	5.52	131.69	120.10
1	7E	12	MET	N-CA-C	5.52	125.90	111.00
1	7M	66	ARG	N-CA-C	5.52	125.90	111.00
2	7N	220	PHE	CA-C-N	-5.52	105.06	117.20
1	7Q	12	MET	N-CA-C	5.52	125.90	111.00
1	1A	182	PHE	CA-C-O	5.52	131.69	120.10
2	1F	220	PHE	CA-C-N	-5.52	105.06	117.20
1	1I	182	PHE	CA-C-O	5.52	131.69	120.10
1	2E	182	PHE	CA-C-O	5.52	131.69	120.10

*Continued on next page...*

*Continued from previous page...*

Mol	Chain	Res	Type	Atoms	Z	Observed(°)	Ideal(°)
2	2N	220	PHE	CA-C-N	-5.52	105.06	117.20
2	23	220	PHE	CA-C-N	-5.52	105.06	117.20
1	26	182	PHE	CA-C-O	5.52	131.69	120.10
1	3E	182	PHE	CA-C-O	5.52	131.69	120.10
2	3N	220	PHE	CA-C-N	-5.52	105.06	117.20
2	37	220	PHE	CA-C-N	-5.52	105.06	117.20
1	4A	182	PHE	CA-C-O	5.52	131.69	120.10
2	4J	220	PHE	CA-C-N	-5.52	105.06	117.20
1	4M	182	PHE	CA-C-O	5.52	131.69	120.10
2	4R	220	PHE	CA-C-N	-5.52	105.06	117.20
1	4U	182	PHE	CA-C-O	5.52	131.69	120.10
1	5Q	182	PHE	CA-C-O	5.52	131.69	120.10
2	5Z	220	PHE	CA-C-N	-5.52	105.06	117.20
2	6F	220	PHE	CA-C-N	-5.52	105.06	117.20
1	6I	182	PHE	CA-C-O	5.52	131.69	120.10
1	6Q	182	PHE	CA-C-O	5.52	131.69	120.10
2	6Z	220	PHE	CA-C-N	-5.52	105.06	117.20
2	7J	220	PHE	CA-C-N	-5.52	105.06	117.20
1	7M	182	PHE	CA-C-O	5.52	131.69	120.10
2	7V	220	PHE	CA-C-N	-5.52	105.06	117.20
2	1N	53	LYS	CB-CG-CD	-5.52	97.26	111.60
2	2J	53	LYS	CB-CG-CD	-5.52	97.26	111.60
2	3B	53	LYS	CB-CG-CD	-5.52	97.26	111.60
2	3J	53	LYS	CB-CG-CD	-5.52	97.26	111.60
2	33	53	LYS	CB-CG-CD	-5.52	97.26	111.60
2	4F	53	LYS	CB-CG-CD	-5.52	97.26	111.60
2	4Z	53	LYS	CB-CG-CD	-5.52	97.26	111.60
2	5V	53	LYS	CB-CG-CD	-5.52	97.26	111.60
2	6N	53	LYS	CB-CG-CD	-5.52	97.26	111.60
2	6V	53	LYS	CB-CG-CD	-5.52	97.26	111.60
2	7F	53	LYS	CB-CG-CD	-5.52	97.26	111.60
2	7R	53	LYS	CB-CG-CD	-5.52	97.26	111.60
1	1A	179	VAL	CA-CB-CG1	-5.51	102.63	110.90
2	1B	53	LYS	CB-CG-CD	-5.51	97.26	111.60
1	1E	179	VAL	CA-CB-CG1	-5.51	102.63	110.90
1	1I	179	VAL	CA-CB-CG1	-5.51	102.63	110.90
2	1J	53	LYS	CB-CG-CD	-5.51	97.26	111.60
1	1M	66	ARG	N-CA-C	5.51	125.89	111.00
2	1N	220	PHE	CA-C-N	-5.51	105.07	117.20
2	13	53	LYS	CB-CG-CD	-5.51	97.26	111.60
2	17	53	LYS	CB-CG-CD	-5.51	97.26	111.60
2	2B	53	LYS	CB-CG-CD	-5.51	97.26	111.60

*Continued on next page...*

*Continued from previous page...*

Mol	Chain	Res	Type	Atoms	Z	Observed(°)	Ideal(°)
1	2E	179	VAL	CA-CB-CG1	-5.51	102.63	110.90
2	2F	53	LYS	CB-CG-CD	-5.51	97.26	111.60
1	2I	66	ARG	N-CA-C	5.51	125.89	111.00
2	2J	220	PHE	CA-C-N	-5.51	105.07	117.20
1	2M	179	VAL	CA-CB-CG1	-5.51	102.63	110.90
1	22	179	VAL	CA-CB-CG1	-5.51	102.63	110.90
1	26	179	VAL	CA-CB-CG1	-5.51	102.63	110.90
2	27	53	LYS	CB-CG-CD	-5.51	97.26	111.60
1	3A	66	ARG	N-CA-C	5.51	125.89	111.00
2	3B	220	PHE	CA-C-N	-5.51	105.07	117.20
1	3E	179	VAL	CA-CB-CG1	-5.51	102.63	110.90
2	3F	53	LYS	CB-CG-CD	-5.51	97.26	111.60
1	3I	66	ARG	N-CA-C	5.51	125.89	111.00
2	3J	220	PHE	CA-C-N	-5.51	105.07	117.20
1	3M	179	VAL	CA-CB-CG1	-5.51	102.63	110.90
2	3R	53	LYS	CB-CG-CD	-5.51	97.26	111.60
2	3V	53	LYS	CB-CG-CD	-5.51	97.26	111.60
2	3Z	53	LYS	CB-CG-CD	-5.51	97.26	111.60
1	32	66	ARG	N-CA-C	5.51	125.89	111.00
2	33	220	PHE	CA-C-N	-5.51	105.07	117.20
1	36	179	VAL	CA-CB-CG1	-5.51	102.63	110.90
1	4A	179	VAL	CA-CB-CG1	-5.51	102.63	110.90
2	4B	53	LYS	CB-CG-CD	-5.51	97.26	111.60
1	4E	66	ARG	N-CA-C	5.51	125.89	111.00
2	4F	220	PHE	CA-C-N	-5.51	105.07	117.20
1	4I	179	VAL	CA-CB-CG1	-5.51	102.63	110.90
1	4M	179	VAL	CA-CB-CG1	-5.51	102.63	110.90
2	4N	53	LYS	CB-CG-CD	-5.51	97.26	111.60
1	4Q	179	VAL	CA-CB-CG1	-5.51	102.63	110.90
1	4U	179	VAL	CA-CB-CG1	-5.51	102.63	110.90
2	4V	53	LYS	CB-CG-CD	-5.51	97.26	111.60
1	4Y	66	ARG	N-CA-C	5.51	125.89	111.00
2	4Z	220	PHE	CA-C-N	-5.51	105.07	117.20
2	5F	53	LYS	CB-CG-CD	-5.51	97.26	111.60
2	5J	53	LYS	CB-CG-CD	-5.51	97.26	111.60
2	5N	53	LYS	CB-CG-CD	-5.51	97.26	111.60
1	5Q	179	VAL	CA-CB-CG1	-5.51	102.63	110.90
2	5R	53	LYS	CB-CG-CD	-5.51	97.26	111.60
1	5U	66	ARG	N-CA-C	5.51	125.89	111.00
2	5V	220	PHE	CA-C-N	-5.51	105.07	117.20
1	5Y	179	VAL	CA-CB-CG1	-5.51	102.63	110.90
1	6E	179	VAL	CA-CB-CG1	-5.51	102.63	110.90

*Continued on next page...*

*Continued from previous page...*

Mol	Chain	Res	Type	Atoms	Z	Observed(°)	Ideal(°)
1	6I	179	VAL	CA-CB-CG1	-5.51	102.63	110.90
2	6J	53	LYS	CB-CG-CD	-5.51	97.26	111.60
1	6M	66	ARG	N-CA-C	5.51	125.89	111.00
2	6N	220	PHE	CA-C-N	-5.51	105.07	117.20
1	6Q	179	VAL	CA-CB-CG1	-5.51	102.63	110.90
2	6R	53	LYS	CB-CG-CD	-5.51	97.26	111.60
1	6U	66	ARG	N-CA-C	5.51	125.89	111.00
2	6V	220	PHE	CA-C-N	-5.51	105.07	117.20
1	6Y	179	VAL	CA-CB-CG1	-5.51	102.63	110.90
2	63	53	LYS	CB-CG-CD	-5.51	97.26	111.60
2	67	53	LYS	CB-CG-CD	-5.51	97.26	111.60
2	7B	53	LYS	CB-CG-CD	-5.51	97.26	111.60
1	7E	66	ARG	N-CA-C	5.51	125.89	111.00
2	7F	220	PHE	CA-C-N	-5.51	105.07	117.20
1	7I	179	VAL	CA-CB-CG1	-5.51	102.63	110.90
1	7M	179	VAL	CA-CB-CG1	-5.51	102.63	110.90
2	7N	53	LYS	CB-CG-CD	-5.51	97.26	111.60
1	7Q	66	ARG	N-CA-C	5.51	125.89	111.00
2	7R	220	PHE	CA-C-N	-5.51	105.07	117.20
1	7U	179	VAL	CA-CB-CG1	-5.51	102.63	110.90
2	1F	53	LYS	CB-CG-CD	-5.51	97.27	111.60
2	1N	224	VAL	O-C-N	5.51	131.52	122.70
1	1Q	66	ARG	N-CA-C	5.51	125.88	111.00
1	1U	66	ARG	N-CA-C	5.51	125.88	111.00
1	1Y	66	ARG	N-CA-C	5.51	125.88	111.00
1	12	66	ARG	N-CA-C	5.51	125.88	111.00
1	16	66	ARG	N-CA-C	5.51	125.88	111.00
1	2A	66	ARG	N-CA-C	5.51	125.88	111.00
2	2J	224	VAL	O-C-N	5.51	131.52	122.70
2	2N	53	LYS	CB-CG-CD	-5.51	97.27	111.60
1	2Q	66	ARG	N-CA-C	5.51	125.88	111.00
1	2U	66	ARG	N-CA-C	5.51	125.88	111.00
1	2Y	66	ARG	N-CA-C	5.51	125.88	111.00
2	23	53	LYS	CB-CG-CD	-5.51	97.27	111.60
2	3B	224	VAL	O-C-N	5.51	131.52	122.70
2	3J	224	VAL	O-C-N	5.51	131.52	122.70
2	3N	53	LYS	CB-CG-CD	-5.51	97.27	111.60
1	3Q	66	ARG	N-CA-C	5.51	125.88	111.00
1	3U	66	ARG	N-CA-C	5.51	125.88	111.00
1	3Y	66	ARG	N-CA-C	5.51	125.88	111.00
2	33	224	VAL	O-C-N	5.51	131.52	122.70
2	37	53	LYS	CB-CG-CD	-5.51	97.27	111.60

*Continued on next page...*

*Continued from previous page...*

Mol	Chain	Res	Type	Atoms	Z	Observed(°)	Ideal(°)
2	4F	224	VAL	O-C-N	5.51	131.52	122.70
2	4J	53	LYS	CB-CG-CD	-5.51	97.27	111.60
2	4R	53	LYS	CB-CG-CD	-5.51	97.27	111.60
2	4Z	224	VAL	O-C-N	5.51	131.52	122.70
1	42	66	ARG	N-CA-C	5.51	125.88	111.00
1	46	66	ARG	N-CA-C	5.51	125.88	111.00
1	5A	66	ARG	N-CA-C	5.51	125.88	111.00
1	5E	66	ARG	N-CA-C	5.51	125.88	111.00
1	5I	66	ARG	N-CA-C	5.51	125.88	111.00
1	5M	66	ARG	N-CA-C	5.51	125.88	111.00
2	5V	224	VAL	O-C-N	5.51	131.52	122.70
2	5Z	53	LYS	CB-CG-CD	-5.51	97.27	111.60
1	52	66	ARG	N-CA-C	5.51	125.88	111.00
1	56	66	ARG	N-CA-C	5.51	125.88	111.00
1	6A	66	ARG	N-CA-C	5.51	125.88	111.00
2	6F	53	LYS	CB-CG-CD	-5.51	97.27	111.60
2	6N	224	VAL	O-C-N	5.51	131.52	122.70
2	6V	224	VAL	O-C-N	5.51	131.52	122.70
2	6Z	53	LYS	CB-CG-CD	-5.51	97.27	111.60
1	62	66	ARG	N-CA-C	5.51	125.88	111.00
1	66	66	ARG	N-CA-C	5.51	125.88	111.00
1	7A	66	ARG	N-CA-C	5.51	125.88	111.00
2	7F	224	VAL	O-C-N	5.51	131.52	122.70
2	7J	53	LYS	CB-CG-CD	-5.51	97.27	111.60
2	7R	224	VAL	O-C-N	5.51	131.52	122.70
2	7V	53	LYS	CB-CG-CD	-5.51	97.27	111.60
1	1Q	182	PHE	CA-C-O	5.51	131.67	120.10
1	1U	182	PHE	CA-C-O	5.51	131.67	120.10
1	1Y	182	PHE	CA-C-O	5.51	131.67	120.10
1	2Q	182	PHE	CA-C-O	5.51	131.67	120.10
1	2U	182	PHE	CA-C-O	5.51	131.67	120.10
1	2Y	182	PHE	CA-C-O	5.51	131.67	120.10
1	42	182	PHE	CA-C-O	5.51	131.67	120.10
1	46	182	PHE	CA-C-O	5.51	131.67	120.10
1	5A	182	PHE	CA-C-O	5.51	131.67	120.10
1	52	182	PHE	CA-C-O	5.51	131.67	120.10
1	56	182	PHE	CA-C-O	5.51	131.67	120.10
1	6A	182	PHE	CA-C-O	5.51	131.67	120.10
1	1E	66	ARG	N-CA-C	5.51	125.87	111.00
1	2M	66	ARG	N-CA-C	5.51	125.87	111.00
1	22	66	ARG	N-CA-C	5.51	125.87	111.00
1	3M	66	ARG	N-CA-C	5.51	125.87	111.00

*Continued on next page...*

*Continued from previous page...*

Mol	Chain	Res	Type	Atoms	Z	Observed(°)	Ideal(°)
1	36	66	ARG	N-CA-C	5.51	125.87	111.00
1	4I	66	ARG	N-CA-C	5.51	125.87	111.00
1	4Q	66	ARG	N-CA-C	5.51	125.87	111.00
1	5Y	66	ARG	N-CA-C	5.51	125.87	111.00
1	6E	66	ARG	N-CA-C	5.51	125.87	111.00
1	6Y	66	ARG	N-CA-C	5.51	125.87	111.00
1	7I	66	ARG	N-CA-C	5.51	125.87	111.00
1	7U	66	ARG	N-CA-C	5.51	125.87	111.00
2	1B	224	VAL	O-C-N	5.50	131.50	122.70
2	1J	224	VAL	O-C-N	5.50	131.50	122.70
2	2F	224	VAL	O-C-N	5.50	131.50	122.70
2	27	224	VAL	O-C-N	5.50	131.50	122.70
2	3F	224	VAL	O-C-N	5.50	131.50	122.70
2	4B	224	VAL	O-C-N	5.50	131.50	122.70
2	4N	224	VAL	O-C-N	5.50	131.50	122.70
2	4V	224	VAL	O-C-N	5.50	131.50	122.70
2	5R	224	VAL	O-C-N	5.50	131.50	122.70
2	6J	224	VAL	O-C-N	5.50	131.50	122.70
2	6R	224	VAL	O-C-N	5.50	131.50	122.70
2	7N	224	VAL	O-C-N	5.50	131.50	122.70
2	13	10	GLN	CG-CD-OE1	-5.50	110.60	121.60
2	17	10	GLN	CG-CD-OE1	-5.50	110.60	121.60
2	2B	10	GLN	CG-CD-OE1	-5.50	110.60	121.60
2	3R	10	GLN	CG-CD-OE1	-5.50	110.60	121.60
2	3V	10	GLN	CG-CD-OE1	-5.50	110.60	121.60
2	3Z	10	GLN	CG-CD-OE1	-5.50	110.60	121.60
2	5F	10	GLN	CG-CD-OE1	-5.50	110.60	121.60
2	5J	10	GLN	CG-CD-OE1	-5.50	110.60	121.60
2	5N	10	GLN	CG-CD-OE1	-5.50	110.60	121.60
2	63	10	GLN	CG-CD-OE1	-5.50	110.60	121.60
2	67	10	GLN	CG-CD-OE1	-5.50	110.60	121.60
2	7B	10	GLN	CG-CD-OE1	-5.50	110.60	121.60
1	1E	1	ASP	CB-CG-OD2	5.50	123.25	118.30
1	2M	1	ASP	CB-CG-OD2	5.50	123.25	118.30
1	22	1	ASP	CB-CG-OD2	5.50	123.25	118.30
1	3M	1	ASP	CB-CG-OD2	5.50	123.25	118.30
1	36	1	ASP	CB-CG-OD2	5.50	123.25	118.30
1	4I	1	ASP	CB-CG-OD2	5.50	123.25	118.30
1	4Q	1	ASP	CB-CG-OD2	5.50	123.25	118.30
1	5Y	1	ASP	CB-CG-OD2	5.50	123.25	118.30
1	6E	1	ASP	CB-CG-OD2	5.50	123.25	118.30
1	6Y	1	ASP	CB-CG-OD2	5.50	123.25	118.30

*Continued on next page...*



*Continued from previous page...*

Mol	Chain	Res	Type	Atoms	Z	Observed(°)	Ideal(°)
1	7I	1	ASP	CB-CG-OD2	5.50	123.25	118.30
1	7U	1	ASP	CB-CG-OD2	5.50	123.25	118.30
1	1A	89	PHE	CB-CA-C	-5.49	99.41	110.40
2	1F	224	VAL	O-C-N	5.49	131.49	122.70
1	1I	89	PHE	CB-CA-C	-5.49	99.41	110.40
2	13	224	VAL	O-C-N	5.49	131.49	122.70
2	17	224	VAL	O-C-N	5.49	131.49	122.70
2	2B	224	VAL	O-C-N	5.49	131.49	122.70
1	2E	89	PHE	CB-CA-C	-5.49	99.41	110.40
2	2N	224	VAL	O-C-N	5.49	131.49	122.70
2	23	224	VAL	O-C-N	5.49	131.49	122.70
1	26	89	PHE	CB-CA-C	-5.49	99.41	110.40
1	3E	89	PHE	CB-CA-C	-5.49	99.41	110.40
2	3N	224	VAL	O-C-N	5.49	131.49	122.70
2	3R	224	VAL	O-C-N	5.49	131.49	122.70
2	3V	224	VAL	O-C-N	5.49	131.49	122.70
2	3Z	224	VAL	O-C-N	5.49	131.49	122.70
2	37	224	VAL	O-C-N	5.49	131.49	122.70
1	4A	89	PHE	CB-CA-C	-5.49	99.41	110.40
2	4J	224	VAL	O-C-N	5.49	131.49	122.70
1	4M	89	PHE	CB-CA-C	-5.49	99.41	110.40
2	4R	224	VAL	O-C-N	5.49	131.49	122.70
1	4U	89	PHE	CB-CA-C	-5.49	99.41	110.40
2	5F	224	VAL	O-C-N	5.49	131.49	122.70
2	5J	224	VAL	O-C-N	5.49	131.49	122.70
2	5N	224	VAL	O-C-N	5.49	131.49	122.70
1	5Q	89	PHE	CB-CA-C	-5.49	99.41	110.40
2	5Z	224	VAL	O-C-N	5.49	131.49	122.70
2	6F	224	VAL	O-C-N	5.49	131.49	122.70
1	6I	89	PHE	CB-CA-C	-5.49	99.41	110.40
1	6Q	89	PHE	CB-CA-C	-5.49	99.41	110.40
2	6Z	224	VAL	O-C-N	5.49	131.49	122.70
2	63	224	VAL	O-C-N	5.49	131.49	122.70
2	67	224	VAL	O-C-N	5.49	131.49	122.70
2	7B	224	VAL	O-C-N	5.49	131.49	122.70
2	7J	224	VAL	O-C-N	5.49	131.49	122.70
1	7M	89	PHE	CB-CA-C	-5.49	99.41	110.40
2	7V	224	VAL	O-C-N	5.49	131.49	122.70
1	1A	123	TYR	CB-CG-CD2	-5.49	117.71	121.00
1	1I	123	TYR	CB-CG-CD2	-5.49	117.71	121.00
1	1M	89	PHE	CB-CA-C	-5.49	99.42	110.40
2	1N	40	ASN	N-CA-C	-5.49	96.17	111.00

*Continued on next page...*

*Continued from previous page...*

Mol	Chain	Res	Type	Atoms	Z	Observed(°)	Ideal(°)
1	12	89	PHE	CB-CA-C	-5.49	99.42	110.40
2	13	40	ASN	N-CA-C	-5.49	96.17	111.00
1	16	89	PHE	CB-CA-C	-5.49	99.42	110.40
2	17	40	ASN	N-CA-C	-5.49	96.17	111.00
1	2A	89	PHE	CB-CA-C	-5.49	99.42	110.40
2	2B	40	ASN	N-CA-C	-5.49	96.17	111.00
1	2E	123	TYR	CB-CG-CD2	-5.49	117.71	121.00
1	2I	89	PHE	CB-CA-C	-5.49	99.42	110.40
2	2J	40	ASN	N-CA-C	-5.49	96.17	111.00
1	26	123	TYR	CB-CG-CD2	-5.49	117.71	121.00
1	3A	89	PHE	CB-CA-C	-5.49	99.42	110.40
2	3B	40	ASN	N-CA-C	-5.49	96.17	111.00
1	3E	123	TYR	CB-CG-CD2	-5.49	117.71	121.00
1	3I	89	PHE	CB-CA-C	-5.49	99.42	110.40
2	3J	40	ASN	N-CA-C	-5.49	96.17	111.00
1	3Q	89	PHE	CB-CA-C	-5.49	99.42	110.40
2	3R	40	ASN	N-CA-C	-5.49	96.17	111.00
1	3U	89	PHE	CB-CA-C	-5.49	99.42	110.40
2	3V	40	ASN	N-CA-C	-5.49	96.17	111.00
1	3Y	89	PHE	CB-CA-C	-5.49	99.42	110.40
2	3Z	40	ASN	N-CA-C	-5.49	96.17	111.00
1	32	89	PHE	CB-CA-C	-5.49	99.42	110.40
2	33	40	ASN	N-CA-C	-5.49	96.17	111.00
1	4A	123	TYR	CB-CG-CD2	-5.49	117.71	121.00
1	4E	89	PHE	CB-CA-C	-5.49	99.42	110.40
2	4F	40	ASN	N-CA-C	-5.49	96.17	111.00
1	4M	123	TYR	CB-CG-CD2	-5.49	117.71	121.00
1	4U	123	TYR	CB-CG-CD2	-5.49	117.71	121.00
1	4Y	89	PHE	CB-CA-C	-5.49	99.42	110.40
2	4Z	40	ASN	N-CA-C	-5.49	96.17	111.00
1	5E	89	PHE	CB-CA-C	-5.49	99.42	110.40
2	5F	40	ASN	N-CA-C	-5.49	96.17	111.00
1	5I	89	PHE	CB-CA-C	-5.49	99.42	110.40
2	5J	40	ASN	N-CA-C	-5.49	96.17	111.00
1	5M	89	PHE	CB-CA-C	-5.49	99.42	110.40
2	5N	40	ASN	N-CA-C	-5.49	96.17	111.00
1	5Q	123	TYR	CB-CG-CD2	-5.49	117.71	121.00
1	5U	89	PHE	CB-CA-C	-5.49	99.42	110.40
2	5V	40	ASN	N-CA-C	-5.49	96.17	111.00
1	6I	123	TYR	CB-CG-CD2	-5.49	117.71	121.00
1	6M	89	PHE	CB-CA-C	-5.49	99.42	110.40
2	6N	40	ASN	N-CA-C	-5.49	96.17	111.00

*Continued on next page...*

*Continued from previous page...*

Mol	Chain	Res	Type	Atoms	Z	Observed(°)	Ideal(°)
1	6Q	123	TYR	CB-CG-CD2	-5.49	117.71	121.00
1	6U	89	PHE	CB-CA-C	-5.49	99.42	110.40
2	6V	40	ASN	N-CA-C	-5.49	96.17	111.00
1	62	89	PHE	CB-CA-C	-5.49	99.42	110.40
2	63	40	ASN	N-CA-C	-5.49	96.17	111.00
1	66	89	PHE	CB-CA-C	-5.49	99.42	110.40
2	67	40	ASN	N-CA-C	-5.49	96.17	111.00
1	7A	89	PHE	CB-CA-C	-5.49	99.42	110.40
2	7B	40	ASN	N-CA-C	-5.49	96.17	111.00
1	7E	89	PHE	CB-CA-C	-5.49	99.42	110.40
2	7F	40	ASN	N-CA-C	-5.49	96.17	111.00
1	7M	123	TYR	CB-CG-CD2	-5.49	117.71	121.00
1	7Q	89	PHE	CB-CA-C	-5.49	99.42	110.40
2	7R	40	ASN	N-CA-C	-5.49	96.17	111.00
2	1R	10	GLN	CG-CD-OE1	-5.49	110.62	121.60
2	1V	10	GLN	CG-CD-OE1	-5.49	110.62	121.60
2	1Z	10	GLN	CG-CD-OE1	-5.49	110.62	121.60
2	2R	10	GLN	CG-CD-OE1	-5.49	110.62	121.60
2	2V	10	GLN	CG-CD-OE1	-5.49	110.62	121.60
2	2Z	10	GLN	CG-CD-OE1	-5.49	110.62	121.60
2	43	10	GLN	CG-CD-OE1	-5.49	110.62	121.60
2	47	10	GLN	CG-CD-OE1	-5.49	110.62	121.60
2	5B	10	GLN	CG-CD-OE1	-5.49	110.62	121.60
2	53	10	GLN	CG-CD-OE1	-5.49	110.62	121.60
2	57	10	GLN	CG-CD-OE1	-5.49	110.62	121.60
2	6B	10	GLN	CG-CD-OE1	-5.49	110.62	121.60
2	1B	40	ASN	N-CA-C	-5.48	96.19	111.00
2	1J	40	ASN	N-CA-C	-5.48	96.19	111.00
2	1R	224	VAL	O-C-N	5.48	131.47	122.70
2	1V	224	VAL	O-C-N	5.48	131.47	122.70
2	1Z	224	VAL	O-C-N	5.48	131.47	122.70
2	2F	40	ASN	N-CA-C	-5.48	96.19	111.00
2	2R	224	VAL	O-C-N	5.48	131.47	122.70
2	2V	224	VAL	O-C-N	5.48	131.47	122.70
2	2Z	224	VAL	O-C-N	5.48	131.47	122.70
2	27	40	ASN	N-CA-C	-5.48	96.19	111.00
2	3F	40	ASN	N-CA-C	-5.48	96.19	111.00
2	4B	40	ASN	N-CA-C	-5.48	96.19	111.00
2	4N	40	ASN	N-CA-C	-5.48	96.19	111.00
2	4V	40	ASN	N-CA-C	-5.48	96.19	111.00
2	43	224	VAL	O-C-N	5.48	131.47	122.70
2	47	224	VAL	O-C-N	5.48	131.47	122.70

*Continued on next page...*

*Continued from previous page...*

Mol	Chain	Res	Type	Atoms	Z	Observed(°)	Ideal(°)
2	5B	224	VAL	O-C-N	5.48	131.47	122.70
2	5R	40	ASN	N-CA-C	-5.48	96.19	111.00
2	53	224	VAL	O-C-N	5.48	131.47	122.70
2	57	224	VAL	O-C-N	5.48	131.47	122.70
2	6B	224	VAL	O-C-N	5.48	131.47	122.70
2	6J	40	ASN	N-CA-C	-5.48	96.19	111.00
2	6R	40	ASN	N-CA-C	-5.48	96.19	111.00
2	7N	40	ASN	N-CA-C	-5.48	96.19	111.00
1	1Q	1	ASP	CB-CG-OD2	5.48	123.23	118.30
1	1U	1	ASP	CB-CG-OD2	5.48	123.23	118.30
1	1Y	1	ASP	CB-CG-OD2	5.48	123.23	118.30
1	2Q	1	ASP	CB-CG-OD2	5.48	123.23	118.30
1	2U	1	ASP	CB-CG-OD2	5.48	123.23	118.30
1	2Y	1	ASP	CB-CG-OD2	5.48	123.23	118.30
1	42	1	ASP	CB-CG-OD2	5.48	123.23	118.30
1	46	1	ASP	CB-CG-OD2	5.48	123.23	118.30
1	5A	1	ASP	CB-CG-OD2	5.48	123.23	118.30
1	52	1	ASP	CB-CG-OD2	5.48	123.23	118.30
1	56	1	ASP	CB-CG-OD2	5.48	123.23	118.30
1	6A	1	ASP	CB-CG-OD2	5.48	123.23	118.30
2	1B	10	GLN	CG-CD-OE1	-5.48	110.64	121.60
1	1E	89	PHE	CB-CA-C	-5.48	99.44	110.40
2	1F	40	ASN	N-CA-C	-5.48	96.21	111.00
2	1J	10	GLN	CG-CD-OE1	-5.48	110.64	121.60
1	1Q	89	PHE	CB-CA-C	-5.48	99.44	110.40
2	1R	40	ASN	N-CA-C	-5.48	96.20	111.00
1	1U	89	PHE	CB-CA-C	-5.48	99.44	110.40
2	1V	40	ASN	N-CA-C	-5.48	96.20	111.00
1	1Y	89	PHE	CB-CA-C	-5.48	99.44	110.40
2	1Z	40	ASN	N-CA-C	-5.48	96.20	111.00
1	12	1	ASP	CB-CG-OD2	5.48	123.23	118.30
1	16	1	ASP	CB-CG-OD2	5.48	123.23	118.30
1	2A	1	ASP	CB-CG-OD2	5.48	123.23	118.30
2	2F	10	GLN	CG-CD-OE1	-5.48	110.64	121.60
1	2M	89	PHE	CB-CA-C	-5.48	99.44	110.40
2	2N	40	ASN	N-CA-C	-5.48	96.21	111.00
1	2Q	89	PHE	CB-CA-C	-5.48	99.44	110.40
2	2R	40	ASN	N-CA-C	-5.48	96.20	111.00
1	2U	89	PHE	CB-CA-C	-5.48	99.44	110.40
2	2V	40	ASN	N-CA-C	-5.48	96.20	111.00
1	2Y	89	PHE	CB-CA-C	-5.48	99.44	110.40
2	2Z	40	ASN	N-CA-C	-5.48	96.20	111.00

*Continued on next page...*

*Continued from previous page...*

Mol	Chain	Res	Type	Atoms	Z	Observed(°)	Ideal(°)
1	22	89	PHE	CB-CA-C	-5.48	99.44	110.40
2	23	40	ASN	N-CA-C	-5.48	96.21	111.00
2	27	10	GLN	CG-CD-OE1	-5.48	110.64	121.60
2	3F	10	GLN	CG-CD-OE1	-5.48	110.64	121.60
1	3M	89	PHE	CB-CA-C	-5.48	99.44	110.40
2	3N	40	ASN	N-CA-C	-5.48	96.21	111.00
1	3Q	1	ASP	CB-CG-OD2	5.48	123.23	118.30
1	3U	1	ASP	CB-CG-OD2	5.48	123.23	118.30
1	3Y	1	ASP	CB-CG-OD2	5.48	123.23	118.30
1	36	89	PHE	CB-CA-C	-5.48	99.44	110.40
2	37	40	ASN	N-CA-C	-5.48	96.21	111.00
2	4B	10	GLN	CG-CD-OE1	-5.48	110.64	121.60
1	4I	89	PHE	CB-CA-C	-5.48	99.44	110.40
2	4J	40	ASN	N-CA-C	-5.48	96.21	111.00
2	4N	10	GLN	CG-CD-OE1	-5.48	110.64	121.60
1	4Q	89	PHE	CB-CA-C	-5.48	99.44	110.40
2	4R	40	ASN	N-CA-C	-5.48	96.21	111.00
2	4V	10	GLN	CG-CD-OE1	-5.48	110.64	121.60
1	42	89	PHE	CB-CA-C	-5.48	99.44	110.40
2	43	40	ASN	N-CA-C	-5.48	96.20	111.00
1	46	89	PHE	CB-CA-C	-5.48	99.44	110.40
2	47	40	ASN	N-CA-C	-5.48	96.20	111.00
1	5A	89	PHE	CB-CA-C	-5.48	99.44	110.40
2	5B	40	ASN	N-CA-C	-5.48	96.20	111.00
1	5E	1	ASP	CB-CG-OD2	5.48	123.23	118.30
1	5I	1	ASP	CB-CG-OD2	5.48	123.23	118.30
1	5M	1	ASP	CB-CG-OD2	5.48	123.23	118.30
2	5R	10	GLN	CG-CD-OE1	-5.48	110.64	121.60
1	5Y	89	PHE	CB-CA-C	-5.48	99.44	110.40
2	5Z	40	ASN	N-CA-C	-5.48	96.21	111.00
1	52	89	PHE	CB-CA-C	-5.48	99.44	110.40
2	53	40	ASN	N-CA-C	-5.48	96.20	111.00
1	56	89	PHE	CB-CA-C	-5.48	99.44	110.40
2	57	40	ASN	N-CA-C	-5.48	96.20	111.00
1	6A	89	PHE	CB-CA-C	-5.48	99.44	110.40
2	6B	40	ASN	N-CA-C	-5.48	96.20	111.00
1	6E	89	PHE	CB-CA-C	-5.48	99.44	110.40
2	6F	40	ASN	N-CA-C	-5.48	96.21	111.00
2	6J	10	GLN	CG-CD-OE1	-5.48	110.64	121.60
2	6R	10	GLN	CG-CD-OE1	-5.48	110.64	121.60
1	6Y	89	PHE	CB-CA-C	-5.48	99.44	110.40
2	6Z	40	ASN	N-CA-C	-5.48	96.21	111.00

*Continued on next page...*

*Continued from previous page...*

Mol	Chain	Res	Type	Atoms	Z	Observed(°)	Ideal(°)
1	62	1	ASP	CB-CG-OD2	5.48	123.23	118.30
1	66	1	ASP	CB-CG-OD2	5.48	123.23	118.30
1	7A	1	ASP	CB-CG-OD2	5.48	123.23	118.30
1	7I	89	PHE	CB-CA-C	-5.48	99.44	110.40
2	7J	40	ASN	N-CA-C	-5.48	96.21	111.00
2	7N	10	GLN	CG-CD-OE1	-5.48	110.64	121.60
1	7U	89	PHE	CB-CA-C	-5.48	99.44	110.40
2	7V	40	ASN	N-CA-C	-5.48	96.21	111.00
1	1M	1	ASP	CB-CG-OD2	5.48	123.23	118.30
1	2I	1	ASP	CB-CG-OD2	5.48	123.23	118.30
1	3A	1	ASP	CB-CG-OD2	5.48	123.23	118.30
1	3I	1	ASP	CB-CG-OD2	5.48	123.23	118.30
1	32	1	ASP	CB-CG-OD2	5.48	123.23	118.30
1	4E	1	ASP	CB-CG-OD2	5.48	123.23	118.30
1	4Y	1	ASP	CB-CG-OD2	5.48	123.23	118.30
1	5U	1	ASP	CB-CG-OD2	5.48	123.23	118.30
1	6M	1	ASP	CB-CG-OD2	5.48	123.23	118.30
1	6U	1	ASP	CB-CG-OD2	5.48	123.23	118.30
1	7E	1	ASP	CB-CG-OD2	5.48	123.23	118.30
1	7Q	1	ASP	CB-CG-OD2	5.48	123.23	118.30
1	1E	123	TYR	CB-CG-CD2	-5.47	117.72	121.00
1	2M	123	TYR	CB-CG-CD2	-5.47	117.72	121.00
1	22	123	TYR	CB-CG-CD2	-5.47	117.72	121.00
1	3M	123	TYR	CB-CG-CD2	-5.47	117.72	121.00
1	36	123	TYR	CB-CG-CD2	-5.47	117.72	121.00
1	4I	123	TYR	CB-CG-CD2	-5.47	117.72	121.00
1	4Q	123	TYR	CB-CG-CD2	-5.47	117.72	121.00
1	5Y	123	TYR	CB-CG-CD2	-5.47	117.72	121.00
1	6E	123	TYR	CB-CG-CD2	-5.47	117.72	121.00
1	6Y	123	TYR	CB-CG-CD2	-5.47	117.72	121.00
1	7I	123	TYR	CB-CG-CD2	-5.47	117.72	121.00
1	7U	123	TYR	CB-CG-CD2	-5.47	117.72	121.00
2	1F	10	GLN	CG-CD-OE1	-5.47	110.66	121.60
2	1N	145	THR	N-CA-C	5.47	125.76	111.00
2	2J	145	THR	N-CA-C	5.47	125.76	111.00
2	2N	10	GLN	CG-CD-OE1	-5.47	110.66	121.60
2	23	10	GLN	CG-CD-OE1	-5.47	110.66	121.60
2	3B	145	THR	N-CA-C	5.47	125.76	111.00
2	3J	145	THR	N-CA-C	5.47	125.76	111.00
2	3N	10	GLN	CG-CD-OE1	-5.47	110.66	121.60
2	33	145	THR	N-CA-C	5.47	125.76	111.00
2	37	10	GLN	CG-CD-OE1	-5.47	110.66	121.60

*Continued on next page...*

*Continued from previous page...*

Mol	Chain	Res	Type	Atoms	Z	Observed(°)	Ideal(°)
2	4F	145	THR	N-CA-C	5.47	125.76	111.00
2	4J	10	GLN	CG-CD-OE1	-5.47	110.66	121.60
2	4R	10	GLN	CG-CD-OE1	-5.47	110.66	121.60
2	4Z	145	THR	N-CA-C	5.47	125.76	111.00
2	5V	145	THR	N-CA-C	5.47	125.76	111.00
2	5Z	10	GLN	CG-CD-OE1	-5.47	110.66	121.60
2	6F	10	GLN	CG-CD-OE1	-5.47	110.66	121.60
2	6N	145	THR	N-CA-C	5.47	125.76	111.00
2	6V	145	THR	N-CA-C	5.47	125.76	111.00
2	6Z	10	GLN	CG-CD-OE1	-5.47	110.66	121.60
2	7F	145	THR	N-CA-C	5.47	125.76	111.00
2	7J	10	GLN	CG-CD-OE1	-5.47	110.66	121.60
2	7R	145	THR	N-CA-C	5.47	125.76	111.00
2	7V	10	GLN	CG-CD-OE1	-5.47	110.66	121.60
1	1A	1	ASP	CB-CG-OD2	5.47	123.22	118.30
2	1F	145	THR	N-CA-C	5.47	125.76	111.00
1	1I	1	ASP	CB-CG-OD2	5.47	123.22	118.30
2	1R	217	PRO	N-CD-CG	5.47	111.40	103.20
2	1V	217	PRO	N-CD-CG	5.47	111.40	103.20
2	1Z	217	PRO	N-CD-CG	5.47	111.40	103.20
1	2E	1	ASP	CB-CG-OD2	5.47	123.22	118.30
2	2N	145	THR	N-CA-C	5.47	125.76	111.00
2	2R	217	PRO	N-CD-CG	5.47	111.40	103.20
2	2V	217	PRO	N-CD-CG	5.47	111.40	103.20
2	2Z	217	PRO	N-CD-CG	5.47	111.40	103.20
2	23	145	THR	N-CA-C	5.47	125.76	111.00
1	26	1	ASP	CB-CG-OD2	5.47	123.22	118.30
1	3E	1	ASP	CB-CG-OD2	5.47	123.22	118.30
2	3N	145	THR	N-CA-C	5.47	125.76	111.00
2	37	145	THR	N-CA-C	5.47	125.76	111.00
1	4A	1	ASP	CB-CG-OD2	5.47	123.22	118.30
2	4J	145	THR	N-CA-C	5.47	125.76	111.00
1	4M	1	ASP	CB-CG-OD2	5.47	123.22	118.30
2	4R	145	THR	N-CA-C	5.47	125.76	111.00
1	4U	1	ASP	CB-CG-OD2	5.47	123.22	118.30
2	43	217	PRO	N-CD-CG	5.47	111.40	103.20
2	47	217	PRO	N-CD-CG	5.47	111.40	103.20
2	5B	217	PRO	N-CD-CG	5.47	111.40	103.20
1	5Q	1	ASP	CB-CG-OD2	5.47	123.22	118.30
2	5Z	145	THR	N-CA-C	5.47	125.76	111.00
2	53	217	PRO	N-CD-CG	5.47	111.40	103.20
2	57	217	PRO	N-CD-CG	5.47	111.40	103.20

*Continued on next page...*



*Continued from previous page...*

Mol	Chain	Res	Type	Atoms	Z	Observed(°)	Ideal(°)
2	6B	217	PRO	N-CD-CG	5.47	111.40	103.20
2	6F	145	THR	N-CA-C	5.47	125.76	111.00
1	6I	1	ASP	CB-CG-OD2	5.47	123.22	118.30
1	6Q	1	ASP	CB-CG-OD2	5.47	123.22	118.30
2	6Z	145	THR	N-CA-C	5.47	125.76	111.00
2	7J	145	THR	N-CA-C	5.47	125.76	111.00
1	7M	1	ASP	CB-CG-OD2	5.47	123.22	118.30
2	7V	145	THR	N-CA-C	5.47	125.76	111.00
2	1N	10	GLN	CG-CD-OE1	-5.46	110.67	121.60
2	13	145	THR	N-CA-C	5.46	125.75	111.00
2	17	145	THR	N-CA-C	5.46	125.75	111.00
2	2B	145	THR	N-CA-C	5.46	125.75	111.00
2	2J	10	GLN	CG-CD-OE1	-5.46	110.67	121.60
2	3B	10	GLN	CG-CD-OE1	-5.46	110.67	121.60
2	3J	10	GLN	CG-CD-OE1	-5.46	110.67	121.60
2	3R	145	THR	N-CA-C	5.46	125.75	111.00
2	3V	145	THR	N-CA-C	5.46	125.75	111.00
2	3Z	145	THR	N-CA-C	5.46	125.75	111.00
2	33	10	GLN	CG-CD-OE1	-5.46	110.67	121.60
2	4F	10	GLN	CG-CD-OE1	-5.46	110.67	121.60
2	4Z	10	GLN	CG-CD-OE1	-5.46	110.67	121.60
2	5F	145	THR	N-CA-C	5.46	125.75	111.00
2	5J	145	THR	N-CA-C	5.46	125.75	111.00
2	5N	145	THR	N-CA-C	5.46	125.75	111.00
2	5V	10	GLN	CG-CD-OE1	-5.46	110.67	121.60
2	6N	10	GLN	CG-CD-OE1	-5.46	110.67	121.60
2	6V	10	GLN	CG-CD-OE1	-5.46	110.67	121.60
2	63	145	THR	N-CA-C	5.46	125.75	111.00
2	67	145	THR	N-CA-C	5.46	125.75	111.00
2	7B	145	THR	N-CA-C	5.46	125.75	111.00
2	7F	10	GLN	CG-CD-OE1	-5.46	110.67	121.60
2	7R	10	GLN	CG-CD-OE1	-5.46	110.67	121.60
2	1F	217	PRO	N-CD-CG	5.46	111.39	103.20
2	2N	217	PRO	N-CD-CG	5.46	111.39	103.20
2	23	217	PRO	N-CD-CG	5.46	111.39	103.20
2	3N	217	PRO	N-CD-CG	5.46	111.39	103.20
2	37	217	PRO	N-CD-CG	5.46	111.39	103.20
2	4J	217	PRO	N-CD-CG	5.46	111.39	103.20
2	4R	217	PRO	N-CD-CG	5.46	111.39	103.20
2	5Z	217	PRO	N-CD-CG	5.46	111.39	103.20
2	6F	217	PRO	N-CD-CG	5.46	111.39	103.20
2	6Z	217	PRO	N-CD-CG	5.46	111.39	103.20

*Continued on next page...*

*Continued from previous page...*

Mol	Chain	Res	Type	Atoms	Z	Observed(°)	Ideal(°)
2	7J	217	PRO	N-CD-CG	5.46	111.39	103.20
2	7V	217	PRO	N-CD-CG	5.46	111.39	103.20
2	1R	145	THR	N-CA-C	5.46	125.74	111.00
2	1V	145	THR	N-CA-C	5.46	125.74	111.00
2	1Z	145	THR	N-CA-C	5.46	125.74	111.00
2	2R	145	THR	N-CA-C	5.46	125.74	111.00
2	2V	145	THR	N-CA-C	5.46	125.74	111.00
2	2Z	145	THR	N-CA-C	5.46	125.74	111.00
2	43	145	THR	N-CA-C	5.46	125.74	111.00
2	47	145	THR	N-CA-C	5.46	125.74	111.00
2	5B	145	THR	N-CA-C	5.46	125.74	111.00
2	53	145	THR	N-CA-C	5.46	125.74	111.00
2	57	145	THR	N-CA-C	5.46	125.74	111.00
2	6B	145	THR	N-CA-C	5.46	125.74	111.00
2	1B	145	THR	N-CA-C	5.46	125.74	111.00
2	1J	145	THR	N-CA-C	5.46	125.74	111.00
2	2F	145	THR	N-CA-C	5.46	125.74	111.00
2	27	145	THR	N-CA-C	5.46	125.74	111.00
2	3F	145	THR	N-CA-C	5.46	125.74	111.00
2	4B	145	THR	N-CA-C	5.46	125.74	111.00
2	4N	145	THR	N-CA-C	5.46	125.74	111.00
2	4V	145	THR	N-CA-C	5.46	125.74	111.00
2	5R	145	THR	N-CA-C	5.46	125.74	111.00
2	6J	145	THR	N-CA-C	5.46	125.74	111.00
2	6R	145	THR	N-CA-C	5.46	125.74	111.00
2	7N	145	THR	N-CA-C	5.46	125.74	111.00
2	1N	217	PRO	N-CD-CG	5.46	111.39	103.20
2	2J	217	PRO	N-CD-CG	5.46	111.39	103.20
2	3B	217	PRO	N-CD-CG	5.46	111.39	103.20
2	3J	217	PRO	N-CD-CG	5.46	111.39	103.20
2	33	217	PRO	N-CD-CG	5.46	111.39	103.20
2	4F	217	PRO	N-CD-CG	5.46	111.39	103.20
2	4Z	217	PRO	N-CD-CG	5.46	111.39	103.20
2	5V	217	PRO	N-CD-CG	5.46	111.39	103.20
2	6N	217	PRO	N-CD-CG	5.46	111.39	103.20
2	6V	217	PRO	N-CD-CG	5.46	111.39	103.20
2	7F	217	PRO	N-CD-CG	5.46	111.39	103.20
2	7R	217	PRO	N-CD-CG	5.46	111.39	103.20
2	1B	217	PRO	N-CD-CG	5.46	111.38	103.20
2	1J	217	PRO	N-CD-CG	5.46	111.38	103.20
2	2F	217	PRO	N-CD-CG	5.46	111.38	103.20
2	27	217	PRO	N-CD-CG	5.46	111.38	103.20

*Continued on next page...*

*Continued from previous page...*

Mol	Chain	Res	Type	Atoms	Z	Observed(°)	Ideal(°)
2	3F	217	PRO	N-CD-CG	5.46	111.38	103.20
2	4B	217	PRO	N-CD-CG	5.46	111.38	103.20
2	4N	217	PRO	N-CD-CG	5.46	111.38	103.20
2	4V	217	PRO	N-CD-CG	5.46	111.38	103.20
2	5R	217	PRO	N-CD-CG	5.46	111.38	103.20
2	6J	217	PRO	N-CD-CG	5.46	111.38	103.20
2	6R	217	PRO	N-CD-CG	5.46	111.38	103.20
2	7N	217	PRO	N-CD-CG	5.46	111.38	103.20
2	13	217	PRO	N-CD-CG	5.45	111.37	103.20
2	17	217	PRO	N-CD-CG	5.45	111.37	103.20
2	2B	217	PRO	N-CD-CG	5.45	111.37	103.20
2	3R	217	PRO	N-CD-CG	5.45	111.37	103.20
2	3V	217	PRO	N-CD-CG	5.45	111.37	103.20
2	3Z	217	PRO	N-CD-CG	5.45	111.37	103.20
2	5F	217	PRO	N-CD-CG	5.45	111.37	103.20
2	5J	217	PRO	N-CD-CG	5.45	111.37	103.20
2	5N	217	PRO	N-CD-CG	5.45	111.37	103.20
2	63	217	PRO	N-CD-CG	5.45	111.37	103.20
2	67	217	PRO	N-CD-CG	5.45	111.37	103.20
2	7B	217	PRO	N-CD-CG	5.45	111.37	103.20
1	1Q	123	TYR	CB-CG-CD2	-5.44	117.74	121.00
1	1U	123	TYR	CB-CG-CD2	-5.44	117.74	121.00
1	1Y	123	TYR	CB-CG-CD2	-5.44	117.74	121.00
1	2Q	123	TYR	CB-CG-CD2	-5.44	117.74	121.00
1	2U	123	TYR	CB-CG-CD2	-5.44	117.74	121.00
1	2Y	123	TYR	CB-CG-CD2	-5.44	117.74	121.00
1	42	123	TYR	CB-CG-CD2	-5.44	117.74	121.00
1	46	123	TYR	CB-CG-CD2	-5.44	117.74	121.00
1	5A	123	TYR	CB-CG-CD2	-5.44	117.74	121.00
1	52	123	TYR	CB-CG-CD2	-5.44	117.74	121.00
1	56	123	TYR	CB-CG-CD2	-5.44	117.74	121.00
1	6A	123	TYR	CB-CG-CD2	-5.44	117.74	121.00
2	1F	5	ASN	O-C-N	-5.43	114.01	122.70
1	1M	123	TYR	CB-CG-CD2	-5.43	117.74	121.00
1	2I	123	TYR	CB-CG-CD2	-5.43	117.74	121.00
2	2N	5	ASN	O-C-N	-5.43	114.01	122.70
2	23	5	ASN	O-C-N	-5.43	114.01	122.70
1	3A	123	TYR	CB-CG-CD2	-5.43	117.74	121.00
1	3I	123	TYR	CB-CG-CD2	-5.43	117.74	121.00
2	3N	5	ASN	O-C-N	-5.43	114.01	122.70
1	32	123	TYR	CB-CG-CD2	-5.43	117.74	121.00
2	37	5	ASN	O-C-N	-5.43	114.01	122.70

*Continued on next page...*

*Continued from previous page...*

Mol	Chain	Res	Type	Atoms	Z	Observed(°)	Ideal(°)
1	4E	123	TYR	CB-CG-CD2	-5.43	117.74	121.00
2	4J	5	ASN	O-C-N	-5.43	114.01	122.70
2	4R	5	ASN	O-C-N	-5.43	114.01	122.70
1	4Y	123	TYR	CB-CG-CD2	-5.43	117.74	121.00
1	5U	123	TYR	CB-CG-CD2	-5.43	117.74	121.00
2	5Z	5	ASN	O-C-N	-5.43	114.01	122.70
2	6F	5	ASN	O-C-N	-5.43	114.01	122.70
1	6M	123	TYR	CB-CG-CD2	-5.43	117.74	121.00
1	6U	123	TYR	CB-CG-CD2	-5.43	117.74	121.00
2	6Z	5	ASN	O-C-N	-5.43	114.01	122.70
1	7E	123	TYR	CB-CG-CD2	-5.43	117.74	121.00
2	7J	5	ASN	O-C-N	-5.43	114.01	122.70
1	7Q	123	TYR	CB-CG-CD2	-5.43	117.74	121.00
2	7V	5	ASN	O-C-N	-5.43	114.01	122.70
1	12	91	PRO	CA-C-O	5.42	133.21	120.20
1	16	91	PRO	CA-C-O	5.42	133.21	120.20
1	2A	91	PRO	CA-C-O	5.42	133.21	120.20
1	3Q	91	PRO	CA-C-O	5.42	133.21	120.20
1	3U	91	PRO	CA-C-O	5.42	133.21	120.20
1	3Y	91	PRO	CA-C-O	5.42	133.21	120.20
1	5E	91	PRO	CA-C-O	5.42	133.21	120.20
1	5I	91	PRO	CA-C-O	5.42	133.21	120.20
1	5M	91	PRO	CA-C-O	5.42	133.21	120.20
1	62	91	PRO	CA-C-O	5.42	133.21	120.20
1	66	91	PRO	CA-C-O	5.42	133.21	120.20
1	7A	91	PRO	CA-C-O	5.42	133.21	120.20
1	1A	91	PRO	CA-C-O	5.42	133.19	120.20
1	1I	91	PRO	CA-C-O	5.42	133.19	120.20
1	2E	91	PRO	CA-C-O	5.42	133.19	120.20
1	26	91	PRO	CA-C-O	5.42	133.19	120.20
1	3E	91	PRO	CA-C-O	5.42	133.19	120.20
1	4A	91	PRO	CA-C-O	5.42	133.19	120.20
1	4M	91	PRO	CA-C-O	5.42	133.19	120.20
1	4U	91	PRO	CA-C-O	5.42	133.19	120.20
1	5Q	91	PRO	CA-C-O	5.42	133.19	120.20
1	6I	91	PRO	CA-C-O	5.42	133.19	120.20
1	6Q	91	PRO	CA-C-O	5.42	133.19	120.20
1	7M	91	PRO	CA-C-O	5.42	133.19	120.20
2	1B	5	ASN	O-C-N	-5.41	114.04	122.70
2	1J	5	ASN	O-C-N	-5.41	114.04	122.70
2	2F	5	ASN	O-C-N	-5.41	114.04	122.70
2	27	5	ASN	O-C-N	-5.41	114.04	122.70

*Continued on next page...*

*Continued from previous page...*

Mol	Chain	Res	Type	Atoms	Z	Observed(°)	Ideal(°)
2	3F	5	ASN	O-C-N	-5.41	114.04	122.70
2	4B	5	ASN	O-C-N	-5.41	114.04	122.70
2	4N	5	ASN	O-C-N	-5.41	114.04	122.70
2	4V	5	ASN	O-C-N	-5.41	114.04	122.70
2	5R	5	ASN	O-C-N	-5.41	114.04	122.70
2	6J	5	ASN	O-C-N	-5.41	114.04	122.70
2	6R	5	ASN	O-C-N	-5.41	114.04	122.70
2	7N	5	ASN	O-C-N	-5.41	114.04	122.70
1	1A	7	GLN	CA-C-O	5.41	131.46	120.10
1	1I	7	GLN	CA-C-O	5.41	131.46	120.10
1	2E	7	GLN	CA-C-O	5.41	131.46	120.10
1	26	7	GLN	CA-C-O	5.41	131.46	120.10
1	3E	7	GLN	CA-C-O	5.41	131.46	120.10
1	4A	7	GLN	CA-C-O	5.41	131.46	120.10
1	4M	7	GLN	CA-C-O	5.41	131.46	120.10
1	4U	7	GLN	CA-C-O	5.41	131.46	120.10
1	5Q	7	GLN	CA-C-O	5.41	131.46	120.10
1	6I	7	GLN	CA-C-O	5.41	131.46	120.10
1	6Q	7	GLN	CA-C-O	5.41	131.46	120.10
1	7M	7	GLN	CA-C-O	5.41	131.46	120.10
2	13	5	ASN	O-C-N	-5.41	114.05	122.70
2	17	5	ASN	O-C-N	-5.41	114.05	122.70
2	2B	5	ASN	O-C-N	-5.41	114.05	122.70
2	3R	5	ASN	O-C-N	-5.41	114.05	122.70
2	3V	5	ASN	O-C-N	-5.41	114.05	122.70
2	3Z	5	ASN	O-C-N	-5.41	114.05	122.70
2	5F	5	ASN	O-C-N	-5.41	114.05	122.70
2	5J	5	ASN	O-C-N	-5.41	114.05	122.70
2	5N	5	ASN	O-C-N	-5.41	114.05	122.70
2	63	5	ASN	O-C-N	-5.41	114.05	122.70
2	67	5	ASN	O-C-N	-5.41	114.05	122.70
2	7B	5	ASN	O-C-N	-5.41	114.05	122.70
1	1Q	48	TYR	CB-CA-C	-5.41	99.59	110.40
1	1U	48	TYR	CB-CA-C	-5.41	99.59	110.40
1	1Y	48	TYR	CB-CA-C	-5.41	99.59	110.40
1	2Q	48	TYR	CB-CA-C	-5.41	99.59	110.40
1	2U	48	TYR	CB-CA-C	-5.41	99.59	110.40
1	2Y	48	TYR	CB-CA-C	-5.41	99.59	110.40
1	42	48	TYR	CB-CA-C	-5.41	99.59	110.40
1	46	48	TYR	CB-CA-C	-5.41	99.59	110.40
1	5A	48	TYR	CB-CA-C	-5.41	99.59	110.40
1	52	48	TYR	CB-CA-C	-5.41	99.59	110.40

*Continued on next page...*

*Continued from previous page...*

Mol	Chain	Res	Type	Atoms	Z	Observed(°)	Ideal(°)
1	56	48	TYR	CB-CA-C	-5.41	99.59	110.40
1	6A	48	TYR	CB-CA-C	-5.41	99.59	110.40
2	1N	5	ASN	O-C-N	-5.40	114.05	122.70
2	2J	5	ASN	O-C-N	-5.40	114.05	122.70
2	3B	5	ASN	O-C-N	-5.40	114.05	122.70
2	3J	5	ASN	O-C-N	-5.40	114.05	122.70
2	33	5	ASN	O-C-N	-5.40	114.05	122.70
2	4F	5	ASN	O-C-N	-5.40	114.05	122.70
2	4Z	5	ASN	O-C-N	-5.40	114.05	122.70
2	5V	5	ASN	O-C-N	-5.40	114.05	122.70
2	6N	5	ASN	O-C-N	-5.40	114.05	122.70
2	6V	5	ASN	O-C-N	-5.40	114.05	122.70
2	7F	5	ASN	O-C-N	-5.40	114.05	122.70
2	7R	5	ASN	O-C-N	-5.40	114.05	122.70
1	1E	91	PRO	CA-C-O	5.40	133.17	120.20
1	1Q	91	PRO	CA-C-O	5.40	133.17	120.20
1	1U	91	PRO	CA-C-O	5.40	133.17	120.20
1	1Y	91	PRO	CA-C-O	5.40	133.17	120.20
1	2M	91	PRO	CA-C-O	5.40	133.17	120.20
1	2Q	91	PRO	CA-C-O	5.40	133.17	120.20
1	2U	91	PRO	CA-C-O	5.40	133.17	120.20
1	2Y	91	PRO	CA-C-O	5.40	133.17	120.20
1	22	91	PRO	CA-C-O	5.40	133.17	120.20
1	3M	91	PRO	CA-C-O	5.40	133.17	120.20
1	36	91	PRO	CA-C-O	5.40	133.17	120.20
1	4I	91	PRO	CA-C-O	5.40	133.17	120.20
1	4Q	91	PRO	CA-C-O	5.40	133.17	120.20
1	42	91	PRO	CA-C-O	5.40	133.17	120.20
1	46	91	PRO	CA-C-O	5.40	133.17	120.20
1	5A	91	PRO	CA-C-O	5.40	133.17	120.20
1	5Y	91	PRO	CA-C-O	5.40	133.17	120.20
1	52	91	PRO	CA-C-O	5.40	133.17	120.20
1	56	91	PRO	CA-C-O	5.40	133.17	120.20
1	6A	91	PRO	CA-C-O	5.40	133.17	120.20
1	6E	91	PRO	CA-C-O	5.40	133.17	120.20
1	6Y	91	PRO	CA-C-O	5.40	133.17	120.20
1	7I	91	PRO	CA-C-O	5.40	133.17	120.20
1	7U	91	PRO	CA-C-O	5.40	133.17	120.20
2	1R	5	ASN	O-C-N	-5.40	114.07	122.70
2	1V	5	ASN	O-C-N	-5.40	114.07	122.70
2	1Z	5	ASN	O-C-N	-5.40	114.07	122.70
2	2R	5	ASN	O-C-N	-5.40	114.07	122.70

*Continued on next page...*

*Continued from previous page...*

Mol	Chain	Res	Type	Atoms	Z	Observed(°)	Ideal(°)
2	2V	5	ASN	O-C-N	-5.40	114.07	122.70
2	2Z	5	ASN	O-C-N	-5.40	114.07	122.70
2	43	5	ASN	O-C-N	-5.40	114.07	122.70
2	47	5	ASN	O-C-N	-5.40	114.07	122.70
2	5B	5	ASN	O-C-N	-5.40	114.07	122.70
2	53	5	ASN	O-C-N	-5.40	114.07	122.70
2	57	5	ASN	O-C-N	-5.40	114.07	122.70
2	6B	5	ASN	O-C-N	-5.40	114.07	122.70
1	1Q	7	GLN	CA-C-O	5.39	131.42	120.10
1	1U	7	GLN	CA-C-O	5.39	131.42	120.10
1	1Y	7	GLN	CA-C-O	5.39	131.42	120.10
1	12	7	GLN	CA-C-O	5.39	131.42	120.10
1	16	7	GLN	CA-C-O	5.39	131.42	120.10
1	2A	7	GLN	CA-C-O	5.39	131.42	120.10
1	2Q	7	GLN	CA-C-O	5.39	131.42	120.10
1	2U	7	GLN	CA-C-O	5.39	131.42	120.10
1	2Y	7	GLN	CA-C-O	5.39	131.42	120.10
1	3Q	7	GLN	CA-C-O	5.39	131.42	120.10
1	3U	7	GLN	CA-C-O	5.39	131.42	120.10
1	3Y	7	GLN	CA-C-O	5.39	131.42	120.10
1	42	7	GLN	CA-C-O	5.39	131.42	120.10
1	46	7	GLN	CA-C-O	5.39	131.42	120.10
1	5A	7	GLN	CA-C-O	5.39	131.42	120.10
1	5E	7	GLN	CA-C-O	5.39	131.42	120.10
1	5I	7	GLN	CA-C-O	5.39	131.42	120.10
1	5M	7	GLN	CA-C-O	5.39	131.42	120.10
1	52	7	GLN	CA-C-O	5.39	131.42	120.10
1	56	7	GLN	CA-C-O	5.39	131.42	120.10
1	6A	7	GLN	CA-C-O	5.39	131.42	120.10
1	62	7	GLN	CA-C-O	5.39	131.42	120.10
1	66	7	GLN	CA-C-O	5.39	131.42	120.10
1	7A	7	GLN	CA-C-O	5.39	131.42	120.10
1	1M	7	GLN	CA-C-O	5.39	131.41	120.10
2	1N	133	VAL	N-CA-C	5.39	125.55	111.00
1	2I	7	GLN	CA-C-O	5.39	131.41	120.10
2	2J	133	VAL	N-CA-C	5.39	125.55	111.00
1	3A	7	GLN	CA-C-O	5.39	131.41	120.10
2	3B	133	VAL	N-CA-C	5.39	125.55	111.00
1	3I	7	GLN	CA-C-O	5.39	131.41	120.10
2	3J	133	VAL	N-CA-C	5.39	125.55	111.00
1	32	7	GLN	CA-C-O	5.39	131.41	120.10
2	33	133	VAL	N-CA-C	5.39	125.55	111.00

*Continued on next page...*



*Continued from previous page...*

Mol	Chain	Res	Type	Atoms	Z	Observed(°)	Ideal(°)
1	4E	7	GLN	CA-C-O	5.39	131.41	120.10
2	4F	133	VAL	N-CA-C	5.39	125.55	111.00
1	4Y	7	GLN	CA-C-O	5.39	131.41	120.10
2	4Z	133	VAL	N-CA-C	5.39	125.55	111.00
1	5U	7	GLN	CA-C-O	5.39	131.41	120.10
2	5V	133	VAL	N-CA-C	5.39	125.55	111.00
1	6M	7	GLN	CA-C-O	5.39	131.41	120.10
2	6N	133	VAL	N-CA-C	5.39	125.55	111.00
1	6U	7	GLN	CA-C-O	5.39	131.41	120.10
2	6V	133	VAL	N-CA-C	5.39	125.55	111.00
1	7E	7	GLN	CA-C-O	5.39	131.41	120.10
2	7F	133	VAL	N-CA-C	5.39	125.55	111.00
1	7Q	7	GLN	CA-C-O	5.39	131.41	120.10
2	7R	133	VAL	N-CA-C	5.39	125.55	111.00
1	1M	91	PRO	CA-C-O	5.38	133.12	120.20
1	2I	91	PRO	CA-C-O	5.38	133.12	120.20
1	3A	91	PRO	CA-C-O	5.38	133.12	120.20
1	3I	91	PRO	CA-C-O	5.38	133.12	120.20
1	32	91	PRO	CA-C-O	5.38	133.12	120.20
1	4E	91	PRO	CA-C-O	5.38	133.12	120.20
1	4Y	91	PRO	CA-C-O	5.38	133.12	120.20
1	5U	91	PRO	CA-C-O	5.38	133.12	120.20
1	6M	91	PRO	CA-C-O	5.38	133.12	120.20
1	6U	91	PRO	CA-C-O	5.38	133.12	120.20
1	7E	91	PRO	CA-C-O	5.38	133.12	120.20
1	7Q	91	PRO	CA-C-O	5.38	133.12	120.20
1	1A	48	TYR	CB-CA-C	-5.38	99.64	110.40
1	1I	48	TYR	CB-CA-C	-5.38	99.64	110.40
1	1M	48	TYR	CB-CA-C	-5.38	99.64	110.40
1	2E	48	TYR	CB-CA-C	-5.38	99.64	110.40
1	2I	48	TYR	CB-CA-C	-5.38	99.64	110.40
1	26	48	TYR	CB-CA-C	-5.38	99.64	110.40
1	3A	48	TYR	CB-CA-C	-5.38	99.64	110.40
1	3E	48	TYR	CB-CA-C	-5.38	99.64	110.40
1	3I	48	TYR	CB-CA-C	-5.38	99.64	110.40
1	32	48	TYR	CB-CA-C	-5.38	99.64	110.40
1	4A	48	TYR	CB-CA-C	-5.38	99.64	110.40
1	4E	48	TYR	CB-CA-C	-5.38	99.64	110.40
1	4M	48	TYR	CB-CA-C	-5.38	99.64	110.40
1	4U	48	TYR	CB-CA-C	-5.38	99.64	110.40
1	4Y	48	TYR	CB-CA-C	-5.38	99.64	110.40
1	5Q	48	TYR	CB-CA-C	-5.38	99.64	110.40

*Continued on next page...*

*Continued from previous page...*

Mol	Chain	Res	Type	Atoms	Z	Observed(°)	Ideal(°)
1	5U	48	TYR	CB-CA-C	-5.38	99.64	110.40
1	6I	48	TYR	CB-CA-C	-5.38	99.64	110.40
1	6M	48	TYR	CB-CA-C	-5.38	99.64	110.40
1	6Q	48	TYR	CB-CA-C	-5.38	99.64	110.40
1	6U	48	TYR	CB-CA-C	-5.38	99.64	110.40
1	7E	48	TYR	CB-CA-C	-5.38	99.64	110.40
1	7M	48	TYR	CB-CA-C	-5.38	99.64	110.40
1	7Q	48	TYR	CB-CA-C	-5.38	99.64	110.40
1	12	48	TYR	CB-CA-C	-5.38	99.64	110.40
1	16	48	TYR	CB-CA-C	-5.38	99.64	110.40
1	2A	48	TYR	CB-CA-C	-5.38	99.64	110.40
1	3Q	48	TYR	CB-CA-C	-5.38	99.64	110.40
1	3U	48	TYR	CB-CA-C	-5.38	99.64	110.40
1	3Y	48	TYR	CB-CA-C	-5.38	99.64	110.40
1	5E	48	TYR	CB-CA-C	-5.38	99.64	110.40
1	5I	48	TYR	CB-CA-C	-5.38	99.64	110.40
1	5M	48	TYR	CB-CA-C	-5.38	99.64	110.40
1	62	48	TYR	CB-CA-C	-5.38	99.64	110.40
1	66	48	TYR	CB-CA-C	-5.38	99.64	110.40
1	7A	48	TYR	CB-CA-C	-5.38	99.64	110.40
2	1B	133	VAL	N-CA-C	5.38	125.52	111.00
2	1J	133	VAL	N-CA-C	5.38	125.52	111.00
2	2F	133	VAL	N-CA-C	5.38	125.52	111.00
2	27	133	VAL	N-CA-C	5.38	125.52	111.00
2	3F	133	VAL	N-CA-C	5.38	125.52	111.00
2	4B	133	VAL	N-CA-C	5.38	125.52	111.00
2	4N	133	VAL	N-CA-C	5.38	125.52	111.00
2	4V	133	VAL	N-CA-C	5.38	125.52	111.00
2	5R	133	VAL	N-CA-C	5.38	125.52	111.00
2	6J	133	VAL	N-CA-C	5.38	125.52	111.00
2	6R	133	VAL	N-CA-C	5.38	125.52	111.00
2	7N	133	VAL	N-CA-C	5.38	125.52	111.00
2	1F	133	VAL	N-CA-C	5.38	125.52	111.00
2	2N	133	VAL	N-CA-C	5.38	125.52	111.00
2	23	133	VAL	N-CA-C	5.38	125.52	111.00
2	3N	133	VAL	N-CA-C	5.38	125.52	111.00
2	37	133	VAL	N-CA-C	5.38	125.52	111.00
2	4J	133	VAL	N-CA-C	5.38	125.52	111.00
2	4R	133	VAL	N-CA-C	5.38	125.52	111.00
2	5Z	133	VAL	N-CA-C	5.38	125.52	111.00
2	6F	133	VAL	N-CA-C	5.38	125.52	111.00
2	6Z	133	VAL	N-CA-C	5.38	125.52	111.00

*Continued on next page...*

*Continued from previous page...*

Mol	Chain	Res	Type	Atoms	Z	Observed(°)	Ideal(°)
2	7J	133	VAL	N-CA-C	5.38	125.52	111.00
2	7V	133	VAL	N-CA-C	5.38	125.52	111.00
2	1F	2	GLU	C-N-CA	-5.37	99.43	122.00
2	2N	2	GLU	C-N-CA	-5.37	99.43	122.00
2	23	2	GLU	C-N-CA	-5.37	99.43	122.00
2	3N	2	GLU	C-N-CA	-5.37	99.43	122.00
2	37	2	GLU	C-N-CA	-5.37	99.43	122.00
2	4J	2	GLU	C-N-CA	-5.37	99.43	122.00
2	4R	2	GLU	C-N-CA	-5.37	99.43	122.00
2	5Z	2	GLU	C-N-CA	-5.37	99.43	122.00
2	6F	2	GLU	C-N-CA	-5.37	99.43	122.00
2	6Z	2	GLU	C-N-CA	-5.37	99.43	122.00
2	7J	2	GLU	C-N-CA	-5.37	99.43	122.00
2	7V	2	GLU	C-N-CA	-5.37	99.43	122.00
2	1B	2	GLU	C-N-CA	-5.37	99.45	122.00
2	1J	2	GLU	C-N-CA	-5.37	99.45	122.00
1	1M	24	VAL	CB-CA-C	5.37	121.60	111.40
2	1N	2	GLU	C-N-CA	-5.37	99.45	122.00
2	2F	2	GLU	C-N-CA	-5.37	99.45	122.00
1	2I	24	VAL	CB-CA-C	5.37	121.60	111.40
2	2J	2	GLU	C-N-CA	-5.37	99.45	122.00
2	27	2	GLU	C-N-CA	-5.37	99.45	122.00
1	3A	24	VAL	CB-CA-C	5.37	121.60	111.40
2	3B	2	GLU	C-N-CA	-5.37	99.45	122.00
2	3F	2	GLU	C-N-CA	-5.37	99.45	122.00
1	3I	24	VAL	CB-CA-C	5.37	121.60	111.40
2	3J	2	GLU	C-N-CA	-5.37	99.45	122.00
1	32	24	VAL	CB-CA-C	5.37	121.60	111.40
2	33	2	GLU	C-N-CA	-5.37	99.45	122.00
2	4B	2	GLU	C-N-CA	-5.37	99.45	122.00
1	4E	24	VAL	CB-CA-C	5.37	121.60	111.40
2	4F	2	GLU	C-N-CA	-5.37	99.45	122.00
2	4N	2	GLU	C-N-CA	-5.37	99.45	122.00
2	4V	2	GLU	C-N-CA	-5.37	99.45	122.00
1	4Y	24	VAL	CB-CA-C	5.37	121.60	111.40
2	4Z	2	GLU	C-N-CA	-5.37	99.45	122.00
2	5R	2	GLU	C-N-CA	-5.37	99.45	122.00
1	5U	24	VAL	CB-CA-C	5.37	121.60	111.40
2	5V	2	GLU	C-N-CA	-5.37	99.45	122.00
2	6J	2	GLU	C-N-CA	-5.37	99.45	122.00
1	6M	24	VAL	CB-CA-C	5.37	121.60	111.40
2	6N	2	GLU	C-N-CA	-5.37	99.45	122.00

*Continued on next page...*

*Continued from previous page...*

Mol	Chain	Res	Type	Atoms	Z	Observed(°)	Ideal(°)
2	6R	2	GLU	C-N-CA	-5.37	99.45	122.00
1	6U	24	VAL	CB-CA-C	5.37	121.60	111.40
2	6V	2	GLU	C-N-CA	-5.37	99.45	122.00
1	7E	24	VAL	CB-CA-C	5.37	121.60	111.40
2	7F	2	GLU	C-N-CA	-5.37	99.45	122.00
2	7N	2	GLU	C-N-CA	-5.37	99.45	122.00
1	7Q	24	VAL	CB-CA-C	5.37	121.60	111.40
2	7R	2	GLU	C-N-CA	-5.37	99.45	122.00
1	1E	7	GLN	CA-C-O	5.37	131.38	120.10
1	1E	48	TYR	CB-CA-C	-5.37	99.66	110.40
2	13	2	GLU	C-N-CA	-5.37	99.46	122.00
2	17	2	GLU	C-N-CA	-5.37	99.46	122.00
2	2B	2	GLU	C-N-CA	-5.37	99.46	122.00
1	2M	7	GLN	CA-C-O	5.37	131.38	120.10
1	2M	48	TYR	CB-CA-C	-5.37	99.66	110.40
1	22	7	GLN	CA-C-O	5.37	131.38	120.10
1	22	48	TYR	CB-CA-C	-5.37	99.66	110.40
1	3M	7	GLN	CA-C-O	5.37	131.38	120.10
1	3M	48	TYR	CB-CA-C	-5.37	99.66	110.40
2	3R	2	GLU	C-N-CA	-5.37	99.46	122.00
2	3V	2	GLU	C-N-CA	-5.37	99.46	122.00
2	3Z	2	GLU	C-N-CA	-5.37	99.46	122.00
1	36	7	GLN	CA-C-O	5.37	131.38	120.10
1	36	48	TYR	CB-CA-C	-5.37	99.66	110.40
1	4I	7	GLN	CA-C-O	5.37	131.38	120.10
1	4I	48	TYR	CB-CA-C	-5.37	99.66	110.40
1	4Q	7	GLN	CA-C-O	5.37	131.38	120.10
1	4Q	48	TYR	CB-CA-C	-5.37	99.66	110.40
2	5F	2	GLU	C-N-CA	-5.37	99.46	122.00
2	5J	2	GLU	C-N-CA	-5.37	99.46	122.00
2	5N	2	GLU	C-N-CA	-5.37	99.46	122.00
1	5Y	7	GLN	CA-C-O	5.37	131.38	120.10
1	5Y	48	TYR	CB-CA-C	-5.37	99.66	110.40
1	6E	7	GLN	CA-C-O	5.37	131.38	120.10
1	6E	48	TYR	CB-CA-C	-5.37	99.66	110.40
1	6Y	7	GLN	CA-C-O	5.37	131.38	120.10
1	6Y	48	TYR	CB-CA-C	-5.37	99.66	110.40
2	63	2	GLU	C-N-CA	-5.37	99.46	122.00
2	67	2	GLU	C-N-CA	-5.37	99.46	122.00
2	7B	2	GLU	C-N-CA	-5.37	99.46	122.00
1	7I	7	GLN	CA-C-O	5.37	131.38	120.10
1	7I	48	TYR	CB-CA-C	-5.37	99.66	110.40

*Continued on next page...*

*Continued from previous page...*

Mol	Chain	Res	Type	Atoms	Z	Observed(°)	Ideal(°)
1	7U	7	GLN	CA-C-O	5.37	131.38	120.10
1	7U	48	TYR	CB-CA-C	-5.37	99.66	110.40
2	1R	133	VAL	N-CA-C	5.37	125.49	111.00
2	1V	133	VAL	N-CA-C	5.37	125.49	111.00
2	1Z	133	VAL	N-CA-C	5.37	125.49	111.00
2	2R	133	VAL	N-CA-C	5.37	125.49	111.00
2	2V	133	VAL	N-CA-C	5.37	125.49	111.00
2	2Z	133	VAL	N-CA-C	5.37	125.49	111.00
2	43	133	VAL	N-CA-C	5.37	125.49	111.00
2	47	133	VAL	N-CA-C	5.37	125.49	111.00
2	5B	133	VAL	N-CA-C	5.37	125.49	111.00
2	53	133	VAL	N-CA-C	5.37	125.49	111.00
2	57	133	VAL	N-CA-C	5.37	125.49	111.00
2	6B	133	VAL	N-CA-C	5.37	125.49	111.00
1	1Q	170	ALA	N-CA-C	5.37	125.49	111.00
2	1R	2	GLU	C-N-CA	-5.37	99.47	122.00
1	1U	170	ALA	N-CA-C	5.37	125.49	111.00
2	1V	2	GLU	C-N-CA	-5.37	99.47	122.00
1	1Y	170	ALA	N-CA-C	5.37	125.49	111.00
2	1Z	2	GLU	C-N-CA	-5.37	99.47	122.00
2	13	133	VAL	N-CA-C	5.37	125.49	111.00
2	17	133	VAL	N-CA-C	5.37	125.49	111.00
2	2B	133	VAL	N-CA-C	5.37	125.49	111.00
1	2Q	170	ALA	N-CA-C	5.37	125.49	111.00
2	2R	2	GLU	C-N-CA	-5.37	99.47	122.00
1	2U	170	ALA	N-CA-C	5.37	125.49	111.00
2	2V	2	GLU	C-N-CA	-5.37	99.47	122.00
1	2Y	170	ALA	N-CA-C	5.37	125.49	111.00
2	2Z	2	GLU	C-N-CA	-5.37	99.47	122.00
2	3R	133	VAL	N-CA-C	5.37	125.49	111.00
2	3V	133	VAL	N-CA-C	5.37	125.49	111.00
2	3Z	133	VAL	N-CA-C	5.37	125.49	111.00
1	42	170	ALA	N-CA-C	5.37	125.49	111.00
2	43	2	GLU	C-N-CA	-5.37	99.47	122.00
1	46	170	ALA	N-CA-C	5.37	125.49	111.00
2	47	2	GLU	C-N-CA	-5.37	99.47	122.00
1	5A	170	ALA	N-CA-C	5.37	125.49	111.00
2	5B	2	GLU	C-N-CA	-5.37	99.47	122.00
2	5F	133	VAL	N-CA-C	5.37	125.49	111.00
2	5J	133	VAL	N-CA-C	5.37	125.49	111.00
2	5N	133	VAL	N-CA-C	5.37	125.49	111.00
1	52	170	ALA	N-CA-C	5.37	125.49	111.00

*Continued on next page...*

*Continued from previous page...*

Mol	Chain	Res	Type	Atoms	Z	Observed(°)	Ideal(°)
2	53	2	GLU	C-N-CA	-5.37	99.47	122.00
1	56	170	ALA	N-CA-C	5.37	125.49	111.00
2	57	2	GLU	C-N-CA	-5.37	99.47	122.00
1	6A	170	ALA	N-CA-C	5.37	125.49	111.00
2	6B	2	GLU	C-N-CA	-5.37	99.47	122.00
2	63	133	VAL	N-CA-C	5.37	125.49	111.00
2	67	133	VAL	N-CA-C	5.37	125.49	111.00
2	7B	133	VAL	N-CA-C	5.37	125.49	111.00
1	1M	170	ALA	N-CA-C	5.36	125.48	111.00
1	2I	170	ALA	N-CA-C	5.36	125.48	111.00
1	3A	170	ALA	N-CA-C	5.36	125.48	111.00
1	3I	170	ALA	N-CA-C	5.36	125.48	111.00
1	32	170	ALA	N-CA-C	5.36	125.48	111.00
1	4E	170	ALA	N-CA-C	5.36	125.48	111.00
1	4Y	170	ALA	N-CA-C	5.36	125.48	111.00
1	5U	170	ALA	N-CA-C	5.36	125.48	111.00
1	6M	170	ALA	N-CA-C	5.36	125.48	111.00
1	6U	170	ALA	N-CA-C	5.36	125.48	111.00
1	7E	170	ALA	N-CA-C	5.36	125.48	111.00
1	7Q	170	ALA	N-CA-C	5.36	125.48	111.00
1	1A	170	ALA	N-CA-C	5.36	125.47	111.00
1	1I	170	ALA	N-CA-C	5.36	125.47	111.00
1	2E	170	ALA	N-CA-C	5.36	125.47	111.00
1	26	170	ALA	N-CA-C	5.36	125.47	111.00
1	3E	170	ALA	N-CA-C	5.36	125.47	111.00
1	4A	170	ALA	N-CA-C	5.36	125.47	111.00
1	4M	170	ALA	N-CA-C	5.36	125.47	111.00
1	4U	170	ALA	N-CA-C	5.36	125.47	111.00
1	5Q	170	ALA	N-CA-C	5.36	125.47	111.00
1	6I	170	ALA	N-CA-C	5.36	125.47	111.00
1	6Q	170	ALA	N-CA-C	5.36	125.47	111.00
1	7M	170	ALA	N-CA-C	5.36	125.47	111.00
2	1B	47	ASP	N-CA-C	-5.36	96.54	111.00
2	1J	47	ASP	N-CA-C	-5.36	96.54	111.00
2	2F	47	ASP	N-CA-C	-5.36	96.54	111.00
2	27	47	ASP	N-CA-C	-5.36	96.54	111.00
2	3F	47	ASP	N-CA-C	-5.36	96.54	111.00
2	4B	47	ASP	N-CA-C	-5.36	96.54	111.00
2	4N	47	ASP	N-CA-C	-5.36	96.54	111.00
2	4V	47	ASP	N-CA-C	-5.36	96.54	111.00
2	5R	47	ASP	N-CA-C	-5.36	96.54	111.00
2	6J	47	ASP	N-CA-C	-5.36	96.54	111.00

*Continued on next page...*

*Continued from previous page...*

Mol	Chain	Res	Type	Atoms	Z	Observed(°)	Ideal(°)
2	6R	47	ASP	N-CA-C	-5.36	96.54	111.00
2	7N	47	ASP	N-CA-C	-5.36	96.54	111.00
1	12	170	ALA	N-CA-C	5.36	125.46	111.00
1	16	170	ALA	N-CA-C	5.36	125.46	111.00
1	2A	170	ALA	N-CA-C	5.36	125.46	111.00
1	3Q	170	ALA	N-CA-C	5.36	125.46	111.00
1	3U	170	ALA	N-CA-C	5.36	125.46	111.00
1	3Y	170	ALA	N-CA-C	5.36	125.46	111.00
1	5E	170	ALA	N-CA-C	5.36	125.46	111.00
1	5I	170	ALA	N-CA-C	5.36	125.46	111.00
1	5M	170	ALA	N-CA-C	5.36	125.46	111.00
1	62	170	ALA	N-CA-C	5.36	125.46	111.00
1	66	170	ALA	N-CA-C	5.36	125.46	111.00
1	7A	170	ALA	N-CA-C	5.36	125.46	111.00
1	1E	170	ALA	N-CA-C	5.35	125.45	111.00
2	1R	47	ASP	N-CA-C	-5.35	96.54	111.00
2	1V	47	ASP	N-CA-C	-5.35	96.54	111.00
2	1Z	47	ASP	N-CA-C	-5.35	96.54	111.00
1	2M	170	ALA	N-CA-C	5.35	125.45	111.00
2	2R	47	ASP	N-CA-C	-5.35	96.54	111.00
2	2V	47	ASP	N-CA-C	-5.35	96.54	111.00
2	2Z	47	ASP	N-CA-C	-5.35	96.54	111.00
1	22	170	ALA	N-CA-C	5.35	125.45	111.00
1	3M	170	ALA	N-CA-C	5.35	125.45	111.00
1	36	170	ALA	N-CA-C	5.35	125.45	111.00
1	4I	170	ALA	N-CA-C	5.35	125.45	111.00
1	4Q	170	ALA	N-CA-C	5.35	125.45	111.00
2	43	47	ASP	N-CA-C	-5.35	96.54	111.00
2	47	47	ASP	N-CA-C	-5.35	96.54	111.00
2	5B	47	ASP	N-CA-C	-5.35	96.54	111.00
1	5Y	170	ALA	N-CA-C	5.35	125.45	111.00
2	53	47	ASP	N-CA-C	-5.35	96.54	111.00
2	57	47	ASP	N-CA-C	-5.35	96.54	111.00
2	6B	47	ASP	N-CA-C	-5.35	96.54	111.00
1	6E	170	ALA	N-CA-C	5.35	125.45	111.00
1	6Y	170	ALA	N-CA-C	5.35	125.45	111.00
1	7I	170	ALA	N-CA-C	5.35	125.45	111.00
1	7U	170	ALA	N-CA-C	5.35	125.45	111.00
2	1N	47	ASP	N-CA-C	-5.35	96.55	111.00
2	13	47	ASP	N-CA-C	-5.35	96.55	111.00
2	17	47	ASP	N-CA-C	-5.35	96.55	111.00
2	2B	47	ASP	N-CA-C	-5.35	96.55	111.00

*Continued on next page...*



*Continued from previous page...*

Mol	Chain	Res	Type	Atoms	Z	Observed(°)	Ideal(°)
2	2J	47	ASP	N-CA-C	-5.35	96.55	111.00
2	3B	47	ASP	N-CA-C	-5.35	96.55	111.00
2	3J	47	ASP	N-CA-C	-5.35	96.55	111.00
2	3R	47	ASP	N-CA-C	-5.35	96.55	111.00
2	3V	47	ASP	N-CA-C	-5.35	96.55	111.00
2	3Z	47	ASP	N-CA-C	-5.35	96.55	111.00
2	33	47	ASP	N-CA-C	-5.35	96.55	111.00
2	4F	47	ASP	N-CA-C	-5.35	96.55	111.00
2	4Z	47	ASP	N-CA-C	-5.35	96.55	111.00
2	5F	47	ASP	N-CA-C	-5.35	96.55	111.00
2	5J	47	ASP	N-CA-C	-5.35	96.55	111.00
2	5N	47	ASP	N-CA-C	-5.35	96.55	111.00
2	5V	47	ASP	N-CA-C	-5.35	96.55	111.00
2	6N	47	ASP	N-CA-C	-5.35	96.55	111.00
2	6V	47	ASP	N-CA-C	-5.35	96.55	111.00
2	63	47	ASP	N-CA-C	-5.35	96.55	111.00
2	67	47	ASP	N-CA-C	-5.35	96.55	111.00
2	7B	47	ASP	N-CA-C	-5.35	96.55	111.00
2	7F	47	ASP	N-CA-C	-5.35	96.55	111.00
2	7R	47	ASP	N-CA-C	-5.35	96.55	111.00
2	1F	47	ASP	N-CA-C	-5.35	96.56	111.00
2	2N	47	ASP	N-CA-C	-5.35	96.56	111.00
2	23	47	ASP	N-CA-C	-5.35	96.56	111.00
2	3N	47	ASP	N-CA-C	-5.35	96.56	111.00
2	37	47	ASP	N-CA-C	-5.35	96.56	111.00
2	4J	47	ASP	N-CA-C	-5.35	96.56	111.00
2	4R	47	ASP	N-CA-C	-5.35	96.56	111.00
2	5Z	47	ASP	N-CA-C	-5.35	96.56	111.00
2	6F	47	ASP	N-CA-C	-5.35	96.56	111.00
2	6Z	47	ASP	N-CA-C	-5.35	96.56	111.00
2	7J	47	ASP	N-CA-C	-5.35	96.56	111.00
2	7V	47	ASP	N-CA-C	-5.35	96.56	111.00
1	1E	24	VAL	CB-CA-C	5.34	121.55	111.40
1	1Q	24	VAL	CB-CA-C	5.34	121.56	111.40
1	1Q	154	SER	O-C-N	5.34	131.26	121.10
1	1U	24	VAL	CB-CA-C	5.34	121.56	111.40
1	1U	154	SER	O-C-N	5.34	131.26	121.10
1	1Y	24	VAL	CB-CA-C	5.34	121.56	111.40
1	1Y	154	SER	O-C-N	5.34	131.26	121.10
1	12	24	VAL	CB-CA-C	5.34	121.56	111.40
1	16	24	VAL	CB-CA-C	5.34	121.56	111.40
1	2A	24	VAL	CB-CA-C	5.34	121.56	111.40

*Continued on next page...*

*Continued from previous page...*

Mol	Chain	Res	Type	Atoms	Z	Observed(°)	Ideal(°)
1	2M	24	VAL	CB-CA-C	5.34	121.55	111.40
1	2Q	24	VAL	CB-CA-C	5.34	121.56	111.40
1	2Q	154	SER	O-C-N	5.34	131.26	121.10
1	2U	24	VAL	CB-CA-C	5.34	121.56	111.40
1	2U	154	SER	O-C-N	5.34	131.26	121.10
1	2Y	24	VAL	CB-CA-C	5.34	121.56	111.40
1	2Y	154	SER	O-C-N	5.34	131.26	121.10
1	22	24	VAL	CB-CA-C	5.34	121.55	111.40
1	3M	24	VAL	CB-CA-C	5.34	121.55	111.40
1	3Q	24	VAL	CB-CA-C	5.34	121.56	111.40
1	3U	24	VAL	CB-CA-C	5.34	121.56	111.40
1	3Y	24	VAL	CB-CA-C	5.34	121.56	111.40
1	36	24	VAL	CB-CA-C	5.34	121.55	111.40
1	4I	24	VAL	CB-CA-C	5.34	121.55	111.40
1	4Q	24	VAL	CB-CA-C	5.34	121.55	111.40
1	42	24	VAL	CB-CA-C	5.34	121.56	111.40
1	42	154	SER	O-C-N	5.34	131.26	121.10
1	46	24	VAL	CB-CA-C	5.34	121.56	111.40
1	46	154	SER	O-C-N	5.34	131.26	121.10
1	5A	24	VAL	CB-CA-C	5.34	121.56	111.40
1	5A	154	SER	O-C-N	5.34	131.26	121.10
1	5E	24	VAL	CB-CA-C	5.34	121.56	111.40
1	5I	24	VAL	CB-CA-C	5.34	121.56	111.40
1	5M	24	VAL	CB-CA-C	5.34	121.56	111.40
1	5Y	24	VAL	CB-CA-C	5.34	121.55	111.40
1	52	24	VAL	CB-CA-C	5.34	121.56	111.40
1	52	154	SER	O-C-N	5.34	131.26	121.10
1	56	24	VAL	CB-CA-C	5.34	121.56	111.40
1	56	154	SER	O-C-N	5.34	131.26	121.10
1	6A	24	VAL	CB-CA-C	5.34	121.56	111.40
1	6A	154	SER	O-C-N	5.34	131.26	121.10
1	6E	24	VAL	CB-CA-C	5.34	121.55	111.40
1	6Y	24	VAL	CB-CA-C	5.34	121.55	111.40
1	62	24	VAL	CB-CA-C	5.34	121.56	111.40
1	66	24	VAL	CB-CA-C	5.34	121.56	111.40
1	7A	24	VAL	CB-CA-C	5.34	121.56	111.40
1	7I	24	VAL	CB-CA-C	5.34	121.55	111.40
1	7U	24	VAL	CB-CA-C	5.34	121.55	111.40
1	1A	24	VAL	CB-CA-C	5.34	121.55	111.40
1	1I	24	VAL	CB-CA-C	5.34	121.55	111.40
2	1R	77	THR	CA-C-O	-5.34	108.88	120.10
2	1V	77	THR	CA-C-O	-5.34	108.88	120.10

*Continued on next page...*

*Continued from previous page...*

Mol	Chain	Res	Type	Atoms	Z	Observed(°)	Ideal(°)
2	1Z	77	THR	CA-C-O	-5.34	108.88	120.10
1	2E	24	VAL	CB-CA-C	5.34	121.55	111.40
2	2R	77	THR	CA-C-O	-5.34	108.88	120.10
2	2V	77	THR	CA-C-O	-5.34	108.88	120.10
2	2Z	77	THR	CA-C-O	-5.34	108.88	120.10
1	26	24	VAL	CB-CA-C	5.34	121.55	111.40
1	3E	24	VAL	CB-CA-C	5.34	121.55	111.40
1	4A	24	VAL	CB-CA-C	5.34	121.55	111.40
1	4M	24	VAL	CB-CA-C	5.34	121.55	111.40
1	4U	24	VAL	CB-CA-C	5.34	121.55	111.40
2	43	77	THR	CA-C-O	-5.34	108.88	120.10
2	47	77	THR	CA-C-O	-5.34	108.88	120.10
2	5B	77	THR	CA-C-O	-5.34	108.88	120.10
1	5Q	24	VAL	CB-CA-C	5.34	121.55	111.40
2	53	77	THR	CA-C-O	-5.34	108.88	120.10
2	57	77	THR	CA-C-O	-5.34	108.88	120.10
2	6B	77	THR	CA-C-O	-5.34	108.88	120.10
1	6I	24	VAL	CB-CA-C	5.34	121.55	111.40
1	6Q	24	VAL	CB-CA-C	5.34	121.55	111.40
1	7M	24	VAL	CB-CA-C	5.34	121.55	111.40
1	1A	154	SER	O-C-N	5.34	131.25	121.10
1	1E	154	SER	O-C-N	5.34	131.25	121.10
1	1I	154	SER	O-C-N	5.34	131.25	121.10
2	13	77	THR	CA-C-O	-5.34	108.88	120.10
2	17	77	THR	CA-C-O	-5.34	108.88	120.10
2	2B	77	THR	CA-C-O	-5.34	108.88	120.10
1	2E	154	SER	O-C-N	5.34	131.25	121.10
1	2M	154	SER	O-C-N	5.34	131.25	121.10
1	22	154	SER	O-C-N	5.34	131.25	121.10
1	26	154	SER	O-C-N	5.34	131.25	121.10
1	3E	154	SER	O-C-N	5.34	131.25	121.10
1	3M	154	SER	O-C-N	5.34	131.25	121.10
2	3R	77	THR	CA-C-O	-5.34	108.88	120.10
2	3V	77	THR	CA-C-O	-5.34	108.88	120.10
2	3Z	77	THR	CA-C-O	-5.34	108.88	120.10
1	36	154	SER	O-C-N	5.34	131.25	121.10
1	4A	154	SER	O-C-N	5.34	131.25	121.10
1	4I	154	SER	O-C-N	5.34	131.25	121.10
1	4M	154	SER	O-C-N	5.34	131.25	121.10
1	4Q	154	SER	O-C-N	5.34	131.25	121.10
1	4U	154	SER	O-C-N	5.34	131.25	121.10
2	5F	77	THR	CA-C-O	-5.34	108.88	120.10

*Continued on next page...*

*Continued from previous page...*

Mol	Chain	Res	Type	Atoms	Z	Observed(°)	Ideal(°)
2	5J	77	THR	CA-C-O	-5.34	108.88	120.10
2	5N	77	THR	CA-C-O	-5.34	108.88	120.10
1	5Q	154	SER	O-C-N	5.34	131.25	121.10
1	5Y	154	SER	O-C-N	5.34	131.25	121.10
1	6E	154	SER	O-C-N	5.34	131.25	121.10
1	6I	154	SER	O-C-N	5.34	131.25	121.10
1	6Q	154	SER	O-C-N	5.34	131.25	121.10
1	6Y	154	SER	O-C-N	5.34	131.25	121.10
2	63	77	THR	CA-C-O	-5.34	108.88	120.10
2	67	77	THR	CA-C-O	-5.34	108.88	120.10
2	7B	77	THR	CA-C-O	-5.34	108.88	120.10
1	7I	154	SER	O-C-N	5.34	131.25	121.10
1	7M	154	SER	O-C-N	5.34	131.25	121.10
1	7U	154	SER	O-C-N	5.34	131.25	121.10
1	12	154	SER	O-C-N	5.34	131.25	121.10
2	13	24	PRO	CA-CB-CG	5.34	114.95	104.80
1	16	154	SER	O-C-N	5.34	131.25	121.10
2	17	24	PRO	CA-CB-CG	5.34	114.95	104.80
1	2A	154	SER	O-C-N	5.34	131.25	121.10
2	2B	24	PRO	CA-CB-CG	5.34	114.95	104.80
1	3Q	154	SER	O-C-N	5.34	131.25	121.10
2	3R	24	PRO	CA-CB-CG	5.34	114.95	104.80
1	3U	154	SER	O-C-N	5.34	131.25	121.10
2	3V	24	PRO	CA-CB-CG	5.34	114.95	104.80
1	3Y	154	SER	O-C-N	5.34	131.25	121.10
2	3Z	24	PRO	CA-CB-CG	5.34	114.95	104.80
1	5E	154	SER	O-C-N	5.34	131.25	121.10
2	5F	24	PRO	CA-CB-CG	5.34	114.95	104.80
1	5I	154	SER	O-C-N	5.34	131.25	121.10
2	5J	24	PRO	CA-CB-CG	5.34	114.95	104.80
1	5M	154	SER	O-C-N	5.34	131.25	121.10
2	5N	24	PRO	CA-CB-CG	5.34	114.95	104.80
1	62	154	SER	O-C-N	5.34	131.25	121.10
2	63	24	PRO	CA-CB-CG	5.34	114.95	104.80
1	66	154	SER	O-C-N	5.34	131.25	121.10
2	67	24	PRO	CA-CB-CG	5.34	114.95	104.80
1	7A	154	SER	O-C-N	5.34	131.25	121.10
2	7B	24	PRO	CA-CB-CG	5.34	114.95	104.80
1	1M	154	SER	O-C-N	5.34	131.24	121.10
1	2I	154	SER	O-C-N	5.34	131.24	121.10
1	3A	154	SER	O-C-N	5.34	131.24	121.10
1	3I	154	SER	O-C-N	5.34	131.24	121.10

*Continued on next page...*

*Continued from previous page...*

Mol	Chain	Res	Type	Atoms	Z	Observed(°)	Ideal(°)
1	32	154	SER	O-C-N	5.34	131.24	121.10
1	4E	154	SER	O-C-N	5.34	131.24	121.10
1	4Y	154	SER	O-C-N	5.34	131.24	121.10
1	5U	154	SER	O-C-N	5.34	131.24	121.10
1	6M	154	SER	O-C-N	5.34	131.24	121.10
1	6U	154	SER	O-C-N	5.34	131.24	121.10
1	7E	154	SER	O-C-N	5.34	131.24	121.10
1	7Q	154	SER	O-C-N	5.34	131.24	121.10
2	1F	77	THR	CA-C-O	-5.33	108.90	120.10
2	2N	77	THR	CA-C-O	-5.33	108.90	120.10
2	23	77	THR	CA-C-O	-5.33	108.90	120.10
2	3N	77	THR	CA-C-O	-5.33	108.90	120.10
2	37	77	THR	CA-C-O	-5.33	108.90	120.10
2	4J	77	THR	CA-C-O	-5.33	108.90	120.10
2	4R	77	THR	CA-C-O	-5.33	108.90	120.10
2	5Z	77	THR	CA-C-O	-5.33	108.90	120.10
2	6F	77	THR	CA-C-O	-5.33	108.90	120.10
2	6Z	77	THR	CA-C-O	-5.33	108.90	120.10
2	7J	77	THR	CA-C-O	-5.33	108.90	120.10
2	7V	77	THR	CA-C-O	-5.33	108.90	120.10
2	1F	16	ASN	OD1-CG-ND2	-5.33	109.64	121.90
2	2N	16	ASN	OD1-CG-ND2	-5.33	109.64	121.90
2	23	16	ASN	OD1-CG-ND2	-5.33	109.64	121.90
2	3N	16	ASN	OD1-CG-ND2	-5.33	109.64	121.90
2	37	16	ASN	OD1-CG-ND2	-5.33	109.64	121.90
2	4J	16	ASN	OD1-CG-ND2	-5.33	109.64	121.90
2	4R	16	ASN	OD1-CG-ND2	-5.33	109.64	121.90
2	5Z	16	ASN	OD1-CG-ND2	-5.33	109.64	121.90
2	6F	16	ASN	OD1-CG-ND2	-5.33	109.64	121.90
2	6Z	16	ASN	OD1-CG-ND2	-5.33	109.64	121.90
2	7J	16	ASN	OD1-CG-ND2	-5.33	109.64	121.90
2	7V	16	ASN	OD1-CG-ND2	-5.33	109.64	121.90
2	1B	77	THR	CA-C-O	-5.33	108.91	120.10
2	1J	77	THR	CA-C-O	-5.33	108.91	120.10
4	15	55	GLY	N-CA-C	-5.33	99.78	113.10
4	19	55	GLY	N-CA-C	-5.33	99.78	113.10
4	2D	55	GLY	N-CA-C	-5.33	99.78	113.10
2	2F	77	THR	CA-C-O	-5.33	108.91	120.10
2	27	77	THR	CA-C-O	-5.33	108.91	120.10
2	3F	77	THR	CA-C-O	-5.33	108.91	120.10
4	3T	55	GLY	N-CA-C	-5.33	99.78	113.10
4	3X	55	GLY	N-CA-C	-5.33	99.78	113.10

*Continued on next page...*

*Continued from previous page...*

Mol	Chain	Res	Type	Atoms	Z	Observed(°)	Ideal(°)
4	3I	55	GLY	N-CA-C	-5.33	99.78	113.10
2	4B	77	THR	CA-C-O	-5.33	108.91	120.10
2	4N	77	THR	CA-C-O	-5.33	108.91	120.10
2	4V	77	THR	CA-C-O	-5.33	108.91	120.10
4	5H	55	GLY	N-CA-C	-5.33	99.78	113.10
4	5L	55	GLY	N-CA-C	-5.33	99.78	113.10
4	5P	55	GLY	N-CA-C	-5.33	99.78	113.10
2	5R	77	THR	CA-C-O	-5.33	108.91	120.10
2	6J	77	THR	CA-C-O	-5.33	108.91	120.10
2	6R	77	THR	CA-C-O	-5.33	108.91	120.10
4	6S	55	GLY	N-CA-C	-5.33	99.78	113.10
4	69	55	GLY	N-CA-C	-5.33	99.78	113.10
4	7D	55	GLY	N-CA-C	-5.33	99.78	113.10
2	7N	77	THR	CA-C-O	-5.33	108.91	120.10
2	1N	77	THR	CA-C-O	-5.33	108.92	120.10
1	1Q	172	PHE	N-CA-C	5.33	125.38	111.00
1	1U	172	PHE	N-CA-C	5.33	125.38	111.00
1	1Y	172	PHE	N-CA-C	5.33	125.38	111.00
2	2J	77	THR	CA-C-O	-5.33	108.92	120.10
1	2Q	172	PHE	N-CA-C	5.33	125.38	111.00
1	2U	172	PHE	N-CA-C	5.33	125.38	111.00
1	2Y	172	PHE	N-CA-C	5.33	125.38	111.00
2	3B	77	THR	CA-C-O	-5.33	108.92	120.10
2	3J	77	THR	CA-C-O	-5.33	108.92	120.10
2	33	77	THR	CA-C-O	-5.33	108.92	120.10
2	4F	77	THR	CA-C-O	-5.33	108.92	120.10
2	4Z	77	THR	CA-C-O	-5.33	108.92	120.10
1	42	172	PHE	N-CA-C	5.33	125.38	111.00
1	46	172	PHE	N-CA-C	5.33	125.38	111.00
1	5A	172	PHE	N-CA-C	5.33	125.38	111.00
2	5V	77	THR	CA-C-O	-5.33	108.92	120.10
1	52	172	PHE	N-CA-C	5.33	125.38	111.00
1	56	172	PHE	N-CA-C	5.33	125.38	111.00
1	6A	172	PHE	N-CA-C	5.33	125.38	111.00
2	6N	77	THR	CA-C-O	-5.33	108.92	120.10
2	6V	77	THR	CA-C-O	-5.33	108.92	120.10
2	7F	77	THR	CA-C-O	-5.33	108.92	120.10
2	7R	77	THR	CA-C-O	-5.33	108.92	120.10
4	1H	55	GLY	N-CA-C	-5.32	99.79	113.10
4	2P	55	GLY	N-CA-C	-5.32	99.79	113.10
4	2S	55	GLY	N-CA-C	-5.32	99.79	113.10
4	3P	55	GLY	N-CA-C	-5.32	99.79	113.10

*Continued on next page...*

*Continued from previous page...*

Mol	Chain	Res	Type	Atoms	Z	Observed(°)	Ideal(°)
4	39	55	GLY	N-CA-C	-5.32	99.79	113.10
4	4L	55	GLY	N-CA-C	-5.32	99.79	113.10
4	4T	55	GLY	N-CA-C	-5.32	99.79	113.10
4	51	55	GLY	N-CA-C	-5.32	99.79	113.10
4	6H	55	GLY	N-CA-C	-5.32	99.79	113.10
4	6I	55	GLY	N-CA-C	-5.32	99.79	113.10
4	7L	55	GLY	N-CA-C	-5.32	99.79	113.10
4	7X	55	GLY	N-CA-C	-5.32	99.79	113.10
1	1A	172	PHE	N-CA-C	5.32	125.36	111.00
1	1I	172	PHE	N-CA-C	5.32	125.36	111.00
1	2E	172	PHE	N-CA-C	5.32	125.36	111.00
1	26	172	PHE	N-CA-C	5.32	125.36	111.00
1	3E	172	PHE	N-CA-C	5.32	125.36	111.00
1	4A	172	PHE	N-CA-C	5.32	125.36	111.00
1	4M	172	PHE	N-CA-C	5.32	125.36	111.00
1	4U	172	PHE	N-CA-C	5.32	125.36	111.00
1	5Q	172	PHE	N-CA-C	5.32	125.36	111.00
1	6I	172	PHE	N-CA-C	5.32	125.36	111.00
1	6Q	172	PHE	N-CA-C	5.32	125.36	111.00
1	7M	172	PHE	N-CA-C	5.32	125.36	111.00
1	1E	172	PHE	N-CA-C	5.32	125.36	111.00
1	12	172	PHE	N-CA-C	5.32	125.36	111.00
1	16	172	PHE	N-CA-C	5.32	125.36	111.00
1	2A	172	PHE	N-CA-C	5.32	125.36	111.00
1	2M	172	PHE	N-CA-C	5.32	125.36	111.00
1	22	172	PHE	N-CA-C	5.32	125.36	111.00
1	3M	172	PHE	N-CA-C	5.32	125.36	111.00
1	3Q	172	PHE	N-CA-C	5.32	125.36	111.00
1	3U	172	PHE	N-CA-C	5.32	125.36	111.00
1	3Y	172	PHE	N-CA-C	5.32	125.36	111.00
1	36	172	PHE	N-CA-C	5.32	125.36	111.00
1	4I	172	PHE	N-CA-C	5.32	125.36	111.00
1	4Q	172	PHE	N-CA-C	5.32	125.36	111.00
1	5E	172	PHE	N-CA-C	5.32	125.36	111.00
1	5I	172	PHE	N-CA-C	5.32	125.36	111.00
1	5M	172	PHE	N-CA-C	5.32	125.36	111.00
1	5Y	172	PHE	N-CA-C	5.32	125.36	111.00
1	6E	172	PHE	N-CA-C	5.32	125.36	111.00
1	6Y	172	PHE	N-CA-C	5.32	125.36	111.00
1	62	172	PHE	N-CA-C	5.32	125.36	111.00
1	66	172	PHE	N-CA-C	5.32	125.36	111.00
1	7A	172	PHE	N-CA-C	5.32	125.36	111.00

*Continued on next page...*



*Continued from previous page...*

Mol	Chain	Res	Type	Atoms	Z	Observed(°)	Ideal(°)
1	7I	172	PHE	N-CA-C	5.32	125.36	111.00
1	7U	172	PHE	N-CA-C	5.32	125.36	111.00
2	1B	24	PRO	CA-CB-CG	5.32	114.90	104.80
2	1J	24	PRO	CA-CB-CG	5.32	114.90	104.80
2	1R	81	LEU	CA-C-O	-5.32	108.94	120.10
2	1V	81	LEU	CA-C-O	-5.32	108.94	120.10
2	1Z	81	LEU	CA-C-O	-5.32	108.94	120.10
2	13	16	ASN	OD1-CG-ND2	-5.32	109.67	121.90
2	17	16	ASN	OD1-CG-ND2	-5.32	109.67	121.90
2	2B	16	ASN	OD1-CG-ND2	-5.32	109.67	121.90
2	2F	24	PRO	CA-CB-CG	5.32	114.90	104.80
2	2R	81	LEU	CA-C-O	-5.32	108.94	120.10
2	2V	81	LEU	CA-C-O	-5.32	108.94	120.10
2	2Z	81	LEU	CA-C-O	-5.32	108.94	120.10
2	27	24	PRO	CA-CB-CG	5.32	114.90	104.80
2	3F	24	PRO	CA-CB-CG	5.32	114.90	104.80
2	3R	16	ASN	OD1-CG-ND2	-5.32	109.67	121.90
2	3V	16	ASN	OD1-CG-ND2	-5.32	109.67	121.90
2	3Z	16	ASN	OD1-CG-ND2	-5.32	109.67	121.90
2	4B	24	PRO	CA-CB-CG	5.32	114.90	104.80
2	4N	24	PRO	CA-CB-CG	5.32	114.90	104.80
2	4V	24	PRO	CA-CB-CG	5.32	114.90	104.80
2	43	81	LEU	CA-C-O	-5.32	108.94	120.10
2	47	81	LEU	CA-C-O	-5.32	108.94	120.10
2	5B	81	LEU	CA-C-O	-5.32	108.94	120.10
2	5F	16	ASN	OD1-CG-ND2	-5.32	109.67	121.90
2	5J	16	ASN	OD1-CG-ND2	-5.32	109.67	121.90
2	5N	16	ASN	OD1-CG-ND2	-5.32	109.67	121.90
2	5R	24	PRO	CA-CB-CG	5.32	114.90	104.80
2	53	81	LEU	CA-C-O	-5.32	108.94	120.10
2	57	81	LEU	CA-C-O	-5.32	108.94	120.10
2	6B	81	LEU	CA-C-O	-5.32	108.94	120.10
2	6J	24	PRO	CA-CB-CG	5.32	114.90	104.80
2	6R	24	PRO	CA-CB-CG	5.32	114.90	104.80
2	63	16	ASN	OD1-CG-ND2	-5.32	109.67	121.90
2	67	16	ASN	OD1-CG-ND2	-5.32	109.67	121.90
2	7B	16	ASN	OD1-CG-ND2	-5.32	109.67	121.90
2	7N	24	PRO	CA-CB-CG	5.32	114.90	104.80
2	1N	24	PRO	CA-CB-CG	5.31	114.90	104.80
2	2J	24	PRO	CA-CB-CG	5.31	114.90	104.80
2	3B	24	PRO	CA-CB-CG	5.31	114.90	104.80
2	3J	24	PRO	CA-CB-CG	5.31	114.90	104.80

*Continued on next page...*

*Continued from previous page...*

Mol	Chain	Res	Type	Atoms	Z	Observed(°)	Ideal(°)
2	33	24	PRO	CA-CB-CG	5.31	114.90	104.80
2	4F	24	PRO	CA-CB-CG	5.31	114.90	104.80
2	4Z	24	PRO	CA-CB-CG	5.31	114.90	104.80
2	5V	24	PRO	CA-CB-CG	5.31	114.90	104.80
2	6N	24	PRO	CA-CB-CG	5.31	114.90	104.80
2	6V	24	PRO	CA-CB-CG	5.31	114.90	104.80
2	7F	24	PRO	CA-CB-CG	5.31	114.90	104.80
2	7R	24	PRO	CA-CB-CG	5.31	114.90	104.80
2	1B	16	ASN	OD1-CG-ND2	-5.31	109.68	121.90
2	1J	16	ASN	OD1-CG-ND2	-5.31	109.68	121.90
4	1T	55	GLY	N-CA-C	-5.31	99.82	113.10
4	1X	55	GLY	N-CA-C	-5.31	99.82	113.10
4	11	55	GLY	N-CA-C	-5.31	99.82	113.10
2	2F	16	ASN	OD1-CG-ND2	-5.31	109.68	121.90
4	2T	55	GLY	N-CA-C	-5.31	99.82	113.10
4	2X	55	GLY	N-CA-C	-5.31	99.82	113.10
4	21	55	GLY	N-CA-C	-5.31	99.82	113.10
2	27	16	ASN	OD1-CG-ND2	-5.31	109.68	121.90
2	3F	16	ASN	OD1-CG-ND2	-5.31	109.68	121.90
2	4B	16	ASN	OD1-CG-ND2	-5.31	109.68	121.90
2	4N	16	ASN	OD1-CG-ND2	-5.31	109.68	121.90
2	4V	16	ASN	OD1-CG-ND2	-5.31	109.68	121.90
4	45	55	GLY	N-CA-C	-5.31	99.82	113.10
4	49	55	GLY	N-CA-C	-5.31	99.82	113.10
4	5D	55	GLY	N-CA-C	-5.31	99.82	113.10
2	5R	16	ASN	OD1-CG-ND2	-5.31	109.68	121.90
4	55	55	GLY	N-CA-C	-5.31	99.82	113.10
4	59	55	GLY	N-CA-C	-5.31	99.82	113.10
4	6D	55	GLY	N-CA-C	-5.31	99.82	113.10
2	6J	16	ASN	OD1-CG-ND2	-5.31	109.68	121.90
2	6R	16	ASN	OD1-CG-ND2	-5.31	109.68	121.90
2	7N	16	ASN	OD1-CG-ND2	-5.31	109.68	121.90
2	1B	81	LEU	CA-C-O	-5.31	108.95	120.10
2	1J	81	LEU	CA-C-O	-5.31	108.95	120.10
2	1R	16	ASN	OD1-CG-ND2	-5.31	109.69	121.90
2	1V	16	ASN	OD1-CG-ND2	-5.31	109.69	121.90
2	1Z	16	ASN	OD1-CG-ND2	-5.31	109.69	121.90
2	13	81	LEU	CA-C-O	-5.31	108.95	120.10
2	17	81	LEU	CA-C-O	-5.31	108.95	120.10
2	2B	81	LEU	CA-C-O	-5.31	108.95	120.10
2	2F	81	LEU	CA-C-O	-5.31	108.95	120.10
2	2R	16	ASN	OD1-CG-ND2	-5.31	109.69	121.90

*Continued on next page...*

*Continued from previous page...*

Mol	Chain	Res	Type	Atoms	Z	Observed(°)	Ideal(°)
2	2V	16	ASN	OD1-CG-ND2	-5.31	109.69	121.90
2	2Z	16	ASN	OD1-CG-ND2	-5.31	109.69	121.90
2	27	81	LEU	CA-C-O	-5.31	108.95	120.10
2	3F	81	LEU	CA-C-O	-5.31	108.95	120.10
2	3R	81	LEU	CA-C-O	-5.31	108.95	120.10
2	3V	81	LEU	CA-C-O	-5.31	108.95	120.10
2	3Z	81	LEU	CA-C-O	-5.31	108.95	120.10
2	4B	81	LEU	CA-C-O	-5.31	108.95	120.10
2	4N	81	LEU	CA-C-O	-5.31	108.95	120.10
2	4V	81	LEU	CA-C-O	-5.31	108.95	120.10
2	43	16	ASN	OD1-CG-ND2	-5.31	109.69	121.90
2	47	16	ASN	OD1-CG-ND2	-5.31	109.69	121.90
2	5B	16	ASN	OD1-CG-ND2	-5.31	109.69	121.90
2	5F	81	LEU	CA-C-O	-5.31	108.95	120.10
2	5J	81	LEU	CA-C-O	-5.31	108.95	120.10
2	5N	81	LEU	CA-C-O	-5.31	108.95	120.10
2	5R	81	LEU	CA-C-O	-5.31	108.95	120.10
2	53	16	ASN	OD1-CG-ND2	-5.31	109.69	121.90
2	57	16	ASN	OD1-CG-ND2	-5.31	109.69	121.90
2	6B	16	ASN	OD1-CG-ND2	-5.31	109.69	121.90
2	6J	81	LEU	CA-C-O	-5.31	108.95	120.10
2	6R	81	LEU	CA-C-O	-5.31	108.95	120.10
2	63	81	LEU	CA-C-O	-5.31	108.95	120.10
2	67	81	LEU	CA-C-O	-5.31	108.95	120.10
2	7B	81	LEU	CA-C-O	-5.31	108.95	120.10
2	7N	81	LEU	CA-C-O	-5.31	108.95	120.10
1	1A	6	ALA	CA-C-N	-5.31	105.52	117.20
4	1D	55	GLY	N-CA-C	-5.31	99.83	113.10
2	1F	81	LEU	CA-C-O	-5.31	108.96	120.10
1	1I	6	ALA	CA-C-N	-5.31	105.52	117.20
4	1L	55	GLY	N-CA-C	-5.31	99.83	113.10
4	1P	55	GLY	N-CA-C	-5.31	99.83	113.10
1	12	6	ALA	CA-C-N	-5.31	105.52	117.20
1	16	6	ALA	CA-C-N	-5.31	105.52	117.20
1	2A	6	ALA	CA-C-N	-5.31	105.52	117.20
1	2E	6	ALA	CA-C-N	-5.31	105.52	117.20
4	2H	55	GLY	N-CA-C	-5.31	99.83	113.10
4	2L	55	GLY	N-CA-C	-5.31	99.83	113.10
2	2N	81	LEU	CA-C-O	-5.31	108.96	120.10
2	23	81	LEU	CA-C-O	-5.31	108.96	120.10
1	26	6	ALA	CA-C-N	-5.31	105.52	117.20
4	29	55	GLY	N-CA-C	-5.31	99.83	113.10

*Continued on next page...*

*Continued from previous page...*

Mol	Chain	Res	Type	Atoms	Z	Observed(°)	Ideal(°)
4	3D	55	GLY	N-CA-C	-5.31	99.83	113.10
1	3E	6	ALA	CA-C-N	-5.31	105.52	117.20
4	3H	55	GLY	N-CA-C	-5.31	99.83	113.10
4	3L	55	GLY	N-CA-C	-5.31	99.83	113.10
2	3N	81	LEU	CA-C-O	-5.31	108.96	120.10
1	3Q	6	ALA	CA-C-N	-5.31	105.52	117.20
1	3U	6	ALA	CA-C-N	-5.31	105.52	117.20
1	3Y	6	ALA	CA-C-N	-5.31	105.52	117.20
4	35	55	GLY	N-CA-C	-5.31	99.83	113.10
2	37	81	LEU	CA-C-O	-5.31	108.96	120.10
1	4A	6	ALA	CA-C-N	-5.31	105.52	117.20
4	4D	55	GLY	N-CA-C	-5.31	99.83	113.10
4	4H	55	GLY	N-CA-C	-5.31	99.83	113.10
2	4J	81	LEU	CA-C-O	-5.31	108.96	120.10
1	4M	6	ALA	CA-C-N	-5.31	105.52	117.20
4	4P	55	GLY	N-CA-C	-5.31	99.83	113.10
2	4R	81	LEU	CA-C-O	-5.31	108.96	120.10
1	4U	6	ALA	CA-C-N	-5.31	105.52	117.20
4	4X	55	GLY	N-CA-C	-5.31	99.83	113.10
4	4I	55	GLY	N-CA-C	-5.31	99.83	113.10
1	5E	6	ALA	CA-C-N	-5.31	105.52	117.20
1	5I	6	ALA	CA-C-N	-5.31	105.52	117.20
1	5M	6	ALA	CA-C-N	-5.31	105.52	117.20
1	5Q	6	ALA	CA-C-N	-5.31	105.52	117.20
4	5T	55	GLY	N-CA-C	-5.31	99.83	113.10
4	5X	55	GLY	N-CA-C	-5.31	99.83	113.10
2	5Z	81	LEU	CA-C-O	-5.31	108.96	120.10
2	6F	81	LEU	CA-C-O	-5.31	108.96	120.10
1	6I	6	ALA	CA-C-N	-5.31	105.52	117.20
4	6L	55	GLY	N-CA-C	-5.31	99.83	113.10
4	6P	55	GLY	N-CA-C	-5.31	99.83	113.10
1	6Q	6	ALA	CA-C-N	-5.31	105.52	117.20
4	6T	55	GLY	N-CA-C	-5.31	99.83	113.10
4	6X	55	GLY	N-CA-C	-5.31	99.83	113.10
2	6Z	81	LEU	CA-C-O	-5.31	108.96	120.10
1	62	6	ALA	CA-C-N	-5.31	105.52	117.20
1	66	6	ALA	CA-C-N	-5.31	105.52	117.20
1	7A	6	ALA	CA-C-N	-5.31	105.52	117.20
4	7H	55	GLY	N-CA-C	-5.31	99.83	113.10
2	7J	81	LEU	CA-C-O	-5.31	108.96	120.10
1	7M	6	ALA	CA-C-N	-5.31	105.52	117.20
4	7P	55	GLY	N-CA-C	-5.31	99.83	113.10

*Continued on next page...*

*Continued from previous page...*

Mol	Chain	Res	Type	Atoms	Z	Observed(°)	Ideal(°)
4	7T	55	GLY	N-CA-C	-5.31	99.83	113.10
2	7V	81	LEU	CA-C-O	-5.31	108.96	120.10
1	1E	6	ALA	CA-C-N	-5.30	105.53	117.20
2	1F	24	PRO	CA-CB-CG	5.30	114.88	104.80
1	2M	6	ALA	CA-C-N	-5.30	105.53	117.20
2	2N	24	PRO	CA-CB-CG	5.30	114.88	104.80
1	22	6	ALA	CA-C-N	-5.30	105.53	117.20
2	23	24	PRO	CA-CB-CG	5.30	114.88	104.80
1	3M	6	ALA	CA-C-N	-5.30	105.53	117.20
2	3N	24	PRO	CA-CB-CG	5.30	114.88	104.80
1	36	6	ALA	CA-C-N	-5.30	105.53	117.20
2	37	24	PRO	CA-CB-CG	5.30	114.88	104.80
1	4I	6	ALA	CA-C-N	-5.30	105.53	117.20
2	4J	24	PRO	CA-CB-CG	5.30	114.88	104.80
1	4Q	6	ALA	CA-C-N	-5.30	105.53	117.20
2	4R	24	PRO	CA-CB-CG	5.30	114.88	104.80
1	5Y	6	ALA	CA-C-N	-5.30	105.53	117.20
2	5Z	24	PRO	CA-CB-CG	5.30	114.88	104.80
1	6E	6	ALA	CA-C-N	-5.30	105.53	117.20
2	6F	24	PRO	CA-CB-CG	5.30	114.88	104.80
1	6Y	6	ALA	CA-C-N	-5.30	105.53	117.20
2	6Z	24	PRO	CA-CB-CG	5.30	114.88	104.80
1	7I	6	ALA	CA-C-N	-5.30	105.53	117.20
2	7J	24	PRO	CA-CB-CG	5.30	114.88	104.80
1	7U	6	ALA	CA-C-N	-5.30	105.53	117.20
2	7V	24	PRO	CA-CB-CG	5.30	114.88	104.80
2	1N	81	LEU	CA-C-O	-5.30	108.96	120.10
2	2J	81	LEU	CA-C-O	-5.30	108.96	120.10
2	3B	81	LEU	CA-C-O	-5.30	108.96	120.10
2	3J	81	LEU	CA-C-O	-5.30	108.96	120.10
2	33	81	LEU	CA-C-O	-5.30	108.96	120.10
2	4F	81	LEU	CA-C-O	-5.30	108.96	120.10
2	4Z	81	LEU	CA-C-O	-5.30	108.96	120.10
2	5V	81	LEU	CA-C-O	-5.30	108.96	120.10
2	6N	81	LEU	CA-C-O	-5.30	108.96	120.10
2	6V	81	LEU	CA-C-O	-5.30	108.96	120.10
2	7F	81	LEU	CA-C-O	-5.30	108.96	120.10
2	7R	81	LEU	CA-C-O	-5.30	108.96	120.10
1	1M	172	PHE	N-CA-C	5.30	125.32	111.00
1	2I	172	PHE	N-CA-C	5.30	125.32	111.00
1	3A	172	PHE	N-CA-C	5.30	125.32	111.00
1	3I	172	PHE	N-CA-C	5.30	125.32	111.00

*Continued on next page...*

*Continued from previous page...*

Mol	Chain	Res	Type	Atoms	Z	Observed(°)	Ideal(°)
1	32	172	PHE	N-CA-C	5.30	125.32	111.00
1	4E	172	PHE	N-CA-C	5.30	125.32	111.00
1	4Y	172	PHE	N-CA-C	5.30	125.32	111.00
1	5U	172	PHE	N-CA-C	5.30	125.32	111.00
1	6M	172	PHE	N-CA-C	5.30	125.32	111.00
1	6U	172	PHE	N-CA-C	5.30	125.32	111.00
1	7E	172	PHE	N-CA-C	5.30	125.32	111.00
1	7Q	172	PHE	N-CA-C	5.30	125.32	111.00
1	1Q	92	ASN	CB-CA-C	-5.30	99.80	110.40
1	1U	92	ASN	CB-CA-C	-5.30	99.80	110.40
1	1Y	92	ASN	CB-CA-C	-5.30	99.80	110.40
1	2Q	92	ASN	CB-CA-C	-5.30	99.80	110.40
1	2U	92	ASN	CB-CA-C	-5.30	99.80	110.40
1	2Y	92	ASN	CB-CA-C	-5.30	99.80	110.40
1	42	92	ASN	CB-CA-C	-5.30	99.80	110.40
1	46	92	ASN	CB-CA-C	-5.30	99.80	110.40
1	5A	92	ASN	CB-CA-C	-5.30	99.80	110.40
1	52	92	ASN	CB-CA-C	-5.30	99.80	110.40
1	56	92	ASN	CB-CA-C	-5.30	99.80	110.40
1	6A	92	ASN	CB-CA-C	-5.30	99.80	110.40
1	1M	33	SER	O-C-N	5.30	131.18	122.70
1	12	92	ASN	CB-CA-C	-5.30	99.81	110.40
1	16	92	ASN	CB-CA-C	-5.30	99.81	110.40
1	2A	92	ASN	CB-CA-C	-5.30	99.81	110.40
1	2I	33	SER	O-C-N	5.30	131.18	122.70
1	3A	33	SER	O-C-N	5.30	131.18	122.70
1	3I	33	SER	O-C-N	5.30	131.18	122.70
1	3Q	92	ASN	CB-CA-C	-5.30	99.81	110.40
1	3U	92	ASN	CB-CA-C	-5.30	99.81	110.40
1	3Y	92	ASN	CB-CA-C	-5.30	99.81	110.40
1	32	33	SER	O-C-N	5.30	131.18	122.70
1	4E	33	SER	O-C-N	5.30	131.18	122.70
1	4Y	33	SER	O-C-N	5.30	131.18	122.70
1	5E	92	ASN	CB-CA-C	-5.30	99.81	110.40
1	5I	92	ASN	CB-CA-C	-5.30	99.81	110.40
1	5M	92	ASN	CB-CA-C	-5.30	99.81	110.40
1	5U	33	SER	O-C-N	5.30	131.18	122.70
1	6M	33	SER	O-C-N	5.30	131.18	122.70
1	6U	33	SER	O-C-N	5.30	131.18	122.70
1	62	92	ASN	CB-CA-C	-5.30	99.81	110.40
1	66	92	ASN	CB-CA-C	-5.30	99.81	110.40
1	7A	92	ASN	CB-CA-C	-5.30	99.81	110.40

*Continued on next page...*

*Continued from previous page...*

Mol	Chain	Res	Type	Atoms	Z	Observed(°)	Ideal(°)
1	7E	33	SER	O-C-N	5.30	131.18	122.70
1	7Q	33	SER	O-C-N	5.30	131.18	122.70
2	1N	228	ASP	N-CA-C	-5.29	96.70	111.00
2	2J	228	ASP	N-CA-C	-5.29	96.70	111.00
2	3B	228	ASP	N-CA-C	-5.29	96.70	111.00
2	3J	228	ASP	N-CA-C	-5.29	96.70	111.00
2	33	228	ASP	N-CA-C	-5.29	96.70	111.00
2	4F	228	ASP	N-CA-C	-5.29	96.70	111.00
2	4Z	228	ASP	N-CA-C	-5.29	96.70	111.00
2	5V	228	ASP	N-CA-C	-5.29	96.70	111.00
2	6N	228	ASP	N-CA-C	-5.29	96.70	111.00
2	6V	228	ASP	N-CA-C	-5.29	96.70	111.00
2	7F	228	ASP	N-CA-C	-5.29	96.70	111.00
2	7R	228	ASP	N-CA-C	-5.29	96.70	111.00
1	1M	6	ALA	CA-C-N	-5.29	105.55	117.20
2	1N	16	ASN	OD1-CG-ND2	-5.29	109.72	121.90
1	2I	6	ALA	CA-C-N	-5.29	105.55	117.20
2	2J	16	ASN	OD1-CG-ND2	-5.29	109.72	121.90
1	3A	6	ALA	CA-C-N	-5.29	105.55	117.20
2	3B	16	ASN	OD1-CG-ND2	-5.29	109.72	121.90
1	3I	6	ALA	CA-C-N	-5.29	105.55	117.20
2	3J	16	ASN	OD1-CG-ND2	-5.29	109.72	121.90
1	32	6	ALA	CA-C-N	-5.29	105.55	117.20
2	33	16	ASN	OD1-CG-ND2	-5.29	109.72	121.90
1	4E	6	ALA	CA-C-N	-5.29	105.55	117.20
2	4F	16	ASN	OD1-CG-ND2	-5.29	109.72	121.90
1	4Y	6	ALA	CA-C-N	-5.29	105.55	117.20
2	4Z	16	ASN	OD1-CG-ND2	-5.29	109.72	121.90
1	5U	6	ALA	CA-C-N	-5.29	105.55	117.20
2	5V	16	ASN	OD1-CG-ND2	-5.29	109.72	121.90
1	6M	6	ALA	CA-C-N	-5.29	105.55	117.20
2	6N	16	ASN	OD1-CG-ND2	-5.29	109.72	121.90
1	6U	6	ALA	CA-C-N	-5.29	105.55	117.20
2	6V	16	ASN	OD1-CG-ND2	-5.29	109.72	121.90
1	7E	6	ALA	CA-C-N	-5.29	105.55	117.20
2	7F	16	ASN	OD1-CG-ND2	-5.29	109.72	121.90
1	7Q	6	ALA	CA-C-N	-5.29	105.55	117.20
2	7R	16	ASN	OD1-CG-ND2	-5.29	109.72	121.90
1	1A	92	ASN	CB-CA-C	-5.29	99.82	110.40
1	1I	92	ASN	CB-CA-C	-5.29	99.82	110.40
2	13	228	ASP	N-CA-C	-5.29	96.72	111.00
2	17	228	ASP	N-CA-C	-5.29	96.72	111.00

*Continued on next page...*



*Continued from previous page...*

Mol	Chain	Res	Type	Atoms	Z	Observed(°)	Ideal(°)
2	2B	228	ASP	N-CA-C	-5.29	96.72	111.00
1	2E	92	ASN	CB-CA-C	-5.29	99.82	110.40
1	26	92	ASN	CB-CA-C	-5.29	99.82	110.40
1	3E	92	ASN	CB-CA-C	-5.29	99.82	110.40
2	3R	228	ASP	N-CA-C	-5.29	96.72	111.00
2	3V	228	ASP	N-CA-C	-5.29	96.72	111.00
2	3Z	228	ASP	N-CA-C	-5.29	96.72	111.00
1	4A	92	ASN	CB-CA-C	-5.29	99.82	110.40
1	4M	92	ASN	CB-CA-C	-5.29	99.82	110.40
1	4U	92	ASN	CB-CA-C	-5.29	99.82	110.40
2	5F	228	ASP	N-CA-C	-5.29	96.72	111.00
2	5J	228	ASP	N-CA-C	-5.29	96.72	111.00
2	5N	228	ASP	N-CA-C	-5.29	96.72	111.00
1	5Q	92	ASN	CB-CA-C	-5.29	99.82	110.40
1	6I	92	ASN	CB-CA-C	-5.29	99.82	110.40
1	6Q	92	ASN	CB-CA-C	-5.29	99.82	110.40
2	63	228	ASP	N-CA-C	-5.29	96.72	111.00
2	67	228	ASP	N-CA-C	-5.29	96.72	111.00
2	7B	228	ASP	N-CA-C	-5.29	96.72	111.00
1	7M	92	ASN	CB-CA-C	-5.29	99.82	110.40
1	1A	33	SER	O-C-N	5.29	131.16	122.70
2	1B	228	ASP	N-CA-C	-5.29	96.72	111.00
2	1F	228	ASP	N-CA-C	-5.29	96.72	111.00
1	1I	33	SER	O-C-N	5.29	131.16	122.70
2	1J	228	ASP	N-CA-C	-5.29	96.72	111.00
1	1Q	6	ALA	CA-C-N	-5.29	105.57	117.20
1	1U	6	ALA	CA-C-N	-5.29	105.57	117.20
1	1Y	6	ALA	CA-C-N	-5.29	105.57	117.20
1	2E	33	SER	O-C-N	5.29	131.16	122.70
2	2F	228	ASP	N-CA-C	-5.29	96.72	111.00
2	2N	228	ASP	N-CA-C	-5.29	96.72	111.00
1	2Q	6	ALA	CA-C-N	-5.29	105.57	117.20
1	2U	6	ALA	CA-C-N	-5.29	105.57	117.20
1	2Y	6	ALA	CA-C-N	-5.29	105.57	117.20
2	23	228	ASP	N-CA-C	-5.29	96.72	111.00
1	26	33	SER	O-C-N	5.29	131.16	122.70
2	27	228	ASP	N-CA-C	-5.29	96.72	111.00
1	3E	33	SER	O-C-N	5.29	131.16	122.70
2	3F	228	ASP	N-CA-C	-5.29	96.72	111.00
2	3N	228	ASP	N-CA-C	-5.29	96.72	111.00
2	37	228	ASP	N-CA-C	-5.29	96.72	111.00
1	4A	33	SER	O-C-N	5.29	131.16	122.70

*Continued on next page...*

*Continued from previous page...*

Mol	Chain	Res	Type	Atoms	Z	Observed(°)	Ideal(°)
2	4B	228	ASP	N-CA-C	-5.29	96.72	111.00
2	4J	228	ASP	N-CA-C	-5.29	96.72	111.00
1	4M	33	SER	O-C-N	5.29	131.16	122.70
2	4N	228	ASP	N-CA-C	-5.29	96.72	111.00
2	4R	228	ASP	N-CA-C	-5.29	96.72	111.00
1	4U	33	SER	O-C-N	5.29	131.16	122.70
2	4V	228	ASP	N-CA-C	-5.29	96.72	111.00
1	42	6	ALA	CA-C-N	-5.29	105.57	117.20
1	46	6	ALA	CA-C-N	-5.29	105.57	117.20
1	5A	6	ALA	CA-C-N	-5.29	105.57	117.20
1	5Q	33	SER	O-C-N	5.29	131.16	122.70
2	5R	228	ASP	N-CA-C	-5.29	96.72	111.00
2	5Z	228	ASP	N-CA-C	-5.29	96.72	111.00
1	52	6	ALA	CA-C-N	-5.29	105.57	117.20
1	56	6	ALA	CA-C-N	-5.29	105.57	117.20
1	6A	6	ALA	CA-C-N	-5.29	105.57	117.20
2	6F	228	ASP	N-CA-C	-5.29	96.72	111.00
1	6I	33	SER	O-C-N	5.29	131.16	122.70
2	6J	228	ASP	N-CA-C	-5.29	96.72	111.00
1	6Q	33	SER	O-C-N	5.29	131.16	122.70
2	6R	228	ASP	N-CA-C	-5.29	96.72	111.00
2	6Z	228	ASP	N-CA-C	-5.29	96.72	111.00
2	7J	228	ASP	N-CA-C	-5.29	96.72	111.00
1	7M	33	SER	O-C-N	5.29	131.16	122.70
2	7N	228	ASP	N-CA-C	-5.29	96.72	111.00
2	7V	228	ASP	N-CA-C	-5.29	96.72	111.00
2	1R	24	PRO	CA-CB-CG	5.29	114.84	104.80
2	1V	24	PRO	CA-CB-CG	5.29	114.84	104.80
2	1Z	24	PRO	CA-CB-CG	5.29	114.84	104.80
2	2R	24	PRO	CA-CB-CG	5.29	114.84	104.80
2	2V	24	PRO	CA-CB-CG	5.29	114.84	104.80
2	2Z	24	PRO	CA-CB-CG	5.29	114.84	104.80
2	43	24	PRO	CA-CB-CG	5.29	114.84	104.80
2	47	24	PRO	CA-CB-CG	5.29	114.84	104.80
2	5B	24	PRO	CA-CB-CG	5.29	114.84	104.80
2	53	24	PRO	CA-CB-CG	5.29	114.84	104.80
2	57	24	PRO	CA-CB-CG	5.29	114.84	104.80
2	6B	24	PRO	CA-CB-CG	5.29	114.84	104.80
1	1Q	95	THR	N-CA-CB	-5.28	100.26	110.30
2	1R	228	ASP	N-CA-C	-5.28	96.74	111.00
1	1U	95	THR	N-CA-CB	-5.28	100.26	110.30
2	1V	228	ASP	N-CA-C	-5.28	96.74	111.00

*Continued on next page...*

*Continued from previous page...*

Mol	Chain	Res	Type	Atoms	Z	Observed(°)	Ideal(°)
1	1Y	95	THR	N-CA-CB	-5.28	100.26	110.30
2	1Z	228	ASP	N-CA-C	-5.28	96.74	111.00
1	2Q	95	THR	N-CA-CB	-5.28	100.26	110.30
2	2R	228	ASP	N-CA-C	-5.28	96.74	111.00
1	2U	95	THR	N-CA-CB	-5.28	100.26	110.30
2	2V	228	ASP	N-CA-C	-5.28	96.74	111.00
1	2Y	95	THR	N-CA-CB	-5.28	100.26	110.30
2	2Z	228	ASP	N-CA-C	-5.28	96.74	111.00
1	42	95	THR	N-CA-CB	-5.28	100.26	110.30
2	43	228	ASP	N-CA-C	-5.28	96.74	111.00
1	46	95	THR	N-CA-CB	-5.28	100.26	110.30
2	47	228	ASP	N-CA-C	-5.28	96.74	111.00
1	5A	95	THR	N-CA-CB	-5.28	100.26	110.30
2	5B	228	ASP	N-CA-C	-5.28	96.74	111.00
1	52	95	THR	N-CA-CB	-5.28	100.26	110.30
2	53	228	ASP	N-CA-C	-5.28	96.74	111.00
1	56	95	THR	N-CA-CB	-5.28	100.26	110.30
2	57	228	ASP	N-CA-C	-5.28	96.74	111.00
1	6A	95	THR	N-CA-CB	-5.28	100.26	110.30
2	6B	228	ASP	N-CA-C	-5.28	96.74	111.00
1	12	33	SER	O-C-N	5.28	131.15	122.70
1	16	33	SER	O-C-N	5.28	131.15	122.70
1	2A	33	SER	O-C-N	5.28	131.15	122.70
1	3Q	33	SER	O-C-N	5.28	131.15	122.70
1	3U	33	SER	O-C-N	5.28	131.15	122.70
1	3Y	33	SER	O-C-N	5.28	131.15	122.70
1	5E	33	SER	O-C-N	5.28	131.15	122.70
1	5I	33	SER	O-C-N	5.28	131.15	122.70
1	5M	33	SER	O-C-N	5.28	131.15	122.70
1	62	33	SER	O-C-N	5.28	131.15	122.70
1	66	33	SER	O-C-N	5.28	131.15	122.70
1	7A	33	SER	O-C-N	5.28	131.15	122.70
1	1M	92	ASN	CB-CA-C	-5.28	99.84	110.40
1	2I	92	ASN	CB-CA-C	-5.28	99.84	110.40
1	3A	92	ASN	CB-CA-C	-5.28	99.84	110.40
1	3I	92	ASN	CB-CA-C	-5.28	99.84	110.40
1	32	92	ASN	CB-CA-C	-5.28	99.84	110.40
1	4E	92	ASN	CB-CA-C	-5.28	99.84	110.40
1	4Y	92	ASN	CB-CA-C	-5.28	99.84	110.40
1	5U	92	ASN	CB-CA-C	-5.28	99.84	110.40
1	6M	92	ASN	CB-CA-C	-5.28	99.84	110.40
1	6U	92	ASN	CB-CA-C	-5.28	99.84	110.40

*Continued on next page...*

*Continued from previous page...*

Mol	Chain	Res	Type	Atoms	Z	Observed(°)	Ideal(°)
1	7E	92	ASN	CB-CA-C	-5.28	99.84	110.40
1	7Q	92	ASN	CB-CA-C	-5.28	99.84	110.40
1	1E	92	ASN	CB-CA-C	-5.28	99.84	110.40
1	2M	92	ASN	CB-CA-C	-5.28	99.84	110.40
1	22	92	ASN	CB-CA-C	-5.28	99.84	110.40
1	3M	92	ASN	CB-CA-C	-5.28	99.84	110.40
1	36	92	ASN	CB-CA-C	-5.28	99.84	110.40
1	4I	92	ASN	CB-CA-C	-5.28	99.84	110.40
1	4Q	92	ASN	CB-CA-C	-5.28	99.84	110.40
1	5Y	92	ASN	CB-CA-C	-5.28	99.84	110.40
1	6E	92	ASN	CB-CA-C	-5.28	99.84	110.40
1	6Y	92	ASN	CB-CA-C	-5.28	99.84	110.40
1	7I	92	ASN	CB-CA-C	-5.28	99.84	110.40
1	7U	92	ASN	CB-CA-C	-5.28	99.84	110.40
1	1M	95	THR	N-CA-CB	-5.28	100.28	110.30
1	2I	95	THR	N-CA-CB	-5.28	100.28	110.30
1	3A	95	THR	N-CA-CB	-5.28	100.28	110.30
1	3I	95	THR	N-CA-CB	-5.28	100.28	110.30
1	32	95	THR	N-CA-CB	-5.28	100.28	110.30
1	4E	95	THR	N-CA-CB	-5.28	100.28	110.30
1	4Y	95	THR	N-CA-CB	-5.28	100.28	110.30
1	5U	95	THR	N-CA-CB	-5.28	100.28	110.30
1	6M	95	THR	N-CA-CB	-5.28	100.28	110.30
1	6U	95	THR	N-CA-CB	-5.28	100.28	110.30
1	7E	95	THR	N-CA-CB	-5.28	100.28	110.30
1	7Q	95	THR	N-CA-CB	-5.28	100.28	110.30
1	1E	95	THR	N-CA-CB	-5.27	100.28	110.30
1	12	95	THR	N-CA-CB	-5.27	100.28	110.30
1	16	95	THR	N-CA-CB	-5.27	100.28	110.30
1	2A	95	THR	N-CA-CB	-5.27	100.28	110.30
1	2M	95	THR	N-CA-CB	-5.27	100.28	110.30
1	22	95	THR	N-CA-CB	-5.27	100.28	110.30
1	3M	95	THR	N-CA-CB	-5.27	100.28	110.30
1	3Q	95	THR	N-CA-CB	-5.27	100.28	110.30
1	3U	95	THR	N-CA-CB	-5.27	100.28	110.30
1	3Y	95	THR	N-CA-CB	-5.27	100.28	110.30
1	36	95	THR	N-CA-CB	-5.27	100.28	110.30
1	4I	95	THR	N-CA-CB	-5.27	100.28	110.30
1	4Q	95	THR	N-CA-CB	-5.27	100.28	110.30
1	5E	95	THR	N-CA-CB	-5.27	100.28	110.30
1	5I	95	THR	N-CA-CB	-5.27	100.28	110.30
1	5M	95	THR	N-CA-CB	-5.27	100.28	110.30

*Continued on next page...*

*Continued from previous page...*

Mol	Chain	Res	Type	Atoms	Z	Observed(°)	Ideal(°)
1	5Y	95	THR	N-CA-CB	-5.27	100.28	110.30
1	6E	95	THR	N-CA-CB	-5.27	100.28	110.30
1	6Y	95	THR	N-CA-CB	-5.27	100.28	110.30
1	6Z	95	THR	N-CA-CB	-5.27	100.28	110.30
1	66	95	THR	N-CA-CB	-5.27	100.28	110.30
1	7A	95	THR	N-CA-CB	-5.27	100.28	110.30
1	7I	95	THR	N-CA-CB	-5.27	100.28	110.30
1	7U	95	THR	N-CA-CB	-5.27	100.28	110.30
2	13	108	HIS	C-N-CA	5.27	134.88	121.70
2	17	108	HIS	C-N-CA	5.27	134.88	121.70
2	2B	108	HIS	C-N-CA	5.27	134.88	121.70
2	3R	108	HIS	C-N-CA	5.27	134.88	121.70
2	3V	108	HIS	C-N-CA	5.27	134.88	121.70
2	3Z	108	HIS	C-N-CA	5.27	134.88	121.70
2	5F	108	HIS	C-N-CA	5.27	134.88	121.70
2	5J	108	HIS	C-N-CA	5.27	134.88	121.70
2	5N	108	HIS	C-N-CA	5.27	134.88	121.70
2	63	108	HIS	C-N-CA	5.27	134.88	121.70
2	67	108	HIS	C-N-CA	5.27	134.88	121.70
2	7B	108	HIS	C-N-CA	5.27	134.88	121.70
1	1A	95	THR	N-CA-CB	-5.27	100.29	110.30
1	1E	33	SER	O-C-N	5.27	131.13	122.70
1	1I	95	THR	N-CA-CB	-5.27	100.29	110.30
1	2E	95	THR	N-CA-CB	-5.27	100.29	110.30
1	2M	33	SER	O-C-N	5.27	131.13	122.70
1	22	33	SER	O-C-N	5.27	131.13	122.70
1	26	95	THR	N-CA-CB	-5.27	100.29	110.30
1	3E	95	THR	N-CA-CB	-5.27	100.29	110.30
1	3M	33	SER	O-C-N	5.27	131.13	122.70
1	36	33	SER	O-C-N	5.27	131.13	122.70
1	4A	95	THR	N-CA-CB	-5.27	100.29	110.30
1	4I	33	SER	O-C-N	5.27	131.13	122.70
1	4M	95	THR	N-CA-CB	-5.27	100.29	110.30
1	4Q	33	SER	O-C-N	5.27	131.13	122.70
1	4U	95	THR	N-CA-CB	-5.27	100.29	110.30
1	5Q	95	THR	N-CA-CB	-5.27	100.29	110.30
1	5Y	33	SER	O-C-N	5.27	131.13	122.70
1	6E	33	SER	O-C-N	5.27	131.13	122.70
1	6I	95	THR	N-CA-CB	-5.27	100.29	110.30
1	6Q	95	THR	N-CA-CB	-5.27	100.29	110.30
1	6Y	33	SER	O-C-N	5.27	131.13	122.70
1	7I	33	SER	O-C-N	5.27	131.13	122.70

*Continued on next page...*

*Continued from previous page...*

Mol	Chain	Res	Type	Atoms	Z	Observed(°)	Ideal(°)
1	7M	95	THR	N-CA-CB	-5.27	100.29	110.30
1	7U	33	SER	O-C-N	5.27	131.13	122.70
2	1F	30	PRO	C-N-CA	5.27	134.87	121.70
2	2N	30	PRO	C-N-CA	5.27	134.87	121.70
2	23	30	PRO	C-N-CA	5.27	134.87	121.70
2	3N	30	PRO	C-N-CA	5.27	134.87	121.70
2	37	30	PRO	C-N-CA	5.27	134.87	121.70
2	4J	30	PRO	C-N-CA	5.27	134.87	121.70
2	4R	30	PRO	C-N-CA	5.27	134.87	121.70
2	5Z	30	PRO	C-N-CA	5.27	134.87	121.70
2	6F	30	PRO	C-N-CA	5.27	134.87	121.70
2	6Z	30	PRO	C-N-CA	5.27	134.87	121.70
2	7J	30	PRO	C-N-CA	5.27	134.87	121.70
2	7V	30	PRO	C-N-CA	5.27	134.87	121.70
2	1F	225	ASN	N-CA-CB	-5.26	101.12	110.60
2	1N	108	HIS	C-N-CA	5.26	134.86	121.70
2	1R	14	THR	CA-CB-OG1	-5.26	97.94	109.00
2	1V	14	THR	CA-CB-OG1	-5.26	97.94	109.00
2	1Z	14	THR	CA-CB-OG1	-5.26	97.94	109.00
2	2J	108	HIS	C-N-CA	5.26	134.86	121.70
2	2N	225	ASN	N-CA-CB	-5.26	101.12	110.60
2	2R	14	THR	CA-CB-OG1	-5.26	97.94	109.00
2	2V	14	THR	CA-CB-OG1	-5.26	97.94	109.00
2	2Z	14	THR	CA-CB-OG1	-5.26	97.94	109.00
2	23	225	ASN	N-CA-CB	-5.26	101.12	110.60
2	3B	108	HIS	C-N-CA	5.26	134.86	121.70
2	3J	108	HIS	C-N-CA	5.26	134.86	121.70
2	3N	225	ASN	N-CA-CB	-5.26	101.12	110.60
2	33	108	HIS	C-N-CA	5.26	134.86	121.70
2	37	225	ASN	N-CA-CB	-5.26	101.12	110.60
2	4F	108	HIS	C-N-CA	5.26	134.86	121.70
2	4J	225	ASN	N-CA-CB	-5.26	101.12	110.60
2	4R	225	ASN	N-CA-CB	-5.26	101.12	110.60
2	4Z	108	HIS	C-N-CA	5.26	134.86	121.70
2	43	14	THR	CA-CB-OG1	-5.26	97.94	109.00
2	47	14	THR	CA-CB-OG1	-5.26	97.94	109.00
2	5B	14	THR	CA-CB-OG1	-5.26	97.94	109.00
2	5V	108	HIS	C-N-CA	5.26	134.86	121.70
2	5Z	225	ASN	N-CA-CB	-5.26	101.12	110.60
2	53	14	THR	CA-CB-OG1	-5.26	97.94	109.00
2	57	14	THR	CA-CB-OG1	-5.26	97.94	109.00
2	6B	14	THR	CA-CB-OG1	-5.26	97.94	109.00

*Continued on next page...*



*Continued from previous page...*

Mol	Chain	Res	Type	Atoms	Z	Observed(°)	Ideal(°)
2	6F	225	ASN	N-CA-CB	-5.26	101.12	110.60
2	6N	108	HIS	C-N-CA	5.26	134.86	121.70
2	6V	108	HIS	C-N-CA	5.26	134.86	121.70
2	6Z	225	ASN	N-CA-CB	-5.26	101.12	110.60
2	7F	108	HIS	C-N-CA	5.26	134.86	121.70
2	7J	225	ASN	N-CA-CB	-5.26	101.12	110.60
2	7R	108	HIS	C-N-CA	5.26	134.86	121.70
2	7V	225	ASN	N-CA-CB	-5.26	101.12	110.60
2	1N	10	GLN	CA-C-O	-5.26	109.05	120.10
2	1N	14	THR	CA-CB-OG1	-5.26	97.95	109.00
2	1R	108	HIS	C-N-CA	5.26	134.85	121.70
2	1V	108	HIS	C-N-CA	5.26	134.85	121.70
2	1Z	108	HIS	C-N-CA	5.26	134.85	121.70
2	2J	10	GLN	CA-C-O	-5.26	109.05	120.10
2	2J	14	THR	CA-CB-OG1	-5.26	97.95	109.00
2	2R	108	HIS	C-N-CA	5.26	134.85	121.70
2	2V	108	HIS	C-N-CA	5.26	134.85	121.70
2	2Z	108	HIS	C-N-CA	5.26	134.85	121.70
2	3B	10	GLN	CA-C-O	-5.26	109.05	120.10
2	3B	14	THR	CA-CB-OG1	-5.26	97.95	109.00
2	3J	10	GLN	CA-C-O	-5.26	109.05	120.10
2	3J	14	THR	CA-CB-OG1	-5.26	97.95	109.00
2	33	10	GLN	CA-C-O	-5.26	109.05	120.10
2	33	14	THR	CA-CB-OG1	-5.26	97.95	109.00
2	4F	10	GLN	CA-C-O	-5.26	109.05	120.10
2	4F	14	THR	CA-CB-OG1	-5.26	97.95	109.00
2	4Z	10	GLN	CA-C-O	-5.26	109.05	120.10
2	4Z	14	THR	CA-CB-OG1	-5.26	97.95	109.00
2	43	108	HIS	C-N-CA	5.26	134.85	121.70
2	47	108	HIS	C-N-CA	5.26	134.85	121.70
2	5B	108	HIS	C-N-CA	5.26	134.85	121.70
2	5V	10	GLN	CA-C-O	-5.26	109.05	120.10
2	5V	14	THR	CA-CB-OG1	-5.26	97.95	109.00
2	53	108	HIS	C-N-CA	5.26	134.85	121.70
2	57	108	HIS	C-N-CA	5.26	134.85	121.70
2	6B	108	HIS	C-N-CA	5.26	134.85	121.70
2	6N	10	GLN	CA-C-O	-5.26	109.05	120.10
2	6N	14	THR	CA-CB-OG1	-5.26	97.95	109.00
2	6V	10	GLN	CA-C-O	-5.26	109.05	120.10
2	6V	14	THR	CA-CB-OG1	-5.26	97.95	109.00
2	7F	10	GLN	CA-C-O	-5.26	109.05	120.10
2	7F	14	THR	CA-CB-OG1	-5.26	97.95	109.00

*Continued on next page...*



*Continued from previous page...*

Mol	Chain	Res	Type	Atoms	Z	Observed(°)	Ideal(°)
2	7R	10	GLN	CA-C-O	-5.26	109.05	120.10
2	7R	14	THR	CA-CB-OG1	-5.26	97.95	109.00
2	1B	108	HIS	C-N-CA	5.26	134.85	121.70
2	1F	14	THR	CA-CB-OG1	-5.26	97.95	109.00
2	1J	108	HIS	C-N-CA	5.26	134.85	121.70
2	2F	108	HIS	C-N-CA	5.26	134.85	121.70
2	2N	14	THR	CA-CB-OG1	-5.26	97.95	109.00
2	23	14	THR	CA-CB-OG1	-5.26	97.95	109.00
2	27	108	HIS	C-N-CA	5.26	134.85	121.70
2	3F	108	HIS	C-N-CA	5.26	134.85	121.70
2	3N	14	THR	CA-CB-OG1	-5.26	97.95	109.00
2	37	14	THR	CA-CB-OG1	-5.26	97.95	109.00
2	4B	108	HIS	C-N-CA	5.26	134.85	121.70
2	4J	14	THR	CA-CB-OG1	-5.26	97.95	109.00
2	4N	108	HIS	C-N-CA	5.26	134.85	121.70
2	4R	14	THR	CA-CB-OG1	-5.26	97.95	109.00
2	4V	108	HIS	C-N-CA	5.26	134.85	121.70
2	5R	108	HIS	C-N-CA	5.26	134.85	121.70
2	5Z	14	THR	CA-CB-OG1	-5.26	97.95	109.00
2	6F	14	THR	CA-CB-OG1	-5.26	97.95	109.00
2	6J	108	HIS	C-N-CA	5.26	134.85	121.70
2	6R	108	HIS	C-N-CA	5.26	134.85	121.70
2	6Z	14	THR	CA-CB-OG1	-5.26	97.95	109.00
2	7J	14	THR	CA-CB-OG1	-5.26	97.95	109.00
2	7N	108	HIS	C-N-CA	5.26	134.85	121.70
2	7V	14	THR	CA-CB-OG1	-5.26	97.95	109.00
1	1Q	33	SER	O-C-N	5.26	131.11	122.70
2	1R	30	PRO	C-N-CA	5.26	134.84	121.70
1	1U	33	SER	O-C-N	5.26	131.11	122.70
2	1V	30	PRO	C-N-CA	5.26	134.84	121.70
1	1Y	33	SER	O-C-N	5.26	131.11	122.70
2	1Z	30	PRO	C-N-CA	5.26	134.84	121.70
2	13	14	THR	CA-CB-OG1	-5.26	97.96	109.00
2	17	14	THR	CA-CB-OG1	-5.26	97.96	109.00
2	2B	14	THR	CA-CB-OG1	-5.26	97.96	109.00
1	2Q	33	SER	O-C-N	5.26	131.11	122.70
2	2R	30	PRO	C-N-CA	5.26	134.84	121.70
1	2U	33	SER	O-C-N	5.26	131.11	122.70
2	2V	30	PRO	C-N-CA	5.26	134.84	121.70
1	2Y	33	SER	O-C-N	5.26	131.11	122.70
2	2Z	30	PRO	C-N-CA	5.26	134.84	121.70
2	3R	14	THR	CA-CB-OG1	-5.26	97.96	109.00

*Continued on next page...*

*Continued from previous page...*

Mol	Chain	Res	Type	Atoms	Z	Observed(°)	Ideal(°)
2	3V	14	THR	CA-CB-OG1	-5.26	97.96	109.00
2	3Z	14	THR	CA-CB-OG1	-5.26	97.96	109.00
1	42	33	SER	O-C-N	5.26	131.11	122.70
2	43	30	PRO	C-N-CA	5.26	134.84	121.70
1	46	33	SER	O-C-N	5.26	131.11	122.70
2	47	30	PRO	C-N-CA	5.26	134.84	121.70
1	5A	33	SER	O-C-N	5.26	131.11	122.70
2	5B	30	PRO	C-N-CA	5.26	134.84	121.70
2	5F	14	THR	CA-CB-OG1	-5.26	97.96	109.00
2	5J	14	THR	CA-CB-OG1	-5.26	97.96	109.00
2	5N	14	THR	CA-CB-OG1	-5.26	97.96	109.00
1	52	33	SER	O-C-N	5.26	131.11	122.70
2	53	30	PRO	C-N-CA	5.26	134.84	121.70
1	56	33	SER	O-C-N	5.26	131.11	122.70
2	57	30	PRO	C-N-CA	5.26	134.84	121.70
1	6A	33	SER	O-C-N	5.26	131.11	122.70
2	6B	30	PRO	C-N-CA	5.26	134.84	121.70
2	63	14	THR	CA-CB-OG1	-5.26	97.96	109.00
2	67	14	THR	CA-CB-OG1	-5.26	97.96	109.00
2	7B	14	THR	CA-CB-OG1	-5.26	97.96	109.00
2	1B	14	THR	CA-CB-OG1	-5.25	97.97	109.00
2	1J	14	THR	CA-CB-OG1	-5.25	97.97	109.00
2	13	10	GLN	CA-C-O	-5.25	109.07	120.10
2	17	10	GLN	CA-C-O	-5.25	109.07	120.10
2	2B	10	GLN	CA-C-O	-5.25	109.07	120.10
2	2F	14	THR	CA-CB-OG1	-5.25	97.97	109.00
2	27	14	THR	CA-CB-OG1	-5.25	97.97	109.00
2	3F	14	THR	CA-CB-OG1	-5.25	97.97	109.00
2	3R	10	GLN	CA-C-O	-5.25	109.07	120.10
2	3V	10	GLN	CA-C-O	-5.25	109.07	120.10
2	3Z	10	GLN	CA-C-O	-5.25	109.07	120.10
2	4B	14	THR	CA-CB-OG1	-5.25	97.97	109.00
2	4N	14	THR	CA-CB-OG1	-5.25	97.97	109.00
2	4V	14	THR	CA-CB-OG1	-5.25	97.97	109.00
2	5F	10	GLN	CA-C-O	-5.25	109.07	120.10
2	5J	10	GLN	CA-C-O	-5.25	109.07	120.10
2	5N	10	GLN	CA-C-O	-5.25	109.07	120.10
2	5R	14	THR	CA-CB-OG1	-5.25	97.97	109.00
2	6J	14	THR	CA-CB-OG1	-5.25	97.97	109.00
2	6R	14	THR	CA-CB-OG1	-5.25	97.97	109.00
2	63	10	GLN	CA-C-O	-5.25	109.07	120.10
2	67	10	GLN	CA-C-O	-5.25	109.07	120.10

*Continued on next page...*

*Continued from previous page...*

Mol	Chain	Res	Type	Atoms	Z	Observed(°)	Ideal(°)
2	7B	10	GLN	CA-C-O	-5.25	109.07	120.10
2	7N	14	THR	CA-CB-OG1	-5.25	97.97	109.00
2	1F	10	GLN	CA-C-O	-5.25	109.08	120.10
2	1N	225	ASN	N-CA-CB	-5.25	101.15	110.60
2	2J	225	ASN	N-CA-CB	-5.25	101.15	110.60
2	2N	10	GLN	CA-C-O	-5.25	109.08	120.10
2	23	10	GLN	CA-C-O	-5.25	109.08	120.10
2	3B	225	ASN	N-CA-CB	-5.25	101.15	110.60
2	3J	225	ASN	N-CA-CB	-5.25	101.15	110.60
2	3N	10	GLN	CA-C-O	-5.25	109.08	120.10
2	33	225	ASN	N-CA-CB	-5.25	101.15	110.60
2	37	10	GLN	CA-C-O	-5.25	109.08	120.10
2	4F	225	ASN	N-CA-CB	-5.25	101.15	110.60
2	4J	10	GLN	CA-C-O	-5.25	109.08	120.10
2	4R	10	GLN	CA-C-O	-5.25	109.08	120.10
2	4Z	225	ASN	N-CA-CB	-5.25	101.15	110.60
2	5V	225	ASN	N-CA-CB	-5.25	101.15	110.60
2	5Z	10	GLN	CA-C-O	-5.25	109.08	120.10
2	6F	10	GLN	CA-C-O	-5.25	109.08	120.10
2	6N	225	ASN	N-CA-CB	-5.25	101.15	110.60
2	6V	225	ASN	N-CA-CB	-5.25	101.15	110.60
2	6Z	10	GLN	CA-C-O	-5.25	109.08	120.10
2	7F	225	ASN	N-CA-CB	-5.25	101.15	110.60
2	7J	10	GLN	CA-C-O	-5.25	109.08	120.10
2	7R	225	ASN	N-CA-CB	-5.25	101.15	110.60
2	7V	10	GLN	CA-C-O	-5.25	109.08	120.10
2	1B	30	PRO	C-N-CA	5.25	134.82	121.70
2	1J	30	PRO	C-N-CA	5.25	134.82	121.70
2	1N	8	VAL	N-CA-C	5.25	125.17	111.00
2	1N	30	PRO	C-N-CA	5.25	134.82	121.70
2	2F	30	PRO	C-N-CA	5.25	134.82	121.70
2	2J	8	VAL	N-CA-C	5.25	125.17	111.00
2	2J	30	PRO	C-N-CA	5.25	134.82	121.70
2	27	30	PRO	C-N-CA	5.25	134.82	121.70
2	3B	8	VAL	N-CA-C	5.25	125.17	111.00
2	3B	30	PRO	C-N-CA	5.25	134.82	121.70
2	3F	30	PRO	C-N-CA	5.25	134.82	121.70
2	3J	8	VAL	N-CA-C	5.25	125.17	111.00
2	3J	30	PRO	C-N-CA	5.25	134.82	121.70
2	33	8	VAL	N-CA-C	5.25	125.17	111.00
2	33	30	PRO	C-N-CA	5.25	134.82	121.70
2	4B	30	PRO	C-N-CA	5.25	134.82	121.70

*Continued on next page...*

*Continued from previous page...*

Mol	Chain	Res	Type	Atoms	Z	Observed(°)	Ideal(°)
2	4F	8	VAL	N-CA-C	5.25	125.17	111.00
2	4F	30	PRO	C-N-CA	5.25	134.82	121.70
2	4N	30	PRO	C-N-CA	5.25	134.82	121.70
2	4V	30	PRO	C-N-CA	5.25	134.82	121.70
2	4Z	8	VAL	N-CA-C	5.25	125.17	111.00
2	4Z	30	PRO	C-N-CA	5.25	134.82	121.70
2	5R	30	PRO	C-N-CA	5.25	134.82	121.70
2	5V	8	VAL	N-CA-C	5.25	125.17	111.00
2	5V	30	PRO	C-N-CA	5.25	134.82	121.70
2	6J	30	PRO	C-N-CA	5.25	134.82	121.70
2	6N	8	VAL	N-CA-C	5.25	125.17	111.00
2	6N	30	PRO	C-N-CA	5.25	134.82	121.70
2	6R	30	PRO	C-N-CA	5.25	134.82	121.70
2	6V	8	VAL	N-CA-C	5.25	125.17	111.00
2	6V	30	PRO	C-N-CA	5.25	134.82	121.70
2	7F	8	VAL	N-CA-C	5.25	125.17	111.00
2	7F	30	PRO	C-N-CA	5.25	134.82	121.70
2	7N	30	PRO	C-N-CA	5.25	134.82	121.70
2	7R	8	VAL	N-CA-C	5.25	125.17	111.00
2	7R	30	PRO	C-N-CA	5.25	134.82	121.70
2	1B	10	GLN	CA-C-O	-5.25	109.08	120.10
2	1F	108	HIS	C-N-CA	5.25	134.81	121.70
2	1J	10	GLN	CA-C-O	-5.25	109.08	120.10
2	2F	10	GLN	CA-C-O	-5.25	109.08	120.10
2	2N	108	HIS	C-N-CA	5.25	134.81	121.70
2	23	108	HIS	C-N-CA	5.25	134.81	121.70
2	27	10	GLN	CA-C-O	-5.25	109.08	120.10
2	3F	10	GLN	CA-C-O	-5.25	109.08	120.10
2	3N	108	HIS	C-N-CA	5.25	134.81	121.70
2	37	108	HIS	C-N-CA	5.25	134.81	121.70
2	4B	10	GLN	CA-C-O	-5.25	109.08	120.10
2	4J	108	HIS	C-N-CA	5.25	134.81	121.70
2	4N	10	GLN	CA-C-O	-5.25	109.08	120.10
2	4R	108	HIS	C-N-CA	5.25	134.81	121.70
2	4V	10	GLN	CA-C-O	-5.25	109.08	120.10
2	5R	10	GLN	CA-C-O	-5.25	109.08	120.10
2	5Z	108	HIS	C-N-CA	5.25	134.81	121.70
2	6F	108	HIS	C-N-CA	5.25	134.81	121.70
2	6J	10	GLN	CA-C-O	-5.25	109.08	120.10
2	6R	10	GLN	CA-C-O	-5.25	109.08	120.10
2	6Z	108	HIS	C-N-CA	5.25	134.81	121.70
2	7J	108	HIS	C-N-CA	5.25	134.81	121.70

*Continued on next page...*

*Continued from previous page...*

Mol	Chain	Res	Type	Atoms	Z	Observed(°)	Ideal(°)
2	7N	10	GLN	CA-C-O	-5.25	109.08	120.10
2	7V	108	HIS	C-N-CA	5.25	134.81	121.70
2	1B	8	VAL	N-CA-C	5.24	125.15	111.00
2	1J	8	VAL	N-CA-C	5.24	125.15	111.00
2	2F	8	VAL	N-CA-C	5.24	125.15	111.00
2	27	8	VAL	N-CA-C	5.24	125.15	111.00
2	3F	8	VAL	N-CA-C	5.24	125.15	111.00
2	4B	8	VAL	N-CA-C	5.24	125.15	111.00
2	4N	8	VAL	N-CA-C	5.24	125.15	111.00
2	4V	8	VAL	N-CA-C	5.24	125.15	111.00
2	5R	8	VAL	N-CA-C	5.24	125.15	111.00
2	6J	8	VAL	N-CA-C	5.24	125.15	111.00
2	6R	8	VAL	N-CA-C	5.24	125.15	111.00
2	7N	8	VAL	N-CA-C	5.24	125.15	111.00
2	1R	8	VAL	N-CA-C	5.24	125.14	111.00
2	1V	8	VAL	N-CA-C	5.24	125.14	111.00
2	1Z	8	VAL	N-CA-C	5.24	125.14	111.00
2	13	8	VAL	N-CA-C	5.24	125.14	111.00
2	17	8	VAL	N-CA-C	5.24	125.14	111.00
2	2B	8	VAL	N-CA-C	5.24	125.14	111.00
2	2R	8	VAL	N-CA-C	5.24	125.14	111.00
2	2V	8	VAL	N-CA-C	5.24	125.14	111.00
2	2Z	8	VAL	N-CA-C	5.24	125.14	111.00
2	3R	8	VAL	N-CA-C	5.24	125.14	111.00
2	3V	8	VAL	N-CA-C	5.24	125.14	111.00
2	3Z	8	VAL	N-CA-C	5.24	125.14	111.00
2	43	8	VAL	N-CA-C	5.24	125.14	111.00
2	47	8	VAL	N-CA-C	5.24	125.14	111.00
2	5B	8	VAL	N-CA-C	5.24	125.14	111.00
2	5F	8	VAL	N-CA-C	5.24	125.14	111.00
2	5J	8	VAL	N-CA-C	5.24	125.14	111.00
2	5N	8	VAL	N-CA-C	5.24	125.14	111.00
2	53	8	VAL	N-CA-C	5.24	125.14	111.00
2	57	8	VAL	N-CA-C	5.24	125.14	111.00
2	6B	8	VAL	N-CA-C	5.24	125.14	111.00
2	63	8	VAL	N-CA-C	5.24	125.14	111.00
2	67	8	VAL	N-CA-C	5.24	125.14	111.00
2	7B	8	VAL	N-CA-C	5.24	125.14	111.00
2	1B	225	ASN	N-CA-CB	-5.24	101.17	110.60
2	1J	225	ASN	N-CA-CB	-5.24	101.17	110.60
2	13	30	PRO	C-N-CA	5.24	134.79	121.70
2	17	30	PRO	C-N-CA	5.24	134.79	121.70

*Continued on next page...*

*Continued from previous page...*

Mol	Chain	Res	Type	Atoms	Z	Observed(°)	Ideal(°)
2	2B	30	PRO	C-N-CA	5.24	134.79	121.70
2	2F	225	ASN	N-CA-CB	-5.24	101.17	110.60
2	27	225	ASN	N-CA-CB	-5.24	101.17	110.60
2	3F	225	ASN	N-CA-CB	-5.24	101.17	110.60
2	3R	30	PRO	C-N-CA	5.24	134.79	121.70
2	3V	30	PRO	C-N-CA	5.24	134.79	121.70
2	3Z	30	PRO	C-N-CA	5.24	134.79	121.70
2	4B	225	ASN	N-CA-CB	-5.24	101.17	110.60
2	4N	225	ASN	N-CA-CB	-5.24	101.17	110.60
2	4V	225	ASN	N-CA-CB	-5.24	101.17	110.60
2	5F	30	PRO	C-N-CA	5.24	134.79	121.70
2	5J	30	PRO	C-N-CA	5.24	134.79	121.70
2	5N	30	PRO	C-N-CA	5.24	134.79	121.70
2	5R	225	ASN	N-CA-CB	-5.24	101.17	110.60
2	6J	225	ASN	N-CA-CB	-5.24	101.17	110.60
2	6R	225	ASN	N-CA-CB	-5.24	101.17	110.60
2	63	30	PRO	C-N-CA	5.24	134.79	121.70
2	67	30	PRO	C-N-CA	5.24	134.79	121.70
2	7B	30	PRO	C-N-CA	5.24	134.79	121.70
2	7N	225	ASN	N-CA-CB	-5.24	101.17	110.60
2	1F	8	VAL	N-CA-C	5.24	125.14	111.00
2	2N	8	VAL	N-CA-C	5.24	125.14	111.00
2	23	8	VAL	N-CA-C	5.24	125.14	111.00
2	3N	8	VAL	N-CA-C	5.24	125.14	111.00
2	37	8	VAL	N-CA-C	5.24	125.14	111.00
2	4J	8	VAL	N-CA-C	5.24	125.14	111.00
2	4R	8	VAL	N-CA-C	5.24	125.14	111.00
2	5Z	8	VAL	N-CA-C	5.24	125.14	111.00
2	6F	8	VAL	N-CA-C	5.24	125.14	111.00
2	6Z	8	VAL	N-CA-C	5.24	125.14	111.00
2	7J	8	VAL	N-CA-C	5.24	125.14	111.00
2	7V	8	VAL	N-CA-C	5.24	125.14	111.00
2	1N	32	SER	CA-C-O	5.22	131.07	120.10
2	1R	33	PRO	CB-CA-C	-5.22	98.94	112.00
2	1R	225	ASN	N-CA-CB	-5.22	101.19	110.60
2	1V	33	PRO	CB-CA-C	-5.22	98.94	112.00
2	1V	225	ASN	N-CA-CB	-5.22	101.19	110.60
2	1Z	33	PRO	CB-CA-C	-5.22	98.94	112.00
2	1Z	225	ASN	N-CA-CB	-5.22	101.19	110.60
2	2J	32	SER	CA-C-O	5.22	131.07	120.10
2	2R	33	PRO	CB-CA-C	-5.22	98.94	112.00
2	2R	225	ASN	N-CA-CB	-5.22	101.19	110.60

*Continued on next page...*

*Continued from previous page...*

Mol	Chain	Res	Type	Atoms	Z	Observed(°)	Ideal(°)
2	2V	33	PRO	CB-CA-C	-5.22	98.94	112.00
2	2V	225	ASN	N-CA-CB	-5.22	101.19	110.60
2	2Z	33	PRO	CB-CA-C	-5.22	98.94	112.00
2	2Z	225	ASN	N-CA-CB	-5.22	101.19	110.60
2	3B	32	SER	CA-C-O	5.22	131.07	120.10
2	3J	32	SER	CA-C-O	5.22	131.07	120.10
2	33	32	SER	CA-C-O	5.22	131.07	120.10
2	4F	32	SER	CA-C-O	5.22	131.07	120.10
2	4Z	32	SER	CA-C-O	5.22	131.07	120.10
2	43	33	PRO	CB-CA-C	-5.22	98.94	112.00
2	43	225	ASN	N-CA-CB	-5.22	101.19	110.60
2	47	33	PRO	CB-CA-C	-5.22	98.94	112.00
2	47	225	ASN	N-CA-CB	-5.22	101.19	110.60
2	5B	33	PRO	CB-CA-C	-5.22	98.94	112.00
2	5B	225	ASN	N-CA-CB	-5.22	101.19	110.60
2	5V	32	SER	CA-C-O	5.22	131.07	120.10
2	53	33	PRO	CB-CA-C	-5.22	98.94	112.00
2	53	225	ASN	N-CA-CB	-5.22	101.19	110.60
2	57	33	PRO	CB-CA-C	-5.22	98.94	112.00
2	57	225	ASN	N-CA-CB	-5.22	101.19	110.60
2	6B	33	PRO	CB-CA-C	-5.22	98.94	112.00
2	6B	225	ASN	N-CA-CB	-5.22	101.19	110.60
2	6N	32	SER	CA-C-O	5.22	131.07	120.10
2	6V	32	SER	CA-C-O	5.22	131.07	120.10
2	7F	32	SER	CA-C-O	5.22	131.07	120.10
2	7R	32	SER	CA-C-O	5.22	131.07	120.10
2	1R	10	GLN	CA-C-O	-5.22	109.13	120.10
2	1V	10	GLN	CA-C-O	-5.22	109.13	120.10
2	1Z	10	GLN	CA-C-O	-5.22	109.13	120.10
2	2R	10	GLN	CA-C-O	-5.22	109.13	120.10
2	2V	10	GLN	CA-C-O	-5.22	109.13	120.10
2	2Z	10	GLN	CA-C-O	-5.22	109.13	120.10
2	43	10	GLN	CA-C-O	-5.22	109.13	120.10
2	47	10	GLN	CA-C-O	-5.22	109.13	120.10
2	5B	10	GLN	CA-C-O	-5.22	109.13	120.10
2	53	10	GLN	CA-C-O	-5.22	109.13	120.10
2	57	10	GLN	CA-C-O	-5.22	109.13	120.10
2	6B	10	GLN	CA-C-O	-5.22	109.13	120.10
1	1M	26	ALA	CA-C-O	-5.22	109.14	120.10
2	13	225	ASN	N-CA-CB	-5.22	101.20	110.60
2	17	225	ASN	N-CA-CB	-5.22	101.20	110.60
2	2B	225	ASN	N-CA-CB	-5.22	101.20	110.60

*Continued on next page...*



*Continued from previous page...*

Mol	Chain	Res	Type	Atoms	Z	Observed(°)	Ideal(°)
1	2I	26	ALA	CA-C-O	-5.22	109.14	120.10
1	3A	26	ALA	CA-C-O	-5.22	109.14	120.10
1	3I	26	ALA	CA-C-O	-5.22	109.14	120.10
2	3R	225	ASN	N-CA-CB	-5.22	101.20	110.60
2	3V	225	ASN	N-CA-CB	-5.22	101.20	110.60
2	3Z	225	ASN	N-CA-CB	-5.22	101.20	110.60
1	32	26	ALA	CA-C-O	-5.22	109.14	120.10
1	4E	26	ALA	CA-C-O	-5.22	109.14	120.10
1	4Y	26	ALA	CA-C-O	-5.22	109.14	120.10
2	5F	225	ASN	N-CA-CB	-5.22	101.20	110.60
2	5J	225	ASN	N-CA-CB	-5.22	101.20	110.60
2	5N	225	ASN	N-CA-CB	-5.22	101.20	110.60
1	5U	26	ALA	CA-C-O	-5.22	109.14	120.10
1	6M	26	ALA	CA-C-O	-5.22	109.14	120.10
1	6U	26	ALA	CA-C-O	-5.22	109.14	120.10
2	63	225	ASN	N-CA-CB	-5.22	101.20	110.60
2	67	225	ASN	N-CA-CB	-5.22	101.20	110.60
2	7B	225	ASN	N-CA-CB	-5.22	101.20	110.60
1	7E	26	ALA	CA-C-O	-5.22	109.14	120.10
1	7Q	26	ALA	CA-C-O	-5.22	109.14	120.10
2	1R	207	GLY	O-C-N	5.22	131.05	122.70
2	1V	207	GLY	O-C-N	5.22	131.05	122.70
2	1Z	207	GLY	O-C-N	5.22	131.05	122.70
2	2R	207	GLY	O-C-N	5.22	131.05	122.70
2	2V	207	GLY	O-C-N	5.22	131.05	122.70
2	2Z	207	GLY	O-C-N	5.22	131.05	122.70
2	43	207	GLY	O-C-N	5.22	131.05	122.70
2	47	207	GLY	O-C-N	5.22	131.05	122.70
2	5B	207	GLY	O-C-N	5.22	131.05	122.70
2	53	207	GLY	O-C-N	5.22	131.05	122.70
2	57	207	GLY	O-C-N	5.22	131.05	122.70
2	6B	207	GLY	O-C-N	5.22	131.05	122.70
2	13	1	ALA	N-CA-C	-5.22	96.92	111.00
2	13	32	SER	CA-C-O	5.22	131.05	120.10
2	17	1	ALA	N-CA-C	-5.22	96.92	111.00
2	17	32	SER	CA-C-O	5.22	131.05	120.10
2	2B	1	ALA	N-CA-C	-5.22	96.92	111.00
2	2B	32	SER	CA-C-O	5.22	131.05	120.10
2	3R	1	ALA	N-CA-C	-5.22	96.92	111.00
2	3R	32	SER	CA-C-O	5.22	131.05	120.10
2	3V	1	ALA	N-CA-C	-5.22	96.92	111.00
2	3V	32	SER	CA-C-O	5.22	131.05	120.10

*Continued on next page...*

*Continued from previous page...*

Mol	Chain	Res	Type	Atoms	Z	Observed(°)	Ideal(°)
2	3Z	1	ALA	N-CA-C	-5.22	96.92	111.00
2	3Z	32	SER	CA-C-O	5.22	131.05	120.10
2	5F	1	ALA	N-CA-C	-5.22	96.92	111.00
2	5F	32	SER	CA-C-O	5.22	131.05	120.10
2	5J	1	ALA	N-CA-C	-5.22	96.92	111.00
2	5J	32	SER	CA-C-O	5.22	131.05	120.10
2	5N	1	ALA	N-CA-C	-5.22	96.92	111.00
2	5N	32	SER	CA-C-O	5.22	131.05	120.10
2	63	1	ALA	N-CA-C	-5.22	96.92	111.00
2	63	32	SER	CA-C-O	5.22	131.05	120.10
2	67	1	ALA	N-CA-C	-5.22	96.92	111.00
2	67	32	SER	CA-C-O	5.22	131.05	120.10
2	7B	1	ALA	N-CA-C	-5.22	96.92	111.00
2	7B	32	SER	CA-C-O	5.22	131.05	120.10
2	1F	32	SER	CA-C-O	5.21	131.05	120.10
2	2N	32	SER	CA-C-O	5.21	131.05	120.10
2	23	32	SER	CA-C-O	5.21	131.05	120.10
2	3N	32	SER	CA-C-O	5.21	131.05	120.10
2	37	32	SER	CA-C-O	5.21	131.05	120.10
2	4J	32	SER	CA-C-O	5.21	131.05	120.10
2	4R	32	SER	CA-C-O	5.21	131.05	120.10
2	5Z	32	SER	CA-C-O	5.21	131.05	120.10
2	6F	32	SER	CA-C-O	5.21	131.05	120.10
2	6Z	32	SER	CA-C-O	5.21	131.05	120.10
2	7J	32	SER	CA-C-O	5.21	131.05	120.10
2	7V	32	SER	CA-C-O	5.21	131.05	120.10
2	1R	217	PRO	N-CA-CB	5.21	109.56	103.30
2	1V	217	PRO	N-CA-CB	5.21	109.56	103.30
2	1Z	217	PRO	N-CA-CB	5.21	109.56	103.30
2	2R	217	PRO	N-CA-CB	5.21	109.56	103.30
2	2V	217	PRO	N-CA-CB	5.21	109.56	103.30
2	2Z	217	PRO	N-CA-CB	5.21	109.56	103.30
2	43	217	PRO	N-CA-CB	5.21	109.56	103.30
2	47	217	PRO	N-CA-CB	5.21	109.56	103.30
2	5B	217	PRO	N-CA-CB	5.21	109.56	103.30
2	53	217	PRO	N-CA-CB	5.21	109.56	103.30
2	57	217	PRO	N-CA-CB	5.21	109.56	103.30
2	6B	217	PRO	N-CA-CB	5.21	109.56	103.30
3	14	94	TRP	CD1-NE1-CE2	-5.21	104.31	109.00
3	18	94	TRP	CD1-NE1-CE2	-5.21	104.31	109.00
3	2C	94	TRP	CD1-NE1-CE2	-5.21	104.31	109.00
3	3S	94	TRP	CD1-NE1-CE2	-5.21	104.31	109.00

*Continued on next page...*

*Continued from previous page...*

Mol	Chain	Res	Type	Atoms	Z	Observed(°)	Ideal(°)
3	3W	94	TRP	CD1-NE1-CE2	-5.21	104.31	109.00
3	3O	94	TRP	CD1-NE1-CE2	-5.21	104.31	109.00
3	5G	94	TRP	CD1-NE1-CE2	-5.21	104.31	109.00
3	5K	94	TRP	CD1-NE1-CE2	-5.21	104.31	109.00
3	5O	94	TRP	CD1-NE1-CE2	-5.21	104.31	109.00
3	64	94	TRP	CD1-NE1-CE2	-5.21	104.31	109.00
3	68	94	TRP	CD1-NE1-CE2	-5.21	104.31	109.00
3	7C	94	TRP	CD1-NE1-CE2	-5.21	104.31	109.00
2	1F	33	PRO	CB-CA-C	-5.21	98.98	112.00
2	2N	33	PRO	CB-CA-C	-5.21	98.98	112.00
2	23	33	PRO	CB-CA-C	-5.21	98.98	112.00
2	3N	33	PRO	CB-CA-C	-5.21	98.98	112.00
2	37	33	PRO	CB-CA-C	-5.21	98.98	112.00
2	4J	33	PRO	CB-CA-C	-5.21	98.98	112.00
2	4R	33	PRO	CB-CA-C	-5.21	98.98	112.00
2	5Z	33	PRO	CB-CA-C	-5.21	98.98	112.00
2	6F	33	PRO	CB-CA-C	-5.21	98.98	112.00
2	6Z	33	PRO	CB-CA-C	-5.21	98.98	112.00
2	7J	33	PRO	CB-CA-C	-5.21	98.98	112.00
2	7V	33	PRO	CB-CA-C	-5.21	98.98	112.00
2	1B	217	PRO	N-CA-CB	5.21	109.55	103.30
2	1F	1	ALA	N-CA-C	-5.21	96.94	111.00
2	1J	217	PRO	N-CA-CB	5.21	109.55	103.30
2	1N	1	ALA	N-CA-C	-5.21	96.94	111.00
3	1O	94	TRP	CD1-NE1-CE2	-5.21	104.31	109.00
2	2F	217	PRO	N-CA-CB	5.21	109.55	103.30
2	2J	1	ALA	N-CA-C	-5.21	96.94	111.00
3	2K	94	TRP	CD1-NE1-CE2	-5.21	104.31	109.00
2	2N	1	ALA	N-CA-C	-5.21	96.94	111.00
2	23	1	ALA	N-CA-C	-5.21	96.94	111.00
2	27	217	PRO	N-CA-CB	5.21	109.55	103.30
2	3B	1	ALA	N-CA-C	-5.21	96.94	111.00
3	3C	94	TRP	CD1-NE1-CE2	-5.21	104.31	109.00
2	3F	217	PRO	N-CA-CB	5.21	109.55	103.30
2	3J	1	ALA	N-CA-C	-5.21	96.94	111.00
3	3K	94	TRP	CD1-NE1-CE2	-5.21	104.31	109.00
2	3N	1	ALA	N-CA-C	-5.21	96.94	111.00
2	33	1	ALA	N-CA-C	-5.21	96.94	111.00
3	34	94	TRP	CD1-NE1-CE2	-5.21	104.31	109.00
2	37	1	ALA	N-CA-C	-5.21	96.94	111.00
2	4B	217	PRO	N-CA-CB	5.21	109.55	103.30
2	4F	1	ALA	N-CA-C	-5.21	96.94	111.00

*Continued on next page...*

*Continued from previous page...*

Mol	Chain	Res	Type	Atoms	Z	Observed(°)	Ideal(°)
3	4G	94	TRP	CD1-NE1-CE2	-5.21	104.31	109.00
2	4J	1	ALA	N-CA-C	-5.21	96.94	111.00
2	4N	217	PRO	N-CA-CB	5.21	109.55	103.30
2	4R	1	ALA	N-CA-C	-5.21	96.94	111.00
2	4V	217	PRO	N-CA-CB	5.21	109.55	103.30
2	4Z	1	ALA	N-CA-C	-5.21	96.94	111.00
3	4O	94	TRP	CD1-NE1-CE2	-5.21	104.31	109.00
2	5R	217	PRO	N-CA-CB	5.21	109.55	103.30
2	5V	1	ALA	N-CA-C	-5.21	96.94	111.00
3	5W	94	TRP	CD1-NE1-CE2	-5.21	104.31	109.00
2	5Z	1	ALA	N-CA-C	-5.21	96.94	111.00
2	6F	1	ALA	N-CA-C	-5.21	96.94	111.00
2	6J	217	PRO	N-CA-CB	5.21	109.55	103.30
2	6N	1	ALA	N-CA-C	-5.21	96.94	111.00
3	6O	94	TRP	CD1-NE1-CE2	-5.21	104.31	109.00
2	6R	217	PRO	N-CA-CB	5.21	109.55	103.30
2	6V	1	ALA	N-CA-C	-5.21	96.94	111.00
3	6W	94	TRP	CD1-NE1-CE2	-5.21	104.31	109.00
2	6Z	1	ALA	N-CA-C	-5.21	96.94	111.00
2	7F	1	ALA	N-CA-C	-5.21	96.94	111.00
3	7G	94	TRP	CD1-NE1-CE2	-5.21	104.31	109.00
2	7J	1	ALA	N-CA-C	-5.21	96.94	111.00
2	7N	217	PRO	N-CA-CB	5.21	109.55	103.30
2	7R	1	ALA	N-CA-C	-5.21	96.94	111.00
3	7S	94	TRP	CD1-NE1-CE2	-5.21	104.31	109.00
2	7V	1	ALA	N-CA-C	-5.21	96.94	111.00
2	1B	1	ALA	N-CA-C	-5.21	96.94	111.00
2	1J	1	ALA	N-CA-C	-5.21	96.94	111.00
2	13	33	PRO	CB-CA-C	-5.21	98.99	112.00
2	17	33	PRO	CB-CA-C	-5.21	98.99	112.00
2	2B	33	PRO	CB-CA-C	-5.21	98.99	112.00
2	2F	1	ALA	N-CA-C	-5.21	96.94	111.00
2	27	1	ALA	N-CA-C	-5.21	96.94	111.00
2	3F	1	ALA	N-CA-C	-5.21	96.94	111.00
2	3R	33	PRO	CB-CA-C	-5.21	98.99	112.00
2	3V	33	PRO	CB-CA-C	-5.21	98.99	112.00
2	3Z	33	PRO	CB-CA-C	-5.21	98.99	112.00
2	4B	1	ALA	N-CA-C	-5.21	96.94	111.00
2	4N	1	ALA	N-CA-C	-5.21	96.94	111.00
2	4V	1	ALA	N-CA-C	-5.21	96.94	111.00
2	5F	33	PRO	CB-CA-C	-5.21	98.99	112.00
2	5J	33	PRO	CB-CA-C	-5.21	98.99	112.00

*Continued on next page...*

*Continued from previous page...*

Mol	Chain	Res	Type	Atoms	Z	Observed(°)	Ideal(°)
2	5N	33	PRO	CB-CA-C	-5.21	98.99	112.00
2	5R	1	ALA	N-CA-C	-5.21	96.94	111.00
2	6J	1	ALA	N-CA-C	-5.21	96.94	111.00
2	6R	1	ALA	N-CA-C	-5.21	96.94	111.00
2	63	33	PRO	CB-CA-C	-5.21	98.99	112.00
2	67	33	PRO	CB-CA-C	-5.21	98.99	112.00
2	7B	33	PRO	CB-CA-C	-5.21	98.99	112.00
2	7N	1	ALA	N-CA-C	-5.21	96.94	111.00
2	1R	1	ALA	N-CA-C	-5.21	96.95	111.00
2	1V	1	ALA	N-CA-C	-5.21	96.95	111.00
2	1Z	1	ALA	N-CA-C	-5.21	96.95	111.00
2	2R	1	ALA	N-CA-C	-5.21	96.95	111.00
2	2V	1	ALA	N-CA-C	-5.21	96.95	111.00
2	2Z	1	ALA	N-CA-C	-5.21	96.95	111.00
2	43	1	ALA	N-CA-C	-5.21	96.95	111.00
2	47	1	ALA	N-CA-C	-5.21	96.95	111.00
2	5B	1	ALA	N-CA-C	-5.21	96.95	111.00
2	53	1	ALA	N-CA-C	-5.21	96.95	111.00
2	57	1	ALA	N-CA-C	-5.21	96.95	111.00
2	6B	1	ALA	N-CA-C	-5.21	96.95	111.00
2	1B	33	PRO	CB-CA-C	-5.20	98.99	112.00
1	1E	136	PRO	CA-N-CD	-5.20	104.22	111.50
2	1J	33	PRO	CB-CA-C	-5.20	98.99	112.00
2	1N	217	PRO	N-CA-CB	5.20	109.54	103.30
2	2F	33	PRO	CB-CA-C	-5.20	98.99	112.00
2	2J	217	PRO	N-CA-CB	5.20	109.54	103.30
1	2M	136	PRO	CA-N-CD	-5.20	104.22	111.50
1	22	136	PRO	CA-N-CD	-5.20	104.22	111.50
2	27	33	PRO	CB-CA-C	-5.20	98.99	112.00
2	3B	217	PRO	N-CA-CB	5.20	109.54	103.30
2	3F	33	PRO	CB-CA-C	-5.20	98.99	112.00
2	3J	217	PRO	N-CA-CB	5.20	109.54	103.30
1	3M	136	PRO	CA-N-CD	-5.20	104.22	111.50
2	33	217	PRO	N-CA-CB	5.20	109.54	103.30
1	36	136	PRO	CA-N-CD	-5.20	104.22	111.50
2	4B	33	PRO	CB-CA-C	-5.20	98.99	112.00
2	4F	217	PRO	N-CA-CB	5.20	109.54	103.30
1	4I	136	PRO	CA-N-CD	-5.20	104.22	111.50
2	4N	33	PRO	CB-CA-C	-5.20	98.99	112.00
1	4Q	136	PRO	CA-N-CD	-5.20	104.22	111.50
2	4V	33	PRO	CB-CA-C	-5.20	98.99	112.00
2	4Z	217	PRO	N-CA-CB	5.20	109.54	103.30

*Continued on next page...*

*Continued from previous page...*

Mol	Chain	Res	Type	Atoms	Z	Observed(°)	Ideal(°)
2	5R	33	PRO	CB-CA-C	-5.20	98.99	112.00
2	5V	217	PRO	N-CA-CB	5.20	109.54	103.30
1	5Y	136	PRO	CA-N-CD	-5.20	104.22	111.50
1	6E	136	PRO	CA-N-CD	-5.20	104.22	111.50
2	6J	33	PRO	CB-CA-C	-5.20	98.99	112.00
2	6N	217	PRO	N-CA-CB	5.20	109.54	103.30
2	6R	33	PRO	CB-CA-C	-5.20	98.99	112.00
2	6V	217	PRO	N-CA-CB	5.20	109.54	103.30
1	6Y	136	PRO	CA-N-CD	-5.20	104.22	111.50
2	7F	217	PRO	N-CA-CB	5.20	109.54	103.30
1	7I	136	PRO	CA-N-CD	-5.20	104.22	111.50
2	7N	33	PRO	CB-CA-C	-5.20	98.99	112.00
2	7R	217	PRO	N-CA-CB	5.20	109.54	103.30
1	7U	136	PRO	CA-N-CD	-5.20	104.22	111.50
2	1N	33	PRO	CB-CA-C	-5.20	99.00	112.00
1	1Q	25	ASP	O-C-N	5.20	131.02	122.70
3	1S	94	TRP	CD1-NE1-CE2	-5.20	104.32	109.00
1	1U	25	ASP	O-C-N	5.20	131.02	122.70
3	1W	94	TRP	CD1-NE1-CE2	-5.20	104.32	109.00
1	1Y	25	ASP	O-C-N	5.20	131.02	122.70
3	10	94	TRP	CD1-NE1-CE2	-5.20	104.32	109.00
2	13	217	PRO	N-CA-CB	5.20	109.54	103.30
2	17	217	PRO	N-CA-CB	5.20	109.54	103.30
2	2B	217	PRO	N-CA-CB	5.20	109.54	103.30
2	2J	33	PRO	CB-CA-C	-5.20	99.00	112.00
1	2Q	25	ASP	O-C-N	5.20	131.02	122.70
3	2S	94	TRP	CD1-NE1-CE2	-5.20	104.32	109.00
1	2U	25	ASP	O-C-N	5.20	131.02	122.70
3	2W	94	TRP	CD1-NE1-CE2	-5.20	104.32	109.00
1	2Y	25	ASP	O-C-N	5.20	131.02	122.70
3	20	94	TRP	CD1-NE1-CE2	-5.20	104.32	109.00
2	3B	33	PRO	CB-CA-C	-5.20	99.00	112.00
2	3J	33	PRO	CB-CA-C	-5.20	99.00	112.00
2	3R	217	PRO	N-CA-CB	5.20	109.54	103.30
2	3V	217	PRO	N-CA-CB	5.20	109.54	103.30
2	3Z	217	PRO	N-CA-CB	5.20	109.54	103.30
2	33	33	PRO	CB-CA-C	-5.20	99.00	112.00
2	4F	33	PRO	CB-CA-C	-5.20	99.00	112.00
2	4Z	33	PRO	CB-CA-C	-5.20	99.00	112.00
1	42	25	ASP	O-C-N	5.20	131.02	122.70
3	44	94	TRP	CD1-NE1-CE2	-5.20	104.32	109.00
1	46	25	ASP	O-C-N	5.20	131.02	122.70

*Continued on next page...*

*Continued from previous page...*

Mol	Chain	Res	Type	Atoms	Z	Observed(°)	Ideal(°)
3	48	94	TRP	CD1-NE1-CE2	-5.20	104.32	109.00
1	5A	25	ASP	O-C-N	5.20	131.02	122.70
3	5C	94	TRP	CD1-NE1-CE2	-5.20	104.32	109.00
2	5F	217	PRO	N-CA-CB	5.20	109.54	103.30
2	5J	217	PRO	N-CA-CB	5.20	109.54	103.30
2	5N	217	PRO	N-CA-CB	5.20	109.54	103.30
2	5V	33	PRO	CB-CA-C	-5.20	99.00	112.00
1	52	25	ASP	O-C-N	5.20	131.02	122.70
3	54	94	TRP	CD1-NE1-CE2	-5.20	104.32	109.00
1	56	25	ASP	O-C-N	5.20	131.02	122.70
3	58	94	TRP	CD1-NE1-CE2	-5.20	104.32	109.00
1	6A	25	ASP	O-C-N	5.20	131.02	122.70
3	6C	94	TRP	CD1-NE1-CE2	-5.20	104.32	109.00
2	6N	33	PRO	CB-CA-C	-5.20	99.00	112.00
2	6V	33	PRO	CB-CA-C	-5.20	99.00	112.00
2	63	217	PRO	N-CA-CB	5.20	109.54	103.30
2	67	217	PRO	N-CA-CB	5.20	109.54	103.30
2	7B	217	PRO	N-CA-CB	5.20	109.54	103.30
2	7F	33	PRO	CB-CA-C	-5.20	99.00	112.00
2	7R	33	PRO	CB-CA-C	-5.20	99.00	112.00
1	1A	26	ALA	CA-C-O	-5.20	109.18	120.10
2	1B	32	SER	CA-C-O	5.20	131.02	120.10
1	1I	26	ALA	CA-C-O	-5.20	109.18	120.10
2	1J	32	SER	CA-C-O	5.20	131.02	120.10
1	12	26	ALA	CA-C-O	-5.20	109.18	120.10
1	16	26	ALA	CA-C-O	-5.20	109.18	120.10
1	2A	26	ALA	CA-C-O	-5.20	109.18	120.10
1	2E	26	ALA	CA-C-O	-5.20	109.18	120.10
2	2F	32	SER	CA-C-O	5.20	131.02	120.10
1	26	26	ALA	CA-C-O	-5.20	109.18	120.10
2	27	32	SER	CA-C-O	5.20	131.02	120.10
1	3E	26	ALA	CA-C-O	-5.20	109.18	120.10
2	3F	32	SER	CA-C-O	5.20	131.02	120.10
1	3Q	26	ALA	CA-C-O	-5.20	109.18	120.10
1	3U	26	ALA	CA-C-O	-5.20	109.18	120.10
1	3Y	26	ALA	CA-C-O	-5.20	109.18	120.10
1	4A	26	ALA	CA-C-O	-5.20	109.18	120.10
2	4B	32	SER	CA-C-O	5.20	131.02	120.10
1	4M	26	ALA	CA-C-O	-5.20	109.18	120.10
2	4N	32	SER	CA-C-O	5.20	131.02	120.10
1	4U	26	ALA	CA-C-O	-5.20	109.18	120.10
2	4V	32	SER	CA-C-O	5.20	131.02	120.10

*Continued on next page...*



*Continued from previous page...*

Mol	Chain	Res	Type	Atoms	Z	Observed(°)	Ideal(°)
1	5E	26	ALA	CA-C-O	-5.20	109.18	120.10
1	5I	26	ALA	CA-C-O	-5.20	109.18	120.10
1	5M	26	ALA	CA-C-O	-5.20	109.18	120.10
1	5Q	26	ALA	CA-C-O	-5.20	109.18	120.10
2	5R	32	SER	CA-C-O	5.20	131.02	120.10
1	6I	26	ALA	CA-C-O	-5.20	109.18	120.10
2	6J	32	SER	CA-C-O	5.20	131.02	120.10
1	6Q	26	ALA	CA-C-O	-5.20	109.18	120.10
2	6R	32	SER	CA-C-O	5.20	131.02	120.10
1	62	26	ALA	CA-C-O	-5.20	109.18	120.10
1	66	26	ALA	CA-C-O	-5.20	109.18	120.10
1	7A	26	ALA	CA-C-O	-5.20	109.18	120.10
1	7M	26	ALA	CA-C-O	-5.20	109.18	120.10
2	7N	32	SER	CA-C-O	5.20	131.02	120.10
2	1B	207	GLY	O-C-N	5.20	131.02	122.70
2	1J	207	GLY	O-C-N	5.20	131.02	122.70
2	1N	207	GLY	O-C-N	5.20	131.02	122.70
2	2F	207	GLY	O-C-N	5.20	131.02	122.70
2	2J	207	GLY	O-C-N	5.20	131.02	122.70
2	27	207	GLY	O-C-N	5.20	131.02	122.70
2	3B	207	GLY	O-C-N	5.20	131.02	122.70
2	3F	207	GLY	O-C-N	5.20	131.02	122.70
2	3J	207	GLY	O-C-N	5.20	131.02	122.70
2	33	207	GLY	O-C-N	5.20	131.02	122.70
2	4B	207	GLY	O-C-N	5.20	131.02	122.70
2	4F	207	GLY	O-C-N	5.20	131.02	122.70
2	4N	207	GLY	O-C-N	5.20	131.02	122.70
2	4V	207	GLY	O-C-N	5.20	131.02	122.70
2	4Z	207	GLY	O-C-N	5.20	131.02	122.70
2	5R	207	GLY	O-C-N	5.20	131.02	122.70
2	5V	207	GLY	O-C-N	5.20	131.02	122.70
2	6J	207	GLY	O-C-N	5.20	131.02	122.70
2	6N	207	GLY	O-C-N	5.20	131.02	122.70
2	6R	207	GLY	O-C-N	5.20	131.02	122.70
2	6V	207	GLY	O-C-N	5.20	131.02	122.70
2	7F	207	GLY	O-C-N	5.20	131.02	122.70
2	7N	207	GLY	O-C-N	5.20	131.02	122.70
2	7R	207	GLY	O-C-N	5.20	131.02	122.70
3	1G	94	TRP	CD1-NE1-CE2	-5.20	104.32	109.00
3	2O	94	TRP	CD1-NE1-CE2	-5.20	104.32	109.00
3	24	94	TRP	CD1-NE1-CE2	-5.20	104.32	109.00
3	3O	94	TRP	CD1-NE1-CE2	-5.20	104.32	109.00

*Continued on next page...*

*Continued from previous page...*

Mol	Chain	Res	Type	Atoms	Z	Observed(°)	Ideal(°)
3	38	94	TRP	CD1-NE1-CE2	-5.20	104.32	109.00
3	4K	94	TRP	CD1-NE1-CE2	-5.20	104.32	109.00
3	4S	94	TRP	CD1-NE1-CE2	-5.20	104.32	109.00
3	50	94	TRP	CD1-NE1-CE2	-5.20	104.32	109.00
3	6G	94	TRP	CD1-NE1-CE2	-5.20	104.32	109.00
3	60	94	TRP	CD1-NE1-CE2	-5.20	104.32	109.00
3	7K	94	TRP	CD1-NE1-CE2	-5.20	104.32	109.00
3	7W	94	TRP	CD1-NE1-CE2	-5.20	104.32	109.00
3	1C	94	TRP	CD1-NE1-CE2	-5.19	104.33	109.00
3	1K	94	TRP	CD1-NE1-CE2	-5.19	104.33	109.00
1	1Q	26	ALA	CA-C-O	-5.19	109.20	120.10
1	1U	26	ALA	CA-C-O	-5.19	109.20	120.10
1	1Y	26	ALA	CA-C-O	-5.19	109.20	120.10
3	2G	94	TRP	CD1-NE1-CE2	-5.19	104.33	109.00
1	2Q	26	ALA	CA-C-O	-5.19	109.20	120.10
1	2U	26	ALA	CA-C-O	-5.19	109.20	120.10
1	2Y	26	ALA	CA-C-O	-5.19	109.20	120.10
3	28	94	TRP	CD1-NE1-CE2	-5.19	104.33	109.00
3	3G	94	TRP	CD1-NE1-CE2	-5.19	104.33	109.00
3	4C	94	TRP	CD1-NE1-CE2	-5.19	104.33	109.00
3	4O	94	TRP	CD1-NE1-CE2	-5.19	104.33	109.00
3	4W	94	TRP	CD1-NE1-CE2	-5.19	104.33	109.00
1	42	26	ALA	CA-C-O	-5.19	109.20	120.10
1	46	26	ALA	CA-C-O	-5.19	109.20	120.10
1	5A	26	ALA	CA-C-O	-5.19	109.20	120.10
3	5S	94	TRP	CD1-NE1-CE2	-5.19	104.33	109.00
1	52	26	ALA	CA-C-O	-5.19	109.20	120.10
1	56	26	ALA	CA-C-O	-5.19	109.20	120.10
1	6A	26	ALA	CA-C-O	-5.19	109.20	120.10
3	6K	94	TRP	CD1-NE1-CE2	-5.19	104.33	109.00
3	6S	94	TRP	CD1-NE1-CE2	-5.19	104.33	109.00
3	7O	94	TRP	CD1-NE1-CE2	-5.19	104.33	109.00
1	12	136	PRO	CA-N-CD	-5.19	104.23	111.50
1	16	136	PRO	CA-N-CD	-5.19	104.23	111.50
1	2A	136	PRO	CA-N-CD	-5.19	104.23	111.50
1	3Q	136	PRO	CA-N-CD	-5.19	104.23	111.50
1	3U	136	PRO	CA-N-CD	-5.19	104.23	111.50
1	3Y	136	PRO	CA-N-CD	-5.19	104.23	111.50
1	5E	136	PRO	CA-N-CD	-5.19	104.23	111.50
1	5I	136	PRO	CA-N-CD	-5.19	104.23	111.50
1	5M	136	PRO	CA-N-CD	-5.19	104.23	111.50
1	62	136	PRO	CA-N-CD	-5.19	104.23	111.50

*Continued on next page...*

*Continued from previous page...*

Mol	Chain	Res	Type	Atoms	Z	Observed(°)	Ideal(°)
1	66	136	PRO	CA-N-CD	-5.19	104.23	111.50
1	7A	136	PRO	CA-N-CD	-5.19	104.23	111.50
1	1M	136	PRO	CA-N-CD	-5.19	104.24	111.50
2	1R	32	SER	CA-C-O	5.19	131.00	120.10
2	1V	32	SER	CA-C-O	5.19	131.00	120.10
2	1Z	32	SER	CA-C-O	5.19	131.00	120.10
1	2I	136	PRO	CA-N-CD	-5.19	104.24	111.50
2	2R	32	SER	CA-C-O	5.19	131.00	120.10
2	2V	32	SER	CA-C-O	5.19	131.00	120.10
2	2Z	32	SER	CA-C-O	5.19	131.00	120.10
1	3A	136	PRO	CA-N-CD	-5.19	104.24	111.50
1	3I	136	PRO	CA-N-CD	-5.19	104.24	111.50
1	32	136	PRO	CA-N-CD	-5.19	104.24	111.50
1	4E	136	PRO	CA-N-CD	-5.19	104.24	111.50
1	4Y	136	PRO	CA-N-CD	-5.19	104.24	111.50
2	43	32	SER	CA-C-O	5.19	131.00	120.10
2	47	32	SER	CA-C-O	5.19	131.00	120.10
2	5B	32	SER	CA-C-O	5.19	131.00	120.10
1	5U	136	PRO	CA-N-CD	-5.19	104.24	111.50
2	53	32	SER	CA-C-O	5.19	131.00	120.10
2	57	32	SER	CA-C-O	5.19	131.00	120.10
2	6B	32	SER	CA-C-O	5.19	131.00	120.10
1	6M	136	PRO	CA-N-CD	-5.19	104.24	111.50
1	6U	136	PRO	CA-N-CD	-5.19	104.24	111.50
1	7E	136	PRO	CA-N-CD	-5.19	104.24	111.50
1	7Q	136	PRO	CA-N-CD	-5.19	104.24	111.50
2	13	42	HIS	N-CA-C	-5.19	96.99	111.00
2	17	42	HIS	N-CA-C	-5.19	96.99	111.00
2	2B	42	HIS	N-CA-C	-5.19	96.99	111.00
2	3R	42	HIS	N-CA-C	-5.19	96.99	111.00
2	3V	42	HIS	N-CA-C	-5.19	96.99	111.00
2	3Z	42	HIS	N-CA-C	-5.19	96.99	111.00
2	5F	42	HIS	N-CA-C	-5.19	96.99	111.00
2	5J	42	HIS	N-CA-C	-5.19	96.99	111.00
2	5N	42	HIS	N-CA-C	-5.19	96.99	111.00
2	63	42	HIS	N-CA-C	-5.19	96.99	111.00
2	67	42	HIS	N-CA-C	-5.19	96.99	111.00
2	7B	42	HIS	N-CA-C	-5.19	96.99	111.00
2	1F	217	PRO	N-CA-CB	5.19	109.52	103.30
2	2N	217	PRO	N-CA-CB	5.19	109.52	103.30
2	23	217	PRO	N-CA-CB	5.19	109.52	103.30
2	3N	217	PRO	N-CA-CB	5.19	109.52	103.30

*Continued on next page...*

*Continued from previous page...*

Mol	Chain	Res	Type	Atoms	Z	Observed(°)	Ideal(°)
2	37	217	PRO	N-CA-CB	5.19	109.52	103.30
2	4J	217	PRO	N-CA-CB	5.19	109.52	103.30
2	4R	217	PRO	N-CA-CB	5.19	109.52	103.30
2	5Z	217	PRO	N-CA-CB	5.19	109.52	103.30
2	6F	217	PRO	N-CA-CB	5.19	109.52	103.30
2	6Z	217	PRO	N-CA-CB	5.19	109.52	103.30
2	7J	217	PRO	N-CA-CB	5.19	109.52	103.30
2	7V	217	PRO	N-CA-CB	5.19	109.52	103.30
1	1A	25	ASP	O-C-N	5.18	131.00	122.70
1	1I	25	ASP	O-C-N	5.18	131.00	122.70
1	1Q	136	PRO	CA-N-CD	-5.18	104.24	111.50
1	1U	136	PRO	CA-N-CD	-5.18	104.24	111.50
1	1Y	136	PRO	CA-N-CD	-5.18	104.24	111.50
1	2E	25	ASP	O-C-N	5.18	131.00	122.70
1	2Q	136	PRO	CA-N-CD	-5.18	104.24	111.50
1	2U	136	PRO	CA-N-CD	-5.18	104.24	111.50
1	2Y	136	PRO	CA-N-CD	-5.18	104.24	111.50
1	26	25	ASP	O-C-N	5.18	131.00	122.70
1	3E	25	ASP	O-C-N	5.18	131.00	122.70
1	4A	25	ASP	O-C-N	5.18	131.00	122.70
1	4M	25	ASP	O-C-N	5.18	131.00	122.70
1	4U	25	ASP	O-C-N	5.18	131.00	122.70
1	42	136	PRO	CA-N-CD	-5.18	104.24	111.50
1	46	136	PRO	CA-N-CD	-5.18	104.24	111.50
1	5A	136	PRO	CA-N-CD	-5.18	104.24	111.50
1	5Q	25	ASP	O-C-N	5.18	131.00	122.70
1	52	136	PRO	CA-N-CD	-5.18	104.24	111.50
1	56	136	PRO	CA-N-CD	-5.18	104.24	111.50
1	6A	136	PRO	CA-N-CD	-5.18	104.24	111.50
1	6I	25	ASP	O-C-N	5.18	131.00	122.70
1	6Q	25	ASP	O-C-N	5.18	131.00	122.70
1	7M	25	ASP	O-C-N	5.18	131.00	122.70
1	1E	26	ALA	CA-C-O	-5.18	109.22	120.10
2	13	207	GLY	O-C-N	5.18	130.99	122.70
2	17	207	GLY	O-C-N	5.18	130.99	122.70
2	2B	207	GLY	O-C-N	5.18	130.99	122.70
1	2M	26	ALA	CA-C-O	-5.18	109.22	120.10
1	22	26	ALA	CA-C-O	-5.18	109.22	120.10
1	3M	26	ALA	CA-C-O	-5.18	109.22	120.10
2	3R	207	GLY	O-C-N	5.18	130.99	122.70
2	3V	207	GLY	O-C-N	5.18	130.99	122.70
2	3Z	207	GLY	O-C-N	5.18	130.99	122.70

*Continued on next page...*

*Continued from previous page...*

Mol	Chain	Res	Type	Atoms	Z	Observed(°)	Ideal(°)
1	36	26	ALA	CA-C-O	-5.18	109.22	120.10
1	4I	26	ALA	CA-C-O	-5.18	109.22	120.10
1	4Q	26	ALA	CA-C-O	-5.18	109.22	120.10
2	5F	207	GLY	O-C-N	5.18	130.99	122.70
2	5J	207	GLY	O-C-N	5.18	130.99	122.70
2	5N	207	GLY	O-C-N	5.18	130.99	122.70
1	5Y	26	ALA	CA-C-O	-5.18	109.22	120.10
1	6E	26	ALA	CA-C-O	-5.18	109.22	120.10
1	6Y	26	ALA	CA-C-O	-5.18	109.22	120.10
2	63	207	GLY	O-C-N	5.18	130.99	122.70
2	67	207	GLY	O-C-N	5.18	130.99	122.70
2	7B	207	GLY	O-C-N	5.18	130.99	122.70
1	7I	26	ALA	CA-C-O	-5.18	109.22	120.10
1	7U	26	ALA	CA-C-O	-5.18	109.22	120.10
1	1A	136	PRO	CA-N-CD	-5.18	104.25	111.50
1	1I	136	PRO	CA-N-CD	-5.18	104.25	111.50
1	2E	136	PRO	CA-N-CD	-5.18	104.25	111.50
1	26	136	PRO	CA-N-CD	-5.18	104.25	111.50
1	3E	136	PRO	CA-N-CD	-5.18	104.25	111.50
1	4A	136	PRO	CA-N-CD	-5.18	104.25	111.50
1	4M	136	PRO	CA-N-CD	-5.18	104.25	111.50
1	4U	136	PRO	CA-N-CD	-5.18	104.25	111.50
1	5Q	136	PRO	CA-N-CD	-5.18	104.25	111.50
1	6I	136	PRO	CA-N-CD	-5.18	104.25	111.50
1	6Q	136	PRO	CA-N-CD	-5.18	104.25	111.50
1	7M	136	PRO	CA-N-CD	-5.18	104.25	111.50
1	1M	25	ASP	O-C-N	5.18	130.99	122.70
2	13	224	VAL	CA-C-N	-5.18	105.81	117.20
2	17	224	VAL	CA-C-N	-5.18	105.81	117.20
2	2B	224	VAL	CA-C-N	-5.18	105.81	117.20
1	2I	25	ASP	O-C-N	5.18	130.99	122.70
1	3A	25	ASP	O-C-N	5.18	130.99	122.70
1	3I	25	ASP	O-C-N	5.18	130.99	122.70
2	3R	224	VAL	CA-C-N	-5.18	105.81	117.20
2	3V	224	VAL	CA-C-N	-5.18	105.81	117.20
2	3Z	224	VAL	CA-C-N	-5.18	105.81	117.20
1	32	25	ASP	O-C-N	5.18	130.99	122.70
1	4E	25	ASP	O-C-N	5.18	130.99	122.70
1	4Y	25	ASP	O-C-N	5.18	130.99	122.70
2	5F	224	VAL	CA-C-N	-5.18	105.81	117.20
2	5J	224	VAL	CA-C-N	-5.18	105.81	117.20
2	5N	224	VAL	CA-C-N	-5.18	105.81	117.20

*Continued on next page...*

*Continued from previous page...*

Mol	Chain	Res	Type	Atoms	Z	Observed(°)	Ideal(°)
1	5U	25	ASP	O-C-N	5.18	130.99	122.70
1	6M	25	ASP	O-C-N	5.18	130.99	122.70
1	6U	25	ASP	O-C-N	5.18	130.99	122.70
2	63	224	VAL	CA-C-N	-5.18	105.81	117.20
2	67	224	VAL	CA-C-N	-5.18	105.81	117.20
2	7B	224	VAL	CA-C-N	-5.18	105.81	117.20
1	7E	25	ASP	O-C-N	5.18	130.99	122.70
1	7Q	25	ASP	O-C-N	5.18	130.99	122.70
2	1B	42	HIS	N-CA-C	-5.17	97.03	111.00
2	1B	224	VAL	CA-C-N	-5.17	105.81	117.20
2	1J	42	HIS	N-CA-C	-5.17	97.03	111.00
2	1J	224	VAL	CA-C-N	-5.17	105.81	117.20
2	1N	224	VAL	CA-C-N	-5.17	105.81	117.20
2	2F	42	HIS	N-CA-C	-5.17	97.03	111.00
2	2F	224	VAL	CA-C-N	-5.17	105.81	117.20
2	2J	224	VAL	CA-C-N	-5.17	105.81	117.20
2	27	42	HIS	N-CA-C	-5.17	97.03	111.00
2	27	224	VAL	CA-C-N	-5.17	105.81	117.20
2	3B	224	VAL	CA-C-N	-5.17	105.81	117.20
2	3F	42	HIS	N-CA-C	-5.17	97.03	111.00
2	3F	224	VAL	CA-C-N	-5.17	105.81	117.20
2	3J	224	VAL	CA-C-N	-5.17	105.81	117.20
2	33	224	VAL	CA-C-N	-5.17	105.81	117.20
2	4B	42	HIS	N-CA-C	-5.17	97.03	111.00
2	4B	224	VAL	CA-C-N	-5.17	105.81	117.20
2	4F	224	VAL	CA-C-N	-5.17	105.81	117.20
2	4N	42	HIS	N-CA-C	-5.17	97.03	111.00
2	4N	224	VAL	CA-C-N	-5.17	105.81	117.20
2	4V	42	HIS	N-CA-C	-5.17	97.03	111.00
2	4V	224	VAL	CA-C-N	-5.17	105.81	117.20
2	4Z	224	VAL	CA-C-N	-5.17	105.81	117.20
2	5R	42	HIS	N-CA-C	-5.17	97.03	111.00
2	5R	224	VAL	CA-C-N	-5.17	105.81	117.20
2	5V	224	VAL	CA-C-N	-5.17	105.81	117.20
2	6J	42	HIS	N-CA-C	-5.17	97.03	111.00
2	6J	224	VAL	CA-C-N	-5.17	105.81	117.20
2	6N	224	VAL	CA-C-N	-5.17	105.81	117.20
2	6R	42	HIS	N-CA-C	-5.17	97.03	111.00
2	6R	224	VAL	CA-C-N	-5.17	105.81	117.20
2	6V	224	VAL	CA-C-N	-5.17	105.81	117.20
2	7F	224	VAL	CA-C-N	-5.17	105.81	117.20
2	7N	42	HIS	N-CA-C	-5.17	97.03	111.00

*Continued on next page...*

*Continued from previous page...*

Mol	Chain	Res	Type	Atoms	Z	Observed(°)	Ideal(°)
2	7N	224	VAL	CA-C-N	-5.17	105.81	117.20
2	7R	224	VAL	CA-C-N	-5.17	105.81	117.20
1	1Q	17	THR	CA-C-N	5.17	131.59	117.10
1	1U	17	THR	CA-C-N	5.17	131.59	117.10
1	1Y	17	THR	CA-C-N	5.17	131.59	117.10
1	2Q	17	THR	CA-C-N	5.17	131.59	117.10
1	2U	17	THR	CA-C-N	5.17	131.59	117.10
1	2Y	17	THR	CA-C-N	5.17	131.59	117.10
1	42	17	THR	CA-C-N	5.17	131.59	117.10
1	46	17	THR	CA-C-N	5.17	131.59	117.10
1	5A	17	THR	CA-C-N	5.17	131.59	117.10
1	52	17	THR	CA-C-N	5.17	131.59	117.10
1	56	17	THR	CA-C-N	5.17	131.59	117.10
1	6A	17	THR	CA-C-N	5.17	131.59	117.10
2	1F	42	HIS	N-CA-C	-5.17	97.04	111.00
2	2N	42	HIS	N-CA-C	-5.17	97.04	111.00
2	23	42	HIS	N-CA-C	-5.17	97.04	111.00
2	3N	42	HIS	N-CA-C	-5.17	97.04	111.00
2	37	42	HIS	N-CA-C	-5.17	97.04	111.00
2	4J	42	HIS	N-CA-C	-5.17	97.04	111.00
2	4R	42	HIS	N-CA-C	-5.17	97.04	111.00
2	5Z	42	HIS	N-CA-C	-5.17	97.04	111.00
2	6F	42	HIS	N-CA-C	-5.17	97.04	111.00
2	6Z	42	HIS	N-CA-C	-5.17	97.04	111.00
2	7J	42	HIS	N-CA-C	-5.17	97.04	111.00
2	7V	42	HIS	N-CA-C	-5.17	97.04	111.00
2	1F	108	HIS	CB-CG-CD2	-5.17	114.79	130.80
2	1F	207	GLY	O-C-N	5.17	130.97	122.70
2	1F	224	VAL	CA-C-N	-5.17	105.83	117.20
2	2N	108	HIS	CB-CG-CD2	-5.17	114.79	130.80
2	2N	207	GLY	O-C-N	5.17	130.97	122.70
2	2N	224	VAL	CA-C-N	-5.17	105.83	117.20
2	23	108	HIS	CB-CG-CD2	-5.17	114.79	130.80
2	23	207	GLY	O-C-N	5.17	130.97	122.70
2	23	224	VAL	CA-C-N	-5.17	105.83	117.20
2	3N	108	HIS	CB-CG-CD2	-5.17	114.79	130.80
2	3N	207	GLY	O-C-N	5.17	130.97	122.70
2	3N	224	VAL	CA-C-N	-5.17	105.83	117.20
2	37	108	HIS	CB-CG-CD2	-5.17	114.79	130.80
2	37	207	GLY	O-C-N	5.17	130.97	122.70
2	37	224	VAL	CA-C-N	-5.17	105.83	117.20
2	4J	108	HIS	CB-CG-CD2	-5.17	114.79	130.80

*Continued on next page...*



*Continued from previous page...*

Mol	Chain	Res	Type	Atoms	Z	Observed(°)	Ideal(°)
2	4J	207	GLY	O-C-N	5.17	130.97	122.70
2	4J	224	VAL	CA-C-N	-5.17	105.83	117.20
2	4R	108	HIS	CB-CG-CD2	-5.17	114.79	130.80
2	4R	207	GLY	O-C-N	5.17	130.97	122.70
2	4R	224	VAL	CA-C-N	-5.17	105.83	117.20
2	5Z	108	HIS	CB-CG-CD2	-5.17	114.79	130.80
2	5Z	207	GLY	O-C-N	5.17	130.97	122.70
2	5Z	224	VAL	CA-C-N	-5.17	105.83	117.20
2	6F	108	HIS	CB-CG-CD2	-5.17	114.79	130.80
2	6F	207	GLY	O-C-N	5.17	130.97	122.70
2	6F	224	VAL	CA-C-N	-5.17	105.83	117.20
2	6Z	108	HIS	CB-CG-CD2	-5.17	114.79	130.80
2	6Z	207	GLY	O-C-N	5.17	130.97	122.70
2	6Z	224	VAL	CA-C-N	-5.17	105.83	117.20
2	7J	108	HIS	CB-CG-CD2	-5.17	114.79	130.80
2	7J	207	GLY	O-C-N	5.17	130.97	122.70
2	7J	224	VAL	CA-C-N	-5.17	105.83	117.20
2	7V	108	HIS	CB-CG-CD2	-5.17	114.79	130.80
2	7V	207	GLY	O-C-N	5.17	130.97	122.70
2	7V	224	VAL	CA-C-N	-5.17	105.83	117.20
1	1E	25	ASP	O-C-N	5.17	130.96	122.70
2	1R	224	VAL	CA-C-N	-5.17	105.84	117.20
2	1V	224	VAL	CA-C-N	-5.17	105.84	117.20
2	1Z	224	VAL	CA-C-N	-5.17	105.84	117.20
1	12	25	ASP	O-C-N	5.17	130.97	122.70
1	16	25	ASP	O-C-N	5.17	130.97	122.70
1	2A	25	ASP	O-C-N	5.17	130.97	122.70
1	2M	25	ASP	O-C-N	5.17	130.96	122.70
2	2R	224	VAL	CA-C-N	-5.17	105.84	117.20
2	2V	224	VAL	CA-C-N	-5.17	105.84	117.20
2	2Z	224	VAL	CA-C-N	-5.17	105.84	117.20
1	22	25	ASP	O-C-N	5.17	130.96	122.70
1	3M	25	ASP	O-C-N	5.17	130.96	122.70
1	3Q	25	ASP	O-C-N	5.17	130.97	122.70
1	3U	25	ASP	O-C-N	5.17	130.97	122.70
1	3Y	25	ASP	O-C-N	5.17	130.97	122.70
1	36	25	ASP	O-C-N	5.17	130.96	122.70
1	4I	25	ASP	O-C-N	5.17	130.96	122.70
1	4Q	25	ASP	O-C-N	5.17	130.96	122.70
2	43	224	VAL	CA-C-N	-5.17	105.84	117.20
2	47	224	VAL	CA-C-N	-5.17	105.84	117.20
2	5B	224	VAL	CA-C-N	-5.17	105.84	117.20

*Continued on next page...*

*Continued from previous page...*

Mol	Chain	Res	Type	Atoms	Z	Observed(°)	Ideal(°)
1	5E	25	ASP	O-C-N	5.17	130.97	122.70
1	5I	25	ASP	O-C-N	5.17	130.97	122.70
1	5M	25	ASP	O-C-N	5.17	130.97	122.70
1	5Y	25	ASP	O-C-N	5.17	130.96	122.70
2	53	224	VAL	CA-C-N	-5.17	105.84	117.20
2	57	224	VAL	CA-C-N	-5.17	105.84	117.20
2	6B	224	VAL	CA-C-N	-5.17	105.84	117.20
1	6E	25	ASP	O-C-N	5.17	130.96	122.70
1	6Y	25	ASP	O-C-N	5.17	130.96	122.70
1	62	25	ASP	O-C-N	5.17	130.97	122.70
1	66	25	ASP	O-C-N	5.17	130.97	122.70
1	7A	25	ASP	O-C-N	5.17	130.97	122.70
1	7I	25	ASP	O-C-N	5.17	130.96	122.70
1	7U	25	ASP	O-C-N	5.17	130.96	122.70
2	1N	42	HIS	N-CA-C	-5.16	97.06	111.00
2	2J	42	HIS	N-CA-C	-5.16	97.06	111.00
2	3B	42	HIS	N-CA-C	-5.16	97.06	111.00
2	3J	42	HIS	N-CA-C	-5.16	97.06	111.00
2	33	42	HIS	N-CA-C	-5.16	97.06	111.00
2	4F	42	HIS	N-CA-C	-5.16	97.06	111.00
2	4Z	42	HIS	N-CA-C	-5.16	97.06	111.00
2	5V	42	HIS	N-CA-C	-5.16	97.06	111.00
2	6N	42	HIS	N-CA-C	-5.16	97.06	111.00
2	6V	42	HIS	N-CA-C	-5.16	97.06	111.00
2	7F	42	HIS	N-CA-C	-5.16	97.06	111.00
2	7R	42	HIS	N-CA-C	-5.16	97.06	111.00
1	1A	17	THR	CA-C-N	5.16	131.55	117.10
1	1I	17	THR	CA-C-N	5.16	131.55	117.10
1	1Q	177	GLY	O-C-N	-5.16	114.44	122.70
2	1R	42	HIS	N-CA-C	-5.16	97.06	111.00
1	1U	177	GLY	O-C-N	-5.16	114.44	122.70
2	1V	42	HIS	N-CA-C	-5.16	97.06	111.00
1	1Y	177	GLY	O-C-N	-5.16	114.44	122.70
2	1Z	42	HIS	N-CA-C	-5.16	97.06	111.00
1	2E	17	THR	CA-C-N	5.16	131.55	117.10
1	2Q	177	GLY	O-C-N	-5.16	114.44	122.70
2	2R	42	HIS	N-CA-C	-5.16	97.06	111.00
1	2U	177	GLY	O-C-N	-5.16	114.44	122.70
2	2V	42	HIS	N-CA-C	-5.16	97.06	111.00
1	2Y	177	GLY	O-C-N	-5.16	114.44	122.70
2	2Z	42	HIS	N-CA-C	-5.16	97.06	111.00
1	26	17	THR	CA-C-N	5.16	131.55	117.10

*Continued on next page...*

*Continued from previous page...*

Mol	Chain	Res	Type	Atoms	Z	Observed(°)	Ideal(°)
1	3E	17	THR	CA-C-N	5.16	131.55	117.10
1	4A	17	THR	CA-C-N	5.16	131.55	117.10
1	4M	17	THR	CA-C-N	5.16	131.55	117.10
1	4U	17	THR	CA-C-N	5.16	131.55	117.10
1	42	177	GLY	O-C-N	-5.16	114.44	122.70
2	43	42	HIS	N-CA-C	-5.16	97.06	111.00
1	46	177	GLY	O-C-N	-5.16	114.44	122.70
2	47	42	HIS	N-CA-C	-5.16	97.06	111.00
1	5A	177	GLY	O-C-N	-5.16	114.44	122.70
2	5B	42	HIS	N-CA-C	-5.16	97.06	111.00
1	5Q	17	THR	CA-C-N	5.16	131.55	117.10
1	52	177	GLY	O-C-N	-5.16	114.44	122.70
2	53	42	HIS	N-CA-C	-5.16	97.06	111.00
1	56	177	GLY	O-C-N	-5.16	114.44	122.70
2	57	42	HIS	N-CA-C	-5.16	97.06	111.00
1	6A	177	GLY	O-C-N	-5.16	114.44	122.70
2	6B	42	HIS	N-CA-C	-5.16	97.06	111.00
1	6I	17	THR	CA-C-N	5.16	131.55	117.10
1	6Q	17	THR	CA-C-N	5.16	131.55	117.10
1	7M	17	THR	CA-C-N	5.16	131.55	117.10
2	1R	73	GLY	N-CA-C	5.16	126.00	113.10
2	1V	73	GLY	N-CA-C	5.16	126.00	113.10
2	1Z	73	GLY	N-CA-C	5.16	126.00	113.10
2	13	41	PHE	CA-C-O	5.16	130.94	120.10
2	17	41	PHE	CA-C-O	5.16	130.94	120.10
2	2B	41	PHE	CA-C-O	5.16	130.94	120.10
2	2R	73	GLY	N-CA-C	5.16	126.00	113.10
2	2V	73	GLY	N-CA-C	5.16	126.00	113.10
2	2Z	73	GLY	N-CA-C	5.16	126.00	113.10
2	3R	41	PHE	CA-C-O	5.16	130.94	120.10
2	3V	41	PHE	CA-C-O	5.16	130.94	120.10
2	3Z	41	PHE	CA-C-O	5.16	130.94	120.10
2	43	73	GLY	N-CA-C	5.16	126.00	113.10
2	47	73	GLY	N-CA-C	5.16	126.00	113.10
2	5B	73	GLY	N-CA-C	5.16	126.00	113.10
2	5F	41	PHE	CA-C-O	5.16	130.94	120.10
2	5J	41	PHE	CA-C-O	5.16	130.94	120.10
2	5N	41	PHE	CA-C-O	5.16	130.94	120.10
2	53	73	GLY	N-CA-C	5.16	126.00	113.10
2	57	73	GLY	N-CA-C	5.16	126.00	113.10
2	6B	73	GLY	N-CA-C	5.16	126.00	113.10
2	63	41	PHE	CA-C-O	5.16	130.94	120.10

*Continued on next page...*

*Continued from previous page...*

Mol	Chain	Res	Type	Atoms	Z	Observed(°)	Ideal(°)
2	67	41	PHE	CA-C-O	5.16	130.94	120.10
2	7B	41	PHE	CA-C-O	5.16	130.94	120.10
1	1M	17	THR	CA-C-N	5.16	131.54	117.10
1	2I	17	THR	CA-C-N	5.16	131.54	117.10
1	3A	17	THR	CA-C-N	5.16	131.54	117.10
1	3I	17	THR	CA-C-N	5.16	131.54	117.10
1	32	17	THR	CA-C-N	5.16	131.54	117.10
1	4E	17	THR	CA-C-N	5.16	131.54	117.10
1	4Y	17	THR	CA-C-N	5.16	131.54	117.10
1	5U	17	THR	CA-C-N	5.16	131.54	117.10
1	6M	17	THR	CA-C-N	5.16	131.54	117.10
1	6U	17	THR	CA-C-N	5.16	131.54	117.10
1	7E	17	THR	CA-C-N	5.16	131.54	117.10
1	7Q	17	THR	CA-C-N	5.16	131.54	117.10
2	1B	108	HIS	CB-CG-CD2	-5.16	114.81	130.80
2	1F	41	PHE	CA-C-O	5.16	130.93	120.10
2	1J	108	HIS	CB-CG-CD2	-5.16	114.81	130.80
2	1R	41	PHE	CA-C-O	5.16	130.93	120.10
2	1V	41	PHE	CA-C-O	5.16	130.93	120.10
2	1Z	41	PHE	CA-C-O	5.16	130.93	120.10
2	2F	108	HIS	CB-CG-CD2	-5.16	114.81	130.80
2	2N	41	PHE	CA-C-O	5.16	130.93	120.10
2	2R	41	PHE	CA-C-O	5.16	130.93	120.10
2	2V	41	PHE	CA-C-O	5.16	130.93	120.10
2	2Z	41	PHE	CA-C-O	5.16	130.93	120.10
2	23	41	PHE	CA-C-O	5.16	130.93	120.10
2	27	108	HIS	CB-CG-CD2	-5.16	114.81	130.80
2	3F	108	HIS	CB-CG-CD2	-5.16	114.81	130.80
2	3N	41	PHE	CA-C-O	5.16	130.93	120.10
2	37	41	PHE	CA-C-O	5.16	130.93	120.10
2	4B	108	HIS	CB-CG-CD2	-5.16	114.81	130.80
2	4J	41	PHE	CA-C-O	5.16	130.93	120.10
2	4N	108	HIS	CB-CG-CD2	-5.16	114.81	130.80
2	4R	41	PHE	CA-C-O	5.16	130.93	120.10
2	4V	108	HIS	CB-CG-CD2	-5.16	114.81	130.80
2	43	41	PHE	CA-C-O	5.16	130.93	120.10
2	47	41	PHE	CA-C-O	5.16	130.93	120.10
2	5B	41	PHE	CA-C-O	5.16	130.93	120.10
2	5R	108	HIS	CB-CG-CD2	-5.16	114.81	130.80
2	5Z	41	PHE	CA-C-O	5.16	130.93	120.10
2	53	41	PHE	CA-C-O	5.16	130.93	120.10
2	57	41	PHE	CA-C-O	5.16	130.93	120.10

*Continued on next page...*

*Continued from previous page...*

Mol	Chain	Res	Type	Atoms	Z	Observed(°)	Ideal(°)
2	6B	41	PHE	CA-C-O	5.16	130.93	120.10
2	6F	41	PHE	CA-C-O	5.16	130.93	120.10
2	6J	108	HIS	CB-CG-CD2	-5.16	114.81	130.80
2	6R	108	HIS	CB-CG-CD2	-5.16	114.81	130.80
2	6Z	41	PHE	CA-C-O	5.16	130.93	120.10
2	7J	41	PHE	CA-C-O	5.16	130.93	120.10
2	7N	108	HIS	CB-CG-CD2	-5.16	114.81	130.80
2	7V	41	PHE	CA-C-O	5.16	130.93	120.10
1	12	17	THR	CA-C-N	5.16	131.53	117.10
1	16	17	THR	CA-C-N	5.16	131.53	117.10
1	2A	17	THR	CA-C-N	5.16	131.53	117.10
1	3Q	17	THR	CA-C-N	5.16	131.53	117.10
1	3U	17	THR	CA-C-N	5.16	131.53	117.10
1	3Y	17	THR	CA-C-N	5.16	131.53	117.10
1	5E	17	THR	CA-C-N	5.16	131.53	117.10
1	5I	17	THR	CA-C-N	5.16	131.53	117.10
1	5M	17	THR	CA-C-N	5.16	131.53	117.10
1	62	17	THR	CA-C-N	5.16	131.53	117.10
1	66	17	THR	CA-C-N	5.16	131.53	117.10
1	7A	17	THR	CA-C-N	5.16	131.53	117.10
1	1E	17	THR	CA-C-N	5.15	131.53	117.10
1	2M	17	THR	CA-C-N	5.15	131.53	117.10
1	22	17	THR	CA-C-N	5.15	131.53	117.10
1	3M	17	THR	CA-C-N	5.15	131.53	117.10
1	36	17	THR	CA-C-N	5.15	131.53	117.10
1	4I	17	THR	CA-C-N	5.15	131.53	117.10
1	4Q	17	THR	CA-C-N	5.15	131.53	117.10
1	5Y	17	THR	CA-C-N	5.15	131.53	117.10
1	6E	17	THR	CA-C-N	5.15	131.53	117.10
1	6Y	17	THR	CA-C-N	5.15	131.53	117.10
1	7I	17	THR	CA-C-N	5.15	131.53	117.10
1	7U	17	THR	CA-C-N	5.15	131.53	117.10
2	1B	73	GLY	N-CA-C	5.15	125.98	113.10
2	1F	73	GLY	N-CA-C	5.15	125.98	113.10
2	1J	73	GLY	N-CA-C	5.15	125.98	113.10
2	1N	108	HIS	CB-CG-CD2	-5.15	114.83	130.80
2	13	108	HIS	CB-CG-CD2	-5.15	114.83	130.80
2	17	108	HIS	CB-CG-CD2	-5.15	114.83	130.80
2	2B	108	HIS	CB-CG-CD2	-5.15	114.83	130.80
2	2F	73	GLY	N-CA-C	5.15	125.98	113.10
2	2J	108	HIS	CB-CG-CD2	-5.15	114.83	130.80
2	2N	73	GLY	N-CA-C	5.15	125.98	113.10

*Continued on next page...*

*Continued from previous page...*

Mol	Chain	Res	Type	Atoms	Z	Observed(°)	Ideal(°)
2	23	73	GLY	N-CA-C	5.15	125.98	113.10
2	27	73	GLY	N-CA-C	5.15	125.98	113.10
2	3B	108	HIS	CB-CG-CD2	-5.15	114.83	130.80
2	3F	73	GLY	N-CA-C	5.15	125.98	113.10
2	3J	108	HIS	CB-CG-CD2	-5.15	114.83	130.80
2	3N	73	GLY	N-CA-C	5.15	125.98	113.10
2	3R	108	HIS	CB-CG-CD2	-5.15	114.83	130.80
2	3V	108	HIS	CB-CG-CD2	-5.15	114.83	130.80
2	3Z	108	HIS	CB-CG-CD2	-5.15	114.83	130.80
2	33	108	HIS	CB-CG-CD2	-5.15	114.83	130.80
2	37	73	GLY	N-CA-C	5.15	125.98	113.10
2	4B	73	GLY	N-CA-C	5.15	125.98	113.10
2	4F	108	HIS	CB-CG-CD2	-5.15	114.83	130.80
2	4J	73	GLY	N-CA-C	5.15	125.98	113.10
2	4N	73	GLY	N-CA-C	5.15	125.98	113.10
2	4R	73	GLY	N-CA-C	5.15	125.98	113.10
2	4V	73	GLY	N-CA-C	5.15	125.98	113.10
2	4Z	108	HIS	CB-CG-CD2	-5.15	114.83	130.80
2	5F	108	HIS	CB-CG-CD2	-5.15	114.83	130.80
2	5J	108	HIS	CB-CG-CD2	-5.15	114.83	130.80
2	5N	108	HIS	CB-CG-CD2	-5.15	114.83	130.80
2	5R	73	GLY	N-CA-C	5.15	125.98	113.10
2	5V	108	HIS	CB-CG-CD2	-5.15	114.83	130.80
2	5Z	73	GLY	N-CA-C	5.15	125.98	113.10
2	6F	73	GLY	N-CA-C	5.15	125.98	113.10
2	6J	73	GLY	N-CA-C	5.15	125.98	113.10
2	6N	108	HIS	CB-CG-CD2	-5.15	114.83	130.80
2	6R	73	GLY	N-CA-C	5.15	125.98	113.10
2	6V	108	HIS	CB-CG-CD2	-5.15	114.83	130.80
2	6Z	73	GLY	N-CA-C	5.15	125.98	113.10
2	63	108	HIS	CB-CG-CD2	-5.15	114.83	130.80
2	67	108	HIS	CB-CG-CD2	-5.15	114.83	130.80
2	7B	108	HIS	CB-CG-CD2	-5.15	114.83	130.80
2	7F	108	HIS	CB-CG-CD2	-5.15	114.83	130.80
2	7J	73	GLY	N-CA-C	5.15	125.98	113.10
2	7N	73	GLY	N-CA-C	5.15	125.98	113.10
2	7R	108	HIS	CB-CG-CD2	-5.15	114.83	130.80
2	7V	73	GLY	N-CA-C	5.15	125.98	113.10
2	1N	73	GLY	N-CA-C	5.15	125.97	113.10
2	1R	108	HIS	CB-CG-CD2	-5.15	114.84	130.80
2	1V	108	HIS	CB-CG-CD2	-5.15	114.84	130.80
2	1Z	108	HIS	CB-CG-CD2	-5.15	114.84	130.80

*Continued on next page...*

*Continued from previous page...*

Mol	Chain	Res	Type	Atoms	Z	Observed(°)	Ideal(°)
2	2J	73	GLY	N-CA-C	5.15	125.97	113.10
2	2R	108	HIS	CB-CG-CD2	-5.15	114.84	130.80
2	2V	108	HIS	CB-CG-CD2	-5.15	114.84	130.80
2	2Z	108	HIS	CB-CG-CD2	-5.15	114.84	130.80
2	3B	73	GLY	N-CA-C	5.15	125.97	113.10
2	3J	73	GLY	N-CA-C	5.15	125.97	113.10
2	33	73	GLY	N-CA-C	5.15	125.97	113.10
2	4F	73	GLY	N-CA-C	5.15	125.97	113.10
2	4Z	73	GLY	N-CA-C	5.15	125.97	113.10
2	43	108	HIS	CB-CG-CD2	-5.15	114.84	130.80
2	47	108	HIS	CB-CG-CD2	-5.15	114.84	130.80
2	5B	108	HIS	CB-CG-CD2	-5.15	114.84	130.80
2	5V	73	GLY	N-CA-C	5.15	125.97	113.10
2	53	108	HIS	CB-CG-CD2	-5.15	114.84	130.80
2	57	108	HIS	CB-CG-CD2	-5.15	114.84	130.80
2	6B	108	HIS	CB-CG-CD2	-5.15	114.84	130.80
2	6N	73	GLY	N-CA-C	5.15	125.97	113.10
2	6V	73	GLY	N-CA-C	5.15	125.97	113.10
2	7F	73	GLY	N-CA-C	5.15	125.97	113.10
2	7R	73	GLY	N-CA-C	5.15	125.97	113.10
2	1B	41	PHE	CA-C-O	5.15	130.91	120.10
2	1J	41	PHE	CA-C-O	5.15	130.91	120.10
2	1N	41	PHE	CA-C-O	5.15	130.91	120.10
2	2F	41	PHE	CA-C-O	5.15	130.91	120.10
2	2J	41	PHE	CA-C-O	5.15	130.91	120.10
2	27	41	PHE	CA-C-O	5.15	130.91	120.10
2	3B	41	PHE	CA-C-O	5.15	130.91	120.10
2	3F	41	PHE	CA-C-O	5.15	130.91	120.10
2	3J	41	PHE	CA-C-O	5.15	130.91	120.10
2	33	41	PHE	CA-C-O	5.15	130.91	120.10
2	4B	41	PHE	CA-C-O	5.15	130.91	120.10
2	4F	41	PHE	CA-C-O	5.15	130.91	120.10
2	4N	41	PHE	CA-C-O	5.15	130.91	120.10
2	4V	41	PHE	CA-C-O	5.15	130.91	120.10
2	4Z	41	PHE	CA-C-O	5.15	130.91	120.10
2	5R	41	PHE	CA-C-O	5.15	130.91	120.10
2	5V	41	PHE	CA-C-O	5.15	130.91	120.10
2	6J	41	PHE	CA-C-O	5.15	130.91	120.10
2	6N	41	PHE	CA-C-O	5.15	130.91	120.10
2	6R	41	PHE	CA-C-O	5.15	130.91	120.10
2	6V	41	PHE	CA-C-O	5.15	130.91	120.10
2	7F	41	PHE	CA-C-O	5.15	130.91	120.10

*Continued on next page...*



*Continued from previous page...*

Mol	Chain	Res	Type	Atoms	Z	Observed(°)	Ideal(°)
2	7N	41	PHE	CA-C-O	5.15	130.91	120.10
2	7R	41	PHE	CA-C-O	5.15	130.91	120.10
1	12	177	GLY	O-C-N	-5.14	114.47	122.70
2	13	73	GLY	N-CA-C	5.14	125.96	113.10
1	16	177	GLY	O-C-N	-5.14	114.47	122.70
2	17	73	GLY	N-CA-C	5.14	125.96	113.10
1	2A	177	GLY	O-C-N	-5.14	114.47	122.70
2	2B	73	GLY	N-CA-C	5.14	125.96	113.10
1	3Q	177	GLY	O-C-N	-5.14	114.47	122.70
2	3R	73	GLY	N-CA-C	5.14	125.96	113.10
1	3U	177	GLY	O-C-N	-5.14	114.47	122.70
2	3V	73	GLY	N-CA-C	5.14	125.96	113.10
1	3Y	177	GLY	O-C-N	-5.14	114.47	122.70
2	3Z	73	GLY	N-CA-C	5.14	125.96	113.10
1	5E	177	GLY	O-C-N	-5.14	114.47	122.70
2	5F	73	GLY	N-CA-C	5.14	125.96	113.10
1	5I	177	GLY	O-C-N	-5.14	114.47	122.70
2	5J	73	GLY	N-CA-C	5.14	125.96	113.10
1	5M	177	GLY	O-C-N	-5.14	114.47	122.70
2	5N	73	GLY	N-CA-C	5.14	125.96	113.10
1	62	177	GLY	O-C-N	-5.14	114.47	122.70
2	63	73	GLY	N-CA-C	5.14	125.96	113.10
1	66	177	GLY	O-C-N	-5.14	114.47	122.70
2	67	73	GLY	N-CA-C	5.14	125.96	113.10
1	7A	177	GLY	O-C-N	-5.14	114.47	122.70
2	7B	73	GLY	N-CA-C	5.14	125.96	113.10
2	1F	38	VAL	O-C-N	-5.13	114.48	122.70
2	2N	38	VAL	O-C-N	-5.13	114.48	122.70
2	23	38	VAL	O-C-N	-5.13	114.48	122.70
2	3N	38	VAL	O-C-N	-5.13	114.48	122.70
2	37	38	VAL	O-C-N	-5.13	114.48	122.70
2	4J	38	VAL	O-C-N	-5.13	114.48	122.70
2	4R	38	VAL	O-C-N	-5.13	114.48	122.70
2	5Z	38	VAL	O-C-N	-5.13	114.48	122.70
2	6F	38	VAL	O-C-N	-5.13	114.48	122.70
2	6Z	38	VAL	O-C-N	-5.13	114.48	122.70
2	7J	38	VAL	O-C-N	-5.13	114.48	122.70
2	7V	38	VAL	O-C-N	-5.13	114.48	122.70
2	1F	54	ASN	C-N-CA	-5.13	100.44	122.00
2	2N	54	ASN	C-N-CA	-5.13	100.44	122.00
2	23	54	ASN	C-N-CA	-5.13	100.44	122.00
2	3N	54	ASN	C-N-CA	-5.13	100.44	122.00

*Continued on next page...*

*Continued from previous page...*

Mol	Chain	Res	Type	Atoms	Z	Observed(°)	Ideal(°)
2	37	54	ASN	C-N-CA	-5.13	100.44	122.00
2	4J	54	ASN	C-N-CA	-5.13	100.44	122.00
2	4R	54	ASN	C-N-CA	-5.13	100.44	122.00
2	5Z	54	ASN	C-N-CA	-5.13	100.44	122.00
2	6F	54	ASN	C-N-CA	-5.13	100.44	122.00
2	6Z	54	ASN	C-N-CA	-5.13	100.44	122.00
2	7J	54	ASN	C-N-CA	-5.13	100.44	122.00
2	7V	54	ASN	C-N-CA	-5.13	100.44	122.00
2	1R	54	ASN	C-N-CA	-5.13	100.44	122.00
2	1V	54	ASN	C-N-CA	-5.13	100.44	122.00
2	1Z	54	ASN	C-N-CA	-5.13	100.44	122.00
2	2R	54	ASN	C-N-CA	-5.13	100.44	122.00
2	2V	54	ASN	C-N-CA	-5.13	100.44	122.00
2	2Z	54	ASN	C-N-CA	-5.13	100.44	122.00
2	43	54	ASN	C-N-CA	-5.13	100.44	122.00
2	47	54	ASN	C-N-CA	-5.13	100.44	122.00
2	5B	54	ASN	C-N-CA	-5.13	100.44	122.00
2	53	54	ASN	C-N-CA	-5.13	100.44	122.00
2	57	54	ASN	C-N-CA	-5.13	100.44	122.00
2	6B	54	ASN	C-N-CA	-5.13	100.44	122.00
2	13	38	VAL	O-C-N	-5.13	114.49	122.70
2	17	38	VAL	O-C-N	-5.13	114.49	122.70
2	2B	38	VAL	O-C-N	-5.13	114.49	122.70
2	3R	38	VAL	O-C-N	-5.13	114.49	122.70
2	3V	38	VAL	O-C-N	-5.13	114.49	122.70
2	3Z	38	VAL	O-C-N	-5.13	114.49	122.70
2	5F	38	VAL	O-C-N	-5.13	114.49	122.70
2	5J	38	VAL	O-C-N	-5.13	114.49	122.70
2	5N	38	VAL	O-C-N	-5.13	114.49	122.70
2	63	38	VAL	O-C-N	-5.13	114.49	122.70
2	67	38	VAL	O-C-N	-5.13	114.49	122.70
2	7B	38	VAL	O-C-N	-5.13	114.49	122.70
1	1A	177	GLY	O-C-N	-5.13	114.49	122.70
2	1B	54	ASN	C-N-CA	-5.13	100.46	122.00
1	1I	177	GLY	O-C-N	-5.13	114.49	122.70
2	1J	54	ASN	C-N-CA	-5.13	100.46	122.00
2	13	54	ASN	C-N-CA	-5.13	100.46	122.00
2	17	54	ASN	C-N-CA	-5.13	100.46	122.00
2	2B	54	ASN	C-N-CA	-5.13	100.46	122.00
1	2E	177	GLY	O-C-N	-5.13	114.49	122.70
2	2F	54	ASN	C-N-CA	-5.13	100.46	122.00
1	26	177	GLY	O-C-N	-5.13	114.49	122.70

*Continued on next page...*

*Continued from previous page...*

Mol	Chain	Res	Type	Atoms	Z	Observed(°)	Ideal(°)
2	27	54	ASN	C-N-CA	-5.13	100.46	122.00
1	3E	177	GLY	O-C-N	-5.13	114.49	122.70
2	3F	54	ASN	C-N-CA	-5.13	100.46	122.00
2	3R	54	ASN	C-N-CA	-5.13	100.46	122.00
2	3V	54	ASN	C-N-CA	-5.13	100.46	122.00
2	3Z	54	ASN	C-N-CA	-5.13	100.46	122.00
1	4A	177	GLY	O-C-N	-5.13	114.49	122.70
2	4B	54	ASN	C-N-CA	-5.13	100.46	122.00
1	4M	177	GLY	O-C-N	-5.13	114.49	122.70
2	4N	54	ASN	C-N-CA	-5.13	100.46	122.00
1	4U	177	GLY	O-C-N	-5.13	114.49	122.70
2	4V	54	ASN	C-N-CA	-5.13	100.46	122.00
2	5F	54	ASN	C-N-CA	-5.13	100.46	122.00
2	5J	54	ASN	C-N-CA	-5.13	100.46	122.00
2	5N	54	ASN	C-N-CA	-5.13	100.46	122.00
1	5Q	177	GLY	O-C-N	-5.13	114.49	122.70
2	5R	54	ASN	C-N-CA	-5.13	100.46	122.00
1	6I	177	GLY	O-C-N	-5.13	114.49	122.70
2	6J	54	ASN	C-N-CA	-5.13	100.46	122.00
1	6Q	177	GLY	O-C-N	-5.13	114.49	122.70
2	6R	54	ASN	C-N-CA	-5.13	100.46	122.00
2	63	54	ASN	C-N-CA	-5.13	100.46	122.00
2	67	54	ASN	C-N-CA	-5.13	100.46	122.00
2	7B	54	ASN	C-N-CA	-5.13	100.46	122.00
1	7M	177	GLY	O-C-N	-5.13	114.49	122.70
2	7N	54	ASN	C-N-CA	-5.13	100.46	122.00
2	1N	54	ASN	C-N-CA	-5.13	100.47	122.00
2	2J	54	ASN	C-N-CA	-5.13	100.47	122.00
2	3B	54	ASN	C-N-CA	-5.13	100.47	122.00
2	3J	54	ASN	C-N-CA	-5.13	100.47	122.00
2	33	54	ASN	C-N-CA	-5.13	100.47	122.00
2	4F	54	ASN	C-N-CA	-5.13	100.47	122.00
2	4Z	54	ASN	C-N-CA	-5.13	100.47	122.00
2	5V	54	ASN	C-N-CA	-5.13	100.47	122.00
2	6N	54	ASN	C-N-CA	-5.13	100.47	122.00
2	6V	54	ASN	C-N-CA	-5.13	100.47	122.00
2	7F	54	ASN	C-N-CA	-5.13	100.47	122.00
2	7R	54	ASN	C-N-CA	-5.13	100.47	122.00
4	1P	27	PHE	CB-CG-CD2	-5.12	117.22	120.80
4	2L	27	PHE	CB-CG-CD2	-5.12	117.22	120.80
4	3D	27	PHE	CB-CG-CD2	-5.12	117.22	120.80
4	3L	27	PHE	CB-CG-CD2	-5.12	117.22	120.80

*Continued on next page...*

*Continued from previous page...*

Mol	Chain	Res	Type	Atoms	Z	Observed(°)	Ideal(°)
4	35	27	PHE	CB-CG-CD2	-5.12	117.22	120.80
4	4H	27	PHE	CB-CG-CD2	-5.12	117.22	120.80
4	4I	27	PHE	CB-CG-CD2	-5.12	117.22	120.80
4	5X	27	PHE	CB-CG-CD2	-5.12	117.22	120.80
4	6P	27	PHE	CB-CG-CD2	-5.12	117.22	120.80
4	6X	27	PHE	CB-CG-CD2	-5.12	117.22	120.80
4	7H	27	PHE	CB-CG-CD2	-5.12	117.22	120.80
4	7T	27	PHE	CB-CG-CD2	-5.12	117.22	120.80
2	1B	16	ASN	CB-CA-C	-5.11	100.17	110.40
2	1J	16	ASN	CB-CA-C	-5.11	100.17	110.40
2	2F	16	ASN	CB-CA-C	-5.11	100.17	110.40
2	27	16	ASN	CB-CA-C	-5.11	100.17	110.40
2	3F	16	ASN	CB-CA-C	-5.11	100.17	110.40
2	4B	16	ASN	CB-CA-C	-5.11	100.17	110.40
2	4N	16	ASN	CB-CA-C	-5.11	100.17	110.40
2	4V	16	ASN	CB-CA-C	-5.11	100.17	110.40
2	5R	16	ASN	CB-CA-C	-5.11	100.17	110.40
2	6J	16	ASN	CB-CA-C	-5.11	100.17	110.40
2	6R	16	ASN	CB-CA-C	-5.11	100.17	110.40
2	7N	16	ASN	CB-CA-C	-5.11	100.17	110.40
2	1B	38	VAL	O-C-N	-5.11	114.52	122.70
2	1J	38	VAL	O-C-N	-5.11	114.52	122.70
2	2F	38	VAL	O-C-N	-5.11	114.52	122.70
2	27	38	VAL	O-C-N	-5.11	114.52	122.70
2	3F	38	VAL	O-C-N	-5.11	114.52	122.70
2	4B	38	VAL	O-C-N	-5.11	114.52	122.70
2	4N	38	VAL	O-C-N	-5.11	114.52	122.70
2	4V	38	VAL	O-C-N	-5.11	114.52	122.70
2	5R	38	VAL	O-C-N	-5.11	114.52	122.70
2	6J	38	VAL	O-C-N	-5.11	114.52	122.70
2	6R	38	VAL	O-C-N	-5.11	114.52	122.70
2	7N	38	VAL	O-C-N	-5.11	114.52	122.70
1	1E	177	GLY	O-C-N	-5.11	114.52	122.70
2	1N	16	ASN	CB-CA-C	-5.11	100.18	110.40
2	13	16	ASN	CB-CA-C	-5.11	100.18	110.40
2	17	16	ASN	CB-CA-C	-5.11	100.18	110.40
2	2B	16	ASN	CB-CA-C	-5.11	100.18	110.40
2	2J	16	ASN	CB-CA-C	-5.11	100.18	110.40
1	2M	177	GLY	O-C-N	-5.11	114.52	122.70
1	22	177	GLY	O-C-N	-5.11	114.52	122.70
2	3B	16	ASN	CB-CA-C	-5.11	100.18	110.40
2	3J	16	ASN	CB-CA-C	-5.11	100.18	110.40

*Continued on next page...*

*Continued from previous page...*

Mol	Chain	Res	Type	Atoms	Z	Observed(°)	Ideal(°)
1	3M	177	GLY	O-C-N	-5.11	114.52	122.70
2	3R	16	ASN	CB-CA-C	-5.11	100.18	110.40
2	3V	16	ASN	CB-CA-C	-5.11	100.18	110.40
2	3Z	16	ASN	CB-CA-C	-5.11	100.18	110.40
2	33	16	ASN	CB-CA-C	-5.11	100.18	110.40
1	36	177	GLY	O-C-N	-5.11	114.52	122.70
2	4F	16	ASN	CB-CA-C	-5.11	100.18	110.40
1	4I	177	GLY	O-C-N	-5.11	114.52	122.70
1	4Q	177	GLY	O-C-N	-5.11	114.52	122.70
2	4Z	16	ASN	CB-CA-C	-5.11	100.18	110.40
2	5F	16	ASN	CB-CA-C	-5.11	100.18	110.40
2	5J	16	ASN	CB-CA-C	-5.11	100.18	110.40
2	5N	16	ASN	CB-CA-C	-5.11	100.18	110.40
2	5V	16	ASN	CB-CA-C	-5.11	100.18	110.40
1	5Y	177	GLY	O-C-N	-5.11	114.52	122.70
1	6E	177	GLY	O-C-N	-5.11	114.52	122.70
2	6N	16	ASN	CB-CA-C	-5.11	100.18	110.40
2	6V	16	ASN	CB-CA-C	-5.11	100.18	110.40
1	6Y	177	GLY	O-C-N	-5.11	114.52	122.70
2	63	16	ASN	CB-CA-C	-5.11	100.18	110.40
2	67	16	ASN	CB-CA-C	-5.11	100.18	110.40
2	7B	16	ASN	CB-CA-C	-5.11	100.18	110.40
2	7F	16	ASN	CB-CA-C	-5.11	100.18	110.40
1	7I	177	GLY	O-C-N	-5.11	114.52	122.70
2	7R	16	ASN	CB-CA-C	-5.11	100.18	110.40
1	7U	177	GLY	O-C-N	-5.11	114.52	122.70
2	1N	38	VAL	O-C-N	-5.11	114.53	122.70
2	2J	38	VAL	O-C-N	-5.11	114.53	122.70
2	3B	38	VAL	O-C-N	-5.11	114.53	122.70
2	3J	38	VAL	O-C-N	-5.11	114.53	122.70
2	33	38	VAL	O-C-N	-5.11	114.53	122.70
2	4F	38	VAL	O-C-N	-5.11	114.53	122.70
2	4Z	38	VAL	O-C-N	-5.11	114.53	122.70
2	5V	38	VAL	O-C-N	-5.11	114.53	122.70
2	6N	38	VAL	O-C-N	-5.11	114.53	122.70
2	6V	38	VAL	O-C-N	-5.11	114.53	122.70
2	7F	38	VAL	O-C-N	-5.11	114.53	122.70
2	7R	38	VAL	O-C-N	-5.11	114.53	122.70
1	1M	177	GLY	O-C-N	-5.11	114.53	122.70
2	1R	38	VAL	O-C-N	-5.11	114.53	122.70
2	1V	38	VAL	O-C-N	-5.11	114.53	122.70
2	1Z	38	VAL	O-C-N	-5.11	114.53	122.70

*Continued on next page...*

*Continued from previous page...*

Mol	Chain	Res	Type	Atoms	Z	Observed(°)	Ideal(°)
1	2I	177	GLY	O-C-N	-5.11	114.53	122.70
2	2R	38	VAL	O-C-N	-5.11	114.53	122.70
2	2V	38	VAL	O-C-N	-5.11	114.53	122.70
2	2Z	38	VAL	O-C-N	-5.11	114.53	122.70
1	3A	177	GLY	O-C-N	-5.11	114.53	122.70
1	3I	177	GLY	O-C-N	-5.11	114.53	122.70
1	32	177	GLY	O-C-N	-5.11	114.53	122.70
1	4E	177	GLY	O-C-N	-5.11	114.53	122.70
1	4Y	177	GLY	O-C-N	-5.11	114.53	122.70
2	43	38	VAL	O-C-N	-5.11	114.53	122.70
2	47	38	VAL	O-C-N	-5.11	114.53	122.70
2	5B	38	VAL	O-C-N	-5.11	114.53	122.70
1	5U	177	GLY	O-C-N	-5.11	114.53	122.70
2	53	38	VAL	O-C-N	-5.11	114.53	122.70
2	57	38	VAL	O-C-N	-5.11	114.53	122.70
2	6B	38	VAL	O-C-N	-5.11	114.53	122.70
1	6M	177	GLY	O-C-N	-5.11	114.53	122.70
1	6U	177	GLY	O-C-N	-5.11	114.53	122.70
1	7E	177	GLY	O-C-N	-5.11	114.53	122.70
1	7Q	177	GLY	O-C-N	-5.11	114.53	122.70
2	1F	16	ASN	CB-CA-C	-5.11	100.19	110.40
2	2N	16	ASN	CB-CA-C	-5.11	100.19	110.40
2	23	16	ASN	CB-CA-C	-5.11	100.19	110.40
2	3N	16	ASN	CB-CA-C	-5.11	100.19	110.40
2	37	16	ASN	CB-CA-C	-5.11	100.19	110.40
2	4J	16	ASN	CB-CA-C	-5.11	100.19	110.40
2	4R	16	ASN	CB-CA-C	-5.11	100.19	110.40
2	5Z	16	ASN	CB-CA-C	-5.11	100.19	110.40
2	6F	16	ASN	CB-CA-C	-5.11	100.19	110.40
2	6Z	16	ASN	CB-CA-C	-5.11	100.19	110.40
2	7J	16	ASN	CB-CA-C	-5.11	100.19	110.40
2	7V	16	ASN	CB-CA-C	-5.11	100.19	110.40
2	1F	50	THR	N-CA-C	5.10	124.78	111.00
2	1R	16	ASN	CB-CA-C	-5.10	100.19	110.40
2	1V	16	ASN	CB-CA-C	-5.10	100.19	110.40
2	1Z	16	ASN	CB-CA-C	-5.10	100.19	110.40
2	2N	50	THR	N-CA-C	5.10	124.78	111.00
2	2R	16	ASN	CB-CA-C	-5.10	100.19	110.40
2	2V	16	ASN	CB-CA-C	-5.10	100.19	110.40
2	2Z	16	ASN	CB-CA-C	-5.10	100.19	110.40
2	23	50	THR	N-CA-C	5.10	124.78	111.00
2	3N	50	THR	N-CA-C	5.10	124.78	111.00

*Continued on next page...*

*Continued from previous page...*

Mol	Chain	Res	Type	Atoms	Z	Observed(°)	Ideal(°)
2	37	50	THR	N-CA-C	5.10	124.78	111.00
2	4J	50	THR	N-CA-C	5.10	124.78	111.00
2	4R	50	THR	N-CA-C	5.10	124.78	111.00
2	43	16	ASN	CB-CA-C	-5.10	100.19	110.40
2	47	16	ASN	CB-CA-C	-5.10	100.19	110.40
2	5B	16	ASN	CB-CA-C	-5.10	100.19	110.40
2	5Z	50	THR	N-CA-C	5.10	124.78	111.00
2	53	16	ASN	CB-CA-C	-5.10	100.19	110.40
2	57	16	ASN	CB-CA-C	-5.10	100.19	110.40
2	6B	16	ASN	CB-CA-C	-5.10	100.19	110.40
2	6F	50	THR	N-CA-C	5.10	124.78	111.00
2	6Z	50	THR	N-CA-C	5.10	124.78	111.00
2	7J	50	THR	N-CA-C	5.10	124.78	111.00
2	7V	50	THR	N-CA-C	5.10	124.78	111.00
2	13	50	THR	N-CA-C	5.10	124.77	111.00
2	17	50	THR	N-CA-C	5.10	124.77	111.00
2	2B	50	THR	N-CA-C	5.10	124.77	111.00
2	3R	50	THR	N-CA-C	5.10	124.77	111.00
2	3V	50	THR	N-CA-C	5.10	124.77	111.00
2	3Z	50	THR	N-CA-C	5.10	124.77	111.00
2	5F	50	THR	N-CA-C	5.10	124.77	111.00
2	5J	50	THR	N-CA-C	5.10	124.77	111.00
2	5N	50	THR	N-CA-C	5.10	124.77	111.00
2	63	50	THR	N-CA-C	5.10	124.77	111.00
2	67	50	THR	N-CA-C	5.10	124.77	111.00
2	7B	50	THR	N-CA-C	5.10	124.77	111.00
1	1Q	94	THR	CB-CA-C	5.10	125.36	111.60
1	1U	94	THR	CB-CA-C	5.10	125.36	111.60
1	1Y	94	THR	CB-CA-C	5.10	125.36	111.60
1	2Q	94	THR	CB-CA-C	5.10	125.36	111.60
1	2U	94	THR	CB-CA-C	5.10	125.36	111.60
1	2Y	94	THR	CB-CA-C	5.10	125.36	111.60
1	42	94	THR	CB-CA-C	5.10	125.36	111.60
1	46	94	THR	CB-CA-C	5.10	125.36	111.60
1	5A	94	THR	CB-CA-C	5.10	125.36	111.60
1	52	94	THR	CB-CA-C	5.10	125.36	111.60
1	56	94	THR	CB-CA-C	5.10	125.36	111.60
1	6A	94	THR	CB-CA-C	5.10	125.36	111.60
2	1B	218	ARG	CA-CB-CG	-5.09	102.19	113.40
2	1J	218	ARG	CA-CB-CG	-5.09	102.19	113.40
2	2F	218	ARG	CA-CB-CG	-5.09	102.19	113.40
2	27	218	ARG	CA-CB-CG	-5.09	102.19	113.40

*Continued on next page...*



*Continued from previous page...*

Mol	Chain	Res	Type	Atoms	Z	Observed(°)	Ideal(°)
2	3F	218	ARG	CA-CB-CG	-5.09	102.19	113.40
2	4B	218	ARG	CA-CB-CG	-5.09	102.19	113.40
2	4N	218	ARG	CA-CB-CG	-5.09	102.19	113.40
2	4V	218	ARG	CA-CB-CG	-5.09	102.19	113.40
2	5R	218	ARG	CA-CB-CG	-5.09	102.19	113.40
2	6J	218	ARG	CA-CB-CG	-5.09	102.19	113.40
2	6R	218	ARG	CA-CB-CG	-5.09	102.19	113.40
2	7N	218	ARG	CA-CB-CG	-5.09	102.19	113.40
2	1B	50	THR	N-CA-C	5.09	124.75	111.00
2	1J	50	THR	N-CA-C	5.09	124.75	111.00
2	2F	50	THR	N-CA-C	5.09	124.75	111.00
2	27	50	THR	N-CA-C	5.09	124.75	111.00
2	3F	50	THR	N-CA-C	5.09	124.75	111.00
2	4B	50	THR	N-CA-C	5.09	124.75	111.00
2	4N	50	THR	N-CA-C	5.09	124.75	111.00
2	4V	50	THR	N-CA-C	5.09	124.75	111.00
2	5R	50	THR	N-CA-C	5.09	124.75	111.00
2	6J	50	THR	N-CA-C	5.09	124.75	111.00
2	6R	50	THR	N-CA-C	5.09	124.75	111.00
2	7N	50	THR	N-CA-C	5.09	124.75	111.00
2	13	218	ARG	CA-CB-CG	-5.09	102.20	113.40
2	17	218	ARG	CA-CB-CG	-5.09	102.20	113.40
2	2B	218	ARG	CA-CB-CG	-5.09	102.20	113.40
2	3R	218	ARG	CA-CB-CG	-5.09	102.20	113.40
2	3V	218	ARG	CA-CB-CG	-5.09	102.20	113.40
2	3Z	218	ARG	CA-CB-CG	-5.09	102.20	113.40
2	5F	218	ARG	CA-CB-CG	-5.09	102.20	113.40
2	5J	218	ARG	CA-CB-CG	-5.09	102.20	113.40
2	5N	218	ARG	CA-CB-CG	-5.09	102.20	113.40
2	63	218	ARG	CA-CB-CG	-5.09	102.20	113.40
2	67	218	ARG	CA-CB-CG	-5.09	102.20	113.40
2	7B	218	ARG	CA-CB-CG	-5.09	102.20	113.40
2	1F	218	ARG	CA-CB-CG	-5.09	102.20	113.40
2	2N	218	ARG	CA-CB-CG	-5.09	102.20	113.40
2	23	218	ARG	CA-CB-CG	-5.09	102.20	113.40
2	3N	218	ARG	CA-CB-CG	-5.09	102.20	113.40
2	37	218	ARG	CA-CB-CG	-5.09	102.20	113.40
2	4J	218	ARG	CA-CB-CG	-5.09	102.20	113.40
2	4R	218	ARG	CA-CB-CG	-5.09	102.20	113.40
2	5Z	218	ARG	CA-CB-CG	-5.09	102.20	113.40
2	6F	218	ARG	CA-CB-CG	-5.09	102.20	113.40
2	6Z	218	ARG	CA-CB-CG	-5.09	102.20	113.40

*Continued on next page...*

*Continued from previous page...*

Mol	Chain	Res	Type	Atoms	Z	Observed(°)	Ideal(°)
2	7J	218	ARG	CA-CB-CG	-5.09	102.20	113.40
2	7V	218	ARG	CA-CB-CG	-5.09	102.20	113.40
1	1E	94	THR	CB-CA-C	5.09	125.33	111.60
2	1R	108	HIS	N-CA-C	5.09	124.73	111.00
4	1T	27	PHE	CB-CG-CD2	-5.09	117.24	120.80
2	1V	108	HIS	N-CA-C	5.09	124.73	111.00
4	1X	27	PHE	CB-CG-CD2	-5.09	117.24	120.80
2	1Z	108	HIS	N-CA-C	5.09	124.73	111.00
4	11	27	PHE	CB-CG-CD2	-5.09	117.24	120.80
1	12	94	THR	CB-CA-C	5.09	125.33	111.60
1	16	94	THR	CB-CA-C	5.09	125.33	111.60
1	2A	94	THR	CB-CA-C	5.09	125.33	111.60
1	2M	94	THR	CB-CA-C	5.09	125.33	111.60
2	2R	108	HIS	N-CA-C	5.09	124.73	111.00
4	2T	27	PHE	CB-CG-CD2	-5.09	117.24	120.80
2	2V	108	HIS	N-CA-C	5.09	124.73	111.00
4	2X	27	PHE	CB-CG-CD2	-5.09	117.24	120.80
2	2Z	108	HIS	N-CA-C	5.09	124.73	111.00
4	21	27	PHE	CB-CG-CD2	-5.09	117.24	120.80
1	22	94	THR	CB-CA-C	5.09	125.33	111.60
1	3M	94	THR	CB-CA-C	5.09	125.33	111.60
1	3Q	94	THR	CB-CA-C	5.09	125.33	111.60
1	3U	94	THR	CB-CA-C	5.09	125.33	111.60
1	3Y	94	THR	CB-CA-C	5.09	125.33	111.60
1	36	94	THR	CB-CA-C	5.09	125.33	111.60
1	4I	94	THR	CB-CA-C	5.09	125.33	111.60
1	4Q	94	THR	CB-CA-C	5.09	125.33	111.60
2	43	108	HIS	N-CA-C	5.09	124.73	111.00
4	45	27	PHE	CB-CG-CD2	-5.09	117.24	120.80
2	47	108	HIS	N-CA-C	5.09	124.73	111.00
4	49	27	PHE	CB-CG-CD2	-5.09	117.24	120.80
2	5B	108	HIS	N-CA-C	5.09	124.73	111.00
4	5D	27	PHE	CB-CG-CD2	-5.09	117.24	120.80
1	5E	94	THR	CB-CA-C	5.09	125.33	111.60
1	5I	94	THR	CB-CA-C	5.09	125.33	111.60
1	5M	94	THR	CB-CA-C	5.09	125.33	111.60
1	5Y	94	THR	CB-CA-C	5.09	125.33	111.60
2	53	108	HIS	N-CA-C	5.09	124.73	111.00
4	55	27	PHE	CB-CG-CD2	-5.09	117.24	120.80
2	57	108	HIS	N-CA-C	5.09	124.73	111.00
4	59	27	PHE	CB-CG-CD2	-5.09	117.24	120.80
2	6B	108	HIS	N-CA-C	5.09	124.73	111.00

*Continued on next page...*

*Continued from previous page...*

Mol	Chain	Res	Type	Atoms	Z	Observed(°)	Ideal(°)
4	6D	27	PHE	CB-CG-CD2	-5.09	117.24	120.80
1	6E	94	THR	CB-CA-C	5.09	125.33	111.60
1	6Y	94	THR	CB-CA-C	5.09	125.33	111.60
1	6Z	94	THR	CB-CA-C	5.09	125.33	111.60
1	66	94	THR	CB-CA-C	5.09	125.33	111.60
1	7A	94	THR	CB-CA-C	5.09	125.33	111.60
1	7I	94	THR	CB-CA-C	5.09	125.33	111.60
1	7U	94	THR	CB-CA-C	5.09	125.33	111.60
2	1B	108	HIS	N-CA-C	5.08	124.73	111.00
2	1F	108	HIS	N-CA-C	5.08	124.73	111.00
2	1J	108	HIS	N-CA-C	5.08	124.73	111.00
2	2F	108	HIS	N-CA-C	5.08	124.73	111.00
2	2N	108	HIS	N-CA-C	5.08	124.73	111.00
2	23	108	HIS	N-CA-C	5.08	124.73	111.00
2	27	108	HIS	N-CA-C	5.08	124.73	111.00
2	3F	108	HIS	N-CA-C	5.08	124.73	111.00
2	3N	108	HIS	N-CA-C	5.08	124.73	111.00
2	37	108	HIS	N-CA-C	5.08	124.73	111.00
2	4B	108	HIS	N-CA-C	5.08	124.73	111.00
2	4J	108	HIS	N-CA-C	5.08	124.73	111.00
2	4N	108	HIS	N-CA-C	5.08	124.73	111.00
2	4R	108	HIS	N-CA-C	5.08	124.73	111.00
2	4V	108	HIS	N-CA-C	5.08	124.73	111.00
2	5R	108	HIS	N-CA-C	5.08	124.73	111.00
2	5Z	108	HIS	N-CA-C	5.08	124.73	111.00
2	6F	108	HIS	N-CA-C	5.08	124.73	111.00
2	6J	108	HIS	N-CA-C	5.08	124.73	111.00
2	6R	108	HIS	N-CA-C	5.08	124.73	111.00
2	6Z	108	HIS	N-CA-C	5.08	124.73	111.00
2	7J	108	HIS	N-CA-C	5.08	124.73	111.00
2	7N	108	HIS	N-CA-C	5.08	124.73	111.00
2	7V	108	HIS	N-CA-C	5.08	124.73	111.00
2	1N	108	HIS	N-CA-C	5.08	124.72	111.00
2	1R	50	THR	N-CA-C	5.08	124.72	111.00
2	1V	50	THR	N-CA-C	5.08	124.72	111.00
2	1Z	50	THR	N-CA-C	5.08	124.72	111.00
2	13	108	HIS	N-CA-C	5.08	124.72	111.00
2	17	108	HIS	N-CA-C	5.08	124.72	111.00
2	2B	108	HIS	N-CA-C	5.08	124.72	111.00
2	2J	108	HIS	N-CA-C	5.08	124.72	111.00
2	2R	50	THR	N-CA-C	5.08	124.72	111.00
2	2V	50	THR	N-CA-C	5.08	124.72	111.00

*Continued on next page...*

*Continued from previous page...*

Mol	Chain	Res	Type	Atoms	Z	Observed(°)	Ideal(°)
2	2Z	50	THR	N-CA-C	5.08	124.72	111.00
2	3B	108	HIS	N-CA-C	5.08	124.72	111.00
2	3J	108	HIS	N-CA-C	5.08	124.72	111.00
2	3R	108	HIS	N-CA-C	5.08	124.72	111.00
2	3V	108	HIS	N-CA-C	5.08	124.72	111.00
2	3Z	108	HIS	N-CA-C	5.08	124.72	111.00
2	33	108	HIS	N-CA-C	5.08	124.72	111.00
2	4F	108	HIS	N-CA-C	5.08	124.72	111.00
2	4Z	108	HIS	N-CA-C	5.08	124.72	111.00
2	43	50	THR	N-CA-C	5.08	124.72	111.00
2	47	50	THR	N-CA-C	5.08	124.72	111.00
2	5B	50	THR	N-CA-C	5.08	124.72	111.00
2	5F	108	HIS	N-CA-C	5.08	124.72	111.00
2	5J	108	HIS	N-CA-C	5.08	124.72	111.00
2	5N	108	HIS	N-CA-C	5.08	124.72	111.00
2	5V	108	HIS	N-CA-C	5.08	124.72	111.00
2	53	50	THR	N-CA-C	5.08	124.72	111.00
2	57	50	THR	N-CA-C	5.08	124.72	111.00
2	6B	50	THR	N-CA-C	5.08	124.72	111.00
2	6N	108	HIS	N-CA-C	5.08	124.72	111.00
2	6V	108	HIS	N-CA-C	5.08	124.72	111.00
2	63	108	HIS	N-CA-C	5.08	124.72	111.00
2	67	108	HIS	N-CA-C	5.08	124.72	111.00
2	7B	108	HIS	N-CA-C	5.08	124.72	111.00
2	7F	108	HIS	N-CA-C	5.08	124.72	111.00
2	7R	108	HIS	N-CA-C	5.08	124.72	111.00
1	1M	94	THR	CB-CA-C	5.08	125.32	111.60
1	2I	94	THR	CB-CA-C	5.08	125.32	111.60
1	3A	94	THR	CB-CA-C	5.08	125.32	111.60
1	3I	94	THR	CB-CA-C	5.08	125.32	111.60
1	32	94	THR	CB-CA-C	5.08	125.32	111.60
1	4E	94	THR	CB-CA-C	5.08	125.32	111.60
1	4Y	94	THR	CB-CA-C	5.08	125.32	111.60
1	5U	94	THR	CB-CA-C	5.08	125.32	111.60
1	6M	94	THR	CB-CA-C	5.08	125.32	111.60
1	6U	94	THR	CB-CA-C	5.08	125.32	111.60
1	7E	94	THR	CB-CA-C	5.08	125.32	111.60
1	7Q	94	THR	CB-CA-C	5.08	125.32	111.60
2	1N	218	ARG	CA-CB-CG	-5.08	102.23	113.40
2	2J	218	ARG	CA-CB-CG	-5.08	102.23	113.40
2	3B	218	ARG	CA-CB-CG	-5.08	102.23	113.40
2	3J	218	ARG	CA-CB-CG	-5.08	102.23	113.40

*Continued on next page...*

*Continued from previous page...*

Mol	Chain	Res	Type	Atoms	Z	Observed(°)	Ideal(°)
2	33	218	ARG	CA-CB-CG	-5.08	102.23	113.40
2	4F	218	ARG	CA-CB-CG	-5.08	102.23	113.40
2	4Z	218	ARG	CA-CB-CG	-5.08	102.23	113.40
2	5V	218	ARG	CA-CB-CG	-5.08	102.23	113.40
2	6N	218	ARG	CA-CB-CG	-5.08	102.23	113.40
2	6V	218	ARG	CA-CB-CG	-5.08	102.23	113.40
2	7F	218	ARG	CA-CB-CG	-5.08	102.23	113.40
2	7R	218	ARG	CA-CB-CG	-5.08	102.23	113.40
1	1A	94	THR	CB-CA-C	5.08	125.31	111.60
1	1I	94	THR	CB-CA-C	5.08	125.31	111.60
2	1N	30	PRO	N-CD-CG	-5.08	95.59	103.20
1	2E	94	THR	CB-CA-C	5.08	125.31	111.60
2	2J	30	PRO	N-CD-CG	-5.08	95.59	103.20
1	26	94	THR	CB-CA-C	5.08	125.31	111.60
2	3B	30	PRO	N-CD-CG	-5.08	95.59	103.20
1	3E	94	THR	CB-CA-C	5.08	125.31	111.60
2	3J	30	PRO	N-CD-CG	-5.08	95.59	103.20
2	33	30	PRO	N-CD-CG	-5.08	95.59	103.20
1	4A	94	THR	CB-CA-C	5.08	125.31	111.60
2	4F	30	PRO	N-CD-CG	-5.08	95.59	103.20
1	4M	94	THR	CB-CA-C	5.08	125.31	111.60
1	4U	94	THR	CB-CA-C	5.08	125.31	111.60
2	4Z	30	PRO	N-CD-CG	-5.08	95.59	103.20
1	5Q	94	THR	CB-CA-C	5.08	125.31	111.60
2	5V	30	PRO	N-CD-CG	-5.08	95.59	103.20
1	6I	94	THR	CB-CA-C	5.08	125.31	111.60
2	6N	30	PRO	N-CD-CG	-5.08	95.59	103.20
1	6Q	94	THR	CB-CA-C	5.08	125.31	111.60
2	6V	30	PRO	N-CD-CG	-5.08	95.59	103.20
2	7F	30	PRO	N-CD-CG	-5.08	95.59	103.20
1	7M	94	THR	CB-CA-C	5.08	125.31	111.60
2	7R	30	PRO	N-CD-CG	-5.08	95.59	103.20
4	1D	27	PHE	CB-CG-CD2	-5.07	117.25	120.80
2	1F	26	ALA	CA-C-O	5.07	130.75	120.10
4	1L	27	PHE	CB-CG-CD2	-5.07	117.25	120.80
2	1N	50	THR	N-CA-C	5.07	124.70	111.00
2	1R	218	ARG	CA-CB-CG	-5.07	102.24	113.40
2	1V	218	ARG	CA-CB-CG	-5.07	102.24	113.40
2	1Z	218	ARG	CA-CB-CG	-5.07	102.24	113.40
2	13	30	PRO	N-CD-CG	-5.07	95.59	103.20
2	17	30	PRO	N-CD-CG	-5.07	95.59	103.20
2	2B	30	PRO	N-CD-CG	-5.07	95.59	103.20

*Continued on next page...*

*Continued from previous page...*

Mol	Chain	Res	Type	Atoms	Z	Observed(°)	Ideal(°)
4	2H	27	PHE	CB-CG-CD2	-5.07	117.25	120.80
2	2J	50	THR	N-CA-C	5.07	124.70	111.00
2	2N	26	ALA	CA-C-O	5.07	130.75	120.10
2	2R	218	ARG	CA-CB-CG	-5.07	102.24	113.40
2	2V	218	ARG	CA-CB-CG	-5.07	102.24	113.40
2	2Z	218	ARG	CA-CB-CG	-5.07	102.24	113.40
2	23	26	ALA	CA-C-O	5.07	130.75	120.10
4	29	27	PHE	CB-CG-CD2	-5.07	117.25	120.80
2	3B	50	THR	N-CA-C	5.07	124.70	111.00
4	3H	27	PHE	CB-CG-CD2	-5.07	117.25	120.80
2	3J	50	THR	N-CA-C	5.07	124.70	111.00
2	3N	26	ALA	CA-C-O	5.07	130.75	120.10
2	3R	30	PRO	N-CD-CG	-5.07	95.59	103.20
2	3V	30	PRO	N-CD-CG	-5.07	95.59	103.20
2	3Z	30	PRO	N-CD-CG	-5.07	95.59	103.20
2	33	50	THR	N-CA-C	5.07	124.70	111.00
2	37	26	ALA	CA-C-O	5.07	130.75	120.10
4	4D	27	PHE	CB-CG-CD2	-5.07	117.25	120.80
2	4F	50	THR	N-CA-C	5.07	124.70	111.00
2	4J	26	ALA	CA-C-O	5.07	130.75	120.10
4	4P	27	PHE	CB-CG-CD2	-5.07	117.25	120.80
2	4R	26	ALA	CA-C-O	5.07	130.75	120.10
4	4X	27	PHE	CB-CG-CD2	-5.07	117.25	120.80
2	4Z	50	THR	N-CA-C	5.07	124.70	111.00
2	43	218	ARG	CA-CB-CG	-5.07	102.24	113.40
2	47	218	ARG	CA-CB-CG	-5.07	102.24	113.40
2	5B	218	ARG	CA-CB-CG	-5.07	102.24	113.40
2	5F	30	PRO	N-CD-CG	-5.07	95.59	103.20
2	5J	30	PRO	N-CD-CG	-5.07	95.59	103.20
2	5N	30	PRO	N-CD-CG	-5.07	95.59	103.20
4	5T	27	PHE	CB-CG-CD2	-5.07	117.25	120.80
2	5V	50	THR	N-CA-C	5.07	124.70	111.00
2	5Z	26	ALA	CA-C-O	5.07	130.75	120.10
2	53	218	ARG	CA-CB-CG	-5.07	102.24	113.40
2	57	218	ARG	CA-CB-CG	-5.07	102.24	113.40
2	6B	218	ARG	CA-CB-CG	-5.07	102.24	113.40
2	6F	26	ALA	CA-C-O	5.07	130.75	120.10
4	6L	27	PHE	CB-CG-CD2	-5.07	117.25	120.80
2	6N	50	THR	N-CA-C	5.07	124.70	111.00
4	6T	27	PHE	CB-CG-CD2	-5.07	117.25	120.80
2	6V	50	THR	N-CA-C	5.07	124.70	111.00
2	6Z	26	ALA	CA-C-O	5.07	130.75	120.10

*Continued on next page...*



*Continued from previous page...*

Mol	Chain	Res	Type	Atoms	Z	Observed(°)	Ideal(°)
2	63	30	PRO	N-CD-CG	-5.07	95.59	103.20
2	67	30	PRO	N-CD-CG	-5.07	95.59	103.20
2	7B	30	PRO	N-CD-CG	-5.07	95.59	103.20
2	7F	50	THR	N-CA-C	5.07	124.70	111.00
2	7J	26	ALA	CA-C-O	5.07	130.75	120.10
4	7P	27	PHE	CB-CG-CD2	-5.07	117.25	120.80
2	7R	50	THR	N-CA-C	5.07	124.70	111.00
2	7V	26	ALA	CA-C-O	5.07	130.75	120.10
2	1F	30	PRO	N-CD-CG	-5.07	95.59	103.20
2	2N	30	PRO	N-CD-CG	-5.07	95.59	103.20
2	23	30	PRO	N-CD-CG	-5.07	95.59	103.20
2	3N	30	PRO	N-CD-CG	-5.07	95.59	103.20
2	37	30	PRO	N-CD-CG	-5.07	95.59	103.20
2	4J	30	PRO	N-CD-CG	-5.07	95.59	103.20
2	4R	30	PRO	N-CD-CG	-5.07	95.59	103.20
2	5Z	30	PRO	N-CD-CG	-5.07	95.59	103.20
2	6F	30	PRO	N-CD-CG	-5.07	95.59	103.20
2	6Z	30	PRO	N-CD-CG	-5.07	95.59	103.20
2	7J	30	PRO	N-CD-CG	-5.07	95.59	103.20
2	7V	30	PRO	N-CD-CG	-5.07	95.59	103.20
2	1R	30	PRO	N-CD-CG	-5.07	95.60	103.20
2	1V	30	PRO	N-CD-CG	-5.07	95.60	103.20
2	1Z	30	PRO	N-CD-CG	-5.07	95.60	103.20
2	2R	30	PRO	N-CD-CG	-5.07	95.60	103.20
2	2V	30	PRO	N-CD-CG	-5.07	95.60	103.20
2	2Z	30	PRO	N-CD-CG	-5.07	95.60	103.20
2	43	30	PRO	N-CD-CG	-5.07	95.60	103.20
2	47	30	PRO	N-CD-CG	-5.07	95.60	103.20
2	5B	30	PRO	N-CD-CG	-5.07	95.60	103.20
2	53	30	PRO	N-CD-CG	-5.07	95.60	103.20
2	57	30	PRO	N-CD-CG	-5.07	95.60	103.20
2	6B	30	PRO	N-CD-CG	-5.07	95.60	103.20
1	1M	181	THR	CA-C-N	-5.07	106.05	117.20
2	1N	26	ALA	CA-C-O	5.07	130.74	120.10
2	1R	29	MET	C-N-CA	5.07	143.28	122.00
2	1V	29	MET	C-N-CA	5.07	143.28	122.00
2	1Z	29	MET	C-N-CA	5.07	143.28	122.00
1	2I	181	THR	CA-C-N	-5.07	106.05	117.20
2	2J	26	ALA	CA-C-O	5.07	130.74	120.10
2	2R	29	MET	C-N-CA	5.07	143.28	122.00
2	2V	29	MET	C-N-CA	5.07	143.28	122.00
2	2Z	29	MET	C-N-CA	5.07	143.28	122.00

*Continued on next page...*



*Continued from previous page...*

Mol	Chain	Res	Type	Atoms	Z	Observed(°)	Ideal(°)
1	3A	181	THR	CA-C-N	-5.07	106.05	117.20
2	3B	26	ALA	CA-C-O	5.07	130.74	120.10
1	3I	181	THR	CA-C-N	-5.07	106.05	117.20
2	3J	26	ALA	CA-C-O	5.07	130.74	120.10
1	32	181	THR	CA-C-N	-5.07	106.05	117.20
2	33	26	ALA	CA-C-O	5.07	130.74	120.10
1	4E	181	THR	CA-C-N	-5.07	106.05	117.20
2	4F	26	ALA	CA-C-O	5.07	130.74	120.10
1	4Y	181	THR	CA-C-N	-5.07	106.05	117.20
2	4Z	26	ALA	CA-C-O	5.07	130.74	120.10
2	43	29	MET	C-N-CA	5.07	143.28	122.00
2	47	29	MET	C-N-CA	5.07	143.28	122.00
2	5B	29	MET	C-N-CA	5.07	143.28	122.00
1	5U	181	THR	CA-C-N	-5.07	106.05	117.20
2	5V	26	ALA	CA-C-O	5.07	130.74	120.10
2	53	29	MET	C-N-CA	5.07	143.28	122.00
2	57	29	MET	C-N-CA	5.07	143.28	122.00
2	6B	29	MET	C-N-CA	5.07	143.28	122.00
1	6M	181	THR	CA-C-N	-5.07	106.05	117.20
2	6N	26	ALA	CA-C-O	5.07	130.74	120.10
1	6U	181	THR	CA-C-N	-5.07	106.05	117.20
2	6V	26	ALA	CA-C-O	5.07	130.74	120.10
1	7E	181	THR	CA-C-N	-5.07	106.05	117.20
2	7F	26	ALA	CA-C-O	5.07	130.74	120.10
1	7Q	181	THR	CA-C-N	-5.07	106.05	117.20
2	7R	26	ALA	CA-C-O	5.07	130.74	120.10
2	1B	29	MET	C-N-CA	5.06	143.25	122.00
2	1B	30	PRO	N-CD-CG	-5.06	95.61	103.20
2	1J	29	MET	C-N-CA	5.06	143.25	122.00
2	1J	30	PRO	N-CD-CG	-5.06	95.61	103.20
2	1R	222	GLN	OE1-CD-NE2	-5.06	110.27	121.90
2	1V	222	GLN	OE1-CD-NE2	-5.06	110.27	121.90
2	1Z	222	GLN	OE1-CD-NE2	-5.06	110.27	121.90
2	2F	29	MET	C-N-CA	5.06	143.25	122.00
2	2F	30	PRO	N-CD-CG	-5.06	95.61	103.20
2	2R	222	GLN	OE1-CD-NE2	-5.06	110.27	121.90
2	2V	222	GLN	OE1-CD-NE2	-5.06	110.27	121.90
2	2Z	222	GLN	OE1-CD-NE2	-5.06	110.27	121.90
2	27	29	MET	C-N-CA	5.06	143.25	122.00
2	27	30	PRO	N-CD-CG	-5.06	95.61	103.20
2	3F	29	MET	C-N-CA	5.06	143.25	122.00
2	3F	30	PRO	N-CD-CG	-5.06	95.61	103.20

*Continued on next page...*

*Continued from previous page...*

Mol	Chain	Res	Type	Atoms	Z	Observed(°)	Ideal(°)
2	4B	29	MET	C-N-CA	5.06	143.25	122.00
2	4B	30	PRO	N-CD-CG	-5.06	95.61	103.20
2	4N	29	MET	C-N-CA	5.06	143.25	122.00
2	4N	30	PRO	N-CD-CG	-5.06	95.61	103.20
2	4V	29	MET	C-N-CA	5.06	143.25	122.00
2	4V	30	PRO	N-CD-CG	-5.06	95.61	103.20
2	43	222	GLN	OE1-CD-NE2	-5.06	110.27	121.90
2	47	222	GLN	OE1-CD-NE2	-5.06	110.27	121.90
2	5B	222	GLN	OE1-CD-NE2	-5.06	110.27	121.90
2	5R	29	MET	C-N-CA	5.06	143.25	122.00
2	5R	30	PRO	N-CD-CG	-5.06	95.61	103.20
2	53	222	GLN	OE1-CD-NE2	-5.06	110.27	121.90
2	57	222	GLN	OE1-CD-NE2	-5.06	110.27	121.90
2	6B	222	GLN	OE1-CD-NE2	-5.06	110.27	121.90
2	6J	29	MET	C-N-CA	5.06	143.25	122.00
2	6J	30	PRO	N-CD-CG	-5.06	95.61	103.20
2	6R	29	MET	C-N-CA	5.06	143.25	122.00
2	6R	30	PRO	N-CD-CG	-5.06	95.61	103.20
2	7N	29	MET	C-N-CA	5.06	143.25	122.00
2	7N	30	PRO	N-CD-CG	-5.06	95.61	103.20
1	1Q	181	THR	CA-C-N	-5.06	106.08	117.20
1	1U	181	THR	CA-C-N	-5.06	106.08	117.20
1	1Y	181	THR	CA-C-N	-5.06	106.08	117.20
1	2Q	181	THR	CA-C-N	-5.06	106.08	117.20
1	2U	181	THR	CA-C-N	-5.06	106.08	117.20
1	2Y	181	THR	CA-C-N	-5.06	106.08	117.20
1	42	181	THR	CA-C-N	-5.06	106.08	117.20
1	46	181	THR	CA-C-N	-5.06	106.08	117.20
1	5A	181	THR	CA-C-N	-5.06	106.08	117.20
1	52	181	THR	CA-C-N	-5.06	106.08	117.20
1	56	181	THR	CA-C-N	-5.06	106.08	117.20
1	6A	181	THR	CA-C-N	-5.06	106.08	117.20
1	1E	181	THR	CA-C-N	-5.06	106.08	117.20
2	1R	7	ASN	CB-CG-OD1	-5.06	111.49	121.60
2	1V	7	ASN	CB-CG-OD1	-5.06	111.49	121.60
2	1Z	7	ASN	CB-CG-OD1	-5.06	111.49	121.60
1	2M	181	THR	CA-C-N	-5.06	106.08	117.20
2	2R	7	ASN	CB-CG-OD1	-5.06	111.49	121.60
2	2V	7	ASN	CB-CG-OD1	-5.06	111.49	121.60
2	2Z	7	ASN	CB-CG-OD1	-5.06	111.49	121.60
1	22	181	THR	CA-C-N	-5.06	106.08	117.20
1	3M	181	THR	CA-C-N	-5.06	106.08	117.20

*Continued on next page...*

*Continued from previous page...*

Mol	Chain	Res	Type	Atoms	Z	Observed(°)	Ideal(°)
1	36	181	THR	CA-C-N	-5.06	106.08	117.20
1	4I	181	THR	CA-C-N	-5.06	106.08	117.20
1	4Q	181	THR	CA-C-N	-5.06	106.08	117.20
2	43	7	ASN	CB-CG-OD1	-5.06	111.49	121.60
2	47	7	ASN	CB-CG-OD1	-5.06	111.49	121.60
2	5B	7	ASN	CB-CG-OD1	-5.06	111.49	121.60
1	5Y	181	THR	CA-C-N	-5.06	106.08	117.20
2	53	7	ASN	CB-CG-OD1	-5.06	111.49	121.60
2	57	7	ASN	CB-CG-OD1	-5.06	111.49	121.60
2	6B	7	ASN	CB-CG-OD1	-5.06	111.49	121.60
1	6E	181	THR	CA-C-N	-5.06	106.08	117.20
1	6Y	181	THR	CA-C-N	-5.06	106.08	117.20
1	7I	181	THR	CA-C-N	-5.06	106.08	117.20
1	7U	181	THR	CA-C-N	-5.06	106.08	117.20
1	1A	181	THR	CA-C-N	-5.05	106.08	117.20
2	1B	26	ALA	CA-C-O	5.05	130.71	120.10
2	1F	29	MET	C-N-CA	5.05	143.22	122.00
1	1I	181	THR	CA-C-N	-5.05	106.08	117.20
2	1J	26	ALA	CA-C-O	5.05	130.71	120.10
2	1R	26	ALA	CA-C-O	5.05	130.71	120.10
2	1V	26	ALA	CA-C-O	5.05	130.71	120.10
2	1Z	26	ALA	CA-C-O	5.05	130.71	120.10
1	2E	181	THR	CA-C-N	-5.05	106.08	117.20
2	2F	26	ALA	CA-C-O	5.05	130.71	120.10
2	2N	29	MET	C-N-CA	5.05	143.22	122.00
2	2R	26	ALA	CA-C-O	5.05	130.71	120.10
2	2V	26	ALA	CA-C-O	5.05	130.71	120.10
2	2Z	26	ALA	CA-C-O	5.05	130.71	120.10
2	23	29	MET	C-N-CA	5.05	143.22	122.00
1	26	181	THR	CA-C-N	-5.05	106.08	117.20
2	27	26	ALA	CA-C-O	5.05	130.71	120.10
1	3E	181	THR	CA-C-N	-5.05	106.08	117.20
2	3F	26	ALA	CA-C-O	5.05	130.71	120.10
2	3N	29	MET	C-N-CA	5.05	143.22	122.00
2	37	29	MET	C-N-CA	5.05	143.22	122.00
1	4A	181	THR	CA-C-N	-5.05	106.08	117.20
2	4B	26	ALA	CA-C-O	5.05	130.71	120.10
2	4J	29	MET	C-N-CA	5.05	143.22	122.00
1	4M	181	THR	CA-C-N	-5.05	106.08	117.20
2	4N	26	ALA	CA-C-O	5.05	130.71	120.10
2	4R	29	MET	C-N-CA	5.05	143.22	122.00
1	4U	181	THR	CA-C-N	-5.05	106.08	117.20

*Continued on next page...*

*Continued from previous page...*

Mol	Chain	Res	Type	Atoms	Z	Observed(°)	Ideal(°)
2	4V	26	ALA	CA-C-O	5.05	130.71	120.10
2	43	26	ALA	CA-C-O	5.05	130.71	120.10
2	47	26	ALA	CA-C-O	5.05	130.71	120.10
2	5B	26	ALA	CA-C-O	5.05	130.71	120.10
1	5Q	181	THR	CA-C-N	-5.05	106.08	117.20
2	5R	26	ALA	CA-C-O	5.05	130.71	120.10
2	5Z	29	MET	C-N-CA	5.05	143.22	122.00
2	53	26	ALA	CA-C-O	5.05	130.71	120.10
2	57	26	ALA	CA-C-O	5.05	130.71	120.10
2	6B	26	ALA	CA-C-O	5.05	130.71	120.10
2	6F	29	MET	C-N-CA	5.05	143.22	122.00
1	6I	181	THR	CA-C-N	-5.05	106.08	117.20
2	6J	26	ALA	CA-C-O	5.05	130.71	120.10
1	6Q	181	THR	CA-C-N	-5.05	106.08	117.20
2	6R	26	ALA	CA-C-O	5.05	130.71	120.10
2	6Z	29	MET	C-N-CA	5.05	143.22	122.00
2	7J	29	MET	C-N-CA	5.05	143.22	122.00
1	7M	181	THR	CA-C-N	-5.05	106.08	117.20
2	7N	26	ALA	CA-C-O	5.05	130.71	120.10
2	7V	29	MET	C-N-CA	5.05	143.22	122.00
2	1F	7	ASN	CB-CG-OD1	-5.05	111.50	121.60
2	1N	7	ASN	CB-CG-OD1	-5.05	111.50	121.60
2	13	29	MET	C-N-CA	5.05	143.21	122.00
2	17	29	MET	C-N-CA	5.05	143.21	122.00
2	2B	29	MET	C-N-CA	5.05	143.21	122.00
2	2J	7	ASN	CB-CG-OD1	-5.05	111.50	121.60
2	2N	7	ASN	CB-CG-OD1	-5.05	111.50	121.60
2	23	7	ASN	CB-CG-OD1	-5.05	111.50	121.60
2	3B	7	ASN	CB-CG-OD1	-5.05	111.50	121.60
2	3J	7	ASN	CB-CG-OD1	-5.05	111.50	121.60
2	3N	7	ASN	CB-CG-OD1	-5.05	111.50	121.60
2	3R	29	MET	C-N-CA	5.05	143.21	122.00
2	3V	29	MET	C-N-CA	5.05	143.21	122.00
2	3Z	29	MET	C-N-CA	5.05	143.21	122.00
2	33	7	ASN	CB-CG-OD1	-5.05	111.50	121.60
2	37	7	ASN	CB-CG-OD1	-5.05	111.50	121.60
2	4F	7	ASN	CB-CG-OD1	-5.05	111.50	121.60
2	4J	7	ASN	CB-CG-OD1	-5.05	111.50	121.60
2	4R	7	ASN	CB-CG-OD1	-5.05	111.50	121.60
2	4Z	7	ASN	CB-CG-OD1	-5.05	111.50	121.60
2	5F	29	MET	C-N-CA	5.05	143.21	122.00
2	5J	29	MET	C-N-CA	5.05	143.21	122.00

*Continued on next page...*

*Continued from previous page...*

Mol	Chain	Res	Type	Atoms	Z	Observed(°)	Ideal(°)
2	5N	29	MET	C-N-CA	5.05	143.21	122.00
2	5V	7	ASN	CB-CG-OD1	-5.05	111.50	121.60
2	5Z	7	ASN	CB-CG-OD1	-5.05	111.50	121.60
2	6F	7	ASN	CB-CG-OD1	-5.05	111.50	121.60
2	6N	7	ASN	CB-CG-OD1	-5.05	111.50	121.60
2	6V	7	ASN	CB-CG-OD1	-5.05	111.50	121.60
2	6Z	7	ASN	CB-CG-OD1	-5.05	111.50	121.60
2	63	29	MET	C-N-CA	5.05	143.21	122.00
2	67	29	MET	C-N-CA	5.05	143.21	122.00
2	7B	29	MET	C-N-CA	5.05	143.21	122.00
2	7F	7	ASN	CB-CG-OD1	-5.05	111.50	121.60
2	7J	7	ASN	CB-CG-OD1	-5.05	111.50	121.60
2	7R	7	ASN	CB-CG-OD1	-5.05	111.50	121.60
2	7V	7	ASN	CB-CG-OD1	-5.05	111.50	121.60
2	1N	29	MET	C-N-CA	5.05	143.19	122.00
1	12	181	THR	CA-C-N	-5.05	106.10	117.20
2	13	7	ASN	CB-CG-OD1	-5.05	111.51	121.60
4	15	27	PHE	CB-CG-CD2	-5.05	117.27	120.80
1	16	181	THR	CA-C-N	-5.05	106.10	117.20
2	17	7	ASN	CB-CG-OD1	-5.05	111.51	121.60
4	19	27	PHE	CB-CG-CD2	-5.05	117.27	120.80
1	2A	181	THR	CA-C-N	-5.05	106.10	117.20
2	2B	7	ASN	CB-CG-OD1	-5.05	111.51	121.60
4	2D	27	PHE	CB-CG-CD2	-5.05	117.27	120.80
2	2J	29	MET	C-N-CA	5.05	143.19	122.00
2	3B	29	MET	C-N-CA	5.05	143.19	122.00
2	3J	29	MET	C-N-CA	5.05	143.19	122.00
1	3Q	181	THR	CA-C-N	-5.05	106.10	117.20
2	3R	7	ASN	CB-CG-OD1	-5.05	111.51	121.60
4	3T	27	PHE	CB-CG-CD2	-5.05	117.27	120.80
1	3U	181	THR	CA-C-N	-5.05	106.10	117.20
2	3V	7	ASN	CB-CG-OD1	-5.05	111.51	121.60
4	3X	27	PHE	CB-CG-CD2	-5.05	117.27	120.80
1	3Y	181	THR	CA-C-N	-5.05	106.10	117.20
2	3Z	7	ASN	CB-CG-OD1	-5.05	111.51	121.60
4	3I	27	PHE	CB-CG-CD2	-5.05	117.27	120.80
2	33	29	MET	C-N-CA	5.05	143.19	122.00
2	4F	29	MET	C-N-CA	5.05	143.19	122.00
2	4Z	29	MET	C-N-CA	5.05	143.19	122.00
1	5E	181	THR	CA-C-N	-5.05	106.10	117.20
2	5F	7	ASN	CB-CG-OD1	-5.05	111.51	121.60
4	5H	27	PHE	CB-CG-CD2	-5.05	117.27	120.80

*Continued on next page...*

*Continued from previous page...*

Mol	Chain	Res	Type	Atoms	Z	Observed(°)	Ideal(°)
1	5I	181	THR	CA-C-N	-5.05	106.10	117.20
2	5J	7	ASN	CB-CG-OD1	-5.05	111.51	121.60
4	5L	27	PHE	CB-CG-CD2	-5.05	117.27	120.80
1	5M	181	THR	CA-C-N	-5.05	106.10	117.20
2	5N	7	ASN	CB-CG-OD1	-5.05	111.51	121.60
4	5P	27	PHE	CB-CG-CD2	-5.05	117.27	120.80
2	5V	29	MET	C-N-CA	5.05	143.19	122.00
2	6N	29	MET	C-N-CA	5.05	143.19	122.00
2	6V	29	MET	C-N-CA	5.05	143.19	122.00
1	62	181	THR	CA-C-N	-5.05	106.10	117.20
2	63	7	ASN	CB-CG-OD1	-5.05	111.51	121.60
4	65	27	PHE	CB-CG-CD2	-5.05	117.27	120.80
1	66	181	THR	CA-C-N	-5.05	106.10	117.20
2	67	7	ASN	CB-CG-OD1	-5.05	111.51	121.60
4	69	27	PHE	CB-CG-CD2	-5.05	117.27	120.80
1	7A	181	THR	CA-C-N	-5.05	106.10	117.20
2	7B	7	ASN	CB-CG-OD1	-5.05	111.51	121.60
4	7D	27	PHE	CB-CG-CD2	-5.05	117.27	120.80
2	7F	29	MET	C-N-CA	5.05	143.19	122.00
2	7R	29	MET	C-N-CA	5.05	143.19	122.00
2	1B	7	ASN	CB-CG-OD1	-5.04	111.51	121.60
2	1J	7	ASN	CB-CG-OD1	-5.04	111.51	121.60
2	2F	7	ASN	CB-CG-OD1	-5.04	111.51	121.60
2	27	7	ASN	CB-CG-OD1	-5.04	111.51	121.60
2	3F	7	ASN	CB-CG-OD1	-5.04	111.51	121.60
2	4B	7	ASN	CB-CG-OD1	-5.04	111.51	121.60
2	4N	7	ASN	CB-CG-OD1	-5.04	111.51	121.60
2	4V	7	ASN	CB-CG-OD1	-5.04	111.51	121.60
2	5R	7	ASN	CB-CG-OD1	-5.04	111.51	121.60
2	6J	7	ASN	CB-CG-OD1	-5.04	111.51	121.60
2	6R	7	ASN	CB-CG-OD1	-5.04	111.51	121.60
2	7N	7	ASN	CB-CG-OD1	-5.04	111.51	121.60
2	1B	222	GLN	OE1-CD-NE2	-5.04	110.30	121.90
2	1J	222	GLN	OE1-CD-NE2	-5.04	110.30	121.90
2	2F	222	GLN	OE1-CD-NE2	-5.04	110.30	121.90
2	27	222	GLN	OE1-CD-NE2	-5.04	110.30	121.90
2	3F	222	GLN	OE1-CD-NE2	-5.04	110.30	121.90
2	4B	222	GLN	OE1-CD-NE2	-5.04	110.30	121.90
2	4N	222	GLN	OE1-CD-NE2	-5.04	110.30	121.90
2	4V	222	GLN	OE1-CD-NE2	-5.04	110.30	121.90
2	5R	222	GLN	OE1-CD-NE2	-5.04	110.30	121.90
2	6J	222	GLN	OE1-CD-NE2	-5.04	110.30	121.90

*Continued on next page...*

*Continued from previous page...*

Mol	Chain	Res	Type	Atoms	Z	Observed(°)	Ideal(°)
2	6R	222	GLN	OE1-CD-NE2	-5.04	110.30	121.90
2	7N	222	GLN	OE1-CD-NE2	-5.04	110.30	121.90
2	1N	222	GLN	OE1-CD-NE2	-5.04	110.31	121.90
2	13	26	ALA	CA-C-O	5.04	130.68	120.10
2	17	26	ALA	CA-C-O	5.04	130.68	120.10
2	2B	26	ALA	CA-C-O	5.04	130.68	120.10
2	2J	222	GLN	OE1-CD-NE2	-5.04	110.31	121.90
2	3B	222	GLN	OE1-CD-NE2	-5.04	110.31	121.90
2	3J	222	GLN	OE1-CD-NE2	-5.04	110.31	121.90
2	3R	26	ALA	CA-C-O	5.04	130.68	120.10
2	3V	26	ALA	CA-C-O	5.04	130.68	120.10
2	3Z	26	ALA	CA-C-O	5.04	130.68	120.10
2	33	222	GLN	OE1-CD-NE2	-5.04	110.31	121.90
2	4F	222	GLN	OE1-CD-NE2	-5.04	110.31	121.90
2	4Z	222	GLN	OE1-CD-NE2	-5.04	110.31	121.90
2	5F	26	ALA	CA-C-O	5.04	130.68	120.10
2	5J	26	ALA	CA-C-O	5.04	130.68	120.10
2	5N	26	ALA	CA-C-O	5.04	130.68	120.10
2	5V	222	GLN	OE1-CD-NE2	-5.04	110.31	121.90
2	6N	222	GLN	OE1-CD-NE2	-5.04	110.31	121.90
2	6V	222	GLN	OE1-CD-NE2	-5.04	110.31	121.90
2	63	26	ALA	CA-C-O	5.04	130.68	120.10
2	67	26	ALA	CA-C-O	5.04	130.68	120.10
2	7B	26	ALA	CA-C-O	5.04	130.68	120.10
2	7F	222	GLN	OE1-CD-NE2	-5.04	110.31	121.90
2	7R	222	GLN	OE1-CD-NE2	-5.04	110.31	121.90
2	1F	222	GLN	OE1-CD-NE2	-5.04	110.31	121.90
2	1N	70	TRP	CA-CB-CG	5.04	123.27	113.70
2	13	47	ASP	CA-C-N	-5.04	106.12	117.20
2	17	47	ASP	CA-C-N	-5.04	106.12	117.20
2	2B	47	ASP	CA-C-N	-5.04	106.12	117.20
2	2J	70	TRP	CA-CB-CG	5.04	123.27	113.70
2	2N	222	GLN	OE1-CD-NE2	-5.04	110.31	121.90
2	23	222	GLN	OE1-CD-NE2	-5.04	110.31	121.90
2	3B	70	TRP	CA-CB-CG	5.04	123.27	113.70
2	3J	70	TRP	CA-CB-CG	5.04	123.27	113.70
2	3N	222	GLN	OE1-CD-NE2	-5.04	110.31	121.90
2	3R	47	ASP	CA-C-N	-5.04	106.12	117.20
2	3V	47	ASP	CA-C-N	-5.04	106.12	117.20
2	3Z	47	ASP	CA-C-N	-5.04	106.12	117.20
2	33	70	TRP	CA-CB-CG	5.04	123.27	113.70
2	37	222	GLN	OE1-CD-NE2	-5.04	110.31	121.90

*Continued on next page...*



*Continued from previous page...*

Mol	Chain	Res	Type	Atoms	Z	Observed(°)	Ideal(°)
2	4F	70	TRP	CA-CB-CG	5.04	123.27	113.70
2	4J	222	GLN	OE1-CD-NE2	-5.04	110.31	121.90
2	4R	222	GLN	OE1-CD-NE2	-5.04	110.31	121.90
2	4Z	70	TRP	CA-CB-CG	5.04	123.27	113.70
2	5F	47	ASP	CA-C-N	-5.04	106.12	117.20
2	5J	47	ASP	CA-C-N	-5.04	106.12	117.20
2	5N	47	ASP	CA-C-N	-5.04	106.12	117.20
2	5V	70	TRP	CA-CB-CG	5.04	123.27	113.70
2	5Z	222	GLN	OE1-CD-NE2	-5.04	110.31	121.90
2	6F	222	GLN	OE1-CD-NE2	-5.04	110.31	121.90
2	6N	70	TRP	CA-CB-CG	5.04	123.27	113.70
2	6V	70	TRP	CA-CB-CG	5.04	123.27	113.70
2	6Z	222	GLN	OE1-CD-NE2	-5.04	110.31	121.90
2	63	47	ASP	CA-C-N	-5.04	106.12	117.20
2	67	47	ASP	CA-C-N	-5.04	106.12	117.20
2	7B	47	ASP	CA-C-N	-5.04	106.12	117.20
2	7F	70	TRP	CA-CB-CG	5.04	123.27	113.70
2	7J	222	GLN	OE1-CD-NE2	-5.04	110.31	121.90
2	7R	70	TRP	CA-CB-CG	5.04	123.27	113.70
2	7V	222	GLN	OE1-CD-NE2	-5.04	110.31	121.90
2	13	80	GLU	N-CA-C	-5.04	97.40	111.00
2	17	80	GLU	N-CA-C	-5.04	97.40	111.00
2	2B	80	GLU	N-CA-C	-5.04	97.40	111.00
2	3R	80	GLU	N-CA-C	-5.04	97.40	111.00
2	3V	80	GLU	N-CA-C	-5.04	97.40	111.00
2	3Z	80	GLU	N-CA-C	-5.04	97.40	111.00
2	5F	80	GLU	N-CA-C	-5.04	97.40	111.00
2	5J	80	GLU	N-CA-C	-5.04	97.40	111.00
2	5N	80	GLU	N-CA-C	-5.04	97.40	111.00
2	63	80	GLU	N-CA-C	-5.04	97.40	111.00
2	67	80	GLU	N-CA-C	-5.04	97.40	111.00
2	7B	80	GLU	N-CA-C	-5.04	97.40	111.00
2	1R	80	GLU	N-CA-C	-5.03	97.41	111.00
2	1V	80	GLU	N-CA-C	-5.03	97.41	111.00
2	1Z	80	GLU	N-CA-C	-5.03	97.41	111.00
2	2R	80	GLU	N-CA-C	-5.03	97.41	111.00
2	2V	80	GLU	N-CA-C	-5.03	97.41	111.00
2	2Z	80	GLU	N-CA-C	-5.03	97.41	111.00
2	43	80	GLU	N-CA-C	-5.03	97.41	111.00
2	47	80	GLU	N-CA-C	-5.03	97.41	111.00
2	5B	80	GLU	N-CA-C	-5.03	97.41	111.00
2	53	80	GLU	N-CA-C	-5.03	97.41	111.00

*Continued on next page...*

*Continued from previous page...*

Mol	Chain	Res	Type	Atoms	Z	Observed(°)	Ideal(°)
2	57	80	GLU	N-CA-C	-5.03	97.41	111.00
2	6B	80	GLU	N-CA-C	-5.03	97.41	111.00
2	1B	80	GLU	N-CA-C	-5.03	97.41	111.00
2	1J	80	GLU	N-CA-C	-5.03	97.41	111.00
2	1R	47	ASP	CA-C-N	-5.03	106.13	117.20
2	1V	47	ASP	CA-C-N	-5.03	106.13	117.20
2	1Z	47	ASP	CA-C-N	-5.03	106.13	117.20
2	2F	80	GLU	N-CA-C	-5.03	97.41	111.00
2	2R	47	ASP	CA-C-N	-5.03	106.13	117.20
2	2V	47	ASP	CA-C-N	-5.03	106.13	117.20
2	2Z	47	ASP	CA-C-N	-5.03	106.13	117.20
2	27	80	GLU	N-CA-C	-5.03	97.41	111.00
2	3F	80	GLU	N-CA-C	-5.03	97.41	111.00
2	4B	80	GLU	N-CA-C	-5.03	97.41	111.00
2	4N	80	GLU	N-CA-C	-5.03	97.41	111.00
2	4V	80	GLU	N-CA-C	-5.03	97.41	111.00
2	43	47	ASP	CA-C-N	-5.03	106.13	117.20
2	47	47	ASP	CA-C-N	-5.03	106.13	117.20
2	5B	47	ASP	CA-C-N	-5.03	106.13	117.20
2	5R	80	GLU	N-CA-C	-5.03	97.41	111.00
2	53	47	ASP	CA-C-N	-5.03	106.13	117.20
2	57	47	ASP	CA-C-N	-5.03	106.13	117.20
2	6B	47	ASP	CA-C-N	-5.03	106.13	117.20
2	6J	80	GLU	N-CA-C	-5.03	97.41	111.00
2	6R	80	GLU	N-CA-C	-5.03	97.41	111.00
2	7N	80	GLU	N-CA-C	-5.03	97.41	111.00
2	13	222	GLN	OE1-CD-NE2	-5.03	110.33	121.90
2	17	222	GLN	OE1-CD-NE2	-5.03	110.33	121.90
2	2B	222	GLN	OE1-CD-NE2	-5.03	110.33	121.90
2	3R	222	GLN	OE1-CD-NE2	-5.03	110.33	121.90
2	3V	222	GLN	OE1-CD-NE2	-5.03	110.33	121.90
2	3Z	222	GLN	OE1-CD-NE2	-5.03	110.33	121.90
2	5F	222	GLN	OE1-CD-NE2	-5.03	110.33	121.90
2	5J	222	GLN	OE1-CD-NE2	-5.03	110.33	121.90
2	5N	222	GLN	OE1-CD-NE2	-5.03	110.33	121.90
2	63	222	GLN	OE1-CD-NE2	-5.03	110.33	121.90
2	67	222	GLN	OE1-CD-NE2	-5.03	110.33	121.90
2	7B	222	GLN	OE1-CD-NE2	-5.03	110.33	121.90
1	1M	91	PRO	CA-N-CD	5.03	118.74	111.70
1	2I	91	PRO	CA-N-CD	5.03	118.74	111.70
1	3A	91	PRO	CA-N-CD	5.03	118.74	111.70
1	3I	91	PRO	CA-N-CD	5.03	118.74	111.70

*Continued on next page...*

*Continued from previous page...*

Mol	Chain	Res	Type	Atoms	Z	Observed(°)	Ideal(°)
1	32	91	PRO	CA-N-CD	5.03	118.74	111.70
1	4E	91	PRO	CA-N-CD	5.03	118.74	111.70
1	4Y	91	PRO	CA-N-CD	5.03	118.74	111.70
1	5U	91	PRO	CA-N-CD	5.03	118.74	111.70
1	6M	91	PRO	CA-N-CD	5.03	118.74	111.70
1	6U	91	PRO	CA-N-CD	5.03	118.74	111.70
1	7E	91	PRO	CA-N-CD	5.03	118.74	111.70
1	7Q	91	PRO	CA-N-CD	5.03	118.74	111.70
1	1A	40	SER	CA-C-N	-5.03	106.14	117.20
2	1B	47	ASP	CA-C-N	-5.03	106.14	117.20
2	1F	47	ASP	CA-C-N	-5.03	106.14	117.20
3	1G	55	ALA	O-C-N	-5.03	114.66	122.70
1	1I	40	SER	CA-C-N	-5.03	106.14	117.20
2	1J	47	ASP	CA-C-N	-5.03	106.14	117.20
2	1N	80	GLU	N-CA-C	-5.03	97.43	111.00
1	2E	40	SER	CA-C-N	-5.03	106.14	117.20
2	2F	47	ASP	CA-C-N	-5.03	106.14	117.20
2	2J	80	GLU	N-CA-C	-5.03	97.43	111.00
2	2N	47	ASP	CA-C-N	-5.03	106.14	117.20
3	2O	55	ALA	O-C-N	-5.03	114.66	122.70
2	23	47	ASP	CA-C-N	-5.03	106.14	117.20
3	24	55	ALA	O-C-N	-5.03	114.66	122.70
1	26	40	SER	CA-C-N	-5.03	106.14	117.20
2	27	47	ASP	CA-C-N	-5.03	106.14	117.20
2	3B	80	GLU	N-CA-C	-5.03	97.43	111.00
1	3E	40	SER	CA-C-N	-5.03	106.14	117.20
2	3F	47	ASP	CA-C-N	-5.03	106.14	117.20
2	3J	80	GLU	N-CA-C	-5.03	97.43	111.00
2	3N	47	ASP	CA-C-N	-5.03	106.14	117.20
3	3O	55	ALA	O-C-N	-5.03	114.66	122.70
2	33	80	GLU	N-CA-C	-5.03	97.43	111.00
2	37	47	ASP	CA-C-N	-5.03	106.14	117.20
3	38	55	ALA	O-C-N	-5.03	114.66	122.70
1	4A	40	SER	CA-C-N	-5.03	106.14	117.20
2	4B	47	ASP	CA-C-N	-5.03	106.14	117.20
2	4F	80	GLU	N-CA-C	-5.03	97.43	111.00
2	4J	47	ASP	CA-C-N	-5.03	106.14	117.20
3	4K	55	ALA	O-C-N	-5.03	114.66	122.70
1	4M	40	SER	CA-C-N	-5.03	106.14	117.20
2	4N	47	ASP	CA-C-N	-5.03	106.14	117.20
2	4R	47	ASP	CA-C-N	-5.03	106.14	117.20
3	4S	55	ALA	O-C-N	-5.03	114.66	122.70

*Continued on next page...*

*Continued from previous page...*

Mol	Chain	Res	Type	Atoms	Z	Observed(°)	Ideal(°)
1	4U	40	SER	CA-C-N	-5.03	106.14	117.20
2	4V	47	ASP	CA-C-N	-5.03	106.14	117.20
2	4Z	80	GLU	N-CA-C	-5.03	97.43	111.00
1	5Q	40	SER	CA-C-N	-5.03	106.14	117.20
2	5R	47	ASP	CA-C-N	-5.03	106.14	117.20
2	5V	80	GLU	N-CA-C	-5.03	97.43	111.00
2	5Z	47	ASP	CA-C-N	-5.03	106.14	117.20
3	5O	55	ALA	O-C-N	-5.03	114.66	122.70
2	6F	47	ASP	CA-C-N	-5.03	106.14	117.20
3	6G	55	ALA	O-C-N	-5.03	114.66	122.70
1	6I	40	SER	CA-C-N	-5.03	106.14	117.20
2	6J	47	ASP	CA-C-N	-5.03	106.14	117.20
2	6N	80	GLU	N-CA-C	-5.03	97.43	111.00
1	6Q	40	SER	CA-C-N	-5.03	106.14	117.20
2	6R	47	ASP	CA-C-N	-5.03	106.14	117.20
2	6V	80	GLU	N-CA-C	-5.03	97.43	111.00
2	6Z	47	ASP	CA-C-N	-5.03	106.14	117.20
3	6O	55	ALA	O-C-N	-5.03	114.66	122.70
2	7F	80	GLU	N-CA-C	-5.03	97.43	111.00
2	7J	47	ASP	CA-C-N	-5.03	106.14	117.20
3	7K	55	ALA	O-C-N	-5.03	114.66	122.70
1	7M	40	SER	CA-C-N	-5.03	106.14	117.20
2	7N	47	ASP	CA-C-N	-5.03	106.14	117.20
2	7R	80	GLU	N-CA-C	-5.03	97.43	111.00
2	7V	47	ASP	CA-C-N	-5.03	106.14	117.20
3	7W	55	ALA	O-C-N	-5.03	114.66	122.70
1	1M	177	GLY	C-N-CA	-5.03	109.14	121.70
1	2I	177	GLY	C-N-CA	-5.03	109.14	121.70
1	3A	177	GLY	C-N-CA	-5.03	109.14	121.70
1	3I	177	GLY	C-N-CA	-5.03	109.14	121.70
1	32	177	GLY	C-N-CA	-5.03	109.14	121.70
1	4E	177	GLY	C-N-CA	-5.03	109.14	121.70
1	4Y	177	GLY	C-N-CA	-5.03	109.14	121.70
1	5U	177	GLY	C-N-CA	-5.03	109.14	121.70
1	6M	177	GLY	C-N-CA	-5.03	109.14	121.70
1	6U	177	GLY	C-N-CA	-5.03	109.14	121.70
1	7E	177	GLY	C-N-CA	-5.03	109.14	121.70
1	7Q	177	GLY	C-N-CA	-5.03	109.14	121.70
3	1S	55	ALA	O-C-N	-5.02	114.66	122.70
3	1W	55	ALA	O-C-N	-5.02	114.66	122.70
3	1O	55	ALA	O-C-N	-5.02	114.66	122.70
3	2S	55	ALA	O-C-N	-5.02	114.66	122.70

*Continued on next page...*

*Continued from previous page...*

Mol	Chain	Res	Type	Atoms	Z	Observed(°)	Ideal(°)
3	2W	55	ALA	O-C-N	-5.02	114.66	122.70
3	20	55	ALA	O-C-N	-5.02	114.66	122.70
3	44	55	ALA	O-C-N	-5.02	114.66	122.70
3	48	55	ALA	O-C-N	-5.02	114.66	122.70
3	5C	55	ALA	O-C-N	-5.02	114.66	122.70
3	54	55	ALA	O-C-N	-5.02	114.66	122.70
3	58	55	ALA	O-C-N	-5.02	114.66	122.70
3	6C	55	ALA	O-C-N	-5.02	114.66	122.70
2	1F	70	TRP	CA-CB-CG	5.02	123.25	113.70
2	1N	47	ASP	CA-C-N	-5.02	106.15	117.20
1	12	40	SER	CA-C-N	-5.02	106.15	117.20
1	12	91	PRO	CA-N-CD	5.02	118.73	111.70
1	16	40	SER	CA-C-N	-5.02	106.15	117.20
1	16	91	PRO	CA-N-CD	5.02	118.73	111.70
1	2A	40	SER	CA-C-N	-5.02	106.15	117.20
1	2A	91	PRO	CA-N-CD	5.02	118.73	111.70
2	2J	47	ASP	CA-C-N	-5.02	106.15	117.20
2	2N	70	TRP	CA-CB-CG	5.02	123.25	113.70
2	23	70	TRP	CA-CB-CG	5.02	123.25	113.70
2	3B	47	ASP	CA-C-N	-5.02	106.15	117.20
2	3J	47	ASP	CA-C-N	-5.02	106.15	117.20
2	3N	70	TRP	CA-CB-CG	5.02	123.25	113.70
1	3Q	40	SER	CA-C-N	-5.02	106.15	117.20
1	3Q	91	PRO	CA-N-CD	5.02	118.73	111.70
1	3U	40	SER	CA-C-N	-5.02	106.15	117.20
1	3U	91	PRO	CA-N-CD	5.02	118.73	111.70
1	3Y	40	SER	CA-C-N	-5.02	106.15	117.20
1	3Y	91	PRO	CA-N-CD	5.02	118.73	111.70
2	33	47	ASP	CA-C-N	-5.02	106.15	117.20
2	37	70	TRP	CA-CB-CG	5.02	123.25	113.70
2	4F	47	ASP	CA-C-N	-5.02	106.15	117.20
2	4J	70	TRP	CA-CB-CG	5.02	123.25	113.70
2	4R	70	TRP	CA-CB-CG	5.02	123.25	113.70
2	4Z	47	ASP	CA-C-N	-5.02	106.15	117.20
1	5E	40	SER	CA-C-N	-5.02	106.15	117.20
1	5E	91	PRO	CA-N-CD	5.02	118.73	111.70
1	5I	40	SER	CA-C-N	-5.02	106.15	117.20
1	5I	91	PRO	CA-N-CD	5.02	118.73	111.70
1	5M	40	SER	CA-C-N	-5.02	106.15	117.20
1	5M	91	PRO	CA-N-CD	5.02	118.73	111.70
2	5V	47	ASP	CA-C-N	-5.02	106.15	117.20
2	5Z	70	TRP	CA-CB-CG	5.02	123.25	113.70

*Continued on next page...*

*Continued from previous page...*

Mol	Chain	Res	Type	Atoms	Z	Observed(°)	Ideal(°)
2	6F	70	TRP	CA-CB-CG	5.02	123.25	113.70
2	6N	47	ASP	CA-C-N	-5.02	106.15	117.20
2	6V	47	ASP	CA-C-N	-5.02	106.15	117.20
2	6Z	70	TRP	CA-CB-CG	5.02	123.25	113.70
1	62	40	SER	CA-C-N	-5.02	106.15	117.20
1	62	91	PRO	CA-N-CD	5.02	118.73	111.70
1	66	40	SER	CA-C-N	-5.02	106.15	117.20
1	66	91	PRO	CA-N-CD	5.02	118.73	111.70
1	7A	40	SER	CA-C-N	-5.02	106.15	117.20
1	7A	91	PRO	CA-N-CD	5.02	118.73	111.70
2	7F	47	ASP	CA-C-N	-5.02	106.15	117.20
2	7J	70	TRP	CA-CB-CG	5.02	123.25	113.70
2	7R	47	ASP	CA-C-N	-5.02	106.15	117.20
2	7V	70	TRP	CA-CB-CG	5.02	123.25	113.70
2	1B	70	TRP	CA-CB-CG	5.02	123.24	113.70
2	1J	70	TRP	CA-CB-CG	5.02	123.24	113.70
2	2F	70	TRP	CA-CB-CG	5.02	123.24	113.70
2	27	70	TRP	CA-CB-CG	5.02	123.24	113.70
2	3F	70	TRP	CA-CB-CG	5.02	123.24	113.70
2	4B	70	TRP	CA-CB-CG	5.02	123.24	113.70
2	4N	70	TRP	CA-CB-CG	5.02	123.24	113.70
2	4V	70	TRP	CA-CB-CG	5.02	123.24	113.70
2	5R	70	TRP	CA-CB-CG	5.02	123.24	113.70
2	6J	70	TRP	CA-CB-CG	5.02	123.24	113.70
2	6R	70	TRP	CA-CB-CG	5.02	123.24	113.70
2	7N	70	TRP	CA-CB-CG	5.02	123.24	113.70
1	1M	16	THR	OG1-CB-CG2	-5.02	98.45	110.00
1	2I	16	THR	OG1-CB-CG2	-5.02	98.45	110.00
1	3A	16	THR	OG1-CB-CG2	-5.02	98.45	110.00
1	3I	16	THR	OG1-CB-CG2	-5.02	98.45	110.00
1	32	16	THR	OG1-CB-CG2	-5.02	98.45	110.00
1	4E	16	THR	OG1-CB-CG2	-5.02	98.45	110.00
1	4Y	16	THR	OG1-CB-CG2	-5.02	98.45	110.00
1	5U	16	THR	OG1-CB-CG2	-5.02	98.45	110.00
1	6M	16	THR	OG1-CB-CG2	-5.02	98.45	110.00
1	6U	16	THR	OG1-CB-CG2	-5.02	98.45	110.00
1	7E	16	THR	OG1-CB-CG2	-5.02	98.45	110.00
1	7Q	16	THR	OG1-CB-CG2	-5.02	98.45	110.00
1	1E	16	THR	OG1-CB-CG2	-5.02	98.46	110.00
1	1M	40	SER	CA-C-N	-5.02	106.16	117.20
2	1R	165	PRO	N-CA-C	5.02	125.14	112.10
2	1V	165	PRO	N-CA-C	5.02	125.14	112.10

*Continued on next page...*

*Continued from previous page...*

Mol	Chain	Res	Type	Atoms	Z	Observed(°)	Ideal(°)
2	1Z	165	PRO	N-CA-C	5.02	125.14	112.10
1	2I	40	SER	CA-C-N	-5.02	106.16	117.20
1	2M	16	THR	OG1-CB-CG2	-5.02	98.46	110.00
2	2R	165	PRO	N-CA-C	5.02	125.14	112.10
2	2V	165	PRO	N-CA-C	5.02	125.14	112.10
2	2Z	165	PRO	N-CA-C	5.02	125.14	112.10
1	22	16	THR	OG1-CB-CG2	-5.02	98.46	110.00
1	3A	40	SER	CA-C-N	-5.02	106.16	117.20
1	3I	40	SER	CA-C-N	-5.02	106.16	117.20
1	3M	16	THR	OG1-CB-CG2	-5.02	98.46	110.00
1	32	40	SER	CA-C-N	-5.02	106.16	117.20
1	36	16	THR	OG1-CB-CG2	-5.02	98.46	110.00
1	4E	40	SER	CA-C-N	-5.02	106.16	117.20
1	4I	16	THR	OG1-CB-CG2	-5.02	98.46	110.00
1	4Q	16	THR	OG1-CB-CG2	-5.02	98.46	110.00
1	4Y	40	SER	CA-C-N	-5.02	106.16	117.20
2	43	165	PRO	N-CA-C	5.02	125.14	112.10
2	47	165	PRO	N-CA-C	5.02	125.14	112.10
2	5B	165	PRO	N-CA-C	5.02	125.14	112.10
1	5U	40	SER	CA-C-N	-5.02	106.16	117.20
1	5Y	16	THR	OG1-CB-CG2	-5.02	98.46	110.00
2	53	165	PRO	N-CA-C	5.02	125.14	112.10
2	57	165	PRO	N-CA-C	5.02	125.14	112.10
2	6B	165	PRO	N-CA-C	5.02	125.14	112.10
1	6E	16	THR	OG1-CB-CG2	-5.02	98.46	110.00
1	6M	40	SER	CA-C-N	-5.02	106.16	117.20
1	6U	40	SER	CA-C-N	-5.02	106.16	117.20
1	6Y	16	THR	OG1-CB-CG2	-5.02	98.46	110.00
1	7E	40	SER	CA-C-N	-5.02	106.16	117.20
1	7I	16	THR	OG1-CB-CG2	-5.02	98.46	110.00
1	7Q	40	SER	CA-C-N	-5.02	106.16	117.20
1	7U	16	THR	OG1-CB-CG2	-5.02	98.46	110.00
2	1F	80	GLU	N-CA-C	-5.01	97.46	111.00
2	1N	165	PRO	N-CA-C	5.01	125.14	112.10
1	1Q	16	THR	OG1-CB-CG2	-5.01	98.47	110.00
1	1Q	40	SER	CA-C-N	-5.01	106.17	117.20
1	1Q	183	GLN	CA-CB-CG	-5.01	102.37	113.40
1	1U	16	THR	OG1-CB-CG2	-5.01	98.47	110.00
1	1U	40	SER	CA-C-N	-5.01	106.17	117.20
1	1U	183	GLN	CA-CB-CG	-5.01	102.37	113.40
1	1Y	16	THR	OG1-CB-CG2	-5.01	98.47	110.00
1	1Y	40	SER	CA-C-N	-5.01	106.17	117.20

*Continued on next page...*



*Continued from previous page...*

Mol	Chain	Res	Type	Atoms	Z	Observed(°)	Ideal(°)
1	1Y	183	GLN	CA-CB-CG	-5.01	102.37	113.40
1	12	35	THR	OG1-CB-CG2	-5.01	98.47	110.00
1	12	177	GLY	C-N-CA	-5.01	109.17	121.70
2	13	70	TRP	CA-CB-CG	5.01	123.23	113.70
1	16	35	THR	OG1-CB-CG2	-5.01	98.47	110.00
1	16	177	GLY	C-N-CA	-5.01	109.17	121.70
2	17	70	TRP	CA-CB-CG	5.01	123.23	113.70
1	2A	35	THR	OG1-CB-CG2	-5.01	98.47	110.00
1	2A	177	GLY	C-N-CA	-5.01	109.17	121.70
2	2B	70	TRP	CA-CB-CG	5.01	123.23	113.70
2	2J	165	PRO	N-CA-C	5.01	125.14	112.10
2	2N	80	GLU	N-CA-C	-5.01	97.46	111.00
1	2Q	16	THR	OG1-CB-CG2	-5.01	98.47	110.00
1	2Q	40	SER	CA-C-N	-5.01	106.17	117.20
1	2Q	183	GLN	CA-CB-CG	-5.01	102.37	113.40
1	2U	16	THR	OG1-CB-CG2	-5.01	98.47	110.00
1	2U	40	SER	CA-C-N	-5.01	106.17	117.20
1	2U	183	GLN	CA-CB-CG	-5.01	102.37	113.40
1	2Y	16	THR	OG1-CB-CG2	-5.01	98.47	110.00
1	2Y	40	SER	CA-C-N	-5.01	106.17	117.20
1	2Y	183	GLN	CA-CB-CG	-5.01	102.37	113.40
2	23	80	GLU	N-CA-C	-5.01	97.46	111.00
2	3B	165	PRO	N-CA-C	5.01	125.14	112.10
2	3J	165	PRO	N-CA-C	5.01	125.14	112.10
2	3N	80	GLU	N-CA-C	-5.01	97.46	111.00
1	3Q	35	THR	OG1-CB-CG2	-5.01	98.47	110.00
1	3Q	177	GLY	C-N-CA	-5.01	109.17	121.70
2	3R	70	TRP	CA-CB-CG	5.01	123.23	113.70
1	3U	35	THR	OG1-CB-CG2	-5.01	98.47	110.00
1	3U	177	GLY	C-N-CA	-5.01	109.17	121.70
2	3V	70	TRP	CA-CB-CG	5.01	123.23	113.70
1	3Y	35	THR	OG1-CB-CG2	-5.01	98.47	110.00
1	3Y	177	GLY	C-N-CA	-5.01	109.17	121.70
2	3Z	70	TRP	CA-CB-CG	5.01	123.23	113.70
2	33	165	PRO	N-CA-C	5.01	125.14	112.10
2	37	80	GLU	N-CA-C	-5.01	97.46	111.00
2	4F	165	PRO	N-CA-C	5.01	125.14	112.10
2	4J	80	GLU	N-CA-C	-5.01	97.46	111.00
2	4R	80	GLU	N-CA-C	-5.01	97.46	111.00
2	4Z	165	PRO	N-CA-C	5.01	125.14	112.10
1	42	16	THR	OG1-CB-CG2	-5.01	98.47	110.00
1	42	40	SER	CA-C-N	-5.01	106.17	117.20

*Continued on next page...*

*Continued from previous page...*

Mol	Chain	Res	Type	Atoms	Z	Observed(°)	Ideal(°)
1	42	183	GLN	CA-CB-CG	-5.01	102.37	113.40
1	46	16	THR	OG1-CB-CG2	-5.01	98.47	110.00
1	46	40	SER	CA-C-N	-5.01	106.17	117.20
1	46	183	GLN	CA-CB-CG	-5.01	102.37	113.40
1	5A	16	THR	OG1-CB-CG2	-5.01	98.47	110.00
1	5A	40	SER	CA-C-N	-5.01	106.17	117.20
1	5A	183	GLN	CA-CB-CG	-5.01	102.37	113.40
1	5E	35	THR	OG1-CB-CG2	-5.01	98.47	110.00
1	5E	177	GLY	C-N-CA	-5.01	109.17	121.70
2	5F	70	TRP	CA-CB-CG	5.01	123.23	113.70
1	5I	35	THR	OG1-CB-CG2	-5.01	98.47	110.00
1	5I	177	GLY	C-N-CA	-5.01	109.17	121.70
2	5J	70	TRP	CA-CB-CG	5.01	123.23	113.70
1	5M	35	THR	OG1-CB-CG2	-5.01	98.47	110.00
1	5M	177	GLY	C-N-CA	-5.01	109.17	121.70
2	5N	70	TRP	CA-CB-CG	5.01	123.23	113.70
2	5V	165	PRO	N-CA-C	5.01	125.14	112.10
2	5Z	80	GLU	N-CA-C	-5.01	97.46	111.00
1	52	16	THR	OG1-CB-CG2	-5.01	98.47	110.00
1	52	40	SER	CA-C-N	-5.01	106.17	117.20
1	52	183	GLN	CA-CB-CG	-5.01	102.37	113.40
1	56	16	THR	OG1-CB-CG2	-5.01	98.47	110.00
1	56	40	SER	CA-C-N	-5.01	106.17	117.20
1	56	183	GLN	CA-CB-CG	-5.01	102.37	113.40
1	6A	16	THR	OG1-CB-CG2	-5.01	98.47	110.00
1	6A	40	SER	CA-C-N	-5.01	106.17	117.20
1	6A	183	GLN	CA-CB-CG	-5.01	102.37	113.40
2	6F	80	GLU	N-CA-C	-5.01	97.46	111.00
2	6N	165	PRO	N-CA-C	5.01	125.14	112.10
2	6V	165	PRO	N-CA-C	5.01	125.14	112.10
2	6Z	80	GLU	N-CA-C	-5.01	97.46	111.00
1	62	35	THR	OG1-CB-CG2	-5.01	98.47	110.00
1	62	177	GLY	C-N-CA	-5.01	109.17	121.70
2	63	70	TRP	CA-CB-CG	5.01	123.23	113.70
1	66	35	THR	OG1-CB-CG2	-5.01	98.47	110.00
1	66	177	GLY	C-N-CA	-5.01	109.17	121.70
2	67	70	TRP	CA-CB-CG	5.01	123.23	113.70
1	7A	35	THR	OG1-CB-CG2	-5.01	98.47	110.00
1	7A	177	GLY	C-N-CA	-5.01	109.17	121.70
2	7B	70	TRP	CA-CB-CG	5.01	123.23	113.70
2	7F	165	PRO	N-CA-C	5.01	125.14	112.10
2	7J	80	GLU	N-CA-C	-5.01	97.46	111.00

*Continued on next page...*

*Continued from previous page...*

Mol	Chain	Res	Type	Atoms	Z	Observed(°)	Ideal(°)
2	7R	165	PRO	N-CA-C	5.01	125.14	112.10
2	7V	80	GLU	N-CA-C	-5.01	97.46	111.00
4	1H	27	PHE	CB-CG-CD2	-5.01	117.29	120.80
4	2P	27	PHE	CB-CG-CD2	-5.01	117.29	120.80
4	25	27	PHE	CB-CG-CD2	-5.01	117.29	120.80
4	3P	27	PHE	CB-CG-CD2	-5.01	117.29	120.80
4	39	27	PHE	CB-CG-CD2	-5.01	117.29	120.80
4	4L	27	PHE	CB-CG-CD2	-5.01	117.29	120.80
4	4T	27	PHE	CB-CG-CD2	-5.01	117.29	120.80
4	51	27	PHE	CB-CG-CD2	-5.01	117.29	120.80
4	6H	27	PHE	CB-CG-CD2	-5.01	117.29	120.80
4	61	27	PHE	CB-CG-CD2	-5.01	117.29	120.80
4	7L	27	PHE	CB-CG-CD2	-5.01	117.29	120.80
4	7X	27	PHE	CB-CG-CD2	-5.01	117.29	120.80
3	1C	55	ALA	O-C-N	-5.01	114.68	122.70
3	1K	55	ALA	O-C-N	-5.01	114.68	122.70
1	12	183	GLN	CA-CB-CG	-5.01	102.38	113.40
1	16	183	GLN	CA-CB-CG	-5.01	102.38	113.40
1	2A	183	GLN	CA-CB-CG	-5.01	102.38	113.40
3	2G	55	ALA	O-C-N	-5.01	114.68	122.70
3	28	55	ALA	O-C-N	-5.01	114.68	122.70
3	3G	55	ALA	O-C-N	-5.01	114.68	122.70
1	3Q	183	GLN	CA-CB-CG	-5.01	102.38	113.40
1	3U	183	GLN	CA-CB-CG	-5.01	102.38	113.40
1	3Y	183	GLN	CA-CB-CG	-5.01	102.38	113.40
3	4C	55	ALA	O-C-N	-5.01	114.68	122.70
3	4O	55	ALA	O-C-N	-5.01	114.68	122.70
3	4W	55	ALA	O-C-N	-5.01	114.68	122.70
1	5E	183	GLN	CA-CB-CG	-5.01	102.38	113.40
1	5I	183	GLN	CA-CB-CG	-5.01	102.38	113.40
1	5M	183	GLN	CA-CB-CG	-5.01	102.38	113.40
3	5S	55	ALA	O-C-N	-5.01	114.68	122.70
3	6K	55	ALA	O-C-N	-5.01	114.68	122.70
3	6S	55	ALA	O-C-N	-5.01	114.68	122.70
1	62	183	GLN	CA-CB-CG	-5.01	102.38	113.40
1	66	183	GLN	CA-CB-CG	-5.01	102.38	113.40
1	7A	183	GLN	CA-CB-CG	-5.01	102.38	113.40
3	7O	55	ALA	O-C-N	-5.01	114.68	122.70
1	1A	91	PRO	CA-N-CD	5.01	118.71	111.70
2	1F	165	PRO	N-CA-C	5.01	125.12	112.10
1	1I	91	PRO	CA-N-CD	5.01	118.71	111.70
1	1Q	35	THR	OG1-CB-CG2	-5.01	98.48	110.00

*Continued on next page...*

*Continued from previous page...*

Mol	Chain	Res	Type	Atoms	Z	Observed(°)	Ideal(°)
1	1U	35	THR	OG1-CB-CG2	-5.01	98.48	110.00
1	1Y	35	THR	OG1-CB-CG2	-5.01	98.48	110.00
1	2E	91	PRO	CA-N-CD	5.01	118.71	111.70
2	2N	165	PRO	N-CA-C	5.01	125.12	112.10
1	2Q	35	THR	OG1-CB-CG2	-5.01	98.48	110.00
1	2U	35	THR	OG1-CB-CG2	-5.01	98.48	110.00
1	2Y	35	THR	OG1-CB-CG2	-5.01	98.48	110.00
2	23	165	PRO	N-CA-C	5.01	125.12	112.10
1	26	91	PRO	CA-N-CD	5.01	118.71	111.70
1	3E	91	PRO	CA-N-CD	5.01	118.71	111.70
2	3N	165	PRO	N-CA-C	5.01	125.12	112.10
2	37	165	PRO	N-CA-C	5.01	125.12	112.10
1	4A	91	PRO	CA-N-CD	5.01	118.71	111.70
2	4J	165	PRO	N-CA-C	5.01	125.12	112.10
1	4M	91	PRO	CA-N-CD	5.01	118.71	111.70
2	4R	165	PRO	N-CA-C	5.01	125.12	112.10
1	4U	91	PRO	CA-N-CD	5.01	118.71	111.70
1	42	35	THR	OG1-CB-CG2	-5.01	98.48	110.00
1	46	35	THR	OG1-CB-CG2	-5.01	98.48	110.00
1	5A	35	THR	OG1-CB-CG2	-5.01	98.48	110.00
1	5Q	91	PRO	CA-N-CD	5.01	118.71	111.70
2	5Z	165	PRO	N-CA-C	5.01	125.12	112.10
1	52	35	THR	OG1-CB-CG2	-5.01	98.48	110.00
1	56	35	THR	OG1-CB-CG2	-5.01	98.48	110.00
1	6A	35	THR	OG1-CB-CG2	-5.01	98.48	110.00
2	6F	165	PRO	N-CA-C	5.01	125.12	112.10
1	6I	91	PRO	CA-N-CD	5.01	118.71	111.70
1	6Q	91	PRO	CA-N-CD	5.01	118.71	111.70
2	6Z	165	PRO	N-CA-C	5.01	125.12	112.10
2	7J	165	PRO	N-CA-C	5.01	125.12	112.10
1	7M	91	PRO	CA-N-CD	5.01	118.71	111.70
2	7V	165	PRO	N-CA-C	5.01	125.12	112.10
1	1A	35	THR	OG1-CB-CG2	-5.01	98.49	110.00
1	1A	183	GLN	CA-CB-CG	-5.01	102.39	113.40
1	1I	35	THR	OG1-CB-CG2	-5.01	98.49	110.00
1	1I	183	GLN	CA-CB-CG	-5.01	102.39	113.40
2	13	165	PRO	N-CA-C	5.01	125.12	112.10
2	17	165	PRO	N-CA-C	5.01	125.12	112.10
2	2B	165	PRO	N-CA-C	5.01	125.12	112.10
1	2E	35	THR	OG1-CB-CG2	-5.01	98.49	110.00
1	2E	183	GLN	CA-CB-CG	-5.01	102.39	113.40
1	26	35	THR	OG1-CB-CG2	-5.01	98.49	110.00

*Continued on next page...*

*Continued from previous page...*

Mol	Chain	Res	Type	Atoms	Z	Observed(°)	Ideal(°)
1	26	183	GLN	CA-CB-CG	-5.01	102.39	113.40
1	3E	35	THR	OG1-CB-CG2	-5.01	98.49	110.00
1	3E	183	GLN	CA-CB-CG	-5.01	102.39	113.40
2	3R	165	PRO	N-CA-C	5.01	125.12	112.10
2	3V	165	PRO	N-CA-C	5.01	125.12	112.10
2	3Z	165	PRO	N-CA-C	5.01	125.12	112.10
1	4A	35	THR	OG1-CB-CG2	-5.01	98.49	110.00
1	4A	183	GLN	CA-CB-CG	-5.01	102.39	113.40
1	4M	35	THR	OG1-CB-CG2	-5.01	98.49	110.00
1	4M	183	GLN	CA-CB-CG	-5.01	102.39	113.40
1	4U	35	THR	OG1-CB-CG2	-5.01	98.49	110.00
1	4U	183	GLN	CA-CB-CG	-5.01	102.39	113.40
2	5F	165	PRO	N-CA-C	5.01	125.12	112.10
2	5J	165	PRO	N-CA-C	5.01	125.12	112.10
2	5N	165	PRO	N-CA-C	5.01	125.12	112.10
1	5Q	35	THR	OG1-CB-CG2	-5.01	98.49	110.00
1	5Q	183	GLN	CA-CB-CG	-5.01	102.39	113.40
1	6I	35	THR	OG1-CB-CG2	-5.01	98.49	110.00
1	6I	183	GLN	CA-CB-CG	-5.01	102.39	113.40
1	6Q	35	THR	OG1-CB-CG2	-5.01	98.49	110.00
1	6Q	183	GLN	CA-CB-CG	-5.01	102.39	113.40
2	63	165	PRO	N-CA-C	5.01	125.12	112.10
2	67	165	PRO	N-CA-C	5.01	125.12	112.10
2	7B	165	PRO	N-CA-C	5.01	125.12	112.10
1	7M	35	THR	OG1-CB-CG2	-5.01	98.49	110.00
1	7M	183	GLN	CA-CB-CG	-5.01	102.39	113.40
1	1E	91	PRO	CA-N-CD	5.00	118.71	111.70
3	14	55	ALA	O-C-N	-5.00	114.69	122.70
3	18	55	ALA	O-C-N	-5.00	114.69	122.70
3	2C	55	ALA	O-C-N	-5.00	114.69	122.70
1	2M	91	PRO	CA-N-CD	5.00	118.71	111.70
1	22	91	PRO	CA-N-CD	5.00	118.71	111.70
1	3M	91	PRO	CA-N-CD	5.00	118.71	111.70
3	3S	55	ALA	O-C-N	-5.00	114.69	122.70
3	3W	55	ALA	O-C-N	-5.00	114.69	122.70
3	30	55	ALA	O-C-N	-5.00	114.69	122.70
1	36	91	PRO	CA-N-CD	5.00	118.71	111.70
1	4I	91	PRO	CA-N-CD	5.00	118.71	111.70
1	4Q	91	PRO	CA-N-CD	5.00	118.71	111.70
3	5G	55	ALA	O-C-N	-5.00	114.69	122.70
3	5K	55	ALA	O-C-N	-5.00	114.69	122.70
3	5O	55	ALA	O-C-N	-5.00	114.69	122.70

*Continued on next page...*

*Continued from previous page...*

Mol	Chain	Res	Type	Atoms	Z	Observed(°)	Ideal(°)
1	5Y	91	PRO	CA-N-CD	5.00	118.71	111.70
1	6E	91	PRO	CA-N-CD	5.00	118.71	111.70
1	6Y	91	PRO	CA-N-CD	5.00	118.71	111.70
3	64	55	ALA	O-C-N	-5.00	114.69	122.70
3	68	55	ALA	O-C-N	-5.00	114.69	122.70
3	7C	55	ALA	O-C-N	-5.00	114.69	122.70
1	7I	91	PRO	CA-N-CD	5.00	118.71	111.70
1	7U	91	PRO	CA-N-CD	5.00	118.71	111.70
1	1E	40	SER	CA-C-N	-5.00	106.19	117.20
1	1E	177	GLY	C-N-CA	-5.00	109.19	121.70
1	1M	183	GLN	CA-CB-CG	-5.00	102.39	113.40
2	1N	10	GLN	CA-CB-CG	-5.00	102.39	113.40
1	1Q	91	PRO	CA-N-CD	5.00	118.70	111.70
2	1R	10	GLN	CA-CB-CG	-5.00	102.39	113.40
2	1R	70	TRP	CA-CB-CG	5.00	123.21	113.70
1	1U	91	PRO	CA-N-CD	5.00	118.70	111.70
2	1V	10	GLN	CA-CB-CG	-5.00	102.39	113.40
2	1V	70	TRP	CA-CB-CG	5.00	123.21	113.70
1	1Y	91	PRO	CA-N-CD	5.00	118.70	111.70
2	1Z	10	GLN	CA-CB-CG	-5.00	102.39	113.40
2	1Z	70	TRP	CA-CB-CG	5.00	123.21	113.70
1	2I	183	GLN	CA-CB-CG	-5.00	102.39	113.40
2	2J	10	GLN	CA-CB-CG	-5.00	102.39	113.40
1	2M	40	SER	CA-C-N	-5.00	106.19	117.20
1	2M	177	GLY	C-N-CA	-5.00	109.19	121.70
1	2Q	91	PRO	CA-N-CD	5.00	118.70	111.70
2	2R	10	GLN	CA-CB-CG	-5.00	102.39	113.40
2	2R	70	TRP	CA-CB-CG	5.00	123.21	113.70
1	2U	91	PRO	CA-N-CD	5.00	118.70	111.70
2	2V	10	GLN	CA-CB-CG	-5.00	102.39	113.40
2	2V	70	TRP	CA-CB-CG	5.00	123.21	113.70
1	2Y	91	PRO	CA-N-CD	5.00	118.70	111.70
2	2Z	10	GLN	CA-CB-CG	-5.00	102.39	113.40
2	2Z	70	TRP	CA-CB-CG	5.00	123.21	113.70
1	22	40	SER	CA-C-N	-5.00	106.19	117.20
1	22	177	GLY	C-N-CA	-5.00	109.19	121.70
1	3A	183	GLN	CA-CB-CG	-5.00	102.39	113.40
2	3B	10	GLN	CA-CB-CG	-5.00	102.39	113.40
1	3I	183	GLN	CA-CB-CG	-5.00	102.39	113.40
2	3J	10	GLN	CA-CB-CG	-5.00	102.39	113.40
1	3M	40	SER	CA-C-N	-5.00	106.19	117.20
1	3M	177	GLY	C-N-CA	-5.00	109.19	121.70

*Continued on next page...*

*Continued from previous page...*

Mol	Chain	Res	Type	Atoms	Z	Observed(°)	Ideal(°)
1	32	183	GLN	CA-CB-CG	-5.00	102.39	113.40
2	33	10	GLN	CA-CB-CG	-5.00	102.39	113.40
1	36	40	SER	CA-C-N	-5.00	106.19	117.20
1	36	177	GLY	C-N-CA	-5.00	109.19	121.70
1	4E	183	GLN	CA-CB-CG	-5.00	102.39	113.40
2	4F	10	GLN	CA-CB-CG	-5.00	102.39	113.40
1	4I	40	SER	CA-C-N	-5.00	106.19	117.20
1	4I	177	GLY	C-N-CA	-5.00	109.19	121.70
1	4Q	40	SER	CA-C-N	-5.00	106.19	117.20
1	4Q	177	GLY	C-N-CA	-5.00	109.19	121.70
1	4Y	183	GLN	CA-CB-CG	-5.00	102.39	113.40
2	4Z	10	GLN	CA-CB-CG	-5.00	102.39	113.40
1	42	91	PRO	CA-N-CD	5.00	118.70	111.70
2	43	10	GLN	CA-CB-CG	-5.00	102.39	113.40
2	43	70	TRP	CA-CB-CG	5.00	123.21	113.70
1	46	91	PRO	CA-N-CD	5.00	118.70	111.70
2	47	10	GLN	CA-CB-CG	-5.00	102.39	113.40
2	47	70	TRP	CA-CB-CG	5.00	123.21	113.70
1	5A	91	PRO	CA-N-CD	5.00	118.70	111.70
2	5B	10	GLN	CA-CB-CG	-5.00	102.39	113.40
2	5B	70	TRP	CA-CB-CG	5.00	123.21	113.70
1	5U	183	GLN	CA-CB-CG	-5.00	102.39	113.40
2	5V	10	GLN	CA-CB-CG	-5.00	102.39	113.40
1	5Y	40	SER	CA-C-N	-5.00	106.19	117.20
1	5Y	177	GLY	C-N-CA	-5.00	109.19	121.70
1	52	91	PRO	CA-N-CD	5.00	118.70	111.70
2	53	10	GLN	CA-CB-CG	-5.00	102.39	113.40
2	53	70	TRP	CA-CB-CG	5.00	123.21	113.70
1	56	91	PRO	CA-N-CD	5.00	118.70	111.70
2	57	10	GLN	CA-CB-CG	-5.00	102.39	113.40
2	57	70	TRP	CA-CB-CG	5.00	123.21	113.70
1	6A	91	PRO	CA-N-CD	5.00	118.70	111.70
2	6B	10	GLN	CA-CB-CG	-5.00	102.39	113.40
2	6B	70	TRP	CA-CB-CG	5.00	123.21	113.70
1	6E	40	SER	CA-C-N	-5.00	106.19	117.20
1	6E	177	GLY	C-N-CA	-5.00	109.19	121.70
1	6M	183	GLN	CA-CB-CG	-5.00	102.39	113.40
2	6N	10	GLN	CA-CB-CG	-5.00	102.39	113.40
1	6U	183	GLN	CA-CB-CG	-5.00	102.39	113.40
2	6V	10	GLN	CA-CB-CG	-5.00	102.39	113.40
1	6Y	40	SER	CA-C-N	-5.00	106.19	117.20
1	6Y	177	GLY	C-N-CA	-5.00	109.19	121.70

*Continued on next page...*



*Continued from previous page...*

Mol	Chain	Res	Type	Atoms	Z	Observed(°)	Ideal(°)
1	7E	183	GLN	CA-CB-CG	-5.00	102.39	113.40
2	7F	10	GLN	CA-CB-CG	-5.00	102.39	113.40
1	7I	40	SER	CA-C-N	-5.00	106.19	117.20
1	7I	177	GLY	C-N-CA	-5.00	109.19	121.70
1	7Q	183	GLN	CA-CB-CG	-5.00	102.39	113.40
2	7R	10	GLN	CA-CB-CG	-5.00	102.39	113.40
1	7U	40	SER	CA-C-N	-5.00	106.19	117.20
1	7U	177	GLY	C-N-CA	-5.00	109.19	121.70
1	1A	16	THR	OG1-CB-CG2	-5.00	98.50	110.00
1	1A	177	GLY	C-N-CA	-5.00	109.20	121.70
2	1B	10	GLN	CA-CB-CG	-5.00	102.40	113.40
1	1E	50	ARG	CG-CD-NE	-5.00	101.30	111.80
1	1I	16	THR	OG1-CB-CG2	-5.00	98.50	110.00
1	1I	177	GLY	C-N-CA	-5.00	109.20	121.70
2	1J	10	GLN	CA-CB-CG	-5.00	102.40	113.40
1	1M	50	ARG	CG-CD-NE	-5.00	101.30	111.80
1	2E	16	THR	OG1-CB-CG2	-5.00	98.50	110.00
1	2E	177	GLY	C-N-CA	-5.00	109.20	121.70
2	2F	10	GLN	CA-CB-CG	-5.00	102.40	113.40
1	2I	50	ARG	CG-CD-NE	-5.00	101.30	111.80
1	2M	50	ARG	CG-CD-NE	-5.00	101.30	111.80
1	22	50	ARG	CG-CD-NE	-5.00	101.30	111.80
1	26	16	THR	OG1-CB-CG2	-5.00	98.50	110.00
1	26	177	GLY	C-N-CA	-5.00	109.20	121.70
2	27	10	GLN	CA-CB-CG	-5.00	102.40	113.40
1	3A	50	ARG	CG-CD-NE	-5.00	101.30	111.80
1	3E	16	THR	OG1-CB-CG2	-5.00	98.50	110.00
1	3E	177	GLY	C-N-CA	-5.00	109.20	121.70
2	3F	10	GLN	CA-CB-CG	-5.00	102.40	113.40
1	3I	50	ARG	CG-CD-NE	-5.00	101.30	111.80
1	3M	50	ARG	CG-CD-NE	-5.00	101.30	111.80
1	32	50	ARG	CG-CD-NE	-5.00	101.30	111.80
1	36	50	ARG	CG-CD-NE	-5.00	101.30	111.80
1	4A	16	THR	OG1-CB-CG2	-5.00	98.50	110.00
1	4A	177	GLY	C-N-CA	-5.00	109.20	121.70
2	4B	10	GLN	CA-CB-CG	-5.00	102.40	113.40
1	4E	50	ARG	CG-CD-NE	-5.00	101.30	111.80
1	4I	50	ARG	CG-CD-NE	-5.00	101.30	111.80
1	4M	16	THR	OG1-CB-CG2	-5.00	98.50	110.00
1	4M	177	GLY	C-N-CA	-5.00	109.20	121.70
2	4N	10	GLN	CA-CB-CG	-5.00	102.40	113.40
1	4Q	50	ARG	CG-CD-NE	-5.00	101.30	111.80

*Continued on next page...*

*Continued from previous page...*

Mol	Chain	Res	Type	Atoms	Z	Observed(°)	Ideal(°)
1	4U	16	THR	OG1-CB-CG2	-5.00	98.50	110.00
1	4U	177	GLY	C-N-CA	-5.00	109.20	121.70
2	4V	10	GLN	CA-CB-CG	-5.00	102.40	113.40
1	4Y	50	ARG	CG-CD-NE	-5.00	101.30	111.80
1	5Q	16	THR	OG1-CB-CG2	-5.00	98.50	110.00
1	5Q	177	GLY	C-N-CA	-5.00	109.20	121.70
2	5R	10	GLN	CA-CB-CG	-5.00	102.40	113.40
1	5U	50	ARG	CG-CD-NE	-5.00	101.30	111.80
1	5Y	50	ARG	CG-CD-NE	-5.00	101.30	111.80
1	6E	50	ARG	CG-CD-NE	-5.00	101.30	111.80
1	6I	16	THR	OG1-CB-CG2	-5.00	98.50	110.00
1	6I	177	GLY	C-N-CA	-5.00	109.20	121.70
2	6J	10	GLN	CA-CB-CG	-5.00	102.40	113.40
1	6M	50	ARG	CG-CD-NE	-5.00	101.30	111.80
1	6Q	16	THR	OG1-CB-CG2	-5.00	98.50	110.00
1	6Q	177	GLY	C-N-CA	-5.00	109.20	121.70
2	6R	10	GLN	CA-CB-CG	-5.00	102.40	113.40
1	6U	50	ARG	CG-CD-NE	-5.00	101.30	111.80
1	6Y	50	ARG	CG-CD-NE	-5.00	101.30	111.80
1	7E	50	ARG	CG-CD-NE	-5.00	101.30	111.80
1	7I	50	ARG	CG-CD-NE	-5.00	101.30	111.80
1	7M	16	THR	OG1-CB-CG2	-5.00	98.50	110.00
1	7M	177	GLY	C-N-CA	-5.00	109.20	121.70
2	7N	10	GLN	CA-CB-CG	-5.00	102.40	113.40
1	7Q	50	ARG	CG-CD-NE	-5.00	101.30	111.80
1	7U	50	ARG	CG-CD-NE	-5.00	101.30	111.80

All (720) chirality outliers are listed below:

Mol	Chain	Res	Type	Atom
1	1A	13	ALA	CA
1	1A	17	THR	CA
1	1A	41	ILE	CA
1	1A	66	ARG	CA
1	1A	97	SER	CA
2	1B	8	VAL	CA
2	1B	58	LEU	CA
2	1B	91[A]	LYS	CA
2	1B	91[B]	LYS	CA
2	1B	107	PHE	CA
3	1C	2	ILE	CB
4	1D	93	LEU	CA

*Continued on next page...*

*Continued from previous page...*

Mol	Chain	Res	Type	Atom
1	1E	13	ALA	CA
1	1E	17	THR	CA
1	1E	41	ILE	CA
1	1E	66	ARG	CA
1	1E	97	SER	CA
2	1F	8	VAL	CA
2	1F	58	LEU	CA
2	1F	91[A]	LYS	CA
2	1F	91[B]	LYS	CA
2	1F	107	PHE	CA
3	1G	2	ILE	CB
4	1H	93	LEU	CA
1	1I	13	ALA	CA
1	1I	17	THR	CA
1	1I	41	ILE	CA
1	1I	66	ARG	CA
1	1I	97	SER	CA
2	1J	8	VAL	CA
2	1J	58	LEU	CA
2	1J	91[A]	LYS	CA
2	1J	91[B]	LYS	CA
2	1J	107	PHE	CA
3	1K	2	ILE	CB
4	1L	93	LEU	CA
1	1M	13	ALA	CA
1	1M	17	THR	CA
1	1M	41	ILE	CA
1	1M	66	ARG	CA
1	1M	97	SER	CA
2	1N	8	VAL	CA
2	1N	58	LEU	CA
2	1N	91[A]	LYS	CA
2	1N	91[B]	LYS	CA
2	1N	107	PHE	CA
3	1O	2	ILE	CB
4	1P	93	LEU	CA
1	1Q	13	ALA	CA
1	1Q	17	THR	CA
1	1Q	41	ILE	CA
1	1Q	66	ARG	CA
1	1Q	97	SER	CA
2	1R	8	VAL	CA

*Continued on next page...*

*Continued from previous page...*

Mol	Chain	Res	Type	Atom
2	1R	58	LEU	CA
2	1R	91[A]	LYS	CA
2	1R	91[B]	LYS	CA
2	1R	107	PHE	CA
3	1S	2	ILE	CB
4	1T	93	LEU	CA
1	1U	13	ALA	CA
1	1U	17	THR	CA
1	1U	41	ILE	CA
1	1U	66	ARG	CA
1	1U	97	SER	CA
2	1V	8	VAL	CA
2	1V	58	LEU	CA
2	1V	91[A]	LYS	CA
2	1V	91[B]	LYS	CA
2	1V	107	PHE	CA
3	1W	2	ILE	CB
4	1X	93	LEU	CA
1	1Y	13	ALA	CA
1	1Y	17	THR	CA
1	1Y	41	ILE	CA
1	1Y	66	ARG	CA
1	1Y	97	SER	CA
2	1Z	8	VAL	CA
2	1Z	58	LEU	CA
2	1Z	91[A]	LYS	CA
2	1Z	91[B]	LYS	CA
2	1Z	107	PHE	CA
3	10	2	ILE	CB
4	11	93	LEU	CA
1	12	13	ALA	CA
1	12	17	THR	CA
1	12	41	ILE	CA
1	12	66	ARG	CA
1	12	97	SER	CA
2	13	8	VAL	CA
2	13	58	LEU	CA
2	13	91[A]	LYS	CA
2	13	91[B]	LYS	CA
2	13	107	PHE	CA
3	14	2	ILE	CB
4	15	93	LEU	CA

*Continued on next page...*

*Continued from previous page...*

Mol	Chain	Res	Type	Atom
1	16	13	ALA	CA
1	16	17	THR	CA
1	16	41	ILE	CA
1	16	66	ARG	CA
1	16	97	SER	CA
2	17	8	VAL	CA
2	17	58	LEU	CA
2	17	91[A]	LYS	CA
2	17	91[B]	LYS	CA
2	17	107	PHE	CA
3	18	2	ILE	CB
4	19	93	LEU	CA
1	2A	13	ALA	CA
1	2A	17	THR	CA
1	2A	41	ILE	CA
1	2A	66	ARG	CA
1	2A	97	SER	CA
2	2B	8	VAL	CA
2	2B	58	LEU	CA
2	2B	91[A]	LYS	CA
2	2B	91[B]	LYS	CA
2	2B	107	PHE	CA
3	2C	2	ILE	CB
4	2D	93	LEU	CA
1	2E	13	ALA	CA
1	2E	17	THR	CA
1	2E	41	ILE	CA
1	2E	66	ARG	CA
1	2E	97	SER	CA
2	2F	8	VAL	CA
2	2F	58	LEU	CA
2	2F	91[A]	LYS	CA
2	2F	91[B]	LYS	CA
2	2F	107	PHE	CA
3	2G	2	ILE	CB
4	2H	93	LEU	CA
1	2I	13	ALA	CA
1	2I	17	THR	CA
1	2I	41	ILE	CA
1	2I	66	ARG	CA
1	2I	97	SER	CA
2	2J	8	VAL	CA

*Continued on next page...*

*Continued from previous page...*

Mol	Chain	Res	Type	Atom
2	2J	58	LEU	CA
2	2J	91[A]	LYS	CA
2	2J	91[B]	LYS	CA
2	2J	107	PHE	CA
3	2K	2	ILE	CB
4	2L	93	LEU	CA
1	2M	13	ALA	CA
1	2M	17	THR	CA
1	2M	41	ILE	CA
1	2M	66	ARG	CA
1	2M	97	SER	CA
2	2N	8	VAL	CA
2	2N	58	LEU	CA
2	2N	91[A]	LYS	CA
2	2N	91[B]	LYS	CA
2	2N	107	PHE	CA
3	2O	2	ILE	CB
4	2P	93	LEU	CA
1	2Q	13	ALA	CA
1	2Q	17	THR	CA
1	2Q	41	ILE	CA
1	2Q	66	ARG	CA
1	2Q	97	SER	CA
2	2R	8	VAL	CA
2	2R	58	LEU	CA
2	2R	91[A]	LYS	CA
2	2R	91[B]	LYS	CA
2	2R	107	PHE	CA
3	2S	2	ILE	CB
4	2T	93	LEU	CA
1	2U	13	ALA	CA
1	2U	17	THR	CA
1	2U	41	ILE	CA
1	2U	66	ARG	CA
1	2U	97	SER	CA
2	2V	8	VAL	CA
2	2V	58	LEU	CA
2	2V	91[A]	LYS	CA
2	2V	91[B]	LYS	CA
2	2V	107	PHE	CA
3	2W	2	ILE	CB
4	2X	93	LEU	CA

*Continued on next page...*

*Continued from previous page...*

Mol	Chain	Res	Type	Atom
1	2Y	13	ALA	CA
1	2Y	17	THR	CA
1	2Y	41	ILE	CA
1	2Y	66	ARG	CA
1	2Y	97	SER	CA
2	2Z	8	VAL	CA
2	2Z	58	LEU	CA
2	2Z	91[A]	LYS	CA
2	2Z	91[B]	LYS	CA
2	2Z	107	PHE	CA
3	20	2	ILE	CB
4	21	93	LEU	CA
1	22	13	ALA	CA
1	22	17	THR	CA
1	22	41	ILE	CA
1	22	66	ARG	CA
1	22	97	SER	CA
2	23	8	VAL	CA
2	23	58	LEU	CA
2	23	91[A]	LYS	CA
2	23	91[B]	LYS	CA
2	23	107	PHE	CA
3	24	2	ILE	CB
4	25	93	LEU	CA
1	26	13	ALA	CA
1	26	17	THR	CA
1	26	41	ILE	CA
1	26	66	ARG	CA
1	26	97	SER	CA
2	27	8	VAL	CA
2	27	58	LEU	CA
2	27	91[A]	LYS	CA
2	27	91[B]	LYS	CA
2	27	107	PHE	CA
3	28	2	ILE	CB
4	29	93	LEU	CA
1	3A	13	ALA	CA
1	3A	17	THR	CA
1	3A	41	ILE	CA
1	3A	66	ARG	CA
1	3A	97	SER	CA
2	3B	8	VAL	CA

*Continued on next page...*



*Continued from previous page...*

Mol	Chain	Res	Type	Atom
2	3B	58	LEU	CA
2	3B	91[A]	LYS	CA
2	3B	91[B]	LYS	CA
2	3B	107	PHE	CA
3	3C	2	ILE	CB
4	3D	93	LEU	CA
1	3E	13	ALA	CA
1	3E	17	THR	CA
1	3E	41	ILE	CA
1	3E	66	ARG	CA
1	3E	97	SER	CA
2	3F	8	VAL	CA
2	3F	58	LEU	CA
2	3F	91[A]	LYS	CA
2	3F	91[B]	LYS	CA
2	3F	107	PHE	CA
3	3G	2	ILE	CB
4	3H	93	LEU	CA
1	3I	13	ALA	CA
1	3I	17	THR	CA
1	3I	41	ILE	CA
1	3I	66	ARG	CA
1	3I	97	SER	CA
2	3J	8	VAL	CA
2	3J	58	LEU	CA
2	3J	91[A]	LYS	CA
2	3J	91[B]	LYS	CA
2	3J	107	PHE	CA
3	3K	2	ILE	CB
4	3L	93	LEU	CA
1	3M	13	ALA	CA
1	3M	17	THR	CA
1	3M	41	ILE	CA
1	3M	66	ARG	CA
1	3M	97	SER	CA
2	3N	8	VAL	CA
2	3N	58	LEU	CA
2	3N	91[A]	LYS	CA
2	3N	91[B]	LYS	CA
2	3N	107	PHE	CA
3	3O	2	ILE	CB
4	3P	93	LEU	CA

*Continued on next page...*

*Continued from previous page...*

Mol	Chain	Res	Type	Atom
1	3Q	13	ALA	CA
1	3Q	17	THR	CA
1	3Q	41	ILE	CA
1	3Q	66	ARG	CA
1	3Q	97	SER	CA
2	3R	8	VAL	CA
2	3R	58	LEU	CA
2	3R	91[A]	LYS	CA
2	3R	91[B]	LYS	CA
2	3R	107	PHE	CA
3	3S	2	ILE	CB
4	3T	93	LEU	CA
1	3U	13	ALA	CA
1	3U	17	THR	CA
1	3U	41	ILE	CA
1	3U	66	ARG	CA
1	3U	97	SER	CA
2	3V	8	VAL	CA
2	3V	58	LEU	CA
2	3V	91[A]	LYS	CA
2	3V	91[B]	LYS	CA
2	3V	107	PHE	CA
3	3W	2	ILE	CB
4	3X	93	LEU	CA
1	3Y	13	ALA	CA
1	3Y	17	THR	CA
1	3Y	41	ILE	CA
1	3Y	66	ARG	CA
1	3Y	97	SER	CA
2	3Z	8	VAL	CA
2	3Z	58	LEU	CA
2	3Z	91[A]	LYS	CA
2	3Z	91[B]	LYS	CA
2	3Z	107	PHE	CA
3	30	2	ILE	CB
4	31	93	LEU	CA
1	32	13	ALA	CA
1	32	17	THR	CA
1	32	41	ILE	CA
1	32	66	ARG	CA
1	32	97	SER	CA
2	33	8	VAL	CA

*Continued on next page...*

*Continued from previous page...*

Mol	Chain	Res	Type	Atom
2	33	58	LEU	CA
2	33	91[A]	LYS	CA
2	33	91[B]	LYS	CA
2	33	107	PHE	CA
3	34	2	ILE	CB
4	35	93	LEU	CA
1	36	13	ALA	CA
1	36	17	THR	CA
1	36	41	ILE	CA
1	36	66	ARG	CA
1	36	97	SER	CA
2	37	8	VAL	CA
2	37	58	LEU	CA
2	37	91[A]	LYS	CA
2	37	91[B]	LYS	CA
2	37	107	PHE	CA
3	38	2	ILE	CB
4	39	93	LEU	CA
1	4A	13	ALA	CA
1	4A	17	THR	CA
1	4A	41	ILE	CA
1	4A	66	ARG	CA
1	4A	97	SER	CA
2	4B	8	VAL	CA
2	4B	58	LEU	CA
2	4B	91[A]	LYS	CA
2	4B	91[B]	LYS	CA
2	4B	107	PHE	CA
3	4C	2	ILE	CB
4	4D	93	LEU	CA
1	4E	13	ALA	CA
1	4E	17	THR	CA
1	4E	41	ILE	CA
1	4E	66	ARG	CA
1	4E	97	SER	CA
2	4F	8	VAL	CA
2	4F	58	LEU	CA
2	4F	91[A]	LYS	CA
2	4F	91[B]	LYS	CA
2	4F	107	PHE	CA
3	4G	2	ILE	CB
4	4H	93	LEU	CA

*Continued on next page...*

*Continued from previous page...*

Mol	Chain	Res	Type	Atom
1	4I	13	ALA	CA
1	4I	17	THR	CA
1	4I	41	ILE	CA
1	4I	66	ARG	CA
1	4I	97	SER	CA
2	4J	8	VAL	CA
2	4J	58	LEU	CA
2	4J	91[A]	LYS	CA
2	4J	91[B]	LYS	CA
2	4J	107	PHE	CA
3	4K	2	ILE	CB
4	4L	93	LEU	CA
1	4M	13	ALA	CA
1	4M	17	THR	CA
1	4M	41	ILE	CA
1	4M	66	ARG	CA
1	4M	97	SER	CA
2	4N	8	VAL	CA
2	4N	58	LEU	CA
2	4N	91[A]	LYS	CA
2	4N	91[B]	LYS	CA
2	4N	107	PHE	CA
3	4O	2	ILE	CB
4	4P	93	LEU	CA
1	4Q	13	ALA	CA
1	4Q	17	THR	CA
1	4Q	41	ILE	CA
1	4Q	66	ARG	CA
1	4Q	97	SER	CA
2	4R	8	VAL	CA
2	4R	58	LEU	CA
2	4R	91[A]	LYS	CA
2	4R	91[B]	LYS	CA
2	4R	107	PHE	CA
3	4S	2	ILE	CB
4	4T	93	LEU	CA
1	4U	13	ALA	CA
1	4U	17	THR	CA
1	4U	41	ILE	CA
1	4U	66	ARG	CA
1	4U	97	SER	CA
2	4V	8	VAL	CA

*Continued on next page...*

*Continued from previous page...*

Mol	Chain	Res	Type	Atom
2	4V	58	LEU	CA
2	4V	91[A]	LYS	CA
2	4V	91[B]	LYS	CA
2	4V	107	PHE	CA
3	4W	2	ILE	CB
4	4X	93	LEU	CA
1	4Y	13	ALA	CA
1	4Y	17	THR	CA
1	4Y	41	ILE	CA
1	4Y	66	ARG	CA
1	4Y	97	SER	CA
2	4Z	8	VAL	CA
2	4Z	58	LEU	CA
2	4Z	91[A]	LYS	CA
2	4Z	91[B]	LYS	CA
2	4Z	107	PHE	CA
3	40	2	ILE	CB
4	41	93	LEU	CA
1	42	13	ALA	CA
1	42	17	THR	CA
1	42	41	ILE	CA
1	42	66	ARG	CA
1	42	97	SER	CA
2	43	8	VAL	CA
2	43	58	LEU	CA
2	43	91[A]	LYS	CA
2	43	91[B]	LYS	CA
2	43	107	PHE	CA
3	44	2	ILE	CB
4	45	93	LEU	CA
1	46	13	ALA	CA
1	46	17	THR	CA
1	46	41	ILE	CA
1	46	66	ARG	CA
1	46	97	SER	CA
2	47	8	VAL	CA
2	47	58	LEU	CA
2	47	91[A]	LYS	CA
2	47	91[B]	LYS	CA
2	47	107	PHE	CA
3	48	2	ILE	CB
4	49	93	LEU	CA

*Continued on next page...*

*Continued from previous page...*

Mol	Chain	Res	Type	Atom
1	5A	13	ALA	CA
1	5A	17	THR	CA
1	5A	41	ILE	CA
1	5A	66	ARG	CA
1	5A	97	SER	CA
2	5B	8	VAL	CA
2	5B	58	LEU	CA
2	5B	91[A]	LYS	CA
2	5B	91[B]	LYS	CA
2	5B	107	PHE	CA
3	5C	2	ILE	CB
4	5D	93	LEU	CA
1	5E	13	ALA	CA
1	5E	17	THR	CA
1	5E	41	ILE	CA
1	5E	66	ARG	CA
1	5E	97	SER	CA
2	5F	8	VAL	CA
2	5F	58	LEU	CA
2	5F	91[A]	LYS	CA
2	5F	91[B]	LYS	CA
2	5F	107	PHE	CA
3	5G	2	ILE	CB
4	5H	93	LEU	CA
1	5I	13	ALA	CA
1	5I	17	THR	CA
1	5I	41	ILE	CA
1	5I	66	ARG	CA
1	5I	97	SER	CA
2	5J	8	VAL	CA
2	5J	58	LEU	CA
2	5J	91[A]	LYS	CA
2	5J	91[B]	LYS	CA
2	5J	107	PHE	CA
3	5K	2	ILE	CB
4	5L	93	LEU	CA
1	5M	13	ALA	CA
1	5M	17	THR	CA
1	5M	41	ILE	CA
1	5M	66	ARG	CA
1	5M	97	SER	CA
2	5N	8	VAL	CA

*Continued on next page...*

*Continued from previous page...*

Mol	Chain	Res	Type	Atom
2	5N	58	LEU	CA
2	5N	91[A]	LYS	CA
2	5N	91[B]	LYS	CA
2	5N	107	PHE	CA
3	5O	2	ILE	CB
4	5P	93	LEU	CA
1	5Q	13	ALA	CA
1	5Q	17	THR	CA
1	5Q	41	ILE	CA
1	5Q	66	ARG	CA
1	5Q	97	SER	CA
2	5R	8	VAL	CA
2	5R	58	LEU	CA
2	5R	91[A]	LYS	CA
2	5R	91[B]	LYS	CA
2	5R	107	PHE	CA
3	5S	2	ILE	CB
4	5T	93	LEU	CA
1	5U	13	ALA	CA
1	5U	17	THR	CA
1	5U	41	ILE	CA
1	5U	66	ARG	CA
1	5U	97	SER	CA
2	5V	8	VAL	CA
2	5V	58	LEU	CA
2	5V	91[A]	LYS	CA
2	5V	91[B]	LYS	CA
2	5V	107	PHE	CA
3	5W	2	ILE	CB
4	5X	93	LEU	CA
1	5Y	13	ALA	CA
1	5Y	17	THR	CA
1	5Y	41	ILE	CA
1	5Y	66	ARG	CA
1	5Y	97	SER	CA
2	5Z	8	VAL	CA
2	5Z	58	LEU	CA
2	5Z	91[A]	LYS	CA
2	5Z	91[B]	LYS	CA
2	5Z	107	PHE	CA
3	50	2	ILE	CB
4	51	93	LEU	CA

*Continued on next page...*



*Continued from previous page...*

Mol	Chain	Res	Type	Atom
1	52	13	ALA	CA
1	52	17	THR	CA
1	52	41	ILE	CA
1	52	66	ARG	CA
1	52	97	SER	CA
2	53	8	VAL	CA
2	53	58	LEU	CA
2	53	91[A]	LYS	CA
2	53	91[B]	LYS	CA
2	53	107	PHE	CA
3	54	2	ILE	CB
4	55	93	LEU	CA
1	56	13	ALA	CA
1	56	17	THR	CA
1	56	41	ILE	CA
1	56	66	ARG	CA
1	56	97	SER	CA
2	57	8	VAL	CA
2	57	58	LEU	CA
2	57	91[A]	LYS	CA
2	57	91[B]	LYS	CA
2	57	107	PHE	CA
3	58	2	ILE	CB
4	59	93	LEU	CA
1	6A	13	ALA	CA
1	6A	17	THR	CA
1	6A	41	ILE	CA
1	6A	66	ARG	CA
1	6A	97	SER	CA
2	6B	8	VAL	CA
2	6B	58	LEU	CA
2	6B	91[A]	LYS	CA
2	6B	91[B]	LYS	CA
2	6B	107	PHE	CA
3	6C	2	ILE	CB
4	6D	93	LEU	CA
1	6E	13	ALA	CA
1	6E	17	THR	CA
1	6E	41	ILE	CA
1	6E	66	ARG	CA
1	6E	97	SER	CA
2	6F	8	VAL	CA

*Continued on next page...*

*Continued from previous page...*

Mol	Chain	Res	Type	Atom
2	6F	58	LEU	CA
2	6F	91[A]	LYS	CA
2	6F	91[B]	LYS	CA
2	6F	107	PHE	CA
3	6G	2	ILE	CB
4	6H	93	LEU	CA
1	6I	13	ALA	CA
1	6I	17	THR	CA
1	6I	41	ILE	CA
1	6I	66	ARG	CA
1	6I	97	SER	CA
2	6J	8	VAL	CA
2	6J	58	LEU	CA
2	6J	91[A]	LYS	CA
2	6J	91[B]	LYS	CA
2	6J	107	PHE	CA
3	6K	2	ILE	CB
4	6L	93	LEU	CA
1	6M	13	ALA	CA
1	6M	17	THR	CA
1	6M	41	ILE	CA
1	6M	66	ARG	CA
1	6M	97	SER	CA
2	6N	8	VAL	CA
2	6N	58	LEU	CA
2	6N	91[A]	LYS	CA
2	6N	91[B]	LYS	CA
2	6N	107	PHE	CA
3	6O	2	ILE	CB
4	6P	93	LEU	CA
1	6Q	13	ALA	CA
1	6Q	17	THR	CA
1	6Q	41	ILE	CA
1	6Q	66	ARG	CA
1	6Q	97	SER	CA
2	6R	8	VAL	CA
2	6R	58	LEU	CA
2	6R	91[A]	LYS	CA
2	6R	91[B]	LYS	CA
2	6R	107	PHE	CA
3	6S	2	ILE	CB
4	6T	93	LEU	CA

*Continued on next page...*

*Continued from previous page...*

Mol	Chain	Res	Type	Atom
1	6U	13	ALA	CA
1	6U	17	THR	CA
1	6U	41	ILE	CA
1	6U	66	ARG	CA
1	6U	97	SER	CA
2	6V	8	VAL	CA
2	6V	58	LEU	CA
2	6V	91[A]	LYS	CA
2	6V	91[B]	LYS	CA
2	6V	107	PHE	CA
3	6W	2	ILE	CB
4	6X	93	LEU	CA
1	6Y	13	ALA	CA
1	6Y	17	THR	CA
1	6Y	41	ILE	CA
1	6Y	66	ARG	CA
1	6Y	97	SER	CA
2	6Z	8	VAL	CA
2	6Z	58	LEU	CA
2	6Z	91[A]	LYS	CA
2	6Z	91[B]	LYS	CA
2	6Z	107	PHE	CA
3	60	2	ILE	CB
4	61	93	LEU	CA
1	62	13	ALA	CA
1	62	17	THR	CA
1	62	41	ILE	CA
1	62	66	ARG	CA
1	62	97	SER	CA
2	63	8	VAL	CA
2	63	58	LEU	CA
2	63	91[A]	LYS	CA
2	63	91[B]	LYS	CA
2	63	107	PHE	CA
3	64	2	ILE	CB
4	65	93	LEU	CA
1	66	13	ALA	CA
1	66	17	THR	CA
1	66	41	ILE	CA
1	66	66	ARG	CA
1	66	97	SER	CA
2	67	8	VAL	CA

*Continued on next page...*

*Continued from previous page...*

Mol	Chain	Res	Type	Atom
2	67	58	LEU	CA
2	67	91[A]	LYS	CA
2	67	91[B]	LYS	CA
2	67	107	PHE	CA
3	68	2	ILE	CB
4	69	93	LEU	CA
1	7A	13	ALA	CA
1	7A	17	THR	CA
1	7A	41	ILE	CA
1	7A	66	ARG	CA
1	7A	97	SER	CA
2	7B	8	VAL	CA
2	7B	58	LEU	CA
2	7B	91[A]	LYS	CA
2	7B	91[B]	LYS	CA
2	7B	107	PHE	CA
3	7C	2	ILE	CB
4	7D	93	LEU	CA
1	7E	13	ALA	CA
1	7E	17	THR	CA
1	7E	41	ILE	CA
1	7E	66	ARG	CA
1	7E	97	SER	CA
2	7F	8	VAL	CA
2	7F	58	LEU	CA
2	7F	91[A]	LYS	CA
2	7F	91[B]	LYS	CA
2	7F	107	PHE	CA
3	7G	2	ILE	CB
4	7H	93	LEU	CA
1	7I	13	ALA	CA
1	7I	17	THR	CA
1	7I	41	ILE	CA
1	7I	66	ARG	CA
1	7I	97	SER	CA
2	7J	8	VAL	CA
2	7J	58	LEU	CA
2	7J	91[A]	LYS	CA
2	7J	91[B]	LYS	CA
2	7J	107	PHE	CA
3	7K	2	ILE	CB
4	7L	93	LEU	CA

*Continued on next page...*

*Continued from previous page...*

Mol	Chain	Res	Type	Atom
1	7M	13	ALA	CA
1	7M	17	THR	CA
1	7M	41	ILE	CA
1	7M	66	ARG	CA
1	7M	97	SER	CA
2	7N	8	VAL	CA
2	7N	58	LEU	CA
2	7N	91[A]	LYS	CA
2	7N	91[B]	LYS	CA
2	7N	107	PHE	CA
3	7O	2	ILE	CB
4	7P	93	LEU	CA
1	7Q	13	ALA	CA
1	7Q	17	THR	CA
1	7Q	41	ILE	CA
1	7Q	66	ARG	CA
1	7Q	97	SER	CA
2	7R	8	VAL	CA
2	7R	58	LEU	CA
2	7R	91[A]	LYS	CA
2	7R	91[B]	LYS	CA
2	7R	107	PHE	CA
3	7S	2	ILE	CB
4	7T	93	LEU	CA
1	7U	13	ALA	CA
1	7U	17	THR	CA
1	7U	41	ILE	CA
1	7U	66	ARG	CA
1	7U	97	SER	CA
2	7V	8	VAL	CA
2	7V	58	LEU	CA
2	7V	91[A]	LYS	CA
2	7V	91[B]	LYS	CA
2	7V	107	PHE	CA
3	7W	2	ILE	CB
4	7X	93	LEU	CA

All (9120) planarity outliers are listed below:

Mol	Chain	Res	Type	Group
4	11	27	PHE	Sidechain
1	12	1	ASP	Mainchain

*Continued on next page...*

*Continued from previous page...*

Mol	Chain	Res	Type	Group
1	12	13	ALA	Mainchain
1	12	14	ASP	Mainchain
1	12	146	ASN	Sidechain
1	12	147	ARG	Sidechain
1	12	149	THR	Peptide,Mainchain
1	12	150	TYR	Sidechain,Mainchain
1	12	152	SER	Mainchain
1	12	154	SER	Mainchain
1	12	155	PRO	Peptide,Mainchain
1	12	156	SER	Mainchain
1	12	16	THR	Peptide,Mainchain
1	12	166	MET	Mainchain
1	12	167	GLY	Peptide,Mainchain
1	12	169	ASP	Mainchain
1	12	17	THR	Peptide,Mainchain
1	12	170	ALA	Peptide
1	12	171	ARG	Mainchain
1	12	172	PHE	Sidechain,Mainchain
1	12	179	VAL	Mainchain
1	12	180	VAL	Mainchain
1	12	182	PHE	Sidechain
1	12	20	GLU	Mainchain
1	12	21	ASN	Peptide
1	12	22	HIS	Sidechain
1	12	23	GLY	Mainchain
1	12	24	VAL	Mainchain
1	12	25	ASP	Peptide
1	12	26	ALA	Peptide,Mainchain
1	12	27	LYS	Peptide
1	12	29	TYR	Sidechain
1	12	30	PHE	Sidechain,Mainchain
1	12	34	ALA	Mainchain
1	12	35	THR	Mainchain
1	12	36	THR	Mainchain
1	12	37	ALA	Mainchain
1	12	38	PRO	Mainchain
1	12	39	GLN	Sidechain,Mainchain
1	12	41	ILE	Peptide,Mainchain
1	12	43	HIS	Mainchain
1	12	47	VAL	Peptide
1	12	48	TYR	Sidechain
1	12	50	ARG	Mainchain

*Continued on next page...*

*Continued from previous page...*

Mol	Chain	Res	Type	Group
1	12	52	PHE	Sidechain
1	12	64	TYR	Mainchain
1	12	65	PHE	Peptide,Sidechain,Mainchain
1	12	66	ARG	Sidechain,Mainchain
1	12	79	THR	Mainchain
1	12	8	LEU	Peptide
1	12	80	PHE	Sidechain
1	12	81	ASN	Sidechain
1	12	82	ARG	Sidechain
1	12	84	ARG	Peptide,Sidechain,Mainchain
1	12	88	GLY	Peptide
1	12	89	PHE	Peptide,Sidechain,Mainchain
1	12	9	PHE	Sidechain
1	12	90	PHE	Sidechain
1	12	91	PRO	Mainchain
1	12	92	ASN	Peptide
1	12	94	THR	Peptide
1	12	96	ASP	Peptide,Sidechain
1	12	97	SER	Peptide
2	13	106	GLY	Mainchain
2	13	107	PHE	Peptide,Sidechain
2	13	108	HIS	Peptide
2	13	15	VAL	Mainchain
2	13	2	GLU	Mainchain
2	13	209	LEU	Mainchain
2	13	215	GLN	Sidechain
2	13	216	ASN	Sidechain,Mainchain
2	13	217	PRO	Mainchain
2	13	22	GLN	Sidechain
2	13	220	PHE	Sidechain
2	13	222	GLN	Sidechain
2	13	224	VAL	Peptide
2	13	225	ASN	Mainchain
2	13	226	ILE	Peptide
2	13	227	TYR	Sidechain
2	13	228	ASP	Mainchain
2	13	229	ASN	Sidechain
2	13	23	HIS	Sidechain,Mainchain
2	13	25	SER	Peptide
2	13	28	THR	Mainchain
2	13	29	MET	Mainchain
2	13	30	PRO	Peptide,Mainchain

*Continued on next page...*



*Continued from previous page...*

Mol	Chain	Res	Type	Group
2	13	31	PHE	Sidechain,Mainchain
2	13	35	PHE	Sidechain,Mainchain
2	13	36	SER	Mainchain
2	13	37	ASN	Mainchain
2	13	38	VAL	Mainchain
2	13	39	ASP	Mainchain
2	13	4	GLU	Peptide,Mainchain
2	13	40	ASN	Sidechain
2	13	41	PHE	Peptide,Sidechain,Mainchain
2	13	44	MET	Mainchain
2	13	46	TYR	Peptide,Sidechain,Mainchain
2	13	47	ASP	Sidechain
2	13	50	THR	Mainchain
2	13	52	ASP	Peptide
2	13	54	ASN	Sidechain,Mainchain
2	13	55	PRO	Mainchain
2	13	56	SER	Mainchain
2	13	57	LYS	Peptide,Mainchain
2	13	59	VAL	Mainchain
2	13	67	THR	Mainchain
2	13	70	TRP	Mainchain
2	13	71	ALA	Peptide
2	13	72	ARG	Peptide,Sidechain
2	13	73	GLY	Mainchain
2	13	74	TYR	Peptide,Sidechain
2	13	75	GLN	Peptide
2	13	77	THR	Mainchain
2	13	78	HIS	Sidechain
2	13	8	VAL	Peptide,Mainchain
2	13	9	VAL	Mainchain
2	13	91[B]	LYS	Mainchain
4	15	27	PHE	Sidechain
1	16	1	ASP	Mainchain
1	16	13	ALA	Mainchain
1	16	14	ASP	Mainchain
1	16	146	ASN	Sidechain
1	16	147	ARG	Sidechain
1	16	149	THR	Peptide,Mainchain
1	16	150	TYR	Sidechain,Mainchain
1	16	152	SER	Mainchain
1	16	154	SER	Mainchain
1	16	155	PRO	Peptide,Mainchain

*Continued on next page...*

*Continued from previous page...*

Mol	Chain	Res	Type	Group
1	16	156	SER	Mainchain
1	16	16	THR	Peptide,Mainchain
1	16	166	MET	Mainchain
1	16	167	GLY	Peptide,Mainchain
1	16	169	ASP	Mainchain
1	16	17	THR	Peptide,Mainchain
1	16	170	ALA	Peptide
1	16	171	ARG	Mainchain
1	16	172	PHE	Sidechain,Mainchain
1	16	179	VAL	Mainchain
1	16	180	VAL	Mainchain
1	16	182	PHE	Sidechain
1	16	20	GLU	Mainchain
1	16	21	ASN	Peptide
1	16	22	HIS	Sidechain
1	16	23	GLY	Mainchain
1	16	24	VAL	Mainchain
1	16	25	ASP	Peptide
1	16	26	ALA	Peptide,Mainchain
1	16	27	LYS	Peptide
1	16	29	TYR	Sidechain
1	16	30	PHE	Sidechain,Mainchain
1	16	34	ALA	Mainchain
1	16	35	THR	Mainchain
1	16	36	THR	Mainchain
1	16	37	ALA	Mainchain
1	16	38	PRO	Mainchain
1	16	39	GLN	Sidechain,Mainchain
1	16	41	ILE	Peptide,Mainchain
1	16	43	HIS	Mainchain
1	16	47	VAL	Peptide
1	16	48	TYR	Sidechain
1	16	50	ARG	Mainchain
1	16	52	PHE	Sidechain
1	16	64	TYR	Mainchain
1	16	65	PHE	Peptide,Sidechain,Mainchain
1	16	66	ARG	Sidechain,Mainchain
1	16	79	THR	Mainchain
1	16	8	LEU	Peptide
1	16	80	PHE	Sidechain
1	16	81	ASN	Sidechain
1	16	82	ARG	Sidechain

*Continued on next page...*

*Continued from previous page...*

Mol	Chain	Res	Type	Group
1	16	84	ARG	Peptide,Sidechain,Mainchain
1	16	88	GLY	Peptide
1	16	89	PHE	Peptide,Sidechain,Mainchain
1	16	9	PHE	Sidechain
1	16	90	PHE	Sidechain
1	16	91	PRO	Mainchain
1	16	92	ASN	Peptide
1	16	94	THR	Peptide
1	16	96	ASP	Peptide,Sidechain
1	16	97	SER	Peptide
2	17	106	GLY	Mainchain
2	17	107	PHE	Peptide,Sidechain
2	17	108	HIS	Peptide
2	17	15	VAL	Mainchain
2	17	2	GLU	Mainchain
2	17	209	LEU	Mainchain
2	17	215	GLN	Sidechain
2	17	216	ASN	Sidechain,Mainchain
2	17	217	PRO	Mainchain
2	17	22	GLN	Sidechain
2	17	220	PHE	Sidechain
2	17	222	GLN	Sidechain
2	17	224	VAL	Peptide
2	17	225	ASN	Mainchain
2	17	226	ILE	Peptide
2	17	227	TYR	Sidechain
2	17	228	ASP	Mainchain
2	17	229	ASN	Sidechain
2	17	23	HIS	Sidechain,Mainchain
2	17	25	SER	Peptide
2	17	28	THR	Mainchain
2	17	29	MET	Mainchain
2	17	30	PRO	Peptide,Mainchain
2	17	31	PHE	Sidechain,Mainchain
2	17	35	PHE	Sidechain,Mainchain
2	17	36	SER	Mainchain
2	17	37	ASN	Mainchain
2	17	38	VAL	Mainchain
2	17	39	ASP	Mainchain
2	17	4	GLU	Peptide,Mainchain
2	17	40	ASN	Sidechain
2	17	41	PHE	Peptide,Sidechain,Mainchain

*Continued on next page...*

*Continued from previous page...*

Mol	Chain	Res	Type	Group
2	17	44	MET	Mainchain
2	17	46	TYR	Peptide,Sidechain,Mainchain
2	17	47	ASP	Sidechain
2	17	50	THR	Mainchain
2	17	52	ASP	Peptide
2	17	54	ASN	Sidechain,Mainchain
2	17	55	PRO	Mainchain
2	17	56	SER	Mainchain
2	17	57	LYS	Peptide,Mainchain
2	17	59	VAL	Mainchain
2	17	67	THR	Mainchain
2	17	70	TRP	Mainchain
2	17	71	ALA	Peptide
2	17	72	ARG	Peptide,Sidechain
2	17	73	GLY	Mainchain
2	17	74	TYR	Peptide,Sidechain
2	17	75	GLN	Peptide
2	17	77	THR	Mainchain
2	17	78	HIS	Sidechain
2	17	8	VAL	Peptide,Mainchain
2	17	9	VAL	Mainchain
2	17	91[B]	LYS	Mainchain
4	19	27	PHE	Sidechain
1	1A	1	ASP	Mainchain
1	1A	13	ALA	Mainchain
1	1A	14	ASP	Mainchain
1	1A	146	ASN	Sidechain
1	1A	147	ARG	Sidechain
1	1A	149	THR	Peptide,Mainchain
1	1A	150	TYR	Sidechain,Mainchain
1	1A	152	SER	Mainchain
1	1A	154	SER	Mainchain
1	1A	155	PRO	Peptide,Mainchain
1	1A	156	SER	Mainchain
1	1A	16	THR	Peptide,Mainchain
1	1A	166	MET	Mainchain
1	1A	167	GLY	Peptide,Mainchain
1	1A	169	ASP	Mainchain
1	1A	17	THR	Peptide,Mainchain
1	1A	170	ALA	Peptide
1	1A	171	ARG	Mainchain
1	1A	172	PHE	Sidechain,Mainchain

*Continued on next page...*

*Continued from previous page...*

Mol	Chain	Res	Type	Group
1	1A	179	VAL	Mainchain
1	1A	180	VAL	Mainchain
1	1A	182	PHE	Sidechain
1	1A	20	GLU	Mainchain
1	1A	21	ASN	Peptide
1	1A	22	HIS	Sidechain
1	1A	23	GLY	Mainchain
1	1A	24	VAL	Mainchain
1	1A	25	ASP	Peptide
1	1A	26	ALA	Peptide,Mainchain
1	1A	27	LYS	Peptide
1	1A	29	TYR	Sidechain
1	1A	30	PHE	Sidechain,Mainchain
1	1A	34	ALA	Mainchain
1	1A	35	THR	Mainchain
1	1A	36	THR	Mainchain
1	1A	37	ALA	Mainchain
1	1A	38	PRO	Mainchain
1	1A	39	GLN	Sidechain,Mainchain
1	1A	41	ILE	Peptide,Mainchain
1	1A	43	HIS	Mainchain
1	1A	47	VAL	Peptide
1	1A	48	TYR	Sidechain
1	1A	50	ARG	Mainchain
1	1A	52	PHE	Sidechain
1	1A	64	TYR	Mainchain
1	1A	65	PHE	Peptide,Sidechain,Mainchain
1	1A	66	ARG	Sidechain,Mainchain
1	1A	79	THR	Mainchain
1	1A	8	LEU	Peptide
1	1A	80	PHE	Sidechain
1	1A	81	ASN	Sidechain
1	1A	82	ARG	Sidechain
1	1A	84	ARG	Peptide,Sidechain,Mainchain
1	1A	88	GLY	Peptide
1	1A	89	PHE	Peptide,Sidechain,Mainchain
1	1A	9	PHE	Sidechain
1	1A	90	PHE	Sidechain
1	1A	91	PRO	Mainchain
1	1A	92	ASN	Peptide
1	1A	94	THR	Peptide
1	1A	96	ASP	Peptide,Sidechain

*Continued on next page...*

*Continued from previous page...*

Mol	Chain	Res	Type	Group
1	1A	97	SER	Peptide
2	1B	106	GLY	Mainchain
2	1B	107	PHE	Peptide,Sidechain
2	1B	108	HIS	Peptide
2	1B	15	VAL	Mainchain
2	1B	2	GLU	Mainchain
2	1B	209	LEU	Mainchain
2	1B	215	GLN	Sidechain
2	1B	216	ASN	Sidechain,Mainchain
2	1B	217	PRO	Mainchain
2	1B	22	GLN	Sidechain
2	1B	220	PHE	Sidechain
2	1B	222	GLN	Sidechain
2	1B	224	VAL	Peptide
2	1B	225	ASN	Mainchain
2	1B	226	ILE	Peptide
2	1B	227	TYR	Sidechain
2	1B	228	ASP	Mainchain
2	1B	229	ASN	Sidechain
2	1B	23	HIS	Sidechain,Mainchain
2	1B	25	SER	Peptide
2	1B	28	THR	Mainchain
2	1B	29	MET	Mainchain
2	1B	30	PRO	Peptide,Mainchain
2	1B	31	PHE	Sidechain,Mainchain
2	1B	35	PHE	Sidechain,Mainchain
2	1B	36	SER	Mainchain
2	1B	37	ASN	Mainchain
2	1B	38	VAL	Mainchain
2	1B	39	ASP	Mainchain
2	1B	4	GLU	Peptide,Mainchain
2	1B	40	ASN	Sidechain
2	1B	41	PHE	Peptide,Sidechain,Mainchain
2	1B	44	MET	Mainchain
2	1B	46	TYR	Peptide,Sidechain,Mainchain
2	1B	47	ASP	Sidechain
2	1B	50	THR	Mainchain
2	1B	52	ASP	Peptide
2	1B	54	ASN	Sidechain,Mainchain
2	1B	55	PRO	Mainchain
2	1B	56	SER	Mainchain
2	1B	57	LYS	Peptide,Mainchain

*Continued on next page...*

*Continued from previous page...*

Mol	Chain	Res	Type	Group
2	1B	59	VAL	Mainchain
2	1B	67	THR	Mainchain
2	1B	70	TRP	Mainchain
2	1B	71	ALA	Peptide
2	1B	72	ARG	Peptide,Sidechain
2	1B	73	GLY	Mainchain
2	1B	74	TYR	Peptide,Sidechain
2	1B	75	GLN	Peptide
2	1B	77	THR	Mainchain
2	1B	78	HIS	Sidechain
2	1B	8	VAL	Peptide,Mainchain
2	1B	9	VAL	Mainchain
2	1B	91[B]	LYS	Mainchain
4	1D	27	PHE	Sidechain
1	1E	1	ASP	Mainchain
1	1E	13	ALA	Mainchain
1	1E	14	ASP	Mainchain
1	1E	146	ASN	Sidechain
1	1E	147	ARG	Sidechain
1	1E	149	THR	Peptide,Mainchain
1	1E	150	TYR	Sidechain,Mainchain
1	1E	152	SER	Mainchain
1	1E	154	SER	Mainchain
1	1E	155	PRO	Peptide,Mainchain
1	1E	156	SER	Mainchain
1	1E	16	THR	Peptide,Mainchain
1	1E	166	MET	Mainchain
1	1E	167	GLY	Peptide,Mainchain
1	1E	169	ASP	Mainchain
1	1E	17	THR	Peptide,Mainchain
1	1E	170	ALA	Peptide
1	1E	171	ARG	Mainchain
1	1E	172	PHE	Sidechain,Mainchain
1	1E	179	VAL	Mainchain
1	1E	180	VAL	Mainchain
1	1E	182	PHE	Sidechain
1	1E	20	GLU	Mainchain
1	1E	21	ASN	Peptide
1	1E	22	HIS	Sidechain
1	1E	23	GLY	Mainchain
1	1E	24	VAL	Mainchain
1	1E	25	ASP	Peptide

*Continued on next page...*



*Continued from previous page...*

Mol	Chain	Res	Type	Group
1	1E	26	ALA	Peptide,Mainchain
1	1E	27	LYS	Peptide
1	1E	29	TYR	Sidechain
1	1E	30	PHE	Sidechain,Mainchain
1	1E	34	ALA	Mainchain
1	1E	35	THR	Mainchain
1	1E	36	THR	Mainchain
1	1E	37	ALA	Mainchain
1	1E	38	PRO	Mainchain
1	1E	39	GLN	Sidechain,Mainchain
1	1E	41	ILE	Peptide,Mainchain
1	1E	43	HIS	Mainchain
1	1E	47	VAL	Peptide
1	1E	48	TYR	Sidechain
1	1E	50	ARG	Mainchain
1	1E	52	PHE	Sidechain
1	1E	64	TYR	Mainchain
1	1E	65	PHE	Peptide,Sidechain,Mainchain
1	1E	66	ARG	Sidechain,Mainchain
1	1E	79	THR	Mainchain
1	1E	8	LEU	Peptide
1	1E	80	PHE	Sidechain
1	1E	81	ASN	Sidechain
1	1E	82	ARG	Sidechain
1	1E	84	ARG	Peptide,Sidechain,Mainchain
1	1E	88	GLY	Peptide
1	1E	89	PHE	Peptide,Sidechain,Mainchain
1	1E	9	PHE	Sidechain
1	1E	90	PHE	Sidechain
1	1E	91	PRO	Mainchain
1	1E	92	ASN	Peptide
1	1E	94	THR	Peptide
1	1E	96	ASP	Peptide,Sidechain
1	1E	97	SER	Peptide
2	1F	106	GLY	Mainchain
2	1F	107	PHE	Peptide,Sidechain
2	1F	108	HIS	Peptide
2	1F	15	VAL	Mainchain
2	1F	2	GLU	Mainchain
2	1F	209	LEU	Mainchain
2	1F	215	GLN	Sidechain
2	1F	216	ASN	Sidechain,Mainchain

*Continued on next page...*

*Continued from previous page...*

Mol	Chain	Res	Type	Group
2	1F	217	PRO	Mainchain
2	1F	22	GLN	Sidechain
2	1F	220	PHE	Sidechain
2	1F	222	GLN	Sidechain
2	1F	224	VAL	Peptide
2	1F	225	ASN	Mainchain
2	1F	226	ILE	Peptide
2	1F	227	TYR	Sidechain
2	1F	228	ASP	Mainchain
2	1F	229	ASN	Sidechain
2	1F	23	HIS	Sidechain,Mainchain
2	1F	25	SER	Peptide
2	1F	28	THR	Mainchain
2	1F	29	MET	Mainchain
2	1F	30	PRO	Peptide,Mainchain
2	1F	31	PHE	Sidechain,Mainchain
2	1F	35	PHE	Sidechain,Mainchain
2	1F	36	SER	Mainchain
2	1F	37	ASN	Mainchain
2	1F	38	VAL	Mainchain
2	1F	39	ASP	Mainchain
2	1F	4	GLU	Peptide,Mainchain
2	1F	40	ASN	Sidechain
2	1F	41	PHE	Peptide,Sidechain,Mainchain
2	1F	44	MET	Mainchain
2	1F	46	TYR	Peptide,Sidechain,Mainchain
2	1F	47	ASP	Sidechain
2	1F	50	THR	Mainchain
2	1F	52	ASP	Peptide
2	1F	54	ASN	Sidechain,Mainchain
2	1F	55	PRO	Mainchain
2	1F	56	SER	Mainchain
2	1F	57	LYS	Peptide,Mainchain
2	1F	59	VAL	Mainchain
2	1F	67	THR	Mainchain
2	1F	70	TRP	Mainchain
2	1F	71	ALA	Peptide
2	1F	72	ARG	Peptide,Sidechain
2	1F	73	GLY	Mainchain
2	1F	74	TYR	Peptide,Sidechain
2	1F	75	GLN	Peptide
2	1F	77	THR	Mainchain

*Continued on next page...*

*Continued from previous page...*

Mol	Chain	Res	Type	Group
2	1F	78	HIS	Sidechain
2	1F	8	VAL	Peptide,Mainchain
2	1F	9	VAL	Mainchain
2	1F	91[B]	LYS	Mainchain
4	1H	27	PHE	Sidechain
1	1I	1	ASP	Mainchain
1	1I	13	ALA	Mainchain
1	1I	14	ASP	Mainchain
1	1I	146	ASN	Sidechain
1	1I	147	ARG	Sidechain
1	1I	149	THR	Peptide,Mainchain
1	1I	150	TYR	Sidechain,Mainchain
1	1I	152	SER	Mainchain
1	1I	154	SER	Mainchain
1	1I	155	PRO	Peptide,Mainchain
1	1I	156	SER	Mainchain
1	1I	16	THR	Peptide,Mainchain
1	1I	166	MET	Mainchain
1	1I	167	GLY	Peptide,Mainchain
1	1I	169	ASP	Mainchain
1	1I	17	THR	Peptide,Mainchain
1	1I	170	ALA	Peptide
1	1I	171	ARG	Mainchain
1	1I	172	PHE	Sidechain,Mainchain
1	1I	179	VAL	Mainchain
1	1I	180	VAL	Mainchain
1	1I	182	PHE	Sidechain
1	1I	20	GLU	Mainchain
1	1I	21	ASN	Peptide
1	1I	22	HIS	Sidechain
1	1I	23	GLY	Mainchain
1	1I	24	VAL	Mainchain
1	1I	25	ASP	Peptide
1	1I	26	ALA	Peptide,Mainchain
1	1I	27	LYS	Peptide
1	1I	29	TYR	Sidechain
1	1I	30	PHE	Sidechain,Mainchain
1	1I	34	ALA	Mainchain
1	1I	35	THR	Mainchain
1	1I	36	THR	Mainchain
1	1I	37	ALA	Mainchain
1	1I	38	PRO	Mainchain

*Continued on next page...*

*Continued from previous page...*

Mol	Chain	Res	Type	Group
1	1I	39	GLN	Sidechain,Mainchain
1	1I	41	ILE	Peptide,Mainchain
1	1I	43	HIS	Mainchain
1	1I	47	VAL	Peptide
1	1I	48	TYR	Sidechain
1	1I	50	ARG	Mainchain
1	1I	52	PHE	Sidechain
1	1I	64	TYR	Mainchain
1	1I	65	PHE	Peptide,Sidechain,Mainchain
1	1I	66	ARG	Sidechain,Mainchain
1	1I	79	THR	Mainchain
1	1I	8	LEU	Peptide
1	1I	80	PHE	Sidechain
1	1I	81	ASN	Sidechain
1	1I	82	ARG	Sidechain
1	1I	84	ARG	Peptide,Sidechain,Mainchain
1	1I	88	GLY	Peptide
1	1I	89	PHE	Peptide,Sidechain,Mainchain
1	1I	9	PHE	Sidechain
1	1I	90	PHE	Sidechain
1	1I	91	PRO	Mainchain
1	1I	92	ASN	Peptide
1	1I	94	THR	Peptide
1	1I	96	ASP	Peptide,Sidechain
1	1I	97	SER	Peptide
2	1J	106	GLY	Mainchain
2	1J	107	PHE	Peptide,Sidechain
2	1J	108	HIS	Peptide
2	1J	15	VAL	Mainchain
2	1J	2	GLU	Mainchain
2	1J	209	LEU	Mainchain
2	1J	215	GLN	Sidechain
2	1J	216	ASN	Sidechain,Mainchain
2	1J	217	PRO	Mainchain
2	1J	22	GLN	Sidechain
2	1J	220	PHE	Sidechain
2	1J	222	GLN	Sidechain
2	1J	224	VAL	Peptide
2	1J	225	ASN	Mainchain
2	1J	226	ILE	Peptide
2	1J	227	TYR	Sidechain
2	1J	228	ASP	Mainchain

*Continued on next page...*

*Continued from previous page...*

Mol	Chain	Res	Type	Group
2	1J	229	ASN	Sidechain
2	1J	23	HIS	Sidechain,Mainchain
2	1J	25	SER	Peptide
2	1J	28	THR	Mainchain
2	1J	29	MET	Mainchain
2	1J	30	PRO	Peptide,Mainchain
2	1J	31	PHE	Sidechain,Mainchain
2	1J	35	PHE	Sidechain,Mainchain
2	1J	36	SER	Mainchain
2	1J	37	ASN	Mainchain
2	1J	38	VAL	Mainchain
2	1J	39	ASP	Mainchain
2	1J	4	GLU	Peptide,Mainchain
2	1J	40	ASN	Sidechain
2	1J	41	PHE	Peptide,Sidechain,Mainchain
2	1J	44	MET	Mainchain
2	1J	46	TYR	Peptide,Sidechain,Mainchain
2	1J	47	ASP	Sidechain
2	1J	50	THR	Mainchain
2	1J	52	ASP	Peptide
2	1J	54	ASN	Sidechain,Mainchain
2	1J	55	PRO	Mainchain
2	1J	56	SER	Mainchain
2	1J	57	LYS	Peptide,Mainchain
2	1J	59	VAL	Mainchain
2	1J	67	THR	Mainchain
2	1J	70	TRP	Mainchain
2	1J	71	ALA	Peptide
2	1J	72	ARG	Peptide,Sidechain
2	1J	73	GLY	Mainchain
2	1J	74	TYR	Peptide,Sidechain
2	1J	75	GLN	Peptide
2	1J	77	THR	Mainchain
2	1J	78	HIS	Sidechain
2	1J	8	VAL	Peptide,Mainchain
2	1J	9	VAL	Mainchain
2	1J	91[B]	LYS	Mainchain
4	1L	27	PHE	Sidechain
1	1M	1	ASP	Mainchain
1	1M	13	ALA	Mainchain
1	1M	14	ASP	Mainchain
1	1M	146	ASN	Sidechain

*Continued on next page...*

*Continued from previous page...*

Mol	Chain	Res	Type	Group
1	1M	147	ARG	Sidechain
1	1M	149	THR	Peptide,Mainchain
1	1M	150	TYR	Sidechain,Mainchain
1	1M	152	SER	Mainchain
1	1M	154	SER	Mainchain
1	1M	155	PRO	Peptide,Mainchain
1	1M	156	SER	Mainchain
1	1M	16	THR	Peptide,Mainchain
1	1M	166	MET	Mainchain
1	1M	167	GLY	Peptide,Mainchain
1	1M	169	ASP	Mainchain
1	1M	17	THR	Peptide,Mainchain
1	1M	170	ALA	Peptide
1	1M	171	ARG	Mainchain
1	1M	172	PHE	Sidechain,Mainchain
1	1M	179	VAL	Mainchain
1	1M	180	VAL	Mainchain
1	1M	182	PHE	Sidechain
1	1M	20	GLU	Mainchain
1	1M	21	ASN	Peptide
1	1M	22	HIS	Sidechain
1	1M	23	GLY	Mainchain
1	1M	24	VAL	Mainchain
1	1M	25	ASP	Peptide
1	1M	26	ALA	Peptide,Mainchain
1	1M	27	LYS	Peptide
1	1M	29	TYR	Sidechain
1	1M	30	PHE	Sidechain,Mainchain
1	1M	34	ALA	Mainchain
1	1M	35	THR	Mainchain
1	1M	36	THR	Mainchain
1	1M	37	ALA	Mainchain
1	1M	38	PRO	Mainchain
1	1M	39	GLN	Sidechain,Mainchain
1	1M	41	ILE	Peptide,Mainchain
1	1M	43	HIS	Mainchain
1	1M	47	VAL	Peptide
1	1M	48	TYR	Sidechain
1	1M	50	ARG	Mainchain
1	1M	52	PHE	Sidechain
1	1M	64	TYR	Mainchain
1	1M	65	PHE	Peptide,Sidechain,Mainchain

*Continued on next page...*

*Continued from previous page...*

Mol	Chain	Res	Type	Group
1	1M	66	ARG	Sidechain,Mainchain
1	1M	79	THR	Mainchain
1	1M	8	LEU	Peptide
1	1M	80	PHE	Sidechain
1	1M	81	ASN	Sidechain
1	1M	82	ARG	Sidechain
1	1M	84	ARG	Peptide,Sidechain,Mainchain
1	1M	88	GLY	Peptide
1	1M	89	PHE	Peptide,Sidechain,Mainchain
1	1M	9	PHE	Sidechain
1	1M	90	PHE	Sidechain
1	1M	91	PRO	Mainchain
1	1M	92	ASN	Peptide
1	1M	94	THR	Peptide
1	1M	96	ASP	Peptide,Sidechain
1	1M	97	SER	Peptide
2	1N	106	GLY	Mainchain
2	1N	107	PHE	Peptide,Sidechain
2	1N	108	HIS	Peptide
2	1N	15	VAL	Mainchain
2	1N	2	GLU	Mainchain
2	1N	209	LEU	Mainchain
2	1N	215	GLN	Sidechain
2	1N	216	ASN	Sidechain,Mainchain
2	1N	217	PRO	Mainchain
2	1N	22	GLN	Sidechain
2	1N	220	PHE	Sidechain
2	1N	222	GLN	Sidechain
2	1N	224	VAL	Peptide
2	1N	225	ASN	Mainchain
2	1N	226	ILE	Peptide
2	1N	227	TYR	Sidechain
2	1N	228	ASP	Mainchain
2	1N	229	ASN	Sidechain
2	1N	23	HIS	Sidechain,Mainchain
2	1N	25	SER	Peptide
2	1N	28	THR	Mainchain
2	1N	29	MET	Mainchain
2	1N	30	PRO	Peptide,Mainchain
2	1N	31	PHE	Sidechain,Mainchain
2	1N	35	PHE	Sidechain,Mainchain
2	1N	36	SER	Mainchain

*Continued on next page...*



*Continued from previous page...*

Mol	Chain	Res	Type	Group
2	1N	37	ASN	Mainchain
2	1N	38	VAL	Mainchain
2	1N	39	ASP	Mainchain
2	1N	4	GLU	Peptide,Mainchain
2	1N	40	ASN	Sidechain
2	1N	41	PHE	Peptide,Sidechain,Mainchain
2	1N	44	MET	Mainchain
2	1N	46	TYR	Peptide,Sidechain,Mainchain
2	1N	47	ASP	Sidechain
2	1N	50	THR	Mainchain
2	1N	52	ASP	Peptide
2	1N	54	ASN	Sidechain,Mainchain
2	1N	55	PRO	Mainchain
2	1N	56	SER	Mainchain
2	1N	57	LYS	Peptide,Mainchain
2	1N	59	VAL	Mainchain
2	1N	67	THR	Mainchain
2	1N	70	TRP	Mainchain
2	1N	71	ALA	Peptide
2	1N	72	ARG	Peptide,Sidechain
2	1N	73	GLY	Mainchain
2	1N	74	TYR	Peptide,Sidechain
2	1N	75	GLN	Peptide
2	1N	77	THR	Mainchain
2	1N	78	HIS	Sidechain
2	1N	8	VAL	Peptide,Mainchain
2	1N	9	VAL	Mainchain
2	1N	91[B]	LYS	Mainchain
4	1P	27	PHE	Sidechain
1	1Q	1	ASP	Mainchain
1	1Q	13	ALA	Mainchain
1	1Q	14	ASP	Mainchain
1	1Q	146	ASN	Sidechain
1	1Q	147	ARG	Sidechain
1	1Q	149	THR	Peptide,Mainchain
1	1Q	150	TYR	Sidechain,Mainchain
1	1Q	152	SER	Mainchain
1	1Q	154	SER	Mainchain
1	1Q	155	PRO	Peptide,Mainchain
1	1Q	156	SER	Mainchain
1	1Q	16	THR	Peptide,Mainchain
1	1Q	166	MET	Mainchain

*Continued on next page...*

*Continued from previous page...*

Mol	Chain	Res	Type	Group
1	1Q	167	GLY	Peptide,Mainchain
1	1Q	169	ASP	Mainchain
1	1Q	17	THR	Peptide,Mainchain
1	1Q	170	ALA	Peptide
1	1Q	171	ARG	Mainchain
1	1Q	172	PHE	Sidechain,Mainchain
1	1Q	179	VAL	Mainchain
1	1Q	180	VAL	Mainchain
1	1Q	182	PHE	Sidechain
1	1Q	20	GLU	Mainchain
1	1Q	21	ASN	Peptide
1	1Q	22	HIS	Sidechain
1	1Q	23	GLY	Mainchain
1	1Q	24	VAL	Mainchain
1	1Q	25	ASP	Peptide
1	1Q	26	ALA	Peptide,Mainchain
1	1Q	27	LYS	Peptide
1	1Q	29	TYR	Sidechain
1	1Q	30	PHE	Sidechain,Mainchain
1	1Q	34	ALA	Mainchain
1	1Q	35	THR	Mainchain
1	1Q	36	THR	Mainchain
1	1Q	37	ALA	Mainchain
1	1Q	38	PRO	Mainchain
1	1Q	39	GLN	Sidechain,Mainchain
1	1Q	41	ILE	Peptide,Mainchain
1	1Q	43	HIS	Mainchain
1	1Q	47	VAL	Peptide
1	1Q	48	TYR	Sidechain
1	1Q	50	ARG	Mainchain
1	1Q	52	PHE	Sidechain
1	1Q	64	TYR	Mainchain
1	1Q	65	PHE	Peptide,Sidechain,Mainchain
1	1Q	66	ARG	Sidechain,Mainchain
1	1Q	79	THR	Mainchain
1	1Q	8	LEU	Peptide
1	1Q	80	PHE	Sidechain
1	1Q	81	ASN	Sidechain
1	1Q	82	ARG	Sidechain
1	1Q	84	ARG	Peptide,Sidechain,Mainchain
1	1Q	88	GLY	Peptide
1	1Q	89	PHE	Peptide,Sidechain,Mainchain

*Continued on next page...*

*Continued from previous page...*

Mol	Chain	Res	Type	Group
1	1Q	9	PHE	Sidechain
1	1Q	90	PHE	Sidechain
1	1Q	91	PRO	Mainchain
1	1Q	92	ASN	Peptide
1	1Q	94	THR	Peptide
1	1Q	96	ASP	Peptide,Sidechain
1	1Q	97	SER	Peptide
2	1R	106	GLY	Mainchain
2	1R	107	PHE	Peptide,Sidechain
2	1R	108	HIS	Peptide
2	1R	15	VAL	Mainchain
2	1R	2	GLU	Mainchain
2	1R	209	LEU	Mainchain
2	1R	215	GLN	Sidechain
2	1R	216	ASN	Sidechain,Mainchain
2	1R	217	PRO	Mainchain
2	1R	22	GLN	Sidechain
2	1R	220	PHE	Sidechain
2	1R	222	GLN	Sidechain
2	1R	224	VAL	Peptide
2	1R	225	ASN	Mainchain
2	1R	226	ILE	Peptide
2	1R	227	TYR	Sidechain
2	1R	228	ASP	Mainchain
2	1R	229	ASN	Sidechain
2	1R	23	HIS	Sidechain,Mainchain
2	1R	25	SER	Peptide
2	1R	28	THR	Mainchain
2	1R	29	MET	Mainchain
2	1R	30	PRO	Peptide,Mainchain
2	1R	31	PHE	Sidechain,Mainchain
2	1R	35	PHE	Sidechain,Mainchain
2	1R	36	SER	Mainchain
2	1R	37	ASN	Mainchain
2	1R	38	VAL	Mainchain
2	1R	39	ASP	Mainchain
2	1R	4	GLU	Peptide,Mainchain
2	1R	40	ASN	Sidechain
2	1R	41	PHE	Peptide,Sidechain,Mainchain
2	1R	44	MET	Mainchain
2	1R	46	TYR	Peptide,Sidechain,Mainchain
2	1R	47	ASP	Sidechain

*Continued on next page...*

*Continued from previous page...*

Mol	Chain	Res	Type	Group
2	1R	50	THR	Mainchain
2	1R	52	ASP	Peptide
2	1R	54	ASN	Sidechain,Mainchain
2	1R	55	PRO	Mainchain
2	1R	56	SER	Mainchain
2	1R	57	LYS	Peptide,Mainchain
2	1R	59	VAL	Mainchain
2	1R	67	THR	Mainchain
2	1R	70	TRP	Mainchain
2	1R	71	ALA	Peptide
2	1R	72	ARG	Peptide,Sidechain
2	1R	73	GLY	Mainchain
2	1R	74	TYR	Peptide,Sidechain
2	1R	75	GLN	Peptide
2	1R	77	THR	Mainchain
2	1R	78	HIS	Sidechain
2	1R	8	VAL	Peptide,Mainchain
2	1R	9	VAL	Mainchain
2	1R	91[B]	LYS	Mainchain
4	1T	27	PHE	Sidechain
1	1U	1	ASP	Mainchain
1	1U	13	ALA	Mainchain
1	1U	14	ASP	Mainchain
1	1U	146	ASN	Sidechain
1	1U	147	ARG	Sidechain
1	1U	149	THR	Peptide,Mainchain
1	1U	150	TYR	Sidechain,Mainchain
1	1U	152	SER	Mainchain
1	1U	154	SER	Mainchain
1	1U	155	PRO	Peptide,Mainchain
1	1U	156	SER	Mainchain
1	1U	16	THR	Peptide,Mainchain
1	1U	166	MET	Mainchain
1	1U	167	GLY	Peptide,Mainchain
1	1U	169	ASP	Mainchain
1	1U	17	THR	Peptide,Mainchain
1	1U	170	ALA	Peptide
1	1U	171	ARG	Mainchain
1	1U	172	PHE	Sidechain,Mainchain
1	1U	179	VAL	Mainchain
1	1U	180	VAL	Mainchain
1	1U	182	PHE	Sidechain

*Continued on next page...*

*Continued from previous page...*

Mol	Chain	Res	Type	Group
1	1U	20	GLU	Mainchain
1	1U	21	ASN	Peptide
1	1U	22	HIS	Sidechain
1	1U	23	GLY	Mainchain
1	1U	24	VAL	Mainchain
1	1U	25	ASP	Peptide
1	1U	26	ALA	Peptide,Mainchain
1	1U	27	LYS	Peptide
1	1U	29	TYR	Sidechain
1	1U	30	PHE	Sidechain,Mainchain
1	1U	34	ALA	Mainchain
1	1U	35	THR	Mainchain
1	1U	36	THR	Mainchain
1	1U	37	ALA	Mainchain
1	1U	38	PRO	Mainchain
1	1U	39	GLN	Sidechain,Mainchain
1	1U	41	ILE	Peptide,Mainchain
1	1U	43	HIS	Mainchain
1	1U	47	VAL	Peptide
1	1U	48	TYR	Sidechain
1	1U	50	ARG	Mainchain
1	1U	52	PHE	Sidechain
1	1U	64	TYR	Mainchain
1	1U	65	PHE	Peptide,Sidechain,Mainchain
1	1U	66	ARG	Sidechain,Mainchain
1	1U	79	THR	Mainchain
1	1U	8	LEU	Peptide
1	1U	80	PHE	Sidechain
1	1U	81	ASN	Sidechain
1	1U	82	ARG	Sidechain
1	1U	84	ARG	Peptide,Sidechain,Mainchain
1	1U	88	GLY	Peptide
1	1U	89	PHE	Peptide,Sidechain,Mainchain
1	1U	9	PHE	Sidechain
1	1U	90	PHE	Sidechain
1	1U	91	PRO	Mainchain
1	1U	92	ASN	Peptide
1	1U	94	THR	Peptide
1	1U	96	ASP	Peptide,Sidechain
1	1U	97	SER	Peptide
2	1V	106	GLY	Mainchain
2	1V	107	PHE	Peptide,Sidechain

*Continued on next page...*

*Continued from previous page...*

Mol	Chain	Res	Type	Group
2	1V	108	HIS	Peptide
2	1V	15	VAL	Mainchain
2	1V	2	GLU	Mainchain
2	1V	209	LEU	Mainchain
2	1V	215	GLN	Sidechain
2	1V	216	ASN	Sidechain,Mainchain
2	1V	217	PRO	Mainchain
2	1V	22	GLN	Sidechain
2	1V	220	PHE	Sidechain
2	1V	222	GLN	Sidechain
2	1V	224	VAL	Peptide
2	1V	225	ASN	Mainchain
2	1V	226	ILE	Peptide
2	1V	227	TYR	Sidechain
2	1V	228	ASP	Mainchain
2	1V	229	ASN	Sidechain
2	1V	23	HIS	Sidechain,Mainchain
2	1V	25	SER	Peptide
2	1V	28	THR	Mainchain
2	1V	29	MET	Mainchain
2	1V	30	PRO	Peptide,Mainchain
2	1V	31	PHE	Sidechain,Mainchain
2	1V	35	PHE	Sidechain,Mainchain
2	1V	36	SER	Mainchain
2	1V	37	ASN	Mainchain
2	1V	38	VAL	Mainchain
2	1V	39	ASP	Mainchain
2	1V	4	GLU	Peptide,Mainchain
2	1V	40	ASN	Sidechain
2	1V	41	PHE	Peptide,Sidechain,Mainchain
2	1V	44	MET	Mainchain
2	1V	46	TYR	Peptide,Sidechain,Mainchain
2	1V	47	ASP	Sidechain
2	1V	50	THR	Mainchain
2	1V	52	ASP	Peptide
2	1V	54	ASN	Sidechain,Mainchain
2	1V	55	PRO	Mainchain
2	1V	56	SER	Mainchain
2	1V	57	LYS	Peptide,Mainchain
2	1V	59	VAL	Mainchain
2	1V	67	THR	Mainchain
2	1V	70	TRP	Mainchain

*Continued on next page...*

*Continued from previous page...*

Mol	Chain	Res	Type	Group
2	1V	71	ALA	Peptide
2	1V	72	ARG	Peptide,Sidechain
2	1V	73	GLY	Mainchain
2	1V	74	TYR	Peptide,Sidechain
2	1V	75	GLN	Peptide
2	1V	77	THR	Mainchain
2	1V	78	HIS	Sidechain
2	1V	8	VAL	Peptide,Mainchain
2	1V	9	VAL	Mainchain
2	1V	91[B]	LYS	Mainchain
4	1X	27	PHE	Sidechain
1	1Y	1	ASP	Mainchain
1	1Y	13	ALA	Mainchain
1	1Y	14	ASP	Mainchain
1	1Y	146	ASN	Sidechain
1	1Y	147	ARG	Sidechain
1	1Y	149	THR	Peptide,Mainchain
1	1Y	150	TYR	Sidechain,Mainchain
1	1Y	152	SER	Mainchain
1	1Y	154	SER	Mainchain
1	1Y	155	PRO	Peptide,Mainchain
1	1Y	156	SER	Mainchain
1	1Y	16	THR	Peptide,Mainchain
1	1Y	166	MET	Mainchain
1	1Y	167	GLY	Peptide,Mainchain
1	1Y	169	ASP	Mainchain
1	1Y	17	THR	Peptide,Mainchain
1	1Y	170	ALA	Peptide
1	1Y	171	ARG	Mainchain
1	1Y	172	PHE	Sidechain,Mainchain
1	1Y	179	VAL	Mainchain
1	1Y	180	VAL	Mainchain
1	1Y	182	PHE	Sidechain
1	1Y	20	GLU	Mainchain
1	1Y	21	ASN	Peptide
1	1Y	22	HIS	Sidechain
1	1Y	23	GLY	Mainchain
1	1Y	24	VAL	Mainchain
1	1Y	25	ASP	Peptide
1	1Y	26	ALA	Peptide,Mainchain
1	1Y	27	LYS	Peptide
1	1Y	29	TYR	Sidechain

*Continued on next page...*



*Continued from previous page...*

Mol	Chain	Res	Type	Group
1	1Y	30	PHE	Sidechain,Mainchain
1	1Y	34	ALA	Mainchain
1	1Y	35	THR	Mainchain
1	1Y	36	THR	Mainchain
1	1Y	37	ALA	Mainchain
1	1Y	38	PRO	Mainchain
1	1Y	39	GLN	Sidechain,Mainchain
1	1Y	41	ILE	Peptide,Mainchain
1	1Y	43	HIS	Mainchain
1	1Y	47	VAL	Peptide
1	1Y	48	TYR	Sidechain
1	1Y	50	ARG	Mainchain
1	1Y	52	PHE	Sidechain
1	1Y	64	TYR	Mainchain
1	1Y	65	PHE	Peptide,Sidechain,Mainchain
1	1Y	66	ARG	Sidechain,Mainchain
1	1Y	79	THR	Mainchain
1	1Y	8	LEU	Peptide
1	1Y	80	PHE	Sidechain
1	1Y	81	ASN	Sidechain
1	1Y	82	ARG	Sidechain
1	1Y	84	ARG	Peptide,Sidechain,Mainchain
1	1Y	88	GLY	Peptide
1	1Y	89	PHE	Peptide,Sidechain,Mainchain
1	1Y	9	PHE	Sidechain
1	1Y	90	PHE	Sidechain
1	1Y	91	PRO	Mainchain
1	1Y	92	ASN	Peptide
1	1Y	94	THR	Peptide
1	1Y	96	ASP	Peptide,Sidechain
1	1Y	97	SER	Peptide
2	1Z	106	GLY	Mainchain
2	1Z	107	PHE	Peptide,Sidechain
2	1Z	108	HIS	Peptide
2	1Z	15	VAL	Mainchain
2	1Z	2	GLU	Mainchain
2	1Z	209	LEU	Mainchain
2	1Z	215	GLN	Sidechain
2	1Z	216	ASN	Sidechain,Mainchain
2	1Z	217	PRO	Mainchain
2	1Z	22	GLN	Sidechain
2	1Z	220	PHE	Sidechain

*Continued on next page...*

*Continued from previous page...*

Mol	Chain	Res	Type	Group
2	1Z	222	GLN	Sidechain
2	1Z	224	VAL	Peptide
2	1Z	225	ASN	Mainchain
2	1Z	226	ILE	Peptide
2	1Z	227	TYR	Sidechain
2	1Z	228	ASP	Mainchain
2	1Z	229	ASN	Sidechain
2	1Z	23	HIS	Sidechain,Mainchain
2	1Z	25	SER	Peptide
2	1Z	28	THR	Mainchain
2	1Z	29	MET	Mainchain
2	1Z	30	PRO	Peptide,Mainchain
2	1Z	31	PHE	Sidechain,Mainchain
2	1Z	35	PHE	Sidechain,Mainchain
2	1Z	36	SER	Mainchain
2	1Z	37	ASN	Mainchain
2	1Z	38	VAL	Mainchain
2	1Z	39	ASP	Mainchain
2	1Z	4	GLU	Peptide,Mainchain
2	1Z	40	ASN	Sidechain
2	1Z	41	PHE	Peptide,Sidechain,Mainchain
2	1Z	44	MET	Mainchain
2	1Z	46	TYR	Peptide,Sidechain,Mainchain
2	1Z	47	ASP	Sidechain
2	1Z	50	THR	Mainchain
2	1Z	52	ASP	Peptide
2	1Z	54	ASN	Sidechain,Mainchain
2	1Z	55	PRO	Mainchain
2	1Z	56	SER	Mainchain
2	1Z	57	LYS	Peptide,Mainchain
2	1Z	59	VAL	Mainchain
2	1Z	67	THR	Mainchain
2	1Z	70	TRP	Mainchain
2	1Z	71	ALA	Peptide
2	1Z	72	ARG	Peptide,Sidechain
2	1Z	73	GLY	Mainchain
2	1Z	74	TYR	Peptide,Sidechain
2	1Z	75	GLN	Peptide
2	1Z	77	THR	Mainchain
2	1Z	78	HIS	Sidechain
2	1Z	8	VAL	Peptide,Mainchain
2	1Z	9	VAL	Mainchain

*Continued on next page...*

*Continued from previous page...*

Mol	Chain	Res	Type	Group
2	1Z	91[B]	LYS	Mainchain
4	21	27	PHE	Sidechain
1	22	1	ASP	Mainchain
1	22	13	ALA	Mainchain
1	22	14	ASP	Mainchain
1	22	146	ASN	Sidechain
1	22	147	ARG	Sidechain
1	22	149	THR	Peptide,Mainchain
1	22	150	TYR	Sidechain,Mainchain
1	22	152	SER	Mainchain
1	22	154	SER	Mainchain
1	22	155	PRO	Peptide,Mainchain
1	22	156	SER	Mainchain
1	22	16	THR	Peptide,Mainchain
1	22	166	MET	Mainchain
1	22	167	GLY	Peptide,Mainchain
1	22	169	ASP	Mainchain
1	22	17	THR	Peptide,Mainchain
1	22	170	ALA	Peptide
1	22	171	ARG	Mainchain
1	22	172	PHE	Sidechain,Mainchain
1	22	179	VAL	Mainchain
1	22	180	VAL	Mainchain
1	22	182	PHE	Sidechain
1	22	20	GLU	Mainchain
1	22	21	ASN	Peptide
1	22	22	HIS	Sidechain
1	22	23	GLY	Mainchain
1	22	24	VAL	Mainchain
1	22	25	ASP	Peptide
1	22	26	ALA	Peptide,Mainchain
1	22	27	LYS	Peptide
1	22	29	TYR	Sidechain
1	22	30	PHE	Sidechain,Mainchain
1	22	34	ALA	Mainchain
1	22	35	THR	Mainchain
1	22	36	THR	Mainchain
1	22	37	ALA	Mainchain
1	22	38	PRO	Mainchain
1	22	39	GLN	Sidechain,Mainchain
1	22	41	ILE	Peptide,Mainchain
1	22	43	HIS	Mainchain

*Continued on next page...*

*Continued from previous page...*

Mol	Chain	Res	Type	Group
1	22	47	VAL	Peptide
1	22	48	TYR	Sidechain
1	22	50	ARG	Mainchain
1	22	52	PHE	Sidechain
1	22	64	TYR	Mainchain
1	22	65	PHE	Peptide,Sidechain,Mainchain
1	22	66	ARG	Sidechain,Mainchain
1	22	79	THR	Mainchain
1	22	8	LEU	Peptide
1	22	80	PHE	Sidechain
1	22	81	ASN	Sidechain
1	22	82	ARG	Sidechain
1	22	84	ARG	Peptide,Sidechain,Mainchain
1	22	88	GLY	Peptide
1	22	89	PHE	Peptide,Sidechain,Mainchain
1	22	9	PHE	Sidechain
1	22	90	PHE	Sidechain
1	22	91	PRO	Mainchain
1	22	92	ASN	Peptide
1	22	94	THR	Peptide
1	22	96	ASP	Peptide,Sidechain
1	22	97	SER	Peptide
2	23	106	GLY	Mainchain
2	23	107	PHE	Peptide,Sidechain
2	23	108	HIS	Peptide
2	23	15	VAL	Mainchain
2	23	2	GLU	Mainchain
2	23	209	LEU	Mainchain
2	23	215	GLN	Sidechain
2	23	216	ASN	Sidechain,Mainchain
2	23	217	PRO	Mainchain
2	23	22	GLN	Sidechain
2	23	220	PHE	Sidechain
2	23	222	GLN	Sidechain
2	23	224	VAL	Peptide
2	23	225	ASN	Mainchain
2	23	226	ILE	Peptide
2	23	227	TYR	Sidechain
2	23	228	ASP	Mainchain
2	23	229	ASN	Sidechain
2	23	23	HIS	Sidechain,Mainchain
2	23	25	SER	Peptide

*Continued on next page...*

*Continued from previous page...*

Mol	Chain	Res	Type	Group
2	23	28	THR	Mainchain
2	23	29	MET	Mainchain
2	23	30	PRO	Peptide,Mainchain
2	23	31	PHE	Sidechain,Mainchain
2	23	35	PHE	Sidechain,Mainchain
2	23	36	SER	Mainchain
2	23	37	ASN	Mainchain
2	23	38	VAL	Mainchain
2	23	39	ASP	Mainchain
2	23	4	GLU	Peptide,Mainchain
2	23	40	ASN	Sidechain
2	23	41	PHE	Peptide,Sidechain,Mainchain
2	23	44	MET	Mainchain
2	23	46	TYR	Peptide,Sidechain,Mainchain
2	23	47	ASP	Sidechain
2	23	50	THR	Mainchain
2	23	52	ASP	Peptide
2	23	54	ASN	Sidechain,Mainchain
2	23	55	PRO	Mainchain
2	23	56	SER	Mainchain
2	23	57	LYS	Peptide,Mainchain
2	23	59	VAL	Mainchain
2	23	67	THR	Mainchain
2	23	70	TRP	Mainchain
2	23	71	ALA	Peptide
2	23	72	ARG	Peptide,Sidechain
2	23	73	GLY	Mainchain
2	23	74	TYR	Peptide,Sidechain
2	23	75	GLN	Peptide
2	23	77	THR	Mainchain
2	23	78	HIS	Sidechain
2	23	8	VAL	Peptide,Mainchain
2	23	9	VAL	Mainchain
2	23	91[B]	LYS	Mainchain
4	25	27	PHE	Sidechain
1	26	1	ASP	Mainchain
1	26	13	ALA	Mainchain
1	26	14	ASP	Mainchain
1	26	146	ASN	Sidechain
1	26	147	ARG	Sidechain
1	26	149	THR	Peptide,Mainchain
1	26	150	TYR	Sidechain,Mainchain

*Continued on next page...*

*Continued from previous page...*

<b>Mol</b>	<b>Chain</b>	<b>Res</b>	<b>Type</b>	<b>Group</b>
1	26	152	SER	Mainchain
1	26	154	SER	Mainchain
1	26	155	PRO	Peptide,Mainchain
1	26	156	SER	Mainchain
1	26	16	THR	Peptide,Mainchain
1	26	166	MET	Mainchain
1	26	167	GLY	Peptide,Mainchain
1	26	169	ASP	Mainchain
1	26	17	THR	Peptide,Mainchain
1	26	170	ALA	Peptide
1	26	171	ARG	Mainchain
1	26	172	PHE	Sidechain,Mainchain
1	26	179	VAL	Mainchain
1	26	180	VAL	Mainchain
1	26	182	PHE	Sidechain
1	26	20	GLU	Mainchain
1	26	21	ASN	Peptide
1	26	22	HIS	Sidechain
1	26	23	GLY	Mainchain
1	26	24	VAL	Mainchain
1	26	25	ASP	Peptide
1	26	26	ALA	Peptide,Mainchain
1	26	27	LYS	Peptide
1	26	29	TYR	Sidechain
1	26	30	PHE	Sidechain,Mainchain
1	26	34	ALA	Mainchain
1	26	35	THR	Mainchain
1	26	36	THR	Mainchain
1	26	37	ALA	Mainchain
1	26	38	PRO	Mainchain
1	26	39	GLN	Sidechain,Mainchain
1	26	41	ILE	Peptide,Mainchain
1	26	43	HIS	Mainchain
1	26	47	VAL	Peptide
1	26	48	TYR	Sidechain
1	26	50	ARG	Mainchain
1	26	52	PHE	Sidechain
1	26	64	TYR	Mainchain
1	26	65	PHE	Peptide,Sidechain,Mainchain
1	26	66	ARG	Sidechain,Mainchain
1	26	79	THR	Mainchain
1	26	8	LEU	Peptide

*Continued on next page...*

*Continued from previous page...*

Mol	Chain	Res	Type	Group
1	26	80	PHE	Sidechain
1	26	81	ASN	Sidechain
1	26	82	ARG	Sidechain
1	26	84	ARG	Peptide,Sidechain,Mainchain
1	26	88	GLY	Peptide
1	26	89	PHE	Peptide,Sidechain,Mainchain
1	26	9	PHE	Sidechain
1	26	90	PHE	Sidechain
1	26	91	PRO	Mainchain
1	26	92	ASN	Peptide
1	26	94	THR	Peptide
1	26	96	ASP	Peptide,Sidechain
1	26	97	SER	Peptide
2	27	106	GLY	Mainchain
2	27	107	PHE	Peptide,Sidechain
2	27	108	HIS	Peptide
2	27	15	VAL	Mainchain
2	27	2	GLU	Mainchain
2	27	209	LEU	Mainchain
2	27	215	GLN	Sidechain
2	27	216	ASN	Sidechain,Mainchain
2	27	217	PRO	Mainchain
2	27	22	GLN	Sidechain
2	27	220	PHE	Sidechain
2	27	222	GLN	Sidechain
2	27	224	VAL	Peptide
2	27	225	ASN	Mainchain
2	27	226	ILE	Peptide
2	27	227	TYR	Sidechain
2	27	228	ASP	Mainchain
2	27	229	ASN	Sidechain
2	27	23	HIS	Sidechain,Mainchain
2	27	25	SER	Peptide
2	27	28	THR	Mainchain
2	27	29	MET	Mainchain
2	27	30	PRO	Peptide,Mainchain
2	27	31	PHE	Sidechain,Mainchain
2	27	35	PHE	Sidechain,Mainchain
2	27	36	SER	Mainchain
2	27	37	ASN	Mainchain
2	27	38	VAL	Mainchain
2	27	39	ASP	Mainchain

*Continued on next page...*



*Continued from previous page...*

Mol	Chain	Res	Type	Group
2	27	4	GLU	Peptide,Mainchain
2	27	40	ASN	Sidechain
2	27	41	PHE	Peptide,Sidechain,Mainchain
2	27	44	MET	Mainchain
2	27	46	TYR	Peptide,Sidechain,Mainchain
2	27	47	ASP	Sidechain
2	27	50	THR	Mainchain
2	27	52	ASP	Peptide
2	27	54	ASN	Sidechain,Mainchain
2	27	55	PRO	Mainchain
2	27	56	SER	Mainchain
2	27	57	LYS	Peptide,Mainchain
2	27	59	VAL	Mainchain
2	27	67	THR	Mainchain
2	27	70	TRP	Mainchain
2	27	71	ALA	Peptide
2	27	72	ARG	Peptide,Sidechain
2	27	73	GLY	Mainchain
2	27	74	TYR	Peptide,Sidechain
2	27	75	GLN	Peptide
2	27	77	THR	Mainchain
2	27	78	HIS	Sidechain
2	27	8	VAL	Peptide,Mainchain
2	27	9	VAL	Mainchain
2	27	91[B]	LYS	Mainchain
4	29	27	PHE	Sidechain
1	2A	1	ASP	Mainchain
1	2A	13	ALA	Mainchain
1	2A	14	ASP	Mainchain
1	2A	146	ASN	Sidechain
1	2A	147	ARG	Sidechain
1	2A	149	THR	Peptide,Mainchain
1	2A	150	TYR	Sidechain,Mainchain
1	2A	152	SER	Mainchain
1	2A	154	SER	Mainchain
1	2A	155	PRO	Peptide,Mainchain
1	2A	156	SER	Mainchain
1	2A	16	THR	Peptide,Mainchain
1	2A	166	MET	Mainchain
1	2A	167	GLY	Peptide,Mainchain
1	2A	169	ASP	Mainchain
1	2A	17	THR	Peptide,Mainchain

*Continued on next page...*

*Continued from previous page...*

Mol	Chain	Res	Type	Group
1	2A	170	ALA	Peptide
1	2A	171	ARG	Mainchain
1	2A	172	PHE	Sidechain,Mainchain
1	2A	179	VAL	Mainchain
1	2A	180	VAL	Mainchain
1	2A	182	PHE	Sidechain
1	2A	20	GLU	Mainchain
1	2A	21	ASN	Peptide
1	2A	22	HIS	Sidechain
1	2A	23	GLY	Mainchain
1	2A	24	VAL	Mainchain
1	2A	25	ASP	Peptide
1	2A	26	ALA	Peptide,Mainchain
1	2A	27	LYS	Peptide
1	2A	29	TYR	Sidechain
1	2A	30	PHE	Sidechain,Mainchain
1	2A	34	ALA	Mainchain
1	2A	35	THR	Mainchain
1	2A	36	THR	Mainchain
1	2A	37	ALA	Mainchain
1	2A	38	PRO	Mainchain
1	2A	39	GLN	Sidechain,Mainchain
1	2A	41	ILE	Peptide,Mainchain
1	2A	43	HIS	Mainchain
1	2A	47	VAL	Peptide
1	2A	48	TYR	Sidechain
1	2A	50	ARG	Mainchain
1	2A	52	PHE	Sidechain
1	2A	64	TYR	Mainchain
1	2A	65	PHE	Peptide,Sidechain,Mainchain
1	2A	66	ARG	Sidechain,Mainchain
1	2A	79	THR	Mainchain
1	2A	8	LEU	Peptide
1	2A	80	PHE	Sidechain
1	2A	81	ASN	Sidechain
1	2A	82	ARG	Sidechain
1	2A	84	ARG	Peptide,Sidechain,Mainchain
1	2A	88	GLY	Peptide
1	2A	89	PHE	Peptide,Sidechain,Mainchain
1	2A	9	PHE	Sidechain
1	2A	90	PHE	Sidechain
1	2A	91	PRO	Mainchain

*Continued on next page...*

*Continued from previous page...*

Mol	Chain	Res	Type	Group
1	2A	92	ASN	Peptide
1	2A	94	THR	Peptide
1	2A	96	ASP	Peptide,Sidechain
1	2A	97	SER	Peptide
2	2B	106	GLY	Mainchain
2	2B	107	PHE	Peptide,Sidechain
2	2B	108	HIS	Peptide
2	2B	15	VAL	Mainchain
2	2B	2	GLU	Mainchain
2	2B	209	LEU	Mainchain
2	2B	215	GLN	Sidechain
2	2B	216	ASN	Sidechain,Mainchain
2	2B	217	PRO	Mainchain
2	2B	22	GLN	Sidechain
2	2B	220	PHE	Sidechain
2	2B	222	GLN	Sidechain
2	2B	224	VAL	Peptide
2	2B	225	ASN	Mainchain
2	2B	226	ILE	Peptide
2	2B	227	TYR	Sidechain
2	2B	228	ASP	Mainchain
2	2B	229	ASN	Sidechain
2	2B	23	HIS	Sidechain,Mainchain
2	2B	25	SER	Peptide
2	2B	28	THR	Mainchain
2	2B	29	MET	Mainchain
2	2B	30	PRO	Peptide,Mainchain
2	2B	31	PHE	Sidechain,Mainchain
2	2B	35	PHE	Sidechain,Mainchain
2	2B	36	SER	Mainchain
2	2B	37	ASN	Mainchain
2	2B	38	VAL	Mainchain
2	2B	39	ASP	Mainchain
2	2B	4	GLU	Peptide,Mainchain
2	2B	40	ASN	Sidechain
2	2B	41	PHE	Peptide,Sidechain,Mainchain
2	2B	44	MET	Mainchain
2	2B	46	TYR	Peptide,Sidechain,Mainchain
2	2B	47	ASP	Sidechain
2	2B	50	THR	Mainchain
2	2B	52	ASP	Peptide
2	2B	54	ASN	Sidechain,Mainchain

*Continued on next page...*

*Continued from previous page...*

Mol	Chain	Res	Type	Group
2	2B	55	PRO	Mainchain
2	2B	56	SER	Mainchain
2	2B	57	LYS	Peptide,Mainchain
2	2B	59	VAL	Mainchain
2	2B	67	THR	Mainchain
2	2B	70	TRP	Mainchain
2	2B	71	ALA	Peptide
2	2B	72	ARG	Peptide,Sidechain
2	2B	73	GLY	Mainchain
2	2B	74	TYR	Peptide,Sidechain
2	2B	75	GLN	Peptide
2	2B	77	THR	Mainchain
2	2B	78	HIS	Sidechain
2	2B	8	VAL	Peptide,Mainchain
2	2B	9	VAL	Mainchain
2	2B	91[B]	LYS	Mainchain
4	2D	27	PHE	Sidechain
1	2E	1	ASP	Mainchain
1	2E	13	ALA	Mainchain
1	2E	14	ASP	Mainchain
1	2E	146	ASN	Sidechain
1	2E	147	ARG	Sidechain
1	2E	149	THR	Peptide,Mainchain
1	2E	150	TYR	Sidechain,Mainchain
1	2E	152	SER	Mainchain
1	2E	154	SER	Mainchain
1	2E	155	PRO	Peptide,Mainchain
1	2E	156	SER	Mainchain
1	2E	16	THR	Peptide,Mainchain
1	2E	166	MET	Mainchain
1	2E	167	GLY	Peptide,Mainchain
1	2E	169	ASP	Mainchain
1	2E	17	THR	Peptide,Mainchain
1	2E	170	ALA	Peptide
1	2E	171	ARG	Mainchain
1	2E	172	PHE	Sidechain,Mainchain
1	2E	179	VAL	Mainchain
1	2E	180	VAL	Mainchain
1	2E	182	PHE	Sidechain
1	2E	20	GLU	Mainchain
1	2E	21	ASN	Peptide
1	2E	22	HIS	Sidechain

*Continued on next page...*

*Continued from previous page...*

Mol	Chain	Res	Type	Group
1	2E	23	GLY	Mainchain
1	2E	24	VAL	Mainchain
1	2E	25	ASP	Peptide
1	2E	26	ALA	Peptide,Mainchain
1	2E	27	LYS	Peptide
1	2E	29	TYR	Sidechain
1	2E	30	PHE	Sidechain,Mainchain
1	2E	34	ALA	Mainchain
1	2E	35	THR	Mainchain
1	2E	36	THR	Mainchain
1	2E	37	ALA	Mainchain
1	2E	38	PRO	Mainchain
1	2E	39	GLN	Sidechain,Mainchain
1	2E	41	ILE	Peptide,Mainchain
1	2E	43	HIS	Mainchain
1	2E	47	VAL	Peptide
1	2E	48	TYR	Sidechain
1	2E	50	ARG	Mainchain
1	2E	52	PHE	Sidechain
1	2E	64	TYR	Mainchain
1	2E	65	PHE	Peptide,Sidechain,Mainchain
1	2E	66	ARG	Sidechain,Mainchain
1	2E	79	THR	Mainchain
1	2E	8	LEU	Peptide
1	2E	80	PHE	Sidechain
1	2E	81	ASN	Sidechain
1	2E	82	ARG	Sidechain
1	2E	84	ARG	Peptide,Sidechain,Mainchain
1	2E	88	GLY	Peptide
1	2E	89	PHE	Peptide,Sidechain,Mainchain
1	2E	9	PHE	Sidechain
1	2E	90	PHE	Sidechain
1	2E	91	PRO	Mainchain
1	2E	92	ASN	Peptide
1	2E	94	THR	Peptide
1	2E	96	ASP	Peptide,Sidechain
1	2E	97	SER	Peptide
2	2F	106	GLY	Mainchain
2	2F	107	PHE	Peptide,Sidechain
2	2F	108	HIS	Peptide
2	2F	15	VAL	Mainchain
2	2F	2	GLU	Mainchain

*Continued on next page...*

*Continued from previous page...*

Mol	Chain	Res	Type	Group
2	2F	209	LEU	Mainchain
2	2F	215	GLN	Sidechain
2	2F	216	ASN	Sidechain,Mainchain
2	2F	217	PRO	Mainchain
2	2F	22	GLN	Sidechain
2	2F	220	PHE	Sidechain
2	2F	222	GLN	Sidechain
2	2F	224	VAL	Peptide
2	2F	225	ASN	Mainchain
2	2F	226	ILE	Peptide
2	2F	227	TYR	Sidechain
2	2F	228	ASP	Mainchain
2	2F	229	ASN	Sidechain
2	2F	23	HIS	Sidechain,Mainchain
2	2F	25	SER	Peptide
2	2F	28	THR	Mainchain
2	2F	29	MET	Mainchain
2	2F	30	PRO	Peptide,Mainchain
2	2F	31	PHE	Sidechain,Mainchain
2	2F	35	PHE	Sidechain,Mainchain
2	2F	36	SER	Mainchain
2	2F	37	ASN	Mainchain
2	2F	38	VAL	Mainchain
2	2F	39	ASP	Mainchain
2	2F	4	GLU	Peptide,Mainchain
2	2F	40	ASN	Sidechain
2	2F	41	PHE	Peptide,Sidechain,Mainchain
2	2F	44	MET	Mainchain
2	2F	46	TYR	Peptide,Sidechain,Mainchain
2	2F	47	ASP	Sidechain
2	2F	50	THR	Mainchain
2	2F	52	ASP	Peptide
2	2F	54	ASN	Sidechain,Mainchain
2	2F	55	PRO	Mainchain
2	2F	56	SER	Mainchain
2	2F	57	LYS	Peptide,Mainchain
2	2F	59	VAL	Mainchain
2	2F	67	THR	Mainchain
2	2F	70	TRP	Mainchain
2	2F	71	ALA	Peptide
2	2F	72	ARG	Peptide,Sidechain
2	2F	73	GLY	Mainchain

*Continued on next page...*

*Continued from previous page...*

Mol	Chain	Res	Type	Group
2	2F	74	TYR	Peptide,Sidechain
2	2F	75	GLN	Peptide
2	2F	77	THR	Mainchain
2	2F	78	HIS	Sidechain
2	2F	8	VAL	Peptide,Mainchain
2	2F	9	VAL	Mainchain
2	2F	91[B]	LYS	Mainchain
4	2H	27	PHE	Sidechain
1	2I	1	ASP	Mainchain
1	2I	13	ALA	Mainchain
1	2I	14	ASP	Mainchain
1	2I	146	ASN	Sidechain
1	2I	147	ARG	Sidechain
1	2I	149	THR	Peptide,Mainchain
1	2I	150	TYR	Sidechain,Mainchain
1	2I	152	SER	Mainchain
1	2I	154	SER	Mainchain
1	2I	155	PRO	Peptide,Mainchain
1	2I	156	SER	Mainchain
1	2I	16	THR	Peptide,Mainchain
1	2I	166	MET	Mainchain
1	2I	167	GLY	Peptide,Mainchain
1	2I	169	ASP	Mainchain
1	2I	17	THR	Peptide,Mainchain
1	2I	170	ALA	Peptide
1	2I	171	ARG	Mainchain
1	2I	172	PHE	Sidechain,Mainchain
1	2I	179	VAL	Mainchain
1	2I	180	VAL	Mainchain
1	2I	182	PHE	Sidechain
1	2I	20	GLU	Mainchain
1	2I	21	ASN	Peptide
1	2I	22	HIS	Sidechain
1	2I	23	GLY	Mainchain
1	2I	24	VAL	Mainchain
1	2I	25	ASP	Peptide
1	2I	26	ALA	Peptide,Mainchain
1	2I	27	LYS	Peptide
1	2I	29	TYR	Sidechain
1	2I	30	PHE	Sidechain,Mainchain
1	2I	34	ALA	Mainchain
1	2I	35	THR	Mainchain

*Continued on next page...*



*Continued from previous page...*

Mol	Chain	Res	Type	Group
1	2I	36	THR	Mainchain
1	2I	37	ALA	Mainchain
1	2I	38	PRO	Mainchain
1	2I	39	GLN	Sidechain,Mainchain
1	2I	41	ILE	Peptide,Mainchain
1	2I	43	HIS	Mainchain
1	2I	47	VAL	Peptide
1	2I	48	TYR	Sidechain
1	2I	50	ARG	Mainchain
1	2I	52	PHE	Sidechain
1	2I	64	TYR	Mainchain
1	2I	65	PHE	Peptide,Sidechain,Mainchain
1	2I	66	ARG	Sidechain,Mainchain
1	2I	79	THR	Mainchain
1	2I	8	LEU	Peptide
1	2I	80	PHE	Sidechain
1	2I	81	ASN	Sidechain
1	2I	82	ARG	Sidechain
1	2I	84	ARG	Peptide,Sidechain,Mainchain
1	2I	88	GLY	Peptide
1	2I	89	PHE	Peptide,Sidechain,Mainchain
1	2I	9	PHE	Sidechain
1	2I	90	PHE	Sidechain
1	2I	91	PRO	Mainchain
1	2I	92	ASN	Peptide
1	2I	94	THR	Peptide
1	2I	96	ASP	Peptide,Sidechain
1	2I	97	SER	Peptide
2	2J	106	GLY	Mainchain
2	2J	107	PHE	Peptide,Sidechain
2	2J	108	HIS	Peptide
2	2J	15	VAL	Mainchain
2	2J	2	GLU	Mainchain
2	2J	209	LEU	Mainchain
2	2J	215	GLN	Sidechain
2	2J	216	ASN	Sidechain,Mainchain
2	2J	217	PRO	Mainchain
2	2J	22	GLN	Sidechain
2	2J	220	PHE	Sidechain
2	2J	222	GLN	Sidechain
2	2J	224	VAL	Peptide
2	2J	225	ASN	Mainchain

*Continued on next page...*

*Continued from previous page...*

Mol	Chain	Res	Type	Group
2	2J	226	ILE	Peptide
2	2J	227	TYR	Sidechain
2	2J	228	ASP	Mainchain
2	2J	229	ASN	Sidechain
2	2J	23	HIS	Sidechain,Mainchain
2	2J	25	SER	Peptide
2	2J	28	THR	Mainchain
2	2J	29	MET	Mainchain
2	2J	30	PRO	Peptide,Mainchain
2	2J	31	PHE	Sidechain,Mainchain
2	2J	35	PHE	Sidechain,Mainchain
2	2J	36	SER	Mainchain
2	2J	37	ASN	Mainchain
2	2J	38	VAL	Mainchain
2	2J	39	ASP	Mainchain
2	2J	4	GLU	Peptide,Mainchain
2	2J	40	ASN	Sidechain
2	2J	41	PHE	Peptide,Sidechain,Mainchain
2	2J	44	MET	Mainchain
2	2J	46	TYR	Peptide,Sidechain,Mainchain
2	2J	47	ASP	Sidechain
2	2J	50	THR	Mainchain
2	2J	52	ASP	Peptide
2	2J	54	ASN	Sidechain,Mainchain
2	2J	55	PRO	Mainchain
2	2J	56	SER	Mainchain
2	2J	57	LYS	Peptide,Mainchain
2	2J	59	VAL	Mainchain
2	2J	67	THR	Mainchain
2	2J	70	TRP	Mainchain
2	2J	71	ALA	Peptide
2	2J	72	ARG	Peptide,Sidechain
2	2J	73	GLY	Mainchain
2	2J	74	TYR	Peptide,Sidechain
2	2J	75	GLN	Peptide
2	2J	77	THR	Mainchain
2	2J	78	HIS	Sidechain
2	2J	8	VAL	Peptide,Mainchain
2	2J	9	VAL	Mainchain
2	2J	91[B]	LYS	Mainchain
4	2L	27	PHE	Sidechain
1	2M	1	ASP	Mainchain

*Continued on next page...*

*Continued from previous page...*

Mol	Chain	Res	Type	Group
1	2M	13	ALA	Mainchain
1	2M	14	ASP	Mainchain
1	2M	146	ASN	Sidechain
1	2M	147	ARG	Sidechain
1	2M	149	THR	Peptide,Mainchain
1	2M	150	TYR	Sidechain,Mainchain
1	2M	152	SER	Mainchain
1	2M	154	SER	Mainchain
1	2M	155	PRO	Peptide,Mainchain
1	2M	156	SER	Mainchain
1	2M	16	THR	Peptide,Mainchain
1	2M	166	MET	Mainchain
1	2M	167	GLY	Peptide,Mainchain
1	2M	169	ASP	Mainchain
1	2M	17	THR	Peptide,Mainchain
1	2M	170	ALA	Peptide
1	2M	171	ARG	Mainchain
1	2M	172	PHE	Sidechain,Mainchain
1	2M	179	VAL	Mainchain
1	2M	180	VAL	Mainchain
1	2M	182	PHE	Sidechain
1	2M	20	GLU	Mainchain
1	2M	21	ASN	Peptide
1	2M	22	HIS	Sidechain
1	2M	23	GLY	Mainchain
1	2M	24	VAL	Mainchain
1	2M	25	ASP	Peptide
1	2M	26	ALA	Peptide,Mainchain
1	2M	27	LYS	Peptide
1	2M	29	TYR	Sidechain
1	2M	30	PHE	Sidechain,Mainchain
1	2M	34	ALA	Mainchain
1	2M	35	THR	Mainchain
1	2M	36	THR	Mainchain
1	2M	37	ALA	Mainchain
1	2M	38	PRO	Mainchain
1	2M	39	GLN	Sidechain,Mainchain
1	2M	41	ILE	Peptide,Mainchain
1	2M	43	HIS	Mainchain
1	2M	47	VAL	Peptide
1	2M	48	TYR	Sidechain
1	2M	50	ARG	Mainchain

*Continued on next page...*

*Continued from previous page...*

Mol	Chain	Res	Type	Group
1	2M	52	PHE	Sidechain
1	2M	64	TYR	Mainchain
1	2M	65	PHE	Peptide,Sidechain,Mainchain
1	2M	66	ARG	Sidechain,Mainchain
1	2M	79	THR	Mainchain
1	2M	8	LEU	Peptide
1	2M	80	PHE	Sidechain
1	2M	81	ASN	Sidechain
1	2M	82	ARG	Sidechain
1	2M	84	ARG	Peptide,Sidechain,Mainchain
1	2M	88	GLY	Peptide
1	2M	89	PHE	Peptide,Sidechain,Mainchain
1	2M	9	PHE	Sidechain
1	2M	90	PHE	Sidechain
1	2M	91	PRO	Mainchain
1	2M	92	ASN	Peptide
1	2M	94	THR	Peptide
1	2M	96	ASP	Peptide,Sidechain
1	2M	97	SER	Peptide
2	2N	106	GLY	Mainchain
2	2N	107	PHE	Peptide,Sidechain
2	2N	108	HIS	Peptide
2	2N	15	VAL	Mainchain
2	2N	2	GLU	Mainchain
2	2N	209	LEU	Mainchain
2	2N	215	GLN	Sidechain
2	2N	216	ASN	Sidechain,Mainchain
2	2N	217	PRO	Mainchain
2	2N	22	GLN	Sidechain
2	2N	220	PHE	Sidechain
2	2N	222	GLN	Sidechain
2	2N	224	VAL	Peptide
2	2N	225	ASN	Mainchain
2	2N	226	ILE	Peptide
2	2N	227	TYR	Sidechain
2	2N	228	ASP	Mainchain
2	2N	229	ASN	Sidechain
2	2N	23	HIS	Sidechain,Mainchain
2	2N	25	SER	Peptide
2	2N	28	THR	Mainchain
2	2N	29	MET	Mainchain
2	2N	30	PRO	Peptide,Mainchain

*Continued on next page...*

*Continued from previous page...*

Mol	Chain	Res	Type	Group
2	2N	31	PHE	Sidechain,Mainchain
2	2N	35	PHE	Sidechain,Mainchain
2	2N	36	SER	Mainchain
2	2N	37	ASN	Mainchain
2	2N	38	VAL	Mainchain
2	2N	39	ASP	Mainchain
2	2N	4	GLU	Peptide,Mainchain
2	2N	40	ASN	Sidechain
2	2N	41	PHE	Peptide,Sidechain,Mainchain
2	2N	44	MET	Mainchain
2	2N	46	TYR	Peptide,Sidechain,Mainchain
2	2N	47	ASP	Sidechain
2	2N	50	THR	Mainchain
2	2N	52	ASP	Peptide
2	2N	54	ASN	Sidechain,Mainchain
2	2N	55	PRO	Mainchain
2	2N	56	SER	Mainchain
2	2N	57	LYS	Peptide,Mainchain
2	2N	59	VAL	Mainchain
2	2N	67	THR	Mainchain
2	2N	70	TRP	Mainchain
2	2N	71	ALA	Peptide
2	2N	72	ARG	Peptide,Sidechain
2	2N	73	GLY	Mainchain
2	2N	74	TYR	Peptide,Sidechain
2	2N	75	GLN	Peptide
2	2N	77	THR	Mainchain
2	2N	78	HIS	Sidechain
2	2N	8	VAL	Peptide,Mainchain
2	2N	9	VAL	Mainchain
2	2N	91[B]	LYS	Mainchain
4	2P	27	PHE	Sidechain
1	2Q	1	ASP	Mainchain
1	2Q	13	ALA	Mainchain
1	2Q	14	ASP	Mainchain
1	2Q	146	ASN	Sidechain
1	2Q	147	ARG	Sidechain
1	2Q	149	THR	Peptide,Mainchain
1	2Q	150	TYR	Sidechain,Mainchain
1	2Q	152	SER	Mainchain
1	2Q	154	SER	Mainchain
1	2Q	155	PRO	Peptide,Mainchain

*Continued on next page...*

*Continued from previous page...*

Mol	Chain	Res	Type	Group
1	2Q	156	SER	Mainchain
1	2Q	16	THR	Peptide,Mainchain
1	2Q	166	MET	Mainchain
1	2Q	167	GLY	Peptide,Mainchain
1	2Q	169	ASP	Mainchain
1	2Q	17	THR	Peptide,Mainchain
1	2Q	170	ALA	Peptide
1	2Q	171	ARG	Mainchain
1	2Q	172	PHE	Sidechain,Mainchain
1	2Q	179	VAL	Mainchain
1	2Q	180	VAL	Mainchain
1	2Q	182	PHE	Sidechain
1	2Q	20	GLU	Mainchain
1	2Q	21	ASN	Peptide
1	2Q	22	HIS	Sidechain
1	2Q	23	GLY	Mainchain
1	2Q	24	VAL	Mainchain
1	2Q	25	ASP	Peptide
1	2Q	26	ALA	Peptide,Mainchain
1	2Q	27	LYS	Peptide
1	2Q	29	TYR	Sidechain
1	2Q	30	PHE	Sidechain,Mainchain
1	2Q	34	ALA	Mainchain
1	2Q	35	THR	Mainchain
1	2Q	36	THR	Mainchain
1	2Q	37	ALA	Mainchain
1	2Q	38	PRO	Mainchain
1	2Q	39	GLN	Sidechain,Mainchain
1	2Q	41	ILE	Peptide,Mainchain
1	2Q	43	HIS	Mainchain
1	2Q	47	VAL	Peptide
1	2Q	48	TYR	Sidechain
1	2Q	50	ARG	Mainchain
1	2Q	52	PHE	Sidechain
1	2Q	64	TYR	Mainchain
1	2Q	65	PHE	Peptide,Sidechain,Mainchain
1	2Q	66	ARG	Sidechain,Mainchain
1	2Q	79	THR	Mainchain
1	2Q	8	LEU	Peptide
1	2Q	80	PHE	Sidechain
1	2Q	81	ASN	Sidechain
1	2Q	82	ARG	Sidechain

*Continued on next page...*

*Continued from previous page...*

Mol	Chain	Res	Type	Group
1	2Q	84	ARG	Peptide,Sidechain,Mainchain
1	2Q	88	GLY	Peptide
1	2Q	89	PHE	Peptide,Sidechain,Mainchain
1	2Q	9	PHE	Sidechain
1	2Q	90	PHE	Sidechain
1	2Q	91	PRO	Mainchain
1	2Q	92	ASN	Peptide
1	2Q	94	THR	Peptide
1	2Q	96	ASP	Peptide,Sidechain
1	2Q	97	SER	Peptide
2	2R	106	GLY	Mainchain
2	2R	107	PHE	Peptide,Sidechain
2	2R	108	HIS	Peptide
2	2R	15	VAL	Mainchain
2	2R	2	GLU	Mainchain
2	2R	209	LEU	Mainchain
2	2R	215	GLN	Sidechain
2	2R	216	ASN	Sidechain,Mainchain
2	2R	217	PRO	Mainchain
2	2R	22	GLN	Sidechain
2	2R	220	PHE	Sidechain
2	2R	222	GLN	Sidechain
2	2R	224	VAL	Peptide
2	2R	225	ASN	Mainchain
2	2R	226	ILE	Peptide
2	2R	227	TYR	Sidechain
2	2R	228	ASP	Mainchain
2	2R	229	ASN	Sidechain
2	2R	23	HIS	Sidechain,Mainchain
2	2R	25	SER	Peptide
2	2R	28	THR	Mainchain
2	2R	29	MET	Mainchain
2	2R	30	PRO	Peptide,Mainchain
2	2R	31	PHE	Sidechain,Mainchain
2	2R	35	PHE	Sidechain,Mainchain
2	2R	36	SER	Mainchain
2	2R	37	ASN	Mainchain
2	2R	38	VAL	Mainchain
2	2R	39	ASP	Mainchain
2	2R	4	GLU	Peptide,Mainchain
2	2R	40	ASN	Sidechain
2	2R	41	PHE	Peptide,Sidechain,Mainchain

*Continued on next page...*



*Continued from previous page...*

Mol	Chain	Res	Type	Group
2	2R	44	MET	Mainchain
2	2R	46	TYR	Peptide,Sidechain,Mainchain
2	2R	47	ASP	Sidechain
2	2R	50	THR	Mainchain
2	2R	52	ASP	Peptide
2	2R	54	ASN	Sidechain,Mainchain
2	2R	55	PRO	Mainchain
2	2R	56	SER	Mainchain
2	2R	57	LYS	Peptide,Mainchain
2	2R	59	VAL	Mainchain
2	2R	67	THR	Mainchain
2	2R	70	TRP	Mainchain
2	2R	71	ALA	Peptide
2	2R	72	ARG	Peptide,Sidechain
2	2R	73	GLY	Mainchain
2	2R	74	TYR	Peptide,Sidechain
2	2R	75	GLN	Peptide
2	2R	77	THR	Mainchain
2	2R	78	HIS	Sidechain
2	2R	8	VAL	Peptide,Mainchain
2	2R	9	VAL	Mainchain
2	2R	91[B]	LYS	Mainchain
4	2T	27	PHE	Sidechain
1	2U	1	ASP	Mainchain
1	2U	13	ALA	Mainchain
1	2U	14	ASP	Mainchain
1	2U	146	ASN	Sidechain
1	2U	147	ARG	Sidechain
1	2U	149	THR	Peptide,Mainchain
1	2U	150	TYR	Sidechain,Mainchain
1	2U	152	SER	Mainchain
1	2U	154	SER	Mainchain
1	2U	155	PRO	Peptide,Mainchain
1	2U	156	SER	Mainchain
1	2U	16	THR	Peptide,Mainchain
1	2U	166	MET	Mainchain
1	2U	167	GLY	Peptide,Mainchain
1	2U	169	ASP	Mainchain
1	2U	17	THR	Peptide,Mainchain
1	2U	170	ALA	Peptide
1	2U	171	ARG	Mainchain
1	2U	172	PHE	Sidechain,Mainchain

*Continued on next page...*

*Continued from previous page...*

Mol	Chain	Res	Type	Group
1	2U	179	VAL	Mainchain
1	2U	180	VAL	Mainchain
1	2U	182	PHE	Sidechain
1	2U	20	GLU	Mainchain
1	2U	21	ASN	Peptide
1	2U	22	HIS	Sidechain
1	2U	23	GLY	Mainchain
1	2U	24	VAL	Mainchain
1	2U	25	ASP	Peptide
1	2U	26	ALA	Peptide,Mainchain
1	2U	27	LYS	Peptide
1	2U	29	TYR	Sidechain
1	2U	30	PHE	Sidechain,Mainchain
1	2U	34	ALA	Mainchain
1	2U	35	THR	Mainchain
1	2U	36	THR	Mainchain
1	2U	37	ALA	Mainchain
1	2U	38	PRO	Mainchain
1	2U	39	GLN	Sidechain,Mainchain
1	2U	41	ILE	Peptide,Mainchain
1	2U	43	HIS	Mainchain
1	2U	47	VAL	Peptide
1	2U	48	TYR	Sidechain
1	2U	50	ARG	Mainchain
1	2U	52	PHE	Sidechain
1	2U	64	TYR	Mainchain
1	2U	65	PHE	Peptide,Sidechain,Mainchain
1	2U	66	ARG	Sidechain,Mainchain
1	2U	79	THR	Mainchain
1	2U	8	LEU	Peptide
1	2U	80	PHE	Sidechain
1	2U	81	ASN	Sidechain
1	2U	82	ARG	Sidechain
1	2U	84	ARG	Peptide,Sidechain,Mainchain
1	2U	88	GLY	Peptide
1	2U	89	PHE	Peptide,Sidechain,Mainchain
1	2U	9	PHE	Sidechain
1	2U	90	PHE	Sidechain
1	2U	91	PRO	Mainchain
1	2U	92	ASN	Peptide
1	2U	94	THR	Peptide
1	2U	96	ASP	Peptide,Sidechain

*Continued on next page...*

*Continued from previous page...*

Mol	Chain	Res	Type	Group
1	2U	97	SER	Peptide
2	2V	106	GLY	Mainchain
2	2V	107	PHE	Peptide,Sidechain
2	2V	108	HIS	Peptide
2	2V	15	VAL	Mainchain
2	2V	2	GLU	Mainchain
2	2V	209	LEU	Mainchain
2	2V	215	GLN	Sidechain
2	2V	216	ASN	Sidechain,Mainchain
2	2V	217	PRO	Mainchain
2	2V	22	GLN	Sidechain
2	2V	220	PHE	Sidechain
2	2V	222	GLN	Sidechain
2	2V	224	VAL	Peptide
2	2V	225	ASN	Mainchain
2	2V	226	ILE	Peptide
2	2V	227	TYR	Sidechain
2	2V	228	ASP	Mainchain
2	2V	229	ASN	Sidechain
2	2V	23	HIS	Sidechain,Mainchain
2	2V	25	SER	Peptide
2	2V	28	THR	Mainchain
2	2V	29	MET	Mainchain
2	2V	30	PRO	Peptide,Mainchain
2	2V	31	PHE	Sidechain,Mainchain
2	2V	35	PHE	Sidechain,Mainchain
2	2V	36	SER	Mainchain
2	2V	37	ASN	Mainchain
2	2V	38	VAL	Mainchain
2	2V	39	ASP	Mainchain
2	2V	4	GLU	Peptide,Mainchain
2	2V	40	ASN	Sidechain
2	2V	41	PHE	Peptide,Sidechain,Mainchain
2	2V	44	MET	Mainchain
2	2V	46	TYR	Peptide,Sidechain,Mainchain
2	2V	47	ASP	Sidechain
2	2V	50	THR	Mainchain
2	2V	52	ASP	Peptide
2	2V	54	ASN	Sidechain,Mainchain
2	2V	55	PRO	Mainchain
2	2V	56	SER	Mainchain
2	2V	57	LYS	Peptide,Mainchain

*Continued on next page...*

*Continued from previous page...*

Mol	Chain	Res	Type	Group
2	2V	59	VAL	Mainchain
2	2V	67	THR	Mainchain
2	2V	70	TRP	Mainchain
2	2V	71	ALA	Peptide
2	2V	72	ARG	Peptide,Sidechain
2	2V	73	GLY	Mainchain
2	2V	74	TYR	Peptide,Sidechain
2	2V	75	GLN	Peptide
2	2V	77	THR	Mainchain
2	2V	78	HIS	Sidechain
2	2V	8	VAL	Peptide,Mainchain
2	2V	9	VAL	Mainchain
2	2V	91[B]	LYS	Mainchain
4	2X	27	PHE	Sidechain
1	2Y	1	ASP	Mainchain
1	2Y	13	ALA	Mainchain
1	2Y	14	ASP	Mainchain
1	2Y	146	ASN	Sidechain
1	2Y	147	ARG	Sidechain
1	2Y	149	THR	Peptide,Mainchain
1	2Y	150	TYR	Sidechain,Mainchain
1	2Y	152	SER	Mainchain
1	2Y	154	SER	Mainchain
1	2Y	155	PRO	Peptide,Mainchain
1	2Y	156	SER	Mainchain
1	2Y	16	THR	Peptide,Mainchain
1	2Y	166	MET	Mainchain
1	2Y	167	GLY	Peptide,Mainchain
1	2Y	169	ASP	Mainchain
1	2Y	17	THR	Peptide,Mainchain
1	2Y	170	ALA	Peptide
1	2Y	171	ARG	Mainchain
1	2Y	172	PHE	Sidechain,Mainchain
1	2Y	179	VAL	Mainchain
1	2Y	180	VAL	Mainchain
1	2Y	182	PHE	Sidechain
1	2Y	20	GLU	Mainchain
1	2Y	21	ASN	Peptide
1	2Y	22	HIS	Sidechain
1	2Y	23	GLY	Mainchain
1	2Y	24	VAL	Mainchain
1	2Y	25	ASP	Peptide

*Continued on next page...*

*Continued from previous page...*

Mol	Chain	Res	Type	Group
1	2Y	26	ALA	Peptide,Mainchain
1	2Y	27	LYS	Peptide
1	2Y	29	TYR	Sidechain
1	2Y	30	PHE	Sidechain,Mainchain
1	2Y	34	ALA	Mainchain
1	2Y	35	THR	Mainchain
1	2Y	36	THR	Mainchain
1	2Y	37	ALA	Mainchain
1	2Y	38	PRO	Mainchain
1	2Y	39	GLN	Sidechain,Mainchain
1	2Y	41	ILE	Peptide,Mainchain
1	2Y	43	HIS	Mainchain
1	2Y	47	VAL	Peptide
1	2Y	48	TYR	Sidechain
1	2Y	50	ARG	Mainchain
1	2Y	52	PHE	Sidechain
1	2Y	64	TYR	Mainchain
1	2Y	65	PHE	Peptide,Sidechain,Mainchain
1	2Y	66	ARG	Sidechain,Mainchain
1	2Y	79	THR	Mainchain
1	2Y	8	LEU	Peptide
1	2Y	80	PHE	Sidechain
1	2Y	81	ASN	Sidechain
1	2Y	82	ARG	Sidechain
1	2Y	84	ARG	Peptide,Sidechain,Mainchain
1	2Y	88	GLY	Peptide
1	2Y	89	PHE	Peptide,Sidechain,Mainchain
1	2Y	9	PHE	Sidechain
1	2Y	90	PHE	Sidechain
1	2Y	91	PRO	Mainchain
1	2Y	92	ASN	Peptide
1	2Y	94	THR	Peptide
1	2Y	96	ASP	Peptide,Sidechain
1	2Y	97	SER	Peptide
2	2Z	106	GLY	Mainchain
2	2Z	107	PHE	Peptide,Sidechain
2	2Z	108	HIS	Peptide
2	2Z	15	VAL	Mainchain
2	2Z	2	GLU	Mainchain
2	2Z	209	LEU	Mainchain
2	2Z	215	GLN	Sidechain
2	2Z	216	ASN	Sidechain,Mainchain

*Continued on next page...*

*Continued from previous page...*

Mol	Chain	Res	Type	Group
2	2Z	217	PRO	Mainchain
2	2Z	22	GLN	Sidechain
2	2Z	220	PHE	Sidechain
2	2Z	222	GLN	Sidechain
2	2Z	224	VAL	Peptide
2	2Z	225	ASN	Mainchain
2	2Z	226	ILE	Peptide
2	2Z	227	TYR	Sidechain
2	2Z	228	ASP	Mainchain
2	2Z	229	ASN	Sidechain
2	2Z	23	HIS	Sidechain,Mainchain
2	2Z	25	SER	Peptide
2	2Z	28	THR	Mainchain
2	2Z	29	MET	Mainchain
2	2Z	30	PRO	Peptide,Mainchain
2	2Z	31	PHE	Sidechain,Mainchain
2	2Z	35	PHE	Sidechain,Mainchain
2	2Z	36	SER	Mainchain
2	2Z	37	ASN	Mainchain
2	2Z	38	VAL	Mainchain
2	2Z	39	ASP	Mainchain
2	2Z	4	GLU	Peptide,Mainchain
2	2Z	40	ASN	Sidechain
2	2Z	41	PHE	Peptide,Sidechain,Mainchain
2	2Z	44	MET	Mainchain
2	2Z	46	TYR	Peptide,Sidechain,Mainchain
2	2Z	47	ASP	Sidechain
2	2Z	50	THR	Mainchain
2	2Z	52	ASP	Peptide
2	2Z	54	ASN	Sidechain,Mainchain
2	2Z	55	PRO	Mainchain
2	2Z	56	SER	Mainchain
2	2Z	57	LYS	Peptide,Mainchain
2	2Z	59	VAL	Mainchain
2	2Z	67	THR	Mainchain
2	2Z	70	TRP	Mainchain
2	2Z	71	ALA	Peptide
2	2Z	72	ARG	Peptide,Sidechain
2	2Z	73	GLY	Mainchain
2	2Z	74	TYR	Peptide,Sidechain
2	2Z	75	GLN	Peptide
2	2Z	77	THR	Mainchain

*Continued on next page...*

*Continued from previous page...*

Mol	Chain	Res	Type	Group
2	2Z	78	HIS	Sidechain
2	2Z	8	VAL	Peptide,Mainchain
2	2Z	9	VAL	Mainchain
2	2Z	91[B]	LYS	Mainchain
4	31	27	PHE	Sidechain
1	32	1	ASP	Mainchain
1	32	13	ALA	Mainchain
1	32	14	ASP	Mainchain
1	32	146	ASN	Sidechain
1	32	147	ARG	Sidechain
1	32	149	THR	Peptide,Mainchain
1	32	150	TYR	Sidechain,Mainchain
1	32	152	SER	Mainchain
1	32	154	SER	Mainchain
1	32	155	PRO	Peptide,Mainchain
1	32	156	SER	Mainchain
1	32	16	THR	Peptide,Mainchain
1	32	166	MET	Mainchain
1	32	167	GLY	Peptide,Mainchain
1	32	169	ASP	Mainchain
1	32	17	THR	Peptide,Mainchain
1	32	170	ALA	Peptide
1	32	171	ARG	Mainchain
1	32	172	PHE	Sidechain,Mainchain
1	32	179	VAL	Mainchain
1	32	180	VAL	Mainchain
1	32	182	PHE	Sidechain
1	32	20	GLU	Mainchain
1	32	21	ASN	Peptide
1	32	22	HIS	Sidechain
1	32	23	GLY	Mainchain
1	32	24	VAL	Mainchain
1	32	25	ASP	Peptide
1	32	26	ALA	Peptide,Mainchain
1	32	27	LYS	Peptide
1	32	29	TYR	Sidechain
1	32	30	PHE	Sidechain,Mainchain
1	32	34	ALA	Mainchain
1	32	35	THR	Mainchain
1	32	36	THR	Mainchain
1	32	37	ALA	Mainchain
1	32	38	PRO	Mainchain

*Continued on next page...*



*Continued from previous page...*

Mol	Chain	Res	Type	Group
1	32	39	GLN	Sidechain,Mainchain
1	32	41	ILE	Peptide,Mainchain
1	32	43	HIS	Mainchain
1	32	47	VAL	Peptide
1	32	48	TYR	Sidechain
1	32	50	ARG	Mainchain
1	32	52	PHE	Sidechain
1	32	64	TYR	Mainchain
1	32	65	PHE	Peptide,Sidechain,Mainchain
1	32	66	ARG	Sidechain,Mainchain
1	32	79	THR	Mainchain
1	32	8	LEU	Peptide
1	32	80	PHE	Sidechain
1	32	81	ASN	Sidechain
1	32	82	ARG	Sidechain
1	32	84	ARG	Peptide,Sidechain,Mainchain
1	32	88	GLY	Peptide
1	32	89	PHE	Peptide,Sidechain,Mainchain
1	32	9	PHE	Sidechain
1	32	90	PHE	Sidechain
1	32	91	PRO	Mainchain
1	32	92	ASN	Peptide
1	32	94	THR	Peptide
1	32	96	ASP	Peptide,Sidechain
1	32	97	SER	Peptide
2	33	106	GLY	Mainchain
2	33	107	PHE	Peptide,Sidechain
2	33	108	HIS	Peptide
2	33	15	VAL	Mainchain
2	33	2	GLU	Mainchain
2	33	209	LEU	Mainchain
2	33	215	GLN	Sidechain
2	33	216	ASN	Sidechain,Mainchain
2	33	217	PRO	Mainchain
2	33	22	GLN	Sidechain
2	33	220	PHE	Sidechain
2	33	222	GLN	Sidechain
2	33	224	VAL	Peptide
2	33	225	ASN	Mainchain
2	33	226	ILE	Peptide
2	33	227	TYR	Sidechain
2	33	228	ASP	Mainchain

*Continued on next page...*

*Continued from previous page...*

Mol	Chain	Res	Type	Group
2	33	229	ASN	Sidechain
2	33	23	HIS	Sidechain,Mainchain
2	33	25	SER	Peptide
2	33	28	THR	Mainchain
2	33	29	MET	Mainchain
2	33	30	PRO	Peptide,Mainchain
2	33	31	PHE	Sidechain,Mainchain
2	33	35	PHE	Sidechain,Mainchain
2	33	36	SER	Mainchain
2	33	37	ASN	Mainchain
2	33	38	VAL	Mainchain
2	33	39	ASP	Mainchain
2	33	4	GLU	Peptide,Mainchain
2	33	40	ASN	Sidechain
2	33	41	PHE	Peptide,Sidechain,Mainchain
2	33	44	MET	Mainchain
2	33	46	TYR	Peptide,Sidechain,Mainchain
2	33	47	ASP	Sidechain
2	33	50	THR	Mainchain
2	33	52	ASP	Peptide
2	33	54	ASN	Sidechain,Mainchain
2	33	55	PRO	Mainchain
2	33	56	SER	Mainchain
2	33	57	LYS	Peptide,Mainchain
2	33	59	VAL	Mainchain
2	33	67	THR	Mainchain
2	33	70	TRP	Mainchain
2	33	71	ALA	Peptide
2	33	72	ARG	Peptide,Sidechain
2	33	73	GLY	Mainchain
2	33	74	TYR	Peptide,Sidechain
2	33	75	GLN	Peptide
2	33	77	THR	Mainchain
2	33	78	HIS	Sidechain
2	33	8	VAL	Peptide,Mainchain
2	33	9	VAL	Mainchain
2	33	91[B]	LYS	Mainchain
4	35	27	PHE	Sidechain
1	36	1	ASP	Mainchain
1	36	13	ALA	Mainchain
1	36	14	ASP	Mainchain
1	36	146	ASN	Sidechain

*Continued on next page...*

*Continued from previous page...*

Mol	Chain	Res	Type	Group
1	36	147	ARG	Sidechain
1	36	149	THR	Peptide,Mainchain
1	36	150	TYR	Sidechain,Mainchain
1	36	152	SER	Mainchain
1	36	154	SER	Mainchain
1	36	155	PRO	Peptide,Mainchain
1	36	156	SER	Mainchain
1	36	16	THR	Peptide,Mainchain
1	36	166	MET	Mainchain
1	36	167	GLY	Peptide,Mainchain
1	36	169	ASP	Mainchain
1	36	17	THR	Peptide,Mainchain
1	36	170	ALA	Peptide
1	36	171	ARG	Mainchain
1	36	172	PHE	Sidechain,Mainchain
1	36	179	VAL	Mainchain
1	36	180	VAL	Mainchain
1	36	182	PHE	Sidechain
1	36	20	GLU	Mainchain
1	36	21	ASN	Peptide
1	36	22	HIS	Sidechain
1	36	23	GLY	Mainchain
1	36	24	VAL	Mainchain
1	36	25	ASP	Peptide
1	36	26	ALA	Peptide,Mainchain
1	36	27	LYS	Peptide
1	36	29	TYR	Sidechain
1	36	30	PHE	Sidechain,Mainchain
1	36	34	ALA	Mainchain
1	36	35	THR	Mainchain
1	36	36	THR	Mainchain
1	36	37	ALA	Mainchain
1	36	38	PRO	Mainchain
1	36	39	GLN	Sidechain,Mainchain
1	36	41	ILE	Peptide,Mainchain
1	36	43	HIS	Mainchain
1	36	47	VAL	Peptide
1	36	48	TYR	Sidechain
1	36	50	ARG	Mainchain
1	36	52	PHE	Sidechain
1	36	64	TYR	Mainchain
1	36	65	PHE	Peptide,Sidechain,Mainchain

*Continued on next page...*

*Continued from previous page...*

Mol	Chain	Res	Type	Group
1	36	66	ARG	Sidechain,Mainchain
1	36	79	THR	Mainchain
1	36	8	LEU	Peptide
1	36	80	PHE	Sidechain
1	36	81	ASN	Sidechain
1	36	82	ARG	Sidechain
1	36	84	ARG	Peptide,Sidechain,Mainchain
1	36	88	GLY	Peptide
1	36	89	PHE	Peptide,Sidechain,Mainchain
1	36	9	PHE	Sidechain
1	36	90	PHE	Sidechain
1	36	91	PRO	Mainchain
1	36	92	ASN	Peptide
1	36	94	THR	Peptide
1	36	96	ASP	Peptide,Sidechain
1	36	97	SER	Peptide
2	37	106	GLY	Mainchain
2	37	107	PHE	Peptide,Sidechain
2	37	108	HIS	Peptide
2	37	15	VAL	Mainchain
2	37	2	GLU	Mainchain
2	37	209	LEU	Mainchain
2	37	215	GLN	Sidechain
2	37	216	ASN	Sidechain,Mainchain
2	37	217	PRO	Mainchain
2	37	22	GLN	Sidechain
2	37	220	PHE	Sidechain
2	37	222	GLN	Sidechain
2	37	224	VAL	Peptide
2	37	225	ASN	Mainchain
2	37	226	ILE	Peptide
2	37	227	TYR	Sidechain
2	37	228	ASP	Mainchain
2	37	229	ASN	Sidechain
2	37	23	HIS	Sidechain,Mainchain
2	37	25	SER	Peptide
2	37	28	THR	Mainchain
2	37	29	MET	Mainchain
2	37	30	PRO	Peptide,Mainchain
2	37	31	PHE	Sidechain,Mainchain
2	37	35	PHE	Sidechain,Mainchain
2	37	36	SER	Mainchain

*Continued on next page...*

*Continued from previous page...*

Mol	Chain	Res	Type	Group
2	37	37	ASN	Mainchain
2	37	38	VAL	Mainchain
2	37	39	ASP	Mainchain
2	37	4	GLU	Peptide,Mainchain
2	37	40	ASN	Sidechain
2	37	41	PHE	Peptide,Sidechain,Mainchain
2	37	44	MET	Mainchain
2	37	46	TYR	Peptide,Sidechain,Mainchain
2	37	47	ASP	Sidechain
2	37	50	THR	Mainchain
2	37	52	ASP	Peptide
2	37	54	ASN	Sidechain,Mainchain
2	37	55	PRO	Mainchain
2	37	56	SER	Mainchain
2	37	57	LYS	Peptide,Mainchain
2	37	59	VAL	Mainchain
2	37	67	THR	Mainchain
2	37	70	TRP	Mainchain
2	37	71	ALA	Peptide
2	37	72	ARG	Peptide,Sidechain
2	37	73	GLY	Mainchain
2	37	74	TYR	Peptide,Sidechain
2	37	75	GLN	Peptide
2	37	77	THR	Mainchain
2	37	78	HIS	Sidechain
2	37	8	VAL	Peptide,Mainchain
2	37	9	VAL	Mainchain
2	37	91[B]	LYS	Mainchain
4	39	27	PHE	Sidechain
1	3A	1	ASP	Mainchain
1	3A	13	ALA	Mainchain
1	3A	14	ASP	Mainchain
1	3A	146	ASN	Sidechain
1	3A	147	ARG	Sidechain
1	3A	149	THR	Peptide,Mainchain
1	3A	150	TYR	Sidechain,Mainchain
1	3A	152	SER	Mainchain
1	3A	154	SER	Mainchain
1	3A	155	PRO	Peptide,Mainchain
1	3A	156	SER	Mainchain
1	3A	16	THR	Peptide,Mainchain
1	3A	166	MET	Mainchain

*Continued on next page...*

*Continued from previous page...*

Mol	Chain	Res	Type	Group
1	3A	167	GLY	Peptide,Mainchain
1	3A	169	ASP	Mainchain
1	3A	17	THR	Peptide,Mainchain
1	3A	170	ALA	Peptide
1	3A	171	ARG	Mainchain
1	3A	172	PHE	Sidechain,Mainchain
1	3A	179	VAL	Mainchain
1	3A	180	VAL	Mainchain
1	3A	182	PHE	Sidechain
1	3A	20	GLU	Mainchain
1	3A	21	ASN	Peptide
1	3A	22	HIS	Sidechain
1	3A	23	GLY	Mainchain
1	3A	24	VAL	Mainchain
1	3A	25	ASP	Peptide
1	3A	26	ALA	Peptide,Mainchain
1	3A	27	LYS	Peptide
1	3A	29	TYR	Sidechain
1	3A	30	PHE	Sidechain,Mainchain
1	3A	34	ALA	Mainchain
1	3A	35	THR	Mainchain
1	3A	36	THR	Mainchain
1	3A	37	ALA	Mainchain
1	3A	38	PRO	Mainchain
1	3A	39	GLN	Sidechain,Mainchain
1	3A	41	ILE	Peptide,Mainchain
1	3A	43	HIS	Mainchain
1	3A	47	VAL	Peptide
1	3A	48	TYR	Sidechain
1	3A	50	ARG	Mainchain
1	3A	52	PHE	Sidechain
1	3A	64	TYR	Mainchain
1	3A	65	PHE	Peptide,Sidechain,Mainchain
1	3A	66	ARG	Sidechain,Mainchain
1	3A	79	THR	Mainchain
1	3A	8	LEU	Peptide
1	3A	80	PHE	Sidechain
1	3A	81	ASN	Sidechain
1	3A	82	ARG	Sidechain
1	3A	84	ARG	Peptide,Sidechain,Mainchain
1	3A	88	GLY	Peptide
1	3A	89	PHE	Peptide,Sidechain,Mainchain

*Continued on next page...*

*Continued from previous page...*

Mol	Chain	Res	Type	Group
1	3A	9	PHE	Sidechain
1	3A	90	PHE	Sidechain
1	3A	91	PRO	Mainchain
1	3A	92	ASN	Peptide
1	3A	94	THR	Peptide
1	3A	96	ASP	Peptide,Sidechain
1	3A	97	SER	Peptide
2	3B	106	GLY	Mainchain
2	3B	107	PHE	Peptide,Sidechain
2	3B	108	HIS	Peptide
2	3B	15	VAL	Mainchain
2	3B	2	GLU	Mainchain
2	3B	209	LEU	Mainchain
2	3B	215	GLN	Sidechain
2	3B	216	ASN	Sidechain,Mainchain
2	3B	217	PRO	Mainchain
2	3B	22	GLN	Sidechain
2	3B	220	PHE	Sidechain
2	3B	222	GLN	Sidechain
2	3B	224	VAL	Peptide
2	3B	225	ASN	Mainchain
2	3B	226	ILE	Peptide
2	3B	227	TYR	Sidechain
2	3B	228	ASP	Mainchain
2	3B	229	ASN	Sidechain
2	3B	23	HIS	Sidechain,Mainchain
2	3B	25	SER	Peptide
2	3B	28	THR	Mainchain
2	3B	29	MET	Mainchain
2	3B	30	PRO	Peptide,Mainchain
2	3B	31	PHE	Sidechain,Mainchain
2	3B	35	PHE	Sidechain,Mainchain
2	3B	36	SER	Mainchain
2	3B	37	ASN	Mainchain
2	3B	38	VAL	Mainchain
2	3B	39	ASP	Mainchain
2	3B	4	GLU	Peptide,Mainchain
2	3B	40	ASN	Sidechain
2	3B	41	PHE	Peptide,Sidechain,Mainchain
2	3B	44	MET	Mainchain
2	3B	46	TYR	Peptide,Sidechain,Mainchain
2	3B	47	ASP	Sidechain

*Continued on next page...*



*Continued from previous page...*

Mol	Chain	Res	Type	Group
2	3B	50	THR	Mainchain
2	3B	52	ASP	Peptide
2	3B	54	ASN	Sidechain,Mainchain
2	3B	55	PRO	Mainchain
2	3B	56	SER	Mainchain
2	3B	57	LYS	Peptide,Mainchain
2	3B	59	VAL	Mainchain
2	3B	67	THR	Mainchain
2	3B	70	TRP	Mainchain
2	3B	71	ALA	Peptide
2	3B	72	ARG	Peptide,Sidechain
2	3B	73	GLY	Mainchain
2	3B	74	TYR	Peptide,Sidechain
2	3B	75	GLN	Peptide
2	3B	77	THR	Mainchain
2	3B	78	HIS	Sidechain
2	3B	8	VAL	Peptide,Mainchain
2	3B	9	VAL	Mainchain
2	3B	91[B]	LYS	Mainchain
4	3D	27	PHE	Sidechain
1	3E	1	ASP	Mainchain
1	3E	13	ALA	Mainchain
1	3E	14	ASP	Mainchain
1	3E	146	ASN	Sidechain
1	3E	147	ARG	Sidechain
1	3E	149	THR	Peptide,Mainchain
1	3E	150	TYR	Sidechain,Mainchain
1	3E	152	SER	Mainchain
1	3E	154	SER	Mainchain
1	3E	155	PRO	Peptide,Mainchain
1	3E	156	SER	Mainchain
1	3E	16	THR	Peptide,Mainchain
1	3E	166	MET	Mainchain
1	3E	167	GLY	Peptide,Mainchain
1	3E	169	ASP	Mainchain
1	3E	17	THR	Peptide,Mainchain
1	3E	170	ALA	Peptide
1	3E	171	ARG	Mainchain
1	3E	172	PHE	Sidechain,Mainchain
1	3E	179	VAL	Mainchain
1	3E	180	VAL	Mainchain
1	3E	182	PHE	Sidechain

*Continued on next page...*

*Continued from previous page...*

Mol	Chain	Res	Type	Group
1	3E	20	GLU	Mainchain
1	3E	21	ASN	Peptide
1	3E	22	HIS	Sidechain
1	3E	23	GLY	Mainchain
1	3E	24	VAL	Mainchain
1	3E	25	ASP	Peptide
1	3E	26	ALA	Peptide,Mainchain
1	3E	27	LYS	Peptide
1	3E	29	TYR	Sidechain
1	3E	30	PHE	Sidechain,Mainchain
1	3E	34	ALA	Mainchain
1	3E	35	THR	Mainchain
1	3E	36	THR	Mainchain
1	3E	37	ALA	Mainchain
1	3E	38	PRO	Mainchain
1	3E	39	GLN	Sidechain,Mainchain
1	3E	41	ILE	Peptide,Mainchain
1	3E	43	HIS	Mainchain
1	3E	47	VAL	Peptide
1	3E	48	TYR	Sidechain
1	3E	50	ARG	Mainchain
1	3E	52	PHE	Sidechain
1	3E	64	TYR	Mainchain
1	3E	65	PHE	Peptide,Sidechain,Mainchain
1	3E	66	ARG	Sidechain,Mainchain
1	3E	79	THR	Mainchain
1	3E	8	LEU	Peptide
1	3E	80	PHE	Sidechain
1	3E	81	ASN	Sidechain
1	3E	82	ARG	Sidechain
1	3E	84	ARG	Peptide,Sidechain,Mainchain
1	3E	88	GLY	Peptide
1	3E	89	PHE	Peptide,Sidechain,Mainchain
1	3E	9	PHE	Sidechain
1	3E	90	PHE	Sidechain
1	3E	91	PRO	Mainchain
1	3E	92	ASN	Peptide
1	3E	94	THR	Peptide
1	3E	96	ASP	Peptide,Sidechain
1	3E	97	SER	Peptide
2	3F	106	GLY	Mainchain
2	3F	107	PHE	Peptide,Sidechain

*Continued on next page...*

*Continued from previous page...*

Mol	Chain	Res	Type	Group
2	3F	108	HIS	Peptide
2	3F	15	VAL	Mainchain
2	3F	2	GLU	Mainchain
2	3F	209	LEU	Mainchain
2	3F	215	GLN	Sidechain
2	3F	216	ASN	Sidechain,Mainchain
2	3F	217	PRO	Mainchain
2	3F	22	GLN	Sidechain
2	3F	220	PHE	Sidechain
2	3F	222	GLN	Sidechain
2	3F	224	VAL	Peptide
2	3F	225	ASN	Mainchain
2	3F	226	ILE	Peptide
2	3F	227	TYR	Sidechain
2	3F	228	ASP	Mainchain
2	3F	229	ASN	Sidechain
2	3F	23	HIS	Sidechain,Mainchain
2	3F	25	SER	Peptide
2	3F	28	THR	Mainchain
2	3F	29	MET	Mainchain
2	3F	30	PRO	Peptide,Mainchain
2	3F	31	PHE	Sidechain,Mainchain
2	3F	35	PHE	Sidechain,Mainchain
2	3F	36	SER	Mainchain
2	3F	37	ASN	Mainchain
2	3F	38	VAL	Mainchain
2	3F	39	ASP	Mainchain
2	3F	4	GLU	Peptide,Mainchain
2	3F	40	ASN	Sidechain
2	3F	41	PHE	Peptide,Sidechain,Mainchain
2	3F	44	MET	Mainchain
2	3F	46	TYR	Peptide,Sidechain,Mainchain
2	3F	47	ASP	Sidechain
2	3F	50	THR	Mainchain
2	3F	52	ASP	Peptide
2	3F	54	ASN	Sidechain,Mainchain
2	3F	55	PRO	Mainchain
2	3F	56	SER	Mainchain
2	3F	57	LYS	Peptide,Mainchain
2	3F	59	VAL	Mainchain
2	3F	67	THR	Mainchain
2	3F	70	TRP	Mainchain

*Continued on next page...*

*Continued from previous page...*

Mol	Chain	Res	Type	Group
2	3F	71	ALA	Peptide
2	3F	72	ARG	Peptide,Sidechain
2	3F	73	GLY	Mainchain
2	3F	74	TYR	Peptide,Sidechain
2	3F	75	GLN	Peptide
2	3F	77	THR	Mainchain
2	3F	78	HIS	Sidechain
2	3F	8	VAL	Peptide,Mainchain
2	3F	9	VAL	Mainchain
2	3F	91[B]	LYS	Mainchain
4	3H	27	PHE	Sidechain
1	3I	1	ASP	Mainchain
1	3I	13	ALA	Mainchain
1	3I	14	ASP	Mainchain
1	3I	146	ASN	Sidechain
1	3I	147	ARG	Sidechain
1	3I	149	THR	Peptide,Mainchain
1	3I	150	TYR	Sidechain,Mainchain
1	3I	152	SER	Mainchain
1	3I	154	SER	Mainchain
1	3I	155	PRO	Peptide,Mainchain
1	3I	156	SER	Mainchain
1	3I	16	THR	Peptide,Mainchain
1	3I	166	MET	Mainchain
1	3I	167	GLY	Peptide,Mainchain
1	3I	169	ASP	Mainchain
1	3I	17	THR	Peptide,Mainchain
1	3I	170	ALA	Peptide
1	3I	171	ARG	Mainchain
1	3I	172	PHE	Sidechain,Mainchain
1	3I	179	VAL	Mainchain
1	3I	180	VAL	Mainchain
1	3I	182	PHE	Sidechain
1	3I	20	GLU	Mainchain
1	3I	21	ASN	Peptide
1	3I	22	HIS	Sidechain
1	3I	23	GLY	Mainchain
1	3I	24	VAL	Mainchain
1	3I	25	ASP	Peptide
1	3I	26	ALA	Peptide,Mainchain
1	3I	27	LYS	Peptide
1	3I	29	TYR	Sidechain

*Continued on next page...*

*Continued from previous page...*

Mol	Chain	Res	Type	Group
1	3I	30	PHE	Sidechain,Mainchain
1	3I	34	ALA	Mainchain
1	3I	35	THR	Mainchain
1	3I	36	THR	Mainchain
1	3I	37	ALA	Mainchain
1	3I	38	PRO	Mainchain
1	3I	39	GLN	Sidechain,Mainchain
1	3I	41	ILE	Peptide,Mainchain
1	3I	43	HIS	Mainchain
1	3I	47	VAL	Peptide
1	3I	48	TYR	Sidechain
1	3I	50	ARG	Mainchain
1	3I	52	PHE	Sidechain
1	3I	64	TYR	Mainchain
1	3I	65	PHE	Peptide,Sidechain,Mainchain
1	3I	66	ARG	Sidechain,Mainchain
1	3I	79	THR	Mainchain
1	3I	8	LEU	Peptide
1	3I	80	PHE	Sidechain
1	3I	81	ASN	Sidechain
1	3I	82	ARG	Sidechain
1	3I	84	ARG	Peptide,Sidechain,Mainchain
1	3I	88	GLY	Peptide
1	3I	89	PHE	Peptide,Sidechain,Mainchain
1	3I	9	PHE	Sidechain
1	3I	90	PHE	Sidechain
1	3I	91	PRO	Mainchain
1	3I	92	ASN	Peptide
1	3I	94	THR	Peptide
1	3I	96	ASP	Peptide,Sidechain
1	3I	97	SER	Peptide
2	3J	106	GLY	Mainchain
2	3J	107	PHE	Peptide,Sidechain
2	3J	108	HIS	Peptide
2	3J	15	VAL	Mainchain
2	3J	2	GLU	Mainchain
2	3J	209	LEU	Mainchain
2	3J	215	GLN	Sidechain
2	3J	216	ASN	Sidechain,Mainchain
2	3J	217	PRO	Mainchain
2	3J	22	GLN	Sidechain
2	3J	220	PHE	Sidechain

*Continued on next page...*

*Continued from previous page...*

Mol	Chain	Res	Type	Group
2	3J	222	GLN	Sidechain
2	3J	224	VAL	Peptide
2	3J	225	ASN	Mainchain
2	3J	226	ILE	Peptide
2	3J	227	TYR	Sidechain
2	3J	228	ASP	Mainchain
2	3J	229	ASN	Sidechain
2	3J	23	HIS	Sidechain,Mainchain
2	3J	25	SER	Peptide
2	3J	28	THR	Mainchain
2	3J	29	MET	Mainchain
2	3J	30	PRO	Peptide,Mainchain
2	3J	31	PHE	Sidechain,Mainchain
2	3J	35	PHE	Sidechain,Mainchain
2	3J	36	SER	Mainchain
2	3J	37	ASN	Mainchain
2	3J	38	VAL	Mainchain
2	3J	39	ASP	Mainchain
2	3J	4	GLU	Peptide,Mainchain
2	3J	40	ASN	Sidechain
2	3J	41	PHE	Peptide,Sidechain,Mainchain
2	3J	44	MET	Mainchain
2	3J	46	TYR	Peptide,Sidechain,Mainchain
2	3J	47	ASP	Sidechain
2	3J	50	THR	Mainchain
2	3J	52	ASP	Peptide
2	3J	54	ASN	Sidechain,Mainchain
2	3J	55	PRO	Mainchain
2	3J	56	SER	Mainchain
2	3J	57	LYS	Peptide,Mainchain
2	3J	59	VAL	Mainchain
2	3J	67	THR	Mainchain
2	3J	70	TRP	Mainchain
2	3J	71	ALA	Peptide
2	3J	72	ARG	Peptide,Sidechain
2	3J	73	GLY	Mainchain
2	3J	74	TYR	Peptide,Sidechain
2	3J	75	GLN	Peptide
2	3J	77	THR	Mainchain
2	3J	78	HIS	Sidechain
2	3J	8	VAL	Peptide,Mainchain
2	3J	9	VAL	Mainchain

*Continued on next page...*

*Continued from previous page...*

Mol	Chain	Res	Type	Group
2	3J	91[B]	LYS	Mainchain
4	3L	27	PHE	Sidechain
1	3M	1	ASP	Mainchain
1	3M	13	ALA	Mainchain
1	3M	14	ASP	Mainchain
1	3M	146	ASN	Sidechain
1	3M	147	ARG	Sidechain
1	3M	149	THR	Peptide,Mainchain
1	3M	150	TYR	Sidechain,Mainchain
1	3M	152	SER	Mainchain
1	3M	154	SER	Mainchain
1	3M	155	PRO	Peptide,Mainchain
1	3M	156	SER	Mainchain
1	3M	16	THR	Peptide,Mainchain
1	3M	166	MET	Mainchain
1	3M	167	GLY	Peptide,Mainchain
1	3M	169	ASP	Mainchain
1	3M	17	THR	Peptide,Mainchain
1	3M	170	ALA	Peptide
1	3M	171	ARG	Mainchain
1	3M	172	PHE	Sidechain,Mainchain
1	3M	179	VAL	Mainchain
1	3M	180	VAL	Mainchain
1	3M	182	PHE	Sidechain
1	3M	20	GLU	Mainchain
1	3M	21	ASN	Peptide
1	3M	22	HIS	Sidechain
1	3M	23	GLY	Mainchain
1	3M	24	VAL	Mainchain
1	3M	25	ASP	Peptide
1	3M	26	ALA	Peptide,Mainchain
1	3M	27	LYS	Peptide
1	3M	29	TYR	Sidechain
1	3M	30	PHE	Sidechain,Mainchain
1	3M	34	ALA	Mainchain
1	3M	35	THR	Mainchain
1	3M	36	THR	Mainchain
1	3M	37	ALA	Mainchain
1	3M	38	PRO	Mainchain
1	3M	39	GLN	Sidechain,Mainchain
1	3M	41	ILE	Peptide,Mainchain
1	3M	43	HIS	Mainchain

*Continued on next page...*



*Continued from previous page...*

Mol	Chain	Res	Type	Group
1	3M	47	VAL	Peptide
1	3M	48	TYR	Sidechain
1	3M	50	ARG	Mainchain
1	3M	52	PHE	Sidechain
1	3M	64	TYR	Mainchain
1	3M	65	PHE	Peptide,Sidechain,Mainchain
1	3M	66	ARG	Sidechain,Mainchain
1	3M	79	THR	Mainchain
1	3M	8	LEU	Peptide
1	3M	80	PHE	Sidechain
1	3M	81	ASN	Sidechain
1	3M	82	ARG	Sidechain
1	3M	84	ARG	Peptide,Sidechain,Mainchain
1	3M	88	GLY	Peptide
1	3M	89	PHE	Peptide,Sidechain,Mainchain
1	3M	9	PHE	Sidechain
1	3M	90	PHE	Sidechain
1	3M	91	PRO	Mainchain
1	3M	92	ASN	Peptide
1	3M	94	THR	Peptide
1	3M	96	ASP	Peptide,Sidechain
1	3M	97	SER	Peptide
2	3N	106	GLY	Mainchain
2	3N	107	PHE	Peptide,Sidechain
2	3N	108	HIS	Peptide
2	3N	15	VAL	Mainchain
2	3N	2	GLU	Mainchain
2	3N	209	LEU	Mainchain
2	3N	215	GLN	Sidechain
2	3N	216	ASN	Sidechain,Mainchain
2	3N	217	PRO	Mainchain
2	3N	22	GLN	Sidechain
2	3N	220	PHE	Sidechain
2	3N	222	GLN	Sidechain
2	3N	224	VAL	Peptide
2	3N	225	ASN	Mainchain
2	3N	226	ILE	Peptide
2	3N	227	TYR	Sidechain
2	3N	228	ASP	Mainchain
2	3N	229	ASN	Sidechain
2	3N	23	HIS	Sidechain,Mainchain
2	3N	25	SER	Peptide

*Continued on next page...*

*Continued from previous page...*

Mol	Chain	Res	Type	Group
2	3N	28	THR	Mainchain
2	3N	29	MET	Mainchain
2	3N	30	PRO	Peptide,Mainchain
2	3N	31	PHE	Sidechain,Mainchain
2	3N	35	PHE	Sidechain,Mainchain
2	3N	36	SER	Mainchain
2	3N	37	ASN	Mainchain
2	3N	38	VAL	Mainchain
2	3N	39	ASP	Mainchain
2	3N	4	GLU	Peptide,Mainchain
2	3N	40	ASN	Sidechain
2	3N	41	PHE	Peptide,Sidechain,Mainchain
2	3N	44	MET	Mainchain
2	3N	46	TYR	Peptide,Sidechain,Mainchain
2	3N	47	ASP	Sidechain
2	3N	50	THR	Mainchain
2	3N	52	ASP	Peptide
2	3N	54	ASN	Sidechain,Mainchain
2	3N	55	PRO	Mainchain
2	3N	56	SER	Mainchain
2	3N	57	LYS	Peptide,Mainchain
2	3N	59	VAL	Mainchain
2	3N	67	THR	Mainchain
2	3N	70	TRP	Mainchain
2	3N	71	ALA	Peptide
2	3N	72	ARG	Peptide,Sidechain
2	3N	73	GLY	Mainchain
2	3N	74	TYR	Peptide,Sidechain
2	3N	75	GLN	Peptide
2	3N	77	THR	Mainchain
2	3N	78	HIS	Sidechain
2	3N	8	VAL	Peptide,Mainchain
2	3N	9	VAL	Mainchain
2	3N	91[B]	LYS	Mainchain
4	3P	27	PHE	Sidechain
1	3Q	1	ASP	Mainchain
1	3Q	13	ALA	Mainchain
1	3Q	14	ASP	Mainchain
1	3Q	146	ASN	Sidechain
1	3Q	147	ARG	Sidechain
1	3Q	149	THR	Peptide,Mainchain
1	3Q	150	TYR	Sidechain,Mainchain

*Continued on next page...*

*Continued from previous page...*

Mol	Chain	Res	Type	Group
1	3Q	152	SER	Mainchain
1	3Q	154	SER	Mainchain
1	3Q	155	PRO	Peptide,Mainchain
1	3Q	156	SER	Mainchain
1	3Q	16	THR	Peptide,Mainchain
1	3Q	166	MET	Mainchain
1	3Q	167	GLY	Peptide,Mainchain
1	3Q	169	ASP	Mainchain
1	3Q	17	THR	Peptide,Mainchain
1	3Q	170	ALA	Peptide
1	3Q	171	ARG	Mainchain
1	3Q	172	PHE	Sidechain,Mainchain
1	3Q	179	VAL	Mainchain
1	3Q	180	VAL	Mainchain
1	3Q	182	PHE	Sidechain
1	3Q	20	GLU	Mainchain
1	3Q	21	ASN	Peptide
1	3Q	22	HIS	Sidechain
1	3Q	23	GLY	Mainchain
1	3Q	24	VAL	Mainchain
1	3Q	25	ASP	Peptide
1	3Q	26	ALA	Peptide,Mainchain
1	3Q	27	LYS	Peptide
1	3Q	29	TYR	Sidechain
1	3Q	30	PHE	Sidechain,Mainchain
1	3Q	34	ALA	Mainchain
1	3Q	35	THR	Mainchain
1	3Q	36	THR	Mainchain
1	3Q	37	ALA	Mainchain
1	3Q	38	PRO	Mainchain
1	3Q	39	GLN	Sidechain,Mainchain
1	3Q	41	ILE	Peptide,Mainchain
1	3Q	43	HIS	Mainchain
1	3Q	47	VAL	Peptide
1	3Q	48	TYR	Sidechain
1	3Q	50	ARG	Mainchain
1	3Q	52	PHE	Sidechain
1	3Q	64	TYR	Mainchain
1	3Q	65	PHE	Peptide,Sidechain,Mainchain
1	3Q	66	ARG	Sidechain,Mainchain
1	3Q	79	THR	Mainchain
1	3Q	8	LEU	Peptide

*Continued on next page...*

*Continued from previous page...*

Mol	Chain	Res	Type	Group
1	3Q	80	PHE	Sidechain
1	3Q	81	ASN	Sidechain
1	3Q	82	ARG	Sidechain
1	3Q	84	ARG	Peptide,Sidechain,Mainchain
1	3Q	88	GLY	Peptide
1	3Q	89	PHE	Peptide,Sidechain,Mainchain
1	3Q	9	PHE	Sidechain
1	3Q	90	PHE	Sidechain
1	3Q	91	PRO	Mainchain
1	3Q	92	ASN	Peptide
1	3Q	94	THR	Peptide
1	3Q	96	ASP	Peptide,Sidechain
1	3Q	97	SER	Peptide
2	3R	106	GLY	Mainchain
2	3R	107	PHE	Peptide,Sidechain
2	3R	108	HIS	Peptide
2	3R	15	VAL	Mainchain
2	3R	2	GLU	Mainchain
2	3R	209	LEU	Mainchain
2	3R	215	GLN	Sidechain
2	3R	216	ASN	Sidechain,Mainchain
2	3R	217	PRO	Mainchain
2	3R	22	GLN	Sidechain
2	3R	220	PHE	Sidechain
2	3R	222	GLN	Sidechain
2	3R	224	VAL	Peptide
2	3R	225	ASN	Mainchain
2	3R	226	ILE	Peptide
2	3R	227	TYR	Sidechain
2	3R	228	ASP	Mainchain
2	3R	229	ASN	Sidechain
2	3R	23	HIS	Sidechain,Mainchain
2	3R	25	SER	Peptide
2	3R	28	THR	Mainchain
2	3R	29	MET	Mainchain
2	3R	30	PRO	Peptide,Mainchain
2	3R	31	PHE	Sidechain,Mainchain
2	3R	35	PHE	Sidechain,Mainchain
2	3R	36	SER	Mainchain
2	3R	37	ASN	Mainchain
2	3R	38	VAL	Mainchain
2	3R	39	ASP	Mainchain

*Continued on next page...*

*Continued from previous page...*

Mol	Chain	Res	Type	Group
2	3R	4	GLU	Peptide,Mainchain
2	3R	40	ASN	Sidechain
2	3R	41	PHE	Peptide,Sidechain,Mainchain
2	3R	44	MET	Mainchain
2	3R	46	TYR	Peptide,Sidechain,Mainchain
2	3R	47	ASP	Sidechain
2	3R	50	THR	Mainchain
2	3R	52	ASP	Peptide
2	3R	54	ASN	Sidechain,Mainchain
2	3R	55	PRO	Mainchain
2	3R	56	SER	Mainchain
2	3R	57	LYS	Peptide,Mainchain
2	3R	59	VAL	Mainchain
2	3R	67	THR	Mainchain
2	3R	70	TRP	Mainchain
2	3R	71	ALA	Peptide
2	3R	72	ARG	Peptide,Sidechain
2	3R	73	GLY	Mainchain
2	3R	74	TYR	Peptide,Sidechain
2	3R	75	GLN	Peptide
2	3R	77	THR	Mainchain
2	3R	78	HIS	Sidechain
2	3R	8	VAL	Peptide,Mainchain
2	3R	9	VAL	Mainchain
2	3R	91[B]	LYS	Mainchain
4	3T	27	PHE	Sidechain
1	3U	1	ASP	Mainchain
1	3U	13	ALA	Mainchain
1	3U	14	ASP	Mainchain
1	3U	146	ASN	Sidechain
1	3U	147	ARG	Sidechain
1	3U	149	THR	Peptide,Mainchain
1	3U	150	TYR	Sidechain,Mainchain
1	3U	152	SER	Mainchain
1	3U	154	SER	Mainchain
1	3U	155	PRO	Peptide,Mainchain
1	3U	156	SER	Mainchain
1	3U	16	THR	Peptide,Mainchain
1	3U	166	MET	Mainchain
1	3U	167	GLY	Peptide,Mainchain
1	3U	169	ASP	Mainchain
1	3U	17	THR	Peptide,Mainchain

*Continued on next page...*

*Continued from previous page...*

Mol	Chain	Res	Type	Group
1	3U	170	ALA	Peptide
1	3U	171	ARG	Mainchain
1	3U	172	PHE	Sidechain,Mainchain
1	3U	179	VAL	Mainchain
1	3U	180	VAL	Mainchain
1	3U	182	PHE	Sidechain
1	3U	20	GLU	Mainchain
1	3U	21	ASN	Peptide
1	3U	22	HIS	Sidechain
1	3U	23	GLY	Mainchain
1	3U	24	VAL	Mainchain
1	3U	25	ASP	Peptide
1	3U	26	ALA	Peptide,Mainchain
1	3U	27	LYS	Peptide
1	3U	29	TYR	Sidechain
1	3U	30	PHE	Sidechain,Mainchain
1	3U	34	ALA	Mainchain
1	3U	35	THR	Mainchain
1	3U	36	THR	Mainchain
1	3U	37	ALA	Mainchain
1	3U	38	PRO	Mainchain
1	3U	39	GLN	Sidechain,Mainchain
1	3U	41	ILE	Peptide,Mainchain
1	3U	43	HIS	Mainchain
1	3U	47	VAL	Peptide
1	3U	48	TYR	Sidechain
1	3U	50	ARG	Mainchain
1	3U	52	PHE	Sidechain
1	3U	64	TYR	Mainchain
1	3U	65	PHE	Peptide,Sidechain,Mainchain
1	3U	66	ARG	Sidechain,Mainchain
1	3U	79	THR	Mainchain
1	3U	8	LEU	Peptide
1	3U	80	PHE	Sidechain
1	3U	81	ASN	Sidechain
1	3U	82	ARG	Sidechain
1	3U	84	ARG	Peptide,Sidechain,Mainchain
1	3U	88	GLY	Peptide
1	3U	89	PHE	Peptide,Sidechain,Mainchain
1	3U	9	PHE	Sidechain
1	3U	90	PHE	Sidechain
1	3U	91	PRO	Mainchain

*Continued on next page...*

*Continued from previous page...*

Mol	Chain	Res	Type	Group
1	3U	92	ASN	Peptide
1	3U	94	THR	Peptide
1	3U	96	ASP	Peptide,Sidechain
1	3U	97	SER	Peptide
2	3V	106	GLY	Mainchain
2	3V	107	PHE	Peptide,Sidechain
2	3V	108	HIS	Peptide
2	3V	15	VAL	Mainchain
2	3V	2	GLU	Mainchain
2	3V	209	LEU	Mainchain
2	3V	215	GLN	Sidechain
2	3V	216	ASN	Sidechain,Mainchain
2	3V	217	PRO	Mainchain
2	3V	22	GLN	Sidechain
2	3V	220	PHE	Sidechain
2	3V	222	GLN	Sidechain
2	3V	224	VAL	Peptide
2	3V	225	ASN	Mainchain
2	3V	226	ILE	Peptide
2	3V	227	TYR	Sidechain
2	3V	228	ASP	Mainchain
2	3V	229	ASN	Sidechain
2	3V	23	HIS	Sidechain,Mainchain
2	3V	25	SER	Peptide
2	3V	28	THR	Mainchain
2	3V	29	MET	Mainchain
2	3V	30	PRO	Peptide,Mainchain
2	3V	31	PHE	Sidechain,Mainchain
2	3V	35	PHE	Sidechain,Mainchain
2	3V	36	SER	Mainchain
2	3V	37	ASN	Mainchain
2	3V	38	VAL	Mainchain
2	3V	39	ASP	Mainchain
2	3V	4	GLU	Peptide,Mainchain
2	3V	40	ASN	Sidechain
2	3V	41	PHE	Peptide,Sidechain,Mainchain
2	3V	44	MET	Mainchain
2	3V	46	TYR	Peptide,Sidechain,Mainchain
2	3V	47	ASP	Sidechain
2	3V	50	THR	Mainchain
2	3V	52	ASP	Peptide
2	3V	54	ASN	Sidechain,Mainchain

*Continued on next page...*



*Continued from previous page...*

Mol	Chain	Res	Type	Group
2	3V	55	PRO	Mainchain
2	3V	56	SER	Mainchain
2	3V	57	LYS	Peptide,Mainchain
2	3V	59	VAL	Mainchain
2	3V	67	THR	Mainchain
2	3V	70	TRP	Mainchain
2	3V	71	ALA	Peptide
2	3V	72	ARG	Peptide,Sidechain
2	3V	73	GLY	Mainchain
2	3V	74	TYR	Peptide,Sidechain
2	3V	75	GLN	Peptide
2	3V	77	THR	Mainchain
2	3V	78	HIS	Sidechain
2	3V	8	VAL	Peptide,Mainchain
2	3V	9	VAL	Mainchain
2	3V	91[B]	LYS	Mainchain
4	3X	27	PHE	Sidechain
1	3Y	1	ASP	Mainchain
1	3Y	13	ALA	Mainchain
1	3Y	14	ASP	Mainchain
1	3Y	146	ASN	Sidechain
1	3Y	147	ARG	Sidechain
1	3Y	149	THR	Peptide,Mainchain
1	3Y	150	TYR	Sidechain,Mainchain
1	3Y	152	SER	Mainchain
1	3Y	154	SER	Mainchain
1	3Y	155	PRO	Peptide,Mainchain
1	3Y	156	SER	Mainchain
1	3Y	16	THR	Peptide,Mainchain
1	3Y	166	MET	Mainchain
1	3Y	167	GLY	Peptide,Mainchain
1	3Y	169	ASP	Mainchain
1	3Y	17	THR	Peptide,Mainchain
1	3Y	170	ALA	Peptide
1	3Y	171	ARG	Mainchain
1	3Y	172	PHE	Sidechain,Mainchain
1	3Y	179	VAL	Mainchain
1	3Y	180	VAL	Mainchain
1	3Y	182	PHE	Sidechain
1	3Y	20	GLU	Mainchain
1	3Y	21	ASN	Peptide
1	3Y	22	HIS	Sidechain

*Continued on next page...*

*Continued from previous page...*

Mol	Chain	Res	Type	Group
1	3Y	23	GLY	Mainchain
1	3Y	24	VAL	Mainchain
1	3Y	25	ASP	Peptide
1	3Y	26	ALA	Peptide,Mainchain
1	3Y	27	LYS	Peptide
1	3Y	29	TYR	Sidechain
1	3Y	30	PHE	Sidechain,Mainchain
1	3Y	34	ALA	Mainchain
1	3Y	35	THR	Mainchain
1	3Y	36	THR	Mainchain
1	3Y	37	ALA	Mainchain
1	3Y	38	PRO	Mainchain
1	3Y	39	GLN	Sidechain,Mainchain
1	3Y	41	ILE	Peptide,Mainchain
1	3Y	43	HIS	Mainchain
1	3Y	47	VAL	Peptide
1	3Y	48	TYR	Sidechain
1	3Y	50	ARG	Mainchain
1	3Y	52	PHE	Sidechain
1	3Y	64	TYR	Mainchain
1	3Y	65	PHE	Peptide,Sidechain,Mainchain
1	3Y	66	ARG	Sidechain,Mainchain
1	3Y	79	THR	Mainchain
1	3Y	8	LEU	Peptide
1	3Y	80	PHE	Sidechain
1	3Y	81	ASN	Sidechain
1	3Y	82	ARG	Sidechain
1	3Y	84	ARG	Peptide,Sidechain,Mainchain
1	3Y	88	GLY	Peptide
1	3Y	89	PHE	Peptide,Sidechain,Mainchain
1	3Y	9	PHE	Sidechain
1	3Y	90	PHE	Sidechain
1	3Y	91	PRO	Mainchain
1	3Y	92	ASN	Peptide
1	3Y	94	THR	Peptide
1	3Y	96	ASP	Peptide,Sidechain
1	3Y	97	SER	Peptide
2	3Z	106	GLY	Mainchain
2	3Z	107	PHE	Peptide,Sidechain
2	3Z	108	HIS	Peptide
2	3Z	15	VAL	Mainchain
2	3Z	2	GLU	Mainchain

*Continued on next page...*

*Continued from previous page...*

Mol	Chain	Res	Type	Group
2	3Z	209	LEU	Mainchain
2	3Z	215	GLN	Sidechain
2	3Z	216	ASN	Sidechain,Mainchain
2	3Z	217	PRO	Mainchain
2	3Z	22	GLN	Sidechain
2	3Z	220	PHE	Sidechain
2	3Z	222	GLN	Sidechain
2	3Z	224	VAL	Peptide
2	3Z	225	ASN	Mainchain
2	3Z	226	ILE	Peptide
2	3Z	227	TYR	Sidechain
2	3Z	228	ASP	Mainchain
2	3Z	229	ASN	Sidechain
2	3Z	23	HIS	Sidechain,Mainchain
2	3Z	25	SER	Peptide
2	3Z	28	THR	Mainchain
2	3Z	29	MET	Mainchain
2	3Z	30	PRO	Peptide,Mainchain
2	3Z	31	PHE	Sidechain,Mainchain
2	3Z	35	PHE	Sidechain,Mainchain
2	3Z	36	SER	Mainchain
2	3Z	37	ASN	Mainchain
2	3Z	38	VAL	Mainchain
2	3Z	39	ASP	Mainchain
2	3Z	4	GLU	Peptide,Mainchain
2	3Z	40	ASN	Sidechain
2	3Z	41	PHE	Peptide,Sidechain,Mainchain
2	3Z	44	MET	Mainchain
2	3Z	46	TYR	Peptide,Sidechain,Mainchain
2	3Z	47	ASP	Sidechain
2	3Z	50	THR	Mainchain
2	3Z	52	ASP	Peptide
2	3Z	54	ASN	Sidechain,Mainchain
2	3Z	55	PRO	Mainchain
2	3Z	56	SER	Mainchain
2	3Z	57	LYS	Peptide,Mainchain
2	3Z	59	VAL	Mainchain
2	3Z	67	THR	Mainchain
2	3Z	70	TRP	Mainchain
2	3Z	71	ALA	Peptide
2	3Z	72	ARG	Peptide,Sidechain
2	3Z	73	GLY	Mainchain

*Continued on next page...*

*Continued from previous page...*

Mol	Chain	Res	Type	Group
2	3Z	74	TYR	Peptide,Sidechain
2	3Z	75	GLN	Peptide
2	3Z	77	THR	Mainchain
2	3Z	78	HIS	Sidechain
2	3Z	8	VAL	Peptide,Mainchain
2	3Z	9	VAL	Mainchain
2	3Z	91[B]	LYS	Mainchain
4	41	27	PHE	Sidechain
1	42	1	ASP	Mainchain
1	42	13	ALA	Mainchain
1	42	14	ASP	Mainchain
1	42	146	ASN	Sidechain
1	42	147	ARG	Sidechain
1	42	149	THR	Peptide,Mainchain
1	42	150	TYR	Sidechain,Mainchain
1	42	152	SER	Mainchain
1	42	154	SER	Mainchain
1	42	155	PRO	Peptide,Mainchain
1	42	156	SER	Mainchain
1	42	16	THR	Peptide,Mainchain
1	42	166	MET	Mainchain
1	42	167	GLY	Peptide,Mainchain
1	42	169	ASP	Mainchain
1	42	17	THR	Peptide,Mainchain
1	42	170	ALA	Peptide
1	42	171	ARG	Mainchain
1	42	172	PHE	Sidechain,Mainchain
1	42	179	VAL	Mainchain
1	42	180	VAL	Mainchain
1	42	182	PHE	Sidechain
1	42	20	GLU	Mainchain
1	42	21	ASN	Peptide
1	42	22	HIS	Sidechain
1	42	23	GLY	Mainchain
1	42	24	VAL	Mainchain
1	42	25	ASP	Peptide
1	42	26	ALA	Peptide,Mainchain
1	42	27	LYS	Peptide
1	42	29	TYR	Sidechain
1	42	30	PHE	Sidechain,Mainchain
1	42	34	ALA	Mainchain
1	42	35	THR	Mainchain

*Continued on next page...*

*Continued from previous page...*

Mol	Chain	Res	Type	Group
1	42	36	THR	Mainchain
1	42	37	ALA	Mainchain
1	42	38	PRO	Mainchain
1	42	39	GLN	Sidechain,Mainchain
1	42	41	ILE	Peptide,Mainchain
1	42	43	HIS	Mainchain
1	42	47	VAL	Peptide
1	42	48	TYR	Sidechain
1	42	50	ARG	Mainchain
1	42	52	PHE	Sidechain
1	42	64	TYR	Mainchain
1	42	65	PHE	Peptide,Sidechain,Mainchain
1	42	66	ARG	Sidechain,Mainchain
1	42	79	THR	Mainchain
1	42	8	LEU	Peptide
1	42	80	PHE	Sidechain
1	42	81	ASN	Sidechain
1	42	82	ARG	Sidechain
1	42	84	ARG	Peptide,Sidechain,Mainchain
1	42	88	GLY	Peptide
1	42	89	PHE	Peptide,Sidechain,Mainchain
1	42	9	PHE	Sidechain
1	42	90	PHE	Sidechain
1	42	91	PRO	Mainchain
1	42	92	ASN	Peptide
1	42	94	THR	Peptide
1	42	96	ASP	Peptide,Sidechain
1	42	97	SER	Peptide
2	43	106	GLY	Mainchain
2	43	107	PHE	Peptide,Sidechain
2	43	108	HIS	Peptide
2	43	15	VAL	Mainchain
2	43	2	GLU	Mainchain
2	43	209	LEU	Mainchain
2	43	215	GLN	Sidechain
2	43	216	ASN	Sidechain,Mainchain
2	43	217	PRO	Mainchain
2	43	22	GLN	Sidechain
2	43	220	PHE	Sidechain
2	43	222	GLN	Sidechain
2	43	224	VAL	Peptide
2	43	225	ASN	Mainchain

*Continued on next page...*

*Continued from previous page...*

Mol	Chain	Res	Type	Group
2	43	226	ILE	Peptide
2	43	227	TYR	Sidechain
2	43	228	ASP	Mainchain
2	43	229	ASN	Sidechain
2	43	23	HIS	Sidechain,Mainchain
2	43	25	SER	Peptide
2	43	28	THR	Mainchain
2	43	29	MET	Mainchain
2	43	30	PRO	Peptide,Mainchain
2	43	31	PHE	Sidechain,Mainchain
2	43	35	PHE	Sidechain,Mainchain
2	43	36	SER	Mainchain
2	43	37	ASN	Mainchain
2	43	38	VAL	Mainchain
2	43	39	ASP	Mainchain
2	43	4	GLU	Peptide,Mainchain
2	43	40	ASN	Sidechain
2	43	41	PHE	Peptide,Sidechain,Mainchain
2	43	44	MET	Mainchain
2	43	46	TYR	Peptide,Sidechain,Mainchain
2	43	47	ASP	Sidechain
2	43	50	THR	Mainchain
2	43	52	ASP	Peptide
2	43	54	ASN	Sidechain,Mainchain
2	43	55	PRO	Mainchain
2	43	56	SER	Mainchain
2	43	57	LYS	Peptide,Mainchain
2	43	59	VAL	Mainchain
2	43	67	THR	Mainchain
2	43	70	TRP	Mainchain
2	43	71	ALA	Peptide
2	43	72	ARG	Peptide,Sidechain
2	43	73	GLY	Mainchain
2	43	74	TYR	Peptide,Sidechain
2	43	75	GLN	Peptide
2	43	77	THR	Mainchain
2	43	78	HIS	Sidechain
2	43	8	VAL	Peptide,Mainchain
2	43	9	VAL	Mainchain
2	43	91[B]	LYS	Mainchain
4	45	27	PHE	Sidechain
1	46	1	ASP	Mainchain

*Continued on next page...*

*Continued from previous page...*

Mol	Chain	Res	Type	Group
1	46	13	ALA	Mainchain
1	46	14	ASP	Mainchain
1	46	146	ASN	Sidechain
1	46	147	ARG	Sidechain
1	46	149	THR	Peptide,Mainchain
1	46	150	TYR	Sidechain,Mainchain
1	46	152	SER	Mainchain
1	46	154	SER	Mainchain
1	46	155	PRO	Peptide,Mainchain
1	46	156	SER	Mainchain
1	46	16	THR	Peptide,Mainchain
1	46	166	MET	Mainchain
1	46	167	GLY	Peptide,Mainchain
1	46	169	ASP	Mainchain
1	46	17	THR	Peptide,Mainchain
1	46	170	ALA	Peptide
1	46	171	ARG	Mainchain
1	46	172	PHE	Sidechain,Mainchain
1	46	179	VAL	Mainchain
1	46	180	VAL	Mainchain
1	46	182	PHE	Sidechain
1	46	20	GLU	Mainchain
1	46	21	ASN	Peptide
1	46	22	HIS	Sidechain
1	46	23	GLY	Mainchain
1	46	24	VAL	Mainchain
1	46	25	ASP	Peptide
1	46	26	ALA	Peptide,Mainchain
1	46	27	LYS	Peptide
1	46	29	TYR	Sidechain
1	46	30	PHE	Sidechain,Mainchain
1	46	34	ALA	Mainchain
1	46	35	THR	Mainchain
1	46	36	THR	Mainchain
1	46	37	ALA	Mainchain
1	46	38	PRO	Mainchain
1	46	39	GLN	Sidechain,Mainchain
1	46	41	ILE	Peptide,Mainchain
1	46	43	HIS	Mainchain
1	46	47	VAL	Peptide
1	46	48	TYR	Sidechain
1	46	50	ARG	Mainchain

*Continued on next page...*



*Continued from previous page...*

Mol	Chain	Res	Type	Group
1	46	52	PHE	Sidechain
1	46	64	TYR	Mainchain
1	46	65	PHE	Peptide,Sidechain,Mainchain
1	46	66	ARG	Sidechain,Mainchain
1	46	79	THR	Mainchain
1	46	8	LEU	Peptide
1	46	80	PHE	Sidechain
1	46	81	ASN	Sidechain
1	46	82	ARG	Sidechain
1	46	84	ARG	Peptide,Sidechain,Mainchain
1	46	88	GLY	Peptide
1	46	89	PHE	Peptide,Sidechain,Mainchain
1	46	9	PHE	Sidechain
1	46	90	PHE	Sidechain
1	46	91	PRO	Mainchain
1	46	92	ASN	Peptide
1	46	94	THR	Peptide
1	46	96	ASP	Peptide,Sidechain
1	46	97	SER	Peptide
2	47	106	GLY	Mainchain
2	47	107	PHE	Peptide,Sidechain
2	47	108	HIS	Peptide
2	47	15	VAL	Mainchain
2	47	2	GLU	Mainchain
2	47	209	LEU	Mainchain
2	47	215	GLN	Sidechain
2	47	216	ASN	Sidechain,Mainchain
2	47	217	PRO	Mainchain
2	47	22	GLN	Sidechain
2	47	220	PHE	Sidechain
2	47	222	GLN	Sidechain
2	47	224	VAL	Peptide
2	47	225	ASN	Mainchain
2	47	226	ILE	Peptide
2	47	227	TYR	Sidechain
2	47	228	ASP	Mainchain
2	47	229	ASN	Sidechain
2	47	23	HIS	Sidechain,Mainchain
2	47	25	SER	Peptide
2	47	28	THR	Mainchain
2	47	29	MET	Mainchain
2	47	30	PRO	Peptide,Mainchain

*Continued on next page...*

*Continued from previous page...*

Mol	Chain	Res	Type	Group
2	47	31	PHE	Sidechain,Mainchain
2	47	35	PHE	Sidechain,Mainchain
2	47	36	SER	Mainchain
2	47	37	ASN	Mainchain
2	47	38	VAL	Mainchain
2	47	39	ASP	Mainchain
2	47	4	GLU	Peptide,Mainchain
2	47	40	ASN	Sidechain
2	47	41	PHE	Peptide,Sidechain,Mainchain
2	47	44	MET	Mainchain
2	47	46	TYR	Peptide,Sidechain,Mainchain
2	47	47	ASP	Sidechain
2	47	50	THR	Mainchain
2	47	52	ASP	Peptide
2	47	54	ASN	Sidechain,Mainchain
2	47	55	PRO	Mainchain
2	47	56	SER	Mainchain
2	47	57	LYS	Peptide,Mainchain
2	47	59	VAL	Mainchain
2	47	67	THR	Mainchain
2	47	70	TRP	Mainchain
2	47	71	ALA	Peptide
2	47	72	ARG	Peptide,Sidechain
2	47	73	GLY	Mainchain
2	47	74	TYR	Peptide,Sidechain
2	47	75	GLN	Peptide
2	47	77	THR	Mainchain
2	47	78	HIS	Sidechain
2	47	8	VAL	Peptide,Mainchain
2	47	9	VAL	Mainchain
2	47	91[B]	LYS	Mainchain
4	49	27	PHE	Sidechain
1	4A	1	ASP	Mainchain
1	4A	13	ALA	Mainchain
1	4A	14	ASP	Mainchain
1	4A	146	ASN	Sidechain
1	4A	147	ARG	Sidechain
1	4A	149	THR	Peptide,Mainchain
1	4A	150	TYR	Sidechain,Mainchain
1	4A	152	SER	Mainchain
1	4A	154	SER	Mainchain
1	4A	155	PRO	Peptide,Mainchain

*Continued on next page...*

*Continued from previous page...*

Mol	Chain	Res	Type	Group
1	4A	156	SER	Mainchain
1	4A	16	THR	Peptide,Mainchain
1	4A	166	MET	Mainchain
1	4A	167	GLY	Peptide,Mainchain
1	4A	169	ASP	Mainchain
1	4A	17	THR	Peptide,Mainchain
1	4A	170	ALA	Peptide
1	4A	171	ARG	Mainchain
1	4A	172	PHE	Sidechain,Mainchain
1	4A	179	VAL	Mainchain
1	4A	180	VAL	Mainchain
1	4A	182	PHE	Sidechain
1	4A	20	GLU	Mainchain
1	4A	21	ASN	Peptide
1	4A	22	HIS	Sidechain
1	4A	23	GLY	Mainchain
1	4A	24	VAL	Mainchain
1	4A	25	ASP	Peptide
1	4A	26	ALA	Peptide,Mainchain
1	4A	27	LYS	Peptide
1	4A	29	TYR	Sidechain
1	4A	30	PHE	Sidechain,Mainchain
1	4A	34	ALA	Mainchain
1	4A	35	THR	Mainchain
1	4A	36	THR	Mainchain
1	4A	37	ALA	Mainchain
1	4A	38	PRO	Mainchain
1	4A	39	GLN	Sidechain,Mainchain
1	4A	41	ILE	Peptide,Mainchain
1	4A	43	HIS	Mainchain
1	4A	47	VAL	Peptide
1	4A	48	TYR	Sidechain
1	4A	50	ARG	Mainchain
1	4A	52	PHE	Sidechain
1	4A	64	TYR	Mainchain
1	4A	65	PHE	Peptide,Sidechain,Mainchain
1	4A	66	ARG	Sidechain,Mainchain
1	4A	79	THR	Mainchain
1	4A	8	LEU	Peptide
1	4A	80	PHE	Sidechain
1	4A	81	ASN	Sidechain
1	4A	82	ARG	Sidechain

*Continued on next page...*

*Continued from previous page...*

Mol	Chain	Res	Type	Group
1	4A	84	ARG	Peptide,Sidechain,Mainchain
1	4A	88	GLY	Peptide
1	4A	89	PHE	Peptide,Sidechain,Mainchain
1	4A	9	PHE	Sidechain
1	4A	90	PHE	Sidechain
1	4A	91	PRO	Mainchain
1	4A	92	ASN	Peptide
1	4A	94	THR	Peptide
1	4A	96	ASP	Peptide,Sidechain
1	4A	97	SER	Peptide
2	4B	106	GLY	Mainchain
2	4B	107	PHE	Peptide,Sidechain
2	4B	108	HIS	Peptide
2	4B	15	VAL	Mainchain
2	4B	2	GLU	Mainchain
2	4B	209	LEU	Mainchain
2	4B	215	GLN	Sidechain
2	4B	216	ASN	Sidechain,Mainchain
2	4B	217	PRO	Mainchain
2	4B	22	GLN	Sidechain
2	4B	220	PHE	Sidechain
2	4B	222	GLN	Sidechain
2	4B	224	VAL	Peptide
2	4B	225	ASN	Mainchain
2	4B	226	ILE	Peptide
2	4B	227	TYR	Sidechain
2	4B	228	ASP	Mainchain
2	4B	229	ASN	Sidechain
2	4B	23	HIS	Sidechain,Mainchain
2	4B	25	SER	Peptide
2	4B	28	THR	Mainchain
2	4B	29	MET	Mainchain
2	4B	30	PRO	Peptide,Mainchain
2	4B	31	PHE	Sidechain,Mainchain
2	4B	35	PHE	Sidechain,Mainchain
2	4B	36	SER	Mainchain
2	4B	37	ASN	Mainchain
2	4B	38	VAL	Mainchain
2	4B	39	ASP	Mainchain
2	4B	4	GLU	Peptide,Mainchain
2	4B	40	ASN	Sidechain
2	4B	41	PHE	Peptide,Sidechain,Mainchain

*Continued on next page...*

*Continued from previous page...*

Mol	Chain	Res	Type	Group
2	4B	44	MET	Mainchain
2	4B	46	TYR	Peptide,Sidechain,Mainchain
2	4B	47	ASP	Sidechain
2	4B	50	THR	Mainchain
2	4B	52	ASP	Peptide
2	4B	54	ASN	Sidechain,Mainchain
2	4B	55	PRO	Mainchain
2	4B	56	SER	Mainchain
2	4B	57	LYS	Peptide,Mainchain
2	4B	59	VAL	Mainchain
2	4B	67	THR	Mainchain
2	4B	70	TRP	Mainchain
2	4B	71	ALA	Peptide
2	4B	72	ARG	Peptide,Sidechain
2	4B	73	GLY	Mainchain
2	4B	74	TYR	Peptide,Sidechain
2	4B	75	GLN	Peptide
2	4B	77	THR	Mainchain
2	4B	78	HIS	Sidechain
2	4B	8	VAL	Peptide,Mainchain
2	4B	9	VAL	Mainchain
2	4B	91[B]	LYS	Mainchain
4	4D	27	PHE	Sidechain
1	4E	1	ASP	Mainchain
1	4E	13	ALA	Mainchain
1	4E	14	ASP	Mainchain
1	4E	146	ASN	Sidechain
1	4E	147	ARG	Sidechain
1	4E	149	THR	Peptide,Mainchain
1	4E	150	TYR	Sidechain,Mainchain
1	4E	152	SER	Mainchain
1	4E	154	SER	Mainchain
1	4E	155	PRO	Peptide,Mainchain
1	4E	156	SER	Mainchain
1	4E	16	THR	Peptide,Mainchain
1	4E	166	MET	Mainchain
1	4E	167	GLY	Peptide,Mainchain
1	4E	169	ASP	Mainchain
1	4E	17	THR	Peptide,Mainchain
1	4E	170	ALA	Peptide
1	4E	171	ARG	Mainchain
1	4E	172	PHE	Sidechain,Mainchain

*Continued on next page...*

*Continued from previous page...*

Mol	Chain	Res	Type	Group
1	4E	179	VAL	Mainchain
1	4E	180	VAL	Mainchain
1	4E	182	PHE	Sidechain
1	4E	20	GLU	Mainchain
1	4E	21	ASN	Peptide
1	4E	22	HIS	Sidechain
1	4E	23	GLY	Mainchain
1	4E	24	VAL	Mainchain
1	4E	25	ASP	Peptide
1	4E	26	ALA	Peptide,Mainchain
1	4E	27	LYS	Peptide
1	4E	29	TYR	Sidechain
1	4E	30	PHE	Sidechain,Mainchain
1	4E	34	ALA	Mainchain
1	4E	35	THR	Mainchain
1	4E	36	THR	Mainchain
1	4E	37	ALA	Mainchain
1	4E	38	PRO	Mainchain
1	4E	39	GLN	Sidechain,Mainchain
1	4E	41	ILE	Peptide,Mainchain
1	4E	43	HIS	Mainchain
1	4E	47	VAL	Peptide
1	4E	48	TYR	Sidechain
1	4E	50	ARG	Mainchain
1	4E	52	PHE	Sidechain
1	4E	64	TYR	Mainchain
1	4E	65	PHE	Peptide,Sidechain,Mainchain
1	4E	66	ARG	Sidechain,Mainchain
1	4E	79	THR	Mainchain
1	4E	8	LEU	Peptide
1	4E	80	PHE	Sidechain
1	4E	81	ASN	Sidechain
1	4E	82	ARG	Sidechain
1	4E	84	ARG	Peptide,Sidechain,Mainchain
1	4E	88	GLY	Peptide
1	4E	89	PHE	Peptide,Sidechain,Mainchain
1	4E	9	PHE	Sidechain
1	4E	90	PHE	Sidechain
1	4E	91	PRO	Mainchain
1	4E	92	ASN	Peptide
1	4E	94	THR	Peptide
1	4E	96	ASP	Peptide,Sidechain

*Continued on next page...*

*Continued from previous page...*

Mol	Chain	Res	Type	Group
1	4E	97	SER	Peptide
2	4F	106	GLY	Mainchain
2	4F	107	PHE	Peptide,Sidechain
2	4F	108	HIS	Peptide
2	4F	15	VAL	Mainchain
2	4F	2	GLU	Mainchain
2	4F	209	LEU	Mainchain
2	4F	215	GLN	Sidechain
2	4F	216	ASN	Sidechain,Mainchain
2	4F	217	PRO	Mainchain
2	4F	22	GLN	Sidechain
2	4F	220	PHE	Sidechain
2	4F	222	GLN	Sidechain
2	4F	224	VAL	Peptide
2	4F	225	ASN	Mainchain
2	4F	226	ILE	Peptide
2	4F	227	TYR	Sidechain
2	4F	228	ASP	Mainchain
2	4F	229	ASN	Sidechain
2	4F	23	HIS	Sidechain,Mainchain
2	4F	25	SER	Peptide
2	4F	28	THR	Mainchain
2	4F	29	MET	Mainchain
2	4F	30	PRO	Peptide,Mainchain
2	4F	31	PHE	Sidechain,Mainchain
2	4F	35	PHE	Sidechain,Mainchain
2	4F	36	SER	Mainchain
2	4F	37	ASN	Mainchain
2	4F	38	VAL	Mainchain
2	4F	39	ASP	Mainchain
2	4F	4	GLU	Peptide,Mainchain
2	4F	40	ASN	Sidechain
2	4F	41	PHE	Peptide,Sidechain,Mainchain
2	4F	44	MET	Mainchain
2	4F	46	TYR	Peptide,Sidechain,Mainchain
2	4F	47	ASP	Sidechain
2	4F	50	THR	Mainchain
2	4F	52	ASP	Peptide
2	4F	54	ASN	Sidechain,Mainchain
2	4F	55	PRO	Mainchain
2	4F	56	SER	Mainchain
2	4F	57	LYS	Peptide,Mainchain

*Continued on next page...*



*Continued from previous page...*

Mol	Chain	Res	Type	Group
2	4F	59	VAL	Mainchain
2	4F	67	THR	Mainchain
2	4F	70	TRP	Mainchain
2	4F	71	ALA	Peptide
2	4F	72	ARG	Peptide,Sidechain
2	4F	73	GLY	Mainchain
2	4F	74	TYR	Peptide,Sidechain
2	4F	75	GLN	Peptide
2	4F	77	THR	Mainchain
2	4F	78	HIS	Sidechain
2	4F	8	VAL	Peptide,Mainchain
2	4F	9	VAL	Mainchain
2	4F	91[B]	LYS	Mainchain
4	4H	27	PHE	Sidechain
1	4I	1	ASP	Mainchain
1	4I	13	ALA	Mainchain
1	4I	14	ASP	Mainchain
1	4I	146	ASN	Sidechain
1	4I	147	ARG	Sidechain
1	4I	149	THR	Peptide,Mainchain
1	4I	150	TYR	Sidechain,Mainchain
1	4I	152	SER	Mainchain
1	4I	154	SER	Mainchain
1	4I	155	PRO	Peptide,Mainchain
1	4I	156	SER	Mainchain
1	4I	16	THR	Peptide,Mainchain
1	4I	166	MET	Mainchain
1	4I	167	GLY	Peptide,Mainchain
1	4I	169	ASP	Mainchain
1	4I	17	THR	Peptide,Mainchain
1	4I	170	ALA	Peptide
1	4I	171	ARG	Mainchain
1	4I	172	PHE	Sidechain,Mainchain
1	4I	179	VAL	Mainchain
1	4I	180	VAL	Mainchain
1	4I	182	PHE	Sidechain
1	4I	20	GLU	Mainchain
1	4I	21	ASN	Peptide
1	4I	22	HIS	Sidechain
1	4I	23	GLY	Mainchain
1	4I	24	VAL	Mainchain
1	4I	25	ASP	Peptide

*Continued on next page...*

*Continued from previous page...*

Mol	Chain	Res	Type	Group
1	4I	26	ALA	Peptide,Mainchain
1	4I	27	LYS	Peptide
1	4I	29	TYR	Sidechain
1	4I	30	PHE	Sidechain,Mainchain
1	4I	34	ALA	Mainchain
1	4I	35	THR	Mainchain
1	4I	36	THR	Mainchain
1	4I	37	ALA	Mainchain
1	4I	38	PRO	Mainchain
1	4I	39	GLN	Sidechain,Mainchain
1	4I	41	ILE	Peptide,Mainchain
1	4I	43	HIS	Mainchain
1	4I	47	VAL	Peptide
1	4I	48	TYR	Sidechain
1	4I	50	ARG	Mainchain
1	4I	52	PHE	Sidechain
1	4I	64	TYR	Mainchain
1	4I	65	PHE	Peptide,Sidechain,Mainchain
1	4I	66	ARG	Sidechain,Mainchain
1	4I	79	THR	Mainchain
1	4I	8	LEU	Peptide
1	4I	80	PHE	Sidechain
1	4I	81	ASN	Sidechain
1	4I	82	ARG	Sidechain
1	4I	84	ARG	Peptide,Sidechain,Mainchain
1	4I	88	GLY	Peptide
1	4I	89	PHE	Peptide,Sidechain,Mainchain
1	4I	9	PHE	Sidechain
1	4I	90	PHE	Sidechain
1	4I	91	PRO	Mainchain
1	4I	92	ASN	Peptide
1	4I	94	THR	Peptide
1	4I	96	ASP	Peptide,Sidechain
1	4I	97	SER	Peptide
2	4J	106	GLY	Mainchain
2	4J	107	PHE	Peptide,Sidechain
2	4J	108	HIS	Peptide
2	4J	15	VAL	Mainchain
2	4J	2	GLU	Mainchain
2	4J	209	LEU	Mainchain
2	4J	215	GLN	Sidechain
2	4J	216	ASN	Sidechain,Mainchain

*Continued on next page...*

*Continued from previous page...*

Mol	Chain	Res	Type	Group
2	4J	217	PRO	Mainchain
2	4J	22	GLN	Sidechain
2	4J	220	PHE	Sidechain
2	4J	222	GLN	Sidechain
2	4J	224	VAL	Peptide
2	4J	225	ASN	Mainchain
2	4J	226	ILE	Peptide
2	4J	227	TYR	Sidechain
2	4J	228	ASP	Mainchain
2	4J	229	ASN	Sidechain
2	4J	23	HIS	Sidechain,Mainchain
2	4J	25	SER	Peptide
2	4J	28	THR	Mainchain
2	4J	29	MET	Mainchain
2	4J	30	PRO	Peptide,Mainchain
2	4J	31	PHE	Sidechain,Mainchain
2	4J	35	PHE	Sidechain,Mainchain
2	4J	36	SER	Mainchain
2	4J	37	ASN	Mainchain
2	4J	38	VAL	Mainchain
2	4J	39	ASP	Mainchain
2	4J	4	GLU	Peptide,Mainchain
2	4J	40	ASN	Sidechain
2	4J	41	PHE	Peptide,Sidechain,Mainchain
2	4J	44	MET	Mainchain
2	4J	46	TYR	Peptide,Sidechain,Mainchain
2	4J	47	ASP	Sidechain
2	4J	50	THR	Mainchain
2	4J	52	ASP	Peptide
2	4J	54	ASN	Sidechain,Mainchain
2	4J	55	PRO	Mainchain
2	4J	56	SER	Mainchain
2	4J	57	LYS	Peptide,Mainchain
2	4J	59	VAL	Mainchain
2	4J	67	THR	Mainchain
2	4J	70	TRP	Mainchain
2	4J	71	ALA	Peptide
2	4J	72	ARG	Peptide,Sidechain
2	4J	73	GLY	Mainchain
2	4J	74	TYR	Peptide,Sidechain
2	4J	75	GLN	Peptide
2	4J	77	THR	Mainchain

*Continued on next page...*

*Continued from previous page...*

Mol	Chain	Res	Type	Group
2	4J	78	HIS	Sidechain
2	4J	8	VAL	Peptide,Mainchain
2	4J	9	VAL	Mainchain
2	4J	91[B]	LYS	Mainchain
4	4L	27	PHE	Sidechain
1	4M	1	ASP	Mainchain
1	4M	13	ALA	Mainchain
1	4M	14	ASP	Mainchain
1	4M	146	ASN	Sidechain
1	4M	147	ARG	Sidechain
1	4M	149	THR	Peptide,Mainchain
1	4M	150	TYR	Sidechain,Mainchain
1	4M	152	SER	Mainchain
1	4M	154	SER	Mainchain
1	4M	155	PRO	Peptide,Mainchain
1	4M	156	SER	Mainchain
1	4M	16	THR	Peptide,Mainchain
1	4M	166	MET	Mainchain
1	4M	167	GLY	Peptide,Mainchain
1	4M	169	ASP	Mainchain
1	4M	17	THR	Peptide,Mainchain
1	4M	170	ALA	Peptide
1	4M	171	ARG	Mainchain
1	4M	172	PHE	Sidechain,Mainchain
1	4M	179	VAL	Mainchain
1	4M	180	VAL	Mainchain
1	4M	182	PHE	Sidechain
1	4M	20	GLU	Mainchain
1	4M	21	ASN	Peptide
1	4M	22	HIS	Sidechain
1	4M	23	GLY	Mainchain
1	4M	24	VAL	Mainchain
1	4M	25	ASP	Peptide
1	4M	26	ALA	Peptide,Mainchain
1	4M	27	LYS	Peptide
1	4M	29	TYR	Sidechain
1	4M	30	PHE	Sidechain,Mainchain
1	4M	34	ALA	Mainchain
1	4M	35	THR	Mainchain
1	4M	36	THR	Mainchain
1	4M	37	ALA	Mainchain
1	4M	38	PRO	Mainchain

*Continued on next page...*

*Continued from previous page...*

Mol	Chain	Res	Type	Group
1	4M	39	GLN	Sidechain,Mainchain
1	4M	41	ILE	Peptide,Mainchain
1	4M	43	HIS	Mainchain
1	4M	47	VAL	Peptide
1	4M	48	TYR	Sidechain
1	4M	50	ARG	Mainchain
1	4M	52	PHE	Sidechain
1	4M	64	TYR	Mainchain
1	4M	65	PHE	Peptide,Sidechain,Mainchain
1	4M	66	ARG	Sidechain,Mainchain
1	4M	79	THR	Mainchain
1	4M	8	LEU	Peptide
1	4M	80	PHE	Sidechain
1	4M	81	ASN	Sidechain
1	4M	82	ARG	Sidechain
1	4M	84	ARG	Peptide,Sidechain,Mainchain
1	4M	88	GLY	Peptide
1	4M	89	PHE	Peptide,Sidechain,Mainchain
1	4M	9	PHE	Sidechain
1	4M	90	PHE	Sidechain
1	4M	91	PRO	Mainchain
1	4M	92	ASN	Peptide
1	4M	94	THR	Peptide
1	4M	96	ASP	Peptide,Sidechain
1	4M	97	SER	Peptide
2	4N	106	GLY	Mainchain
2	4N	107	PHE	Peptide,Sidechain
2	4N	108	HIS	Peptide
2	4N	15	VAL	Mainchain
2	4N	2	GLU	Mainchain
2	4N	209	LEU	Mainchain
2	4N	215	GLN	Sidechain
2	4N	216	ASN	Sidechain,Mainchain
2	4N	217	PRO	Mainchain
2	4N	22	GLN	Sidechain
2	4N	220	PHE	Sidechain
2	4N	222	GLN	Sidechain
2	4N	224	VAL	Peptide
2	4N	225	ASN	Mainchain
2	4N	226	ILE	Peptide
2	4N	227	TYR	Sidechain
2	4N	228	ASP	Mainchain

*Continued on next page...*

*Continued from previous page...*

Mol	Chain	Res	Type	Group
2	4N	229	ASN	Sidechain
2	4N	23	HIS	Sidechain,Mainchain
2	4N	25	SER	Peptide
2	4N	28	THR	Mainchain
2	4N	29	MET	Mainchain
2	4N	30	PRO	Peptide,Mainchain
2	4N	31	PHE	Sidechain,Mainchain
2	4N	35	PHE	Sidechain,Mainchain
2	4N	36	SER	Mainchain
2	4N	37	ASN	Mainchain
2	4N	38	VAL	Mainchain
2	4N	39	ASP	Mainchain
2	4N	4	GLU	Peptide,Mainchain
2	4N	40	ASN	Sidechain
2	4N	41	PHE	Peptide,Sidechain,Mainchain
2	4N	44	MET	Mainchain
2	4N	46	TYR	Peptide,Sidechain,Mainchain
2	4N	47	ASP	Sidechain
2	4N	50	THR	Mainchain
2	4N	52	ASP	Peptide
2	4N	54	ASN	Sidechain,Mainchain
2	4N	55	PRO	Mainchain
2	4N	56	SER	Mainchain
2	4N	57	LYS	Peptide,Mainchain
2	4N	59	VAL	Mainchain
2	4N	67	THR	Mainchain
2	4N	70	TRP	Mainchain
2	4N	71	ALA	Peptide
2	4N	72	ARG	Peptide,Sidechain
2	4N	73	GLY	Mainchain
2	4N	74	TYR	Peptide,Sidechain
2	4N	75	GLN	Peptide
2	4N	77	THR	Mainchain
2	4N	78	HIS	Sidechain
2	4N	8	VAL	Peptide,Mainchain
2	4N	9	VAL	Mainchain
2	4N	91[B]	LYS	Mainchain
4	4P	27	PHE	Sidechain
1	4Q	1	ASP	Mainchain
1	4Q	13	ALA	Mainchain
1	4Q	14	ASP	Mainchain
1	4Q	146	ASN	Sidechain

*Continued on next page...*

*Continued from previous page...*

Mol	Chain	Res	Type	Group
1	4Q	147	ARG	Sidechain
1	4Q	149	THR	Peptide,Mainchain
1	4Q	150	TYR	Sidechain,Mainchain
1	4Q	152	SER	Mainchain
1	4Q	154	SER	Mainchain
1	4Q	155	PRO	Peptide,Mainchain
1	4Q	156	SER	Mainchain
1	4Q	16	THR	Peptide,Mainchain
1	4Q	166	MET	Mainchain
1	4Q	167	GLY	Peptide,Mainchain
1	4Q	169	ASP	Mainchain
1	4Q	17	THR	Peptide,Mainchain
1	4Q	170	ALA	Peptide
1	4Q	171	ARG	Mainchain
1	4Q	172	PHE	Sidechain,Mainchain
1	4Q	179	VAL	Mainchain
1	4Q	180	VAL	Mainchain
1	4Q	182	PHE	Sidechain
1	4Q	20	GLU	Mainchain
1	4Q	21	ASN	Peptide
1	4Q	22	HIS	Sidechain
1	4Q	23	GLY	Mainchain
1	4Q	24	VAL	Mainchain
1	4Q	25	ASP	Peptide
1	4Q	26	ALA	Peptide,Mainchain
1	4Q	27	LYS	Peptide
1	4Q	29	TYR	Sidechain
1	4Q	30	PHE	Sidechain,Mainchain
1	4Q	34	ALA	Mainchain
1	4Q	35	THR	Mainchain
1	4Q	36	THR	Mainchain
1	4Q	37	ALA	Mainchain
1	4Q	38	PRO	Mainchain
1	4Q	39	GLN	Sidechain,Mainchain
1	4Q	41	ILE	Peptide,Mainchain
1	4Q	43	HIS	Mainchain
1	4Q	47	VAL	Peptide
1	4Q	48	TYR	Sidechain
1	4Q	50	ARG	Mainchain
1	4Q	52	PHE	Sidechain
1	4Q	64	TYR	Mainchain
1	4Q	65	PHE	Peptide,Sidechain,Mainchain

*Continued on next page...*



*Continued from previous page...*

Mol	Chain	Res	Type	Group
1	4Q	66	ARG	Sidechain,Mainchain
1	4Q	79	THR	Mainchain
1	4Q	8	LEU	Peptide
1	4Q	80	PHE	Sidechain
1	4Q	81	ASN	Sidechain
1	4Q	82	ARG	Sidechain
1	4Q	84	ARG	Peptide,Sidechain,Mainchain
1	4Q	88	GLY	Peptide
1	4Q	89	PHE	Peptide,Sidechain,Mainchain
1	4Q	9	PHE	Sidechain
1	4Q	90	PHE	Sidechain
1	4Q	91	PRO	Mainchain
1	4Q	92	ASN	Peptide
1	4Q	94	THR	Peptide
1	4Q	96	ASP	Peptide,Sidechain
1	4Q	97	SER	Peptide
2	4R	106	GLY	Mainchain
2	4R	107	PHE	Peptide,Sidechain
2	4R	108	HIS	Peptide
2	4R	15	VAL	Mainchain
2	4R	2	GLU	Mainchain
2	4R	209	LEU	Mainchain
2	4R	215	GLN	Sidechain
2	4R	216	ASN	Sidechain,Mainchain
2	4R	217	PRO	Mainchain
2	4R	22	GLN	Sidechain
2	4R	220	PHE	Sidechain
2	4R	222	GLN	Sidechain
2	4R	224	VAL	Peptide
2	4R	225	ASN	Mainchain
2	4R	226	ILE	Peptide
2	4R	227	TYR	Sidechain
2	4R	228	ASP	Mainchain
2	4R	229	ASN	Sidechain
2	4R	23	HIS	Sidechain,Mainchain
2	4R	25	SER	Peptide
2	4R	28	THR	Mainchain
2	4R	29	MET	Mainchain
2	4R	30	PRO	Peptide,Mainchain
2	4R	31	PHE	Sidechain,Mainchain
2	4R	35	PHE	Sidechain,Mainchain
2	4R	36	SER	Mainchain

*Continued on next page...*

*Continued from previous page...*

Mol	Chain	Res	Type	Group
2	4R	37	ASN	Mainchain
2	4R	38	VAL	Mainchain
2	4R	39	ASP	Mainchain
2	4R	4	GLU	Peptide,Mainchain
2	4R	40	ASN	Sidechain
2	4R	41	PHE	Peptide,Sidechain,Mainchain
2	4R	44	MET	Mainchain
2	4R	46	TYR	Peptide,Sidechain,Mainchain
2	4R	47	ASP	Sidechain
2	4R	50	THR	Mainchain
2	4R	52	ASP	Peptide
2	4R	54	ASN	Sidechain,Mainchain
2	4R	55	PRO	Mainchain
2	4R	56	SER	Mainchain
2	4R	57	LYS	Peptide,Mainchain
2	4R	59	VAL	Mainchain
2	4R	67	THR	Mainchain
2	4R	70	TRP	Mainchain
2	4R	71	ALA	Peptide
2	4R	72	ARG	Peptide,Sidechain
2	4R	73	GLY	Mainchain
2	4R	74	TYR	Peptide,Sidechain
2	4R	75	GLN	Peptide
2	4R	77	THR	Mainchain
2	4R	78	HIS	Sidechain
2	4R	8	VAL	Peptide,Mainchain
2	4R	9	VAL	Mainchain
2	4R	91[B]	LYS	Mainchain
4	4T	27	PHE	Sidechain
1	4U	1	ASP	Mainchain
1	4U	13	ALA	Mainchain
1	4U	14	ASP	Mainchain
1	4U	146	ASN	Sidechain
1	4U	147	ARG	Sidechain
1	4U	149	THR	Peptide,Mainchain
1	4U	150	TYR	Sidechain,Mainchain
1	4U	152	SER	Mainchain
1	4U	154	SER	Mainchain
1	4U	155	PRO	Peptide,Mainchain
1	4U	156	SER	Mainchain
1	4U	16	THR	Peptide,Mainchain
1	4U	166	MET	Mainchain

*Continued on next page...*

*Continued from previous page...*

Mol	Chain	Res	Type	Group
1	4U	167	GLY	Peptide,Mainchain
1	4U	169	ASP	Mainchain
1	4U	17	THR	Peptide,Mainchain
1	4U	170	ALA	Peptide
1	4U	171	ARG	Mainchain
1	4U	172	PHE	Sidechain,Mainchain
1	4U	179	VAL	Mainchain
1	4U	180	VAL	Mainchain
1	4U	182	PHE	Sidechain
1	4U	20	GLU	Mainchain
1	4U	21	ASN	Peptide
1	4U	22	HIS	Sidechain
1	4U	23	GLY	Mainchain
1	4U	24	VAL	Mainchain
1	4U	25	ASP	Peptide
1	4U	26	ALA	Peptide,Mainchain
1	4U	27	LYS	Peptide
1	4U	29	TYR	Sidechain
1	4U	30	PHE	Sidechain,Mainchain
1	4U	34	ALA	Mainchain
1	4U	35	THR	Mainchain
1	4U	36	THR	Mainchain
1	4U	37	ALA	Mainchain
1	4U	38	PRO	Mainchain
1	4U	39	GLN	Sidechain,Mainchain
1	4U	41	ILE	Peptide,Mainchain
1	4U	43	HIS	Mainchain
1	4U	47	VAL	Peptide
1	4U	48	TYR	Sidechain
1	4U	50	ARG	Mainchain
1	4U	52	PHE	Sidechain
1	4U	64	TYR	Mainchain
1	4U	65	PHE	Peptide,Sidechain,Mainchain
1	4U	66	ARG	Sidechain,Mainchain
1	4U	79	THR	Mainchain
1	4U	8	LEU	Peptide
1	4U	80	PHE	Sidechain
1	4U	81	ASN	Sidechain
1	4U	82	ARG	Sidechain
1	4U	84	ARG	Peptide,Sidechain,Mainchain
1	4U	88	GLY	Peptide
1	4U	89	PHE	Peptide,Sidechain,Mainchain

*Continued on next page...*

*Continued from previous page...*

Mol	Chain	Res	Type	Group
1	4U	9	PHE	Sidechain
1	4U	90	PHE	Sidechain
1	4U	91	PRO	Mainchain
1	4U	92	ASN	Peptide
1	4U	94	THR	Peptide
1	4U	96	ASP	Peptide,Sidechain
1	4U	97	SER	Peptide
2	4V	106	GLY	Mainchain
2	4V	107	PHE	Peptide,Sidechain
2	4V	108	HIS	Peptide
2	4V	15	VAL	Mainchain
2	4V	2	GLU	Mainchain
2	4V	209	LEU	Mainchain
2	4V	215	GLN	Sidechain
2	4V	216	ASN	Sidechain,Mainchain
2	4V	217	PRO	Mainchain
2	4V	22	GLN	Sidechain
2	4V	220	PHE	Sidechain
2	4V	222	GLN	Sidechain
2	4V	224	VAL	Peptide
2	4V	225	ASN	Mainchain
2	4V	226	ILE	Peptide
2	4V	227	TYR	Sidechain
2	4V	228	ASP	Mainchain
2	4V	229	ASN	Sidechain
2	4V	23	HIS	Sidechain,Mainchain
2	4V	25	SER	Peptide
2	4V	28	THR	Mainchain
2	4V	29	MET	Mainchain
2	4V	30	PRO	Peptide,Mainchain
2	4V	31	PHE	Sidechain,Mainchain
2	4V	35	PHE	Sidechain,Mainchain
2	4V	36	SER	Mainchain
2	4V	37	ASN	Mainchain
2	4V	38	VAL	Mainchain
2	4V	39	ASP	Mainchain
2	4V	4	GLU	Peptide,Mainchain
2	4V	40	ASN	Sidechain
2	4V	41	PHE	Peptide,Sidechain,Mainchain
2	4V	44	MET	Mainchain
2	4V	46	TYR	Peptide,Sidechain,Mainchain
2	4V	47	ASP	Sidechain

*Continued on next page...*

*Continued from previous page...*

Mol	Chain	Res	Type	Group
2	4V	50	THR	Mainchain
2	4V	52	ASP	Peptide
2	4V	54	ASN	Sidechain,Mainchain
2	4V	55	PRO	Mainchain
2	4V	56	SER	Mainchain
2	4V	57	LYS	Peptide,Mainchain
2	4V	59	VAL	Mainchain
2	4V	67	THR	Mainchain
2	4V	70	TRP	Mainchain
2	4V	71	ALA	Peptide
2	4V	72	ARG	Peptide,Sidechain
2	4V	73	GLY	Mainchain
2	4V	74	TYR	Peptide,Sidechain
2	4V	75	GLN	Peptide
2	4V	77	THR	Mainchain
2	4V	78	HIS	Sidechain
2	4V	8	VAL	Peptide,Mainchain
2	4V	9	VAL	Mainchain
2	4V	91[B]	LYS	Mainchain
4	4X	27	PHE	Sidechain
1	4Y	1	ASP	Mainchain
1	4Y	13	ALA	Mainchain
1	4Y	14	ASP	Mainchain
1	4Y	146	ASN	Sidechain
1	4Y	147	ARG	Sidechain
1	4Y	149	THR	Peptide,Mainchain
1	4Y	150	TYR	Sidechain,Mainchain
1	4Y	152	SER	Mainchain
1	4Y	154	SER	Mainchain
1	4Y	155	PRO	Peptide,Mainchain
1	4Y	156	SER	Mainchain
1	4Y	16	THR	Peptide,Mainchain
1	4Y	166	MET	Mainchain
1	4Y	167	GLY	Peptide,Mainchain
1	4Y	169	ASP	Mainchain
1	4Y	17	THR	Peptide,Mainchain
1	4Y	170	ALA	Peptide
1	4Y	171	ARG	Mainchain
1	4Y	172	PHE	Sidechain,Mainchain
1	4Y	179	VAL	Mainchain
1	4Y	180	VAL	Mainchain
1	4Y	182	PHE	Sidechain

*Continued on next page...*

*Continued from previous page...*

Mol	Chain	Res	Type	Group
1	4Y	20	GLU	Mainchain
1	4Y	21	ASN	Peptide
1	4Y	22	HIS	Sidechain
1	4Y	23	GLY	Mainchain
1	4Y	24	VAL	Mainchain
1	4Y	25	ASP	Peptide
1	4Y	26	ALA	Peptide,Mainchain
1	4Y	27	LYS	Peptide
1	4Y	29	TYR	Sidechain
1	4Y	30	PHE	Sidechain,Mainchain
1	4Y	34	ALA	Mainchain
1	4Y	35	THR	Mainchain
1	4Y	36	THR	Mainchain
1	4Y	37	ALA	Mainchain
1	4Y	38	PRO	Mainchain
1	4Y	39	GLN	Sidechain,Mainchain
1	4Y	41	ILE	Peptide,Mainchain
1	4Y	43	HIS	Mainchain
1	4Y	47	VAL	Peptide
1	4Y	48	TYR	Sidechain
1	4Y	50	ARG	Mainchain
1	4Y	52	PHE	Sidechain
1	4Y	64	TYR	Mainchain
1	4Y	65	PHE	Peptide,Sidechain,Mainchain
1	4Y	66	ARG	Sidechain,Mainchain
1	4Y	79	THR	Mainchain
1	4Y	8	LEU	Peptide
1	4Y	80	PHE	Sidechain
1	4Y	81	ASN	Sidechain
1	4Y	82	ARG	Sidechain
1	4Y	84	ARG	Peptide,Sidechain,Mainchain
1	4Y	88	GLY	Peptide
1	4Y	89	PHE	Peptide,Sidechain,Mainchain
1	4Y	9	PHE	Sidechain
1	4Y	90	PHE	Sidechain
1	4Y	91	PRO	Mainchain
1	4Y	92	ASN	Peptide
1	4Y	94	THR	Peptide
1	4Y	96	ASP	Peptide,Sidechain
1	4Y	97	SER	Peptide
2	4Z	106	GLY	Mainchain
2	4Z	107	PHE	Peptide,Sidechain

*Continued on next page...*

*Continued from previous page...*

Mol	Chain	Res	Type	Group
2	4Z	108	HIS	Peptide
2	4Z	15	VAL	Mainchain
2	4Z	2	GLU	Mainchain
2	4Z	209	LEU	Mainchain
2	4Z	215	GLN	Sidechain
2	4Z	216	ASN	Sidechain,Mainchain
2	4Z	217	PRO	Mainchain
2	4Z	22	GLN	Sidechain
2	4Z	220	PHE	Sidechain
2	4Z	222	GLN	Sidechain
2	4Z	224	VAL	Peptide
2	4Z	225	ASN	Mainchain
2	4Z	226	ILE	Peptide
2	4Z	227	TYR	Sidechain
2	4Z	228	ASP	Mainchain
2	4Z	229	ASN	Sidechain
2	4Z	23	HIS	Sidechain,Mainchain
2	4Z	25	SER	Peptide
2	4Z	28	THR	Mainchain
2	4Z	29	MET	Mainchain
2	4Z	30	PRO	Peptide,Mainchain
2	4Z	31	PHE	Sidechain,Mainchain
2	4Z	35	PHE	Sidechain,Mainchain
2	4Z	36	SER	Mainchain
2	4Z	37	ASN	Mainchain
2	4Z	38	VAL	Mainchain
2	4Z	39	ASP	Mainchain
2	4Z	4	GLU	Peptide,Mainchain
2	4Z	40	ASN	Sidechain
2	4Z	41	PHE	Peptide,Sidechain,Mainchain
2	4Z	44	MET	Mainchain
2	4Z	46	TYR	Peptide,Sidechain,Mainchain
2	4Z	47	ASP	Sidechain
2	4Z	50	THR	Mainchain
2	4Z	52	ASP	Peptide
2	4Z	54	ASN	Sidechain,Mainchain
2	4Z	55	PRO	Mainchain
2	4Z	56	SER	Mainchain
2	4Z	57	LYS	Peptide,Mainchain
2	4Z	59	VAL	Mainchain
2	4Z	67	THR	Mainchain
2	4Z	70	TRP	Mainchain

*Continued on next page...*



*Continued from previous page...*

Mol	Chain	Res	Type	Group
2	4Z	71	ALA	Peptide
2	4Z	72	ARG	Peptide,Sidechain
2	4Z	73	GLY	Mainchain
2	4Z	74	TYR	Peptide,Sidechain
2	4Z	75	GLN	Peptide
2	4Z	77	THR	Mainchain
2	4Z	78	HIS	Sidechain
2	4Z	8	VAL	Peptide,Mainchain
2	4Z	9	VAL	Mainchain
2	4Z	91[B]	LYS	Mainchain
4	51	27	PHE	Sidechain
1	52	1	ASP	Mainchain
1	52	13	ALA	Mainchain
1	52	14	ASP	Mainchain
1	52	146	ASN	Sidechain
1	52	147	ARG	Sidechain
1	52	149	THR	Peptide,Mainchain
1	52	150	TYR	Sidechain,Mainchain
1	52	152	SER	Mainchain
1	52	154	SER	Mainchain
1	52	155	PRO	Peptide,Mainchain
1	52	156	SER	Mainchain
1	52	16	THR	Peptide,Mainchain
1	52	166	MET	Mainchain
1	52	167	GLY	Peptide,Mainchain
1	52	169	ASP	Mainchain
1	52	17	THR	Peptide,Mainchain
1	52	170	ALA	Peptide
1	52	171	ARG	Mainchain
1	52	172	PHE	Sidechain,Mainchain
1	52	179	VAL	Mainchain
1	52	180	VAL	Mainchain
1	52	182	PHE	Sidechain
1	52	20	GLU	Mainchain
1	52	21	ASN	Peptide
1	52	22	HIS	Sidechain
1	52	23	GLY	Mainchain
1	52	24	VAL	Mainchain
1	52	25	ASP	Peptide
1	52	26	ALA	Peptide,Mainchain
1	52	27	LYS	Peptide
1	52	29	TYR	Sidechain

*Continued on next page...*

*Continued from previous page...*

Mol	Chain	Res	Type	Group
1	52	30	PHE	Sidechain,Mainchain
1	52	34	ALA	Mainchain
1	52	35	THR	Mainchain
1	52	36	THR	Mainchain
1	52	37	ALA	Mainchain
1	52	38	PRO	Mainchain
1	52	39	GLN	Sidechain,Mainchain
1	52	41	ILE	Peptide,Mainchain
1	52	43	HIS	Mainchain
1	52	47	VAL	Peptide
1	52	48	TYR	Sidechain
1	52	50	ARG	Mainchain
1	52	52	PHE	Sidechain
1	52	64	TYR	Mainchain
1	52	65	PHE	Peptide,Sidechain,Mainchain
1	52	66	ARG	Sidechain,Mainchain
1	52	79	THR	Mainchain
1	52	8	LEU	Peptide
1	52	80	PHE	Sidechain
1	52	81	ASN	Sidechain
1	52	82	ARG	Sidechain
1	52	84	ARG	Peptide,Sidechain,Mainchain
1	52	88	GLY	Peptide
1	52	89	PHE	Peptide,Sidechain,Mainchain
1	52	9	PHE	Sidechain
1	52	90	PHE	Sidechain
1	52	91	PRO	Mainchain
1	52	92	ASN	Peptide
1	52	94	THR	Peptide
1	52	96	ASP	Peptide,Sidechain
1	52	97	SER	Peptide
2	53	106	GLY	Mainchain
2	53	107	PHE	Peptide,Sidechain
2	53	108	HIS	Peptide
2	53	15	VAL	Mainchain
2	53	2	GLU	Mainchain
2	53	209	LEU	Mainchain
2	53	215	GLN	Sidechain
2	53	216	ASN	Sidechain,Mainchain
2	53	217	PRO	Mainchain
2	53	22	GLN	Sidechain
2	53	220	PHE	Sidechain

*Continued on next page...*

*Continued from previous page...*

Mol	Chain	Res	Type	Group
2	53	222	GLN	Sidechain
2	53	224	VAL	Peptide
2	53	225	ASN	Mainchain
2	53	226	ILE	Peptide
2	53	227	TYR	Sidechain
2	53	228	ASP	Mainchain
2	53	229	ASN	Sidechain
2	53	23	HIS	Sidechain,Mainchain
2	53	25	SER	Peptide
2	53	28	THR	Mainchain
2	53	29	MET	Mainchain
2	53	30	PRO	Peptide,Mainchain
2	53	31	PHE	Sidechain,Mainchain
2	53	35	PHE	Sidechain,Mainchain
2	53	36	SER	Mainchain
2	53	37	ASN	Mainchain
2	53	38	VAL	Mainchain
2	53	39	ASP	Mainchain
2	53	4	GLU	Peptide,Mainchain
2	53	40	ASN	Sidechain
2	53	41	PHE	Peptide,Sidechain,Mainchain
2	53	44	MET	Mainchain
2	53	46	TYR	Peptide,Sidechain,Mainchain
2	53	47	ASP	Sidechain
2	53	50	THR	Mainchain
2	53	52	ASP	Peptide
2	53	54	ASN	Sidechain,Mainchain
2	53	55	PRO	Mainchain
2	53	56	SER	Mainchain
2	53	57	LYS	Peptide,Mainchain
2	53	59	VAL	Mainchain
2	53	67	THR	Mainchain
2	53	70	TRP	Mainchain
2	53	71	ALA	Peptide
2	53	72	ARG	Peptide,Sidechain
2	53	73	GLY	Mainchain
2	53	74	TYR	Peptide,Sidechain
2	53	75	GLN	Peptide
2	53	77	THR	Mainchain
2	53	78	HIS	Sidechain
2	53	8	VAL	Peptide,Mainchain
2	53	9	VAL	Mainchain

*Continued on next page...*

*Continued from previous page...*

Mol	Chain	Res	Type	Group
2	53	91[B]	LYS	Mainchain
4	55	27	PHE	Sidechain
1	56	1	ASP	Mainchain
1	56	13	ALA	Mainchain
1	56	14	ASP	Mainchain
1	56	146	ASN	Sidechain
1	56	147	ARG	Sidechain
1	56	149	THR	Peptide,Mainchain
1	56	150	TYR	Sidechain,Mainchain
1	56	152	SER	Mainchain
1	56	154	SER	Mainchain
1	56	155	PRO	Peptide,Mainchain
1	56	156	SER	Mainchain
1	56	16	THR	Peptide,Mainchain
1	56	166	MET	Mainchain
1	56	167	GLY	Peptide,Mainchain
1	56	169	ASP	Mainchain
1	56	17	THR	Peptide,Mainchain
1	56	170	ALA	Peptide
1	56	171	ARG	Mainchain
1	56	172	PHE	Sidechain,Mainchain
1	56	179	VAL	Mainchain
1	56	180	VAL	Mainchain
1	56	182	PHE	Sidechain
1	56	20	GLU	Mainchain
1	56	21	ASN	Peptide
1	56	22	HIS	Sidechain
1	56	23	GLY	Mainchain
1	56	24	VAL	Mainchain
1	56	25	ASP	Peptide
1	56	26	ALA	Peptide,Mainchain
1	56	27	LYS	Peptide
1	56	29	TYR	Sidechain
1	56	30	PHE	Sidechain,Mainchain
1	56	34	ALA	Mainchain
1	56	35	THR	Mainchain
1	56	36	THR	Mainchain
1	56	37	ALA	Mainchain
1	56	38	PRO	Mainchain
1	56	39	GLN	Sidechain,Mainchain
1	56	41	ILE	Peptide,Mainchain
1	56	43	HIS	Mainchain

*Continued on next page...*

*Continued from previous page...*

Mol	Chain	Res	Type	Group
1	56	47	VAL	Peptide
1	56	48	TYR	Sidechain
1	56	50	ARG	Mainchain
1	56	52	PHE	Sidechain
1	56	64	TYR	Mainchain
1	56	65	PHE	Peptide,Sidechain,Mainchain
1	56	66	ARG	Sidechain,Mainchain
1	56	79	THR	Mainchain
1	56	8	LEU	Peptide
1	56	80	PHE	Sidechain
1	56	81	ASN	Sidechain
1	56	82	ARG	Sidechain
1	56	84	ARG	Peptide,Sidechain,Mainchain
1	56	88	GLY	Peptide
1	56	89	PHE	Peptide,Sidechain,Mainchain
1	56	9	PHE	Sidechain
1	56	90	PHE	Sidechain
1	56	91	PRO	Mainchain
1	56	92	ASN	Peptide
1	56	94	THR	Peptide
1	56	96	ASP	Peptide,Sidechain
1	56	97	SER	Peptide
2	57	106	GLY	Mainchain
2	57	107	PHE	Peptide,Sidechain
2	57	108	HIS	Peptide
2	57	15	VAL	Mainchain
2	57	2	GLU	Mainchain
2	57	209	LEU	Mainchain
2	57	215	GLN	Sidechain
2	57	216	ASN	Sidechain,Mainchain
2	57	217	PRO	Mainchain
2	57	22	GLN	Sidechain
2	57	220	PHE	Sidechain
2	57	222	GLN	Sidechain
2	57	224	VAL	Peptide
2	57	225	ASN	Mainchain
2	57	226	ILE	Peptide
2	57	227	TYR	Sidechain
2	57	228	ASP	Mainchain
2	57	229	ASN	Sidechain
2	57	23	HIS	Sidechain,Mainchain
2	57	25	SER	Peptide

*Continued on next page...*

*Continued from previous page...*

Mol	Chain	Res	Type	Group
2	57	28	THR	Mainchain
2	57	29	MET	Mainchain
2	57	30	PRO	Peptide,Mainchain
2	57	31	PHE	Sidechain,Mainchain
2	57	35	PHE	Sidechain,Mainchain
2	57	36	SER	Mainchain
2	57	37	ASN	Mainchain
2	57	38	VAL	Mainchain
2	57	39	ASP	Mainchain
2	57	4	GLU	Peptide,Mainchain
2	57	40	ASN	Sidechain
2	57	41	PHE	Peptide,Sidechain,Mainchain
2	57	44	MET	Mainchain
2	57	46	TYR	Peptide,Sidechain,Mainchain
2	57	47	ASP	Sidechain
2	57	50	THR	Mainchain
2	57	52	ASP	Peptide
2	57	54	ASN	Sidechain,Mainchain
2	57	55	PRO	Mainchain
2	57	56	SER	Mainchain
2	57	57	LYS	Peptide,Mainchain
2	57	59	VAL	Mainchain
2	57	67	THR	Mainchain
2	57	70	TRP	Mainchain
2	57	71	ALA	Peptide
2	57	72	ARG	Peptide,Sidechain
2	57	73	GLY	Mainchain
2	57	74	TYR	Peptide,Sidechain
2	57	75	GLN	Peptide
2	57	77	THR	Mainchain
2	57	78	HIS	Sidechain
2	57	8	VAL	Peptide,Mainchain
2	57	9	VAL	Mainchain
2	57	91[B]	LYS	Mainchain
4	59	27	PHE	Sidechain
1	5A	1	ASP	Mainchain
1	5A	13	ALA	Mainchain
1	5A	14	ASP	Mainchain
1	5A	146	ASN	Sidechain
1	5A	147	ARG	Sidechain
1	5A	149	THR	Peptide,Mainchain
1	5A	150	TYR	Sidechain,Mainchain

*Continued on next page...*

*Continued from previous page...*

Mol	Chain	Res	Type	Group
1	5A	152	SER	Mainchain
1	5A	154	SER	Mainchain
1	5A	155	PRO	Peptide,Mainchain
1	5A	156	SER	Mainchain
1	5A	16	THR	Peptide,Mainchain
1	5A	166	MET	Mainchain
1	5A	167	GLY	Peptide,Mainchain
1	5A	169	ASP	Mainchain
1	5A	17	THR	Peptide,Mainchain
1	5A	170	ALA	Peptide
1	5A	171	ARG	Mainchain
1	5A	172	PHE	Sidechain,Mainchain
1	5A	179	VAL	Mainchain
1	5A	180	VAL	Mainchain
1	5A	182	PHE	Sidechain
1	5A	20	GLU	Mainchain
1	5A	21	ASN	Peptide
1	5A	22	HIS	Sidechain
1	5A	23	GLY	Mainchain
1	5A	24	VAL	Mainchain
1	5A	25	ASP	Peptide
1	5A	26	ALA	Peptide,Mainchain
1	5A	27	LYS	Peptide
1	5A	29	TYR	Sidechain
1	5A	30	PHE	Sidechain,Mainchain
1	5A	34	ALA	Mainchain
1	5A	35	THR	Mainchain
1	5A	36	THR	Mainchain
1	5A	37	ALA	Mainchain
1	5A	38	PRO	Mainchain
1	5A	39	GLN	Sidechain,Mainchain
1	5A	41	ILE	Peptide,Mainchain
1	5A	43	HIS	Mainchain
1	5A	47	VAL	Peptide
1	5A	48	TYR	Sidechain
1	5A	50	ARG	Mainchain
1	5A	52	PHE	Sidechain
1	5A	64	TYR	Mainchain
1	5A	65	PHE	Peptide,Sidechain,Mainchain
1	5A	66	ARG	Sidechain,Mainchain
1	5A	79	THR	Mainchain
1	5A	8	LEU	Peptide

*Continued on next page...*



*Continued from previous page...*

Mol	Chain	Res	Type	Group
1	5A	80	PHE	Sidechain
1	5A	81	ASN	Sidechain
1	5A	82	ARG	Sidechain
1	5A	84	ARG	Peptide,Sidechain,Mainchain
1	5A	88	GLY	Peptide
1	5A	89	PHE	Peptide,Sidechain,Mainchain
1	5A	9	PHE	Sidechain
1	5A	90	PHE	Sidechain
1	5A	91	PRO	Mainchain
1	5A	92	ASN	Peptide
1	5A	94	THR	Peptide
1	5A	96	ASP	Peptide,Sidechain
1	5A	97	SER	Peptide
2	5B	106	GLY	Mainchain
2	5B	107	PHE	Peptide,Sidechain
2	5B	108	HIS	Peptide
2	5B	15	VAL	Mainchain
2	5B	2	GLU	Mainchain
2	5B	209	LEU	Mainchain
2	5B	215	GLN	Sidechain
2	5B	216	ASN	Sidechain,Mainchain
2	5B	217	PRO	Mainchain
2	5B	22	GLN	Sidechain
2	5B	220	PHE	Sidechain
2	5B	222	GLN	Sidechain
2	5B	224	VAL	Peptide
2	5B	225	ASN	Mainchain
2	5B	226	ILE	Peptide
2	5B	227	TYR	Sidechain
2	5B	228	ASP	Mainchain
2	5B	229	ASN	Sidechain
2	5B	23	HIS	Sidechain,Mainchain
2	5B	25	SER	Peptide
2	5B	28	THR	Mainchain
2	5B	29	MET	Mainchain
2	5B	30	PRO	Peptide,Mainchain
2	5B	31	PHE	Sidechain,Mainchain
2	5B	35	PHE	Sidechain,Mainchain
2	5B	36	SER	Mainchain
2	5B	37	ASN	Mainchain
2	5B	38	VAL	Mainchain
2	5B	39	ASP	Mainchain

*Continued on next page...*

*Continued from previous page...*

Mol	Chain	Res	Type	Group
2	5B	4	GLU	Peptide,Mainchain
2	5B	40	ASN	Sidechain
2	5B	41	PHE	Peptide,Sidechain,Mainchain
2	5B	44	MET	Mainchain
2	5B	46	TYR	Peptide,Sidechain,Mainchain
2	5B	47	ASP	Sidechain
2	5B	50	THR	Mainchain
2	5B	52	ASP	Peptide
2	5B	54	ASN	Sidechain,Mainchain
2	5B	55	PRO	Mainchain
2	5B	56	SER	Mainchain
2	5B	57	LYS	Peptide,Mainchain
2	5B	59	VAL	Mainchain
2	5B	67	THR	Mainchain
2	5B	70	TRP	Mainchain
2	5B	71	ALA	Peptide
2	5B	72	ARG	Peptide,Sidechain
2	5B	73	GLY	Mainchain
2	5B	74	TYR	Peptide,Sidechain
2	5B	75	GLN	Peptide
2	5B	77	THR	Mainchain
2	5B	78	HIS	Sidechain
2	5B	8	VAL	Peptide,Mainchain
2	5B	9	VAL	Mainchain
2	5B	91[B]	LYS	Mainchain
4	5D	27	PHE	Sidechain
1	5E	1	ASP	Mainchain
1	5E	13	ALA	Mainchain
1	5E	14	ASP	Mainchain
1	5E	146	ASN	Sidechain
1	5E	147	ARG	Sidechain
1	5E	149	THR	Peptide,Mainchain
1	5E	150	TYR	Sidechain,Mainchain
1	5E	152	SER	Mainchain
1	5E	154	SER	Mainchain
1	5E	155	PRO	Peptide,Mainchain
1	5E	156	SER	Mainchain
1	5E	16	THR	Peptide,Mainchain
1	5E	166	MET	Mainchain
1	5E	167	GLY	Peptide,Mainchain
1	5E	169	ASP	Mainchain
1	5E	17	THR	Peptide,Mainchain

*Continued on next page...*

*Continued from previous page...*

Mol	Chain	Res	Type	Group
1	5E	170	ALA	Peptide
1	5E	171	ARG	Mainchain
1	5E	172	PHE	Sidechain,Mainchain
1	5E	179	VAL	Mainchain
1	5E	180	VAL	Mainchain
1	5E	182	PHE	Sidechain
1	5E	20	GLU	Mainchain
1	5E	21	ASN	Peptide
1	5E	22	HIS	Sidechain
1	5E	23	GLY	Mainchain
1	5E	24	VAL	Mainchain
1	5E	25	ASP	Peptide
1	5E	26	ALA	Peptide,Mainchain
1	5E	27	LYS	Peptide
1	5E	29	TYR	Sidechain
1	5E	30	PHE	Sidechain,Mainchain
1	5E	34	ALA	Mainchain
1	5E	35	THR	Mainchain
1	5E	36	THR	Mainchain
1	5E	37	ALA	Mainchain
1	5E	38	PRO	Mainchain
1	5E	39	GLN	Sidechain,Mainchain
1	5E	41	ILE	Peptide,Mainchain
1	5E	43	HIS	Mainchain
1	5E	47	VAL	Peptide
1	5E	48	TYR	Sidechain
1	5E	50	ARG	Mainchain
1	5E	52	PHE	Sidechain
1	5E	64	TYR	Mainchain
1	5E	65	PHE	Peptide,Sidechain,Mainchain
1	5E	66	ARG	Sidechain,Mainchain
1	5E	79	THR	Mainchain
1	5E	8	LEU	Peptide
1	5E	80	PHE	Sidechain
1	5E	81	ASN	Sidechain
1	5E	82	ARG	Sidechain
1	5E	84	ARG	Peptide,Sidechain,Mainchain
1	5E	88	GLY	Peptide
1	5E	89	PHE	Peptide,Sidechain,Mainchain
1	5E	9	PHE	Sidechain
1	5E	90	PHE	Sidechain
1	5E	91	PRO	Mainchain

*Continued on next page...*

*Continued from previous page...*

Mol	Chain	Res	Type	Group
1	5E	92	ASN	Peptide
1	5E	94	THR	Peptide
1	5E	96	ASP	Peptide,Sidechain
1	5E	97	SER	Peptide
2	5F	106	GLY	Mainchain
2	5F	107	PHE	Peptide,Sidechain
2	5F	108	HIS	Peptide
2	5F	15	VAL	Mainchain
2	5F	2	GLU	Mainchain
2	5F	209	LEU	Mainchain
2	5F	215	GLN	Sidechain
2	5F	216	ASN	Sidechain,Mainchain
2	5F	217	PRO	Mainchain
2	5F	22	GLN	Sidechain
2	5F	220	PHE	Sidechain
2	5F	222	GLN	Sidechain
2	5F	224	VAL	Peptide
2	5F	225	ASN	Mainchain
2	5F	226	ILE	Peptide
2	5F	227	TYR	Sidechain
2	5F	228	ASP	Mainchain
2	5F	229	ASN	Sidechain
2	5F	23	HIS	Sidechain,Mainchain
2	5F	25	SER	Peptide
2	5F	28	THR	Mainchain
2	5F	29	MET	Mainchain
2	5F	30	PRO	Peptide,Mainchain
2	5F	31	PHE	Sidechain,Mainchain
2	5F	35	PHE	Sidechain,Mainchain
2	5F	36	SER	Mainchain
2	5F	37	ASN	Mainchain
2	5F	38	VAL	Mainchain
2	5F	39	ASP	Mainchain
2	5F	4	GLU	Peptide,Mainchain
2	5F	40	ASN	Sidechain
2	5F	41	PHE	Peptide,Sidechain,Mainchain
2	5F	44	MET	Mainchain
2	5F	46	TYR	Peptide,Sidechain,Mainchain
2	5F	47	ASP	Sidechain
2	5F	50	THR	Mainchain
2	5F	52	ASP	Peptide
2	5F	54	ASN	Sidechain,Mainchain

*Continued on next page...*

*Continued from previous page...*

Mol	Chain	Res	Type	Group
2	5F	55	PRO	Mainchain
2	5F	56	SER	Mainchain
2	5F	57	LYS	Peptide,Mainchain
2	5F	59	VAL	Mainchain
2	5F	67	THR	Mainchain
2	5F	70	TRP	Mainchain
2	5F	71	ALA	Peptide
2	5F	72	ARG	Peptide,Sidechain
2	5F	73	GLY	Mainchain
2	5F	74	TYR	Peptide,Sidechain
2	5F	75	GLN	Peptide
2	5F	77	THR	Mainchain
2	5F	78	HIS	Sidechain
2	5F	8	VAL	Peptide,Mainchain
2	5F	9	VAL	Mainchain
2	5F	91[B]	LYS	Mainchain
4	5H	27	PHE	Sidechain
1	5I	1	ASP	Mainchain
1	5I	13	ALA	Mainchain
1	5I	14	ASP	Mainchain
1	5I	146	ASN	Sidechain
1	5I	147	ARG	Sidechain
1	5I	149	THR	Peptide,Mainchain
1	5I	150	TYR	Sidechain,Mainchain
1	5I	152	SER	Mainchain
1	5I	154	SER	Mainchain
1	5I	155	PRO	Peptide,Mainchain
1	5I	156	SER	Mainchain
1	5I	16	THR	Peptide,Mainchain
1	5I	166	MET	Mainchain
1	5I	167	GLY	Peptide,Mainchain
1	5I	169	ASP	Mainchain
1	5I	17	THR	Peptide,Mainchain
1	5I	170	ALA	Peptide
1	5I	171	ARG	Mainchain
1	5I	172	PHE	Sidechain,Mainchain
1	5I	179	VAL	Mainchain
1	5I	180	VAL	Mainchain
1	5I	182	PHE	Sidechain
1	5I	20	GLU	Mainchain
1	5I	21	ASN	Peptide
1	5I	22	HIS	Sidechain

*Continued on next page...*

*Continued from previous page...*

Mol	Chain	Res	Type	Group
1	5I	23	GLY	Mainchain
1	5I	24	VAL	Mainchain
1	5I	25	ASP	Peptide
1	5I	26	ALA	Peptide,Mainchain
1	5I	27	LYS	Peptide
1	5I	29	TYR	Sidechain
1	5I	30	PHE	Sidechain,Mainchain
1	5I	34	ALA	Mainchain
1	5I	35	THR	Mainchain
1	5I	36	THR	Mainchain
1	5I	37	ALA	Mainchain
1	5I	38	PRO	Mainchain
1	5I	39	GLN	Sidechain,Mainchain
1	5I	41	ILE	Peptide,Mainchain
1	5I	43	HIS	Mainchain
1	5I	47	VAL	Peptide
1	5I	48	TYR	Sidechain
1	5I	50	ARG	Mainchain
1	5I	52	PHE	Sidechain
1	5I	64	TYR	Mainchain
1	5I	65	PHE	Peptide,Sidechain,Mainchain
1	5I	66	ARG	Sidechain,Mainchain
1	5I	79	THR	Mainchain
1	5I	8	LEU	Peptide
1	5I	80	PHE	Sidechain
1	5I	81	ASN	Sidechain
1	5I	82	ARG	Sidechain
1	5I	84	ARG	Peptide,Sidechain,Mainchain
1	5I	88	GLY	Peptide
1	5I	89	PHE	Peptide,Sidechain,Mainchain
1	5I	9	PHE	Sidechain
1	5I	90	PHE	Sidechain
1	5I	91	PRO	Mainchain
1	5I	92	ASN	Peptide
1	5I	94	THR	Peptide
1	5I	96	ASP	Peptide,Sidechain
1	5I	97	SER	Peptide
2	5J	106	GLY	Mainchain
2	5J	107	PHE	Peptide,Sidechain
2	5J	108	HIS	Peptide
2	5J	15	VAL	Mainchain
2	5J	2	GLU	Mainchain

*Continued on next page...*

*Continued from previous page...*

Mol	Chain	Res	Type	Group
2	5J	209	LEU	Mainchain
2	5J	215	GLN	Sidechain
2	5J	216	ASN	Sidechain,Mainchain
2	5J	217	PRO	Mainchain
2	5J	22	GLN	Sidechain
2	5J	220	PHE	Sidechain
2	5J	222	GLN	Sidechain
2	5J	224	VAL	Peptide
2	5J	225	ASN	Mainchain
2	5J	226	ILE	Peptide
2	5J	227	TYR	Sidechain
2	5J	228	ASP	Mainchain
2	5J	229	ASN	Sidechain
2	5J	23	HIS	Sidechain,Mainchain
2	5J	25	SER	Peptide
2	5J	28	THR	Mainchain
2	5J	29	MET	Mainchain
2	5J	30	PRO	Peptide,Mainchain
2	5J	31	PHE	Sidechain,Mainchain
2	5J	35	PHE	Sidechain,Mainchain
2	5J	36	SER	Mainchain
2	5J	37	ASN	Mainchain
2	5J	38	VAL	Mainchain
2	5J	39	ASP	Mainchain
2	5J	4	GLU	Peptide,Mainchain
2	5J	40	ASN	Sidechain
2	5J	41	PHE	Peptide,Sidechain,Mainchain
2	5J	44	MET	Mainchain
2	5J	46	TYR	Peptide,Sidechain,Mainchain
2	5J	47	ASP	Sidechain
2	5J	50	THR	Mainchain
2	5J	52	ASP	Peptide
2	5J	54	ASN	Sidechain,Mainchain
2	5J	55	PRO	Mainchain
2	5J	56	SER	Mainchain
2	5J	57	LYS	Peptide,Mainchain
2	5J	59	VAL	Mainchain
2	5J	67	THR	Mainchain
2	5J	70	TRP	Mainchain
2	5J	71	ALA	Peptide
2	5J	72	ARG	Peptide,Sidechain
2	5J	73	GLY	Mainchain

*Continued on next page...*



*Continued from previous page...*

Mol	Chain	Res	Type	Group
2	5J	74	TYR	Peptide,Sidechain
2	5J	75	GLN	Peptide
2	5J	77	THR	Mainchain
2	5J	78	HIS	Sidechain
2	5J	8	VAL	Peptide,Mainchain
2	5J	9	VAL	Mainchain
2	5J	91[B]	LYS	Mainchain
4	5L	27	PHE	Sidechain
1	5M	1	ASP	Mainchain
1	5M	13	ALA	Mainchain
1	5M	14	ASP	Mainchain
1	5M	146	ASN	Sidechain
1	5M	147	ARG	Sidechain
1	5M	149	THR	Peptide,Mainchain
1	5M	150	TYR	Sidechain,Mainchain
1	5M	152	SER	Mainchain
1	5M	154	SER	Mainchain
1	5M	155	PRO	Peptide,Mainchain
1	5M	156	SER	Mainchain
1	5M	16	THR	Peptide,Mainchain
1	5M	166	MET	Mainchain
1	5M	167	GLY	Peptide,Mainchain
1	5M	169	ASP	Mainchain
1	5M	17	THR	Peptide,Mainchain
1	5M	170	ALA	Peptide
1	5M	171	ARG	Mainchain
1	5M	172	PHE	Sidechain,Mainchain
1	5M	179	VAL	Mainchain
1	5M	180	VAL	Mainchain
1	5M	182	PHE	Sidechain
1	5M	20	GLU	Mainchain
1	5M	21	ASN	Peptide
1	5M	22	HIS	Sidechain
1	5M	23	GLY	Mainchain
1	5M	24	VAL	Mainchain
1	5M	25	ASP	Peptide
1	5M	26	ALA	Peptide,Mainchain
1	5M	27	LYS	Peptide
1	5M	29	TYR	Sidechain
1	5M	30	PHE	Sidechain,Mainchain
1	5M	34	ALA	Mainchain
1	5M	35	THR	Mainchain

*Continued on next page...*

*Continued from previous page...*

Mol	Chain	Res	Type	Group
1	5M	36	THR	Mainchain
1	5M	37	ALA	Mainchain
1	5M	38	PRO	Mainchain
1	5M	39	GLN	Sidechain,Mainchain
1	5M	41	ILE	Peptide,Mainchain
1	5M	43	HIS	Mainchain
1	5M	47	VAL	Peptide
1	5M	48	TYR	Sidechain
1	5M	50	ARG	Mainchain
1	5M	52	PHE	Sidechain
1	5M	64	TYR	Mainchain
1	5M	65	PHE	Peptide,Sidechain,Mainchain
1	5M	66	ARG	Sidechain,Mainchain
1	5M	79	THR	Mainchain
1	5M	8	LEU	Peptide
1	5M	80	PHE	Sidechain
1	5M	81	ASN	Sidechain
1	5M	82	ARG	Sidechain
1	5M	84	ARG	Peptide,Sidechain,Mainchain
1	5M	88	GLY	Peptide
1	5M	89	PHE	Peptide,Sidechain,Mainchain
1	5M	9	PHE	Sidechain
1	5M	90	PHE	Sidechain
1	5M	91	PRO	Mainchain
1	5M	92	ASN	Peptide
1	5M	94	THR	Peptide
1	5M	96	ASP	Peptide,Sidechain
1	5M	97	SER	Peptide
2	5N	106	GLY	Mainchain
2	5N	107	PHE	Peptide,Sidechain
2	5N	108	HIS	Peptide
2	5N	15	VAL	Mainchain
2	5N	2	GLU	Mainchain
2	5N	209	LEU	Mainchain
2	5N	215	GLN	Sidechain
2	5N	216	ASN	Sidechain,Mainchain
2	5N	217	PRO	Mainchain
2	5N	22	GLN	Sidechain
2	5N	220	PHE	Sidechain
2	5N	222	GLN	Sidechain
2	5N	224	VAL	Peptide
2	5N	225	ASN	Mainchain

*Continued on next page...*

*Continued from previous page...*

Mol	Chain	Res	Type	Group
2	5N	226	ILE	Peptide
2	5N	227	TYR	Sidechain
2	5N	228	ASP	Mainchain
2	5N	229	ASN	Sidechain
2	5N	23	HIS	Sidechain,Mainchain
2	5N	25	SER	Peptide
2	5N	28	THR	Mainchain
2	5N	29	MET	Mainchain
2	5N	30	PRO	Peptide,Mainchain
2	5N	31	PHE	Sidechain,Mainchain
2	5N	35	PHE	Sidechain,Mainchain
2	5N	36	SER	Mainchain
2	5N	37	ASN	Mainchain
2	5N	38	VAL	Mainchain
2	5N	39	ASP	Mainchain
2	5N	4	GLU	Peptide,Mainchain
2	5N	40	ASN	Sidechain
2	5N	41	PHE	Peptide,Sidechain,Mainchain
2	5N	44	MET	Mainchain
2	5N	46	TYR	Peptide,Sidechain,Mainchain
2	5N	47	ASP	Sidechain
2	5N	50	THR	Mainchain
2	5N	52	ASP	Peptide
2	5N	54	ASN	Sidechain,Mainchain
2	5N	55	PRO	Mainchain
2	5N	56	SER	Mainchain
2	5N	57	LYS	Peptide,Mainchain
2	5N	59	VAL	Mainchain
2	5N	67	THR	Mainchain
2	5N	70	TRP	Mainchain
2	5N	71	ALA	Peptide
2	5N	72	ARG	Peptide,Sidechain
2	5N	73	GLY	Mainchain
2	5N	74	TYR	Peptide,Sidechain
2	5N	75	GLN	Peptide
2	5N	77	THR	Mainchain
2	5N	78	HIS	Sidechain
2	5N	8	VAL	Peptide,Mainchain
2	5N	9	VAL	Mainchain
2	5N	91[B]	LYS	Mainchain
4	5P	27	PHE	Sidechain
1	5Q	1	ASP	Mainchain

*Continued on next page...*

*Continued from previous page...*

Mol	Chain	Res	Type	Group
1	5Q	13	ALA	Mainchain
1	5Q	14	ASP	Mainchain
1	5Q	146	ASN	Sidechain
1	5Q	147	ARG	Sidechain
1	5Q	149	THR	Peptide,Mainchain
1	5Q	150	TYR	Sidechain,Mainchain
1	5Q	152	SER	Mainchain
1	5Q	154	SER	Mainchain
1	5Q	155	PRO	Peptide,Mainchain
1	5Q	156	SER	Mainchain
1	5Q	16	THR	Peptide,Mainchain
1	5Q	166	MET	Mainchain
1	5Q	167	GLY	Peptide,Mainchain
1	5Q	169	ASP	Mainchain
1	5Q	17	THR	Peptide,Mainchain
1	5Q	170	ALA	Peptide
1	5Q	171	ARG	Mainchain
1	5Q	172	PHE	Sidechain,Mainchain
1	5Q	179	VAL	Mainchain
1	5Q	180	VAL	Mainchain
1	5Q	182	PHE	Sidechain
1	5Q	20	GLU	Mainchain
1	5Q	21	ASN	Peptide
1	5Q	22	HIS	Sidechain
1	5Q	23	GLY	Mainchain
1	5Q	24	VAL	Mainchain
1	5Q	25	ASP	Peptide
1	5Q	26	ALA	Peptide,Mainchain
1	5Q	27	LYS	Peptide
1	5Q	29	TYR	Sidechain
1	5Q	30	PHE	Sidechain,Mainchain
1	5Q	34	ALA	Mainchain
1	5Q	35	THR	Mainchain
1	5Q	36	THR	Mainchain
1	5Q	37	ALA	Mainchain
1	5Q	38	PRO	Mainchain
1	5Q	39	GLN	Sidechain,Mainchain
1	5Q	41	ILE	Peptide,Mainchain
1	5Q	43	HIS	Mainchain
1	5Q	47	VAL	Peptide
1	5Q	48	TYR	Sidechain
1	5Q	50	ARG	Mainchain

*Continued on next page...*

*Continued from previous page...*

Mol	Chain	Res	Type	Group
1	5Q	52	PHE	Sidechain
1	5Q	64	TYR	Mainchain
1	5Q	65	PHE	Peptide,Sidechain,Mainchain
1	5Q	66	ARG	Sidechain,Mainchain
1	5Q	79	THR	Mainchain
1	5Q	8	LEU	Peptide
1	5Q	80	PHE	Sidechain
1	5Q	81	ASN	Sidechain
1	5Q	82	ARG	Sidechain
1	5Q	84	ARG	Peptide,Sidechain,Mainchain
1	5Q	88	GLY	Peptide
1	5Q	89	PHE	Peptide,Sidechain,Mainchain
1	5Q	9	PHE	Sidechain
1	5Q	90	PHE	Sidechain
1	5Q	91	PRO	Mainchain
1	5Q	92	ASN	Peptide
1	5Q	94	THR	Peptide
1	5Q	96	ASP	Peptide,Sidechain
1	5Q	97	SER	Peptide
2	5R	106	GLY	Mainchain
2	5R	107	PHE	Peptide,Sidechain
2	5R	108	HIS	Peptide
2	5R	15	VAL	Mainchain
2	5R	2	GLU	Mainchain
2	5R	209	LEU	Mainchain
2	5R	215	GLN	Sidechain
2	5R	216	ASN	Sidechain,Mainchain
2	5R	217	PRO	Mainchain
2	5R	22	GLN	Sidechain
2	5R	220	PHE	Sidechain
2	5R	222	GLN	Sidechain
2	5R	224	VAL	Peptide
2	5R	225	ASN	Mainchain
2	5R	226	ILE	Peptide
2	5R	227	TYR	Sidechain
2	5R	228	ASP	Mainchain
2	5R	229	ASN	Sidechain
2	5R	23	HIS	Sidechain,Mainchain
2	5R	25	SER	Peptide
2	5R	28	THR	Mainchain
2	5R	29	MET	Mainchain
2	5R	30	PRO	Peptide,Mainchain

*Continued on next page...*

*Continued from previous page...*

Mol	Chain	Res	Type	Group
2	5R	31	PHE	Sidechain,Mainchain
2	5R	35	PHE	Sidechain,Mainchain
2	5R	36	SER	Mainchain
2	5R	37	ASN	Mainchain
2	5R	38	VAL	Mainchain
2	5R	39	ASP	Mainchain
2	5R	4	GLU	Peptide,Mainchain
2	5R	40	ASN	Sidechain
2	5R	41	PHE	Peptide,Sidechain,Mainchain
2	5R	44	MET	Mainchain
2	5R	46	TYR	Peptide,Sidechain,Mainchain
2	5R	47	ASP	Sidechain
2	5R	50	THR	Mainchain
2	5R	52	ASP	Peptide
2	5R	54	ASN	Sidechain,Mainchain
2	5R	55	PRO	Mainchain
2	5R	56	SER	Mainchain
2	5R	57	LYS	Peptide,Mainchain
2	5R	59	VAL	Mainchain
2	5R	67	THR	Mainchain
2	5R	70	TRP	Mainchain
2	5R	71	ALA	Peptide
2	5R	72	ARG	Peptide,Sidechain
2	5R	73	GLY	Mainchain
2	5R	74	TYR	Peptide,Sidechain
2	5R	75	GLN	Peptide
2	5R	77	THR	Mainchain
2	5R	78	HIS	Sidechain
2	5R	8	VAL	Peptide,Mainchain
2	5R	9	VAL	Mainchain
2	5R	91[B]	LYS	Mainchain
4	5T	27	PHE	Sidechain
1	5U	1	ASP	Mainchain
1	5U	13	ALA	Mainchain
1	5U	14	ASP	Mainchain
1	5U	146	ASN	Sidechain
1	5U	147	ARG	Sidechain
1	5U	149	THR	Peptide,Mainchain
1	5U	150	TYR	Sidechain,Mainchain
1	5U	152	SER	Mainchain
1	5U	154	SER	Mainchain
1	5U	155	PRO	Peptide,Mainchain

*Continued on next page...*

*Continued from previous page...*

Mol	Chain	Res	Type	Group
1	5U	156	SER	Mainchain
1	5U	16	THR	Peptide,Mainchain
1	5U	166	MET	Mainchain
1	5U	167	GLY	Peptide,Mainchain
1	5U	169	ASP	Mainchain
1	5U	17	THR	Peptide,Mainchain
1	5U	170	ALA	Peptide
1	5U	171	ARG	Mainchain
1	5U	172	PHE	Sidechain,Mainchain
1	5U	179	VAL	Mainchain
1	5U	180	VAL	Mainchain
1	5U	182	PHE	Sidechain
1	5U	20	GLU	Mainchain
1	5U	21	ASN	Peptide
1	5U	22	HIS	Sidechain
1	5U	23	GLY	Mainchain
1	5U	24	VAL	Mainchain
1	5U	25	ASP	Peptide
1	5U	26	ALA	Peptide,Mainchain
1	5U	27	LYS	Peptide
1	5U	29	TYR	Sidechain
1	5U	30	PHE	Sidechain,Mainchain
1	5U	34	ALA	Mainchain
1	5U	35	THR	Mainchain
1	5U	36	THR	Mainchain
1	5U	37	ALA	Mainchain
1	5U	38	PRO	Mainchain
1	5U	39	GLN	Sidechain,Mainchain
1	5U	41	ILE	Peptide,Mainchain
1	5U	43	HIS	Mainchain
1	5U	47	VAL	Peptide
1	5U	48	TYR	Sidechain
1	5U	50	ARG	Mainchain
1	5U	52	PHE	Sidechain
1	5U	64	TYR	Mainchain
1	5U	65	PHE	Peptide,Sidechain,Mainchain
1	5U	66	ARG	Sidechain,Mainchain
1	5U	79	THR	Mainchain
1	5U	8	LEU	Peptide
1	5U	80	PHE	Sidechain
1	5U	81	ASN	Sidechain
1	5U	82	ARG	Sidechain

*Continued on next page...*



*Continued from previous page...*

Mol	Chain	Res	Type	Group
1	5U	84	ARG	Peptide,Sidechain,Mainchain
1	5U	88	GLY	Peptide
1	5U	89	PHE	Peptide,Sidechain,Mainchain
1	5U	9	PHE	Sidechain
1	5U	90	PHE	Sidechain
1	5U	91	PRO	Mainchain
1	5U	92	ASN	Peptide
1	5U	94	THR	Peptide
1	5U	96	ASP	Peptide,Sidechain
1	5U	97	SER	Peptide
2	5V	106	GLY	Mainchain
2	5V	107	PHE	Peptide,Sidechain
2	5V	108	HIS	Peptide
2	5V	15	VAL	Mainchain
2	5V	2	GLU	Mainchain
2	5V	209	LEU	Mainchain
2	5V	215	GLN	Sidechain
2	5V	216	ASN	Sidechain,Mainchain
2	5V	217	PRO	Mainchain
2	5V	22	GLN	Sidechain
2	5V	220	PHE	Sidechain
2	5V	222	GLN	Sidechain
2	5V	224	VAL	Peptide
2	5V	225	ASN	Mainchain
2	5V	226	ILE	Peptide
2	5V	227	TYR	Sidechain
2	5V	228	ASP	Mainchain
2	5V	229	ASN	Sidechain
2	5V	23	HIS	Sidechain,Mainchain
2	5V	25	SER	Peptide
2	5V	28	THR	Mainchain
2	5V	29	MET	Mainchain
2	5V	30	PRO	Peptide,Mainchain
2	5V	31	PHE	Sidechain,Mainchain
2	5V	35	PHE	Sidechain,Mainchain
2	5V	36	SER	Mainchain
2	5V	37	ASN	Mainchain
2	5V	38	VAL	Mainchain
2	5V	39	ASP	Mainchain
2	5V	4	GLU	Peptide,Mainchain
2	5V	40	ASN	Sidechain
2	5V	41	PHE	Peptide,Sidechain,Mainchain

*Continued on next page...*

*Continued from previous page...*

Mol	Chain	Res	Type	Group
2	5V	44	MET	Mainchain
2	5V	46	TYR	Peptide,Sidechain,Mainchain
2	5V	47	ASP	Sidechain
2	5V	50	THR	Mainchain
2	5V	52	ASP	Peptide
2	5V	54	ASN	Sidechain,Mainchain
2	5V	55	PRO	Mainchain
2	5V	56	SER	Mainchain
2	5V	57	LYS	Peptide,Mainchain
2	5V	59	VAL	Mainchain
2	5V	67	THR	Mainchain
2	5V	70	TRP	Mainchain
2	5V	71	ALA	Peptide
2	5V	72	ARG	Peptide,Sidechain
2	5V	73	GLY	Mainchain
2	5V	74	TYR	Peptide,Sidechain
2	5V	75	GLN	Peptide
2	5V	77	THR	Mainchain
2	5V	78	HIS	Sidechain
2	5V	8	VAL	Peptide,Mainchain
2	5V	9	VAL	Mainchain
2	5V	91[B]	LYS	Mainchain
4	5X	27	PHE	Sidechain
1	5Y	1	ASP	Mainchain
1	5Y	13	ALA	Mainchain
1	5Y	14	ASP	Mainchain
1	5Y	146	ASN	Sidechain
1	5Y	147	ARG	Sidechain
1	5Y	149	THR	Peptide,Mainchain
1	5Y	150	TYR	Sidechain,Mainchain
1	5Y	152	SER	Mainchain
1	5Y	154	SER	Mainchain
1	5Y	155	PRO	Peptide,Mainchain
1	5Y	156	SER	Mainchain
1	5Y	16	THR	Peptide,Mainchain
1	5Y	166	MET	Mainchain
1	5Y	167	GLY	Peptide,Mainchain
1	5Y	169	ASP	Mainchain
1	5Y	17	THR	Peptide,Mainchain
1	5Y	170	ALA	Peptide
1	5Y	171	ARG	Mainchain
1	5Y	172	PHE	Sidechain,Mainchain

*Continued on next page...*

*Continued from previous page...*

Mol	Chain	Res	Type	Group
1	5Y	179	VAL	Mainchain
1	5Y	180	VAL	Mainchain
1	5Y	182	PHE	Sidechain
1	5Y	20	GLU	Mainchain
1	5Y	21	ASN	Peptide
1	5Y	22	HIS	Sidechain
1	5Y	23	GLY	Mainchain
1	5Y	24	VAL	Mainchain
1	5Y	25	ASP	Peptide
1	5Y	26	ALA	Peptide,Mainchain
1	5Y	27	LYS	Peptide
1	5Y	29	TYR	Sidechain
1	5Y	30	PHE	Sidechain,Mainchain
1	5Y	34	ALA	Mainchain
1	5Y	35	THR	Mainchain
1	5Y	36	THR	Mainchain
1	5Y	37	ALA	Mainchain
1	5Y	38	PRO	Mainchain
1	5Y	39	GLN	Sidechain,Mainchain
1	5Y	41	ILE	Peptide,Mainchain
1	5Y	43	HIS	Mainchain
1	5Y	47	VAL	Peptide
1	5Y	48	TYR	Sidechain
1	5Y	50	ARG	Mainchain
1	5Y	52	PHE	Sidechain
1	5Y	64	TYR	Mainchain
1	5Y	65	PHE	Peptide,Sidechain,Mainchain
1	5Y	66	ARG	Sidechain,Mainchain
1	5Y	79	THR	Mainchain
1	5Y	8	LEU	Peptide
1	5Y	80	PHE	Sidechain
1	5Y	81	ASN	Sidechain
1	5Y	82	ARG	Sidechain
1	5Y	84	ARG	Peptide,Sidechain,Mainchain
1	5Y	88	GLY	Peptide
1	5Y	89	PHE	Peptide,Sidechain,Mainchain
1	5Y	9	PHE	Sidechain
1	5Y	90	PHE	Sidechain
1	5Y	91	PRO	Mainchain
1	5Y	92	ASN	Peptide
1	5Y	94	THR	Peptide
1	5Y	96	ASP	Peptide,Sidechain

*Continued on next page...*

*Continued from previous page...*

Mol	Chain	Res	Type	Group
1	5Y	97	SER	Peptide
2	5Z	106	GLY	Mainchain
2	5Z	107	PHE	Peptide,Sidechain
2	5Z	108	HIS	Peptide
2	5Z	15	VAL	Mainchain
2	5Z	2	GLU	Mainchain
2	5Z	209	LEU	Mainchain
2	5Z	215	GLN	Sidechain
2	5Z	216	ASN	Sidechain,Mainchain
2	5Z	217	PRO	Mainchain
2	5Z	22	GLN	Sidechain
2	5Z	220	PHE	Sidechain
2	5Z	222	GLN	Sidechain
2	5Z	224	VAL	Peptide
2	5Z	225	ASN	Mainchain
2	5Z	226	ILE	Peptide
2	5Z	227	TYR	Sidechain
2	5Z	228	ASP	Mainchain
2	5Z	229	ASN	Sidechain
2	5Z	23	HIS	Sidechain,Mainchain
2	5Z	25	SER	Peptide
2	5Z	28	THR	Mainchain
2	5Z	29	MET	Mainchain
2	5Z	30	PRO	Peptide,Mainchain
2	5Z	31	PHE	Sidechain,Mainchain
2	5Z	35	PHE	Sidechain,Mainchain
2	5Z	36	SER	Mainchain
2	5Z	37	ASN	Mainchain
2	5Z	38	VAL	Mainchain
2	5Z	39	ASP	Mainchain
2	5Z	4	GLU	Peptide,Mainchain
2	5Z	40	ASN	Sidechain
2	5Z	41	PHE	Peptide,Sidechain,Mainchain
2	5Z	44	MET	Mainchain
2	5Z	46	TYR	Peptide,Sidechain,Mainchain
2	5Z	47	ASP	Sidechain
2	5Z	50	THR	Mainchain
2	5Z	52	ASP	Peptide
2	5Z	54	ASN	Sidechain,Mainchain
2	5Z	55	PRO	Mainchain
2	5Z	56	SER	Mainchain
2	5Z	57	LYS	Peptide,Mainchain

*Continued on next page...*

*Continued from previous page...*

Mol	Chain	Res	Type	Group
2	5Z	59	VAL	Mainchain
2	5Z	67	THR	Mainchain
2	5Z	70	TRP	Mainchain
2	5Z	71	ALA	Peptide
2	5Z	72	ARG	Peptide,Sidechain
2	5Z	73	GLY	Mainchain
2	5Z	74	TYR	Peptide,Sidechain
2	5Z	75	GLN	Peptide
2	5Z	77	THR	Mainchain
2	5Z	78	HIS	Sidechain
2	5Z	8	VAL	Peptide,Mainchain
2	5Z	9	VAL	Mainchain
2	5Z	91[B]	LYS	Mainchain
4	61	27	PHE	Sidechain
1	62	1	ASP	Mainchain
1	62	13	ALA	Mainchain
1	62	14	ASP	Mainchain
1	62	146	ASN	Sidechain
1	62	147	ARG	Sidechain
1	62	149	THR	Peptide,Mainchain
1	62	150	TYR	Sidechain,Mainchain
1	62	152	SER	Mainchain
1	62	154	SER	Mainchain
1	62	155	PRO	Peptide,Mainchain
1	62	156	SER	Mainchain
1	62	16	THR	Peptide,Mainchain
1	62	166	MET	Mainchain
1	62	167	GLY	Peptide,Mainchain
1	62	169	ASP	Mainchain
1	62	17	THR	Peptide,Mainchain
1	62	170	ALA	Peptide
1	62	171	ARG	Mainchain
1	62	172	PHE	Sidechain,Mainchain
1	62	179	VAL	Mainchain
1	62	180	VAL	Mainchain
1	62	182	PHE	Sidechain
1	62	20	GLU	Mainchain
1	62	21	ASN	Peptide
1	62	22	HIS	Sidechain
1	62	23	GLY	Mainchain
1	62	24	VAL	Mainchain
1	62	25	ASP	Peptide

*Continued on next page...*

*Continued from previous page...*

Mol	Chain	Res	Type	Group
1	62	26	ALA	Peptide,Mainchain
1	62	27	LYS	Peptide
1	62	29	TYR	Sidechain
1	62	30	PHE	Sidechain,Mainchain
1	62	34	ALA	Mainchain
1	62	35	THR	Mainchain
1	62	36	THR	Mainchain
1	62	37	ALA	Mainchain
1	62	38	PRO	Mainchain
1	62	39	GLN	Sidechain,Mainchain
1	62	41	ILE	Peptide,Mainchain
1	62	43	HIS	Mainchain
1	62	47	VAL	Peptide
1	62	48	TYR	Sidechain
1	62	50	ARG	Mainchain
1	62	52	PHE	Sidechain
1	62	64	TYR	Mainchain
1	62	65	PHE	Peptide,Sidechain,Mainchain
1	62	66	ARG	Sidechain,Mainchain
1	62	79	THR	Mainchain
1	62	8	LEU	Peptide
1	62	80	PHE	Sidechain
1	62	81	ASN	Sidechain
1	62	82	ARG	Sidechain
1	62	84	ARG	Peptide,Sidechain,Mainchain
1	62	88	GLY	Peptide
1	62	89	PHE	Peptide,Sidechain,Mainchain
1	62	9	PHE	Sidechain
1	62	90	PHE	Sidechain
1	62	91	PRO	Mainchain
1	62	92	ASN	Peptide
1	62	94	THR	Peptide
1	62	96	ASP	Peptide,Sidechain
1	62	97	SER	Peptide
2	63	106	GLY	Mainchain
2	63	107	PHE	Peptide,Sidechain
2	63	108	HIS	Peptide
2	63	15	VAL	Mainchain
2	63	2	GLU	Mainchain
2	63	209	LEU	Mainchain
2	63	215	GLN	Sidechain
2	63	216	ASN	Sidechain,Mainchain

*Continued on next page...*

*Continued from previous page...*

Mol	Chain	Res	Type	Group
2	63	217	PRO	Mainchain
2	63	22	GLN	Sidechain
2	63	220	PHE	Sidechain
2	63	222	GLN	Sidechain
2	63	224	VAL	Peptide
2	63	225	ASN	Mainchain
2	63	226	ILE	Peptide
2	63	227	TYR	Sidechain
2	63	228	ASP	Mainchain
2	63	229	ASN	Sidechain
2	63	23	HIS	Sidechain,Mainchain
2	63	25	SER	Peptide
2	63	28	THR	Mainchain
2	63	29	MET	Mainchain
2	63	30	PRO	Peptide,Mainchain
2	63	31	PHE	Sidechain,Mainchain
2	63	35	PHE	Sidechain,Mainchain
2	63	36	SER	Mainchain
2	63	37	ASN	Mainchain
2	63	38	VAL	Mainchain
2	63	39	ASP	Mainchain
2	63	4	GLU	Peptide,Mainchain
2	63	40	ASN	Sidechain
2	63	41	PHE	Peptide,Sidechain,Mainchain
2	63	44	MET	Mainchain
2	63	46	TYR	Peptide,Sidechain,Mainchain
2	63	47	ASP	Sidechain
2	63	50	THR	Mainchain
2	63	52	ASP	Peptide
2	63	54	ASN	Sidechain,Mainchain
2	63	55	PRO	Mainchain
2	63	56	SER	Mainchain
2	63	57	LYS	Peptide,Mainchain
2	63	59	VAL	Mainchain
2	63	67	THR	Mainchain
2	63	70	TRP	Mainchain
2	63	71	ALA	Peptide
2	63	72	ARG	Peptide,Sidechain
2	63	73	GLY	Mainchain
2	63	74	TYR	Peptide,Sidechain
2	63	75	GLN	Peptide
2	63	77	THR	Mainchain

*Continued on next page...*



*Continued from previous page...*

Mol	Chain	Res	Type	Group
2	63	78	HIS	Sidechain
2	63	8	VAL	Peptide,Mainchain
2	63	9	VAL	Mainchain
2	63	91[B]	LYS	Mainchain
4	65	27	PHE	Sidechain
1	66	1	ASP	Mainchain
1	66	13	ALA	Mainchain
1	66	14	ASP	Mainchain
1	66	146	ASN	Sidechain
1	66	147	ARG	Sidechain
1	66	149	THR	Peptide,Mainchain
1	66	150	TYR	Sidechain,Mainchain
1	66	152	SER	Mainchain
1	66	154	SER	Mainchain
1	66	155	PRO	Peptide,Mainchain
1	66	156	SER	Mainchain
1	66	16	THR	Peptide,Mainchain
1	66	166	MET	Mainchain
1	66	167	GLY	Peptide,Mainchain
1	66	169	ASP	Mainchain
1	66	17	THR	Peptide,Mainchain
1	66	170	ALA	Peptide
1	66	171	ARG	Mainchain
1	66	172	PHE	Sidechain,Mainchain
1	66	179	VAL	Mainchain
1	66	180	VAL	Mainchain
1	66	182	PHE	Sidechain
1	66	20	GLU	Mainchain
1	66	21	ASN	Peptide
1	66	22	HIS	Sidechain
1	66	23	GLY	Mainchain
1	66	24	VAL	Mainchain
1	66	25	ASP	Peptide
1	66	26	ALA	Peptide,Mainchain
1	66	27	LYS	Peptide
1	66	29	TYR	Sidechain
1	66	30	PHE	Sidechain,Mainchain
1	66	34	ALA	Mainchain
1	66	35	THR	Mainchain
1	66	36	THR	Mainchain
1	66	37	ALA	Mainchain
1	66	38	PRO	Mainchain

*Continued on next page...*

*Continued from previous page...*

Mol	Chain	Res	Type	Group
1	66	39	GLN	Sidechain,Mainchain
1	66	41	ILE	Peptide,Mainchain
1	66	43	HIS	Mainchain
1	66	47	VAL	Peptide
1	66	48	TYR	Sidechain
1	66	50	ARG	Mainchain
1	66	52	PHE	Sidechain
1	66	64	TYR	Mainchain
1	66	65	PHE	Peptide,Sidechain,Mainchain
1	66	66	ARG	Sidechain,Mainchain
1	66	79	THR	Mainchain
1	66	8	LEU	Peptide
1	66	80	PHE	Sidechain
1	66	81	ASN	Sidechain
1	66	82	ARG	Sidechain
1	66	84	ARG	Peptide,Sidechain,Mainchain
1	66	88	GLY	Peptide
1	66	89	PHE	Peptide,Sidechain,Mainchain
1	66	9	PHE	Sidechain
1	66	90	PHE	Sidechain
1	66	91	PRO	Mainchain
1	66	92	ASN	Peptide
1	66	94	THR	Peptide
1	66	96	ASP	Peptide,Sidechain
1	66	97	SER	Peptide
2	67	106	GLY	Mainchain
2	67	107	PHE	Peptide,Sidechain
2	67	108	HIS	Peptide
2	67	15	VAL	Mainchain
2	67	2	GLU	Mainchain
2	67	209	LEU	Mainchain
2	67	215	GLN	Sidechain
2	67	216	ASN	Sidechain,Mainchain
2	67	217	PRO	Mainchain
2	67	22	GLN	Sidechain
2	67	220	PHE	Sidechain
2	67	222	GLN	Sidechain
2	67	224	VAL	Peptide
2	67	225	ASN	Mainchain
2	67	226	ILE	Peptide
2	67	227	TYR	Sidechain
2	67	228	ASP	Mainchain

*Continued on next page...*

*Continued from previous page...*

Mol	Chain	Res	Type	Group
2	67	229	ASN	Sidechain
2	67	23	HIS	Sidechain,Mainchain
2	67	25	SER	Peptide
2	67	28	THR	Mainchain
2	67	29	MET	Mainchain
2	67	30	PRO	Peptide,Mainchain
2	67	31	PHE	Sidechain,Mainchain
2	67	35	PHE	Sidechain,Mainchain
2	67	36	SER	Mainchain
2	67	37	ASN	Mainchain
2	67	38	VAL	Mainchain
2	67	39	ASP	Mainchain
2	67	4	GLU	Peptide,Mainchain
2	67	40	ASN	Sidechain
2	67	41	PHE	Peptide,Sidechain,Mainchain
2	67	44	MET	Mainchain
2	67	46	TYR	Peptide,Sidechain,Mainchain
2	67	47	ASP	Sidechain
2	67	50	THR	Mainchain
2	67	52	ASP	Peptide
2	67	54	ASN	Sidechain,Mainchain
2	67	55	PRO	Mainchain
2	67	56	SER	Mainchain
2	67	57	LYS	Peptide,Mainchain
2	67	59	VAL	Mainchain
2	67	67	THR	Mainchain
2	67	70	TRP	Mainchain
2	67	71	ALA	Peptide
2	67	72	ARG	Peptide,Sidechain
2	67	73	GLY	Mainchain
2	67	74	TYR	Peptide,Sidechain
2	67	75	GLN	Peptide
2	67	77	THR	Mainchain
2	67	78	HIS	Sidechain
2	67	8	VAL	Peptide,Mainchain
2	67	9	VAL	Mainchain
2	67	91[B]	LYS	Mainchain
4	69	27	PHE	Sidechain
1	6A	1	ASP	Mainchain
1	6A	13	ALA	Mainchain
1	6A	14	ASP	Mainchain
1	6A	146	ASN	Sidechain

*Continued on next page...*

*Continued from previous page...*

Mol	Chain	Res	Type	Group
1	6A	147	ARG	Sidechain
1	6A	149	THR	Peptide,Mainchain
1	6A	150	TYR	Sidechain,Mainchain
1	6A	152	SER	Mainchain
1	6A	154	SER	Mainchain
1	6A	155	PRO	Peptide,Mainchain
1	6A	156	SER	Mainchain
1	6A	16	THR	Peptide,Mainchain
1	6A	166	MET	Mainchain
1	6A	167	GLY	Peptide,Mainchain
1	6A	169	ASP	Mainchain
1	6A	17	THR	Peptide,Mainchain
1	6A	170	ALA	Peptide
1	6A	171	ARG	Mainchain
1	6A	172	PHE	Sidechain,Mainchain
1	6A	179	VAL	Mainchain
1	6A	180	VAL	Mainchain
1	6A	182	PHE	Sidechain
1	6A	20	GLU	Mainchain
1	6A	21	ASN	Peptide
1	6A	22	HIS	Sidechain
1	6A	23	GLY	Mainchain
1	6A	24	VAL	Mainchain
1	6A	25	ASP	Peptide
1	6A	26	ALA	Peptide,Mainchain
1	6A	27	LYS	Peptide
1	6A	29	TYR	Sidechain
1	6A	30	PHE	Sidechain,Mainchain
1	6A	34	ALA	Mainchain
1	6A	35	THR	Mainchain
1	6A	36	THR	Mainchain
1	6A	37	ALA	Mainchain
1	6A	38	PRO	Mainchain
1	6A	39	GLN	Sidechain,Mainchain
1	6A	41	ILE	Peptide,Mainchain
1	6A	43	HIS	Mainchain
1	6A	47	VAL	Peptide
1	6A	48	TYR	Sidechain
1	6A	50	ARG	Mainchain
1	6A	52	PHE	Sidechain
1	6A	64	TYR	Mainchain
1	6A	65	PHE	Peptide,Sidechain,Mainchain

*Continued on next page...*

*Continued from previous page...*

Mol	Chain	Res	Type	Group
1	6A	66	ARG	Sidechain,Mainchain
1	6A	79	THR	Mainchain
1	6A	8	LEU	Peptide
1	6A	80	PHE	Sidechain
1	6A	81	ASN	Sidechain
1	6A	82	ARG	Sidechain
1	6A	84	ARG	Peptide,Sidechain,Mainchain
1	6A	88	GLY	Peptide
1	6A	89	PHE	Peptide,Sidechain,Mainchain
1	6A	9	PHE	Sidechain
1	6A	90	PHE	Sidechain
1	6A	91	PRO	Mainchain
1	6A	92	ASN	Peptide
1	6A	94	THR	Peptide
1	6A	96	ASP	Peptide,Sidechain
1	6A	97	SER	Peptide
2	6B	106	GLY	Mainchain
2	6B	107	PHE	Peptide,Sidechain
2	6B	108	HIS	Peptide
2	6B	15	VAL	Mainchain
2	6B	2	GLU	Mainchain
2	6B	209	LEU	Mainchain
2	6B	215	GLN	Sidechain
2	6B	216	ASN	Sidechain,Mainchain
2	6B	217	PRO	Mainchain
2	6B	22	GLN	Sidechain
2	6B	220	PHE	Sidechain
2	6B	222	GLN	Sidechain
2	6B	224	VAL	Peptide
2	6B	225	ASN	Mainchain
2	6B	226	ILE	Peptide
2	6B	227	TYR	Sidechain
2	6B	228	ASP	Mainchain
2	6B	229	ASN	Sidechain
2	6B	23	HIS	Sidechain,Mainchain
2	6B	25	SER	Peptide
2	6B	28	THR	Mainchain
2	6B	29	MET	Mainchain
2	6B	30	PRO	Peptide,Mainchain
2	6B	31	PHE	Sidechain,Mainchain
2	6B	35	PHE	Sidechain,Mainchain
2	6B	36	SER	Mainchain

*Continued on next page...*

*Continued from previous page...*

Mol	Chain	Res	Type	Group
2	6B	37	ASN	Mainchain
2	6B	38	VAL	Mainchain
2	6B	39	ASP	Mainchain
2	6B	4	GLU	Peptide,Mainchain
2	6B	40	ASN	Sidechain
2	6B	41	PHE	Peptide,Sidechain,Mainchain
2	6B	44	MET	Mainchain
2	6B	46	TYR	Peptide,Sidechain,Mainchain
2	6B	47	ASP	Sidechain
2	6B	50	THR	Mainchain
2	6B	52	ASP	Peptide
2	6B	54	ASN	Sidechain,Mainchain
2	6B	55	PRO	Mainchain
2	6B	56	SER	Mainchain
2	6B	57	LYS	Peptide,Mainchain
2	6B	59	VAL	Mainchain
2	6B	67	THR	Mainchain
2	6B	70	TRP	Mainchain
2	6B	71	ALA	Peptide
2	6B	72	ARG	Peptide,Sidechain
2	6B	73	GLY	Mainchain
2	6B	74	TYR	Peptide,Sidechain
2	6B	75	GLN	Peptide
2	6B	77	THR	Mainchain
2	6B	78	HIS	Sidechain
2	6B	8	VAL	Peptide,Mainchain
2	6B	9	VAL	Mainchain
2	6B	91[B]	LYS	Mainchain
4	6D	27	PHE	Sidechain
1	6E	1	ASP	Mainchain
1	6E	13	ALA	Mainchain
1	6E	14	ASP	Mainchain
1	6E	146	ASN	Sidechain
1	6E	147	ARG	Sidechain
1	6E	149	THR	Peptide,Mainchain
1	6E	150	TYR	Sidechain,Mainchain
1	6E	152	SER	Mainchain
1	6E	154	SER	Mainchain
1	6E	155	PRO	Peptide,Mainchain
1	6E	156	SER	Mainchain
1	6E	16	THR	Peptide,Mainchain
1	6E	166	MET	Mainchain

*Continued on next page...*

*Continued from previous page...*

Mol	Chain	Res	Type	Group
1	6E	167	GLY	Peptide,Mainchain
1	6E	169	ASP	Mainchain
1	6E	17	THR	Peptide,Mainchain
1	6E	170	ALA	Peptide
1	6E	171	ARG	Mainchain
1	6E	172	PHE	Sidechain,Mainchain
1	6E	179	VAL	Mainchain
1	6E	180	VAL	Mainchain
1	6E	182	PHE	Sidechain
1	6E	20	GLU	Mainchain
1	6E	21	ASN	Peptide
1	6E	22	HIS	Sidechain
1	6E	23	GLY	Mainchain
1	6E	24	VAL	Mainchain
1	6E	25	ASP	Peptide
1	6E	26	ALA	Peptide,Mainchain
1	6E	27	LYS	Peptide
1	6E	29	TYR	Sidechain
1	6E	30	PHE	Sidechain,Mainchain
1	6E	34	ALA	Mainchain
1	6E	35	THR	Mainchain
1	6E	36	THR	Mainchain
1	6E	37	ALA	Mainchain
1	6E	38	PRO	Mainchain
1	6E	39	GLN	Sidechain,Mainchain
1	6E	41	ILE	Peptide,Mainchain
1	6E	43	HIS	Mainchain
1	6E	47	VAL	Peptide
1	6E	48	TYR	Sidechain
1	6E	50	ARG	Mainchain
1	6E	52	PHE	Sidechain
1	6E	64	TYR	Mainchain
1	6E	65	PHE	Peptide,Sidechain,Mainchain
1	6E	66	ARG	Sidechain,Mainchain
1	6E	79	THR	Mainchain
1	6E	8	LEU	Peptide
1	6E	80	PHE	Sidechain
1	6E	81	ASN	Sidechain
1	6E	82	ARG	Sidechain
1	6E	84	ARG	Peptide,Sidechain,Mainchain
1	6E	88	GLY	Peptide
1	6E	89	PHE	Peptide,Sidechain,Mainchain

*Continued on next page...*



*Continued from previous page...*

Mol	Chain	Res	Type	Group
1	6E	9	PHE	Sidechain
1	6E	90	PHE	Sidechain
1	6E	91	PRO	Mainchain
1	6E	92	ASN	Peptide
1	6E	94	THR	Peptide
1	6E	96	ASP	Peptide,Sidechain
1	6E	97	SER	Peptide
2	6F	106	GLY	Mainchain
2	6F	107	PHE	Peptide,Sidechain
2	6F	108	HIS	Peptide
2	6F	15	VAL	Mainchain
2	6F	2	GLU	Mainchain
2	6F	209	LEU	Mainchain
2	6F	215	GLN	Sidechain
2	6F	216	ASN	Sidechain,Mainchain
2	6F	217	PRO	Mainchain
2	6F	22	GLN	Sidechain
2	6F	220	PHE	Sidechain
2	6F	222	GLN	Sidechain
2	6F	224	VAL	Peptide
2	6F	225	ASN	Mainchain
2	6F	226	ILE	Peptide
2	6F	227	TYR	Sidechain
2	6F	228	ASP	Mainchain
2	6F	229	ASN	Sidechain
2	6F	23	HIS	Sidechain,Mainchain
2	6F	25	SER	Peptide
2	6F	28	THR	Mainchain
2	6F	29	MET	Mainchain
2	6F	30	PRO	Peptide,Mainchain
2	6F	31	PHE	Sidechain,Mainchain
2	6F	35	PHE	Sidechain,Mainchain
2	6F	36	SER	Mainchain
2	6F	37	ASN	Mainchain
2	6F	38	VAL	Mainchain
2	6F	39	ASP	Mainchain
2	6F	4	GLU	Peptide,Mainchain
2	6F	40	ASN	Sidechain
2	6F	41	PHE	Peptide,Sidechain,Mainchain
2	6F	44	MET	Mainchain
2	6F	46	TYR	Peptide,Sidechain,Mainchain
2	6F	47	ASP	Sidechain

*Continued on next page...*

*Continued from previous page...*

Mol	Chain	Res	Type	Group
2	6F	50	THR	Mainchain
2	6F	52	ASP	Peptide
2	6F	54	ASN	Sidechain,Mainchain
2	6F	55	PRO	Mainchain
2	6F	56	SER	Mainchain
2	6F	57	LYS	Peptide,Mainchain
2	6F	59	VAL	Mainchain
2	6F	67	THR	Mainchain
2	6F	70	TRP	Mainchain
2	6F	71	ALA	Peptide
2	6F	72	ARG	Peptide,Sidechain
2	6F	73	GLY	Mainchain
2	6F	74	TYR	Peptide,Sidechain
2	6F	75	GLN	Peptide
2	6F	77	THR	Mainchain
2	6F	78	HIS	Sidechain
2	6F	8	VAL	Peptide,Mainchain
2	6F	9	VAL	Mainchain
2	6F	91[B]	LYS	Mainchain
4	6H	27	PHE	Sidechain
1	6I	1	ASP	Mainchain
1	6I	13	ALA	Mainchain
1	6I	14	ASP	Mainchain
1	6I	146	ASN	Sidechain
1	6I	147	ARG	Sidechain
1	6I	149	THR	Peptide,Mainchain
1	6I	150	TYR	Sidechain,Mainchain
1	6I	152	SER	Mainchain
1	6I	154	SER	Mainchain
1	6I	155	PRO	Peptide,Mainchain
1	6I	156	SER	Mainchain
1	6I	16	THR	Peptide,Mainchain
1	6I	166	MET	Mainchain
1	6I	167	GLY	Peptide,Mainchain
1	6I	169	ASP	Mainchain
1	6I	17	THR	Peptide,Mainchain
1	6I	170	ALA	Peptide
1	6I	171	ARG	Mainchain
1	6I	172	PHE	Sidechain,Mainchain
1	6I	179	VAL	Mainchain
1	6I	180	VAL	Mainchain
1	6I	182	PHE	Sidechain

*Continued on next page...*

*Continued from previous page...*

Mol	Chain	Res	Type	Group
1	6I	20	GLU	Mainchain
1	6I	21	ASN	Peptide
1	6I	22	HIS	Sidechain
1	6I	23	GLY	Mainchain
1	6I	24	VAL	Mainchain
1	6I	25	ASP	Peptide
1	6I	26	ALA	Peptide,Mainchain
1	6I	27	LYS	Peptide
1	6I	29	TYR	Sidechain
1	6I	30	PHE	Sidechain,Mainchain
1	6I	34	ALA	Mainchain
1	6I	35	THR	Mainchain
1	6I	36	THR	Mainchain
1	6I	37	ALA	Mainchain
1	6I	38	PRO	Mainchain
1	6I	39	GLN	Sidechain,Mainchain
1	6I	41	ILE	Peptide,Mainchain
1	6I	43	HIS	Mainchain
1	6I	47	VAL	Peptide
1	6I	48	TYR	Sidechain
1	6I	50	ARG	Mainchain
1	6I	52	PHE	Sidechain
1	6I	64	TYR	Mainchain
1	6I	65	PHE	Peptide,Sidechain,Mainchain
1	6I	66	ARG	Sidechain,Mainchain
1	6I	79	THR	Mainchain
1	6I	8	LEU	Peptide
1	6I	80	PHE	Sidechain
1	6I	81	ASN	Sidechain
1	6I	82	ARG	Sidechain
1	6I	84	ARG	Peptide,Sidechain,Mainchain
1	6I	88	GLY	Peptide
1	6I	89	PHE	Peptide,Sidechain,Mainchain
1	6I	9	PHE	Sidechain
1	6I	90	PHE	Sidechain
1	6I	91	PRO	Mainchain
1	6I	92	ASN	Peptide
1	6I	94	THR	Peptide
1	6I	96	ASP	Peptide,Sidechain
1	6I	97	SER	Peptide
2	6J	106	GLY	Mainchain
2	6J	107	PHE	Peptide,Sidechain

*Continued on next page...*

*Continued from previous page...*

Mol	Chain	Res	Type	Group
2	6J	108	HIS	Peptide
2	6J	15	VAL	Mainchain
2	6J	2	GLU	Mainchain
2	6J	209	LEU	Mainchain
2	6J	215	GLN	Sidechain
2	6J	216	ASN	Sidechain,Mainchain
2	6J	217	PRO	Mainchain
2	6J	22	GLN	Sidechain
2	6J	220	PHE	Sidechain
2	6J	222	GLN	Sidechain
2	6J	224	VAL	Peptide
2	6J	225	ASN	Mainchain
2	6J	226	ILE	Peptide
2	6J	227	TYR	Sidechain
2	6J	228	ASP	Mainchain
2	6J	229	ASN	Sidechain
2	6J	23	HIS	Sidechain,Mainchain
2	6J	25	SER	Peptide
2	6J	28	THR	Mainchain
2	6J	29	MET	Mainchain
2	6J	30	PRO	Peptide,Mainchain
2	6J	31	PHE	Sidechain,Mainchain
2	6J	35	PHE	Sidechain,Mainchain
2	6J	36	SER	Mainchain
2	6J	37	ASN	Mainchain
2	6J	38	VAL	Mainchain
2	6J	39	ASP	Mainchain
2	6J	4	GLU	Peptide,Mainchain
2	6J	40	ASN	Sidechain
2	6J	41	PHE	Peptide,Sidechain,Mainchain
2	6J	44	MET	Mainchain
2	6J	46	TYR	Peptide,Sidechain,Mainchain
2	6J	47	ASP	Sidechain
2	6J	50	THR	Mainchain
2	6J	52	ASP	Peptide
2	6J	54	ASN	Sidechain,Mainchain
2	6J	55	PRO	Mainchain
2	6J	56	SER	Mainchain
2	6J	57	LYS	Peptide,Mainchain
2	6J	59	VAL	Mainchain
2	6J	67	THR	Mainchain
2	6J	70	TRP	Mainchain

*Continued on next page...*

*Continued from previous page...*

Mol	Chain	Res	Type	Group
2	6J	71	ALA	Peptide
2	6J	72	ARG	Peptide,Sidechain
2	6J	73	GLY	Mainchain
2	6J	74	TYR	Peptide,Sidechain
2	6J	75	GLN	Peptide
2	6J	77	THR	Mainchain
2	6J	78	HIS	Sidechain
2	6J	8	VAL	Peptide,Mainchain
2	6J	9	VAL	Mainchain
2	6J	91[B]	LYS	Mainchain
4	6L	27	PHE	Sidechain
1	6M	1	ASP	Mainchain
1	6M	13	ALA	Mainchain
1	6M	14	ASP	Mainchain
1	6M	146	ASN	Sidechain
1	6M	147	ARG	Sidechain
1	6M	149	THR	Peptide,Mainchain
1	6M	150	TYR	Sidechain,Mainchain
1	6M	152	SER	Mainchain
1	6M	154	SER	Mainchain
1	6M	155	PRO	Peptide,Mainchain
1	6M	156	SER	Mainchain
1	6M	16	THR	Peptide,Mainchain
1	6M	166	MET	Mainchain
1	6M	167	GLY	Peptide,Mainchain
1	6M	169	ASP	Mainchain
1	6M	17	THR	Peptide,Mainchain
1	6M	170	ALA	Peptide
1	6M	171	ARG	Mainchain
1	6M	172	PHE	Sidechain,Mainchain
1	6M	179	VAL	Mainchain
1	6M	180	VAL	Mainchain
1	6M	182	PHE	Sidechain
1	6M	20	GLU	Mainchain
1	6M	21	ASN	Peptide
1	6M	22	HIS	Sidechain
1	6M	23	GLY	Mainchain
1	6M	24	VAL	Mainchain
1	6M	25	ASP	Peptide
1	6M	26	ALA	Peptide,Mainchain
1	6M	27	LYS	Peptide
1	6M	29	TYR	Sidechain

*Continued on next page...*

*Continued from previous page...*

Mol	Chain	Res	Type	Group
1	6M	30	PHE	Sidechain,Mainchain
1	6M	34	ALA	Mainchain
1	6M	35	THR	Mainchain
1	6M	36	THR	Mainchain
1	6M	37	ALA	Mainchain
1	6M	38	PRO	Mainchain
1	6M	39	GLN	Sidechain,Mainchain
1	6M	41	ILE	Peptide,Mainchain
1	6M	43	HIS	Mainchain
1	6M	47	VAL	Peptide
1	6M	48	TYR	Sidechain
1	6M	50	ARG	Mainchain
1	6M	52	PHE	Sidechain
1	6M	64	TYR	Mainchain
1	6M	65	PHE	Peptide,Sidechain,Mainchain
1	6M	66	ARG	Sidechain,Mainchain
1	6M	79	THR	Mainchain
1	6M	8	LEU	Peptide
1	6M	80	PHE	Sidechain
1	6M	81	ASN	Sidechain
1	6M	82	ARG	Sidechain
1	6M	84	ARG	Peptide,Sidechain,Mainchain
1	6M	88	GLY	Peptide
1	6M	89	PHE	Peptide,Sidechain,Mainchain
1	6M	9	PHE	Sidechain
1	6M	90	PHE	Sidechain
1	6M	91	PRO	Mainchain
1	6M	92	ASN	Peptide
1	6M	94	THR	Peptide
1	6M	96	ASP	Peptide,Sidechain
1	6M	97	SER	Peptide
2	6N	106	GLY	Mainchain
2	6N	107	PHE	Peptide,Sidechain
2	6N	108	HIS	Peptide
2	6N	15	VAL	Mainchain
2	6N	2	GLU	Mainchain
2	6N	209	LEU	Mainchain
2	6N	215	GLN	Sidechain
2	6N	216	ASN	Sidechain,Mainchain
2	6N	217	PRO	Mainchain
2	6N	22	GLN	Sidechain
2	6N	220	PHE	Sidechain

*Continued on next page...*

*Continued from previous page...*

Mol	Chain	Res	Type	Group
2	6N	222	GLN	Sidechain
2	6N	224	VAL	Peptide
2	6N	225	ASN	Mainchain
2	6N	226	ILE	Peptide
2	6N	227	TYR	Sidechain
2	6N	228	ASP	Mainchain
2	6N	229	ASN	Sidechain
2	6N	23	HIS	Sidechain,Mainchain
2	6N	25	SER	Peptide
2	6N	28	THR	Mainchain
2	6N	29	MET	Mainchain
2	6N	30	PRO	Peptide,Mainchain
2	6N	31	PHE	Sidechain,Mainchain
2	6N	35	PHE	Sidechain,Mainchain
2	6N	36	SER	Mainchain
2	6N	37	ASN	Mainchain
2	6N	38	VAL	Mainchain
2	6N	39	ASP	Mainchain
2	6N	4	GLU	Peptide,Mainchain
2	6N	40	ASN	Sidechain
2	6N	41	PHE	Peptide,Sidechain,Mainchain
2	6N	44	MET	Mainchain
2	6N	46	TYR	Peptide,Sidechain,Mainchain
2	6N	47	ASP	Sidechain
2	6N	50	THR	Mainchain
2	6N	52	ASP	Peptide
2	6N	54	ASN	Sidechain,Mainchain
2	6N	55	PRO	Mainchain
2	6N	56	SER	Mainchain
2	6N	57	LYS	Peptide,Mainchain
2	6N	59	VAL	Mainchain
2	6N	67	THR	Mainchain
2	6N	70	TRP	Mainchain
2	6N	71	ALA	Peptide
2	6N	72	ARG	Peptide,Sidechain
2	6N	73	GLY	Mainchain
2	6N	74	TYR	Peptide,Sidechain
2	6N	75	GLN	Peptide
2	6N	77	THR	Mainchain
2	6N	78	HIS	Sidechain
2	6N	8	VAL	Peptide,Mainchain
2	6N	9	VAL	Mainchain

*Continued on next page...*



*Continued from previous page...*

Mol	Chain	Res	Type	Group
2	6N	91[B]	LYS	Mainchain
4	6P	27	PHE	Sidechain
1	6Q	1	ASP	Mainchain
1	6Q	13	ALA	Mainchain
1	6Q	14	ASP	Mainchain
1	6Q	146	ASN	Sidechain
1	6Q	147	ARG	Sidechain
1	6Q	149	THR	Peptide,Mainchain
1	6Q	150	TYR	Sidechain,Mainchain
1	6Q	152	SER	Mainchain
1	6Q	154	SER	Mainchain
1	6Q	155	PRO	Peptide,Mainchain
1	6Q	156	SER	Mainchain
1	6Q	16	THR	Peptide,Mainchain
1	6Q	166	MET	Mainchain
1	6Q	167	GLY	Peptide,Mainchain
1	6Q	169	ASP	Mainchain
1	6Q	17	THR	Peptide,Mainchain
1	6Q	170	ALA	Peptide
1	6Q	171	ARG	Mainchain
1	6Q	172	PHE	Sidechain,Mainchain
1	6Q	179	VAL	Mainchain
1	6Q	180	VAL	Mainchain
1	6Q	182	PHE	Sidechain
1	6Q	20	GLU	Mainchain
1	6Q	21	ASN	Peptide
1	6Q	22	HIS	Sidechain
1	6Q	23	GLY	Mainchain
1	6Q	24	VAL	Mainchain
1	6Q	25	ASP	Peptide
1	6Q	26	ALA	Peptide,Mainchain
1	6Q	27	LYS	Peptide
1	6Q	29	TYR	Sidechain
1	6Q	30	PHE	Sidechain,Mainchain
1	6Q	34	ALA	Mainchain
1	6Q	35	THR	Mainchain
1	6Q	36	THR	Mainchain
1	6Q	37	ALA	Mainchain
1	6Q	38	PRO	Mainchain
1	6Q	39	GLN	Sidechain,Mainchain
1	6Q	41	ILE	Peptide,Mainchain
1	6Q	43	HIS	Mainchain

*Continued on next page...*

*Continued from previous page...*

Mol	Chain	Res	Type	Group
1	6Q	47	VAL	Peptide
1	6Q	48	TYR	Sidechain
1	6Q	50	ARG	Mainchain
1	6Q	52	PHE	Sidechain
1	6Q	64	TYR	Mainchain
1	6Q	65	PHE	Peptide,Sidechain,Mainchain
1	6Q	66	ARG	Sidechain,Mainchain
1	6Q	79	THR	Mainchain
1	6Q	8	LEU	Peptide
1	6Q	80	PHE	Sidechain
1	6Q	81	ASN	Sidechain
1	6Q	82	ARG	Sidechain
1	6Q	84	ARG	Peptide,Sidechain,Mainchain
1	6Q	88	GLY	Peptide
1	6Q	89	PHE	Peptide,Sidechain,Mainchain
1	6Q	9	PHE	Sidechain
1	6Q	90	PHE	Sidechain
1	6Q	91	PRO	Mainchain
1	6Q	92	ASN	Peptide
1	6Q	94	THR	Peptide
1	6Q	96	ASP	Peptide,Sidechain
1	6Q	97	SER	Peptide
2	6R	106	GLY	Mainchain
2	6R	107	PHE	Peptide,Sidechain
2	6R	108	HIS	Peptide
2	6R	15	VAL	Mainchain
2	6R	2	GLU	Mainchain
2	6R	209	LEU	Mainchain
2	6R	215	GLN	Sidechain
2	6R	216	ASN	Sidechain,Mainchain
2	6R	217	PRO	Mainchain
2	6R	22	GLN	Sidechain
2	6R	220	PHE	Sidechain
2	6R	222	GLN	Sidechain
2	6R	224	VAL	Peptide
2	6R	225	ASN	Mainchain
2	6R	226	ILE	Peptide
2	6R	227	TYR	Sidechain
2	6R	228	ASP	Mainchain
2	6R	229	ASN	Sidechain
2	6R	23	HIS	Sidechain,Mainchain
2	6R	25	SER	Peptide

*Continued on next page...*

*Continued from previous page...*

Mol	Chain	Res	Type	Group
2	6R	28	THR	Mainchain
2	6R	29	MET	Mainchain
2	6R	30	PRO	Peptide,Mainchain
2	6R	31	PHE	Sidechain,Mainchain
2	6R	35	PHE	Sidechain,Mainchain
2	6R	36	SER	Mainchain
2	6R	37	ASN	Mainchain
2	6R	38	VAL	Mainchain
2	6R	39	ASP	Mainchain
2	6R	4	GLU	Peptide,Mainchain
2	6R	40	ASN	Sidechain
2	6R	41	PHE	Peptide,Sidechain,Mainchain
2	6R	44	MET	Mainchain
2	6R	46	TYR	Peptide,Sidechain,Mainchain
2	6R	47	ASP	Sidechain
2	6R	50	THR	Mainchain
2	6R	52	ASP	Peptide
2	6R	54	ASN	Sidechain,Mainchain
2	6R	55	PRO	Mainchain
2	6R	56	SER	Mainchain
2	6R	57	LYS	Peptide,Mainchain
2	6R	59	VAL	Mainchain
2	6R	67	THR	Mainchain
2	6R	70	TRP	Mainchain
2	6R	71	ALA	Peptide
2	6R	72	ARG	Peptide,Sidechain
2	6R	73	GLY	Mainchain
2	6R	74	TYR	Peptide,Sidechain
2	6R	75	GLN	Peptide
2	6R	77	THR	Mainchain
2	6R	78	HIS	Sidechain
2	6R	8	VAL	Peptide,Mainchain
2	6R	9	VAL	Mainchain
2	6R	91[B]	LYS	Mainchain
4	6T	27	PHE	Sidechain
1	6U	1	ASP	Mainchain
1	6U	13	ALA	Mainchain
1	6U	14	ASP	Mainchain
1	6U	146	ASN	Sidechain
1	6U	147	ARG	Sidechain
1	6U	149	THR	Peptide,Mainchain
1	6U	150	TYR	Sidechain,Mainchain

*Continued on next page...*

*Continued from previous page...*

Mol	Chain	Res	Type	Group
1	6U	152	SER	Mainchain
1	6U	154	SER	Mainchain
1	6U	155	PRO	Peptide,Mainchain
1	6U	156	SER	Mainchain
1	6U	16	THR	Peptide,Mainchain
1	6U	166	MET	Mainchain
1	6U	167	GLY	Peptide,Mainchain
1	6U	169	ASP	Mainchain
1	6U	17	THR	Peptide,Mainchain
1	6U	170	ALA	Peptide
1	6U	171	ARG	Mainchain
1	6U	172	PHE	Sidechain,Mainchain
1	6U	179	VAL	Mainchain
1	6U	180	VAL	Mainchain
1	6U	182	PHE	Sidechain
1	6U	20	GLU	Mainchain
1	6U	21	ASN	Peptide
1	6U	22	HIS	Sidechain
1	6U	23	GLY	Mainchain
1	6U	24	VAL	Mainchain
1	6U	25	ASP	Peptide
1	6U	26	ALA	Peptide,Mainchain
1	6U	27	LYS	Peptide
1	6U	29	TYR	Sidechain
1	6U	30	PHE	Sidechain,Mainchain
1	6U	34	ALA	Mainchain
1	6U	35	THR	Mainchain
1	6U	36	THR	Mainchain
1	6U	37	ALA	Mainchain
1	6U	38	PRO	Mainchain
1	6U	39	GLN	Sidechain,Mainchain
1	6U	41	ILE	Peptide,Mainchain
1	6U	43	HIS	Mainchain
1	6U	47	VAL	Peptide
1	6U	48	TYR	Sidechain
1	6U	50	ARG	Mainchain
1	6U	52	PHE	Sidechain
1	6U	64	TYR	Mainchain
1	6U	65	PHE	Peptide,Sidechain,Mainchain
1	6U	66	ARG	Sidechain,Mainchain
1	6U	79	THR	Mainchain
1	6U	8	LEU	Peptide

*Continued on next page...*

*Continued from previous page...*

Mol	Chain	Res	Type	Group
1	6U	80	PHE	Sidechain
1	6U	81	ASN	Sidechain
1	6U	82	ARG	Sidechain
1	6U	84	ARG	Peptide,Sidechain,Mainchain
1	6U	88	GLY	Peptide
1	6U	89	PHE	Peptide,Sidechain,Mainchain
1	6U	9	PHE	Sidechain
1	6U	90	PHE	Sidechain
1	6U	91	PRO	Mainchain
1	6U	92	ASN	Peptide
1	6U	94	THR	Peptide
1	6U	96	ASP	Peptide,Sidechain
1	6U	97	SER	Peptide
2	6V	106	GLY	Mainchain
2	6V	107	PHE	Peptide,Sidechain
2	6V	108	HIS	Peptide
2	6V	15	VAL	Mainchain
2	6V	2	GLU	Mainchain
2	6V	209	LEU	Mainchain
2	6V	215	GLN	Sidechain
2	6V	216	ASN	Sidechain,Mainchain
2	6V	217	PRO	Mainchain
2	6V	22	GLN	Sidechain
2	6V	220	PHE	Sidechain
2	6V	222	GLN	Sidechain
2	6V	224	VAL	Peptide
2	6V	225	ASN	Mainchain
2	6V	226	ILE	Peptide
2	6V	227	TYR	Sidechain
2	6V	228	ASP	Mainchain
2	6V	229	ASN	Sidechain
2	6V	23	HIS	Sidechain,Mainchain
2	6V	25	SER	Peptide
2	6V	28	THR	Mainchain
2	6V	29	MET	Mainchain
2	6V	30	PRO	Peptide,Mainchain
2	6V	31	PHE	Sidechain,Mainchain
2	6V	35	PHE	Sidechain,Mainchain
2	6V	36	SER	Mainchain
2	6V	37	ASN	Mainchain
2	6V	38	VAL	Mainchain
2	6V	39	ASP	Mainchain

*Continued on next page...*

*Continued from previous page...*

Mol	Chain	Res	Type	Group
2	6V	4	GLU	Peptide,Mainchain
2	6V	40	ASN	Sidechain
2	6V	41	PHE	Peptide,Sidechain,Mainchain
2	6V	44	MET	Mainchain
2	6V	46	TYR	Peptide,Sidechain,Mainchain
2	6V	47	ASP	Sidechain
2	6V	50	THR	Mainchain
2	6V	52	ASP	Peptide
2	6V	54	ASN	Sidechain,Mainchain
2	6V	55	PRO	Mainchain
2	6V	56	SER	Mainchain
2	6V	57	LYS	Peptide,Mainchain
2	6V	59	VAL	Mainchain
2	6V	67	THR	Mainchain
2	6V	70	TRP	Mainchain
2	6V	71	ALA	Peptide
2	6V	72	ARG	Peptide,Sidechain
2	6V	73	GLY	Mainchain
2	6V	74	TYR	Peptide,Sidechain
2	6V	75	GLN	Peptide
2	6V	77	THR	Mainchain
2	6V	78	HIS	Sidechain
2	6V	8	VAL	Peptide,Mainchain
2	6V	9	VAL	Mainchain
2	6V	91[B]	LYS	Mainchain
4	6X	27	PHE	Sidechain
1	6Y	1	ASP	Mainchain
1	6Y	13	ALA	Mainchain
1	6Y	14	ASP	Mainchain
1	6Y	146	ASN	Sidechain
1	6Y	147	ARG	Sidechain
1	6Y	149	THR	Peptide,Mainchain
1	6Y	150	TYR	Sidechain,Mainchain
1	6Y	152	SER	Mainchain
1	6Y	154	SER	Mainchain
1	6Y	155	PRO	Peptide,Mainchain
1	6Y	156	SER	Mainchain
1	6Y	16	THR	Peptide,Mainchain
1	6Y	166	MET	Mainchain
1	6Y	167	GLY	Peptide,Mainchain
1	6Y	169	ASP	Mainchain
1	6Y	17	THR	Peptide,Mainchain

*Continued on next page...*

*Continued from previous page...*

Mol	Chain	Res	Type	Group
1	6Y	170	ALA	Peptide
1	6Y	171	ARG	Mainchain
1	6Y	172	PHE	Sidechain,Mainchain
1	6Y	179	VAL	Mainchain
1	6Y	180	VAL	Mainchain
1	6Y	182	PHE	Sidechain
1	6Y	20	GLU	Mainchain
1	6Y	21	ASN	Peptide
1	6Y	22	HIS	Sidechain
1	6Y	23	GLY	Mainchain
1	6Y	24	VAL	Mainchain
1	6Y	25	ASP	Peptide
1	6Y	26	ALA	Peptide,Mainchain
1	6Y	27	LYS	Peptide
1	6Y	29	TYR	Sidechain
1	6Y	30	PHE	Sidechain,Mainchain
1	6Y	34	ALA	Mainchain
1	6Y	35	THR	Mainchain
1	6Y	36	THR	Mainchain
1	6Y	37	ALA	Mainchain
1	6Y	38	PRO	Mainchain
1	6Y	39	GLN	Sidechain,Mainchain
1	6Y	41	ILE	Peptide,Mainchain
1	6Y	43	HIS	Mainchain
1	6Y	47	VAL	Peptide
1	6Y	48	TYR	Sidechain
1	6Y	50	ARG	Mainchain
1	6Y	52	PHE	Sidechain
1	6Y	64	TYR	Mainchain
1	6Y	65	PHE	Peptide,Sidechain,Mainchain
1	6Y	66	ARG	Sidechain,Mainchain
1	6Y	79	THR	Mainchain
1	6Y	8	LEU	Peptide
1	6Y	80	PHE	Sidechain
1	6Y	81	ASN	Sidechain
1	6Y	82	ARG	Sidechain
1	6Y	84	ARG	Peptide,Sidechain,Mainchain
1	6Y	88	GLY	Peptide
1	6Y	89	PHE	Peptide,Sidechain,Mainchain
1	6Y	9	PHE	Sidechain
1	6Y	90	PHE	Sidechain
1	6Y	91	PRO	Mainchain

*Continued on next page...*



*Continued from previous page...*

Mol	Chain	Res	Type	Group
1	6Y	92	ASN	Peptide
1	6Y	94	THR	Peptide
1	6Y	96	ASP	Peptide,Sidechain
1	6Y	97	SER	Peptide
2	6Z	106	GLY	Mainchain
2	6Z	107	PHE	Peptide,Sidechain
2	6Z	108	HIS	Peptide
2	6Z	15	VAL	Mainchain
2	6Z	2	GLU	Mainchain
2	6Z	209	LEU	Mainchain
2	6Z	215	GLN	Sidechain
2	6Z	216	ASN	Sidechain,Mainchain
2	6Z	217	PRO	Mainchain
2	6Z	22	GLN	Sidechain
2	6Z	220	PHE	Sidechain
2	6Z	222	GLN	Sidechain
2	6Z	224	VAL	Peptide
2	6Z	225	ASN	Mainchain
2	6Z	226	ILE	Peptide
2	6Z	227	TYR	Sidechain
2	6Z	228	ASP	Mainchain
2	6Z	229	ASN	Sidechain
2	6Z	23	HIS	Sidechain,Mainchain
2	6Z	25	SER	Peptide
2	6Z	28	THR	Mainchain
2	6Z	29	MET	Mainchain
2	6Z	30	PRO	Peptide,Mainchain
2	6Z	31	PHE	Sidechain,Mainchain
2	6Z	35	PHE	Sidechain,Mainchain
2	6Z	36	SER	Mainchain
2	6Z	37	ASN	Mainchain
2	6Z	38	VAL	Mainchain
2	6Z	39	ASP	Mainchain
2	6Z	4	GLU	Peptide,Mainchain
2	6Z	40	ASN	Sidechain
2	6Z	41	PHE	Peptide,Sidechain,Mainchain
2	6Z	44	MET	Mainchain
2	6Z	46	TYR	Peptide,Sidechain,Mainchain
2	6Z	47	ASP	Sidechain
2	6Z	50	THR	Mainchain
2	6Z	52	ASP	Peptide
2	6Z	54	ASN	Sidechain,Mainchain

*Continued on next page...*

*Continued from previous page...*

Mol	Chain	Res	Type	Group
2	6Z	55	PRO	Mainchain
2	6Z	56	SER	Mainchain
2	6Z	57	LYS	Peptide,Mainchain
2	6Z	59	VAL	Mainchain
2	6Z	67	THR	Mainchain
2	6Z	70	TRP	Mainchain
2	6Z	71	ALA	Peptide
2	6Z	72	ARG	Peptide,Sidechain
2	6Z	73	GLY	Mainchain
2	6Z	74	TYR	Peptide,Sidechain
2	6Z	75	GLN	Peptide
2	6Z	77	THR	Mainchain
2	6Z	78	HIS	Sidechain
2	6Z	8	VAL	Peptide,Mainchain
2	6Z	9	VAL	Mainchain
2	6Z	91[B]	LYS	Mainchain
1	7A	1	ASP	Mainchain
1	7A	13	ALA	Mainchain
1	7A	14	ASP	Mainchain
1	7A	146	ASN	Sidechain
1	7A	147	ARG	Sidechain
1	7A	149	THR	Peptide,Mainchain
1	7A	150	TYR	Sidechain,Mainchain
1	7A	152	SER	Mainchain
1	7A	154	SER	Mainchain
1	7A	155	PRO	Peptide,Mainchain
1	7A	156	SER	Mainchain
1	7A	16	THR	Peptide,Mainchain
1	7A	166	MET	Mainchain
1	7A	167	GLY	Peptide,Mainchain
1	7A	169	ASP	Mainchain
1	7A	17	THR	Peptide,Mainchain
1	7A	170	ALA	Peptide
1	7A	171	ARG	Mainchain
1	7A	172	PHE	Sidechain,Mainchain
1	7A	179	VAL	Mainchain
1	7A	180	VAL	Mainchain
1	7A	182	PHE	Sidechain
1	7A	20	GLU	Mainchain
1	7A	21	ASN	Peptide
1	7A	22	HIS	Sidechain
1	7A	23	GLY	Mainchain

*Continued on next page...*

*Continued from previous page...*

Mol	Chain	Res	Type	Group
1	7A	24	VAL	Mainchain
1	7A	25	ASP	Peptide
1	7A	26	ALA	Peptide,Mainchain
1	7A	27	LYS	Peptide
1	7A	29	TYR	Sidechain
1	7A	30	PHE	Sidechain,Mainchain
1	7A	34	ALA	Mainchain
1	7A	35	THR	Mainchain
1	7A	36	THR	Mainchain
1	7A	37	ALA	Mainchain
1	7A	38	PRO	Mainchain
1	7A	39	GLN	Sidechain,Mainchain
1	7A	41	ILE	Peptide,Mainchain
1	7A	43	HIS	Mainchain
1	7A	47	VAL	Peptide
1	7A	48	TYR	Sidechain
1	7A	50	ARG	Mainchain
1	7A	52	PHE	Sidechain
1	7A	64	TYR	Mainchain
1	7A	65	PHE	Peptide,Sidechain,Mainchain
1	7A	66	ARG	Sidechain,Mainchain
1	7A	79	THR	Mainchain
1	7A	8	LEU	Peptide
1	7A	80	PHE	Sidechain
1	7A	81	ASN	Sidechain
1	7A	82	ARG	Sidechain
1	7A	84	ARG	Peptide,Sidechain,Mainchain
1	7A	88	GLY	Peptide
1	7A	89	PHE	Peptide,Sidechain,Mainchain
1	7A	9	PHE	Sidechain
1	7A	90	PHE	Sidechain
1	7A	91	PRO	Mainchain
1	7A	92	ASN	Peptide
1	7A	94	THR	Peptide
1	7A	96	ASP	Peptide,Sidechain
1	7A	97	SER	Peptide
2	7B	106	GLY	Mainchain
2	7B	107	PHE	Peptide,Sidechain
2	7B	108	HIS	Peptide
2	7B	15	VAL	Mainchain
2	7B	2	GLU	Mainchain
2	7B	209	LEU	Mainchain

*Continued on next page...*

*Continued from previous page...*

Mol	Chain	Res	Type	Group
2	7B	215	GLN	Sidechain
2	7B	216	ASN	Sidechain,Mainchain
2	7B	217	PRO	Mainchain
2	7B	22	GLN	Sidechain
2	7B	220	PHE	Sidechain
2	7B	222	GLN	Sidechain
2	7B	224	VAL	Peptide
2	7B	225	ASN	Mainchain
2	7B	226	ILE	Peptide
2	7B	227	TYR	Sidechain
2	7B	228	ASP	Mainchain
2	7B	229	ASN	Sidechain
2	7B	23	HIS	Sidechain,Mainchain
2	7B	25	SER	Peptide
2	7B	28	THR	Mainchain
2	7B	29	MET	Mainchain
2	7B	30	PRO	Peptide,Mainchain
2	7B	31	PHE	Sidechain,Mainchain
2	7B	35	PHE	Sidechain,Mainchain
2	7B	36	SER	Mainchain
2	7B	37	ASN	Mainchain
2	7B	38	VAL	Mainchain
2	7B	39	ASP	Mainchain
2	7B	4	GLU	Peptide,Mainchain
2	7B	40	ASN	Sidechain
2	7B	41	PHE	Peptide,Sidechain,Mainchain
2	7B	44	MET	Mainchain
2	7B	46	TYR	Peptide,Sidechain,Mainchain
2	7B	47	ASP	Sidechain
2	7B	50	THR	Mainchain
2	7B	52	ASP	Peptide
2	7B	54	ASN	Sidechain,Mainchain
2	7B	55	PRO	Mainchain
2	7B	56	SER	Mainchain
2	7B	57	LYS	Peptide,Mainchain
2	7B	59	VAL	Mainchain
2	7B	67	THR	Mainchain
2	7B	70	TRP	Mainchain
2	7B	71	ALA	Peptide
2	7B	72	ARG	Peptide,Sidechain
2	7B	73	GLY	Mainchain
2	7B	74	TYR	Peptide,Sidechain

*Continued on next page...*

*Continued from previous page...*

Mol	Chain	Res	Type	Group
2	7B	75	GLN	Peptide
2	7B	77	THR	Mainchain
2	7B	78	HIS	Sidechain
2	7B	8	VAL	Peptide,Mainchain
2	7B	9	VAL	Mainchain
2	7B	91[B]	LYS	Mainchain
4	7D	27	PHE	Sidechain
1	7E	1	ASP	Mainchain
1	7E	13	ALA	Mainchain
1	7E	14	ASP	Mainchain
1	7E	146	ASN	Sidechain
1	7E	147	ARG	Sidechain
1	7E	149	THR	Peptide,Mainchain
1	7E	150	TYR	Sidechain,Mainchain
1	7E	152	SER	Mainchain
1	7E	154	SER	Mainchain
1	7E	155	PRO	Peptide,Mainchain
1	7E	156	SER	Mainchain
1	7E	16	THR	Peptide,Mainchain
1	7E	166	MET	Mainchain
1	7E	167	GLY	Peptide,Mainchain
1	7E	169	ASP	Mainchain
1	7E	17	THR	Peptide,Mainchain
1	7E	170	ALA	Peptide
1	7E	171	ARG	Mainchain
1	7E	172	PHE	Sidechain,Mainchain
1	7E	179	VAL	Mainchain
1	7E	180	VAL	Mainchain
1	7E	182	PHE	Sidechain
1	7E	20	GLU	Mainchain
1	7E	21	ASN	Peptide
1	7E	22	HIS	Sidechain
1	7E	23	GLY	Mainchain
1	7E	24	VAL	Mainchain
1	7E	25	ASP	Peptide
1	7E	26	ALA	Peptide,Mainchain
1	7E	27	LYS	Peptide
1	7E	29	TYR	Sidechain
1	7E	30	PHE	Sidechain,Mainchain
1	7E	34	ALA	Mainchain
1	7E	35	THR	Mainchain
1	7E	36	THR	Mainchain

*Continued on next page...*

*Continued from previous page...*

Mol	Chain	Res	Type	Group
1	7E	37	ALA	Mainchain
1	7E	38	PRO	Mainchain
1	7E	39	GLN	Sidechain,Mainchain
1	7E	41	ILE	Peptide,Mainchain
1	7E	43	HIS	Mainchain
1	7E	47	VAL	Peptide
1	7E	48	TYR	Sidechain
1	7E	50	ARG	Mainchain
1	7E	52	PHE	Sidechain
1	7E	64	TYR	Mainchain
1	7E	65	PHE	Peptide,Sidechain,Mainchain
1	7E	66	ARG	Sidechain,Mainchain
1	7E	79	THR	Mainchain
1	7E	8	LEU	Peptide
1	7E	80	PHE	Sidechain
1	7E	81	ASN	Sidechain
1	7E	82	ARG	Sidechain
1	7E	84	ARG	Peptide,Sidechain,Mainchain
1	7E	88	GLY	Peptide
1	7E	89	PHE	Peptide,Sidechain,Mainchain
1	7E	9	PHE	Sidechain
1	7E	90	PHE	Sidechain
1	7E	91	PRO	Mainchain
1	7E	92	ASN	Peptide
1	7E	94	THR	Peptide
1	7E	96	ASP	Peptide,Sidechain
1	7E	97	SER	Peptide
2	7F	106	GLY	Mainchain
2	7F	107	PHE	Peptide,Sidechain
2	7F	108	HIS	Peptide
2	7F	15	VAL	Mainchain
2	7F	2	GLU	Mainchain
2	7F	209	LEU	Mainchain
2	7F	215	GLN	Sidechain
2	7F	216	ASN	Sidechain,Mainchain
2	7F	217	PRO	Mainchain
2	7F	22	GLN	Sidechain
2	7F	220	PHE	Sidechain
2	7F	222	GLN	Sidechain
2	7F	224	VAL	Peptide
2	7F	225	ASN	Mainchain
2	7F	226	ILE	Peptide

*Continued on next page...*

*Continued from previous page...*

Mol	Chain	Res	Type	Group
2	7F	227	TYR	Sidechain
2	7F	228	ASP	Mainchain
2	7F	229	ASN	Sidechain
2	7F	23	HIS	Sidechain,Mainchain
2	7F	25	SER	Peptide
2	7F	28	THR	Mainchain
2	7F	29	MET	Mainchain
2	7F	30	PRO	Peptide,Mainchain
2	7F	31	PHE	Sidechain,Mainchain
2	7F	35	PHE	Sidechain,Mainchain
2	7F	36	SER	Mainchain
2	7F	37	ASN	Mainchain
2	7F	38	VAL	Mainchain
2	7F	39	ASP	Mainchain
2	7F	4	GLU	Peptide,Mainchain
2	7F	40	ASN	Sidechain
2	7F	41	PHE	Peptide,Sidechain,Mainchain
2	7F	44	MET	Mainchain
2	7F	46	TYR	Peptide,Sidechain,Mainchain
2	7F	47	ASP	Sidechain
2	7F	50	THR	Mainchain
2	7F	52	ASP	Peptide
2	7F	54	ASN	Sidechain,Mainchain
2	7F	55	PRO	Mainchain
2	7F	56	SER	Mainchain
2	7F	57	LYS	Peptide,Mainchain
2	7F	59	VAL	Mainchain
2	7F	67	THR	Mainchain
2	7F	70	TRP	Mainchain
2	7F	71	ALA	Peptide
2	7F	72	ARG	Peptide,Sidechain
2	7F	73	GLY	Mainchain
2	7F	74	TYR	Peptide,Sidechain
2	7F	75	GLN	Peptide
2	7F	77	THR	Mainchain
2	7F	78	HIS	Sidechain
2	7F	8	VAL	Peptide,Mainchain
2	7F	9	VAL	Mainchain
2	7F	91[B]	LYS	Mainchain
4	7H	27	PHE	Sidechain
1	7I	1	ASP	Mainchain
1	7I	13	ALA	Mainchain

*Continued on next page...*



*Continued from previous page...*

Mol	Chain	Res	Type	Group
1	7I	14	ASP	Mainchain
1	7I	146	ASN	Sidechain
1	7I	147	ARG	Sidechain
1	7I	149	THR	Peptide,Mainchain
1	7I	150	TYR	Sidechain,Mainchain
1	7I	152	SER	Mainchain
1	7I	154	SER	Mainchain
1	7I	155	PRO	Peptide,Mainchain
1	7I	156	SER	Mainchain
1	7I	16	THR	Peptide,Mainchain
1	7I	166	MET	Mainchain
1	7I	167	GLY	Peptide,Mainchain
1	7I	169	ASP	Mainchain
1	7I	17	THR	Peptide,Mainchain
1	7I	170	ALA	Peptide
1	7I	171	ARG	Mainchain
1	7I	172	PHE	Sidechain,Mainchain
1	7I	179	VAL	Mainchain
1	7I	180	VAL	Mainchain
1	7I	182	PHE	Sidechain
1	7I	20	GLU	Mainchain
1	7I	21	ASN	Peptide
1	7I	22	HIS	Sidechain
1	7I	23	GLY	Mainchain
1	7I	24	VAL	Mainchain
1	7I	25	ASP	Peptide
1	7I	26	ALA	Peptide,Mainchain
1	7I	27	LYS	Peptide
1	7I	29	TYR	Sidechain
1	7I	30	PHE	Sidechain,Mainchain
1	7I	34	ALA	Mainchain
1	7I	35	THR	Mainchain
1	7I	36	THR	Mainchain
1	7I	37	ALA	Mainchain
1	7I	38	PRO	Mainchain
1	7I	39	GLN	Sidechain,Mainchain
1	7I	41	ILE	Peptide,Mainchain
1	7I	43	HIS	Mainchain
1	7I	47	VAL	Peptide
1	7I	48	TYR	Sidechain
1	7I	50	ARG	Mainchain
1	7I	52	PHE	Sidechain

*Continued on next page...*

*Continued from previous page...*

Mol	Chain	Res	Type	Group
1	7I	64	TYR	Mainchain
1	7I	65	PHE	Peptide,Sidechain,Mainchain
1	7I	66	ARG	Sidechain,Mainchain
1	7I	79	THR	Mainchain
1	7I	8	LEU	Peptide
1	7I	80	PHE	Sidechain
1	7I	81	ASN	Sidechain
1	7I	82	ARG	Sidechain
1	7I	84	ARG	Peptide,Sidechain,Mainchain
1	7I	88	GLY	Peptide
1	7I	89	PHE	Peptide,Sidechain,Mainchain
1	7I	9	PHE	Sidechain
1	7I	90	PHE	Sidechain
1	7I	91	PRO	Mainchain
1	7I	92	ASN	Peptide
1	7I	94	THR	Peptide
1	7I	96	ASP	Peptide,Sidechain
1	7I	97	SER	Peptide
2	7J	106	GLY	Mainchain
2	7J	107	PHE	Peptide,Sidechain
2	7J	108	HIS	Peptide
2	7J	15	VAL	Mainchain
2	7J	2	GLU	Mainchain
2	7J	209	LEU	Mainchain
2	7J	215	GLN	Sidechain
2	7J	216	ASN	Sidechain,Mainchain
2	7J	217	PRO	Mainchain
2	7J	22	GLN	Sidechain
2	7J	220	PHE	Sidechain
2	7J	222	GLN	Sidechain
2	7J	224	VAL	Peptide
2	7J	225	ASN	Mainchain
2	7J	226	ILE	Peptide
2	7J	227	TYR	Sidechain
2	7J	228	ASP	Mainchain
2	7J	229	ASN	Sidechain
2	7J	23	HIS	Sidechain,Mainchain
2	7J	25	SER	Peptide
2	7J	28	THR	Mainchain
2	7J	29	MET	Mainchain
2	7J	30	PRO	Peptide,Mainchain
2	7J	31	PHE	Sidechain,Mainchain

*Continued on next page...*

*Continued from previous page...*

Mol	Chain	Res	Type	Group
2	7J	35	PHE	Sidechain,Mainchain
2	7J	36	SER	Mainchain
2	7J	37	ASN	Mainchain
2	7J	38	VAL	Mainchain
2	7J	39	ASP	Mainchain
2	7J	4	GLU	Peptide,Mainchain
2	7J	40	ASN	Sidechain
2	7J	41	PHE	Peptide,Sidechain,Mainchain
2	7J	44	MET	Mainchain
2	7J	46	TYR	Peptide,Sidechain,Mainchain
2	7J	47	ASP	Sidechain
2	7J	50	THR	Mainchain
2	7J	52	ASP	Peptide
2	7J	54	ASN	Sidechain,Mainchain
2	7J	55	PRO	Mainchain
2	7J	56	SER	Mainchain
2	7J	57	LYS	Peptide,Mainchain
2	7J	59	VAL	Mainchain
2	7J	67	THR	Mainchain
2	7J	70	TRP	Mainchain
2	7J	71	ALA	Peptide
2	7J	72	ARG	Peptide,Sidechain
2	7J	73	GLY	Mainchain
2	7J	74	TYR	Peptide,Sidechain
2	7J	75	GLN	Peptide
2	7J	77	THR	Mainchain
2	7J	78	HIS	Sidechain
2	7J	8	VAL	Peptide,Mainchain
2	7J	9	VAL	Mainchain
2	7J	91[B]	LYS	Mainchain
4	7L	27	PHE	Sidechain
1	7M	1	ASP	Mainchain
1	7M	13	ALA	Mainchain
1	7M	14	ASP	Mainchain
1	7M	146	ASN	Sidechain
1	7M	147	ARG	Sidechain
1	7M	149	THR	Peptide,Mainchain
1	7M	150	TYR	Sidechain,Mainchain
1	7M	152	SER	Mainchain
1	7M	154	SER	Mainchain
1	7M	155	PRO	Peptide,Mainchain
1	7M	156	SER	Mainchain

*Continued on next page...*

*Continued from previous page...*

Mol	Chain	Res	Type	Group
1	7M	16	THR	Peptide,Mainchain
1	7M	166	MET	Mainchain
1	7M	167	GLY	Peptide,Mainchain
1	7M	169	ASP	Mainchain
1	7M	17	THR	Peptide,Mainchain
1	7M	170	ALA	Peptide
1	7M	171	ARG	Mainchain
1	7M	172	PHE	Sidechain,Mainchain
1	7M	179	VAL	Mainchain
1	7M	180	VAL	Mainchain
1	7M	182	PHE	Sidechain
1	7M	20	GLU	Mainchain
1	7M	21	ASN	Peptide
1	7M	22	HIS	Sidechain
1	7M	23	GLY	Mainchain
1	7M	24	VAL	Mainchain
1	7M	25	ASP	Peptide
1	7M	26	ALA	Peptide,Mainchain
1	7M	27	LYS	Peptide
1	7M	29	TYR	Sidechain
1	7M	30	PHE	Sidechain,Mainchain
1	7M	34	ALA	Mainchain
1	7M	35	THR	Mainchain
1	7M	36	THR	Mainchain
1	7M	37	ALA	Mainchain
1	7M	38	PRO	Mainchain
1	7M	39	GLN	Sidechain,Mainchain
1	7M	41	ILE	Peptide,Mainchain
1	7M	43	HIS	Mainchain
1	7M	47	VAL	Peptide
1	7M	48	TYR	Sidechain
1	7M	50	ARG	Mainchain
1	7M	52	PHE	Sidechain
1	7M	64	TYR	Mainchain
1	7M	65	PHE	Peptide,Sidechain,Mainchain
1	7M	66	ARG	Sidechain,Mainchain
1	7M	79	THR	Mainchain
1	7M	8	LEU	Peptide
1	7M	80	PHE	Sidechain
1	7M	81	ASN	Sidechain
1	7M	82	ARG	Sidechain
1	7M	84	ARG	Peptide,Sidechain,Mainchain

*Continued on next page...*

*Continued from previous page...*

Mol	Chain	Res	Type	Group
1	7M	88	GLY	Peptide
1	7M	89	PHE	Peptide,Sidechain,Mainchain
1	7M	9	PHE	Sidechain
1	7M	90	PHE	Sidechain
1	7M	91	PRO	Mainchain
1	7M	92	ASN	Peptide
1	7M	94	THR	Peptide
1	7M	96	ASP	Peptide,Sidechain
1	7M	97	SER	Peptide
2	7N	106	GLY	Mainchain
2	7N	107	PHE	Peptide,Sidechain
2	7N	108	HIS	Peptide
2	7N	15	VAL	Mainchain
2	7N	2	GLU	Mainchain
2	7N	209	LEU	Mainchain
2	7N	215	GLN	Sidechain
2	7N	216	ASN	Sidechain,Mainchain
2	7N	217	PRO	Mainchain
2	7N	22	GLN	Sidechain
2	7N	220	PHE	Sidechain
2	7N	222	GLN	Sidechain
2	7N	224	VAL	Peptide
2	7N	225	ASN	Mainchain
2	7N	226	ILE	Peptide
2	7N	227	TYR	Sidechain
2	7N	228	ASP	Mainchain
2	7N	229	ASN	Sidechain
2	7N	23	HIS	Sidechain,Mainchain
2	7N	25	SER	Peptide
2	7N	28	THR	Mainchain
2	7N	29	MET	Mainchain
2	7N	30	PRO	Peptide,Mainchain
2	7N	31	PHE	Sidechain,Mainchain
2	7N	35	PHE	Sidechain,Mainchain
2	7N	36	SER	Mainchain
2	7N	37	ASN	Mainchain
2	7N	38	VAL	Mainchain
2	7N	39	ASP	Mainchain
2	7N	4	GLU	Peptide,Mainchain
2	7N	40	ASN	Sidechain
2	7N	41	PHE	Peptide,Sidechain,Mainchain
2	7N	44	MET	Mainchain

*Continued on next page...*

*Continued from previous page...*

Mol	Chain	Res	Type	Group
2	7N	46	TYR	Peptide,Sidechain,Mainchain
2	7N	47	ASP	Sidechain
2	7N	50	THR	Mainchain
2	7N	52	ASP	Peptide
2	7N	54	ASN	Sidechain,Mainchain
2	7N	55	PRO	Mainchain
2	7N	56	SER	Mainchain
2	7N	57	LYS	Peptide,Mainchain
2	7N	59	VAL	Mainchain
2	7N	67	THR	Mainchain
2	7N	70	TRP	Mainchain
2	7N	71	ALA	Peptide
2	7N	72	ARG	Peptide,Sidechain
2	7N	73	GLY	Mainchain
2	7N	74	TYR	Peptide,Sidechain
2	7N	75	GLN	Peptide
2	7N	77	THR	Mainchain
2	7N	78	HIS	Sidechain
2	7N	8	VAL	Peptide,Mainchain
2	7N	9	VAL	Mainchain
2	7N	91[B]	LYS	Mainchain
4	7P	27	PHE	Sidechain
1	7Q	1	ASP	Mainchain
1	7Q	13	ALA	Mainchain
1	7Q	14	ASP	Mainchain
1	7Q	146	ASN	Sidechain
1	7Q	147	ARG	Sidechain
1	7Q	149	THR	Peptide,Mainchain
1	7Q	150	TYR	Sidechain,Mainchain
1	7Q	152	SER	Mainchain
1	7Q	154	SER	Mainchain
1	7Q	155	PRO	Peptide,Mainchain
1	7Q	156	SER	Mainchain
1	7Q	16	THR	Peptide,Mainchain
1	7Q	166	MET	Mainchain
1	7Q	167	GLY	Peptide,Mainchain
1	7Q	169	ASP	Mainchain
1	7Q	17	THR	Peptide,Mainchain
1	7Q	170	ALA	Peptide
1	7Q	171	ARG	Mainchain
1	7Q	172	PHE	Sidechain,Mainchain
1	7Q	179	VAL	Mainchain

*Continued on next page...*

*Continued from previous page...*

Mol	Chain	Res	Type	Group
1	7Q	180	VAL	Mainchain
1	7Q	182	PHE	Sidechain
1	7Q	20	GLU	Mainchain
1	7Q	21	ASN	Peptide
1	7Q	22	HIS	Sidechain
1	7Q	23	GLY	Mainchain
1	7Q	24	VAL	Mainchain
1	7Q	25	ASP	Peptide
1	7Q	26	ALA	Peptide,Mainchain
1	7Q	27	LYS	Peptide
1	7Q	29	TYR	Sidechain
1	7Q	30	PHE	Sidechain,Mainchain
1	7Q	34	ALA	Mainchain
1	7Q	35	THR	Mainchain
1	7Q	36	THR	Mainchain
1	7Q	37	ALA	Mainchain
1	7Q	38	PRO	Mainchain
1	7Q	39	GLN	Sidechain,Mainchain
1	7Q	41	ILE	Peptide,Mainchain
1	7Q	43	HIS	Mainchain
1	7Q	47	VAL	Peptide
1	7Q	48	TYR	Sidechain
1	7Q	50	ARG	Mainchain
1	7Q	52	PHE	Sidechain
1	7Q	64	TYR	Mainchain
1	7Q	65	PHE	Peptide,Sidechain,Mainchain
1	7Q	66	ARG	Sidechain,Mainchain
1	7Q	79	THR	Mainchain
1	7Q	8	LEU	Peptide
1	7Q	80	PHE	Sidechain
1	7Q	81	ASN	Sidechain
1	7Q	82	ARG	Sidechain
1	7Q	84	ARG	Peptide,Sidechain,Mainchain
1	7Q	88	GLY	Peptide
1	7Q	89	PHE	Peptide,Sidechain,Mainchain
1	7Q	9	PHE	Sidechain
1	7Q	90	PHE	Sidechain
1	7Q	91	PRO	Mainchain
1	7Q	92	ASN	Peptide
1	7Q	94	THR	Peptide
1	7Q	96	ASP	Peptide,Sidechain
1	7Q	97	SER	Peptide

*Continued on next page...*



*Continued from previous page...*

Mol	Chain	Res	Type	Group
2	7R	106	GLY	Mainchain
2	7R	107	PHE	Peptide,Sidechain
2	7R	108	HIS	Peptide
2	7R	15	VAL	Mainchain
2	7R	2	GLU	Mainchain
2	7R	209	LEU	Mainchain
2	7R	215	GLN	Sidechain
2	7R	216	ASN	Sidechain,Mainchain
2	7R	217	PRO	Mainchain
2	7R	22	GLN	Sidechain
2	7R	220	PHE	Sidechain
2	7R	222	GLN	Sidechain
2	7R	224	VAL	Peptide
2	7R	225	ASN	Mainchain
2	7R	226	ILE	Peptide
2	7R	227	TYR	Sidechain
2	7R	228	ASP	Mainchain
2	7R	229	ASN	Sidechain
2	7R	23	HIS	Sidechain,Mainchain
2	7R	25	SER	Peptide
2	7R	28	THR	Mainchain
2	7R	29	MET	Mainchain
2	7R	30	PRO	Peptide,Mainchain
2	7R	31	PHE	Sidechain,Mainchain
2	7R	35	PHE	Sidechain,Mainchain
2	7R	36	SER	Mainchain
2	7R	37	ASN	Mainchain
2	7R	38	VAL	Mainchain
2	7R	39	ASP	Mainchain
2	7R	4	GLU	Peptide,Mainchain
2	7R	40	ASN	Sidechain
2	7R	41	PHE	Peptide,Sidechain,Mainchain
2	7R	44	MET	Mainchain
2	7R	46	TYR	Peptide,Sidechain,Mainchain
2	7R	47	ASP	Sidechain
2	7R	50	THR	Mainchain
2	7R	52	ASP	Peptide
2	7R	54	ASN	Sidechain,Mainchain
2	7R	55	PRO	Mainchain
2	7R	56	SER	Mainchain
2	7R	57	LYS	Peptide,Mainchain
2	7R	59	VAL	Mainchain

*Continued on next page...*

*Continued from previous page...*

Mol	Chain	Res	Type	Group
2	7R	67	THR	Mainchain
2	7R	70	TRP	Mainchain
2	7R	71	ALA	Peptide
2	7R	72	ARG	Peptide,Sidechain
2	7R	73	GLY	Mainchain
2	7R	74	TYR	Peptide,Sidechain
2	7R	75	GLN	Peptide
2	7R	77	THR	Mainchain
2	7R	78	HIS	Sidechain
2	7R	8	VAL	Peptide,Mainchain
2	7R	9	VAL	Mainchain
2	7R	91[B]	LYS	Mainchain
4	7T	27	PHE	Sidechain
1	7U	1	ASP	Mainchain
1	7U	13	ALA	Mainchain
1	7U	14	ASP	Mainchain
1	7U	146	ASN	Sidechain
1	7U	147	ARG	Sidechain
1	7U	149	THR	Peptide,Mainchain
1	7U	150	TYR	Sidechain,Mainchain
1	7U	152	SER	Mainchain
1	7U	154	SER	Mainchain
1	7U	155	PRO	Peptide,Mainchain
1	7U	156	SER	Mainchain
1	7U	16	THR	Peptide,Mainchain
1	7U	166	MET	Mainchain
1	7U	167	GLY	Peptide,Mainchain
1	7U	169	ASP	Mainchain
1	7U	17	THR	Peptide,Mainchain
1	7U	170	ALA	Peptide
1	7U	171	ARG	Mainchain
1	7U	172	PHE	Sidechain,Mainchain
1	7U	179	VAL	Mainchain
1	7U	180	VAL	Mainchain
1	7U	182	PHE	Sidechain
1	7U	20	GLU	Mainchain
1	7U	21	ASN	Peptide
1	7U	22	HIS	Sidechain
1	7U	23	GLY	Mainchain
1	7U	24	VAL	Mainchain
1	7U	25	ASP	Peptide
1	7U	26	ALA	Peptide,Mainchain

*Continued on next page...*

*Continued from previous page...*

Mol	Chain	Res	Type	Group
1	7U	27	LYS	Peptide
1	7U	29	TYR	Sidechain
1	7U	30	PHE	Sidechain,Mainchain
1	7U	34	ALA	Mainchain
1	7U	35	THR	Mainchain
1	7U	36	THR	Mainchain
1	7U	37	ALA	Mainchain
1	7U	38	PRO	Mainchain
1	7U	39	GLN	Sidechain,Mainchain
1	7U	41	ILE	Peptide,Mainchain
1	7U	43	HIS	Mainchain
1	7U	47	VAL	Peptide
1	7U	48	TYR	Sidechain
1	7U	50	ARG	Mainchain
1	7U	52	PHE	Sidechain
1	7U	64	TYR	Mainchain
1	7U	65	PHE	Peptide,Sidechain,Mainchain
1	7U	66	ARG	Sidechain,Mainchain
1	7U	79	THR	Mainchain
1	7U	8	LEU	Peptide
1	7U	80	PHE	Sidechain
1	7U	81	ASN	Sidechain
1	7U	82	ARG	Sidechain
1	7U	84	ARG	Peptide,Sidechain,Mainchain
1	7U	88	GLY	Peptide
1	7U	89	PHE	Peptide,Sidechain,Mainchain
1	7U	9	PHE	Sidechain
1	7U	90	PHE	Sidechain
1	7U	91	PRO	Mainchain
1	7U	92	ASN	Peptide
1	7U	94	THR	Peptide
1	7U	96	ASP	Peptide,Sidechain
1	7U	97	SER	Peptide
2	7V	106	GLY	Mainchain
2	7V	107	PHE	Peptide,Sidechain
2	7V	108	HIS	Peptide
2	7V	15	VAL	Mainchain
2	7V	2	GLU	Mainchain
2	7V	209	LEU	Mainchain
2	7V	215	GLN	Sidechain
2	7V	216	ASN	Sidechain,Mainchain
2	7V	217	PRO	Mainchain

*Continued on next page...*

*Continued from previous page...*

Mol	Chain	Res	Type	Group
2	7V	22	GLN	Sidechain
2	7V	220	PHE	Sidechain
2	7V	222	GLN	Sidechain
2	7V	224	VAL	Peptide
2	7V	225	ASN	Mainchain
2	7V	226	ILE	Peptide
2	7V	227	TYR	Sidechain
2	7V	228	ASP	Mainchain
2	7V	229	ASN	Sidechain
2	7V	23	HIS	Sidechain,Mainchain
2	7V	25	SER	Peptide
2	7V	28	THR	Mainchain
2	7V	29	MET	Mainchain
2	7V	30	PRO	Peptide,Mainchain
2	7V	31	PHE	Sidechain,Mainchain
2	7V	35	PHE	Sidechain,Mainchain
2	7V	36	SER	Mainchain
2	7V	37	ASN	Mainchain
2	7V	38	VAL	Mainchain
2	7V	39	ASP	Mainchain
2	7V	4	GLU	Peptide,Mainchain
2	7V	40	ASN	Sidechain
2	7V	41	PHE	Peptide,Sidechain,Mainchain
2	7V	44	MET	Mainchain
2	7V	46	TYR	Peptide,Sidechain,Mainchain
2	7V	47	ASP	Sidechain
2	7V	50	THR	Mainchain
2	7V	52	ASP	Peptide
2	7V	54	ASN	Sidechain,Mainchain
2	7V	55	PRO	Mainchain
2	7V	56	SER	Mainchain
2	7V	57	LYS	Peptide,Mainchain
2	7V	59	VAL	Mainchain
2	7V	67	THR	Mainchain
2	7V	70	TRP	Mainchain
2	7V	71	ALA	Peptide
2	7V	72	ARG	Peptide,Sidechain
2	7V	73	GLY	Mainchain
2	7V	74	TYR	Peptide,Sidechain
2	7V	75	GLN	Peptide
2	7V	77	THR	Mainchain
2	7V	78	HIS	Sidechain

*Continued on next page...*

*Continued from previous page...*

Mol	Chain	Res	Type	Group
2	7V	8	VAL	Peptide,Mainchain
2	7V	9	VAL	Mainchain
2	7V	91[B]	LYS	Mainchain
4	7X	27	PHE	Sidechain

## 5.2 Too-close contacts [i](#)

In the following table, the Non-H and H(model) columns list the number of non-hydrogen atoms and hydrogen atoms in the chain respectively. The H(added) column lists the number of hydrogen atoms added and optimized by MolProbity. The Clashes column lists the number of clashes within the asymmetric unit, whereas Symm-Clashes lists symmetry-related clashes.

Mol	Chain	Non-H	H(model)	H(added)	Clashes	Symm-Clashes
1	12	1449	0	1386	0	0
1	16	1449	0	1386	0	0
1	1A	1449	0	1386	0	0
1	1E	1449	0	1386	0	0
1	1I	1449	0	1386	0	0
1	1M	1449	0	1386	0	0
1	1Q	1449	0	1386	0	0
1	1U	1449	0	1386	0	0
1	1Y	1449	0	1386	0	0
1	22	1449	0	1386	0	0
1	26	1449	0	1386	0	0
1	2A	1449	0	1386	0	0
1	2E	1449	0	1386	0	0
1	2I	1449	0	1386	0	0
1	2M	1449	0	1386	0	0
1	2Q	1449	0	1386	0	0
1	2U	1449	0	1386	0	0
1	2Y	1449	0	1386	0	0
1	32	1449	0	1386	0	0
1	36	1449	0	1386	0	0
1	3A	1449	0	1386	0	0
1	3E	1449	0	1386	0	0
1	3I	1449	0	1386	0	0
1	3M	1449	0	1386	0	0
1	3Q	1449	0	1386	0	0
1	3U	1449	0	1386	0	0
1	3Y	1449	0	1386	0	0
1	42	1449	0	1386	0	0
1	46	1449	0	1386	0	0

*Continued on next page...*

*Continued from previous page...*

Mol	Chain	Non-H	H(model)	H(added)	Clashes	Symm-Clashes
1	4A	1449	0	1386	0	0
1	4E	1449	0	1386	0	0
1	4I	1449	0	1386	0	0
1	4M	1449	0	1386	0	0
1	4Q	1449	0	1386	0	0
1	4U	1449	0	1386	0	0
1	4Y	1449	0	1386	0	0
1	52	1449	0	1386	0	0
1	56	1449	0	1386	0	0
1	5A	1449	0	1386	0	0
1	5E	1449	0	1386	0	0
1	5I	1449	0	1386	0	0
1	5M	1449	0	1386	0	0
1	5Q	1449	0	1386	0	0
1	5U	1449	0	1386	0	0
1	5Y	1449	0	1386	0	0
1	62	1449	0	1386	0	0
1	66	1449	0	1386	0	0
1	6A	1449	0	1386	0	0
1	6E	1449	0	1386	0	0
1	6I	1449	0	1386	0	0
1	6M	1449	0	1386	0	0
1	6Q	1449	0	1386	0	0
1	6U	1449	0	1386	0	0
1	6Y	1449	0	1386	0	0
1	7A	1449	0	1386	0	0
1	7E	1449	0	1386	0	0
1	7I	1449	0	1386	0	0
1	7M	1449	0	1386	0	0
1	7Q	1449	0	1386	0	0
1	7U	1449	0	1386	0	0
2	13	1810	0	1681	0	0
2	17	1810	0	1681	0	0
2	1B	1810	0	1681	0	0
2	1F	1810	0	1681	0	0
2	1J	1810	0	1681	0	0
2	1N	1810	0	1681	0	0
2	1R	1810	0	1681	0	0
2	1V	1810	0	1681	0	0
2	1Z	1810	0	1681	0	0
2	23	1810	0	1681	0	0
2	27	1810	0	1681	0	0

*Continued on next page...*

*Continued from previous page...*

Mol	Chain	Non-H	H(model)	H(added)	Clashes	Symm-Clashes
2	2B	1810	0	1681	0	0
2	2F	1810	0	1681	0	0
2	2J	1810	0	1681	0	0
2	2N	1810	0	1681	0	0
2	2R	1810	0	1681	0	0
2	2V	1810	0	1681	0	0
2	2Z	1810	0	1681	0	0
2	33	1810	0	1681	0	0
2	37	1810	0	1681	0	0
2	3B	1810	0	1681	0	0
2	3F	1810	0	1681	0	0
2	3J	1810	0	1681	0	0
2	3N	1810	0	1681	0	0
2	3R	1810	0	1681	0	0
2	3V	1810	0	1681	0	0
2	3Z	1810	0	1681	0	0
2	43	1810	0	1681	0	0
2	47	1810	0	1681	0	0
2	4B	1810	0	1681	0	0
2	4F	1810	0	1681	0	0
2	4J	1810	0	1681	0	0
2	4N	1810	0	1681	0	0
2	4R	1810	0	1681	0	0
2	4V	1810	0	1681	0	0
2	4Z	1810	0	1681	0	0
2	53	1810	0	1681	0	0
2	57	1810	0	1681	0	0
2	5B	1810	0	1681	0	0
2	5F	1810	0	1681	0	0
2	5J	1810	0	1681	0	0
2	5N	1810	0	1681	0	0
2	5R	1810	0	1681	0	0
2	5V	1810	0	1681	0	0
2	5Z	1810	0	1681	0	0
2	63	1810	0	1681	0	0
2	67	1810	0	1681	0	0
2	6B	1810	0	1681	0	0
2	6F	1810	0	1681	0	0
2	6J	1810	0	1681	0	0
2	6N	1810	0	1681	0	0
2	6R	1810	0	1681	0	0
2	6V	1810	0	1681	0	0

*Continued on next page...*



*Continued from previous page...*

Mol	Chain	Non-H	H(model)	H(added)	Clashes	Symm-Clashes
2	6Z	1810	0	1681	0	0
2	7B	1810	0	1681	0	0
2	7F	1810	0	1681	0	0
2	7J	1810	0	1681	0	0
2	7N	1810	0	1681	0	0
2	7R	1810	0	1681	0	0
2	7V	1810	0	1681	0	0
3	10	858	199	660	0	0
3	14	858	199	660	0	0
3	18	858	199	660	0	0
3	1C	858	199	660	0	0
3	1G	858	199	660	0	0
3	1K	858	199	660	0	0
3	1O	858	199	660	0	0
3	1S	858	199	660	0	0
3	1W	858	199	660	0	0
3	20	858	199	660	0	0
3	24	858	199	660	0	0
3	28	858	199	660	0	0
3	2C	858	199	660	0	0
3	2G	858	199	660	0	0
3	2K	858	199	660	0	0
3	2O	858	199	660	0	0
3	2S	858	199	660	0	0
3	2W	858	199	660	0	0
3	30	858	199	660	0	0
3	34	858	199	660	0	0
3	38	858	199	660	0	0
3	3C	858	199	660	0	0
3	3G	858	199	660	0	0
3	3K	858	199	660	0	0
3	3O	858	199	660	0	0
3	3S	858	199	660	0	0
3	3W	858	199	660	0	0
3	40	858	199	660	0	0
3	44	858	199	660	0	0
3	48	858	199	660	0	0
3	4C	858	199	660	0	0
3	4G	858	199	660	0	0
3	4K	858	199	660	0	0
3	4O	858	199	660	0	0
3	4S	858	199	660	0	0

*Continued on next page...*

*Continued from previous page...*

Mol	Chain	Non-H	H(model)	H(added)	Clashes	Symm-Clashes
3	4W	858	199	660	0	0
3	50	858	199	660	0	0
3	54	858	199	660	0	0
3	58	858	199	660	0	0
3	5C	858	199	660	0	0
3	5G	858	199	660	0	0
3	5K	858	199	660	0	0
3	5O	858	199	660	0	0
3	5S	858	199	660	0	0
3	5W	858	199	660	0	0
3	60	858	199	660	0	0
3	64	858	199	660	0	0
3	68	858	199	660	0	0
3	6C	858	199	660	0	0
3	6G	858	199	660	0	0
3	6K	858	199	660	0	0
3	6O	858	199	660	0	0
3	6S	858	199	660	0	0
3	6W	858	199	660	0	0
3	7C	858	199	660	0	0
3	7G	858	199	660	0	0
3	7K	858	199	660	0	0
3	7O	858	199	660	0	0
3	7S	858	199	660	0	0
3	7W	858	199	660	0	0
4	11	918	208	720	0	0
4	15	918	208	720	0	0
4	19	918	208	720	0	0
4	1D	918	208	720	0	0
4	1H	918	208	720	0	0
4	1L	918	208	720	0	0
4	1P	918	208	720	0	0
4	1T	918	208	720	0	0
4	1X	918	208	720	0	0
4	21	918	208	720	0	0
4	25	918	208	720	0	0
4	29	918	208	720	0	0
4	2D	918	208	720	0	0
4	2H	918	208	720	0	0
4	2L	918	208	720	0	0
4	2P	918	208	720	0	0
4	2T	918	208	720	0	0

*Continued on next page...*

*Continued from previous page...*

Mol	Chain	Non-H	H(model)	H(added)	Clashes	Symm-Clashes
4	2X	918	208	720	0	0
4	3I	918	208	720	0	0
4	35	918	208	720	0	0
4	39	918	208	720	0	0
4	3D	918	208	720	0	0
4	3H	918	208	720	0	0
4	3L	918	208	720	0	0
4	3P	918	208	720	0	0
4	3T	918	208	720	0	0
4	3X	918	208	720	0	0
4	4I	918	208	720	0	0
4	45	918	208	720	0	0
4	49	918	208	720	0	0
4	4D	918	208	720	0	0
4	4H	918	208	720	0	0
4	4L	918	208	720	0	0
4	4P	918	208	720	0	0
4	4T	918	208	720	0	0
4	4X	918	208	720	0	0
4	5I	918	208	720	0	0
4	55	918	208	720	0	0
4	59	918	208	720	0	0
4	5D	918	208	720	0	0
4	5H	918	208	720	0	0
4	5L	918	208	720	0	0
4	5P	918	208	720	0	0
4	5T	918	208	720	0	0
4	5X	918	208	720	0	0
4	6I	918	208	720	0	0
4	65	918	208	720	0	0
4	69	918	208	720	0	0
4	6D	918	208	720	0	0
4	6H	918	208	720	0	0
4	6L	918	208	720	0	0
4	6P	918	208	720	0	0
4	6T	918	208	720	0	0
4	6X	918	208	720	0	0
4	7D	918	208	720	0	0
4	7H	918	208	720	0	0
4	7L	918	208	720	0	0
4	7P	918	208	720	0	0
4	7T	918	208	720	0	0

*Continued on next page...*

*Continued from previous page...*

Mol	Chain	Non-H	H(model)	H(added)	Clashes	Symm-Clashes
4	7X	918	208	720	0	0
All	All	302100	24420	266820	0	0

The all-atom clashscore is defined as the number of clashes found per 1000 atoms (including hydrogen atoms). Clashscore could not be calculated for this entry.

There are no clashes within the asymmetric unit.

There are no symmetry-related clashes.

## 5.3 Torsion angles

### 5.3.1 Protein backbone

In the following table, the Percentiles column shows the percent Ramachandran outliers of the chain as a percentile score with respect to all PDB entries followed by that with respect to all EM entries.

The Analysed column shows the number of residues for which the backbone conformation was analysed, and the total number of residues.

Mol	Chain	Analysed	Favoured	Allowed	Outliers	Percentiles	
1	12	181/183 (99%)	142 (78%)	17 (9%)	22 (12%)	0	4
1	16	181/183 (99%)	142 (78%)	17 (9%)	22 (12%)	0	4
1	1A	181/183 (99%)	142 (78%)	17 (9%)	22 (12%)	0	4
1	1E	181/183 (99%)	142 (78%)	17 (9%)	22 (12%)	0	4
1	1I	181/183 (99%)	142 (78%)	17 (9%)	22 (12%)	0	4
1	1M	181/183 (99%)	142 (78%)	17 (9%)	22 (12%)	0	4
1	1Q	181/183 (99%)	142 (78%)	17 (9%)	22 (12%)	0	4
1	1U	181/183 (99%)	142 (78%)	17 (9%)	22 (12%)	0	4
1	1Y	181/183 (99%)	142 (78%)	17 (9%)	22 (12%)	0	4
1	22	181/183 (99%)	142 (78%)	17 (9%)	22 (12%)	0	4
1	26	181/183 (99%)	142 (78%)	17 (9%)	22 (12%)	0	4
1	2A	181/183 (99%)	142 (78%)	17 (9%)	22 (12%)	0	4
1	2E	181/183 (99%)	142 (78%)	17 (9%)	22 (12%)	0	4
1	2I	181/183 (99%)	142 (78%)	17 (9%)	22 (12%)	0	4
1	2M	181/183 (99%)	142 (78%)	17 (9%)	22 (12%)	0	4
1	2Q	181/183 (99%)	142 (78%)	17 (9%)	22 (12%)	0	4

*Continued on next page...*

*Continued from previous page...*

Mol	Chain	Analysed	Favoured	Allowed	Outliers	Percentiles	
1	2U	181/183 (99%)	142 (78%)	17 (9%)	22 (12%)	0	4
1	2Y	181/183 (99%)	142 (78%)	17 (9%)	22 (12%)	0	4
1	32	181/183 (99%)	142 (78%)	17 (9%)	22 (12%)	0	4
1	36	181/183 (99%)	142 (78%)	17 (9%)	22 (12%)	0	4
1	3A	181/183 (99%)	142 (78%)	17 (9%)	22 (12%)	0	4
1	3E	181/183 (99%)	142 (78%)	17 (9%)	22 (12%)	0	4
1	3I	181/183 (99%)	142 (78%)	17 (9%)	22 (12%)	0	4
1	3M	181/183 (99%)	142 (78%)	17 (9%)	22 (12%)	0	4
1	3Q	181/183 (99%)	142 (78%)	17 (9%)	22 (12%)	0	4
1	3U	181/183 (99%)	142 (78%)	17 (9%)	22 (12%)	0	4
1	3Y	181/183 (99%)	142 (78%)	17 (9%)	22 (12%)	0	4
1	42	181/183 (99%)	142 (78%)	17 (9%)	22 (12%)	0	4
1	46	181/183 (99%)	142 (78%)	17 (9%)	22 (12%)	0	4
1	4A	181/183 (99%)	142 (78%)	17 (9%)	22 (12%)	0	4
1	4E	181/183 (99%)	142 (78%)	17 (9%)	22 (12%)	0	4
1	4I	181/183 (99%)	142 (78%)	17 (9%)	22 (12%)	0	4
1	4M	181/183 (99%)	142 (78%)	17 (9%)	22 (12%)	0	4
1	4Q	181/183 (99%)	142 (78%)	17 (9%)	22 (12%)	0	4
1	4U	181/183 (99%)	142 (78%)	17 (9%)	22 (12%)	0	4
1	4Y	181/183 (99%)	142 (78%)	17 (9%)	22 (12%)	0	4
1	52	181/183 (99%)	142 (78%)	17 (9%)	22 (12%)	0	4
1	56	181/183 (99%)	142 (78%)	17 (9%)	22 (12%)	0	4
1	5A	181/183 (99%)	142 (78%)	17 (9%)	22 (12%)	0	4
1	5E	181/183 (99%)	142 (78%)	17 (9%)	22 (12%)	0	4
1	5I	181/183 (99%)	142 (78%)	17 (9%)	22 (12%)	0	4
1	5M	181/183 (99%)	142 (78%)	17 (9%)	22 (12%)	0	4
1	5Q	181/183 (99%)	142 (78%)	17 (9%)	22 (12%)	0	4
1	5U	181/183 (99%)	142 (78%)	17 (9%)	22 (12%)	0	4
1	5Y	181/183 (99%)	142 (78%)	17 (9%)	22 (12%)	0	4
1	62	181/183 (99%)	142 (78%)	17 (9%)	22 (12%)	0	4
1	66	181/183 (99%)	142 (78%)	17 (9%)	22 (12%)	0	4

*Continued on next page...*

*Continued from previous page...*

Mol	Chain	Analysed	Favoured	Allowed	Outliers	Percentiles	
1	6A	181/183 (99%)	142 (78%)	17 (9%)	22 (12%)	0	4
1	6E	181/183 (99%)	142 (78%)	17 (9%)	22 (12%)	0	4
1	6I	181/183 (99%)	142 (78%)	17 (9%)	22 (12%)	0	4
1	6M	181/183 (99%)	142 (78%)	17 (9%)	22 (12%)	0	4
1	6Q	181/183 (99%)	142 (78%)	17 (9%)	22 (12%)	0	4
1	6U	181/183 (99%)	142 (78%)	17 (9%)	22 (12%)	0	4
1	6Y	181/183 (99%)	142 (78%)	17 (9%)	22 (12%)	0	4
1	7A	181/183 (99%)	142 (78%)	17 (9%)	22 (12%)	0	4
1	7E	181/183 (99%)	142 (78%)	17 (9%)	22 (12%)	0	4
1	7I	181/183 (99%)	142 (78%)	17 (9%)	22 (12%)	0	4
1	7M	181/183 (99%)	142 (78%)	17 (9%)	22 (12%)	0	4
1	7Q	181/183 (99%)	142 (78%)	17 (9%)	22 (12%)	0	4
1	7U	181/183 (99%)	142 (78%)	17 (9%)	22 (12%)	0	4
2	13	226/229 (99%)	157 (70%)	27 (12%)	42 (19%)	0	2
2	17	226/229 (99%)	157 (70%)	27 (12%)	42 (19%)	0	2
2	1B	226/229 (99%)	157 (70%)	26 (12%)	43 (19%)	0	2
2	1F	226/229 (99%)	156 (69%)	27 (12%)	43 (19%)	0	2
2	1J	226/229 (99%)	157 (70%)	26 (12%)	43 (19%)	0	2
2	1N	226/229 (99%)	156 (69%)	27 (12%)	43 (19%)	0	2
2	1R	226/229 (99%)	155 (69%)	28 (12%)	43 (19%)	0	2
2	1V	226/229 (99%)	155 (69%)	28 (12%)	43 (19%)	0	2
2	1Z	226/229 (99%)	155 (69%)	28 (12%)	43 (19%)	0	2
2	23	226/229 (99%)	156 (69%)	27 (12%)	43 (19%)	0	2
2	27	226/229 (99%)	157 (70%)	26 (12%)	43 (19%)	0	2
2	2B	226/229 (99%)	157 (70%)	27 (12%)	42 (19%)	0	2
2	2F	226/229 (99%)	157 (70%)	26 (12%)	43 (19%)	0	2
2	2J	226/229 (99%)	156 (69%)	27 (12%)	43 (19%)	0	2
2	2N	226/229 (99%)	156 (69%)	27 (12%)	43 (19%)	0	2
2	2R	226/229 (99%)	155 (69%)	28 (12%)	43 (19%)	0	2
2	2V	226/229 (99%)	155 (69%)	28 (12%)	43 (19%)	0	2
2	2Z	226/229 (99%)	155 (69%)	28 (12%)	43 (19%)	0	2

*Continued on next page...*

*Continued from previous page...*

Mol	Chain	Analysed	Favoured	Allowed	Outliers	Percentiles	
2	33	226/229 (99%)	156 (69%)	27 (12%)	43 (19%)	0	2
2	37	226/229 (99%)	156 (69%)	27 (12%)	43 (19%)	0	2
2	3B	226/229 (99%)	156 (69%)	27 (12%)	43 (19%)	0	2
2	3F	226/229 (99%)	157 (70%)	26 (12%)	43 (19%)	0	2
2	3J	226/229 (99%)	156 (69%)	27 (12%)	43 (19%)	0	2
2	3N	226/229 (99%)	156 (69%)	27 (12%)	43 (19%)	0	2
2	3R	226/229 (99%)	157 (70%)	27 (12%)	42 (19%)	0	2
2	3V	226/229 (99%)	157 (70%)	27 (12%)	42 (19%)	0	2
2	3Z	226/229 (99%)	157 (70%)	27 (12%)	42 (19%)	0	2
2	43	226/229 (99%)	155 (69%)	28 (12%)	43 (19%)	0	2
2	47	226/229 (99%)	155 (69%)	28 (12%)	43 (19%)	0	2
2	4B	226/229 (99%)	157 (70%)	26 (12%)	43 (19%)	0	2
2	4F	226/229 (99%)	156 (69%)	27 (12%)	43 (19%)	0	2
2	4J	226/229 (99%)	156 (69%)	27 (12%)	43 (19%)	0	2
2	4N	226/229 (99%)	157 (70%)	26 (12%)	43 (19%)	0	2
2	4R	226/229 (99%)	156 (69%)	27 (12%)	43 (19%)	0	2
2	4V	226/229 (99%)	157 (70%)	26 (12%)	43 (19%)	0	2
2	4Z	226/229 (99%)	156 (69%)	27 (12%)	43 (19%)	0	2
2	53	226/229 (99%)	155 (69%)	28 (12%)	43 (19%)	0	2
2	57	226/229 (99%)	155 (69%)	28 (12%)	43 (19%)	0	2
2	5B	226/229 (99%)	155 (69%)	28 (12%)	43 (19%)	0	2
2	5F	226/229 (99%)	157 (70%)	27 (12%)	42 (19%)	0	2
2	5J	226/229 (99%)	157 (70%)	27 (12%)	42 (19%)	0	2
2	5N	226/229 (99%)	157 (70%)	27 (12%)	42 (19%)	0	2
2	5R	226/229 (99%)	157 (70%)	26 (12%)	43 (19%)	0	2
2	5V	226/229 (99%)	156 (69%)	27 (12%)	43 (19%)	0	2
2	5Z	226/229 (99%)	156 (69%)	27 (12%)	43 (19%)	0	2
2	63	226/229 (99%)	157 (70%)	27 (12%)	42 (19%)	0	2
2	67	226/229 (99%)	157 (70%)	27 (12%)	42 (19%)	0	2
2	6B	226/229 (99%)	155 (69%)	28 (12%)	43 (19%)	0	2
2	6F	226/229 (99%)	156 (69%)	27 (12%)	43 (19%)	0	2

*Continued on next page...*



*Continued from previous page...*

Mol	Chain	Analysed	Favoured	Allowed	Outliers	Percentiles	
2	6J	226/229 (99%)	157 (70%)	26 (12%)	43 (19%)	0	2
2	6N	226/229 (99%)	156 (69%)	27 (12%)	43 (19%)	0	2
2	6R	226/229 (99%)	157 (70%)	26 (12%)	43 (19%)	0	2
2	6V	226/229 (99%)	156 (69%)	27 (12%)	43 (19%)	0	2
2	6Z	226/229 (99%)	156 (69%)	27 (12%)	43 (19%)	0	2
2	7B	226/229 (99%)	157 (70%)	27 (12%)	42 (19%)	0	2
2	7F	226/229 (99%)	156 (69%)	27 (12%)	43 (19%)	0	2
2	7J	226/229 (99%)	156 (69%)	27 (12%)	43 (19%)	0	2
2	7N	226/229 (99%)	157 (70%)	26 (12%)	43 (19%)	0	2
2	7R	226/229 (99%)	156 (69%)	27 (12%)	43 (19%)	0	2
2	7V	226/229 (99%)	156 (69%)	27 (12%)	43 (19%)	0	2
3	10	124/109 (114%)	116 (94%)	7 (6%)	1 (1%)	16	55
3	14	124/109 (114%)	116 (94%)	7 (6%)	1 (1%)	16	55
3	18	124/109 (114%)	116 (94%)	7 (6%)	1 (1%)	16	55
3	1C	124/109 (114%)	116 (94%)	7 (6%)	1 (1%)	16	55
3	1G	124/109 (114%)	116 (94%)	7 (6%)	1 (1%)	16	55
3	1K	124/109 (114%)	116 (94%)	7 (6%)	1 (1%)	16	55
3	1O	124/109 (114%)	116 (94%)	7 (6%)	1 (1%)	16	55
3	1S	124/109 (114%)	116 (94%)	7 (6%)	1 (1%)	16	55
3	1W	124/109 (114%)	116 (94%)	7 (6%)	1 (1%)	16	55
3	20	124/109 (114%)	116 (94%)	7 (6%)	1 (1%)	16	55
3	24	124/109 (114%)	116 (94%)	7 (6%)	1 (1%)	16	55
3	28	124/109 (114%)	116 (94%)	7 (6%)	1 (1%)	16	55
3	2C	124/109 (114%)	116 (94%)	7 (6%)	1 (1%)	16	55
3	2G	124/109 (114%)	116 (94%)	7 (6%)	1 (1%)	16	55
3	2K	124/109 (114%)	116 (94%)	7 (6%)	1 (1%)	16	55
3	2O	124/109 (114%)	116 (94%)	7 (6%)	1 (1%)	16	55
3	2S	124/109 (114%)	116 (94%)	7 (6%)	1 (1%)	16	55
3	2W	124/109 (114%)	116 (94%)	7 (6%)	1 (1%)	16	55
3	30	124/109 (114%)	116 (94%)	7 (6%)	1 (1%)	16	55
3	34	124/109 (114%)	116 (94%)	7 (6%)	1 (1%)	16	55

*Continued on next page...*

*Continued from previous page...*

Mol	Chain	Analysed	Favoured	Allowed	Outliers	Percentiles	
3	38	124/109 (114%)	116 (94%)	7 (6%)	1 (1%)	16	55
3	3C	124/109 (114%)	116 (94%)	7 (6%)	1 (1%)	16	55
3	3G	124/109 (114%)	116 (94%)	7 (6%)	1 (1%)	16	55
3	3K	124/109 (114%)	116 (94%)	7 (6%)	1 (1%)	16	55
3	3O	124/109 (114%)	116 (94%)	7 (6%)	1 (1%)	16	55
3	3S	124/109 (114%)	116 (94%)	7 (6%)	1 (1%)	16	55
3	3W	124/109 (114%)	116 (94%)	7 (6%)	1 (1%)	16	55
3	40	124/109 (114%)	116 (94%)	7 (6%)	1 (1%)	16	55
3	44	124/109 (114%)	116 (94%)	7 (6%)	1 (1%)	16	55
3	48	124/109 (114%)	116 (94%)	7 (6%)	1 (1%)	16	55
3	4C	124/109 (114%)	116 (94%)	7 (6%)	1 (1%)	16	55
3	4G	124/109 (114%)	116 (94%)	7 (6%)	1 (1%)	16	55
3	4K	124/109 (114%)	116 (94%)	7 (6%)	1 (1%)	16	55
3	4O	124/109 (114%)	116 (94%)	7 (6%)	1 (1%)	16	55
3	4S	124/109 (114%)	116 (94%)	7 (6%)	1 (1%)	16	55
3	4W	124/109 (114%)	116 (94%)	7 (6%)	1 (1%)	16	55
3	50	124/109 (114%)	116 (94%)	7 (6%)	1 (1%)	16	55
3	54	124/109 (114%)	116 (94%)	7 (6%)	1 (1%)	16	55
3	58	124/109 (114%)	116 (94%)	7 (6%)	1 (1%)	16	55
3	5C	124/109 (114%)	116 (94%)	7 (6%)	1 (1%)	16	55
3	5G	124/109 (114%)	116 (94%)	7 (6%)	1 (1%)	16	55
3	5K	124/109 (114%)	116 (94%)	7 (6%)	1 (1%)	16	55
3	5O	124/109 (114%)	116 (94%)	7 (6%)	1 (1%)	16	55
3	5S	124/109 (114%)	116 (94%)	7 (6%)	1 (1%)	16	55
3	5W	124/109 (114%)	116 (94%)	7 (6%)	1 (1%)	16	55
3	60	124/109 (114%)	116 (94%)	7 (6%)	1 (1%)	16	55
3	64	124/109 (114%)	116 (94%)	7 (6%)	1 (1%)	16	55
3	68	124/109 (114%)	116 (94%)	7 (6%)	1 (1%)	16	55
3	6C	124/109 (114%)	116 (94%)	7 (6%)	1 (1%)	16	55
3	6G	124/109 (114%)	116 (94%)	7 (6%)	1 (1%)	16	55
3	6K	124/109 (114%)	116 (94%)	7 (6%)	1 (1%)	16	55

*Continued on next page...*

*Continued from previous page...*

Mol	Chain	Analysed	Favoured	Allowed	Outliers	Percentiles	
3	6O	124/109 (114%)	116 (94%)	7 (6%)	1 (1%)	16	55
3	6S	124/109 (114%)	116 (94%)	7 (6%)	1 (1%)	16	55
3	6W	124/109 (114%)	116 (94%)	7 (6%)	1 (1%)	16	55
3	7C	124/109 (114%)	116 (94%)	7 (6%)	1 (1%)	16	55
3	7G	124/109 (114%)	116 (94%)	7 (6%)	1 (1%)	16	55
3	7K	124/109 (114%)	116 (94%)	7 (6%)	1 (1%)	16	55
3	7O	124/109 (114%)	116 (94%)	7 (6%)	1 (1%)	16	55
3	7S	124/109 (114%)	116 (94%)	7 (6%)	1 (1%)	16	55
3	7W	124/109 (114%)	116 (94%)	7 (6%)	1 (1%)	16	55
4	11	135/122 (111%)	124 (92%)	8 (6%)	3 (2%)	5	29
4	15	135/122 (111%)	124 (92%)	8 (6%)	3 (2%)	5	29
4	19	135/122 (111%)	124 (92%)	8 (6%)	3 (2%)	5	29
4	1D	135/122 (111%)	124 (92%)	8 (6%)	3 (2%)	5	29
4	1H	135/122 (111%)	124 (92%)	8 (6%)	3 (2%)	5	29
4	1L	135/122 (111%)	124 (92%)	8 (6%)	3 (2%)	5	29
4	1P	135/122 (111%)	124 (92%)	8 (6%)	3 (2%)	5	29
4	1T	135/122 (111%)	124 (92%)	8 (6%)	3 (2%)	5	29
4	1X	135/122 (111%)	124 (92%)	8 (6%)	3 (2%)	5	29
4	21	135/122 (111%)	124 (92%)	8 (6%)	3 (2%)	5	29
4	25	135/122 (111%)	124 (92%)	8 (6%)	3 (2%)	5	29
4	29	135/122 (111%)	124 (92%)	8 (6%)	3 (2%)	5	29
4	2D	135/122 (111%)	124 (92%)	8 (6%)	3 (2%)	5	29
4	2H	135/122 (111%)	124 (92%)	8 (6%)	3 (2%)	5	29
4	2L	135/122 (111%)	124 (92%)	8 (6%)	3 (2%)	5	29
4	2P	135/122 (111%)	124 (92%)	8 (6%)	3 (2%)	5	29
4	2T	135/122 (111%)	124 (92%)	8 (6%)	3 (2%)	5	29
4	2X	135/122 (111%)	124 (92%)	8 (6%)	3 (2%)	5	29
4	31	135/122 (111%)	124 (92%)	8 (6%)	3 (2%)	5	29
4	35	135/122 (111%)	124 (92%)	8 (6%)	3 (2%)	5	29
4	39	135/122 (111%)	124 (92%)	8 (6%)	3 (2%)	5	29
4	3D	135/122 (111%)	124 (92%)	8 (6%)	3 (2%)	5	29

*Continued on next page...*

*Continued from previous page...*

Mol	Chain	Analysed	Favoured	Allowed	Outliers	Percentiles	
4	3H	135/122 (111%)	124 (92%)	8 (6%)	3 (2%)	5	29
4	3L	135/122 (111%)	124 (92%)	8 (6%)	3 (2%)	5	29
4	3P	135/122 (111%)	124 (92%)	8 (6%)	3 (2%)	5	29
4	3T	135/122 (111%)	124 (92%)	8 (6%)	3 (2%)	5	29
4	3X	135/122 (111%)	124 (92%)	8 (6%)	3 (2%)	5	29
4	4I	135/122 (111%)	124 (92%)	8 (6%)	3 (2%)	5	29
4	45	135/122 (111%)	124 (92%)	8 (6%)	3 (2%)	5	29
4	49	135/122 (111%)	124 (92%)	8 (6%)	3 (2%)	5	29
4	4D	135/122 (111%)	124 (92%)	8 (6%)	3 (2%)	5	29
4	4H	135/122 (111%)	124 (92%)	8 (6%)	3 (2%)	5	29
4	4L	135/122 (111%)	124 (92%)	8 (6%)	3 (2%)	5	29
4	4P	135/122 (111%)	124 (92%)	8 (6%)	3 (2%)	5	29
4	4T	135/122 (111%)	124 (92%)	8 (6%)	3 (2%)	5	29
4	4X	135/122 (111%)	124 (92%)	8 (6%)	3 (2%)	5	29
4	5I	135/122 (111%)	124 (92%)	8 (6%)	3 (2%)	5	29
4	55	135/122 (111%)	124 (92%)	8 (6%)	3 (2%)	5	29
4	59	135/122 (111%)	124 (92%)	8 (6%)	3 (2%)	5	29
4	5D	135/122 (111%)	124 (92%)	8 (6%)	3 (2%)	5	29
4	5H	135/122 (111%)	124 (92%)	8 (6%)	3 (2%)	5	29
4	5L	135/122 (111%)	124 (92%)	8 (6%)	3 (2%)	5	29
4	5P	135/122 (111%)	124 (92%)	8 (6%)	3 (2%)	5	29
4	5T	135/122 (111%)	124 (92%)	8 (6%)	3 (2%)	5	29
4	5X	135/122 (111%)	124 (92%)	8 (6%)	3 (2%)	5	29
4	6I	135/122 (111%)	124 (92%)	8 (6%)	3 (2%)	5	29
4	65	135/122 (111%)	124 (92%)	8 (6%)	3 (2%)	5	29
4	69	135/122 (111%)	124 (92%)	8 (6%)	3 (2%)	5	29
4	6D	135/122 (111%)	124 (92%)	8 (6%)	3 (2%)	5	29
4	6H	135/122 (111%)	124 (92%)	8 (6%)	3 (2%)	5	29
4	6L	135/122 (111%)	124 (92%)	8 (6%)	3 (2%)	5	29
4	6P	135/122 (111%)	124 (92%)	8 (6%)	3 (2%)	5	29
4	6T	135/122 (111%)	124 (92%)	8 (6%)	3 (2%)	5	29

*Continued on next page...*

*Continued from previous page...*

Mol	Chain	Analysed	Favoured	Allowed	Outliers	Percentiles	
4	6X	135/122 (111%)	124 (92%)	8 (6%)	3 (2%)	5	29
4	7D	135/122 (111%)	124 (92%)	8 (6%)	3 (2%)	5	29
4	7H	135/122 (111%)	124 (92%)	8 (6%)	3 (2%)	5	29
4	7L	135/122 (111%)	124 (92%)	8 (6%)	3 (2%)	5	29
4	7P	135/122 (111%)	124 (92%)	8 (6%)	3 (2%)	5	29
4	7T	135/122 (111%)	124 (92%)	8 (6%)	3 (2%)	5	29
4	7X	135/122 (111%)	124 (92%)	8 (6%)	3 (2%)	5	29
All	All	39960/38580 (104%)	32292 (81%)	3540 (9%)	4128 (10%)	1	6

All (4128) Ramachandran outliers are listed below:

Mol	Chain	Res	Type
1	1A	25	ASP
1	1A	50	ARG
1	1A	52	PHE
1	1A	98	THR
1	1A	104	ALA
1	1A	111	ILE
1	1A	136	PRO
2	1B	4	GLU
2	1B	6	LYS
2	1B	7	ASN
2	1B	23	HIS
2	1B	25	SER
2	1B	27	PRO
2	1B	29	MET
2	1B	45	ALA
2	1B	58	LEU
2	1B	81	LEU
2	1B	91[A]	LYS
2	1B	91[B]	LYS
2	1B	116	ASN
2	1B	133	VAL
2	1B	148	PRO
2	1B	151	LEU
2	1B	157	THR
2	1B	159	GLN
2	1B	169	ASP
2	1B	218	ARG
2	1B	226	ILE

*Continued on next page...*

*Continued from previous page...*

Mol	Chain	Res	Type
3	1C	76	SER
4	1D	50	PRO
4	1D	65	LYS
1	1E	25	ASP
1	1E	50	ARG
1	1E	52	PHE
1	1E	98	THR
1	1E	104	ALA
1	1E	111	ILE
1	1E	136	PRO
2	1F	4	GLU
2	1F	6	LYS
2	1F	7	ASN
2	1F	23	HIS
2	1F	25	SER
2	1F	27	PRO
2	1F	29	MET
2	1F	45	ALA
2	1F	58	LEU
2	1F	81	LEU
2	1F	91[A]	LYS
2	1F	91[B]	LYS
2	1F	116	ASN
2	1F	133	VAL
2	1F	148	PRO
2	1F	151	LEU
2	1F	157	THR
2	1F	159	GLN
2	1F	169	ASP
2	1F	218	ARG
2	1F	226	ILE
3	1G	76	SER
4	1H	50	PRO
4	1H	65	LYS
1	1I	25	ASP
1	1I	50	ARG
1	1I	52	PHE
1	1I	98	THR
1	1I	104	ALA
1	1I	111	ILE
1	1I	136	PRO
2	1J	4	GLU

*Continued on next page...*

*Continued from previous page...*

Mol	Chain	Res	Type
2	1J	6	LYS
2	1J	7	ASN
2	1J	23	HIS
2	1J	25	SER
2	1J	27	PRO
2	1J	29	MET
2	1J	45	ALA
2	1J	58	LEU
2	1J	81	LEU
2	1J	91[A]	LYS
2	1J	91[B]	LYS
2	1J	116	ASN
2	1J	133	VAL
2	1J	148	PRO
2	1J	151	LEU
2	1J	157	THR
2	1J	159	GLN
2	1J	169	ASP
2	1J	218	ARG
2	1J	226	ILE
3	1K	76	SER
4	1L	50	PRO
4	1L	65	LYS
1	1M	25	ASP
1	1M	50	ARG
1	1M	52	PHE
1	1M	98	THR
1	1M	104	ALA
1	1M	111	ILE
1	1M	136	PRO
2	1N	4	GLU
2	1N	6	LYS
2	1N	7	ASN
2	1N	23	HIS
2	1N	25	SER
2	1N	27	PRO
2	1N	29	MET
2	1N	45	ALA
2	1N	58	LEU
2	1N	81	LEU
2	1N	91[A]	LYS
2	1N	91[B]	LYS

*Continued on next page...*



*Continued from previous page...*

Mol	Chain	Res	Type
2	1N	116	ASN
2	1N	133	VAL
2	1N	148	PRO
2	1N	151	LEU
2	1N	157	THR
2	1N	159	GLN
2	1N	169	ASP
2	1N	218	ARG
2	1N	226	ILE
3	1O	76	SER
4	1P	50	PRO
4	1P	65	LYS
1	1Q	25	ASP
1	1Q	50	ARG
1	1Q	52	PHE
1	1Q	98	THR
1	1Q	104	ALA
1	1Q	111	ILE
1	1Q	136	PRO
2	1R	4	GLU
2	1R	6	LYS
2	1R	7	ASN
2	1R	23	HIS
2	1R	25	SER
2	1R	27	PRO
2	1R	29	MET
2	1R	45	ALA
2	1R	58	LEU
2	1R	81	LEU
2	1R	91[A]	LYS
2	1R	91[B]	LYS
2	1R	116	ASN
2	1R	133	VAL
2	1R	148	PRO
2	1R	151	LEU
2	1R	157	THR
2	1R	159	GLN
2	1R	169	ASP
2	1R	218	ARG
2	1R	226	ILE
3	1S	76	SER
4	1T	50	PRO

*Continued on next page...*

*Continued from previous page...*

Mol	Chain	Res	Type
4	1T	65	LYS
1	1U	25	ASP
1	1U	50	ARG
1	1U	52	PHE
1	1U	98	THR
1	1U	104	ALA
1	1U	111	ILE
1	1U	136	PRO
2	1V	4	GLU
2	1V	6	LYS
2	1V	7	ASN
2	1V	23	HIS
2	1V	25	SER
2	1V	27	PRO
2	1V	29	MET
2	1V	45	ALA
2	1V	58	LEU
2	1V	81	LEU
2	1V	91[A]	LYS
2	1V	91[B]	LYS
2	1V	116	ASN
2	1V	133	VAL
2	1V	148	PRO
2	1V	151	LEU
2	1V	157	THR
2	1V	159	GLN
2	1V	169	ASP
2	1V	218	ARG
2	1V	226	ILE
3	1W	76	SER
4	1X	50	PRO
4	1X	65	LYS
1	1Y	25	ASP
1	1Y	50	ARG
1	1Y	52	PHE
1	1Y	98	THR
1	1Y	104	ALA
1	1Y	111	ILE
1	1Y	136	PRO
2	1Z	4	GLU
2	1Z	6	LYS
2	1Z	7	ASN

*Continued on next page...*

*Continued from previous page...*

Mol	Chain	Res	Type
2	1Z	23	HIS
2	1Z	25	SER
2	1Z	27	PRO
2	1Z	29	MET
2	1Z	45	ALA
2	1Z	58	LEU
2	1Z	81	LEU
2	1Z	91[A]	LYS
2	1Z	91[B]	LYS
2	1Z	116	ASN
2	1Z	133	VAL
2	1Z	148	PRO
2	1Z	151	LEU
2	1Z	157	THR
2	1Z	159	GLN
2	1Z	169	ASP
2	1Z	218	ARG
2	1Z	226	ILE
3	10	76	SER
4	11	50	PRO
4	11	65	LYS
1	12	25	ASP
1	12	50	ARG
1	12	52	PHE
1	12	98	THR
1	12	104	ALA
1	12	111	ILE
1	12	136	PRO
2	13	4	GLU
2	13	6	LYS
2	13	7	ASN
2	13	23	HIS
2	13	25	SER
2	13	27	PRO
2	13	29	MET
2	13	45	ALA
2	13	58	LEU
2	13	81	LEU
2	13	91[A]	LYS
2	13	91[B]	LYS
2	13	116	ASN
2	13	133	VAL

*Continued on next page...*

*Continued from previous page...*

Mol	Chain	Res	Type
2	13	148	PRO
2	13	151	LEU
2	13	157	THR
2	13	159	GLN
2	13	169	ASP
2	13	218	ARG
2	13	226	ILE
3	14	76	SER
4	15	50	PRO
4	15	65	LYS
1	16	25	ASP
1	16	50	ARG
1	16	52	PHE
1	16	98	THR
1	16	104	ALA
1	16	111	ILE
1	16	136	PRO
2	17	4	GLU
2	17	6	LYS
2	17	7	ASN
2	17	23	HIS
2	17	25	SER
2	17	27	PRO
2	17	29	MET
2	17	45	ALA
2	17	58	LEU
2	17	81	LEU
2	17	91[A]	LYS
2	17	91[B]	LYS
2	17	116	ASN
2	17	133	VAL
2	17	148	PRO
2	17	151	LEU
2	17	157	THR
2	17	159	GLN
2	17	169	ASP
2	17	218	ARG
2	17	226	ILE
3	18	76	SER
4	19	50	PRO
4	19	65	LYS
1	2A	25	ASP

*Continued on next page...*

*Continued from previous page...*

Mol	Chain	Res	Type
1	2A	50	ARG
1	2A	52	PHE
1	2A	98	THR
1	2A	104	ALA
1	2A	111	ILE
1	2A	136	PRO
2	2B	4	GLU
2	2B	6	LYS
2	2B	7	ASN
2	2B	23	HIS
2	2B	25	SER
2	2B	27	PRO
2	2B	29	MET
2	2B	45	ALA
2	2B	58	LEU
2	2B	81	LEU
2	2B	91[A]	LYS
2	2B	91[B]	LYS
2	2B	116	ASN
2	2B	133	VAL
2	2B	148	PRO
2	2B	151	LEU
2	2B	157	THR
2	2B	159	GLN
2	2B	169	ASP
2	2B	218	ARG
2	2B	226	ILE
3	2C	76	SER
4	2D	50	PRO
4	2D	65	LYS
1	2E	25	ASP
1	2E	50	ARG
1	2E	52	PHE
1	2E	98	THR
1	2E	104	ALA
1	2E	111	ILE
1	2E	136	PRO
2	2F	4	GLU
2	2F	6	LYS
2	2F	7	ASN
2	2F	23	HIS
2	2F	25	SER

*Continued on next page...*

*Continued from previous page...*

Mol	Chain	Res	Type
2	2F	27	PRO
2	2F	29	MET
2	2F	45	ALA
2	2F	58	LEU
2	2F	81	LEU
2	2F	91[A]	LYS
2	2F	91[B]	LYS
2	2F	116	ASN
2	2F	133	VAL
2	2F	148	PRO
2	2F	151	LEU
2	2F	157	THR
2	2F	159	GLN
2	2F	169	ASP
2	2F	218	ARG
2	2F	226	ILE
3	2G	76	SER
4	2H	50	PRO
4	2H	65	LYS
1	2I	25	ASP
1	2I	50	ARG
1	2I	52	PHE
1	2I	98	THR
1	2I	104	ALA
1	2I	111	ILE
1	2I	136	PRO
2	2J	4	GLU
2	2J	6	LYS
2	2J	7	ASN
2	2J	23	HIS
2	2J	25	SER
2	2J	27	PRO
2	2J	29	MET
2	2J	45	ALA
2	2J	58	LEU
2	2J	81	LEU
2	2J	91[A]	LYS
2	2J	91[B]	LYS
2	2J	116	ASN
2	2J	133	VAL
2	2J	148	PRO
2	2J	151	LEU

*Continued on next page...*

*Continued from previous page...*

Mol	Chain	Res	Type
2	2J	157	THR
2	2J	159	GLN
2	2J	169	ASP
2	2J	218	ARG
2	2J	226	ILE
3	2K	76	SER
4	2L	50	PRO
4	2L	65	LYS
1	2M	25	ASP
1	2M	50	ARG
1	2M	52	PHE
1	2M	98	THR
1	2M	104	ALA
1	2M	111	ILE
1	2M	136	PRO
2	2N	4	GLU
2	2N	6	LYS
2	2N	7	ASN
2	2N	23	HIS
2	2N	25	SER
2	2N	27	PRO
2	2N	29	MET
2	2N	45	ALA
2	2N	58	LEU
2	2N	81	LEU
2	2N	91[A]	LYS
2	2N	91[B]	LYS
2	2N	116	ASN
2	2N	133	VAL
2	2N	148	PRO
2	2N	151	LEU
2	2N	157	THR
2	2N	159	GLN
2	2N	169	ASP
2	2N	218	ARG
2	2N	226	ILE
3	2O	76	SER
4	2P	50	PRO
4	2P	65	LYS
1	2Q	25	ASP
1	2Q	50	ARG
1	2Q	52	PHE

*Continued on next page...*



*Continued from previous page...*

Mol	Chain	Res	Type
1	2Q	98	THR
1	2Q	104	ALA
1	2Q	111	ILE
1	2Q	136	PRO
2	2R	4	GLU
2	2R	6	LYS
2	2R	7	ASN
2	2R	23	HIS
2	2R	25	SER
2	2R	27	PRO
2	2R	29	MET
2	2R	45	ALA
2	2R	58	LEU
2	2R	81	LEU
2	2R	91[A]	LYS
2	2R	91[B]	LYS
2	2R	116	ASN
2	2R	133	VAL
2	2R	148	PRO
2	2R	151	LEU
2	2R	157	THR
2	2R	159	GLN
2	2R	169	ASP
2	2R	218	ARG
2	2R	226	ILE
3	2S	76	SER
4	2T	50	PRO
4	2T	65	LYS
1	2U	25	ASP
1	2U	50	ARG
1	2U	52	PHE
1	2U	98	THR
1	2U	104	ALA
1	2U	111	ILE
1	2U	136	PRO
2	2V	4	GLU
2	2V	6	LYS
2	2V	7	ASN
2	2V	23	HIS
2	2V	25	SER
2	2V	27	PRO
2	2V	29	MET

*Continued on next page...*

*Continued from previous page...*

Mol	Chain	Res	Type
2	2V	45	ALA
2	2V	58	LEU
2	2V	81	LEU
2	2V	91[A]	LYS
2	2V	91[B]	LYS
2	2V	116	ASN
2	2V	133	VAL
2	2V	148	PRO
2	2V	151	LEU
2	2V	157	THR
2	2V	159	GLN
2	2V	169	ASP
2	2V	218	ARG
2	2V	226	ILE
3	2W	76	SER
4	2X	50	PRO
4	2X	65	LYS
1	2Y	25	ASP
1	2Y	50	ARG
1	2Y	52	PHE
1	2Y	98	THR
1	2Y	104	ALA
1	2Y	111	ILE
1	2Y	136	PRO
2	2Z	4	GLU
2	2Z	6	LYS
2	2Z	7	ASN
2	2Z	23	HIS
2	2Z	25	SER
2	2Z	27	PRO
2	2Z	29	MET
2	2Z	45	ALA
2	2Z	58	LEU
2	2Z	81	LEU
2	2Z	91[A]	LYS
2	2Z	91[B]	LYS
2	2Z	116	ASN
2	2Z	133	VAL
2	2Z	148	PRO
2	2Z	151	LEU
2	2Z	157	THR
2	2Z	159	GLN

*Continued on next page...*

*Continued from previous page...*

Mol	Chain	Res	Type
2	2Z	169	ASP
2	2Z	218	ARG
2	2Z	226	ILE
3	20	76	SER
4	21	50	PRO
4	21	65	LYS
1	22	25	ASP
1	22	50	ARG
1	22	52	PHE
1	22	98	THR
1	22	104	ALA
1	22	111	ILE
1	22	136	PRO
2	23	4	GLU
2	23	6	LYS
2	23	7	ASN
2	23	23	HIS
2	23	25	SER
2	23	27	PRO
2	23	29	MET
2	23	45	ALA
2	23	58	LEU
2	23	81	LEU
2	23	91[A]	LYS
2	23	91[B]	LYS
2	23	116	ASN
2	23	133	VAL
2	23	148	PRO
2	23	151	LEU
2	23	157	THR
2	23	159	GLN
2	23	169	ASP
2	23	218	ARG
2	23	226	ILE
3	24	76	SER
4	25	50	PRO
4	25	65	LYS
1	26	25	ASP
1	26	50	ARG
1	26	52	PHE
1	26	98	THR
1	26	104	ALA

*Continued on next page...*

*Continued from previous page...*

Mol	Chain	Res	Type
1	26	111	ILE
1	26	136	PRO
2	27	4	GLU
2	27	6	LYS
2	27	7	ASN
2	27	23	HIS
2	27	25	SER
2	27	27	PRO
2	27	29	MET
2	27	45	ALA
2	27	58	LEU
2	27	81	LEU
2	27	91[A]	LYS
2	27	91[B]	LYS
2	27	116	ASN
2	27	133	VAL
2	27	148	PRO
2	27	151	LEU
2	27	157	THR
2	27	159	GLN
2	27	169	ASP
2	27	218	ARG
2	27	226	ILE
3	28	76	SER
4	29	50	PRO
4	29	65	LYS
1	3A	25	ASP
1	3A	50	ARG
1	3A	52	PHE
1	3A	98	THR
1	3A	104	ALA
1	3A	111	ILE
1	3A	136	PRO
2	3B	4	GLU
2	3B	6	LYS
2	3B	7	ASN
2	3B	23	HIS
2	3B	25	SER
2	3B	27	PRO
2	3B	29	MET
2	3B	45	ALA
2	3B	58	LEU

*Continued on next page...*

*Continued from previous page...*

Mol	Chain	Res	Type
2	3B	81	LEU
2	3B	91[A]	LYS
2	3B	91[B]	LYS
2	3B	116	ASN
2	3B	133	VAL
2	3B	148	PRO
2	3B	151	LEU
2	3B	157	THR
2	3B	159	GLN
2	3B	169	ASP
2	3B	218	ARG
2	3B	226	ILE
3	3C	76	SER
4	3D	50	PRO
4	3D	65	LYS
1	3E	25	ASP
1	3E	50	ARG
1	3E	52	PHE
1	3E	98	THR
1	3E	104	ALA
1	3E	111	ILE
1	3E	136	PRO
2	3F	4	GLU
2	3F	6	LYS
2	3F	7	ASN
2	3F	23	HIS
2	3F	25	SER
2	3F	27	PRO
2	3F	29	MET
2	3F	45	ALA
2	3F	58	LEU
2	3F	81	LEU
2	3F	91[A]	LYS
2	3F	91[B]	LYS
2	3F	116	ASN
2	3F	133	VAL
2	3F	148	PRO
2	3F	151	LEU
2	3F	157	THR
2	3F	159	GLN
2	3F	169	ASP
2	3F	218	ARG

*Continued on next page...*

*Continued from previous page...*

Mol	Chain	Res	Type
2	3F	226	ILE
3	3G	76	SER
4	3H	50	PRO
4	3H	65	LYS
1	3I	25	ASP
1	3I	50	ARG
1	3I	52	PHE
1	3I	98	THR
1	3I	104	ALA
1	3I	111	ILE
1	3I	136	PRO
2	3J	4	GLU
2	3J	6	LYS
2	3J	7	ASN
2	3J	23	HIS
2	3J	25	SER
2	3J	27	PRO
2	3J	29	MET
2	3J	45	ALA
2	3J	58	LEU
2	3J	81	LEU
2	3J	91[A]	LYS
2	3J	91[B]	LYS
2	3J	116	ASN
2	3J	133	VAL
2	3J	148	PRO
2	3J	151	LEU
2	3J	157	THR
2	3J	159	GLN
2	3J	169	ASP
2	3J	218	ARG
2	3J	226	ILE
3	3K	76	SER
4	3L	50	PRO
4	3L	65	LYS
1	3M	25	ASP
1	3M	50	ARG
1	3M	52	PHE
1	3M	98	THR
1	3M	104	ALA
1	3M	111	ILE
1	3M	136	PRO

*Continued on next page...*

*Continued from previous page...*

Mol	Chain	Res	Type
2	3N	4	GLU
2	3N	6	LYS
2	3N	7	ASN
2	3N	23	HIS
2	3N	25	SER
2	3N	27	PRO
2	3N	29	MET
2	3N	45	ALA
2	3N	58	LEU
2	3N	81	LEU
2	3N	91[A]	LYS
2	3N	91[B]	LYS
2	3N	116	ASN
2	3N	133	VAL
2	3N	148	PRO
2	3N	151	LEU
2	3N	157	THR
2	3N	159	GLN
2	3N	169	ASP
2	3N	218	ARG
2	3N	226	ILE
3	3O	76	SER
4	3P	50	PRO
4	3P	65	LYS
1	3Q	25	ASP
1	3Q	50	ARG
1	3Q	52	PHE
1	3Q	98	THR
1	3Q	104	ALA
1	3Q	111	ILE
1	3Q	136	PRO
2	3R	4	GLU
2	3R	6	LYS
2	3R	7	ASN
2	3R	23	HIS
2	3R	25	SER
2	3R	27	PRO
2	3R	29	MET
2	3R	45	ALA
2	3R	58	LEU
2	3R	81	LEU
2	3R	91[A]	LYS

*Continued on next page...*



*Continued from previous page...*

Mol	Chain	Res	Type
2	3R	91[B]	LYS
2	3R	116	ASN
2	3R	133	VAL
2	3R	148	PRO
2	3R	151	LEU
2	3R	157	THR
2	3R	159	GLN
2	3R	169	ASP
2	3R	218	ARG
2	3R	226	ILE
3	3S	76	SER
4	3T	50	PRO
4	3T	65	LYS
1	3U	25	ASP
1	3U	50	ARG
1	3U	52	PHE
1	3U	98	THR
1	3U	104	ALA
1	3U	111	ILE
1	3U	136	PRO
2	3V	4	GLU
2	3V	6	LYS
2	3V	7	ASN
2	3V	23	HIS
2	3V	25	SER
2	3V	27	PRO
2	3V	29	MET
2	3V	45	ALA
2	3V	58	LEU
2	3V	81	LEU
2	3V	91[A]	LYS
2	3V	91[B]	LYS
2	3V	116	ASN
2	3V	133	VAL
2	3V	148	PRO
2	3V	151	LEU
2	3V	157	THR
2	3V	159	GLN
2	3V	169	ASP
2	3V	218	ARG
2	3V	226	ILE
3	3W	76	SER

*Continued on next page...*

*Continued from previous page...*

Mol	Chain	Res	Type
4	3X	50	PRO
4	3X	65	LYS
1	3Y	25	ASP
1	3Y	50	ARG
1	3Y	52	PHE
1	3Y	98	THR
1	3Y	104	ALA
1	3Y	111	ILE
1	3Y	136	PRO
2	3Z	4	GLU
2	3Z	6	LYS
2	3Z	7	ASN
2	3Z	23	HIS
2	3Z	25	SER
2	3Z	27	PRO
2	3Z	29	MET
2	3Z	45	ALA
2	3Z	58	LEU
2	3Z	81	LEU
2	3Z	91[A]	LYS
2	3Z	91[B]	LYS
2	3Z	116	ASN
2	3Z	133	VAL
2	3Z	148	PRO
2	3Z	151	LEU
2	3Z	157	THR
2	3Z	159	GLN
2	3Z	169	ASP
2	3Z	218	ARG
2	3Z	226	ILE
3	30	76	SER
4	31	50	PRO
4	31	65	LYS
1	32	25	ASP
1	32	50	ARG
1	32	52	PHE
1	32	98	THR
1	32	104	ALA
1	32	111	ILE
1	32	136	PRO
2	33	4	GLU
2	33	6	LYS

*Continued on next page...*

*Continued from previous page...*

Mol	Chain	Res	Type
2	33	7	ASN
2	33	23	HIS
2	33	25	SER
2	33	27	PRO
2	33	29	MET
2	33	45	ALA
2	33	58	LEU
2	33	81	LEU
2	33	91[A]	LYS
2	33	91[B]	LYS
2	33	116	ASN
2	33	133	VAL
2	33	148	PRO
2	33	151	LEU
2	33	157	THR
2	33	159	GLN
2	33	169	ASP
2	33	218	ARG
2	33	226	ILE
3	34	76	SER
4	35	50	PRO
4	35	65	LYS
1	36	25	ASP
1	36	50	ARG
1	36	52	PHE
1	36	98	THR
1	36	104	ALA
1	36	111	ILE
1	36	136	PRO
2	37	4	GLU
2	37	6	LYS
2	37	7	ASN
2	37	23	HIS
2	37	25	SER
2	37	27	PRO
2	37	29	MET
2	37	45	ALA
2	37	58	LEU
2	37	81	LEU
2	37	91[A]	LYS
2	37	91[B]	LYS
2	37	116	ASN

*Continued on next page...*

*Continued from previous page...*

Mol	Chain	Res	Type
2	37	133	VAL
2	37	148	PRO
2	37	151	LEU
2	37	157	THR
2	37	159	GLN
2	37	169	ASP
2	37	218	ARG
2	37	226	ILE
3	38	76	SER
4	39	50	PRO
4	39	65	LYS
1	4A	25	ASP
1	4A	50	ARG
1	4A	52	PHE
1	4A	98	THR
1	4A	104	ALA
1	4A	111	ILE
1	4A	136	PRO
2	4B	4	GLU
2	4B	6	LYS
2	4B	7	ASN
2	4B	23	HIS
2	4B	25	SER
2	4B	27	PRO
2	4B	29	MET
2	4B	45	ALA
2	4B	58	LEU
2	4B	81	LEU
2	4B	91[A]	LYS
2	4B	91[B]	LYS
2	4B	116	ASN
2	4B	133	VAL
2	4B	148	PRO
2	4B	151	LEU
2	4B	157	THR
2	4B	159	GLN
2	4B	169	ASP
2	4B	218	ARG
2	4B	226	ILE
3	4C	76	SER
4	4D	50	PRO
4	4D	65	LYS

*Continued on next page...*

*Continued from previous page...*

Mol	Chain	Res	Type
1	4E	25	ASP
1	4E	50	ARG
1	4E	52	PHE
1	4E	98	THR
1	4E	104	ALA
1	4E	111	ILE
1	4E	136	PRO
2	4F	4	GLU
2	4F	6	LYS
2	4F	7	ASN
2	4F	23	HIS
2	4F	25	SER
2	4F	27	PRO
2	4F	29	MET
2	4F	45	ALA
2	4F	58	LEU
2	4F	81	LEU
2	4F	91[A]	LYS
2	4F	91[B]	LYS
2	4F	116	ASN
2	4F	133	VAL
2	4F	148	PRO
2	4F	151	LEU
2	4F	157	THR
2	4F	159	GLN
2	4F	169	ASP
2	4F	218	ARG
2	4F	226	ILE
3	4G	76	SER
4	4H	50	PRO
4	4H	65	LYS
1	4I	25	ASP
1	4I	50	ARG
1	4I	52	PHE
1	4I	98	THR
1	4I	104	ALA
1	4I	111	ILE
1	4I	136	PRO
2	4J	4	GLU
2	4J	6	LYS
2	4J	7	ASN
2	4J	23	HIS

*Continued on next page...*

*Continued from previous page...*

Mol	Chain	Res	Type
2	4J	25	SER
2	4J	27	PRO
2	4J	29	MET
2	4J	45	ALA
2	4J	58	LEU
2	4J	81	LEU
2	4J	91[A]	LYS
2	4J	91[B]	LYS
2	4J	116	ASN
2	4J	133	VAL
2	4J	148	PRO
2	4J	151	LEU
2	4J	157	THR
2	4J	159	GLN
2	4J	169	ASP
2	4J	218	ARG
2	4J	226	ILE
3	4K	76	SER
4	4L	50	PRO
4	4L	65	LYS
1	4M	25	ASP
1	4M	50	ARG
1	4M	52	PHE
1	4M	98	THR
1	4M	104	ALA
1	4M	111	ILE
1	4M	136	PRO
2	4N	4	GLU
2	4N	6	LYS
2	4N	7	ASN
2	4N	23	HIS
2	4N	25	SER
2	4N	27	PRO
2	4N	29	MET
2	4N	45	ALA
2	4N	58	LEU
2	4N	81	LEU
2	4N	91[A]	LYS
2	4N	91[B]	LYS
2	4N	116	ASN
2	4N	133	VAL
2	4N	148	PRO

*Continued on next page...*

*Continued from previous page...*

Mol	Chain	Res	Type
2	4N	151	LEU
2	4N	157	THR
2	4N	159	GLN
2	4N	169	ASP
2	4N	218	ARG
2	4N	226	ILE
3	4O	76	SER
4	4P	50	PRO
4	4P	65	LYS
1	4Q	25	ASP
1	4Q	50	ARG
1	4Q	52	PHE
1	4Q	98	THR
1	4Q	104	ALA
1	4Q	111	ILE
1	4Q	136	PRO
2	4R	4	GLU
2	4R	6	LYS
2	4R	7	ASN
2	4R	23	HIS
2	4R	25	SER
2	4R	27	PRO
2	4R	29	MET
2	4R	45	ALA
2	4R	58	LEU
2	4R	81	LEU
2	4R	91[A]	LYS
2	4R	91[B]	LYS
2	4R	116	ASN
2	4R	133	VAL
2	4R	148	PRO
2	4R	151	LEU
2	4R	157	THR
2	4R	159	GLN
2	4R	169	ASP
2	4R	218	ARG
2	4R	226	ILE
3	4S	76	SER
4	4T	50	PRO
4	4T	65	LYS
1	4U	25	ASP
1	4U	50	ARG

*Continued on next page...*



*Continued from previous page...*

Mol	Chain	Res	Type
1	4U	52	PHE
1	4U	98	THR
1	4U	104	ALA
1	4U	111	ILE
1	4U	136	PRO
2	4V	4	GLU
2	4V	6	LYS
2	4V	7	ASN
2	4V	23	HIS
2	4V	25	SER
2	4V	27	PRO
2	4V	29	MET
2	4V	45	ALA
2	4V	58	LEU
2	4V	81	LEU
2	4V	91[A]	LYS
2	4V	91[B]	LYS
2	4V	116	ASN
2	4V	133	VAL
2	4V	148	PRO
2	4V	151	LEU
2	4V	157	THR
2	4V	159	GLN
2	4V	169	ASP
2	4V	218	ARG
2	4V	226	ILE
3	4W	76	SER
4	4X	50	PRO
4	4X	65	LYS
1	4Y	25	ASP
1	4Y	50	ARG
1	4Y	52	PHE
1	4Y	98	THR
1	4Y	104	ALA
1	4Y	111	ILE
1	4Y	136	PRO
2	4Z	4	GLU
2	4Z	6	LYS
2	4Z	7	ASN
2	4Z	23	HIS
2	4Z	25	SER
2	4Z	27	PRO

*Continued on next page...*

*Continued from previous page...*

Mol	Chain	Res	Type
2	4Z	29	MET
2	4Z	45	ALA
2	4Z	58	LEU
2	4Z	81	LEU
2	4Z	91[A]	LYS
2	4Z	91[B]	LYS
2	4Z	116	ASN
2	4Z	133	VAL
2	4Z	148	PRO
2	4Z	151	LEU
2	4Z	157	THR
2	4Z	159	GLN
2	4Z	169	ASP
2	4Z	218	ARG
2	4Z	226	ILE
3	40	76	SER
4	41	50	PRO
4	41	65	LYS
1	42	25	ASP
1	42	50	ARG
1	42	52	PHE
1	42	98	THR
1	42	104	ALA
1	42	111	ILE
1	42	136	PRO
2	43	4	GLU
2	43	6	LYS
2	43	7	ASN
2	43	23	HIS
2	43	25	SER
2	43	27	PRO
2	43	29	MET
2	43	45	ALA
2	43	58	LEU
2	43	81	LEU
2	43	91[A]	LYS
2	43	91[B]	LYS
2	43	116	ASN
2	43	133	VAL
2	43	148	PRO
2	43	151	LEU
2	43	157	THR

*Continued on next page...*

*Continued from previous page...*

Mol	Chain	Res	Type
2	43	159	GLN
2	43	169	ASP
2	43	218	ARG
2	43	226	ILE
3	44	76	SER
4	45	50	PRO
4	45	65	LYS
1	46	25	ASP
1	46	50	ARG
1	46	52	PHE
1	46	98	THR
1	46	104	ALA
1	46	111	ILE
1	46	136	PRO
2	47	4	GLU
2	47	6	LYS
2	47	7	ASN
2	47	23	HIS
2	47	25	SER
2	47	27	PRO
2	47	29	MET
2	47	45	ALA
2	47	58	LEU
2	47	81	LEU
2	47	91[A]	LYS
2	47	91[B]	LYS
2	47	116	ASN
2	47	133	VAL
2	47	148	PRO
2	47	151	LEU
2	47	157	THR
2	47	159	GLN
2	47	169	ASP
2	47	218	ARG
2	47	226	ILE
3	48	76	SER
4	49	50	PRO
4	49	65	LYS
1	5A	25	ASP
1	5A	50	ARG
1	5A	52	PHE
1	5A	98	THR

*Continued on next page...*

*Continued from previous page...*

Mol	Chain	Res	Type
1	5A	104	ALA
1	5A	111	ILE
1	5A	136	PRO
2	5B	4	GLU
2	5B	6	LYS
2	5B	7	ASN
2	5B	23	HIS
2	5B	25	SER
2	5B	27	PRO
2	5B	29	MET
2	5B	45	ALA
2	5B	58	LEU
2	5B	81	LEU
2	5B	91[A]	LYS
2	5B	91[B]	LYS
2	5B	116	ASN
2	5B	133	VAL
2	5B	148	PRO
2	5B	151	LEU
2	5B	157	THR
2	5B	159	GLN
2	5B	169	ASP
2	5B	218	ARG
2	5B	226	ILE
3	5C	76	SER
4	5D	50	PRO
4	5D	65	LYS
1	5E	25	ASP
1	5E	50	ARG
1	5E	52	PHE
1	5E	98	THR
1	5E	104	ALA
1	5E	111	ILE
1	5E	136	PRO
2	5F	4	GLU
2	5F	6	LYS
2	5F	7	ASN
2	5F	23	HIS
2	5F	25	SER
2	5F	27	PRO
2	5F	29	MET
2	5F	45	ALA

*Continued on next page...*

*Continued from previous page...*

Mol	Chain	Res	Type
2	5F	58	LEU
2	5F	81	LEU
2	5F	91[A]	LYS
2	5F	91[B]	LYS
2	5F	116	ASN
2	5F	133	VAL
2	5F	148	PRO
2	5F	151	LEU
2	5F	157	THR
2	5F	159	GLN
2	5F	169	ASP
2	5F	218	ARG
2	5F	226	ILE
3	5G	76	SER
4	5H	50	PRO
4	5H	65	LYS
1	5I	25	ASP
1	5I	50	ARG
1	5I	52	PHE
1	5I	98	THR
1	5I	104	ALA
1	5I	111	ILE
1	5I	136	PRO
2	5J	4	GLU
2	5J	6	LYS
2	5J	7	ASN
2	5J	23	HIS
2	5J	25	SER
2	5J	27	PRO
2	5J	29	MET
2	5J	45	ALA
2	5J	58	LEU
2	5J	81	LEU
2	5J	91[A]	LYS
2	5J	91[B]	LYS
2	5J	116	ASN
2	5J	133	VAL
2	5J	148	PRO
2	5J	151	LEU
2	5J	157	THR
2	5J	159	GLN
2	5J	169	ASP

*Continued on next page...*

*Continued from previous page...*

Mol	Chain	Res	Type
2	5J	218	ARG
2	5J	226	ILE
3	5K	76	SER
4	5L	50	PRO
4	5L	65	LYS
1	5M	25	ASP
1	5M	50	ARG
1	5M	52	PHE
1	5M	98	THR
1	5M	104	ALA
1	5M	111	ILE
1	5M	136	PRO
2	5N	4	GLU
2	5N	6	LYS
2	5N	7	ASN
2	5N	23	HIS
2	5N	25	SER
2	5N	27	PRO
2	5N	29	MET
2	5N	45	ALA
2	5N	58	LEU
2	5N	81	LEU
2	5N	91[A]	LYS
2	5N	91[B]	LYS
2	5N	116	ASN
2	5N	133	VAL
2	5N	148	PRO
2	5N	151	LEU
2	5N	157	THR
2	5N	159	GLN
2	5N	169	ASP
2	5N	218	ARG
2	5N	226	ILE
3	5O	76	SER
4	5P	50	PRO
4	5P	65	LYS
1	5Q	25	ASP
1	5Q	50	ARG
1	5Q	52	PHE
1	5Q	98	THR
1	5Q	104	ALA
1	5Q	111	ILE

*Continued on next page...*

*Continued from previous page...*

Mol	Chain	Res	Type
1	5Q	136	PRO
2	5R	4	GLU
2	5R	6	LYS
2	5R	7	ASN
2	5R	23	HIS
2	5R	25	SER
2	5R	27	PRO
2	5R	29	MET
2	5R	45	ALA
2	5R	58	LEU
2	5R	81	LEU
2	5R	91[A]	LYS
2	5R	91[B]	LYS
2	5R	116	ASN
2	5R	133	VAL
2	5R	148	PRO
2	5R	151	LEU
2	5R	157	THR
2	5R	159	GLN
2	5R	169	ASP
2	5R	218	ARG
2	5R	226	ILE
3	5S	76	SER
4	5T	50	PRO
4	5T	65	LYS
1	5U	25	ASP
1	5U	50	ARG
1	5U	52	PHE
1	5U	98	THR
1	5U	104	ALA
1	5U	111	ILE
1	5U	136	PRO
2	5V	4	GLU
2	5V	6	LYS
2	5V	7	ASN
2	5V	23	HIS
2	5V	25	SER
2	5V	27	PRO
2	5V	29	MET
2	5V	45	ALA
2	5V	58	LEU
2	5V	81	LEU

*Continued on next page...*



*Continued from previous page...*

Mol	Chain	Res	Type
2	5V	91[A]	LYS
2	5V	91[B]	LYS
2	5V	116	ASN
2	5V	133	VAL
2	5V	148	PRO
2	5V	151	LEU
2	5V	157	THR
2	5V	159	GLN
2	5V	169	ASP
2	5V	218	ARG
2	5V	226	ILE
3	5W	76	SER
4	5X	50	PRO
4	5X	65	LYS
1	5Y	25	ASP
1	5Y	50	ARG
1	5Y	52	PHE
1	5Y	98	THR
1	5Y	104	ALA
1	5Y	111	ILE
1	5Y	136	PRO
2	5Z	4	GLU
2	5Z	6	LYS
2	5Z	7	ASN
2	5Z	23	HIS
2	5Z	25	SER
2	5Z	27	PRO
2	5Z	29	MET
2	5Z	45	ALA
2	5Z	58	LEU
2	5Z	81	LEU
2	5Z	91[A]	LYS
2	5Z	91[B]	LYS
2	5Z	116	ASN
2	5Z	133	VAL
2	5Z	148	PRO
2	5Z	151	LEU
2	5Z	157	THR
2	5Z	159	GLN
2	5Z	169	ASP
2	5Z	218	ARG
2	5Z	226	ILE

*Continued on next page...*

*Continued from previous page...*

Mol	Chain	Res	Type
3	50	76	SER
4	51	50	PRO
4	51	65	LYS
1	52	25	ASP
1	52	50	ARG
1	52	52	PHE
1	52	98	THR
1	52	104	ALA
1	52	111	ILE
1	52	136	PRO
2	53	4	GLU
2	53	6	LYS
2	53	7	ASN
2	53	23	HIS
2	53	25	SER
2	53	27	PRO
2	53	29	MET
2	53	45	ALA
2	53	58	LEU
2	53	81	LEU
2	53	91[A]	LYS
2	53	91[B]	LYS
2	53	116	ASN
2	53	133	VAL
2	53	148	PRO
2	53	151	LEU
2	53	157	THR
2	53	159	GLN
2	53	169	ASP
2	53	218	ARG
2	53	226	ILE
3	54	76	SER
4	55	50	PRO
4	55	65	LYS
1	56	25	ASP
1	56	50	ARG
1	56	52	PHE
1	56	98	THR
1	56	104	ALA
1	56	111	ILE
1	56	136	PRO
2	57	4	GLU

*Continued on next page...*

*Continued from previous page...*

Mol	Chain	Res	Type
2	57	6	LYS
2	57	7	ASN
2	57	23	HIS
2	57	25	SER
2	57	27	PRO
2	57	29	MET
2	57	45	ALA
2	57	58	LEU
2	57	81	LEU
2	57	91[A]	LYS
2	57	91[B]	LYS
2	57	116	ASN
2	57	133	VAL
2	57	148	PRO
2	57	151	LEU
2	57	157	THR
2	57	159	GLN
2	57	169	ASP
2	57	218	ARG
2	57	226	ILE
3	58	76	SER
4	59	50	PRO
4	59	65	LYS
1	6A	25	ASP
1	6A	50	ARG
1	6A	52	PHE
1	6A	98	THR
1	6A	104	ALA
1	6A	111	ILE
1	6A	136	PRO
2	6B	4	GLU
2	6B	6	LYS
2	6B	7	ASN
2	6B	23	HIS
2	6B	25	SER
2	6B	27	PRO
2	6B	29	MET
2	6B	45	ALA
2	6B	58	LEU
2	6B	81	LEU
2	6B	91[A]	LYS
2	6B	91[B]	LYS

*Continued on next page...*

*Continued from previous page...*

Mol	Chain	Res	Type
2	6B	116	ASN
2	6B	133	VAL
2	6B	148	PRO
2	6B	151	LEU
2	6B	157	THR
2	6B	159	GLN
2	6B	169	ASP
2	6B	218	ARG
2	6B	226	ILE
3	6C	76	SER
4	6D	50	PRO
4	6D	65	LYS
1	6E	25	ASP
1	6E	50	ARG
1	6E	52	PHE
1	6E	98	THR
1	6E	104	ALA
1	6E	111	ILE
1	6E	136	PRO
2	6F	4	GLU
2	6F	6	LYS
2	6F	7	ASN
2	6F	23	HIS
2	6F	25	SER
2	6F	27	PRO
2	6F	29	MET
2	6F	45	ALA
2	6F	58	LEU
2	6F	81	LEU
2	6F	91[A]	LYS
2	6F	91[B]	LYS
2	6F	116	ASN
2	6F	133	VAL
2	6F	148	PRO
2	6F	151	LEU
2	6F	157	THR
2	6F	159	GLN
2	6F	169	ASP
2	6F	218	ARG
2	6F	226	ILE
3	6G	76	SER
4	6H	50	PRO

*Continued on next page...*

*Continued from previous page...*

Mol	Chain	Res	Type
4	6H	65	LYS
1	6I	25	ASP
1	6I	50	ARG
1	6I	52	PHE
1	6I	98	THR
1	6I	104	ALA
1	6I	111	ILE
1	6I	136	PRO
2	6J	4	GLU
2	6J	6	LYS
2	6J	7	ASN
2	6J	23	HIS
2	6J	25	SER
2	6J	27	PRO
2	6J	29	MET
2	6J	45	ALA
2	6J	58	LEU
2	6J	81	LEU
2	6J	91[A]	LYS
2	6J	91[B]	LYS
2	6J	116	ASN
2	6J	133	VAL
2	6J	148	PRO
2	6J	151	LEU
2	6J	157	THR
2	6J	159	GLN
2	6J	169	ASP
2	6J	218	ARG
2	6J	226	ILE
3	6K	76	SER
4	6L	50	PRO
4	6L	65	LYS
1	6M	25	ASP
1	6M	50	ARG
1	6M	52	PHE
1	6M	98	THR
1	6M	104	ALA
1	6M	111	ILE
1	6M	136	PRO
2	6N	4	GLU
2	6N	6	LYS
2	6N	7	ASN

*Continued on next page...*

*Continued from previous page...*

Mol	Chain	Res	Type
2	6N	23	HIS
2	6N	25	SER
2	6N	27	PRO
2	6N	29	MET
2	6N	45	ALA
2	6N	58	LEU
2	6N	81	LEU
2	6N	91[A]	LYS
2	6N	91[B]	LYS
2	6N	116	ASN
2	6N	133	VAL
2	6N	148	PRO
2	6N	151	LEU
2	6N	157	THR
2	6N	159	GLN
2	6N	169	ASP
2	6N	218	ARG
2	6N	226	ILE
3	6O	76	SER
4	6P	50	PRO
4	6P	65	LYS
1	6Q	25	ASP
1	6Q	50	ARG
1	6Q	52	PHE
1	6Q	98	THR
1	6Q	104	ALA
1	6Q	111	ILE
1	6Q	136	PRO
2	6R	4	GLU
2	6R	6	LYS
2	6R	7	ASN
2	6R	23	HIS
2	6R	25	SER
2	6R	27	PRO
2	6R	29	MET
2	6R	45	ALA
2	6R	58	LEU
2	6R	81	LEU
2	6R	91[A]	LYS
2	6R	91[B]	LYS
2	6R	116	ASN
2	6R	133	VAL

*Continued on next page...*

*Continued from previous page...*

Mol	Chain	Res	Type
2	6R	148	PRO
2	6R	151	LEU
2	6R	157	THR
2	6R	159	GLN
2	6R	169	ASP
2	6R	218	ARG
2	6R	226	ILE
3	6S	76	SER
4	6T	50	PRO
4	6T	65	LYS
1	6U	25	ASP
1	6U	50	ARG
1	6U	52	PHE
1	6U	98	THR
1	6U	104	ALA
1	6U	111	ILE
1	6U	136	PRO
2	6V	4	GLU
2	6V	6	LYS
2	6V	7	ASN
2	6V	23	HIS
2	6V	25	SER
2	6V	27	PRO
2	6V	29	MET
2	6V	45	ALA
2	6V	58	LEU
2	6V	81	LEU
2	6V	91[A]	LYS
2	6V	91[B]	LYS
2	6V	116	ASN
2	6V	133	VAL
2	6V	148	PRO
2	6V	151	LEU
2	6V	157	THR
2	6V	159	GLN
2	6V	169	ASP
2	6V	218	ARG
2	6V	226	ILE
3	6W	76	SER
4	6X	50	PRO
4	6X	65	LYS
1	6Y	25	ASP

*Continued on next page...*



*Continued from previous page...*

Mol	Chain	Res	Type
1	6Y	50	ARG
1	6Y	52	PHE
1	6Y	98	THR
1	6Y	104	ALA
1	6Y	111	ILE
1	6Y	136	PRO
2	6Z	4	GLU
2	6Z	6	LYS
2	6Z	7	ASN
2	6Z	23	HIS
2	6Z	25	SER
2	6Z	27	PRO
2	6Z	29	MET
2	6Z	45	ALA
2	6Z	58	LEU
2	6Z	81	LEU
2	6Z	91[A]	LYS
2	6Z	91[B]	LYS
2	6Z	116	ASN
2	6Z	133	VAL
2	6Z	148	PRO
2	6Z	151	LEU
2	6Z	157	THR
2	6Z	159	GLN
2	6Z	169	ASP
2	6Z	218	ARG
2	6Z	226	ILE
3	60	76	SER
4	61	50	PRO
4	61	65	LYS
1	62	25	ASP
1	62	50	ARG
1	62	52	PHE
1	62	98	THR
1	62	104	ALA
1	62	111	ILE
1	62	136	PRO
2	63	4	GLU
2	63	6	LYS
2	63	7	ASN
2	63	23	HIS
2	63	25	SER

*Continued on next page...*

*Continued from previous page...*

Mol	Chain	Res	Type
2	63	27	PRO
2	63	29	MET
2	63	45	ALA
2	63	58	LEU
2	63	81	LEU
2	63	91[A]	LYS
2	63	91[B]	LYS
2	63	116	ASN
2	63	133	VAL
2	63	148	PRO
2	63	151	LEU
2	63	157	THR
2	63	159	GLN
2	63	169	ASP
2	63	218	ARG
2	63	226	ILE
3	64	76	SER
4	65	50	PRO
4	65	65	LYS
1	66	25	ASP
1	66	50	ARG
1	66	52	PHE
1	66	98	THR
1	66	104	ALA
1	66	111	ILE
1	66	136	PRO
2	67	4	GLU
2	67	6	LYS
2	67	7	ASN
2	67	23	HIS
2	67	25	SER
2	67	27	PRO
2	67	29	MET
2	67	45	ALA
2	67	58	LEU
2	67	81	LEU
2	67	91[A]	LYS
2	67	91[B]	LYS
2	67	116	ASN
2	67	133	VAL
2	67	148	PRO
2	67	151	LEU

*Continued on next page...*

*Continued from previous page...*

Mol	Chain	Res	Type
2	67	157	THR
2	67	159	GLN
2	67	169	ASP
2	67	218	ARG
2	67	226	ILE
3	68	76	SER
4	69	50	PRO
4	69	65	LYS
1	7A	25	ASP
1	7A	50	ARG
1	7A	52	PHE
1	7A	98	THR
1	7A	104	ALA
1	7A	111	ILE
1	7A	136	PRO
2	7B	4	GLU
2	7B	6	LYS
2	7B	7	ASN
2	7B	23	HIS
2	7B	25	SER
2	7B	27	PRO
2	7B	29	MET
2	7B	45	ALA
2	7B	58	LEU
2	7B	81	LEU
2	7B	91[A]	LYS
2	7B	91[B]	LYS
2	7B	116	ASN
2	7B	133	VAL
2	7B	148	PRO
2	7B	151	LEU
2	7B	157	THR
2	7B	159	GLN
2	7B	169	ASP
2	7B	218	ARG
2	7B	226	ILE
3	7C	76	SER
4	7D	50	PRO
4	7D	65	LYS
1	7E	25	ASP
1	7E	50	ARG
1	7E	52	PHE

*Continued on next page...*

*Continued from previous page...*

Mol	Chain	Res	Type
1	7E	98	THR
1	7E	104	ALA
1	7E	111	ILE
1	7E	136	PRO
2	7F	4	GLU
2	7F	6	LYS
2	7F	7	ASN
2	7F	23	HIS
2	7F	25	SER
2	7F	27	PRO
2	7F	29	MET
2	7F	45	ALA
2	7F	58	LEU
2	7F	81	LEU
2	7F	91[A]	LYS
2	7F	91[B]	LYS
2	7F	116	ASN
2	7F	133	VAL
2	7F	148	PRO
2	7F	151	LEU
2	7F	157	THR
2	7F	159	GLN
2	7F	169	ASP
2	7F	218	ARG
2	7F	226	ILE
3	7G	76	SER
4	7H	50	PRO
4	7H	65	LYS
1	7I	25	ASP
1	7I	50	ARG
1	7I	52	PHE
1	7I	98	THR
1	7I	104	ALA
1	7I	111	ILE
1	7I	136	PRO
2	7J	4	GLU
2	7J	6	LYS
2	7J	7	ASN
2	7J	23	HIS
2	7J	25	SER
2	7J	27	PRO
2	7J	29	MET

*Continued on next page...*

*Continued from previous page...*

Mol	Chain	Res	Type
2	7J	45	ALA
2	7J	58	LEU
2	7J	81	LEU
2	7J	91[A]	LYS
2	7J	91[B]	LYS
2	7J	116	ASN
2	7J	133	VAL
2	7J	148	PRO
2	7J	151	LEU
2	7J	157	THR
2	7J	159	GLN
2	7J	169	ASP
2	7J	218	ARG
2	7J	226	ILE
3	7K	76	SER
4	7L	50	PRO
4	7L	65	LYS
1	7M	25	ASP
1	7M	50	ARG
1	7M	52	PHE
1	7M	98	THR
1	7M	104	ALA
1	7M	111	ILE
1	7M	136	PRO
2	7N	4	GLU
2	7N	6	LYS
2	7N	7	ASN
2	7N	23	HIS
2	7N	25	SER
2	7N	27	PRO
2	7N	29	MET
2	7N	45	ALA
2	7N	58	LEU
2	7N	81	LEU
2	7N	91[A]	LYS
2	7N	91[B]	LYS
2	7N	116	ASN
2	7N	133	VAL
2	7N	148	PRO
2	7N	151	LEU
2	7N	157	THR
2	7N	159	GLN

*Continued on next page...*

*Continued from previous page...*

Mol	Chain	Res	Type
2	7N	169	ASP
2	7N	218	ARG
2	7N	226	ILE
3	7O	76	SER
4	7P	50	PRO
4	7P	65	LYS
1	7Q	25	ASP
1	7Q	50	ARG
1	7Q	52	PHE
1	7Q	98	THR
1	7Q	104	ALA
1	7Q	111	ILE
1	7Q	136	PRO
2	7R	4	GLU
2	7R	6	LYS
2	7R	7	ASN
2	7R	23	HIS
2	7R	25	SER
2	7R	27	PRO
2	7R	29	MET
2	7R	45	ALA
2	7R	58	LEU
2	7R	81	LEU
2	7R	91[A]	LYS
2	7R	91[B]	LYS
2	7R	116	ASN
2	7R	133	VAL
2	7R	148	PRO
2	7R	151	LEU
2	7R	157	THR
2	7R	159	GLN
2	7R	169	ASP
2	7R	218	ARG
2	7R	226	ILE
3	7S	76	SER
4	7T	50	PRO
4	7T	65	LYS
1	7U	25	ASP
1	7U	50	ARG
1	7U	52	PHE
1	7U	98	THR
1	7U	104	ALA

*Continued on next page...*

*Continued from previous page...*

Mol	Chain	Res	Type
1	7U	111	ILE
1	7U	136	PRO
2	7V	4	GLU
2	7V	6	LYS
2	7V	7	ASN
2	7V	23	HIS
2	7V	25	SER
2	7V	27	PRO
2	7V	29	MET
2	7V	45	ALA
2	7V	58	LEU
2	7V	81	LEU
2	7V	91[A]	LYS
2	7V	91[B]	LYS
2	7V	116	ASN
2	7V	133	VAL
2	7V	148	PRO
2	7V	151	LEU
2	7V	157	THR
2	7V	159	GLN
2	7V	169	ASP
2	7V	218	ARG
2	7V	226	ILE
3	7W	76	SER
4	7X	50	PRO
4	7X	65	LYS
1	1A	24	VAL
1	1A	43	HIS
1	1A	92	ASN
1	1A	168	GLN
1	1A	181	THR
2	1B	8	VAL
2	1B	37	ASN
2	1B	108	HIS
2	1B	167	VAL
2	1B	168	ALA
2	1B	180	LEU
2	1B	200	GLN
2	1B	225	ASN
1	1E	24	VAL
1	1E	43	HIS
1	1E	92	ASN

*Continued on next page...*



*Continued from previous page...*

Mol	Chain	Res	Type
1	1E	168	GLN
1	1E	181	THR
2	1F	8	VAL
2	1F	37	ASN
2	1F	108	HIS
2	1F	167	VAL
2	1F	168	ALA
2	1F	180	LEU
2	1F	200	GLN
2	1F	225	ASN
1	1I	24	VAL
1	1I	43	HIS
1	1I	92	ASN
1	1I	168	GLN
1	1I	181	THR
2	1J	8	VAL
2	1J	37	ASN
2	1J	108	HIS
2	1J	167	VAL
2	1J	168	ALA
2	1J	180	LEU
2	1J	200	GLN
2	1J	225	ASN
1	1M	24	VAL
1	1M	43	HIS
1	1M	92	ASN
1	1M	168	GLN
1	1M	181	THR
2	1N	8	VAL
2	1N	37	ASN
2	1N	108	HIS
2	1N	167	VAL
2	1N	168	ALA
2	1N	180	LEU
2	1N	200	GLN
2	1N	225	ASN
1	1Q	24	VAL
1	1Q	43	HIS
1	1Q	92	ASN
1	1Q	168	GLN
1	1Q	181	THR
2	1R	8	VAL

*Continued on next page...*

*Continued from previous page...*

Mol	Chain	Res	Type
2	1R	37	ASN
2	1R	108	HIS
2	1R	167	VAL
2	1R	168	ALA
2	1R	180	LEU
2	1R	200	GLN
2	1R	225	ASN
1	1U	24	VAL
1	1U	43	HIS
1	1U	92	ASN
1	1U	168	GLN
1	1U	181	THR
2	1V	8	VAL
2	1V	37	ASN
2	1V	108	HIS
2	1V	167	VAL
2	1V	168	ALA
2	1V	180	LEU
2	1V	200	GLN
2	1V	225	ASN
1	1Y	24	VAL
1	1Y	43	HIS
1	1Y	92	ASN
1	1Y	168	GLN
1	1Y	181	THR
2	1Z	8	VAL
2	1Z	37	ASN
2	1Z	108	HIS
2	1Z	167	VAL
2	1Z	168	ALA
2	1Z	180	LEU
2	1Z	200	GLN
2	1Z	225	ASN
1	12	24	VAL
1	12	43	HIS
1	12	92	ASN
1	12	168	GLN
1	12	181	THR
2	13	8	VAL
2	13	37	ASN
2	13	108	HIS
2	13	167	VAL

*Continued on next page...*

*Continued from previous page...*

Mol	Chain	Res	Type
2	13	168	ALA
2	13	180	LEU
2	13	200	GLN
2	13	225	ASN
1	16	24	VAL
1	16	43	HIS
1	16	92	ASN
1	16	168	GLN
1	16	181	THR
2	17	8	VAL
2	17	37	ASN
2	17	108	HIS
2	17	167	VAL
2	17	168	ALA
2	17	180	LEU
2	17	200	GLN
2	17	225	ASN
1	2A	24	VAL
1	2A	43	HIS
1	2A	92	ASN
1	2A	168	GLN
1	2A	181	THR
2	2B	8	VAL
2	2B	37	ASN
2	2B	108	HIS
2	2B	167	VAL
2	2B	168	ALA
2	2B	180	LEU
2	2B	200	GLN
2	2B	225	ASN
1	2E	24	VAL
1	2E	43	HIS
1	2E	92	ASN
1	2E	168	GLN
1	2E	181	THR
2	2F	8	VAL
2	2F	37	ASN
2	2F	108	HIS
2	2F	167	VAL
2	2F	168	ALA
2	2F	180	LEU
2	2F	200	GLN

*Continued on next page...*

*Continued from previous page...*

Mol	Chain	Res	Type
2	2F	225	ASN
1	2I	24	VAL
1	2I	43	HIS
1	2I	92	ASN
1	2I	168	GLN
1	2I	181	THR
2	2J	8	VAL
2	2J	37	ASN
2	2J	108	HIS
2	2J	167	VAL
2	2J	168	ALA
2	2J	180	LEU
2	2J	200	GLN
2	2J	225	ASN
1	2M	24	VAL
1	2M	43	HIS
1	2M	92	ASN
1	2M	168	GLN
1	2M	181	THR
2	2N	8	VAL
2	2N	37	ASN
2	2N	108	HIS
2	2N	167	VAL
2	2N	168	ALA
2	2N	180	LEU
2	2N	200	GLN
2	2N	225	ASN
1	2Q	24	VAL
1	2Q	43	HIS
1	2Q	92	ASN
1	2Q	168	GLN
1	2Q	181	THR
2	2R	8	VAL
2	2R	37	ASN
2	2R	108	HIS
2	2R	167	VAL
2	2R	168	ALA
2	2R	180	LEU
2	2R	200	GLN
2	2R	225	ASN
1	2U	24	VAL
1	2U	43	HIS

*Continued on next page...*

*Continued from previous page...*

Mol	Chain	Res	Type
1	2U	92	ASN
1	2U	168	GLN
1	2U	181	THR
2	2V	8	VAL
2	2V	37	ASN
2	2V	108	HIS
2	2V	167	VAL
2	2V	168	ALA
2	2V	180	LEU
2	2V	200	GLN
2	2V	225	ASN
1	2Y	24	VAL
1	2Y	43	HIS
1	2Y	92	ASN
1	2Y	168	GLN
1	2Y	181	THR
2	2Z	8	VAL
2	2Z	37	ASN
2	2Z	108	HIS
2	2Z	167	VAL
2	2Z	168	ALA
2	2Z	180	LEU
2	2Z	200	GLN
2	2Z	225	ASN
1	22	24	VAL
1	22	43	HIS
1	22	92	ASN
1	22	168	GLN
1	22	181	THR
2	23	8	VAL
2	23	37	ASN
2	23	108	HIS
2	23	167	VAL
2	23	168	ALA
2	23	180	LEU
2	23	200	GLN
2	23	225	ASN
1	26	24	VAL
1	26	43	HIS
1	26	92	ASN
1	26	168	GLN
1	26	181	THR

*Continued on next page...*

*Continued from previous page...*

Mol	Chain	Res	Type
2	27	8	VAL
2	27	37	ASN
2	27	108	HIS
2	27	167	VAL
2	27	168	ALA
2	27	180	LEU
2	27	200	GLN
2	27	225	ASN
1	3A	24	VAL
1	3A	43	HIS
1	3A	92	ASN
1	3A	168	GLN
1	3A	181	THR
2	3B	8	VAL
2	3B	37	ASN
2	3B	108	HIS
2	3B	167	VAL
2	3B	168	ALA
2	3B	180	LEU
2	3B	200	GLN
2	3B	225	ASN
1	3E	24	VAL
1	3E	43	HIS
1	3E	92	ASN
1	3E	168	GLN
1	3E	181	THR
2	3F	8	VAL
2	3F	37	ASN
2	3F	108	HIS
2	3F	167	VAL
2	3F	168	ALA
2	3F	180	LEU
2	3F	200	GLN
2	3F	225	ASN
1	3I	24	VAL
1	3I	43	HIS
1	3I	92	ASN
1	3I	168	GLN
1	3I	181	THR
2	3J	8	VAL
2	3J	37	ASN
2	3J	108	HIS

*Continued on next page...*

*Continued from previous page...*

Mol	Chain	Res	Type
2	3J	167	VAL
2	3J	168	ALA
2	3J	180	LEU
2	3J	200	GLN
2	3J	225	ASN
1	3M	24	VAL
1	3M	43	HIS
1	3M	92	ASN
1	3M	168	GLN
1	3M	181	THR
2	3N	8	VAL
2	3N	37	ASN
2	3N	108	HIS
2	3N	167	VAL
2	3N	168	ALA
2	3N	180	LEU
2	3N	200	GLN
2	3N	225	ASN
1	3Q	24	VAL
1	3Q	43	HIS
1	3Q	92	ASN
1	3Q	168	GLN
1	3Q	181	THR
2	3R	8	VAL
2	3R	37	ASN
2	3R	108	HIS
2	3R	167	VAL
2	3R	168	ALA
2	3R	180	LEU
2	3R	200	GLN
2	3R	225	ASN
1	3U	24	VAL
1	3U	43	HIS
1	3U	92	ASN
1	3U	168	GLN
1	3U	181	THR
2	3V	8	VAL
2	3V	37	ASN
2	3V	108	HIS
2	3V	167	VAL
2	3V	168	ALA
2	3V	180	LEU

*Continued on next page...*



*Continued from previous page...*

Mol	Chain	Res	Type
2	3V	200	GLN
2	3V	225	ASN
1	3Y	24	VAL
1	3Y	43	HIS
1	3Y	92	ASN
1	3Y	168	GLN
1	3Y	181	THR
2	3Z	8	VAL
2	3Z	37	ASN
2	3Z	108	HIS
2	3Z	167	VAL
2	3Z	168	ALA
2	3Z	180	LEU
2	3Z	200	GLN
2	3Z	225	ASN
1	32	24	VAL
1	32	43	HIS
1	32	92	ASN
1	32	168	GLN
1	32	181	THR
2	33	8	VAL
2	33	37	ASN
2	33	108	HIS
2	33	167	VAL
2	33	168	ALA
2	33	180	LEU
2	33	200	GLN
2	33	225	ASN
1	36	24	VAL
1	36	43	HIS
1	36	92	ASN
1	36	168	GLN
1	36	181	THR
2	37	8	VAL
2	37	37	ASN
2	37	108	HIS
2	37	167	VAL
2	37	168	ALA
2	37	180	LEU
2	37	200	GLN
2	37	225	ASN
1	4A	24	VAL

*Continued on next page...*

*Continued from previous page...*

Mol	Chain	Res	Type
1	4A	43	HIS
1	4A	92	ASN
1	4A	168	GLN
1	4A	181	THR
2	4B	8	VAL
2	4B	37	ASN
2	4B	108	HIS
2	4B	167	VAL
2	4B	168	ALA
2	4B	180	LEU
2	4B	200	GLN
2	4B	225	ASN
1	4E	24	VAL
1	4E	43	HIS
1	4E	92	ASN
1	4E	168	GLN
1	4E	181	THR
2	4F	8	VAL
2	4F	37	ASN
2	4F	108	HIS
2	4F	167	VAL
2	4F	168	ALA
2	4F	180	LEU
2	4F	200	GLN
2	4F	225	ASN
1	4I	24	VAL
1	4I	43	HIS
1	4I	92	ASN
1	4I	168	GLN
1	4I	181	THR
2	4J	8	VAL
2	4J	37	ASN
2	4J	108	HIS
2	4J	167	VAL
2	4J	168	ALA
2	4J	180	LEU
2	4J	200	GLN
2	4J	225	ASN
1	4M	24	VAL
1	4M	43	HIS
1	4M	92	ASN
1	4M	168	GLN

*Continued on next page...*

*Continued from previous page...*

Mol	Chain	Res	Type
1	4M	181	THR
2	4N	8	VAL
2	4N	37	ASN
2	4N	108	HIS
2	4N	167	VAL
2	4N	168	ALA
2	4N	180	LEU
2	4N	200	GLN
2	4N	225	ASN
1	4Q	24	VAL
1	4Q	43	HIS
1	4Q	92	ASN
1	4Q	168	GLN
1	4Q	181	THR
2	4R	8	VAL
2	4R	37	ASN
2	4R	108	HIS
2	4R	167	VAL
2	4R	168	ALA
2	4R	180	LEU
2	4R	200	GLN
2	4R	225	ASN
1	4U	24	VAL
1	4U	43	HIS
1	4U	92	ASN
1	4U	168	GLN
1	4U	181	THR
2	4V	8	VAL
2	4V	37	ASN
2	4V	108	HIS
2	4V	167	VAL
2	4V	168	ALA
2	4V	180	LEU
2	4V	200	GLN
2	4V	225	ASN
1	4Y	24	VAL
1	4Y	43	HIS
1	4Y	92	ASN
1	4Y	168	GLN
1	4Y	181	THR
2	4Z	8	VAL
2	4Z	37	ASN

*Continued on next page...*

*Continued from previous page...*

Mol	Chain	Res	Type
2	4Z	108	HIS
2	4Z	167	VAL
2	4Z	168	ALA
2	4Z	180	LEU
2	4Z	200	GLN
2	4Z	225	ASN
1	42	24	VAL
1	42	43	HIS
1	42	92	ASN
1	42	168	GLN
1	42	181	THR
2	43	8	VAL
2	43	37	ASN
2	43	108	HIS
2	43	167	VAL
2	43	168	ALA
2	43	180	LEU
2	43	200	GLN
2	43	225	ASN
1	46	24	VAL
1	46	43	HIS
1	46	92	ASN
1	46	168	GLN
1	46	181	THR
2	47	8	VAL
2	47	37	ASN
2	47	108	HIS
2	47	167	VAL
2	47	168	ALA
2	47	180	LEU
2	47	200	GLN
2	47	225	ASN
1	5A	24	VAL
1	5A	43	HIS
1	5A	92	ASN
1	5A	168	GLN
1	5A	181	THR
2	5B	8	VAL
2	5B	37	ASN
2	5B	108	HIS
2	5B	167	VAL
2	5B	168	ALA

*Continued on next page...*

*Continued from previous page...*

Mol	Chain	Res	Type
2	5B	180	LEU
2	5B	200	GLN
2	5B	225	ASN
1	5E	24	VAL
1	5E	43	HIS
1	5E	92	ASN
1	5E	168	GLN
1	5E	181	THR
2	5F	8	VAL
2	5F	37	ASN
2	5F	108	HIS
2	5F	167	VAL
2	5F	168	ALA
2	5F	180	LEU
2	5F	200	GLN
2	5F	225	ASN
1	5I	24	VAL
1	5I	43	HIS
1	5I	92	ASN
1	5I	168	GLN
1	5I	181	THR
2	5J	8	VAL
2	5J	37	ASN
2	5J	108	HIS
2	5J	167	VAL
2	5J	168	ALA
2	5J	180	LEU
2	5J	200	GLN
2	5J	225	ASN
1	5M	24	VAL
1	5M	43	HIS
1	5M	92	ASN
1	5M	168	GLN
1	5M	181	THR
2	5N	8	VAL
2	5N	37	ASN
2	5N	108	HIS
2	5N	167	VAL
2	5N	168	ALA
2	5N	180	LEU
2	5N	200	GLN
2	5N	225	ASN

*Continued on next page...*

*Continued from previous page...*

Mol	Chain	Res	Type
1	5Q	24	VAL
1	5Q	43	HIS
1	5Q	92	ASN
1	5Q	168	GLN
1	5Q	181	THR
2	5R	8	VAL
2	5R	37	ASN
2	5R	108	HIS
2	5R	167	VAL
2	5R	168	ALA
2	5R	180	LEU
2	5R	200	GLN
2	5R	225	ASN
1	5U	24	VAL
1	5U	43	HIS
1	5U	92	ASN
1	5U	168	GLN
1	5U	181	THR
2	5V	8	VAL
2	5V	37	ASN
2	5V	108	HIS
2	5V	167	VAL
2	5V	168	ALA
2	5V	180	LEU
2	5V	200	GLN
2	5V	225	ASN
1	5Y	24	VAL
1	5Y	43	HIS
1	5Y	92	ASN
1	5Y	168	GLN
1	5Y	181	THR
2	5Z	8	VAL
2	5Z	37	ASN
2	5Z	108	HIS
2	5Z	167	VAL
2	5Z	168	ALA
2	5Z	180	LEU
2	5Z	200	GLN
2	5Z	225	ASN
1	52	24	VAL
1	52	43	HIS
1	52	92	ASN

*Continued on next page...*

*Continued from previous page...*

Mol	Chain	Res	Type
1	52	168	GLN
1	52	181	THR
2	53	8	VAL
2	53	37	ASN
2	53	108	HIS
2	53	167	VAL
2	53	168	ALA
2	53	180	LEU
2	53	200	GLN
2	53	225	ASN
1	56	24	VAL
1	56	43	HIS
1	56	92	ASN
1	56	168	GLN
1	56	181	THR
2	57	8	VAL
2	57	37	ASN
2	57	108	HIS
2	57	167	VAL
2	57	168	ALA
2	57	180	LEU
2	57	200	GLN
2	57	225	ASN
1	6A	24	VAL
1	6A	43	HIS
1	6A	92	ASN
1	6A	168	GLN
1	6A	181	THR
2	6B	8	VAL
2	6B	37	ASN
2	6B	108	HIS
2	6B	167	VAL
2	6B	168	ALA
2	6B	180	LEU
2	6B	200	GLN
2	6B	225	ASN
1	6E	24	VAL
1	6E	43	HIS
1	6E	92	ASN
1	6E	168	GLN
1	6E	181	THR
2	6F	8	VAL

*Continued on next page...*



*Continued from previous page...*

Mol	Chain	Res	Type
2	6F	37	ASN
2	6F	108	HIS
2	6F	167	VAL
2	6F	168	ALA
2	6F	180	LEU
2	6F	200	GLN
2	6F	225	ASN
1	6I	24	VAL
1	6I	43	HIS
1	6I	92	ASN
1	6I	168	GLN
1	6I	181	THR
2	6J	8	VAL
2	6J	37	ASN
2	6J	108	HIS
2	6J	167	VAL
2	6J	168	ALA
2	6J	180	LEU
2	6J	200	GLN
2	6J	225	ASN
1	6M	24	VAL
1	6M	43	HIS
1	6M	92	ASN
1	6M	168	GLN
1	6M	181	THR
2	6N	8	VAL
2	6N	37	ASN
2	6N	108	HIS
2	6N	167	VAL
2	6N	168	ALA
2	6N	180	LEU
2	6N	200	GLN
2	6N	225	ASN
1	6Q	24	VAL
1	6Q	43	HIS
1	6Q	92	ASN
1	6Q	168	GLN
1	6Q	181	THR
2	6R	8	VAL
2	6R	37	ASN
2	6R	108	HIS
2	6R	167	VAL

*Continued on next page...*

*Continued from previous page...*

Mol	Chain	Res	Type
2	6R	168	ALA
2	6R	180	LEU
2	6R	200	GLN
2	6R	225	ASN
1	6U	24	VAL
1	6U	43	HIS
1	6U	92	ASN
1	6U	168	GLN
1	6U	181	THR
2	6V	8	VAL
2	6V	37	ASN
2	6V	108	HIS
2	6V	167	VAL
2	6V	168	ALA
2	6V	180	LEU
2	6V	200	GLN
2	6V	225	ASN
1	6Y	24	VAL
1	6Y	43	HIS
1	6Y	92	ASN
1	6Y	168	GLN
1	6Y	181	THR
2	6Z	8	VAL
2	6Z	37	ASN
2	6Z	108	HIS
2	6Z	167	VAL
2	6Z	168	ALA
2	6Z	180	LEU
2	6Z	200	GLN
2	6Z	225	ASN
1	62	24	VAL
1	62	43	HIS
1	62	92	ASN
1	62	168	GLN
1	62	181	THR
2	63	8	VAL
2	63	37	ASN
2	63	108	HIS
2	63	167	VAL
2	63	168	ALA
2	63	180	LEU
2	63	200	GLN

*Continued on next page...*

*Continued from previous page...*

Mol	Chain	Res	Type
2	63	225	ASN
1	66	24	VAL
1	66	43	HIS
1	66	92	ASN
1	66	168	GLN
1	66	181	THR
2	67	8	VAL
2	67	37	ASN
2	67	108	HIS
2	67	167	VAL
2	67	168	ALA
2	67	180	LEU
2	67	200	GLN
2	67	225	ASN
1	7A	24	VAL
1	7A	43	HIS
1	7A	92	ASN
1	7A	168	GLN
1	7A	181	THR
2	7B	8	VAL
2	7B	37	ASN
2	7B	108	HIS
2	7B	167	VAL
2	7B	168	ALA
2	7B	180	LEU
2	7B	200	GLN
2	7B	225	ASN
1	7E	24	VAL
1	7E	43	HIS
1	7E	92	ASN
1	7E	168	GLN
1	7E	181	THR
2	7F	8	VAL
2	7F	37	ASN
2	7F	108	HIS
2	7F	167	VAL
2	7F	168	ALA
2	7F	180	LEU
2	7F	200	GLN
2	7F	225	ASN
1	7I	24	VAL
1	7I	43	HIS

*Continued on next page...*

*Continued from previous page...*

Mol	Chain	Res	Type
1	7I	92	ASN
1	7I	168	GLN
1	7I	181	THR
2	7J	8	VAL
2	7J	37	ASN
2	7J	108	HIS
2	7J	167	VAL
2	7J	168	ALA
2	7J	180	LEU
2	7J	200	GLN
2	7J	225	ASN
1	7M	24	VAL
1	7M	43	HIS
1	7M	92	ASN
1	7M	168	GLN
1	7M	181	THR
2	7N	8	VAL
2	7N	37	ASN
2	7N	108	HIS
2	7N	167	VAL
2	7N	168	ALA
2	7N	180	LEU
2	7N	200	GLN
2	7N	225	ASN
1	7Q	24	VAL
1	7Q	43	HIS
1	7Q	92	ASN
1	7Q	168	GLN
1	7Q	181	THR
2	7R	8	VAL
2	7R	37	ASN
2	7R	108	HIS
2	7R	167	VAL
2	7R	168	ALA
2	7R	180	LEU
2	7R	200	GLN
2	7R	225	ASN
1	7U	24	VAL
1	7U	43	HIS
1	7U	92	ASN
1	7U	168	GLN
1	7U	181	THR

*Continued on next page...*

*Continued from previous page...*

Mol	Chain	Res	Type
2	7V	8	VAL
2	7V	37	ASN
2	7V	108	HIS
2	7V	167	VAL
2	7V	168	ALA
2	7V	180	LEU
2	7V	200	GLN
2	7V	225	ASN
1	1A	13	ALA
1	1A	150	TYR
1	1A	174	CYS
2	1B	10	GLN
2	1B	72	ARG
2	1B	129	PRO
2	1B	138	LYS
2	1B	145	THR
2	1B	171	ASN
1	1E	13	ALA
1	1E	150	TYR
1	1E	174	CYS
2	1F	10	GLN
2	1F	72	ARG
2	1F	129	PRO
2	1F	138	LYS
2	1F	145	THR
2	1F	171	ASN
1	1I	13	ALA
1	1I	150	TYR
1	1I	174	CYS
2	1J	10	GLN
2	1J	72	ARG
2	1J	129	PRO
2	1J	138	LYS
2	1J	145	THR
2	1J	171	ASN
1	1M	13	ALA
1	1M	150	TYR
1	1M	174	CYS
2	1N	10	GLN
2	1N	72	ARG
2	1N	129	PRO
2	1N	138	LYS

*Continued on next page...*

*Continued from previous page...*

Mol	Chain	Res	Type
2	1N	145	THR
2	1N	171	ASN
1	1Q	13	ALA
1	1Q	150	TYR
1	1Q	174	CYS
2	1R	10	GLN
2	1R	72	ARG
2	1R	129	PRO
2	1R	138	LYS
2	1R	145	THR
2	1R	171	ASN
1	1U	13	ALA
1	1U	150	TYR
1	1U	174	CYS
2	1V	10	GLN
2	1V	72	ARG
2	1V	129	PRO
2	1V	138	LYS
2	1V	145	THR
2	1V	171	ASN
1	1Y	13	ALA
1	1Y	150	TYR
1	1Y	174	CYS
2	1Z	10	GLN
2	1Z	72	ARG
2	1Z	129	PRO
2	1Z	138	LYS
2	1Z	145	THR
2	1Z	171	ASN
1	12	13	ALA
1	12	150	TYR
1	12	174	CYS
2	13	10	GLN
2	13	72	ARG
2	13	129	PRO
2	13	138	LYS
2	13	145	THR
2	13	171	ASN
1	16	13	ALA
1	16	150	TYR
1	16	174	CYS
2	17	10	GLN

*Continued on next page...*

*Continued from previous page...*

Mol	Chain	Res	Type
2	17	72	ARG
2	17	129	PRO
2	17	138	LYS
2	17	145	THR
2	17	171	ASN
1	2A	13	ALA
1	2A	150	TYR
1	2A	174	CYS
2	2B	10	GLN
2	2B	72	ARG
2	2B	129	PRO
2	2B	138	LYS
2	2B	145	THR
2	2B	171	ASN
1	2E	13	ALA
1	2E	150	TYR
1	2E	174	CYS
2	2F	10	GLN
2	2F	72	ARG
2	2F	129	PRO
2	2F	138	LYS
2	2F	145	THR
2	2F	171	ASN
1	2I	13	ALA
1	2I	150	TYR
1	2I	174	CYS
2	2J	10	GLN
2	2J	72	ARG
2	2J	129	PRO
2	2J	138	LYS
2	2J	145	THR
2	2J	171	ASN
1	2M	13	ALA
1	2M	150	TYR
1	2M	174	CYS
2	2N	10	GLN
2	2N	72	ARG
2	2N	129	PRO
2	2N	138	LYS
2	2N	145	THR
2	2N	171	ASN
1	2Q	13	ALA

*Continued on next page...*



*Continued from previous page...*

Mol	Chain	Res	Type
1	2Q	150	TYR
1	2Q	174	CYS
2	2R	10	GLN
2	2R	72	ARG
2	2R	129	PRO
2	2R	138	LYS
2	2R	145	THR
2	2R	171	ASN
1	2U	13	ALA
1	2U	150	TYR
1	2U	174	CYS
2	2V	10	GLN
2	2V	72	ARG
2	2V	129	PRO
2	2V	138	LYS
2	2V	145	THR
2	2V	171	ASN
1	2Y	13	ALA
1	2Y	150	TYR
1	2Y	174	CYS
2	2Z	10	GLN
2	2Z	72	ARG
2	2Z	129	PRO
2	2Z	138	LYS
2	2Z	145	THR
2	2Z	171	ASN
1	22	13	ALA
1	22	150	TYR
1	22	174	CYS
2	23	10	GLN
2	23	72	ARG
2	23	129	PRO
2	23	138	LYS
2	23	145	THR
2	23	171	ASN
1	26	13	ALA
1	26	150	TYR
1	26	174	CYS
2	27	10	GLN
2	27	72	ARG
2	27	129	PRO
2	27	138	LYS

*Continued on next page...*

*Continued from previous page...*

Mol	Chain	Res	Type
2	27	145	THR
2	27	171	ASN
1	3A	13	ALA
1	3A	150	TYR
1	3A	174	CYS
2	3B	10	GLN
2	3B	72	ARG
2	3B	129	PRO
2	3B	138	LYS
2	3B	145	THR
2	3B	171	ASN
1	3E	13	ALA
1	3E	150	TYR
1	3E	174	CYS
2	3F	10	GLN
2	3F	72	ARG
2	3F	129	PRO
2	3F	138	LYS
2	3F	145	THR
2	3F	171	ASN
1	3I	13	ALA
1	3I	150	TYR
1	3I	174	CYS
2	3J	10	GLN
2	3J	72	ARG
2	3J	129	PRO
2	3J	138	LYS
2	3J	145	THR
2	3J	171	ASN
1	3M	13	ALA
1	3M	150	TYR
1	3M	174	CYS
2	3N	10	GLN
2	3N	72	ARG
2	3N	129	PRO
2	3N	138	LYS
2	3N	145	THR
2	3N	171	ASN
1	3Q	13	ALA
1	3Q	150	TYR
1	3Q	174	CYS
2	3R	10	GLN

*Continued on next page...*

*Continued from previous page...*

Mol	Chain	Res	Type
2	3R	72	ARG
2	3R	129	PRO
2	3R	138	LYS
2	3R	145	THR
2	3R	171	ASN
1	3U	13	ALA
1	3U	150	TYR
1	3U	174	CYS
2	3V	10	GLN
2	3V	72	ARG
2	3V	129	PRO
2	3V	138	LYS
2	3V	145	THR
2	3V	171	ASN
1	3Y	13	ALA
1	3Y	150	TYR
1	3Y	174	CYS
2	3Z	10	GLN
2	3Z	72	ARG
2	3Z	129	PRO
2	3Z	138	LYS
2	3Z	145	THR
2	3Z	171	ASN
1	32	13	ALA
1	32	150	TYR
1	32	174	CYS
2	33	10	GLN
2	33	72	ARG
2	33	129	PRO
2	33	138	LYS
2	33	145	THR
2	33	171	ASN
1	36	13	ALA
1	36	150	TYR
1	36	174	CYS
2	37	10	GLN
2	37	72	ARG
2	37	129	PRO
2	37	138	LYS
2	37	145	THR
2	37	171	ASN
1	4A	13	ALA

*Continued on next page...*

*Continued from previous page...*

Mol	Chain	Res	Type
1	4A	150	TYR
1	4A	174	CYS
2	4B	10	GLN
2	4B	72	ARG
2	4B	129	PRO
2	4B	138	LYS
2	4B	145	THR
2	4B	171	ASN
1	4E	13	ALA
1	4E	150	TYR
1	4E	174	CYS
2	4F	10	GLN
2	4F	72	ARG
2	4F	129	PRO
2	4F	138	LYS
2	4F	145	THR
2	4F	171	ASN
1	4I	13	ALA
1	4I	150	TYR
1	4I	174	CYS
2	4J	10	GLN
2	4J	72	ARG
2	4J	129	PRO
2	4J	138	LYS
2	4J	145	THR
2	4J	171	ASN
1	4M	13	ALA
1	4M	150	TYR
1	4M	174	CYS
2	4N	10	GLN
2	4N	72	ARG
2	4N	129	PRO
2	4N	138	LYS
2	4N	145	THR
2	4N	171	ASN
1	4Q	13	ALA
1	4Q	150	TYR
1	4Q	174	CYS
2	4R	10	GLN
2	4R	72	ARG
2	4R	129	PRO
2	4R	138	LYS

*Continued on next page...*

*Continued from previous page...*

Mol	Chain	Res	Type
2	4R	145	THR
2	4R	171	ASN
1	4U	13	ALA
1	4U	150	TYR
1	4U	174	CYS
2	4V	10	GLN
2	4V	72	ARG
2	4V	129	PRO
2	4V	138	LYS
2	4V	145	THR
2	4V	171	ASN
1	4Y	13	ALA
1	4Y	150	TYR
1	4Y	174	CYS
2	4Z	10	GLN
2	4Z	72	ARG
2	4Z	129	PRO
2	4Z	138	LYS
2	4Z	145	THR
2	4Z	171	ASN
1	42	13	ALA
1	42	150	TYR
1	42	174	CYS
2	43	10	GLN
2	43	72	ARG
2	43	129	PRO
2	43	138	LYS
2	43	145	THR
2	43	171	ASN
1	46	13	ALA
1	46	150	TYR
1	46	174	CYS
2	47	10	GLN
2	47	72	ARG
2	47	129	PRO
2	47	138	LYS
2	47	145	THR
2	47	171	ASN
1	5A	13	ALA
1	5A	150	TYR
1	5A	174	CYS
2	5B	10	GLN

*Continued on next page...*

*Continued from previous page...*

Mol	Chain	Res	Type
2	5B	72	ARG
2	5B	129	PRO
2	5B	138	LYS
2	5B	145	THR
2	5B	171	ASN
1	5E	13	ALA
1	5E	150	TYR
1	5E	174	CYS
2	5F	10	GLN
2	5F	72	ARG
2	5F	129	PRO
2	5F	138	LYS
2	5F	145	THR
2	5F	171	ASN
1	5I	13	ALA
1	5I	150	TYR
1	5I	174	CYS
2	5J	10	GLN
2	5J	72	ARG
2	5J	129	PRO
2	5J	138	LYS
2	5J	145	THR
2	5J	171	ASN
1	5M	13	ALA
1	5M	150	TYR
1	5M	174	CYS
2	5N	10	GLN
2	5N	72	ARG
2	5N	129	PRO
2	5N	138	LYS
2	5N	145	THR
2	5N	171	ASN
1	5Q	13	ALA
1	5Q	150	TYR
1	5Q	174	CYS
2	5R	10	GLN
2	5R	72	ARG
2	5R	129	PRO
2	5R	138	LYS
2	5R	145	THR
2	5R	171	ASN
1	5U	13	ALA

*Continued on next page...*

*Continued from previous page...*

Mol	Chain	Res	Type
1	5U	150	TYR
1	5U	174	CYS
2	5V	10	GLN
2	5V	72	ARG
2	5V	129	PRO
2	5V	138	LYS
2	5V	145	THR
2	5V	171	ASN
1	5Y	13	ALA
1	5Y	150	TYR
1	5Y	174	CYS
2	5Z	10	GLN
2	5Z	72	ARG
2	5Z	129	PRO
2	5Z	138	LYS
2	5Z	145	THR
2	5Z	171	ASN
1	52	13	ALA
1	52	150	TYR
1	52	174	CYS
2	53	10	GLN
2	53	72	ARG
2	53	129	PRO
2	53	138	LYS
2	53	145	THR
2	53	171	ASN
1	56	13	ALA
1	56	150	TYR
1	56	174	CYS
2	57	10	GLN
2	57	72	ARG
2	57	129	PRO
2	57	138	LYS
2	57	145	THR
2	57	171	ASN
1	6A	13	ALA
1	6A	150	TYR
1	6A	174	CYS
2	6B	10	GLN
2	6B	72	ARG
2	6B	129	PRO
2	6B	138	LYS

*Continued on next page...*



*Continued from previous page...*

Mol	Chain	Res	Type
2	6B	145	THR
2	6B	171	ASN
1	6E	13	ALA
1	6E	150	TYR
1	6E	174	CYS
2	6F	10	GLN
2	6F	72	ARG
2	6F	129	PRO
2	6F	138	LYS
2	6F	145	THR
2	6F	171	ASN
1	6I	13	ALA
1	6I	150	TYR
1	6I	174	CYS
2	6J	10	GLN
2	6J	72	ARG
2	6J	129	PRO
2	6J	138	LYS
2	6J	145	THR
2	6J	171	ASN
1	6M	13	ALA
1	6M	150	TYR
1	6M	174	CYS
2	6N	10	GLN
2	6N	72	ARG
2	6N	129	PRO
2	6N	138	LYS
2	6N	145	THR
2	6N	171	ASN
1	6Q	13	ALA
1	6Q	150	TYR
1	6Q	174	CYS
2	6R	10	GLN
2	6R	72	ARG
2	6R	129	PRO
2	6R	138	LYS
2	6R	145	THR
2	6R	171	ASN
1	6U	13	ALA
1	6U	150	TYR
1	6U	174	CYS
2	6V	10	GLN

*Continued on next page...*

*Continued from previous page...*

Mol	Chain	Res	Type
2	6V	72	ARG
2	6V	129	PRO
2	6V	138	LYS
2	6V	145	THR
2	6V	171	ASN
1	6Y	13	ALA
1	6Y	150	TYR
1	6Y	174	CYS
2	6Z	10	GLN
2	6Z	72	ARG
2	6Z	129	PRO
2	6Z	138	LYS
2	6Z	145	THR
2	6Z	171	ASN
1	62	13	ALA
1	62	150	TYR
1	62	174	CYS
2	63	10	GLN
2	63	72	ARG
2	63	129	PRO
2	63	138	LYS
2	63	145	THR
2	63	171	ASN
1	66	13	ALA
1	66	150	TYR
1	66	174	CYS
2	67	10	GLN
2	67	72	ARG
2	67	129	PRO
2	67	138	LYS
2	67	145	THR
2	67	171	ASN
1	7A	13	ALA
1	7A	150	TYR
1	7A	174	CYS
2	7B	10	GLN
2	7B	72	ARG
2	7B	129	PRO
2	7B	138	LYS
2	7B	145	THR
2	7B	171	ASN
1	7E	13	ALA

*Continued on next page...*

*Continued from previous page...*

Mol	Chain	Res	Type
1	7E	150	TYR
1	7E	174	CYS
2	7F	10	GLN
2	7F	72	ARG
2	7F	129	PRO
2	7F	138	LYS
2	7F	145	THR
2	7F	171	ASN
1	7I	13	ALA
1	7I	150	TYR
1	7I	174	CYS
2	7J	10	GLN
2	7J	72	ARG
2	7J	129	PRO
2	7J	138	LYS
2	7J	145	THR
2	7J	171	ASN
1	7M	13	ALA
1	7M	150	TYR
1	7M	174	CYS
2	7N	10	GLN
2	7N	72	ARG
2	7N	129	PRO
2	7N	138	LYS
2	7N	145	THR
2	7N	171	ASN
1	7Q	13	ALA
1	7Q	150	TYR
1	7Q	174	CYS
2	7R	10	GLN
2	7R	72	ARG
2	7R	129	PRO
2	7R	138	LYS
2	7R	145	THR
2	7R	171	ASN
1	7U	13	ALA
1	7U	150	TYR
1	7U	174	CYS
2	7V	10	GLN
2	7V	72	ARG
2	7V	129	PRO
2	7V	138	LYS

*Continued on next page...*

*Continued from previous page...*

Mol	Chain	Res	Type
2	7V	145	THR
2	7V	171	ASN
1	1A	17	THR
1	1A	84	ARG
1	1A	145	LEU
1	1A	156	SER
2	1B	68	PRO
2	1B	92	PRO
1	1E	17	THR
1	1E	84	ARG
1	1E	145	LEU
1	1E	156	SER
2	1F	68	PRO
2	1F	92	PRO
1	1I	17	THR
1	1I	84	ARG
1	1I	145	LEU
1	1I	156	SER
2	1J	68	PRO
2	1J	92	PRO
1	1M	17	THR
1	1M	84	ARG
1	1M	145	LEU
2	1N	68	PRO
2	1N	92	PRO
1	1Q	17	THR
1	1Q	84	ARG
1	1Q	145	LEU
1	1Q	156	SER
2	1R	68	PRO
2	1R	92	PRO
1	1U	17	THR
1	1U	84	ARG
1	1U	145	LEU
1	1U	156	SER
2	1V	68	PRO
2	1V	92	PRO
1	1Y	17	THR
1	1Y	84	ARG
1	1Y	145	LEU
1	1Y	156	SER
2	1Z	68	PRO

*Continued on next page...*

*Continued from previous page...*

Mol	Chain	Res	Type
2	1Z	92	PRO
1	12	17	THR
1	12	84	ARG
1	12	145	LEU
1	12	156	SER
2	13	68	PRO
2	13	92	PRO
1	16	17	THR
1	16	84	ARG
1	16	145	LEU
1	16	156	SER
2	17	68	PRO
2	17	92	PRO
1	2A	17	THR
1	2A	84	ARG
1	2A	145	LEU
1	2A	156	SER
2	2B	68	PRO
2	2B	92	PRO
1	2E	17	THR
1	2E	84	ARG
1	2E	145	LEU
1	2E	156	SER
2	2F	68	PRO
2	2F	92	PRO
1	2I	17	THR
1	2I	84	ARG
1	2I	145	LEU
2	2J	68	PRO
2	2J	92	PRO
1	2M	17	THR
1	2M	84	ARG
1	2M	145	LEU
1	2M	156	SER
2	2N	68	PRO
2	2N	92	PRO
1	2Q	17	THR
1	2Q	84	ARG
1	2Q	145	LEU
1	2Q	156	SER
2	2R	68	PRO
2	2R	92	PRO

*Continued on next page...*

*Continued from previous page...*

Mol	Chain	Res	Type
1	2U	17	THR
1	2U	84	ARG
1	2U	145	LEU
1	2U	156	SER
2	2V	68	PRO
2	2V	92	PRO
1	2Y	17	THR
1	2Y	84	ARG
1	2Y	145	LEU
1	2Y	156	SER
2	2Z	68	PRO
2	2Z	92	PRO
1	22	17	THR
1	22	84	ARG
1	22	145	LEU
1	22	156	SER
2	23	68	PRO
2	23	92	PRO
1	26	17	THR
1	26	84	ARG
1	26	145	LEU
1	26	156	SER
2	27	68	PRO
2	27	92	PRO
1	3A	17	THR
1	3A	84	ARG
1	3A	145	LEU
2	3B	68	PRO
2	3B	92	PRO
1	3E	17	THR
1	3E	84	ARG
1	3E	145	LEU
1	3E	156	SER
2	3F	68	PRO
2	3F	92	PRO
1	3I	17	THR
1	3I	84	ARG
1	3I	145	LEU
2	3J	68	PRO
2	3J	92	PRO
1	3M	17	THR
1	3M	84	ARG

*Continued on next page...*

*Continued from previous page...*

Mol	Chain	Res	Type
1	3M	145	LEU
1	3M	156	SER
2	3N	68	PRO
2	3N	92	PRO
1	3Q	17	THR
1	3Q	84	ARG
1	3Q	145	LEU
1	3Q	156	SER
2	3R	68	PRO
2	3R	92	PRO
1	3U	17	THR
1	3U	84	ARG
1	3U	145	LEU
1	3U	156	SER
2	3V	68	PRO
2	3V	92	PRO
1	3Y	17	THR
1	3Y	84	ARG
1	3Y	145	LEU
1	3Y	156	SER
2	3Z	68	PRO
2	3Z	92	PRO
1	32	17	THR
1	32	84	ARG
1	32	145	LEU
2	33	68	PRO
2	33	92	PRO
1	36	17	THR
1	36	84	ARG
1	36	145	LEU
1	36	156	SER
2	37	68	PRO
2	37	92	PRO
1	4A	17	THR
1	4A	84	ARG
1	4A	145	LEU
1	4A	156	SER
2	4B	68	PRO
2	4B	92	PRO
1	4E	17	THR
1	4E	84	ARG
1	4E	145	LEU

*Continued on next page...*



*Continued from previous page...*

Mol	Chain	Res	Type
2	4F	68	PRO
2	4F	92	PRO
1	4I	17	THR
1	4I	84	ARG
1	4I	145	LEU
1	4I	156	SER
2	4J	68	PRO
2	4J	92	PRO
1	4M	17	THR
1	4M	84	ARG
1	4M	145	LEU
1	4M	156	SER
2	4N	68	PRO
2	4N	92	PRO
1	4Q	17	THR
1	4Q	84	ARG
1	4Q	145	LEU
1	4Q	156	SER
2	4R	68	PRO
2	4R	92	PRO
1	4U	17	THR
1	4U	84	ARG
1	4U	145	LEU
1	4U	156	SER
2	4V	68	PRO
2	4V	92	PRO
1	4Y	17	THR
1	4Y	84	ARG
1	4Y	145	LEU
2	4Z	68	PRO
2	4Z	92	PRO
1	42	17	THR
1	42	84	ARG
1	42	145	LEU
1	42	156	SER
2	43	68	PRO
2	43	92	PRO
1	46	17	THR
1	46	84	ARG
1	46	145	LEU
1	46	156	SER
2	47	68	PRO

*Continued on next page...*

*Continued from previous page...*

Mol	Chain	Res	Type
2	47	92	PRO
1	5A	17	THR
1	5A	84	ARG
1	5A	145	LEU
1	5A	156	SER
2	5B	68	PRO
2	5B	92	PRO
1	5E	17	THR
1	5E	84	ARG
1	5E	145	LEU
1	5E	156	SER
2	5F	68	PRO
2	5F	92	PRO
1	5I	17	THR
1	5I	84	ARG
1	5I	145	LEU
1	5I	156	SER
2	5J	68	PRO
2	5J	92	PRO
1	5M	17	THR
1	5M	84	ARG
1	5M	145	LEU
1	5M	156	SER
2	5N	68	PRO
2	5N	92	PRO
1	5Q	17	THR
1	5Q	84	ARG
1	5Q	145	LEU
1	5Q	156	SER
2	5R	68	PRO
2	5R	92	PRO
1	5U	17	THR
1	5U	84	ARG
1	5U	145	LEU
2	5V	68	PRO
2	5V	92	PRO
1	5Y	17	THR
1	5Y	84	ARG
1	5Y	145	LEU
1	5Y	156	SER
2	5Z	68	PRO
2	5Z	92	PRO

*Continued on next page...*

*Continued from previous page...*

Mol	Chain	Res	Type
1	52	17	THR
1	52	84	ARG
1	52	145	LEU
1	52	156	SER
2	53	68	PRO
2	53	92	PRO
1	56	17	THR
1	56	84	ARG
1	56	145	LEU
1	56	156	SER
2	57	68	PRO
2	57	92	PRO
1	6A	17	THR
1	6A	84	ARG
1	6A	145	LEU
1	6A	156	SER
2	6B	68	PRO
2	6B	92	PRO
1	6E	17	THR
1	6E	84	ARG
1	6E	145	LEU
1	6E	156	SER
2	6F	68	PRO
2	6F	92	PRO
1	6I	17	THR
1	6I	84	ARG
1	6I	145	LEU
1	6I	156	SER
2	6J	68	PRO
2	6J	92	PRO
1	6M	17	THR
1	6M	84	ARG
1	6M	145	LEU
2	6N	68	PRO
2	6N	92	PRO
1	6Q	17	THR
1	6Q	84	ARG
1	6Q	145	LEU
1	6Q	156	SER
2	6R	68	PRO
2	6R	92	PRO
1	6U	17	THR

*Continued on next page...*

*Continued from previous page...*

Mol	Chain	Res	Type
1	6U	84	ARG
1	6U	145	LEU
2	6V	68	PRO
2	6V	92	PRO
1	6Y	17	THR
1	6Y	84	ARG
1	6Y	145	LEU
1	6Y	156	SER
2	6Z	68	PRO
2	6Z	92	PRO
1	62	17	THR
1	62	84	ARG
1	62	145	LEU
1	62	156	SER
2	63	68	PRO
2	63	92	PRO
1	66	17	THR
1	66	84	ARG
1	66	145	LEU
1	66	156	SER
2	67	68	PRO
2	67	92	PRO
1	7A	17	THR
1	7A	84	ARG
1	7A	145	LEU
1	7A	156	SER
2	7B	68	PRO
2	7B	92	PRO
1	7E	17	THR
1	7E	84	ARG
1	7E	145	LEU
2	7F	68	PRO
2	7F	92	PRO
1	7I	17	THR
1	7I	84	ARG
1	7I	145	LEU
1	7I	156	SER
2	7J	68	PRO
2	7J	92	PRO
1	7M	17	THR
1	7M	84	ARG
1	7M	145	LEU

*Continued on next page...*

*Continued from previous page...*

Mol	Chain	Res	Type
1	7M	156	SER
2	7N	68	PRO
2	7N	92	PRO
1	7Q	17	THR
1	7Q	84	ARG
1	7Q	145	LEU
2	7R	68	PRO
2	7R	92	PRO
1	7U	17	THR
1	7U	84	ARG
1	7U	145	LEU
1	7U	156	SER
2	7V	68	PRO
2	7V	92	PRO
1	1A	106	TYR
1	1A	135	HIS
2	1B	136	ASP
2	1B	165	PRO
4	1D	103	SER
1	1E	106	TYR
1	1E	135	HIS
2	1F	136	ASP
2	1F	165	PRO
4	1H	103	SER
1	1I	106	TYR
1	1I	135	HIS
2	1J	136	ASP
2	1J	165	PRO
4	1L	103	SER
1	1M	106	TYR
1	1M	135	HIS
1	1M	156	SER
2	1N	136	ASP
2	1N	165	PRO
4	1P	103	SER
1	1Q	106	TYR
1	1Q	135	HIS
2	1R	136	ASP
2	1R	165	PRO
4	1T	103	SER
1	1U	106	TYR
1	1U	135	HIS

*Continued on next page...*

*Continued from previous page...*

Mol	Chain	Res	Type
2	1V	136	ASP
2	1V	165	PRO
4	1X	103	SER
1	1Y	106	TYR
1	1Y	135	HIS
2	1Z	136	ASP
2	1Z	165	PRO
4	11	103	SER
1	12	106	TYR
1	12	135	HIS
2	13	136	ASP
2	13	165	PRO
4	15	103	SER
1	16	106	TYR
1	16	135	HIS
2	17	136	ASP
2	17	165	PRO
4	19	103	SER
1	2A	106	TYR
1	2A	135	HIS
2	2B	136	ASP
2	2B	165	PRO
4	2D	103	SER
1	2E	106	TYR
1	2E	135	HIS
2	2F	136	ASP
2	2F	165	PRO
4	2H	103	SER
1	2I	106	TYR
1	2I	135	HIS
1	2I	156	SER
2	2J	136	ASP
2	2J	165	PRO
4	2L	103	SER
1	2M	106	TYR
1	2M	135	HIS
2	2N	136	ASP
2	2N	165	PRO
4	2P	103	SER
1	2Q	106	TYR
1	2Q	135	HIS
2	2R	136	ASP

*Continued on next page...*

*Continued from previous page...*

Mol	Chain	Res	Type
2	2R	165	PRO
4	2T	103	SER
1	2U	106	TYR
1	2U	135	HIS
2	2V	136	ASP
2	2V	165	PRO
4	2X	103	SER
1	2Y	106	TYR
1	2Y	135	HIS
2	2Z	136	ASP
2	2Z	165	PRO
4	2I	103	SER
1	22	106	TYR
1	22	135	HIS
2	23	136	ASP
2	23	165	PRO
4	25	103	SER
1	26	106	TYR
1	26	135	HIS
2	27	136	ASP
2	27	165	PRO
4	29	103	SER
1	3A	106	TYR
1	3A	135	HIS
1	3A	156	SER
2	3B	136	ASP
2	3B	165	PRO
4	3D	103	SER
1	3E	106	TYR
1	3E	135	HIS
2	3F	136	ASP
2	3F	165	PRO
4	3H	103	SER
1	3I	106	TYR
1	3I	135	HIS
1	3I	156	SER
2	3J	136	ASP
2	3J	165	PRO
4	3L	103	SER
1	3M	106	TYR
1	3M	135	HIS
2	3N	136	ASP

*Continued on next page...*



*Continued from previous page...*

Mol	Chain	Res	Type
2	3N	165	PRO
4	3P	103	SER
1	3Q	106	TYR
1	3Q	135	HIS
2	3R	136	ASP
2	3R	165	PRO
4	3T	103	SER
1	3U	106	TYR
1	3U	135	HIS
2	3V	136	ASP
2	3V	165	PRO
4	3X	103	SER
1	3Y	106	TYR
1	3Y	135	HIS
2	3Z	136	ASP
2	3Z	165	PRO
4	3I	103	SER
1	32	106	TYR
1	32	135	HIS
1	32	156	SER
2	33	136	ASP
2	33	165	PRO
4	35	103	SER
1	36	106	TYR
1	36	135	HIS
2	37	136	ASP
2	37	165	PRO
4	39	103	SER
1	4A	106	TYR
1	4A	135	HIS
2	4B	136	ASP
2	4B	165	PRO
4	4D	103	SER
1	4E	106	TYR
1	4E	135	HIS
1	4E	156	SER
2	4F	136	ASP
2	4F	165	PRO
4	4H	103	SER
1	4I	106	TYR
1	4I	135	HIS
2	4J	136	ASP

*Continued on next page...*

*Continued from previous page...*

Mol	Chain	Res	Type
2	4J	165	PRO
4	4L	103	SER
1	4M	106	TYR
1	4M	135	HIS
2	4N	136	ASP
2	4N	165	PRO
4	4P	103	SER
1	4Q	106	TYR
1	4Q	135	HIS
2	4R	136	ASP
2	4R	165	PRO
4	4T	103	SER
1	4U	106	TYR
1	4U	135	HIS
2	4V	136	ASP
2	4V	165	PRO
4	4X	103	SER
1	4Y	106	TYR
1	4Y	135	HIS
1	4Y	156	SER
2	4Z	136	ASP
2	4Z	165	PRO
4	4I	103	SER
1	42	106	TYR
1	42	135	HIS
2	43	136	ASP
2	43	165	PRO
4	45	103	SER
1	46	106	TYR
1	46	135	HIS
2	47	136	ASP
2	47	165	PRO
4	49	103	SER
1	5A	106	TYR
1	5A	135	HIS
2	5B	136	ASP
2	5B	165	PRO
4	5D	103	SER
1	5E	106	TYR
1	5E	135	HIS
2	5F	136	ASP
2	5F	165	PRO

*Continued on next page...*

*Continued from previous page...*

Mol	Chain	Res	Type
4	5H	103	SER
1	5I	106	TYR
1	5I	135	HIS
2	5J	136	ASP
2	5J	165	PRO
4	5L	103	SER
1	5M	106	TYR
1	5M	135	HIS
2	5N	136	ASP
2	5N	165	PRO
4	5P	103	SER
1	5Q	106	TYR
1	5Q	135	HIS
2	5R	136	ASP
2	5R	165	PRO
4	5T	103	SER
1	5U	106	TYR
1	5U	135	HIS
1	5U	156	SER
2	5V	136	ASP
2	5V	165	PRO
4	5X	103	SER
1	5Y	106	TYR
1	5Y	135	HIS
2	5Z	136	ASP
2	5Z	165	PRO
4	51	103	SER
1	52	106	TYR
1	52	135	HIS
2	53	136	ASP
2	53	165	PRO
4	55	103	SER
1	56	106	TYR
1	56	135	HIS
2	57	136	ASP
2	57	165	PRO
4	59	103	SER
1	6A	106	TYR
1	6A	135	HIS
2	6B	136	ASP
2	6B	165	PRO
4	6D	103	SER

*Continued on next page...*

*Continued from previous page...*

Mol	Chain	Res	Type
1	6E	106	TYR
1	6E	135	HIS
2	6F	136	ASP
2	6F	165	PRO
4	6H	103	SER
1	6I	106	TYR
1	6I	135	HIS
2	6J	136	ASP
2	6J	165	PRO
4	6L	103	SER
1	6M	106	TYR
1	6M	135	HIS
1	6M	156	SER
2	6N	136	ASP
2	6N	165	PRO
4	6P	103	SER
1	6Q	106	TYR
1	6Q	135	HIS
2	6R	136	ASP
2	6R	165	PRO
4	6T	103	SER
1	6U	106	TYR
1	6U	135	HIS
1	6U	156	SER
2	6V	136	ASP
2	6V	165	PRO
4	6X	103	SER
1	6Y	106	TYR
1	6Y	135	HIS
2	6Z	136	ASP
2	6Z	165	PRO
4	61	103	SER
1	62	106	TYR
1	62	135	HIS
2	63	136	ASP
2	63	165	PRO
4	65	103	SER
1	66	106	TYR
1	66	135	HIS
2	67	136	ASP
2	67	165	PRO
4	69	103	SER

*Continued on next page...*

*Continued from previous page...*

Mol	Chain	Res	Type
1	7A	106	TYR
1	7A	135	HIS
2	7B	136	ASP
2	7B	165	PRO
4	7D	103	SER
1	7E	106	TYR
1	7E	135	HIS
1	7E	156	SER
2	7F	136	ASP
2	7F	165	PRO
4	7H	103	SER
1	7I	106	TYR
1	7I	135	HIS
2	7J	136	ASP
2	7J	165	PRO
4	7L	103	SER
1	7M	106	TYR
1	7M	135	HIS
2	7N	136	ASP
2	7N	165	PRO
4	7P	103	SER
1	7Q	106	TYR
1	7Q	135	HIS
1	7Q	156	SER
2	7R	136	ASP
2	7R	165	PRO
4	7T	103	SER
1	7U	106	TYR
1	7U	135	HIS
2	7V	136	ASP
2	7V	165	PRO
4	7X	103	SER
2	1B	166	TYR
2	1B	209	LEU
2	1F	166	TYR
2	1F	209	LEU
2	1J	166	TYR
2	1J	209	LEU
2	1N	166	TYR
2	1N	209	LEU
2	1R	166	TYR
2	1R	209	LEU

*Continued on next page...*

*Continued from previous page...*

Mol	Chain	Res	Type
2	1V	166	TYR
2	1V	209	LEU
2	1Z	166	TYR
2	1Z	209	LEU
2	13	166	TYR
2	17	166	TYR
2	2B	166	TYR
2	2F	166	TYR
2	2F	209	LEU
2	2J	166	TYR
2	2J	209	LEU
2	2N	166	TYR
2	2N	209	LEU
2	2R	166	TYR
2	2R	209	LEU
2	2V	166	TYR
2	2V	209	LEU
2	2Z	166	TYR
2	2Z	209	LEU
2	23	166	TYR
2	23	209	LEU
2	27	166	TYR
2	27	209	LEU
2	3B	166	TYR
2	3B	209	LEU
2	3F	166	TYR
2	3F	209	LEU
2	3J	166	TYR
2	3J	209	LEU
2	3N	166	TYR
2	3N	209	LEU
2	3R	166	TYR
2	3V	166	TYR
2	3Z	166	TYR
2	33	166	TYR
2	33	209	LEU
2	37	166	TYR
2	37	209	LEU
2	4B	166	TYR
2	4B	209	LEU
2	4F	166	TYR
2	4F	209	LEU

*Continued on next page...*

*Continued from previous page...*

Mol	Chain	Res	Type
2	4J	166	TYR
2	4J	209	LEU
2	4N	166	TYR
2	4N	209	LEU
2	4R	166	TYR
2	4R	209	LEU
2	4V	166	TYR
2	4V	209	LEU
2	4Z	166	TYR
2	4Z	209	LEU
2	43	166	TYR
2	43	209	LEU
2	47	166	TYR
2	47	209	LEU
2	5B	166	TYR
2	5B	209	LEU
2	5F	166	TYR
2	5J	166	TYR
2	5N	166	TYR
2	5R	166	TYR
2	5R	209	LEU
2	5V	166	TYR
2	5V	209	LEU
2	5Z	166	TYR
2	5Z	209	LEU
2	53	166	TYR
2	53	209	LEU
2	57	166	TYR
2	57	209	LEU
2	6B	166	TYR
2	6B	209	LEU
2	6F	166	TYR
2	6F	209	LEU
2	6J	166	TYR
2	6J	209	LEU
2	6N	166	TYR
2	6N	209	LEU
2	6R	166	TYR
2	6R	209	LEU
2	6V	166	TYR
2	6V	209	LEU
2	6Z	166	TYR

*Continued on next page...*



*Continued from previous page...*

Mol	Chain	Res	Type
2	6Z	209	LEU
2	63	166	TYR
2	67	166	TYR
2	7B	166	TYR
2	7F	166	TYR
2	7F	209	LEU
2	7J	166	TYR
2	7J	209	LEU
2	7N	166	TYR
2	7N	209	LEU
2	7R	166	TYR
2	7R	209	LEU
2	7V	166	TYR
2	7V	209	LEU
2	1B	30	PRO
2	1B	79	VAL
2	1F	30	PRO
2	1F	79	VAL
2	1J	30	PRO
2	1J	79	VAL
2	1N	30	PRO
2	1N	79	VAL
2	1R	30	PRO
2	1R	79	VAL
2	1V	30	PRO
2	1V	79	VAL
2	1Z	30	PRO
2	1Z	79	VAL
2	13	30	PRO
2	13	79	VAL
2	17	30	PRO
2	17	79	VAL
2	2B	30	PRO
2	2B	79	VAL
2	2F	30	PRO
2	2F	79	VAL
2	2J	30	PRO
2	2J	79	VAL
2	2N	30	PRO
2	2N	79	VAL
2	2R	30	PRO
2	2R	79	VAL

*Continued on next page...*

*Continued from previous page...*

Mol	Chain	Res	Type
2	2V	30	PRO
2	2V	79	VAL
2	2Z	30	PRO
2	2Z	79	VAL
2	23	30	PRO
2	23	79	VAL
2	27	30	PRO
2	27	79	VAL
2	3B	30	PRO
2	3B	79	VAL
2	3F	30	PRO
2	3F	79	VAL
2	3J	30	PRO
2	3J	79	VAL
2	3N	30	PRO
2	3N	79	VAL
2	3R	30	PRO
2	3R	79	VAL
2	3V	30	PRO
2	3V	79	VAL
2	3Z	30	PRO
2	3Z	79	VAL
2	33	30	PRO
2	33	79	VAL
2	37	30	PRO
2	37	79	VAL
2	4B	30	PRO
2	4B	79	VAL
2	4F	30	PRO
2	4F	79	VAL
2	4J	30	PRO
2	4J	79	VAL
2	4N	30	PRO
2	4N	79	VAL
2	4R	30	PRO
2	4R	79	VAL
2	4V	30	PRO
2	4V	79	VAL
2	4Z	30	PRO
2	4Z	79	VAL
2	43	30	PRO
2	43	79	VAL

*Continued on next page...*

*Continued from previous page...*

Mol	Chain	Res	Type
2	47	30	PRO
2	47	79	VAL
2	5B	30	PRO
2	5B	79	VAL
2	5F	30	PRO
2	5F	79	VAL
2	5J	30	PRO
2	5J	79	VAL
2	5N	30	PRO
2	5N	79	VAL
2	5R	30	PRO
2	5R	79	VAL
2	5V	30	PRO
2	5V	79	VAL
2	5Z	30	PRO
2	5Z	79	VAL
2	53	30	PRO
2	53	79	VAL
2	57	30	PRO
2	57	79	VAL
2	6B	30	PRO
2	6B	79	VAL
2	6F	30	PRO
2	6F	79	VAL
2	6J	30	PRO
2	6J	79	VAL
2	6N	30	PRO
2	6N	79	VAL
2	6R	30	PRO
2	6R	79	VAL
2	6V	30	PRO
2	6V	79	VAL
2	6Z	30	PRO
2	6Z	79	VAL
2	63	30	PRO
2	63	79	VAL
2	67	30	PRO
2	67	79	VAL
2	7B	30	PRO
2	7B	79	VAL
2	7F	30	PRO
2	7F	79	VAL

*Continued on next page...*

*Continued from previous page...*

Mol	Chain	Res	Type
2	7J	30	PRO
2	7J	79	VAL
2	7N	30	PRO
2	7N	79	VAL
2	7R	30	PRO
2	7R	79	VAL
2	7V	30	PRO
2	7V	79	VAL
1	1A	42	VAL
1	1E	42	VAL
1	1I	42	VAL
1	1M	42	VAL
1	1Q	42	VAL
1	1U	42	VAL
1	1Y	42	VAL
1	12	42	VAL
1	16	42	VAL
1	2A	42	VAL
1	2E	42	VAL
1	2I	42	VAL
1	2M	42	VAL
1	2Q	42	VAL
1	2U	42	VAL
1	2Y	42	VAL
1	22	42	VAL
1	26	42	VAL
1	3A	42	VAL
1	3E	42	VAL
1	3I	42	VAL
1	3M	42	VAL
1	3Q	42	VAL
1	3U	42	VAL
1	3Y	42	VAL
1	32	42	VAL
1	36	42	VAL
1	4A	42	VAL
1	4E	42	VAL
1	4I	42	VAL
1	4M	42	VAL
1	4Q	42	VAL
1	4U	42	VAL
1	4Y	42	VAL

*Continued on next page...*

*Continued from previous page...*

Mol	Chain	Res	Type
1	42	42	VAL
1	46	42	VAL
1	5A	42	VAL
1	5E	42	VAL
1	5I	42	VAL
1	5M	42	VAL
1	5Q	42	VAL
1	5U	42	VAL
1	5Y	42	VAL
1	52	42	VAL
1	56	42	VAL
1	6A	42	VAL
1	6E	42	VAL
1	6I	42	VAL
1	6M	42	VAL
1	6Q	42	VAL
1	6U	42	VAL
1	6Y	42	VAL
1	62	42	VAL
1	66	42	VAL
1	7A	42	VAL
1	7E	42	VAL
1	7I	42	VAL
1	7M	42	VAL
1	7Q	42	VAL
1	7U	42	VAL

### 5.3.2 Protein sidechains ⓘ

In the following table, the Percentiles column shows the percent sidechain outliers of the chain as a percentile score with respect to all PDB entries followed by that with respect to all EM entries.

The Analysed column shows the number of residues for which the sidechain conformation was analysed, and the total number of residues.

Mol	Chain	Analysed	Rotameric	Outliers	Percentiles	
1	12	163/163 (100%)	131 (80%)	32 (20%)	1	7
1	16	163/163 (100%)	131 (80%)	32 (20%)	1	7
1	1A	163/163 (100%)	130 (80%)	33 (20%)	1	6
1	1E	163/163 (100%)	130 (80%)	33 (20%)	1	6

*Continued on next page...*

*Continued from previous page...*

Mol	Chain	Analysed	Rotameric	Outliers	Percentiles	
1	1I	163/163 (100%)	130 (80%)	33 (20%)	1	6
1	1M	163/163 (100%)	130 (80%)	33 (20%)	1	6
1	1Q	163/163 (100%)	131 (80%)	32 (20%)	1	7
1	1U	163/163 (100%)	131 (80%)	32 (20%)	1	7
1	1Y	163/163 (100%)	131 (80%)	32 (20%)	1	7
1	22	163/163 (100%)	130 (80%)	33 (20%)	1	6
1	26	163/163 (100%)	130 (80%)	33 (20%)	1	6
1	2A	163/163 (100%)	131 (80%)	32 (20%)	1	7
1	2E	163/163 (100%)	130 (80%)	33 (20%)	1	6
1	2I	163/163 (100%)	130 (80%)	33 (20%)	1	6
1	2M	163/163 (100%)	130 (80%)	33 (20%)	1	6
1	2Q	163/163 (100%)	131 (80%)	32 (20%)	1	7
1	2U	163/163 (100%)	131 (80%)	32 (20%)	1	7
1	2Y	163/163 (100%)	131 (80%)	32 (20%)	1	7
1	32	163/163 (100%)	130 (80%)	33 (20%)	1	6
1	36	163/163 (100%)	130 (80%)	33 (20%)	1	6
1	3A	163/163 (100%)	130 (80%)	33 (20%)	1	6
1	3E	163/163 (100%)	130 (80%)	33 (20%)	1	6
1	3I	163/163 (100%)	130 (80%)	33 (20%)	1	6
1	3M	163/163 (100%)	130 (80%)	33 (20%)	1	6
1	3Q	163/163 (100%)	131 (80%)	32 (20%)	1	7
1	3U	163/163 (100%)	131 (80%)	32 (20%)	1	7
1	3Y	163/163 (100%)	131 (80%)	32 (20%)	1	7
1	42	163/163 (100%)	131 (80%)	32 (20%)	1	7
1	46	163/163 (100%)	131 (80%)	32 (20%)	1	7
1	4A	163/163 (100%)	130 (80%)	33 (20%)	1	6
1	4E	163/163 (100%)	130 (80%)	33 (20%)	1	6
1	4I	163/163 (100%)	130 (80%)	33 (20%)	1	6
1	4M	163/163 (100%)	130 (80%)	33 (20%)	1	6
1	4Q	163/163 (100%)	130 (80%)	33 (20%)	1	6
1	4U	163/163 (100%)	130 (80%)	33 (20%)	1	6

*Continued on next page...*

*Continued from previous page...*

Mol	Chain	Analysed	Rotameric	Outliers	Percentiles	
1	4Y	163/163 (100%)	130 (80%)	33 (20%)	1	6
1	52	163/163 (100%)	131 (80%)	32 (20%)	1	7
1	56	163/163 (100%)	131 (80%)	32 (20%)	1	7
1	5A	163/163 (100%)	131 (80%)	32 (20%)	1	7
1	5E	163/163 (100%)	131 (80%)	32 (20%)	1	7
1	5I	163/163 (100%)	131 (80%)	32 (20%)	1	7
1	5M	163/163 (100%)	131 (80%)	32 (20%)	1	7
1	5Q	163/163 (100%)	130 (80%)	33 (20%)	1	6
1	5U	163/163 (100%)	130 (80%)	33 (20%)	1	6
1	5Y	163/163 (100%)	130 (80%)	33 (20%)	1	6
1	62	163/163 (100%)	131 (80%)	32 (20%)	1	7
1	66	163/163 (100%)	131 (80%)	32 (20%)	1	7
1	6A	163/163 (100%)	131 (80%)	32 (20%)	1	7
1	6E	163/163 (100%)	130 (80%)	33 (20%)	1	6
1	6I	163/163 (100%)	130 (80%)	33 (20%)	1	6
1	6M	163/163 (100%)	130 (80%)	33 (20%)	1	6
1	6Q	163/163 (100%)	130 (80%)	33 (20%)	1	6
1	6U	163/163 (100%)	130 (80%)	33 (20%)	1	6
1	6Y	163/163 (100%)	130 (80%)	33 (20%)	1	6
1	7A	163/163 (100%)	131 (80%)	32 (20%)	1	7
1	7E	163/163 (100%)	130 (80%)	33 (20%)	1	6
1	7I	163/163 (100%)	130 (80%)	33 (20%)	1	6
1	7M	163/163 (100%)	130 (80%)	33 (20%)	1	6
1	7Q	163/163 (100%)	130 (80%)	33 (20%)	1	6
1	7U	163/163 (100%)	130 (80%)	33 (20%)	1	6
2	13	204/203 (100%)	157 (77%)	47 (23%)	0	4
2	17	204/203 (100%)	157 (77%)	47 (23%)	0	4
2	1B	204/203 (100%)	157 (77%)	47 (23%)	0	4
2	1F	204/203 (100%)	157 (77%)	47 (23%)	0	4
2	1J	204/203 (100%)	157 (77%)	47 (23%)	0	4
2	1N	204/203 (100%)	157 (77%)	47 (23%)	0	4

*Continued on next page...*



*Continued from previous page...*

Mol	Chain	Analysed	Rotameric	Outliers	Percentiles	
2	1R	204/203 (100%)	157 (77%)	47 (23%)	0	4
2	1V	204/203 (100%)	157 (77%)	47 (23%)	0	4
2	1Z	204/203 (100%)	157 (77%)	47 (23%)	0	4
2	23	204/203 (100%)	157 (77%)	47 (23%)	0	4
2	27	204/203 (100%)	157 (77%)	47 (23%)	0	4
2	2B	204/203 (100%)	157 (77%)	47 (23%)	0	4
2	2F	204/203 (100%)	157 (77%)	47 (23%)	0	4
2	2J	204/203 (100%)	157 (77%)	47 (23%)	0	4
2	2N	204/203 (100%)	157 (77%)	47 (23%)	0	4
2	2R	204/203 (100%)	157 (77%)	47 (23%)	0	4
2	2V	204/203 (100%)	157 (77%)	47 (23%)	0	4
2	2Z	204/203 (100%)	157 (77%)	47 (23%)	0	4
2	33	204/203 (100%)	157 (77%)	47 (23%)	0	4
2	37	204/203 (100%)	157 (77%)	47 (23%)	0	4
2	3B	204/203 (100%)	157 (77%)	47 (23%)	0	4
2	3F	204/203 (100%)	157 (77%)	47 (23%)	0	4
2	3J	204/203 (100%)	157 (77%)	47 (23%)	0	4
2	3N	204/203 (100%)	157 (77%)	47 (23%)	0	4
2	3R	204/203 (100%)	157 (77%)	47 (23%)	0	4
2	3V	204/203 (100%)	157 (77%)	47 (23%)	0	4
2	3Z	204/203 (100%)	157 (77%)	47 (23%)	0	4
2	43	204/203 (100%)	157 (77%)	47 (23%)	0	4
2	47	204/203 (100%)	157 (77%)	47 (23%)	0	4
2	4B	204/203 (100%)	157 (77%)	47 (23%)	0	4
2	4F	204/203 (100%)	157 (77%)	47 (23%)	0	4
2	4J	204/203 (100%)	157 (77%)	47 (23%)	0	4
2	4N	204/203 (100%)	157 (77%)	47 (23%)	0	4
2	4R	204/203 (100%)	157 (77%)	47 (23%)	0	4
2	4V	204/203 (100%)	157 (77%)	47 (23%)	0	4
2	4Z	204/203 (100%)	157 (77%)	47 (23%)	0	4
2	53	204/203 (100%)	157 (77%)	47 (23%)	0	4

*Continued on next page...*

*Continued from previous page...*

Mol	Chain	Analysed	Rotameric	Outliers	Percentiles	
2	57	204/203 (100%)	157 (77%)	47 (23%)	0	4
2	5B	204/203 (100%)	157 (77%)	47 (23%)	0	4
2	5F	204/203 (100%)	157 (77%)	47 (23%)	0	4
2	5J	204/203 (100%)	157 (77%)	47 (23%)	0	4
2	5N	204/203 (100%)	157 (77%)	47 (23%)	0	4
2	5R	204/203 (100%)	157 (77%)	47 (23%)	0	4
2	5V	204/203 (100%)	157 (77%)	47 (23%)	0	4
2	5Z	204/203 (100%)	157 (77%)	47 (23%)	0	4
2	63	204/203 (100%)	157 (77%)	47 (23%)	0	4
2	67	204/203 (100%)	157 (77%)	47 (23%)	0	4
2	6B	204/203 (100%)	157 (77%)	47 (23%)	0	4
2	6F	204/203 (100%)	157 (77%)	47 (23%)	0	4
2	6J	204/203 (100%)	157 (77%)	47 (23%)	0	4
2	6N	204/203 (100%)	157 (77%)	47 (23%)	0	4
2	6R	204/203 (100%)	157 (77%)	47 (23%)	0	4
2	6V	204/203 (100%)	157 (77%)	47 (23%)	0	4
2	6Z	204/203 (100%)	157 (77%)	47 (23%)	0	4
2	7B	204/203 (100%)	157 (77%)	47 (23%)	0	4
2	7F	204/203 (100%)	157 (77%)	47 (23%)	0	4
2	7J	204/203 (100%)	157 (77%)	47 (23%)	0	4
2	7N	204/203 (100%)	157 (77%)	47 (23%)	0	4
2	7R	204/203 (100%)	157 (77%)	47 (23%)	0	4
2	7V	204/203 (100%)	157 (77%)	47 (23%)	0	4
3	10	110/93 (118%)	102 (93%)	8 (7%)	11	31
3	14	110/93 (118%)	102 (93%)	8 (7%)	11	31
3	18	110/93 (118%)	102 (93%)	8 (7%)	11	31
3	1C	110/93 (118%)	102 (93%)	8 (7%)	11	31
3	1G	110/93 (118%)	102 (93%)	8 (7%)	11	31
3	1K	110/93 (118%)	102 (93%)	8 (7%)	11	31
3	1O	110/93 (118%)	102 (93%)	8 (7%)	11	31
3	1S	110/93 (118%)	102 (93%)	8 (7%)	11	31

*Continued on next page...*

*Continued from previous page...*

Mol	Chain	Analysed	Rotameric	Outliers	Percentiles	
3	1W	110/93 (118%)	102 (93%)	8 (7%)	11	31
3	20	110/93 (118%)	102 (93%)	8 (7%)	11	31
3	24	110/93 (118%)	102 (93%)	8 (7%)	11	31
3	28	110/93 (118%)	102 (93%)	8 (7%)	11	31
3	2C	110/93 (118%)	102 (93%)	8 (7%)	11	31
3	2G	110/93 (118%)	102 (93%)	8 (7%)	11	31
3	2K	110/93 (118%)	102 (93%)	8 (7%)	11	31
3	2O	110/93 (118%)	102 (93%)	8 (7%)	11	31
3	2S	110/93 (118%)	102 (93%)	8 (7%)	11	31
3	2W	110/93 (118%)	102 (93%)	8 (7%)	11	31
3	30	110/93 (118%)	102 (93%)	8 (7%)	11	31
3	34	110/93 (118%)	102 (93%)	8 (7%)	11	31
3	38	110/93 (118%)	102 (93%)	8 (7%)	11	31
3	3C	110/93 (118%)	102 (93%)	8 (7%)	11	31
3	3G	110/93 (118%)	102 (93%)	8 (7%)	11	31
3	3K	110/93 (118%)	102 (93%)	8 (7%)	11	31
3	3O	110/93 (118%)	102 (93%)	8 (7%)	11	31
3	3S	110/93 (118%)	102 (93%)	8 (7%)	11	31
3	3W	110/93 (118%)	102 (93%)	8 (7%)	11	31
3	40	110/93 (118%)	102 (93%)	8 (7%)	11	31
3	44	110/93 (118%)	102 (93%)	8 (7%)	11	31
3	48	110/93 (118%)	102 (93%)	8 (7%)	11	31
3	4C	110/93 (118%)	102 (93%)	8 (7%)	11	31
3	4G	110/93 (118%)	102 (93%)	8 (7%)	11	31
3	4K	110/93 (118%)	102 (93%)	8 (7%)	11	31
3	4O	110/93 (118%)	102 (93%)	8 (7%)	11	31
3	4S	110/93 (118%)	102 (93%)	8 (7%)	11	31
3	4W	110/93 (118%)	102 (93%)	8 (7%)	11	31
3	50	110/93 (118%)	102 (93%)	8 (7%)	11	31
3	54	110/93 (118%)	102 (93%)	8 (7%)	11	31
3	58	110/93 (118%)	102 (93%)	8 (7%)	11	31

*Continued on next page...*

*Continued from previous page...*

Mol	Chain	Analysed	Rotameric	Outliers	Percentiles	
3	5C	110/93 (118%)	102 (93%)	8 (7%)	11	31
3	5G	110/93 (118%)	102 (93%)	8 (7%)	11	31
3	5K	110/93 (118%)	102 (93%)	8 (7%)	11	31
3	5O	110/93 (118%)	102 (93%)	8 (7%)	11	31
3	5S	110/93 (118%)	102 (93%)	8 (7%)	11	31
3	5W	110/93 (118%)	102 (93%)	8 (7%)	11	31
3	60	110/93 (118%)	102 (93%)	8 (7%)	11	31
3	64	110/93 (118%)	102 (93%)	8 (7%)	11	31
3	68	110/93 (118%)	102 (93%)	8 (7%)	11	31
3	6C	110/93 (118%)	102 (93%)	8 (7%)	11	31
3	6G	110/93 (118%)	102 (93%)	8 (7%)	11	31
3	6K	110/93 (118%)	102 (93%)	8 (7%)	11	31
3	6O	110/93 (118%)	102 (93%)	8 (7%)	11	31
3	6S	110/93 (118%)	102 (93%)	8 (7%)	11	31
3	6W	110/93 (118%)	102 (93%)	8 (7%)	11	31
3	7C	110/93 (118%)	102 (93%)	8 (7%)	11	31
3	7G	110/93 (118%)	102 (93%)	8 (7%)	11	31
3	7K	110/93 (118%)	102 (93%)	8 (7%)	11	31
3	7O	110/93 (118%)	102 (93%)	8 (7%)	11	31
3	7S	110/93 (118%)	102 (93%)	8 (7%)	11	31
3	7W	110/93 (118%)	102 (93%)	8 (7%)	11	31
4	11	112/97 (116%)	93 (83%)	19 (17%)	1	9
4	15	112/97 (116%)	93 (83%)	19 (17%)	1	9
4	19	112/97 (116%)	93 (83%)	19 (17%)	1	9
4	1D	112/97 (116%)	93 (83%)	19 (17%)	1	9
4	1H	112/97 (116%)	93 (83%)	19 (17%)	1	9
4	1L	112/97 (116%)	93 (83%)	19 (17%)	1	9
4	1P	112/97 (116%)	93 (83%)	19 (17%)	1	9
4	1T	112/97 (116%)	93 (83%)	19 (17%)	1	9
4	1X	112/97 (116%)	93 (83%)	19 (17%)	1	9
4	21	112/97 (116%)	93 (83%)	19 (17%)	1	9

*Continued on next page...*

*Continued from previous page...*

Mol	Chain	Analysed	Rotameric	Outliers	Percentiles	
4	25	112/97 (116%)	93 (83%)	19 (17%)	1	9
4	29	112/97 (116%)	93 (83%)	19 (17%)	1	9
4	2D	112/97 (116%)	93 (83%)	19 (17%)	1	9
4	2H	112/97 (116%)	93 (83%)	19 (17%)	1	9
4	2L	112/97 (116%)	93 (83%)	19 (17%)	1	9
4	2P	112/97 (116%)	93 (83%)	19 (17%)	1	9
4	2T	112/97 (116%)	93 (83%)	19 (17%)	1	9
4	2X	112/97 (116%)	93 (83%)	19 (17%)	1	9
4	31	112/97 (116%)	93 (83%)	19 (17%)	1	9
4	35	112/97 (116%)	93 (83%)	19 (17%)	1	9
4	39	112/97 (116%)	93 (83%)	19 (17%)	1	9
4	3D	112/97 (116%)	93 (83%)	19 (17%)	1	9
4	3H	112/97 (116%)	93 (83%)	19 (17%)	1	9
4	3L	112/97 (116%)	93 (83%)	19 (17%)	1	9
4	3P	112/97 (116%)	93 (83%)	19 (17%)	1	9
4	3T	112/97 (116%)	93 (83%)	19 (17%)	1	9
4	3X	112/97 (116%)	93 (83%)	19 (17%)	1	9
4	41	112/97 (116%)	93 (83%)	19 (17%)	1	9
4	45	112/97 (116%)	93 (83%)	19 (17%)	1	9
4	49	112/97 (116%)	93 (83%)	19 (17%)	1	9
4	4D	112/97 (116%)	93 (83%)	19 (17%)	1	9
4	4H	112/97 (116%)	93 (83%)	19 (17%)	1	9
4	4L	112/97 (116%)	93 (83%)	19 (17%)	1	9
4	4P	112/97 (116%)	93 (83%)	19 (17%)	1	9
4	4T	112/97 (116%)	93 (83%)	19 (17%)	1	9
4	4X	112/97 (116%)	93 (83%)	19 (17%)	1	9
4	51	112/97 (116%)	93 (83%)	19 (17%)	1	9
4	55	112/97 (116%)	93 (83%)	19 (17%)	1	9
4	59	112/97 (116%)	93 (83%)	19 (17%)	1	9
4	5D	112/97 (116%)	93 (83%)	19 (17%)	1	9
4	5H	112/97 (116%)	93 (83%)	19 (17%)	1	9

*Continued on next page...*

*Continued from previous page...*

Mol	Chain	Analysed	Rotameric	Outliers	Percentiles	
4	5L	112/97 (116%)	93 (83%)	19 (17%)	1	9
4	5P	112/97 (116%)	93 (83%)	19 (17%)	1	9
4	5T	112/97 (116%)	93 (83%)	19 (17%)	1	9
4	5X	112/97 (116%)	93 (83%)	19 (17%)	1	9
4	6I	112/97 (116%)	93 (83%)	19 (17%)	1	9
4	6J	112/97 (116%)	93 (83%)	19 (17%)	1	9
4	6K	112/97 (116%)	93 (83%)	19 (17%)	1	9
4	6L	112/97 (116%)	93 (83%)	19 (17%)	1	9
4	6M	112/97 (116%)	93 (83%)	19 (17%)	1	9
4	6N	112/97 (116%)	93 (83%)	19 (17%)	1	9
4	6O	112/97 (116%)	93 (83%)	19 (17%)	1	9
4	6P	112/97 (116%)	93 (83%)	19 (17%)	1	9
4	6Q	112/97 (116%)	93 (83%)	19 (17%)	1	9
4	6R	112/97 (116%)	93 (83%)	19 (17%)	1	9
4	6S	112/97 (116%)	93 (83%)	19 (17%)	1	9
4	6T	112/97 (116%)	93 (83%)	19 (17%)	1	9
4	6U	112/97 (116%)	93 (83%)	19 (17%)	1	9
4	6V	112/97 (116%)	93 (83%)	19 (17%)	1	9
4	6W	112/97 (116%)	93 (83%)	19 (17%)	1	9
4	6X	112/97 (116%)	93 (83%)	19 (17%)	1	9
4	6Y	112/97 (116%)	93 (83%)	19 (17%)	1	9
4	6Z	112/97 (116%)	93 (83%)	19 (17%)	1	9
4	7A	112/97 (116%)	93 (83%)	19 (17%)	1	9
4	7B	112/97 (116%)	93 (83%)	19 (17%)	1	9
4	7C	112/97 (116%)	93 (83%)	19 (17%)	1	9
4	7D	112/97 (116%)	93 (83%)	19 (17%)	1	9
4	7E	112/97 (116%)	93 (83%)	19 (17%)	1	9
4	7F	112/97 (116%)	93 (83%)	19 (17%)	1	9
4	7G	112/97 (116%)	93 (83%)	19 (17%)	1	9
4	7H	112/97 (116%)	93 (83%)	19 (17%)	1	9
4	7I	112/97 (116%)	93 (83%)	19 (17%)	1	9
4	7J	112/97 (116%)	93 (83%)	19 (17%)	1	9
4	7K	112/97 (116%)	93 (83%)	19 (17%)	1	9
4	7L	112/97 (116%)	93 (83%)	19 (17%)	1	9
4	7M	112/97 (116%)	93 (83%)	19 (17%)	1	9
4	7N	112/97 (116%)	93 (83%)	19 (17%)	1	9
4	7O	112/97 (116%)	93 (83%)	19 (17%)	1	9
4	7P	112/97 (116%)	93 (83%)	19 (17%)	1	9
4	7Q	112/97 (116%)	93 (83%)	19 (17%)	1	9
4	7R	112/97 (116%)	93 (83%)	19 (17%)	1	9
4	7S	112/97 (116%)	93 (83%)	19 (17%)	1	9
4	7T	112/97 (116%)	93 (83%)	19 (17%)	1	9
4	7U	112/97 (116%)	93 (83%)	19 (17%)	1	9
4	7V	112/97 (116%)	93 (83%)	19 (17%)	1	9
4	7W	112/97 (116%)	93 (83%)	19 (17%)	1	9
4	7X	112/97 (116%)	93 (83%)	19 (17%)	1	9
4	7Y	112/97 (116%)	93 (83%)	19 (17%)	1	9
4	7Z	112/97 (116%)	93 (83%)	19 (17%)	1	9
All	All	35340/33360 (106%)	28944 (82%)	6396 (18%)	3	8

All (6396) residues with a non-rotameric sidechain are listed below:

Mol	Chain	Res	Type
1	1A	15	SER
1	1A	16	THR
1	1A	21	ASN
1	1A	22	HIS
1	1A	24	VAL
1	1A	27	LYS
1	1A	29	TYR
1	1A	36	THR
1	1A	40	SER
1	1A	41	ILE
1	1A	48	TYR

*Continued on next page...*

*Continued from previous page...*

Mol	Chain	Res	Type
1	1A	49	LEU
1	1A	52	PHE
1	1A	65	PHE
1	1A	66	ARG
1	1A	79	THR
1	1A	82	ARG
1	1A	84	ARG
1	1A	89	PHE
1	1A	90	PHE
1	1A	95	THR
1	1A	97	SER
1	1A	111	ILE
1	1A	144	VAL
1	1A	147	ARG
1	1A	148	LEU
1	1A	150	TYR
1	1A	152	SER
1	1A	154	SER
1	1A	166	MET
1	1A	171	ARG
1	1A	179	VAL
1	1A	182	PHE
2	1B	2	GLU
2	1B	6	LYS
2	1B	7	ASN
2	1B	14	THR
2	1B	17	THR
2	1B	21	THR
2	1B	22	GLN
2	1B	23	HIS
2	1B	24	PRO
2	1B	25	SER
2	1B	27	PRO
2	1B	28	THR
2	1B	29	MET
2	1B	31	PHE
2	1B	36	SER
2	1B	37	ASN
2	1B	38	VAL
2	1B	39	ASP
2	1B	41	PHE
2	1B	50	THR

*Continued on next page...*



*Continued from previous page...*

Mol	Chain	Res	Type
2	1B	56	SER
2	1B	57	LYS
2	1B	58	LEU
2	1B	60	ARG
2	1B	67	THR
2	1B	68	PRO
2	1B	70	TRP
2	1B	72	ARG
2	1B	74	TYR
2	1B	76	ILE
2	1B	78	HIS
2	1B	81	LEU
2	1B	86	TRP
2	1B	114	ASN
2	1B	144	PHE
2	1B	162	LEU
2	1B	184	LYS
2	1B	205	ILE
2	1B	209	LEU
2	1B	211	GLN
2	1B	215	GLN
2	1B	216	ASN
2	1B	218	ARG
2	1B	219	VAL
2	1B	224	VAL
2	1B	227	TYR
2	1B	229	ASN
3	1C	2	ILE
3	1C	23	CYS
3	1C	46	LEU
3	1C	73	LEU
3	1C	78	LEU
3	1C	83	PHE
3	1C	103	LYS
3	1C	105	GLU
4	1D	1	GLU
4	1D	5	LEU
4	1D	13[1]	GLN
4	1D	13[2]	GLN
4	1D	22	CYS
4	1D	37	ILE
4	1D	43	LYS

*Continued on next page...*

*Continued from previous page...*

Mol	Chain	Res	Type
4	1D	50	PRO
4	1D	64	VAL
4	1D	65	LYS
4	1D	71	SER
4	1D	72[1]	ARG
4	1D	72[2]	ARG
4	1D	81	LEU
4	1D	82[1]	GLN
4	1D	82[2]	GLN
4	1D	86	LEU
4	1D	93	LEU
4	1D	117	THR
1	1E	15	SER
1	1E	16	THR
1	1E	21	ASN
1	1E	22	HIS
1	1E	24	VAL
1	1E	27	LYS
1	1E	29	TYR
1	1E	36	THR
1	1E	40	SER
1	1E	41	ILE
1	1E	48	TYR
1	1E	49	LEU
1	1E	52	PHE
1	1E	65	PHE
1	1E	66	ARG
1	1E	79	THR
1	1E	82	ARG
1	1E	84	ARG
1	1E	89	PHE
1	1E	90	PHE
1	1E	95	THR
1	1E	97	SER
1	1E	111	ILE
1	1E	144	VAL
1	1E	147	ARG
1	1E	148	LEU
1	1E	150	TYR
1	1E	152	SER
1	1E	154	SER
1	1E	166	MET

*Continued on next page...*

*Continued from previous page...*

Mol	Chain	Res	Type
1	1E	171	ARG
1	1E	179	VAL
1	1E	182	PHE
2	1F	2	GLU
2	1F	6	LYS
2	1F	7	ASN
2	1F	14	THR
2	1F	17	THR
2	1F	21	THR
2	1F	22	GLN
2	1F	23	HIS
2	1F	24	PRO
2	1F	25	SER
2	1F	27	PRO
2	1F	28	THR
2	1F	29	MET
2	1F	31	PHE
2	1F	36	SER
2	1F	37	ASN
2	1F	38	VAL
2	1F	39	ASP
2	1F	41	PHE
2	1F	50	THR
2	1F	56	SER
2	1F	57	LYS
2	1F	58	LEU
2	1F	60	ARG
2	1F	67	THR
2	1F	68	PRO
2	1F	70	TRP
2	1F	72	ARG
2	1F	74	TYR
2	1F	76	ILE
2	1F	78	HIS
2	1F	81	LEU
2	1F	86	TRP
2	1F	114	ASN
2	1F	144	PHE
2	1F	162	LEU
2	1F	184	LYS
2	1F	205	ILE
2	1F	209	LEU

*Continued on next page...*

*Continued from previous page...*

Mol	Chain	Res	Type
2	1F	211	GLN
2	1F	215	GLN
2	1F	216	ASN
2	1F	218	ARG
2	1F	219	VAL
2	1F	224	VAL
2	1F	227	TYR
2	1F	229	ASN
3	1G	2	ILE
3	1G	23	CYS
3	1G	46	LEU
3	1G	73	LEU
3	1G	78	LEU
3	1G	83	PHE
3	1G	103	LYS
3	1G	105	GLU
4	1H	1	GLU
4	1H	5	LEU
4	1H	13[1]	GLN
4	1H	13[2]	GLN
4	1H	22	CYS
4	1H	37	ILE
4	1H	43	LYS
4	1H	50	PRO
4	1H	64	VAL
4	1H	65	LYS
4	1H	71	SER
4	1H	72[1]	ARG
4	1H	72[2]	ARG
4	1H	81	LEU
4	1H	82[1]	GLN
4	1H	82[2]	GLN
4	1H	86	LEU
4	1H	93	LEU
4	1H	117	THR
1	1I	15	SER
1	1I	16	THR
1	1I	21	ASN
1	1I	22	HIS
1	1I	24	VAL
1	1I	27	LYS
1	1I	29	TYR

*Continued on next page...*

*Continued from previous page...*

Mol	Chain	Res	Type
1	1I	36	THR
1	1I	40	SER
1	1I	41	ILE
1	1I	48	TYR
1	1I	49	LEU
1	1I	52	PHE
1	1I	65	PHE
1	1I	66	ARG
1	1I	79	THR
1	1I	82	ARG
1	1I	84	ARG
1	1I	89	PHE
1	1I	90	PHE
1	1I	95	THR
1	1I	97	SER
1	1I	111	ILE
1	1I	144	VAL
1	1I	147	ARG
1	1I	148	LEU
1	1I	150	TYR
1	1I	152	SER
1	1I	154	SER
1	1I	166	MET
1	1I	171	ARG
1	1I	179	VAL
1	1I	182	PHE
2	1J	2	GLU
2	1J	6	LYS
2	1J	7	ASN
2	1J	14	THR
2	1J	17	THR
2	1J	21	THR
2	1J	22	GLN
2	1J	23	HIS
2	1J	24	PRO
2	1J	25	SER
2	1J	27	PRO
2	1J	28	THR
2	1J	29	MET
2	1J	31	PHE
2	1J	36	SER
2	1J	37	ASN

*Continued on next page...*

*Continued from previous page...*

Mol	Chain	Res	Type
2	1J	38	VAL
2	1J	39	ASP
2	1J	41	PHE
2	1J	50	THR
2	1J	56	SER
2	1J	57	LYS
2	1J	58	LEU
2	1J	60	ARG
2	1J	67	THR
2	1J	68	PRO
2	1J	70	TRP
2	1J	72	ARG
2	1J	74	TYR
2	1J	76	ILE
2	1J	78	HIS
2	1J	81	LEU
2	1J	86	TRP
2	1J	114	ASN
2	1J	144	PHE
2	1J	162	LEU
2	1J	184	LYS
2	1J	205	ILE
2	1J	209	LEU
2	1J	211	GLN
2	1J	215	GLN
2	1J	216	ASN
2	1J	218	ARG
2	1J	219	VAL
2	1J	224	VAL
2	1J	227	TYR
2	1J	229	ASN
3	1K	2	ILE
3	1K	23	CYS
3	1K	46	LEU
3	1K	73	LEU
3	1K	78	LEU
3	1K	83	PHE
3	1K	103	LYS
3	1K	105	GLU
4	1L	1	GLU
4	1L	5	LEU
4	1L	13[1]	GLN

*Continued on next page...*

*Continued from previous page...*

Mol	Chain	Res	Type
4	1L	13[2]	GLN
4	1L	22	CYS
4	1L	37	ILE
4	1L	43	LYS
4	1L	50	PRO
4	1L	64	VAL
4	1L	65	LYS
4	1L	71	SER
4	1L	72[1]	ARG
4	1L	72[2]	ARG
4	1L	81	LEU
4	1L	82[1]	GLN
4	1L	82[2]	GLN
4	1L	86	LEU
4	1L	93	LEU
4	1L	117	THR
1	1M	15	SER
1	1M	16	THR
1	1M	21	ASN
1	1M	22	HIS
1	1M	24	VAL
1	1M	27	LYS
1	1M	29	TYR
1	1M	36	THR
1	1M	40	SER
1	1M	41	ILE
1	1M	48	TYR
1	1M	49	LEU
1	1M	52	PHE
1	1M	65	PHE
1	1M	66	ARG
1	1M	79	THR
1	1M	82	ARG
1	1M	84	ARG
1	1M	89	PHE
1	1M	90	PHE
1	1M	95	THR
1	1M	97	SER
1	1M	111	ILE
1	1M	144	VAL
1	1M	147	ARG
1	1M	148	LEU

*Continued on next page...*



*Continued from previous page...*

Mol	Chain	Res	Type
1	1M	150	TYR
1	1M	152	SER
1	1M	154	SER
1	1M	166	MET
1	1M	171	ARG
1	1M	179	VAL
1	1M	182	PHE
2	1N	2	GLU
2	1N	6	LYS
2	1N	7	ASN
2	1N	14	THR
2	1N	17	THR
2	1N	21	THR
2	1N	22	GLN
2	1N	23	HIS
2	1N	24	PRO
2	1N	25	SER
2	1N	27	PRO
2	1N	28	THR
2	1N	29	MET
2	1N	31	PHE
2	1N	36	SER
2	1N	37	ASN
2	1N	38	VAL
2	1N	39	ASP
2	1N	41	PHE
2	1N	50	THR
2	1N	56	SER
2	1N	57	LYS
2	1N	58	LEU
2	1N	60	ARG
2	1N	67	THR
2	1N	68	PRO
2	1N	70	TRP
2	1N	72	ARG
2	1N	74	TYR
2	1N	76	ILE
2	1N	78	HIS
2	1N	81	LEU
2	1N	86	TRP
2	1N	114	ASN
2	1N	144	PHE

*Continued on next page...*

*Continued from previous page...*

Mol	Chain	Res	Type
2	1N	162	LEU
2	1N	184	LYS
2	1N	205	ILE
2	1N	209	LEU
2	1N	211	GLN
2	1N	215	GLN
2	1N	216	ASN
2	1N	218	ARG
2	1N	219	VAL
2	1N	224	VAL
2	1N	227	TYR
2	1N	229	ASN
3	1O	2	ILE
3	1O	23	CYS
3	1O	46	LEU
3	1O	73	LEU
3	1O	78	LEU
3	1O	83	PHE
3	1O	103	LYS
3	1O	105	GLU
4	1P	1	GLU
4	1P	5	LEU
4	1P	13[1]	GLN
4	1P	13[2]	GLN
4	1P	22	CYS
4	1P	37	ILE
4	1P	43	LYS
4	1P	50	PRO
4	1P	64	VAL
4	1P	65	LYS
4	1P	71	SER
4	1P	72[1]	ARG
4	1P	72[2]	ARG
4	1P	81	LEU
4	1P	82[1]	GLN
4	1P	82[2]	GLN
4	1P	86	LEU
4	1P	93	LEU
4	1P	117	THR
1	1Q	15	SER
1	1Q	16	THR
1	1Q	21	ASN

*Continued on next page...*

*Continued from previous page...*

Mol	Chain	Res	Type
1	1Q	22	HIS
1	1Q	24	VAL
1	1Q	27	LYS
1	1Q	29	TYR
1	1Q	36	THR
1	1Q	41	ILE
1	1Q	48	TYR
1	1Q	49	LEU
1	1Q	52	PHE
1	1Q	65	PHE
1	1Q	66	ARG
1	1Q	79	THR
1	1Q	82	ARG
1	1Q	84	ARG
1	1Q	89	PHE
1	1Q	90	PHE
1	1Q	95	THR
1	1Q	97	SER
1	1Q	111	ILE
1	1Q	144	VAL
1	1Q	147	ARG
1	1Q	148	LEU
1	1Q	150	TYR
1	1Q	152	SER
1	1Q	154	SER
1	1Q	166	MET
1	1Q	171	ARG
1	1Q	179	VAL
1	1Q	182	PHE
2	1R	2	GLU
2	1R	6	LYS
2	1R	7	ASN
2	1R	14	THR
2	1R	17	THR
2	1R	21	THR
2	1R	22	GLN
2	1R	23	HIS
2	1R	24	PRO
2	1R	25	SER
2	1R	27	PRO
2	1R	28	THR
2	1R	29	MET

*Continued on next page...*

*Continued from previous page...*

Mol	Chain	Res	Type
2	1R	31	PHE
2	1R	36	SER
2	1R	37	ASN
2	1R	38	VAL
2	1R	39	ASP
2	1R	41	PHE
2	1R	50	THR
2	1R	56	SER
2	1R	57	LYS
2	1R	58	LEU
2	1R	60	ARG
2	1R	67	THR
2	1R	68	PRO
2	1R	70	TRP
2	1R	72	ARG
2	1R	74	TYR
2	1R	76	ILE
2	1R	78	HIS
2	1R	81	LEU
2	1R	86	TRP
2	1R	114	ASN
2	1R	144	PHE
2	1R	162	LEU
2	1R	184	LYS
2	1R	205	ILE
2	1R	209	LEU
2	1R	211	GLN
2	1R	215	GLN
2	1R	216	ASN
2	1R	218	ARG
2	1R	219	VAL
2	1R	224	VAL
2	1R	227	TYR
2	1R	229	ASN
3	1S	2	ILE
3	1S	23	CYS
3	1S	46	LEU
3	1S	73	LEU
3	1S	78	LEU
3	1S	83	PHE
3	1S	103	LYS
3	1S	105	GLU

*Continued on next page...*

*Continued from previous page...*

Mol	Chain	Res	Type
4	1T	1	GLU
4	1T	5	LEU
4	1T	13[1]	GLN
4	1T	13[2]	GLN
4	1T	22	CYS
4	1T	37	ILE
4	1T	43	LYS
4	1T	50	PRO
4	1T	64	VAL
4	1T	65	LYS
4	1T	71	SER
4	1T	72[1]	ARG
4	1T	72[2]	ARG
4	1T	81	LEU
4	1T	82[1]	GLN
4	1T	82[2]	GLN
4	1T	86	LEU
4	1T	93	LEU
4	1T	117	THR
1	1U	15	SER
1	1U	16	THR
1	1U	21	ASN
1	1U	22	HIS
1	1U	24	VAL
1	1U	27	LYS
1	1U	29	TYR
1	1U	36	THR
1	1U	41	ILE
1	1U	48	TYR
1	1U	49	LEU
1	1U	52	PHE
1	1U	65	PHE
1	1U	66	ARG
1	1U	79	THR
1	1U	82	ARG
1	1U	84	ARG
1	1U	89	PHE
1	1U	90	PHE
1	1U	95	THR
1	1U	97	SER
1	1U	111	ILE
1	1U	144	VAL

*Continued on next page...*

*Continued from previous page...*

Mol	Chain	Res	Type
1	1U	147	ARG
1	1U	148	LEU
1	1U	150	TYR
1	1U	152	SER
1	1U	154	SER
1	1U	166	MET
1	1U	171	ARG
1	1U	179	VAL
1	1U	182	PHE
2	1V	2	GLU
2	1V	6	LYS
2	1V	7	ASN
2	1V	14	THR
2	1V	17	THR
2	1V	21	THR
2	1V	22	GLN
2	1V	23	HIS
2	1V	24	PRO
2	1V	25	SER
2	1V	27	PRO
2	1V	28	THR
2	1V	29	MET
2	1V	31	PHE
2	1V	36	SER
2	1V	37	ASN
2	1V	38	VAL
2	1V	39	ASP
2	1V	41	PHE
2	1V	50	THR
2	1V	56	SER
2	1V	57	LYS
2	1V	58	LEU
2	1V	60	ARG
2	1V	67	THR
2	1V	68	PRO
2	1V	70	TRP
2	1V	72	ARG
2	1V	74	TYR
2	1V	76	ILE
2	1V	78	HIS
2	1V	81	LEU
2	1V	86	TRP

*Continued on next page...*

*Continued from previous page...*

Mol	Chain	Res	Type
2	1V	114	ASN
2	1V	144	PHE
2	1V	162	LEU
2	1V	184	LYS
2	1V	205	ILE
2	1V	209	LEU
2	1V	211	GLN
2	1V	215	GLN
2	1V	216	ASN
2	1V	218	ARG
2	1V	219	VAL
2	1V	224	VAL
2	1V	227	TYR
2	1V	229	ASN
3	1W	2	ILE
3	1W	23	CYS
3	1W	46	LEU
3	1W	73	LEU
3	1W	78	LEU
3	1W	83	PHE
3	1W	103	LYS
3	1W	105	GLU
4	1X	1	GLU
4	1X	5	LEU
4	1X	13[1]	GLN
4	1X	13[2]	GLN
4	1X	22	CYS
4	1X	37	ILE
4	1X	43	LYS
4	1X	50	PRO
4	1X	64	VAL
4	1X	65	LYS
4	1X	71	SER
4	1X	72[1]	ARG
4	1X	72[2]	ARG
4	1X	81	LEU
4	1X	82[1]	GLN
4	1X	82[2]	GLN
4	1X	86	LEU
4	1X	93	LEU
4	1X	117	THR
1	1Y	15	SER

*Continued on next page...*



*Continued from previous page...*

Mol	Chain	Res	Type
1	1Y	16	THR
1	1Y	21	ASN
1	1Y	22	HIS
1	1Y	24	VAL
1	1Y	27	LYS
1	1Y	29	TYR
1	1Y	36	THR
1	1Y	41	ILE
1	1Y	48	TYR
1	1Y	49	LEU
1	1Y	52	PHE
1	1Y	65	PHE
1	1Y	66	ARG
1	1Y	79	THR
1	1Y	82	ARG
1	1Y	84	ARG
1	1Y	89	PHE
1	1Y	90	PHE
1	1Y	95	THR
1	1Y	97	SER
1	1Y	111	ILE
1	1Y	144	VAL
1	1Y	147	ARG
1	1Y	148	LEU
1	1Y	150	TYR
1	1Y	152	SER
1	1Y	154	SER
1	1Y	166	MET
1	1Y	171	ARG
1	1Y	179	VAL
1	1Y	182	PHE
2	1Z	2	GLU
2	1Z	6	LYS
2	1Z	7	ASN
2	1Z	14	THR
2	1Z	17	THR
2	1Z	21	THR
2	1Z	22	GLN
2	1Z	23	HIS
2	1Z	24	PRO
2	1Z	25	SER
2	1Z	27	PRO

*Continued on next page...*

*Continued from previous page...*

Mol	Chain	Res	Type
2	1Z	28	THR
2	1Z	29	MET
2	1Z	31	PHE
2	1Z	36	SER
2	1Z	37	ASN
2	1Z	38	VAL
2	1Z	39	ASP
2	1Z	41	PHE
2	1Z	50	THR
2	1Z	56	SER
2	1Z	57	LYS
2	1Z	58	LEU
2	1Z	60	ARG
2	1Z	67	THR
2	1Z	68	PRO
2	1Z	70	TRP
2	1Z	72	ARG
2	1Z	74	TYR
2	1Z	76	ILE
2	1Z	78	HIS
2	1Z	81	LEU
2	1Z	86	TRP
2	1Z	114	ASN
2	1Z	144	PHE
2	1Z	162	LEU
2	1Z	184	LYS
2	1Z	205	ILE
2	1Z	209	LEU
2	1Z	211	GLN
2	1Z	215	GLN
2	1Z	216	ASN
2	1Z	218	ARG
2	1Z	219	VAL
2	1Z	224	VAL
2	1Z	227	TYR
2	1Z	229	ASN
3	10	2	ILE
3	10	23	CYS
3	10	46	LEU
3	10	73	LEU
3	10	78	LEU
3	10	83	PHE

*Continued on next page...*

*Continued from previous page...*

Mol	Chain	Res	Type
3	10	103	LYS
3	10	105	GLU
4	11	1	GLU
4	11	5	LEU
4	11	13[1]	GLN
4	11	13[2]	GLN
4	11	22	CYS
4	11	37	ILE
4	11	43	LYS
4	11	50	PRO
4	11	64	VAL
4	11	65	LYS
4	11	71	SER
4	11	72[1]	ARG
4	11	72[2]	ARG
4	11	81	LEU
4	11	82[1]	GLN
4	11	82[2]	GLN
4	11	86	LEU
4	11	93	LEU
4	11	117	THR
1	12	15	SER
1	12	16	THR
1	12	21	ASN
1	12	22	HIS
1	12	24	VAL
1	12	27	LYS
1	12	29	TYR
1	12	36	THR
1	12	41	ILE
1	12	48	TYR
1	12	49	LEU
1	12	52	PHE
1	12	65	PHE
1	12	66	ARG
1	12	79	THR
1	12	82	ARG
1	12	84	ARG
1	12	89	PHE
1	12	90	PHE
1	12	95	THR
1	12	97	SER

*Continued on next page...*

*Continued from previous page...*

Mol	Chain	Res	Type
1	12	111	ILE
1	12	144	VAL
1	12	147	ARG
1	12	148	LEU
1	12	150	TYR
1	12	152	SER
1	12	154	SER
1	12	166	MET
1	12	171	ARG
1	12	179	VAL
1	12	182	PHE
2	13	2	GLU
2	13	6	LYS
2	13	7	ASN
2	13	14	THR
2	13	17	THR
2	13	21	THR
2	13	22	GLN
2	13	23	HIS
2	13	24	PRO
2	13	25	SER
2	13	27	PRO
2	13	28	THR
2	13	29	MET
2	13	31	PHE
2	13	36	SER
2	13	37	ASN
2	13	38	VAL
2	13	39	ASP
2	13	41	PHE
2	13	50	THR
2	13	56	SER
2	13	57	LYS
2	13	58	LEU
2	13	60	ARG
2	13	67	THR
2	13	68	PRO
2	13	70	TRP
2	13	72	ARG
2	13	74	TYR
2	13	76	ILE
2	13	78	HIS

*Continued on next page...*

*Continued from previous page...*

Mol	Chain	Res	Type
2	13	81	LEU
2	13	86	TRP
2	13	114	ASN
2	13	144	PHE
2	13	162	LEU
2	13	184	LYS
2	13	205	ILE
2	13	209	LEU
2	13	211	GLN
2	13	215	GLN
2	13	216	ASN
2	13	218	ARG
2	13	219	VAL
2	13	224	VAL
2	13	227	TYR
2	13	229	ASN
3	14	2	ILE
3	14	23	CYS
3	14	46	LEU
3	14	73	LEU
3	14	78	LEU
3	14	83	PHE
3	14	103	LYS
3	14	105	GLU
4	15	1	GLU
4	15	5	LEU
4	15	13[1]	GLN
4	15	13[2]	GLN
4	15	22	CYS
4	15	37	ILE
4	15	43	LYS
4	15	50	PRO
4	15	64	VAL
4	15	65	LYS
4	15	71	SER
4	15	72[1]	ARG
4	15	72[2]	ARG
4	15	81	LEU
4	15	82[1]	GLN
4	15	82[2]	GLN
4	15	86	LEU
4	15	93	LEU

*Continued on next page...*

*Continued from previous page...*

Mol	Chain	Res	Type
4	15	117	THR
1	16	15	SER
1	16	16	THR
1	16	21	ASN
1	16	22	HIS
1	16	24	VAL
1	16	27	LYS
1	16	29	TYR
1	16	36	THR
1	16	41	ILE
1	16	48	TYR
1	16	49	LEU
1	16	52	PHE
1	16	65	PHE
1	16	66	ARG
1	16	79	THR
1	16	82	ARG
1	16	84	ARG
1	16	89	PHE
1	16	90	PHE
1	16	95	THR
1	16	97	SER
1	16	111	ILE
1	16	144	VAL
1	16	147	ARG
1	16	148	LEU
1	16	150	TYR
1	16	152	SER
1	16	154	SER
1	16	166	MET
1	16	171	ARG
1	16	179	VAL
1	16	182	PHE
2	17	2	GLU
2	17	6	LYS
2	17	7	ASN
2	17	14	THR
2	17	17	THR
2	17	21	THR
2	17	22	GLN
2	17	23	HIS
2	17	24	PRO

*Continued on next page...*

*Continued from previous page...*

Mol	Chain	Res	Type
2	17	25	SER
2	17	27	PRO
2	17	28	THR
2	17	29	MET
2	17	31	PHE
2	17	36	SER
2	17	37	ASN
2	17	38	VAL
2	17	39	ASP
2	17	41	PHE
2	17	50	THR
2	17	56	SER
2	17	57	LYS
2	17	58	LEU
2	17	60	ARG
2	17	67	THR
2	17	68	PRO
2	17	70	TRP
2	17	72	ARG
2	17	74	TYR
2	17	76	ILE
2	17	78	HIS
2	17	81	LEU
2	17	86	TRP
2	17	114	ASN
2	17	144	PHE
2	17	162	LEU
2	17	184	LYS
2	17	205	ILE
2	17	209	LEU
2	17	211	GLN
2	17	215	GLN
2	17	216	ASN
2	17	218	ARG
2	17	219	VAL
2	17	224	VAL
2	17	227	TYR
2	17	229	ASN
3	18	2	ILE
3	18	23	CYS
3	18	46	LEU
3	18	73	LEU

*Continued on next page...*



*Continued from previous page...*

Mol	Chain	Res	Type
3	18	78	LEU
3	18	83	PHE
3	18	103	LYS
3	18	105	GLU
4	19	1	GLU
4	19	5	LEU
4	19	13[1]	GLN
4	19	13[2]	GLN
4	19	22	CYS
4	19	37	ILE
4	19	43	LYS
4	19	50	PRO
4	19	64	VAL
4	19	65	LYS
4	19	71	SER
4	19	72[1]	ARG
4	19	72[2]	ARG
4	19	81	LEU
4	19	82[1]	GLN
4	19	82[2]	GLN
4	19	86	LEU
4	19	93	LEU
4	19	117	THR
1	2A	15	SER
1	2A	16	THR
1	2A	21	ASN
1	2A	22	HIS
1	2A	24	VAL
1	2A	27	LYS
1	2A	29	TYR
1	2A	36	THR
1	2A	41	ILE
1	2A	48	TYR
1	2A	49	LEU
1	2A	52	PHE
1	2A	65	PHE
1	2A	66	ARG
1	2A	79	THR
1	2A	82	ARG
1	2A	84	ARG
1	2A	89	PHE
1	2A	90	PHE

*Continued on next page...*

*Continued from previous page...*

Mol	Chain	Res	Type
1	2A	95	THR
1	2A	97	SER
1	2A	111	ILE
1	2A	144	VAL
1	2A	147	ARG
1	2A	148	LEU
1	2A	150	TYR
1	2A	152	SER
1	2A	154	SER
1	2A	166	MET
1	2A	171	ARG
1	2A	179	VAL
1	2A	182	PHE
2	2B	2	GLU
2	2B	6	LYS
2	2B	7	ASN
2	2B	14	THR
2	2B	17	THR
2	2B	21	THR
2	2B	22	GLN
2	2B	23	HIS
2	2B	24	PRO
2	2B	25	SER
2	2B	27	PRO
2	2B	28	THR
2	2B	29	MET
2	2B	31	PHE
2	2B	36	SER
2	2B	37	ASN
2	2B	38	VAL
2	2B	39	ASP
2	2B	41	PHE
2	2B	50	THR
2	2B	56	SER
2	2B	57	LYS
2	2B	58	LEU
2	2B	60	ARG
2	2B	67	THR
2	2B	68	PRO
2	2B	70	TRP
2	2B	72	ARG
2	2B	74	TYR

*Continued on next page...*

*Continued from previous page...*

Mol	Chain	Res	Type
2	2B	76	ILE
2	2B	78	HIS
2	2B	81	LEU
2	2B	86	TRP
2	2B	114	ASN
2	2B	144	PHE
2	2B	162	LEU
2	2B	184	LYS
2	2B	205	ILE
2	2B	209	LEU
2	2B	211	GLN
2	2B	215	GLN
2	2B	216	ASN
2	2B	218	ARG
2	2B	219	VAL
2	2B	224	VAL
2	2B	227	TYR
2	2B	229	ASN
3	2C	2	ILE
3	2C	23	CYS
3	2C	46	LEU
3	2C	73	LEU
3	2C	78	LEU
3	2C	83	PHE
3	2C	103	LYS
3	2C	105	GLU
4	2D	1	GLU
4	2D	5	LEU
4	2D	13[1]	GLN
4	2D	13[2]	GLN
4	2D	22	CYS
4	2D	37	ILE
4	2D	43	LYS
4	2D	50	PRO
4	2D	64	VAL
4	2D	65	LYS
4	2D	71	SER
4	2D	72[1]	ARG
4	2D	72[2]	ARG
4	2D	81	LEU
4	2D	82[1]	GLN
4	2D	82[2]	GLN

*Continued on next page...*

*Continued from previous page...*

Mol	Chain	Res	Type
4	2D	86	LEU
4	2D	93	LEU
4	2D	117	THR
1	2E	15	SER
1	2E	16	THR
1	2E	21	ASN
1	2E	22	HIS
1	2E	24	VAL
1	2E	27	LYS
1	2E	29	TYR
1	2E	36	THR
1	2E	40	SER
1	2E	41	ILE
1	2E	48	TYR
1	2E	49	LEU
1	2E	52	PHE
1	2E	65	PHE
1	2E	66	ARG
1	2E	79	THR
1	2E	82	ARG
1	2E	84	ARG
1	2E	89	PHE
1	2E	90	PHE
1	2E	95	THR
1	2E	97	SER
1	2E	111	ILE
1	2E	144	VAL
1	2E	147	ARG
1	2E	148	LEU
1	2E	150	TYR
1	2E	152	SER
1	2E	154	SER
1	2E	166	MET
1	2E	171	ARG
1	2E	179	VAL
1	2E	182	PHE
2	2F	2	GLU
2	2F	6	LYS
2	2F	7	ASN
2	2F	14	THR
2	2F	17	THR
2	2F	21	THR

*Continued on next page...*

*Continued from previous page...*

Mol	Chain	Res	Type
2	2F	22	GLN
2	2F	23	HIS
2	2F	24	PRO
2	2F	25	SER
2	2F	27	PRO
2	2F	28	THR
2	2F	29	MET
2	2F	31	PHE
2	2F	36	SER
2	2F	37	ASN
2	2F	38	VAL
2	2F	39	ASP
2	2F	41	PHE
2	2F	50	THR
2	2F	56	SER
2	2F	57	LYS
2	2F	58	LEU
2	2F	60	ARG
2	2F	67	THR
2	2F	68	PRO
2	2F	70	TRP
2	2F	72	ARG
2	2F	74	TYR
2	2F	76	ILE
2	2F	78	HIS
2	2F	81	LEU
2	2F	86	TRP
2	2F	114	ASN
2	2F	144	PHE
2	2F	162	LEU
2	2F	184	LYS
2	2F	205	ILE
2	2F	209	LEU
2	2F	211	GLN
2	2F	215	GLN
2	2F	216	ASN
2	2F	218	ARG
2	2F	219	VAL
2	2F	224	VAL
2	2F	227	TYR
2	2F	229	ASN
3	2G	2	ILE

*Continued on next page...*

*Continued from previous page...*

Mol	Chain	Res	Type
3	2G	23	CYS
3	2G	46	LEU
3	2G	73	LEU
3	2G	78	LEU
3	2G	83	PHE
3	2G	103	LYS
3	2G	105	GLU
4	2H	1	GLU
4	2H	5	LEU
4	2H	13[1]	GLN
4	2H	13[2]	GLN
4	2H	22	CYS
4	2H	37	ILE
4	2H	43	LYS
4	2H	50	PRO
4	2H	64	VAL
4	2H	65	LYS
4	2H	71	SER
4	2H	72[1]	ARG
4	2H	72[2]	ARG
4	2H	81	LEU
4	2H	82[1]	GLN
4	2H	82[2]	GLN
4	2H	86	LEU
4	2H	93	LEU
4	2H	117	THR
1	2I	15	SER
1	2I	16	THR
1	2I	21	ASN
1	2I	22	HIS
1	2I	24	VAL
1	2I	27	LYS
1	2I	29	TYR
1	2I	36	THR
1	2I	40	SER
1	2I	41	ILE
1	2I	48	TYR
1	2I	49	LEU
1	2I	52	PHE
1	2I	65	PHE
1	2I	66	ARG
1	2I	79	THR

*Continued on next page...*

*Continued from previous page...*

Mol	Chain	Res	Type
1	2I	82	ARG
1	2I	84	ARG
1	2I	89	PHE
1	2I	90	PHE
1	2I	95	THR
1	2I	97	SER
1	2I	111	ILE
1	2I	144	VAL
1	2I	147	ARG
1	2I	148	LEU
1	2I	150	TYR
1	2I	152	SER
1	2I	154	SER
1	2I	166	MET
1	2I	171	ARG
1	2I	179	VAL
1	2I	182	PHE
2	2J	2	GLU
2	2J	6	LYS
2	2J	7	ASN
2	2J	14	THR
2	2J	17	THR
2	2J	21	THR
2	2J	22	GLN
2	2J	23	HIS
2	2J	24	PRO
2	2J	25	SER
2	2J	27	PRO
2	2J	28	THR
2	2J	29	MET
2	2J	31	PHE
2	2J	36	SER
2	2J	37	ASN
2	2J	38	VAL
2	2J	39	ASP
2	2J	41	PHE
2	2J	50	THR
2	2J	56	SER
2	2J	57	LYS
2	2J	58	LEU
2	2J	60	ARG
2	2J	67	THR

*Continued on next page...*



*Continued from previous page...*

Mol	Chain	Res	Type
2	2J	68	PRO
2	2J	70	TRP
2	2J	72	ARG
2	2J	74	TYR
2	2J	76	ILE
2	2J	78	HIS
2	2J	81	LEU
2	2J	86	TRP
2	2J	114	ASN
2	2J	144	PHE
2	2J	162	LEU
2	2J	184	LYS
2	2J	205	ILE
2	2J	209	LEU
2	2J	211	GLN
2	2J	215	GLN
2	2J	216	ASN
2	2J	218	ARG
2	2J	219	VAL
2	2J	224	VAL
2	2J	227	TYR
2	2J	229	ASN
3	2K	2	ILE
3	2K	23	CYS
3	2K	46	LEU
3	2K	73	LEU
3	2K	78	LEU
3	2K	83	PHE
3	2K	103	LYS
3	2K	105	GLU
4	2L	1	GLU
4	2L	5	LEU
4	2L	13[1]	GLN
4	2L	13[2]	GLN
4	2L	22	CYS
4	2L	37	ILE
4	2L	43	LYS
4	2L	50	PRO
4	2L	64	VAL
4	2L	65	LYS
4	2L	71	SER
4	2L	72[1]	ARG

*Continued on next page...*

*Continued from previous page...*

Mol	Chain	Res	Type
4	2L	72[2]	ARG
4	2L	81	LEU
4	2L	82[1]	GLN
4	2L	82[2]	GLN
4	2L	86	LEU
4	2L	93	LEU
4	2L	117	THR
1	2M	15	SER
1	2M	16	THR
1	2M	21	ASN
1	2M	22	HIS
1	2M	24	VAL
1	2M	27	LYS
1	2M	29	TYR
1	2M	36	THR
1	2M	40	SER
1	2M	41	ILE
1	2M	48	TYR
1	2M	49	LEU
1	2M	52	PHE
1	2M	65	PHE
1	2M	66	ARG
1	2M	79	THR
1	2M	82	ARG
1	2M	84	ARG
1	2M	89	PHE
1	2M	90	PHE
1	2M	95	THR
1	2M	97	SER
1	2M	111	ILE
1	2M	144	VAL
1	2M	147	ARG
1	2M	148	LEU
1	2M	150	TYR
1	2M	152	SER
1	2M	154	SER
1	2M	166	MET
1	2M	171	ARG
1	2M	179	VAL
1	2M	182	PHE
2	2N	2	GLU
2	2N	6	LYS

*Continued on next page...*

*Continued from previous page...*

Mol	Chain	Res	Type
2	2N	7	ASN
2	2N	14	THR
2	2N	17	THR
2	2N	21	THR
2	2N	22	GLN
2	2N	23	HIS
2	2N	24	PRO
2	2N	25	SER
2	2N	27	PRO
2	2N	28	THR
2	2N	29	MET
2	2N	31	PHE
2	2N	36	SER
2	2N	37	ASN
2	2N	38	VAL
2	2N	39	ASP
2	2N	41	PHE
2	2N	50	THR
2	2N	56	SER
2	2N	57	LYS
2	2N	58	LEU
2	2N	60	ARG
2	2N	67	THR
2	2N	68	PRO
2	2N	70	TRP
2	2N	72	ARG
2	2N	74	TYR
2	2N	76	ILE
2	2N	78	HIS
2	2N	81	LEU
2	2N	86	TRP
2	2N	114	ASN
2	2N	144	PHE
2	2N	162	LEU
2	2N	184	LYS
2	2N	205	ILE
2	2N	209	LEU
2	2N	211	GLN
2	2N	215	GLN
2	2N	216	ASN
2	2N	218	ARG
2	2N	219	VAL

*Continued on next page...*

*Continued from previous page...*

Mol	Chain	Res	Type
2	2N	224	VAL
2	2N	227	TYR
2	2N	229	ASN
3	2O	2	ILE
3	2O	23	CYS
3	2O	46	LEU
3	2O	73	LEU
3	2O	78	LEU
3	2O	83	PHE
3	2O	103	LYS
3	2O	105	GLU
4	2P	1	GLU
4	2P	5	LEU
4	2P	13[1]	GLN
4	2P	13[2]	GLN
4	2P	22	CYS
4	2P	37	ILE
4	2P	43	LYS
4	2P	50	PRO
4	2P	64	VAL
4	2P	65	LYS
4	2P	71	SER
4	2P	72[1]	ARG
4	2P	72[2]	ARG
4	2P	81	LEU
4	2P	82[1]	GLN
4	2P	82[2]	GLN
4	2P	86	LEU
4	2P	93	LEU
4	2P	117	THR
1	2Q	15	SER
1	2Q	16	THR
1	2Q	21	ASN
1	2Q	22	HIS
1	2Q	24	VAL
1	2Q	27	LYS
1	2Q	29	TYR
1	2Q	36	THR
1	2Q	41	ILE
1	2Q	48	TYR
1	2Q	49	LEU
1	2Q	52	PHE

*Continued on next page...*

*Continued from previous page...*

Mol	Chain	Res	Type
1	2Q	65	PHE
1	2Q	66	ARG
1	2Q	79	THR
1	2Q	82	ARG
1	2Q	84	ARG
1	2Q	89	PHE
1	2Q	90	PHE
1	2Q	95	THR
1	2Q	97	SER
1	2Q	111	ILE
1	2Q	144	VAL
1	2Q	147	ARG
1	2Q	148	LEU
1	2Q	150	TYR
1	2Q	152	SER
1	2Q	154	SER
1	2Q	166	MET
1	2Q	171	ARG
1	2Q	179	VAL
1	2Q	182	PHE
2	2R	2	GLU
2	2R	6	LYS
2	2R	7	ASN
2	2R	14	THR
2	2R	17	THR
2	2R	21	THR
2	2R	22	GLN
2	2R	23	HIS
2	2R	24	PRO
2	2R	25	SER
2	2R	27	PRO
2	2R	28	THR
2	2R	29	MET
2	2R	31	PHE
2	2R	36	SER
2	2R	37	ASN
2	2R	38	VAL
2	2R	39	ASP
2	2R	41	PHE
2	2R	50	THR
2	2R	56	SER
2	2R	57	LYS

*Continued on next page...*

*Continued from previous page...*

Mol	Chain	Res	Type
2	2R	58	LEU
2	2R	60	ARG
2	2R	67	THR
2	2R	68	PRO
2	2R	70	TRP
2	2R	72	ARG
2	2R	74	TYR
2	2R	76	ILE
2	2R	78	HIS
2	2R	81	LEU
2	2R	86	TRP
2	2R	114	ASN
2	2R	144	PHE
2	2R	162	LEU
2	2R	184	LYS
2	2R	205	ILE
2	2R	209	LEU
2	2R	211	GLN
2	2R	215	GLN
2	2R	216	ASN
2	2R	218	ARG
2	2R	219	VAL
2	2R	224	VAL
2	2R	227	TYR
2	2R	229	ASN
3	2S	2	ILE
3	2S	23	CYS
3	2S	46	LEU
3	2S	73	LEU
3	2S	78	LEU
3	2S	83	PHE
3	2S	103	LYS
3	2S	105	GLU
4	2T	1	GLU
4	2T	5	LEU
4	2T	13[1]	GLN
4	2T	13[2]	GLN
4	2T	22	CYS
4	2T	37	ILE
4	2T	43	LYS
4	2T	50	PRO
4	2T	64	VAL

*Continued on next page...*

*Continued from previous page...*

Mol	Chain	Res	Type
4	2T	65	LYS
4	2T	71	SER
4	2T	72[1]	ARG
4	2T	72[2]	ARG
4	2T	81	LEU
4	2T	82[1]	GLN
4	2T	82[2]	GLN
4	2T	86	LEU
4	2T	93	LEU
4	2T	117	THR
1	2U	15	SER
1	2U	16	THR
1	2U	21	ASN
1	2U	22	HIS
1	2U	24	VAL
1	2U	27	LYS
1	2U	29	TYR
1	2U	36	THR
1	2U	41	ILE
1	2U	48	TYR
1	2U	49	LEU
1	2U	52	PHE
1	2U	65	PHE
1	2U	66	ARG
1	2U	79	THR
1	2U	82	ARG
1	2U	84	ARG
1	2U	89	PHE
1	2U	90	PHE
1	2U	95	THR
1	2U	97	SER
1	2U	111	ILE
1	2U	144	VAL
1	2U	147	ARG
1	2U	148	LEU
1	2U	150	TYR
1	2U	152	SER
1	2U	154	SER
1	2U	166	MET
1	2U	171	ARG
1	2U	179	VAL
1	2U	182	PHE

*Continued on next page...*



*Continued from previous page...*

Mol	Chain	Res	Type
2	2V	2	GLU
2	2V	6	LYS
2	2V	7	ASN
2	2V	14	THR
2	2V	17	THR
2	2V	21	THR
2	2V	22	GLN
2	2V	23	HIS
2	2V	24	PRO
2	2V	25	SER
2	2V	27	PRO
2	2V	28	THR
2	2V	29	MET
2	2V	31	PHE
2	2V	36	SER
2	2V	37	ASN
2	2V	38	VAL
2	2V	39	ASP
2	2V	41	PHE
2	2V	50	THR
2	2V	56	SER
2	2V	57	LYS
2	2V	58	LEU
2	2V	60	ARG
2	2V	67	THR
2	2V	68	PRO
2	2V	70	TRP
2	2V	72	ARG
2	2V	74	TYR
2	2V	76	ILE
2	2V	78	HIS
2	2V	81	LEU
2	2V	86	TRP
2	2V	114	ASN
2	2V	144	PHE
2	2V	162	LEU
2	2V	184	LYS
2	2V	205	ILE
2	2V	209	LEU
2	2V	211	GLN
2	2V	215	GLN
2	2V	216	ASN

*Continued on next page...*

*Continued from previous page...*

Mol	Chain	Res	Type
2	2V	218	ARG
2	2V	219	VAL
2	2V	224	VAL
2	2V	227	TYR
2	2V	229	ASN
3	2W	2	ILE
3	2W	23	CYS
3	2W	46	LEU
3	2W	73	LEU
3	2W	78	LEU
3	2W	83	PHE
3	2W	103	LYS
3	2W	105	GLU
4	2X	1	GLU
4	2X	5	LEU
4	2X	13[1]	GLN
4	2X	13[2]	GLN
4	2X	22	CYS
4	2X	37	ILE
4	2X	43	LYS
4	2X	50	PRO
4	2X	64	VAL
4	2X	65	LYS
4	2X	71	SER
4	2X	72[1]	ARG
4	2X	72[2]	ARG
4	2X	81	LEU
4	2X	82[1]	GLN
4	2X	82[2]	GLN
4	2X	86	LEU
4	2X	93	LEU
4	2X	117	THR
1	2Y	15	SER
1	2Y	16	THR
1	2Y	21	ASN
1	2Y	22	HIS
1	2Y	24	VAL
1	2Y	27	LYS
1	2Y	29	TYR
1	2Y	36	THR
1	2Y	41	ILE
1	2Y	48	TYR

*Continued on next page...*

*Continued from previous page...*

Mol	Chain	Res	Type
1	2Y	49	LEU
1	2Y	52	PHE
1	2Y	65	PHE
1	2Y	66	ARG
1	2Y	79	THR
1	2Y	82	ARG
1	2Y	84	ARG
1	2Y	89	PHE
1	2Y	90	PHE
1	2Y	95	THR
1	2Y	97	SER
1	2Y	111	ILE
1	2Y	144	VAL
1	2Y	147	ARG
1	2Y	148	LEU
1	2Y	150	TYR
1	2Y	152	SER
1	2Y	154	SER
1	2Y	166	MET
1	2Y	171	ARG
1	2Y	179	VAL
1	2Y	182	PHE
2	2Z	2	GLU
2	2Z	6	LYS
2	2Z	7	ASN
2	2Z	14	THR
2	2Z	17	THR
2	2Z	21	THR
2	2Z	22	GLN
2	2Z	23	HIS
2	2Z	24	PRO
2	2Z	25	SER
2	2Z	27	PRO
2	2Z	28	THR
2	2Z	29	MET
2	2Z	31	PHE
2	2Z	36	SER
2	2Z	37	ASN
2	2Z	38	VAL
2	2Z	39	ASP
2	2Z	41	PHE
2	2Z	50	THR

*Continued on next page...*

*Continued from previous page...*

Mol	Chain	Res	Type
2	2Z	56	SER
2	2Z	57	LYS
2	2Z	58	LEU
2	2Z	60	ARG
2	2Z	67	THR
2	2Z	68	PRO
2	2Z	70	TRP
2	2Z	72	ARG
2	2Z	74	TYR
2	2Z	76	ILE
2	2Z	78	HIS
2	2Z	81	LEU
2	2Z	86	TRP
2	2Z	114	ASN
2	2Z	144	PHE
2	2Z	162	LEU
2	2Z	184	LYS
2	2Z	205	ILE
2	2Z	209	LEU
2	2Z	211	GLN
2	2Z	215	GLN
2	2Z	216	ASN
2	2Z	218	ARG
2	2Z	219	VAL
2	2Z	224	VAL
2	2Z	227	TYR
2	2Z	229	ASN
3	20	2	ILE
3	20	23	CYS
3	20	46	LEU
3	20	73	LEU
3	20	78	LEU
3	20	83	PHE
3	20	103	LYS
3	20	105	GLU
4	21	1	GLU
4	21	5	LEU
4	21	13[1]	GLN
4	21	13[2]	GLN
4	21	22	CYS
4	21	37	ILE
4	21	43	LYS

*Continued on next page...*

*Continued from previous page...*

Mol	Chain	Res	Type
4	21	50	PRO
4	21	64	VAL
4	21	65	LYS
4	21	71	SER
4	21	72[1]	ARG
4	21	72[2]	ARG
4	21	81	LEU
4	21	82[1]	GLN
4	21	82[2]	GLN
4	21	86	LEU
4	21	93	LEU
4	21	117	THR
1	22	15	SER
1	22	16	THR
1	22	21	ASN
1	22	22	HIS
1	22	24	VAL
1	22	27	LYS
1	22	29	TYR
1	22	36	THR
1	22	40	SER
1	22	41	ILE
1	22	48	TYR
1	22	49	LEU
1	22	52	PHE
1	22	65	PHE
1	22	66	ARG
1	22	79	THR
1	22	82	ARG
1	22	84	ARG
1	22	89	PHE
1	22	90	PHE
1	22	95	THR
1	22	97	SER
1	22	111	ILE
1	22	144	VAL
1	22	147	ARG
1	22	148	LEU
1	22	150	TYR
1	22	152	SER
1	22	154	SER
1	22	166	MET

*Continued on next page...*

*Continued from previous page...*

Mol	Chain	Res	Type
1	22	171	ARG
1	22	179	VAL
1	22	182	PHE
2	23	2	GLU
2	23	6	LYS
2	23	7	ASN
2	23	14	THR
2	23	17	THR
2	23	21	THR
2	23	22	GLN
2	23	23	HIS
2	23	24	PRO
2	23	25	SER
2	23	27	PRO
2	23	28	THR
2	23	29	MET
2	23	31	PHE
2	23	36	SER
2	23	37	ASN
2	23	38	VAL
2	23	39	ASP
2	23	41	PHE
2	23	50	THR
2	23	56	SER
2	23	57	LYS
2	23	58	LEU
2	23	60	ARG
2	23	67	THR
2	23	68	PRO
2	23	70	TRP
2	23	72	ARG
2	23	74	TYR
2	23	76	ILE
2	23	78	HIS
2	23	81	LEU
2	23	86	TRP
2	23	114	ASN
2	23	144	PHE
2	23	162	LEU
2	23	184	LYS
2	23	205	ILE
2	23	209	LEU

*Continued on next page...*

*Continued from previous page...*

Mol	Chain	Res	Type
2	23	211	GLN
2	23	215	GLN
2	23	216	ASN
2	23	218	ARG
2	23	219	VAL
2	23	224	VAL
2	23	227	TYR
2	23	229	ASN
3	24	2	ILE
3	24	23	CYS
3	24	46	LEU
3	24	73	LEU
3	24	78	LEU
3	24	83	PHE
3	24	103	LYS
3	24	105	GLU
4	25	1	GLU
4	25	5	LEU
4	25	13[1]	GLN
4	25	13[2]	GLN
4	25	22	CYS
4	25	37	ILE
4	25	43	LYS
4	25	50	PRO
4	25	64	VAL
4	25	65	LYS
4	25	71	SER
4	25	72[1]	ARG
4	25	72[2]	ARG
4	25	81	LEU
4	25	82[1]	GLN
4	25	82[2]	GLN
4	25	86	LEU
4	25	93	LEU
4	25	117	THR
1	26	15	SER
1	26	16	THR
1	26	21	ASN
1	26	22	HIS
1	26	24	VAL
1	26	27	LYS
1	26	29	TYR

*Continued on next page...*



*Continued from previous page...*

Mol	Chain	Res	Type
1	26	36	THR
1	26	40	SER
1	26	41	ILE
1	26	48	TYR
1	26	49	LEU
1	26	52	PHE
1	26	65	PHE
1	26	66	ARG
1	26	79	THR
1	26	82	ARG
1	26	84	ARG
1	26	89	PHE
1	26	90	PHE
1	26	95	THR
1	26	97	SER
1	26	111	ILE
1	26	144	VAL
1	26	147	ARG
1	26	148	LEU
1	26	150	TYR
1	26	152	SER
1	26	154	SER
1	26	166	MET
1	26	171	ARG
1	26	179	VAL
1	26	182	PHE
2	27	2	GLU
2	27	6	LYS
2	27	7	ASN
2	27	14	THR
2	27	17	THR
2	27	21	THR
2	27	22	GLN
2	27	23	HIS
2	27	24	PRO
2	27	25	SER
2	27	27	PRO
2	27	28	THR
2	27	29	MET
2	27	31	PHE
2	27	36	SER
2	27	37	ASN

*Continued on next page...*

*Continued from previous page...*

Mol	Chain	Res	Type
2	27	38	VAL
2	27	39	ASP
2	27	41	PHE
2	27	50	THR
2	27	56	SER
2	27	57	LYS
2	27	58	LEU
2	27	60	ARG
2	27	67	THR
2	27	68	PRO
2	27	70	TRP
2	27	72	ARG
2	27	74	TYR
2	27	76	ILE
2	27	78	HIS
2	27	81	LEU
2	27	86	TRP
2	27	114	ASN
2	27	144	PHE
2	27	162	LEU
2	27	184	LYS
2	27	205	ILE
2	27	209	LEU
2	27	211	GLN
2	27	215	GLN
2	27	216	ASN
2	27	218	ARG
2	27	219	VAL
2	27	224	VAL
2	27	227	TYR
2	27	229	ASN
3	28	2	ILE
3	28	23	CYS
3	28	46	LEU
3	28	73	LEU
3	28	78	LEU
3	28	83	PHE
3	28	103	LYS
3	28	105	GLU
4	29	1	GLU
4	29	5	LEU
4	29	13[1]	GLN

*Continued on next page...*

*Continued from previous page...*

Mol	Chain	Res	Type
4	29	13[2]	GLN
4	29	22	CYS
4	29	37	ILE
4	29	43	LYS
4	29	50	PRO
4	29	64	VAL
4	29	65	LYS
4	29	71	SER
4	29	72[1]	ARG
4	29	72[2]	ARG
4	29	81	LEU
4	29	82[1]	GLN
4	29	82[2]	GLN
4	29	86	LEU
4	29	93	LEU
4	29	117	THR
1	3A	15	SER
1	3A	16	THR
1	3A	21	ASN
1	3A	22	HIS
1	3A	24	VAL
1	3A	27	LYS
1	3A	29	TYR
1	3A	36	THR
1	3A	40	SER
1	3A	41	ILE
1	3A	48	TYR
1	3A	49	LEU
1	3A	52	PHE
1	3A	65	PHE
1	3A	66	ARG
1	3A	79	THR
1	3A	82	ARG
1	3A	84	ARG
1	3A	89	PHE
1	3A	90	PHE
1	3A	95	THR
1	3A	97	SER
1	3A	111	ILE
1	3A	144	VAL
1	3A	147	ARG
1	3A	148	LEU

*Continued on next page...*

*Continued from previous page...*

Mol	Chain	Res	Type
1	3A	150	TYR
1	3A	152	SER
1	3A	154	SER
1	3A	166	MET
1	3A	171	ARG
1	3A	179	VAL
1	3A	182	PHE
2	3B	2	GLU
2	3B	6	LYS
2	3B	7	ASN
2	3B	14	THR
2	3B	17	THR
2	3B	21	THR
2	3B	22	GLN
2	3B	23	HIS
2	3B	24	PRO
2	3B	25	SER
2	3B	27	PRO
2	3B	28	THR
2	3B	29	MET
2	3B	31	PHE
2	3B	36	SER
2	3B	37	ASN
2	3B	38	VAL
2	3B	39	ASP
2	3B	41	PHE
2	3B	50	THR
2	3B	56	SER
2	3B	57	LYS
2	3B	58	LEU
2	3B	60	ARG
2	3B	67	THR
2	3B	68	PRO
2	3B	70	TRP
2	3B	72	ARG
2	3B	74	TYR
2	3B	76	ILE
2	3B	78	HIS
2	3B	81	LEU
2	3B	86	TRP
2	3B	114	ASN
2	3B	144	PHE

*Continued on next page...*

*Continued from previous page...*

Mol	Chain	Res	Type
2	3B	162	LEU
2	3B	184	LYS
2	3B	205	ILE
2	3B	209	LEU
2	3B	211	GLN
2	3B	215	GLN
2	3B	216	ASN
2	3B	218	ARG
2	3B	219	VAL
2	3B	224	VAL
2	3B	227	TYR
2	3B	229	ASN
3	3C	2	ILE
3	3C	23	CYS
3	3C	46	LEU
3	3C	73	LEU
3	3C	78	LEU
3	3C	83	PHE
3	3C	103	LYS
3	3C	105	GLU
4	3D	1	GLU
4	3D	5	LEU
4	3D	13[1]	GLN
4	3D	13[2]	GLN
4	3D	22	CYS
4	3D	37	ILE
4	3D	43	LYS
4	3D	50	PRO
4	3D	64	VAL
4	3D	65	LYS
4	3D	71	SER
4	3D	72[1]	ARG
4	3D	72[2]	ARG
4	3D	81	LEU
4	3D	82[1]	GLN
4	3D	82[2]	GLN
4	3D	86	LEU
4	3D	93	LEU
4	3D	117	THR
1	3E	15	SER
1	3E	16	THR
1	3E	21	ASN

*Continued on next page...*

*Continued from previous page...*

Mol	Chain	Res	Type
1	3E	22	HIS
1	3E	24	VAL
1	3E	27	LYS
1	3E	29	TYR
1	3E	36	THR
1	3E	40	SER
1	3E	41	ILE
1	3E	48	TYR
1	3E	49	LEU
1	3E	52	PHE
1	3E	65	PHE
1	3E	66	ARG
1	3E	79	THR
1	3E	82	ARG
1	3E	84	ARG
1	3E	89	PHE
1	3E	90	PHE
1	3E	95	THR
1	3E	97	SER
1	3E	111	ILE
1	3E	144	VAL
1	3E	147	ARG
1	3E	148	LEU
1	3E	150	TYR
1	3E	152	SER
1	3E	154	SER
1	3E	166	MET
1	3E	171	ARG
1	3E	179	VAL
1	3E	182	PHE
2	3F	2	GLU
2	3F	6	LYS
2	3F	7	ASN
2	3F	14	THR
2	3F	17	THR
2	3F	21	THR
2	3F	22	GLN
2	3F	23	HIS
2	3F	24	PRO
2	3F	25	SER
2	3F	27	PRO
2	3F	28	THR

*Continued on next page...*

*Continued from previous page...*

Mol	Chain	Res	Type
2	3F	29	MET
2	3F	31	PHE
2	3F	36	SER
2	3F	37	ASN
2	3F	38	VAL
2	3F	39	ASP
2	3F	41	PHE
2	3F	50	THR
2	3F	56	SER
2	3F	57	LYS
2	3F	58	LEU
2	3F	60	ARG
2	3F	67	THR
2	3F	68	PRO
2	3F	70	TRP
2	3F	72	ARG
2	3F	74	TYR
2	3F	76	ILE
2	3F	78	HIS
2	3F	81	LEU
2	3F	86	TRP
2	3F	114	ASN
2	3F	144	PHE
2	3F	162	LEU
2	3F	184	LYS
2	3F	205	ILE
2	3F	209	LEU
2	3F	211	GLN
2	3F	215	GLN
2	3F	216	ASN
2	3F	218	ARG
2	3F	219	VAL
2	3F	224	VAL
2	3F	227	TYR
2	3F	229	ASN
3	3G	2	ILE
3	3G	23	CYS
3	3G	46	LEU
3	3G	73	LEU
3	3G	78	LEU
3	3G	83	PHE
3	3G	103	LYS

*Continued on next page...*



*Continued from previous page...*

Mol	Chain	Res	Type
3	3G	105	GLU
4	3H	1	GLU
4	3H	5	LEU
4	3H	13[1]	GLN
4	3H	13[2]	GLN
4	3H	22	CYS
4	3H	37	ILE
4	3H	43	LYS
4	3H	50	PRO
4	3H	64	VAL
4	3H	65	LYS
4	3H	71	SER
4	3H	72[1]	ARG
4	3H	72[2]	ARG
4	3H	81	LEU
4	3H	82[1]	GLN
4	3H	82[2]	GLN
4	3H	86	LEU
4	3H	93	LEU
4	3H	117	THR
1	3I	15	SER
1	3I	16	THR
1	3I	21	ASN
1	3I	22	HIS
1	3I	24	VAL
1	3I	27	LYS
1	3I	29	TYR
1	3I	36	THR
1	3I	40	SER
1	3I	41	ILE
1	3I	48	TYR
1	3I	49	LEU
1	3I	52	PHE
1	3I	65	PHE
1	3I	66	ARG
1	3I	79	THR
1	3I	82	ARG
1	3I	84	ARG
1	3I	89	PHE
1	3I	90	PHE
1	3I	95	THR
1	3I	97	SER

*Continued on next page...*

*Continued from previous page...*

Mol	Chain	Res	Type
1	3I	111	ILE
1	3I	144	VAL
1	3I	147	ARG
1	3I	148	LEU
1	3I	150	TYR
1	3I	152	SER
1	3I	154	SER
1	3I	166	MET
1	3I	171	ARG
1	3I	179	VAL
1	3I	182	PHE
2	3J	2	GLU
2	3J	6	LYS
2	3J	7	ASN
2	3J	14	THR
2	3J	17	THR
2	3J	21	THR
2	3J	22	GLN
2	3J	23	HIS
2	3J	24	PRO
2	3J	25	SER
2	3J	27	PRO
2	3J	28	THR
2	3J	29	MET
2	3J	31	PHE
2	3J	36	SER
2	3J	37	ASN
2	3J	38	VAL
2	3J	39	ASP
2	3J	41	PHE
2	3J	50	THR
2	3J	56	SER
2	3J	57	LYS
2	3J	58	LEU
2	3J	60	ARG
2	3J	67	THR
2	3J	68	PRO
2	3J	70	TRP
2	3J	72	ARG
2	3J	74	TYR
2	3J	76	ILE
2	3J	78	HIS

*Continued on next page...*

*Continued from previous page...*

Mol	Chain	Res	Type
2	3J	81	LEU
2	3J	86	TRP
2	3J	114	ASN
2	3J	144	PHE
2	3J	162	LEU
2	3J	184	LYS
2	3J	205	ILE
2	3J	209	LEU
2	3J	211	GLN
2	3J	215	GLN
2	3J	216	ASN
2	3J	218	ARG
2	3J	219	VAL
2	3J	224	VAL
2	3J	227	TYR
2	3J	229	ASN
3	3K	2	ILE
3	3K	23	CYS
3	3K	46	LEU
3	3K	73	LEU
3	3K	78	LEU
3	3K	83	PHE
3	3K	103	LYS
3	3K	105	GLU
4	3L	1	GLU
4	3L	5	LEU
4	3L	13[1]	GLN
4	3L	13[2]	GLN
4	3L	22	CYS
4	3L	37	ILE
4	3L	43	LYS
4	3L	50	PRO
4	3L	64	VAL
4	3L	65	LYS
4	3L	71	SER
4	3L	72[1]	ARG
4	3L	72[2]	ARG
4	3L	81	LEU
4	3L	82[1]	GLN
4	3L	82[2]	GLN
4	3L	86	LEU
4	3L	93	LEU

*Continued on next page...*

*Continued from previous page...*

Mol	Chain	Res	Type
4	3L	117	THR
1	3M	15	SER
1	3M	16	THR
1	3M	21	ASN
1	3M	22	HIS
1	3M	24	VAL
1	3M	27	LYS
1	3M	29	TYR
1	3M	36	THR
1	3M	40	SER
1	3M	41	ILE
1	3M	48	TYR
1	3M	49	LEU
1	3M	52	PHE
1	3M	65	PHE
1	3M	66	ARG
1	3M	79	THR
1	3M	82	ARG
1	3M	84	ARG
1	3M	89	PHE
1	3M	90	PHE
1	3M	95	THR
1	3M	97	SER
1	3M	111	ILE
1	3M	144	VAL
1	3M	147	ARG
1	3M	148	LEU
1	3M	150	TYR
1	3M	152	SER
1	3M	154	SER
1	3M	166	MET
1	3M	171	ARG
1	3M	179	VAL
1	3M	182	PHE
2	3N	2	GLU
2	3N	6	LYS
2	3N	7	ASN
2	3N	14	THR
2	3N	17	THR
2	3N	21	THR
2	3N	22	GLN
2	3N	23	HIS

*Continued on next page...*

*Continued from previous page...*

Mol	Chain	Res	Type
2	3N	24	PRO
2	3N	25	SER
2	3N	27	PRO
2	3N	28	THR
2	3N	29	MET
2	3N	31	PHE
2	3N	36	SER
2	3N	37	ASN
2	3N	38	VAL
2	3N	39	ASP
2	3N	41	PHE
2	3N	50	THR
2	3N	56	SER
2	3N	57	LYS
2	3N	58	LEU
2	3N	60	ARG
2	3N	67	THR
2	3N	68	PRO
2	3N	70	TRP
2	3N	72	ARG
2	3N	74	TYR
2	3N	76	ILE
2	3N	78	HIS
2	3N	81	LEU
2	3N	86	TRP
2	3N	114	ASN
2	3N	144	PHE
2	3N	162	LEU
2	3N	184	LYS
2	3N	205	ILE
2	3N	209	LEU
2	3N	211	GLN
2	3N	215	GLN
2	3N	216	ASN
2	3N	218	ARG
2	3N	219	VAL
2	3N	224	VAL
2	3N	227	TYR
2	3N	229	ASN
3	3O	2	ILE
3	3O	23	CYS
3	3O	46	LEU

*Continued on next page...*

*Continued from previous page...*

Mol	Chain	Res	Type
3	3O	73	LEU
3	3O	78	LEU
3	3O	83	PHE
3	3O	103	LYS
3	3O	105	GLU
4	3P	1	GLU
4	3P	5	LEU
4	3P	13[1]	GLN
4	3P	13[2]	GLN
4	3P	22	CYS
4	3P	37	ILE
4	3P	43	LYS
4	3P	50	PRO
4	3P	64	VAL
4	3P	65	LYS
4	3P	71	SER
4	3P	72[1]	ARG
4	3P	72[2]	ARG
4	3P	81	LEU
4	3P	82[1]	GLN
4	3P	82[2]	GLN
4	3P	86	LEU
4	3P	93	LEU
4	3P	117	THR
1	3Q	15	SER
1	3Q	16	THR
1	3Q	21	ASN
1	3Q	22	HIS
1	3Q	24	VAL
1	3Q	27	LYS
1	3Q	29	TYR
1	3Q	36	THR
1	3Q	41	ILE
1	3Q	48	TYR
1	3Q	49	LEU
1	3Q	52	PHE
1	3Q	65	PHE
1	3Q	66	ARG
1	3Q	79	THR
1	3Q	82	ARG
1	3Q	84	ARG
1	3Q	89	PHE

*Continued on next page...*

*Continued from previous page...*

Mol	Chain	Res	Type
1	3Q	90	PHE
1	3Q	95	THR
1	3Q	97	SER
1	3Q	111	ILE
1	3Q	144	VAL
1	3Q	147	ARG
1	3Q	148	LEU
1	3Q	150	TYR
1	3Q	152	SER
1	3Q	154	SER
1	3Q	166	MET
1	3Q	171	ARG
1	3Q	179	VAL
1	3Q	182	PHE
2	3R	2	GLU
2	3R	6	LYS
2	3R	7	ASN
2	3R	14	THR
2	3R	17	THR
2	3R	21	THR
2	3R	22	GLN
2	3R	23	HIS
2	3R	24	PRO
2	3R	25	SER
2	3R	27	PRO
2	3R	28	THR
2	3R	29	MET
2	3R	31	PHE
2	3R	36	SER
2	3R	37	ASN
2	3R	38	VAL
2	3R	39	ASP
2	3R	41	PHE
2	3R	50	THR
2	3R	56	SER
2	3R	57	LYS
2	3R	58	LEU
2	3R	60	ARG
2	3R	67	THR
2	3R	68	PRO
2	3R	70	TRP
2	3R	72	ARG

*Continued on next page...*



*Continued from previous page...*

Mol	Chain	Res	Type
2	3R	74	TYR
2	3R	76	ILE
2	3R	78	HIS
2	3R	81	LEU
2	3R	86	TRP
2	3R	114	ASN
2	3R	144	PHE
2	3R	162	LEU
2	3R	184	LYS
2	3R	205	ILE
2	3R	209	LEU
2	3R	211	GLN
2	3R	215	GLN
2	3R	216	ASN
2	3R	218	ARG
2	3R	219	VAL
2	3R	224	VAL
2	3R	227	TYR
2	3R	229	ASN
3	3S	2	ILE
3	3S	23	CYS
3	3S	46	LEU
3	3S	73	LEU
3	3S	78	LEU
3	3S	83	PHE
3	3S	103	LYS
3	3S	105	GLU
4	3T	1	GLU
4	3T	5	LEU
4	3T	13[1]	GLN
4	3T	13[2]	GLN
4	3T	22	CYS
4	3T	37	ILE
4	3T	43	LYS
4	3T	50	PRO
4	3T	64	VAL
4	3T	65	LYS
4	3T	71	SER
4	3T	72[1]	ARG
4	3T	72[2]	ARG
4	3T	81	LEU
4	3T	82[1]	GLN

*Continued on next page...*

*Continued from previous page...*

Mol	Chain	Res	Type
4	3T	82[2]	GLN
4	3T	86	LEU
4	3T	93	LEU
4	3T	117	THR
1	3U	15	SER
1	3U	16	THR
1	3U	21	ASN
1	3U	22	HIS
1	3U	24	VAL
1	3U	27	LYS
1	3U	29	TYR
1	3U	36	THR
1	3U	41	ILE
1	3U	48	TYR
1	3U	49	LEU
1	3U	52	PHE
1	3U	65	PHE
1	3U	66	ARG
1	3U	79	THR
1	3U	82	ARG
1	3U	84	ARG
1	3U	89	PHE
1	3U	90	PHE
1	3U	95	THR
1	3U	97	SER
1	3U	111	ILE
1	3U	144	VAL
1	3U	147	ARG
1	3U	148	LEU
1	3U	150	TYR
1	3U	152	SER
1	3U	154	SER
1	3U	166	MET
1	3U	171	ARG
1	3U	179	VAL
1	3U	182	PHE
2	3V	2	GLU
2	3V	6	LYS
2	3V	7	ASN
2	3V	14	THR
2	3V	17	THR
2	3V	21	THR

*Continued on next page...*

*Continued from previous page...*

Mol	Chain	Res	Type
2	3V	22	GLN
2	3V	23	HIS
2	3V	24	PRO
2	3V	25	SER
2	3V	27	PRO
2	3V	28	THR
2	3V	29	MET
2	3V	31	PHE
2	3V	36	SER
2	3V	37	ASN
2	3V	38	VAL
2	3V	39	ASP
2	3V	41	PHE
2	3V	50	THR
2	3V	56	SER
2	3V	57	LYS
2	3V	58	LEU
2	3V	60	ARG
2	3V	67	THR
2	3V	68	PRO
2	3V	70	TRP
2	3V	72	ARG
2	3V	74	TYR
2	3V	76	ILE
2	3V	78	HIS
2	3V	81	LEU
2	3V	86	TRP
2	3V	114	ASN
2	3V	144	PHE
2	3V	162	LEU
2	3V	184	LYS
2	3V	205	ILE
2	3V	209	LEU
2	3V	211	GLN
2	3V	215	GLN
2	3V	216	ASN
2	3V	218	ARG
2	3V	219	VAL
2	3V	224	VAL
2	3V	227	TYR
2	3V	229	ASN
3	3W	2	ILE

*Continued on next page...*

*Continued from previous page...*

Mol	Chain	Res	Type
3	3W	23	CYS
3	3W	46	LEU
3	3W	73	LEU
3	3W	78	LEU
3	3W	83	PHE
3	3W	103	LYS
3	3W	105	GLU
4	3X	1	GLU
4	3X	5	LEU
4	3X	13[1]	GLN
4	3X	13[2]	GLN
4	3X	22	CYS
4	3X	37	ILE
4	3X	43	LYS
4	3X	50	PRO
4	3X	64	VAL
4	3X	65	LYS
4	3X	71	SER
4	3X	72[1]	ARG
4	3X	72[2]	ARG
4	3X	81	LEU
4	3X	82[1]	GLN
4	3X	82[2]	GLN
4	3X	86	LEU
4	3X	93	LEU
4	3X	117	THR
1	3Y	15	SER
1	3Y	16	THR
1	3Y	21	ASN
1	3Y	22	HIS
1	3Y	24	VAL
1	3Y	27	LYS
1	3Y	29	TYR
1	3Y	36	THR
1	3Y	41	ILE
1	3Y	48	TYR
1	3Y	49	LEU
1	3Y	52	PHE
1	3Y	65	PHE
1	3Y	66	ARG
1	3Y	79	THR
1	3Y	82	ARG

*Continued on next page...*

*Continued from previous page...*

Mol	Chain	Res	Type
1	3Y	84	ARG
1	3Y	89	PHE
1	3Y	90	PHE
1	3Y	95	THR
1	3Y	97	SER
1	3Y	111	ILE
1	3Y	144	VAL
1	3Y	147	ARG
1	3Y	148	LEU
1	3Y	150	TYR
1	3Y	152	SER
1	3Y	154	SER
1	3Y	166	MET
1	3Y	171	ARG
1	3Y	179	VAL
1	3Y	182	PHE
2	3Z	2	GLU
2	3Z	6	LYS
2	3Z	7	ASN
2	3Z	14	THR
2	3Z	17	THR
2	3Z	21	THR
2	3Z	22	GLN
2	3Z	23	HIS
2	3Z	24	PRO
2	3Z	25	SER
2	3Z	27	PRO
2	3Z	28	THR
2	3Z	29	MET
2	3Z	31	PHE
2	3Z	36	SER
2	3Z	37	ASN
2	3Z	38	VAL
2	3Z	39	ASP
2	3Z	41	PHE
2	3Z	50	THR
2	3Z	56	SER
2	3Z	57	LYS
2	3Z	58	LEU
2	3Z	60	ARG
2	3Z	67	THR
2	3Z	68	PRO

*Continued on next page...*

*Continued from previous page...*

Mol	Chain	Res	Type
2	3Z	70	TRP
2	3Z	72	ARG
2	3Z	74	TYR
2	3Z	76	ILE
2	3Z	78	HIS
2	3Z	81	LEU
2	3Z	86	TRP
2	3Z	114	ASN
2	3Z	144	PHE
2	3Z	162	LEU
2	3Z	184	LYS
2	3Z	205	ILE
2	3Z	209	LEU
2	3Z	211	GLN
2	3Z	215	GLN
2	3Z	216	ASN
2	3Z	218	ARG
2	3Z	219	VAL
2	3Z	224	VAL
2	3Z	227	TYR
2	3Z	229	ASN
3	30	2	ILE
3	30	23	CYS
3	30	46	LEU
3	30	73	LEU
3	30	78	LEU
3	30	83	PHE
3	30	103	LYS
3	30	105	GLU
4	31	1	GLU
4	31	5	LEU
4	31	13[1]	GLN
4	31	13[2]	GLN
4	31	22	CYS
4	31	37	ILE
4	31	43	LYS
4	31	50	PRO
4	31	64	VAL
4	31	65	LYS
4	31	71	SER
4	31	72[1]	ARG
4	31	72[2]	ARG

*Continued on next page...*

*Continued from previous page...*

Mol	Chain	Res	Type
4	31	81	LEU
4	31	82[1]	GLN
4	31	82[2]	GLN
4	31	86	LEU
4	31	93	LEU
4	31	117	THR
1	32	15	SER
1	32	16	THR
1	32	21	ASN
1	32	22	HIS
1	32	24	VAL
1	32	27	LYS
1	32	29	TYR
1	32	36	THR
1	32	40	SER
1	32	41	ILE
1	32	48	TYR
1	32	49	LEU
1	32	52	PHE
1	32	65	PHE
1	32	66	ARG
1	32	79	THR
1	32	82	ARG
1	32	84	ARG
1	32	89	PHE
1	32	90	PHE
1	32	95	THR
1	32	97	SER
1	32	111	ILE
1	32	144	VAL
1	32	147	ARG
1	32	148	LEU
1	32	150	TYR
1	32	152	SER
1	32	154	SER
1	32	166	MET
1	32	171	ARG
1	32	179	VAL
1	32	182	PHE
2	33	2	GLU
2	33	6	LYS
2	33	7	ASN

*Continued on next page...*



*Continued from previous page...*

Mol	Chain	Res	Type
2	33	14	THR
2	33	17	THR
2	33	21	THR
2	33	22	GLN
2	33	23	HIS
2	33	24	PRO
2	33	25	SER
2	33	27	PRO
2	33	28	THR
2	33	29	MET
2	33	31	PHE
2	33	36	SER
2	33	37	ASN
2	33	38	VAL
2	33	39	ASP
2	33	41	PHE
2	33	50	THR
2	33	56	SER
2	33	57	LYS
2	33	58	LEU
2	33	60	ARG
2	33	67	THR
2	33	68	PRO
2	33	70	TRP
2	33	72	ARG
2	33	74	TYR
2	33	76	ILE
2	33	78	HIS
2	33	81	LEU
2	33	86	TRP
2	33	114	ASN
2	33	144	PHE
2	33	162	LEU
2	33	184	LYS
2	33	205	ILE
2	33	209	LEU
2	33	211	GLN
2	33	215	GLN
2	33	216	ASN
2	33	218	ARG
2	33	219	VAL
2	33	224	VAL

*Continued on next page...*

*Continued from previous page...*

Mol	Chain	Res	Type
2	33	227	TYR
2	33	229	ASN
3	34	2	ILE
3	34	23	CYS
3	34	46	LEU
3	34	73	LEU
3	34	78	LEU
3	34	83	PHE
3	34	103	LYS
3	34	105	GLU
4	35	1	GLU
4	35	5	LEU
4	35	13[1]	GLN
4	35	13[2]	GLN
4	35	22	CYS
4	35	37	ILE
4	35	43	LYS
4	35	50	PRO
4	35	64	VAL
4	35	65	LYS
4	35	71	SER
4	35	72[1]	ARG
4	35	72[2]	ARG
4	35	81	LEU
4	35	82[1]	GLN
4	35	82[2]	GLN
4	35	86	LEU
4	35	93	LEU
4	35	117	THR
1	36	15	SER
1	36	16	THR
1	36	21	ASN
1	36	22	HIS
1	36	24	VAL
1	36	27	LYS
1	36	29	TYR
1	36	36	THR
1	36	40	SER
1	36	41	ILE
1	36	48	TYR
1	36	49	LEU
1	36	52	PHE

*Continued on next page...*

*Continued from previous page...*

Mol	Chain	Res	Type
1	36	65	PHE
1	36	66	ARG
1	36	79	THR
1	36	82	ARG
1	36	84	ARG
1	36	89	PHE
1	36	90	PHE
1	36	95	THR
1	36	97	SER
1	36	111	ILE
1	36	144	VAL
1	36	147	ARG
1	36	148	LEU
1	36	150	TYR
1	36	152	SER
1	36	154	SER
1	36	166	MET
1	36	171	ARG
1	36	179	VAL
1	36	182	PHE
2	37	2	GLU
2	37	6	LYS
2	37	7	ASN
2	37	14	THR
2	37	17	THR
2	37	21	THR
2	37	22	GLN
2	37	23	HIS
2	37	24	PRO
2	37	25	SER
2	37	27	PRO
2	37	28	THR
2	37	29	MET
2	37	31	PHE
2	37	36	SER
2	37	37	ASN
2	37	38	VAL
2	37	39	ASP
2	37	41	PHE
2	37	50	THR
2	37	56	SER
2	37	57	LYS

*Continued on next page...*

*Continued from previous page...*

Mol	Chain	Res	Type
2	37	58	LEU
2	37	60	ARG
2	37	67	THR
2	37	68	PRO
2	37	70	TRP
2	37	72	ARG
2	37	74	TYR
2	37	76	ILE
2	37	78	HIS
2	37	81	LEU
2	37	86	TRP
2	37	114	ASN
2	37	144	PHE
2	37	162	LEU
2	37	184	LYS
2	37	205	ILE
2	37	209	LEU
2	37	211	GLN
2	37	215	GLN
2	37	216	ASN
2	37	218	ARG
2	37	219	VAL
2	37	224	VAL
2	37	227	TYR
2	37	229	ASN
3	38	2	ILE
3	38	23	CYS
3	38	46	LEU
3	38	73	LEU
3	38	78	LEU
3	38	83	PHE
3	38	103	LYS
3	38	105	GLU
4	39	1	GLU
4	39	5	LEU
4	39	13[1]	GLN
4	39	13[2]	GLN
4	39	22	CYS
4	39	37	ILE
4	39	43	LYS
4	39	50	PRO
4	39	64	VAL

*Continued on next page...*

*Continued from previous page...*

Mol	Chain	Res	Type
4	39	65	LYS
4	39	71	SER
4	39	72[1]	ARG
4	39	72[2]	ARG
4	39	81	LEU
4	39	82[1]	GLN
4	39	82[2]	GLN
4	39	86	LEU
4	39	93	LEU
4	39	117	THR
1	4A	15	SER
1	4A	16	THR
1	4A	21	ASN
1	4A	22	HIS
1	4A	24	VAL
1	4A	27	LYS
1	4A	29	TYR
1	4A	36	THR
1	4A	40	SER
1	4A	41	ILE
1	4A	48	TYR
1	4A	49	LEU
1	4A	52	PHE
1	4A	65	PHE
1	4A	66	ARG
1	4A	79	THR
1	4A	82	ARG
1	4A	84	ARG
1	4A	89	PHE
1	4A	90	PHE
1	4A	95	THR
1	4A	97	SER
1	4A	111	ILE
1	4A	144	VAL
1	4A	147	ARG
1	4A	148	LEU
1	4A	150	TYR
1	4A	152	SER
1	4A	154	SER
1	4A	166	MET
1	4A	171	ARG
1	4A	179	VAL

*Continued on next page...*

*Continued from previous page...*

Mol	Chain	Res	Type
1	4A	182	PHE
2	4B	2	GLU
2	4B	6	LYS
2	4B	7	ASN
2	4B	14	THR
2	4B	17	THR
2	4B	21	THR
2	4B	22	GLN
2	4B	23	HIS
2	4B	24	PRO
2	4B	25	SER
2	4B	27	PRO
2	4B	28	THR
2	4B	29	MET
2	4B	31	PHE
2	4B	36	SER
2	4B	37	ASN
2	4B	38	VAL
2	4B	39	ASP
2	4B	41	PHE
2	4B	50	THR
2	4B	56	SER
2	4B	57	LYS
2	4B	58	LEU
2	4B	60	ARG
2	4B	67	THR
2	4B	68	PRO
2	4B	70	TRP
2	4B	72	ARG
2	4B	74	TYR
2	4B	76	ILE
2	4B	78	HIS
2	4B	81	LEU
2	4B	86	TRP
2	4B	114	ASN
2	4B	144	PHE
2	4B	162	LEU
2	4B	184	LYS
2	4B	205	ILE
2	4B	209	LEU
2	4B	211	GLN
2	4B	215	GLN

*Continued on next page...*

*Continued from previous page...*

Mol	Chain	Res	Type
2	4B	216	ASN
2	4B	218	ARG
2	4B	219	VAL
2	4B	224	VAL
2	4B	227	TYR
2	4B	229	ASN
3	4C	2	ILE
3	4C	23	CYS
3	4C	46	LEU
3	4C	73	LEU
3	4C	78	LEU
3	4C	83	PHE
3	4C	103	LYS
3	4C	105	GLU
4	4D	1	GLU
4	4D	5	LEU
4	4D	13[1]	GLN
4	4D	13[2]	GLN
4	4D	22	CYS
4	4D	37	ILE
4	4D	43	LYS
4	4D	50	PRO
4	4D	64	VAL
4	4D	65	LYS
4	4D	71	SER
4	4D	72[1]	ARG
4	4D	72[2]	ARG
4	4D	81	LEU
4	4D	82[1]	GLN
4	4D	82[2]	GLN
4	4D	86	LEU
4	4D	93	LEU
4	4D	117	THR
1	4E	15	SER
1	4E	16	THR
1	4E	21	ASN
1	4E	22	HIS
1	4E	24	VAL
1	4E	27	LYS
1	4E	29	TYR
1	4E	36	THR
1	4E	40	SER

*Continued on next page...*



*Continued from previous page...*

Mol	Chain	Res	Type
1	4E	41	ILE
1	4E	48	TYR
1	4E	49	LEU
1	4E	52	PHE
1	4E	65	PHE
1	4E	66	ARG
1	4E	79	THR
1	4E	82	ARG
1	4E	84	ARG
1	4E	89	PHE
1	4E	90	PHE
1	4E	95	THR
1	4E	97	SER
1	4E	111	ILE
1	4E	144	VAL
1	4E	147	ARG
1	4E	148	LEU
1	4E	150	TYR
1	4E	152	SER
1	4E	154	SER
1	4E	166	MET
1	4E	171	ARG
1	4E	179	VAL
1	4E	182	PHE
2	4F	2	GLU
2	4F	6	LYS
2	4F	7	ASN
2	4F	14	THR
2	4F	17	THR
2	4F	21	THR
2	4F	22	GLN
2	4F	23	HIS
2	4F	24	PRO
2	4F	25	SER
2	4F	27	PRO
2	4F	28	THR
2	4F	29	MET
2	4F	31	PHE
2	4F	36	SER
2	4F	37	ASN
2	4F	38	VAL
2	4F	39	ASP

*Continued on next page...*

*Continued from previous page...*

Mol	Chain	Res	Type
2	4F	41	PHE
2	4F	50	THR
2	4F	56	SER
2	4F	57	LYS
2	4F	58	LEU
2	4F	60	ARG
2	4F	67	THR
2	4F	68	PRO
2	4F	70	TRP
2	4F	72	ARG
2	4F	74	TYR
2	4F	76	ILE
2	4F	78	HIS
2	4F	81	LEU
2	4F	86	TRP
2	4F	114	ASN
2	4F	144	PHE
2	4F	162	LEU
2	4F	184	LYS
2	4F	205	ILE
2	4F	209	LEU
2	4F	211	GLN
2	4F	215	GLN
2	4F	216	ASN
2	4F	218	ARG
2	4F	219	VAL
2	4F	224	VAL
2	4F	227	TYR
2	4F	229	ASN
3	4G	2	ILE
3	4G	23	CYS
3	4G	46	LEU
3	4G	73	LEU
3	4G	78	LEU
3	4G	83	PHE
3	4G	103	LYS
3	4G	105	GLU
4	4H	1	GLU
4	4H	5	LEU
4	4H	13[1]	GLN
4	4H	13[2]	GLN
4	4H	22	CYS

*Continued on next page...*

*Continued from previous page...*

Mol	Chain	Res	Type
4	4H	37	ILE
4	4H	43	LYS
4	4H	50	PRO
4	4H	64	VAL
4	4H	65	LYS
4	4H	71	SER
4	4H	72[1]	ARG
4	4H	72[2]	ARG
4	4H	81	LEU
4	4H	82[1]	GLN
4	4H	82[2]	GLN
4	4H	86	LEU
4	4H	93	LEU
4	4H	117	THR
1	4I	15	SER
1	4I	16	THR
1	4I	21	ASN
1	4I	22	HIS
1	4I	24	VAL
1	4I	27	LYS
1	4I	29	TYR
1	4I	36	THR
1	4I	40	SER
1	4I	41	ILE
1	4I	48	TYR
1	4I	49	LEU
1	4I	52	PHE
1	4I	65	PHE
1	4I	66	ARG
1	4I	79	THR
1	4I	82	ARG
1	4I	84	ARG
1	4I	89	PHE
1	4I	90	PHE
1	4I	95	THR
1	4I	97	SER
1	4I	111	ILE
1	4I	144	VAL
1	4I	147	ARG
1	4I	148	LEU
1	4I	150	TYR
1	4I	152	SER

*Continued on next page...*

*Continued from previous page...*

Mol	Chain	Res	Type
1	4I	154	SER
1	4I	166	MET
1	4I	171	ARG
1	4I	179	VAL
1	4I	182	PHE
2	4J	2	GLU
2	4J	6	LYS
2	4J	7	ASN
2	4J	14	THR
2	4J	17	THR
2	4J	21	THR
2	4J	22	GLN
2	4J	23	HIS
2	4J	24	PRO
2	4J	25	SER
2	4J	27	PRO
2	4J	28	THR
2	4J	29	MET
2	4J	31	PHE
2	4J	36	SER
2	4J	37	ASN
2	4J	38	VAL
2	4J	39	ASP
2	4J	41	PHE
2	4J	50	THR
2	4J	56	SER
2	4J	57	LYS
2	4J	58	LEU
2	4J	60	ARG
2	4J	67	THR
2	4J	68	PRO
2	4J	70	TRP
2	4J	72	ARG
2	4J	74	TYR
2	4J	76	ILE
2	4J	78	HIS
2	4J	81	LEU
2	4J	86	TRP
2	4J	114	ASN
2	4J	144	PHE
2	4J	162	LEU
2	4J	184	LYS

*Continued on next page...*

*Continued from previous page...*

Mol	Chain	Res	Type
2	4J	205	ILE
2	4J	209	LEU
2	4J	211	GLN
2	4J	215	GLN
2	4J	216	ASN
2	4J	218	ARG
2	4J	219	VAL
2	4J	224	VAL
2	4J	227	TYR
2	4J	229	ASN
3	4K	2	ILE
3	4K	23	CYS
3	4K	46	LEU
3	4K	73	LEU
3	4K	78	LEU
3	4K	83	PHE
3	4K	103	LYS
3	4K	105	GLU
4	4L	1	GLU
4	4L	5	LEU
4	4L	13[1]	GLN
4	4L	13[2]	GLN
4	4L	22	CYS
4	4L	37	ILE
4	4L	43	LYS
4	4L	50	PRO
4	4L	64	VAL
4	4L	65	LYS
4	4L	71	SER
4	4L	72[1]	ARG
4	4L	72[2]	ARG
4	4L	81	LEU
4	4L	82[1]	GLN
4	4L	82[2]	GLN
4	4L	86	LEU
4	4L	93	LEU
4	4L	117	THR
1	4M	15	SER
1	4M	16	THR
1	4M	21	ASN
1	4M	22	HIS
1	4M	24	VAL

*Continued on next page...*

*Continued from previous page...*

Mol	Chain	Res	Type
1	4M	27	LYS
1	4M	29	TYR
1	4M	36	THR
1	4M	40	SER
1	4M	41	ILE
1	4M	48	TYR
1	4M	49	LEU
1	4M	52	PHE
1	4M	65	PHE
1	4M	66	ARG
1	4M	79	THR
1	4M	82	ARG
1	4M	84	ARG
1	4M	89	PHE
1	4M	90	PHE
1	4M	95	THR
1	4M	97	SER
1	4M	111	ILE
1	4M	144	VAL
1	4M	147	ARG
1	4M	148	LEU
1	4M	150	TYR
1	4M	152	SER
1	4M	154	SER
1	4M	166	MET
1	4M	171	ARG
1	4M	179	VAL
1	4M	182	PHE
2	4N	2	GLU
2	4N	6	LYS
2	4N	7	ASN
2	4N	14	THR
2	4N	17	THR
2	4N	21	THR
2	4N	22	GLN
2	4N	23	HIS
2	4N	24	PRO
2	4N	25	SER
2	4N	27	PRO
2	4N	28	THR
2	4N	29	MET
2	4N	31	PHE

*Continued on next page...*

*Continued from previous page...*

Mol	Chain	Res	Type
2	4N	36	SER
2	4N	37	ASN
2	4N	38	VAL
2	4N	39	ASP
2	4N	41	PHE
2	4N	50	THR
2	4N	56	SER
2	4N	57	LYS
2	4N	58	LEU
2	4N	60	ARG
2	4N	67	THR
2	4N	68	PRO
2	4N	70	TRP
2	4N	72	ARG
2	4N	74	TYR
2	4N	76	ILE
2	4N	78	HIS
2	4N	81	LEU
2	4N	86	TRP
2	4N	114	ASN
2	4N	144	PHE
2	4N	162	LEU
2	4N	184	LYS
2	4N	205	ILE
2	4N	209	LEU
2	4N	211	GLN
2	4N	215	GLN
2	4N	216	ASN
2	4N	218	ARG
2	4N	219	VAL
2	4N	224	VAL
2	4N	227	TYR
2	4N	229	ASN
3	4O	2	ILE
3	4O	23	CYS
3	4O	46	LEU
3	4O	73	LEU
3	4O	78	LEU
3	4O	83	PHE
3	4O	103	LYS
3	4O	105	GLU
4	4P	1	GLU

*Continued on next page...*



*Continued from previous page...*

Mol	Chain	Res	Type
4	4P	5	LEU
4	4P	13[1]	GLN
4	4P	13[2]	GLN
4	4P	22	CYS
4	4P	37	ILE
4	4P	43	LYS
4	4P	50	PRO
4	4P	64	VAL
4	4P	65	LYS
4	4P	71	SER
4	4P	72[1]	ARG
4	4P	72[2]	ARG
4	4P	81	LEU
4	4P	82[1]	GLN
4	4P	82[2]	GLN
4	4P	86	LEU
4	4P	93	LEU
4	4P	117	THR
1	4Q	15	SER
1	4Q	16	THR
1	4Q	21	ASN
1	4Q	22	HIS
1	4Q	24	VAL
1	4Q	27	LYS
1	4Q	29	TYR
1	4Q	36	THR
1	4Q	40	SER
1	4Q	41	ILE
1	4Q	48	TYR
1	4Q	49	LEU
1	4Q	52	PHE
1	4Q	65	PHE
1	4Q	66	ARG
1	4Q	79	THR
1	4Q	82	ARG
1	4Q	84	ARG
1	4Q	89	PHE
1	4Q	90	PHE
1	4Q	95	THR
1	4Q	97	SER
1	4Q	111	ILE
1	4Q	144	VAL

*Continued on next page...*

*Continued from previous page...*

Mol	Chain	Res	Type
1	4Q	147	ARG
1	4Q	148	LEU
1	4Q	150	TYR
1	4Q	152	SER
1	4Q	154	SER
1	4Q	166	MET
1	4Q	171	ARG
1	4Q	179	VAL
1	4Q	182	PHE
2	4R	2	GLU
2	4R	6	LYS
2	4R	7	ASN
2	4R	14	THR
2	4R	17	THR
2	4R	21	THR
2	4R	22	GLN
2	4R	23	HIS
2	4R	24	PRO
2	4R	25	SER
2	4R	27	PRO
2	4R	28	THR
2	4R	29	MET
2	4R	31	PHE
2	4R	36	SER
2	4R	37	ASN
2	4R	38	VAL
2	4R	39	ASP
2	4R	41	PHE
2	4R	50	THR
2	4R	56	SER
2	4R	57	LYS
2	4R	58	LEU
2	4R	60	ARG
2	4R	67	THR
2	4R	68	PRO
2	4R	70	TRP
2	4R	72	ARG
2	4R	74	TYR
2	4R	76	ILE
2	4R	78	HIS
2	4R	81	LEU
2	4R	86	TRP

*Continued on next page...*

*Continued from previous page...*

Mol	Chain	Res	Type
2	4R	114	ASN
2	4R	144	PHE
2	4R	162	LEU
2	4R	184	LYS
2	4R	205	ILE
2	4R	209	LEU
2	4R	211	GLN
2	4R	215	GLN
2	4R	216	ASN
2	4R	218	ARG
2	4R	219	VAL
2	4R	224	VAL
2	4R	227	TYR
2	4R	229	ASN
3	4S	2	ILE
3	4S	23	CYS
3	4S	46	LEU
3	4S	73	LEU
3	4S	78	LEU
3	4S	83	PHE
3	4S	103	LYS
3	4S	105	GLU
4	4T	1	GLU
4	4T	5	LEU
4	4T	13[1]	GLN
4	4T	13[2]	GLN
4	4T	22	CYS
4	4T	37	ILE
4	4T	43	LYS
4	4T	50	PRO
4	4T	64	VAL
4	4T	65	LYS
4	4T	71	SER
4	4T	72[1]	ARG
4	4T	72[2]	ARG
4	4T	81	LEU
4	4T	82[1]	GLN
4	4T	82[2]	GLN
4	4T	86	LEU
4	4T	93	LEU
4	4T	117	THR
1	4U	15	SER

*Continued on next page...*

*Continued from previous page...*

Mol	Chain	Res	Type
1	4U	16	THR
1	4U	21	ASN
1	4U	22	HIS
1	4U	24	VAL
1	4U	27	LYS
1	4U	29	TYR
1	4U	36	THR
1	4U	40	SER
1	4U	41	ILE
1	4U	48	TYR
1	4U	49	LEU
1	4U	52	PHE
1	4U	65	PHE
1	4U	66	ARG
1	4U	79	THR
1	4U	82	ARG
1	4U	84	ARG
1	4U	89	PHE
1	4U	90	PHE
1	4U	95	THR
1	4U	97	SER
1	4U	111	ILE
1	4U	144	VAL
1	4U	147	ARG
1	4U	148	LEU
1	4U	150	TYR
1	4U	152	SER
1	4U	154	SER
1	4U	166	MET
1	4U	171	ARG
1	4U	179	VAL
1	4U	182	PHE
2	4V	2	GLU
2	4V	6	LYS
2	4V	7	ASN
2	4V	14	THR
2	4V	17	THR
2	4V	21	THR
2	4V	22	GLN
2	4V	23	HIS
2	4V	24	PRO
2	4V	25	SER

*Continued on next page...*

*Continued from previous page...*

Mol	Chain	Res	Type
2	4V	27	PRO
2	4V	28	THR
2	4V	29	MET
2	4V	31	PHE
2	4V	36	SER
2	4V	37	ASN
2	4V	38	VAL
2	4V	39	ASP
2	4V	41	PHE
2	4V	50	THR
2	4V	56	SER
2	4V	57	LYS
2	4V	58	LEU
2	4V	60	ARG
2	4V	67	THR
2	4V	68	PRO
2	4V	70	TRP
2	4V	72	ARG
2	4V	74	TYR
2	4V	76	ILE
2	4V	78	HIS
2	4V	81	LEU
2	4V	86	TRP
2	4V	114	ASN
2	4V	144	PHE
2	4V	162	LEU
2	4V	184	LYS
2	4V	205	ILE
2	4V	209	LEU
2	4V	211	GLN
2	4V	215	GLN
2	4V	216	ASN
2	4V	218	ARG
2	4V	219	VAL
2	4V	224	VAL
2	4V	227	TYR
2	4V	229	ASN
3	4W	2	ILE
3	4W	23	CYS
3	4W	46	LEU
3	4W	73	LEU
3	4W	78	LEU

*Continued on next page...*

*Continued from previous page...*

Mol	Chain	Res	Type
3	4W	83	PHE
3	4W	103	LYS
3	4W	105	GLU
4	4X	1	GLU
4	4X	5	LEU
4	4X	13[1]	GLN
4	4X	13[2]	GLN
4	4X	22	CYS
4	4X	37	ILE
4	4X	43	LYS
4	4X	50	PRO
4	4X	64	VAL
4	4X	65	LYS
4	4X	71	SER
4	4X	72[1]	ARG
4	4X	72[2]	ARG
4	4X	81	LEU
4	4X	82[1]	GLN
4	4X	82[2]	GLN
4	4X	86	LEU
4	4X	93	LEU
4	4X	117	THR
1	4Y	15	SER
1	4Y	16	THR
1	4Y	21	ASN
1	4Y	22	HIS
1	4Y	24	VAL
1	4Y	27	LYS
1	4Y	29	TYR
1	4Y	36	THR
1	4Y	40	SER
1	4Y	41	ILE
1	4Y	48	TYR
1	4Y	49	LEU
1	4Y	52	PHE
1	4Y	65	PHE
1	4Y	66	ARG
1	4Y	79	THR
1	4Y	82	ARG
1	4Y	84	ARG
1	4Y	89	PHE
1	4Y	90	PHE

*Continued on next page...*

*Continued from previous page...*

Mol	Chain	Res	Type
1	4Y	95	THR
1	4Y	97	SER
1	4Y	111	ILE
1	4Y	144	VAL
1	4Y	147	ARG
1	4Y	148	LEU
1	4Y	150	TYR
1	4Y	152	SER
1	4Y	154	SER
1	4Y	166	MET
1	4Y	171	ARG
1	4Y	179	VAL
1	4Y	182	PHE
2	4Z	2	GLU
2	4Z	6	LYS
2	4Z	7	ASN
2	4Z	14	THR
2	4Z	17	THR
2	4Z	21	THR
2	4Z	22	GLN
2	4Z	23	HIS
2	4Z	24	PRO
2	4Z	25	SER
2	4Z	27	PRO
2	4Z	28	THR
2	4Z	29	MET
2	4Z	31	PHE
2	4Z	36	SER
2	4Z	37	ASN
2	4Z	38	VAL
2	4Z	39	ASP
2	4Z	41	PHE
2	4Z	50	THR
2	4Z	56	SER
2	4Z	57	LYS
2	4Z	58	LEU
2	4Z	60	ARG
2	4Z	67	THR
2	4Z	68	PRO
2	4Z	70	TRP
2	4Z	72	ARG
2	4Z	74	TYR

*Continued on next page...*



*Continued from previous page...*

Mol	Chain	Res	Type
2	4Z	76	ILE
2	4Z	78	HIS
2	4Z	81	LEU
2	4Z	86	TRP
2	4Z	114	ASN
2	4Z	144	PHE
2	4Z	162	LEU
2	4Z	184	LYS
2	4Z	205	ILE
2	4Z	209	LEU
2	4Z	211	GLN
2	4Z	215	GLN
2	4Z	216	ASN
2	4Z	218	ARG
2	4Z	219	VAL
2	4Z	224	VAL
2	4Z	227	TYR
2	4Z	229	ASN
3	40	2	ILE
3	40	23	CYS
3	40	46	LEU
3	40	73	LEU
3	40	78	LEU
3	40	83	PHE
3	40	103	LYS
3	40	105	GLU
4	41	1	GLU
4	41	5	LEU
4	41	13[1]	GLN
4	41	13[2]	GLN
4	41	22	CYS
4	41	37	ILE
4	41	43	LYS
4	41	50	PRO
4	41	64	VAL
4	41	65	LYS
4	41	71	SER
4	41	72[1]	ARG
4	41	72[2]	ARG
4	41	81	LEU
4	41	82[1]	GLN
4	41	82[2]	GLN

*Continued on next page...*

*Continued from previous page...*

Mol	Chain	Res	Type
4	41	86	LEU
4	41	93	LEU
4	41	117	THR
1	42	15	SER
1	42	16	THR
1	42	21	ASN
1	42	22	HIS
1	42	24	VAL
1	42	27	LYS
1	42	29	TYR
1	42	36	THR
1	42	41	ILE
1	42	48	TYR
1	42	49	LEU
1	42	52	PHE
1	42	65	PHE
1	42	66	ARG
1	42	79	THR
1	42	82	ARG
1	42	84	ARG
1	42	89	PHE
1	42	90	PHE
1	42	95	THR
1	42	97	SER
1	42	111	ILE
1	42	144	VAL
1	42	147	ARG
1	42	148	LEU
1	42	150	TYR
1	42	152	SER
1	42	154	SER
1	42	166	MET
1	42	171	ARG
1	42	179	VAL
1	42	182	PHE
2	43	2	GLU
2	43	6	LYS
2	43	7	ASN
2	43	14	THR
2	43	17	THR
2	43	21	THR
2	43	22	GLN

*Continued on next page...*

*Continued from previous page...*

Mol	Chain	Res	Type
2	43	23	HIS
2	43	24	PRO
2	43	25	SER
2	43	27	PRO
2	43	28	THR
2	43	29	MET
2	43	31	PHE
2	43	36	SER
2	43	37	ASN
2	43	38	VAL
2	43	39	ASP
2	43	41	PHE
2	43	50	THR
2	43	56	SER
2	43	57	LYS
2	43	58	LEU
2	43	60	ARG
2	43	67	THR
2	43	68	PRO
2	43	70	TRP
2	43	72	ARG
2	43	74	TYR
2	43	76	ILE
2	43	78	HIS
2	43	81	LEU
2	43	86	TRP
2	43	114	ASN
2	43	144	PHE
2	43	162	LEU
2	43	184	LYS
2	43	205	ILE
2	43	209	LEU
2	43	211	GLN
2	43	215	GLN
2	43	216	ASN
2	43	218	ARG
2	43	219	VAL
2	43	224	VAL
2	43	227	TYR
2	43	229	ASN
3	44	2	ILE
3	44	23	CYS

*Continued on next page...*

*Continued from previous page...*

Mol	Chain	Res	Type
3	44	46	LEU
3	44	73	LEU
3	44	78	LEU
3	44	83	PHE
3	44	103	LYS
3	44	105	GLU
4	45	1	GLU
4	45	5	LEU
4	45	13[1]	GLN
4	45	13[2]	GLN
4	45	22	CYS
4	45	37	ILE
4	45	43	LYS
4	45	50	PRO
4	45	64	VAL
4	45	65	LYS
4	45	71	SER
4	45	72[1]	ARG
4	45	72[2]	ARG
4	45	81	LEU
4	45	82[1]	GLN
4	45	82[2]	GLN
4	45	86	LEU
4	45	93	LEU
4	45	117	THR
1	46	15	SER
1	46	16	THR
1	46	21	ASN
1	46	22	HIS
1	46	24	VAL
1	46	27	LYS
1	46	29	TYR
1	46	36	THR
1	46	41	ILE
1	46	48	TYR
1	46	49	LEU
1	46	52	PHE
1	46	65	PHE
1	46	66	ARG
1	46	79	THR
1	46	82	ARG
1	46	84	ARG

*Continued on next page...*

*Continued from previous page...*

Mol	Chain	Res	Type
1	46	89	PHE
1	46	90	PHE
1	46	95	THR
1	46	97	SER
1	46	111	ILE
1	46	144	VAL
1	46	147	ARG
1	46	148	LEU
1	46	150	TYR
1	46	152	SER
1	46	154	SER
1	46	166	MET
1	46	171	ARG
1	46	179	VAL
1	46	182	PHE
2	47	2	GLU
2	47	6	LYS
2	47	7	ASN
2	47	14	THR
2	47	17	THR
2	47	21	THR
2	47	22	GLN
2	47	23	HIS
2	47	24	PRO
2	47	25	SER
2	47	27	PRO
2	47	28	THR
2	47	29	MET
2	47	31	PHE
2	47	36	SER
2	47	37	ASN
2	47	38	VAL
2	47	39	ASP
2	47	41	PHE
2	47	50	THR
2	47	56	SER
2	47	57	LYS
2	47	58	LEU
2	47	60	ARG
2	47	67	THR
2	47	68	PRO
2	47	70	TRP

*Continued on next page...*

*Continued from previous page...*

Mol	Chain	Res	Type
2	47	72	ARG
2	47	74	TYR
2	47	76	ILE
2	47	78	HIS
2	47	81	LEU
2	47	86	TRP
2	47	114	ASN
2	47	144	PHE
2	47	162	LEU
2	47	184	LYS
2	47	205	ILE
2	47	209	LEU
2	47	211	GLN
2	47	215	GLN
2	47	216	ASN
2	47	218	ARG
2	47	219	VAL
2	47	224	VAL
2	47	227	TYR
2	47	229	ASN
3	48	2	ILE
3	48	23	CYS
3	48	46	LEU
3	48	73	LEU
3	48	78	LEU
3	48	83	PHE
3	48	103	LYS
3	48	105	GLU
4	49	1	GLU
4	49	5	LEU
4	49	13[1]	GLN
4	49	13[2]	GLN
4	49	22	CYS
4	49	37	ILE
4	49	43	LYS
4	49	50	PRO
4	49	64	VAL
4	49	65	LYS
4	49	71	SER
4	49	72[1]	ARG
4	49	72[2]	ARG
4	49	81	LEU

*Continued on next page...*

*Continued from previous page...*

Mol	Chain	Res	Type
4	49	82[1]	GLN
4	49	82[2]	GLN
4	49	86	LEU
4	49	93	LEU
4	49	117	THR
1	5A	15	SER
1	5A	16	THR
1	5A	21	ASN
1	5A	22	HIS
1	5A	24	VAL
1	5A	27	LYS
1	5A	29	TYR
1	5A	36	THR
1	5A	41	ILE
1	5A	48	TYR
1	5A	49	LEU
1	5A	52	PHE
1	5A	65	PHE
1	5A	66	ARG
1	5A	79	THR
1	5A	82	ARG
1	5A	84	ARG
1	5A	89	PHE
1	5A	90	PHE
1	5A	95	THR
1	5A	97	SER
1	5A	111	ILE
1	5A	144	VAL
1	5A	147	ARG
1	5A	148	LEU
1	5A	150	TYR
1	5A	152	SER
1	5A	154	SER
1	5A	166	MET
1	5A	171	ARG
1	5A	179	VAL
1	5A	182	PHE
2	5B	2	GLU
2	5B	6	LYS
2	5B	7	ASN
2	5B	14	THR
2	5B	17	THR

*Continued on next page...*



*Continued from previous page...*

Mol	Chain	Res	Type
2	5B	21	THR
2	5B	22	GLN
2	5B	23	HIS
2	5B	24	PRO
2	5B	25	SER
2	5B	27	PRO
2	5B	28	THR
2	5B	29	MET
2	5B	31	PHE
2	5B	36	SER
2	5B	37	ASN
2	5B	38	VAL
2	5B	39	ASP
2	5B	41	PHE
2	5B	50	THR
2	5B	56	SER
2	5B	57	LYS
2	5B	58	LEU
2	5B	60	ARG
2	5B	67	THR
2	5B	68	PRO
2	5B	70	TRP
2	5B	72	ARG
2	5B	74	TYR
2	5B	76	ILE
2	5B	78	HIS
2	5B	81	LEU
2	5B	86	TRP
2	5B	114	ASN
2	5B	144	PHE
2	5B	162	LEU
2	5B	184	LYS
2	5B	205	ILE
2	5B	209	LEU
2	5B	211	GLN
2	5B	215	GLN
2	5B	216	ASN
2	5B	218	ARG
2	5B	219	VAL
2	5B	224	VAL
2	5B	227	TYR
2	5B	229	ASN

*Continued on next page...*

*Continued from previous page...*

Mol	Chain	Res	Type
3	5C	2	ILE
3	5C	23	CYS
3	5C	46	LEU
3	5C	73	LEU
3	5C	78	LEU
3	5C	83	PHE
3	5C	103	LYS
3	5C	105	GLU
4	5D	1	GLU
4	5D	5	LEU
4	5D	13[1]	GLN
4	5D	13[2]	GLN
4	5D	22	CYS
4	5D	37	ILE
4	5D	43	LYS
4	5D	50	PRO
4	5D	64	VAL
4	5D	65	LYS
4	5D	71	SER
4	5D	72[1]	ARG
4	5D	72[2]	ARG
4	5D	81	LEU
4	5D	82[1]	GLN
4	5D	82[2]	GLN
4	5D	86	LEU
4	5D	93	LEU
4	5D	117	THR
1	5E	15	SER
1	5E	16	THR
1	5E	21	ASN
1	5E	22	HIS
1	5E	24	VAL
1	5E	27	LYS
1	5E	29	TYR
1	5E	36	THR
1	5E	41	ILE
1	5E	48	TYR
1	5E	49	LEU
1	5E	52	PHE
1	5E	65	PHE
1	5E	66	ARG
1	5E	79	THR

*Continued on next page...*

*Continued from previous page...*

Mol	Chain	Res	Type
1	5E	82	ARG
1	5E	84	ARG
1	5E	89	PHE
1	5E	90	PHE
1	5E	95	THR
1	5E	97	SER
1	5E	111	ILE
1	5E	144	VAL
1	5E	147	ARG
1	5E	148	LEU
1	5E	150	TYR
1	5E	152	SER
1	5E	154	SER
1	5E	166	MET
1	5E	171	ARG
1	5E	179	VAL
1	5E	182	PHE
2	5F	2	GLU
2	5F	6	LYS
2	5F	7	ASN
2	5F	14	THR
2	5F	17	THR
2	5F	21	THR
2	5F	22	GLN
2	5F	23	HIS
2	5F	24	PRO
2	5F	25	SER
2	5F	27	PRO
2	5F	28	THR
2	5F	29	MET
2	5F	31	PHE
2	5F	36	SER
2	5F	37	ASN
2	5F	38	VAL
2	5F	39	ASP
2	5F	41	PHE
2	5F	50	THR
2	5F	56	SER
2	5F	57	LYS
2	5F	58	LEU
2	5F	60	ARG
2	5F	67	THR

*Continued on next page...*

*Continued from previous page...*

Mol	Chain	Res	Type
2	5F	68	PRO
2	5F	70	TRP
2	5F	72	ARG
2	5F	74	TYR
2	5F	76	ILE
2	5F	78	HIS
2	5F	81	LEU
2	5F	86	TRP
2	5F	114	ASN
2	5F	144	PHE
2	5F	162	LEU
2	5F	184	LYS
2	5F	205	ILE
2	5F	209	LEU
2	5F	211	GLN
2	5F	215	GLN
2	5F	216	ASN
2	5F	218	ARG
2	5F	219	VAL
2	5F	224	VAL
2	5F	227	TYR
2	5F	229	ASN
3	5G	2	ILE
3	5G	23	CYS
3	5G	46	LEU
3	5G	73	LEU
3	5G	78	LEU
3	5G	83	PHE
3	5G	103	LYS
3	5G	105	GLU
4	5H	1	GLU
4	5H	5	LEU
4	5H	13[1]	GLN
4	5H	13[2]	GLN
4	5H	22	CYS
4	5H	37	ILE
4	5H	43	LYS
4	5H	50	PRO
4	5H	64	VAL
4	5H	65	LYS
4	5H	71	SER
4	5H	72[1]	ARG

*Continued on next page...*

*Continued from previous page...*

Mol	Chain	Res	Type
4	5H	72[2]	ARG
4	5H	81	LEU
4	5H	82[1]	GLN
4	5H	82[2]	GLN
4	5H	86	LEU
4	5H	93	LEU
4	5H	117	THR
1	5I	15	SER
1	5I	16	THR
1	5I	21	ASN
1	5I	22	HIS
1	5I	24	VAL
1	5I	27	LYS
1	5I	29	TYR
1	5I	36	THR
1	5I	41	ILE
1	5I	48	TYR
1	5I	49	LEU
1	5I	52	PHE
1	5I	65	PHE
1	5I	66	ARG
1	5I	79	THR
1	5I	82	ARG
1	5I	84	ARG
1	5I	89	PHE
1	5I	90	PHE
1	5I	95	THR
1	5I	97	SER
1	5I	111	ILE
1	5I	144	VAL
1	5I	147	ARG
1	5I	148	LEU
1	5I	150	TYR
1	5I	152	SER
1	5I	154	SER
1	5I	166	MET
1	5I	171	ARG
1	5I	179	VAL
1	5I	182	PHE
2	5J	2	GLU
2	5J	6	LYS
2	5J	7	ASN

*Continued on next page...*

*Continued from previous page...*

Mol	Chain	Res	Type
2	5J	14	THR
2	5J	17	THR
2	5J	21	THR
2	5J	22	GLN
2	5J	23	HIS
2	5J	24	PRO
2	5J	25	SER
2	5J	27	PRO
2	5J	28	THR
2	5J	29	MET
2	5J	31	PHE
2	5J	36	SER
2	5J	37	ASN
2	5J	38	VAL
2	5J	39	ASP
2	5J	41	PHE
2	5J	50	THR
2	5J	56	SER
2	5J	57	LYS
2	5J	58	LEU
2	5J	60	ARG
2	5J	67	THR
2	5J	68	PRO
2	5J	70	TRP
2	5J	72	ARG
2	5J	74	TYR
2	5J	76	ILE
2	5J	78	HIS
2	5J	81	LEU
2	5J	86	TRP
2	5J	114	ASN
2	5J	144	PHE
2	5J	162	LEU
2	5J	184	LYS
2	5J	205	ILE
2	5J	209	LEU
2	5J	211	GLN
2	5J	215	GLN
2	5J	216	ASN
2	5J	218	ARG
2	5J	219	VAL
2	5J	224	VAL

*Continued on next page...*

*Continued from previous page...*

Mol	Chain	Res	Type
2	5J	227	TYR
2	5J	229	ASN
3	5K	2	ILE
3	5K	23	CYS
3	5K	46	LEU
3	5K	73	LEU
3	5K	78	LEU
3	5K	83	PHE
3	5K	103	LYS
3	5K	105	GLU
4	5L	1	GLU
4	5L	5	LEU
4	5L	13[1]	GLN
4	5L	13[2]	GLN
4	5L	22	CYS
4	5L	37	ILE
4	5L	43	LYS
4	5L	50	PRO
4	5L	64	VAL
4	5L	65	LYS
4	5L	71	SER
4	5L	72[1]	ARG
4	5L	72[2]	ARG
4	5L	81	LEU
4	5L	82[1]	GLN
4	5L	82[2]	GLN
4	5L	86	LEU
4	5L	93	LEU
4	5L	117	THR
1	5M	15	SER
1	5M	16	THR
1	5M	21	ASN
1	5M	22	HIS
1	5M	24	VAL
1	5M	27	LYS
1	5M	29	TYR
1	5M	36	THR
1	5M	41	ILE
1	5M	48	TYR
1	5M	49	LEU
1	5M	52	PHE
1	5M	65	PHE

*Continued on next page...*



*Continued from previous page...*

Mol	Chain	Res	Type
1	5M	66	ARG
1	5M	79	THR
1	5M	82	ARG
1	5M	84	ARG
1	5M	89	PHE
1	5M	90	PHE
1	5M	95	THR
1	5M	97	SER
1	5M	111	ILE
1	5M	144	VAL
1	5M	147	ARG
1	5M	148	LEU
1	5M	150	TYR
1	5M	152	SER
1	5M	154	SER
1	5M	166	MET
1	5M	171	ARG
1	5M	179	VAL
1	5M	182	PHE
2	5N	2	GLU
2	5N	6	LYS
2	5N	7	ASN
2	5N	14	THR
2	5N	17	THR
2	5N	21	THR
2	5N	22	GLN
2	5N	23	HIS
2	5N	24	PRO
2	5N	25	SER
2	5N	27	PRO
2	5N	28	THR
2	5N	29	MET
2	5N	31	PHE
2	5N	36	SER
2	5N	37	ASN
2	5N	38	VAL
2	5N	39	ASP
2	5N	41	PHE
2	5N	50	THR
2	5N	56	SER
2	5N	57	LYS
2	5N	58	LEU

*Continued on next page...*

*Continued from previous page...*

Mol	Chain	Res	Type
2	5N	60	ARG
2	5N	67	THR
2	5N	68	PRO
2	5N	70	TRP
2	5N	72	ARG
2	5N	74	TYR
2	5N	76	ILE
2	5N	78	HIS
2	5N	81	LEU
2	5N	86	TRP
2	5N	114	ASN
2	5N	144	PHE
2	5N	162	LEU
2	5N	184	LYS
2	5N	205	ILE
2	5N	209	LEU
2	5N	211	GLN
2	5N	215	GLN
2	5N	216	ASN
2	5N	218	ARG
2	5N	219	VAL
2	5N	224	VAL
2	5N	227	TYR
2	5N	229	ASN
3	5O	2	ILE
3	5O	23	CYS
3	5O	46	LEU
3	5O	73	LEU
3	5O	78	LEU
3	5O	83	PHE
3	5O	103	LYS
3	5O	105	GLU
4	5P	1	GLU
4	5P	5	LEU
4	5P	13[1]	GLN
4	5P	13[2]	GLN
4	5P	22	CYS
4	5P	37	ILE
4	5P	43	LYS
4	5P	50	PRO
4	5P	64	VAL
4	5P	65	LYS

*Continued on next page...*

*Continued from previous page...*

Mol	Chain	Res	Type
4	5P	71	SER
4	5P	72[1]	ARG
4	5P	72[2]	ARG
4	5P	81	LEU
4	5P	82[1]	GLN
4	5P	82[2]	GLN
4	5P	86	LEU
4	5P	93	LEU
4	5P	117	THR
1	5Q	15	SER
1	5Q	16	THR
1	5Q	21	ASN
1	5Q	22	HIS
1	5Q	24	VAL
1	5Q	27	LYS
1	5Q	29	TYR
1	5Q	36	THR
1	5Q	40	SER
1	5Q	41	ILE
1	5Q	48	TYR
1	5Q	49	LEU
1	5Q	52	PHE
1	5Q	65	PHE
1	5Q	66	ARG
1	5Q	79	THR
1	5Q	82	ARG
1	5Q	84	ARG
1	5Q	89	PHE
1	5Q	90	PHE
1	5Q	95	THR
1	5Q	97	SER
1	5Q	111	ILE
1	5Q	144	VAL
1	5Q	147	ARG
1	5Q	148	LEU
1	5Q	150	TYR
1	5Q	152	SER
1	5Q	154	SER
1	5Q	166	MET
1	5Q	171	ARG
1	5Q	179	VAL
1	5Q	182	PHE

*Continued on next page...*

*Continued from previous page...*

Mol	Chain	Res	Type
2	5R	2	GLU
2	5R	6	LYS
2	5R	7	ASN
2	5R	14	THR
2	5R	17	THR
2	5R	21	THR
2	5R	22	GLN
2	5R	23	HIS
2	5R	24	PRO
2	5R	25	SER
2	5R	27	PRO
2	5R	28	THR
2	5R	29	MET
2	5R	31	PHE
2	5R	36	SER
2	5R	37	ASN
2	5R	38	VAL
2	5R	39	ASP
2	5R	41	PHE
2	5R	50	THR
2	5R	56	SER
2	5R	57	LYS
2	5R	58	LEU
2	5R	60	ARG
2	5R	67	THR
2	5R	68	PRO
2	5R	70	TRP
2	5R	72	ARG
2	5R	74	TYR
2	5R	76	ILE
2	5R	78	HIS
2	5R	81	LEU
2	5R	86	TRP
2	5R	114	ASN
2	5R	144	PHE
2	5R	162	LEU
2	5R	184	LYS
2	5R	205	ILE
2	5R	209	LEU
2	5R	211	GLN
2	5R	215	GLN
2	5R	216	ASN

*Continued on next page...*

*Continued from previous page...*

Mol	Chain	Res	Type
2	5R	218	ARG
2	5R	219	VAL
2	5R	224	VAL
2	5R	227	TYR
2	5R	229	ASN
3	5S	2	ILE
3	5S	23	CYS
3	5S	46	LEU
3	5S	73	LEU
3	5S	78	LEU
3	5S	83	PHE
3	5S	103	LYS
3	5S	105	GLU
4	5T	1	GLU
4	5T	5	LEU
4	5T	13[1]	GLN
4	5T	13[2]	GLN
4	5T	22	CYS
4	5T	37	ILE
4	5T	43	LYS
4	5T	50	PRO
4	5T	64	VAL
4	5T	65	LYS
4	5T	71	SER
4	5T	72[1]	ARG
4	5T	72[2]	ARG
4	5T	81	LEU
4	5T	82[1]	GLN
4	5T	82[2]	GLN
4	5T	86	LEU
4	5T	93	LEU
4	5T	117	THR
1	5U	15	SER
1	5U	16	THR
1	5U	21	ASN
1	5U	22	HIS
1	5U	24	VAL
1	5U	27	LYS
1	5U	29	TYR
1	5U	36	THR
1	5U	40	SER
1	5U	41	ILE

*Continued on next page...*

*Continued from previous page...*

Mol	Chain	Res	Type
1	5U	48	TYR
1	5U	49	LEU
1	5U	52	PHE
1	5U	65	PHE
1	5U	66	ARG
1	5U	79	THR
1	5U	82	ARG
1	5U	84	ARG
1	5U	89	PHE
1	5U	90	PHE
1	5U	95	THR
1	5U	97	SER
1	5U	111	ILE
1	5U	144	VAL
1	5U	147	ARG
1	5U	148	LEU
1	5U	150	TYR
1	5U	152	SER
1	5U	154	SER
1	5U	166	MET
1	5U	171	ARG
1	5U	179	VAL
1	5U	182	PHE
2	5V	2	GLU
2	5V	6	LYS
2	5V	7	ASN
2	5V	14	THR
2	5V	17	THR
2	5V	21	THR
2	5V	22	GLN
2	5V	23	HIS
2	5V	24	PRO
2	5V	25	SER
2	5V	27	PRO
2	5V	28	THR
2	5V	29	MET
2	5V	31	PHE
2	5V	36	SER
2	5V	37	ASN
2	5V	38	VAL
2	5V	39	ASP
2	5V	41	PHE

*Continued on next page...*

*Continued from previous page...*

Mol	Chain	Res	Type
2	5V	50	THR
2	5V	56	SER
2	5V	57	LYS
2	5V	58	LEU
2	5V	60	ARG
2	5V	67	THR
2	5V	68	PRO
2	5V	70	TRP
2	5V	72	ARG
2	5V	74	TYR
2	5V	76	ILE
2	5V	78	HIS
2	5V	81	LEU
2	5V	86	TRP
2	5V	114	ASN
2	5V	144	PHE
2	5V	162	LEU
2	5V	184	LYS
2	5V	205	ILE
2	5V	209	LEU
2	5V	211	GLN
2	5V	215	GLN
2	5V	216	ASN
2	5V	218	ARG
2	5V	219	VAL
2	5V	224	VAL
2	5V	227	TYR
2	5V	229	ASN
3	5W	2	ILE
3	5W	23	CYS
3	5W	46	LEU
3	5W	73	LEU
3	5W	78	LEU
3	5W	83	PHE
3	5W	103	LYS
3	5W	105	GLU
4	5X	1	GLU
4	5X	5	LEU
4	5X	13[1]	GLN
4	5X	13[2]	GLN
4	5X	22	CYS
4	5X	37	ILE

*Continued on next page...*



*Continued from previous page...*

Mol	Chain	Res	Type
4	5X	43	LYS
4	5X	50	PRO
4	5X	64	VAL
4	5X	65	LYS
4	5X	71	SER
4	5X	72[1]	ARG
4	5X	72[2]	ARG
4	5X	81	LEU
4	5X	82[1]	GLN
4	5X	82[2]	GLN
4	5X	86	LEU
4	5X	93	LEU
4	5X	117	THR
1	5Y	15	SER
1	5Y	16	THR
1	5Y	21	ASN
1	5Y	22	HIS
1	5Y	24	VAL
1	5Y	27	LYS
1	5Y	29	TYR
1	5Y	36	THR
1	5Y	40	SER
1	5Y	41	ILE
1	5Y	48	TYR
1	5Y	49	LEU
1	5Y	52	PHE
1	5Y	65	PHE
1	5Y	66	ARG
1	5Y	79	THR
1	5Y	82	ARG
1	5Y	84	ARG
1	5Y	89	PHE
1	5Y	90	PHE
1	5Y	95	THR
1	5Y	97	SER
1	5Y	111	ILE
1	5Y	144	VAL
1	5Y	147	ARG
1	5Y	148	LEU
1	5Y	150	TYR
1	5Y	152	SER
1	5Y	154	SER

*Continued on next page...*

*Continued from previous page...*

Mol	Chain	Res	Type
1	5Y	166	MET
1	5Y	171	ARG
1	5Y	179	VAL
1	5Y	182	PHE
2	5Z	2	GLU
2	5Z	6	LYS
2	5Z	7	ASN
2	5Z	14	THR
2	5Z	17	THR
2	5Z	21	THR
2	5Z	22	GLN
2	5Z	23	HIS
2	5Z	24	PRO
2	5Z	25	SER
2	5Z	27	PRO
2	5Z	28	THR
2	5Z	29	MET
2	5Z	31	PHE
2	5Z	36	SER
2	5Z	37	ASN
2	5Z	38	VAL
2	5Z	39	ASP
2	5Z	41	PHE
2	5Z	50	THR
2	5Z	56	SER
2	5Z	57	LYS
2	5Z	58	LEU
2	5Z	60	ARG
2	5Z	67	THR
2	5Z	68	PRO
2	5Z	70	TRP
2	5Z	72	ARG
2	5Z	74	TYR
2	5Z	76	ILE
2	5Z	78	HIS
2	5Z	81	LEU
2	5Z	86	TRP
2	5Z	114	ASN
2	5Z	144	PHE
2	5Z	162	LEU
2	5Z	184	LYS
2	5Z	205	ILE

*Continued on next page...*

*Continued from previous page...*

Mol	Chain	Res	Type
2	5Z	209	LEU
2	5Z	211	GLN
2	5Z	215	GLN
2	5Z	216	ASN
2	5Z	218	ARG
2	5Z	219	VAL
2	5Z	224	VAL
2	5Z	227	TYR
2	5Z	229	ASN
3	50	2	ILE
3	50	23	CYS
3	50	46	LEU
3	50	73	LEU
3	50	78	LEU
3	50	83	PHE
3	50	103	LYS
3	50	105	GLU
4	51	1	GLU
4	51	5	LEU
4	51	13[1]	GLN
4	51	13[2]	GLN
4	51	22	CYS
4	51	37	ILE
4	51	43	LYS
4	51	50	PRO
4	51	64	VAL
4	51	65	LYS
4	51	71	SER
4	51	72[1]	ARG
4	51	72[2]	ARG
4	51	81	LEU
4	51	82[1]	GLN
4	51	82[2]	GLN
4	51	86	LEU
4	51	93	LEU
4	51	117	THR
1	52	15	SER
1	52	16	THR
1	52	21	ASN
1	52	22	HIS
1	52	24	VAL
1	52	27	LYS

*Continued on next page...*

*Continued from previous page...*

Mol	Chain	Res	Type
1	52	29	TYR
1	52	36	THR
1	52	41	ILE
1	52	48	TYR
1	52	49	LEU
1	52	52	PHE
1	52	65	PHE
1	52	66	ARG
1	52	79	THR
1	52	82	ARG
1	52	84	ARG
1	52	89	PHE
1	52	90	PHE
1	52	95	THR
1	52	97	SER
1	52	111	ILE
1	52	144	VAL
1	52	147	ARG
1	52	148	LEU
1	52	150	TYR
1	52	152	SER
1	52	154	SER
1	52	166	MET
1	52	171	ARG
1	52	179	VAL
1	52	182	PHE
2	53	2	GLU
2	53	6	LYS
2	53	7	ASN
2	53	14	THR
2	53	17	THR
2	53	21	THR
2	53	22	GLN
2	53	23	HIS
2	53	24	PRO
2	53	25	SER
2	53	27	PRO
2	53	28	THR
2	53	29	MET
2	53	31	PHE
2	53	36	SER
2	53	37	ASN

*Continued on next page...*

*Continued from previous page...*

Mol	Chain	Res	Type
2	53	38	VAL
2	53	39	ASP
2	53	41	PHE
2	53	50	THR
2	53	56	SER
2	53	57	LYS
2	53	58	LEU
2	53	60	ARG
2	53	67	THR
2	53	68	PRO
2	53	70	TRP
2	53	72	ARG
2	53	74	TYR
2	53	76	ILE
2	53	78	HIS
2	53	81	LEU
2	53	86	TRP
2	53	114	ASN
2	53	144	PHE
2	53	162	LEU
2	53	184	LYS
2	53	205	ILE
2	53	209	LEU
2	53	211	GLN
2	53	215	GLN
2	53	216	ASN
2	53	218	ARG
2	53	219	VAL
2	53	224	VAL
2	53	227	TYR
2	53	229	ASN
3	54	2	ILE
3	54	23	CYS
3	54	46	LEU
3	54	73	LEU
3	54	78	LEU
3	54	83	PHE
3	54	103	LYS
3	54	105	GLU
4	55	1	GLU
4	55	5	LEU
4	55	13[1]	GLN

*Continued on next page...*

*Continued from previous page...*

Mol	Chain	Res	Type
4	55	13[2]	GLN
4	55	22	CYS
4	55	37	ILE
4	55	43	LYS
4	55	50	PRO
4	55	64	VAL
4	55	65	LYS
4	55	71	SER
4	55	72[1]	ARG
4	55	72[2]	ARG
4	55	81	LEU
4	55	82[1]	GLN
4	55	82[2]	GLN
4	55	86	LEU
4	55	93	LEU
4	55	117	THR
1	56	15	SER
1	56	16	THR
1	56	21	ASN
1	56	22	HIS
1	56	24	VAL
1	56	27	LYS
1	56	29	TYR
1	56	36	THR
1	56	41	ILE
1	56	48	TYR
1	56	49	LEU
1	56	52	PHE
1	56	65	PHE
1	56	66	ARG
1	56	79	THR
1	56	82	ARG
1	56	84	ARG
1	56	89	PHE
1	56	90	PHE
1	56	95	THR
1	56	97	SER
1	56	111	ILE
1	56	144	VAL
1	56	147	ARG
1	56	148	LEU
1	56	150	TYR

*Continued on next page...*

*Continued from previous page...*

Mol	Chain	Res	Type
1	56	152	SER
1	56	154	SER
1	56	166	MET
1	56	171	ARG
1	56	179	VAL
1	56	182	PHE
2	57	2	GLU
2	57	6	LYS
2	57	7	ASN
2	57	14	THR
2	57	17	THR
2	57	21	THR
2	57	22	GLN
2	57	23	HIS
2	57	24	PRO
2	57	25	SER
2	57	27	PRO
2	57	28	THR
2	57	29	MET
2	57	31	PHE
2	57	36	SER
2	57	37	ASN
2	57	38	VAL
2	57	39	ASP
2	57	41	PHE
2	57	50	THR
2	57	56	SER
2	57	57	LYS
2	57	58	LEU
2	57	60	ARG
2	57	67	THR
2	57	68	PRO
2	57	70	TRP
2	57	72	ARG
2	57	74	TYR
2	57	76	ILE
2	57	78	HIS
2	57	81	LEU
2	57	86	TRP
2	57	114	ASN
2	57	144	PHE
2	57	162	LEU

*Continued on next page...*



*Continued from previous page...*

Mol	Chain	Res	Type
2	57	184	LYS
2	57	205	ILE
2	57	209	LEU
2	57	211	GLN
2	57	215	GLN
2	57	216	ASN
2	57	218	ARG
2	57	219	VAL
2	57	224	VAL
2	57	227	TYR
2	57	229	ASN
3	58	2	ILE
3	58	23	CYS
3	58	46	LEU
3	58	73	LEU
3	58	78	LEU
3	58	83	PHE
3	58	103	LYS
3	58	105	GLU
4	59	1	GLU
4	59	5	LEU
4	59	13[1]	GLN
4	59	13[2]	GLN
4	59	22	CYS
4	59	37	ILE
4	59	43	LYS
4	59	50	PRO
4	59	64	VAL
4	59	65	LYS
4	59	71	SER
4	59	72[1]	ARG
4	59	72[2]	ARG
4	59	81	LEU
4	59	82[1]	GLN
4	59	82[2]	GLN
4	59	86	LEU
4	59	93	LEU
4	59	117	THR
1	6A	15	SER
1	6A	16	THR
1	6A	21	ASN
1	6A	22	HIS

*Continued on next page...*

*Continued from previous page...*

Mol	Chain	Res	Type
1	6A	24	VAL
1	6A	27	LYS
1	6A	29	TYR
1	6A	36	THR
1	6A	41	ILE
1	6A	48	TYR
1	6A	49	LEU
1	6A	52	PHE
1	6A	65	PHE
1	6A	66	ARG
1	6A	79	THR
1	6A	82	ARG
1	6A	84	ARG
1	6A	89	PHE
1	6A	90	PHE
1	6A	95	THR
1	6A	97	SER
1	6A	111	ILE
1	6A	144	VAL
1	6A	147	ARG
1	6A	148	LEU
1	6A	150	TYR
1	6A	152	SER
1	6A	154	SER
1	6A	166	MET
1	6A	171	ARG
1	6A	179	VAL
1	6A	182	PHE
2	6B	2	GLU
2	6B	6	LYS
2	6B	7	ASN
2	6B	14	THR
2	6B	17	THR
2	6B	21	THR
2	6B	22	GLN
2	6B	23	HIS
2	6B	24	PRO
2	6B	25	SER
2	6B	27	PRO
2	6B	28	THR
2	6B	29	MET
2	6B	31	PHE

*Continued on next page...*

*Continued from previous page...*

Mol	Chain	Res	Type
2	6B	36	SER
2	6B	37	ASN
2	6B	38	VAL
2	6B	39	ASP
2	6B	41	PHE
2	6B	50	THR
2	6B	56	SER
2	6B	57	LYS
2	6B	58	LEU
2	6B	60	ARG
2	6B	67	THR
2	6B	68	PRO
2	6B	70	TRP
2	6B	72	ARG
2	6B	74	TYR
2	6B	76	ILE
2	6B	78	HIS
2	6B	81	LEU
2	6B	86	TRP
2	6B	114	ASN
2	6B	144	PHE
2	6B	162	LEU
2	6B	184	LYS
2	6B	205	ILE
2	6B	209	LEU
2	6B	211	GLN
2	6B	215	GLN
2	6B	216	ASN
2	6B	218	ARG
2	6B	219	VAL
2	6B	224	VAL
2	6B	227	TYR
2	6B	229	ASN
3	6C	2	ILE
3	6C	23	CYS
3	6C	46	LEU
3	6C	73	LEU
3	6C	78	LEU
3	6C	83	PHE
3	6C	103	LYS
3	6C	105	GLU
4	6D	1	GLU

*Continued on next page...*

*Continued from previous page...*

Mol	Chain	Res	Type
4	6D	5	LEU
4	6D	13[1]	GLN
4	6D	13[2]	GLN
4	6D	22	CYS
4	6D	37	ILE
4	6D	43	LYS
4	6D	50	PRO
4	6D	64	VAL
4	6D	65	LYS
4	6D	71	SER
4	6D	72[1]	ARG
4	6D	72[2]	ARG
4	6D	81	LEU
4	6D	82[1]	GLN
4	6D	82[2]	GLN
4	6D	86	LEU
4	6D	93	LEU
4	6D	117	THR
1	6E	15	SER
1	6E	16	THR
1	6E	21	ASN
1	6E	22	HIS
1	6E	24	VAL
1	6E	27	LYS
1	6E	29	TYR
1	6E	36	THR
1	6E	40	SER
1	6E	41	ILE
1	6E	48	TYR
1	6E	49	LEU
1	6E	52	PHE
1	6E	65	PHE
1	6E	66	ARG
1	6E	79	THR
1	6E	82	ARG
1	6E	84	ARG
1	6E	89	PHE
1	6E	90	PHE
1	6E	95	THR
1	6E	97	SER
1	6E	111	ILE
1	6E	144	VAL

*Continued on next page...*

*Continued from previous page...*

Mol	Chain	Res	Type
1	6E	147	ARG
1	6E	148	LEU
1	6E	150	TYR
1	6E	152	SER
1	6E	154	SER
1	6E	166	MET
1	6E	171	ARG
1	6E	179	VAL
1	6E	182	PHE
2	6F	2	GLU
2	6F	6	LYS
2	6F	7	ASN
2	6F	14	THR
2	6F	17	THR
2	6F	21	THR
2	6F	22	GLN
2	6F	23	HIS
2	6F	24	PRO
2	6F	25	SER
2	6F	27	PRO
2	6F	28	THR
2	6F	29	MET
2	6F	31	PHE
2	6F	36	SER
2	6F	37	ASN
2	6F	38	VAL
2	6F	39	ASP
2	6F	41	PHE
2	6F	50	THR
2	6F	56	SER
2	6F	57	LYS
2	6F	58	LEU
2	6F	60	ARG
2	6F	67	THR
2	6F	68	PRO
2	6F	70	TRP
2	6F	72	ARG
2	6F	74	TYR
2	6F	76	ILE
2	6F	78	HIS
2	6F	81	LEU
2	6F	86	TRP

*Continued on next page...*

*Continued from previous page...*

Mol	Chain	Res	Type
2	6F	114	ASN
2	6F	144	PHE
2	6F	162	LEU
2	6F	184	LYS
2	6F	205	ILE
2	6F	209	LEU
2	6F	211	GLN
2	6F	215	GLN
2	6F	216	ASN
2	6F	218	ARG
2	6F	219	VAL
2	6F	224	VAL
2	6F	227	TYR
2	6F	229	ASN
3	6G	2	ILE
3	6G	23	CYS
3	6G	46	LEU
3	6G	73	LEU
3	6G	78	LEU
3	6G	83	PHE
3	6G	103	LYS
3	6G	105	GLU
4	6H	1	GLU
4	6H	5	LEU
4	6H	13[1]	GLN
4	6H	13[2]	GLN
4	6H	22	CYS
4	6H	37	ILE
4	6H	43	LYS
4	6H	50	PRO
4	6H	64	VAL
4	6H	65	LYS
4	6H	71	SER
4	6H	72[1]	ARG
4	6H	72[2]	ARG
4	6H	81	LEU
4	6H	82[1]	GLN
4	6H	82[2]	GLN
4	6H	86	LEU
4	6H	93	LEU
4	6H	117	THR
1	6I	15	SER

*Continued on next page...*

*Continued from previous page...*

Mol	Chain	Res	Type
1	6I	16	THR
1	6I	21	ASN
1	6I	22	HIS
1	6I	24	VAL
1	6I	27	LYS
1	6I	29	TYR
1	6I	36	THR
1	6I	40	SER
1	6I	41	ILE
1	6I	48	TYR
1	6I	49	LEU
1	6I	52	PHE
1	6I	65	PHE
1	6I	66	ARG
1	6I	79	THR
1	6I	82	ARG
1	6I	84	ARG
1	6I	89	PHE
1	6I	90	PHE
1	6I	95	THR
1	6I	97	SER
1	6I	111	ILE
1	6I	144	VAL
1	6I	147	ARG
1	6I	148	LEU
1	6I	150	TYR
1	6I	152	SER
1	6I	154	SER
1	6I	166	MET
1	6I	171	ARG
1	6I	179	VAL
1	6I	182	PHE
2	6J	2	GLU
2	6J	6	LYS
2	6J	7	ASN
2	6J	14	THR
2	6J	17	THR
2	6J	21	THR
2	6J	22	GLN
2	6J	23	HIS
2	6J	24	PRO
2	6J	25	SER

*Continued on next page...*



*Continued from previous page...*

Mol	Chain	Res	Type
2	6J	27	PRO
2	6J	28	THR
2	6J	29	MET
2	6J	31	PHE
2	6J	36	SER
2	6J	37	ASN
2	6J	38	VAL
2	6J	39	ASP
2	6J	41	PHE
2	6J	50	THR
2	6J	56	SER
2	6J	57	LYS
2	6J	58	LEU
2	6J	60	ARG
2	6J	67	THR
2	6J	68	PRO
2	6J	70	TRP
2	6J	72	ARG
2	6J	74	TYR
2	6J	76	ILE
2	6J	78	HIS
2	6J	81	LEU
2	6J	86	TRP
2	6J	114	ASN
2	6J	144	PHE
2	6J	162	LEU
2	6J	184	LYS
2	6J	205	ILE
2	6J	209	LEU
2	6J	211	GLN
2	6J	215	GLN
2	6J	216	ASN
2	6J	218	ARG
2	6J	219	VAL
2	6J	224	VAL
2	6J	227	TYR
2	6J	229	ASN
3	6K	2	ILE
3	6K	23	CYS
3	6K	46	LEU
3	6K	73	LEU
3	6K	78	LEU

*Continued on next page...*

*Continued from previous page...*

Mol	Chain	Res	Type
3	6K	83	PHE
3	6K	103	LYS
3	6K	105	GLU
4	6L	1	GLU
4	6L	5	LEU
4	6L	13[1]	GLN
4	6L	13[2]	GLN
4	6L	22	CYS
4	6L	37	ILE
4	6L	43	LYS
4	6L	50	PRO
4	6L	64	VAL
4	6L	65	LYS
4	6L	71	SER
4	6L	72[1]	ARG
4	6L	72[2]	ARG
4	6L	81	LEU
4	6L	82[1]	GLN
4	6L	82[2]	GLN
4	6L	86	LEU
4	6L	93	LEU
4	6L	117	THR
1	6M	15	SER
1	6M	16	THR
1	6M	21	ASN
1	6M	22	HIS
1	6M	24	VAL
1	6M	27	LYS
1	6M	29	TYR
1	6M	36	THR
1	6M	40	SER
1	6M	41	ILE
1	6M	48	TYR
1	6M	49	LEU
1	6M	52	PHE
1	6M	65	PHE
1	6M	66	ARG
1	6M	79	THR
1	6M	82	ARG
1	6M	84	ARG
1	6M	89	PHE
1	6M	90	PHE

*Continued on next page...*

*Continued from previous page...*

Mol	Chain	Res	Type
1	6M	95	THR
1	6M	97	SER
1	6M	111	ILE
1	6M	144	VAL
1	6M	147	ARG
1	6M	148	LEU
1	6M	150	TYR
1	6M	152	SER
1	6M	154	SER
1	6M	166	MET
1	6M	171	ARG
1	6M	179	VAL
1	6M	182	PHE
2	6N	2	GLU
2	6N	6	LYS
2	6N	7	ASN
2	6N	14	THR
2	6N	17	THR
2	6N	21	THR
2	6N	22	GLN
2	6N	23	HIS
2	6N	24	PRO
2	6N	25	SER
2	6N	27	PRO
2	6N	28	THR
2	6N	29	MET
2	6N	31	PHE
2	6N	36	SER
2	6N	37	ASN
2	6N	38	VAL
2	6N	39	ASP
2	6N	41	PHE
2	6N	50	THR
2	6N	56	SER
2	6N	57	LYS
2	6N	58	LEU
2	6N	60	ARG
2	6N	67	THR
2	6N	68	PRO
2	6N	70	TRP
2	6N	72	ARG
2	6N	74	TYR

*Continued on next page...*

*Continued from previous page...*

Mol	Chain	Res	Type
2	6N	76	ILE
2	6N	78	HIS
2	6N	81	LEU
2	6N	86	TRP
2	6N	114	ASN
2	6N	144	PHE
2	6N	162	LEU
2	6N	184	LYS
2	6N	205	ILE
2	6N	209	LEU
2	6N	211	GLN
2	6N	215	GLN
2	6N	216	ASN
2	6N	218	ARG
2	6N	219	VAL
2	6N	224	VAL
2	6N	227	TYR
2	6N	229	ASN
3	6O	2	ILE
3	6O	23	CYS
3	6O	46	LEU
3	6O	73	LEU
3	6O	78	LEU
3	6O	83	PHE
3	6O	103	LYS
3	6O	105	GLU
4	6P	1	GLU
4	6P	5	LEU
4	6P	13[1]	GLN
4	6P	13[2]	GLN
4	6P	22	CYS
4	6P	37	ILE
4	6P	43	LYS
4	6P	50	PRO
4	6P	64	VAL
4	6P	65	LYS
4	6P	71	SER
4	6P	72[1]	ARG
4	6P	72[2]	ARG
4	6P	81	LEU
4	6P	82[1]	GLN
4	6P	82[2]	GLN

*Continued on next page...*

*Continued from previous page...*

Mol	Chain	Res	Type
4	6P	86	LEU
4	6P	93	LEU
4	6P	117	THR
1	6Q	15	SER
1	6Q	16	THR
1	6Q	21	ASN
1	6Q	22	HIS
1	6Q	24	VAL
1	6Q	27	LYS
1	6Q	29	TYR
1	6Q	36	THR
1	6Q	40	SER
1	6Q	41	ILE
1	6Q	48	TYR
1	6Q	49	LEU
1	6Q	52	PHE
1	6Q	65	PHE
1	6Q	66	ARG
1	6Q	79	THR
1	6Q	82	ARG
1	6Q	84	ARG
1	6Q	89	PHE
1	6Q	90	PHE
1	6Q	95	THR
1	6Q	97	SER
1	6Q	111	ILE
1	6Q	144	VAL
1	6Q	147	ARG
1	6Q	148	LEU
1	6Q	150	TYR
1	6Q	152	SER
1	6Q	154	SER
1	6Q	166	MET
1	6Q	171	ARG
1	6Q	179	VAL
1	6Q	182	PHE
2	6R	2	GLU
2	6R	6	LYS
2	6R	7	ASN
2	6R	14	THR
2	6R	17	THR
2	6R	21	THR

*Continued on next page...*

*Continued from previous page...*

Mol	Chain	Res	Type
2	6R	22	GLN
2	6R	23	HIS
2	6R	24	PRO
2	6R	25	SER
2	6R	27	PRO
2	6R	28	THR
2	6R	29	MET
2	6R	31	PHE
2	6R	36	SER
2	6R	37	ASN
2	6R	38	VAL
2	6R	39	ASP
2	6R	41	PHE
2	6R	50	THR
2	6R	56	SER
2	6R	57	LYS
2	6R	58	LEU
2	6R	60	ARG
2	6R	67	THR
2	6R	68	PRO
2	6R	70	TRP
2	6R	72	ARG
2	6R	74	TYR
2	6R	76	ILE
2	6R	78	HIS
2	6R	81	LEU
2	6R	86	TRP
2	6R	114	ASN
2	6R	144	PHE
2	6R	162	LEU
2	6R	184	LYS
2	6R	205	ILE
2	6R	209	LEU
2	6R	211	GLN
2	6R	215	GLN
2	6R	216	ASN
2	6R	218	ARG
2	6R	219	VAL
2	6R	224	VAL
2	6R	227	TYR
2	6R	229	ASN
3	6S	2	ILE

*Continued on next page...*

*Continued from previous page...*

Mol	Chain	Res	Type
3	6S	23	CYS
3	6S	46	LEU
3	6S	73	LEU
3	6S	78	LEU
3	6S	83	PHE
3	6S	103	LYS
3	6S	105	GLU
4	6T	1	GLU
4	6T	5	LEU
4	6T	13[1]	GLN
4	6T	13[2]	GLN
4	6T	22	CYS
4	6T	37	ILE
4	6T	43	LYS
4	6T	50	PRO
4	6T	64	VAL
4	6T	65	LYS
4	6T	71	SER
4	6T	72[1]	ARG
4	6T	72[2]	ARG
4	6T	81	LEU
4	6T	82[1]	GLN
4	6T	82[2]	GLN
4	6T	86	LEU
4	6T	93	LEU
4	6T	117	THR
1	6U	15	SER
1	6U	16	THR
1	6U	21	ASN
1	6U	22	HIS
1	6U	24	VAL
1	6U	27	LYS
1	6U	29	TYR
1	6U	36	THR
1	6U	40	SER
1	6U	41	ILE
1	6U	48	TYR
1	6U	49	LEU
1	6U	52	PHE
1	6U	65	PHE
1	6U	66	ARG
1	6U	79	THR

*Continued on next page...*



*Continued from previous page...*

Mol	Chain	Res	Type
1	6U	82	ARG
1	6U	84	ARG
1	6U	89	PHE
1	6U	90	PHE
1	6U	95	THR
1	6U	97	SER
1	6U	111	ILE
1	6U	144	VAL
1	6U	147	ARG
1	6U	148	LEU
1	6U	150	TYR
1	6U	152	SER
1	6U	154	SER
1	6U	166	MET
1	6U	171	ARG
1	6U	179	VAL
1	6U	182	PHE
2	6V	2	GLU
2	6V	6	LYS
2	6V	7	ASN
2	6V	14	THR
2	6V	17	THR
2	6V	21	THR
2	6V	22	GLN
2	6V	23	HIS
2	6V	24	PRO
2	6V	25	SER
2	6V	27	PRO
2	6V	28	THR
2	6V	29	MET
2	6V	31	PHE
2	6V	36	SER
2	6V	37	ASN
2	6V	38	VAL
2	6V	39	ASP
2	6V	41	PHE
2	6V	50	THR
2	6V	56	SER
2	6V	57	LYS
2	6V	58	LEU
2	6V	60	ARG
2	6V	67	THR

*Continued on next page...*

*Continued from previous page...*

Mol	Chain	Res	Type
2	6V	68	PRO
2	6V	70	TRP
2	6V	72	ARG
2	6V	74	TYR
2	6V	76	ILE
2	6V	78	HIS
2	6V	81	LEU
2	6V	86	TRP
2	6V	114	ASN
2	6V	144	PHE
2	6V	162	LEU
2	6V	184	LYS
2	6V	205	ILE
2	6V	209	LEU
2	6V	211	GLN
2	6V	215	GLN
2	6V	216	ASN
2	6V	218	ARG
2	6V	219	VAL
2	6V	224	VAL
2	6V	227	TYR
2	6V	229	ASN
3	6W	2	ILE
3	6W	23	CYS
3	6W	46	LEU
3	6W	73	LEU
3	6W	78	LEU
3	6W	83	PHE
3	6W	103	LYS
3	6W	105	GLU
4	6X	1	GLU
4	6X	5	LEU
4	6X	13[1]	GLN
4	6X	13[2]	GLN
4	6X	22	CYS
4	6X	37	ILE
4	6X	43	LYS
4	6X	50	PRO
4	6X	64	VAL
4	6X	65	LYS
4	6X	71	SER
4	6X	72[1]	ARG

*Continued on next page...*

*Continued from previous page...*

Mol	Chain	Res	Type
4	6X	72[2]	ARG
4	6X	81	LEU
4	6X	82[1]	GLN
4	6X	82[2]	GLN
4	6X	86	LEU
4	6X	93	LEU
4	6X	117	THR
1	6Y	15	SER
1	6Y	16	THR
1	6Y	21	ASN
1	6Y	22	HIS
1	6Y	24	VAL
1	6Y	27	LYS
1	6Y	29	TYR
1	6Y	36	THR
1	6Y	40	SER
1	6Y	41	ILE
1	6Y	48	TYR
1	6Y	49	LEU
1	6Y	52	PHE
1	6Y	65	PHE
1	6Y	66	ARG
1	6Y	79	THR
1	6Y	82	ARG
1	6Y	84	ARG
1	6Y	89	PHE
1	6Y	90	PHE
1	6Y	95	THR
1	6Y	97	SER
1	6Y	111	ILE
1	6Y	144	VAL
1	6Y	147	ARG
1	6Y	148	LEU
1	6Y	150	TYR
1	6Y	152	SER
1	6Y	154	SER
1	6Y	166	MET
1	6Y	171	ARG
1	6Y	179	VAL
1	6Y	182	PHE
2	6Z	2	GLU
2	6Z	6	LYS

*Continued on next page...*

*Continued from previous page...*

Mol	Chain	Res	Type
2	6Z	7	ASN
2	6Z	14	THR
2	6Z	17	THR
2	6Z	21	THR
2	6Z	22	GLN
2	6Z	23	HIS
2	6Z	24	PRO
2	6Z	25	SER
2	6Z	27	PRO
2	6Z	28	THR
2	6Z	29	MET
2	6Z	31	PHE
2	6Z	36	SER
2	6Z	37	ASN
2	6Z	38	VAL
2	6Z	39	ASP
2	6Z	41	PHE
2	6Z	50	THR
2	6Z	56	SER
2	6Z	57	LYS
2	6Z	58	LEU
2	6Z	60	ARG
2	6Z	67	THR
2	6Z	68	PRO
2	6Z	70	TRP
2	6Z	72	ARG
2	6Z	74	TYR
2	6Z	76	ILE
2	6Z	78	HIS
2	6Z	81	LEU
2	6Z	86	TRP
2	6Z	114	ASN
2	6Z	144	PHE
2	6Z	162	LEU
2	6Z	184	LYS
2	6Z	205	ILE
2	6Z	209	LEU
2	6Z	211	GLN
2	6Z	215	GLN
2	6Z	216	ASN
2	6Z	218	ARG
2	6Z	219	VAL

*Continued on next page...*

*Continued from previous page...*

Mol	Chain	Res	Type
2	6Z	224	VAL
2	6Z	227	TYR
2	6Z	229	ASN
3	60	2	ILE
3	60	23	CYS
3	60	46	LEU
3	60	73	LEU
3	60	78	LEU
3	60	83	PHE
3	60	103	LYS
3	60	105	GLU
4	61	1	GLU
4	61	5	LEU
4	61	13[1]	GLN
4	61	13[2]	GLN
4	61	22	CYS
4	61	37	ILE
4	61	43	LYS
4	61	50	PRO
4	61	64	VAL
4	61	65	LYS
4	61	71	SER
4	61	72[1]	ARG
4	61	72[2]	ARG
4	61	81	LEU
4	61	82[1]	GLN
4	61	82[2]	GLN
4	61	86	LEU
4	61	93	LEU
4	61	117	THR
1	62	15	SER
1	62	16	THR
1	62	21	ASN
1	62	22	HIS
1	62	24	VAL
1	62	27	LYS
1	62	29	TYR
1	62	36	THR
1	62	41	ILE
1	62	48	TYR
1	62	49	LEU
1	62	52	PHE

*Continued on next page...*

*Continued from previous page...*

Mol	Chain	Res	Type
1	62	65	PHE
1	62	66	ARG
1	62	79	THR
1	62	82	ARG
1	62	84	ARG
1	62	89	PHE
1	62	90	PHE
1	62	95	THR
1	62	97	SER
1	62	111	ILE
1	62	144	VAL
1	62	147	ARG
1	62	148	LEU
1	62	150	TYR
1	62	152	SER
1	62	154	SER
1	62	166	MET
1	62	171	ARG
1	62	179	VAL
1	62	182	PHE
2	63	2	GLU
2	63	6	LYS
2	63	7	ASN
2	63	14	THR
2	63	17	THR
2	63	21	THR
2	63	22	GLN
2	63	23	HIS
2	63	24	PRO
2	63	25	SER
2	63	27	PRO
2	63	28	THR
2	63	29	MET
2	63	31	PHE
2	63	36	SER
2	63	37	ASN
2	63	38	VAL
2	63	39	ASP
2	63	41	PHE
2	63	50	THR
2	63	56	SER
2	63	57	LYS

*Continued on next page...*

*Continued from previous page...*

Mol	Chain	Res	Type
2	63	58	LEU
2	63	60	ARG
2	63	67	THR
2	63	68	PRO
2	63	70	TRP
2	63	72	ARG
2	63	74	TYR
2	63	76	ILE
2	63	78	HIS
2	63	81	LEU
2	63	86	TRP
2	63	114	ASN
2	63	144	PHE
2	63	162	LEU
2	63	184	LYS
2	63	205	ILE
2	63	209	LEU
2	63	211	GLN
2	63	215	GLN
2	63	216	ASN
2	63	218	ARG
2	63	219	VAL
2	63	224	VAL
2	63	227	TYR
2	63	229	ASN
3	64	2	ILE
3	64	23	CYS
3	64	46	LEU
3	64	73	LEU
3	64	78	LEU
3	64	83	PHE
3	64	103	LYS
3	64	105	GLU
4	65	1	GLU
4	65	5	LEU
4	65	13[1]	GLN
4	65	13[2]	GLN
4	65	22	CYS
4	65	37	ILE
4	65	43	LYS
4	65	50	PRO
4	65	64	VAL

*Continued on next page...*



*Continued from previous page...*

Mol	Chain	Res	Type
4	65	65	LYS
4	65	71	SER
4	65	72[1]	ARG
4	65	72[2]	ARG
4	65	81	LEU
4	65	82[1]	GLN
4	65	82[2]	GLN
4	65	86	LEU
4	65	93	LEU
4	65	117	THR
1	66	15	SER
1	66	16	THR
1	66	21	ASN
1	66	22	HIS
1	66	24	VAL
1	66	27	LYS
1	66	29	TYR
1	66	36	THR
1	66	41	ILE
1	66	48	TYR
1	66	49	LEU
1	66	52	PHE
1	66	65	PHE
1	66	66	ARG
1	66	79	THR
1	66	82	ARG
1	66	84	ARG
1	66	89	PHE
1	66	90	PHE
1	66	95	THR
1	66	97	SER
1	66	111	ILE
1	66	144	VAL
1	66	147	ARG
1	66	148	LEU
1	66	150	TYR
1	66	152	SER
1	66	154	SER
1	66	166	MET
1	66	171	ARG
1	66	179	VAL
1	66	182	PHE

*Continued on next page...*

*Continued from previous page...*

Mol	Chain	Res	Type
2	67	2	GLU
2	67	6	LYS
2	67	7	ASN
2	67	14	THR
2	67	17	THR
2	67	21	THR
2	67	22	GLN
2	67	23	HIS
2	67	24	PRO
2	67	25	SER
2	67	27	PRO
2	67	28	THR
2	67	29	MET
2	67	31	PHE
2	67	36	SER
2	67	37	ASN
2	67	38	VAL
2	67	39	ASP
2	67	41	PHE
2	67	50	THR
2	67	56	SER
2	67	57	LYS
2	67	58	LEU
2	67	60	ARG
2	67	67	THR
2	67	68	PRO
2	67	70	TRP
2	67	72	ARG
2	67	74	TYR
2	67	76	ILE
2	67	78	HIS
2	67	81	LEU
2	67	86	TRP
2	67	114	ASN
2	67	144	PHE
2	67	162	LEU
2	67	184	LYS
2	67	205	ILE
2	67	209	LEU
2	67	211	GLN
2	67	215	GLN
2	67	216	ASN

*Continued on next page...*

*Continued from previous page...*

Mol	Chain	Res	Type
2	67	218	ARG
2	67	219	VAL
2	67	224	VAL
2	67	227	TYR
2	67	229	ASN
3	68	2	ILE
3	68	23	CYS
3	68	46	LEU
3	68	73	LEU
3	68	78	LEU
3	68	83	PHE
3	68	103	LYS
3	68	105	GLU
4	69	1	GLU
4	69	5	LEU
4	69	13[1]	GLN
4	69	13[2]	GLN
4	69	22	CYS
4	69	37	ILE
4	69	43	LYS
4	69	50	PRO
4	69	64	VAL
4	69	65	LYS
4	69	71	SER
4	69	72[1]	ARG
4	69	72[2]	ARG
4	69	81	LEU
4	69	82[1]	GLN
4	69	82[2]	GLN
4	69	86	LEU
4	69	93	LEU
4	69	117	THR
1	7A	15	SER
1	7A	16	THR
1	7A	21	ASN
1	7A	22	HIS
1	7A	24	VAL
1	7A	27	LYS
1	7A	29	TYR
1	7A	36	THR
1	7A	41	ILE
1	7A	48	TYR

*Continued on next page...*

*Continued from previous page...*

Mol	Chain	Res	Type
1	7A	49	LEU
1	7A	52	PHE
1	7A	65	PHE
1	7A	66	ARG
1	7A	79	THR
1	7A	82	ARG
1	7A	84	ARG
1	7A	89	PHE
1	7A	90	PHE
1	7A	95	THR
1	7A	97	SER
1	7A	111	ILE
1	7A	144	VAL
1	7A	147	ARG
1	7A	148	LEU
1	7A	150	TYR
1	7A	152	SER
1	7A	154	SER
1	7A	166	MET
1	7A	171	ARG
1	7A	179	VAL
1	7A	182	PHE
2	7B	2	GLU
2	7B	6	LYS
2	7B	7	ASN
2	7B	14	THR
2	7B	17	THR
2	7B	21	THR
2	7B	22	GLN
2	7B	23	HIS
2	7B	24	PRO
2	7B	25	SER
2	7B	27	PRO
2	7B	28	THR
2	7B	29	MET
2	7B	31	PHE
2	7B	36	SER
2	7B	37	ASN
2	7B	38	VAL
2	7B	39	ASP
2	7B	41	PHE
2	7B	50	THR

*Continued on next page...*

*Continued from previous page...*

Mol	Chain	Res	Type
2	7B	56	SER
2	7B	57	LYS
2	7B	58	LEU
2	7B	60	ARG
2	7B	67	THR
2	7B	68	PRO
2	7B	70	TRP
2	7B	72	ARG
2	7B	74	TYR
2	7B	76	ILE
2	7B	78	HIS
2	7B	81	LEU
2	7B	86	TRP
2	7B	114	ASN
2	7B	144	PHE
2	7B	162	LEU
2	7B	184	LYS
2	7B	205	ILE
2	7B	209	LEU
2	7B	211	GLN
2	7B	215	GLN
2	7B	216	ASN
2	7B	218	ARG
2	7B	219	VAL
2	7B	224	VAL
2	7B	227	TYR
2	7B	229	ASN
3	7C	2	ILE
3	7C	23	CYS
3	7C	46	LEU
3	7C	73	LEU
3	7C	78	LEU
3	7C	83	PHE
3	7C	103	LYS
3	7C	105	GLU
4	7D	1	GLU
4	7D	5	LEU
4	7D	13[1]	GLN
4	7D	13[2]	GLN
4	7D	22	CYS
4	7D	37	ILE
4	7D	43	LYS

*Continued on next page...*

*Continued from previous page...*

Mol	Chain	Res	Type
4	7D	50	PRO
4	7D	64	VAL
4	7D	65	LYS
4	7D	71	SER
4	7D	72[1]	ARG
4	7D	72[2]	ARG
4	7D	81	LEU
4	7D	82[1]	GLN
4	7D	82[2]	GLN
4	7D	86	LEU
4	7D	93	LEU
4	7D	117	THR
1	7E	15	SER
1	7E	16	THR
1	7E	21	ASN
1	7E	22	HIS
1	7E	24	VAL
1	7E	27	LYS
1	7E	29	TYR
1	7E	36	THR
1	7E	40	SER
1	7E	41	ILE
1	7E	48	TYR
1	7E	49	LEU
1	7E	52	PHE
1	7E	65	PHE
1	7E	66	ARG
1	7E	79	THR
1	7E	82	ARG
1	7E	84	ARG
1	7E	89	PHE
1	7E	90	PHE
1	7E	95	THR
1	7E	97	SER
1	7E	111	ILE
1	7E	144	VAL
1	7E	147	ARG
1	7E	148	LEU
1	7E	150	TYR
1	7E	152	SER
1	7E	154	SER
1	7E	166	MET

*Continued on next page...*

*Continued from previous page...*

Mol	Chain	Res	Type
1	7E	171	ARG
1	7E	179	VAL
1	7E	182	PHE
2	7F	2	GLU
2	7F	6	LYS
2	7F	7	ASN
2	7F	14	THR
2	7F	17	THR
2	7F	21	THR
2	7F	22	GLN
2	7F	23	HIS
2	7F	24	PRO
2	7F	25	SER
2	7F	27	PRO
2	7F	28	THR
2	7F	29	MET
2	7F	31	PHE
2	7F	36	SER
2	7F	37	ASN
2	7F	38	VAL
2	7F	39	ASP
2	7F	41	PHE
2	7F	50	THR
2	7F	56	SER
2	7F	57	LYS
2	7F	58	LEU
2	7F	60	ARG
2	7F	67	THR
2	7F	68	PRO
2	7F	70	TRP
2	7F	72	ARG
2	7F	74	TYR
2	7F	76	ILE
2	7F	78	HIS
2	7F	81	LEU
2	7F	86	TRP
2	7F	114	ASN
2	7F	144	PHE
2	7F	162	LEU
2	7F	184	LYS
2	7F	205	ILE
2	7F	209	LEU

*Continued on next page...*



*Continued from previous page...*

Mol	Chain	Res	Type
2	7F	211	GLN
2	7F	215	GLN
2	7F	216	ASN
2	7F	218	ARG
2	7F	219	VAL
2	7F	224	VAL
2	7F	227	TYR
2	7F	229	ASN
3	7G	2	ILE
3	7G	23	CYS
3	7G	46	LEU
3	7G	73	LEU
3	7G	78	LEU
3	7G	83	PHE
3	7G	103	LYS
3	7G	105	GLU
4	7H	1	GLU
4	7H	5	LEU
4	7H	13[1]	GLN
4	7H	13[2]	GLN
4	7H	22	CYS
4	7H	37	ILE
4	7H	43	LYS
4	7H	50	PRO
4	7H	64	VAL
4	7H	65	LYS
4	7H	71	SER
4	7H	72[1]	ARG
4	7H	72[2]	ARG
4	7H	81	LEU
4	7H	82[1]	GLN
4	7H	82[2]	GLN
4	7H	86	LEU
4	7H	93	LEU
4	7H	117	THR
1	7I	15	SER
1	7I	16	THR
1	7I	21	ASN
1	7I	22	HIS
1	7I	24	VAL
1	7I	27	LYS
1	7I	29	TYR

*Continued on next page...*

*Continued from previous page...*

Mol	Chain	Res	Type
1	7I	36	THR
1	7I	40	SER
1	7I	41	ILE
1	7I	48	TYR
1	7I	49	LEU
1	7I	52	PHE
1	7I	65	PHE
1	7I	66	ARG
1	7I	79	THR
1	7I	82	ARG
1	7I	84	ARG
1	7I	89	PHE
1	7I	90	PHE
1	7I	95	THR
1	7I	97	SER
1	7I	111	ILE
1	7I	144	VAL
1	7I	147	ARG
1	7I	148	LEU
1	7I	150	TYR
1	7I	152	SER
1	7I	154	SER
1	7I	166	MET
1	7I	171	ARG
1	7I	179	VAL
1	7I	182	PHE
2	7J	2	GLU
2	7J	6	LYS
2	7J	7	ASN
2	7J	14	THR
2	7J	17	THR
2	7J	21	THR
2	7J	22	GLN
2	7J	23	HIS
2	7J	24	PRO
2	7J	25	SER
2	7J	27	PRO
2	7J	28	THR
2	7J	29	MET
2	7J	31	PHE
2	7J	36	SER
2	7J	37	ASN

*Continued on next page...*

*Continued from previous page...*

Mol	Chain	Res	Type
2	7J	38	VAL
2	7J	39	ASP
2	7J	41	PHE
2	7J	50	THR
2	7J	56	SER
2	7J	57	LYS
2	7J	58	LEU
2	7J	60	ARG
2	7J	67	THR
2	7J	68	PRO
2	7J	70	TRP
2	7J	72	ARG
2	7J	74	TYR
2	7J	76	ILE
2	7J	78	HIS
2	7J	81	LEU
2	7J	86	TRP
2	7J	114	ASN
2	7J	144	PHE
2	7J	162	LEU
2	7J	184	LYS
2	7J	205	ILE
2	7J	209	LEU
2	7J	211	GLN
2	7J	215	GLN
2	7J	216	ASN
2	7J	218	ARG
2	7J	219	VAL
2	7J	224	VAL
2	7J	227	TYR
2	7J	229	ASN
3	7K	2	ILE
3	7K	23	CYS
3	7K	46	LEU
3	7K	73	LEU
3	7K	78	LEU
3	7K	83	PHE
3	7K	103	LYS
3	7K	105	GLU
4	7L	1	GLU
4	7L	5	LEU
4	7L	13[1]	GLN

*Continued on next page...*

*Continued from previous page...*

Mol	Chain	Res	Type
4	7L	13[2]	GLN
4	7L	22	CYS
4	7L	37	ILE
4	7L	43	LYS
4	7L	50	PRO
4	7L	64	VAL
4	7L	65	LYS
4	7L	71	SER
4	7L	72[1]	ARG
4	7L	72[2]	ARG
4	7L	81	LEU
4	7L	82[1]	GLN
4	7L	82[2]	GLN
4	7L	86	LEU
4	7L	93	LEU
4	7L	117	THR
1	7M	15	SER
1	7M	16	THR
1	7M	21	ASN
1	7M	22	HIS
1	7M	24	VAL
1	7M	27	LYS
1	7M	29	TYR
1	7M	36	THR
1	7M	40	SER
1	7M	41	ILE
1	7M	48	TYR
1	7M	49	LEU
1	7M	52	PHE
1	7M	65	PHE
1	7M	66	ARG
1	7M	79	THR
1	7M	82	ARG
1	7M	84	ARG
1	7M	89	PHE
1	7M	90	PHE
1	7M	95	THR
1	7M	97	SER
1	7M	111	ILE
1	7M	144	VAL
1	7M	147	ARG
1	7M	148	LEU

*Continued on next page...*

*Continued from previous page...*

Mol	Chain	Res	Type
1	7M	150	TYR
1	7M	152	SER
1	7M	154	SER
1	7M	166	MET
1	7M	171	ARG
1	7M	179	VAL
1	7M	182	PHE
2	7N	2	GLU
2	7N	6	LYS
2	7N	7	ASN
2	7N	14	THR
2	7N	17	THR
2	7N	21	THR
2	7N	22	GLN
2	7N	23	HIS
2	7N	24	PRO
2	7N	25	SER
2	7N	27	PRO
2	7N	28	THR
2	7N	29	MET
2	7N	31	PHE
2	7N	36	SER
2	7N	37	ASN
2	7N	38	VAL
2	7N	39	ASP
2	7N	41	PHE
2	7N	50	THR
2	7N	56	SER
2	7N	57	LYS
2	7N	58	LEU
2	7N	60	ARG
2	7N	67	THR
2	7N	68	PRO
2	7N	70	TRP
2	7N	72	ARG
2	7N	74	TYR
2	7N	76	ILE
2	7N	78	HIS
2	7N	81	LEU
2	7N	86	TRP
2	7N	114	ASN
2	7N	144	PHE

*Continued on next page...*

*Continued from previous page...*

Mol	Chain	Res	Type
2	7N	162	LEU
2	7N	184	LYS
2	7N	205	ILE
2	7N	209	LEU
2	7N	211	GLN
2	7N	215	GLN
2	7N	216	ASN
2	7N	218	ARG
2	7N	219	VAL
2	7N	224	VAL
2	7N	227	TYR
2	7N	229	ASN
3	7O	2	ILE
3	7O	23	CYS
3	7O	46	LEU
3	7O	73	LEU
3	7O	78	LEU
3	7O	83	PHE
3	7O	103	LYS
3	7O	105	GLU
4	7P	1	GLU
4	7P	5	LEU
4	7P	13[1]	GLN
4	7P	13[2]	GLN
4	7P	22	CYS
4	7P	37	ILE
4	7P	43	LYS
4	7P	50	PRO
4	7P	64	VAL
4	7P	65	LYS
4	7P	71	SER
4	7P	72[1]	ARG
4	7P	72[2]	ARG
4	7P	81	LEU
4	7P	82[1]	GLN
4	7P	82[2]	GLN
4	7P	86	LEU
4	7P	93	LEU
4	7P	117	THR
1	7Q	15	SER
1	7Q	16	THR
1	7Q	21	ASN

*Continued on next page...*

*Continued from previous page...*

Mol	Chain	Res	Type
1	7Q	22	HIS
1	7Q	24	VAL
1	7Q	27	LYS
1	7Q	29	TYR
1	7Q	36	THR
1	7Q	40	SER
1	7Q	41	ILE
1	7Q	48	TYR
1	7Q	49	LEU
1	7Q	52	PHE
1	7Q	65	PHE
1	7Q	66	ARG
1	7Q	79	THR
1	7Q	82	ARG
1	7Q	84	ARG
1	7Q	89	PHE
1	7Q	90	PHE
1	7Q	95	THR
1	7Q	97	SER
1	7Q	111	ILE
1	7Q	144	VAL
1	7Q	147	ARG
1	7Q	148	LEU
1	7Q	150	TYR
1	7Q	152	SER
1	7Q	154	SER
1	7Q	166	MET
1	7Q	171	ARG
1	7Q	179	VAL
1	7Q	182	PHE
2	7R	2	GLU
2	7R	6	LYS
2	7R	7	ASN
2	7R	14	THR
2	7R	17	THR
2	7R	21	THR
2	7R	22	GLN
2	7R	23	HIS
2	7R	24	PRO
2	7R	25	SER
2	7R	27	PRO
2	7R	28	THR

*Continued on next page...*



*Continued from previous page...*

Mol	Chain	Res	Type
2	7R	29	MET
2	7R	31	PHE
2	7R	36	SER
2	7R	37	ASN
2	7R	38	VAL
2	7R	39	ASP
2	7R	41	PHE
2	7R	50	THR
2	7R	56	SER
2	7R	57	LYS
2	7R	58	LEU
2	7R	60	ARG
2	7R	67	THR
2	7R	68	PRO
2	7R	70	TRP
2	7R	72	ARG
2	7R	74	TYR
2	7R	76	ILE
2	7R	78	HIS
2	7R	81	LEU
2	7R	86	TRP
2	7R	114	ASN
2	7R	144	PHE
2	7R	162	LEU
2	7R	184	LYS
2	7R	205	ILE
2	7R	209	LEU
2	7R	211	GLN
2	7R	215	GLN
2	7R	216	ASN
2	7R	218	ARG
2	7R	219	VAL
2	7R	224	VAL
2	7R	227	TYR
2	7R	229	ASN
3	7S	2	ILE
3	7S	23	CYS
3	7S	46	LEU
3	7S	73	LEU
3	7S	78	LEU
3	7S	83	PHE
3	7S	103	LYS

*Continued on next page...*

*Continued from previous page...*

Mol	Chain	Res	Type
3	7S	105	GLU
4	7T	1	GLU
4	7T	5	LEU
4	7T	13[1]	GLN
4	7T	13[2]	GLN
4	7T	22	CYS
4	7T	37	ILE
4	7T	43	LYS
4	7T	50	PRO
4	7T	64	VAL
4	7T	65	LYS
4	7T	71	SER
4	7T	72[1]	ARG
4	7T	72[2]	ARG
4	7T	81	LEU
4	7T	82[1]	GLN
4	7T	82[2]	GLN
4	7T	86	LEU
4	7T	93	LEU
4	7T	117	THR
1	7U	15	SER
1	7U	16	THR
1	7U	21	ASN
1	7U	22	HIS
1	7U	24	VAL
1	7U	27	LYS
1	7U	29	TYR
1	7U	36	THR
1	7U	40	SER
1	7U	41	ILE
1	7U	48	TYR
1	7U	49	LEU
1	7U	52	PHE
1	7U	65	PHE
1	7U	66	ARG
1	7U	79	THR
1	7U	82	ARG
1	7U	84	ARG
1	7U	89	PHE
1	7U	90	PHE
1	7U	95	THR
1	7U	97	SER

*Continued on next page...*

*Continued from previous page...*

Mol	Chain	Res	Type
1	7U	111	ILE
1	7U	144	VAL
1	7U	147	ARG
1	7U	148	LEU
1	7U	150	TYR
1	7U	152	SER
1	7U	154	SER
1	7U	166	MET
1	7U	171	ARG
1	7U	179	VAL
1	7U	182	PHE
2	7V	2	GLU
2	7V	6	LYS
2	7V	7	ASN
2	7V	14	THR
2	7V	17	THR
2	7V	21	THR
2	7V	22	GLN
2	7V	23	HIS
2	7V	24	PRO
2	7V	25	SER
2	7V	27	PRO
2	7V	28	THR
2	7V	29	MET
2	7V	31	PHE
2	7V	36	SER
2	7V	37	ASN
2	7V	38	VAL
2	7V	39	ASP
2	7V	41	PHE
2	7V	50	THR
2	7V	56	SER
2	7V	57	LYS
2	7V	58	LEU
2	7V	60	ARG
2	7V	67	THR
2	7V	68	PRO
2	7V	70	TRP
2	7V	72	ARG
2	7V	74	TYR
2	7V	76	ILE
2	7V	78	HIS

*Continued on next page...*

*Continued from previous page...*

Mol	Chain	Res	Type
2	7V	81	LEU
2	7V	86	TRP
2	7V	114	ASN
2	7V	144	PHE
2	7V	162	LEU
2	7V	184	LYS
2	7V	205	ILE
2	7V	209	LEU
2	7V	211	GLN
2	7V	215	GLN
2	7V	216	ASN
2	7V	218	ARG
2	7V	219	VAL
2	7V	224	VAL
2	7V	227	TYR
2	7V	229	ASN
3	7W	2	ILE
3	7W	23	CYS
3	7W	46	LEU
3	7W	73	LEU
3	7W	78	LEU
3	7W	83	PHE
3	7W	103	LYS
3	7W	105	GLU
4	7X	1	GLU
4	7X	5	LEU
4	7X	13[1]	GLN
4	7X	13[2]	GLN
4	7X	22	CYS
4	7X	37	ILE
4	7X	43	LYS
4	7X	50	PRO
4	7X	64	VAL
4	7X	65	LYS
4	7X	71	SER
4	7X	72[1]	ARG
4	7X	72[2]	ARG
4	7X	81	LEU
4	7X	82[1]	GLN
4	7X	82[2]	GLN
4	7X	86	LEU
4	7X	93	LEU

*Continued on next page...*

*Continued from previous page...*

Mol	Chain	Res	Type
4	7X	117	THR

Sometimes sidechains can be flipped to improve hydrogen bonding and reduce clashes. There are no such sidechains identified.

### 5.3.3 RNA [i](#)

There are no RNA molecules in this entry.

## 5.4 Non-standard residues in protein, DNA, RNA chains [i](#)

There are no non-standard protein/DNA/RNA residues in this entry.

## 5.5 Carbohydrates [i](#)

There are no oligosaccharides in this entry.

## 5.6 Ligand geometry [i](#)

There are no ligands in this entry.

## 5.7 Other polymers [i](#)

There are no such residues in this entry.

## 5.8 Polymer linkage issues [i](#)

The following chains have linkage breaks:

Mol	Chain	Number of breaks
2	1F	28
2	2N	28
2	23	28
2	3N	28
2	37	28
2	4J	28
2	4R	28
2	5Z	28

*Continued on next page...*

*Continued from previous page...*

Mol	Chain	Number of breaks
2	6F	28
2	6Z	28
2	7J	28
2	7V	28
2	1B	27
2	1J	27
2	1N	27
2	1R	27
2	1V	27
2	1Z	27
2	13	27
2	17	27
2	2B	27
2	2F	27
2	2J	27
2	2R	27
2	2V	27
2	2Z	27
2	27	27
2	3B	27
2	3F	27
2	3J	27
2	3R	27
2	3V	27
2	3Z	27
2	33	27
2	4B	27
2	4F	27
2	4N	27
2	4V	27
2	4Z	27
2	43	27
2	47	27
2	5B	27
2	5F	27
2	5J	27
2	5N	27
2	5R	27
2	5V	27
2	53	27
2	57	27
2	6B	27

*Continued on next page...*

*Continued from previous page...*

Mol	Chain	Number of breaks
2	6J	27
2	6N	27
2	6R	27
2	6V	27
2	63	27
2	67	27
2	7B	27
2	7F	27
2	7N	27
2	7R	27
1	1A	26
1	1E	26
1	1I	26
1	1M	26
1	1Q	26
1	1U	26
1	1Y	26
1	12	26
1	16	26
1	2A	26
1	2E	26
1	2I	26
1	2M	26
1	2Q	26
1	2U	26
1	2Y	26
1	22	26
1	26	26
1	3A	26
1	3E	26
1	3I	26
1	3M	26
1	3Q	26
1	3U	26
1	3Y	26
1	32	26
1	36	26
1	4A	26
1	4E	26
1	4I	26
1	4M	26
1	4Q	26

*Continued on next page...*



*Continued from previous page...*

Mol	Chain	Number of breaks
1	4U	26
1	4Y	26
1	42	26
1	46	26
1	5A	26
1	5E	26
1	5I	26
1	5M	26
1	5Q	26
1	5U	26
1	5Y	26
1	52	26
1	56	26
1	6A	26
1	6E	26
1	6I	26
1	6M	26
1	6Q	26
1	6U	26
1	6Y	26
1	62	26
1	66	26
1	7A	26
1	7E	26
1	7I	26
1	7M	26
1	7Q	26
1	7U	26

All chain breaks are listed below:

Model	Chain	Residue-1	Atom-1	Residue-2	Atom-2	Distance (Å)
1	1B	91[A]:LYS	C	92:PRO	N	5.21
1	1F	91[A]:LYS	C	92:PRO	N	5.21
1	1J	91[A]:LYS	C	92:PRO	N	5.21
1	1N	91[A]:LYS	C	92:PRO	N	5.21
1	1R	91[A]:LYS	C	92:PRO	N	5.21
1	1V	91[A]:LYS	C	92:PRO	N	5.21
1	1Z	91[A]:LYS	C	92:PRO	N	5.21
1	13	91[A]:LYS	C	92:PRO	N	5.21
1	17	91[A]:LYS	C	92:PRO	N	5.21
1	2B	91[A]:LYS	C	92:PRO	N	5.21
1	2F	91[A]:LYS	C	92:PRO	N	5.21

*Continued on next page...*

*Continued from previous page...*

Model	Chain	Residue-1	Atom-1	Residue-2	Atom-2	Distance (Å)
1	2J	91[A]:LYS	C	92:PRO	N	5.21
1	2N	91[A]:LYS	C	92:PRO	N	5.21
1	2R	91[A]:LYS	C	92:PRO	N	5.21
1	2V	91[A]:LYS	C	92:PRO	N	5.21
1	2Z	91[A]:LYS	C	92:PRO	N	5.21
1	23	91[A]:LYS	C	92:PRO	N	5.21
1	27	91[A]:LYS	C	92:PRO	N	5.21
1	3B	91[A]:LYS	C	92:PRO	N	5.21
1	3F	91[A]:LYS	C	92:PRO	N	5.21
1	3J	91[A]:LYS	C	92:PRO	N	5.21
1	3N	91[A]:LYS	C	92:PRO	N	5.21
1	3R	91[A]:LYS	C	92:PRO	N	5.21
1	3V	91[A]:LYS	C	92:PRO	N	5.21
1	3Z	91[A]:LYS	C	92:PRO	N	5.21
1	33	91[A]:LYS	C	92:PRO	N	5.21
1	37	91[A]:LYS	C	92:PRO	N	5.21
1	4B	91[A]:LYS	C	92:PRO	N	5.21
1	4F	91[A]:LYS	C	92:PRO	N	5.21
1	4J	91[A]:LYS	C	92:PRO	N	5.21
1	4N	91[A]:LYS	C	92:PRO	N	5.21
1	4R	91[A]:LYS	C	92:PRO	N	5.21
1	4V	91[A]:LYS	C	92:PRO	N	5.21
1	4Z	91[A]:LYS	C	92:PRO	N	5.21
1	43	91[A]:LYS	C	92:PRO	N	5.21
1	47	91[A]:LYS	C	92:PRO	N	5.21
1	5B	91[A]:LYS	C	92:PRO	N	5.21
1	5F	91[A]:LYS	C	92:PRO	N	5.21
1	5J	91[A]:LYS	C	92:PRO	N	5.21
1	5N	91[A]:LYS	C	92:PRO	N	5.21
1	5R	91[A]:LYS	C	92:PRO	N	5.21
1	5V	91[A]:LYS	C	92:PRO	N	5.21
1	5Z	91[A]:LYS	C	92:PRO	N	5.21
1	53	91[A]:LYS	C	92:PRO	N	5.21
1	57	91[A]:LYS	C	92:PRO	N	5.21
1	6B	91[A]:LYS	C	92:PRO	N	5.21
1	6F	91[A]:LYS	C	92:PRO	N	5.21
1	6J	91[A]:LYS	C	92:PRO	N	5.21
1	6N	91[A]:LYS	C	92:PRO	N	5.21
1	6R	91[A]:LYS	C	92:PRO	N	5.21
1	6V	91[A]:LYS	C	92:PRO	N	5.21
1	6Z	91[A]:LYS	C	92:PRO	N	5.21
1	63	91[A]:LYS	C	92:PRO	N	5.21

*Continued on next page...*

*Continued from previous page...*

Model	Chain	Residue-1	Atom-1	Residue-2	Atom-2	Distance (Å)
1	67	91[A]:LYS	C	92:PRO	N	5.21
1	7B	91[A]:LYS	C	92:PRO	N	5.21
1	7F	91[A]:LYS	C	92:PRO	N	5.21
1	7J	91[A]:LYS	C	92:PRO	N	5.21
1	7N	91[A]:LYS	C	92:PRO	N	5.21
1	7R	91[A]:LYS	C	92:PRO	N	5.21
1	7V	91[A]:LYS	C	92:PRO	N	5.21
1	1B	99:TYR	C	100:PHE	N	4.60
1	1F	99:TYR	C	100:PHE	N	4.60
1	1J	99:TYR	C	100:PHE	N	4.60
1	1N	99:TYR	C	100:PHE	N	4.60
1	1R	99:TYR	C	100:PHE	N	4.60
1	1V	99:TYR	C	100:PHE	N	4.60
1	1Z	99:TYR	C	100:PHE	N	4.60
1	13	99:TYR	C	100:PHE	N	4.60
1	17	99:TYR	C	100:PHE	N	4.60
1	2B	99:TYR	C	100:PHE	N	4.60
1	2F	99:TYR	C	100:PHE	N	4.60
1	2J	99:TYR	C	100:PHE	N	4.60
1	2N	99:TYR	C	100:PHE	N	4.60
1	2R	99:TYR	C	100:PHE	N	4.60
1	2V	99:TYR	C	100:PHE	N	4.60
1	2Z	99:TYR	C	100:PHE	N	4.60
1	23	99:TYR	C	100:PHE	N	4.60
1	27	99:TYR	C	100:PHE	N	4.60
1	3B	99:TYR	C	100:PHE	N	4.60
1	3F	99:TYR	C	100:PHE	N	4.60
1	3J	99:TYR	C	100:PHE	N	4.60
1	3N	99:TYR	C	100:PHE	N	4.60
1	3R	99:TYR	C	100:PHE	N	4.60
1	3V	99:TYR	C	100:PHE	N	4.60
1	3Z	99:TYR	C	100:PHE	N	4.60
1	33	99:TYR	C	100:PHE	N	4.60
1	37	99:TYR	C	100:PHE	N	4.60
1	4B	99:TYR	C	100:PHE	N	4.60
1	4F	99:TYR	C	100:PHE	N	4.60
1	4J	99:TYR	C	100:PHE	N	4.60
1	4N	99:TYR	C	100:PHE	N	4.60
1	4R	99:TYR	C	100:PHE	N	4.60
1	4V	99:TYR	C	100:PHE	N	4.60
1	4Z	99:TYR	C	100:PHE	N	4.60
1	43	99:TYR	C	100:PHE	N	4.60

*Continued on next page...*

*Continued from previous page...*

Model	Chain	Residue-1	Atom-1	Residue-2	Atom-2	Distance (Å)
1	47	99:TYR	C	100:PHE	N	4.60
1	5B	99:TYR	C	100:PHE	N	4.60
1	5F	99:TYR	C	100:PHE	N	4.60
1	5J	99:TYR	C	100:PHE	N	4.60
1	5N	99:TYR	C	100:PHE	N	4.60
1	5R	99:TYR	C	100:PHE	N	4.60
1	5V	99:TYR	C	100:PHE	N	4.60
1	5Z	99:TYR	C	100:PHE	N	4.60
1	53	99:TYR	C	100:PHE	N	4.60
1	57	99:TYR	C	100:PHE	N	4.60
1	6B	99:TYR	C	100:PHE	N	4.60
1	6F	99:TYR	C	100:PHE	N	4.60
1	6J	99:TYR	C	100:PHE	N	4.60
1	6N	99:TYR	C	100:PHE	N	4.60
1	6R	99:TYR	C	100:PHE	N	4.60
1	6V	99:TYR	C	100:PHE	N	4.60
1	6Z	99:TYR	C	100:PHE	N	4.60
1	63	99:TYR	C	100:PHE	N	4.60
1	67	99:TYR	C	100:PHE	N	4.60
1	7B	99:TYR	C	100:PHE	N	4.60
1	7F	99:TYR	C	100:PHE	N	4.60
1	7J	99:TYR	C	100:PHE	N	4.60
1	7N	99:TYR	C	100:PHE	N	4.60
1	7R	99:TYR	C	100:PHE	N	4.60
1	7V	99:TYR	C	100:PHE	N	4.60
1	1A	18:PRO	C	19:SER	N	1.98
1	1E	18:PRO	C	19:SER	N	1.98
1	1I	18:PRO	C	19:SER	N	1.98
1	1M	18:PRO	C	19:SER	N	1.98
1	1Q	18:PRO	C	19:SER	N	1.98
1	1U	18:PRO	C	19:SER	N	1.98
1	1Y	18:PRO	C	19:SER	N	1.98
1	12	18:PRO	C	19:SER	N	1.98
1	16	18:PRO	C	19:SER	N	1.98
1	2A	18:PRO	C	19:SER	N	1.98
1	2E	18:PRO	C	19:SER	N	1.98
1	2I	18:PRO	C	19:SER	N	1.98
1	2M	18:PRO	C	19:SER	N	1.98
1	2Q	18:PRO	C	19:SER	N	1.98
1	2U	18:PRO	C	19:SER	N	1.98
1	2Y	18:PRO	C	19:SER	N	1.98
1	22	18:PRO	C	19:SER	N	1.98

*Continued on next page...*

*Continued from previous page...*

Model	Chain	Residue-1	Atom-1	Residue-2	Atom-2	Distance (Å)
1	26	18:PRO	C	19:SER	N	1.98
1	3A	18:PRO	C	19:SER	N	1.98
1	3E	18:PRO	C	19:SER	N	1.98
1	3I	18:PRO	C	19:SER	N	1.98
1	3M	18:PRO	C	19:SER	N	1.98
1	3Q	18:PRO	C	19:SER	N	1.98
1	3U	18:PRO	C	19:SER	N	1.98
1	3Y	18:PRO	C	19:SER	N	1.98
1	32	18:PRO	C	19:SER	N	1.98
1	36	18:PRO	C	19:SER	N	1.98
1	4A	18:PRO	C	19:SER	N	1.98
1	4E	18:PRO	C	19:SER	N	1.98
1	4I	18:PRO	C	19:SER	N	1.98
1	4M	18:PRO	C	19:SER	N	1.98
1	4Q	18:PRO	C	19:SER	N	1.98
1	4U	18:PRO	C	19:SER	N	1.98
1	4Y	18:PRO	C	19:SER	N	1.98
1	42	18:PRO	C	19:SER	N	1.98
1	46	18:PRO	C	19:SER	N	1.98
1	5A	18:PRO	C	19:SER	N	1.98
1	5E	18:PRO	C	19:SER	N	1.98
1	5I	18:PRO	C	19:SER	N	1.98
1	5M	18:PRO	C	19:SER	N	1.98
1	5Q	18:PRO	C	19:SER	N	1.98
1	5U	18:PRO	C	19:SER	N	1.98
1	5Y	18:PRO	C	19:SER	N	1.98
1	52	18:PRO	C	19:SER	N	1.98
1	56	18:PRO	C	19:SER	N	1.98
1	6A	18:PRO	C	19:SER	N	1.98
1	6E	18:PRO	C	19:SER	N	1.98
1	6I	18:PRO	C	19:SER	N	1.98
1	6M	18:PRO	C	19:SER	N	1.98
1	6Q	18:PRO	C	19:SER	N	1.98
1	6U	18:PRO	C	19:SER	N	1.98
1	6Y	18:PRO	C	19:SER	N	1.98
1	62	18:PRO	C	19:SER	N	1.98
1	66	18:PRO	C	19:SER	N	1.98
1	7A	18:PRO	C	19:SER	N	1.98
1	7E	18:PRO	C	19:SER	N	1.98
1	7I	18:PRO	C	19:SER	N	1.98
1	7M	18:PRO	C	19:SER	N	1.98
1	7Q	18:PRO	C	19:SER	N	1.98

*Continued on next page...*

*Continued from previous page...*

Model	Chain	Residue-1	Atom-1	Residue-2	Atom-2	Distance (Å)
1	7U	18:PRO	C	19:SER	N	1.98
1	1B	208:SER	C	209:LEU	N	1.93
1	1F	208:SER	C	209:LEU	N	1.93
1	1J	208:SER	C	209:LEU	N	1.93
1	1N	208:SER	C	209:LEU	N	1.93
1	1R	208:SER	C	209:LEU	N	1.93
1	1V	208:SER	C	209:LEU	N	1.93
1	1Z	208:SER	C	209:LEU	N	1.93
1	13	208:SER	C	209:LEU	N	1.93
1	17	208:SER	C	209:LEU	N	1.93
1	2B	208:SER	C	209:LEU	N	1.93
1	2F	208:SER	C	209:LEU	N	1.93
1	2J	208:SER	C	209:LEU	N	1.93
1	2N	208:SER	C	209:LEU	N	1.93
1	2R	208:SER	C	209:LEU	N	1.93
1	2V	208:SER	C	209:LEU	N	1.93
1	2Z	208:SER	C	209:LEU	N	1.93
1	23	208:SER	C	209:LEU	N	1.93
1	27	208:SER	C	209:LEU	N	1.93
1	3B	208:SER	C	209:LEU	N	1.93
1	3F	208:SER	C	209:LEU	N	1.93
1	3J	208:SER	C	209:LEU	N	1.93
1	3N	208:SER	C	209:LEU	N	1.93
1	3R	208:SER	C	209:LEU	N	1.93
1	3V	208:SER	C	209:LEU	N	1.93
1	3Z	208:SER	C	209:LEU	N	1.93
1	33	208:SER	C	209:LEU	N	1.93
1	37	208:SER	C	209:LEU	N	1.93
1	4B	208:SER	C	209:LEU	N	1.93
1	4F	208:SER	C	209:LEU	N	1.93
1	4J	208:SER	C	209:LEU	N	1.93
1	4N	208:SER	C	209:LEU	N	1.93
1	4R	208:SER	C	209:LEU	N	1.93
1	4V	208:SER	C	209:LEU	N	1.93
1	4Z	208:SER	C	209:LEU	N	1.93
1	43	208:SER	C	209:LEU	N	1.93
1	47	208:SER	C	209:LEU	N	1.93
1	5B	208:SER	C	209:LEU	N	1.93
1	5F	208:SER	C	209:LEU	N	1.93
1	5J	208:SER	C	209:LEU	N	1.93
1	5N	208:SER	C	209:LEU	N	1.93
1	5R	208:SER	C	209:LEU	N	1.93

*Continued on next page...*

*Continued from previous page...*

Model	Chain	Residue-1	Atom-1	Residue-2	Atom-2	Distance (Å)
1	5V	208:SER	C	209:LEU	N	1.93
1	5Z	208:SER	C	209:LEU	N	1.93
1	53	208:SER	C	209:LEU	N	1.93
1	57	208:SER	C	209:LEU	N	1.93
1	6B	208:SER	C	209:LEU	N	1.93
1	6F	208:SER	C	209:LEU	N	1.93
1	6J	208:SER	C	209:LEU	N	1.93
1	6N	208:SER	C	209:LEU	N	1.93
1	6R	208:SER	C	209:LEU	N	1.93
1	6V	208:SER	C	209:LEU	N	1.93
1	6Z	208:SER	C	209:LEU	N	1.93
1	63	208:SER	C	209:LEU	N	1.93
1	67	208:SER	C	209:LEU	N	1.93
1	7B	208:SER	C	209:LEU	N	1.93
1	7F	208:SER	C	209:LEU	N	1.93
1	7J	208:SER	C	209:LEU	N	1.93
1	7N	208:SER	C	209:LEU	N	1.93
1	7R	208:SER	C	209:LEU	N	1.93
1	7V	208:SER	C	209:LEU	N	1.93
1	1B	21:THR	C	22:GLN	N	1.89
1	1F	21:THR	C	22:GLN	N	1.89
1	1J	21:THR	C	22:GLN	N	1.89
1	1N	21:THR	C	22:GLN	N	1.89
1	1R	21:THR	C	22:GLN	N	1.89
1	1V	21:THR	C	22:GLN	N	1.89
1	1Z	21:THR	C	22:GLN	N	1.89
1	13	21:THR	C	22:GLN	N	1.89
1	17	21:THR	C	22:GLN	N	1.89
1	2B	21:THR	C	22:GLN	N	1.89
1	2F	21:THR	C	22:GLN	N	1.89
1	2J	21:THR	C	22:GLN	N	1.89
1	2N	21:THR	C	22:GLN	N	1.89
1	2R	21:THR	C	22:GLN	N	1.89
1	2V	21:THR	C	22:GLN	N	1.89
1	2Z	21:THR	C	22:GLN	N	1.89
1	23	21:THR	C	22:GLN	N	1.89
1	27	21:THR	C	22:GLN	N	1.89
1	3B	21:THR	C	22:GLN	N	1.89
1	3F	21:THR	C	22:GLN	N	1.89
1	3J	21:THR	C	22:GLN	N	1.89
1	3N	21:THR	C	22:GLN	N	1.89
1	3R	21:THR	C	22:GLN	N	1.89

*Continued on next page...*



*Continued from previous page...*

Model	Chain	Residue-1	Atom-1	Residue-2	Atom-2	Distance (Å)
1	3V	21:THR	C	22:GLN	N	1.89
1	3Z	21:THR	C	22:GLN	N	1.89
1	33	21:THR	C	22:GLN	N	1.89
1	37	21:THR	C	22:GLN	N	1.89
1	4B	21:THR	C	22:GLN	N	1.89
1	4F	21:THR	C	22:GLN	N	1.89
1	4J	21:THR	C	22:GLN	N	1.89
1	4N	21:THR	C	22:GLN	N	1.89
1	4R	21:THR	C	22:GLN	N	1.89
1	4V	21:THR	C	22:GLN	N	1.89
1	4Z	21:THR	C	22:GLN	N	1.89
1	43	21:THR	C	22:GLN	N	1.89
1	47	21:THR	C	22:GLN	N	1.89
1	5B	21:THR	C	22:GLN	N	1.89
1	5F	21:THR	C	22:GLN	N	1.89
1	5J	21:THR	C	22:GLN	N	1.89
1	5N	21:THR	C	22:GLN	N	1.89
1	5R	21:THR	C	22:GLN	N	1.89
1	5V	21:THR	C	22:GLN	N	1.89
1	5Z	21:THR	C	22:GLN	N	1.89
1	53	21:THR	C	22:GLN	N	1.89
1	57	21:THR	C	22:GLN	N	1.89
1	6B	21:THR	C	22:GLN	N	1.89
1	6F	21:THR	C	22:GLN	N	1.89
1	6J	21:THR	C	22:GLN	N	1.89
1	6N	21:THR	C	22:GLN	N	1.89
1	6R	21:THR	C	22:GLN	N	1.89
1	6V	21:THR	C	22:GLN	N	1.89
1	6Z	21:THR	C	22:GLN	N	1.89
1	63	21:THR	C	22:GLN	N	1.89
1	67	21:THR	C	22:GLN	N	1.89
1	7B	21:THR	C	22:GLN	N	1.89
1	7F	21:THR	C	22:GLN	N	1.89
1	7J	21:THR	C	22:GLN	N	1.89
1	7N	21:THR	C	22:GLN	N	1.89
1	7R	21:THR	C	22:GLN	N	1.89
1	7V	21:THR	C	22:GLN	N	1.89
1	1B	43:SER	C	44:MET	N	1.84
1	1F	43:SER	C	44:MET	N	1.84
1	1J	43:SER	C	44:MET	N	1.84
1	1R	43:SER	C	44:MET	N	1.84
1	1V	43:SER	C	44:MET	N	1.84

*Continued on next page...*

*Continued from previous page...*

Model	Chain	Residue-1	Atom-1	Residue-2	Atom-2	Distance (Å)
1	1Z	43:SER	C	44:MET	N	1.84
1	2F	43:SER	C	44:MET	N	1.84
1	2N	43:SER	C	44:MET	N	1.84
1	2R	43:SER	C	44:MET	N	1.84
1	2V	43:SER	C	44:MET	N	1.84
1	2Z	43:SER	C	44:MET	N	1.84
1	23	43:SER	C	44:MET	N	1.84
1	27	43:SER	C	44:MET	N	1.84
1	3F	43:SER	C	44:MET	N	1.84
1	3N	43:SER	C	44:MET	N	1.84
1	37	43:SER	C	44:MET	N	1.84
1	4B	43:SER	C	44:MET	N	1.84
1	4J	43:SER	C	44:MET	N	1.84
1	4N	43:SER	C	44:MET	N	1.84
1	4R	43:SER	C	44:MET	N	1.84
1	4V	43:SER	C	44:MET	N	1.84
1	43	43:SER	C	44:MET	N	1.84
1	47	43:SER	C	44:MET	N	1.84
1	5B	43:SER	C	44:MET	N	1.84
1	5R	43:SER	C	44:MET	N	1.84
1	5Z	43:SER	C	44:MET	N	1.84
1	53	43:SER	C	44:MET	N	1.84
1	57	43:SER	C	44:MET	N	1.84
1	6B	43:SER	C	44:MET	N	1.84
1	6F	43:SER	C	44:MET	N	1.84
1	6J	43:SER	C	44:MET	N	1.84
1	6R	43:SER	C	44:MET	N	1.84
1	6Z	43:SER	C	44:MET	N	1.84
1	7J	43:SER	C	44:MET	N	1.84
1	7N	43:SER	C	44:MET	N	1.84
1	7V	43:SER	C	44:MET	N	1.84
1	1N	43:SER	C	44:MET	N	1.83
1	13	43:SER	C	44:MET	N	1.83
1	17	43:SER	C	44:MET	N	1.83
1	2B	43:SER	C	44:MET	N	1.83
1	2J	43:SER	C	44:MET	N	1.83
1	3B	43:SER	C	44:MET	N	1.83
1	3J	43:SER	C	44:MET	N	1.83
1	3R	43:SER	C	44:MET	N	1.83
1	3V	43:SER	C	44:MET	N	1.83
1	3Z	43:SER	C	44:MET	N	1.83
1	33	43:SER	C	44:MET	N	1.83

*Continued on next page...*

*Continued from previous page...*

Model	Chain	Residue-1	Atom-1	Residue-2	Atom-2	Distance (Å)
1	4F	43:SER	C	44:MET	N	1.83
1	4Z	43:SER	C	44:MET	N	1.83
1	5F	43:SER	C	44:MET	N	1.83
1	5J	43:SER	C	44:MET	N	1.83
1	5N	43:SER	C	44:MET	N	1.83
1	5V	43:SER	C	44:MET	N	1.83
1	6N	43:SER	C	44:MET	N	1.83
1	6V	43:SER	C	44:MET	N	1.83
1	63	43:SER	C	44:MET	N	1.83
1	67	43:SER	C	44:MET	N	1.83
1	7B	43:SER	C	44:MET	N	1.83
1	7F	43:SER	C	44:MET	N	1.83
1	7R	43:SER	C	44:MET	N	1.83
1	1E	147:ARG	C	148:LEU	N	1.78
1	1M	147:ARG	C	148:LEU	N	1.78
1	2I	147:ARG	C	148:LEU	N	1.78
1	2M	147:ARG	C	148:LEU	N	1.78
1	22	147:ARG	C	148:LEU	N	1.78
1	3A	147:ARG	C	148:LEU	N	1.78
1	3I	147:ARG	C	148:LEU	N	1.78
1	3M	147:ARG	C	148:LEU	N	1.78
1	32	147:ARG	C	148:LEU	N	1.78
1	36	147:ARG	C	148:LEU	N	1.78
1	4E	147:ARG	C	148:LEU	N	1.78
1	4I	147:ARG	C	148:LEU	N	1.78
1	4Q	147:ARG	C	148:LEU	N	1.78
1	4Y	147:ARG	C	148:LEU	N	1.78
1	5U	147:ARG	C	148:LEU	N	1.78
1	5Y	147:ARG	C	148:LEU	N	1.78
1	6E	147:ARG	C	148:LEU	N	1.78
1	6M	147:ARG	C	148:LEU	N	1.78
1	6U	147:ARG	C	148:LEU	N	1.78
1	6Y	147:ARG	C	148:LEU	N	1.78
1	7E	147:ARG	C	148:LEU	N	1.78
1	7I	147:ARG	C	148:LEU	N	1.78
1	7Q	147:ARG	C	148:LEU	N	1.78
1	7U	147:ARG	C	148:LEU	N	1.78
1	1A	83:GLY	C	84:ARG	N	1.77
1	1A	90:PHE	C	91:PRO	N	1.77
1	1A	147:ARG	C	148:LEU	N	1.77
1	1E	83:GLY	C	84:ARG	N	1.77
1	1E	90:PHE	C	91:PRO	N	1.77

*Continued on next page...*

*Continued from previous page...*

Model	Chain	Residue-1	Atom-1	Residue-2	Atom-2	Distance (Å)
1	1I	83:GLY	C	84:ARG	N	1.77
1	1I	90:PHE	C	91:PRO	N	1.77
1	1I	147:ARG	C	148:LEU	N	1.77
1	1M	83:GLY	C	84:ARG	N	1.77
1	1M	90:PHE	C	91:PRO	N	1.77
1	1Q	83:GLY	C	84:ARG	N	1.77
1	1Q	90:PHE	C	91:PRO	N	1.77
1	1Q	147:ARG	C	148:LEU	N	1.77
1	1U	83:GLY	C	84:ARG	N	1.77
1	1U	90:PHE	C	91:PRO	N	1.77
1	1U	147:ARG	C	148:LEU	N	1.77
1	1Y	83:GLY	C	84:ARG	N	1.77
1	1Y	90:PHE	C	91:PRO	N	1.77
1	1Y	147:ARG	C	148:LEU	N	1.77
1	12	83:GLY	C	84:ARG	N	1.77
1	12	90:PHE	C	91:PRO	N	1.77
1	12	147:ARG	C	148:LEU	N	1.77
1	16	83:GLY	C	84:ARG	N	1.77
1	16	90:PHE	C	91:PRO	N	1.77
1	16	147:ARG	C	148:LEU	N	1.77
1	2A	83:GLY	C	84:ARG	N	1.77
1	2A	90:PHE	C	91:PRO	N	1.77
1	2A	147:ARG	C	148:LEU	N	1.77
1	2E	83:GLY	C	84:ARG	N	1.77
1	2E	90:PHE	C	91:PRO	N	1.77
1	2E	147:ARG	C	148:LEU	N	1.77
1	2I	83:GLY	C	84:ARG	N	1.77
1	2I	90:PHE	C	91:PRO	N	1.77
1	2M	83:GLY	C	84:ARG	N	1.77
1	2M	90:PHE	C	91:PRO	N	1.77
1	2Q	83:GLY	C	84:ARG	N	1.77
1	2Q	90:PHE	C	91:PRO	N	1.77
1	2Q	147:ARG	C	148:LEU	N	1.77
1	2U	83:GLY	C	84:ARG	N	1.77
1	2U	90:PHE	C	91:PRO	N	1.77
1	2U	147:ARG	C	148:LEU	N	1.77
1	2Y	83:GLY	C	84:ARG	N	1.77
1	2Y	90:PHE	C	91:PRO	N	1.77
1	2Y	147:ARG	C	148:LEU	N	1.77
1	22	83:GLY	C	84:ARG	N	1.77
1	22	90:PHE	C	91:PRO	N	1.77
1	26	83:GLY	C	84:ARG	N	1.77

*Continued on next page...*

*Continued from previous page...*

Model	Chain	Residue-1	Atom-1	Residue-2	Atom-2	Distance (Å)
1	26	90:PHE	C	91:PRO	N	1.77
1	26	147:ARG	C	148:LEU	N	1.77
1	3A	83:GLY	C	84:ARG	N	1.77
1	3A	90:PHE	C	91:PRO	N	1.77
1	3E	83:GLY	C	84:ARG	N	1.77
1	3E	90:PHE	C	91:PRO	N	1.77
1	3E	147:ARG	C	148:LEU	N	1.77
1	3I	83:GLY	C	84:ARG	N	1.77
1	3I	90:PHE	C	91:PRO	N	1.77
1	3M	83:GLY	C	84:ARG	N	1.77
1	3M	90:PHE	C	91:PRO	N	1.77
1	3Q	83:GLY	C	84:ARG	N	1.77
1	3Q	90:PHE	C	91:PRO	N	1.77
1	3Q	147:ARG	C	148:LEU	N	1.77
1	3U	83:GLY	C	84:ARG	N	1.77
1	3U	90:PHE	C	91:PRO	N	1.77
1	3U	147:ARG	C	148:LEU	N	1.77
1	3Y	83:GLY	C	84:ARG	N	1.77
1	3Y	90:PHE	C	91:PRO	N	1.77
1	3Y	147:ARG	C	148:LEU	N	1.77
1	32	83:GLY	C	84:ARG	N	1.77
1	32	90:PHE	C	91:PRO	N	1.77
1	36	83:GLY	C	84:ARG	N	1.77
1	36	90:PHE	C	91:PRO	N	1.77
1	4A	83:GLY	C	84:ARG	N	1.77
1	4A	90:PHE	C	91:PRO	N	1.77
1	4A	147:ARG	C	148:LEU	N	1.77
1	4E	83:GLY	C	84:ARG	N	1.77
1	4E	90:PHE	C	91:PRO	N	1.77
1	4I	83:GLY	C	84:ARG	N	1.77
1	4I	90:PHE	C	91:PRO	N	1.77
1	4M	83:GLY	C	84:ARG	N	1.77
1	4M	90:PHE	C	91:PRO	N	1.77
1	4M	147:ARG	C	148:LEU	N	1.77
1	4Q	83:GLY	C	84:ARG	N	1.77
1	4Q	90:PHE	C	91:PRO	N	1.77
1	4U	83:GLY	C	84:ARG	N	1.77
1	4U	90:PHE	C	91:PRO	N	1.77
1	4U	147:ARG	C	148:LEU	N	1.77
1	4Y	83:GLY	C	84:ARG	N	1.77
1	4Y	90:PHE	C	91:PRO	N	1.77
1	42	83:GLY	C	84:ARG	N	1.77

*Continued on next page...*

*Continued from previous page...*

Model	Chain	Residue-1	Atom-1	Residue-2	Atom-2	Distance (Å)
1	42	90:PHE	C	91:PRO	N	1.77
1	42	147:ARG	C	148:LEU	N	1.77
1	46	83:GLY	C	84:ARG	N	1.77
1	46	90:PHE	C	91:PRO	N	1.77
1	46	147:ARG	C	148:LEU	N	1.77
1	5A	83:GLY	C	84:ARG	N	1.77
1	5A	90:PHE	C	91:PRO	N	1.77
1	5A	147:ARG	C	148:LEU	N	1.77
1	5E	83:GLY	C	84:ARG	N	1.77
1	5E	90:PHE	C	91:PRO	N	1.77
1	5E	147:ARG	C	148:LEU	N	1.77
1	5I	83:GLY	C	84:ARG	N	1.77
1	5I	90:PHE	C	91:PRO	N	1.77
1	5I	147:ARG	C	148:LEU	N	1.77
1	5M	83:GLY	C	84:ARG	N	1.77
1	5M	90:PHE	C	91:PRO	N	1.77
1	5M	147:ARG	C	148:LEU	N	1.77
1	5Q	83:GLY	C	84:ARG	N	1.77
1	5Q	90:PHE	C	91:PRO	N	1.77
1	5Q	147:ARG	C	148:LEU	N	1.77
1	5U	83:GLY	C	84:ARG	N	1.77
1	5U	90:PHE	C	91:PRO	N	1.77
1	5Y	83:GLY	C	84:ARG	N	1.77
1	5Y	90:PHE	C	91:PRO	N	1.77
1	52	83:GLY	C	84:ARG	N	1.77
1	52	90:PHE	C	91:PRO	N	1.77
1	52	147:ARG	C	148:LEU	N	1.77
1	56	83:GLY	C	84:ARG	N	1.77
1	56	90:PHE	C	91:PRO	N	1.77
1	56	147:ARG	C	148:LEU	N	1.77
1	6A	83:GLY	C	84:ARG	N	1.77
1	6A	90:PHE	C	91:PRO	N	1.77
1	6A	147:ARG	C	148:LEU	N	1.77
1	6E	83:GLY	C	84:ARG	N	1.77
1	6E	90:PHE	C	91:PRO	N	1.77
1	6I	83:GLY	C	84:ARG	N	1.77
1	6I	90:PHE	C	91:PRO	N	1.77
1	6I	147:ARG	C	148:LEU	N	1.77
1	6M	83:GLY	C	84:ARG	N	1.77
1	6M	90:PHE	C	91:PRO	N	1.77
1	6Q	83:GLY	C	84:ARG	N	1.77
1	6Q	90:PHE	C	91:PRO	N	1.77

*Continued on next page...*

*Continued from previous page...*

Model	Chain	Residue-1	Atom-1	Residue-2	Atom-2	Distance (Å)
1	6Q	147:ARG	C	148:LEU	N	1.77
1	6U	83:GLY	C	84:ARG	N	1.77
1	6U	90:PHE	C	91:PRO	N	1.77
1	6Y	83:GLY	C	84:ARG	N	1.77
1	6Y	90:PHE	C	91:PRO	N	1.77
1	62	83:GLY	C	84:ARG	N	1.77
1	62	90:PHE	C	91:PRO	N	1.77
1	62	147:ARG	C	148:LEU	N	1.77
1	66	83:GLY	C	84:ARG	N	1.77
1	66	90:PHE	C	91:PRO	N	1.77
1	66	147:ARG	C	148:LEU	N	1.77
1	7A	83:GLY	C	84:ARG	N	1.77
1	7A	90:PHE	C	91:PRO	N	1.77
1	7A	147:ARG	C	148:LEU	N	1.77
1	7E	83:GLY	C	84:ARG	N	1.77
1	7E	90:PHE	C	91:PRO	N	1.77
1	7I	83:GLY	C	84:ARG	N	1.77
1	7I	90:PHE	C	91:PRO	N	1.77
1	7M	83:GLY	C	84:ARG	N	1.77
1	7M	90:PHE	C	91:PRO	N	1.77
1	7M	147:ARG	C	148:LEU	N	1.77
1	7Q	83:GLY	C	84:ARG	N	1.77
1	7Q	90:PHE	C	91:PRO	N	1.77
1	7U	83:GLY	C	84:ARG	N	1.77
1	7U	90:PHE	C	91:PRO	N	1.77
1	1A	51:LEU	C	52:PHE	N	1.72
1	1E	51:LEU	C	52:PHE	N	1.72
1	1I	51:LEU	C	52:PHE	N	1.72
1	1M	51:LEU	C	52:PHE	N	1.72
1	1Q	51:LEU	C	52:PHE	N	1.72
1	1U	51:LEU	C	52:PHE	N	1.72
1	1Y	51:LEU	C	52:PHE	N	1.72
1	12	51:LEU	C	52:PHE	N	1.72
1	16	51:LEU	C	52:PHE	N	1.72
1	2A	51:LEU	C	52:PHE	N	1.72
1	2E	51:LEU	C	52:PHE	N	1.72
1	2I	51:LEU	C	52:PHE	N	1.72
1	2M	51:LEU	C	52:PHE	N	1.72
1	2Q	51:LEU	C	52:PHE	N	1.72
1	2U	51:LEU	C	52:PHE	N	1.72
1	2Y	51:LEU	C	52:PHE	N	1.72
1	22	51:LEU	C	52:PHE	N	1.72

*Continued on next page...*



*Continued from previous page...*

Model	Chain	Residue-1	Atom-1	Residue-2	Atom-2	Distance (Å)
1	26	51:LEU	C	52:PHE	N	1.72
1	3A	51:LEU	C	52:PHE	N	1.72
1	3E	51:LEU	C	52:PHE	N	1.72
1	3I	51:LEU	C	52:PHE	N	1.72
1	3M	51:LEU	C	52:PHE	N	1.72
1	3Q	51:LEU	C	52:PHE	N	1.72
1	3U	51:LEU	C	52:PHE	N	1.72
1	3Y	51:LEU	C	52:PHE	N	1.72
1	32	51:LEU	C	52:PHE	N	1.72
1	36	51:LEU	C	52:PHE	N	1.72
1	4A	51:LEU	C	52:PHE	N	1.72
1	4E	51:LEU	C	52:PHE	N	1.72
1	4I	51:LEU	C	52:PHE	N	1.72
1	4M	51:LEU	C	52:PHE	N	1.72
1	4Q	51:LEU	C	52:PHE	N	1.72
1	4U	51:LEU	C	52:PHE	N	1.72
1	4Y	51:LEU	C	52:PHE	N	1.72
1	42	51:LEU	C	52:PHE	N	1.72
1	46	51:LEU	C	52:PHE	N	1.72
1	5A	51:LEU	C	52:PHE	N	1.72
1	5E	51:LEU	C	52:PHE	N	1.72
1	5I	51:LEU	C	52:PHE	N	1.72
1	5M	51:LEU	C	52:PHE	N	1.72
1	5Q	51:LEU	C	52:PHE	N	1.72
1	5U	51:LEU	C	52:PHE	N	1.72
1	5Y	51:LEU	C	52:PHE	N	1.72
1	52	51:LEU	C	52:PHE	N	1.72
1	56	51:LEU	C	52:PHE	N	1.72
1	6A	51:LEU	C	52:PHE	N	1.72
1	6E	51:LEU	C	52:PHE	N	1.72
1	6I	51:LEU	C	52:PHE	N	1.72
1	6M	51:LEU	C	52:PHE	N	1.72
1	6Q	51:LEU	C	52:PHE	N	1.72
1	6U	51:LEU	C	52:PHE	N	1.72
1	6Y	51:LEU	C	52:PHE	N	1.72
1	62	51:LEU	C	52:PHE	N	1.72
1	66	51:LEU	C	52:PHE	N	1.72
1	7A	51:LEU	C	52:PHE	N	1.72
1	7E	51:LEU	C	52:PHE	N	1.72
1	7I	51:LEU	C	52:PHE	N	1.72
1	7M	51:LEU	C	52:PHE	N	1.72
1	7Q	51:LEU	C	52:PHE	N	1.72

*Continued on next page...*

*Continued from previous page...*

Model	Chain	Residue-1	Atom-1	Residue-2	Atom-2	Distance (Å)
1	7U	51:LEU	C	52:PHE	N	1.72
1	1A	144:VAL	C	145:LEU	N	1.70
1	1E	144:VAL	C	145:LEU	N	1.70
1	1I	144:VAL	C	145:LEU	N	1.70
1	1M	144:VAL	C	145:LEU	N	1.70
1	1Q	144:VAL	C	145:LEU	N	1.70
1	1U	144:VAL	C	145:LEU	N	1.70
1	1Y	144:VAL	C	145:LEU	N	1.70
1	12	144:VAL	C	145:LEU	N	1.70
1	16	144:VAL	C	145:LEU	N	1.70
1	2A	144:VAL	C	145:LEU	N	1.70
1	2E	144:VAL	C	145:LEU	N	1.70
1	2I	144:VAL	C	145:LEU	N	1.70
1	2M	144:VAL	C	145:LEU	N	1.70
1	2Q	144:VAL	C	145:LEU	N	1.70
1	2U	144:VAL	C	145:LEU	N	1.70
1	2Y	144:VAL	C	145:LEU	N	1.70
1	22	144:VAL	C	145:LEU	N	1.70
1	26	144:VAL	C	145:LEU	N	1.70
1	3A	144:VAL	C	145:LEU	N	1.70
1	3E	144:VAL	C	145:LEU	N	1.70
1	3I	144:VAL	C	145:LEU	N	1.70
1	3M	144:VAL	C	145:LEU	N	1.70
1	3Q	144:VAL	C	145:LEU	N	1.70
1	3U	144:VAL	C	145:LEU	N	1.70
1	3Y	144:VAL	C	145:LEU	N	1.70
1	32	144:VAL	C	145:LEU	N	1.70
1	36	144:VAL	C	145:LEU	N	1.70
1	4A	144:VAL	C	145:LEU	N	1.70
1	4E	144:VAL	C	145:LEU	N	1.70
1	4I	144:VAL	C	145:LEU	N	1.70
1	4M	144:VAL	C	145:LEU	N	1.70
1	4Q	144:VAL	C	145:LEU	N	1.70
1	4U	144:VAL	C	145:LEU	N	1.70
1	4Y	144:VAL	C	145:LEU	N	1.70
1	42	144:VAL	C	145:LEU	N	1.70
1	46	144:VAL	C	145:LEU	N	1.70
1	5A	144:VAL	C	145:LEU	N	1.70
1	5E	144:VAL	C	145:LEU	N	1.70
1	5I	144:VAL	C	145:LEU	N	1.70
1	5M	144:VAL	C	145:LEU	N	1.70
1	5Q	144:VAL	C	145:LEU	N	1.70

*Continued on next page...*

*Continued from previous page...*

Model	Chain	Residue-1	Atom-1	Residue-2	Atom-2	Distance (Å)
1	5U	144:VAL	C	145:LEU	N	1.70
1	5Y	144:VAL	C	145:LEU	N	1.70
1	52	144:VAL	C	145:LEU	N	1.70
1	56	144:VAL	C	145:LEU	N	1.70
1	6A	144:VAL	C	145:LEU	N	1.70
1	6E	144:VAL	C	145:LEU	N	1.70
1	6I	144:VAL	C	145:LEU	N	1.70
1	6M	144:VAL	C	145:LEU	N	1.70
1	6Q	144:VAL	C	145:LEU	N	1.70
1	6U	144:VAL	C	145:LEU	N	1.70
1	6Y	144:VAL	C	145:LEU	N	1.70
1	62	144:VAL	C	145:LEU	N	1.70
1	66	144:VAL	C	145:LEU	N	1.70
1	7A	144:VAL	C	145:LEU	N	1.70
1	7E	144:VAL	C	145:LEU	N	1.70
1	7I	144:VAL	C	145:LEU	N	1.70
1	7M	144:VAL	C	145:LEU	N	1.70
1	7Q	144:VAL	C	145:LEU	N	1.70
1	7U	144:VAL	C	145:LEU	N	1.70
1	1B	13:THR	C	14:THR	N	1.69
1	1F	13:THR	C	14:THR	N	1.69
1	1J	13:THR	C	14:THR	N	1.69
1	1N	13:THR	C	14:THR	N	1.69
1	1R	13:THR	C	14:THR	N	1.69
1	1V	13:THR	C	14:THR	N	1.69
1	1Z	13:THR	C	14:THR	N	1.69
1	13	13:THR	C	14:THR	N	1.69
1	17	13:THR	C	14:THR	N	1.69
1	2B	13:THR	C	14:THR	N	1.69
1	2F	13:THR	C	14:THR	N	1.69
1	2J	13:THR	C	14:THR	N	1.69
1	2N	13:THR	C	14:THR	N	1.69
1	2R	13:THR	C	14:THR	N	1.69
1	2V	13:THR	C	14:THR	N	1.69
1	2Z	13:THR	C	14:THR	N	1.69
1	23	13:THR	C	14:THR	N	1.69
1	27	13:THR	C	14:THR	N	1.69
1	3B	13:THR	C	14:THR	N	1.69
1	3F	13:THR	C	14:THR	N	1.69
1	3J	13:THR	C	14:THR	N	1.69
1	3N	13:THR	C	14:THR	N	1.69
1	3R	13:THR	C	14:THR	N	1.69

*Continued on next page...*

*Continued from previous page...*

Model	Chain	Residue-1	Atom-1	Residue-2	Atom-2	Distance (Å)
1	3V	13:THR	C	14:THR	N	1.69
1	3Z	13:THR	C	14:THR	N	1.69
1	33	13:THR	C	14:THR	N	1.69
1	37	13:THR	C	14:THR	N	1.69
1	4B	13:THR	C	14:THR	N	1.69
1	4F	13:THR	C	14:THR	N	1.69
1	4J	13:THR	C	14:THR	N	1.69
1	4N	13:THR	C	14:THR	N	1.69
1	4R	13:THR	C	14:THR	N	1.69
1	4V	13:THR	C	14:THR	N	1.69
1	4Z	13:THR	C	14:THR	N	1.69
1	43	13:THR	C	14:THR	N	1.69
1	47	13:THR	C	14:THR	N	1.69
1	5B	13:THR	C	14:THR	N	1.69
1	5F	13:THR	C	14:THR	N	1.69
1	5J	13:THR	C	14:THR	N	1.69
1	5N	13:THR	C	14:THR	N	1.69
1	5R	13:THR	C	14:THR	N	1.69
1	5V	13:THR	C	14:THR	N	1.69
1	5Z	13:THR	C	14:THR	N	1.69
1	53	13:THR	C	14:THR	N	1.69
1	57	13:THR	C	14:THR	N	1.69
1	6B	13:THR	C	14:THR	N	1.69
1	6F	13:THR	C	14:THR	N	1.69
1	6J	13:THR	C	14:THR	N	1.69
1	6N	13:THR	C	14:THR	N	1.69
1	6R	13:THR	C	14:THR	N	1.69
1	6V	13:THR	C	14:THR	N	1.69
1	6Z	13:THR	C	14:THR	N	1.69
1	63	13:THR	C	14:THR	N	1.69
1	67	13:THR	C	14:THR	N	1.69
1	7B	13:THR	C	14:THR	N	1.69
1	7F	13:THR	C	14:THR	N	1.69
1	7J	13:THR	C	14:THR	N	1.69
1	7N	13:THR	C	14:THR	N	1.69
1	7R	13:THR	C	14:THR	N	1.69
1	7V	13:THR	C	14:THR	N	1.69
1	1A	15:SER	C	16:THR	N	1.68
1	1B	3:PRO	C	4:GLU	N	1.68
1	1B	24:PRO	C	25:SER	N	1.68
1	1E	15:SER	C	16:THR	N	1.68
1	1F	3:PRO	C	4:GLU	N	1.68

*Continued on next page...*

*Continued from previous page...*

Model	Chain	Residue-1	Atom-1	Residue-2	Atom-2	Distance (Å)
1	1F	24:PRO	C	25:SER	N	1.68
1	1I	15:SER	C	16:THR	N	1.68
1	1J	3:PRO	C	4:GLU	N	1.68
1	1J	24:PRO	C	25:SER	N	1.68
1	1M	15:SER	C	16:THR	N	1.68
1	1N	3:PRO	C	4:GLU	N	1.68
1	1N	24:PRO	C	25:SER	N	1.68
1	1Q	15:SER	C	16:THR	N	1.68
1	1R	3:PRO	C	4:GLU	N	1.68
1	1R	24:PRO	C	25:SER	N	1.68
1	1U	15:SER	C	16:THR	N	1.68
1	1V	3:PRO	C	4:GLU	N	1.68
1	1V	24:PRO	C	25:SER	N	1.68
1	1Y	15:SER	C	16:THR	N	1.68
1	1Z	3:PRO	C	4:GLU	N	1.68
1	1Z	24:PRO	C	25:SER	N	1.68
1	12	15:SER	C	16:THR	N	1.68
1	13	3:PRO	C	4:GLU	N	1.68
1	13	24:PRO	C	25:SER	N	1.68
1	16	15:SER	C	16:THR	N	1.68
1	17	3:PRO	C	4:GLU	N	1.68
1	17	24:PRO	C	25:SER	N	1.68
1	2A	15:SER	C	16:THR	N	1.68
1	2B	3:PRO	C	4:GLU	N	1.68
1	2B	24:PRO	C	25:SER	N	1.68
1	2E	15:SER	C	16:THR	N	1.68
1	2F	3:PRO	C	4:GLU	N	1.68
1	2F	24:PRO	C	25:SER	N	1.68
1	2I	15:SER	C	16:THR	N	1.68
1	2J	3:PRO	C	4:GLU	N	1.68
1	2J	24:PRO	C	25:SER	N	1.68
1	2M	15:SER	C	16:THR	N	1.68
1	2N	3:PRO	C	4:GLU	N	1.68
1	2N	24:PRO	C	25:SER	N	1.68
1	2Q	15:SER	C	16:THR	N	1.68
1	2R	3:PRO	C	4:GLU	N	1.68
1	2R	24:PRO	C	25:SER	N	1.68
1	2U	15:SER	C	16:THR	N	1.68
1	2V	3:PRO	C	4:GLU	N	1.68
1	2V	24:PRO	C	25:SER	N	1.68
1	2Y	15:SER	C	16:THR	N	1.68
1	2Z	3:PRO	C	4:GLU	N	1.68

*Continued on next page...*

*Continued from previous page...*

Model	Chain	Residue-1	Atom-1	Residue-2	Atom-2	Distance (Å)
1	2Z	24:PRO	C	25:SER	N	1.68
1	22	15:SER	C	16:THR	N	1.68
1	23	3:PRO	C	4:GLU	N	1.68
1	23	24:PRO	C	25:SER	N	1.68
1	26	15:SER	C	16:THR	N	1.68
1	27	3:PRO	C	4:GLU	N	1.68
1	27	24:PRO	C	25:SER	N	1.68
1	3A	15:SER	C	16:THR	N	1.68
1	3B	3:PRO	C	4:GLU	N	1.68
1	3B	24:PRO	C	25:SER	N	1.68
1	3E	15:SER	C	16:THR	N	1.68
1	3F	3:PRO	C	4:GLU	N	1.68
1	3F	24:PRO	C	25:SER	N	1.68
1	3I	15:SER	C	16:THR	N	1.68
1	3J	3:PRO	C	4:GLU	N	1.68
1	3J	24:PRO	C	25:SER	N	1.68
1	3M	15:SER	C	16:THR	N	1.68
1	3N	3:PRO	C	4:GLU	N	1.68
1	3N	24:PRO	C	25:SER	N	1.68
1	3Q	15:SER	C	16:THR	N	1.68
1	3R	3:PRO	C	4:GLU	N	1.68
1	3R	24:PRO	C	25:SER	N	1.68
1	3U	15:SER	C	16:THR	N	1.68
1	3V	3:PRO	C	4:GLU	N	1.68
1	3V	24:PRO	C	25:SER	N	1.68
1	3Y	15:SER	C	16:THR	N	1.68
1	3Z	3:PRO	C	4:GLU	N	1.68
1	3Z	24:PRO	C	25:SER	N	1.68
1	32	15:SER	C	16:THR	N	1.68
1	33	3:PRO	C	4:GLU	N	1.68
1	33	24:PRO	C	25:SER	N	1.68
1	36	15:SER	C	16:THR	N	1.68
1	37	3:PRO	C	4:GLU	N	1.68
1	37	24:PRO	C	25:SER	N	1.68
1	4A	15:SER	C	16:THR	N	1.68
1	4B	3:PRO	C	4:GLU	N	1.68
1	4B	24:PRO	C	25:SER	N	1.68
1	4E	15:SER	C	16:THR	N	1.68
1	4F	3:PRO	C	4:GLU	N	1.68
1	4F	24:PRO	C	25:SER	N	1.68
1	4I	15:SER	C	16:THR	N	1.68
1	4J	3:PRO	C	4:GLU	N	1.68

*Continued on next page...*

*Continued from previous page...*

Model	Chain	Residue-1	Atom-1	Residue-2	Atom-2	Distance (Å)
1	4J	24:PRO	C	25:SER	N	1.68
1	4M	15:SER	C	16:THR	N	1.68
1	4N	3:PRO	C	4:GLU	N	1.68
1	4N	24:PRO	C	25:SER	N	1.68
1	4Q	15:SER	C	16:THR	N	1.68
1	4R	3:PRO	C	4:GLU	N	1.68
1	4R	24:PRO	C	25:SER	N	1.68
1	4U	15:SER	C	16:THR	N	1.68
1	4V	3:PRO	C	4:GLU	N	1.68
1	4V	24:PRO	C	25:SER	N	1.68
1	4Y	15:SER	C	16:THR	N	1.68
1	4Z	3:PRO	C	4:GLU	N	1.68
1	4Z	24:PRO	C	25:SER	N	1.68
1	42	15:SER	C	16:THR	N	1.68
1	43	3:PRO	C	4:GLU	N	1.68
1	43	24:PRO	C	25:SER	N	1.68
1	46	15:SER	C	16:THR	N	1.68
1	47	3:PRO	C	4:GLU	N	1.68
1	47	24:PRO	C	25:SER	N	1.68
1	5A	15:SER	C	16:THR	N	1.68
1	5B	3:PRO	C	4:GLU	N	1.68
1	5B	24:PRO	C	25:SER	N	1.68
1	5E	15:SER	C	16:THR	N	1.68
1	5F	3:PRO	C	4:GLU	N	1.68
1	5F	24:PRO	C	25:SER	N	1.68
1	5I	15:SER	C	16:THR	N	1.68
1	5J	3:PRO	C	4:GLU	N	1.68
1	5J	24:PRO	C	25:SER	N	1.68
1	5M	15:SER	C	16:THR	N	1.68
1	5N	3:PRO	C	4:GLU	N	1.68
1	5N	24:PRO	C	25:SER	N	1.68
1	5Q	15:SER	C	16:THR	N	1.68
1	5R	3:PRO	C	4:GLU	N	1.68
1	5R	24:PRO	C	25:SER	N	1.68
1	5U	15:SER	C	16:THR	N	1.68
1	5V	3:PRO	C	4:GLU	N	1.68
1	5V	24:PRO	C	25:SER	N	1.68
1	5Y	15:SER	C	16:THR	N	1.68
1	5Z	3:PRO	C	4:GLU	N	1.68
1	5Z	24:PRO	C	25:SER	N	1.68
1	52	15:SER	C	16:THR	N	1.68
1	53	3:PRO	C	4:GLU	N	1.68

*Continued on next page...*



*Continued from previous page...*

Model	Chain	Residue-1	Atom-1	Residue-2	Atom-2	Distance (Å)
1	53	24:PRO	C	25:SER	N	1.68
1	56	15:SER	C	16:THR	N	1.68
1	57	3:PRO	C	4:GLU	N	1.68
1	57	24:PRO	C	25:SER	N	1.68
1	6A	15:SER	C	16:THR	N	1.68
1	6B	3:PRO	C	4:GLU	N	1.68
1	6B	24:PRO	C	25:SER	N	1.68
1	6E	15:SER	C	16:THR	N	1.68
1	6F	3:PRO	C	4:GLU	N	1.68
1	6F	24:PRO	C	25:SER	N	1.68
1	6I	15:SER	C	16:THR	N	1.68
1	6J	3:PRO	C	4:GLU	N	1.68
1	6J	24:PRO	C	25:SER	N	1.68
1	6M	15:SER	C	16:THR	N	1.68
1	6N	3:PRO	C	4:GLU	N	1.68
1	6N	24:PRO	C	25:SER	N	1.68
1	6Q	15:SER	C	16:THR	N	1.68
1	6R	3:PRO	C	4:GLU	N	1.68
1	6R	24:PRO	C	25:SER	N	1.68
1	6U	15:SER	C	16:THR	N	1.68
1	6V	3:PRO	C	4:GLU	N	1.68
1	6V	24:PRO	C	25:SER	N	1.68
1	6Y	15:SER	C	16:THR	N	1.68
1	6Z	3:PRO	C	4:GLU	N	1.68
1	6Z	24:PRO	C	25:SER	N	1.68
1	62	15:SER	C	16:THR	N	1.68
1	63	3:PRO	C	4:GLU	N	1.68
1	63	24:PRO	C	25:SER	N	1.68
1	66	15:SER	C	16:THR	N	1.68
1	67	3:PRO	C	4:GLU	N	1.68
1	67	24:PRO	C	25:SER	N	1.68
1	7A	15:SER	C	16:THR	N	1.68
1	7B	3:PRO	C	4:GLU	N	1.68
1	7B	24:PRO	C	25:SER	N	1.68
1	7E	15:SER	C	16:THR	N	1.68
1	7F	3:PRO	C	4:GLU	N	1.68
1	7F	24:PRO	C	25:SER	N	1.68
1	7I	15:SER	C	16:THR	N	1.68
1	7J	3:PRO	C	4:GLU	N	1.68
1	7J	24:PRO	C	25:SER	N	1.68
1	7M	15:SER	C	16:THR	N	1.68
1	7N	3:PRO	C	4:GLU	N	1.68

*Continued on next page...*

*Continued from previous page...*

Model	Chain	Residue-1	Atom-1	Residue-2	Atom-2	Distance (Å)
1	7N	24:PRO	C	25:SER	N	1.68
1	7Q	15:SER	C	16:THR	N	1.68
1	7R	3:PRO	C	4:GLU	N	1.68
1	7R	24:PRO	C	25:SER	N	1.68
1	7U	15:SER	C	16:THR	N	1.68
1	7V	3:PRO	C	4:GLU	N	1.68
1	7V	24:PRO	C	25:SER	N	1.68
1	1A	12:MET	C	13:ALA	N	1.66
1	1A	48:TYR	C	49:LEU	N	1.66
1	1E	12:MET	C	13:ALA	N	1.66
1	1E	48:TYR	C	49:LEU	N	1.66
1	1I	12:MET	C	13:ALA	N	1.66
1	1I	48:TYR	C	49:LEU	N	1.66
1	1M	12:MET	C	13:ALA	N	1.66
1	1M	48:TYR	C	49:LEU	N	1.66
1	1Q	12:MET	C	13:ALA	N	1.66
1	1Q	48:TYR	C	49:LEU	N	1.66
1	1U	12:MET	C	13:ALA	N	1.66
1	1U	48:TYR	C	49:LEU	N	1.66
1	1Y	12:MET	C	13:ALA	N	1.66
1	1Y	48:TYR	C	49:LEU	N	1.66
1	12	12:MET	C	13:ALA	N	1.66
1	12	48:TYR	C	49:LEU	N	1.66
1	16	12:MET	C	13:ALA	N	1.66
1	16	48:TYR	C	49:LEU	N	1.66
1	2A	12:MET	C	13:ALA	N	1.66
1	2A	48:TYR	C	49:LEU	N	1.66
1	2E	12:MET	C	13:ALA	N	1.66
1	2E	48:TYR	C	49:LEU	N	1.66
1	2I	12:MET	C	13:ALA	N	1.66
1	2I	48:TYR	C	49:LEU	N	1.66
1	2M	12:MET	C	13:ALA	N	1.66
1	2M	48:TYR	C	49:LEU	N	1.66
1	2Q	12:MET	C	13:ALA	N	1.66
1	2Q	48:TYR	C	49:LEU	N	1.66
1	2U	12:MET	C	13:ALA	N	1.66
1	2U	48:TYR	C	49:LEU	N	1.66
1	2Y	12:MET	C	13:ALA	N	1.66
1	2Y	48:TYR	C	49:LEU	N	1.66
1	22	12:MET	C	13:ALA	N	1.66
1	22	48:TYR	C	49:LEU	N	1.66
1	26	12:MET	C	13:ALA	N	1.66

*Continued on next page...*

*Continued from previous page...*

Model	Chain	Residue-1	Atom-1	Residue-2	Atom-2	Distance (Å)
1	26	48:TYR	C	49:LEU	N	1.66
1	3A	12:MET	C	13:ALA	N	1.66
1	3A	48:TYR	C	49:LEU	N	1.66
1	3E	12:MET	C	13:ALA	N	1.66
1	3E	48:TYR	C	49:LEU	N	1.66
1	3I	12:MET	C	13:ALA	N	1.66
1	3I	48:TYR	C	49:LEU	N	1.66
1	3M	12:MET	C	13:ALA	N	1.66
1	3M	48:TYR	C	49:LEU	N	1.66
1	3Q	12:MET	C	13:ALA	N	1.66
1	3Q	48:TYR	C	49:LEU	N	1.66
1	3U	12:MET	C	13:ALA	N	1.66
1	3U	48:TYR	C	49:LEU	N	1.66
1	3Y	12:MET	C	13:ALA	N	1.66
1	3Y	48:TYR	C	49:LEU	N	1.66
1	32	12:MET	C	13:ALA	N	1.66
1	32	48:TYR	C	49:LEU	N	1.66
1	36	12:MET	C	13:ALA	N	1.66
1	36	48:TYR	C	49:LEU	N	1.66
1	4A	12:MET	C	13:ALA	N	1.66
1	4A	48:TYR	C	49:LEU	N	1.66
1	4E	12:MET	C	13:ALA	N	1.66
1	4E	48:TYR	C	49:LEU	N	1.66
1	4I	12:MET	C	13:ALA	N	1.66
1	4I	48:TYR	C	49:LEU	N	1.66
1	4M	12:MET	C	13:ALA	N	1.66
1	4M	48:TYR	C	49:LEU	N	1.66
1	4Q	12:MET	C	13:ALA	N	1.66
1	4Q	48:TYR	C	49:LEU	N	1.66
1	4U	12:MET	C	13:ALA	N	1.66
1	4U	48:TYR	C	49:LEU	N	1.66
1	4Y	12:MET	C	13:ALA	N	1.66
1	4Y	48:TYR	C	49:LEU	N	1.66
1	42	12:MET	C	13:ALA	N	1.66
1	42	48:TYR	C	49:LEU	N	1.66
1	46	12:MET	C	13:ALA	N	1.66
1	46	48:TYR	C	49:LEU	N	1.66
1	5A	12:MET	C	13:ALA	N	1.66
1	5A	48:TYR	C	49:LEU	N	1.66
1	5E	12:MET	C	13:ALA	N	1.66
1	5E	48:TYR	C	49:LEU	N	1.66
1	5I	12:MET	C	13:ALA	N	1.66

*Continued on next page...*

*Continued from previous page...*

Model	Chain	Residue-1	Atom-1	Residue-2	Atom-2	Distance (Å)
1	5I	48:TYR	C	49:LEU	N	1.66
1	5M	12:MET	C	13:ALA	N	1.66
1	5M	48:TYR	C	49:LEU	N	1.66
1	5Q	12:MET	C	13:ALA	N	1.66
1	5Q	48:TYR	C	49:LEU	N	1.66
1	5U	12:MET	C	13:ALA	N	1.66
1	5U	48:TYR	C	49:LEU	N	1.66
1	5Y	12:MET	C	13:ALA	N	1.66
1	5Y	48:TYR	C	49:LEU	N	1.66
1	52	12:MET	C	13:ALA	N	1.66
1	52	48:TYR	C	49:LEU	N	1.66
1	56	12:MET	C	13:ALA	N	1.66
1	56	48:TYR	C	49:LEU	N	1.66
1	6A	12:MET	C	13:ALA	N	1.66
1	6A	48:TYR	C	49:LEU	N	1.66
1	6E	12:MET	C	13:ALA	N	1.66
1	6E	48:TYR	C	49:LEU	N	1.66
1	6I	12:MET	C	13:ALA	N	1.66
1	6I	48:TYR	C	49:LEU	N	1.66
1	6M	12:MET	C	13:ALA	N	1.66
1	6M	48:TYR	C	49:LEU	N	1.66
1	6Q	12:MET	C	13:ALA	N	1.66
1	6Q	48:TYR	C	49:LEU	N	1.66
1	6U	12:MET	C	13:ALA	N	1.66
1	6U	48:TYR	C	49:LEU	N	1.66
1	6Y	12:MET	C	13:ALA	N	1.66
1	6Y	48:TYR	C	49:LEU	N	1.66
1	62	12:MET	C	13:ALA	N	1.66
1	62	48:TYR	C	49:LEU	N	1.66
1	66	12:MET	C	13:ALA	N	1.66
1	66	48:TYR	C	49:LEU	N	1.66
1	7A	12:MET	C	13:ALA	N	1.66
1	7A	48:TYR	C	49:LEU	N	1.66
1	7E	12:MET	C	13:ALA	N	1.66
1	7E	48:TYR	C	49:LEU	N	1.66
1	7I	12:MET	C	13:ALA	N	1.66
1	7I	48:TYR	C	49:LEU	N	1.66
1	7M	12:MET	C	13:ALA	N	1.66
1	7M	48:TYR	C	49:LEU	N	1.66
1	7Q	12:MET	C	13:ALA	N	1.66
1	7Q	48:TYR	C	49:LEU	N	1.66
1	7U	12:MET	C	13:ALA	N	1.66

*Continued on next page...*

*Continued from previous page...*

Model	Chain	Residue-1	Atom-1	Residue-2	Atom-2	Distance (Å)
1	7U	48:TYR	C	49:LEU	N	1.66
1	1A	30:PHE	C	31:LYS	N	1.65
1	1A	166:MET	C	167:GLY	N	1.65
1	1E	30:PHE	C	31:LYS	N	1.65
1	1E	166:MET	C	167:GLY	N	1.65
1	1I	30:PHE	C	31:LYS	N	1.65
1	1I	166:MET	C	167:GLY	N	1.65
1	1M	30:PHE	C	31:LYS	N	1.65
1	1M	166:MET	C	167:GLY	N	1.65
1	1Q	30:PHE	C	31:LYS	N	1.65
1	1Q	166:MET	C	167:GLY	N	1.65
1	1U	30:PHE	C	31:LYS	N	1.65
1	1U	166:MET	C	167:GLY	N	1.65
1	1Y	30:PHE	C	31:LYS	N	1.65
1	1Y	166:MET	C	167:GLY	N	1.65
1	12	30:PHE	C	31:LYS	N	1.65
1	12	166:MET	C	167:GLY	N	1.65
1	16	30:PHE	C	31:LYS	N	1.65
1	16	166:MET	C	167:GLY	N	1.65
1	2A	30:PHE	C	31:LYS	N	1.65
1	2A	166:MET	C	167:GLY	N	1.65
1	2E	30:PHE	C	31:LYS	N	1.65
1	2E	166:MET	C	167:GLY	N	1.65
1	2I	30:PHE	C	31:LYS	N	1.65
1	2I	166:MET	C	167:GLY	N	1.65
1	2M	30:PHE	C	31:LYS	N	1.65
1	2M	166:MET	C	167:GLY	N	1.65
1	2Q	30:PHE	C	31:LYS	N	1.65
1	2Q	166:MET	C	167:GLY	N	1.65
1	2U	30:PHE	C	31:LYS	N	1.65
1	2U	166:MET	C	167:GLY	N	1.65
1	2Y	30:PHE	C	31:LYS	N	1.65
1	2Y	166:MET	C	167:GLY	N	1.65
1	22	30:PHE	C	31:LYS	N	1.65
1	22	166:MET	C	167:GLY	N	1.65
1	26	30:PHE	C	31:LYS	N	1.65
1	26	166:MET	C	167:GLY	N	1.65
1	3A	30:PHE	C	31:LYS	N	1.65
1	3A	166:MET	C	167:GLY	N	1.65
1	3E	30:PHE	C	31:LYS	N	1.65
1	3E	166:MET	C	167:GLY	N	1.65
1	3I	30:PHE	C	31:LYS	N	1.65

*Continued on next page...*

*Continued from previous page...*

Model	Chain	Residue-1	Atom-1	Residue-2	Atom-2	Distance (Å)
1	3I	166:MET	C	167:GLY	N	1.65
1	3M	30:PHE	C	31:LYS	N	1.65
1	3M	166:MET	C	167:GLY	N	1.65
1	3Q	30:PHE	C	31:LYS	N	1.65
1	3Q	166:MET	C	167:GLY	N	1.65
1	3U	30:PHE	C	31:LYS	N	1.65
1	3U	166:MET	C	167:GLY	N	1.65
1	3Y	30:PHE	C	31:LYS	N	1.65
1	3Y	166:MET	C	167:GLY	N	1.65
1	32	30:PHE	C	31:LYS	N	1.65
1	32	166:MET	C	167:GLY	N	1.65
1	36	30:PHE	C	31:LYS	N	1.65
1	36	166:MET	C	167:GLY	N	1.65
1	4A	30:PHE	C	31:LYS	N	1.65
1	4A	166:MET	C	167:GLY	N	1.65
1	4E	30:PHE	C	31:LYS	N	1.65
1	4E	166:MET	C	167:GLY	N	1.65
1	4I	30:PHE	C	31:LYS	N	1.65
1	4I	166:MET	C	167:GLY	N	1.65
1	4M	30:PHE	C	31:LYS	N	1.65
1	4M	166:MET	C	167:GLY	N	1.65
1	4Q	30:PHE	C	31:LYS	N	1.65
1	4Q	166:MET	C	167:GLY	N	1.65
1	4U	30:PHE	C	31:LYS	N	1.65
1	4U	166:MET	C	167:GLY	N	1.65
1	4Y	30:PHE	C	31:LYS	N	1.65
1	4Y	166:MET	C	167:GLY	N	1.65
1	42	30:PHE	C	31:LYS	N	1.65
1	42	166:MET	C	167:GLY	N	1.65
1	46	30:PHE	C	31:LYS	N	1.65
1	46	166:MET	C	167:GLY	N	1.65
1	5A	30:PHE	C	31:LYS	N	1.65
1	5A	166:MET	C	167:GLY	N	1.65
1	5E	30:PHE	C	31:LYS	N	1.65
1	5E	166:MET	C	167:GLY	N	1.65
1	5I	30:PHE	C	31:LYS	N	1.65
1	5I	166:MET	C	167:GLY	N	1.65
1	5M	30:PHE	C	31:LYS	N	1.65
1	5M	166:MET	C	167:GLY	N	1.65
1	5Q	30:PHE	C	31:LYS	N	1.65
1	5Q	166:MET	C	167:GLY	N	1.65
1	5U	30:PHE	C	31:LYS	N	1.65

*Continued on next page...*

*Continued from previous page...*

Model	Chain	Residue-1	Atom-1	Residue-2	Atom-2	Distance (Å)
1	5U	166:MET	C	167:GLY	N	1.65
1	5Y	30:PHE	C	31:LYS	N	1.65
1	5Y	166:MET	C	167:GLY	N	1.65
1	52	30:PHE	C	31:LYS	N	1.65
1	52	166:MET	C	167:GLY	N	1.65
1	56	30:PHE	C	31:LYS	N	1.65
1	56	166:MET	C	167:GLY	N	1.65
1	6A	30:PHE	C	31:LYS	N	1.65
1	6A	166:MET	C	167:GLY	N	1.65
1	6E	30:PHE	C	31:LYS	N	1.65
1	6E	166:MET	C	167:GLY	N	1.65
1	6I	30:PHE	C	31:LYS	N	1.65
1	6I	166:MET	C	167:GLY	N	1.65
1	6M	30:PHE	C	31:LYS	N	1.65
1	6M	166:MET	C	167:GLY	N	1.65
1	6Q	30:PHE	C	31:LYS	N	1.65
1	6Q	166:MET	C	167:GLY	N	1.65
1	6U	30:PHE	C	31:LYS	N	1.65
1	6U	166:MET	C	167:GLY	N	1.65
1	6Y	30:PHE	C	31:LYS	N	1.65
1	6Y	166:MET	C	167:GLY	N	1.65
1	62	30:PHE	C	31:LYS	N	1.65
1	62	166:MET	C	167:GLY	N	1.65
1	66	30:PHE	C	31:LYS	N	1.65
1	66	166:MET	C	167:GLY	N	1.65
1	7A	30:PHE	C	31:LYS	N	1.65
1	7A	166:MET	C	167:GLY	N	1.65
1	7E	30:PHE	C	31:LYS	N	1.65
1	7E	166:MET	C	167:GLY	N	1.65
1	7I	30:PHE	C	31:LYS	N	1.65
1	7I	166:MET	C	167:GLY	N	1.65
1	7M	30:PHE	C	31:LYS	N	1.65
1	7M	166:MET	C	167:GLY	N	1.65
1	7Q	30:PHE	C	31:LYS	N	1.65
1	7Q	166:MET	C	167:GLY	N	1.65
1	7U	30:PHE	C	31:LYS	N	1.65
1	7U	166:MET	C	167:GLY	N	1.65
1	1B	9:VAL	C	10:GLN	N	1.64
1	1B	54:ASN	C	55:PRO	N	1.64
1	1F	9:VAL	C	10:GLN	N	1.64
1	1F	54:ASN	C	55:PRO	N	1.64
1	1J	9:VAL	C	10:GLN	N	1.64

*Continued on next page...*



*Continued from previous page...*

Model	Chain	Residue-1	Atom-1	Residue-2	Atom-2	Distance (Å)
1	1J	54:ASN	C	55:PRO	N	1.64
1	1N	9:VAL	C	10:GLN	N	1.64
1	1N	54:ASN	C	55:PRO	N	1.64
1	1R	9:VAL	C	10:GLN	N	1.64
1	1R	54:ASN	C	55:PRO	N	1.64
1	1V	9:VAL	C	10:GLN	N	1.64
1	1V	54:ASN	C	55:PRO	N	1.64
1	1Z	9:VAL	C	10:GLN	N	1.64
1	1Z	54:ASN	C	55:PRO	N	1.64
1	13	9:VAL	C	10:GLN	N	1.64
1	13	54:ASN	C	55:PRO	N	1.64
1	17	9:VAL	C	10:GLN	N	1.64
1	17	54:ASN	C	55:PRO	N	1.64
1	2B	9:VAL	C	10:GLN	N	1.64
1	2B	54:ASN	C	55:PRO	N	1.64
1	2F	9:VAL	C	10:GLN	N	1.64
1	2F	54:ASN	C	55:PRO	N	1.64
1	2J	9:VAL	C	10:GLN	N	1.64
1	2J	54:ASN	C	55:PRO	N	1.64
1	2N	9:VAL	C	10:GLN	N	1.64
1	2N	54:ASN	C	55:PRO	N	1.64
1	2R	9:VAL	C	10:GLN	N	1.64
1	2R	54:ASN	C	55:PRO	N	1.64
1	2V	9:VAL	C	10:GLN	N	1.64
1	2V	54:ASN	C	55:PRO	N	1.64
1	2Z	9:VAL	C	10:GLN	N	1.64
1	2Z	54:ASN	C	55:PRO	N	1.64
1	23	9:VAL	C	10:GLN	N	1.64
1	23	54:ASN	C	55:PRO	N	1.64
1	27	9:VAL	C	10:GLN	N	1.64
1	27	54:ASN	C	55:PRO	N	1.64
1	3B	9:VAL	C	10:GLN	N	1.64
1	3B	54:ASN	C	55:PRO	N	1.64
1	3F	9:VAL	C	10:GLN	N	1.64
1	3F	54:ASN	C	55:PRO	N	1.64
1	3J	9:VAL	C	10:GLN	N	1.64
1	3J	54:ASN	C	55:PRO	N	1.64
1	3N	9:VAL	C	10:GLN	N	1.64
1	3N	54:ASN	C	55:PRO	N	1.64
1	3R	9:VAL	C	10:GLN	N	1.64
1	3R	54:ASN	C	55:PRO	N	1.64
1	3V	9:VAL	C	10:GLN	N	1.64

*Continued on next page...*

*Continued from previous page...*

Model	Chain	Residue-1	Atom-1	Residue-2	Atom-2	Distance (Å)
1	3V	54:ASN	C	55:PRO	N	1.64
1	3Z	9:VAL	C	10:GLN	N	1.64
1	3Z	54:ASN	C	55:PRO	N	1.64
1	33	9:VAL	C	10:GLN	N	1.64
1	33	54:ASN	C	55:PRO	N	1.64
1	37	9:VAL	C	10:GLN	N	1.64
1	37	54:ASN	C	55:PRO	N	1.64
1	4B	9:VAL	C	10:GLN	N	1.64
1	4B	54:ASN	C	55:PRO	N	1.64
1	4F	9:VAL	C	10:GLN	N	1.64
1	4F	54:ASN	C	55:PRO	N	1.64
1	4J	9:VAL	C	10:GLN	N	1.64
1	4J	54:ASN	C	55:PRO	N	1.64
1	4N	9:VAL	C	10:GLN	N	1.64
1	4N	54:ASN	C	55:PRO	N	1.64
1	4R	9:VAL	C	10:GLN	N	1.64
1	4R	54:ASN	C	55:PRO	N	1.64
1	4V	9:VAL	C	10:GLN	N	1.64
1	4V	54:ASN	C	55:PRO	N	1.64
1	4Z	9:VAL	C	10:GLN	N	1.64
1	4Z	54:ASN	C	55:PRO	N	1.64
1	43	9:VAL	C	10:GLN	N	1.64
1	43	54:ASN	C	55:PRO	N	1.64
1	47	9:VAL	C	10:GLN	N	1.64
1	47	54:ASN	C	55:PRO	N	1.64
1	5B	9:VAL	C	10:GLN	N	1.64
1	5B	54:ASN	C	55:PRO	N	1.64
1	5F	9:VAL	C	10:GLN	N	1.64
1	5F	54:ASN	C	55:PRO	N	1.64
1	5J	9:VAL	C	10:GLN	N	1.64
1	5J	54:ASN	C	55:PRO	N	1.64
1	5N	9:VAL	C	10:GLN	N	1.64
1	5N	54:ASN	C	55:PRO	N	1.64
1	5R	9:VAL	C	10:GLN	N	1.64
1	5R	54:ASN	C	55:PRO	N	1.64
1	5V	9:VAL	C	10:GLN	N	1.64
1	5V	54:ASN	C	55:PRO	N	1.64
1	5Z	9:VAL	C	10:GLN	N	1.64
1	5Z	54:ASN	C	55:PRO	N	1.64
1	53	9:VAL	C	10:GLN	N	1.64
1	53	54:ASN	C	55:PRO	N	1.64
1	57	9:VAL	C	10:GLN	N	1.64

*Continued on next page...*

*Continued from previous page...*

Model	Chain	Residue-1	Atom-1	Residue-2	Atom-2	Distance (Å)
1	57	54:ASN	C	55:PRO	N	1.64
1	6B	9:VAL	C	10:GLN	N	1.64
1	6B	54:ASN	C	55:PRO	N	1.64
1	6F	9:VAL	C	10:GLN	N	1.64
1	6F	54:ASN	C	55:PRO	N	1.64
1	6J	9:VAL	C	10:GLN	N	1.64
1	6J	54:ASN	C	55:PRO	N	1.64
1	6N	9:VAL	C	10:GLN	N	1.64
1	6N	54:ASN	C	55:PRO	N	1.64
1	6R	9:VAL	C	10:GLN	N	1.64
1	6R	54:ASN	C	55:PRO	N	1.64
1	6V	9:VAL	C	10:GLN	N	1.64
1	6V	54:ASN	C	55:PRO	N	1.64
1	6Z	9:VAL	C	10:GLN	N	1.64
1	6Z	54:ASN	C	55:PRO	N	1.64
1	63	9:VAL	C	10:GLN	N	1.64
1	63	54:ASN	C	55:PRO	N	1.64
1	67	9:VAL	C	10:GLN	N	1.64
1	67	54:ASN	C	55:PRO	N	1.64
1	7B	9:VAL	C	10:GLN	N	1.64
1	7B	54:ASN	C	55:PRO	N	1.64
1	7F	9:VAL	C	10:GLN	N	1.64
1	7F	54:ASN	C	55:PRO	N	1.64
1	7J	9:VAL	C	10:GLN	N	1.64
1	7J	54:ASN	C	55:PRO	N	1.64
1	7N	9:VAL	C	10:GLN	N	1.64
1	7N	54:ASN	C	55:PRO	N	1.64
1	7R	9:VAL	C	10:GLN	N	1.64
1	7R	54:ASN	C	55:PRO	N	1.64
1	7V	9:VAL	C	10:GLN	N	1.64
1	7V	54:ASN	C	55:PRO	N	1.64
1	1B	29:MET	C	30:PRO	N	1.63
1	1B	75:GLN	C	76:ILE	N	1.63
1	1F	29:MET	C	30:PRO	N	1.63
1	1F	75:GLN	C	76:ILE	N	1.63
1	1J	29:MET	C	30:PRO	N	1.63
1	1J	75:GLN	C	76:ILE	N	1.63
1	1N	29:MET	C	30:PRO	N	1.63
1	1N	75:GLN	C	76:ILE	N	1.63
1	1R	29:MET	C	30:PRO	N	1.63
1	1R	75:GLN	C	76:ILE	N	1.63
1	1V	29:MET	C	30:PRO	N	1.63

*Continued on next page...*

*Continued from previous page...*

Model	Chain	Residue-1	Atom-1	Residue-2	Atom-2	Distance (Å)
1	1V	75:GLN	C	76:ILE	N	1.63
1	1Z	29:MET	C	30:PRO	N	1.63
1	1Z	75:GLN	C	76:ILE	N	1.63
1	13	29:MET	C	30:PRO	N	1.63
1	13	75:GLN	C	76:ILE	N	1.63
1	17	29:MET	C	30:PRO	N	1.63
1	17	75:GLN	C	76:ILE	N	1.63
1	2B	29:MET	C	30:PRO	N	1.63
1	2B	75:GLN	C	76:ILE	N	1.63
1	2F	29:MET	C	30:PRO	N	1.63
1	2F	75:GLN	C	76:ILE	N	1.63
1	2J	29:MET	C	30:PRO	N	1.63
1	2J	75:GLN	C	76:ILE	N	1.63
1	2N	29:MET	C	30:PRO	N	1.63
1	2N	75:GLN	C	76:ILE	N	1.63
1	2R	29:MET	C	30:PRO	N	1.63
1	2R	75:GLN	C	76:ILE	N	1.63
1	2V	29:MET	C	30:PRO	N	1.63
1	2V	75:GLN	C	76:ILE	N	1.63
1	2Z	29:MET	C	30:PRO	N	1.63
1	2Z	75:GLN	C	76:ILE	N	1.63
1	23	29:MET	C	30:PRO	N	1.63
1	23	75:GLN	C	76:ILE	N	1.63
1	27	29:MET	C	30:PRO	N	1.63
1	27	75:GLN	C	76:ILE	N	1.63
1	3B	29:MET	C	30:PRO	N	1.63
1	3B	75:GLN	C	76:ILE	N	1.63
1	3F	29:MET	C	30:PRO	N	1.63
1	3F	75:GLN	C	76:ILE	N	1.63
1	3J	29:MET	C	30:PRO	N	1.63
1	3J	75:GLN	C	76:ILE	N	1.63
1	3N	29:MET	C	30:PRO	N	1.63
1	3N	75:GLN	C	76:ILE	N	1.63
1	3R	29:MET	C	30:PRO	N	1.63
1	3R	75:GLN	C	76:ILE	N	1.63
1	3V	29:MET	C	30:PRO	N	1.63
1	3V	75:GLN	C	76:ILE	N	1.63
1	3Z	29:MET	C	30:PRO	N	1.63
1	3Z	75:GLN	C	76:ILE	N	1.63
1	33	29:MET	C	30:PRO	N	1.63
1	33	75:GLN	C	76:ILE	N	1.63
1	37	29:MET	C	30:PRO	N	1.63

*Continued on next page...*

*Continued from previous page...*

Model	Chain	Residue-1	Atom-1	Residue-2	Atom-2	Distance (Å)
1	37	75:GLN	C	76:ILE	N	1.63
1	4B	29:MET	C	30:PRO	N	1.63
1	4B	75:GLN	C	76:ILE	N	1.63
1	4F	29:MET	C	30:PRO	N	1.63
1	4F	75:GLN	C	76:ILE	N	1.63
1	4J	29:MET	C	30:PRO	N	1.63
1	4J	75:GLN	C	76:ILE	N	1.63
1	4N	29:MET	C	30:PRO	N	1.63
1	4N	75:GLN	C	76:ILE	N	1.63
1	4R	29:MET	C	30:PRO	N	1.63
1	4R	75:GLN	C	76:ILE	N	1.63
1	4V	29:MET	C	30:PRO	N	1.63
1	4V	75:GLN	C	76:ILE	N	1.63
1	4Z	29:MET	C	30:PRO	N	1.63
1	4Z	75:GLN	C	76:ILE	N	1.63
1	43	29:MET	C	30:PRO	N	1.63
1	43	75:GLN	C	76:ILE	N	1.63
1	47	29:MET	C	30:PRO	N	1.63
1	47	75:GLN	C	76:ILE	N	1.63
1	5B	29:MET	C	30:PRO	N	1.63
1	5B	75:GLN	C	76:ILE	N	1.63
1	5F	29:MET	C	30:PRO	N	1.63
1	5F	75:GLN	C	76:ILE	N	1.63
1	5J	29:MET	C	30:PRO	N	1.63
1	5J	75:GLN	C	76:ILE	N	1.63
1	5N	29:MET	C	30:PRO	N	1.63
1	5N	75:GLN	C	76:ILE	N	1.63
1	5R	29:MET	C	30:PRO	N	1.63
1	5R	75:GLN	C	76:ILE	N	1.63
1	5V	29:MET	C	30:PRO	N	1.63
1	5V	75:GLN	C	76:ILE	N	1.63
1	5Z	29:MET	C	30:PRO	N	1.63
1	5Z	75:GLN	C	76:ILE	N	1.63
1	53	29:MET	C	30:PRO	N	1.63
1	53	75:GLN	C	76:ILE	N	1.63
1	57	29:MET	C	30:PRO	N	1.63
1	57	75:GLN	C	76:ILE	N	1.63
1	6B	29:MET	C	30:PRO	N	1.63
1	6B	75:GLN	C	76:ILE	N	1.63
1	6F	29:MET	C	30:PRO	N	1.63
1	6F	75:GLN	C	76:ILE	N	1.63
1	6J	29:MET	C	30:PRO	N	1.63

*Continued on next page...*

*Continued from previous page...*

Model	Chain	Residue-1	Atom-1	Residue-2	Atom-2	Distance (Å)
1	6J	75:GLN	C	76:ILE	N	1.63
1	6N	29:MET	C	30:PRO	N	1.63
1	6N	75:GLN	C	76:ILE	N	1.63
1	6R	29:MET	C	30:PRO	N	1.63
1	6R	75:GLN	C	76:ILE	N	1.63
1	6V	29:MET	C	30:PRO	N	1.63
1	6V	75:GLN	C	76:ILE	N	1.63
1	6Z	29:MET	C	30:PRO	N	1.63
1	6Z	75:GLN	C	76:ILE	N	1.63
1	63	29:MET	C	30:PRO	N	1.63
1	63	75:GLN	C	76:ILE	N	1.63
1	67	29:MET	C	30:PRO	N	1.63
1	67	75:GLN	C	76:ILE	N	1.63
1	7B	29:MET	C	30:PRO	N	1.63
1	7B	75:GLN	C	76:ILE	N	1.63
1	7F	29:MET	C	30:PRO	N	1.63
1	7F	75:GLN	C	76:ILE	N	1.63
1	7J	29:MET	C	30:PRO	N	1.63
1	7J	75:GLN	C	76:ILE	N	1.63
1	7N	29:MET	C	30:PRO	N	1.63
1	7N	75:GLN	C	76:ILE	N	1.63
1	7R	29:MET	C	30:PRO	N	1.63
1	7R	75:GLN	C	76:ILE	N	1.63
1	7V	29:MET	C	30:PRO	N	1.63
1	7V	75:GLN	C	76:ILE	N	1.63
1	1A	43:HIS	C	44:ARG	N	1.62
1	1E	43:HIS	C	44:ARG	N	1.62
1	1I	43:HIS	C	44:ARG	N	1.62
1	1M	43:HIS	C	44:ARG	N	1.62
1	1Q	43:HIS	C	44:ARG	N	1.62
1	1U	43:HIS	C	44:ARG	N	1.62
1	1Y	43:HIS	C	44:ARG	N	1.62
1	12	43:HIS	C	44:ARG	N	1.62
1	16	43:HIS	C	44:ARG	N	1.62
1	2A	43:HIS	C	44:ARG	N	1.62
1	2E	43:HIS	C	44:ARG	N	1.62
1	2I	43:HIS	C	44:ARG	N	1.62
1	2M	43:HIS	C	44:ARG	N	1.62
1	2Q	43:HIS	C	44:ARG	N	1.62
1	2U	43:HIS	C	44:ARG	N	1.62
1	2Y	43:HIS	C	44:ARG	N	1.62
1	22	43:HIS	C	44:ARG	N	1.62

*Continued on next page...*

*Continued from previous page...*

Model	Chain	Residue-1	Atom-1	Residue-2	Atom-2	Distance (Å)
1	26	43:HIS	C	44:ARG	N	1.62
1	3A	43:HIS	C	44:ARG	N	1.62
1	3E	43:HIS	C	44:ARG	N	1.62
1	3I	43:HIS	C	44:ARG	N	1.62
1	3M	43:HIS	C	44:ARG	N	1.62
1	3Q	43:HIS	C	44:ARG	N	1.62
1	3U	43:HIS	C	44:ARG	N	1.62
1	3Y	43:HIS	C	44:ARG	N	1.62
1	32	43:HIS	C	44:ARG	N	1.62
1	36	43:HIS	C	44:ARG	N	1.62
1	4A	43:HIS	C	44:ARG	N	1.62
1	4E	43:HIS	C	44:ARG	N	1.62
1	4I	43:HIS	C	44:ARG	N	1.62
1	4M	43:HIS	C	44:ARG	N	1.62
1	4Q	43:HIS	C	44:ARG	N	1.62
1	4U	43:HIS	C	44:ARG	N	1.62
1	4Y	43:HIS	C	44:ARG	N	1.62
1	42	43:HIS	C	44:ARG	N	1.62
1	46	43:HIS	C	44:ARG	N	1.62
1	5A	43:HIS	C	44:ARG	N	1.62
1	5E	43:HIS	C	44:ARG	N	1.62
1	5I	43:HIS	C	44:ARG	N	1.62
1	5M	43:HIS	C	44:ARG	N	1.62
1	5Q	43:HIS	C	44:ARG	N	1.62
1	5U	43:HIS	C	44:ARG	N	1.62
1	5Y	43:HIS	C	44:ARG	N	1.62
1	52	43:HIS	C	44:ARG	N	1.62
1	56	43:HIS	C	44:ARG	N	1.62
1	6A	43:HIS	C	44:ARG	N	1.62
1	6E	43:HIS	C	44:ARG	N	1.62
1	6I	43:HIS	C	44:ARG	N	1.62
1	6M	43:HIS	C	44:ARG	N	1.62
1	6Q	43:HIS	C	44:ARG	N	1.62
1	6U	43:HIS	C	44:ARG	N	1.62
1	6Y	43:HIS	C	44:ARG	N	1.62
1	62	43:HIS	C	44:ARG	N	1.62
1	66	43:HIS	C	44:ARG	N	1.62
1	7A	43:HIS	C	44:ARG	N	1.62
1	7E	43:HIS	C	44:ARG	N	1.62
1	7I	43:HIS	C	44:ARG	N	1.62
1	7M	43:HIS	C	44:ARG	N	1.62
1	7Q	43:HIS	C	44:ARG	N	1.62

*Continued on next page...*



*Continued from previous page...*

Model	Chain	Residue-1	Atom-1	Residue-2	Atom-2	Distance (Å)
1	7U	43:HIS	C	44:ARG	N	1.62
1	1A	155:PRO	C	156:SER	N	1.60
1	1E	155:PRO	C	156:SER	N	1.60
1	1F	14:THR	C	15:VAL	N	1.60
1	1I	155:PRO	C	156:SER	N	1.60
1	1M	155:PRO	C	156:SER	N	1.60
1	1Q	155:PRO	C	156:SER	N	1.60
1	1U	155:PRO	C	156:SER	N	1.60
1	1Y	155:PRO	C	156:SER	N	1.60
1	12	155:PRO	C	156:SER	N	1.60
1	16	155:PRO	C	156:SER	N	1.60
1	2A	155:PRO	C	156:SER	N	1.60
1	2E	155:PRO	C	156:SER	N	1.60
1	2I	155:PRO	C	156:SER	N	1.60
1	2M	155:PRO	C	156:SER	N	1.60
1	2N	14:THR	C	15:VAL	N	1.60
1	2Q	155:PRO	C	156:SER	N	1.60
1	2U	155:PRO	C	156:SER	N	1.60
1	2Y	155:PRO	C	156:SER	N	1.60
1	22	155:PRO	C	156:SER	N	1.60
1	23	14:THR	C	15:VAL	N	1.60
1	26	155:PRO	C	156:SER	N	1.60
1	3A	155:PRO	C	156:SER	N	1.60
1	3E	155:PRO	C	156:SER	N	1.60
1	3I	155:PRO	C	156:SER	N	1.60
1	3M	155:PRO	C	156:SER	N	1.60
1	3N	14:THR	C	15:VAL	N	1.60
1	3Q	155:PRO	C	156:SER	N	1.60
1	3U	155:PRO	C	156:SER	N	1.60
1	3Y	155:PRO	C	156:SER	N	1.60
1	32	155:PRO	C	156:SER	N	1.60
1	36	155:PRO	C	156:SER	N	1.60
1	37	14:THR	C	15:VAL	N	1.60
1	4A	155:PRO	C	156:SER	N	1.60
1	4E	155:PRO	C	156:SER	N	1.60
1	4I	155:PRO	C	156:SER	N	1.60
1	4J	14:THR	C	15:VAL	N	1.60
1	4M	155:PRO	C	156:SER	N	1.60
1	4Q	155:PRO	C	156:SER	N	1.60
1	4R	14:THR	C	15:VAL	N	1.60
1	4U	155:PRO	C	156:SER	N	1.60
1	4Y	155:PRO	C	156:SER	N	1.60

*Continued on next page...*

*Continued from previous page...*

Model	Chain	Residue-1	Atom-1	Residue-2	Atom-2	Distance (Å)
1	42	155:PRO	C	156:SER	N	1.60
1	46	155:PRO	C	156:SER	N	1.60
1	5A	155:PRO	C	156:SER	N	1.60
1	5E	155:PRO	C	156:SER	N	1.60
1	5I	155:PRO	C	156:SER	N	1.60
1	5M	155:PRO	C	156:SER	N	1.60
1	5Q	155:PRO	C	156:SER	N	1.60
1	5U	155:PRO	C	156:SER	N	1.60
1	5Y	155:PRO	C	156:SER	N	1.60
1	5Z	14:THR	C	15:VAL	N	1.60
1	52	155:PRO	C	156:SER	N	1.60
1	56	155:PRO	C	156:SER	N	1.60
1	6A	155:PRO	C	156:SER	N	1.60
1	6E	155:PRO	C	156:SER	N	1.60
1	6F	14:THR	C	15:VAL	N	1.60
1	6I	155:PRO	C	156:SER	N	1.60
1	6M	155:PRO	C	156:SER	N	1.60
1	6Q	155:PRO	C	156:SER	N	1.60
1	6U	155:PRO	C	156:SER	N	1.60
1	6Y	155:PRO	C	156:SER	N	1.60
1	6Z	14:THR	C	15:VAL	N	1.60
1	62	155:PRO	C	156:SER	N	1.60
1	66	155:PRO	C	156:SER	N	1.60
1	7A	155:PRO	C	156:SER	N	1.60
1	7E	155:PRO	C	156:SER	N	1.60
1	7I	155:PRO	C	156:SER	N	1.60
1	7J	14:THR	C	15:VAL	N	1.60
1	7M	155:PRO	C	156:SER	N	1.60
1	7Q	155:PRO	C	156:SER	N	1.60
1	7U	155:PRO	C	156:SER	N	1.60
1	7V	14:THR	C	15:VAL	N	1.60
1	1A	92:ASN	C	93:ALA	N	1.20
1	1E	92:ASN	C	93:ALA	N	1.20
1	1I	92:ASN	C	93:ALA	N	1.20
1	1M	92:ASN	C	93:ALA	N	1.20
1	1Q	92:ASN	C	93:ALA	N	1.20
1	1U	92:ASN	C	93:ALA	N	1.20
1	1Y	92:ASN	C	93:ALA	N	1.20
1	12	92:ASN	C	93:ALA	N	1.20
1	16	92:ASN	C	93:ALA	N	1.20
1	2A	92:ASN	C	93:ALA	N	1.20
1	2E	92:ASN	C	93:ALA	N	1.20

*Continued on next page...*

*Continued from previous page...*

Model	Chain	Residue-1	Atom-1	Residue-2	Atom-2	Distance (Å)
1	2I	92:ASN	C	93:ALA	N	1.20
1	2M	92:ASN	C	93:ALA	N	1.20
1	2Q	92:ASN	C	93:ALA	N	1.20
1	2U	92:ASN	C	93:ALA	N	1.20
1	2Y	92:ASN	C	93:ALA	N	1.20
1	22	92:ASN	C	93:ALA	N	1.20
1	26	92:ASN	C	93:ALA	N	1.20
1	3A	92:ASN	C	93:ALA	N	1.20
1	3E	92:ASN	C	93:ALA	N	1.20
1	3I	92:ASN	C	93:ALA	N	1.20
1	3M	92:ASN	C	93:ALA	N	1.20
1	3Q	92:ASN	C	93:ALA	N	1.20
1	3U	92:ASN	C	93:ALA	N	1.20
1	3Y	92:ASN	C	93:ALA	N	1.20
1	32	92:ASN	C	93:ALA	N	1.20
1	36	92:ASN	C	93:ALA	N	1.20
1	4A	92:ASN	C	93:ALA	N	1.20
1	4E	92:ASN	C	93:ALA	N	1.20
1	4I	92:ASN	C	93:ALA	N	1.20
1	4M	92:ASN	C	93:ALA	N	1.20
1	4Q	92:ASN	C	93:ALA	N	1.20
1	4U	92:ASN	C	93:ALA	N	1.20
1	4Y	92:ASN	C	93:ALA	N	1.20
1	42	92:ASN	C	93:ALA	N	1.20
1	46	92:ASN	C	93:ALA	N	1.20
1	5A	92:ASN	C	93:ALA	N	1.20
1	5E	92:ASN	C	93:ALA	N	1.20
1	5I	92:ASN	C	93:ALA	N	1.20
1	5M	92:ASN	C	93:ALA	N	1.20
1	5Q	92:ASN	C	93:ALA	N	1.20
1	5U	92:ASN	C	93:ALA	N	1.20
1	5Y	92:ASN	C	93:ALA	N	1.20
1	52	92:ASN	C	93:ALA	N	1.20
1	56	92:ASN	C	93:ALA	N	1.20
1	6A	92:ASN	C	93:ALA	N	1.20
1	6E	92:ASN	C	93:ALA	N	1.20
1	6I	92:ASN	C	93:ALA	N	1.20
1	6M	92:ASN	C	93:ALA	N	1.20
1	6Q	92:ASN	C	93:ALA	N	1.20
1	6U	92:ASN	C	93:ALA	N	1.20
1	6Y	92:ASN	C	93:ALA	N	1.20
1	62	92:ASN	C	93:ALA	N	1.20

*Continued on next page...*

*Continued from previous page...*

Model	Chain	Residue-1	Atom-1	Residue-2	Atom-2	Distance (Å)
1	66	92:ASN	C	93:ALA	N	1.20
1	7A	92:ASN	C	93:ALA	N	1.20
1	7E	92:ASN	C	93:ALA	N	1.20
1	7I	92:ASN	C	93:ALA	N	1.20
1	7M	92:ASN	C	93:ALA	N	1.20
1	7Q	92:ASN	C	93:ALA	N	1.20
1	7U	92:ASN	C	93:ALA	N	1.20
1	1A	22:HIS	C	23:GLY	N	1.19
1	1A	31:LYS	C	32:TRP	N	1.19
1	1A	36:THR	C	37:ALA	N	1.19
1	1B	17:THR	C	18:THR	N	1.19
1	1B	49:THR	C	50:THR	N	1.19
1	1E	22:HIS	C	23:GLY	N	1.19
1	1E	31:LYS	C	32:TRP	N	1.19
1	1E	36:THR	C	37:ALA	N	1.19
1	1F	17:THR	C	18:THR	N	1.19
1	1F	49:THR	C	50:THR	N	1.19
1	1I	22:HIS	C	23:GLY	N	1.19
1	1I	31:LYS	C	32:TRP	N	1.19
1	1I	36:THR	C	37:ALA	N	1.19
1	1J	17:THR	C	18:THR	N	1.19
1	1J	49:THR	C	50:THR	N	1.19
1	1M	22:HIS	C	23:GLY	N	1.19
1	1M	31:LYS	C	32:TRP	N	1.19
1	1M	36:THR	C	37:ALA	N	1.19
1	1N	17:THR	C	18:THR	N	1.19
1	1N	49:THR	C	50:THR	N	1.19
1	1Q	22:HIS	C	23:GLY	N	1.19
1	1Q	31:LYS	C	32:TRP	N	1.19
1	1Q	36:THR	C	37:ALA	N	1.19
1	1R	17:THR	C	18:THR	N	1.19
1	1R	49:THR	C	50:THR	N	1.19
1	1U	22:HIS	C	23:GLY	N	1.19
1	1U	31:LYS	C	32:TRP	N	1.19
1	1U	36:THR	C	37:ALA	N	1.19
1	1V	17:THR	C	18:THR	N	1.19
1	1V	49:THR	C	50:THR	N	1.19
1	1Y	22:HIS	C	23:GLY	N	1.19
1	1Y	31:LYS	C	32:TRP	N	1.19
1	1Y	36:THR	C	37:ALA	N	1.19
1	1Z	17:THR	C	18:THR	N	1.19
1	1Z	49:THR	C	50:THR	N	1.19

*Continued on next page...*

*Continued from previous page...*

Model	Chain	Residue-1	Atom-1	Residue-2	Atom-2	Distance (Å)
1	12	22:HIS	C	23:GLY	N	1.19
1	12	31:LYS	C	32:TRP	N	1.19
1	12	36:THR	C	37:ALA	N	1.19
1	13	17:THR	C	18:THR	N	1.19
1	13	49:THR	C	50:THR	N	1.19
1	16	22:HIS	C	23:GLY	N	1.19
1	16	31:LYS	C	32:TRP	N	1.19
1	16	36:THR	C	37:ALA	N	1.19
1	17	17:THR	C	18:THR	N	1.19
1	17	49:THR	C	50:THR	N	1.19
1	2A	22:HIS	C	23:GLY	N	1.19
1	2A	31:LYS	C	32:TRP	N	1.19
1	2A	36:THR	C	37:ALA	N	1.19
1	2B	17:THR	C	18:THR	N	1.19
1	2B	49:THR	C	50:THR	N	1.19
1	2E	22:HIS	C	23:GLY	N	1.19
1	2E	31:LYS	C	32:TRP	N	1.19
1	2E	36:THR	C	37:ALA	N	1.19
1	2F	17:THR	C	18:THR	N	1.19
1	2F	49:THR	C	50:THR	N	1.19
1	2I	22:HIS	C	23:GLY	N	1.19
1	2I	31:LYS	C	32:TRP	N	1.19
1	2I	36:THR	C	37:ALA	N	1.19
1	2J	17:THR	C	18:THR	N	1.19
1	2J	49:THR	C	50:THR	N	1.19
1	2M	22:HIS	C	23:GLY	N	1.19
1	2M	31:LYS	C	32:TRP	N	1.19
1	2M	36:THR	C	37:ALA	N	1.19
1	2N	17:THR	C	18:THR	N	1.19
1	2N	49:THR	C	50:THR	N	1.19
1	2Q	22:HIS	C	23:GLY	N	1.19
1	2Q	31:LYS	C	32:TRP	N	1.19
1	2Q	36:THR	C	37:ALA	N	1.19
1	2R	17:THR	C	18:THR	N	1.19
1	2R	49:THR	C	50:THR	N	1.19
1	2U	22:HIS	C	23:GLY	N	1.19
1	2U	31:LYS	C	32:TRP	N	1.19
1	2U	36:THR	C	37:ALA	N	1.19
1	2V	17:THR	C	18:THR	N	1.19
1	2V	49:THR	C	50:THR	N	1.19
1	2Y	22:HIS	C	23:GLY	N	1.19
1	2Y	31:LYS	C	32:TRP	N	1.19

*Continued on next page...*

*Continued from previous page...*

Model	Chain	Residue-1	Atom-1	Residue-2	Atom-2	Distance (Å)
1	2Y	36:THR	C	37:ALA	N	1.19
1	2Z	17:THR	C	18:THR	N	1.19
1	2Z	49:THR	C	50:THR	N	1.19
1	22	22:HIS	C	23:GLY	N	1.19
1	22	31:LYS	C	32:TRP	N	1.19
1	22	36:THR	C	37:ALA	N	1.19
1	23	17:THR	C	18:THR	N	1.19
1	23	49:THR	C	50:THR	N	1.19
1	26	22:HIS	C	23:GLY	N	1.19
1	26	31:LYS	C	32:TRP	N	1.19
1	26	36:THR	C	37:ALA	N	1.19
1	27	17:THR	C	18:THR	N	1.19
1	27	49:THR	C	50:THR	N	1.19
1	3A	22:HIS	C	23:GLY	N	1.19
1	3A	31:LYS	C	32:TRP	N	1.19
1	3A	36:THR	C	37:ALA	N	1.19
1	3B	17:THR	C	18:THR	N	1.19
1	3B	49:THR	C	50:THR	N	1.19
1	3E	22:HIS	C	23:GLY	N	1.19
1	3E	31:LYS	C	32:TRP	N	1.19
1	3E	36:THR	C	37:ALA	N	1.19
1	3F	17:THR	C	18:THR	N	1.19
1	3F	49:THR	C	50:THR	N	1.19
1	3I	22:HIS	C	23:GLY	N	1.19
1	3I	31:LYS	C	32:TRP	N	1.19
1	3I	36:THR	C	37:ALA	N	1.19
1	3J	17:THR	C	18:THR	N	1.19
1	3J	49:THR	C	50:THR	N	1.19
1	3M	22:HIS	C	23:GLY	N	1.19
1	3M	31:LYS	C	32:TRP	N	1.19
1	3M	36:THR	C	37:ALA	N	1.19
1	3N	17:THR	C	18:THR	N	1.19
1	3N	49:THR	C	50:THR	N	1.19
1	3Q	22:HIS	C	23:GLY	N	1.19
1	3Q	31:LYS	C	32:TRP	N	1.19
1	3Q	36:THR	C	37:ALA	N	1.19
1	3R	17:THR	C	18:THR	N	1.19
1	3R	49:THR	C	50:THR	N	1.19
1	3U	22:HIS	C	23:GLY	N	1.19
1	3U	31:LYS	C	32:TRP	N	1.19
1	3U	36:THR	C	37:ALA	N	1.19
1	3V	17:THR	C	18:THR	N	1.19

*Continued on next page...*

*Continued from previous page...*

Model	Chain	Residue-1	Atom-1	Residue-2	Atom-2	Distance (Å)
1	3V	49:THR	C	50:THR	N	1.19
1	3Y	22:HIS	C	23:GLY	N	1.19
1	3Y	31:LYS	C	32:TRP	N	1.19
1	3Y	36:THR	C	37:ALA	N	1.19
1	3Z	17:THR	C	18:THR	N	1.19
1	3Z	49:THR	C	50:THR	N	1.19
1	32	22:HIS	C	23:GLY	N	1.19
1	32	31:LYS	C	32:TRP	N	1.19
1	32	36:THR	C	37:ALA	N	1.19
1	33	17:THR	C	18:THR	N	1.19
1	33	49:THR	C	50:THR	N	1.19
1	36	22:HIS	C	23:GLY	N	1.19
1	36	31:LYS	C	32:TRP	N	1.19
1	36	36:THR	C	37:ALA	N	1.19
1	37	17:THR	C	18:THR	N	1.19
1	37	49:THR	C	50:THR	N	1.19
1	4A	22:HIS	C	23:GLY	N	1.19
1	4A	31:LYS	C	32:TRP	N	1.19
1	4A	36:THR	C	37:ALA	N	1.19
1	4B	17:THR	C	18:THR	N	1.19
1	4B	49:THR	C	50:THR	N	1.19
1	4E	22:HIS	C	23:GLY	N	1.19
1	4E	31:LYS	C	32:TRP	N	1.19
1	4E	36:THR	C	37:ALA	N	1.19
1	4F	17:THR	C	18:THR	N	1.19
1	4F	49:THR	C	50:THR	N	1.19
1	4I	22:HIS	C	23:GLY	N	1.19
1	4I	31:LYS	C	32:TRP	N	1.19
1	4I	36:THR	C	37:ALA	N	1.19
1	4J	17:THR	C	18:THR	N	1.19
1	4J	49:THR	C	50:THR	N	1.19
1	4M	22:HIS	C	23:GLY	N	1.19
1	4M	31:LYS	C	32:TRP	N	1.19
1	4M	36:THR	C	37:ALA	N	1.19
1	4N	17:THR	C	18:THR	N	1.19
1	4N	49:THR	C	50:THR	N	1.19
1	4Q	22:HIS	C	23:GLY	N	1.19
1	4Q	31:LYS	C	32:TRP	N	1.19
1	4Q	36:THR	C	37:ALA	N	1.19
1	4R	17:THR	C	18:THR	N	1.19
1	4R	49:THR	C	50:THR	N	1.19
1	4U	22:HIS	C	23:GLY	N	1.19

*Continued on next page...*

*Continued from previous page...*

Model	Chain	Residue-1	Atom-1	Residue-2	Atom-2	Distance (Å)
1	4U	31:LYS	C	32:TRP	N	1.19
1	4U	36:THR	C	37:ALA	N	1.19
1	4V	17:THR	C	18:THR	N	1.19
1	4V	49:THR	C	50:THR	N	1.19
1	4Y	22:HIS	C	23:GLY	N	1.19
1	4Y	31:LYS	C	32:TRP	N	1.19
1	4Y	36:THR	C	37:ALA	N	1.19
1	4Z	17:THR	C	18:THR	N	1.19
1	4Z	49:THR	C	50:THR	N	1.19
1	42	22:HIS	C	23:GLY	N	1.19
1	42	31:LYS	C	32:TRP	N	1.19
1	42	36:THR	C	37:ALA	N	1.19
1	43	17:THR	C	18:THR	N	1.19
1	43	49:THR	C	50:THR	N	1.19
1	46	22:HIS	C	23:GLY	N	1.19
1	46	31:LYS	C	32:TRP	N	1.19
1	46	36:THR	C	37:ALA	N	1.19
1	47	17:THR	C	18:THR	N	1.19
1	47	49:THR	C	50:THR	N	1.19
1	5A	22:HIS	C	23:GLY	N	1.19
1	5A	31:LYS	C	32:TRP	N	1.19
1	5A	36:THR	C	37:ALA	N	1.19
1	5B	17:THR	C	18:THR	N	1.19
1	5B	49:THR	C	50:THR	N	1.19
1	5E	22:HIS	C	23:GLY	N	1.19
1	5E	31:LYS	C	32:TRP	N	1.19
1	5E	36:THR	C	37:ALA	N	1.19
1	5F	17:THR	C	18:THR	N	1.19
1	5F	49:THR	C	50:THR	N	1.19
1	5I	22:HIS	C	23:GLY	N	1.19
1	5I	31:LYS	C	32:TRP	N	1.19
1	5I	36:THR	C	37:ALA	N	1.19
1	5J	17:THR	C	18:THR	N	1.19
1	5J	49:THR	C	50:THR	N	1.19
1	5M	22:HIS	C	23:GLY	N	1.19
1	5M	31:LYS	C	32:TRP	N	1.19
1	5M	36:THR	C	37:ALA	N	1.19
1	5N	17:THR	C	18:THR	N	1.19
1	5N	49:THR	C	50:THR	N	1.19
1	5Q	22:HIS	C	23:GLY	N	1.19
1	5Q	31:LYS	C	32:TRP	N	1.19
1	5Q	36:THR	C	37:ALA	N	1.19

*Continued on next page...*



*Continued from previous page...*

Model	Chain	Residue-1	Atom-1	Residue-2	Atom-2	Distance (Å)
1	5R	17:THR	C	18:THR	N	1.19
1	5R	49:THR	C	50:THR	N	1.19
1	5U	22:HIS	C	23:GLY	N	1.19
1	5U	31:LYS	C	32:TRP	N	1.19
1	5U	36:THR	C	37:ALA	N	1.19
1	5V	17:THR	C	18:THR	N	1.19
1	5V	49:THR	C	50:THR	N	1.19
1	5Y	22:HIS	C	23:GLY	N	1.19
1	5Y	31:LYS	C	32:TRP	N	1.19
1	5Y	36:THR	C	37:ALA	N	1.19
1	5Z	17:THR	C	18:THR	N	1.19
1	5Z	49:THR	C	50:THR	N	1.19
1	52	22:HIS	C	23:GLY	N	1.19
1	52	31:LYS	C	32:TRP	N	1.19
1	52	36:THR	C	37:ALA	N	1.19
1	53	17:THR	C	18:THR	N	1.19
1	53	49:THR	C	50:THR	N	1.19
1	56	22:HIS	C	23:GLY	N	1.19
1	56	31:LYS	C	32:TRP	N	1.19
1	56	36:THR	C	37:ALA	N	1.19
1	57	17:THR	C	18:THR	N	1.19
1	57	49:THR	C	50:THR	N	1.19
1	6A	22:HIS	C	23:GLY	N	1.19
1	6A	31:LYS	C	32:TRP	N	1.19
1	6A	36:THR	C	37:ALA	N	1.19
1	6B	17:THR	C	18:THR	N	1.19
1	6B	49:THR	C	50:THR	N	1.19
1	6E	22:HIS	C	23:GLY	N	1.19
1	6E	31:LYS	C	32:TRP	N	1.19
1	6E	36:THR	C	37:ALA	N	1.19
1	6F	17:THR	C	18:THR	N	1.19
1	6F	49:THR	C	50:THR	N	1.19
1	6I	22:HIS	C	23:GLY	N	1.19
1	6I	31:LYS	C	32:TRP	N	1.19
1	6I	36:THR	C	37:ALA	N	1.19
1	6J	17:THR	C	18:THR	N	1.19
1	6J	49:THR	C	50:THR	N	1.19
1	6M	22:HIS	C	23:GLY	N	1.19
1	6M	31:LYS	C	32:TRP	N	1.19
1	6M	36:THR	C	37:ALA	N	1.19
1	6N	17:THR	C	18:THR	N	1.19
1	6N	49:THR	C	50:THR	N	1.19

*Continued on next page...*

*Continued from previous page...*

Model	Chain	Residue-1	Atom-1	Residue-2	Atom-2	Distance (Å)
1	6Q	22:HIS	C	23:GLY	N	1.19
1	6Q	31:LYS	C	32:TRP	N	1.19
1	6Q	36:THR	C	37:ALA	N	1.19
1	6R	17:THR	C	18:THR	N	1.19
1	6R	49:THR	C	50:THR	N	1.19
1	6U	22:HIS	C	23:GLY	N	1.19
1	6U	31:LYS	C	32:TRP	N	1.19
1	6U	36:THR	C	37:ALA	N	1.19
1	6V	17:THR	C	18:THR	N	1.19
1	6V	49:THR	C	50:THR	N	1.19
1	6Y	22:HIS	C	23:GLY	N	1.19
1	6Y	31:LYS	C	32:TRP	N	1.19
1	6Y	36:THR	C	37:ALA	N	1.19
1	6Z	17:THR	C	18:THR	N	1.19
1	6Z	49:THR	C	50:THR	N	1.19
1	62	22:HIS	C	23:GLY	N	1.19
1	62	31:LYS	C	32:TRP	N	1.19
1	62	36:THR	C	37:ALA	N	1.19
1	63	17:THR	C	18:THR	N	1.19
1	63	49:THR	C	50:THR	N	1.19
1	66	22:HIS	C	23:GLY	N	1.19
1	66	31:LYS	C	32:TRP	N	1.19
1	66	36:THR	C	37:ALA	N	1.19
1	67	17:THR	C	18:THR	N	1.19
1	67	49:THR	C	50:THR	N	1.19
1	7A	22:HIS	C	23:GLY	N	1.19
1	7A	31:LYS	C	32:TRP	N	1.19
1	7A	36:THR	C	37:ALA	N	1.19
1	7B	17:THR	C	18:THR	N	1.19
1	7B	49:THR	C	50:THR	N	1.19
1	7E	22:HIS	C	23:GLY	N	1.19
1	7E	31:LYS	C	32:TRP	N	1.19
1	7E	36:THR	C	37:ALA	N	1.19
1	7F	17:THR	C	18:THR	N	1.19
1	7F	49:THR	C	50:THR	N	1.19
1	7I	22:HIS	C	23:GLY	N	1.19
1	7I	31:LYS	C	32:TRP	N	1.19
1	7I	36:THR	C	37:ALA	N	1.19
1	7J	17:THR	C	18:THR	N	1.19
1	7J	49:THR	C	50:THR	N	1.19
1	7M	22:HIS	C	23:GLY	N	1.19
1	7M	31:LYS	C	32:TRP	N	1.19

*Continued on next page...*

*Continued from previous page...*

Model	Chain	Residue-1	Atom-1	Residue-2	Atom-2	Distance (Å)
1	7M	36:THR	C	37:ALA	N	1.19
1	7N	17:THR	C	18:THR	N	1.19
1	7N	49:THR	C	50:THR	N	1.19
1	7Q	22:HIS	C	23:GLY	N	1.19
1	7Q	31:LYS	C	32:TRP	N	1.19
1	7Q	36:THR	C	37:ALA	N	1.19
1	7R	17:THR	C	18:THR	N	1.19
1	7R	49:THR	C	50:THR	N	1.19
1	7U	22:HIS	C	23:GLY	N	1.19
1	7U	31:LYS	C	32:TRP	N	1.19
1	7U	36:THR	C	37:ALA	N	1.19
1	7V	17:THR	C	18:THR	N	1.19
1	7V	49:THR	C	50:THR	N	1.19
1	1A	76:TYR	C	77:ALA	N	1.18
1	1B	33:PRO	C	34:ASP	N	1.18
1	1B	79:VAL	C	80:GLU	N	1.18
1	1E	76:TYR	C	77:ALA	N	1.18
1	1F	33:PRO	C	34:ASP	N	1.18
1	1F	79:VAL	C	80:GLU	N	1.18
1	1I	76:TYR	C	77:ALA	N	1.18
1	1J	33:PRO	C	34:ASP	N	1.18
1	1J	79:VAL	C	80:GLU	N	1.18
1	1M	76:TYR	C	77:ALA	N	1.18
1	1N	33:PRO	C	34:ASP	N	1.18
1	1N	79:VAL	C	80:GLU	N	1.18
1	1Q	76:TYR	C	77:ALA	N	1.18
1	1R	33:PRO	C	34:ASP	N	1.18
1	1R	79:VAL	C	80:GLU	N	1.18
1	1U	76:TYR	C	77:ALA	N	1.18
1	1V	33:PRO	C	34:ASP	N	1.18
1	1V	79:VAL	C	80:GLU	N	1.18
1	1Y	76:TYR	C	77:ALA	N	1.18
1	1Z	33:PRO	C	34:ASP	N	1.18
1	1Z	79:VAL	C	80:GLU	N	1.18
1	12	76:TYR	C	77:ALA	N	1.18
1	13	33:PRO	C	34:ASP	N	1.18
1	13	79:VAL	C	80:GLU	N	1.18
1	16	76:TYR	C	77:ALA	N	1.18
1	17	33:PRO	C	34:ASP	N	1.18
1	17	79:VAL	C	80:GLU	N	1.18
1	2A	76:TYR	C	77:ALA	N	1.18
1	2B	33:PRO	C	34:ASP	N	1.18

*Continued on next page...*

*Continued from previous page...*

Model	Chain	Residue-1	Atom-1	Residue-2	Atom-2	Distance (Å)
1	2B	79:VAL	C	80:GLU	N	1.18
1	2E	76:TYR	C	77:ALA	N	1.18
1	2F	33:PRO	C	34:ASP	N	1.18
1	2F	79:VAL	C	80:GLU	N	1.18
1	2I	76:TYR	C	77:ALA	N	1.18
1	2J	33:PRO	C	34:ASP	N	1.18
1	2J	79:VAL	C	80:GLU	N	1.18
1	2M	76:TYR	C	77:ALA	N	1.18
1	2N	33:PRO	C	34:ASP	N	1.18
1	2N	79:VAL	C	80:GLU	N	1.18
1	2Q	76:TYR	C	77:ALA	N	1.18
1	2R	33:PRO	C	34:ASP	N	1.18
1	2R	79:VAL	C	80:GLU	N	1.18
1	2U	76:TYR	C	77:ALA	N	1.18
1	2V	33:PRO	C	34:ASP	N	1.18
1	2V	79:VAL	C	80:GLU	N	1.18
1	2Y	76:TYR	C	77:ALA	N	1.18
1	2Z	33:PRO	C	34:ASP	N	1.18
1	2Z	79:VAL	C	80:GLU	N	1.18
1	22	76:TYR	C	77:ALA	N	1.18
1	23	33:PRO	C	34:ASP	N	1.18
1	23	79:VAL	C	80:GLU	N	1.18
1	26	76:TYR	C	77:ALA	N	1.18
1	27	33:PRO	C	34:ASP	N	1.18
1	27	79:VAL	C	80:GLU	N	1.18
1	3A	76:TYR	C	77:ALA	N	1.18
1	3B	33:PRO	C	34:ASP	N	1.18
1	3B	79:VAL	C	80:GLU	N	1.18
1	3E	76:TYR	C	77:ALA	N	1.18
1	3F	33:PRO	C	34:ASP	N	1.18
1	3F	79:VAL	C	80:GLU	N	1.18
1	3I	76:TYR	C	77:ALA	N	1.18
1	3J	33:PRO	C	34:ASP	N	1.18
1	3J	79:VAL	C	80:GLU	N	1.18
1	3M	76:TYR	C	77:ALA	N	1.18
1	3N	33:PRO	C	34:ASP	N	1.18
1	3N	79:VAL	C	80:GLU	N	1.18
1	3Q	76:TYR	C	77:ALA	N	1.18
1	3R	33:PRO	C	34:ASP	N	1.18
1	3R	79:VAL	C	80:GLU	N	1.18
1	3U	76:TYR	C	77:ALA	N	1.18
1	3V	33:PRO	C	34:ASP	N	1.18

*Continued on next page...*

*Continued from previous page...*

Model	Chain	Residue-1	Atom-1	Residue-2	Atom-2	Distance (Å)
1	3V	79:VAL	C	80:GLU	N	1.18
1	3Y	76:TYR	C	77:ALA	N	1.18
1	3Z	33:PRO	C	34:ASP	N	1.18
1	3Z	79:VAL	C	80:GLU	N	1.18
1	32	76:TYR	C	77:ALA	N	1.18
1	33	33:PRO	C	34:ASP	N	1.18
1	33	79:VAL	C	80:GLU	N	1.18
1	36	76:TYR	C	77:ALA	N	1.18
1	37	33:PRO	C	34:ASP	N	1.18
1	37	79:VAL	C	80:GLU	N	1.18
1	4A	76:TYR	C	77:ALA	N	1.18
1	4B	33:PRO	C	34:ASP	N	1.18
1	4B	79:VAL	C	80:GLU	N	1.18
1	4E	76:TYR	C	77:ALA	N	1.18
1	4F	33:PRO	C	34:ASP	N	1.18
1	4F	79:VAL	C	80:GLU	N	1.18
1	4I	76:TYR	C	77:ALA	N	1.18
1	4J	33:PRO	C	34:ASP	N	1.18
1	4J	79:VAL	C	80:GLU	N	1.18
1	4M	76:TYR	C	77:ALA	N	1.18
1	4N	33:PRO	C	34:ASP	N	1.18
1	4N	79:VAL	C	80:GLU	N	1.18
1	4Q	76:TYR	C	77:ALA	N	1.18
1	4R	33:PRO	C	34:ASP	N	1.18
1	4R	79:VAL	C	80:GLU	N	1.18
1	4U	76:TYR	C	77:ALA	N	1.18
1	4V	33:PRO	C	34:ASP	N	1.18
1	4V	79:VAL	C	80:GLU	N	1.18
1	4Y	76:TYR	C	77:ALA	N	1.18
1	4Z	33:PRO	C	34:ASP	N	1.18
1	4Z	79:VAL	C	80:GLU	N	1.18
1	42	76:TYR	C	77:ALA	N	1.18
1	43	33:PRO	C	34:ASP	N	1.18
1	43	79:VAL	C	80:GLU	N	1.18
1	46	76:TYR	C	77:ALA	N	1.18
1	47	33:PRO	C	34:ASP	N	1.18
1	47	79:VAL	C	80:GLU	N	1.18
1	5A	76:TYR	C	77:ALA	N	1.18
1	5B	33:PRO	C	34:ASP	N	1.18
1	5B	79:VAL	C	80:GLU	N	1.18
1	5E	76:TYR	C	77:ALA	N	1.18
1	5F	33:PRO	C	34:ASP	N	1.18

*Continued on next page...*

*Continued from previous page...*

Model	Chain	Residue-1	Atom-1	Residue-2	Atom-2	Distance (Å)
1	5F	79:VAL	C	80:GLU	N	1.18
1	5I	76:TYR	C	77:ALA	N	1.18
1	5J	33:PRO	C	34:ASP	N	1.18
1	5J	79:VAL	C	80:GLU	N	1.18
1	5M	76:TYR	C	77:ALA	N	1.18
1	5N	33:PRO	C	34:ASP	N	1.18
1	5N	79:VAL	C	80:GLU	N	1.18
1	5Q	76:TYR	C	77:ALA	N	1.18
1	5R	33:PRO	C	34:ASP	N	1.18
1	5R	79:VAL	C	80:GLU	N	1.18
1	5U	76:TYR	C	77:ALA	N	1.18
1	5V	33:PRO	C	34:ASP	N	1.18
1	5V	79:VAL	C	80:GLU	N	1.18
1	5Y	76:TYR	C	77:ALA	N	1.18
1	5Z	33:PRO	C	34:ASP	N	1.18
1	5Z	79:VAL	C	80:GLU	N	1.18
1	52	76:TYR	C	77:ALA	N	1.18
1	53	33:PRO	C	34:ASP	N	1.18
1	53	79:VAL	C	80:GLU	N	1.18
1	56	76:TYR	C	77:ALA	N	1.18
1	57	33:PRO	C	34:ASP	N	1.18
1	57	79:VAL	C	80:GLU	N	1.18
1	6A	76:TYR	C	77:ALA	N	1.18
1	6B	33:PRO	C	34:ASP	N	1.18
1	6B	79:VAL	C	80:GLU	N	1.18
1	6E	76:TYR	C	77:ALA	N	1.18
1	6F	33:PRO	C	34:ASP	N	1.18
1	6F	79:VAL	C	80:GLU	N	1.18
1	6I	76:TYR	C	77:ALA	N	1.18
1	6J	33:PRO	C	34:ASP	N	1.18
1	6J	79:VAL	C	80:GLU	N	1.18
1	6M	76:TYR	C	77:ALA	N	1.18
1	6N	33:PRO	C	34:ASP	N	1.18
1	6N	79:VAL	C	80:GLU	N	1.18
1	6Q	76:TYR	C	77:ALA	N	1.18
1	6R	33:PRO	C	34:ASP	N	1.18
1	6R	79:VAL	C	80:GLU	N	1.18
1	6U	76:TYR	C	77:ALA	N	1.18
1	6V	33:PRO	C	34:ASP	N	1.18
1	6V	79:VAL	C	80:GLU	N	1.18
1	6Y	76:TYR	C	77:ALA	N	1.18
1	6Z	33:PRO	C	34:ASP	N	1.18

*Continued on next page...*

*Continued from previous page...*

Model	Chain	Residue-1	Atom-1	Residue-2	Atom-2	Distance (Å)
1	6Z	79:VAL	C	80:GLU	N	1.18
1	62	76:TYR	C	77:ALA	N	1.18
1	63	33:PRO	C	34:ASP	N	1.18
1	63	79:VAL	C	80:GLU	N	1.18
1	66	76:TYR	C	77:ALA	N	1.18
1	67	33:PRO	C	34:ASP	N	1.18
1	67	79:VAL	C	80:GLU	N	1.18
1	7A	76:TYR	C	77:ALA	N	1.18
1	7B	33:PRO	C	34:ASP	N	1.18
1	7B	79:VAL	C	80:GLU	N	1.18
1	7E	76:TYR	C	77:ALA	N	1.18
1	7F	33:PRO	C	34:ASP	N	1.18
1	7F	79:VAL	C	80:GLU	N	1.18
1	7I	76:TYR	C	77:ALA	N	1.18
1	7J	33:PRO	C	34:ASP	N	1.18
1	7J	79:VAL	C	80:GLU	N	1.18
1	7M	76:TYR	C	77:ALA	N	1.18
1	7N	33:PRO	C	34:ASP	N	1.18
1	7N	79:VAL	C	80:GLU	N	1.18
1	7Q	76:TYR	C	77:ALA	N	1.18
1	7R	33:PRO	C	34:ASP	N	1.18
1	7R	79:VAL	C	80:GLU	N	1.18
1	7U	76:TYR	C	77:ALA	N	1.18
1	7V	33:PRO	C	34:ASP	N	1.18
1	7V	79:VAL	C	80:GLU	N	1.18
1	1A	77:ALA	C	78:SER	N	1.17
1	1A	79:THR	C	80:PHE	N	1.17
1	1B	16:ASN	C	17:THR	N	1.17
1	1B	36:SER	C	37:ASN	N	1.17
1	1B	37:ASN	C	38:VAL	N	1.17
1	1E	77:ALA	C	78:SER	N	1.17
1	1E	79:THR	C	80:PHE	N	1.17
1	1F	16:ASN	C	17:THR	N	1.17
1	1F	36:SER	C	37:ASN	N	1.17
1	1F	37:ASN	C	38:VAL	N	1.17
1	1I	77:ALA	C	78:SER	N	1.17
1	1I	79:THR	C	80:PHE	N	1.17
1	1J	16:ASN	C	17:THR	N	1.17
1	1J	36:SER	C	37:ASN	N	1.17
1	1J	37:ASN	C	38:VAL	N	1.17
1	1M	77:ALA	C	78:SER	N	1.17
1	1M	79:THR	C	80:PHE	N	1.17

*Continued on next page...*

*Continued from previous page...*

Model	Chain	Residue-1	Atom-1	Residue-2	Atom-2	Distance (Å)
1	1N	16:ASN	C	17:THR	N	1.17
1	1N	36:SER	C	37:ASN	N	1.17
1	1N	37:ASN	C	38:VAL	N	1.17
1	1Q	77:ALA	C	78:SER	N	1.17
1	1Q	79:THR	C	80:PHE	N	1.17
1	1R	16:ASN	C	17:THR	N	1.17
1	1R	36:SER	C	37:ASN	N	1.17
1	1R	37:ASN	C	38:VAL	N	1.17
1	1U	77:ALA	C	78:SER	N	1.17
1	1U	79:THR	C	80:PHE	N	1.17
1	1V	16:ASN	C	17:THR	N	1.17
1	1V	36:SER	C	37:ASN	N	1.17
1	1V	37:ASN	C	38:VAL	N	1.17
1	1Y	77:ALA	C	78:SER	N	1.17
1	1Y	79:THR	C	80:PHE	N	1.17
1	1Z	16:ASN	C	17:THR	N	1.17
1	1Z	36:SER	C	37:ASN	N	1.17
1	1Z	37:ASN	C	38:VAL	N	1.17
1	12	77:ALA	C	78:SER	N	1.17
1	12	79:THR	C	80:PHE	N	1.17
1	13	16:ASN	C	17:THR	N	1.17
1	13	36:SER	C	37:ASN	N	1.17
1	13	37:ASN	C	38:VAL	N	1.17
1	16	77:ALA	C	78:SER	N	1.17
1	16	79:THR	C	80:PHE	N	1.17
1	17	16:ASN	C	17:THR	N	1.17
1	17	36:SER	C	37:ASN	N	1.17
1	17	37:ASN	C	38:VAL	N	1.17
1	2A	77:ALA	C	78:SER	N	1.17
1	2A	79:THR	C	80:PHE	N	1.17
1	2B	16:ASN	C	17:THR	N	1.17
1	2B	36:SER	C	37:ASN	N	1.17
1	2B	37:ASN	C	38:VAL	N	1.17
1	2E	77:ALA	C	78:SER	N	1.17
1	2E	79:THR	C	80:PHE	N	1.17
1	2F	16:ASN	C	17:THR	N	1.17
1	2F	36:SER	C	37:ASN	N	1.17
1	2F	37:ASN	C	38:VAL	N	1.17
1	2I	77:ALA	C	78:SER	N	1.17
1	2I	79:THR	C	80:PHE	N	1.17
1	2J	16:ASN	C	17:THR	N	1.17
1	2J	36:SER	C	37:ASN	N	1.17

*Continued on next page...*



*Continued from previous page...*

Model	Chain	Residue-1	Atom-1	Residue-2	Atom-2	Distance (Å)
1	2J	37:ASN	C	38:VAL	N	1.17
1	2M	77:ALA	C	78:SER	N	1.17
1	2M	79:THR	C	80:PHE	N	1.17
1	2N	16:ASN	C	17:THR	N	1.17
1	2N	36:SER	C	37:ASN	N	1.17
1	2N	37:ASN	C	38:VAL	N	1.17
1	2Q	77:ALA	C	78:SER	N	1.17
1	2Q	79:THR	C	80:PHE	N	1.17
1	2R	16:ASN	C	17:THR	N	1.17
1	2R	36:SER	C	37:ASN	N	1.17
1	2R	37:ASN	C	38:VAL	N	1.17
1	2U	77:ALA	C	78:SER	N	1.17
1	2U	79:THR	C	80:PHE	N	1.17
1	2V	16:ASN	C	17:THR	N	1.17
1	2V	36:SER	C	37:ASN	N	1.17
1	2V	37:ASN	C	38:VAL	N	1.17
1	2Y	77:ALA	C	78:SER	N	1.17
1	2Y	79:THR	C	80:PHE	N	1.17
1	2Z	16:ASN	C	17:THR	N	1.17
1	2Z	36:SER	C	37:ASN	N	1.17
1	2Z	37:ASN	C	38:VAL	N	1.17
1	22	77:ALA	C	78:SER	N	1.17
1	22	79:THR	C	80:PHE	N	1.17
1	23	16:ASN	C	17:THR	N	1.17
1	23	36:SER	C	37:ASN	N	1.17
1	23	37:ASN	C	38:VAL	N	1.17
1	26	77:ALA	C	78:SER	N	1.17
1	26	79:THR	C	80:PHE	N	1.17
1	27	16:ASN	C	17:THR	N	1.17
1	27	36:SER	C	37:ASN	N	1.17
1	27	37:ASN	C	38:VAL	N	1.17
1	3A	77:ALA	C	78:SER	N	1.17
1	3A	79:THR	C	80:PHE	N	1.17
1	3B	16:ASN	C	17:THR	N	1.17
1	3B	36:SER	C	37:ASN	N	1.17
1	3B	37:ASN	C	38:VAL	N	1.17
1	3E	77:ALA	C	78:SER	N	1.17
1	3E	79:THR	C	80:PHE	N	1.17
1	3F	16:ASN	C	17:THR	N	1.17
1	3F	36:SER	C	37:ASN	N	1.17
1	3F	37:ASN	C	38:VAL	N	1.17
1	3I	77:ALA	C	78:SER	N	1.17

*Continued on next page...*

*Continued from previous page...*

Model	Chain	Residue-1	Atom-1	Residue-2	Atom-2	Distance (Å)
1	3I	79:THR	C	80:PHE	N	1.17
1	3J	16:ASN	C	17:THR	N	1.17
1	3J	36:SER	C	37:ASN	N	1.17
1	3J	37:ASN	C	38:VAL	N	1.17
1	3M	77:ALA	C	78:SER	N	1.17
1	3M	79:THR	C	80:PHE	N	1.17
1	3N	16:ASN	C	17:THR	N	1.17
1	3N	36:SER	C	37:ASN	N	1.17
1	3N	37:ASN	C	38:VAL	N	1.17
1	3Q	77:ALA	C	78:SER	N	1.17
1	3Q	79:THR	C	80:PHE	N	1.17
1	3R	16:ASN	C	17:THR	N	1.17
1	3R	36:SER	C	37:ASN	N	1.17
1	3R	37:ASN	C	38:VAL	N	1.17
1	3U	77:ALA	C	78:SER	N	1.17
1	3U	79:THR	C	80:PHE	N	1.17
1	3V	16:ASN	C	17:THR	N	1.17
1	3V	36:SER	C	37:ASN	N	1.17
1	3V	37:ASN	C	38:VAL	N	1.17
1	3Y	77:ALA	C	78:SER	N	1.17
1	3Y	79:THR	C	80:PHE	N	1.17
1	3Z	16:ASN	C	17:THR	N	1.17
1	3Z	36:SER	C	37:ASN	N	1.17
1	3Z	37:ASN	C	38:VAL	N	1.17
1	32	77:ALA	C	78:SER	N	1.17
1	32	79:THR	C	80:PHE	N	1.17
1	33	16:ASN	C	17:THR	N	1.17
1	33	36:SER	C	37:ASN	N	1.17
1	33	37:ASN	C	38:VAL	N	1.17
1	36	77:ALA	C	78:SER	N	1.17
1	36	79:THR	C	80:PHE	N	1.17
1	37	16:ASN	C	17:THR	N	1.17
1	37	36:SER	C	37:ASN	N	1.17
1	37	37:ASN	C	38:VAL	N	1.17
1	4A	77:ALA	C	78:SER	N	1.17
1	4A	79:THR	C	80:PHE	N	1.17
1	4B	16:ASN	C	17:THR	N	1.17
1	4B	36:SER	C	37:ASN	N	1.17
1	4B	37:ASN	C	38:VAL	N	1.17
1	4E	77:ALA	C	78:SER	N	1.17
1	4E	79:THR	C	80:PHE	N	1.17
1	4F	16:ASN	C	17:THR	N	1.17

*Continued on next page...*

*Continued from previous page...*

Model	Chain	Residue-1	Atom-1	Residue-2	Atom-2	Distance (Å)
1	4F	36:SER	C	37:ASN	N	1.17
1	4F	37:ASN	C	38:VAL	N	1.17
1	4I	77:ALA	C	78:SER	N	1.17
1	4I	79:THR	C	80:PHE	N	1.17
1	4J	16:ASN	C	17:THR	N	1.17
1	4J	36:SER	C	37:ASN	N	1.17
1	4J	37:ASN	C	38:VAL	N	1.17
1	4M	77:ALA	C	78:SER	N	1.17
1	4M	79:THR	C	80:PHE	N	1.17
1	4N	16:ASN	C	17:THR	N	1.17
1	4N	36:SER	C	37:ASN	N	1.17
1	4N	37:ASN	C	38:VAL	N	1.17
1	4Q	77:ALA	C	78:SER	N	1.17
1	4Q	79:THR	C	80:PHE	N	1.17
1	4R	16:ASN	C	17:THR	N	1.17
1	4R	36:SER	C	37:ASN	N	1.17
1	4R	37:ASN	C	38:VAL	N	1.17
1	4U	77:ALA	C	78:SER	N	1.17
1	4U	79:THR	C	80:PHE	N	1.17
1	4V	16:ASN	C	17:THR	N	1.17
1	4V	36:SER	C	37:ASN	N	1.17
1	4V	37:ASN	C	38:VAL	N	1.17
1	4Y	77:ALA	C	78:SER	N	1.17
1	4Y	79:THR	C	80:PHE	N	1.17
1	4Z	16:ASN	C	17:THR	N	1.17
1	4Z	36:SER	C	37:ASN	N	1.17
1	4Z	37:ASN	C	38:VAL	N	1.17
1	42	77:ALA	C	78:SER	N	1.17
1	42	79:THR	C	80:PHE	N	1.17
1	43	16:ASN	C	17:THR	N	1.17
1	43	36:SER	C	37:ASN	N	1.17
1	43	37:ASN	C	38:VAL	N	1.17
1	46	77:ALA	C	78:SER	N	1.17
1	46	79:THR	C	80:PHE	N	1.17
1	47	16:ASN	C	17:THR	N	1.17
1	47	36:SER	C	37:ASN	N	1.17
1	47	37:ASN	C	38:VAL	N	1.17
1	5A	77:ALA	C	78:SER	N	1.17
1	5A	79:THR	C	80:PHE	N	1.17
1	5B	16:ASN	C	17:THR	N	1.17
1	5B	36:SER	C	37:ASN	N	1.17
1	5B	37:ASN	C	38:VAL	N	1.17

*Continued on next page...*

*Continued from previous page...*

Model	Chain	Residue-1	Atom-1	Residue-2	Atom-2	Distance (Å)
1	5E	77:ALA	C	78:SER	N	1.17
1	5E	79:THR	C	80:PHE	N	1.17
1	5F	16:ASN	C	17:THR	N	1.17
1	5F	36:SER	C	37:ASN	N	1.17
1	5F	37:ASN	C	38:VAL	N	1.17
1	5I	77:ALA	C	78:SER	N	1.17
1	5I	79:THR	C	80:PHE	N	1.17
1	5J	16:ASN	C	17:THR	N	1.17
1	5J	36:SER	C	37:ASN	N	1.17
1	5J	37:ASN	C	38:VAL	N	1.17
1	5M	77:ALA	C	78:SER	N	1.17
1	5M	79:THR	C	80:PHE	N	1.17
1	5N	16:ASN	C	17:THR	N	1.17
1	5N	36:SER	C	37:ASN	N	1.17
1	5N	37:ASN	C	38:VAL	N	1.17
1	5Q	77:ALA	C	78:SER	N	1.17
1	5Q	79:THR	C	80:PHE	N	1.17
1	5R	16:ASN	C	17:THR	N	1.17
1	5R	36:SER	C	37:ASN	N	1.17
1	5R	37:ASN	C	38:VAL	N	1.17
1	5U	77:ALA	C	78:SER	N	1.17
1	5U	79:THR	C	80:PHE	N	1.17
1	5V	16:ASN	C	17:THR	N	1.17
1	5V	36:SER	C	37:ASN	N	1.17
1	5V	37:ASN	C	38:VAL	N	1.17
1	5Y	77:ALA	C	78:SER	N	1.17
1	5Y	79:THR	C	80:PHE	N	1.17
1	5Z	16:ASN	C	17:THR	N	1.17
1	5Z	36:SER	C	37:ASN	N	1.17
1	5Z	37:ASN	C	38:VAL	N	1.17
1	52	77:ALA	C	78:SER	N	1.17
1	52	79:THR	C	80:PHE	N	1.17
1	53	16:ASN	C	17:THR	N	1.17
1	53	36:SER	C	37:ASN	N	1.17
1	53	37:ASN	C	38:VAL	N	1.17
1	56	77:ALA	C	78:SER	N	1.17
1	56	79:THR	C	80:PHE	N	1.17
1	57	16:ASN	C	17:THR	N	1.17
1	57	36:SER	C	37:ASN	N	1.17
1	57	37:ASN	C	38:VAL	N	1.17
1	6A	77:ALA	C	78:SER	N	1.17
1	6A	79:THR	C	80:PHE	N	1.17

*Continued on next page...*

*Continued from previous page...*

Model	Chain	Residue-1	Atom-1	Residue-2	Atom-2	Distance (Å)
1	6B	16:ASN	C	17:THR	N	1.17
1	6B	36:SER	C	37:ASN	N	1.17
1	6B	37:ASN	C	38:VAL	N	1.17
1	6E	77:ALA	C	78:SER	N	1.17
1	6E	79:THR	C	80:PHE	N	1.17
1	6F	16:ASN	C	17:THR	N	1.17
1	6F	36:SER	C	37:ASN	N	1.17
1	6F	37:ASN	C	38:VAL	N	1.17
1	6I	77:ALA	C	78:SER	N	1.17
1	6I	79:THR	C	80:PHE	N	1.17
1	6J	16:ASN	C	17:THR	N	1.17
1	6J	36:SER	C	37:ASN	N	1.17
1	6J	37:ASN	C	38:VAL	N	1.17
1	6M	77:ALA	C	78:SER	N	1.17
1	6M	79:THR	C	80:PHE	N	1.17
1	6N	16:ASN	C	17:THR	N	1.17
1	6N	36:SER	C	37:ASN	N	1.17
1	6N	37:ASN	C	38:VAL	N	1.17
1	6Q	77:ALA	C	78:SER	N	1.17
1	6Q	79:THR	C	80:PHE	N	1.17
1	6R	16:ASN	C	17:THR	N	1.17
1	6R	36:SER	C	37:ASN	N	1.17
1	6R	37:ASN	C	38:VAL	N	1.17
1	6U	77:ALA	C	78:SER	N	1.17
1	6U	79:THR	C	80:PHE	N	1.17
1	6V	16:ASN	C	17:THR	N	1.17
1	6V	36:SER	C	37:ASN	N	1.17
1	6V	37:ASN	C	38:VAL	N	1.17
1	6Y	77:ALA	C	78:SER	N	1.17
1	6Y	79:THR	C	80:PHE	N	1.17
1	6Z	16:ASN	C	17:THR	N	1.17
1	6Z	36:SER	C	37:ASN	N	1.17
1	6Z	37:ASN	C	38:VAL	N	1.17
1	62	77:ALA	C	78:SER	N	1.17
1	62	79:THR	C	80:PHE	N	1.17
1	63	16:ASN	C	17:THR	N	1.17
1	63	36:SER	C	37:ASN	N	1.17
1	63	37:ASN	C	38:VAL	N	1.17
1	66	77:ALA	C	78:SER	N	1.17
1	66	79:THR	C	80:PHE	N	1.17
1	67	16:ASN	C	17:THR	N	1.17
1	67	36:SER	C	37:ASN	N	1.17

*Continued on next page...*

*Continued from previous page...*

Model	Chain	Residue-1	Atom-1	Residue-2	Atom-2	Distance (Å)
1	67	37:ASN	C	38:VAL	N	1.17
1	7A	77:ALA	C	78:SER	N	1.17
1	7A	79:THR	C	80:PHE	N	1.17
1	7B	16:ASN	C	17:THR	N	1.17
1	7B	36:SER	C	37:ASN	N	1.17
1	7B	37:ASN	C	38:VAL	N	1.17
1	7E	77:ALA	C	78:SER	N	1.17
1	7E	79:THR	C	80:PHE	N	1.17
1	7F	16:ASN	C	17:THR	N	1.17
1	7F	36:SER	C	37:ASN	N	1.17
1	7F	37:ASN	C	38:VAL	N	1.17
1	7I	77:ALA	C	78:SER	N	1.17
1	7I	79:THR	C	80:PHE	N	1.17
1	7J	16:ASN	C	17:THR	N	1.17
1	7J	36:SER	C	37:ASN	N	1.17
1	7J	37:ASN	C	38:VAL	N	1.17
1	7M	77:ALA	C	78:SER	N	1.17
1	7M	79:THR	C	80:PHE	N	1.17
1	7N	16:ASN	C	17:THR	N	1.17
1	7N	36:SER	C	37:ASN	N	1.17
1	7N	37:ASN	C	38:VAL	N	1.17
1	7Q	77:ALA	C	78:SER	N	1.17
1	7Q	79:THR	C	80:PHE	N	1.17
1	7R	16:ASN	C	17:THR	N	1.17
1	7R	36:SER	C	37:ASN	N	1.17
1	7R	37:ASN	C	38:VAL	N	1.17
1	7U	77:ALA	C	78:SER	N	1.17
1	7U	79:THR	C	80:PHE	N	1.17
1	7V	16:ASN	C	17:THR	N	1.17
1	7V	36:SER	C	37:ASN	N	1.17
1	7V	37:ASN	C	38:VAL	N	1.17
1	1A	170:ALA	C	171:ARG	N	1.12
1	1B	207:GLY	C	208:SER	N	1.12
1	1B	217:PRO	C	218:ARG	N	1.12
1	1E	170:ALA	C	171:ARG	N	1.12
1	1F	66:TRP	C	67:THR	N	1.12
1	1F	207:GLY	C	208:SER	N	1.12
1	1F	217:PRO	C	218:ARG	N	1.12
1	1I	170:ALA	C	171:ARG	N	1.12
1	1J	207:GLY	C	208:SER	N	1.12
1	1J	217:PRO	C	218:ARG	N	1.12
1	1M	170:ALA	C	171:ARG	N	1.12

*Continued on next page...*

*Continued from previous page...*

Model	Chain	Residue-1	Atom-1	Residue-2	Atom-2	Distance (Å)
1	1N	66:TRP	C	67:THR	N	1.12
1	1N	207:GLY	C	208:SER	N	1.12
1	1N	217:PRO	C	218:ARG	N	1.12
1	1Q	170:ALA	C	171:ARG	N	1.12
1	1R	66:TRP	C	67:THR	N	1.12
1	1R	207:GLY	C	208:SER	N	1.12
1	1R	217:PRO	C	218:ARG	N	1.12
1	1U	170:ALA	C	171:ARG	N	1.12
1	1V	66:TRP	C	67:THR	N	1.12
1	1V	207:GLY	C	208:SER	N	1.12
1	1V	217:PRO	C	218:ARG	N	1.12
1	1Y	170:ALA	C	171:ARG	N	1.12
1	1Z	66:TRP	C	67:THR	N	1.12
1	1Z	207:GLY	C	208:SER	N	1.12
1	1Z	217:PRO	C	218:ARG	N	1.12
1	12	170:ALA	C	171:ARG	N	1.12
1	13	207:GLY	C	208:SER	N	1.12
1	13	217:PRO	C	218:ARG	N	1.12
1	16	170:ALA	C	171:ARG	N	1.12
1	17	207:GLY	C	208:SER	N	1.12
1	17	217:PRO	C	218:ARG	N	1.12
1	2A	170:ALA	C	171:ARG	N	1.12
1	2B	207:GLY	C	208:SER	N	1.12
1	2B	217:PRO	C	218:ARG	N	1.12
1	2E	170:ALA	C	171:ARG	N	1.12
1	2F	207:GLY	C	208:SER	N	1.12
1	2F	217:PRO	C	218:ARG	N	1.12
1	2I	170:ALA	C	171:ARG	N	1.12
1	2J	66:TRP	C	67:THR	N	1.12
1	2J	207:GLY	C	208:SER	N	1.12
1	2J	217:PRO	C	218:ARG	N	1.12
1	2M	170:ALA	C	171:ARG	N	1.12
1	2N	66:TRP	C	67:THR	N	1.12
1	2N	207:GLY	C	208:SER	N	1.12
1	2N	217:PRO	C	218:ARG	N	1.12
1	2Q	170:ALA	C	171:ARG	N	1.12
1	2R	66:TRP	C	67:THR	N	1.12
1	2R	207:GLY	C	208:SER	N	1.12
1	2R	217:PRO	C	218:ARG	N	1.12
1	2U	170:ALA	C	171:ARG	N	1.12
1	2V	66:TRP	C	67:THR	N	1.12
1	2V	207:GLY	C	208:SER	N	1.12

*Continued on next page...*

*Continued from previous page...*

Model	Chain	Residue-1	Atom-1	Residue-2	Atom-2	Distance (Å)
1	2V	217:PRO	C	218:ARG	N	1.12
1	2Y	170:ALA	C	171:ARG	N	1.12
1	2Z	66:TRP	C	67:THR	N	1.12
1	2Z	207:GLY	C	208:SER	N	1.12
1	2Z	217:PRO	C	218:ARG	N	1.12
1	22	170:ALA	C	171:ARG	N	1.12
1	23	66:TRP	C	67:THR	N	1.12
1	23	207:GLY	C	208:SER	N	1.12
1	23	217:PRO	C	218:ARG	N	1.12
1	26	170:ALA	C	171:ARG	N	1.12
1	27	207:GLY	C	208:SER	N	1.12
1	27	217:PRO	C	218:ARG	N	1.12
1	3A	170:ALA	C	171:ARG	N	1.12
1	3B	66:TRP	C	67:THR	N	1.12
1	3B	207:GLY	C	208:SER	N	1.12
1	3B	217:PRO	C	218:ARG	N	1.12
1	3E	170:ALA	C	171:ARG	N	1.12
1	3F	207:GLY	C	208:SER	N	1.12
1	3F	217:PRO	C	218:ARG	N	1.12
1	3I	170:ALA	C	171:ARG	N	1.12
1	3J	66:TRP	C	67:THR	N	1.12
1	3J	207:GLY	C	208:SER	N	1.12
1	3J	217:PRO	C	218:ARG	N	1.12
1	3M	170:ALA	C	171:ARG	N	1.12
1	3N	66:TRP	C	67:THR	N	1.12
1	3N	207:GLY	C	208:SER	N	1.12
1	3N	217:PRO	C	218:ARG	N	1.12
1	3Q	170:ALA	C	171:ARG	N	1.12
1	3R	207:GLY	C	208:SER	N	1.12
1	3R	217:PRO	C	218:ARG	N	1.12
1	3U	170:ALA	C	171:ARG	N	1.12
1	3V	207:GLY	C	208:SER	N	1.12
1	3V	217:PRO	C	218:ARG	N	1.12
1	3Y	170:ALA	C	171:ARG	N	1.12
1	3Z	207:GLY	C	208:SER	N	1.12
1	3Z	217:PRO	C	218:ARG	N	1.12
1	32	170:ALA	C	171:ARG	N	1.12
1	33	66:TRP	C	67:THR	N	1.12
1	33	207:GLY	C	208:SER	N	1.12
1	33	217:PRO	C	218:ARG	N	1.12
1	36	170:ALA	C	171:ARG	N	1.12
1	37	66:TRP	C	67:THR	N	1.12

*Continued on next page...*



*Continued from previous page...*

Model	Chain	Residue-1	Atom-1	Residue-2	Atom-2	Distance (Å)
1	37	207:GLY	C	208:SER	N	1.12
1	37	217:PRO	C	218:ARG	N	1.12
1	4A	170:ALA	C	171:ARG	N	1.12
1	4B	207:GLY	C	208:SER	N	1.12
1	4B	217:PRO	C	218:ARG	N	1.12
1	4E	170:ALA	C	171:ARG	N	1.12
1	4F	66:TRP	C	67:THR	N	1.12
1	4F	207:GLY	C	208:SER	N	1.12
1	4F	217:PRO	C	218:ARG	N	1.12
1	4I	170:ALA	C	171:ARG	N	1.12
1	4J	66:TRP	C	67:THR	N	1.12
1	4J	207:GLY	C	208:SER	N	1.12
1	4J	217:PRO	C	218:ARG	N	1.12
1	4M	170:ALA	C	171:ARG	N	1.12
1	4N	207:GLY	C	208:SER	N	1.12
1	4N	217:PRO	C	218:ARG	N	1.12
1	4Q	170:ALA	C	171:ARG	N	1.12
1	4R	66:TRP	C	67:THR	N	1.12
1	4R	207:GLY	C	208:SER	N	1.12
1	4R	217:PRO	C	218:ARG	N	1.12
1	4U	170:ALA	C	171:ARG	N	1.12
1	4V	207:GLY	C	208:SER	N	1.12
1	4V	217:PRO	C	218:ARG	N	1.12
1	4Y	170:ALA	C	171:ARG	N	1.12
1	4Z	66:TRP	C	67:THR	N	1.12
1	4Z	207:GLY	C	208:SER	N	1.12
1	4Z	217:PRO	C	218:ARG	N	1.12
1	42	170:ALA	C	171:ARG	N	1.12
1	43	66:TRP	C	67:THR	N	1.12
1	43	207:GLY	C	208:SER	N	1.12
1	43	217:PRO	C	218:ARG	N	1.12
1	46	170:ALA	C	171:ARG	N	1.12
1	47	66:TRP	C	67:THR	N	1.12
1	47	207:GLY	C	208:SER	N	1.12
1	47	217:PRO	C	218:ARG	N	1.12
1	5A	170:ALA	C	171:ARG	N	1.12
1	5B	66:TRP	C	67:THR	N	1.12
1	5B	207:GLY	C	208:SER	N	1.12
1	5B	217:PRO	C	218:ARG	N	1.12
1	5E	170:ALA	C	171:ARG	N	1.12
1	5F	207:GLY	C	208:SER	N	1.12
1	5F	217:PRO	C	218:ARG	N	1.12

*Continued on next page...*

*Continued from previous page...*

Model	Chain	Residue-1	Atom-1	Residue-2	Atom-2	Distance (Å)
1	5I	170:ALA	C	171:ARG	N	1.12
1	5J	207:GLY	C	208:SER	N	1.12
1	5J	217:PRO	C	218:ARG	N	1.12
1	5M	170:ALA	C	171:ARG	N	1.12
1	5N	207:GLY	C	208:SER	N	1.12
1	5N	217:PRO	C	218:ARG	N	1.12
1	5Q	170:ALA	C	171:ARG	N	1.12
1	5R	207:GLY	C	208:SER	N	1.12
1	5R	217:PRO	C	218:ARG	N	1.12
1	5U	170:ALA	C	171:ARG	N	1.12
1	5V	66:TRP	C	67:THR	N	1.12
1	5V	207:GLY	C	208:SER	N	1.12
1	5V	217:PRO	C	218:ARG	N	1.12
1	5Y	170:ALA	C	171:ARG	N	1.12
1	5Z	66:TRP	C	67:THR	N	1.12
1	5Z	207:GLY	C	208:SER	N	1.12
1	5Z	217:PRO	C	218:ARG	N	1.12
1	52	170:ALA	C	171:ARG	N	1.12
1	53	66:TRP	C	67:THR	N	1.12
1	53	207:GLY	C	208:SER	N	1.12
1	53	217:PRO	C	218:ARG	N	1.12
1	56	170:ALA	C	171:ARG	N	1.12
1	57	66:TRP	C	67:THR	N	1.12
1	57	207:GLY	C	208:SER	N	1.12
1	57	217:PRO	C	218:ARG	N	1.12
1	6A	170:ALA	C	171:ARG	N	1.12
1	6B	66:TRP	C	67:THR	N	1.12
1	6B	207:GLY	C	208:SER	N	1.12
1	6B	217:PRO	C	218:ARG	N	1.12
1	6E	170:ALA	C	171:ARG	N	1.12
1	6F	66:TRP	C	67:THR	N	1.12
1	6F	207:GLY	C	208:SER	N	1.12
1	6F	217:PRO	C	218:ARG	N	1.12
1	6I	170:ALA	C	171:ARG	N	1.12
1	6J	207:GLY	C	208:SER	N	1.12
1	6J	217:PRO	C	218:ARG	N	1.12
1	6M	170:ALA	C	171:ARG	N	1.12
1	6N	66:TRP	C	67:THR	N	1.12
1	6N	207:GLY	C	208:SER	N	1.12
1	6N	217:PRO	C	218:ARG	N	1.12
1	6Q	170:ALA	C	171:ARG	N	1.12
1	6R	207:GLY	C	208:SER	N	1.12

*Continued on next page...*

*Continued from previous page...*

Model	Chain	Residue-1	Atom-1	Residue-2	Atom-2	Distance (Å)
1	6R	217:PRO	C	218:ARG	N	1.12
1	6U	170:ALA	C	171:ARG	N	1.12
1	6V	66:TRP	C	67:THR	N	1.12
1	6V	207:GLY	C	208:SER	N	1.12
1	6V	217:PRO	C	218:ARG	N	1.12
1	6Y	170:ALA	C	171:ARG	N	1.12
1	6Z	66:TRP	C	67:THR	N	1.12
1	6Z	207:GLY	C	208:SER	N	1.12
1	6Z	217:PRO	C	218:ARG	N	1.12
1	62	170:ALA	C	171:ARG	N	1.12
1	63	207:GLY	C	208:SER	N	1.12
1	63	217:PRO	C	218:ARG	N	1.12
1	66	170:ALA	C	171:ARG	N	1.12
1	67	207:GLY	C	208:SER	N	1.12
1	67	217:PRO	C	218:ARG	N	1.12
1	7A	170:ALA	C	171:ARG	N	1.12
1	7B	207:GLY	C	208:SER	N	1.12
1	7B	217:PRO	C	218:ARG	N	1.12
1	7E	170:ALA	C	171:ARG	N	1.12
1	7F	66:TRP	C	67:THR	N	1.12
1	7F	207:GLY	C	208:SER	N	1.12
1	7F	217:PRO	C	218:ARG	N	1.12
1	7I	170:ALA	C	171:ARG	N	1.12
1	7J	66:TRP	C	67:THR	N	1.12
1	7J	207:GLY	C	208:SER	N	1.12
1	7J	217:PRO	C	218:ARG	N	1.12
1	7M	170:ALA	C	171:ARG	N	1.12
1	7N	207:GLY	C	208:SER	N	1.12
1	7N	217:PRO	C	218:ARG	N	1.12
1	7Q	170:ALA	C	171:ARG	N	1.12
1	7R	66:TRP	C	67:THR	N	1.12
1	7R	207:GLY	C	208:SER	N	1.12
1	7R	217:PRO	C	218:ARG	N	1.12
1	7U	170:ALA	C	171:ARG	N	1.12
1	7V	66:TRP	C	67:THR	N	1.12
1	7V	207:GLY	C	208:SER	N	1.12
1	7V	217:PRO	C	218:ARG	N	1.12
1	1B	66:TRP	C	67:THR	N	1.11
1	1J	66:TRP	C	67:THR	N	1.11
1	13	66:TRP	C	67:THR	N	1.11
1	17	66:TRP	C	67:THR	N	1.11
1	2B	66:TRP	C	67:THR	N	1.11

*Continued on next page...*

*Continued from previous page...*

Model	Chain	Residue-1	Atom-1	Residue-2	Atom-2	Distance (Å)
1	2F	66:TRP	C	67:THR	N	1.11
1	27	66:TRP	C	67:THR	N	1.11
1	3F	66:TRP	C	67:THR	N	1.11
1	3R	66:TRP	C	67:THR	N	1.11
1	3V	66:TRP	C	67:THR	N	1.11
1	3Z	66:TRP	C	67:THR	N	1.11
1	4B	66:TRP	C	67:THR	N	1.11
1	4N	66:TRP	C	67:THR	N	1.11
1	4V	66:TRP	C	67:THR	N	1.11
1	5F	66:TRP	C	67:THR	N	1.11
1	5J	66:TRP	C	67:THR	N	1.11
1	5N	66:TRP	C	67:THR	N	1.11
1	5R	66:TRP	C	67:THR	N	1.11
1	6J	66:TRP	C	67:THR	N	1.11
1	6R	66:TRP	C	67:THR	N	1.11
1	63	66:TRP	C	67:THR	N	1.11
1	67	66:TRP	C	67:THR	N	1.11
1	7B	66:TRP	C	67:THR	N	1.11
1	7N	66:TRP	C	67:THR	N	1.11
1	1A	169:ASP	C	170:ALA	N	1.10
1	1E	169:ASP	C	170:ALA	N	1.10
1	1I	169:ASP	C	170:ALA	N	1.10
1	1M	169:ASP	C	170:ALA	N	1.10
1	1Q	169:ASP	C	170:ALA	N	1.10
1	1U	169:ASP	C	170:ALA	N	1.10
1	1Y	169:ASP	C	170:ALA	N	1.10
1	12	169:ASP	C	170:ALA	N	1.10
1	16	169:ASP	C	170:ALA	N	1.10
1	2A	169:ASP	C	170:ALA	N	1.10
1	2E	169:ASP	C	170:ALA	N	1.10
1	2I	169:ASP	C	170:ALA	N	1.10
1	2M	169:ASP	C	170:ALA	N	1.10
1	2Q	169:ASP	C	170:ALA	N	1.10
1	2U	169:ASP	C	170:ALA	N	1.10
1	2Y	169:ASP	C	170:ALA	N	1.10
1	22	169:ASP	C	170:ALA	N	1.10
1	26	169:ASP	C	170:ALA	N	1.10
1	3A	169:ASP	C	170:ALA	N	1.10
1	3E	169:ASP	C	170:ALA	N	1.10
1	3I	169:ASP	C	170:ALA	N	1.10
1	3M	169:ASP	C	170:ALA	N	1.10
1	3Q	169:ASP	C	170:ALA	N	1.10

*Continued on next page...*

*Continued from previous page...*

Model	Chain	Residue-1	Atom-1	Residue-2	Atom-2	Distance (Å)
1	3U	169:ASP	C	170:ALA	N	1.10
1	3Y	169:ASP	C	170:ALA	N	1.10
1	3Z	169:ASP	C	170:ALA	N	1.10
1	36	169:ASP	C	170:ALA	N	1.10
1	4A	169:ASP	C	170:ALA	N	1.10
1	4E	169:ASP	C	170:ALA	N	1.10
1	4I	169:ASP	C	170:ALA	N	1.10
1	4M	169:ASP	C	170:ALA	N	1.10
1	4Q	169:ASP	C	170:ALA	N	1.10
1	4U	169:ASP	C	170:ALA	N	1.10
1	4Y	169:ASP	C	170:ALA	N	1.10
1	42	169:ASP	C	170:ALA	N	1.10
1	46	169:ASP	C	170:ALA	N	1.10
1	5A	169:ASP	C	170:ALA	N	1.10
1	5E	169:ASP	C	170:ALA	N	1.10
1	5I	169:ASP	C	170:ALA	N	1.10
1	5M	169:ASP	C	170:ALA	N	1.10
1	5Q	169:ASP	C	170:ALA	N	1.10
1	5U	169:ASP	C	170:ALA	N	1.10
1	5Y	169:ASP	C	170:ALA	N	1.10
1	52	169:ASP	C	170:ALA	N	1.10
1	56	169:ASP	C	170:ALA	N	1.10
1	6A	169:ASP	C	170:ALA	N	1.10
1	6E	169:ASP	C	170:ALA	N	1.10
1	6I	169:ASP	C	170:ALA	N	1.10
1	6M	169:ASP	C	170:ALA	N	1.10
1	6Q	169:ASP	C	170:ALA	N	1.10
1	6U	169:ASP	C	170:ALA	N	1.10
1	6Y	169:ASP	C	170:ALA	N	1.10
1	62	169:ASP	C	170:ALA	N	1.10
1	66	169:ASP	C	170:ALA	N	1.10
1	7A	169:ASP	C	170:ALA	N	1.10
1	7E	169:ASP	C	170:ALA	N	1.10
1	7I	169:ASP	C	170:ALA	N	1.10
1	7M	169:ASP	C	170:ALA	N	1.10
1	7Q	169:ASP	C	170:ALA	N	1.10
1	7U	169:ASP	C	170:ALA	N	1.10
1	1B	78:HIS	C	79:VAL	N	1.08
1	1F	78:HIS	C	79:VAL	N	1.08
1	1J	78:HIS	C	79:VAL	N	1.08
1	1N	78:HIS	C	79:VAL	N	1.08
1	1R	78:HIS	C	79:VAL	N	1.08

*Continued on next page...*

*Continued from previous page...*

Model	Chain	Residue-1	Atom-1	Residue-2	Atom-2	Distance (Å)
1	1V	78:HIS	C	79:VAL	N	1.08
1	1Z	78:HIS	C	79:VAL	N	1.08
1	13	78:HIS	C	79:VAL	N	1.08
1	17	78:HIS	C	79:VAL	N	1.08
1	2B	78:HIS	C	79:VAL	N	1.08
1	2F	78:HIS	C	79:VAL	N	1.08
1	2J	78:HIS	C	79:VAL	N	1.08
1	2N	78:HIS	C	79:VAL	N	1.08
1	2R	78:HIS	C	79:VAL	N	1.08
1	2V	78:HIS	C	79:VAL	N	1.08
1	2Z	78:HIS	C	79:VAL	N	1.08
1	23	78:HIS	C	79:VAL	N	1.08
1	27	78:HIS	C	79:VAL	N	1.08
1	3B	78:HIS	C	79:VAL	N	1.08
1	3F	78:HIS	C	79:VAL	N	1.08
1	3J	78:HIS	C	79:VAL	N	1.08
1	3N	78:HIS	C	79:VAL	N	1.08
1	3R	78:HIS	C	79:VAL	N	1.08
1	3V	78:HIS	C	79:VAL	N	1.08
1	3Z	78:HIS	C	79:VAL	N	1.08
1	33	78:HIS	C	79:VAL	N	1.08
1	37	78:HIS	C	79:VAL	N	1.08
1	4B	78:HIS	C	79:VAL	N	1.08
1	4F	78:HIS	C	79:VAL	N	1.08
1	4J	78:HIS	C	79:VAL	N	1.08
1	4N	78:HIS	C	79:VAL	N	1.08
1	4R	78:HIS	C	79:VAL	N	1.08
1	4V	78:HIS	C	79:VAL	N	1.08
1	4Z	78:HIS	C	79:VAL	N	1.08
1	43	78:HIS	C	79:VAL	N	1.08
1	47	78:HIS	C	79:VAL	N	1.08
1	5B	78:HIS	C	79:VAL	N	1.08
1	5F	78:HIS	C	79:VAL	N	1.08
1	5J	78:HIS	C	79:VAL	N	1.08
1	5N	78:HIS	C	79:VAL	N	1.08
1	5R	78:HIS	C	79:VAL	N	1.08
1	5V	78:HIS	C	79:VAL	N	1.08
1	5Z	78:HIS	C	79:VAL	N	1.08
1	53	78:HIS	C	79:VAL	N	1.08
1	57	78:HIS	C	79:VAL	N	1.08
1	6B	78:HIS	C	79:VAL	N	1.08
1	6F	78:HIS	C	79:VAL	N	1.08

*Continued on next page...*

*Continued from previous page...*

Model	Chain	Residue-1	Atom-1	Residue-2	Atom-2	Distance (Å)
1	6J	78:HIS	C	79:VAL	N	1.08
1	6N	78:HIS	C	79:VAL	N	1.08
1	6R	78:HIS	C	79:VAL	N	1.08
1	6V	78:HIS	C	79:VAL	N	1.08
1	6Z	78:HIS	C	79:VAL	N	1.08
1	63	78:HIS	C	79:VAL	N	1.08
1	67	78:HIS	C	79:VAL	N	1.08
1	7B	78:HIS	C	79:VAL	N	1.08
1	7F	78:HIS	C	79:VAL	N	1.08
1	7J	78:HIS	C	79:VAL	N	1.08
1	7N	78:HIS	C	79:VAL	N	1.08
1	7R	78:HIS	C	79:VAL	N	1.08
1	7V	78:HIS	C	79:VAL	N	1.08
1	1A	41:ILE	C	42:VAL	N	1.06
1	1E	41:ILE	C	42:VAL	N	1.06
1	1I	41:ILE	C	42:VAL	N	1.06
1	1M	41:ILE	C	42:VAL	N	1.06
1	1Q	41:ILE	C	42:VAL	N	1.06
1	1U	41:ILE	C	42:VAL	N	1.06
1	1Y	41:ILE	C	42:VAL	N	1.06
1	12	41:ILE	C	42:VAL	N	1.06
1	16	41:ILE	C	42:VAL	N	1.06
1	2A	41:ILE	C	42:VAL	N	1.06
1	2E	41:ILE	C	42:VAL	N	1.06
1	2I	41:ILE	C	42:VAL	N	1.06
1	2M	41:ILE	C	42:VAL	N	1.06
1	2Q	41:ILE	C	42:VAL	N	1.06
1	2U	41:ILE	C	42:VAL	N	1.06
1	2Y	41:ILE	C	42:VAL	N	1.06
1	22	41:ILE	C	42:VAL	N	1.06
1	26	41:ILE	C	42:VAL	N	1.06
1	3A	41:ILE	C	42:VAL	N	1.06
1	3E	41:ILE	C	42:VAL	N	1.06
1	3I	41:ILE	C	42:VAL	N	1.06
1	3M	41:ILE	C	42:VAL	N	1.06
1	3Q	41:ILE	C	42:VAL	N	1.06
1	3U	41:ILE	C	42:VAL	N	1.06
1	3Y	41:ILE	C	42:VAL	N	1.06
1	32	41:ILE	C	42:VAL	N	1.06
1	36	41:ILE	C	42:VAL	N	1.06
1	4A	41:ILE	C	42:VAL	N	1.06
1	4E	41:ILE	C	42:VAL	N	1.06

*Continued on next page...*

*Continued from previous page...*

Model	Chain	Residue-1	Atom-1	Residue-2	Atom-2	Distance (Å)
1	4I	41:ILE	C	42:VAL	N	1.06
1	4M	41:ILE	C	42:VAL	N	1.06
1	4Q	41:ILE	C	42:VAL	N	1.06
1	4U	41:ILE	C	42:VAL	N	1.06
1	4Y	41:ILE	C	42:VAL	N	1.06
1	42	41:ILE	C	42:VAL	N	1.06
1	46	41:ILE	C	42:VAL	N	1.06
1	5A	41:ILE	C	42:VAL	N	1.06
1	5E	41:ILE	C	42:VAL	N	1.06
1	5I	41:ILE	C	42:VAL	N	1.06
1	5M	41:ILE	C	42:VAL	N	1.06
1	5Q	41:ILE	C	42:VAL	N	1.06
1	5U	41:ILE	C	42:VAL	N	1.06
1	5Y	41:ILE	C	42:VAL	N	1.06
1	52	41:ILE	C	42:VAL	N	1.06
1	56	41:ILE	C	42:VAL	N	1.06
1	6A	41:ILE	C	42:VAL	N	1.06
1	6E	41:ILE	C	42:VAL	N	1.06
1	6I	41:ILE	C	42:VAL	N	1.06
1	6M	41:ILE	C	42:VAL	N	1.06
1	6Q	41:ILE	C	42:VAL	N	1.06
1	6U	41:ILE	C	42:VAL	N	1.06
1	6Y	41:ILE	C	42:VAL	N	1.06
1	62	41:ILE	C	42:VAL	N	1.06
1	66	41:ILE	C	42:VAL	N	1.06
1	7A	41:ILE	C	42:VAL	N	1.06
1	7E	41:ILE	C	42:VAL	N	1.06
1	7I	41:ILE	C	42:VAL	N	1.06
1	7M	41:ILE	C	42:VAL	N	1.06
1	7Q	41:ILE	C	42:VAL	N	1.06
1	7U	41:ILE	C	42:VAL	N	1.06
1	1M	68:SER	C	69:LEU	N	1.04
1	12	68:SER	C	69:LEU	N	1.04
1	16	68:SER	C	69:LEU	N	1.04
1	2A	68:SER	C	69:LEU	N	1.04
1	2I	68:SER	C	69:LEU	N	1.04
1	3A	68:SER	C	69:LEU	N	1.04
1	3I	68:SER	C	69:LEU	N	1.04
1	3Q	68:SER	C	69:LEU	N	1.04
1	3U	68:SER	C	69:LEU	N	1.04
1	3Y	68:SER	C	69:LEU	N	1.04
1	32	68:SER	C	69:LEU	N	1.04

*Continued on next page...*



*Continued from previous page...*

Model	Chain	Residue-1	Atom-1	Residue-2	Atom-2	Distance (Å)
1	4E	68:SER	C	69:LEU	N	1.04
1	4Y	68:SER	C	69:LEU	N	1.04
1	5E	68:SER	C	69:LEU	N	1.04
1	5I	68:SER	C	69:LEU	N	1.04
1	5M	68:SER	C	69:LEU	N	1.04
1	5U	68:SER	C	69:LEU	N	1.04
1	6M	68:SER	C	69:LEU	N	1.04
1	6U	68:SER	C	69:LEU	N	1.04
1	6Z	68:SER	C	69:LEU	N	1.04
1	6Z	68:SER	C	69:LEU	N	1.04
1	7A	68:SER	C	69:LEU	N	1.04
1	7E	68:SER	C	69:LEU	N	1.04
1	7Q	68:SER	C	69:LEU	N	1.04
1	1A	68:SER	C	69:LEU	N	1.03
1	1A	182:PHE	C	183:GLN	N	1.03
1	1E	68:SER	C	69:LEU	N	1.03
1	1E	182:PHE	C	183:GLN	N	1.03
1	1I	68:SER	C	69:LEU	N	1.03
1	1I	182:PHE	C	183:GLN	N	1.03
1	1M	182:PHE	C	183:GLN	N	1.03
1	1Q	68:SER	C	69:LEU	N	1.03
1	1Q	182:PHE	C	183:GLN	N	1.03
1	1U	68:SER	C	69:LEU	N	1.03
1	1U	182:PHE	C	183:GLN	N	1.03
1	1Y	68:SER	C	69:LEU	N	1.03
1	1Y	182:PHE	C	183:GLN	N	1.03
1	1Z	182:PHE	C	183:GLN	N	1.03
1	1Z	182:PHE	C	183:GLN	N	1.03
1	2A	182:PHE	C	183:GLN	N	1.03
1	2E	68:SER	C	69:LEU	N	1.03
1	2E	182:PHE	C	183:GLN	N	1.03
1	2I	182:PHE	C	183:GLN	N	1.03
1	2M	68:SER	C	69:LEU	N	1.03
1	2M	182:PHE	C	183:GLN	N	1.03
1	2Q	68:SER	C	69:LEU	N	1.03
1	2Q	182:PHE	C	183:GLN	N	1.03
1	2U	68:SER	C	69:LEU	N	1.03
1	2U	182:PHE	C	183:GLN	N	1.03
1	2Y	68:SER	C	69:LEU	N	1.03
1	2Y	182:PHE	C	183:GLN	N	1.03
1	2Z	68:SER	C	69:LEU	N	1.03
1	2Z	182:PHE	C	183:GLN	N	1.03

*Continued on next page...*

*Continued from previous page...*

Model	Chain	Residue-1	Atom-1	Residue-2	Atom-2	Distance (Å)
1	26	68:SER	C	69:LEU	N	1.03
1	26	182:PHE	C	183:GLN	N	1.03
1	3A	182:PHE	C	183:GLN	N	1.03
1	3E	68:SER	C	69:LEU	N	1.03
1	3E	182:PHE	C	183:GLN	N	1.03
1	3I	182:PHE	C	183:GLN	N	1.03
1	3M	68:SER	C	69:LEU	N	1.03
1	3M	182:PHE	C	183:GLN	N	1.03
1	3Q	182:PHE	C	183:GLN	N	1.03
1	3U	182:PHE	C	183:GLN	N	1.03
1	3Y	182:PHE	C	183:GLN	N	1.03
1	32	182:PHE	C	183:GLN	N	1.03
1	36	68:SER	C	69:LEU	N	1.03
1	36	182:PHE	C	183:GLN	N	1.03
1	4A	68:SER	C	69:LEU	N	1.03
1	4A	182:PHE	C	183:GLN	N	1.03
1	4E	182:PHE	C	183:GLN	N	1.03
1	4I	68:SER	C	69:LEU	N	1.03
1	4I	182:PHE	C	183:GLN	N	1.03
1	4M	68:SER	C	69:LEU	N	1.03
1	4M	182:PHE	C	183:GLN	N	1.03
1	4Q	68:SER	C	69:LEU	N	1.03
1	4Q	182:PHE	C	183:GLN	N	1.03
1	4U	68:SER	C	69:LEU	N	1.03
1	4U	182:PHE	C	183:GLN	N	1.03
1	4Y	182:PHE	C	183:GLN	N	1.03
1	42	68:SER	C	69:LEU	N	1.03
1	42	182:PHE	C	183:GLN	N	1.03
1	46	68:SER	C	69:LEU	N	1.03
1	46	182:PHE	C	183:GLN	N	1.03
1	5A	68:SER	C	69:LEU	N	1.03
1	5A	182:PHE	C	183:GLN	N	1.03
1	5E	182:PHE	C	183:GLN	N	1.03
1	5I	182:PHE	C	183:GLN	N	1.03
1	5M	182:PHE	C	183:GLN	N	1.03
1	5Q	68:SER	C	69:LEU	N	1.03
1	5Q	182:PHE	C	183:GLN	N	1.03
1	5U	182:PHE	C	183:GLN	N	1.03
1	5Y	68:SER	C	69:LEU	N	1.03
1	5Y	182:PHE	C	183:GLN	N	1.03
1	52	68:SER	C	69:LEU	N	1.03
1	52	182:PHE	C	183:GLN	N	1.03

*Continued on next page...*

*Continued from previous page...*

Model	Chain	Residue-1	Atom-1	Residue-2	Atom-2	Distance (Å)
1	56	68:SER	C	69:LEU	N	1.03
1	56	182:PHE	C	183:GLN	N	1.03
1	6A	68:SER	C	69:LEU	N	1.03
1	6A	182:PHE	C	183:GLN	N	1.03
1	6E	68:SER	C	69:LEU	N	1.03
1	6E	182:PHE	C	183:GLN	N	1.03
1	6I	68:SER	C	69:LEU	N	1.03
1	6I	182:PHE	C	183:GLN	N	1.03
1	6M	182:PHE	C	183:GLN	N	1.03
1	6Q	68:SER	C	69:LEU	N	1.03
1	6Q	182:PHE	C	183:GLN	N	1.03
1	6U	182:PHE	C	183:GLN	N	1.03
1	6Y	68:SER	C	69:LEU	N	1.03
1	6Y	182:PHE	C	183:GLN	N	1.03
1	62	182:PHE	C	183:GLN	N	1.03
1	66	182:PHE	C	183:GLN	N	1.03
1	7A	182:PHE	C	183:GLN	N	1.03
1	7E	182:PHE	C	183:GLN	N	1.03
1	7I	68:SER	C	69:LEU	N	1.03
1	7I	182:PHE	C	183:GLN	N	1.03
1	7M	68:SER	C	69:LEU	N	1.03
1	7M	182:PHE	C	183:GLN	N	1.03
1	7Q	182:PHE	C	183:GLN	N	1.03
1	7U	68:SER	C	69:LEU	N	1.03
1	7U	182:PHE	C	183:GLN	N	1.03
1	1B	57:LYS	C	58:LEU	N	1.02
1	1F	57:LYS	C	58:LEU	N	1.02
1	1J	57:LYS	C	58:LEU	N	1.02
1	1N	57:LYS	C	58:LEU	N	1.02
1	1R	57:LYS	C	58:LEU	N	1.02
1	1V	57:LYS	C	58:LEU	N	1.02
1	1Z	57:LYS	C	58:LEU	N	1.02
1	13	57:LYS	C	58:LEU	N	1.02
1	17	57:LYS	C	58:LEU	N	1.02
1	2B	57:LYS	C	58:LEU	N	1.02
1	2F	57:LYS	C	58:LEU	N	1.02
1	2J	57:LYS	C	58:LEU	N	1.02
1	2N	57:LYS	C	58:LEU	N	1.02
1	2R	57:LYS	C	58:LEU	N	1.02
1	2V	57:LYS	C	58:LEU	N	1.02
1	2Z	57:LYS	C	58:LEU	N	1.02
1	23	57:LYS	C	58:LEU	N	1.02

*Continued on next page...*

*Continued from previous page...*

Model	Chain	Residue-1	Atom-1	Residue-2	Atom-2	Distance (Å)
1	27	57:LYS	C	58:LEU	N	1.02
1	3B	57:LYS	C	58:LEU	N	1.02
1	3F	57:LYS	C	58:LEU	N	1.02
1	3J	57:LYS	C	58:LEU	N	1.02
1	3N	57:LYS	C	58:LEU	N	1.02
1	3R	57:LYS	C	58:LEU	N	1.02
1	3V	57:LYS	C	58:LEU	N	1.02
1	3Z	57:LYS	C	58:LEU	N	1.02
1	33	57:LYS	C	58:LEU	N	1.02
1	37	57:LYS	C	58:LEU	N	1.02
1	4B	57:LYS	C	58:LEU	N	1.02
1	4F	57:LYS	C	58:LEU	N	1.02
1	4J	57:LYS	C	58:LEU	N	1.02
1	4N	57:LYS	C	58:LEU	N	1.02
1	4R	57:LYS	C	58:LEU	N	1.02
1	4V	57:LYS	C	58:LEU	N	1.02
1	4Z	57:LYS	C	58:LEU	N	1.02
1	43	57:LYS	C	58:LEU	N	1.02
1	47	57:LYS	C	58:LEU	N	1.02
1	5B	57:LYS	C	58:LEU	N	1.02
1	5F	57:LYS	C	58:LEU	N	1.02
1	5J	57:LYS	C	58:LEU	N	1.02
1	5N	57:LYS	C	58:LEU	N	1.02
1	5R	57:LYS	C	58:LEU	N	1.02
1	5V	57:LYS	C	58:LEU	N	1.02
1	5Z	57:LYS	C	58:LEU	N	1.02
1	53	57:LYS	C	58:LEU	N	1.02
1	57	57:LYS	C	58:LEU	N	1.02
1	6B	57:LYS	C	58:LEU	N	1.02
1	6F	57:LYS	C	58:LEU	N	1.02
1	6J	57:LYS	C	58:LEU	N	1.02
1	6N	57:LYS	C	58:LEU	N	1.02
1	6R	57:LYS	C	58:LEU	N	1.02
1	6V	57:LYS	C	58:LEU	N	1.02
1	6Z	57:LYS	C	58:LEU	N	1.02
1	63	57:LYS	C	58:LEU	N	1.02
1	67	57:LYS	C	58:LEU	N	1.02
1	7B	57:LYS	C	58:LEU	N	1.02
1	7F	57:LYS	C	58:LEU	N	1.02
1	7J	57:LYS	C	58:LEU	N	1.02
1	7N	57:LYS	C	58:LEU	N	1.02
1	7R	57:LYS	C	58:LEU	N	1.02

*Continued on next page...*

*Continued from previous page...*

Model	Chain	Residue-1	Atom-1	Residue-2	Atom-2	Distance (Å)
1	7V	57:LYS	C	58:LEU	N	1.02
1	1B	26:ALA	C	27:PRO	N	1.00
1	1F	26:ALA	C	27:PRO	N	1.00
1	1J	26:ALA	C	27:PRO	N	1.00
1	1N	26:ALA	C	27:PRO	N	1.00
1	1R	26:ALA	C	27:PRO	N	1.00
1	1V	26:ALA	C	27:PRO	N	1.00
1	1Z	26:ALA	C	27:PRO	N	1.00
1	13	26:ALA	C	27:PRO	N	1.00
1	17	26:ALA	C	27:PRO	N	1.00
1	2B	26:ALA	C	27:PRO	N	1.00
1	2F	26:ALA	C	27:PRO	N	1.00
1	2J	26:ALA	C	27:PRO	N	1.00
1	2N	26:ALA	C	27:PRO	N	1.00
1	2R	26:ALA	C	27:PRO	N	1.00
1	2V	26:ALA	C	27:PRO	N	1.00
1	2Z	26:ALA	C	27:PRO	N	1.00
1	23	26:ALA	C	27:PRO	N	1.00
1	27	26:ALA	C	27:PRO	N	1.00
1	3B	26:ALA	C	27:PRO	N	1.00
1	3F	26:ALA	C	27:PRO	N	1.00
1	3J	26:ALA	C	27:PRO	N	1.00
1	3N	26:ALA	C	27:PRO	N	1.00
1	3R	26:ALA	C	27:PRO	N	1.00
1	3V	26:ALA	C	27:PRO	N	1.00
1	3Z	26:ALA	C	27:PRO	N	1.00
1	33	26:ALA	C	27:PRO	N	1.00
1	37	26:ALA	C	27:PRO	N	1.00
1	4B	26:ALA	C	27:PRO	N	1.00
1	4F	26:ALA	C	27:PRO	N	1.00
1	4J	26:ALA	C	27:PRO	N	1.00
1	4N	26:ALA	C	27:PRO	N	1.00
1	4R	26:ALA	C	27:PRO	N	1.00
1	4V	26:ALA	C	27:PRO	N	1.00
1	4Z	26:ALA	C	27:PRO	N	1.00
1	43	26:ALA	C	27:PRO	N	1.00
1	47	26:ALA	C	27:PRO	N	1.00
1	5B	26:ALA	C	27:PRO	N	1.00
1	5F	26:ALA	C	27:PRO	N	1.00
1	5J	26:ALA	C	27:PRO	N	1.00
1	5N	26:ALA	C	27:PRO	N	1.00
1	5R	26:ALA	C	27:PRO	N	1.00

*Continued on next page...*

*Continued from previous page...*

Model	Chain	Residue-1	Atom-1	Residue-2	Atom-2	Distance (Å)
1	5V	26:ALA	C	27:PRO	N	1.00
1	5Z	26:ALA	C	27:PRO	N	1.00
1	53	26:ALA	C	27:PRO	N	1.00
1	57	26:ALA	C	27:PRO	N	1.00
1	6B	26:ALA	C	27:PRO	N	1.00
1	6F	26:ALA	C	27:PRO	N	1.00
1	6J	26:ALA	C	27:PRO	N	1.00
1	6N	26:ALA	C	27:PRO	N	1.00
1	6R	26:ALA	C	27:PRO	N	1.00
1	6V	26:ALA	C	27:PRO	N	1.00
1	6Z	26:ALA	C	27:PRO	N	1.00
1	63	26:ALA	C	27:PRO	N	1.00
1	67	26:ALA	C	27:PRO	N	1.00
1	7B	26:ALA	C	27:PRO	N	1.00
1	7F	26:ALA	C	27:PRO	N	1.00
1	7J	26:ALA	C	27:PRO	N	1.00
1	7N	26:ALA	C	27:PRO	N	1.00
1	7R	26:ALA	C	27:PRO	N	1.00
1	7V	26:ALA	C	27:PRO	N	1.00
1	1B	222:GLN	C	223:ASP	N	0.98
1	1F	222:GLN	C	223:ASP	N	0.98
1	1J	222:GLN	C	223:ASP	N	0.98
1	1N	222:GLN	C	223:ASP	N	0.98
1	1R	222:GLN	C	223:ASP	N	0.98
1	1V	222:GLN	C	223:ASP	N	0.98
1	1Z	222:GLN	C	223:ASP	N	0.98
1	13	222:GLN	C	223:ASP	N	0.98
1	17	222:GLN	C	223:ASP	N	0.98
1	2B	222:GLN	C	223:ASP	N	0.98
1	2F	222:GLN	C	223:ASP	N	0.98
1	2J	222:GLN	C	223:ASP	N	0.98
1	2N	222:GLN	C	223:ASP	N	0.98
1	2R	222:GLN	C	223:ASP	N	0.98
1	2V	222:GLN	C	223:ASP	N	0.98
1	2Z	222:GLN	C	223:ASP	N	0.98
1	23	222:GLN	C	223:ASP	N	0.98
1	27	222:GLN	C	223:ASP	N	0.98
1	3B	222:GLN	C	223:ASP	N	0.98
1	3F	222:GLN	C	223:ASP	N	0.98
1	3J	222:GLN	C	223:ASP	N	0.98
1	3N	222:GLN	C	223:ASP	N	0.98
1	3R	222:GLN	C	223:ASP	N	0.98

*Continued on next page...*

*Continued from previous page...*

Model	Chain	Residue-1	Atom-1	Residue-2	Atom-2	Distance (Å)
1	3V	222:GLN	C	223:ASP	N	0.98
1	3Z	222:GLN	C	223:ASP	N	0.98
1	33	222:GLN	C	223:ASP	N	0.98
1	37	222:GLN	C	223:ASP	N	0.98
1	4B	222:GLN	C	223:ASP	N	0.98
1	4F	222:GLN	C	223:ASP	N	0.98
1	4J	222:GLN	C	223:ASP	N	0.98
1	4N	222:GLN	C	223:ASP	N	0.98
1	4R	222:GLN	C	223:ASP	N	0.98
1	4V	222:GLN	C	223:ASP	N	0.98
1	4Z	222:GLN	C	223:ASP	N	0.98
1	43	222:GLN	C	223:ASP	N	0.98
1	47	222:GLN	C	223:ASP	N	0.98
1	5B	222:GLN	C	223:ASP	N	0.98
1	5F	222:GLN	C	223:ASP	N	0.98
1	5J	222:GLN	C	223:ASP	N	0.98
1	5N	222:GLN	C	223:ASP	N	0.98
1	5R	222:GLN	C	223:ASP	N	0.98
1	5V	222:GLN	C	223:ASP	N	0.98
1	5Z	222:GLN	C	223:ASP	N	0.98
1	53	222:GLN	C	223:ASP	N	0.98
1	57	222:GLN	C	223:ASP	N	0.98
1	6B	222:GLN	C	223:ASP	N	0.98
1	6F	222:GLN	C	223:ASP	N	0.98
1	6J	222:GLN	C	223:ASP	N	0.98
1	6N	222:GLN	C	223:ASP	N	0.98
1	6R	222:GLN	C	223:ASP	N	0.98
1	6V	222:GLN	C	223:ASP	N	0.98
1	6Z	222:GLN	C	223:ASP	N	0.98
1	63	222:GLN	C	223:ASP	N	0.98
1	67	222:GLN	C	223:ASP	N	0.98
1	7B	222:GLN	C	223:ASP	N	0.98
1	7F	222:GLN	C	223:ASP	N	0.98
1	7J	222:GLN	C	223:ASP	N	0.98
1	7N	222:GLN	C	223:ASP	N	0.98
1	7R	222:GLN	C	223:ASP	N	0.98
1	7V	222:GLN	C	223:ASP	N	0.98
1	1R	7:ASN	C	8:VAL	N	0.97
1	1V	7:ASN	C	8:VAL	N	0.97
1	1Z	7:ASN	C	8:VAL	N	0.97
1	13	7:ASN	C	8:VAL	N	0.97
1	17	7:ASN	C	8:VAL	N	0.97

*Continued on next page...*

*Continued from previous page...*

Model	Chain	Residue-1	Atom-1	Residue-2	Atom-2	Distance (Å)
1	2B	7:ASN	C	8:VAL	N	0.97
1	2R	7:ASN	C	8:VAL	N	0.97
1	2V	7:ASN	C	8:VAL	N	0.97
1	2Z	7:ASN	C	8:VAL	N	0.97
1	3R	7:ASN	C	8:VAL	N	0.97
1	3V	7:ASN	C	8:VAL	N	0.97
1	3Z	7:ASN	C	8:VAL	N	0.97
1	43	7:ASN	C	8:VAL	N	0.97
1	47	7:ASN	C	8:VAL	N	0.97
1	5B	7:ASN	C	8:VAL	N	0.97
1	5F	7:ASN	C	8:VAL	N	0.97
1	5J	7:ASN	C	8:VAL	N	0.97
1	5N	7:ASN	C	8:VAL	N	0.97
1	53	7:ASN	C	8:VAL	N	0.97
1	57	7:ASN	C	8:VAL	N	0.97
1	6B	7:ASN	C	8:VAL	N	0.97
1	63	7:ASN	C	8:VAL	N	0.97
1	67	7:ASN	C	8:VAL	N	0.97
1	7B	7:ASN	C	8:VAL	N	0.97
1	1B	7:ASN	C	8:VAL	N	0.96
1	1F	7:ASN	C	8:VAL	N	0.96
1	1J	7:ASN	C	8:VAL	N	0.96
1	1N	7:ASN	C	8:VAL	N	0.96
1	2F	7:ASN	C	8:VAL	N	0.96
1	2J	7:ASN	C	8:VAL	N	0.96
1	2N	7:ASN	C	8:VAL	N	0.96
1	23	7:ASN	C	8:VAL	N	0.96
1	27	7:ASN	C	8:VAL	N	0.96
1	3B	7:ASN	C	8:VAL	N	0.96
1	3F	7:ASN	C	8:VAL	N	0.96
1	3J	7:ASN	C	8:VAL	N	0.96
1	3N	7:ASN	C	8:VAL	N	0.96
1	33	7:ASN	C	8:VAL	N	0.96
1	37	7:ASN	C	8:VAL	N	0.96
1	4B	7:ASN	C	8:VAL	N	0.96
1	4F	7:ASN	C	8:VAL	N	0.96
1	4J	7:ASN	C	8:VAL	N	0.96
1	4N	7:ASN	C	8:VAL	N	0.96
1	4R	7:ASN	C	8:VAL	N	0.96
1	4V	7:ASN	C	8:VAL	N	0.96
1	4Z	7:ASN	C	8:VAL	N	0.96
1	5R	7:ASN	C	8:VAL	N	0.96

*Continued on next page...*



*Continued from previous page...*

Model	Chain	Residue-1	Atom-1	Residue-2	Atom-2	Distance (Å)
1	5V	7:ASN	C	8:VAL	N	0.96
1	5Z	7:ASN	C	8:VAL	N	0.96
1	6F	7:ASN	C	8:VAL	N	0.96
1	6J	7:ASN	C	8:VAL	N	0.96
1	6N	7:ASN	C	8:VAL	N	0.96
1	6R	7:ASN	C	8:VAL	N	0.96
1	6V	7:ASN	C	8:VAL	N	0.96
1	6Z	7:ASN	C	8:VAL	N	0.96
1	7F	7:ASN	C	8:VAL	N	0.96
1	7J	7:ASN	C	8:VAL	N	0.96
1	7N	7:ASN	C	8:VAL	N	0.96
1	7R	7:ASN	C	8:VAL	N	0.96
1	7V	7:ASN	C	8:VAL	N	0.96
1	1A	42:VAL	C	43:HIS	N	0.92
1	1E	42:VAL	C	43:HIS	N	0.92
1	1I	42:VAL	C	43:HIS	N	0.92
1	1M	42:VAL	C	43:HIS	N	0.92
1	1Q	42:VAL	C	43:HIS	N	0.92
1	1U	42:VAL	C	43:HIS	N	0.92
1	1Y	42:VAL	C	43:HIS	N	0.92
1	12	42:VAL	C	43:HIS	N	0.92
1	16	42:VAL	C	43:HIS	N	0.92
1	2A	42:VAL	C	43:HIS	N	0.92
1	2E	42:VAL	C	43:HIS	N	0.92
1	2I	42:VAL	C	43:HIS	N	0.92
1	2M	42:VAL	C	43:HIS	N	0.92
1	2Q	42:VAL	C	43:HIS	N	0.92
1	2U	42:VAL	C	43:HIS	N	0.92
1	2Y	42:VAL	C	43:HIS	N	0.92
1	22	42:VAL	C	43:HIS	N	0.92
1	26	42:VAL	C	43:HIS	N	0.92
1	3A	42:VAL	C	43:HIS	N	0.92
1	3E	42:VAL	C	43:HIS	N	0.92
1	3I	42:VAL	C	43:HIS	N	0.92
1	3M	42:VAL	C	43:HIS	N	0.92
1	3Q	42:VAL	C	43:HIS	N	0.92
1	3U	42:VAL	C	43:HIS	N	0.92
1	3Y	42:VAL	C	43:HIS	N	0.92
1	32	42:VAL	C	43:HIS	N	0.92
1	36	42:VAL	C	43:HIS	N	0.92
1	4A	42:VAL	C	43:HIS	N	0.92
1	4E	42:VAL	C	43:HIS	N	0.92

*Continued on next page...*

*Continued from previous page...*

Model	Chain	Residue-1	Atom-1	Residue-2	Atom-2	Distance (Å)
1	4I	42:VAL	C	43:HIS	N	0.92
1	4M	42:VAL	C	43:HIS	N	0.92
1	4Q	42:VAL	C	43:HIS	N	0.92
1	4U	42:VAL	C	43:HIS	N	0.92
1	4Y	42:VAL	C	43:HIS	N	0.92
1	42	42:VAL	C	43:HIS	N	0.92
1	46	42:VAL	C	43:HIS	N	0.92
1	5A	42:VAL	C	43:HIS	N	0.92
1	5E	42:VAL	C	43:HIS	N	0.92
1	5I	42:VAL	C	43:HIS	N	0.92
1	5M	42:VAL	C	43:HIS	N	0.92
1	5Q	42:VAL	C	43:HIS	N	0.92
1	5U	42:VAL	C	43:HIS	N	0.92
1	5Y	42:VAL	C	43:HIS	N	0.92
1	52	42:VAL	C	43:HIS	N	0.92
1	56	42:VAL	C	43:HIS	N	0.92
1	6A	42:VAL	C	43:HIS	N	0.92
1	6E	42:VAL	C	43:HIS	N	0.92
1	6I	42:VAL	C	43:HIS	N	0.92
1	6M	42:VAL	C	43:HIS	N	0.92
1	6Q	42:VAL	C	43:HIS	N	0.92
1	6U	42:VAL	C	43:HIS	N	0.92
1	6Y	42:VAL	C	43:HIS	N	0.92
1	62	42:VAL	C	43:HIS	N	0.92
1	66	42:VAL	C	43:HIS	N	0.92
1	7A	42:VAL	C	43:HIS	N	0.92
1	7E	42:VAL	C	43:HIS	N	0.92
1	7I	42:VAL	C	43:HIS	N	0.92
1	7M	42:VAL	C	43:HIS	N	0.92
1	7Q	42:VAL	C	43:HIS	N	0.92
1	7U	42:VAL	C	43:HIS	N	0.92


## 6 Map visualisation [i](#)

This section contains visualisations of the EMDB entry EMD-2761. These allow visual inspection of the internal detail of the map and identification of artifacts.


No raw map or half-maps were deposited for this entry and therefore no images, graphs, etc. pertaining to the raw map can be shown.

### 6.1 Orthogonal projections [i](#)


#### 6.1.1 Primary map



X



Y




Z


The images above show the map projected in three orthogonal directions.

### 6.2 Central slices [i](#)


#### 6.2.1 Primary map



X Index: 100



Y Index: 100




Z Index: 100


The images above show central slices of the map in three orthogonal directions.

## 6.3 Largest variance slices [i](#)


### 6.3.1 Primary map



X Index: 100



Y Index: 100




Z Index: 100


The images above show the largest variance slices of the map in three orthogonal directions.

## 6.4 Orthogonal standard-deviation projections (False-color) [i](#)


### 6.4.1 Primary map



X



Y

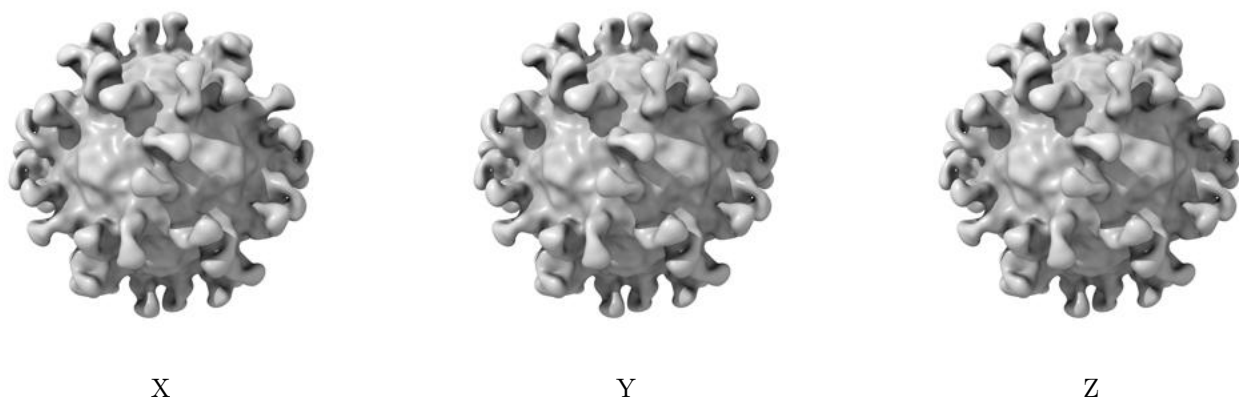


Z

The images above show the map standard deviation projections with false color in three orthogonal directions. Minimum values are shown in green, max in blue, and dark to light orange shades represent small to large values respectively.

## 6.5 Orthogonal surface views [i](#)

### 6.5.1 Primary map



The images above show the 3D surface view of the map at the recommended contour level 7999.0. These images, in conjunction with the slice images, may facilitate assessment of whether an appropriate contour level has been provided.

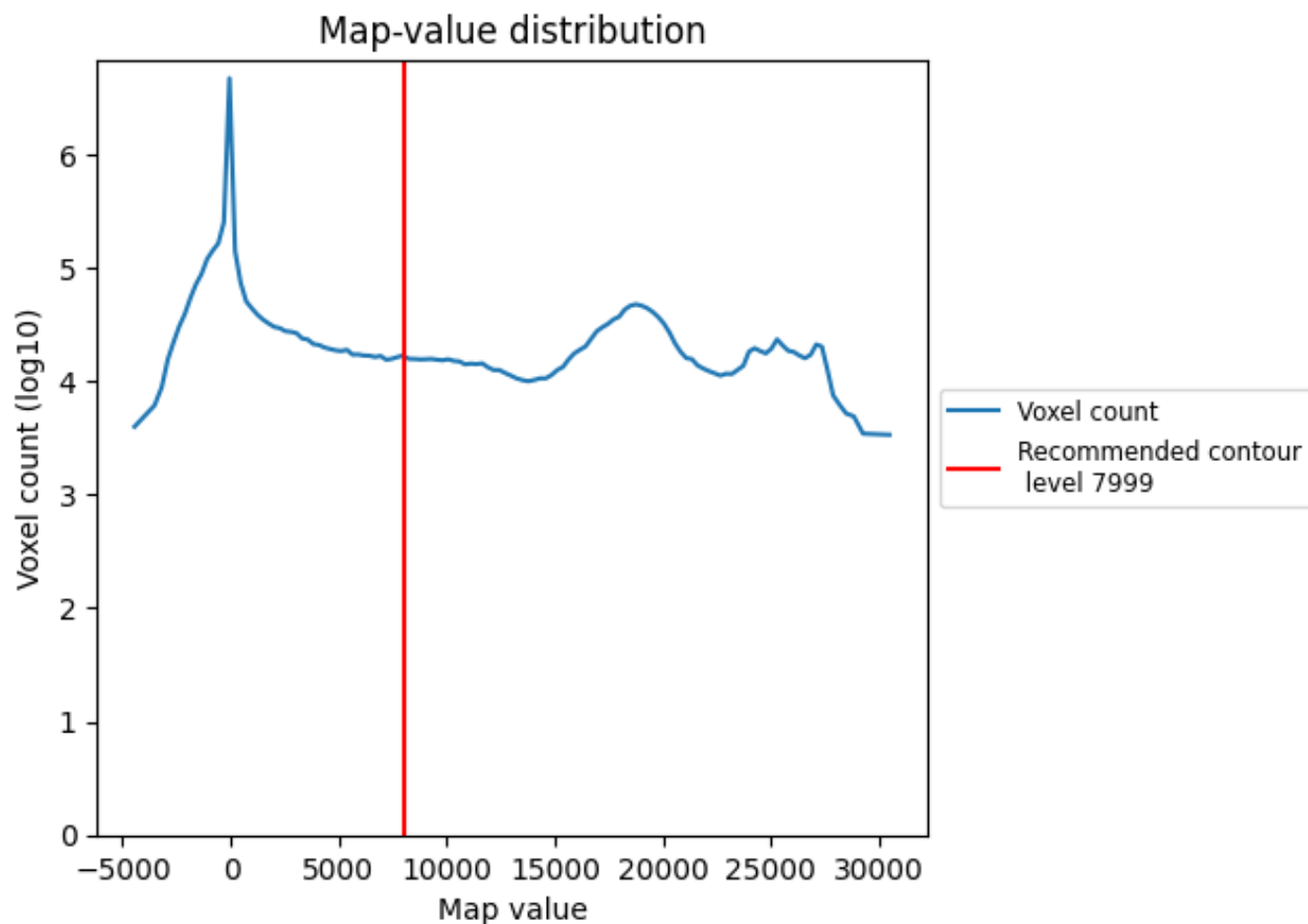
## 6.6 Mask visualisation [i](#)

This section was not generated. No masks/segmentation were deposited.

## 7 Map analysis [i](#)

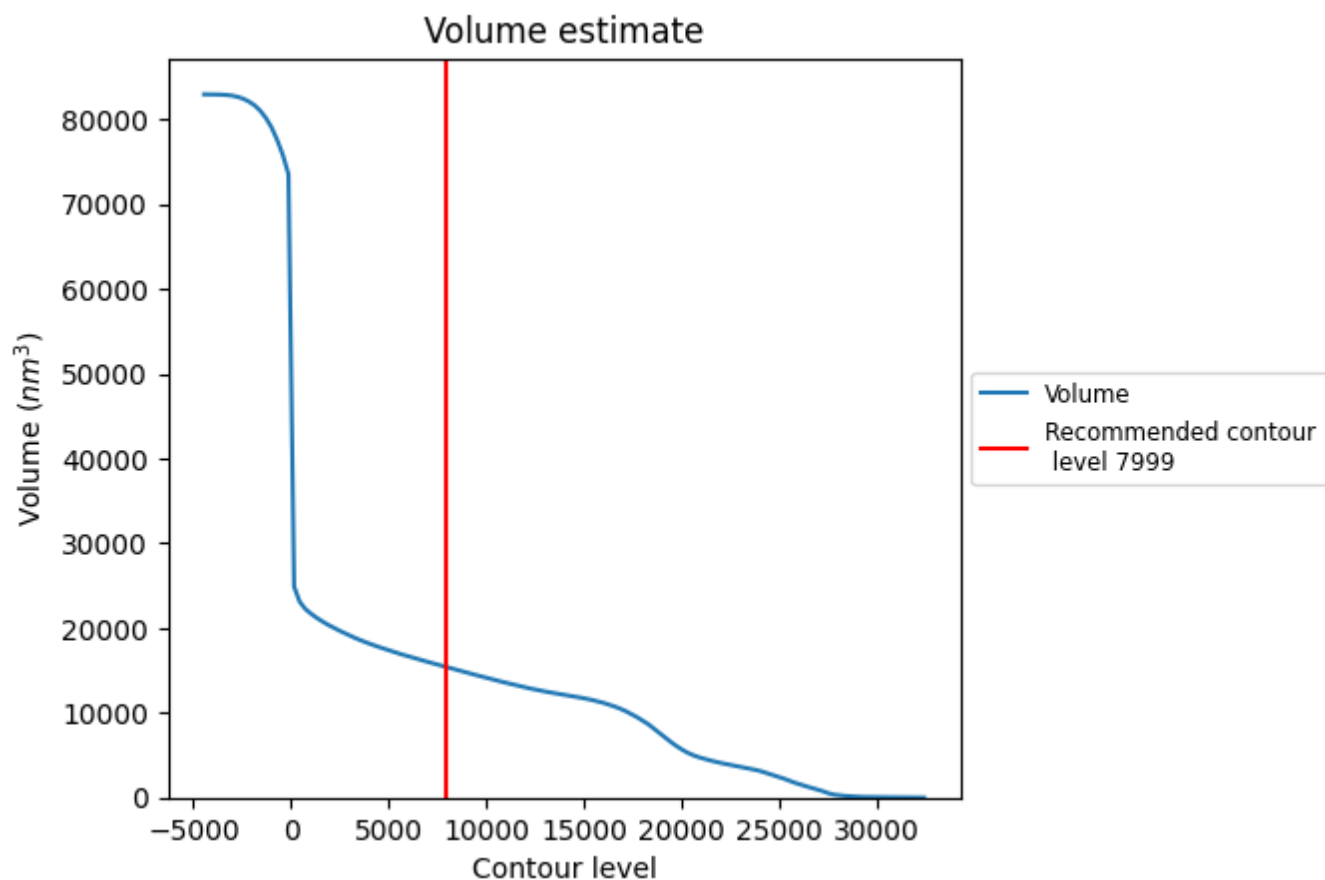
This section contains the results of statistical analysis of the map.

### 7.1 Map-value distribution [i](#)



The map-value distribution is plotted in 128 intervals along the x-axis. The y-axis is logarithmic. A spike in this graph at zero usually indicates that the volume has been masked.

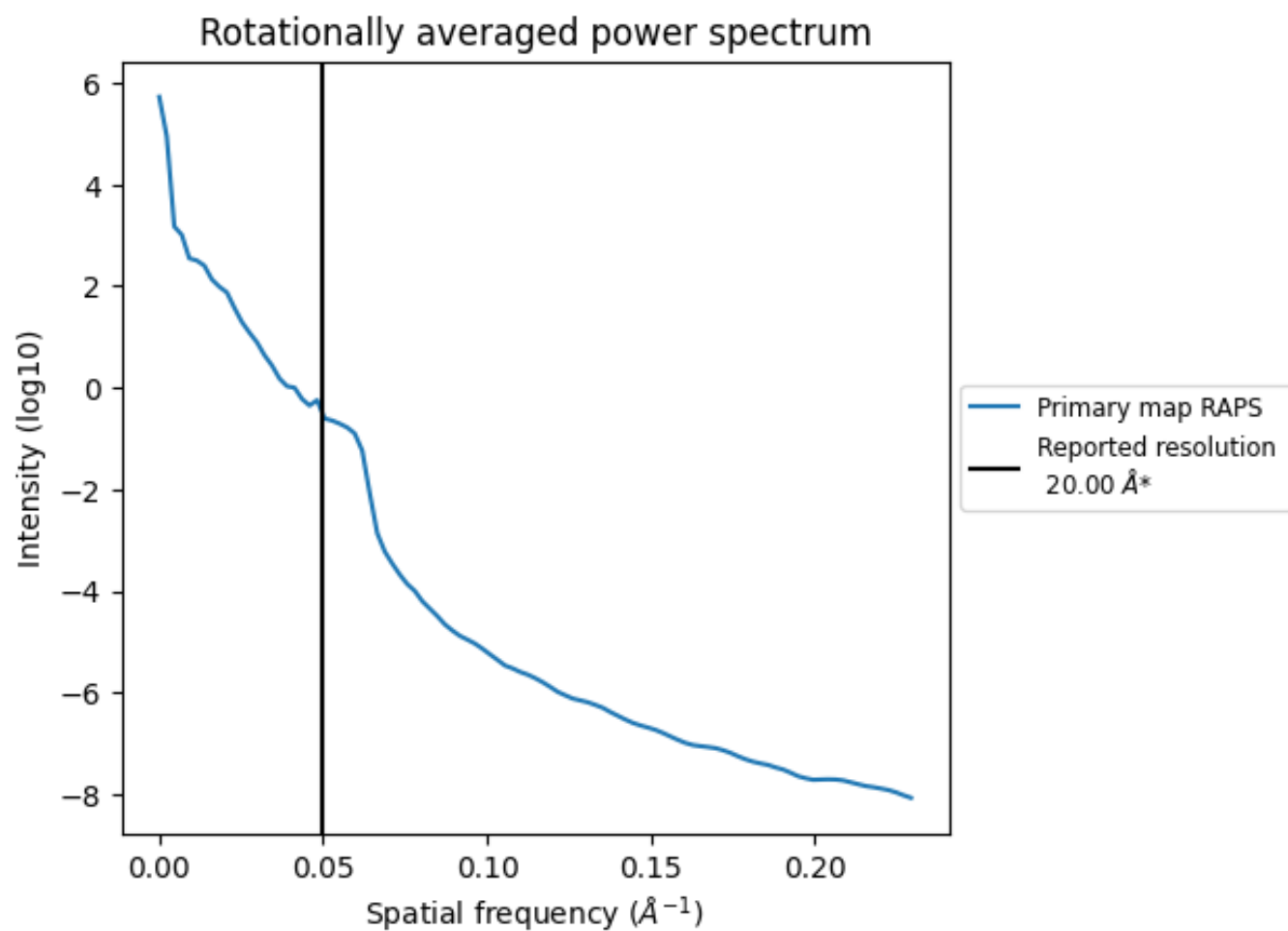
## 7.2 Volume estimate [i](#)



The volume at the recommended contour level is 15383  $\text{nm}^3$ ; this corresponds to an approximate mass of 13896 kDa.

The volume estimate graph shows how the enclosed volume varies with the contour level. The recommended contour level is shown as a vertical line and the intersection between the line and the curve gives the volume of the enclosed surface at the given level.

### 7.3 Rotationally averaged power spectrum ⓘ



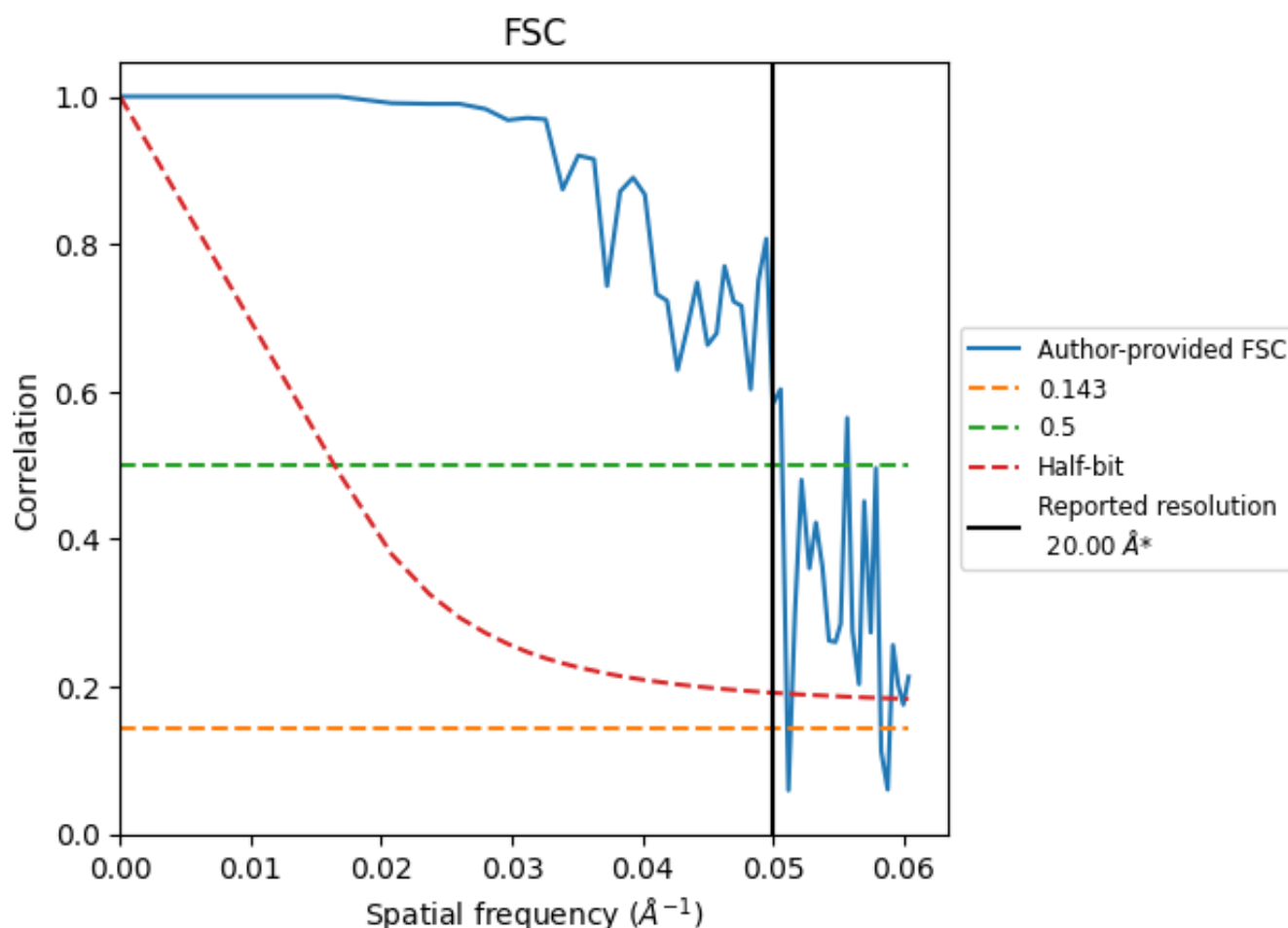
\*Reported resolution corresponds to spatial frequency of 0.050 Å<sup>-1</sup>



## 8 Fourier-Shell correlation [i](#)

Fourier-Shell Correlation (FSC) is the most commonly used method to estimate the resolution of single-particle and subtomogram-averaged maps. The shape of the curve depends on the imposed symmetry, mask and whether or not the two 3D reconstructions used were processed from a common reference. The reported resolution is shown as a black line. A curve is displayed for the half-bit criterion in addition to lines showing the 0.143 gold standard cut-off and 0.5 cut-off.

### 8.1 FSC [i](#)



\*Reported resolution corresponds to spatial frequency of 0.050  $\text{\AA}^{-1}$

## 8.2 Resolution estimates [i](#)

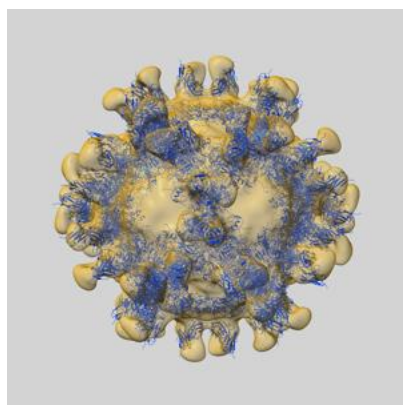
Resolution estimate (Å)	Estimation criterion (FSC cut-off)		
	0.143	0.5	Half-bit
Reported by author	-	-	-
Author-provided FSC curve	19.57	19.72	19.61
Unmasked-calculated*	-	-	-

\*Resolution estimate based on FSC curve calculated by comparison of deposited half-maps.

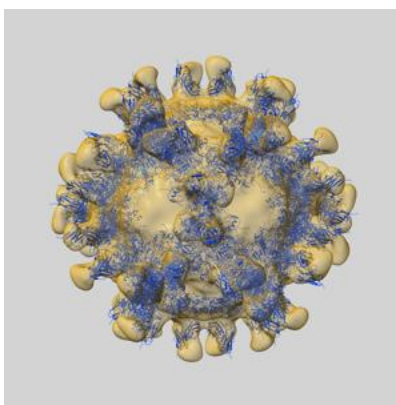
## 9 Map-model fit [i](#)

This section contains information regarding the fit between EMDB map EMD-2761 and PDB model 4UDF. Per-residue inclusion information can be found in section 3 on page 25.

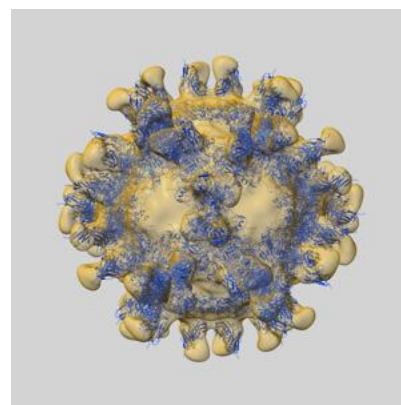
### 9.1 Map-model overlay [i](#)



X



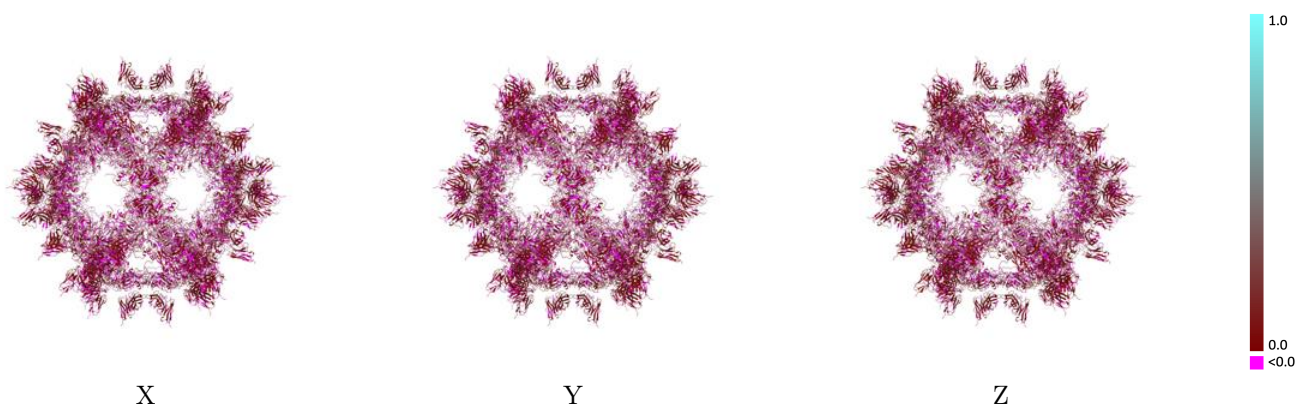
Y



Z

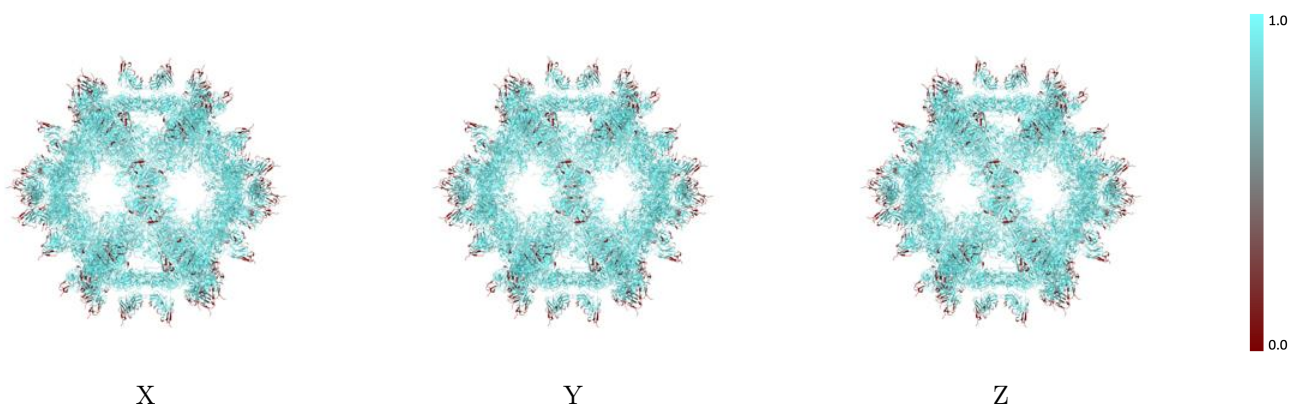
The images above show the 3D surface view of the map at the recommended contour level 7999.0 at 50% transparency in yellow overlaid with a ribbon representation of the model coloured in blue. These images allow for the visual assessment of the quality of fit between the atomic model and the map.

## 9.2 Q-score mapped to coordinate model [i](#)



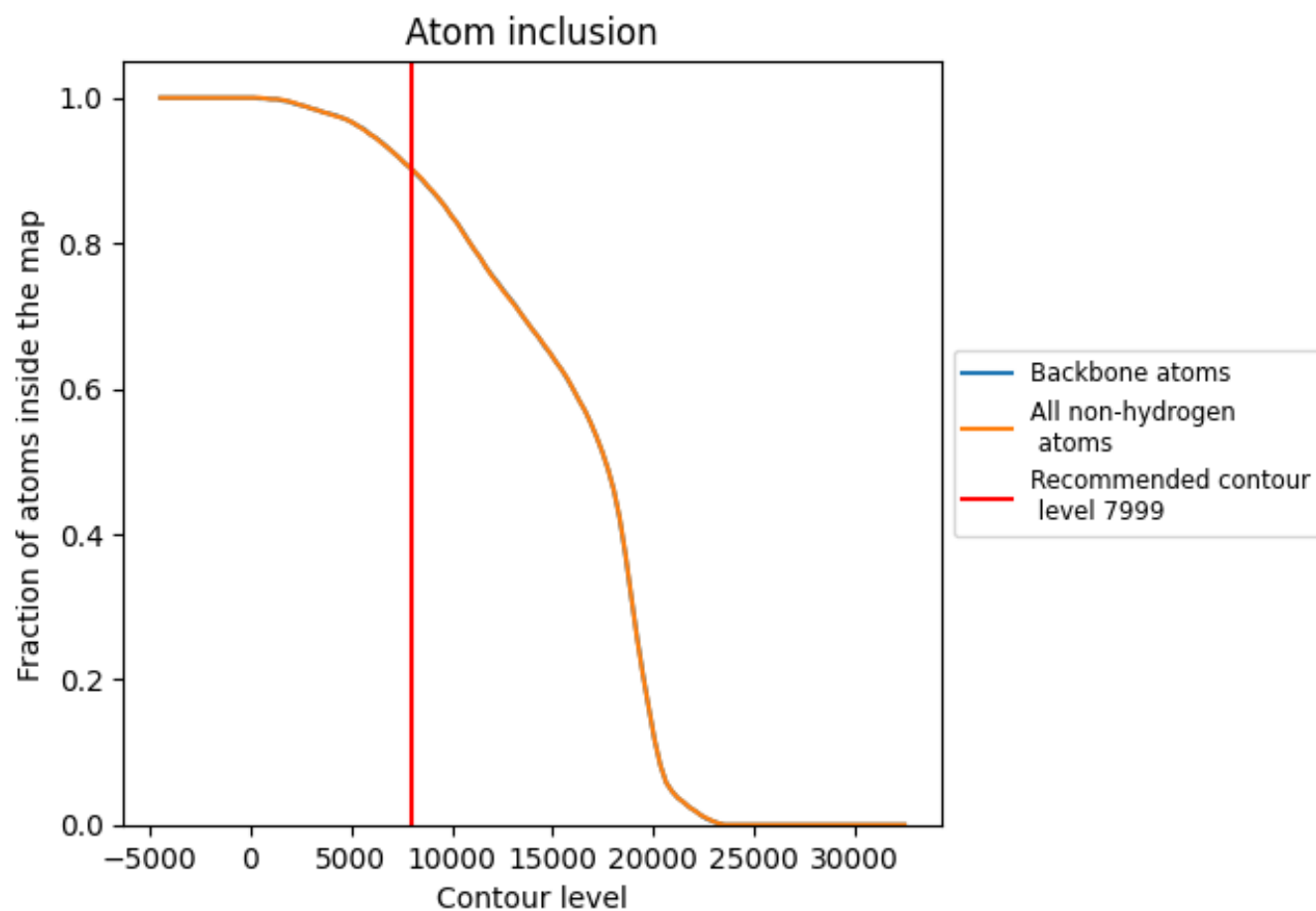
The images above show the model with each residue coloured according its Q-score. This shows their resolvability in the map with higher Q-score values reflecting better resolvability. Please note: Q-score is calculating the resolvability of atoms, and thus high values are only expected at resolutions at which atoms can be resolved. Low Q-score values may therefore be expected for many entries.

## 9.3 Atom inclusion mapped to coordinate model [i](#)



The images above show the model with each residue coloured according to its atom inclusion. This shows to what extent they are inside the map at the recommended contour level (7999).







































































## 9.4 Atom inclusion [i](#)



At the recommended contour level, 90% of all backbone atoms, 90% of all non-hydrogen atoms, are inside the map.

## 9.5 Map-model fit summary





















































































The table lists the average atom inclusion at the recommended contour level (7999) and Q-score for the entire model and for each chain.

Chain	Atom inclusion	Q-score
All	 0.9020	 0.0570
10	 0.6390	 0.0440
11	 0.8000	 0.0460
12	 0.9940	 0.0680
13	 0.9970	 0.0550
14	 0.6900	 0.0530
15	 0.8160	 0.0400
16	 0.9940	 0.0760
17	 0.9970	 0.0550
18	 0.6900	 0.0660
19	 0.8160	 0.0590
1A	 0.9940	 0.0640
1B	 0.9960	 0.0460
1C	 0.6300	 0.0570
1D	 0.7840	 0.0460
1E	 0.9920	 0.0660
1F	 0.9970	 0.0480
1G	 0.6360	 0.0470
1H	 0.7890	 0.0450
1I	 0.9940	 0.0710
1J	 0.9960	 0.0520
1K	 0.6300	 0.0570
1L	 0.7840	 0.0520
1M	 0.9940	 0.0700
1N	 0.9970	 0.0550
1O	 0.6910	 0.0610
1P	 0.8100	 0.0570
1Q	 0.9940	 0.0750
1R	 0.9970	 0.0580
1S	 0.6390	 0.0580
1T	 0.8000	 0.0580
1U	 0.9940	 0.0690
1V	 0.9970	 0.0500
1W	 0.6390	 0.0520
1X	 0.8000	 0.0510























































































*Continued on next page...*

*Continued from previous page...*

Chain	Atom inclusion	Q-score
1Y	 0.9940	 0.0670
1Z	 0.9970	 0.0500
20	 0.6390	 0.0500
21	 0.8000	 0.0450
22	 0.9920	 0.0700
23	 0.9970	 0.0520
24	 0.6360	 0.0470
25	 0.7890	 0.0540
26	 0.9940	 0.0660
27	 0.9960	 0.0480
28	 0.6300	 0.0410
29	 0.7840	 0.0460
2A	 0.9940	 0.0710
2B	 0.9970	 0.0500
2C	 0.6900	 0.0580
2D	 0.8160	 0.0470
2E	 0.9940	 0.0750
2F	 0.9960	 0.0550
2G	 0.6300	 0.0620
2H	 0.7840	 0.0530
2I	 0.9940	 0.0640
2J	 0.9970	 0.0480
2K	 0.6910	 0.0490
2L	 0.8100	 0.0450
2M	 0.9920	 0.0690
2N	 0.9970	 0.0530
2O	 0.6360	 0.0530
2P	 0.7890	 0.0560
2Q	 0.9940	 0.0690
2R	 0.9970	 0.0550
2S	 0.6390	 0.0570
2T	 0.8000	 0.0520
2U	 0.9940	 0.0770
2V	 0.9970	 0.0560
2W	 0.6390	 0.0620
2X	 0.8000	 0.0590
2Y	 0.9940	 0.0680
2Z	 0.9970	 0.0490
30	 0.6900	 0.0520
31	 0.8160	 0.0560
32	 0.9940	 0.0620
33	 0.9970	 0.0470

*Continued on next page...*





















































































*Continued from previous page...*

Chain	Atom inclusion	Q-score
34	 0.6910	 0.0440
35	 0.8100	 0.0500
36	 0.9920	 0.0690
37	 0.9970	 0.0560
38	 0.6360	 0.0500
39	 0.7890	 0.0580
3A	 0.9940	 0.0730
3B	 0.9970	 0.0560
3C	 0.6910	 0.0550
3D	 0.8100	 0.0600
3E	 0.9940	 0.0680
3F	 0.9960	 0.0470
3G	 0.6300	 0.0500
3H	 0.7840	 0.0560
3I	 0.9940	 0.0730
3J	 0.9970	 0.0560
3K	 0.6910	 0.0490
3L	 0.8100	 0.0610
3M	 0.9920	 0.0690
3N	 0.9970	 0.0510
3O	 0.6360	 0.0390
3P	 0.7890	 0.0490
3Q	 0.9940	 0.0720
3R	 0.9970	 0.0490
3S	 0.6900	 0.0450
3T	 0.8160	 0.0550
3U	 0.9940	 0.0690
3V	 0.9970	 0.0510
3W	 0.6900	 0.0480
3X	 0.8160	 0.0560
3Y	 0.9940	 0.0780
3Z	 0.9970	 0.0570
40	 0.6910	 0.0560
41	 0.8100	 0.0470
42	 0.9940	 0.0720
43	 0.9970	 0.0540
44	 0.6390	 0.0590
45	 0.8000	 0.0430
46	 0.9940	 0.0670
47	 0.9970	 0.0510
48	 0.6390	 0.0620
49	 0.8000	 0.0460

*Continued on next page...*























































































*Continued from previous page...*

Chain	Atom inclusion	Q-score
4A	 0.9940	 0.0730
4B	 0.9960	 0.0490
4C	 0.6300	 0.0540
4D	 0.7840	 0.0610
4E	 0.9940	 0.0680
4F	 0.9970	 0.0520
4G	 0.6910	 0.0480
4H	 0.8100	 0.0590
4I	 0.9920	 0.0720
4J	 0.9970	 0.0510
4K	 0.6360	 0.0500
4L	 0.7890	 0.0550
4M	 0.9940	 0.0650
4N	 0.9960	 0.0430
4O	 0.6300	 0.0450
4P	 0.7840	 0.0520
4Q	 0.9920	 0.0740
4R	 0.9970	 0.0590
4S	 0.6360	 0.0620
4T	 0.7890	 0.0520
4U	 0.9940	 0.0710
4V	 0.9960	 0.0470
4W	 0.6300	 0.0580
4X	 0.7840	 0.0450
4Y	 0.9940	 0.0650
4Z	 0.9970	 0.0530
50	 0.6360	 0.0640
51	 0.7890	 0.0590
52	 0.9940	 0.0740
53	 0.9970	 0.0530
54	 0.6390	 0.0570
55	 0.8000	 0.0620
56	 0.9940	 0.0680
57	 0.9970	 0.0500
58	 0.6390	 0.0440
59	 0.8000	 0.0490
5A	 0.9940	 0.0740
5B	 0.9970	 0.0550
5C	 0.6390	 0.0620
5D	 0.8000	 0.0510
5E	 0.9940	 0.0740
5F	 0.9970	 0.0590













































































*Continued on next page...*

*Continued from previous page...*

Chain	Atom inclusion	Q-score
5G	 0.6900	 0.0610
5H	 0.8160	 0.0600
5I	 0.9940	 0.0720
5J	 0.9970	 0.0500
5K	 0.6900	 0.0500
5L	 0.8160	 0.0490
5M	 0.9940	 0.0670
5N	 0.9970	 0.0460
5O	 0.6900	 0.0470
5P	 0.8160	 0.0480
5Q	 0.9940	 0.0630
5R	 0.9960	 0.0480
5S	 0.6300	 0.0480
5T	 0.7840	 0.0400
5U	 0.9940	 0.0720
5V	 0.9970	 0.0580
5W	 0.6910	 0.0570
5X	 0.8100	 0.0520
5Y	 0.9920	 0.0730
5Z	 0.9970	 0.0530
60	 0.6360	 0.0530
61	 0.7890	 0.0620
62	 0.9940	 0.0720
63	 0.9970	 0.0550
64	 0.6900	 0.0550
65	 0.8160	 0.0520
66	 0.9940	 0.0770
67	 0.9970	 0.0540
68	 0.6900	 0.0650
69	 0.8160	 0.0590
6A	 0.9940	 0.0730
6B	 0.9970	 0.0560
6C	 0.6390	 0.0500
6D	 0.8000	 0.0510
6E	 0.9920	 0.0630
6F	 0.9970	 0.0490
6G	 0.6360	 0.0450
6H	 0.7890	 0.0470
6I	 0.9940	 0.0750
6J	 0.9960	 0.0570
6K	 0.6300	 0.0550
6L	 0.7840	 0.0560

*Continued on next page...*

*Continued from previous page...*

Chain	Atom inclusion	Q-score
6M	 0.9940	 0.0700
6N	 0.9970	 0.0540
6O	 0.6910	 0.0530
6P	 0.8100	 0.0500
6Q	 0.9940	 0.0690
6R	 0.9960	 0.0460
6S	 0.6300	 0.0540
6T	 0.7840	 0.0510
6U	 0.9940	 0.0620
6V	 0.9970	 0.0500
6W	 0.6910	 0.0440
6X	 0.8100	 0.0470
6Y	 0.9920	 0.0750
6Z	 0.9970	 0.0590
7A	 0.9940	 0.0660
7B	 0.9970	 0.0490
7C	 0.6900	 0.0520
7D	 0.8160	 0.0430
7E	 0.9940	 0.0680
7F	 0.9970	 0.0520
7G	 0.6910	 0.0580
7H	 0.8100	 0.0480
7I	 0.9920	 0.0650
7J	 0.9970	 0.0500
7K	 0.6360	 0.0510
7L	 0.7890	 0.0440
7M	 0.9940	 0.0730
7N	 0.9960	 0.0510
7O	 0.6300	 0.0650
7P	 0.7840	 0.0540
7Q	 0.9940	 0.0670
7R	 0.9970	 0.0550
7S	 0.6910	 0.0630
7T	 0.8100	 0.0510
7U	 0.9920	 0.0700
7V	 0.9970	 0.0530
7W	 0.6360	 0.0600
7X	 0.7890	 0.0480