



Full wwPDB X-ray Structure Validation Report ⓘ

Jul 3, 2024 – 04:32 PM EDT

PDB ID : 4U1U
Title : Crystal structure of the E. coli ribosome bound to quinupristin.
Authors : Noeske, J.; Huang, J.; Olivier, N.B.; Giacobbe, R.A.; Zambrowski, M.; Cate, J.H.D.
Deposited on : 2014-07-16
Resolution : 2.95 Å(reported)

This is a Full wwPDB X-ray Structure Validation Report for a publicly released PDB entry.

We welcome your comments at validation@mail.wwpdb.org

A user guide is available at

<https://www.wwpdb.org/validation/2017/XrayValidationReportHelp>

with specific help available everywhere you see the ⓘ symbol.

The types of validation reports are described at

<http://www.wwpdb.org/validation/2017/FAQs#types>.

The following versions of software and data (see [references ⓘ](#)) were used in the production of this report:

MolProbity	:	4.02b-467
Mogul	:	1.8.5 (274361), CSD as541be (2020)
Xtriage (Phenix)	:	1.13
EDS	:	2.37.1
Percentile statistics	:	20191225.v01 (using entries in the PDB archive December 25th 2019)
Refmac	:	5.8.0158
CCP4	:	7.0.044 (Gargrove)
Ideal geometry (proteins)	:	Engh & Huber (2001)
Ideal geometry (DNA, RNA)	:	Parkinson et al. (1996)
Validation Pipeline (wwPDB-VP)	:	2.37.1

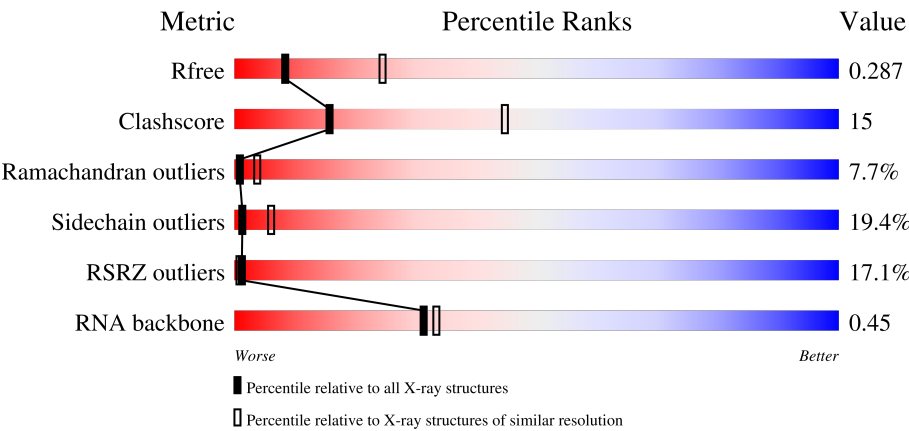
1 Overall quality at a glance i

The following experimental techniques were used to determine the structure:

X-RAY DIFFRACTION

The reported resolution of this entry is 2.95 Å.

Percentile scores (ranging between 0-100) for global validation metrics of the entry are shown in the following graphic. The table shows the number of entries on which the scores are based.



Metric	Whole archive (#Entries)	Similar resolution (#Entries, resolution range(Å))
R _{free}	130704	3104 (3.00-2.92)
Clashscore	141614	3462 (3.00-2.92)
Ramachandran outliers	138981	3340 (3.00-2.92)
Sidechain outliers	138945	3343 (3.00-2.92)
RSRZ outliers	127900	2986 (3.00-2.92)
RNA backbone	3102	1065 (3.22-2.70)

The table below summarises the geometric issues observed across the polymeric chains and their fit to the electron density. The red, orange, yellow and green segments of the lower bar indicate the fraction of residues that contain outliers for ≥ 3 , 2, 1 and 0 types of geometric quality criteria respectively. A grey segment represents the fraction of residues that are not modelled. The numeric value for each fraction is indicated below the corresponding segment, with a dot representing fractions $\leq 5\%$. The upper red bar (where present) indicates the fraction of residues that have poor fit to the electron density. The numeric value is given above the bar.

Mol	Chain	Length	Quality of chain
1	AA	1539	
1	CA	1539	
2	AB	218	
2	CB	218	

Continued on next page...

Continued from previous page...

Mol	Chain	Length	Quality of chain
3	AC	206	
3	CC	206	
4	AD	205	
4	CD	205	
5	AE	150	
5	CE	150	
6	AF	100	
6	CF	100	
7	AG	151	
7	CG	151	
8	AH	129	
8	CH	129	
9	AI	127	
9	CI	127	
10	AJ	98	
10	CJ	98	
11	AK	117	
11	CK	117	
12	AL	123	
12	CL	123	
13	AM	114	
13	CM	114	
14	AN	100	
14	CN	100	
15	AO	88	

Continued on next page...

Continued from previous page...

Mol	Chain	Length	Quality of chain
15	CO	88	
16	AP	82	
16	CP	82	
17	AQ	80	
17	CQ	80	
18	AR	55	
18	CR	55	
19	AS	79	
19	CS	79	
20	AT	85	
20	CT	85	
21	AU	51	
21	CU	51	
22	BA	2903	
22	DA	2903	
23	BB	119	
23	DB	119	
24	BC	271	
24	DC	271	
25	BD	209	
25	DD	209	
26	BE	201	
26	DE	201	
27	BF	177	
27	DF	177	

Continued on next page...

Continued from previous page...

Mol	Chain	Length	Quality of chain
28	BG	176	
28	DG	176	
29	BH	149	
29	DH	149	
30	BI	141	
30	DI	141	
31	BJ	142	
31	DJ	142	
32	BK	122	
32	DK	122	
33	BL	143	
33	DL	143	
34	BM	136	
34	DM	136	
35	BN	120	
35	DN	120	
36	BO	116	
36	DO	116	
37	BP	114	
37	DP	114	
38	BQ	117	
38	DQ	117	
39	BR	103	
39	DR	103	
40	BS	110	

Continued on next page...

Continued from previous page...

Mol	Chain	Length	Quality of chain
40	DS	110	
41	BT	93	
41	DT	93	
42	BU	102	
42	DU	102	
43	BV	94	
43	DV	94	
44	BW	76	
44	DW	76	
45	BX	77	
45	DX	77	
46	BY	63	
46	DY	63	
47	BZ	58	
47	DZ	58	
48	B0	56	
48	D0	56	
49	B1	50	
49	D1	50	
50	B2	46	
50	D2	46	
51	B3	64	
51	D3	64	
52	B4	38	
52	D4	38	

Continued on next page...

Continued from previous page...

Mol	Chain	Length	Quality of chain
53	B5	228	
54	B6	8	
54	D6	8	

The following table lists non-polymeric compounds, carbohydrate monomers and non-standard residues in protein, DNA, RNA chains that are outliers for geometric or electron-density-fit criteria:

Mol	Type	Chain	Res	Chirality	Geometry	Clashes	Electron density
54	004	D6	7	-	-	X	-
55	MG	AA	1614	-	-	-	X
55	MG	AA	1657	-	-	-	X
55	MG	AA	1659	-	-	-	X
55	MG	BA	3015	-	-	-	X
55	MG	BA	3061	-	-	-	X
55	MG	BA	3179	-	-	-	X
55	MG	CA	1633	-	-	-	X
55	MG	DA	3015	-	-	-	X
55	MG	DA	3016	-	-	-	X
55	MG	DA	3025	-	-	-	X
55	MG	DA	3055	-	-	-	X
55	MG	DA	3057	-	-	-	X
55	MG	DA	3060	-	-	-	X
55	MG	DA	3061	-	-	-	X
55	MG	DA	3091	-	-	-	X
55	MG	DA	3092	-	-	-	X
55	MG	DA	3119	-	-	-	X
55	MG	DA	3131	-	-	-	X
55	MG	DA	3155	-	-	-	X

2 Entry composition

There are 57 unique types of molecules in this entry. The entry contains 288328 atoms, of which 0 are hydrogens and 0 are deuteriums.

In the tables below, the ZeroOcc column contains the number of atoms modelled with zero occupancy, the AltConf column contains the number of residues with at least one atom in alternate conformation and the Trace column contains the number of residues modelled with at most 2 atoms.

- Molecule 1 is a RNA chain called 16S rRNA.

Mol	Chain	Residues	Atoms					ZeroOcc	AltConf	Trace
1	AA	1538	Total	C	N	O	P	0	0	0
			32995	14716	6050	10691	1538			
1	CA	1539	Total	C	N	O	P	0	0	0
			33015	14725	6052	10699	1539			

- Molecule 2 is a protein called 30S ribosomal protein S2.

Mol	Chain	Residues	Atoms					ZeroOcc	AltConf	Trace
2	AB	218	Total	C	N	O	S	0	0	0
			1705	1081	305	312	7			
2	CB	218	Total	C	N	O	S	0	0	0
			1705	1081	305	312	7			

- Molecule 3 is a protein called 30S ribosomal protein S3.

Mol	Chain	Residues	Atoms					ZeroOcc	AltConf	Trace
3	AC	206	Total	C	N	O	S	0	0	0
			1625	1028	305	289	3			
3	CC	206	Total	C	N	O	S	0	0	0
			1625	1028	305	289	3			

- Molecule 4 is a protein called 30S ribosomal protein S4.

Mol	Chain	Residues	Atoms					ZeroOcc	AltConf	Trace
4	AD	205	Total	C	N	O	S	0	0	0
			1643	1026	315	298	4			
4	CD	205	Total	C	N	O	S	0	0	0
			1643	1026	315	298	4			

- Molecule 5 is a protein called 30S ribosomal protein S5.

Mol	Chain	Residues	Atoms					ZeroOcc	AltConf	Trace
5	AE	150	Total	C	N	O	S	0	0	0
			1106	687	211	202	6			
5	CE	150	Total	C	N	O	S	0	0	0
			1106	687	211	202	6			

- Molecule 6 is a protein called 30S ribosomal protein S6.

Mol	Chain	Residues	Atoms					ZeroOcc	AltConf	Trace
6	AF	100	Total	C	N	O	S	0	0	0
			818	515	148	149	6			
6	CF	100	Total	C	N	O	S	0	0	0
			818	515	148	149	6			

- Molecule 7 is a protein called 30S ribosomal protein S7.

Mol	Chain	Residues	Atoms					ZeroOcc	AltConf	Trace
7	AG	151	Total	C	N	O	S	0	0	0
			1182	735	227	216	4			
7	CG	151	Total	C	N	O	S	0	0	0
			1182	735	227	216	4			

- Molecule 8 is a protein called 30S ribosomal protein S8.

Mol	Chain	Residues	Atoms					ZeroOcc	AltConf	Trace
8	AH	129	Total	C	N	O	S	0	0	0
			979	616	173	184	6			
8	CH	129	Total	C	N	O	S	0	0	0
			979	616	173	184	6			

- Molecule 9 is a protein called 30S ribosomal protein S9.

Mol	Chain	Residues	Atoms					ZeroOcc	AltConf	Trace
9	AI	127	Total	C	N	O	S	0	0	0
			1022	634	206	179	3			
9	CI	127	Total	C	N	O	S	0	0	0
			1022	634	206	179	3			

- Molecule 10 is a protein called 30S ribosomal protein S10.

Mol	Chain	Residues	Atoms					ZeroOcc	AltConf	Trace
10	AJ	98	Total	C	N	O	S	0	0	0
			787	493	150	143	1			

Continued on next page...

Continued from previous page...

Mol	Chain	Residues	Atoms					ZeroOcc	AltConf	Trace
10	CJ	98	Total	C	N	O	S	0	0	0
			787	493	150	143	1			

- Molecule 11 is a protein called 30S ribosomal protein S11.

Mol	Chain	Residues	Atoms					ZeroOcc	AltConf	Trace
11	AK	117	Total	C	N	O	S	0	0	0
			877	540	174	160	3			
11	CK	117	Total	C	N	O	S	0	0	0
			877	540	174	160	3			

- Molecule 12 is a protein called 30S ribosomal protein S12.

Mol	Chain	Residues	Atoms					ZeroOcc	AltConf	Trace
12	AL	123	Total	C	N	O	S	0	0	0
			955	590	196	165	4			
12	CL	123	Total	C	N	O	S	0	0	0
			955	590	196	165	4			

- Molecule 13 is a protein called 30S ribosomal protein S13.

Mol	Chain	Residues	Atoms					ZeroOcc	AltConf	Trace
13	AM	114	Total	C	N	O	S	0	0	0
			884	546	178	157	3			
13	CM	114	Total	C	N	O	S	0	0	0
			884	546	178	157	3			

- Molecule 14 is a protein called 30S ribosomal protein S14.

Mol	Chain	Residues	Atoms					ZeroOcc	AltConf	Trace
14	AN	96	Total	C	N	O	S	0	0	0
			774	483	160	128	3			
14	CN	96	Total	C	N	O	S	0	0	0
			774	483	160	128	3			

- Molecule 15 is a protein called 30S ribosomal protein S15.

Mol	Chain	Residues	Atoms					ZeroOcc	AltConf	Trace
15	AO	88	Total	C	N	O	S	0	0	0
			710	437	143	129	1			
15	CO	88	Total	C	N	O	S	0	0	0
			710	437	143	129	1			

- Molecule 16 is a protein called 30S ribosomal protein S16.

Mol	Chain	Residues	Atoms					ZeroOcc	AltConf	Trace
16	AP	82	Total	C	N	O	S	0	0	0
			649	406	128	114	1			
16	CP	82	Total	C	N	O	S	0	0	0
			649	406	128	114	1			

- Molecule 17 is a protein called 30S ribosomal protein S17.

Mol	Chain	Residues	Atoms					ZeroOcc	AltConf	Trace
17	AQ	80	Total	C	N	O	S	0	0	0
			649	411	121	114	3			
17	CQ	80	Total	C	N	O	S	0	0	0
			649	411	121	114	3			

- Molecule 18 is a protein called 30S ribosomal protein S18.

Mol	Chain	Residues	Atoms				ZeroOcc	AltConf	Trace
18	AR	55	Total	C	N	O	0	0	0
			456	288	86	82			
18	CR	55	Total	C	N	O	0	0	0
			456	288	86	82			

- Molecule 19 is a protein called 30S ribosomal protein S19.

Mol	Chain	Residues	Atoms					ZeroOcc	AltConf	Trace
19	AS	79	Total	C	N	O	S	0	0	0
			638	408	120	108	2			
19	CS	79	Total	C	N	O	S	0	0	0
			638	408	120	108	2			

- Molecule 20 is a protein called 30S ribosomal protein S20.

Mol	Chain	Residues	Atoms					ZeroOcc	AltConf	Trace
20	AT	85	Total	C	N	O	S	0	0	0
			665	411	137	114	3			
20	CT	85	Total	C	N	O	S	0	0	0
			665	411	137	114	3			

- Molecule 21 is a protein called 30S ribosomal protein S21.

Mol	Chain	Residues	Atoms					ZeroOcc	AltConf	Trace
21	AU	51	Total	C	N	O	S	0	0	0
			426	265	86	74	1			
21	CU	51	Total	C	N	O	S	0	0	0
			426	265	86	74	1			

- Molecule 22 is a RNA chain called 23S rRNA.

Mol	Chain	Residues	Atoms					ZeroOcc	AltConf	Trace
22	BA	2897	Total	C	N	O	P	0	0	0
			62195	27745	11446	20107	2897			
22	DA	2897	Total	C	N	O	P	0	0	0
			62195	27745	11446	20107	2897			

- Molecule 23 is a RNA chain called 5S rRNA.

Mol	Chain	Residues	Atoms					ZeroOcc	AltConf	Trace
23	BB	119	Total	C	N	O	P	0	0	0
			2549	1135	466	829	119			
23	DB	118	Total	C	N	O	P	0	0	0
			2529	1126	464	821	118			

- Molecule 24 is a protein called 50S ribosomal protein L2.

Mol	Chain	Residues	Atoms					ZeroOcc	AltConf	Trace
24	BC	271	Total	C	N	O	S	0	0	0
			2083	1288	423	365	7			
24	DC	271	Total	C	N	O	S	0	0	0
			2083	1288	423	365	7			

- Molecule 25 is a protein called 50S ribosomal protein L3.

Mol	Chain	Residues	Atoms					ZeroOcc	AltConf	Trace
25	BD	209	Total	C	N	O	S	0	0	0
			1565	979	288	294	4			
25	DD	209	Total	C	N	O	S	0	0	0
			1565	979	288	294	4			

- Molecule 26 is a protein called 50S ribosomal protein L4.

Mol	Chain	Residues	Atoms					ZeroOcc	AltConf	Trace
26	BE	201	Total	C	N	O	S	0	0	0
			1552	974	283	290	5			

Continued on next page...

Continued from previous page...

Mol	Chain	Residues	Atoms					ZeroOcc	AltConf	Trace
26	DE	201	Total	C	N	O	S	0	0	0
			1552	974	283	290	5			

- Molecule 27 is a protein called 50S ribosomal protein L5.

Mol	Chain	Residues	Atoms					ZeroOcc	AltConf	Trace
27	BF	177	Total	C	N	O	S	0	0	0
			1411	899	249	257	6			
27	DF	177	Total	C	N	O	S	0	0	0
			1411	899	249	257	6			

- Molecule 28 is a protein called 50S ribosomal protein L6.

Mol	Chain	Residues	Atoms					ZeroOcc	AltConf	Trace
28	BG	176	Total	C	N	O	S	0	0	0
			1323	832	243	246	2			
28	DG	176	Total	C	N	O	S	0	0	0
			1323	832	243	246	2			

- Molecule 29 is a protein called 50S ribosomal protein L9.

Mol	Chain	Residues	Atoms					ZeroOcc	AltConf	Trace
29	BH	149	Total	C	N	O	S	0	0	0
			1110	699	197	213	1			
29	DH	149	Total	C	N	O	S	0	0	0
			1110	699	197	213	1			

- Molecule 30 is a protein called 50S ribosomal protein L11.

Mol	Chain	Residues	Atoms					ZeroOcc	AltConf	Trace
30	BI	141	Total	C	N	O	S	0	0	0
			1032	651	179	196	6			
30	DI	141	Total	C	N	O	S	0	0	0
			1032	651	179	196	6			

- Molecule 31 is a protein called 50S ribosomal protein L13.

Mol	Chain	Residues	Atoms					ZeroOcc	AltConf	Trace
31	BJ	142	Total	C	N	O	S	0	0	0
			1129	714	212	199	4			
31	DJ	142	Total	C	N	O	S	0	0	0
			1129	714	212	199	4			

- Molecule 32 is a protein called 50S ribosomal protein L14.

Mol	Chain	Residues	Atoms					ZeroOcc	AltConf	Trace
32	BK	122	Total	C	N	O	S	0	0	0
			939	587	180	166	6			
32	DK	122	Total	C	N	O	S	0	0	0
			939	587	180	166	6			

- Molecule 33 is a protein called 50S ribosomal protein L15.

Mol	Chain	Residues	Atoms					ZeroOcc	AltConf	Trace
33	BL	143	Total	C	N	O	S	0	0	0
			1045	649	206	189	1			
33	DL	143	Total	C	N	O	S	0	0	0
			1045	649	206	189	1			

- Molecule 34 is a protein called 50S ribosomal protein L16.

Mol	Chain	Residues	Atoms					ZeroOcc	AltConf	Trace
34	BM	136	Total	C	N	O	S	0	0	0
			1074	686	205	177	6			
34	DM	136	Total	C	N	O	S	0	0	0
			1074	686	205	177	6			

- Molecule 35 is a protein called 50S ribosomal protein L17.

Mol	Chain	Residues	Atoms					ZeroOcc	AltConf	Trace
35	BN	120	Total	C	N	O	S	0	0	0
			961	593	196	167	5			
35	DN	120	Total	C	N	O	S	0	0	0
			961	593	196	167	5			

- Molecule 36 is a protein called 50S ribosomal protein L18.

Mol	Chain	Residues	Atoms				ZeroOcc	AltConf	Trace
36	BO	116	Total	C	N	O	0	0	0
			892	552	178	162			
36	DO	116	Total	C	N	O	0	0	0
			892	552	178	162			

- Molecule 37 is a protein called 50S ribosomal protein L19.

Mol	Chain	Residues	Atoms					ZeroOcc	AltConf	Trace
37	BP	114	Total	C	N	O	S	0	0	0
			917	574	179	163	1			
37	DP	114	Total	C	N	O	S	0	0	0
			917	574	179	163	1			

- Molecule 38 is a protein called 50S ribosomal protein L20.

Mol	Chain	Residues	Atoms					ZeroOcc	AltConf	Trace
38	BQ	117	Total	C	N	O	S	0	0	0
			947	604	192	151				
38	DQ	117	Total	C	N	O	S	0	0	0
			947	604	192	151				

- Molecule 39 is a protein called 50S ribosomal protein L21.

Mol	Chain	Residues	Atoms					ZeroOcc	AltConf	Trace
39	BR	103	Total	C	N	O	S	0	0	0
			816	516	153	145	2			
39	DR	103	Total	C	N	O	S	0	0	0
			816	516	153	145	2			

- Molecule 40 is a protein called 50S ribosomal protein L22.

Mol	Chain	Residues	Atoms					ZeroOcc	AltConf	Trace
40	BS	110	Total	C	N	O	S	0	0	0
			857	532	166	156	3			
40	DS	110	Total	C	N	O	S	0	0	0
			857	532	166	156	3			

- Molecule 41 is a protein called 50S ribosomal protein L23.

Mol	Chain	Residues	Atoms					ZeroOcc	AltConf	Trace
41	BT	93	Total	C	N	O	S	0	0	0
			739	466	139	132	2			
41	DT	93	Total	C	N	O	S	0	0	0
			739	466	139	132	2			

- Molecule 42 is a protein called 50S ribosomal protein L24.

Mol	Chain	Residues	Atoms					ZeroOcc	AltConf	Trace
42	BU	102	Total	C	N	O	S	0	0	0
			780	492	146	142				

Continued on next page...

Continued from previous page...

Mol	Chain	Residues	Atoms				ZeroOcc	AltConf	Trace
42	DU	102	Total	C	N	O	0	0	0
			780	492	146	142			

- Molecule 43 is a protein called 50S ribosomal protein L25.

Mol	Chain	Residues	Atoms					ZeroOcc	AltConf	Trace
43	BV	94	Total	C	N	O	S	0	0	0
			753	479	137	134	3			
43	DV	94	Total	C	N	O	S	0	0	0
			753	479	137	134	3			

- Molecule 44 is a protein called 50S ribosomal protein L27.

Mol	Chain	Residues	Atoms					ZeroOcc	AltConf	Trace
44	BW	76	Total	C	N	O	S	0	0	0
			580	359	117	103	1			
44	DW	75	Total	C	N	O	S	0	0	0
			569	353	113	102	1			

- Molecule 45 is a protein called 50S ribosomal protein L28.

Mol	Chain	Residues	Atoms					ZeroOcc	AltConf	Trace
45	BX	77	Total	C	N	O	S	0	0	0
			625	388	129	106	2			
45	DX	77	Total	C	N	O	S	0	0	0
			625	388	129	106	2			

- Molecule 46 is a protein called 50S ribosomal protein L29.

Mol	Chain	Residues	Atoms					ZeroOcc	AltConf	Trace
46	BY	63	Total	C	N	O	S	0	0	0
			509	313	99	95	2			
46	DY	63	Total	C	N	O	S	0	0	0
			509	313	99	95	2			

- Molecule 47 is a protein called 50S ribosomal protein L30.

Mol	Chain	Residues	Atoms					ZeroOcc	AltConf	Trace
47	BZ	58	Total	C	N	O	S	0	0	0
			449	281	87	79	2			
47	DZ	58	Total	C	N	O	S	0	0	0
			449	281	87	79	2			

- Molecule 48 is a protein called 50S ribosomal protein L32.

Mol	Chain	Residues	Atoms					ZeroOcc	AltConf	Trace
48	B0	56	Total	C	N	O	S	0	0	0
			444	269	94	80	1			
48	D0	56	Total	C	N	O	S	0	0	0
			444	269	94	80	1			

- Molecule 49 is a protein called 50S ribosomal protein L33.

Mol	Chain	Residues	Atoms				ZeroOcc	AltConf	Trace
49	B1	50	Total	C	N	O	0	0	0
			410	263	75	72			
49	D1	50	Total	C	N	O	0	0	0
			410	263	75	72			

- Molecule 50 is a protein called 50S ribosomal protein L34.

Mol	Chain	Residues	Atoms					ZeroOcc	AltConf	Trace
50	B2	46	Total	C	N	O	S	0	0	0
			377	228	90	57	2			
50	D2	46	Total	C	N	O	S	0	0	0
			377	228	90	57	2			

- Molecule 51 is a protein called 50S ribosomal protein L35.

Mol	Chain	Residues	Atoms					ZeroOcc	AltConf	Trace
51	B3	64	Total	C	N	O	S	0	0	0
			504	323	105	74	2			
51	D3	64	Total	C	N	O	S	0	0	0
			504	323	105	74	2			

- Molecule 52 is a protein called 50S ribosomal protein L36.

Mol	Chain	Residues	Atoms					ZeroOcc	AltConf	Trace
52	B4	38	Total	C	N	O	S	0	0	0
			302	185	65	48	4			
52	D4	38	Total	C	N	O	S	0	0	0
			302	185	65	48	4			

- Molecule 53 is a protein called 50S ribosomal protein L1.

Mol	Chain	Residues	Atoms				ZeroOcc	AltConf	Trace
53	B5	191	Total	C	N	O	0	0	1
			1142	691	221	230			

- Molecule 54 is a protein called Quinupristin.

Mol	Chain	Residues	Atoms					ZeroOcc	AltConf	Trace
54	B6	8	Total	C	N	O	S	0	0	0
			73	53	9	10	1			
54	D6	8	Total	C	N	O	S	0	0	0
			73	53	9	10	1			

- Molecule 55 is MAGNESIUM ION (three-letter code: MG) (formula: Mg).

Mol	Chain	Residues	Atoms		ZeroOcc	AltConf
55	AA	71	Total	Mg	0	0
			71	71		
55	AM	1	Total	Mg	0	0
			1	1		
55	BA	195	Total	Mg	0	0
			195	195		
55	BB	4	Total	Mg	0	0
			4	4		
55	CA	55	Total	Mg	0	0
			55	55		
55	CM	1	Total	Mg	0	0
			1	1		
55	DA	167	Total	Mg	0	0
			167	167		
55	DB	3	Total	Mg	0	0
			3	3		
55	DQ	1	Total	Mg	0	0
			1	1		

- Molecule 56 is ZINC ION (three-letter code: ZN) (formula: Zn).

Mol	Chain	Residues	Atoms		ZeroOcc	AltConf
56	B4	1	Total	Zn	0	0
			1	1		
56	D4	1	Total	Zn	0	0
			1	1		

- Molecule 57 is water.

Mol	Chain	Residues	Atoms	ZeroOcc	AltConf
57	AA	194	Total O 194 194	0	0
57	AL	1	Total O 1 1	0	0
57	AN	5	Total O 5 5	0	0
57	AT	2	Total O 2 2	0	0
57	AU	1	Total O 1 1	0	0
57	BA	619	Total O 619 619	0	0
57	BB	13	Total O 13 13	0	0
57	BC	8	Total O 8 8	0	0
57	BD	3	Total O 3 3	0	0
57	BE	3	Total O 3 3	0	0
57	BF	1	Total O 1 1	0	0
57	BG	1	Total O 1 1	0	0
57	BL	5	Total O 5 5	0	0
57	BN	5	Total O 5 5	0	0
57	BS	1	Total O 1 1	0	0
57	BV	1	Total O 1 1	0	0
57	B2	1	Total O 1 1	0	0
57	B3	3	Total O 3 3	0	0
57	B4	2	Total O 2 2	0	0
57	CA	189	Total O 189 189	0	0
57	CL	1	Total O 1 1	0	0
57	CN	3	Total O 3 3	0	0

Continued on next page...

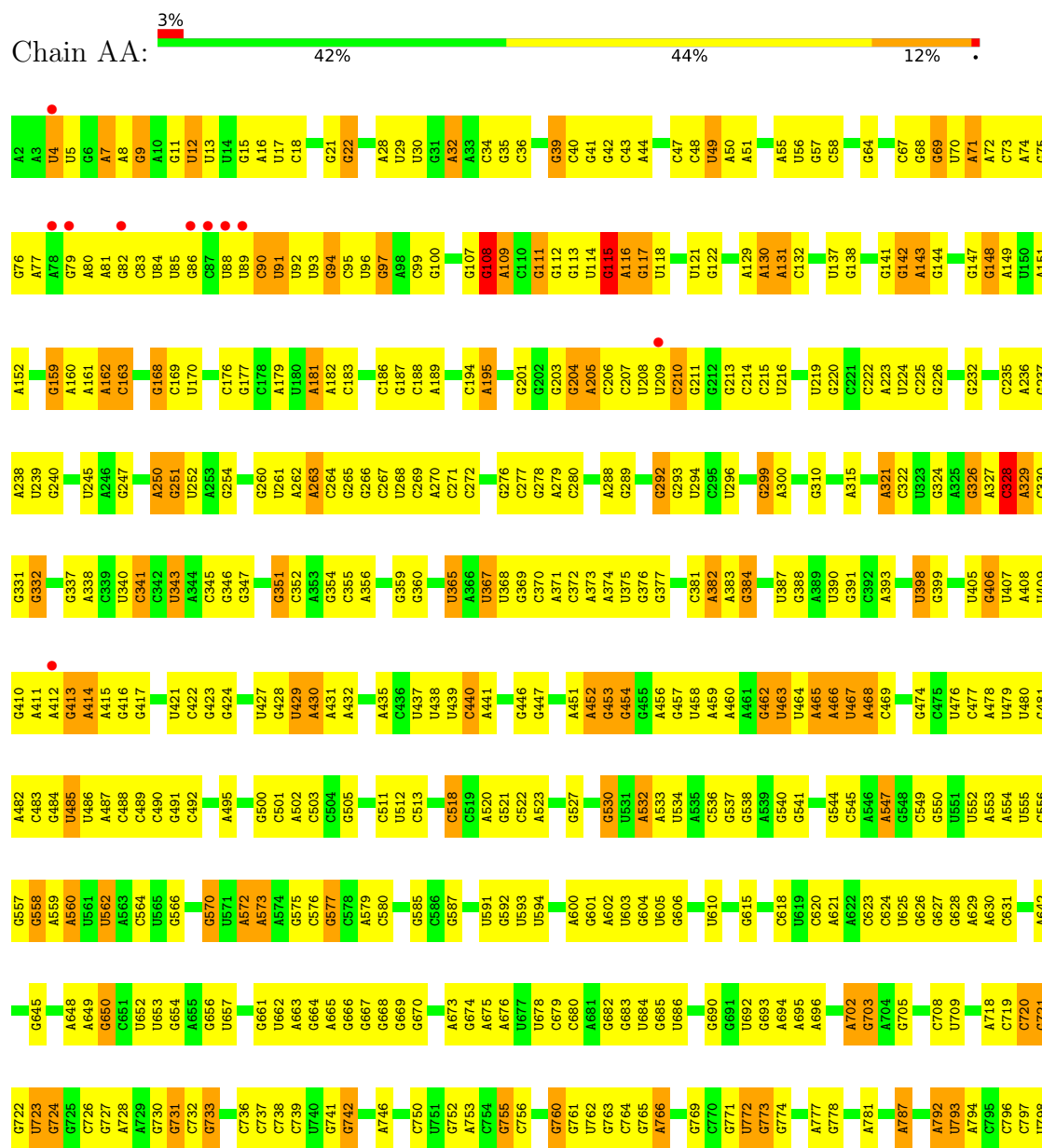
Continued from previous page...

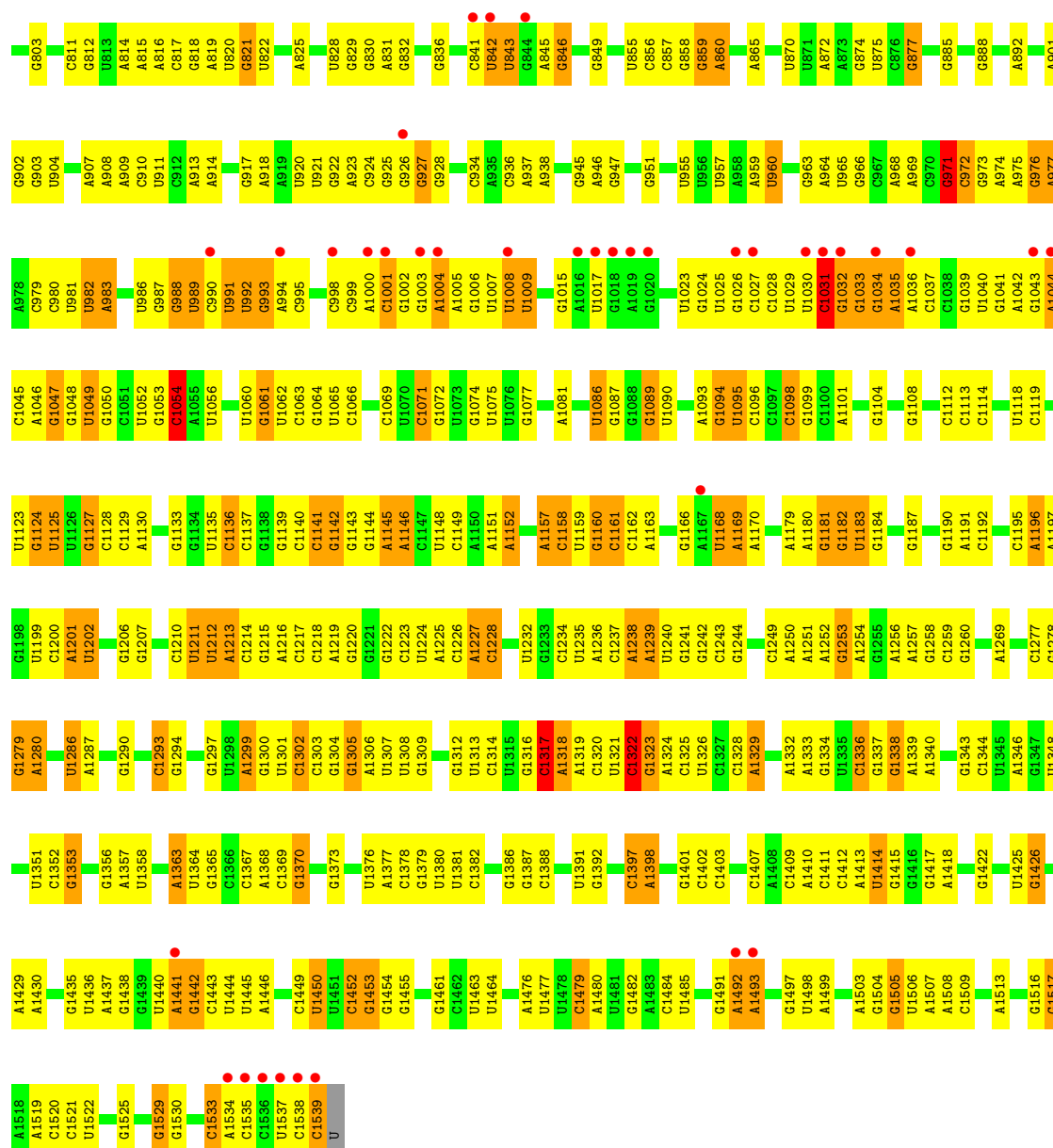
Mol	Chain	Residues	Atoms		ZeroOcc	AltConf
57	CT	4	Total 4	O 4	0	0
57	CU	1	Total 1	O 1	0	0
57	DA	612	Total 612	O 612	0	0
57	DB	13	Total 13	O 13	0	0
57	DC	7	Total 7	O 7	0	0
57	DD	4	Total 4	O 4	0	0
57	DE	4	Total 4	O 4	0	0
57	DL	4	Total 4	O 4	0	0
57	DN	1	Total 1	O 1	0	0
57	DQ	2	Total 2	O 2	0	0
57	DT	3	Total 3	O 3	0	0
57	DV	1	Total 1	O 1	0	0
57	D0	1	Total 1	O 1	0	0
57	D2	2	Total 2	O 2	0	0
57	D3	1	Total 1	O 1	0	0
57	D4	1	Total 1	O 1	0	0

3 Residue-property plots [i](#)

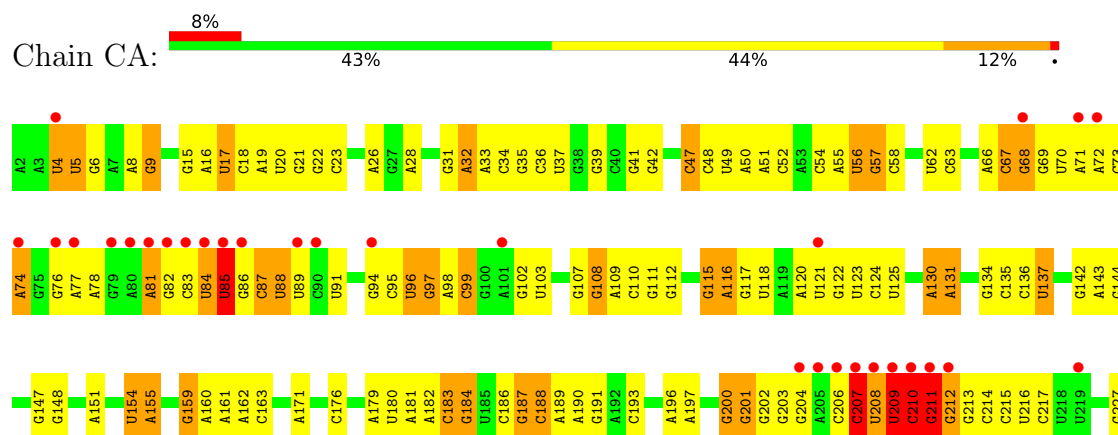
These plots are drawn for all protein, RNA, DNA and oligosaccharide chains in the entry. The first graphic for a chain summarises the proportions of the various outlier classes displayed in the second graphic. The second graphic shows the sequence view annotated by issues in geometry and electron density. Residues are color-coded according to the number of geometric quality criteria for which they contain at least one outlier: green = 0, yellow = 1, orange = 2 and red = 3 or more. A red dot above a residue indicates a poor fit to the electron density ($RSRZ > 2$). Stretches of 2 or more consecutive residues without any outlier are shown as a green connector. Residues present in the sample, but not in the model, are shown in grey.

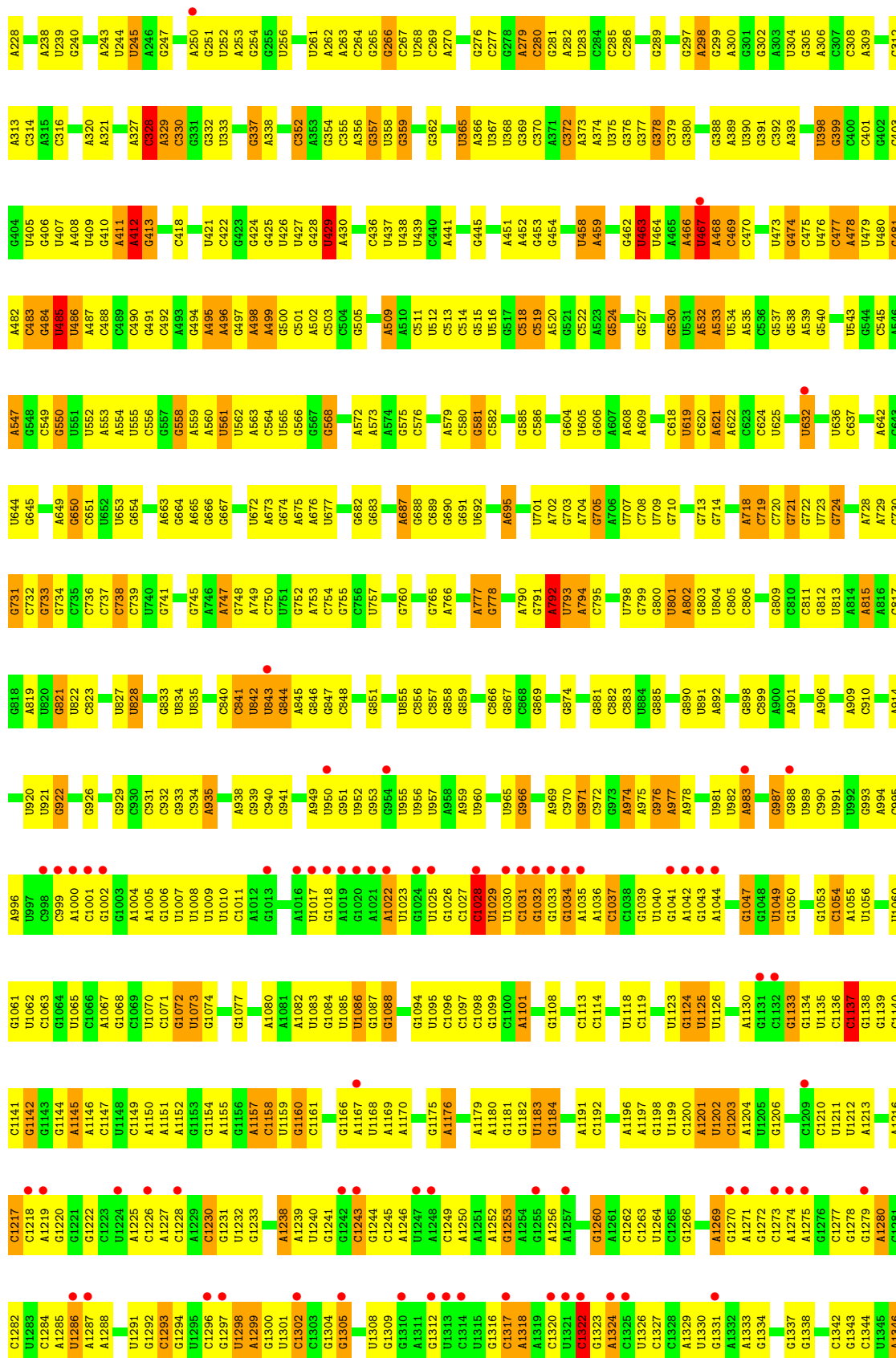
• Molecule 1: 16S rRNA

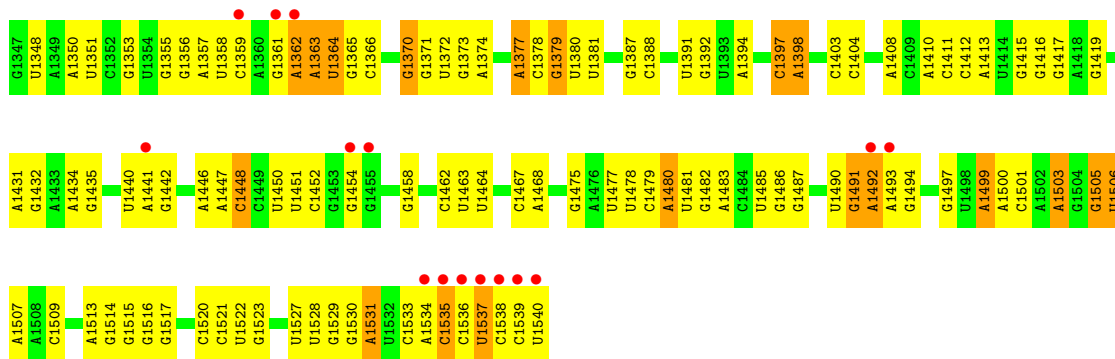




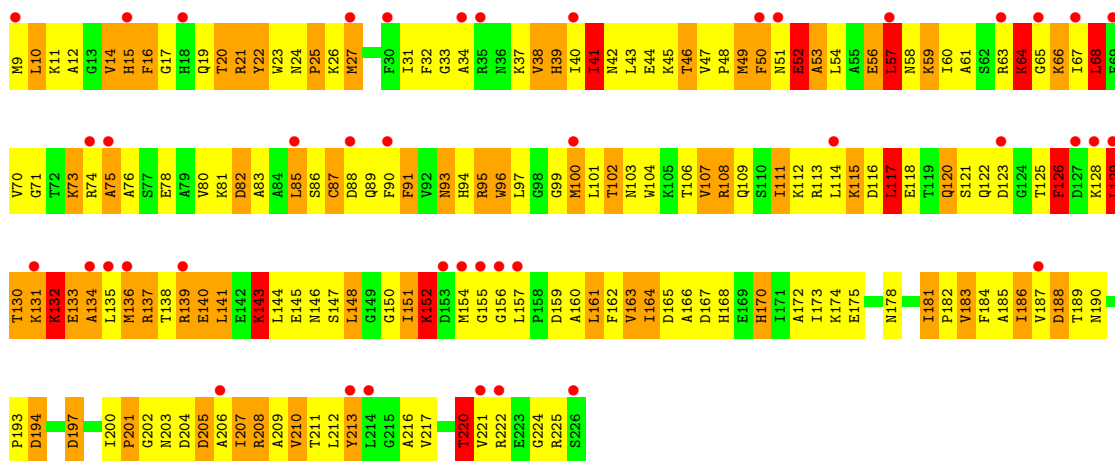
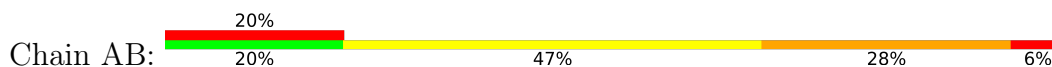
- Molecule 1: 16S rRNA



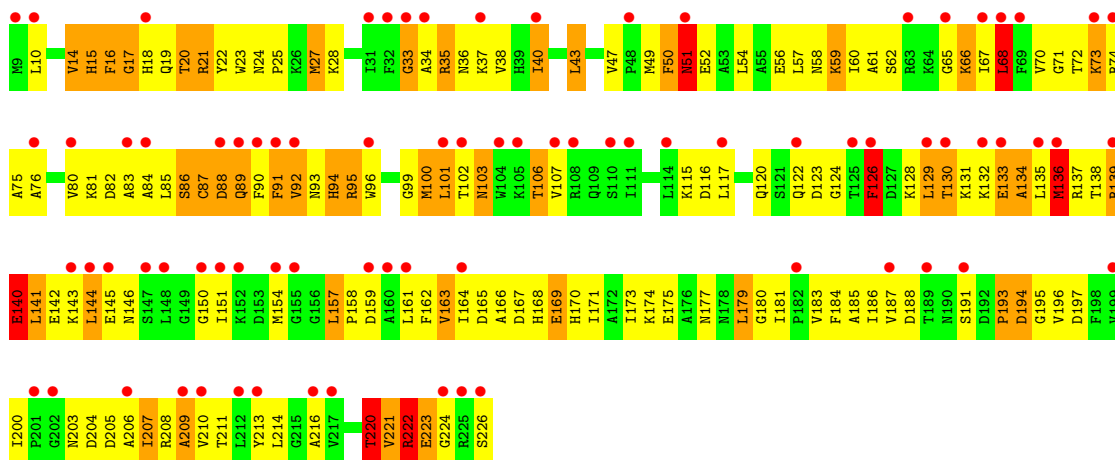




• Molecule 2: 30S ribosomal protein S2

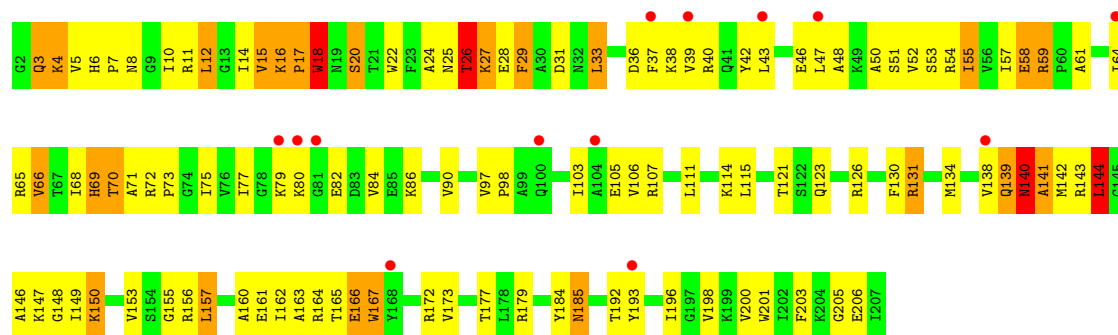


• Molecule 2: 30S ribosomal protein S2

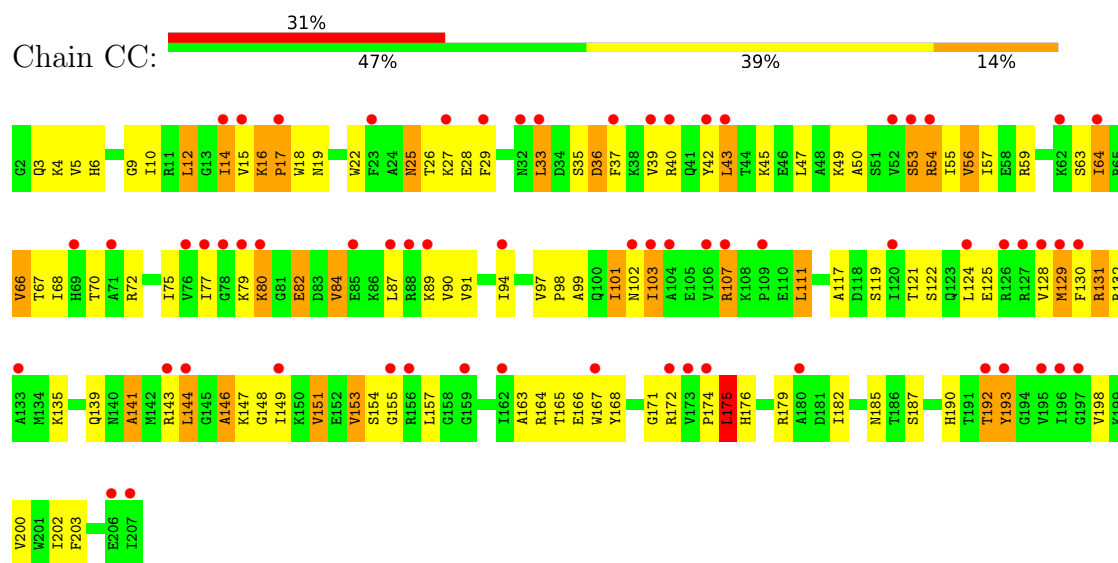


• Molecule 3: 30S ribosomal protein S3

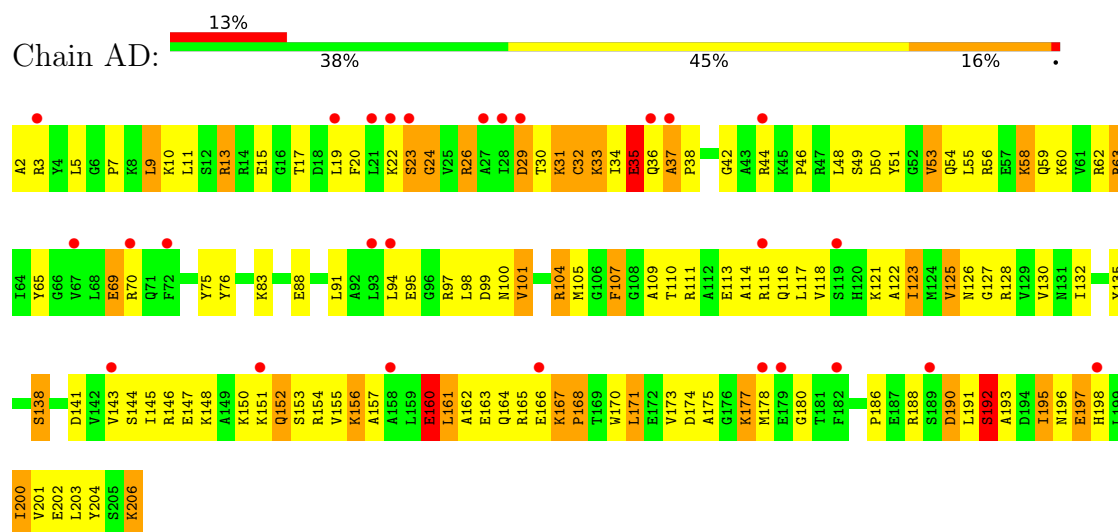




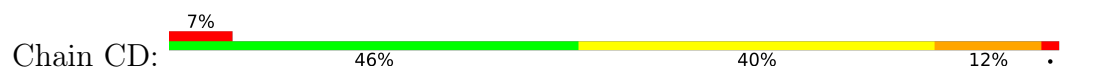
• Molecule 3: 30S ribosomal protein S3

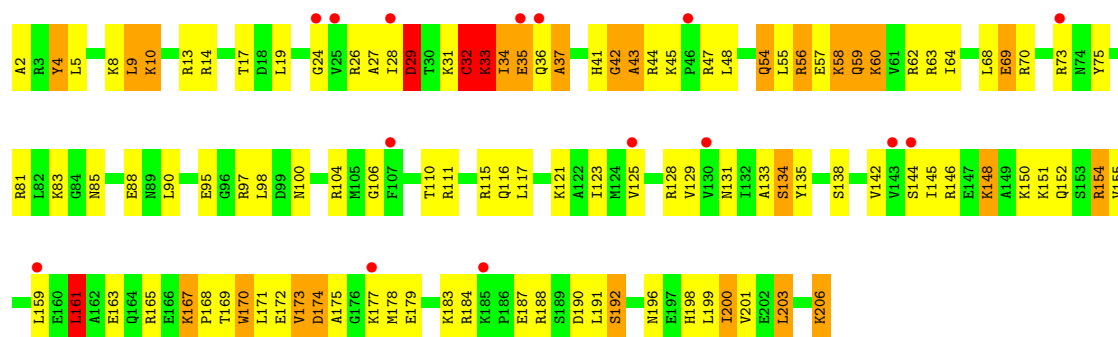


• Molecule 4: 30S ribosomal protein S4

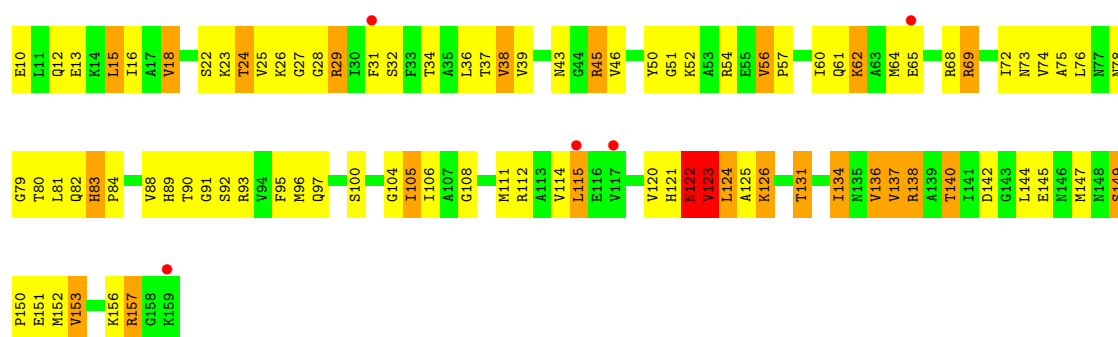
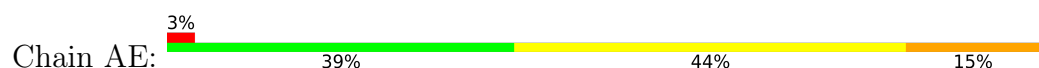


• Molecule 4: 30S ribosomal protein S4

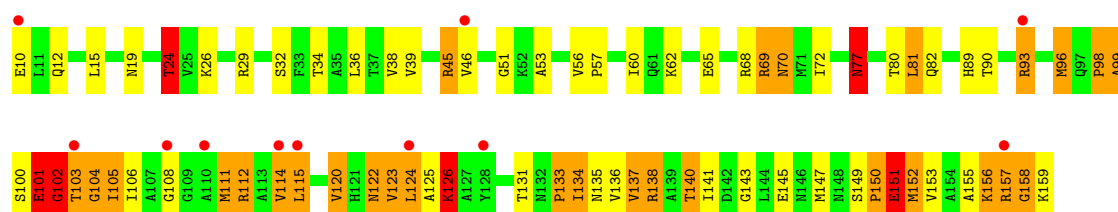




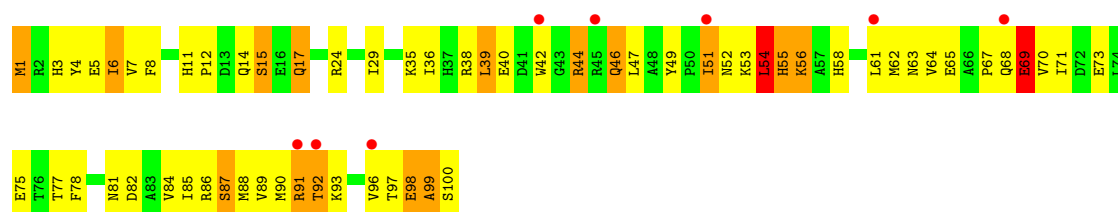
• Molecule 5: 30S ribosomal protein S5



• Molecule 5: 30S ribosomal protein S5

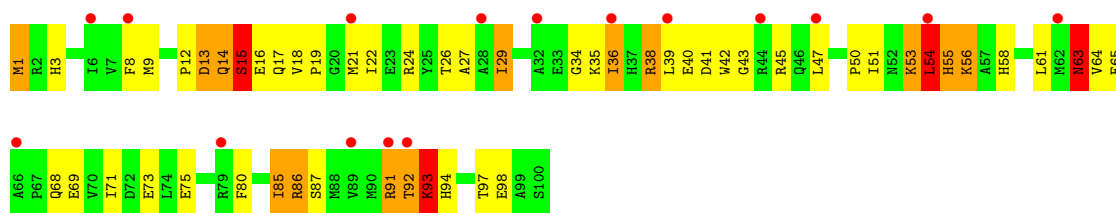


• Molecule 6: 30S ribosomal protein S6

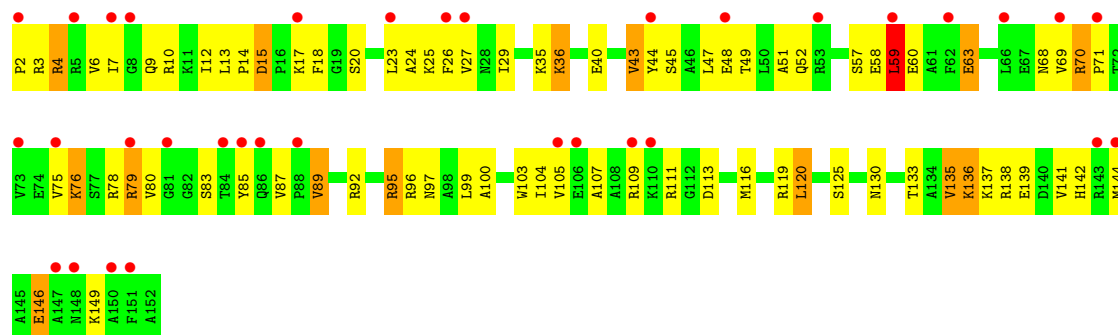


• Molecule 6: 30S ribosomal protein S6

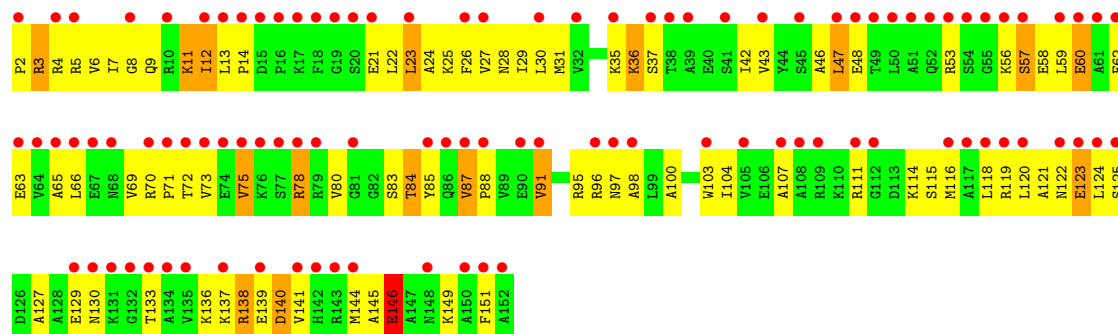




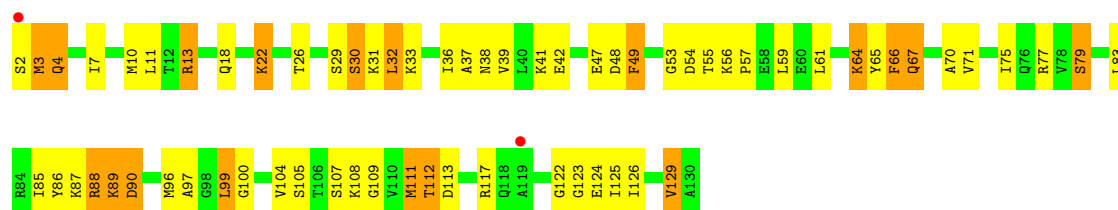
• Molecule 7: 30S ribosomal protein S7



• Molecule 7: 30S ribosomal protein S7

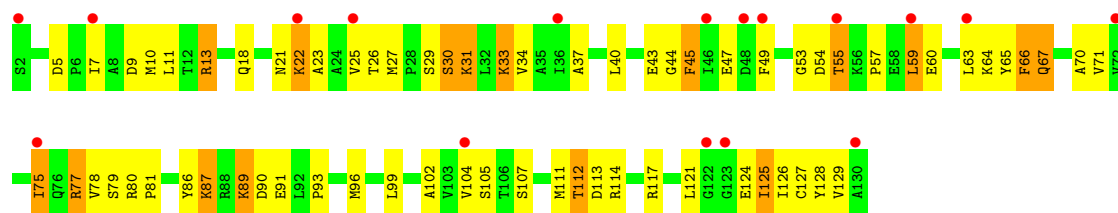


• Molecule 8: 30S ribosomal protein S8

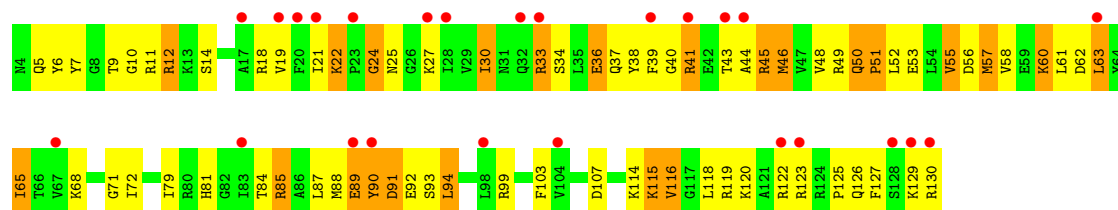


• Molecule 8: 30S ribosomal protein S8

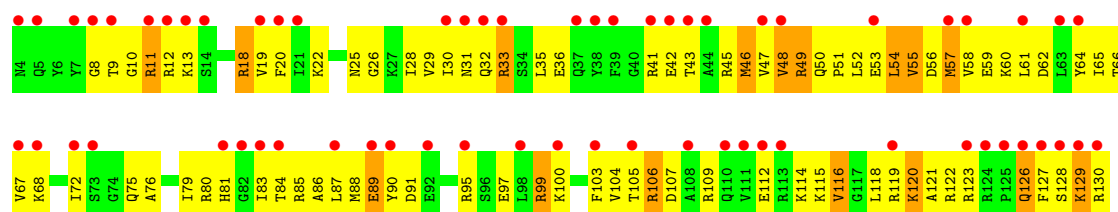




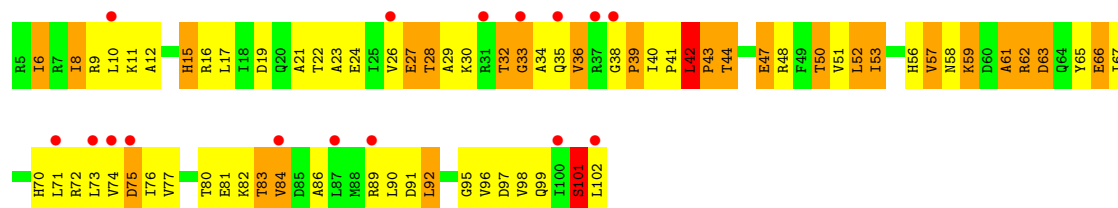
• Molecule 9: 30S ribosomal protein S9



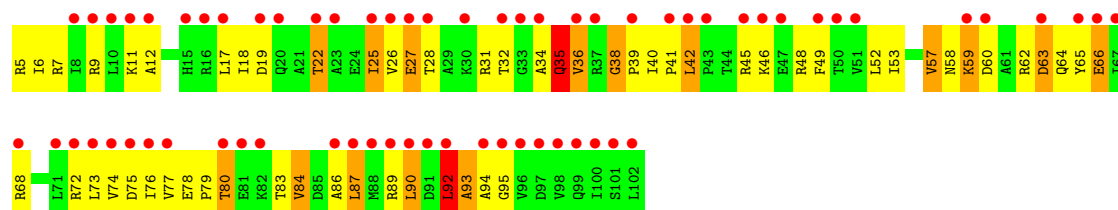
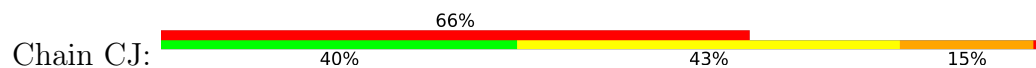
• Molecule 9: 30S ribosomal protein S9



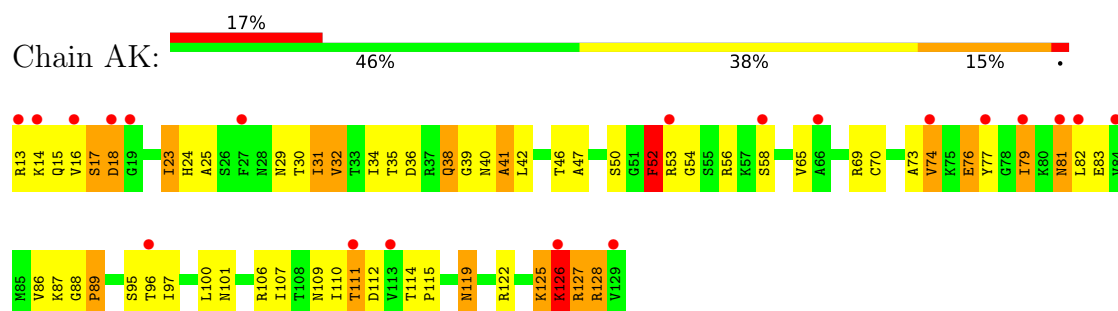
• Molecule 10: 30S ribosomal protein S10



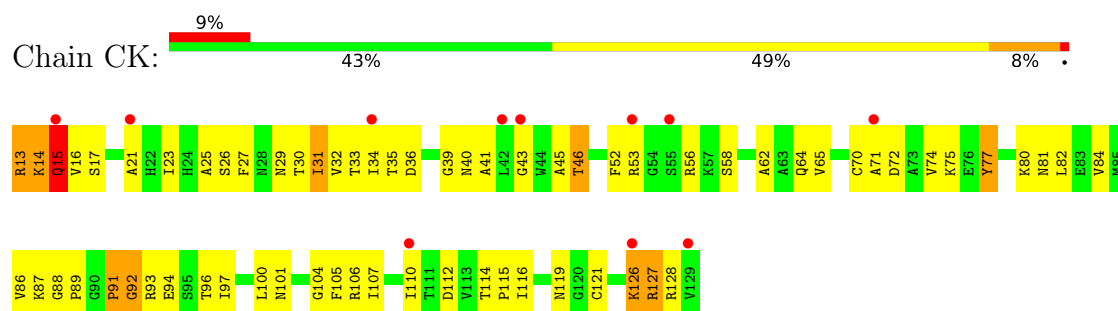
• Molecule 10: 30S ribosomal protein S10



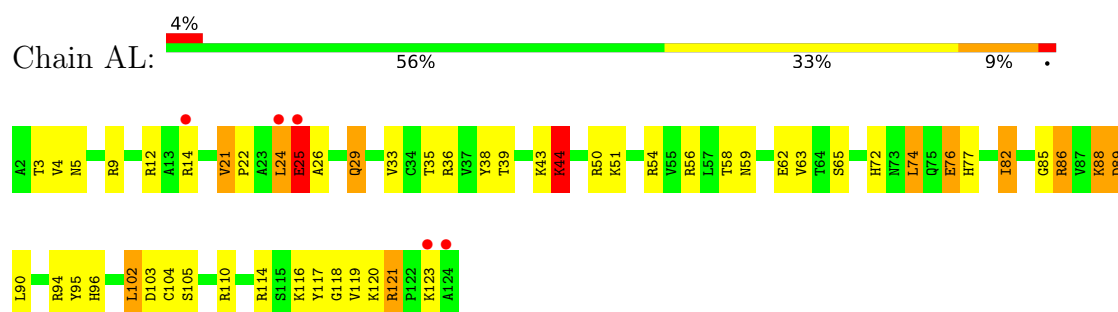
- Molecule 11: 30S ribosomal protein S11



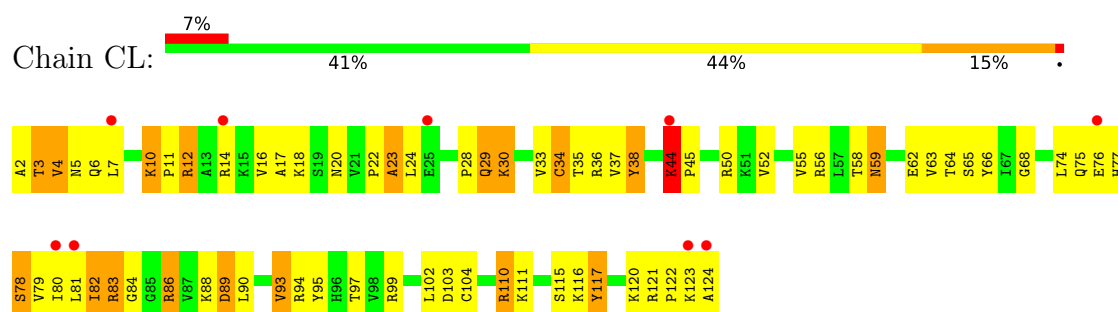
- Molecule 11: 30S ribosomal protein S11



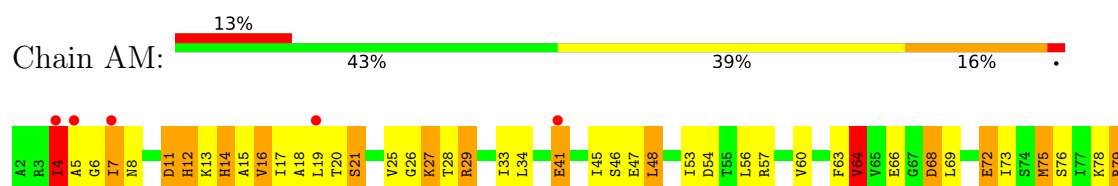
- Molecule 12: 30S ribosomal protein S12

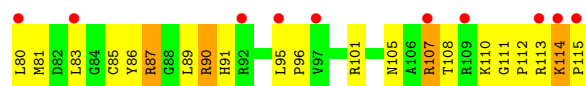


- Molecule 12: 30S ribosomal protein S12

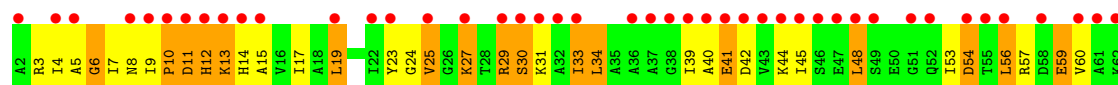
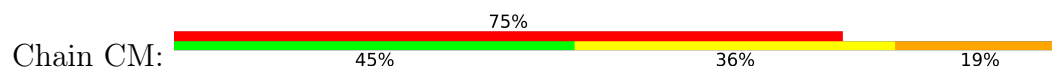


- Molecule 13: 30S ribosomal protein S13

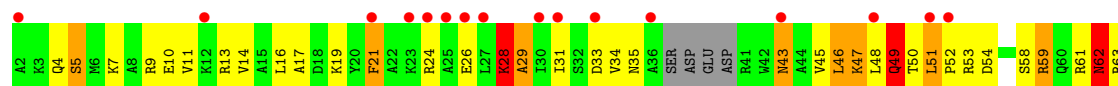
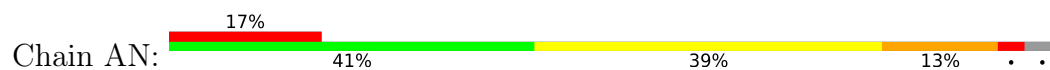




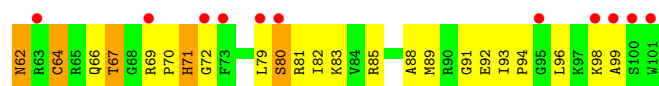
• Molecule 13: 30S ribosomal protein S13



• Molecule 14: 30S ribosomal protein S14



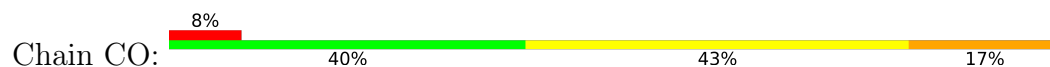
• Molecule 14: 30S ribosomal protein S14

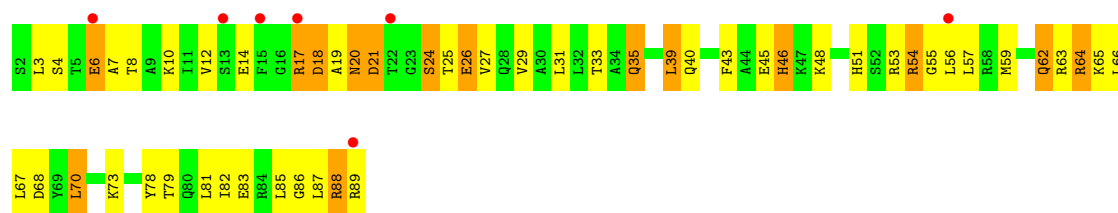


• Molecule 15: 30S ribosomal protein S15

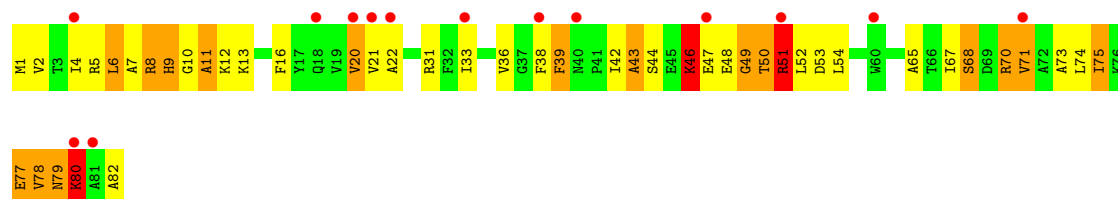
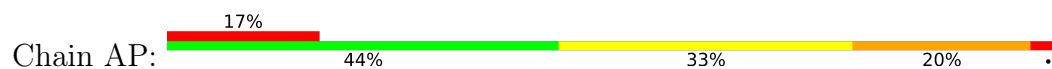


• Molecule 15: 30S ribosomal protein S15

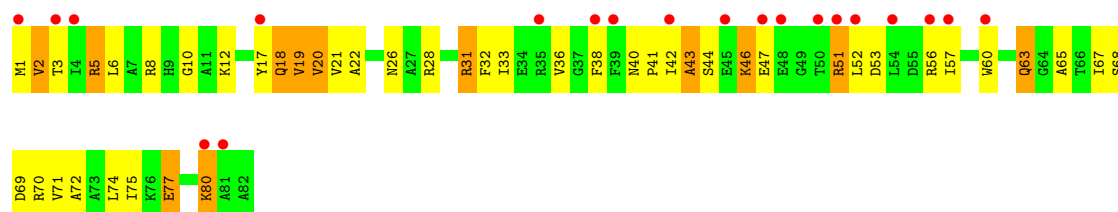




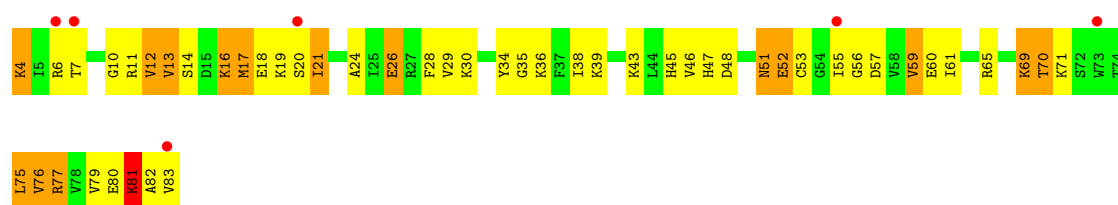
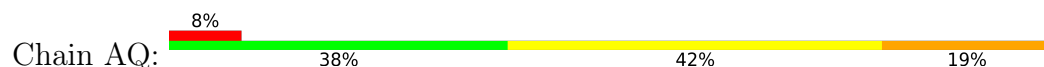
● Molecule 16: 30S ribosomal protein S16



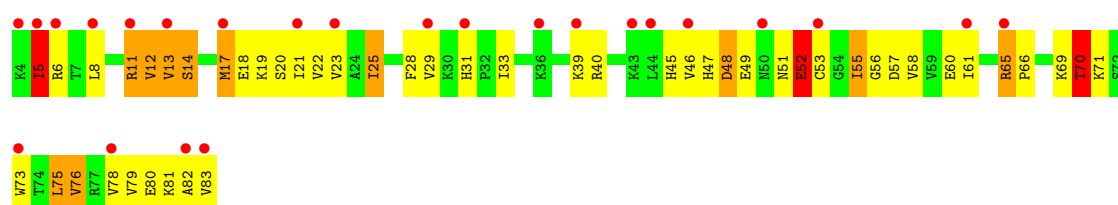
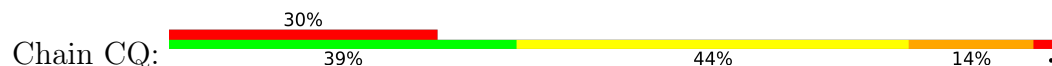
● Molecule 16: 30S ribosomal protein S16



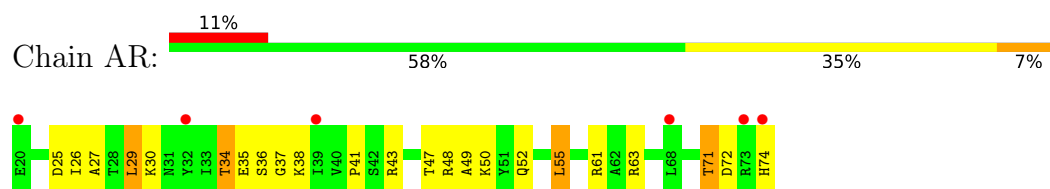
● Molecule 17: 30S ribosomal protein S17



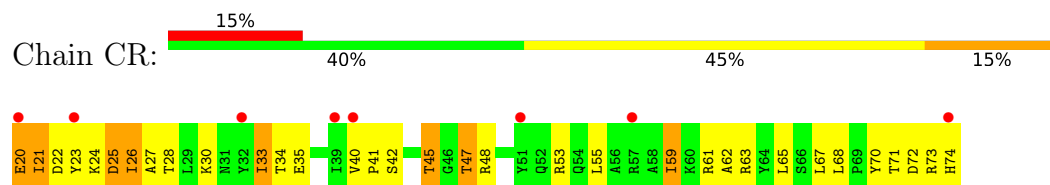
● Molecule 17: 30S ribosomal protein S17



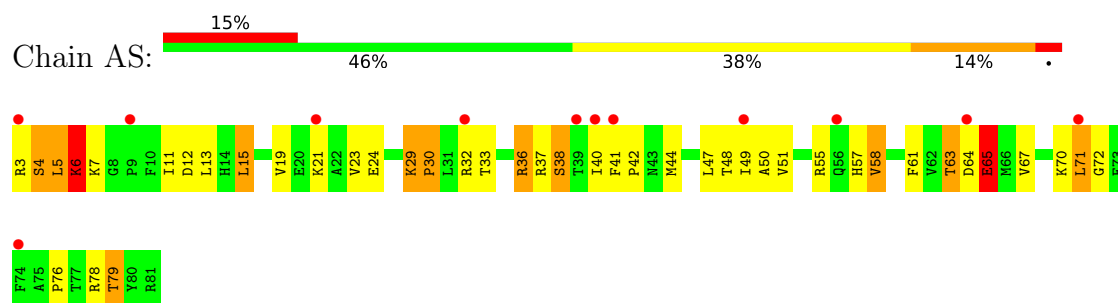
- Molecule 18: 30S ribosomal protein S18



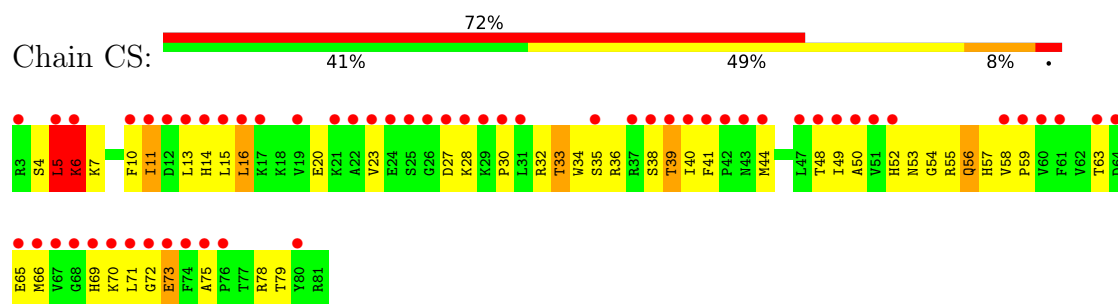
- Molecule 18: 30S ribosomal protein S18



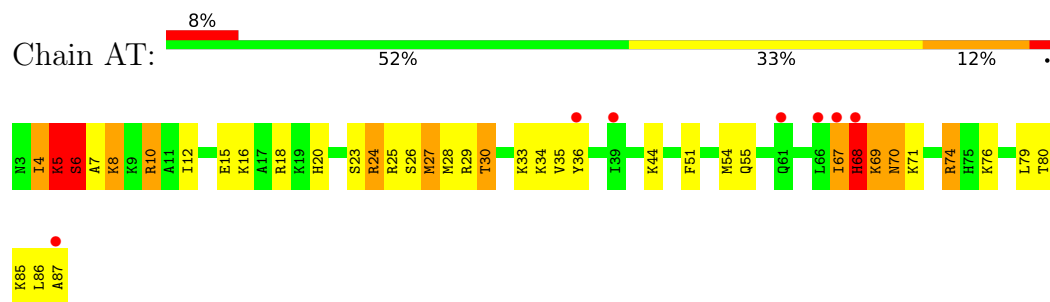
- Molecule 19: 30S ribosomal protein S19



- Molecule 19: 30S ribosomal protein S19

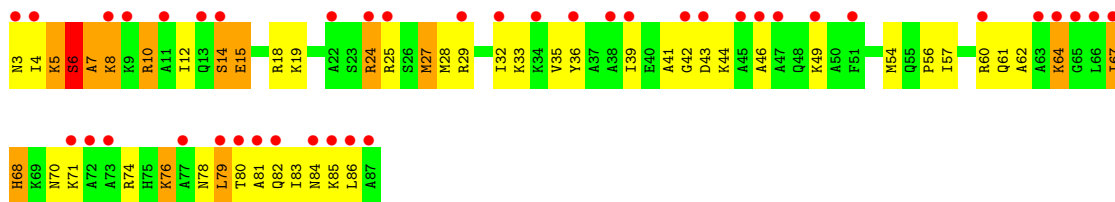


- Molecule 20: 30S ribosomal protein S20

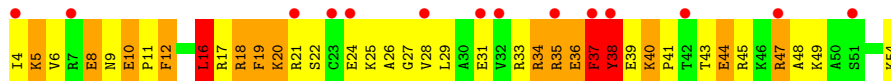


- Molecule 20: 30S ribosomal protein S20

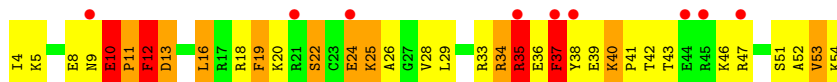





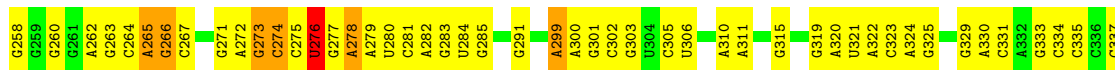
- Molecule 21: 30S ribosomal protein S21



- Molecule 21: 30S ribosomal protein S21

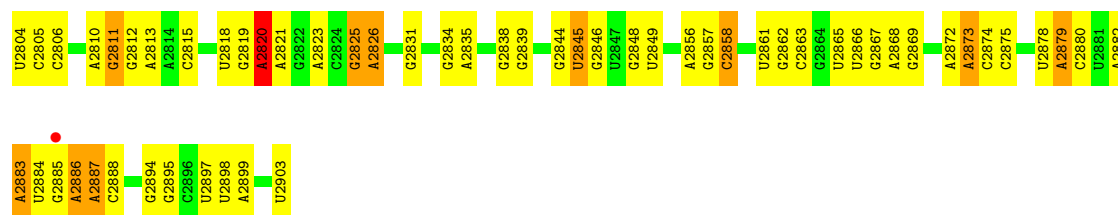


- Molecule 22: 23S rRNA

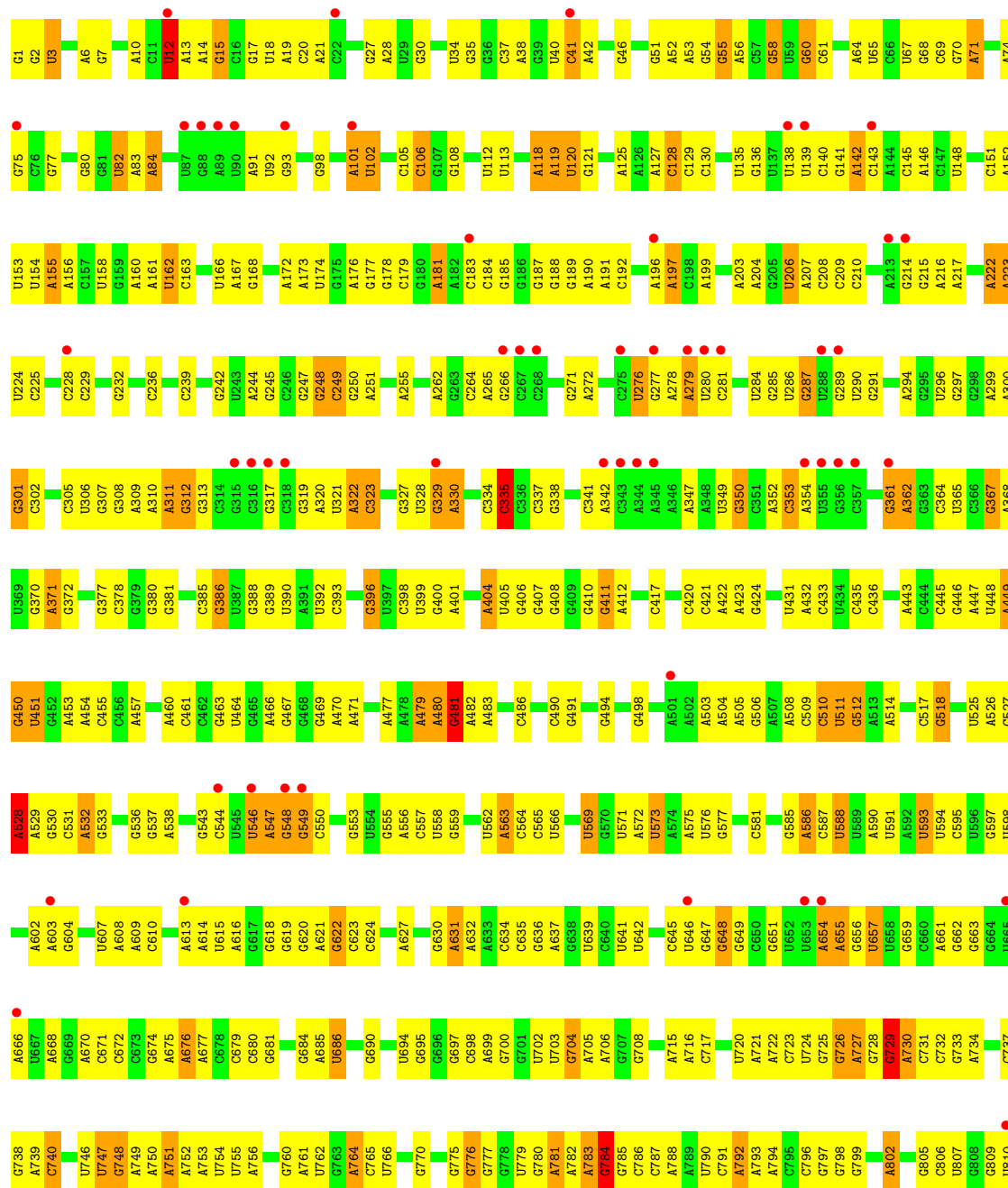
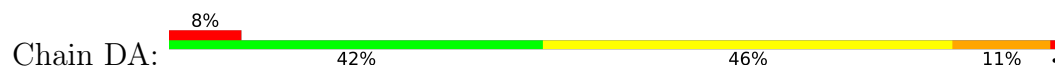


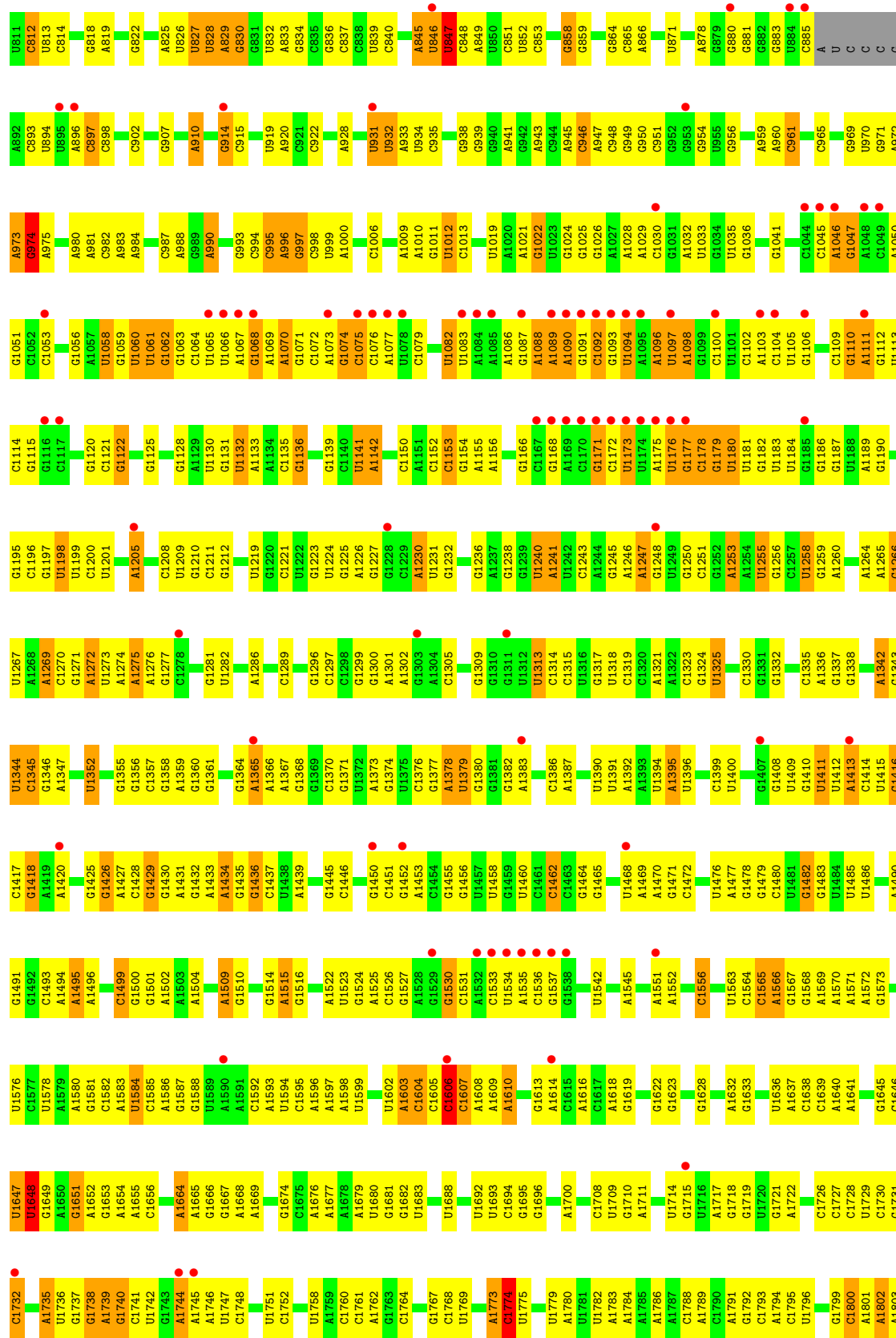


G2709	G2710	A2711	G2714	G2715	G2719	G2720	C2723	U2724	A2725	A2726	A2727	G2728	G2729	G2732	A2733	A2738	G2742	A2748	U2754	G2755	U2756	A2757	C2762	A2765	A2766	U2769	C2773	C2774	G2775	A2778	U2783	U2784	C2785	U2786	G2791	C2794	C2795	U2798	A2799	A2800	G2801																	
G2629	G2630	G2631	A2632	G2633	C2636	U2637	G2642	G2643	A2644	G2645	A2646	U2647	G2648	C2649	U2650	A2654	A2657	A2660	G2661	A2662	A2665	C2666	G2667	G2668	G2669	A2670	G2673	G2674	A2675	C2676	C2677	A2678	U2679	U2680	G2681	A2682	C2683	U2684	G2685	U2689	U2690	C2610	C2612	U2613	A2614	U2615	C2703	C2704	G2708									
G2544	A2547	U2554	U2555	C2556	G2557	C2558	U2563	A2564	A2565	A2566	G2567	U2568	G2569	G2570	U2571	A2572	C2573	G2574	C2575	C2579	U2580	G2581	G2582	U2583	U2584	U2585	U2586	G2587	G2588	C2591	G2592	U2593	G2597	A2598	G2599	A2600	G2601	A2602	G2603	U2604	G2607	G2608	U2609	C2611	C2612	U2613	A2614	U2615	C2703	C2704	G2708							
A2461	C2462	C2463	A2469	G2472	U2473	C2475	A2476	U2477	A2478	G2484	G2485	G2490	U2491	U2492	U2493	C2496	A2497	C2498	C2499	U2500	C2501	G2502	U2503	U2504	C2505	U2506	C2507	G2508	C2512	A2513	C2517	A2518	U2519	C2520	C2521	U2522	C2525	G2526	C2527	U2528	U2529	C2532	G2535	C2538	C2539	U2545	C2558	C2559	U2545	C2558	C2559							
C2389	U2390	G2391	A2392	U2393	C2394	C2395	U2396	G2397	U2398	G2399	U2402	G2405	A2406	A2412	G2415	C2416	C2417	U2418	U2419	C2420	C2424	A2425	A2426	C2427	G2428	U2429	U2430	U2431	A2432	U2433	A2434	A2435	U2436	G2437	U2441	C2442	C2443	G2444	G2445	G2446	G2447	U2448	U2449	A2450	G2454	C2455	U2457	G2458	U2460									
U2220	A2225	C2226	U2229	U2233	G2234	G2238	G2239	U2243	U2244	U2248	U2249	G2250	G2251	U2252	U2253	U2254	G2255	A2256	A2257	U2258	U2259	C2261	U2262	C2263	U2264	U2265	A2266	A2267	A2268	U2269	C2270	U2271	U2272	A2273	A2274	C2275	G2276	G2277	A2278	G2279	G2280	A2281	G2282	C2283	G2286	A2287	U2291	U2292	G2293	G2294	A2297	U2298	U2299					
U2149	C2150	U2151	G2152	C2153	A2154	U2155	G2156	U2157	A2158	U2159	C2160	G2161	G2162	A2163	C2164	C2165	U2166	U2167	U2168	A2169	C2170	U2171	U2172	C2173	C2174	C2175	A2176	C2177	C2178	U2179	U2180	U2181	G2182	U2183	A2184	U2185	G2186	U2187	U2188	U2189	U2190	U2191	U2192	G2193	U2194	U2195	C2196	U2197	A2198	A2199	U2203	G2204	C2207	C2208	A2211	A2212		
U2086	G2087	U2092	C2093	A2094	U2095	C2096	U2097	U2098	U2099	G2100	A2101	G2102	C2103	C2104	U2105	U2106	U2107	A2108	U2109	G2110	U2111	U2112	U2113	A2114	G2115	U2116	A2117	U2118	A2119	U2120	U2121	U2122	G2123	G2124	U2125	A2126	G2127	G2128	C2129	U2130	U2131	U2132	G2133	A2134	G2135	U2136	U2137	G2138	U2139	G2140	A2141	A2142	C2143	G2144	C2145	U2146	A2147	G2148
A2015	G1929	G1930	G2018	A2019	A2020	C2021	U1943	U1944	G1945	U1946	C1947	G1948	G1949	U1955	U1956	C1957	U1958	C2038	U2039	G2040	U2041	C1961	C1962	U1963	G1964	C2047	C2050	A2051	A2052	C2055	G2056	C2057	U1976	A1977	G1983	G1984	C1985	A2062	C2063	C2064	U2065	U1991	C2066	G2067	U1993	C1987	U1998	C2000	C2001	G2002	U2075	U2076	A2077	C2078	U2079	A2080	U2081	A2082
G1846	G1847	A1848	U1849	G1850	U1851	U1852	U1853	A1854	U1865	A1866	G1867	C1868	G1869	C1870	A1871	U1872	C1873	U1874	C1875	U1876	A1877	G1878	C1879	U1880	G1884	A1885	U1889	U1970	U1971	G1972	C1902	U1903	G1904	C1905	G1906	U1907	C1908	C1909	G1910	U1911	U1912	A1913	C1914	U1915	U1916	U1917	A1918	A1919	C1920	G1921	U1922	C1923	U1924	C1925	U1926	A1927	A1928	
A1772	A1773	C1774	U1775	G1776	U1779	U1783	A1784	A1785	A1786	A1787	C1788	A1789	C1790	A1791	U1794	C1795	U1796	G1797	U1798	G1799	C1800	A1801	A1802	A1808	A1809	U1812	G1813	C1816	G1817	U1818	A1819	U1820	A1821	C1822	G1823	U1824	U1825	G1826	U1827	A1828	A1829	C1832	G1833	C1837	G1838	U1841	G1842	C1843	A1844	G1845								
U1688	A1689	A1690	C1691	U1692	U1693	C1694	U1695	A1696	G1697	A1698	U1712	U1713	U1714	G1715	U1716	A1717	G1718	G1721	C1727	U1728	U1729	C1730	G1731	G1732	U1733	G1734	A1735	U1736	G1737	U1738	A1739	G1740	A1744	A1745	U1746	U1747	C1748	G1753	A1754	A1755	G1756	U1757	U1758	C1759	A1760	C1761	G1762	U1763	C1764	U1769	G1770	C1771						

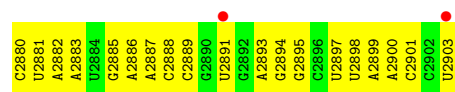


• Molecule 22: 23S rRNA



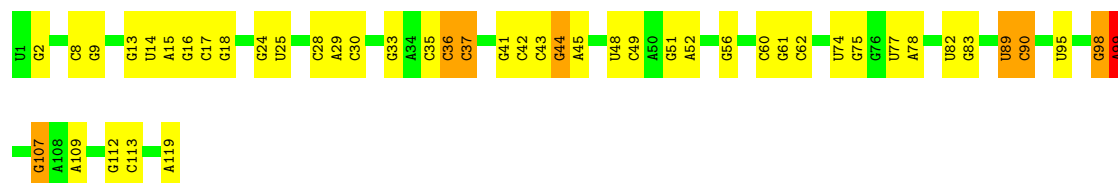






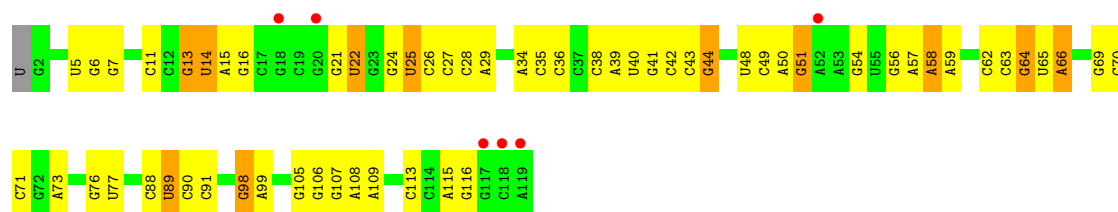
• Molecule 23: 5S rRNA

Chain BB: 61% 33% 6%



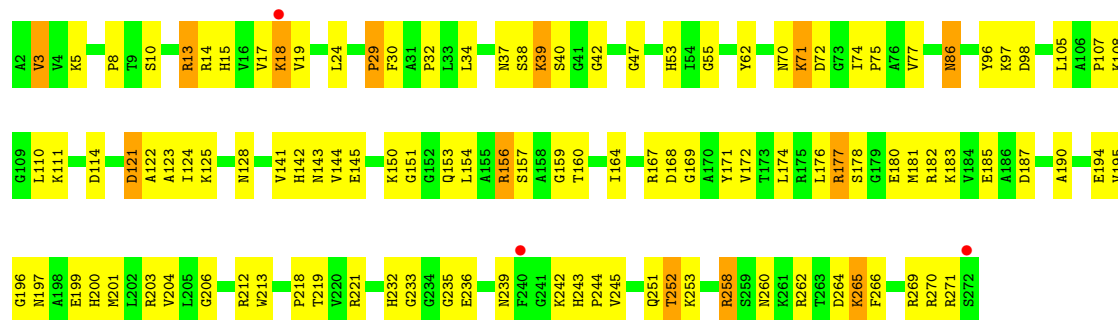
• Molecule 23: 5S rRNA

Chain DB: 49% 41% 9%



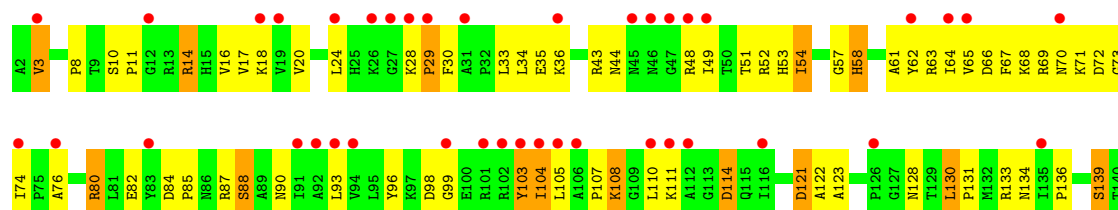
• Molecule 24: 50S ribosomal protein L2

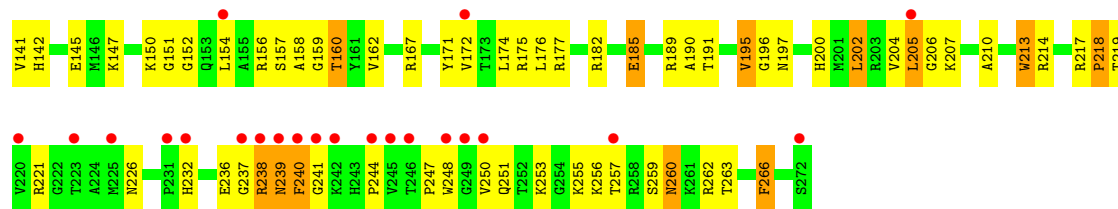
Chain BC: 59% 37% 5%



• Molecule 24: 50S ribosomal protein L2

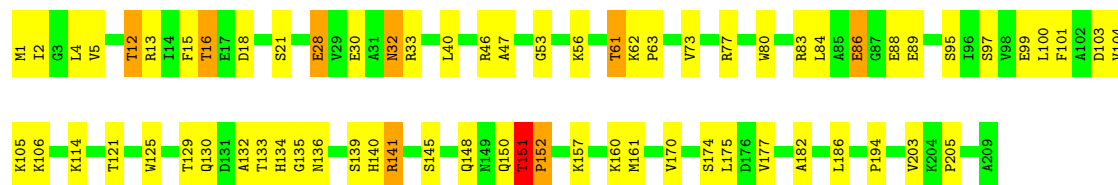
Chain DC: 23% 50% 10%





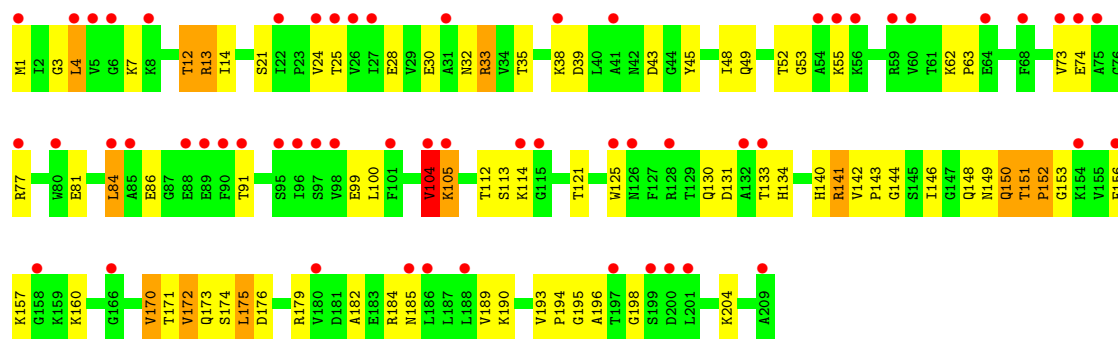
• Molecule 25: 50S ribosomal protein L3

Chain BD: 67% 29% .



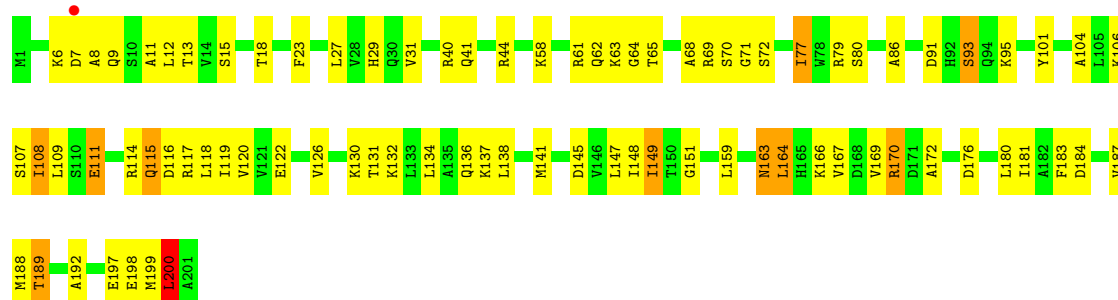
• Molecule 25: 50S ribosomal protein L3

Chain DD: 28% 62% 32% 6%



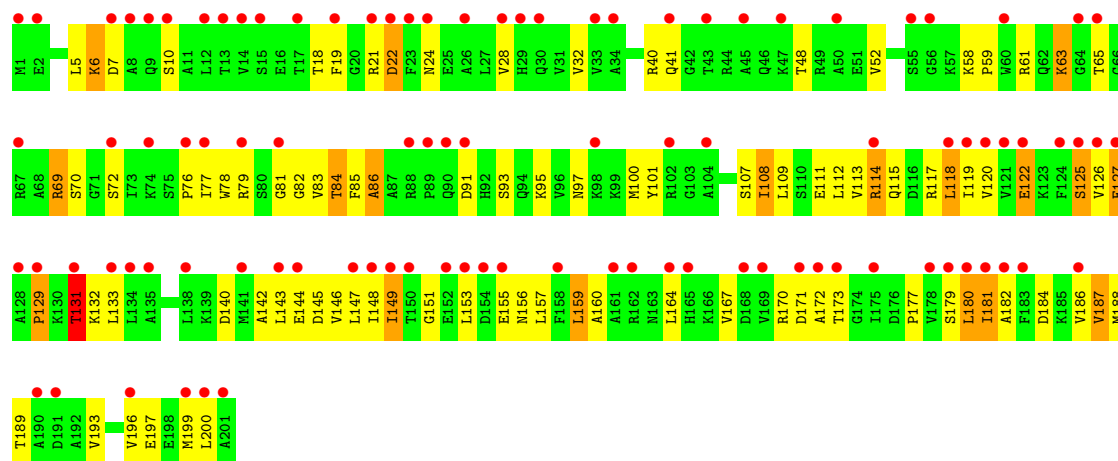
• Molecule 26: 50S ribosomal protein L4

Chain BE: 58% 36% 6%

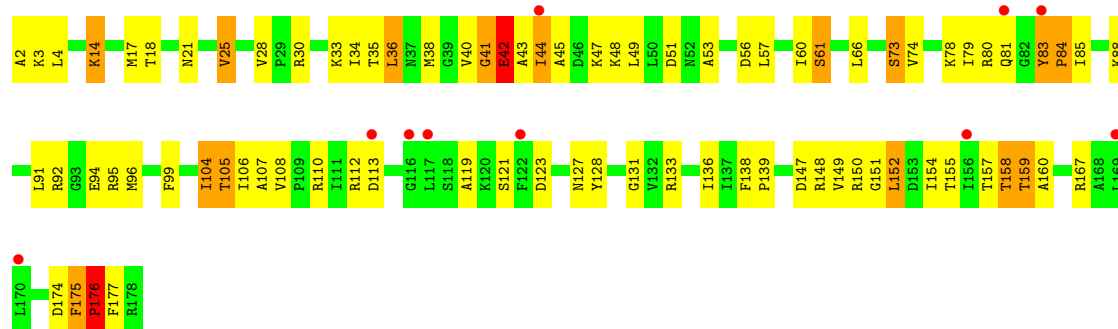


• Molecule 26: 50S ribosomal protein L4

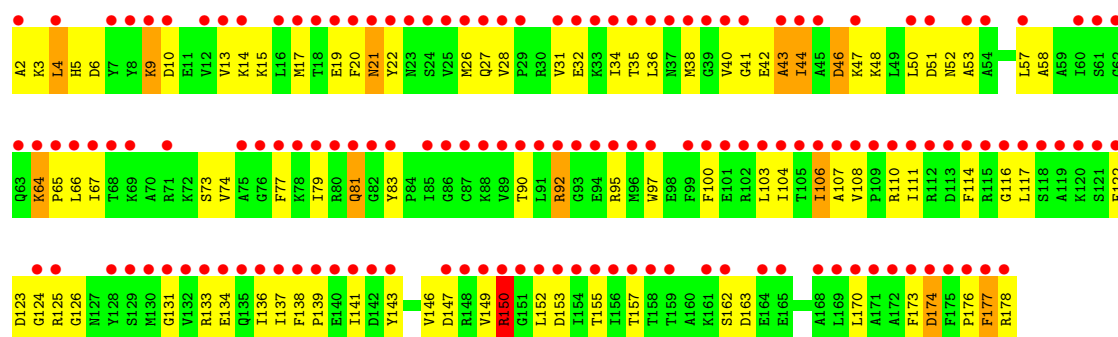
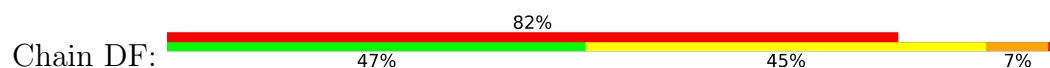
Chain DE: 49% 52% 38% 9%



• Molecule 27: 50S ribosomal protein L5

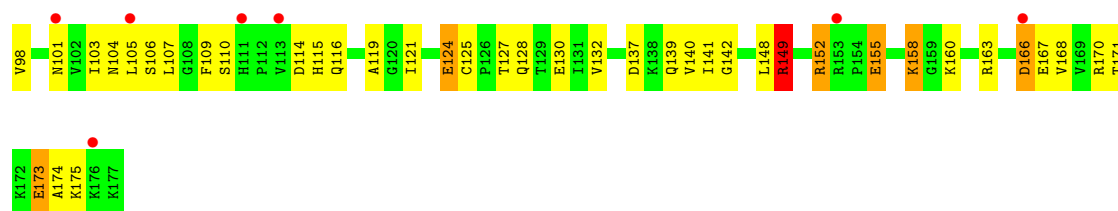


• Molecule 27: 50S ribosomal protein L5

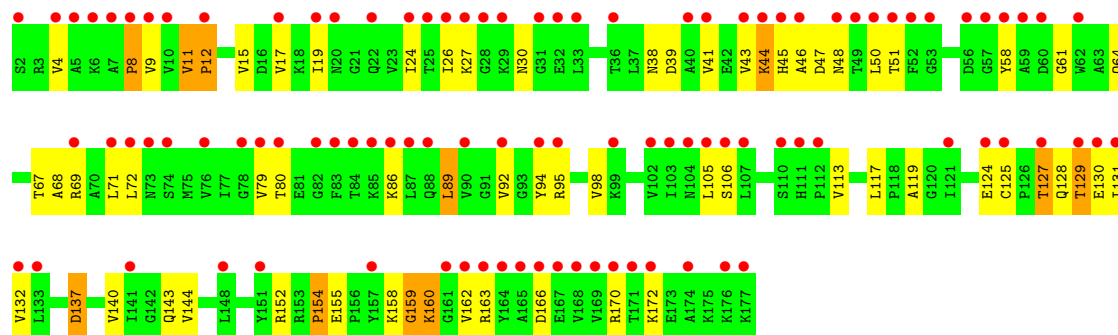


• Molecule 28: 50S ribosomal protein L6

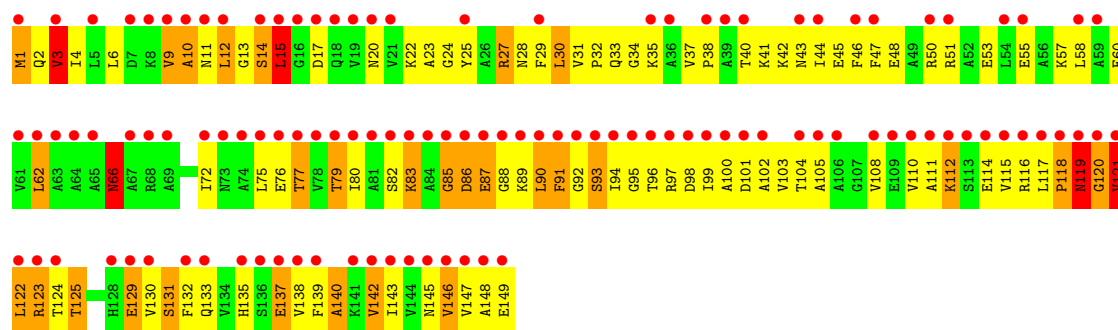
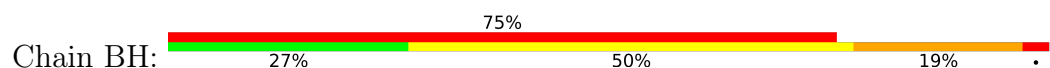




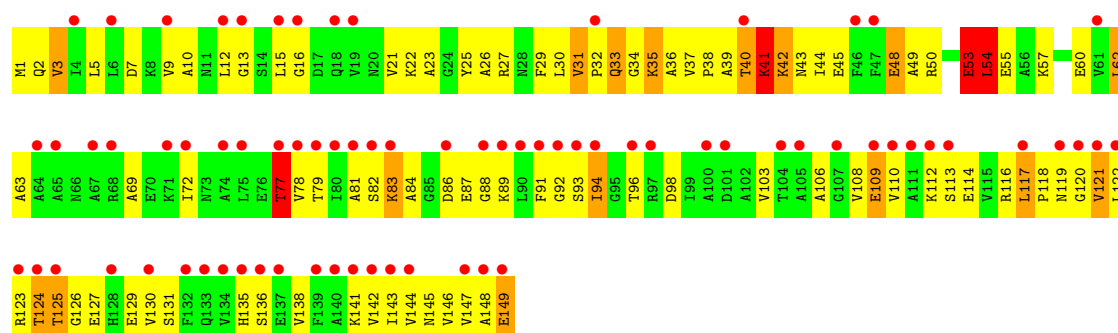
• Molecule 28: 50S ribosomal protein L6



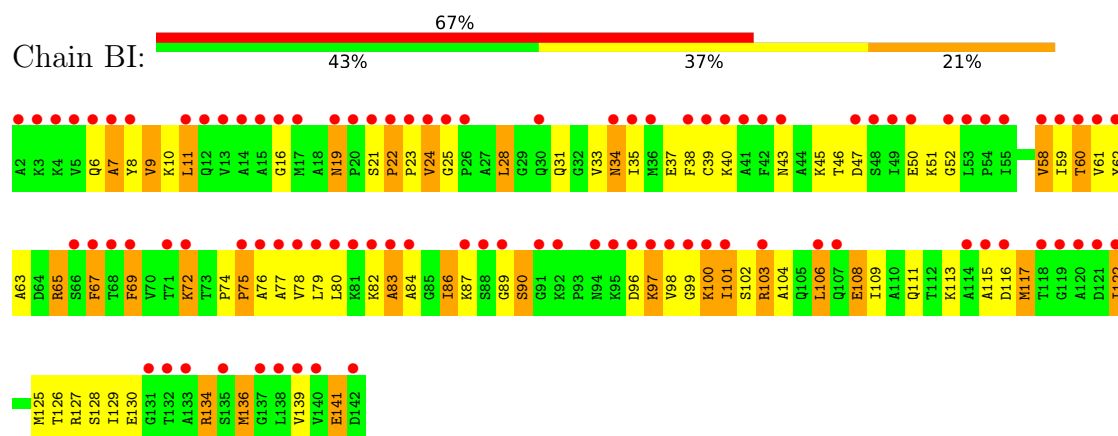
• Molecule 29: 50S ribosomal protein L9



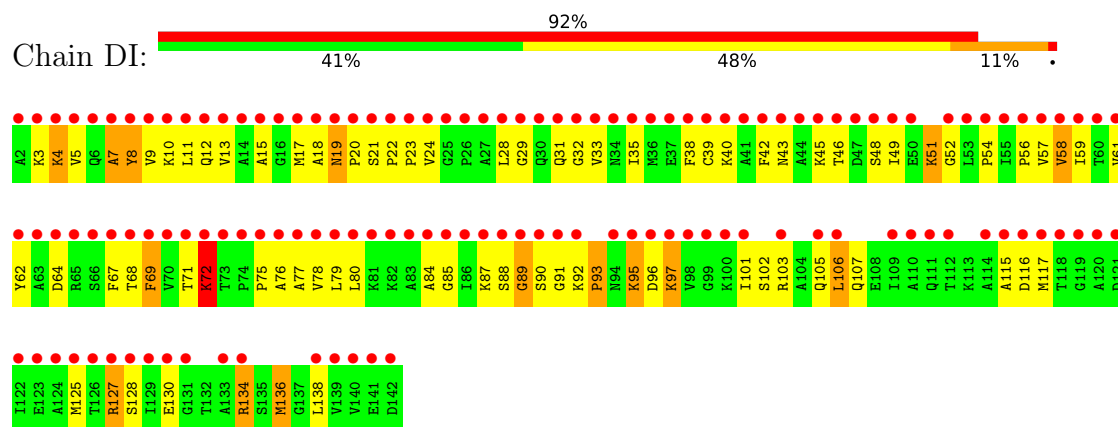
• Molecule 29: 50S ribosomal protein L9



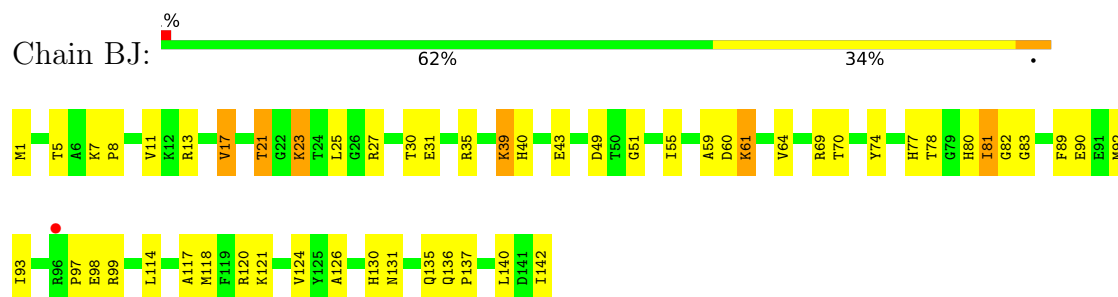
- Molecule 30: 50S ribosomal protein L11



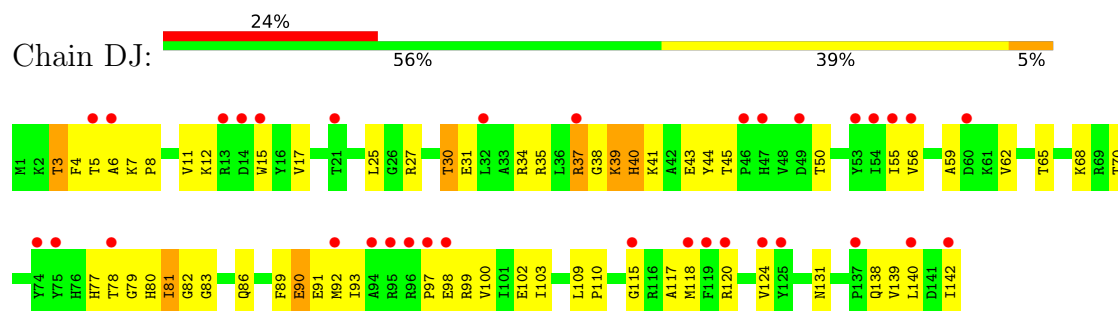
- Molecule 30: 50S ribosomal protein L11



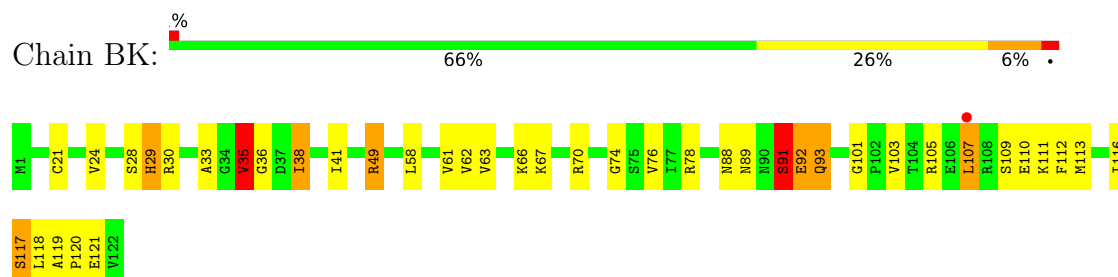
- Molecule 31: 50S ribosomal protein L13



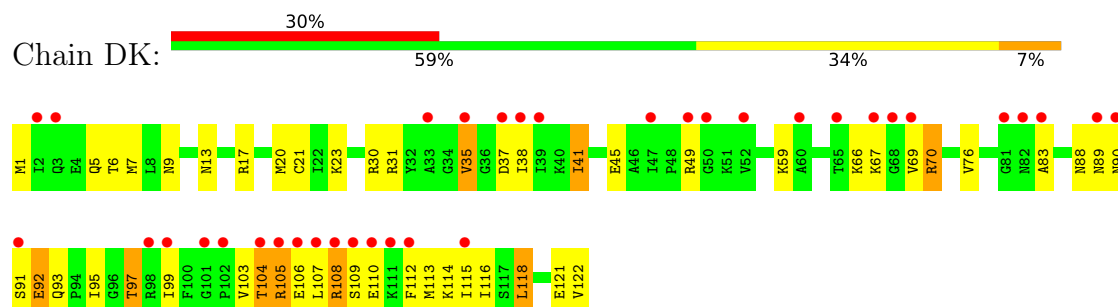
- Molecule 31: 50S ribosomal protein L13



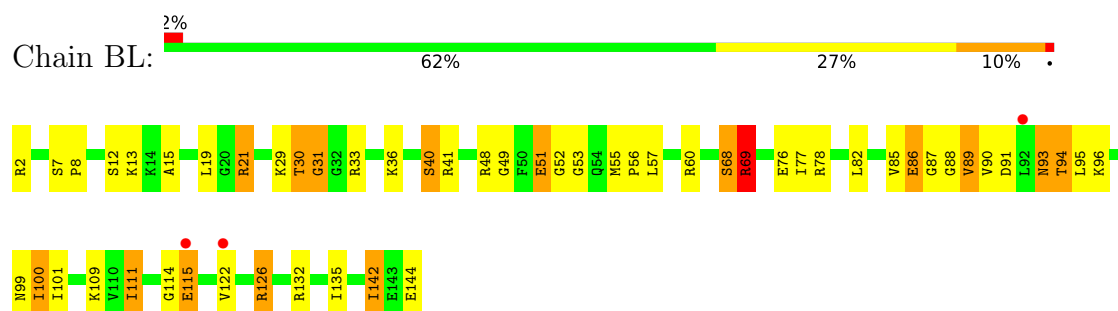
- Molecule 32: 50S ribosomal protein L14



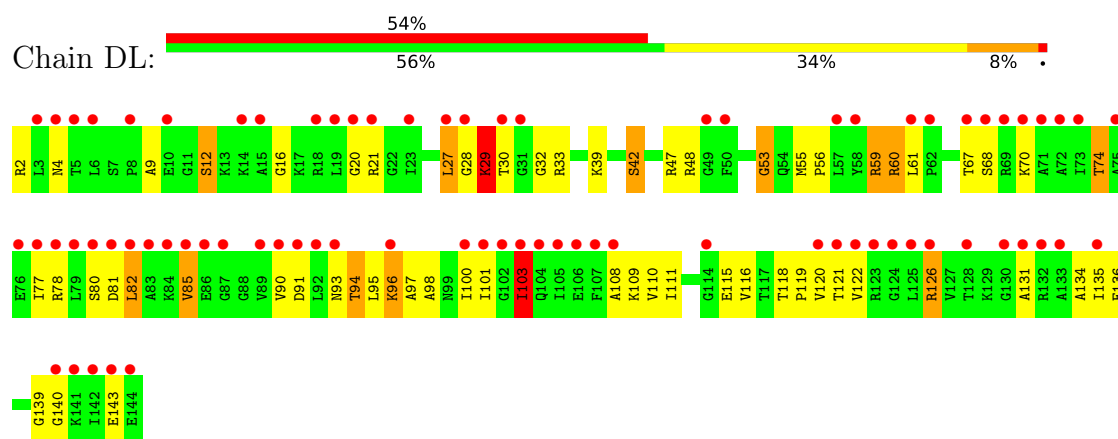
- Molecule 32: 50S ribosomal protein L14



- Molecule 33: 50S ribosomal protein L15

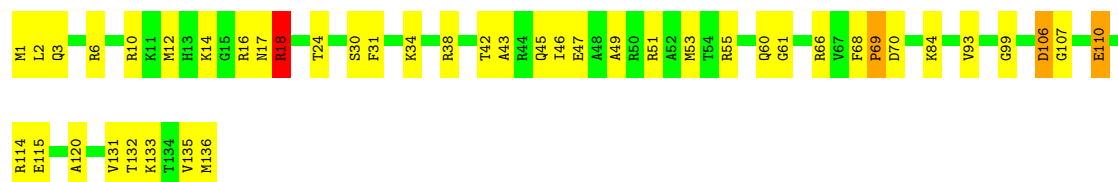


- Molecule 33: 50S ribosomal protein L15

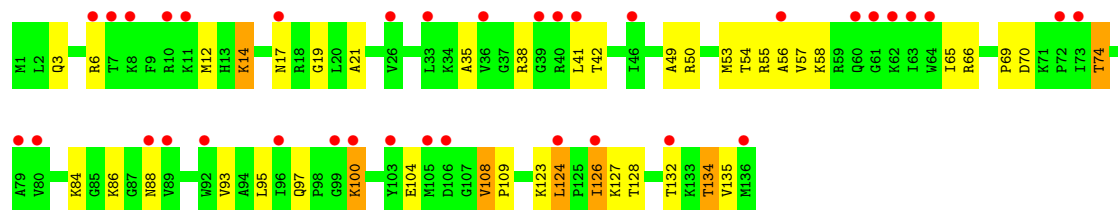


- Molecule 34: 50S ribosomal protein L16

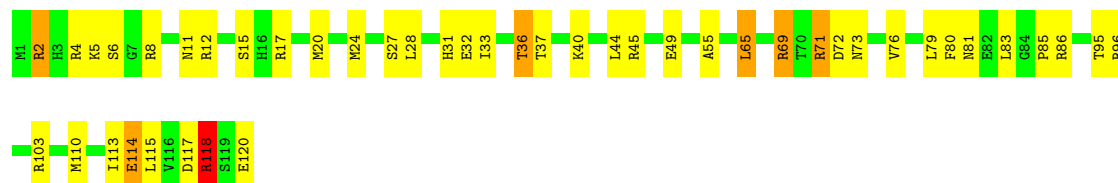




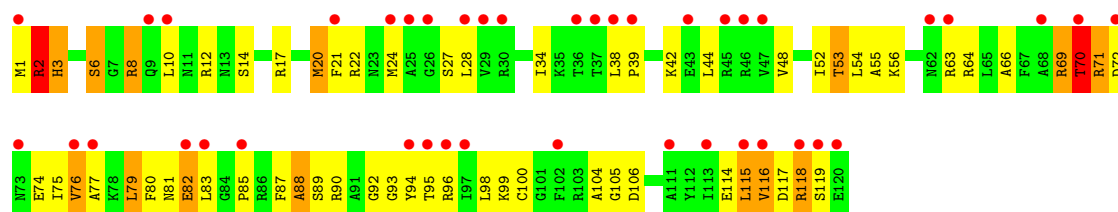
• Molecule 34: 50S ribosomal protein L16



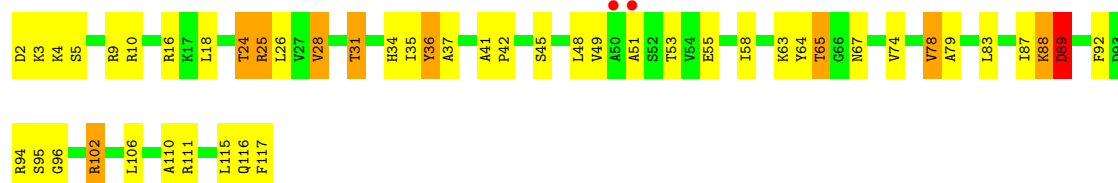
• Molecule 35: 50S ribosomal protein L17



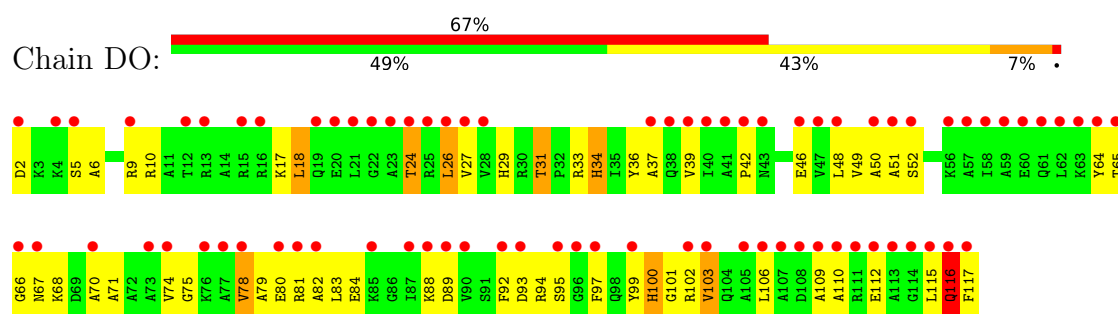
• Molecule 35: 50S ribosomal protein L17



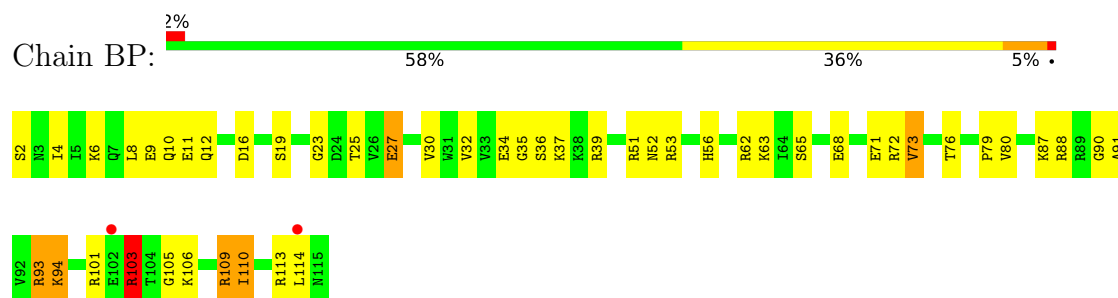
• Molecule 36: 50S ribosomal protein L18



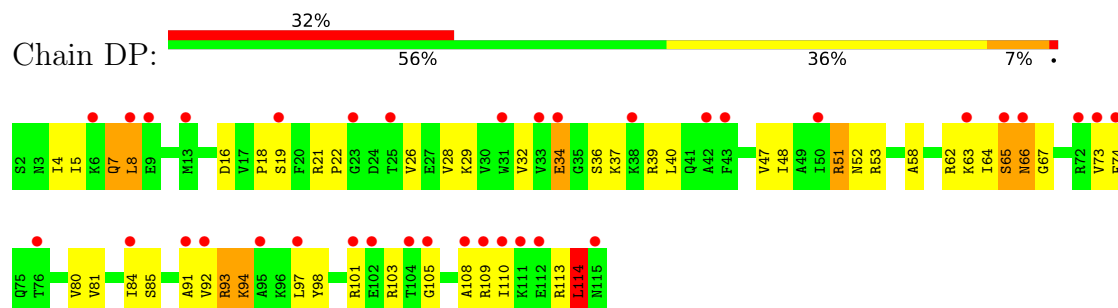
• Molecule 36: 50S ribosomal protein L18



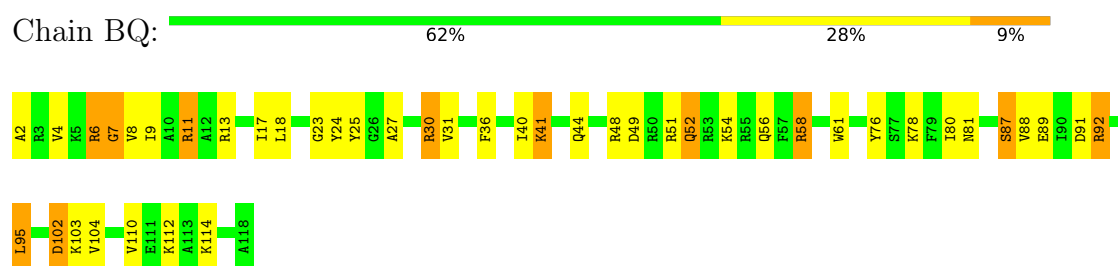
• Molecule 37: 50S ribosomal protein L19



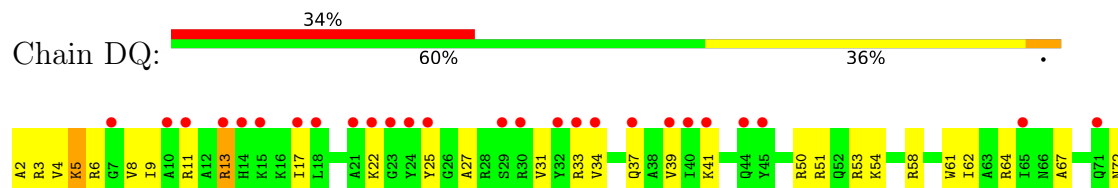
• Molecule 37: 50S ribosomal protein L19

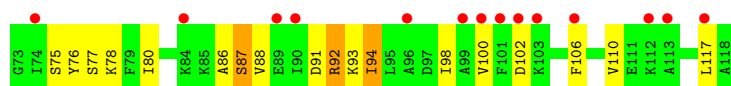


• Molecule 38: 50S ribosomal protein L20

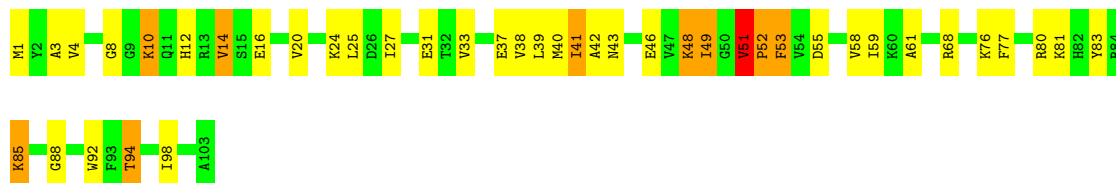


• Molecule 38: 50S ribosomal protein L20

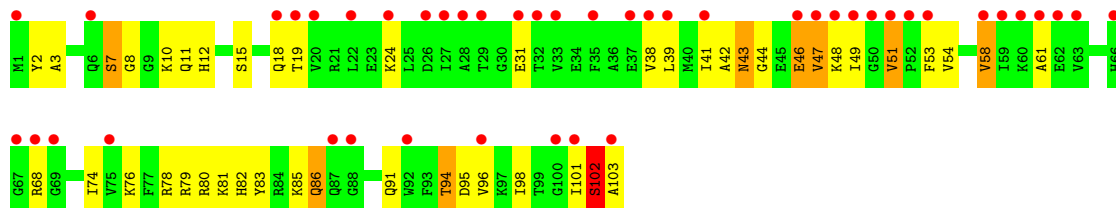




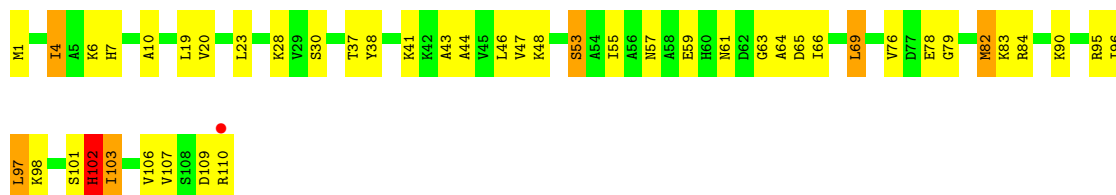
- Molecule 39: 50S ribosomal protein L21



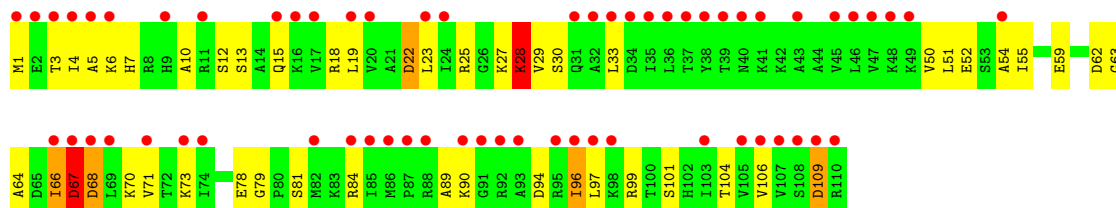
- Molecule 39: 50S ribosomal protein L21



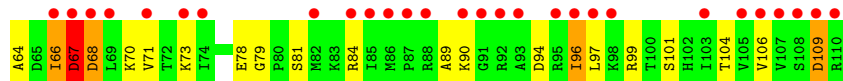
- Molecule 40: 50S ribosomal protein L22



- Molecule 40: 50S ribosomal protein L22

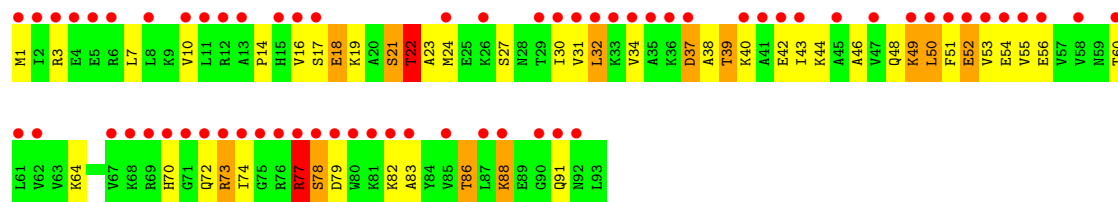
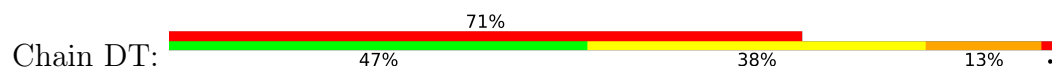


- Molecule 41: 50S ribosomal protein L23

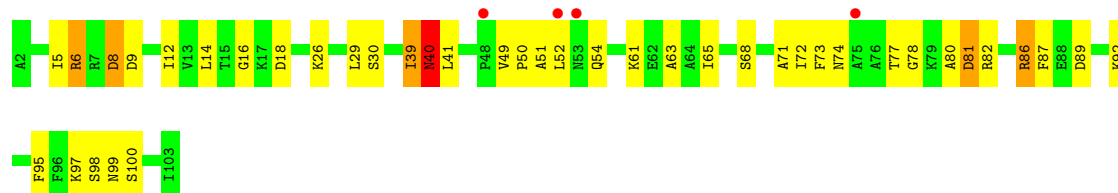




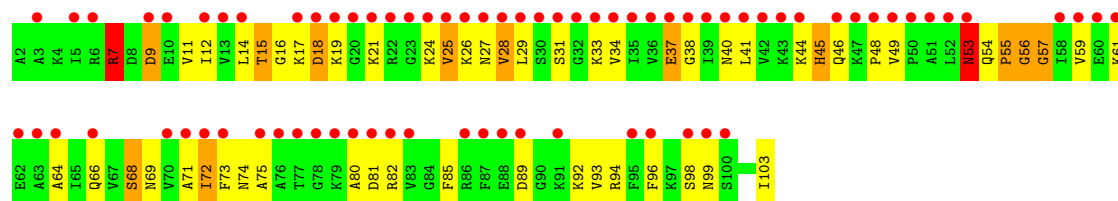
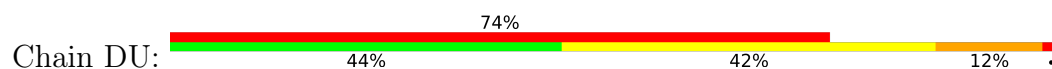
• Molecule 41: 50S ribosomal protein L23



• Molecule 42: 50S ribosomal protein L24



• Molecule 42: 50S ribosomal protein L24

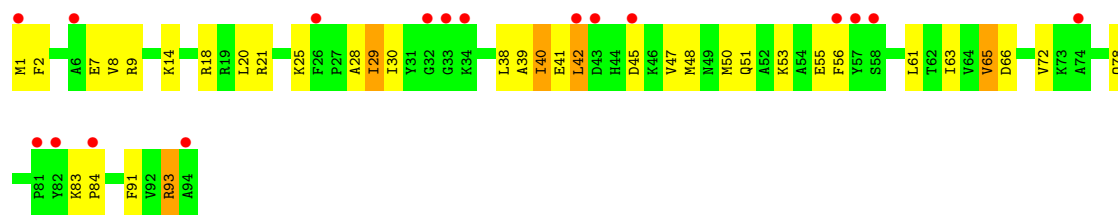


• Molecule 43: 50S ribosomal protein L25

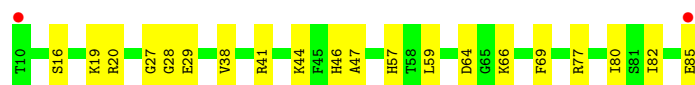
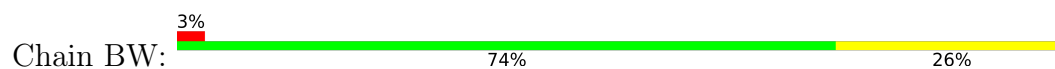


• Molecule 43: 50S ribosomal protein L25

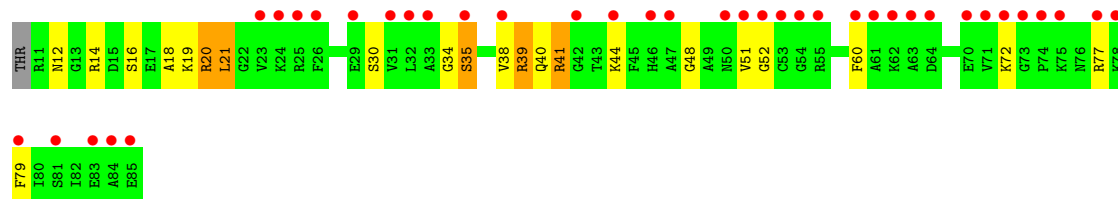
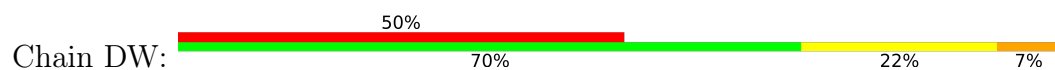




- Molecule 44: 50S ribosomal protein L27



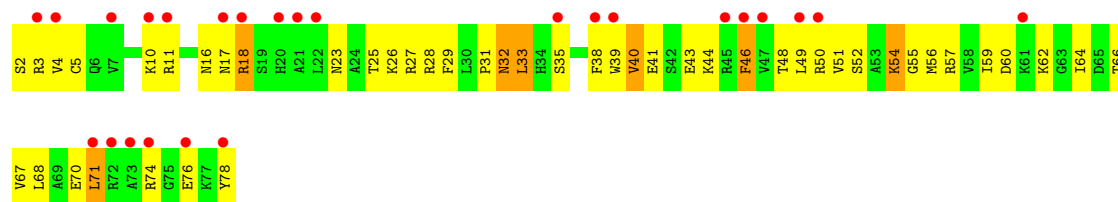
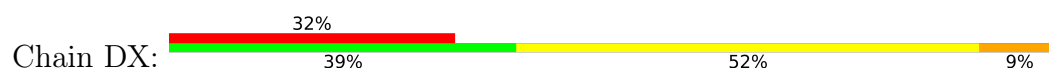
- Molecule 44: 50S ribosomal protein L27



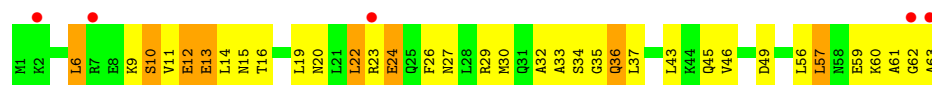
- Molecule 45: 50S ribosomal protein L28



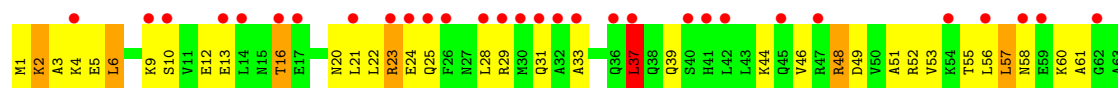
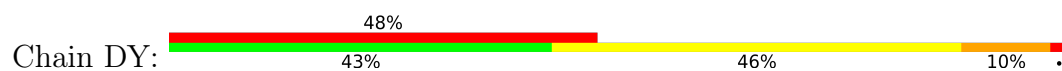
- Molecule 45: 50S ribosomal protein L28



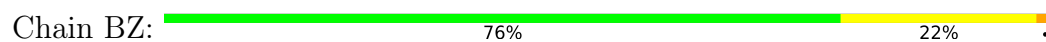
- Molecule 46: 50S ribosomal protein L29



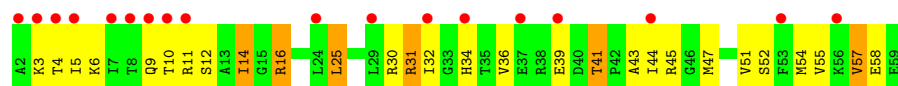
- Molecule 46: 50S ribosomal protein L29




- Molecule 47: 50S ribosomal protein L30



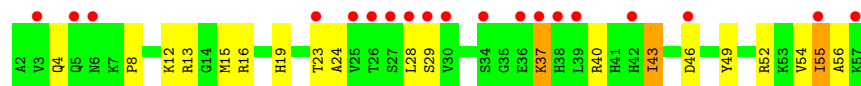
- Molecule 47: 50S ribosomal protein L30



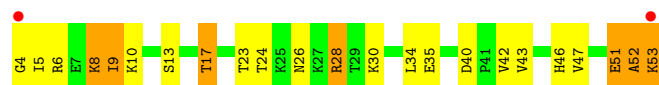
- Molecule 48: 50S ribosomal protein L32



- Molecule 48: 50S ribosomal protein L32



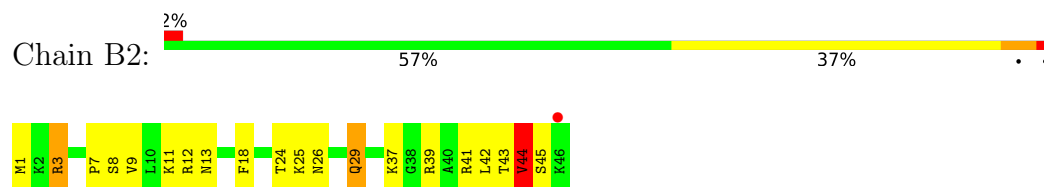
- Molecule 49: 50S ribosomal protein L33



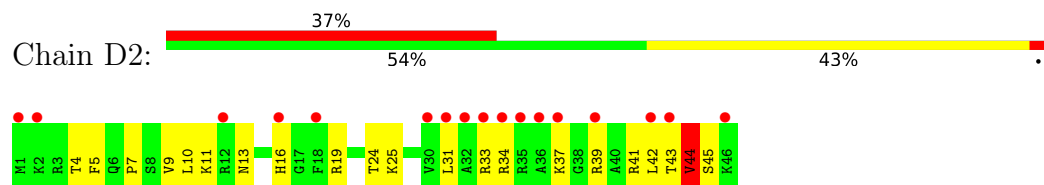
- Molecule 49: 50S ribosomal protein L33



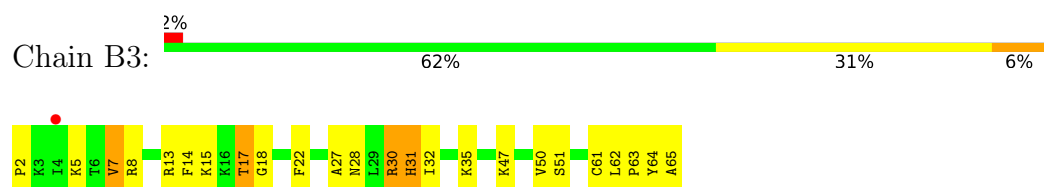
- Molecule 50: 50S ribosomal protein L34



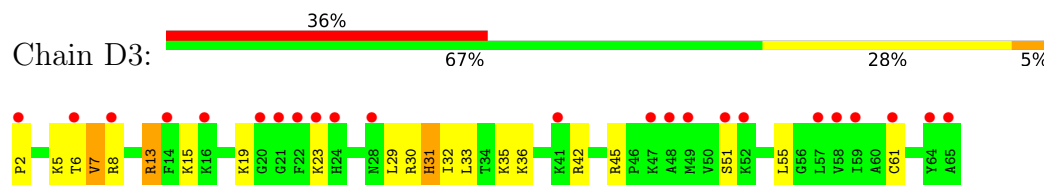
- Molecule 50: 50S ribosomal protein L34




- Molecule 51: 50S ribosomal protein L35



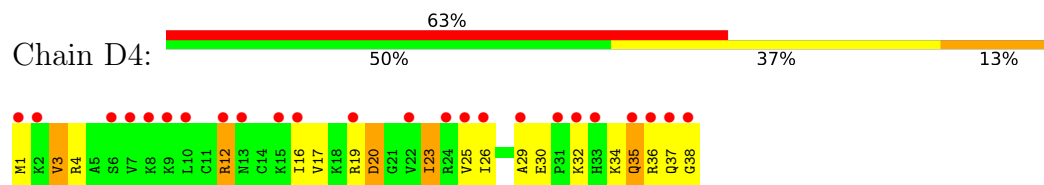
- Molecule 51: 50S ribosomal protein L35



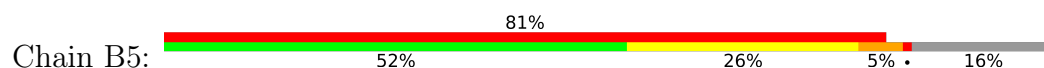
- Molecule 52: 50S ribosomal protein L36

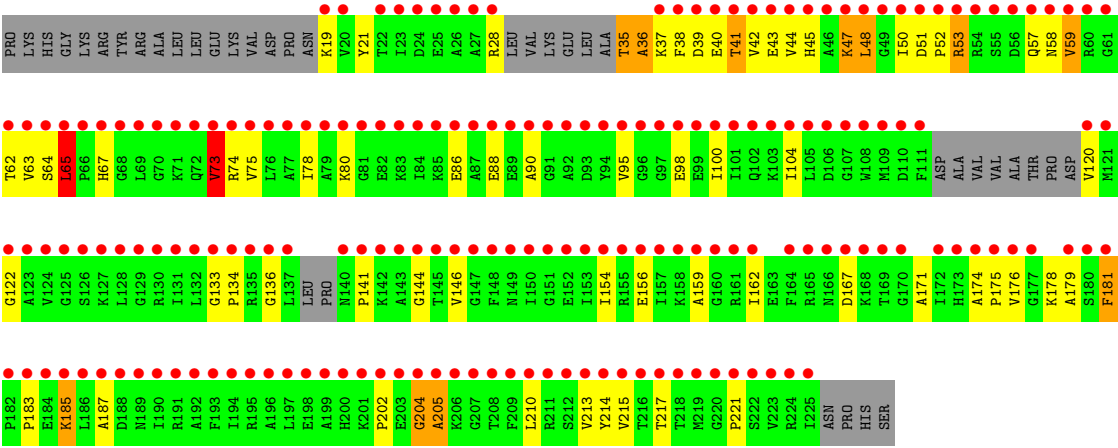


- Molecule 52: 50S ribosomal protein L36

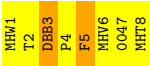
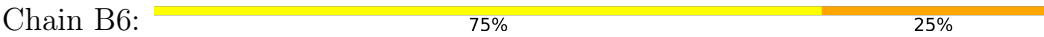


- Molecule 53: 50S ribosomal protein L1

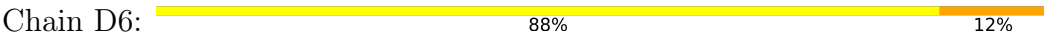




● Molecule 54: Quinupristin



● Molecule 54: Quinupristin



4 Data and refinement statistics

Property	Value	Source
Space group	P 21 21 21	Depositor
Cell constants a, b, c, α , β , γ	211.08Å 432.73Å 631.92Å 90.00° 90.00° 90.00°	Depositor
Resolution (Å)	68.68 – 2.95 68.68 – 2.95	Depositor EDS
% Data completeness (in resolution range)	93.2 (68.68-2.95) 93.2 (68.68-2.95)	Depositor EDS
R_{merge}	0.11	Depositor
R_{sym}	(Not available)	Depositor
$\langle I/\sigma(I) \rangle$ ¹	1.44 (at 2.96Å)	Xtriage
Refinement program	PHENIX 1.8.1_1168	Depositor
R, R_{free}	0.248 , 0.282 0.252 , 0.287	Depositor DCC
R_{free} test set	4515 reflections (0.40%)	wwPDB-VP
Wilson B-factor (Å ²)	54.4	Xtriage
Anisotropy	0.520	Xtriage
Bulk solvent k_{sol} (e/Å ³), B_{sol} (Å ²)	0.27 , 52.7	EDS
L-test for twinning ²	$\langle L \rangle = 0.43$, $\langle L^2 \rangle = 0.25$	Xtriage
Estimated twinning fraction	No twinning to report.	Xtriage
F_o, F_c correlation	0.90	EDS
Total number of atoms	288328	wwPDB-VP
Average B, all atoms (Å ²)	61.0	wwPDB-VP

Xtriage's analysis on translational NCS is as follows: *The largest off-origin peak in the Patterson function is 1.49% of the height of the origin peak. No significant pseudotranslation is detected.*

¹Intensities estimated from amplitudes.

²Theoretical values of $\langle |L| \rangle$, $\langle L^2 \rangle$ for acentric reflections are 0.5, 0.333 respectively for untwinned datasets, and 0.375, 0.2 for perfectly twinned datasets.

5 Model quality

5.1 Standard geometry

Bond lengths and bond angles in the following residue types are not validated in this section: MHW, MHU, MHT, ZN, MHV, 004, MG, DBB

The Z score for a bond length (or angle) is the number of standard deviations the observed value is removed from the expected value. A bond length (or angle) with $|Z| > 5$ is considered an outlier worth inspection. RMSZ is the root-mean-square of all Z scores of the bond lengths (or angles).

Mol	Chain	Bond lengths		Bond angles	
		RMSZ	$\# Z > 5$	RMSZ	$\# Z > 5$
1	AA	0.44	0/36944	1.04	74/57632 (0.1%)
1	CA	0.39	0/36966	0.99	74/57666 (0.1%)
2	AB	0.36	0/1736	0.72	1/2338 (0.0%)
2	CB	0.33	0/1736	0.70	0/2338
3	AC	0.35	0/1652	0.65	2/2225 (0.1%)
3	CC	0.32	0/1652	0.58	1/2225 (0.0%)
4	AD	0.35	0/1665	0.68	0/2227
4	CD	0.38	0/1665	0.71	1/2227 (0.0%)
5	AE	0.38	0/1119	0.74	0/1504
5	CE	0.37	0/1119	0.73	0/1504
6	AF	0.39	0/836	0.71	2/1128 (0.2%)
6	CF	0.34	0/836	0.68	0/1128
7	AG	0.32	0/1196	0.59	0/1602
7	CG	0.31	0/1196	0.56	0/1602
8	AH	0.36	0/989	0.67	0/1326
8	CH	0.30	0/989	0.59	0/1326
9	AI	0.32	0/1034	0.65	1/1375 (0.1%)
9	CI	0.32	0/1034	0.64	0/1375
10	AJ	0.35	0/797	0.65	0/1077
10	CJ	0.30	0/797	0.66	2/1077 (0.2%)
11	AK	0.35	0/893	0.63	0/1205
11	CK	0.32	0/893	0.63	0/1205
12	AL	0.39	0/969	0.69	0/1300
12	CL	0.35	0/969	0.72	0/1300
13	AM	0.33	0/893	0.69	0/1193
13	CM	0.33	0/893	0.65	0/1193
14	AN	0.31	0/785	0.66	0/1043
14	CN	0.29	0/785	0.57	0/1043
15	AO	0.31	0/718	0.61	0/959
15	CO	0.30	0/718	0.61	0/959
16	AP	0.39	0/659	0.72	1/884 (0.1%)
16	CP	0.33	0/659	0.59	0/884

Mol	Chain	Bond lengths		Bond angles	
		RMSZ	# Z >5	RMSZ	# Z >5
17	AQ	0.37	0/658	0.72	1/881 (0.1%)
17	CQ	0.38	0/658	0.63	0/881
18	AR	0.31	0/463	0.60	0/621
18	CR	0.30	0/463	0.57	0/621
19	AS	0.32	0/653	0.63	0/877
19	CS	0.33	0/653	0.59	0/877
20	AT	0.36	0/671	0.64	0/888
20	CT	0.32	0/671	0.62	0/888
21	AU	0.43	0/431	0.75	0/570
21	CU	0.45	0/431	0.78	0/570
22	BA	0.68	6/69659 (0.0%)	1.32	534/108672 (0.5%)
22	DA	0.38	0/69659	0.99	76/108672 (0.1%)
23	BB	0.62	1/2850 (0.0%)	1.22	7/4444 (0.2%)
23	DB	0.32	0/2828	0.92	2/4410 (0.0%)
24	BC	0.45	0/2122	0.71	0/2852
24	DC	0.34	0/2122	0.62	0/2852
25	BD	0.50	0/1586	0.74	1/2134 (0.0%)
25	DD	0.32	0/1586	0.59	0/2134
26	BE	0.42	0/1571	0.70	0/2113
26	DE	0.34	0/1571	0.62	1/2113 (0.0%)
27	BF	0.37	0/1435	0.63	0/1926
27	DF	0.30	0/1435	0.56	0/1926
28	BG	0.39	0/1343	0.69	1/1816 (0.1%)
28	DG	0.31	0/1343	0.55	0/1816
29	BH	0.36	0/1121	0.66	1/1515 (0.1%)
29	DH	0.35	0/1121	0.56	0/1515
30	BI	0.38	0/1046	0.69	0/1410
30	DI	0.35	0/1046	0.67	0/1410
31	BJ	0.49	0/1152	0.70	0/1551
31	DJ	0.31	0/1152	0.59	0/1551
32	BK	0.51	0/948	0.73	0/1268
32	DK	0.34	0/948	0.58	0/1268
33	BL	0.45	0/1054	0.80	2/1403 (0.1%)
33	DL	0.32	0/1054	0.62	0/1403
34	BM	0.48	0/1093	0.73	1/1460 (0.1%)
34	DM	0.30	0/1093	0.57	0/1460
35	BN	0.47	0/974	0.77	0/1301
35	DN	0.33	0/974	0.59	0/1301
36	BO	0.43	0/902	0.66	0/1209
36	DO	0.29	0/902	0.53	0/1209
37	BP	0.47	0/929	0.72	1/1242 (0.1%)
37	DP	0.32	0/929	0.59	1/1242 (0.1%)
38	BQ	0.56	0/960	0.73	0/1278

Mol	Chain	Bond lengths		Bond angles	
		RMSZ	# Z >5	RMSZ	# Z >5
38	DQ	0.32	0/960	0.53	0/1278
39	BR	0.53	0/829	0.82	1/1107 (0.1%)
39	DR	0.34	0/829	0.66	0/1107
40	BS	0.71	2/864 (0.2%)	0.89	2/1156 (0.2%)
40	DS	0.33	0/864	0.63	0/1156
41	BT	0.45	0/745	0.70	0/994
41	DT	0.33	0/745	0.61	0/994
42	BU	0.43	0/788	0.72	0/1051
42	DU	0.37	0/788	0.61	0/1051
43	BV	0.40	0/766	0.67	1/1025 (0.1%)
43	DV	0.28	0/766	0.54	0/1025
44	BW	0.52	0/587	0.69	0/776
44	DW	0.29	0/576	0.54	0/762
45	BX	0.39	0/635	0.67	0/848
45	DX	0.32	0/635	0.61	0/848
46	BY	0.39	0/510	0.76	0/677
46	DY	0.32	0/510	0.64	0/677
47	BZ	0.52	0/453	0.74	0/605
47	DZ	0.30	0/453	0.56	0/605
48	B0	0.52	0/450	0.75	0/599
48	D0	0.31	0/450	0.61	0/599
49	B1	0.44	0/417	0.69	0/554
49	D1	0.32	0/417	0.56	0/554
50	B2	0.48	0/380	0.80	0/498
50	D2	0.30	0/380	0.58	0/498
51	B3	0.43	0/513	0.71	0/676
51	D3	0.29	0/513	0.49	0/676
52	B4	0.52	0/303	0.66	0/397
52	D4	0.37	0/303	0.58	0/397
53	B5	0.32	0/1145	0.69	1/1556 (0.1%)
54	B6	1.71	0/13	2.43	1/15 (6.7%)
54	D6	1.45	0/13	2.67	2/15 (13.3%)
All	All	0.47	9/310652 (0.0%)	1.01	796/464396 (0.2%)

Chiral center outliers are detected by calculating the chiral volume of a chiral center and verifying if the center is modelled as a planar moiety or with the opposite hand. A planarity outlier is detected by checking planarity of atoms in a peptide group, atoms in a mainchain group or atoms of a sidechain that are expected to be planar.

Mol	Chain	#Chirality outliers	#Planarity outliers
2	CB	0	1
5	AE	0	1

Continued on next page...

Continued from previous page...

Mol	Chain	#Chirality outliers	#Planarity outliers
5	CE	0	2
6	CF	0	1
11	AK	0	1
11	CK	0	1
12	CL	0	2
21	AU	0	2
21	CU	0	1
25	BD	0	1
25	DD	0	1
26	BE	0	1
40	BS	0	1
All	All	0	16

All (9) bond length outliers are listed below:

Mol	Chain	Res	Type	Atoms	Z	Observed(Å)	Ideal(Å)
22	BA	984	A	N9-C4	-9.06	1.32	1.37
22	BA	1142	A	N9-C4	-8.98	1.32	1.37
40	BS	102	HIS	CB-CG	-6.45	1.38	1.50
22	BA	1936	A	N9-C4	-5.92	1.34	1.37
23	BB	99	A	N9-C4	-5.46	1.34	1.37
40	BS	103	ILE	CA-CB	-5.43	1.42	1.54
22	BA	984	A	N3-C4	-5.26	1.31	1.34
22	BA	974	G	N9-C8	5.08	1.41	1.37
22	BA	1977	A	N9-C4	-5.00	1.34	1.37

All (796) bond angle outliers are listed below:

Mol	Chain	Res	Type	Atoms	Z	Observed(°)	Ideal(°)
22	BA	984	A	C2-N3-C4	-12.57	104.31	110.60
1	AA	1054	C	O5'-P-OP2	-12.23	94.69	105.70
22	BA	1936	A	C2-N3-C4	-10.65	105.28	110.60
25	BD	151	THR	C-N-CD	-10.63	97.20	120.60
22	BA	1142	A	C2-N3-C4	-10.48	105.36	110.60
22	BA	984	A	N3-C4-N9	-10.31	119.15	127.40
22	BA	2499	C	N1-C2-O2	-10.29	112.72	118.90
1	CA	558	G	O5'-P-OP1	-9.62	97.04	105.70
22	BA	1658	C	O5'-P-OP1	-9.50	97.15	105.70
22	BA	1926	U	N1-C2-O2	9.48	129.44	122.80
22	BA	1779	U	C5-C6-N1	-9.48	117.96	122.70
22	BA	1648	U	O5'-P-OP1	-9.17	97.44	105.70
22	BA	2076	U	C5-C4-O4	9.15	131.39	125.90

Continued on next page...

Continued from previous page...

Mol	Chain	Res	Type	Atoms	Z	Observed(°)	Ideal(°)
22	BA	759	G	C8-N9-C4	8.92	109.97	106.40
1	AA	1286	U	C2-N1-C1'	8.90	128.38	117.70
22	BA	2076	U	N3-C2-O2	-8.87	115.99	122.20
22	BA	965	C	N1-C2-O2	-8.86	113.59	118.90
22	BA	577	G	O5'-P-OP2	8.80	121.26	110.70
22	BA	572	A	O5'-P-OP1	-8.78	97.80	105.70
22	BA	974	G	C4-C5-N7	8.78	114.31	110.80
22	BA	1926	U	N3-C2-O2	-8.61	116.17	122.20
22	BA	1415	U	N3-C2-O2	-8.59	116.18	122.20
22	BA	823	C	C2-N3-C4	-8.58	115.61	119.90
1	CA	1286	U	C2-N1-C1'	8.57	127.98	117.70
22	BA	528	A	C2-N3-C4	-8.56	106.32	110.60
1	AA	108	G	C8-N9-C4	-8.53	102.99	106.40
22	BA	984	A	N3-C4-C5	8.53	132.77	126.80
22	BA	2035	G	N1-C6-O6	-8.44	114.84	119.90
1	CA	632	U	N1-C2-O2	8.44	128.71	122.80
22	BA	2076	U	N3-C4-O4	-8.43	113.50	119.40
22	BA	665	U	C5-C6-N1	-8.43	118.49	122.70
1	CA	207	C	C2-N1-C1'	8.42	128.06	118.80
1	CA	328	C	C2-N1-C1'	8.37	128.00	118.80
22	BA	947	A	O5'-P-OP1	-8.35	98.19	105.70
22	BA	974	G	C5-N7-C8	-8.34	100.13	104.30
22	BA	1977	A	C2-N3-C4	-8.22	106.49	110.60
1	CA	207	C	N1-C2-O2	8.16	123.79	118.90
22	BA	528	A	C8-N9-C4	-8.14	102.54	105.80
22	BA	1271	G	OP1-P-OP2	-8.13	107.40	119.60
1	AA	299	G	N9-C4-C5	-8.12	102.15	105.40
1	CA	1298	U	N1-C2-O2	8.10	128.47	122.80
22	BA	1790	C	C2-N3-C4	-8.08	115.86	119.90
22	BA	1964	G	O5'-P-OP1	-8.02	98.48	105.70
1	CA	1029	U	N1-C2-O2	8.02	128.41	122.80
22	BA	2825	G	C8-N9-C4	-8.02	103.19	106.40
22	BA	528	A	N7-C8-N9	8.01	117.81	113.80
1	AA	4	U	N1-C2-O2	7.99	128.39	122.80
1	CA	209	U	C2-N1-C1'	7.98	127.27	117.70
22	BA	2825	G	C4-N9-C1'	7.96	136.85	126.50
22	BA	1415	U	C2-N1-C1'	7.95	127.24	117.70
22	BA	2610	C	C5-C6-N1	-7.93	117.03	121.00
22	BA	1614	A	O5'-P-OP1	-7.93	98.56	105.70
1	AA	1279	G	N7-C8-N9	7.91	117.06	113.10
22	BA	276	U	N1-C2-O2	7.91	128.34	122.80
1	AA	4	U	C2-N1-C1'	7.86	127.13	117.70

Continued on next page...

Continued from previous page...

Mol	Chain	Res	Type	Atoms	Z	Observed(°)	Ideal(°)
22	DA	2430	A	O5'-P-OP2	-7.81	98.67	105.70
22	BA	2034	U	N3-C2-O2	-7.75	116.77	122.20
22	BA	2825	G	N3-C4-C5	-7.75	124.72	128.60
22	BA	784	G	N3-C4-N9	7.75	130.65	126.00
22	DA	12	U	N3-C2-O2	-7.74	116.78	122.20
22	BA	784	G	C8-N9-C1'	-7.71	116.98	127.00
1	CA	632	U	N3-C2-O2	-7.71	116.81	122.20
22	BA	823	C	C5-C6-N1	-7.70	117.15	121.00
22	BA	1909	C	C2-N1-C1'	7.68	127.25	118.80
1	AA	1279	G	C8-N9-C4	-7.66	103.34	106.40
22	DA	12	U	N1-C2-O2	7.64	128.15	122.80
22	DA	2165	C	C6-N1-C2	-7.64	117.24	120.30
22	BA	837	C	N1-C2-O2	-7.63	114.32	118.90
22	BA	752	A	C6-C5-N7	-7.63	126.96	132.30
39	BR	51	VAL	C-N-CD	7.61	144.38	128.40
22	BA	2250	G	C5-N7-C8	-7.58	100.51	104.30
22	BA	2039	U	C5-C6-N1	-7.58	118.91	122.70
22	BA	2429	G	O5'-P-OP1	7.56	119.77	110.70
22	BA	1656	C	N3-C4-C5	7.55	124.92	121.90
22	BA	192	C	O5'-P-OP1	-7.51	98.94	105.70
22	BA	2499	C	O5'-P-OP2	-7.51	98.94	105.70
22	BA	1584	U	N1-C2-O2	7.51	128.06	122.80
22	BA	1584	U	N3-C2-O2	-7.51	116.94	122.20
22	BA	536	G	C8-N9-C4	7.51	109.40	106.40
22	BA	1584	U	C2-N1-C1'	7.49	126.68	117.70
22	BA	516	C	C2-N3-C4	-7.48	116.16	119.90
22	BA	198	C	O5'-P-OP2	-7.46	98.98	105.70
22	BA	948	C	C4-C5-C6	7.41	121.11	117.40
22	BA	1142	A	N3-C4-C5	7.40	131.98	126.80
1	AA	1286	U	N1-C2-O2	7.37	127.96	122.80
22	BA	784	G	O4'-C1'-N9	-7.36	102.31	108.20
22	BA	948	C	N1-C2-O2	-7.34	114.49	118.90
22	BA	1395	A	O5'-P-OP1	-7.33	99.10	105.70
22	BA	1677	A	N1-C6-N6	7.32	122.99	118.60
1	CA	1028	C	N1-C2-O2	7.30	123.28	118.90
22	BA	1790	C	C5-C6-N1	-7.29	117.36	121.00
22	BA	2260	C	C5-C6-N1	-7.27	117.36	121.00
1	CA	1029	U	C2-N1-C1'	7.27	126.42	117.70
1	CA	207	C	N3-C2-O2	-7.27	116.81	121.90
22	BA	581	C	N3-C2-O2	-7.26	116.82	121.90
22	BA	516	C	C5-C6-N1	-7.25	117.38	121.00
1	CA	1364	U	C2-N1-C1'	7.22	126.36	117.70

Continued on next page...

Continued from previous page...

Mol	Chain	Res	Type	Atoms	Z	Observed(°)	Ideal(°)
1	CA	1029	U	N3-C2-O2	-7.18	117.17	122.20
22	BA	847	U	N3-C2-O2	-7.18	117.17	122.20
22	DA	784	G	N3-C4-N9	7.15	130.29	126.00
22	BA	516	C	C4-C5-C6	7.13	120.97	117.40
22	BA	1681	G	N1-C6-O6	7.13	124.18	119.90
22	BA	1064	C	N1-C2-O2	7.13	123.18	118.90
22	BA	2077	A	O5'-P-OP2	-7.13	99.29	105.70
22	BA	528	A	C6-C5-N7	-7.11	127.32	132.30
22	BA	2006	C	O5'-P-OP1	-7.10	99.31	105.70
22	BA	783	A	N7-C8-N9	7.10	117.35	113.80
1	AA	4	U	N3-C2-O2	-7.10	117.23	122.20
22	BA	1920	C	C6-N1-C2	-7.09	117.46	120.30
22	BA	581	C	N1-C2-O2	7.08	123.15	118.90
22	BA	528	A	C5-N7-C8	-7.07	100.37	103.90
1	CA	328	C	N1-C2-O2	7.06	123.13	118.90
22	BA	2825	G	C6-C5-N7	-7.03	126.18	130.40
22	BA	752	A	N7-C8-N9	7.01	117.30	113.80
22	BA	2682	A	O5'-P-OP1	-7.00	99.40	105.70
22	BA	1415	U	N1-C2-O2	6.99	127.69	122.80
22	BA	784	G	N9-C4-C5	-6.98	102.61	105.40
22	BA	2211	A	P-O3'-C3'	6.98	128.08	119.70
1	AA	1168	U	N1-C2-O2	6.98	127.69	122.80
22	BA	1658	C	C6-N1-C2	6.98	123.09	120.30
1	AA	299	G	C4-C5-N7	6.96	113.58	110.80
22	BA	276	U	C2-N1-C1'	6.96	126.05	117.70
1	AA	1168	U	C2-N1-C1'	6.95	126.04	117.70
22	BA	1188	U	N1-C2-N3	6.94	119.06	114.90
22	BA	1681	G	C5-C6-O6	-6.93	124.44	128.60
22	BA	752	A	N1-C6-N6	6.92	122.75	118.60
1	AA	365	U	C5-C6-N1	-6.92	119.24	122.70
22	BA	2492	U	O5'-P-OP2	-6.91	99.48	105.70
22	DA	827	U	O5'-P-OP1	-6.91	99.48	105.70
1	CA	485	U	N3-C2-O2	-6.90	117.37	122.20
22	BA	2825	G	N7-C8-N9	6.89	116.54	113.10
22	BA	811	U	C5-C4-O4	6.88	130.03	125.90
1	CA	632	U	C2-N1-C1'	6.88	125.95	117.70
22	BA	984	A	C8-N9-C1'	6.87	140.07	127.70
22	BA	808	G	C5-C6-N1	6.86	114.93	111.50
22	BA	2610	C	C2-N3-C4	-6.85	116.47	119.90
1	CA	1298	U	N3-C2-O2	-6.85	117.41	122.20
54	B6	2	THR	N-CA-CB	-6.83	97.31	110.30
1	AA	1001	C	C5-C6-N1	6.82	124.41	121.00

Continued on next page...

Continued from previous page...

Mol	Chain	Res	Type	Atoms	Z	Observed(°)	Ideal(°)
22	BA	984	A	O4'-C1'-N9	6.80	113.64	108.20
22	BA	1779	U	N3-C4-O4	-6.79	114.65	119.40
22	BA	2506	U	N3-C2-O2	-6.79	117.45	122.20
22	BA	1694	C	C6-N1-C2	6.79	123.01	120.30
22	BA	1656	C	C2-N3-C4	-6.78	116.51	119.90
22	BA	783	A	C5-N7-C8	-6.76	100.52	103.90
22	BA	2260	C	N3-C2-O2	-6.76	117.17	121.90
22	BA	1406	U	O4'-C1'-N1	6.75	113.60	108.20
1	CA	96	U	P-O3'-C3'	6.74	127.79	119.70
22	BA	965	C	N3-C2-O2	6.73	126.61	121.90
1	CA	207	C	C6-N1-C2	-6.73	117.61	120.30
22	BA	276	U	N3-C2-O2	-6.72	117.50	122.20
1	CA	328	C	N3-C2-O2	-6.71	117.21	121.90
22	BA	528	A	N1-C6-N6	6.70	122.62	118.60
22	BA	1332	G	O5'-P-OP1	6.70	118.74	110.70
1	CA	412	A	O4'-C1'-N9	6.70	113.56	108.20
22	DA	2425	A	P-O3'-C3'	6.69	127.72	119.70
1	CA	1298	U	C2-N1-C1'	6.68	125.72	117.70
1	CA	21	G	O5'-P-OP1	-6.68	99.69	105.70
22	BA	1142	A	N3-C4-N9	-6.68	122.06	127.40
1	AA	108	G	C2-N3-C4	6.67	115.24	111.90
22	BA	1909	C	C5-C6-N1	6.67	124.33	121.00
1	CA	108	G	C2-N3-C4	6.65	115.23	111.90
22	BA	1064	C	C2-N1-C1'	6.65	126.11	118.80
22	BA	2825	G	N3-C4-N9	6.65	129.99	126.00
22	BA	740	C	OP1-P-OP2	-6.63	109.66	119.60
1	CA	1364	U	N1-C2-O2	6.62	127.44	122.80
22	BA	528	A	N1-C2-N3	6.62	132.61	129.30
22	BA	1692	U	N3-C2-O2	6.59	126.81	122.20
22	BA	852	U	C5-C6-N1	-6.59	119.41	122.70
1	AA	188	C	N1-C2-O2	6.58	122.85	118.90
22	BA	31	C	O5'-P-OP1	-6.58	99.78	105.70
22	DA	776	G	C4-N9-C1'	6.57	135.05	126.50
22	BA	33	C	N1-C2-O2	-6.57	114.96	118.90
22	BA	808	G	N1-C6-O6	-6.57	115.96	119.90
1	CA	1028	C	C2-N1-C1'	6.57	126.03	118.80
22	BA	516	C	N1-C2-N3	6.56	123.79	119.20
22	BA	999	U	OP1-P-OP2	-6.56	109.76	119.60
22	BA	686	U	C2-N1-C1'	-6.55	109.84	117.70
22	DA	1313	U	C2-N1-C1'	6.55	125.56	117.70
22	BA	665	U	C2-N3-C4	-6.52	123.09	127.00
1	AA	560	A	O5'-P-OP2	-6.52	99.83	105.70

Continued on next page...

Continued from previous page...

Mol	Chain	Res	Type	Atoms	Z	Observed(°)	Ideal(°)
22	BA	752	A	C5-N7-C8	-6.52	100.64	103.90
22	BA	1677	A	C6-C5-N7	-6.51	127.74	132.30
22	BA	1406	U	C2-N1-C1'	-6.50	109.90	117.70
22	BA	532	A	O5'-P-OP1	-6.47	99.88	105.70
22	BA	984	A	C5-C6-N1	-6.47	114.47	117.70
22	DA	1648	U	O5'-P-OP1	-6.47	99.88	105.70
22	BA	578	G	N3-C4-C5	-6.46	125.37	128.60
22	BA	1909	C	N1-C2-O2	6.45	122.77	118.90
4	CD	161	LEU	CA-CB-CG	6.44	130.12	115.30
22	BA	2499	C	N3-C2-O2	6.44	126.41	121.90
1	AA	326	G	N3-C4-C5	-6.43	125.38	128.60
22	BA	578	G	N3-C4-N9	6.43	129.86	126.00
22	BA	752	A	O4'-C1'-N9	6.43	113.34	108.20
22	BA	759	G	N7-C8-N9	-6.41	109.89	113.10
22	BA	808	G	N3-C4-N9	6.40	129.84	126.00
23	BB	83	G	O5'-P-OP1	6.39	118.37	110.70
40	BS	102	HIS	ND1-CG-CD2	-6.39	97.06	106.00
1	AA	1168	U	N3-C2-O2	-6.38	117.73	122.20
54	D6	2	THR	N-CA-CB	-6.38	98.19	110.30
22	BA	1121	C	C2-N3-C4	-6.37	116.71	119.90
1	AA	1279	G	C6-C5-N7	-6.37	126.58	130.40
1	AA	188	C	C2-N1-C1'	6.36	125.80	118.80
22	BA	1617	C	C5-C6-N1	-6.36	117.82	121.00
22	BA	2034	U	C5-C6-N1	-6.36	119.52	122.70
1	CA	754	C	C2-N1-C1'	6.35	125.79	118.80
22	DA	2447	G	C4-N9-C1'	-6.35	118.25	126.50
22	BA	2274	A	C8-N9-C4	6.34	108.34	105.80
22	BA	984	A	C4-N9-C1'	-6.33	114.90	126.30
22	BA	1188	U	N3-C2-O2	-6.32	117.78	122.20
22	DA	1614	A	O5'-P-OP1	-6.32	100.01	105.70
40	BS	102	HIS	CG-ND1-CE1	6.32	117.04	108.20
22	DA	1820	U	O5'-P-OP1	-6.30	100.03	105.70
22	BA	229	C	C5-C6-N1	6.29	124.15	121.00
1	AA	1286	U	N3-C2-O2	-6.28	117.81	122.20
22	BA	528	A	C5-C6-N1	-6.27	114.56	117.70
22	BA	1775	U	C5-C6-N1	-6.27	119.56	122.70
22	BA	2035	G	C4-C5-N7	-6.27	108.29	110.80
22	BA	2076	U	N1-C2-N3	6.27	118.66	114.90
22	BA	1649	G	C8-N9-C4	-6.26	103.89	106.40
1	AA	892	A	C2-N3-C4	-6.25	107.48	110.60
22	DA	1584	U	C2-N1-C1'	6.25	125.19	117.70
22	DA	12	U	C2-N1-C1'	6.24	125.19	117.70

Continued on next page...

Continued from previous page...

Mol	Chain	Res	Type	Atoms	Z	Observed(°)	Ideal(°)
22	BA	664	G	O5'-P-OP2	-6.24	100.08	105.70
22	BA	783	A	C8-N9-C4	-6.23	103.31	105.80
22	BA	1615	C	N1-C2-O2	-6.23	115.16	118.90
23	BB	99	A	C2-N3-C4	-6.22	107.49	110.60
22	BA	2019	A	O5'-P-OP2	-6.22	100.10	105.70
22	BA	2538	C	C5-C6-N1	-6.21	117.89	121.00
22	BA	1695	G	O5'-P-OP1	-6.21	100.11	105.70
1	CA	1364	U	C5-C6-N1	6.21	125.81	122.70
22	BA	2633	G	C2-N3-C4	-6.21	108.80	111.90
1	AA	631	C	N1-C2-O2	-6.20	115.18	118.90
22	BA	1784	A	C4-C5-C6	6.20	120.10	117.00
22	BA	1787	A	N1-C6-N6	6.20	122.32	118.60
22	DA	2473	U	C2-N1-C1'	6.20	125.13	117.70
1	CA	1286	U	N1-C2-O2	6.18	127.13	122.80
6	AF	54	LEU	CA-CB-CG	6.18	129.52	115.30
22	DA	729	G	O4'-C1'-N9	6.18	113.14	108.20
22	BA	1121	C	C5-C6-N1	-6.18	117.91	121.00
22	BA	1936	A	N1-C2-N3	6.18	132.39	129.30
22	BA	957	C	C6-N1-C2	6.16	122.76	120.30
22	BA	1210	G	C6-C5-N7	-6.15	126.71	130.40
1	CA	209	U	C5-C6-N1	6.15	125.78	122.70
22	BA	2250	G	N7-C8-N9	6.14	116.17	113.10
22	BA	1948	G	C8-N9-C4	6.14	108.86	106.40
1	AA	1498	U	N1-C2-N3	6.13	118.58	114.90
22	BA	1255	U	OP1-P-OP2	6.13	128.79	119.60
1	AA	328	C	N3-C2-O2	-6.13	117.61	121.90
1	AA	365	U	C2-N1-C1'	-6.12	110.36	117.70
22	BA	2260	C	C2-N3-C4	-6.12	116.84	119.90
22	BA	2047	C	C6-N1-C2	6.10	122.74	120.30
1	AA	1286	U	C6-N1-C1'	-6.10	112.66	121.20
22	BA	2056	G	OP1-P-O3'	6.10	118.61	105.20
1	CA	1137	C	N1-C2-O2	6.09	122.55	118.90
22	BA	2773	C	C6-N1-C2	6.08	122.73	120.30
1	CA	1322	C	C2-N1-C1'	6.08	125.49	118.80
22	BA	1758	U	N1-C2-N3	6.08	118.55	114.90
22	BA	529	A	C8-N9-C4	6.07	108.23	105.80
22	BA	827	U	O5'-P-OP1	-6.07	100.24	105.70
1	CA	467	U	C2-N1-C1'	6.06	124.98	117.70
1	CA	1286	U	C6-N1-C1'	-6.06	112.71	121.20
1	AA	328	C	N1-C2-O2	6.05	122.53	118.90
22	BA	2006	C	C5-C4-N4	-6.05	115.97	120.20
22	BA	584	C	N1-C2-O2	-6.05	115.27	118.90

Continued on next page...

Continued from previous page...

Mol	Chain	Res	Type	Atoms	Z	Observed(°)	Ideal(°)
22	BA	811	U	N3-C4-O4	-6.04	115.17	119.40
1	CA	328	C	C6-N1-C2	-6.04	117.88	120.30
22	BA	206	U	C5-C6-N1	-6.04	119.68	122.70
22	DA	847	U	C5-C6-N1	6.03	125.72	122.70
1	AA	299	G	C5-C6-O6	-6.03	124.98	128.60
23	BB	95	U	N1-C2-O2	6.03	127.02	122.80
22	BA	197	A	O5'-P-OP2	6.02	117.93	110.70
22	BA	752	A	C8-N9-C4	-6.02	103.39	105.80
22	BA	1147	A	O5'-P-OP2	-6.02	100.29	105.70
22	DA	748	G	O4'-C1'-N9	6.02	113.01	108.20
22	BA	1328	A	OP1-P-OP2	-6.01	110.58	119.60
1	AA	452	A	C8-N9-C4	-6.00	103.40	105.80
1	AA	1001	C	C6-N1-C2	-6.00	117.90	120.30
22	BA	2615	U	N3-C2-O2	-6.00	118.00	122.20
22	DA	776	G	C8-N9-C1'	-6.00	119.20	127.00
22	BA	783	A	C2-N3-C4	-6.00	107.60	110.60
22	BA	2260	C	C4-C5-C6	6.00	120.40	117.40
22	BA	2631	G	N7-C8-N9	-5.99	110.10	113.10
22	BA	23	G	O5'-P-OP1	-5.97	100.32	105.70
22	BA	461	C	C2-N3-C4	-5.97	116.91	119.90
1	CA	496	A	O4'-C1'-N9	5.97	112.97	108.20
1	AA	351	G	C4-C5-N7	5.96	113.19	110.80
22	BA	2034	U	C4-C5-C6	5.95	123.27	119.70
22	BA	2773	C	N3-C4-C5	5.95	124.28	121.90
22	BA	2450	A	C8-N9-C4	5.95	108.18	105.80
1	AA	888	G	O5'-P-OP2	-5.95	100.34	105.70
22	BA	1758	U	C2-N3-C4	-5.95	123.43	127.00
22	DA	2055	C	C2-N3-C4	5.95	122.88	119.90
22	BA	1267	U	C5-C4-O4	5.95	129.47	125.90
22	DA	106	C	N1-C2-O2	5.94	122.47	118.90
22	BA	1132	U	N1-C2-O2	-5.93	118.65	122.80
22	BA	1800	C	N1-C2-O2	-5.93	115.34	118.90
22	BA	1965	C	C6-N1-C2	-5.93	117.93	120.30
43	BV	61	LEU	CA-CB-CG	5.93	128.94	115.30
22	DA	2501	C	C2-N1-C1'	-5.93	112.28	118.80
22	BA	942	G	OP1-P-OP2	-5.92	110.71	119.60
22	DA	335	C	C5-C6-N1	5.92	123.96	121.00
1	CA	733	G	P-O3'-C3'	5.92	126.80	119.70
22	DA	2794	C	C6-N1-C2	-5.92	117.93	120.30
22	BA	353	C	N1-C2-O2	5.92	122.45	118.90
22	BA	993	G	N1-C6-O6	-5.91	116.35	119.90
22	BA	1012	U	N1-C2-O2	5.91	126.94	122.80

Continued on next page...

Continued from previous page...

Mol	Chain	Res	Type	Atoms	Z	Observed(°)	Ideal(°)
22	BA	1682	G	N3-C4-N9	5.91	129.55	126.00
22	DA	481	G	O4'-C1'-N9	5.91	112.93	108.20
22	BA	1681	G	C6-C5-N7	-5.91	126.86	130.40
22	BA	1775	U	C2-N3-C4	-5.90	123.46	127.00
22	BA	1993	U	N3-C2-O2	-5.90	118.07	122.20
22	BA	2615	U	C5-C6-N1	-5.90	119.75	122.70
22	BA	2075	U	C5-C6-N1	-5.90	119.75	122.70
22	BA	1142	A	C5-C6-N1	-5.89	114.75	117.70
22	BA	1022	G	N9-C4-C5	5.89	107.76	105.40
22	BA	1428	C	N1-C2-O2	-5.89	115.36	118.90
37	BP	103	ARG	NE-CZ-NH1	5.89	123.25	120.30
22	BA	2250	G	C4-C5-N7	5.89	113.16	110.80
22	DA	1584	U	N1-C2-O2	5.88	126.92	122.80
22	BA	1322	A	C8-N9-C4	-5.88	103.45	105.80
22	BA	2429	G	C5-C6-N1	5.88	114.44	111.50
22	BA	2429	G	C6-N1-C2	-5.87	121.58	125.10
22	DA	450	G	N1-C6-O6	-5.87	116.38	119.90
1	AA	299	G	N3-C4-N9	5.87	129.52	126.00
22	BA	830	G	C2-N3-C4	-5.87	108.97	111.90
22	BA	1656	C	C5-C6-N1	-5.87	118.07	121.00
22	BA	1382	G	C8-N9-C4	5.86	108.75	106.40
22	BA	984	A	O5'-P-OP1	-5.86	100.43	105.70
22	BA	2463	C	N1-C2-O2	-5.86	115.39	118.90
22	BA	2588	G	O5'-P-OP2	-5.86	100.43	105.70
22	BA	1252	G	OP1-P-OP2	-5.85	110.83	119.60
22	BA	2619	C	C2-N3-C4	-5.84	116.98	119.90
22	BA	534	U	C5-C6-N1	-5.84	119.78	122.70
22	BA	2506	U	N1-C2-O2	5.84	126.89	122.80
22	BA	630	G	C8-N9-C4	5.83	108.73	106.40
22	DA	323	C	N1-C2-O2	5.83	122.40	118.90
22	BA	974	G	N7-C8-N9	5.83	116.01	113.10
23	BB	75	G	O5'-P-OP2	5.83	117.69	110.70
22	DA	2311	A	P-O3'-C3'	5.82	126.68	119.70
1	CA	575	G	N3-C4-C5	5.82	131.51	128.60
22	DA	1022	G	N3-C4-N9	-5.82	122.51	126.00
22	BA	1223	G	C5-C6-O6	5.80	132.08	128.60
22	BA	1682	G	C8-N9-C1'	-5.80	119.46	127.00
22	BA	2679	A	N1-C6-N6	5.80	122.08	118.60
22	BA	1283	G	N1-C6-O6	-5.79	116.42	119.90
22	BA	2035	G	C5-C6-O6	5.79	132.07	128.60
22	BA	18	U	C2-N3-C4	-5.79	123.53	127.00
22	DA	847	U	C2-N1-C1'	5.78	124.64	117.70

Continued on next page...

Continued from previous page...

Mol	Chain	Res	Type	Atoms	Z	Observed(°)	Ideal(°)
22	DA	2196	C	N1-C2-O2	5.78	122.37	118.90
1	CA	1028	C	N3-C2-O2	-5.78	117.86	121.90
1	CA	1286	U	C5-C6-N1	5.77	125.58	122.70
22	BA	1663	G	C2-N3-C4	-5.76	109.02	111.90
22	BA	2065	C	N1-C2-O2	5.76	122.36	118.90
3	AC	144	LEU	CA-CB-CG	5.75	128.53	115.30
22	BA	2738	A	C8-N9-C4	5.75	108.10	105.80
22	BA	125	A	N1-C6-N6	-5.75	115.15	118.60
22	BA	648	G	OP1-P-OP2	5.75	128.22	119.60
1	AA	299	G	C8-N9-C4	5.75	108.70	106.40
22	BA	912	C	OP1-P-OP2	5.75	128.22	119.60
22	BA	1430	G	OP1-P-OP2	-5.75	110.98	119.60
17	AQ	75	LEU	CA-CB-CG	5.74	128.49	115.30
22	BA	1494	A	P-O3'-C3'	5.74	126.58	119.70
22	BA	752	A	C4-C5-N7	5.73	113.56	110.70
22	DA	546	U	N3-C2-O2	-5.73	118.19	122.20
22	BA	1936	A	C5-C6-N1	-5.73	114.84	117.70
23	BB	98	G	O5'-P-OP2	-5.72	100.55	105.70
22	BA	1426	G	N3-C4-C5	-5.72	125.74	128.60
33	BL	41	ARG	NE-CZ-NH2	-5.71	117.44	120.30
22	BA	1919	A	N9-C1'-C2'	-5.71	105.72	112.00
1	CA	209	U	N1-C2-O2	5.71	126.80	122.80
1	AA	1031	C	P-O3'-C3'	5.71	126.55	119.70
1	CA	1397	C	C2-N1-C1'	5.71	125.08	118.80
22	BA	984	A	N1-C2-N3	5.71	132.15	129.30
1	CA	428	G	C4-N9-C1'	-5.70	119.09	126.50
22	BA	984	A	N9-C4-C5	5.70	108.08	105.80
22	BA	1762	A	C8-N9-C4	5.70	108.08	105.80
22	BA	2619	C	C5-C6-N1	-5.70	118.15	121.00
22	BA	1276	A	N1-C6-N6	5.69	122.02	118.60
1	CA	1397	C	N1-C2-O2	5.69	122.31	118.90
22	BA	404	A	P-O3'-C3'	5.69	126.53	119.70
1	AA	326	G	N3-C4-N9	5.68	129.41	126.00
22	BA	1790	C	OP1-P-O3'	5.68	117.70	105.20
22	BA	784	G	P-O3'-C3'	5.68	126.51	119.70
22	BA	1330	C	OP2-P-O3'	5.68	117.69	105.20
22	BA	2710	C	C2-N3-C4	-5.68	117.06	119.90
22	BA	2571	U	N3-C2-O2	-5.68	118.23	122.20
22	BA	1938	A	O5'-P-OP2	-5.67	100.59	105.70
22	BA	2825	G	C8-N9-C1'	-5.67	119.62	127.00
22	DA	2501	C	C6-N1-C1'	5.67	127.61	120.80
22	BA	867	C	N1-C2-O2	-5.67	115.50	118.90

Continued on next page...

Continued from previous page...

Mol	Chain	Res	Type	Atoms	Z	Observed(°)	Ideal(°)
22	BA	1300	G	O5'-P-OP2	-5.66	100.60	105.70
22	BA	1787	A	N9-C4-C5	-5.66	103.54	105.80
22	BA	2631	G	C8-N9-C4	5.66	108.66	106.40
1	AA	115	G	P-O3'-C3'	5.66	126.49	119.70
1	AA	49	U	C5-C6-N1	-5.65	119.88	122.70
22	DA	528	A	C5-C6-N1	-5.65	114.88	117.70
22	BA	1976	U	C5-C6-N1	-5.65	119.88	122.70
22	BA	2446	G	O5'-P-OP2	-5.65	100.62	105.70
22	BA	461	C	C5-C6-N1	-5.65	118.18	121.00
22	BA	860	U	N3-C2-O2	-5.64	118.25	122.20
22	BA	2715	C	N3-C2-O2	-5.64	117.95	121.90
22	DA	781	A	OP2-P-O3'	5.64	117.61	105.20
22	BA	2030	A	C5-C6-N6	5.64	128.21	123.70
1	AA	1136	C	C6-N1-C2	-5.63	118.05	120.30
22	BA	1779	U	C2-N3-C4	-5.63	123.62	127.00
22	BA	2689	U	C5-C4-O4	5.63	129.28	125.90
22	BA	2820	A	N1-C6-N6	5.63	121.98	118.60
1	CA	328	C	C6-N1-C1'	-5.63	114.05	120.80
22	BA	2506	U	O4'-C1'-N1	5.62	112.69	108.20
22	BA	36	G	C8-N9-C4	-5.62	104.15	106.40
22	BA	941	A	C8-N9-C4	5.62	108.05	105.80
22	BA	1015	U	C5-C6-N1	-5.61	119.89	122.70
22	DA	784	G	C8-N9-C1'	-5.61	119.70	127.00
22	BA	2039	U	C4-C5-C6	5.61	123.06	119.70
22	BA	2715	C	O5'-P-OP2	-5.61	100.65	105.70
22	DA	1314	C	N1-C2-O2	5.61	122.26	118.90
22	BA	993	G	C4-C5-N7	-5.60	108.56	110.80
1	CA	485	U	N1-C2-O2	5.60	126.72	122.80
22	BA	140	C	N1-C2-O2	5.60	122.26	118.90
22	BA	2260	C	OP1-P-OP2	5.60	128.00	119.60
22	BA	128	C	N1-C2-O2	-5.59	115.55	118.90
22	BA	752	A	C4-N9-C1'	5.59	136.35	126.30
22	BA	2642	G	N1-C6-O6	-5.58	116.55	119.90
1	CA	1028	C	C6-N1-C2	-5.58	118.07	120.30
22	BA	2501	C	C2-N1-C1'	-5.57	112.67	118.80
22	BA	2681	C	O5'-P-OP2	-5.57	100.69	105.70
22	DA	2447	G	O4'-C1'-N9	5.57	112.65	108.20
22	BA	1191	G	C4-C5-N7	-5.57	108.57	110.80
22	BA	704	G	O4'-C1'-N9	5.56	112.65	108.20
1	CA	428	G	C8-N9-C1'	5.56	134.23	127.00
22	BA	802	A	O5'-P-OP1	-5.56	100.70	105.70
22	BA	2277	G	C6-N1-C2	-5.56	121.77	125.10

Continued on next page...

Continued from previous page...

Mol	Chain	Res	Type	Atoms	Z	Observed(°)	Ideal(°)
1	AA	557	G	N3-C4-C5	-5.55	125.82	128.60
22	BA	455	C	N1-C2-O2	5.55	122.23	118.90
22	BA	1617	C	C4-C5-C6	5.55	120.18	117.40
22	BA	2286	G	C4-C5-N7	5.54	113.02	110.80
22	BA	2127	G	OP1-P-O3'	5.54	117.39	105.20
22	BA	1618	A	C5-C6-N6	5.54	128.13	123.70
22	BA	948	C	O5'-P-OP1	-5.54	100.72	105.70
22	BA	2034	U	N1-C2-N3	5.54	118.22	114.90
22	DA	2055	C	C5-C6-N1	5.53	123.77	121.00
22	BA	1936	A	N3-C4-C5	5.53	130.67	126.80
22	DA	60	G	OP1-P-O3'	5.53	117.37	105.20
22	BA	2385	C	C6-N1-C2	5.53	122.51	120.30
1	AA	12	U	C5-C6-N1	-5.53	119.94	122.70
1	AA	452	A	N7-C8-N9	5.53	116.56	113.80
22	BA	993	G	C5-N7-C8	5.53	107.06	104.30
22	BA	2683	C	N1-C2-O2	-5.53	115.58	118.90
22	BA	560	C	C6-N1-C2	5.53	122.51	120.30
34	BM	18	ARG	NE-CZ-NH2	5.53	123.06	120.30
22	BA	1158	C	C2-N3-C4	-5.52	117.14	119.90
22	BA	395	U	O4'-C1'-N1	5.52	112.62	108.20
22	BA	2520	C	C6-N1-C2	-5.52	118.09	120.30
22	DA	2196	C	N3-C2-O2	-5.52	118.04	121.90
22	BA	247	G	C8-N9-C4	-5.52	104.19	106.40
22	BA	763	G	N1-C6-O6	5.51	123.21	119.90
22	BA	1930	G	C4-C5-N7	-5.51	108.60	110.80
22	BA	1677	A	N9-C4-C5	-5.50	103.60	105.80
22	BA	2059	A	OP1-P-OP2	5.50	127.85	119.60
22	BA	2677	G	C8-N9-C4	5.50	108.60	106.40
1	AA	188	C	N3-C2-O2	-5.49	118.06	121.90
1	CA	575	G	N3-C4-N9	-5.49	122.71	126.00
22	DA	2501	C	O4'-C1'-N1	5.49	112.59	108.20
22	BA	852	U	C2-N3-C4	-5.48	123.71	127.00
2	AB	57	LEU	CA-CB-CG	5.48	127.91	115.30
22	BA	784	G	N1-C2-N2	-5.48	111.27	116.20
22	BA	1002	G	C5-C6-O6	5.48	131.89	128.60
22	BA	2257	U	N3-C2-O2	-5.48	118.36	122.20
22	BA	12	U	N3-C2-O2	-5.48	118.36	122.20
1	CA	429	U	C2-N1-C1'	-5.48	111.13	117.70
22	BA	1612	C	C6-N1-C2	5.47	122.49	120.30
22	DA	60	G	P-O3'-C3'	5.47	126.26	119.70
22	BA	484	C	C6-N1-C2	-5.46	118.11	120.30
22	BA	1556	C	N1-C2-O2	-5.46	115.62	118.90

Continued on next page...

Continued from previous page...

Mol	Chain	Res	Type	Atoms	Z	Observed(°)	Ideal(°)
1	CA	1158	C	C2-N1-C1'	5.46	124.81	118.80
22	BA	1019	U	C5-C6-N1	-5.46	119.97	122.70
22	BA	2615	U	C2-N3-C4	-5.46	123.72	127.00
22	BA	1614	A	C2-N3-C4	-5.46	107.87	110.60
22	BA	481	G	O4'-C1'-N9	5.46	112.56	108.20
16	AP	51	ARG	NE-CZ-NH1	5.45	123.03	120.30
22	DA	2473	U	C5-C6-N1	5.45	125.43	122.70
22	BA	1617	C	C2-N3-C4	-5.45	117.18	119.90
22	BA	1142	A	C5-N7-C8	-5.44	101.18	103.90
22	BA	1282	U	N1-C2-O2	-5.44	118.99	122.80
22	BA	1909	C	C6-N1-C2	-5.44	118.12	120.30
22	BA	672	C	C6-N1-C2	5.44	122.47	120.30
22	BA	784	G	C4-N9-C1'	5.44	133.57	126.50
1	CA	1137	C	N3-C2-O2	-5.44	118.09	121.90
22	DA	546	U	N1-C2-O2	5.44	126.61	122.80
22	DA	2240	U	N3-C2-O2	-5.43	118.39	122.20
22	BA	854	C	N1-C2-O2	-5.43	115.64	118.90
22	BA	1216	G	C5-C6-N1	5.43	114.22	111.50
22	BA	2588	G	N1-C6-O6	-5.43	116.64	119.90
1	AA	557	G	OP1-P-O3'	5.43	117.14	105.20
22	BA	1475	G	O4'-C1'-N9	5.43	112.54	108.20
22	DA	323	C	C2-N1-C1'	5.42	124.77	118.80
22	BA	783	A	C5-C6-N1	-5.42	114.99	117.70
22	BA	952	G	O5'-P-OP2	5.42	117.21	110.70
22	BA	528	A	C4-C5-C6	5.42	119.71	117.00
22	BA	759	G	N9-C4-C5	-5.41	103.23	105.40
22	BA	962	G	C8-N9-C1'	5.41	134.04	127.00
1	AA	1279	G	C5-N7-C8	-5.41	101.59	104.30
22	BA	101	A	C2-N3-C4	-5.41	107.90	110.60
22	BA	1930	G	C6-C5-N7	5.41	133.64	130.40
22	BA	1415	U	C6-N1-C2	-5.40	117.76	121.00
22	BA	2633	G	C8-N9-C4	5.40	108.56	106.40
22	BA	999	U	O5'-P-OP2	5.40	117.18	110.70
1	CA	563	A	C4-N9-C1'	5.40	136.02	126.30
1	CA	207	C	C6-N1-C1'	-5.40	114.33	120.80
22	BA	1258	U	C4-C5-C6	5.39	122.94	119.70
22	BA	682	G	C6-C5-N7	-5.39	127.17	130.40
22	BA	579	G	O5'-P-OP1	-5.39	100.85	105.70
23	BB	74	U	N3-C2-O2	-5.39	118.43	122.20
22	BA	583	G	OP1-P-O3'	5.39	117.05	105.20
22	DA	546	U	C2-N1-C1'	5.38	124.16	117.70
1	CA	210	C	C2-N1-C1'	5.38	124.72	118.80

Continued on next page...

Continued from previous page...

Mol	Chain	Res	Type	Atoms	Z	Observed(°)	Ideal(°)
37	DP	114	LEU	CA-CB-CG	5.38	127.67	115.30
22	BA	2878	U	C5-C6-N1	-5.38	120.01	122.70
22	DA	1606	C	P-O3'-C3'	5.38	126.15	119.70
22	BA	861	A	OP1-P-O3'	5.37	117.02	105.20
22	DA	974	G	C4-N9-C1'	5.37	133.49	126.50
22	BA	2848	G	O4'-C1'-N9	5.37	112.50	108.20
23	BB	82	U	C5-C4-O4	5.37	129.12	125.90
28	BG	149	ARG	NE-CZ-NH1	5.37	122.98	120.30
3	AC	18	TRP	N-CA-C	-5.37	96.52	111.00
22	BA	1251	C	N3-C4-N4	5.37	121.76	118.00
1	AA	365	U	C4-C5-C6	5.36	122.92	119.70
1	AA	1322	C	C2-N1-C1'	5.36	124.70	118.80
22	BA	1977	A	C8-N9-C4	5.36	107.94	105.80
22	BA	1358	G	N1-C6-O6	5.36	123.11	119.90
22	BA	1428	C	C2-N3-C4	-5.36	117.22	119.90
22	BA	1639	C	N1-C2-O2	-5.36	115.69	118.90
22	BA	1791	A	OP1-P-OP2	-5.36	111.57	119.60
22	DA	784	G	C6-C5-N7	-5.34	127.19	130.40
22	BA	942	G	C8-N9-C4	5.34	108.54	106.40
22	BA	2894	G	N7-C8-N9	-5.34	110.43	113.10
1	CA	428	G	O4'-C1'-N9	5.34	112.47	108.20
3	CC	175	LEU	CA-CB-CG	5.34	127.58	115.30
22	DA	106	C	C5-C6-N1	5.34	123.67	121.00
22	BA	1390	U	C2-N3-C4	-5.34	123.80	127.00
1	AA	452	A	N1-C2-N3	5.33	131.97	129.30
22	DA	2794	C	C5-C6-N1	5.33	123.67	121.00
22	BA	229	C	C6-N1-C2	-5.33	118.17	120.30
22	BA	962	G	O4'-C1'-N9	5.33	112.47	108.20
22	BA	2710	C	C5-C6-N1	-5.33	118.33	121.00
22	BA	2211	A	OP1-P-O3'	5.33	116.93	105.20
1	AA	971	G	O4'-C1'-N9	5.33	112.46	108.20
22	BA	1132	U	C4-C5-C6	5.33	122.90	119.70
22	BA	2826	A	N7-C8-N9	-5.32	111.14	113.80
22	BA	830	G	N1-C2-N3	5.32	127.09	123.90
22	BA	1993	U	OP1-P-OP2	-5.32	111.62	119.60
22	BA	740	C	C6-N1-C2	5.32	122.43	120.30
22	BA	1132	U	N1-C2-N3	5.31	118.09	114.90
22	BA	2715	C	C6-N1-C2	-5.31	118.17	120.30
22	BA	140	C	C2-N1-C1'	5.31	124.64	118.80
22	BA	1188	U	C5-C6-N1	-5.31	120.04	122.70
22	BA	2558	C	N1-C2-O2	5.31	122.09	118.90
22	BA	813	U	C5-C6-N1	-5.31	120.04	122.70

Continued on next page...

Continued from previous page...

Mol	Chain	Res	Type	Atoms	Z	Observed(°)	Ideal(°)
22	BA	948	C	C5-C6-N1	-5.31	118.34	121.00
22	BA	912	C	O5'-P-OP1	-5.31	100.92	105.70
22	DA	784	G	N9-C4-C5	-5.31	103.28	105.40
33	BL	52	GLY	N-CA-C	-5.31	99.83	113.10
22	DA	1843	C	C5-C6-N1	5.30	123.65	121.00
22	BA	536	G	N7-C8-N9	-5.30	110.45	113.10
22	BA	2583	G	OP1-P-OP2	-5.30	111.65	119.60
22	BA	2040	G	C5-C6-N1	5.30	114.15	111.50
22	DA	1096	A	C8-N9-C4	-5.30	103.68	105.80
22	BA	1681	G	C4-C5-N7	5.29	112.92	110.80
1	CA	754	C	N1-C2-O2	5.29	122.08	118.90
22	BA	1784	A	C5-C6-N1	-5.29	115.06	117.70
22	BA	2724	U	C4-C5-C6	5.29	122.88	119.70
1	AA	365	U	N1-C2-N3	5.29	118.07	114.90
22	BA	1168	G	N3-C4-N9	5.29	129.17	126.00
22	BA	1683	U	C5-C6-N1	-5.29	120.06	122.70
22	DA	1313	U	C5-C6-N1	5.29	125.34	122.70
1	AA	742	G	C8-N9-C4	5.29	108.52	106.40
22	BA	1012	U	N3-C2-O2	-5.29	118.50	122.20
22	BA	1251	C	C5-C4-N4	-5.29	116.50	120.20
22	DA	2473	U	N1-C2-O2	5.29	126.50	122.80
22	BA	1219	U	C5-C6-N1	-5.28	120.06	122.70
22	BA	2858	C	N3-C4-C5	5.28	124.01	121.90
22	BA	1168	G	C8-N9-C1'	-5.28	120.13	127.00
22	BA	1784	A	C2-N3-C4	-5.28	107.96	110.60
22	BA	1533	C	N1-C2-O2	5.28	122.07	118.90
22	BA	742	A	C2-N3-C4	-5.28	107.96	110.60
22	BA	808	G	C8-N9-C4	5.28	108.51	106.40
1	AA	1136	C	N1-C2-O2	5.27	122.06	118.90
6	AF	39	LEU	CA-CB-CG	5.27	127.43	115.30
1	CA	792	A	O4'-C1'-N9	5.27	112.41	108.20
22	BA	1132	U	N3-C4-C5	-5.27	111.44	114.60
22	BA	742	A	C5-C6-N1	-5.26	115.07	117.70
22	BA	101	A	C5-C6-N1	-5.26	115.07	117.70
22	BA	1758	U	C5-C6-N1	-5.26	120.07	122.70
22	BA	1157	G	O5'-P-OP2	-5.26	100.97	105.70
22	BA	2429	G	OP1-P-OP2	-5.26	111.72	119.60
22	DA	404	A	OP2-P-O3'	5.25	116.76	105.20
1	AA	558	G	O5'-P-OP1	-5.25	100.98	105.70
22	BA	740	C	N3-C4-C5	5.25	124.00	121.90
22	BA	2724	U	C5-C6-N1	-5.25	120.08	122.70
22	DA	2447	G	C8-N9-C1'	5.25	133.82	127.00

Continued on next page...

Continued from previous page...

Mol	Chain	Res	Type	Atoms	Z	Observed(°)	Ideal(°)
22	BA	1818	U	C5-C6-N1	-5.24	120.08	122.70
22	BA	1965	C	N3-C4-N4	5.24	121.67	118.00
22	BA	192	C	OP1-P-OP2	5.24	127.46	119.60
22	BA	2006	C	O5'-P-OP2	5.24	116.99	110.70
22	BA	974	G	C6-C5-N7	-5.24	127.26	130.40
1	CA	463	U	C2-N1-C1'	5.24	123.99	117.70
22	BA	956	G	C2-N3-C4	-5.24	109.28	111.90
22	BA	1670	C	OP1-P-O3'	5.24	116.72	105.20
22	BA	2019	A	N1-C6-N6	-5.23	115.46	118.60
22	BA	771	G	C6-C5-N7	-5.23	127.26	130.40
22	BA	1223	G	N3-C4-N9	-5.23	122.86	126.00
22	BA	2517	C	N3-C4-C5	5.23	123.99	121.90
22	BA	2676	C	C6-N1-C2	5.23	122.39	120.30
22	DA	1834	U	C2-N1-C1'	5.23	123.97	117.70
22	BA	2496	C	O5'-P-OP2	-5.23	101.00	105.70
22	DA	1584	U	N3-C2-O2	-5.22	118.55	122.20
22	BA	370	G	O4'-C1'-N9	-5.22	104.03	108.20
1	CA	209	U	C6-N1-C1'	-5.22	113.89	121.20
22	BA	1672	A	C5-N7-C8	5.22	106.51	103.90
10	CJ	92	LEU	CA-CB-CG	5.21	127.29	115.30
22	DA	2165	C	N3-C2-O2	-5.21	118.25	121.90
22	BA	671	C	C5-C6-N1	-5.21	118.40	121.00
22	BA	2248	C	N3-C4-N4	-5.21	114.36	118.00
9	AI	63	LEU	CA-CB-CG	5.20	127.27	115.30
22	BA	2715	C	C4-C5-C6	5.20	120.00	117.40
10	CJ	87	LEU	CA-CB-CG	5.20	127.26	115.30
1	CA	561	U	C5-C6-N1	-5.20	120.10	122.70
22	BA	1669	A	C5-C6-N1	5.20	120.30	117.70
22	BA	2264	C	C6-N1-C2	5.19	122.38	120.30
22	DA	2447	G	C6-C5-N7	5.19	133.51	130.40
22	BA	1964	G	OP1-P-OP2	5.19	127.38	119.60
22	DA	1788	C	C5-C6-N1	5.18	123.59	121.00
22	BA	1288	G	N3-C2-N2	5.18	123.53	119.90
22	BA	2032	G	O4'-C1'-N9	5.18	112.35	108.20
1	AA	727	G	C6-C5-N7	-5.18	127.29	130.40
22	BA	835	C	C2-N3-C4	-5.18	117.31	119.90
22	BA	1909	C	C6-N1-C1'	-5.18	114.58	120.80
22	BA	2645	G	O4'-C1'-N9	5.18	112.34	108.20
1	AA	557	G	N3-C4-N9	5.18	129.11	126.00
22	BA	1007	C	O5'-P-OP1	-5.18	101.04	105.70
1	AA	1505	G	C4-C5-N7	-5.17	108.73	110.80
22	BA	823	C	C6-N1-C2	5.17	122.37	120.30

Continued on next page...

Continued from previous page...

Mol	Chain	Res	Type	Atoms	Z	Observed(°)	Ideal(°)
1	CA	85	U	C2-N1-C1'	5.17	123.91	117.70
22	BA	1178	C	C6-N1-C2	-5.17	118.23	120.30
22	BA	1273	U	C5-C6-N1	-5.17	120.11	122.70
22	BA	1977	A	C5-C6-N1	-5.17	115.11	117.70
29	BH	121	VAL	C-N-CA	5.17	134.62	121.70
22	BA	1779	U	C5-C4-O4	5.17	129.00	125.90
22	BA	746	U	C2-N1-C1'	-5.16	111.50	117.70
22	BA	2754	U	N1-C2-O2	5.16	126.41	122.80
22	BA	466	A	N1-C6-N6	-5.16	115.50	118.60
22	BA	2039	U	N3-C2-O2	-5.16	118.59	122.20
1	CA	575	G	C4-N9-C1'	-5.16	119.79	126.50
22	BA	723	C	N3-C2-O2	-5.16	118.29	121.90
22	BA	1406	U	C6-N1-C1'	5.16	128.42	121.20
22	BA	2773	C	OP1-P-OP2	-5.16	111.87	119.60
23	DB	14	U	C2-N1-C1'	5.16	123.89	117.70
1	CA	844	G	N3-C4-C5	-5.15	126.02	128.60
22	BA	1305	C	N1-C2-O2	5.15	121.99	118.90
22	BA	2719	G	C2-N3-C4	-5.15	109.32	111.90
53	B5	122	GLY	N-CA-C	5.15	125.96	113.10
1	CA	188	C	C6-N1-C2	-5.15	118.24	120.30
22	DA	2211	A	P-O3'-C3'	5.14	125.87	119.70
22	BA	2263	C	N3-C4-C5	5.14	123.96	121.90
22	BA	2585	U	C2-N1-C1'	-5.14	111.53	117.70
22	BA	686	U	C6-N1-C1'	5.14	128.39	121.20
22	BA	1936	A	N3-C4-N9	-5.14	123.29	127.40
1	AA	4	U	C5-C6-N1	5.14	125.27	122.70
1	CA	210	C	C5-C6-N1	5.14	123.57	121.00
1	AA	1158	C	C2-N1-C1'	5.13	124.45	118.80
22	BA	18	U	C5-C6-N1	-5.13	120.13	122.70
22	BA	479	A	P-O3'-C3'	5.13	125.86	119.70
22	BA	1550	C	N1-C2-O2	-5.13	115.82	118.90
22	BA	2449	U	O5'-P-OP2	-5.13	101.08	105.70
22	BA	1917	U	C2-N1-C1'	5.13	123.86	117.70
22	BA	2460	U	C5-C4-O4	-5.13	122.82	125.90
22	BA	536	G	N9-C4-C5	-5.13	103.35	105.40
22	BA	714	U	O4'-C1'-N1	5.13	112.31	108.20
22	BA	1266	G	N1-C6-O6	-5.13	116.82	119.90
22	BA	2063	C	N1-C2-O2	5.13	121.98	118.90
22	BA	1779	U	O4'-C1'-N1	5.13	112.30	108.20
22	BA	1258	U	N1-C2-N3	5.13	117.98	114.90
1	CA	211	G	N3-C4-N9	5.13	129.08	126.00
1	CA	1230	C	C5-C6-N1	5.13	123.56	121.00

Continued on next page...

Continued from previous page...

Mol	Chain	Res	Type	Atoms	Z	Observed(°)	Ideal(°)
22	BA	1658	C	N3-C4-C5	5.13	123.95	121.90
1	AA	1108	G	C5-C6-O6	-5.12	125.53	128.60
1	CA	1364	U	N3-C2-O2	-5.12	118.61	122.20
1	AA	1136	C	C2-N1-C1'	5.12	124.44	118.80
1	AA	1031	C	OP2-P-O3'	5.12	116.47	105.20
1	AA	1168	U	C5-C6-N1	5.12	125.26	122.70
22	BA	1759	A	C2-N3-C4	5.12	113.16	110.60
22	BA	1769	U	N3-C2-O2	-5.12	118.62	122.20
22	BA	1168	G	C4-N9-C1'	5.12	133.15	126.50
22	BA	2580	U	C5-C6-N1	5.12	125.26	122.70
22	BA	1332	G	C6-C5-N7	-5.11	127.33	130.40
22	DA	512	G	O4'-C1'-N9	5.11	112.29	108.20
22	BA	1061	U	O4'-C1'-N1	5.11	112.29	108.20
22	BA	752	A	N9-C1'-C2'	5.11	120.64	114.00
22	BA	903	C	N1-C2-O2	-5.11	115.84	118.90
22	BA	1428	C	C4-C5-C6	5.11	119.95	117.40
22	BA	180	G	N3-C4-C5	5.10	131.15	128.60
22	BA	1287	A	C4-C5-C6	5.10	119.55	117.00
22	BA	668	A	OP1-P-O3'	5.10	116.42	105.20
22	BA	2325	G	O5'-P-OP2	-5.10	101.11	105.70
1	AA	108	G	N3-C4-C5	-5.10	126.05	128.60
22	BA	1171	G	C4-N9-C1'	5.10	133.13	126.50
22	BA	1695	G	OP1-P-OP2	5.10	127.25	119.60
22	BA	2039	U	C2-N3-C4	-5.10	123.94	127.00
54	D6	4	PRO	N-CA-CB	5.10	109.42	103.30
22	BA	1682	G	C4-N9-C1'	5.10	133.12	126.50
22	BA	2501	C	C6-N1-C1'	5.09	126.92	120.80
22	DA	1774	C	C6-N1-C2	-5.09	118.26	120.30
22	BA	691	C	OP1-P-OP2	-5.09	111.96	119.60
22	BA	2127	G	P-O3'-C3'	5.09	125.81	119.70
22	BA	2633	G	N1-C2-N3	5.09	126.95	123.90
1	CA	429	U	C5-C6-N1	-5.09	120.16	122.70
22	BA	2826	A	C5-N7-C8	5.09	106.44	103.90
22	BA	1651	G	C6-N1-C2	-5.09	122.05	125.10
22	BA	2075	U	C2-N3-C4	-5.08	123.95	127.00
1	AA	365	U	C6-N1-C1'	5.08	128.32	121.20
22	BA	1666	G	C5-C6-N1	5.08	114.04	111.50
22	BA	1990	C	C5-C6-N1	-5.08	118.46	121.00
22	BA	45	G	OP1-P-O3'	5.08	116.38	105.20
22	BA	2002	G	C6-C5-N7	-5.08	127.35	130.40
22	BA	102	U	C2-N1-C1'	5.08	123.79	117.70
22	BA	1149	G	OP2-P-O3'	5.08	116.37	105.20

Continued on next page...

Continued from previous page...

Mol	Chain	Res	Type	Atoms	Z	Observed(°)	Ideal(°)
22	BA	2270	A	C8-N9-C4	5.08	107.83	105.80
22	BA	2522	U	N1-C2-O2	-5.08	119.25	122.80
22	BA	16	C	OP1-P-O3'	5.07	116.36	105.20
22	BA	2513	A	N1-C6-N6	-5.07	115.56	118.60
22	BA	2729	G	C6-C5-N7	-5.07	127.36	130.40
22	BA	2794	C	N1-C2-O2	-5.07	115.86	118.90
22	BA	2720	U	N1-C2-O2	-5.07	119.25	122.80
22	BA	2845	U	C5-C6-N1	-5.07	120.17	122.70
22	BA	1064	C	C5-C6-N1	5.07	123.53	121.00
1	AA	618	C	C2-N1-C1'	5.06	124.37	118.80
22	BA	2248	C	N1-C2-O2	5.06	121.94	118.90
26	DE	180	LEU	CA-CB-CG	5.06	126.94	115.30
1	AA	1479	C	N1-C2-O2	-5.06	115.86	118.90
22	BA	1341	G	C8-N9-C4	5.06	108.42	106.40
22	BA	1660	G	N3-C4-C5	-5.06	126.07	128.60
22	BA	1210	G	C4-C5-N7	5.06	112.82	110.80
22	BA	1985	C	C6-N1-C2	5.05	122.32	120.30
22	DA	1834	U	C5-C6-N1	5.05	125.22	122.70
1	AA	1317	C	C6-N1-C2	-5.05	118.28	120.30
22	BA	748	G	C4-N9-C1'	-5.05	119.94	126.50
22	BA	808	G	C6-N1-C2	-5.05	122.07	125.10
22	BA	837	C	C2-N3-C4	-5.05	117.38	119.90
22	BA	1957	C	O5'-P-OP2	5.05	116.76	110.70
22	BA	1992	G	C6-N1-C2	-5.05	122.07	125.10
22	BA	32	C	C2-N1-C1'	-5.05	113.25	118.80
22	BA	578	G	C6-C5-N7	-5.05	127.37	130.40
22	BA	978	G	N1-C2-N3	5.04	126.93	123.90
22	BA	30	G	OP1-P-O3'	5.04	116.30	105.20
22	BA	1282	U	N3-C2-O2	5.04	125.73	122.20
22	BA	1658	C	O5'-P-OP2	5.04	116.75	110.70
22	BA	1838	C	N1-C2-O2	-5.04	115.88	118.90
22	BA	2331	G	N3-C4-C5	5.04	131.12	128.60
22	BA	993	G	N3-C4-C5	-5.04	126.08	128.60
22	BA	2047	C	N3-C4-C5	5.04	123.92	121.90
22	BA	1061	U	C2-N1-C1'	5.03	123.74	117.70
22	BA	1679	A	C4-C5-C6	5.03	119.52	117.00
22	DA	2146	C	P-O3'-C3'	5.03	125.74	119.70
1	AA	476	U	N3-C2-O2	-5.03	118.68	122.20
22	BA	2059	A	C2-N3-C4	-5.03	108.08	110.60
22	DA	528	A	C2-N3-C4	-5.03	108.08	110.60
22	DA	1198	U	C5-C6-N1	5.03	125.22	122.70
22	BA	665	U	N1-C2-N3	5.03	117.92	114.90

Continued on next page...

Continued from previous page...

Mol	Chain	Res	Type	Atoms	Z	Observed(°)	Ideal(°)
22	BA	1651	G	N3-C4-C5	-5.03	126.09	128.60
22	BA	2724	U	N1-C2-N3	5.03	117.92	114.90
1	CA	365	U	C5-C6-N1	-5.03	120.19	122.70
22	BA	2018	G	OP2-P-O3'	5.03	116.26	105.20
1	AA	877	G	N1-C2-N2	-5.02	111.68	116.20
1	AA	1505	G	N9-C4-C5	5.02	107.41	105.40
22	BA	1180	U	C2-N1-C1'	5.02	123.73	117.70
22	BA	1771	C	C5-C6-N1	-5.02	118.49	121.00
22	BA	2061	G	C5-C6-O6	5.02	131.61	128.60
22	BA	276	U	C5-C6-N1	5.02	125.21	122.70
22	BA	974	G	O5'-P-OP2	-5.02	101.18	105.70
22	BA	260	G	N1-C6-O6	-5.02	116.89	119.90
22	BA	1313	U	C2-N1-C1'	5.02	123.72	117.70
22	BA	1219	U	C2-N3-C4	-5.01	123.99	127.00
22	BA	1694	C	C5-C6-N1	-5.01	118.49	121.00
22	DA	784	G	C4-N9-C1'	5.01	133.02	126.50
1	CA	1477	U	C5-C6-N1	5.01	125.21	122.70
22	BA	783	A	C6-C5-N7	-5.01	128.79	132.30
22	BA	1142	A	N1-C6-N6	5.01	121.61	118.60
22	BA	2011	U	N1-C2-O2	-5.01	119.29	122.80
22	BA	2425	A	P-O3'-C3'	5.01	125.71	119.70
22	DA	2165	C	C5-C6-N1	5.01	123.50	121.00
22	BA	1961	C	O5'-P-OP2	5.01	116.71	110.70
23	DB	89	U	N1-C2-O2	5.00	126.30	122.80
22	BA	420	C	N1-C2-O2	5.00	121.90	118.90
1	AA	1049	U	P-O3'-C3'	5.00	125.70	119.70
22	BA	1034	G	C6-C5-N7	-5.00	127.40	130.40

There are no chirality outliers.

All (16) planarity outliers are listed below:

Mol	Chain	Res	Type	Group
5	AE	123	VAL	Peptide
11	AK	126	LYS	Peptide
21	AU	39	GLU	Peptide
21	AU	8	GLU	Peptide
25	BD	151	THR	Peptide
26	BE	40	ARG	Peptide
40	BS	102	HIS	Sidechain
2	CB	84	ALA	Peptide
5	CE	102	GLY	Peptide
5	CE	104	GLY	Peptide

Continued on next page...

Continued from previous page...

Mol	Chain	Res	Type	Group
6	CF	54	LEU	Peptide
11	CK	126	LYS	Peptide
12	CL	23	ALA	Peptide
12	CL	38	TYR	Peptide
21	CU	35	ARG	Peptide
25	DD	151	THR	Peptide

5.2 Too-close contacts

In the following table, the Non-H and H(model) columns list the number of non-hydrogen atoms and hydrogen atoms in the chain respectively. The H(added) column lists the number of hydrogen atoms added and optimized by MolProbity. The Clashes column lists the number of clashes within the asymmetric unit, whereas Symm-Clashes lists symmetry-related clashes.

Mol	Chain	Non-H	H(model)	H(added)	Clashes	Symm-Clashes
1	AA	32995	0	16607	608	14
1	CA	33015	0	16616	645	0
2	AB	1705	0	1732	135	0
2	CB	1705	0	1732	109	0
3	AC	1625	0	1696	75	0
3	CC	1625	0	1696	67	0
4	AD	1643	0	1707	93	0
4	CD	1643	0	1707	74	0
5	AE	1106	0	1148	60	0
5	CE	1106	0	1148	72	0
6	AF	818	0	808	37	0
6	CF	818	0	808	35	0
7	AG	1182	0	1238	47	0
7	CG	1182	0	1238	49	0
8	AH	979	0	1031	38	0
8	CH	979	0	1031	43	0
9	AI	1022	0	1070	51	0
9	CI	1022	0	1070	64	0
10	AJ	787	0	828	60	0
10	CJ	787	0	828	44	0
11	AK	877	0	887	54	0
11	CK	877	0	887	39	0
12	AL	955	0	1016	38	0
12	CL	955	0	1016	48	0
13	AM	884	0	941	49	0
13	CM	884	0	941	40	0
14	AN	774	0	824	44	0

Continued on next page...

Continued from previous page...

Mol	Chain	Non-H	H(model)	H(added)	Clashes	Symm-Clashes
14	CN	774	0	824	44	0
15	AO	710	0	728	20	0
15	CO	710	0	728	38	0
16	AP	649	0	666	34	0
16	CP	649	0	666	30	0
17	AQ	649	0	691	30	0
17	CQ	649	0	691	33	0
18	AR	456	0	478	12	0
18	CR	456	0	478	25	0
19	AS	638	0	665	32	0
19	CS	638	0	665	31	0
20	AT	665	0	714	31	0
20	CT	665	0	714	34	0
21	AU	426	0	449	39	0
21	CU	426	0	449	29	0
22	BA	62195	0	31280	1058	0
22	DA	62195	0	31280	1193	1
23	BB	2549	0	1291	19	0
23	DB	2529	0	1281	44	0
24	BC	2083	0	2154	76	0
24	DC	2083	0	2154	94	0
25	BD	1565	0	1616	48	0
25	DD	1565	0	1616	55	0
26	BE	1552	0	1619	47	0
26	DE	1552	0	1619	63	0
27	BF	1411	0	1444	51	0
27	DF	1411	0	1444	50	0
28	BG	1323	0	1371	44	0
28	DG	1323	0	1371	39	0
29	BH	1110	0	1145	196	0
29	DH	1110	0	1148	91	13
30	BI	1032	0	1085	52	0
30	DI	1032	0	1085	54	0
31	BJ	1129	0	1162	28	0
31	DJ	1129	0	1162	48	0
32	BK	939	0	1012	30	0
32	DK	939	0	1012	29	0
33	BL	1045	0	1117	38	0
33	DL	1045	0	1117	46	0
34	BM	1074	0	1157	30	0
34	DM	1074	0	1157	20	0
35	BN	961	0	1000	35	0

Continued on next page...

Continued from previous page...

Mol	Chain	Non-H	H(model)	H(added)	Clashes	Symm-Clashes
35	DN	961	0	1000	47	0
36	BO	892	0	923	25	0
36	DO	892	0	923	42	0
37	BP	917	0	962	39	0
37	DP	917	0	962	34	0
38	BQ	947	0	1019	35	0
38	DQ	947	0	1019	44	0
39	BR	816	0	839	37	0
39	DR	816	0	839	34	0
40	BS	857	0	922	34	0
40	DS	857	0	922	25	0
41	BT	739	0	807	27	0
41	DT	739	0	807	27	0
42	BU	780	0	831	18	0
42	DU	780	0	831	44	0
43	BV	753	0	780	14	0
43	DV	753	0	780	27	0
44	BW	580	0	594	14	0
44	DW	569	0	581	18	0
45	BX	625	0	652	29	0
45	DX	625	0	652	46	0
46	BY	509	0	543	25	0
46	DY	509	0	543	24	0
47	BZ	449	0	488	7	0
47	DZ	449	0	488	15	0
48	B0	444	0	458	20	0
48	D0	444	0	458	16	0
49	B1	410	0	440	15	0
49	D1	410	0	440	14	0
50	B2	377	0	418	13	0
50	D2	377	0	418	14	0
51	B3	504	0	572	18	0
51	D3	504	0	572	17	0
52	B4	302	0	341	15	0
52	D4	302	0	340	12	0
53	B5	1142	0	865	27	0
54	B6	73	0	64	5	0
54	D6	73	0	64	7	0
55	AA	71	0	0	0	0
55	AM	1	0	0	0	0
55	BA	195	0	0	0	0
55	BB	4	0	0	0	0

Continued on next page...

Continued from previous page...

Mol	Chain	Non-H	H(model)	H(added)	Clashes	Symm-Clashes
55	CA	55	0	0	0	0
55	CM	1	0	0	0	0
55	DA	167	0	0	0	0
55	DB	3	0	0	0	0
55	DQ	1	0	0	0	0
56	B4	1	0	0	0	0
56	D4	1	0	0	0	0
57	AA	194	0	0	6	0
57	AL	1	0	0	0	0
57	AN	5	0	0	1	0
57	AT	2	0	0	0	0
57	AU	1	0	0	1	0
57	B2	1	0	0	0	0
57	B3	3	0	0	0	0
57	B4	2	0	0	0	0
57	BA	619	0	0	59	0
57	BB	13	0	0	1	0
57	BC	8	0	0	1	0
57	BD	3	0	0	2	0
57	BE	3	0	0	0	0
57	BF	1	0	0	1	0
57	BG	1	0	0	0	0
57	BL	5	0	0	1	0
57	BN	5	0	0	1	0
57	BS	1	0	0	0	0
57	BV	1	0	0	0	0
57	CA	189	0	0	10	0
57	CL	1	0	0	0	0
57	CN	3	0	0	0	0
57	CT	4	0	0	0	0
57	CU	1	0	0	1	0
57	D0	1	0	0	0	0
57	D2	2	0	0	1	0
57	D3	1	0	0	0	0
57	D4	1	0	0	0	0
57	DA	612	0	0	63	0
57	DB	13	0	0	0	0
57	DC	7	0	0	1	0
57	DD	4	0	0	1	0
57	DE	4	0	0	0	0
57	DL	4	0	0	0	0
57	DN	1	0	0	0	0

Continued on next page...

Continued from previous page...

Mol	Chain	Non-H	H(model)	H(added)	Clashes	Symm-Clashes
57	DQ	2	0	0	0	0
57	DT	3	0	0	0	0
57	DV	1	0	0	0	0
All	All	288328	0	192913	6784	14

The all-atom clashscore is defined as the number of clashes found per 1000 atoms (including hydrogen atoms). The all-atom clashscore for this structure is 15.

All (6784) close contacts within the same asymmetric unit are listed below, sorted by their clash magnitude.

Atom-1	Atom-2	Interatomic distance (Å)	Clash overlap (Å)
29:BH:83:LYS:HD2	1:CA:55:A:O2'	1.21	1.29
29:BH:117:LEU:O	29:BH:121:VAL:HG23	1.34	1.22
29:BH:117:LEU:O	29:BH:121:VAL:CG2	1.95	1.14
29:BH:97:ARG:HD2	1:CA:369:G:O2'	1.51	1.09
29:BH:123:ARG:O	29:BH:124:THR:CG2	2.01	1.09
29:BH:83:LYS:HG3	1:CA:55:A:N3	1.69	1.08
29:BH:90:LEU:O	1:CA:358:U:H4'	1.54	1.07
22:BA:2092:U:OP2	29:BH:27:ARG:NE	1.92	1.03
29:BH:83:LYS:HE2	1:CA:55:A:H2'	1.40	1.03
29:BH:89:LYS:HB3	1:CA:359:G:H5''	1.43	1.00
29:BH:117:LEU:HD21	29:BH:121:VAL:H	1.23	1.00
22:BA:730:A:OP2	57:BA:3697:HOH:O	1.76	1.00
29:BH:123:ARG:O	29:BH:124:THR:HG23	1.61	0.99
1:CA:978:A:HO2'	1:CA:1322:C:H5	1.06	0.99
29:BH:83:LYS:CD	1:CA:55:A:O2'	2.12	0.97
29:DH:40:THR:O	29:DH:42:LYS:N	1.98	0.96
22:BA:731:C:OP2	57:BA:3697:HOH:O	1.83	0.96
29:BH:120:GLY:C	29:BH:122:LEU:HA	1.85	0.95
1:CA:1101:A:H61	2:CB:102:THR:HG21	1.29	0.94
15:AO:89:ARG:NH1	22:BA:716:A:OP2	1.99	0.94
29:BH:83:LYS:HD2	1:CA:55:A:HO2'	1.15	0.93
22:BA:2199:A:C1'	29:BH:28:ASN:ND2	2.33	0.92
22:DA:1060:U:H4'	22:DA:1061:U:H5'	1.51	0.92
22:BA:2499:C:OP2	57:BA:3689:HOH:O	1.85	0.92
22:DA:2711:A:OP2	57:DA:3545:HOH:O	1.88	0.91
22:BA:2819:G:OP1	57:BA:3807:HOH:O	1.88	0.90
17:CQ:46:VAL:HG21	17:CQ:61:ILE:HD11	1.50	0.90
22:DA:1936:A:H2	22:DA:1943:U:H3	1.13	0.90
22:BA:2720:U:OP1	37:BP:53:ARG:NH2	2.04	0.90
22:DA:2588:G:OP1	57:DA:3312:HOH:O	1.89	0.90

Continued on next page...

Continued from previous page...

Atom-1	Atom-2	Interatomic distance (Å)	Clash overlap (Å)
29:DH:83:LYS:HG3	29:DH:149:GLU:CG	2.02	0.90
1:CA:1097:C:OP1	2:CB:139:ARG:NH2	2.05	0.90
22:BA:978:G:N7	57:BA:3592:HOH:O	2.04	0.90
22:BA:1073:A:H3'	22:BA:1074:G:H5''	1.54	0.90
22:BA:1478:G:H1	22:BA:1513:U:H3	1.17	0.89
22:BA:1153:C:OP2	57:BA:3360:HOH:O	1.91	0.89
29:BH:89:LYS:HB3	1:CA:359:G:C5'	2.03	0.88
22:BA:2199:A:O4'	29:BH:28:ASN:ND2	2.06	0.88
26:DE:108:ILE:HD13	26:DE:181:ILE:HG12	1.52	0.88
29:BH:123:ARG:O	29:BH:124:THR:HG22	1.74	0.88
29:BH:93:SER:OG	1:CA:357:G:H4'	1.73	0.88
9:CI:13:LYS:H	9:CI:106:ARG:HH12	1.19	0.88
21:CU:10:GLU:HG3	21:CU:11:PRO:HD3	1.56	0.87
29:BH:86:ASP:H	1:CA:359:G:H4'	1.38	0.87
29:BH:117:LEU:C	29:BH:121:VAL:HG23	1.93	0.87
29:BH:83:LYS:CE	1:CA:55:A:H2'	2.04	0.87
29:DH:83:LYS:HG3	29:DH:149:GLU:HG2	1.56	0.87
22:DA:1847:A:HO2'	22:DA:1848:A:H8	1.18	0.86
35:BN:2:ARG:HA	35:BN:5:LYS:HD2	1.57	0.86
4:AD:147:GLU:HA	4:AD:150:LYS:HD2	1.58	0.86
10:AJ:9:ARG:HB2	10:AJ:99:GLN:HB2	1.55	0.86
33:BL:29:LYS:O	33:BL:31:GLY:N	2.07	0.86
1:AA:973:G:H1'	10:AJ:56:HIS:HD2	1.40	0.86
30:BI:16:GLY:HA2	30:BI:51:LYS:HB3	1.57	0.86
22:BA:733:G:OP2	57:BA:3297:HOH:O	1.93	0.86
22:BA:2448:A:OP2	57:BA:3689:HOH:O	1.93	0.86
4:AD:26:ARG:HD2	4:AD:31:LYS:HE3	1.56	0.86
29:BH:147:VAL:HG12	29:BH:149:GLU:HG3	1.57	0.85
22:DA:1006:C:OP2	57:DA:3779:HOH:O	1.95	0.85
22:DA:2624:G:H1'	48:D0:19:HIS:HE1	1.40	0.85
22:BA:999:U:OP2	57:BA:3362:HOH:O	1.95	0.85
11:AK:34:ILE:HB	11:AK:74:VAL:HG11	1.58	0.85
1:AA:702:A:N6	22:BA:1846:G:O2'	2.10	0.84
2:AB:21:ARG:O	2:AB:23:TRP:N	2.08	0.84
22:BA:397:U:OP2	45:BX:10:LYS:NZ	2.09	0.84
22:BA:2478:A:H5'	52:B4:32:LYS:HD3	1.59	0.84
25:DD:140:HIS:NE2	57:DD:302:HOH:O	2.10	0.84
29:BH:117:LEU:HD21	29:BH:121:VAL:N	1.93	0.84
22:DA:192:C:OP1	57:DA:3736:HOH:O	1.94	0.84
1:AA:684:U:O2'	11:AK:40:ASN:O	1.95	0.84
29:BH:117:LEU:O	29:BH:119:ASN:N	2.07	0.84

Continued on next page...

Continued from previous page...

Atom-1	Atom-2	Interatomic distance (Å)	Clash overlap (Å)
22:BA:1056:G:HO2'	22:BA:1086:A:H8	1.23	0.83
29:DH:82:SER:O	29:DH:84:ALA:N	2.10	0.83
29:BH:86:ASP:H	1:CA:359:G:C4'	1.91	0.83
5:CE:99:ALA:O	5:CE:122:ASN:ND2	2.11	0.83
25:DD:3:GLY:HA3	25:DD:204:LYS:HG2	1.58	0.83
41:BT:1:MET:HB2	41:BT:2:ILE:HD12	1.60	0.83
7:AG:27:VAL:HG12	7:AG:43:VAL:HG21	1.61	0.83
12:CL:34:CYS:HA	12:CL:55:VAL:HA	1.60	0.83
22:DA:1154:G:OP2	38:DQ:58:ARG:NH1	2.12	0.83
4:AD:37:ALA:HA	4:AD:42:GLY:HA3	1.58	0.83
22:BA:1936:A:H2	22:BA:1943:U:H3	1.23	0.83
26:DE:108:ILE:HD11	26:DE:180:LEU:HB2	1.60	0.83
22:DA:1937:A:OP1	57:DA:3453:HOH:O	1.97	0.83
47:DZ:41:THR:HG23	47:DZ:44:ILE:HG12	1.61	0.83
36:BO:31:THR:O	36:BO:102:ARG:NH1	2.11	0.82
22:DA:1371:G:N7	57:DA:3396:HOH:O	2.11	0.82
29:BH:93:SER:HG	1:CA:357:G:H4'	1.44	0.82
6:AF:3:HIS:H	6:AF:92:THR:HG23	1.42	0.82
10:AJ:11:LYS:HG3	10:AJ:97:ASP:HB3	1.62	0.82
22:BA:1482:G:H1'	22:BA:1509:A:H61	1.45	0.82
29:DH:94:ILE:HB	29:DH:122:LEU:HD12	1.60	0.82
29:BH:120:GLY:C	29:BH:122:LEU:CA	2.47	0.82
22:BA:84:A:H62	22:BA:101:A:H2	1.25	0.82
1:AA:1228:C:OP2	13:AM:107:ARG:NH2	2.13	0.82
22:DA:370:G:N7	57:DA:3557:HOH:O	2.13	0.82
1:CA:1266:G:N2	1:CA:1269:A:OP2	2.13	0.81
4:CD:100:ASN:OD1	4:CD:111:ARG:NH1	2.12	0.81
22:DA:1427:A:N6	22:DA:1571:A:OP2	2.13	0.81
49:B1:34:LEU:H	49:B1:52:ALA:HB3	1.43	0.81
5:CE:24:THR:HA	5:CE:29:ARG:HA	1.61	0.81
22:DA:2164:C:H2'	22:DA:2165:C:C6	2.16	0.81
11:AK:17:SER:HA	11:AK:79:ILE:HA	1.61	0.81
45:DX:71:LEU:HA	45:DX:74:ARG:HG2	1.62	0.81
26:BE:108:ILE:HD11	26:BE:180:LEU:HB3	1.62	0.81
12:AL:24:LEU:HG	12:AL:25:GLU:H	1.46	0.81
10:CJ:5:ARG:HG3	10:CJ:6:ILE:HG13	1.62	0.81
22:DA:136:G:H1	22:DA:143:C:H42	1.26	0.81
26:DE:76:PRO:HA	26:DE:82:GLY:HA2	1.61	0.81
26:DE:145:ASP:HB3	26:DE:184:ASP:HB2	1.63	0.80
2:AB:15:HIS:HB2	2:AB:209:ALA:HB2	1.64	0.80
22:BA:1746:A:H2'	22:BA:1747:U:C6	2.17	0.80

Continued on next page...

Continued from previous page...

Atom-1	Atom-2	Interatomic distance (Å)	Clash overlap (Å)
12:CL:59:ASN:H	12:CL:59:ASN:HD22	1.29	0.80
22:DA:2279:G:N7	44:DW:14:ARG:NH2	2.30	0.80
22:DA:2343:U:HO2'	22:DA:2373:G:HO2'	1.28	0.80
22:BA:2199:A:H1'	29:BH:28:ASN:ND2	1.96	0.80
33:BL:99:ASN:ND2	57:BL:302:HOH:O	2.14	0.80
3:CC:40:ARG:HG2	3:CC:55:ILE:HD11	1.64	0.80
25:DD:33:ARG:NH2	25:DD:74:GLU:O	2.15	0.80
20:AT:67:ILE:HG13	20:AT:71:LYS:HG2	1.64	0.79
50:D2:9:VAL:O	50:D2:13:ASN:ND2	2.15	0.79
22:DA:514:A:N3	22:DA:581:C:O2'	2.14	0.79
22:BA:797:G:O6	57:BA:3323:HOH:O	2.01	0.79
22:BA:2029:G:N1	22:BA:2033:A:OP2	2.13	0.79
24:DC:226:ASN:ND2	57:DC:303:HOH:O	2.15	0.79
22:BA:842:U:O4	57:BA:3590:HOH:O	2.00	0.79
1:CA:537:G:OP1	12:CL:110:ARG:NH2	2.16	0.79
10:AJ:28:THR:HG22	10:AJ:86:ALA:HB1	1.64	0.79
21:CU:34:ARG:HE	21:CU:35:ARG:HB2	1.48	0.79
24:DC:157:SER:O	24:DC:160:THR:OG1	2.00	0.79
22:DA:1840:G:O6	22:DA:1902:C:N4	2.16	0.79
2:AB:95:ARG:HH12	2:AB:97:LEU:HA	1.47	0.78
22:DA:1258:U:H2'	22:DA:1259:G:C8	2.18	0.78
22:BA:1179:G:C5	22:BA:1180:U:H1'	2.18	0.78
22:BA:1907:G:N1	22:BA:1923:U:O2	2.12	0.78
26:DE:52:VAL:HG21	26:DE:81:GLY:HA2	1.64	0.78
22:BA:1434:A:HO2'	22:BA:1435:G:H8	1.30	0.78
22:DA:2627:G:O2'	22:DA:2781:A:N1	2.17	0.78
1:AA:142:G:H3'	1:AA:143:A:H8	1.48	0.78
1:CA:1379:G:N2	1:CA:1381:U:O4	2.17	0.78
22:DA:783:A:O2'	22:DA:1779:U:O2	2.01	0.78
29:BH:95:GLY:N	1:CA:368:U:OP1	2.16	0.78
22:BA:1287:A:H5'	35:BN:103:ARG:HD2	1.65	0.78
29:BH:83:LYS:HD2	1:CA:55:A:C2'	2.14	0.78
2:CB:221:VAL:O	2:CB:223:GLU:N	2.17	0.78
2:AB:41:ILE:HG21	2:AB:202:GLY:HA2	1.66	0.77
22:BA:761:A:OP1	57:BA:3697:HOH:O	2.03	0.77
38:BQ:49:ASP:HA	38:BQ:52:GLN:HB2	1.65	0.77
9:AI:24:GLY:H	9:AI:61:LEU:HA	1.49	0.77
31:BJ:81:ILE:HG23	31:BJ:82:GLY:H	1.49	0.77
2:CB:99:GLY:O	2:CB:103:ASN:N	2.16	0.77
6:CF:12:PRO:O	6:CF:15:SER:OG	2.03	0.77
18:CR:22:ASP:OD2	18:CR:24:LYS:NZ	2.17	0.77

Continued on next page...

Continued from previous page...

Atom-1	Atom-2	Interatomic distance (Å)	Clash overlap (Å)
1:AA:278:G:OP2	17:AQ:43:LYS:NZ	2.14	0.77
29:DH:124:THR:OG1	29:DH:125:THR:N	2.17	0.77
1:AA:405:U:O4	4:AD:2:ALA:N	2.18	0.77
30:DI:20:PRO:HB2	30:DI:23:PRO:HD2	1.66	0.77
30:DI:77:ALA:HA	30:DI:80:LEU:HD12	1.66	0.77
39:DR:8:GLY:O	39:DR:10:LYS:NZ	2.16	0.77
22:BA:2131:U:H5'	22:BA:2132:U:H5''	1.67	0.77
22:BA:2198:A:C4	29:BH:29:PHE:HB2	2.19	0.77
28:BG:104:ASN:ND2	28:BG:114:ASP:OD1	2.17	0.77
4:CD:173:VAL:HG13	4:CD:174:ASP:H	1.49	0.77
1:CA:1074:G:H4'	2:CB:103:ASN:HB3	1.66	0.77
22:DA:197:A:H62	22:DA:2430:A:H2'	1.50	0.77
22:BA:2268:A:OP1	57:BA:3513:HOH:O	2.01	0.76
22:BA:2714:G:OP2	57:BA:3552:HOH:O	2.03	0.76
22:BA:674:G:H1'	26:BE:69:ARG:HD3	1.66	0.76
22:BA:228:C:H4'	22:BA:229:C:H5''	1.65	0.76
6:CF:9:MET:HG3	6:CF:86:ARG:HB2	1.66	0.76
17:CQ:21:ILE:N	17:CQ:48:ASP:OD1	2.19	0.76
22:BA:812:C:H4'	38:BQ:13:ARG:HH22	1.50	0.76
29:DH:1:MET:SD	29:DH:27:ARG:NH1	2.58	0.76
20:AT:68:HIS:HB3	20:AT:69:LYS:HE3	1.67	0.76
36:BO:31:THR:HG22	36:BO:34:HIS:H	1.50	0.76
53:B5:42:VAL:HG12	53:B5:214:TYR:HA	1.66	0.76
22:DA:756:A:N7	57:DA:3298:HOH:O	2.18	0.76
29:DH:53:GLU:O	29:DH:55:GLU:N	2.19	0.76
10:AJ:10:LEU:HB2	10:AJ:72:ARG:HB2	1.65	0.76
29:BH:86:ASP:N	1:CA:359:G:H4'	2.00	0.76
22:BA:2005:A:OP1	57:BA:3386:HOH:O	2.02	0.76
22:DA:15:G:OP2	57:DA:3546:HOH:O	2.03	0.76
22:DA:2271:G:O6	57:DA:3506:HOH:O	2.02	0.76
29:DH:45:GLU:O	29:DH:49:ALA:N	2.19	0.76
1:AA:1123:U:H4'	10:AJ:39:PRO:HD2	1.68	0.76
4:AD:58:LYS:HG2	4:AD:203:LEU:HD22	1.69	0.75
10:CJ:65:TYR:HB3	14:CN:96:LEU:HD11	1.69	0.75
22:BA:2507:C:OP1	57:BA:3716:HOH:O	2.03	0.75
29:DH:32:PRO:HB3	45:DX:39:TRP:HB3	1.69	0.75
35:DN:87:PHE:O	35:DN:89:SER:N	2.18	0.75
22:BA:946:C:OP2	57:BA:3350:HOH:O	2.04	0.75
22:DA:602:A:HO2'	22:DA:604:G:HO2'	1.34	0.75
28:DG:170:ARG:NH1	52:D4:29:ALA:O	2.19	0.75
22:BA:194:G:N7	57:BA:3764:HOH:O	2.19	0.75

Continued on next page...

Continued from previous page...

Atom-1	Atom-2	Interatomic distance (Å)	Clash overlap (Å)
22:BA:2838:G:OP1	57:BA:3810:HOH:O	2.03	0.75
39:BR:49:ILE:HG22	39:BR:53:PHE:N	2.01	0.75
22:DA:1064:C:H4'	30:DI:91:GLY:H	1.52	0.75
3:AC:77:ILE:HA	3:AC:84:VAL:HG23	1.69	0.75
11:AK:34:ILE:HG13	11:AK:74:VAL:HG21	1.68	0.75
21:AU:37:PHE:HB3	21:AU:41:PRO:HG3	1.66	0.75
22:BA:2305:U:C2	27:BF:151:GLY:HA3	2.22	0.75
5:CE:106:ILE:HD11	5:CE:124:LEU:HD23	1.67	0.75
22:DA:2438:U:O2'	22:DA:2440:C:OP1	2.05	0.75
42:DU:38:GLY:HA2	42:DU:41:LEU:HD21	1.68	0.75
1:AA:536:C:OP1	57:AA:1884:HOH:O	2.05	0.75
22:DA:1378:A:O2'	57:DA:3751:HOH:O	2.03	0.75
22:DA:2507:C:OP1	57:DA:3708:HOH:O	2.04	0.75
27:DF:111:ILE:HB	27:DF:114:PHE:HB2	1.67	0.74
54:D6:6:MHV:HE1	54:D6:7:004:HNA	1.50	0.74
26:BE:106:LYS:HG3	26:BE:200:LEU:HG	1.68	0.74
1:CA:1513:A:H2'	1:CA:1514:G:H8	1.51	0.74
2:CB:163:VAL:HG23	2:CB:185:ALA:HB2	1.68	0.74
22:BA:1439:A:OP2	57:BA:3636:HOH:O	2.05	0.74
26:DE:21:ARG:O	26:DE:114:ARG:NH2	2.19	0.74
29:BH:117:LEU:HD11	29:BH:122:LEU:HD12	1.69	0.74
35:BN:45:ARG:HG2	35:BN:95:THR:HG21	1.70	0.74
27:DF:58:ALA:HB2	27:DF:65:PRO:HD3	1.69	0.74
29:BH:88:GLY:O	29:BH:125:THR:OG1	2.04	0.74
22:DA:297:G:H5''	42:DU:85:PHE:HB2	1.70	0.74
22:DA:2164:C:H2'	22:DA:2165:C:H6	1.51	0.74
2:AB:99:GLY:O	2:AB:103:ASN:N	2.13	0.74
8:CH:64:LYS:HE2	8:CH:71:VAL:HG21	1.68	0.74
22:DA:1050:A:N6	22:DA:1109:C:O2	2.20	0.74
22:DA:1667:G:O2'	22:DA:1991:U:O4	2.04	0.74
22:DA:2010:G:N7	57:DA:3368:HOH:O	2.20	0.74
36:DO:51:ALA:HB3	36:DO:78:VAL:HG22	1.68	0.74
22:BA:1179:G:H3'	22:BA:1180:U:H4'	1.70	0.74
22:BA:2611:C:OP2	57:BA:3546:HOH:O	2.06	0.74
29:BH:123:ARG:C	29:BH:124:THR:HG23	2.06	0.74
22:DA:483:A:H1'	42:DU:45:HIS:HB2	1.69	0.74
44:DW:18:ALA:HB3	44:DW:20:ARG:HH21	1.50	0.74
1:AA:675:A:OP1	18:AR:74:HIS:NE2	2.20	0.74
27:BF:4:LEU:HD11	27:BF:104:ILE:HD11	1.70	0.74
1:CA:1001:C:H2'	1:CA:1002:G:C8	2.22	0.74
37:DP:39:ARG:HG3	37:DP:40:LEU:H	1.52	0.74

Continued on next page...

Continued from previous page...

Atom-1	Atom-2	Interatomic distance (Å)	Clash overlap (Å)
22:BA:455:C:N3	22:BA:472:A:H2'	2.02	0.74
33:BL:111:ILE:H	33:BL:111:ILE:HD12	1.51	0.74
22:DA:450:G:O6	57:DA:3239:HOH:O	2.05	0.73
22:BA:301:G:OP2	42:BU:82:ARG:NH1	2.22	0.73
35:DN:55:ALA:HB1	35:DN:80:PHE:H	1.53	0.73
36:DO:49:VAL:HG21	36:DO:82:ALA:HA	1.70	0.73
1:AA:1166:G:N1	1:AA:1169:A:OP2	2.19	0.73
22:BA:622:G:OP2	57:BA:3294:HOH:O	2.07	0.73
10:CJ:19:ASP:HA	10:CJ:22:THR:HB	1.70	0.73
18:CR:25:ASP:O	18:CR:27:ALA:N	2.21	0.73
13:AM:14:HIS:HB2	13:AM:17:ILE:HD12	1.70	0.73
30:DI:32:GLY:HA3	30:DI:61:VAL:HG11	1.70	0.73
1:CA:1499:A:OP2	57:CA:1880:HOH:O	2.06	0.73
22:DA:1200:C:O2	22:DA:1245:G:N2	2.17	0.73
22:DA:1429:G:N7	24:DC:28:LYS:NZ	2.36	0.73
2:CB:54:LEU:HD12	2:CB:220:THR:HG21	1.69	0.73
27:DF:122:PHE:O	27:DF:124:GLY:N	2.22	0.73
22:BA:135:U:H3	22:BA:144:A:H61	1.37	0.73
22:BA:1565:C:H3'	24:BC:18:LYS:NZ	2.03	0.73
5:CE:101:GLU:O	5:CE:103:THR:N	2.22	0.73
22:BA:587:C:N3	33:BL:33:ARG:NH2	2.37	0.73
1:CA:1198:G:OP1	57:CA:1835:HOH:O	2.07	0.73
22:DA:618:G:O6	57:DA:3289:HOH:O	2.06	0.73
22:BA:2897:U:H2'	22:BA:2898:U:H6	1.54	0.73
26:BE:149:ILE:HD11	26:BE:172:ALA:HA	1.69	0.73
14:CN:41:ARG:NH1	14:CN:42:TRP:O	2.21	0.73
1:AA:1491:G:H5''	12:AL:43:LYS:HG3	1.71	0.72
22:BA:780:G:H21	22:BA:783:A:H62	1.37	0.72
29:DH:27:ARG:HE	45:DX:60:ASP:CG	1.93	0.72
3:AC:36:ASP:OD1	3:AC:59:ARG:NH1	2.22	0.72
22:BA:948:C:O2	22:BA:984:A:O2'	2.08	0.72
24:BC:107:PRO:HD2	24:BC:110:LEU:HD22	1.69	0.72
22:BA:370:G:O2'	22:BA:424:G:OP1	2.06	0.72
33:BL:29:LYS:HG2	33:BL:30:THR:HG23	1.70	0.72
33:BL:132:ARG:HG3	33:BL:142:ILE:HD13	1.71	0.72
1:CA:1198:G:N7	57:CA:1849:HOH:O	2.22	0.72
22:DA:668:A:N6	22:DA:670:A:O2'	2.22	0.72
22:DA:1265:A:OP1	57:DA:3745:HOH:O	2.07	0.72
22:DA:247:G:H4'	22:DA:386:G:C5	2.25	0.72
22:DA:2250:G:OP1	34:DM:84:LYS:NZ	2.22	0.72
27:DF:64:LYS:H	27:DF:64:LYS:HE2	1.54	0.72

Continued on next page...

Continued from previous page...

Atom-1	Atom-2	Interatomic distance (Å)	Clash overlap (Å)
1:AA:7:A:N6	5:AE:97:GLN:OE1	2.22	0.72
30:BI:80:LEU:HA	30:BI:84:ALA:HB3	1.70	0.72
4:CD:54:GLN:HG2	4:CD:203:LEU:HB2	1.70	0.72
1:AA:1064:G:O2'	1:AA:1190:G:N2	2.22	0.72
25:BD:1:MET:HG3	25:BD:205:PRO:HG2	1.72	0.72
22:DA:151:C:H2'	22:DA:152:A:C8	2.25	0.72
22:DA:206:U:H2'	22:DA:207:A:H8	1.54	0.72
22:DA:471:A:OP1	26:DE:79:ARG:NH1	2.22	0.72
1:CA:427:U:OP1	4:CD:13:ARG:NH2	2.22	0.72
22:BA:2066:C:OP1	57:BA:3512:HOH:O	2.07	0.72
1:CA:484:G:H4'	1:CA:485:U:O5'	1.90	0.72
7:CG:75:VAL:HG21	7:CG:144:MET:HG2	1.71	0.72
16:CP:42:ILE:O	16:CP:44:SER:N	2.21	0.72
17:CQ:12:VAL:HG12	17:CQ:13:VAL:H	1.51	0.72
17:CQ:52:GLU:HG2	17:CQ:53:CYS:H	1.53	0.72
4:AD:125:VAL:O	4:AD:127:GLY:N	2.21	0.72
32:BK:121:GLU:OE2	37:BP:65:SER:OG	2.07	0.72
1:CA:1124:G:O2'	1:CA:1145:A:N6	2.23	0.72
22:DA:2624:G:H1'	48:D0:19:HIS:CE1	2.24	0.72
29:DH:31:VAL:HB	29:DH:32:PRO:CD	2.20	0.72
13:AM:4:ILE:O	13:AM:6:GLY:N	2.23	0.72
3:CC:117:ALA:HB1	3:CC:187:SER:HB2	1.72	0.72
6:CF:1:MET:HG2	6:CF:65:GLU:HG2	1.71	0.72
3:AC:54:ARG:HB3	3:AC:69:HIS:HB2	1.72	0.71
22:BA:1266:G:OP1	48:B0:16:ARG:NE	2.19	0.71
1:CA:683:G:N2	11:CK:39:GLY:O	2.22	0.71
4:CD:32:CYS:SG	4:CD:33:LYS:N	2.63	0.71
5:CE:89:HIS:CE1	5:CE:138:ARG:HD3	2.25	0.71
8:CH:75:ILE:HD13	8:CH:129:VAL:HG22	1.71	0.71
22:BA:1993:U:H4'	25:BD:133:THR:HG21	1.71	0.71
1:AA:1441:A:H62	1:AA:1461:G:H21	1.38	0.71
22:BA:265:A:N1	22:BA:427:U:O2'	2.21	0.71
22:BA:447:A:OP2	57:BA:3210:HOH:O	2.08	0.71
22:BA:1869:G:H3'	22:BA:1870:C:H5'	1.70	0.71
22:DA:1153:C:H5'	38:DQ:62:ILE:HD13	1.72	0.71
27:DF:131:GLY:HA2	27:DF:153:ASP:HA	1.71	0.71
1:AA:376:G:H1	1:AA:387:U:H3	1.38	0.71
12:AL:24:LEU:HB2	12:AL:59:ASN:HD22	1.55	0.71
22:BA:2430:A:H5'	22:BA:2431:U:OP2	1.90	0.71
13:CM:6:GLY:O	13:CM:8:ASN:N	2.24	0.71
22:DA:1251:C:OP2	38:DQ:6:ARG:NH2	2.22	0.71

Continued on next page...

Continued from previous page...

Atom-1	Atom-2	Interatomic distance (Å)	Clash overlap (Å)
8:AH:49:PHE:HB3	8:AH:61:LEU:HD23	1.73	0.71
19:AS:40:ILE:HG12	19:AS:71:LEU:HD23	1.73	0.71
22:BA:2897:U:H2'	22:BA:2898:U:C6	2.25	0.71
1:CA:728:A:H2'	1:CA:729:A:C8	2.24	0.71
26:DE:58:LYS:NZ	26:DE:70:SER:O	2.22	0.71
37:DP:29:LYS:HB3	37:DP:40:LEU:HD21	1.72	0.71
1:AA:537:G:OP1	12:AL:110:ARG:NH2	2.23	0.71
1:CA:8:A:C6	4:CD:206:LYS:HB3	2.26	0.71
22:DA:249:C:O5'	22:DA:2394:C:O2'	2.09	0.71
22:DA:732:C:OP2	57:DA:3295:HOH:O	2.07	0.71
22:BA:136:G:H1	22:BA:143:C:H42	1.36	0.71
25:DD:121:THR:HG21	25:DD:143:PRO:HB3	1.72	0.71
22:BA:2278:A:OP1	34:BM:10:ARG:NH2	2.24	0.71
25:BD:140:HIS:NE2	57:BD:302:HOH:O	1.98	0.71
1:CA:1458:G:H5'	20:CT:27:MET:HB3	1.73	0.71
22:DA:161:A:H3'	22:DA:162:U:H5''	1.73	0.71
22:DA:733:G:OP2	57:DA:3293:HOH:O	2.09	0.71
22:DA:1378:A:O2'	22:DA:1380:G:N7	2.20	0.71
7:AG:146:GLU:HA	7:AG:149:LYS:HB2	1.72	0.71
48:B0:15:MET:O	48:B0:18:SER:HB3	1.91	0.71
2:CB:193:PRO:O	2:CB:195:GLY:N	2.24	0.71
15:CO:25:THR:HG23	15:CO:66:LEU:HD12	1.73	0.71
22:DA:449:A:OP2	57:DA:3240:HOH:O	2.08	0.71
42:DU:33:LYS:HB3	42:DU:64:ALA:HB1	1.71	0.71
22:BA:2742:G:OP2	52:B4:24:ARG:NH1	2.24	0.71
29:BH:97:ARG:HH12	1:CA:369:G:H21	1.39	0.71
1:CA:619:U:H3	4:CD:131:ASN:HB3	1.56	0.71
22:DA:1255:U:O2'	57:DA:3269:HOH:O	2.07	0.71
1:AA:877:G:H21	8:AH:2:SER:N	1.89	0.70
22:BA:1265:A:OP1	57:BA:3753:HOH:O	2.07	0.70
22:BA:2151:U:H2'	22:BA:2152:G:C8	2.25	0.70
37:BP:103:ARG:HH11	37:BP:103:ARG:HG3	1.56	0.70
38:BQ:89:GLU:H	39:BR:49:ILE:HD12	1.56	0.70
19:CS:53:ASN:HB3	19:CS:75:ALA:HB1	1.73	0.70
23:DB:34:A:N6	23:DB:44:G:O2'	2.24	0.70
1:CA:369:G:OP2	1:CA:388:G:N1	2.24	0.70
22:DA:822:G:OP2	57:DA:3345:HOH:O	2.09	0.70
23:DB:57:A:H1'	27:DF:27:GLN:HA	1.71	0.70
28:DG:89:LEU:HB2	28:DG:129:THR:HG22	1.71	0.70
1:AA:562:U:OP2	12:AL:14:ARG:NH1	2.24	0.70
5:CE:38:VAL:HG11	5:CE:114:VAL:HA	1.73	0.70

Continued on next page...

Continued from previous page...

Atom-1	Atom-2	Interatomic distance (Å)	Clash overlap (Å)
12:CL:68:GLY:O	12:CL:99:ARG:NH1	2.23	0.70
22:DA:2046:G:OP1	48:D0:12:LYS:NZ	2.23	0.70
1:AA:131:A:H2'	1:AA:132:C:C6	2.27	0.70
6:AF:46:GLN:HB2	6:AF:56:LYS:HE2	1.73	0.70
1:CA:1500:A:OP2	57:CA:1880:HOH:O	2.09	0.70
22:BA:1808:A:O2'	45:BX:3:ARG:NH1	2.25	0.70
29:BH:83:LYS:CD	1:CA:55:A:C2'	2.69	0.70
29:BH:123:ARG:HH12	1:CA:366:A:H5''	1.56	0.70
51:B3:17:THR:OG1	51:B3:18:GLY:N	2.19	0.70
22:DA:740:C:H5'	22:DA:1784:A:H3'	1.72	0.70
22:BA:273:G:N2	22:BA:365:U:O2	2.23	0.70
1:CA:736:C:OP1	18:CR:61:ARG:NH1	2.24	0.70
22:DA:833:A:H2'	22:DA:834:G:C8	2.26	0.70
22:DA:1010:A:OP2	57:DA:3778:HOH:O	2.10	0.70
35:DN:83:LEU:HD21	35:DN:115:LEU:HD13	1.74	0.70
1:AA:1161:C:H2'	1:AA:1162:C:H6	1.55	0.70
20:AT:67:ILE:HD11	20:AT:71:LYS:HE3	1.72	0.70
1:CA:811:C:O2'	1:CA:901:A:N1	2.24	0.70
1:CA:858:G:N7	57:CA:1817:HOH:O	2.25	0.70
2:CB:103:ASN:ND2	2:CB:106:THR:OG1	2.25	0.70
22:DA:1709:U:H2'	22:DA:1710:G:H8	1.54	0.70
2:CB:33:GLY:HA2	2:CB:40:ILE:H	1.55	0.70
22:DA:381:G:OP1	45:DX:18:ARG:NH2	2.25	0.70
22:DA:1010:A:N7	57:DA:3776:HOH:O	2.23	0.70
32:DK:30:ARG:NH2	32:DK:37:ASP:OD1	2.23	0.70
33:DL:20:GLY:HA2	33:DL:28:GLY:HA2	1.74	0.70
34:DM:66:ARG:NH1	34:DM:104:GLU:OE1	2.25	0.70
29:BH:94:ILE:HG22	29:BH:99:ILE:HG13	1.72	0.70
17:CQ:48:ASP:N	17:CQ:48:ASP:OD2	2.20	0.70
22:DA:1248:G:C4	38:DQ:3:ARG:HG3	2.26	0.70
22:DA:1709:U:H2'	22:DA:1710:G:C8	2.26	0.70
22:DA:2899:A:H2'	22:DA:2900:A:C8	2.27	0.70
1:CA:1047:G:H1	1:CA:1210:C:H42	1.37	0.70
1:AA:989:U:H2'	1:AA:990:C:H6	1.57	0.69
22:BA:2199:A:H4'	29:BH:28:ASN:OD1	1.91	0.69
22:DA:1325:U:OP1	22:DA:1647:U:O2'	2.08	0.69
22:DA:1380:G:OP2	57:DA:3751:HOH:O	2.08	0.69
14:AN:31:ILE:HG23	14:AN:45:VAL:HB	1.74	0.69
22:BA:686:U:H2'	22:BA:788:A:N1	2.07	0.69
22:BA:1799:G:OP2	24:BC:270:ARG:NH2	2.21	0.69
10:CJ:46:LYS:HG2	10:CJ:68:ARG:HG2	1.74	0.69

Continued on next page...

Continued from previous page...

Atom-1	Atom-2	Interatomic distance (Å)	Clash overlap (Å)
15:CO:19:ALA:O	15:CO:20:ASN:HB2	1.92	0.69
22:DA:228:C:H4'	22:DA:229:C:H5''	1.74	0.69
22:BA:2199:A:C1'	29:BH:28:ASN:HD21	2.05	0.69
2:AB:96:TRP:HZ2	2:AB:101:LEU:HD23	1.57	0.69
30:BI:83:ALA:HB1	30:BI:109:ILE:HD13	1.73	0.69
1:CA:933:G:N7	7:CG:3:ARG:NH2	2.39	0.69
23:DB:28:C:OP1	36:DO:36:TYR:OH	2.07	0.69
22:DA:587:C:OP2	33:DL:21:ARG:NH1	2.24	0.69
22:DA:833:A:H2'	22:DA:834:G:H8	1.57	0.69
16:AP:4:ILE:HG12	16:AP:21:VAL:HG22	1.75	0.69
46:BY:9:LYS:HB3	46:BY:12:GLU:HG3	1.73	0.69
1:CA:1513:A:H2'	1:CA:1514:G:C8	2.27	0.69
33:DL:56:PRO:HD2	33:DL:59:ARG:HB2	1.73	0.69
10:AJ:57:VAL:HG22	10:AJ:58:ASN:H	1.57	0.69
2:CB:203:ASN:OD1	2:CB:204:ASP:N	2.26	0.69
8:CH:53:GLY:HA3	8:CH:57:PRO:HA	1.75	0.69
22:DA:2262:U:OP1	44:DW:41:ARG:NH2	2.26	0.69
43:DV:48:MET:O	43:DV:51:GLN:NE2	2.25	0.69
22:BA:1171:G:N2	22:BA:1178:C:O2	2.25	0.69
22:BA:2455:G:O6	57:BA:3532:HOH:O	2.09	0.69
24:BC:107:PRO:HB3	24:BC:142:HIS:CE1	2.28	0.69
1:CA:738:C:H2'	1:CA:739:C:H6	1.58	0.69
1:CA:1049:U:OP1	57:CA:1843:HOH:O	2.11	0.69
13:CM:33:ILE:HD13	13:CM:59:GLU:HB3	1.75	0.69
22:DA:2243:U:OP1	57:DA:3736:HOH:O	2.11	0.69
23:DB:48:U:H4'	36:DO:100:HIS:CD2	2.28	0.69
1:AA:532:A:N6	3:AC:192:THR:OG1	2.25	0.69
1:CA:890:G:O2'	1:CA:906:A:N6	2.25	0.69
6:CF:9:MET:HB2	6:CF:85:ILE:HG13	1.73	0.69
22:DA:1619:G:N7	57:DA:3641:HOH:O	2.25	0.69
4:AD:32:CYS:SG	4:AD:33:LYS:N	2.66	0.69
22:BA:2093:G:H4'	29:BH:25:TYR:N	2.08	0.69
29:BH:91:PHE:CD1	1:CA:358:U:H1'	2.28	0.69
1:CA:978:A:OP2	1:CA:1362:A:N6	2.26	0.69
22:DA:587:C:N3	33:DL:33:ARG:NH2	2.40	0.69
22:BA:192:C:OP1	57:BA:3745:HOH:O	2.11	0.68
22:BA:1563:U:H2'	22:BA:1564:C:C6	2.28	0.68
26:BE:31:VAL:HG21	26:BE:104:ALA:HB2	1.75	0.68
10:CJ:6:ILE:HD12	10:CJ:76:ILE:HB	1.75	0.68
22:DA:1395:A:OP2	57:DA:3400:HOH:O	2.10	0.68
17:AQ:12:VAL:HB	17:AQ:56:GLY:H	1.57	0.68

Continued on next page...

Continued from previous page...

Atom-1	Atom-2	Interatomic distance (Å)	Clash overlap (Å)
22:BA:1070:A:O2'	22:BA:1097:U:OP1	2.11	0.68
5:CE:150:PRO:HD2	5:CE:151:GLU:HG2	1.74	0.68
22:DA:2720:U:OP1	37:DP:53:ARG:NH2	2.27	0.68
25:DD:12:THR:OG1	25:DD:13:ARG:N	2.25	0.68
35:DN:90:ARG:CZ	35:DN:116:VAL:HG11	2.23	0.68
1:AA:620:C:H1'	4:AD:132:ILE:HD11	1.74	0.68
10:AJ:10:LEU:HG	10:AJ:98:VAL:HG12	1.75	0.68
22:BA:349:U:H2'	22:BA:350:G:H8	1.58	0.68
22:BA:997:G:OP1	38:BQ:92:ARG:HG3	1.94	0.68
53:B5:64:SER:O	53:B5:65:LEU:HB2	1.92	0.68
22:DA:602:A:O2'	22:DA:604:G:O2'	2.07	0.68
31:DJ:40:HIS:HE1	31:DJ:41:LYS:HE3	1.58	0.68
48:D0:43:ILE:HG22	48:D0:49:TYR:HB2	1.75	0.68
22:BA:2579:C:OP1	57:BA:3544:HOH:O	2.11	0.68
19:CS:11:ILE:HG22	19:CS:39:THR:H	1.57	0.68
22:DA:1602:U:O4	57:DA:3710:HOH:O	2.09	0.68
45:DX:27:ARG:NE	45:DX:28:ARG:O	2.26	0.68
2:AB:136:MET:N	2:AB:136:MET:SD	2.67	0.68
6:AF:98:GLU:HG3	6:AF:99:ALA:H	1.57	0.68
23:BB:8:C:O3'	36:BO:25:ARG:NH1	2.23	0.68
27:BF:108:VAL:HG11	27:BF:176:PRO:HG2	1.75	0.68
1:CA:1305:G:N7	57:CA:1866:HOH:O	2.25	0.68
22:BA:2286:G:OP2	49:B1:6:ARG:NH2	2.27	0.68
53:B5:43:GLU:HA	53:B5:178:LYS:HA	1.75	0.68
4:AD:22:LYS:O	4:AD:24:GLY:N	2.27	0.68
18:AR:34:THR:OG1	18:AR:35:GLU:N	2.27	0.68
2:AB:138:THR:HA	2:AB:141:LEU:HB2	1.74	0.68
4:AD:59:GLN:O	4:AD:63:ARG:HG2	1.94	0.68
22:BA:2575:C:OP2	57:BA:3715:HOH:O	2.10	0.68
1:CA:216:U:H4'	1:CA:464:U:H4'	1.74	0.68
22:DA:2162:G:H4'	22:DA:2163:A:OP1	1.94	0.68
22:DA:2469:A:H4'	34:DM:55:ARG:HD3	1.75	0.68
42:DU:11:VAL:HG12	42:DU:72:ILE:HA	1.74	0.68
23:BB:30:C:OP1	36:BO:3:LYS:NZ	2.26	0.68
30:BI:77:ALA:HA	30:BI:80:LEU:HD12	1.76	0.68
10:CJ:36:VAL:HG12	10:CJ:38:GLY:H	1.59	0.68
22:DA:1469:A:H2'	22:DA:1470:A:C8	2.29	0.68
22:BA:14:A:OP2	57:BA:3555:HOH:O	2.11	0.68
1:CA:337:G:H2'	1:CA:338:A:C8	2.28	0.68
1:CA:405:U:O4	4:CD:2:ALA:N	2.27	0.68
1:AA:1015:G:H21	1:AA:1218:C:H1'	1.59	0.67

Continued on next page...

Continued from previous page...

Atom-1	Atom-2	Interatomic distance (Å)	Clash overlap (Å)
15:AO:30:ALA:HA	15:AO:85:LEU:HD21	1.75	0.67
25:BD:129:THR:HG22	25:BD:130:GLN:O	1.94	0.67
28:BG:124:GLU:CD	28:BG:125:CYS:H	1.97	0.67
39:BR:24:LYS:HA	39:BR:94:THR:HG23	1.75	0.67
1:CA:532:A:N6	3:CC:192:THR:OG1	2.26	0.67
21:CU:37:PHE:HA	21:CU:40:LYS:HE3	1.77	0.67
1:AA:973:G:H1'	10:AJ:56:HIS:CD2	2.27	0.67
7:AG:135:VAL:HB	7:AG:138:ARG:HH21	1.59	0.67
22:BA:487:C:O2	40:BS:53:SER:OG	2.13	0.67
30:BI:108:GLU:HA	30:BI:111:GLN:HB3	1.76	0.67
2:CB:35:ARG:O	2:CB:38:VAL:N	2.26	0.67
37:DP:91:ALA:HB2	37:DP:113:ARG:HA	1.74	0.67
3:AC:25:ASN:O	3:AC:27:LYS:N	2.27	0.67
26:BE:108:ILE:HD13	26:BE:181:ILE:HG12	1.76	0.67
29:BH:122:LEU:HD23	29:BH:123:ARG:N	2.10	0.67
1:CA:439:U:H4'	4:CD:121:LYS:HG3	1.74	0.67
22:DA:1638:C:H4'	22:DA:2710:C:O2	1.94	0.67
1:AA:1161:C:H2'	1:AA:1162:C:C6	2.29	0.67
3:AC:53:SER:HB3	3:AC:115:LEU:HG	1.76	0.67
5:AE:142:ASP:HA	5:AE:145:GLU:HB3	1.75	0.67
22:BA:617:G:N7	57:BA:3289:HOH:O	2.27	0.67
22:BA:1260:A:N6	57:BA:3278:HOH:O	2.27	0.67
22:BA:2800:A:H3'	22:BA:2801:G:H5'	1.76	0.67
26:BE:189:THR:HG22	26:BE:192:ALA:H	1.60	0.67
35:BN:55:ALA:HB1	35:BN:80:PHE:H	1.59	0.67
30:DI:90:SER:HB3	30:DI:93:PRO:HG3	1.77	0.67
16:AP:22:ALA:HA	16:AP:33:ILE:HG13	1.76	0.67
24:BC:123:ALA:O	24:BC:128:ASN:ND2	2.25	0.67
22:DA:2291:U:H2'	22:DA:2292:U:C6	2.30	0.67
22:BA:1794:A:H2'	22:BA:1795:C:H6	1.60	0.67
2:CB:141:LEU:O	2:CB:145:GLU:N	2.26	0.67
11:CK:87:LYS:HA	11:CK:114:THR:HG22	1.76	0.67
22:DA:784:G:OP1	57:DA:3312:HOH:O	2.12	0.67
22:DA:1817:G:OP1	24:DC:62:TYR:OH	2.05	0.67
6:AF:1:MET:HG2	6:AF:65:GLU:HG2	1.75	0.67
5:CE:156:LYS:HD2	8:CH:71:VAL:HG13	1.76	0.67
6:CF:91:ARG:O	6:CF:92:THR:OG1	2.13	0.67
22:DA:2058:A:N7	57:DA:3484:HOH:O	2.27	0.67
24:DC:147:LYS:HB2	24:DC:150:LYS:HB2	1.77	0.67
39:DR:58:VAL:HG13	39:DR:102:SER:HB2	1.75	0.67
25:BD:103:ASP:O	25:BD:105:LYS:N	2.27	0.67

Continued on next page...

Continued from previous page...

Atom-1	Atom-2	Interatomic distance (Å)	Clash overlap (Å)
5:CE:157:ARG:O	5:CE:159:LYS:N	2.28	0.67
13:CM:54:ASP:HA	13:CM:57:ARG:HB3	1.77	0.67
35:DN:76:VAL:HA	35:DN:79:LEU:HD12	1.77	0.67
1:AA:965:U:OP2	57:AA:1832:HOH:O	2.12	0.67
16:AP:75:ILE:HG22	16:AP:80:LYS:HE2	1.77	0.67
22:BA:1131:G:OP1	31:BJ:82:GLY:HA2	1.94	0.67
12:CL:65:SER:HB2	12:CL:82:ILE:HD11	1.75	0.67
22:DA:684:G:OP1	50:D2:16:HIS:ND1	2.19	0.67
22:DA:761:A:OP2	57:DA:3292:HOH:O	2.12	0.67
22:BA:1667:G:O2'	22:BA:1991:U:O4	2.12	0.67
29:BH:27:ARG:O	29:BH:28:ASN:HB2	1.95	0.67
22:DA:310:A:H5''	42:DU:15:THR:HG22	1.76	0.67
22:DA:1269:A:OP2	57:DA:3381:HOH:O	2.12	0.67
2:AB:82:ASP:O	2:AB:85:LEU:N	2.29	0.66
41:BT:67:VAL:HG22	41:BT:76:ARG:HG3	1.76	0.66
22:DA:1607:C:N4	22:DA:1622:G:N7	2.42	0.66
1:AA:601:G:H2'	1:AA:602:A:C8	2.30	0.66
12:AL:24:LEU:O	12:AL:26:ALA:N	2.28	0.66
22:BA:752:A:H62	22:BA:2609:U:H3	1.43	0.66
12:CL:7:LEU:HD22	12:CL:12:ARG:HD2	1.77	0.66
22:DA:84:A:H62	22:DA:101:A:H2	1.40	0.66
36:DO:110:ALA:HB3	36:DO:117:PHE:HE2	1.60	0.66
1:AA:263:A:P	20:AT:74:ARG:HH12	2.19	0.66
1:AA:1040:U:H2'	1:AA:1041:G:C8	2.31	0.66
1:AA:1348:U:H4'	9:AI:122:ARG:HG3	1.77	0.66
22:DA:2171:A:O2'	22:DA:2173:A:OP1	2.13	0.66
8:AH:10:MET:HE1	8:AH:33:LYS:HA	1.77	0.66
22:BA:1909:C:O2	22:BA:1921:G:N2	2.27	0.66
1:CA:86:G:H1'	1:CA:87:C:O4'	1.94	0.66
9:CI:52:LEU:HD13	9:CI:57:MET:HG2	1.77	0.66
13:CM:107:ARG:HH22	13:CM:110:LYS:HE2	1.60	0.66
22:BA:2267:A:H5''	22:BA:2268:A:H5'	1.78	0.66
22:BA:2291:U:H2'	22:BA:2292:U:C6	2.30	0.66
29:BH:94:ILE:CG2	29:BH:99:ILE:HG13	2.26	0.66
2:AB:213:TYR:O	2:AB:217:VAL:HG23	1.94	0.66
9:AI:25:ASN:HB2	9:AI:27:LYS:HG2	1.77	0.66
9:AI:57:MET:SD	9:AI:58:VAL:N	2.67	0.66
9:AI:90:TYR:HB3	9:AI:94:LEU:HD21	1.76	0.66
24:BC:39:LYS:HE3	24:BC:55:GLY:HA2	1.78	0.66
46:DY:9:LYS:H	46:DY:12:GLU:HG3	1.61	0.66
2:AB:73:LYS:O	2:AB:75:ALA:N	2.27	0.66

Continued on next page...

Continued from previous page...

Atom-1	Atom-2	Interatomic distance (Å)	Clash overlap (Å)
22:BA:587:C:OP2	33:BL:21:ARG:NH1	2.28	0.66
22:BA:2485:G:OP1	34:BM:45:GLN:NE2	2.28	0.66
4:CD:59:GLN:O	4:CD:63:ARG:HG3	1.95	0.66
22:DA:729:G:OP2	24:DC:207:LYS:NZ	2.24	0.66
41:DT:14:PRO:HD2	46:DY:33:ALA:HB1	1.78	0.66
1:AA:1358:U:H3	1:AA:1363:A:H62	1.43	0.66
9:AI:45:ARG:HG2	9:AI:46:MET:SD	2.36	0.66
21:AU:4:ILE:HA	21:AU:20:LYS:HE3	1.76	0.66
22:BA:197:A:H62	22:BA:2430:A:H2'	1.60	0.66
35:BN:24:MET:HE3	35:BN:44:LEU:HD13	1.78	0.66
1:AA:1182:G:H4'	1:AA:1183:U:H5'	1.78	0.66
16:AP:77:GLU:C	16:AP:79:ASN:H	1.99	0.66
22:BA:517:C:OP2	48:B0:10:ARG:NH2	2.29	0.66
22:BA:612:G:H4'	22:BA:613:A:C2	2.31	0.66
22:BA:2327:A:H2'	22:BA:2328:A:C8	2.30	0.66
29:BH:14:SER:O	29:BH:15:LEU:HB2	1.95	0.66
33:BL:87:GLY:O	33:BL:89:VAL:N	2.29	0.66
37:BP:93:ARG:O	37:BP:94:LYS:HB2	1.95	0.66
2:CB:73:LYS:O	2:CB:75:ALA:N	2.29	0.66
22:DA:2788:C:H2'	22:DA:2789:C:C6	2.31	0.66
6:AF:29:ILE:HD13	6:AF:64:VAL:HG11	1.77	0.66
22:BA:181:A:H2'	22:BA:182:A:C8	2.31	0.66
22:BA:2128:G:H2'	22:BA:2129:C:O4'	1.96	0.66
43:BV:13:GLY:O	43:BV:17:SER:OG	2.14	0.66
2:CB:10:LEU:HD12	2:CB:43:LEU:HD22	1.76	0.66
5:AE:15:LEU:HB3	5:AE:37:THR:HG22	1.78	0.65
20:CT:25:ARG:O	20:CT:29:ARG:HG2	1.96	0.65
40:DS:73:LYS:HB2	40:DS:106:VAL:HB	1.78	0.65
50:D2:43:THR:O	50:D2:44:VAL:HB	1.96	0.65
1:AA:376:G:H5''	16:AP:5:ARG:HB3	1.79	0.65
1:AA:1238:A:H5'	1:AA:1336:C:H41	1.60	0.65
11:AK:74:VAL:C	11:AK:76:GLU:H	1.99	0.65
19:AS:51:VAL:HG22	19:AS:71:LEU:HD13	1.76	0.65
22:BA:281:C:H2'	22:BA:282:A:C8	2.30	0.65
22:BA:627:A:OP1	33:BL:78:ARG:NH1	2.28	0.65
1:CA:1323:G:O2'	1:CA:1362:A:N3	2.27	0.65
3:CC:143:ARG:HG2	3:CC:144:LEU:HD13	1.78	0.65
22:DA:1789:A:H5''	24:DC:219:THR:O	1.96	0.65
22:DA:2498:C:OP2	57:DA:3681:HOH:O	2.13	0.65
22:DA:2609:U:H6	54:D6:7:004:HA	1.61	0.65
33:DL:136:GLU:HA	33:DL:140:GLY:HA3	1.77	0.65

Continued on next page...

Continued from previous page...

Atom-1	Atom-2	Interatomic distance (Å)	Clash overlap (Å)
22:BA:194:G:OP2	57:BA:3765:HOH:O	2.14	0.65
30:BI:86:ILE:HD13	30:BI:89:GLY:HA2	1.78	0.65
3:AC:58:GLU:HG3	3:AC:65:ARG:HB3	1.78	0.65
12:AL:24:LEU:HB2	12:AL:59:ASN:ND2	2.11	0.65
22:BA:1073:A:H3'	22:BA:1074:G:C5'	2.25	0.65
15:CO:89:ARG:NH1	22:DA:716:A:OP1	2.29	0.65
11:AK:69:ARG:HH11	22:BA:2146:C:H42	1.45	0.65
22:BA:1056:G:H5''	22:BA:1057:A:H5'	1.77	0.65
1:CA:1273:C:H2'	1:CA:1274:A:O4'	1.97	0.65
15:CO:64:ARG:NH1	15:CO:68:ASP:OD2	2.26	0.65
34:DM:49:ALA:HB2	34:DM:123:LYS:HB2	1.79	0.65
1:AA:1077:G:N7	57:AA:1789:HOH:O	2.28	0.65
24:BC:107:PRO:HB3	24:BC:142:HIS:HE1	1.62	0.65
29:BH:114:GLU:HB3	29:BH:133:GLN:O	1.97	0.65
1:CA:403:C:OP1	4:CD:134:SER:HB3	1.97	0.65
22:DA:2134:A:H62	22:DA:2157:G:H1'	1.60	0.65
1:AA:79:G:H2'	1:AA:80:A:H8	1.61	0.65
12:AL:21:VAL:HG23	12:AL:95:TYR:CE1	2.31	0.65
22:BA:2820:A:OP1	57:BA:3811:HOH:O	2.15	0.65
29:BH:89:LYS:CB	1:CA:359:G:H5''	2.21	0.65
29:BH:122:LEU:C	29:BH:123:ARG:HG2	2.17	0.65
35:BN:79:LEU:O	35:BN:81:ASN:N	2.30	0.65
2:CB:21:ARG:O	2:CB:23:TRP:N	2.27	0.65
4:CD:35:GLU:O	4:CD:37:ALA:N	2.24	0.65
22:DA:1992:G:N2	22:DA:1996:C:O2'	2.30	0.65
26:DE:131:THR:HA	26:DE:160:ALA:HB1	1.78	0.65
39:DR:61:ALA:HB2	39:DR:98:ILE:HD13	1.78	0.65
40:DS:4:ILE:HG12	40:DS:106:VAL:HG22	1.77	0.65
1:AA:1422:G:O3'	32:BK:49:ARG:NH2	2.29	0.65
22:BA:2243:U:OP1	57:BA:3748:HOH:O	2.14	0.65
29:BH:139:PHE:O	29:BH:140:ALA:CB	2.44	0.65
51:B3:31:HIS:CD2	51:B3:32:ILE:HG13	2.31	0.65
1:CA:801:U:H2'	1:CA:802:A:H8	1.59	0.65
3:AC:140:ASN:HA	3:AC:143:ARG:HB3	1.78	0.65
6:AF:46:GLN:HA	6:AF:56:LYS:HG2	1.79	0.65
22:BA:1796:U:H2'	22:BA:1797:G:H8	1.62	0.65
38:BQ:88:VAL:HG13	39:BR:49:ILE:HD11	1.79	0.65
1:CA:1296:C:H4'	1:CA:1302:C:N4	2.12	0.65
22:DA:1035:U:H2'	22:DA:1036:G:H8	1.62	0.65
3:AC:16:LYS:HG3	3:AC:17:PRO:HD2	1.77	0.65
14:AN:91:GLY:O	14:AN:93:ILE:N	2.30	0.65

Continued on next page...

Continued from previous page...

Atom-1	Atom-2	Interatomic distance (Å)	Clash overlap (Å)
22:BA:1364:G:OP2	45:BX:2:SER:N	2.29	0.65
28:BG:90:VAL:HG21	28:BG:163:ARG:HE	1.61	0.65
43:BV:36:ALA:O	43:BV:93:ARG:NH2	2.28	0.65
1:CA:1540:U:O3'	21:CU:18:ARG:NE	2.30	0.65
22:DA:398:C:OP1	45:DX:32:ASN:ND2	2.30	0.65
9:AI:38:TYR:HD2	9:AI:39:PHE:HD2	1.45	0.64
13:AM:11:ASP:OD1	13:AM:12:HIS:N	2.30	0.64
22:BA:1916:A:H2'	22:BA:1917:U:O4'	1.96	0.64
22:BA:1936:A:H2	22:BA:1943:U:N3	1.94	0.64
27:BF:158:THR:HG22	27:BF:160:ALA:H	1.62	0.64
33:BL:68:SER:OG	33:BL:69:ARG:N	2.29	0.64
4:CD:201:VAL:HG11	5:CE:103:THR:HB	1.78	0.64
22:DA:1094:U:H2'	22:DA:1096:A:OP2	1.96	0.64
21:AU:37:PHE:HA	21:AU:40:LYS:HE3	1.79	0.64
22:BA:245:G:O6	51:B3:8:ARG:HD3	1.98	0.64
22:BA:2461:A:H2'	22:BA:2462:C:C6	2.32	0.64
34:BM:42:THR:HG22	34:BM:93:VAL:HG12	1.79	0.64
1:CA:651:C:N4	1:CA:753:A:OP2	2.29	0.64
4:CD:88:GLU:HG2	4:CD:188:ARG:HD3	1.79	0.64
22:DA:777:G:N7	22:DA:793:A:H2	1.96	0.64
22:DA:1476:U:H1'	22:DA:1732:C:C2	2.31	0.64
22:DA:2054:A:OP1	22:DA:2055:C:O2'	2.14	0.64
24:DC:123:ALA:O	24:DC:128:ASN:ND2	2.29	0.64
4:AD:32:CYS:O	4:AD:33:LYS:HB2	1.97	0.64
19:AS:50:ALA:HB1	19:AS:57:HIS:HB3	1.79	0.64
25:BD:13:ARG:HD3	25:BD:21:SER:OG	1.96	0.64
7:CG:27:VAL:HG12	7:CG:43:VAL:HG21	1.79	0.64
21:CU:25:LYS:HD3	21:CU:26:ALA:H	1.62	0.64
22:DA:2328:A:H2'	22:DA:2329:U:C6	2.33	0.64
24:DC:145:GLU:HG2	24:DC:152:GLY:N	2.12	0.64
1:CA:464:U:N3	1:CA:467:U:OP2	2.27	0.64
22:DA:17:G:H4'	38:DQ:25:TYR:CE1	2.33	0.64
22:DA:1097:U:C5	22:DA:1098:A:H1'	2.33	0.64
22:DA:1344:U:O2'	22:DA:1345:C:OP2	2.15	0.64
22:DA:2852:G:H5'	35:DN:64:ARG:HH22	1.63	0.64
22:BA:580:U:H2'	22:BA:581:C:H6	1.61	0.64
1:CA:757:U:OP1	1:CA:822:U:O2'	2.15	0.64
20:CT:43:ASP:HB3	20:CT:46:ALA:HB3	1.78	0.64
22:DA:1808:A:N1	45:DX:28:ARG:HD2	2.12	0.64
22:DA:2136:G:N1	22:DA:2156:G:H1'	2.12	0.64
51:D3:15:LYS:HD3	51:D3:23:LYS:HE2	1.79	0.64

Continued on next page...

Continued from previous page...

Atom-1	Atom-2	Interatomic distance (Å)	Clash overlap (Å)
4:AD:11:LEU:HD22	4:AD:63:ARG:HD3	1.80	0.64
22:BA:465:G:H2'	22:BA:466:A:C8	2.32	0.64
22:BA:2311:A:N3	27:BF:85:ILE:HD11	2.13	0.64
38:BQ:76:TYR:OH	38:BQ:92:ARG:NH1	2.30	0.64
11:CK:17:SER:O	11:CK:80:LYS:N	2.30	0.64
11:CK:25:ALA:HA	11:CK:30:THR:HG22	1.80	0.64
22:DA:2210:U:H4'	22:DA:2211:A:H5'	1.79	0.64
2:AB:163:VAL:HG13	2:AB:185:ALA:HB2	1.80	0.64
22:BA:2243:U:OP1	57:BA:3745:HOH:O	2.15	0.64
12:CL:74:LEU:HD11	12:CL:80:ILE:HG21	1.80	0.64
24:DC:72:ASP:O	24:DC:74:ILE:N	2.25	0.64
28:DG:38:ASN:HB3	28:DG:41:VAL:HG23	1.79	0.64
1:AA:1031:C:H4'	1:AA:1032:G:H5''	1.80	0.64
48:B0:10:ARG:HB2	48:B0:13:ARG:HH21	1.61	0.64
1:CA:451:A:H61	1:CA:481:G:H5'	1.62	0.64
1:CA:929:G:H5''	1:CA:1535:C:H5''	1.78	0.64
22:DA:1342:A:OP2	57:DA:3710:HOH:O	2.15	0.64
41:DT:73:ARG:NH1	41:DT:74:ILE:O	2.30	0.64
22:BA:361:G:H8	22:BA:361:G:OP2	1.81	0.64
1:CA:1291:U:OP1	7:CG:37:SER:HB3	1.97	0.64
14:CN:51:LEU:O	14:CN:53:ARG:N	2.31	0.64
22:DA:341:C:H2'	22:DA:342:A:C8	2.31	0.64
22:DA:2004:G:OP2	57:DA:3802:HOH:O	2.15	0.64
22:DA:2817:U:O2	22:DA:2836:U:H1'	1.98	0.64
24:DC:70:ASN:O	24:DC:72:ASP:N	2.31	0.64
29:DH:117:LEU:CD1	29:DH:130:VAL:HG22	2.28	0.64
4:AD:58:LYS:HB3	4:AD:200:ILE:HB	1.80	0.64
1:CA:748:G:H2'	1:CA:749:A:C8	2.33	0.64
1:CA:798:U:O4	57:CA:1805:HOH:O	2.11	0.64
1:CA:1279:G:OP2	10:CJ:11:LYS:NZ	2.31	0.64
1:CA:1391:U:H2'	1:CA:1392:G:C8	2.33	0.64
22:DA:1809:A:H2'	22:DA:1810:A:C8	2.33	0.64
22:DA:2750:A:O2'	22:DA:2752:C:N4	2.32	0.64
28:DG:98:VAL:HG21	28:DG:124:GLU:HA	1.78	0.64
22:BA:1250:G:OP2	33:BL:21:ARG:NH2	2.31	0.63
22:BA:1746:A:H2'	22:BA:1747:U:H6	1.59	0.63
27:BF:73:SER:HB2	27:BF:81:GLN:H	1.63	0.63
28:BG:149:ARG:NH2	28:BG:167:GLU:OE2	2.31	0.63
1:CA:214:C:H2'	1:CA:215:C:C6	2.33	0.63
20:CT:70:ASN:O	20:CT:74:ARG:N	2.25	0.63
22:DA:197:A:N6	22:DA:2430:A:H2'	2.13	0.63

Continued on next page...

Continued from previous page...

Atom-1	Atom-2	Interatomic distance (Å)	Clash overlap (Å)
9:AI:118:LEU:HA	9:AI:125:PRO:HD3	1.78	0.63
16:AP:7:ALA:O	16:AP:9:HIS:N	2.30	0.63
22:BA:39:G:H2'	22:BA:40:U:C6	2.33	0.63
22:BA:197:A:N6	22:BA:2430:A:H2'	2.13	0.63
34:BM:18:ARG:HG2	34:BM:18:ARG:HH21	1.64	0.63
7:CG:145:ALA:O	7:CG:146:GLU:HB2	1.97	0.63
35:DN:96:ARG:HH11	35:DN:116:VAL:HG22	1.63	0.63
1:AA:1004:A:H2'	1:AA:1005:A:O4'	1.98	0.63
2:AB:148:LEU:HD22	2:AB:151:ILE:HG21	1.81	0.63
11:AK:83:GLU:HG3	11:AK:109:ASN:HD22	1.63	0.63
19:AS:32:ARG:HA	19:AS:50:ALA:HB3	1.81	0.63
20:AT:6:SER:OG	20:AT:7:ALA:N	2.31	0.63
29:BH:83:LYS:CG	1:CA:55:A:N3	2.55	0.63
3:CC:9:GLY:HA2	3:CC:12:LEU:HG	1.81	0.63
5:CE:81:LEU:HA	5:CE:147:MET:HE3	1.80	0.63
22:DA:411:G:OP2	22:DA:2406:A:O2'	2.13	0.63
30:DI:39:CYS:HA	30:DI:42:PHE:HB3	1.80	0.63
2:AB:27:MET:HG2	2:AB:189:THR:HA	1.80	0.63
25:BD:33:ARG:NH1	25:BD:53:GLY:O	2.32	0.63
3:CC:72:ARG:HB3	3:CC:75:ILE:HG22	1.80	0.63
13:CM:11:ASP:OD1	13:CM:12:HIS:N	2.32	0.63
22:DA:1847:A:O2'	22:DA:1848:A:H8	1.78	0.63
22:DA:848:C:H2'	22:DA:849:A:H8	1.64	0.63
32:DK:7:MET:HE1	32:DK:20:MET:HB2	1.79	0.63
50:D2:34:ARG:HB2	50:D2:42:LEU:HD13	1.80	0.63
1:AA:600:A:H2'	1:AA:601:G:C8	2.34	0.63
14:AN:33:ASP:O	14:AN:35:ASN:N	2.30	0.63
36:BO:88:LYS:O	36:BO:89:ASP:HB2	1.99	0.63
20:CT:6:SER:OG	20:CT:7:ALA:N	2.32	0.63
22:DA:2638:G:O2'	22:DA:2775:G:N2	2.26	0.63
29:DH:117:LEU:HG	29:DH:120:GLY:O	1.98	0.63
45:DX:41:GLU:O	45:DX:44:LYS:HD2	1.98	0.63
1:AA:976:G:OP2	1:AA:1358:U:O2'	2.16	0.63
2:AB:14:VAL:H	2:AB:208:ARG:HH12	1.46	0.63
6:AF:91:ARG:O	6:AF:92:THR:OG1	2.14	0.63
21:AU:36:GLU:O	21:AU:37:PHE:HB2	1.99	0.63
22:BA:721:A:H2'	22:BA:722:A:C8	2.32	0.63
22:BA:945:A:N7	57:BA:3261:HOH:O	2.31	0.63
35:BN:49:GLU:OE2	35:BN:95:THR:HG22	1.98	0.63
8:CH:18:GLN:HG2	8:CH:63:LEU:HD13	1.81	0.63
22:DA:2125:G:N1	22:DA:2171:A:OP1	2.31	0.63

Continued on next page...

Continued from previous page...

Atom-1	Atom-2	Interatomic distance (Å)	Clash overlap (Å)
22:DA:2131:U:H1'	22:DA:2158:A:H61	1.64	0.63
22:DA:2189:U:H2'	22:DA:2190:G:H5''	1.80	0.63
24:DC:16:VAL:HG22	24:DC:206:GLY:HA3	1.80	0.63
22:BA:141:G:H3'	22:BA:142:A:C8	2.34	0.63
22:BA:1428:C:N4	22:BA:1570:A:OP2	2.28	0.63
1:CA:211:G:H21	1:CA:212:G:H1'	1.63	0.63
13:CM:27:LYS:HA	13:CM:30:SER:HB2	1.81	0.63
16:CP:38:PHE:HE2	16:CP:51:ARG:HD3	1.64	0.63
22:DA:2349:G:OP1	51:D3:45:ARG:NH2	2.26	0.63
38:DQ:27:ALA:HB1	38:DQ:31:VAL:HB	1.80	0.63
1:AA:315:A:O2'	1:AA:330:C:H4'	1.99	0.63
8:AH:79:SER:HA	8:AH:85:ILE:HG12	1.80	0.63
9:AI:22:LYS:O	9:AI:62:ASP:N	2.27	0.63
9:AI:91:ASP:OD2	9:AI:93:SER:N	2.31	0.63
13:AM:29:ARG:CZ	13:AM:63:PHE:HB2	2.29	0.63
13:AM:73:ILE:O	13:AM:76:SER:OG	2.17	0.63
29:BH:83:LYS:CE	1:CA:55:A:C2'	2.77	0.63
22:DA:1315:C:O2'	22:DA:1392:A:N3	2.31	0.63
32:DK:38:ILE:HD11	32:DK:112:PHE:HZ	1.64	0.63
5:AE:25:VAL:O	5:AE:28:GLY:N	2.31	0.62
5:AE:97:GLN:HB2	5:AE:124:LEU:HD12	1.81	0.62
7:AG:70:ARG:HG3	7:AG:96:ARG:HG2	1.81	0.62
1:CA:748:G:H2'	1:CA:749:A:H8	1.64	0.62
20:CT:7:ALA:HB1	20:CT:10:ARG:HB2	1.81	0.62
1:AA:951:G:OP2	13:AM:101:ARG:NH2	2.31	0.62
3:AC:130:PHE:CZ	3:AC:131:ARG:HD2	2.33	0.62
53:B5:45:HIS:CD2	53:B5:176:VAL:HA	2.34	0.62
1:CA:49:U:O4	1:CA:362:G:N2	2.33	0.62
1:CA:374:A:H5''	1:CA:452:A:N1	2.13	0.62
17:CQ:11:ARG:HA	17:CQ:58:VAL:HA	1.80	0.62
22:DA:1793:C:N4	57:DA:3780:HOH:O	2.31	0.62
22:DA:2787:C:H1'	25:DD:63:PRO:HG3	1.81	0.62
22:DA:2857:G:N2	22:DA:2860:A:OP2	2.20	0.62
30:DI:29:GLY:HA2	30:DI:33:VAL:HB	1.81	0.62
36:DO:79:ALA:HA	36:DO:115:LEU:HD22	1.81	0.62
22:BA:2198:A:N3	29:BH:29:PHE:HB2	2.15	0.62
1:CA:1040:U:H2'	1:CA:1041:G:C8	2.33	0.62
7:CG:146:GLU:HA	7:CG:149:LYS:HB2	1.80	0.62
20:CT:80:THR:O	20:CT:83:ILE:HG13	1.99	0.62
22:DA:948:C:O2	22:DA:984:A:O2'	2.17	0.62
22:DA:2502:G:H5'	22:DA:2503:A:H5''	1.80	0.62

Continued on next page...

Continued from previous page...

Atom-1	Atom-2	Interatomic distance (Å)	Clash overlap (Å)
52:D4:16:ILE:HD13	52:D4:25:VAL:HG22	1.80	0.62
6:AF:67:PRO:O	6:AF:69:GLU:N	2.32	0.62
16:AP:51:ARG:HG2	16:AP:51:ARG:HH11	1.64	0.62
22:BA:1434:A:O2'	22:BA:1435:G:H8	1.82	0.62
40:BS:37:THR:OG1	40:BS:48:LYS:NZ	2.30	0.62
46:BY:32:ALA:HB2	46:BY:37:LEU:HD23	1.80	0.62
1:CA:1225:A:H2'	1:CA:1226:C:C5	2.34	0.62
1:CA:1233:G:OP1	9:CI:119:ARG:NH2	2.32	0.62
35:DN:20:MET:HG3	35:DN:21:PHE:N	2.15	0.62
1:AA:1377:A:N3	7:AG:2:PRO:HG3	2.15	0.62
16:AP:68:SER:HB2	16:AP:71:VAL:HB	1.81	0.62
22:BA:1444:G:H2'	22:BA:1445:G:C8	2.35	0.62
22:BA:1824:G:N3	24:BC:252:THR:HG21	2.15	0.62
32:BK:24:VAL:HG13	32:BK:33:ALA:HB2	1.81	0.62
1:CA:407:U:H2'	1:CA:408:A:H8	1.62	0.62
4:CD:62:ARG:HH21	4:CD:68:LEU:HA	1.65	0.62
5:CE:105:ILE:N	5:CE:122:ASN:O	2.27	0.62
9:CI:84:THR:HG21	9:CI:103:PHE:HB3	1.81	0.62
22:DA:2121:G:N2	22:DA:2177:C:O2	2.25	0.62
1:AA:1232:U:OP1	9:AI:126:GLN:NE2	2.33	0.62
24:BC:168:ASP:OD2	24:BC:169:GLY:N	2.32	0.62
40:BS:79:GLY:HA2	40:BS:102:HIS:CE1	2.35	0.62
50:B2:12:ARG:HD2	50:B2:44:VAL:HG11	1.81	0.62
22:DA:1096:A:H2'	22:DA:1097:U:O4'	1.99	0.62
22:DA:1570:A:H2'	22:DA:1571:A:C8	2.34	0.62
1:AA:269:C:H2'	1:AA:270:A:C8	2.34	0.62
1:AA:913:A:OP1	12:AL:88:LYS:NZ	2.27	0.62
22:BA:576:U:H2'	22:BA:577:G:C8	2.34	0.62
35:BN:73:ASN:HA	35:BN:76:VAL:HG12	1.80	0.62
4:CD:188:ARG:HH12	4:CD:192:SER:HB3	1.65	0.62
22:DA:527:C:OP2	22:DA:2779:U:N3	2.29	0.62
24:DC:69:ARG:HD3	24:DC:104:ILE:HG21	1.82	0.62
1:AA:1226:C:O2'	13:AM:110:LYS:NZ	2.33	0.62
22:DA:1667:G:N2	22:DA:1992:G:OP2	2.21	0.62
22:DA:2232:C:OP1	45:DX:27:ARG:NH1	2.28	0.62
22:DA:2757:A:N1	28:DG:67:THR:HG21	2.14	0.62
24:DC:260:ASN:OD1	24:DC:263:THR:N	2.23	0.62
12:AL:86:ARG:NE	12:AL:88:LYS:HB3	2.15	0.62
17:AQ:46:VAL:HG11	17:AQ:61:ILE:HG13	1.82	0.62
22:BA:1508:A:O2'	22:BA:1509:A:O4'	2.17	0.62
22:BA:2585:U:H2'	54:B6:3:DBB:HG1	1.82	0.62

Continued on next page...

Continued from previous page...

Atom-1	Atom-2	Interatomic distance (Å)	Clash overlap (Å)
35:BN:32:GLU:CD	35:BN:86:ARG:HH22	2.02	0.62
1:CA:374:A:H5''	1:CA:452:A:C2	2.35	0.62
22:DA:798:G:H2'	22:DA:799:G:H8	1.65	0.62
22:DA:973:A:OP2	39:DR:81:LYS:NZ	2.29	0.62
22:BA:1062:G:OP1	22:BA:1070:A:H4'	2.00	0.62
22:BA:2182:U:H2'	22:BA:2183:A:C8	2.35	0.62
1:CA:398:U:H2'	1:CA:399:G:H8	1.64	0.62
1:AA:512:U:H2'	1:AA:513:C:C6	2.34	0.61
4:AD:118:VAL:HA	4:AD:123:ILE:HD12	1.81	0.61
14:AN:61:ARG:O	14:AN:62:ASN:HB2	1.99	0.61
1:CA:1323:G:H2'	1:CA:1324:A:C8	2.35	0.61
1:CA:1326:U:H2'	1:CA:1327:C:C6	2.35	0.61
22:DA:118:A:N3	22:DA:178:G:H1'	2.14	0.61
22:DA:608:A:H2'	22:DA:609:A:C8	2.35	0.61
26:DE:196:VAL:HA	26:DE:199:MET:HE2	1.80	0.61
28:DG:159:GLY:O	28:DG:163:ARG:NH1	2.33	0.61
30:DI:69:PHE:N	30:DI:69:PHE:HD1	1.98	0.61
35:DN:69:ARG:O	35:DN:71:ARG:N	2.25	0.61
1:AA:988:G:N2	1:AA:1217:C:O2	2.33	0.61
7:AG:15:ASP:HB3	7:AG:20:SER:H	1.64	0.61
10:AJ:42:LEU:HD23	10:AJ:43:PRO:HD2	1.81	0.61
16:AP:42:ILE:O	16:AP:44:SER:N	2.32	0.61
22:BA:1170:C:H2'	22:BA:1171:G:C8	2.34	0.61
34:BM:110:GLU:OE2	34:BM:114:ARG:NH2	2.34	0.61
1:CA:724:G:OP2	1:CA:833:G:O2'	2.16	0.61
3:CC:16:LYS:HG3	3:CC:17:PRO:HD2	1.82	0.61
17:CQ:31:HIS:HD2	17:CQ:33:ILE:H	1.48	0.61
22:DA:247:G:H4'	22:DA:386:G:C4	2.35	0.61
22:DA:2184:A:H2'	22:DA:2185:U:C6	2.35	0.61
2:AB:91:PHE:H	2:AB:150:GLY:HA3	1.65	0.61
22:BA:1417:C:H2'	22:BA:1418:G:O4'	1.99	0.61
22:BA:1794:A:H2'	22:BA:1795:C:C6	2.34	0.61
22:BA:1925:C:H4'	22:BA:1926:U:C5	2.34	0.61
29:BH:85:GLY:HA3	1:CA:359:G:O4'	2.00	0.61
29:BH:95:GLY:CA	1:CA:368:U:OP1	2.46	0.61
1:CA:983:A:OP1	14:CN:9:ARG:NH2	2.32	0.61
1:CA:1147:C:O2'	9:CI:18:ARG:NH1	2.32	0.61
5:CE:134:ILE:H	5:CE:134:ILE:HD12	1.65	0.61
10:CJ:36:VAL:HA	10:CJ:76:ILE:HA	1.82	0.61
22:DA:250:G:OP2	51:D3:13:ARG:NH1	2.33	0.61
22:DA:594:U:H2'	22:DA:595:C:C6	2.35	0.61

Continued on next page...

Continued from previous page...

Atom-1	Atom-2	Interatomic distance (Å)	Clash overlap (Å)
22:DA:1679:A:N6	57:DA:3436:HOH:O	2.33	0.61
22:DA:1738:G:O2'	22:DA:1739:A:O5'	2.18	0.61
29:DH:32:PRO:O	29:DH:33:GLN:CB	2.48	0.61
1:AA:1031:C:O2'	1:AA:1032:G:OP2	2.17	0.61
11:AK:81:ASN:HB3	11:AK:106:ARG:HB3	1.82	0.61
22:BA:2390:U:OP2	51:B3:35:LYS:NZ	2.33	0.61
1:CA:642:A:C5	8:CH:107:SER:HA	2.36	0.61
2:CB:86:SER:OG	2:CB:87:CYS:N	2.32	0.61
22:DA:1195:G:O2'	22:DA:1226:A:N1	2.31	0.61
22:DA:1336:A:H2'	22:DA:1337:G:C8	2.35	0.61
1:AA:1441:A:H2	37:BP:114:LEU:HD22	1.65	0.61
2:AB:64:LYS:HB3	2:AB:66:LYS:HE2	1.83	0.61
22:DA:192:C:O2'	22:DA:802:A:N3	2.33	0.61
47:DZ:6:LYS:HB2	47:DZ:58:GLU:HG3	1.83	0.61
50:D2:43:THR:OG1	50:D2:44:VAL:N	2.32	0.61
1:AA:109:A:H2'	1:AA:326:G:N2	2.15	0.61
1:AA:1425:U:O2'	1:AA:1426:G:H5'	2.01	0.61
2:AB:88:ASP:HB2	2:AB:221:VAL:HG12	1.83	0.61
22:BA:1730:C:H4'	22:BA:1730:C:OP1	1.99	0.61
25:BD:16:THR:OG1	25:BD:18:ASP:OD1	2.18	0.61
9:CI:31:ASN:HA	9:CI:66:THR:HG22	1.83	0.61
1:AA:721:G:H4'	1:AA:722:G:O4'	2.00	0.61
22:BA:2887:A:H5'	22:BA:2888:C:OP2	2.00	0.61
24:BC:86:ASN:N	24:BC:86:ASN:OD1	2.32	0.61
5:CE:77:ASN:HB2	5:CE:82:GLN:HG2	1.81	0.61
22:DA:58:G:OP1	41:DT:78:SER:OG	2.17	0.61
22:DA:250:G:H2'	22:DA:251:A:C8	2.36	0.61
25:DD:7:LYS:HD3	25:DD:198:GLY:HA2	1.82	0.61
1:AA:1313:U:OP2	19:AS:6:LYS:HB3	2.01	0.61
22:BA:560:C:O2	38:BQ:48:ARG:NH1	2.34	0.61
22:BA:1086:A:O2'	22:BA:1087:G:N7	2.34	0.61
25:BD:125:TRP:CD2	25:BD:160:LYS:HD3	2.36	0.61
31:BJ:140:LEU:HD11	31:BJ:142:ILE:HD13	1.82	0.61
1:CA:477:C:H2'	1:CA:478:A:C8	2.34	0.61
1:CA:1182:G:H5'	1:CA:1184:G:H5''	1.83	0.61
21:CU:40:LYS:H	21:CU:41:PRO:CD	2.14	0.61
22:DA:2031:A:C6	22:DA:2498:C:H1'	2.36	0.61
29:DH:83:LYS:H	29:DH:149:GLU:HG2	1.64	0.61
45:DX:52:SER:OG	45:DX:55:GLY:N	2.32	0.61
1:AA:1129:C:O2	1:AA:1130:A:N6	2.34	0.61
2:AB:46:THR:HG23	2:AB:201:PRO:HB2	1.82	0.61

Continued on next page...

Continued from previous page...

Atom-1	Atom-2	Interatomic distance (Å)	Clash overlap (Å)
2:AB:115:LYS:O	2:AB:117:LEU:N	2.33	0.61
22:BA:1563:U:H2'	22:BA:1564:C:H6	1.65	0.61
1:CA:1006:G:H2'	1:CA:1007:U:C6	2.35	0.61
22:DA:7:G:H4'	31:DJ:15:TRP:CZ2	2.35	0.61
22:DA:1592:C:H2'	22:DA:1593:A:C8	2.36	0.61
28:DG:12:PRO:HD2	28:DG:15:VAL:HG21	1.83	0.61
20:AT:29:ARG:O	20:AT:33:LYS:HG2	2.01	0.61
22:BA:20:C:H2'	22:BA:21:A:H8	1.64	0.61
22:BA:265:A:H4'	22:BA:266:G:OP1	2.01	0.61
29:BH:117:LEU:O	29:BH:121:VAL:HG22	1.93	0.61
1:CA:890:G:HO2'	1:CA:891:U:P	2.23	0.61
22:DA:306:U:O2	22:DA:312:G:N2	2.34	0.61
22:DA:2134:A:OP2	22:DA:2157:G:N2	2.33	0.61
1:AA:1179:A:H2'	1:AA:1180:A:O4'	2.01	0.60
1:AA:1407:C:O2'	22:BA:1912:A:N6	2.33	0.60
2:AB:89:GLN:HE21	2:AB:221:VAL:HB	1.66	0.60
7:AG:135:VAL:O	7:AG:139:GLU:HG2	2.01	0.60
19:AS:11:ILE:HG13	19:AS:38:SER:HB3	1.83	0.60
22:BA:1379:U:C6	22:BA:1379:U:OP1	2.54	0.60
22:BA:2520:C:C6	22:BA:2567:G:H1'	2.36	0.60
22:BA:2831:G:OP1	25:BD:56:LYS:NZ	2.30	0.60
24:BC:17:VAL:H	24:BC:204:VAL:HG22	1.67	0.60
53:B5:42:VAL:O	53:B5:179:ALA:N	2.34	0.60
7:CG:42:ILE:HD13	7:CG:116:MET:HB3	1.83	0.60
22:DA:2134:A:N6	22:DA:2157:G:O2'	2.33	0.60
27:DF:134:GLU:HG3	27:DF:136:ILE:HD12	1.83	0.60
9:AI:46:MET:SD	9:AI:46:MET:N	2.74	0.60
22:BA:1342:A:OP2	57:BA:3719:HOH:O	2.17	0.60
29:BH:100:ALA:HB1	29:BH:112:LYS:HA	1.83	0.60
35:BN:12:ARG:O	35:BN:17:ARG:NH2	2.34	0.60
1:CA:909:A:H2'	1:CA:910:C:O4'	2.01	0.60
24:DC:237:GLY:O	24:DC:239:ASN:N	2.34	0.60
1:AA:219:U:H2'	1:AA:220:G:H8	1.65	0.60
2:AB:20:THR:OG1	2:AB:21:ARG:N	2.30	0.60
21:AU:8:GLU:HB3	21:AU:12:PHE:HZ	1.65	0.60
29:BH:121:VAL:N	29:BH:122:LEU:HB2	2.16	0.60
1:CA:728:A:H2'	1:CA:729:A:H8	1.66	0.60
5:CE:104:GLY:O	5:CE:105:ILE:HG22	2.01	0.60
22:DA:661:A:H1'	33:DL:12:SER:O	2.00	0.60
22:DA:848:C:H2'	22:DA:849:A:C8	2.36	0.60
22:DA:1177:G:H2'	22:DA:1178:C:O4'	2.00	0.60

Continued on next page...

Continued from previous page...

Atom-1	Atom-2	Interatomic distance (Å)	Clash overlap (Å)
22:DA:2346:A:H3'	22:DA:2347:C:H5''	1.84	0.60
22:DA:2421:G:O6	51:D3:31:HIS:HD2	1.83	0.60
24:DC:121:ASP:OD1	24:DC:121:ASP:N	2.33	0.60
52:D4:23:ILE:HB	52:D4:38:GLY:HA3	1.84	0.60
3:AC:20:SER:HB3	14:AN:94:PRO:HG3	1.82	0.60
22:BA:528:A:C8	22:BA:528:A:H3'	2.36	0.60
22:BA:580:U:H2'	22:BA:581:C:C6	2.36	0.60
22:BA:1026:G:H2'	22:BA:1027:A:C8	2.36	0.60
22:BA:1070:A:C2	22:BA:1097:U:H4'	2.36	0.60
22:BA:2539:C:H5'	52:B4:3:VAL:HG21	1.83	0.60
22:BA:2667:C:N3	28:BG:110:SER:OG	2.32	0.60
53:B5:50:ILE:O	53:B5:52:PRO:HD3	2.02	0.60
1:CA:709:U:H2'	1:CA:710:G:H8	1.66	0.60
43:DV:30:ILE:HG12	43:DV:91:PHE:HB2	1.83	0.60
1:AA:407:U:H2'	1:AA:408:A:H8	1.66	0.60
1:AA:532:A:O3'	57:AA:1847:HOH:O	2.16	0.60
16:AP:46:LYS:HD3	16:AP:47:GLU:N	2.17	0.60
22:BA:726:G:O2'	22:BA:727:A:OP2	2.17	0.60
29:BH:117:LEU:CD2	29:BH:121:VAL:HA	2.31	0.60
33:BL:100:ILE:HG13	33:BL:101:ILE:HG23	1.84	0.60
1:CA:159:G:N2	1:CA:162:A:OP2	2.34	0.60
1:CA:475:C:H2'	1:CA:476:U:C6	2.36	0.60
2:CB:15:HIS:O	2:CB:17:GLY:N	2.35	0.60
22:DA:1178:C:H2'	22:DA:1179:G:C8	2.36	0.60
22:DA:1394:U:H4'	22:DA:1603:A:H4'	1.83	0.60
22:DA:2043:C:OP1	22:DA:2777:G:O2'	2.18	0.60
22:DA:2215:C:H2'	22:DA:2216:G:C8	2.37	0.60
22:DA:2286:G:H4'	22:DA:2287:A:O5'	2.01	0.60
22:DA:2428:G:H5''	22:DA:2429:G:OP1	2.02	0.60
23:DB:7:G:H5'	36:DO:29:HIS:CE1	2.36	0.60
23:DB:62:C:H2'	23:DB:63:C:C6	2.37	0.60
24:DC:108:LYS:HA	24:DC:196:GLY:HA2	1.83	0.60
46:DY:31:GLN:HG2	46:DY:37:LEU:HB2	1.84	0.60
22:BA:1342:A:OP2	57:BA:3721:HOH:O	2.16	0.60
30:BI:99:GLY:O	30:BI:139:VAL:HG23	2.02	0.60
1:CA:1346:A:H5''	9:CI:122:ARG:HH12	1.67	0.60
6:CF:64:VAL:HG12	6:CF:65:GLU:H	1.65	0.60
22:DA:2226:C:H2'	22:DA:2227:A:O4'	2.01	0.60
26:DE:113:VAL:HG23	26:DE:118:LEU:HD23	1.83	0.60
1:AA:32:A:OP1	1:AA:398:U:H1'	2.02	0.60
22:BA:585:G:O2'	26:BE:77:ILE:HG22	2.01	0.60

Continued on next page...

Continued from previous page...

Atom-1	Atom-2	Interatomic distance (Å)	Clash overlap (Å)
35:BN:32:GLU:OE2	35:BN:86:ARG:NH2	2.34	0.60
10:CJ:53:ILE:HG13	14:CN:85:ARG:HD2	1.84	0.60
22:DA:208:C:H2'	22:DA:209:C:C6	2.35	0.60
22:DA:2874:C:H2'	22:DA:2875:C:C6	2.37	0.60
22:DA:2885:G:N7	48:D0:40:ARG:NH2	2.50	0.60
22:BA:1565:C:H3'	24:BC:18:LYS:HZ2	1.67	0.60
22:BA:2703:C:H2'	22:BA:2704:C:H6	1.66	0.60
1:CA:1181:G:O2'	1:CA:1182:G:N7	2.35	0.60
3:CC:49:LYS:O	3:CC:72:ARG:NH1	2.34	0.60
8:CH:96:MET:HB2	8:CH:99:LEU:O	2.01	0.60
19:CS:15:LEU:HD13	19:CS:33:THR:HG21	1.82	0.60
19:CS:36:ARG:NH2	19:CS:75:ALA:O	2.34	0.60
22:DA:18:U:O4	57:DA:3205:HOH:O	2.11	0.60
22:DA:724:U:H2'	22:DA:725:G:O4'	2.02	0.60
22:DA:1377:G:OP2	57:DA:3391:HOH:O	2.15	0.60
22:DA:2143:C:H2'	22:DA:2144:G:O4'	2.01	0.60
36:DO:92:PHE:HB2	36:DO:117:PHE:CD1	2.36	0.60
1:AA:91:U:H2'	1:AA:92:U:O4'	2.02	0.60
2:AB:111:ILE:HD11	2:AB:151:ILE:HG12	1.84	0.60
9:AI:12:ARG:NH2	9:AI:107:ASP:OD1	2.34	0.60
10:AJ:19:ASP:HA	10:AJ:22:THR:HB	1.84	0.60
22:BA:591:U:HO2'	51:B3:2:PRO:N	1.99	0.60
25:BD:99:GLU:HG2	25:BD:182:ALA:HB2	1.84	0.60
39:BR:37:GLU:HB3	39:BR:53:PHE:CE1	2.36	0.60
53:B5:35:THR:O	53:B5:35:THR:OG1	2.15	0.60
1:CA:1203:C:H4'	14:CN:67:THR:HB	1.83	0.60
2:CB:210:VAL:O	2:CB:214:LEU:HB2	2.02	0.60
20:CT:57:ILE:O	20:CT:61:GLN:HG2	2.01	0.60
22:DA:2873:A:H4'	57:DA:3806:HOH:O	2.01	0.60
25:DD:151:THR:O	25:DD:153:GLY:N	2.34	0.60
29:DH:126:GLY:O	29:DH:146:VAL:HG23	2.00	0.60
40:DS:66:ILE:O	40:DS:68:ASP:N	2.35	0.60
1:AA:427:U:OP2	1:AA:428:G:O2'	2.15	0.60
2:AB:33:GLY:HA3	2:AB:40:ILE:H	1.66	0.60
13:AM:68:ASP:N	13:AM:68:ASP:OD2	2.34	0.60
22:BA:1403:A:H2'	22:BA:1404:C:C6	2.37	0.60
29:BH:93:SER:HG	1:CA:357:G:C4'	2.14	0.60
1:CA:268:U:H2'	1:CA:269:C:C6	2.36	0.60
1:CA:518:C:H2'	1:CA:530:G:C8	2.36	0.60
3:CC:149:ILE:HG13	3:CC:202:ILE:HG12	1.83	0.60
4:CD:104:ARG:HH11	4:CD:111:ARG:HH12	1.50	0.60

Continued on next page...

Continued from previous page...

Atom-1	Atom-2	Interatomic distance (Å)	Clash overlap (Å)
9:CI:29:VAL:HB	9:CI:64:TYR:HD2	1.66	0.60
12:CL:90:LEU:HB2	12:CL:93:VAL:HG21	1.84	0.60
22:DA:13:A:N1	22:DA:525:U:H2'	2.17	0.60
22:DA:2111:U:H5	22:DA:2145:C:H2'	1.67	0.60
22:DA:2290:G:H4'	22:DA:2381:A:O2'	2.02	0.60
29:DH:126:GLY:O	29:DH:146:VAL:N	2.35	0.60
30:DI:42:PHE:O	30:DI:46:THR:OG1	2.20	0.60
30:DI:69:PHE:N	30:DI:69:PHE:CD1	2.70	0.60
1:AA:79:G:H2'	1:AA:80:A:C8	2.37	0.59
1:AA:972:C:H4'	10:AJ:59:LYS:HE3	1.83	0.59
1:AA:1525:G:OP1	11:AK:122:ARG:NH2	2.33	0.59
22:BA:321:U:H5''	26:BE:131:THR:HG23	1.84	0.59
22:BA:588:U:H2'	22:BA:589:U:C6	2.36	0.59
22:BA:636:G:OP2	33:BL:109:LYS:NZ	2.28	0.59
22:BA:2502:G:H5'	22:BA:2503:A:H5''	1.82	0.59
24:BC:8:PRO:HB3	24:BC:14:ARG:HB2	1.84	0.59
31:BJ:130:HIS:HE1	31:BJ:137:PRO:HG3	1.65	0.59
1:CA:228:A:H4'	16:CP:63:GLN:HG2	1.84	0.59
1:CA:308:C:H2'	1:CA:309:A:C8	2.37	0.59
1:CA:1087:G:N2	1:CA:1099:G:H1'	2.17	0.59
1:CA:1412:C:H2'	1:CA:1413:A:C8	2.37	0.59
18:CR:35:GLU:HB2	21:CU:19:PHE:CZ	2.37	0.59
22:DA:730:A:OP1	22:DA:1775:U:O2'	2.10	0.59
22:DA:910:A:N3	22:DA:2264:C:O2'	2.33	0.59
22:DA:990:A:N1	39:DR:78:ARG:NH1	2.50	0.59
30:DI:106:LEU:HD13	30:DI:130:GLU:HG3	1.84	0.59
35:DN:79:LEU:O	35:DN:81:ASN:N	2.30	0.59
1:AA:673:A:H2'	1:AA:674:G:C8	2.37	0.59
34:BM:51:ARG:O	34:BM:55:ARG:HG2	2.03	0.59
2:CB:54:LEU:HA	2:CB:57:LEU:HB3	1.84	0.59
30:DI:18:ALA:HB1	30:DI:43:ASN:HD21	1.67	0.59
35:DN:54:LEU:HD23	35:DN:66:ALA:HB2	1.83	0.59
36:DO:80:GLU:HA	36:DO:83:LEU:HD12	1.83	0.59
1:AA:9:G:OP2	5:AE:126:LYS:NZ	2.26	0.59
1:AA:673:A:H5''	6:AF:86:ARG:NH1	2.16	0.59
30:BI:74:PRO:HB2	30:BI:78:VAL:HG21	1.83	0.59
33:BL:77:ILE:HD12	33:BL:100:ILE:HD11	1.85	0.59
13:CM:39:ILE:HG13	13:CM:56:LEU:HD11	1.83	0.59
14:CN:47:LYS:HE3	19:CS:16:LEU:HD23	1.83	0.59
22:DA:309:A:H5'	42:DU:17:LYS:HG2	1.83	0.59
22:DA:1345:C:H5'	22:DA:1396:U:C5	2.38	0.59

Continued on next page...

Continued from previous page...

Atom-1	Atom-2	Interatomic distance (Å)	Clash overlap (Å)
22:DA:2853:C:H2'	22:DA:2854:G:C8	2.38	0.59
33:DL:82:LEU:HA	33:DL:85:VAL:HG13	1.84	0.59
19:AS:29:LYS:HB3	19:AS:30:PRO:HD2	1.82	0.59
22:BA:614:A:O2'	22:BA:615:U:OP2	2.21	0.59
28:BG:125:CYS:HA	28:BG:130:GLU:O	2.02	0.59
29:BH:99:ILE:HB	29:BH:115:VAL:HG11	1.84	0.59
1:CA:252:U:O4	1:CA:253:A:N6	2.36	0.59
1:CA:1175:G:H2'	1:CA:1176:A:H8	1.65	0.59
10:CJ:57:VAL:HG22	10:CJ:58:ASN:H	1.67	0.59
22:DA:2001:C:H4'	22:DA:2689:U:H2'	1.85	0.59
41:DT:39:THR:HG23	41:DT:42:GLU:H	1.67	0.59
49:D1:4:GLY:O	49:D1:6:ARG:N	2.31	0.59
1:AA:796:C:OP1	11:AK:126:LYS:HB2	2.03	0.59
1:AA:1225:A:H2'	1:AA:1226:C:C5	2.38	0.59
10:AJ:36:VAL:HG22	10:AJ:76:ILE:HG12	1.84	0.59
12:AL:3:THR:HG22	12:AL:5:ASN:H	1.68	0.59
22:BA:2615:U:C2	48:B0:4:GLN:HA	2.38	0.59
22:BA:2846:G:OP2	37:BP:52:ASN:HB2	2.02	0.59
29:BH:94:ILE:HG22	29:BH:99:ILE:CG1	2.32	0.59
33:BL:122:VAL:HG21	33:BL:135:ILE:HD13	1.84	0.59
2:CB:59:LYS:HA	2:CB:62:SER:HB2	1.84	0.59
4:CD:29:ASP:C	4:CD:31:LYS:H	2.05	0.59
10:CJ:12:ALA:HB3	10:CJ:18:ILE:HB	1.83	0.59
22:DA:420:C:H2'	22:DA:421:C:H6	1.67	0.59
22:DA:2591:C:H2'	22:DA:2592:G:C8	2.38	0.59
24:DC:136:PRO:O	24:DC:139:SER:OG	2.21	0.59
10:AJ:12:ALA:HB2	10:AJ:96:VAL:HA	1.83	0.59
22:BA:1911:U:H2'	22:BA:1918:A:N1	2.17	0.59
22:BA:2287:A:OP1	49:B1:30:LYS:NZ	2.31	0.59
22:BA:2794:C:H2'	22:BA:2795:C:H6	1.67	0.59
26:BE:91:ASP:OD1	26:BE:93:SER:OG	2.19	0.59
32:BK:78:ARG:NH1	37:BP:71:GLU:OE2	2.35	0.59
22:DA:400:G:N7	45:DX:57:ARG:NH1	2.50	0.59
22:DA:2039:U:H2'	22:DA:2040:G:C8	2.37	0.59
23:DB:98:G:H1	43:DV:14:LYS:HB3	1.67	0.59
31:DJ:80:HIS:O	31:DJ:82:GLY:N	2.36	0.59
1:AA:129:A:H2	1:AA:232:G:H22	1.51	0.59
1:AA:1003:G:H21	1:AA:1005:A:H5'	1.67	0.59
17:AQ:19:LYS:O	17:AQ:71:LYS:NZ	2.35	0.59
21:AU:34:ARG:CZ	21:AU:35:ARG:HB2	2.32	0.59
22:BA:2092:U:H4'	29:BH:24:GLY:HA3	1.85	0.59

Continued on next page...

Continued from previous page...

Atom-1	Atom-2	Interatomic distance (Å)	Clash overlap (Å)
29:BH:1:MET:O	29:BH:20:ASN:ND2	2.35	0.59
39:BR:25:LEU:H	39:BR:94:THR:CG2	2.15	0.59
1:CA:1372:U:OP2	9:CI:13:LYS:NZ	2.35	0.59
4:CD:169:THR:O	4:CD:171:LEU:N	2.35	0.59
10:CJ:27:GLU:O	10:CJ:31:ARG:HB3	2.02	0.59
22:DA:143:C:O2	41:DT:1:MET:N	2.35	0.59
22:DA:1869:G:N2	22:DA:1871:A:O2'	2.36	0.59
22:DA:2311:A:O2'	22:DA:2312:U:O4'	2.20	0.59
41:DT:18:GLU:O	41:DT:22:THR:OG1	2.18	0.59
41:DT:54:GLU:HB3	41:DT:88:LYS:HG3	1.84	0.59
1:AA:34:C:H2'	1:AA:35:G:H8	1.68	0.59
1:AA:398:U:H2'	1:AA:399:G:C8	2.38	0.59
1:AA:1033:G:H2'	1:AA:1034:G:H5'	1.84	0.59
3:AC:57:ILE:HG12	3:AC:66:VAL:HG22	1.85	0.59
2:CB:82:ASP:OD1	2:CB:82:ASP:N	2.36	0.59
5:CE:65:GLU:OE2	5:CE:69:ARG:NH1	2.35	0.59
20:CT:62:ALA:HA	20:CT:68:HIS:H	1.68	0.59
22:DA:1309:G:H4'	50:D2:7:PRO:HB2	1.84	0.59
22:DA:1425:G:H2'	22:DA:1426:G:C8	2.38	0.59
22:DA:1993:U:H4'	25:DD:133:THR:HG21	1.84	0.59
22:DA:2425:A:H4'	22:DA:2426:A:O5'	2.02	0.59
31:DJ:99:ARG:HB3	31:DJ:103:ILE:HD12	1.85	0.59
43:DV:42:LEU:HD12	43:DV:47:VAL:HG21	1.85	0.59
6:AF:3:HIS:N	6:AF:92:THR:HG23	2.17	0.59
22:BA:414:C:H2'	22:BA:415:A:C8	2.37	0.59
22:BA:1910:G:H2'	22:BA:1911:U:O4'	2.03	0.59
22:BA:2882:A:OP1	35:BN:96:ARG:HD3	2.03	0.59
1:CA:509:A:N3	1:CA:543:U:O2'	2.36	0.59
1:CA:1348:U:H4'	9:CI:122:ARG:HG3	1.83	0.59
1:CA:1411:C:H2'	1:CA:1412:C:H6	1.67	0.59
10:CJ:80:THR:O	10:CJ:84:VAL:HB	2.02	0.59
22:DA:1721:G:HO2'	22:DA:1722:A:H8	1.50	0.59
38:DQ:72:ASN:HB3	38:DQ:110:VAL:HG11	1.85	0.59
47:DZ:31:ARG:HG2	47:DZ:34:HIS:HB2	1.84	0.59
1:AA:8:A:C6	4:AD:206:LYS:HB3	2.37	0.59
1:AA:999:C:H2'	1:AA:1000:A:C8	2.38	0.59
20:AT:81:ALA:O	20:AT:85:LYS:HG2	2.02	0.59
26:BE:119:ILE:HB	26:BE:187:VAL:HG22	1.83	0.59
30:BI:75:PRO:HB2	30:BI:78:VAL:HG13	1.85	0.59
5:CE:69:ARG:O	5:CE:70:ASN:HB2	2.02	0.59
6:CF:19:PRO:HA	6:CF:22:ILE:HB	1.85	0.59

Continued on next page...

Continued from previous page...

Atom-1	Atom-2	Interatomic distance (Å)	Clash overlap (Å)
22:DA:2573:C:OP1	22:DA:2574:G:H5''	2.03	0.59
22:BA:528:A:H3'	22:BA:528:A:H8	1.67	0.58
26:BE:118:LEU:HD11	26:BE:188:MET:HG3	1.84	0.58
45:BX:2:SER:O	45:BX:4:VAL:N	2.36	0.58
1:CA:41:G:H2'	1:CA:42:G:C8	2.38	0.58
1:CA:147:G:H2'	1:CA:148:G:C8	2.37	0.58
1:CA:1522:U:H2'	1:CA:1523:G:H8	1.67	0.58
10:CJ:52:LEU:HB2	14:CN:81:ARG:HD2	1.84	0.58
22:DA:1064:C:N3	22:DA:1074:G:N2	2.51	0.58
22:DA:1774:C:O2	24:DC:11:PRO:HB2	2.02	0.58
22:DA:2074:U:H2'	22:DA:2075:U:C6	2.38	0.58
29:DH:34:GLY:O	29:DH:35:LYS:CB	2.51	0.58
45:DX:71:LEU:HB2	45:DX:76:GLU:HB2	1.83	0.58
3:AC:155:GLY:HA2	3:AC:163:ALA:HB1	1.84	0.58
5:AE:153:VAL:HG11	8:AH:99:LEU:HD13	1.84	0.58
22:BA:84:A:N1	22:BA:98:G:O2'	2.28	0.58
22:BA:139:U:C4	41:BT:2:ILE:HD13	2.38	0.58
22:BA:668:A:H2'	22:BA:670:A:H62	1.67	0.58
22:BA:1059:G:H5''	22:BA:1060:U:H3'	1.85	0.58
1:CA:407:U:H2'	1:CA:408:A:C8	2.38	0.58
1:CA:1071:C:H2'	1:CA:1072:G:H8	1.67	0.58
2:CB:21:ARG:C	2:CB:23:TRP:H	2.06	0.58
22:DA:2096:C:H2'	22:DA:2097:A:C8	2.38	0.58
40:DS:84:ARG:HB2	40:DS:96:ILE:HG12	1.84	0.58
9:AI:10:GLY:HA2	9:AI:81:HIS:ND1	2.19	0.58
11:AK:125:LYS:O	21:AU:34:ARG:NE	2.32	0.58
22:BA:395:U:O2'	22:BA:396:G:N7	2.34	0.58
42:BU:16:GLY:O	42:BU:18:ASP:N	2.30	0.58
1:CA:1220:G:H21	19:CS:54:GLY:HA2	1.68	0.58
15:CO:59:MET:O	15:CO:63:ARG:N	2.33	0.58
25:DD:179:ARG:NH1	37:DP:8:LEU:HD21	2.18	0.58
1:AA:429:U:H3'	4:AD:9:LEU:HD23	1.84	0.58
1:AA:645:G:N7	57:AA:1749:HOH:O	2.32	0.58
5:AE:82:GLN:H	5:AE:147:MET:CE	2.16	0.58
15:AO:46:HIS:O	15:AO:48:LYS:N	2.29	0.58
22:BA:660:C:H2'	22:BA:661:A:H8	1.68	0.58
22:BA:1403:A:H2'	22:BA:1404:C:H6	1.68	0.58
52:B4:25:VAL:HB	52:B4:35:GLN:HB2	1.84	0.58
2:CB:100:MET:HA	2:CB:107:VAL:HG21	1.85	0.58
22:BA:1736:U:H2'	22:BA:1737:G:O4'	2.04	0.58
29:BH:31:VAL:N	29:BH:32:PRO:HD2	2.18	0.58

Continued on next page...

Continued from previous page...

Atom-1	Atom-2	Interatomic distance (Å)	Clash overlap (Å)
1:CA:355:C:H2'	1:CA:356:A:O4'	2.03	0.58
22:DA:679:C:H2'	22:DA:680:C:H6	1.69	0.58
22:DA:2111:U:C5	22:DA:2145:C:H2'	2.38	0.58
22:DA:2813:A:H2'	22:DA:2814:A:C8	2.38	0.58
22:DA:2819:G:H5''	57:DA:3807:HOH:O	2.03	0.58
1:AA:1081:A:H5'	5:AE:23:LYS:HG3	1.85	0.58
2:AB:114:LEU:O	2:AB:118:GLU:HG2	2.03	0.58
22:BA:1818:U:OP2	24:BC:156:ARG:NH1	2.36	0.58
1:CA:841:C:H3'	1:CA:843:U:H5''	1.84	0.58
1:CA:1231:G:H4'	9:CI:128:SER:HB2	1.85	0.58
17:CQ:19:LYS:HD3	17:CQ:49:GLU:HA	1.84	0.58
21:CU:34:ARG:NE	21:CU:35:ARG:HB2	2.16	0.58
22:DA:1272:A:C5	22:DA:1618:A:H1'	2.38	0.58
49:D1:23:THR:OG1	49:D1:24:THR:N	2.34	0.58
1:AA:1307:U:H2'	1:AA:1308:U:C6	2.38	0.58
22:BA:572:A:OP2	39:BR:80:ARG:NH2	2.29	0.58
24:BC:182:ARG:NH2	24:BC:183:LYS:O	2.36	0.58
28:BG:24:ILE:HD12	28:BG:72:LEU:HD21	1.85	0.58
31:BJ:21:THR:HA	31:BJ:61:LYS:HB3	1.86	0.58
4:CD:41:HIS:O	4:CD:43:ALA:N	2.37	0.58
22:DA:616:A:H4'	26:DE:101:TYR:CZ	2.38	0.58
24:DC:232:HIS:NE2	24:DC:244:PRO:HA	2.18	0.58
31:DJ:4:PHE:HB3	38:DQ:64:ARG:NH1	2.19	0.58
4:AD:88:GLU:HG2	4:AD:188:ARG:HD3	1.86	0.58
5:AE:149:SER:HB2	5:AE:152:MET:HB2	1.86	0.58
22:BA:819:A:OP2	22:BA:1187:G:N2	2.27	0.58
22:BA:1651:G:OP1	35:BN:40:LYS:HE3	2.04	0.58
24:BC:70:ASN:O	24:BC:72:ASP:N	2.37	0.58
1:CA:161:A:H2'	1:CA:162:A:C8	2.39	0.58
9:CI:116:VAL:HG21	10:CJ:62:ARG:HB2	1.85	0.58
17:CQ:31:HIS:CD2	17:CQ:33:ILE:H	2.21	0.58
22:DA:276:U:O2'	22:DA:278:A:N7	2.37	0.58
22:DA:1993:U:H4'	25:DD:133:THR:CG2	2.34	0.58
24:DC:8:PRO:HB3	24:DC:14:ARG:HB2	1.86	0.58
24:DC:61:ALA:O	24:DC:63:ARG:NH2	2.36	0.58
27:DF:73:SER:HB2	27:DF:81:GLN:HB3	1.85	0.58
22:BA:1073:A:C3'	22:BA:1074:G:H5''	2.29	0.58
22:BA:2326:C:HO2'	22:BA:2327:A:H8	1.51	0.58
29:BH:97:ARG:HD2	1:CA:369:G:C2'	2.33	0.58
42:BU:14:LEU:HD11	42:BU:71:ALA:HB2	1.85	0.58
3:CC:64:ILE:HG12	3:CC:66:VAL:HG23	1.85	0.58

Continued on next page...

Continued from previous page...

Atom-1	Atom-2	Interatomic distance (Å)	Clash overlap (Å)
33:DL:96:LYS:HD3	33:DL:103:ILE:HA	1.85	0.58
4:AD:11:LEU:HD13	4:AD:63:ARG:HB3	1.86	0.58
14:AN:46:LEU:O	14:AN:48:LEU:N	2.37	0.58
22:BA:64:A:H2'	22:BA:65:U:C6	2.39	0.58
22:BA:906:U:O2'	34:BM:66:ARG:NH2	2.28	0.58
22:BA:2117:A:N6	22:BA:2170:A:N1	2.51	0.58
4:CD:90:LEU:HD21	4:CD:200:ILE:HD11	1.85	0.58
22:DA:20:C:H2'	22:DA:21:A:H8	1.69	0.58
24:DC:67:PHE:HB3	24:DC:151:GLY:O	2.04	0.58
32:DK:70:ARG:HD3	32:DK:76:VAL:HB	1.86	0.58
33:DL:109:LYS:HG2	33:DL:126:ARG:HB3	1.86	0.58
43:DV:55:GLU:CD	43:DV:55:GLU:H	2.07	0.58
1:AA:769:G:H4'	1:AA:1513:A:H4'	1.85	0.57
10:AJ:32:THR:HG21	10:AJ:86:ALA:HB2	1.86	0.57
10:AJ:44:THR:HG22	10:AJ:70:HIS:HA	1.86	0.57
22:BA:627:A:C6	22:BA:637:A:C8	2.92	0.57
22:BA:1141:U:H4'	22:BA:1142:A:O4'	2.04	0.57
22:DA:155:A:H2'	22:DA:156:A:C8	2.39	0.57
22:DA:2793:C:H2'	22:DA:2794:C:H6	1.68	0.57
32:DK:35:VAL:HG22	32:DK:69:VAL:HG12	1.86	0.57
1:AA:181:A:N6	1:AA:195:A:OP2	2.37	0.57
3:AC:73:PRO:HG2	3:AC:105:GLU:OE1	2.04	0.57
3:AC:143:ARG:HG3	3:AC:144:LEU:HD13	1.86	0.57
22:BA:585:G:N7	38:BQ:6:ARG:NH1	2.51	0.57
3:CC:10:ILE:HD12	14:CN:98:LYS:HG3	1.85	0.57
9:CI:67:VAL:HG11	9:CI:79:ILE:HD11	1.85	0.57
22:DA:328:U:H4'	42:DU:66:GLN:HE21	1.69	0.57
22:DA:1019:U:OP1	22:DA:1035:U:O2'	2.17	0.57
40:DS:52:GLU:HA	40:DS:55:ILE:HD12	1.86	0.57
44:DW:21:LEU:HA	44:DW:39:ARG:HB2	1.86	0.57
51:D3:31:HIS:ND1	51:D3:32:ILE:HG13	2.20	0.57
1:AA:345:C:N3	32:BK:117:SER:OG	2.37	0.57
1:AA:669:G:H2'	1:AA:670:G:H8	1.69	0.57
1:AA:960:U:H2'	1:AA:1225:A:H62	1.69	0.57
1:AA:995:C:N3	1:AA:1046:A:O2'	2.37	0.57
5:AE:104:GLY:O	5:AE:105:ILE:HG22	2.04	0.57
22:BA:481:G:C4	22:BA:507:A:C2	2.93	0.57
22:BA:1182:G:H2'	22:BA:1183:U:O4'	2.04	0.57
22:BA:1536:C:H4'	22:BA:1537:G:H5''	1.86	0.57
22:BA:2186:G:H2'	22:BA:2187:U:C6	2.39	0.57
22:BA:2204:G:H4'	24:BC:150:LYS:HG3	1.87	0.57

Continued on next page...

Continued from previous page...

Atom-1	Atom-2	Interatomic distance (Å)	Clash overlap (Å)
27:BF:40:VAL:O	27:BF:42:GLU:N	2.37	0.57
27:BF:80:ARG:NE	27:BF:81:GLN:O	2.35	0.57
32:BK:93:GLN:NE2	32:BK:111:LYS:HB2	2.19	0.57
40:BS:43:ALA:HA	40:BS:46:LEU:HD12	1.86	0.57
1:CA:1041:G:H2'	1:CA:1042:A:C8	2.39	0.57
22:DA:788:A:OP1	22:DA:791:C:N4	2.33	0.57
22:DA:2391:G:OP2	51:D3:35:LYS:NZ	2.23	0.57
46:DY:1:MET:HA	46:DY:4:LYS:HD3	1.86	0.57
1:AA:989:U:H2'	1:AA:990:C:C6	2.38	0.57
2:AB:73:LYS:HE3	2:AB:205:ASP:HB2	1.87	0.57
8:AH:30:SER:HB3	8:AH:33:LYS:HG3	1.85	0.57
17:AQ:69:LYS:O	17:AQ:70:THR:HB	2.04	0.57
22:BA:974:G:H8	22:BA:990:A:H62	1.53	0.57
50:B2:18:PHE:HA	50:B2:43:THR:HG21	1.85	0.57
1:CA:67:C:O2'	1:CA:171:A:N3	2.37	0.57
1:CA:519:C:H2'	1:CA:520:A:O4'	2.04	0.57
5:CE:89:HIS:CE1	5:CE:90:THR:HG1	2.23	0.57
14:CN:45:VAL:HG23	14:CN:46:LEU:H	1.67	0.57
22:DA:466:A:OP1	50:D2:34:ARG:NE	2.38	0.57
22:DA:798:G:H2'	22:DA:799:G:C8	2.39	0.57
22:DA:826:U:O2'	33:DL:53:GLY:HA3	2.04	0.57
22:DA:1799:G:C8	24:DC:176:LEU:HD13	2.39	0.57
22:DA:1827:U:H2'	22:DA:1828:G:O4'	2.05	0.57
22:DA:2641:G:H5''	31:DJ:78:THR:HB	1.87	0.57
28:DG:17:VAL:HG12	28:DG:19:ILE:HD11	1.86	0.57
29:DH:108:VAL:O	29:DH:110:VAL:N	2.36	0.57
42:DU:24:LYS:H	42:DU:37:GLU:CD	2.08	0.57
1:AA:322:C:O2'	20:AT:18:ARG:HG3	2.03	0.57
2:AB:160:ALA:O	2:AB:161:LEU:HB2	2.03	0.57
5:AE:82:GLN:NE2	5:AE:150:PRO:HD3	2.19	0.57
9:AI:21:ILE:HG21	9:AI:61:LEU:HD12	1.86	0.57
22:BA:569:U:O2'	22:BA:983:A:N1	2.34	0.57
29:BH:117:LEU:CD2	29:BH:121:VAL:H	2.08	0.57
41:BT:71:GLY:O	41:BT:73:ARG:N	2.37	0.57
45:BX:17:ASN:OD1	45:BX:27:ARG:HD2	2.05	0.57
46:BY:6:LEU:HD13	46:BY:56:LEU:HD22	1.86	0.57
1:CA:899:C:O2'	22:DA:1832:C:OP1	2.22	0.57
7:CG:13:LEU:HD13	7:CG:14:PRO:HD2	1.85	0.57
19:CS:69:HIS:ND1	19:CS:73:GLU:OE2	2.37	0.57
22:DA:450:G:N1	22:DA:454:A:OP2	2.30	0.57
22:DA:2096:C:H2'	22:DA:2097:A:H8	1.69	0.57

Continued on next page...

Continued from previous page...

Atom-1	Atom-2	Interatomic distance (Å)	Clash overlap (Å)
22:DA:2591:C:H2'	22:DA:2592:G:H8	1.69	0.57
22:DA:2793:C:H2'	22:DA:2794:C:C6	2.38	0.57
24:DC:210:ALA:HA	24:DC:213:TRP:CE2	2.39	0.57
30:DI:7:ALA:O	30:DI:59:ILE:HB	2.03	0.57
1:AA:8:A:N6	4:AD:202:GLU:O	2.38	0.57
1:AA:1435:G:H2'	1:AA:1436:U:C6	2.39	0.57
22:BA:323:C:O2	26:BE:163:ASN:ND2	2.38	0.57
24:BC:260:ASN:O	24:BC:262:ARG:N	2.35	0.57
29:BH:95:GLY:HA2	29:BH:117:LEU:HD22	1.87	0.57
30:BI:34:ASN:OD1	30:BI:65:ARG:NH2	2.36	0.57
1:CA:1348:U:OP1	9:CI:112:GLU:N	2.30	0.57
5:CE:105:ILE:H	5:CE:122:ASN:C	2.08	0.57
20:CT:35:VAL:HG21	20:CT:54:MET:HG2	1.86	0.57
22:DA:674:G:N2	22:DA:2445:G:OP1	2.38	0.57
29:DH:62:LEU:HD13	29:DH:62:LEU:C	2.25	0.57
1:AA:570:G:O6	1:AA:865:A:N6	2.38	0.57
9:AI:19:VAL:HA	9:AI:65:ILE:HG22	1.86	0.57
22:BA:381:G:OP1	45:BX:18:ARG:NH2	2.32	0.57
22:BA:582:A:H2'	22:BA:583:G:C8	2.39	0.57
33:BL:109:LYS:HG2	33:BL:126:ARG:HB2	1.85	0.57
46:BY:61:ALA:O	46:BY:63:ALA:N	2.38	0.57
1:CA:1239:A:H2'	1:CA:1298:U:O4	2.05	0.57
2:CB:33:GLY:HA2	2:CB:40:ILE:N	2.19	0.57
3:CC:47:LEU:HB3	3:CC:50:ALA:HB3	1.86	0.57
22:DA:1009:A:N3	22:DA:1153:C:O2'	2.36	0.57
23:DB:29:A:O2'	23:DB:58:A:N1	2.28	0.57
1:AA:337:G:H2'	1:AA:338:A:C8	2.40	0.57
2:AB:17:GLY:HA3	2:AB:40:ILE:HA	1.86	0.57
4:AD:188:ARG:HH12	4:AD:192:SER:CB	2.18	0.57
10:AJ:53:ILE:HG22	10:AJ:61:ALA:HB1	1.87	0.57
14:AN:54:ASP:OD1	14:AN:59:ARG:NH1	2.37	0.57
17:AQ:21:ILE:HB	17:AQ:48:ASP:OD2	2.05	0.57
22:BA:1063:G:N2	30:BI:90:SER:HG	2.02	0.57
22:BA:2532:G:O2'	22:BA:2657:A:N6	2.36	0.57
25:BD:5:VAL:HG21	25:BD:80:TRP:CD2	2.40	0.57
28:BG:149:ARG:HH21	28:BG:167:GLU:CD	2.07	0.57
29:BH:117:LEU:HD21	29:BH:121:VAL:CA	2.35	0.57
29:BH:132:PHE:CE2	29:BH:142:VAL:HG21	2.40	0.57
1:CA:32:A:OP1	1:CA:398:U:H1'	2.03	0.57
1:CA:304:U:H2'	1:CA:305:G:C8	2.39	0.57
1:CA:689:C:HO2'	1:CA:705:G:HO2'	1.52	0.57

Continued on next page...

Continued from previous page...

Atom-1	Atom-2	Interatomic distance (Å)	Clash overlap (Å)
1:CA:1070:U:H2'	1:CA:1071:C:C6	2.40	0.57
2:CB:50:PHE:HD1	2:CB:54:LEU:HD23	1.69	0.57
13:CM:40:ALA:O	13:CM:42:ASP:N	2.38	0.57
22:DA:92:U:H2'	22:DA:93:G:O4'	2.04	0.57
22:DA:2636:C:H2'	22:DA:2637:U:C6	2.39	0.57
29:DH:117:LEU:HB3	29:DH:120:GLY:O	2.05	0.57
30:DI:15:ALA:HB3	30:DI:52:GLY:H	1.68	0.57
33:DL:29:LYS:HG3	33:DL:30:THR:HG23	1.86	0.57
37:DP:65:SER:O	37:DP:67:GLY:N	2.37	0.57
1:AA:1278:G:H4'	1:AA:1279:G:C8	2.40	0.57
24:BC:10:SER:O	24:BC:13:ARG:HB3	2.05	0.57
30:BI:101:ILE:O	30:BI:141:GLU:HB2	2.05	0.57
1:CA:689:C:OP1	11:CK:46:THR:OG1	2.15	0.57
22:DA:631:A:N3	22:DA:2415:G:O2'	2.34	0.57
22:DA:2346:A:H3'	22:DA:2347:C:C5'	2.35	0.57
23:DB:41:G:H8	27:DF:66:LEU:HD11	1.69	0.57
37:DP:22:PRO:HA	37:DP:47:VAL:HG12	1.87	0.57
2:AB:103:ASN:O	2:AB:106:THR:N	2.25	0.57
22:BA:1028:A:N6	22:BA:1125:G:H2'	2.20	0.57
38:BQ:87:SER:HB3	39:BR:51:VAL:HA	1.86	0.57
39:BR:39:LEU:O	39:BR:49:ILE:HG23	2.04	0.57
19:CS:4:SER:O	19:CS:5:LEU:HB2	2.05	0.57
22:DA:1035:U:H2'	22:DA:1036:G:C8	2.40	0.57
22:DA:1827:U:O2'	22:DA:1970:A:N3	2.32	0.57
22:DA:2674:G:H4'	32:DK:30:ARG:HD2	1.85	0.57
31:DJ:17:VAL:HG22	31:DJ:55:ILE:HB	1.87	0.57
51:D3:33:LEU:HA	51:D3:36:LYS:HD2	1.87	0.57
52:D4:36:ARG:HG2	52:D4:37:GLN:H	1.69	0.57
1:AA:68:G:C5	1:AA:69:G:H1'	2.40	0.56
1:AA:203:G:O2'	1:AA:465:A:N1	2.38	0.56
1:AA:1144:G:N2	1:AA:1146:A:H62	2.02	0.56
3:AC:40:ARG:NH1	3:AC:55:ILE:O	2.37	0.56
12:AL:5:ASN:HB3	12:AL:9:ARG:HH12	1.70	0.56
22:BA:1584:U:O2	22:BA:1585:C:H5'	2.04	0.56
31:BJ:130:HIS:CE1	31:BJ:137:PRO:HG3	2.40	0.56
1:CA:54:C:H2'	1:CA:352:C:H41	1.70	0.56
1:CA:687:A:N3	1:CA:688:G:H1'	2.19	0.56
1:CA:1108:G:H5''	3:CC:176:HIS:CD2	2.40	0.56
6:CF:45:ARG:O	6:CF:56:LYS:HA	2.05	0.56
38:DQ:87:SER:HB3	39:DR:51:VAL:HA	1.85	0.56
2:AB:23:TRP:CH2	2:AB:25:PRO:HA	2.39	0.56

Continued on next page...

Continued from previous page...

Atom-1	Atom-2	Interatomic distance (Å)	Clash overlap (Å)
11:AK:88:GLY:H	11:AK:114:THR:HG22	1.69	0.56
33:BL:85:VAL:HG11	33:BL:95:LEU:HD23	1.85	0.56
38:BQ:88:VAL:HG22	39:BR:49:ILE:HG13	1.87	0.56
1:CA:1166:G:C6	1:CA:1168:U:H5''	2.41	0.56
2:CB:94:HIS:CD2	2:CB:146:ASN:HB2	2.39	0.56
11:CK:45:ALA:HB3	11:CK:70:CYS:HB2	1.87	0.56
14:CN:3:LYS:HB3	14:CN:6:MET:HG2	1.86	0.56
22:DA:328:U:O3'	42:DU:66:GLN:HG3	2.05	0.56
22:DA:729:G:H2'	22:DA:1775:U:H1'	1.87	0.56
22:DA:813:U:H1'	22:DA:1226:A:N3	2.20	0.56
22:DA:1181:U:H2'	22:DA:1182:G:C8	2.40	0.56
22:DA:1187:G:N7	57:DA:3575:HOH:O	2.32	0.56
24:DC:17:VAL:H	24:DC:204:VAL:HG22	1.69	0.56
28:DG:44:LYS:H	28:DG:44:LYS:HE3	1.70	0.56
1:AA:215:C:H2'	1:AA:216:U:O4'	2.04	0.56
1:AA:587:G:H4'	8:AH:4:GLN:HA	1.88	0.56
1:AA:1129:C:H5'	9:AI:18:ARG:HH22	1.70	0.56
2:AB:85:LEU:HG	2:AB:86:SER:N	2.20	0.56
4:AD:107:PHE:CG	4:AD:145:ILE:HD11	2.41	0.56
4:AD:168:PRO:HG2	4:AD:171:LEU:HD11	1.88	0.56
11:AK:23:ILE:HD11	11:AK:86:VAL:HG13	1.86	0.56
20:AT:25:ARG:HG2	20:AT:29:ARG:HH11	1.71	0.56
22:BA:450:G:O6	57:BA:3243:HOH:O	2.16	0.56
22:BA:979:A:H2'	22:BA:982:C:H42	1.68	0.56
22:BA:1056:G:O2'	22:BA:1086:A:H8	1.87	0.56
22:BA:1187:G:H5'	39:BR:83:TYR:CE2	2.39	0.56
22:BA:1624:U:H2'	22:BA:1625:C:H6	1.69	0.56
22:BA:2198:A:C2	29:BH:29:PHE:HB2	2.40	0.56
22:BA:2591:C:H2'	22:BA:2592:G:C8	2.39	0.56
22:BA:2674:G:H4'	32:BK:30:ARG:HD2	1.85	0.56
22:BA:2683:C:O2	32:BK:70:ARG:NH2	2.35	0.56
24:BC:15:HIS:O	24:BC:204:VAL:HG21	2.05	0.56
24:BC:17:VAL:HB	24:BC:204:VAL:HG13	1.87	0.56
29:BH:83:LYS:CD	1:CA:55:A:HO2'	2.03	0.56
43:BV:6:ALA:HB1	43:BV:40:ILE:HG23	1.87	0.56
44:BW:66:LYS:HD2	44:BW:85:GLU:HB3	1.86	0.56
1:CA:56:U:H2'	1:CA:57:G:C8	2.40	0.56
1:CA:718:A:H5'	11:CK:119:ASN:ND2	2.21	0.56
1:CA:1036:A:H3'	1:CA:1037:C:C6	2.40	0.56
1:CA:1226:C:H2'	13:CM:102:THR:HB	1.87	0.56
1:CA:1342:C:H2'	1:CA:1343:G:C8	2.39	0.56

Continued on next page...

Continued from previous page...

Atom-1	Atom-2	Interatomic distance (Å)	Clash overlap (Å)
13:CM:8:ASN:ND2	13:CM:10:PRO:HG3	2.20	0.56
15:CO:39:LEU:HG	15:CO:43:PHE:CE1	2.40	0.56
20:CT:10:ARG:O	20:CT:14:SER:OG	2.21	0.56
22:DA:279:A:H61	22:DA:361:G:H1'	1.70	0.56
22:DA:750:A:H5''	22:DA:751:A:OP2	2.05	0.56
22:DA:1076:C:H1'	30:DI:93:PRO:HG2	1.86	0.56
22:DA:1823:G:N7	57:DA:3651:HOH:O	2.32	0.56
22:DA:2461:A:H1'	22:DA:2492:U:C2	2.41	0.56
22:DA:2849:U:OP2	37:DP:93:ARG:NH2	2.35	0.56
37:DP:92:VAL:HG21	37:DP:97:LEU:HD11	1.87	0.56
43:DV:21:ARG:HA	43:DV:25:LYS:O	2.06	0.56
18:AR:36:SER:HA	18:AR:72:ASP:HB3	1.87	0.56
22:BA:30:G:H2'	22:BA:31:C:C6	2.40	0.56
22:BA:2339:C:H2'	22:BA:2340:A:C8	2.41	0.56
39:BR:76:LYS:HD3	39:BR:85:LYS:HD2	1.87	0.56
1:CA:955:U:H2'	1:CA:956:U:O4'	2.06	0.56
22:DA:538:A:H5''	31:DJ:7:LYS:HE3	1.88	0.56
22:DA:1197:G:H2'	22:DA:1198:U:C6	2.40	0.56
22:DA:1259:G:H2'	22:DA:1260:A:H8	1.69	0.56
22:DA:1267:U:OP2	22:DA:2012:G:N1	2.24	0.56
22:DA:2341:G:H2'	22:DA:2342:C:C6	2.40	0.56
23:DB:27:C:OP1	36:DO:34:HIS:NE2	2.38	0.56
24:DC:88:SER:HB2	24:DC:158:ALA:H	1.70	0.56
29:DH:21:VAL:HG22	29:DH:22:LYS:N	2.19	0.56
2:AB:49:MET:O	2:AB:53:ALA:HB2	2.06	0.56
18:AR:37:GLY:O	18:AR:63:ARG:NH2	2.37	0.56
22:BA:1441:G:H2'	22:BA:1442:U:C6	2.41	0.56
1:CA:1219:A:H2'	1:CA:1220:G:C8	2.39	0.56
22:DA:27:G:N2	22:DA:512:G:H1'	2.20	0.56
22:DA:222:A:H3'	22:DA:421:C:H5'	1.87	0.56
22:DA:223:A:N1	22:DA:407:G:O2'	2.29	0.56
22:DA:536:G:N2	22:DA:557:C:O2	2.39	0.56
22:DA:1060:U:O4'	22:DA:1062:G:H5'	2.06	0.56
22:DA:2032:G:H1'	25:DD:150:GLN:NE2	2.21	0.56
22:DA:2720:U:H5''	37:DP:53:ARG:NH2	2.20	0.56
29:DH:83:LYS:N	29:DH:149:GLU:HG2	2.20	0.56
1:AA:702:A:H61	22:BA:1846:G:H4'	1.71	0.56
1:AA:983:A:H2	1:AA:1222:G:H22	1.53	0.56
3:AC:114:LYS:HD3	3:AC:185:ASN:OD1	2.06	0.56
12:AL:21:VAL:HG23	12:AL:95:TYR:HE1	1.70	0.56
13:AM:80:LEU:HD21	13:AM:87:ARG:HE	1.69	0.56

Continued on next page...

Continued from previous page...

Atom-1	Atom-2	Interatomic distance (Å)	Clash overlap (Å)
22:BA:70:G:H4'	22:BA:71:A:OP1	2.05	0.56
22:BA:1073:A:N7	22:BA:1074:G:H8	2.04	0.56
22:BA:2032:G:H1'	25:BD:150:GLN:OE1	2.06	0.56
22:BA:2275:C:O2	34:BM:84:LYS:HD3	2.06	0.56
6:CF:13:ASP:O	6:CF:15:SER:N	2.36	0.56
22:DA:120:U:H3'	22:DA:120:U:OP2	2.06	0.56
22:DA:1501:G:H2'	22:DA:1502:A:H8	1.69	0.56
24:DC:159:GLY:N	24:DC:195:VAL:HG22	2.20	0.56
27:DF:43:ALA:O	27:DF:47:LYS:HD2	2.05	0.56
36:DO:109:ALA:HA	36:DO:112:GLU:HB2	1.88	0.56
38:DQ:72:ASN:CB	38:DQ:110:VAL:HG11	2.36	0.56
4:AD:10:LYS:HA	4:AD:13:ARG:HG3	1.88	0.56
6:AF:70:VAL:HA	6:AF:73:GLU:HG2	1.86	0.56
22:BA:441:U:H2'	22:BA:442:G:C8	2.41	0.56
22:BA:1179:G:N7	22:BA:1180:U:H1'	2.20	0.56
22:BA:1783:A:H5'	22:BA:2608:G:H4'	1.87	0.56
27:BF:36:LEU:HD21	27:BF:99:PHE:CE1	2.40	0.56
30:BI:78:VAL:HG23	30:BI:79:LEU:HG	1.87	0.56
43:BV:21:ARG:HA	43:BV:25:LYS:O	2.06	0.56
1:CA:920:U:H2'	1:CA:921:U:C6	2.41	0.56
1:CA:1320:C:N3	19:CS:36:ARG:NH1	2.54	0.56
5:CE:155:ALA:HB3	5:CE:156:LYS:HE3	1.87	0.56
14:CN:21:PHE:O	14:CN:23:LYS:N	2.39	0.56
22:DA:591:U:HO2'	51:D3:2:PRO:N	2.03	0.56
22:DA:1515:A:HO2'	22:DA:1556:C:HO2'	1.54	0.56
1:AA:41:G:H2'	1:AA:42:G:C8	2.41	0.56
2:AB:160:ALA:HA	2:AB:182:PRO:HD2	1.87	0.56
4:AD:97:ARG:HB3	4:AD:99:ASP:OD1	2.05	0.56
11:AK:112:ASP:HB2	21:AU:17:ARG:HH12	1.70	0.56
39:BR:49:ILE:HB	39:BR:51:VAL:O	2.06	0.56
1:CA:663:A:O3'	18:CR:53:ARG:NH2	2.38	0.56
1:CA:703:G:H4'	1:CA:704:A:H5'	1.87	0.56
8:CH:77:ARG:NE	8:CH:79:SER:O	2.38	0.56
12:CL:50:ARG:HB2	12:CL:90:LEU:HD11	1.88	0.56
22:DA:214:G:H1'	22:DA:217:A:H5'	1.88	0.56
22:DA:1231:U:H2'	22:DA:1232:G:C8	2.41	0.56
22:DA:1258:U:H2'	22:DA:1259:G:H8	1.66	0.56
35:DN:98:LEU:HD13	48:D0:54:VAL:HG21	1.87	0.56
1:AA:91:U:C2	1:AA:92:U:H1'	2.41	0.56
22:BA:65:U:H2'	22:BA:66:C:H6	1.69	0.56
22:BA:118:A:N3	22:BA:178:G:H1'	2.21	0.56

Continued on next page...

Continued from previous page...

Atom-1	Atom-2	Interatomic distance (Å)	Clash overlap (Å)
22:BA:151:C:H2'	22:BA:152:A:C8	2.41	0.56
42:BU:49:VAL:O	42:BU:51:ALA:N	2.39	0.56
49:B1:26:ASN:OD1	49:B1:28:ARG:HB2	2.06	0.56
1:CA:620:C:H2'	1:CA:621:A:O4'	2.06	0.56
1:CA:1540:U:H4'	21:CU:18:ARG:HG2	1.88	0.56
5:CE:115:LEU:O	5:CE:120:VAL:HG23	2.06	0.56
22:DA:286:U:H2'	22:DA:287:G:C8	2.40	0.56
22:DA:352:A:H2'	22:DA:353:C:O4'	2.06	0.56
22:DA:1187:G:H5''	39:DR:83:TYR:CE2	2.41	0.56
22:DA:2114:A:C5	22:DA:2167:U:H4'	2.41	0.56
1:AA:1094:G:O2'	1:AA:1095:U:OP2	2.23	0.56
1:AA:1351:U:H2'	1:AA:1352:C:C6	2.41	0.56
2:AB:58:ASN:HA	2:AB:61:ALA:HB3	1.88	0.56
22:BA:360:U:H3'	22:BA:361:G:C8	2.40	0.56
22:BA:2128:G:H5'	53:B5:36:ALA:HA	1.88	0.56
22:BA:2198:A:N1	29:BH:25:TYR:HD1	2.04	0.56
29:BH:40:THR:OG1	29:BH:43:ASN:OD1	2.24	0.56
33:BL:93:ASN:HA	33:BL:96:LYS:HB2	1.87	0.56
46:BY:46:VAL:HA	46:BY:49:ASP:HB2	1.86	0.56
1:CA:123:U:H2'	1:CA:124:C:H6	1.70	0.56
1:CA:840:C:N3	1:CA:842:U:H4'	2.21	0.56
1:CA:1330:U:H4'	13:CM:23:TYR:CE1	2.41	0.56
4:CD:167:LYS:HE2	4:CD:173:VAL:HG11	1.88	0.56
7:CG:65:ALA:O	7:CG:127:ALA:HB1	2.06	0.56
11:CK:15:GLN:HA	11:CK:77:TYR:HA	1.88	0.56
14:CN:64:CYS:SG	14:CN:83:LYS:HG3	2.46	0.56
22:DA:1297:C:O2'	22:DA:1302:A:N1	2.31	0.56
22:DA:1605:C:H2'	22:DA:1606:C:H5'	1.87	0.56
22:DA:1652:A:OP1	35:DN:8:ARG:NH2	2.35	0.56
22:DA:1947:C:H2'	22:DA:1948:G:H8	1.70	0.56
22:DA:2773:C:OP1	25:DD:171:THR:OG1	2.22	0.56
25:DD:25:THR:HG21	25:DD:193:VAL:HG22	1.87	0.56
39:DR:78:ARG:HB3	39:DR:83:TYR:HB3	1.88	0.56
1:AA:723:U:H5'	1:AA:724:G:OP1	2.05	0.55
7:AG:146:GLU:HG3	7:AG:149:LYS:HE2	1.87	0.55
8:AH:22:LYS:N	8:AH:65:TYR:OH	2.39	0.55
11:AK:76:GLU:O	22:BA:2141:G:H5''	2.06	0.55
16:AP:71:VAL:O	16:AP:75:ILE:HG13	2.06	0.55
22:BA:26:G:H1'	22:BA:514:A:H61	1.71	0.55
22:BA:282:A:H2'	22:BA:283:G:C8	2.41	0.55
22:BA:1168:G:H2'	22:BA:1169:A:O4'	2.06	0.55

Continued on next page...

Continued from previous page...

Atom-1	Atom-2	Interatomic distance (Å)	Clash overlap (Å)
22:BA:2313:C:H5''	27:BF:88:LYS:HD3	1.88	0.55
35:BN:11:ASN:ND2	57:BN:203:HOH:O	2.39	0.55
37:BP:91:ALA:HB2	37:BP:113:ARG:HA	1.86	0.55
1:CA:1277:C:O2'	1:CA:1279:G:H1'	2.06	0.55
1:CA:1356:G:H2'	1:CA:1357:A:C8	2.41	0.55
19:CS:50:ALA:HB1	19:CS:57:HIS:HB3	1.87	0.55
22:DA:648:G:H2'	22:DA:649:G:H8	1.71	0.55
22:DA:753:A:H2'	22:DA:754:U:C6	2.41	0.55
22:DA:1794:A:H2'	22:DA:1795:C:H6	1.70	0.55
35:DN:38:LEU:HD11	35:DN:42:LYS:HE3	1.88	0.55
54:D6:6:MHV:CE	54:D6:7:004:HNA	2.19	0.55
1:AA:376:G:H2'	1:AA:377:G:H8	1.71	0.55
2:AB:57:LEU:O	2:AB:60:ILE:HG13	2.06	0.55
2:AB:83:ALA:HA	2:AB:86:SER:OG	2.06	0.55
2:AB:117:LEU:HB3	2:AB:141:LEU:HD11	1.87	0.55
5:AE:24:THR:HA	5:AE:29:ARG:HA	1.87	0.55
6:AF:42:TRP:HZ2	6:AF:61:LEU:HD22	1.70	0.55
10:AJ:81:GLU:HA	10:AJ:84:VAL:HG12	1.87	0.55
15:AO:33:THR:HG21	15:AO:85:LEU:HG	1.88	0.55
22:BA:5:A:H2'	22:BA:6:A:C8	2.41	0.55
22:BA:151:C:H2'	22:BA:152:A:H8	1.71	0.55
40:BS:66:ILE:HA	40:BS:69:LEU:HD22	1.88	0.55
46:BY:9:LYS:HG2	46:BY:11:VAL:H	1.71	0.55
1:CA:216:U:H2'	1:CA:217:C:C6	2.40	0.55
1:CA:376:G:H5''	16:CP:5:ARG:HB2	1.88	0.55
1:CA:1070:U:H2'	1:CA:1071:C:H6	1.71	0.55
1:CA:1219:A:H2'	1:CA:1220:G:H8	1.70	0.55
2:CB:187:VAL:HB	2:CB:191:SER:HB2	1.89	0.55
3:CC:67:THR:HA	3:CC:102:ASN:HB2	1.88	0.55
22:DA:764:A:N1	22:DA:1789:A:O2'	2.38	0.55
1:AA:159:G:H8	1:AA:159:G:H5''	1.71	0.55
2:AB:186:ILE:HA	2:AB:200:ILE:HB	1.89	0.55
3:AC:140:ASN:HA	3:AC:143:ARG:CB	2.36	0.55
22:BA:58:G:OP1	41:BT:78:SER:HB2	2.06	0.55
22:BA:1178:C:H2'	22:BA:1179:G:N7	2.21	0.55
22:BA:2321:U:H5'	22:BA:2322:A:OP2	2.06	0.55
24:BC:232:HIS:NE2	24:BC:244:PRO:HA	2.22	0.55
27:BF:119:ALA:HB1	27:BF:167:ARG:HD2	1.88	0.55
28:BG:121:ILE:HD12	28:BG:141:ILE:HG23	1.88	0.55
1:CA:1343:G:O2'	9:CI:123:ARG:HD2	2.05	0.55
2:CB:80:VAL:HG13	2:CB:214:LEU:HD11	1.86	0.55

Continued on next page...

Continued from previous page...

Atom-1	Atom-2	Interatomic distance (Å)	Clash overlap (Å)
2:CB:157:LEU:HD12	2:CB:181:ILE:HD11	1.89	0.55
24:DC:247:PRO:HG2	24:DC:248:TRP:CZ3	2.42	0.55
1:AA:694:A:N1	1:AA:787:A:O2'	2.39	0.55
1:AA:998:C:H2'	1:AA:999:C:C6	2.41	0.55
1:AA:1277:C:H2'	1:AA:1279:G:H8	1.72	0.55
22:BA:646:U:H5'	22:BA:647:G:H5''	1.88	0.55
22:BA:2094:A:H5'	29:BH:25:TYR:CG	2.41	0.55
22:BA:2315:G:H2'	22:BA:2316:G:H8	1.72	0.55
22:BA:2683:C:H4'	25:BD:13:ARG:NH1	2.22	0.55
23:BB:48:U:H2'	23:BB:49:C:C6	2.42	0.55
29:BH:83:LYS:CD	1:CA:55:A:H2'	2.36	0.55
29:BH:86:ASP:O	29:BH:87:GLU:CB	2.53	0.55
5:CE:102:GLY:O	5:CE:104:GLY:N	2.39	0.55
20:CT:67:ILE:HD11	20:CT:71:LYS:HD3	1.88	0.55
22:DA:674:G:H1'	26:DE:69:ARG:NE	2.21	0.55
22:DA:704:G:H1'	22:DA:726:G:H22	1.72	0.55
22:DA:2564:A:H5'	22:DA:2648:G:H4'	1.88	0.55
22:DA:2780:G:N1	31:DJ:102:GLU:OE2	2.32	0.55
31:DJ:4:PHE:HB3	38:DQ:64:ARG:HH12	1.71	0.55
31:DJ:65:THR:O	31:DJ:68:LYS:HB2	2.06	0.55
1:AA:593:U:H2'	1:AA:594:U:C6	2.42	0.55
8:AH:36:ILE:HD11	8:AH:126:ILE:HG21	1.87	0.55
22:BA:994:C:H1'	39:BR:10:LYS:HE3	1.89	0.55
22:BA:1006:C:P	57:BA:3787:HOH:O	2.64	0.55
22:BA:2498:C:OP2	57:BA:3689:HOH:O	2.18	0.55
24:BC:235:GLY:HA2	24:BC:239:ASN:HB2	1.89	0.55
25:BD:47:ALA:HA	25:BD:84:LEU:H	1.71	0.55
29:BH:98:ASP:O	29:BH:102:ALA:HB3	2.07	0.55
30:BI:39:CYS:O	30:BI:43:ASN:HB2	2.07	0.55
34:BM:17:ASN:O	34:BM:38:ARG:HD3	2.07	0.55
41:BT:3:ARG:HB3	41:BT:6:ARG:HB3	1.89	0.55
1:CA:33:A:H2'	1:CA:34:C:C6	2.42	0.55
1:CA:866:C:C4	1:CA:867:G:H1'	2.42	0.55
1:CA:1203:C:H2'	1:CA:1204:A:C8	2.42	0.55
2:CB:211:THR:HA	2:CB:214:LEU:HB3	1.89	0.55
22:DA:2372:U:H2'	22:DA:2373:G:C8	2.42	0.55
31:DJ:77:HIS:HA	31:DJ:83:GLY:O	2.07	0.55
33:DL:77:ILE:HG23	33:DL:81:ASP:OD2	2.07	0.55
36:DO:97:PHE:HB2	36:DO:103:VAL:HG11	1.88	0.55
41:DT:34:VAL:HG21	41:DT:43:ILE:HD11	1.87	0.55
45:DX:41:GLU:OE1	45:DX:44:LYS:NZ	2.31	0.55

Continued on next page...

Continued from previous page...

Atom-1	Atom-2	Interatomic distance (Å)	Clash overlap (Å)
2:AB:206:ALA:O	2:AB:208:ARG:N	2.40	0.55
3:AC:153:VAL:HG12	3:AC:198:VAL:HG22	1.88	0.55
4:AD:150:LYS:NZ	4:AD:177:LYS:O	2.25	0.55
5:AE:45:ARG:HG2	5:AE:73:ASN:HB3	1.87	0.55
22:BA:2093:G:O2'	29:BH:25:TYR:CB	2.55	0.55
22:BA:2199:A:H1'	29:BH:28:ASN:HD21	1.67	0.55
29:BH:90:LEU:O	1:CA:358:U:C4'	2.43	0.55
29:BH:121:VAL:N	29:BH:122:LEU:CA	2.69	0.55
42:BU:81:ASP:OD1	42:BU:82:ARG:N	2.40	0.55
1:CA:1113:C:H4'	3:CC:14:ILE:HD12	1.88	0.55
1:CA:1492:A:H3'	1:CA:1493:A:C8	2.41	0.55
11:CK:23:ILE:HD11	11:CK:86:VAL:HG13	1.87	0.55
11:CK:97:ILE:HD13	11:CK:110:ILE:HD11	1.89	0.55
16:CP:19:VAL:HG22	16:CP:36:VAL:HG12	1.87	0.55
22:DA:153:U:H2'	22:DA:154:U:C6	2.42	0.55
22:DA:981:A:N1	22:DA:2027:G:O2'	2.29	0.55
22:DA:1153:C:OP1	38:DQ:92:ARG:NH1	2.40	0.55
22:DA:2115:G:O2'	22:DA:2117:A:N6	2.40	0.55
1:AA:1053:G:O5'	1:AA:1054:C:H5'	2.06	0.55
4:AD:198:HIS:HA	4:AD:201:VAL:HB	1.88	0.55
22:BA:660:C:H2'	22:BA:661:A:C8	2.42	0.55
22:BA:1582:C:O2'	22:BA:1585:C:N3	2.38	0.55
29:BH:120:GLY:CA	29:BH:122:LEU:HA	2.37	0.55
29:BH:121:VAL:N	29:BH:122:LEU:CB	2.70	0.55
22:DA:1230:A:H2'	22:DA:1231:U:C6	2.42	0.55
22:DA:1779:U:H5	22:DA:1784:A:N7	2.05	0.55
30:DI:28:LEU:HD13	30:DI:38:PHE:CD2	2.42	0.55
38:DQ:78:LYS:HE2	38:DQ:117:LEU:HD21	1.88	0.55
1:AA:108:G:N3	1:AA:108:G:H5'	2.22	0.55
1:AA:666:G:H5'	1:AA:726:C:H1'	1.88	0.55
22:BA:250:G:OP2	51:B3:13:ARG:NH1	2.39	0.55
22:BA:610:C:O2	22:BA:618:G:N2	2.28	0.55
22:BA:927:A:H2'	22:BA:928:A:C8	2.42	0.55
22:BA:1358:G:H1'	22:BA:1374:G:N2	2.22	0.55
22:BA:2757:A:N1	28:BG:67:THR:HG21	2.22	0.55
32:BK:93:GLN:HE22	32:BK:111:LYS:HB2	1.72	0.55
39:BR:49:ILE:HB	39:BR:52:PRO:HA	1.88	0.55
1:CA:466:A:H2'	1:CA:468:A:H2	1.71	0.55
7:CG:136:LYS:O	7:CG:140:ASP:HB2	2.07	0.55
19:CS:41:PHE:HB2	19:CS:44:MET:HG3	1.89	0.55
22:DA:494:G:H4'	40:DS:6:LYS:HG3	1.89	0.55

Continued on next page...

Continued from previous page...

Atom-1	Atom-2	Interatomic distance (Å)	Clash overlap (Å)
22:DA:2185:U:H2'	22:DA:2186:G:C8	2.42	0.55
26:DE:108:ILE:HB	33:DL:2:ARG:HH22	1.72	0.55
31:DJ:11:VAL:HG11	31:DJ:50:THR:HA	1.87	0.55
40:DS:22:ASP:CG	40:DS:25:ARG:HH22	2.10	0.55
1:AA:34:C:H2'	1:AA:35:G:C8	2.42	0.55
1:AA:41:G:H2'	1:AA:42:G:H8	1.72	0.55
3:AC:6:HIS:HB3	14:AN:89:MET:HG3	1.89	0.55
4:AD:50:ASP:O	4:AD:54:GLN:HB2	2.07	0.55
7:AG:18:PHE:HZ	7:AG:58:GLU:HG2	1.72	0.55
22:BA:528:A:C2	22:BA:2043:C:H4'	2.42	0.55
25:BD:4:LEU:HD12	25:BD:32:ASN:CG	2.27	0.55
29:BH:10:ALA:O	29:BH:12:LEU:N	2.40	0.55
41:BT:51:PHE:HE1	46:BY:26:PHE:HZ	1.55	0.55
1:CA:805:C:H2'	1:CA:806:C:H6	1.72	0.55
2:CB:142:GLU:HA	2:CB:145:GLU:HB2	1.88	0.55
8:CH:93:PRO:HG3	8:CH:125:ILE:HD12	1.88	0.55
22:DA:335:C:H6	22:DA:335:C:O5'	1.90	0.55
22:DA:448:U:H5''	57:DA:3241:HOH:O	2.07	0.55
22:DA:679:C:H2'	22:DA:680:C:C6	2.42	0.55
22:DA:1951:U:H2'	22:DA:1953:A:OP2	2.07	0.55
35:DN:1:MET:O	35:DN:3:HIS:N	2.40	0.55
1:AA:1234:C:H2'	1:AA:1235:U:H6	1.70	0.55
13:AM:75:MET:SD	27:BF:112:ARG:HB2	2.46	0.55
22:BA:1386:C:H2'	22:BA:1387:A:C8	2.42	0.55
22:BA:1926:U:H2'	22:BA:1926:U:O2	2.06	0.55
22:BA:1965:C:OP1	22:BA:1966:A:O2'	2.13	0.55
22:BA:2127:G:H4'	22:BA:2128:G:OP1	2.06	0.55
48:B0:34:SER:OG	48:B0:36:GLU:HG2	2.06	0.55
20:CT:81:ALA:O	20:CT:85:LYS:HG2	2.07	0.55
22:DA:883:G:N2	22:DA:894:U:O2	2.40	0.55
28:DG:140:VAL:O	28:DG:144:VAL:HG23	2.06	0.55
33:DL:82:LEU:HD12	33:DL:90:VAL:HG21	1.89	0.55
41:DT:44:LYS:O	41:DT:48:GLN:HG2	2.07	0.55
1:AA:903:G:H2'	1:AA:904:U:H6	1.72	0.54
22:BA:20:C:H2'	22:BA:21:A:C8	2.41	0.54
22:BA:417:C:H2'	22:BA:418:C:H6	1.72	0.54
22:BA:878:A:H5'	22:BA:879:G:OP2	2.07	0.54
22:BA:1322:A:O3'	40:BS:84:ARG:NH1	2.36	0.54
24:BC:71:LYS:HD2	24:BC:74:ILE:HD12	1.89	0.54
1:CA:1169:A:H2'	1:CA:1170:A:C8	2.42	0.54
10:CJ:49:PHE:N	10:CJ:65:TYR:O	2.31	0.54

Continued on next page...

Continued from previous page...

Atom-1	Atom-2	Interatomic distance (Å)	Clash overlap (Å)
22:DA:446:G:H5''	38:DQ:5:LYS:NZ	2.21	0.54
22:DA:532:A:N1	22:DA:2020:A:H1'	2.21	0.54
22:DA:893:C:H2'	22:DA:894:U:O4'	2.08	0.54
22:DA:1358:G:H1'	22:DA:1374:G:N2	2.22	0.54
22:DA:1935:G:H1'	22:DA:1964:G:N2	2.22	0.54
22:DA:2267:A:H5''	22:DA:2268:A:H5'	1.88	0.54
22:DA:2790:U:H5'	22:DA:2893:A:N7	2.22	0.54
32:DK:99:ILE:HD13	32:DK:118:LEU:HD12	1.89	0.54
35:DN:72:ASP:HB3	35:DN:75:ILE:HB	1.90	0.54
1:AA:772:U:O2'	1:AA:773:G:OP1	2.23	0.54
1:AA:1442:G:H2'	1:AA:1443:C:H6	1.71	0.54
2:AB:173:ILE:HG23	2:AB:183:VAL:HG11	1.89	0.54
6:AF:8:PHE:HA	6:AF:87:SER:HA	1.88	0.54
22:BA:1430:G:H2'	22:BA:1431:A:C8	2.42	0.54
22:BA:1442:U:H2'	22:BA:1443:U:C6	2.43	0.54
22:BA:1799:G:O6	24:BC:178:SER:HB3	2.06	0.54
22:BA:1927:A:H2'	22:BA:1928:A:C8	2.42	0.54
1:CA:736:C:H2'	1:CA:737:C:C6	2.41	0.54
1:CA:1252:A:H2'	1:CA:1253:G:O4'	2.08	0.54
3:CC:111:LEU:HD13	3:CC:146:ALA:HB2	1.88	0.54
22:DA:2057:G:H2'	22:DA:2058:A:O4'	2.07	0.54
26:DE:24:ASN:O	26:DE:28:VAL:HG23	2.07	0.54
33:DL:116:VAL:HG11	33:DL:134:ALA:HB1	1.89	0.54
34:DM:41:LEU:HD21	34:DM:124:LEU:HD13	1.89	0.54
42:DU:74:ASN:HA	42:DU:96:PHE:CZ	2.41	0.54
42:DU:96:PHE:CE1	42:DU:103:ILE:HG12	2.42	0.54
2:AB:63:ARG:O	2:AB:64:LYS:HB2	2.07	0.54
6:AF:90:MET:HG2	18:AR:61:ARG:HH21	1.72	0.54
7:AG:57:SER:OG	7:AG:58:GLU:N	2.40	0.54
22:BA:1796:U:H2'	22:BA:1797:G:C8	2.40	0.54
22:BA:2153:C:H2'	22:BA:2154:A:O4'	2.07	0.54
22:BA:2547:A:H5''	32:BK:29:HIS:NE2	2.23	0.54
22:BA:2845:U:H5''	37:BP:52:ASN:O	2.08	0.54
1:CA:1492:A:H3'	1:CA:1493:A:H8	1.72	0.54
3:CC:130:PHE:CE2	3:CC:131:ARG:HD3	2.43	0.54
11:CK:35:THR:OG1	11:CK:40:ASN:N	2.38	0.54
22:DA:1045:C:H41	22:DA:1111:A:H2'	1.72	0.54
22:DA:1299:G:O6	22:DA:1639:C:H5''	2.07	0.54
26:DE:97:ASN:HB2	26:DE:100:MET:HB2	1.89	0.54
46:DY:3:ALA:HA	46:DY:6:LEU:HB2	1.88	0.54
1:AA:545:C:H5'	4:AD:69:GLU:HB2	1.89	0.54

Continued on next page...

Continued from previous page...

Atom-1	Atom-2	Interatomic distance (Å)	Clash overlap (Å)
1:AA:1152:A:H5'	10:AJ:15:HIS:CD2	2.43	0.54
4:AD:62:ARG:NH1	4:AD:69:GLU:HG2	2.22	0.54
8:AH:88:ARG:O	8:AH:122:GLY:HA3	2.08	0.54
11:AK:13:ARG:HG3	11:AK:77:TYR:HE1	1.73	0.54
11:AK:24:HIS:HB3	11:AK:31:ILE:HG23	1.89	0.54
11:AK:88:GLY:N	11:AK:114:THR:HG22	2.23	0.54
29:BH:14:SER:OG	29:BH:17:ASP:CG	2.46	0.54
29:BH:90:LEU:HA	29:BH:125:THR:HG23	1.90	0.54
4:CD:26:ARG:HG3	4:CD:27:ALA:N	2.23	0.54
7:CG:91:VAL:HG23	7:CG:95:ARG:HB3	1.89	0.54
22:DA:999:U:OP2	57:DA:3357:HOH:O	2.18	0.54
22:DA:1747:U:H2'	22:DA:1748:C:C6	2.43	0.54
22:DA:2540:C:H2'	22:DA:2541:A:H8	1.71	0.54
22:DA:2849:U:H4'	22:DA:2868:A:C2	2.41	0.54
28:DG:24:ILE:HG21	28:DG:72:LEU:HD21	1.88	0.54
1:AA:1142:G:C2	1:AA:1143:G:H1'	2.42	0.54
2:AB:167:ASP:OD1	2:AB:168:HIS:N	2.40	0.54
14:AN:81:ARG:HA	14:AN:84:VAL:HB	1.90	0.54
22:BA:423:A:H5''	22:BA:424:G:H5'	1.90	0.54
22:BA:588:U:H2'	22:BA:589:U:H6	1.70	0.54
22:BA:1672:A:C2	22:BA:2582:G:H5'	2.43	0.54
22:BA:2140:G:N3	22:BA:2140:G:H2'	2.23	0.54
22:BA:2572:A:N7	25:BD:150:GLN:HB2	2.23	0.54
29:BH:77:THR:O	29:BH:77:THR:CG2	2.56	0.54
29:BH:90:LEU:CD2	29:BH:93:SER:HA	2.37	0.54
36:BO:94:ARG:O	36:BO:96:GLY:N	2.40	0.54
1:CA:689:C:OP2	11:CK:53:ARG:NH2	2.40	0.54
14:CN:91:GLY:O	14:CN:93:ILE:N	2.40	0.54
20:CT:5:LYS:O	20:CT:7:ALA:N	2.40	0.54
22:DA:17:G:H4'	38:DQ:25:TYR:HE1	1.72	0.54
22:DA:119:A:H4'	22:DA:120:U:O5'	2.07	0.54
22:DA:858:G:N2	22:DA:919:U:O4	2.38	0.54
27:DF:44:ILE:HG21	27:DF:79:ILE:HG22	1.89	0.54
33:DL:77:ILE:HD11	33:DL:101:ILE:HG21	1.89	0.54
36:DO:26:LEU:HB3	36:DO:92:PHE:HD1	1.72	0.54
37:DP:18:PRO:HG3	37:DP:84:ILE:O	2.07	0.54
1:AA:93:U:H2'	1:AA:94:G:H5''	1.88	0.54
1:AA:522:C:H2'	1:AA:523:A:O4'	2.06	0.54
1:AA:859:G:H2'	1:AA:860:A:C8	2.42	0.54
1:AA:1239:A:H62	1:AA:1299:A:N6	2.05	0.54
2:AB:71:GLY:HA2	2:AB:164:ILE:HG22	1.90	0.54

Continued on next page...

Continued from previous page...

Atom-1	Atom-2	Interatomic distance (Å)	Clash overlap (Å)
14:AN:43:ASN:HA	14:AN:45:VAL:HG22	1.90	0.54
24:BC:62:TYR:HD2	24:BC:86:ASN:HD22	1.54	0.54
29:BH:103:VAL:HG21	29:BH:132:PHE:CE1	2.42	0.54
38:BQ:44:GLN:NE2	39:BR:77:PHE:HB3	2.22	0.54
40:BS:83:LYS:O	40:BS:84:ARG:HD3	2.07	0.54
15:CO:45:GLU:HG2	15:CO:46:HIS:H	1.73	0.54
22:DA:447:A:H5'	22:DA:449:A:C5	2.42	0.54
22:DA:1439:A:N7	22:DA:1552:A:H2	2.04	0.54
22:DA:2544:G:H2'	22:DA:2545:G:H8	1.73	0.54
22:DA:2615:U:C2	48:D0:4:GLN:HA	2.41	0.54
23:DB:62:C:H2'	23:DB:63:C:H6	1.71	0.54
33:DL:93:ASN:OD1	33:DL:94:THR:N	2.40	0.54
34:DM:54:THR:HA	34:DM:57:VAL:HG22	1.89	0.54
37:DP:51:ARG:O	37:DP:58:ALA:N	2.34	0.54
38:DQ:94:ILE:HD13	39:DR:11:GLN:HB2	1.89	0.54
45:DX:54:LYS:HA	45:DX:57:ARG:HB2	1.88	0.54
1:AA:116:A:H2'	1:AA:117:G:H8	1.73	0.54
1:AA:381:C:H2'	1:AA:382:A:O4'	2.08	0.54
2:AB:54:LEU:HD22	2:AB:54:LEU:H	1.72	0.54
6:AF:47:LEU:HB3	6:AF:49:TYR:O	2.08	0.54
7:AG:40:GLU:HB2	7:AG:44:TYR:CE2	2.43	0.54
16:AP:38:PHE:CZ	16:AP:51:ARG:HB2	2.43	0.54
22:BA:65:U:H2'	22:BA:66:C:C6	2.42	0.54
22:BA:1006:C:OP2	57:BA:3787:HOH:O	2.18	0.54
22:BA:1266:G:O2'	22:BA:2012:G:O6	2.18	0.54
22:BA:2683:C:OP1	37:BP:51:ARG:NH2	2.41	0.54
20:CT:29:ARG:O	20:CT:33:LYS:HG2	2.08	0.54
22:DA:82:U:H5'	22:DA:296:U:H5''	1.89	0.54
22:DA:740:C:H5'	22:DA:1784:A:C3'	2.37	0.54
22:DA:2899:A:H2'	22:DA:2900:A:H8	1.71	0.54
25:DD:104:VAL:O	25:DD:105:LYS:HB3	2.07	0.54
44:DW:21:LEU:HD22	44:DW:39:ARG:HB3	1.90	0.54
9:AI:114:LYS:HG2	9:AI:120:LYS:HA	1.90	0.54
22:BA:1590:A:H2'	22:BA:1591:A:C8	2.43	0.54
37:BP:103:ARG:HH11	37:BP:103:ARG:CG	2.21	0.54
1:CA:644:U:H2'	1:CA:645:G:O4'	2.08	0.54
1:CA:1308:U:H2'	1:CA:1309:G:C8	2.43	0.54
7:CG:69:VAL:HG21	7:CG:104:ILE:HD11	1.88	0.54
11:CK:16:VAL:HG12	11:CK:77:TYR:HB3	1.90	0.54
22:DA:135:U:H2'	22:DA:136:G:C8	2.43	0.54
22:DA:1270:C:O2'	22:DA:1648:U:OP2	2.25	0.54

Continued on next page...

Continued from previous page...

Atom-1	Atom-2	Interatomic distance (Å)	Clash overlap (Å)
22:DA:1726:C:H2'	22:DA:1727:C:H6	1.73	0.54
30:DI:5:VAL:HA	30:DI:8:TYR:CE1	2.43	0.54
1:AA:668:G:H2'	1:AA:669:G:H8	1.73	0.54
1:AA:669:G:H2'	1:AA:670:G:C8	2.42	0.54
10:AJ:36:VAL:HA	10:AJ:75:ASP:O	2.08	0.54
22:BA:18:U:OP1	38:BQ:30:ARG:NH2	2.41	0.54
25:BD:13:ARG:HD2	25:BD:15:PHE:CZ	2.43	0.54
25:BD:170:VAL:O	25:BD:194:PRO:HG2	2.08	0.54
1:CA:131:A:O2'	1:CA:262:A:N3	2.36	0.54
13:CM:13:LYS:O	13:CM:44:LYS:HG2	2.08	0.54
22:DA:51:G:H4'	22:DA:52:A:H5'	1.89	0.54
22:DA:1411:U:H2'	22:DA:1412:U:O4'	2.07	0.54
22:DA:2291:U:H2'	22:DA:2292:U:H6	1.72	0.54
27:DF:32:GLU:OE1	27:DF:92:ARG:NH1	2.40	0.54
31:DJ:109:LEU:HD22	31:DJ:118:MET:HG3	1.88	0.54
37:DP:62:ARG:CZ	37:DP:101:ARG:HA	2.38	0.54
1:AA:398:U:H2'	1:AA:399:G:H8	1.72	0.54
13:AM:16:VAL:HG22	13:AM:41:GLU:O	2.08	0.54
22:BA:250:G:OP1	57:BA:3818:HOH:O	2.19	0.54
22:BA:1509:A:O2'	22:BA:1510:G:OP2	2.21	0.54
28:BG:155:GLU:OE2	28:BG:158:LYS:N	2.41	0.54
29:BH:97:ARG:CD	1:CA:369:G:O2'	2.42	0.54
40:BS:84:ARG:HB2	40:BS:96:ILE:HG13	1.90	0.54
1:CA:673:A:O3'	6:CF:86:ARG:NH2	2.41	0.54
1:CA:778:G:O2'	11:CK:121:CYS:HB3	2.08	0.54
1:CA:1067:A:H4'	1:CA:1068:G:O5'	2.07	0.54
1:CA:1362:A:OP1	1:CA:1362:A:H4'	2.06	0.54
1:CA:1491:G:H2'	1:CA:1492:A:C8	2.43	0.54
2:CB:173:ILE:O	2:CB:177:ASN:ND2	2.40	0.54
22:DA:1141:U:H4'	22:DA:1142:A:O4'	2.08	0.54
22:DA:1432:G:H2'	22:DA:1433:A:C8	2.42	0.54
29:DH:79:THR:HA	29:DH:145:ASN:HB2	1.89	0.54
30:DI:5:VAL:HG22	30:DI:8:TYR:HE1	1.72	0.54
33:DL:59:ARG:CZ	33:DL:59:ARG:HB3	2.38	0.54
1:AA:487:A:H3'	1:AA:488:C:C6	2.43	0.53
1:AA:1157:A:H5'	1:AA:1158:C:C6	2.43	0.53
1:AA:1323:G:H2'	1:AA:1324:A:C8	2.43	0.53
22:BA:858:G:H3'	22:BA:859:G:C8	2.43	0.53
22:BA:2376:A:N3	36:BO:111:ARG:NH1	2.56	0.53
39:BR:8:GLY:O	39:BR:10:LYS:NZ	2.41	0.53
1:CA:1206:G:H4'	3:CC:192:THR:O	2.07	0.53

Continued on next page...

Continued from previous page...

Atom-1	Atom-2	Interatomic distance (Å)	Clash overlap (Å)
1:CA:1317:C:OP1	14:CN:57:PRO:HD2	2.08	0.53
17:CQ:52:GLU:CG	17:CQ:53:CYS:H	2.20	0.53
22:DA:37:C:H2'	22:DA:38:A:C8	2.42	0.53
22:DA:2215:C:H2'	22:DA:2216:G:H8	1.73	0.53
22:DA:2572:A:OP1	22:DA:2574:G:O2'	2.18	0.53
29:DH:32:PRO:O	29:DH:33:GLN:HB2	2.08	0.53
46:DY:51:ALA:O	46:DY:55:THR:OG1	2.24	0.53
5:AE:79:GLY:O	5:AE:121:HIS:N	2.34	0.53
11:AK:25:ALA:HA	11:AK:30:THR:HG22	1.89	0.53
22:BA:68:G:H2'	22:BA:69:C:O4'	2.08	0.53
22:BA:559:G:H1'	38:BQ:56:GLN:NE2	2.23	0.53
22:BA:1515:A:H3'	22:BA:1516:G:H8	1.73	0.53
22:BA:1668:A:H4'	22:BA:1669:A:O5'	2.08	0.53
22:BA:2394:C:OP1	51:B3:30:ARG:NH2	2.41	0.53
27:BF:107:ALA:O	27:BF:110:ARG:N	2.41	0.53
1:CA:1053:G:N7	1:CA:1200:C:H5''	2.23	0.53
9:CI:114:LYS:HG3	9:CI:120:LYS:HA	1.88	0.53
22:DA:320:A:HO2'	22:DA:322:A:H8	1.54	0.53
22:DA:1317:G:H2'	22:DA:1318:U:O4'	2.07	0.53
22:DA:1551:A:N6	57:DA:3629:HOH:O	2.40	0.53
23:DB:48:U:H2'	23:DB:49:C:C6	2.43	0.53
42:DU:7:ARG:O	42:DU:25:VAL:HB	2.08	0.53
1:AA:206:C:H2'	1:AA:207:C:O4'	2.07	0.53
1:AA:254:G:OP1	17:AQ:70:THR:HB	2.09	0.53
1:AA:667:G:H4'	15:AO:51:HIS:ND1	2.23	0.53
1:AA:1369:C:H2'	1:AA:1370:G:C8	2.43	0.53
4:AD:3:ARG:CZ	4:AD:115:ARG:HD3	2.38	0.53
15:AO:24:SER:HB3	15:AO:27:VAL:HG23	1.89	0.53
22:BA:372:G:OP2	45:BX:61:LYS:HD3	2.07	0.53
22:BA:630:G:H5''	22:BA:631:A:OP2	2.08	0.53
22:BA:1169:A:H2'	22:BA:1170:C:O4'	2.08	0.53
22:BA:1936:A:N6	22:BA:1963:U:H3	2.05	0.53
22:BA:2118:U:O4	22:BA:2148:G:O2'	2.24	0.53
1:CA:33:A:H2'	1:CA:34:C:H6	1.73	0.53
1:CA:102:G:H2'	1:CA:103:U:H6	1.73	0.53
1:CA:1096:C:H2'	1:CA:1097:C:H6	1.73	0.53
6:CF:86:ARG:CG	6:CF:86:ARG:HH11	2.21	0.53
7:CG:12:ILE:HD12	7:CG:24:ALA:HB1	1.90	0.53
15:CO:35:GLN:NE2	15:CO:39:LEU:HD22	2.22	0.53
19:CS:6:LYS:HB2	19:CS:7:LYS:HG2	1.90	0.53
20:CT:15:GLU:OE2	20:CT:18:ARG:NH2	2.24	0.53

Continued on next page...

Continued from previous page...

Atom-1	Atom-2	Interatomic distance (Å)	Clash overlap (Å)
22:DA:2811:G:OP1	25:DD:62:LYS:N	2.40	0.53
1:AA:558:G:H8	1:AA:558:G:O5'	1.90	0.53
1:AA:1032:G:H3'	1:AA:1033:G:O4'	2.09	0.53
1:AA:1377:A:O2'	7:AG:2:PRO:HB3	2.08	0.53
4:AD:91:LEU:HD11	4:AD:195:ILE:HD11	1.90	0.53
8:AH:41:LYS:HD2	8:AH:48:ASP:HA	1.89	0.53
16:AP:6:LEU:HD13	16:AP:71:VAL:HG23	1.91	0.53
20:AT:80:THR:O	20:AT:83:ILE:HG13	2.09	0.53
22:BA:832:U:H2'	22:BA:833:A:C8	2.44	0.53
22:BA:947:A:HO2'	22:BA:984:A:H2	1.55	0.53
22:BA:994:C:OP2	38:BQ:54:LYS:NZ	2.41	0.53
53:B5:73:VAL:HG12	53:B5:74:ARG:H	1.72	0.53
1:CA:9:G:H5'	5:CE:108:GLY:HA3	1.89	0.53
1:CA:483:C:H2'	1:CA:484:G:C8	2.44	0.53
1:CA:1088:G:H21	1:CA:1167:A:N6	2.07	0.53
1:CA:1182:G:H4'	1:CA:1183:U:H5''	1.89	0.53
1:CA:1463:U:H2'	1:CA:1464:U:C6	2.44	0.53
1:CA:1467:C:H2'	1:CA:1468:A:C8	2.43	0.53
2:CB:62:SER:HA	2:CB:224:GLY:HA2	1.90	0.53
3:CC:5:VAL:HG21	3:CC:10:ILE:HD13	1.90	0.53
5:CE:156:LYS:HG2	8:CH:71:VAL:HG22	1.91	0.53
22:DA:1231:U:H2'	22:DA:1232:G:H8	1.71	0.53
22:DA:1266:G:OP1	48:D0:16:ARG:NE	2.40	0.53
22:DA:1799:G:N2	22:DA:1818:U:O2'	2.38	0.53
22:DA:2609:U:C6	54:D6:7:004:HA	2.41	0.53
22:DA:2886:A:C2	48:D0:29:SER:HB3	2.43	0.53
22:DA:2898:U:H2'	22:DA:2899:A:C8	2.43	0.53
24:DC:68:LYS:HG2	24:DC:151:GLY:HA2	1.88	0.53
2:AB:16:PHE:HD1	2:AB:17:GLY:H	1.56	0.53
5:AE:89:HIS:CE1	5:AE:138:ARG:HD3	2.43	0.53
9:AI:57:MET:HA	9:AI:60:LYS:HB2	1.90	0.53
12:AL:76:GLU:O	12:AL:77:HIS:HB2	2.09	0.53
22:BA:141:G:H5''	22:BA:142:A:C5	2.44	0.53
22:BA:1097:U:H1'	30:BI:9:VAL:HG12	1.90	0.53
28:BG:98:VAL:HG22	28:BG:103:ILE:HG12	1.90	0.53
30:BI:69:PHE:H	30:BI:69:PHE:HD1	1.55	0.53
33:BL:90:VAL:HG13	33:BL:95:LEU:HD21	1.91	0.53
8:CH:29:SER:HB2	8:CH:59:LEU:HB2	1.90	0.53
14:CN:66:GLN:HG3	14:CN:79:LEU:HD21	1.89	0.53
22:DA:125:A:H3'	50:D2:19:ARG:HG3	1.90	0.53
22:DA:2250:G:O5'	22:DA:2250:G:H8	1.90	0.53

Continued on next page...

Continued from previous page...

Atom-1	Atom-2	Interatomic distance (Å)	Clash overlap (Å)
22:DA:2716:C:H2'	22:DA:2717:C:H6	1.74	0.53
23:DB:41:G:C8	27:DF:66:LEU:HD11	2.44	0.53
29:DH:37:VAL:CG2	29:DH:38:PRO:HD2	2.39	0.53
29:DH:103:VAL:HA	29:DH:106:ALA:HB3	1.89	0.53
41:DT:40:LYS:HG3	41:DT:60:THR:HG23	1.91	0.53
1:AA:337:G:H2'	1:AA:338:A:H8	1.74	0.53
1:AA:591:U:H2'	1:AA:592:G:C8	2.44	0.53
2:AB:94:HIS:ND1	2:AB:146:ASN:HB2	2.24	0.53
8:AH:96:MET:HB2	8:AH:99:LEU:O	2.08	0.53
12:AL:86:ARG:CZ	12:AL:88:LYS:HB3	2.38	0.53
21:AU:8:GLU:HB3	21:AU:12:PHE:CZ	2.44	0.53
22:BA:1078:U:H1'	22:BA:1088:A:C2	2.43	0.53
22:BA:2142:A:H2'	22:BA:2143:C:C6	2.44	0.53
26:BE:15:SER:N	26:BE:197:GLU:OE2	2.30	0.53
28:BG:86:LYS:HG2	28:BG:132:VAL:HG13	1.91	0.53
29:BH:93:SER:OG	1:CA:357:G:C4'	2.51	0.53
32:BK:101:GLY:O	32:BK:120:PRO:HD2	2.08	0.53
34:BM:30:SER:N	34:BM:106:ASP:HB2	2.24	0.53
46:BY:13:GLU:HG2	46:BY:57:LEU:HD13	1.90	0.53
1:CA:123:U:H2'	1:CA:124:C:C6	2.44	0.53
1:CA:501:C:H1'	1:CA:549:C:H1'	1.91	0.53
1:CA:1308:U:H2'	1:CA:1309:G:H8	1.74	0.53
7:CG:88:PRO:HD2	7:CG:151:PHE:O	2.08	0.53
11:CK:26:SER:HG	11:CK:29:ASN:H	1.55	0.53
22:DA:548:G:H4'	22:DA:549:G:C2	2.43	0.53
22:DA:1289:C:O2'	22:DA:1330:C:H4'	2.09	0.53
22:DA:1938:A:C6	22:DA:2590:A:H1'	2.43	0.53
22:DA:2578:G:H21	25:DD:130:GLN:NE2	2.07	0.53
24:DC:24:LEU:HD11	24:DC:90:ASN:HD21	1.73	0.53
32:DK:76:VAL:HG12	37:DP:73:VAL:HG22	1.90	0.53
49:D1:9:ILE:HG21	49:D1:25:LYS:HD2	1.89	0.53
1:AA:825:A:O2'	8:AH:13:ARG:NH1	2.42	0.53
7:AG:135:VAL:HB	7:AG:138:ARG:NH2	2.22	0.53
13:AM:34:LEU:HD22	13:AM:41:GLU:HA	1.90	0.53
22:BA:893:C:H2'	22:BA:894:U:O4'	2.09	0.53
22:BA:2305:U:H2'	22:BA:2306:C:C6	2.44	0.53
22:BA:2366:A:H2'	22:BA:2367:G:O4'	2.08	0.53
22:BA:2698:U:H2'	22:BA:2699:C:C6	2.44	0.53
22:BA:2756:U:H1'	22:BA:2757:A:H5''	1.91	0.53
24:BC:144:VAL:HG12	24:BC:145:GLU:O	2.09	0.53
26:BE:164:LEU:HB3	26:BE:167:VAL:HB	1.91	0.53

Continued on next page...

Continued from previous page...

Atom-1	Atom-2	Interatomic distance (Å)	Clash overlap (Å)
36:BO:31:THR:HG22	36:BO:34:HIS:N	2.20	0.53
1:CA:505:G:H5'	1:CA:534:U:C2	2.44	0.53
1:CA:581:G:H8	1:CA:581:G:OP2	1.91	0.53
1:CA:642:A:N3	8:CH:105:SER:OG	2.32	0.53
13:CM:33:ILE:HG23	13:CM:59:GLU:HB3	1.90	0.53
17:CQ:12:VAL:HG23	17:CQ:57:ASP:O	2.09	0.53
21:CU:40:LYS:H	21:CU:41:PRO:HD2	1.73	0.53
22:DA:1338:G:H4'	41:DT:18:GLU:OE2	2.09	0.53
22:DA:1745:A:H2'	22:DA:1746:A:H8	1.73	0.53
22:DA:1969:A:O2'	22:DA:1972:G:N3	2.29	0.53
22:DA:2540:C:H2'	22:DA:2541:A:C8	2.44	0.53
23:DB:43:C:H1'	27:DF:90:THR:HB	1.91	0.53
24:DC:114:ASP:OD2	24:DC:114:ASP:N	2.40	0.53
24:DC:160:THR:H	24:DC:195:VAL:HG13	1.73	0.53
27:DF:2:ALA:O	27:DF:5:HIS:HB3	2.07	0.53
27:DF:5:HIS:O	27:DF:9:LYS:HG3	2.09	0.53
29:DH:2:GLN:O	29:DH:3:VAL:HG22	2.09	0.53
39:DR:41:ILE:HD13	39:DR:103:ALA:HA	1.91	0.53
1:AA:219:U:H2'	1:AA:220:G:C8	2.43	0.53
1:AA:1539:C:H5''	21:AU:18:ARG:HG3	1.91	0.53
22:BA:458:G:N2	22:BA:459:U:O4	2.36	0.53
22:BA:1072:C:OP2	22:BA:1075:C:N4	2.41	0.53
28:BG:20:ASN:O	28:BG:20:ASN:ND2	2.40	0.53
28:BG:93:GLY:O	28:BG:95:ARG:HG2	2.09	0.53
29:BH:147:VAL:CG1	29:BH:149:GLU:HG3	2.36	0.53
53:B5:53:ARG:HD3	53:B5:204:GLY:HA3	1.90	0.53
1:CA:499:A:C6	1:CA:547:A:C8	2.96	0.53
13:CM:106:ALA:O	13:CM:110:LYS:HB3	2.09	0.53
22:DA:329:G:O4'	22:DA:477:A:H1'	2.09	0.53
22:DA:1063:G:O2'	30:DI:89:GLY:HA3	2.09	0.53
22:DA:1199:U:H2'	22:DA:1200:C:C6	2.44	0.53
22:DA:1568:G:O4'	24:DC:58:HIS:HE1	1.90	0.53
29:DH:31:VAL:HB	29:DH:32:PRO:HD3	1.89	0.53
10:AJ:48:ARG:NH1	10:AJ:66:GLU:OE1	2.42	0.53
22:BA:752:A:H3'	50:B2:1:MET:SD	2.48	0.53
22:BA:1385:A:H1'	22:BA:1386:C:C6	2.44	0.53
22:BA:1410:G:H2'	22:BA:1411:U:C6	2.44	0.53
22:BA:2794:C:H2'	22:BA:2795:C:C6	2.43	0.53
31:BJ:80:HIS:HB3	31:BJ:81:ILE:HG22	1.91	0.53
1:CA:102:G:O2'	1:CA:151:A:N3	2.31	0.53
1:CA:1191:A:H5''	3:CC:4:LYS:HE3	1.91	0.53

Continued on next page...

Continued from previous page...

Atom-1	Atom-2	Interatomic distance (Å)	Clash overlap (Å)
5:CE:155:ALA:HB1	8:CH:66:PHE:CD2	2.44	0.53
21:CU:51:SER:O	21:CU:53:VAL:N	2.42	0.53
22:DA:27:G:O2'	22:DA:28:A:OP2	2.20	0.53
22:DA:463:G:N2	22:DA:466:A:OP2	2.36	0.53
22:DA:622:G:H2'	22:DA:623:C:C6	2.44	0.53
22:DA:2612:C:H5''	22:DA:2613:U:OP1	2.08	0.53
26:DE:127:GLU:O	26:DE:156:ASN:ND2	2.42	0.53
29:DH:31:VAL:CB	29:DH:32:PRO:CD	2.86	0.53
29:DH:40:THR:O	29:DH:41:LYS:C	2.48	0.53
30:DI:45:LYS:HA	30:DI:48:SER:HB3	1.90	0.53
1:AA:205:A:OP1	1:AA:205:A:H4'	2.07	0.53
1:AA:1343:G:H2'	1:AA:1344:C:C6	2.44	0.53
4:AD:190:ASP:OD2	4:AD:190:ASP:N	2.32	0.53
8:AH:64:LYS:HB2	8:AH:71:VAL:HG21	1.90	0.53
21:AU:6:VAL:HB	21:AU:8:GLU:HG2	1.90	0.53
22:BA:572:A:H5''	22:BA:573:U:OP2	2.09	0.53
22:BA:1061:U:O4	30:BI:11:LEU:HA	2.09	0.53
22:BA:1848:A:H2'	22:BA:1849:G:O4'	2.08	0.53
27:BF:49:LEU:HG	27:BF:150:ARG:HH12	1.74	0.53
52:B4:36:ARG:HG2	52:B4:37:GLN:H	1.74	0.53
2:CB:175:GLU:O	2:CB:179:LEU:N	2.39	0.53
3:CC:68:ILE:HD12	3:CC:101:ILE:HD11	1.91	0.53
9:CI:57:MET:O	9:CI:59:GLU:N	2.41	0.53
12:CL:38:TYR:HB2	12:CL:52:VAL:HG13	1.89	0.53
14:CN:54:ASP:OD1	14:CN:59:ARG:NH1	2.42	0.53
16:CP:40:ASN:HB3	16:CP:43:ALA:HB2	1.91	0.53
22:DA:142:A:H2'	22:DA:143:C:C6	2.44	0.53
22:DA:1656:C:H5''	25:DD:141:ARG:HB2	1.90	0.53
22:DA:2537:U:H2'	22:DA:2538:C:C6	2.43	0.53
24:DC:159:GLY:H	24:DC:195:VAL:HG22	1.74	0.53
28:DG:45:HIS:HA	28:DG:50:LEU:HD23	1.91	0.53
29:DH:34:GLY:O	29:DH:35:LYS:HB2	2.08	0.53
33:DL:81:ASP:O	33:DL:82:LEU:HB3	2.08	0.53
1:AA:762:U:H2'	1:AA:763:G:H8	1.73	0.52
1:AA:1441:A:C2	37:BP:114:LEU:HD22	2.44	0.52
4:AD:151:LYS:HB2	4:AD:156:LYS:HE3	1.90	0.52
5:AE:96:MET:HB3	5:AE:125:ALA:HB2	1.91	0.52
22:BA:1695:G:H1'	24:BC:8:PRO:O	2.08	0.52
27:BF:14:LYS:O	27:BF:18:THR:HG23	2.08	0.52
28:BG:19:ILE:HG12	28:BG:24:ILE:HD13	1.90	0.52
29:BH:97:ARG:HB2	1:CA:369:G:O2'	2.09	0.52

Continued on next page...

Continued from previous page...

Atom-1	Atom-2	Interatomic distance (Å)	Clash overlap (Å)
53:B5:50:ILE:C	53:B5:52:PRO:HD3	2.29	0.52
1:CA:369:G:OP2	1:CA:388:G:N2	2.39	0.52
1:CA:1202:U:H2'	1:CA:1203:C:O4'	2.09	0.52
11:CK:25:ALA:N	11:CK:87:LYS:O	2.41	0.52
22:DA:183:C:H1'	22:DA:433:C:H1'	1.90	0.52
22:DA:482:A:N6	22:DA:506:G:O2'	2.41	0.52
22:DA:1651:G:H4'	35:DN:39:PRO:HG2	1.91	0.52
22:DA:2345:G:H5'	22:DA:2347:C:O4'	2.09	0.52
28:DG:89:LEU:HD12	28:DG:162:VAL:HG22	1.91	0.52
33:DL:90:VAL:HB	33:DL:122:VAL:HA	1.91	0.52
2:AB:168:HIS:ND1	2:AB:168:HIS:O	2.42	0.52
27:BF:60:ILE:HG22	27:BF:99:PHE:HE1	1.74	0.52
40:BS:90:LYS:NZ	54:B6:8:MHT:H7	2.24	0.52
53:B5:43:GLU:O	53:B5:213:VAL:HA	2.09	0.52
1:CA:1074:G:H4'	2:CB:103:ASN:CB	2.36	0.52
2:CB:169:GLU:O	2:CB:171:ILE:N	2.43	0.52
17:CQ:70:THR:HG22	17:CQ:71:LYS:H	1.73	0.52
22:DA:27:G:H22	22:DA:512:G:H1'	1.73	0.52
22:DA:482:A:H1'	22:DA:498:G:N2	2.23	0.52
22:DA:1152:C:H4'	38:DQ:77:SER:HA	1.91	0.52
22:DA:1681:G:O2'	22:DA:1762:A:N3	2.39	0.52
22:DA:1881:C:H2'	22:DA:1882:U:O4'	2.09	0.52
22:DA:1999:C:O2	22:DA:2687:U:O2'	2.27	0.52
22:DA:2765:A:H5'	22:DA:2766:A:OP2	2.09	0.52
27:DF:126:GLY:HA2	27:DF:163:ASP:HA	1.92	0.52
39:DR:41:ILE:O	39:DR:47:VAL:N	2.42	0.52
50:D2:11:LYS:NZ	57:D2:102:HOH:O	2.41	0.52
2:AB:95:ARG:NH1	2:AB:97:LEU:HA	2.23	0.52
3:AC:148:GLY:HA3	3:AC:172:ARG:O	2.08	0.52
22:BA:7:G:H2'	22:BA:8:C:C6	2.45	0.52
22:BA:2298:A:H61	22:BA:2318:G:H1'	1.74	0.52
1:CA:1203:C:H2'	1:CA:1204:A:H8	1.73	0.52
3:CC:148:GLY:HA2	3:CC:171:GLY:HA3	1.91	0.52
22:DA:1636:U:H2'	22:DA:1637:A:C8	2.45	0.52
22:DA:2344:U:H4'	22:DA:2345:G:OP1	2.09	0.52
39:DR:76:LYS:HB2	39:DR:85:LYS:HB2	1.91	0.52
41:DT:21:SER:O	41:DT:24:MET:N	2.42	0.52
1:AA:593:U:H2'	1:AA:594:U:H6	1.75	0.52
1:AA:723:U:H5''	21:AU:49:LYS:HG2	1.92	0.52
1:AA:731:G:OP1	1:AA:766:A:H1'	2.09	0.52
1:AA:1112:C:O2	3:AC:179:ARG:HG3	2.10	0.52

Continued on next page...

Continued from previous page...

Atom-1	Atom-2	Interatomic distance (Å)	Clash overlap (Å)
12:AL:72:HIS:ND1	12:AL:74:LEU:HB2	2.25	0.52
22:BA:479:A:N3	22:BA:481:G:H5''	2.24	0.52
22:BA:1818:U:O2'	24:BC:153:GLN:O	2.22	0.52
22:BA:1877:A:H2'	22:BA:1878:G:O4'	2.10	0.52
22:BA:2315:G:H2'	22:BA:2316:G:C8	2.44	0.52
29:BH:77:THR:HA	29:BH:143:ILE:O	2.10	0.52
33:BL:89:VAL:O	33:BL:94:THR:HG21	2.09	0.52
40:BS:78:GLU:C	40:BS:102:HIS:HE1	2.13	0.52
2:CB:131:LYS:O	2:CB:135:LEU:N	2.42	0.52
3:CC:59:ARG:HB2	3:CC:63:SER:O	2.10	0.52
6:CF:40:GLU:HB2	6:CF:42:TRP:HE1	1.75	0.52
22:DA:102:U:C2	46:DY:2:LYS:HE2	2.43	0.52
22:DA:204:A:H5'	22:DA:206:U:O4'	2.10	0.52
22:DA:834:G:H1'	22:DA:2358:A:N3	2.24	0.52
22:DA:846:U:H1'	22:DA:847:U:H5	1.74	0.52
22:DA:987:C:H2'	22:DA:988:A:O4'	2.09	0.52
22:DA:1597:A:O3'	22:DA:1598:A:H8	1.91	0.52
23:DB:66:A:N6	23:DB:107:G:H2'	2.25	0.52
23:DB:113:C:H1'	36:DO:46:GLU:HA	1.92	0.52
29:DH:34:GLY:O	29:DH:35:LYS:HD2	2.10	0.52
35:DN:28:LEU:HD23	35:DN:48:VAL:HG21	1.90	0.52
1:AA:92:U:H2'	1:AA:93:U:C6	2.45	0.52
1:AA:390:U:H2'	1:AA:391:G:H8	1.74	0.52
1:AA:600:A:H2'	1:AA:601:G:H8	1.70	0.52
1:AA:1227:A:O2'	13:AM:115:PRO:HD2	2.10	0.52
5:AE:111:MET:O	5:AE:115:LEU:HB2	2.08	0.52
9:AI:52:LEU:HD13	9:AI:57:MET:HG2	1.90	0.52
18:AR:26:ILE:HA	18:AR:29:LEU:HB2	1.91	0.52
23:BB:77:U:P	43:BV:21:ARG:HH22	2.33	0.52
29:BH:51:ARG:NH1	29:BH:55:GLU:OE1	2.43	0.52
1:CA:412:A:O2'	1:CA:413:G:H4'	2.09	0.52
1:CA:518:C:H4'	1:CA:519:C:O5'	2.10	0.52
1:CA:1361:G:C2	1:CA:1362:A:N7	2.77	0.52
2:CB:206:ALA:O	2:CB:208:ARG:N	2.43	0.52
5:CE:105:ILE:HG13	5:CE:112:ARG:HG3	1.90	0.52
13:CM:14:HIS:HB2	13:CM:17:ILE:HD12	1.90	0.52
22:DA:1783:A:H5'	22:DA:2608:G:H4'	1.90	0.52
22:DA:1911:U:H2'	22:DA:1918:A:C2	2.44	0.52
22:DA:2053:G:H2'	22:DA:2054:A:O4'	2.10	0.52
22:DA:2557:G:H2'	22:DA:2558:C:C6	2.45	0.52
26:DE:22:ASP:OD2	26:DE:22:ASP:N	2.37	0.52

Continued on next page...

Continued from previous page...

Atom-1	Atom-2	Interatomic distance (Å)	Clash overlap (Å)
26:DE:146:VAL:HG22	26:DE:167:VAL:HG22	1.91	0.52
1:AA:1277:C:HO2'	1:AA:1279:G:H8	1.57	0.52
3:AC:55:ILE:O	3:AC:55:ILE:HG13	2.09	0.52
5:AE:83:HIS:CE1	5:AE:147:MET:HG3	2.43	0.52
15:AO:4:SER:O	15:AO:8:THR:HG23	2.09	0.52
15:AO:81:LEU:HD11	15:AO:85:LEU:HD22	1.92	0.52
22:BA:2689:U:OP2	22:BA:2719:G:N2	2.29	0.52
24:BC:3:VAL:HG12	24:BC:19:VAL:HG22	1.92	0.52
26:BE:12:LEU:HD23	26:BE:13:THR:N	2.25	0.52
1:CA:463:U:H5'	1:CA:464:U:OP2	2.09	0.52
1:CA:545:C:H5'	4:CD:69:GLU:CG	2.40	0.52
1:CA:690:G:H2'	1:CA:691:G:O4'	2.09	0.52
1:CA:957:U:O2	1:CA:959:A:H8	1.93	0.52
4:CD:196:ASN:HB3	4:CD:198:HIS:CE1	2.44	0.52
5:CE:80:THR:HA	5:CE:120:VAL:HG12	1.92	0.52
7:CG:71:PRO:HD2	7:CG:96:ARG:O	2.10	0.52
8:CH:9:ASP:OD2	8:CH:13:ARG:NH1	2.41	0.52
14:CN:16:LEU:HB3	14:CN:55:SER:HA	1.92	0.52
22:DA:2850:A:OP2	22:DA:2866:U:N3	2.31	0.52
23:DB:64:G:H2'	23:DB:65:U:C6	2.45	0.52
29:DH:72:ILE:HG22	29:DH:72:ILE:O	2.09	0.52
31:DJ:56:VAL:HB	31:DJ:124:VAL:HG12	1.91	0.52
1:AA:1313:U:P	19:AS:6:LYS:HB3	2.50	0.52
1:AA:1338:G:H2'	1:AA:1339:A:C8	2.45	0.52
2:AB:197:ASP:N	2:AB:197:ASP:OD1	2.41	0.52
9:AI:120:LYS:HG3	9:AI:123:ARG:HB3	1.92	0.52
13:AM:18:ALA:O	13:AM:21:SER:HB2	2.10	0.52
19:AS:15:LEU:HD13	19:AS:33:THR:HG21	1.92	0.52
20:AT:24:ARG:O	20:AT:27:MET:HG3	2.10	0.52
22:BA:583:G:OP1	38:BQ:7:GLY:HA2	2.09	0.52
22:BA:1287:A:C5'	35:BN:103:ARG:HD2	2.38	0.52
29:BH:94:ILE:CG2	29:BH:99:ILE:CG1	2.88	0.52
1:CA:425:G:H2'	1:CA:426:U:O4'	2.10	0.52
1:CA:1201:A:H4'	1:CA:1202:U:O5'	2.09	0.52
3:CC:22:TRP:CD1	3:CC:57:ILE:HG22	2.45	0.52
5:CE:149:SER:HB2	5:CE:152:MET:HG2	1.92	0.52
7:CG:137:LYS:O	7:CG:141:VAL:HG23	2.10	0.52
15:CO:3:LEU:HD22	15:CO:35:GLN:HG2	1.91	0.52
17:CQ:12:VAL:HG12	17:CQ:13:VAL:N	2.22	0.52
22:DA:934:U:H2'	22:DA:935:C:C6	2.45	0.52
22:DA:1450:G:C6	22:DA:1451:C:N4	2.77	0.52

Continued on next page...

Continued from previous page...

Atom-1	Atom-2	Interatomic distance (Å)	Clash overlap (Å)
22:DA:1773:A:N7	22:DA:1829:A:H1'	2.24	0.52
22:DA:1973:G:OP1	57:DA:3460:HOH:O	2.19	0.52
22:DA:2094:A:H2'	22:DA:2095:A:H8	1.75	0.52
28:DG:127:THR:HG22	28:DG:128:GLN:H	1.74	0.52
35:DN:85:PRO:HA	35:DN:88:ALA:HB2	1.91	0.52
2:AB:166:ALA:HB2	2:AB:187:VAL:HG12	1.92	0.52
3:AC:205:GLY:O	3:AC:206:GLU:HG2	2.10	0.52
6:AF:51:ILE:HD12	6:AF:86:ARG:CZ	2.39	0.52
9:AI:22:LYS:HZ2	9:AI:24:GLY:HA3	1.75	0.52
13:AM:95:LEU:HB3	13:AM:96:PRO:HD2	1.92	0.52
22:BA:372:G:OP1	45:BX:62:LYS:NZ	2.43	0.52
22:BA:1779:U:H5	22:BA:1784:A:N7	2.07	0.52
22:BA:2649:C:H2'	22:BA:2650:U:H6	1.75	0.52
28:BG:74:SER:HA	28:BG:77:ILE:HG13	1.92	0.52
29:BH:94:ILE:HD12	29:BH:98:ASP:HB3	1.92	0.52
34:BM:18:ARG:HH21	34:BM:18:ARG:CG	2.22	0.52
1:CA:200:G:H2'	1:CA:201:G:H5''	1.92	0.52
1:CA:791:G:C6	1:CA:792:A:N7	2.78	0.52
1:CA:940:C:H2'	1:CA:941:G:C8	2.45	0.52
8:CH:7:ILE:HB	8:CH:77:ARG:NH1	2.25	0.52
22:DA:224:U:OP2	22:DA:408:G:N2	2.41	0.52
22:DA:320:A:H4'	22:DA:322:A:N7	2.25	0.52
22:DA:2567:G:H2'	22:DA:2568:U:C6	2.44	0.52
29:DH:23:ALA:O	29:DH:27:ARG:N	2.38	0.52
29:DH:25:TYR:CZ	29:DH:30:LEU:HD21	2.45	0.52
31:DJ:78:THR:OG1	31:DJ:80:HIS:HB2	2.10	0.52
33:DL:56:PRO:O	33:DL:60:ARG:HB3	2.09	0.52
42:DU:14:LEU:HD11	42:DU:71:ALA:HB2	1.91	0.52
1:AA:452:A:C8	1:AA:452:A:H3'	2.45	0.52
4:AD:147:GLU:O	4:AD:150:LYS:HB2	2.10	0.52
10:AJ:6:ILE:HD12	10:AJ:76:ILE:HB	1.92	0.52
11:AK:110:ILE:HB	21:AU:6:VAL:HG22	1.91	0.52
13:AM:29:ARG:NH2	13:AM:63:PHE:HB2	2.25	0.52
22:BA:780:G:N2	22:BA:783:A:H62	2.04	0.52
22:BA:1070:A:C2	30:BI:10:LYS:HG3	2.45	0.52
22:BA:2636:C:H2'	22:BA:2637:U:C6	2.45	0.52
27:BF:136:ILE:HD11	27:BF:149:VAL:HG12	1.92	0.52
29:BH:2:GLN:O	29:BH:3:VAL:HG22	2.10	0.52
29:BH:117:LEU:CD2	29:BH:121:VAL:N	2.70	0.52
1:CA:821:G:H2'	1:CA:822:U:C6	2.45	0.52
1:CA:858:G:O6	1:CA:869:G:H3'	2.10	0.52

Continued on next page...

Continued from previous page...

Atom-1	Atom-2	Interatomic distance (Å)	Clash overlap (Å)
1:CA:950:U:H2'	1:CA:951:G:C8	2.45	0.52
1:CA:1053:G:O5'	1:CA:1054:C:H5'	2.10	0.52
5:CE:82:GLN:H	5:CE:147:MET:HE3	1.73	0.52
22:DA:1259:G:H2'	22:DA:1260:A:C8	2.45	0.52
22:DA:1567:G:H2'	24:DC:85:PRO:HG3	1.90	0.52
25:DD:172:VAL:HG23	25:DD:194:PRO:HD3	1.91	0.52
36:DO:2:ASP:O	36:DO:6:ALA:HB2	2.10	0.52
46:DY:9:LYS:N	46:DY:12:GLU:HG3	2.24	0.52
1:AA:946:A:H2'	1:AA:947:G:C8	2.45	0.52
1:AA:1217:C:P	14:AN:9:ARG:HH21	2.33	0.52
2:AB:67:ILE:HB	2:AB:89:GLN:HB3	1.92	0.52
8:AH:18:GLN:NE2	8:AH:70:ALA:HB1	2.25	0.52
12:AL:29:GLN:HB2	12:AL:82:ILE:O	2.10	0.52
13:AM:46:SER:O	13:AM:47:GLU:HB3	2.10	0.52
22:BA:253:C:OP2	51:B3:5:LYS:NZ	2.28	0.52
30:BI:117:MET:SD	30:BI:129:ILE:HD11	2.50	0.52
40:BS:57:ASN:O	40:BS:61:ASN:HB2	2.10	0.52
53:B5:75:VAL:HA	53:B5:120:VAL:O	2.10	0.52
1:CA:266:G:H3'	17:CQ:69:LYS:HB2	1.92	0.52
1:CA:708:C:H2'	1:CA:709:U:C6	2.45	0.52
2:CB:14:VAL:HG23	2:CB:208:ARG:HH12	1.74	0.52
9:CI:8:GLY:N	9:CI:86:ALA:HB2	2.25	0.52
22:DA:845:A:H5'	22:DA:846:U:OP2	2.10	0.52
23:DB:29:A:OP2	36:DO:31:THR:HG23	2.10	0.52
25:DD:48:ILE:HG23	25:DD:84:LEU:HD21	1.90	0.52
32:DK:107:LEU:O	32:DK:109:SER:N	2.43	0.52
38:DQ:50:ARG:NH2	39:DR:74:ILE:HG13	2.25	0.52
42:DU:12:ILE:HG13	42:DU:21:LYS:O	2.10	0.52
1:AA:142:G:H3'	1:AA:143:A:C8	2.38	0.51
1:AA:452:A:N6	1:AA:480:U:H3	2.08	0.51
1:AA:466:A:H5'	1:AA:467:U:OP2	2.10	0.51
1:AA:686:U:O4	1:AA:703:G:O2'	2.18	0.51
1:AA:1001:C:H2'	1:AA:1002:G:C8	2.45	0.51
1:AA:1321:U:O3'	19:AS:78:ARG:NH2	2.43	0.51
6:AF:38:ARG:HB3	6:AF:63:ASN:HB2	1.92	0.51
19:AS:5:LEU:O	19:AS:7:LYS:N	2.42	0.51
22:BA:84:A:H4'	22:BA:85:G:O5'	2.09	0.51
22:BA:543:G:C2	22:BA:544:C:H1'	2.45	0.51
22:BA:593:U:H2'	22:BA:594:U:C6	2.45	0.51
22:BA:605:G:N3	22:BA:657:U:O2'	2.37	0.51
22:BA:1340:U:OP1	41:BT:19:LYS:NZ	2.39	0.51

Continued on next page...

Continued from previous page...

Atom-1	Atom-2	Interatomic distance (Å)	Clash overlap (Å)
22:BA:1435:G:O2'	22:BA:1436:G:H5'	2.09	0.51
22:BA:2563:U:H2'	22:BA:2565:A:OP2	2.10	0.51
32:BK:92:GLU:HG3	32:BK:111:LYS:NZ	2.25	0.51
50:B2:8:SER:OG	50:B2:11:LYS:HG3	2.10	0.51
1:CA:136:C:H2'	1:CA:137:U:H6	1.75	0.51
1:CA:1410:A:H2'	1:CA:1411:C:C6	2.46	0.51
5:CE:56:VAL:N	5:CE:57:PRO:HD2	2.24	0.51
6:CF:14:GLN:C	6:CF:16:GLU:H	2.14	0.51
6:CF:39:LEU:HD12	6:CF:40:GLU:N	2.25	0.51
22:DA:328:U:H4'	42:DU:66:GLN:NE2	2.25	0.51
22:DA:671:C:H2'	22:DA:672:C:C6	2.45	0.51
22:DA:1323:C:N4	22:DA:1324:G:O6	2.43	0.51
22:DA:1719:G:N2	22:DA:1742:U:H1'	2.25	0.51
22:DA:2127:G:H4'	22:DA:2128:G:OP1	2.10	0.51
22:DA:2761:A:H1'	28:DG:143:GLN:NE2	2.25	0.51
24:DC:141:VAL:O	24:DC:162:VAL:N	2.41	0.51
30:DI:8:TYR:HB2	30:DI:59:ILE:H	1.75	0.51
46:DY:1:MET:O	46:DY:5:GLU:HG3	2.10	0.51
1:AA:152:A:N6	1:AA:170:U:C2	2.78	0.51
1:AA:340:U:H2'	1:AA:341:C:H6	1.75	0.51
1:AA:1317:C:H4'	14:AN:49:GLN:HE21	1.75	0.51
5:AE:95:PHE:CZ	5:AE:97:GLN:HG3	2.45	0.51
13:AM:114:LYS:HB2	13:AM:115:PRO:HD3	1.91	0.51
15:AO:8:THR:O	15:AO:12:VAL:HG23	2.10	0.51
19:AS:79:THR:OG1	19:AS:79:THR:O	2.26	0.51
20:AT:69:LYS:HB2	20:AT:70:ASN:OD1	2.10	0.51
22:BA:282:A:H2'	22:BA:283:G:H8	1.75	0.51
22:BA:856:G:H1'	44:BW:27:GLY:H	1.75	0.51
32:BK:76:VAL:HB	37:BP:73:VAL:HG13	1.92	0.51
38:BQ:27:ALA:HB1	38:BQ:31:VAL:HB	1.91	0.51
1:CA:952:U:H2'	1:CA:953:G:C8	2.45	0.51
2:CB:222:ARG:HE	2:CB:223:GLU:H	1.57	0.51
8:CH:78:VAL:N	8:CH:126:ILE:O	2.42	0.51
14:CN:61:ARG:O	14:CN:62:ASN:HB2	2.10	0.51
22:DA:511:U:O4	22:DA:512:G:N1	2.43	0.51
22:DA:765:C:H2'	22:DA:766:U:C6	2.46	0.51
22:DA:847:U:O2	22:DA:934:U:H1'	2.10	0.51
22:DA:851:C:O2'	47:DZ:43:ALA:O	2.28	0.51
27:DF:15:LYS:O	27:DF:19:GLU:HG3	2.09	0.51
32:DK:38:ILE:HD11	32:DK:112:PHE:CZ	2.46	0.51
1:AA:118:U:O4	1:AA:288:A:H2'	2.09	0.51

Continued on next page...

Continued from previous page...

Atom-1	Atom-2	Interatomic distance (Å)	Clash overlap (Å)
1:AA:427:U:OP1	4:AD:13:ARG:NH2	2.43	0.51
1:AA:601:G:H2'	1:AA:602:A:H8	1.74	0.51
2:AB:104:TRP:CZ2	2:AB:154:MET:HG2	2.45	0.51
20:AT:4:ILE:HG12	20:AT:8:LYS:HZ1	1.74	0.51
22:BA:276:U:H2'	22:BA:276:U:O2	2.11	0.51
22:BA:1277:G:H5'	35:BN:20:MET:HE2	1.92	0.51
22:BA:1538:G:OP2	22:BA:1538:G:H8	1.93	0.51
22:BA:1869:G:C3'	22:BA:1870:C:H5'	2.40	0.51
22:BA:2305:U:N3	27:BF:151:GLY:HA3	2.25	0.51
28:BG:109:PHE:HE2	28:BG:152:ARG:CZ	2.23	0.51
36:BO:41:ALA:HB2	36:BO:48:LEU:HD21	1.93	0.51
1:CA:261:U:OP2	20:CT:71:LYS:HD2	2.11	0.51
22:DA:172:A:H2'	22:DA:173:A:C8	2.46	0.51
22:DA:420:C:H2'	22:DA:421:C:C6	2.46	0.51
22:DA:1063:G:H2'	22:DA:1064:C:O4'	2.09	0.51
22:DA:1572:A:H2'	22:DA:1573:G:H8	1.74	0.51
22:DA:1682:G:H2'	22:DA:1683:U:C6	2.45	0.51
24:DC:145:GLU:HA	24:DC:152:GLY:HA2	1.92	0.51
24:DC:171:TYR:HD2	24:DC:185:GLU:HA	1.75	0.51
33:DL:94:THR:HA	33:DL:97:ALA:HB3	1.92	0.51
5:AE:50:TYR:CE2	5:AE:134:ILE:HD11	2.45	0.51
6:AF:47:LEU:HD12	6:AF:55:HIS:HA	1.93	0.51
14:AN:64:CYS:SG	14:AN:67:THR:OG1	2.69	0.51
22:BA:1100:C:H2'	22:BA:1101:U:C6	2.46	0.51
22:BA:1442:U:H2'	22:BA:1443:U:H6	1.75	0.51
29:BH:99:ILE:O	29:BH:103:VAL:CG2	2.58	0.51
29:BH:110:VAL:HG22	29:BH:114:GLU:HB2	1.90	0.51
1:CA:328:C:H4'	1:CA:329:A:H5''	1.92	0.51
1:CA:1071:C:H2'	1:CA:1072:G:C8	2.45	0.51
1:CA:1329:A:H5''	13:CM:25:VAL:HA	1.91	0.51
18:CR:62:ALA:HB3	18:CR:68:LEU:HD12	1.92	0.51
22:DA:118:A:H1'	22:DA:178:G:O4'	2.09	0.51
22:DA:469:G:O6	50:D2:37:LYS:HE2	2.11	0.51
22:DA:727:A:H2'	22:DA:728:G:C8	2.45	0.51
22:DA:1594:U:H2'	22:DA:1595:C:C6	2.45	0.51
27:DF:40:VAL:O	27:DF:42:GLU:N	2.42	0.51
29:DH:121:VAL:O	29:DH:122:LEU:HB2	2.11	0.51
30:DI:61:VAL:HG22	30:DI:67:PHE:HB3	1.91	0.51
38:DQ:17:ILE:HG23	38:DQ:39:VAL:HG21	1.92	0.51
45:DX:31:PRO:HB2	45:DX:33:LEU:HD13	1.92	0.51
1:AA:73:C:O2'	1:AA:74:A:H5''	2.10	0.51

Continued on next page...

Continued from previous page...

Atom-1	Atom-2	Interatomic distance (Å)	Clash overlap (Å)
1:AA:1128:C:H4'	1:AA:1148:U:O2	2.10	0.51
9:AI:30:ILE:HD11	9:AI:38:TYR:CD2	2.46	0.51
20:AT:25:ARG:O	20:AT:29:ARG:HG3	2.10	0.51
22:BA:645:C:O2'	22:BA:646:U:H5''	2.11	0.51
22:BA:1917:U:C4	22:BA:1918:A:C5	2.99	0.51
22:BA:2086:U:H2'	22:BA:2087:G:C8	2.45	0.51
29:BH:100:ALA:CB	29:BH:112:LYS:HA	2.41	0.51
29:BH:132:PHE:O	29:BH:139:PHE:HB3	2.11	0.51
38:BQ:40:ILE:O	38:BQ:44:GLN:HG3	2.11	0.51
40:BS:4:ILE:HG23	40:BS:106:VAL:HG22	1.92	0.51
1:CA:562:U:OP2	12:CL:14:ARG:NH2	2.44	0.51
1:CA:847:G:H2'	1:CA:848:C:O4'	2.10	0.51
3:CC:130:PHE:CE1	3:CC:157:LEU:HB3	2.46	0.51
7:CG:114:LYS:HB2	7:CG:118:LEU:HD12	1.93	0.51
11:CK:35:THR:OG1	11:CK:36:ASP:N	2.44	0.51
15:CO:26:GLU:HG2	15:CO:81:LEU:HD13	1.92	0.51
22:DA:451:U:H2'	22:DA:453:A:N7	2.25	0.51
23:DB:58:A:H2'	23:DB:59:A:O4'	2.11	0.51
24:DC:167:ARG:HG3	24:DC:172:VAL:HG12	1.91	0.51
1:AA:264:C:H2'	1:AA:265:G:O4'	2.11	0.51
1:AA:974:A:P	14:AN:69:ARG:HH22	2.34	0.51
5:AE:153:VAL:O	5:AE:156:LYS:HB2	2.11	0.51
7:AG:15:ASP:H	7:AG:24:ALA:HB2	1.75	0.51
22:BA:171:U:H2'	22:BA:172:A:C8	2.45	0.51
22:BA:934:U:H2'	22:BA:935:C:C6	2.45	0.51
22:BA:1131:G:O2'	22:BA:2026:U:H5'	2.10	0.51
22:BA:1364:G:P	45:BX:50:ARG:HH22	2.33	0.51
22:BA:1837:C:H2'	22:BA:1899:A:H61	1.76	0.51
22:BA:1853:A:N1	22:BA:2087:G:H1'	2.25	0.51
22:BA:2093:G:O2'	29:BH:25:TYR:HB2	2.11	0.51
22:BA:2804:U:H2'	22:BA:2805:C:H6	1.75	0.51
27:BF:80:ARG:HG2	27:BF:81:GLN:N	2.26	0.51
34:BM:2:LEU:O	34:BM:3:GLN:HB3	2.10	0.51
39:BR:25:LEU:H	39:BR:94:THR:HG21	1.75	0.51
45:BX:49:LEU:HB3	45:BX:51:VAL:HG13	1.91	0.51
46:BY:34:SER:O	46:BY:36:GLN:N	2.42	0.51
1:CA:790:A:C6	1:CA:791:G:C6	2.98	0.51
1:CA:1157:A:H4'	1:CA:1158:C:O5'	2.11	0.51
1:CA:1377:A:N3	7:CG:2:PRO:HG3	2.26	0.51
12:CL:59:ASN:H	12:CL:59:ASN:ND2	2.05	0.51
13:CM:48:LEU:HD22	13:CM:53:ILE:HG13	1.92	0.51

Continued on next page...

Continued from previous page...

Atom-1	Atom-2	Interatomic distance (Å)	Clash overlap (Å)
15:CO:62:GLN:HA	15:CO:65:LYS:HE3	1.92	0.51
22:DA:674:G:H1'	26:DE:69:ARG:HE	1.76	0.51
22:DA:919:U:H2'	22:DA:920:A:O4'	2.11	0.51
22:DA:987:C:O2'	22:DA:1000:A:N3	2.39	0.51
22:DA:1009:A:O2'	22:DA:1153:C:H4'	2.10	0.51
22:DA:1090:A:N6	22:DA:1091:G:O6	2.43	0.51
22:DA:1515:A:H5'	22:DA:1516:G:OP2	2.11	0.51
22:DA:2112:G:H2'	22:DA:2112:G:N3	2.26	0.51
26:DE:117:ARG:HH21	26:DE:184:ASP:HA	1.74	0.51
27:DF:5:HIS:HB2	27:DF:97:TRP:CG	2.45	0.51
30:DI:28:LEU:HD11	30:DI:35:ILE:HG23	1.91	0.51
41:DT:56:GLU:HB3	41:DT:86:THR:HB	1.92	0.51
42:DU:57:GLY:O	42:DU:59:VAL:HG23	2.10	0.51
46:DY:9:LYS:HG2	46:DY:10:SER:N	2.26	0.51
46:DY:16:THR:O	46:DY:20:ASN:ND2	2.32	0.51
46:DY:28:LEU:HD11	46:DY:46:VAL:HG21	1.92	0.51
1:AA:374:A:H5''	1:AA:452:A:H2	1.75	0.51
1:AA:797:C:H2'	1:AA:798:U:C6	2.45	0.51
2:AB:9:MET:N	2:AB:9:MET:SD	2.84	0.51
2:AB:51:ASN:O	2:AB:52:GLU:HB2	2.11	0.51
5:AE:13:GLU:HB3	5:AE:39:VAL:HG12	1.92	0.51
21:AU:35:ARG:O	21:AU:37:PHE:N	2.44	0.51
22:BA:973:A:H5''	39:BR:81:LYS:HG3	1.93	0.51
22:BA:1753:G:H5''	37:BP:93:ARG:HH11	1.75	0.51
44:BW:19:LYS:HG3	44:BW:41:ARG:HH21	1.75	0.51
1:CA:50:A:H1'	1:CA:52:C:O4'	2.10	0.51
1:CA:313:A:H2'	1:CA:314:C:C6	2.46	0.51
5:CE:111:MET:HG3	5:CE:140:THR:HG21	1.92	0.51
6:CF:64:VAL:HG12	6:CF:65:GLU:N	2.24	0.51
17:CQ:46:VAL:HG22	17:CQ:73:TRP:HB2	1.93	0.51
22:DA:388:G:N7	22:DA:390:U:H2'	2.25	0.51
22:DA:1802:A:H2'	22:DA:1803:A:C8	2.46	0.51
22:DA:1820:U:OP1	24:DC:177:ARG:HG2	2.10	0.51
22:DA:1947:C:H2'	22:DA:1948:G:C8	2.46	0.51
22:DA:2047:C:N4	57:DA:3672:HOH:O	2.44	0.51
22:DA:2382:G:OP1	22:DA:2382:G:H3'	2.10	0.51
22:DA:2822:G:H2'	22:DA:2823:A:H5''	1.92	0.51
29:DH:53:GLU:O	29:DH:54:LEU:C	2.49	0.51
35:DN:117:ASP:O	35:DN:118:ARG:HB2	2.10	0.51
44:DW:52:GLY:HA3	44:DW:60:PHE:CZ	2.45	0.51
1:AA:501:C:H1'	1:AA:549:C:H1'	1.91	0.51

Continued on next page...

Continued from previous page...

Atom-1	Atom-2	Interatomic distance (Å)	Clash overlap (Å)
22:BA:1414:C:N3	22:BA:1415:U:H5	2.08	0.51
22:BA:1539:U:H2'	22:BA:1540:G:C8	2.45	0.51
22:BA:1754:A:C6	22:BA:1755:A:C6	2.99	0.51
22:BA:2199:A:C4'	29:BH:28:ASN:CG	2.79	0.51
22:BA:2345:G:N3	22:BA:2381:A:H2'	2.26	0.51
22:BA:2346:A:H4'	22:BA:2347:C:OP2	2.09	0.51
29:BH:85:GLY:HA2	29:BH:91:PHE:CE2	2.46	0.51
1:CA:1031:C:H4'	1:CA:1032:G:C2	2.45	0.51
1:CA:1363:A:O2'	1:CA:1365:G:N7	2.28	0.51
1:CA:1373:G:H5''	7:CG:36:LYS:HB2	1.93	0.51
2:CB:15:HIS:C	2:CB:15:HIS:ND1	2.63	0.51
2:CB:81:LYS:HG3	2:CB:91:PHE:CZ	2.46	0.51
17:CQ:60:GLU:HB3	17:CQ:76:VAL:HG23	1.93	0.51
22:DA:796:C:H2'	22:DA:797:G:C8	2.45	0.51
22:DA:1131:G:OP1	31:DJ:82:GLY:HA2	2.11	0.51
22:DA:1477:A:N6	22:DA:1514:G:O2'	2.44	0.51
32:DK:99:ILE:HG12	32:DK:115:ILE:HG23	1.92	0.51
38:DQ:76:TYR:CZ	38:DQ:80:ILE:HG13	2.46	0.51
41:DT:44:LYS:HE3	41:DT:55:VAL:HB	1.92	0.51
1:AA:9:G:H5'	5:AE:108:GLY:HA3	1.92	0.51
1:AA:1450:U:H2'	1:AA:1452:C:C5	2.46	0.51
10:AJ:10:LEU:HD23	10:AJ:96:VAL:HG11	1.93	0.51
11:AK:87:LYS:HA	11:AK:114:THR:HG22	1.92	0.51
17:AQ:47:HIS:HB2	17:AQ:71:LYS:HE3	1.93	0.51
22:BA:137:U:H2'	22:BA:140:C:C2	2.46	0.51
22:BA:357:C:H2'	22:BA:358:U:C6	2.45	0.51
22:BA:894:U:H2'	22:BA:895:U:C6	2.46	0.51
22:BA:1186:G:H5'	57:BA:3603:HOH:O	2.10	0.51
22:BA:1288:G:C4	22:BA:1327:A:C2	2.98	0.51
22:BA:1376:C:H3'	57:BA:3399:HOH:O	2.10	0.51
22:BA:1753:G:OP1	37:BP:93:ARG:HD3	2.11	0.51
22:BA:1999:C:OP1	22:BA:2723:C:O2'	2.26	0.51
22:BA:2856:A:N6	22:BA:2857:G:C6	2.79	0.51
28:BG:9:VAL:HG13	28:BG:50:LEU:HB2	1.93	0.51
29:BH:117:LEU:CD2	29:BH:121:VAL:CA	2.89	0.51
30:BI:59:ILE:HG22	30:BI:61:VAL:HG23	1.93	0.51
34:BM:47:GLU:OE2	34:BM:51:ARG:NE	2.44	0.51
1:CA:214:C:H2'	1:CA:215:C:H6	1.76	0.51
1:CA:636:U:H2'	1:CA:637:C:C6	2.46	0.51
3:CC:172:ARG:O	3:CC:174:PRO:HD3	2.09	0.51
4:CD:44:ARG:NE	4:CD:44:ARG:HA	2.25	0.51

Continued on next page...

Continued from previous page...

Atom-1	Atom-2	Interatomic distance (Å)	Clash overlap (Å)
20:CT:3:ASN:O	20:CT:5:LYS:N	2.43	0.51
22:DA:720:U:H2'	22:DA:721:A:C8	2.46	0.51
22:DA:832:U:OP1	33:DL:39:LYS:N	2.36	0.51
22:DA:1364:G:H5''	45:DX:3:ARG:NH1	2.26	0.51
22:DA:1468:U:H2'	22:DA:1522:A:N6	2.25	0.51
22:DA:2852:G:H2'	22:DA:2853:C:O4'	2.11	0.51
23:DB:25:U:H2'	23:DB:26:C:O4'	2.10	0.51
30:DI:46:THR:HG22	30:DI:51:LYS:HG3	1.93	0.51
1:AA:452:A:H3'	1:AA:452:A:H8	1.76	0.51
1:AA:981:U:O2'	14:AN:61:ARG:NE	2.44	0.51
1:AA:994:A:N1	1:AA:1047:G:H4'	2.26	0.51
1:AA:1202:U:H1'	14:AN:69:ARG:HD2	1.93	0.51
2:AB:126:PHE:CD2	2:AB:126:PHE:N	2.79	0.51
7:AG:116:MET:O	7:AG:120:LEU:HB2	2.11	0.51
22:BA:1759:A:H2'	22:BA:1760:C:C6	2.46	0.51
29:BH:83:LYS:HA	29:BH:148:ALA:HA	1.93	0.51
1:CA:280:C:H4'	1:CA:281:G:OP2	2.11	0.51
1:CA:568:G:O6	12:CL:2:ALA:HB2	2.11	0.51
1:CA:805:C:H2'	1:CA:806:C:C6	2.46	0.51
1:CA:1493:A:H8	1:CA:1493:A:OP2	1.94	0.51
5:CE:57:PRO:O	5:CE:60:ILE:HG13	2.11	0.51
16:CP:67:ILE:HG22	16:CP:68:SER:O	2.11	0.51
22:DA:1296:G:OP1	22:DA:2709:G:O2'	2.27	0.51
22:DA:1846:G:H5''	22:DA:1847:A:OP2	2.11	0.51
25:DD:38:LYS:HD2	25:DD:45:TYR:OH	2.11	0.51
29:DH:26:ALA:HA	29:DH:30:LEU:HB2	1.92	0.51
1:AA:591:U:H2'	1:AA:592:G:H8	1.76	0.50
1:AA:1316:G:N1	1:AA:1319:A:OP2	2.40	0.50
1:AA:1352:C:H2'	1:AA:1353:G:C8	2.46	0.50
9:AI:84:THR:HG21	9:AI:103:PHE:CB	2.41	0.50
22:BA:1812:U:H2'	22:BA:1813:G:H8	1.76	0.50
22:BA:2064:C:H2'	22:BA:2065:C:C6	2.46	0.50
22:BA:2261:C:OP1	44:BW:19:LYS:NZ	2.44	0.50
22:BA:2557:G:H2'	22:BA:2558:C:C6	2.46	0.50
24:BC:40:SER:C	24:BC:42:GLY:H	2.14	0.50
24:BC:160:THR:O	24:BC:195:VAL:HG12	2.10	0.50
27:BF:74:VAL:HG22	27:BF:79:ILE:HD11	1.94	0.50
27:BF:123:ASP:OD2	27:BF:127:ASN:HB2	2.11	0.50
28:BG:149:ARG:CG	28:BG:149:ARG:HH11	2.24	0.50
29:BH:14:SER:OG	29:BH:17:ASP:OD1	2.29	0.50
29:BH:66:ASN:OD1	29:BH:138:VAL:HG21	2.11	0.50

Continued on next page...

Continued from previous page...

Atom-1	Atom-2	Interatomic distance (Å)	Clash overlap (Å)
33:BL:30:THR:O	33:BL:33:ARG:HG2	2.11	0.50
34:BM:49:ALA:HB1	34:BM:120:ALA:HB1	1.92	0.50
1:CA:677:U:H3	1:CA:713:G:H22	1.57	0.50
1:CA:931:C:H2'	1:CA:932:C:H6	1.76	0.50
19:CS:55:ARG:HG3	19:CS:56:GLN:H	1.77	0.50
22:DA:121:G:H4'	22:DA:148:U:H2'	1.92	0.50
22:DA:1345:C:H5'	22:DA:1396:U:H5	1.75	0.50
22:DA:1676:A:H2'	22:DA:1677:A:O4'	2.12	0.50
22:DA:1895:C:H2'	22:DA:1896:G:H8	1.75	0.50
22:DA:2216:G:H2'	22:DA:2217:G:C8	2.46	0.50
23:DB:106:G:H2'	23:DB:107:G:O4'	2.11	0.50
25:DD:14:ILE:HG12	25:DD:24:VAL:HG21	1.93	0.50
39:DR:81:LYS:HD3	39:DR:81:LYS:N	2.27	0.50
1:AA:468:A:C2	1:AA:469:C:C4	2.99	0.50
1:AA:1032:G:H5'	1:AA:1033:G:OP2	2.11	0.50
14:AN:45:VAL:HG23	14:AN:46:LEU:H	1.76	0.50
22:BA:136:G:H1	22:BA:143:C:N4	2.08	0.50
22:BA:1721:G:O2'	22:BA:1739:A:N6	2.44	0.50
22:BA:1846:G:H2'	22:BA:1847:A:C8	2.45	0.50
22:BA:1946:U:H2'	22:BA:1947:C:C6	2.46	0.50
36:BO:51:ALA:HB3	36:BO:78:VAL:HG13	1.93	0.50
1:CA:227:G:H2'	1:CA:228:A:O4'	2.10	0.50
1:CA:1086:U:H4'	1:CA:1086:U:OP1	2.10	0.50
4:CD:98:LEU:HB2	4:CD:135:TYR:HB3	1.93	0.50
9:CI:76:ALA:HA	9:CI:79:ILE:HD12	1.92	0.50
10:CJ:49:PHE:O	10:CJ:65:TYR:N	2.35	0.50
16:CP:17:TYR:HE1	16:CP:41:PRO:HG3	1.76	0.50
19:CS:16:LEU:O	19:CS:20:GLU:HG2	2.10	0.50
20:CT:79:LEU:O	20:CT:83:ILE:HG23	2.12	0.50
22:DA:236:C:O2'	22:DA:431:U:H4'	2.11	0.50
25:DD:125:TRP:CG	25:DD:160:LYS:HB3	2.46	0.50
31:DJ:4:PHE:O	38:DQ:64:ARG:NH2	2.33	0.50
1:AA:340:U:H2'	1:AA:341:C:C6	2.46	0.50
1:AA:1060:U:H2'	1:AA:1061:G:H8	1.76	0.50
1:AA:1251:A:H2'	1:AA:1252:A:C8	2.46	0.50
1:AA:1397:C:O2'	1:AA:1398:A:OP1	2.24	0.50
12:AL:24:LEU:CG	12:AL:25:GLU:H	2.13	0.50
14:AN:28:LYS:HG3	14:AN:29:ALA:N	2.26	0.50
14:AN:47:LYS:HD3	19:AS:13:LEU:HD21	1.93	0.50
22:BA:305:C:H2'	22:BA:306:U:C6	2.45	0.50
22:BA:337:C:H2'	22:BA:338:G:O4'	2.11	0.50

Continued on next page...

Continued from previous page...

Atom-1	Atom-2	Interatomic distance (Å)	Clash overlap (Å)
22:BA:869:G:H2'	22:BA:870:U:O4'	2.10	0.50
22:BA:1585:C:H2'	22:BA:1586:A:O4'	2.11	0.50
22:BA:1734:G:H2'	22:BA:1735:A:H8	1.76	0.50
22:BA:2040:G:H2'	22:BA:2041:U:O4'	2.11	0.50
22:BA:2128:G:OP2	53:B5:37:LYS:HE3	2.11	0.50
1:CA:32:A:H3'	1:CA:33:A:H8	1.74	0.50
1:CA:605:U:H2'	1:CA:606:G:C8	2.46	0.50
7:CG:136:LYS:HE2	7:CG:140:ASP:OD1	2.11	0.50
22:DA:236:C:H4'	22:DA:431:U:O2'	2.10	0.50
22:DA:933:A:H5'	22:DA:934:U:OP2	2.12	0.50
22:DA:1075:C:H2'	22:DA:1076:C:C6	2.45	0.50
22:DA:1779:U:C5	22:DA:1784:A:N7	2.80	0.50
22:DA:1973:G:C6	22:DA:1974:C:C4	2.99	0.50
29:DH:5:LEU:HA	29:DH:36:ALA:HA	1.93	0.50
33:DL:135:ILE:HG22	33:DL:140:GLY:HA2	1.94	0.50
38:DQ:102:ASP:OD1	39:DR:2:TYR:OH	2.17	0.50
1:AA:71:A:H3'	1:AA:71:A:OP2	2.11	0.50
1:AA:237:G:H2'	1:AA:238:A:O4'	2.12	0.50
1:AA:579:A:H2'	1:AA:580:C:H6	1.76	0.50
1:AA:792:A:H4'	1:AA:793:U:O5'	2.11	0.50
1:AA:1356:G:H2'	1:AA:1357:A:C8	2.46	0.50
1:AA:1504:G:OP2	1:AA:1507:A:O2'	2.24	0.50
2:AB:164:ILE:HG23	2:AB:165:ASP:H	1.75	0.50
7:AG:100:ALA:O	7:AG:104:ILE:HG13	2.11	0.50
11:AK:52:PHE:HB3	11:AK:56:ARG:HB3	1.93	0.50
22:BA:493:G:H2'	22:BA:494:G:O4'	2.11	0.50
22:BA:1425:G:O2'	22:BA:1426:G:H5'	2.11	0.50
22:BA:2683:C:H5''	37:BP:56:HIS:HB3	1.92	0.50
27:BF:158:THR:CG2	27:BF:160:ALA:H	2.25	0.50
35:BN:28:LEU:O	35:BN:32:GLU:N	2.44	0.50
1:CA:299:G:N2	1:CA:565:U:O2	2.44	0.50
1:CA:667:G:OP1	1:CA:732:C:O2'	2.27	0.50
1:CA:1232:U:H5''	9:CI:126:GLN:O	2.11	0.50
2:CB:213:TYR:HA	2:CB:216:ALA:HB3	1.93	0.50
8:CH:75:ILE:HA	8:CH:128:TYR:O	2.12	0.50
21:CU:25:LYS:O	21:CU:29:LEU:HB2	2.11	0.50
22:DA:1871:A:O2'	22:DA:1872:A:N7	2.44	0.50
29:DH:127:GLU:HG3	29:DH:145:ASN:HA	1.93	0.50
36:DO:71:ALA:O	36:DO:75:GLY:N	2.39	0.50
37:DP:103:ARG:HB3	37:DP:108:ALA:HB2	1.92	0.50
39:DR:39:LEU:HA	39:DR:49:ILE:HG21	1.93	0.50

Continued on next page...

Continued from previous page...

Atom-1	Atom-2	Interatomic distance (Å)	Clash overlap (Å)
52:D4:30:GLU:HG3	52:D4:32:LYS:H	1.74	0.50
1:AA:39:G:N7	1:AA:547:A:H8	2.10	0.50
1:AA:108:G:C6	20:AT:10:ARG:HG2	2.46	0.50
1:AA:642:A:N3	8:AH:105:SER:OG	2.38	0.50
1:AA:1048:G:O6	1:AA:1210:C:N4	2.44	0.50
1:AA:1243:C:H2'	1:AA:1244:G:C8	2.46	0.50
1:AA:1508:A:H2'	1:AA:1509:C:O4'	2.11	0.50
5:AE:136:VAL:O	5:AE:140:THR:OG1	2.29	0.50
9:AI:52:LEU:HA	9:AI:55:VAL:HG23	1.93	0.50
13:AM:85:CYS:SG	13:AM:87:ARG:HG3	2.52	0.50
22:BA:812:C:H4'	38:BQ:13:ARG:NH2	2.22	0.50
22:BA:1059:G:H3'	22:BA:1060:U:H2'	1.93	0.50
22:BA:1296:G:OP1	22:BA:2709:G:O2'	2.26	0.50
22:BA:1327:A:H2'	22:BA:1328:A:O4'	2.12	0.50
22:BA:2297:A:N1	22:BA:2321:U:H5	2.09	0.50
27:BF:60:ILE:HD13	27:BF:152:LEU:HD21	1.93	0.50
27:BF:158:THR:O	57:BF:201:HOH:O	2.18	0.50
31:BJ:49:ASP:OD1	31:BJ:121:LYS:NZ	2.43	0.50
41:BT:12:ARG:HH11	41:BT:12:ARG:HG3	1.77	0.50
1:CA:4:U:H5''	1:CA:5:U:OP1	2.11	0.50
1:CA:558:G:O5'	1:CA:558:G:H8	1.94	0.50
1:CA:581:G:OP1	15:CO:65:LYS:NZ	2.45	0.50
3:CC:77:ILE:HA	3:CC:84:VAL:HG23	1.92	0.50
4:CD:145:ILE:HD13	4:CD:178:MET:HB3	1.94	0.50
22:DA:323:C:H6	22:DA:1205:A:N1	2.09	0.50
22:DA:1604:C:O2'	22:DA:1610:A:N1	2.41	0.50
22:DA:2544:G:H2'	22:DA:2545:G:C8	2.45	0.50
22:DA:2597:G:H2'	22:DA:2598:A:C8	2.47	0.50
38:DQ:76:TYR:OH	38:DQ:92:ARG:NH1	2.43	0.50
39:DR:42:ALA:HA	39:DR:46:GLU:HA	1.93	0.50
40:DS:79:GLY:H	40:DS:101:SER:HA	1.75	0.50
1:AA:374:A:H5''	1:AA:452:A:C2	2.47	0.50
1:AA:855:U:H2'	1:AA:856:C:C6	2.45	0.50
1:AA:1299:A:H2'	1:AA:1299:A:N3	2.27	0.50
2:AB:19:GLN:HG2	2:AB:190:ASN:OD1	2.11	0.50
2:AB:217:VAL:O	2:AB:221:VAL:HG23	2.11	0.50
17:AQ:21:ILE:HD13	17:AQ:48:ASP:OD1	2.11	0.50
17:AQ:52:GLU:H	17:AQ:52:GLU:CD	2.13	0.50
22:BA:366:C:H2'	22:BA:367:G:O4'	2.12	0.50
22:BA:381:G:OP1	45:BX:18:ARG:HD3	2.12	0.50
22:BA:1613:G:H4'	50:B2:3:ARG:HD3	1.93	0.50

Continued on next page...

Continued from previous page...

Atom-1	Atom-2	Interatomic distance (Å)	Clash overlap (Å)
27:BF:33:LYS:HG2	27:BF:157:THR:HB	1.93	0.50
29:BH:80:ILE:O	29:BH:147:VAL:N	2.44	0.50
37:BP:62:ARG:HH21	37:BP:71:GLU:HG3	1.77	0.50
43:BV:51:GLN:OE1	43:BV:57:TYR:OH	2.29	0.50
49:B1:17:THR:HG21	49:B1:43:VAL:HG12	1.93	0.50
1:CA:186:C:O4'	20:CT:76:LYS:HD2	2.11	0.50
1:CA:302:G:O2'	1:CA:556:C:H5''	2.11	0.50
1:CA:1084:G:C5	1:CA:1085:U:C4	3.00	0.50
1:CA:1097:C:H2'	1:CA:1098:C:C6	2.46	0.50
1:CA:1317:C:H2'	1:CA:1318:A:O4'	2.12	0.50
2:CB:134:ALA:O	2:CB:138:THR:N	2.35	0.50
3:CC:87:LEU:O	3:CC:91:VAL:HG23	2.11	0.50
22:DA:607:U:O4	22:DA:619:G:H2'	2.11	0.50
22:DA:655:A:O3'	22:DA:656:G:H8	1.95	0.50
22:DA:1434:A:H2'	22:DA:1435:G:C8	2.47	0.50
22:DA:1721:G:H2'	22:DA:1738:G:H22	1.76	0.50
24:DC:141:VAL:HG11	24:DC:190:ALA:HB1	1.92	0.50
26:DE:48:THR:O	26:DE:52:VAL:HG23	2.12	0.50
1:AA:693:G:P	11:AK:127:ARG:HH22	2.33	0.50
1:AA:1376:U:H2'	1:AA:1377:A:C8	2.46	0.50
7:AG:137:LYS:O	7:AG:141:VAL:HG23	2.11	0.50
22:BA:2405:G:O2'	22:BA:2406:A:OP1	2.28	0.50
22:BA:2461:A:H2'	22:BA:2462:C:H6	1.77	0.50
23:BB:60:C:N4	57:BB:303:HOH:O	2.44	0.50
25:BD:61:THR:OG1	25:BD:63:PRO:HD2	2.12	0.50
28:BG:9:VAL:HG21	28:BG:73:ASN:HA	1.94	0.50
51:B3:63:PRO:HG2	51:B3:64:TYR:CD2	2.47	0.50
1:CA:495:A:C2	1:CA:496:A:C6	2.99	0.50
1:CA:750:C:H4'	15:CO:21:ASP:HA	1.94	0.50
5:CE:138:ARG:H	5:CE:141:ILE:HD13	1.77	0.50
8:CH:89:LYS:HG3	8:CH:90:ASP:N	2.27	0.50
22:DA:242:G:N7	51:D3:5:LYS:HG2	2.27	0.50
22:DA:289:G:H2'	22:DA:290:U:O4'	2.12	0.50
22:DA:422:A:OP2	57:DA:3558:HOH:O	2.20	0.50
22:DA:457:A:N1	22:DA:470:A:H5''	2.27	0.50
22:DA:2747:G:O2'	28:DG:67:THR:HG22	2.11	0.50
22:DA:2818:U:H2'	22:DA:2819:G:C8	2.47	0.50
23:DB:13:G:H1	23:DB:69:G:HO2'	1.58	0.50
34:DM:17:ASN:OD1	34:DM:95:LEU:HB3	2.11	0.50
1:AA:668:G:H2'	1:AA:669:G:C8	2.47	0.50
1:AA:702:A:N6	22:BA:1846:G:H4'	2.26	0.50

Continued on next page...

Continued from previous page...

Atom-1	Atom-2	Interatomic distance (Å)	Clash overlap (Å)
1:AA:1202:U:C2	14:AN:82:ILE:HG21	2.47	0.50
1:AA:1236:A:H2'	1:AA:1237:C:C6	2.46	0.50
1:AA:1442:G:H2'	1:AA:1443:C:C6	2.47	0.50
2:AB:20:THR:HB	2:AB:37:LYS:O	2.12	0.50
22:BA:157:C:H2'	22:BA:158:U:O4'	2.12	0.50
22:BA:165:A:H2'	22:BA:166:U:O4'	2.12	0.50
22:BA:636:G:C6	33:BL:111:ILE:HD11	2.47	0.50
22:BA:1440:U:H2'	22:BA:1441:G:H8	1.77	0.50
22:BA:2056:G:H2'	22:BA:2056:G:N3	2.26	0.50
22:BA:2070:A:H2'	22:BA:2071:A:O4'	2.12	0.50
24:BC:251:GLN:HG3	24:BC:252:THR:O	2.10	0.50
40:BS:69:LEU:HG	40:BS:107:VAL:HG22	1.93	0.50
51:B3:62:LEU:HB3	51:B3:65:ALA:HB2	1.94	0.50
1:CA:28:A:OP1	4:CD:73:ARG:NH2	2.44	0.50
1:CA:73:C:H1'	1:CA:74:A:H5'	1.94	0.50
1:CA:821:G:H2'	1:CA:822:U:H6	1.76	0.50
1:CA:1478:U:H2'	1:CA:1479:C:H6	1.77	0.50
6:CF:91:ARG:HG2	6:CF:93:LYS:NZ	2.27	0.50
8:CH:87:LYS:HG3	8:CH:91:GLU:HB3	1.93	0.50
13:CM:11:ASP:HA	13:CM:45:ILE:HD13	1.94	0.50
16:CP:38:PHE:CZ	16:CP:51:ARG:HB3	2.46	0.50
22:DA:631:A:H8	22:DA:631:A:OP1	1.94	0.50
22:DA:1877:A:H2'	22:DA:1878:G:C8	2.47	0.50
24:DC:29:PRO:HG3	24:DC:63:ARG:CZ	2.42	0.50
26:DE:149:ILE:HG23	26:DE:188:MET:HG2	1.93	0.50
33:DL:90:VAL:N	33:DL:121:THR:O	2.45	0.50
34:DM:21:ALA:HB1	34:DM:100:LYS:HG2	1.93	0.50
42:DU:28:VAL:HA	42:DU:34:VAL:HG12	1.93	0.50
1:AA:130:A:N7	17:AQ:65:ARG:HB2	2.26	0.50
1:AA:1314:C:H41	19:AS:4:SER:HA	1.77	0.50
5:AE:34:THR:HG22	5:AE:52:LYS:HB3	1.94	0.50
9:AI:40:GLY:HA2	9:AI:45:ARG:HB2	1.94	0.50
12:AL:74:LEU:HD21	12:AL:104:CYS:HA	1.93	0.50
19:AS:37:ARG:O	19:AS:70:LYS:HD2	2.11	0.50
22:BA:18:U:O4	57:BA:3205:HOH:O	2.19	0.50
22:BA:30:G:H2'	22:BA:31:C:H6	1.76	0.50
22:BA:198:C:H4'	22:BA:2243:U:O2'	2.12	0.50
22:BA:545:U:H2'	22:BA:546:U:O3'	2.11	0.50
22:BA:1069:A:H4'	22:BA:1070:A:H8	1.76	0.50
22:BA:1327:A:N6	22:BA:1647:U:O2	2.44	0.50
22:BA:2014:A:H2'	22:BA:2015:A:C8	2.47	0.50

Continued on next page...

Continued from previous page...

Atom-1	Atom-2	Interatomic distance (Å)	Clash overlap (Å)
27:BF:25:VAL:O	27:BF:28:VAL:HG12	2.12	0.50
40:BS:79:GLY:CA	40:BS:102:HIS:CE1	2.94	0.50
48:B0:11:SER:O	48:B0:15:MET:HG3	2.11	0.50
2:CB:72:THR:HA	2:CB:93:ASN:O	2.12	0.50
4:CD:14:ARG:HG2	4:CD:56:ARG:HH21	1.75	0.50
10:CJ:28:THR:HG21	10:CJ:90:LEU:HD12	1.93	0.50
10:CJ:52:LEU:HD22	10:CJ:59:LYS:HA	1.94	0.50
14:CN:23:LYS:HG3	14:CN:24:ARG:HG3	1.94	0.50
16:CP:72:ALA:HA	16:CP:75:ILE:HD12	1.94	0.50
22:DA:189:G:P	45:DX:26:LYS:HE2	2.51	0.50
22:DA:311:A:C2	22:DA:330:A:H3'	2.46	0.50
22:DA:624:C:O2'	22:DA:657:U:H5''	2.12	0.50
22:DA:632:A:H5''	33:DL:68:SER:HB2	1.92	0.50
22:DA:846:U:O2'	22:DA:847:U:O5'	2.29	0.50
22:DA:2780:G:P	31:DJ:120:ARG:HE	2.35	0.50
24:DC:154:LEU:HD13	24:DC:176:LEU:HD21	1.93	0.50
29:DH:44:ILE:O	29:DH:48:GLU:HB2	2.12	0.50
31:DJ:89:PHE:CE2	31:DJ:100:VAL:HG11	2.47	0.50
32:DK:113:MET:SD	32:DK:116:ILE:HD11	2.52	0.50
38:DQ:98:ILE:HG22	38:DQ:106:PHE:HB2	1.94	0.50
1:AA:147:G:H2'	1:AA:148:G:C8	2.47	0.49
1:AA:500:G:H2'	1:AA:501:C:C6	2.47	0.49
1:AA:1452:C:H4'	1:AA:1453:G:H5''	1.94	0.49
10:AJ:21:ALA:HA	10:AJ:24:GLU:HB3	1.94	0.49
10:AJ:67:ILE:HG13	14:AN:96:LEU:HD13	1.94	0.49
22:BA:2092:U:OP2	29:BH:27:ARG:CD	2.60	0.49
24:BC:53:HIS:NE2	24:BC:219:THR:HG23	2.27	0.49
29:BH:91:PHE:HB3	1:CA:55:A:C4	2.47	0.49
29:BH:94:ILE:C	1:CA:368:U:OP1	2.50	0.49
30:BI:34:ASN:HB3	30:BI:37:GLU:H	1.77	0.49
33:BL:111:ILE:H	33:BL:111:ILE:CD1	2.24	0.49
42:BU:86:ARG:HG2	42:BU:95:PHE:CD2	2.47	0.49
51:B3:27:ALA:O	51:B3:28:ASN:HB2	2.11	0.49
52:B4:11:CYS:HB3	52:B4:33:HIS:HE1	1.76	0.49
1:CA:502:A:H2'	1:CA:503:C:O4'	2.12	0.49
2:CB:223:GLU:OE2	2:CB:226:SER:HA	2.12	0.49
5:CE:82:GLN:OE1	5:CE:149:SER:HA	2.12	0.49
12:CL:22:PRO:C	12:CL:24:LEU:H	2.14	0.49
15:CO:6:GLU:O	15:CO:10:LYS:N	2.43	0.49
22:DA:118:A:C8	22:DA:119:A:C8	3.00	0.49
22:DA:1240:U:O2'	22:DA:1241:A:O5'	2.28	0.49

Continued on next page...

Continued from previous page...

Atom-1	Atom-2	Interatomic distance (Å)	Clash overlap (Å)
29:DH:81:ALA:C	29:DH:149:GLU:HB3	2.33	0.49
33:DL:20:GLY:N	33:DL:27:LEU:O	2.44	0.49
41:DT:14:PRO:HA	41:DT:32:LEU:HB3	1.94	0.49
41:DT:37:ASP:OD2	41:DT:38:ALA:N	2.42	0.49
42:DU:28:VAL:HB	42:DU:34:VAL:HG12	1.94	0.49
1:AA:1071:C:H2'	1:AA:1072:G:H8	1.76	0.49
2:AB:17:GLY:HA2	2:AB:41:ILE:HG23	1.93	0.49
3:AC:138:VAL:HA	3:AC:149:ILE:HD13	1.93	0.49
5:AE:80:THR:HA	5:AE:122:ASN:HD21	1.77	0.49
11:AK:52:PHE:CB	11:AK:56:ARG:HB3	2.43	0.49
22:BA:78:U:H2'	22:BA:79:C:C6	2.47	0.49
22:BA:1098:A:H5'	22:BA:1099:G:OP2	2.12	0.49
22:BA:1820:U:OP1	24:BC:177:ARG:NH2	2.46	0.49
22:BA:2199:A:O4'	29:BH:28:ASN:CG	2.49	0.49
27:BF:34:ILE:HG13	27:BF:96:MET:HG3	1.94	0.49
29:BH:43:ASN:O	29:BH:46:PHE:HB3	2.12	0.49
29:BH:99:ILE:O	29:BH:99:ILE:HG22	2.12	0.49
45:BX:7:VAL:HG23	45:BX:51:VAL:HG12	1.93	0.49
46:BY:15:ASN:O	46:BY:19:LEU:HG	2.12	0.49
52:B4:36:ARG:HG2	52:B4:37:GLN:N	2.27	0.49
1:CA:624:C:H2'	1:CA:625:U:O4'	2.13	0.49
3:CC:90:VAL:O	3:CC:94:ILE:HG13	2.11	0.49
15:CO:10:LYS:O	15:CO:14:GLU:HG3	2.12	0.49
22:DA:747:U:O2	22:DA:2014:A:H1'	2.12	0.49
22:DA:1097:U:H3'	22:DA:1098:A:O4'	2.12	0.49
22:DA:1130:U:C2	22:DA:2025:C:H5''	2.47	0.49
22:DA:1665:A:H5''	32:DK:66:LYS:HG3	1.93	0.49
27:DF:136:ILE:HG23	27:DF:141:ILE:HG22	1.94	0.49
43:DV:30:ILE:HG13	43:DV:40:ILE:HG13	1.94	0.49
14:AN:48:LEU:O	14:AN:50:THR:N	2.45	0.49
22:BA:280:U:H2'	22:BA:281:C:C6	2.47	0.49
22:BA:521:U:H2'	22:BA:522:A:C8	2.47	0.49
22:BA:1731:G:C6	22:BA:1733:G:C5	3.00	0.49
22:BA:1789:A:P	24:BC:221:ARG:HH11	2.35	0.49
22:BA:2079:U:H4'	22:BA:2433:A:H2	1.78	0.49
11:CK:43:GLY:HA3	11:CK:74:VAL:HG12	1.93	0.49
16:CP:8:ARG:HB3	16:CP:28:ARG:NH1	2.27	0.49
22:DA:239:C:HO2'	22:DA:621:A:H2	1.60	0.49
22:DA:931:U:O4	22:DA:1166:G:N2	2.45	0.49
22:DA:1058:U:H2'	22:DA:1059:G:C8	2.47	0.49
22:DA:1184:U:OP1	47:DZ:30:ARG:HD3	2.12	0.49

Continued on next page...

Continued from previous page...

Atom-1	Atom-2	Interatomic distance (Å)	Clash overlap (Å)
22:DA:2718:G:H5'	37:DP:98:TYR:CD1	2.47	0.49
29:DH:5:LEU:HD11	29:DH:13:GLY:HA2	1.93	0.49
37:DP:16:ASP:OD2	37:DP:16:ASP:N	2.44	0.49
1:AA:22:G:H4'	1:AA:885:G:C8	2.47	0.49
1:AA:532:A:N7	3:AC:193:TYR:HB3	2.26	0.49
1:AA:763:G:H2'	1:AA:764:C:H6	1.77	0.49
1:AA:1258:G:H2'	1:AA:1259:C:C6	2.48	0.49
1:AA:1277:C:C2'	1:AA:1279:G:H8	2.25	0.49
1:AA:1435:G:H2'	1:AA:1436:U:H6	1.75	0.49
2:AB:50:PHE:HA	2:AB:213:TYR:OH	2.12	0.49
4:AD:109:ALA:N	4:AD:113:GLU:OE2	2.41	0.49
6:AF:91:ARG:HG2	6:AF:93:LYS:HD3	1.94	0.49
10:AJ:80:THR:HB	10:AJ:83:THR:H	1.77	0.49
11:AK:111:THR:HG23	21:AU:5:LYS:HB3	1.95	0.49
22:BA:400:G:N7	45:BX:57:ARG:NH1	2.59	0.49
22:BA:622:G:H2'	22:BA:623:C:C6	2.47	0.49
22:BA:813:U:H2'	22:BA:814:C:C6	2.46	0.49
22:BA:1826:G:O2'	22:BA:1971:U:OP2	2.30	0.49
22:BA:2643:G:H2'	22:BA:2644:G:O4'	2.13	0.49
23:BB:112:G:H2'	23:BB:113:C:C6	2.47	0.49
29:BH:86:ASP:O	29:BH:87:GLU:HB2	2.11	0.49
1:CA:392:C:H2'	1:CA:393:A:C8	2.46	0.49
5:CE:36:LEU:HD21	5:CE:137:VAL:HG11	1.93	0.49
5:CE:150:PRO:O	5:CE:153:VAL:HG22	2.12	0.49
9:CI:99:ARG:HG2	9:CI:104:VAL:HG21	1.95	0.49
14:CN:36:ALA:HB2	14:CN:41:ARG:HG3	1.95	0.49
17:CQ:8:LEU:HD22	17:CQ:73:TRP:CH2	2.47	0.49
18:CR:71:THR:OG1	18:CR:72:ASP:N	2.45	0.49
22:DA:20:C:H2'	22:DA:21:A:C8	2.47	0.49
22:DA:320:A:H2'	26:DE:131:THR:HG21	1.94	0.49
22:DA:370:G:O2'	22:DA:423:A:H3'	2.12	0.49
22:DA:562:U:H2'	22:DA:572:A:O4'	2.12	0.49
22:DA:813:U:H2'	22:DA:814:C:C6	2.48	0.49
22:DA:1011:G:OP1	38:DQ:75:SER:HB2	2.12	0.49
22:DA:1810:A:H2'	22:DA:1811:G:O4'	2.13	0.49
22:DA:2267:A:H5''	22:DA:2268:A:C5'	2.43	0.49
22:DA:2376:A:H2'	22:DA:2377:A:O4'	2.11	0.49
26:DE:147:LEU:HB3	26:DE:186:VAL:HG13	1.94	0.49
27:DF:38:MET:HB2	27:DF:57:LEU:HD11	1.95	0.49
28:DG:8:PRO:HG3	28:DG:51:THR:HG22	1.94	0.49
28:DG:24:ILE:HD11	28:DG:43:VAL:HG11	1.93	0.49

Continued on next page...

Continued from previous page...

Atom-1	Atom-2	Interatomic distance (Å)	Clash overlap (Å)
33:DL:94:THR:O	33:DL:98:ALA:N	2.45	0.49
37:DP:48:ILE:HD13	37:DP:62:ARG:HB2	1.94	0.49
1:AA:1412:C:H2'	1:AA:1413:A:C8	2.48	0.49
1:AA:1417:G:H22	1:AA:1482:G:H2'	1.78	0.49
13:AM:76:SER:O	13:AM:80:LEU:HD12	2.12	0.49
14:AN:92:GLU:O	14:AN:94:PRO:HD3	2.13	0.49
20:AT:20:HIS:O	20:AT:24:ARG:HG2	2.12	0.49
22:BA:300:A:OP2	42:BU:97:LYS:NZ	2.45	0.49
22:BA:659:G:H4'	26:BE:95:LYS:HD3	1.93	0.49
22:BA:714:U:H2'	22:BA:716:A:N7	2.27	0.49
22:BA:749:A:H4'	22:BA:1271:G:N3	2.28	0.49
22:BA:1234:U:H2'	22:BA:1235:G:O4'	2.13	0.49
22:BA:1357:C:H2'	22:BA:1358:G:O4'	2.12	0.49
22:BA:2649:C:H2'	22:BA:2650:U:C6	2.48	0.49
24:BC:154:LEU:HD13	24:BC:176:LEU:HD21	1.94	0.49
41:BT:48:GLN:OE1	41:BT:54:GLU:HA	2.11	0.49
1:CA:312:C:H2'	1:CA:313:A:C8	2.47	0.49
1:CA:401:C:OP2	4:CD:70:ARG:HD3	2.13	0.49
1:CA:532:A:N6	3:CC:193:TYR:HD2	2.10	0.49
1:CA:949:A:N7	13:CM:105:ASN:ND2	2.60	0.49
2:CB:72:THR:HG22	2:CB:95:ARG:NH1	2.28	0.49
7:CG:57:SER:HB3	7:CG:60:GLU:HG3	1.93	0.49
9:CI:10:GLY:HA2	9:CI:81:HIS:ND1	2.28	0.49
20:CT:44:LYS:NZ	20:CT:86:LEU:O	2.36	0.49
22:DA:1563:U:H2'	22:DA:1564:C:H6	1.77	0.49
22:DA:1751:U:H2'	22:DA:1752:C:C6	2.47	0.49
22:DA:2293:G:H2'	22:DA:2294:G:O4'	2.12	0.49
22:DA:2718:G:H5'	37:DP:98:TYR:HD1	1.78	0.49
22:DA:2834:G:H2'	22:DA:2879:A:N6	2.28	0.49
39:DR:49:ILE:HG22	39:DR:54:VAL:N	2.28	0.49
46:DY:9:LYS:HB3	46:DY:12:GLU:HG2	1.95	0.49
1:AA:1118:U:O3'	9:AI:85:ARG:NH2	2.45	0.49
1:AA:1141:C:O2'	1:AA:1142:G:H8	1.96	0.49
1:AA:1219:A:H2'	1:AA:1220:G:C8	2.47	0.49
19:AS:4:SER:O	19:AS:6:LYS:N	2.46	0.49
22:BA:1717:A:H2'	22:BA:1718:G:O4'	2.12	0.49
31:BJ:7:LYS:O	31:BJ:11:VAL:HG23	2.13	0.49
32:BK:63:VAL:HG12	32:BK:107:LEU:HD21	1.94	0.49
39:BR:3:ALA:HB3	39:BR:59:ILE:HD11	1.93	0.49
41:BT:56:GLU:HB2	41:BT:88:LYS:HA	1.95	0.49
1:CA:206:C:H2'	1:CA:207:C:H4'	1.94	0.49

Continued on next page...

Continued from previous page...

Atom-1	Atom-2	Interatomic distance (Å)	Clash overlap (Å)
1:CA:1060:U:H2'	1:CA:1061:G:C8	2.48	0.49
1:CA:1096:C:H2'	1:CA:1097:C:C6	2.47	0.49
1:CA:1263:C:H2'	1:CA:1264:U:C6	2.47	0.49
8:CH:113:ASP:OD1	8:CH:114:ARG:N	2.44	0.49
13:CM:14:HIS:HB2	13:CM:17:ILE:CD1	2.43	0.49
13:CM:114:LYS:HB2	13:CM:115:PRO:HD3	1.93	0.49
22:DA:1269:A:C6	22:DA:1270:C:N4	2.81	0.49
22:DA:1599:U:P	41:DT:40:LYS:HD2	2.53	0.49
22:DA:1916:A:H2'	22:DA:1917:U:O4'	2.13	0.49
22:DA:2369:A:H2'	22:DA:2370:G:O4'	2.13	0.49
26:DE:125:SER:OG	26:DE:126:VAL:N	2.44	0.49
30:DI:4:LYS:HD2	30:DI:5:VAL:H	1.77	0.49
30:DI:89:GLY:HA2	30:DI:136:MET:HE3	1.95	0.49
1:AA:921:U:H2'	1:AA:922:G:O4'	2.13	0.49
1:AA:1053:G:N7	1:AA:1199:U:H3'	2.27	0.49
1:AA:1253:G:H2'	1:AA:1254:A:H8	1.77	0.49
22:BA:2462:C:H2'	22:BA:2463:C:H6	1.78	0.49
22:BA:2748:A:N1	57:BA:3815:HOH:O	2.35	0.49
24:BC:145:GLU:HG2	24:BC:151:GLY:H	1.77	0.49
27:BF:36:LEU:HD22	27:BF:91:LEU:HD11	1.95	0.49
31:BJ:78:THR:OG1	31:BJ:80:HIS:HB2	2.13	0.49
1:CA:34:C:H2'	1:CA:35:G:C8	2.48	0.49
1:CA:81:A:H2'	1:CA:82:G:C8	2.47	0.49
1:CA:714:G:H21	1:CA:777:A:H1'	1.77	0.49
1:CA:1087:G:H2'	1:CA:1088:G:H8	1.78	0.49
1:CA:1288:A:N1	1:CA:1371:G:H1'	2.27	0.49
19:CS:36:ARG:HA	19:CS:71:LEU:HB2	1.93	0.49
22:DA:973:A:H5''	39:DR:81:LYS:HG3	1.95	0.49
22:DA:1019:U:O2'	22:DA:1021:A:N7	2.37	0.49
22:DA:1628:G:H21	22:DA:2699:C:P	2.35	0.49
22:DA:2747:G:O6	22:DA:2755:C:H5''	2.11	0.49
37:DP:37:LYS:NZ	37:DP:39:ARG:HD2	2.28	0.49
47:DZ:9:GLN:HB3	47:DZ:32:ILE:HA	1.95	0.49
51:D3:7:VAL:HB	51:D3:61:CYS:HB3	1.93	0.49
1:AA:203:G:H5'	1:AA:468:A:H8	1.77	0.49
1:AA:624:C:H4'	16:AP:11:ALA:HB2	1.94	0.49
1:AA:718:A:H5'	11:AK:119:ASN:HB2	1.94	0.49
1:AA:1380:U:C4	7:AG:3:ARG:HD3	2.47	0.49
1:AA:1538:C:C2'	1:AA:1539:C:H5'	2.43	0.49
2:AB:122:GLN:H	2:AB:122:GLN:CD	2.16	0.49
4:AD:170:TRP:CG	4:AD:186:PRO:HG3	2.47	0.49

Continued on next page...

Continued from previous page...

Atom-1	Atom-2	Interatomic distance (Å)	Clash overlap (Å)
22:BA:66:C:H2'	22:BA:67:U:C6	2.47	0.49
22:BA:305:C:H2'	22:BA:306:U:H6	1.78	0.49
22:BA:417:C:H2'	22:BA:418:C:C6	2.47	0.49
22:BA:538:A:O2'	31:BJ:8:PRO:HD2	2.13	0.49
22:BA:1199:U:H2'	22:BA:1200:C:C6	2.47	0.49
22:BA:1747:U:H2'	22:BA:1748:C:C6	2.47	0.49
22:BA:1779:U:C5	22:BA:1784:A:N7	2.80	0.49
22:BA:2033:A:H4'	22:BA:2034:U:OP1	2.13	0.49
23:BB:14:U:O2	23:BB:107:G:H4'	2.13	0.49
27:BF:44:ILE:HG22	27:BF:83:TYR:CZ	2.48	0.49
33:BL:95:LEU:O	33:BL:100:ILE:HG23	2.13	0.49
36:BO:24:THR:HG22	36:BO:42:PRO:HD3	1.95	0.49
1:CA:929:G:H5''	1:CA:1535:C:C5'	2.43	0.49
2:CB:57:LEU:O	2:CB:60:ILE:HG13	2.13	0.49
12:CL:66:TYR:O	12:CL:97:THR:OG1	2.24	0.49
16:CP:6:LEU:HD12	16:CP:71:VAL:HG23	1.95	0.49
22:DA:790:U:N3	22:DA:794:A:O2'	2.45	0.49
22:DA:1264:A:H5'	48:D0:8:PRO:HG2	1.93	0.49
22:DA:1688:U:O2	22:DA:1700:A:H8	1.95	0.49
22:DA:1861:G:N2	22:DA:1882:U:H1'	2.27	0.49
24:DC:131:PRO:HB2	24:DC:133:ARG:HG2	1.95	0.49
24:DC:141:VAL:CG1	24:DC:190:ALA:HB1	2.43	0.49
25:DD:133:THR:HG23	25:DD:134:HIS:N	2.27	0.49
29:DH:112:LYS:CG	29:DH:113:SER:N	2.76	0.49
35:DN:2:ARG:HG3	35:DN:3:HIS:N	2.28	0.49
35:DN:90:ARG:HG2	35:DN:92:GLY:O	2.12	0.49
37:DP:93:ARG:O	37:DP:94:LYS:HB2	2.12	0.49
1:AA:483:C:O2	16:AP:13:LYS:NZ	2.45	0.49
2:AB:87:CYS:HB2	2:AB:89:GLN:NE2	2.27	0.49
2:AB:126:PHE:N	2:AB:126:PHE:HD2	2.10	0.49
22:BA:484:C:H2'	22:BA:485:C:H6	1.78	0.49
22:BA:623:C:H2'	22:BA:624:C:C6	2.48	0.49
22:BA:637:A:N1	22:BA:651:G:O2'	2.34	0.49
22:BA:946:C:H2'	22:BA:947:A:H8	1.78	0.49
22:BA:998:C:P	38:BQ:92:ARG:HH21	2.35	0.49
22:BA:2079:U:H4'	22:BA:2433:A:C2	2.48	0.49
22:BA:2619:C:H2'	22:BA:2620:C:H6	1.78	0.49
1:CA:972:C:H4'	10:CJ:59:LYS:CG	2.43	0.49
3:CC:151:VAL:HG12	3:CC:200:VAL:HB	1.94	0.49
4:CD:42:GLY:C	4:CD:44:ARG:H	2.16	0.49
10:CJ:19:ASP:OD2	10:CJ:72:ARG:NH2	2.46	0.49

Continued on next page...

Continued from previous page...

Atom-1	Atom-2	Interatomic distance (Å)	Clash overlap (Å)
10:CJ:63:ASP:OD1	14:CN:85:ARG:NH1	2.41	0.49
12:CL:22:PRO:O	12:CL:24:LEU:N	2.44	0.49
20:CT:78:ASN:O	20:CT:82:GLN:HG2	2.13	0.49
22:DA:680:C:H2'	22:DA:681:G:C8	2.48	0.49
22:DA:697:G:H2'	22:DA:698:C:C6	2.48	0.49
22:DA:971:G:H2'	22:DA:972:A:O4'	2.12	0.49
23:DB:38:C:H2'	23:DB:39:A:O4'	2.12	0.49
29:DH:21:VAL:CG2	29:DH:22:LYS:N	2.76	0.49
30:DI:103:ARG:O	30:DI:107:GLN:HB2	2.12	0.49
1:AA:73:C:O2'	1:AA:74:A:H8	1.96	0.49
1:AA:554:A:H2'	1:AA:555:U:C6	2.48	0.49
1:AA:1191:A:OP1	3:AC:4:LYS:HD3	2.11	0.49
2:AB:33:GLY:HA3	2:AB:40:ILE:N	2.27	0.49
2:AB:151:ILE:HG23	2:AB:152:LYS:H	1.78	0.49
2:AB:164:ILE:O	2:AB:186:ILE:HG12	2.12	0.49
5:AE:105:ILE:O	5:AE:112:ARG:NH1	2.46	0.49
11:AK:23:ILE:HG22	11:AK:32:VAL:HG22	1.95	0.49
20:AT:71:LYS:HA	20:AT:74:ARG:NH2	2.27	0.49
21:AU:19:PHE:O	21:AU:22:SER:HB3	2.13	0.49
22:BA:751:A:H5'	40:BS:90:LYS:HA	1.95	0.49
22:BA:1802:A:N1	22:BA:1822:C:H1'	2.28	0.49
22:BA:2330:G:O3'	44:BW:44:LYS:HE3	2.12	0.49
22:BA:2654:A:N1	22:BA:2665:A:H5''	2.28	0.49
24:BC:17:VAL:N	24:BC:204:VAL:HG22	2.28	0.49
25:BD:133:THR:HG23	25:BD:134:HIS:CD2	2.47	0.49
28:BG:6:LYS:O	28:BG:8:PRO:HD3	2.13	0.49
29:BH:121:VAL:H	29:BH:122:LEU:HB2	1.77	0.49
1:CA:19:A:H2'	1:CA:20:U:H6	1.78	0.49
1:CA:136:C:H2'	1:CA:137:U:C6	2.48	0.49
1:CA:552:U:O2'	12:CL:83:ARG:O	2.29	0.49
2:CB:23:TRP:CG	2:CB:23:TRP:O	2.66	0.49
9:CI:19:VAL:HG11	9:CI:83:ILE:HA	1.94	0.49
17:CQ:8:LEU:HD23	17:CQ:25:ILE:HD12	1.95	0.49
22:DA:232:G:N1	22:DA:420:C:OP1	2.35	0.49
22:DA:309:A:H4'	42:DU:16:GLY:HA2	1.95	0.49
22:DA:996:A:OP2	38:DQ:93:LYS:NZ	2.34	0.49
22:DA:1926:U:H2'	22:DA:1928:A:N7	2.28	0.49
28:DG:4:VAL:HG12	28:DG:69:ARG:HG2	1.95	0.49
28:DG:158:LYS:O	28:DG:160:LYS:N	2.46	0.49
30:DI:97:LYS:N	30:DI:97:LYS:HD2	2.27	0.49
32:DK:103:VAL:O	32:DK:122:VAL:HB	2.13	0.49

Continued on next page...

Continued from previous page...

Atom-1	Atom-2	Interatomic distance (Å)	Clash overlap (Å)
39:DR:19:THR:HA	39:DR:96:VAL:O	2.13	0.49
1:AA:71:A:N6	1:AA:100:G:N7	2.61	0.48
1:AA:131:A:O2'	1:AA:262:A:N3	2.38	0.48
1:AA:1086:U:O2'	1:AA:1087:G:H5'	2.13	0.48
7:AG:68:ASN:C	7:AG:70:ARG:H	2.16	0.48
10:AJ:32:THR:OG1	10:AJ:33:GLY:N	2.46	0.48
11:AK:74:VAL:C	11:AK:76:GLU:N	2.65	0.48
12:AL:63:VAL:HG21	12:AL:95:TYR:CE2	2.48	0.48
13:AM:11:ASP:CG	13:AM:12:HIS:N	2.66	0.48
16:AP:52:LEU:O	16:AP:54:LEU:N	2.46	0.48
22:BA:528:A:C8	22:BA:528:A:C3'	2.96	0.48
26:BE:18:THR:HA	26:BE:106:LYS:HG2	1.95	0.48
38:BQ:76:TYR:CZ	38:BQ:80:ILE:HG13	2.48	0.48
46:BY:20:ASN:O	46:BY:24:GLU:HB2	2.12	0.48
48:B0:46:ASP:O	48:B0:53:LYS:HE3	2.13	0.48
2:CB:99:GLY:O	2:CB:101:LEU:N	2.46	0.48
3:CC:57:ILE:HG13	3:CC:66:VAL:HG22	1.94	0.48
3:CC:155:GLY:HA2	3:CC:163:ALA:HB1	1.94	0.48
5:CE:99:ALA:O	5:CE:101:GLU:N	2.46	0.48
22:DA:1668:A:H4'	22:DA:1669:A:O5'	2.13	0.48
22:DA:2038:G:H2'	22:DA:2039:U:O4'	2.13	0.48
22:DA:2131:U:H5'	22:DA:2132:U:H5''	1.94	0.48
22:DA:2241:A:H2'	22:DA:2242:G:C8	2.48	0.48
29:DH:72:ILE:O	29:DH:141:LYS:O	2.30	0.48
31:DJ:34:ARG:O	31:DJ:39:LYS:HB2	2.11	0.48
34:DM:42:THR:HA	34:DM:93:VAL:HG12	1.95	0.48
45:DX:49:LEU:HD11	45:DX:68:LEU:HD21	1.95	0.48
1:AA:537:G:H2'	1:AA:538:G:C8	2.48	0.48
1:AA:682:G:H2'	1:AA:683:G:H8	1.78	0.48
1:AA:1063:C:H2'	1:AA:1064:G:C8	2.48	0.48
2:AB:23:TRP:CZ3	2:AB:25:PRO:HA	2.48	0.48
2:AB:154:MET:O	2:AB:156:GLY:N	2.37	0.48
3:AC:40:ARG:CZ	3:AC:57:ILE:HD12	2.43	0.48
4:AD:3:ARG:NE	4:AD:115:ARG:HD3	2.28	0.48
4:AD:99:ASP:OD1	4:AD:99:ASP:N	2.44	0.48
6:AF:53:LYS:O	6:AF:54:LEU:HB3	2.12	0.48
14:AN:13:ARG:O	14:AN:17:ALA:HB2	2.13	0.48
22:BA:616:A:H4'	26:BE:101:TYR:CE2	2.48	0.48
22:BA:1074:G:H2'	22:BA:1075:C:H5'	1.95	0.48
22:BA:1410:G:N7	57:BA:3628:HOH:O	2.35	0.48
22:BA:1508:A:H4'	22:BA:1508:A:OP1	2.13	0.48

Continued on next page...

Continued from previous page...

Atom-1	Atom-2	Interatomic distance (Å)	Clash overlap (Å)
22:BA:2462:C:H2'	22:BA:2463:C:C6	2.48	0.48
57:BA:3785:HOH:O	31:BJ:39:LYS:HE3	2.12	0.48
25:BD:125:TRP:CE3	25:BD:160:LYS:HD3	2.48	0.48
29:BH:139:PHE:O	29:BH:140:ALA:HB2	2.14	0.48
30:BI:122:ILE:HG23	30:BI:125:MET:SD	2.53	0.48
1:CA:243:A:H4'	1:CA:244:U:H5''	1.95	0.48
1:CA:605:U:H2'	1:CA:606:G:H8	1.78	0.48
1:CA:1101:A:N6	2:CB:102:THR:HG21	2.12	0.48
1:CA:1181:G:O2'	1:CA:1182:G:C8	2.65	0.48
1:CA:1490:U:H2'	1:CA:1491:G:C8	2.49	0.48
2:CB:87:CYS:O	2:CB:89:GLN:N	2.41	0.48
7:CG:121:ALA:HA	7:CG:124:LEU:HB2	1.95	0.48
8:CH:40:LEU:O	8:CH:45:PHE:HB2	2.12	0.48
8:CH:113:ASP:OD2	8:CH:117:ARG:NH2	2.46	0.48
18:CR:35:GLU:HB2	21:CU:19:PHE:HZ	1.76	0.48
22:DA:184:C:H2'	22:DA:185:G:C8	2.47	0.48
22:DA:760:G:H2'	22:DA:761:A:O4'	2.12	0.48
22:DA:1246:A:O2'	26:DE:40:ARG:NH2	2.46	0.48
22:DA:1874:C:H3'	22:DA:1875:G:C8	2.47	0.48
24:DC:76:ALA:HB2	24:DC:96:TYR:CD2	2.49	0.48
26:DE:19:PHE:HB3	26:DE:113:VAL:HG21	1.94	0.48
1:AA:552:U:H2'	1:AA:553:A:H8	1.79	0.48
1:AA:992:U:H4'	1:AA:993:G:O5'	2.12	0.48
5:AE:137:VAL:O	5:AE:138:ARG:HB2	2.13	0.48
10:AJ:52:LEU:HD22	10:AJ:62:ARG:HG2	1.94	0.48
10:AJ:80:THR:HB	10:AJ:83:THR:HB	1.95	0.48
12:AL:51:LYS:HD3	12:AL:51:LYS:N	2.28	0.48
22:BA:712:G:C2'	22:BA:713:G:H5'	2.44	0.48
22:BA:790:U:O2'	22:BA:791:C:O5'	2.28	0.48
22:BA:1444:G:H2'	22:BA:1445:G:H8	1.75	0.48
22:BA:2267:A:H5''	22:BA:2268:A:C5'	2.43	0.48
22:BA:2474:U:H5''	22:BA:2475:C:OP2	2.14	0.48
31:BJ:74:TYR:CD1	31:BJ:92:MET:HG3	2.49	0.48
42:BU:97:LYS:O	42:BU:98:SER:OG	2.29	0.48
1:CA:211:G:N3	1:CA:211:G:H2'	2.29	0.48
1:CA:476:U:O2'	1:CA:477:C:H5'	2.13	0.48
1:CA:515:G:H2'	1:CA:516:U:O4'	2.13	0.48
5:CE:45:ARG:HA	5:CE:72:ILE:O	2.13	0.48
13:CM:8:ASN:HD21	13:CM:10:PRO:HG3	1.79	0.48
15:CO:54:ARG:HA	15:CO:57:LEU:HD12	1.94	0.48
16:CP:6:LEU:HD23	16:CP:17:TYR:CG	2.48	0.48

Continued on next page...

Continued from previous page...

Atom-1	Atom-2	Interatomic distance (Å)	Clash overlap (Å)
16:CP:21:VAL:HG21	16:CP:60:TRP:CD1	2.49	0.48
18:CR:20:GLU:O	18:CR:22:ASP:N	2.46	0.48
22:DA:108:G:O2'	22:DA:347:A:N3	2.41	0.48
22:DA:232:G:H22	22:DA:420:C:H5'	1.78	0.48
22:DA:244:A:H2'	22:DA:245:G:O4'	2.13	0.48
22:DA:279:A:C2	22:DA:362:A:H4'	2.48	0.48
22:DA:622:G:H2'	22:DA:623:C:H6	1.77	0.48
22:DA:1638:C:O2	22:DA:2698:U:O2'	2.22	0.48
23:DB:70:C:H2'	23:DB:71:C:C6	2.48	0.48
30:DI:62:TYR:HB3	30:DI:64:ASP:H	1.78	0.48
40:DS:5:ALA:HB3	40:DS:54:ALA:HB2	1.96	0.48
45:DX:33:LEU:HD23	45:DX:50:ARG:CZ	2.43	0.48
49:D1:9:ILE:HB	49:D1:52:ALA:HA	1.95	0.48
52:D4:12:ARG:NH1	52:D4:12:ARG:HB2	2.28	0.48
2:AB:10:LEU:HG	2:AB:11:LYS:N	2.29	0.48
7:AG:12:ILE:HD11	7:AG:25:LYS:HG3	1.95	0.48
9:AI:40:GLY:O	9:AI:41:ARG:HB2	2.14	0.48
11:AK:31:ILE:HB	11:AK:46:THR:HG22	1.94	0.48
11:AK:126:LYS:H	11:AK:126:LYS:HD3	1.79	0.48
19:AS:44:MET:HA	19:AS:47:LEU:HD12	1.95	0.48
22:BA:257:C:H2'	22:BA:258:G:O4'	2.12	0.48
22:BA:839:U:H2'	22:BA:840:C:C6	2.49	0.48
22:BA:858:G:H5''	22:BA:858:G:H8	1.78	0.48
22:BA:1058:U:H1'	22:BA:1081:U:O2	2.13	0.48
22:BA:1087:G:N2	22:BA:1102:C:O2	2.45	0.48
22:BA:1474:U:O4	22:BA:1475:G:N2	2.46	0.48
33:BL:21:ARG:HD3	33:BL:21:ARG:HA	1.56	0.48
48:B0:48:TYR:CE2	48:B0:53:LYS:HB2	2.49	0.48
1:CA:582:C:N3	1:CA:760:G:C6	2.81	0.48
1:CA:1118:U:H2'	1:CA:1119:C:C6	2.47	0.48
1:CA:1366:C:O2'	10:CJ:62:ARG:NH2	2.45	0.48
1:CA:1387:G:H2'	1:CA:1388:C:C6	2.49	0.48
2:CB:66:LYS:NZ	2:CB:154:MET:O	2.46	0.48
4:CD:129:VAL:HG23	4:CD:146:ARG:HD3	1.94	0.48
5:CE:101:GLU:HA	5:CE:122:ASN:HB2	1.94	0.48
8:CH:30:SER:O	8:CH:34:VAL:HG23	2.12	0.48
9:CI:26:GLY:H	9:CI:59:GLU:HA	1.76	0.48
19:CS:30:PRO:HA	19:CS:48:THR:O	2.12	0.48
22:DA:70:G:H5''	22:DA:112:U:O2	2.13	0.48
22:DA:659:G:H4'	26:DE:95:LYS:HD3	1.94	0.48
22:DA:748:G:C8	40:DS:89:ALA:HB1	2.48	0.48

Continued on next page...

Continued from previous page...

Atom-1	Atom-2	Interatomic distance (Å)	Clash overlap (Å)
22:DA:1273:U:H4'	22:DA:1275:A:P	2.53	0.48
22:DA:1435:G:C2'	22:DA:1436:G:H5'	2.42	0.48
22:DA:1746:A:H2'	22:DA:1747:U:C6	2.49	0.48
22:DA:2207:C:H2'	22:DA:2208:C:H6	1.77	0.48
22:DA:2271:G:H2'	22:DA:2272:U:C6	2.48	0.48
22:DA:2845:U:O3'	37:DP:53:ARG:NH1	2.45	0.48
26:DE:148:ILE:HG21	26:DE:157:LEU:HD21	1.95	0.48
30:DI:71:THR:OG1	30:DI:72:LYS:N	2.46	0.48
1:AA:652:U:O4	1:AA:752:G:O2'	2.24	0.48
1:AA:763:G:H2'	1:AA:764:C:C6	2.48	0.48
1:AA:1096:C:HO2'	1:AA:1170:A:HO2'	1.57	0.48
4:AD:152:GLN:O	4:AD:155:VAL:HG12	2.13	0.48
7:AG:71:PRO:O	7:AG:96:ARG:HG3	2.14	0.48
22:BA:1435:G:H2'	22:BA:1436:G:C8	2.49	0.48
37:BP:25:THR:HB	37:BP:88:ARG:HB3	1.94	0.48
37:BP:27:GLU:HG2	37:BP:87:LYS:HE2	1.95	0.48
39:BR:14:VAL:HG13	39:BR:98:ILE:HG13	1.94	0.48
41:BT:30:ILE:HD11	41:BT:32:LEU:HD21	1.95	0.48
53:B5:59:VAL:HG21	53:B5:167:ASP:C	2.33	0.48
1:CA:663:A:H2'	1:CA:664:G:O4'	2.13	0.48
3:CC:129:MET:CG	3:CC:131:ARG:HH11	2.27	0.48
5:CE:150:PRO:C	5:CE:152:MET:H	2.16	0.48
9:CI:25:ASN:O	9:CI:62:ASP:HA	2.14	0.48
14:CN:64:CYS:HB3	14:CN:69:ARG:H	1.79	0.48
22:DA:301:G:H1'	22:DA:302:C:C6	2.48	0.48
22:DA:783:A:C8	22:DA:784:G:H4'	2.48	0.48
22:DA:1343:G:H1'	22:DA:1597:A:C4	2.48	0.48
22:DA:1874:C:H3'	22:DA:1875:G:H8	1.78	0.48
22:DA:2480:C:H2'	22:DA:2481:G:O4'	2.13	0.48
23:DB:115:A:H2'	23:DB:116:G:C8	2.48	0.48
25:DD:172:VAL:CG2	25:DD:194:PRO:HD3	2.43	0.48
26:DE:179:SER:HA	26:DE:182:ALA:HB3	1.94	0.48
31:DJ:4:PHE:CG	38:DQ:100:VAL:HG11	2.48	0.48
36:DO:37:ALA:HB2	36:DO:106:LEU:HD11	1.95	0.48
46:DY:9:LYS:HG2	46:DY:10:SER:H	1.78	0.48
1:AA:355:C:H2'	1:AA:356:A:O4'	2.13	0.48
1:AA:771:G:H2'	1:AA:772:U:C6	2.49	0.48
1:AA:1181:G:C2	1:AA:1182:G:N2	2.82	0.48
10:AJ:51:VAL:HB	14:AN:81:ARG:HB2	1.96	0.48
13:AM:45:ILE:HG13	13:AM:48:LEU:HD13	1.94	0.48
20:AT:26:SER:O	20:AT:30:THR:OG1	2.31	0.48

Continued on next page...

Continued from previous page...

Atom-1	Atom-2	Interatomic distance (Å)	Clash overlap (Å)
22:BA:441:U:O2'	26:BE:41:GLN:NE2	2.46	0.48
22:BA:477:A:H2'	22:BA:478:A:C8	2.48	0.48
22:BA:674:G:H5''	26:BE:71:GLY:HA3	1.94	0.48
22:BA:833:A:H2'	22:BA:834:G:C8	2.49	0.48
22:BA:1092:C:H2'	22:BA:1093:G:O4'	2.13	0.48
22:BA:1275:A:N1	22:BA:1295:C:O2'	2.32	0.48
22:BA:1490:A:O2'	24:BC:98:ASP:OD2	2.31	0.48
22:BA:1919:A:H2'	22:BA:1919:A:N3	2.27	0.48
22:BA:2127:G:N1	22:BA:2161:C:O2	2.47	0.48
22:BA:2502:G:C5'	22:BA:2503:A:H5''	2.44	0.48
23:BB:28:C:H2'	23:BB:29:A:O4'	2.14	0.48
39:BR:68:ARG:HD3	39:BR:92:TRP:CZ2	2.48	0.48
1:CA:898:G:N2	1:CA:901:A:OP2	2.41	0.48
1:CA:957:U:O2	1:CA:959:A:C8	2.67	0.48
1:CA:1175:G:H2'	1:CA:1176:A:C8	2.47	0.48
1:CA:1277:C:H2'	1:CA:1278:G:H5''	1.96	0.48
2:CB:208:ARG:O	2:CB:211:THR:N	2.47	0.48
3:CC:36:ASP:O	3:CC:40:ARG:HG3	2.14	0.48
6:CF:86:ARG:HH11	6:CF:86:ARG:HG2	1.77	0.48
9:CI:115:LYS:HD2	9:CI:118:LEU:HD22	1.96	0.48
15:CO:33:THR:HA	15:CO:63:ARG:NH1	2.29	0.48
17:CQ:47:HIS:N	17:CQ:73:TRP:O	2.30	0.48
22:DA:635:C:H2'	22:DA:636:G:H8	1.78	0.48
22:DA:734:A:OP2	22:DA:761:A:N6	2.42	0.48
22:DA:897:C:H2'	22:DA:898:C:C6	2.48	0.48
22:DA:1379:U:OP1	22:DA:1379:U:C6	2.66	0.48
22:DA:1933:G:H2'	22:DA:1934:C:O4'	2.14	0.48
22:DA:2440:C:N3	22:DA:2441:U:H1'	2.28	0.48
22:DA:2834:G:H2'	22:DA:2879:A:H61	1.77	0.48
25:DD:35:THR:OG1	25:DD:49:GLN:OE1	2.24	0.48
27:DF:134:GLU:HB3	27:DF:137:ILE:HG23	1.94	0.48
29:DH:117:LEU:HD11	29:DH:130:VAL:HG22	1.95	0.48
36:DO:2:ASP:OD1	36:DO:5:SER:OG	2.28	0.48
45:DX:38:PHE:HZ	45:DX:56:MET:HG2	1.77	0.48
1:AA:375:U:OP1	16:AP:70:ARG:NH1	2.47	0.48
1:AA:1144:G:N1	1:AA:1145:A:H2	2.11	0.48
2:AB:132:LYS:O	2:AB:134:ALA:N	2.47	0.48
2:AB:172:ALA:O	2:AB:175:GLU:HB2	2.13	0.48
3:AC:11:ARG:NH2	3:AC:177:THR:O	2.44	0.48
3:AC:72:ARG:O	3:AC:75:ILE:HG22	2.14	0.48
4:AD:138:SER:N	4:AD:141:ASP:OD2	2.43	0.48

Continued on next page...

Continued from previous page...

Atom-1	Atom-2	Interatomic distance (Å)	Clash overlap (Å)
10:AJ:26:VAL:HG12	10:AJ:30:LYS:HD3	1.95	0.48
12:AL:35:THR:O	12:AL:36:ARG:HG3	2.13	0.48
12:AL:39:THR:O	12:AL:39:THR:OG1	2.32	0.48
13:AM:56:LEU:O	13:AM:60:VAL:HG12	2.13	0.48
22:BA:2207:C:H2'	22:BA:2208:C:C6	2.49	0.48
22:BA:2325:G:C6	22:BA:2326:C:N4	2.82	0.48
28:BG:149:ARG:HH11	28:BG:149:ARG:HG3	1.79	0.48
29:BH:103:VAL:HG21	29:BH:132:PHE:CZ	2.49	0.48
1:CA:130:A:OP1	17:CQ:65:ARG:HD2	2.14	0.48
1:CA:1467:C:H2'	1:CA:1468:A:H8	1.78	0.48
2:CB:65:GLY:HA3	2:CB:159:ASP:HB2	1.95	0.48
2:CB:66:LYS:HB2	2:CB:158:PRO:HA	1.96	0.48
5:CE:65:GLU:HG2	5:CE:69:ARG:NH2	2.29	0.48
18:CR:33:ILE:HA	18:CR:40:VAL:HG23	1.95	0.48
22:DA:1062:G:C5	22:DA:1088:A:H2'	2.49	0.48
22:DA:1953:A:HO2'	22:DA:2559:C:HO2'	1.60	0.48
22:DA:2039:U:H2'	22:DA:2040:G:H8	1.78	0.48
22:DA:2391:G:H1'	22:DA:2424:C:H41	1.79	0.48
25:DD:52:THR:O	25:DD:77:ARG:HG2	2.14	0.48
26:DE:189:THR:O	26:DE:193:VAL:HG23	2.12	0.48
1:AA:413:G:N1	4:AD:32:CYS:O	2.43	0.48
1:AA:575:G:O2'	1:AA:821:G:H5'	2.14	0.48
1:AA:1145:A:O2'	1:AA:1146:A:O5'	2.31	0.48
8:AH:66:PHE:CD2	8:AH:67:GLN:HG2	2.49	0.48
9:AI:50:GLN:C	9:AI:52:LEU:H	2.17	0.48
11:AK:70:CYS:O	11:AK:74:VAL:HG22	2.13	0.48
14:AN:79:LEU:HB2	14:AN:84:VAL:HG23	1.96	0.48
22:BA:43:G:H2'	22:BA:44:A:O4'	2.12	0.48
22:BA:1447:C:H2'	22:BA:1448:G:C8	2.49	0.48
26:BE:148:ILE:HB	26:BE:169:VAL:HG22	1.95	0.48
29:BH:135:HIS:CD2	29:BH:137:GLU:HG3	2.48	0.48
30:BI:43:ASN:OD1	30:BI:46:THR:HB	2.13	0.48
36:BO:53:THR:HB	36:BO:65:THR:HG22	1.96	0.48
40:BS:109:ASP:OD1	40:BS:110:ARG:N	2.44	0.48
1:CA:66:A:C6	1:CA:67:C:C5	3.02	0.48
1:CA:72:A:N6	1:CA:99:C:H1'	2.29	0.48
1:CA:834:U:H2'	1:CA:835:U:C6	2.49	0.48
2:CB:222:ARG:HE	2:CB:223:GLU:N	2.12	0.48
7:CG:57:SER:CB	7:CG:60:GLU:HG3	2.43	0.48
12:CL:37:VAL:HG21	12:CL:75:GLN:HA	1.95	0.48
22:DA:690:G:H1'	22:DA:779:U:O3'	2.14	0.48

Continued on next page...

Continued from previous page...

Atom-1	Atom-2	Interatomic distance (Å)	Clash overlap (Å)
22:DA:1415:U:H2'	22:DA:1416:G:H4'	1.95	0.48
22:DA:1565:C:H5'	24:DC:18:LYS:NZ	2.29	0.48
22:DA:1747:U:H2'	22:DA:1748:C:H6	1.78	0.48
22:DA:2109:U:H1'	22:DA:2181:U:O2	2.14	0.48
24:DC:80:ARG:NE	24:DC:82:GLU:OE2	2.47	0.48
29:DH:32:PRO:HB3	45:DX:39:TRP:CB	2.42	0.48
29:DH:127:GLU:HG3	29:DH:144:VAL:O	2.14	0.48
35:DN:27:SER:HB3	35:DN:34:ILE:HG21	1.95	0.48
42:DU:53:ASN:C	42:DU:55:PRO:HD3	2.33	0.48
1:AA:1402:C:H2'	1:AA:1403:C:O4'	2.13	0.48
4:AD:46:PRO:O	4:AD:48:LEU:HD22	2.13	0.48
10:AJ:23:ALA:O	10:AJ:27:GLU:HB2	2.14	0.48
13:AM:79:ARG:O	13:AM:83:LEU:HG	2.13	0.48
16:AP:77:GLU:C	16:AP:79:ASN:N	2.66	0.48
22:BA:614:A:H5'	22:BA:614:A:H8	1.78	0.48
22:BA:753:A:H2'	22:BA:754:U:H6	1.79	0.48
22:BA:1430:G:H2'	22:BA:1431:A:H8	1.79	0.48
22:BA:2261:C:C6	44:BW:16:SER:HB3	2.49	0.48
22:BA:2391:G:H3'	51:B3:32:ILE:HD12	1.96	0.48
25:BD:132:ALA:HA	25:BD:140:HIS:ND1	2.29	0.48
37:BP:27:GLU:O	37:BP:27:GLU:HG3	2.14	0.48
48:B0:13:ARG:O	48:B0:17:ARG:HG3	2.14	0.48
1:CA:285:C:H2'	1:CA:286:C:C6	2.49	0.48
1:CA:309:A:H1'	1:CA:608:A:C2	2.48	0.48
1:CA:632:U:O2	1:CA:632:U:H2'	2.14	0.48
4:CD:33:LYS:HG3	4:CD:33:LYS:O	2.14	0.48
5:CE:111:MET:HE2	5:CE:125:ALA:HB1	1.95	0.48
9:CI:99:ARG:HA	9:CI:104:VAL:CG2	2.44	0.48
15:CO:40:GLN:HE22	22:DA:716:A:H1'	1.79	0.48
22:DA:392:U:H2'	22:DA:393:C:H6	1.79	0.48
22:DA:704:G:H1'	22:DA:726:G:N2	2.29	0.48
22:DA:1410:G:H2'	22:DA:1411:U:C6	2.49	0.48
22:DA:1693:U:O4	22:DA:1976:U:O2'	2.26	0.48
22:DA:1789:A:OP2	24:DC:221:ARG:NH1	2.46	0.48
25:DD:125:TRP:HB3	25:DD:160:LYS:HD3	1.95	0.48
25:DD:157:LYS:HD2	31:DJ:79:GLY:O	2.13	0.48
27:DF:106:ILE:HD11	27:DF:139:PRO:HG2	1.96	0.48
28:DG:26:ILE:HD11	28:DG:72:LEU:HD23	1.95	0.48
49:D1:10:LYS:O	49:D1:51:GLU:HG2	2.14	0.48
1:AA:39:G:H2'	1:AA:40:C:H6	1.78	0.48
3:AC:46:GLU:C	3:AC:48:ALA:H	2.17	0.48

Continued on next page...

Continued from previous page...

Atom-1	Atom-2	Interatomic distance (Å)	Clash overlap (Å)
5:AE:131:THR:OG1	5:AE:131:THR:O	2.29	0.48
10:AJ:52:LEU:HD11	10:AJ:59:LYS:HA	1.96	0.48
22:BA:186:G:O2'	22:BA:187:G:H5'	2.14	0.48
22:BA:590:A:H2'	22:BA:591:U:C6	2.49	0.48
22:BA:944:C:H2'	57:BA:3354:HOH:O	2.13	0.48
22:BA:982:C:H5''	22:BA:983:A:OP1	2.14	0.48
22:BA:1010:A:OP2	57:BA:3786:HOH:O	2.20	0.48
22:BA:1143:A:OP1	31:BJ:27:ARG:NH2	2.42	0.48
22:BA:2341:G:H2'	22:BA:2342:C:C6	2.49	0.48
1:CA:31:G:N7	1:CA:306:A:H1'	2.29	0.48
4:CD:75:TYR:OH	4:CD:97:ARG:NH1	2.46	0.48
7:CG:138:ARG:HE	7:CG:138:ARG:HB3	1.43	0.48
9:CI:20:PHE:HB2	9:CI:64:TYR:HB3	1.96	0.48
12:CL:3:THR:HB	12:CL:6:GLN:HG3	1.96	0.48
15:CO:33:THR:HA	15:CO:63:ARG:HH11	1.79	0.48
18:CR:25:ASP:C	18:CR:27:ALA:H	2.17	0.48
22:DA:609:A:H2'	22:DA:610:C:O4'	2.14	0.48
22:DA:996:A:O3'	38:DQ:91:ASP:HB2	2.14	0.48
22:DA:1800:C:O2'	22:DA:1818:U:N3	2.38	0.48
22:DA:2023:C:H2'	22:DA:2024:G:H8	1.79	0.48
22:DA:2244:U:H2'	22:DA:2245:U:O4'	2.14	0.48
28:DG:67:THR:O	28:DG:71:LEU:N	2.47	0.48
36:DO:34:HIS:N	36:DO:65:THR:O	2.45	0.48
1:AA:17:U:H2'	1:AA:18:C:C6	2.49	0.47
1:AA:57:G:H2'	1:AA:58:C:C6	2.49	0.47
1:AA:204:G:H2'	1:AA:205:A:O4'	2.13	0.47
1:AA:250:A:H4'	1:AA:251:G:O5'	2.13	0.47
1:AA:374:A:C6	1:AA:375:U:C4	3.02	0.47
1:AA:477:C:H2'	1:AA:478:A:C8	2.49	0.47
1:AA:1386:G:H2'	1:AA:1387:G:H8	1.79	0.47
1:AA:1516:G:N2	1:AA:1519:A:OP2	2.45	0.47
7:AG:133:THR:O	7:AG:136:LYS:HB3	2.14	0.47
8:AH:53:GLY:HA3	8:AH:57:PRO:HA	1.94	0.47
15:AO:61:SER:O	15:AO:65:LYS:HG3	2.14	0.47
17:AQ:17:MET:HB2	17:AQ:20:SER:HB3	1.96	0.47
22:BA:244:A:C2	22:BA:255:A:C4	3.02	0.47
22:BA:1074:G:C2'	22:BA:1075:C:H5'	2.44	0.47
22:BA:1255:U:C5	26:BE:68:ALA:HA	2.49	0.47
22:BA:2798:U:H6	22:BA:2798:U:H5'	1.79	0.47
22:BA:2800:A:C2	22:BA:2895:G:H1'	2.49	0.47
26:BE:117:ARG:HH12	33:BL:2:ARG:HD3	1.79	0.47

Continued on next page...

Continued from previous page...

Atom-1	Atom-2	Interatomic distance (Å)	Clash overlap (Å)
32:BK:113:MET:O	32:BK:116:ILE:HG13	2.13	0.47
39:BR:40:MET:C	39:BR:41:ILE:HG12	2.34	0.47
44:BW:41:ARG:HH11	44:BW:41:ARG:HG3	1.78	0.47
1:CA:619:U:H3	4:CD:131:ASN:CB	2.26	0.47
1:CA:1534:A:H4'	1:CA:1535:C:H2'	1.96	0.47
4:CD:31:LYS:HD3	4:CD:31:LYS:N	2.28	0.47
15:CO:67:LEU:HD23	15:CO:78:TYR:CE1	2.49	0.47
17:CQ:61:ILE:HA	17:CQ:75:LEU:HA	1.95	0.47
22:DA:1243:C:H1'	33:DL:4:ASN:O	2.14	0.47
22:DA:1274:A:N3	22:DA:1297:C:H1'	2.29	0.47
22:DA:1853:A:N3	22:DA:2233:U:O2'	2.38	0.47
22:DA:2103:C:H2'	22:DA:2104:C:C6	2.49	0.47
24:DC:147:LYS:HG3	24:DC:150:LYS:HD2	1.96	0.47
25:DD:55:LYS:HG3	25:DD:77:ARG:HA	1.96	0.47
37:DP:39:ARG:CG	37:DP:40:LEU:H	2.22	0.47
42:DU:72:ILE:H	42:DU:72:ILE:HG13	1.37	0.47
43:DV:14:LYS:HD3	43:DV:18:ARG:NH2	2.29	0.47
1:AA:623:C:H2'	1:AA:624:C:H6	1.79	0.47
2:AB:139:ARG:HG3	2:AB:140:GLU:N	2.29	0.47
4:AD:188:ARG:NH2	4:AD:197:GLU:OE1	2.47	0.47
22:BA:27:G:O2'	22:BA:512:G:N2	2.47	0.47
22:BA:242:G:C8	51:B3:5:LYS:HG2	2.49	0.47
22:BA:536:G:C6	22:BA:537:G:C4	3.02	0.47
22:BA:1079:C:H2'	22:BA:1080:A:O4'	2.14	0.47
22:BA:1230:A:H2'	22:BA:1231:U:O4'	2.13	0.47
29:BH:116:ARG:O	29:BH:118:PRO:HD3	2.14	0.47
30:BI:58:VAL:HG12	30:BI:59:ILE:H	1.80	0.47
32:BK:21:CYS:HA	32:BK:41:ILE:HG22	1.96	0.47
3:CC:141:ALA:O	3:CC:146:ALA:HB3	2.14	0.47
5:CE:81:LEU:O	5:CE:98:PRO:HB3	2.14	0.47
22:DA:2:G:C6	22:DA:3:U:C4	3.03	0.47
22:DA:301:G:C6	22:DA:317:G:C6	3.03	0.47
22:DA:1199:U:H1'	38:DQ:4:VAL:HG22	1.97	0.47
22:DA:1708:C:H2'	22:DA:1709:U:C6	2.49	0.47
22:DA:1794:A:H2'	22:DA:1795:C:C6	2.49	0.47
22:DA:2550:G:OP1	57:DA:3719:HOH:O	2.20	0.47
22:DA:2689:U:H4'	22:DA:2690:U:OP2	2.13	0.47
26:DE:48:THR:HG22	26:DE:86:ALA:HB3	1.97	0.47
43:DV:30:ILE:HD13	43:DV:72:VAL:HG11	1.95	0.47
1:AA:194:C:O2'	1:AA:195:A:H5'	2.15	0.47
1:AA:235:C:H2'	1:AA:236:A:C8	2.49	0.47

Continued on next page...

Continued from previous page...

Atom-1	Atom-2	Interatomic distance (Å)	Clash overlap (Å)
1:AA:406:G:H8	1:AA:406:G:OP2	1.97	0.47
1:AA:678:U:O2	1:AA:777:A:H4'	2.13	0.47
2:AB:20:THR:HA	2:AB:38:VAL:HA	1.96	0.47
4:AD:65:TYR:CG	4:AD:94:LEU:HD22	2.49	0.47
22:BA:773:U:H4'	24:BC:47:GLY:HA3	1.96	0.47
22:BA:2485:G:H5''	34:BM:45:GLN:HE21	1.79	0.47
29:BH:89:LYS:HD3	1:CA:359:G:OP1	2.15	0.47
29:BH:111:ALA:O	29:BH:114:GLU:HB2	2.14	0.47
1:CA:1411:C:H2'	1:CA:1412:C:C6	2.49	0.47
7:CG:75:VAL:HG11	7:CG:144:MET:HG3	1.96	0.47
9:CI:18:ARG:O	9:CI:65:ILE:HA	2.14	0.47
12:CL:59:ASN:HD22	12:CL:59:ASN:N	1.99	0.47
16:CP:44:SER:O	16:CP:46:LYS:HG3	2.15	0.47
22:DA:634:C:OP2	33:DL:70:LYS:HD3	2.14	0.47
22:DA:948:C:H2'	22:DA:949:G:C8	2.48	0.47
22:DA:1179:G:C5	22:DA:1180:U:H1'	2.49	0.47
22:DA:1373:A:H2'	22:DA:1374:G:O4'	2.14	0.47
22:DA:1906:G:C8	22:DA:1929:G:H2'	2.49	0.47
22:DA:1936:A:H2	22:DA:1943:U:N3	1.95	0.47
22:DA:2268:A:OP1	57:DA:3505:HOH:O	2.20	0.47
25:DD:99:GLU:HG2	25:DD:182:ALA:HB2	1.96	0.47
29:DH:83:LYS:CG	29:DH:149:GLU:CG	2.86	0.47
33:DL:110:VAL:HG12	33:DL:131:ALA:HB1	1.95	0.47
40:DS:28:LYS:O	40:DS:30:SER:N	2.48	0.47
1:AA:8:A:H1'	5:AE:108:GLY:HA2	1.96	0.47
1:AA:773:G:H2'	1:AA:774:G:O4'	2.14	0.47
1:AA:1071:C:H2'	1:AA:1072:G:C8	2.49	0.47
1:AA:1151:A:O2'	1:AA:1152:A:O5'	2.19	0.47
1:AA:1224:U:O2'	1:AA:1322:C:OP1	2.26	0.47
4:AD:125:VAL:HG11	4:AD:135:TYR:CE2	2.50	0.47
19:AS:51:VAL:O	19:AS:58:VAL:HG13	2.14	0.47
21:AU:44:GLU:OE2	21:AU:45:ARG:NH1	2.47	0.47
22:BA:150:U:H2'	22:BA:151:C:C6	2.50	0.47
22:BA:201:C:OP1	45:BX:18:ARG:NH1	2.47	0.47
22:BA:1868:C:H2'	22:BA:1869:G:O4'	2.15	0.47
22:BA:2154:A:H2'	22:BA:2155:U:C6	2.49	0.47
22:BA:2233:U:H2'	22:BA:2234:G:C8	2.50	0.47
22:BA:2520:C:O2'	22:BA:2521:C:H5'	2.15	0.47
1:CA:618:C:H5''	1:CA:619:U:H5''	1.96	0.47
1:CA:1230:C:O5'	1:CA:1230:C:H6	1.98	0.47
2:CB:126:PHE:CD2	2:CB:126:PHE:N	2.82	0.47

Continued on next page...

Continued from previous page...

Atom-1	Atom-2	Interatomic distance (Å)	Clash overlap (Å)
9:CI:30:ILE:HA	9:CI:65:ILE:O	2.14	0.47
22:DA:300:A:O5'	42:DU:82:ARG:NH1	2.47	0.47
22:DA:563:A:OP2	39:DR:79:ARG:NH2	2.39	0.47
22:DA:607:U:H5	22:DA:619:G:C4	2.32	0.47
22:DA:686:U:H6	22:DA:788:A:N1	2.13	0.47
22:DA:1495:A:H2'	22:DA:1496:A:C8	2.50	0.47
22:DA:1760:C:H2'	22:DA:1761:C:O4'	2.15	0.47
36:DO:70:ALA:O	36:DO:74:VAL:HB	2.15	0.47
1:AA:383:A:C5	1:AA:384:G:H1'	2.49	0.47
1:AA:591:U:OP1	8:AH:31:LYS:HD2	2.13	0.47
1:AA:692:U:O4	11:AK:54:GLY:HA2	2.15	0.47
3:AC:7:PRO:HG2	3:AC:184:TYR:CD1	2.49	0.47
5:AE:15:LEU:HA	5:AE:37:THR:HA	1.96	0.47
5:AE:34:THR:HB	5:AE:50:TYR:CE2	2.50	0.47
6:AF:6:ILE:HG23	6:AF:89:VAL:HG12	1.96	0.47
7:AG:60:GLU:HA	7:AG:63:GLU:HB2	1.96	0.47
8:AH:29:SER:HB2	8:AH:59:LEU:HB2	1.96	0.47
13:AM:107:ARG:HA	13:AM:107:ARG:HH11	1.78	0.47
22:BA:81:G:H2'	22:BA:82:U:O4'	2.15	0.47
22:BA:1299:G:H8	22:BA:1299:G:O5'	1.97	0.47
22:BA:1820:U:OP1	24:BC:177:ARG:HG2	2.14	0.47
22:BA:2171:A:O2'	22:BA:2172:U:H5'	2.14	0.47
22:BA:2189:U:H2'	22:BA:2190:G:O4'	2.15	0.47
22:BA:2334:U:C4	36:BO:16:ARG:HD3	2.48	0.47
29:BH:117:LEU:HD23	29:BH:121:VAL:HA	1.95	0.47
46:BY:9:LYS:H	46:BY:12:GLU:HG3	1.80	0.47
1:CA:107:G:O2'	1:CA:378:G:H4'	2.14	0.47
1:CA:372:C:H4'	1:CA:373:A:OP1	2.15	0.47
1:CA:608:A:H2'	1:CA:609:A:O4'	2.14	0.47
4:CD:95:GLU:OE2	4:CD:100:ASN:ND2	2.33	0.47
7:CG:25:LYS:O	7:CG:29:ILE:HG12	2.15	0.47
19:CS:63:THR:HB	19:CS:66:MET:HG3	1.95	0.47
22:DA:380:G:O3'	45:DX:16:ASN:HB2	2.15	0.47
22:DA:586:A:H2	22:DA:809:G:N3	2.12	0.47
22:DA:731:C:OP2	57:DA:3689:HOH:O	2.20	0.47
22:DA:974:G:H1'	22:DA:975:A:C8	2.50	0.47
22:DA:1370:C:O4'	22:DA:1810:A:H2	1.97	0.47
22:DA:1567:G:H4'	24:DC:58:HIS:CE1	2.50	0.47
22:DA:2024:G:OP2	22:DA:2034:U:H4'	2.14	0.47
22:DA:2660:A:H2'	22:DA:2661:G:C8	2.49	0.47
23:DB:49:C:OP1	36:DO:101:GLY:HA3	2.14	0.47

Continued on next page...

Continued from previous page...

Atom-1	Atom-2	Interatomic distance (Å)	Clash overlap (Å)
24:DC:53:HIS:O	24:DC:217:ARG:N	2.45	0.47
27:DF:100:PHE:O	27:DF:104:ILE:HG12	2.15	0.47
29:DH:5:LEU:HD13	29:DH:13:GLY:HA3	1.96	0.47
29:DH:62:LEU:O	29:DH:62:LEU:HD22	2.14	0.47
42:DU:9:ASP:OD1	42:DU:94:ARG:NH1	2.34	0.47
45:DX:40:VAL:CG2	45:DX:43:GLU:HB2	2.45	0.47
1:AA:115:G:H4'	1:AA:116:A:O5'	2.15	0.47
1:AA:116:A:H2'	1:AA:117:G:C8	2.50	0.47
1:AA:292:G:N7	1:AA:293:G:H1'	2.30	0.47
1:AA:327:A:O3'	1:AA:328:C:H4'	2.14	0.47
1:AA:489:C:H2'	1:AA:490:C:H6	1.80	0.47
1:AA:781:A:H4'	1:AA:1522:U:O2'	2.15	0.47
1:AA:1280:A:H5''	10:AJ:42:LEU:HD21	1.96	0.47
6:AF:71:ILE:HD11	6:AF:89:VAL:HG21	1.96	0.47
7:AG:29:ILE:HG22	7:AG:105:VAL:HG21	1.96	0.47
13:AM:66:GLU:O	13:AM:69:LEU:N	2.48	0.47
13:AM:86:TYR:HA	13:AM:89:LEU:HD12	1.97	0.47
22:BA:171:U:H2'	22:BA:172:A:H8	1.80	0.47
22:BA:2569:G:C2	22:BA:2570:G:C8	3.03	0.47
25:BD:12:THR:HB	25:BD:13:ARG:H	1.41	0.47
25:BD:84:LEU:HD22	25:BD:88:GLU:HB3	1.97	0.47
29:BH:14:SER:O	29:BH:15:LEU:CB	2.61	0.47
34:BM:31:PHE:CZ	34:BM:110:GLU:HA	2.49	0.47
41:BT:18:GLU:O	41:BT:22:THR:HG23	2.14	0.47
46:BY:9:LYS:HG2	46:BY:10:SER:N	2.28	0.47
1:CA:279:A:H5''	1:CA:281:G:H5'	1.97	0.47
1:CA:970:C:H5''	1:CA:971:G:OP1	2.14	0.47
1:CA:1243:C:H2'	1:CA:1244:G:C8	2.50	0.47
8:CH:27:MET:HG2	8:CH:59:LEU:HB3	1.96	0.47
11:CK:127:ARG:O	21:CU:34:ARG:NH1	2.44	0.47
22:DA:349:U:H2'	22:DA:350:G:H8	1.79	0.47
22:DA:699:A:H2'	22:DA:700:G:O4'	2.15	0.47
22:DA:1352:U:H5	57:DA:3392:HOH:O	1.97	0.47
22:DA:2129:C:O2	22:DA:2159:G:N2	2.45	0.47
22:DA:2159:G:H2'	22:DA:2160:C:C6	2.50	0.47
22:DA:2610:C:O4'	54:D6:7:004:HD2	2.13	0.47
22:DA:2707:U:O2	35:DN:71:ARG:NH1	2.47	0.47
22:DA:2804:U:H2'	22:DA:2805:C:C6	2.50	0.47
23:DB:11:C:O5'	23:DB:11:C:H6	1.98	0.47
27:DF:34:ILE:HA	27:DF:155:THR:O	2.14	0.47
45:DX:68:LEU:HD23	45:DX:68:LEU:HA	1.81	0.47

Continued on next page...

Continued from previous page...

Atom-1	Atom-2	Interatomic distance (Å)	Clash overlap (Å)
1:AA:251:G:H4'	1:AA:252:U:O5'	2.14	0.47
1:AA:1192:C:OP2	3:AC:4:LYS:HE2	2.15	0.47
1:AA:1493:A:OP2	1:AA:1493:A:H8	1.96	0.47
2:AB:16:PHE:HB2	2:AB:40:ILE:HG23	1.97	0.47
2:AB:162:PHE:HA	2:AB:184:PHE:O	2.14	0.47
4:AD:30:THR:HG22	4:AD:31:LYS:H	1.80	0.47
4:AD:76:TYR:CG	4:AD:204:TYR:HD1	2.33	0.47
7:AG:146:GLU:HA	7:AG:149:LYS:CB	2.41	0.47
10:AJ:11:LYS:HA	10:AJ:70:HIS:O	2.15	0.47
12:AL:85:GLY:O	12:AL:96:HIS:ND1	2.47	0.47
15:AO:39:LEU:HD12	15:AO:39:LEU:HA	1.73	0.47
16:AP:39:PHE:CD2	16:AP:74:LEU:HD11	2.49	0.47
17:AQ:60:GLU:HB3	17:AQ:76:VAL:HG23	1.96	0.47
22:BA:770:G:H1'	22:BA:1379:U:C4	2.49	0.47
22:BA:783:A:C8	22:BA:784:G:H4'	2.50	0.47
22:BA:783:A:H8	22:BA:784:G:H4'	1.78	0.47
22:BA:980:A:C6	22:BA:981:A:N1	2.83	0.47
22:BA:1167:C:H2'	22:BA:1168:G:H5''	1.97	0.47
22:BA:1414:C:C4	22:BA:1415:U:H5	2.33	0.47
22:BA:1570:A:C6	22:BA:1571:A:C6	3.03	0.47
22:BA:1683:U:H2'	22:BA:1684:G:C8	2.50	0.47
22:BA:1789:A:O3'	24:BC:218:PRO:HB3	2.14	0.47
22:BA:2192:U:C2	22:BA:2193:G:C8	3.03	0.47
22:BA:2199:A:H4'	29:BH:28:ASN:CG	2.34	0.47
22:BA:2591:C:H2'	22:BA:2592:G:H8	1.78	0.47
25:BD:13:ARG:HD2	25:BD:15:PHE:CE1	2.49	0.47
25:BD:101:PHE:HZ	25:BD:203:VAL:O	1.98	0.47
27:BF:73:SER:HB2	27:BF:81:GLN:N	2.29	0.47
28:BG:74:SER:HA	28:BG:77:ILE:CG1	2.44	0.47
28:BG:90:VAL:HG21	28:BG:163:ARG:NE	2.29	0.47
30:BI:28:LEU:HD12	30:BI:28:LEU:O	2.14	0.47
38:BQ:11:ARG:HD2	38:BQ:11:ARG:HA	1.53	0.47
39:BR:4:VAL:HA	39:BR:12:HIS:O	2.13	0.47
42:BU:40:ASN:O	42:BU:63:ALA:N	2.47	0.47
45:BX:6:GLN:O	45:BX:74:ARG:NH1	2.48	0.47
46:BY:9:LYS:HB3	46:BY:12:GLU:CG	2.41	0.47
48:B0:10:ARG:HB2	48:B0:13:ARG:NH2	2.29	0.47
1:CA:466:A:H2'	1:CA:468:A:C2	2.47	0.47
1:CA:999:C:H2'	1:CA:1000:A:C8	2.50	0.47
2:CB:165:ASP:O	2:CB:168:HIS:HB3	2.15	0.47
3:CC:97:VAL:HB	3:CC:98:PRO:HD2	1.97	0.47

Continued on next page...

Continued from previous page...

Atom-1	Atom-2	Interatomic distance (Å)	Clash overlap (Å)
4:CD:24:GLY:O	4:CD:161:LEU:HD11	2.14	0.47
6:CF:36:ILE:HB	6:CF:64:VAL:HG13	1.97	0.47
7:CG:60:GLU:HA	7:CG:63:GLU:HB3	1.97	0.47
10:CJ:28:THR:HG23	10:CJ:31:ARG:NH2	2.29	0.47
11:CK:88:GLY:H	11:CK:114:THR:HG22	1.79	0.47
11:CK:91:PRO:HB2	11:CK:92:GLY:H	1.48	0.47
14:CN:4:GLN:OE1	14:CN:7:LYS:NZ	2.42	0.47
22:DA:1:G:H2'	22:DA:2:G:C8	2.50	0.47
22:DA:566:U:O4	39:DR:80:ARG:HD3	2.15	0.47
22:DA:1076:C:H2'	22:DA:1077:A:O4'	2.14	0.47
22:DA:1906:G:OP1	22:DA:1930:G:C8	2.68	0.47
22:DA:2385:C:H2'	22:DA:2386:A:C8	2.49	0.47
22:DA:2405:G:H1'	22:DA:2412:A:N6	2.29	0.47
22:DA:2813:A:H2'	22:DA:2814:A:H8	1.78	0.47
23:DB:66:A:H61	23:DB:107:G:H2'	1.79	0.47
24:DC:57:GLY:HA3	24:DC:213:TRP:HA	1.96	0.47
26:DE:5:LEU:HD23	26:DE:122:GLU:HG2	1.97	0.47
36:DO:50:ALA:O	36:DO:81:ARG:NH2	2.47	0.47
37:DP:4:ILE:HD12	37:DP:4:ILE:H	1.80	0.47
40:DS:51:LEU:O	40:DS:55:ILE:HG13	2.14	0.47
1:AA:35:G:H2'	1:AA:36:C:C6	2.50	0.47
2:AB:61:ALA:HA	2:AB:65:GLY:CA	2.45	0.47
2:AB:71:GLY:O	2:AB:93:ASN:HA	2.14	0.47
2:AB:188:ASP:HB2	2:AB:204:ASP:OD1	2.15	0.47
5:AE:18:VAL:HA	5:AE:34:THR:O	2.14	0.47
6:AF:12:PRO:O	6:AF:15:SER:HB2	2.15	0.47
9:AI:57:MET:SD	9:AI:57:MET:N	2.86	0.47
15:AO:74:ASP:OD1	15:AO:77:ARG:HD3	2.14	0.47
20:AT:71:LYS:HD2	20:AT:74:ARG:HH21	1.80	0.47
22:BA:460:A:P	50:B2:41:ARG:HH12	2.38	0.47
22:BA:686:U:O4	50:B2:12:ARG:HB2	2.15	0.47
22:BA:1073:A:N7	22:BA:1074:G:C8	2.83	0.47
22:BA:1103:A:OP2	22:BA:1104:C:N4	2.39	0.47
22:BA:1268:A:C2	22:BA:2013:A:C4	3.03	0.47
22:BA:1549:A:O3'	22:BA:1740:G:N2	2.47	0.47
22:BA:2112:G:H2'	22:BA:2112:G:N3	2.30	0.47
32:BK:116:ILE:HD12	32:BK:117:SER:N	2.30	0.47
40:BS:37:THR:HG22	40:BS:38:TYR:CD1	2.50	0.47
46:BY:30:MET:O	46:BY:34:SER:OG	2.30	0.47
1:CA:282:A:H3'	1:CA:283:U:C6	2.50	0.47
1:CA:649:A:H2'	1:CA:650:G:O4'	2.14	0.47

Continued on next page...

Continued from previous page...

Atom-1	Atom-2	Interatomic distance (Å)	Clash overlap (Å)
1:CA:974:A:OP1	14:CN:69:ARG:NH1	2.46	0.47
1:CA:1034:G:H2'	1:CA:1035:A:C8	2.50	0.47
1:CA:1260:G:OP1	1:CA:1284:C:O2'	2.29	0.47
6:CF:50:PRO:HD3	18:CR:74:HIS:HB3	1.96	0.47
8:CH:55:THR:C	8:CH:57:PRO:HD3	2.35	0.47
14:CN:33:ASP:O	14:CN:35:ASN:N	2.48	0.47
17:CQ:13:VAL:HG12	17:CQ:22:VAL:O	2.15	0.47
22:DA:737:C:H2'	22:DA:738:G:O4'	2.15	0.47
22:DA:1231:U:O5'	22:DA:1231:U:H6	1.98	0.47
22:DA:1479:G:H2'	22:DA:1480:C:O4'	2.15	0.47
22:DA:1645:G:H5''	22:DA:1646:C:O4'	2.14	0.47
22:DA:2060:A:N6	26:DE:69:ARG:HH12	2.13	0.47
33:DL:119:PRO:HB3	33:DL:139:GLY:HA3	1.97	0.47
1:AA:552:U:H2'	1:AA:553:A:C8	2.50	0.47
1:AA:736:C:H5'	6:AF:88:MET:HE2	1.97	0.47
1:AA:982:U:H4'	1:AA:983:A:H5'	1.97	0.47
4:AD:123:ILE:HD13	4:AD:123:ILE:N	2.30	0.47
4:AD:151:LYS:HB3	4:AD:178:MET:HE1	1.97	0.47
5:AE:60:ILE:HG13	5:AE:61:GLN:N	2.30	0.47
8:AH:29:SER:HB2	8:AH:59:LEU:H	1.79	0.47
12:AL:102:LEU:HB3	12:AL:103:ASP:H	1.56	0.47
17:AQ:12:VAL:HG23	17:AQ:57:ASP:O	2.14	0.47
22:BA:1171:G:C2	22:BA:1172:C:C2	3.03	0.47
22:BA:1185:G:H5''	22:BA:1186:G:OP1	2.14	0.47
22:BA:2081:U:H2'	22:BA:2082:A:C8	2.50	0.47
22:BA:2812:G:H2'	22:BA:2813:A:O4'	2.15	0.47
38:BQ:91:ASP:O	38:BQ:95:LEU:HD12	2.15	0.47
47:BZ:47:MET:O	47:BZ:51:VAL:HG22	2.15	0.47
1:CA:487:A:H3'	1:CA:488:C:C6	2.50	0.47
1:CA:1029:U:O2	1:CA:1029:U:H2'	2.15	0.47
5:CE:122:ASN:CG	5:CE:123:VAL:H	2.18	0.47
12:CL:79:VAL:O	12:CL:103:ASP:HB2	2.15	0.47
22:DA:371:A:H61	22:DA:401:A:H3'	1.80	0.47
22:DA:392:U:H2'	22:DA:393:C:C6	2.50	0.47
22:DA:607:U:O4	22:DA:620:G:H5'	2.15	0.47
22:DA:826:U:H5''	22:DA:2429:G:OP2	2.15	0.47
22:DA:830:G:P	22:DA:830:G:H8	2.38	0.47
22:DA:959:A:H2'	22:DA:960:A:C8	2.50	0.47
22:DA:1367:A:C5	22:DA:1368:G:H1'	2.49	0.47
22:DA:1605:C:O2	22:DA:1610:A:O2'	2.29	0.47
22:DA:1645:G:OP1	22:DA:1646:C:H5'	2.15	0.47

Continued on next page...

Continued from previous page...

Atom-1	Atom-2	Interatomic distance (Å)	Clash overlap (Å)
22:DA:1803:A:O3'	24:DC:257:THR:HB	2.15	0.47
22:DA:2235:G:H2'	22:DA:2236:U:O4'	2.15	0.47
22:DA:2810:A:C8	22:DA:2811:G:C8	3.03	0.47
22:DA:2819:G:O5'	22:DA:2819:G:H8	1.98	0.47
24:DC:17:VAL:N	24:DC:204:VAL:HG22	2.29	0.47
31:DJ:11:VAL:HG12	31:DJ:12:LYS:H	1.80	0.47
31:DJ:37:ARG:HA	31:DJ:118:MET:SD	2.55	0.47
44:DW:40:GLN:OE1	44:DW:44:LYS:N	2.48	0.47
46:DY:22:LEU:HG	46:DY:23:ARG:HE	1.80	0.47
48:D0:55:ILE:HG22	48:D0:56:ALA:N	2.30	0.47
1:AA:463:U:H3'	1:AA:464:U:C6	2.50	0.47
1:AA:1449:C:H2'	1:AA:1450:U:O4'	2.15	0.47
6:AF:38:ARG:HH12	6:AF:99:ALA:HB3	1.79	0.47
7:AG:47:LEU:HD12	7:AG:47:LEU:HA	1.78	0.47
21:AU:47:ARG:HA	21:AU:47:ARG:HE	1.80	0.47
22:BA:468:G:N7	50:B2:39:ARG:NH2	2.60	0.47
22:BA:582:A:H2'	22:BA:583:G:H8	1.78	0.47
22:BA:674:G:H5''	26:BE:71:GLY:CA	2.45	0.47
22:BA:674:G:H5''	26:BE:71:GLY:N	2.30	0.47
22:BA:1056:G:H4'	22:BA:1086:A:C8	2.50	0.47
27:BF:121:SER:HB2	27:BF:128:TYR:CE1	2.49	0.47
29:BH:91:PHE:HB3	1:CA:55:A:N3	2.30	0.47
30:BI:127:ARG:HA	30:BI:130:GLU:HG3	1.97	0.47
39:BR:49:ILE:HG22	39:BR:52:PRO:C	2.34	0.47
47:BZ:30:ARG:HG3	47:BZ:34:HIS:CE1	2.50	0.47
53:B5:48:LEU:HD12	53:B5:57:GLN:HG2	1.95	0.47
1:CA:8:A:C5	4:CD:206:LYS:HB3	2.50	0.47
1:CA:206:C:H2'	1:CA:207:C:C4'	2.45	0.47
1:CA:935:A:N1	7:CG:3:ARG:NH1	2.63	0.47
1:CA:1296:C:N4	1:CA:1297:G:O6	2.48	0.47
1:CA:1520:C:H2'	1:CA:1521:C:H6	1.80	0.47
2:CB:87:CYS:C	2:CB:89:GLN:H	2.19	0.47
2:CB:165:ASP:O	2:CB:169:GLU:HG2	2.15	0.47
2:CB:167:ASP:OD2	2:CB:191:SER:HA	2.15	0.47
3:CC:153:VAL:HB	3:CC:198:VAL:HG22	1.97	0.47
4:CD:4:TYR:O	4:CD:5:LEU:HB2	2.15	0.47
20:CT:35:VAL:O	20:CT:39:ILE:HG13	2.15	0.47
22:DA:703:U:C2'	22:DA:704:G:H5'	2.46	0.47
22:DA:1434:A:H2'	22:DA:1435:G:H8	1.80	0.47
22:DA:2043:C:H1'	22:DA:2779:U:O4	2.14	0.47
22:DA:2836:U:H2'	22:DA:2837:A:C8	2.50	0.47

Continued on next page...

Continued from previous page...

Atom-1	Atom-2	Interatomic distance (Å)	Clash overlap (Å)
26:DE:155:GLU:O	26:DE:159:LEU:HD12	2.15	0.47
32:DK:66:LYS:HA	32:DK:66:LYS:HD2	1.79	0.47
3:AC:27:LYS:H	3:AC:27:LYS:HD2	1.79	0.46
4:AD:118:VAL:HA	4:AD:123:ILE:CD1	2.43	0.46
8:AH:75:ILE:HD13	8:AH:129:VAL:HG13	1.97	0.46
22:BA:636:G:N7	33:BL:109:LYS:NZ	2.48	0.46
22:BA:962:G:O2'	22:BA:963:U:H5'	2.15	0.46
22:BA:1380:G:OP2	57:BA:3757:HOH:O	2.19	0.46
22:BA:1590:A:H2'	22:BA:1591:A:H8	1.80	0.46
22:BA:1916:A:N3	22:BA:1917:U:H1'	2.31	0.46
27:BF:2:ALA:HB2	27:BF:94:GLU:OE1	2.15	0.46
30:BI:58:VAL:HG12	30:BI:59:ILE:N	2.30	0.46
30:BI:80:LEU:HD13	30:BI:136:MET:SD	2.55	0.46
31:BJ:70:THR:HG22	31:BJ:90:GLU:OE2	2.16	0.46
33:BL:95:LEU:HB3	33:BL:101:ILE:HG23	1.97	0.46
37:BP:34:GLU:N	37:BP:37:LYS:O	2.44	0.46
40:BS:84:ARG:HB2	40:BS:96:ILE:CG1	2.44	0.46
1:CA:109:A:C6	1:CA:327:A:C6	3.03	0.46
1:CA:978:A:P	1:CA:1362:A:N6	2.89	0.46
4:CD:144:SER:HB3	4:CD:179:GLU:HB2	1.97	0.46
22:DA:307:G:N1	22:DA:310:A:OP2	2.48	0.46
22:DA:406:G:H2'	22:DA:407:G:O4'	2.16	0.46
22:DA:518:G:OP2	48:D0:13:ARG:NH2	2.48	0.46
22:DA:864:G:O2'	22:DA:914:G:O6	2.33	0.46
22:DA:2487:G:H2'	22:DA:2488:G:C8	2.49	0.46
22:DA:2487:G:H2'	22:DA:2488:G:H8	1.79	0.46
25:DD:13:ARG:HD3	25:DD:21:SER:OG	2.15	0.46
35:DN:55:ALA:CB	35:DN:79:LEU:HB3	2.45	0.46
45:DX:10:LYS:HE3	45:DX:54:LYS:HD2	1.96	0.46
1:AA:328:C:O2	1:AA:328:C:H2'	2.15	0.46
1:AA:560:A:H5'	1:AA:566:G:N2	2.30	0.46
1:AA:738:C:H2'	1:AA:739:C:H6	1.80	0.46
1:AA:1142:G:H2'	1:AA:1143:G:O4'	2.14	0.46
1:AA:1290:G:OP1	7:AG:35:LYS:NZ	2.48	0.46
1:AA:1417:G:N2	1:AA:1482:G:H2'	2.29	0.46
2:AB:97:LEU:O	2:AB:100:MET:HB3	2.15	0.46
5:AE:69:ARG:H	5:AE:69:ARG:HG2	1.42	0.46
13:AM:17:ILE:O	13:AM:20:THR:OG1	2.29	0.46
17:AQ:4:LYS:HE3	17:AQ:4:LYS:HB3	1.49	0.46
20:AT:5:LYS:O	20:AT:7:ALA:N	2.49	0.46
21:AU:37:PHE:HB3	21:AU:41:PRO:CG	2.41	0.46

Continued on next page...

Continued from previous page...

Atom-1	Atom-2	Interatomic distance (Å)	Clash overlap (Å)
22:BA:958:U:H2'	23:BB:89:U:C2	2.50	0.46
22:BA:1786:A:H1'	22:BA:1938:A:N6	2.31	0.46
22:BA:2579:C:O5'	22:BA:2579:C:H6	1.97	0.46
27:BF:30:ARG:O	27:BF:159:THR:HG23	2.16	0.46
35:BN:44:LEU:HD23	35:BN:113:ILE:HG21	1.98	0.46
1:CA:940:C:H2'	1:CA:941:G:H8	1.81	0.46
1:CA:1359:C:O2'	1:CA:1361:G:N7	2.48	0.46
11:CK:23:ILE:HG22	11:CK:32:VAL:HG13	1.97	0.46
11:CK:88:GLY:H	11:CK:114:THR:CG2	2.28	0.46
14:CN:10:GLU:O	14:CN:14:VAL:HG23	2.15	0.46
15:CO:29:VAL:HG13	15:CO:63:ARG:HD2	1.97	0.46
22:DA:1645:G:H4'	22:DA:1646:C:C6	2.51	0.46
22:DA:1930:G:N2	22:DA:1968:G:H2'	2.30	0.46
22:DA:2544:G:H5'	22:DA:2645:G:C2	2.50	0.46
22:DA:2816:G:O3'	35:DN:99:LYS:HE2	2.15	0.46
29:DH:41:LYS:O	29:DH:44:ILE:HG12	2.15	0.46
31:DJ:35:ARG:HG2	31:DJ:40:HIS:HD2	1.80	0.46
45:DX:17:ASN:HB2	45:DX:25:THR:HB	1.97	0.46
1:AA:207:C:H2'	1:AA:208:U:C2	2.49	0.46
1:AA:294:U:OP1	1:AA:610:U:O2'	2.22	0.46
1:AA:453:G:H2'	1:AA:454:G:C8	2.50	0.46
1:AA:537:G:H2'	1:AA:538:G:H8	1.80	0.46
1:AA:1089:G:H2'	1:AA:1090:U:O4'	2.15	0.46
1:AA:1258:G:H2'	1:AA:1259:C:H6	1.79	0.46
3:AC:7:PRO:HG2	3:AC:184:TYR:CG	2.51	0.46
4:AD:99:ASP:OD2	4:AD:115:ARG:NH2	2.47	0.46
4:AD:148:LYS:CD	4:AD:148:LYS:H	2.28	0.46
5:AE:75:ALA:O	5:AE:82:GLN:NE2	2.49	0.46
8:AH:113:ASP:O	8:AH:117:ARG:HB2	2.16	0.46
10:AJ:80:THR:HG22	10:AJ:82:LYS:H	1.80	0.46
16:AP:51:ARG:HH11	16:AP:51:ARG:CG	2.27	0.46
22:BA:26:G:H1'	22:BA:514:A:N6	2.29	0.46
22:BA:264:C:O2'	22:BA:265:A:H2'	2.15	0.46
22:BA:632:A:H2'	22:BA:633:A:C8	2.50	0.46
22:BA:734:A:C5	22:BA:735:A:C8	3.04	0.46
22:BA:1510:G:H2'	22:BA:1511:G:O4'	2.16	0.46
22:BA:2580:U:H5''	25:BD:135:GLY:O	2.15	0.46
26:BE:7:ASP:O	26:BE:9:GLN:N	2.48	0.46
29:BH:132:PHE:CD2	29:BH:142:VAL:CG2	2.99	0.46
32:BK:103:VAL:HB	32:BK:107:LEU:HD13	1.98	0.46
38:BQ:17:ILE:HG12	38:BQ:36:PHE:HD2	1.80	0.46

Continued on next page...

Continued from previous page...

Atom-1	Atom-2	Interatomic distance (Å)	Clash overlap (Å)
53:B5:59:VAL:HG21	53:B5:167:ASP:H	1.80	0.46
1:CA:15:G:C2	1:CA:16:A:C4	3.03	0.46
1:CA:107:G:H22	20:CT:5:LYS:NZ	2.13	0.46
1:CA:890:G:O2'	1:CA:891:U:OP2	2.30	0.46
1:CA:1447:A:P	1:CA:1448:C:H41	2.39	0.46
8:CH:5:ASP:OD1	8:CH:81:PRO:HD3	2.15	0.46
22:DA:19:A:O2'	22:DA:553:G:H4'	2.16	0.46
22:DA:1265:A:N1	22:DA:2013:A:H5''	2.30	0.46
22:DA:1269:A:H8	22:DA:1269:A:O5'	1.99	0.46
22:DA:1527:G:H21	22:DA:1545:A:H62	1.63	0.46
22:DA:1666:G:O3'	32:DK:6:THR:HG23	2.15	0.46
22:DA:1895:C:H2'	22:DA:1896:G:C8	2.50	0.46
22:DA:2461:A:H1'	22:DA:2492:U:N3	2.31	0.46
22:DA:2545:G:N3	22:DA:2565:A:H2	2.13	0.46
25:DD:30:GLU:HG2	25:DD:185:ASN:ND2	2.30	0.46
30:DI:92:LYS:HB3	30:DI:95:LYS:HE3	1.97	0.46
41:DT:46:ALA:O	41:DT:50:LEU:HB2	2.15	0.46
6:AF:17:GLN:NE2	6:AF:17:GLN:O	2.49	0.46
8:AH:7:ILE:HD11	8:AH:32:LEU:HG	1.97	0.46
22:BA:26:G:C6	22:BA:27:G:N1	2.83	0.46
22:BA:555:G:O2'	22:BA:556:A:OP2	2.34	0.46
22:BA:686:U:H2'	22:BA:788:A:C2	2.50	0.46
22:BA:1085:A:C6	22:BA:1086:A:N6	2.83	0.46
22:BA:1176:U:H2'	22:BA:1177:G:N9	2.31	0.46
22:BA:1657:U:P	25:BD:141:ARG:HG3	2.56	0.46
22:BA:2012:G:OP1	40:BS:98:LYS:NZ	2.39	0.46
22:BA:2436:G:C2	22:BA:2437:G:C8	3.03	0.46
23:BB:90:C:H5''	34:BM:18:ARG:HG3	1.97	0.46
24:BC:204:VAL:O	24:BC:206:GLY:N	2.48	0.46
25:BD:16:THR:O	37:BP:79:PRO:HG2	2.15	0.46
29:BH:37:VAL:CG2	29:BH:38:PRO:HD2	2.45	0.46
29:BH:80:ILE:HG21	29:BH:94:ILE:CG1	2.45	0.46
30:BI:21:SER:HA	30:BI:25:GLY:HA2	1.98	0.46
30:BI:102:SER:OG	30:BI:103:ARG:N	2.48	0.46
35:BN:73:ASN:HA	35:BN:76:VAL:CG1	2.46	0.46
1:CA:313:A:H2'	1:CA:314:C:H6	1.80	0.46
1:CA:458:U:H2'	1:CA:459:A:C8	2.50	0.46
1:CA:473:U:H2'	1:CA:474:G:H8	1.80	0.46
1:CA:1342:C:H1'	9:CI:126:GLN:HG3	1.97	0.46
1:CA:1417:G:C6	1:CA:1482:G:C6	3.04	0.46
4:CD:29:ASP:C	4:CD:31:LYS:N	2.69	0.46

Continued on next page...

Continued from previous page...

Atom-1	Atom-2	Interatomic distance (Å)	Clash overlap (Å)
4:CD:117:LEU:HB3	4:CD:123:ILE:HD11	1.98	0.46
9:CI:12:ARG:HD2	9:CI:107:ASP:HB3	1.98	0.46
13:CM:4:ILE:HA	13:CM:57:ARG:CZ	2.45	0.46
22:DA:1:G:C2	22:DA:2:G:C4	3.03	0.46
22:DA:784:G:OP1	22:DA:2588:G:H5''	2.15	0.46
22:DA:812:C:H4'	38:DQ:13:ARG:HH12	1.81	0.46
22:DA:1012:U:O4	31:DJ:30:THR:HG21	2.16	0.46
22:DA:1073:A:H2'	22:DA:1074:G:H5'	1.97	0.46
22:DA:1344:U:O5'	22:DA:1344:U:H6	1.98	0.46
22:DA:1593:A:H2'	22:DA:1594:U:O4'	2.16	0.46
22:DA:1769:U:O2'	22:DA:1958:C:OP1	2.31	0.46
24:DC:130:LEU:HD12	24:DC:134:ASN:HB2	1.97	0.46
25:DD:179:ARG:HH12	37:DP:8:LEU:HD21	1.79	0.46
27:DF:110:ARG:HH11	27:DF:137:ILE:C	2.19	0.46
27:DF:170:LEU:HA	27:DF:170:LEU:HD23	1.78	0.46
32:DK:21:CYS:HA	32:DK:41:ILE:HG22	1.97	0.46
1:AA:111:G:H5''	1:AA:112:G:OP2	2.15	0.46
1:AA:310:G:H5''	16:AP:31:ARG:HB2	1.97	0.46
1:AA:667:G:OP1	1:AA:732:C:O2'	2.18	0.46
1:AA:872:A:C8	1:AA:874:G:C8	3.03	0.46
9:AI:84:THR:HG21	9:AI:103:PHE:HB3	1.97	0.46
11:AK:16:VAL:HG22	11:AK:18:ASP:H	1.79	0.46
11:AK:83:GLU:HG3	11:AK:109:ASN:ND2	2.30	0.46
22:BA:250:G:C6	22:BA:251:A:C6	3.04	0.46
22:BA:852:U:H2'	22:BA:853:C:C6	2.50	0.46
22:BA:1071:G:P	22:BA:1071:G:H8	2.39	0.46
22:BA:2114:A:H2'	22:BA:2114:A:N3	2.30	0.46
22:BA:2469:A:H4'	34:BM:55:ARG:HH12	1.81	0.46
29:BH:93:SER:O	1:CA:368:U:O4'	2.34	0.46
32:BK:28:SER:O	32:BK:30:ARG:N	2.48	0.46
46:BY:46:VAL:CA	46:BY:49:ASP:HB2	2.45	0.46
47:BZ:31:ARG:HG2	47:BZ:34:HIS:HB2	1.97	0.46
1:CA:478:A:H8	1:CA:478:A:OP2	1.99	0.46
1:CA:988:G:N2	1:CA:1217:C:O2	2.49	0.46
1:CA:1055:A:C6	1:CA:1206:G:C5	3.04	0.46
4:CD:58:LYS:HG3	4:CD:59:GLN:N	2.31	0.46
4:CD:168:PRO:HB2	4:CD:171:LEU:CD1	2.45	0.46
6:CF:47:LEU:HG	6:CF:56:LYS:N	2.30	0.46
9:CI:22:LYS:O	9:CI:62:ASP:N	2.40	0.46
10:CJ:64:GLN:HB3	14:CN:99:ALA:HB3	1.96	0.46
12:CL:44:LYS:HB2	12:CL:45:PRO:HD3	1.97	0.46

Continued on next page...

Continued from previous page...

Atom-1	Atom-2	Interatomic distance (Å)	Clash overlap (Å)
22:DA:480:A:H5''	42:DU:44:LYS:HD2	1.97	0.46
22:DA:1196:C:H1'	22:DA:1226:A:C4	2.51	0.46
22:DA:1904:G:O2'	22:DA:1927:A:N6	2.40	0.46
22:DA:2351:G:O2'	22:DA:2366:A:N6	2.43	0.46
24:DC:51:THR:HG22	24:DC:54:ILE:HD11	1.97	0.46
29:DH:34:GLY:O	29:DH:35:LYS:CG	2.64	0.46
36:DO:27:VAL:HA	36:DO:93:ASP:HB3	1.97	0.46
45:DX:39:TRP:HB2	45:DX:46:PHE:CE2	2.51	0.46
45:DX:40:VAL:HG21	45:DX:43:GLU:HB2	1.98	0.46
1:AA:676:A:H5''	11:AK:115:PRO:HB3	1.96	0.46
1:AA:903:G:H2'	1:AA:904:U:C6	2.51	0.46
1:AA:991:U:C4	1:AA:1212:U:H1'	2.50	0.46
1:AA:1157:A:C4	1:AA:1181:G:C6	3.04	0.46
1:AA:1216:A:OP1	14:AN:5:SER:OG	2.29	0.46
2:AB:64:LYS:HD3	2:AB:65:GLY:N	2.30	0.46
5:AE:81:LEU:HD21	5:AE:123:VAL:HG13	1.97	0.46
7:AG:109:ARG:HH21	7:AG:119:ARG:NH1	2.14	0.46
16:AP:50:THR:O	16:AP:50:THR:HG22	2.15	0.46
22:BA:58:G:O2'	22:BA:73:A:N1	2.45	0.46
22:BA:195:A:N7	57:BA:3764:HOH:O	2.36	0.46
22:BA:349:U:H2'	22:BA:350:G:C8	2.44	0.46
22:BA:601:C:O2	22:BA:605:G:H4'	2.16	0.46
22:BA:640:C:H2'	22:BA:641:U:C6	2.51	0.46
22:BA:2271:G:H2'	22:BA:2272:U:H6	1.80	0.46
22:BA:2425:A:H4'	22:BA:2426:A:O5'	2.15	0.46
25:BD:2:ILE:HG13	25:BD:100:LEU:HD21	1.97	0.46
29:BH:94:ILE:HG23	29:BH:98:ASP:HB2	1.98	0.46
47:BZ:37:GLU:O	47:BZ:38:ARG:HD3	2.14	0.46
1:CA:63:C:O2'	1:CA:380:G:H4'	2.15	0.46
1:CA:77:A:H2'	1:CA:78:A:O4'	2.14	0.46
1:CA:441:A:N6	1:CA:494:G:H22	2.14	0.46
1:CA:497:G:O2'	1:CA:498:A:H5'	2.15	0.46
1:CA:1126:U:H3	10:CJ:42:LEU:HD21	1.80	0.46
1:CA:1150:A:N6	1:CA:1151:A:H62	2.14	0.46
1:CA:1527:U:H2'	1:CA:1528:U:C6	2.50	0.46
7:CG:11:LYS:HB3	7:CG:21:GLU:OE1	2.15	0.46
13:CM:66:GLU:HB3	13:CM:67:GLY:H	1.54	0.46
14:CN:88:ALA:HB2	14:CN:96:LEU:HD23	1.97	0.46
15:CO:70:LEU:HD22	15:CO:78:TYR:HB2	1.97	0.46
22:DA:53:A:C2	22:DA:179:C:H4'	2.50	0.46
22:DA:129:C:H2'	22:DA:130:C:H6	1.80	0.46

Continued on next page...

Continued from previous page...

Atom-1	Atom-2	Interatomic distance (Å)	Clash overlap (Å)
22:DA:327:G:N2	42:DU:68:SER:HB2	2.30	0.46
22:DA:814:C:OP1	39:DR:86:GLN:HG3	2.16	0.46
22:DA:1113:U:H2'	22:DA:1114:C:C6	2.51	0.46
22:DA:1430:G:H2'	22:DA:1431:A:O4'	2.16	0.46
22:DA:2290:G:N2	22:DA:2343:U:H1'	2.30	0.46
22:DA:2572:A:N7	25:DD:150:GLN:HB3	2.30	0.46
24:DC:66:ASP:N	24:DC:103:TYR:O	2.40	0.46
27:DF:106:ILE:HG12	27:DF:107:ALA:N	2.31	0.46
29:DH:27:ARG:HE	45:DX:60:ASP:CB	2.27	0.46
34:DM:108:VAL:HG12	34:DM:109:PRO:HD2	1.98	0.46
44:DW:34:GLY:O	44:DW:60:PHE:HB2	2.15	0.46
47:DZ:16:ARG:H	47:DZ:16:ARG:HG2	1.52	0.46
49:D1:15:ALA:O	49:D1:17:THR:N	2.48	0.46
49:D1:38:LYS:HB2	49:D1:49:TYR:CD2	2.51	0.46
1:AA:572:A:H5'	1:AA:573:A:OP2	2.15	0.46
1:AA:1166:G:O2'	1:AA:1169:A:N6	2.48	0.46
1:AA:1312:G:N7	19:AS:3:ARG:N	2.63	0.46
1:AA:1351:U:H2'	1:AA:1352:C:H6	1.81	0.46
1:AA:1417:G:C6	1:AA:1482:G:C6	3.04	0.46
2:AB:47:VAL:HB	2:AB:48:PRO:HD3	1.98	0.46
2:AB:216:ALA:O	2:AB:220:THR:HG22	2.16	0.46
4:AD:148:LYS:H	4:AD:148:LYS:HD3	1.79	0.46
12:AL:3:THR:HG22	12:AL:5:ASN:N	2.30	0.46
17:AQ:79:VAL:HG12	17:AQ:80:GLU:HG3	1.98	0.46
18:AR:72:ASP:OD2	21:AU:4:ILE:HG13	2.15	0.46
21:AU:12:PHE:N	21:AU:12:PHE:CD2	2.83	0.46
22:BA:923:G:H4'	44:BW:29:GLU:HG3	1.97	0.46
22:BA:1069:A:N1	22:BA:1073:A:N6	2.63	0.46
22:BA:1474:U:H2'	22:BA:1475:G:H5'	1.97	0.46
22:BA:1845:G:H2'	22:BA:1846:G:O4'	2.15	0.46
26:BE:23:PHE:HB2	26:BE:114:ARG:HH12	1.81	0.46
31:BJ:31:GLU:OE2	31:BJ:35:ARG:NH1	2.46	0.46
36:BO:64:TYR:HB3	36:BO:67:ASN:ND2	2.30	0.46
44:BW:41:ARG:O	44:BW:57:HIS:ND1	2.33	0.46
44:BW:46:HIS:CE1	44:BW:77:ARG:HD3	2.51	0.46
48:B0:43:ILE:HG22	48:B0:49:TYR:HB2	1.96	0.46
1:CA:81:A:H2'	1:CA:82:G:H8	1.80	0.46
1:CA:159:G:H21	1:CA:161:A:H3'	1.81	0.46
1:CA:261:U:OP2	20:CT:74:ARG:NH2	2.47	0.46
1:CA:398:U:H2'	1:CA:399:G:C8	2.48	0.46
1:CA:1219:A:N6	1:CA:1220:G:O6	2.49	0.46

Continued on next page...

Continued from previous page...

Atom-1	Atom-2	Interatomic distance (Å)	Clash overlap (Å)
5:CE:72:ILE:HD13	5:CE:145:GLU:CD	2.36	0.46
8:CH:59:LEU:HD12	8:CH:60:GLU:N	2.31	0.46
12:CL:86:ARG:CZ	12:CL:88:LYS:HB3	2.45	0.46
14:CN:64:CYS:SG	14:CN:80:SER:HB2	2.56	0.46
15:CO:67:LEU:HD23	15:CO:78:TYR:HE1	1.81	0.46
22:DA:190:A:H2'	22:DA:191:A:O4'	2.15	0.46
22:DA:1571:A:H8	22:DA:1571:A:O5'	1.98	0.46
22:DA:2799:A:O2'	22:DA:2800:A:H5''	2.16	0.46
24:DC:197:ASN:OD1	24:DC:200:HIS:HB2	2.16	0.46
26:DE:149:ILE:CG2	26:DE:188:MET:HG2	2.46	0.46
41:DT:64:LYS:HA	41:DT:79:ASP:OD1	2.16	0.46
1:AA:168:G:C6	1:AA:169:C:C4	3.04	0.46
1:AA:390:U:H2'	1:AA:391:G:C8	2.50	0.46
1:AA:1410:A:H2'	1:AA:1411:C:C6	2.50	0.46
3:AC:22:TRP:CB	3:AC:59:ARG:HG2	2.45	0.46
4:AD:122:ALA:HA	4:AD:146:ARG:HG3	1.97	0.46
4:AD:151:LYS:HB2	4:AD:156:LYS:CE	2.46	0.46
9:AI:81:HIS:O	9:AI:84:THR:OG1	2.29	0.46
12:AL:36:ARG:HB3	12:AL:38:TYR:HE2	1.80	0.46
22:BA:936:A:H2'	22:BA:937:C:C6	2.51	0.46
22:BA:1744:A:H3'	22:BA:1745:A:H8	1.81	0.46
22:BA:1789:A:OP1	24:BC:221:ARG:HD3	2.14	0.46
22:BA:2334:U:O4	36:BO:16:ARG:NH2	2.49	0.46
22:BA:2566:A:N1	32:BK:28:SER:OG	2.41	0.46
22:BA:2815:C:O2'	48:B0:40:ARG:HB3	2.16	0.46
27:BF:136:ILE:H	27:BF:136:ILE:HD12	1.81	0.46
35:BN:31:HIS:C	35:BN:33:ILE:H	2.18	0.46
38:BQ:41:LYS:HB2	38:BQ:41:LYS:HE3	1.53	0.46
43:BV:30:ILE:HG22	43:BV:93:ARG:HG3	1.98	0.46
45:BX:5:CYS:SG	45:BX:8:THR:HG23	2.55	0.46
1:CA:524:G:O5'	1:CA:524:G:H8	1.98	0.46
1:CA:676:A:H5''	11:CK:115:PRO:HB3	1.97	0.46
1:CA:1160:G:O6	1:CA:1181:G:C6	2.69	0.46
1:CA:1222:G:H5''	19:CS:78:ARG:NH1	2.30	0.46
3:CC:42:TYR:CE1	3:CC:90:VAL:HG21	2.50	0.46
6:CF:16:GLU:C	6:CF:18:VAL:H	2.18	0.46
8:CH:26:THR:HA	8:CH:59:LEU:O	2.16	0.46
9:CI:47:VAL:O	9:CI:50:GLN:HB2	2.16	0.46
13:CM:3:ARG:HA	13:CM:9:ILE:HG12	1.96	0.46
15:CO:89:ARG:HH12	22:DA:716:A:P	2.38	0.46
19:CS:10:PHE:O	19:CS:39:THR:OG1	2.33	0.46

Continued on next page...

Continued from previous page...

Atom-1	Atom-2	Interatomic distance (Å)	Clash overlap (Å)
19:CS:56:GLN:CD	19:CS:57:HIS:H	2.19	0.46
19:CS:70:LYS:O	19:CS:73:GLU:HB2	2.16	0.46
22:DA:635:C:H2'	22:DA:636:G:C8	2.50	0.46
22:DA:866:A:O4'	22:DA:914:G:N2	2.48	0.46
22:DA:2408:U:H2'	22:DA:2409:G:C8	2.51	0.46
22:DA:2721:A:H2'	22:DA:2722:G:C8	2.50	0.46
28:DG:9:VAL:HG23	28:DG:69:ARG:HD2	1.97	0.46
30:DI:127:ARG:H	30:DI:127:ARG:HD3	1.81	0.46
32:DK:104:THR:O	32:DK:106:GLU:N	2.48	0.46
35:DN:53:THR:HA	35:DN:56:LYS:HG2	1.96	0.46
45:DX:49:LEU:O	45:DX:51:VAL:HG13	2.15	0.46
52:D4:25:VAL:HB	52:D4:35:GLN:HG3	1.98	0.46
1:AA:222:C:H2'	1:AA:223:A:H8	1.81	0.46
1:AA:375:U:C4	1:AA:376:G:N7	2.84	0.46
1:AA:720:C:H5'	18:AR:41:PRO:HA	1.98	0.46
1:AA:1160:G:OP1	2:AB:132:LYS:NZ	2.26	0.46
3:AC:147:LYS:HB2	3:AC:203:PHE:CD2	2.51	0.46
4:AD:31:LYS:HE2	4:AD:31:LYS:HB2	1.56	0.46
5:AE:104:GLY:HA3	5:AE:122:ASN:HA	1.97	0.46
6:AF:11:HIS:HA	6:AF:12:PRO:HD2	1.67	0.46
11:AK:16:VAL:HG13	11:AK:17:SER:H	1.80	0.46
22:BA:572:A:C2	22:BA:2033:A:C2	3.04	0.46
22:BA:1165:A:H2'	22:BA:1166:G:H8	1.81	0.46
22:BA:1654:A:H1'	22:BA:2823:A:H5'	1.97	0.46
22:BA:1843:C:H2'	22:BA:1844:C:H6	1.81	0.46
22:BA:2813:A:H2	22:BA:2887:A:H61	1.63	0.46
24:BC:71:LYS:HE3	24:BC:96:TYR:CD2	2.51	0.46
24:BC:212:ARG:HA	24:BC:212:ARG:HD2	1.51	0.46
27:BF:41:GLY:O	27:BF:43:ALA:N	2.49	0.46
39:BR:61:ALA:HB2	39:BR:98:ILE:HD13	1.98	0.46
42:BU:5:ILE:C	42:BU:6:ARG:HG2	2.37	0.46
53:B5:65:LEU:HD12	53:B5:67:HIS:HB2	1.97	0.46
1:CA:801:U:H2'	1:CA:802:A:C8	2.46	0.46
1:CA:990:C:C4	1:CA:991:U:O4	2.69	0.46
2:CB:27:MET:SD	2:CB:193:PRO:HD3	2.56	0.46
2:CB:83:ALA:HA	2:CB:86:SER:HB3	1.98	0.46
4:CD:41:HIS:O	4:CD:44:ARG:HG2	2.16	0.46
18:CR:40:VAL:HA	18:CR:41:PRO:HD2	1.77	0.46
22:DA:528:A:C2	22:DA:2043:C:H4'	2.50	0.46
22:DA:564:C:O4'	38:DQ:37:GLN:NE2	2.49	0.46
22:DA:593:U:H2'	22:DA:594:U:C6	2.51	0.46

Continued on next page...

Continued from previous page...

Atom-1	Atom-2	Interatomic distance (Å)	Clash overlap (Å)
22:DA:1091:G:O2'	22:DA:1092:C:OP2	2.25	0.46
22:DA:1800:C:OP2	24:DC:182:ARG:NH1	2.49	0.46
22:DA:2704:C:H3'	22:DA:2705:A:H8	1.81	0.46
27:DF:53:ALA:HB2	27:DF:150:ARG:HD2	1.96	0.46
29:DH:60:GLU:HA	29:DH:60:GLU:OE2	2.15	0.46
30:DI:15:ALA:HB3	30:DI:52:GLY:N	2.31	0.46
31:DJ:40:HIS:O	38:DQ:67:ALA:HB1	2.16	0.46
47:DZ:10:THR:HG22	47:DZ:54:MET:C	2.37	0.46
1:AA:928:G:O2'	1:AA:1533:C:OP1	2.24	0.46
3:AC:47:LEU:HB3	3:AC:50:ALA:HB3	1.97	0.46
3:AC:139:GLN:O	3:AC:141:ALA:N	2.49	0.46
4:AD:165:ARG:O	4:AD:167:LYS:N	2.49	0.46
22:BA:570:G:H2'	22:BA:2030:A:N7	2.31	0.46
22:BA:589:U:H2'	22:BA:590:A:C8	2.51	0.46
22:BA:714:U:O2'	22:BA:716:A:N6	2.32	0.46
22:BA:864:G:C6	22:BA:865:C:N4	2.84	0.46
22:BA:954:G:OP2	34:BM:16:ARG:NH2	2.44	0.46
22:BA:2052:A:H4'	25:BD:148:GLN:O	2.16	0.46
22:BA:2080:A:O5'	45:BX:19:SER:OG	2.33	0.46
29:BH:90:LEU:HD21	29:BH:93:SER:HA	1.97	0.46
29:BH:90:LEU:HD23	29:BH:93:SER:HA	1.97	0.46
32:BK:36:GLY:HA2	32:BK:62:VAL:O	2.16	0.46
49:B1:13:SER:OG	49:B1:40:ASP:OD2	2.24	0.46
1:CA:110:C:H2'	1:CA:111:G:O4'	2.16	0.46
2:CB:35:ARG:O	2:CB:38:VAL:HG12	2.16	0.46
2:CB:90:PHE:HB3	2:CB:150:GLY:O	2.16	0.46
3:CC:39:VAL:O	3:CC:43:LEU:HB2	2.16	0.46
4:CD:187:GLU:N	4:CD:190:ASP:OD1	2.45	0.46
7:CG:125:SER:C	7:CG:127:ALA:H	2.18	0.46
12:CL:90:LEU:HB2	12:CL:93:VAL:CG2	2.45	0.46
22:DA:188:G:C6	22:DA:189:G:C4	3.04	0.46
22:DA:635:C:O2'	22:DA:639:U:H5''	2.16	0.46
22:DA:1073:A:H4'	22:DA:2474:U:H4'	1.97	0.46
22:DA:1190:G:H5''	33:DL:32:GLY:O	2.15	0.46
22:DA:1525:A:H2'	22:DA:1526:C:O4'	2.16	0.46
22:DA:1592:C:H2'	22:DA:1593:A:H8	1.78	0.46
22:DA:1957:C:H5'	22:DA:1984:G:O2'	2.15	0.46
22:DA:1998:A:H4'	22:DA:2724:U:O2'	2.16	0.46
22:DA:2053:G:H5'	25:DD:149:ASN:O	2.16	0.46
22:DA:2093:G:O6	22:DA:2225:A:H5''	2.15	0.46
22:DA:2627:G:N2	22:DA:2777:G:OP2	2.48	0.46

Continued on next page...

Continued from previous page...

Atom-1	Atom-2	Interatomic distance (Å)	Clash overlap (Å)
23:DB:14:U:OP2	23:DB:70:C:O2'	2.31	0.46
28:DG:105:LEU:HB2	28:DG:113:VAL:HB	1.97	0.46
1:AA:971:G:O6	1:AA:1364:U:O2'	2.34	0.45
9:AI:30:ILE:HD12	9:AI:79:ILE:HD11	1.97	0.45
10:AJ:80:THR:O	10:AJ:84:VAL:N	2.41	0.45
13:AM:26:GLY:O	13:AM:28:THR:N	2.49	0.45
18:AR:47:THR:HG21	18:AR:52:GLN:HB2	1.99	0.45
22:BA:711:G:H2'	22:BA:712:G:O4'	2.16	0.45
22:BA:721:A:H2'	22:BA:722:A:H8	1.79	0.45
22:BA:2849:U:H4'	22:BA:2868:A:C2	2.51	0.45
32:BK:70:ARG:NH1	32:BK:74:GLY:O	2.44	0.45
34:BM:136:MET:HE2	43:BV:57:TYR:CD2	2.51	0.45
37:BP:109:ARG:HB2	37:BP:109:ARG:HH21	1.81	0.45
1:CA:81:A:H61	1:CA:87:C:N4	2.13	0.45
1:CA:687:A:O2'	1:CA:701:U:O4	2.12	0.45
1:CA:1010:U:H2'	1:CA:1011:C:C6	2.51	0.45
1:CA:1060:U:H2'	1:CA:1061:G:H8	1.80	0.45
2:CB:70:VAL:HB	2:CB:163:VAL:HG13	1.98	0.45
5:CE:137:VAL:O	5:CE:138:ARG:HB3	2.16	0.45
7:CG:23:LEU:HD23	7:CG:26:PHE:HB3	1.98	0.45
11:CK:30:THR:HG21	11:CK:92:GLY:HA3	1.99	0.45
12:CL:99:ARG:HB2	12:CL:117:TYR:HA	1.98	0.45
13:CM:19:LEU:HG	13:CM:34:LEU:HD21	1.99	0.45
15:CO:39:LEU:HD12	15:CO:39:LEU:HA	1.85	0.45
22:DA:67:U:H2'	22:DA:68:G:O4'	2.16	0.45
22:DA:310:A:O2'	22:DA:311:A:OP2	2.26	0.45
22:DA:1266:G:O2'	22:DA:2012:G:O6	2.23	0.45
22:DA:1277:G:H5'	35:DN:20:MET:HE2	1.97	0.45
22:DA:1494:A:H2'	22:DA:1495:A:C8	2.51	0.45
22:DA:1736:U:H2'	22:DA:1737:G:O4'	2.17	0.45
22:DA:1738:G:O2'	22:DA:1739:A:H8	1.99	0.45
22:DA:1995:U:OP1	57:DA:3809:HOH:O	2.21	0.45
22:DA:2419:U:H2'	22:DA:2420:C:C6	2.50	0.45
29:DH:86:ASP:C	29:DH:88:GLY:H	2.19	0.45
34:DM:56:ALA:C	34:DM:58:LYS:H	2.19	0.45
39:DR:43:ASN:HB3	39:DR:44:GLY:H	1.52	0.45
47:DZ:41:THR:HG23	47:DZ:44:ILE:CG1	2.42	0.45
1:AA:160:A:H2'	1:AA:161:A:O4'	2.17	0.45
1:AA:260:G:H2'	1:AA:261:U:C6	2.52	0.45
1:AA:1520:C:H2'	1:AA:1521:C:C6	2.52	0.45
4:AD:105:MET:SD	4:AD:180:GLY:HA3	2.57	0.45

Continued on next page...

Continued from previous page...

Atom-1	Atom-2	Interatomic distance (Å)	Clash overlap (Å)
4:AD:167:LYS:HA	4:AD:168:PRO:HD3	1.63	0.45
22:BA:156:A:H2'	22:BA:157:C:O4'	2.16	0.45
22:BA:1008:A:N6	22:BA:1136:G:C6	2.84	0.45
22:BA:1712:U:OP2	22:BA:1713:A:O2'	2.29	0.45
22:BA:2532:G:HO2'	22:BA:2657:A:N6	2.14	0.45
29:BH:79:THR:HG23	29:BH:147:VAL:HB	1.98	0.45
29:BH:94:ILE:HG23	29:BH:98:ASP:CB	2.47	0.45
30:BI:67:PHE:CD2	30:BI:67:PHE:N	2.84	0.45
45:BX:68:LEU:HD13	45:BX:78:TYR:CE1	2.51	0.45
1:CA:484:G:C5	1:CA:486:U:H1'	2.51	0.45
1:CA:1478:U:H2'	1:CA:1479:C:C6	2.50	0.45
1:CA:1537:U:H5''	1:CA:1538:C:OP2	2.16	0.45
2:CB:14:VAL:H	2:CB:208:ARG:NH1	2.15	0.45
9:CI:99:ARG:HA	9:CI:104:VAL:HG21	1.97	0.45
22:DA:783:A:H8	22:DA:784:G:H4'	1.81	0.45
22:DA:825:A:H4'	22:DA:2428:G:C5	2.51	0.45
22:DA:961:C:C2	22:DA:2031:A:C6	3.05	0.45
22:DA:1998:A:OP2	25:DD:141:ARG:NH2	2.48	0.45
22:DA:2033:A:H4'	22:DA:2034:U:OP1	2.15	0.45
22:DA:2091:C:H3'	22:DA:2092:U:H5''	1.98	0.45
22:DA:2353:G:H2'	22:DA:2354:C:O4'	2.16	0.45
27:DF:106:ILE:O	27:DF:110:ARG:HD3	2.16	0.45
29:DH:83:LYS:HG3	29:DH:149:GLU:HG3	1.93	0.45
32:DK:59:LYS:HG3	32:DK:89:ASN:OD1	2.16	0.45
35:DN:87:PHE:HE1	35:DN:116:VAL:HG12	1.81	0.45
1:AA:451:A:H5''	16:AP:70:ARG:NH2	2.32	0.45
1:AA:675:A:H5'	18:AR:71:THR:HG21	1.99	0.45
1:AA:719:C:O2'	18:AR:38:LYS:HB3	2.17	0.45
1:AA:843:U:OP1	1:AA:846:G:N2	2.42	0.45
1:AA:1008:U:H2'	1:AA:1009:U:C6	2.51	0.45
1:AA:1060:U:OP1	14:AN:85:ARG:NH2	2.42	0.45
1:AA:1062:U:H2'	1:AA:1063:C:C6	2.51	0.45
2:AB:65:GLY:C	2:AB:66:LYS:HD3	2.36	0.45
13:AM:15:ALA:O	13:AM:19:LEU:HD23	2.16	0.45
21:AU:12:PHE:N	21:AU:12:PHE:HD2	2.14	0.45
22:BA:1113:U:OP1	28:BG:3:ARG:NH1	2.49	0.45
22:BA:1324:G:C4	22:BA:1328:A:N6	2.84	0.45
22:BA:2844:G:H2'	22:BA:2845:U:O4'	2.16	0.45
33:BL:91:ASP:O	33:BL:94:THR:HB	2.17	0.45
40:BS:55:ILE:HG23	40:BS:66:ILE:HG12	1.97	0.45
41:BT:33:LYS:HG3	41:BT:80:TRP:CE3	2.50	0.45

Continued on next page...

Continued from previous page...

Atom-1	Atom-2	Interatomic distance (Å)	Clash overlap (Å)
42:BU:39:ILE:HG22	42:BU:40:ASN:N	2.31	0.45
1:CA:673:A:H2'	1:CA:674:G:C8	2.51	0.45
1:CA:705:G:N2	11:CK:31:ILE:HD12	2.32	0.45
1:CA:745:G:H5''	1:CA:851:G:O2'	2.16	0.45
1:CA:976:G:OP2	1:CA:1358:U:O2'	2.34	0.45
2:CB:72:THR:HG22	2:CB:95:ARG:HH11	1.80	0.45
2:CB:183:VAL:HG12	2:CB:196:VAL:HG13	1.98	0.45
5:CE:101:GLU:HA	5:CE:122:ASN:CB	2.46	0.45
22:DA:12:U:O2	22:DA:12:U:H2'	2.15	0.45
22:DA:40:U:H2'	22:DA:41:C:C6	2.50	0.45
22:DA:948:C:H6	22:DA:948:C:O5'	1.99	0.45
22:DA:1032:A:H4'	52:D4:16:ILE:HD12	1.98	0.45
22:DA:2293:G:H5''	36:DO:94:ARG:HH22	1.80	0.45
25:DD:170:VAL:HG23	25:DD:194:PRO:HB3	1.97	0.45
29:DH:112:LYS:HG2	29:DH:113:SER:N	2.32	0.45
30:DI:21:SER:HB3	30:DI:22:PRO:HD3	1.98	0.45
35:DN:22:ARG:HG3	35:DN:70:THR:HA	1.97	0.45
1:AA:1363:A:C4	1:AA:1365:G:C6	3.04	0.45
1:AA:1367:C:O2'	10:AJ:50:THR:HG21	2.17	0.45
4:AD:123:ILE:N	4:AD:146:ARG:HG3	2.31	0.45
4:AD:195:ILE:HG13	4:AD:197:GLU:OE2	2.16	0.45
11:AK:29:ASN:OD1	11:AK:47:ALA:HB3	2.16	0.45
13:AM:54:ASP:HB3	13:AM:57:ARG:HH21	1.81	0.45
16:AP:4:ILE:HA	16:AP:20:VAL:O	2.17	0.45
22:BA:284:U:H2'	22:BA:285:G:H8	1.82	0.45
23:BB:42:C:C5	27:BF:66:LEU:HD22	2.51	0.45
24:BC:252:THR:HG22	24:BC:253:LYS:H	1.82	0.45
31:BJ:98:GLU:CD	31:BJ:126:ALA:HB2	2.36	0.45
36:BO:26:LEU:HD22	36:BO:115:LEU:HD23	1.99	0.45
46:BY:45:GLN:O	46:BY:46:VAL:HB	2.16	0.45
1:CA:922:G:N3	1:CA:1398:A:H2	2.15	0.45
1:CA:1343:G:H2'	1:CA:1344:C:C6	2.52	0.45
2:CB:35:ARG:O	2:CB:37:LYS:N	2.50	0.45
4:CD:9:LEU:HD12	4:CD:9:LEU:HA	1.63	0.45
5:CE:138:ARG:H	5:CE:141:ILE:CD1	2.29	0.45
10:CJ:36:VAL:HG22	10:CJ:76:ILE:HG12	1.99	0.45
12:CL:34:CYS:HB3	12:CL:55:VAL:HG22	1.98	0.45
18:CR:25:ASP:O	18:CR:28:THR:N	2.49	0.45
22:DA:297:G:OP1	42:DU:92:LYS:HD3	2.17	0.45
22:DA:483:A:O2'	42:DU:56:GLY:HA3	2.17	0.45
22:DA:675:A:C6	22:DA:676:A:C6	3.04	0.45

Continued on next page...

Continued from previous page...

Atom-1	Atom-2	Interatomic distance (Å)	Clash overlap (Å)
22:DA:1223:G:N2	22:DA:1226:A:OP2	2.46	0.45
22:DA:1669:A:O4'	32:DK:5:GLN:HG3	2.16	0.45
22:DA:1906:G:OP2	22:DA:1929:G:O2'	2.35	0.45
22:DA:2093:G:O2'	22:DA:2094:A:H5'	2.16	0.45
22:DA:2243:U:H2'	22:DA:2244:U:C6	2.52	0.45
22:DA:2864:G:H2'	22:DA:2865:U:O4'	2.16	0.45
26:DE:177:PRO:O	26:DE:181:ILE:HG13	2.16	0.45
29:DH:34:GLY:O	29:DH:35:LYS:CD	2.65	0.45
30:DI:62:TYR:CB	30:DI:64:ASP:H	2.28	0.45
36:DO:24:THR:HG23	36:DO:42:PRO:HD3	1.97	0.45
44:DW:48:GLY:H	44:DW:51:VAL:HB	1.82	0.45
1:AA:205:A:H2'	1:AA:205:A:N3	2.30	0.45
1:AA:271:C:H2'	1:AA:272:C:C6	2.52	0.45
1:AA:1095:U:H2'	1:AA:1096:C:O4'	2.17	0.45
1:AA:1444:U:H2'	1:AA:1445:U:C6	2.52	0.45
1:AA:1538:C:H2'	1:AA:1539:C:H5'	1.99	0.45
2:AB:42:ASN:HB3	2:AB:45:LYS:HB3	1.98	0.45
3:AC:5:VAL:HG21	3:AC:10:ILE:HD13	1.98	0.45
4:AD:160:GLU:O	4:AD:162:ALA:N	2.50	0.45
5:AE:157:ARG:NH2	8:AH:100:GLY:H	2.14	0.45
15:AO:43:PHE:CE1	15:AO:56:LEU:HD22	2.51	0.45
19:AS:36:ARG:HB3	19:AS:72:GLY:HA3	1.98	0.45
22:BA:1084:A:C2	22:BA:1106:G:H1'	2.51	0.45
22:BA:1424:G:H2'	22:BA:1425:G:O4'	2.16	0.45
22:BA:1435:G:H2'	22:BA:1436:G:H8	1.82	0.45
22:BA:1915:U:C2'	22:BA:1916:A:H5'	2.46	0.45
28:BG:170:ARG:HH12	52:B4:29:ALA:HA	1.82	0.45
1:CA:35:G:N3	12:CL:115:SER:OG	2.48	0.45
1:CA:707:U:H2'	1:CA:708:C:C6	2.52	0.45
1:CA:857:C:H2'	1:CA:858:G:O4'	2.16	0.45
2:CB:72:THR:HG23	2:CB:94:HIS:O	2.17	0.45
2:CB:173:ILE:HG22	2:CB:177:ASN:ND2	2.31	0.45
3:CC:63:SER:OG	3:CC:64:ILE:N	2.48	0.45
22:DA:479:A:N3	22:DA:481:G:H5''	2.31	0.45
22:DA:651:G:H5'	51:D3:19:LYS:HG3	1.98	0.45
22:DA:708:G:N2	22:DA:724:U:H1'	2.31	0.45
22:DA:1087:G:H2'	22:DA:1088:A:H5'	1.99	0.45
22:DA:1089:A:O2'	22:DA:1090:A:N7	2.42	0.45
22:DA:1120:G:C6	22:DA:1121:C:C4	3.05	0.45
22:DA:1926:U:H1'	22:DA:1929:G:C6	2.52	0.45
22:DA:2533:U:OP1	22:DA:2665:A:O2'	2.33	0.45

Continued on next page...

Continued from previous page...

Atom-1	Atom-2	Interatomic distance (Å)	Clash overlap (Å)
22:DA:2888:C:H2'	22:DA:2889:C:C6	2.52	0.45
24:DC:43:ARG:NH2	24:DC:49:ILE:HD11	2.31	0.45
29:DH:93:SER:HB3	29:DH:123:ARG:HG3	1.99	0.45
33:DL:29:LYS:O	33:DL:30:THR:OG1	2.26	0.45
36:DO:39:VAL:N	36:DO:49:VAL:O	2.43	0.45
45:DX:17:ASN:OD1	45:DX:27:ARG:HB3	2.17	0.45
1:AA:67:C:H2'	1:AA:68:G:C8	2.52	0.45
1:AA:484:G:H4'	1:AA:485:U:OP1	2.16	0.45
1:AA:540:G:H2'	1:AA:541:G:H8	1.81	0.45
1:AA:695:A:H2'	1:AA:696:A:O4'	2.17	0.45
1:AA:762:U:H2'	1:AA:763:G:C8	2.51	0.45
1:AA:1001:C:H3'	1:AA:1001:C:H6	1.82	0.45
1:AA:1052:U:O2	1:AA:1207:G:N2	2.50	0.45
1:AA:1387:G:H2'	1:AA:1388:C:C6	2.51	0.45
9:AI:33:ARG:HG2	9:AI:37:GLN:HB3	1.98	0.45
22:BA:118:A:C8	22:BA:119:A:C8	3.04	0.45
22:BA:500:G:N2	22:BA:502:A:H3'	2.32	0.45
22:BA:1224:U:H4'	39:BR:88:GLY:O	2.16	0.45
22:BA:1333:G:C2	22:BA:1334:G:C8	3.04	0.45
22:BA:1689:A:H2'	22:BA:1690:A:H8	1.81	0.45
22:BA:2050:C:O2	25:BD:161:MET:HE1	2.17	0.45
22:BA:2065:C:H2'	22:BA:2066:C:H6	1.81	0.45
22:BA:2834:G:H2'	22:BA:2879:A:H61	1.81	0.45
25:BD:12:THR:HG21	37:BP:9:GLU:HG3	1.98	0.45
35:BN:32:GLU:HA	35:BN:115:LEU:HD12	1.98	0.45
38:BQ:102:ASP:C	38:BQ:104:VAL:H	2.20	0.45
41:BT:49:LYS:HD3	41:BT:49:LYS:HA	1.71	0.45
45:BX:63:GLY:O	45:BX:65:ASP:N	2.50	0.45
49:B1:4:GLY:C	49:B1:6:ARG:H	2.20	0.45
1:CA:206:C:N4	1:CA:213:G:H1	2.15	0.45
1:CA:487:A:H3'	1:CA:488:C:H6	1.81	0.45
1:CA:931:C:H2'	1:CA:932:C:C6	2.51	0.45
1:CA:972:C:H4'	10:CJ:59:LYS:HG2	1.98	0.45
1:CA:1299:A:O2'	1:CA:1301:U:O4'	2.34	0.45
1:CA:1462:C:H2'	1:CA:1463:U:C6	2.51	0.45
4:CD:174:ASP:OD1	4:CD:177:LYS:N	2.46	0.45
5:CE:156:LYS:HA	5:CE:159:LYS:NZ	2.32	0.45
6:CF:43:GLY:HA2	6:CF:58:HIS:NE2	2.32	0.45
8:CH:43:GLU:OE1	8:CH:112:THR:HG21	2.16	0.45
12:CL:79:VAL:HG12	12:CL:102:LEU:HD23	1.99	0.45
16:CP:38:PHE:CE2	16:CP:51:ARG:HD3	2.47	0.45

Continued on next page...

Continued from previous page...

Atom-1	Atom-2	Interatomic distance (Å)	Clash overlap (Å)
22:DA:82:U:H2'	22:DA:83:A:C8	2.52	0.45
22:DA:300:A:P	42:DU:82:ARG:HH12	2.39	0.45
22:DA:305:C:H1'	22:DA:313:G:N2	2.32	0.45
22:DA:327:G:H2'	22:DA:328:U:O4'	2.17	0.45
22:DA:334:C:OP1	22:DA:335:C:N4	2.48	0.45
22:DA:367:G:C2	22:DA:368:A:H1'	2.52	0.45
22:DA:1045:C:H1'	22:DA:1047:G:C6	2.52	0.45
22:DA:1063:G:N3	30:DI:90:SER:OG	2.48	0.45
22:DA:1360:G:H5''	57:DA:3614:HOH:O	2.16	0.45
22:DA:1640:A:H2'	22:DA:1641:A:C8	2.51	0.45
22:DA:2311:A:H5''	27:DF:77:PHE:CE1	2.52	0.45
22:DA:2370:G:H4'	49:D1:44:ARG:NH1	2.31	0.45
22:DA:2622:U:O2'	22:DA:2825:G:N7	2.50	0.45
22:DA:2712:C:OP1	22:DA:2714:G:H4'	2.17	0.45
25:DD:113:SER:HB3	25:DD:170:VAL:HG21	1.97	0.45
29:DH:147:VAL:HG12	29:DH:148:ALA:N	2.32	0.45
47:DZ:12:SER:OG	47:DZ:14:ILE:HG13	2.17	0.45
1:AA:107:G:H2'	1:AA:108:G:H5''	1.99	0.45
1:AA:666:G:C6	1:AA:741:G:C6	3.05	0.45
1:AA:1157:A:C5	1:AA:1180:A:C6	3.05	0.45
1:AA:1269:A:N1	1:AA:1312:G:O2'	2.32	0.45
2:AB:68:LEU:HD22	2:AB:70:VAL:HG23	1.98	0.45
4:AD:97:ARG:O	4:AD:101:VAL:HG23	2.16	0.45
8:AH:64:LYS:HB2	8:AH:71:VAL:CG2	2.47	0.45
13:AM:15:ALA:HB3	13:AM:34:LEU:HD21	1.99	0.45
22:BA:324:A:N6	22:BA:338:G:O2'	2.48	0.45
22:BA:729:G:H2'	22:BA:1775:U:H1'	1.99	0.45
22:BA:1013:C:O2'	22:BA:1014:A:H5'	2.17	0.45
22:BA:1198:U:H2'	22:BA:1199:U:C6	2.52	0.45
22:BA:1206:G:C6	22:BA:1207:C:C4	3.05	0.45
22:BA:1287:A:C5	22:BA:1288:G:C6	3.05	0.45
22:BA:2094:A:OP2	29:BH:22:LYS:CE	2.65	0.45
22:BA:2579:C:OP1	57:BA:3546:HOH:O	2.21	0.45
22:BA:2820:A:OP2	35:BN:2:ARG:NH1	2.46	0.45
22:BA:2872:A:O2'	22:BA:2873:A:H5'	2.17	0.45
23:BB:17:C:H2'	23:BB:18:G:O4'	2.15	0.45
23:BB:61:G:H2'	23:BB:62:C:H6	1.80	0.45
29:BH:72:ILE:HG23	29:BH:142:VAL:HG22	1.99	0.45
36:BO:28:VAL:HG11	36:BO:92:PHE:CZ	2.51	0.45
49:B1:9:ILE:HD12	49:B1:52:ALA:HB1	1.97	0.45
1:CA:87:C:H2'	1:CA:88:U:C6	2.52	0.45

Continued on next page...

Continued from previous page...

Atom-1	Atom-2	Interatomic distance (Å)	Clash overlap (Å)
1:CA:183:C:O2'	1:CA:184:G:O5'	2.34	0.45
1:CA:490:C:H2'	1:CA:491:G:C8	2.52	0.45
1:CA:568:G:N2	1:CA:883:C:C2	2.85	0.45
1:CA:794:A:H2'	1:CA:795:C:C6	2.50	0.45
1:CA:1113:C:H2'	1:CA:1114:C:H6	1.82	0.45
2:CB:82:ASP:H	2:CB:85:LEU:HB3	1.81	0.45
7:CG:111:ARG:CZ	7:CG:122:ASN:HB3	2.47	0.45
8:CH:86:TYR:C	8:CH:87:LYS:HD2	2.37	0.45
11:CK:71:ALA:O	11:CK:74:VAL:HG22	2.16	0.45
13:CM:27:LYS:O	13:CM:27:LYS:HD3	2.16	0.45
16:CP:46:LYS:HD3	16:CP:47:GLU:H	1.82	0.45
16:CP:52:LEU:HD21	16:CP:57:ILE:HD12	1.99	0.45
22:DA:467:G:P	50:D2:33:ARG:HH11	2.40	0.45
22:DA:588:U:H1'	26:DE:85:PHE:CD1	2.51	0.45
22:DA:1482:G:H1'	22:DA:1509:A:H61	1.81	0.45
22:DA:1499:C:H2'	22:DA:1500:G:H8	1.82	0.45
22:DA:1566:A:H5'	24:DC:214:ARG:CZ	2.46	0.45
22:DA:1717:A:H2'	22:DA:1718:G:O4'	2.16	0.45
22:DA:2093:G:N7	22:DA:2225:A:H2'	2.31	0.45
22:DA:2172:U:H4'	22:DA:2173:A:H5'	1.99	0.45
22:DA:2282:G:N3	22:DA:2425:A:N6	2.65	0.45
22:DA:2286:G:H5''	22:DA:2287:A:OP1	2.17	0.45
26:DE:193:VAL:O	26:DE:197:GLU:HB2	2.16	0.45
29:DH:39:ALA:O	29:DH:41:LYS:N	2.47	0.45
37:DP:28:VAL:HG21	37:DP:74:PHE:CE2	2.52	0.45
47:DZ:51:VAL:O	47:DZ:55:VAL:HG22	2.16	0.45
48:D0:37:LYS:H	48:D0:37:LYS:HG3	1.59	0.45
1:AA:657:U:O2	15:AO:22:THR:HG23	2.16	0.45
1:AA:690:G:O6	11:AK:53:ARG:NH2	2.50	0.45
1:AA:1479:C:H2'	1:AA:1480:A:O4'	2.17	0.45
3:AC:39:VAL:O	3:AC:43:LEU:HB2	2.17	0.45
3:AC:71:ALA:HB2	3:AC:106:VAL:HB	1.98	0.45
8:AH:109:GLY:O	8:AH:111:MET:HG3	2.17	0.45
22:BA:152:A:H2'	22:BA:153:U:C6	2.52	0.45
22:BA:323:C:H6	22:BA:1205:A:N1	2.14	0.45
22:BA:1903:G:H2'	22:BA:1904:G:H8	1.81	0.45
22:BA:2508:G:O2'	22:BA:2554:U:O2'	2.35	0.45
24:BC:121:ASP:OD1	24:BC:121:ASP:N	2.48	0.45
24:BC:157:SER:O	24:BC:195:VAL:HG11	2.17	0.45
25:BD:151:THR:HG22	25:BD:152:PRO:CD	2.47	0.45
30:BI:7:ALA:HB2	30:BI:61:VAL:HB	1.99	0.45

Continued on next page...

Continued from previous page...

Atom-1	Atom-2	Interatomic distance (Å)	Clash overlap (Å)
38:BQ:110:VAL:HG12	38:BQ:114:LYS:HE2	1.99	0.45
40:BS:10:ALA:N	40:BS:101:SER:O	2.47	0.45
40:BS:82:MET:HG3	40:BS:98:LYS:HB2	1.97	0.45
41:BT:18:GLU:CD	41:BT:18:GLU:H	2.18	0.45
49:B1:34:LEU:H	49:B1:52:ALA:CB	2.19	0.45
1:CA:238:A:O2'	1:CA:239:U:H5'	2.17	0.45
1:CA:337:G:H2'	1:CA:338:A:H8	1.80	0.45
1:CA:664:G:P	18:CR:53:ARG:HH21	2.40	0.45
1:CA:892:A:O2'	1:CA:1415:G:H4'	2.16	0.45
1:CA:1119:C:OP1	9:CI:11:ARG:NH2	2.50	0.45
1:CA:1144:G:H5''	1:CA:1145:A:OP2	2.17	0.45
3:CC:66:VAL:O	3:CC:101:ILE:HG13	2.16	0.45
9:CI:120:LYS:HG2	9:CI:123:ARG:HB3	1.99	0.45
18:CR:73:ARG:HB2	18:CR:74:HIS:HD2	1.81	0.45
22:DA:722:A:H2'	22:DA:723:C:O4'	2.16	0.45
22:DA:780:G:H21	22:DA:783:A:H62	1.63	0.45
22:DA:846:U:H1'	22:DA:847:U:C5	2.52	0.45
22:DA:1198:U:O2	38:DQ:4:VAL:HG11	2.17	0.45
22:DA:2267:A:H2	57:DA:3506:HOH:O	1.99	0.45
22:DA:2845:U:H5''	37:DP:52:ASN:O	2.17	0.45
26:DE:119:ILE:HB	26:DE:187:VAL:HG23	1.99	0.45
29:DH:31:VAL:CG1	29:DH:32:PRO:HD3	2.47	0.45
34:DM:134:THR:HB	34:DM:135:VAL:H	1.68	0.45
35:DN:55:ALA:HA	35:DN:80:PHE:CE1	2.52	0.45
36:DO:26:LEU:HB3	36:DO:92:PHE:CD1	2.50	0.45
1:AA:429:U:H4'	1:AA:430:A:OP1	2.17	0.45
1:AA:518:C:H5	1:AA:530:G:OP2	2.00	0.45
1:AA:1123:U:O3'	10:AJ:38:GLY:HA3	2.17	0.45
3:AC:42:TYR:OH	3:AC:90:VAL:HG21	2.17	0.45
9:AI:114:LYS:HE2	9:AI:119:ARG:O	2.17	0.45
13:AM:114:LYS:CB	13:AM:115:PRO:HD3	2.47	0.45
22:BA:1061:U:O2'	22:BA:1062:G:O5'	2.34	0.45
22:BA:1069:A:O2'	22:BA:1070:A:H5''	2.16	0.45
22:BA:2178:C:H2'	22:BA:2179:C:C6	2.52	0.45
22:BA:2203:U:H5''	22:BA:2204:G:OP1	2.17	0.45
26:BE:149:ILE:HG23	26:BE:188:MET:HG2	1.99	0.45
28:BG:115:HIS:CD2	28:BG:148:LEU:HD21	2.52	0.45
29:BH:12:LEU:HG	29:BH:13:GLY:N	2.31	0.45
29:BH:40:THR:O	29:BH:42:LYS:N	2.48	0.45
29:BH:76:GLU:HA	29:BH:142:VAL:CG1	2.46	0.45
32:BK:91:SER:OG	32:BK:93:GLN:HB2	2.16	0.45

Continued on next page...

Continued from previous page...

Atom-1	Atom-2	Interatomic distance (Å)	Clash overlap (Å)
36:BO:37:ALA:HB2	36:BO:106:LEU:HD11	1.99	0.45
49:B1:10:LYS:O	49:B1:51:GLU:HG2	2.17	0.45
1:CA:32:A:C2	1:CA:33:A:C5	3.05	0.45
1:CA:790:A:H2'	1:CA:791:G:C8	2.52	0.45
1:CA:1308:U:OP1	13:CM:97:VAL:N	2.37	0.45
1:CA:1308:U:OP2	13:CM:98:ARG:HG3	2.17	0.45
6:CF:3:HIS:CD2	6:CF:94:HIS:HA	2.52	0.45
18:CR:34:THR:OG1	18:CR:35:GLU:N	2.49	0.45
22:DA:173:A:H2'	22:DA:174:U:C6	2.52	0.45
22:DA:1462:C:C1'	22:DA:2702:G:H21	2.29	0.45
22:DA:1924:C:H2'	22:DA:1925:C:O4'	2.17	0.45
22:DA:2551:C:H2'	22:DA:2552:U:C6	2.51	0.45
22:DA:2672:U:O5'	22:DA:2672:U:H6	1.99	0.45
28:DG:125:CYS:SG	28:DG:131:ILE:HG12	2.57	0.45
29:DH:5:LEU:CD1	29:DH:13:GLY:CA	2.95	0.45
29:DH:15:LEU:HD22	29:DH:15:LEU:N	2.32	0.45
30:DI:72:LYS:HG3	30:DI:116:ASP:OD2	2.17	0.45
31:DJ:38:GLY:O	31:DJ:44:TYR:HB2	2.17	0.45
32:DK:17:ARG:N	32:DK:45:GLU:O	2.43	0.45
40:DS:33:LEU:HD21	40:DS:52:GLU:CG	2.47	0.45
40:DS:59:GLU:HA	40:DS:64:ALA:HA	1.99	0.45
1:AA:224:U:H2'	1:AA:225:C:C6	2.52	0.45
1:AA:629:A:H2'	1:AA:630:A:H8	1.82	0.45
1:AA:708:C:H2'	1:AA:709:U:H6	1.82	0.45
1:AA:1391:U:H2'	1:AA:1392:G:C8	2.52	0.45
3:AC:26:THR:HG23	14:AN:76:LYS:HD3	1.99	0.45
4:AD:13:ARG:HH12	4:AD:37:ALA:C	2.20	0.45
4:AD:156:LYS:HD3	4:AD:156:LYS:HA	1.77	0.45
5:AE:83:HIS:HE1	5:AE:147:MET:HG3	1.82	0.45
11:AK:69:ARG:NH1	22:BA:2146:C:H42	2.13	0.45
16:AP:49:GLY:O	16:AP:50:THR:OG1	2.31	0.45
20:AT:18:ARG:HE	20:AT:18:ARG:HB3	1.67	0.45
22:BA:142:A:C5	22:BA:143:C:C4	3.05	0.45
22:BA:281:C:H2'	22:BA:282:A:H8	1.78	0.45
22:BA:1060:U:OP2	30:BI:76:ALA:N	2.51	0.45
22:BA:1392:A:C6	22:BA:1393:A:C6	3.05	0.45
22:BA:1440:U:H2'	22:BA:1441:G:C8	2.50	0.45
22:BA:1509:A:O2'	22:BA:1510:G:P	2.74	0.45
22:BA:1998:A:OP2	25:BD:141:ARG:NH2	2.50	0.45
22:BA:2685:G:OP1	32:BK:78:ARG:NH2	2.49	0.45
25:BD:136:ASN:HD21	25:BD:139:SER:H	1.65	0.45

Continued on next page...

Continued from previous page...

Atom-1	Atom-2	Interatomic distance (Å)	Clash overlap (Å)
27:BF:4:LEU:HD23	27:BF:4:LEU:HA	1.87	0.45
33:BL:36:LYS:O	33:BL:40:SER:HB3	2.17	0.45
40:BS:20:VAL:HA	40:BS:23:LEU:HD12	1.99	0.45
1:CA:1486:G:H2'	1:CA:1487:G:O4'	2.16	0.45
3:CC:111:LEU:HD21	3:CC:144:LEU:O	2.16	0.45
3:CC:124:LEU:HD23	3:CC:124:LEU:HA	1.84	0.45
5:CE:111:MET:O	5:CE:115:LEU:HB2	2.17	0.45
22:DA:53:A:C8	22:DA:54:G:C8	3.04	0.45
22:DA:947:A:O2'	22:DA:984:A:H2	2.00	0.45
22:DA:950:G:H2'	22:DA:951:C:O4'	2.17	0.45
22:DA:1654:A:P	35:DN:1:MET:HA	2.56	0.45
22:DA:1806:C:H1'	24:DC:44:ASN:HD21	1.82	0.45
22:DA:2125:G:H5'	22:DA:2126:A:OP2	2.16	0.45
22:DA:2262:U:H4'	22:DA:2328:A:C2	2.52	0.45
22:DA:2514:U:H2'	22:DA:2515:C:C6	2.52	0.45
22:DA:2662:A:H2'	22:DA:2663:G:O4'	2.17	0.45
38:DQ:86:ALA:HB3	38:DQ:88:VAL:HG23	1.99	0.45
1:AA:11:G:C6	1:AA:12:U:C4	3.05	0.44
1:AA:356:A:H2	1:AA:368:U:O2	2.00	0.44
1:AA:741:G:H2'	1:AA:742:G:O4'	2.16	0.44
1:AA:761:G:H2'	1:AA:762:U:C6	2.51	0.44
1:AA:818:G:HO2'	1:AA:820:U:H6	1.63	0.44
1:AA:1124:G:H3'	1:AA:1145:A:N6	2.32	0.44
6:AF:44:ARG:HA	6:AF:58:HIS:HA	1.99	0.44
7:AG:92:ARG:O	7:AG:96:ARG:HB2	2.17	0.44
9:AI:114:LYS:NZ	9:AI:118:LEU:O	2.48	0.44
10:AJ:52:LEU:HD21	10:AJ:59:LYS:HA	2.00	0.44
17:AQ:4:LYS:HG3	17:AQ:7:THR:HG22	1.98	0.44
22:BA:18:U:O3'	38:BQ:23:GLY:HA2	2.17	0.44
22:BA:610:C:H2'	22:BA:611:C:H6	1.82	0.44
22:BA:815:C:OP1	39:BR:85:LYS:NZ	2.50	0.44
22:BA:1176:U:H2'	22:BA:1177:G:C8	2.52	0.44
22:BA:1586:A:H8	22:BA:1586:A:O5'	2.00	0.44
22:BA:1637:A:H4'	22:BA:2711:A:O2'	2.17	0.44
22:BA:1754:A:H2'	22:BA:1755:A:C8	2.51	0.44
22:BA:2199:A:C4'	29:BH:28:ASN:ND2	2.80	0.44
22:BA:2418:A:C6	22:BA:2419:U:C4	3.06	0.44
27:BF:105:THR:HG23	27:BF:106:ILE:HG23	1.98	0.44
37:BP:71:GLU:OE1	37:BP:101:ARG:NE	2.36	0.44
42:BU:74:ASN:O	42:BU:78:GLY:N	2.47	0.44
1:CA:393:A:OP2	16:CP:12:LYS:HD2	2.17	0.44

Continued on next page...

Continued from previous page...

Atom-1	Atom-2	Interatomic distance (Å)	Clash overlap (Å)
1:CA:1000:A:H2'	1:CA:1001:C:O4'	2.17	0.44
1:CA:1130:A:H5''	9:CI:64:TYR:HE1	1.82	0.44
1:CA:1222:G:O6	57:CA:1861:HOH:O	2.21	0.44
1:CA:1350:A:H2'	1:CA:1351:U:O4'	2.17	0.44
1:CA:1515:G:H2'	1:CA:1516:G:C8	2.52	0.44
4:CD:150:LYS:O	4:CD:151:LYS:HG2	2.17	0.44
5:CE:81:LEU:CD2	5:CE:96:MET:HG3	2.48	0.44
5:CE:157:ARG:HD3	5:CE:158:GLY:H	1.82	0.44
12:CL:14:ARG:HD2	12:CL:14:ARG:HA	1.71	0.44
12:CL:64:THR:HG23	12:CL:93:VAL:HG13	1.99	0.44
21:CU:12:PHE:HD1	21:CU:13:ASP:N	2.15	0.44
22:DA:1:G:H2'	22:DA:2:G:H8	1.81	0.44
22:DA:753:A:H2'	22:DA:754:U:H6	1.81	0.44
22:DA:828:U:O2'	22:DA:829:A:H5'	2.17	0.44
22:DA:1056:G:N1	22:DA:1102:C:OP2	2.50	0.44
22:DA:1105:U:H2'	22:DA:1106:G:C8	2.52	0.44
22:DA:1182:G:H2'	22:DA:1183:U:O4'	2.16	0.44
22:DA:1224:U:C4	22:DA:1225:G:C6	3.05	0.44
22:DA:2014:A:H5'	40:DS:94:ASP:OD1	2.17	0.44
22:DA:2131:U:H1'	22:DA:2158:A:N6	2.31	0.44
22:DA:2170:A:H1'	22:DA:2171:A:C8	2.52	0.44
22:DA:2339:C:H2'	22:DA:2340:A:C8	2.52	0.44
22:DA:2594:C:N4	22:DA:2595:G:O6	2.50	0.44
26:DE:108:ILE:HD11	26:DE:180:LEU:CB	2.40	0.44
29:DH:32:PRO:CB	45:DX:39:TRP:HB3	2.44	0.44
42:DU:71:ALA:HB3	42:DU:80:ALA:HB1	1.99	0.44
1:AA:555:U:H2'	1:AA:556:C:C6	2.52	0.44
1:AA:771:G:H2'	1:AA:772:U:H6	1.81	0.44
1:AA:1484:C:H2'	1:AA:1485:U:O4'	2.17	0.44
2:AB:21:ARG:C	2:AB:23:TRP:H	2.09	0.44
2:AB:66:LYS:HE3	2:AB:159:ASP:OD2	2.16	0.44
7:AG:18:PHE:CZ	7:AG:58:GLU:HG2	2.50	0.44
7:AG:83:SER:HB2	7:AG:85:TYR:CD2	2.52	0.44
11:AK:35:THR:HA	11:AK:41:ALA:HA	1.99	0.44
14:AN:90:ARG:NH1	14:AN:92:GLU:HG3	2.32	0.44
22:BA:580:U:O3'	38:BQ:31:VAL:HG13	2.16	0.44
22:BA:605:G:H1'	22:BA:657:U:H1'	1.99	0.44
22:BA:1374:G:H2'	22:BA:1375:U:O4'	2.17	0.44
22:BA:1450:G:C6	22:BA:1451:C:N4	2.85	0.44
22:BA:2065:C:H2'	22:BA:2066:C:C6	2.52	0.44
22:BA:2298:A:N6	22:BA:2318:G:H1'	2.32	0.44

Continued on next page...

Continued from previous page...

Atom-1	Atom-2	Interatomic distance (Å)	Clash overlap (Å)
29:BH:57:LYS:CG	29:BH:58:LEU:N	2.81	0.44
34:BM:43:ALA:O	34:BM:47:GLU:HB2	2.18	0.44
39:BR:25:LEU:H	39:BR:94:THR:HG23	1.81	0.44
1:CA:160:A:H2'	1:CA:161:A:O4'	2.17	0.44
1:CA:206:C:H42	1:CA:213:G:H1	1.63	0.44
1:CA:269:C:H2'	1:CA:270:A:C8	2.52	0.44
3:CC:19:ASN:HA	3:CC:56:VAL:HG13	1.99	0.44
5:CE:137:VAL:O	5:CE:138:ARG:CB	2.64	0.44
5:CE:153:VAL:O	5:CE:157:ARG:N	2.39	0.44
6:CF:42:TRP:CZ2	6:CF:61:LEU:HB2	2.52	0.44
7:CG:13:LEU:CD1	7:CG:14:PRO:HD2	2.47	0.44
21:CU:29:LEU:O	21:CU:33:ARG:N	2.50	0.44
22:DA:161:A:C3'	22:DA:162:U:H5''	2.43	0.44
22:DA:327:G:H21	42:DU:68:SER:HB2	1.82	0.44
22:DA:566:U:O2'	22:DA:809:G:OP2	2.26	0.44
22:DA:732:C:H2'	22:DA:733:G:O4'	2.17	0.44
22:DA:928:A:H5'	47:DZ:39:GLU:OE1	2.17	0.44
22:DA:969:G:H2'	22:DA:970:U:C6	2.52	0.44
22:DA:1200:C:H2'	22:DA:1201:U:H6	1.81	0.44
22:DA:1651:G:C6	22:DA:1652:A:C5	3.05	0.44
22:DA:2392:A:OP2	51:D3:31:HIS:CE1	2.69	0.44
22:DA:2690:U:C4	22:DA:2873:A:N1	2.85	0.44
22:DA:2897:U:H2'	22:DA:2898:U:C6	2.52	0.44
23:DB:5:U:H2'	23:DB:6:G:C8	2.53	0.44
29:DH:1:MET:CE	29:DH:27:ARG:NH1	2.80	0.44
35:DN:8:ARG:HB3	35:DN:10:LEU:HG	1.98	0.44
1:AA:39:G:H2'	1:AA:40:C:C6	2.52	0.44
1:AA:276:G:O3'	17:AQ:45:HIS:CE1	2.70	0.44
1:AA:393:A:H5'	1:AA:483:C:O2'	2.18	0.44
2:AB:113:ARG:O	2:AB:117:LEU:HB2	2.17	0.44
2:AB:118:GLU:HA	2:AB:121:SER:HB2	1.99	0.44
4:AD:51:TYR:CE2	4:AD:55:LEU:HD12	2.51	0.44
4:AD:170:TRP:CD2	4:AD:186:PRO:HG3	2.52	0.44
5:AE:74:VAL:HG11	5:AE:144:LEU:HB3	2.00	0.44
22:BA:7:G:H2'	22:BA:8:C:H6	1.82	0.44
22:BA:15:G:C6	22:BA:16:C:C4	3.04	0.44
22:BA:423:A:H5''	22:BA:424:G:C5'	2.48	0.44
22:BA:585:G:H5''	22:BA:586:A:OP1	2.17	0.44
22:BA:714:U:O2	22:BA:717:C:H5	1.99	0.44
22:BA:1072:C:N4	22:BA:1093:G:H1	2.15	0.44
22:BA:2056:G:C2	22:BA:2057:G:C8	3.05	0.44

Continued on next page...

Continued from previous page...

Atom-1	Atom-2	Interatomic distance (Å)	Clash overlap (Å)
22:BA:2415:G:H2'	22:BA:2416:C:C6	2.53	0.44
22:BA:2774:C:H2'	22:BA:2775:G:O4'	2.16	0.44
30:BI:76:ALA:HB1	30:BI:129:ILE:HG23	2.00	0.44
30:BI:106:LEU:HA	30:BI:109:ILE:HB	1.99	0.44
35:BN:65:LEU:HD11	35:BN:69:ARG:NH2	2.33	0.44
53:B5:52:PRO:HB2	53:B5:205:ALA:HB3	1.99	0.44
1:CA:19:A:H2'	1:CA:20:U:C6	2.52	0.44
1:CA:513:C:H2'	1:CA:514:C:C6	2.52	0.44
1:CA:543:U:P	4:CD:14:ARG:HH21	2.39	0.44
1:CA:580:C:H2'	1:CA:581:G:O4'	2.17	0.44
1:CA:1481:U:H2'	1:CA:1482:G:C8	2.52	0.44
1:CA:1492:A:H8	1:CA:1492:A:OP2	2.00	0.44
4:CD:29:ASP:O	4:CD:31:LYS:NZ	2.33	0.44
5:CE:133:PRO:O	5:CE:135:ASN:N	2.49	0.44
6:CF:3:HIS:H	6:CF:92:THR:HG23	1.82	0.44
14:CN:16:LEU:HA	14:CN:19:LYS:HE2	1.99	0.44
18:CR:24:LYS:O	18:CR:26:ILE:N	2.42	0.44
22:DA:7:G:H4'	31:DJ:15:TRP:CH2	2.53	0.44
22:DA:187:G:C2	22:DA:210:C:C2	3.06	0.44
22:DA:244:A:H5''	33:DL:67:THR:HG21	1.98	0.44
22:DA:301:G:C2	22:DA:302:C:C2	3.05	0.44
22:DA:445:C:O2'	22:DA:449:A:N3	2.47	0.44
22:DA:677:A:O2'	22:DA:2071:A:H5'	2.18	0.44
22:DA:787:C:OP1	57:DA:3753:HOH:O	2.21	0.44
22:DA:1408:G:H2'	22:DA:1409:U:C6	2.53	0.44
22:DA:2297:A:N1	22:DA:2321:U:C5	2.85	0.44
22:DA:2323:G:O2'	22:DA:2324:U:H5'	2.17	0.44
22:DA:2819:G:H2'	22:DA:2821:A:N7	2.32	0.44
29:DH:37:VAL:HG22	29:DH:38:PRO:HD2	1.98	0.44
39:DR:39:LEU:HG	39:DR:49:ILE:HD13	1.99	0.44
47:DZ:47:MET:O	47:DZ:51:VAL:HG22	2.17	0.44
50:D2:39:ARG:HB2	50:D2:42:LEU:HD22	1.99	0.44
1:AA:36:C:OP1	12:AL:120:LYS:HE3	2.17	0.44
1:AA:43:C:H2'	1:AA:44:A:O4'	2.18	0.44
1:AA:49:U:O4	1:AA:365:U:H5	1.99	0.44
1:AA:374:A:C5'	1:AA:452:A:H2	2.31	0.44
1:AA:414:A:H2'	1:AA:415:A:H8	1.81	0.44
2:AB:134:ALA:O	2:AB:138:THR:HG23	2.18	0.44
4:AD:15:GLU:HG3	4:AD:19:LEU:HD11	1.98	0.44
4:AD:157:ALA:O	4:AD:160:GLU:HB3	2.17	0.44
5:AE:57:PRO:O	5:AE:61:GLN:HB2	2.17	0.44

Continued on next page...

Continued from previous page...

Atom-1	Atom-2	Interatomic distance (Å)	Clash overlap (Å)
7:AG:68:ASN:O	7:AG:70:ARG:N	2.47	0.44
9:AI:51:PRO:HB3	9:AI:84:THR:HG23	1.98	0.44
13:AM:29:ARG:O	13:AM:33:ILE:HG12	2.17	0.44
22:BA:355:U:H2'	22:BA:356:G:H8	1.82	0.44
22:BA:1360:G:C6	22:BA:1372:U:C2	3.06	0.44
22:BA:1696:G:C6	22:BA:1697:G:C4	3.06	0.44
22:BA:1812:U:H2'	22:BA:1813:G:C8	2.52	0.44
22:BA:2207:C:H2'	22:BA:2208:C:H6	1.81	0.44
22:BA:2229:U:O2	45:BX:34:HIS:HE1	1.99	0.44
22:BA:2673:G:C2	22:BA:2674:G:C8	3.06	0.44
24:BC:71:LYS:NZ	24:BC:98:ASP:OD2	2.50	0.44
25:BD:28:GLU:OE2	25:BD:30:GLU:HG3	2.18	0.44
28:BG:11:VAL:HA	28:BG:12:PRO:HD3	1.73	0.44
30:BI:19:ASN:ND2	30:BI:35:ILE:O	2.47	0.44
31:BJ:59:ALA:C	31:BJ:61:LYS:H	2.21	0.44
1:CA:62:U:O2'	1:CA:379:C:O2	2.34	0.44
1:CA:203:G:N2	1:CA:215:C:C2	2.86	0.44
1:CA:800:G:O5'	1:CA:800:G:H8	2.00	0.44
1:CA:1133:G:C2	1:CA:1142:G:C2	3.05	0.44
1:CA:1271:A:H2'	1:CA:1272:G:C8	2.52	0.44
2:CB:130:THR:HB	2:CB:132:LYS:HB3	1.99	0.44
3:CC:43:LEU:HD21	3:CC:68:ILE:HD11	1.99	0.44
3:CC:135:LYS:HG2	3:CC:139:GLN:OE1	2.17	0.44
6:CF:13:ASP:C	6:CF:15:SER:H	2.19	0.44
10:CJ:59:LYS:O	10:CJ:62:ARG:HD2	2.18	0.44
11:CK:14:LYS:HD2	11:CK:14:LYS:C	2.38	0.44
11:CK:92:GLY:O	11:CK:94:GLU:N	2.51	0.44
13:CM:4:ILE:O	13:CM:6:GLY:N	2.50	0.44
14:CN:41:ARG:HG2	14:CN:42:TRP:N	2.31	0.44
16:CP:2:VAL:HG23	16:CP:65:ALA:HA	2.00	0.44
22:DA:432:A:H2'	22:DA:433:C:O4'	2.18	0.44
22:DA:547:A:H3'	22:DA:548:G:C5'	2.46	0.44
22:DA:686:U:H2'	22:DA:788:A:N1	2.33	0.44
22:DA:931:U:H4'	22:DA:932:U:OP2	2.17	0.44
22:DA:1073:A:O2'	22:DA:2474:U:H5'	2.17	0.44
22:DA:1313:U:H4'	22:DA:1332:G:H4'	1.99	0.44
22:DA:2395:C:H42	22:DA:2421:G:H1	1.63	0.44
22:DA:2683:C:H4'	25:DD:13:ARG:NH1	2.33	0.44
25:DD:33:ARG:NH1	25:DD:53:GLY:O	2.50	0.44
25:DD:112:THR:O	25:DD:195:GLY:HA2	2.17	0.44
29:DH:25:TYR:O	29:DH:29:PHE:HB3	2.18	0.44

Continued on next page...

Continued from previous page...

Atom-1	Atom-2	Interatomic distance (Å)	Clash overlap (Å)
1:AA:382:A:H2'	1:AA:383:A:C8	2.53	0.44
1:AA:592:G:C6	1:AA:648:A:C6	3.05	0.44
1:AA:1029:U:O2	1:AA:1032:G:N2	2.44	0.44
1:AA:1251:A:H2'	1:AA:1252:A:O4'	2.17	0.44
3:AC:24:ALA:HB1	3:AC:28:GLU:HG2	1.99	0.44
4:AD:58:LYS:HG3	4:AD:59:GLN:N	2.32	0.44
4:AD:114:ALA:O	4:AD:117:LEU:HB2	2.17	0.44
5:AE:115:LEU:HG	5:AE:120:VAL:HG21	1.99	0.44
7:AG:146:GLU:CG	7:AG:149:LYS:HE2	2.46	0.44
10:AJ:51:VAL:O	10:AJ:62:ARG:HA	2.18	0.44
17:AQ:4:LYS:HG3	17:AQ:7:THR:CG2	2.48	0.44
21:AU:25:LYS:HD2	21:AU:26:ALA:N	2.32	0.44
22:BA:340:A:H2'	22:BA:341:C:O4'	2.17	0.44
22:BA:570:G:H2'	22:BA:2030:A:C8	2.53	0.44
22:BA:578:G:C5	22:BA:2018:G:H5'	2.53	0.44
22:BA:747:U:C5	22:BA:2613:U:C5	3.06	0.44
22:BA:1414:C:C4	22:BA:1415:U:C5	3.06	0.44
22:BA:2282:G:H4'	22:BA:2389:G:O2'	2.17	0.44
22:BA:2607:G:H2'	22:BA:2608:G:O4'	2.16	0.44
25:BD:47:ALA:HA	25:BD:84:LEU:N	2.33	0.44
25:BD:106:LYS:HA	25:BD:175:LEU:O	2.18	0.44
29:BH:91:PHE:HE1	1:CA:54:C:O2	2.00	0.44
29:BH:97:ARG:O	29:BH:101:ASP:HB2	2.17	0.44
40:BS:41:LYS:HD2	48:B0:22:LEU:HD11	1.98	0.44
47:BZ:45:ARG:HD3	47:BZ:45:ARG:HA	1.65	0.44
1:CA:36:C:OP1	12:CL:120:LYS:HE3	2.17	0.44
1:CA:982:U:H4'	1:CA:983:A:H5'	1.99	0.44
1:CA:1346:A:N1	1:CA:1374:A:H5''	2.33	0.44
1:CA:1450:U:O2'	1:CA:1451:U:H2'	2.18	0.44
4:CD:145:ILE:HG21	4:CD:150:LYS:HA	2.00	0.44
8:CH:86:TYR:CE2	8:CH:124:GLU:HB2	2.53	0.44
9:CI:107:ASP:OD2	9:CI:109:ARG:HG3	2.18	0.44
15:CO:17:ARG:CZ	15:CO:24:SER:HB2	2.48	0.44
22:DA:380:G:HO2'	45:DX:29:PHE:HE1	1.65	0.44
22:DA:396:G:H1'	45:DX:29:PHE:HB3	1.99	0.44
22:DA:1380:G:H21	22:DA:1570:A:H2	1.65	0.44
22:DA:1609:A:H5''	57:DA:3642:HOH:O	2.18	0.44
22:DA:2292:U:H2'	22:DA:2293:G:C8	2.53	0.44
23:DB:48:U:H4'	36:DO:100:HIS:NE2	2.32	0.44
32:DK:88:ASN:HB3	32:DK:92:GLU:O	2.17	0.44
40:DS:10:ALA:O	40:DS:12:SER:N	2.49	0.44

Continued on next page...

Continued from previous page...

Atom-1	Atom-2	Interatomic distance (Å)	Clash overlap (Å)
1:AA:971:G:C8	1:AA:1365:G:H4'	2.53	0.44
1:AA:1157:A:C6	1:AA:1180:A:C5	3.06	0.44
1:AA:1182:G:C4'	1:AA:1183:U:H5'	2.45	0.44
1:AA:1329:A:OP1	13:AM:29:ARG:HB2	2.18	0.44
1:AA:1333:A:C2	1:AA:1334:G:H1'	2.53	0.44
1:AA:1367:C:P	9:AI:114:LYS:HZ1	2.39	0.44
1:AA:1517:G:N3	22:BA:1919:A:O2'	2.26	0.44
2:AB:23:TRP:HB3	2:AB:39:HIS:CE1	2.52	0.44
2:AB:181:ILE:O	2:AB:183:VAL:HG23	2.17	0.44
3:AC:157:LEU:H	3:AC:157:LEU:HG	1.60	0.44
15:AO:10:LYS:O	15:AO:14:GLU:HG3	2.18	0.44
15:AO:32:LEU:HA	15:AO:32:LEU:HD23	1.72	0.44
17:AQ:52:GLU:OE1	17:AQ:52:GLU:N	2.34	0.44
20:AT:4:ILE:HA	20:AT:8:LYS:HZ2	1.82	0.44
22:BA:299:A:H8	22:BA:299:A:OP2	2.00	0.44
22:BA:726:G:HO2'	22:BA:727:A:P	2.39	0.44
22:BA:747:U:O2	22:BA:2014:A:H1'	2.17	0.44
22:BA:929:U:H1'	47:BZ:26:GLY:O	2.17	0.44
22:BA:1157:G:N2	22:BA:1158:C:C2	2.86	0.44
22:BA:2077:A:H2'	22:BA:2078:C:H6	1.83	0.44
22:BA:2527:C:H5''	52:B4:31:PRO:HB3	2.00	0.44
22:BA:2710:C:OP1	57:BA:3553:HOH:O	2.21	0.44
24:BC:171:TYR:HA	24:BC:185:GLU:HA	1.99	0.44
27:BF:38:MET:SD	27:BF:53:ALA:HB1	2.57	0.44
29:BH:31:VAL:N	29:BH:32:PRO:CD	2.80	0.44
29:BH:89:LYS:CE	29:BH:124:THR:HG22	2.48	0.44
29:BH:100:ALA:HB2	29:BH:115:VAL:HG21	1.98	0.44
31:BJ:99:ARG:HA	31:BJ:99:ARG:HD2	1.77	0.44
53:B5:59:VAL:HG12	53:B5:63:VAL:HG21	2.00	0.44
1:CA:822:U:H2'	1:CA:823:C:C6	2.53	0.44
4:CD:168:PRO:HB3	4:CD:170:TRP:CH2	2.52	0.44
8:CH:21:ASN:O	8:CH:23:ALA:N	2.51	0.44
11:CK:116:ILE:HD12	21:CU:28:VAL:HG23	2.00	0.44
22:DA:443:A:C8	26:DE:40:ARG:HD3	2.53	0.44
22:DA:576:U:H2'	22:DA:577:G:C8	2.52	0.44
22:DA:1647:U:H3'	22:DA:1647:U:OP2	2.18	0.44
22:DA:2283:C:H2'	22:DA:2284:A:O4'	2.18	0.44
22:DA:2722:G:H2'	22:DA:2723:C:C6	2.52	0.44
25:DD:151:THR:HG22	25:DD:152:PRO:CD	2.48	0.44
26:DE:69:ARG:H	26:DE:69:ARG:HG3	1.47	0.44
27:DF:48:LYS:O	27:DF:51:ASP:HB2	2.18	0.44

Continued on next page...

Continued from previous page...

Atom-1	Atom-2	Interatomic distance (Å)	Clash overlap (Å)
38:DQ:50:ARG:HH22	39:DR:74:ILE:HA	1.83	0.44
1:AA:666:G:C5	1:AA:741:G:C6	3.05	0.44
1:AA:831:A:OP1	2:AB:21:ARG:HG3	2.17	0.44
1:AA:937:A:N1	7:AG:2:PRO:HG2	2.32	0.44
1:AA:1211:U:HO2'	1:AA:1212:U:P	2.41	0.44
1:AA:1250:A:H2'	1:AA:1251:A:C8	2.53	0.44
2:AB:19:GLN:O	2:AB:38:VAL:HG23	2.17	0.44
3:AC:165:THR:O	3:AC:166:GLU:HB2	2.18	0.44
4:AD:51:TYR:CZ	4:AD:55:LEU:HD12	2.52	0.44
8:AH:75:ILE:HD13	8:AH:129:VAL:HG22	1.99	0.44
10:AJ:42:LEU:HB3	10:AJ:71:LEU:HB3	1.99	0.44
22:BA:17:G:H2'	22:BA:18:U:C6	2.53	0.44
22:BA:1496:A:N3	22:BA:1577:C:O2'	2.36	0.44
22:BA:1570:A:H2'	22:BA:1571:A:C8	2.52	0.44
22:BA:2102:G:H5'	22:BA:2103:C:OP2	2.18	0.44
22:BA:2243:U:H2'	22:BA:2244:U:C6	2.53	0.44
22:BA:2868:A:H2'	22:BA:2869:G:C8	2.53	0.44
22:BA:2883:A:OP2	48:B0:50:ARG:NH1	2.51	0.44
28:BG:5:ALA:HB2	28:BG:66:GLY:HA2	2.00	0.44
29:BH:57:LYS:HG3	29:BH:58:LEU:N	2.33	0.44
29:BH:62:LEU:HD12	29:BH:62:LEU:O	2.17	0.44
29:BH:99:ILE:CD1	29:BH:117:LEU:HD13	2.48	0.44
30:BI:84:ALA:HB1	30:BI:101:ILE:HD12	1.99	0.44
40:BS:97:LEU:HD12	40:BS:97:LEU:HA	1.82	0.44
1:CA:952:U:H2'	1:CA:953:G:H8	1.82	0.44
1:CA:1137:C:H1'	1:CA:1138:G:N2	2.33	0.44
2:CB:166:ALA:HB2	2:CB:187:VAL:HG12	1.99	0.44
3:CC:129:MET:HB2	3:CC:132:ARG:HG3	2.00	0.44
5:CE:126:LYS:HE2	5:CE:126:LYS:HA	1.98	0.44
9:CI:13:LYS:N	9:CI:106:ARG:HH12	1.99	0.44
12:CL:28:PRO:HB2	12:CL:29:GLN:OE1	2.18	0.44
21:CU:8:GLU:HB3	21:CU:12:PHE:CE2	2.53	0.44
22:DA:129:C:H2'	22:DA:130:C:C6	2.53	0.44
22:DA:830:G:H22	22:DA:2446:G:C5'	2.31	0.44
22:DA:954:G:O2'	22:DA:2274:A:N1	2.36	0.44
22:DA:2060:A:H62	26:DE:69:ARG:HH12	1.64	0.44
22:DA:2728:U:HO2'	22:DA:2729:G:H8	1.65	0.44
28:DG:137:ASP:HB3	28:DG:140:VAL:HG23	2.00	0.44
34:DM:35:ALA:HB1	34:DM:126:ILE:HD11	1.99	0.44
43:DV:7:GLU:HB2	43:DV:41:GLU:OE2	2.18	0.44
43:DV:30:ILE:HD11	43:DV:63:ILE:HD12	1.99	0.44

Continued on next page...

Continued from previous page...

Atom-1	Atom-2	Interatomic distance (Å)	Clash overlap (Å)
45:DX:51:VAL:HG21	45:DX:56:MET:HG3	2.00	0.44
1:AA:276:G:OP1	17:AQ:17:MET:HE2	2.17	0.44
1:AA:626:G:C6	1:AA:627:G:C5	3.06	0.44
1:AA:924:C:H2'	1:AA:925:G:C8	2.53	0.44
1:AA:925:G:C2	1:AA:927:G:C8	3.06	0.44
2:AB:108:ARG:O	2:AB:111:ILE:HB	2.18	0.44
3:AC:26:THR:HG23	14:AN:76:LYS:HZ2	1.82	0.44
3:AC:155:GLY:O	3:AC:196:ILE:HG12	2.17	0.44
7:AG:76:LYS:HB3	7:AG:89:VAL:HG11	1.98	0.44
9:AI:34:SER:HB3	9:AI:37:GLN:HB2	2.00	0.44
10:AJ:35:GLN:HG2	10:AJ:77:VAL:HB	2.00	0.44
10:AJ:42:LEU:HA	10:AJ:43:PRO:HD2	1.73	0.44
12:AL:50:ARG:HG3	12:AL:90:LEU:HD11	1.98	0.44
17:AQ:59:VAL:HG23	17:AQ:77:ARG:O	2.17	0.44
22:BA:255:A:C6	22:BA:256:A:C5	3.06	0.44
22:BA:2190:G:H3'	22:BA:2191:A:H8	1.82	0.44
22:BA:2898:U:H2'	22:BA:2899:A:C8	2.53	0.44
28:BG:94:TYR:HA	28:BG:106:SER:O	2.18	0.44
28:BG:124:GLU:CD	28:BG:125:CYS:N	2.69	0.44
29:BH:4:ILE:HG23	29:BH:17:ASP:O	2.17	0.44
1:CA:115:G:H4'	1:CA:116:A:O5'	2.18	0.44
1:CA:298:A:H2'	1:CA:299:G:O4'	2.18	0.44
1:CA:765:G:C6	1:CA:812:G:C4	3.06	0.44
1:CA:1028:C:O2	1:CA:1028:C:H2'	2.17	0.44
2:CB:82:ASP:N	2:CB:85:LEU:HB3	2.32	0.44
4:CD:19:LEU:HD22	4:CD:64:ILE:HG13	2.00	0.44
5:CE:104:GLY:HA3	5:CE:122:ASN:HA	1.99	0.44
9:CI:49:ARG:HH21	9:CI:53:GLU:HA	1.83	0.44
9:CI:57:MET:O	9:CI:60:LYS:N	2.51	0.44
10:CJ:38:GLY:HA2	10:CJ:39:PRO:HD2	1.82	0.44
16:CP:38:PHE:CE2	16:CP:51:ARG:HB3	2.53	0.44
22:DA:27:G:C2	22:DA:512:G:N3	2.86	0.44
22:DA:68:G:H2'	22:DA:69:C:O4'	2.18	0.44
22:DA:77:G:OP1	46:DY:52:ARG:HD3	2.18	0.44
22:DA:190:A:OP2	45:DX:26:LYS:NZ	2.50	0.44
22:DA:291:G:H1	22:DA:349:U:H3	1.66	0.44
22:DA:777:G:N7	22:DA:793:A:C2	2.83	0.44
22:DA:839:U:H2'	22:DA:840:C:C6	2.53	0.44
22:DA:1526:C:H2'	22:DA:1527:G:O4'	2.17	0.44
22:DA:2006:C:O5'	22:DA:2006:C:H6	2.01	0.44
22:DA:2104:C:H2'	22:DA:2105:U:O4'	2.18	0.44

Continued on next page...

Continued from previous page...

Atom-1	Atom-2	Interatomic distance (Å)	Clash overlap (Å)
22:DA:2135:A:C2	22:DA:2136:G:H1'	2.53	0.44
22:DA:2354:C:O2'	44:DW:35:SER:HA	2.18	0.44
22:DA:2507:C:H5'	22:DA:2573:C:N4	2.33	0.44
24:DC:240:PHE:HB3	24:DC:241:GLY:H	1.64	0.44
26:DE:59:PRO:HG2	26:DE:70:SER:HB2	1.99	0.44
27:DF:4:LEU:H	27:DF:4:LEU:HG	1.40	0.44
28:DG:64:GLN:O	28:DG:67:THR:OG1	2.36	0.44
29:DH:127:GLU:CG	29:DH:144:VAL:O	2.65	0.44
31:DJ:40:HIS:CE1	31:DJ:41:LYS:HG3	2.53	0.44
40:DS:28:LYS:HA	40:DS:70:LYS:HG3	1.99	0.44
46:DY:31:GLN:OE1	46:DY:37:LEU:HD12	2.17	0.44
1:AA:79:G:N2	1:AA:91:U:O4	2.51	0.44
1:AA:437:U:C2'	1:AA:438:U:H5'	2.48	0.44
1:AA:452:A:H1'	16:AP:70:ARG:NH1	2.33	0.44
1:AA:955:U:O4'	1:AA:1227:A:N6	2.51	0.44
1:AA:1293:C:H5'	1:AA:1294:G:OP2	2.18	0.44
2:AB:53:ALA:HB3	2:AB:54:LEU:HD22	2.00	0.44
2:AB:66:LYS:HG2	2:AB:156:GLY:HA3	2.00	0.44
6:AF:92:THR:O	6:AF:93:LYS:HG2	2.17	0.44
9:AI:36:GLU:HA	9:AI:40:GLY:HA3	2.00	0.44
12:AL:22:PRO:C	12:AL:24:LEU:N	2.72	0.44
12:AL:33:VAL:HG23	12:AL:56:ARG:HB3	2.00	0.44
21:AU:4:ILE:CA	21:AU:20:LYS:HE3	2.44	0.44
22:BA:69:C:H2'	22:BA:70:G:C8	2.53	0.44
22:BA:1011:G:H1'	22:BA:1013:C:O4'	2.17	0.44
22:BA:1073:A:OP1	22:BA:1073:A:C8	2.71	0.44
22:BA:1105:U:H2'	22:BA:1106:G:H8	1.83	0.44
22:BA:1366:A:C5	22:BA:1367:A:C8	3.06	0.44
22:BA:1854:A:H2	22:BA:2087:G:N3	2.16	0.44
22:BA:2070:A:C2	22:BA:2442:C:C2	3.06	0.44
22:BA:2348:U:O4	22:BA:2382:G:N1	2.51	0.44
23:BB:52:A:N7	36:BO:64:TYR:OH	2.41	0.44
24:BC:98:ASP:OD1	24:BC:98:ASP:N	2.47	0.44
24:BC:108:LYS:HD2	24:BC:194:GLU:OE1	2.17	0.44
27:BF:56:ASP:O	27:BF:60:ILE:HG13	2.18	0.44
33:BL:49:GLY:O	33:BL:51:GLU:HG2	2.18	0.44
35:BN:32:GLU:OE1	35:BN:118:ARG:HA	2.18	0.44
47:BZ:31:ARG:HG3	47:BZ:32:ILE:O	2.18	0.44
1:CA:68:G:C5	1:CA:69:G:H1'	2.53	0.44
1:CA:117:G:H2'	1:CA:118:U:O4'	2.18	0.44
1:CA:154:U:O4	1:CA:155:A:N6	2.51	0.44

Continued on next page...

Continued from previous page...

Atom-1	Atom-2	Interatomic distance (Å)	Clash overlap (Å)
1:CA:179:A:H2'	1:CA:180:U:C6	2.53	0.44
1:CA:604:G:H2'	1:CA:605:U:O4'	2.18	0.44
1:CA:747:A:H2'	1:CA:748:G:O4'	2.18	0.44
1:CA:1371:G:OP2	9:CI:13:LYS:HD3	2.18	0.44
3:CC:165:THR:O	3:CC:166:GLU:HB3	2.18	0.44
6:CF:41:ASP:OD2	6:CF:43:GLY:N	2.43	0.44
6:CF:50:PRO:HD2	18:CR:74:HIS:ND1	2.33	0.44
9:CI:13:LYS:H	9:CI:106:ARG:NH1	2.00	0.44
9:CI:57:MET:N	9:CI:57:MET:SD	2.91	0.44
10:CJ:48:ARG:HG3	10:CJ:48:ARG:HH11	1.82	0.44
13:CM:91:HIS:HA	13:CM:109:ARG:NH2	2.33	0.44
15:CO:27:VAL:O	15:CO:31:LEU:HD12	2.18	0.44
22:DA:1142:A:H4'	31:DJ:27:ARG:HH22	1.82	0.44
22:DA:1171:G:N3	22:DA:1179:G:N1	2.65	0.44
22:DA:1336:A:H2'	22:DA:1337:G:H8	1.80	0.44
23:DB:49:C:H2'	23:DB:50:A:H8	1.83	0.44
25:DD:173:GLN:O	25:DD:175:LEU:N	2.51	0.44
27:DF:20:PHE:HB2	27:DF:22:TYR:CE2	2.53	0.44
28:DG:129:THR:C	28:DG:130:GLU:HG2	2.37	0.44
35:DN:115:LEU:H	35:DN:115:LEU:HG	1.67	0.44
36:DO:80:GLU:O	36:DO:84:GLU:HG3	2.18	0.44
37:DP:51:ARG:HD3	37:DP:58:ALA:HB3	2.00	0.44
43:DV:72:VAL:HG12	43:DV:93:ARG:HA	2.00	0.44
49:D1:15:ALA:C	49:D1:17:THR:H	2.20	0.44
52:D4:1:MET:HB2	52:D4:34:LYS:HB3	2.00	0.44
1:AA:440:C:H2'	1:AA:441:A:H8	1.83	0.43
1:AA:452:A:C8	1:AA:452:A:C3'	3.01	0.43
1:AA:540:G:H2'	1:AA:541:G:C8	2.53	0.43
1:AA:1044:A:C5	1:AA:1045:C:HI'	2.53	0.43
2:AB:102:THR:HB	2:AB:175:GLU:OE1	2.18	0.43
2:AB:120:GLN:N	2:AB:123:ASP:HB2	2.33	0.43
3:AC:36:ASP:C	3:AC:38:LYS:H	2.22	0.43
3:AC:130:PHE:O	3:AC:134:MET:HG3	2.18	0.43
4:AD:75:TYR:OH	4:AD:97:ARG:NH1	2.48	0.43
8:AH:29:SER:OG	8:AH:30:SER:N	2.51	0.43
10:AJ:27:GLU:C	10:AJ:29:ALA:H	2.21	0.43
19:AS:48:THR:HG22	19:AS:61:PHE:HD1	1.82	0.43
20:AT:28:MET:HE1	20:AT:67:ILE:HG12	2.00	0.43
20:AT:71:LYS:HD2	20:AT:74:ARG:NH2	2.33	0.43
22:BA:1406:U:O2'	22:BA:1407:G:O5'	2.31	0.43
22:BA:1635:A:C6	22:BA:1636:U:C2	3.05	0.43

Continued on next page...

Continued from previous page...

Atom-1	Atom-2	Interatomic distance (Å)	Clash overlap (Å)
22:BA:1738:G:O2'	22:BA:1739:A:H8	2.01	0.43
22:BA:1800:C:OP1	24:BC:258:ARG:NH2	2.51	0.43
22:BA:2125:G:N2	22:BA:2173:A:H62	2.16	0.43
22:BA:2258:C:O2'	22:BA:2427:C:OP2	2.30	0.43
22:BA:2660:A:H2'	22:BA:2661:G:O4'	2.18	0.43
24:BC:62:TYR:HA	24:BC:86:ASN:HD21	1.83	0.43
24:BC:269:ARG:HH11	24:BC:269:ARG:HG2	1.83	0.43
27:BF:61:SER:HB2	27:BF:91:LEU:HD21	2.00	0.43
29:BH:89:LYS:HE3	29:BH:124:THR:HG22	1.98	0.43
34:BM:34:LYS:HE2	34:BM:99:GLY:O	2.18	0.43
38:BQ:58:ARG:HA	38:BQ:61:TRP:CE3	2.52	0.43
39:BR:27:ILE:HG21	39:BR:33:VAL:HG12	2.00	0.43
40:BS:78:GLU:O	40:BS:102:HIS:HE1	2.01	0.43
1:CA:533:A:O2'	1:CA:535:A:OP2	2.27	0.43
2:CB:134:ALA:O	2:CB:138:THR:HG23	2.17	0.43
4:CD:100:ASN:O	4:CD:104:ARG:HG2	2.17	0.43
5:CE:155:ALA:HB1	8:CH:66:PHE:CE2	2.53	0.43
10:CJ:46:LYS:HB3	10:CJ:66:GLU:OE1	2.18	0.43
12:CL:12:ARG:HH11	12:CL:12:ARG:HG3	1.83	0.43
12:CL:102:LEU:HB3	12:CL:103:ASP:H	1.67	0.43
21:CU:34:ARG:HH21	21:CU:35:ARG:HD2	1.83	0.43
22:DA:410:G:H8	22:DA:410:G:O5'	2.01	0.43
22:DA:1652:A:H3'	22:DA:1653:G:C8	2.53	0.43
22:DA:1911:U:H2'	22:DA:1918:A:N1	2.33	0.43
22:DA:2597:G:H5''	24:DC:240:PHE:O	2.18	0.43
24:DC:84:ASP:HB3	24:DC:87:ARG:HG2	2.00	0.43
31:DJ:93:ILE:HA	31:DJ:97:PRO:HB3	1.99	0.43
40:DS:73:LYS:CB	40:DS:106:VAL:HB	2.46	0.43
1:AA:213:G:O5'	1:AA:213:G:H8	2.00	0.43
1:AA:520:A:N1	1:AA:536:C:H1'	2.33	0.43
1:AA:1005:A:H2'	1:AA:1006:G:O4'	2.19	0.43
2:AB:81:LYS:HG2	2:AB:85:LEU:HD22	2.00	0.43
2:AB:139:ARG:O	2:AB:143:LYS:HB2	2.18	0.43
7:AG:15:ASP:OD1	7:AG:18:PHE:HB2	2.18	0.43
7:AG:107:ALA:HB1	7:AG:133:THR:HB	2.00	0.43
13:AM:11:ASP:OD1	13:AM:45:ILE:HB	2.18	0.43
13:AM:54:ASP:HA	13:AM:57:ARG:HB2	2.00	0.43
14:AN:21:PHE:CE1	14:AN:51:LEU:HD12	2.53	0.43
22:BA:528:A:H2'	22:BA:529:A:H5''	2.00	0.43
22:BA:871:U:H2'	22:BA:872:U:C6	2.53	0.43
22:BA:1113:U:H2'	22:BA:1114:C:C6	2.53	0.43

Continued on next page...

Continued from previous page...

Atom-1	Atom-2	Interatomic distance (Å)	Clash overlap (Å)
22:BA:2097:A:C2	22:BA:2193:G:C6	3.06	0.43
22:BA:2318:G:C6	22:BA:2319:G:N1	2.86	0.43
22:BA:2420:C:H5'	49:B1:8:LYS:HE3	2.00	0.43
22:BA:2472:G:H2'	22:BA:2475:C:H42	1.84	0.43
22:BA:2725:A:C4	22:BA:2727:A:C8	3.06	0.43
25:BD:32:ASN:HD22	25:BD:32:ASN:N	2.17	0.43
28:BG:137:ASP:HB3	28:BG:140:VAL:HB	2.00	0.43
31:BJ:17:VAL:HG23	31:BJ:55:ILE:HD12	2.00	0.43
41:BT:34:VAL:HG21	41:BT:43:ILE:HD11	2.00	0.43
41:BT:64:LYS:HA	41:BT:79:ASP:OD1	2.19	0.43
45:BX:71:LEU:O	45:BX:76:GLU:HB2	2.19	0.43
48:B0:54:VAL:HG23	48:B0:55:ILE:HG12	1.99	0.43
49:B1:17:THR:HG21	49:B1:42:VAL:HB	1.99	0.43
1:CA:55:A:N7	1:CA:56:U:C4	2.85	0.43
1:CA:408:A:OP1	4:CD:110:THR:OG1	2.27	0.43
1:CA:667:G:H4'	15:CO:51:HIS:ND1	2.33	0.43
1:CA:731:G:H5'	1:CA:766:A:H4'	1.99	0.43
1:CA:855:U:H2'	1:CA:856:C:C6	2.53	0.43
1:CA:1072:G:C6	1:CA:1073:U:C4	3.06	0.43
2:CB:91:PHE:O	2:CB:150:GLY:HA3	2.17	0.43
6:CF:16:GLU:O	6:CF:18:VAL:N	2.51	0.43
9:CI:87:LEU:C	9:CI:89:GLU:H	2.22	0.43
11:CK:112:ASP:HB3	21:CU:4:ILE:CG2	2.48	0.43
20:CT:28:MET:O	20:CT:32:ILE:HG13	2.18	0.43
22:DA:997:G:OP1	38:DQ:92:ARG:HG2	2.17	0.43
22:DA:1092:C:H3'	22:DA:1093:G:H8	1.83	0.43
22:DA:1491:G:C6	22:DA:1500:G:C2	3.06	0.43
22:DA:1821:A:H5'	24:DC:157:SER:OG	2.16	0.43
22:DA:2196:C:O2'	22:DA:2197:U:H5'	2.18	0.43
22:DA:2369:A:N6	22:DA:2382:G:O6	2.51	0.43
22:DA:2794:C:H2'	22:DA:2795:C:O4'	2.17	0.43
23:DB:42:C:H4'	27:DF:64:LYS:HE3	1.99	0.43
30:DI:10:LYS:HB3	30:DI:56:PRO:HB2	1.99	0.43
30:DI:54:PRO:O	30:DI:75:PRO:HD2	2.18	0.43
30:DI:76:ALA:HA	30:DI:79:LEU:HB2	2.00	0.43
31:DJ:30:THR:HG22	31:DJ:31:GLU:N	2.32	0.43
31:DJ:110:PRO:O	31:DJ:115:GLY:HA3	2.18	0.43
32:DK:9:ASN:HB2	32:DK:83:ALA:HB2	2.00	0.43
43:DV:29:ILE:HG12	43:DV:38:LEU:O	2.18	0.43
49:D1:8:LYS:HG3	49:D1:24:THR:HG22	1.99	0.43
1:AA:238:A:H2'	1:AA:239:U:O4'	2.18	0.43

Continued on next page...

Continued from previous page...

Atom-1	Atom-2	Interatomic distance (Å)	Clash overlap (Å)
1:AA:585:G:OP1	17:AQ:39:LYS:HE3	2.18	0.43
1:AA:649:A:H2'	1:AA:650:G:O4'	2.18	0.43
1:AA:746:A:H8	1:AA:746:A:O5'	2.00	0.43
1:AA:920:U:H2'	1:AA:921:U:C6	2.53	0.43
1:AA:1307:U:H2'	1:AA:1308:U:H6	1.82	0.43
1:AA:1437:A:H2'	1:AA:1438:G:H8	1.83	0.43
1:AA:1463:U:H2'	1:AA:1464:U:C6	2.53	0.43
2:AB:41:ILE:HG21	2:AB:202:GLY:CA	2.45	0.43
5:AE:90:THR:HG22	5:AE:91:GLY:N	2.34	0.43
8:AH:47:GLU:HG2	8:AH:64:LYS:HG2	2.00	0.43
10:AJ:101:SER:HB2	10:AJ:102:LEU:H	1.61	0.43
22:BA:566:U:O2'	22:BA:809:G:OP2	2.25	0.43
22:BA:959:A:N3	22:BA:2457:U:O2'	2.42	0.43
22:BA:1306:C:H41	22:BA:1606:C:H2'	1.83	0.43
22:BA:1665:A:H5''	32:BK:66:LYS:HB3	2.00	0.43
22:BA:1850:G:C5	22:BA:1851:U:C4	3.07	0.43
22:BA:1956:U:H2'	22:BA:1957:C:H5'	2.00	0.43
22:BA:2360:G:OP1	51:B3:51:SER:OG	2.36	0.43
22:BA:2555:U:C5	22:BA:2556:C:C2	3.06	0.43
22:BA:2728:U:O2'	22:BA:2729:G:OP2	2.36	0.43
24:BC:141:VAL:CG1	24:BC:190:ALA:HB1	2.48	0.43
28:BG:72:LEU:HA	28:BG:75:MET:HB2	1.99	0.43
29:BH:27:ARG:O	29:BH:28:ASN:CB	2.66	0.43
29:BH:80:ILE:HG21	29:BH:94:ILE:HG13	2.00	0.43
37:BP:6:LYS:HA	37:BP:6:LYS:HD2	1.80	0.43
37:BP:30:VAL:HG13	37:BP:80:VAL:HG12	1.99	0.43
42:BU:87:PHE:CZ	42:BU:92:LYS:HG3	2.53	0.43
1:CA:97:G:H2'	1:CA:98:A:O4'	2.18	0.43
1:CA:134:G:H2'	1:CA:135:C:O4'	2.18	0.43
1:CA:409:U:H2'	1:CA:410:G:O4'	2.18	0.43
2:CB:102:THR:HA	2:CB:179:LEU:HD21	1.99	0.43
3:CC:122:SER:HA	3:CC:125:GLU:OE2	2.17	0.43
3:CC:164:ARG:NH1	3:CC:166:GLU:OE1	2.51	0.43
8:CH:11:LEU:HD22	8:CH:75:ILE:HD11	1.99	0.43
10:CJ:77:VAL:O	10:CJ:79:PRO:HD3	2.18	0.43
11:CK:58:SER:O	11:CK:91:PRO:HG3	2.17	0.43
14:CN:79:LEU:HB3	14:CN:80:SER:H	1.62	0.43
17:CQ:14:SER:C	17:CQ:17:MET:HE1	2.38	0.43
19:CS:15:LEU:HD22	19:CS:35:SER:HB3	2.01	0.43
20:CT:60:ARG:O	20:CT:64:LYS:HB2	2.18	0.43
22:DA:188:G:HO2'	22:DA:1365:A:N6	2.17	0.43

Continued on next page...

Continued from previous page...

Atom-1	Atom-2	Interatomic distance (Å)	Clash overlap (Å)
22:DA:532:A:H1'	22:DA:2021:C:N4	2.33	0.43
22:DA:1370:C:H2'	22:DA:1371:G:C8	2.53	0.43
22:DA:1552:A:N6	57:DA:3627:HOH:O	2.39	0.43
22:DA:1786:A:H1'	22:DA:1938:A:N6	2.33	0.43
22:DA:1795:C:C4	22:DA:1796:U:C4	3.07	0.43
22:DA:2261:C:H1'	22:DA:2388:A:N3	2.33	0.43
22:DA:2576:G:O2'	22:DA:2579:C:OP2	2.26	0.43
24:DC:82:GLU:OE1	24:DC:103:TYR:OH	2.31	0.43
29:DH:31:VAL:CB	29:DH:32:PRO:HD3	2.47	0.43
31:DJ:35:ARG:HG2	31:DJ:40:HIS:CD2	2.54	0.43
39:DR:82:HIS:CG	39:DR:82:HIS:O	2.70	0.43
1:AA:268:U:H2'	1:AA:269:C:C6	2.54	0.43
1:AA:343:U:H2'	1:AA:345:C:C5	2.54	0.43
1:AA:562:U:H1'	12:AL:12:ARG:HD3	2.01	0.43
1:AA:830:G:H2'	1:AA:831:A:H8	1.84	0.43
1:AA:1373:G:H5''	7:AG:36:LYS:HB2	2.00	0.43
3:AC:156:ARG:HD3	3:AC:193:TYR:O	2.17	0.43
9:AI:22:LYS:HE3	9:AI:22:LYS:HB3	1.71	0.43
10:AJ:59:LYS:HD2	10:AJ:59:LYS:C	2.38	0.43
22:BA:274:C:H2'	22:BA:275:C:O4'	2.17	0.43
22:BA:1688:U:N3	22:BA:1698:A:C2	2.87	0.43
22:BA:1786:A:C4	22:BA:1938:A:C6	3.06	0.43
22:BA:2328:A:H2'	22:BA:2329:U:C6	2.53	0.43
22:BA:2708:G:O2'	35:BN:71:ARG:HD3	2.18	0.43
29:BH:96:THR:O	29:BH:100:ALA:N	2.50	0.43
37:BP:2:SER:O	37:BP:6:LYS:HG2	2.18	0.43
37:BP:6:LYS:O	37:BP:10:GLN:HG2	2.18	0.43
42:BU:12:ILE:HG21	42:BU:80:ALA:HB2	1.99	0.43
53:B5:185:LYS:C	53:B5:187:ALA:H	2.22	0.43
1:CA:23:C:H5	1:CA:561:U:O4	2.01	0.43
1:CA:702:A:C8	22:DA:1848:A:H1'	2.53	0.43
1:CA:1431:A:C6	1:CA:1432:G:C6	3.06	0.43
7:CG:111:ARG:HH11	7:CG:123:GLU:HG2	1.83	0.43
17:CQ:65:ARG:HA	17:CQ:66:PRO:HD3	1.87	0.43
22:DA:167:A:C2	22:DA:168:G:H1'	2.54	0.43
22:DA:528:A:OP1	57:DA:3243:HOH:O	2.21	0.43
22:DA:980:A:C4	22:DA:1136:G:O4'	2.72	0.43
22:DA:1366:A:C4	22:DA:1367:A:C8	3.06	0.43
22:DA:1802:A:C6	22:DA:1803:A:C6	3.07	0.43
22:DA:2160:C:H2'	22:DA:2161:C:O4'	2.18	0.43
27:DF:104:ILE:HA	27:DF:108:VAL:HB	1.99	0.43

Continued on next page...

Continued from previous page...

Atom-1	Atom-2	Interatomic distance (Å)	Clash overlap (Å)
28:DG:39:ASP:HB3	28:DG:58:TYR:OH	2.17	0.43
30:DI:8:TYR:HB3	30:DI:59:ILE:O	2.18	0.43
40:DS:7:HIS:HB2	40:DS:50:VAL:HG21	2.00	0.43
47:DZ:5:ILE:HD11	47:DZ:57:VAL:HG21	2.00	0.43
1:AA:162:A:H5''	1:AA:163:C:OP2	2.18	0.43
1:AA:299:G:C6	1:AA:300:A:C6	3.06	0.43
1:AA:462:G:H3'	1:AA:463:U:H6	1.83	0.43
1:AA:731:G:H2'	1:AA:732:C:H6	1.83	0.43
1:AA:936:C:O2'	1:AA:1382:C:N3	2.52	0.43
1:AA:1308:U:O3'	13:AM:91:HIS:HE1	2.02	0.43
7:AG:40:GLU:HA	7:AG:43:VAL:HG23	2.00	0.43
11:AK:23:ILE:HD13	11:AK:96:THR:HG21	2.01	0.43
13:AM:64:VAL:O	13:AM:69:LEU:HB2	2.18	0.43
21:AU:21:ARG:NH1	21:AU:25:LYS:HG3	2.33	0.43
22:BA:78:U:H2'	22:BA:79:C:H6	1.83	0.43
22:BA:1061:U:C2	30:BI:10:LYS:HB2	2.53	0.43
22:BA:1269:A:N7	57:BA:3387:HOH:O	2.37	0.43
22:BA:1627:G:C2	22:BA:1628:G:C8	3.07	0.43
22:BA:2176:A:C6	22:BA:2177:C:N4	2.86	0.43
22:BA:2458:G:C2	22:BA:2490:G:N2	2.87	0.43
24:BC:258:ARG:NH1	24:BC:264:ASP:OD2	2.51	0.43
29:BH:1:MET:HE3	29:BH:23:ALA:HA	2.00	0.43
29:BH:76:GLU:HA	29:BH:142:VAL:HG12	2.00	0.43
36:BO:35:ILE:HG12	36:BO:106:LEU:HD12	2.00	0.43
51:B3:22:PHE:O	51:B3:50:VAL:HG23	2.18	0.43
9:CI:46:MET:O	9:CI:49:ARG:HB3	2.19	0.43
9:CI:51:PRO:HD3	9:CI:80:ARG:HG2	1.99	0.43
9:CI:51:PRO:HB3	9:CI:84:THR:HG23	1.99	0.43
12:CL:122:PRO:O	12:CL:124:ALA:N	2.52	0.43
13:CM:13:LYS:HB3	13:CM:14:HIS:H	1.58	0.43
22:DA:648:G:H1'	22:DA:2351:G:OP1	2.18	0.43
22:DA:661:A:H2'	22:DA:662:G:O4'	2.18	0.43
22:DA:810:U:C4	33:DL:30:THR:HA	2.53	0.43
22:DA:1050:A:H2'	22:DA:1051:G:C8	2.53	0.43
22:DA:1247:A:O3'	38:DQ:2:ALA:HB3	2.19	0.43
22:DA:1640:A:H2'	22:DA:1641:A:H8	1.84	0.43
22:DA:2057:G:OP1	57:DA:3668:HOH:O	2.21	0.43
22:DA:2607:G:H2'	22:DA:2608:G:O4'	2.18	0.43
22:DA:2849:U:P	37:DP:93:ARG:HH21	2.40	0.43
24:DC:93:LEU:HD13	24:DC:103:TYR:CE1	2.54	0.43
31:DJ:5:THR:HG23	31:DJ:45:THR:HG21	2.01	0.43

Continued on next page...

Continued from previous page...

Atom-1	Atom-2	Interatomic distance (Å)	Clash overlap (Å)
41:DT:82:LYS:HG2	41:DT:83:ALA:N	2.34	0.43
44:DW:21:LEU:HB3	44:DW:39:ARG:O	2.18	0.43
1:AA:71:A:C6	1:AA:100:G:C8	3.07	0.43
1:AA:109:A:C6	1:AA:326:G:C6	3.07	0.43
1:AA:201:G:HO2'	1:AA:469:C:HO2'	1.64	0.43
1:AA:570:G:H1'	1:AA:820:U:C4	2.53	0.43
3:AC:38:LYS:HE3	3:AC:38:LYS:HB2	1.86	0.43
5:AE:84:PRO:HB3	5:AE:97:GLN:HG2	2.00	0.43
6:AF:40:GLU:HB2	6:AF:61:LEU:HB3	2.00	0.43
22:BA:335:C:H5''	42:BU:82:ARG:HD3	2.00	0.43
22:BA:695:G:C2	22:BA:696:G:C8	3.07	0.43
22:BA:973:A:H5''	39:BR:81:LYS:CG	2.49	0.43
22:BA:1506:U:H2'	22:BA:1507:C:C6	2.54	0.43
22:BA:1664:A:H1'	22:BA:2726:A:N1	2.33	0.43
22:BA:1949:G:N2	22:BA:1958:C:C2	2.87	0.43
26:BE:145:ASP:HB3	26:BE:184:ASP:HB2	2.00	0.43
26:BE:180:LEU:HA	26:BE:180:LEU:HD23	1.69	0.43
28:BG:96:ALA:HB2	28:BG:105:LEU:HD23	2.00	0.43
29:BH:41:LYS:HA	29:BH:44:ILE:HG12	2.01	0.43
29:BH:103:VAL:O	29:BH:108:VAL:O	2.37	0.43
35:BN:36:THR:HG23	35:BN:37:THR:O	2.17	0.43
36:BO:111:ARG:HD3	36:BO:117:PHE:OXT	2.19	0.43
41:BT:40:LYS:HD3	41:BT:58:VAL:O	2.19	0.43
45:BX:64:ILE:HG13	45:BX:68:LEU:HG	2.01	0.43
46:BY:57:LEU:HA	46:BY:60:LYS:HB3	2.01	0.43
1:CA:17:U:H2'	1:CA:18:C:C6	2.53	0.43
1:CA:411:A:C6	1:CA:429:U:C5	3.06	0.43
1:CA:664:G:H22	1:CA:741:G:H1	1.66	0.43
1:CA:939:G:C6	1:CA:940:C:C4	3.07	0.43
1:CA:977:A:OP1	14:CN:71:HIS:HE1	2.01	0.43
2:CB:50:PHE:CD1	2:CB:54:LEU:HD23	2.53	0.43
6:CF:91:ARG:HG2	6:CF:93:LYS:HZ3	1.84	0.43
7:CG:57:SER:OG	7:CG:58:GLU:N	2.50	0.43
8:CH:65:TYR:HA	8:CH:70:ALA:HA	2.00	0.43
9:CI:120:LYS:CG	9:CI:123:ARG:HB3	2.48	0.43
14:CN:18:ASP:HA	14:CN:22:ALA:HB3	2.00	0.43
14:CN:69:ARG:HA	14:CN:70:PRO:HD3	1.85	0.43
22:DA:105:C:H2'	22:DA:106:C:C6	2.54	0.43
22:DA:335:C:H5''	42:DU:82:ARG:HD3	2.00	0.43
22:DA:738:G:H2'	22:DA:739:A:C8	2.53	0.43
22:DA:2094:A:H2'	22:DA:2095:A:C8	2.53	0.43

Continued on next page...

Continued from previous page...

Atom-1	Atom-2	Interatomic distance (Å)	Clash overlap (Å)
22:DA:2271:G:OP1	44:DW:18:ALA:HB1	2.19	0.43
22:DA:2323:G:H2'	22:DA:2324:U:O4'	2.17	0.43
22:DA:2392:A:C8	22:DA:2429:G:C2	3.06	0.43
26:DE:129:PRO:HB3	26:DE:159:LEU:HB2	1.99	0.43
31:DJ:117:ALA:HA	31:DJ:120:ARG:HD2	1.99	0.43
43:DV:20:LEU:O	43:DV:25:LYS:HB2	2.18	0.43
43:DV:38:LEU:HB3	43:DV:40:ILE:HD11	1.99	0.43
44:DW:72:LYS:HB2	44:DW:79:PHE:CD2	2.53	0.43
46:DY:28:LEU:HD23	46:DY:37:LEU:HD11	2.01	0.43
1:AA:684:U:H2'	1:AA:685:G:O4'	2.19	0.43
1:AA:722:G:C8	1:AA:724:G:H1'	2.54	0.43
1:AA:760:G:C5	1:AA:761:G:C8	3.07	0.43
1:AA:957:U:O2	1:AA:959:A:H8	2.01	0.43
4:AD:105:MET:HG2	4:AD:171:LEU:HD22	2.00	0.43
6:AF:46:GLN:HB2	6:AF:56:LYS:CE	2.45	0.43
9:AI:6:TYR:HB3	9:AI:89:GLU:HG2	2.01	0.43
19:AS:11:ILE:HA	19:AS:38:SER:HB3	2.00	0.43
22:BA:20:C:O2'	22:BA:21:A:H5'	2.18	0.43
22:BA:416:U:H2'	22:BA:417:C:C6	2.53	0.43
22:BA:1248:G:OP1	38:BQ:2:ALA:N	2.52	0.43
22:BA:2094:A:C2	22:BA:2196:C:C2	3.06	0.43
22:BA:2127:G:H2'	22:BA:2128:G:C8	2.54	0.43
22:BA:2191:A:C6	22:BA:2192:U:C4	3.06	0.43
22:BA:2661:G:H2'	22:BA:2662:A:C8	2.54	0.43
22:BA:2810:A:O3'	25:BD:62:LYS:HB2	2.17	0.43
24:BC:265:LYS:HB3	24:BC:266:PHE:CD1	2.53	0.43
28:BG:166:ASP:OD1	28:BG:166:ASP:N	2.45	0.43
29:BH:9:VAL:O	29:BH:10:ALA:O	2.36	0.43
29:BH:94:ILE:CD1	29:BH:98:ASP:HB3	2.48	0.43
30:BI:103:ARG:HE	30:BI:104:ALA:N	2.17	0.43
39:BR:1:MET:HG2	39:BR:42:ALA:O	2.19	0.43
40:BS:20:VAL:O	40:BS:23:LEU:HB2	2.18	0.43
40:BS:90:LYS:NZ	54:B6:8:MHT:H6A	2.32	0.43
45:BX:19:SER:OG	45:BX:20:HIS:N	2.52	0.43
1:CA:552:U:C2	1:CA:553:A:C8	3.07	0.43
1:CA:822:U:H2'	1:CA:823:C:H6	1.82	0.43
1:CA:1245:C:H2'	1:CA:1246:A:H8	1.84	0.43
1:CA:1250:A:N3	1:CA:1370:G:O2'	2.45	0.43
4:CD:172:GLU:HG2	4:CD:183:LYS:HD3	2.00	0.43
5:CE:29:ARG:H	5:CE:29:ARG:HG2	1.63	0.43
7:CG:116:MET:HA	7:CG:119:ARG:HD3	2.00	0.43

Continued on next page...

Continued from previous page...

Atom-1	Atom-2	Interatomic distance (Å)	Clash overlap (Å)
10:CJ:38:GLY:O	10:CJ:40:ILE:HG13	2.18	0.43
15:CO:45:GLU:HG2	15:CO:46:HIS:N	2.33	0.43
22:DA:754:U:H2'	22:DA:755:U:C6	2.53	0.43
22:DA:1109:C:H5''	22:DA:1110:G:OP2	2.19	0.43
22:DA:1209:U:H2'	22:DA:1210:G:H21	1.83	0.43
22:DA:1360:G:N1	22:DA:1361:G:H1'	2.33	0.43
22:DA:1655:A:C6	22:DA:1656:C:C2	3.06	0.43
22:DA:2005:A:OP2	22:DA:2006:C:N4	2.40	0.43
27:DF:13:VAL:O	27:DF:17:MET:HG2	2.19	0.43
27:DF:38:MET:HG3	27:DF:152:LEU:HB3	2.00	0.43
27:DF:46:ASP:N	27:DF:46:ASP:OD1	2.50	0.43
28:DG:11:VAL:HG13	28:DG:48:ASN:C	2.39	0.43
30:DI:58:VAL:O	30:DI:69:PHE:HB3	2.19	0.43
34:DM:19:GLY:O	34:DM:38:ARG:NH1	2.37	0.43
44:DW:19:LYS:HA	44:DW:19:LYS:HD3	1.80	0.43
1:AA:96:U:HO2'	1:AA:97:G:P	2.41	0.43
1:AA:1032:G:C2	1:AA:1033:G:H1'	2.54	0.43
1:AA:1537:U:H2'	1:AA:1538:C:O4'	2.19	0.43
7:AG:103:TRP:CH2	7:AG:141:VAL:HG21	2.54	0.43
22:BA:39:G:H2'	22:BA:40:U:H6	1.79	0.43
22:BA:106:C:H2'	22:BA:107:G:C8	2.53	0.43
22:BA:401:A:H2'	22:BA:402:A:C8	2.53	0.43
22:BA:540:C:C2	22:BA:541:A:C8	3.07	0.43
22:BA:598:U:H2'	22:BA:599:A:H8	1.83	0.43
22:BA:644:A:H2'	22:BA:645:C:O4'	2.18	0.43
22:BA:841:G:H2'	22:BA:842:U:C6	2.53	0.43
22:BA:946:C:H2'	22:BA:947:A:C8	2.54	0.43
22:BA:1229:C:H2'	22:BA:1230:A:C8	2.54	0.43
22:BA:1378:A:O2'	22:BA:1380:G:OP2	2.37	0.43
22:BA:1457:U:H5''	22:BA:1458:U:OP1	2.18	0.43
22:BA:2071:A:H2'	22:BA:2072:C:C6	2.53	0.43
28:BG:101:ASN:ND2	28:BG:116:GLN:OE1	2.51	0.43
29:BH:97:ARG:HH12	1:CA:369:G:N2	2.12	0.43
36:BO:36:TYR:N	36:BO:36:TYR:CD2	2.86	0.43
37:BP:10:GLN:C	37:BP:12:GLN:H	2.22	0.43
37:BP:37:LYS:HE3	37:BP:39:ARG:HE	1.84	0.43
42:BU:39:ILE:O	42:BU:41:LEU:N	2.51	0.43
43:BV:58:SER:OG	43:BV:59:GLU:N	2.50	0.43
49:B1:4:GLY:O	49:B1:6:ARG:N	2.48	0.43
53:B5:47:LYS:HE3	53:B5:48:LEU:H	1.83	0.43
1:CA:35:G:C2	1:CA:550:G:C2	3.07	0.43

Continued on next page...

Continued from previous page...

Atom-1	Atom-2	Interatomic distance (Å)	Clash overlap (Å)
1:CA:245:U:H3	1:CA:283:U:H3	1.65	0.43
1:CA:256:U:H3	1:CA:270:A:H61	1.66	0.43
1:CA:987:G:N2	1:CA:1218:C:O2	2.52	0.43
1:CA:1269:A:H2	1:CA:1312:G:N3	2.16	0.43
1:CA:1394:A:C5	1:CA:1501:C:H4'	2.53	0.43
2:CB:71:GLY:O	2:CB:93:ASN:HA	2.19	0.43
3:CC:175:LEU:HD12	3:CC:175:LEU:O	2.19	0.43
7:CG:28:ASN:O	7:CG:31:MET:HB3	2.19	0.43
12:CL:65:SER:OG	12:CL:97:THR:HG23	2.18	0.43
22:DA:35:G:N2	22:DA:450:G:H1'	2.34	0.43
22:DA:297:G:H5''	42:DU:85:PHE:CB	2.46	0.43
22:DA:319:G:OP2	26:DE:132:LYS:HE2	2.18	0.43
22:DA:510:C:C4	22:DA:511:U:C4	3.07	0.43
22:DA:590:A:C6	22:DA:591:U:C4	3.06	0.43
22:DA:1299:G:O2'	22:DA:1640:A:N6	2.50	0.43
22:DA:1668:A:O4'	22:DA:1669:A:C2	2.72	0.43
22:DA:1791:A:C8	22:DA:1792:G:C8	3.07	0.43
22:DA:1969:A:H2'	22:DA:1972:G:H21	1.84	0.43
22:DA:2616:C:H2'	22:DA:2617:U:H6	1.84	0.43
23:DB:49:C:O3'	36:DO:68:LYS:HE2	2.19	0.43
23:DB:76:G:N3	43:DV:78:GLN:NE2	2.60	0.43
26:DE:149:ILE:HD11	26:DE:172:ALA:HA	2.01	0.43
27:DF:40:VAL:HG11	27:DF:50:LEU:HD13	2.00	0.43
29:DH:82:SER:O	29:DH:83:LYS:C	2.57	0.43
31:DJ:31:GLU:HG3	31:DJ:142:ILE:HD11	2.00	0.43
40:DS:1:MET:HB3	40:DS:109:ASP:OD2	2.18	0.43
40:DS:67:ASP:OD1	40:DS:67:ASP:N	2.48	0.43
1:AA:279:A:H5''	1:AA:279:A:H8	1.83	0.43
1:AA:579:A:H2'	1:AA:580:C:C6	2.53	0.43
1:AA:685:G:N1	1:AA:686:U:O4	2.52	0.43
1:AA:855:U:H2'	1:AA:856:C:H6	1.83	0.43
1:AA:1181:G:O2'	1:AA:1182:G:N7	2.51	0.43
1:AA:1409:C:H2'	1:AA:1410:A:C8	2.54	0.43
2:AB:16:PHE:O	2:AB:41:ILE:HD12	2.19	0.43
3:AC:167:TRP:HE3	3:AC:167:TRP:O	2.01	0.43
5:AE:56:VAL:N	5:AE:57:PRO:HD2	2.34	0.43
6:AF:47:LEU:HD13	6:AF:51:ILE:HG23	2.00	0.43
10:AJ:33:GLY:HA3	10:AJ:83:THR:HB	2.01	0.43
10:AJ:86:ALA:O	10:AJ:90:LEU:HB2	2.18	0.43
22:BA:137:U:H2'	22:BA:140:C:N1	2.33	0.43
22:BA:319:G:H2'	22:BA:320:A:O4'	2.18	0.43

Continued on next page...

Continued from previous page...

Atom-1	Atom-2	Interatomic distance (Å)	Clash overlap (Å)
22:BA:657:U:H2'	22:BA:658:U:C6	2.54	0.43
22:BA:747:U:C4	22:BA:2613:U:C4	3.07	0.43
22:BA:826:U:H2'	22:BA:828:U:O4'	2.18	0.43
22:BA:839:U:H1'	22:BA:1191:G:H1'	2.00	0.43
22:BA:1097:U:O2'	30:BI:9:VAL:HA	2.19	0.43
22:BA:1171:G:C5	22:BA:1172:C:C4	3.07	0.43
22:BA:1432:G:O2'	22:BA:1433:A:H5'	2.19	0.43
22:BA:1624:U:H2'	22:BA:1625:C:C6	2.51	0.43
22:BA:1917:U:H2'	22:BA:1918:A:H5'	2.00	0.43
22:BA:2172:U:H4'	22:BA:2173:A:H5'	2.00	0.43
22:BA:2294:G:H5''	36:BO:10:ARG:HD3	2.00	0.43
22:BA:2669:G:O2'	22:BA:2670:A:H5'	2.19	0.43
25:BD:186:LEU:HD21	37:BP:4:ILE:HG21	2.00	0.43
29:BH:45:GLU:HA	29:BH:48:GLU:HB2	2.01	0.43
31:BJ:114:LEU:O	31:BJ:118:MET:HG3	2.18	0.43
41:BT:58:VAL:HG22	41:BT:85:VAL:HG22	2.01	0.43
1:CA:709:U:H2'	1:CA:710:G:C8	2.50	0.43
1:CA:1216:A:H2'	1:CA:1217:C:H6	1.84	0.43
3:CC:33:LEU:O	3:CC:36:ASP:HB2	2.19	0.43
3:CC:182:ILE:HD13	3:CC:182:ILE:HA	1.86	0.43
17:CQ:12:VAL:CG1	17:CQ:13:VAL:H	2.28	0.43
22:DA:830:G:H22	22:DA:2446:G:H5''	1.84	0.43
22:DA:1223:G:OP2	39:DR:68:ARG:NH1	2.52	0.43
22:DA:1318:U:H2'	22:DA:1319:C:C6	2.54	0.43
22:DA:1586:A:H8	22:DA:1586:A:O5'	2.02	0.43
22:DA:2037:A:C6	22:DA:2038:G:C6	3.07	0.43
22:DA:2047:C:H2'	22:DA:2048:G:H8	1.83	0.43
22:DA:2056:G:C2	22:DA:2057:G:C8	3.06	0.43
22:DA:2093:G:C6	22:DA:2225:A:C8	3.07	0.43
22:DA:2464:G:H2'	22:DA:2465:C:O4'	2.18	0.43
22:DA:2469:A:C4'	34:DM:55:ARG:HD3	2.46	0.43
23:DB:65:U:C4	23:DB:108:A:C4	3.06	0.43
30:DI:33:VAL:HG22	30:DI:67:PHE:CD2	2.54	0.43
30:DI:75:PRO:HG2	30:DI:78:VAL:HG22	2.01	0.43
31:DJ:70:THR:HG22	31:DJ:90:GLU:OE1	2.19	0.43
37:DP:48:ILE:HA	37:DP:97:LEU:HB2	2.01	0.43
43:DV:9:ARG:HG3	43:DV:41:GLU:HB3	2.01	0.43
1:AA:56:U:H2'	1:AA:57:G:C8	2.53	0.43
1:AA:91:U:C4	1:AA:92:U:C2	3.07	0.43
1:AA:683:G:H21	11:AK:40:ASN:HA	1.84	0.43
1:AA:761:G:H2'	1:AA:762:U:H6	1.83	0.43

Continued on next page...

Continued from previous page...

Atom-1	Atom-2	Interatomic distance (Å)	Clash overlap (Å)
1:AA:821:G:H2'	1:AA:822:U:C6	2.53	0.43
1:AA:901:A:N7	1:AA:902:G:H1'	2.34	0.43
2:AB:129:LEU:HB3	2:AB:130:THR:H	1.60	0.43
7:AG:4:ARG:HB2	7:AG:4:ARG:HH11	1.83	0.43
9:AI:56:ASP:OD2	9:AI:57:MET:N	2.45	0.43
12:AL:117:TYR:O	12:AL:119:VAL:HG23	2.19	0.43
22:BA:27:G:N2	22:BA:512:G:H1'	2.33	0.43
22:BA:102:U:H4'	22:BA:103:A:OP1	2.19	0.43
22:BA:299:A:C5	22:BA:300:A:C6	3.07	0.43
22:BA:645:C:H2'	22:BA:647:G:C5	2.54	0.43
22:BA:1281:G:H2'	22:BA:1282:U:C6	2.54	0.43
22:BA:1965:C:H5''	22:BA:1966:A:H2'	2.00	0.43
22:BA:2602:A:H4'	22:BA:2603:G:OP2	2.18	0.43
22:BA:2800:A:H3'	22:BA:2801:G:C5'	2.47	0.43
22:BA:2862:G:H2'	22:BA:2863:C:C6	2.53	0.43
27:BF:47:LYS:HZ1	27:BF:84:PRO:HB2	1.83	0.43
29:BH:79:THR:CG2	29:BH:147:VAL:CG2	2.97	0.43
34:BM:1:MET:HE3	34:BM:1:MET:HB3	1.75	0.43
49:B1:23:THR:OG1	49:B1:24:THR:N	2.51	0.43
1:CA:390:U:H2'	1:CA:391:G:C8	2.53	0.43
1:CA:537:G:H2'	1:CA:538:G:C8	2.54	0.43
2:CB:183:VAL:N	2:CB:197:ASP:OD1	2.52	0.43
2:CB:222:ARG:NE	2:CB:223:GLU:HB2	2.33	0.43
9:CI:19:VAL:HG21	9:CI:83:ILE:N	2.33	0.43
13:CM:54:ASP:HA	13:CM:57:ARG:CB	2.44	0.43
14:CN:72:GLY:O	14:CN:80:SER:HA	2.19	0.43
16:CP:21:VAL:HG12	16:CP:33:ILE:HB	2.00	0.43
22:DA:371:A:N6	22:DA:401:A:H3'	2.34	0.43
22:DA:654:A:H3'	22:DA:654:A:N3	2.34	0.43
22:DA:659:G:H4'	26:DE:95:LYS:HB3	2.00	0.43
22:DA:786:C:H5''	22:DA:1780:A:N7	2.34	0.43
22:DA:1105:U:H2'	22:DA:1106:G:H8	1.83	0.43
22:DA:1344:U:HO2'	22:DA:1345:C:P	2.37	0.43
22:DA:1399:C:H2'	22:DA:1400:U:C6	2.53	0.43
22:DA:2282:G:C4	22:DA:2425:A:N6	2.87	0.43
25:DD:104:VAL:HG23	25:DD:105:LYS:H	1.83	0.43
26:DE:140:ASP:C	26:DE:142:ALA:H	2.22	0.43
30:DI:19:ASN:HB2	30:DI:39:CYS:HB3	2.00	0.43
30:DI:57:VAL:HG22	30:DI:58:VAL:N	2.34	0.43
32:DK:108:ARG:HE	32:DK:108:ARG:HB2	1.67	0.43
36:DO:97:PHE:CB	36:DO:103:VAL:HG11	2.49	0.43

Continued on next page...

Continued from previous page...

Atom-1	Atom-2	Interatomic distance (Å)	Clash overlap (Å)
41:DT:77:ARG:HB3	41:DT:78:SER:H	1.49	0.43
1:AA:369:G:OP2	1:AA:388:G:N1	2.45	0.42
1:AA:755:G:N2	1:AA:756:C:C2	2.87	0.42
1:AA:764:C:H2'	1:AA:765:G:O4'	2.18	0.42
1:AA:945:G:C2	1:AA:946:A:C8	3.07	0.42
1:AA:1409:C:H2'	1:AA:1410:A:H8	1.84	0.42
3:AC:123:GLN:HA	3:AC:126:ARG:HB2	2.00	0.42
4:AD:177:LYS:HD3	4:AD:177:LYS:N	2.34	0.42
8:AH:55:THR:HG22	8:AH:56:LYS:HG3	2.00	0.42
9:AI:55:VAL:HG21	9:AI:87:LEU:HD21	2.01	0.42
10:AJ:65:TYR:HB3	14:AN:96:LEU:HD11	2.01	0.42
10:AJ:71:LEU:HD13	10:AJ:71:LEU:HA	1.82	0.42
12:AL:114:ARG:HB3	12:AL:119:VAL:HB	2.01	0.42
13:AM:48:LEU:HD22	13:AM:53:ILE:HG12	2.01	0.42
14:AN:10:GLU:OE2	14:AN:61:ARG:N	2.38	0.42
20:AT:51:PHE:HE1	20:AT:55:GLN:NE2	2.17	0.42
22:BA:276:U:H2'	22:BA:278:A:H62	1.84	0.42
22:BA:1223:G:OP2	39:BR:68:ARG:NH1	2.52	0.42
22:BA:1452:G:H2'	22:BA:1457:U:O4	2.19	0.42
22:BA:1606:C:H4'	22:BA:1607:C:H5'	2.00	0.42
22:BA:2093:G:P	29:BH:24:GLY:H	2.41	0.42
22:BA:2109:U:H2'	22:BA:2110:G:C8	2.54	0.42
26:BE:111:GLU:OE1	26:BE:115:GLN:HG2	2.19	0.42
50:B2:9:VAL:HG12	50:B2:13:ASN:ND2	2.33	0.42
1:CA:308:C:H2'	1:CA:309:A:H8	1.82	0.42
1:CA:554:A:H2'	1:CA:555:U:H6	1.84	0.42
1:CA:562:U:H1'	12:CL:12:ARG:CG	2.49	0.42
1:CA:1537:U:H3'	1:CA:1538:C:C6	2.54	0.42
2:CB:95:ARG:HA	2:CB:95:ARG:HD3	1.88	0.42
2:CB:165:ASP:HB3	2:CB:169:GLU:OE2	2.19	0.42
7:CG:95:ARG:HA	7:CG:98:ALA:HB3	2.01	0.42
8:CH:10:MET:HE2	8:CH:33:LYS:HD3	2.02	0.42
22:DA:71:A:OP2	22:DA:113:U:H5'	2.19	0.42
22:DA:464:U:H5'	50:D2:5:PHE:CE2	2.54	0.42
22:DA:571:U:H1'	22:DA:573:U:C6	2.54	0.42
22:DA:621:A:H2'	22:DA:622:G:O4'	2.19	0.42
22:DA:764:A:H2	24:DC:218:PRO:HG3	1.84	0.42
22:DA:814:C:H1'	22:DA:1225:G:N2	2.34	0.42
22:DA:833:A:P	33:DL:39:LYS:HE2	2.59	0.42
22:DA:1173:U:O2'	22:DA:1176:U:O2	2.20	0.42
22:DA:1365:A:OP2	45:DX:3:ARG:N	2.43	0.42

Continued on next page...

Continued from previous page...

Atom-1	Atom-2	Interatomic distance (Å)	Clash overlap (Å)
22:DA:2203:U:H5''	22:DA:2204:G:OP1	2.19	0.42
23:DB:70:C:H2'	23:DB:71:C:H6	1.84	0.42
29:DH:62:LEU:HD13	29:DH:63:ALA:N	2.34	0.42
30:DI:80:LEU:HD13	30:DI:136:MET:SD	2.59	0.42
34:DM:50:ARG:HG3	34:DM:65:ILE:HD11	2.00	0.42
42:DU:66:GLN:O	42:DU:69:ASN:N	2.45	0.42
45:DX:68:LEU:HD22	45:DX:78:TYR:CZ	2.53	0.42
46:DY:60:LYS:HE3	46:DY:60:LYS:HB2	1.91	0.42
51:D3:29:LEU:HD12	51:D3:29:LEU:HA	1.87	0.42
1:AA:64:G:C8	1:AA:99:C:N4	2.87	0.42
1:AA:917:G:H2'	1:AA:918:A:C8	2.54	0.42
1:AA:1098:C:H2'	1:AA:1099:G:O4'	2.19	0.42
1:AA:1119:C:P	9:AI:85:ARG:HH22	2.42	0.42
1:AA:1301:U:HO2'	1:AA:1302:C:P	2.42	0.42
2:AB:54:LEU:HB3	2:AB:220:THR:HG21	2.02	0.42
2:AB:68:LEU:HD13	2:AB:161:LEU:HD21	2.00	0.42
2:AB:164:ILE:HG23	2:AB:165:ASP:N	2.34	0.42
2:AB:181:ILE:HA	2:AB:182:PRO:HD3	1.75	0.42
12:AL:36:ARG:HB3	12:AL:38:TYR:CE2	2.54	0.42
17:AQ:81:LYS:HB2	17:AQ:81:LYS:HE2	1.58	0.42
22:BA:206:U:O2'	22:BA:207:A:H5'	2.18	0.42
22:BA:233:A:N6	22:BA:428:A:H61	2.18	0.42
22:BA:531:C:C5	22:BA:2035:G:C2	3.07	0.42
22:BA:974:G:C8	22:BA:989:G:C2	3.07	0.42
22:BA:1565:C:H3'	24:BC:18:LYS:HZ3	1.84	0.42
22:BA:1899:A:O2'	22:BA:1900:A:H5''	2.19	0.42
22:BA:2262:U:OP2	44:BW:19:LYS:HE2	2.19	0.42
22:BA:2297:A:N1	22:BA:2321:U:C5	2.86	0.42
22:BA:2415:G:H2'	22:BA:2416:C:H6	1.84	0.42
22:BA:2454:G:O6	57:BA:3529:HOH:O	2.21	0.42
28:BG:125:CYS:HB3	28:BG:127:THR:O	2.19	0.42
29:BH:114:GLU:CB	29:BH:133:GLN:O	2.66	0.42
34:BM:49:ALA:O	34:BM:53:MET:HG2	2.18	0.42
41:BT:4:GLU:HA	41:BT:7:LEU:HB2	2.00	0.42
44:BW:47:ALA:HB2	44:BW:59:LEU:HD22	2.01	0.42
46:BY:56:LEU:O	46:BY:57:LEU:CB	2.66	0.42
1:CA:193:C:O3'	20:CT:56:PRO:HB3	2.20	0.42
1:CA:209:U:O2	1:CA:209:U:H2'	2.19	0.42
1:CA:585:G:OP1	17:CQ:39:LYS:HE3	2.19	0.42
1:CA:692:U:H1'	1:CA:695:A:N7	2.34	0.42
4:CD:106:GLY:O	4:CD:159:LEU:N	2.52	0.42

Continued on next page...

Continued from previous page...

Atom-1	Atom-2	Interatomic distance (Å)	Clash overlap (Å)
4:CD:173:VAL:HG13	4:CD:174:ASP:N	2.25	0.42
5:CE:53:ALA:HB2	5:CE:62:LYS:NZ	2.34	0.42
8:CH:11:LEU:HD11	8:CH:127:CYS:CB	2.49	0.42
12:CL:35:THR:HG22	12:CL:36:ARG:HE	1.83	0.42
16:CP:18:GLN:O	16:CP:20:VAL:HG12	2.20	0.42
21:CU:19:PHE:HA	21:CU:22:SER:HB3	2.01	0.42
22:DA:389:G:C8	22:DA:2413:G:H4'	2.53	0.42
22:DA:572:A:OP2	39:DR:79:ARG:NH1	2.52	0.42
22:DA:1060:U:OP2	30:DI:75:PRO:HA	2.19	0.42
22:DA:1189:A:H2'	22:DA:1190:G:O4'	2.19	0.42
22:DA:1356:G:C2	22:DA:1357:C:C2	3.08	0.42
22:DA:1856:U:O4	22:DA:1857:G:C6	2.72	0.42
22:DA:2824:C:C4	22:DA:2825:G:C5	3.07	0.42
22:DA:2852:G:H2'	22:DA:2853:C:C6	2.54	0.42
24:DC:107:PRO:HB3	24:DC:142:HIS:NE2	2.34	0.42
34:DM:74:THR:HA	34:DM:88:ASN:O	2.18	0.42
40:DS:27:LYS:O	40:DS:71:VAL:HG23	2.19	0.42
41:DT:17:SER:O	41:DT:19:LYS:N	2.53	0.42
1:AA:21:G:H2'	1:AA:22:G:C8	2.55	0.42
1:AA:502:A:C2	1:AA:503:C:C2	3.07	0.42
1:AA:629:A:H2'	1:AA:630:A:C8	2.55	0.42
1:AA:1200:C:H4'	1:AA:1201:A:H3'	2.01	0.42
1:AA:1206:G:H4'	3:AC:192:THR:O	2.19	0.42
1:AA:1308:U:O2'	1:AA:1309:G:H5'	2.20	0.42
1:AA:1322:C:OP1	19:AS:78:ARG:NH2	2.53	0.42
2:AB:56:GLU:HA	2:AB:59:LYS:HB3	2.01	0.42
2:AB:95:ARG:HG2	2:AB:95:ARG:HH11	1.84	0.42
2:AB:151:ILE:HG23	2:AB:152:LYS:N	2.34	0.42
3:AC:7:PRO:HD2	3:AC:184:TYR:CD2	2.53	0.42
3:AC:12:LEU:HD23	3:AC:12:LEU:HA	1.79	0.42
10:AJ:63:ASP:OD1	14:AN:85:ARG:HD2	2.19	0.42
11:AK:35:THR:OG1	11:AK:40:ASN:N	2.52	0.42
11:AK:42:LEU:HB3	11:AK:77:TYR:CD2	2.55	0.42
13:AM:107:ARG:HH21	13:AM:113:ARG:HB3	1.85	0.42
14:AN:16:LEU:HD23	14:AN:19:LYS:HE2	2.01	0.42
21:AU:34:ARG:NH2	21:AU:35:ARG:HB2	2.34	0.42
22:BA:2:G:H2'	22:BA:3:U:H6	1.84	0.42
22:BA:1022:G:N2	22:BA:1142:A:C2	2.82	0.42
22:BA:1153:C:H2'	22:BA:1154:G:O4'	2.18	0.42
25:BD:84:LEU:HD23	25:BD:84:LEU:HA	1.47	0.42
28:BG:173:GLU:HB3	28:BG:174:ALA:H	1.76	0.42

Continued on next page...

Continued from previous page...

Atom-1	Atom-2	Interatomic distance (Å)	Clash overlap (Å)
40:BS:37:THR:HG22	40:BS:38:TYR:CE1	2.54	0.42
41:BT:2:ILE:HA	41:BT:3:ARG:C	2.39	0.42
48:B0:12:LYS:HD2	48:B0:12:LYS:HA	1.75	0.42
1:CA:31:G:H22	1:CA:47:C:H4'	1.83	0.42
1:CA:263:A:OP1	20:CT:74:ARG:HD3	2.18	0.42
1:CA:483:C:H2'	1:CA:484:G:N7	2.34	0.42
1:CA:1124:G:HO2'	1:CA:1145:A:N6	2.16	0.42
1:CA:1483:A:O5'	1:CA:1483:A:H8	2.03	0.42
2:CB:161:LEU:HD12	2:CB:161:LEU:HA	1.83	0.42
3:CC:6:HIS:CD2	14:CN:89:MET:HB3	2.55	0.42
4:CD:33:LYS:O	4:CD:34:ILE:C	2.58	0.42
12:CL:10:LYS:HA	12:CL:11:PRO:HD3	1.88	0.42
17:CQ:20:SER:N	17:CQ:48:ASP:OD1	2.53	0.42
17:CQ:52:GLU:HG2	17:CQ:53:CYS:N	2.28	0.42
20:CT:6:SER:O	20:CT:8:LYS:N	2.53	0.42
22:DA:176:A:H3'	22:DA:177:G:N2	2.33	0.42
22:DA:308:G:H4'	42:DU:17:LYS:NZ	2.33	0.42
22:DA:680:C:H2'	22:DA:681:G:H8	1.84	0.42
22:DA:938:G:C2	22:DA:939:G:N7	2.87	0.42
22:DA:998:C:OP2	38:DQ:58:ARG:NH2	2.53	0.42
22:DA:1490:A:H2'	22:DA:1490:A:N3	2.35	0.42
22:DA:1530:G:N2	22:DA:1542:U:O2	2.53	0.42
22:DA:2272:U:H5''	22:DA:2273:A:OP1	2.19	0.42
22:DA:2391:G:H1'	22:DA:2424:C:N4	2.33	0.42
22:DA:2571:U:C4	22:DA:2574:G:C8	3.06	0.42
22:DA:2800:A:C2	22:DA:2895:G:H1'	2.55	0.42
29:DH:72:ILE:O	29:DH:72:ILE:CG2	2.67	0.42
33:DL:70:LYS:O	33:DL:74:THR:HG23	2.19	0.42
40:DS:15:GLN:HA	40:DS:18:ARG:HD2	2.00	0.42
1:AA:324:G:N2	1:AA:326:G:H3'	2.34	0.42
1:AA:605:U:O2'	1:AA:606:G:H5'	2.19	0.42
3:AC:70:THR:O	3:AC:106:VAL:N	2.52	0.42
3:AC:70:THR:OG1	3:AC:71:ALA:N	2.53	0.42
8:AH:2:SER:C	8:AH:4:GLN:N	2.71	0.42
8:AH:37:ALA:HB1	8:AH:61:LEU:HD21	2.02	0.42
10:AJ:42:LEU:HD23	10:AJ:43:PRO:CD	2.48	0.42
11:AK:114:THR:HA	11:AK:115:PRO:HD3	1.79	0.42
14:AN:58:SER:O	57:AN:201:HOH:O	2.21	0.42
15:AO:82:ILE:HD12	15:AO:88:ARG:HG2	2.02	0.42
17:AQ:10:GLY:HA3	17:AQ:24:ALA:O	2.20	0.42
22:BA:300:A:H2'	22:BA:334:C:H1'	2.01	0.42

Continued on next page...

Continued from previous page...

Atom-1	Atom-2	Interatomic distance (Å)	Clash overlap (Å)
22:BA:1083:U:O2	22:BA:1086:A:N1	2.52	0.42
22:BA:1536:C:H4'	22:BA:1537:G:C5'	2.48	0.42
22:BA:1870:C:H5''	22:BA:1871:A:C8	2.54	0.42
22:BA:2305:U:H5''	27:BF:131:GLY:HA3	2.00	0.42
22:BA:2492:U:H2'	22:BA:2493:U:H6	1.83	0.42
22:BA:2742:G:P	52:B4:24:ARG:HH12	2.42	0.42
25:BD:140:HIS:CD2	57:BD:302:HOH:O	2.59	0.42
28:BG:105:LEU:HD13	28:BG:107:LEU:HD11	2.01	0.42
33:BL:57:LEU:HG	51:B3:14:PHE:HZ	1.84	0.42
37:BP:23:GLY:O	37:BP:110:ILE:HD11	2.18	0.42
45:BX:77:LYS:HA	45:BX:77:LYS:HD2	1.60	0.42
52:B4:7:VAL:HG22	52:B4:38:GLY:HA3	2.02	0.42
1:CA:427:U:P	4:CD:13:ARG:HH22	2.42	0.42
1:CA:554:A:H2'	1:CA:555:U:C6	2.55	0.42
1:CA:1180:A:P	9:CI:99:ARG:HH22	2.42	0.42
22:DA:35:G:H1'	22:DA:454:A:C4	2.54	0.42
22:DA:703:U:H2'	22:DA:704:G:H5'	2.00	0.42
22:DA:1154:G:P	38:DQ:58:ARG:HH11	2.41	0.42
22:DA:1273:U:H4'	22:DA:1275:A:OP1	2.20	0.42
22:DA:1373:A:C5	22:DA:1374:G:H1'	2.55	0.42
22:DA:1599:U:OP2	41:DT:40:LYS:HD2	2.20	0.42
22:DA:1696:G:H21	22:DA:1978:A:H5'	1.84	0.42
22:DA:1767:G:H2'	22:DA:1768:C:H6	1.82	0.42
22:DA:2025:C:H2'	22:DA:2026:U:C6	2.54	0.42
22:DA:2189:U:C2'	22:DA:2190:G:H5''	2.49	0.42
22:DA:2209:G:C2	22:DA:2216:G:C2	3.07	0.42
22:DA:2349:G:OP2	51:D3:42:ARG:NH2	2.52	0.42
22:DA:2619:C:H4'	25:DD:156:PHE:O	2.19	0.42
22:DA:2676:C:OP1	32:DK:31:ARG:NH2	2.52	0.42
24:DC:65:VAL:HG22	24:DC:103:TYR:HB3	2.02	0.42
24:DC:84:ASP:HA	24:DC:85:PRO:HD3	1.89	0.42
24:DC:107:PRO:HD2	24:DC:110:LEU:HD22	2.00	0.42
28:DG:127:THR:HB	28:DG:130:GLU:HG3	2.00	0.42
29:DH:31:VAL:HB	29:DH:32:PRO:HD2	2.00	0.42
35:DN:12:ARG:O	35:DN:17:ARG:NH2	2.51	0.42
35:DN:93:GLY:C	35:DN:95:THR:H	2.23	0.42
42:DU:14:LEU:HD21	42:DU:71:ALA:HB3	2.00	0.42
43:DV:38:LEU:HD12	43:DV:38:LEU:HA	1.90	0.42
46:DY:21:LEU:HA	46:DY:25:GLN:HB3	2.00	0.42
1:AA:186:C:H2'	1:AA:187:G:O4'	2.19	0.42
1:AA:321:A:N7	1:AA:328:C:O2'	2.43	0.42

Continued on next page...

Continued from previous page...

Atom-1	Atom-2	Interatomic distance (Å)	Clash overlap (Å)
1:AA:1029:U:H2'	1:AA:1032:G:H1	1.84	0.42
1:AA:1414:U:H2'	1:AA:1415:G:C8	2.54	0.42
2:AB:163:VAL:HG21	2:AB:173:ILE:HD11	1.99	0.42
3:AC:6:HIS:CB	14:AN:89:MET:HG3	2.49	0.42
3:AC:130:PHE:CE1	3:AC:131:ARG:HD2	2.54	0.42
4:AD:15:GLU:OE2	4:AD:56:ARG:NH2	2.51	0.42
10:AJ:47:GLU:OE2	14:AN:76:LYS:NZ	2.50	0.42
12:AL:43:LYS:HG2	12:AL:44:LYS:HD3	2.01	0.42
19:AS:7:LYS:HB3	19:AS:7:LYS:HE3	1.86	0.42
22:BA:973:A:OP2	39:BR:81:LYS:HE3	2.19	0.42
22:BA:1564:C:O2'	22:BA:1565:C:H5'	2.19	0.42
22:BA:2129:C:H2'	22:BA:2130:U:C6	2.55	0.42
22:BA:2394:C:P	51:B3:30:ARG:HH21	2.41	0.42
22:BA:2564:A:C2	22:BA:2647:U:H4'	2.54	0.42
22:BA:2865:U:C4	22:BA:2866:U:C4	3.07	0.42
24:BC:105:LEU:HD22	24:BC:143:ASN:HD22	1.84	0.42
30:BI:125:MET:HA	30:BI:128:SER:HB3	2.02	0.42
32:BK:105:ARG:NH2	37:BP:32:VAL:HG21	2.35	0.42
53:B5:40:GLU:HA	53:B5:181:PHE:HA	2.00	0.42
1:CA:57:G:H2'	1:CA:58:C:C6	2.54	0.42
1:CA:89:U:H6	1:CA:89:U:O5'	2.02	0.42
1:CA:137:U:H1'	1:CA:227:G:N2	2.34	0.42
1:CA:491:G:O2'	1:CA:492:C:H5'	2.20	0.42
1:CA:718:A:H3'	1:CA:719:C:H6	1.85	0.42
1:CA:1077:G:N2	1:CA:1080:A:OP2	2.49	0.42
1:CA:1151:A:HO2'	1:CA:1152:A:H8	1.61	0.42
1:CA:1216:A:H2'	1:CA:1217:C:C6	2.54	0.42
1:CA:1416:G:N2	1:CA:1485:U:H1'	2.35	0.42
5:CE:122:ASN:CG	5:CE:123:VAL:N	2.72	0.42
5:CE:150:PRO:C	5:CE:152:MET:N	2.72	0.42
13:CM:79:ARG:O	13:CM:83:LEU:HD23	2.20	0.42
20:CT:8:LYS:H	20:CT:8:LYS:HG2	1.41	0.42
22:DA:160:A:C8	22:DA:167:A:C6	3.07	0.42
22:DA:176:A:C5	22:DA:177:G:C6	3.07	0.42
22:DA:537:G:C6	22:DA:555:G:C2	3.08	0.42
22:DA:597:G:H2'	22:DA:598:U:O4'	2.19	0.42
22:DA:1417:C:H2'	22:DA:1418:G:O4'	2.19	0.42
22:DA:1439:A:N7	22:DA:1552:A:C2	2.85	0.42
22:DA:1881:C:O5'	22:DA:1881:C:H6	2.02	0.42
22:DA:2254:C:H2'	22:DA:2255:G:O4'	2.20	0.42
22:DA:2548:U:H2'	22:DA:2549:G:O4'	2.20	0.42

Continued on next page...

Continued from previous page...

Atom-1	Atom-2	Interatomic distance (Å)	Clash overlap (Å)
22:DA:2728:U:O2'	22:DA:2729:G:H5''	2.19	0.42
23:DB:76:G:OP1	43:DV:9:ARG:NH2	2.52	0.42
28:DG:125:CYS:HB3	28:DG:127:THR:O	2.19	0.42
29:DH:69:ALA:HB2	29:DH:138:VAL:HG12	2.02	0.42
29:DH:121:VAL:O	29:DH:122:LEU:CB	2.67	0.42
29:DH:127:GLU:HA	29:DH:144:VAL:O	2.19	0.42
37:DP:39:ARG:HG3	37:DP:40:LEU:N	2.27	0.42
41:DT:51:PHE:O	41:DT:53:VAL:N	2.53	0.42
45:DX:18:ARG:HA	45:DX:18:ARG:HD2	1.83	0.42
1:AA:277:C:H2'	1:AA:278:G:H5'	2.01	0.42
1:AA:428:G:O4'	1:AA:430:A:C8	2.72	0.42
1:AA:1516:G:N1	1:AA:1519:A:OP2	2.49	0.42
3:AC:68:ILE:O	3:AC:70:THR:HG22	2.20	0.42
13:AM:78:LYS:HD3	13:AM:81:MET:HE3	2.02	0.42
19:AS:29:LYS:HB3	19:AS:30:PRO:CD	2.48	0.42
19:AS:42:PRO:HD3	19:AS:67:VAL:HG13	2.00	0.42
19:AS:49:ILE:HG21	19:AS:71:LEU:HD11	2.01	0.42
22:BA:42:A:H2'	22:BA:43:G:O4'	2.20	0.42
22:BA:303:G:C6	22:BA:315:G:C6	3.08	0.42
22:BA:319:G:C4	22:BA:333:G:N2	2.87	0.42
22:BA:532:A:N3	22:BA:532:A:H2'	2.35	0.42
22:BA:581:C:H2'	22:BA:582:A:C8	2.54	0.42
22:BA:693:A:H2'	22:BA:694:U:O4'	2.19	0.42
22:BA:958:U:C2	23:BB:89:U:H1'	2.54	0.42
22:BA:1317:G:C2	22:BA:1336:A:C2	3.08	0.42
22:BA:2504:U:H6	22:BA:2504:U:O5'	2.02	0.42
22:BA:2600:A:N6	57:BA:3794:HOH:O	2.52	0.42
22:BA:2766:A:N3	22:BA:2766:A:H2'	2.34	0.42
23:BB:43:C:H2'	23:BB:44:G:H5'	2.00	0.42
26:BE:61:ARG:NH2	26:BE:64:GLY:HA3	2.35	0.42
29:BH:89:LYS:HB3	1:CA:359:G:H5'	1.98	0.42
39:BR:48:LYS:HB3	39:BR:48:LYS:HE2	1.24	0.42
1:CA:84:U:O2'	1:CA:85:U:H5'	2.20	0.42
1:CA:297:G:N2	1:CA:300:A:OP2	2.52	0.42
1:CA:1022:A:C6	1:CA:1023:U:C4	3.08	0.42
1:CA:1270:G:H8	1:CA:1270:G:OP2	2.03	0.42
5:CE:36:LEU:HD12	5:CE:36:LEU:HA	1.94	0.42
5:CE:153:VAL:HG23	5:CE:157:ARG:CB	2.49	0.42
6:CF:38:ARG:HG2	6:CF:63:ASN:HB3	2.02	0.42
7:CG:65:ALA:HB1	7:CG:127:ALA:HB3	2.01	0.42
9:CI:95:ARG:O	9:CI:99:ARG:N	2.41	0.42

Continued on next page...

Continued from previous page...

Atom-1	Atom-2	Interatomic distance (Å)	Clash overlap (Å)
10:CJ:7:ARG:HD3	10:CJ:75:ASP:OD1	2.20	0.42
10:CJ:48:ARG:NH1	10:CJ:66:GLU:OE1	2.52	0.42
14:CN:93:ILE:HA	14:CN:94:PRO:HD3	1.91	0.42
16:CP:31:ARG:HG3	16:CP:32:PHE:N	2.34	0.42
22:DA:6:A:H2'	22:DA:7:G:C8	2.54	0.42
22:DA:6:A:H2'	22:DA:7:G:H8	1.83	0.42
22:DA:445:C:H2'	22:DA:446:G:C8	2.54	0.42
22:DA:590:A:N6	22:DA:666:A:H61	2.18	0.42
22:DA:818:G:H5'	22:DA:839:U:OP1	2.20	0.42
22:DA:822:G:O6	22:DA:943:A:H2	2.02	0.42
22:DA:836:G:H2'	22:DA:837:C:C6	2.54	0.42
22:DA:1068:G:N3	22:DA:1068:G:H2'	2.34	0.42
22:DA:1654:A:OP2	35:DN:1:MET:HA	2.19	0.42
22:DA:1735:A:H2'	22:DA:1736:U:O4'	2.20	0.42
22:DA:1789:A:P	24:DC:221:ARG:HH11	2.41	0.42
22:DA:2233:U:H2'	22:DA:2234:G:C8	2.55	0.42
22:DA:2436:G:C2	22:DA:2437:G:C8	3.08	0.42
22:DA:2886:A:H2	48:D0:29:SER:HB3	1.84	0.42
24:DC:266:PHE:N	24:DC:266:PHE:CD1	2.88	0.42
27:DF:138:PHE:HA	27:DF:139:PRO:HD3	1.83	0.42
29:DH:31:VAL:HG12	29:DH:32:PRO:HD3	2.02	0.42
33:DL:93:ASN:O	33:DL:95:LEU:N	2.42	0.42
45:DX:59:ILE:HG12	45:DX:67:VAL:HG21	2.02	0.42
46:DY:1:MET:HG2	46:DY:5:GLU:OE2	2.19	0.42
1:AA:79:G:H22	1:AA:90:C:N4	2.17	0.42
1:AA:885:G:C2	1:AA:913:A:N1	2.87	0.42
1:AA:1249:C:O2'	9:AI:71:GLY:HA2	2.20	0.42
1:AA:1520:C:H2'	1:AA:1521:C:H6	1.83	0.42
10:AJ:53:ILE:CG2	10:AJ:61:ALA:HB1	2.50	0.42
15:AO:20:ASN:O	15:AO:22:THR:N	2.53	0.42
20:AT:70:ASN:OD1	20:AT:70:ASN:N	2.35	0.42
22:BA:320:A:H4'	22:BA:322:A:C8	2.54	0.42
22:BA:622:G:H2'	22:BA:623:C:H6	1.84	0.42
22:BA:790:U:O2'	22:BA:791:C:P	2.77	0.42
22:BA:920:A:H2'	22:BA:921:C:C6	2.55	0.42
22:BA:962:G:H21	22:BA:2250:G:H1	1.66	0.42
22:BA:1309:G:H4'	50:B2:7:PRO:HG2	2.01	0.42
22:BA:2271:G:H2'	22:BA:2272:U:C6	2.54	0.42
22:BA:2582:G:C2	22:BA:2583:G:C8	3.08	0.42
22:BA:2783:U:H2'	22:BA:2784:U:C6	2.54	0.42
22:BA:2786:U:O2'	25:BD:63:PRO:O	2.38	0.42

Continued on next page...

Continued from previous page...

Atom-1	Atom-2	Interatomic distance (Å)	Clash overlap (Å)
22:BA:2804:U:H2'	22:BA:2805:C:C6	2.54	0.42
29:BH:45:GLU:C	29:BH:47:PHE:N	2.72	0.42
29:BH:89:LYS:O	29:BH:90:LEU:C	2.58	0.42
29:BH:116:ARG:HB3	29:BH:131:SER:O	2.20	0.42
30:BI:33:VAL:HG21	30:BI:59:ILE:HG23	2.01	0.42
30:BI:43:ASN:HA	30:BI:46:THR:HB	2.01	0.42
34:BM:42:THR:O	34:BM:46:ILE:HG13	2.19	0.42
35:BN:8:ARG:HH21	35:BN:8:ARG:HD3	1.71	0.42
46:BY:61:ALA:C	46:BY:63:ALA:H	2.22	0.42
52:B4:33:HIS:O	52:B4:35:GLN:HG3	2.19	0.42
53:B5:65:LEU:C	53:B5:67:HIS:H	2.22	0.42
1:CA:49:U:O4	1:CA:365:U:H5	2.02	0.42
1:CA:209:U:H4'	1:CA:210:C:OP2	2.18	0.42
1:CA:389:A:C6	1:CA:390:U:H1'	2.54	0.42
1:CA:549:C:H2'	1:CA:550:G:O4'	2.19	0.42
1:CA:1125:U:H4'	10:CJ:7:ARG:NH1	2.35	0.42
1:CA:1505:G:H4'	1:CA:1506:U:H5''	2.00	0.42
3:CC:12:LEU:HD23	3:CC:12:LEU:HA	1.74	0.42
3:CC:53:SER:O	3:CC:54:ARG:HB2	2.19	0.42
3:CC:154:SER:HA	3:CC:165:THR:HA	2.01	0.42
5:CE:81:LEU:CA	5:CE:147:MET:HE3	2.49	0.42
11:CK:13:ARG:HE	11:CK:13:ARG:HB3	1.57	0.42
18:CR:25:ASP:C	18:CR:27:ALA:N	2.72	0.42
19:CS:36:ARG:HH21	19:CS:75:ALA:HB3	1.85	0.42
20:CT:24:ARG:O	20:CT:27:MET:HG3	2.19	0.42
22:DA:55:G:C2	22:DA:56:A:C8	3.08	0.42
22:DA:676:A:H2	22:DA:2069:G:N3	2.18	0.42
22:DA:1028:A:N6	22:DA:1125:G:H2'	2.35	0.42
22:DA:2074:U:C2	22:DA:2436:G:C2	3.08	0.42
22:DA:2445:G:O2'	22:DA:2446:G:H5'	2.19	0.42
24:DC:207:LYS:HG3	24:DC:210:ALA:H	1.83	0.42
26:DE:111:GLU:O	26:DE:115:GLN:HG2	2.20	0.42
28:DG:154:PRO:HA	28:DG:160:LYS:O	2.20	0.42
36:DO:6:ALA:O	36:DO:10:ARG:HB2	2.20	0.42
36:DO:33:ARG:HG2	36:DO:34:HIS:CD2	2.55	0.42
38:DQ:61:TRP:HB3	38:DQ:92:ARG:O	2.19	0.42
42:DU:18:ASP:OD2	42:DU:18:ASP:N	2.52	0.42
42:DU:53:ASN:OD1	42:DU:53:ASN:N	2.52	0.42
43:DV:9:ARG:HB2	43:DV:39:ALA:HB1	2.01	0.42
48:D0:12:LYS:HA	48:D0:15:MET:HB2	2.01	0.42
54:D6:7:004:O	54:D6:7:004:HG1	2.19	0.42

Continued on next page...

Continued from previous page...

Atom-1	Atom-2	Interatomic distance (Å)	Clash overlap (Å)
1:AA:329:A:H2'	1:AA:332:G:N7	2.35	0.42
1:AA:446:G:H2'	1:AA:447:G:O4'	2.19	0.42
1:AA:857:C:H2'	1:AA:858:G:C8	2.55	0.42
1:AA:909:A:H2'	1:AA:910:C:O4'	2.19	0.42
1:AA:1130:A:O2'	9:AI:5:GLN:HG3	2.20	0.42
1:AA:1187:G:H5'	9:AI:115:LYS:HE3	2.01	0.42
1:AA:1201:A:H1'	1:AA:1202:U:OP2	2.20	0.42
1:AA:1325:C:H2'	1:AA:1326:U:H6	1.84	0.42
3:AC:150:LYS:HG3	3:AC:201:TRP:CE3	2.55	0.42
4:AD:13:ARG:HB3	4:AD:13:ARG:HH11	1.84	0.42
4:AD:130:VAL:HG11	4:AD:135:TYR:CD1	2.55	0.42
5:AE:36:LEU:HD21	5:AE:137:VAL:HG11	2.02	0.42
7:AG:95:ARG:CZ	7:AG:99:LEU:HD21	2.50	0.42
8:AH:39:VAL:HG13	8:AH:112:THR:HG22	2.02	0.42
14:AN:11:VAL:O	14:AN:14:VAL:HG12	2.20	0.42
14:AN:21:PHE:HE1	14:AN:51:LEU:HD12	1.84	0.42
15:AO:85:LEU:HD12	15:AO:85:LEU:HA	1.93	0.42
18:AR:55:LEU:HD22	18:AR:55:LEU:HA	1.83	0.42
22:BA:391:A:C6	22:BA:411:G:C2	3.08	0.42
22:BA:413:C:H4'	22:BA:1880:U:H4'	2.02	0.42
22:BA:812:C:H5''	22:BA:1250:G:O2'	2.20	0.42
22:BA:1056:G:H21	22:BA:1103:A:H62	1.66	0.42
22:BA:1132:U:H3'	22:BA:1133:A:H5''	2.01	0.42
22:BA:1808:A:H3'	22:BA:1809:A:C8	2.54	0.42
22:BA:1909:C:H5'	22:BA:1910:G:OP2	2.19	0.42
22:BA:2299:U:H2'	22:BA:2300:C:C6	2.55	0.42
22:BA:2874:C:H2'	22:BA:2875:C:H6	1.85	0.42
23:BB:78:A:C2	23:BB:99:A:C4	3.08	0.42
26:BE:108:ILE:HD13	26:BE:181:ILE:CG1	2.48	0.42
26:BE:137:LYS:O	26:BE:141:MET:HG2	2.20	0.42
29:BH:118:PRO:O	29:BH:119:ASN:CB	2.68	0.42
31:BJ:23:LYS:HE3	31:BJ:142:ILE:OXT	2.20	0.42
52:B4:2:LYS:HE2	52:B4:4:ARG:NE	2.34	0.42
1:CA:6:G:H22	5:CE:102:GLY:HA2	1.85	0.42
1:CA:728:A:C8	15:CO:54:ARG:CZ	3.03	0.42
1:CA:965:U:OP1	1:CA:1198:G:H5''	2.20	0.42
1:CA:1244:G:C6	1:CA:1245:C:N4	2.87	0.42
2:CB:15:HIS:HD2	2:CB:209:ALA:HB2	1.85	0.42
4:CD:56:ARG:NH1	4:CD:56:ARG:HA	2.34	0.42
5:CE:98:PRO:O	5:CE:122:ASN:ND2	2.52	0.42
7:CG:78:ARG:HG3	7:CG:87:VAL:HG21	2.00	0.42

Continued on next page...

Continued from previous page...

Atom-1	Atom-2	Interatomic distance (Å)	Clash overlap (Å)
10:CJ:34:ALA:N	10:CJ:78:GLU:HG2	2.35	0.42
12:CL:30:LYS:O	12:CL:81:LEU:HD12	2.19	0.42
12:CL:84:GLY:HA2	12:CL:95:TYR:HD1	1.85	0.42
15:CO:8:THR:O	15:CO:12:VAL:HG23	2.20	0.42
21:CU:24:GLU:HA	21:CU:28:VAL:HG22	2.01	0.42
22:DA:127:A:H5'	22:DA:128:C:C6	2.55	0.42
22:DA:1029:A:N7	22:DA:1030:C:C2	2.88	0.42
22:DA:2019:A:H4'	38:DQ:34:VAL:CG2	2.49	0.42
22:DA:2452:C:C4	22:DA:2453:A:C6	3.07	0.42
22:DA:2873:A:O4'	35:DN:6:SER:HB2	2.19	0.42
23:DB:28:C:H6	23:DB:28:C:O5'	2.03	0.42
24:DC:29:PRO:HB2	24:DC:30:PHE:H	1.62	0.42
26:DE:143:LEU:HB3	26:DE:146:VAL:CG1	2.50	0.42
27:DF:100:PHE:HE2	27:DF:173:PHE:CD2	2.37	0.42
33:DL:61:LEU:O	51:D3:13:ARG:HD3	2.20	0.42
33:DL:82:LEU:HG	33:DL:120:VAL:HG21	2.00	0.42
34:DM:12:MET:O	34:DM:86:LYS:HE2	2.19	0.42
40:DS:23:LEU:HD22	48:D0:24:ALA:HB2	2.02	0.42
42:DU:9:ASP:O	42:DU:25:VAL:HG23	2.20	0.42
44:DW:21:LEU:HD13	44:DW:40:GLN:HA	2.01	0.42
52:D4:19:ARG:O	52:D4:20:ASP:HB2	2.20	0.42
1:AA:208:U:C5	1:AA:210:C:C4	3.07	0.42
1:AA:407:U:H2'	1:AA:408:A:C8	2.50	0.42
1:AA:484:G:H8	1:AA:484:G:OP1	2.01	0.42
1:AA:663:A:H5'	1:AA:836:G:OP1	2.20	0.42
1:AA:705:G:N2	11:AK:31:ILE:HD13	2.35	0.42
1:AA:721:G:C6	1:AA:733:G:C2	3.07	0.42
1:AA:1160:G:O2'	1:AA:1161:C:P	2.78	0.42
1:AA:1170:A:H8	1:AA:1170:A:O5'	2.02	0.42
2:AB:106:THR:HA	2:AB:109:GLN:HE22	1.85	0.42
3:AC:53:SER:CB	3:AC:115:LEU:HG	2.47	0.42
6:AF:81:ASN:O	6:AF:84:VAL:HG12	2.19	0.42
7:AG:97:ASN:HA	7:AG:100:ALA:HB3	2.01	0.42
11:AK:126:LYS:HD3	11:AK:126:LYS:N	2.35	0.42
20:AT:25:ARG:HG2	20:AT:29:ARG:NH1	2.33	0.42
21:AU:25:LYS:HD2	21:AU:26:ALA:H	1.84	0.42
22:BA:13:A:N1	22:BA:525:U:H2'	2.35	0.42
22:BA:441:U:H2'	22:BA:442:G:H8	1.85	0.42
22:BA:458:G:C8	50:B2:37:LYS:HG2	2.55	0.42
22:BA:1098:A:C5	22:BA:1099:G:C6	3.08	0.42
22:BA:1316:U:C2	22:BA:1337:G:N2	2.88	0.42

Continued on next page...

Continued from previous page...

Atom-1	Atom-2	Interatomic distance (Å)	Clash overlap (Å)
22:BA:1482:G:C2	22:BA:1483:G:C8	3.08	0.42
22:BA:1482:G:H1	22:BA:1507:C:H42	1.66	0.42
22:BA:1946:U:H2'	22:BA:1947:C:H6	1.84	0.42
22:BA:2093:G:O3'	29:BH:25:TYR:HB2	2.20	0.42
22:BA:2444:G:OP2	26:BE:63:LYS:HD2	2.20	0.42
23:BB:36:C:H5''	23:BB:37:C:OP2	2.20	0.42
24:BC:74:ILE:HA	24:BC:75:PRO:HD3	1.91	0.42
25:BD:86:GLU:O	25:BD:86:GLU:HG3	2.20	0.42
26:BE:79:ARG:HG2	26:BE:79:ARG:HH11	1.84	0.42
30:BI:11:LEU:O	30:BI:24:VAL:HG11	2.20	0.42
30:BI:58:VAL:HB	30:BI:69:PHE:HB2	2.02	0.42
31:BJ:77:HIS:HA	31:BJ:83:GLY:O	2.20	0.42
32:BK:38:ILE:HD11	32:BK:112:PHE:HZ	1.85	0.42
40:BS:41:LYS:O	40:BS:44:ALA:HB3	2.20	0.42
42:BU:40:ASN:HB3	42:BU:63:ALA:O	2.19	0.42
43:BV:80:HIS:CE1	43:BV:83:LYS:HE3	2.54	0.42
1:CA:200:G:C3'	1:CA:201:G:H5''	2.50	0.42
1:CA:445:G:C2	1:CA:490:C:C2	3.08	0.42
1:CA:815:A:N7	1:CA:1509:C:O2'	2.41	0.42
1:CA:976:G:OP1	14:CN:71:HIS:ND1	2.47	0.42
1:CA:1098:C:H2'	1:CA:1099:G:O4'	2.20	0.42
1:CA:1123:U:O3'	10:CJ:38:GLY:HA3	2.20	0.42
1:CA:1361:G:H2'	1:CA:1362:A:H5''	2.01	0.42
2:CB:186:ILE:HA	2:CB:200:ILE:HB	2.00	0.42
12:CL:44:LYS:H	12:CL:44:LYS:HD3	1.84	0.42
15:CO:39:LEU:HG	15:CO:43:PHE:HE1	1.80	0.42
16:CP:5:ARG:O	16:CP:19:VAL:HA	2.20	0.42
17:CQ:5:ILE:HB	17:CQ:6:ARG:H	1.47	0.42
17:CQ:69:LYS:O	17:CQ:70:THR:OG1	2.33	0.42
19:CS:40:ILE:HA	19:CS:44:MET:SD	2.60	0.42
21:CU:35:ARG:NH2	57:CU:101:HOH:O	2.52	0.42
22:DA:13:A:H4'	22:DA:14:A:OP1	2.19	0.42
22:DA:145:C:H2'	22:DA:146:A:C8	2.54	0.42
22:DA:337:C:H2'	22:DA:338:G:O4'	2.20	0.42
22:DA:965:C:O5'	22:DA:2273:A:H1'	2.20	0.42
22:DA:2278:A:H5''	44:DW:12:ASN:HD21	1.85	0.42
22:DA:2415:G:C6	22:DA:2416:C:C4	3.08	0.42
25:DD:12:THR:HG21	37:DP:5:ILE:HG23	2.02	0.42
25:DD:32:ASN:HA	25:DD:52:THR:HB	2.00	0.42
27:DF:117:LEU:O	27:DF:177:PHE:HA	2.19	0.42
30:DI:80:LEU:HD22	30:DI:138:LEU:HD11	2.00	0.42

Continued on next page...

Continued from previous page...

Atom-1	Atom-2	Interatomic distance (Å)	Clash overlap (Å)
35:DN:74:GLU:O	35:DN:77:ALA:HB3	2.19	0.42
44:DW:52:GLY:HA3	44:DW:60:PHE:CE1	2.55	0.42
49:D1:12:VAL:HG23	49:D1:51:GLU:HB3	2.02	0.42
1:AA:151:A:H2'	1:AA:152:A:O4'	2.20	0.42
1:AA:223:A:H2'	1:AA:224:U:C6	2.55	0.42
1:AA:625:U:H4'	16:AP:16:PHE:CE2	2.54	0.42
1:AA:1034:G:H2'	1:AA:1035:A:O4'	2.19	0.42
1:AA:1226:C:P	13:AM:90:ARG:HH22	2.42	0.42
4:AD:95:GLU:OE2	4:AD:104:ARG:NH1	2.52	0.42
5:AE:106:ILE:HG13	5:AE:124:LEU:HB3	2.02	0.42
6:AF:42:TRP:CZ2	6:AF:61:LEU:HD22	2.53	0.42
17:AQ:17:MET:HG2	17:AQ:20:SER:HB3	2.01	0.42
19:AS:63:THR:O	19:AS:65:GLU:N	2.43	0.42
22:BA:2:G:H2'	22:BA:3:U:C6	2.55	0.42
22:BA:476:G:N2	22:BA:479:A:O4'	2.52	0.42
22:BA:2392:A:O2'	33:BL:60:ARG:O	2.35	0.42
22:BA:2886:A:C5	22:BA:2887:A:C8	3.08	0.42
26:BE:58:LYS:HZ1	26:BE:62:GLN:CA	2.33	0.42
28:BG:49:THR:O	28:BG:50:LEU:HD23	2.20	0.42
34:BM:16:ARG:HA	34:BM:16:ARG:HD3	1.89	0.42
35:BN:72:ASP:O	35:BN:76:VAL:HG12	2.20	0.42
35:BN:81:ASN:O	35:BN:85:PRO:HG2	2.20	0.42
43:BV:10:LYS:HG2	43:BV:11:GLU:HG2	2.01	0.42
46:BY:56:LEU:O	46:BY:57:LEU:HB3	2.19	0.42
52:B4:3:VAL:HG12	52:B4:36:ARG:HB3	2.02	0.42
1:CA:276:G:C6	1:CA:277:C:C4	3.08	0.42
1:CA:408:A:H2'	1:CA:409:U:O4'	2.20	0.42
1:CA:410:G:OP1	4:CD:26:ARG:NH2	2.47	0.42
1:CA:518:C:H2'	1:CA:530:G:H8	1.81	0.42
1:CA:560:A:H5'	1:CA:566:G:N2	2.34	0.42
1:CA:747:A:N6	1:CA:748:G:C6	2.88	0.42
1:CA:828:U:O2	2:CB:25:PRO:HG2	2.20	0.42
1:CA:938:A:O3'	7:CG:95:ARG:NH2	2.53	0.42
1:CA:1293:C:H3'	1:CA:1294:G:H8	1.84	0.42
1:CA:1408:A:C2	1:CA:1494:G:C4	3.08	0.42
1:CA:1538:C:H2'	1:CA:1539:C:C6	2.55	0.42
2:CB:47:VAL:O	2:CB:51:ASN:ND2	2.53	0.42
2:CB:128:LYS:HA	2:CB:128:LYS:HD2	1.86	0.42
2:CB:128:LYS:O	2:CB:129:LEU:HB2	2.19	0.42
5:CE:153:VAL:HG23	5:CE:157:ARG:HB2	2.02	0.42
10:CJ:35:GLN:HB3	10:CJ:36:VAL:H	1.53	0.42

Continued on next page...

Continued from previous page...

Atom-1	Atom-2	Interatomic distance (Å)	Clash overlap (Å)
12:CL:116:LYS:H	12:CL:116:LYS:HG3	1.68	0.42
13:CM:29:ARG:NH1	13:CM:33:ILE:HD11	2.35	0.42
13:CM:74:SER:O	13:CM:78:LYS:HG3	2.20	0.42
21:CU:10:GLU:CG	21:CU:11:PRO:HD3	2.40	0.42
22:DA:262:A:H5'	22:DA:610:C:O2'	2.20	0.42
22:DA:565:C:H4'	22:DA:1253:A:N6	2.35	0.42
22:DA:662:G:O3'	33:DL:16:GLY:HA2	2.20	0.42
22:DA:1132:U:O2'	22:DA:1133:A:H5'	2.20	0.42
22:DA:1373:A:C4	22:DA:1374:G:H1'	2.54	0.42
22:DA:1567:G:O2'	24:DC:63:ARG:NH1	2.53	0.42
22:DA:1896:G:H2'	22:DA:1897:G:O4'	2.20	0.42
22:DA:2259:U:H2'	22:DA:2260:C:C6	2.55	0.42
22:DA:2314:A:O4'	27:DF:155:THR:HG21	2.19	0.42
22:DA:2385:C:H2'	22:DA:2386:A:H8	1.83	0.42
22:DA:2698:U:H2'	22:DA:2699:C:C6	2.55	0.42
23:DB:41:G:P	23:DB:43:C:H41	2.43	0.42
24:DC:3:VAL:HG11	24:DC:202:LEU:HD23	2.00	0.42
26:DE:129:PRO:HG3	26:DE:156:ASN:OD1	2.20	0.42
31:DJ:59:ALA:O	31:DJ:62:VAL:HG12	2.20	0.42
36:DO:100:HIS:CD2	36:DO:101:GLY:N	2.88	0.42
38:DQ:58:ARG:HA	38:DQ:61:TRP:CE3	2.54	0.42
39:DR:24:LYS:HA	39:DR:94:THR:OG1	2.20	0.42
41:DT:23:ALA:O	41:DT:27:SER:N	2.43	0.42
41:DT:49:LYS:O	41:DT:51:PHE:N	2.53	0.42
52:D4:3:VAL:HG12	52:D4:36:ARG:HB3	2.01	0.42
1:AA:620:C:H2'	1:AA:621:A:O4'	2.19	0.41
1:AA:679:C:H2'	1:AA:680:C:C6	2.55	0.41
1:AA:907:A:C4	1:AA:908:A:C8	3.07	0.41
1:AA:1211:U:H1'	1:AA:1213:A:C2	2.55	0.41
1:AA:1222:G:C6	1:AA:1223:C:C4	3.08	0.41
9:AI:51:PRO:HB3	9:AI:84:THR:CG2	2.50	0.41
19:AS:19:VAL:O	19:AS:23:VAL:HG23	2.20	0.41
20:AT:4:ILE:HG12	20:AT:8:LYS:NZ	2.35	0.41
22:BA:58:G:OP1	41:BT:78:SER:CB	2.68	0.41
22:BA:66:C:H2'	22:BA:67:U:H6	1.84	0.41
22:BA:109:C:H2'	22:BA:110:G:O4'	2.19	0.41
22:BA:361:G:O2'	22:BA:362:A:O5'	2.36	0.41
22:BA:532:A:HO2'	22:BA:2021:C:H5	1.67	0.41
22:BA:607:U:O4	22:BA:620:G:H5'	2.19	0.41
22:BA:1534:U:H3'	22:BA:1536:C:H41	1.84	0.41
22:BA:2093:G:O5'	29:BH:24:GLY:HA3	2.20	0.41

Continued on next page...

Continued from previous page...

Atom-1	Atom-2	Interatomic distance (Å)	Clash overlap (Å)
22:BA:2127:G:H21	22:BA:2173:A:H1'	1.85	0.41
24:BC:40:SER:O	24:BC:42:GLY:N	2.53	0.41
24:BC:243:HIS:O	24:BC:245:VAL:HG13	2.20	0.41
24:BC:266:PHE:CD1	24:BC:266:PHE:N	2.86	0.41
29:BH:104:THR:CG2	29:BH:110:VAL:O	2.68	0.41
31:BJ:13:ARG:HB3	31:BJ:51:GLY:O	2.20	0.41
34:BM:61:GLY:HA2	34:BM:107:GLY:HA3	2.02	0.41
41:BT:37:ASP:OD1	41:BT:37:ASP:N	2.43	0.41
1:CA:501:C:H2'	1:CA:502:A:C8	2.55	0.41
1:CA:512:U:H2'	1:CA:513:C:C6	2.55	0.41
1:CA:608:A:H3'	1:CA:609:A:H8	1.85	0.41
1:CA:841:C:H2'	1:CA:843:U:O4'	2.20	0.41
1:CA:1249:C:O3'	9:CI:75:GLN:NE2	2.50	0.41
1:CA:1262:C:H2'	1:CA:1263:C:O4'	2.20	0.41
3:CC:22:TRP:CZ3	14:CN:94:PRO:HG2	2.54	0.41
3:CC:129:MET:HG2	3:CC:131:ARG:HH11	1.84	0.41
5:CE:93:ARG:NH1	5:CE:93:ARG:HB3	2.35	0.41
6:CF:9:MET:CG	6:CF:86:ARG:HB2	2.44	0.41
6:CF:29:ILE:HG22	6:CF:34:GLY:O	2.20	0.41
9:CI:49:ARG:NH2	9:CI:53:GLU:HA	2.34	0.41
10:CJ:35:GLN:NE2	10:CJ:77:VAL:HB	2.35	0.41
19:CS:11:ILE:HB	19:CS:38:SER:CB	2.50	0.41
22:DA:308:G:C6	22:DA:309:A:C6	3.08	0.41
22:DA:377:G:C6	22:DA:378:C:C4	3.08	0.41
22:DA:806:C:H2'	22:DA:807:U:C6	2.55	0.41
22:DA:971:G:C2	22:DA:972:A:H1'	2.55	0.41
22:DA:1211:C:H5''	22:DA:1212:G:C8	2.55	0.41
22:DA:1364:G:N2	22:DA:1367:A:OP2	2.26	0.41
22:DA:1572:A:H2'	22:DA:1573:G:C8	2.55	0.41
22:DA:1669:A:OP2	57:DA:3719:HOH:O	2.22	0.41
22:DA:1726:C:H2'	22:DA:1727:C:C6	2.54	0.41
22:DA:2163:A:C6	22:DA:2164:C:H1'	2.54	0.41
22:DA:2296:U:H4'	22:DA:2297:A:OP1	2.19	0.41
22:DA:2340:A:H2'	22:DA:2341:G:C8	2.55	0.41
26:DE:181:ILE:HG23	33:DL:2:ARG:NH1	2.35	0.41
29:DH:53:GLU:C	29:DH:55:GLU:N	2.72	0.41
30:DI:127:ARG:HA	30:DI:130:GLU:HB2	2.00	0.41
36:DO:88:LYS:HD3	36:DO:116:GLN:NE2	2.35	0.41
43:DV:41:GLU:C	43:DV:42:LEU:HD23	2.40	0.41
52:D4:12:ARG:HB2	52:D4:12:ARG:CZ	2.50	0.41
1:AA:16:A:H4'	5:AE:22:SER:H	1.85	0.41

Continued on next page...

Continued from previous page...

Atom-1	Atom-2	Interatomic distance (Å)	Clash overlap (Å)
1:AA:93:U:C2'	1:AA:94:G:H5''	2.49	0.41
1:AA:628:G:H2'	1:AA:629:A:O4'	2.21	0.41
1:AA:803:G:H8	1:AA:803:G:O5'	2.03	0.41
1:AA:874:G:C6	1:AA:875:U:C4	3.08	0.41
2:AB:120:GLN:HG2	2:AB:125:THR:O	2.20	0.41
12:AL:114:ARG:NH2	12:AL:121:ARG:HA	2.34	0.41
16:AP:75:ILE:HG13	16:AP:75:ILE:H	1.50	0.41
17:AQ:26:GLU:OE2	17:AQ:39:LYS:HB3	2.20	0.41
21:AU:38:TYR:C	21:AU:41:PRO:HD2	2.41	0.41
22:BA:675:A:N3	22:BA:2443:C:O2'	2.50	0.41
22:BA:747:U:C4	22:BA:2613:U:C5	3.08	0.41
22:BA:1250:G:H5'	38:BQ:6:ARG:HD3	2.02	0.41
22:BA:1820:U:O2	24:BC:200:HIS:HB3	2.20	0.41
22:BA:2006:C:H6	22:BA:2006:C:O5'	2.03	0.41
22:BA:2684:U:C4	22:BA:2685:G:N7	2.89	0.41
24:BC:141:VAL:HG11	24:BC:190:ALA:HB1	2.01	0.41
26:BE:29:HIS:CE1	33:BL:8:PRO:HB3	2.55	0.41
28:BG:141:ILE:HD12	28:BG:142:GLY:N	2.35	0.41
29:BH:90:LEU:HD13	29:BH:125:THR:HA	2.03	0.41
29:BH:139:PHE:O	29:BH:140:ALA:HB3	2.20	0.41
45:BX:22:LEU:HD23	45:BX:22:LEU:HA	1.77	0.41
49:B1:53:LYS:H	49:B1:53:LYS:HG2	1.45	0.41
50:B2:9:VAL:HG12	50:B2:13:ASN:HD21	1.86	0.41
1:CA:26:A:H61	1:CA:558:G:H1'	1.85	0.41
1:CA:115:G:H1'	1:CA:116:A:N7	2.35	0.41
1:CA:765:G:N2	1:CA:813:U:H5	2.18	0.41
1:CA:1053:G:N7	1:CA:1199:U:H3'	2.35	0.41
1:CA:1316:G:N2	1:CA:1318:A:H3'	2.35	0.41
2:CB:206:ALA:O	2:CB:210:VAL:HG13	2.19	0.41
13:CM:63:PHE:O	13:CM:65:VAL:HG13	2.20	0.41
22:DA:181:A:H1'	22:DA:435:C:O4'	2.20	0.41
22:DA:223:A:H2'	22:DA:408:G:N3	2.35	0.41
22:DA:319:G:H2'	22:DA:320:A:O4'	2.20	0.41
22:DA:852:U:H2'	22:DA:853:C:C6	2.55	0.41
22:DA:1045:C:C3'	22:DA:1046:A:H5'	2.50	0.41
22:DA:1069:A:N1	22:DA:1073:A:N7	2.69	0.41
22:DA:1596:A:C6	22:DA:1597:A:C6	3.08	0.41
22:DA:2305:U:O4'	27:DF:131:GLY:HA3	2.20	0.41
27:DF:114:PHE:HE1	27:DF:117:LEU:HD22	1.85	0.41
29:DH:41:LYS:HE2	29:DH:44:ILE:CD1	2.50	0.41
29:DH:135:HIS:CG	29:DH:136:SER:N	2.89	0.41

Continued on next page...

Continued from previous page...

Atom-1	Atom-2	Interatomic distance (Å)	Clash overlap (Å)
35:DN:55:ALA:HB2	35:DN:79:LEU:HB3	2.00	0.41
36:DO:71:ALA:HB1	36:DO:106:LEU:HB2	2.02	0.41
36:DO:74:VAL:O	36:DO:78:VAL:HG23	2.20	0.41
39:DR:19:THR:CG2	39:DR:95:ASP:HB3	2.50	0.41
47:DZ:25:LEU:HD23	47:DZ:25:LEU:HA	1.89	0.41
1:AA:579:A:H4'	1:AA:728:A:H1'	2.02	0.41
1:AA:730:G:N3	1:AA:730:G:H2'	2.35	0.41
1:AA:977:A:O2'	1:AA:979:C:OP2	2.35	0.41
1:AA:983:A:N3	1:AA:983:A:H2'	2.35	0.41
3:AC:6:HIS:CE1	3:AC:8:ASN:HB3	2.56	0.41
3:AC:6:HIS:HA	3:AC:7:PRO:HD3	1.72	0.41
3:AC:97:VAL:HB	3:AC:98:PRO:HD2	2.01	0.41
6:AF:64:VAL:HG12	6:AF:65:GLU:N	2.34	0.41
6:AF:75:GLU:HA	6:AF:78:PHE:HB2	2.00	0.41
7:AG:58:GLU:HB3	7:AG:59:LEU:H	1.59	0.41
8:AH:89:LYS:HG3	8:AH:90:ASP:H	1.85	0.41
11:AK:16:VAL:HG12	11:AK:77:TYR:HB3	2.02	0.41
20:AT:23:SER:OG	20:AT:24:ARG:N	2.53	0.41
22:BA:215:G:H4'	22:BA:216:A:OP1	2.21	0.41
22:BA:320:A:H4'	22:BA:322:A:N7	2.35	0.41
22:BA:2398:U:H2'	22:BA:2399:G:H8	1.85	0.41
26:BE:27:LEU:O	26:BE:31:VAL:HG23	2.20	0.41
27:BF:148:ARG:HG2	27:BF:149:VAL:H	1.84	0.41
28:BG:77:ILE:H	28:BG:77:ILE:HG12	1.45	0.41
28:BG:127:THR:HG22	28:BG:128:GLN:N	2.34	0.41
45:BX:18:ARG:NE	45:BX:24:ALA:HB2	2.35	0.41
45:BX:59:ILE:HA	45:BX:67:VAL:HG21	2.02	0.41
1:CA:1118:U:H1'	1:CA:1179:A:C5	2.55	0.41
1:CA:1479:C:H2'	1:CA:1480:A:H8	1.85	0.41
2:CB:58:ASN:OD1	2:CB:61:ALA:HB3	2.19	0.41
2:CB:68:LEU:HD21	2:CB:92:VAL:HG23	2.01	0.41
2:CB:193:PRO:HB2	2:CB:194:ASP:H	1.68	0.41
6:CF:18:VAL:O	6:CF:21:MET:HB2	2.21	0.41
7:CG:103:TRP:O	7:CG:107:ALA:N	2.48	0.41
8:CH:40:LEU:HD21	8:CH:129:VAL:HG21	2.03	0.41
9:CI:54:LEU:O	9:CI:55:VAL:HG13	2.20	0.41
12:CL:38:TYR:N	12:CL:52:VAL:O	2.46	0.41
14:CN:13:ARG:HG2	14:CN:54:ASP:CG	2.40	0.41
15:CO:24:SER:O	15:CO:27:VAL:HB	2.19	0.41
19:CS:34:TRP:HA	19:CS:52:HIS:HB2	2.02	0.41
22:DA:483:A:O3'	42:DU:48:PRO:HD3	2.20	0.41

Continued on next page...

Continued from previous page...

Atom-1	Atom-2	Interatomic distance (Å)	Clash overlap (Å)
22:DA:705:A:H2'	22:DA:706:A:C8	2.54	0.41
22:DA:1056:G:H4'	22:DA:1086:A:C8	2.55	0.41
22:DA:1819:A:H4'	22:DA:1820:U:H5''	2.02	0.41
22:DA:2347:C:O2'	49:D1:39:PHE:HB3	2.19	0.41
22:DA:2824:C:N4	22:DA:2825:G:N7	2.69	0.41
32:DK:105:ARG:NH1	37:DP:34:GLU:HG3	2.35	0.41
42:DU:26:LYS:HD2	42:DU:26:LYS:HA	1.73	0.41
45:DX:5:CYS:SG	45:DX:52:SER:HB3	2.60	0.41
1:AA:544:G:C6	1:AA:545:C:C4	3.08	0.41
1:AA:603:U:H2'	1:AA:604:G:C8	2.55	0.41
1:AA:1162:C:C2	1:AA:1163:A:C8	3.08	0.41
1:AA:1217:C:OP1	14:AN:9:ARG:NE	2.38	0.41
1:AA:1318:A:H1'	19:AS:37:ARG:NH1	2.35	0.41
2:AB:23:TRP:HB3	2:AB:39:HIS:HE1	1.85	0.41
4:AD:157:ALA:O	4:AD:161:LEU:HD13	2.21	0.41
4:AD:197:GLU:O	4:AD:200:ILE:N	2.53	0.41
13:AM:7:ILE:HD12	13:AM:8:ASN:H	1.85	0.41
22:BA:14:A:H8	22:BA:14:A:O5'	2.03	0.41
22:BA:182:A:H2	22:BA:433:C:O2	2.03	0.41
22:BA:620:G:H4'	22:BA:621:A:O5'	2.20	0.41
22:BA:753:A:H2'	22:BA:754:U:C6	2.56	0.41
22:BA:1074:G:C6	22:BA:1075:C:C4	3.09	0.41
22:BA:1355:G:C2	22:BA:1356:G:C8	3.09	0.41
22:BA:1384:A:H1'	22:BA:1405:U:H1'	2.03	0.41
22:BA:1759:A:H2'	22:BA:1760:C:H6	1.84	0.41
22:BA:1770:G:C5	22:BA:1983:G:C6	3.09	0.41
22:BA:1837:C:C2	22:BA:1899:A:N6	2.89	0.41
22:BA:2646:C:OP2	22:BA:2732:G:O2'	2.28	0.41
27:BF:175:PHE:HD1	27:BF:177:PHE:CE1	2.39	0.41
32:BK:105:ARG:HH21	37:BP:32:VAL:HG21	1.85	0.41
40:BS:96:ILE:HD12	40:BS:98:LYS:HG3	2.02	0.41
43:BV:80:HIS:CE1	43:BV:83:LYS:HG3	2.56	0.41
51:B3:7:VAL:HB	51:B3:61:CYS:HB3	2.02	0.41
54:B6:4:PRO:HA	54:B6:5:MHU:HM1	1.83	0.41
1:CA:200:G:C2'	1:CA:201:G:H5''	2.51	0.41
2:CB:33:GLY:CA	2:CB:40:ILE:H	2.28	0.41
4:CD:57:GLU:O	4:CD:60:LYS:N	2.54	0.41
7:CG:47:LEU:HD12	7:CG:47:LEU:HA	1.88	0.41
8:CH:64:LYS:HE2	8:CH:64:LYS:HB3	1.76	0.41
11:CK:112:ASP:OD1	11:CK:114:THR:HG23	2.20	0.41
12:CL:56:ARG:NH1	12:CL:62:GLU:HB2	2.35	0.41

Continued on next page...

Continued from previous page...

Atom-1	Atom-2	Interatomic distance (Å)	Clash overlap (Å)
15:CO:55:GLY:O	15:CO:59:MET:HG3	2.19	0.41
18:CR:20:GLU:HG3	18:CR:55:LEU:HD13	2.01	0.41
18:CR:59:ILE:HG22	18:CR:63:ARG:HD2	2.02	0.41
21:CU:12:PHE:CD1	21:CU:13:ASP:N	2.87	0.41
21:CU:39:GLU:HA	21:CU:42:THR:OG1	2.21	0.41
22:DA:188:G:C2	22:DA:209:C:N3	2.88	0.41
22:DA:517:C:O2'	40:DS:18:ARG:NH2	2.48	0.41
22:DA:1346:G:H2'	22:DA:1347:A:H8	1.86	0.41
22:DA:1464:G:H2'	22:DA:1465:G:C8	2.55	0.41
22:DA:1692:U:O2'	22:DA:1693:U:H2'	2.20	0.41
22:DA:2033:A:OP1	22:DA:2033:A:H2'	2.20	0.41
22:DA:2467:C:N4	22:DA:2468:A:C6	2.89	0.41
22:DA:2886:A:C2	22:DA:2887:A:H1'	2.56	0.41
26:DE:58:LYS:HA	26:DE:59:PRO:HD3	1.95	0.41
28:DG:27:LYS:HB2	28:DG:27:LYS:HE2	1.75	0.41
28:DG:86:LYS:HG3	28:DG:132:VAL:HG22	2.02	0.41
31:DJ:7:LYS:HA	31:DJ:8:PRO:HD3	1.92	0.41
39:DR:3:ALA:HB2	39:DR:101:ILE:HG23	2.03	0.41
50:D2:31:LEU:HD21	50:D2:43:THR:HG22	2.02	0.41
1:AA:430:A:OP1	4:AD:9:LEU:HB2	2.21	0.41
1:AA:662:U:H2'	1:AA:663:A:C8	2.55	0.41
1:AA:982:U:H4'	1:AA:983:A:C5'	2.51	0.41
1:AA:1074:G:C2	1:AA:1075:U:C2	3.09	0.41
2:AB:24:ASN:HA	2:AB:25:PRO:HD2	1.93	0.41
2:AB:57:LEU:HB2	2:AB:184:PHE:CE1	2.56	0.41
2:AB:66:LYS:O	2:AB:159:ASP:HB2	2.20	0.41
2:AB:104:TRP:CH2	2:AB:154:MET:HG2	2.56	0.41
2:AB:117:LEU:HD13	2:AB:117:LEU:HA	1.92	0.41
3:AC:155:GLY:N	3:AC:164:ARG:O	2.37	0.41
7:AG:45:SER:HA	7:AG:48:GLU:HB2	2.01	0.41
10:AJ:27:GLU:HA	10:AJ:30:LYS:HE2	2.02	0.41
13:AM:20:THR:HA	13:AM:25:VAL:HG23	2.01	0.41
16:AP:47:GLU:HB2	16:AP:48:GLU:H	1.70	0.41
16:AP:75:ILE:O	16:AP:78:VAL:HG12	2.21	0.41
22:BA:321:U:OP2	26:BE:130:LYS:HD3	2.21	0.41
22:BA:1394:U:H2'	22:BA:1395:A:O4'	2.19	0.41
22:BA:1501:G:O2'	22:BA:1502:A:H5'	2.20	0.41
22:BA:2125:G:H21	22:BA:2173:A:H62	1.68	0.41
24:BC:40:SER:C	24:BC:42:GLY:N	2.73	0.41
24:BC:180:GLU:HG3	24:BC:269:ARG:O	2.20	0.41
27:BF:74:VAL:O	27:BF:79:ILE:HG13	2.20	0.41

Continued on next page...

Continued from previous page...

Atom-1	Atom-2	Interatomic distance (Å)	Clash overlap (Å)
29:BH:33:GLN:O	29:BH:35:LYS:N	2.53	0.41
30:BI:130:GLU:HB3	30:BI:134:ARG:NH2	2.36	0.41
33:BL:96:LYS:HG3	33:BL:101:ILE:HD11	2.00	0.41
35:BN:114:GLU:HG3	35:BN:115:LEU:O	2.20	0.41
36:BO:79:ALA:HB2	36:BO:110:ALA:HA	2.03	0.41
40:BS:90:LYS:HZ3	54:B6:8:MHT:H5	1.85	0.41
41:BT:10:VAL:HG12	41:BT:11:LEU:HD23	2.03	0.41
1:CA:190:A:H2'	1:CA:191:G:O4'	2.20	0.41
1:CA:418:C:O2'	1:CA:540:G:H1'	2.20	0.41
1:CA:462:G:H5''	1:CA:463:U:OP2	2.20	0.41
1:CA:729:A:H2'	1:CA:730:G:O4'	2.20	0.41
1:CA:938:A:N6	1:CA:939:G:C6	2.89	0.41
1:CA:1053:G:O5'	1:CA:1054:C:H3'	2.20	0.41
1:CA:1403:C:H2'	1:CA:1404:C:C6	2.54	0.41
1:CA:1480:A:H2'	1:CA:1481:U:O4'	2.20	0.41
4:CD:146:ARG:O	4:CD:150:LYS:HB2	2.21	0.41
5:CE:149:SER:O	5:CE:153:VAL:HG13	2.21	0.41
21:CU:53:VAL:HG13	21:CU:54:LYS:H	1.85	0.41
22:DA:222:A:H3'	22:DA:421:C:C5'	2.49	0.41
22:DA:248:G:H5'	22:DA:250:G:N7	2.36	0.41
22:DA:749:A:C5	22:DA:750:A:C8	3.08	0.41
22:DA:1021:A:H8	22:DA:1122:G:O2'	2.03	0.41
22:DA:1431:A:H2'	22:DA:1432:G:O4'	2.21	0.41
22:DA:1485:U:H2'	22:DA:1486:U:C6	2.56	0.41
22:DA:1744:A:H3'	22:DA:1745:A:H8	1.86	0.41
22:DA:2136:G:H1	22:DA:2156:G:H1'	1.83	0.41
22:DA:2631:G:N3	22:DA:2810:A:H2	2.18	0.41
22:DA:2853:C:H2'	22:DA:2854:G:H8	1.83	0.41
25:DD:148:GLN:HB2	25:DD:152:PRO:HG2	2.02	0.41
29:DH:2:GLN:O	29:DH:3:VAL:O	2.38	0.41
32:DK:13:ASN:OD1	32:DK:97:THR:N	2.38	0.41
43:DV:83:LYS:HA	43:DV:84:PRO:HD3	1.93	0.41
45:DX:17:ASN:ND2	45:DX:27:ARG:HD2	2.36	0.41
49:D1:48:ILE:H	49:D1:48:ILE:HD12	1.84	0.41
1:AA:176:C:H2'	1:AA:177:G:N3	2.36	0.41
1:AA:1190:G:P	3:AC:5:VAL:H	2.44	0.41
2:AB:94:HIS:CE1	2:AB:146:ASN:HB2	2.55	0.41
2:AB:175:GLU:O	2:AB:178:ASN:HB3	2.21	0.41
4:AD:173:VAL:HG22	4:AD:174:ASP:N	2.36	0.41
6:AF:4:TYR:CE2	6:AF:71:ILE:HG21	2.55	0.41
9:AI:50:GLN:HG2	9:AI:53:GLU:OE2	2.20	0.41

Continued on next page...

Continued from previous page...

Atom-1	Atom-2	Interatomic distance (Å)	Clash overlap (Å)
14:AN:43:ASN:C	14:AN:45:VAL:N	2.74	0.41
20:AT:35:VAL:HG11	20:AT:79:LEU:HD13	2.01	0.41
20:AT:44:LYS:HD3	20:AT:87:ALA:HA	2.03	0.41
22:BA:204:A:H8	22:BA:204:A:OP1	2.04	0.41
22:BA:262:A:H2'	22:BA:263:G:O4'	2.20	0.41
22:BA:518:G:H2'	22:BA:519:U:C6	2.56	0.41
22:BA:547:A:C8	22:BA:548:G:N3	2.88	0.41
22:BA:1060:U:H5'	22:BA:1062:G:H4'	2.03	0.41
22:BA:1061:U:H3'	22:BA:1062:G:H5'	2.01	0.41
22:BA:1148:U:C2'	22:BA:1149:G:H5'	2.51	0.41
22:BA:1279:G:H4'	35:BN:31:HIS:CD2	2.56	0.41
22:BA:1420:A:O2'	22:BA:2211:A:N6	2.52	0.41
22:BA:1421:G:C2	22:BA:1422:G:C8	3.09	0.41
22:BA:1515:A:H3'	22:BA:1516:G:C8	2.53	0.41
22:BA:1917:U:C2'	22:BA:1918:A:H5'	2.51	0.41
22:BA:2069:G:C2	22:BA:2443:C:C2	3.08	0.41
22:BA:2543:G:H2'	22:BA:2544:G:C8	2.56	0.41
31:BJ:117:ALA:HA	31:BJ:120:ARG:HD2	2.02	0.41
34:BM:2:LEU:HD12	34:BM:68:PHE:CE1	2.56	0.41
37:BP:34:GLU:O	37:BP:36:SER:N	2.53	0.41
44:BW:69:PHE:CE1	44:BW:80:ILE:HD11	2.56	0.41
46:BY:57:LEU:CA	46:BY:60:LYS:HB3	2.51	0.41
48:B0:55:ILE:HG22	48:B0:56:ALA:N	2.35	0.41
50:B2:26:ASN:HA	50:B2:29:GLN:HB2	2.03	0.41
1:CA:1149:C:O5'	1:CA:1149:C:H6	2.04	0.41
1:CA:1434:A:H2'	1:CA:1435:G:O4'	2.20	0.41
1:CA:1520:C:H2'	1:CA:1521:C:C6	2.55	0.41
4:CD:169:THR:C	4:CD:171:LEU:H	2.24	0.41
7:CG:22:LEU:HA	7:CG:25:LYS:HE2	2.02	0.41
7:CG:97:ASN:O	7:CG:100:ALA:HB3	2.21	0.41
8:CH:7:ILE:HB	8:CH:77:ARG:HH12	1.86	0.41
9:CI:28:ILE:HB	9:CI:35:LEU:HB2	2.01	0.41
11:CK:71:ALA:O	11:CK:75:LYS:HG3	2.19	0.41
15:CO:53:ARG:O	15:CO:56:LEU:HB3	2.21	0.41
16:CP:22:ALA:HA	16:CP:33:ILE:HD12	2.01	0.41
19:CS:58:VAL:HA	19:CS:59:PRO:HD3	1.85	0.41
22:DA:247:G:OP2	22:DA:249:C:N4	2.54	0.41
22:DA:532:A:H2'	22:DA:532:A:N3	2.36	0.41
22:DA:694:U:O2'	22:DA:1378:A:H2	2.03	0.41
22:DA:770:G:H1'	22:DA:1379:U:C4	2.56	0.41
22:DA:1856:U:C4	22:DA:1857:G:C6	3.08	0.41

Continued on next page...

Continued from previous page...

Atom-1	Atom-2	Interatomic distance (Å)	Clash overlap (Å)
22:DA:1923:U:H2'	22:DA:1924:C:C6	2.56	0.41
22:DA:2286:G:OP1	49:D1:30:LYS:HE3	2.21	0.41
22:DA:2563:U:H1'	22:DA:2566:A:N6	2.35	0.41
22:DA:2591:C:P	24:DC:238:ARG:HG3	2.60	0.41
24:DC:158:ALA:HB1	24:DC:197:ASN:O	2.20	0.41
25:DD:114:LYS:HE2	25:DD:196:ALA:HA	2.03	0.41
29:DH:40:THR:OG1	29:DH:43:ASN:ND2	2.53	0.41
30:DI:130:GLU:HG2	30:DI:134:ARG:HH22	1.86	0.41
31:DJ:4:PHE:CD1	38:DQ:100:VAL:HG11	2.55	0.41
33:DL:77:ILE:HB	33:DL:109:LYS:O	2.21	0.41
43:DV:9:ARG:CG	43:DV:41:GLU:HB3	2.50	0.41
45:DX:2:SER:O	45:DX:4:VAL:N	2.53	0.41
1:AA:9:G:N7	1:AA:558:G:O2'	2.49	0.41
1:AA:262:A:C6	1:AA:263:A:C6	3.09	0.41
1:AA:811:C:C5	1:AA:812:G:C6	3.08	0.41
1:AA:901:A:C5	1:AA:902:G:H1'	2.56	0.41
1:AA:1003:G:N2	1:AA:1004:A:O2'	2.54	0.41
1:AA:1226:C:H4'	1:AA:1227:A:OP1	2.21	0.41
13:AM:95:LEU:HB3	13:AM:96:PRO:CD	2.51	0.41
17:AQ:16:LYS:HA	17:AQ:16:LYS:HD2	1.84	0.41
17:AQ:34:TYR:O	17:AQ:36:LYS:N	2.51	0.41
21:AU:19:PHE:O	21:AU:19:PHE:HD2	2.04	0.41
22:BA:191:A:H2'	22:BA:192:C:C6	2.56	0.41
22:BA:700:G:O2'	22:BA:1632:A:N3	2.41	0.41
22:BA:964:C:O2'	22:BA:2273:A:N3	2.48	0.41
22:BA:1385:A:C6	22:BA:1403:A:C5	3.09	0.41
22:BA:2810:A:H2'	22:BA:2811:G:O4'	2.21	0.41
29:BH:95:GLY:HA2	29:BH:117:LEU:CD2	2.51	0.41
29:BH:100:ALA:HB2	29:BH:115:VAL:CG2	2.50	0.41
34:BM:18:ARG:HG2	34:BM:18:ARG:NH2	2.34	0.41
36:BO:115:LEU:HD12	36:BO:115:LEU:HA	1.64	0.41
38:BQ:102:ASP:O	38:BQ:104:VAL:N	2.53	0.41
1:CA:264:C:H2'	1:CA:265:G:O4'	2.20	0.41
1:CA:539:A:H2'	1:CA:540:G:C8	2.56	0.41
1:CA:881:G:C6	1:CA:882:C:C4	3.09	0.41
1:CA:966:G:O2'	9:CI:130:ARG:OXT	2.37	0.41
1:CA:1503:A:C8	1:CA:1531:A:H1'	2.56	0.41
2:CB:52:GLU:HG3	2:CB:56:GLU:HG2	2.01	0.41
3:CC:107:ARG:H	3:CC:107:ARG:HD3	1.85	0.41
4:CD:68:LEU:HA	4:CD:68:LEU:HD23	1.84	0.41
9:CI:33:ARG:HD3	9:CI:33:ARG:HA	1.88	0.41

Continued on next page...

Continued from previous page...

Atom-1	Atom-2	Interatomic distance (Å)	Clash overlap (Å)
12:CL:74:LEU:HD21	12:CL:104:CYS:SG	2.61	0.41
15:CO:78:TYR:OH	15:CO:88:ARG:NE	2.53	0.41
15:CO:82:ILE:HG13	15:CO:83:GLU:N	2.36	0.41
22:DA:64:A:H2'	22:DA:65:U:C6	2.56	0.41
22:DA:555:G:O2'	22:DA:556:A:OP2	2.33	0.41
22:DA:994:C:H1'	39:DR:10:LYS:HE3	2.01	0.41
22:DA:1070:A:H2'	22:DA:1097:U:OP1	2.20	0.41
22:DA:1281:G:H2'	22:DA:1282:U:C6	2.55	0.41
22:DA:1346:G:H2'	22:DA:1347:A:C8	2.56	0.41
22:DA:2058:A:N6	22:DA:2059:A:N6	2.68	0.41
22:DA:2064:C:O3'	22:DA:2251:G:N2	2.54	0.41
22:DA:2066:C:H5''	57:DA:3502:HOH:O	2.19	0.41
22:DA:2134:A:N3	22:DA:2159:G:H1'	2.36	0.41
22:DA:2220:U:H2'	22:DA:2221:G:C8	2.55	0.41
22:DA:2444:G:OP2	26:DE:63:LYS:HD2	2.21	0.41
22:DA:2516:A:O2'	22:DA:2517:C:H5'	2.19	0.41
22:DA:2636:C:OP1	25:DD:81:GLU:HB2	2.20	0.41
24:DC:177:ARG:HA	24:DC:177:ARG:HD2	1.79	0.41
29:DH:130:VAL:CG1	29:DH:131:SER:N	2.82	0.41
30:DI:62:TYR:C	30:DI:64:ASP:H	2.23	0.41
31:DJ:90:GLU:HG3	31:DJ:91:GLU:H	1.85	0.41
31:DJ:98:GLU:O	31:DJ:102:GLU:HG3	2.21	0.41
45:DX:68:LEU:HB3	45:DX:78:TYR:OH	2.20	0.41
1:AA:664:G:H22	1:AA:741:G:H1	1.69	0.41
1:AA:683:G:N2	11:AK:39:GLY:O	2.54	0.41
2:AB:65:GLY:O	2:AB:66:LYS:HD3	2.21	0.41
2:AB:222:ARG:CZ	2:AB:222:ARG:HB3	2.51	0.41
4:AD:48:LEU:HD21	4:AD:53:VAL:HG12	2.02	0.41
19:AS:11:ILE:HG12	19:AS:12:ASP:O	2.21	0.41
21:AU:37:PHE:HA	21:AU:37:PHE:HD1	1.73	0.41
22:BA:373:U:OP2	22:BA:400:G:N1	2.30	0.41
22:BA:769:U:C2	22:BA:770:G:C8	3.09	0.41
22:BA:827:U:H2'	22:BA:2068:U:C2	2.56	0.41
22:BA:1243:C:H2'	22:BA:1244:A:O4'	2.20	0.41
22:BA:1727:C:H2'	22:BA:1728:C:C6	2.56	0.41
22:BA:2021:C:P	48:B0:9:THR:HG21	2.61	0.41
23:BB:61:G:H2'	23:BB:62:C:C6	2.55	0.41
24:BC:30:PHE:CD2	24:BC:32:PRO:HD2	2.56	0.41
26:BE:58:LYS:HZ1	26:BE:62:GLN:N	2.17	0.41
27:BF:104:ILE:H	27:BF:104:ILE:HG12	1.71	0.41
27:BF:138:PHE:HE2	27:BF:152:LEU:HD23	1.86	0.41

Continued on next page...

Continued from previous page...

Atom-1	Atom-2	Interatomic distance (Å)	Clash overlap (Å)
37:BP:8:LEU:O	37:BP:11:GLU:HG2	2.21	0.41
41:BT:88:LYS:O	41:BT:89:GLU:HG2	2.21	0.41
1:CA:111:G:C6	1:CA:330:C:N4	2.87	0.41
1:CA:672:U:H2'	1:CA:673:A:C8	2.56	0.41
1:CA:1082:A:C6	1:CA:1083:U:N3	2.89	0.41
2:CB:100:MET:CA	2:CB:107:VAL:HG21	2.49	0.41
2:CB:131:LYS:HA	2:CB:134:ALA:HB3	2.03	0.41
3:CC:64:ILE:HG23	3:CC:99:ALA:HB2	2.03	0.41
3:CC:131:ARG:HE	3:CC:131:ARG:HB2	1.76	0.41
8:CH:34:VAL:O	8:CH:37:ALA:N	2.52	0.41
11:CK:21:ALA:HA	11:CK:34:ILE:HD13	2.02	0.41
13:CM:10:PRO:HB2	13:CM:11:ASP:H	1.66	0.41
13:CM:15:ALA:O	13:CM:19:LEU:HD23	2.21	0.41
22:DA:1082:U:H5''	22:DA:1083:U:OP2	2.21	0.41
22:DA:1436:G:C2	22:DA:1437:C:H1'	2.56	0.41
22:DA:1638:C:O2'	22:DA:2698:U:O2	2.38	0.41
22:DA:1856:U:O4	22:DA:1857:G:N1	2.54	0.41
22:DA:2259:U:H1'	22:DA:2427:C:C2	2.56	0.41
23:DB:21:G:H2'	23:DB:22:U:O4'	2.21	0.41
24:DC:33:LEU:HD23	24:DC:33:LEU:HA	1.88	0.41
26:DE:108:ILE:O	26:DE:112:LEU:HG	2.21	0.41
34:DM:97:GLN:O	34:DM:100:LYS:HB2	2.20	0.41
35:DN:24:MET:HE3	35:DN:44:LEU:HD22	2.01	0.41
43:DV:51:GLN:HA	43:DV:56:PHE:CB	2.50	0.41
51:D3:51:SER:O	51:D3:55:LEU:HG	2.21	0.41
1:AA:15:G:C4	1:AA:16:A:C8	3.08	0.41
1:AA:44:A:OP2	16:AP:12:LYS:HE2	2.21	0.41
1:AA:922:G:C6	1:AA:923:A:C6	3.08	0.41
1:AA:1305:G:O2'	1:AA:1306:A:H8	2.04	0.41
1:AA:1386:G:H2'	1:AA:1387:G:C8	2.56	0.41
2:AB:131:LYS:HA	2:AB:131:LYS:HD3	1.50	0.41
2:AB:147:SER:O	2:AB:147:SER:OG	2.35	0.41
3:AC:22:TRP:CG	3:AC:59:ARG:HG2	2.56	0.41
4:AD:9:LEU:HD13	4:AD:9:LEU:HA	1.74	0.41
4:AD:29:ASP:C	4:AD:30:THR:O	2.58	0.41
4:AD:58:LYS:CB	4:AD:200:ILE:HB	2.50	0.41
4:AD:122:ALA:O	4:AD:123:ILE:HG23	2.20	0.41
5:AE:60:ILE:O	5:AE:64:MET:HG2	2.21	0.41
8:AH:86:TYR:HD2	8:AH:124:GLU:HA	1.86	0.41
8:AH:105:SER:O	8:AH:123:GLY:HA3	2.21	0.41
10:AJ:8:ILE:HA	10:AJ:99:GLN:O	2.21	0.41

Continued on next page...

Continued from previous page...

Atom-1	Atom-2	Interatomic distance (Å)	Clash overlap (Å)
10:AJ:9:ARG:O	10:AJ:98:VAL:HA	2.20	0.41
11:AK:38:GLN:HB2	11:AK:40:ASN:HD22	1.85	0.41
11:AK:128:ARG:HG2	11:AK:128:ARG:HH11	1.86	0.41
16:AP:79:ASN:ND2	16:AP:82:ALA:O	2.52	0.41
17:AQ:69:LYS:O	17:AQ:70:THR:CB	2.69	0.41
22:BA:29:U:H2'	22:BA:30:G:C8	2.56	0.41
22:BA:190:A:C4	22:BA:207:A:C2	3.08	0.41
22:BA:322:A:C5	22:BA:340:A:C2	3.09	0.41
22:BA:572:A:C6	22:BA:573:U:N3	2.89	0.41
22:BA:657:U:O5'	22:BA:657:U:H6	2.04	0.41
22:BA:666:A:H4'	33:BL:48:ARG:HD3	2.03	0.41
22:BA:802:A:H2'	22:BA:803:U:C6	2.56	0.41
22:BA:842:U:H2'	22:BA:843:G:O4'	2.21	0.41
22:BA:996:A:C2	22:BA:997:G:C8	3.09	0.41
22:BA:996:A:H4'	38:BQ:91:ASP:OD1	2.21	0.41
22:BA:997:G:C2	22:BA:1159:U:C2	3.09	0.41
22:BA:1408:G:C6	22:BA:1409:U:C4	3.09	0.41
22:BA:1474:U:C2'	22:BA:1475:G:H5'	2.51	0.41
22:BA:1643:G:H2'	22:BA:1644:C:O4'	2.21	0.41
22:BA:1776:G:N3	22:BA:1776:G:H2'	2.36	0.41
22:BA:1838:C:N4	22:BA:1899:A:C4	2.89	0.41
22:BA:1911:U:H2'	22:BA:1918:A:C2	2.56	0.41
22:BA:1916:A:C2	22:BA:1917:U:H1'	2.55	0.41
22:BA:2098:U:H2'	22:BA:2099:U:C6	2.55	0.41
22:BA:2128:G:N2	22:BA:2173:A:O2'	2.52	0.41
22:BA:2174:C:O2'	22:BA:2175:C:H5'	2.21	0.41
22:BA:2636:C:H2'	22:BA:2637:U:H6	1.84	0.41
26:BE:101:TYR:O	26:BE:104:ALA:HB3	2.21	0.41
26:BE:147:LEU:HB2	26:BE:183:PHE:CD1	2.55	0.41
29:BH:30:LEU:C	29:BH:32:PRO:HD2	2.41	0.41
29:BH:82:SER:HB3	29:BH:146:VAL:HG12	2.03	0.41
29:BH:88:GLY:C	29:BH:125:THR:OG1	2.59	0.41
29:BH:129:GLU:C	29:BH:130:VAL:HG23	2.41	0.41
29:BH:129:GLU:C	29:BH:130:VAL:CG2	2.90	0.41
30:BI:22:PRO:HB2	30:BI:23:PRO:HD3	2.01	0.41
31:BJ:7:LYS:HA	31:BJ:8:PRO:HD3	1.81	0.41
31:BJ:69:ARG:HA	31:BJ:89:PHE:CD1	2.55	0.41
38:BQ:81:ASN:HD22	38:BQ:81:ASN:HA	1.76	0.41
42:BU:73:PHE:CZ	42:BU:78:GLY:HA2	2.56	0.41
43:BV:85:LYS:HE3	43:BV:85:LYS:HB3	1.82	0.41
45:BX:40:VAL:HG23	45:BX:45:ARG:O	2.21	0.41

Continued on next page...

Continued from previous page...

Atom-1	Atom-2	Interatomic distance (Å)	Clash overlap (Å)
53:B5:19:LYS:HD3	53:B5:19:LYS:HA	1.88	0.41
53:B5:80:LYS:HA	53:B5:98:GLU:HG3	2.03	0.41
1:CA:187:G:H5''	1:CA:188:C:OP2	2.20	0.41
1:CA:437:U:O4'	4:CD:154:ARG:NH1	2.54	0.41
1:CA:1346:A:N6	1:CA:1374:A:C8	2.89	0.41
2:CB:20:THR:OG1	2:CB:21:ARG:N	2.52	0.41
2:CB:140:GLU:HB3	2:CB:144:LEU:HD21	2.03	0.41
3:CC:148:GLY:O	3:CC:203:PHE:N	2.40	0.41
4:CD:148:LYS:HB2	4:CD:148:LYS:HE2	1.77	0.41
7:CG:31:MET:HG3	7:CG:35:LYS:O	2.21	0.41
7:CG:83:SER:O	7:CG:85:TYR:N	2.53	0.41
9:CI:83:ILE:O	9:CI:87:LEU:HG	2.21	0.41
17:CQ:45:HIS:O	17:CQ:71:LYS:HA	2.21	0.41
18:CR:23:TYR:HE1	18:CR:65:LEU:HD12	1.86	0.41
18:CR:27:ALA:O	18:CR:30:LYS:HG2	2.21	0.41
22:DA:648:G:H2'	22:DA:649:G:C8	2.53	0.41
22:DA:740:C:H5'	22:DA:1784:A:C2'	2.51	0.41
22:DA:784:G:H5''	24:DC:226:ASN:OD1	2.21	0.41
22:DA:814:C:H1'	22:DA:1225:G:H21	1.86	0.41
22:DA:871:U:C2	22:DA:907:G:C6	3.09	0.41
22:DA:995:C:N3	31:DJ:3:THR:N	2.56	0.41
22:DA:1102:C:H2'	22:DA:1103:A:C8	2.56	0.41
22:DA:1179:G:C6	22:DA:1180:U:H1'	2.56	0.41
22:DA:1565:C:H5'	24:DC:18:LYS:HZ2	1.86	0.41
22:DA:1666:G:HO2'	32:DK:6:THR:HG1	1.62	0.41
22:DA:1740:G:H2'	22:DA:1741:C:C6	2.56	0.41
22:DA:1769:U:H1'	22:DA:1984:G:N2	2.35	0.41
22:DA:2195:U:H2'	22:DA:2196:C:H6	1.86	0.41
22:DA:2214:C:H2'	22:DA:2215:C:O4'	2.21	0.41
22:DA:2252:G:H2'	22:DA:2253:G:O4'	2.20	0.41
22:DA:2431:U:N3	22:DA:2434:A:OP2	2.43	0.41
22:DA:2443:C:H2'	22:DA:2444:G:O4'	2.21	0.41
22:DA:2491:U:H5'	22:DA:2570:G:H5'	2.02	0.41
22:DA:2881:U:H2'	22:DA:2882:A:C8	2.56	0.41
24:DC:159:GLY:HA2	24:DC:195:VAL:O	2.21	0.41
25:DD:142:VAL:HG23	25:DD:144:GLY:H	1.85	0.41
25:DD:176:ASP:HB2	25:DD:190:LYS:HB3	2.02	0.41
26:DE:155:GLU:HG3	26:DE:159:LEU:CD1	2.51	0.41
28:DG:24:ILE:HD13	28:DG:72:LEU:HD21	2.02	0.41
28:DG:94:TYR:HA	28:DG:106:SER:O	2.21	0.41
31:DJ:6:ALA:O	31:DJ:7:LYS:HG3	2.20	0.41

Continued on next page...

Continued from previous page...

Atom-1	Atom-2	Interatomic distance (Å)	Clash overlap (Å)
33:DL:77:ILE:HD13	33:DL:108:ALA:HB1	2.01	0.41
36:DO:17:LYS:HA	36:DO:17:LYS:HD3	1.89	0.41
38:DQ:78:LYS:HE2	38:DQ:78:LYS:HB3	1.76	0.41
42:DU:73:PHE:CE2	42:DU:75:ALA:HA	2.55	0.41
43:DV:30:ILE:HG12	43:DV:91:PHE:CB	2.50	0.41
1:AA:670:G:N2	1:AA:736:C:O2	2.47	0.41
1:AA:737:C:H2'	1:AA:738:C:H6	1.86	0.41
1:AA:750:C:O2	15:AO:23:GLY:HA3	2.21	0.41
1:AA:979:C:OP2	1:AA:980:C:H5	2.04	0.41
1:AA:1023:U:H2'	1:AA:1024:G:O4'	2.20	0.41
3:AC:29:PHE:HE2	3:AC:33:LEU:HD23	1.85	0.41
3:AC:144:LEU:HD22	3:AC:144:LEU:H	1.85	0.41
5:AE:16:ILE:HD11	5:AE:38:VAL:HB	2.03	0.41
5:AE:156:LYS:HA	8:AH:66:PHE:CD2	2.56	0.41
16:AP:73:ALA:O	16:AP:77:GLU:HB2	2.21	0.41
21:AU:16:LEU:C	21:AU:18:ARG:HD2	2.42	0.41
21:AU:35:ARG:NH2	57:AU:101:HOH:O	2.39	0.41
22:BA:198:C:O5'	22:BA:198:C:H6	2.04	0.41
22:BA:345:A:H1'	22:BA:346:A:N7	2.36	0.41
22:BA:358:U:H2'	22:BA:359:G:C8	2.56	0.41
22:BA:1096:A:H2'	22:BA:1097:U:O4'	2.21	0.41
22:BA:1413:A:C6	22:BA:1414:C:N3	2.89	0.41
22:BA:1789:A:H2'	22:BA:1790:C:O4'	2.21	0.41
22:BA:1847:A:P	22:BA:1847:A:H8	2.44	0.41
22:BA:1912:A:C2	22:BA:1919:A:C4	3.09	0.41
22:BA:2001:C:H4'	22:BA:2689:U:H2'	2.03	0.41
22:BA:2190:G:C6	22:BA:2191:A:C5	3.09	0.41
22:BA:2785:C:H2'	22:BA:2786:U:O4'	2.20	0.41
24:BC:239:ASN:ND2	57:BC:307:HOH:O	2.54	0.41
26:BE:170:ARG:NH2	26:BE:176:ASP:OD2	2.45	0.41
27:BF:49:LEU:HD12	27:BF:49:LEU:HA	1.85	0.41
29:BH:90:LEU:HG	29:BH:92:GLY:C	2.42	0.41
39:BR:24:LYS:HE2	39:BR:24:LYS:HB3	1.91	0.41
53:B5:88:GLU:HG3	53:B5:95:VAL:HG23	2.03	0.41
1:CA:37:U:O2'	1:CA:500:G:H4'	2.21	0.41
1:CA:102:G:H2'	1:CA:103:U:C6	2.55	0.41
1:CA:369:G:OP2	1:CA:388:G:C2	2.73	0.41
1:CA:452:A:H62	1:CA:480:U:H3	1.69	0.41
1:CA:803:G:C5	1:CA:804:U:C4	3.09	0.41
1:CA:1145:A:O2'	1:CA:1146:A:H8	2.04	0.41
1:CA:1346:A:H61	1:CA:1374:A:H3'	1.86	0.41

Continued on next page...

Continued from previous page...

Atom-1	Atom-2	Interatomic distance (Å)	Clash overlap (Å)
2:CB:76:ALA:O	2:CB:80:VAL:HG23	2.21	0.41
6:CF:18:VAL:O	6:CF:22:ILE:HG13	2.20	0.41
8:CH:11:LEU:HD11	8:CH:127:CYS:HB3	2.02	0.41
19:CS:15:LEU:HD23	19:CS:38:SER:HB2	2.03	0.41
21:CU:4:ILE:HA	21:CU:20:LYS:HZ1	1.86	0.41
22:DA:160:A:H2'	22:DA:161:A:C8	2.56	0.41
22:DA:380:G:H4'	45:DX:16:ASN:O	2.20	0.41
22:DA:460:A:H2'	22:DA:461:C:O4'	2.21	0.41
22:DA:1418:G:H21	22:DA:1580:A:H62	1.68	0.41
22:DA:1680:U:H2'	22:DA:1681:G:O4'	2.21	0.41
22:DA:2446:G:H8	22:DA:2446:G:OP2	2.03	0.41
23:DB:51:G:C8	36:DO:64:TYR:HE2	2.38	0.41
33:DL:55:MET:SD	33:DL:59:ARG:NH2	2.94	0.41
43:DV:28:ALA:HB3	43:DV:42:LEU:HD21	2.03	0.41
1:AA:219:U:C2	1:AA:220:G:C8	3.08	0.40
1:AA:359:G:H2'	1:AA:360:G:O4'	2.21	0.40
1:AA:431:A:C4	1:AA:432:A:C8	3.09	0.40
1:AA:1072:G:OP1	5:AE:62:LYS:NZ	2.50	0.40
1:AA:1401:G:N2	1:AA:1402:C:H1'	2.36	0.40
4:AD:35:GLU:O	4:AD:38:PRO:HD3	2.21	0.40
9:AI:50:GLN:O	9:AI:52:LEU:N	2.50	0.40
11:AK:125:LYS:O	21:AU:34:ARG:NH2	2.54	0.40
13:AM:7:ILE:H	13:AM:7:ILE:HG13	1.41	0.40
21:AU:25:LYS:O	21:AU:29:LEU:HB2	2.20	0.40
21:AU:40:LYS:O	21:AU:44:GLU:HB2	2.21	0.40
22:BA:947:A:O2'	22:BA:984:A:H2	2.03	0.40
22:BA:1027:A:H8	22:BA:1027:A:O5'	2.05	0.40
22:BA:1343:G:C4	22:BA:1344:U:C5	3.08	0.40
22:BA:1753:G:H5''	37:BP:93:ARG:NH1	2.36	0.40
22:BA:1799:G:H4'	22:BA:1800:C:O5'	2.21	0.40
22:BA:1902:C:H4'	24:BC:242:LYS:O	2.21	0.40
22:BA:2282:G:H5''	22:BA:2283:C:O4'	2.21	0.40
22:BA:2305:U:O2'	27:BF:133:ARG:NE	2.54	0.40
29:BH:132:PHE:CE2	29:BH:142:VAL:CG2	3.04	0.40
30:BI:40:LYS:HD3	30:BI:40:LYS:HA	1.81	0.40
31:BJ:93:ILE:O	31:BJ:97:PRO:HG3	2.21	0.40
32:BK:35:VAL:HB	32:BK:36:GLY:H	1.67	0.40
35:BN:55:ALA:HA	35:BN:80:PHE:CE1	2.55	0.40
45:BX:18:ARG:CZ	45:BX:24:ALA:HB2	2.50	0.40
1:CA:72:A:C6	1:CA:73:C:N4	2.89	0.40
1:CA:375:U:OP1	16:CP:70:ARG:HD3	2.22	0.40

Continued on next page...

Continued from previous page...

Atom-1	Atom-2	Interatomic distance (Å)	Clash overlap (Å)
1:CA:721:G:H4'	1:CA:722:G:O5'	2.20	0.40
1:CA:981:U:H2'	1:CA:982:U:C5	2.57	0.40
1:CA:1317:C:O2'	14:CN:49:GLN:HG2	2.22	0.40
7:CG:46:ALA:HA	7:CG:121:ALA:HB2	2.01	0.40
9:CI:46:MET:HA	9:CI:48:VAL:HG23	2.02	0.40
9:CI:120:LYS:O	9:CI:121:ALA:HB3	2.20	0.40
10:CJ:93:ALA:C	10:CJ:95:GLY:H	2.24	0.40
21:CU:19:PHE:HB3	21:CU:20:LYS:HZ3	1.86	0.40
22:DA:242:G:C6	51:D3:5:LYS:HE2	2.55	0.40
22:DA:309:A:O3'	42:DU:16:GLY:HA2	2.21	0.40
22:DA:569:U:H5'	22:DA:946:C:H1'	2.04	0.40
22:DA:571:U:C4	22:DA:2030:A:C6	3.09	0.40
22:DA:1357:C:H2'	22:DA:1358:G:O4'	2.21	0.40
22:DA:1695:G:C8	24:DC:8:PRO:HG2	2.56	0.40
22:DA:1930:G:H1'	22:DA:1968:G:N1	2.36	0.40
22:DA:2119:A:N6	22:DA:2167:U:H1'	2.36	0.40
22:DA:2131:U:C4'	22:DA:2133:G:H1'	2.50	0.40
22:DA:2278:A:N6	44:DW:14:ARG:O	2.55	0.40
22:DA:2457:U:C4	22:DA:2458:G:C6	3.09	0.40
22:DA:2474:U:H5''	22:DA:2475:C:OP2	2.21	0.40
22:DA:2674:G:H2'	22:DA:2675:A:C8	2.56	0.40
22:DA:2702:G:C6	22:DA:2703:C:C4	3.10	0.40
24:DC:24:LEU:HD11	24:DC:90:ASN:ND2	2.35	0.40
24:DC:34:LEU:HA	24:DC:62:TYR:O	2.21	0.40
24:DC:260:ASN:HD21	24:DC:263:THR:HG23	1.86	0.40
25:DD:184:ARG:CZ	37:DP:7:GLN:HE22	2.34	0.40
27:DF:64:LYS:HA	27:DF:65:PRO:HD3	1.87	0.40
29:DH:1:MET:HB3	29:DH:21:VAL:O	2.20	0.40
30:DI:136:MET:H	30:DI:136:MET:HG2	1.67	0.40
35:DN:38:LEU:HB3	35:DN:39:PRO:HD3	2.03	0.40
35:DN:55:ALA:HB1	35:DN:80:PHE:N	2.28	0.40
36:DO:36:TYR:HD2	36:DO:52:SER:HB2	1.87	0.40
43:DV:2:PHE:HD1	43:DV:2:PHE:HA	1.75	0.40
45:DX:67:VAL:O	45:DX:70:GLU:N	2.54	0.40
46:DY:48:ARG:O	46:DY:51:ALA:HB3	2.21	0.40
1:AA:109:A:H2'	1:AA:326:G:H21	1.86	0.40
1:AA:179:A:OP2	57:AA:1880:HOH:O	2.22	0.40
1:AA:414:A:H2'	1:AA:415:A:C8	2.56	0.40
1:AA:437:U:H4'	4:AD:154:ARG:HH22	1.86	0.40
1:AA:453:G:H2'	1:AA:454:G:O4'	2.22	0.40
1:AA:663:A:H2'	1:AA:664:G:O4'	2.21	0.40

Continued on next page...

Continued from previous page...

Atom-1	Atom-2	Interatomic distance (Å)	Clash overlap (Å)
1:AA:1491:G:H2'	1:AA:1492:A:H8	1.86	0.40
2:AB:26:LYS:NZ	2:AB:194:ASP:OD2	2.36	0.40
2:AB:78:GLU:C	2:AB:80:VAL:H	2.23	0.40
2:AB:147:SER:O	2:AB:148:LEU:HG	2.21	0.40
2:AB:184:PHE:N	2:AB:184:PHE:CD2	2.88	0.40
3:AC:31:ASP:HA	14:AN:65:ARG:HH22	1.86	0.40
5:AE:22:SER:HB2	5:AE:31:PHE:CD2	2.56	0.40
5:AE:80:THR:CA	5:AE:122:ASN:HD21	2.34	0.40
7:AG:43:VAL:O	7:AG:47:LEU:HB2	2.21	0.40
11:AK:89:PRO:HD3	21:AU:29:LEU:HD11	2.02	0.40
21:AU:41:PRO:HA	21:AU:45:ARG:NH1	2.36	0.40
22:BA:598:U:H2'	22:BA:599:A:C8	2.56	0.40
22:BA:749:A:N3	22:BA:1618:A:H2'	2.35	0.40
22:BA:1084:A:C5	22:BA:1085:A:C6	3.09	0.40
22:BA:1292:G:H2'	22:BA:1293:C:C6	2.57	0.40
22:BA:2000:C:O2'	22:BA:2001:C:H5'	2.21	0.40
22:BA:2192:U:H2'	22:BA:2193:G:O4'	2.22	0.40
22:BA:2458:G:N3	22:BA:2490:G:N2	2.69	0.40
22:BA:2500:U:O2'	22:BA:2504:U:OP1	2.39	0.40
22:BA:2838:G:C6	22:BA:2839:G:C5	3.09	0.40
24:BC:29:PRO:CG	24:BC:34:LEU:HD21	2.51	0.40
26:BE:145:ASP:HA	26:BE:166:LYS:O	2.21	0.40
40:BS:41:LYS:HE3	48:B0:22:LEU:HD21	2.03	0.40
40:BS:76:VAL:HG13	40:BS:103:ILE:HG12	2.03	0.40
46:BY:36:GLN:O	46:BY:37:LEU:HB3	2.21	0.40
1:CA:124:C:H2'	1:CA:125:U:C6	2.55	0.40
1:CA:438:U:C2	1:CA:494:G:C6	3.09	0.40
1:CA:453:G:H2'	1:CA:454:G:C8	2.56	0.40
1:CA:469:C:H2'	1:CA:470:C:O4'	2.21	0.40
1:CA:490:C:H2'	1:CA:491:G:H8	1.85	0.40
1:CA:1086:U:O2'	1:CA:1087:G:H5'	2.22	0.40
1:CA:1220:G:H1'	19:CS:52:HIS:CD2	2.56	0.40
1:CA:1238:A:N3	1:CA:1241:G:O2'	2.45	0.40
1:CA:1499:A:H3'	57:CA:1880:HOH:O	2.20	0.40
4:CD:148:LYS:CD	4:CD:148:LYS:H	2.34	0.40
5:CE:133:PRO:O	5:CE:136:VAL:N	2.54	0.40
8:CH:102:ALA:O	8:CH:112:THR:HA	2.21	0.40
10:CJ:25:ILE:CG2	10:CJ:74:VAL:HG21	2.51	0.40
11:CK:84:VAL:HG11	11:CK:97:ILE:HG22	2.02	0.40
19:CS:36:ARG:HB3	19:CS:72:GLY:CA	2.51	0.40
22:DA:188:G:O2'	22:DA:1365:A:N6	2.55	0.40

Continued on next page...

Continued from previous page...

Atom-1	Atom-2	Interatomic distance (Å)	Clash overlap (Å)
22:DA:308:G:H2'	22:DA:309:A:O4'	2.22	0.40
22:DA:364:C:H2'	22:DA:365:U:O4'	2.21	0.40
22:DA:585:G:H5''	22:DA:586:A:OP1	2.20	0.40
22:DA:607:U:H5	22:DA:619:G:C5	2.40	0.40
22:DA:1445:G:C6	22:DA:1446:C:C4	3.09	0.40
22:DA:2311:A:C2	27:DF:79:ILE:HG21	2.56	0.40
22:DA:2756:U:H1'	22:DA:2757:A:H5''	2.02	0.40
23:DB:71:C:C2	23:DB:106:G:C2	3.09	0.40
28:DG:11:VAL:HA	28:DG:12:PRO:HD3	1.88	0.40
29:DH:96:THR:O	29:DH:98:ASP:N	2.54	0.40
30:DI:57:VAL:CG2	30:DI:71:THR:HB	2.51	0.40
32:DK:23:LYS:HD3	32:DK:23:LYS:HA	1.89	0.40
35:DN:94:TYR:O	35:DN:116:VAL:N	2.49	0.40
42:DU:61:LYS:HA	42:DU:61:LYS:HD2	1.87	0.40
46:DY:49:ASP:O	46:DY:53:VAL:HG23	2.21	0.40
1:AA:29:U:C2'	1:AA:30:U:H5'	2.50	0.40
1:AA:29:U:H5'	1:AA:296:U:OP1	2.21	0.40
1:AA:57:G:H2'	1:AA:58:C:O4'	2.21	0.40
1:AA:113:G:H2'	1:AA:114:U:C6	2.57	0.40
1:AA:468:A:H5'	1:AA:469:C:OP2	2.21	0.40
1:AA:577:G:C8	1:AA:816:A:C6	3.10	0.40
1:AA:731:G:H2'	1:AA:732:C:C6	2.57	0.40
1:AA:842:U:H3'	1:AA:843:U:C5'	2.50	0.40
1:AA:843:U:H3	2:CB:115:LYS:HD3	1.87	0.40
1:AA:1113:C:H2'	1:AA:1114:C:H6	1.86	0.40
1:AA:1195:C:H5''	1:AA:1196:A:OP2	2.20	0.40
1:AA:1223:C:OP2	19:AS:78:ARG:NH1	2.54	0.40
1:AA:1491:G:H2'	1:AA:1492:A:C8	2.56	0.40
3:AC:68:ILE:O	3:AC:70:THR:N	2.55	0.40
5:AE:25:VAL:O	5:AE:27:GLY:N	2.55	0.40
5:AE:105:ILE:HD12	5:AE:105:ILE:HA	1.83	0.40
5:AE:151:GLU:C	5:AE:153:VAL:H	2.25	0.40
7:AG:15:ASP:OD2	7:AG:17:LYS:N	2.49	0.40
16:AP:43:ALA:O	16:AP:46:LYS:HD2	2.21	0.40
22:BA:135:U:H3	22:BA:144:A:N6	2.12	0.40
22:BA:181:A:C2	22:BA:182:A:C4	3.09	0.40
22:BA:678:C:H2'	22:BA:679:C:H6	1.86	0.40
22:BA:974:G:C4	22:BA:1186:G:C2	3.09	0.40
22:BA:974:G:O2'	22:BA:989:G:N2	2.54	0.40
22:BA:983:A:C6	22:BA:984:A:C2	3.09	0.40
22:BA:1338:G:O6	41:BT:66:LYS:NZ	2.48	0.40

Continued on next page...

Continued from previous page...

Atom-1	Atom-2	Interatomic distance (Å)	Clash overlap (Å)
22:BA:1688:U:H2'	22:BA:1698:A:N6	2.36	0.40
22:BA:1744:A:H2'	22:BA:1745:A:O4'	2.21	0.40
22:BA:1832:C:N4	22:BA:1833:C:C4	2.90	0.40
22:BA:1927:A:C6	22:BA:1928:A:C6	3.09	0.40
22:BA:1983:G:C6	22:BA:1984:G:N7	2.89	0.40
22:BA:2186:G:C5	22:BA:2187:U:C4	3.09	0.40
22:BA:2592:G:C6	22:BA:2593:U:C4	3.09	0.40
22:BA:2597:G:O2'	22:BA:2598:A:H5'	2.21	0.40
22:BA:2756:U:OP2	52:B4:19:ARG:NE	2.54	0.40
24:BC:159:GLY:H	24:BC:195:VAL:HG13	1.86	0.40
26:BE:134:LEU:O	26:BE:138:LEU:HG	2.22	0.40
33:BL:55:MET:HA	33:BL:56:PRO:HD3	1.92	0.40
35:BN:79:LEU:HA	35:BN:83:LEU:HB2	2.02	0.40
38:BQ:112:LYS:HD3	39:BR:48:LYS:HD2	2.02	0.40
1:CA:202:G:H2'	1:CA:203:G:O4'	2.20	0.40
1:CA:522:C:H41	12:CL:50:ARG:NH2	2.20	0.40
1:CA:793:U:O2	1:CA:1516:G:H4'	2.20	0.40
1:CA:950:U:H2'	1:CA:951:G:H8	1.85	0.40
1:CA:1037:C:H6	1:CA:1037:C:OP2	2.05	0.40
1:CA:1062:U:H2'	1:CA:1063:C:C6	2.56	0.40
1:CA:1271:A:H2'	1:CA:1272:G:H8	1.86	0.40
1:CA:1380:U:C4	7:CG:3:ARG:HD3	2.56	0.40
2:CB:162:PHE:HA	2:CB:184:PHE:O	2.21	0.40
3:CC:79:LYS:H	3:CC:82:GLU:HB3	1.87	0.40
4:CD:115:ARG:HG3	4:CD:133:ALA:HB2	2.03	0.40
11:CK:36:ASP:OD2	11:CK:40:ASN:HB2	2.21	0.40
12:CL:64:THR:HG23	12:CL:93:VAL:CG1	2.51	0.40
13:CM:101:ARG:HD2	13:CM:104:THR:OG1	2.21	0.40
14:CN:30:ILE:O	14:CN:33:ASP:HB3	2.21	0.40
15:CO:4:SER:HB2	15:CO:7:ALA:HB3	2.03	0.40
16:CP:43:ALA:O	16:CP:44:SER:OG	2.29	0.40
22:DA:320:A:O3'	22:DA:321:U:H3'	2.21	0.40
22:DA:956:G:O6	34:DM:14:LYS:NZ	2.52	0.40
22:DA:1335:C:H2'	22:DA:1336:A:C8	2.56	0.40
22:DA:2024:G:C4	22:DA:2040:G:N2	2.90	0.40
22:DA:2114:A:C4	22:DA:2167:U:H4'	2.56	0.40
22:DA:2183:A:H2'	22:DA:2184:A:C8	2.57	0.40
22:DA:2378:A:N7	22:DA:2379:G:H1'	2.37	0.40
22:DA:2590:A:H5''	24:DC:238:ARG:HE	1.87	0.40
22:DA:2626:C:H2'	22:DA:2627:G:O4'	2.21	0.40
23:DB:76:G:H2'	23:DB:77:U:O4'	2.22	0.40

Continued on next page...

Continued from previous page...

Atom-1	Atom-2	Interatomic distance (Å)	Clash overlap (Å)
25:DD:4:LEU:HD22	25:DD:100:LEU:HD23	2.03	0.40
26:DE:114:ARG:HE	26:DE:114:ARG:HB2	1.55	0.40
26:DE:149:ILE:CD1	26:DE:172:ALA:HA	2.52	0.40
27:DF:143:TYR:O	27:DF:146:VAL:HG22	2.21	0.40
35:DN:48:VAL:O	35:DN:52:ILE:HG13	2.22	0.40
35:DN:66:ALA:O	35:DN:70:THR:HG23	2.22	0.40
35:DN:69:ARG:C	35:DN:71:ARG:H	2.19	0.40
36:DO:18:LEU:HD13	36:DO:18:LEU:HA	1.84	0.40
54:D6:6:MHV:OD1	54:D6:8:MHT:H4	2.21	0.40
1:AA:819:A:N7	1:AA:1529:G:C2	2.88	0.40
1:AA:911:U:OP2	12:AL:94:ARG:NH1	2.55	0.40
1:AA:1125:U:C5	1:AA:1127:G:C6	3.09	0.40
2:AB:90:PHE:HB3	2:AB:150:GLY:O	2.21	0.40
2:AB:130:THR:HB	2:AB:132:LYS:HB3	2.02	0.40
10:AJ:53:ILE:HB	10:AJ:62:ARG:N	2.36	0.40
13:AM:72:GLU:O	13:AM:75:MET:HB3	2.21	0.40
22:BA:368:A:N6	22:BA:369:U:O4	2.54	0.40
22:BA:458:G:H22	22:BA:469:G:H2'	1.85	0.40
22:BA:475:C:C4	22:BA:481:G:O6	2.73	0.40
22:BA:1009:A:H8	22:BA:1009:A:O5'	2.05	0.40
22:BA:1490:A:HO2'	22:BA:1491:G:H5'	1.87	0.40
22:BA:1918:A:O3'	22:BA:1919:A:C8	2.75	0.40
22:BA:1936:A:H61	22:BA:1963:U:H3	1.69	0.40
22:BA:2093:G:O2'	29:BH:25:TYR:HA	2.22	0.40
24:BC:77:VAL:HA	24:BC:114:ASP:O	2.21	0.40
27:BF:138:PHE:HA	27:BF:139:PRO:HD3	1.95	0.40
30:BI:100:LYS:HB3	30:BI:139:VAL:HB	2.04	0.40
34:BM:132:THR:HG22	34:BM:133:LYS:N	2.36	0.40
35:BN:37:THR:HA	35:BN:110:MET:SD	2.61	0.40
46:BY:23:ARG:O	46:BY:27:ASN:HB2	2.22	0.40
46:BY:43:LEU:HD23	46:BY:43:LEU:HA	1.86	0.40
1:CA:254:G:O2'	17:CQ:20:SER:HB2	2.21	0.40
1:CA:957:U:O3'	19:CS:79:THR:OG1	2.39	0.40
1:CA:1088:G:H21	1:CA:1167:A:H61	1.68	0.40
1:CA:1180:A:OP1	9:CI:105:THR:OG1	2.39	0.40
1:CA:1252:A:H2	1:CA:1355:G:HO2'	1.67	0.40
2:CB:133:GLU:O	2:CB:137:ARG:HB3	2.21	0.40
3:CC:40:ARG:CG	3:CC:55:ILE:HD11	2.45	0.40
9:CI:115:LYS:HB2	9:CI:118:LEU:HD22	2.03	0.40
11:CK:56:ARG:O	11:CK:62:ALA:HB2	2.21	0.40
16:CP:56:ARG:HD2	16:CP:56:ARG:HA	1.85	0.40

Continued on next page...

Continued from previous page...

Atom-1	Atom-2	Interatomic distance (Å)	Clash overlap (Å)
17:CQ:55:ILE:HG12	17:CQ:56:GLY:N	2.37	0.40
18:CR:45:THR:O	18:CR:45:THR:OG1	2.32	0.40
22:DA:27:G:HO2'	22:DA:28:A:P	2.43	0.40
22:DA:558:U:H2'	22:DA:559:G:C8	2.57	0.40
22:DA:585:G:H8	22:DA:585:G:O5'	2.04	0.40
22:DA:1587:G:H2'	22:DA:1588:G:H8	1.87	0.40
22:DA:1632:A:C6	22:DA:1633:G:C6	3.09	0.40
22:DA:1664:A:OP2	22:DA:1664:A:C8	2.74	0.40
22:DA:1854:A:O4'	22:DA:2233:U:H4'	2.22	0.40
22:DA:2200:C:O2	22:DA:2226:C:N4	2.55	0.40
22:DA:2704:C:H3'	22:DA:2705:A:C8	2.57	0.40
24:DC:210:ALA:HA	24:DC:213:TRP:NE1	2.37	0.40
26:DE:109:LEU:HD12	26:DE:109:LEU:HA	1.79	0.40
28:DG:68:ALA:HA	28:DG:71:LEU:HB2	2.03	0.40
46:DY:24:GLU:HB3	46:DY:46:VAL:HG21	2.03	0.40
1:AA:39:G:N7	1:AA:547:A:C8	2.89	0.40
1:AA:417:G:N2	1:AA:540:G:O2'	2.55	0.40
1:AA:505:G:H4'	1:AA:534:U:C4	2.56	0.40
1:AA:1241:G:H2'	1:AA:1242:G:H8	1.85	0.40
1:AA:1440:U:HO2'	1:AA:1441:A:H8	1.70	0.40
1:AA:1476:A:H2'	1:AA:1477:U:O4'	2.21	0.40
2:AB:120:GLN:HE22	2:AB:137:ARG:HH22	1.68	0.40
4:AD:95:GLU:O	4:AD:100:ASN:ND2	2.54	0.40
4:AD:174:ASP:OD2	4:AD:177:LYS:N	2.30	0.40
5:AE:81:LEU:HD12	5:AE:147:MET:SD	2.62	0.40
10:AJ:15:HIS:CG	10:AJ:16:ARG:N	2.89	0.40
11:AK:13:ARG:HG2	22:BA:2142:A:OP1	2.22	0.40
21:AU:16:LEU:O	21:AU:18:ARG:HD2	2.22	0.40
21:AU:45:ARG:HA	21:AU:48:ALA:HB3	2.03	0.40
22:BA:28:A:C5	22:BA:29:U:C5	3.09	0.40
22:BA:182:A:C6	22:BA:183:C:C4	3.08	0.40
22:BA:189:G:O6	22:BA:205:G:O2'	2.29	0.40
22:BA:826:U:O2'	33:BL:53:GLY:HA3	2.21	0.40
22:BA:1277:G:H5'	35:BN:20:MET:CE	2.52	0.40
22:BA:2512:C:H2'	22:BA:2513:A:O4'	2.21	0.40
22:BA:2726:A:N3	32:BK:67:LYS:NZ	2.61	0.40
22:BA:2805:C:C4	22:BA:2806:C:C4	3.10	0.40
25:BD:46:ARG:HH22	25:BD:86:GLU:HA	1.87	0.40
29:BH:82:SER:HG	29:BH:90:LEU:HG	1.86	0.40
29:BH:120:GLY:HA2	29:BH:122:LEU:HA	2.04	0.40
30:BI:11:LEU:HD12	30:BI:24:VAL:HG12	2.04	0.40

Continued on next page...

Continued from previous page...

Atom-1	Atom-2	Interatomic distance (Å)	Clash overlap (Å)
30:BI:97:LYS:N	30:BI:97:LYS:HD2	2.37	0.40
30:BI:115:ALA:O	30:BI:116:ASP:HB2	2.21	0.40
37:BP:90:GLY:O	37:BP:113:ARG:NH1	2.52	0.40
43:BV:40:ILE:HA	43:BV:40:ILE:HD13	1.73	0.40
44:BW:28:GLY:O	44:BW:66:LYS:HG2	2.22	0.40
1:CA:112:G:H5'	1:CA:389:A:O2'	2.21	0.40
1:CA:196:A:OP1	20:CT:64:LYS:NZ	2.54	0.40
1:CA:208:U:C5	1:CA:210:C:H6	2.40	0.40
1:CA:585:G:C6	1:CA:586:C:C4	3.10	0.40
1:CA:1280:A:C8	10:CJ:42:LEU:HD23	2.57	0.40
1:CA:1333:A:H2'	1:CA:1334:G:O4'	2.22	0.40
1:CA:1515:G:H2'	1:CA:1516:G:H8	1.86	0.40
2:CB:132:LYS:HA	2:CB:136:MET:HB2	2.03	0.40
3:CC:67:THR:HG23	3:CC:102:ASN:HB2	2.03	0.40
4:CD:45:LYS:HB2	4:CD:45:LYS:HE3	1.89	0.40
5:CE:150:PRO:O	5:CE:152:MET:N	2.54	0.40
16:CP:53:ASP:O	16:CP:57:ILE:HG13	2.21	0.40
20:CT:62:ALA:HA	20:CT:68:HIS:N	2.36	0.40
22:DA:203:A:OP2	22:DA:204:A:O2'	2.36	0.40
22:DA:792:A:H3'	22:DA:793:A:H5'	2.04	0.40
22:DA:972:A:C6	22:DA:973:A:C6	3.09	0.40
22:DA:993:G:H1'	39:DR:91:GLN:OE1	2.22	0.40
22:DA:1412:U:H2'	22:DA:1413:A:C8	2.57	0.40
22:DA:1974:C:H2'	22:DA:1975:G:H8	1.86	0.40
22:DA:2079:U:H2'	22:DA:2080:A:O4'	2.21	0.40
22:DA:2199:A:C6	22:DA:2200:C:C2	3.10	0.40
26:DE:155:GLU:HG3	26:DE:159:LEU:HD12	2.04	0.40
29:DH:77:THR:HA	29:DH:143:ILE:O	2.22	0.40
31:DJ:31:GLU:O	31:DJ:35:ARG:HG3	2.22	0.40
41:DT:38:ALA:O	41:DT:39:THR:HB	2.21	0.40

All (14) symmetry-related close contacts are listed below. The label for Atom-2 includes the symmetry operator and encoded unit-cell translations to be applied.

Atom-1	Atom-2	Interatomic distance (Å)	Clash overlap (Å)
1:AA:368:U:OP2	29:DH:123:ARG:NE[4_455]	1.50	0.70
1:AA:55:A:N1	29:DH:91:PHE:CE1[4_455]	1.60	0.60
1:AA:55:A:N3	29:DH:91:PHE:CZ[4_455]	1.66	0.54
1:AA:55:A:C2	29:DH:91:PHE:CE1[4_455]	1.70	0.50
1:AA:55:A:C2	29:DH:91:PHE:CZ[4_455]	1.71	0.49

Continued on next page...

Continued from previous page...

Atom-1	Atom-2	Interatomic distance (Å)	Clash overlap (Å)
1:AA:368:U:OP2	29:DH:123:ARG:CZ[4_455]	1.75	0.45
1:AA:55:A:N1	29:DH:91:PHE:CD1[4_455]	1.78	0.42
1:AA:367:U:O3'	29:DH:123:ARG:NH2[4_455]	1.83	0.37
1:AA:368:U:C6	29:DH:92:GLY:N[4_455]	2.02	0.18
1:AA:416:G:OP1	22:DA:2139:U:O2'[4_455]	2.06	0.14
1:AA:55:A:C6	29:DH:91:PHE:CE1[4_455]	2.08	0.12
1:AA:368:U:O4'	29:DH:91:PHE:O[4_455]	2.11	0.09
1:AA:368:U:N3	29:DH:91:PHE:CB[4_455]	2.18	0.02
1:AA:368:U:C5	29:DH:92:GLY:N[4_455]	2.18	0.02

5.3 Torsion angles

5.3.1 Protein backbone

In the following table, the Percentiles column shows the percent Ramachandran outliers of the chain as a percentile score with respect to all X-ray entries followed by that with respect to entries of similar resolution.

The Analysed column shows the number of residues for which the backbone conformation was analysed, and the total number of residues.

Mol	Chain	Analysed	Favoured	Allowed	Outliers	Percentiles	
2	AB	216/218 (99%)	130 (60%)	40 (18%)	46 (21%)	0	0
2	CB	216/218 (99%)	134 (62%)	47 (22%)	35 (16%)	0	0
3	AC	204/206 (99%)	158 (78%)	30 (15%)	16 (8%)	1	3
3	CC	204/206 (99%)	156 (76%)	33 (16%)	15 (7%)	1	4
4	AD	203/205 (99%)	150 (74%)	29 (14%)	24 (12%)	0	1
4	CD	203/205 (99%)	152 (75%)	29 (14%)	22 (11%)	0	1
5	AE	148/150 (99%)	112 (76%)	20 (14%)	16 (11%)	0	1
5	CE	148/150 (99%)	103 (70%)	20 (14%)	25 (17%)	0	0
6	AF	98/100 (98%)	72 (74%)	15 (15%)	11 (11%)	0	1
6	CF	98/100 (98%)	69 (70%)	14 (14%)	15 (15%)	0	0
7	AG	149/151 (99%)	110 (74%)	30 (20%)	9 (6%)	1	7
7	CG	149/151 (99%)	118 (79%)	22 (15%)	9 (6%)	1	7
8	AH	127/129 (98%)	94 (74%)	26 (20%)	7 (6%)	2	8
8	CH	127/129 (98%)	103 (81%)	17 (13%)	7 (6%)	2	8

Continued on next page...

Continued from previous page...

Mol	Chain	Analysed	Favoured	Allowed	Outliers	Percentiles	
9	AI	125/127 (98%)	96 (77%)	20 (16%)	9 (7%)	1	4
9	CI	125/127 (98%)	97 (78%)	20 (16%)	8 (6%)	1	5
10	AJ	96/98 (98%)	67 (70%)	12 (12%)	17 (18%)	0	0
10	CJ	96/98 (98%)	70 (73%)	14 (15%)	12 (12%)	0	1
11	AK	115/117 (98%)	90 (78%)	16 (14%)	9 (8%)	1	3
11	CK	115/117 (98%)	85 (74%)	21 (18%)	9 (8%)	1	3
12	AL	121/123 (98%)	96 (79%)	19 (16%)	6 (5%)	2	10
12	CL	121/123 (98%)	97 (80%)	13 (11%)	11 (9%)	1	2
13	AM	112/114 (98%)	85 (76%)	16 (14%)	11 (10%)	0	2
13	CM	112/114 (98%)	82 (73%)	19 (17%)	11 (10%)	0	2
14	AN	92/100 (92%)	61 (66%)	20 (22%)	11 (12%)	0	1
14	CN	92/100 (92%)	61 (66%)	15 (16%)	16 (17%)	0	0
15	AO	86/88 (98%)	65 (76%)	18 (21%)	3 (4%)	3	17
15	CO	86/88 (98%)	68 (79%)	14 (16%)	4 (5%)	2	11
16	AP	80/82 (98%)	49 (61%)	15 (19%)	16 (20%)	0	0
16	CP	80/82 (98%)	59 (74%)	17 (21%)	4 (5%)	2	10
17	AQ	78/80 (98%)	57 (73%)	11 (14%)	10 (13%)	0	1
17	CQ	78/80 (98%)	53 (68%)	17 (22%)	8 (10%)	0	2
18	AR	53/55 (96%)	45 (85%)	4 (8%)	4 (8%)	1	4
18	CR	53/55 (96%)	40 (76%)	8 (15%)	5 (9%)	0	2
19	AS	77/79 (98%)	55 (71%)	14 (18%)	8 (10%)	0	2
19	CS	77/79 (98%)	61 (79%)	13 (17%)	3 (4%)	3	14
20	AT	83/85 (98%)	66 (80%)	12 (14%)	5 (6%)	1	7
20	CT	83/85 (98%)	68 (82%)	9 (11%)	6 (7%)	1	4
21	AU	49/51 (96%)	29 (59%)	9 (18%)	11 (22%)	0	0
21	CU	49/51 (96%)	29 (59%)	6 (12%)	14 (29%)	0	0
24	BC	269/271 (99%)	217 (81%)	41 (15%)	11 (4%)	3	13
24	DC	269/271 (99%)	209 (78%)	42 (16%)	18 (7%)	1	5
25	BD	207/209 (99%)	183 (88%)	19 (9%)	5 (2%)	6	26
25	DD	207/209 (99%)	173 (84%)	29 (14%)	5 (2%)	6	26
26	BE	199/201 (99%)	171 (86%)	22 (11%)	6 (3%)	4	20

Continued on next page...

Continued from previous page...

Mol	Chain	Analysed	Favoured	Allowed	Outliers	Percentiles	
26	DE	199/201 (99%)	157 (79%)	29 (15%)	13 (6%)	1	5
27	BF	175/177 (99%)	144 (82%)	23 (13%)	8 (5%)	2	11
27	DF	175/177 (99%)	146 (83%)	17 (10%)	12 (7%)	1	4
28	BG	174/176 (99%)	147 (84%)	15 (9%)	12 (7%)	1	4
28	DG	174/176 (99%)	138 (79%)	25 (14%)	11 (6%)	1	6
29	BH	147/149 (99%)	89 (60%)	37 (25%)	21 (14%)	0	1
29	DH	147/149 (99%)	100 (68%)	32 (22%)	15 (10%)	0	2
30	BI	139/141 (99%)	78 (56%)	37 (27%)	24 (17%)	0	0
30	DI	139/141 (99%)	80 (58%)	44 (32%)	15 (11%)	0	1
31	BJ	140/142 (99%)	124 (89%)	11 (8%)	5 (4%)	3	16
31	DJ	140/142 (99%)	123 (88%)	15 (11%)	2 (1%)	11	39
32	BK	120/122 (98%)	98 (82%)	13 (11%)	9 (8%)	1	4
32	DK	120/122 (98%)	100 (83%)	14 (12%)	6 (5%)	2	10
33	BL	141/143 (99%)	109 (77%)	20 (14%)	12 (8%)	1	3
33	DL	141/143 (99%)	105 (74%)	29 (21%)	7 (5%)	2	10
34	BM	134/136 (98%)	117 (87%)	15 (11%)	2 (2%)	10	38
34	DM	134/136 (98%)	112 (84%)	19 (14%)	3 (2%)	6	28
35	BN	118/120 (98%)	96 (81%)	21 (18%)	1 (1%)	19	53
35	DN	118/120 (98%)	97 (82%)	11 (9%)	10 (8%)	1	3
36	BO	114/116 (98%)	95 (83%)	15 (13%)	4 (4%)	3	17
36	DO	114/116 (98%)	96 (84%)	14 (12%)	4 (4%)	3	17
37	BP	112/114 (98%)	98 (88%)	9 (8%)	5 (4%)	2	12
37	DP	112/114 (98%)	91 (81%)	16 (14%)	5 (4%)	2	12
38	BQ	115/117 (98%)	107 (93%)	3 (3%)	5 (4%)	2	12
38	DQ	115/117 (98%)	108 (94%)	6 (5%)	1 (1%)	17	51
39	BR	101/103 (98%)	86 (85%)	8 (8%)	7 (7%)	1	4
39	DR	101/103 (98%)	77 (76%)	20 (20%)	4 (4%)	3	14
40	BS	108/110 (98%)	100 (93%)	5 (5%)	3 (3%)	5	22
40	DS	108/110 (98%)	89 (82%)	14 (13%)	5 (5%)	2	11
41	BT	91/93 (98%)	70 (77%)	13 (14%)	8 (9%)	1	3
41	DT	91/93 (98%)	70 (77%)	9 (10%)	12 (13%)	0	1

Continued on next page...

Continued from previous page...

Mol	Chain	Analysed	Favoured	Allowed	Outliers	Percentiles	
42	BU	100/102 (98%)	80 (80%)	12 (12%)	8 (8%)	1	3
42	DU	100/102 (98%)	73 (73%)	17 (17%)	10 (10%)	0	2
43	BV	92/94 (98%)	85 (92%)	6 (6%)	1 (1%)	14	46
43	DV	92/94 (98%)	82 (89%)	8 (9%)	2 (2%)	6	28
44	BW	74/76 (97%)	67 (90%)	7 (10%)	0	100	100
44	DW	73/76 (96%)	65 (89%)	6 (8%)	2 (3%)	5	23
45	BX	75/77 (97%)	72 (96%)	1 (1%)	2 (3%)	5	23
45	DX	75/77 (97%)	64 (85%)	9 (12%)	2 (3%)	5	23
46	BY	61/63 (97%)	40 (66%)	12 (20%)	9 (15%)	0	1
46	DY	61/63 (97%)	49 (80%)	8 (13%)	4 (7%)	1	5
47	BZ	56/58 (97%)	52 (93%)	4 (7%)	0	100	100
47	DZ	56/58 (97%)	53 (95%)	1 (2%)	2 (4%)	3	16
48	B0	54/56 (96%)	46 (85%)	5 (9%)	3 (6%)	2	8
48	D0	54/56 (96%)	41 (76%)	11 (20%)	2 (4%)	3	15
49	B1	48/50 (96%)	38 (79%)	6 (12%)	4 (8%)	1	3
49	D1	48/50 (96%)	37 (77%)	8 (17%)	3 (6%)	1	6
50	B2	44/46 (96%)	39 (89%)	3 (7%)	2 (4%)	2	12
50	D2	44/46 (96%)	38 (86%)	4 (9%)	2 (4%)	2	12
51	B3	62/64 (97%)	56 (90%)	5 (8%)	1 (2%)	9	36
51	D3	62/64 (97%)	54 (87%)	7 (11%)	1 (2%)	9	36
52	B4	36/38 (95%)	33 (92%)	3 (8%)	0	100	100
52	D4	36/38 (95%)	33 (92%)	1 (3%)	2 (6%)	2	8
53	B5	183/228 (80%)	94 (51%)	54 (30%)	35 (19%)	0	0
54	B6	2/8 (25%)	2 (100%)	0	0	100	100
54	D6	2/8 (25%)	2 (100%)	0	0	100	100
All	All	11422/11688 (98%)	8887 (78%)	1654 (14%)	881 (8%)	1	4

All (881) Ramachandran outliers are listed below:

Mol	Chain	Res	Type
2	AB	16	PHE
2	AB	22	TYR
2	AB	34	ALA

Continued on next page...

Continued from previous page...

Mol	Chain	Res	Type
2	AB	64	LYS
2	AB	73	LYS
2	AB	74	ARG
2	AB	75	ALA
2	AB	76	ALA
2	AB	107	VAL
2	AB	116	ASP
2	AB	120	GLN
2	AB	129	LEU
2	AB	134	ALA
2	AB	148	LEU
2	AB	152	LYS
2	AB	170	HIS
2	AB	207	ILE
2	AB	210	VAL
2	AB	212	LEU
3	AC	15	VAL
3	AC	26	THR
4	AD	23	SER
4	AD	29	ASP
4	AD	33	LYS
4	AD	35	GLU
4	AD	49	SER
4	AD	126	ASN
4	AD	192	SER
5	AE	26	LYS
5	AE	43	ASN
5	AE	105	ILE
5	AE	122	ASN
5	AE	138	ARG
6	AF	6	ILE
6	AF	7	VAL
6	AF	68	GLN
6	AF	91	ARG
6	AF	92	THR
7	AG	59	LEU
7	AG	130	ASN
8	AH	3	MET
9	AI	41	ARG
9	AI	44	ALA
9	AI	91	ASP
10	AJ	34	ALA

Continued on next page...

Continued from previous page...

Mol	Chain	Res	Type
10	AJ	57	VAL
10	AJ	101	SER
11	AK	52	PHE
12	AL	24	LEU
12	AL	25	GLU
12	AL	44	LYS
12	AL	89	ASP
13	AM	4	ILE
13	AM	5	ALA
13	AM	11	ASP
13	AM	12	HIS
13	AM	41	GLU
13	AM	64	VAL
13	AM	114	LYS
14	AN	28	LYS
14	AN	47	LYS
14	AN	49	GLN
14	AN	52	PRO
14	AN	62	ASN
16	AP	8	ARG
16	AP	43	ALA
16	AP	46	LYS
16	AP	53	ASP
17	AQ	13	VAL
17	AQ	18	GLU
19	AS	6	LYS
19	AS	29	LYS
20	AT	5	LYS
20	AT	6	SER
21	AU	11	PRO
21	AU	24	GLU
21	AU	36	GLU
21	AU	37	PHE
21	AU	38	TYR
21	AU	40	LYS
24	BC	236	GLU
25	BD	86	GLU
25	BD	104	VAL
25	BD	152	PRO
26	BE	86	ALA
27	BF	41	GLY
27	BF	42	GLU

Continued on next page...

Continued from previous page...

Mol	Chain	Res	Type
27	BF	176	PRO
28	BG	39	ASP
28	BG	119	ALA
29	BH	10	ALA
29	BH	34	GLY
29	BH	53	GLU
29	BH	87	GLU
29	BH	90	LEU
29	BH	118	PRO
29	BH	121	VAL
29	BH	140	ALA
30	BI	19	ASN
30	BI	58	VAL
30	BI	65	ARG
31	BJ	81	ILE
32	BK	29	HIS
32	BK	35	VAL
32	BK	91	SER
32	BK	110	GLU
33	BL	30	THR
33	BL	68	SER
33	BL	88	GLY
33	BL	94	THR
33	BL	115	GLU
34	BM	69	PRO
36	BO	87	ILE
36	BO	95	SER
37	BP	16	ASP
37	BP	94	LYS
37	BP	105	GLY
38	BQ	25	TYR
39	BR	31	GLU
39	BR	49	ILE
39	BR	51	VAL
39	BR	53	PHE
39	BR	55	ASP
40	BS	64	ALA
41	BT	72	GLN
41	BT	88	LYS
41	BT	89	GLU
42	BU	99	ASN
45	BX	3	ARG

Continued on next page...

Continued from previous page...

Mol	Chain	Res	Type
46	BY	22	LEU
46	BY	24	GLU
46	BY	36	GLN
48	B0	56	ALA
49	B1	17	THR
53	B5	51	ASP
53	B5	53	ARG
53	B5	134	PRO
53	B5	141	PRO
53	B5	146	VAL
53	B5	154	ILE
53	B5	174	ALA
53	B5	175	PRO
53	B5	205	ALA
53	B5	210	LEU
53	B5	221	PRO
2	CB	16	PHE
2	CB	73	LYS
2	CB	74	ARG
2	CB	86	SER
2	CB	88	ASP
2	CB	126	PHE
2	CB	170	HIS
2	CB	193	PRO
2	CB	194	ASP
2	CB	207	ILE
2	CB	220	THR
2	CB	222	ARG
3	CC	17	PRO
3	CC	82	GLU
3	CC	146	ALA
4	CD	33	LYS
4	CD	34	ILE
4	CD	35	GLU
4	CD	36	GLN
4	CD	42	GLY
4	CD	47	ARG
4	CD	170	TRP
4	CD	174	ASP
5	CE	45	ARG
5	CE	101	GLU
5	CE	103	THR

Continued on next page...

Continued from previous page...

Mol	Chain	Res	Type
5	CE	111	MET
5	CE	123	VAL
5	CE	138	ARG
6	CF	14	GLN
6	CF	55	HIS
6	CF	86	ARG
6	CF	91	ARG
6	CF	92	THR
6	CF	98	GLU
7	CG	9	GLN
7	CG	130	ASN
7	CG	146	GLU
8	CH	22	LYS
8	CH	66	PHE
9	CI	55	VAL
9	CI	91	ASP
9	CI	129	LYS
10	CJ	93	ALA
11	CK	52	PHE
11	CK	91	PRO
11	CK	127	ARG
12	CL	34	CYS
12	CL	44	LYS
12	CL	76	GLU
12	CL	123	LYS
13	CM	7	ILE
13	CM	11	ASP
13	CM	41	GLU
13	CM	114	LYS
14	CN	22	ALA
14	CN	52	PRO
14	CN	62	ASN
14	CN	92	GLU
17	CQ	5	ILE
17	CQ	51	ASN
17	CQ	52	GLU
17	CQ	70	THR
18	CR	47	THR
19	CS	5	LEU
20	CT	4	ILE
20	CT	6	SER
21	CU	9	ASN

Continued on next page...

Continued from previous page...

Mol	Chain	Res	Type
21	CU	12	PHE
21	CU	24	GLU
21	CU	36	GLU
21	CU	37	PHE
21	CU	40	LYS
24	DC	29	PRO
24	DC	35	GLU
24	DC	36	LYS
24	DC	58	HIS
24	DC	71	LYS
24	DC	218	PRO
24	DC	239	ASN
24	DC	255	LYS
25	DD	104	VAL
25	DD	105	LYS
25	DD	152	PRO
25	DD	174	SER
27	DF	123	ASP
27	DF	150	ARG
27	DF	176	PRO
28	DG	92	VAL
28	DG	119	ALA
29	DH	3	VAL
29	DH	10	ALA
29	DH	33	GLN
29	DH	35	LYS
29	DH	41	LYS
29	DH	53	GLU
29	DH	54	LEU
29	DH	83	LYS
29	DH	109	GLU
30	DI	7	ALA
30	DI	19	ASN
30	DI	93	PRO
31	DJ	81	ILE
32	DK	105	ARG
32	DK	108	ARG
34	DM	69	PRO
35	DN	2	ARG
35	DN	70	THR
35	DN	88	ALA
35	DN	104	ALA

Continued on next page...

Continued from previous page...

Mol	Chain	Res	Type
35	DN	119	SER
36	DO	116	GLN
37	DP	66	ASN
37	DP	94	LYS
38	DQ	87	SER
39	DR	31	GLU
40	DS	29	VAL
40	DS	63	GLY
40	DS	67	ASP
41	DT	18	GLU
41	DT	52	GLU
41	DT	77	ARG
41	DT	88	LYS
42	DU	7	ARG
42	DU	53	ASN
42	DU	55	PRO
42	DU	89	ASP
45	DX	62	LYS
46	DY	57	LEU
46	DY	61	ALA
47	DZ	4	THR
49	D1	5	ILE
50	D2	44	VAL
50	D2	45	SER
2	AB	41	ILE
2	AB	53	ALA
2	AB	87	CYS
2	AB	95	ARG
2	AB	117	LEU
2	AB	128	LYS
2	AB	133	GLU
2	AB	143	LYS
2	AB	183	VAL
2	AB	201	PRO
2	AB	220	THR
3	AC	17	PRO
3	AC	69	HIS
3	AC	79	LYS
3	AC	140	ASN
3	AC	141	ALA
3	AC	146	ALA
4	AD	7	PRO

Continued on next page...

Continued from previous page...

Mol	Chain	Res	Type
4	AD	24	GLY
4	AD	153	SER
4	AD	156	LYS
4	AD	160	GLU
4	AD	166	GLU
4	AD	175	ALA
4	AD	191	LEU
5	AE	78	ASN
5	AE	100	SER
6	AF	36	ILE
6	AF	69	GLU
7	AG	15	ASP
7	AG	51	ALA
7	AG	69	VAL
7	AG	79	ARG
8	AH	54	ASP
8	AH	67	GLN
8	AH	88	ARG
9	AI	9	THR
10	AJ	32	THR
10	AJ	33	GLY
10	AJ	61	ALA
11	AK	14	LYS
11	AK	41	ALA
11	AK	73	ALA
11	AK	125	LYS
12	AL	118	GLY
12	AL	123	LYS
14	AN	34	VAL
14	AN	53	ARG
14	AN	81	ARG
14	AN	92	GLU
16	AP	65	ALA
16	AP	68	SER
16	AP	77	GLU
16	AP	80	LYS
17	AQ	12	VAL
17	AQ	51	ASN
17	AQ	70	THR
18	AR	27	ALA
19	AS	64	ASP
21	AU	31	GLU

Continued on next page...

Continued from previous page...

Mol	Chain	Res	Type
21	AU	35	ARG
24	BC	13	ARG
24	BC	71	LYS
24	BC	122	ALA
24	BC	196	GLY
26	BE	8	ALA
27	BF	21	ASN
28	BG	61	GLY
28	BG	79	VAL
29	BH	3	VAL
29	BH	11	ASN
29	BH	14	SER
29	BH	15	LEU
29	BH	66	ASN
29	BH	119	ASN
30	BI	6	GLN
30	BI	24	VAL
30	BI	45	LYS
30	BI	60	THR
30	BI	98	VAL
30	BI	106	LEU
30	BI	117	MET
30	BI	126	THR
30	BI	134	ARG
31	BJ	25	LEU
32	BK	109	SER
33	BL	15	ALA
33	BL	69	ARG
33	BL	86	GLU
33	BL	114	GLY
36	BO	88	LYS
37	BP	35	GLY
38	BQ	7	GLY
38	BQ	102	ASP
40	BS	63	GLY
41	BT	71	GLY
42	BU	8	ASP
46	BY	35	GLY
46	BY	62	GLY
49	B1	28	ARG
49	B1	52	ALA
50	B2	25	LYS

Continued on next page...

Continued from previous page...

Mol	Chain	Res	Type
50	B2	44	VAL
53	B5	36	ALA
53	B5	41	THR
53	B5	62	THR
53	B5	136	GLY
53	B5	185	LYS
2	CB	22	TYR
2	CB	33	GLY
2	CB	36	ASN
2	CB	51	ASN
2	CB	59	LYS
2	CB	87	CYS
2	CB	100	MET
2	CB	120	GLN
2	CB	124	GLY
2	CB	141	LEU
3	CC	101	ILE
4	CD	32	CYS
4	CD	85	ASN
4	CD	165	ARG
5	CE	51	GLY
5	CE	70	ASN
5	CE	77	ASN
5	CE	98	PRO
5	CE	100	SER
5	CE	102	GLY
5	CE	134	ILE
5	CE	150	PRO
5	CE	151	GLU
5	CE	158	GLY
6	CF	27	ALA
6	CF	54	LEU
6	CF	56	LYS
6	CF	63	ASN
6	CF	93	LYS
7	CG	56	LYS
7	CG	80	VAL
7	CG	84	THR
8	CH	67	GLN
8	CH	89	LYS
9	CI	120	LYS
10	CJ	35	GLN

Continued on next page...

Continued from previous page...

Mol	Chain	Res	Type
10	CJ	57	VAL
10	CJ	86	ALA
10	CJ	92	LEU
11	CK	92	GLY
11	CK	93	ARG
12	CL	23	ALA
12	CL	89	ASP
13	CM	12	HIS
14	CN	29	ALA
14	CN	42	TRP
14	CN	59	ARG
15	CO	20	ASN
16	CP	10	GLY
16	CP	80	LYS
17	CQ	13	VAL
18	CR	21	ILE
18	CR	25	ASP
18	CR	26	ILE
20	CT	7	ALA
20	CT	41	ALA
20	CT	68	HIS
21	CU	11	PRO
21	CU	13	ASP
21	CU	46	LYS
21	CU	52	ALA
24	DC	73	GLY
24	DC	238	ARG
24	DC	240	PHE
24	DC	251	GLN
26	DE	7	ASP
26	DE	61	ARG
26	DE	84	THR
26	DE	122	GLU
26	DE	131	THR
27	DF	41	GLY
27	DF	103	LEU
28	DG	46	ALA
28	DG	61	GLY
28	DG	159	GLY
29	DH	31	VAL
29	DH	77	THR
29	DH	118	PRO

Continued on next page...

Continued from previous page...

Mol	Chain	Res	Type
30	DI	88	SER
30	DI	102	SER
30	DI	106	LEU
31	DJ	25	LEU
32	DK	35	VAL
33	DL	9	ALA
33	DL	42	SER
33	DL	103	ILE
33	DL	111	ILE
35	DN	3	HIS
36	DO	34	HIS
37	DP	105	GLY
37	DP	114	LEU
39	DR	102	SER
40	DS	62	ASP
41	DT	37	ASP
41	DT	72	GLN
41	DT	73	ARG
42	DU	9	ASP
42	DU	19	LYS
42	DU	57	GLY
44	DW	35	SER
46	DY	37	LEU
47	DZ	14	ILE
48	D0	55	ILE
2	AB	12	ALA
2	AB	68	LEU
2	AB	96	TRP
2	AB	126	PHE
2	AB	155	GLY
2	AB	203	ASN
2	AB	211	THR
3	AC	18	TRP
3	AC	61	ALA
3	AC	80	LYS
3	AC	139	GLN
4	AD	36	GLN
4	AD	107	PHE
4	AD	167	LYS
5	AE	24	THR
5	AE	45	ARG
5	AE	62	LYS

Continued on next page...

Continued from previous page...

Mol	Chain	Res	Type
5	AE	76	LEU
5	AE	157	ARG
6	AF	56	LYS
6	AF	99	ALA
7	AG	14	PRO
7	AG	87	VAL
7	AG	113	ASP
8	AH	4	GLN
8	AH	66	PHE
8	AH	97	ALA
10	AJ	17	LEU
10	AJ	43	PRO
10	AJ	75	ASP
11	AK	15	GLN
11	AK	89	PRO
13	AM	27	LYS
15	AO	20	ASN
16	AP	49	GLY
16	AP	79	ASN
18	AR	25	ASP
18	AR	49	ALA
18	AR	50	LYS
19	AS	5	LEU
19	AS	30	PRO
19	AS	65	GLU
20	AT	68	HIS
24	BC	37	ASN
24	BC	167	ARG
25	BD	40	LEU
25	BD	114	LYS
26	BE	6	LYS
27	BF	73	SER
28	BG	158	LYS
28	BG	175	LYS
29	BH	9	VAL
29	BH	30	LEU
29	BH	85	GLY
29	BH	93	SER
29	BH	105	ALA
30	BI	31	GLN
30	BI	63	ALA
30	BI	75	PRO

Continued on next page...

Continued from previous page...

Mol	Chain	Res	Type
30	BI	83	ALA
30	BI	90	SER
30	BI	113	LYS
31	BJ	21	THR
31	BJ	39	LYS
32	BK	93	GLN
32	BK	118	LEU
32	BK	119	ALA
33	BL	111	ILE
38	BQ	24	TYR
38	BQ	103	LYS
41	BT	25	GLU
42	BU	50	PRO
46	BY	10	SER
46	BY	14	LEU
48	B0	55	ILE
53	B5	73	VAL
53	B5	90	ALA
53	B5	156	GLU
53	B5	217	THR
2	CB	17	GLY
2	CB	21	ARG
2	CB	129	LEU
2	CB	134	ALA
2	CB	136	MET
2	CB	209	ALA
3	CC	54	ARG
3	CC	64	ILE
3	CC	89	LYS
4	CD	4	TYR
4	CD	10	LYS
4	CD	154	ARG
4	CD	173	VAL
4	CD	175	ALA
4	CD	192	SER
5	CE	12	GLN
5	CE	68	ARG
5	CE	99	ALA
5	CE	122	ASN
5	CE	143	GLY
6	CF	17	GLN
7	CG	140	ASP

Continued on next page...

Continued from previous page...

Mol	Chain	Res	Type
9	CI	41	ARG
10	CJ	17	LEU
10	CJ	36	VAL
10	CJ	41	PRO
10	CJ	94	ALA
11	CK	15	GLN
11	CK	41	ALA
12	CL	77	HIS
13	CM	5	ALA
13	CM	10	PRO
13	CM	82	ASP
14	CN	23	LYS
14	CN	28	LYS
14	CN	34	VAL
15	CO	18	ASP
16	CP	43	ALA
18	CR	70	TYR
19	CS	6	LYS
21	CU	16	LEU
24	DC	108	LYS
24	DC	205	LEU
24	DC	260	ASN
26	DE	6	LYS
26	DE	86	ALA
26	DE	144	GLU
27	DF	21	ASN
28	DG	47	ASP
29	DH	16	GLY
29	DH	40	THR
30	DI	84	ALA
30	DI	115	ALA
32	DK	93	GLN
33	DL	29	LYS
35	DN	105	GLY
40	DS	28	LYS
41	DT	10	VAL
42	DU	98	SER
43	DV	93	ARG
52	D4	20	ASP
52	D4	23	ILE
2	AB	52	GLU
2	AB	132	LYS

Continued on next page...

Continued from previous page...

Mol	Chain	Res	Type
2	AB	145	GLU
3	AC	3	GLN
3	AC	12	LEU
5	AE	12	GLN
5	AE	68	ARG
6	AF	54	LEU
6	AF	98	GLU
10	AJ	36	VAL
10	AJ	42	LEU
10	AJ	62	ARG
10	AJ	95	GLY
11	AK	127	ARG
13	AM	105	ASN
14	AN	21	PHE
14	AN	29	ALA
15	AO	3	LEU
16	AP	11	ALA
16	AP	50	THR
17	AQ	6	ARG
17	AQ	82	ALA
19	AS	4	SER
26	BE	200	LEU
27	BF	45	ALA
27	BF	175	PHE
28	BG	173	GLU
29	BH	83	LYS
30	BI	72	LYS
32	BK	89	ASN
33	BL	31	GLY
34	BM	6	ARG
35	BN	118	ARG
36	BO	89	ASP
39	BR	43	ASN
39	BR	52	PRO
40	BS	65	ASP
41	BT	28	ASN
41	BT	38	ALA
42	BU	39	ILE
42	BU	89	ASP
45	BX	64	ILE
53	B5	65	LEU
53	B5	86	GLU

Continued on next page...

Continued from previous page...

Mol	Chain	Res	Type
53	B5	162	ILE
53	B5	171	ALA
2	CB	34	ALA
2	CB	205	ASP
3	CC	25	ASN
3	CC	80	LYS
3	CC	141	ALA
4	CD	17	THR
4	CD	37	ALA
7	CG	57	SER
8	CH	31	LYS
8	CH	44	GLY
9	CI	42	GLU
9	CI	72	ILE
10	CJ	90	LEU
11	CK	89	PRO
12	CL	4	VAL
12	CL	17	ALA
12	CL	78	SER
12	CL	117	TYR
13	CM	24	GLY
14	CN	16	LEU
15	CO	46	HIS
16	CP	77	GLU
17	CQ	80	GLU
17	CQ	82	ALA
19	CS	32	ARG
24	DC	122	ALA
26	DE	18	THR
26	DE	151	GLY
27	DF	3	LYS
27	DF	9	LYS
27	DF	43	ALA
27	DF	174	ASP
29	DH	9	VAL
30	DI	9	VAL
30	DI	72	LYS
30	DI	101	ILE
32	DK	110	GLU
33	DL	53	GLY
34	DM	3	GLN
35	DN	106	ASP

Continued on next page...

Continued from previous page...

Mol	Chain	Res	Type
36	DO	99	TYR
41	DT	22	THR
41	DT	39	THR
41	DT	50	LEU
44	DW	21	LEU
46	DY	23	ARG
2	AB	25	PRO
2	AB	115	LYS
2	AB	161	LEU
2	AB	224	GLY
3	AC	66	VAL
4	AD	101	VAL
4	AD	193	ALA
9	AI	72	ILE
10	AJ	41	PRO
10	AJ	74	VAL
11	AK	36	ASP
13	AM	112	PRO
16	AP	9	HIS
16	AP	36	VAL
17	AQ	69	LYS
17	AQ	81	LYS
20	AT	4	ILE
20	AT	67	ILE
21	AU	10	GLU
21	AU	16	LEU
21	AU	27	GLY
24	BC	201	MET
26	BE	11	ALA
28	BG	38	ASN
28	BG	80	THR
28	BG	94	TYR
31	BJ	60	ASP
33	BL	12	SER
41	BT	52	GLU
42	BU	100	SER
46	BY	33	ALA
48	B0	26	THR
53	B5	104	ILE
53	B5	133	GLY
53	B5	144	GLY
53	B5	159	ALA

Continued on next page...

Continued from previous page...

Mol	Chain	Res	Type
53	B5	183	PRO
2	CB	140	GLU
3	CC	12	LEU
3	CC	14	ILE
4	CD	29	ASP
4	CD	43	ALA
4	CD	167	LYS
5	CE	126	LYS
6	CF	13	ASP
6	CF	53	LYS
9	CI	58	VAL
13	CM	6	GLY
14	CN	21	PHE
21	CU	53	VAL
24	DC	253	LYS
25	DD	43	ASP
26	DE	153	LEU
27	DF	116	GLY
27	DF	177	PHE
28	DG	80	THR
30	DI	13	VAL
32	DK	118	LEU
33	DL	115	GLU
35	DN	82	GLU
35	DN	118	ARG
39	DR	7	SER
39	DR	53	PHE
42	DU	37	GLU
45	DX	32	ASN
49	D1	51	GLU
2	AB	193	PRO
3	AC	160	ALA
4	AD	34	ILE
4	AD	37	ALA
5	AE	51	GLY
9	AI	50	GLN
9	AI	116	VAL
10	AJ	39	PRO
10	AJ	92	LEU
15	AO	47	LYS
29	BH	120	GLY
30	BI	7	ALA

Continued on next page...

Continued from previous page...

Mol	Chain	Res	Type
37	BP	76	THR
42	BU	40	ASN
43	BV	24	ASN
46	BY	57	LEU
49	B1	5	ILE
2	CB	68	LEU
3	CC	84	VAL
5	CE	24	THR
6	CF	15	SER
13	CM	13	LYS
14	CN	3	LYS
14	CN	64	CYS
17	CQ	12	VAL
21	CU	35	ARG
26	DE	72	SER
28	DG	8	PRO
28	DG	12	PRO
28	DG	154	PRO
34	DM	53	MET
36	DO	66	GLY
37	DP	80	VAL
41	DT	21	SER
4	AD	125	VAL
4	AD	168	PRO
5	AE	88	VAL
9	AI	24	GLY
13	AM	111	GLY
24	BC	29	PRO
28	BG	82	GLY
30	BI	52	GLY
30	BI	101	ILE
2	CB	180	GLY
3	CC	66	VAL
3	CC	103	ILE
5	CE	105	ILE
5	CE	133	PRO
8	CH	75	ILE
10	CJ	38	GLY
11	CK	104	GLY
14	CN	31	ILE
42	DU	56	GLY
49	D1	16	GLY

Continued on next page...

Continued from previous page...

Mol	Chain	Res	Type
17	AQ	35	GLY
28	BG	78	GLY
7	CG	8	GLY
24	DC	99	GLY
28	DG	79	VAL
30	DI	58	VAL
30	DI	85	GLY
2	AB	157	LEU
9	AI	51	PRO
16	AP	10	GLY
24	BC	124	ILE
24	BC	233	GLY
26	BE	151	GLY
51	B3	7	VAL
53	B5	44	VAL
53	B5	100	ILE
53	B5	181	PHE
2	CB	221	VAL
10	CJ	42	LEU
14	CN	11	VAL
20	CT	42	GLY
26	DE	129	PRO
16	AP	78	VAL
19	AS	76	PRO
27	BF	84	PRO
42	BU	54	GLN
53	B5	202	PRO
2	CB	151	ILE
15	CO	86	GLY
21	CU	10	GLU
30	DI	89	GLY
43	DV	65	VAL
48	D0	43	ILE
51	D3	7	VAL
30	BI	22	PRO
30	BI	122	ILE
53	B5	204	GLY
53	B5	215	VAL

5.3.2 Protein sidechains ⓘ

In the following table, the Percentiles column shows the percent sidechain outliers of the chain as a percentile score with respect to all X-ray entries followed by that with respect to entries of similar resolution.

The Analysed column shows the number of residues for which the sidechain conformation was analysed, and the total number of residues.

Mol	Chain	Analysed	Rotameric	Outliers	Percentiles	
2	AB	180/180 (100%)	113 (63%)	67 (37%)	0	0
2	CB	180/180 (100%)	129 (72%)	51 (28%)	0	1
3	AC	170/170 (100%)	132 (78%)	38 (22%)	1	3
3	CC	170/170 (100%)	131 (77%)	39 (23%)	1	3
4	AD	172/172 (100%)	129 (75%)	43 (25%)	0	2
4	CD	172/172 (100%)	138 (80%)	34 (20%)	1	6
5	AE	113/113 (100%)	85 (75%)	28 (25%)	0	2
5	CE	113/113 (100%)	85 (75%)	28 (25%)	0	2
6	AF	87/87 (100%)	64 (74%)	23 (26%)	0	2
6	CF	87/87 (100%)	63 (72%)	24 (28%)	0	1
7	AG	124/124 (100%)	94 (76%)	30 (24%)	0	2
7	CG	124/124 (100%)	91 (73%)	33 (27%)	0	2
8	AH	104/104 (100%)	79 (76%)	25 (24%)	0	2
8	CH	104/104 (100%)	83 (80%)	21 (20%)	1	5
9	AI	105/105 (100%)	74 (70%)	31 (30%)	0	1
9	CI	105/105 (100%)	77 (73%)	28 (27%)	0	2
10	AJ	86/86 (100%)	64 (74%)	22 (26%)	0	2
10	CJ	86/86 (100%)	67 (78%)	19 (22%)	1	3
11	AK	90/90 (100%)	66 (73%)	24 (27%)	0	2
11	CK	90/90 (100%)	69 (77%)	21 (23%)	1	3
12	AL	103/103 (100%)	84 (82%)	19 (18%)	1	7
12	CL	103/103 (100%)	78 (76%)	25 (24%)	0	2
13	AM	92/92 (100%)	74 (80%)	18 (20%)	1	6
13	CM	92/92 (100%)	70 (76%)	22 (24%)	0	2
14	AN	79/83 (95%)	61 (77%)	18 (23%)	1	3
14	CN	79/83 (95%)	68 (86%)	11 (14%)	3	14

Continued on next page...

Continued from previous page...

Mol	Chain	Analysed	Rotameric	Outliers	Percentiles	
15	AO	75/76 (99%)	59 (79%)	16 (21%)	1	4
15	CO	75/76 (99%)	57 (76%)	18 (24%)	0	2
16	AP	65/65 (100%)	52 (80%)	13 (20%)	1	5
16	CP	65/65 (100%)	49 (75%)	16 (25%)	0	2
17	AQ	74/74 (100%)	52 (70%)	22 (30%)	0	1
17	CQ	74/74 (100%)	53 (72%)	21 (28%)	0	1
18	AR	48/48 (100%)	41 (85%)	7 (15%)	3	13
18	CR	48/48 (100%)	39 (81%)	9 (19%)	1	7
19	AS	70/70 (100%)	57 (81%)	13 (19%)	1	7
19	CS	70/70 (100%)	55 (79%)	15 (21%)	1	4
20	AT	65/65 (100%)	46 (71%)	19 (29%)	0	1
20	CT	65/65 (100%)	48 (74%)	17 (26%)	0	2
21	AU	44/44 (100%)	27 (61%)	17 (39%)	0	0
21	CU	44/44 (100%)	32 (73%)	12 (27%)	0	1
24	BC	216/216 (100%)	190 (88%)	26 (12%)	5	19
24	DC	216/216 (100%)	180 (83%)	36 (17%)	2	9
25	BD	164/164 (100%)	147 (90%)	17 (10%)	7	24
25	DD	164/164 (100%)	144 (88%)	20 (12%)	5	19
26	BE	165/165 (100%)	138 (84%)	27 (16%)	2	9
26	DE	165/165 (100%)	133 (81%)	32 (19%)	1	6
27	BF	148/148 (100%)	121 (82%)	27 (18%)	1	7
27	DF	148/148 (100%)	118 (80%)	30 (20%)	1	5
28	BG	137/137 (100%)	117 (85%)	20 (15%)	3	13
28	DG	137/137 (100%)	123 (90%)	14 (10%)	7	25
29	BH	114/114 (100%)	88 (77%)	26 (23%)	1	3
29	DH	114/114 (100%)	88 (77%)	26 (23%)	1	3
30	BI	109/109 (100%)	86 (79%)	23 (21%)	1	4
30	DI	109/109 (100%)	84 (77%)	25 (23%)	1	3
31	BJ	116/116 (100%)	103 (89%)	13 (11%)	6	22
31	DJ	116/116 (100%)	102 (88%)	14 (12%)	5	19
32	BK	103/103 (100%)	93 (90%)	10 (10%)	8	28

Continued on next page...

Continued from previous page...

Mol	Chain	Analysed	Rotameric	Outliers	Percentiles	
32	DK	103/103 (100%)	90 (87%)	13 (13%)	4	17
33	BL	102/102 (100%)	85 (83%)	17 (17%)	2	9
33	DL	102/102 (100%)	81 (79%)	21 (21%)	1	4
34	BM	109/109 (100%)	97 (89%)	12 (11%)	6	22
34	DM	109/109 (100%)	97 (89%)	12 (11%)	6	22
35	BN	100/100 (100%)	87 (87%)	13 (13%)	4	16
35	DN	100/100 (100%)	83 (83%)	17 (17%)	2	9
36	BO	86/86 (100%)	64 (74%)	22 (26%)	0	2
36	DO	86/86 (100%)	72 (84%)	14 (16%)	2	9
37	BP	99/99 (100%)	88 (89%)	11 (11%)	6	22
37	DP	99/99 (100%)	80 (81%)	19 (19%)	1	6
38	BQ	89/89 (100%)	74 (83%)	15 (17%)	2	9
38	DQ	89/89 (100%)	76 (85%)	13 (15%)	3	13
39	BR	84/84 (100%)	73 (87%)	11 (13%)	4	16
39	DR	84/84 (100%)	70 (83%)	14 (17%)	2	9
40	BS	93/93 (100%)	78 (84%)	15 (16%)	2	10
40	DS	93/93 (100%)	77 (83%)	16 (17%)	2	8
41	BT	80/80 (100%)	68 (85%)	12 (15%)	3	12
41	DT	80/80 (100%)	66 (82%)	14 (18%)	2	8
42	BU	83/83 (100%)	68 (82%)	15 (18%)	1	7
42	DU	83/83 (100%)	64 (77%)	19 (23%)	1	3
43	BV	78/78 (100%)	66 (85%)	12 (15%)	2	11
43	DV	78/78 (100%)	67 (86%)	11 (14%)	3	14
44	BW	57/58 (98%)	53 (93%)	4 (7%)	15	43
44	DW	56/58 (97%)	49 (88%)	7 (12%)	4	17
45	BX	67/67 (100%)	55 (82%)	12 (18%)	2	7
45	DX	67/67 (100%)	55 (82%)	12 (18%)	2	7
46	BY	55/55 (100%)	48 (87%)	7 (13%)	4	17
46	DY	55/55 (100%)	43 (78%)	12 (22%)	1	4
47	BZ	48/48 (100%)	43 (90%)	5 (10%)	7	24
47	DZ	48/48 (100%)	38 (79%)	10 (21%)	1	4

Continued on next page...

Continued from previous page...

Mol	Chain	Analysed	Rotameric	Outliers	Percentiles	
48	B0	47/47 (100%)	40 (85%)	7 (15%)	3	12
48	D0	47/47 (100%)	42 (89%)	5 (11%)	6	24
49	B1	45/45 (100%)	38 (84%)	7 (16%)	2	11
49	D1	45/45 (100%)	39 (87%)	6 (13%)	4	15
50	B2	38/38 (100%)	32 (84%)	6 (16%)	2	10
50	D2	38/38 (100%)	32 (84%)	6 (16%)	2	10
51	B3	51/51 (100%)	46 (90%)	5 (10%)	8	27
51	D3	51/51 (100%)	46 (90%)	5 (10%)	8	27
52	B4	34/34 (100%)	30 (88%)	4 (12%)	5	20
52	D4	34/34 (100%)	28 (82%)	6 (18%)	2	8
53	B5	61/180 (34%)	48 (79%)	13 (21%)	1	4
54	B6	2/2 (100%)	2 (100%)	0	100	100
54	D6	2/2 (100%)	2 (100%)	0	100	100
All	All	9390/9522 (99%)	7570 (81%)	1820 (19%)	1	6

All (1820) residues with a non-rotameric sidechain are listed below:

Mol	Chain	Res	Type
2	AB	10	LEU
2	AB	14	VAL
2	AB	15	HIS
2	AB	20	THR
2	AB	21	ARG
2	AB	22	TYR
2	AB	27	MET
2	AB	31	ILE
2	AB	32	PHE
2	AB	38	VAL
2	AB	39	HIS
2	AB	41	ILE
2	AB	43	LEU
2	AB	44	GLU
2	AB	46	THR
2	AB	49	MET
2	AB	50	PHE
2	AB	52	GLU
2	AB	56	GLU

Continued on next page...

Continued from previous page...

Mol	Chain	Res	Type
2	AB	57	LEU
2	AB	59	LYS
2	AB	64	LYS
2	AB	66	LYS
2	AB	68	LEU
2	AB	82	ASP
2	AB	85	LEU
2	AB	91	PHE
2	AB	93	ASN
2	AB	100	MET
2	AB	102	THR
2	AB	107	VAL
2	AB	108	ARG
2	AB	111	ILE
2	AB	112	LYS
2	AB	117	LEU
2	AB	126	PHE
2	AB	129	LEU
2	AB	130	THR
2	AB	131	LYS
2	AB	132	LYS
2	AB	133	GLU
2	AB	135	LEU
2	AB	136	MET
2	AB	137	ARG
2	AB	139	ARG
2	AB	140	GLU
2	AB	141	LEU
2	AB	143	LYS
2	AB	144	LEU
2	AB	151	ILE
2	AB	152	LYS
2	AB	163	VAL
2	AB	164	ILE
2	AB	170	HIS
2	AB	174	LYS
2	AB	181	ILE
2	AB	186	ILE
2	AB	188	ASP
2	AB	194	ASP
2	AB	197	ASP
2	AB	205	ASP

Continued on next page...

Continued from previous page...

Mol	Chain	Res	Type
2	AB	207	ILE
2	AB	208	ARG
2	AB	210	VAL
2	AB	213	TYR
2	AB	220	THR
2	AB	225	ARG
3	AC	3	GLN
3	AC	4	LYS
3	AC	14	ILE
3	AC	15	VAL
3	AC	16	LYS
3	AC	18	TRP
3	AC	20	SER
3	AC	26	THR
3	AC	27	LYS
3	AC	29	PHE
3	AC	33	LEU
3	AC	37	PHE
3	AC	51	SER
3	AC	52	VAL
3	AC	55	ILE
3	AC	58	GLU
3	AC	59	ARG
3	AC	64	ILE
3	AC	70	THR
3	AC	82	GLU
3	AC	86	LYS
3	AC	103	ILE
3	AC	107	ARG
3	AC	111	LEU
3	AC	121	THR
3	AC	131	ARG
3	AC	140	ASN
3	AC	142	MET
3	AC	144	LEU
3	AC	150	LYS
3	AC	157	LEU
3	AC	161	GLU
3	AC	162	ILE
3	AC	166	GLU
3	AC	167	TRP
3	AC	173	VAL

Continued on next page...

Continued from previous page...

Mol	Chain	Res	Type
3	AC	185	ASN
3	AC	200	VAL
4	AD	5	LEU
4	AD	9	LEU
4	AD	13	ARG
4	AD	17	THR
4	AD	20	PHE
4	AD	23	SER
4	AD	26	ARG
4	AD	31	LYS
4	AD	32	CYS
4	AD	35	GLU
4	AD	44	ARG
4	AD	53	VAL
4	AD	58	LYS
4	AD	60	LYS
4	AD	63	ARG
4	AD	69	GLU
4	AD	70	ARG
4	AD	83	LYS
4	AD	98	LEU
4	AD	104	ARG
4	AD	110	THR
4	AD	111	ARG
4	AD	116	GLN
4	AD	121	LYS
4	AD	123	ILE
4	AD	128	ARG
4	AD	138	SER
4	AD	143	VAL
4	AD	144	SER
4	AD	152	GLN
4	AD	160	GLU
4	AD	161	LEU
4	AD	163	GLU
4	AD	164	GLN
4	AD	171	LEU
4	AD	177	LYS
4	AD	190	ASP
4	AD	192	SER
4	AD	195	ILE
4	AD	196	ASN

Continued on next page...

Continued from previous page...

Mol	Chain	Res	Type
4	AD	197	GLU
4	AD	200	ILE
4	AD	206	LYS
5	AE	10	GLU
5	AE	15	LEU
5	AE	18	VAL
5	AE	29	ARG
5	AE	32	SER
5	AE	38	VAL
5	AE	46	VAL
5	AE	54	ARG
5	AE	56	VAL
5	AE	65	GLU
5	AE	69	ARG
5	AE	72	ILE
5	AE	83	HIS
5	AE	92	SER
5	AE	93	ARG
5	AE	114	VAL
5	AE	115	LEU
5	AE	122	ASN
5	AE	123	VAL
5	AE	124	LEU
5	AE	126	LYS
5	AE	131	THR
5	AE	134	ILE
5	AE	136	VAL
5	AE	137	VAL
5	AE	140	THR
5	AE	149	SER
5	AE	153	VAL
6	AF	1	MET
6	AF	5	GLU
6	AF	14	GLN
6	AF	15	SER
6	AF	17	GLN
6	AF	24	ARG
6	AF	35	LYS
6	AF	39	LEU
6	AF	44	ARG
6	AF	46	GLN
6	AF	51	ILE

Continued on next page...

Continued from previous page...

Mol	Chain	Res	Type
6	AF	52	ASN
6	AF	54	LEU
6	AF	55	HIS
6	AF	62	MET
6	AF	69	GLU
6	AF	77	THR
6	AF	82	ASP
6	AF	85	ILE
6	AF	87	SER
6	AF	96	VAL
6	AF	97	THR
6	AF	100	SER
7	AG	4	ARG
7	AG	6	VAL
7	AG	7	ILE
7	AG	9	GLN
7	AG	10	ARG
7	AG	13	LEU
7	AG	23	LEU
7	AG	26	PHE
7	AG	36	LYS
7	AG	43	VAL
7	AG	49	THR
7	AG	52	GLN
7	AG	59	LEU
7	AG	63	GLU
7	AG	70	ARG
7	AG	75	VAL
7	AG	76	LYS
7	AG	78	ARG
7	AG	79	ARG
7	AG	80	VAL
7	AG	89	VAL
7	AG	95	ARG
7	AG	111	ARG
7	AG	120	LEU
7	AG	125	SER
7	AG	135	VAL
7	AG	136	LYS
7	AG	142	HIS
7	AG	144	MET
7	AG	146	GLU

Continued on next page...

Continued from previous page...

Mol	Chain	Res	Type
8	AH	3	MET
8	AH	11	LEU
8	AH	13	ARG
8	AH	22	LYS
8	AH	26	THR
8	AH	30	SER
8	AH	32	LEU
8	AH	38	ASN
8	AH	42	GLU
8	AH	49	PHE
8	AH	64	LYS
8	AH	77	ARG
8	AH	79	SER
8	AH	83	LEU
8	AH	87	LYS
8	AH	89	LYS
8	AH	90	ASP
8	AH	99	LEU
8	AH	104	VAL
8	AH	107	SER
8	AH	108	LYS
8	AH	111	MET
8	AH	112	THR
8	AH	125	ILE
8	AH	129	VAL
9	AI	7	TYR
9	AI	11	ARG
9	AI	12	ARG
9	AI	14	SER
9	AI	22	LYS
9	AI	30	ILE
9	AI	33	ARG
9	AI	36	GLU
9	AI	43	THR
9	AI	45	ARG
9	AI	46	MET
9	AI	48	VAL
9	AI	49	ARG
9	AI	55	VAL
9	AI	57	MET
9	AI	60	LYS
9	AI	63	LEU

Continued on next page...

Continued from previous page...

Mol	Chain	Res	Type
9	AI	65	ILE
9	AI	68	LYS
9	AI	85	ARG
9	AI	88	MET
9	AI	89	GLU
9	AI	90	TYR
9	AI	92	GLU
9	AI	94	LEU
9	AI	99	ARG
9	AI	115	LYS
9	AI	116	VAL
9	AI	127	PHE
9	AI	129	LYS
9	AI	130	ARG
10	AJ	6	ILE
10	AJ	8	ILE
10	AJ	15	HIS
10	AJ	27	GLU
10	AJ	28	THR
10	AJ	40	ILE
10	AJ	42	LEU
10	AJ	44	THR
10	AJ	47	GLU
10	AJ	50	THR
10	AJ	52	LEU
10	AJ	53	ILE
10	AJ	59	LYS
10	AJ	63	ASP
10	AJ	66	GLU
10	AJ	73	LEU
10	AJ	83	THR
10	AJ	84	VAL
10	AJ	89	ARG
10	AJ	91	ASP
10	AJ	92	LEU
10	AJ	101	SER
11	AK	17	SER
11	AK	18	ASP
11	AK	23	ILE
11	AK	31	ILE
11	AK	32	VAL
11	AK	38	GLN

Continued on next page...

Continued from previous page...

Mol	Chain	Res	Type
11	AK	50	SER
11	AK	52	PHE
11	AK	58	SER
11	AK	65	VAL
11	AK	74	VAL
11	AK	76	GLU
11	AK	79	ILE
11	AK	81	ASN
11	AK	82	LEU
11	AK	95	SER
11	AK	97	ILE
11	AK	100	LEU
11	AK	101	ASN
11	AK	107	ILE
11	AK	111	THR
11	AK	119	ASN
11	AK	126	LYS
11	AK	128	ARG
12	AL	4	VAL
12	AL	21	VAL
12	AL	25	GLU
12	AL	29	GLN
12	AL	44	LYS
12	AL	54	ARG
12	AL	58	THR
12	AL	62	GLU
12	AL	65	SER
12	AL	74	LEU
12	AL	76	GLU
12	AL	82	ILE
12	AL	86	ARG
12	AL	88	LYS
12	AL	89	ASP
12	AL	102	LEU
12	AL	105	SER
12	AL	116	LYS
12	AL	121	ARG
13	AM	4	ILE
13	AM	7	ILE
13	AM	13	LYS
13	AM	14	HIS
13	AM	16	VAL

Continued on next page...

Continued from previous page...

Mol	Chain	Res	Type
13	AM	21	SER
13	AM	27	LYS
13	AM	29	ARG
13	AM	48	LEU
13	AM	64	VAL
13	AM	68	ASP
13	AM	72	GLU
13	AM	75	MET
13	AM	79	ARG
13	AM	87	ARG
13	AM	90	ARG
13	AM	107	ARG
13	AM	108	THR
14	AN	4	GLN
14	AN	5	SER
14	AN	7	LYS
14	AN	24	ARG
14	AN	26	GLU
14	AN	28	LYS
14	AN	43	ASN
14	AN	46	LEU
14	AN	49	GLN
14	AN	51	LEU
14	AN	59	ARG
14	AN	62	ASN
14	AN	63	ARG
14	AN	76	LYS
14	AN	85	ARG
14	AN	89	MET
14	AN	98	LYS
14	AN	100	SER
15	AO	4	SER
15	AO	6	GLU
15	AO	17	ARG
15	AO	18	ASP
15	AO	31	LEU
15	AO	35	GLN
15	AO	39	LEU
15	AO	40	GLN
15	AO	48	LYS
15	AO	57	LEU
15	AO	58	ARG

Continued on next page...

Continued from previous page...

Mol	Chain	Res	Type
15	AO	59	MET
15	AO	67	LEU
15	AO	75	VAL
15	AO	85	LEU
15	AO	87	LEU
16	AP	1	MET
16	AP	2	VAL
16	AP	6	LEU
16	AP	8	ARG
16	AP	20	VAL
16	AP	39	PHE
16	AP	46	LYS
16	AP	51	ARG
16	AP	67	ILE
16	AP	70	ARG
16	AP	71	VAL
16	AP	75	ILE
16	AP	80	LYS
17	AQ	4	LYS
17	AQ	11	ARG
17	AQ	13	VAL
17	AQ	14	SER
17	AQ	16	LYS
17	AQ	17	MET
17	AQ	21	ILE
17	AQ	26	GLU
17	AQ	28	PHE
17	AQ	29	VAL
17	AQ	30	LYS
17	AQ	38	ILE
17	AQ	51	ASN
17	AQ	52	GLU
17	AQ	53	CYS
17	AQ	55	ILE
17	AQ	59	VAL
17	AQ	75	LEU
17	AQ	76	VAL
17	AQ	77	ARG
17	AQ	81	LYS
17	AQ	83	VAL
18	AR	29	LEU
18	AR	30	LYS

Continued on next page...

Continued from previous page...

Mol	Chain	Res	Type
18	AR	34	THR
18	AR	43	ARG
18	AR	48	ARG
18	AR	55	LEU
18	AR	71	THR
19	AS	6	LYS
19	AS	15	LEU
19	AS	21	LYS
19	AS	24	GLU
19	AS	36	ARG
19	AS	38	SER
19	AS	41	PHE
19	AS	55	ARG
19	AS	58	VAL
19	AS	63	THR
19	AS	65	GLU
19	AS	71	LEU
19	AS	79	THR
20	AT	5	LYS
20	AT	6	SER
20	AT	8	LYS
20	AT	10	ARG
20	AT	12	ILE
20	AT	15	GLU
20	AT	16	LYS
20	AT	24	ARG
20	AT	27	MET
20	AT	30	THR
20	AT	34	LYS
20	AT	36	TYR
20	AT	54	MET
20	AT	68	HIS
20	AT	69	LYS
20	AT	70	ASN
20	AT	74	ARG
20	AT	76	LYS
20	AT	86	LEU
21	AU	5	LYS
21	AU	9	ASN
21	AU	10	GLU
21	AU	12	PHE
21	AU	16	LEU

Continued on next page...

Continued from previous page...

Mol	Chain	Res	Type
21	AU	18	ARG
21	AU	19	PHE
21	AU	20	LYS
21	AU	28	VAL
21	AU	33	ARG
21	AU	34	ARG
21	AU	37	PHE
21	AU	38	TYR
21	AU	43	THR
21	AU	44	GLU
21	AU	47	ARG
21	AU	54	LYS
24	BC	3	VAL
24	BC	5	LYS
24	BC	18	LYS
24	BC	24	LEU
24	BC	38	SER
24	BC	39	LYS
24	BC	86	ASN
24	BC	97	LYS
24	BC	111	LYS
24	BC	121	ASP
24	BC	125	LYS
24	BC	156	ARG
24	BC	164	ILE
24	BC	172	VAL
24	BC	174	LEU
24	BC	177	ARG
24	BC	181	MET
24	BC	187	ASP
24	BC	197	ASN
24	BC	199	GLU
24	BC	203	ARG
24	BC	213	TRP
24	BC	252	THR
24	BC	258	ARG
24	BC	265	LYS
24	BC	271	ARG
25	BD	12	THR
25	BD	16	THR
25	BD	28	GLU
25	BD	32	ASN

Continued on next page...

Continued from previous page...

Mol	Chain	Res	Type
25	BD	61	THR
25	BD	73	VAL
25	BD	77	ARG
25	BD	83	ARG
25	BD	89	GLU
25	BD	95	SER
25	BD	97	SER
25	BD	121	THR
25	BD	141	ARG
25	BD	145	SER
25	BD	157	LYS
25	BD	174	SER
25	BD	177	VAL
26	BE	44	ARG
26	BE	65	THR
26	BE	70	SER
26	BE	72	SER
26	BE	77	ILE
26	BE	80	SER
26	BE	93	SER
26	BE	107	SER
26	BE	108	ILE
26	BE	109	LEU
26	BE	111	GLU
26	BE	115	GLN
26	BE	116	ASP
26	BE	120	VAL
26	BE	122	GLU
26	BE	126	VAL
26	BE	132	LYS
26	BE	136	GLN
26	BE	149	ILE
26	BE	159	LEU
26	BE	163	ASN
26	BE	164	LEU
26	BE	170	ARG
26	BE	189	THR
26	BE	198	GLU
26	BE	199	MET
26	BE	200	LEU
27	BF	3	LYS
27	BF	14	LYS

Continued on next page...

Continued from previous page...

Mol	Chain	Res	Type
27	BF	17	MET
27	BF	25	VAL
27	BF	35	THR
27	BF	36	LEU
27	BF	42	GLU
27	BF	44	ILE
27	BF	48	LYS
27	BF	51	ASP
27	BF	57	LEU
27	BF	61	SER
27	BF	78	LYS
27	BF	83	TYR
27	BF	92	ARG
27	BF	95	ARG
27	BF	104	ILE
27	BF	105	THR
27	BF	113	ASP
27	BF	147	ASP
27	BF	152	LEU
27	BF	154	ILE
27	BF	155	THR
27	BF	158	THR
27	BF	159	THR
27	BF	174	ASP
27	BF	176	PRO
28	BG	10	VAL
28	BG	20	ASN
28	BG	23	VAL
28	BG	39	ASP
28	BG	45	HIS
28	BG	67	THR
28	BG	69	ARG
28	BG	77	ILE
28	BG	80	THR
28	BG	87	LEU
28	BG	92	VAL
28	BG	124	GLU
28	BG	139	GLN
28	BG	149	ARG
28	BG	152	ARG
28	BG	155	GLU
28	BG	160	LYS

Continued on next page...

Continued from previous page...

Mol	Chain	Res	Type
28	BG	166	ASP
28	BG	168	VAL
28	BG	171	THR
29	BH	1	MET
29	BH	3	VAL
29	BH	6	LEU
29	BH	12	LEU
29	BH	15	LEU
29	BH	27	ARG
29	BH	50	ARG
29	BH	60	GLU
29	BH	62	LEU
29	BH	66	ASN
29	BH	75	LEU
29	BH	77	THR
29	BH	79	THR
29	BH	86	ASP
29	BH	91	PHE
29	BH	112	LYS
29	BH	119	ASN
29	BH	122	LEU
29	BH	123	ARG
29	BH	125	THR
29	BH	129	GLU
29	BH	131	SER
29	BH	137	GLU
29	BH	142	VAL
29	BH	145	ASN
29	BH	146	VAL
30	BI	8	TYR
30	BI	9	VAL
30	BI	11	LEU
30	BI	28	LEU
30	BI	34	ASN
30	BI	38	PHE
30	BI	47	ASP
30	BI	50	GLU
30	BI	60	THR
30	BI	62	TYR
30	BI	67	PHE
30	BI	69	PHE
30	BI	72	LYS

Continued on next page...

Continued from previous page...

Mol	Chain	Res	Type
30	BI	82	LYS
30	BI	86	ILE
30	BI	87	LYS
30	BI	96	ASP
30	BI	97	LYS
30	BI	100	LYS
30	BI	103	ARG
30	BI	108	GLU
30	BI	136	MET
30	BI	141	GLU
31	BJ	1	MET
31	BJ	5	THR
31	BJ	17	VAL
31	BJ	23	LYS
31	BJ	30	THR
31	BJ	40	HIS
31	BJ	43	GLU
31	BJ	61	LYS
31	BJ	64	VAL
31	BJ	124	VAL
31	BJ	131	ASN
31	BJ	135	GLN
31	BJ	136	GLN
32	BK	35	VAL
32	BK	38	ILE
32	BK	49	ARG
32	BK	58	LEU
32	BK	61	VAL
32	BK	88	ASN
32	BK	91	SER
32	BK	92	GLU
32	BK	107	LEU
32	BK	117	SER
33	BL	7	SER
33	BL	13	LYS
33	BL	19	LEU
33	BL	21	ARG
33	BL	40	SER
33	BL	51	GLU
33	BL	69	ARG
33	BL	76	GLU
33	BL	82	LEU

Continued on next page...

Continued from previous page...

Mol	Chain	Res	Type
33	BL	86	GLU
33	BL	89	VAL
33	BL	93	ASN
33	BL	100	ILE
33	BL	115	GLU
33	BL	126	ARG
33	BL	142	ILE
33	BL	144	GLU
34	BM	12	MET
34	BM	14	LYS
34	BM	18	ARG
34	BM	24	THR
34	BM	60	GLN
34	BM	69	PRO
34	BM	70	ASP
34	BM	106	ASP
34	BM	110	GLU
34	BM	115	GLU
34	BM	131	VAL
34	BM	135	VAL
35	BN	2	ARG
35	BN	4	ARG
35	BN	6	SER
35	BN	15	SER
35	BN	27	SER
35	BN	36	THR
35	BN	65	LEU
35	BN	69	ARG
35	BN	71	ARG
35	BN	114	GLU
35	BN	117	ASP
35	BN	118	ARG
35	BN	120	GLU
36	BO	2	ASP
36	BO	4	LYS
36	BO	5	SER
36	BO	9	ARG
36	BO	18	LEU
36	BO	24	THR
36	BO	25	ARG
36	BO	28	VAL
36	BO	31	THR

Continued on next page...

Continued from previous page...

Mol	Chain	Res	Type
36	BO	36	TYR
36	BO	45	SER
36	BO	49	VAL
36	BO	55	GLU
36	BO	58	ILE
36	BO	63	LYS
36	BO	65	THR
36	BO	74	VAL
36	BO	78	VAL
36	BO	83	LEU
36	BO	89	ASP
36	BO	102	ARG
36	BO	116	GLN
37	BP	19	SER
37	BP	27	GLU
37	BP	63	LYS
37	BP	68	GLU
37	BP	72	ARG
37	BP	73	VAL
37	BP	93	ARG
37	BP	103	ARG
37	BP	106	LYS
37	BP	109	ARG
37	BP	110	ILE
38	BQ	4	VAL
38	BQ	6	ARG
38	BQ	8	VAL
38	BQ	9	ILE
38	BQ	11	ARG
38	BQ	18	LEU
38	BQ	30	ARG
38	BQ	41	LYS
38	BQ	51	ARG
38	BQ	52	GLN
38	BQ	58	ARG
38	BQ	78	LYS
38	BQ	87	SER
38	BQ	92	ARG
38	BQ	95	LEU
39	BR	10	LYS
39	BR	14	VAL
39	BR	16	GLU

Continued on next page...

Continued from previous page...

Mol	Chain	Res	Type
39	BR	20	VAL
39	BR	38	VAL
39	BR	41	ILE
39	BR	46	GLU
39	BR	48	LYS
39	BR	58	VAL
39	BR	85	LYS
39	BR	94	THR
40	BS	1	MET
40	BS	4	ILE
40	BS	6	LYS
40	BS	7	HIS
40	BS	19	LEU
40	BS	28	LYS
40	BS	30	SER
40	BS	47	VAL
40	BS	53	SER
40	BS	59	GLU
40	BS	69	LEU
40	BS	82	MET
40	BS	95	ARG
40	BS	97	LEU
40	BS	102	HIS
41	BT	1	MET
41	BT	5	GLU
41	BT	18	GLU
41	BT	22	THR
41	BT	30	ILE
41	BT	36	LYS
41	BT	39	THR
41	BT	49	LYS
41	BT	50	LEU
41	BT	59	ASN
41	BT	60	THR
41	BT	74	ILE
42	BU	6	ARG
42	BU	8	ASP
42	BU	9	ASP
42	BU	26	LYS
42	BU	29	LEU
42	BU	30	SER
42	BU	40	ASN

Continued on next page...

Continued from previous page...

Mol	Chain	Res	Type
42	BU	52	LEU
42	BU	61	LYS
42	BU	65	ILE
42	BU	68	SER
42	BU	72	ILE
42	BU	77	THR
42	BU	81	ASP
42	BU	86	ARG
43	BV	1	MET
43	BV	8	VAL
43	BV	10	LYS
43	BV	17	SER
43	BV	20	LEU
43	BV	29	ILE
43	BV	41	GLU
43	BV	53	LYS
43	BV	61	LEU
43	BV	65	VAL
43	BV	77	VAL
43	BV	90	ASP
44	BW	20	ARG
44	BW	38	VAL
44	BW	64	ASP
44	BW	82	ILE
45	BX	5	CYS
45	BX	23	ASN
45	BX	25	THR
45	BX	28	ARG
45	BX	37	ARG
45	BX	40	VAL
45	BX	48	THR
45	BX	65	ASP
45	BX	66	THR
45	BX	71	LEU
45	BX	76	GLU
45	BX	77	LYS
46	BY	6	LEU
46	BY	12	GLU
46	BY	13	GLU
46	BY	16	THR
46	BY	22	LEU
46	BY	29	ARG

Continued on next page...

Continued from previous page...

Mol	Chain	Res	Type
46	BY	59	GLU
47	BZ	3	LYS
47	BZ	10	THR
47	BZ	36	VAL
47	BZ	45	ARG
47	BZ	52	SER
48	B0	6	ASN
48	B0	18	SER
48	B0	23	THR
48	B0	27	SER
48	B0	28	LEU
48	B0	40	ARG
48	B0	57	LYS
49	B1	8	LYS
49	B1	9	ILE
49	B1	35	GLU
49	B1	46	HIS
49	B1	47	VAL
49	B1	51	GLU
49	B1	53	LYS
50	B2	3	ARG
50	B2	24	THR
50	B2	29	GLN
50	B2	42	LEU
50	B2	44	VAL
50	B2	45	SER
51	B3	15	LYS
51	B3	17	THR
51	B3	30	ARG
51	B3	31	HIS
51	B3	47	LYS
52	B4	2	LYS
52	B4	3	VAL
52	B4	6	SER
52	B4	12	ARG
53	B5	21	TYR
53	B5	28	ARG
53	B5	35	THR
53	B5	38	PHE
53	B5	39	ASP
53	B5	41	THR
53	B5	47	LYS

Continued on next page...

Continued from previous page...

Mol	Chain	Res	Type
53	B5	48	LEU
53	B5	58	ASN
53	B5	59	VAL
53	B5	65	LEU
53	B5	73	VAL
53	B5	78	ILE
2	CB	14	VAL
2	CB	15	HIS
2	CB	16	PHE
2	CB	18	HIS
2	CB	19	GLN
2	CB	20	THR
2	CB	24	ASN
2	CB	27	MET
2	CB	28	LYS
2	CB	35	ARG
2	CB	40	ILE
2	CB	43	LEU
2	CB	49	MET
2	CB	50	PHE
2	CB	51	ASN
2	CB	66	LYS
2	CB	67	ILE
2	CB	68	LEU
2	CB	88	ASP
2	CB	89	GLN
2	CB	91	PHE
2	CB	92	VAL
2	CB	94	HIS
2	CB	95	ARG
2	CB	96	TRP
2	CB	101	LEU
2	CB	103	ASN
2	CB	106	THR
2	CB	116	ASP
2	CB	117	LEU
2	CB	122	GLN
2	CB	123	ASP
2	CB	126	PHE
2	CB	130	THR
2	CB	133	GLU
2	CB	136	MET

Continued on next page...

Continued from previous page...

Mol	Chain	Res	Type
2	CB	139	ARG
2	CB	140	GLU
2	CB	143	LYS
2	CB	144	LEU
2	CB	157	LEU
2	CB	163	VAL
2	CB	164	ILE
2	CB	169	GLU
2	CB	174	LYS
2	CB	179	LEU
2	CB	188	ASP
2	CB	207	ILE
2	CB	220	THR
2	CB	222	ARG
2	CB	223	GLU
3	CC	3	GLN
3	CC	15	VAL
3	CC	16	LYS
3	CC	18	TRP
3	CC	25	ASN
3	CC	26	THR
3	CC	27	LYS
3	CC	28	GLU
3	CC	29	PHE
3	CC	33	LEU
3	CC	35	SER
3	CC	36	ASP
3	CC	37	PHE
3	CC	43	LEU
3	CC	45	LYS
3	CC	53	SER
3	CC	56	VAL
3	CC	70	THR
3	CC	80	LYS
3	CC	103	ILE
3	CC	107	ARG
3	CC	111	LEU
3	CC	119	SER
3	CC	121	THR
3	CC	128	VAL
3	CC	129	MET
3	CC	131	ARG

Continued on next page...

Continued from previous page...

Mol	Chain	Res	Type
3	CC	144	LEU
3	CC	147	LYS
3	CC	151	VAL
3	CC	153	VAL
3	CC	167	TRP
3	CC	168	TYR
3	CC	175	LEU
3	CC	179	ARG
3	CC	185	ASN
3	CC	190	HIS
3	CC	192	THR
3	CC	193	TYR
4	CD	8	LYS
4	CD	9	LEU
4	CD	10	LYS
4	CD	28	ILE
4	CD	29	ASP
4	CD	32	CYS
4	CD	33	LYS
4	CD	48	LEU
4	CD	54	GLN
4	CD	55	LEU
4	CD	56	ARG
4	CD	58	LYS
4	CD	59	GLN
4	CD	60	LYS
4	CD	69	GLU
4	CD	81	ARG
4	CD	83	LYS
4	CD	116	GLN
4	CD	125	VAL
4	CD	128	ARG
4	CD	134	SER
4	CD	138	SER
4	CD	142	VAL
4	CD	148	LYS
4	CD	152	GLN
4	CD	155	VAL
4	CD	161	LEU
4	CD	163	GLU
4	CD	184	ARG
4	CD	191	LEU

Continued on next page...

Continued from previous page...

Mol	Chain	Res	Type
4	CD	199	LEU
4	CD	200	ILE
4	CD	203	LEU
4	CD	206	LYS
5	CE	10	GLU
5	CE	15	LEU
5	CE	19	ASN
5	CE	24	THR
5	CE	26	LYS
5	CE	32	SER
5	CE	34	THR
5	CE	39	VAL
5	CE	46	VAL
5	CE	69	ARG
5	CE	77	ASN
5	CE	81	LEU
5	CE	93	ARG
5	CE	96	MET
5	CE	101	GLU
5	CE	112	ARG
5	CE	114	VAL
5	CE	115	LEU
5	CE	120	VAL
5	CE	124	LEU
5	CE	126	LYS
5	CE	131	THR
5	CE	137	VAL
5	CE	140	THR
5	CE	151	GLU
5	CE	152	MET
5	CE	156	LYS
5	CE	157	ARG
6	CF	1	MET
6	CF	8	PHE
6	CF	15	SER
6	CF	24	ARG
6	CF	26	THR
6	CF	29	ILE
6	CF	35	LYS
6	CF	36	ILE
6	CF	38	ARG
6	CF	51	ILE

Continued on next page...

Continued from previous page...

Mol	Chain	Res	Type
6	CF	53	LYS
6	CF	54	LEU
6	CF	55	HIS
6	CF	63	ASN
6	CF	68	GLN
6	CF	69	GLU
6	CF	71	ILE
6	CF	73	GLU
6	CF	75	GLU
6	CF	80	PHE
6	CF	85	ILE
6	CF	87	SER
6	CF	93	LYS
6	CF	97	THR
7	CG	3	ARG
7	CG	4	ARG
7	CG	5	ARG
7	CG	6	VAL
7	CG	7	ILE
7	CG	11	LYS
7	CG	12	ILE
7	CG	23	LEU
7	CG	30	LEU
7	CG	36	LYS
7	CG	47	LEU
7	CG	48	GLU
7	CG	53	ARG
7	CG	59	LEU
7	CG	60	GLU
7	CG	62	PHE
7	CG	66	LEU
7	CG	70	ARG
7	CG	72	THR
7	CG	73	VAL
7	CG	75	VAL
7	CG	78	ARG
7	CG	84	THR
7	CG	87	VAL
7	CG	91	VAL
7	CG	115	SER
7	CG	120	LEU
7	CG	123	GLU

Continued on next page...

Continued from previous page...

Mol	Chain	Res	Type
7	CG	129	GLU
7	CG	133	THR
7	CG	138	ARG
7	CG	139	GLU
7	CG	146	GLU
8	CH	13	ARG
8	CH	22	LYS
8	CH	25	VAL
8	CH	30	SER
8	CH	31	LYS
8	CH	33	LYS
8	CH	45	PHE
8	CH	47	GLU
8	CH	49	PHE
8	CH	54	ASP
8	CH	55	THR
8	CH	59	LEU
8	CH	67	GLN
8	CH	77	ARG
8	CH	80	ARG
8	CH	87	LYS
8	CH	104	VAL
8	CH	111	MET
8	CH	112	THR
8	CH	121	LEU
8	CH	125	ILE
9	CI	9	THR
9	CI	11	ARG
9	CI	18	ARG
9	CI	32	GLN
9	CI	33	ARG
9	CI	36	GLU
9	CI	43	THR
9	CI	45	ARG
9	CI	46	MET
9	CI	48	VAL
9	CI	49	ARG
9	CI	54	LEU
9	CI	56	ASP
9	CI	57	MET
9	CI	61	LEU
9	CI	68	LYS

Continued on next page...

Continued from previous page...

Mol	Chain	Res	Type
9	CI	85	ARG
9	CI	88	MET
9	CI	89	GLU
9	CI	90	TYR
9	CI	97	GLU
9	CI	99	ARG
9	CI	100	LYS
9	CI	106	ARG
9	CI	116	VAL
9	CI	126	GLN
9	CI	127	PHE
9	CI	129	LYS
10	CJ	9	ARG
10	CJ	22	THR
10	CJ	25	ILE
10	CJ	26	VAL
10	CJ	27	GLU
10	CJ	32	THR
10	CJ	35	GLN
10	CJ	45	ARG
10	CJ	59	LYS
10	CJ	60	ASP
10	CJ	63	ASP
10	CJ	66	GLU
10	CJ	73	LEU
10	CJ	80	THR
10	CJ	83	THR
10	CJ	84	VAL
10	CJ	87	LEU
10	CJ	89	ARG
10	CJ	92	LEU
11	CK	13	ARG
11	CK	14	LYS
11	CK	15	GLN
11	CK	27	PHE
11	CK	31	ILE
11	CK	33	THR
11	CK	46	THR
11	CK	64	GLN
11	CK	65	VAL
11	CK	72	ASP
11	CK	77	TYR

Continued on next page...

Continued from previous page...

Mol	Chain	Res	Type
11	CK	81	ASN
11	CK	82	LEU
11	CK	96	THR
11	CK	100	LEU
11	CK	101	ASN
11	CK	105	PHE
11	CK	106	ARG
11	CK	107	ILE
11	CK	126	LYS
11	CK	128	ARG
12	CL	3	THR
12	CL	4	VAL
12	CL	5	ASN
12	CL	10	LYS
12	CL	12	ARG
12	CL	16	VAL
12	CL	18	LYS
12	CL	20	ASN
12	CL	29	GLN
12	CL	30	LYS
12	CL	33	VAL
12	CL	44	LYS
12	CL	58	THR
12	CL	59	ASN
12	CL	63	VAL
12	CL	78	SER
12	CL	82	ILE
12	CL	83	ARG
12	CL	86	ARG
12	CL	89	ASP
12	CL	93	VAL
12	CL	94	ARG
12	CL	110	ARG
12	CL	111	LYS
12	CL	121	ARG
13	CM	19	LEU
13	CM	25	VAL
13	CM	27	LYS
13	CM	29	ARG
13	CM	30	SER
13	CM	31	LYS
13	CM	33	ILE

Continued on next page...

Continued from previous page...

Mol	Chain	Res	Type
13	CM	34	LEU
13	CM	41	GLU
13	CM	48	LEU
13	CM	54	ASP
13	CM	56	LEU
13	CM	59	GLU
13	CM	60	VAL
13	CM	63	PHE
13	CM	68	ASP
13	CM	72	GLU
13	CM	80	LEU
13	CM	83	LEU
13	CM	90	ARG
13	CM	91	HIS
13	CM	101	ARG
14	CN	4	GLN
14	CN	23	LYS
14	CN	26	GLU
14	CN	28	LYS
14	CN	48	LEU
14	CN	53	ARG
14	CN	54	ASP
14	CN	67	THR
14	CN	71	HIS
14	CN	80	SER
14	CN	82	ILE
15	CO	6	GLU
15	CO	17	ARG
15	CO	18	ASP
15	CO	21	ASP
15	CO	24	SER
15	CO	26	GLU
15	CO	35	GLN
15	CO	39	LEU
15	CO	48	LYS
15	CO	54	ARG
15	CO	62	GLN
15	CO	64	ARG
15	CO	70	LEU
15	CO	73	LYS
15	CO	79	THR
15	CO	85	LEU

Continued on next page...

Continued from previous page...

Mol	Chain	Res	Type
15	CO	87	LEU
15	CO	88	ARG
16	CP	1	MET
16	CP	2	VAL
16	CP	3	THR
16	CP	5	ARG
16	CP	18	GLN
16	CP	19	VAL
16	CP	20	VAL
16	CP	26	ASN
16	CP	31	ARG
16	CP	46	LYS
16	CP	51	ARG
16	CP	63	GLN
16	CP	69	ASP
16	CP	74	LEU
16	CP	77	GLU
16	CP	80	LYS
17	CQ	5	ILE
17	CQ	11	ARG
17	CQ	14	SER
17	CQ	17	MET
17	CQ	18	GLU
17	CQ	23	VAL
17	CQ	25	ILE
17	CQ	28	PHE
17	CQ	29	VAL
17	CQ	40	ARG
17	CQ	48	ASP
17	CQ	52	GLU
17	CQ	55	ILE
17	CQ	65	ARG
17	CQ	70	THR
17	CQ	75	LEU
17	CQ	76	VAL
17	CQ	78	VAL
17	CQ	79	VAL
17	CQ	81	LYS
17	CQ	83	VAL
18	CR	20	GLU
18	CR	21	ILE
18	CR	33	ILE

Continued on next page...

Continued from previous page...

Mol	Chain	Res	Type
18	CR	42	SER
18	CR	45	THR
18	CR	47	THR
18	CR	48	ARG
18	CR	59	ILE
18	CR	67	LEU
19	CS	5	LEU
19	CS	6	LYS
19	CS	11	ILE
19	CS	13	LEU
19	CS	14	HIS
19	CS	16	LEU
19	CS	23	VAL
19	CS	27	ASP
19	CS	28	LYS
19	CS	33	THR
19	CS	39	THR
19	CS	49	ILE
19	CS	56	GLN
19	CS	65	GLU
19	CS	73	GLU
20	CT	5	LYS
20	CT	6	SER
20	CT	8	LYS
20	CT	10	ARG
20	CT	12	ILE
20	CT	14	SER
20	CT	15	GLU
20	CT	19	LYS
20	CT	24	ARG
20	CT	27	MET
20	CT	36	TYR
20	CT	49	LYS
20	CT	64	LYS
20	CT	67	ILE
20	CT	76	LYS
20	CT	79	LEU
20	CT	84	ASN
21	CU	5	LYS
21	CU	10	GLU
21	CU	12	PHE
21	CU	16	LEU

Continued on next page...

Continued from previous page...

Mol	Chain	Res	Type
21	CU	19	PHE
21	CU	22	SER
21	CU	25	LYS
21	CU	34	ARG
21	CU	37	PHE
21	CU	38	TYR
21	CU	43	THR
21	CU	47	ARG
24	DC	3	VAL
24	DC	10	SER
24	DC	14	ARG
24	DC	20	VAL
24	DC	48	ARG
24	DC	52	ARG
24	DC	54	ILE
24	DC	64	ILE
24	DC	80	ARG
24	DC	88	SER
24	DC	98	ASP
24	DC	103	TYR
24	DC	104	ILE
24	DC	105	LEU
24	DC	111	LYS
24	DC	114	ASP
24	DC	121	ASP
24	DC	130	LEU
24	DC	139	SER
24	DC	156	ARG
24	DC	160	THR
24	DC	174	LEU
24	DC	175	ARG
24	DC	185	GLU
24	DC	189	ARG
24	DC	191	THR
24	DC	195	VAL
24	DC	202	LEU
24	DC	205	LEU
24	DC	213	TRP
24	DC	236	GLU
24	DC	250	VAL
24	DC	256	LYS
24	DC	259	SER

Continued on next page...

Continued from previous page...

Mol	Chain	Res	Type
24	DC	262	ARG
24	DC	266	PHE
25	DD	1	MET
25	DD	4	LEU
25	DD	12	THR
25	DD	13	ARG
25	DD	28	GLU
25	DD	33	ARG
25	DD	39	ASP
25	DD	73	VAL
25	DD	84	LEU
25	DD	86	GLU
25	DD	91	THR
25	DD	104	VAL
25	DD	131	ASP
25	DD	141	ARG
25	DD	146	ILE
25	DD	150	GLN
25	DD	170	VAL
25	DD	172	VAL
25	DD	175	LEU
25	DD	189	VAL
26	DE	6	LYS
26	DE	10	SER
26	DE	22	ASP
26	DE	32	VAL
26	DE	41	GLN
26	DE	63	LYS
26	DE	65	THR
26	DE	69	ARG
26	DE	77	ILE
26	DE	78	TRP
26	DE	83	VAL
26	DE	84	THR
26	DE	91	ASP
26	DE	93	SER
26	DE	107	SER
26	DE	108	ILE
26	DE	114	ARG
26	DE	118	LEU
26	DE	120	VAL
26	DE	125	SER

Continued on next page...

Continued from previous page...

Mol	Chain	Res	Type
26	DE	127	GLU
26	DE	131	THR
26	DE	133	LEU
26	DE	149	ILE
26	DE	159	LEU
26	DE	164	LEU
26	DE	170	ARG
26	DE	171	ASP
26	DE	173	THR
26	DE	181	ILE
26	DE	187	VAL
26	DE	200	LEU
27	DF	4	LEU
27	DF	6	ASP
27	DF	10	ASP
27	DF	14	LYS
27	DF	21	ASN
27	DF	26	MET
27	DF	28	VAL
27	DF	31	VAL
27	DF	35	THR
27	DF	36	LEU
27	DF	44	ILE
27	DF	46	ASP
27	DF	52	ASN
27	DF	64	LYS
27	DF	67	ILE
27	DF	74	VAL
27	DF	81	GLN
27	DF	83	TYR
27	DF	92	ARG
27	DF	95	ARG
27	DF	106	ILE
27	DF	125	ARG
27	DF	133	ARG
27	DF	147	ASP
27	DF	149	VAL
27	DF	150	ARG
27	DF	157	THR
27	DF	162	SER
27	DF	174	ASP
27	DF	178	ARG

Continued on next page...

Continued from previous page...

Mol	Chain	Res	Type
28	DG	11	VAL
28	DG	30	ASN
28	DG	44	LYS
28	DG	89	LEU
28	DG	95	ARG
28	DG	117	LEU
28	DG	127	THR
28	DG	129	THR
28	DG	137	ASP
28	DG	152	ARG
28	DG	155	GLU
28	DG	160	LYS
28	DG	166	ASP
28	DG	172	LYS
29	DH	7	ASP
29	DH	12	LEU
29	DH	41	LYS
29	DH	42	LYS
29	DH	48	GLU
29	DH	50	ARG
29	DH	53	GLU
29	DH	54	LEU
29	DH	57	LYS
29	DH	62	LEU
29	DH	77	THR
29	DH	78	VAL
29	DH	87	GLU
29	DH	89	LYS
29	DH	94	ILE
29	DH	109	GLU
29	DH	114	GLU
29	DH	116	ARG
29	DH	117	LEU
29	DH	119	ASN
29	DH	121	VAL
29	DH	124	THR
29	DH	125	THR
29	DH	129	GLU
29	DH	142	VAL
29	DH	149	GLU
30	DI	3	LYS
30	DI	4	LYS

Continued on next page...

Continued from previous page...

Mol	Chain	Res	Type
30	DI	8	TYR
30	DI	11	LEU
30	DI	12	GLN
30	DI	17	MET
30	DI	24	VAL
30	DI	31	GLN
30	DI	40	LYS
30	DI	49	ILE
30	DI	51	LYS
30	DI	68	THR
30	DI	69	PHE
30	DI	72	LYS
30	DI	87	LYS
30	DI	95	LYS
30	DI	96	ASP
30	DI	97	LYS
30	DI	105	GLN
30	DI	117	MET
30	DI	125	MET
30	DI	127	ARG
30	DI	128	SER
30	DI	134	ARG
30	DI	136	MET
31	DJ	3	THR
31	DJ	30	THR
31	DJ	37	ARG
31	DJ	39	LYS
31	DJ	40	HIS
31	DJ	43	GLU
31	DJ	81	ILE
31	DJ	86	GLN
31	DJ	90	GLU
31	DJ	92	MET
31	DJ	131	ASN
31	DJ	138	GLN
31	DJ	139	VAL
31	DJ	140	LEU
32	DK	1	MET
32	DK	41	ILE
32	DK	49	ARG
32	DK	67	LYS
32	DK	70	ARG

Continued on next page...

Continued from previous page...

Mol	Chain	Res	Type
32	DK	90	ASN
32	DK	91	SER
32	DK	92	GLU
32	DK	95	ILE
32	DK	97	THR
32	DK	104	THR
32	DK	114	LYS
32	DK	121	GLU
33	DL	12	SER
33	DL	27	LEU
33	DL	29	LYS
33	DL	42	SER
33	DL	47	ARG
33	DL	48	ARG
33	DL	59	ARG
33	DL	60	ARG
33	DL	74	THR
33	DL	78	ARG
33	DL	80	SER
33	DL	82	LEU
33	DL	85	VAL
33	DL	91	ASP
33	DL	94	THR
33	DL	96	LYS
33	DL	100	ILE
33	DL	103	ILE
33	DL	118	THR
33	DL	126	ARG
33	DL	143	GLU
34	DM	6	ARG
34	DM	14	LYS
34	DM	70	ASP
34	DM	74	THR
34	DM	100	LYS
34	DM	108	VAL
34	DM	124	LEU
34	DM	126	ILE
34	DM	127	LYS
34	DM	128	THR
34	DM	132	THR
34	DM	134	THR
35	DN	2	ARG

Continued on next page...

Continued from previous page...

Mol	Chain	Res	Type
35	DN	6	SER
35	DN	8	ARG
35	DN	14	SER
35	DN	20	MET
35	DN	53	THR
35	DN	63	ARG
35	DN	69	ARG
35	DN	70	THR
35	DN	71	ARG
35	DN	76	VAL
35	DN	79	LEU
35	DN	82	GLU
35	DN	100	CYS
35	DN	114	GLU
35	DN	115	LEU
35	DN	116	VAL
36	DO	9	ARG
36	DO	18	LEU
36	DO	24	THR
36	DO	26	LEU
36	DO	31	THR
36	DO	48	LEU
36	DO	67	ASN
36	DO	78	VAL
36	DO	89	ASP
36	DO	95	SER
36	DO	100	HIS
36	DO	102	ARG
36	DO	103	VAL
36	DO	116	GLN
37	DP	7	GLN
37	DP	8	LEU
37	DP	19	SER
37	DP	21	ARG
37	DP	26	VAL
37	DP	32	VAL
37	DP	34	GLU
37	DP	36	SER
37	DP	51	ARG
37	DP	63	LYS
37	DP	64	ILE
37	DP	65	SER

Continued on next page...

Continued from previous page...

Mol	Chain	Res	Type
37	DP	66	ASN
37	DP	81	VAL
37	DP	85	SER
37	DP	93	ARG
37	DP	109	ARG
37	DP	110	ILE
37	DP	114	LEU
38	DQ	5	LYS
38	DQ	8	VAL
38	DQ	9	ILE
38	DQ	11	ARG
38	DQ	13	ARG
38	DQ	22	LYS
38	DQ	33	ARG
38	DQ	41	LYS
38	DQ	51	ARG
38	DQ	53	ARG
38	DQ	54	LYS
38	DQ	92	ARG
38	DQ	94	ILE
39	DR	7	SER
39	DR	12	HIS
39	DR	15	SER
39	DR	18	GLN
39	DR	38	VAL
39	DR	43	ASN
39	DR	46	GLU
39	DR	47	VAL
39	DR	48	LYS
39	DR	51	VAL
39	DR	58	VAL
39	DR	86	GLN
39	DR	94	THR
39	DR	102	SER
40	DS	3	THR
40	DS	13	SER
40	DS	19	LEU
40	DS	22	ASP
40	DS	28	LYS
40	DS	66	ILE
40	DS	67	ASP
40	DS	68	ASP

Continued on next page...

Continued from previous page...

Mol	Chain	Res	Type
40	DS	78	GLU
40	DS	81	SER
40	DS	90	LYS
40	DS	96	ILE
40	DS	97	LEU
40	DS	99	ARG
40	DS	104	THR
40	DS	109	ASP
41	DT	3	ARG
41	DT	7	LEU
41	DT	16	VAL
41	DT	22	THR
41	DT	30	ILE
41	DT	31	VAL
41	DT	32	LEU
41	DT	49	LYS
41	DT	52	GLU
41	DT	70	HIS
41	DT	77	ARG
41	DT	78	SER
41	DT	86	THR
41	DT	91	GLN
42	DU	7	ARG
42	DU	15	THR
42	DU	18	ASP
42	DU	25	VAL
42	DU	27	ASN
42	DU	28	VAL
42	DU	29	LEU
42	DU	31	SER
42	DU	40	ASN
42	DU	45	HIS
42	DU	46	GLN
42	DU	49	VAL
42	DU	53	ASN
42	DU	54	GLN
42	DU	68	SER
42	DU	72	ILE
42	DU	81	ASP
42	DU	93	VAL
42	DU	99	ASN
43	DV	1	MET

Continued on next page...

Continued from previous page...

Mol	Chain	Res	Type
43	DV	8	VAL
43	DV	29	ILE
43	DV	40	ILE
43	DV	42	LEU
43	DV	45	ASP
43	DV	50	MET
43	DV	53	LYS
43	DV	61	LEU
43	DV	65	VAL
43	DV	66	ASP
44	DW	16	SER
44	DW	20	ARG
44	DW	30	SER
44	DW	38	VAL
44	DW	39	ARG
44	DW	41	ARG
44	DW	77	ARG
45	DX	11	ARG
45	DX	18	ARG
45	DX	23	ASN
45	DX	33	LEU
45	DX	35	SER
45	DX	40	VAL
45	DX	46	PHE
45	DX	48	THR
45	DX	54	LYS
45	DX	64	ILE
45	DX	66	THR
45	DX	71	LEU
46	DY	2	LYS
46	DY	6	LEU
46	DY	13	GLU
46	DY	16	THR
46	DY	29	ARG
46	DY	37	LEU
46	DY	39	GLN
46	DY	44	LYS
46	DY	48	ARG
46	DY	56	LEU
46	DY	57	LEU
46	DY	58	ASN
47	DZ	3	LYS

Continued on next page...

Continued from previous page...

Mol	Chain	Res	Type
47	DZ	11	ARG
47	DZ	16	ARG
47	DZ	25	LEU
47	DZ	31	ARG
47	DZ	36	VAL
47	DZ	41	THR
47	DZ	45	ARG
47	DZ	52	SER
47	DZ	57	VAL
48	D0	23	THR
48	D0	28	LEU
48	D0	37	LYS
48	D0	46	ASP
48	D0	52	ARG
49	D1	10	LYS
49	D1	12	VAL
49	D1	23	THR
49	D1	25	LYS
49	D1	26	ASN
49	D1	51	GLU
50	D2	4	THR
50	D2	10	LEU
50	D2	24	THR
50	D2	25	LYS
50	D2	41	ARG
50	D2	44	VAL
51	D3	6	THR
51	D3	8	ARG
51	D3	13	ARG
51	D3	30	ARG
51	D3	31	HIS
52	D4	3	VAL
52	D4	4	ARG
52	D4	12	ARG
52	D4	17	VAL
52	D4	26	ILE
52	D4	35	GLN

Sometimes sidechains can be flipped to improve hydrogen bonding and reduce clashes. All (57) such sidechains are listed below:

Mol	Chain	Res	Type
2	AB	89	GLN

Continued on next page...

Continued from previous page...

Mol	Chain	Res	Type
4	AD	36	GLN
5	AE	82	GLN
5	AE	122	ASN
10	AJ	56	HIS
11	AK	40	ASN
11	AK	109	ASN
13	AM	91	HIS
14	AN	4	GLN
14	AN	66	GLN
15	AO	46	HIS
19	AS	52	HIS
20	AT	55	GLN
24	BC	163	GLN
24	BC	239	ASN
25	BD	136	ASN
28	BG	104	ASN
29	BH	28	ASN
29	BH	119	ASN
29	BH	135	HIS
32	BK	93	GLN
33	BL	99	ASN
38	BQ	81	ASN
40	BS	15	GLN
40	BS	102	HIS
45	BX	34	HIS
2	CB	18	HIS
2	CB	36	ASN
2	CB	51	ASN
2	CB	89	GLN
2	CB	103	ASN
3	CC	176	HIS
7	CG	68	ASN
7	CG	130	ASN
8	CH	18	GLN
10	CJ	70	HIS
12	CL	59	ASN
17	CQ	31	HIS
18	CR	52	GLN
19	CS	52	HIS
24	DC	90	ASN
24	DC	251	GLN
25	DD	130	GLN

Continued on next page...

Continued from previous page...

Mol	Chain	Res	Type
26	DE	163	ASN
27	DF	63	GLN
28	DG	143	GLN
29	DH	128	HIS
30	DI	43	ASN
36	DO	116	GLN
37	DP	7	GLN
39	DR	89	HIS
40	DS	15	GLN
41	DT	59	ASN
44	DW	50	ASN
46	DY	45	GLN
49	D1	26	ASN
51	D3	31	HIS

5.3.3 RNA ⓘ

Mol	Chain	Analysed	Backbone Outliers	Pucker Outliers
1	AA	1537/1539 (99%)	357 (23%)	16 (1%)
1	CA	1538/1539 (99%)	337 (21%)	9 (0%)
22	BA	2895/2903 (99%)	563 (19%)	28 (0%)
22	DA	2895/2903 (99%)	643 (22%)	34 (1%)
23	BB	118/119 (99%)	23 (19%)	0
23	DB	117/119 (98%)	25 (21%)	0
All	All	9100/9122 (99%)	1948 (21%)	87 (0%)

All (1948) RNA backbone outliers are listed below:

Mol	Chain	Res	Type
1	AA	4	U
1	AA	5	U
1	AA	7	A
1	AA	9	G
1	AA	13	U
1	AA	22	G
1	AA	28	A
1	AA	32	A
1	AA	39	G
1	AA	47	C
1	AA	48	C
1	AA	50	A

Continued on next page...

Continued from previous page...

Mol	Chain	Res	Type
1	AA	51	A
1	AA	69	G
1	AA	70	U
1	AA	71	A
1	AA	72	A
1	AA	75	G
1	AA	76	G
1	AA	77	A
1	AA	81	A
1	AA	82	G
1	AA	83	C
1	AA	84	U
1	AA	85	U
1	AA	86	G
1	AA	88	U
1	AA	89	U
1	AA	90	C
1	AA	91	U
1	AA	94	G
1	AA	95	C
1	AA	97	G
1	AA	108	G
1	AA	109	A
1	AA	111	G
1	AA	116	A
1	AA	117	G
1	AA	121	U
1	AA	122	G
1	AA	130	A
1	AA	131	A
1	AA	137	U
1	AA	138	G
1	AA	141	G
1	AA	142	G
1	AA	143	A
1	AA	144	G
1	AA	149	A
1	AA	159	G
1	AA	162	A
1	AA	163	C
1	AA	168	G
1	AA	181	A

Continued on next page...

Continued from previous page...

Mol	Chain	Res	Type
1	AA	182	A
1	AA	183	C
1	AA	189	A
1	AA	195	A
1	AA	204	G
1	AA	205	A
1	AA	209	U
1	AA	210	C
1	AA	211	G
1	AA	214	C
1	AA	226	G
1	AA	240	G
1	AA	245	U
1	AA	247	G
1	AA	250	A
1	AA	251	G
1	AA	263	A
1	AA	266	G
1	AA	267	C
1	AA	280	C
1	AA	289	G
1	AA	292	G
1	AA	321	A
1	AA	328	C
1	AA	329	A
1	AA	331	G
1	AA	332	G
1	AA	341	C
1	AA	343	U
1	AA	346	G
1	AA	347	G
1	AA	352	C
1	AA	354	G
1	AA	367	U
1	AA	370	C
1	AA	371	A
1	AA	372	C
1	AA	373	A
1	AA	382	A
1	AA	384	G
1	AA	398	U
1	AA	406	G

Continued on next page...

Continued from previous page...

Mol	Chain	Res	Type
1	AA	409	U
1	AA	410	G
1	AA	411	A
1	AA	412	A
1	AA	413	G
1	AA	414	A
1	AA	421	U
1	AA	422	C
1	AA	423	G
1	AA	424	G
1	AA	429	U
1	AA	430	A
1	AA	435	A
1	AA	439	U
1	AA	440	C
1	AA	453	G
1	AA	454	G
1	AA	456	A
1	AA	457	G
1	AA	458	U
1	AA	459	A
1	AA	460	A
1	AA	462	G
1	AA	463	U
1	AA	465	A
1	AA	466	A
1	AA	467	U
1	AA	468	A
1	AA	474	G
1	AA	479	U
1	AA	481	G
1	AA	482	A
1	AA	485	U
1	AA	486	U
1	AA	491	G
1	AA	492	C
1	AA	495	A
1	AA	511	C
1	AA	518	C
1	AA	521	G
1	AA	527	G
1	AA	530	G

Continued on next page...

Continued from previous page...

Mol	Chain	Res	Type
1	AA	532	A
1	AA	533	A
1	AA	547	A
1	AA	550	G
1	AA	559	A
1	AA	562	U
1	AA	564	C
1	AA	570	G
1	AA	572	A
1	AA	573	A
1	AA	576	C
1	AA	577	G
1	AA	615	G
1	AA	650	G
1	AA	653	U
1	AA	654	G
1	AA	656	G
1	AA	661	G
1	AA	665	A
1	AA	702	A
1	AA	703	G
1	AA	720	C
1	AA	721	G
1	AA	723	U
1	AA	724	G
1	AA	731	G
1	AA	733	G
1	AA	753	A
1	AA	755	G
1	AA	760	G
1	AA	766	A
1	AA	772	U
1	AA	773	G
1	AA	778	G
1	AA	787	A
1	AA	792	A
1	AA	793	U
1	AA	794	A
1	AA	814	A
1	AA	815	A
1	AA	817	C
1	AA	821	G

Continued on next page...

Continued from previous page...

Mol	Chain	Res	Type
1	AA	828	U
1	AA	829	G
1	AA	832	G
1	AA	841	C
1	AA	842	U
1	AA	843	U
1	AA	845	A
1	AA	846	G
1	AA	849	G
1	AA	859	G
1	AA	860	A
1	AA	870	U
1	AA	914	A
1	AA	926	G
1	AA	927	G
1	AA	934	C
1	AA	938	A
1	AA	960	U
1	AA	963	G
1	AA	964	A
1	AA	966	G
1	AA	968	A
1	AA	969	A
1	AA	971	G
1	AA	972	C
1	AA	975	A
1	AA	976	G
1	AA	977	A
1	AA	982	U
1	AA	983	A
1	AA	986	U
1	AA	987	G
1	AA	988	G
1	AA	989	U
1	AA	991	U
1	AA	992	U
1	AA	993	G
1	AA	1004	A
1	AA	1007	U
1	AA	1008	U
1	AA	1009	U
1	AA	1017	U

Continued on next page...

Continued from previous page...

Mol	Chain	Res	Type
1	AA	1025	U
1	AA	1026	G
1	AA	1027	C
1	AA	1028	C
1	AA	1030	U
1	AA	1031	C
1	AA	1032	G
1	AA	1033	G
1	AA	1034	G
1	AA	1035	A
1	AA	1036	A
1	AA	1037	C
1	AA	1039	G
1	AA	1042	A
1	AA	1043	G
1	AA	1044	A
1	AA	1047	G
1	AA	1049	U
1	AA	1050	G
1	AA	1054	C
1	AA	1056	U
1	AA	1061	G
1	AA	1065	U
1	AA	1066	C
1	AA	1069	C
1	AA	1071	C
1	AA	1086	U
1	AA	1089	G
1	AA	1093	A
1	AA	1094	G
1	AA	1095	U
1	AA	1098	C
1	AA	1101	A
1	AA	1104	G
1	AA	1124	G
1	AA	1125	U
1	AA	1127	G
1	AA	1133	G
1	AA	1135	U
1	AA	1136	C
1	AA	1137	C
1	AA	1139	G

Continued on next page...

Continued from previous page...

Mol	Chain	Res	Type
1	AA	1140	C
1	AA	1141	C
1	AA	1142	G
1	AA	1145	A
1	AA	1146	A
1	AA	1149	C
1	AA	1152	A
1	AA	1157	A
1	AA	1159	U
1	AA	1160	G
1	AA	1161	C
1	AA	1168	U
1	AA	1169	A
1	AA	1181	G
1	AA	1182	G
1	AA	1183	U
1	AA	1184	G
1	AA	1196	A
1	AA	1197	A
1	AA	1202	U
1	AA	1212	U
1	AA	1213	A
1	AA	1214	C
1	AA	1215	G
1	AA	1227	A
1	AA	1228	C
1	AA	1238	A
1	AA	1239	A
1	AA	1240	U
1	AA	1253	G
1	AA	1256	A
1	AA	1257	A
1	AA	1260	G
1	AA	1280	A
1	AA	1286	U
1	AA	1287	A
1	AA	1293	C
1	AA	1297	G
1	AA	1299	A
1	AA	1300	G
1	AA	1302	C
1	AA	1303	C

Continued on next page...

Continued from previous page...

Mol	Chain	Res	Type
1	AA	1304	G
1	AA	1305	G
1	AA	1317	C
1	AA	1318	A
1	AA	1320	C
1	AA	1322	C
1	AA	1323	G
1	AA	1328	C
1	AA	1329	A
1	AA	1332	A
1	AA	1336	C
1	AA	1337	G
1	AA	1338	G
1	AA	1340	A
1	AA	1346	A
1	AA	1353	G
1	AA	1363	A
1	AA	1368	A
1	AA	1370	G
1	AA	1378	C
1	AA	1379	G
1	AA	1381	U
1	AA	1397	C
1	AA	1398	A
1	AA	1414	U
1	AA	1418	A
1	AA	1426	G
1	AA	1429	A
1	AA	1430	A
1	AA	1441	A
1	AA	1442	G
1	AA	1446	A
1	AA	1450	U
1	AA	1452	C
1	AA	1453	G
1	AA	1454	G
1	AA	1455	G
1	AA	1492	A
1	AA	1493	A
1	AA	1497	G
1	AA	1499	A
1	AA	1503	A

Continued on next page...

Continued from previous page...

Mol	Chain	Res	Type
1	AA	1505	G
1	AA	1506	U
1	AA	1517	G
1	AA	1529	G
1	AA	1530	G
1	AA	1533	C
1	AA	1534	A
1	AA	1535	C
1	AA	1539	C
22	BA	10	A
22	BA	12	U
22	BA	27	G
22	BA	34	U
22	BA	35	G
22	BA	45	G
22	BA	46	G
22	BA	58	G
22	BA	61	C
22	BA	63	A
22	BA	71	A
22	BA	74	A
22	BA	75	G
22	BA	87	U
22	BA	98	G
22	BA	101	A
22	BA	103	A
22	BA	118	A
22	BA	119	A
22	BA	120	U
22	BA	137	U
22	BA	138	U
22	BA	139	U
22	BA	140	C
22	BA	141	G
22	BA	142	A
22	BA	143	C
22	BA	148	U
22	BA	158	U
22	BA	180	G
22	BA	181	A
22	BA	196	A
22	BA	208	C

Continued on next page...

Continued from previous page...

Mol	Chain	Res	Type
22	BA	215	G
22	BA	216	A
22	BA	221	A
22	BA	222	A
22	BA	227	A
22	BA	230	G
22	BA	248	G
22	BA	255	A
22	BA	265	A
22	BA	266	G
22	BA	267	C
22	BA	271	G
22	BA	272	A
22	BA	273	G
22	BA	274	C
22	BA	276	U
22	BA	277	G
22	BA	278	A
22	BA	279	A
22	BA	291	G
22	BA	299	A
22	BA	302	C
22	BA	310	A
22	BA	311	A
22	BA	325	G
22	BA	329	G
22	BA	330	A
22	BA	331	C
22	BA	343	C
22	BA	351	C
22	BA	353	C
22	BA	361	G
22	BA	362	A
22	BA	371	A
22	BA	372	G
22	BA	386	G
22	BA	389	G
22	BA	396	G
22	BA	404	A
22	BA	405	U
22	BA	411	G
22	BA	412	A

Continued on next page...

Continued from previous page...

Mol	Chain	Res	Type
22	BA	424	G
22	BA	429	A
22	BA	442	G
22	BA	448	U
22	BA	455	C
22	BA	467	G
22	BA	480	A
22	BA	481	G
22	BA	491	G
22	BA	501	A
22	BA	504	A
22	BA	505	A
22	BA	528	A
22	BA	531	C
22	BA	532	A
22	BA	533	G
22	BA	543	G
22	BA	544	C
22	BA	546	U
22	BA	547	A
22	BA	548	G
22	BA	549	G
22	BA	550	C
22	BA	563	A
22	BA	572	A
22	BA	573	U
22	BA	575	A
22	BA	586	A
22	BA	603	A
22	BA	613	A
22	BA	614	A
22	BA	615	U
22	BA	622	G
22	BA	627	A
22	BA	631	A
22	BA	634	C
22	BA	637	A
22	BA	645	C
22	BA	646	U
22	BA	647	G
22	BA	654	A
22	BA	655	A

Continued on next page...

Continued from previous page...

Mol	Chain	Res	Type
22	BA	664	G
22	BA	669	G
22	BA	670	A
22	BA	686	U
22	BA	702	U
22	BA	712	G
22	BA	713	G
22	BA	716	A
22	BA	721	A
22	BA	727	A
22	BA	730	A
22	BA	738	G
22	BA	747	U
22	BA	748	G
22	BA	749	A
22	BA	757	G
22	BA	762	U
22	BA	764	A
22	BA	775	G
22	BA	776	G
22	BA	779	U
22	BA	782	A
22	BA	784	G
22	BA	785	G
22	BA	791	C
22	BA	792	A
22	BA	800	A
22	BA	802	A
22	BA	805	G
22	BA	812	C
22	BA	819	A
22	BA	827	U
22	BA	828	U
22	BA	845	A
22	BA	846	U
22	BA	847	U
22	BA	858	G
22	BA	859	G
22	BA	860	U
22	BA	866	A
22	BA	878	A
22	BA	879	G

Continued on next page...

Continued from previous page...

Mol	Chain	Res	Type
22	BA	885	C
22	BA	896	A
22	BA	910	A
22	BA	914	G
22	BA	915	C
22	BA	932	U
22	BA	941	A
22	BA	946	C
22	BA	961	C
22	BA	974	G
22	BA	983	A
22	BA	984	A
22	BA	985	C
22	BA	995	C
22	BA	996	A
22	BA	1012	U
22	BA	1013	C
22	BA	1022	G
22	BA	1023	U
22	BA	1026	G
22	BA	1033	U
22	BA	1035	U
22	BA	1046	A
22	BA	1047	G
22	BA	1051	G
22	BA	1053	C
22	BA	1061	U
22	BA	1062	G
22	BA	1066	U
22	BA	1068	G
22	BA	1070	A
22	BA	1071	G
22	BA	1072	C
22	BA	1073	A
22	BA	1074	G
22	BA	1075	C
22	BA	1081	U
22	BA	1087	G
22	BA	1088	A
22	BA	1089	A
22	BA	1092	C
22	BA	1098	A

Continued on next page...

Continued from previous page...

Mol	Chain	Res	Type
22	BA	1099	G
22	BA	1100	C
22	BA	1101	U
22	BA	1104	C
22	BA	1106	G
22	BA	1112	G
22	BA	1132	U
22	BA	1133	A
22	BA	1135	C
22	BA	1136	G
22	BA	1138	G
22	BA	1139	G
22	BA	1141	U
22	BA	1142	A
22	BA	1168	G
22	BA	1171	G
22	BA	1172	C
22	BA	1173	U
22	BA	1174	U
22	BA	1175	A
22	BA	1176	U
22	BA	1180	U
22	BA	1181	U
22	BA	1186	G
22	BA	1187	G
22	BA	1189	A
22	BA	1205	A
22	BA	1238	G
22	BA	1239	G
22	BA	1247	A
22	BA	1248	G
22	BA	1253	A
22	BA	1256	G
22	BA	1258	U
22	BA	1266	G
22	BA	1269	A
22	BA	1271	G
22	BA	1272	A
22	BA	1273	U
22	BA	1275	A
22	BA	1280	G
22	BA	1294	U

Continued on next page...

Continued from previous page...

Mol	Chain	Res	Type
22	BA	1300	G
22	BA	1301	A
22	BA	1303	G
22	BA	1305	C
22	BA	1321	A
22	BA	1327	A
22	BA	1328	A
22	BA	1329	U
22	BA	1332	G
22	BA	1334	G
22	BA	1345	C
22	BA	1352	U
22	BA	1359	A
22	BA	1365	A
22	BA	1367	A
22	BA	1368	G
22	BA	1370	C
22	BA	1374	G
22	BA	1377	G
22	BA	1378	A
22	BA	1379	U
22	BA	1383	A
22	BA	1384	A
22	BA	1386	C
22	BA	1403	A
22	BA	1406	U
22	BA	1407	G
22	BA	1415	U
22	BA	1416	G
22	BA	1419	A
22	BA	1420	A
22	BA	1427	A
22	BA	1428	C
22	BA	1432	G
22	BA	1435	G
22	BA	1439	A
22	BA	1450	G
22	BA	1452	G
22	BA	1453	A
22	BA	1460	U
22	BA	1482	G
22	BA	1483	G

Continued on next page...

Continued from previous page...

Mol	Chain	Res	Type
22	BA	1493	C
22	BA	1494	A
22	BA	1495	A
22	BA	1504	A
22	BA	1508	A
22	BA	1510	G
22	BA	1515	A
22	BA	1523	U
22	BA	1528	A
22	BA	1532	A
22	BA	1533	C
22	BA	1534	U
22	BA	1535	A
22	BA	1536	C
22	BA	1554	U
22	BA	1555	G
22	BA	1569	A
22	BA	1578	U
22	BA	1581	G
22	BA	1582	C
22	BA	1583	A
22	BA	1584	U
22	BA	1585	C
22	BA	1597	A
22	BA	1607	C
22	BA	1608	A
22	BA	1609	A
22	BA	1610	A
22	BA	1619	G
22	BA	1632	A
22	BA	1634	A
22	BA	1635	A
22	BA	1647	U
22	BA	1648	U
22	BA	1649	G
22	BA	1652	A
22	BA	1674	G
22	BA	1677	A
22	BA	1714	U
22	BA	1715	G
22	BA	1718	G
22	BA	1729	U

Continued on next page...

Continued from previous page...

Mol	Chain	Res	Type
22	BA	1730	C
22	BA	1732	C
22	BA	1736	U
22	BA	1738	G
22	BA	1744	A
22	BA	1757	A
22	BA	1764	C
22	BA	1773	A
22	BA	1786	A
22	BA	1800	C
22	BA	1801	A
22	BA	1802	A
22	BA	1808	A
22	BA	1816	C
22	BA	1828	G
22	BA	1829	A
22	BA	1841	U
22	BA	1842	G
22	BA	1865	U
22	BA	1866	A
22	BA	1870	C
22	BA	1873	G
22	BA	1876	A
22	BA	1884	G
22	BA	1885	A
22	BA	1906	G
22	BA	1909	C
22	BA	1910	G
22	BA	1911	U
22	BA	1912	A
22	BA	1913	A
22	BA	1914	C
22	BA	1915	U
22	BA	1916	A
22	BA	1917	U
22	BA	1919	A
22	BA	1920	C
22	BA	1925	C
22	BA	1926	U
22	BA	1927	A
22	BA	1929	G
22	BA	1930	G

Continued on next page...

Continued from previous page...

Mol	Chain	Res	Type
22	BA	1931	U
22	BA	1932	A
22	BA	1938	A
22	BA	1944	U
22	BA	1955	U
22	BA	1967	C
22	BA	1970	A
22	BA	1972	G
22	BA	1991	U
22	BA	1992	G
22	BA	1993	U
22	BA	1997	C
22	BA	2022	U
22	BA	2023	C
22	BA	2031	A
22	BA	2032	G
22	BA	2033	A
22	BA	2038	G
22	BA	2043	C
22	BA	2055	C
22	BA	2056	G
22	BA	2060	A
22	BA	2061	G
22	BA	2062	A
22	BA	2066	C
22	BA	2069	G
22	BA	2072	C
22	BA	2077	A
22	BA	2093	G
22	BA	2096	C
22	BA	2101	A
22	BA	2102	G
22	BA	2107	G
22	BA	2110	G
22	BA	2111	U
22	BA	2112	G
22	BA	2113	U
22	BA	2115	G
22	BA	2116	G
22	BA	2117	A
22	BA	2118	U
22	BA	2119	A

Continued on next page...

Continued from previous page...

Mol	Chain	Res	Type
22	BA	2122	U
22	BA	2123	G
22	BA	2126	A
22	BA	2128	G
22	BA	2132	U
22	BA	2133	G
22	BA	2134	A
22	BA	2136	G
22	BA	2145	C
22	BA	2147	A
22	BA	2148	G
22	BA	2149	U
22	BA	2157	G
22	BA	2158	A
22	BA	2159	G
22	BA	2162	G
22	BA	2164	C
22	BA	2165	C
22	BA	2167	U
22	BA	2169	A
22	BA	2170	A
22	BA	2171	A
22	BA	2172	U
22	BA	2173	A
22	BA	2178	C
22	BA	2179	C
22	BA	2183	A
22	BA	2185	U
22	BA	2187	U
22	BA	2188	U
22	BA	2195	U
22	BA	2198	A
22	BA	2203	U
22	BA	2204	G
22	BA	2211	A
22	BA	2212	A
22	BA	2220	U
22	BA	2225	A
22	BA	2226	C
22	BA	2238	G
22	BA	2239	G
22	BA	2243	U

Continued on next page...

Continued from previous page...

Mol	Chain	Res	Type
22	BA	2250	G
22	BA	2266	A
22	BA	2268	A
22	BA	2278	A
22	BA	2280	G
22	BA	2283	C
22	BA	2286	G
22	BA	2287	A
22	BA	2297	A
22	BA	2305	U
22	BA	2308	G
22	BA	2311	A
22	BA	2312	U
22	BA	2322	A
22	BA	2325	G
22	BA	2326	C
22	BA	2327	A
22	BA	2331	G
22	BA	2335	A
22	BA	2345	G
22	BA	2347	C
22	BA	2350	C
22	BA	2354	C
22	BA	2358	A
22	BA	2361	G
22	BA	2376	A
22	BA	2383	G
22	BA	2385	C
22	BA	2389	G
22	BA	2396	G
22	BA	2402	U
22	BA	2406	A
22	BA	2412	A
22	BA	2420	C
22	BA	2424	C
22	BA	2425	A
22	BA	2426	A
22	BA	2429	G
22	BA	2430	A
22	BA	2431	U
22	BA	2435	A
22	BA	2441	U

Continued on next page...

Continued from previous page...

Mol	Chain	Res	Type
22	BA	2445	G
22	BA	2448	A
22	BA	2474	U
22	BA	2476	A
22	BA	2478	A
22	BA	2484	G
22	BA	2491	U
22	BA	2502	G
22	BA	2505	G
22	BA	2518	A
22	BA	2520	C
22	BA	2522	U
22	BA	2525	G
22	BA	2529	G
22	BA	2535	G
22	BA	2554	U
22	BA	2566	A
22	BA	2567	G
22	BA	2573	C
22	BA	2582	G
22	BA	2583	G
22	BA	2585	U
22	BA	2586	U
22	BA	2603	G
22	BA	2604	U
22	BA	2609	U
22	BA	2613	U
22	BA	2619	C
22	BA	2629	U
22	BA	2654	A
22	BA	2681	C
22	BA	2689	U
22	BA	2690	U
22	BA	2700	A
22	BA	2714	G
22	BA	2726	A
22	BA	2729	G
22	BA	2733	A
22	BA	2748	A
22	BA	2757	A
22	BA	2762	C
22	BA	2765	A

Continued on next page...

Continued from previous page...

Mol	Chain	Res	Type
22	BA	2769	U
22	BA	2778	A
22	BA	2783	U
22	BA	2791	G
22	BA	2798	U
22	BA	2799	A
22	BA	2800	A
22	BA	2811	G
22	BA	2818	U
22	BA	2820	A
22	BA	2821	A
22	BA	2825	G
22	BA	2826	A
22	BA	2835	A
22	BA	2858	C
22	BA	2861	U
22	BA	2867	G
22	BA	2873	A
22	BA	2879	A
22	BA	2880	C
22	BA	2883	A
22	BA	2884	U
22	BA	2885	G
22	BA	2886	A
22	BA	2887	A
22	BA	2903	U
23	BB	2	G
23	BB	9	G
23	BB	13	G
23	BB	15	A
23	BB	16	G
23	BB	24	G
23	BB	25	U
23	BB	33	G
23	BB	35	C
23	BB	36	C
23	BB	37	C
23	BB	41	G
23	BB	44	G
23	BB	45	A
23	BB	51	G
23	BB	56	G

Continued on next page...

Continued from previous page...

Mol	Chain	Res	Type
23	BB	89	U
23	BB	90	C
23	BB	98	G
23	BB	99	A
23	BB	107	G
23	BB	109	A
23	BB	119	A
1	CA	4	U
1	CA	5	U
1	CA	9	G
1	CA	17	U
1	CA	22	G
1	CA	32	A
1	CA	39	G
1	CA	47	C
1	CA	48	C
1	CA	51	A
1	CA	56	U
1	CA	57	G
1	CA	67	C
1	CA	68	G
1	CA	70	U
1	CA	71	A
1	CA	74	A
1	CA	76	G
1	CA	81	A
1	CA	83	C
1	CA	84	U
1	CA	85	U
1	CA	87	C
1	CA	88	U
1	CA	91	U
1	CA	94	G
1	CA	95	C
1	CA	97	G
1	CA	99	C
1	CA	108	G
1	CA	115	G
1	CA	116	A
1	CA	120	A
1	CA	121	U
1	CA	122	G

Continued on next page...

Continued from previous page...

Mol	Chain	Res	Type
1	CA	130	A
1	CA	131	A
1	CA	137	U
1	CA	142	G
1	CA	143	A
1	CA	144	G
1	CA	154	U
1	CA	155	A
1	CA	159	G
1	CA	163	C
1	CA	176	C
1	CA	181	A
1	CA	182	A
1	CA	183	C
1	CA	184	G
1	CA	187	G
1	CA	189	A
1	CA	197	A
1	CA	200	G
1	CA	201	G
1	CA	204	G
1	CA	207	C
1	CA	208	U
1	CA	210	C
1	CA	211	G
1	CA	212	G
1	CA	240	G
1	CA	245	U
1	CA	247	G
1	CA	250	A
1	CA	251	G
1	CA	266	G
1	CA	267	C
1	CA	279	A
1	CA	280	C
1	CA	289	G
1	CA	298	A
1	CA	316	C
1	CA	320	A
1	CA	321	A
1	CA	328	C
1	CA	329	A

Continued on next page...

Continued from previous page...

Mol	Chain	Res	Type
1	CA	330	C
1	CA	332	G
1	CA	333	U
1	CA	337	G
1	CA	352	C
1	CA	354	G
1	CA	357	G
1	CA	359	G
1	CA	367	U
1	CA	370	C
1	CA	372	C
1	CA	377	G
1	CA	378	G
1	CA	398	U
1	CA	399	G
1	CA	406	G
1	CA	411	A
1	CA	412	A
1	CA	413	G
1	CA	421	U
1	CA	422	C
1	CA	424	G
1	CA	429	U
1	CA	430	A
1	CA	436	C
1	CA	458	U
1	CA	459	A
1	CA	463	U
1	CA	466	A
1	CA	467	U
1	CA	468	A
1	CA	469	C
1	CA	474	G
1	CA	477	C
1	CA	478	A
1	CA	479	U
1	CA	481	G
1	CA	482	A
1	CA	483	C
1	CA	484	G
1	CA	485	U
1	CA	486	U

Continued on next page...

Continued from previous page...

Mol	Chain	Res	Type
1	CA	495	A
1	CA	498	A
1	CA	499	A
1	CA	509	A
1	CA	511	C
1	CA	518	C
1	CA	519	C
1	CA	524	G
1	CA	527	G
1	CA	530	G
1	CA	532	A
1	CA	533	A
1	CA	547	A
1	CA	550	G
1	CA	559	A
1	CA	564	C
1	CA	568	G
1	CA	572	A
1	CA	573	A
1	CA	576	C
1	CA	579	A
1	CA	581	G
1	CA	619	U
1	CA	621	A
1	CA	622	A
1	CA	650	G
1	CA	653	U
1	CA	654	G
1	CA	665	A
1	CA	666	G
1	CA	675	A
1	CA	682	G
1	CA	687	A
1	CA	695	A
1	CA	705	G
1	CA	718	A
1	CA	719	C
1	CA	720	C
1	CA	721	G
1	CA	723	U
1	CA	724	G
1	CA	731	G

Continued on next page...

Continued from previous page...

Mol	Chain	Res	Type
1	CA	734	G
1	CA	738	C
1	CA	747	A
1	CA	752	G
1	CA	755	G
1	CA	777	A
1	CA	778	G
1	CA	792	A
1	CA	793	U
1	CA	794	A
1	CA	799	G
1	CA	801	U
1	CA	802	A
1	CA	809	G
1	CA	815	A
1	CA	817	C
1	CA	819	A
1	CA	821	G
1	CA	827	U
1	CA	828	U
1	CA	841	C
1	CA	842	U
1	CA	843	U
1	CA	844	G
1	CA	845	A
1	CA	846	G
1	CA	859	G
1	CA	874	G
1	CA	885	G
1	CA	914	A
1	CA	922	G
1	CA	926	G
1	CA	934	C
1	CA	935	A
1	CA	960	U
1	CA	966	G
1	CA	969	A
1	CA	971	G
1	CA	974	A
1	CA	975	A
1	CA	976	G
1	CA	977	A

Continued on next page...

Continued from previous page...

Mol	Chain	Res	Type
1	CA	983	A
1	CA	987	G
1	CA	989	U
1	CA	993	G
1	CA	994	A
1	CA	995	C
1	CA	996	A
1	CA	1004	A
1	CA	1005	A
1	CA	1008	U
1	CA	1009	U
1	CA	1017	U
1	CA	1018	G
1	CA	1022	A
1	CA	1025	U
1	CA	1026	G
1	CA	1027	C
1	CA	1028	C
1	CA	1030	U
1	CA	1031	C
1	CA	1032	G
1	CA	1033	G
1	CA	1034	G
1	CA	1037	C
1	CA	1039	G
1	CA	1043	G
1	CA	1044	A
1	CA	1047	G
1	CA	1050	G
1	CA	1054	C
1	CA	1056	U
1	CA	1065	U
1	CA	1072	G
1	CA	1073	U
1	CA	1086	U
1	CA	1088	G
1	CA	1094	G
1	CA	1095	U
1	CA	1101	A
1	CA	1124	G
1	CA	1125	U
1	CA	1133	G

Continued on next page...

Continued from previous page...

Mol	Chain	Res	Type
1	CA	1134	G
1	CA	1135	U
1	CA	1136	C
1	CA	1137	C
1	CA	1139	G
1	CA	1140	C
1	CA	1141	C
1	CA	1142	G
1	CA	1145	A
1	CA	1154	G
1	CA	1155	A
1	CA	1157	A
1	CA	1159	U
1	CA	1160	G
1	CA	1161	C
1	CA	1176	A
1	CA	1183	U
1	CA	1184	G
1	CA	1192	C
1	CA	1196	A
1	CA	1197	A
1	CA	1202	U
1	CA	1203	C
1	CA	1212	U
1	CA	1213	A
1	CA	1217	C
1	CA	1227	A
1	CA	1228	C
1	CA	1238	A
1	CA	1240	U
1	CA	1243	C
1	CA	1253	G
1	CA	1256	A
1	CA	1260	G
1	CA	1269	A
1	CA	1275	A
1	CA	1280	A
1	CA	1282	C
1	CA	1285	A
1	CA	1286	U
1	CA	1287	A
1	CA	1292	G

Continued on next page...

Continued from previous page...

Mol	Chain	Res	Type
1	CA	1293	C
1	CA	1299	A
1	CA	1300	G
1	CA	1302	C
1	CA	1304	G
1	CA	1305	G
1	CA	1317	C
1	CA	1318	A
1	CA	1322	C
1	CA	1324	A
1	CA	1331	G
1	CA	1337	G
1	CA	1338	G
1	CA	1346	A
1	CA	1353	G
1	CA	1362	A
1	CA	1363	A
1	CA	1364	U
1	CA	1370	G
1	CA	1377	A
1	CA	1378	C
1	CA	1379	G
1	CA	1397	C
1	CA	1398	A
1	CA	1419	G
1	CA	1440	U
1	CA	1441	A
1	CA	1442	G
1	CA	1446	A
1	CA	1448	C
1	CA	1452	C
1	CA	1454	G
1	CA	1475	G
1	CA	1480	A
1	CA	1491	G
1	CA	1492	A
1	CA	1497	G
1	CA	1499	A
1	CA	1503	A
1	CA	1505	G
1	CA	1506	U
1	CA	1507	A

Continued on next page...

Continued from previous page...

Mol	Chain	Res	Type
1	CA	1517	G
1	CA	1529	G
1	CA	1530	G
1	CA	1531	A
1	CA	1533	C
1	CA	1535	C
1	CA	1536	C
1	CA	1537	U
22	DA	3	U
22	DA	10	A
22	DA	12	U
22	DA	15	G
22	DA	30	G
22	DA	34	U
22	DA	41	C
22	DA	42	A
22	DA	46	G
22	DA	55	G
22	DA	58	G
22	DA	61	C
22	DA	71	A
22	DA	74	A
22	DA	75	G
22	DA	80	G
22	DA	82	U
22	DA	84	A
22	DA	91	A
22	DA	98	G
22	DA	101	A
22	DA	102	U
22	DA	118	A
22	DA	119	A
22	DA	120	U
22	DA	128	C
22	DA	138	U
22	DA	139	U
22	DA	140	C
22	DA	141	G
22	DA	142	A
22	DA	155	A
22	DA	158	U
22	DA	162	U

Continued on next page...

Continued from previous page...

Mol	Chain	Res	Type
22	DA	163	C
22	DA	166	U
22	DA	181	A
22	DA	196	A
22	DA	197	A
22	DA	199	A
22	DA	206	U
22	DA	215	G
22	DA	216	A
22	DA	222	A
22	DA	223	A
22	DA	225	C
22	DA	248	G
22	DA	249	C
22	DA	255	A
22	DA	264	C
22	DA	265	A
22	DA	266	G
22	DA	271	G
22	DA	272	A
22	DA	276	U
22	DA	277	G
22	DA	279	A
22	DA	280	U
22	DA	281	C
22	DA	284	U
22	DA	285	G
22	DA	287	G
22	DA	294	A
22	DA	299	A
22	DA	301	G
22	DA	311	A
22	DA	312	G
22	DA	322	A
22	DA	329	G
22	DA	330	A
22	DA	335	C
22	DA	350	G
22	DA	353	C
22	DA	354	A
22	DA	361	G
22	DA	362	A

Continued on next page...

Continued from previous page...

Mol	Chain	Res	Type
22	DA	367	G
22	DA	371	A
22	DA	372	G
22	DA	385	C
22	DA	386	G
22	DA	396	G
22	DA	399	U
22	DA	405	U
22	DA	411	G
22	DA	412	A
22	DA	417	C
22	DA	424	G
22	DA	436	C
22	DA	449	A
22	DA	451	U
22	DA	455	C
22	DA	480	A
22	DA	481	G
22	DA	486	C
22	DA	490	C
22	DA	491	G
22	DA	504	A
22	DA	505	A
22	DA	508	A
22	DA	509	C
22	DA	510	C
22	DA	511	U
22	DA	518	G
22	DA	526	A
22	DA	528	A
22	DA	529	A
22	DA	530	G
22	DA	531	C
22	DA	532	A
22	DA	533	G
22	DA	543	G
22	DA	544	C
22	DA	546	U
22	DA	547	A
22	DA	548	G
22	DA	549	G
22	DA	550	C

Continued on next page...

Continued from previous page...

Mol	Chain	Res	Type
22	DA	563	A
22	DA	569	U
22	DA	573	U
22	DA	575	A
22	DA	586	A
22	DA	588	U
22	DA	593	U
22	DA	603	A
22	DA	613	A
22	DA	615	U
22	DA	622	G
22	DA	627	A
22	DA	630	G
22	DA	631	A
22	DA	637	A
22	DA	641	U
22	DA	642	U
22	DA	645	C
22	DA	646	U
22	DA	647	G
22	DA	648	G
22	DA	654	A
22	DA	655	A
22	DA	657	U
22	DA	663	G
22	DA	676	A
22	DA	685	A
22	DA	686	U
22	DA	695	G
22	DA	702	U
22	DA	704	G
22	DA	715	A
22	DA	717	C
22	DA	726	G
22	DA	727	A
22	DA	729	G
22	DA	730	A
22	DA	740	C
22	DA	746	U
22	DA	747	U
22	DA	751	A
22	DA	752	A

Continued on next page...

Continued from previous page...

Mol	Chain	Res	Type
22	DA	762	U
22	DA	764	A
22	DA	775	G
22	DA	776	G
22	DA	782	A
22	DA	783	A
22	DA	784	G
22	DA	785	G
22	DA	792	A
22	DA	802	A
22	DA	805	G
22	DA	812	C
22	DA	819	A
22	DA	827	U
22	DA	828	U
22	DA	829	A
22	DA	830	G
22	DA	845	A
22	DA	846	U
22	DA	847	U
22	DA	858	G
22	DA	859	G
22	DA	865	C
22	DA	878	A
22	DA	880	G
22	DA	881	G
22	DA	885	C
22	DA	896	A
22	DA	897	C
22	DA	902	C
22	DA	910	A
22	DA	914	G
22	DA	915	C
22	DA	922	C
22	DA	931	U
22	DA	932	U
22	DA	941	A
22	DA	945	A
22	DA	946	C
22	DA	961	C
22	DA	974	G
22	DA	982	C

Continued on next page...

Continued from previous page...

Mol	Chain	Res	Type
22	DA	983	A
22	DA	990	A
22	DA	995	C
22	DA	996	A
22	DA	997	G
22	DA	1012	U
22	DA	1013	C
22	DA	1022	G
22	DA	1024	G
22	DA	1025	G
22	DA	1026	G
22	DA	1033	U
22	DA	1041	G
22	DA	1046	A
22	DA	1047	G
22	DA	1053	C
22	DA	1058	U
22	DA	1060	U
22	DA	1061	U
22	DA	1062	G
22	DA	1065	U
22	DA	1066	U
22	DA	1067	A
22	DA	1068	G
22	DA	1070	A
22	DA	1071	G
22	DA	1072	C
22	DA	1074	G
22	DA	1075	C
22	DA	1079	C
22	DA	1082	U
22	DA	1088	A
22	DA	1089	A
22	DA	1090	A
22	DA	1092	C
22	DA	1094	U
22	DA	1097	U
22	DA	1098	A
22	DA	1100	C
22	DA	1104	C
22	DA	1110	G
22	DA	1111	A

Continued on next page...

Continued from previous page...

Mol	Chain	Res	Type
22	DA	1112	G
22	DA	1115	G
22	DA	1122	G
22	DA	1128	G
22	DA	1132	U
22	DA	1135	C
22	DA	1136	G
22	DA	1139	G
22	DA	1141	U
22	DA	1142	A
22	DA	1150	C
22	DA	1153	C
22	DA	1155	A
22	DA	1156	A
22	DA	1168	G
22	DA	1171	G
22	DA	1172	C
22	DA	1173	U
22	DA	1175	A
22	DA	1176	U
22	DA	1177	G
22	DA	1178	C
22	DA	1179	G
22	DA	1180	U
22	DA	1186	G
22	DA	1205	A
22	DA	1208	C
22	DA	1219	U
22	DA	1221	C
22	DA	1227	G
22	DA	1230	A
22	DA	1236	G
22	DA	1238	G
22	DA	1241	A
22	DA	1247	A
22	DA	1250	G
22	DA	1253	A
22	DA	1255	U
22	DA	1256	G
22	DA	1258	U
22	DA	1266	G
22	DA	1269	A

Continued on next page...

Continued from previous page...

Mol	Chain	Res	Type
22	DA	1271	G
22	DA	1272	A
22	DA	1276	A
22	DA	1286	A
22	DA	1300	G
22	DA	1301	A
22	DA	1305	C
22	DA	1321	A
22	DA	1325	U
22	DA	1342	A
22	DA	1345	C
22	DA	1352	U
22	DA	1355	G
22	DA	1359	A
22	DA	1365	A
22	DA	1376	C
22	DA	1378	A
22	DA	1379	U
22	DA	1382	G
22	DA	1383	A
22	DA	1386	C
22	DA	1387	A
22	DA	1390	U
22	DA	1391	U
22	DA	1395	A
22	DA	1411	U
22	DA	1413	A
22	DA	1414	C
22	DA	1416	G
22	DA	1418	G
22	DA	1420	A
22	DA	1426	G
22	DA	1428	C
22	DA	1429	G
22	DA	1434	A
22	DA	1436	G
22	DA	1452	G
22	DA	1453	A
22	DA	1455	G
22	DA	1456	G
22	DA	1458	U
22	DA	1460	U

Continued on next page...

Continued from previous page...

Mol	Chain	Res	Type
22	DA	1462	C
22	DA	1471	G
22	DA	1472	C
22	DA	1478	G
22	DA	1482	G
22	DA	1483	G
22	DA	1493	C
22	DA	1495	A
22	DA	1499	C
22	DA	1504	A
22	DA	1509	A
22	DA	1510	G
22	DA	1515	A
22	DA	1523	U
22	DA	1524	G
22	DA	1530	G
22	DA	1531	C
22	DA	1533	C
22	DA	1534	U
22	DA	1535	A
22	DA	1536	C
22	DA	1537	G
22	DA	1556	C
22	DA	1565	C
22	DA	1566	A
22	DA	1569	A
22	DA	1576	U
22	DA	1578	U
22	DA	1581	G
22	DA	1582	C
22	DA	1583	A
22	DA	1584	U
22	DA	1585	C
22	DA	1603	A
22	DA	1604	C
22	DA	1607	C
22	DA	1608	A
22	DA	1610	A
22	DA	1613	G
22	DA	1616	A
22	DA	1623	G
22	DA	1647	U

Continued on next page...

Continued from previous page...

Mol	Chain	Res	Type
22	DA	1648	U
22	DA	1649	G
22	DA	1651	G
22	DA	1664	A
22	DA	1674	G
22	DA	1694	C
22	DA	1711	A
22	DA	1714	U
22	DA	1715	G
22	DA	1728	C
22	DA	1729	U
22	DA	1730	C
22	DA	1731	G
22	DA	1732	C
22	DA	1735	A
22	DA	1738	G
22	DA	1739	A
22	DA	1740	G
22	DA	1744	A
22	DA	1758	U
22	DA	1764	C
22	DA	1773	A
22	DA	1774	C
22	DA	1782	U
22	DA	1800	C
22	DA	1801	A
22	DA	1802	A
22	DA	1808	A
22	DA	1812	U
22	DA	1816	C
22	DA	1821	A
22	DA	1823	G
22	DA	1829	A
22	DA	1847	A
22	DA	1848	A
22	DA	1858	A
22	DA	1859	U
22	DA	1869	G
22	DA	1870	C
22	DA	1871	A
22	DA	1874	C
22	DA	1880	U

Continued on next page...

Continued from previous page...

Mol	Chain	Res	Type
22	DA	1888	G
22	DA	1900	A
22	DA	1903	G
22	DA	1905	C
22	DA	1906	G
22	DA	1907	G
22	DA	1913	A
22	DA	1914	C
22	DA	1927	A
22	DA	1929	G
22	DA	1930	G
22	DA	1935	G
22	DA	1947	C
22	DA	1955	U
22	DA	1961	C
22	DA	1963	U
22	DA	1964	G
22	DA	1965	C
22	DA	1967	C
22	DA	1970	A
22	DA	1971	U
22	DA	1972	G
22	DA	1991	U
22	DA	1993	U
22	DA	1997	C
22	DA	2020	A
22	DA	2021	C
22	DA	2022	U
22	DA	2023	C
22	DA	2030	A
22	DA	2031	A
22	DA	2033	A
22	DA	2043	C
22	DA	2055	C
22	DA	2056	G
22	DA	2057	G
22	DA	2060	A
22	DA	2061	G
22	DA	2062	A
22	DA	2069	G
22	DA	2072	C
22	DA	2087	G

Continued on next page...

Continued from previous page...

Mol	Chain	Res	Type
22	DA	2092	U
22	DA	2093	G
22	DA	2095	A
22	DA	2102	G
22	DA	2103	C
22	DA	2107	G
22	DA	2108	A
22	DA	2110	G
22	DA	2111	U
22	DA	2112	G
22	DA	2113	U
22	DA	2115	G
22	DA	2116	G
22	DA	2117	A
22	DA	2118	U
22	DA	2119	A
22	DA	2125	G
22	DA	2126	A
22	DA	2127	G
22	DA	2128	G
22	DA	2131	U
22	DA	2132	U
22	DA	2133	G
22	DA	2135	A
22	DA	2137	U
22	DA	2145	C
22	DA	2146	C
22	DA	2147	A
22	DA	2149	U
22	DA	2150	C
22	DA	2158	A
22	DA	2162	G
22	DA	2163	A
22	DA	2164	C
22	DA	2165	C
22	DA	2169	A
22	DA	2170	A
22	DA	2171	A
22	DA	2172	U
22	DA	2173	A
22	DA	2177	C
22	DA	2178	C

Continued on next page...

Continued from previous page...

Mol	Chain	Res	Type
22	DA	2181	U
22	DA	2184	A
22	DA	2185	U
22	DA	2189	U
22	DA	2190	G
22	DA	2194	U
22	DA	2198	A
22	DA	2203	U
22	DA	2204	G
22	DA	2211	A
22	DA	2212	A
22	DA	2225	A
22	DA	2226	C
22	DA	2230	G
22	DA	2238	G
22	DA	2239	G
22	DA	2241	A
22	DA	2242	G
22	DA	2243	U
22	DA	2250	G
22	DA	2268	A
22	DA	2273	A
22	DA	2278	A
22	DA	2280	G
22	DA	2283	C
22	DA	2287	A
22	DA	2293	G
22	DA	2297	A
22	DA	2305	U
22	DA	2307	G
22	DA	2309	A
22	DA	2311	A
22	DA	2312	U
22	DA	2320	U
22	DA	2322	A
22	DA	2324	U
22	DA	2325	G
22	DA	2327	A
22	DA	2331	G
22	DA	2333	A
22	DA	2344	U
22	DA	2347	C

Continued on next page...

Continued from previous page...

Mol	Chain	Res	Type
22	DA	2350	C
22	DA	2354	C
22	DA	2356	U
22	DA	2357	G
22	DA	2361	G
22	DA	2383	G
22	DA	2385	C
22	DA	2388	A
22	DA	2402	U
22	DA	2403	C
22	DA	2406	A
22	DA	2407	A
22	DA	2410	G
22	DA	2423	U
22	DA	2424	C
22	DA	2425	A
22	DA	2426	A
22	DA	2429	G
22	DA	2430	A
22	DA	2431	U
22	DA	2434	A
22	DA	2435	A
22	DA	2441	U
22	DA	2446	G
22	DA	2448	A
22	DA	2449	U
22	DA	2455	G
22	DA	2476	A
22	DA	2482	A
22	DA	2484	G
22	DA	2491	U
22	DA	2502	G
22	DA	2503	A
22	DA	2504	U
22	DA	2505	G
22	DA	2507	C
22	DA	2518	A
22	DA	2525	G
22	DA	2529	G
22	DA	2534	A
22	DA	2535	G
22	DA	2547	A

Continued on next page...

Continued from previous page...

Mol	Chain	Res	Type
22	DA	2554	U
22	DA	2566	A
22	DA	2567	G
22	DA	2572	A
22	DA	2573	C
22	DA	2580	U
22	DA	2582	G
22	DA	2585	U
22	DA	2586	U
22	DA	2589	A
22	DA	2600	A
22	DA	2602	A
22	DA	2603	G
22	DA	2606	C
22	DA	2609	U
22	DA	2613	U
22	DA	2614	A
22	DA	2615	U
22	DA	2629	U
22	DA	2630	G
22	DA	2646	C
22	DA	2656	U
22	DA	2663	G
22	DA	2682	A
22	DA	2689	U
22	DA	2690	U
22	DA	2703	C
22	DA	2713	U
22	DA	2714	G
22	DA	2716	C
22	DA	2718	G
22	DA	2726	A
22	DA	2729	G
22	DA	2739	U
22	DA	2748	A
22	DA	2757	A
22	DA	2758	A
22	DA	2764	A
22	DA	2765	A
22	DA	2768	U
22	DA	2778	A
22	DA	2791	G

Continued on next page...

Continued from previous page...

Mol	Chain	Res	Type
22	DA	2794	C
22	DA	2798	U
22	DA	2799	A
22	DA	2801	G
22	DA	2820	A
22	DA	2825	G
22	DA	2826	A
22	DA	2833	U
22	DA	2835	A
22	DA	2854	G
22	DA	2861	U
22	DA	2867	G
22	DA	2868	A
22	DA	2873	A
22	DA	2879	A
22	DA	2880	C
22	DA	2883	A
22	DA	2891	U
22	DA	2894	G
22	DA	2901	C
22	DA	2903	U
23	DB	13	G
23	DB	15	A
23	DB	16	G
23	DB	22	U
23	DB	24	G
23	DB	25	U
23	DB	35	C
23	DB	36	C
23	DB	40	U
23	DB	44	G
23	DB	51	G
23	DB	54	G
23	DB	56	G
23	DB	58	A
23	DB	64	G
23	DB	66	A
23	DB	73	A
23	DB	88	C
23	DB	89	U
23	DB	90	C
23	DB	91	C

Continued on next page...

Continued from previous page...

Mol	Chain	Res	Type
23	DB	98	G
23	DB	99	A
23	DB	105	G
23	DB	109	A

All (87) RNA pucker outliers are listed below:

Mol	Chain	Res	Type
1	AA	115	G
1	AA	148	G
1	AA	209	U
1	AA	351	G
1	AA	429	U
1	AA	481	G
1	AA	653	U
1	AA	702	A
1	AA	772	U
1	AA	1031	C
1	AA	1049	U
1	AA	1145	A
1	AA	1181	G
1	AA	1201	A
1	AA	1211	U
1	AA	1533	C
22	BA	70	G
22	BA	271	G
22	BA	310	A
22	BA	404	A
22	BA	479	A
22	BA	614	A
22	BA	668	A
22	BA	764	A
22	BA	858	G
22	BA	960	A
22	BA	984	A
22	BA	995	C
22	BA	1344	U
22	BA	1378	A
22	BA	1434	A
22	BA	1494	A
22	BA	1606	C
22	BA	1610	A

Continued on next page...

Continued from previous page...

Mol	Chain	Res	Type
22	BA	1875	G
22	BA	1919	A
22	BA	2127	G
22	BA	2211	A
22	BA	2282	G
22	BA	2286	G
22	BA	2326	C
22	BA	2406	A
22	BA	2425	A
22	BA	2756	U
1	CA	96	U
1	CA	115	G
1	CA	209	U
1	CA	429	U
1	CA	559	A
1	CA	733	G
1	CA	1049	U
1	CA	1201	A
1	CA	1211	U
22	DA	60	G
22	DA	196	A
22	DA	271	G
22	DA	404	A
22	DA	479	A
22	DA	503	A
22	DA	529	A
22	DA	614	A
22	DA	764	A
22	DA	781	A
22	DA	846	U
22	DA	973	A
22	DA	1089	A
22	DA	1240	U
22	DA	1275	A
22	DA	1344	U
22	DA	1378	A
22	DA	1606	C
22	DA	1738	G
22	DA	2109	U
22	DA	2111	U
22	DA	2127	G
22	DA	2146	C

Continued on next page...

Continued from previous page...

Mol	Chain	Res	Type
22	DA	2162	G
22	DA	2211	A
22	DA	2225	A
22	DA	2286	G
22	DA	2296	U
22	DA	2308	G
22	DA	2311	A
22	DA	2326	C
22	DA	2425	A
22	DA	2602	A
22	DA	2756	U

5.4 Non-standard residues in protein, DNA, RNA chains ⓘ

10 non-standard protein/DNA/RNA residues are modelled in this entry.

In the following table, the Counts columns list the number of bonds (or angles) for which Mogul statistics could be retrieved, the number of bonds (or angles) that are observed in the model and the number of bonds (or angles) that are defined in the Chemical Component Dictionary. The Link column lists molecule types, if any, to which the group is linked. The Z score for a bond length (or angle) is the number of standard deviations the observed value is removed from the expected value. A bond length (or angle) with $|Z| > 2$ is considered an outlier worth inspection. RMSZ is the root-mean-square of all Z scores of the bond lengths (or angles).

Mol	Type	Chain	Res	Link	Bond lengths			Bond angles		
					Counts	RMSZ	$\# Z > 2$	Counts	RMSZ	$\# Z > 2$
54	MHW	B6	1	54	9,9,10	1.63	1 (11%)	10,11,13	2.52	4 (40%)
54	004	B6	7	54	9,10,11	1.50	1 (11%)	9,12,14	2.51	4 (44%)
54	MHV	D6	6	54	7,9,10	0.93	0	7,11,13	3.83	4 (57%)
54	DBB	D6	3	54	4,5,6	1.15	0	1,5,7	2.63	1 (100%)
54	MHU	B6	5	54	14,15,16	1.71	3 (21%)	18,19,21	1.55	4 (22%)
54	MHV	B6	6	54	7,9,10	1.41	1 (14%)	7,11,13	3.59	3 (42%)
54	004	D6	7	54	9,10,11	0.55	0	9,12,14	0.56	0
54	MHW	D6	1	54	9,9,10	1.76	1 (11%)	10,11,13	3.43	4 (40%)
54	DBB	B6	3	54	4,5,6	1.48	1 (25%)	1,5,7	2.96	1 (100%)
54	MHU	D6	5	54	14,15,16	1.93	3 (21%)	18,19,21	2.11	2 (11%)

In the following table, the Chirals column lists the number of chiral outliers, the number of chiral centers analysed, the number of these observed in the model and the number defined in the Chemical Component Dictionary. Similar counts are reported in the Torsion and Rings columns. '-' means no outliers of that kind were identified.

Mol	Type	Chain	Res	Link	Chirals	Torsions	Rings
54	MHW	B6	1	54	-	0/2/2/4	0/1/1/1
54	004	B6	7	54	-	1/4/6/8	0/1/1/1
54	MHV	D6	6	54	-	0/1/12/14	0/1/1/1
54	DBB	D6	3	54	-	0/3/4/6	-
54	MHU	B6	5	54	-	0/9/12/14	0/1/1/1
54	MHV	B6	6	54	-	0/1/12/14	0/1/1/1
54	004	D6	7	54	-	2/4/6/8	0/1/1/1
54	MHW	D6	1	54	-	0/2/2/4	0/1/1/1
54	DBB	B6	3	54	-	0/3/4/6	-
54	MHU	D6	5	54	-	0/9/12/14	0/1/1/1

All (11) bond length outliers are listed below:

Mol	Chain	Res	Type	Atoms	Z	Observed(Å)	Ideal(Å)
54	D6	5	MHU	CZ-NZ	5.60	1.50	1.37
54	B6	5	MHU	CZ-NZ	5.08	1.49	1.37
54	D6	1	MHW	CA-C	4.31	1.53	1.48
54	B6	7	004	CB-CA	-4.21	1.48	1.52
54	B6	1	MHW	CA-C	3.78	1.52	1.48
54	D6	5	MHU	CB-CG	2.98	1.58	1.51
54	B6	6	MHV	CB-CG	-2.95	1.45	1.50
54	B6	3	DBB	CB-CA	-2.41	1.46	1.52
54	D6	5	MHU	CD2-CE2	2.39	1.43	1.38
54	B6	5	MHU	CD2-CE2	2.06	1.42	1.38
54	B6	5	MHU	CB-CG	2.02	1.56	1.51

All (27) bond angle outliers are listed below:

Mol	Chain	Res	Type	Atoms	Z	Observed(°)	Ideal(°)
54	D6	6	MHV	CD2-CE-N	-8.94	90.50	110.03
54	B6	6	MHV	CD2-CE-N	-8.15	92.22	110.03
54	D6	5	MHU	CG-CB-CA	7.90	124.94	113.63
54	D6	1	MHW	CD-CE-N	7.04	134.92	123.43
54	D6	1	MHW	O-C-CA	-5.68	118.84	124.22
54	B6	1	MHW	CD-CE-N	4.99	131.58	123.43
54	D6	1	MHW	CG2-CD-CE	-4.97	111.55	118.91
54	B6	7	004	CB-CA-N	-4.70	101.15	112.40
54	B6	1	MHW	CG2-CD-CE	-4.35	112.47	118.91
54	B6	7	004	CD1-CG1-CB	-3.79	115.96	120.65
54	B6	6	MHV	OD1-CG-CB	-3.27	117.81	121.96
54	B6	3	DBB	CG-CB-CA	-2.96	106.66	113.42
54	D6	6	MHV	CB-CA-N	-2.92	106.46	112.50
54	B6	5	MHU	O-C-CA	-2.88	117.22	124.78

Continued on next page...

Continued from previous page...

Mol	Chain	Res	Type	Atoms	Z	Observed(°)	Ideal(°)
54	B6	5	MHU	CB-CA-C	-2.88	106.20	111.65
54	B6	6	MHV	CD2-CG-CB	2.86	120.15	115.89
54	B6	1	MHW	C-CA-N	2.82	119.98	115.41
54	B6	5	MHU	CB-CA-N	2.77	114.94	110.65
54	B6	1	MHW	O-C-CA	-2.71	121.65	124.22
54	B6	7	004	CE-CD2-CG2	-2.66	116.14	120.19
54	D6	3	DBB	CG-CB-CA	-2.63	107.41	113.42
54	D6	6	MHV	CE-CD2-CG	-2.61	107.51	111.89
54	B6	7	004	CG2-CB-CG1	2.49	121.40	118.29
54	D6	1	MHW	C-CA-N	2.41	119.31	115.41
54	D6	5	MHU	O-C-CA	-2.37	118.57	124.78
54	B6	5	MHU	CM-N-CA	2.23	120.58	113.64
54	D6	6	MHV	CD2-CG-CB	2.23	119.21	115.89

There are no chirality outliers.

All (3) torsion outliers are listed below:

Mol	Chain	Res	Type	Atoms
54	B6	7	004	C-CA-CB-CG1
54	D6	7	004	C-CA-CB-CG1
54	D6	7	004	C-CA-CB-CG2

There are no ring outliers.

4 monomers are involved in 9 short contacts:

Mol	Chain	Res	Type	Clashes	Symm-Clashes
54	D6	6	MHV	3	0
54	B6	5	MHU	1	0
54	D6	7	004	6	0
54	B6	3	DBB	1	0

5.5 Carbohydrates [i](#)

There are no monosaccharides in this entry.

5.6 Ligand geometry [i](#)

Of 500 ligands modelled in this entry, 500 are monoatomic - leaving 0 for Mogul analysis.

There are no bond length outliers.

There are no bond angle outliers.

There are no chirality outliers.

There are no torsion outliers.

There are no ring outliers.

No monomer is involved in short contacts.

5.7 Other polymers [i](#)

There are no such residues in this entry.

5.8 Polymer linkage issues [i](#)

There are no chain breaks in this entry.

6 Fit of model and data ⓘ

6.1 Protein, DNA and RNA chains ⓘ

In the following table, the column labelled ‘#RSRZ> 2’ contains the number (and percentage) of RSRZ outliers, followed by percent RSRZ outliers for the chain as percentile scores relative to all X-ray entries and entries of similar resolution. The OWAB column contains the minimum, median, 95th percentile and maximum values of the occupancy-weighted average B-factor per residue. The column labelled ‘Q< 0.9’ lists the number of (and percentage) of residues with an average occupancy less than 0.9.

Mol	Chain	Analysed	<RSRZ>	#RSRZ>2	OWAB(Å ²)	Q<0.9
1	AA	1538/1539 (99%)	0.07	46 (2%) 50 34	15, 50, 134, 177	0
1	CA	1539/1539 (100%)	0.42	117 (7%) 13 7	29, 70, 143, 176	0
2	AB	218/218 (100%)	1.00	43 (19%) 1 0	39, 71, 98, 131	0
2	CB	218/218 (100%)	1.53	79 (36%) 0 0	55, 80, 108, 126	0
3	AC	206/206 (100%)	0.36	13 (6%) 20 11	36, 56, 81, 95	0
3	CC	206/206 (100%)	1.57	63 (30%) 0 0	52, 73, 93, 114	0
4	AD	205/205 (100%)	0.80	27 (13%) 3 2	33, 55, 80, 109	0
4	CD	205/205 (100%)	0.38	15 (7%) 15 8	23, 40, 75, 93	0
5	AE	150/150 (100%)	0.43	5 (3%) 46 30	32, 49, 82, 111	0
5	CE	150/150 (100%)	0.65	11 (7%) 15 8	35, 56, 83, 105	0
6	AF	100/100 (100%)	0.34	8 (8%) 12 7	34, 55, 75, 85	0
6	CF	100/100 (100%)	0.88	16 (16%) 1 1	44, 72, 97, 105	0
7	AG	151/151 (100%)	1.14	34 (22%) 0 0	48, 73, 96, 107	0
7	CG	151/151 (100%)	3.14	101 (66%) 0 0	75, 92, 105, 113	0
8	AH	129/129 (100%)	0.31	2 (1%) 72 55	28, 47, 71, 80	0
8	CH	129/129 (100%)	0.91	17 (13%) 3 2	46, 63, 83, 90	0
9	AI	127/127 (100%)	1.07	25 (19%) 1 0	42, 68, 96, 115	0
9	CI	127/127 (100%)	2.14	62 (48%) 0 0	64, 87, 106, 131	0
10	AJ	98/98 (100%)	1.07	16 (16%) 1 1	42, 62, 93, 120	0
10	CJ	98/98 (100%)	3.36	65 (66%) 0 0	66, 89, 108, 122	0
11	AK	117/117 (100%)	0.90	20 (17%) 1 1	29, 61, 88, 106	0
11	CK	117/117 (100%)	0.62	11 (9%) 8 5	35, 63, 82, 90	0
12	AL	123/123 (100%)	0.41	5 (4%) 37 24	23, 36, 72, 102	0
12	CL	123/123 (100%)	0.80	9 (7%) 15 8	38, 50, 80, 102	0

Continued on next page...

Continued from previous page...

Mol	Chain	Analysed	<RSRZ>	#RSRZ>2		OWAB(Å ²)	Q<0.9
13	AM	114/114 (100%)	0.66	15 (13%)	3 2	43, 66, 91, 105	0
13	CM	114/114 (100%)	3.44	85 (74%)	0 0	80, 98, 113, 118	0
14	AN	96/100 (96%)	0.81	17 (17%)	1 1	39, 56, 93, 108	0
14	CN	96/100 (96%)	2.80	57 (59%)	0 0	60, 88, 106, 119	0
15	AO	88/88 (100%)	0.46	6 (6%)	17 10	31, 49, 66, 99	0
15	CO	88/88 (100%)	0.74	7 (7%)	12 7	42, 62, 84, 108	0
16	AP	82/82 (100%)	0.95	14 (17%)	1 1	35, 46, 80, 103	0
16	CP	82/82 (100%)	1.57	20 (24%)	0 0	43, 61, 87, 105	0
17	AQ	80/80 (100%)	0.66	6 (7%)	14 8	30, 55, 85, 123	0
17	CQ	80/80 (100%)	1.59	24 (30%)	0 0	42, 69, 97, 108	0
18	AR	55/55 (100%)	0.68	6 (10%)	5 3	38, 51, 76, 113	0
18	CR	55/55 (100%)	0.92	8 (14%)	2 1	40, 54, 83, 113	0
19	AS	79/79 (100%)	0.88	12 (15%)	2 1	45, 66, 92, 97	0
19	CS	79/79 (100%)	4.00	57 (72%)	0 0	79, 98, 113, 126	0
20	AT	85/85 (100%)	0.72	7 (8%)	11 6	35, 48, 74, 115	0
20	CT	85/85 (100%)	2.31	41 (48%)	0 0	52, 69, 91, 98	0
21	AU	51/51 (100%)	1.51	14 (27%)	0 0	49, 70, 92, 105	0
21	CU	51/51 (100%)	1.06	9 (17%)	1 1	43, 67, 92, 107	0
22	BA	2897/2903 (99%)	0.32	125 (4%)	35 22	3, 18, 128, 196	0
22	DA	2897/2903 (99%)	0.60	218 (7%)	14 8	42, 82, 142, 182	0
23	BB	119/119 (100%)	-0.24	0	100 100	6, 26, 52, 94	0
23	DB	118/119 (99%)	0.37	6 (5%)	28 17	68, 109, 131, 143	0
24	BC	271/271 (100%)	0.06	3 (1%)	80 65	8, 24, 44, 65	0
24	DC	271/271 (100%)	1.27	62 (22%)	0 0	40, 60, 76, 84	0
25	BD	209/209 (100%)	0.08	0	100 100	4, 15, 42, 69	0
25	DD	209/209 (100%)	1.40	58 (27%)	0 0	47, 64, 83, 99	0
26	BE	201/201 (100%)	0.05	1 (0%)	91 81	4, 27, 54, 95	0
26	DE	201/201 (100%)	2.16	98 (48%)	0 0	38, 76, 96, 108	0
27	BF	177/177 (100%)	0.40	10 (5%)	24 15	23, 44, 86, 104	0
27	DF	177/177 (100%)	3.92	146 (82%)	0 0	79, 97, 113, 125	0
28	BG	176/176 (100%)	0.48	12 (6%)	17 10	21, 39, 66, 95	0

Continued on next page...

Continued from previous page...

Mol	Chain	Analysed	<RSRZ>	#RSRZ>2	OWAB(Å ²)	Q<0.9
28	DG	176/176 (100%)	2.44	99 (56%) 0 0	66, 85, 103, 117	0
29	BH	149/149 (100%)	4.62	112 (75%) 0 0	25, 102, 121, 129	0
29	DH	149/149 (100%)	2.43	74 (49%) 0 0	25, 92, 107, 115	0
30	BI	141/141 (100%)	3.81	94 (66%) 0 0	80, 104, 120, 136	0
30	DI	141/141 (100%)	5.67	130 (92%) 0 0	91, 110, 121, 124	0
31	BJ	142/142 (100%)	-0.06	1 (0%) 87 76	5, 12, 32, 54	0
31	DJ	142/142 (100%)	1.30	34 (23%) 0 0	49, 64, 80, 96	0
32	BK	122/122 (100%)	-0.07	1 (0%) 86 73	7, 16, 40, 68	0
32	DK	122/122 (100%)	1.40	36 (29%) 0 0	47, 60, 81, 95	0
33	BL	143/143 (100%)	0.13	3 (2%) 63 46	4, 26, 49, 80	0
33	DL	143/143 (100%)	2.46	77 (53%) 0 0	45, 72, 90, 111	0
34	BM	136/136 (100%)	-0.07	0 100 100	6, 16, 34, 93	0
34	DM	136/136 (100%)	1.28	36 (26%) 0 0	40, 64, 82, 110	0
35	BN	120/120 (100%)	-0.05	0 100 100	7, 13, 25, 70	0
35	DN	120/120 (100%)	1.87	41 (34%) 0 0	50, 71, 88, 109	0
36	BO	116/116 (100%)	0.12	2 (1%) 70 53	18, 29, 52, 59	0
36	DO	116/116 (100%)	3.13	78 (67%) 0 0	64, 86, 100, 113	0
37	BP	114/114 (100%)	0.08	2 (1%) 68 51	10, 22, 49, 73	0
37	DP	114/114 (100%)	1.42	36 (31%) 0 0	51, 66, 84, 91	0
38	BQ	117/117 (100%)	-0.03	0 100 100	3, 8, 21, 57	0
38	DQ	117/117 (100%)	1.49	40 (34%) 0 0	46, 65, 79, 83	0
39	BR	103/103 (100%)	-0.09	0 100 100	4, 15, 37, 64	0
39	DR	103/103 (100%)	2.01	45 (43%) 0 0	49, 72, 86, 96	0
40	BS	110/110 (100%)	0.02	1 (0%) 84 71	4, 9, 27, 89	0
40	DS	110/110 (100%)	2.49	61 (55%) 0 0	53, 69, 89, 97	0
41	BT	93/93 (100%)	0.57	7 (7%) 14 8	15, 28, 83, 100	0
41	DT	93/93 (100%)	3.17	66 (70%) 0 0	60, 79, 102, 110	0
42	BU	102/102 (100%)	0.16	4 (3%) 39 25	15, 32, 62, 95	0
42	DU	102/102 (100%)	4.12	75 (73%) 0 0	61, 82, 103, 109	0
43	BV	94/94 (100%)	0.01	2 (2%) 63 46	11, 24, 48, 59	0
43	DV	94/94 (100%)	1.11	17 (18%) 1 1	60, 78, 93, 98	0

Continued on next page...

Continued from previous page...

Mol	Chain	Analysed	<RSRZ>	#RSRZ>2	OWAB(Å ²)	Q<0.9
44	BW	76/76 (100%)	0.13	2 (2%) 56 39	10, 17, 37, 56	0
44	DW	75/76 (98%)	2.25	38 (50%) 0 0	49, 75, 86, 107	0
45	BX	77/77 (100%)	0.15	4 (5%) 27 17	11, 28, 53, 81	0
45	DX	77/77 (100%)	1.54	25 (32%) 0 0	49, 66, 84, 89	0
46	BY	63/63 (100%)	0.59	5 (7%) 12 7	21, 42, 71, 93	0
46	DY	63/63 (100%)	2.32	30 (47%) 0 0	63, 86, 95, 104	0
47	BZ	58/58 (100%)	-0.02	0 100 100	7, 11, 34, 40	0
47	DZ	58/58 (100%)	1.32	18 (31%) 0 0	50, 69, 82, 89	0
48	B0	56/56 (100%)	-0.09	0 100 100	4, 14, 38, 77	0
48	D0	56/56 (100%)	2.01	19 (33%) 0 0	49, 69, 90, 106	0
49	B1	50/50 (100%)	0.24	2 (4%) 38 25	19, 33, 61, 95	0
49	D1	50/50 (100%)	2.12	24 (48%) 0 0	63, 79, 91, 103	0
50	B2	46/46 (100%)	0.09	1 (2%) 62 45	8, 14, 22, 97	0
50	D2	46/46 (100%)	1.96	17 (36%) 0 0	47, 64, 78, 100	0
51	B3	64/64 (100%)	0.17	1 (1%) 72 55	10, 16, 26, 37	0
51	D3	64/64 (100%)	1.76	23 (35%) 0 0	53, 67, 79, 83	0
52	B4	38/38 (100%)	0.40	1 (2%) 56 39	13, 23, 38, 60	0
52	D4	38/38 (100%)	2.95	24 (63%) 0 0	56, 71, 84, 96	0
53	B5	191/228 (83%)	7.09	185 (96%) 0 0	71, 107, 119, 133	0
54	B6	2/8 (25%)	0.31	0 100 100	6, 6, 6, 8	0
54	D6	2/8 (25%)	1.02	0 100 100	41, 41, 41, 44	0
All	All	20738/20810 (99%)	0.94	3547 (17%) 1 1	3, 61, 117, 196	0

All (3547) RSRZ outliers are listed below:

Mol	Chain	Res	Type	RSRZ
29	BH	96	THR	24.1
53	B5	111	PHE	22.9
30	DI	2	ALA	21.9
22	BA	2184	A	20.6
29	BH	113	SER	20.3
30	DI	3	LYS	20.1
22	BA	2104	C	20.0
22	BA	2135	A	19.1
53	B5	218	THR	18.4

Continued on next page...

Continued from previous page...

Mol	Chain	Res	Type	RSRZ
42	DU	26	LYS	17.8
29	BH	97	ARG	17.4
22	BA	2100	G	17.0
48	D0	27	SER	16.8
53	B5	141	PRO	16.6
53	B5	212	SER	16.4
22	BA	2101	A	16.2
30	BI	3	LYS	16.0
30	DI	6	GLN	15.9
30	BI	53	LEU	15.6
22	BA	2103	C	15.5
22	BA	2185	U	15.1
22	BA	2158	A	15.0
53	B5	204	GLY	14.9
30	DI	68	THR	14.8
53	B5	55	SER	14.7
1	CA	1536	C	14.5
7	CG	62	PHE	14.4
29	BH	115	VAL	14.4
53	B5	110	ASP	14.2
30	DI	67	PHE	14.2
22	BA	2159	G	13.9
22	BA	2189	U	13.8
30	DI	69	PHE	13.5
53	B5	70	GLY	13.5
29	BH	54	LEU	13.3
1	CA	1535	C	13.3
53	B5	200	HIS	13.3
29	BH	95	GLY	13.3
22	BA	2102	G	13.2
53	B5	207	GLY	13.1
33	DL	92	LEU	13.1
53	B5	48	LEU	13.0
30	DI	4	LYS	13.0
29	BH	144	VAL	12.9
22	BA	2106	U	12.8
53	B5	157	ILE	12.8
30	DI	60	THR	12.7
22	BA	2117	A	12.6
10	AJ	102	LEU	12.5
30	DI	34	ASN	12.5
30	BI	2	ALA	12.5

Continued on next page...

Continued from previous page...

Mol	Chain	Res	Type	RSRZ
1	AA	1534	A	12.4
22	DA	1175	A	12.0
53	B5	122	GLY	12.0
36	DO	40	ILE	11.9
53	B5	67	HIS	11.8
53	B5	66	PRO	11.6
53	B5	77	ALA	11.6
30	DI	58	VAL	11.5
22	BA	2139	U	11.5
53	B5	140	ASN	11.4
53	B5	109	MET	11.4
1	AA	1536	C	11.3
36	DO	24	THR	11.3
19	CS	74	PHE	11.3
53	B5	183	PRO	11.3
29	DH	79	THR	11.2
29	DH	142	VAL	11.2
53	B5	95	VAL	11.2
10	CJ	74	VAL	11.1
22	BA	2165	C	11.1
42	DU	13	VAL	11.1
53	B5	107	GLY	11.0
29	DH	82	SER	11.0
53	B5	173	HIS	10.9
53	B5	143	ALA	10.9
53	B5	131	ILE	10.9
53	B5	217	THR	10.9
53	B5	97	GLY	10.8
1	AA	1535	C	10.8
30	BI	4	LYS	10.8
53	B5	203	GLU	10.7
29	BH	112	LYS	10.7
30	BI	87	LYS	10.7
42	DU	20	GLY	10.7
53	B5	145	THR	10.7
30	DI	32	GLY	10.5
22	BA	2127	G	10.5
30	DI	31	GLN	10.5
22	BA	2099	U	10.5
53	B5	84	ILE	10.5
22	BA	2144	G	10.4
29	BH	98	ASP	10.4

Continued on next page...

Continued from previous page...

Mol	Chain	Res	Type	RSRZ
1	CA	1534	A	10.4
42	DU	48	PRO	10.4
13	CM	85	CYS	10.4
22	BA	2145	C	10.4
17	AQ	83	VAL	10.4
12	CL	124	ALA	10.4
14	CN	44	ALA	10.4
27	DF	130	MET	10.4
30	BI	39	CYS	10.4
13	CM	46	SER	10.3
53	B5	202	PRO	10.3
30	DI	7	ALA	10.3
53	B5	52	PRO	10.3
42	DU	39	ILE	10.2
7	CG	18	PHE	10.2
22	BA	2114	A	10.2
30	BI	67	PHE	10.2
22	BA	2140	G	10.2
10	CJ	76	ILE	10.1
29	BH	58	LEU	10.1
22	BA	2178	C	10.1
52	D4	9	LYS	10.1
24	DC	27	GLY	10.1
2	AB	155	GLY	10.1
30	DI	5	VAL	10.0
27	DF	128	TYR	10.0
27	DF	117	LEU	10.0
22	BA	2182	U	10.0
42	DU	12	ILE	9.9
30	DI	35	ILE	9.9
29	BH	69	ALA	9.9
30	BI	79	LEU	9.9
53	B5	182	PRO	9.8
46	DY	10	SER	9.8
53	B5	20	VAL	9.8
30	DI	53	LEU	9.8
42	DU	78	GLY	9.8
30	DI	48	SER	9.8
53	B5	146	VAL	9.8
19	CS	24	GLU	9.7
22	BA	2136	G	9.7
19	CS	66	MET	9.7

Continued on next page...

Continued from previous page...

Mol	Chain	Res	Type	RSRZ
53	B5	76	LEU	9.6
30	DI	59	ILE	9.6
29	BH	124	THR	9.6
41	DT	55	VAL	9.6
9	CI	128	SER	9.6
42	DU	58	ILE	9.6
22	BA	2113	U	9.5
29	BH	146	VAL	9.5
30	DI	54	PRO	9.5
53	B5	133	GLY	9.4
22	BA	2148	G	9.4
20	CT	4	ILE	9.4
53	B5	54	ARG	9.4
30	DI	13	VAL	9.4
2	AB	157	LEU	9.4
22	BA	2147	A	9.3
29	BH	44	ILE	9.3
53	B5	62	THR	9.3
22	BA	2174	C	9.3
53	B5	219	MET	9.3
53	B5	63	VAL	9.3
17	CQ	4	LYS	9.3
52	D4	10	LEU	9.2
22	BA	2156	G	9.2
30	DI	66	SER	9.2
27	DF	156	ILE	9.2
30	DI	46	THR	9.2
30	DI	62	TYR	9.2
42	DU	40	ASN	9.2
30	DI	47	ASP	9.1
33	DL	144	GLU	9.1
53	B5	199	ALA	9.1
22	BA	2115	G	9.0
53	B5	142	LYS	9.0
41	DT	2	ILE	9.0
30	BI	14	ALA	9.0
53	B5	79	ALA	9.0
1	CA	1032	G	9.0
29	BH	55	GLU	9.0
29	DH	12	LEU	8.9
53	B5	156	GLU	8.9
30	BI	17	MET	8.9

Continued on next page...

Continued from previous page...

Mol	Chain	Res	Type	RSRZ
42	DU	36	VAL	8.9
1	CA	1539	C	8.9
22	BA	2112	G	8.9
30	BI	41	ALA	8.9
29	BH	68	ARG	8.9
22	BA	2160	C	8.9
30	BI	5	VAL	8.8
22	BA	2175	C	8.8
13	CM	77	ILE	8.8
30	DI	61	VAL	8.8
29	BH	80	ILE	8.8
24	DC	112	ALA	8.8
42	DU	60	GLU	8.8
22	BA	2183	A	8.8
53	B5	123	ALA	8.7
10	CJ	87	LEU	8.7
53	B5	108	TRP	8.7
29	BH	136	SER	8.7
49	D1	36	LEU	8.7
30	BI	99	GLY	8.7
22	BA	2142	A	8.7
22	DA	1537	G	8.6
1	AA	1539	C	8.6
10	CJ	72	ARG	8.6
30	DI	63	ALA	8.6
14	CN	27	LEU	8.6
53	B5	223	VAL	8.6
30	BI	22	PRO	8.6
53	B5	45	HIS	8.6
41	DT	34	VAL	8.6
1	AA	1538	C	8.5
22	BA	2190	G	8.5
30	DI	70	VAL	8.5
53	B5	184	GLU	8.5
22	BA	2166	U	8.5
22	BA	2143	C	8.5
29	BH	87	GLU	8.4
42	DU	52	LEU	8.4
53	B5	159	ALA	8.4
30	DI	20	PRO	8.4
53	B5	225	ILE	8.4
29	DH	144	VAL	8.4

Continued on next page...

Continued from previous page...

Mol	Chain	Res	Type	RSRZ
19	CS	71	LEU	8.4
53	B5	94	TYR	8.4
53	B5	50	ILE	8.4
22	BA	2154	A	8.4
1	CA	1537	U	8.4
41	DT	10	VAL	8.4
22	BA	2172	U	8.3
53	B5	104	ILE	8.3
28	DG	105	LEU	8.3
9	CI	43	THR	8.2
28	DG	52	PHE	8.2
53	B5	132	LEU	8.2
53	B5	224	ARG	8.2
40	DS	84	ARG	8.2
9	AI	43	THR	8.2
33	DL	101	ILE	8.2
53	B5	68	GLY	8.2
10	CJ	71	LEU	8.1
53	B5	152	GLU	8.1
53	B5	165	ARG	8.1
27	DF	54	ALA	8.1
53	B5	69	LEU	8.1
27	DF	120	LYS	8.1
7	CG	66	LEU	8.1
4	CD	25	VAL	8.1
19	CS	38	SER	8.1
10	CJ	16	ARG	8.1
53	B5	134	PRO	8.0
2	CB	136	MET	8.0
29	BH	123	ARG	8.0
22	BA	2157	G	8.0
53	B5	208	THR	8.0
36	DO	25	ARG	8.0
53	B5	60	ARG	8.0
29	BH	78	VAL	8.0
22	BA	2179	C	8.0
53	B5	49	GLY	7.9
27	DF	100	PHE	7.9
22	BA	2186	G	7.9
30	BI	78	VAL	7.9
30	BI	8	TYR	7.9
53	B5	147	GLY	7.9

Continued on next page...

Continued from previous page...

Mol	Chain	Res	Type	RSRZ
19	CS	42	PRO	7.9
27	DF	93	GLY	7.9
22	BA	2125	G	7.9
1	CA	209	U	7.8
27	DF	21	ASN	7.8
53	B5	194	ILE	7.8
7	CG	39	ALA	7.8
53	B5	158	LYS	7.8
30	BI	13	VAL	7.8
2	CB	9	MET	7.8
53	B5	191	ARG	7.8
9	CI	129	LYS	7.8
41	DT	15	HIS	7.8
29	BH	67	ALA	7.8
22	BA	2098	U	7.8
29	BH	116	ARG	7.8
27	DF	67	ILE	7.8
53	B5	149	ASN	7.7
19	CS	41	PHE	7.7
53	B5	160	GLY	7.7
19	CS	39	THR	7.7
29	BH	119	ASN	7.7
7	AG	147	ALA	7.7
22	BA	2105	U	7.7
29	DH	90	LEU	7.7
2	CB	32	PHE	7.7
53	B5	164	PHE	7.7
26	DE	186	VAL	7.7
53	B5	209	PHE	7.7
30	BI	23	PRO	7.7
41	DT	43	ILE	7.7
53	B5	89	GLU	7.7
22	BA	2124	G	7.7
22	BA	2163	A	7.6
34	DM	136	MET	7.6
53	B5	125	GLY	7.6
4	AD	28	ILE	7.6
53	B5	28	ARG	7.6
22	BA	2155	U	7.6
7	CG	13	LEU	7.6
22	BA	2162	G	7.6
22	BA	2153	C	7.6

Continued on next page...

Continued from previous page...

Mol	Chain	Res	Type	RSRZ
26	DE	17	THR	7.6
30	DI	49	ILE	7.6
53	B5	174	ALA	7.6
53	B5	121	MET	7.6
29	BH	120	GLY	7.6
22	BA	2152	G	7.6
29	DH	124	THR	7.6
42	DU	79	LYS	7.6
29	DH	92	GLY	7.5
22	BA	2169	A	7.5
30	DI	8	TYR	7.5
42	DU	50	PRO	7.5
10	CJ	77	VAL	7.5
44	DW	83	GLU	7.5
40	DS	40	ASN	7.5
42	DU	62	GLU	7.5
27	DF	85	ILE	7.5
19	CS	13	LEU	7.5
52	D4	8	LYS	7.5
22	BA	2161	C	7.5
27	DF	65	PRO	7.5
13	CM	12	HIS	7.5
33	DL	3	LEU	7.5
53	B5	78	ILE	7.5
22	BA	2181	U	7.4
13	CM	45	ILE	7.4
53	B5	96	GLY	7.4
49	D1	52	ALA	7.4
53	B5	53	ARG	7.4
53	B5	85	LYS	7.4
28	DG	9	VAL	7.4
42	DU	25	VAL	7.4
30	DI	45	LYS	7.4
25	DD	31	ALA	7.4
50	D2	46	LYS	7.4
1	CA	94	G	7.3
29	BH	91	PHE	7.3
27	DF	154	ILE	7.3
22	BA	2176	A	7.3
53	B5	98	GLU	7.3
28	DG	45	HIS	7.3
50	D2	42	LEU	7.3

Continued on next page...

Continued from previous page...

Mol	Chain	Res	Type	RSRZ
30	DI	38	PHE	7.3
30	DI	42	PHE	7.3
53	B5	93	ASP	7.3
2	CB	151	ILE	7.3
22	BA	2116	G	7.2
7	CG	88	PRO	7.2
14	CN	36	ALA	7.2
7	CG	151	PHE	7.2
29	BH	19	VAL	7.2
53	B5	38	PHE	7.2
7	CG	16	PRO	7.2
40	DS	92	ARG	7.2
22	BA	2177	C	7.2
22	BA	2121	G	7.2
30	DI	14	ALA	7.2
9	CI	130	ARG	7.1
53	B5	211	ARG	7.1
22	BA	2149	U	7.1
22	BA	2123	G	7.1
53	B5	47	LYS	7.1
31	DJ	54	ILE	7.1
2	AB	156	GLY	7.1
19	CS	69	HIS	7.0
30	BI	11	LEU	7.0
13	CM	40	ALA	7.0
13	CM	98	ARG	7.0
22	BA	2122	U	7.0
29	BH	101	ASP	7.0
26	DE	119	ILE	7.0
30	DI	15	ALA	7.0
22	BA	2130	U	7.0
31	DJ	119	PHE	7.0
22	BA	2134	A	7.0
20	CT	39	ILE	7.0
53	B5	216	THR	7.0
22	DA	1536	C	7.0
16	CP	39	PHE	7.0
19	CS	44	MET	7.0
9	CI	38	TYR	7.0
42	DU	87	PHE	7.0
10	CJ	11	LYS	6.9
29	BH	121	VAL	6.9

Continued on next page...

Continued from previous page...

Mol	Chain	Res	Type	RSRZ
30	BI	55	ILE	6.9
42	DU	80	ALA	6.9
27	DF	32	GLU	6.9
27	DF	129	SER	6.9
42	DU	31	SER	6.9
53	B5	75	VAL	6.9
36	DO	64	TYR	6.9
18	AR	20	GLU	6.9
27	DF	20	PHE	6.9
53	B5	65	LEU	6.9
13	CM	47	GLU	6.9
1	CA	1540	U	6.8
22	BA	2107	G	6.8
7	CG	17	LYS	6.8
22	BA	138	U	6.8
30	BI	135	SER	6.8
29	DH	128	HIS	6.8
13	CM	48	LEU	6.8
27	DF	8	TYR	6.8
19	CS	49	ILE	6.8
13	CM	32	ALA	6.8
53	B5	148	PHE	6.8
30	BI	68	THR	6.8
42	DU	35	ILE	6.8
25	DD	6	GLY	6.8
49	D1	53	LYS	6.8
19	CS	37	ARG	6.8
29	BH	142	VAL	6.8
29	BH	148	ALA	6.8
46	DY	33	ALA	6.8
30	DI	11	LEU	6.7
53	B5	161	ARG	6.7
36	DO	26	LEU	6.7
1	AA	1030	U	6.7
5	AE	159	LYS	6.7
10	CJ	26	VAL	6.7
53	B5	59	VAL	6.7
27	DF	155	THR	6.7
10	CJ	10	LEU	6.7
50	D2	33	ARG	6.7
46	DY	40	SER	6.7
42	DU	27	ASN	6.7

Continued on next page...

Continued from previous page...

Mol	Chain	Res	Type	RSRZ
45	DX	11	ARG	6.7
10	CJ	41	PRO	6.7
29	DH	81	ALA	6.7
30	DI	30	GLN	6.7
30	DI	44	ALA	6.7
53	B5	83	LYS	6.7
20	CT	24	ARG	6.6
25	DD	55	LYS	6.6
27	DF	138	PHE	6.6
34	DM	56	ALA	6.6
30	DI	121	ASP	6.6
19	CS	60	VAL	6.6
8	CH	2	SER	6.6
19	CS	43	ASN	6.6
53	B5	46	ALA	6.6
22	DA	1093	G	6.6
53	B5	130	ARG	6.6
39	DR	39	LEU	6.6
22	BA	2188	U	6.6
53	B5	150	ILE	6.6
35	DN	29	VAL	6.6
53	B5	81	GLY	6.6
7	CG	12	ILE	6.6
53	B5	106	ASP	6.6
30	DI	25	GLY	6.6
22	BA	2120	G	6.6
13	CM	83	LEU	6.6
27	DF	60	ILE	6.6
22	DA	2903	U	6.5
53	B5	198	GLU	6.5
39	DR	19	THR	6.5
22	BA	2118	U	6.5
27	DF	114	PHE	6.5
36	DO	106	LEU	6.5
41	DT	83	ALA	6.5
27	DF	159	THR	6.5
14	CN	11	VAL	6.5
53	B5	192	ALA	6.5
35	DN	28	LEU	6.5
41	DT	36	LYS	6.5
7	CG	87	VAL	6.5
33	DL	89	VAL	6.5

Continued on next page...

Continued from previous page...

Mol	Chain	Res	Type	RSRZ
22	BA	2168	G	6.5
33	DL	19	LEU	6.4
42	DU	43	LYS	6.4
13	CM	63	PHE	6.4
17	CQ	78	VAL	6.4
7	CG	148	ASN	6.4
29	BH	11	ASN	6.4
53	B5	39	ASP	6.4
1	AA	1017	U	6.4
22	BA	2138	G	6.4
22	BA	2141	G	6.4
9	CI	90	TYR	6.4
29	BH	109	GLU	6.4
22	DA	1535	A	6.4
30	BI	38	PHE	6.4
30	BI	100	LYS	6.4
53	B5	41	THR	6.4
6	CF	39	LEU	6.4
30	BI	69	PHE	6.4
26	DE	164	LEU	6.4
30	DI	80	LEU	6.4
42	DU	77	THR	6.4
1	AA	1018	G	6.3
42	DU	71	ALA	6.3
53	B5	126	SER	6.3
53	B5	19	LYS	6.3
16	CP	47	GLU	6.3
2	CB	34	ALA	6.3
29	DH	120	GLY	6.3
20	CT	38	ALA	6.3
42	DU	33	LYS	6.3
19	CS	11	ILE	6.3
28	DG	32	GLU	6.3
53	B5	210	LEU	6.3
30	BI	52	GLY	6.3
30	DI	78	VAL	6.3
53	B5	215	VAL	6.3
16	AP	80	LYS	6.3
10	CJ	45	ARG	6.3
53	B5	87	ALA	6.3
29	BH	85	GLY	6.3
27	DF	23	ASN	6.3

Continued on next page...

Continued from previous page...

Mol	Chain	Res	Type	RSRZ
29	BH	118	PRO	6.3
7	CG	20	SER	6.2
42	DU	30	SER	6.2
26	DE	118	LEU	6.2
53	B5	124	VAL	6.2
13	CM	84	GLY	6.2
14	CN	48	LEU	6.2
27	DF	132	VAL	6.2
22	DA	1870	C	6.2
50	B2	46	LYS	6.2
53	B5	72	GLN	6.2
35	DN	25	ALA	6.2
7	CG	53	ARG	6.2
41	DT	73	ARG	6.2
22	BA	2173	A	6.2
53	B5	169	THR	6.2
45	DX	49	LEU	6.2
29	DH	130	VAL	6.2
30	BI	12	GLN	6.2
53	B5	82	GLU	6.2
30	DI	24	VAL	6.2
22	BA	2126	A	6.2
29	BH	102	ALA	6.2
41	DT	71	GLY	6.2
27	DF	66	LEU	6.2
1	CA	1538	C	6.1
27	DF	77	PHE	6.1
43	DV	94	ALA	6.1
22	DA	2124	G	6.1
53	B5	74	ARG	6.1
19	CS	58	VAL	6.1
53	B5	27	ALA	6.1
27	DF	152	LEU	6.1
29	BH	72	ILE	6.1
1	CA	1031	C	6.1
33	DL	106	GLU	6.1
2	CB	67	ILE	6.1
13	CM	86	TYR	6.1
28	DG	62	TRP	6.1
11	AK	126	LYS	6.1
36	DO	103	VAL	6.1
7	CG	23	LEU	6.1

Continued on next page...

Continued from previous page...

Mol	Chain	Res	Type	RSRZ
9	CI	58	VAL	6.1
3	CC	193	TYR	6.1
29	DH	100	ALA	6.1
30	BI	95	LYS	6.1
9	CI	39	PHE	6.1
51	D3	14	PHE	6.1
42	DU	51	ALA	6.0
7	CG	15	ASP	6.0
27	DF	176	PRO	6.0
22	BA	1847	A	6.0
30	DI	139	VAL	6.0
39	DR	96	VAL	6.0
36	DO	2	ASP	6.0
27	DF	13	VAL	6.0
19	CS	30	PRO	6.0
28	DG	33	LEU	6.0
40	DS	36	LEU	6.0
33	DL	121	THR	6.0
29	BH	86	ASP	6.0
12	AL	25	GLU	6.0
35	DN	63	ARG	6.0
53	B5	56	ASP	6.0
30	DI	120	ALA	6.0
36	DO	16	ARG	6.0
30	DI	64	ASP	6.0
27	DF	14	LYS	6.0
30	DI	17	MET	6.0
22	BA	2150	C	6.0
27	DF	57	LEU	6.0
30	BI	133	ALA	6.0
46	BY	63	ALA	6.0
22	BA	2111	U	6.0
22	BA	2131	U	6.0
36	DO	85	LYS	5.9
28	DG	87	LEU	5.9
2	AB	9	MET	5.9
43	DV	43	ASP	5.9
22	BA	2164	C	5.9
36	DO	107	ALA	5.9
1	AA	78	A	5.9
7	CG	152	ALA	5.9
19	CS	29	LYS	5.9

Continued on next page...

Continued from previous page...

Mol	Chain	Res	Type	RSRZ
27	DF	175	PHE	5.9
33	DL	77	ILE	5.9
3	CC	37	PHE	5.9
41	DT	6	ARG	5.9
30	BI	96	ASP	5.9
27	DF	68	THR	5.9
30	DI	96	ASP	5.9
36	DO	117	PHE	5.9
17	AQ	20	SER	5.9
32	DK	81	GLY	5.9
35	DN	111	ALA	5.9
7	AG	88	PRO	5.9
30	DI	85	GLY	5.9
19	CS	51	VAL	5.8
30	BI	71	THR	5.8
10	CJ	99	GLN	5.8
13	CM	30	SER	5.8
18	CR	20	GLU	5.8
53	B5	214	TYR	5.8
27	DF	157	THR	5.8
10	CJ	89	ARG	5.8
40	DS	20	VAL	5.8
7	CG	49	THR	5.8
48	D0	57	LYS	5.8
29	DH	93	SER	5.8
30	BI	114	ALA	5.8
27	DF	86	GLY	5.8
53	B5	61	GLY	5.8
53	B5	151	GLY	5.8
19	CS	23	VAL	5.8
29	BH	130	VAL	5.8
36	DO	92	PHE	5.8
53	B5	181	PHE	5.8
29	BH	105	ALA	5.7
46	DY	36	GLN	5.7
9	CI	68	LYS	5.7
26	DE	144	GLU	5.7
22	DA	613	A	5.7
30	DI	126	THR	5.7
53	B5	166	ASN	5.7
27	DF	25	VAL	5.7
30	DI	140	VAL	5.7

Continued on next page...

Continued from previous page...

Mol	Chain	Res	Type	RSRZ
29	DH	83	LYS	5.7
35	DN	24	MET	5.7
2	AB	131	LYS	5.7
22	DA	1094	U	5.7
36	DO	60	GLU	5.7
13	CM	80	LEU	5.7
30	BI	138	LEU	5.7
7	CG	61	ALA	5.7
21	AU	35	ARG	5.7
22	DA	138	U	5.7
29	BH	47	PHE	5.7
1	AA	1537	U	5.7
14	CN	51	LEU	5.7
27	DF	113	ASP	5.7
53	B5	179	ALA	5.7
1	CA	82	G	5.7
19	CS	16	LEU	5.7
27	DF	177	PHE	5.7
30	BI	92	LYS	5.7
27	DF	133	ARG	5.7
25	DD	60	VAL	5.7
30	BI	98	VAL	5.7
7	CG	118	LEU	5.7
40	DS	110	ARG	5.7
53	B5	105	LEU	5.6
30	DI	21	SER	5.6
29	BH	139	PHE	5.6
7	AG	5	ARG	5.6
22	DA	1174	U	5.6
28	BG	166	ASP	5.6
53	B5	24	ASP	5.6
26	DE	173	THR	5.6
49	D1	47	VAL	5.6
53	B5	73	VAL	5.6
13	CM	95	LEU	5.6
22	BA	2171	A	5.6
28	DG	6	LYS	5.6
41	BT	2	ILE	5.6
30	DI	112	THR	5.6
39	DR	29	THR	5.6
53	B5	90	ALA	5.6
26	DE	138	LEU	5.6

Continued on next page...

Continued from previous page...

Mol	Chain	Res	Type	RSRZ
29	BH	89	LYS	5.6
40	DS	71	VAL	5.6
30	DI	43	ASN	5.6
27	DF	172	ALA	5.6
30	DI	79	LEU	5.6
1	CA	1030	U	5.6
14	CN	35	ASN	5.6
9	AI	130	ARG	5.6
42	DU	89	ASP	5.6
2	CB	213	TYR	5.5
33	DL	71	ALA	5.5
1	CA	999	C	5.5
44	DW	72	LYS	5.5
22	DA	2112	G	5.5
22	BA	139	U	5.5
53	B5	23	ILE	5.5
42	DU	61	LYS	5.5
27	DF	76	GLY	5.5
30	DI	12	GLN	5.5
26	DE	175	ILE	5.5
30	DI	76	ALA	5.5
27	DF	131	GLY	5.5
40	DS	37	THR	5.5
2	CB	33	GLY	5.5
19	CS	61	PHE	5.5
30	DI	114	ALA	5.5
41	DT	16	VAL	5.5
28	DG	103	ILE	5.5
29	DH	112	LYS	5.5
13	CM	109	ARG	5.5
27	DF	122	PHE	5.5
42	DU	21	LYS	5.5
33	DL	15	ALA	5.5
19	CS	76	PRO	5.5
41	DT	50	LEU	5.5
24	DC	239	ASN	5.5
19	CS	12	ASP	5.5
35	DN	26	GLY	5.5
30	DI	133	ALA	5.5
53	B5	155	ARG	5.5
7	CG	4	ARG	5.4
42	DU	86	ARG	5.4

Continued on next page...

Continued from previous page...

Mol	Chain	Res	Type	RSRZ
2	CB	206	ALA	5.4
30	DI	9	VAL	5.4
36	DO	61	GLN	5.4
29	BH	129	GLU	5.4
22	DA	2109	U	5.4
33	DL	107	PHE	5.4
19	CS	64	ASP	5.4
13	CM	89	LEU	5.4
29	BH	81	ALA	5.4
30	BI	61	VAL	5.4
1	CA	1021	A	5.4
50	D2	1	MET	5.4
10	CJ	100	ILE	5.4
24	DC	49	ILE	5.4
28	DG	40	ALA	5.4
14	CN	34	VAL	5.4
53	B5	137	LEU	5.4
29	DH	143	ILE	5.4
27	DF	112	ARG	5.4
33	DL	142	ILE	5.4
42	DU	72	ILE	5.4
26	DE	143	LEU	5.4
29	BH	122	LEU	5.4
20	CT	65	GLY	5.4
24	DC	249	GLY	5.4
30	DI	39	CYS	5.4
13	CM	29	ARG	5.4
28	DG	20	ASN	5.4
30	DI	89	GLY	5.3
13	CM	33	ILE	5.3
33	DL	108	ALA	5.3
53	B5	58	ASN	5.3
26	DE	153	LEU	5.3
17	CQ	50	ASN	5.3
30	DI	33	VAL	5.3
4	AD	36	GLN	5.3
27	DF	142	ASP	5.3
32	DK	111	LYS	5.3
29	DH	78	VAL	5.3
16	CP	80	LYS	5.3
19	CS	25	SER	5.3
9	CI	67	VAL	5.3

Continued on next page...

Continued from previous page...

Mol	Chain	Res	Type	RSRZ
1	CA	1020	G	5.3
22	BA	2193	G	5.3
19	CS	65	GLU	5.3
25	DD	209	ALA	5.3
26	DE	172	ALA	5.3
7	CG	111	ARG	5.3
44	DW	53	CYS	5.3
13	CM	94	GLY	5.3
53	B5	170	GLY	5.3
53	B5	187	ALA	5.3
53	B5	64	SER	5.3
24	DC	106	ALA	5.3
34	DM	99	GLY	5.3
40	DS	45	VAL	5.3
13	CM	39	ILE	5.2
20	CT	3	ASN	5.2
29	BH	117	LEU	5.2
39	DR	88	GLY	5.2
52	D4	1	MET	5.2
26	DE	55	SER	5.2
35	DN	76	VAL	5.2
29	BH	135	HIS	5.2
29	BH	143	ILE	5.2
53	B5	153	ILE	5.2
14	CN	24	ARG	5.2
13	CM	43	VAL	5.2
13	CM	68	ASP	5.2
40	DS	2	GLU	5.2
10	CJ	73	LEU	5.2
33	DL	82	LEU	5.2
27	DF	108	VAL	5.2
20	CT	25	ARG	5.2
26	DE	165	HIS	5.2
27	DF	9	LYS	5.2
22	DA	2172	U	5.2
48	D0	39	LEU	5.2
41	DT	1	MET	5.2
13	CM	64	VAL	5.2
22	DA	2796	U	5.2
29	BH	17	ASP	5.2
30	DI	22	PRO	5.2
22	DA	2313	C	5.2

Continued on next page...

Continued from previous page...

Mol	Chain	Res	Type	RSRZ
48	D0	55	ILE	5.2
2	CB	148	LEU	5.2
27	DF	165	GLU	5.2
40	DS	46	LEU	5.2
44	DW	25	ARG	5.2
53	B5	195	ARG	5.2
7	CG	72	THR	5.2
7	CG	41	SER	5.2
29	BH	93	SER	5.2
36	DO	90	VAL	5.2
10	CJ	8	ILE	5.1
13	CM	38	GLY	5.1
30	DI	129	ILE	5.1
29	BH	90	LEU	5.1
27	DF	153	ASP	5.1
29	DH	149	GLU	5.1
2	AB	135	LEU	5.1
30	DI	41	ALA	5.1
10	CJ	27	GLU	5.1
2	CB	129	LEU	5.1
19	CS	63	THR	5.1
29	BH	110	VAL	5.1
27	DF	69	LYS	5.1
19	CS	72	GLY	5.1
30	BI	103	ARG	5.1
29	DH	117	LEU	5.1
7	AG	75	VAL	5.1
29	BH	59	ALA	5.1
41	DT	75	GLY	5.1
44	DW	52	GLY	5.1
3	CC	127	ARG	5.1
36	DO	87	ILE	5.1
3	CC	144	LEU	5.1
7	CG	85	TYR	5.1
53	B5	193	PHE	5.1
7	CG	139	GLU	5.1
41	DT	33	LYS	5.1
6	CF	91	ARG	5.1
21	AU	38	TYR	5.1
21	CU	38	TYR	5.1
29	DH	104	THR	5.1
49	D1	21	TYR	5.1

Continued on next page...

Continued from previous page...

Mol	Chain	Res	Type	RSRZ
53	B5	57	GLN	5.1
7	CG	68	ASN	5.1
24	DC	242	LYS	5.1
53	B5	162	ILE	5.1
33	DL	57	LEU	5.1
12	AL	124	ALA	5.1
22	DA	12	U	5.1
30	BI	62	TYR	5.1
33	DL	81	ASP	5.1
38	DQ	23	GLY	5.1
53	B5	144	GLY	5.1
26	DE	148	ILE	5.1
41	DT	32	LEU	5.1
30	BI	6	GLN	5.1
28	DG	168	VAL	5.0
27	DF	118	SER	5.0
3	CC	196	ILE	5.0
30	DI	86	ILE	5.0
10	CJ	67	ILE	5.0
29	BH	79	THR	5.0
27	DF	169	LEU	5.0
27	DF	40	VAL	5.0
36	DO	37	ALA	5.0
41	DT	76	ARG	5.0
7	CG	14	PRO	5.0
21	CU	45	ARG	5.0
27	DF	28	VAL	5.0
45	DX	47	VAL	5.0
47	DZ	9	GLN	5.0
22	BA	2167	U	5.0
28	DG	10	VAL	5.0
1	CA	1312	G	5.0
13	AM	114	LYS	5.0
7	CG	52	GLN	5.0
31	DJ	140	LEU	5.0
53	B5	172	ILE	5.0
9	AI	17	ALA	5.0
20	CT	85	LYS	5.0
10	CJ	66	GLU	5.0
24	DC	47	GLY	5.0
29	BH	128	HIS	5.0
27	DF	51	ASP	5.0

Continued on next page...

Continued from previous page...

Mol	Chain	Res	Type	RSRZ
1	CA	1044	A	4.9
14	CN	45	VAL	4.9
22	BA	2191	A	4.9
30	DI	98	VAL	4.9
27	DF	107	ALA	4.9
27	DF	22	TYR	4.9
30	BI	30	GLN	4.9
53	B5	201	LYS	4.9
9	CI	44	ALA	4.9
29	BH	84	ALA	4.9
22	DA	549	G	4.9
22	DA	1073	A	4.9
29	DH	18	GLN	4.9
2	AB	139	ARG	4.9
28	DG	2	SER	4.9
53	B5	42	VAL	4.9
40	DS	19	LEU	4.9
51	D3	57	LEU	4.9
14	CN	63	ARG	4.9
2	CB	114	LEU	4.9
29	BH	5	LEU	4.9
24	DC	26	LYS	4.9
14	CN	32	SER	4.9
44	DW	63	ALA	4.9
30	DI	65	ARG	4.9
28	DG	157	TYR	4.9
38	DQ	29	SER	4.9
15	CO	17	ARG	4.9
27	DF	170	LEU	4.9
30	DI	130	GLU	4.9
53	B5	43	GLU	4.9
41	DT	62	VAL	4.9
10	CJ	94	ALA	4.9
8	CH	122	GLY	4.9
13	CM	113	ARG	4.9
30	BI	40	LYS	4.9
53	B5	221	PRO	4.9
4	CD	24	GLY	4.9
28	DG	59	ALA	4.9
46	DY	37	LEU	4.9
29	BH	145	ASN	4.9
52	D4	15	LYS	4.8

Continued on next page...

Continued from previous page...

Mol	Chain	Res	Type	RSRZ
53	B5	80	LYS	4.8
26	DE	168	ASP	4.8
10	CJ	90	LEU	4.8
26	DE	102	ARG	4.8
28	DG	43	VAL	4.8
7	CG	134	ALA	4.8
13	CM	96	PRO	4.8
19	CS	15	LEU	4.8
31	DJ	118	MET	4.8
13	CM	55	THR	4.8
13	CM	10	PRO	4.8
25	DD	75	ALA	4.8
30	BI	54	PRO	4.8
35	DN	120	GLU	4.8
53	B5	99	GLU	4.8
28	DG	148	LEU	4.8
33	DL	132	ARG	4.8
14	CN	20	TYR	4.8
52	D4	33	HIS	4.8
22	BA	2110	G	4.8
41	DT	58	VAL	4.8
22	DA	2158	A	4.8
31	DJ	142	ILE	4.8
33	DL	30	THR	4.8
48	D0	28	LEU	4.8
31	DJ	47	HIS	4.8
45	DX	78	TYR	4.8
2	CB	132	LYS	4.8
42	DU	47	LYS	4.8
27	DF	121	SER	4.8
36	DO	39	VAL	4.8
42	DU	42	VAL	4.8
29	DH	15	LEU	4.8
10	CJ	39	PRO	4.8
30	BI	83	ALA	4.8
30	DI	110	ALA	4.8
51	D3	61	CYS	4.8
35	DN	83	LEU	4.8
53	B5	154	ILE	4.8
22	BA	715	A	4.8
16	CP	17	TYR	4.8
29	BH	137	GLU	4.8

Continued on next page...

Continued from previous page...

Mol	Chain	Res	Type	RSRZ
40	DS	38	TYR	4.8
53	B5	213	VAL	4.7
13	CM	36	ALA	4.7
30	DI	56	PRO	4.7
10	CJ	80	THR	4.7
40	DS	3	THR	4.7
7	CG	144	MET	4.7
1	CA	207	C	4.7
25	DD	97	SER	4.7
30	BI	66	SER	4.7
14	CN	4	GLN	4.7
29	DH	80	ILE	4.7
27	DF	164	GLU	4.7
51	D3	58	VAL	4.7
14	CN	21	PHE	4.7
53	B5	136	GLY	4.7
20	AT	36	TYR	4.7
22	BA	2128	G	4.7
30	BI	81	LYS	4.7
22	DA	2126	A	4.7
42	DU	49	VAL	4.7
30	DI	19	ASN	4.7
7	CG	133	THR	4.7
27	DF	18	THR	4.7
10	CJ	17	LEU	4.7
46	DY	13	GLU	4.7
13	CM	74	SER	4.7
40	DS	87	PRO	4.7
29	BH	61	VAL	4.7
28	DG	50	LEU	4.7
13	CM	8	ASN	4.7
33	DL	68	SER	4.7
36	DO	66	GLY	4.7
44	DW	73	GLY	4.7
26	DE	155	GLU	4.7
27	DF	119	ALA	4.7
32	DK	89	ASN	4.7
27	DF	61	SER	4.7
29	BH	82	SER	4.7
3	CC	173	VAL	4.7
13	CM	101	ARG	4.7
14	CN	42	TRP	4.7

Continued on next page...

Continued from previous page...

Mol	Chain	Res	Type	RSRZ
33	DL	70	LYS	4.7
1	AA	86	G	4.7
1	AA	1020	G	4.7
1	CA	1314	C	4.7
22	BA	1175	A	4.7
29	BH	149	GLU	4.6
1	CA	1017	U	4.6
3	CC	167	TRP	4.6
52	D4	6	SER	4.6
44	DW	38	VAL	4.6
13	CM	2	ALA	4.6
47	DZ	7	ILE	4.6
53	B5	120	VAL	4.6
22	DA	1067	A	4.6
19	CS	40	ILE	4.6
31	DJ	74	TYR	4.6
22	DA	2402	U	4.6
3	CC	62	LYS	4.6
24	DC	245	VAL	4.6
9	CI	83	ILE	4.6
53	B5	22	THR	4.6
53	B5	88	GLU	4.6
27	DF	82	GLY	4.6
30	DI	36	MET	4.6
27	DF	87	CYS	4.6
24	DC	28	LYS	4.6
30	DI	142	ASP	4.6
22	BA	2192	U	4.6
29	DH	125	THR	4.6
7	CG	27	VAL	4.6
9	CI	98	LEU	4.6
30	DI	74	PRO	4.6
30	DI	99	GLY	4.6
42	DU	70	VAL	4.6
14	CN	2	ALA	4.6
29	BH	74	ALA	4.6
29	BH	20	ASN	4.6
30	DI	28	LEU	4.6
30	DI	131	GLY	4.6
32	DK	82	ASN	4.6
30	BI	101	ILE	4.6
10	CJ	15	HIS	4.6

Continued on next page...

Continued from previous page...

Mol	Chain	Res	Type	RSRZ
29	BH	132	PHE	4.6
17	CQ	8	LEU	4.5
30	DI	106	LEU	4.5
35	DN	47	VAL	4.5
53	B5	197	LEU	4.5
41	DT	74	ILE	4.5
9	CI	20	PHE	4.5
10	CJ	9	ARG	4.5
49	D1	24	THR	4.5
41	DT	35	ALA	4.5
42	DU	76	ALA	4.5
53	B5	92	ALA	4.5
10	CJ	19	ASP	4.5
11	AK	14	LYS	4.5
14	CN	33	ASP	4.5
16	CP	51	ARG	4.5
35	DN	46	ARG	4.5
14	CN	57	PRO	4.5
32	DK	60	ALA	4.5
3	CC	159	GLY	4.5
2	CB	212	LEU	4.5
7	CG	59	LEU	4.5
7	CG	91	VAL	4.5
22	BA	2180	U	4.5
12	CL	25	GLU	4.5
10	AJ	89	ARG	4.5
20	AT	68	HIS	4.5
29	BH	14	SER	4.5
30	BI	21	SER	4.5
1	CA	4	U	4.5
41	DT	49	LYS	4.5
3	CC	195	VAL	4.5
28	DG	102	VAL	4.5
34	DM	126	ILE	4.5
3	CC	172	ARG	4.5
19	AS	3	ARG	4.5
7	AG	151	PHE	4.5
26	DE	91	ASP	4.5
33	DL	126	ARG	4.5
27	DF	62	GLY	4.5
14	CN	14	VAL	4.5
14	CN	52	PRO	4.5

Continued on next page...

Continued from previous page...

Mol	Chain	Res	Type	RSRZ
19	AS	9	PRO	4.5
22	DA	2174	C	4.5
27	DF	102	ARG	4.5
30	DI	52	GLY	4.5
1	CA	1313	U	4.5
22	BA	2108	A	4.5
28	DG	131	ILE	4.5
52	D4	16	ILE	4.5
29	BH	106	ALA	4.5
21	AU	24	GLU	4.5
5	CE	124	LEU	4.5
14	AN	51	LEU	4.5
13	CM	87	ARG	4.5
27	DF	149	VAL	4.5
22	DA	344	A	4.5
29	BH	38	PRO	4.5
37	DP	108	ALA	4.5
19	CS	28	LYS	4.5
46	DY	41	HIS	4.5
48	D0	3	VAL	4.5
48	D0	34	SER	4.5
51	D3	64	TYR	4.5
7	CG	51	ALA	4.4
30	BI	15	ALA	4.4
53	B5	26	ALA	4.4
29	BH	92	GLY	4.4
30	BI	91	GLY	4.4
39	DR	50	GLY	4.4
36	DO	62	LEU	4.4
14	AN	30	ILE	4.4
22	DA	896	A	4.4
27	DF	161	LYS	4.4
36	DO	13	ARG	4.4
16	CP	60	TRP	4.4
28	DG	84	THR	4.4
24	DC	103	TYR	4.4
53	B5	180	SER	4.4
16	CP	45	GLU	4.4
39	DR	35	PHE	4.4
1	AA	1019	A	4.4
19	CS	67	VAL	4.4
3	CC	79	LYS	4.4

Continued on next page...

Continued from previous page...

Mol	Chain	Res	Type	RSRZ
27	DF	78	LYS	4.4
48	D0	38	HIS	4.4
29	BH	75	LEU	4.4
7	CG	131	LYS	4.4
29	BH	3	VAL	4.4
21	CU	47	ARG	4.4
30	DI	77	ALA	4.4
35	DN	102	PHE	4.4
41	DT	8	LEU	4.4
15	AO	89	ARG	4.4
52	D4	25	VAL	4.4
14	AN	21	PHE	4.4
19	CS	75	ALA	4.4
35	DN	119	SER	4.4
8	CH	59	LEU	4.4
26	DE	24	ASN	4.4
35	DN	118	ARG	4.4
1	AA	990	C	4.4
14	CN	31	ILE	4.4
22	DA	2173	A	4.4
13	CM	31	LYS	4.4
44	DW	62	LYS	4.4
7	AG	109	ARG	4.4
16	CP	52	LEU	4.4
17	CQ	23	VAL	4.4
11	CK	126	LYS	4.4
22	DA	2300	C	4.4
28	BG	26	ILE	4.4
40	DS	49	LYS	4.4
20	CT	77	ALA	4.4
30	DI	18	ALA	4.4
14	CN	50	THR	4.4
14	CN	46	LEU	4.4
41	DT	67	VAL	4.4
28	DG	86	LYS	4.4
39	DR	101	ILE	4.4
42	DU	38	GLY	4.4
46	DY	29	ARG	4.3
30	DI	75	PRO	4.3
36	DO	52	SER	4.3
19	CS	31	LEU	4.3
2	CB	217	VAL	4.3

Continued on next page...

Continued from previous page...

Mol	Chain	Res	Type	RSRZ
7	CG	75	VAL	4.3
21	AU	32	VAL	4.3
14	CN	30	ILE	4.3
53	B5	135	ARG	4.3
22	BA	885	C	4.3
24	DC	18	LYS	4.3
36	DO	115	LEU	4.3
33	DL	122	VAL	4.3
29	BH	10	ALA	4.3
53	B5	86	GLU	4.3
7	CG	19	GLY	4.3
10	AJ	74	VAL	4.3
22	DA	280	U	4.3
30	DI	97	LYS	4.3
10	CJ	97	ASP	4.3
13	AM	19	LEU	4.3
7	AG	69	VAL	4.3
33	DL	85	VAL	4.3
41	BT	69	ARG	4.3
45	DX	50	ARG	4.3
30	DI	82	LYS	4.3
40	DS	95	ARG	4.3
37	DP	111	LYS	4.3
22	BA	1926	U	4.3
22	DA	546	U	4.3
29	DH	140	ALA	4.3
27	DF	36	LEU	4.3
53	B5	103	LYS	4.3
29	BH	147	VAL	4.3
27	DF	111	ILE	4.3
29	BH	29	PHE	4.3
30	DI	88	SER	4.3
25	DD	25	THR	4.3
53	B5	40	GLU	4.3
22	BA	2133	G	4.3
37	DP	43	PHE	4.3
7	CG	37	SER	4.3
25	DD	186	LEU	4.3
30	DI	37	GLU	4.3
32	DK	106	GLU	4.3
28	DG	92	VAL	4.3
39	DR	63	VAL	4.3

Continued on next page...

Continued from previous page...

Mol	Chain	Res	Type	RSRZ
26	DE	128	ALA	4.2
30	DI	57	VAL	4.2
22	DA	2169	A	4.2
35	DN	30	ARG	4.2
39	DR	59	ILE	4.2
8	AH	2	SER	4.2
33	DL	124	GLY	4.2
30	BI	42	PHE	4.2
36	DO	63	LYS	4.2
39	DR	24	LYS	4.2
2	CB	40	ILE	4.2
53	B5	101	ILE	4.2
20	CT	72	ALA	4.2
13	CM	56	LEU	4.2
25	DD	105	LYS	4.2
51	D3	49	MET	4.2
3	CC	109	PRO	4.2
41	DT	30	ILE	4.2
53	B5	128	LEU	4.2
2	CB	74	ARG	4.2
28	DG	170	ARG	4.2
36	DO	65	THR	4.2
32	DK	69	VAL	4.2
36	DO	74	VAL	4.2
14	AN	52	PRO	4.2
6	CF	66	ALA	4.2
22	DA	101	A	4.2
37	DP	65	SER	4.2
27	DF	10	ASP	4.2
46	DY	16	THR	4.2
41	DT	12	ARG	4.2
26	DE	134	LEU	4.2
22	DA	1170	C	4.2
36	DO	93	ASP	4.2
28	DG	167	GLU	4.2
39	DR	37	GLU	4.2
21	AU	4	ILE	4.2
42	DU	5	ILE	4.2
7	CG	5	ARG	4.2
18	CR	74	HIS	4.2
30	DI	127	ARG	4.2
22	BA	2137	U	4.2

Continued on next page...

Continued from previous page...

Mol	Chain	Res	Type	RSRZ
30	BI	47	ASP	4.2
30	DI	95	LYS	4.2
36	DO	19	GLN	4.2
1	CA	1302	C	4.2
1	CA	1325	C	4.2
22	DA	2150	C	4.2
22	DA	345	A	4.2
40	DS	103	ILE	4.2
13	AM	115	PRO	4.2
28	DG	57	GLY	4.2
29	BH	39	ALA	4.2
14	CN	19	LYS	4.2
2	AB	90	PHE	4.2
10	CJ	75	ASP	4.2
9	CI	11	ARG	4.2
39	DR	75	VAL	4.2
41	DT	3	ARG	4.2
42	DU	59	VAL	4.2
29	BH	40	THR	4.2
36	DO	113	ALA	4.1
28	DG	166	ASP	4.1
25	DD	26	VAL	4.1
27	DF	35	THR	4.1
39	DR	32	THR	4.1
40	DS	16	LYS	4.1
7	CG	129	GLU	4.1
22	BA	1065	U	4.1
32	DK	112	PHE	4.1
14	CN	47	LYS	4.1
19	AS	49	ILE	4.1
27	DF	79	ILE	4.1
37	DP	25	THR	4.1
46	DY	59	GLU	4.1
22	DA	1095	A	4.1
30	BI	115	ALA	4.1
41	DT	87	LEU	4.1
27	DF	12	VAL	4.1
19	CS	52	HIS	4.1
28	DG	25	THR	4.1
36	DO	77	ALA	4.1
50	D2	43	THR	4.1
28	DG	151	TYR	4.1

Continued on next page...

Continued from previous page...

Mol	Chain	Res	Type	RSRZ
29	BH	133	GLN	4.1
36	DO	38	GLN	4.1
39	DR	92	TRP	4.1
27	DF	116	GLY	4.1
40	DS	66	ILE	4.1
47	DZ	56	LYS	4.1
29	DH	132	PHE	4.1
30	BI	116	ASP	4.1
2	AB	221	VAL	4.1
45	DX	74	ARG	4.1
29	DH	47	PHE	4.1
30	DI	71	THR	4.1
48	D0	23	THR	4.1
26	DE	149	ILE	4.1
7	CG	130	ASN	4.1
14	CN	60	GLN	4.1
20	CT	87	ALA	4.1
9	CI	112	GLU	4.1
27	DF	90	THR	4.1
25	DD	38	LYS	4.1
38	DQ	84	LYS	4.1
42	DU	32	GLY	4.1
25	DD	96	ILE	4.1
22	DA	1171	G	4.1
22	DA	1176	U	4.1
13	CM	79	ARG	4.1
28	DG	177	LYS	4.1
16	CP	50	THR	4.1
40	DS	33	LEU	4.1
1	CA	1033	G	4.1
24	DC	240	PHE	4.1
26	DE	158	PHE	4.1
41	DT	69	ARG	4.0
42	BU	53	ASN	4.0
44	DW	61	ALA	4.1
51	D3	48	ALA	4.1
22	DA	228	C	4.0
32	DK	65	THR	4.0
34	DM	7	THR	4.0
35	DN	97	ILE	4.0
36	DO	58	ILE	4.0
14	CN	53	ARG	4.0

Continued on next page...

Continued from previous page...

Mol	Chain	Res	Type	RSRZ
53	B5	37	LYS	4.0
39	DR	67	GLY	4.0
22	DA	1172	C	4.0
35	DN	43	GLU	4.0
22	DA	2585	U	4.0
37	DP	95	ALA	4.0
39	DR	27	ILE	4.0
29	BH	51	ARG	4.0
10	CJ	42	LEU	4.0
9	AI	20	PHE	4.0
44	DW	50	ASN	4.0
37	DP	110	ILE	4.0
28	DG	130	GLU	4.0
26	DE	104	ALA	4.0
28	DG	82	GLY	4.0
49	B1	4	GLY	4.0
2	CB	92	VAL	4.0
30	BI	49	ILE	4.0
14	CN	16	LEU	4.0
39	DR	103	ALA	4.0
41	DT	45	ALA	4.0
2	CB	182	PRO	4.0
27	DF	80	ARG	4.0
13	CM	58	ASP	4.0
30	BI	142	ASP	4.0
7	CG	135	VAL	4.0
10	CJ	46	LYS	4.0
20	CT	64	LYS	4.0
33	DL	50	PHE	4.0
29	DH	13	GLY	4.0
50	D2	32	ALA	4.0
42	DU	37	GLU	4.0
29	BH	94	ILE	4.0
29	DH	94	ILE	4.0
37	DP	115	ASN	4.0
45	DX	20	HIS	4.0
7	CG	103	TRP	4.0
27	DF	103	LEU	4.0
36	DO	51	ALA	4.0
4	CD	177	LYS	4.0
27	BF	113	ASP	4.0
18	AR	73	ARG	4.0

Continued on next page...

Continued from previous page...

Mol	Chain	Res	Type	RSRZ
24	DC	241	GLY	4.0
53	B5	220	GLY	4.0
13	CM	81	MET	4.0
36	DO	46	GLU	4.0
20	CT	67	ILE	3.9
31	DJ	13	ARG	3.9
9	CI	103	PHE	3.9
29	DH	74	ALA	3.9
30	DI	83	ALA	3.9
42	DU	63	ALA	3.9
45	BX	77	LYS	3.9
22	BA	1925	C	3.9
30	DI	118	THR	3.9
44	DW	32	LEU	3.9
47	DZ	29	LEU	3.9
53	B5	189	ASN	3.9
7	AG	62	PHE	3.9
20	CT	42	GLY	3.9
42	DU	95	PHE	3.9
1	CA	1018	G	3.9
1	CA	1305	G	3.9
29	BH	1	MET	3.9
30	BI	84	ALA	3.9
7	CG	143	ARG	3.9
26	DE	33	VAL	3.9
36	DO	102	ARG	3.9
30	DI	55	ILE	3.9
37	DP	104	THR	3.9
52	D4	26	ILE	3.9
4	AD	27	ALA	3.9
22	DA	2125	G	3.9
22	DA	2128	G	3.9
32	DK	104	THR	3.9
22	BA	2170	A	3.9
26	DE	34	ALA	3.9
2	CB	37	LYS	3.9
19	CS	17	LYS	3.9
30	DI	81	LYS	3.9
44	DW	51	VAL	3.9
53	B5	167	ASP	3.9
22	DA	2129	C	3.9
39	DR	100	GLY	3.9

Continued on next page...

Continued from previous page...

Mol	Chain	Res	Type	RSRZ
7	AG	144	MET	3.9
17	CQ	13	VAL	3.9
25	DD	27	ILE	3.9
27	DF	137	ILE	3.9
29	DH	121	VAL	3.9
41	DT	72	GLN	3.9
17	CQ	44	LEU	3.9
35	DN	73	ASN	3.9
1	AA	412	A	3.9
23	DB	119	A	3.9
26	BE	7	ASP	3.9
34	DM	33	LEU	3.9
38	DQ	101	PHE	3.9
52	D4	2	LYS	3.9
53	B5	127	LYS	3.9
26	DE	1	MET	3.9
11	AK	16	VAL	3.9
13	AM	4	ILE	3.9
27	DF	115	ARG	3.9
34	DM	40	ARG	3.9
52	D4	38	GLY	3.9
13	CM	19	LEU	3.9
30	BI	20	PRO	3.9
40	DS	97	LEU	3.9
30	BI	43	ASN	3.9
2	CB	139	ARG	3.8
9	CI	4	ASN	3.8
25	DD	85	ALA	3.8
7	CG	141	VAL	3.8
22	BA	2109	U	3.8
27	DF	95	ARG	3.8
2	CB	69	PHE	3.8
22	DA	1715	G	3.8
53	B5	51	ASP	3.8
7	CG	76	LYS	3.8
26	DE	127	GLU	3.8
28	DG	44	LYS	3.8
28	DG	172	LYS	3.8
7	CG	107	ALA	3.8
8	AH	119	ALA	3.8
35	DN	68	ALA	3.8
40	DS	32	ALA	3.8

Continued on next page...

Continued from previous page...

Mol	Chain	Res	Type	RSRZ
52	D4	12	ARG	3.8
22	DA	2178	C	3.8
19	CS	47	LEU	3.8
34	DM	41	LEU	3.8
1	CA	1043	G	3.8
12	CL	44	LYS	3.8
11	CK	21	ALA	3.8
1	AA	1027	C	3.8
7	AG	73	VAL	3.8
16	CP	57	ILE	3.8
33	DL	100	ILE	3.8
42	DU	73	PHE	3.8
9	AI	129	LYS	3.8
21	CU	44	GLU	3.8
9	AI	123	ARG	3.8
26	DE	129	PRO	3.8
46	BY	23	ARG	3.8
40	DS	9	HIS	3.8
40	DS	73	LYS	3.8
26	DE	180	LEU	3.8
40	DS	69	LEU	3.8
1	CA	1002	G	3.8
3	AC	81	GLY	3.8
33	DL	104	GLN	3.8
51	D3	52	LYS	3.8
27	DF	38	MET	3.8
33	DL	67	THR	3.8
36	DO	78	VAL	3.8
3	AC	168	TYR	3.8
28	DG	107	LEU	3.8
28	DG	164	TYR	3.8
36	DO	9	ARG	3.8
20	CT	63	ALA	3.8
47	DZ	2	ALA	3.8
13	CM	71	ARG	3.8
34	DM	80	VAL	3.8
44	DW	71	VAL	3.8
48	D0	25	VAL	3.8
22	DA	2123	G	3.8
29	BH	104	THR	3.8
34	DM	124	LEU	3.8
33	DL	20	GLY	3.8

Continued on next page...

Continued from previous page...

Mol	Chain	Res	Type	RSRZ
7	CG	43	VAL	3.8
7	CG	78	ARG	3.8
47	DZ	37	GLU	3.8
13	CM	4	ILE	3.8
28	DG	162	VAL	3.8
30	BI	36	MET	3.8
45	DX	22	LEU	3.8
13	CM	72	GLU	3.8
9	CI	21	ILE	3.8
20	CT	71	LYS	3.7
22	BA	546	U	3.7
24	DC	93	LEU	3.7
36	DO	88	LYS	3.7
38	DQ	18	LEU	3.7
7	CG	57	SER	3.7
22	DA	1103	A	3.7
22	DA	1068	G	3.7
24	DC	99	GLY	3.7
25	DD	74	GLU	3.7
30	BI	7	ALA	3.7
31	DJ	15	TRP	3.7
14	CN	28	LYS	3.7
27	DF	34	ILE	3.7
2	AB	88	ASP	3.7
38	DQ	117	LEU	3.7
2	AB	74	ARG	3.7
26	DE	162	ARG	3.7
2	CB	65	GLY	3.7
1	AA	1492	A	3.7
10	CJ	101	SER	3.7
14	CN	98	LYS	3.7
26	DE	98	LYS	3.7
50	D2	37	LYS	3.7
22	DA	88	G	3.7
26	DE	183	PHE	3.7
43	DV	56	PHE	3.7
2	CB	135	LEU	3.7
22	DA	2797	U	3.7
46	DY	30	MET	3.7
3	CC	206	GLU	3.7
4	AD	22	LYS	3.7
7	CG	38	THR	3.7

Continued on next page...

Continued from previous page...

Mol	Chain	Res	Type	RSRZ
26	DE	131	THR	3.7
41	DT	88	LYS	3.7
36	DO	116	GLN	3.7
42	DU	28	VAL	3.7
1	CA	1270	G	3.7
22	BA	2132	U	3.7
22	DA	139	U	3.7
53	B5	188	ASP	3.7
17	CQ	65	ARG	3.7
37	DP	9	GLU	3.7
34	DM	61	GLY	3.7
3	CC	192	THR	3.7
9	CI	84	THR	3.7
20	CT	73	ALA	3.7
36	DO	23	ALA	3.7
9	AI	39	PHE	3.7
3	CC	103	ILE	3.7
10	AJ	10	LEU	3.7
19	AS	40	ILE	3.7
22	BA	2146	C	3.7
25	DD	180	VAL	3.7
46	DY	42	LEU	3.7
53	B5	100	ILE	3.7
26	DE	191	ASP	3.7
46	DY	54	LYS	3.7
53	B5	25	GLU	3.7
3	CC	155	GLY	3.7
20	CT	84	ASN	3.7
43	DV	57	TYR	3.7
10	CJ	28	THR	3.7
19	AS	74	PHE	3.7
26	DE	89	PRO	3.7
36	DO	12	THR	3.7
9	AI	41	ARG	3.7
33	DL	18	ARG	3.7
32	DK	107	LEU	3.7
1	CA	1035	A	3.7
42	DU	23	GLY	3.7
29	DH	111	ALA	3.7
3	CC	14	ILE	3.7
13	CM	69	LEU	3.7
33	DL	135	ILE	3.7

Continued on next page...

Continued from previous page...

Mol	Chain	Res	Type	RSRZ
27	DF	96	MET	3.7
25	DD	125	TRP	3.7
29	DH	88	GLY	3.7
27	DF	83	TYR	3.7
53	B5	205	ALA	3.7
4	AD	21	LEU	3.7
40	DS	85	ILE	3.7
40	DS	105	VAL	3.7
22	DA	2103	C	3.7
40	DS	41	LYS	3.7
34	DM	6	ARG	3.7
26	DE	50	ALA	3.7
30	BI	77	ALA	3.7
25	DD	133	THR	3.7
30	BI	88	SER	3.7
10	CJ	95	GLY	3.6
22	BA	846	U	3.6
33	DL	114	GLY	3.6
40	DS	68	ASP	3.6
28	DG	104	ASN	3.6
29	BH	63	ALA	3.6
40	DS	5	ALA	3.6
2	CB	31	ILE	3.6
3	CC	106	VAL	3.6
36	DO	99	TYR	3.6
2	CB	143	LYS	3.6
12	CL	123	LYS	3.6
33	DL	96	LYS	3.6
2	AB	65	GLY	3.6
13	CM	75	MET	3.6
22	DA	2168	G	3.6
2	CB	122	GLN	3.6
52	D4	35	GLN	3.6
22	DA	343	C	3.6
22	DA	1092	C	3.6
2	CB	76	ALA	3.6
2	CB	10	LEU	3.6
9	CI	63	LEU	3.6
30	BI	80	LEU	3.6
40	DS	17	VAL	3.6
40	DS	24	ILE	3.6
10	CJ	91	ASP	3.6

Continued on next page...

Continued from previous page...

Mol	Chain	Res	Type	RSRZ
27	DF	17	MET	3.6
30	DI	90	SER	3.6
7	CG	137	LYS	3.6
26	DE	23	PHE	3.6
27	DF	173	PHE	3.6
16	AP	81	ALA	3.6
11	CK	42	LEU	3.6
28	DG	4	VAL	3.6
53	B5	175	PRO	3.6
25	DD	166	GLY	3.6
9	CI	53	GLU	3.6
39	DR	46	GLU	3.6
29	BH	35	LYS	3.6
22	DA	281	C	3.6
30	BI	34	ASN	3.6
30	DI	23	PRO	3.6
38	DQ	39	VAL	3.6
33	DL	91	ASP	3.6
7	CG	86	GLN	3.6
22	DA	2163	A	3.6
25	DD	154	LYS	3.6
48	D0	37	LYS	3.6
7	CG	10	ARG	3.6
1	AA	87	C	3.6
20	CT	79	LEU	3.6
26	DE	178	VAL	3.6
30	BI	140	VAL	3.6
30	DI	94	ASN	3.6
51	D3	24	HIS	3.6
2	CB	96	TRP	3.6
27	DF	88	LYS	3.6
13	CM	52	GLN	3.6
8	CH	49	PHE	3.6
40	DS	54	ALA	3.6
2	CB	161	LEU	3.6
12	AL	24	LEU	3.6
13	CM	9	ILE	3.6
37	DP	84	ILE	3.6
53	B5	176	VAL	3.6
30	BI	94	ASN	3.6
49	D1	45	GLN	3.6
42	DU	100	SER	3.6

Continued on next page...

Continued from previous page...

Mol	Chain	Res	Type	RSRZ
40	DS	6	LYS	3.6
27	DF	136	ILE	3.6
36	DO	80	GLU	3.6
10	CJ	51	VAL	3.6
28	DG	169	VAL	3.6
14	CN	43	ASN	3.6
29	BH	7	ASP	3.6
29	DH	101	ASP	3.6
31	DJ	97	PRO	3.6
29	DH	139	PHE	3.6
25	DD	8	LYS	3.6
30	DI	10	LYS	3.6
26	DE	147	LEU	3.6
30	DI	119	GLY	3.6
26	DE	120	VAL	3.6
32	DK	99	ILE	3.6
29	DH	97	ARG	3.6
3	CC	29	PHE	3.5
13	CM	41	GLU	3.5
37	DP	102	GLU	3.5
17	CQ	82	ALA	3.5
40	DS	91	GLY	3.5
29	BH	138	VAL	3.5
40	DS	107	VAL	3.5
1	CA	1019	A	3.5
1	CA	1492	A	3.5
20	CT	9	LYS	3.5
25	DD	56	LYS	3.5
28	DG	12	PRO	3.5
41	DT	70	HIS	3.5
1	CA	1028	C	3.5
27	DF	101	GLU	3.5
28	DG	174	ALA	3.5
30	DI	101	ILE	3.5
33	DL	79	LEU	3.5
10	CJ	82	LYS	3.5
24	DC	172	VAL	3.5
36	DO	28	VAL	3.5
29	DH	77	THR	3.5
2	AB	51	ASN	3.5
1	CA	90	C	3.5
22	DA	357	C	3.5

Continued on next page...

Continued from previous page...

Mol	Chain	Res	Type	RSRZ
34	DM	79	ALA	3.5
52	D4	32	LYS	3.5
53	B5	196	ALA	3.5
30	BI	122	ILE	3.5
53	B5	222	SER	3.5
19	CS	48	THR	3.5
27	DF	27	GLN	3.5
7	CG	90	GLU	3.5
26	DE	64	GLY	3.5
27	DF	39	GLY	3.5
29	BH	88	GLY	3.5
2	CB	101	LEU	3.5
46	DY	14	LEU	3.5
7	CG	79	ARG	3.5
24	DC	101	ARG	3.5
8	CH	130	ALA	3.5
34	DM	36	VAL	3.5
36	DO	27	VAL	3.5
39	DR	87	GLN	3.5
53	B5	102	GLN	3.5
32	DK	91	SER	3.5
13	AM	92	ARG	3.5
28	DG	69	ARG	3.5
36	DO	76	LYS	3.5
42	DU	22	ARG	3.5
1	CA	208	U	3.5
43	DV	42	LEU	3.5
45	DX	71	LEU	3.5
1	CA	1317	C	3.5
29	DH	147	VAL	3.5
33	DL	23	ILE	3.5
28	DG	106	SER	3.5
21	CU	37	PHE	3.5
1	CA	1025	U	3.5
14	CN	72	GLY	3.5
22	DA	2131	U	3.5
16	CP	54	LEU	3.5
16	CP	81	ALA	3.5
20	CT	86	LEU	3.5
24	DC	110	LEU	3.5
28	DG	163	ARG	3.5
42	DU	83	VAL	3.5

Continued on next page...

Continued from previous page...

Mol	Chain	Res	Type	RSRZ
50	D2	30	VAL	3.5
22	DA	2602	A	3.5
7	CG	8	GLY	3.5
32	DK	101	GLY	3.5
10	AJ	84	VAL	3.5
26	DE	88	ARG	3.5
33	DL	123	ARG	3.5
22	DA	1044	C	3.5
51	D3	51	SER	3.4
53	B5	91	GLY	3.4
40	DS	98	LYS	3.4
14	AN	24	ARG	3.4
26	DE	122	GLU	3.4
42	DU	98	SER	3.4
27	DF	94	GLU	3.4
46	DY	47	ARG	3.4
19	AS	56	GLN	3.4
42	DU	75	ALA	3.4
41	DT	53	VAL	3.4
22	DA	1076	C	3.4
13	CM	70	ARG	3.4
2	CB	117	LEU	3.4
1	AA	844	G	3.4
30	DI	122	ILE	3.4
38	DQ	10	ALA	3.4
31	DJ	56	VAL	3.4
44	BW	10	THR	3.4
47	DZ	4	THR	3.4
7	CG	35	LYS	3.4
29	DH	86	ASP	3.4
30	DI	116	ASP	3.4
44	DW	64	ASP	3.4
22	DA	2179	C	3.4
10	AJ	71	LEU	3.4
36	DO	21	LEU	3.4
1	AA	1016	A	3.4
22	DA	1205	A	3.4
39	DR	28	ALA	3.4
42	DU	53	ASN	3.4
13	CM	51	GLY	3.4
30	DI	16	GLY	3.4
25	DD	95	SER	3.4

Continued on next page...

Continued from previous page...

Mol	Chain	Res	Type	RSRZ
35	DN	113	ILE	3.4
17	CQ	83	VAL	3.4
39	DR	33	VAL	3.4
13	CM	23	TYR	3.4
26	DE	13	THR	3.4
29	DH	40	THR	3.4
14	AN	48	LEU	3.4
9	CI	30	ILE	3.4
3	CC	76	VAL	3.4
16	AP	71	VAL	3.4
27	DF	31	VAL	3.4
30	BI	58	VAL	3.4
46	BY	7	ARG	3.4
2	CB	150	GLY	3.4
27	DF	7	TYR	3.4
20	CT	13	GLN	3.4
27	DF	50	LEU	3.4
33	BL	92	LEU	3.4
31	DJ	137	PRO	3.4
27	DF	168	ALA	3.4
36	DO	59	ALA	3.4
3	CC	42	TYR	3.4
9	AI	90	TYR	3.4
48	D0	26	THR	3.4
38	DQ	89	GLU	3.4
1	AA	1001	C	3.4
7	CG	73	VAL	3.4
51	D3	47	LYS	3.4
8	CH	123	GLY	3.4
10	CJ	49	PHE	3.4
17	CQ	53	CYS	3.4
30	BI	121	ASP	3.4
2	AB	134	ALA	3.3
34	DM	96	ILE	3.3
32	DK	52	VAL	3.3
44	DW	47	ALA	3.3
26	DE	124	PHE	3.3
13	CM	14	HIS	3.3
28	DG	111	HIS	3.3
9	CI	41	ARG	3.3
10	CJ	50	THR	3.3
27	DF	64	LYS	3.3

Continued on next page...

Continued from previous page...

Mol	Chain	Res	Type	RSRZ
33	DL	27	LEU	3.3
2	AB	67	ILE	3.3
30	BI	120	ALA	3.3
22	DA	143	C	3.3
1	AA	1032	G	3.3
2	AB	85	LEU	3.3
27	DF	105	THR	3.3
38	DQ	44	GLN	3.3
9	CI	127	PHE	3.3
22	DA	279	A	3.3
33	DL	73	ILE	3.3
6	CF	79	ARG	3.3
29	DH	68	ARG	3.3
30	BI	97	LYS	3.3
4	AD	29	ASP	3.3
38	DQ	25	TYR	3.3
39	DR	31	GLU	3.3
33	DL	6	LEU	3.3
46	DY	56	LEU	3.3
24	DC	246	THR	3.3
2	CB	90	PHE	3.3
3	CC	71	ALA	3.3
16	CP	4	ILE	3.3
33	DL	31	GLY	3.3
5	CE	157	ARG	3.3
13	CM	114	LYS	3.3
20	CT	29	ARG	3.3
33	DL	69	ARG	3.3
52	D4	7	VAL	3.3
24	DC	232	HIS	3.3
29	DH	135	HIS	3.3
36	DO	95	SER	3.3
18	CR	51	TYR	3.3
22	DA	1100	C	3.3
25	DD	84	LEU	3.3
46	DY	31	GLN	3.3
14	CN	8	ALA	3.3
24	DC	104	ILE	3.3
25	DD	98	VAL	3.3
26	DE	190	ALA	3.3
29	BH	100	ALA	3.3
35	DN	37	THR	3.3

Continued on next page...

Continued from previous page...

Mol	Chain	Res	Type	RSRZ
7	CG	71	PRO	3.3
28	DG	8	PRO	3.3
21	AU	31	GLU	3.3
7	CG	54	SER	3.3
20	CT	34	LYS	3.3
26	DE	200	LEU	3.3
29	DH	6	LEU	3.3
38	DQ	45	TYR	3.3
22	DA	1173	U	3.3
28	DG	24	ILE	3.3
2	CB	107	VAL	3.3
14	CN	10	GLU	3.3
22	BA	2885	G	3.3
32	DK	110	GLU	3.3
9	CI	126	GLN	3.3
13	CM	76	SER	3.3
14	CN	23	LYS	3.3
7	CG	81	GLY	3.3
27	DF	143	TYR	3.3
22	DA	1065	U	3.3
10	CJ	34	ALA	3.3
30	DI	115	ALA	3.3
39	DR	51	VAL	3.3
1	CA	204	G	3.3
2	CB	226	SER	3.3
9	CI	61	LEU	3.3
1	AA	88	U	3.3
27	BF	83	TYR	3.3
7	AG	7	ILE	3.3
25	DD	89	GLU	3.3
4	AD	158	ALA	3.3
7	CG	65	ALA	3.3
41	DT	47	VAL	3.3
27	DF	109	PRO	3.3
28	DG	29	LYS	3.3
37	DP	63	LYS	3.3
38	DQ	15	LYS	3.3
9	CI	57	MET	3.3
41	DT	60	THR	3.3
35	DN	9	GLN	3.3
3	CC	87	LEU	3.3
41	DT	80	TRP	3.3

Continued on next page...

Continued from previous page...

Mol	Chain	Res	Type	RSRZ
13	CM	99	GLY	3.3
19	CS	68	GLY	3.3
22	DA	2110	G	3.3
27	DF	41	GLY	3.3
16	AP	4	ILE	3.2
27	DF	99	PHE	3.2
46	DY	32	ALA	3.2
49	B1	53	LYS	3.2
53	B5	168	LYS	3.2
10	CJ	88	MET	3.2
10	CJ	102	LEU	3.2
42	DU	9	ASP	3.2
9	CI	89	GLU	3.2
41	DT	68	LYS	3.2
1	AA	1003	G	3.2
11	AK	77	TYR	3.2
18	AR	32	TYR	3.2
10	CJ	96	VAL	3.2
11	CK	129	VAL	3.2
1	CA	1042	A	3.2
1	CA	1271	A	3.2
21	AU	21	ARG	3.2
28	DG	5	ALA	3.2
29	DH	67	ALA	3.2
32	DK	35	VAL	3.2
34	DM	62	LYS	3.2
2	CB	210	VAL	3.2
29	BH	9	VAL	3.2
22	DA	356	G	3.2
30	DI	87	LYS	3.2
47	DZ	8	THR	3.2
3	CC	126	ARG	3.2
44	DW	26	PHE	3.2
22	DA	288	U	3.2
2	CB	216	ALA	3.2
10	CJ	65	TYR	3.2
28	DG	94	TYR	3.2
53	B5	44	VAL	3.2
1	CA	211	G	3.2
14	CN	49	GLN	3.2
27	DF	139	PRO	3.2
35	DN	82	GLU	3.2

Continued on next page...

Continued from previous page...

Mol	Chain	Res	Type	RSRZ
7	CG	112	GLY	3.2
25	DD	201	LEU	3.2
46	DY	21	LEU	3.2
14	CN	69	ARG	3.2
27	DF	89	VAL	3.2
11	AK	81	ASN	3.2
28	DG	73	ASN	3.2
10	CJ	81	GLU	3.2
22	DA	268	C	3.2
38	DQ	13	ARG	3.2
40	DS	11	ARG	3.2
22	DA	1529	G	3.2
25	DD	101	PHE	3.2
19	CS	50	ALA	3.2
33	DL	131	ALA	3.2
7	CG	97	ASN	3.2
34	DM	92	TRP	3.2
26	DE	141	MET	3.2
27	DF	124	GLY	3.2
37	DP	109	ARG	3.2
26	DE	12	LEU	3.2
13	CM	27	LYS	3.2
36	DO	89	ASP	3.2
1	CA	86	G	3.2
10	CJ	22	THR	3.2
2	AB	75	ALA	3.2
7	CG	64	VAL	3.2
22	BA	2151	U	3.2
31	DJ	6	ALA	3.2
36	DO	109	ALA	3.2
41	DT	42	GLU	3.2
3	CC	102	ASN	3.2
25	DD	59	ARG	3.2
45	DX	18	ARG	3.2
43	DV	32	GLY	3.2
29	BH	62	LEU	3.2
30	BI	75	PRO	3.2
41	DT	40	LYS	3.2
44	DW	44	LYS	3.2
22	DA	1075	C	3.2
1	CA	843	U	3.2
20	CT	45	ALA	3.2

Continued on next page...

Continued from previous page...

Mol	Chain	Res	Type	RSRZ
22	DA	2181	U	3.2
3	CC	69	HIS	3.2
27	DF	171	ALA	3.2
30	BI	24	VAL	3.2
38	DQ	99	ALA	3.2
47	DZ	34	HIS	3.2
51	D3	65	ALA	3.2
14	CN	95	GLY	3.2
31	DJ	53	TYR	3.2
44	DW	75	LYS	3.2
46	DY	58	ASN	3.2
18	CR	39	ILE	3.1
24	DC	91	ILE	3.1
34	DM	73	ILE	3.1
18	AR	74	HIS	3.1
32	DK	50	GLY	3.1
26	DE	125	SER	3.1
27	DF	91	LEU	3.1
16	AP	47	GLU	3.1
17	CQ	73	TRP	3.1
27	DF	147	ASP	3.1
7	AG	79	ARG	3.1
22	DA	1278	C	3.1
2	AB	187	VAL	3.1
13	AM	5	ALA	3.1
26	DE	30	GLN	3.1
30	BI	132	THR	3.1
30	DI	91	GLY	3.1
36	DO	108	ASP	3.1
38	DQ	65	ILE	3.1
22	DA	1606	C	3.1
36	DO	57	ALA	3.1
7	CG	50	LEU	3.1
28	DG	58	TYR	3.1
36	DO	48	LEU	3.1
42	DU	14	LEU	3.1
21	CU	35	ARG	3.1
22	DA	1085	A	3.1
39	DR	53	PHE	3.1
1	CA	1024	G	3.1
11	AK	79	ILE	3.1
22	BA	1171	G	3.1

Continued on next page...

Continued from previous page...

Mol	Chain	Res	Type	RSRZ
47	DZ	5	ILE	3.1
8	CH	25	VAL	3.1
39	DR	38	VAL	3.1
1	CA	1296	C	3.1
25	DD	77	ARG	3.1
44	DW	60	PHE	3.1
19	CS	59	PRO	3.1
2	CB	80	VAL	3.1
22	BA	1094	U	3.1
30	BI	139	VAL	3.1
31	DJ	94	ALA	3.1
36	BO	50	ALA	3.1
40	DS	93	ALA	3.1
44	DW	23	VAL	3.1
22	DA	1168	G	3.1
30	BI	82	LYS	3.1
27	DF	158	THR	3.1
42	DU	41	LEU	3.1
3	CC	129	MET	3.1
41	DT	37	ASP	3.1
33	DL	80	SER	3.1
39	DR	52	PRO	3.1
1	CA	1016	A	3.1
1	CA	121	U	3.1
4	AD	37	ALA	3.1
11	AK	13	ARG	3.1
16	AP	22	ALA	3.1
17	CQ	11	ARG	3.1
36	DO	50	ALA	3.1
36	DO	73	ALA	3.1
40	DS	31	GLN	3.1
19	CS	5	LEU	3.1
41	BT	70	HIS	3.1
3	CC	120	ILE	3.1
4	CD	28	ILE	3.1
8	CH	46	ILE	3.1
10	AJ	33	GLY	3.1
2	CB	89	GLN	3.1
10	AJ	37	ARG	3.1
41	DT	77	ARG	3.1
27	DF	43	ALA	3.1
28	DG	165	ALA	3.1

Continued on next page...

Continued from previous page...

Mol	Chain	Res	Type	RSRZ
2	CB	91	PHE	3.1
37	DP	74	PHE	3.1
19	AS	39	THR	3.1
42	DU	81	ASP	3.1
48	D0	46	ASP	3.1
49	D1	23	THR	3.1
53	B5	185	LYS	3.1
44	DW	42	GLY	3.1
50	D2	35	ARG	3.1
29	DH	64	ALA	3.1
30	DI	84	ALA	3.1
5	AE	31	PHE	3.1
28	BG	105	LEU	3.1
30	DI	72	LYS	3.1
41	DT	11	LEU	3.1
9	CI	124	ARG	3.1
10	AJ	75	ASP	3.1
14	CN	41	ARG	3.1
34	DM	105	MET	3.1
45	DX	3	ARG	3.1
1	CA	1297	G	3.1
27	DF	106	ILE	3.1
29	DH	96	THR	3.1
35	DN	62	ASN	3.1
47	DZ	39	GLU	3.1
28	DG	17	VAL	3.0
6	CF	54	LEU	3.0
22	BA	2119	A	3.0
22	DA	2170	A	3.0
27	DF	26	MET	3.0
38	DQ	102	ASP	3.0
22	DA	267	C	3.0
34	DM	63	ILE	3.0
36	DO	22	GLY	3.0
24	DC	70	ASN	3.0
26	DE	169	VAL	3.0
19	CS	22	ALA	3.0
22	BA	549	G	3.0
22	DA	75	G	3.0
25	DD	132	ALA	3.0
36	DO	41	ALA	3.0
40	DS	108	SER	3.0

Continued on next page...

Continued from previous page...

Mol	Chain	Res	Type	RSRZ
41	DT	81	LYS	3.0
20	CT	66	LEU	3.0
29	DH	91	PHE	3.0
30	DI	123	GLU	3.0
22	BA	716	A	3.0
22	DA	1046	A	3.0
28	DG	56	ASP	3.0
9	CI	64	TYR	3.0
42	DU	44	LYS	3.0
16	AP	20	VAL	3.0
19	CS	19	VAL	3.0
2	CB	147	SER	3.0
2	CB	191	SER	3.0
38	DQ	96	ALA	3.0
29	BH	50	ARG	3.0
28	DG	53	GLY	3.0
46	BY	2	LYS	3.0
24	DC	64	ILE	3.0
2	CB	187	VAL	3.0
22	DA	183	C	3.0
22	DA	213	A	3.0
6	CF	28	ALA	3.0
1	CA	85	U	3.0
2	CB	63	ARG	3.0
33	DL	21	ARG	3.0
15	CO	56	LEU	3.0
51	D3	22	PHE	3.0
46	BY	62	GLY	3.0
2	AB	222	ARG	3.0
22	DA	2309	A	3.0
36	DO	105	ALA	3.0
22	DA	2149	U	3.0
15	CO	13	SER	3.0
27	DF	24	SER	3.0
41	DT	61	LEU	3.0
36	DO	114	GLY	3.0
29	DH	133	GLN	3.0
22	DA	2156	G	3.0
29	BH	76	GLU	3.0
36	DO	56	LYS	3.0
32	DK	68	GLY	3.0
44	DW	54	GLY	3.0

Continued on next page...

Continued from previous page...

Mol	Chain	Res	Type	RSRZ
3	CC	156	ARG	3.0
40	BS	110	ARG	3.0
14	CN	6	MET	3.0
9	AI	19	VAL	3.0
1	AA	82	G	3.0
6	CF	32	ALA	3.0
31	DJ	98	GLU	3.0
14	AN	27	LEU	3.0
20	CT	51	PHE	3.0
50	D2	18	PHE	3.0
22	DA	1533	C	3.0
1	CA	1000	A	3.0
1	CA	1257	A	3.0
14	CN	100	SER	3.0
22	DA	1808	A	3.0
45	DX	45	ARG	3.0
20	CT	8	LYS	3.0
36	DO	4	LYS	3.0
24	DC	250	VAL	3.0
29	DH	9	VAL	3.0
14	CN	17	ALA	3.0
22	DA	2151	U	3.0
22	DA	2155	U	3.0
29	DH	75	LEU	3.0
45	DX	17	ASN	3.0
49	D1	34	LEU	3.0
2	CB	225	ARG	3.0
10	CJ	30	LYS	3.0
13	CM	13	LYS	3.0
13	CM	54	ASP	3.0
38	DQ	37	GLN	3.0
17	CQ	5	ILE	3.0
42	DU	18	ASP	3.0
30	DI	117	MET	3.0
37	DP	73	VAL	3.0
14	AN	36	ALA	2.9
6	CF	47	LEU	2.9
28	DG	72	LEU	2.9
33	DL	61	LEU	2.9
30	BI	119	GLY	2.9
38	DQ	33	ARG	2.9
38	DQ	103	LYS	2.9

Continued on next page...

Continued from previous page...

Mol	Chain	Res	Type	RSRZ
39	DR	48	LYS	2.9
51	D3	16	LYS	2.9
1	CA	998	C	2.9
29	BH	77	THR	2.9
29	BH	99	ILE	2.9
29	BH	114	GLU	2.9
44	DW	35	SER	2.9
11	CK	110	ILE	2.9
20	CT	32	ILE	2.9
46	DY	24	GLU	2.9
20	CT	11	ALA	2.9
20	CT	47	ALA	2.9
28	DG	133	LEU	2.9
29	BH	46	PHE	2.9
29	BH	83	LYS	2.9
32	DK	49	ARG	2.9
33	DL	62	PRO	2.9
22	DA	1066	U	2.9
37	DP	97	LEU	2.9
46	DY	9	LYS	2.9
27	DF	63	GLN	2.9
48	D0	5	GLN	2.9
9	CI	105	THR	2.9
16	AP	33	ILE	2.9
27	DF	104	ILE	2.9
30	DI	73	THR	2.9
35	DN	72	ASP	2.9
6	CF	89	VAL	2.9
10	CJ	98	VAL	2.9
21	AU	47	ARG	2.9
22	DA	1077	A	2.9
37	DP	101	ARG	2.9
2	AB	18	HIS	2.9
24	DC	92	ALA	2.9
13	CM	115	PRO	2.9
3	CC	32	ASN	2.9
7	CG	74	GLU	2.9
20	AT	61	GLN	2.9
30	DI	111	GLN	2.9
9	AI	21	ILE	2.9
17	CQ	21	ILE	2.9
28	DG	74	SER	2.9

Continued on next page...

Continued from previous page...

Mol	Chain	Res	Type	RSRZ
38	DQ	17	ILE	2.9
41	DT	82	LYS	2.9
43	DV	34	LYS	2.9
9	CI	87	LEU	2.9
22	DA	361	G	2.9
30	BI	25	GLY	2.9
20	CT	36	TYR	2.9
3	CC	77	ILE	2.9
49	D1	44	ARG	2.9
40	DS	47	VAL	2.9
46	DY	62	GLY	2.9
1	AA	209	U	2.9
1	CA	1247	U	2.9
41	DT	4	GLU	2.9
2	CB	73	LYS	2.9
52	D4	13	ASN	2.9
49	D1	48	ILE	2.9
3	CC	52	VAL	2.9
26	DE	150	THR	2.9
3	AC	47	LEU	2.9
7	AG	150	ALA	2.9
18	AR	68	LEU	2.9
26	DE	201	ALA	2.9
30	DI	138	LEU	2.9
1	CA	77	A	2.9
7	AG	85	TYR	2.9
33	DL	58	TYR	2.9
50	D2	12	ARG	2.9
22	DA	266	G	2.9
22	DA	1420	A	2.9
13	AM	7	ILE	2.9
26	DE	56	GLY	2.9
50	D2	36	ALA	2.9
53	B5	129	GLY	2.9
19	CS	14	HIS	2.9
22	BA	359	G	2.9
27	DF	33	LYS	2.9
2	CB	144	LEU	2.9
8	CH	63	LEU	2.9
13	CM	49	SER	2.9
14	CN	29	ALA	2.9
14	CN	58	SER	2.9

Continued on next page...

Continued from previous page...

Mol	Chain	Res	Type	RSRZ
1	CA	1243	C	2.9
2	CB	104	TRP	2.9
22	DA	544	C	2.9
6	AF	68	GLN	2.9
22	DA	1078	U	2.9
24	DC	248	TRP	2.9
2	CB	164	ILE	2.9
8	CH	36	ILE	2.9
51	D3	28	ASN	2.9
1	AA	1493	A	2.9
1	CA	101	A	2.9
1	CA	1362	A	2.9
3	AC	138	VAL	2.9
7	AG	27	VAL	2.9
40	DS	106	VAL	2.9
41	BT	51	PHE	2.9
7	CG	30	LEU	2.9
35	DN	96	ARG	2.9
45	DX	35	SER	2.8
46	DY	45	GLN	2.8
24	DC	62	TYR	2.8
32	DK	38	ILE	2.8
7	CG	55	GLY	2.8
15	CO	89	ARG	2.8
18	CR	57	ARG	2.8
19	AS	32	ARG	2.8
1	CA	1493	A	2.8
2	CB	84	ALA	2.8
13	CM	37	ALA	2.8
22	DA	1413	A	2.8
27	DF	75	ALA	2.8
42	DU	3	ALA	2.8
22	DA	329	G	2.8
53	B5	71	LYS	2.8
22	DA	2104	C	2.8
28	DG	28	GLY	2.8
4	AD	67	VAL	2.8
36	DO	47	VAL	2.8
48	D0	6	ASN	2.8
50	D2	2	LYS	2.8
1	AA	842	U	2.8
29	DH	113	SER	2.8

Continued on next page...

Continued from previous page...

Mol	Chain	Res	Type	RSRZ
7	CG	2	PRO	2.8
7	CG	109	ARG	2.8
11	AK	96	THR	2.8
28	DG	51	THR	2.8
9	CI	72	ILE	2.8
30	BI	16	GLY	2.8
35	DN	21	PHE	2.8
7	AG	105	VAL	2.8
13	AM	97	VAL	2.8
24	DC	94	VAL	2.8
10	AJ	87	LEU	2.8
15	AO	57	LEU	2.8
24	DC	105	LEU	2.8
29	BH	43	ASN	2.8
42	DU	99	ASN	2.8
26	DE	90	GLN	2.8
22	DA	1090	A	2.8
49	D1	13	SER	2.8
2	CB	111	ILE	2.8
7	CG	26	PHE	2.8
14	AN	23	LYS	2.8
14	CN	73	PHE	2.8
30	DI	29	GLY	2.8
38	DQ	7	GLY	2.8
40	DS	48	LYS	2.8
9	AI	67	VAL	2.8
9	CI	31	ASN	2.8
33	DL	75	ALA	2.8
2	AB	35	ARG	2.8
33	DL	78	ARG	2.8
22	DA	1468	U	2.8
4	AD	151	LYS	2.8
13	CM	103	LYS	2.8
38	DQ	22	LYS	2.8
44	DW	78	LYS	2.8
1	CA	1228	C	2.8
22	DA	1167	C	2.8
28	DG	83	PHE	2.8
3	AC	39	VAL	2.8
9	AI	63	LEU	2.8
19	CS	80	TYR	2.8
35	DN	10	LEU	2.8

Continued on next page...

Continued from previous page...

Mol	Chain	Res	Type	RSRZ
43	DV	82	TYR	2.8
49	D1	49	TYR	2.8
20	AT	87	ALA	2.8
22	DA	214	G	2.8
22	DA	880	G	2.8
10	AJ	35	GLN	2.8
33	DL	10	GLU	2.8
36	DO	67	ASN	2.8
44	DW	33	ALA	2.8
2	CB	224	GLY	2.8
11	AK	19	GLY	2.8
30	BI	26	PRO	2.8
43	DV	58	SER	2.8
36	DO	97	PHE	2.8
1	CA	205	A	2.8
1	CA	210	C	2.8
1	CA	1226	C	2.8
3	CC	124	LEU	2.8
32	DK	90	ASN	2.8
51	D3	23	LYS	2.8
1	AA	79	G	2.8
22	DA	1248	G	2.8
28	DG	161	GLY	2.8
30	BI	35	ILE	2.8
26	DE	196	VAL	2.8
29	BH	8	LYS	2.8
31	DJ	5	THR	2.8
47	DZ	11	ARG	2.8
1	CA	1324	A	2.8
18	CR	23	TYR	2.8
9	AI	44	ALA	2.8
22	DA	2143	C	2.8
41	BT	88	LYS	2.8
7	CG	132	GLY	2.8
22	DA	846	U	2.8
7	AG	2	PRO	2.8
32	DK	47	ILE	2.8
10	CJ	68	ARG	2.8
13	AM	113	ARG	2.8
26	DE	67	ARG	2.8
40	DS	67	ASP	2.8
42	DU	6	ARG	2.8

Continued on next page...

Continued from previous page...

Mol	Chain	Res	Type	RSRZ
9	CI	111	VAL	2.8
29	BH	12	LEU	2.8
31	DJ	78	THR	2.8
22	BA	613	A	2.7
22	DA	342	A	2.7
1	AA	89	U	2.7
49	D1	18	GLY	2.7
2	CB	201	PRO	2.7
3	CC	85	GLU	2.7
24	DC	238	ARG	2.7
28	BG	24	ILE	2.7
40	DS	4	ILE	2.7
22	DA	277	G	2.7
33	DL	8	PRO	2.7
2	AB	34	ALA	2.7
9	CI	9	THR	2.7
30	BI	76	ALA	2.7
31	DJ	92	MET	2.7
13	CM	44	LYS	2.7
19	CS	21	LYS	2.7
20	CT	49	LYS	2.7
22	DA	89	A	2.7
32	DK	105	ARG	2.7
37	DP	38	LYS	2.7
45	DX	61	LYS	2.7
7	CG	47	LEU	2.7
9	CI	48	VAL	2.7
1	CA	988	G	2.7
4	AD	198	HIS	2.7
19	CS	35	SER	2.7
28	DG	132	VAL	2.7
52	D4	29	ALA	2.7
16	CP	35	ARG	2.7
33	DL	5	THR	2.7
1	AA	1031	C	2.7
26	DE	199	MET	2.7
22	DA	653	U	2.7
22	DA	1534	U	2.7
12	CL	80	ILE	2.7
22	DA	2176	A	2.7
3	CC	43	LEU	2.7
27	BF	170	LEU	2.7

Continued on next page...

Continued from previous page...

Mol	Chain	Res	Type	RSRZ
31	DJ	49	ASP	2.7
37	DP	33	VAL	2.7
42	DU	29	LEU	2.7
49	D1	43	VAL	2.7
28	DG	110	SER	2.7
44	DW	81	SER	2.7
16	CP	56	ARG	2.7
24	DC	48	ARG	2.7
29	BH	36	ALA	2.7
38	DQ	30	ARG	2.7
5	CE	10	GLU	2.7
7	CG	48	GLU	2.7
7	CG	123	GLU	2.7
28	DG	49	THR	2.7
33	DL	28	GLY	2.7
19	AS	41	PHE	2.7
22	DA	316	C	2.7
22	DA	2164	C	2.7
22	DA	1111	A	2.7
24	DC	126	PRO	2.7
27	DF	4	LEU	2.7
7	CG	125	SER	2.7
26	DE	8	ALA	2.7
33	DL	49	GLY	2.7
4	CD	107	PHE	2.7
22	DA	646	U	2.7
22	DA	2120	G	2.7
22	DA	2157	G	2.7
22	DA	2690	U	2.7
22	DA	1049	C	2.7
23	DB	118	C	2.7
28	DG	48	ASN	2.7
13	CM	11	ASP	2.7
13	CM	97	VAL	2.7
50	D2	31	LEU	2.7
22	BA	1913	A	2.7
7	CG	60	GLU	2.7
14	CN	22	ALA	2.7
4	AD	182	PHE	2.7
21	AU	42	THR	2.7
30	BI	59	ILE	2.7
3	CC	88	ARG	2.7

Continued on next page...

Continued from previous page...

Mol	Chain	Res	Type	RSRZ
10	CJ	63	ASP	2.7
22	DA	1407	G	2.7
52	B4	12	ARG	2.7
24	DC	220	VAL	2.7
28	DG	79	VAL	2.7
2	CB	18	HIS	2.7
3	CC	180	ALA	2.7
22	DA	654	A	2.7
26	DE	81	GLY	2.7
3	CC	130	PHE	2.7
41	DT	24	MET	2.7
14	CN	9	ARG	2.7
27	BF	169	LEU	2.7
1	CA	1331	G	2.7
22	DA	2307	G	2.7
43	DV	84	PRO	2.7
3	CC	133	ALA	2.7
14	CN	99	ALA	2.7
19	CS	70	LYS	2.7
34	DM	64	TRP	2.7
24	BC	272	SER	2.7
27	DF	92	ARG	2.7
6	CF	6	ILE	2.7
6	CF	36	ILE	2.7
22	DA	2106	U	2.7
4	CD	36	GLN	2.7
11	CK	15	GLN	2.7
20	CT	43	ASP	2.7
41	DT	79	ASP	2.7
2	AB	128	LYS	2.7
22	DA	2177	C	2.7
22	DA	1452	G	2.7
31	DJ	95	ARG	2.7
22	DA	1084	A	2.6
22	DA	2130	U	2.6
35	DN	94	TYR	2.6
47	DZ	44	ILE	2.6
25	DD	64	GLU	2.6
28	DG	90	VAL	2.6
30	BI	19	ASN	2.6
30	DI	40	LYS	2.6
10	AJ	26	VAL	2.6

Continued on next page...

Continued from previous page...

Mol	Chain	Res	Type	RSRZ
15	CO	22	THR	2.6
46	DY	28	LEU	2.6
33	DL	120	VAL	2.6
42	DU	34	VAL	2.6
44	DW	74	PRO	2.6
11	AK	66	ALA	2.6
20	CT	60	ARG	2.6
51	D3	8	ARG	2.6
25	DD	156	PHE	2.6
22	DA	93	G	2.6
40	DS	82	MET	2.6
44	DW	85	GLU	2.6
1	CA	81	A	2.6
10	CJ	20	GLN	2.6
24	DC	205	LEU	2.6
14	AN	43	ASN	2.6
26	DE	126	VAL	2.6
41	DT	85	VAL	2.6
28	DG	129	THR	2.6
34	DM	10	ARG	2.6
9	CI	108	ALA	2.6
29	DH	65	ALA	2.6
33	DL	133	ALA	2.6
38	DQ	21	ALA	2.6
29	DH	71	LYS	2.6
30	DI	141	GLU	2.6
2	AB	40	ILE	2.6
16	AP	60	TRP	2.6
10	CJ	92	LEU	2.6
22	DA	1087	G	2.6
28	DG	71	LEU	2.6
9	CI	95	ARG	2.6
25	DD	158	GLY	2.6
25	DD	185	ASN	2.6
6	AF	92	THR	2.6
28	DG	7	ALA	2.6
36	DO	42	PRO	2.6
14	CN	7	LYS	2.6
53	B5	190	ILE	2.6
4	AD	19	LEU	2.6
26	DE	15	SER	2.6
34	DM	103	TYR	2.6

Continued on next page...

Continued from previous page...

Mol	Chain	Res	Type	RSRZ
18	CR	40	VAL	2.6
26	DE	7	ASP	2.6
51	D3	21	GLY	2.6
17	CQ	36	LYS	2.6
12	CL	76	GLU	2.6
20	CT	81	ALA	2.6
28	DG	171	THR	2.6
45	DX	38	PHE	2.6
1	CA	1001	C	2.6
22	DA	2175	C	2.6
7	CG	116	MET	2.6
31	DJ	37	ARG	2.6
11	AK	82	LEU	2.6
40	DS	34	ASP	2.6
7	CG	150	ALA	2.6
16	CP	48	GLU	2.6
28	DG	112	PRO	2.6
1	CA	1361	G	2.6
10	CJ	32	THR	2.6
16	CP	3	THR	2.6
22	BA	1919	A	2.6
22	DA	2127	G	2.6
28	DG	80	THR	2.6
6	AF	91	ARG	2.6
22	DA	1117	C	2.6
27	DF	135	GLN	2.6
22	DA	895	U	2.6
49	D1	27	LYS	2.6
27	DF	151	GLY	2.6
9	AI	128	SER	2.6
11	AK	74	VAL	2.6
19	CS	27	ASP	2.6
24	DC	272	SER	2.6
26	DE	28	VAL	2.6
10	CJ	47	GLU	2.6
29	DH	137	GLU	2.6
33	DL	86	GLU	2.6
41	DT	52	GLU	2.6
2	CB	83	ALA	2.6
9	CI	125	PRO	2.6
10	CJ	12	ALA	2.6
13	CM	15	ALA	2.6

Continued on next page...

Continued from previous page...

Mol	Chain	Res	Type	RSRZ
24	DC	46	ASN	2.6
46	DY	26	PHE	2.6
1	CA	72	A	2.6
1	CA	1248	A	2.6
22	DA	1311	G	2.6
32	DK	2	ILE	2.6
47	DZ	3	LYS	2.6
29	DH	107	GLY	2.6
35	DN	38	LEU	2.6
37	BP	114	LEU	2.6
21	AU	28	VAL	2.6
26	DE	22	ASP	2.6
29	DH	136	SER	2.6
37	DP	92	VAL	2.6
26	DE	60	TRP	2.6
33	DL	93	ASN	2.6
40	DS	88	ARG	2.6
42	BU	75	ALA	2.6
51	D3	2	PRO	2.6
24	DC	74	ILE	2.6
35	DN	95	THR	2.6
1	CA	1022	A	2.6
1	CA	1287	A	2.6
22	DA	1590	A	2.6
22	DA	1745	A	2.6
22	DA	289	G	2.6
22	DA	1177	G	2.6
2	CB	88	ASP	2.6
3	CC	15	VAL	2.6
38	DQ	100	VAL	2.6
43	BV	69	GLU	2.6
4	AD	23	SER	2.6
5	CE	93	ARG	2.6
12	AL	14	ARG	2.6
31	DJ	125	TYR	2.6
27	DF	47	LYS	2.6
34	DM	8	LYS	2.6
31	DJ	21	THR	2.5
2	AB	136	MET	2.5
22	DA	2111	U	2.5
1	CA	983	A	2.5
7	CG	105	VAL	2.5

Continued on next page...

Continued from previous page...

Mol	Chain	Res	Type	RSRZ
11	AK	84	VAL	2.5
22	DA	2165	C	2.5
30	DI	100	LYS	2.5
30	DI	103	ARG	2.5
32	DK	98	ARG	2.5
39	DR	58	VAL	2.5
1	CA	79	G	2.5
3	AC	193	TYR	2.5
25	DD	199	SER	2.5
36	DO	5	SER	2.5
35	DN	77	ALA	2.5
34	DM	72	PRO	2.5
2	CB	155	GLY	2.5
3	CC	64	ILE	2.5
11	CK	43	GLY	2.5
16	CP	42	ILE	2.5
21	CU	24	GLU	2.5
37	BP	102	GLU	2.5
41	DT	5	GLU	2.5
41	DT	56	GLU	2.5
19	CS	3	ARG	2.5
28	DG	176	LYS	2.5
32	DK	67	LYS	2.5
39	DR	20	VAL	2.5
43	DV	45	ASP	2.5
1	CA	1320	C	2.5
3	CC	23	PHE	2.5
6	CF	8	PHE	2.5
7	CG	77	SER	2.5
11	AK	27	PHE	2.5
22	DA	2121	G	2.5
28	DG	46	ALA	2.5
30	DI	27	ALA	2.5
7	AG	148	ASN	2.5
19	CS	26	GLY	2.5
28	DG	141	ILE	2.5
4	AD	70	ARG	2.5
7	CG	70	ARG	2.5
12	CL	7	LEU	2.5
35	DN	36	THR	2.5
1	AA	841	C	2.5
7	CG	98	ALA	2.5

Continued on next page...

Continued from previous page...

Mol	Chain	Res	Type	RSRZ
22	DA	196	A	2.5
27	DF	53	ALA	2.5
29	BH	65	ALA	2.5
13	CM	62	LYS	2.5
26	DE	9	GLN	2.5
29	DH	109	GLU	2.5
1	CA	212	G	2.5
3	CC	94	ILE	2.5
3	CC	207	ILE	2.5
27	DF	125	ARG	2.5
1	CA	84	U	2.5
2	CB	154	MET	2.5
22	BA	884	U	2.5
24	DC	3	VAL	2.5
28	DG	76	VAL	2.5
19	AS	64	ASP	2.5
30	BI	60	THR	2.5
7	AG	48	GLU	2.5
30	DI	50	GLU	2.5
36	DO	20	GLU	2.5
36	DO	110	ALA	2.5
42	DU	19	LYS	2.5
42	DU	64	ALA	2.5
9	CI	12	ARG	2.5
22	DA	1744	A	2.5
41	DT	91	GLN	2.5
1	AA	1026	G	2.5
1	CA	1454	G	2.5
22	BA	2402	U	2.5
26	DE	14	VAL	2.5
30	DI	125	MET	2.5
49	D1	30	LYS	2.5
2	CB	209	ALA	2.5
1	CA	1132	C	2.5
3	CC	197	GLY	2.5
30	BI	48	SER	2.5
37	DP	19	SER	2.5
1	AA	1000	A	2.5
1	CA	74	A	2.5
14	CN	79	LEU	2.5
4	CD	143	VAL	2.5
24	DC	225	MET	2.5

Continued on next page...

Continued from previous page...

Mol	Chain	Res	Type	RSRZ
2	CB	133	GLU	2.5
22	DA	315	G	2.5
7	AG	53	ARG	2.5
13	AM	109	ARG	2.5
27	DF	71	ARG	2.5
28	DG	127	THR	2.5
31	DJ	96	ARG	2.5
42	DU	10	GLU	2.5
20	CT	80	THR	2.5
45	DX	72	ARG	2.5
10	CJ	25	ILE	2.5
26	DE	77	ILE	2.5
32	DK	102	PRO	2.5
9	CI	13	LYS	2.5
29	BH	73	ASN	2.5
29	DH	89	LYS	2.5
1	AA	994	A	2.5
22	DA	603	A	2.5
22	DA	2154	A	2.5
13	CM	25	VAL	2.5
14	CN	101	TRP	2.5
38	DQ	14	HIS	2.5
5	CE	108	GLY	2.5
22	BA	1063	G	2.5
28	DG	88	GLN	2.5
41	DT	13	ALA	2.5
41	DT	41	ALA	2.5
7	AG	59	LEU	2.5
24	DC	135	ILE	2.5
33	DL	141	LYS	2.5
53	B5	186	LEU	2.5
3	CC	39	VAL	2.5
22	BA	2187	U	2.5
22	DA	87	U	2.5
29	DH	61	VAL	2.5
37	DP	72	ARG	2.5
41	DT	31	VAL	2.5
42	DU	88	GLU	2.5
2	AB	123	ASP	2.5
8	CH	48	ASP	2.5
22	DA	2749	A	2.5
43	DV	1	MET	2.5

Continued on next page...

Continued from previous page...

Mol	Chain	Res	Type	RSRZ
5	CE	128	TYR	2.5
26	DE	76	PRO	2.4
1	CA	1286	U	2.4
28	BG	101	ASN	2.4
33	BL	122	VAL	2.4
9	CI	5	GLN	2.4
22	BA	1918	A	2.4
45	DX	10	LYS	2.4
49	D1	25	LYS	2.4
29	BH	111	ALA	2.4
38	DQ	113	ALA	2.4
26	DE	181	ILE	2.4
30	BI	118	THR	2.4
32	DK	39	ILE	2.4
35	DN	70	THR	2.4
13	AM	41	GLU	2.4
46	DY	17	GLU	2.4
50	D2	39	ARG	2.4
1	CA	1034	G	2.4
4	AD	119	SER	2.4
22	DA	2116	G	2.4
1	AA	998	C	2.4
1	CA	1218	C	2.4
5	CE	46	VAL	2.4
9	CI	19	VAL	2.4
33	DL	14	LYS	2.4
41	BT	92	ASN	2.4
53	B5	206	LYS	2.4
9	CI	92	GLU	2.4
12	CL	81	LEU	2.4
12	AL	123	LYS	2.4
42	DU	17	LYS	2.4
1	CA	1321	U	2.4
15	AO	43	PHE	2.4
15	CO	15	PHE	2.4
7	AG	81	GLY	2.4
22	DA	2152	G	2.4
22	DA	2308	G	2.4
28	DG	60	ASP	2.4
36	DO	43	ASN	2.4
9	CI	37	GLN	2.4
2	CB	108	ARG	2.4

Continued on next page...

Continued from previous page...

Mol	Chain	Res	Type	RSRZ
29	DH	123	ARG	2.4
7	CG	63	GLU	2.4
9	AI	89	GLU	2.4
45	BX	20	HIS	2.4
1	CA	1219	A	2.4
9	CI	100	LYS	2.4
19	AS	71	LEU	2.4
26	DE	47	LYS	2.4
33	DL	125	LEU	2.4
17	AQ	73	TRP	2.4
9	AI	104	VAL	2.4
25	DD	90	PHE	2.4
29	DH	46	PHE	2.4
39	DR	69	GLY	2.4
13	CM	100	GLN	2.4
16	AP	51	ARG	2.4
22	DA	2008	C	2.4
2	CB	160	ALA	2.4
32	DK	83	ALA	2.4
36	DO	70	ALA	2.4
44	DW	29	GLU	2.4
6	AF	61	LEU	2.4
7	CG	142	HIS	2.4
26	DE	29	HIS	2.4
1	AA	1004	A	2.4
1	CA	80	A	2.4
1	CA	250	A	2.4
2	CB	189	THR	2.4
4	AD	143	VAL	2.4
24	DC	29	PRO	2.4
29	DH	134	VAL	2.4
14	CN	56	SER	2.4
39	DR	1	MET	2.4
19	CS	73	GLU	2.4
41	DT	54	GLU	2.4
46	DY	25	GLN	2.4
22	BA	2129	C	2.4
1	CA	1279	G	2.4
26	DE	133	LEU	2.4
35	DN	115	LEU	2.4
39	DR	66	HIS	2.4
1	CA	1441	A	2.4

Continued on next page...

Continued from previous page...

Mol	Chain	Res	Type	RSRZ
11	AK	53	ARG	2.4
17	AQ	7	THR	2.4
21	CU	21	ARG	2.4
45	DX	46	PHE	2.4
30	BI	137	GLY	2.4
2	AB	226	SER	2.4
7	CG	67	GLU	2.4
34	DM	100	LYS	2.4
42	DU	46	GLN	2.4
42	DU	91	LYS	2.4
29	DH	105	ALA	2.4
33	DL	72	ALA	2.4
40	DS	43	ALA	2.4
7	CG	56	LYS	2.4
22	DA	1538	G	2.4
8	CH	104	VAL	2.4
28	DG	27	LYS	2.4
1	AA	1008	U	2.4
1	CA	632	U	2.4
5	AE	65	GLU	2.4
13	CM	108	THR	2.4
37	DP	112	GLU	2.4
44	BW	85	GLU	2.4
22	DA	1089	A	2.4
25	DD	200	ASP	2.4
24	DC	76	ALA	2.4
7	AG	23	LEU	2.4
29	BH	15	LEU	2.4
45	BX	71	LEU	2.4
9	CI	42	GLU	2.4
17	CQ	46	VAL	2.4
24	DC	244	PRO	2.4
23	DB	18	G	2.4
23	DB	20	G	2.4
4	AD	178	MET	2.4
11	AK	58	SER	2.4
13	CM	5	ALA	2.4
13	CM	105	ASN	2.4
21	AU	51	SER	2.4
34	DM	17	ASN	2.4
37	DP	42	ALA	2.4
3	CC	107	ARG	2.4

Continued on next page...

Continued from previous page...

Mol	Chain	Res	Type	RSRZ
19	CS	6	LYS	2.4
34	DM	46	ILE	2.4
22	DA	318	C	2.4
22	DA	1868	C	2.4
19	CS	10	PHE	2.3
5	CE	114	VAL	2.3
13	CM	60	VAL	2.3
28	DG	41	VAL	2.3
9	AI	23	PRO	2.3
9	CI	32	GLN	2.3
14	AN	33	ASP	2.3
22	DA	2305	U	2.3
39	DR	6	GLN	2.3
2	AB	154	MET	2.3
17	CQ	17	MET	2.3
3	CC	54	ARG	2.3
36	DO	15	ARG	2.3
43	DV	74	ALA	2.3
44	DW	55	ARG	2.3
17	AQ	55	ILE	2.3
22	BA	654	A	2.3
22	DA	2142	A	2.3
28	DG	121	ILE	2.3
51	D3	59	ILE	2.3
27	DF	140	GLU	2.3
29	DH	16	GLY	2.3
44	DW	79	PHE	2.3
16	AP	21	VAL	2.3
9	CI	7	TYR	2.3
22	DA	884	U	2.3
22	DA	1083	U	2.3
41	DT	26	LYS	2.3
26	DE	43	THR	2.3
1	CA	1013	G	2.3
7	CG	45	SER	2.3
27	DF	162	SER	2.3
33	DL	102	GLY	2.3
33	DL	130	GLY	2.3
16	AP	18	GLN	2.3
29	BH	141	LYS	2.3
45	DX	7	VAL	2.3
29	BH	25	TYR	2.3

Continued on next page...

Continued from previous page...

Mol	Chain	Res	Type	RSRZ
33	DL	83	ALA	2.3
5	CE	103	THR	2.3
7	AG	84	THR	2.3
25	DD	91	THR	2.3
25	DD	188	LEU	2.3
38	DQ	74	ILE	2.3
40	DS	96	ILE	2.3
2	AB	30	PHE	2.3
41	DT	90	GLY	2.3
9	CI	119	ARG	2.3
22	DA	1365	A	2.3
22	DA	1551	A	2.3
22	DA	1614	A	2.3
34	DM	60	GLN	2.3
35	DN	116	VAL	2.3
22	DA	885	C	2.3
46	DY	23	ARG	2.3
30	DI	26	PRO	2.3
38	DQ	32	TYR	2.3
7	CG	108	ALA	2.3
25	DD	54	ALA	2.3
29	BH	64	ALA	2.3
30	DI	124	ALA	2.3
36	DO	112	GLU	2.3
27	DF	44	ILE	2.3
25	DD	126	ASN	2.3
28	DG	78	GLY	2.3
30	BI	131	GLY	2.3
37	DP	23	GLY	2.3
51	D3	20	GLY	2.3
24	DC	19	VAL	2.3
25	DD	80	TRP	2.3
44	DW	77	ARG	2.3
52	D4	36	ARG	2.3
22	DA	1091	G	2.3
22	DA	1169	A	2.3
1	CA	950	U	2.3
10	CJ	60	ASP	2.3
2	CB	152	LYS	2.3
4	AD	93	LEU	2.3
4	CD	185	LYS	2.3
27	DF	16	LEU	2.3

Continued on next page...

Continued from previous page...

Mol	Chain	Res	Type	RSRZ
28	BG	176	LYS	2.3
28	DG	99	LYS	2.3
30	DI	92	LYS	2.3
20	AT	67	ILE	2.3
31	DJ	55	ILE	2.3
32	DK	115	ILE	2.3
40	DS	35	ILE	2.3
7	AG	143	ARG	2.3
9	CI	8	GLY	2.3
7	CG	122	ASN	2.3
25	DD	68	PHE	2.3
25	DD	197	THR	2.3
9	CI	14	SER	2.3
25	DD	24	VAL	2.3
26	DE	121	VAL	2.3
27	DF	97	TRP	2.3
38	DQ	34	VAL	2.3
4	AD	179	GLU	2.3
1	CA	1359	C	2.3
22	DA	2132	U	2.3
24	BC	18	LYS	2.3
31	DJ	46	PRO	2.3
38	DQ	41	LYS	2.3
39	DR	60	LYS	2.3
40	DS	109	ASP	2.3
4	AD	72	PHE	2.3
25	DD	115	GLY	2.3
33	DL	87	GLY	2.3
33	DL	105	ILE	2.3
36	DO	111	ARG	2.3
49	D1	39	PHE	2.3
41	BT	91	GLN	2.3
28	BG	113	VAL	2.3
3	AC	79	LYS	2.3
26	DE	2	GLU	2.3
27	DF	19	GLU	2.3
45	DX	76	GLU	2.3
22	DA	90	U	2.3
22	DA	355	U	2.3
22	DA	2180	U	2.3
48	D0	42	HIS	2.3
2	AB	57	LEU	2.3

Continued on next page...

Continued from previous page...

Mol	Chain	Res	Type	RSRZ
3	CC	143	ARG	2.3
13	CM	61	ALA	2.3
3	AC	64	ILE	2.3
6	AF	51	ILE	2.3
10	CJ	33	GLY	2.3
22	DA	354	A	2.3
22	DA	1048	A	2.3
35	DN	1	MET	2.3
36	DO	81	ARG	2.3
39	DR	68	ARG	2.3
29	DH	72	ILE	2.3
27	DF	81	GLN	2.3
37	DP	6	LYS	2.3
40	DS	15	GLN	2.3
25	DD	88	GLU	2.3
41	DT	92	ASN	2.3
9	CI	33	ARG	2.3
9	CI	123	ARG	2.3
35	DN	39	PRO	2.3
2	AB	214	LEU	2.3
3	AC	43	LEU	2.3
7	CG	124	LEU	2.3
10	CJ	86	ALA	2.3
13	AM	95	LEU	2.3
15	AO	3	LEU	2.3
29	DH	122	LEU	2.3
38	DQ	24	TYR	2.3
40	DS	86	MET	2.3
33	DL	84	LYS	2.3
4	AD	166	GLU	2.3
22	DA	317	G	2.3
22	DA	914	G	2.3
22	DA	1450	G	2.3
28	DG	22	GLN	2.3
2	CB	125	THR	2.2
6	AF	96	VAL	2.2
14	AN	84	VAL	2.2
21	AU	23	CYS	2.2
27	DF	37	ASN	2.2
28	BG	11	VAL	2.2
42	DU	82	ARG	2.2
13	CM	42	ASP	2.2

Continued on next page...

Continued from previous page...

Mol	Chain	Res	Type	RSRZ
9	AI	98	LEU	2.2
14	AN	25	ALA	2.2
24	DC	36	LYS	2.2
27	DF	45	ALA	2.2
29	DH	148	ALA	2.2
37	DP	50	ILE	2.2
40	DS	90	LYS	2.2
45	DX	21	ALA	2.2
46	DY	4	LYS	2.2
1	CA	1209	C	2.2
4	CD	35	GLU	2.2
14	CN	26	GLU	2.2
22	DA	275	C	2.2
22	DA	2310	C	2.2
33	DL	143	GLU	2.2
1	CA	1274	A	2.2
2	AB	63	ARG	2.2
3	CC	40	ARG	2.2
25	DD	104	VAL	2.2
26	DE	114	ARG	2.2
27	DF	178	ARG	2.2
1	CA	1242	G	2.2
24	DC	257	THR	2.2
3	CC	89	LYS	2.2
19	AS	21	LYS	2.2
28	DG	31	GLY	2.2
44	DW	84	ALA	2.2
3	CC	149	ILE	2.2
3	CC	162	ILE	2.2
7	AG	26	PHE	2.2
47	DZ	53	PHE	2.2
30	BI	107	GLN	2.2
38	DQ	71	GLN	2.2
32	DK	108	ARG	2.2
33	DL	90	VAL	2.2
26	DE	72	SER	2.2
26	DE	179	SER	2.2
34	DM	106	ASP	2.2
41	DT	29	THR	2.2
47	DZ	10	THR	2.2
1	CA	954	G	2.2
1	CA	1041	G	2.2

Continued on next page...

Continued from previous page...

Mol	Chain	Res	Type	RSRZ
1	CA	1455	G	2.2
2	CB	68	LEU	2.2
4	AD	94	LEU	2.2
22	DA	1097	U	2.2
22	DA	1303	G	2.2
37	DP	105	GLY	2.2
2	AB	69	PHE	2.2
10	CJ	43	PRO	2.2
50	D2	16	HIS	2.2
28	DG	19	ILE	2.2
38	DQ	90	ILE	2.2
38	DQ	106	PHE	2.2
44	DW	70	GLU	2.2
9	AI	33	ARG	2.2
18	CR	32	TYR	2.2
27	BF	81	GLN	2.2
37	DP	31	TRP	2.2
1	CA	206	C	2.2
42	DU	24	LYS	2.2
30	DI	128	SER	2.2
39	DR	26	ASP	2.2
7	AG	66	LEU	2.2
16	CP	38	PHE	2.2
26	DE	182	ALA	2.2
27	BF	117	LEU	2.2
43	DV	33	GLY	2.2
37	DP	91	ALA	2.2
39	DR	62	GLU	2.2
51	D3	6	THR	2.2
27	DF	2	ALA	2.2
49	D1	19	HIS	2.2
1	CA	68	G	2.2
13	AM	107	ARG	2.2
17	AQ	6	ARG	2.2
17	CQ	6	ARG	2.2
22	BA	1921	G	2.2
22	DA	2802	G	2.2
3	CC	27	LYS	2.2
7	CG	32	VAL	2.2
28	BG	15	VAL	2.2
2	CB	51	ASN	2.2
21	CU	9	ASN	2.2

Continued on next page...

Continued from previous page...

Mol	Chain	Res	Type	RSRZ
1	AA	4	U	2.2
27	DF	134	GLU	2.2
1	AA	1036	A	2.2
2	CB	130	THR	2.2
9	CI	73	SER	2.2
9	AI	28	ILE	2.2
14	AN	2	ALA	2.2
14	AN	31	ILE	2.2
26	DE	135	ALA	2.2
27	DF	150	ARG	2.2
41	DT	78	SER	2.2
43	DV	26	PHE	2.2
2	AB	27	MET	2.2
7	AG	86	GLN	2.2
1	AA	1034	G	2.2
1	CA	1310	G	2.2
24	DC	65	VAL	2.2
13	CM	88	GLY	2.2
14	AN	26	GLU	2.2
29	BH	16	GLY	2.2
1	CA	219	U	2.2
2	AB	153	ASP	2.2
31	DJ	14	ASP	2.2
42	BU	52	LEU	2.2
52	D4	19	ARG	2.2
1	AA	1441	A	2.2
1	CA	1275	A	2.2
4	CD	46	PRO	2.2
24	DC	223	THR	2.2
27	DF	29	PRO	2.2
28	DG	36	THR	2.2
30	DI	109	ILE	2.2
47	DZ	32	ILE	2.2
39	DR	18	GLN	2.2
42	DU	66	GLN	2.2
2	AB	213	TYR	2.2
5	AE	117	VAL	2.2
1	AA	1043	G	2.2
27	DF	110	ARG	2.2
31	BJ	96	ARG	2.2
31	DJ	115	GLY	2.2
5	AE	115	LEU	2.2

Continued on next page...

Continued from previous page...

Mol	Chain	Res	Type	RSRZ
20	AT	66	LEU	2.2
32	BK	107	LEU	2.2
20	CT	46	ALA	2.2
26	DE	45	ALA	2.2
27	BF	122	PHE	2.2
32	DK	33	ALA	2.2
7	AG	71	PRO	2.2
16	CP	1	MET	2.2
20	CT	82	GLN	2.2
1	CA	71	A	2.2
29	BH	21	VAL	2.2
13	CM	90	ARG	2.2
15	AO	17	ARG	2.2
25	DD	128	ARG	2.2
36	DO	96	GLY	2.2
2	AB	114	LEU	2.2
22	DA	2833	U	2.2
25	DD	41	ALA	2.2
26	DE	19	PHE	2.2
8	CH	7	ILE	2.2
8	CH	75	ILE	2.2
27	DF	141	ILE	2.2
30	DI	105	GLN	2.2
28	DG	125	CYS	2.2
43	DV	81	PRO	2.2
1	AA	1044	A	2.2
1	CA	1167	A	2.2
8	CH	72	VAL	2.2
14	CN	61	ARG	2.2
26	DE	21	ARG	2.2
28	BG	153	ARG	2.2
30	BI	50	GLU	2.2
37	DP	34	GLU	2.2
51	D3	41	LYS	2.2
9	CI	82	GLY	2.1
10	AJ	73	LEU	2.1
3	CC	104	ALA	2.1
10	AJ	100	ILE	2.1
11	CK	34	ILE	2.1
33	DL	4	ASN	2.1
2	AB	100	MET	2.1
17	CQ	39	LYS	2.1

Continued on next page...

Continued from previous page...

Mol	Chain	Res	Type	RSRZ
17	CQ	31	HIS	2.1
33	BL	115	GLU	2.1
40	DS	39	THR	2.1
45	BX	72	ARG	2.1
52	D4	24	ARG	2.1
2	CB	199	VAL	2.1
2	CB	202	GLY	2.1
24	DC	12	GLY	2.1
48	D0	30	VAL	2.1
1	AA	1167	A	2.1
5	CE	115	LEU	2.1
1	CA	467	U	2.1
1	CA	1224	U	2.1
9	CI	110	GLN	2.1
17	CQ	61	ILE	2.1
18	AR	39	ILE	2.1
22	DA	665	U	2.1
22	DA	2166	U	2.1
24	DC	116	ILE	2.1
26	DE	74	LYS	2.1
28	DG	26	ILE	2.1
9	AI	122	ARG	2.1
9	CI	113	ARG	2.1
10	AJ	31	ARG	2.1
15	CO	6	GLU	2.1
22	DA	2601	C	2.1
28	DG	124	GLU	2.1
50	D2	34	ARG	2.1
11	CK	55	SER	2.1
25	DD	1	MET	2.1
40	DS	1	MET	2.1
7	AG	8	GLY	2.1
49	D1	17	THR	2.1
52	D4	22	VAL	2.1
3	CC	33	LEU	2.1
28	DG	85	LYS	2.1
22	DA	666	A	2.1
22	DA	1383	A	2.1
31	DJ	60	ASP	2.1
1	CA	89	U	2.1
4	AD	115	ARG	2.1
6	CF	44	ARG	2.1

Continued on next page...

Continued from previous page...

Mol	Chain	Res	Type	RSRZ
7	CG	119	ARG	2.1
10	CJ	37	ARG	2.1
27	BF	44	ILE	2.1
29	DH	4	ILE	2.1
33	DL	103	ILE	2.1
45	DX	73	ALA	2.1
16	AP	40	ASN	2.1
1	CA	1322	C	2.1
6	CF	21	MET	2.1
22	DA	1045	C	2.1
22	DA	1104	C	2.1
45	DX	39	TRP	2.1
10	AJ	38	GLY	2.1
11	AK	113	VAL	2.1
13	CM	65	VAL	2.1
26	DE	10	SER	2.1
31	DJ	124	VAL	2.1
1	CA	76	G	2.1
11	AK	111	THR	2.1
22	DA	1116	G	2.1
22	DA	2107	G	2.1
23	DB	117	G	2.1
26	DE	65	THR	2.1
13	AM	80	LEU	2.1
21	AU	37	PHE	2.1
24	DC	83	TYR	2.1
3	AC	104	ALA	2.1
7	CG	21	GLU	2.1
27	DF	174	ASP	2.1
11	CK	71	ALA	2.1
32	DK	3	GLN	2.1
36	DO	82	ALA	2.1
29	DH	119	ASN	2.1
37	DP	66	ASN	2.1
1	CA	83	C	2.1
1	CA	1273	C	2.1
30	BI	72	LYS	2.1
34	DM	89	VAL	2.1
3	AC	37	PHE	2.1
16	AP	38	PHE	2.1
24	DC	102	ARG	2.1
26	DE	79	ARG	2.1

Continued on next page...

Continued from previous page...

Mol	Chain	Res	Type	RSRZ
39	DR	22	LEU	2.1
1	CA	1255	G	2.1
2	AB	127	ASP	2.1
2	CB	159	ASP	2.1
26	DE	154	ASP	2.1
22	DA	931	U	2.1
24	DC	31	ALA	2.1
26	DE	26	ALA	2.1
2	CB	48	PRO	2.1
6	CF	62	MET	2.1
22	DA	501	A	2.1
22	DA	1532	A	2.1
38	DQ	112	LYS	2.1
24	DC	231	PRO	2.1
53	B5	177	GLY	2.1
3	CC	128	VAL	2.1
22	DA	1030	C	2.1
25	DD	73	VAL	2.1
44	DW	31	VAL	2.1
4	AD	44	ARG	2.1
38	DQ	11	ARG	2.1
7	CG	120	LEU	2.1
13	AM	83	LEU	2.1
33	DL	76	GLU	2.1
34	DM	132	THR	2.1
49	D1	7	GLU	2.1
29	BH	18	GLN	2.1
32	DK	37	ASP	2.1
38	DQ	40	ILE	2.1
3	AC	80	LYS	2.1
7	AG	110	LYS	2.1
17	CQ	43	LYS	2.1
43	DV	6	ALA	2.1
22	DA	1106	G	2.1
29	DH	32	PRO	2.1
42	BU	48	PRO	2.1
2	AB	15	HIS	2.1
22	DA	2145	C	2.1
22	DA	2795	C	2.1
44	DW	46	HIS	2.1
2	CB	126	PHE	2.1
4	CD	159	LEU	2.1

Continued on next page...

Continued from previous page...

Mol	Chain	Res	Type	RSRZ
30	BI	106	LEU	2.1
40	DS	23	LEU	2.1
2	CB	105	LYS	2.1
8	CH	22	LYS	2.1
26	DE	41	GLN	2.1
44	DW	24	LYS	2.1
5	CE	110	ALA	2.1
9	AI	83	ILE	2.1
15	AO	11	ILE	2.1
22	BA	2585	U	2.1
22	DA	810	U	2.1
39	DR	61	ALA	2.1
40	DS	74	ILE	2.1
3	CC	174	PRO	2.1
7	AG	106	GLU	2.1
9	CI	47	VAL	2.1
10	CJ	36	VAL	2.1
11	AK	129	VAL	2.1
22	DA	548	G	2.1
27	DF	148	ARG	2.1
29	BH	108	VAL	2.1
29	DH	110	VAL	2.1
34	DM	26	VAL	2.1
52	D4	31	PRO	2.1
3	CC	53	SER	2.1
7	AG	17	LYS	2.1
14	CN	80	SER	2.1
20	CT	14	SER	2.1
22	DA	22	C	2.1
24	DC	154	LEU	2.1
52	D4	37	GLN	2.1
13	CM	22	ILE	2.1
26	DE	161	ALA	2.1
37	DP	76	THR	2.1
39	DR	41	ILE	2.1
4	AD	3	ARG	2.1
24	DC	237	GLY	2.1
27	BF	116	GLY	2.1
48	D0	36	GLU	2.1
24	DC	111	LYS	2.1
25	DD	114	LYS	2.1
35	DN	85	PRO	2.1

Continued on next page...

Continued from previous page...

Mol	Chain	Res	Type	RSRZ
2	AB	50	PHE	2.1
4	CD	144	SER	2.0
9	AI	32	GLN	2.0
28	BG	72	LEU	2.0
37	DP	8	LEU	2.0
6	AF	42	TRP	2.0
22	BA	140	C	2.0
22	DA	1732	C	2.0
32	DK	109	SER	2.0
41	DT	17	SER	2.0
6	AF	45	ARG	2.0
3	CC	78	GLY	2.0
6	CF	92	THR	2.0
13	CM	67	GLY	2.0
22	BA	1078	U	2.0
22	DA	2118	U	2.0
28	DG	95	ARG	2.0
31	DJ	120	ARG	2.0
33	DL	140	GLY	2.0
34	DM	39	GLY	2.0
2	CB	145	GLU	2.0
3	CC	17	PRO	2.0
29	DH	19	VAL	2.0
39	DR	47	VAL	2.0
34	DM	88	ASN	2.0
3	AC	100	GLN	2.0
24	DC	24	LEU	2.0
47	DZ	24	LEU	2.0
1	AA	926	G	2.0
11	AK	18	ASP	2.0
12	CL	14	ARG	2.0
22	DA	1053	C	2.0
22	DA	1869	G	2.0
22	DA	2666	C	2.0
30	DI	134	ARG	2.0
7	AG	44	TYR	2.0
20	CT	22	ALA	2.0
14	AN	12	LYS	2.0
22	DA	2891	U	2.0
2	CB	102	THR	2.0
26	DE	152	GLU	2.0
29	DH	141	LYS	2.0

Continued on next page...

Continued from previous page...

Mol	Chain	Res	Type	RSRZ
33	DL	128	THR	2.0
4	CD	130	VAL	2.0
45	DX	4	VAL	2.0
24	BC	240	PHE	2.0
42	DU	96	PHE	2.0
4	CD	73	ARG	2.0
13	CM	93	ARG	2.0
21	AU	7	ARG	2.0
35	DN	45	ARG	2.0
9	AI	27	LYS	2.0
2	AB	206	ALA	2.0
4	AD	189	SER	2.0
26	DE	171	ASP	2.0
30	BI	89	GLY	2.0
43	BV	70	ILE	2.0
22	DA	41	C	2.0
36	BO	51	ALA	2.0
22	DA	1185	G	2.0
31	DJ	75	TYR	2.0
25	DD	5	VAL	2.0
37	DP	13	MET	2.0
2	AB	129	LEU	2.0
10	CJ	59	LYS	2.0
34	DM	11	LYS	2.0
9	CI	81	HIS	2.0
13	CM	111	GLY	2.0
20	AT	39	ILE	2.0
25	DD	22	ILE	2.0
27	BF	156	ILE	2.0
28	BG	111	HIS	2.0
39	DR	49	ILE	2.0
49	D1	32	GLU	2.0
49	D1	46	HIS	2.0
51	B3	4	ILE	2.0
2	CB	110	SER	2.0
7	CG	117	ALA	2.0
10	CJ	23	ALA	2.0
48	D0	29	SER	2.0
1	CA	1131	G	2.0
4	CD	125	VAL	2.0
7	CG	96	ARG	2.0
8	CH	55	THR	2.0

Continued on next page...

Continued from previous page...

Mol	Chain	Res	Type	RSRZ
17	CQ	29	VAL	2.0
22	DA	953	G	2.0
22	DA	1228	G	2.0
23	DB	52	A	2.0
11	CK	53	ARG	2.0
3	CC	80	LYS	2.0
41	DT	51	PHE	2.0
25	DD	4	LEU	2.0
31	DJ	32	LEU	2.0
24	DC	45	ASN	2.0

6.2 Non-standard residues in protein, DNA, RNA chains [i](#)

In the following table, the Atoms column lists the number of modelled atoms in the group and the number defined in the chemical component dictionary. The B-factors column lists the minimum, median, 95th percentile and maximum values of B factors of atoms in the group. The column labelled 'Q< 0.9' lists the number of atoms with occupancy less than 0.9.

Mol	Type	Chain	Res	Atoms	RSCC	RSR	B-factors(Å ²)	Q<0.9
54	MHW	D6	1	9/10	0.77	0.33	49,54,56,59	0
54	MHU	D6	5	15/16	0.89	0.36	37,42,54,56	0
54	004	D6	7	10/11	0.90	0.20	38,42,48,48	0
54	DBB	D6	3	6/7	0.91	0.28	37,40,41,43	0
54	MHV	D6	6	9/10	0.92	0.16	39,40,42,43	0
54	MHW	B6	1	9/10	0.95	0.21	12,14,18,21	0
54	MHU	B6	5	15/16	0.97	0.23	0,5,18,21	0
54	004	B6	7	10/11	0.97	0.29	3,6,7,10	0
54	DBB	B6	3	6/7	0.97	0.22	6,8,10,15	0
54	MHV	B6	6	9/10	0.98	0.16	2,6,13,14	0

6.3 Carbohydrates [i](#)

There are no monosaccharides in this entry.

6.4 Ligands [i](#)

In the following table, the Atoms column lists the number of modelled atoms in the group and the number defined in the chemical component dictionary. The B-factors column lists the minimum, median, 95th percentile and maximum values of B factors of atoms in the group. The column labelled 'Q< 0.9' lists the number of atoms with occupancy less than 0.9.

Mol	Type	Chain	Res	Atoms	RSCC	RSR	B-factors(\AA^2)	Q<0.9
55	MG	CA	1636	1/1	0.30	0.26	79,79,79,79	0
55	MG	CA	1609	1/1	0.31	0.21	58,58,58,58	0
55	MG	DA	3005	1/1	0.35	0.23	66,66,66,66	0
55	MG	DA	3048	1/1	0.36	0.20	51,51,51,51	0
55	MG	DA	3070	1/1	0.38	0.34	58,58,58,58	0
55	MG	DA	3004	1/1	0.47	0.33	64,64,64,64	0
55	MG	DA	3060	1/1	0.47	1.17	61,61,61,61	0
55	MG	DA	3046	1/1	0.47	0.25	53,53,53,53	0
55	MG	DA	3099	1/1	0.49	0.18	53,53,53,53	0
55	MG	CA	1604	1/1	0.51	0.17	70,70,70,70	0
55	MG	CA	1602	1/1	0.52	0.10	61,61,61,61	0
55	MG	DA	3001	1/1	0.53	0.19	43,43,43,43	0
55	MG	DA	3102	1/1	0.53	0.21	45,45,45,45	0
55	MG	DA	3131	1/1	0.53	0.90	71,71,71,71	0
55	MG	BA	3044	1/1	0.57	0.15	20,20,20,20	0
55	MG	DA	3155	1/1	0.57	0.74	44,44,44,44	0
55	MG	DA	3163	1/1	0.57	0.31	51,51,51,51	0
55	MG	DA	3127	1/1	0.58	0.13	47,47,47,47	0
55	MG	BA	3015	1/1	0.59	0.41	52,52,52,52	0
55	MG	CA	1611	1/1	0.59	0.19	55,55,55,55	0
55	MG	CA	1635	1/1	0.60	0.18	76,76,76,76	0
55	MG	DA	3136	1/1	0.60	0.10	57,57,57,57	0
55	MG	DA	3077	1/1	0.61	0.08	59,59,59,59	0
55	MG	CA	1638	1/1	0.62	0.21	55,55,55,55	0
55	MG	AA	1638	1/1	0.62	0.12	51,51,51,51	0
55	MG	DA	3106	1/1	0.62	0.13	56,56,56,56	0
55	MG	BA	3004	1/1	0.62	0.15	33,33,33,33	0
55	MG	DA	3049	1/1	0.63	0.10	49,49,49,49	0
55	MG	DA	3056	1/1	0.64	0.24	51,51,51,51	0
55	MG	AA	1614	1/1	0.64	0.44	53,53,53,53	0
55	MG	DA	3023	1/1	0.64	0.18	35,35,35,35	0
55	MG	DA	3040	1/1	0.64	0.26	57,57,57,57	0
55	MG	AA	1624	1/1	0.65	0.17	39,39,39,39	0
55	MG	DA	3086	1/1	0.65	0.13	53,53,53,53	0
55	MG	AA	1657	1/1	0.65	0.61	40,40,40,40	0
55	MG	AA	1630	1/1	0.65	0.20	49,49,49,49	0
55	MG	DA	3009	1/1	0.65	0.12	57,57,57,57	0
55	MG	DA	3043	1/1	0.66	0.21	54,54,54,54	0
55	MG	DA	3015	1/1	0.66	0.64	56,56,56,56	0
55	MG	DA	3041	1/1	0.66	0.36	53,53,53,53	0
55	MG	DA	3111	1/1	0.66	0.12	42,42,42,42	0
55	MG	DA	3113	1/1	0.66	0.16	42,42,42,42	0
55	MG	DA	3135	1/1	0.67	0.25	47,47,47,47	0

Continued on next page...

Continued from previous page...

Mol	Type	Chain	Res	Atoms	RSCC	RSR	B-factors(\AA^2)	Q<0.9
55	MG	DA	3016	1/1	0.67	0.41	53,53,53,53	0
55	MG	DA	3091	1/1	0.67	0.65	71,71,71,71	0
55	MG	CA	1633	1/1	0.67	0.45	54,54,54,54	0
55	MG	AA	1608	1/1	0.68	0.21	24,24,24,24	0
55	MG	DA	3119	1/1	0.68	0.63	68,68,68,68	0
55	MG	DA	3093	1/1	0.68	0.14	65,65,65,65	0
55	MG	BA	3045	1/1	0.68	0.20	13,13,13,13	0
55	MG	DA	3087	1/1	0.69	0.14	51,51,51,51	0
55	MG	DA	3026	1/1	0.69	0.10	53,53,53,53	0
55	MG	DA	3010	1/1	0.69	0.11	48,48,48,48	0
55	MG	CA	1621	1/1	0.70	0.11	53,53,53,53	0
55	MG	AA	1615	1/1	0.70	0.12	46,46,46,46	0
55	MG	BA	3052	1/1	0.70	0.15	8,8,8,8	0
55	MG	DA	3115	1/1	0.70	0.18	58,58,58,58	0
55	MG	DA	3047	1/1	0.70	0.31	66,66,66,66	0
55	MG	DA	3121	1/1	0.70	0.16	41,41,41,41	0
55	MG	BA	3168	1/1	0.71	0.32	18,18,18,18	0
55	MG	DA	3090	1/1	0.71	0.20	58,58,58,58	0
55	MG	DA	3018	1/1	0.71	0.18	57,57,57,57	0
55	MG	BA	3029	1/1	0.71	0.11	15,15,15,15	0
55	MG	DA	3143	1/1	0.71	0.30	46,46,46,46	0
55	MG	DA	3078	1/1	0.71	0.10	64,64,64,64	0
55	MG	CA	1652	1/1	0.71	0.17	39,39,39,39	0
55	MG	AA	1610	1/1	0.72	0.16	49,49,49,49	0
55	MG	BA	3048	1/1	0.72	0.09	16,16,16,16	0
55	MG	CA	1617	1/1	0.72	0.15	35,35,35,35	0
55	MG	CA	1601	1/1	0.73	0.11	33,33,33,33	0
55	MG	AA	1634	1/1	0.73	0.17	36,36,36,36	0
55	MG	DA	3025	1/1	0.73	0.45	49,49,49,49	0
55	MG	CA	1637	1/1	0.73	0.38	51,51,51,51	0
55	MG	DA	3103	1/1	0.74	0.13	48,48,48,48	0
55	MG	BA	3188	1/1	0.74	0.18	27,27,27,27	0
55	MG	BA	3057	1/1	0.75	0.20	20,20,20,20	0
55	MG	DA	3124	1/1	0.75	0.38	59,59,59,59	0
55	MG	DA	3045	1/1	0.75	0.21	53,53,53,53	0
55	MG	BA	3023	1/1	0.76	0.15	15,15,15,15	0
55	MG	CA	1605	1/1	0.76	0.37	57,57,57,57	0
55	MG	DA	3055	1/1	0.76	0.50	53,53,53,53	0
55	MG	DA	3033	1/1	0.76	0.23	45,45,45,45	0
55	MG	DA	3034	1/1	0.76	0.30	56,56,56,56	0
55	MG	BB	201	1/1	0.76	0.10	28,28,28,28	0
55	MG	AA	1659	1/1	0.77	0.52	34,34,34,34	0

Continued on next page...

Continued from previous page...

Mol	Type	Chain	Res	Atoms	RSCC	RSR	B-factors(\AA^2)	Q<0.9
55	MG	DA	3117	1/1	0.77	0.06	49,49,49,49	0
55	MG	BA	3079	1/1	0.77	0.11	28,28,28,28	0
55	MG	DA	3092	1/1	0.77	0.44	62,62,62,62	0
55	MG	BA	3085	1/1	0.77	0.15	7,7,7,7	0
55	MG	DA	3062	1/1	0.77	0.14	44,44,44,44	0
55	MG	BA	3098	1/1	0.77	0.34	58,58,58,58	0
55	MG	AA	1631	1/1	0.77	0.13	42,42,42,42	0
55	MG	DA	3104	1/1	0.77	0.14	54,54,54,54	0
55	MG	BA	3179	1/1	0.77	0.47	39,39,39,39	0
55	MG	AA	1617	1/1	0.77	0.18	44,44,44,44	0
55	MG	DA	3037	1/1	0.77	0.10	45,45,45,45	0
55	MG	CA	1628	1/1	0.78	0.39	64,64,64,64	0
55	MG	AA	1637	1/1	0.78	0.18	18,18,18,18	0
55	MG	DA	3011	1/1	0.78	0.17	46,46,46,46	0
55	MG	DA	3013	1/1	0.78	0.37	45,45,45,45	0
55	MG	DA	3084	1/1	0.78	0.30	56,56,56,56	0
55	MG	AA	1632	1/1	0.78	0.14	40,40,40,40	0
55	MG	BA	3009	1/1	0.78	0.13	6,6,6,6	0
55	MG	BA	3108	1/1	0.78	0.28	1,1,1,1	0
55	MG	CA	1606	1/1	0.78	0.29	52,52,52,52	0
55	MG	BA	3047	1/1	0.78	0.14	34,34,34,34	0
55	MG	DA	3054	1/1	0.78	0.28	44,44,44,44	0
55	MG	AA	1648	1/1	0.78	0.29	38,38,38,38	0
55	MG	AA	1623	1/1	0.78	0.13	42,42,42,42	0
55	MG	DA	3057	1/1	0.78	0.62	54,54,54,54	0
55	MG	BA	3025	1/1	0.78	0.25	40,40,40,40	0
55	MG	DA	3021	1/1	0.79	0.12	38,38,38,38	0
55	MG	BA	3061	1/1	0.79	0.47	55,55,55,55	0
55	MG	CM	201	1/1	0.79	0.32	46,46,46,46	0
55	MG	BA	3154	1/1	0.79	0.20	29,29,29,29	0
55	MG	BA	3030	1/1	0.79	0.28	10,10,10,10	0
55	MG	DA	3160	1/1	0.79	0.30	35,35,35,35	0
55	MG	DA	3061	1/1	0.79	0.98	53,53,53,53	0
55	MG	AA	1620	1/1	0.80	0.11	44,44,44,44	0
55	MG	DA	3095	1/1	0.80	0.10	49,49,49,49	0
55	MG	DA	3076	1/1	0.80	0.33	48,48,48,48	0
55	MG	AA	1605	1/1	0.80	0.16	32,32,32,32	0
55	MG	BA	3150	1/1	0.80	0.24	42,42,42,42	0
55	MG	DA	3012	1/1	0.80	0.16	40,40,40,40	0
55	MG	DA	3024	1/1	0.80	0.17	45,45,45,45	0
55	MG	BA	3090	1/1	0.80	0.08	17,17,17,17	0
55	MG	DA	3007	1/1	0.80	0.26	54,54,54,54	0

Continued on next page...

Continued from previous page...

Mol	Type	Chain	Res	Atoms	RSCC	RSR	B-factors(\AA^2)	Q<0.9
55	MG	DA	3159	1/1	0.80	0.17	39,39,39,39	0
55	MG	DA	3028	1/1	0.80	0.09	50,50,50,50	0
55	MG	DA	3031	1/1	0.80	0.23	50,50,50,50	0
55	MG	CA	1626	1/1	0.81	0.08	42,42,42,42	0
55	MG	AA	1635	1/1	0.81	0.18	37,37,37,37	0
55	MG	AA	1618	1/1	0.81	0.11	35,35,35,35	0
55	MG	DA	3133	1/1	0.81	0.58	57,57,57,57	0
55	MG	DA	3038	1/1	0.81	0.09	42,42,42,42	0
55	MG	DA	3017	1/1	0.81	0.13	40,40,40,40	0
55	MG	BA	3087	1/1	0.81	0.10	18,18,18,18	0
55	MG	DA	3029	1/1	0.81	0.27	41,41,41,41	0
55	MG	DA	3118	1/1	0.81	0.12	45,45,45,45	0
55	MG	DA	3080	1/1	0.81	0.11	39,39,39,39	0
55	MG	DA	3006	1/1	0.81	0.37	64,64,64,64	0
55	MG	DA	3044	1/1	0.82	0.10	61,61,61,61	0
55	MG	BA	3008	1/1	0.82	0.12	9,9,9,9	0
55	MG	CA	1655	1/1	0.82	0.60	44,44,44,44	0
55	MG	DA	3110	1/1	0.82	0.37	57,57,57,57	0
55	MG	CA	1631	1/1	0.82	0.25	62,62,62,62	0
55	MG	BB	203	1/1	0.82	0.09	10,10,10,10	0
55	MG	DA	3137	1/1	0.82	0.46	42,42,42,42	0
55	MG	AA	1639	1/1	0.82	0.06	51,51,51,51	0
55	MG	BA	3060	1/1	0.82	0.37	33,33,33,33	0
55	MG	AA	1644	1/1	0.82	0.26	32,32,32,32	0
55	MG	DA	3079	1/1	0.82	0.11	62,62,62,62	0
55	MG	BA	3019	1/1	0.82	0.24	3,3,3,3	0
55	MG	BA	3003	1/1	0.83	0.11	20,20,20,20	0
55	MG	DA	3116	1/1	0.83	0.20	51,51,51,51	0
55	MG	AA	1627	1/1	0.83	0.34	43,43,43,43	0
55	MG	CA	1627	1/1	0.83	0.12	59,59,59,59	0
55	MG	BA	3077	1/1	0.83	0.08	26,26,26,26	0
55	MG	BA	3175	1/1	0.83	0.18	27,27,27,27	0
55	MG	DA	3158	1/1	0.83	0.16	55,55,55,55	0
55	MG	BA	3120	1/1	0.83	0.16	7,7,7,7	0
55	MG	DA	3112	1/1	0.83	0.28	52,52,52,52	0
55	MG	CA	1603	1/1	0.83	0.14	44,44,44,44	0
55	MG	DA	3167	1/1	0.83	0.12	59,59,59,59	0
55	MG	BA	3076	1/1	0.84	0.19	17,17,17,17	0
55	MG	BA	3161	1/1	0.84	0.22	24,24,24,24	0
55	MG	AA	1612	1/1	0.84	0.14	24,24,24,24	0
55	MG	BA	3103	1/1	0.84	0.12	9,9,9,9	0
55	MG	AA	1669	1/1	0.84	0.54	43,43,43,43	0

Continued on next page...

Continued from previous page...

Mol	Type	Chain	Res	Atoms	RSCC	RSR	B-factors(\AA^2)	Q<0.9
55	MG	DA	3036	1/1	0.84	0.16	61,61,61,61	0
55	MG	BA	3010	1/1	0.84	0.15	3,3,3,3	0
55	MG	DA	3073	1/1	0.84	0.10	37,37,37,37	0
55	MG	DA	3162	1/1	0.84	0.44	46,46,46,46	0
55	MG	BA	3031	1/1	0.84	0.14	8,8,8,8	0
55	MG	DA	3027	1/1	0.84	0.44	51,51,51,51	0
55	MG	CA	1624	1/1	0.85	0.13	33,33,33,33	0
55	MG	DA	3074	1/1	0.85	0.10	41,41,41,41	0
55	MG	DA	3032	1/1	0.85	0.06	49,49,49,49	0
55	MG	CA	1654	1/1	0.85	0.14	26,26,26,26	0
55	MG	DA	3151	1/1	0.85	0.40	45,45,45,45	0
55	MG	DA	3014	1/1	0.85	0.09	43,43,43,43	0
55	MG	DA	3122	1/1	0.85	0.18	42,42,42,42	0
55	MG	AA	1667	1/1	0.85	0.20	37,37,37,37	0
55	MG	DA	3125	1/1	0.85	0.17	51,51,51,51	0
55	MG	DA	3094	1/1	0.85	0.30	59,59,59,59	0
55	MG	DA	3069	1/1	0.85	0.08	63,63,63,63	0
55	MG	CA	1629	1/1	0.85	0.08	63,63,63,63	0
55	MG	DB	203	1/1	0.85	0.06	56,56,56,56	0
55	MG	BA	3119	1/1	0.86	0.34	21,21,21,21	0
55	MG	BA	3051	1/1	0.86	0.12	6,6,6,6	0
55	MG	BA	3123	1/1	0.86	0.13	18,18,18,18	0
55	MG	DA	3138	1/1	0.86	0.72	41,41,41,41	0
55	MG	DA	3142	1/1	0.86	0.34	38,38,38,38	0
55	MG	BA	3133	1/1	0.86	0.39	40,40,40,40	0
55	MG	CA	1650	1/1	0.86	0.48	40,40,40,40	0
55	MG	DA	3008	1/1	0.86	0.42	51,51,51,51	0
55	MG	BA	3195	1/1	0.86	0.12	20,20,20,20	0
55	MG	DA	3066	1/1	0.86	0.11	39,39,39,39	0
55	MG	DA	3068	1/1	0.86	0.19	52,52,52,52	0
55	MG	BA	3073	1/1	0.86	0.12	13,13,13,13	0
55	MG	BA	3075	1/1	0.86	0.15	15,15,15,15	0
55	MG	AA	1604	1/1	0.86	0.10	45,45,45,45	0
55	MG	DA	3134	1/1	0.86	0.10	34,34,34,34	0
55	MG	DQ	201	1/1	0.86	0.26	32,32,32,32	0
55	MG	DA	3154	1/1	0.87	0.13	45,45,45,45	0
55	MG	DA	3098	1/1	0.87	0.57	63,63,63,63	0
55	MG	BA	3134	1/1	0.87	0.17	8,8,8,8	0
55	MG	BA	3007	1/1	0.87	0.08	25,25,25,25	0
55	MG	DA	3123	1/1	0.87	0.17	47,47,47,47	0
55	MG	AA	1616	1/1	0.87	0.10	42,42,42,42	0
55	MG	BA	3093	1/1	0.87	0.16	16,16,16,16	0

Continued on next page...

Continued from previous page...

Mol	Type	Chain	Res	Atoms	RSCC	RSR	B-factors(\AA^2)	Q<0.9
55	MG	DA	3166	1/1	0.87	0.15	34,34,34,34	0
55	MG	CA	1614	1/1	0.87	0.09	44,44,44,44	0
55	MG	DA	3130	1/1	0.87	0.09	51,51,51,51	0
55	MG	BA	3116	1/1	0.87	0.31	11,11,11,11	0
55	MG	BA	3128	1/1	0.88	0.22	9,9,9,9	0
55	MG	BA	3040	1/1	0.88	0.45	7,7,7,7	0
55	MG	CA	1615	1/1	0.88	0.16	35,35,35,35	0
55	MG	BA	3105	1/1	0.88	0.19	4,4,4,4	0
55	MG	DA	3097	1/1	0.88	0.08	44,44,44,44	0
55	MG	AA	1668	1/1	0.88	0.18	18,18,18,18	0
55	MG	AA	1652	1/1	0.88	0.20	43,43,43,43	0
55	MG	DA	3100	1/1	0.88	0.07	43,43,43,43	0
55	MG	DA	3059	1/1	0.88	0.35	53,53,53,53	0
55	MG	BA	3091	1/1	0.88	0.07	28,28,28,28	0
55	MG	DA	3083	1/1	0.88	0.27	61,61,61,61	0
55	MG	AA	1619	1/1	0.88	0.26	43,43,43,43	0
55	MG	BA	3038	1/1	0.88	0.14	8,8,8,8	0
55	MG	DA	3132	1/1	0.88	0.10	45,45,45,45	0
55	MG	BA	3125	1/1	0.88	0.20	8,8,8,8	0
55	MG	CA	1630	1/1	0.88	0.26	66,66,66,66	0
55	MG	BA	3126	1/1	0.88	0.28	7,7,7,7	0
55	MG	BA	3110	1/1	0.89	0.08	23,23,23,23	0
55	MG	CA	1634	1/1	0.89	0.07	49,49,49,49	0
55	MG	CA	1607	1/1	0.89	0.10	42,42,42,42	0
55	MG	CA	1608	1/1	0.89	0.30	50,50,50,50	0
55	MG	BA	3115	1/1	0.89	0.20	35,35,35,35	0
55	MG	BA	3071	1/1	0.89	0.16	11,11,11,11	0
55	MG	BA	3034	1/1	0.89	0.20	18,18,18,18	0
55	MG	DA	3146	1/1	0.89	0.21	35,35,35,35	0
55	MG	BA	3055	1/1	0.89	0.22	23,23,23,23	0
55	MG	AA	1646	1/1	0.89	0.19	44,44,44,44	0
55	MG	BA	3002	1/1	0.89	0.08	15,15,15,15	0
55	MG	BA	3099	1/1	0.89	0.14	3,3,3,3	0
55	MG	BA	3027	1/1	0.89	0.09	22,22,22,22	0
55	MG	DA	3002	1/1	0.89	0.42	52,52,52,52	0
55	MG	DA	3126	1/1	0.89	0.14	57,57,57,57	0
55	MG	BA	3082	1/1	0.89	0.19	15,15,15,15	0
55	MG	BA	3066	1/1	0.89	0.13	6,6,6,6	0
55	MG	BA	3140	1/1	0.89	0.20	14,14,14,14	0
55	MG	BA	3109	1/1	0.89	0.20	9,9,9,9	0
55	MG	BA	3151	1/1	0.89	0.20	31,31,31,31	0
55	MG	AA	1613	1/1	0.90	0.11	20,20,20,20	0

Continued on next page...

Continued from previous page...

Mol	Type	Chain	Res	Atoms	RSCC	RSR	B-factors(\AA^2)	Q<0.9
55	MG	AA	1665	1/1	0.90	0.17	34,34,34,34	0
55	MG	AA	1602	1/1	0.90	0.07	33,33,33,33	0
55	MG	BA	3160	1/1	0.90	0.26	7,7,7,7	0
55	MG	BA	3036	1/1	0.90	0.19	19,19,19,19	0
55	MG	BA	3064	1/1	0.90	0.17	2,2,2,2	0
55	MG	BA	3111	1/1	0.90	0.11	23,23,23,23	0
55	MG	BA	3114	1/1	0.90	0.20	19,19,19,19	0
55	MG	DA	3148	1/1	0.90	0.26	45,45,45,45	0
55	MG	DA	3149	1/1	0.90	0.32	36,36,36,36	0
55	MG	DA	3120	1/1	0.90	0.09	49,49,49,49	0
55	MG	BA	3185	1/1	0.90	0.18	11,11,11,11	0
55	MG	DA	3071	1/1	0.90	0.27	59,59,59,59	0
55	MG	BA	3187	1/1	0.90	0.17	28,28,28,28	0
55	MG	BA	3054	1/1	0.90	0.12	5,5,5,5	0
55	MG	CA	1613	1/1	0.90	0.15	19,19,19,19	0
55	MG	BA	3190	1/1	0.90	0.25	33,33,33,33	0
55	MG	DA	3051	1/1	0.90	0.07	35,35,35,35	0
55	MG	BA	3068	1/1	0.90	0.17	6,6,6,6	0
55	MG	BA	3145	1/1	0.90	0.21	15,15,15,15	0
55	MG	DB	202	1/1	0.90	0.05	42,42,42,42	0
55	MG	DA	3107	1/1	0.90	0.14	49,49,49,49	0
55	MG	CA	1651	1/1	0.90	0.15	48,48,48,48	0
55	MG	BA	3178	1/1	0.91	0.46	20,20,20,20	0
55	MG	BA	3094	1/1	0.91	0.05	17,17,17,17	0
55	MG	BA	3181	1/1	0.91	0.22	14,14,14,14	0
55	MG	BA	3033	1/1	0.91	0.25	4,4,4,4	0
55	MG	AA	1640	1/1	0.91	0.06	39,39,39,39	0
55	MG	CA	1625	1/1	0.91	0.21	25,25,25,25	0
55	MG	BA	3102	1/1	0.91	0.33	23,23,23,23	0
55	MG	BA	3132	1/1	0.91	0.18	27,27,27,27	0
55	MG	AA	1666	1/1	0.91	0.22	30,30,30,30	0
55	MG	AA	1643	1/1	0.91	0.16	19,19,19,19	0
55	MG	BA	3138	1/1	0.91	0.41	4,4,4,4	0
55	MG	BA	3139	1/1	0.91	0.40	1,1,1,1	0
55	MG	DA	3042	1/1	0.91	0.11	49,49,49,49	0
55	MG	AA	1622	1/1	0.91	0.27	21,21,21,21	0
55	MG	BA	3080	1/1	0.91	0.10	18,18,18,18	0
55	MG	BA	3042	1/1	0.91	0.17	6,6,6,6	0
55	MG	AA	1607	1/1	0.91	0.15	33,33,33,33	0
55	MG	BA	3086	1/1	0.91	0.22	9,9,9,9	0
55	MG	AA	1664	1/1	0.91	0.19	36,36,36,36	0
55	MG	CA	1646	1/1	0.91	0.14	40,40,40,40	0

Continued on next page...

Continued from previous page...

Mol	Type	Chain	Res	Atoms	RSCC	RSR	B-factors(\AA^2)	Q<0.9
55	MG	CA	1649	1/1	0.91	0.16	35,35,35,35	0
55	MG	DA	3052	1/1	0.91	0.08	35,35,35,35	0
55	MG	BA	3012	1/1	0.91	0.21	4,4,4,4	0
55	MG	BA	3014	1/1	0.91	0.11	6,6,6,6	0
55	MG	BA	3170	1/1	0.91	0.29	35,35,35,35	0
55	MG	BA	3049	1/1	0.91	0.14	9,9,9,9	0
55	MG	DA	3128	1/1	0.91	0.10	57,57,57,57	0
55	MG	DA	3003	1/1	0.92	0.09	52,52,52,52	0
55	MG	BA	3050	1/1	0.92	0.11	11,11,11,11	0
55	MG	AA	1626	1/1	0.92	0.19	26,26,26,26	0
55	MG	DA	3053	1/1	0.92	0.12	43,43,43,43	0
55	MG	CA	1632	1/1	0.92	0.13	54,54,54,54	0
55	MG	BA	3180	1/1	0.92	0.26	25,25,25,25	0
55	MG	BA	3020	1/1	0.92	0.11	7,7,7,7	0
55	MG	DA	3088	1/1	0.92	0.29	51,51,51,51	0
55	MG	BA	3101	1/1	0.92	0.14	2,2,2,2	0
55	MG	BA	3083	1/1	0.92	0.21	32,32,32,32	0
55	MG	BA	3021	1/1	0.92	0.16	1,1,1,1	0
55	MG	DA	3152	1/1	0.92	0.16	41,41,41,41	0
55	MG	AA	1601	1/1	0.92	0.14	49,49,49,49	0
55	MG	BA	3155	1/1	0.92	0.27	15,15,15,15	0
55	MG	CA	1618	1/1	0.92	0.16	28,28,28,28	0
55	MG	CA	1620	1/1	0.92	0.10	46,46,46,46	0
55	MG	BA	3159	1/1	0.92	0.19	19,19,19,19	0
55	MG	DA	3161	1/1	0.92	0.10	42,42,42,42	0
55	MG	AA	1655	1/1	0.92	0.12	34,34,34,34	0
55	MG	BA	3016	1/1	0.92	0.07	17,17,17,17	0
55	MG	BA	3166	1/1	0.92	0.21	25,25,25,25	0
55	MG	BA	3028	1/1	0.92	0.11	4,4,4,4	0
55	MG	DB	201	1/1	0.92	0.06	69,69,69,69	0
55	MG	BA	3078	1/1	0.92	0.10	33,33,33,33	0
55	MG	DA	3105	1/1	0.92	0.17	37,37,37,37	0
55	MG	BA	3113	1/1	0.92	0.32	10,10,10,10	0
55	MG	DA	3096	1/1	0.93	0.17	52,52,52,52	0
55	MG	BA	3035	1/1	0.93	0.15	2,2,2,2	0
55	MG	BA	3121	1/1	0.93	0.08	22,22,22,22	0
55	MG	DA	3063	1/1	0.93	0.19	41,41,41,41	0
55	MG	AA	1621	1/1	0.93	0.06	33,33,33,33	0
55	MG	BA	3182	1/1	0.93	0.21	22,22,22,22	0
55	MG	AA	1671	1/1	0.93	0.20	35,35,35,35	0
55	MG	DA	3039	1/1	0.93	0.16	53,53,53,53	0
55	MG	BA	3092	1/1	0.93	0.09	20,20,20,20	0

Continued on next page...

Continued from previous page...

Mol	Type	Chain	Res	Atoms	RSCC	RSR	B-factors(\AA^2)	Q<0.9
55	MG	DA	3141	1/1	0.93	0.20	28,28,28,28	0
55	MG	AM	201	1/1	0.93	0.28	29,29,29,29	0
55	MG	CA	1616	1/1	0.93	0.11	29,29,29,29	0
55	MG	DA	3109	1/1	0.93	0.24	37,37,37,37	0
55	MG	CA	1641	1/1	0.93	0.83	46,46,46,46	0
55	MG	BA	3131	1/1	0.93	0.11	35,35,35,35	0
55	MG	DA	3150	1/1	0.93	0.21	42,42,42,42	0
55	MG	CA	1648	1/1	0.93	0.19	42,42,42,42	0
55	MG	BA	3191	1/1	0.93	0.24	35,35,35,35	0
55	MG	CA	1619	1/1	0.93	0.11	26,26,26,26	0
55	MG	DA	3081	1/1	0.93	0.15	43,43,43,43	0
55	MG	BA	3067	1/1	0.93	0.20	5,5,5,5	0
55	MG	DA	3022	1/1	0.93	0.16	54,54,54,54	0
55	MG	DA	3085	1/1	0.93	0.10	42,42,42,42	0
55	MG	BA	3162	1/1	0.93	0.19	21,21,21,21	0
55	MG	CA	1623	1/1	0.93	0.29	40,40,40,40	0
55	MG	BA	3163	1/1	0.93	0.23	27,27,27,27	0
55	MG	DA	3165	1/1	0.93	0.38	34,34,34,34	0
55	MG	AA	1662	1/1	0.93	0.19	41,41,41,41	0
55	MG	AA	1663	1/1	0.93	0.16	35,35,35,35	0
55	MG	BA	3100	1/1	0.93	0.14	6,6,6,6	0
55	MG	BA	3013	1/1	0.93	0.19	0,0,0,0	0
55	MG	BA	3176	1/1	0.93	0.14	24,24,24,24	0
55	MG	AA	1628	1/1	0.93	0.04	37,37,37,37	0
55	MG	BB	202	1/1	0.94	0.08	11,11,11,11	0
55	MG	BA	3011	1/1	0.94	0.07	13,13,13,13	0
55	MG	DA	3065	1/1	0.94	0.06	33,33,33,33	0
55	MG	BA	3070	1/1	0.94	0.25	9,9,9,9	0
55	MG	AA	1650	1/1	0.94	0.17	35,35,35,35	0
55	MG	BA	3167	1/1	0.94	0.15	28,28,28,28	0
55	MG	BA	3088	1/1	0.94	0.16	32,32,32,32	0
55	MG	BA	3089	1/1	0.94	0.10	12,12,12,12	0
55	MG	BA	3173	1/1	0.94	0.19	20,20,20,20	0
55	MG	BA	3006	1/1	0.94	0.10	20,20,20,20	0
55	MG	BA	3112	1/1	0.94	0.16	11,11,11,11	0
55	MG	BA	3177	1/1	0.94	0.09	24,24,24,24	0
55	MG	DA	3147	1/1	0.94	0.19	49,49,49,49	0
55	MG	BA	3046	1/1	0.94	0.22	8,8,8,8	0
55	MG	BA	3058	1/1	0.94	0.08	13,13,13,13	0
55	MG	CA	1639	1/1	0.94	0.12	34,34,34,34	0
55	MG	DA	3114	1/1	0.94	0.32	64,64,64,64	0
55	MG	BA	3142	1/1	0.94	0.41	15,15,15,15	0

Continued on next page...

Continued from previous page...

Mol	Type	Chain	Res	Atoms	RSCC	RSR	B-factors(\AA^2)	Q<0.9
55	MG	DA	3153	1/1	0.94	0.49	52,52,52,52	0
55	MG	CA	1642	1/1	0.94	0.27	27,27,27,27	0
55	MG	BA	3059	1/1	0.94	0.14	16,16,16,16	0
55	MG	DA	3050	1/1	0.94	0.07	29,29,29,29	0
55	MG	CA	1647	1/1	0.94	0.19	24,24,24,24	0
55	MG	BA	3024	1/1	0.94	0.14	7,7,7,7	0
55	MG	AA	1660	1/1	0.94	0.22	40,40,40,40	0
55	MG	DA	3089	1/1	0.94	0.22	58,58,58,58	0
55	MG	AA	1661	1/1	0.94	0.20	22,22,22,22	0
55	MG	AA	1656	1/1	0.94	0.12	37,37,37,37	0
55	MG	BA	3158	1/1	0.94	0.18	20,20,20,20	0
55	MG	BA	3122	1/1	0.94	0.24	2,2,2,2	0
55	MG	BA	3192	1/1	0.94	0.16	15,15,15,15	0
55	MG	AA	1633	1/1	0.94	0.09	31,31,31,31	0
55	MG	DA	3129	1/1	0.94	0.11	38,38,38,38	0
55	MG	BA	3084	1/1	0.94	0.12	12,12,12,12	0
55	MG	CA	1640	1/1	0.95	0.21	23,23,23,23	0
55	MG	BA	3129	1/1	0.95	0.16	5,5,5,5	0
55	MG	CA	1622	1/1	0.95	0.05	40,40,40,40	0
55	MG	BA	3153	1/1	0.95	0.30	2,2,2,2	0
55	MG	DA	3145	1/1	0.95	0.10	37,37,37,37	0
55	MG	BA	3130	1/1	0.95	0.24	4,4,4,4	0
55	MG	AA	1641	1/1	0.95	0.17	20,20,20,20	0
55	MG	BA	3032	1/1	0.95	0.17	8,8,8,8	0
55	MG	AA	1603	1/1	0.95	0.15	34,34,34,34	0
55	MG	AA	1629	1/1	0.95	0.12	43,43,43,43	0
55	MG	BA	3001	1/1	0.95	0.08	10,10,10,10	0
55	MG	DA	3067	1/1	0.95	0.10	49,49,49,49	0
55	MG	AA	1653	1/1	0.95	0.30	24,24,24,24	0
55	MG	DA	3019	1/1	0.95	0.16	47,47,47,47	0
55	MG	DA	3020	1/1	0.95	0.37	42,42,42,42	0
55	MG	DA	3157	1/1	0.95	0.39	47,47,47,47	0
55	MG	BA	3074	1/1	0.95	0.07	20,20,20,20	0
55	MG	DA	3072	1/1	0.95	0.12	42,42,42,42	0
55	MG	AA	1654	1/1	0.95	0.32	40,40,40,40	0
55	MG	DA	3101	1/1	0.95	0.10	40,40,40,40	0
55	MG	BA	3039	1/1	0.95	0.18	1,1,1,1	0
55	MG	BA	3146	1/1	0.95	0.25	23,23,23,23	0
55	MG	BA	3169	1/1	0.95	0.12	24,24,24,24	0
55	MG	BA	3148	1/1	0.95	0.24	16,16,16,16	0
55	MG	BA	3172	1/1	0.95	0.20	23,23,23,23	0
55	MG	AA	1606	1/1	0.95	0.09	31,31,31,31	0

Continued on next page...

Continued from previous page...

Mol	Type	Chain	Res	Atoms	RSCC	RSR	B-factors(\AA^2)	Q<0.9
55	MG	DA	3108	1/1	0.95	0.18	35,35,35,35	0
55	MG	BA	3174	1/1	0.95	0.12	20,20,20,20	0
55	MG	DA	3030	1/1	0.95	0.15	44,44,44,44	0
55	MG	BA	3171	1/1	0.96	0.14	29,29,29,29	0
55	MG	BA	3127	1/1	0.96	0.09	1,1,1,1	0
55	MG	DA	3140	1/1	0.96	0.43	37,37,37,37	0
55	MG	BA	3062	1/1	0.96	0.21	3,3,3,3	0
55	MG	AA	1649	1/1	0.96	0.22	27,27,27,27	0
55	MG	CA	1653	1/1	0.96	0.31	47,47,47,47	0
55	MG	BA	3053	1/1	0.96	0.20	4,4,4,4	0
55	MG	AA	1658	1/1	0.96	0.08	33,33,33,33	0
55	MG	BA	3118	1/1	0.96	0.07	11,11,11,11	0
55	MG	BA	3157	1/1	0.96	0.27	26,26,26,26	0
55	MG	AA	1609	1/1	0.96	0.08	20,20,20,20	0
55	MG	BA	3106	1/1	0.96	0.33	0,0,0,0	0
55	MG	BA	3135	1/1	0.96	0.09	17,17,17,17	0
55	MG	DA	3058	1/1	0.96	0.04	37,37,37,37	0
55	MG	CA	1610	1/1	0.96	0.09	47,47,47,47	0
55	MG	BA	3136	1/1	0.96	0.13	24,24,24,24	0
55	MG	BA	3183	1/1	0.96	0.17	24,24,24,24	0
55	MG	DA	3156	1/1	0.96	0.13	30,30,30,30	0
55	MG	BA	3184	1/1	0.96	0.18	23,23,23,23	0
55	MG	DA	3035	1/1	0.96	0.15	38,38,38,38	0
55	MG	DA	3064	1/1	0.96	0.08	38,38,38,38	0
55	MG	BA	3022	1/1	0.96	0.16	3,3,3,3	0
55	MG	AA	1651	1/1	0.96	0.27	32,32,32,32	0
55	MG	BA	3164	1/1	0.96	0.45	21,21,21,21	0
55	MG	AA	1642	1/1	0.96	0.13	24,24,24,24	0
55	MG	DA	3164	1/1	0.96	0.13	47,47,47,47	0
55	MG	BA	3124	1/1	0.96	0.24	21,21,21,21	0
55	MG	CA	1643	1/1	0.96	0.28	44,44,44,44	0
55	MG	CA	1644	1/1	0.96	0.25	32,32,32,32	0
55	MG	BA	3143	1/1	0.96	0.29	7,7,7,7	0
55	MG	BA	3041	1/1	0.96	0.12	11,11,11,11	0
55	MG	BA	3018	1/1	0.96	0.09	27,27,27,27	0
55	MG	DA	3075	1/1	0.96	0.11	48,48,48,48	0
56	ZN	B4	101	1/1	0.96	0.20	131,131,131,131	0
55	MG	DA	3082	1/1	0.97	0.06	50,50,50,50	0
55	MG	BA	3189	1/1	0.97	0.20	3,3,3,3	0
55	MG	BA	3017	1/1	0.97	0.13	6,6,6,6	0
55	MG	BA	3152	1/1	0.97	0.22	11,11,11,11	0
55	MG	BA	3104	1/1	0.97	0.20	1,1,1,1	0

Continued on next page...

Continued from previous page...

Mol	Type	Chain	Res	Atoms	RSCC	RSR	B-factors(\AA^2)	Q<0.9
55	MG	BA	3193	1/1	0.97	0.12	12,12,12,12	0
55	MG	BA	3005	1/1	0.97	0.05	31,31,31,31	0
55	MG	BA	3056	1/1	0.97	0.11	10,10,10,10	0
55	MG	BA	3107	1/1	0.97	0.20	6,6,6,6	0
55	MG	BA	3065	1/1	0.97	0.12	7,7,7,7	0
55	MG	BA	3095	1/1	0.97	0.09	8,8,8,8	0
55	MG	BA	3096	1/1	0.97	0.11	5,5,5,5	0
55	MG	BA	3097	1/1	0.97	0.19	6,6,6,6	0
55	MG	CA	1645	1/1	0.97	0.19	41,41,41,41	0
55	MG	AA	1636	1/1	0.97	0.20	26,26,26,26	0
55	MG	BA	3144	1/1	0.97	0.19	25,25,25,25	0
55	MG	AA	1625	1/1	0.97	0.07	31,31,31,31	0
55	MG	DA	3144	1/1	0.97	0.04	52,52,52,52	0
55	MG	BA	3165	1/1	0.97	0.16	2,2,2,2	0
55	MG	BA	3026	1/1	0.97	0.07	7,7,7,7	0
55	MG	BA	3069	1/1	0.97	0.07	39,39,39,39	0
55	MG	BA	3149	1/1	0.97	0.15	1,1,1,1	0
55	MG	AA	1670	1/1	0.97	0.38	26,26,26,26	0
56	ZN	D4	101	1/1	0.97	0.05	79,79,79,79	0
55	MG	AA	1611	1/1	0.98	0.07	18,18,18,18	0
55	MG	AA	1647	1/1	0.98	0.18	39,39,39,39	0
55	MG	BA	3156	1/1	0.98	0.24	12,12,12,12	0
55	MG	AA	1645	1/1	0.98	0.13	39,39,39,39	0
55	MG	BA	3147	1/1	0.98	0.46	13,13,13,13	0
55	MG	BA	3072	1/1	0.98	0.20	4,4,4,4	0
55	MG	BA	3037	1/1	0.98	0.23	2,2,2,2	0
55	MG	BA	3063	1/1	0.98	0.19	0,0,0,0	0
55	MG	BA	3141	1/1	0.98	0.41	4,4,4,4	0
55	MG	CA	1612	1/1	0.98	0.05	30,30,30,30	0
55	MG	DA	3139	1/1	0.98	0.35	31,31,31,31	0
55	MG	BA	3081	1/1	0.98	0.18	1,1,1,1	0
55	MG	BB	204	1/1	0.98	0.29	4,4,4,4	0
55	MG	BA	3186	1/1	0.98	0.35	18,18,18,18	0
55	MG	BA	3117	1/1	0.98	0.15	4,4,4,4	0
55	MG	BA	3043	1/1	0.99	0.08	15,15,15,15	0
55	MG	BA	3137	1/1	0.99	0.45	4,4,4,4	0
55	MG	BA	3194	1/1	0.99	0.17	28,28,28,28	0

6.5 Other polymers ⓘ

There are no such residues in this entry.