



Full wwPDB EM Validation Report ⓘ

May 13, 2025 – 08:30 PM EDT

PDB ID : 8SGQ / pdb_00008sgq
EMDB ID : EMD-40464
Title : CCT G beta 5 complex intermediate state
Authors : Wang, S.; Sass, M.; Willardson, B.M.; Shen, P.S.
Deposited on : 2023-04-12
Resolution : 3.70 Å(reported)

This is a Full wwPDB EM Validation Report for a publicly released PDB entry.

We welcome your comments at validation@mail.wwpdb.org

A user guide is available at

<https://www.wwpdb.org/validation/2017/EMValidationReportHelp>

with specific help available everywhere you see the ⓘ symbol.

The types of validation reports are described at

<http://www.wwpdb.org/validation/2017/FAQs#types>.

The following versions of software and data (see [references ⓘ](#)) were used in the production of this report:

EMDB validation analysis : 0.0.1.dev118
Mogul : 2022.3.0, CSD as543be (2022)
MolProbity : 4-5-2 with Phenix2.0rc1
buster-report : 1.1.7 (2018)
Percentile statistics : 20231227.v01 (using entries in the PDB archive December 27th 2023)
MapQ : 1.9.13
Ideal geometry (proteins) : Engh & Huber (2001)
Ideal geometry (DNA, RNA) : Parkinson et al. (1996)
Validation Pipeline (wwPDB-VP) : 2.43.1

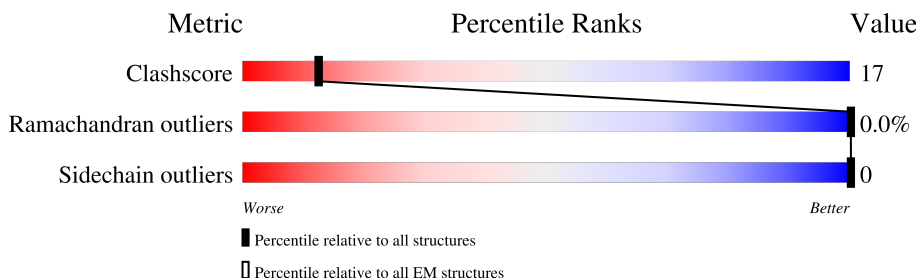
1 Overall quality at a glance

The following experimental techniques were used to determine the structure:

ELECTRON MICROSCOPY

The reported resolution of this entry is 3.70 Å.

Percentile scores (ranging between 0-100) for global validation metrics of the entry are shown in the following graphic. The table shows the number of entries on which the scores are based.



Metric	Whole archive (#Entries)	EM structures (#Entries)
Clashscore	210492	15764
Ramachandran outliers	207382	16835
Sidechain outliers	206894	16415

The table below summarises the geometric issues observed across the polymeric chains and their fit to the map. The red, orange, yellow and green segments of the bar indicate the fraction of residues that contain outliers for ≥ 3 , 2, 1 and 0 types of geometric quality criteria respectively. A grey segment represents the fraction of residues that are not modelled. The numeric value for each fraction is indicated below the corresponding segment, with a dot representing fractions $\leq 5\%$. The upper red bar (where present) indicates the fraction of residues that have poor fit to the EM map (all-atom inclusion $< 40\%$). The numeric value is given above the bar.

Mol	Chain	Length	Quality of chain
1	Z	508	<div> <div>5%</div> <div>61%</div> <div>39%</div> </div>
1	z	508	<div> <div>5%</div> <div>63%</div> <div>37%</div> </div>
2	A	536	<div> <div>16%</div> <div>59%</div> <div>34%</div> <div>8%</div> </div>
2	a	536	<div> <div>34%</div> <div>55%</div> <div>37%</div> <div>9%</div> </div>
3	G	528	<div> <div>5%</div> <div>59%</div> <div>33%</div> <div>8%</div> </div>
3	g	528	<div> <div>16%</div> <div>56%</div> <div>35%</div> <div>10%</div> </div>
4	H	514	<div> <div>26%</div> <div>63%</div> <div>34%</div> <div>•</div> </div>
4	h	514	<div> <div>32%</div> <div>64%</div> <div>33%</div> <div>•</div> </div>

Continued on next page...

Continued from previous page...

Mol	Chain	Length	Quality of chain
5	Q	498	
5	q	498	
6	B	526	
6	b	526	
7	D	520	
7	d	520	
8	E	540	
8	e	540	

2 Entry composition

There are 9 unique types of molecules in this entry. The entry contains 62187 atoms, of which 0 are hydrogens and 0 are deuteriums.

In the tables below, the AltConf column contains the number of residues with at least one atom in alternate conformation and the Trace column contains the number of residues modelled with at most 2 atoms.

- Molecule 1 is a protein called T-complex protein 1 subunit zeta.

Mol	Chain	Residues	Atoms					AltConf	Trace
1	z	508	Total	C	N	O	S	0	0
			3903	2454	681	748	20		
1	Z	508	Total	C	N	O	S	0	0
			3903	2454	681	748	20		

- Molecule 2 is a protein called T-complex protein 1 subunit alpha.

Mol	Chain	Residues	Atoms					AltConf	Trace
2	a	490	Total	C	N	O	S	0	0
			3709	2323	651	713	22		
2	A	494	Total	C	N	O	S	0	0
			3742	2345	656	719	22		

- Molecule 3 is a protein called T-complex protein 1 subunit gamma.

Mol	Chain	Residues	Atoms					AltConf	Trace
3	g	477	Total	C	N	O	S	0	0
			3678	2295	654	700	29		
3	G	485	Total	C	N	O	S	0	0
			3741	2335	664	713	29		

- Molecule 4 is a protein called T-complex protein 1 subunit eta, N-terminally processed.

Mol	Chain	Residues	Atoms					AltConf	Trace
4	h	500	Total	C	N	O	S	0	0
			3834	2422	662	727	23		
4	H	499	Total	C	N	O	S	0	0
			3825	2417	661	724	23		

- Molecule 5 is a protein called T-complex protein 1 subunit theta.

Mol	Chain	Residues	Atoms					AltConf	Trace
5	q	483	Total	C	N	O	S	0	0
			3692	2327	628	712	25		
5	Q	483	Total	C	N	O	S	0	0
			3692	2327	628	712	25		

- Molecule 6 is a protein called T-complex protein 1 subunit beta.

Mol	Chain	Residues	Atoms					AltConf	Trace
6	B	526	Total	C	N	O	S	0	0
			3952	2473	696	764	19		
6	b	525	Total	C	N	O	S	0	0
			3943	2467	694	763	19		

- Molecule 7 is a protein called T-complex protein 1 subunit delta.

Mol	Chain	Residues	Atoms					AltConf	Trace
7	D	520	Total	C	N	O	S	0	0
			3923	2453	683	764	23		
7	d	520	Total	C	N	O	S	0	0
			3917	2450	680	764	23		

- Molecule 8 is a protein called T-complex protein 1 subunit epsilon.

Mol	Chain	Residues	Atoms					AltConf	Trace
8	E	535	Total	C	N	O	S	1	0
			4132	2590	719	792	31		
8	e	540	Total	C	N	O	S	1	0
			4169	2610	724	804	31		

- Molecule 9 is ADENOSINE-5'-DIPHOSPHATE (CCD ID: ADP) (formula: $C_{10}H_{15}N_5O_{10}P_2$).



Mol	Chain	Residues	Atoms					AltConf
9	z	1	Total	C	N	O	P	0
			27	10	5	10	2	
9	Z	1	Total	C	N	O	P	0
			27	10	5	10	2	
9	a	1	Total	C	N	O	P	0
			27	10	5	10	2	
9	g	1	Total	C	N	O	P	0
			27	10	5	10	2	
9	h	1	Total	C	N	O	P	0
			27	10	5	10	2	
9	q	1	Total	C	N	O	P	0
			27	10	5	10	2	
9	A	1	Total	C	N	O	P	0
			27	10	5	10	2	
9	G	1	Total	C	N	O	P	0
			27	10	5	10	2	
9	H	1	Total	C	N	O	P	0
			27	10	5	10	2	
9	Q	1	Total	C	N	O	P	0
			27	10	5	10	2	
9	B	1	Total	C	N	O	P	0
			27	10	5	10	2	
9	D	1	Total	C	N	O	P	0
			27	10	5	10	2	
9	E	1	Total	C	N	O	P	0
			27	10	5	10	2	
9	b	1	Total	C	N	O	P	0
			27	10	5	10	2	

Continued on next page...

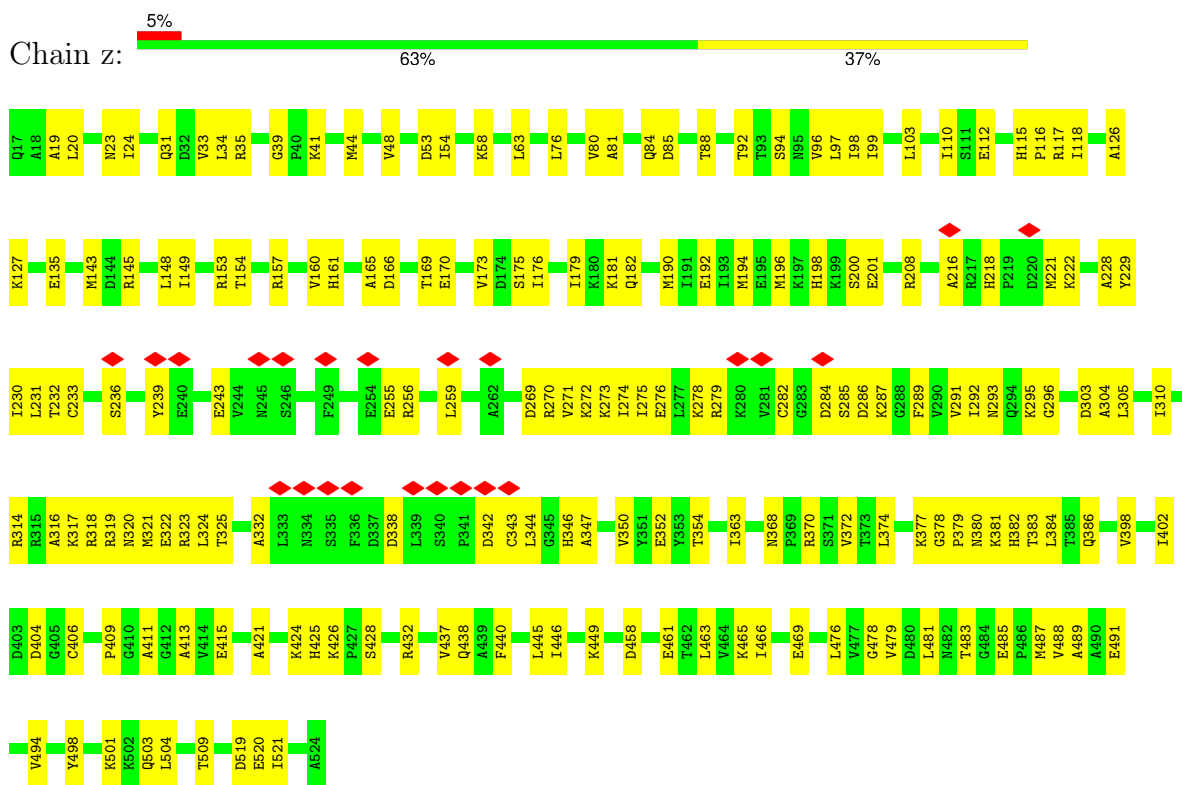
Continued from previous page...

Mol	Chain	Residues	Atoms					AltConf
9	d	1	Total	C	N	O	P	0
			27	10	5	10	2	
9	e	1	Total	C	N	O	P	0
			27	10	5	10	2	

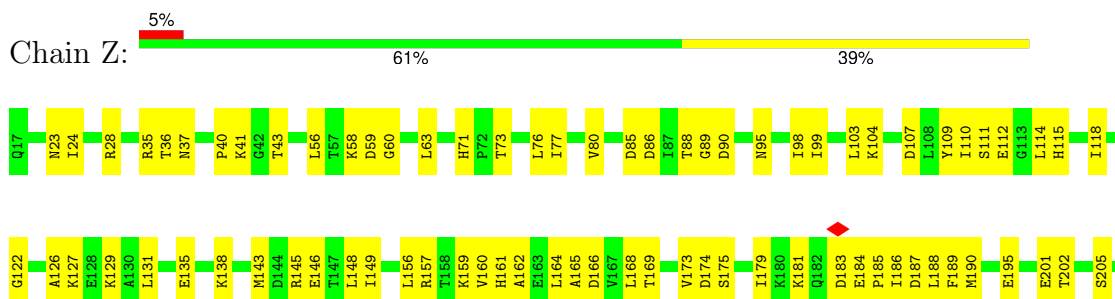
3 Residue-property plots

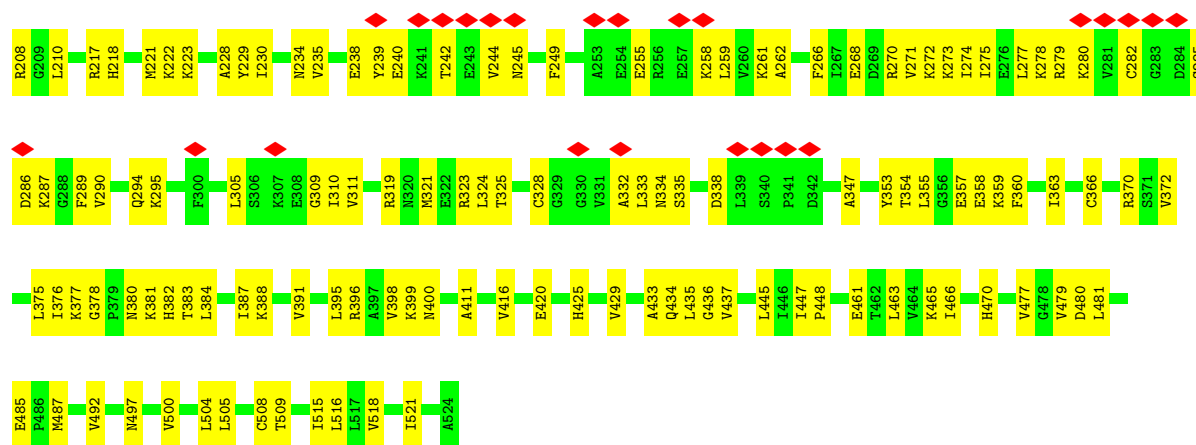
These plots are drawn for all protein, RNA, DNA and oligosaccharide chains in the entry. The first graphic for a chain summarises the proportions of the various outlier classes displayed in the second graphic. The second graphic shows the sequence view annotated by issues in geometry and atom inclusion in map density. Residues are color-coded according to the number of geometric quality criteria for which they contain at least one outlier: green = 0, yellow = 1, orange = 2 and red = 3 or more. A red diamond above a residue indicates a poor fit to the EM map for this residue (all-atom inclusion < 40%). Stretches of 2 or more consecutive residues without any outlier are shown as a green connector. Residues present in the sample, but not in the model, are shown in grey.

- Molecule 1: T-complex protein 1 subunit zeta

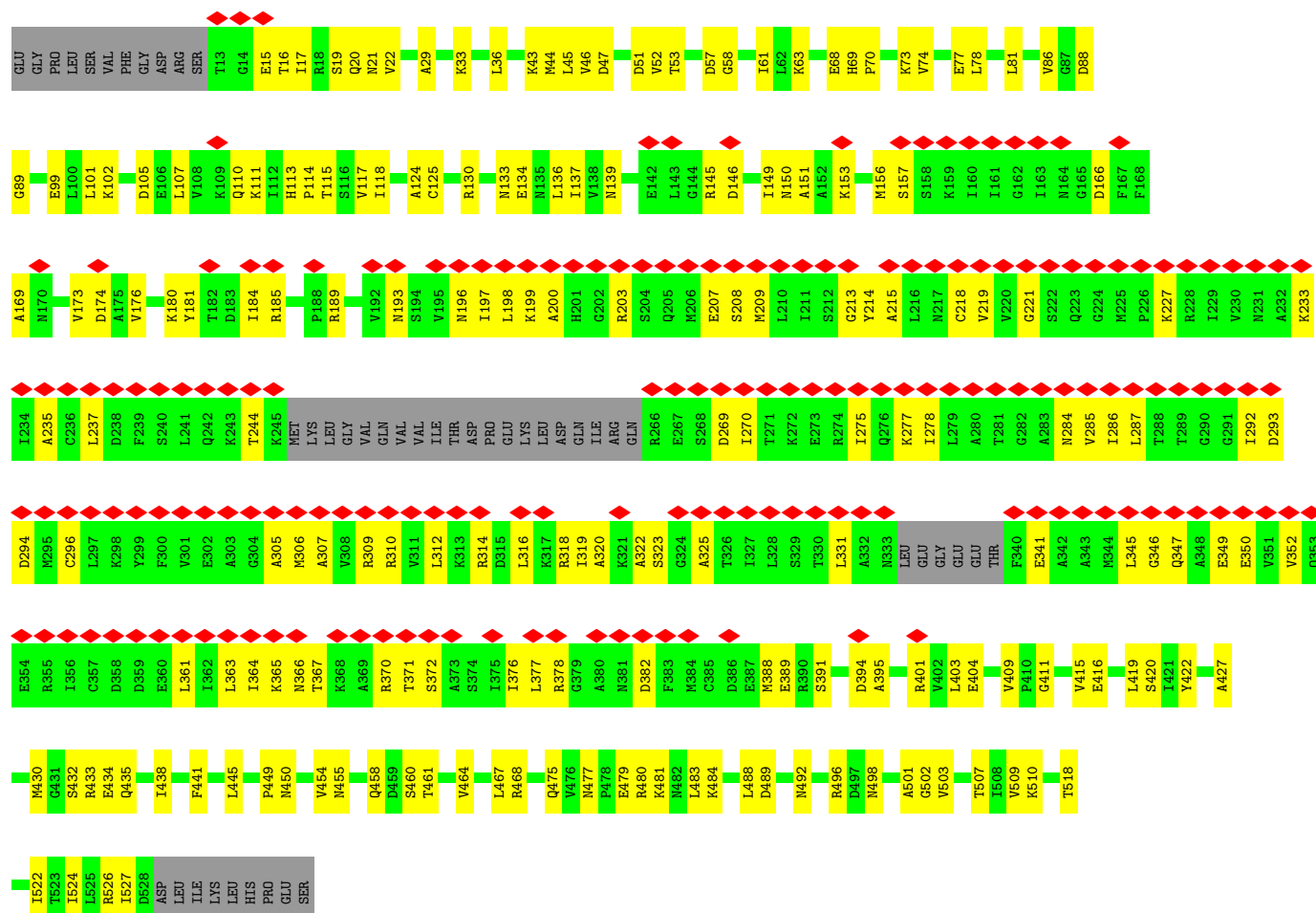


- Molecule 1: T-complex protein 1 subunit zeta





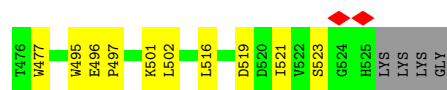
• Molecule 2: T-complex protein 1 subunit alpha



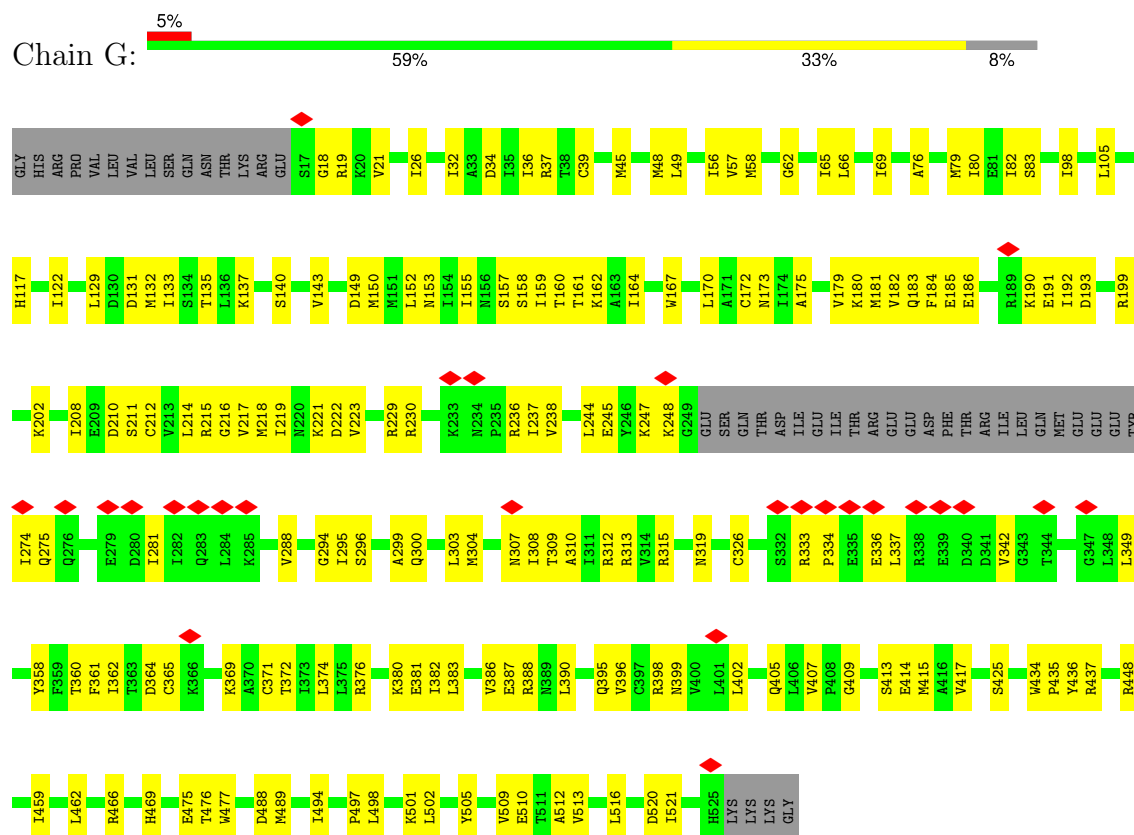
• Molecule 2: T-complex protein 1 subunit alpha



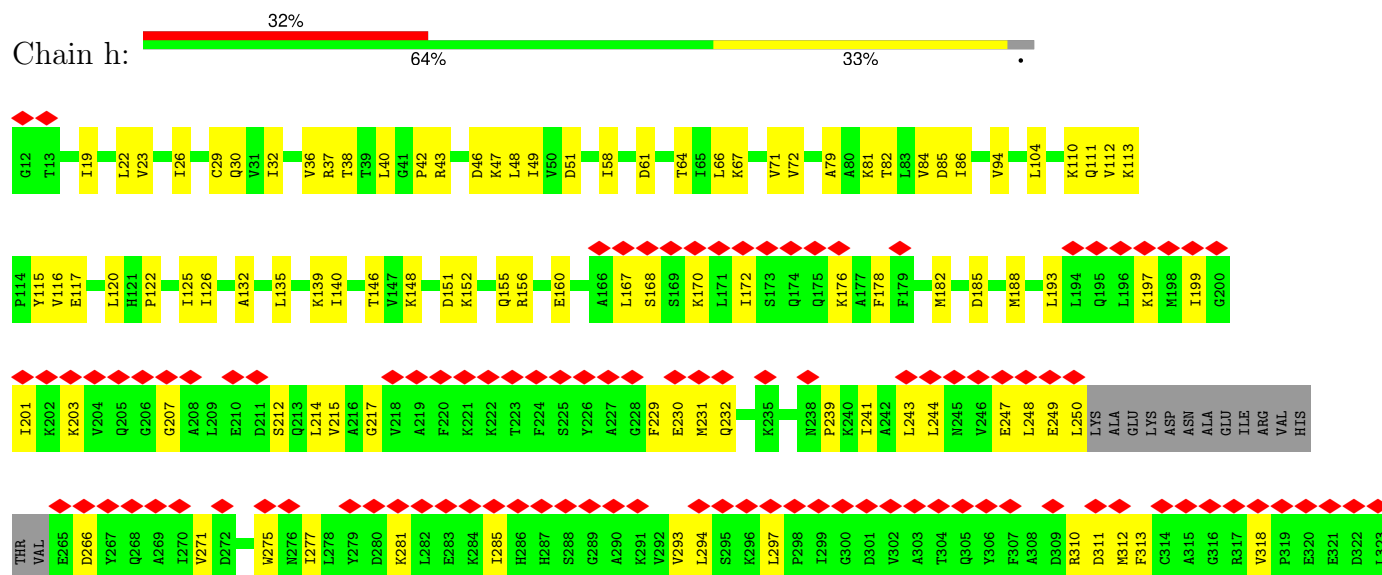




• Molecule 3: T-complex protein 1 subunit gamma



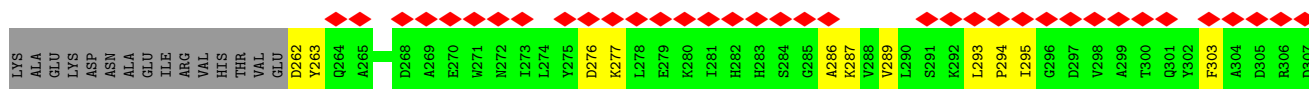
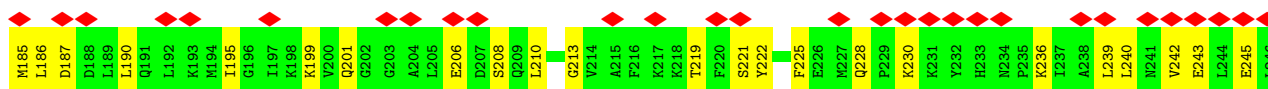
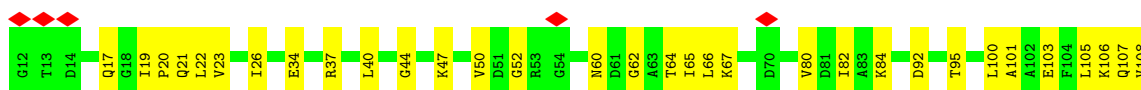
• Molecule 4: T-complex protein 1 subunit eta, N-terminally processed





• Molecule 4: T-complex protein 1 subunit eta, N-terminally processed

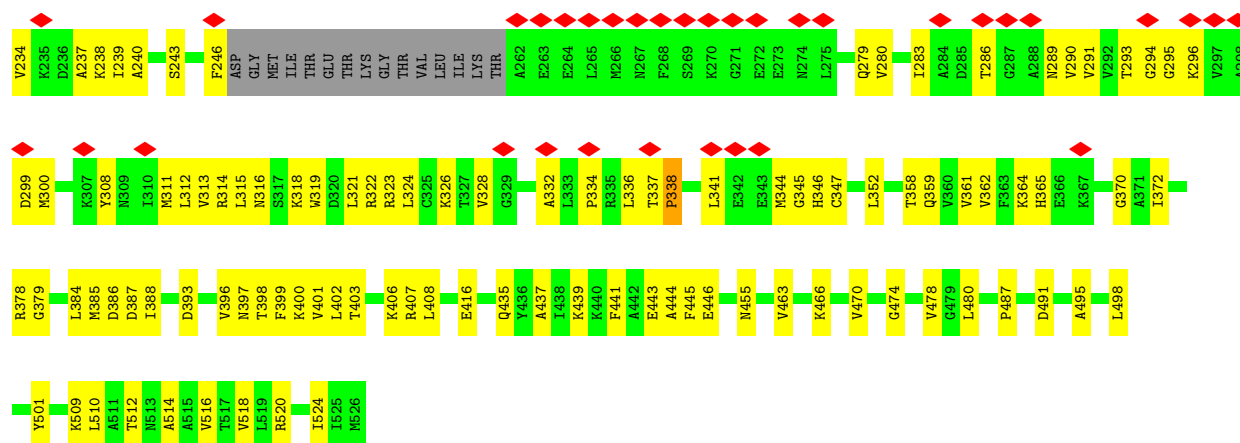
Chain H: 26% 63% 34% .



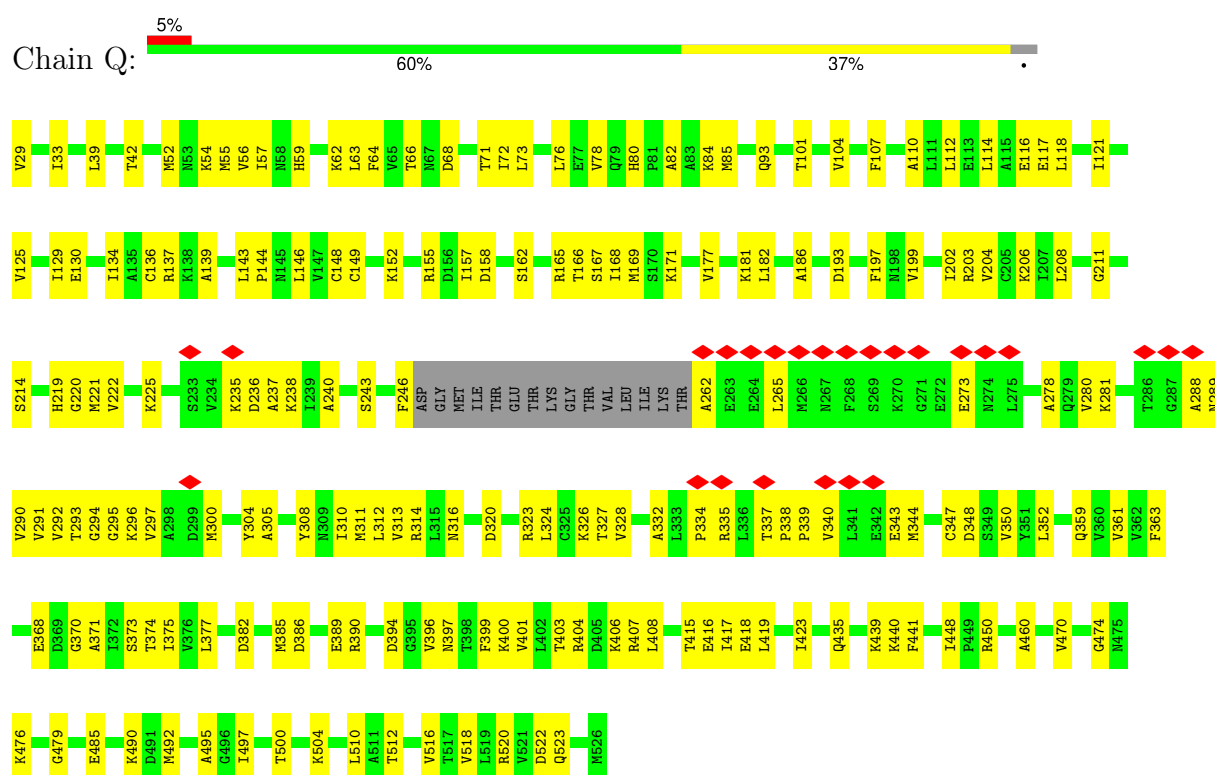
• Molecule 5: T-complex protein 1 subunit theta

Chain q: 7% 62% 35% .

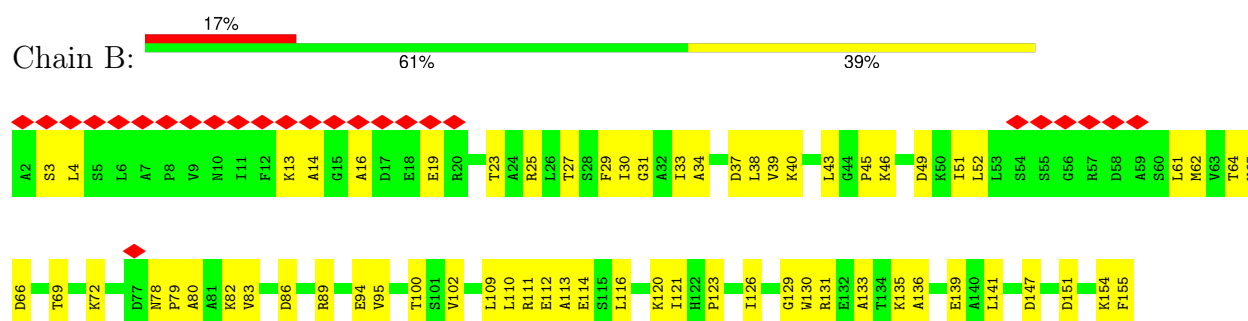


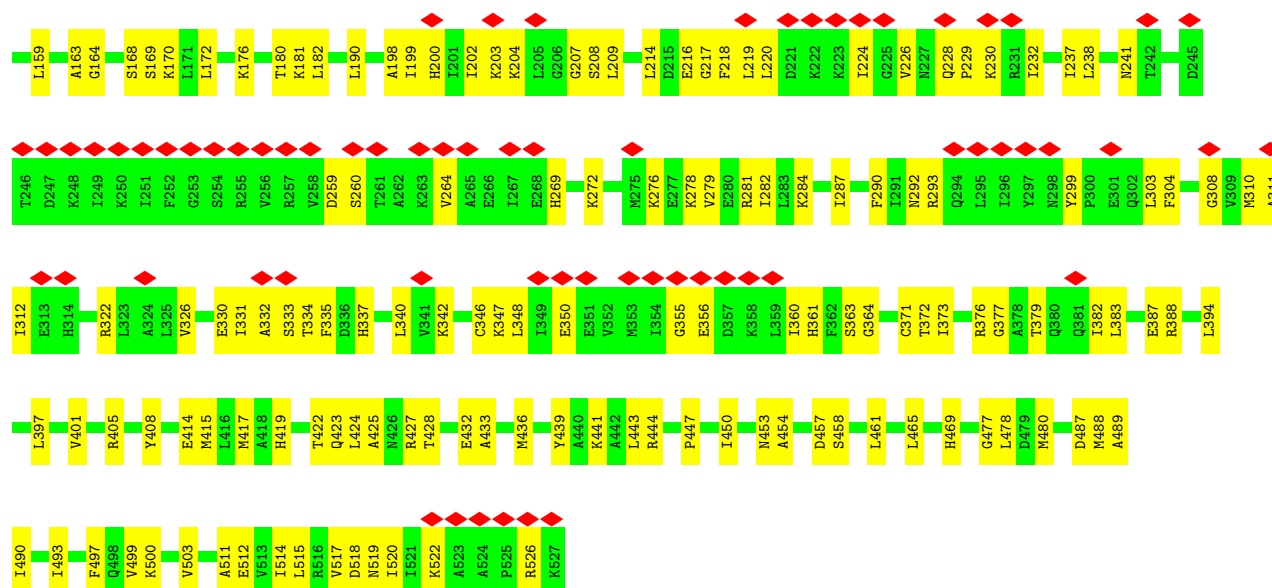


• Molecule 5: T-complex protein 1 subunit theta

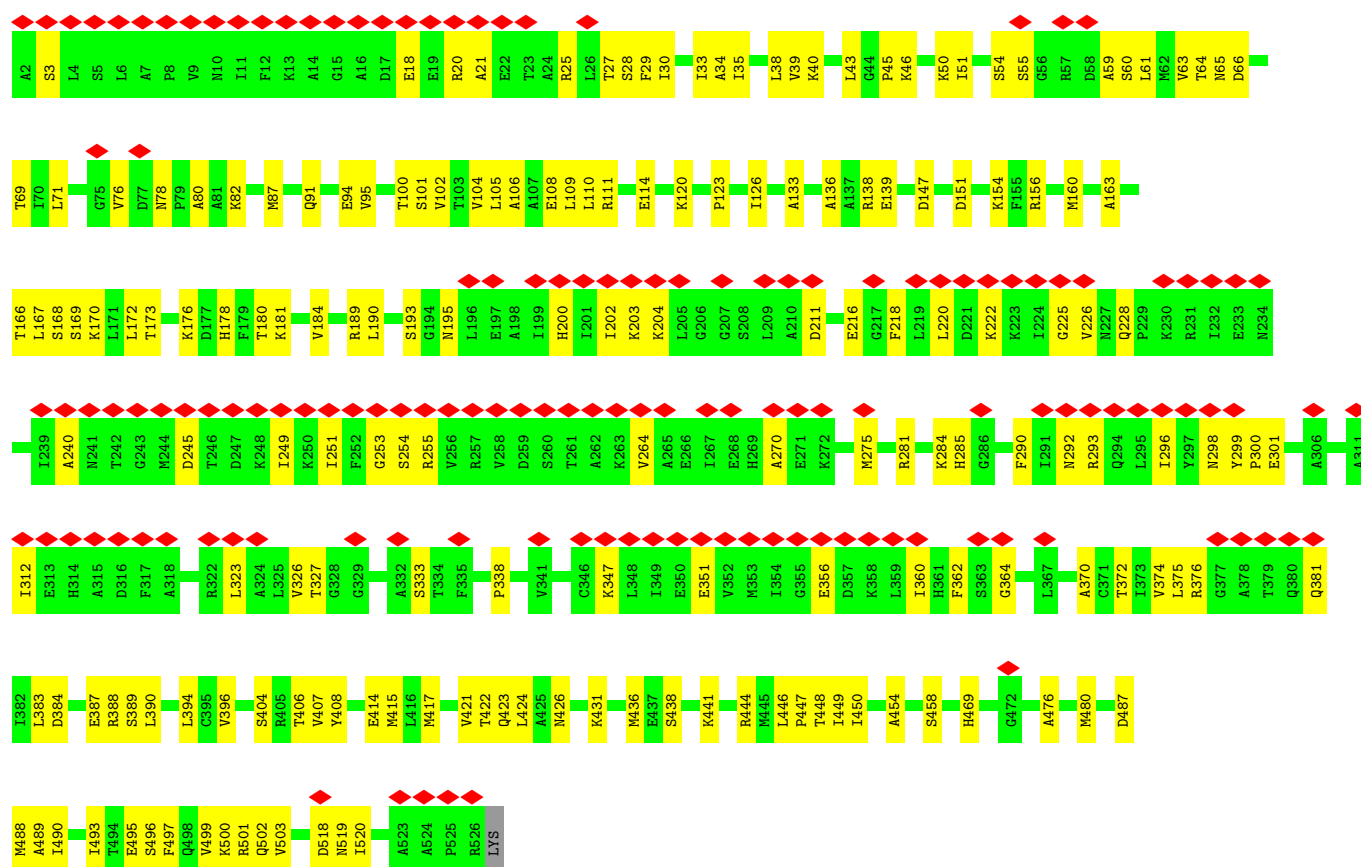


• Molecule 6: T-complex protein 1 subunit beta



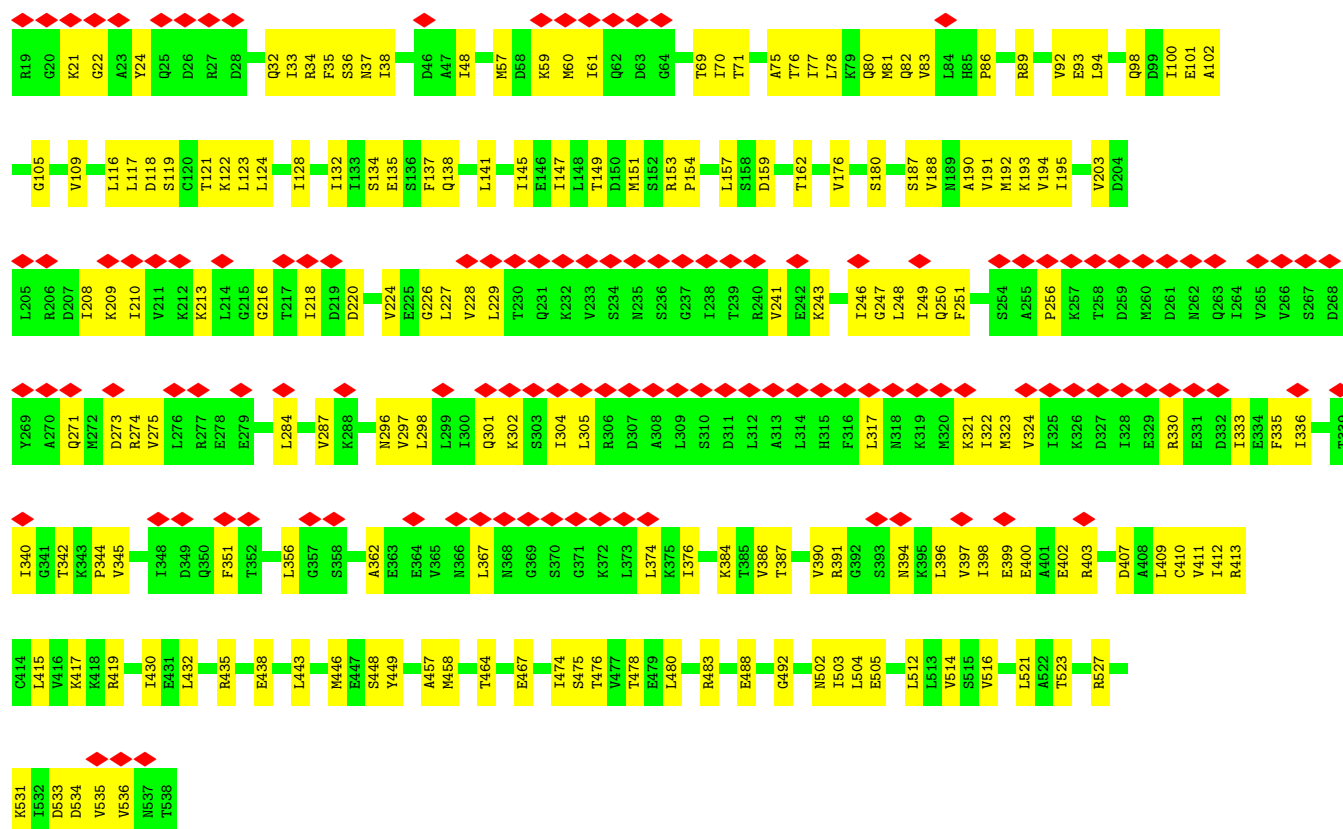


• Molecule 6: T-complex protein 1 subunit beta

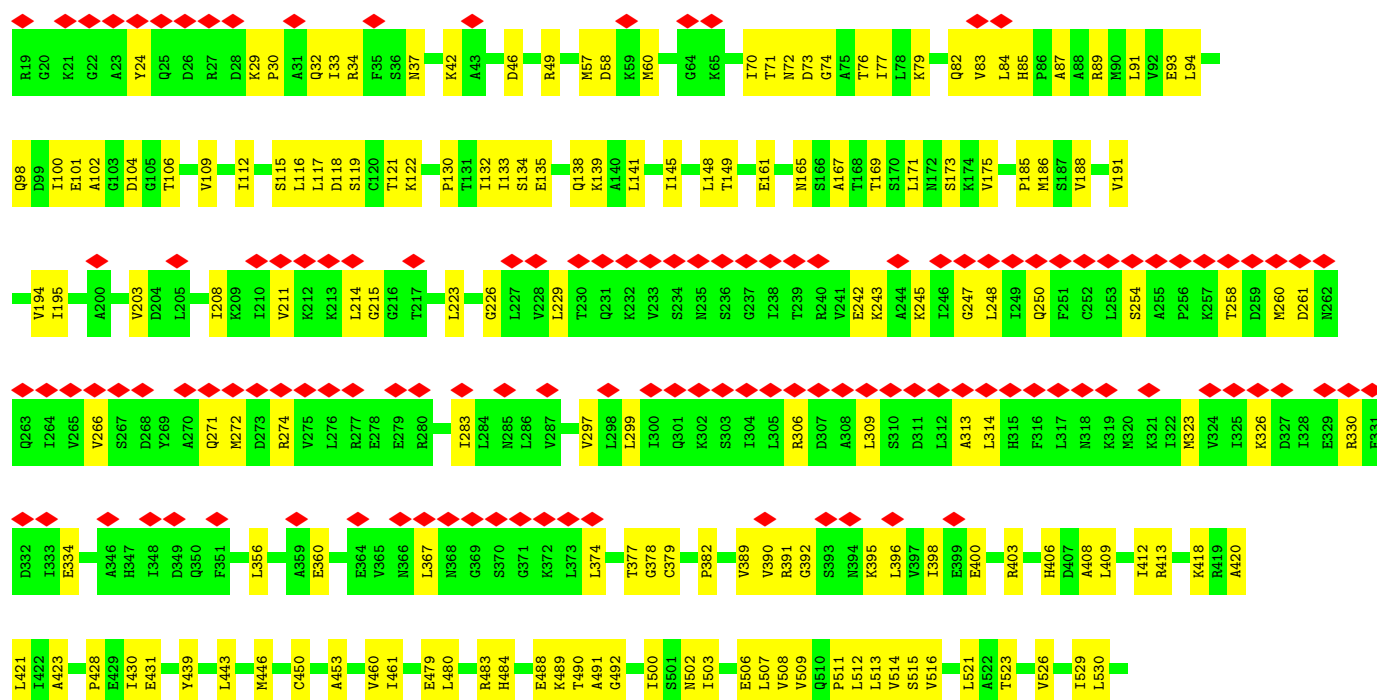


• Molecule 7: T-complex protein 1 subunit delta



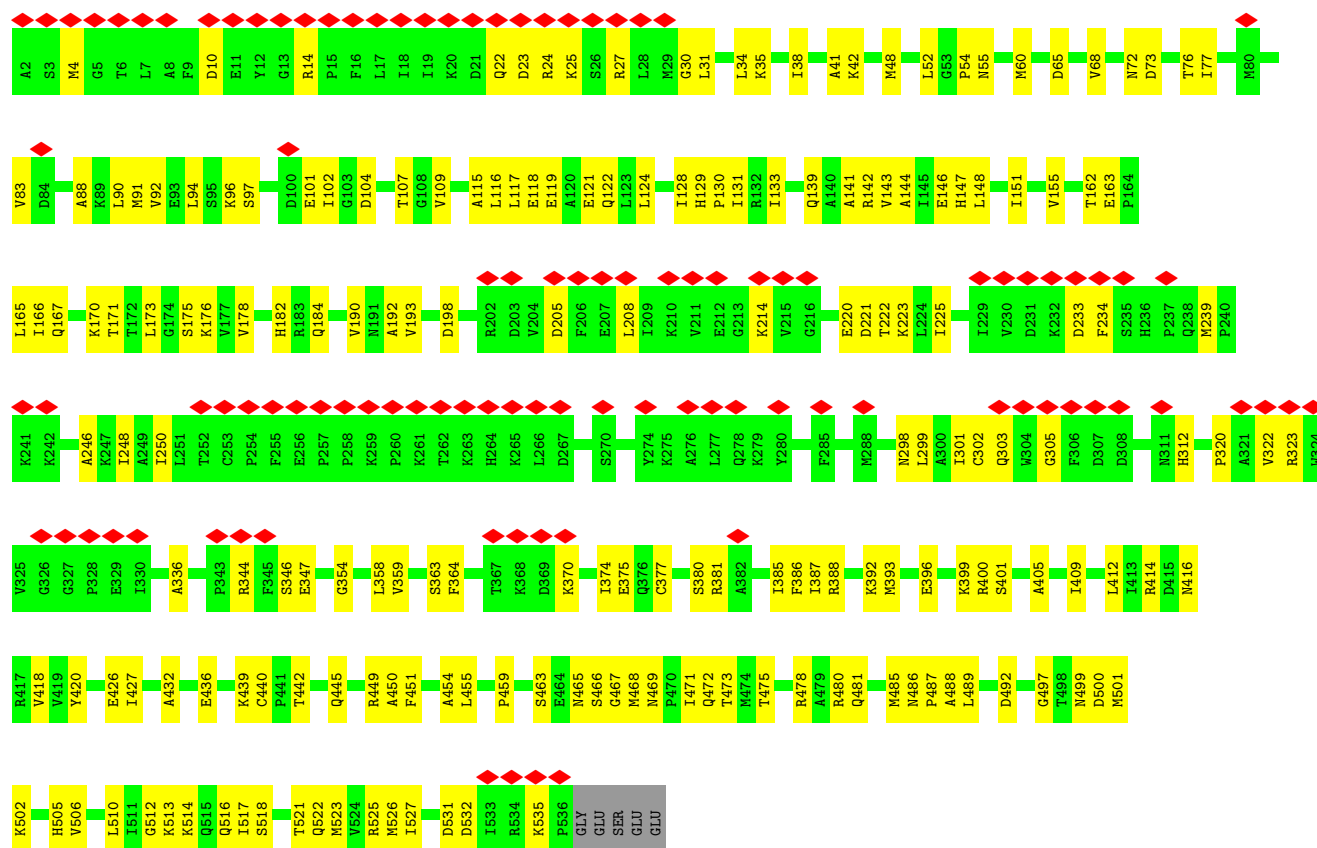


• Molecule 7: T-complex protein 1 subunit delta

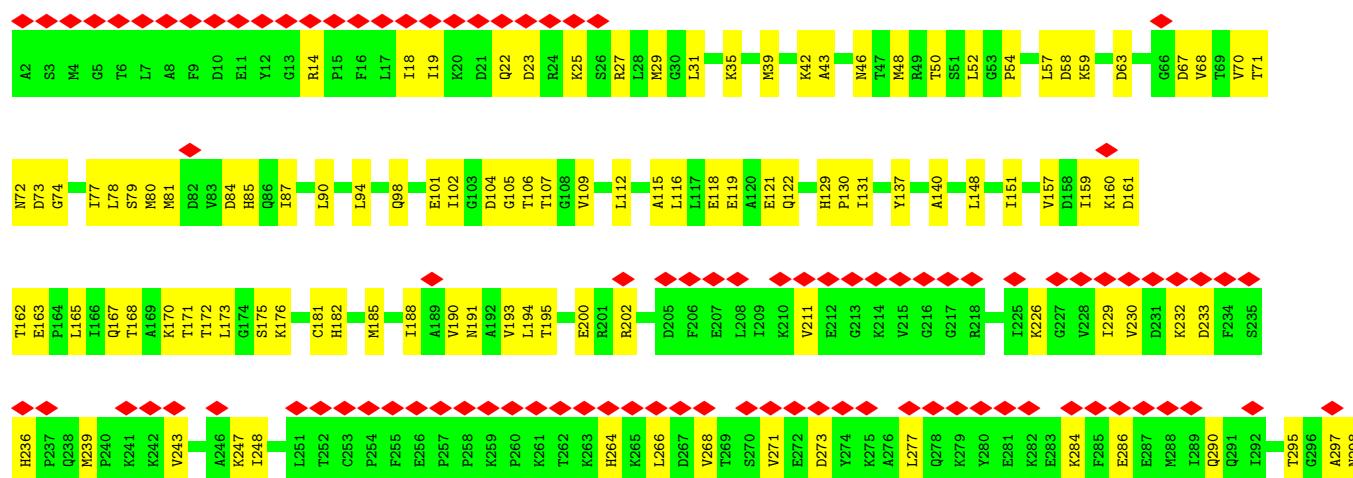


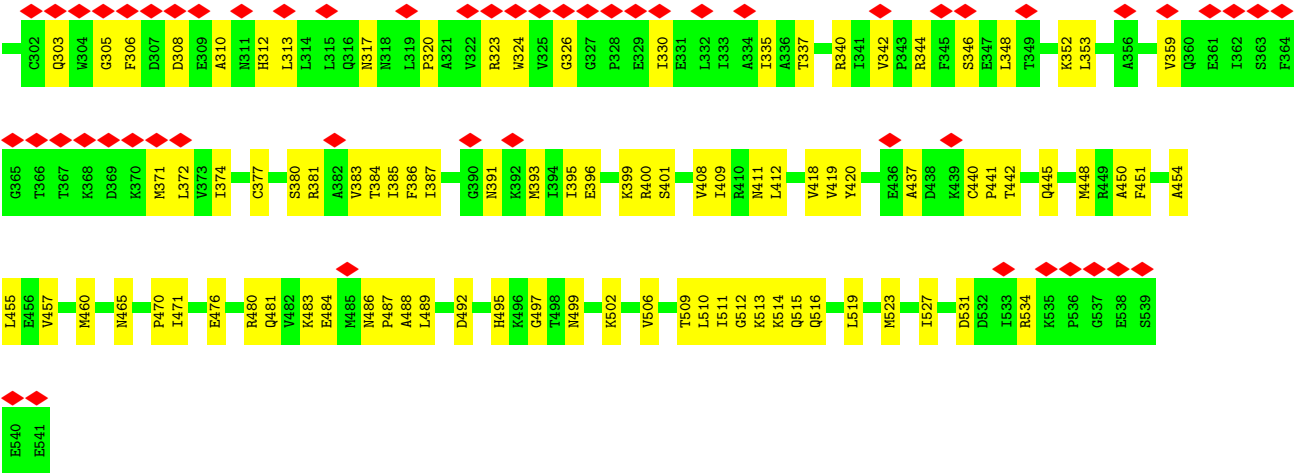
D533
D534
V535
V536
N537
T538

• Molecule 8: T-complex protein 1 subunit epsilon



• Molecule 8: T-complex protein 1 subunit epsilon





4 Experimental information

Property	Value	Source
EM reconstruction method	SINGLE PARTICLE	Depositor
Imposed symmetry	POINT, Not provided	
Number of particles used	114711	Depositor
Resolution determination method	FSC 0.143 CUT-OFF	Depositor
CTF correction method	PHASE FLIPPING AND AMPLITUDE CORRECTION	Depositor
Microscope	TFS KRIOS	Depositor
Voltage (kV)	300	Depositor
Electron dose ($e^-/\text{\AA}^2$)	40.42	Depositor
Minimum defocus (nm)	800	Depositor
Maximum defocus (nm)	1200	Depositor
Magnification	Not provided	
Image detector	GATAN K3 (6k x 4k)	Depositor
Maximum map value	0.766	Depositor
Minimum map value	-0.267	Depositor
Average map value	0.005	Depositor
Map value standard deviation	0.030	Depositor
Recommended contour level	0.0932	Depositor
Map size (\AA)	317.4, 317.4, 317.4	wwPDB
Map dimensions	300, 300, 300	wwPDB
Map angles ($^\circ$)	90.0, 90.0, 90.0	wwPDB
Pixel spacing (\AA)	1.058, 1.058, 1.058	Depositor

5 Model quality [i](#)

5.1 Standard geometry [i](#)

Bond lengths and bond angles in the following residue types are not validated in this section: ADP

The Z score for a bond length (or angle) is the number of standard deviations the observed value is removed from the expected value. A bond length (or angle) with $|Z| > 5$ is considered an outlier worth inspection. RMSZ is the root-mean-square of all Z scores of the bond lengths (or angles).

Mol	Chain	Bond lengths		Bond angles	
		RMSZ	# Z >5	RMSZ	# Z >5
1	Z	0.12	0/3949	0.32	0/5324
1	z	0.14	0/3949	0.34	0/5324
2	A	0.12	0/3775	0.31	0/5093
2	a	0.11	0/3742	0.32	0/5049
3	G	0.13	0/3783	0.33	0/5104
3	g	0.12	0/3719	0.33	0/5020
4	H	0.12	0/3878	0.33	0/5232
4	h	0.13	0/3887	0.33	0/5244
5	Q	0.13	0/3742	0.35	0/5059
5	q	0.13	0/3742	0.35	0/5059
6	B	0.13	0/3995	0.33	0/5386
6	b	0.11	0/3986	0.30	0/5375
7	D	0.13	0/3955	0.34	0/5338
7	d	0.11	0/3949	0.31	0/5331
8	E	0.14	0/4183	0.37	0/5635
8	e	0.12	0/4220	0.33	0/5684
All	All	0.13	0/62454	0.33	0/84257

There are no bond length outliers.

There are no bond angle outliers.

There are no chirality outliers.

There are no planarity outliers.

5.2 Too-close contacts [i](#)

In the following table, the Non-H and H(model) columns list the number of non-hydrogen atoms and hydrogen atoms in the chain respectively. The H(added) column lists the number of hydrogen atoms added and optimized by MolProbity. The Clashes column lists the number of clashes within the asymmetric unit, whereas Symm-Clashes lists symmetry-related clashes.

Mol	Chain	Non-H	H(model)	H(added)	Clashes	Symm-Clashes
1	Z	3903	0	4030	144	0
1	z	3903	0	4030	139	0
2	A	3742	0	3898	127	0
2	a	3709	0	3859	138	0
3	G	3741	0	3880	133	0
3	g	3678	0	3815	129	0
4	H	3825	0	3914	128	0
4	h	3834	0	3920	122	0
5	Q	3692	0	3746	144	0
5	q	3692	0	3746	115	0
6	B	3952	0	4070	156	0
6	b	3943	0	4057	136	0
7	D	3923	0	4131	150	0
7	d	3917	0	4120	128	0
8	E	4132	0	4246	144	0
8	e	4169	0	4272	152	0
9	A	27	0	12	0	0
9	B	27	0	12	2	0
9	D	27	0	12	1	0
9	E	27	0	12	1	0
9	G	27	0	12	0	0
9	H	27	0	12	1	0
9	Q	27	0	12	2	0
9	Z	27	0	12	0	0
9	a	27	0	12	1	0
9	b	27	0	12	2	0
9	d	27	0	12	0	0
9	e	27	0	12	2	0
9	g	27	0	12	1	0
9	h	27	0	12	0	0
9	q	27	0	12	3	0
9	z	27	0	12	0	0
All	All	62187	0	63926	2093	0

The all-atom clashscore is defined as the number of clashes found per 1000 atoms (including hydrogen atoms). The all-atom clashscore for this structure is 17.

All (2093) close contacts within the same asymmetric unit are listed below, sorted by their clash magnitude.

Atom-1	Atom-2	Interatomic distance (Å)	Clash overlap (Å)
7:D:210:ILE:HG21	7:D:402:GLU:HG2	1.53	0.91
1:z:233:CYS:HA	1:z:332:ALA:HA	1.52	0.90

Continued on next page...

Continued from previous page...

Atom-1	Atom-2	Interatomic distance (Å)	Clash overlap (Å)
6:B:120:LYS:HG2	7:d:24:TYR:HB3	1.58	0.83
2:a:153:LYS:HE3	2:a:169:ALA:HB2	1.61	0.82
6:b:133:ALA:HB2	6:b:436:MET:HB2	1.61	0.82
6:B:190:LEU:HD11	6:B:199:ILE:HD11	1.63	0.81
6:B:46:LYS:HG3	6:B:454:ALA:HB2	1.63	0.80
8:E:38:ILE:HD12	8:E:117:LEU:HB3	1.61	0.80
3:g:48:MET:HE1	3:g:56:ILE:HG23	1.65	0.79
7:d:76:THR:H	7:d:403:ARG:HH22	1.28	0.79
5:Q:206:LYS:HD3	5:Q:385:MET:HE2	1.64	0.78
3:G:229:ARG:NH2	3:G:307:ASN:OD1	2.17	0.78
7:D:69:THR:OG1	7:D:80:GLN:OE1	2.03	0.77
3:g:219:ILE:HG22	3:g:221:LYS:H	1.48	0.76
1:z:179:ILE:HD12	1:z:190:MET:HE2	1.67	0.76
2:A:293:ASP:HB3	2:A:296:CYS:HB3	1.67	0.76
6:B:182:LEU:HD21	6:B:373:ILE:HG12	1.67	0.76
8:e:50:THR:OG1	8:e:59:LYS:NZ	2.18	0.75
7:D:157:LEU:HD11	7:D:419:ARG:HH21	1.51	0.75
2:a:45:LEU:HB2	2:a:53:THR:HB	1.69	0.75
5:q:33:ILE:HG21	5:q:116:GLU:HB2	1.67	0.75
8:E:42:LYS:HZ1	8:E:121:GLU:HG2	1.51	0.75
3:g:35:ILE:HG23	3:g:36:ILE:HG23	1.68	0.75
1:z:190:MET:HE3	1:z:370:ARG:HB3	1.68	0.75
3:G:212:CYS:H	3:G:374:LEU:HB3	1.49	0.75
8:e:27:ARG:HH22	8:e:534:ARG:HA	1.50	0.75
2:a:153:LYS:NZ	2:a:156:MET:SD	2.60	0.74
6:b:50:LYS:HZ2	7:d:536:VAL:HG22	1.51	0.74
2:A:233:LYS:HB2	2:A:283:ALA:HA	1.69	0.74
8:E:377:CYS:HB2	8:E:380:SER:HB3	1.70	0.74
8:e:236:HIS:HB3	8:e:239:MET:HB2	1.68	0.74
2:a:377:LEU:HD22	2:a:388:MET:HE2	1.67	0.73
7:D:48:ILE:HA	7:D:59:LYS:HD3	1.68	0.73
6:b:43:LEU:HB3	6:b:450:ILE:HG12	1.70	0.73
4:H:225:PHE:O	4:H:228:GLN:NE2	2.21	0.73
3:G:281:ILE:HG21	3:G:308:ILE:HD13	1.71	0.73
6:B:419:HIS:O	6:B:423:GLN:NE2	2.21	0.73
5:q:73:LEU:HD13	5:q:76:LEU:HD12	1.71	0.72
8:e:54:PRO:HA	8:e:175:SER:HA	1.69	0.72
4:h:247:GLU:HB3	4:h:297:LEU:HD22	1.70	0.72
5:q:85:MET:HE3	5:q:518:VAL:HG22	1.72	0.72
1:Z:157:ARG:NH1	1:Z:162:ALA:O	2.23	0.71
1:Z:148:LEU:HD12	1:Z:398:VAL:HG23	1.71	0.71

Continued on next page...

Continued from previous page...

Atom-1	Atom-2	Interatomic distance (Å)	Clash overlap (Å)
2:a:293:ASP:HB3	2:a:296:CYS:HB3	1.71	0.71
1:Z:266:PHE:O	1:Z:270:ARG:NH2	2.24	0.71
6:B:83:VAL:HG22	8:E:393:MET:HE2	1.71	0.71
8:E:518:SER:O	8:E:522:GLN:NE2	2.23	0.71
1:Z:107:ASP:HA	1:Z:110:ILE:HG22	1.70	0.71
1:Z:521:ILE:HA	3:G:48:MET:HB3	1.73	0.71
2:a:44:MET:HE1	2:a:52:VAL:HA	1.71	0.71
2:a:420:SER:OG	2:a:468:ARG:NH1	2.22	0.71
4:h:248:LEU:HD12	4:h:310:ARG:HH12	1.55	0.71
4:H:40:LEU:O	4:H:452:ASN:ND2	2.24	0.71
2:A:180:LYS:HZ1	2:A:403:LEU:HD23	1.55	0.71
4:H:180:VAL:HG12	4:H:184:MET:HE1	1.70	0.71
8:E:42:LYS:NZ	8:E:121:GLU:HG2	2.05	0.71
7:d:483:ARG:HG2	7:d:488:GLU:HB3	1.73	0.70
4:H:21:GLN:NE2	4:H:519:THR:OG1	2.24	0.70
4:H:236:LYS:NZ	4:H:326:CYS:O	2.24	0.70
6:B:241:ASN:OD1	6:B:293:ARG:NH1	2.24	0.70
6:b:163:ALA:HB3	6:b:180:THR:HG23	1.73	0.70
7:d:245:LYS:HB3	7:d:356:LEU:HD22	1.72	0.70
5:Q:327:THR:HG23	5:Q:328:VAL:HG13	1.73	0.70
8:E:118:GLU:O	8:E:121:GLU:HG3	1.92	0.70
7:d:149:THR:HG22	7:d:512:LEU:HD21	1.73	0.70
8:e:286:GLU:O	8:e:290:GLN:NE2	2.25	0.70
8:e:121:GLU:OE2	8:e:122:GLN:NE2	2.24	0.69
1:z:229:TYR:HB3	1:z:344:LEU:HD21	1.74	0.69
6:b:292:ASN:HD22	6:b:296:ILE:HD11	1.56	0.69
3:g:414:GLU:OE2	3:g:501:LYS:NZ	2.24	0.69
7:D:24:TYR:HB3	6:b:120:LYS:HG2	1.73	0.69
7:d:60:MET:HA	7:d:70:ILE:HG12	1.74	0.69
1:z:289:PHE:HB3	1:z:310:ILE:HG23	1.73	0.69
6:b:105:LEU:HD21	6:b:446:LEU:HD22	1.72	0.69
4:h:451:ARG:HG2	4:h:465:LEU:HD21	1.75	0.69
3:G:155:ILE:HA	3:G:159:ILE:HD13	1.74	0.69
8:E:501:MET:HB3	8:E:506:VAL:HB	1.75	0.69
4:h:37:ARG:O	4:h:452:GLN:NE2	2.25	0.69
8:E:31:LEU:O	8:E:35:LYS:HG2	1.93	0.69
7:d:76:THR:HA	7:d:79:LYS:HG2	1.74	0.69
3:g:282:ILE:HG22	3:g:285:LYS:HZ2	1.58	0.69
5:Q:165:ARG:NH2	5:Q:495:ALA:O	2.26	0.69
5:Q:415:THR:HG21	5:Q:504:LYS:HE3	1.73	0.69
7:D:34:ARG:HH21	7:D:124:LEU:HD22	1.56	0.69

Continued on next page...

Continued from previous page...

Atom-1	Atom-2	Interatomic distance (Å)	Clash overlap (Å)
7:D:188:VAL:HG12	7:D:192:MET:HE1	1.74	0.69
6:b:28:SER:O	6:b:78:ASN:ND2	2.26	0.69
4:h:49:ILE:HD12	8:e:534:ARG:HG3	1.74	0.69
7:D:81:MET:HB3	7:D:83:VAL:HG13	1.75	0.69
7:d:94:LEU:HD11	7:d:521:LEU:HB3	1.72	0.69
5:q:237:ALA:O	5:q:346:HIS:ND1	2.26	0.69
8:e:480:ARG:HH21	8:e:489:LEU:HD22	1.57	0.69
5:q:237:ALA:HA	5:q:289:ASN:HD21	1.58	0.68
1:z:201:GLU:HB3	1:z:379:PRO:HD3	1.75	0.68
5:q:47:TYR:O	5:q:455:ASN:ND2	2.26	0.68
6:B:232:ILE:HD13	6:B:310:MET:HB2	1.75	0.68
7:D:138:GLN:OE1	7:D:527:ARG:NH1	2.26	0.68
5:q:166:THR:HG21	5:q:498:LEU:H	1.58	0.68
4:H:119:GLN:HG2	5:Q:52:MET:HE1	1.74	0.68
7:D:70:ILE:H	7:D:396:LEU:HB3	1.57	0.68
7:D:246:ILE:HG13	7:D:297:VAL:HG21	1.73	0.68
3:g:399:ASN:O	3:g:403:ASP:N	2.25	0.68
5:Q:165:ARG:HG2	5:Q:181:LYS:HD2	1.74	0.68
5:Q:479:GLY:HA3	5:Q:492:MET:HE1	1.74	0.68
8:E:480:ARG:HH21	8:E:489:LEU:HD22	1.59	0.68
1:z:317:LYS:O	1:z:320:ASN:ND2	2.27	0.67
2:A:125:CYS:HB2	2:A:518:THR:HG21	1.76	0.67
8:E:34:LEU:HD23	8:E:124:LEU:HD22	1.76	0.67
4:h:417:GLU:HG3	4:h:503:ARG:HH22	1.59	0.67
3:g:353:LYS:HD2	3:g:358:TYR:HA	1.77	0.67
6:B:284:LYS:NZ	6:B:335:PHE:O	2.26	0.67
8:E:248:ILE:HG12	8:E:299:LEU:HD23	1.76	0.67
1:z:153:ARG:HG2	1:z:169:THR:HG21	1.74	0.67
1:Z:88:THR:HB	1:Z:500:VAL:HG22	1.76	0.67
1:Z:201:GLU:HA	1:Z:378:GLY:HA2	1.75	0.67
4:H:210:LEU:HD11	4:H:370:CYS:HB3	1.75	0.67
2:a:46:VAL:H	3:g:523:SER:HB3	1.59	0.67
3:G:351:ILE:HG12	3:G:360:THR:HA	1.75	0.67
5:Q:237:ALA:N	5:Q:347:CYS:O	2.22	0.67
6:B:163:ALA:HB3	6:B:180:THR:HG23	1.75	0.67
6:B:155:PHE:HZ	6:B:401:VAL:HA	1.59	0.67
7:d:70:ILE:H	7:d:396:LEU:HD22	1.60	0.67
8:e:377:CYS:HB2	8:e:380:SER:HB2	1.75	0.67
2:a:233:LYS:HA	2:a:347:GLN:HA	1.77	0.67
3:g:140:SER:HB2	3:g:405:GLN:HB3	1.77	0.66
5:q:157:ILE:HG12	5:q:185:GLN:HE22	1.61	0.66

Continued on next page...

Continued from previous page...

Atom-1	Atom-2	Interatomic distance (Å)	Clash overlap (Å)
4:H:236:LYS:NZ	4:H:345:CYS:SG	2.61	0.66
5:q:318:LYS:O	5:q:322:ARG:NH1	2.28	0.66
6:B:526:ARG:NH2	8:E:65:ASP:OD1	2.28	0.66
7:D:59:LYS:HE2	7:D:77:ILE:HD13	1.77	0.66
8:e:105:GLY:O	8:e:516:GLN:NE2	2.28	0.66
3:g:475:GLU:HB3	3:g:477:TRP:HD1	1.60	0.66
5:Q:129:ILE:HD12	5:Q:516:VAL:HG13	1.78	0.66
6:B:64:THR:HG22	6:B:66:ASP:H	1.60	0.66
8:e:148:LEU:HB3	8:e:510:LEU:HD11	1.77	0.66
8:E:165:LEU:HD12	8:E:409:ILE:HD12	1.77	0.66
1:z:319:ARG:HG3	1:z:323:ARG:HH22	1.61	0.66
4:H:144:LYS:HD2	4:H:148:LYS:HD2	1.78	0.66
1:Z:277:LEU:HD12	1:Z:280:LYS:HZ1	1.61	0.66
2:A:225:MET:HE1	2:A:351:VAL:HB	1.78	0.66
5:Q:225:LYS:HB3	5:Q:313:VAL:HG13	1.76	0.66
7:D:213:LYS:HE2	7:D:367:LEU:HD13	1.78	0.66
8:e:230:VAL:HB	8:e:372:LEU:HB3	1.78	0.66
1:z:127:LYS:HB2	1:z:509:THR:HG21	1.78	0.66
6:b:65:ASN:ND2	6:b:169:SER:O	2.29	0.66
2:a:427:ALA:O	2:a:435:GLN:NE2	2.28	0.66
1:z:181:LYS:HE2	1:z:370:ARG:HG2	1.78	0.65
5:q:294:GLY:HA2	5:q:316:ASN:H	1.61	0.65
6:B:347:LYS:HB2	6:B:364:GLY:HA3	1.77	0.65
6:B:348:LEU:HB3	6:B:363:SER:HB3	1.77	0.65
2:a:481:LYS:O	2:a:484:LYS:NZ	2.26	0.65
3:g:156:ASN:O	3:g:160:THR:OG1	2.15	0.65
8:e:70:VAL:O	8:e:400:ARG:NH1	2.28	0.65
8:e:162:THR:HG21	8:e:194:LEU:HD11	1.78	0.65
1:z:39:GLY:O	1:z:58:LYS:NZ	2.29	0.65
4:h:167:LEU:HD12	4:h:176:LYS:HD3	1.77	0.65
2:a:498:ASN:HA	2:a:501:ALA:HB3	1.77	0.65
3:G:49:LEU:HB2	3:G:57:VAL:HB	1.78	0.65
8:e:68:VAL:HG23	8:e:393:MET:HE3	1.79	0.65
2:a:350:GLU:OE2	2:a:366:ASN:ND2	2.28	0.65
3:g:163:ALA:O	3:g:166:ARG:NH1	2.30	0.65
2:A:79:ALA:HB1	2:A:90:THR:HG23	1.79	0.65
6:b:168:SER:OG	9:b:601:ADP:N7	2.29	0.65
1:z:296:GLY:HA2	1:z:314:ARG:HD3	1.79	0.65
3:g:204:PRO:HG3	3:g:380:LYS:HE3	1.77	0.65
2:a:235:ALA:HB3	2:a:286:ILE:HA	1.79	0.64
6:B:37:ASP:HA	6:B:40:LYS:HG2	1.78	0.64

Continued on next page...

Continued from previous page...

Atom-1	Atom-2	Interatomic distance (Å)	Clash overlap (Å)
8:e:342:VAL:HG11	8:e:348:LEU:HD13	1.79	0.64
1:z:179:ILE:O	1:z:182:GLN:NE2	2.31	0.64
1:z:230:ILE:HD11	1:z:347:ALA:HB2	1.78	0.64
5:Q:110:ALA:O	5:Q:114:LEU:HG	1.97	0.64
3:g:132:MET:HE1	3:g:417:VAL:HB	1.80	0.64
2:A:17:ILE:HD12	2:A:530:LEU:HB2	1.78	0.64
8:E:336:ALA:HA	8:E:381:ARG:HB2	1.78	0.64
8:E:523:MET:HA	8:E:526:MET:HG3	1.80	0.64
6:b:270:ALA:HB2	8:e:271:VAL:HG22	1.80	0.64
1:Z:202:THR:HB	1:Z:377:LYS:HE3	1.80	0.64
7:d:229:LEU:HB2	7:d:374:LEU:HD23	1.79	0.64
7:D:502:ASN:ND2	7:D:505:GLU:OE1	2.31	0.64
1:z:318:ARG:O	1:z:321:MET:HG3	1.96	0.64
8:E:90:LEU:HD23	8:E:527:ILE:HD11	1.80	0.64
6:B:163:ALA:HB2	6:B:397:LEU:HD21	1.80	0.64
7:d:145:ILE:HD12	7:d:516:VAL:HG13	1.80	0.64
4:h:330:CYS:HB3	4:h:369:PRO:HD2	1.79	0.63
2:A:227:LYS:NZ	2:A:353:GLN:O	2.29	0.63
6:B:39:VAL:HG12	6:B:100:THR:HG23	1.79	0.63
8:E:52:LEU:O	8:E:465:ASN:ND2	2.30	0.63
2:a:218:CYS:SG	2:a:310:ARG:NH1	2.71	0.63
1:Z:217:ARG:HH21	1:Z:358:GLU:HA	1.62	0.63
5:q:147:VAL:HG11	5:q:407:ARG:HB3	1.79	0.63
5:Q:62:LYS:NZ	5:Q:63:LEU:O	2.29	0.63
8:e:129:HIS:CE1	8:e:131:ILE:HG12	2.34	0.63
1:z:445:LEU:HD11	1:z:463:LEU:HD11	1.79	0.63
1:Z:41:LYS:NZ	5:Q:130:GLU:OE2	2.31	0.63
3:G:229:ARG:HD2	3:G:229:ARG:O	1.99	0.63
2:a:15:GLU:HG2	2:a:16:THR:HG22	1.80	0.63
5:q:239:ILE:HB	5:q:345:GLY:HA3	1.78	0.63
4:H:82:ILE:HG21	4:H:509:ALA:HB2	1.81	0.63
6:B:217:GLY:HA3	6:B:363:SER:HA	1.81	0.63
7:D:71:THR:OG1	7:D:400:GLU:OE1	2.16	0.63
8:E:386:PHE:O	8:E:388:ARG:NH1	2.32	0.63
1:Z:205:SER:HB2	1:Z:375:LEU:HD12	1.81	0.63
2:a:235:ALA:HA	2:a:345:LEU:HD22	1.81	0.63
3:g:210:ASP:HB2	3:g:376:ARG:HB2	1.79	0.63
3:G:137:LYS:HG2	3:G:498:LEU:HD21	1.81	0.63
2:a:156:MET:HG3	2:a:391:SER:HB2	1.81	0.63
6:B:377:GLY:HA3	6:B:383:LEU:HG	1.81	0.63
7:D:38:ILE:HG23	7:D:117:LEU:HB3	1.79	0.63

Continued on next page...

Continued from previous page...

Atom-1	Atom-2	Interatomic distance (Å)	Clash overlap (Å)
6:b:417:MET:HE1	6:b:500:LYS:HD2	1.81	0.63
5:q:56:VAL:HB	5:q:64:PHE:HB2	1.81	0.63
4:H:121:ILE:HA	4:H:434:LEU:HD13	1.81	0.63
8:e:18:ILE:HG22	8:e:19:ILE:HG13	1.81	0.63
4:h:463:ASN:HD21	2:A:433:ARG:HH21	1.45	0.63
2:A:274:ARG:HB2	2:A:331:LEU:HD23	1.81	0.63
4:H:178:MET:HE2	4:H:372:PHE:HD1	1.64	0.63
6:B:293:ARG:HH22	6:B:331:ILE:HD13	1.64	0.63
7:D:432:LEU:HD22	7:D:458:MET:HE2	1.81	0.63
6:b:95:VAL:HG21	6:b:499:VAL:HG13	1.81	0.63
7:d:418:LYS:HB3	7:d:513:LEU:HD22	1.81	0.63
1:Z:429:VAL:O	1:Z:434:GLN:NE2	2.29	0.62
2:a:411:GLY:HA3	2:a:503:VAL:HG12	1.81	0.62
4:h:229:PHE:O	4:h:232:GLN:NE2	2.32	0.62
5:q:293:THR:HG22	5:q:295:GLY:H	1.63	0.62
3:G:222:ASP:OD1	3:G:230:ARG:NH1	2.31	0.62
3:G:407:VAL:HG21	3:G:501:LYS:HD2	1.81	0.62
2:a:22:VAL:HG21	2:a:105:ASP:HB2	1.81	0.62
8:e:359:VAL:HG22	8:e:374:ILE:HG12	1.82	0.62
2:a:137:ILE:HG22	2:a:139:ASN:H	1.64	0.62
1:z:24:ILE:HD13	1:z:103:LEU:HB3	1.79	0.62
1:z:196:MET:HE1	1:z:198:HIS:HB2	1.81	0.62
2:A:58:GLY:HA2	2:A:61:ILE:HD12	1.80	0.62
2:A:449:PRO:HB2	2:A:464:VAL:HG12	1.81	0.62
6:B:355:GLY:O	7:D:413:ARG:NH1	2.32	0.62
3:g:407:VAL:HG21	3:g:501:LYS:HG3	1.80	0.62
2:A:151:ALA:HB2	2:A:502:GLY:HA3	1.81	0.62
2:a:450:ASN:HD22	2:a:460:SER:HG	1.46	0.62
7:d:533:ASP:OD1	7:d:534:ASP:N	2.32	0.62
2:a:193:ASN:HB3	2:a:318:ARG:HE	1.65	0.62
5:q:53:ASN:HB3	5:q:67:ASN:HB3	1.82	0.62
3:G:448:ARG:HB2	3:G:462:LEU:HD11	1.82	0.62
6:b:422:THR:O	6:b:426:ASN:ND2	2.33	0.62
1:z:232:THR:HB	1:z:292:ILE:HG22	1.80	0.62
2:a:449:PRO:HB2	2:a:464:VAL:HG12	1.82	0.62
5:q:171:LYS:NZ	9:q:5000:ADP:O1A	2.30	0.62
3:G:222:ASP:HB3	3:G:358:TYR:HB3	1.82	0.62
6:b:356:GLU:HG3	7:d:100:ILE:HG23	1.81	0.62
7:d:102:ALA:HB1	7:d:514:VAL:HG12	1.81	0.62
5:q:58:ASN:HD21	5:q:60:LEU:HG	1.65	0.62
2:A:176:VAL:HA	2:A:179:ILE:HG22	1.81	0.62

Continued on next page...

Continued from previous page...

Atom-1	Atom-2	Interatomic distance (Å)	Clash overlap (Å)
3:G:414:GLU:OE2	3:G:501:LYS:NZ	2.33	0.62
7:D:153:ARG:NH1	7:D:154:PRO:O	2.32	0.62
6:b:61:LEU:O	6:b:381:GLN:NE2	2.33	0.62
6:b:218:PHE:HA	6:b:372:THR:HG21	1.82	0.62
8:e:42:LYS:HE3	8:e:118:GLU:HA	1.81	0.62
4:h:207:GLY:HA3	4:h:379:ARG:HH21	1.65	0.62
3:G:215:ARG:NH1	3:G:365:CYS:O	2.32	0.62
3:G:303:LEU:HD22	3:G:308:ILE:HD11	1.81	0.62
5:Q:225:LYS:HE2	5:Q:361:VAL:HB	1.80	0.62
8:e:396:GLU:OE2	8:e:400:ARG:NH2	2.33	0.62
2:a:118:ILE:HG23	2:a:522:ILE:HG12	1.81	0.61
5:q:212:ILE:HD13	5:q:388:ILE:HD13	1.82	0.61
2:A:140:THR:OG1	2:A:406:LYS:O	2.18	0.61
5:Q:400:LYS:HB3	5:Q:404:ARG:HH12	1.65	0.61
6:b:94:GLU:HG2	6:b:502:GLN:HG2	1.82	0.61
4:h:19:ILE:HD11	8:e:14:ARG:HH22	1.65	0.61
4:h:325:ARG:HH21	4:h:373:THR:HB	1.65	0.61
8:E:246:ALA:HA	8:E:298:ASN:HB2	1.82	0.61
7:d:479:GLU:OE2	7:d:483:ARG:NH2	2.33	0.61
3:g:236:ARG:HG3	3:g:344:THR:HA	1.82	0.61
8:E:119:GLU:OE1	8:E:122:GLN:NE2	2.33	0.61
2:a:480:ARG:HH21	2:a:483:LEU:HD13	1.65	0.61
2:a:489:ASP:OD1	2:a:496:ARG:NH2	2.33	0.61
4:h:43:ARG:NH1	4:h:483:ILE:O	2.34	0.61
6:B:25:ARG:NH2	6:B:515:LEU:HA	2.15	0.61
6:B:86:ASP:OD1	6:B:89:ARG:NH2	2.33	0.61
2:a:89:GLY:N	9:a:601:ADP:O3B	2.34	0.61
5:q:231:VAL:HG13	5:q:234:VAL:HG22	1.82	0.61
4:H:201:GLN:HE22	4:H:379:GLU:HG2	1.65	0.61
6:B:40:LYS:HZ1	6:B:111:ARG:HH22	1.48	0.61
7:D:141:LEU:HD13	7:D:523:THR:HG21	1.83	0.61
2:A:22:VAL:HG11	2:A:105:ASP:HB2	1.81	0.61
6:b:151:ASP:HB3	6:b:154:LYS:HB2	1.83	0.61
6:b:190:LEU:HB3	6:b:193:SER:HB3	1.83	0.61
1:Z:324:LEU:HD11	1:Z:332:ALA:HB2	1.83	0.61
2:a:458:GLN:NE2	2:a:492:ASN:O	2.33	0.61
3:g:22:GLN:HE21	3:g:519:ASP:HA	1.65	0.61
4:h:244:LEU:HD13	4:h:293:VAL:HG23	1.83	0.61
3:G:181:MET:SD	3:G:182:VAL:HG13	2.40	0.61
3:G:214:LEU:HB2	3:G:372:THR:HB	1.81	0.61
5:Q:246:PHE:HB2	5:Q:295:GLY:HA3	1.81	0.61

Continued on next page...

Continued from previous page...

Atom-1	Atom-2	Interatomic distance (Å)	Clash overlap (Å)
6:b:108:GLU:HA	6:b:111:ARG:HG2	1.83	0.61
1:z:19:ALA:O	1:z:23:ASN:ND2	2.34	0.61
1:Z:228:ALA:N	1:Z:347:ALA:O	2.34	0.61
3:g:229:ARG:NH2	3:g:307:ASN:OD1	2.34	0.61
6:B:45:PRO:HA	6:B:169:SER:HA	1.82	0.61
1:Z:294:GLN:HG3	1:Z:295:LYS:HD3	1.82	0.60
5:q:129:ILE:HD12	5:q:516:VAL:HG13	1.83	0.60
2:A:440:GLU:OE1	2:A:443:ARG:NH1	2.34	0.60
6:b:59:ALA:O	7:d:89:ARG:NH1	2.31	0.60
1:Z:218:HIS:HB3	1:Z:221:MET:HE3	1.82	0.60
6:B:422:THR:OG1	6:B:444:ARG:NH2	2.34	0.60
7:D:247:GLY:HA3	7:D:356:LEU:HD13	1.82	0.60
2:a:86:VAL:HB	2:a:509:VAL:HG22	1.83	0.60
6:B:290:PHE:O	6:B:312:ILE:N	2.33	0.60
4:h:467:LYS:HG3	4:h:488:ILE:HD13	1.82	0.60
3:G:247:LYS:HA	3:G:275:GLN:HB2	1.83	0.60
4:H:460:ILE:HD11	4:H:477:VAL:HG23	1.84	0.60
5:Q:225:LYS:O	5:Q:359:GLN:NE2	2.30	0.60
8:e:488:ALA:HB1	8:e:502:LYS:H	1.66	0.60
1:Z:235:VAL:HG11	1:Z:245:ASN:HB2	1.83	0.60
3:G:140:SER:HB2	3:G:405:GLN:HB3	1.84	0.60
6:B:61:LEU:O	6:B:62:MET:HE2	2.01	0.60
1:Z:145:ARG:HH22	1:Z:174:ASP:HB3	1.65	0.60
4:H:475:TYR:HA	4:H:486:ASP:HA	1.84	0.60
6:B:25:ARG:HH22	6:B:515:LEU:HA	1.67	0.60
7:D:209:LYS:NZ	7:D:228:VAL:O	2.35	0.60
6:b:51:ILE:HD13	7:d:535:VAL:HG22	1.84	0.60
7:d:82:GLN:HG3	7:d:84:LEU:HD22	1.84	0.60
3:g:183:GLN:O	3:g:369:LYS:NZ	2.32	0.60
4:h:178:PHE:O	4:h:182:MET:HG3	2.02	0.60
3:G:381:GLU:HG2	3:G:382:ILE:HG13	1.82	0.60
6:b:51:ILE:HG13	6:b:63:VAL:HG12	1.84	0.60
5:q:114:LEU:HD12	5:q:444:ALA:HB2	1.84	0.60
8:e:395:ILE:O	8:e:399:LYS:HG2	2.02	0.60
3:g:83:SER:HB3	3:g:98:ILE:HD11	1.82	0.60
4:h:294:LEU:HD11	4:h:318:VAL:HG21	1.84	0.60
3:G:395:GLN:OE1	3:G:398:ARG:NH1	2.35	0.60
5:Q:273:GLU:HA	5:Q:300:MET:HE1	1.84	0.60
5:Q:416:GLU:OE2	5:Q:504:LYS:NZ	2.34	0.60
7:D:342:THR:HG23	7:D:356:LEU:HA	1.82	0.60
8:e:239:MET:HE3	8:e:320:PRO:HA	1.83	0.60

Continued on next page...

Continued from previous page...

Atom-1	Atom-2	Interatomic distance (Å)	Clash overlap (Å)
1:Z:189:PHE:O	1:Z:323:ARG:NH1	2.36	0.59
4:h:199:ILE:HD12	4:h:374:CYS:HB2	1.83	0.59
8:e:247:LYS:H	8:e:298:ASN:HB2	1.66	0.59
5:Q:352:LEU:HA	5:Q:361:VAL:HA	1.85	0.59
6:B:94:GLU:HG3	6:B:95:VAL:HG13	1.85	0.59
6:B:113:ALA:HB1	6:B:515:LEU:HD11	1.83	0.59
7:d:194:VAL:HG23	7:d:195:ILE:HG23	1.82	0.59
3:g:155:ILE:HA	3:g:159:ILE:HD13	1.84	0.59
3:g:221:LYS:HE3	3:g:315:ARG:HH12	1.67	0.59
4:H:402:ASN:HD21	4:H:497:MET:H	1.49	0.59
5:Q:33:ILE:HG21	5:Q:116:GLU:HB2	1.84	0.59
6:b:39:VAL:HG12	6:b:100:THR:HG23	1.83	0.59
1:z:192:GLU:OE1	1:z:319:ARG:NH2	2.34	0.59
2:a:68:GLU:O	2:a:73:LYS:NZ	2.36	0.59
5:Q:293:THR:HG22	5:Q:295:GLY:H	1.67	0.59
7:D:86:PRO:HA	7:D:89:ARG:HD3	1.84	0.59
7:D:194:VAL:HA	7:D:384:LYS:HA	1.83	0.59
6:b:167:LEU:HD12	6:b:172:LEU:HB2	1.84	0.59
1:Z:363:ILE:HG22	1:Z:366:CYS:HB3	1.84	0.59
5:Q:136:CYS:HB2	5:Q:512:THR:HG21	1.83	0.59
1:Z:114:LEU:HG	1:Z:118:ILE:HD11	1.85	0.59
2:a:292:ILE:HG22	2:a:307:ALA:HB3	1.85	0.59
4:H:178:MET:HE3	4:H:210:LEU:HB2	1.84	0.59
8:E:163:GLU:OE2	8:E:167:GLN:NE2	2.34	0.59
2:A:234:ILE:HG12	2:A:287:LEU:HD23	1.83	0.59
1:Z:186:ILE:HG12	1:Z:399:LYS:HG3	1.84	0.59
5:q:435:GLN:HB2	5:q:439:LYS:NZ	2.18	0.59
7:D:190:ALA:HA	7:D:193:LYS:HD2	1.84	0.59
1:z:278:LYS:HG2	1:z:279:ARG:HH11	1.66	0.59
4:H:26:ILE:HG22	4:H:105:LEU:HD13	1.84	0.59
5:Q:139:ALA:HB2	5:Q:423:ILE:HD11	1.83	0.59
6:b:447:PRO:HA	6:b:450:ILE:HB	1.84	0.59
1:Z:111:SER:OG	1:Z:112:GLU:OE1	2.18	0.59
4:h:167:LEU:HD23	4:h:170:LYS:HD2	1.85	0.59
4:h:523:THR:HA	5:q:55:MET:HB2	1.84	0.59
3:G:415:MET:HA	3:G:415:MET:HE3	1.85	0.59
7:D:213:LYS:HZ1	7:D:391:ARG:HD3	1.66	0.59
2:a:196:ASN:HD21	2:a:214:TYR:HE1	1.49	0.58
1:Z:179:ILE:HD12	1:Z:190:MET:HE1	1.84	0.58
3:G:79:MET:HA	3:G:82:ILE:HG12	1.85	0.58
3:G:105:LEU:HD11	3:G:512:ALA:HA	1.86	0.58

Continued on next page...

Continued from previous page...

Atom-1	Atom-2	Interatomic distance (Å)	Clash overlap (Å)
5:Q:403:THR:O	5:Q:406:LYS:NZ	2.37	0.58
8:E:223:LYS:HE2	8:E:225:ILE:HD11	1.84	0.58
1:z:432:ARG:HH11	1:Z:461:GLU:HB2	1.69	0.58
5:q:352:LEU:HD11	5:q:359:GLN:HB2	1.85	0.58
5:Q:118:LEU:HD13	5:Q:121:ILE:HD12	1.85	0.58
6:B:415:MET:HE1	6:B:444:ARG:HA	1.86	0.58
6:B:423:GLN:HB3	6:B:427:ARG:HH21	1.68	0.58
7:D:101:GLU:O	7:D:413:ARG:NH2	2.37	0.58
7:D:390:VAL:HG12	7:D:398:ILE:HG23	1.84	0.58
7:d:161:GLU:OE2	7:d:165:ASN:ND2	2.31	0.58
8:e:22:GLN:HA	8:e:25:LYS:HB2	1.86	0.58
3:g:46:MET:HE2	3:g:58:MET:HG3	1.84	0.58
8:E:302:CYS:SG	8:E:303:GLN:N	2.76	0.58
8:E:436:GLU:HG3	8:E:439:LYS:HE2	1.84	0.58
1:Z:383:THR:O	1:Z:387:ILE:HG12	2.03	0.58
3:G:66:LEU:HA	3:G:69:ILE:HG22	1.84	0.58
3:G:164:ILE:HD11	3:G:386:VAL:HA	1.86	0.58
4:H:463:LYS:HB3	4:H:484:ILE:HD13	1.86	0.58
5:Q:335:ARG:HG3	5:Q:338:PRO:HD3	1.86	0.58
6:b:25:ARG:NH2	6:b:114:GLU:OE2	2.37	0.58
1:Z:90:ASP:HB3	1:Z:500:VAL:HG11	1.85	0.58
2:a:415:VAL:O	2:a:419:LEU:HG	2.03	0.58
4:h:197:LYS:HE3	4:h:324:LYS:HD3	1.86	0.58
4:h:425:ARG:HG2	4:h:429:ARG:HH21	1.68	0.58
3:G:387:GLU:OE1	3:G:388:ARG:NH2	2.36	0.58
6:B:69:THR:OG1	6:B:388:ARG:NH1	2.36	0.58
6:B:518:ASP:OD2	6:B:519:ASN:N	2.35	0.58
6:b:189:ARG:NH2	6:b:370:ALA:O	2.36	0.58
1:Z:333:LEU:HD13	1:Z:335:SER:HB3	1.86	0.58
4:H:398:ARG:HD3	4:H:495:PRO:HD3	1.85	0.58
5:Q:78:VAL:O	5:Q:84:LYS:NZ	2.28	0.58
7:D:35:PHE:CE1	7:D:124:LEU:HD23	2.39	0.58
6:b:3:SER:HB2	6:b:20:ARG:HH11	1.69	0.58
7:d:121:THR:HG23	7:d:122:LYS:HD2	1.84	0.58
2:a:467:LEU:HD11	2:a:488:LEU:HG	1.85	0.58
5:q:399:PHE:O	5:q:403:THR:HG23	2.03	0.58
3:G:164:ILE:HG12	3:G:386:VAL:HG22	1.84	0.58
5:Q:320:ASP:HA	5:Q:323:ARG:HG2	1.85	0.58
6:B:278:LYS:HD2	6:B:281:ARG:HE	1.69	0.58
7:D:22:GLY:O	6:b:431:LYS:NZ	2.36	0.58
2:a:237:LEU:N	2:a:287:LEU:O	2.37	0.58

Continued on next page...

Continued from previous page...

Atom-1	Atom-2	Interatomic distance (Å)	Clash overlap (Å)
3:g:32:ILE:HD11	3:g:79:MET:HE3	1.85	0.58
7:D:203:VAL:HB	7:D:413:ARG:HB2	1.85	0.58
8:E:221:ASP:O	8:E:388:ARG:NH2	2.36	0.58
6:b:29:PHE:HD1	6:b:110:LEU:HB3	1.69	0.58
6:b:64:THR:HG22	6:b:66:ASP:H	1.68	0.58
8:e:112:LEU:HD11	8:e:455:LEU:HD22	1.85	0.58
8:e:480:ARG:HA	8:e:483:LYS:HD2	1.85	0.58
8:e:481:GLN:HG2	8:e:489:LEU:HD12	1.86	0.58
3:g:183:GLN:HB2	3:g:190:LYS:HG3	1.86	0.58
6:B:356:GLU:HB2	7:D:100:ILE:HG23	1.84	0.58
6:b:376:ARG:NH2	7:d:101:GLU:OE2	2.37	0.58
8:e:98:GLN:NE2	8:e:104:ASP:O	2.37	0.58
3:G:48:MET:HE1	3:G:58:MET:HE1	1.84	0.57
7:D:362:ALA:HA	7:D:376:ILE:HA	1.86	0.57
6:b:39:VAL:HG21	6:b:71:LEU:HD21	1.85	0.57
7:d:297:VAL:HG22	7:d:323:MET:HB3	1.85	0.57
8:e:102:ILE:HG13	8:e:512:GLY:HA2	1.86	0.57
1:Z:445:LEU:HD12	1:Z:463:LEU:HD11	1.86	0.57
2:a:114:PRO:HG2	7:d:57:MET:HE1	1.85	0.57
3:g:199:ARG:NE	3:g:201:GLU:OE2	2.37	0.57
4:h:241:ILE:HB	4:h:332:GLY:HA3	1.86	0.57
2:A:113:HIS:ND1	2:A:115:THR:HG22	2.18	0.57
7:d:71:THR:OG1	7:d:400:GLU:OE2	2.21	0.57
7:d:215:GLY:N	7:d:392:GLY:O	2.37	0.57
8:e:140:ALA:HB1	8:e:451:PHE:CD2	2.39	0.57
2:a:151:ALA:HB2	2:a:502:GLY:HA3	1.86	0.57
2:a:200:ALA:HB3	2:a:378:ARG:HA	1.85	0.57
3:g:133:ILE:HG22	3:g:137:LYS:HZ2	1.67	0.57
3:g:186:GLU:HB2	3:g:192:ILE:HD13	1.86	0.57
6:B:102:VAL:HB	6:B:503:VAL:HG13	1.85	0.57
6:B:159:LEU:HD22	6:B:397:LEU:HD22	1.85	0.57
7:D:134:SER:HB2	7:D:527:ARG:HD2	1.86	0.57
1:z:44:MET:HE1	1:z:386:GLN:HE22	1.69	0.57
5:q:140:HIS:CE1	5:q:509:LYS:HB2	2.40	0.57
2:A:164:ASN:ND2	2:A:206:MET:O	2.37	0.57
4:H:230:LYS:HD2	4:H:350:GLU:HB3	1.86	0.57
4:H:406:VAL:HG11	4:H:412:ILE:HD13	1.85	0.57
7:d:226:GLY:HA3	7:d:377:THR:HA	1.84	0.57
1:Z:175:SER:O	1:Z:179:ILE:HG12	2.04	0.57
3:G:238:VAL:HG21	3:G:342:VAL:HG22	1.86	0.57
4:H:222:TYR:HE2	4:H:359:ASN:HD22	1.51	0.57

Continued on next page...

Continued from previous page...

Atom-1	Atom-2	Interatomic distance (Å)	Clash overlap (Å)
5:Q:337:THR:C	5:Q:339:PRO:HD2	2.28	0.57
6:B:37:ASP:OD1	6:B:40:LYS:NZ	2.36	0.57
6:b:156:ARG:HD2	6:b:160:MET:HE3	1.87	0.57
7:d:141:LEU:HB2	7:d:523:THR:HG21	1.86	0.57
4:h:217:GLY:HA3	4:h:366:THR:HG22	1.85	0.57
6:B:168:SER:OG	9:B:601:ADP:N7	2.37	0.57
6:B:337:HIS:HB3	6:B:340:LEU:HB2	1.85	0.57
8:E:27:ARG:NH2	8:E:535:LYS:O	2.37	0.57
8:E:418:VAL:HA	8:E:510:LEU:H	1.69	0.57
8:E:481:GLN:HG2	8:E:489:LEU:HD12	1.85	0.57
8:e:418:VAL:HG12	8:e:509:THR:HA	1.85	0.57
4:h:243:LEU:HB2	4:h:334:ILE:HA	1.87	0.57
2:A:103:ASN:OD1	2:A:444:SER:OG	2.19	0.57
2:A:139:ASN:O	2:A:139:ASN:ND2	2.37	0.57
4:H:378:ALA:HB3	4:H:381:PHE:HB2	1.85	0.57
5:Q:56:VAL:HB	5:Q:64:PHE:HB3	1.86	0.57
7:D:102:ALA:HB1	7:D:514:VAL:HG12	1.87	0.57
1:Z:268:GLU:HA	1:Z:271:VAL:HB	1.85	0.57
2:a:107:LEU:HD12	2:a:110:GLN:HE21	1.70	0.57
3:g:131:ASP:OD2	3:g:436:TYR:OH	2.18	0.57
4:H:521:LYS:HA	5:Q:57:ILE:HB	1.85	0.57
5:Q:169:MET:HG2	9:Q:5000:ADP:HN61	1.69	0.57
5:Q:206:LYS:NZ	5:Q:208:LEU:HB2	2.19	0.57
6:B:259:ASP:O	7:D:271:GLN:NE2	2.38	0.57
8:E:83:VAL:HG11	8:E:92:VAL:HG21	1.87	0.57
2:A:450:ASN:OD1	2:A:460:SER:OG	2.23	0.57
7:D:59:LYS:HD2	7:D:77:ILE:HG21	1.87	0.57
6:b:220:LEU:HD23	6:b:222:LYS:H	1.69	0.57
1:Z:229:TYR:HB2	1:Z:289:PHE:HD1	1.70	0.56
1:Z:354:THR:HA	1:Z:359:LYS:HA	1.87	0.56
2:a:221:GLY:HA3	2:a:306:MET:HB2	1.87	0.56
3:g:231:TYR:HA	3:g:349:LEU:HB3	1.86	0.56
4:H:168:ILE:O	4:H:172:LYS:N	2.34	0.56
5:Q:311:MET:N	5:Q:311:MET:SD	2.78	0.56
6:B:95:VAL:HG21	6:B:499:VAL:HG13	1.87	0.56
2:a:200:ALA:HB2	2:a:376:ILE:HD11	1.87	0.56
5:q:470:VAL:O	5:q:474:GLY:N	2.36	0.56
2:A:107:LEU:HD11	2:A:436:LEU:HB3	1.87	0.56
2:A:394:ASP:OD1	2:A:395:ALA:N	2.38	0.56
3:G:129:LEU:O	3:G:133:ILE:HG12	2.03	0.56
6:B:19:GLU:OE1	6:B:23:THR:HG23	2.04	0.56

Continued on next page...

Continued from previous page...

Atom-1	Atom-2	Interatomic distance (Å)	Clash overlap (Å)
6:B:112:GLU:OE1	6:B:441:LYS:NZ	2.28	0.56
7:D:248:LEU:HD13	7:D:333:ILE:HG23	1.86	0.56
8:E:151:ILE:HD12	8:E:487:PRO:HB3	1.87	0.56
1:Z:40:PRO:HB3	1:Z:157:ARG:HB3	1.87	0.56
3:g:25:ASN:ND2	3:g:73:HIS:HE1	2.03	0.56
5:Q:204:VAL:HG22	5:Q:375:ILE:HB	1.87	0.56
6:b:488:MET:HE3	6:b:493:ILE:HB	1.86	0.56
8:e:211:VAL:HG12	8:e:399:LYS:HD3	1.88	0.56
2:a:193:ASN:HD21	2:a:314:ARG:HB2	1.70	0.56
3:g:400:VAL:HA	3:g:404:PRO:HA	1.87	0.56
7:d:58:ASP:HB3	7:d:70:ILE:HG22	1.86	0.56
7:d:431:GLU:OE1	7:d:484:HIS:ND1	2.38	0.56
8:e:74:GLY:HA2	8:e:77:ILE:HD12	1.88	0.56
1:Z:396:ARG:O	1:Z:400:ASN:ND2	2.37	0.56
2:a:233:LYS:HB2	2:a:284:ASN:H	1.70	0.56
2:a:394:ASP:OD1	2:a:395:ALA:N	2.39	0.56
5:Q:143:LEU:HD13	5:Q:419:LEU:HD11	1.86	0.56
6:B:43:LEU:HB3	6:B:450:ILE:HD13	1.87	0.56
6:b:203:LYS:HZ3	6:b:375:LEU:HD12	1.69	0.56
4:h:203:LYS:HA	4:h:378:LEU:HB2	1.88	0.56
5:q:165:ARG:NH2	5:q:495:ALA:O	2.38	0.56
2:A:319:ILE:HG12	2:A:364:ILE:HD12	1.87	0.56
2:A:362:ILE:HG22	2:A:364:ILE:HG23	1.87	0.56
2:A:467:LEU:HD11	2:A:488:LEU:HD21	1.87	0.56
7:D:351:PHE:HE1	7:D:356:LEU:HD21	1.70	0.56
1:z:236:SER:HB2	1:z:270:ARG:HG3	1.88	0.56
1:z:466:ILE:HD11	1:z:479:VAL:HB	1.88	0.56
2:a:44:MET:HB3	3:g:521:ILE:HA	1.87	0.56
6:b:29:PHE:HE1	6:b:110:LEU:HD22	1.70	0.56
6:b:254:SER:HA	8:e:266:LEU:HB3	1.87	0.56
8:e:172:THR:HG21	8:e:408:VAL:HG21	1.87	0.56
8:e:226:LYS:HA	8:e:383:VAL:HG23	1.87	0.56
1:z:41:LYS:NZ	1:z:481:LEU:O	2.39	0.56
1:z:165:ALA:O	1:z:169:THR:HG23	2.06	0.56
2:a:370:ARG:NH2	2:a:372:SER:O	2.38	0.56
4:h:125:ILE:HA	4:h:438:LEU:HD13	1.88	0.56
3:G:334:PRO:HA	3:G:337:LEU:HD12	1.88	0.56
8:E:94:LEU:HB2	8:E:523:MET:HE1	1.86	0.56
8:e:440:CYS:O	8:e:445:GLN:NE2	2.38	0.56
2:a:36:LEU:O	2:a:455:ASN:ND2	2.29	0.56
2:a:325:ALA:HB2	2:a:346:GLY:H	1.70	0.56

Continued on next page...

Continued from previous page...

Atom-1	Atom-2	Interatomic distance (Å)	Clash overlap (Å)
3:g:224:THR:H	3:g:312:ARG:HH12	1.53	0.56
3:g:399:ASN:OD1	3:g:400:VAL:N	2.39	0.56
5:Q:408:LEU:HD12	5:Q:500:THR:HA	1.86	0.56
7:D:35:PHE:CE2	7:D:121:THR:HG23	2.40	0.56
8:E:344:ARG:HG3	8:E:347:GLU:HG3	1.88	0.56
6:b:50:LYS:HE2	7:d:534:ASP:HB2	1.86	0.56
6:b:173:THR:HA	6:b:176:LYS:HB2	1.87	0.56
2:A:470:PHE:HD2	2:A:486:ILE:HG21	1.71	0.56
3:G:66:LEU:HD12	3:G:80:ILE:HD11	1.87	0.56
3:G:132:MET:HA	3:G:135:THR:HG22	1.87	0.56
3:G:230:ARG:HG2	3:G:351:ILE:HD12	1.88	0.56
3:G:303:LEU:HD12	3:G:310:ALA:HB2	1.87	0.56
8:E:239:MET:HE2	8:E:320:PRO:HA	1.86	0.56
1:z:413:ALA:HB1	1:z:476:LEU:HB3	1.88	0.55
4:h:40:LEU:HB3	4:h:452:GLN:OE1	2.05	0.55
8:E:485:MET:HE3	8:E:486:ASN:H	1.72	0.55
1:Z:85:ASP:O	1:Z:89:GLY:N	2.39	0.55
4:h:47:LYS:NZ	8:e:531:ASP:OD1	2.36	0.55
2:A:323:SER:HB3	2:A:347:GLN:H	1.69	0.55
3:G:181:MET:HE2	3:G:371:CYS:HB2	1.86	0.55
3:G:199:ARG:HB3	3:G:372:THR:HA	1.88	0.55
8:E:420:TYR:HD2	8:E:488:ALA:HB2	1.71	0.55
1:z:98:ILE:HD12	1:z:504:LEU:HD21	1.88	0.55
3:G:333:ARG:NH2	3:G:336:GLU:OE1	2.35	0.55
4:H:40:LEU:HD23	4:H:448:GLN:HB3	1.88	0.55
7:D:145:ILE:HD11	7:D:516:VAL:HG22	1.88	0.55
1:z:148:LEU:HB3	1:z:173:VAL:HG23	1.88	0.55
4:h:85:ASP:OD1	4:h:86:ILE:N	2.40	0.55
5:q:221:MET:HB2	5:q:372:ILE:HD11	1.88	0.55
6:b:406:THR:HG22	6:b:496:SER:HA	1.87	0.55
6:b:448:THR:HG23	6:b:458:SER:HB2	1.87	0.55
7:d:30:PRO:O	7:d:34:ARG:NE	2.36	0.55
1:Z:470:HIS:HB2	1:Z:477:VAL:HG12	1.88	0.55
4:h:451:ARG:HE	4:h:465:LEU:HD11	1.72	0.55
2:A:179:ILE:HD12	2:A:373:ALA:HB3	1.87	0.55
5:Q:146:LEU:O	5:Q:407:ARG:NH1	2.38	0.55
6:B:65:ASN:HD22	6:B:170:LYS:HA	1.71	0.55
7:D:502:ASN:HD21	7:D:504:LEU:HB2	1.72	0.55
6:b:45:PRO:HA	6:b:169:SER:HA	1.88	0.55
6:b:255:ARG:N	8:e:266:LEU:O	2.39	0.55
3:g:284:LEU:HD13	3:g:342:VAL:HB	1.87	0.55

Continued on next page...

Continued from previous page...

Atom-1	Atom-2	Interatomic distance (Å)	Clash overlap (Å)
5:q:435:GLN:HB2	5:q:439:LYS:HZ3	1.71	0.55
7:d:258:THR:OG1	7:d:260:MET:O	2.25	0.55
2:a:208:SER:HA	2:a:378:ARG:HH11	1.72	0.55
3:G:185:GLU:OE2	3:G:190:LYS:NZ	2.30	0.55
7:D:76:THR:OG1	7:D:403:ARG:NH1	2.40	0.55
1:Z:135:GLU:HA	1:Z:138:LYS:HD3	1.88	0.55
2:a:197:ILE:HG21	2:a:389:GLU:HB2	1.89	0.55
3:g:448:ARG:HB3	3:g:462:LEU:HD11	1.88	0.55
5:Q:146:LEU:C	5:Q:407:ARG:HH22	2.15	0.55
8:E:141:ALA:HB2	8:E:521:THR:HG21	1.88	0.55
8:E:405:ALA:O	8:E:409:ILE:HG12	2.07	0.55
8:e:151:ILE:HD12	8:e:487:PRO:HB3	1.89	0.55
6:B:29:PHE:CD2	6:B:114:GLU:HB3	2.42	0.55
3:g:25:ASN:HD22	3:g:73:HIS:HE1	1.55	0.55
5:q:400:LYS:O	5:q:403:THR:OG1	2.22	0.55
2:A:233:LYS:NZ	2:A:342:ALA:O	2.34	0.55
2:A:529:ASP:HA	7:D:59:LYS:O	2.06	0.55
6:b:407:VAL:HG13	6:b:497:PHE:HB2	1.89	0.55
7:d:491:ALA:HA	7:d:502:ASN:HA	1.88	0.55
3:g:177:ASP:O	3:g:181:MET:HG3	2.07	0.54
4:h:48:LEU:HD11	4:h:58:ILE:HG13	1.89	0.54
5:Q:407:ARG:NH1	5:Q:408:LEU:O	2.39	0.54
7:d:72:ASN:ND2	7:d:173:SER:O	2.40	0.54
7:d:245:LYS:HD2	7:d:356:LEU:HB3	1.88	0.54
8:e:116:LEU:HD21	8:e:451:PHE:HD1	1.72	0.54
1:Z:208:ARG:HG3	1:Z:372:VAL:HG12	1.89	0.54
1:Z:400:ASN:HB2	1:Z:497:ASN:HD21	1.71	0.54
3:g:219:ILE:HG12	3:g:322:ILE:HD11	1.89	0.54
4:h:22:LEU:HD22	4:h:116:VAL:HG11	1.89	0.54
3:G:34:ASP:HA	3:G:37:ARG:HB2	1.89	0.54
7:D:145:ILE:HD11	7:D:516:VAL:HG13	1.89	0.54
2:a:47:ASP:OD1	2:a:51:ASP:N	2.38	0.54
2:A:101:LEU:HD11	2:A:521:ALA:HA	1.89	0.54
4:H:243:GLU:HB3	4:H:293:LEU:HD13	1.90	0.54
8:E:72:ASN:HD22	8:E:176:LYS:HA	1.72	0.54
2:A:31:ILE:HG22	2:A:43:LYS:NZ	2.22	0.54
4:H:135:LYS:HD3	4:H:419:TYR:HB3	1.90	0.54
7:d:395:LYS:HA	7:d:398:ILE:HD12	1.90	0.54
1:z:20:LEU:HD21	1:z:110:ILE:HD13	1.89	0.54
1:z:160:VAL:HG22	1:z:161:HIS:H	1.73	0.54
2:a:78:LEU:HD13	2:a:81:LEU:HD21	1.89	0.54

Continued on next page...

Continued from previous page...

Atom-1	Atom-2	Interatomic distance (Å)	Clash overlap (Å)
4:H:364:CYS:HB2	4:H:367:ALA:HB2	1.90	0.54
5:Q:400:LYS:HB3	5:Q:404:ARG:NH1	2.21	0.54
1:z:54:ILE:O	1:z:381:LYS:NZ	2.37	0.54
2:a:130:ARG:NH1	2:a:134:GLU:OE2	2.41	0.54
4:H:128:ALA:HB2	4:H:435:ILE:HG12	1.89	0.54
4:H:524:ARG:HB2	5:Q:59:HIS:HB2	1.90	0.54
7:d:133:ILE:HG13	7:d:530:LEU:HD21	1.89	0.54
5:Q:435:GLN:HB2	5:Q:439:LYS:NZ	2.22	0.54
1:Z:480:ASP:HB2	1:Z:487:MET:HG2	1.89	0.54
5:q:393:ASP:HA	5:q:396:VAL:HG22	1.89	0.54
8:E:101:GLU:O	8:E:414:ARG:NH2	2.36	0.54
7:d:42:LYS:HE3	7:d:118:ASP:HB3	1.89	0.54
1:z:228:ALA:O	1:z:346:HIS:ND1	2.41	0.54
4:H:213:GLY:HA3	4:H:362:THR:HG22	1.89	0.54
7:d:169:THR:OG1	7:d:507:LEU:O	2.26	0.54
7:d:211:VAL:HB	7:d:389:VAL:HA	1.90	0.54
8:e:188:ILE:HD12	8:e:385:ILE:HD11	1.89	0.54
3:g:416:ALA:HA	3:g:469:HIS:NE2	2.23	0.54
5:Q:323:ARG:HA	5:Q:326:LYS:HG2	1.90	0.54
8:e:63:ASP:OD1	8:e:67:ASP:N	2.41	0.54
2:a:111:LYS:HD2	2:a:111:LYS:O	2.07	0.53
2:a:184:ILE:HG13	2:a:185:ARG:HD3	1.89	0.53
2:a:312:LEU:O	2:a:316:LEU:N	2.35	0.53
5:q:246:PHE:HE1	5:q:336:LEU:HD21	1.72	0.53
8:E:396:GLU:O	8:E:400:ARG:NE	2.38	0.53
1:Z:131:LEU:HD22	1:Z:505:LEU:HD23	1.91	0.53
2:a:20:GLN:HE22	2:a:69:HIS:CD2	2.26	0.53
2:A:477:ASN:ND2	2:A:479:GLU:OE2	2.42	0.53
3:G:26:ILE:HG22	3:G:105:LEU:HD23	1.90	0.53
3:G:315:ARG:O	3:G:319:ASN:N	2.37	0.53
8:E:128:ILE:HG23	8:E:133:ILE:HD11	1.90	0.53
6:b:203:LYS:HD2	6:b:383:LEU:HB3	1.90	0.53
1:Z:270:ARG:O	1:Z:274:ILE:HG12	2.08	0.53
2:A:68:GLU:O	2:A:73:LYS:NZ	2.35	0.53
4:H:140:ALA:HB1	4:H:404:SER:HB2	1.89	0.53
8:e:313:LEU:O	8:e:317:ASN:ND2	2.31	0.53
1:z:175:SER:O	1:z:179:ILE:HG12	2.08	0.53
3:g:215:ARG:NH2	3:g:365:CYS:O	2.41	0.53
5:Q:168:ILE:HG22	5:Q:177:VAL:HG12	1.90	0.53
7:D:159:ASP:OD2	7:D:162:THR:OG1	2.19	0.53
7:D:208:ILE:HG12	7:D:386:VAL:HG22	1.89	0.53

Continued on next page...

Continued from previous page...

Atom-1	Atom-2	Interatomic distance (Å)	Clash overlap (Å)
6:b:495:GLU:OE2	9:b:601:ADP:O2'	2.22	0.53
1:Z:56:LEU:HD11	5:Q:85:MET:HE1	1.90	0.53
3:g:90:VAL:O	3:g:395:GLN:NE2	2.42	0.53
3:G:414:GLU:OE2	3:G:505:TYR:OH	2.27	0.53
4:H:326:CYS:HB3	4:H:365:PRO:HD2	1.91	0.53
4:H:423:TYR:O	4:H:426:THR:OG1	2.26	0.53
6:B:33:ILE:HG23	6:B:111:ARG:HE	1.73	0.53
6:B:151:ASP:HB3	6:B:154:LYS:HB2	1.89	0.53
8:E:54:PRO:HA	8:E:175:SER:HA	1.89	0.53
8:E:148:LEU:HD22	8:E:513:LYS:HZ3	1.72	0.53
8:e:107:THR:OG1	9:e:601:ADP:O2B	2.20	0.53
1:Z:157:ARG:HH11	1:Z:165:ALA:HB3	1.74	0.53
2:a:107:LEU:HD23	2:a:117:VAL:HG22	1.91	0.53
3:g:425:SER:OG	3:g:437:ARG:NE	2.37	0.53
5:q:334:PRO:HG2	5:q:338:PRO:HG2	1.90	0.53
3:G:155:ILE:HD13	3:G:172:CYS:HB2	1.91	0.53
8:e:243:VAL:HG21	8:e:320:PRO:HG2	1.91	0.53
3:G:133:ILE:O	3:G:137:LYS:NZ	2.42	0.53
4:H:276:ASP:OD1	4:H:277:LYS:NZ	2.31	0.53
6:B:43:LEU:O	6:B:453:ASN:ND2	2.38	0.53
7:D:304:ILE:HG22	7:D:305:LEU:HG	1.90	0.53
7:d:214:LEU:HA	7:d:398:ILE:HD11	1.91	0.53
1:z:322:GLU:O	1:z:325:THR:OG1	2.25	0.53
3:g:199:ARG:HG2	3:g:218:MET:H	1.73	0.53
3:G:82:ILE:HG13	3:G:83:SER:N	2.24	0.53
4:H:100:LEU:HD11	4:H:442:LEU:HD13	1.91	0.53
6:B:95:VAL:HG11	6:B:499:VAL:HG22	1.90	0.53
7:D:116:LEU:HD22	7:D:137:PHE:HE1	1.73	0.53
7:D:220:ASP:HB3	7:D:391:ARG:HD2	1.91	0.53
8:E:97:SER:O	8:E:101:GLU:HG3	2.09	0.53
6:b:91:GLN:HE21	6:b:95:VAL:HG22	1.74	0.53
6:b:264:VAL:HG13	7:d:258:THR:HG23	1.91	0.53
3:g:184:PHE:HE1	3:g:369:LYS:HB3	1.73	0.53
5:q:155:ARG:NH2	5:q:192:PRO:O	2.42	0.53
7:D:69:THR:HA	7:D:396:LEU:HD22	1.90	0.53
8:E:102:ILE:HD12	8:E:512:GLY:HA2	1.91	0.53
8:E:471:ILE:HG21	7:d:446:MET:HG2	1.90	0.53
6:b:18:GLU:OE2	6:b:519:ASN:ND2	2.29	0.53
6:b:104:VAL:O	6:b:108:GLU:HG2	2.09	0.53
1:z:31:GLN:HG3	1:z:97:LEU:HD23	1.90	0.53
1:z:243:GLU:O	1:z:256:ARG:NH1	2.42	0.53

Continued on next page...

Continued from previous page...

Atom-1	Atom-2	Interatomic distance (Å)	Clash overlap (Å)
1:z:275:ILE:HG12	1:z:279:ARG:HH22	1.73	0.53
1:z:483:THR:HG23	1:z:485:GLU:H	1.73	0.53
1:Z:161:HIS:HD2	5:Q:520:ARG:HH12	1.57	0.53
2:a:526:ARG:HH12	7:d:175:VAL:HA	1.74	0.53
3:g:221:LYS:O	3:g:360:THR:OG1	2.23	0.53
2:A:489:ASP:OD2	2:A:491:SER:OG	2.27	0.53
6:b:46:LYS:HG3	6:b:454:ALA:HB2	1.90	0.53
7:d:148:LEU:HD21	7:d:515:SER:HB2	1.91	0.53
7:d:360:GLU:HB2	7:d:378:GLY:HA3	1.90	0.53
8:e:170:LYS:HG2	8:e:182:HIS:HB2	1.91	0.53
3:g:385:GLU:O	3:g:389:ASN:ND2	2.42	0.52
4:h:72:VAL:O	4:h:81:LYS:NZ	2.42	0.52
2:A:409:VAL:HG13	2:A:507:THR:HG22	1.91	0.52
2:A:434:GLU:OE1	2:A:434:GLU:N	2.41	0.52
3:G:175:ALA:O	3:G:179:VAL:HG13	2.08	0.52
5:Q:146:LEU:HG	5:Q:476:LYS:HG2	1.91	0.52
5:Q:240:ALA:HB2	5:Q:344:MET:HE1	1.91	0.52
6:B:130:TRP:HZ3	6:B:511:ALA:HB1	1.73	0.52
4:h:19:ILE:HG13	8:e:14:ARG:HH12	1.73	0.52
4:h:325:ARG:NH2	4:h:375:THR:OG1	2.42	0.52
4:H:395:ILE:HD12	4:H:398:ARG:HE	1.74	0.52
6:B:133:ALA:HB2	6:B:436:MET:HB2	1.90	0.52
1:z:236:SER:HB3	1:z:239:TYR:HB2	1.90	0.52
2:A:16:THR:HG22	2:A:18:ARG:H	1.73	0.52
4:H:106:LYS:HA	4:H:109:LYS:HG2	1.90	0.52
8:E:107:THR:OG1	9:E:601:ADP:O2B	2.24	0.52
6:b:55:SER:HB3	7:d:537:ASN:HB2	1.91	0.52
1:z:53:ASP:OD1	1:z:53:ASP:N	2.43	0.52
1:z:232:THR:OG1	1:z:233:CYS:N	2.40	0.52
3:g:22:GLN:O	3:g:26:ILE:HG12	2.09	0.52
5:q:386:ASP:OD1	5:q:387:ASP:N	2.42	0.52
2:A:127:GLU:OE1	2:A:130:ARG:NH2	2.42	0.52
2:A:324:GLY:HA3	2:A:368:LYS:HE3	1.91	0.52
2:A:328:LEU:HD21	2:A:344:MET:HE1	1.92	0.52
7:D:75:ALA:HB3	7:D:403:ARG:NH2	2.23	0.52
7:D:246:ILE:HA	7:D:297:VAL:HB	1.92	0.52
7:d:135:GLU:O	7:d:139:LYS:HG2	2.08	0.52
1:z:278:LYS:O	1:z:282:CYS:HB2	2.09	0.52
1:Z:24:ILE:HD11	1:Z:103:LEU:O	2.10	0.52
1:Z:353:TYR:CZ	1:Z:355:LEU:HB2	2.45	0.52
5:q:463:VAL:HG11	5:q:480:LEU:HD12	1.90	0.52

Continued on next page...

Continued from previous page...

Atom-1	Atom-2	Interatomic distance (Å)	Clash overlap (Å)
7:D:105:GLY:N	9:D:601:ADP:O2B	2.43	0.52
8:E:250:ILE:HG13	8:E:301:ILE:HD11	1.91	0.52
2:a:209:MET:HA	2:a:209:MET:HE3	1.91	0.52
2:A:200:ALA:HB3	2:A:378:ARG:HA	1.90	0.52
5:Q:243:SER:HB3	5:Q:332:ALA:HB1	1.91	0.52
7:D:413:ARG:HG2	7:D:417:LYS:HE2	1.91	0.52
1:Z:189:PHE:HE1	1:Z:319:ARG:HD2	1.75	0.52
2:a:125:CYS:HB2	2:a:518:THR:HG21	1.91	0.52
2:A:17:ILE:CD1	2:A:530:LEU:HB2	2.40	0.52
2:A:530:LEU:HA	7:D:61:ILE:O	2.10	0.52
5:Q:235:LYS:HG3	5:Q:236:ASP:H	1.74	0.52
6:B:49:ASP:N	7:D:531:LYS:O	2.43	0.52
6:B:269:HIS:O	6:B:272:LYS:HG3	2.10	0.52
8:E:192:ALA:HB2	8:E:385:ILE:HD11	1.91	0.52
8:e:101:GLU:OE2	8:e:515:GLN:NE2	2.42	0.52
1:z:321:MET:HA	1:z:324:LEU:HD12	1.92	0.52
1:z:489:ALA:HB1	1:z:494:VAL:HB	1.92	0.52
3:g:77:LYS:NZ	3:g:81:GLU:OE1	2.36	0.52
4:h:132:ALA:HA	4:h:135:LEU:HD12	1.91	0.52
3:G:202:LYS:HZ2	3:G:380:LYS:HD3	1.75	0.52
7:D:216:GLY:HA3	7:D:391:ARG:HB2	1.91	0.52
8:E:148:LEU:HD11	8:E:517:ILE:HD12	1.92	0.52
8:E:469:ASN:OD1	8:E:472:GLN:N	2.42	0.52
7:d:29:LYS:HG3	7:d:32:GLN:HE21	1.75	0.52
7:d:167:ALA:O	7:d:171:LEU:HG	2.10	0.52
7:d:283:ILE:HD11	7:d:313:ALA:HB2	1.91	0.52
2:a:450:ASN:ND2	2:a:460:SER:OG	2.22	0.52
3:g:179:VAL:HG12	3:g:394:MET:HA	1.92	0.52
4:h:239:PRO:HG3	4:h:352:PHE:HB2	1.91	0.52
4:h:243:LEU:HG	4:h:294:LEU:HD22	1.91	0.52
5:q:200:ASP:O	5:q:203:ARG:NH1	2.43	0.52
3:G:76:ALA:O	3:G:80:ILE:HG12	2.08	0.52
5:Q:197:PHE:HB3	5:Q:400:LYS:NZ	2.25	0.52
5:Q:400:LYS:O	5:Q:403:THR:OG1	2.18	0.52
6:B:281:ARG:HG2	6:B:284:LYS:HZ2	1.74	0.52
7:d:186:MET:HE3	7:d:223:LEU:HD13	1.91	0.52
8:e:181:CYS:C	8:e:185:MET:HE3	2.35	0.52
1:z:231:LEU:HB2	1:z:344:LEU:HD12	1.92	0.52
1:Z:76:LEU:O	1:Z:80:VAL:HG22	2.10	0.52
1:Z:179:ILE:HG21	1:Z:372:VAL:HG22	1.92	0.52
1:Z:217:ARG:NE	1:Z:357:GLU:O	2.43	0.52

Continued on next page...

Continued from previous page...

Atom-1	Atom-2	Interatomic distance (Å)	Clash overlap (Å)
3:g:241:ASP:O	3:g:291:THR:OG1	2.28	0.52
6:B:219:LEU:HD23	6:B:361:HIS:HA	1.91	0.52
7:d:132:ILE:O	7:d:135:GLU:HG3	2.10	0.52
7:d:266:VAL:HG11	7:d:272:MET:HB2	1.92	0.52
1:z:118:ILE:HG21	1:z:432:ARG:HB2	1.91	0.51
2:a:292:ILE:HG23	2:a:309:ARG:HD2	1.92	0.51
2:a:432:SER:OG	2:a:433:ARG:N	2.43	0.51
5:q:101:THR:N	9:q:5000:ADP:O3B	2.43	0.51
7:d:309:LEU:HB3	7:d:326:LYS:HD2	1.91	0.51
1:Z:270:ARG:HA	1:Z:273:LYS:HE3	1.92	0.51
2:a:215:ALA:HB1	2:a:361:LEU:HB3	1.93	0.51
3:g:217:VAL:O	3:g:362:ILE:HB	2.11	0.51
2:A:171:MET:HE2	2:A:210:LEU:HB2	1.91	0.51
3:G:170:LEU:HA	3:G:173:ASN:HD21	1.74	0.51
4:H:463:LYS:NZ	4:H:483:ASP:OD1	2.34	0.51
7:D:149:THR:HG22	7:D:512:LEU:HD21	1.91	0.51
6:b:226:VAL:HG22	7:d:334:GLU:HB2	1.92	0.51
6:b:414:GLU:HG2	6:b:447:PRO:HD3	1.93	0.51
7:d:248:LEU:HD11	7:d:330:ARG:HH22	1.75	0.51
8:e:159:ILE:HG13	8:e:194:LEU:HD13	1.92	0.51
2:a:527:ILE:HG23	7:d:70:ILE:HG21	1.93	0.51
3:g:143:VAL:HG11	3:g:406:LEU:HG	1.92	0.51
5:q:398:THR:HA	5:q:401:VAL:HG22	1.92	0.51
7:d:74:GLY:HA2	7:d:77:ILE:HD12	1.91	0.51
3:g:388:ARG:NH1	3:g:389:ASN:OD1	2.43	0.51
5:q:149:CYS:HA	5:q:408:LEU:H	1.75	0.51
2:A:451:THR:HA	2:A:454:VAL:HG12	1.93	0.51
4:H:424:SER:OG	4:H:432:GLN:O	2.28	0.51
7:D:224:VAL:O	7:D:387:THR:N	2.40	0.51
8:e:171:THR:HG21	8:e:506:VAL:HG13	1.93	0.51
1:z:415:GLU:OE2	1:z:501:LYS:NZ	2.43	0.51
1:Z:195:GLU:HG3	1:Z:376:ILE:HG23	1.92	0.51
4:h:94:VAL:HG21	4:h:502:VAL:HG13	1.93	0.51
5:q:224:LYS:NZ	5:q:358:THR:OG1	2.44	0.51
5:q:443:GLU:O	5:q:446:GLU:HG3	2.11	0.51
3:G:181:MET:HB2	3:G:371:CYS:HB2	1.93	0.51
3:G:184:PHE:HE1	3:G:369:LYS:HB3	1.74	0.51
3:G:295:ILE:HD12	3:G:312:ARG:HB3	1.92	0.51
6:b:347:LYS:HB2	6:b:364:GLY:HA3	1.92	0.51
8:e:437:ALA:HB2	8:e:448:MET:HB3	1.93	0.51
1:z:425:HIS:O	1:z:428:SER:OG	2.28	0.51

Continued on next page...

Continued from previous page...

Atom-1	Atom-2	Interatomic distance (Å)	Clash overlap (Å)
1:Z:59:ASP:HB2	1:Z:159:LYS:HD2	1.93	0.51
5:Q:396:VAL:O	5:Q:400:LYS:HG2	2.11	0.51
6:B:51:ILE:HG21	7:D:535:VAL:HG22	1.91	0.51
8:E:148:LEU:HD22	8:E:513:LYS:NZ	2.25	0.51
1:Z:112:GLU:OE1	1:Z:112:GLU:N	2.44	0.51
1:Z:156:LEU:HD21	1:Z:168:LEU:HB2	1.92	0.51
3:g:300:GLN:O	3:g:304:MET:HG2	2.11	0.51
4:h:285:ILE:HD11	4:h:310:ARG:HH11	1.76	0.51
6:B:25:ARG:NH1	6:B:517:VAL:O	2.43	0.51
7:d:271:GLN:HG2	7:d:274:ARG:HH21	1.74	0.51
2:A:208:SER:HA	2:A:378:ARG:HH11	1.75	0.51
5:Q:112:LEU:HD11	5:Q:518:VAL:HG11	1.92	0.51
6:B:488:MET:HB3	6:B:493:ILE:O	2.11	0.51
8:E:38:ILE:HG22	8:E:42:LYS:HZ2	1.75	0.51
6:b:298:ASN:OD1	6:b:299:TYR:N	2.43	0.51
8:e:523:MET:O	8:e:527:ILE:HG12	2.10	0.51
1:Z:183:ASP:OD1	1:Z:183:ASP:N	2.43	0.51
2:a:99:GLU:OE2	2:a:102:LYS:NZ	2.36	0.51
4:H:321:ARG:NH2	4:H:371:THR:OG1	2.44	0.51
5:Q:93:GLN:HG2	5:Q:104:VAL:HG11	1.93	0.51
6:b:45:PRO:HG2	6:b:480:MET:HG2	1.93	0.51
6:b:323:LEU:O	6:b:327:THR:OG1	2.26	0.51
1:Z:109:TYR:CG	1:Z:435:LEU:HD21	2.46	0.51
5:q:117:GLU:O	5:q:121:ILE:HG12	2.11	0.51
6:B:202:ILE:HD12	6:B:204:LYS:HD3	1.93	0.51
6:B:419:HIS:CG	6:B:423:GLN:HE22	2.29	0.51
8:e:39:MET:O	8:e:42:LYS:HB2	2.11	0.51
2:a:244:THR:OG1	2:a:269:ASP:OD1	2.29	0.50
5:Q:399:PHE:O	5:Q:403:THR:HG23	2.11	0.50
6:B:198:ALA:HA	6:B:322:ARG:HG3	1.93	0.50
6:b:178:HIS:HA	6:b:181:LYS:HZ3	1.76	0.50
7:d:117:LEU:HD21	7:d:529:ILE:HD11	1.92	0.50
7:d:483:ARG:HH12	7:d:500:ILE:HG22	1.76	0.50
8:e:119:GLU:HA	8:e:122:GLN:OE1	2.10	0.50
1:z:232:THR:HA	1:z:291:VAL:HA	1.93	0.50
1:Z:129:LYS:HZ2	1:Z:425:HIS:HB2	1.76	0.50
4:h:40:LEU:O	4:h:456:ASN:ND2	2.41	0.50
3:G:83:SER:HB3	3:G:98:ILE:HD11	1.92	0.50
4:H:498:VAL:HA	4:H:501:ASN:HD21	1.75	0.50
5:Q:54:LYS:N	5:Q:66:THR:O	2.43	0.50
5:Q:171:LYS:NZ	9:Q:5000:ADP:O3B	2.37	0.50

Continued on next page...

Continued from previous page...

Atom-1	Atom-2	Interatomic distance (Å)	Clash overlap (Å)
8:E:119:GLU:HG3	8:E:450:ALA:HB1	1.93	0.50
7:d:191:VAL:HG11	7:d:412:ILE:HG21	1.92	0.50
8:e:190:VAL:HA	8:e:193:VAL:HG12	1.93	0.50
1:z:48:VAL:H	5:q:524:ILE:HG12	1.76	0.50
2:a:133:ASN:HA	2:a:136:LEU:HD23	1.94	0.50
2:a:492:ASN:O	2:a:492:ASN:ND2	2.44	0.50
3:g:239:LEU:HD21	3:g:323:ALA:HB2	1.93	0.50
4:H:80:VAL:O	4:H:84:LYS:HG2	2.11	0.50
8:E:222:THR:HG23	8:E:387:ILE:HG12	1.93	0.50
6:b:136:ALA:O	6:b:139:GLU:HG2	2.11	0.50
8:e:418:VAL:HA	8:e:510:LEU:H	1.76	0.50
1:Z:239:TYR:HB3	1:Z:242:THR:HB	1.93	0.50
2:a:218:CYS:SG	2:a:219:VAL:N	2.85	0.50
3:G:143:VAL:HG23	3:G:150:MET:HE3	1.93	0.50
3:G:396:VAL:HA	3:G:399:ASN:HD21	1.75	0.50
5:Q:39:LEU:O	5:Q:42:THR:OG1	2.27	0.50
5:Q:146:LEU:HD21	5:Q:418:GLU:HG2	1.91	0.50
5:Q:220:GLY:H	5:Q:373:SER:HA	1.76	0.50
7:D:78:LEU:HD12	7:D:92:VAL:HG22	1.93	0.50
8:E:175:SER:OG	8:E:176:LYS:NZ	2.43	0.50
8:E:248:ILE:N	8:E:354:GLY:O	2.44	0.50
6:b:249:ILE:HG22	6:b:251:ILE:H	1.76	0.50
6:b:424:LEU:HB3	6:b:436:MET:HE1	1.93	0.50
7:d:408:ALA:O	7:d:412:ILE:HG12	2.12	0.50
1:z:149:ILE:HD13	1:z:173:VAL:HG11	1.94	0.50
4:h:146:THR:HG22	4:h:408:SER:HB2	1.94	0.50
3:G:425:SER:OG	3:G:437:ARG:NE	2.44	0.50
5:Q:39:LEU:HD12	5:Q:78:VAL:HG11	1.94	0.50
8:E:102:ILE:HG22	8:E:104:ASP:H	1.76	0.50
6:b:101:SER:O	6:b:105:LEU:HD23	2.11	0.50
5:q:328:VAL:HG12	5:q:347:CYS:HB3	1.93	0.50
3:G:399:ASN:HA	3:G:402:LEU:HD12	1.94	0.50
4:H:181:ASP:HA	4:H:184:MET:HE2	1.93	0.50
7:d:254:SER:OG	7:d:306:ARG:NH1	2.43	0.50
1:z:176:ILE:HG13	1:z:398:VAL:HG21	1.94	0.50
1:z:274:ILE:HG22	1:z:310:ILE:HD13	1.94	0.50
4:h:479:TYR:HA	4:h:490:ASP:HA	1.93	0.50
2:A:191:PRO:HG2	2:A:194:SER:HB3	1.94	0.50
4:H:245:GLU:HA	4:H:303:PHE:HE2	1.77	0.50
4:H:263:TYR:CD2	8:E:347:GLU:HG2	2.47	0.50
7:D:80:GLN:O	7:D:82:GLN:NE2	2.44	0.50

Continued on next page...

Continued from previous page...

Atom-1	Atom-2	Interatomic distance (Å)	Clash overlap (Å)
8:E:171:THR:OG1	8:E:505:HIS:O	2.30	0.50
1:Z:99:ILE:HD11	1:Z:508:CYS:HA	1.93	0.50
2:A:239:PHE:HE2	2:A:330:THR:HB	1.76	0.50
5:Q:72:ILE:O	5:Q:76:LEU:N	2.40	0.50
5:Q:492:MET:HB2	5:Q:495:ALA:HB3	1.94	0.50
6:B:29:PHE:HD2	6:B:114:GLU:HB3	1.76	0.50
7:D:89:ARG:O	7:D:93:GLU:HG2	2.11	0.50
8:E:445:GLN:OE1	8:E:449:ARG:NH2	2.37	0.50
6:b:333:SER:H	8:e:312:HIS:CD2	2.30	0.50
8:e:27:ARG:NE	8:e:29:MET:HE2	2.26	0.50
8:e:157:VAL:HG13	8:e:165:LEU:HD11	1.94	0.50
8:e:419:VAL:HG11	8:e:510:LEU:HD13	1.94	0.50
8:e:451:PHE:CZ	8:e:455:LEU:HD21	2.47	0.50
1:Z:381:LYS:HA	1:Z:384:LEU:HB3	1.94	0.50
3:g:151:MET:O	3:g:155:ILE:HG12	2.12	0.50
5:q:168:ILE:HG13	5:q:177:VAL:HG23	1.94	0.50
6:B:237:ILE:HD11	6:B:346:CYS:HB3	1.93	0.50
6:B:330:GLU:HB2	6:B:342:LYS:HB3	1.93	0.50
7:D:227:LEU:HD11	7:D:336:ILE:HG12	1.94	0.50
8:E:41:ALA:HA	8:E:91:MET:HE1	1.93	0.50
1:z:145:ARG:NH2	1:z:170:GLU:OE1	2.45	0.49
1:z:182:GLN:NE2	1:z:190:MET:HE1	2.27	0.49
4:h:397:ILE:HA	4:h:400:VAL:HG22	1.93	0.49
5:q:54:LYS:O	5:q:55:MET:HE2	2.12	0.49
5:q:77:GLU:O	5:q:79:GLN:NE2	2.45	0.49
4:H:123:ARG:NH1	5:Q:485:GLU:OE2	2.45	0.49
8:e:492:ASP:OD2	8:e:497:GLY:N	2.45	0.49
3:g:325:ALA:HB2	3:g:370:ALA:HB3	1.93	0.49
5:q:83:ALA:HA	5:q:86:ILE:HG22	1.93	0.49
3:G:333:ARG:HE	3:G:336:GLU:HB2	1.77	0.49
8:E:426:GLU:CD	8:E:459:PRO:HD3	2.36	0.49
3:G:21:VAL:HG11	3:G:520:ASP:HA	1.94	0.49
3:G:179:VAL:HG23	3:G:180:LYS:HG2	1.95	0.49
4:H:105:LEU:HD11	4:H:513:ILE:HG21	1.94	0.49
6:B:480:MET:N	6:B:480:MET:HE2	2.27	0.49
6:b:87:MET:HE1	6:b:102:VAL:HG22	1.94	0.49
6:b:105:LEU:O	6:b:109:LEU:HG	2.12	0.49
1:z:115:HIS:CE1	1:z:117:ARG:HG2	2.47	0.49
1:Z:187:ASP:OD1	1:Z:188:LEU:N	2.45	0.49
1:Z:353:TYR:O	1:Z:360:PHE:N	2.33	0.49
2:a:88:ASP:OD1	2:a:89:GLY:N	2.46	0.49

Continued on next page...

Continued from previous page...

Atom-1	Atom-2	Interatomic distance (Å)	Clash overlap (Å)
4:h:376:PHE:HD2	4:h:378:LEU:HD12	1.78	0.49
5:q:92:MET:HB3	5:q:510:LEU:HD21	1.95	0.49
3:G:244:LEU:HD23	3:G:299:ALA:HB1	1.94	0.49
4:H:103:GLU:O	4:H:107:GLN:HG3	2.13	0.49
8:E:73:ASP:O	8:E:76:THR:OG1	2.19	0.49
6:b:218:PHE:HB3	6:b:362:PHE:HB2	1.94	0.49
8:e:52:LEU:O	8:e:465:ASN:ND2	2.41	0.49
1:z:271:VAL:HG13	1:z:305:LEU:HD21	1.95	0.49
2:A:136:LEU:HD22	2:A:507:THR:HG21	1.95	0.49
3:G:36:ILE:HB	3:G:39:CYS:SG	2.53	0.49
4:H:47:LYS:HD3	8:E:532:ASP:OD1	2.11	0.49
4:H:158:CYS:O	4:H:161:THR:OG1	2.30	0.49
4:H:169:SER:HA	4:H:172:LYS:HB3	1.94	0.49
6:B:292:ASN:N	6:B:312:ILE:O	2.43	0.49
7:D:284:LEU:HA	7:D:287:VAL:HG12	1.93	0.49
8:E:10:ASP:OD2	8:E:14:ARG:N	2.46	0.49
8:E:480:ARG:HH12	8:E:499:ASN:H	1.58	0.49
7:d:34:ARG:HH12	7:d:130:PRO:HG3	1.76	0.49
7:d:195:ILE:HG21	7:d:203:VAL:HG13	1.94	0.49
1:Z:95:ASN:O	1:Z:99:ILE:HG12	2.13	0.49
2:a:441:PHE:O	2:a:445:LEU:HD23	2.11	0.49
5:q:170:SER:HB2	9:q:5000:ADP:H8	1.78	0.49
4:H:62:GLY:HA2	4:H:65:ILE:HD12	1.93	0.49
6:B:425:ALA:HA	6:B:436:MET:HE3	1.95	0.49
7:D:298:LEU:HD22	7:D:317:LEU:HD22	1.95	0.49
6:b:40:LYS:HD3	6:b:449:ILE:HD11	1.93	0.49
7:d:195:ILE:HD13	7:d:203:VAL:HG22	1.95	0.49
2:a:173:VAL:HA	2:a:176:VAL:HG12	1.94	0.49
4:H:17:GLN:HB3	4:H:20:PRO:HD2	1.95	0.49
4:H:208:SER:OG	4:H:373:ILE:O	2.24	0.49
4:H:447:ARG:HD3	4:H:461:LEU:HD22	1.93	0.49
8:E:115:ALA:O	8:E:118:GLU:HG2	2.12	0.49
7:d:309:LEU:HD11	7:d:314:LEU:HB2	1.93	0.49
2:A:27:SER:O	2:A:31:ILE:HG12	2.12	0.49
6:B:447:PRO:HA	6:B:450:ILE:HB	1.93	0.49
7:D:191:VAL:HG22	7:D:409:LEU:HD23	1.93	0.49
7:D:250:GLN:HA	7:D:301:GLN:HB2	1.94	0.49
7:D:492:GLY:H	7:D:503:ILE:HB	1.78	0.49
8:E:176:LYS:HB2	8:E:178:VAL:HG22	1.94	0.49
1:z:269:ASP:OD1	1:z:273:LYS:NZ	2.43	0.49
1:z:284:ASP:OD1	1:z:285:SER:N	2.43	0.49

Continued on next page...

Continued from previous page...

Atom-1	Atom-2	Interatomic distance (Å)	Clash overlap (Å)
3:g:40:LEU:HD23	3:g:40:LEU:H	1.78	0.49
4:h:42:PRO:O	4:h:391:ARG:NH2	2.42	0.49
4:h:46:ASP:OD1	4:h:47:LYS:N	2.44	0.49
2:A:131:TYR:CE2	2:A:422:TYR:HB3	2.47	0.49
3:G:133:ILE:HG23	3:G:502:LEU:HD11	1.94	0.49
6:B:260:SER:HA	7:D:275:VAL:HG12	1.94	0.49
7:d:87:ALA:O	7:d:91:LEU:HG	2.12	0.49
1:z:127:LYS:HD3	1:z:509:THR:HG21	1.95	0.49
1:z:143:MET:SD	1:z:402:ILE:HA	2.53	0.49
1:Z:23:ASN:HA	1:Z:73:THR:HG21	1.94	0.49
1:Z:208:ARG:HA	1:Z:372:VAL:HG12	1.95	0.49
5:Q:211:GLY:O	5:Q:214:SER:OG	2.31	0.49
5:Q:450:ARG:HG3	5:Q:460:ALA:HB1	1.95	0.49
8:E:144:ALA:O	8:E:148:LEU:HG	2.13	0.49
6:b:193:SER:OG	6:b:195:ASN:OD1	2.29	0.49
7:d:33:ILE:HG13	7:d:534:ASP:HA	1.94	0.49
8:e:185:MET:HA	8:e:188:ILE:HG12	1.95	0.49
1:z:135:GLU:OE2	1:z:498:TYR:OH	2.19	0.48
1:z:368:ASN:HD21	1:z:370:ARG:HH21	1.60	0.48
1:Z:40:PRO:HD2	1:Z:481:LEU:HD12	1.95	0.48
1:Z:210:LEU:HD13	1:Z:324:LEU:HB3	1.95	0.48
1:Z:338:ASP:OD1	1:Z:338:ASP:N	2.46	0.48
1:Z:466:ILE:HG23	1:Z:477:VAL:HG13	1.94	0.48
2:a:198:LEU:HD21	2:a:361:LEU:HD11	1.95	0.48
2:A:48:ASP:N	2:A:48:ASP:OD1	2.46	0.48
2:A:127:GLU:HG3	2:A:426:TYR:CE2	2.48	0.48
2:A:201:HIS:ND1	2:A:380:ALA:O	2.46	0.48
6:B:522:LYS:HE2	6:B:522:LYS:HA	1.95	0.48
6:b:249:ILE:HD13	8:e:277:LEU:HD23	1.93	0.48
7:d:118:ASP:OD1	7:d:119:SER:N	2.45	0.48
1:Z:35:ARG:HG2	1:Z:36:THR:N	2.29	0.48
2:a:416:GLU:OE2	2:a:510:LYS:NZ	2.46	0.48
2:A:529:ASP:O	2:A:530:LEU:HD22	2.12	0.48
3:G:122:ILE:HB	3:G:513:VAL:HG23	1.95	0.48
3:G:221:LYS:HD2	3:G:313:ARG:HG3	1.95	0.48
3:G:288:VAL:HG12	3:G:309:THR:OG1	2.13	0.48
6:b:21:ALA:O	6:b:25:ARG:HG2	2.12	0.48
1:Z:43:THR:HG21	5:Q:522:ASP:HB3	1.94	0.48
1:Z:240:GLU:HB2	1:Z:262:ALA:HB2	1.96	0.48
4:h:425:ARG:HG2	4:h:429:ARG:NH2	2.29	0.48
8:E:165:LEU:HD13	8:E:412:LEU:HD13	1.95	0.48

Continued on next page...

Continued from previous page...

Atom-1	Atom-2	Interatomic distance (Å)	Clash overlap (Å)
2:A:294:ASP:OD1	2:A:295:MET:N	2.46	0.48
4:H:402:ASN:OD1	4:H:403:ASP:N	2.46	0.48
5:Q:125:VAL:O	5:Q:129:ILE:HG12	2.13	0.48
6:B:79:PRO:O	6:B:83:VAL:HG23	2.13	0.48
8:E:214:LYS:HE3	8:E:364:PHE:CE2	2.49	0.48
8:E:442:THR:HA	8:E:445:GLN:HB3	1.95	0.48
7:d:71:THR:HG1	7:d:72:ASN:H	1.61	0.48
8:e:119:GLU:CD	8:e:450:ALA:HA	2.39	0.48
2:a:101:LEU:HD21	2:a:524:ILE:HG21	1.95	0.48
2:A:108:VAL:HG23	2:A:112:ILE:O	2.14	0.48
6:B:465:LEU:O	6:B:469:HIS:ND1	2.39	0.48
7:D:394:ASN:H	7:D:397:VAL:HG12	1.77	0.48
7:d:526:VAL:O	7:d:530:LEU:HB2	2.14	0.48
8:e:102:ILE:HG22	8:e:104:ASP:H	1.79	0.48
1:z:33:VAL:HG12	1:z:34:LEU:HD22	1.95	0.48
1:Z:221:MET:O	1:Z:223:LYS:NZ	2.47	0.48
2:a:477:ASN:HD22	2:a:480:ARG:HG2	1.79	0.48
3:g:59:THR:HG22	3:g:61:ASP:H	1.78	0.48
5:Q:193:ASP:OD1	5:Q:193:ASP:N	2.47	0.48
6:B:131:ARG:NH2	6:B:512:GLU:OE2	2.46	0.48
6:b:78:ASN:ND2	6:b:80:ALA:HB3	2.28	0.48
8:e:308:ASP:OD1	8:e:308:ASP:N	2.45	0.48
1:Z:282:CYS:HB2	1:Z:286:ASP:HB3	1.94	0.48
1:Z:380:ASN:HB3	1:Z:382:HIS:CD2	2.49	0.48
2:a:409:VAL:HG13	2:a:507:THR:HG22	1.95	0.48
4:h:148:LYS:NZ	4:h:404:ILE:O	2.33	0.48
4:h:451:ARG:NE	4:h:465:LEU:HD11	2.29	0.48
5:q:131:GLY:HA3	5:q:437:ALA:HB3	1.96	0.48
5:q:243:SER:HB3	5:q:332:ALA:HB1	1.95	0.48
3:G:158:SER:O	3:G:162:LYS:NZ	2.46	0.48
3:G:510:GLU:HA	3:G:513:VAL:HG12	1.96	0.48
8:E:148:LEU:HB2	8:E:514:LYS:HE3	1.96	0.48
8:e:31:LEU:O	8:e:35:LYS:HG2	2.13	0.48
1:z:179:ILE:CD1	1:z:190:MET:HE2	2.42	0.48
5:q:466:LYS:NZ	5:q:487:PRO:O	2.32	0.48
5:Q:324:LEU:HA	5:Q:327:THR:HG22	1.95	0.48
7:D:75:ALA:HB3	7:D:403:ARG:HH22	1.77	0.48
6:b:30:ILE:HA	6:b:33:ILE:HG12	1.95	0.48
1:z:44:MET:HA	1:z:58:LYS:HG3	1.96	0.48
1:z:255:GLU:O	1:z:259:LEU:HB2	2.13	0.48
5:q:66:THR:HG22	5:q:68:ASP:H	1.79	0.48

Continued on next page...

Continued from previous page...

Atom-1	Atom-2	Interatomic distance (Å)	Clash overlap (Å)
5:q:102:ASN:OD1	5:q:103:PHE:N	2.47	0.48
5:Q:479:GLY:CA	5:Q:492:MET:HE1	2.40	0.48
6:B:290:PHE:CZ	6:B:292:ASN:HB2	2.47	0.48
7:D:475:SER:O	7:D:476:THR:C	2.57	0.48
8:E:48:MET:HE1	8:E:77:ILE:HB	1.96	0.48
8:E:129:HIS:CE1	8:E:131:ILE:HG12	2.49	0.48
8:e:442:THR:HA	8:e:445:GLN:CD	2.39	0.48
5:q:206:LYS:HD2	5:q:385:MET:SD	2.54	0.48
5:q:219:HIS:NE2	5:q:370:GLY:HA2	2.29	0.48
2:A:127:GLU:HG3	2:A:426:TYR:CZ	2.49	0.48
4:H:199:LYS:HD2	4:H:374:LEU:HD22	1.96	0.48
4:H:398:ARG:HH22	4:H:493:TRP:HB2	1.77	0.48
5:Q:334:PRO:HG2	5:Q:338:PRO:HG2	1.96	0.48
6:B:520:ILE:HG12	8:E:60:MET:HB3	1.96	0.48
7:D:61:ILE:HG21	7:D:81:MET:SD	2.54	0.48
7:D:191:VAL:HG11	7:D:412:ILE:HG21	1.96	0.48
8:E:147:HIS:CE1	8:E:432:ALA:HB2	2.49	0.48
7:d:82:GLN:OE1	7:d:83:VAL:N	2.46	0.48
1:Z:156:LEU:O	1:Z:160:VAL:HG12	2.14	0.47
3:g:406:LEU:HB3	3:g:495:TRP:HB3	1.95	0.47
2:A:203:ARG:HB2	2:A:378:ARG:HD3	1.96	0.47
5:Q:54:LYS:C	5:Q:55:MET:HE2	2.39	0.47
5:Q:522:ASP:OD1	5:Q:523:GLN:N	2.40	0.47
6:B:444:ARG:O	6:B:447:PRO:HD2	2.14	0.47
7:D:34:ARG:NH1	7:D:38:ILE:HD11	2.29	0.47
7:D:98:GLN:O	7:D:98:GLN:NE2	2.45	0.47
8:E:166:ILE:HG13	8:E:190:VAL:HG21	1.95	0.47
6:b:518:ASP:HB3	8:e:57:LEU:HD13	1.96	0.47
7:d:98:GLN:NE2	7:d:98:GLN:O	2.46	0.47
8:e:94:LEU:HD22	8:e:523:MET:HG3	1.95	0.47
1:z:94:SER:O	1:z:98:ILE:HG13	2.14	0.47
1:z:404:ASP:OD1	1:z:406:CYS:N	2.39	0.47
2:A:193:ASN:HB2	2:A:318:ARG:NH2	2.30	0.47
5:Q:238:LYS:HB2	5:Q:344:MET:HE3	1.96	0.47
7:D:475:SER:HA	7:D:478:THR:HG22	1.96	0.47
6:b:78:ASN:HD21	6:b:80:ALA:HB3	1.79	0.47
6:b:160:MET:HE2	6:b:184:VAL:HG21	1.95	0.47
6:b:290:PHE:O	6:b:312:ILE:N	2.41	0.47
3:g:349:LEU:HD23	3:g:350:GLU:N	2.29	0.47
3:g:399:ASN:HD21	3:g:497:PRO:HB3	1.79	0.47
2:A:417:ALA:HA	2:A:446:LEU:HD21	1.96	0.47

Continued on next page...

Continued from previous page...

Atom-1	Atom-2	Interatomic distance (Å)	Clash overlap (Å)
3:G:215:ARG:O	3:G:364:ASP:N	2.46	0.47
4:H:160:MET:SD	4:H:172:LYS:NZ	2.76	0.47
5:Q:289:ASN:HA	5:Q:310:ILE:HD12	1.96	0.47
7:D:187:SER:O	7:D:191:VAL:HG23	2.14	0.47
7:D:298:LEU:HD23	7:D:324:VAL:HG22	1.95	0.47
8:E:451:PHE:HD1	8:E:455:LEU:HD23	1.79	0.47
8:E:469:ASN:O	8:E:473:THR:OG1	2.27	0.47
6:b:384:ASP:O	6:b:387:GLU:HG3	2.14	0.47
7:d:194:VAL:HG11	7:d:208:ILE:HG12	1.96	0.47
1:z:316:ALA:HB1	1:z:320:ASN:HD21	1.79	0.47
1:Z:115:HIS:NE2	3:G:45:MET:SD	2.75	0.47
1:Z:165:ALA:O	1:Z:169:THR:HG23	2.13	0.47
3:g:236:ARG:HA	3:g:345:GLY:H	1.79	0.47
3:g:375:LEU:HG	3:g:383:LEU:HD13	1.96	0.47
5:q:225:LYS:HD3	5:q:361:VAL:HB	1.95	0.47
5:q:240:ALA:HB3	5:q:291:VAL:HG12	1.96	0.47
2:A:105:ASP:HA	2:A:108:VAL:HG12	1.96	0.47
3:G:489:MET:HE3	3:G:494:ILE:O	2.14	0.47
5:Q:107:PHE:HZ	5:Q:441:PHE:CE1	2.32	0.47
6:B:172:LEU:HD22	6:B:209:LEU:HD21	1.97	0.47
8:E:193:VAL:HG11	8:E:409:ILE:HG21	1.95	0.47
7:d:42:LYS:CE	7:d:118:ASP:HB3	2.43	0.47
1:z:519:ASP:HB3	3:g:45:MET:SD	2.53	0.47
1:Z:60:GLY:HA2	1:Z:63:LEU:HB3	1.96	0.47
1:Z:122:GLY:HA3	1:Z:436:GLY:HA3	1.96	0.47
3:g:170:LEU:HA	3:g:173:ASN:ND2	2.29	0.47
3:g:181:MET:SD	3:g:182:VAL:HG13	2.55	0.47
4:H:186:LEU:HD22	4:H:195:ILE:HD11	1.97	0.47
4:H:360:PHE:HB3	4:H:362:THR:HG23	1.95	0.47
5:Q:117:GLU:O	5:Q:121:ILE:HG13	2.14	0.47
5:Q:148:CYS:O	5:Q:408:LEU:HB3	2.14	0.47
6:B:3:SER:OG	6:B:4:LEU:N	2.47	0.47
6:B:199:ILE:HG23	6:B:371:CYS:HB2	1.96	0.47
6:b:285:HIS:HA	6:b:338:PRO:HB3	1.96	0.47
6:b:390:LEU:O	6:b:394:LEU:HG	2.15	0.47
8:e:84:ASP:OD1	8:e:85:HIS:N	2.44	0.47
3:g:66:LEU:HD12	3:g:80:ILE:HG12	1.96	0.47
4:h:520:VAL:HG21	5:q:55:MET:HE3	1.97	0.47
6:B:25:ARG:HH21	6:B:515:LEU:HD13	1.78	0.47
6:B:457:ASP:OD1	6:B:458:SER:N	2.48	0.47
1:z:198:HIS:CD2	1:z:200:SER:HB3	2.50	0.47

Continued on next page...

Continued from previous page...

Atom-1	Atom-2	Interatomic distance (Å)	Clash overlap (Å)
1:z:350:VAL:HG13	1:z:363:ILE:HG13	1.97	0.47
1:Z:35:ARG:HG2	1:Z:36:THR:H	1.80	0.47
2:a:432:SER:O	4:H:462:ASN:ND2	2.47	0.47
3:g:149:ASP:OD2	3:g:150:MET:N	2.47	0.47
4:h:151:ASP:HB3	4:h:155:GLN:HB3	1.96	0.47
4:h:215:VAL:HG13	4:h:377:ILE:HD11	1.96	0.47
2:A:207:GLU:O	2:A:378:ARG:NH1	2.48	0.47
3:G:62:GLY:HA2	3:G:65:ILE:HD12	1.96	0.47
4:H:92:ASP:OD1	4:H:92:ASP:N	2.48	0.47
4:H:395:ILE:O	4:H:398:ARG:HG3	2.15	0.47
5:Q:262:ALA:HA	5:Q:265:LEU:HD12	1.96	0.47
6:B:229:PRO:HB2	6:B:232:ILE:HD11	1.97	0.47
6:B:350:GLU:O	6:B:361:HIS:N	2.48	0.47
7:D:151:MET:HE2	7:D:151:MET:HA	1.95	0.47
7:D:399:GLU:HA	7:D:402:GLU:CD	2.40	0.47
8:E:522:GLN:HG3	8:E:525:ARG:HH21	1.79	0.47
6:b:211:ASP:OD2	6:b:376:ARG:NH1	2.48	0.47
6:b:275:MET:HE2	6:b:300:PRO:HB3	1.97	0.47
7:d:138:GLN:HE22	7:d:141:LEU:HD23	1.80	0.47
8:e:344:ARG:HG3	8:e:346:SER:H	1.80	0.47
3:g:289:VAL:O	3:g:310:ALA:HA	2.15	0.47
2:A:498:ASN:HA	2:A:501:ALA:HB3	1.97	0.47
4:H:221:SER:HB3	4:H:294:PRO:HB3	1.97	0.47
1:Z:279:ARG:HA	1:Z:282:CYS:O	2.15	0.47
2:a:86:VAL:HG21	2:a:509:VAL:HG13	1.97	0.47
2:a:233:LYS:HG2	2:a:347:GLN:HB3	1.97	0.47
3:g:303:LEU:HD13	3:g:310:ALA:H	1.80	0.47
2:A:63:LYS:HD2	2:A:64:LEU:HB2	1.96	0.47
4:H:199:LYS:HD3	4:H:382:MET:HG2	1.95	0.47
4:H:329:SER:HB3	4:H:340:ASP:HB2	1.97	0.47
5:Q:435:GLN:HB2	5:Q:439:LYS:HZ3	1.79	0.47
6:B:52:LEU:O	6:B:61:LEU:HA	2.14	0.47
7:D:102:ALA:O	7:D:410:CYS:HB3	2.15	0.47
7:D:119:SER:O	7:D:123:LEU:HD23	2.15	0.47
1:z:440:PHE:HE1	1:z:509:THR:HG22	1.80	0.47
2:a:320:ALA:O	2:a:325:ALA:N	2.48	0.47
4:H:245:GLU:HG2	4:H:295:ILE:HD13	1.96	0.47
5:Q:350:VAL:HG13	5:Q:363:PHE:HE1	1.80	0.47
6:B:207:GLY:HA3	6:B:376:ARG:HB3	1.96	0.47
7:d:379:CYS:HB2	7:d:382:PRO:HG3	1.97	0.47
8:e:476:GLU:OE2	8:e:480:ARG:HD3	2.15	0.47

Continued on next page...

Continued from previous page...

Atom-1	Atom-2	Interatomic distance (Å)	Clash overlap (Å)
1:z:48:VAL:HG23	1:z:54:ILE:HG22	1.97	0.46
2:a:21:ASN:HD22	2:a:69:HIS:HE1	1.62	0.46
3:g:38:THR:HG23	3:g:453:ASN:HB3	1.97	0.46
5:q:102:ASN:O	5:q:106:VAL:HG12	2.15	0.46
2:A:16:THR:HG23	7:D:60:MET:HE1	1.97	0.46
3:G:193:ASP:HB3	3:G:398:ARG:NE	2.30	0.46
3:G:236:ARG:HE	3:G:342:VAL:HG12	1.80	0.46
5:Q:278:ALA:O	5:Q:281:LYS:HG3	2.15	0.46
7:D:176:VAL:HG12	7:D:218:ILE:HG21	1.96	0.46
6:b:204:LYS:HE3	6:b:376:ARG:HD3	1.97	0.46
8:e:387:ILE:HD12	8:e:399:LYS:HE2	1.97	0.46
8:e:440:CYS:SG	8:e:441:PRO:HD2	2.54	0.46
8:e:480:ARG:HH22	8:e:499:ASN:HB2	1.80	0.46
1:z:446:ILE:HD12	1:z:449:LYS:HE2	1.97	0.46
2:a:16:THR:HG23	2:a:19:SER:OG	2.16	0.46
2:a:213:GLY:HA3	2:a:365:LYS:HB2	1.97	0.46
4:h:214:LEU:HD11	4:h:374:CYS:HB3	1.96	0.46
4:h:285:ILE:HG23	4:h:312:MET:HG2	1.96	0.46
4:h:350:GLN:N	4:h:367:GLY:O	2.48	0.46
4:h:394:HIS:O	4:h:398:MET:HG2	2.15	0.46
3:G:149:ASP:OD1	3:G:149:ASP:N	2.48	0.46
4:H:22:LEU:O	4:H:26:ILE:HG12	2.16	0.46
4:H:100:LEU:HD11	4:H:442:LEU:HA	1.97	0.46
5:Q:158:ASP:OD1	5:Q:158:ASP:N	2.48	0.46
6:B:304:PHE:O	6:B:308:GLY:N	2.48	0.46
6:b:298:ASN:O	6:b:301:GLU:HG3	2.16	0.46
6:b:326:VAL:HG13	6:b:327:THR:HG23	1.97	0.46
7:d:492:GLY:HA3	7:d:503:ILE:HD13	1.96	0.46
8:e:419:VAL:HG13	8:e:510:LEU:HB2	1.98	0.46
1:z:465:LYS:O	1:z:469:GLU:HG3	2.16	0.46
1:Z:76:LEU:HD22	3:G:56:ILE:HG21	1.97	0.46
1:Z:465:LYS:NZ	1:Z:485:GLU:OE2	2.36	0.46
3:g:212:CYS:O	3:g:374:LEU:N	2.48	0.46
4:h:64:THR:HA	4:h:67:LYS:HE2	1.97	0.46
2:A:78:LEU:HG	2:A:520:ALA:HB2	1.98	0.46
5:Q:144:PRO:C	5:Q:407:ARG:HH21	2.24	0.46
6:B:141:LEU:HG	6:B:497:PHE:HE1	1.81	0.46
6:b:203:LYS:NZ	6:b:387:GLU:HB3	2.30	0.46
7:d:42:LYS:NZ	7:d:118:ASP:HB3	2.31	0.46
7:d:261:ASP:N	7:d:261:ASP:OD1	2.48	0.46
1:z:426:LYS:NZ	1:z:438:GLN:HB2	2.30	0.46

Continued on next page...

Continued from previous page...

Atom-1	Atom-2	Interatomic distance (Å)	Clash overlap (Å)
5:q:149:CYS:HB2	5:q:407:ARG:HA	1.97	0.46
5:q:293:THR:HG21	5:q:314:ARG:HH11	1.80	0.46
7:D:71:THR:HG21	7:D:76:THR:HB	1.97	0.46
7:D:98:GLN:HG2	7:D:109:VAL:HG21	1.97	0.46
8:E:426:GLU:OE2	8:E:427:ILE:HG13	2.16	0.46
6:b:298:ASN:HB2	7:d:250:GLN:NE2	2.30	0.46
6:b:351:GLU:HA	6:b:360:ILE:HA	1.97	0.46
7:d:29:LYS:O	7:d:32:GLN:HG3	2.15	0.46
7:d:42:LYS:HD3	7:d:42:LYS:HA	1.64	0.46
1:z:112:GLU:OE1	1:z:112:GLU:N	2.49	0.46
1:z:154:THR:HG21	1:z:494:VAL:HA	1.97	0.46
5:q:175:ASN:OD1	5:q:176:GLU:N	2.48	0.46
4:H:240:LEU:HD13	4:H:289:VAL:HG13	1.98	0.46
7:D:70:ILE:HD12	7:D:396:LEU:HD12	1.98	0.46
7:D:488:GLU:OE1	7:D:488:GLU:N	2.48	0.46
7:d:185:PRO:HA	7:d:188:VAL:HG12	1.97	0.46
8:e:297:ALA:HB2	8:e:353:LEU:HD13	1.96	0.46
1:Z:228:ALA:HB3	1:Z:347:ALA:HB3	1.97	0.46
2:a:322:ALA:HB2	2:a:371:THR:HB	1.97	0.46
3:g:133:ILE:HD12	3:g:502:LEU:HD22	1.98	0.46
3:g:496:GLU:OE2	9:g:601:ADP:O2'	2.27	0.46
4:h:172:ILE:O	4:h:172:ILE:HG22	2.15	0.46
4:h:356:GLN:HA	4:h:361:ARG:HA	1.97	0.46
5:q:397:ASN:OD1	5:q:398:THR:N	2.49	0.46
3:G:186:GLU:HB2	3:G:192:ILE:HD13	1.98	0.46
3:G:215:ARG:HH11	3:G:364:ASP:HA	1.81	0.46
8:E:48:MET:HE2	8:E:48:MET:HA	1.97	0.46
8:E:139:GLN:O	8:E:142:ARG:HG3	2.15	0.46
7:d:420:ALA:HB3	7:d:512:LEU:HB2	1.97	0.46
3:g:133:ILE:HG22	3:g:137:LYS:NZ	2.31	0.46
4:h:43:ARG:NH2	4:h:484:ASN:OD1	2.49	0.46
4:h:156:ARG:NH1	4:h:160:GLU:OE2	2.49	0.46
5:q:91:HIS:O	5:q:94:GLU:HG3	2.16	0.46
5:q:210:SER:H	5:q:378:ARG:NH2	2.13	0.46
5:q:283:ILE:HD11	5:q:336:LEU:HA	1.98	0.46
5:q:293:THR:HB	5:q:314:ARG:HD3	1.96	0.46
5:q:318:LYS:HG3	5:q:319:TRP:CD1	2.51	0.46
5:Q:219:HIS:NE2	5:Q:370:GLY:HA2	2.30	0.46
6:B:79:PRO:HA	6:B:82:LYS:HD2	1.97	0.46
6:B:224:ILE:HG21	6:B:230:LYS:HG3	1.97	0.46
7:D:296:ASN:HA	7:D:322:ILE:HG12	1.97	0.46

Continued on next page...

Continued from previous page...

Atom-1	Atom-2	Interatomic distance (Å)	Clash overlap (Å)
8:E:420:TYR:CE2	8:E:502:LYS:HG2	2.51	0.46
7:d:247:GLY:O	7:d:299:LEU:N	2.47	0.46
7:d:421:LEU:HD13	7:d:511:PRO:HA	1.97	0.46
1:Z:234:ASN:HB2	1:Z:334:ASN:HB3	1.98	0.46
2:a:107:LEU:HA	2:a:110:GLN:NE2	2.31	0.46
3:g:92:ASP:OD1	3:g:93:GLY:N	2.48	0.46
3:g:103:GLU:HG3	3:g:442:ALA:HB1	1.98	0.46
3:g:190:LYS:HD3	3:g:401:LEU:HD21	1.98	0.46
5:q:169:MET:HB2	5:q:177:VAL:HG21	1.97	0.46
5:q:403:THR:O	5:q:406:LYS:NZ	2.40	0.46
2:A:31:ILE:C	2:A:43:LYS:HZ2	2.24	0.46
4:H:402:ASN:ND2	4:H:497:MET:H	2.13	0.46
5:Q:292:VAL:HA	5:Q:313:VAL:HB	1.98	0.46
6:B:203:LYS:HG2	6:B:387:GLU:OE2	2.16	0.46
6:B:238:LEU:HD22	6:B:287:ILE:HG21	1.97	0.46
7:D:398:ILE:O	7:D:402:GLU:HG3	2.16	0.46
6:b:27:THR:O	6:b:30:ILE:HG22	2.15	0.46
1:Z:37:ASN:O	1:Z:58:LYS:NZ	2.44	0.46
3:g:170:LEU:HA	3:g:173:ASN:HD21	1.81	0.46
4:h:23:VAL:HG13	4:h:113:LYS:HE3	1.98	0.46
5:q:312:LEU:HD11	5:q:314:ARG:HH21	1.80	0.46
2:A:463:LEU:HD21	2:A:488:LEU:HD22	1.98	0.46
3:G:413:SER:O	3:G:417:VAL:HG12	2.16	0.46
4:H:50:VAL:HG12	4:H:52:GLY:H	1.81	0.46
5:Q:162:SER:O	5:Q:165:ARG:NE	2.48	0.46
8:e:71:THR:HG23	8:e:400:ARG:HD3	1.98	0.46
8:e:77:ILE:O	8:e:81:MET:HE3	2.16	0.46
8:e:193:VAL:HG11	8:e:409:ILE:HG21	1.98	0.46
1:z:409:PRO:HG2	1:z:476:LEU:HD22	1.98	0.46
1:Z:157:ARG:HH12	1:Z:166:ASP:CG	2.23	0.46
1:Z:289:PHE:O	1:Z:310:ILE:HA	2.16	0.46
3:g:22:GLN:NE2	3:g:519:ASP:HA	2.31	0.46
2:A:141:ASP:OD1	2:A:406:LYS:NZ	2.31	0.46
2:A:380:ALA:HB3	2:A:384:MET:HE2	1.98	0.46
3:G:32:ILE:HD11	3:G:80:ILE:HD11	1.98	0.46
4:H:140:ALA:HA	4:H:406:VAL:HG22	1.96	0.46
4:H:392:ALA:O	4:H:395:ILE:HG22	2.16	0.46
5:Q:386:ASP:O	5:Q:390:ARG:HG3	2.16	0.46
8:E:173:LEU:HD22	8:E:401:SER:HB3	1.97	0.46
1:Z:242:THR:HG22	1:Z:244:VAL:H	1.81	0.45
2:A:18:ARG:NH2	7:D:57:MET:HE2	2.31	0.45

Continued on next page...

Continued from previous page...

Atom-1	Atom-2	Interatomic distance (Å)	Clash overlap (Å)
2:A:55:THR:HG1	2:A:60:THR:HG1	1.63	0.45
2:A:351:VAL:HA	2:A:363:LEU:O	2.16	0.45
3:G:395:GLN:O	3:G:399:ASN:ND2	2.49	0.45
4:H:219:THR:H	4:H:222:TYR:HB3	1.80	0.45
5:Q:206:LYS:HA	5:Q:377:LEU:HD21	1.98	0.45
8:E:116:LEU:HD23	8:E:454:ALA:HB3	1.98	0.45
1:Z:395:LEU:HA	1:Z:398:VAL:HG12	1.98	0.45
2:a:285:VAL:HA	2:a:305:ALA:HA	1.98	0.45
3:g:296:SER:H	3:g:299:ALA:HB3	1.79	0.45
4:h:120:LEU:HB3	4:h:125:ILE:HD11	1.99	0.45
4:h:394:HIS:HA	4:h:397:ILE:HG12	1.98	0.45
3:G:300:GLN:O	3:G:304:MET:HG2	2.16	0.45
4:H:245:GLU:HA	4:H:303:PHE:CE2	2.52	0.45
5:Q:294:GLY:HA2	5:Q:316:ASN:H	1.82	0.45
6:B:282:ILE:HG12	6:B:335:PHE:CE2	2.51	0.45
7:D:227:LEU:HD23	7:D:376:ILE:HD12	1.97	0.45
7:D:411:VAL:O	7:D:415:LEU:HD23	2.16	0.45
7:D:492:GLY:N	7:D:503:ILE:HB	2.31	0.45
8:E:155:VAL:H	8:E:416:ASN:HB2	1.81	0.45
8:E:475:THR:O	8:E:478:ARG:HD3	2.15	0.45
8:e:344:ARG:NE	8:e:346:SER:OG	2.42	0.45
8:e:480:ARG:HH12	8:e:499:ASN:HB2	1.81	0.45
1:z:278:LYS:NZ	1:z:286:ASP:O	2.49	0.45
1:Z:24:ILE:HG13	1:Z:103:LEU:HB3	1.98	0.45
2:a:86:VAL:HG11	2:a:509:VAL:HA	1.98	0.45
3:g:181:MET:HE2	3:g:371:CYS:H	1.80	0.45
4:h:122:PRO:O	4:h:126:ILE:HG12	2.17	0.45
2:A:97:ALA:O	2:A:101:LEU:HD13	2.16	0.45
3:G:415:MET:HE2	3:G:466:ARG:HG2	1.98	0.45
5:Q:368:GLU:HB3	5:Q:371:ALA:HB2	1.98	0.45
6:B:487:ASP:HB3	6:B:490:ILE:HB	1.97	0.45
7:D:195:ILE:HG21	7:D:203:VAL:HG22	1.98	0.45
8:E:118:GLU:O	8:E:122:GLN:OE1	2.34	0.45
6:b:422:THR:OG1	6:b:444:ARG:NH2	2.36	0.45
8:e:48:MET:HG3	8:e:78:LEU:HD23	1.98	0.45
8:e:119:GLU:OE1	8:e:450:ALA:HA	2.16	0.45
1:Z:271:VAL:HG22	1:Z:305:LEU:HD11	1.98	0.45
2:a:43:LYS:HZ3	2:a:61:ILE:HD13	1.82	0.45
2:a:74:VAL:O	2:a:78:LEU:HD23	2.16	0.45
2:a:124:ALA:HB2	2:a:438:ILE:HG23	1.99	0.45
5:q:200:ASP:OD1	5:q:200:ASP:N	2.49	0.45

Continued on next page...

Continued from previous page...

Atom-1	Atom-2	Interatomic distance (Å)	Clash overlap (Å)
2:A:17:ILE:HG12	2:A:21:ASN:ND2	2.31	0.45
5:Q:222:VAL:HG23	5:Q:374:THR:HG21	1.97	0.45
1:z:198:HIS:HB3	1:z:377:LYS:HB3	1.97	0.45
3:g:324:ARG:NH2	3:g:369:LYS:HD2	2.32	0.45
4:h:26:ILE:HG21	4:h:113:LYS:HD2	1.99	0.45
5:q:75:GLU:OE1	5:q:75:GLU:N	2.50	0.45
5:q:221:MET:O	5:q:362:VAL:HA	2.16	0.45
5:q:290:VAL:HG12	5:q:311:MET:SD	2.56	0.45
3:G:210:ASP:HB2	3:G:376:ARG:HB2	1.98	0.45
3:G:294:GLY:HA2	3:G:312:ARG:HB2	1.98	0.45
4:H:287:LYS:O	4:H:309:PHE:HB3	2.15	0.45
8:E:94:LEU:HD13	8:E:523:MET:HE3	1.97	0.45
1:z:161:HIS:CE1	5:q:520:ARG:HH12	2.35	0.45
1:z:229:TYR:HE2	1:z:287:LYS:HB3	1.82	0.45
1:z:275:ILE:HG23	1:z:279:ARG:NH2	2.32	0.45
1:Z:143:MET:HB3	1:Z:148:LEU:HD21	1.98	0.45
1:Z:328:CYS:HA	1:Z:366:CYS:HB2	1.99	0.45
4:h:79:ALA:HA	4:h:82:THR:HG22	1.99	0.45
4:H:262:ASP:C	8:E:344:ARG:HH12	2.24	0.45
6:b:147:ASP:OD1	6:b:404:SER:OG	2.27	0.45
7:d:106:THR:HA	7:d:109:VAL:HG12	1.98	0.45
8:e:295:THR:HG21	8:e:348:LEU:HG	1.99	0.45
8:e:454:ALA:O	8:e:457:VAL:HG12	2.16	0.45
1:z:293:ASN:HD21	1:z:295:LYS:HG3	1.80	0.45
2:a:57:ASP:N	2:a:57:ASP:OD1	2.49	0.45
3:g:375:LEU:HD11	3:g:383:LEU:HD22	1.99	0.45
8:E:233:ASP:OD1	8:E:233:ASP:N	2.50	0.45
6:b:138:ARG:HE	6:b:501:ARG:HD2	1.81	0.45
8:e:129:HIS:CG	8:e:130:PRO:HD2	2.52	0.45
1:Z:145:ARG:HH12	1:Z:174:ASP:HB3	1.81	0.45
1:Z:388:LYS:HA	1:Z:391:VAL:HG22	1.99	0.45
2:a:17:ILE:H	2:a:17:ILE:HD12	1.82	0.45
4:h:431:ILE:HD11	4:h:439:ILE:HD12	1.99	0.45
5:q:209:GLY:HA3	5:q:378:ARG:HH21	1.82	0.45
5:q:279:GLN:HB3	5:q:336:LEU:HD22	1.98	0.45
5:Q:202:ILE:HG21	5:Q:396:VAL:HG21	1.98	0.45
5:Q:236:ASP:HA	5:Q:348:ASP:HA	1.99	0.45
6:B:379:THR:H	6:B:382:ILE:HG22	1.81	0.45
7:D:224:VAL:HG12	7:D:226:GLY:H	1.81	0.45
7:D:297:VAL:HG22	7:D:323:MET:HE2	1.98	0.45
1:Z:189:PHE:CE1	1:Z:319:ARG:HD2	2.52	0.45

Continued on next page...

Continued from previous page...

Atom-1	Atom-2	Interatomic distance (Å)	Clash overlap (Å)
5:q:58:ASN:ND2	5:q:60:LEU:HG	2.31	0.45
2:A:19:SER:O	2:A:23:MET:HG2	2.16	0.45
2:A:364:ILE:O	2:A:364:ILE:HG13	2.16	0.45
2:A:407:SER:HG	2:A:507:THR:HG1	1.63	0.45
6:B:13:LYS:H	6:B:16:ALA:HB3	1.81	0.45
7:D:475:SER:O	7:D:478:THR:HG22	2.16	0.45
8:E:358:LEU:O	8:E:375:GLU:N	2.45	0.45
6:b:421:VAL:HG13	6:b:436:MET:HE3	1.98	0.45
7:d:423:ALA:O	7:d:428:PRO:HD3	2.16	0.45
8:e:233:ASP:N	8:e:233:ASP:OD1	2.48	0.45
3:g:155:ILE:HG21	3:g:172:CYS:SG	2.57	0.45
3:g:181:MET:HE1	3:g:198:ALA:HA	2.00	0.45
3:g:223:VAL:HG21	3:g:228:MET:SD	2.57	0.45
4:h:139:LYS:HE2	4:h:423:TYR:HB2	1.99	0.45
2:A:77:GLU:OE2	2:A:78:LEU:HD22	2.17	0.45
2:A:200:ALA:HB2	2:A:376:ILE:HD11	1.99	0.45
2:A:526:ARG:HA	7:D:57:MET:HE1	1.99	0.45
3:G:245:GLU:OE1	3:G:274:ILE:N	2.50	0.45
4:H:406:VAL:HG13	4:H:474:TRP:HE1	1.82	0.45
8:E:221:ASP:HB3	8:E:388:ARG:HH21	1.80	0.45
8:E:488:ALA:HB1	8:E:501:MET:HB2	1.97	0.45
6:b:189:ARG:NH2	6:b:216:GLU:O	2.50	0.45
7:d:34:ARG:NH1	7:d:130:PRO:HG3	2.32	0.45
8:e:248:ILE:HG13	8:e:337:THR:HG21	1.99	0.45
1:z:269:ASP:O	1:z:273:LYS:HG2	2.16	0.44
1:Z:98:ILE:HD12	1:Z:504:LEU:HD21	1.98	0.44
3:G:219:ILE:HG22	3:G:221:LYS:H	1.82	0.44
5:Q:134:ILE:HD13	5:Q:137:ARG:HH21	1.82	0.44
5:Q:238:LYS:HD2	5:Q:288:ALA:HA	1.98	0.44
5:Q:490:LYS:NZ	5:Q:495:ALA:HB2	2.32	0.44
7:D:229:LEU:HB2	7:D:374:LEU:HD23	1.99	0.44
8:E:60:MET:HE1	8:E:68:VAL:HA	1.98	0.44
8:E:463:SER:O	8:E:467:GLY:N	2.47	0.44
8:e:340:ARG:HB2	8:e:352:LYS:HB3	1.98	0.44
3:g:420:ALA:O	3:g:423:GLU:HG3	2.16	0.44
4:h:71:VAL:HG11	4:h:84:VAL:HG21	1.98	0.44
5:Q:68:ASP:OD2	5:Q:71:THR:N	2.46	0.44
5:Q:203:ARG:HH22	5:Q:326:LYS:HD2	1.83	0.44
7:D:241:VAL:HG11	7:D:296:ASN:HB3	1.98	0.44
6:b:123:PRO:HA	6:b:126:ILE:HD12	1.99	0.44
7:d:85:HIS:O	7:d:89:ARG:HG3	2.17	0.44

Continued on next page...

Continued from previous page...

Atom-1	Atom-2	Interatomic distance (Å)	Clash overlap (Å)
1:z:194:MET:HG3	1:z:374:LEU:O	2.17	0.44
1:z:221:MET:HG3	1:z:222:LYS:N	2.33	0.44
3:g:185:GLU:OE1	3:g:185:GLU:N	2.50	0.44
5:q:402:LEU:HD21	5:q:408:LEU:HD21	1.99	0.44
2:A:26:ALA:O	2:A:30:ASN:ND2	2.51	0.44
2:A:31:ILE:HG22	2:A:43:LYS:HZ2	1.82	0.44
2:A:381:ASN:HB3	2:A:383:PHE:CE2	2.53	0.44
3:G:183:GLN:HG3	3:G:190:LYS:HD3	1.98	0.44
3:G:475:GLU:HB3	3:G:477:TRP:HD1	1.81	0.44
4:H:286:ALA:HA	4:H:342:LEU:HD13	2.00	0.44
5:Q:221:MET:HE2	5:Q:323:ARG:HE	1.82	0.44
6:B:282:ILE:HG21	6:B:304:PHE:HZ	1.83	0.44
7:D:132:ILE:O	7:D:135:GLU:HG3	2.18	0.44
7:D:176:VAL:O	7:D:180:SER:HB2	2.18	0.44
6:b:356:GLU:OE2	7:d:413:ARG:NH1	2.31	0.44
7:d:46:ASP:HA	7:d:49:ARG:HB2	1.98	0.44
1:z:31:GLN:O	1:z:35:ARG:HG3	2.18	0.44
1:z:85:ASP:OD2	1:z:92:THR:HG22	2.18	0.44
1:z:221:MET:HG3	1:z:222:LYS:H	1.82	0.44
1:z:519:ASP:OD2	3:g:47:LYS:NZ	2.47	0.44
4:h:201:ILE:HD12	4:h:378:LEU:HD11	2.00	0.44
5:q:323:ARG:HA	5:q:326:LYS:HG2	1.98	0.44
5:q:384:LEU:HD23	5:q:384:LEU:H	1.83	0.44
2:A:29:ALA:O	2:A:33:LYS:N	2.50	0.44
3:G:248:LYS:HA	3:G:274:ILE:HG23	1.99	0.44
4:H:44:GLY:O	4:H:60:ASN:ND2	2.47	0.44
4:H:103:GLU:HA	4:H:106:LYS:HG2	1.99	0.44
4:H:171:GLN:HG3	4:H:206:GLU:HG3	1.99	0.44
6:B:279:VAL:HG21	6:B:303:LEU:HD12	2.00	0.44
7:D:21:LYS:HG3	8:e:495:HIS:CE1	2.53	0.44
8:e:181:CYS:O	8:e:185:MET:HE3	2.17	0.44
5:q:286:THR:HB	5:q:341:LEU:HD13	2.00	0.44
5:Q:29:VAL:HG12	5:Q:522:ASP:HA	2.00	0.44
5:Q:152:LYS:NZ	5:Q:155:ARG:HB2	2.33	0.44
5:Q:313:VAL:O	5:Q:314:ARG:NH1	2.46	0.44
6:B:31:GLY:HA3	6:B:78:ASN:HD22	1.83	0.44
6:B:224:ILE:HG23	6:B:310:MET:HE1	1.99	0.44
7:D:121:THR:HB	7:D:122:LYS:HZ2	1.82	0.44
8:E:139:GLN:HG3	8:E:142:ARG:NH2	2.33	0.44
8:E:205:ASP:HB3	8:E:208:LEU:HG	1.99	0.44
1:Z:28:ARG:HD3	1:Z:104:LYS:HG3	1.98	0.44

Continued on next page...

Continued from previous page...

Atom-1	Atom-2	Interatomic distance (Å)	Clash overlap (Å)
1:Z:321:MET:O	1:Z:325:THR:OG1	2.28	0.44
2:a:199:LYS:HB3	2:a:382:ASP:OD1	2.17	0.44
3:g:375:LEU:HD21	3:g:383:LEU:HD22	2.00	0.44
2:A:397:CYS:O	2:A:400:LYS:HG3	2.18	0.44
4:H:130:GLN:HA	4:H:133:VAL:HG12	2.00	0.44
5:Q:240:ALA:HB3	5:Q:291:VAL:HG12	1.98	0.44
7:D:251:PHE:HE2	7:D:345:VAL:HG12	1.82	0.44
7:D:435:ARG:O	7:D:438:GLU:HG2	2.17	0.44
8:E:23:ASP:OD1	8:E:24:ARG:N	2.50	0.44
8:E:396:GLU:HG2	8:E:400:ARG:CZ	2.48	0.44
8:E:486:ASN:ND2	8:E:487:PRO:HD2	2.32	0.44
8:e:94:LEU:HD11	8:e:519:LEU:HB3	1.99	0.44
8:e:98:GLN:HG3	8:e:106:THR:HG22	1.98	0.44
1:z:232:THR:HA	1:z:292:ILE:H	1.83	0.44
1:Z:228:ALA:HB1	1:Z:290:VAL:HG23	2.00	0.44
2:a:477:ASN:HD21	2:a:479:GLU:HB3	1.82	0.44
3:g:472:GLU:HB3	3:g:475:GLU:HB2	2.00	0.44
4:h:61:ASP:O	4:h:64:THR:OG1	2.33	0.44
4:h:239:PRO:HD2	4:h:349:CYS:HB2	1.99	0.44
4:h:452:GLN:NE2	4:h:456:ASN:OD1	2.51	0.44
5:q:364:LYS:HG3	5:q:365:HIS:ND1	2.32	0.44
7:D:399:GLU:O	7:D:403:ARG:HG2	2.18	0.44
8:E:22:GLN:HA	8:E:25:LYS:HB2	1.98	0.44
8:E:102:ILE:HD13	8:E:414:ARG:NH2	2.33	0.44
6:b:106:ALA:O	6:b:110:LEU:HG	2.17	0.44
6:b:202:ILE:HD11	6:b:374:VAL:HG22	1.99	0.44
6:b:253:GLY:HA3	8:e:264:HIS:CD2	2.53	0.44
8:e:90:LEU:HD22	8:e:527:ILE:HD11	1.99	0.44
3:g:432:GLU:O	3:g:435:PRO:HD2	2.18	0.44
3:G:170:LEU:HA	3:G:173:ASN:ND2	2.32	0.44
4:H:395:ILE:HD11	4:H:398:ARG:HH21	1.83	0.44
7:D:116:LEU:HD23	7:D:457:ALA:HB3	2.00	0.44
6:b:34:ALA:O	6:b:38:LEU:HG	2.18	0.44
6:b:245:ASP:N	6:b:245:ASP:OD1	2.51	0.44
6:b:281:ARG:HA	6:b:284:LYS:HE2	2.00	0.44
7:d:430:ILE:HG13	7:d:480:LEU:HD13	1.99	0.44
8:e:98:GLN:HG2	8:e:106:THR:HA	1.99	0.44
8:e:371:MET:HE1	8:e:386:PHE:CZ	2.53	0.44
1:z:321:MET:O	1:z:325:THR:HG23	2.17	0.44
1:Z:73:THR:O	1:Z:77:ILE:HG13	2.17	0.44
1:Z:88:THR:HG21	1:Z:500:VAL:HA	2.00	0.44

Continued on next page...

Continued from previous page...

Atom-1	Atom-2	Interatomic distance (Å)	Clash overlap (Å)
1:Z:143:MET:HB3	1:Z:148:LEU:CD2	2.48	0.44
1:Z:305:LEU:HG	1:Z:310:ILE:HD12	2.00	0.44
2:a:401:ARG:NH2	2:a:404:GLU:OE2	2.41	0.44
4:h:277:ILE:O	4:h:281:LYS:HG2	2.18	0.44
2:A:69:HIS:O	2:A:73:LYS:HG3	2.18	0.44
2:A:234:ILE:HG23	2:A:287:LEU:HB2	2.00	0.44
4:H:182:ALA:HA	4:H:185:MET:HE2	1.99	0.44
6:B:259:ASP:OD1	6:B:259:ASP:N	2.45	0.44
7:D:188:VAL:O	7:D:191:VAL:HB	2.18	0.44
8:E:234:PHE:HA	8:E:322:VAL:HG12	2.00	0.44
6:b:28:SER:HB2	6:b:520:ILE:HD11	2.00	0.44
1:z:275:ILE:HG12	1:z:279:ARG:NH2	2.32	0.43
2:a:352:VAL:O	2:a:363:LEU:HB2	2.18	0.43
4:h:414:GLY:O	4:h:418:MET:HG2	2.17	0.43
5:q:324:LEU:O	5:q:328:VAL:HG22	2.18	0.43
5:q:466:LYS:HB2	5:q:466:LYS:HE3	1.67	0.43
2:A:312:LEU:HD23	2:A:314:ARG:H	1.82	0.43
3:G:131:ASP:OD2	3:G:436:TYR:OH	2.30	0.43
3:G:191:GLU:HB2	3:G:402:LEU:HD23	2.00	0.43
6:B:13:LYS:HG2	6:B:14:ALA:H	1.82	0.43
6:B:200:HIS:O	6:B:372:THR:HA	2.18	0.43
7:D:209:LYS:HG2	7:D:335:PHE:CE2	2.52	0.43
8:E:387:ILE:HD12	8:E:399:LYS:HD3	2.00	0.43
8:e:284:LYS:HD2	8:e:284:LYS:HA	1.67	0.43
1:Z:146:GLU:HA	1:Z:149:ILE:HD12	1.99	0.43
1:Z:272:LYS:HA	1:Z:275:ILE:HG12	1.99	0.43
1:Z:275:ILE:HA	1:Z:278:LYS:HE3	1.99	0.43
1:Z:380:ASN:HB3	1:Z:382:HIS:HD2	1.82	0.43
3:g:299:ALA:O	3:g:303:LEU:HG	2.18	0.43
4:h:168:SER:HB3	4:h:484:ASN:HD21	1.83	0.43
5:q:223:PHE:HE2	5:q:316:ASN:HA	1.83	0.43
2:A:241:LEU:O	2:A:242:GLN:NE2	2.50	0.43
3:G:160:THR:O	3:G:161:THR:HG22	2.18	0.43
4:H:175:PHE:O	4:H:178:MET:HB3	2.18	0.43
5:Q:118:LEU:HD21	5:Q:440:LYS:HE3	2.00	0.43
5:Q:440:LYS:HA	5:Q:440:LYS:HD3	1.64	0.43
6:B:428:THR:HG23	6:B:433:ALA:HB2	1.99	0.43
7:D:191:VAL:O	7:D:195:ILE:HG12	2.18	0.43
6:b:94:GLU:HG3	6:b:95:VAL:HG13	2.00	0.43
1:z:81:ALA:O	1:z:84:GLN:NE2	2.51	0.43
1:z:145:ARG:O	1:z:149:ILE:HG12	2.18	0.43

Continued on next page...

Continued from previous page...

Atom-1	Atom-2	Interatomic distance (Å)	Clash overlap (Å)
2:a:58:GLY:HA2	2:a:61:ILE:HB	1.99	0.43
2:a:323:SER:HA	2:a:367:THR:HB	2.01	0.43
7:D:70:ILE:HB	7:D:396:LEU:HB2	2.00	0.43
6:b:76:VAL:HB	6:b:82:LYS:HG2	2.00	0.43
6:b:225:GLY:H	6:b:228:GLN:NE2	2.15	0.43
7:d:133:ILE:HG22	7:d:450:CYS:SG	2.58	0.43
7:d:423:ALA:HA	7:d:509:VAL:HA	2.00	0.43
8:e:306:PHE:HB2	8:e:310:ALA:HB3	1.99	0.43
1:z:218:HIS:ND1	1:z:221:MET:HG2	2.32	0.43
2:a:68:GLU:OE1	2:a:68:GLU:N	2.52	0.43
3:g:284:LEU:HD22	3:g:342:VAL:HG11	2.00	0.43
3:g:296:SER:O	3:g:300:GLN:N	2.45	0.43
4:h:48:LEU:HD21	4:h:58:ILE:HG13	2.00	0.43
4:h:140:ILE:HD13	4:h:504:ILE:HG13	2.00	0.43
2:A:458:GLN:NE2	2:A:492:ASN:O	2.51	0.43
3:G:217:VAL:O	3:G:362:ILE:HB	2.18	0.43
4:H:353:ILE:HG13	4:H:360:PHE:HZ	1.84	0.43
6:B:333:SER:HB2	8:E:312:HIS:HB3	2.01	0.43
8:e:116:LEU:HD22	8:e:137:TYR:CE2	2.54	0.43
8:e:335:ILE:HG23	8:e:381:ARG:NH1	2.33	0.43
1:z:458:ASP:HB3	1:z:461:GLU:HB2	2.00	0.43
1:Z:86:ASP:O	1:Z:396:ARG:NH2	2.45	0.43
1:Z:258:LYS:O	1:Z:261:LYS:HG3	2.18	0.43
2:a:233:LYS:H	2:a:284:ASN:HB3	1.83	0.43
4:h:85:ASP:OD1	4:h:86:ILE:HG12	2.18	0.43
2:A:84:LYS:HA	2:A:84:LYS:HD3	1.87	0.43
3:G:296:SER:O	3:G:300:GLN:N	2.45	0.43
5:Q:352:LEU:HD11	5:Q:359:GLN:HB2	2.00	0.43
5:Q:470:VAL:O	5:Q:474:GLY:N	2.50	0.43
6:B:86:ASP:OD2	8:E:392:LYS:HG2	2.19	0.43
6:B:116:LEU:O	6:B:121:ILE:HG22	2.19	0.43
7:D:35:PHE:CD2	7:D:121:THR:HG23	2.54	0.43
7:D:464:THR:O	7:D:467:GLU:HG3	2.19	0.43
8:E:492:ASP:OD2	8:E:497:GLY:N	2.48	0.43
6:b:29:PHE:CE1	6:b:110:LEU:HD22	2.52	0.43
7:d:165:ASN:ND2	7:d:507:LEU:HD22	2.34	0.43
8:e:23:ASP:OD1	8:e:23:ASP:N	2.51	0.43
8:e:303:GLN:HG2	8:e:330:ILE:HG13	2.01	0.43
1:z:182:GLN:CD	1:z:190:MET:HE1	2.43	0.43
1:z:208:ARG:HG3	1:z:372:VAL:HG22	2.00	0.43
4:h:525:LYS:N	4:h:525:LYS:HD2	2.34	0.43

Continued on next page...

Continued from previous page...

Atom-1	Atom-2	Interatomic distance (Å)	Clash overlap (Å)
5:q:280:VAL:HG23	5:q:308:TYR:HE2	1.84	0.43
2:A:18:ARG:HH21	2:A:114:PRO:HG3	1.83	0.43
4:H:110:PRO:HA	4:H:113:GLU:CD	2.43	0.43
7:D:533:ASP:OD1	7:D:534:ASP:N	2.50	0.43
8:E:73:ASP:O	8:E:77:ILE:HD12	2.19	0.43
6:b:170:LYS:HG3	6:b:389:SER:HB3	1.99	0.43
6:b:423:GLN:HA	6:b:426:ASN:HD21	1.83	0.43
6:b:438:SER:O	6:b:441:LYS:HG2	2.19	0.43
7:d:33:ILE:O	7:d:37:ASN:ND2	2.52	0.43
7:d:70:ILE:HB	7:d:396:LEU:HD13	2.00	0.43
8:e:173:LEU:HD22	8:e:401:SER:HB3	2.00	0.43
8:e:511:ILE:H	8:e:511:ILE:HD12	1.83	0.43
2:a:454:VAL:HG23	2:a:460:SER:HB2	2.00	0.43
3:g:135:THR:HG22	3:g:417:VAL:HG12	2.01	0.43
4:h:38:THR:HA	4:h:452:GLN:NE2	2.33	0.43
5:q:416:GLU:HA	5:q:445:PHE:HE2	1.83	0.43
3:G:157:SER:OG	3:G:494:ILE:HA	2.17	0.43
4:H:263:TYR:HA	8:E:344:ARG:HH22	1.83	0.43
5:Q:290:VAL:HA	5:Q:311:MET:SD	2.58	0.43
5:Q:316:ASN:ND2	5:Q:320:ASP:OD2	2.36	0.43
5:Q:382:ASP:HA	5:Q:385:MET:HB3	2.01	0.43
6:B:214:LEU:HD12	6:B:372:THR:O	2.19	0.43
7:D:34:ARG:HA	7:D:37:ASN:ND2	2.34	0.43
7:D:443:LEU:O	7:D:448:SER:HB3	2.19	0.43
6:b:35:ILE:O	6:b:39:VAL:HG23	2.18	0.43
6:b:211:ASP:HB3	6:b:376:ARG:HG3	2.01	0.43
8:e:58:ASP:OD1	8:e:72:ASN:ND2	2.31	0.43
8:e:73:ASP:O	8:e:77:ILE:HG13	2.19	0.43
8:e:163:GLU:HG3	8:e:167:GLN:HE21	1.82	0.43
8:e:191:ASN:O	8:e:195:THR:OG1	2.34	0.43
2:a:331:LEU:HD12	2:a:331:LEU:HA	1.91	0.43
3:g:159:ILE:HG23	3:g:389:ASN:CG	2.43	0.43
3:g:445:VAL:O	3:g:448:ARG:HG2	2.17	0.43
5:q:379:GLY:HA3	5:q:385:MET:HE3	2.00	0.43
2:A:43:LYS:NZ	2:A:61:ILE:HG21	2.34	0.43
3:G:349:LEU:HG	3:G:362:ILE:HG13	2.00	0.43
6:B:33:ILE:HG12	6:B:111:ARG:HG2	2.01	0.43
6:B:218:PHE:CZ	6:B:326:VAL:HG11	2.53	0.43
6:B:424:LEU:HG	6:B:436:MET:HE1	2.01	0.43
7:D:483:ARG:HB3	7:D:488:GLU:HG2	2.00	0.43
8:E:4:MET:HE2	8:E:23:ASP:HB2	2.01	0.43

Continued on next page...

Continued from previous page...

Atom-1	Atom-2	Interatomic distance (Å)	Clash overlap (Å)
8:E:143:VAL:O	8:E:146:GLU:HG3	2.18	0.43
6:b:61:LEU:HD23	6:b:61:LEU:H	1.84	0.43
6:b:203:LYS:NZ	6:b:383:LEU:O	2.39	0.43
8:e:43:ALA:HA	8:e:46:ASN:HD21	1.83	0.43
8:e:486:ASN:HD21	8:e:488:ALA:HB3	1.83	0.43
1:z:153:ARG:HD2	1:z:157:ARG:HE	1.83	0.43
1:z:380:ASN:OD1	1:z:383:THR:OG1	2.20	0.43
1:Z:127:LYS:HB2	1:Z:509:THR:HG21	2.00	0.43
3:g:435:PRO:O	3:g:439:VAL:HG22	2.18	0.43
4:h:193:LEU:HA	4:h:405:LYS:HZ1	1.84	0.43
4:h:271:VAL:O	4:h:275:TRP:HD1	2.01	0.43
4:h:413:GLY:O	4:h:481:VAL:HG22	2.19	0.43
5:q:238:LYS:HB3	5:q:344:MET:HE2	2.01	0.43
3:G:211:SER:HB3	3:G:374:LEU:O	2.18	0.43
3:G:216:GLY:O	3:G:372:THR:OG1	2.18	0.43
4:H:219:THR:H	4:H:222:TYR:CB	2.32	0.43
5:Q:305:ALA:HB2	5:Q:312:LEU:HD13	2.00	0.43
6:B:415:MET:HE3	6:B:447:PRO:HG2	2.00	0.43
8:E:96:LYS:HD3	8:E:96:LYS:HA	1.69	0.43
7:d:73:ASP:HB3	7:d:403:ARG:CZ	2.49	0.43
2:a:145:ARG:O	2:a:149:ILE:HG12	2.19	0.43
2:a:180:LYS:HZ3	2:a:403:LEU:HB3	1.84	0.43
3:g:235:PRO:HA	3:g:287:ASP:OD2	2.19	0.43
3:g:468:LYS:O	3:g:472:GLU:HG2	2.19	0.43
4:h:229:PHE:CZ	4:h:311:ASP:HA	2.53	0.43
4:h:434:LYS:HE3	2:A:461:THR:OG1	2.18	0.43
3:G:222:ASP:OD1	3:G:223:VAL:N	2.50	0.43
3:G:489:MET:HE1	3:G:494:ILE:HB	2.00	0.43
5:Q:80:HIS:HD2	5:Q:82:ALA:H	1.67	0.43
5:Q:197:PHE:HB3	5:Q:400:LYS:HZ2	1.83	0.43
5:Q:340:VAL:HG23	5:Q:343:GLU:H	1.83	0.43
6:B:69:THR:HA	6:B:72:LYS:HD2	2.00	0.43
6:B:123:PRO:HA	6:B:126:ILE:HD12	2.00	0.43
6:B:181:LYS:HE3	6:B:181:LYS:HB3	1.86	0.43
8:E:55:ASN:CG	8:E:466:SER:HB3	2.44	0.43
8:E:305:GLY:HA2	8:E:323:ARG:HB2	2.01	0.43
1:z:88:THR:HB	1:z:503:GLN:NE2	2.34	0.42
3:g:72:GLN:OE1	3:g:72:GLN:N	2.50	0.42
4:h:266:ASP:OD1	4:h:266:ASP:N	2.52	0.42
3:G:409:GLY:O	3:G:489:MET:HE2	2.19	0.42
3:G:469:HIS:HE1	3:G:476:THR:HA	1.83	0.42

Continued on next page...

Continued from previous page...

Atom-1	Atom-2	Interatomic distance (Å)	Clash overlap (Å)
4:H:34:GLU:HA	4:H:37:ARG:HG3	2.01	0.42
4:H:263:TYR:HD2	8:E:347:GLU:HG2	1.82	0.42
4:H:424:SER:HB2	4:H:435:ILE:HG22	2.00	0.42
4:H:498:VAL:HA	4:H:501:ASN:ND2	2.34	0.42
4:H:522:ASN:OD1	5:Q:76:LEU:HA	2.19	0.42
5:Q:206:LYS:HZ3	5:Q:208:LEU:HB2	1.82	0.42
6:B:136:ALA:HB2	6:B:424:LEU:HD22	2.00	0.42
6:B:241:ASN:HB2	6:B:333:SER:OG	2.18	0.42
8:E:148:LEU:HD12	8:E:514:LYS:HD3	2.01	0.42
6:b:64:THR:HG21	6:b:69:THR:HG21	2.00	0.42
7:d:484:HIS:NE2	7:d:489:LYS:O	2.52	0.42
8:e:510:LEU:O	8:e:514:LYS:HG3	2.19	0.42
1:z:81:ALA:HA	1:z:84:GLN:HE21	1.84	0.42
1:z:445:LEU:HD21	1:z:463:LEU:HD21	2.01	0.42
2:a:153:LYS:HE2	2:a:153:LYS:HA	2.01	0.42
2:a:319:ILE:HG12	2:a:364:ILE:HD12	2.01	0.42
4:h:230:GLU:HG2	4:h:231:MET:SD	2.59	0.42
2:A:196:ASN:ND2	2:A:373:ALA:O	2.52	0.42
4:H:286:ALA:HB2	4:H:341:VAL:HB	2.00	0.42
6:B:110:LEU:HD13	6:B:514:ILE:HG21	2.01	0.42
8:E:88:ALA:O	8:E:92:VAL:HG23	2.19	0.42
6:b:285:HIS:CD2	6:b:338:PRO:HA	2.55	0.42
6:b:384:ASP:OD1	6:b:388:ARG:NH2	2.52	0.42
7:d:506:GLU:HB2	7:d:508:VAL:HG23	1.99	0.42
1:z:319:ARG:HB2	1:z:323:ARG:HH12	1.84	0.42
1:Z:164:LEU:O	1:Z:168:LEU:HG	2.19	0.42
1:Z:217:ARG:NH2	1:Z:357:GLU:OE1	2.52	0.42
2:a:203:ARG:HH11	2:a:207:GLU:HB3	1.84	0.42
4:h:249:GLU:HG2	4:h:250:LEU:N	2.34	0.42
5:q:337:THR:HG23	5:q:338:PRO:HD3	2.01	0.42
3:G:352:LYS:HD3	3:G:361:PHE:CD2	2.54	0.42
4:H:190:LEU:HD23	4:H:190:LEU:HA	1.93	0.42
6:B:25:ARG:HD2	6:B:25:ARG:HA	1.74	0.42
7:D:330:ARG:HA	7:D:333:ILE:HG12	2.01	0.42
8:e:85:HIS:ND1	8:e:87:ILE:HB	2.33	0.42
8:e:305:GLY:HA2	8:e:323:ARG:HB2	2.01	0.42
1:z:216:ALA:HB1	1:z:314:ARG:HE	1.84	0.42
1:z:382:HIS:CE1	1:z:383:THR:HG23	2.55	0.42
1:z:521:ILE:HG23	3:g:48:MET:HG3	2.02	0.42
1:Z:249:PHE:HB2	1:Z:255:GLU:HG2	2.02	0.42
2:a:29:ALA:O	2:a:33:LYS:N	2.52	0.42

Continued on next page...

Continued from previous page...

Atom-1	Atom-2	Interatomic distance (Å)	Clash overlap (Å)
2:a:73:LYS:O	2:a:77:GLU:OE1	2.37	0.42
3:g:419:HIS:HA	3:g:422:THR:HG22	2.00	0.42
4:h:448:ILE:HD12	4:h:451:ARG:HD3	2.00	0.42
5:q:143:LEU:HG	5:q:501:TYR:CE1	2.54	0.42
5:q:379:GLY:HA3	5:q:385:MET:CE	2.50	0.42
3:G:208:ILE:HD12	3:G:208:ILE:H	1.84	0.42
4:H:468:HIS:HA	4:H:472:GLY:O	2.19	0.42
6:B:121:ILE:HG23	6:B:126:ILE:HD11	2.00	0.42
8:E:468:MET:SD	8:E:468:MET:N	2.92	0.42
6:b:415:MET:HE2	6:b:415:MET:N	2.34	0.42
1:z:229:TYR:CE2	1:z:287:LYS:HB3	2.55	0.42
1:z:421:ALA:O	1:z:424:LYS:HG2	2.20	0.42
1:Z:184:GLU:HG2	1:Z:185:PRO:HD2	2.00	0.42
2:a:69:HIS:CD2	2:a:70:PRO:HD2	2.55	0.42
2:a:277:LYS:NZ	2:a:341:GLU:OE2	2.51	0.42
2:A:44:MET:SD	2:A:54:ILE:HD11	2.59	0.42
2:A:139:ASN:CG	2:A:147:CYS:HG	2.25	0.42
2:A:241:LEU:HB3	2:A:293:ASP:HB2	2.02	0.42
2:A:431:GLY:HA2	2:A:435:GLN:HE21	1.85	0.42
3:G:19:ARG:HG3	3:G:19:ARG:HH11	1.84	0.42
3:G:395:GLN:HA	3:G:398:ARG:NH1	2.35	0.42
4:H:373:ILE:HG22	4:H:375:ARG:HG3	2.00	0.42
6:B:141:LEU:HD22	6:B:500:LYS:NZ	2.35	0.42
6:B:264:VAL:HG12	7:D:256:PRO:HB2	2.01	0.42
7:d:390:VAL:HG12	7:d:398:ILE:HG23	2.02	0.42
8:e:160:LYS:HD2	8:e:161:ASP:HB2	2.02	0.42
1:z:76:LEU:HD22	3:g:56:ILE:HG21	2.02	0.42
1:z:272:LYS:O	1:z:276:GLU:OE1	2.37	0.42
1:Z:230:ILE:HA	1:Z:290:VAL:O	2.20	0.42
3:g:338:ARG:H	3:g:341:ASP:CG	2.28	0.42
4:h:491:ASN:HA	4:h:494:ALA:HB3	2.02	0.42
5:q:69:ALA:HA	5:q:72:ILE:HD12	2.00	0.42
2:A:526:ARG:C	7:D:57:MET:HE1	2.44	0.42
6:B:436:MET:O	6:B:439:TYR:HB3	2.19	0.42
7:D:273:ASP:OD1	7:D:274:ARG:N	2.52	0.42
6:b:102:VAL:HB	6:b:503:VAL:HG13	2.02	0.42
8:e:200:GLU:O	8:e:202:ARG:HG2	2.19	0.42
1:z:115:HIS:HA	1:z:116:PRO:HD3	1.96	0.42
1:Z:169:THR:O	1:Z:173:VAL:HG22	2.20	0.42
1:Z:238:GLU:OE1	1:Z:238:GLU:N	2.53	0.42
1:Z:416:VAL:O	1:Z:420:GLU:HG2	2.19	0.42

Continued on next page...

Continued from previous page...

Atom-1	Atom-2	Interatomic distance (Å)	Clash overlap (Å)
3:g:106:SER:HA	3:g:109:GLU:HG2	2.02	0.42
3:g:118:PRO:O	3:g:122:ILE:HG12	2.19	0.42
3:g:129:LEU:O	3:g:132:MET:HB2	2.20	0.42
3:g:200:VAL:HA	3:g:373:ILE:HG13	2.02	0.42
5:q:311:MET:HG2	5:q:313:VAL:HG23	2.01	0.42
2:A:422:TYR:HE1	2:A:475:GLN:CD	2.27	0.42
3:G:18:GLY:O	3:G:21:VAL:HG12	2.20	0.42
3:G:237:ILE:HD13	3:G:326:CYS:HB3	2.02	0.42
3:G:383:LEU:HA	3:G:386:VAL:HB	2.02	0.42
3:G:516:LEU:HD23	3:G:516:LEU:HA	1.85	0.42
5:Q:448:ILE:H	5:Q:448:ILE:HD12	1.85	0.42
6:B:130:TRP:CZ3	6:B:511:ALA:HB1	2.53	0.42
6:B:216:GLU:OE2	6:B:363:SER:OG	2.28	0.42
7:D:33:ILE:O	7:D:36:SER:OG	2.25	0.42
8:E:109:VAL:HG13	8:E:516:GLN:HG2	2.02	0.42
7:d:93:GLU:HA	7:d:93:GLU:OE2	2.20	0.42
8:e:195:THR:HB	8:e:383:VAL:HG11	2.01	0.42
1:Z:157:ARG:HD3	1:Z:165:ALA:HB3	2.01	0.42
2:A:118:ILE:HG23	2:A:522:ILE:HG12	2.01	0.42
5:Q:181:LYS:HG2	5:Q:182:LEU:N	2.34	0.42
6:B:511:ALA:O	6:B:515:LEU:HD23	2.20	0.42
7:D:302:LYS:O	7:D:330:ARG:NH2	2.47	0.42
8:e:268:VAL:HG13	8:e:273:ASP:HB3	2.01	0.42
8:e:326:GLY:O	8:e:330:ILE:HG12	2.20	0.42
2:a:145:ARG:NH1	2:a:174:ASP:OD1	2.51	0.42
2:a:181:TYR:HB2	2:a:189:ARG:HB2	2.02	0.42
5:q:296:LYS:NZ	5:q:315:LEU:HD13	2.34	0.42
2:A:177:LEU:HD23	2:A:403:LEU:HD21	2.01	0.42
3:G:129:LEU:HB2	3:G:509:VAL:HG11	2.01	0.42
4:H:395:ILE:CD1	4:H:398:ARG:HE	2.32	0.42
5:Q:101:THR:O	5:Q:104:VAL:HG22	2.20	0.42
5:Q:386:ASP:O	5:Q:389:GLU:HG3	2.20	0.42
6:B:228:GLN:HE22	6:B:311:ALA:HB3	1.84	0.42
6:B:477:GLY:H	6:B:488:MET:HE3	1.85	0.42
7:D:77:ILE:HD12	7:D:77:ILE:H	1.84	0.42
6:b:200:HIS:O	6:b:372:THR:HA	2.20	0.42
8:e:115:ALA:O	8:e:118:GLU:HB2	2.19	0.42
8:e:148:LEU:HD11	8:e:513:LYS:HG2	2.00	0.42
1:z:352:GLU:OE2	1:z:354:THR:OG1	2.37	0.42
1:z:478:GLY:N	1:z:487:MET:O	2.35	0.42
1:Z:411:ALA:O	1:Z:479:VAL:HG12	2.20	0.42

Continued on next page...

Continued from previous page...

Atom-1	Atom-2	Interatomic distance (Å)	Clash overlap (Å)
1:Z:487:MET:HE2	1:Z:492:VAL:HG21	2.01	0.42
2:a:20:GLN:OE1	2:a:69:HIS:NE2	2.53	0.42
2:a:430:MET:SD	2:a:432:SER:HB3	2.60	0.42
5:q:441:PHE:HE1	5:q:512:THR:HG22	1.85	0.42
2:A:137:ILE:HG22	2:A:139:ASN:H	1.85	0.42
2:A:222:SER:HB3	2:A:300:PHE:HD2	1.83	0.42
3:G:167:TRP:O	3:G:170:LEU:HG	2.20	0.42
3:G:248:LYS:HG3	3:G:275:GLN:HB3	2.02	0.42
4:H:109:LYS:HB2	4:H:110:PRO:HD3	2.02	0.42
4:H:333:SER:HB2	4:H:336:ALA:HB2	2.00	0.42
6:B:34:ALA:O	6:B:38:LEU:HD23	2.20	0.42
6:B:332:ALA:HA	8:E:312:HIS:CD2	2.55	0.42
7:D:35:PHE:HE2	7:D:121:THR:HG23	1.81	0.42
8:E:184:GLN:NE2	8:E:220:GLU:O	2.49	0.42
6:b:408:TYR:CZ	6:b:489:ALA:HB2	2.55	0.42
7:d:367:LEU:HD22	7:d:391:ARG:NH1	2.35	0.42
7:d:514:VAL:HG23	7:d:515:SER:H	1.85	0.42
1:Z:126:ALA:HB2	1:Z:437:VAL:HA	2.02	0.41
1:Z:259:LEU:HA	1:Z:262:ALA:HB3	2.02	0.41
2:a:166:ASP:N	2:a:166:ASP:OD1	2.51	0.41
3:g:178:ALA:HA	3:g:181:MET:SD	2.60	0.41
4:h:30:GLN:OE1	4:h:110:LYS:HD2	2.20	0.41
4:h:36:VAL:HG21	4:h:66:LEU:HD21	2.01	0.41
4:h:104:LEU:HD12	4:h:104:LEU:HA	1.92	0.41
4:h:111:GLN:HE22	4:h:444:LYS:HG2	1.85	0.41
2:A:41:LEU:HD21	3:G:117:HIS:HE1	1.85	0.41
2:A:323:SER:HB3	2:A:347:GLN:N	2.35	0.41
3:G:129:LEU:HA	3:G:132:MET:HE3	2.02	0.41
5:Q:308:TYR:HB2	5:Q:310:ILE:HG12	2.01	0.41
6:B:135:LYS:O	6:B:139:GLU:HG2	2.19	0.41
7:D:249:ILE:O	7:D:301:GLN:N	2.50	0.41
7:D:336:ILE:O	7:D:340:ILE:HG12	2.20	0.41
7:D:407:ASP:O	7:D:411:VAL:HG23	2.20	0.41
8:E:30:GLY:HA2	8:E:531:ASP:HB2	2.02	0.41
6:b:54:SER:HB3	6:b:60:SER:H	1.84	0.41
7:d:503:ILE:HA	7:d:506:GLU:HG2	2.02	0.41
8:e:79:SER:OG	8:e:80:MET:SD	2.63	0.41
8:e:102:ILE:O	8:e:411:ASN:ND2	2.41	0.41
8:e:168:THR:HG21	8:e:412:LEU:HD11	2.02	0.41
8:e:229:ILE:HG12	8:e:384:THR:HG21	2.02	0.41
8:e:232:LYS:HE2	8:e:324:TRP:O	2.19	0.41

Continued on next page...

Continued from previous page...

Atom-1	Atom-2	Interatomic distance (Å)	Clash overlap (Å)
1:z:273:LYS:HD2	1:z:338:ASP:HB2	2.03	0.41
1:z:378:GLY:HA3	1:z:384:LEU:HG	2.01	0.41
1:Z:278:LYS:HZ2	1:Z:285:SER:HB3	1.85	0.41
2:a:227:LYS:HA	2:a:227:LYS:HD3	1.81	0.41
3:g:32:ILE:O	3:g:35:ILE:HG22	2.20	0.41
4:h:29:CYS:HA	4:h:32:ILE:HG22	2.02	0.41
4:h:212:SER:HB3	4:h:376:PHE:CE2	2.54	0.41
4:h:232:GLN:HG2	4:h:313:PHE:HD1	1.84	0.41
5:q:138:LYS:O	5:q:141:GLU:HG3	2.20	0.41
5:q:321:LEU:HD21	5:q:322:ARG:NH1	2.34	0.41
2:A:448:ILE:HD13	2:A:448:ILE:HA	1.89	0.41
3:G:434:TRP:HB2	3:G:435:PRO:HD3	2.02	0.41
6:b:438:SER:HA	6:b:441:LYS:HG2	2.02	0.41
1:z:63:LEU:HD12	1:z:63:LEU:HA	1.83	0.41
2:a:422:TYR:HE1	2:a:475:GLN:HG2	1.84	0.41
2:a:434:GLU:OE1	2:a:434:GLU:N	2.51	0.41
2:A:204:SER:OG	2:A:205:GLN:N	2.53	0.41
2:A:204:SER:HA	2:A:379:GLY:HA2	2.02	0.41
3:G:399:ASN:OD1	3:G:497:PRO:HB3	2.20	0.41
4:H:263:TYR:HB2	8:E:346:SER:HB2	2.02	0.41
6:B:220:LEU:HB3	6:B:360:ILE:HB	2.01	0.41
6:B:276:LYS:NZ	6:B:299:TYR:OH	2.43	0.41
6:b:166:THR:OG1	6:b:396:VAL:HG11	2.20	0.41
6:b:226:VAL:HG13	7:d:334:GLU:HA	2.01	0.41
6:b:240:ALA:O	6:b:293:ARG:NH1	2.53	0.41
7:d:117:LEU:HD23	7:d:117:LEU:HA	1.83	0.41
7:d:406:HIS:HA	7:d:409:LEU:HD12	2.01	0.41
7:d:488:GLU:OE2	7:d:490:THR:OG1	2.28	0.41
8:e:157:VAL:HG11	8:e:412:LEU:C	2.45	0.41
8:e:175:SER:OG	9:e:601:ADP:O2A	2.37	0.41
1:Z:289:PHE:CD2	1:Z:310:ILE:HG23	2.55	0.41
2:a:113:HIS:ND1	2:a:115:THR:HG22	2.36	0.41
2:a:180:LYS:HD3	2:a:189:ARG:O	2.20	0.41
2:a:275:ILE:HA	2:a:278:ILE:HG22	2.02	0.41
2:a:294:ASP:OD1	2:a:294:ASP:N	2.53	0.41
2:a:349:GLU:HG2	2:a:350:GLU:OE1	2.20	0.41
3:g:408:PRO:HB2	3:g:412:ALA:HB3	2.01	0.41
4:h:117:GLU:OE1	4:h:117:GLU:N	2.47	0.41
4:h:417:GLU:HG3	4:h:503:ARG:NH2	2.30	0.41
5:q:514:ALA:O	5:q:518:VAL:HG23	2.19	0.41
2:A:382:ASP:HA	2:A:385:CYS:SG	2.60	0.41

Continued on next page...

Continued from previous page...

Atom-1	Atom-2	Interatomic distance (Å)	Clash overlap (Å)
3:G:459:ILE:HD13	3:G:459:ILE:HA	1.92	0.41
3:G:477:TRP:NE1	3:G:488:ASP:OD2	2.53	0.41
5:Q:129:ILE:HD13	5:Q:129:ILE:HA	1.91	0.41
5:Q:199:VAL:HG22	5:Q:400:LYS:HG3	2.03	0.41
5:Q:337:THR:O	5:Q:339:PRO:HD2	2.20	0.41
7:D:194:VAL:HG23	7:D:195:ILE:HG23	2.01	0.41
7:D:243:LYS:HD3	7:D:243:LYS:HA	1.89	0.41
7:D:449:TYR:CE2	8:e:471:ILE:HD11	2.55	0.41
8:E:170:LYS:O	8:E:182:HIS:NE2	2.49	0.41
8:E:523:MET:O	8:E:527:ILE:HG12	2.21	0.41
6:b:87:MET:HB3	8:e:391:ASN:HB3	2.01	0.41
7:d:112:ILE:O	7:d:116:LEU:HD23	2.21	0.41
7:d:488:GLU:HG3	7:d:491:ALA:HB2	2.02	0.41
1:Z:71:HIS:ND1	1:Z:73:THR:HG22	2.36	0.41
1:Z:271:VAL:O	1:Z:275:ILE:HG23	2.21	0.41
2:a:19:SER:HA	2:a:105:ASP:OD2	2.21	0.41
2:a:63:LYS:HA	2:a:63:LYS:HD3	1.92	0.41
2:A:313:LYS:HA	2:A:313:LYS:HD3	1.87	0.41
4:H:239:LEU:O	4:H:331:GLN:N	2.39	0.41
4:H:390:HIS:ND1	4:H:393:ILE:HD11	2.36	0.41
6:B:27:THR:O	6:B:30:ILE:HG22	2.21	0.41
7:D:21:LYS:HE2	8:e:495:HIS:NE2	2.35	0.41
7:D:94:LEU:HD11	7:D:521:LEU:HB3	2.03	0.41
8:E:129:HIS:CG	8:E:130:PRO:HD2	2.56	0.41
8:E:133:ILE:HD12	8:E:133:ILE:H	1.85	0.41
7:d:513:LEU:H	7:d:513:LEU:HD23	1.85	0.41
1:z:96:VAL:HA	1:z:99:ILE:HG12	2.02	0.41
1:z:126:ALA:HB2	1:z:437:VAL:HG22	2.02	0.41
1:z:149:ILE:CD1	1:z:173:VAL:HG11	2.49	0.41
3:g:136:LEU:HD23	3:g:136:LEU:HA	1.86	0.41
3:g:283:GLN:HE22	3:g:337:LEU:HD22	1.84	0.41
4:h:43:ARG:HH22	4:h:484:ASN:HA	1.84	0.41
4:H:21:GLN:HE22	4:H:519:THR:N	2.19	0.41
4:H:187:ASP:OD1	4:H:187:ASP:N	2.50	0.41
4:H:447:ARG:HD2	4:H:457:ALA:HB1	2.02	0.41
5:Q:166:THR:HG22	5:Q:497:ILE:HD12	2.02	0.41
7:d:119:SER:HB2	7:d:453:ALA:HB1	2.03	0.41
7:d:242:GLU:OE2	7:d:243:LYS:N	2.54	0.41
1:z:303:ASP:OD1	1:z:304:ALA:N	2.54	0.41
1:z:350:VAL:HG12	1:z:350:VAL:O	2.21	0.41
1:z:411:ALA:HB2	1:z:494:VAL:HG11	2.03	0.41

Continued on next page...

Continued from previous page...

Atom-1	Atom-2	Interatomic distance (Å)	Clash overlap (Å)
3:g:424:LYS:HB2	3:g:424:LYS:HE3	1.83	0.41
4:h:112:VAL:HA	4:h:115:TYR:HD2	1.85	0.41
4:h:214:LEU:HD12	4:h:375:THR:C	2.45	0.41
4:h:411:ALA:HB3	4:h:478:TRP:CD1	2.56	0.41
5:q:86:ILE:HD12	5:q:86:ILE:HA	1.91	0.41
5:q:198:ASN:HB2	5:q:201:ASN:OD1	2.21	0.41
5:q:293:THR:HG21	5:q:314:ARG:NH1	2.35	0.41
2:A:132:ILE:HD13	2:A:132:ILE:HA	1.88	0.41
2:A:206:MET:SD	2:A:206:MET:N	2.93	0.41
3:G:193:ASP:HB3	3:G:398:ARG:HE	1.85	0.41
4:H:242:VAL:HG11	4:H:277:LYS:HE2	2.03	0.41
7:D:474:ILE:HD12	7:D:474:ILE:H	1.86	0.41
8:E:162:THR:O	8:E:166:ILE:N	2.44	0.41
7:d:104:ASP:OD1	7:d:104:ASP:N	2.53	0.41
8:e:519:LEU:O	8:e:523:MET:HG2	2.20	0.41
1:z:80:VAL:O	1:z:84:GLN:HG3	2.21	0.41
1:z:269:ASP:O	1:z:272:LYS:HG2	2.21	0.41
1:Z:187:ASP:HB3	1:Z:190:MET:HB2	2.03	0.41
1:Z:222:LYS:HG3	1:Z:309:GLY:HA2	2.02	0.41
1:Z:515:ILE:O	1:Z:518:VAL:HG22	2.21	0.41
1:Z:516:LEU:HD12	1:Z:516:LEU:HA	1.94	0.41
2:a:153:LYS:O	2:a:157:SER:N	2.54	0.41
2:a:270:ILE:O	2:a:270:ILE:HG13	2.21	0.41
4:h:148:LYS:O	4:h:152:LYS:HB2	2.21	0.41
3:G:218:MET:HE1	3:G:374:LEU:HD13	2.03	0.41
3:G:222:ASP:O	3:G:313:ARG:NH2	2.54	0.41
4:H:105:LEU:HA	4:H:108:VAL:HG22	2.03	0.41
4:H:153:LYS:HG3	4:H:154:LEU:HD12	2.02	0.41
6:B:38:LEU:HD11	7:D:536:VAL:HG11	2.02	0.41
6:B:379:THR:H	6:B:382:ILE:CG2	2.34	0.41
7:d:439:TYR:CE2	7:d:443:LEU:HD11	2.55	0.41
8:e:87:ILE:H	8:e:87:ILE:HD12	1.86	0.41
2:a:146:ASP:O	2:a:150:ASN:ND2	2.53	0.41
2:a:461:THR:HG23	4:H:433:LEU:HD12	2.03	0.41
2:a:477:ASN:ND2	2:a:480:ARG:HG2	2.36	0.41
3:g:199:ARG:HB3	3:g:372:THR:HA	2.03	0.41
3:g:516:LEU:HD23	3:g:516:LEU:HA	1.89	0.41
4:h:232:GLN:HG2	4:h:313:PHE:CD1	2.56	0.41
4:h:337:SER:OG	4:h:338:VAL:N	2.53	0.41
4:h:397:ILE:HG13	4:h:398:MET:HE3	2.02	0.41
4:h:444:LYS:O	4:h:447:GLU:HG2	2.21	0.41

Continued on next page...

Continued from previous page...

Atom-1	Atom-2	Interatomic distance (Å)	Clash overlap (Å)
4:h:493:GLU:OE1	4:h:493:GLU:N	2.53	0.41
5:q:299:ASP:OD1	5:q:300:MET:N	2.51	0.41
5:q:478:VAL:HA	5:q:491:ASP:HA	2.03	0.41
2:A:44:MET:HG2	3:G:521:ILE:HG22	2.03	0.41
2:A:47:ASP:OD1	2:A:47:ASP:N	2.51	0.41
2:A:213:GLY:HA3	2:A:365:LYS:HB3	2.01	0.41
2:A:215:ALA:HB1	2:A:361:LEU:HB3	2.02	0.41
3:G:69:ILE:HD12	3:G:69:ILE:HA	1.95	0.41
3:G:152:LEU:HA	3:G:155:ILE:HD12	2.02	0.41
3:G:387:GLU:HA	3:G:390:LEU:HD12	2.03	0.41
4:H:64:THR:HA	4:H:67:LYS:HE2	2.03	0.41
4:H:101:ALA:O	4:H:105:LEU:HG	2.20	0.41
5:Q:114:LEU:O	5:Q:118:LEU:HD23	2.20	0.41
5:Q:296:LYS:HA	5:Q:296:LYS:HD3	1.94	0.41
5:Q:476:LYS:H	5:Q:476:LYS:HD3	1.85	0.41
6:B:78:ASN:HD21	6:B:80:ALA:HB3	1.86	0.41
6:B:129:GLY:HA2	6:B:432:GLU:HG2	2.02	0.41
6:B:199:ILE:HD13	6:B:394:LEU:HD13	2.03	0.41
6:B:226:VAL:HG12	7:D:344:PRO:HD3	2.02	0.41
7:D:32:GLN:HA	7:D:35:PHE:HD1	1.86	0.41
7:D:118:ASP:O	7:D:122:LYS:NZ	2.54	0.41
7:D:128:ILE:HG23	7:D:446:MET:HE2	2.02	0.41
7:D:147:ILE:HG21	7:D:435:ARG:HG3	2.02	0.41
8:E:221:ASP:HB3	8:E:388:ARG:NH2	2.35	0.41
8:E:488:ALA:O	8:E:500:ASP:HA	2.20	0.41
7:d:461:ILE:HD13	7:d:461:ILE:HA	1.96	0.41
8:e:109:VAL:HG13	8:e:516:GLN:HG2	2.02	0.41
8:e:162:THR:HG22	8:e:165:LEU:HD22	2.03	0.41
8:e:420:TYR:CE2	8:e:502:LYS:HB2	2.56	0.41
8:e:420:TYR:HD2	8:e:488:ALA:HB2	1.86	0.41
1:z:271:VAL:HA	1:z:305:LEU:HD11	2.03	0.41
2:a:69:HIS:CG	2:a:70:PRO:HD2	2.56	0.41
3:g:230:ARG:HB2	3:g:351:ILE:HD11	2.03	0.41
4:H:168:ILE:HG22	4:H:171:GLN:HB2	2.03	0.41
4:H:320:LYS:HD3	4:H:320:LYS:HA	1.79	0.41
5:Q:157:ILE:HD11	5:Q:186:ALA:HA	2.02	0.41
5:Q:167:SER:HB2	5:Q:394:ASP:HB3	2.03	0.41
6:B:334:THR:H	8:E:312:HIS:CE1	2.39	0.41
6:B:408:TYR:CZ	6:B:489:ALA:HB2	2.56	0.41
7:D:321:LYS:HD2	7:D:321:LYS:O	2.20	0.41
7:D:430:ILE:HG21	7:D:480:LEU:HD13	2.03	0.41

Continued on next page...

Continued from previous page...

Atom-1	Atom-2	Interatomic distance (Å)	Clash overlap (Å)
8:E:38:ILE:HG22	8:E:42:LYS:NZ	2.34	0.41
8:E:139:GLN:HG3	8:E:142:ARG:HH21	1.85	0.41
8:E:363:SER:OG	8:E:370:LYS:HD2	2.21	0.41
7:d:115:SER:HB3	7:d:460:VAL:HG11	2.02	0.41
7:d:134:SER:HB2	7:d:530:LEU:HD23	2.03	0.41
1:Z:160:VAL:HG22	1:Z:161:HIS:N	2.35	0.40
1:Z:447:ILE:HB	1:Z:448:PRO:HD3	2.03	0.40
3:g:166:ARG:H	3:g:166:ARG:HD3	1.85	0.40
4:h:86:ILE:HG21	4:h:513:ALA:HB2	2.03	0.40
5:q:118:LEU:HD23	5:q:118:LEU:HA	1.89	0.40
4:H:95:THR:OG1	9:H:601:ADP:O3B	2.29	0.40
4:H:144:LYS:NZ	4:H:400:ILE:HG23	2.36	0.40
5:Q:149:CYS:HB2	5:Q:407:ARG:HA	2.02	0.40
5:Q:177:VAL:O	5:Q:181:LYS:HD3	2.21	0.40
5:Q:297:VAL:HG12	5:Q:314:ARG:HG3	2.03	0.40
6:B:100:THR:HB	9:B:601:ADP:O1B	2.21	0.40
6:B:164:GLY:O	6:B:176:LYS:HD2	2.22	0.40
6:b:25:ARG:O	6:b:29:PHE:HD2	2.04	0.40
8:e:43:ALA:HA	8:e:46:ASN:ND2	2.36	0.40
8:e:72:ASN:HB3	8:e:176:LYS:HD3	2.04	0.40
1:Z:282:CYS:HB3	1:Z:287:LYS:HD3	2.02	0.40
2:a:86:VAL:HG23	2:a:88:ASP:H	1.86	0.40
2:a:323:SER:HB2	2:a:346:GLY:HA3	2.02	0.40
4:h:51:ASP:OD1	4:h:51:ASP:N	2.51	0.40
4:h:451:ARG:HB3	4:h:451:ARG:NH1	2.36	0.40
5:q:319:TRP:HA	5:q:322:ARG:NH2	2.36	0.40
4:H:118:PRO:O	4:H:122:ILE:HG12	2.21	0.40
5:Q:62:LYS:HZ1	5:Q:64:PHE:HD1	1.67	0.40
5:Q:93:GLN:HB2	5:Q:510:LEU:HD23	2.02	0.40
5:Q:280:VAL:HG21	5:Q:304:TYR:CG	2.56	0.40
5:Q:417:ILE:HD12	5:Q:417:ILE:HA	1.91	0.40
6:B:147:ASP:HB2	6:B:405:ARG:HG2	2.03	0.40
6:B:439:TYR:O	6:B:443:LEU:HD23	2.20	0.40
8:e:460:MET:HE1	8:e:470:PRO:HG2	2.02	0.40
1:z:157:ARG:NH2	1:z:166:ASP:OD1	2.54	0.40
1:Z:181:LYS:HG3	1:Z:370:ARG:CZ	2.51	0.40
3:g:111:PHE:CZ	3:g:434:TRP:HB3	2.56	0.40
4:h:185:ASP:O	4:h:188:MET:HG2	2.21	0.40
4:H:19:ILE:O	4:H:23:VAL:HG13	2.22	0.40
4:H:66:LEU:HD12	4:H:80:VAL:HG22	2.03	0.40
4:H:175:PHE:CE1	4:H:208:SER:HB3	2.57	0.40

Continued on next page...

Continued from previous page...

Atom-1	Atom-2	Interatomic distance (Å)	Clash overlap (Å)
4:H:289:VAL:O	4:H:311:ALA:N	2.48	0.40
5:Q:73:LEU:HD13	5:Q:76:LEU:HD12	2.04	0.40
5:Q:397:ASN:O	5:Q:401:VAL:HG23	2.21	0.40
6:B:461:LEU:HB3	6:B:478:LEU:HD21	2.04	0.40
6:b:326:VAL:HB	6:b:370:ALA:HB3	2.03	0.40
6:b:469:HIS:NE2	6:b:476:ALA:O	2.51	0.40
8:e:484:GLU:O	8:e:484:GLU:HG2	2.22	0.40
1:Z:433:ALA:O	1:Z:437:VAL:HG13	2.22	0.40
4:h:350:GLN:HB2	4:h:367:GLY:C	2.47	0.40
4:h:409:VAL:HG12	4:h:499:PRO:HA	2.03	0.40
4:h:522:GLU:HB3	5:q:54:LYS:HD2	2.04	0.40
2:A:401:ARG:HA	2:A:401:ARG:HD2	1.90	0.40
2:A:408:VAL:HG21	2:A:504:PHE:HB3	2.04	0.40
3:G:150:MET:HA	3:G:153:ASN:HB2	2.02	0.40
3:G:193:ASP:C	3:G:398:ARG:HH21	2.29	0.40
6:B:208:SER:O	6:B:376:ARG:HB2	2.21	0.40
7:D:69:THR:HG1	7:D:80:GLN:CD	2.18	0.40
7:D:213:LYS:HE3	7:D:391:ARG:HB3	2.03	0.40
8:E:359:VAL:HG13	8:E:374:ILE:HG22	2.04	0.40
8:E:436:GLU:O	8:E:440:CYS:HB2	2.21	0.40
6:b:3:SER:HB2	6:b:20:ARG:NH1	2.36	0.40
7:d:530:LEU:HD12	7:d:530:LEU:HA	1.94	0.40
8:e:451:PHE:O	8:e:455:LEU:HD23	2.21	0.40
1:z:342:ASP:OD1	1:z:343:CYS:N	2.54	0.40
1:z:488:VAL:HB	1:z:491:GLU:HG2	2.04	0.40
1:z:519:ASP:OD1	1:z:520:GLU:N	2.54	0.40
1:Z:109:TYR:CD2	1:Z:435:LEU:HD21	2.57	0.40
3:g:135:THR:HG21	3:g:417:VAL:HA	2.03	0.40
3:g:173:ASN:OD1	3:g:174:ILE:N	2.55	0.40
3:g:238:VAL:HB	3:g:289:VAL:HG22	2.03	0.40
4:h:370:LYS:HD2	4:h:370:LYS:HA	1.89	0.40
5:q:39:LEU:HD22	5:q:83:ALA:HB1	2.02	0.40
5:q:159:GLU:O	5:q:162:SER:OG	2.25	0.40
2:A:156:MET:HE1	2:A:391:SER:OG	2.22	0.40
6:B:37:ASP:OD1	6:B:111:ARG:NH2	2.55	0.40
6:B:109:LEU:HA	6:B:109:LEU:HD23	1.79	0.40
6:B:414:GLU:HA	6:B:417:MET:HE2	2.04	0.40
6:B:461:LEU:HD13	6:B:478:LEU:HD22	2.04	0.40
8:E:198:ASP:OD1	8:E:198:ASP:N	2.54	0.40
8:E:393:MET:SD	8:E:393:MET:N	2.93	0.40
6:b:487:ASP:HB3	6:b:490:ILE:HG12	2.02	0.40

There are no symmetry-related clashes.

5.3 Torsion angles

5.3.1 Protein backbone

In the following table, the Percentiles column shows the percent Ramachandran outliers of the chain as a percentile score with respect to all PDB entries followed by that with respect to all EM entries.

The Analysed column shows the number of residues for which the backbone conformation was analysed, and the total number of residues.

Mol	Chain	Analysed	Favoured	Allowed	Outliers	Percentiles	
1	Z	506/508 (100%)	469 (93%)	36 (7%)	1 (0%)	44	72
1	z	506/508 (100%)	461 (91%)	45 (9%)	0	100	100
2	A	488/536 (91%)	470 (96%)	18 (4%)	0	100	100
2	a	484/536 (90%)	464 (96%)	20 (4%)	0	100	100
3	G	481/528 (91%)	456 (95%)	25 (5%)	0	100	100
3	g	473/528 (90%)	453 (96%)	20 (4%)	0	100	100
4	H	495/514 (96%)	463 (94%)	32 (6%)	0	100	100
4	h	496/514 (96%)	463 (93%)	33 (7%)	0	100	100
5	Q	479/498 (96%)	445 (93%)	34 (7%)	0	100	100
5	q	479/498 (96%)	440 (92%)	38 (8%)	1 (0%)	44	72
6	B	524/526 (100%)	507 (97%)	17 (3%)	0	100	100
6	b	523/526 (99%)	510 (98%)	13 (2%)	0	100	100
7	D	518/520 (100%)	500 (96%)	18 (4%)	0	100	100
7	d	518/520 (100%)	489 (94%)	29 (6%)	0	100	100
8	E	534/540 (99%)	510 (96%)	24 (4%)	0	100	100
8	e	539/540 (100%)	509 (94%)	30 (6%)	0	100	100
All	All	8043/8340 (96%)	7609 (95%)	432 (5%)	2 (0%)	100	100

All (2) Ramachandran outliers are listed below:

Mol	Chain	Res	Type
1	Z	311	VAL
5	q	338	PRO

5.3.2 Protein sidechains ⓘ

In the following table, the Percentiles column shows the percent sidechain outliers of the chain as a percentile score with respect to all PDB entries followed by that with respect to all EM entries.

The Analysed column shows the number of residues for which the sidechain conformation was analysed, and the total number of residues.

Mol	Chain	Analysed	Rotameric	Outliers	Percentiles	
1	Z	426/426 (100%)	426 (100%)	0	100	100
1	z	426/426 (100%)	426 (100%)	0	100	100
2	A	409/447 (92%)	409 (100%)	0	100	100
2	a	405/447 (91%)	405 (100%)	0	100	100
3	G	416/457 (91%)	416 (100%)	0	100	100
3	g	409/457 (90%)	409 (100%)	0	100	100
4	H	408/421 (97%)	408 (100%)	0	100	100
4	h	409/421 (97%)	409 (100%)	0	100	100
5	Q	402/415 (97%)	402 (100%)	0	100	100
5	q	402/415 (97%)	402 (100%)	0	100	100
6	B	418/418 (100%)	418 (100%)	0	100	100
6	b	417/418 (100%)	417 (100%)	0	100	100
7	D	442/442 (100%)	442 (100%)	0	100	100
7	d	441/442 (100%)	441 (100%)	0	100	100
8	E	452/455 (99%)	452 (100%)	0	100	100
8	e	456/455 (100%)	456 (100%)	0	100	100
All	All	6738/6962 (97%)	6738 (100%)	0	100	100

There are no protein residues with a non-rotameric sidechain to report.

Sometimes sidechains can be flipped to improve hydrogen bonding and reduce clashes. All (73) such sidechains are listed below:

Mol	Chain	Res	Type
1	z	23	ASN
1	z	84	GLN
1	z	105	GLN
1	z	320	ASN
1	z	386	GLN
1	Z	95	ASN

Continued on next page...

Continued from previous page...

Mol	Chain	Res	Type
1	Z	161	HIS
1	Z	294	GLN
1	Z	380	ASN
1	Z	382	HIS
1	Z	425	HIS
1	Z	470	HIS
2	a	20	GLN
2	a	30	ASN
2	a	103	ASN
2	a	110	GLN
2	a	187	GLN
2	a	193	ASN
2	a	284	ASN
2	a	477	ASN
3	g	25	ASN
3	g	115	GLN
3	g	275	GLN
4	h	21	GLN
4	h	60	ASN
4	h	138	ASN
4	h	195	GLN
4	h	485	ASN
5	q	58	ASN
5	q	201	ASN
5	q	306	ASN
5	q	475	ASN
2	A	170	ASN
2	A	435	GLN
2	A	472	ASN
3	G	405	GLN
4	H	21	GLN
4	H	30	GLN
4	H	241	ASN
4	H	359	ASN
4	H	481	ASN
4	H	501	ASN
4	H	522	ASN
5	Q	172	GLN
5	Q	274	ASN
5	Q	472	GLN
5	Q	475	ASN
5	Q	513	ASN

Continued on next page...

Continued from previous page...

Mol	Chain	Res	Type
6	B	65	ASN
6	B	228	GLN
6	B	294	GLN
6	B	298	ASN
6	B	423	GLN
6	B	426	ASN
6	B	502	GLN
8	E	403	HIS
8	E	472	GLN
8	E	522	GLN
6	b	65	ASN
6	b	124	GLN
6	b	175	HIS
6	b	292	ASN
6	b	380	GLN
6	b	381	GLN
6	b	426	ASN
6	b	473	ASN
7	d	25	GLN
7	d	98	GLN
7	d	318	ASN
8	e	291	GLN
8	e	312	HIS
8	e	403	HIS
8	e	495	HIS

5.3.3 RNA [i](#)

There are no RNA molecules in this entry.

5.4 Non-standard residues in protein, DNA, RNA chains [i](#)

There are no non-standard protein/DNA/RNA residues in this entry.

5.5 Carbohydrates [i](#)

There are no oligosaccharides in this entry.

5.6 Ligand geometry

16 ligands are modelled in this entry.

In the following table, the Counts columns list the number of bonds (or angles) for which Mogul statistics could be retrieved, the number of bonds (or angles) that are observed in the model and the number of bonds (or angles) that are defined in the Chemical Component Dictionary. The Link column lists molecule types, if any, to which the group is linked. The Z score for a bond length (or angle) is the number of standard deviations the observed value is removed from the expected value. A bond length (or angle) with $|Z| > 2$ is considered an outlier worth inspection. RMSZ is the root-mean-square of all Z scores of the bond lengths (or angles).

Mol	Type	Chain	Res	Link	Bond lengths			Bond angles		
					Counts	RMSZ	# Z > 2	Counts	RMSZ	# Z > 2
9	ADP	G	601	-	24,29,29	0.87	0	29,45,45	1.27	2 (6%)
9	ADP	Q	5000	-	24,29,29	0.95	1 (4%)	29,45,45	1.22	2 (6%)
9	ADP	z	601	-	24,29,29	0.87	0	29,45,45	1.20	2 (6%)
9	ADP	D	601	-	24,29,29	0.89	0	29,45,45	1.29	3 (10%)
9	ADP	b	601	-	24,29,29	0.92	0	29,45,45	1.15	2 (6%)
9	ADP	q	5000	-	24,29,29	0.87	0	29,45,45	1.21	2 (6%)
9	ADP	Z	601	-	24,29,29	0.86	0	29,45,45	1.31	3 (10%)
9	ADP	g	601	-	24,29,29	0.89	0	29,45,45	1.20	2 (6%)
9	ADP	A	601	-	24,29,29	0.88	0	29,45,45	1.33	3 (10%)
9	ADP	H	601	-	24,29,29	0.88	0	29,45,45	1.23	2 (6%)
9	ADP	E	601	-	24,29,29	0.92	1 (4%)	29,45,45	1.28	3 (10%)
9	ADP	B	601	-	24,29,29	0.92	0	29,45,45	1.19	2 (6%)
9	ADP	a	601	-	24,29,29	0.89	0	29,45,45	1.21	2 (6%)
9	ADP	d	601	-	24,29,29	0.88	0	29,45,45	1.18	2 (6%)
9	ADP	e	601	-	24,29,29	0.92	1 (4%)	29,45,45	1.15	2 (6%)
9	ADP	h	601	-	24,29,29	0.94	1 (4%)	29,45,45	1.22	3 (10%)

In the following table, the Chirals column lists the number of chiral outliers, the number of chiral centers analysed, the number of these observed in the model and the number defined in the Chemical Component Dictionary. Similar counts are reported in the Torsion and Rings columns. '-' means no outliers of that kind were identified.

Mol	Type	Chain	Res	Link	Chirals	Torsions	Rings
9	ADP	G	601	-	-	3/12/32/32	0/3/3/3
9	ADP	Q	5000	-	-	3/12/32/32	0/3/3/3
9	ADP	z	601	-	-	2/12/32/32	0/3/3/3
9	ADP	D	601	-	-	1/12/32/32	0/3/3/3

Continued on next page...

Continued from previous page...

Mol	Type	Chain	Res	Link	Chirals	Torsions	Rings
9	ADP	b	601	-	-	6/12/32/32	0/3/3/3
9	ADP	q	5000	-	-	4/12/32/32	0/3/3/3
9	ADP	Z	601	-	-	3/12/32/32	0/3/3/3
9	ADP	g	601	-	-	0/12/32/32	0/3/3/3
9	ADP	A	601	-	-	5/12/32/32	0/3/3/3
9	ADP	H	601	-	-	1/12/32/32	0/3/3/3
9	ADP	E	601	-	-	3/12/32/32	0/3/3/3
9	ADP	B	601	-	-	5/12/32/32	0/3/3/3
9	ADP	a	601	-	-	0/12/32/32	0/3/3/3
9	ADP	d	601	-	-	1/12/32/32	0/3/3/3
9	ADP	e	601	-	-	2/12/32/32	0/3/3/3
9	ADP	h	601	-	-	2/12/32/32	0/3/3/3

All (4) bond length outliers are listed below:

Mol	Chain	Res	Type	Atoms	Z	Observed(Å)	Ideal(Å)
9	Q	5000	ADP	PA-O3A	2.35	1.62	1.59
9	h	601	ADP	PA-O3A	2.22	1.61	1.59
9	e	601	ADP	PA-O3A	2.00	1.61	1.59
9	E	601	ADP	O4'-C1'	2.00	1.43	1.40

All (37) bond angle outliers are listed below:

Mol	Chain	Res	Type	Atoms	Z	Observed(°)	Ideal(°)
9	Q	5000	ADP	N3-C2-N1	-3.74	123.60	128.67
9	H	601	ADP	N3-C2-N1	-3.72	123.62	128.67
9	g	601	ADP	N3-C2-N1	-3.71	123.63	128.67
9	h	601	ADP	N3-C2-N1	-3.70	123.65	128.67
9	G	601	ADP	N3-C2-N1	-3.70	123.65	128.67
9	A	601	ADP	N3-C2-N1	-3.70	123.66	128.67
9	Z	601	ADP	N3-C2-N1	-3.68	123.68	128.67
9	a	601	ADP	N3-C2-N1	-3.66	123.70	128.67
9	D	601	ADP	N3-C2-N1	-3.65	123.71	128.67
9	E	601	ADP	N3-C2-N1	-3.65	123.72	128.67
9	q	5000	ADP	N3-C2-N1	-3.63	123.74	128.67
9	B	601	ADP	N3-C2-N1	-3.61	123.77	128.67
9	d	601	ADP	N3-C2-N1	-3.61	123.77	128.67
9	z	601	ADP	N3-C2-N1	-3.59	123.80	128.67
9	b	601	ADP	N3-C2-N1	-3.57	123.83	128.67
9	e	601	ADP	N3-C2-N1	-3.50	123.92	128.67

Continued on next page...

Continued from previous page...

Mol	Chain	Res	Type	Atoms	Z	Observed(°)	Ideal(°)
9	D	601	ADP	C4-C5-N7	-2.66	106.53	109.34
9	E	601	ADP	C4-C5-N7	-2.64	106.55	109.34
9	h	601	ADP	C4-C5-N7	-2.60	106.58	109.34
9	A	601	ADP	C4-C5-N7	-2.60	106.58	109.34
9	a	601	ADP	C4-C5-N7	-2.60	106.59	109.34
9	G	601	ADP	C4-C5-N7	-2.60	106.59	109.34
9	A	601	ADP	O4'-C1'-N9	2.59	112.18	108.75
9	b	601	ADP	C4-C5-N7	-2.58	106.61	109.34
9	Q	5000	ADP	C4-C5-N7	-2.57	106.62	109.34
9	B	601	ADP	C4-C5-N7	-2.57	106.62	109.34
9	e	601	ADP	C4-C5-N7	-2.57	106.62	109.34
9	z	601	ADP	C4-C5-N7	-2.55	106.64	109.34
9	Z	601	ADP	C4-C5-N7	-2.55	106.64	109.34
9	q	5000	ADP	C4-C5-N7	-2.55	106.65	109.34
9	H	601	ADP	C4-C5-N7	-2.54	106.65	109.34
9	g	601	ADP	C4-C5-N7	-2.53	106.67	109.34
9	d	601	ADP	C4-C5-N7	-2.51	106.69	109.34
9	D	601	ADP	O4'-C1'-N9	2.48	112.03	108.75
9	E	601	ADP	O4'-C1'-N9	2.44	111.98	108.75
9	Z	601	ADP	O4'-C1'-N9	2.36	111.87	108.75
9	h	601	ADP	O4'-C1'-N9	2.15	111.59	108.75

There are no chirality outliers.

All (41) torsion outliers are listed below:

Mol	Chain	Res	Type	Atoms
9	Z	601	ADP	C5'-O5'-PA-O1A
9	Z	601	ADP	C5'-O5'-PA-O3A
9	h	601	ADP	O4'-C4'-C5'-O5'
9	q	5000	ADP	C5'-O5'-PA-O2A
9	q	5000	ADP	C5'-O5'-PA-O3A
9	A	601	ADP	C5'-O5'-PA-O1A
9	A	601	ADP	C5'-O5'-PA-O3A
9	G	601	ADP	C5'-O5'-PA-O1A
9	G	601	ADP	C5'-O5'-PA-O2A
9	G	601	ADP	C5'-O5'-PA-O3A
9	B	601	ADP	C5'-O5'-PA-O2A
9	b	601	ADP	C5'-O5'-PA-O1A
9	b	601	ADP	C5'-O5'-PA-O3A
9	b	601	ADP	O4'-C4'-C5'-O5'
9	e	601	ADP	PB-O3A-PA-O5'
9	e	601	ADP	C5'-O5'-PA-O1A

Continued on next page...

Continued from previous page...

Mol	Chain	Res	Type	Atoms
9	h	601	ADP	C3'-C4'-C5'-O5'
9	q	5000	ADP	C3'-C4'-C5'-O5'
9	b	601	ADP	C3'-C4'-C5'-O5'
9	q	5000	ADP	O4'-C4'-C5'-O5'
9	E	601	ADP	O4'-C4'-C5'-O5'
9	B	601	ADP	O4'-C4'-C5'-O5'
9	B	601	ADP	C3'-C4'-C5'-O5'
9	E	601	ADP	C3'-C4'-C5'-O5'
9	B	601	ADP	PB-O3A-PA-O5'
9	E	601	ADP	PB-O3A-PA-O5'
9	b	601	ADP	PB-O3A-PA-O5'
9	Q	5000	ADP	PA-O3A-PB-O3B
9	Z	601	ADP	C5'-O5'-PA-O2A
9	A	601	ADP	C5'-O5'-PA-O2A
9	H	601	ADP	C5'-O5'-PA-O1A
9	B	601	ADP	C5'-O5'-PA-O3A
9	b	601	ADP	C5'-O5'-PA-O2A
9	Q	5000	ADP	C3'-C4'-C5'-O5'
9	D	601	ADP	PB-O3A-PA-O2A
9	Q	5000	ADP	O4'-C4'-C5'-O5'
9	z	601	ADP	PB-O3A-PA-O2A
9	A	601	ADP	C3'-C4'-C5'-O5'
9	A	601	ADP	O4'-C4'-C5'-O5'
9	z	601	ADP	PB-O3A-PA-O1A
9	d	601	ADP	O4'-C4'-C5'-O5'

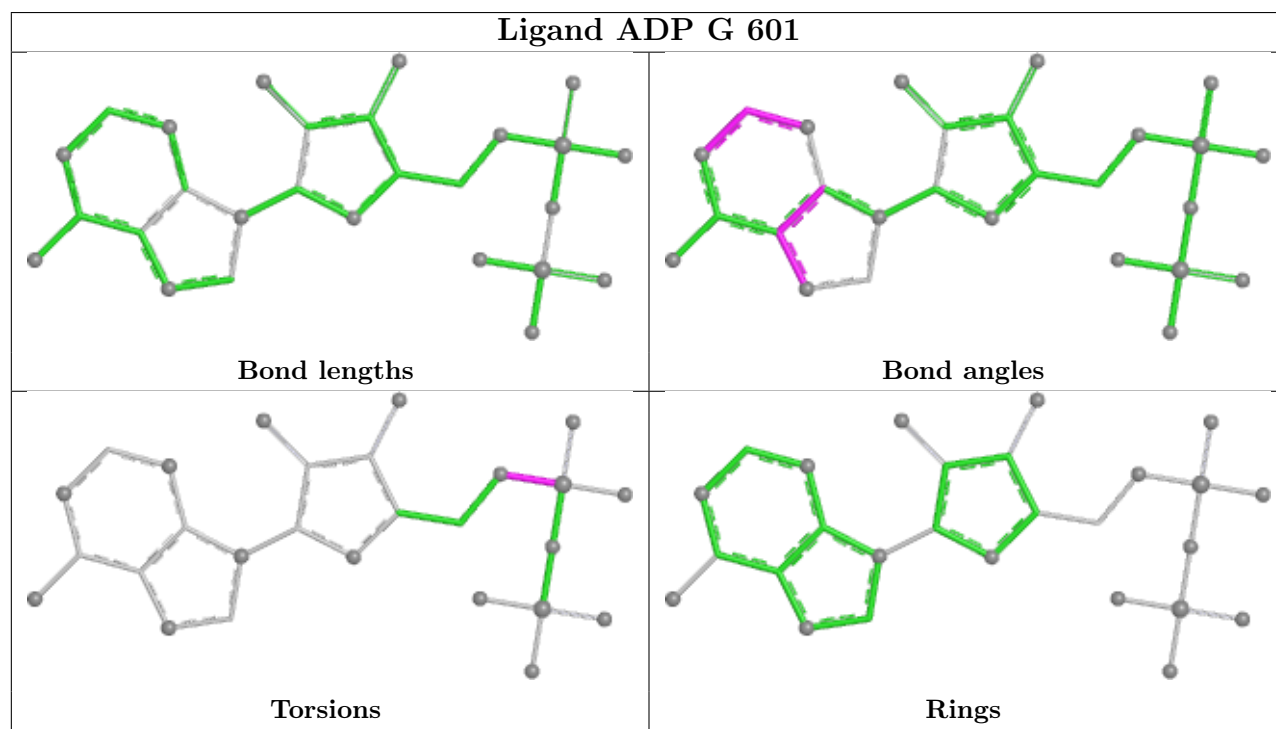
There are no ring outliers.

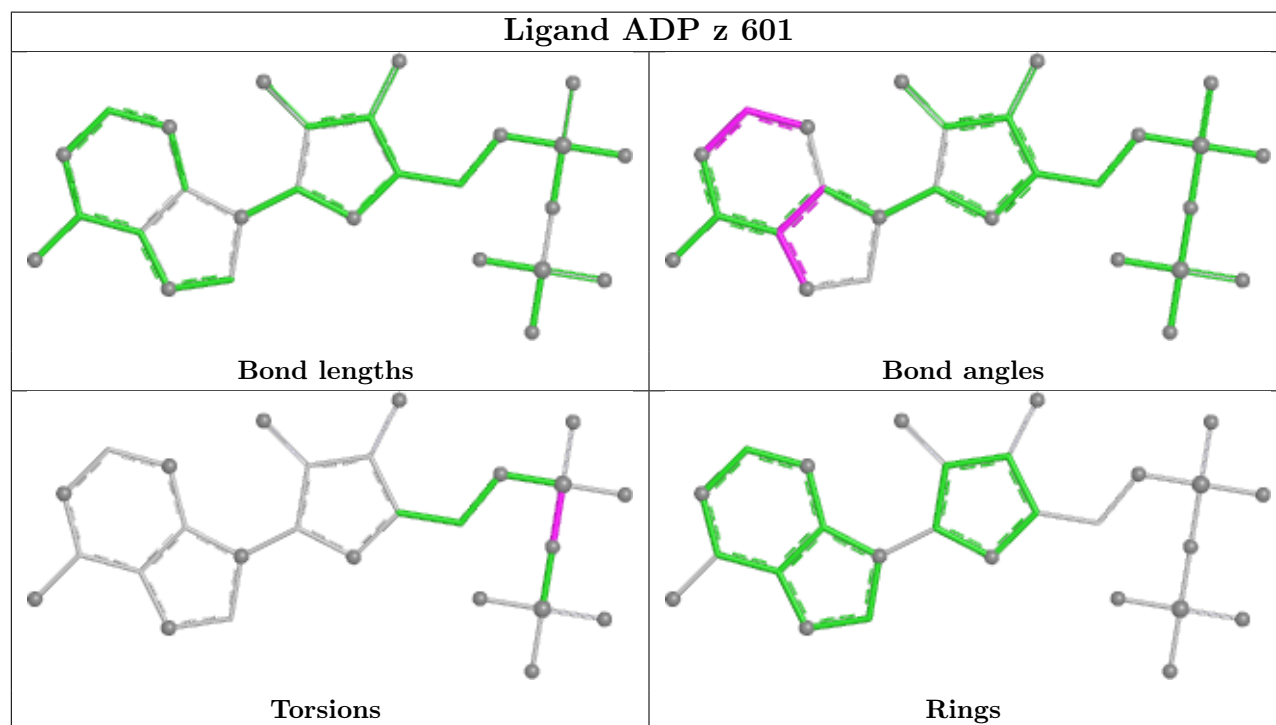
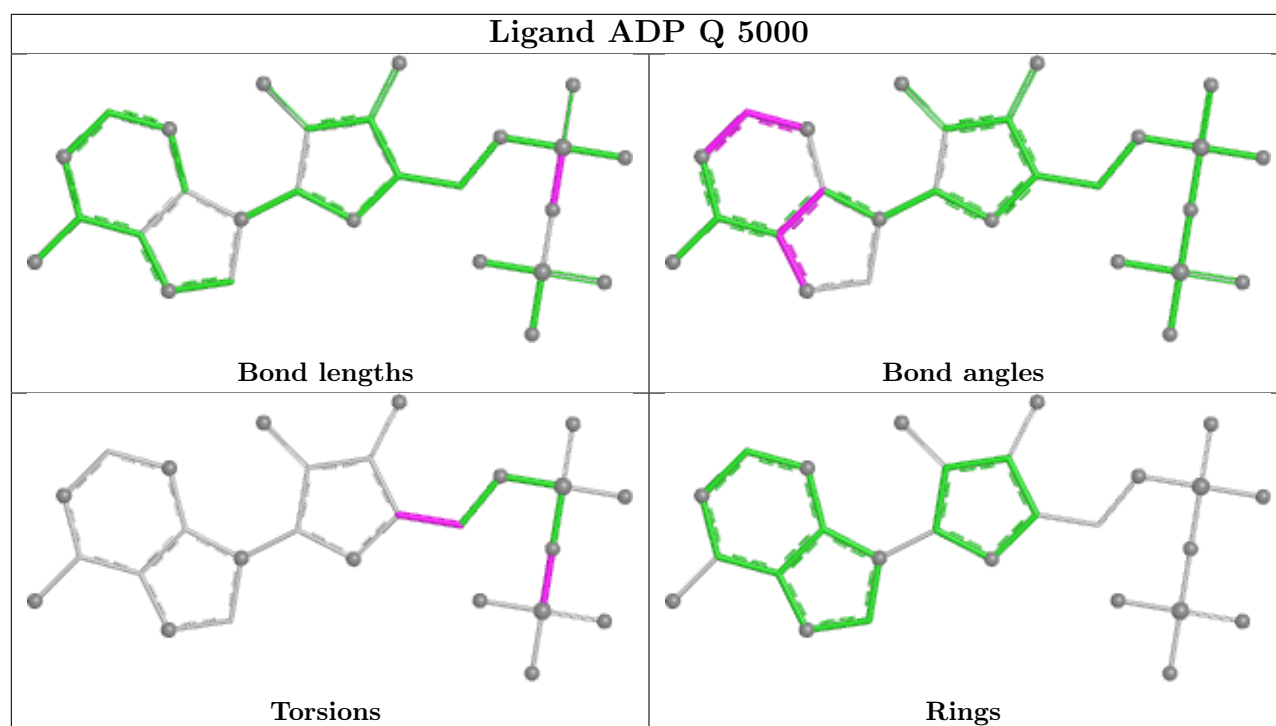
10 monomers are involved in 16 short contacts:

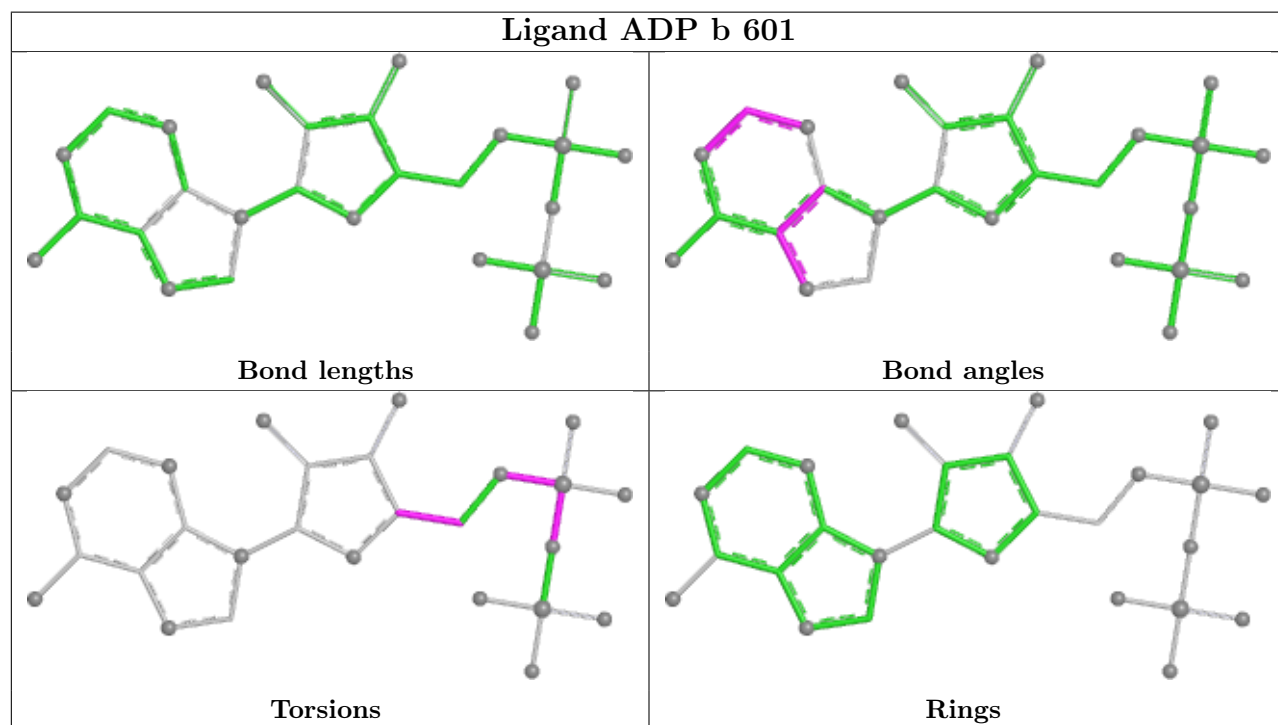
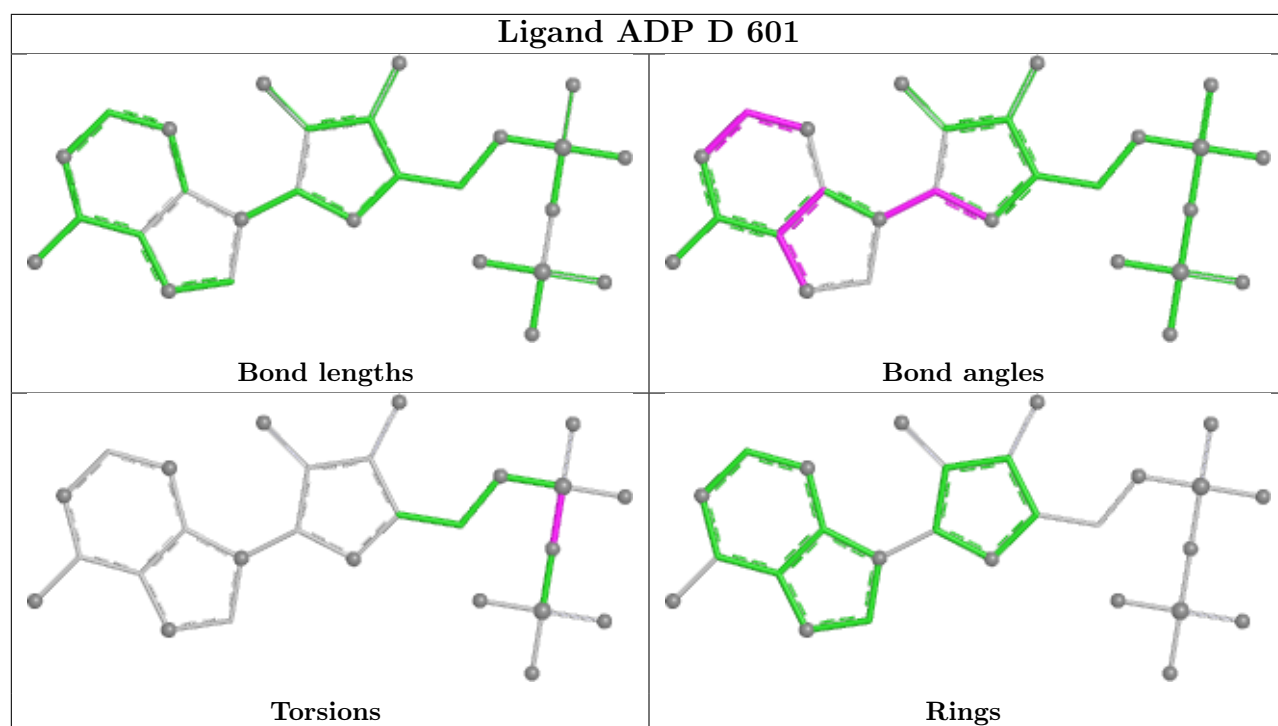
Mol	Chain	Res	Type	Clashes	Symm-Clashes
9	Q	5000	ADP	2	0
9	D	601	ADP	1	0
9	b	601	ADP	2	0
9	q	5000	ADP	3	0
9	g	601	ADP	1	0
9	H	601	ADP	1	0
9	E	601	ADP	1	0
9	B	601	ADP	2	0
9	a	601	ADP	1	0
9	e	601	ADP	2	0

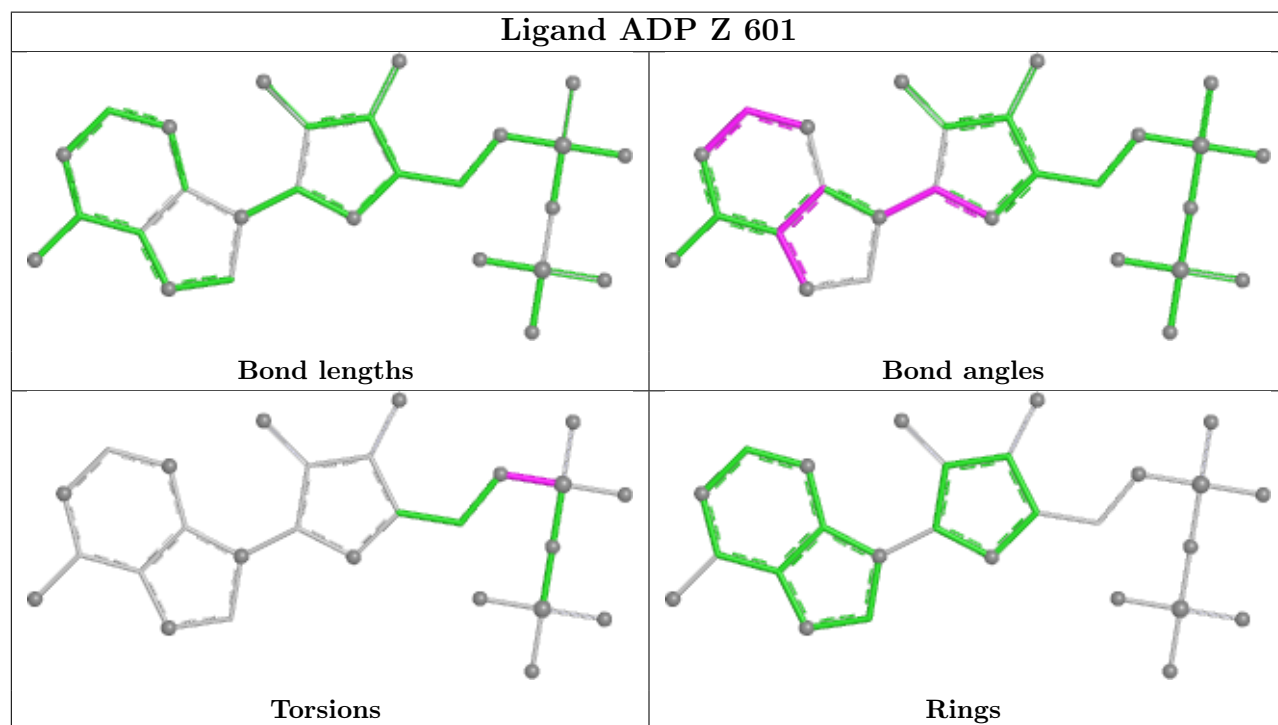
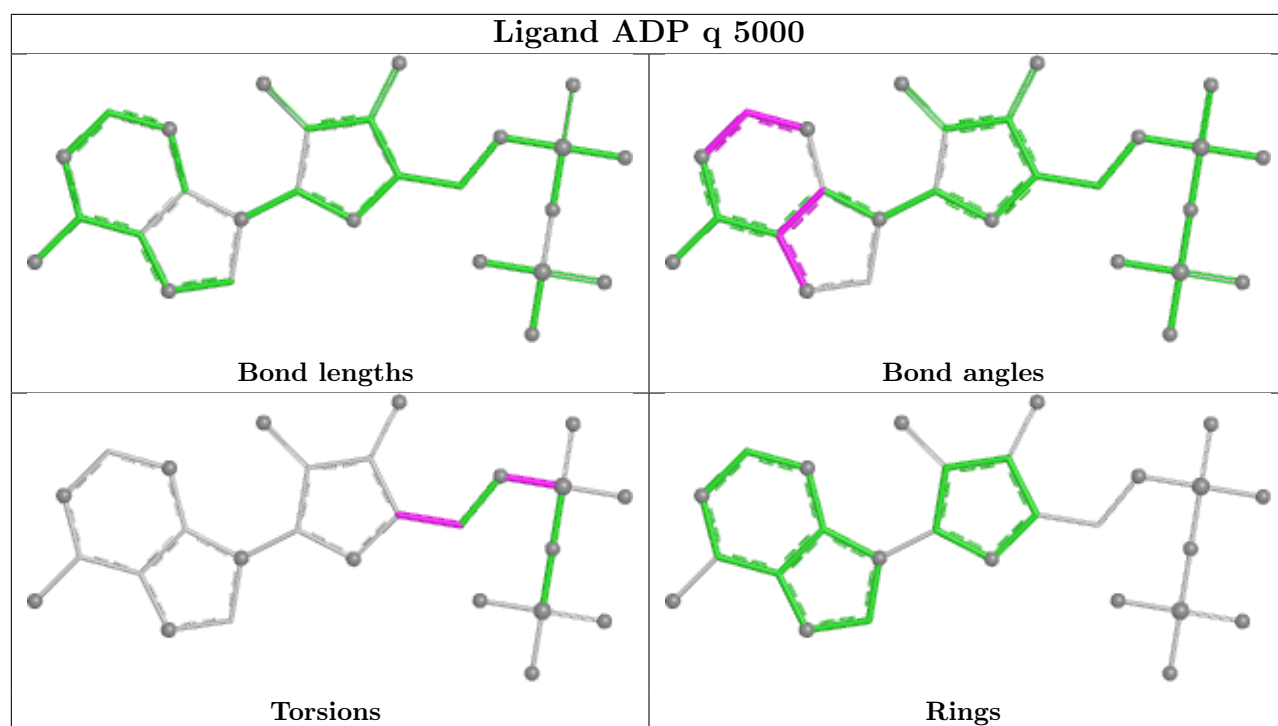
The following is a two-dimensional graphical depiction of Mogul quality analysis of bond lengths,

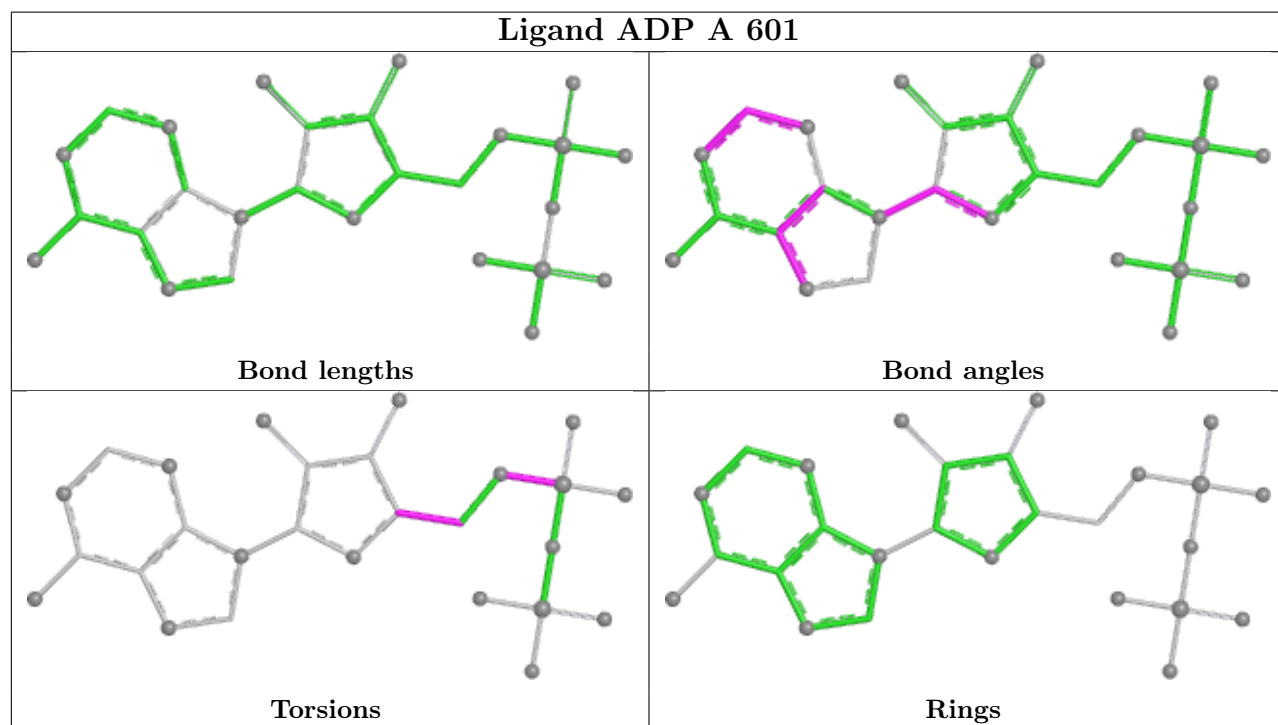
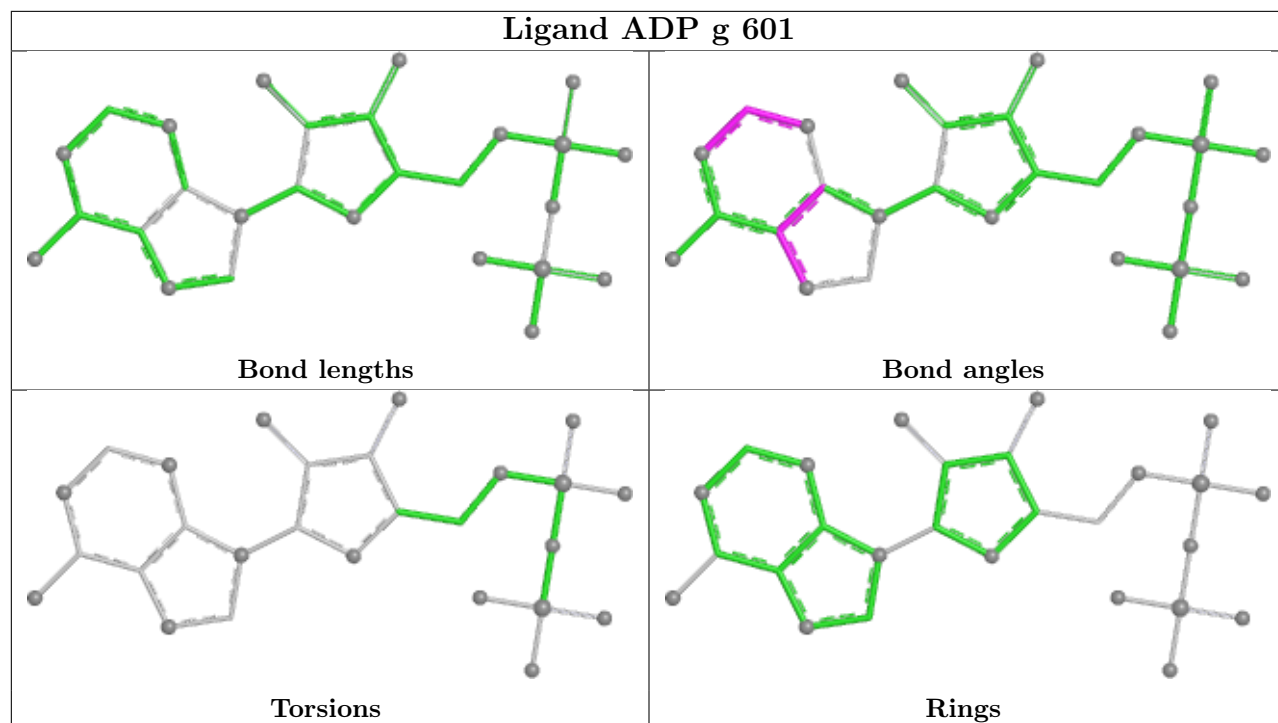
bond angles, torsion angles, and ring geometry for all instances of the Ligand of Interest. In addition, ligands with molecular weight > 250 and outliers as shown on the validation Tables will also be included. For torsion angles, if less than 5% of the Mogul distribution of torsion angles is within 10 degrees of the torsion angle in question, then that torsion angle is considered an outlier. Any bond that is central to one or more torsion angles identified as an outlier by Mogul will be highlighted in the graph. For rings, the root-mean-square deviation (RMSD) between the ring in question and similar rings identified by Mogul is calculated over all ring torsion angles. If the average RMSD is greater than 60 degrees and the minimal RMSD between the ring in question and any Mogul-identified rings is also greater than 60 degrees, then that ring is considered an outlier. The outliers are highlighted in purple. The color gray indicates Mogul did not find sufficient equivalents in the CSD to analyse the geometry.

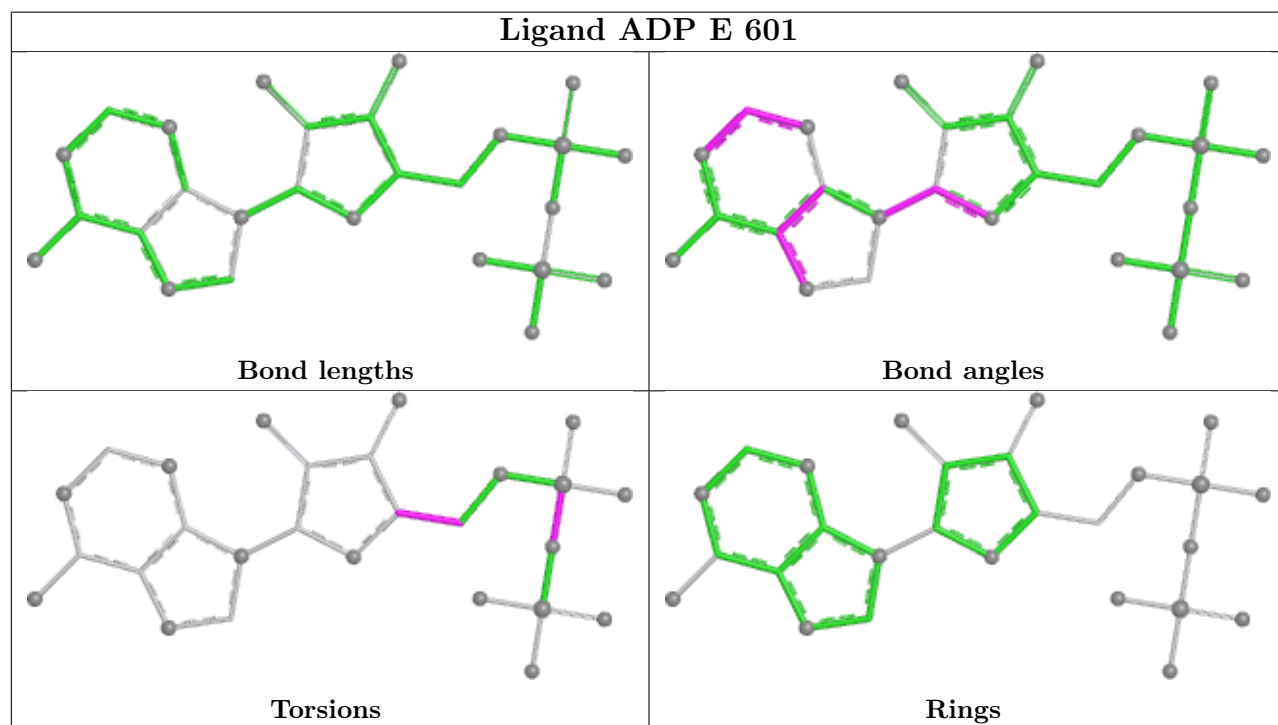
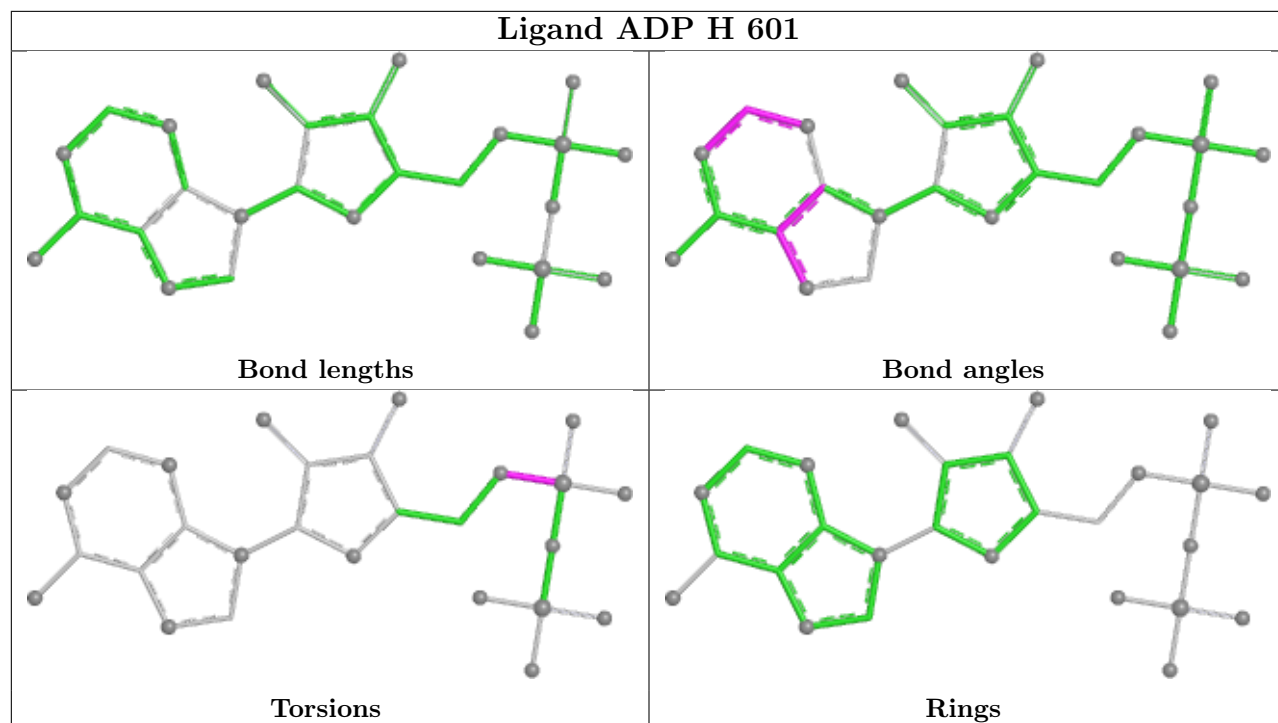


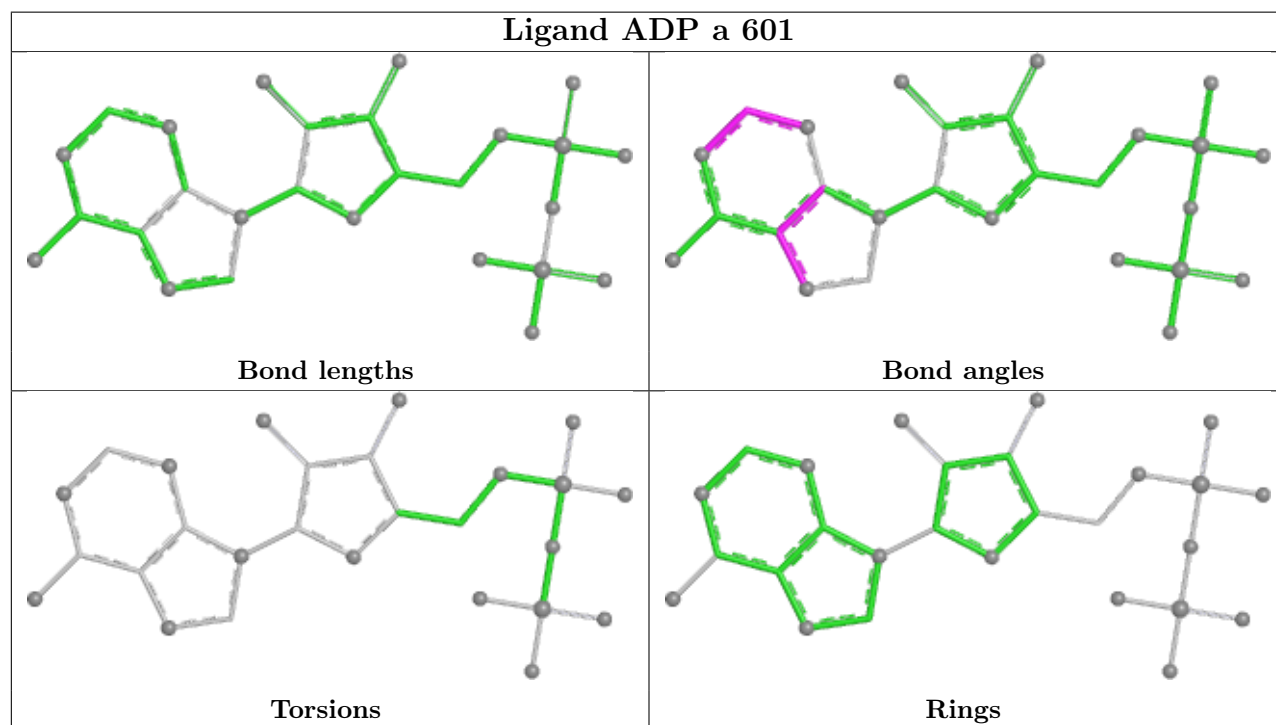
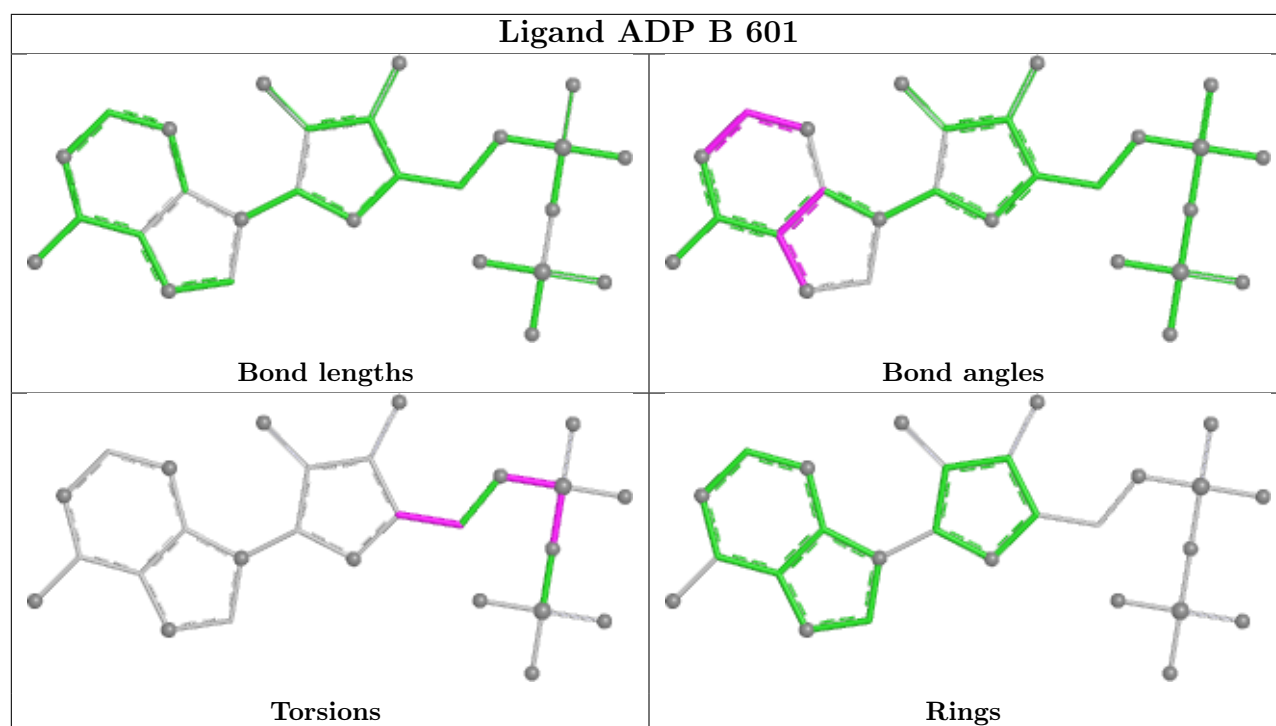


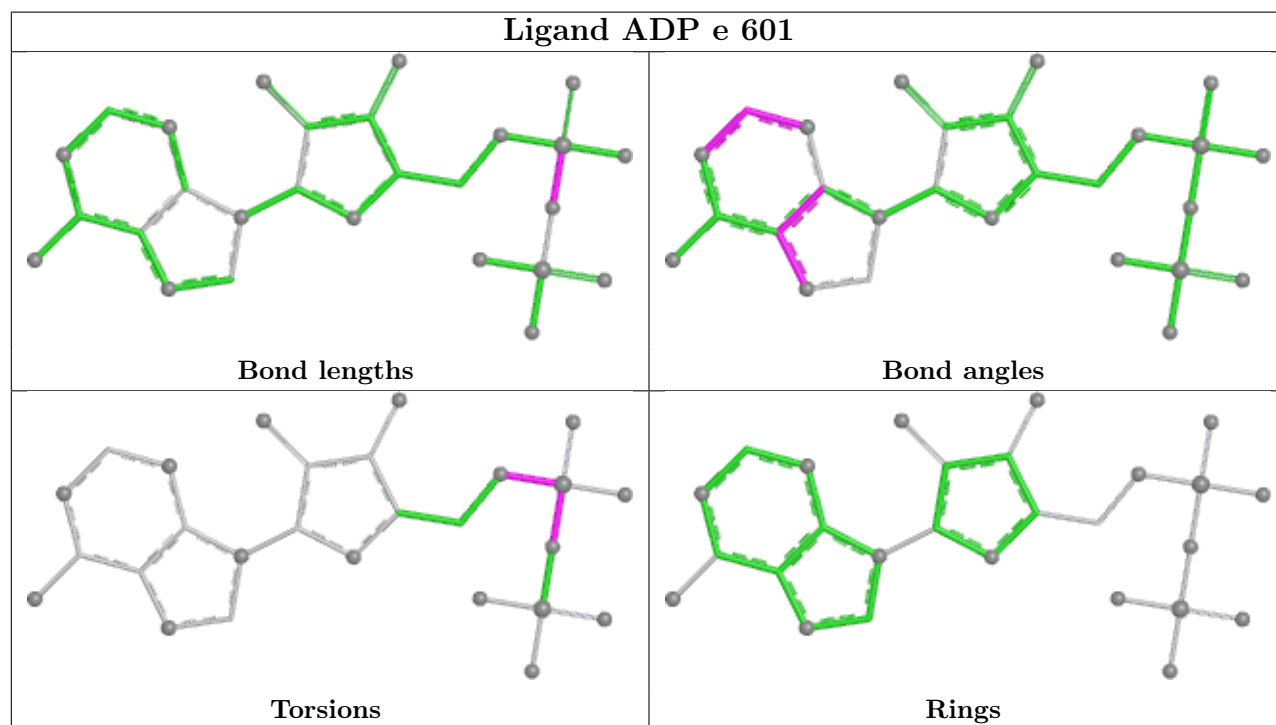
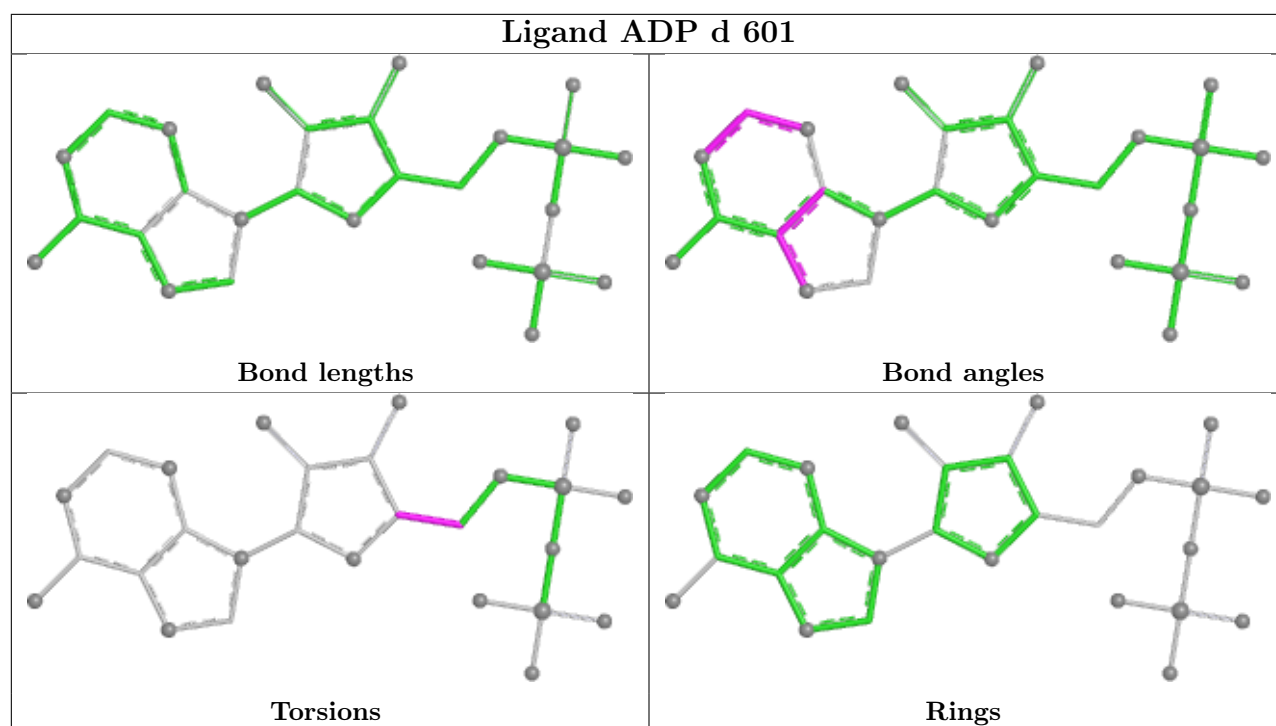


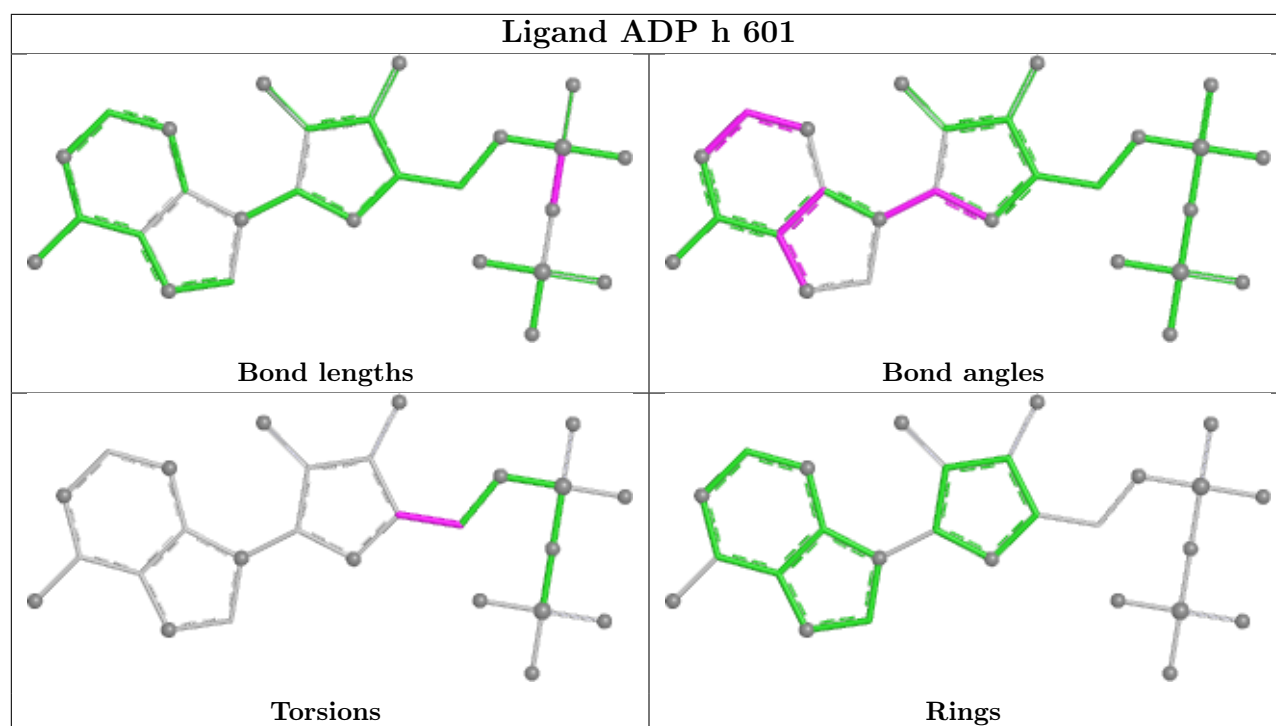












5.7 Other polymers [i](#)

There are no such residues in this entry.

5.8 Polymer linkage issues [i](#)

There are no chain breaks in this entry.

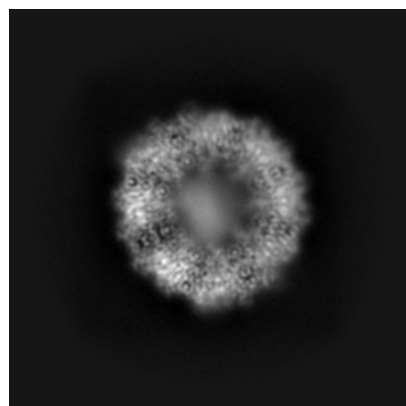
6 Map visualisation [i](#)

This section contains visualisations of the EMDB entry EMD-40464. These allow visual inspection of the internal detail of the map and identification of artifacts.

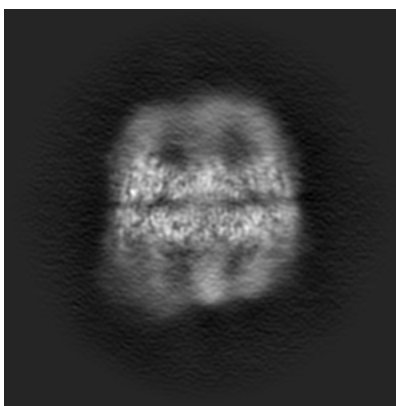
Images derived from a raw map, generated by summing the deposited half-maps, are presented below the corresponding image components of the primary map to allow further visual inspection and comparison with those of the primary map.

6.1 Orthogonal projections [i](#)

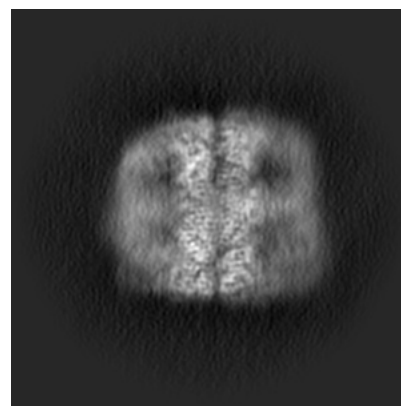
6.1.1 Primary map



X

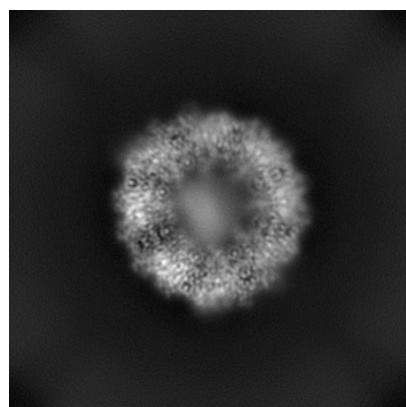


Y

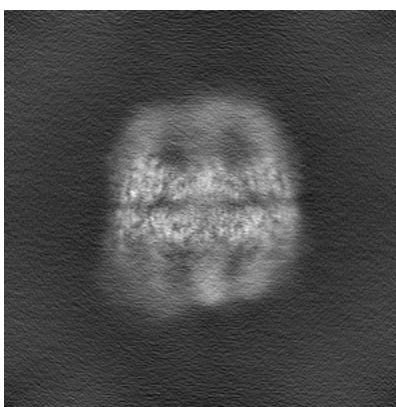


Z

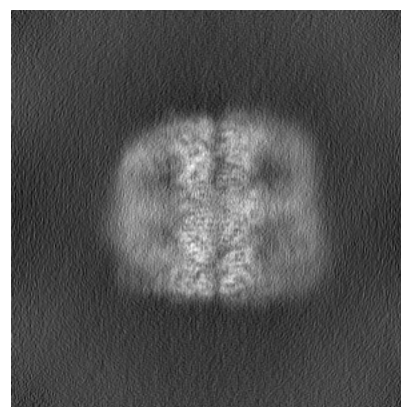
6.1.2 Raw map



X



Y

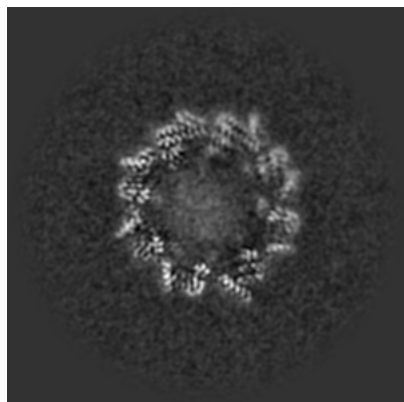


Z

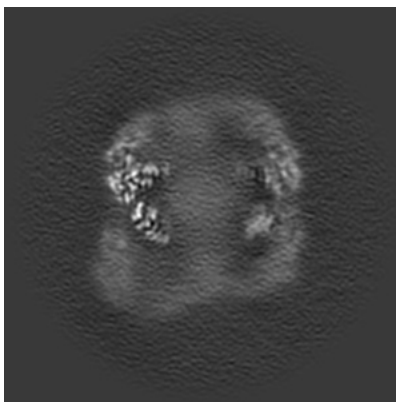
The images above show the map projected in three orthogonal directions.

6.2 Central slices [i](#)

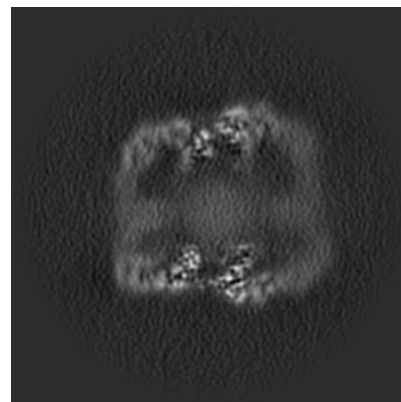
6.2.1 Primary map



X Index: 150

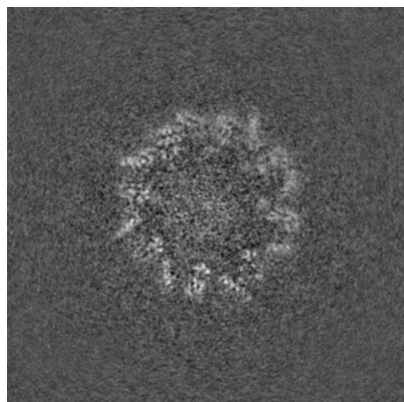


Y Index: 150

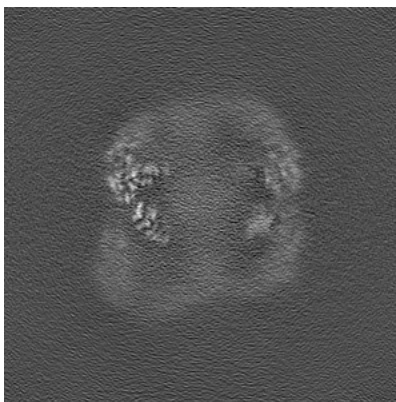


Z Index: 150

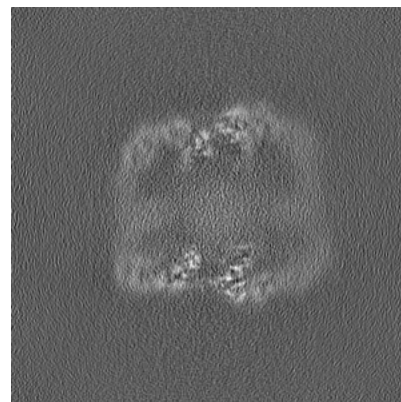
6.2.2 Raw map



X Index: 150



Y Index: 150

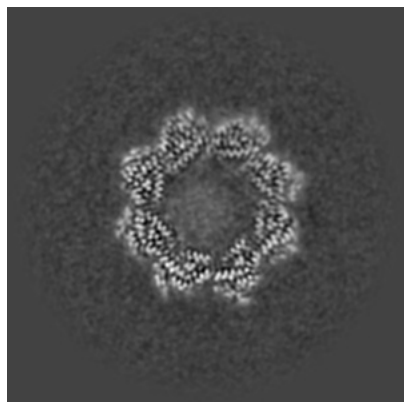


Z Index: 150

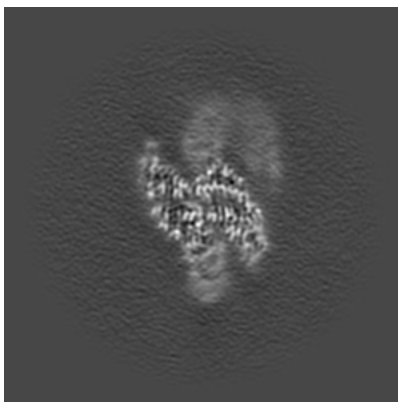
The images above show central slices of the map in three orthogonal directions.

6.3 Largest variance slices [i](#)

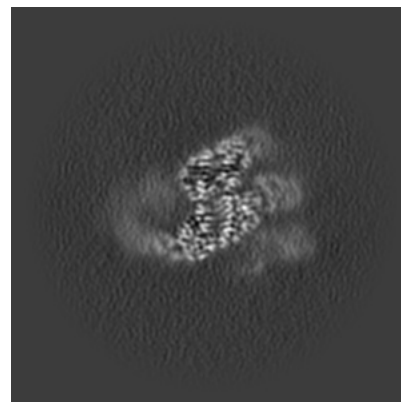
6.3.1 Primary map



X Index: 142

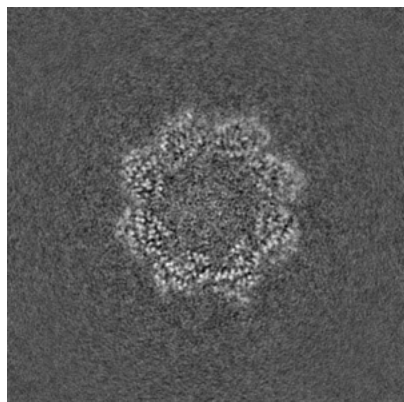


Y Index: 97

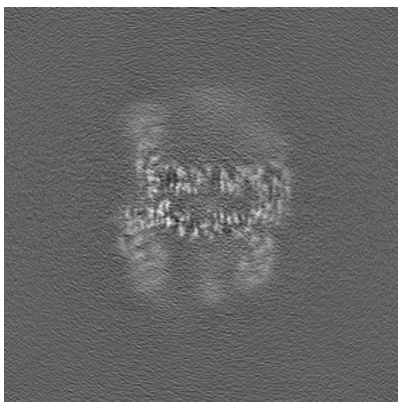


Z Index: 97

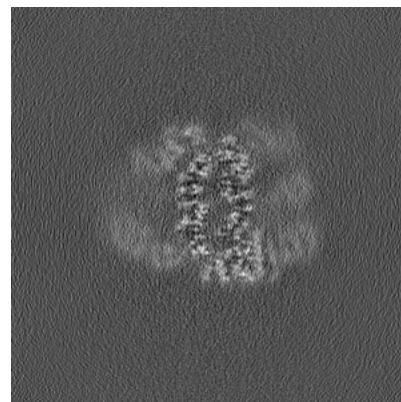
6.3.2 Raw map



X Index: 142



Y Index: 115

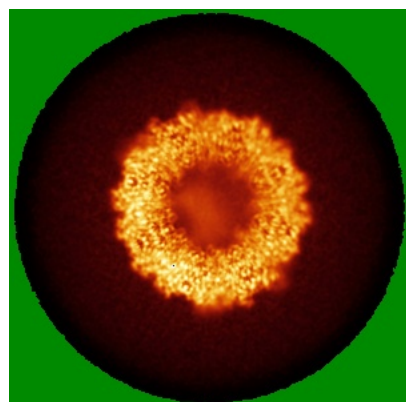


Z Index: 111

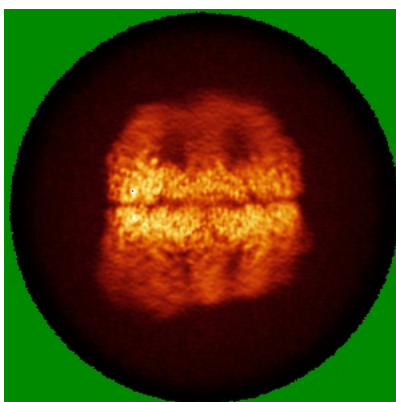
The images above show the largest variance slices of the map in three orthogonal directions.

6.4 Orthogonal standard-deviation projections (False-color) [i](#)

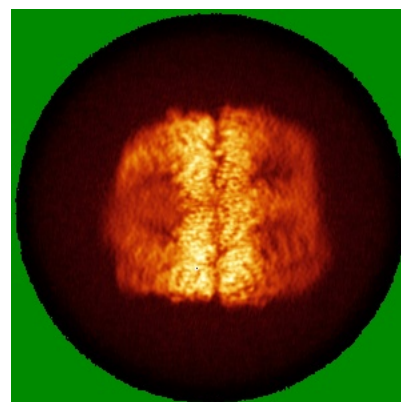
6.4.1 Primary map



X

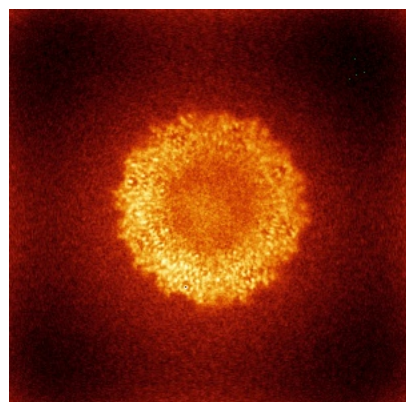


Y

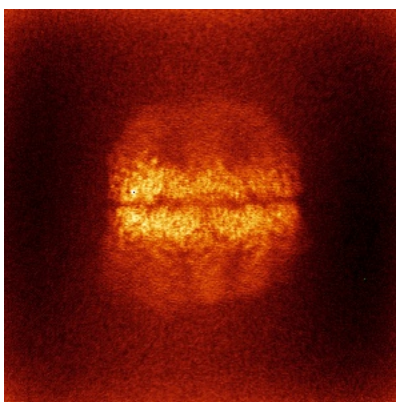


Z

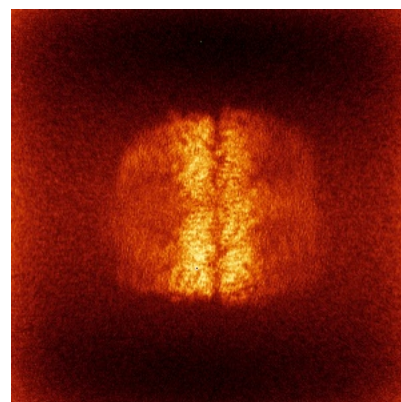
6.4.2 Raw map



X



Y




Z

The images above show the map standard deviation projections with false color in three orthogonal directions. Minimum values are shown in green, max in blue, and dark to light orange shades represent small to large values respectively.

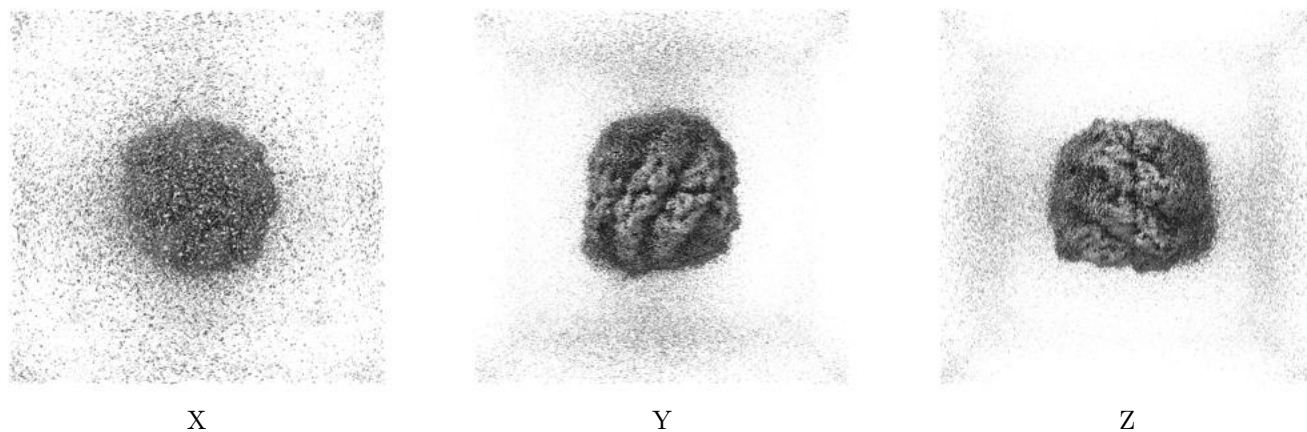
6.5 Orthogonal surface views [i](#)

6.5.1 Primary map



The images above show the 3D surface view of the map at the recommended contour level 0.0932. These images, in conjunction with the slice images, may facilitate assessment of whether an appropriate contour level has been provided.

6.5.2 Raw map



These images show the 3D surface of the raw map. The raw map's contour level was selected so that its surface encloses the same volume as the primary map does at its recommended contour level.

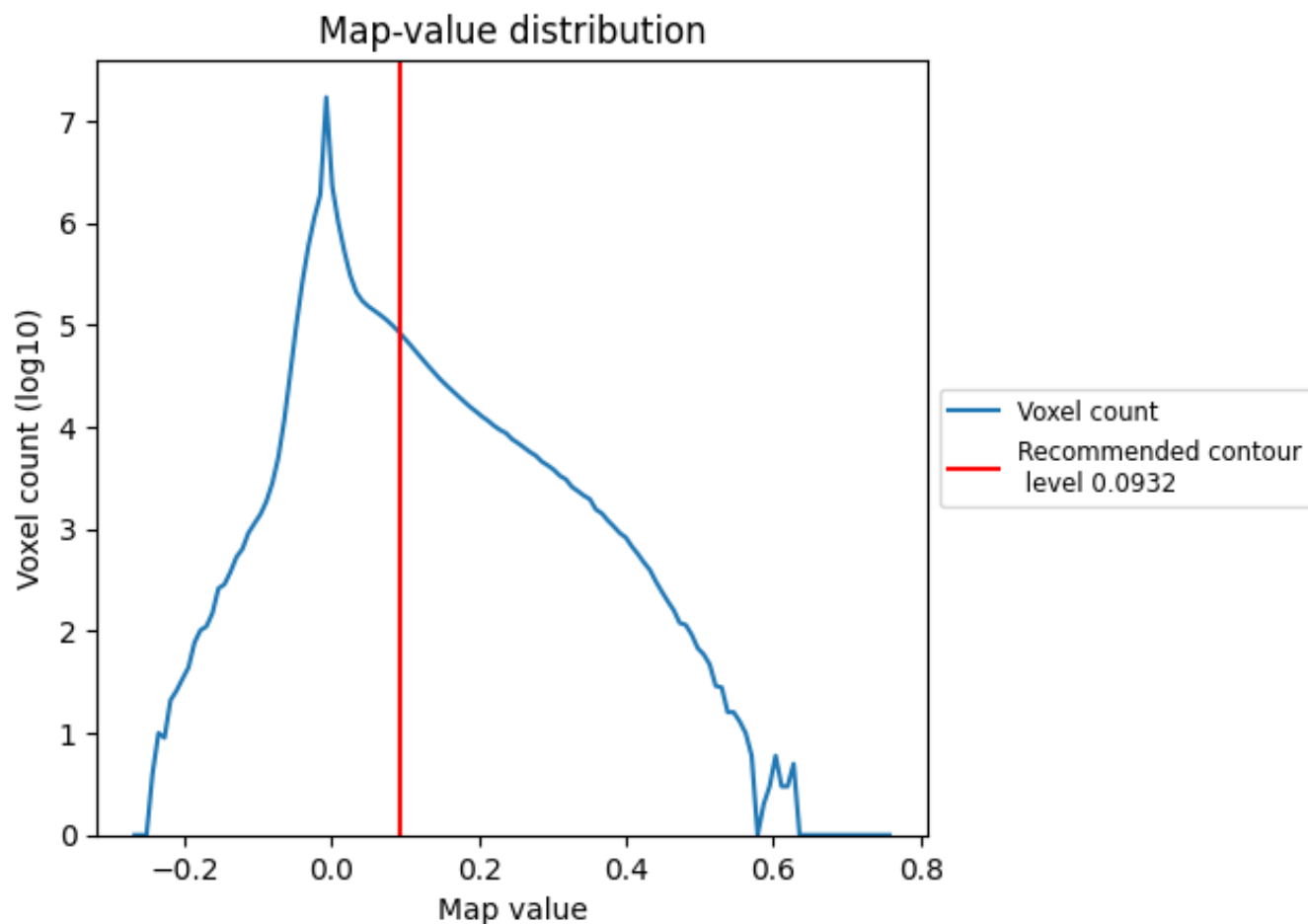
6.6 Mask visualisation [i](#)

This section was not generated. No masks/segmentation were deposited.

7 Map analysis [i](#)

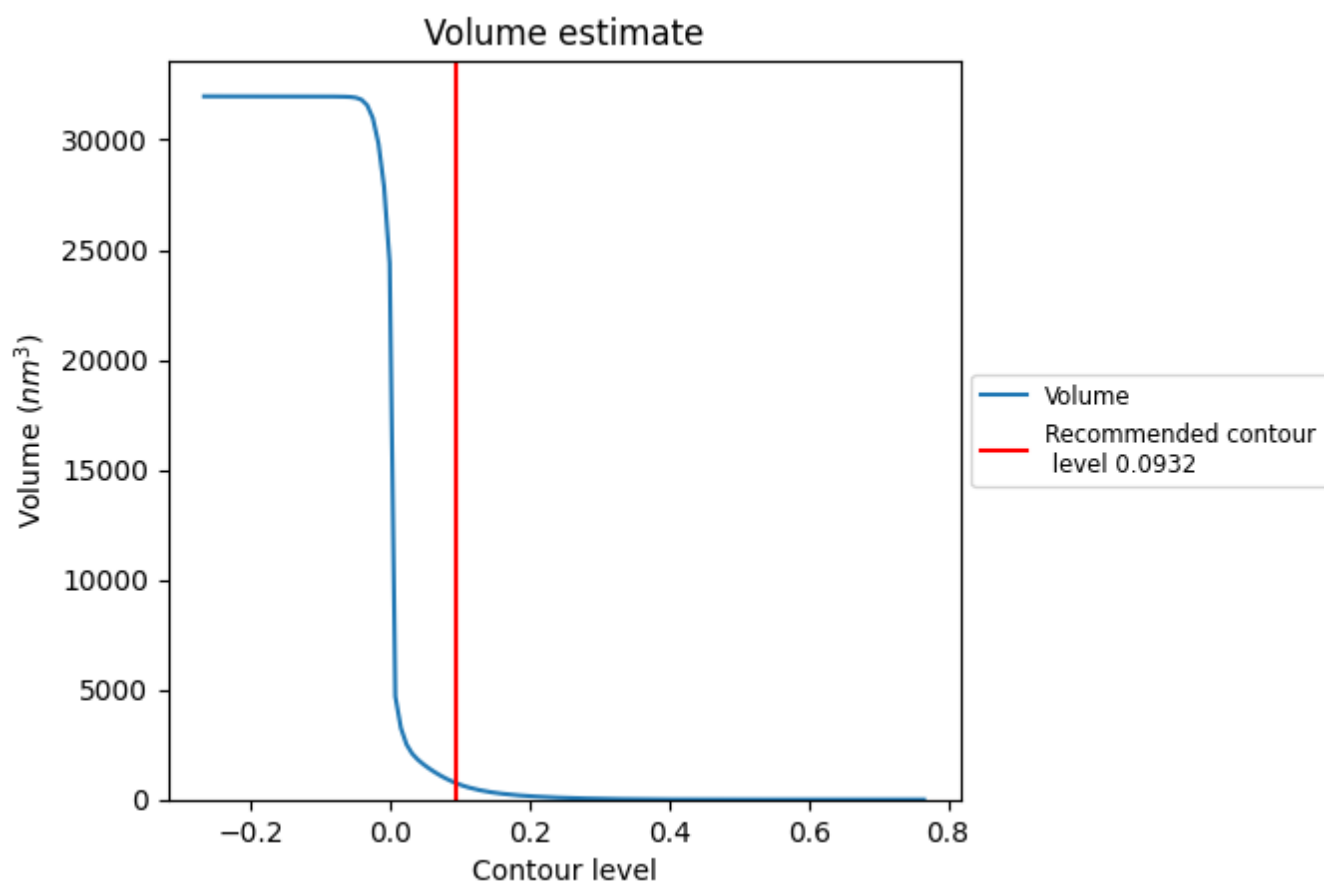
This section contains the results of statistical analysis of the map.

7.1 Map-value distribution [i](#)



The map-value distribution is plotted in 128 intervals along the x-axis. The y-axis is logarithmic. A spike in this graph at zero usually indicates that the volume has been masked.

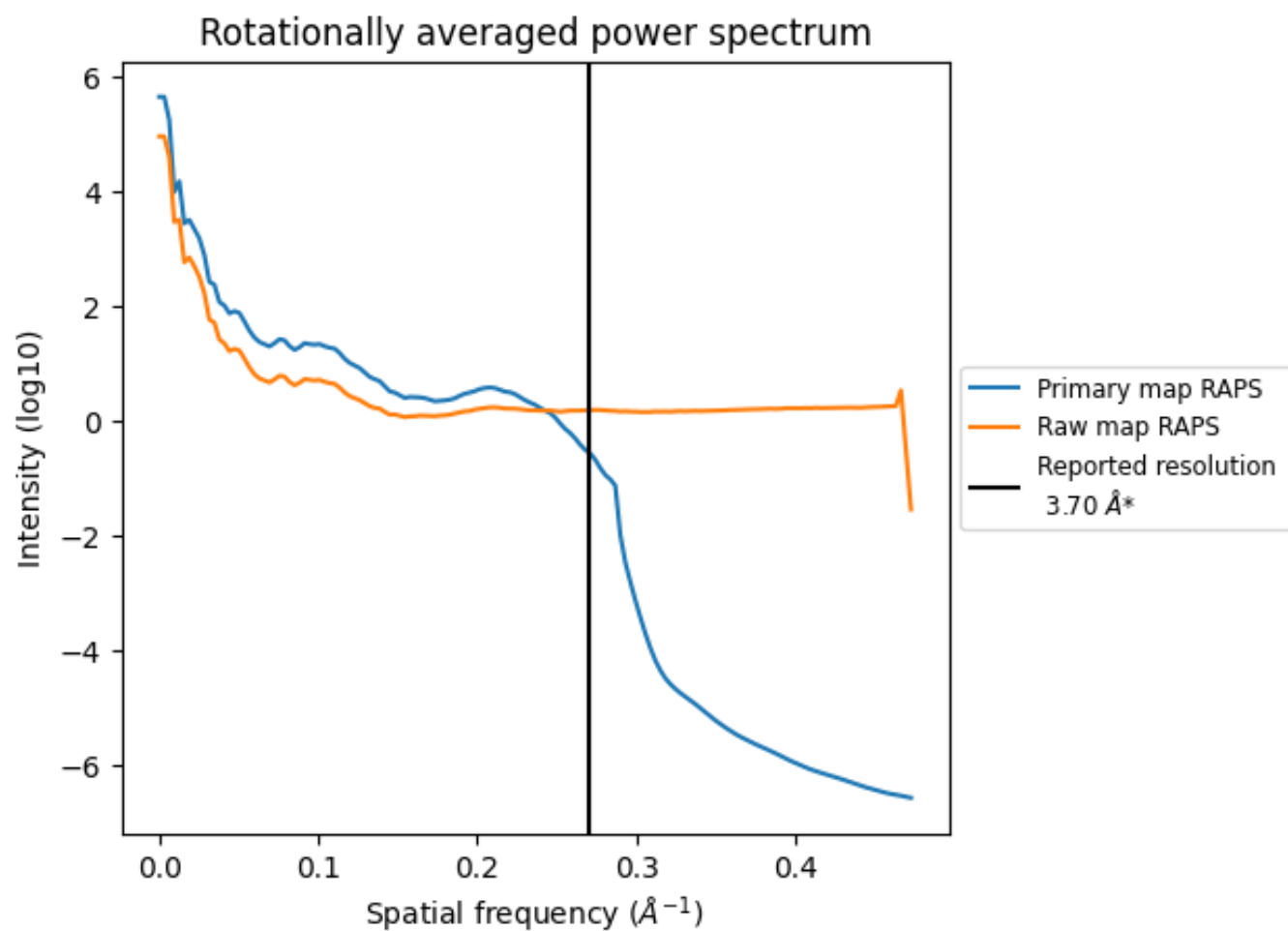
7.2 Volume estimate [i](#)



The volume at the recommended contour level is 762 nm³; this corresponds to an approximate mass of 689 kDa.

The volume estimate graph shows how the enclosed volume varies with the contour level. The recommended contour level is shown as a vertical line and the intersection between the line and the curve gives the volume of the enclosed surface at the given level.

7.3 Rotationally averaged power spectrum ⓘ

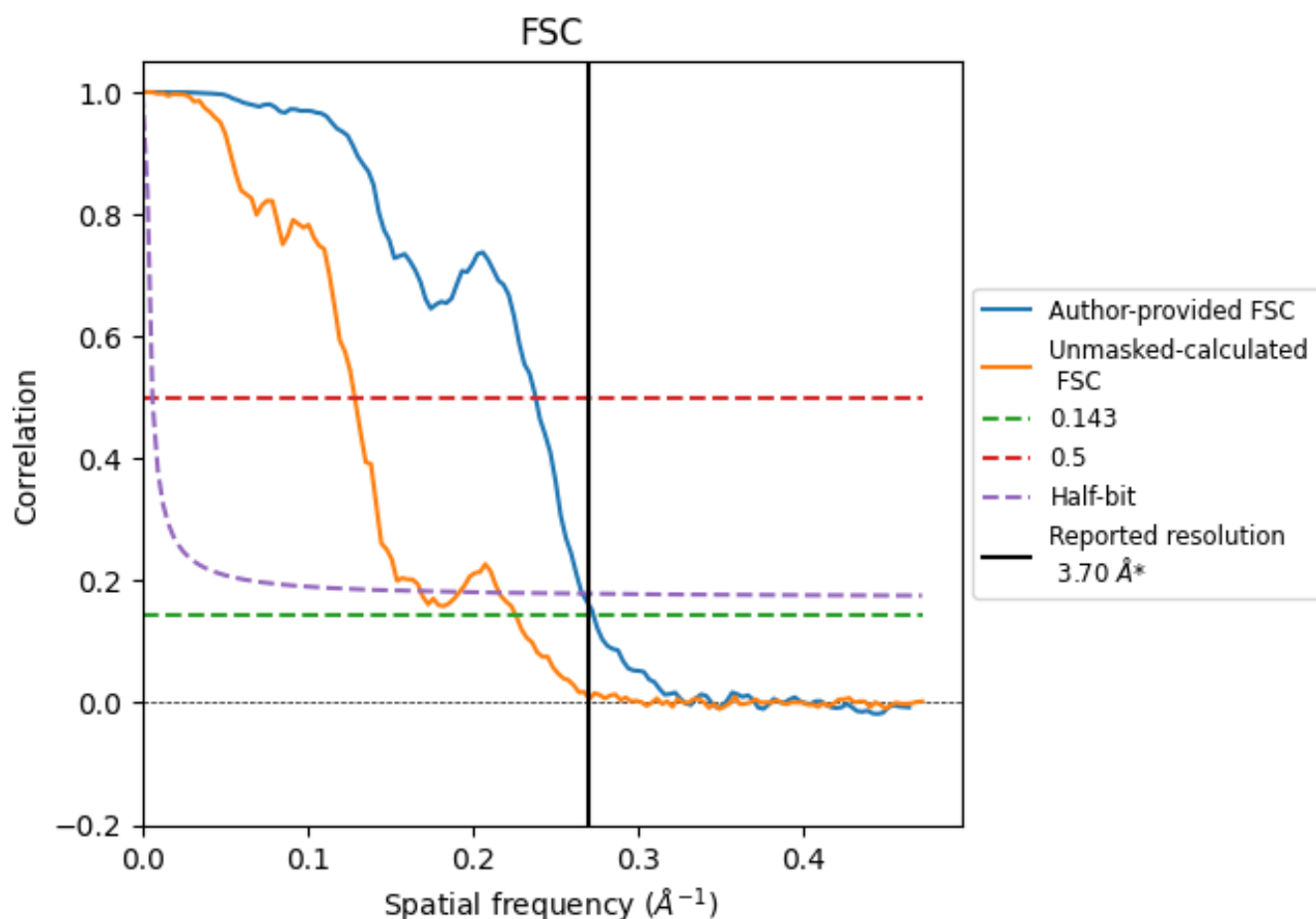


*Reported resolution corresponds to spatial frequency of 0.270 \AA^{-1}

8 Fourier-Shell correlation [i](#)

Fourier-Shell Correlation (FSC) is the most commonly used method to estimate the resolution of single-particle and subtomogram-averaged maps. The shape of the curve depends on the imposed symmetry, mask and whether or not the two 3D reconstructions used were processed from a common reference. The reported resolution is shown as a black line. A curve is displayed for the half-bit criterion in addition to lines showing the 0.143 gold standard cut-off and 0.5 cut-off.

8.1 FSC [i](#)



*Reported resolution corresponds to spatial frequency of 0.270 \AA^{-1}

8.2 Resolution estimates [i](#)

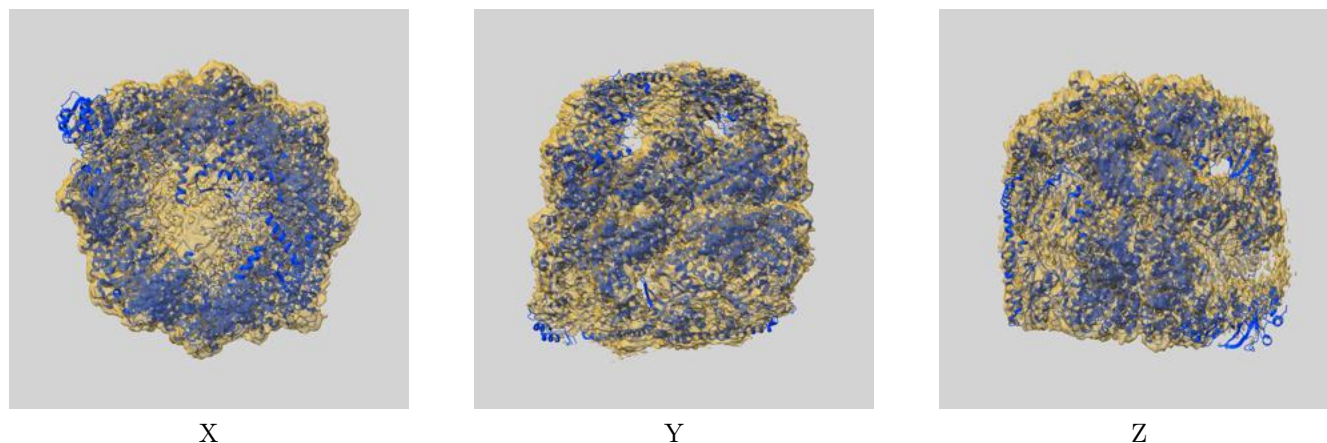
Resolution estimate (Å)	Estimation criterion (FSC cut-off)		
	0.143	0.5	Half-bit
Reported by author	3.70	-	-
Author-provided FSC curve	3.66	4.19	3.75
Unmasked-calculated*	4.42	7.76	5.92

*Resolution estimate based on FSC curve calculated by comparison of deposited half-maps. The value from deposited half-maps intersecting FSC 0.143 CUT-OFF 4.42 differs from the reported value 3.7 by more than 10 %

9 Map-model fit [i](#)

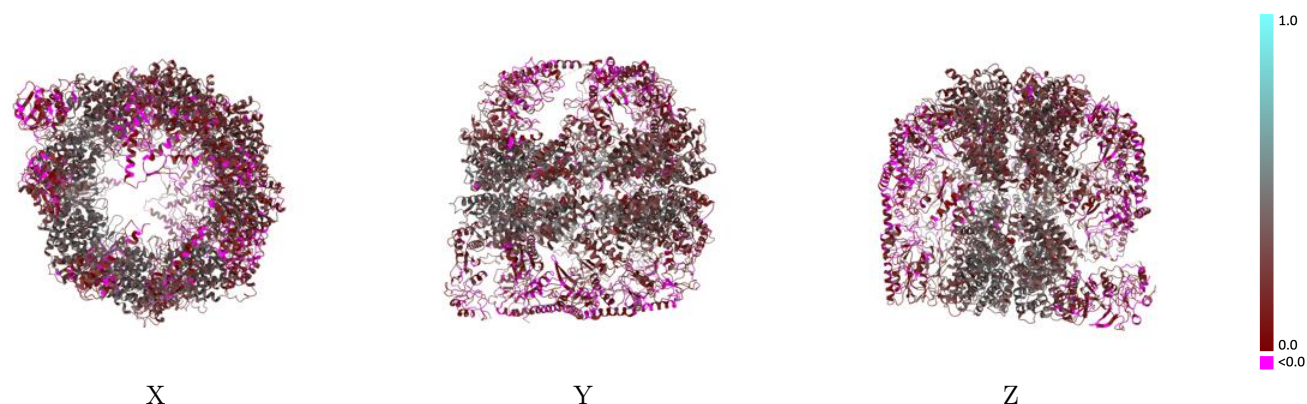
This section contains information regarding the fit between EMDB map EMD-40464 and PDB model 8SGQ. Per-residue inclusion information can be found in section 3 on page 8.

9.1 Map-model overlay [i](#)



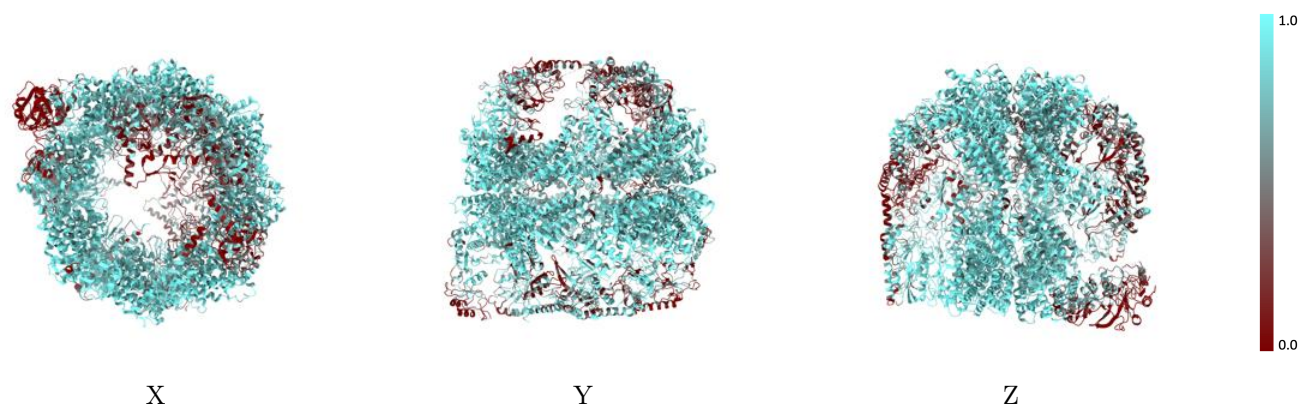
The images above show the 3D surface view of the map at the recommended contour level 0.0932 at 50% transparency in yellow overlaid with a ribbon representation of the model coloured in blue. These images allow for the visual assessment of the quality of fit between the atomic model and the map.

9.2 Q-score mapped to coordinate model [i](#)



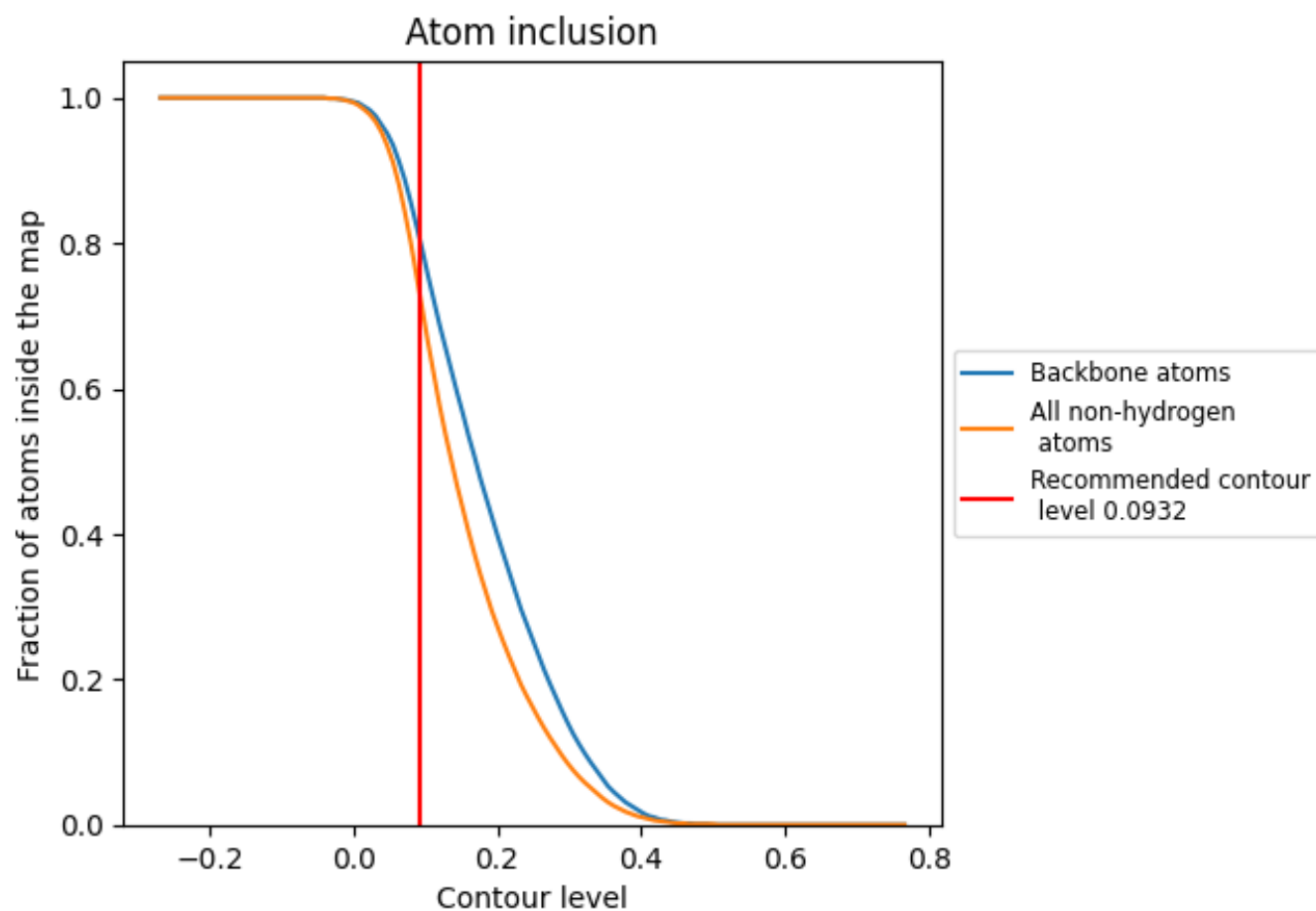
The images above show the model with each residue coloured according to its Q-score. This shows their resolvability in the map with higher Q-score values reflecting better resolvability. Please note: Q-score is calculating the resolvability of atoms, and thus high values are only expected at resolutions at which atoms can be resolved. Low Q-score values may therefore be expected for many entries.

9.3 Atom inclusion mapped to coordinate model [i](#)



The images above show the model with each residue coloured according to its atom inclusion. This shows to what extent they are inside the map at the recommended contour level (0.0932).



































9.4 Atom inclusion ⓘ



At the recommended contour level, 80% of all backbone atoms, 73% of all non-hydrogen atoms, are inside the map.

9.5 Map-model fit summary ⓘ

The table lists the average atom inclusion at the recommended contour level (0.0932) and Q-score for the entire model and for each chain.

Chain	Atom inclusion	Q-score
All	 0.7270	 0.2480
A	 0.7500	 0.2680
B	 0.7450	 0.2310
D	 0.6830	 0.1930
E	 0.7160	 0.2020
G	 0.8560	 0.2750
H	 0.6600	 0.2280
Q	 0.8730	 0.3010
Z	 0.8810	 0.3060
a	 0.5450	 0.2290
b	 0.6210	 0.2130
d	 0.6470	 0.2110
e	 0.6180	 0.2000
g	 0.7380	 0.2740
h	 0.6060	 0.2310
q	 0.8560	 0.3060
z	 0.8610	 0.3070

