



Full wwPDB EM Validation Report ⓘ

Nov 5, 2024 – 10:33 AM JST

PDB ID : 8K47
EMDB ID : EMD-36879
Title : A potent and broad-spectrum neutralizing nanobody for SARS-CoV-2 viruses including all major Omicron strains
Authors : Lu, Y.; Gao, Y.; Yao, H.; Xu, W.; Yang, H.
Deposited on : 2023-07-17
Resolution : 3.54 Å(reported)

This is a Full wwPDB EM Validation Report for a publicly released PDB entry.

We welcome your comments at validation@mail.wwpdb.org

A user guide is available at

<https://www.wwpdb.org/validation/2017/EMValidationReportHelp>
with specific help available everywhere you see the ⓘ symbol.

The types of validation reports are described at

<http://www.wwpdb.org/validation/2017/FAQs#types>.

The following versions of software and data (see [references ⓘ](#)) were used in the production of this report:

EMDB validation analysis : **FAILED**
Mogul : 1.8.5 (274361), CSD as541be (2020)
MolProbity : 4.02b-467
Percentile statistics : 20231227.v01 (using entries in the PDB archive December 27th 2023)
MapQ : **FAILED**
Ideal geometry (proteins) : Engh & Huber (2001)
Ideal geometry (DNA, RNA) : Parkinson et al. (1996)
Validation Pipeline (wwPDB-VP) : 2.39

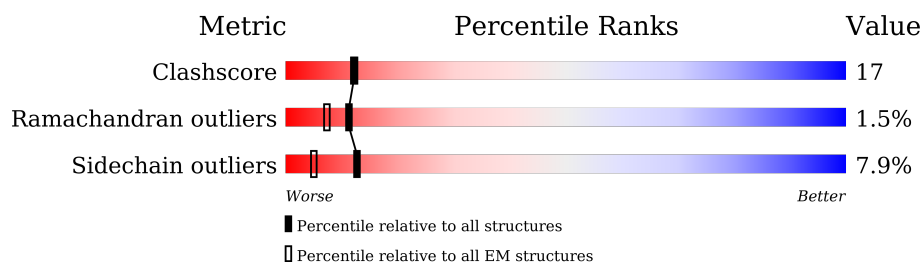
1 Overall quality at a glance

The following experimental techniques were used to determine the structure:

ELECTRON MICROSCOPY

The reported resolution of this entry is 3.54 Å.

Percentile scores (ranging between 0-100) for global validation metrics of the entry are shown in the following graphic. The table shows the number of entries on which the scores are based.



Metric	Whole archive (#Entries)	EM structures (#Entries)
Clashscore	210492	15764
Ramachandran outliers	207382	16835
Sidechain outliers	206894	16415

The table below summarises the geometric issues observed across the polymeric chains and their fit to the map. The red, orange, yellow and green segments of the bar indicate the fraction of residues that contain outliers for ≥ 3 , 2, 1 and 0 types of geometric quality criteria respectively. A grey segment represents the fraction of residues that are not modelled. The numeric value for each fraction is indicated below the corresponding segment, with a dot representing fractions $\leq 5\%$.

Mol	Chain	Length	Quality of chain
1	I	124	56% 40% .
2	A	1288	52% 29% . 16%
2	B	1288	53% 28% . 16%
2	C	1288	55% 25% . 16%
3	J	2	100%
3	K	2	50% 50%
3	L	2	100%
3	M	2	50% 50%
3	N	2	100%

Continued on next page...

Continued from previous page...

Mol	Chain	Length	Quality of chain
3	R	2	 50%50%
3	S	2	 100%
3	T	2	 100%
3	U	2	 100%
3	X	2	 100%
3	Y	2	 100%
3	Z	2	 50%50%
3	a	2	 100%

2 Entry composition

There are 4 unique types of molecules in this entry. The entry contains 26919 atoms, of which 0 are hydrogens and 0 are deuteriums.

In the tables below, the AltConf column contains the number of residues with at least one atom in alternate conformation and the Trace column contains the number of residues modelled with at most 2 atoms.

- Molecule 1 is a protein called nanobody Nb4.

Mol	Chain	Residues	Atoms					AltConf	Trace
1	I	124	Total	C	N	O	S	1	0
			987	623	168	191	5		

- Molecule 2 is a protein called Spike glycoprotein.

Mol	Chain	Residues	Atoms					AltConf	Trace
2	A	1085	Total	C	N	O	S	0	0
			8385	5355	1387	1605	38		
2	B	1084	Total	C	N	O	S	0	0
			8410	5375	1389	1608	38		
2	C	1086	Total	C	N	O	S	0	0
			8437	5400	1391	1608	38		

There are 354 discrepancies between the modelled and reference sequences:

Chain	Residue	Modelled	Actual	Comment	Reference
A	19	ILE	THR	conflict	UNP P0DTC2
A	142	ASP	GLY	variant	UNP P0DTC2
A	213	GLY	VAL	variant	UNP P0DTC2
A	339	ASP	GLY	variant	UNP P0DTC2
A	371	PHE	SER	variant	UNP P0DTC2
A	373	PRO	SER	variant	UNP P0DTC2
A	375	PHE	SER	variant	UNP P0DTC2
A	376	ALA	THR	variant	UNP P0DTC2
A	405	ASN	ASP	variant	UNP P0DTC2
A	408	SER	ARG	variant	UNP P0DTC2
A	417	ASN	LYS	variant	UNP P0DTC2
A	440	LYS	ASN	variant	UNP P0DTC2
A	452	ARG	LEU	variant	UNP P0DTC2
A	477	ASN	SER	variant	UNP P0DTC2
A	478	LYS	THR	variant	UNP P0DTC2
A	484	ALA	GLU	variant	UNP P0DTC2
A	486	VAL	PHE	variant	UNP P0DTC2

Continued on next page...

Continued from previous page...

Chain	Residue	Modelled	Actual	Comment	Reference
A	498	ARG	GLN	variant	UNP P0DTC2
A	501	TYR	ASN	variant	UNP P0DTC2
A	505	HIS	TYR	variant	UNP P0DTC2
A	614	GLY	ASP	variant	UNP P0DTC2
A	655	TYR	HIS	variant	UNP P0DTC2
A	658	SER	ASN	conflict	UNP P0DTC2
A	679	LYS	ASN	variant	UNP P0DTC2
A	681	HIS	PRO	variant	UNP P0DTC2
A	682	GLY	ARG	conflict	UNP P0DTC2
A	683	SER	ARG	conflict	UNP P0DTC2
A	685	SER	ARG	conflict	UNP P0DTC2
A	764	LYS	ASN	variant	UNP P0DTC2
A	796	TYR	ASP	variant	UNP P0DTC2
A	817	PRO	PHE	conflict	UNP P0DTC2
A	892	PRO	ALA	conflict	UNP P0DTC2
A	899	PRO	ALA	conflict	UNP P0DTC2
A	942	PRO	ALA	conflict	UNP P0DTC2
A	954	HIS	GLN	variant	UNP P0DTC2
A	969	LYS	ASN	variant	UNP P0DTC2
A	986	PRO	LYS	conflict	UNP P0DTC2
A	987	PRO	VAL	conflict	UNP P0DTC2
A	1209	GLY	-	expression tag	UNP P0DTC2
A	1210	SER	-	expression tag	UNP P0DTC2
A	1211	GLY	-	expression tag	UNP P0DTC2
A	1212	TYR	-	expression tag	UNP P0DTC2
A	1213	ILE	-	expression tag	UNP P0DTC2
A	1214	PRO	-	expression tag	UNP P0DTC2
A	1215	GLU	-	expression tag	UNP P0DTC2
A	1216	ALA	-	expression tag	UNP P0DTC2
A	1217	PRO	-	expression tag	UNP P0DTC2
A	1218	ARG	-	expression tag	UNP P0DTC2
A	1219	ASP	-	expression tag	UNP P0DTC2
A	1220	GLY	-	expression tag	UNP P0DTC2
A	1221	GLN	-	expression tag	UNP P0DTC2
A	1222	ALA	-	expression tag	UNP P0DTC2
A	1223	TYR	-	expression tag	UNP P0DTC2
A	1224	VAL	-	expression tag	UNP P0DTC2
A	1225	ARG	-	expression tag	UNP P0DTC2
A	1226	LYS	-	expression tag	UNP P0DTC2
A	1227	ASP	-	expression tag	UNP P0DTC2
A	1228	GLY	-	expression tag	UNP P0DTC2
A	1229	GLU	-	expression tag	UNP P0DTC2

Continued on next page...

Continued from previous page...

Chain	Residue	Modelled	Actual	Comment	Reference
A	1230	TRP	-	expression tag	UNP P0DTC2
A	1231	VAL	-	expression tag	UNP P0DTC2
A	1232	PHE	-	expression tag	UNP P0DTC2
A	1233	LEU	-	expression tag	UNP P0DTC2
A	1234	SER	-	expression tag	UNP P0DTC2
A	1235	THR	-	expression tag	UNP P0DTC2
A	1236	PHE	-	expression tag	UNP P0DTC2
A	1237	LEU	-	expression tag	UNP P0DTC2
A	1238	SER	-	expression tag	UNP P0DTC2
A	1239	GLY	-	expression tag	UNP P0DTC2
A	1240	LEU	-	expression tag	UNP P0DTC2
A	1241	GLU	-	expression tag	UNP P0DTC2
A	1242	VAL	-	expression tag	UNP P0DTC2
A	1243	LEU	-	expression tag	UNP P0DTC2
A	1244	PHE	-	expression tag	UNP P0DTC2
A	1245	GLN	-	expression tag	UNP P0DTC2
A	1246	GLY	-	expression tag	UNP P0DTC2
A	1247	PRO	-	expression tag	UNP P0DTC2
A	1248	GLY	-	expression tag	UNP P0DTC2
A	1249	GLY	-	expression tag	UNP P0DTC2
A	1250	TRP	-	expression tag	UNP P0DTC2
A	1251	SER	-	expression tag	UNP P0DTC2
A	1252	HIS	-	expression tag	UNP P0DTC2
A	1253	PRO	-	expression tag	UNP P0DTC2
A	1254	GLN	-	expression tag	UNP P0DTC2
A	1255	PHE	-	expression tag	UNP P0DTC2
A	1256	GLU	-	expression tag	UNP P0DTC2
A	1257	LYS	-	expression tag	UNP P0DTC2
A	1258	GLY	-	expression tag	UNP P0DTC2
A	1259	GLY	-	expression tag	UNP P0DTC2
A	1260	GLY	-	expression tag	UNP P0DTC2
A	1261	SER	-	expression tag	UNP P0DTC2
A	1262	GLY	-	expression tag	UNP P0DTC2
A	1263	GLY	-	expression tag	UNP P0DTC2
A	1264	GLY	-	expression tag	UNP P0DTC2
A	1265	SER	-	expression tag	UNP P0DTC2
A	1266	GLY	-	expression tag	UNP P0DTC2
A	1267	GLY	-	expression tag	UNP P0DTC2
A	1268	SER	-	expression tag	UNP P0DTC2
A	1269	ALA	-	expression tag	UNP P0DTC2
A	1270	TRP	-	expression tag	UNP P0DTC2
A	1271	SER	-	expression tag	UNP P0DTC2

Continued on next page...

Continued from previous page...

Chain	Residue	Modelled	Actual	Comment	Reference
A	1272	HIS	-	expression tag	UNP P0DTC2
A	1273	PRO	-	expression tag	UNP P0DTC2
A	1274	GLN	-	expression tag	UNP P0DTC2
A	1275	PHE	-	expression tag	UNP P0DTC2
A	1276	GLU	-	expression tag	UNP P0DTC2
A	1277	LYS	-	expression tag	UNP P0DTC2
A	1278	GLY	-	expression tag	UNP P0DTC2
A	1279	GLY	-	expression tag	UNP P0DTC2
A	1280	SER	-	expression tag	UNP P0DTC2
A	1281	HIS	-	expression tag	UNP P0DTC2
A	1282	HIS	-	expression tag	UNP P0DTC2
A	1283	HIS	-	expression tag	UNP P0DTC2
A	1284	HIS	-	expression tag	UNP P0DTC2
A	1285	HIS	-	expression tag	UNP P0DTC2
A	1286	HIS	-	expression tag	UNP P0DTC2
A	1287	HIS	-	expression tag	UNP P0DTC2
A	1288	HIS	-	expression tag	UNP P0DTC2
B	19	ILE	THR	conflict	UNP P0DTC2
B	142	ASP	GLY	variant	UNP P0DTC2
B	213	GLY	VAL	variant	UNP P0DTC2
B	339	ASP	GLY	variant	UNP P0DTC2
B	371	PHE	SER	variant	UNP P0DTC2
B	373	PRO	SER	variant	UNP P0DTC2
B	375	PHE	SER	variant	UNP P0DTC2
B	376	ALA	THR	variant	UNP P0DTC2
B	405	ASN	ASP	variant	UNP P0DTC2
B	408	SER	ARG	variant	UNP P0DTC2
B	417	ASN	LYS	variant	UNP P0DTC2
B	440	LYS	ASN	variant	UNP P0DTC2
B	452	ARG	LEU	variant	UNP P0DTC2
B	477	ASN	SER	variant	UNP P0DTC2
B	478	LYS	THR	variant	UNP P0DTC2
B	484	ALA	GLU	variant	UNP P0DTC2
B	486	VAL	PHE	variant	UNP P0DTC2
B	498	ARG	GLN	variant	UNP P0DTC2
B	501	TYR	ASN	variant	UNP P0DTC2
B	505	HIS	TYR	variant	UNP P0DTC2
B	614	GLY	ASP	variant	UNP P0DTC2
B	655	TYR	HIS	variant	UNP P0DTC2
B	658	SER	ASN	conflict	UNP P0DTC2
B	679	LYS	ASN	variant	UNP P0DTC2
B	681	HIS	PRO	variant	UNP P0DTC2

Continued on next page...

Continued from previous page...

Chain	Residue	Modelled	Actual	Comment	Reference
B	682	GLY	ARG	conflict	UNP P0DTC2
B	683	SER	ARG	conflict	UNP P0DTC2
B	685	SER	ARG	conflict	UNP P0DTC2
B	764	LYS	ASN	variant	UNP P0DTC2
B	796	TYR	ASP	variant	UNP P0DTC2
B	817	PRO	PHE	conflict	UNP P0DTC2
B	892	PRO	ALA	conflict	UNP P0DTC2
B	899	PRO	ALA	conflict	UNP P0DTC2
B	942	PRO	ALA	conflict	UNP P0DTC2
B	954	HIS	GLN	variant	UNP P0DTC2
B	969	LYS	ASN	variant	UNP P0DTC2
B	986	PRO	LYS	conflict	UNP P0DTC2
B	987	PRO	VAL	conflict	UNP P0DTC2
B	1209	GLY	-	expression tag	UNP P0DTC2
B	1210	SER	-	expression tag	UNP P0DTC2
B	1211	GLY	-	expression tag	UNP P0DTC2
B	1212	TYR	-	expression tag	UNP P0DTC2
B	1213	ILE	-	expression tag	UNP P0DTC2
B	1214	PRO	-	expression tag	UNP P0DTC2
B	1215	GLU	-	expression tag	UNP P0DTC2
B	1216	ALA	-	expression tag	UNP P0DTC2
B	1217	PRO	-	expression tag	UNP P0DTC2
B	1218	ARG	-	expression tag	UNP P0DTC2
B	1219	ASP	-	expression tag	UNP P0DTC2
B	1220	GLY	-	expression tag	UNP P0DTC2
B	1221	GLN	-	expression tag	UNP P0DTC2
B	1222	ALA	-	expression tag	UNP P0DTC2
B	1223	TYR	-	expression tag	UNP P0DTC2
B	1224	VAL	-	expression tag	UNP P0DTC2
B	1225	ARG	-	expression tag	UNP P0DTC2
B	1226	LYS	-	expression tag	UNP P0DTC2
B	1227	ASP	-	expression tag	UNP P0DTC2
B	1228	GLY	-	expression tag	UNP P0DTC2
B	1229	GLU	-	expression tag	UNP P0DTC2
B	1230	TRP	-	expression tag	UNP P0DTC2
B	1231	VAL	-	expression tag	UNP P0DTC2
B	1232	PHE	-	expression tag	UNP P0DTC2
B	1233	LEU	-	expression tag	UNP P0DTC2
B	1234	SER	-	expression tag	UNP P0DTC2
B	1235	THR	-	expression tag	UNP P0DTC2
B	1236	PHE	-	expression tag	UNP P0DTC2
B	1237	LEU	-	expression tag	UNP P0DTC2

Continued on next page...

Continued from previous page...

Chain	Residue	Modelled	Actual	Comment	Reference
B	1238	SER	-	expression tag	UNP P0DTC2
B	1239	GLY	-	expression tag	UNP P0DTC2
B	1240	LEU	-	expression tag	UNP P0DTC2
B	1241	GLU	-	expression tag	UNP P0DTC2
B	1242	VAL	-	expression tag	UNP P0DTC2
B	1243	LEU	-	expression tag	UNP P0DTC2
B	1244	PHE	-	expression tag	UNP P0DTC2
B	1245	GLN	-	expression tag	UNP P0DTC2
B	1246	GLY	-	expression tag	UNP P0DTC2
B	1247	PRO	-	expression tag	UNP P0DTC2
B	1248	GLY	-	expression tag	UNP P0DTC2
B	1249	GLY	-	expression tag	UNP P0DTC2
B	1250	TRP	-	expression tag	UNP P0DTC2
B	1251	SER	-	expression tag	UNP P0DTC2
B	1252	HIS	-	expression tag	UNP P0DTC2
B	1253	PRO	-	expression tag	UNP P0DTC2
B	1254	GLN	-	expression tag	UNP P0DTC2
B	1255	PHE	-	expression tag	UNP P0DTC2
B	1256	GLU	-	expression tag	UNP P0DTC2
B	1257	LYS	-	expression tag	UNP P0DTC2
B	1258	GLY	-	expression tag	UNP P0DTC2
B	1259	GLY	-	expression tag	UNP P0DTC2
B	1260	GLY	-	expression tag	UNP P0DTC2
B	1261	SER	-	expression tag	UNP P0DTC2
B	1262	GLY	-	expression tag	UNP P0DTC2
B	1263	GLY	-	expression tag	UNP P0DTC2
B	1264	GLY	-	expression tag	UNP P0DTC2
B	1265	SER	-	expression tag	UNP P0DTC2
B	1266	GLY	-	expression tag	UNP P0DTC2
B	1267	GLY	-	expression tag	UNP P0DTC2
B	1268	SER	-	expression tag	UNP P0DTC2
B	1269	ALA	-	expression tag	UNP P0DTC2
B	1270	TRP	-	expression tag	UNP P0DTC2
B	1271	SER	-	expression tag	UNP P0DTC2
B	1272	HIS	-	expression tag	UNP P0DTC2
B	1273	PRO	-	expression tag	UNP P0DTC2
B	1274	GLN	-	expression tag	UNP P0DTC2
B	1275	PHE	-	expression tag	UNP P0DTC2
B	1276	GLU	-	expression tag	UNP P0DTC2
B	1277	LYS	-	expression tag	UNP P0DTC2
B	1278	GLY	-	expression tag	UNP P0DTC2
B	1279	GLY	-	expression tag	UNP P0DTC2

Continued on next page...

Continued from previous page...

Chain	Residue	Modelled	Actual	Comment	Reference
B	1280	SER	-	expression tag	UNP P0DTC2
B	1281	HIS	-	expression tag	UNP P0DTC2
B	1282	HIS	-	expression tag	UNP P0DTC2
B	1283	HIS	-	expression tag	UNP P0DTC2
B	1284	HIS	-	expression tag	UNP P0DTC2
B	1285	HIS	-	expression tag	UNP P0DTC2
B	1286	HIS	-	expression tag	UNP P0DTC2
B	1287	HIS	-	expression tag	UNP P0DTC2
B	1288	HIS	-	expression tag	UNP P0DTC2
C	19	ILE	THR	conflict	UNP P0DTC2
C	142	ASP	GLY	variant	UNP P0DTC2
C	213	GLY	VAL	variant	UNP P0DTC2
C	339	ASP	GLY	variant	UNP P0DTC2
C	371	PHE	SER	variant	UNP P0DTC2
C	373	PRO	SER	variant	UNP P0DTC2
C	375	PHE	SER	variant	UNP P0DTC2
C	376	ALA	THR	variant	UNP P0DTC2
C	405	ASN	ASP	variant	UNP P0DTC2
C	408	SER	ARG	variant	UNP P0DTC2
C	417	ASN	LYS	variant	UNP P0DTC2
C	440	LYS	ASN	variant	UNP P0DTC2
C	452	ARG	LEU	variant	UNP P0DTC2
C	477	ASN	SER	variant	UNP P0DTC2
C	478	LYS	THR	variant	UNP P0DTC2
C	484	ALA	GLU	variant	UNP P0DTC2
C	486	VAL	PHE	variant	UNP P0DTC2
C	498	ARG	GLN	variant	UNP P0DTC2
C	501	TYR	ASN	variant	UNP P0DTC2
C	505	HIS	TYR	variant	UNP P0DTC2
C	614	GLY	ASP	variant	UNP P0DTC2
C	655	TYR	HIS	variant	UNP P0DTC2
C	658	SER	ASN	conflict	UNP P0DTC2
C	679	LYS	ASN	variant	UNP P0DTC2
C	681	HIS	PRO	variant	UNP P0DTC2
C	682	GLY	ARG	conflict	UNP P0DTC2
C	683	SER	ARG	conflict	UNP P0DTC2
C	685	SER	ARG	conflict	UNP P0DTC2
C	764	LYS	ASN	variant	UNP P0DTC2
C	796	TYR	ASP	variant	UNP P0DTC2
C	817	PRO	PHE	conflict	UNP P0DTC2
C	892	PRO	ALA	conflict	UNP P0DTC2
C	899	PRO	ALA	conflict	UNP P0DTC2

Continued on next page...

Continued from previous page...

Chain	Residue	Modelled	Actual	Comment	Reference
C	942	PRO	ALA	conflict	UNP P0DTC2
C	954	HIS	GLN	variant	UNP P0DTC2
C	969	LYS	ASN	variant	UNP P0DTC2
C	986	PRO	LYS	conflict	UNP P0DTC2
C	987	PRO	VAL	conflict	UNP P0DTC2
C	1209	GLY	-	expression tag	UNP P0DTC2
C	1210	SER	-	expression tag	UNP P0DTC2
C	1211	GLY	-	expression tag	UNP P0DTC2
C	1212	TYR	-	expression tag	UNP P0DTC2
C	1213	ILE	-	expression tag	UNP P0DTC2
C	1214	PRO	-	expression tag	UNP P0DTC2
C	1215	GLU	-	expression tag	UNP P0DTC2
C	1216	ALA	-	expression tag	UNP P0DTC2
C	1217	PRO	-	expression tag	UNP P0DTC2
C	1218	ARG	-	expression tag	UNP P0DTC2
C	1219	ASP	-	expression tag	UNP P0DTC2
C	1220	GLY	-	expression tag	UNP P0DTC2
C	1221	GLN	-	expression tag	UNP P0DTC2
C	1222	ALA	-	expression tag	UNP P0DTC2
C	1223	TYR	-	expression tag	UNP P0DTC2
C	1224	VAL	-	expression tag	UNP P0DTC2
C	1225	ARG	-	expression tag	UNP P0DTC2
C	1226	LYS	-	expression tag	UNP P0DTC2
C	1227	ASP	-	expression tag	UNP P0DTC2
C	1228	GLY	-	expression tag	UNP P0DTC2
C	1229	GLU	-	expression tag	UNP P0DTC2
C	1230	TRP	-	expression tag	UNP P0DTC2
C	1231	VAL	-	expression tag	UNP P0DTC2
C	1232	PHE	-	expression tag	UNP P0DTC2
C	1233	LEU	-	expression tag	UNP P0DTC2
C	1234	SER	-	expression tag	UNP P0DTC2
C	1235	THR	-	expression tag	UNP P0DTC2
C	1236	PHE	-	expression tag	UNP P0DTC2
C	1237	LEU	-	expression tag	UNP P0DTC2
C	1238	SER	-	expression tag	UNP P0DTC2
C	1239	GLY	-	expression tag	UNP P0DTC2
C	1240	LEU	-	expression tag	UNP P0DTC2
C	1241	GLU	-	expression tag	UNP P0DTC2
C	1242	VAL	-	expression tag	UNP P0DTC2
C	1243	LEU	-	expression tag	UNP P0DTC2
C	1244	PHE	-	expression tag	UNP P0DTC2
C	1245	GLN	-	expression tag	UNP P0DTC2

Continued on next page...

Continued from previous page...

Chain	Residue	Modelled	Actual	Comment	Reference
C	1246	GLY	-	expression tag	UNP P0DTC2
C	1247	PRO	-	expression tag	UNP P0DTC2
C	1248	GLY	-	expression tag	UNP P0DTC2
C	1249	GLY	-	expression tag	UNP P0DTC2
C	1250	TRP	-	expression tag	UNP P0DTC2
C	1251	SER	-	expression tag	UNP P0DTC2
C	1252	HIS	-	expression tag	UNP P0DTC2
C	1253	PRO	-	expression tag	UNP P0DTC2
C	1254	GLN	-	expression tag	UNP P0DTC2
C	1255	PHE	-	expression tag	UNP P0DTC2
C	1256	GLU	-	expression tag	UNP P0DTC2
C	1257	LYS	-	expression tag	UNP P0DTC2
C	1258	GLY	-	expression tag	UNP P0DTC2
C	1259	GLY	-	expression tag	UNP P0DTC2
C	1260	GLY	-	expression tag	UNP P0DTC2
C	1261	SER	-	expression tag	UNP P0DTC2
C	1262	GLY	-	expression tag	UNP P0DTC2
C	1263	GLY	-	expression tag	UNP P0DTC2
C	1264	GLY	-	expression tag	UNP P0DTC2
C	1265	SER	-	expression tag	UNP P0DTC2
C	1266	GLY	-	expression tag	UNP P0DTC2
C	1267	GLY	-	expression tag	UNP P0DTC2
C	1268	SER	-	expression tag	UNP P0DTC2
C	1269	ALA	-	expression tag	UNP P0DTC2
C	1270	TRP	-	expression tag	UNP P0DTC2
C	1271	SER	-	expression tag	UNP P0DTC2
C	1272	HIS	-	expression tag	UNP P0DTC2
C	1273	PRO	-	expression tag	UNP P0DTC2
C	1274	GLN	-	expression tag	UNP P0DTC2
C	1275	PHE	-	expression tag	UNP P0DTC2
C	1276	GLU	-	expression tag	UNP P0DTC2
C	1277	LYS	-	expression tag	UNP P0DTC2
C	1278	GLY	-	expression tag	UNP P0DTC2
C	1279	GLY	-	expression tag	UNP P0DTC2
C	1280	SER	-	expression tag	UNP P0DTC2
C	1281	HIS	-	expression tag	UNP P0DTC2
C	1282	HIS	-	expression tag	UNP P0DTC2
C	1283	HIS	-	expression tag	UNP P0DTC2
C	1284	HIS	-	expression tag	UNP P0DTC2
C	1285	HIS	-	expression tag	UNP P0DTC2
C	1286	HIS	-	expression tag	UNP P0DTC2
C	1287	HIS	-	expression tag	UNP P0DTC2

Continued on next page...

Continued from previous page...

Chain	Residue	Modelled	Actual	Comment	Reference
C	1288	HIS	-	expression tag	UNP P0DTC2

- Molecule 3 is an oligosaccharide called 2-acetamido-2-deoxy-beta-D-glucopyranose-(1-4)-2-acetamido-2-deoxy-beta-D-glucopyranose.



Mol	Chain	Residues	Atoms				AltConf	Trace
3	J	2	Total	C	N	O	0	0
			28	16	2	10		
3	K	2	Total	C	N	O	0	0
			28	16	2	10		
3	L	2	Total	C	N	O	0	0
			28	16	2	10		
3	M	2	Total	C	N	O	0	0
			28	16	2	10		
3	N	2	Total	C	N	O	0	0
			28	16	2	10		
3	R	2	Total	C	N	O	0	0
			28	16	2	10		
3	S	2	Total	C	N	O	0	0
			28	16	2	10		
3	T	2	Total	C	N	O	0	0
			28	16	2	10		
3	U	2	Total	C	N	O	0	0
			28	16	2	10		
3	X	2	Total	C	N	O	0	0
			28	16	2	10		
3	Y	2	Total	C	N	O	0	0
			28	16	2	10		
3	Z	2	Total	C	N	O	0	0
			28	16	2	10		
3	a	2	Total	C	N	O	0	0
			28	16	2	10		

- Molecule 4 is 2-acetamido-2-deoxy-beta-D-glucopyranose (three-letter code: NAG) (formula: C₈H₁₅NO₆).



Mol	Chain	Residues	Atoms				AltConf
4	A	1	Total	C	N	O	0
			14	8	1	5	
4	A	1	Total	C	N	O	0
			14	8	1	5	
4	A	1	Total	C	N	O	0
			14	8	1	5	
4	A	1	Total	C	N	O	0
			14	8	1	5	
4	A	1	Total	C	N	O	0
			14	8	1	5	
4	A	1	Total	C	N	O	0
			14	8	1	5	
4	A	1	Total	C	N	O	0
			14	8	1	5	
4	B	1	Total	C	N	O	0
			14	8	1	5	
4	B	1	Total	C	N	O	0
			14	8	1	5	
4	B	1	Total	C	N	O	0
			14	8	1	5	
4	B	1	Total	C	N	O	0
			14	8	1	5	
4	B	1	Total	C	N	O	0
			14	8	1	5	

Continued on next page...

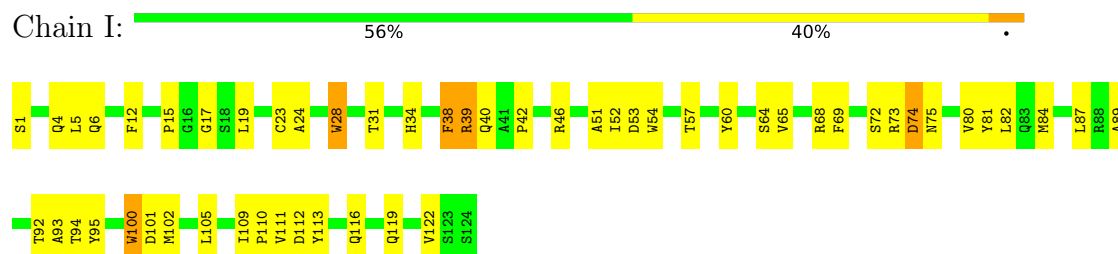
Continued from previous page...

Mol	Chain	Residues	Atoms				AltConf
4	B	1	Total	C	N	O	0
			14	8	1	5	
4	B	1	Total	C	N	O	0
			14	8	1	5	
4	C	1	Total	C	N	O	0
			14	8	1	5	
4	C	1	Total	C	N	O	0
			14	8	1	5	
4	C	1	Total	C	N	O	0
			14	8	1	5	
4	C	1	Total	C	N	O	0
			14	8	1	5	
4	C	1	Total	C	N	O	0
			14	8	1	5	
4	C	1	Total	C	N	O	0
			14	8	1	5	

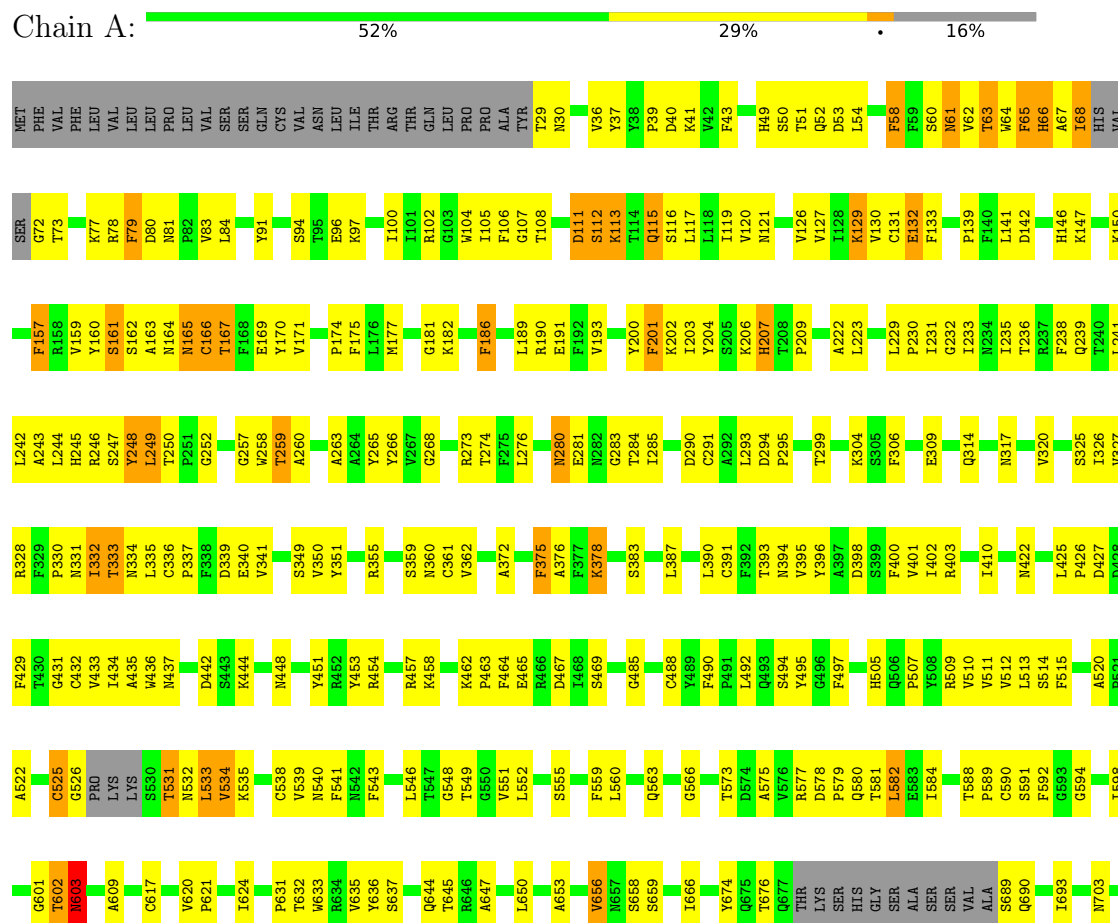
3 Residue-property plots

These plots are drawn for all protein, RNA, DNA and oligosaccharide chains in the entry. The first graphic for a chain summarises the proportions of the various outlier classes displayed in the second graphic. The second graphic shows the sequence view annotated by issues in geometry. Residues are color-coded according to the number of geometric quality criteria for which they contain at least one outlier: green = 0, yellow = 1, orange = 2 and red = 3 or more. Stretches of 2 or more consecutive residues without any outlier are shown as a green connector. Residues present in the sample, but not in the model, are shown in grey.

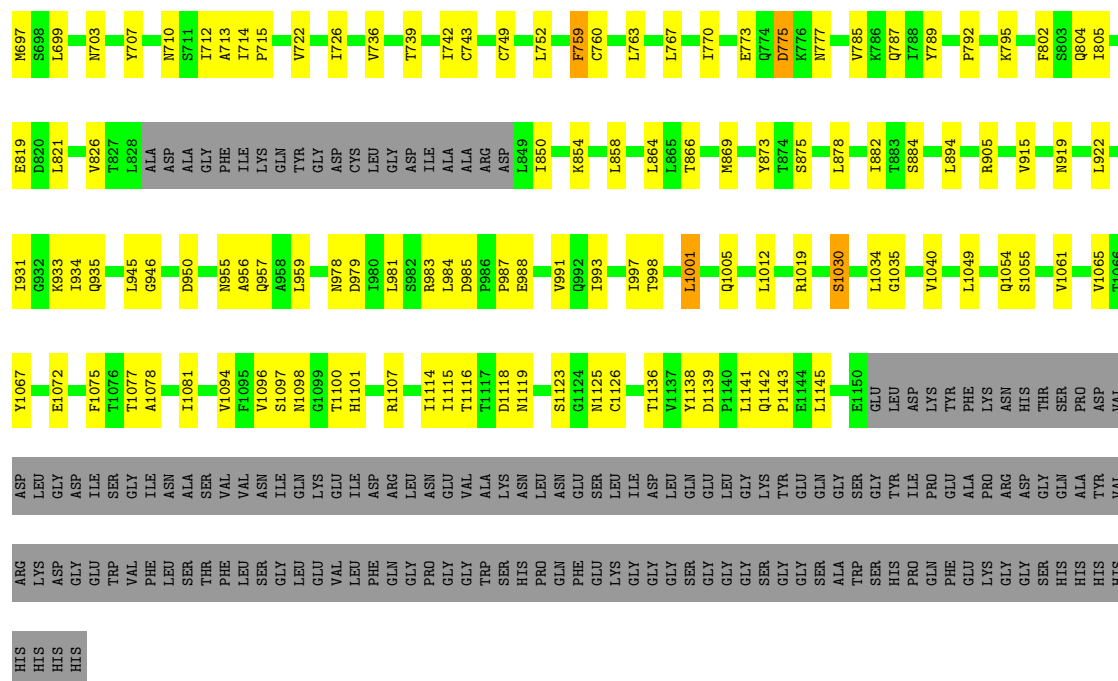
• Molecule 1: nanobody Nb4



• Molecule 2: Spike glycoprotein

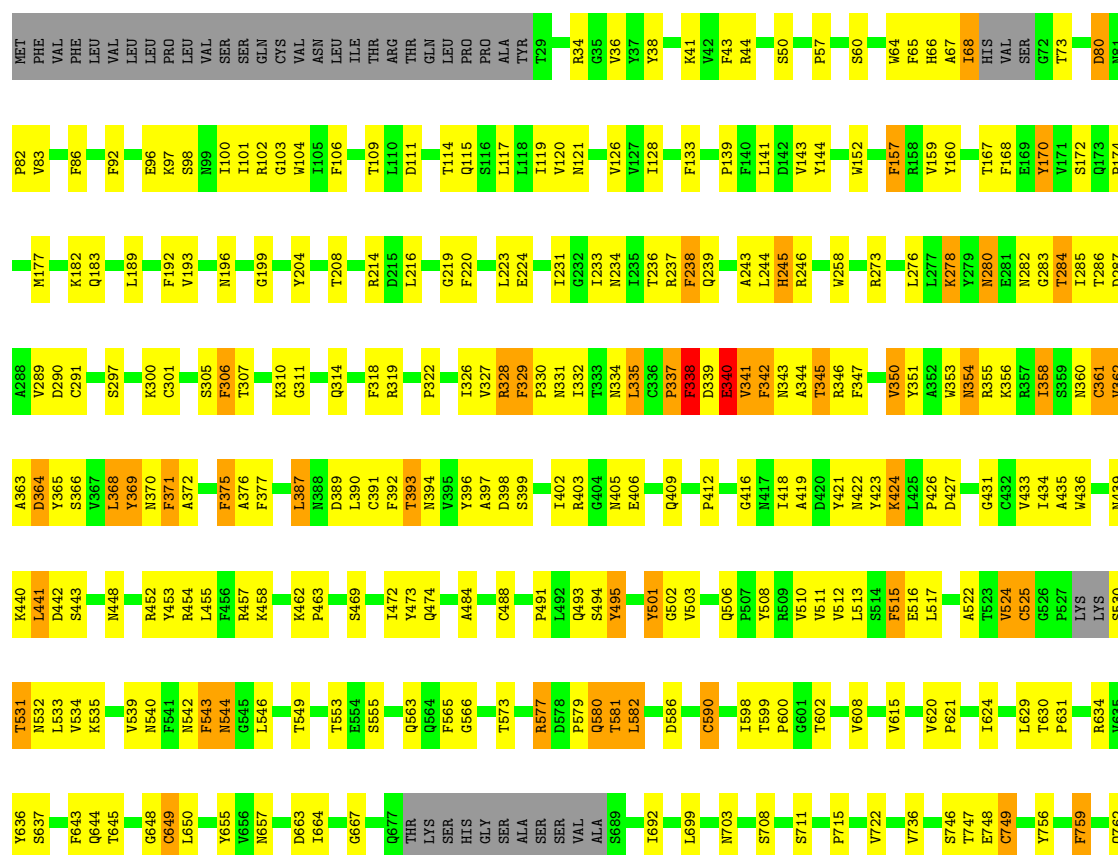


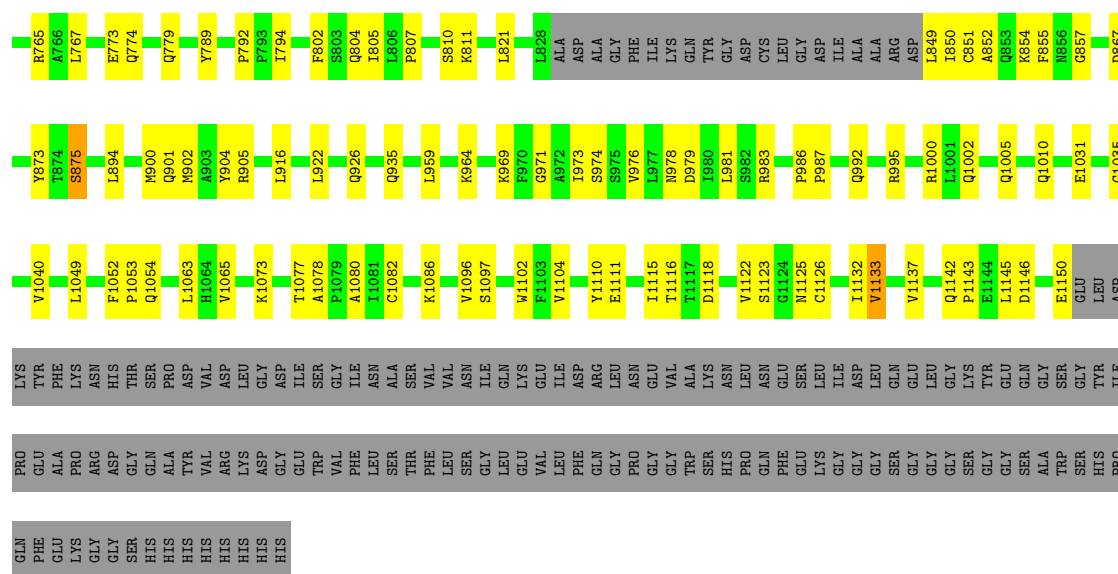




• Molecule 2: Spike glycoprotein

Chain C: 55% 25% 16%





- Molecule 3: 2-acetamido-2-deoxy-beta-D-glucopyranose-(1-4)-2-acetamido-2-deoxy-beta-D-glucopyranose

Chain J: 100%

NAG1
NAG2

- Molecule 3: 2-acetamido-2-deoxy-beta-D-glucopyranose-(1-4)-2-acetamido-2-deoxy-beta-D-glucopyranose

Chain K: 50% 50%

NAG1
NAG2

- Molecule 3: 2-acetamido-2-deoxy-beta-D-glucopyranose-(1-4)-2-acetamido-2-deoxy-beta-D-glucopyranose

Chain L: 100%

NAG1
NAG2

- Molecule 3: 2-acetamido-2-deoxy-beta-D-glucopyranose-(1-4)-2-acetamido-2-deoxy-beta-D-glucopyranose

Chain M: 50% 50%

NAG1
NAG2

- Molecule 3: 2-acetamido-2-deoxy-beta-D-glucopyranose-(1-4)-2-acetamido-2-deoxy-beta-D-glucopyranose

Chain N:  100%

MAG1
MAG2

- Molecule 3: 2-acetamido-2-deoxy-beta-D-glucopyranose-(1-4)-2-acetamido-2-deoxy-beta-D-glucopyranose

Chain R:  50%  50%


MAG1
MAG2

- Molecule 3: 2-acetamido-2-deoxy-beta-D-glucopyranose-(1-4)-2-acetamido-2-deoxy-beta-D-glucopyranose

Chain S:  100%

MAG1
MAG2

- Molecule 3: 2-acetamido-2-deoxy-beta-D-glucopyranose-(1-4)-2-acetamido-2-deoxy-beta-D-glucopyranose

Chain T:  100%

MAG1
MAG2

- Molecule 3: 2-acetamido-2-deoxy-beta-D-glucopyranose-(1-4)-2-acetamido-2-deoxy-beta-D-glucopyranose

Chain U:  100%

MAG1
MAG2

- Molecule 3: 2-acetamido-2-deoxy-beta-D-glucopyranose-(1-4)-2-acetamido-2-deoxy-beta-D-glucopyranose

Chain X:  100%

MAG1
MAG2

- Molecule 3: 2-acetamido-2-deoxy-beta-D-glucopyranose-(1-4)-2-acetamido-2-deoxy-beta-D-glucopyranose

Chain Y:  100%

MAG1
MAG2

- Molecule 3: 2-acetamido-2-deoxy-beta-D-glucopyranose-(1-4)-2-acetamido-2-deoxy-beta-D-glucopyranose

Chain Z:  50% 50%

MAG1
MAG2

- Molecule 3: 2-acetamido-2-deoxy-beta-D-glucopyranose-(1-4)-2-acetamido-2-deoxy-beta-D-glucopyranose

Chain a:  100%

MAG1
MAG2

4 Experimental information

Property	Value	Source
EM reconstruction method	SINGLE PARTICLE	Depositor
Imposed symmetry	POINT, Not provided	
Number of particles used	40530	Depositor
Resolution determination method	FSC 0.143 CUT-OFF	Depositor
CTF correction method	PHASE FLIPPING AND AMPLITUDE CORRECTION	Depositor
Microscope	FEI TITAN KRIOS	Depositor
Voltage (kV)	300	Depositor
Electron dose ($e^-/\text{\AA}^2$)	60	Depositor
Minimum defocus (nm)	1200	Depositor
Maximum defocus (nm)	1800	Depositor
Magnification	Not provided	
Image detector	GATAN K3 (6k x 4k)	Depositor

5 Model quality [i](#)

5.1 Standard geometry [i](#)

Bond lengths and bond angles in the following residue types are not validated in this section: NAG

The Z score for a bond length (or angle) is the number of standard deviations the observed value is removed from the expected value. A bond length (or angle) with $|Z| > 5$ is considered an outlier worth inspection. RMSZ is the root-mean-square of all Z scores of the bond lengths (or angles).

Mol	Chain	Bond lengths		Bond angles	
		RMSZ	$\# Z > 5$	RMSZ	$\# Z > 5$
1	I	0.26	0/1016	0.51	0/1382
2	A	0.36	0/8585	0.53	0/11703
2	B	0.38	0/8612	0.55	0/11735
2	C	0.36	0/8642	0.55	0/11776
All	All	0.36	0/26855	0.54	0/36596

There are no bond length outliers.

There are no bond angle outliers.

There are no chirality outliers.

There are no planarity outliers.

5.2 Too-close contacts [i](#)

In the following table, the Non-H and H(model) columns list the number of non-hydrogen atoms and hydrogen atoms in the chain respectively. The H(added) column lists the number of hydrogen atoms added and optimized by MolProbity. The Clashes column lists the number of clashes within the asymmetric unit, whereas Symm-Clashes lists symmetry-related clashes.

Mol	Chain	Non-H	H(model)	H(added)	Clashes	Symm-Clashes
1	I	987	0	906	41	0
2	A	8385	0	8083	311	0
2	B	8410	0	8134	308	0
2	C	8437	0	8165	282	0
3	J	28	0	25	0	0
3	K	28	0	25	2	0
3	L	28	0	25	0	0
3	M	28	0	25	0	0
3	N	28	0	25	0	0

Continued on next page...

Continued from previous page...

Mol	Chain	Non-H	H(model)	H(added)	Clashes	Symm-Clashes
3	R	28	0	25	1	0
3	S	28	0	25	0	0
3	T	28	0	25	0	0
3	U	28	0	25	0	0
3	X	28	0	25	0	0
3	Y	28	0	25	0	0
3	Z	28	0	25	0	0
3	a	28	0	25	0	0
4	A	112	0	104	2	0
4	B	112	0	104	1	0
4	C	112	0	104	1	0
All	All	26919	0	25925	893	0

The all-atom clashscore is defined as the number of clashes found per 1000 atoms (including hydrogen atoms). The all-atom clashscore for this structure is 17.

All (893) close contacts within the same asymmetric unit are listed below, sorted by their clash magnitude.

Atom-1	Atom-2	Interatomic distance (Å)	Clash overlap (Å)
2:C:328:ARG:CB	2:C:328:ARG:HH11	1.58	1.17
2:C:328:ARG:HH11	2:C:328:ARG:HB2	1.07	1.13
2:C:337:PRO:HD3	2:C:364:ASP:HA	1.33	1.07
2:B:134:GLN:HB3	2:B:161:SER:HB2	1.42	1.02
2:B:137:ASN:HB2	2:B:159:VAL:HA	1.49	0.94
2:B:330:PRO:HA	2:B:579:PRO:HB2	1.50	0.91
2:A:29:THR:HA	2:A:260:ALA:HA	1.51	0.90
2:C:328:ARG:HB2	2:C:328:ARG:NH1	1.89	0.87
2:B:363:ALA:HB2	2:B:525:CYS:HA	1.57	0.86
2:C:353:TRP:HB2	2:C:398:ASP:HB3	1.54	0.86
2:B:583:GLU:HA	2:B:583:GLU:OE1	1.75	0.84
2:B:295:PRO:HD3	2:B:633:TRP:HD1	1.42	0.84
2:C:393:THR:HA	2:C:522:ALA:HA	1.60	0.83
2:C:335:LEU:HA	2:C:360:ASN:HA	1.59	0.83
2:C:328:ARG:NH2	2:C:543:PHE:CD1	2.46	0.82
2:A:63:THR:HA	2:A:257:GLY:HA2	1.62	0.82
2:A:738:CYS:HB3	2:A:742:ILE:HD12	1.60	0.82
2:C:167:THR:HG22	2:C:168:PHE:H	1.44	0.81
2:A:327:VAL:HG23	2:A:531:THR:HA	1.63	0.80
2:C:328:ARG:NH1	2:C:328:ARG:H	1.79	0.79
2:C:328:ARG:CB	2:C:328:ARG:NH1	2.42	0.78
2:A:120:VAL:HB	2:A:127:VAL:HB	1.65	0.78

Continued on next page...

Continued from previous page...

Atom-1	Atom-2	Interatomic distance (Å)	Clash overlap (Å)
1:I:73:ARG:HA	1:I:80:VAL:HA	1.67	0.77
2:C:350:VAL:HB	2:C:402:ILE:HG22	1.65	0.77
2:A:645:THR:HG22	2:A:647:ALA:H	1.50	0.76
2:C:350:VAL:HG21	2:C:418:ILE:HG12	1.67	0.76
2:B:63:THR:HB	2:B:65:PHE:HD1	1.50	0.76
2:B:83:VAL:HG21	2:B:237:ARG:HE	1.51	0.76
1:I:92:THR:HG22	1:I:122:VAL:H	1.51	0.75
2:C:364:ASP:HB2	2:C:524:VAL:HG12	1.67	0.75
2:A:575:ALA:HB1	2:A:584:ILE:HD11	1.68	0.75
2:C:375:PHE:HB3	2:C:436:TRP:HB3	1.69	0.75
2:A:770:ILE:HD11	2:A:1012:LEU:HD23	1.69	0.74
2:C:337:PRO:C	2:C:339:ASP:H	1.91	0.73
2:B:106:PHE:HB3	2:B:235:ILE:HD12	1.70	0.73
2:C:280:ASN:HD21	2:C:284:THR:HG23	1.53	0.73
2:B:139:PRO:HB3	2:B:243:ALA:HB2	1.71	0.73
2:C:204:TYR:HB3	2:C:223:LEU:HB3	1.70	0.72
2:C:356:LYS:HB2	2:C:397:ALA:HB3	1.71	0.72
2:C:553:THR:HG23	2:C:586:ASP:HB3	1.72	0.72
2:B:64:TRP:H	2:B:259:THR:HG23	1.54	0.72
2:B:560:LEU:HD13	2:B:563:GLN:HG3	1.73	0.71
2:A:65:PHE:CD1	2:A:67:ALA:HB2	2.26	0.71
2:C:644:GLN:HA	2:C:649:CYS:HB2	1.72	0.71
2:C:354:ASN:H	2:C:399:SER:H	1.38	0.71
2:A:904:TYR:CE2	2:B:1107:ARG:HG2	2.27	0.70
2:C:83:VAL:HG23	2:C:239:GLN:HB2	1.73	0.70
2:B:393:THR:HG21	2:B:518:LEU:HB2	1.73	0.69
2:B:422:ASN:ND2	2:B:454:ARG:O	2.24	0.69
2:B:295:PRO:HD3	2:B:633:TRP:CD1	2.26	0.69
2:C:372:ALA:HB3	2:C:375:PHE:HD2	1.57	0.69
2:B:107:GLY:H	2:B:235:ILE:HG23	1.57	0.69
2:C:83:VAL:HG21	2:C:237:ARG:HH21	1.56	0.68
2:C:973:ILE:HD12	2:C:973:ILE:H	1.57	0.68
2:C:361:CYS:SG	2:C:362:VAL:N	2.65	0.68
2:C:452:ARG:HG2	2:C:494:SER:HA	1.76	0.68
2:C:1053:PRO:O	2:C:1054:GLN:NE2	2.27	0.68
2:B:850:ILE:O	2:B:854:LYS:NZ	2.26	0.68
2:A:30:ASN:HA	2:A:61:ASN:HB2	1.76	0.67
2:B:338:PHE:HE2	2:B:364:ASP:HB3	1.59	0.67
1:I:100:TRP:HD1	1:I:111:VAL:HG22	1.58	0.67
2:B:984:LEU:HD23	2:B:988:GLU:HG3	1.74	0.67
2:A:330:PRO:HG3	2:A:531:THR:HG21	1.77	0.67

Continued on next page...

Continued from previous page...

Atom-1	Atom-2	Interatomic distance (Å)	Clash overlap (Å)
2:A:971:GLY:O	2:A:995:ARG:NH1	2.27	0.67
2:A:102:ARG:NH2	2:A:121:ASN:O	2.28	0.66
2:B:405:ASN:N	2:B:504:GLY:O	2.28	0.66
2:C:1086:LYS:HD2	2:C:1122:VAL:HG11	1.77	0.66
2:A:133:PHE:HA	2:A:162:SER:HA	1.77	0.66
2:A:1053:PRO:O	2:A:1054:GLN:NE2	2.27	0.66
2:A:193:VAL:HB	2:A:204:TYR:HB2	1.77	0.66
2:B:185:ASN:HA	2:B:211:ASN:HB2	1.78	0.66
2:B:137:ASN:CB	2:B:159:VAL:HA	2.23	0.66
1:I:109:ILE:HG23	1:I:110:PRO:HD3	1.77	0.66
2:C:245:HIS:O	2:C:245:HIS:ND1	2.29	0.66
2:B:451:TYR:HB3	2:B:495:TYR:HD2	1.62	0.65
2:C:773:GLU:OE1	2:C:774:GLN:NE2	2.29	0.65
2:B:407:VAL:HA	2:B:410:ILE:HD12	1.77	0.65
2:B:915:VAL:O	2:B:919:ASN:ND2	2.30	0.65
2:C:804:GLN:NE2	2:C:935:GLN:OE1	2.25	0.65
1:I:64:SER:O	1:I:68:ARG:NH2	2.30	0.65
2:C:372:ALA:H	2:C:375:PHE:HE2	1.44	0.65
2:C:922:LEU:HD11	3:K:1:NAG:H5	1.79	0.65
2:A:206:LYS:NZ	2:A:207:HIS:O	2.29	0.64
2:B:873:TYR:HE1	2:C:699:LEU:HB3	1.61	0.64
2:B:434:ILE:HB	2:B:511:VAL:HB	1.78	0.64
2:C:328:ARG:NH1	2:C:328:ARG:N	2.44	0.64
2:B:418:ILE:HD12	2:B:422:ASN:HD22	1.62	0.64
2:A:117:LEU:HD13	2:A:235:ILE:HD11	1.80	0.64
2:A:540:ASN:HA	2:A:549:THR:HA	1.80	0.64
2:C:501:TYR:HD1	2:C:502:GLY:H	1.46	0.64
2:A:147:LYS:HA	2:A:246:ARG:HA	1.79	0.64
2:B:426:PRO:HB3	2:B:463:PRO:HB3	1.79	0.64
2:B:133:PHE:HA	2:B:162:SER:HA	1.80	0.64
2:B:1005:GLN:OE1	2:C:1002:GLN:NE2	2.30	0.64
2:A:117:LEU:HG	2:A:130:VAL:HG13	1.80	0.63
2:B:102:ARG:HH12	2:B:156:GLU:HG3	1.61	0.63
2:A:620:VAL:HG22	2:A:621:PRO:HD3	1.79	0.63
2:B:338:PHE:HD1	2:B:342:PHE:HE2	1.47	0.63
2:C:422:ASN:ND2	2:C:454:ARG:O	2.30	0.63
2:A:811:LYS:O	2:A:814:LYS:NZ	2.31	0.63
2:A:804:GLN:NE2	2:A:935:GLN:OE1	2.30	0.63
2:B:130:VAL:HB	2:B:167:THR:HG23	1.79	0.63
2:B:303:LEU:HD22	2:B:308:VAL:HG12	1.80	0.63
2:B:320:VAL:HG13	2:B:628:GLN:HE22	1.62	0.63

Continued on next page...

Continued from previous page...

Atom-1	Atom-2	Interatomic distance (Å)	Clash overlap (Å)
2:C:34:ARG:NH1	2:C:219:GLY:O	2.32	0.63
2:A:115:GLN:HB3	2:A:130:VAL:HG12	1.79	0.63
2:C:103:GLY:HA3	2:C:120:VAL:HA	1.79	0.63
2:C:852:ALA:HA	2:C:855:PHE:CZ	2.33	0.63
1:I:28:TRP:HE1	2:C:369:TYR:HB3	1.64	0.63
2:A:904:TYR:HE2	2:B:1107:ARG:HG2	1.64	0.62
2:C:328:ARG:HH11	2:C:328:ARG:CA	2.11	0.62
1:I:100:TRP:CD1	1:I:111:VAL:HG22	2.33	0.62
2:A:40:ASP:OD1	2:A:41:LYS:N	2.28	0.62
2:A:444:LYS:HE2	2:A:448:ASN:HA	1.81	0.62
2:B:111:ASP:HA	2:B:135:PHE:HA	1.80	0.62
2:C:328:ARG:NH2	2:C:543:PHE:CE1	2.67	0.62
2:A:65:PHE:HD1	2:A:67:ALA:HB2	1.65	0.62
2:A:635:VAL:HG13	2:A:636:TYR:HD1	1.65	0.62
2:C:600:PRO:HD3	2:C:692:ILE:HD11	1.81	0.62
2:B:64:TRP:HB3	2:B:263:ALA:HB3	1.82	0.62
2:B:214:ARG:NH1	2:B:216:LEU:O	2.32	0.62
2:B:127:VAL:HG13	2:B:169:GLU:HG3	1.82	0.62
2:C:394:ASN:HB3	2:C:516:GLU:HB3	1.82	0.62
2:A:393:THR:OG1	2:A:394:ASN:OD1	2.18	0.62
2:B:102:ARG:HD3	2:B:244:LEU:HD13	1.81	0.62
2:B:544:ASN:HB3	2:B:579:PRO:HB3	1.82	0.62
2:C:372:ALA:HB3	2:C:375:PHE:CD2	2.35	0.62
2:C:387:LEU:HD12	2:C:392:PHE:HZ	1.65	0.61
2:C:409:GLN:HB3	2:C:419:ALA:HB2	1.83	0.61
2:B:581:THR:O	2:B:583:GLU:N	2.33	0.61
2:C:337:PRO:O	2:C:339:ASP:N	2.31	0.61
2:C:746:SER:HB2	2:C:749:CYS:HB3	1.82	0.61
2:A:293:LEU:HD23	2:A:294:ASP:HB2	1.83	0.61
2:B:983:ARG:HG2	2:C:390:LEU:HD21	1.83	0.61
2:C:491:PRO:O	2:C:493:GLN:NE2	2.34	0.61
2:C:624:ILE:HG21	2:C:629:LEU:HD13	1.83	0.61
2:C:353:TRP:CB	2:C:398:ASP:HB3	2.30	0.61
2:C:68:ILE:HB	2:C:80:ASP:HA	1.83	0.60
2:C:139:PRO:HA	2:C:157:PHE:HA	1.83	0.60
2:A:1002:GLN:NE2	2:C:1005:GLN:OE1	2.34	0.60
2:B:96:GLU:HG3	2:B:101:ILE:H	1.66	0.60
2:B:102:ARG:NH1	2:B:243:ALA:O	2.34	0.60
2:A:560:LEU:O	2:A:577:ARG:NH2	2.35	0.60
2:A:811:LYS:NZ	2:A:820:ASP:OD2	2.26	0.60
2:B:569:ILE:HG13	2:B:569:ILE:O	2.01	0.60

Continued on next page...

Continued from previous page...

Atom-1	Atom-2	Interatomic distance (Å)	Clash overlap (Å)
2:C:620:VAL:HB	2:C:621:PRO:HD3	1.83	0.60
2:A:117:LEU:CD1	2:A:235:ILE:HD11	2.32	0.60
2:A:355:ARG:HH12	2:A:464:PHE:HB3	1.67	0.59
2:A:91:TYR:N	2:A:268:GLY:O	2.26	0.59
2:A:429:PHE:HE1	2:A:514:SER:HB3	1.67	0.59
2:B:83:VAL:HG23	2:B:239:GLN:HG2	1.84	0.59
2:B:566:GLY:HA3	2:B:575:ALA:HB3	1.83	0.59
2:B:117:LEU:HG	2:B:130:VAL:HG13	1.85	0.59
2:B:451:TYR:HB3	2:B:495:TYR:CD2	2.37	0.59
2:B:1138:TYR:HE1	2:B:1143:PRO:HG2	1.67	0.59
2:C:102:ARG:HB2	2:C:243:ALA:HB3	1.83	0.59
2:C:362:VAL:HG22	2:C:363:ALA:H	1.67	0.59
2:A:142:ASP:HB2	2:A:146:HIS:HB3	1.83	0.59
2:A:396:TYR:N	2:A:514:SER:O	2.32	0.59
2:A:1116:THR:OG1	2:A:1118:ASP:OD1	2.21	0.58
1:I:1:SER:O	1:I:113:TYR:OH	2.20	0.58
2:B:130:VAL:HB	2:B:167:THR:CG2	2.32	0.58
2:C:1031:GLU:N	2:C:1031:GLU:OE2	2.36	0.58
2:A:738:CYS:O	2:A:742:ILE:N	2.33	0.58
2:C:356:LYS:HB3	2:C:358:ILE:HG23	1.84	0.58
2:A:263:ALA:N	2:A:266:TYR:OH	2.36	0.58
2:B:426:PRO:HG2	2:B:429:PHE:HB2	1.85	0.58
2:A:1126:CYS:HB2	2:A:1132:ILE:HD13	1.85	0.58
2:B:133:PHE:O	2:B:134:GLN:C	2.42	0.58
2:A:117:LEU:HD21	2:A:233:ILE:HD13	1.85	0.58
2:C:354:ASN:HD21	2:C:356:LYS:HG2	1.69	0.58
2:B:129:LYS:HE3	2:B:168:PHE:HA	1.84	0.58
2:C:337:PRO:C	2:C:339:ASP:N	2.57	0.58
2:B:600:PRO:HD3	2:B:692:ILE:HD11	1.85	0.58
2:C:34:ARG:HG3	2:C:216:LEU:HD23	1.85	0.58
2:A:320:VAL:HG13	2:A:590:CYS:HB2	1.85	0.58
2:A:328:ARG:HH21	2:A:533:LEU:HA	1.69	0.58
2:A:601:GLY:O	2:A:602:THR:C	2.41	0.57
2:B:673:SER:HB3	2:B:695:TYR:HE2	1.69	0.57
2:C:67:ALA:O	2:C:68:ILE:C	2.42	0.57
2:C:439:ASN:O	2:C:443:SER:OG	2.20	0.57
2:A:398:ASP:O	2:A:512:VAL:N	2.35	0.57
2:A:433:VAL:HG22	2:A:512:VAL:HG22	1.86	0.57
2:A:555:SER:HB3	2:A:584:ILE:HG23	1.86	0.57
2:C:503:VAL:HA	2:C:506:GLN:HB2	1.85	0.57
2:C:722:VAL:HG22	2:C:1065:VAL:HG22	1.86	0.57

Continued on next page...

Continued from previous page...

Atom-1	Atom-2	Interatomic distance (Å)	Clash overlap (Å)
2:B:434:ILE:N	2:B:511:VAL:O	2.37	0.57
2:C:849:LEU:HG	2:C:851:CYS:H	1.69	0.57
2:A:749:CYS:SG	2:A:997:ILE:HD11	2.44	0.57
2:C:337:PRO:CD	2:C:364:ASP:HA	2.22	0.57
2:A:674:TYR:CZ	2:A:690:GLN:HB3	2.39	0.57
2:B:353:TRP:HB3	2:B:400:PHE:HD2	1.69	0.57
2:C:426:PRO:HD3	2:C:463:PRO:HB3	1.87	0.57
2:A:401:VAL:HG22	2:A:509:ARG:HG2	1.87	0.56
2:C:976:VAL:HG12	2:C:979:ASP:H	1.69	0.56
2:C:1142:GLN:OE1	2:C:1143:PRO:HD3	2.05	0.56
2:A:331:ASN:O	2:A:580:GLN:HA	2.05	0.56
2:C:926:GLN:NE2	3:K:1:NAG:O6	2.38	0.56
1:I:4:GLN:N	1:I:4:GLN:OE1	2.39	0.56
2:B:327:VAL:HG23	2:B:533:LEU:HA	1.88	0.56
2:B:336:CYS:HB3	2:B:338:PHE:CZ	2.41	0.56
2:C:339:ASP:O	2:C:341:VAL:HG12	2.05	0.56
2:A:391:CYS:HB3	2:A:522:ALA:HB1	1.86	0.56
2:B:458:LYS:HG3	2:B:473:TYR:HD1	1.71	0.56
2:B:821:LEU:HD22	2:B:935:GLN:HG3	1.87	0.56
2:C:387:LEU:HD12	2:C:392:PHE:CZ	2.40	0.56
2:A:317:ASN:HA	2:A:594:GLY:HA2	1.87	0.56
2:B:290:ASP:OD1	2:B:292:ALA:N	2.33	0.56
2:B:736:VAL:HG23	2:B:858:LEU:HD23	1.87	0.56
2:C:44:ARG:O	2:C:283:GLY:HA2	2.05	0.56
2:A:676:THR:OG1	2:A:689:SER:OG	2.23	0.56
2:B:81:ASN:HD21	2:B:242:LEU:HG	1.70	0.56
2:B:190:ARG:HB3	2:B:192:PHE:CE2	2.40	0.56
2:C:540:ASN:OD1	2:C:549:THR:OG1	2.21	0.56
2:A:395:VAL:HG22	2:A:515:PHE:HB3	1.88	0.56
2:A:139:PRO:HG3	2:A:243:ALA:HA	1.87	0.56
2:C:339:ASP:O	2:C:341:VAL:N	2.38	0.56
2:A:83:VAL:HA	2:A:239:GLN:HG2	1.87	0.55
2:A:202:LYS:NZ	2:A:203:ILE:O	2.39	0.55
2:A:589:PRO:HG3	2:C:855:PHE:CD1	2.41	0.55
2:C:867:ASP:N	2:C:867:ASP:OD1	2.39	0.55
2:A:437:ASN:ND2	2:A:507:PRO:O	2.38	0.55
2:B:583:GLU:OE1	2:B:583:GLU:CA	2.51	0.55
2:C:355:ARG:HA	2:C:396:TYR:HE1	1.70	0.55
2:A:77:LYS:HG2	2:A:79:PHE:H	1.72	0.55
2:B:955:ASN:OD1	2:B:956:ALA:N	2.39	0.55
2:A:602:THR:O	2:A:603:ASN:C	2.45	0.55

Continued on next page...

Continued from previous page...

Atom-1	Atom-2	Interatomic distance (Å)	Clash overlap (Å)
2:B:353:TRP:HB2	2:B:399:SER:H	1.71	0.55
1:I:6:GLN:HB2	1:I:24:ALA:HB3	1.87	0.55
2:B:560:LEU:HD12	2:B:560:LEU:H	1.72	0.55
2:B:273:ARG:NH1	2:B:290:ASP:OD2	2.40	0.55
2:B:676:THR:N	2:B:690:GLN:OE1	2.40	0.55
2:C:337:PRO:HA	2:C:358:ILE:HB	1.87	0.55
2:C:341:VAL:O	2:C:342:PHE:C	2.45	0.55
2:A:541:PHE:N	2:A:548:GLY:O	2.36	0.55
2:B:91:TYR:HB3	2:B:268:GLY:HA3	1.89	0.55
2:B:280:ASN:OD1	2:B:281:GLU:N	2.39	0.55
2:B:714:ILE:HD12	2:B:1096:VAL:HG11	1.88	0.55
2:C:979:ASP:O	2:C:983:ARG:HB2	2.06	0.55
2:A:1077:THR:OG1	2:A:1078:ALA:N	2.38	0.55
2:B:212:LEU:HD12	2:B:215:ASP:HA	1.87	0.55
2:C:756:TYR:HB3	2:C:759:PHE:HD2	1.71	0.55
2:A:131:CYS:HA	2:A:166:CYS:HA	1.89	0.54
2:C:580:GLN:O	2:C:582:LEU:N	2.41	0.54
2:A:41:LYS:HG2	2:B:564:GLN:HG2	1.88	0.54
2:A:355:ARG:NH2	2:A:398:ASP:OD2	2.40	0.54
2:A:372:ALA:H	2:A:375:PHE:HE2	1.54	0.54
2:A:1040:VAL:HG21	2:C:1035:GLY:HA3	1.88	0.54
2:B:338:PHE:HD1	2:B:342:PHE:CE2	2.26	0.54
2:C:189:LEU:HB2	2:C:208:THR:HB	1.90	0.54
2:B:117:LEU:HD22	2:B:119:ILE:HD11	1.88	0.54
2:B:287:ASP:OD1	2:B:288:ALA:N	2.41	0.54
2:A:713:ALA:HB3	2:C:894:LEU:HB3	1.90	0.54
2:C:902:MET:HB3	2:C:916:LEU:HD11	1.89	0.54
1:I:42:PRO:HD3	1:I:93:ALA:HB2	1.90	0.54
2:B:64:TRP:O	2:B:65:PHE:C	2.46	0.54
2:B:80:ASP:O	2:B:81:ASN:C	2.46	0.54
2:B:115:GLN:HB2	2:B:233:ILE:HG13	1.89	0.54
2:B:350:VAL:HA	2:B:400:PHE:HB2	1.88	0.54
2:C:290:ASP:OD1	2:C:291:CYS:N	2.40	0.54
2:B:119:ILE:HG12	2:B:128:ILE:HG23	1.90	0.54
2:B:159:VAL:O	2:B:160:TYR:C	2.46	0.54
2:B:290:ASP:OD1	2:B:291:CYS:N	2.41	0.54
2:C:563:GLN:O	2:C:577:ARG:NH1	2.41	0.54
2:C:621:PRO:HA	2:C:624:ILE:HG23	1.90	0.54
1:I:40:GLN:HB3	1:I:46:ARG:HD3	1.89	0.54
2:A:378:LYS:HG3	2:A:433:VAL:HB	1.89	0.54
2:A:621:PRO:HA	2:A:624:ILE:HG23	1.89	0.54

Continued on next page...

Continued from previous page...

Atom-1	Atom-2	Interatomic distance (Å)	Clash overlap (Å)
2:C:762:GLN:HE22	2:C:765:ARG:HH12	1.56	0.54
2:B:792:PRO:O	2:B:795:LYS:NZ	2.41	0.53
2:B:295:PRO:O	2:B:299:THR:HG23	2.07	0.53
1:I:40:GLN:HB3	1:I:46:ARG:HA	1.89	0.53
2:A:497:PHE:CZ	2:A:507:PRO:HB3	2.44	0.53
2:B:726:ILE:HD12	2:B:1061:VAL:HG22	1.90	0.53
2:B:64:TRP:CE3	2:B:263:ALA:HB3	2.43	0.53
2:B:773:GLU:HG3	2:B:1019:ARG:NH2	2.23	0.53
2:A:30:ASN:HA	2:A:61:ASN:HA	1.90	0.53
2:A:177:MET:O	2:A:190:ARG:NH2	2.34	0.53
2:C:326:ILE:HG12	2:C:539:VAL:HG11	1.89	0.53
2:A:190:ARG:HE	2:A:207:HIS:HB2	1.73	0.53
2:B:256:SER:HA	2:B:259:THR:HG22	1.90	0.53
2:B:454:ARG:HD3	2:B:457:ARG:HG3	1.89	0.53
2:A:617:CYS:HA	2:A:621:PRO:HD2	1.89	0.53
2:A:1119:ASN:ND2	2:A:1119:ASN:O	2.42	0.53
2:C:971:GLY:O	2:C:995:ARG:NH1	2.41	0.53
1:I:73:ARG:HH21	2:C:503:VAL:HG11	1.73	0.53
2:B:501:TYR:HB3	2:B:505:HIS:HB2	1.91	0.53
2:C:978:ASN:HA	2:C:981:LEU:HG	1.91	0.53
2:B:777:ASN:HD21	2:B:1019:ARG:HA	1.73	0.53
2:B:1049:LEU:HD11	2:B:1067:TYR:HB2	1.91	0.53
2:C:98:SER:O	2:C:102:ARG:NH2	2.42	0.53
2:A:578:ASP:OD1	2:A:581:THR:N	2.37	0.52
2:A:620:VAL:CG2	2:A:621:PRO:HD3	2.39	0.52
2:C:328:ARG:NH1	2:C:328:ARG:CA	2.71	0.52
2:A:29:THR:O	2:A:61:ASN:HA	2.09	0.52
2:B:33:THR:OG1	2:B:219:GLY:O	2.26	0.52
2:B:63:THR:HB	2:B:65:PHE:CD1	2.40	0.52
2:B:133:PHE:HA	2:B:162:SER:CA	2.39	0.52
2:B:1142:GLN:HB3	2:B:1143:PRO:HD3	1.90	0.52
2:C:128:ILE:HG12	2:C:170:TYR:HB3	1.91	0.52
2:A:331:ASN:O	2:A:333:THR:N	2.41	0.52
2:A:431:GLY:HA3	2:A:514:SER:HA	1.91	0.52
2:C:344:ALA:HB3	2:C:347:PHE:HE1	1.72	0.52
2:B:985:ASP:HB2	2:B:987:PRO:HD2	1.91	0.52
2:B:1141:LEU:HG	2:B:1145:LEU:HD23	1.90	0.52
2:A:102:ARG:HG3	2:A:243:ALA:HB3	1.91	0.52
2:A:206:LYS:HB3	2:A:223:LEU:HD23	1.90	0.52
2:A:1091:ARG:NH2	2:A:1118:ASP:O	2.42	0.52
2:A:1097:SER:HB3	2:A:1102:TRP:CE3	2.44	0.52

Continued on next page...

Continued from previous page...

Atom-1	Atom-2	Interatomic distance (Å)	Clash overlap (Å)
2:A:29:THR:CA	2:A:260:ALA:HA	2.32	0.52
2:A:485:GLY:H	2:A:488:CYS:HB2	1.74	0.52
2:A:644:GLN:NE2	2:A:645:THR:O	2.43	0.52
2:B:662:CYS:HB2	2:B:697:MET:SD	2.49	0.52
2:B:516:GLU:HB3	2:B:518:LEU:HG	1.92	0.52
2:C:96:GLU:HG2	2:C:101:ILE:HB	1.92	0.52
2:B:298:GLU:HG2	2:B:315:THR:HB	1.92	0.52
2:C:454:ARG:HD2	2:C:457:ARG:HH21	1.75	0.52
2:C:598:ILE:HG23	2:C:664:ILE:HG21	1.92	0.52
2:B:328:ARG:C	2:B:330:PRO:HD3	2.30	0.52
2:B:739:THR:O	2:B:743:CYS:N	2.35	0.52
2:A:50:SER:HA	2:A:276:LEU:HA	1.92	0.51
2:A:104:TRP:HE3	2:A:119:ILE:HB	1.75	0.51
2:A:538:CYS:HB3	2:A:551:VAL:HG22	1.93	0.51
2:A:784:GLN:OE1	2:A:1030:SER:OG	2.26	0.51
2:B:131:CYS:SG	2:B:167:THR:HG22	2.50	0.51
2:B:159:VAL:O	2:B:161:SER:N	2.43	0.51
2:B:715:PRO:HA	2:B:1072:GLU:HA	1.92	0.51
1:I:19:LEU:H	1:I:84:MET:HG3	1.76	0.51
1:I:28:TRP:HB3	2:C:375:PHE:CE1	2.45	0.51
2:A:295:PRO:O	2:A:299:THR:HG23	2.10	0.51
2:C:278:LYS:HG2	2:C:287:ASP:H	1.75	0.51
2:A:748:GLU:O	2:A:752:LEU:HG	2.10	0.51
2:A:867:ASP:OD1	2:A:867:ASP:N	2.42	0.51
2:A:977:LEU:HD22	2:A:993:ILE:HD12	1.92	0.51
2:B:73:THR:O	2:B:74:ASN:C	2.49	0.51
2:B:636:TYR:O	2:B:637:SER:C	2.49	0.51
2:A:37:TYR:OH	2:A:54:LEU:O	2.28	0.51
2:A:111:ASP:O	2:A:113:LYS:N	2.44	0.51
2:A:330:PRO:O	2:A:579:PRO:HB2	2.10	0.51
2:A:752:LEU:O	2:A:755:GLN:NE2	2.44	0.51
2:A:773:GLU:OE2	2:A:773:GLU:HA	2.10	0.51
2:B:338:PHE:CE2	2:B:364:ASP:HB3	2.43	0.51
2:C:305:SER:OG	2:C:307:THR:O	2.27	0.51
2:A:129:LYS:HG2	2:A:166:CYS:HB3	1.92	0.51
2:A:201:PHE:HB2	2:A:229:LEU:HD22	1.93	0.51
2:A:402:ILE:HG21	2:A:410:ILE:HG13	1.93	0.51
2:B:43:PHE:CE1	2:B:283:GLY:HA3	2.46	0.51
2:B:922:LEU:HD11	3:R:1:NAG:H5	1.93	0.51
2:C:287:ASP:HB3	2:C:306:PHE:HE2	1.74	0.51
2:C:973:ILE:HG21	2:C:983:ARG:HH22	1.76	0.51

Continued on next page...

Continued from previous page...

Atom-1	Atom-2	Interatomic distance (Å)	Clash overlap (Å)
2:C:406:GLU:OE1	2:C:495:TYR:OH	2.28	0.51
2:C:1077:THR:OG1	2:C:1078:ALA:N	2.44	0.51
2:A:454:ARG:NH1	2:A:469:SER:O	2.44	0.51
2:A:656:VAL:HG22	2:A:693:ILE:HB	1.91	0.51
2:C:345:THR:HB	2:C:441:LEU:HD22	1.91	0.51
2:A:66:HIS:HA	2:A:263:ALA:HB1	1.93	0.51
2:B:191:GLU:HB2	2:B:223:LEU:HD21	1.92	0.51
2:C:736:VAL:HG22	2:C:767:LEU:HD12	1.93	0.51
2:A:105:ILE:HD11	2:A:116:SER:HB2	1.93	0.51
2:A:432:CYS:HB2	2:A:513:LEU:HG	1.92	0.50
2:A:1145:LEU:HD11	2:C:1145:LEU:HD12	1.93	0.50
2:B:119:ILE:HG23	2:B:128:ILE:HG23	1.92	0.50
2:B:1139:ASP:OD2	2:B:1142:GLN:N	2.42	0.50
2:A:244:LEU:O	2:A:246:ARG:N	2.44	0.50
2:C:351:TYR:HA	2:C:353:TRP:CZ3	2.45	0.50
2:A:68:ILE:CD1	2:A:252:GLY:HA2	2.41	0.50
2:A:976:VAL:HG13	2:A:979:ASP:HB2	1.92	0.50
2:A:1051:SER:OG	2:A:1064:HIS:ND1	2.41	0.50
2:B:336:CYS:HB3	2:B:338:PHE:CE2	2.46	0.50
2:B:582:LEU:O	2:B:583:GLU:C	2.49	0.50
2:B:1077:THR:OG1	2:B:1078:ALA:N	2.43	0.50
1:I:72:SER:O	1:I:81:TYR:N	2.39	0.50
2:A:96:GLU:HB2	2:A:100:ILE:HB	1.93	0.50
2:A:139:PRO:HA	2:A:157:PHE:HA	1.92	0.50
2:B:270:LEU:H	2:B:270:LEU:HD12	1.77	0.50
2:B:1054:GLN:N	2:B:1061:VAL:O	2.43	0.50
2:C:327:VAL:O	2:C:530:SER:HB2	2.10	0.50
1:I:19:LEU:H	1:I:84:MET:HB2	1.77	0.50
2:A:703:ASN:O	2:C:789:TYR:HA	2.12	0.50
2:B:336:CYS:O	2:B:338:PHE:N	2.44	0.50
2:B:473:TYR:HB3	2:B:491:PRO:HD3	1.94	0.50
1:I:102:MET:HG3	1:I:105:LEU:HD22	1.94	0.50
2:A:290:ASP:OD1	2:A:291:CYS:N	2.42	0.50
2:A:724:THR:HB	2:A:934:ILE:HD11	1.93	0.50
2:C:106:PHE:HB2	2:C:117:LEU:HB2	1.93	0.50
2:A:43:PHE:N	2:B:565:PHE:O	2.38	0.50
2:A:104:TRP:HB3	2:A:238:PHE:HE1	1.77	0.50
2:C:455:LEU:H	2:C:493:GLN:HE22	1.58	0.50
2:C:1115:ILE:HG22	2:C:1137:VAL:HG23	1.94	0.50
2:A:1123:SER:O	2:A:1123:SER:OG	2.29	0.50
2:C:807:PRO:HG3	2:C:875:SER:HB2	1.92	0.50

Continued on next page...

Continued from previous page...

Atom-1	Atom-2	Interatomic distance (Å)	Clash overlap (Å)
2:A:551:VAL:N	2:A:588:THR:O	2.32	0.49
2:A:894:LEU:HD13	2:B:715:PRO:HD3	1.93	0.49
2:B:339:ASP:HA	2:B:343:ASN:HB2	1.94	0.49
2:B:401:VAL:O	2:B:495:TYR:OH	2.22	0.49
2:B:1005:GLN:CD	2:C:1002:GLN:HE22	2.15	0.49
2:C:1116:THR:OG1	2:C:1118:ASP:OD1	2.24	0.49
2:B:167:THR:HB	2:B:231:ILE:HD13	1.93	0.49
2:B:624:ILE:HG22	2:B:628:GLN:CG	2.42	0.49
2:B:1100:THR:OG1	2:B:1101:HIS:N	2.44	0.49
2:C:905:ARG:NH1	2:C:1049:LEU:O	2.44	0.49
2:A:592:PHE:HZ	2:C:857:GLY:H	1.60	0.49
2:B:43:PHE:HB3	2:C:566:GLY:HA2	1.92	0.49
2:B:347:PHE:HZ	2:B:511:VAL:HG22	1.78	0.49
2:B:770:ILE:HD11	2:B:1012:LEU:HA	1.93	0.49
2:B:864:LEU:HA	2:C:667:GLY:HA2	1.94	0.49
2:C:453:TYR:HB3	2:C:495:TYR:CE2	2.48	0.49
2:C:393:THR:CA	2:C:522:ALA:HA	2.39	0.49
2:A:326:ILE:HD11	2:A:328:ARG:HB2	1.94	0.49
2:B:130:VAL:HG12	2:B:131:CYS:H	1.78	0.49
2:C:573:THR:O	2:C:573:THR:OG1	2.30	0.49
2:A:132:GLU:HB2	2:A:164:ASN:HB2	1.95	0.49
2:A:165:ASN:O	2:A:166:CYS:C	2.51	0.49
2:B:452:ARG:HG3	2:B:494:SER:HA	1.93	0.49
2:B:985:ASP:N	2:B:985:ASP:OD1	2.44	0.49
2:A:967:SER:N	2:B:571:ASP:OD2	2.46	0.49
2:B:789:TYR:HA	2:C:703:ASN:O	2.13	0.49
2:C:434:ILE:N	2:C:511:VAL:O	2.33	0.49
2:A:448:ASN:HB3	2:A:497:PHE:HB2	1.93	0.49
2:B:905:ARG:HH11	2:B:905:ARG:HG2	1.76	0.49
2:B:64:TRP:HB3	2:B:263:ALA:CB	2.42	0.49
2:A:350:VAL:HA	2:A:400:PHE:HB2	1.94	0.48
2:B:64:TRP:CZ3	2:B:266:TYR:HE1	2.31	0.48
2:B:759:PHE:HZ	2:C:1002:GLN:HG3	1.78	0.48
2:C:141:LEU:HD23	2:C:141:LEU:H	1.77	0.48
2:C:748:GLU:OE1	2:C:748:GLU:N	2.39	0.48
1:I:38:PHE:CD2	1:I:111:VAL:HG21	2.48	0.48
2:A:916:LEU:HD12	2:A:923:ILE:HD12	1.95	0.48
2:B:200:TYR:CE1	2:B:230:PRO:HB3	2.48	0.48
2:C:170:TYR:HE1	2:C:172:SER:HB2	1.77	0.48
2:C:322:PRO:HG3	2:C:549:THR:HG21	1.94	0.48
2:C:431:GLY:HA2	2:C:515:PHE:CD2	2.48	0.48

Continued on next page...

Continued from previous page...

Atom-1	Atom-2	Interatomic distance (Å)	Clash overlap (Å)
2:C:431:GLY:HA2	2:C:515:PHE:CE2	2.48	0.48
2:C:454:ARG:HD2	2:C:457:ARG:NH2	2.27	0.48
1:I:5:LEU:O	1:I:116:GLN:NE2	2.46	0.48
2:C:319:ARG:NH2	2:C:590:CYS:SG	2.86	0.48
2:C:392:PHE:HB3	2:C:515:PHE:HB3	1.95	0.48
2:C:542:ASN:O	2:C:543:PHE:C	2.51	0.48
2:A:563:GLN:HA	2:C:41:LYS:HB3	1.95	0.48
2:B:325:SER:HB2	2:B:539:VAL:HG12	1.95	0.48
2:C:64:TRP:HB2	2:C:66:HIS:NE2	2.28	0.48
2:A:814:LYS:HA	2:A:814:LYS:HD3	1.62	0.48
2:C:340:GLU:O	2:C:341:VAL:C	2.50	0.48
2:C:454:ARG:NH2	2:C:469:SER:O	2.47	0.48
1:I:31:THR:OG1	1:I:101:ASP:OD1	2.22	0.48
2:B:121:ASN:HA	2:B:126:VAL:HG12	1.95	0.48
2:C:109:THR:OG1	2:C:111:ASP:OD1	2.27	0.48
2:C:115:GLN:HB2	2:C:233:ILE:HG12	1.96	0.48
2:C:170:TYR:CE1	2:C:172:SER:HB2	2.48	0.48
2:C:901:GLN:O	2:C:905:ARG:HG2	2.13	0.48
2:A:327:VAL:HG23	2:A:531:THR:CA	2.39	0.48
2:A:332:ILE:O	2:A:334:ASN:N	2.46	0.48
2:A:931:ILE:O	2:A:934:ILE:HG22	2.14	0.48
2:C:111:ASP:OD1	2:C:114:THR:OG1	2.32	0.48
2:C:182:LYS:O	2:C:183:GLN:HG3	2.14	0.48
2:C:634:ARG:O	2:C:637:SER:OG	2.21	0.48
2:B:37:TYR:OH	2:B:195:LYS:NZ	2.46	0.48
2:C:338:PHE:O	2:C:339:ASP:C	2.52	0.48
2:A:756:TYR:OH	2:A:998:THR:HG22	2.14	0.48
2:B:142:ASP:OD2	2:B:245:HIS:HA	2.14	0.48
2:B:654:GLU:OE1	2:B:654:GLU:N	2.47	0.48
2:A:543:PHE:O	2:A:546:LEU:HB2	2.14	0.47
2:A:1107:ARG:HG2	2:C:904:TYR:CE2	2.49	0.47
2:A:132:GLU:CD	2:A:164:ASN:HB2	2.34	0.47
2:A:1138:TYR:HE1	2:A:1143:PRO:HG2	1.79	0.47
2:C:849:LEU:HD23	2:C:852:ALA:HB2	1.94	0.47
2:A:146:HIS:HD1	2:A:146:HIS:H	1.62	0.47
2:B:93:ALA:HA	2:B:190:ARG:O	2.13	0.47
2:B:624:ILE:HD11	2:B:637:SER:HA	1.96	0.47
2:B:1098:ASN:HD21	2:B:1101:HIS:HB2	1.78	0.47
2:C:65:PHE:CE2	2:C:82:PRO:HG2	2.49	0.47
2:A:232:GLY:HA3	4:A:1302:NAG:H62	1.96	0.47
2:A:434:ILE:HB	2:A:511:VAL:HB	1.96	0.47

Continued on next page...

Continued from previous page...

Atom-1	Atom-2	Interatomic distance (Å)	Clash overlap (Å)
2:B:759:PHE:CZ	2:C:1002:GLN:HG3	2.49	0.47
2:A:328:ARG:HD3	2:A:531:THR:OG1	2.14	0.47
2:B:804:GLN:NE2	2:B:935:GLN:OE1	2.30	0.47
2:C:335:LEU:HA	2:C:360:ASN:CA	2.39	0.47
2:C:973:ILE:HD11	2:C:992:GLN:HG3	1.97	0.47
2:B:118:LEU:O	2:B:120:VAL:HG13	2.14	0.47
2:B:280:ASN:OD1	2:B:281:GLU:HG3	2.13	0.47
2:A:257:GLY:C	2:A:259:THR:N	2.68	0.47
2:A:375:PHE:HB3	2:A:436:TRP:HB3	1.96	0.47
2:A:393:THR:OG1	2:A:394:ASN:N	2.47	0.47
2:A:1028:LYS:NZ	2:A:1042:PHE:O	2.48	0.47
2:B:435:ALA:HA	2:B:509:ARG:O	2.14	0.47
2:B:633:TRP:C	2:B:635:VAL:H	2.18	0.47
2:A:229:LEU:HD23	2:A:231:ILE:H	1.80	0.47
2:C:1146:ASP:O	2:C:1150:GLU:N	2.46	0.47
2:A:884:SER:O	2:A:887:THR:OG1	2.29	0.47
2:A:984:LEU:HB3	2:A:989:ALA:HB2	1.97	0.47
2:A:1082:CYS:HB2	2:A:1126:CYS:HB2	1.85	0.47
2:B:58:PHE:CE1	2:B:290:ASP:HB2	2.49	0.47
2:B:196:ASN:O	2:B:197:ILE:HD13	2.14	0.47
2:B:676:THR:HB	2:B:690:GLN:HG2	1.97	0.47
1:I:101:ASP:N	1:I:112:ASP:OD2	2.47	0.47
2:C:104:TRP:HE3	2:C:119:ILE:HB	1.79	0.47
2:C:167:THR:HG22	2:C:168:PHE:N	2.21	0.47
2:A:120:VAL:HG22	2:A:157:PHE:HZ	1.80	0.46
2:A:248:TYR:O	2:A:249:LEU:C	2.54	0.46
2:B:318:PHE:CD1	2:B:629:LEU:HA	2.50	0.46
2:B:318:PHE:HD1	2:B:629:LEU:HA	1.80	0.46
2:B:497:PHE:CE1	2:B:507:PRO:HB3	2.50	0.46
2:C:38:TYR:CE1	2:C:224:GLU:HG3	2.50	0.46
2:C:97:LYS:HG2	2:C:100:ILE:HD11	1.97	0.46
1:I:65:VAL:HB	1:I:69:PHE:CD1	2.49	0.46
2:A:132:GLU:OE2	2:A:164:ASN:ND2	2.48	0.46
2:B:289:VAL:HG21	2:B:300:LYS:HD2	1.96	0.46
2:C:96:GLU:HB2	2:C:100:ILE:HB	1.97	0.46
2:A:106:PHE:HD2	2:A:235:ILE:HG21	1.80	0.46
2:A:244:LEU:HB3	2:A:247:SER:HB3	1.98	0.46
2:A:457:ARG:NH1	2:A:467:ASP:HB3	2.30	0.46
2:B:256:SER:O	2:B:258:TRP:N	2.48	0.46
2:B:258:TRP:O	2:B:259:THR:C	2.52	0.46
2:B:722:VAL:HG22	2:B:1065:VAL:HG22	1.97	0.46

Continued on next page...

Continued from previous page...

Atom-1	Atom-2	Interatomic distance (Å)	Clash overlap (Å)
1:I:39:ARG:HG3	1:I:95:TYR:HD1	1.79	0.46
2:A:349:SER:HA	2:A:451:TYR:OH	2.15	0.46
2:A:534:VAL:HG21	2:A:539:VAL:HG21	1.97	0.46
2:B:359:SER:HB3	2:B:394:ASN:HA	1.98	0.46
2:B:596:SER:OG	2:B:613:GLN:OE1	2.27	0.46
2:C:193:VAL:HB	2:C:204:TYR:HB2	1.97	0.46
2:C:454:ARG:HE	2:C:491:PRO:HB2	1.80	0.46
2:A:107:GLY:N	2:A:235:ILE:HD12	2.31	0.46
2:B:116:SER:OG	2:B:117:LEU:N	2.49	0.46
2:B:294:ASP:OD1	2:B:295:PRO:HD2	2.15	0.46
2:A:131:CYS:HB2	2:A:166:CYS:HB3	1.55	0.46
2:A:767:LEU:HD23	2:A:767:LEU:HA	1.78	0.46
2:A:869:MET:HB2	2:B:699:LEU:HD21	1.98	0.46
2:B:544:ASN:C	2:B:546:LEU:H	2.18	0.46
2:B:1125:ASN:OD1	2:B:1125:ASN:N	2.39	0.46
2:C:368:LEU:H	2:C:368:LEU:HD23	1.80	0.46
2:C:412:PRO:HB3	2:C:427:ASP:HA	1.97	0.46
2:A:350:VAL:HG22	2:A:422:ASN:HB3	1.98	0.46
2:B:117:LEU:O	2:B:119:ILE:N	2.47	0.46
2:C:133:PHE:CE1	2:C:160:TYR:HB2	2.51	0.46
2:C:453:TYR:HB3	2:C:495:TYR:HE2	1.81	0.46
2:A:61:ASN:HD21	2:A:258:TRP:C	2.19	0.46
2:A:170:TYR:OH	2:A:230:PRO:HD2	2.16	0.46
2:A:383:SER:O	2:A:387:LEU:N	2.49	0.46
2:B:36:VAL:HG11	2:B:220:PHE:CE2	2.51	0.46
2:C:157:PHE:CE2	2:C:159:VAL:HG13	2.51	0.46
2:C:821:LEU:HD22	2:C:935:GLN:HG3	1.98	0.46
2:A:376:ALA:HB3	2:A:435:ALA:HB3	1.98	0.46
2:A:864:LEU:HA	2:B:667:GLY:HA2	1.98	0.46
2:B:878:LEU:O	2:B:882:ILE:HG12	2.15	0.46
2:A:72:GLY:N	2:A:78:ARG:O	2.49	0.46
2:A:326:ILE:HA	2:A:532:ASN:HD22	1.81	0.46
2:B:601:GLY:O	2:B:602:THR:C	2.54	0.46
2:B:894:LEU:HD13	2:C:715:PRO:HD3	1.98	0.46
2:B:988:GLU:O	2:B:991:VAL:HG12	2.16	0.46
2:C:196:ASN:ND2	2:C:199:GLY:O	2.46	0.46
2:C:371:PHE:HZ	2:C:436:TRP:CE3	2.34	0.46
2:A:81:ASN:HD21	2:A:242:LEU:HD12	1.81	0.45
2:A:84:LEU:HD12	2:A:238:PHE:CD2	2.51	0.45
2:A:378:LYS:H	2:A:378:LYS:HG2	1.57	0.45
2:B:139:PRO:HA	2:B:157:PHE:HA	1.97	0.45

Continued on next page...

Continued from previous page...

Atom-1	Atom-2	Interatomic distance (Å)	Clash overlap (Å)
2:B:558:LYS:HE3	2:B:558:LYS:HB3	1.63	0.45
2:A:283:GLY:HA3	2:B:560:LEU:HD11	1.98	0.45
2:A:650:LEU:HD23	2:A:653:ALA:HB3	1.96	0.45
2:B:50:SER:HB2	2:B:276:LEU:HD12	1.98	0.45
2:C:276:LEU:HD22	2:C:301:CYS:HA	1.98	0.45
2:C:581:THR:O	2:C:582:LEU:C	2.54	0.45
2:A:229:LEU:HD21	2:A:231:ILE:HB	1.99	0.45
2:C:391:CYS:HA	2:C:524:VAL:O	2.17	0.45
2:C:434:ILE:O	2:C:511:VAL:N	2.28	0.45
1:I:19:LEU:H	1:I:84:MET:CB	2.30	0.45
2:A:66:HIS:CE1	2:A:263:ALA:HA	2.51	0.45
2:A:589:PRO:HG3	2:C:855:PHE:HD1	1.80	0.45
2:B:234:ASN:OD1	2:B:234:ASN:N	2.49	0.45
2:C:282:ASN:HB2	2:C:284:THR:HG23	1.99	0.45
2:B:64:TRP:CH2	2:B:266:TYR:HE1	2.35	0.45
2:B:121:ASN:ND2	2:B:176:LEU:HB2	2.32	0.45
2:B:523:THR:O	2:B:525:CYS:N	2.46	0.45
2:B:600:PRO:HB3	2:B:674:TYR:HB2	1.99	0.45
2:B:712:ILE:O	2:B:1075:PHE:N	2.49	0.45
1:I:75:ASN:ND2	2:C:501:TYR:O	2.46	0.45
2:A:97:LYS:H	2:A:100:ILE:HD13	1.82	0.45
2:A:372:ALA:HB3	2:A:375:PHE:HD2	1.81	0.45
2:A:624:ILE:HD11	2:A:637:SER:HA	1.99	0.45
2:A:1054:GLN:N	2:A:1061:VAL:O	2.48	0.45
2:B:200:TYR:HB2	2:B:202:LYS:HE3	1.99	0.45
2:B:616:ASN:HB3	2:B:619:GLU:HG3	1.98	0.45
2:C:393:THR:HB	2:C:522:ALA:HA	1.98	0.45
2:C:435:ALA:HB2	2:C:510:VAL:HG13	1.98	0.45
2:C:630:THR:OG1	2:C:631:PRO:HD3	2.17	0.45
2:A:30:ASN:HA	2:A:61:ASN:CB	2.45	0.45
2:A:591:SER:O	2:A:591:SER:OG	2.32	0.45
2:A:792:PRO:HG2	2:B:707:TYR:HB3	1.98	0.45
2:B:137:ASN:HB2	2:B:159:VAL:CA	2.35	0.45
2:B:277:LEU:HD23	2:B:285:ILE:HD13	1.98	0.45
2:C:543:PHE:O	2:C:544:ASN:C	2.55	0.45
2:A:351:TYR:HB2	2:A:454:ARG:HH21	1.82	0.45
2:A:442:ASP:O	2:A:448:ASN:ND2	2.50	0.45
2:A:462:LYS:HA	2:A:462:LYS:HD3	1.83	0.45
2:A:709:ASN:OD1	2:A:709:ASN:N	2.50	0.45
2:A:929:SER:O	2:A:933:LYS:HG2	2.17	0.45
2:C:419:ALA:O	2:C:424:LYS:NZ	2.49	0.45

Continued on next page...

Continued from previous page...

Atom-1	Atom-2	Interatomic distance (Å)	Clash overlap (Å)
2:C:1096:VAL:HG21	2:C:1110:TYR:HE1	1.82	0.45
2:A:39:PRO:HG3	2:A:51:THR:HG21	1.99	0.45
2:A:52:GLN:HA	2:A:274:THR:HA	1.99	0.45
2:A:598:ILE:N	2:A:609:ALA:O	2.43	0.45
2:B:236:THR:O	2:B:237:ARG:HG2	2.17	0.45
2:B:1035:GLY:HA3	2:C:1040:VAL:HG21	1.98	0.45
2:C:986:PRO:N	2:C:987:PRO:HD2	2.32	0.45
2:A:444:LYS:H	2:A:448:ASN:HB2	1.82	0.44
2:A:821:LEU:HD13	2:A:935:GLN:HG3	1.98	0.44
2:C:802:PHE:HD1	2:C:805:ILE:HD11	1.82	0.44
2:C:1082:CYS:HB2	2:C:1126:CYS:HB2	1.93	0.44
1:I:39:ARG:HG2	1:I:40:GLN:N	2.31	0.44
2:B:560:LEU:O	2:B:577:ARG:NH2	2.49	0.44
2:C:289:VAL:HG21	2:C:300:LYS:HD2	1.97	0.44
2:C:328:ARG:NH1	2:C:328:ARG:CG	2.77	0.44
2:C:543:PHE:HD2	2:C:579:PRO:HD3	1.82	0.44
1:I:94:THR:OG1	1:I:119:GLN:OE1	2.34	0.44
2:A:295:PRO:HG3	2:A:633:TRP:CE2	2.52	0.44
2:A:631:PRO:O	2:A:632:THR:OG1	2.30	0.44
2:C:220:PHE:HE2	2:C:285:ILE:HG22	1.82	0.44
2:A:650:LEU:HD11	2:A:666:ILE:HD13	1.98	0.44
2:A:708:SER:OG	2:A:709:ASN:N	2.50	0.44
2:A:789:TYR:HA	2:B:703:ASN:O	2.16	0.44
2:A:904:TYR:OH	2:B:1094:VAL:HB	2.18	0.44
2:B:80:ASP:HB3	2:B:81:ASN:H	1.63	0.44
2:B:216:LEU:HG	2:B:266:TYR:OH	2.16	0.44
2:B:598:ILE:HG23	2:B:664:ILE:HG21	1.99	0.44
2:C:393:THR:OG1	2:C:394:ASN:N	2.50	0.44
2:C:433:VAL:HG12	2:C:512:VAL:HG22	1.99	0.44
2:C:474:GLN:HA	2:C:488:CYS:SG	2.57	0.44
2:A:105:ILE:HB	2:A:241:LEU:HD21	1.98	0.44
2:A:1097:SER:HB3	2:A:1102:TRP:CD2	2.52	0.44
2:A:207:HIS:CD2	2:A:209:PRO:HD3	2.52	0.44
2:A:435:ALA:HA	2:A:509:ARG:O	2.18	0.44
4:A:1307:NAG:H61	2:C:794:ILE:HG12	1.98	0.44
2:B:63:THR:C	2:B:65:PHE:H	2.21	0.44
2:B:743:CYS:HB3	2:B:749:CYS:HB3	1.82	0.44
2:C:96:GLU:OE1	2:C:100:ILE:N	2.50	0.44
2:C:546:LEU:HD11	2:C:565:PHE:CE1	2.53	0.44
2:C:767:LEU:HD23	2:C:767:LEU:HA	1.76	0.44
2:C:969:LYS:HE3	2:C:974:SER:HA	1.98	0.44

Continued on next page...

Continued from previous page...

Atom-1	Atom-2	Interatomic distance (Å)	Clash overlap (Å)
2:A:280:ASN:N	2:A:284:THR:O	2.37	0.44
2:B:189:LEU:HD21	2:B:212:LEU:HD13	1.99	0.44
2:C:392:PHE:HD1	2:C:517:LEU:HD11	1.81	0.44
2:A:131:CYS:SG	2:A:163:ALA:O	2.76	0.44
2:A:714:ILE:HD11	2:A:1094:VAL:HG11	1.99	0.44
2:B:58:PHE:HE1	2:B:290:ASP:HB2	1.83	0.44
2:B:202:LYS:HA	2:B:228:ASP:HA	1.99	0.44
2:B:767:LEU:HD23	2:B:767:LEU:HA	1.82	0.44
2:A:77:LYS:NZ	2:A:80:ASP:HB3	2.33	0.44
2:A:112:SER:HA	2:A:132:GLU:HG2	2.00	0.44
2:A:715:PRO:HA	2:A:1072:GLU:HA	2.00	0.44
2:A:898:PHE:O	2:A:899:PRO:C	2.56	0.44
2:B:204:TYR:HA	2:B:225:PRO:HA	1.99	0.44
2:B:462:LYS:HA	2:B:462:LYS:HD3	1.71	0.44
2:C:233:ILE:HD12	2:C:233:ILE:HA	1.93	0.44
2:C:350:VAL:HG21	2:C:418:ILE:CG1	2.42	0.44
1:I:17:GLY:O	1:I:87:LEU:N	2.44	0.43
2:A:177:MET:H	2:A:177:MET:HG3	1.68	0.43
2:A:433:VAL:HG13	2:A:510:VAL:HG13	2.00	0.43
2:C:811:LYS:HE3	2:C:811:LYS:HB2	1.65	0.43
1:I:15:PRO:HB3	1:I:89:ALA:HB2	2.00	0.43
1:I:28:TRP:HB3	2:C:375:PHE:HE1	1.83	0.43
2:A:788:ILE:HG23	2:A:876:ALA:HB2	1.99	0.43
2:B:294:ASP:H	2:B:297:SER:HB2	1.83	0.43
2:B:1094:VAL:HG13	2:B:1096:VAL:HG13	2.00	0.43
2:C:126:VAL:HG13	2:C:174:PRO:HA	2.00	0.43
2:C:762:GLN:HE22	2:C:765:ARG:NH1	2.16	0.43
2:A:222:ALA:HB2	2:A:285:ILE:HB	2.00	0.43
2:A:462:LYS:HB2	2:A:465:GLU:HB2	1.99	0.43
2:A:566:GLY:HA2	2:C:43:PHE:H	1.84	0.43
2:A:877:LEU:HD12	2:A:877:LEU:HA	1.87	0.43
2:A:898:PHE:HB3	2:A:899:PRO:HD3	2.00	0.43
2:A:919:ASN:O	2:A:923:ILE:HG13	2.18	0.43
2:A:1073:LYS:HE2	2:A:1073:LYS:HB3	1.38	0.43
2:C:849:LEU:HG	2:C:851:CYS:N	2.31	0.43
2:A:276:LEU:HD13	2:A:304:LYS:HZ2	1.83	0.43
2:A:328:ARG:NH1	2:A:578:ASP:OD2	2.51	0.43
2:A:394:ASN:OD1	2:A:394:ASN:N	2.51	0.43
2:A:997:ILE:HD13	2:A:997:ILE:HA	1.77	0.43
2:B:1126:CYS:SG	2:B:1126:CYS:O	2.76	0.43
2:C:244:LEU:HG	2:C:246:ARG:H	1.84	0.43

Continued on next page...

Continued from previous page...

Atom-1	Atom-2	Interatomic distance (Å)	Clash overlap (Å)
2:C:290:ASP:O	2:C:297:SER:HB3	2.18	0.43
2:C:418:ILE:HA	2:C:422:ASN:HB2	2.00	0.43
2:C:441:LEU:HD23	2:C:441:LEU:HA	1.78	0.43
2:C:599:THR:HB	2:C:608:VAL:HG12	1.99	0.43
2:A:94:SER:HB2	2:A:265:TYR:HB2	1.99	0.43
2:A:106:PHE:HB3	2:A:235:ILE:HG23	2.00	0.43
2:A:432:CYS:N	2:A:513:LEU:O	2.48	0.43
2:B:290:ASP:CG	2:B:292:ALA:H	2.18	0.43
2:B:320:VAL:HA	2:B:628:GLN:OE1	2.18	0.43
2:B:330:PRO:HA	2:B:579:PRO:CB	2.36	0.43
2:B:978:ASN:O	2:B:981:LEU:HG	2.19	0.43
2:A:150:LYS:HA	2:A:150:LYS:HD2	1.75	0.43
2:B:37:TYR:HB3	2:B:223:LEU:HB2	2.01	0.43
2:B:622:VAL:HG21	2:B:642:VAL:HG11	2.01	0.43
2:C:531:THR:HB	2:C:532:ASN:H	1.54	0.43
2:C:850:ILE:HG22	2:C:854:LYS:HE3	2.00	0.43
2:C:1142:GLN:CD	2:C:1143:PRO:HD3	2.38	0.43
2:A:65:PHE:CE1	2:A:67:ALA:HB2	2.54	0.43
2:A:130:VAL:HB	2:A:167:THR:HB	2.00	0.43
2:C:189:LEU:HD12	2:C:208:THR:HG21	2.00	0.43
2:C:356:LYS:HD2	2:C:356:LYS:HA	1.81	0.43
1:I:73:ARG:HE	2:C:503:VAL:HG11	1.83	0.43
2:B:156:GLU:OE2	2:B:245:HIS:HB2	2.19	0.43
2:B:160:TYR:HD2	2:B:160:TYR:H	1.64	0.43
2:B:1012:LEU:HA	2:B:1012:LEU:HD23	1.83	0.43
2:C:167:THR:HG22	2:C:168:PHE:HD1	1.84	0.43
1:I:53:ASP:OD2	1:I:57:THR:OG1	2.24	0.43
2:A:126:VAL:CG2	2:A:174:PRO:HA	2.49	0.43
2:A:393:THR:HB	2:A:520:ALA:HB3	2.00	0.43
2:A:442:ASP:OD2	2:A:509:ARG:NE	2.39	0.43
2:B:110:LEU:HD12	2:B:136:CYS:HB3	2.01	0.43
2:A:129:LYS:HD2	2:A:169:GLU:HB2	2.01	0.43
2:A:426:PRO:HG2	2:A:429:PHE:HB2	2.00	0.43
2:A:707:TYR:HB3	2:C:792:PRO:HG2	2.01	0.43
2:B:329:PHE:N	2:B:330:PRO:HD3	2.34	0.43
2:B:434:ILE:O	2:B:510:VAL:HA	2.19	0.43
2:B:650:LEU:HD12	2:B:650:LEU:HA	1.82	0.43
2:B:802:PHE:CD1	2:B:805:ILE:HD11	2.54	0.43
2:B:1030:SER:O	2:B:1034:LEU:HB2	2.18	0.43
2:C:143:VAL:HG22	2:C:144:TYR:N	2.34	0.43
2:A:582:LEU:HD22	2:A:582:LEU:HA	1.67	0.42

Continued on next page...

Continued from previous page...

Atom-1	Atom-2	Interatomic distance (Å)	Clash overlap (Å)
2:A:811:LYS:HE3	2:A:811:LYS:HB2	1.81	0.42
2:A:905:ARG:HD2	2:A:1050:MET:HG2	2.00	0.42
2:B:48:LEU:HD13	2:B:48:LEU:HA	1.82	0.42
2:B:742:ILE:HG23	2:B:997:ILE:HD12	2.00	0.42
2:C:278:LYS:HD3	2:C:286:THR:HB	2.01	0.42
2:C:655:TYR:HE2	4:C:1306:NAG:H81	1.83	0.42
2:A:1035:GLY:HA3	2:B:1040:VAL:HG21	2.00	0.42
2:B:86:PHE:O	2:B:86:PHE:CD1	2.72	0.42
2:B:1116:THR:HA	2:B:1138:TYR:O	2.19	0.42
2:B:347:PHE:CZ	2:B:399:SER:HB2	2.54	0.42
2:B:591:SER:OG	2:B:620:VAL:HG21	2.19	0.42
2:C:328:ARG:NH2	2:C:543:PHE:CG	2.86	0.42
2:C:334:ASN:ND2	2:C:361:CYS:O	2.52	0.42
2:C:409:GLN:NE2	2:C:416:GLY:HA3	2.34	0.42
2:C:421:TYR:HB3	2:C:457:ARG:HD2	2.01	0.42
2:C:458:LYS:HB2	2:C:473:TYR:HE1	1.84	0.42
2:C:543:PHE:CD2	2:C:579:PRO:HD3	2.54	0.42
2:A:326:ILE:HG23	2:A:541:PHE:HA	2.02	0.42
2:A:849:LEU:HD21	2:A:852:ALA:HB3	2.01	0.42
2:A:1049:LEU:C	2:A:1050:MET:HG3	2.39	0.42
2:B:29:THR:OG1	2:B:30:ASN:N	2.52	0.42
2:B:56:LEU:HD12	2:B:56:LEU:HA	1.73	0.42
2:B:175:PHE:HB3	2:B:226:LEU:HD23	2.00	0.42
2:B:177:MET:HG3	2:B:207:HIS:ND1	2.34	0.42
2:C:287:ASP:HB3	2:C:306:PHE:CE2	2.53	0.42
2:C:756:TYR:HB3	2:C:759:PHE:CD2	2.54	0.42
2:C:978:ASN:OD1	2:C:978:ASN:N	2.46	0.42
2:A:58:PHE:C	2:A:60:SER:H	2.22	0.42
2:A:68:ILE:HG13	2:A:78:ARG:C	2.40	0.42
2:A:257:GLY:O	2:A:258:TRP:C	2.58	0.42
2:A:490:PHE:CE2	2:A:492:LEU:HB2	2.55	0.42
2:A:719:THR:N	2:A:1068:VAL:O	2.52	0.42
2:A:905:ARG:HD2	2:A:1050:MET:CG	2.50	0.42
2:B:433:VAL:HG12	2:B:512:VAL:HA	2.01	0.42
2:B:998:THR:O	2:B:1001:LEU:HD23	2.19	0.42
1:I:28:TRP:NE1	2:C:369:TYR:HB3	2.32	0.42
2:A:426:PRO:HB3	2:A:463:PRO:HB3	2.00	0.42
2:B:258:TRP:CB	4:B:1302:NAG:H5	2.48	0.42
2:B:300:LYS:HB2	2:B:305:SER:O	2.20	0.42
2:B:338:PHE:CD1	2:B:342:PHE:HE2	2.31	0.42
1:I:74:ASP:HB2	1:I:81:TYR:CE2	2.54	0.42

Continued on next page...

Continued from previous page...

Atom-1	Atom-2	Interatomic distance (Å)	Clash overlap (Å)
2:A:263:ALA:HB3	2:A:266:TYR:CE2	2.54	0.42
2:B:140:PHE:H	2:B:157:PHE:HA	1.84	0.42
2:B:785:VAL:HG12	2:B:787:GLN:H	1.83	0.42
2:A:191:GLU:O	2:A:223:LEU:HD21	2.19	0.42
2:A:635:VAL:HG13	2:A:636:TYR:CD1	2.50	0.42
2:A:764:LYS:O	2:A:768:THR:HG23	2.19	0.42
2:B:84:LEU:O	2:B:237:ARG:HA	2.20	0.42
2:B:156:GLU:OE1	2:B:245:HIS:N	2.53	0.42
2:B:393:THR:HA	2:B:521:PRO:HA	2.01	0.42
2:B:577:ARG:HH11	2:B:582:LEU:HG	1.84	0.42
2:B:773:GLU:HG3	2:B:1019:ARG:HH21	1.84	0.42
2:B:946:GLY:O	2:B:950:ASP:HB2	2.19	0.42
2:C:38:TYR:CE2	2:C:285:ILE:HG13	2.55	0.42
1:I:34:HIS:HB3	1:I:52:ILE:O	2.20	0.42
2:A:336:CYS:SG	2:A:362:VAL:N	2.92	0.42
2:A:546:LEU:HD23	2:A:546:LEU:HA	1.80	0.42
2:A:573:THR:O	2:A:573:THR:OG1	2.35	0.42
2:A:828:LEU:HB2	2:A:850:ILE:HD13	2.00	0.42
2:B:117:LEU:O	2:B:119:ILE:HG13	2.20	0.42
2:B:157:PHE:HD2	2:B:159:VAL:HG23	1.84	0.42
2:B:199:GLY:O	2:B:231:ILE:N	2.42	0.42
2:B:1005:GLN:NE2	2:C:1002:GLN:HE22	2.17	0.42
2:C:86:PHE:HB2	2:C:238:PHE:HB3	2.02	0.42
2:A:202:LYS:HD2	2:A:202:LYS:HA	1.66	0.42
2:A:541:PHE:HB3	2:A:552:LEU:HD11	2.02	0.42
2:B:66:HIS:CE1	2:B:263:ALA:HA	2.55	0.42
2:B:99:ASN:OD1	2:B:102:ARG:HD2	2.19	0.42
2:B:454:ARG:HG3	2:B:491:PRO:HB2	2.02	0.42
2:B:802:PHE:HD1	2:B:805:ILE:HD11	1.85	0.42
2:C:57:PRO:O	2:C:60:SER:HB3	2.20	0.42
2:C:310:LYS:HD2	2:C:663:ASP:OD2	2.20	0.42
2:C:1125:ASN:OD1	2:C:1126:CYS:N	2.52	0.42
2:A:63:THR:HA	2:A:257:GLY:CA	2.43	0.41
2:A:167:THR:HG23	2:B:357:ARG:HH21	1.85	0.41
2:A:325:SER:HA	2:A:540:ASN:OD1	2.20	0.41
2:A:617:CYS:CA	2:A:621:PRO:HD2	2.50	0.41
2:B:540:ASN:OD1	2:B:549:THR:OG1	2.37	0.41
2:C:102:ARG:HD3	2:C:121:ASN:O	2.20	0.41
2:A:295:PRO:HG3	2:A:633:TRP:CZ2	2.54	0.41
2:C:335:LEU:HD13	2:C:525:CYS:H	1.84	0.41
2:C:708:SER:HB3	2:C:711:SER:HB3	2.02	0.41

Continued on next page...

Continued from previous page...

Atom-1	Atom-2	Interatomic distance (Å)	Clash overlap (Å)
2:C:748:GLU:HG2	2:C:749:CYS:N	2.36	0.41
2:A:36:VAL:O	2:A:223:LEU:HB2	2.21	0.41
2:A:390:LEU:HD23	2:A:390:LEU:HA	1.80	0.41
2:A:763:LEU:HD13	2:A:1004:LEU:HG	2.01	0.41
2:C:100:ILE:H	2:C:100:ILE:HG13	1.64	0.41
2:A:339:ASP:C	2:A:341:VAL:N	2.74	0.41
2:A:1074:ASN:OD1	2:A:1074:ASN:N	2.51	0.41
2:A:1138:TYR:CE1	2:A:1143:PRO:HG2	2.54	0.41
2:B:37:TYR:HA	2:B:223:LEU:H	1.84	0.41
2:B:428:ASP:OD1	2:B:428:ASP:N	2.50	0.41
2:B:441:LEU:HD23	2:B:441:LEU:HA	1.87	0.41
2:B:752:LEU:HD23	2:B:993:ILE:HG22	2.03	0.41
2:B:819:GLU:OE2	2:B:1055:SER:OG	2.31	0.41
2:B:959:LEU:HD23	2:B:959:LEU:HA	1.85	0.41
2:C:354:ASN:ND2	2:C:356:LYS:HG2	2.35	0.41
2:A:126:VAL:O	2:A:171:VAL:HA	2.20	0.41
2:A:129:LYS:HZ3	2:A:129:LYS:HG3	1.73	0.41
2:A:339:ASP:C	2:A:341:VAL:H	2.24	0.41
2:B:42:VAL:O	2:C:563:GLN:NE2	2.42	0.41
2:B:92:PHE:O	2:B:192:PHE:N	2.53	0.41
2:B:542:ASN:O	2:B:543:PHE:C	2.58	0.41
2:C:442:ASP:O	2:C:448:ASN:ND2	2.53	0.41
2:C:643:PHE:CE2	2:C:645:THR:HG22	2.55	0.41
2:A:64:TRP:HB2	2:A:259:THR:O	2.20	0.41
2:A:159:VAL:C	2:A:161:SER:H	2.24	0.41
2:A:894:LEU:HB3	2:B:713:ALA:HB3	2.03	0.41
2:A:959:LEU:HD12	2:A:959:LEU:HA	1.84	0.41
2:B:64:TRP:O	2:B:66:HIS:N	2.54	0.41
2:B:775:ASP:OD1	2:B:864:LEU:HB3	2.21	0.41
2:C:1123:SER:O	2:C:1123:SER:OG	2.38	0.41
2:A:68:ILE:HD13	2:A:252:GLY:HA2	2.01	0.41
2:A:182:LYS:HD3	2:A:182:LYS:N	2.35	0.41
2:B:137:ASN:N	2:B:159:VAL:HG22	2.35	0.41
2:B:760:CYS:HA	2:B:763:LEU:HG	2.03	0.41
2:C:376:ALA:N	2:C:435:ALA:O	2.44	0.41
1:I:65:VAL:HB	1:I:69:PHE:CG	2.55	0.41
1:I:82:LEU:HD12	1:I:82:LEU:HA	1.97	0.41
2:A:903:ALA:HB2	2:A:916:LEU:HD23	2.02	0.41
2:B:29:THR:N	2:B:62:VAL:O	2.53	0.41
2:B:32:PHE:O	2:B:58:PHE:HB3	2.21	0.41
2:B:331:ASN:O	2:B:580:GLN:HB2	2.21	0.41

Continued on next page...

Continued from previous page...

Atom-1	Atom-2	Interatomic distance (Å)	Clash overlap (Å)
2:B:993:ILE:HD13	2:B:993:ILE:HA	1.94	0.41
2:C:36:VAL:HG21	2:C:220:PHE:CZ	2.55	0.41
2:C:92:PHE:HB3	2:C:192:PHE:HB2	2.02	0.41
2:C:434:ILE:HG12	2:C:513:LEU:HD11	2.03	0.41
2:C:472:ILE:HD12	2:C:484:ALA:HB2	2.02	0.41
2:A:181:GLY:HA3	2:A:186:PHE:CD1	2.56	0.41
2:A:242:LEU:HD23	2:A:242:LEU:HA	1.79	0.41
2:A:534:VAL:HG22	2:A:535:LYS:H	1.85	0.41
2:A:741:TYR:CE1	2:A:966:LEU:HD21	2.56	0.41
2:C:434:ILE:HB	2:C:511:VAL:HB	2.01	0.41
2:C:650:LEU:HD12	2:C:650:LEU:HA	1.80	0.41
2:C:1102:TRP:CZ2	2:C:1133:VAL:HG11	2.56	0.41
2:A:30:ASN:HA	2:A:61:ASN:CA	2.49	0.41
2:B:337:PRO:HB2	2:B:358:ILE:HD13	2.02	0.41
2:B:624:ILE:HG22	2:B:628:GLN:HG2	2.02	0.41
2:B:931:ILE:O	2:B:934:ILE:HG22	2.21	0.41
2:C:403:ARG:HG3	2:C:405:ASN:H	1.85	0.41
2:A:141:LEU:HD23	2:A:141:LEU:HA	1.88	0.40
2:A:1094:VAL:HG23	2:C:900:MET:HE3	2.02	0.40
2:B:135:PHE:O	2:B:159:VAL:HG13	2.21	0.40
2:B:636:TYR:HB3	2:B:651:ILE:HG21	2.02	0.40
2:B:993:ILE:O	2:B:997:ILE:HG12	2.21	0.40
2:C:959:LEU:HD12	2:C:959:LEU:HA	1.77	0.40
1:I:51:ALA:HB3	1:I:60:TYR:HB2	2.03	0.40
2:A:339:ASP:O	2:A:341:VAL:N	2.54	0.40
2:A:403:ARG:HD2	2:A:505:HIS:HA	2.03	0.40
2:A:457:ARG:HG2	2:A:458:LYS:H	1.87	0.40
2:A:733:LYS:HB3	2:A:861:LEU:HB2	2.03	0.40
2:B:156:GLU:HB2	2:B:158:ARG:NH1	2.36	0.40
2:B:416:GLY:O	2:B:420:ASP:HB2	2.21	0.40
2:B:433:VAL:O	2:B:433:VAL:HG23	2.21	0.40
2:B:866:THR:HG23	2:B:869:MET:H	1.85	0.40
2:C:964:LYS:HD3	2:C:964:LYS:HA	1.88	0.40
2:A:973:ILE:HG22	2:A:983:ARG:HH21	1.87	0.40
2:B:83:VAL:CG2	2:B:237:ARG:HE	2.25	0.40
2:B:115:GLN:HA	2:B:132:GLU:H	1.87	0.40
2:B:197:ILE:O	2:B:202:LYS:NZ	2.54	0.40
2:C:615:VAL:H	2:C:648:GLY:HA2	1.86	0.40
2:C:849:LEU:HD11	2:C:851:CYS:HB2	2.02	0.40
2:C:1052:PHE:HB2	2:C:1063:LEU:HB2	2.03	0.40
2:C:1080:ALA:O	2:C:1132:ILE:HG13	2.21	0.40

Continued on next page...

Continued from previous page...

Atom-1	Atom-2	Interatomic distance (Å)	Clash overlap (Å)
2:A:273:ARG:HD3	2:A:273:ARG:HA	1.58	0.40
2:A:525:CYS:O	2:A:526:GLY:C	2.59	0.40
2:A:645:THR:HG22	2:A:647:ALA:N	2.27	0.40
2:B:78:ARG:O	2:B:79:PHE:C	2.59	0.40
1:I:54:TRP:HE1	2:C:508:TYR:HH	1.70	0.40
2:A:425:LEU:HD23	2:A:425:LEU:HA	1.97	0.40
2:B:331:ASN:HB3	2:B:580:GLN:HG2	2.04	0.40
2:B:336:CYS:HB2	2:B:361:CYS:HB3	1.12	0.40
2:B:826:VAL:HG23	2:B:945:LEU:HD22	2.03	0.40
2:C:311:GLY:HA2	2:C:664:ILE:HG23	2.03	0.40

There are no symmetry-related clashes.

5.3 Torsion angles [i](#)

5.3.1 Protein backbone [i](#)

In the following table, the Percentiles column shows the percent Ramachandran outliers of the chain as a percentile score with respect to all PDB entries followed by that with respect to all EM entries.

The Analysed column shows the number of residues for which the backbone conformation was analysed, and the total number of residues.

Mol	Chain	Analysed	Favoured	Allowed	Outliers	Percentiles	
1	I	123/124 (99%)	117 (95%)	6 (5%)	0	100	100
2	A	1075/1288 (84%)	962 (90%)	100 (9%)	13 (1%)	11	44
2	B	1074/1288 (83%)	935 (87%)	118 (11%)	21 (2%)	6	34
2	C	1076/1288 (84%)	967 (90%)	92 (9%)	17 (2%)	8	38
All	All	3348/3988 (84%)	2981 (89%)	316 (9%)	51 (2%)	11	39

All (51) Ramachandran outliers are listed below:

Mol	Chain	Res	Type
2	A	337	PRO
2	A	602	THR
2	A	603	ASN
2	B	65	PHE
2	B	74	ASN

Continued on next page...

Continued from previous page...

Mol	Chain	Res	Type
2	B	117	LEU
2	B	332	ILE
2	B	710	ASN
2	C	231	ILE
2	C	330	PRO
2	C	340	GLU
2	C	361	CYS
2	A	63	THR
2	A	245	HIS
2	A	340	GLU
2	B	160	TYR
2	B	254	SER
2	B	257	GLY
2	B	524	VAL
2	B	583	GLU
2	B	634	ARG
2	C	338	PHE
2	C	342	PHE
2	C	346	ARG
2	C	581	THR
2	C	582	LEU
2	A	112	SER
2	A	115	GLN
2	A	166	CYS
2	A	332	ILE
2	A	333	THR
2	B	73	THR
2	B	132	GLU
2	B	133	PHE
2	B	337	PRO
2	C	543	PHE
2	B	163	ALA
2	B	233	ILE
2	B	582	LEU
2	C	331	ASN
2	C	441	LEU
2	C	534	VAL
2	B	118	LEU
2	B	166	CYS
2	C	362	VAL
2	A	160	TYR
2	B	256	SER

Continued on next page...

Continued from previous page...

Mol	Chain	Res	Type
2	C	329	PHE
2	C	341	VAL
2	C	337	PRO
2	A	534	VAL

5.3.2 Protein sidechains ⓘ

In the following table, the Percentiles column shows the percent sidechain outliers of the chain as a percentile score with respect to all PDB entries followed by that with respect to all EM entries.

The Analysed column shows the number of residues for which the sidechain conformation was analysed, and the total number of residues.

Mol	Chain	Analysed	Rotameric	Outliers	Percentiles	
1	I	102/101 (101%)	95 (93%)	7 (7%)	13	39
2	A	925/1113 (83%)	857 (93%)	68 (7%)	11	37
2	B	933/1113 (84%)	857 (92%)	76 (8%)	9	34
2	C	935/1113 (84%)	856 (92%)	79 (8%)	9	33
All	All	2895/3440 (84%)	2665 (92%)	230 (8%)	13	35

All (230) residues with a non-rotameric sidechain are listed below:

Mol	Chain	Res	Type
1	I	12	PHE
1	I	23	CYS
1	I	28	TRP
1	I	38	PHE
1	I	39	ARG
1	I	74	ASP
1	I	100	TRP
2	A	49	HIS
2	A	53	ASP
2	A	58	PHE
2	A	61	ASN
2	A	62	VAL
2	A	65	PHE
2	A	66	HIS
2	A	68	ILE
2	A	73	THR
2	A	79	PHE

Continued on next page...

Continued from previous page...

Mol	Chain	Res	Type
2	A	108	THR
2	A	111	ASP
2	A	113	LYS
2	A	129	LYS
2	A	132	GLU
2	A	157	PHE
2	A	161	SER
2	A	165	ASN
2	A	167	THR
2	A	175	PHE
2	A	186	PHE
2	A	189	LEU
2	A	200	TYR
2	A	201	PHE
2	A	207	HIS
2	A	236	THR
2	A	248	TYR
2	A	249	LEU
2	A	250	THR
2	A	259	THR
2	A	280	ASN
2	A	281	GLU
2	A	306	PHE
2	A	309	GLU
2	A	314	GLN
2	A	335	LEU
2	A	359	SER
2	A	360	ASN
2	A	361	CYS
2	A	375	PHE
2	A	378	LYS
2	A	427	ASP
2	A	453	TYR
2	A	494	SER
2	A	495	TYR
2	A	525	CYS
2	A	531	THR
2	A	533	LEU
2	A	559	PHE
2	A	582	LEU
2	A	603	ASN
2	A	656	VAL

Continued on next page...

Continued from previous page...

Mol	Chain	Res	Type
2	A	658	SER
2	A	659	SER
2	A	708	SER
2	A	709	ASN
2	A	765	ARG
2	A	795	LYS
2	A	821	LEU
2	A	873	TYR
2	A	886	TRP
2	A	896	ILE
2	A	901	GLN
2	A	1000	ARG
2	A	1005	GLN
2	A	1014	ARG
2	A	1073	LYS
2	A	1074	ASN
2	B	29	THR
2	B	58	PHE
2	B	61	ASN
2	B	62	VAL
2	B	63	THR
2	B	66	HIS
2	B	76	THR
2	B	77	LYS
2	B	79	PHE
2	B	95	THR
2	B	96	GLU
2	B	101	ILE
2	B	111	ASP
2	B	112	SER
2	B	113	LYS
2	B	117	LEU
2	B	118	LEU
2	B	129	LYS
2	B	135	PHE
2	B	145	TYR
2	B	164	ASN
2	B	165	ASN
2	B	166	CYS
2	B	167	THR
2	B	169	GLU
2	B	186	PHE

Continued on next page...

Continued from previous page...

Mol	Chain	Res	Type
2	B	188	ASN
2	B	198	ASP
2	B	201	PHE
2	B	220	PHE
2	B	233	ILE
2	B	247	SER
2	B	253	ASP
2	B	255	SER
2	B	259	THR
2	B	329	PHE
2	B	362	VAL
2	B	375	PHE
2	B	377	PHE
2	B	398	ASP
2	B	423	TYR
2	B	424	LYS
2	B	449	TYR
2	B	452	ARG
2	B	473	TYR
2	B	501	TYR
2	B	524	VAL
2	B	525	CYS
2	B	544	ASN
2	B	558	LYS
2	B	581	THR
2	B	583	GLU
2	B	605	SER
2	B	619	GLU
2	B	624	ILE
2	B	629	LEU
2	B	633	TRP
2	B	635	VAL
2	B	640	SER
2	B	759	PHE
2	B	775	ASP
2	B	875	SER
2	B	884	SER
2	B	933	LYS
2	B	957	GLN
2	B	979	ASP
2	B	1001	LEU
2	B	1030	SER

Continued on next page...

Continued from previous page...

Mol	Chain	Res	Type
2	B	1081	ILE
2	B	1097	SER
2	B	1114	ILE
2	B	1115	ILE
2	B	1118	ASP
2	B	1119	ASN
2	B	1123	SER
2	B	1136	THR
2	C	50	SER
2	C	68	ILE
2	C	73	THR
2	C	80	ASP
2	C	152	TRP
2	C	157	PHE
2	C	170	TYR
2	C	177	MET
2	C	214	ARG
2	C	234	ASN
2	C	236	THR
2	C	238	PHE
2	C	245	HIS
2	C	258	TRP
2	C	273	ARG
2	C	278	LYS
2	C	280	ASN
2	C	284	THR
2	C	306	PHE
2	C	314	GLN
2	C	318	PHE
2	C	328	ARG
2	C	329	PHE
2	C	332	ILE
2	C	335	LEU
2	C	338	PHE
2	C	340	GLU
2	C	343	ASN
2	C	345	THR
2	C	350	VAL
2	C	354	ASN
2	C	358	ILE
2	C	364	ASP
2	C	365	TYR

Continued on next page...

Continued from previous page...

Mol	Chain	Res	Type
2	C	366	SER
2	C	368	LEU
2	C	369	TYR
2	C	370	ASN
2	C	371	PHE
2	C	375	PHE
2	C	377	PHE
2	C	387	LEU
2	C	389	ASP
2	C	393	THR
2	C	423	TYR
2	C	424	LYS
2	C	440	LYS
2	C	462	LYS
2	C	495	TYR
2	C	501	TYR
2	C	515	PHE
2	C	524	VAL
2	C	525	CYS
2	C	531	THR
2	C	533	LEU
2	C	535	LYS
2	C	544	ASN
2	C	555	SER
2	C	577	ARG
2	C	580	GLN
2	C	590	CYS
2	C	602	THR
2	C	636	TYR
2	C	649	CYS
2	C	657	ASN
2	C	747	THR
2	C	749	CYS
2	C	759	PHE
2	C	779	GLN
2	C	810	SER
2	C	873	TYR
2	C	875	SER
2	C	1000	ARG
2	C	1010	GLN
2	C	1073	LYS
2	C	1097	SER

Continued on next page...

Continued from previous page...

Mol	Chain	Res	Type
2	C	1104	VAL
2	C	1111	GLU
2	C	1133	VAL

Sometimes sidechains can be flipped to improve hydrogen bonding and reduce clashes. All (11) such sidechains are listed below:

Mol	Chain	Res	Type
2	A	74	ASN
2	A	207	HIS
2	A	532	ASN
2	B	81	ASN
2	B	422	ASN
2	B	628	GLN
2	B	1005	GLN
2	C	280	ASN
2	C	370	ASN
2	C	926	GLN
2	C	1002	GLN

5.3.3 RNA [i](#)

There are no RNA molecules in this entry.

5.4 Non-standard residues in protein, DNA, RNA chains [i](#)

There are no non-standard protein/DNA/RNA residues in this entry.

5.5 Carbohydrates [i](#)

26 monosaccharides are modelled in this entry.

In the following table, the Counts columns list the number of bonds (or angles) for which Mogul statistics could be retrieved, the number of bonds (or angles) that are observed in the model and the number of bonds (or angles) that are defined in the Chemical Component Dictionary. The Link column lists molecule types, if any, to which the group is linked. The Z score for a bond length (or angle) is the number of standard deviations the observed value is removed from the expected value. A bond length (or angle) with $|Z| > 2$ is considered an outlier worth inspection. RMSZ is the root-mean-square of all Z scores of the bond lengths (or angles).

Mol	Type	Chain	Res	Link	Bond lengths			Bond angles		
					Counts	RMSZ	# Z > 2	Counts	RMSZ	# Z > 2
3	NAG	J	1	3,2	14,14,15	0.39	0	17,19,21	2.53	5 (29%)
3	NAG	J	2	3	14,14,15	0.38	0	17,19,21	0.67	1 (5%)
3	NAG	K	1	3,2	14,14,15	0.21	0	17,19,21	0.52	0
3	NAG	K	2	3	14,14,15	0.19	0	17,19,21	0.36	0
3	NAG	L	1	3,2	14,14,15	0.27	0	17,19,21	0.49	0
3	NAG	L	2	3	14,14,15	0.19	0	17,19,21	0.40	0
3	NAG	M	1	3,2	14,14,15	0.42	0	17,19,21	0.76	0
3	NAG	M	2	3	14,14,15	0.42	0	17,19,21	1.20	2 (11%)
3	NAG	N	1	3,2	14,14,15	0.41	0	17,19,21	0.46	0
3	NAG	N	2	3	14,14,15	0.40	0	17,19,21	0.59	0
3	NAG	R	1	3,2	14,14,15	0.27	0	17,19,21	0.52	0
3	NAG	R	2	3	14,14,15	0.20	0	17,19,21	0.34	0
3	NAG	S	1	3,2	14,14,15	0.27	0	17,19,21	0.41	0
3	NAG	S	2	3	14,14,15	0.16	0	17,19,21	0.42	0
3	NAG	T	1	3,2	14,14,15	0.40	0	17,19,21	0.93	1 (5%)
3	NAG	T	2	3	14,14,15	0.39	0	17,19,21	1.00	2 (11%)
3	NAG	U	1	3,2	14,14,15	0.41	0	17,19,21	0.56	0
3	NAG	U	2	3	14,14,15	0.39	0	17,19,21	0.37	0
3	NAG	X	1	3,2	14,14,15	0.38	0	17,19,21	0.42	0
3	NAG	X	2	3	14,14,15	0.16	0	17,19,21	0.44	0
3	NAG	Y	1	3,2	14,14,15	0.40	0	17,19,21	0.87	1 (5%)
3	NAG	Y	2	3	14,14,15	0.38	0	17,19,21	1.24	2 (11%)
3	NAG	Z	1	3,2	14,14,15	0.42	0	17,19,21	1.10	1 (5%)
3	NAG	Z	2	3	14,14,15	0.40	0	17,19,21	0.42	0
3	NAG	a	1	3,2	14,14,15	0.40	0	17,19,21	0.35	0
3	NAG	a	2	3	14,14,15	0.22	0	17,19,21	0.39	0

In the following table, the Chirals column lists the number of chiral outliers, the number of chiral centers analysed, the number of these observed in the model and the number defined in the Chemical Component Dictionary. Similar counts are reported in the Torsion and Rings columns. '-' means no outliers of that kind were identified.

Mol	Type	Chain	Res	Link	Chirals	Torsions	Rings
3	NAG	J	1	3,2	-	5/6/23/26	0/1/1/1
3	NAG	J	2	3	-	4/6/23/26	0/1/1/1
3	NAG	K	1	3,2	-	0/6/23/26	0/1/1/1
3	NAG	K	2	3	-	1/6/23/26	0/1/1/1
3	NAG	L	1	3,2	-	1/6/23/26	0/1/1/1
3	NAG	L	2	3	-	2/6/23/26	0/1/1/1
3	NAG	M	1	3,2	-	2/6/23/26	0/1/1/1

Continued on next page...

Continued from previous page...

Mol	Type	Chain	Res	Link	Chirals	Torsions	Rings
3	NAG	M	2	3	-	0/6/23/26	0/1/1/1
3	NAG	N	1	3,2	-	2/6/23/26	0/1/1/1
3	NAG	N	2	3	-	4/6/23/26	0/1/1/1
3	NAG	R	1	3,2	-	2/6/23/26	0/1/1/1
3	NAG	R	2	3	-	2/6/23/26	0/1/1/1
3	NAG	S	1	3,2	-	0/6/23/26	0/1/1/1
3	NAG	S	2	3	-	0/6/23/26	0/1/1/1
3	NAG	T	1	3,2	-	3/6/23/26	0/1/1/1
3	NAG	T	2	3	-	3/6/23/26	0/1/1/1
3	NAG	U	1	3,2	-	2/6/23/26	0/1/1/1
3	NAG	U	2	3	-	4/6/23/26	0/1/1/1
3	NAG	X	1	3,2	-	1/6/23/26	0/1/1/1
3	NAG	X	2	3	-	2/6/23/26	0/1/1/1
3	NAG	Y	1	3,2	-	5/6/23/26	0/1/1/1
3	NAG	Y	2	3	-	4/6/23/26	0/1/1/1
3	NAG	Z	1	3,2	-	3/6/23/26	0/1/1/1
3	NAG	Z	2	3	-	2/6/23/26	0/1/1/1
3	NAG	a	1	3,2	-	2/6/23/26	0/1/1/1
3	NAG	a	2	3	-	2/6/23/26	0/1/1/1

There are no bond length outliers.

All (15) bond angle outliers are listed below:

Mol	Chain	Res	Type	Atoms	Z	Observed(°)	Ideal(°)
3	J	1	NAG	O5-C1-C2	8.60	124.86	111.29
3	Z	1	NAG	O5-C1-C2	-3.96	105.04	111.29
3	Y	2	NAG	O5-C1-C2	3.91	117.46	111.29
3	J	1	NAG	C1-O5-C5	3.81	117.35	112.19
3	M	2	NAG	C1-O5-C5	3.38	116.77	112.19
3	Y	2	NAG	C1-O5-C5	2.84	116.04	112.19
3	Y	1	NAG	C1-O5-C5	2.67	115.81	112.19
3	M	2	NAG	O5-C1-C2	2.60	115.39	111.29
3	T	2	NAG	O5-C1-C2	2.59	115.37	111.29
3	T	1	NAG	O5-C1-C2	2.57	115.35	111.29
3	J	1	NAG	C4-C3-C2	-2.29	107.66	111.02
3	T	2	NAG	C1-C2-N2	2.26	114.34	110.49
3	J	2	NAG	C1-O5-C5	2.23	115.22	112.19
3	J	1	NAG	C1-C2-N2	2.17	114.19	110.49

Continued on next page...

Continued from previous page...

Mol	Chain	Res	Type	Atoms	Z	Observed(°)	Ideal(°)
3	J	1	NAG	C3-C4-C5	-2.08	106.54	110.24

There are no chirality outliers.

All (58) torsion outliers are listed below:

Mol	Chain	Res	Type	Atoms
3	J	1	NAG	C8-C7-N2-C2
3	J	1	NAG	O7-C7-N2-C2
3	T	1	NAG	C1-C2-N2-C7
3	T	1	NAG	C8-C7-N2-C2
3	T	1	NAG	O7-C7-N2-C2
3	T	2	NAG	C1-C2-N2-C7
3	T	2	NAG	C8-C7-N2-C2
3	T	2	NAG	O7-C7-N2-C2
3	Y	1	NAG	C8-C7-N2-C2
3	Y	1	NAG	O7-C7-N2-C2
3	Y	2	NAG	C8-C7-N2-C2
3	Y	2	NAG	O7-C7-N2-C2
3	J	1	NAG	O5-C5-C6-O6
3	U	2	NAG	O5-C5-C6-O6
3	Y	1	NAG	C4-C5-C6-O6
3	J	2	NAG	O5-C5-C6-O6
3	R	1	NAG	O5-C5-C6-O6
3	Z	2	NAG	O5-C5-C6-O6
3	J	1	NAG	C4-C5-C6-O6
3	J	2	NAG	C8-C7-N2-C2
3	U	2	NAG	C8-C7-N2-C2
3	R	2	NAG	O5-C5-C6-O6
3	Z	2	NAG	C4-C5-C6-O6
3	U	2	NAG	O7-C7-N2-C2
3	Z	1	NAG	C8-C7-N2-C2
3	U	2	NAG	C4-C5-C6-O6
3	J	2	NAG	C4-C5-C6-O6
3	R	1	NAG	C4-C5-C6-O6
3	J	2	NAG	O7-C7-N2-C2
3	Z	1	NAG	O7-C7-N2-C2
3	Y	1	NAG	O5-C5-C6-O6
3	J	1	NAG	C1-C2-N2-C7
3	Y	1	NAG	C1-C2-N2-C7
3	a	1	NAG	O5-C5-C6-O6
3	L	2	NAG	C4-C5-C6-O6
3	Y	2	NAG	O5-C5-C6-O6

Continued on next page...

Continued from previous page...

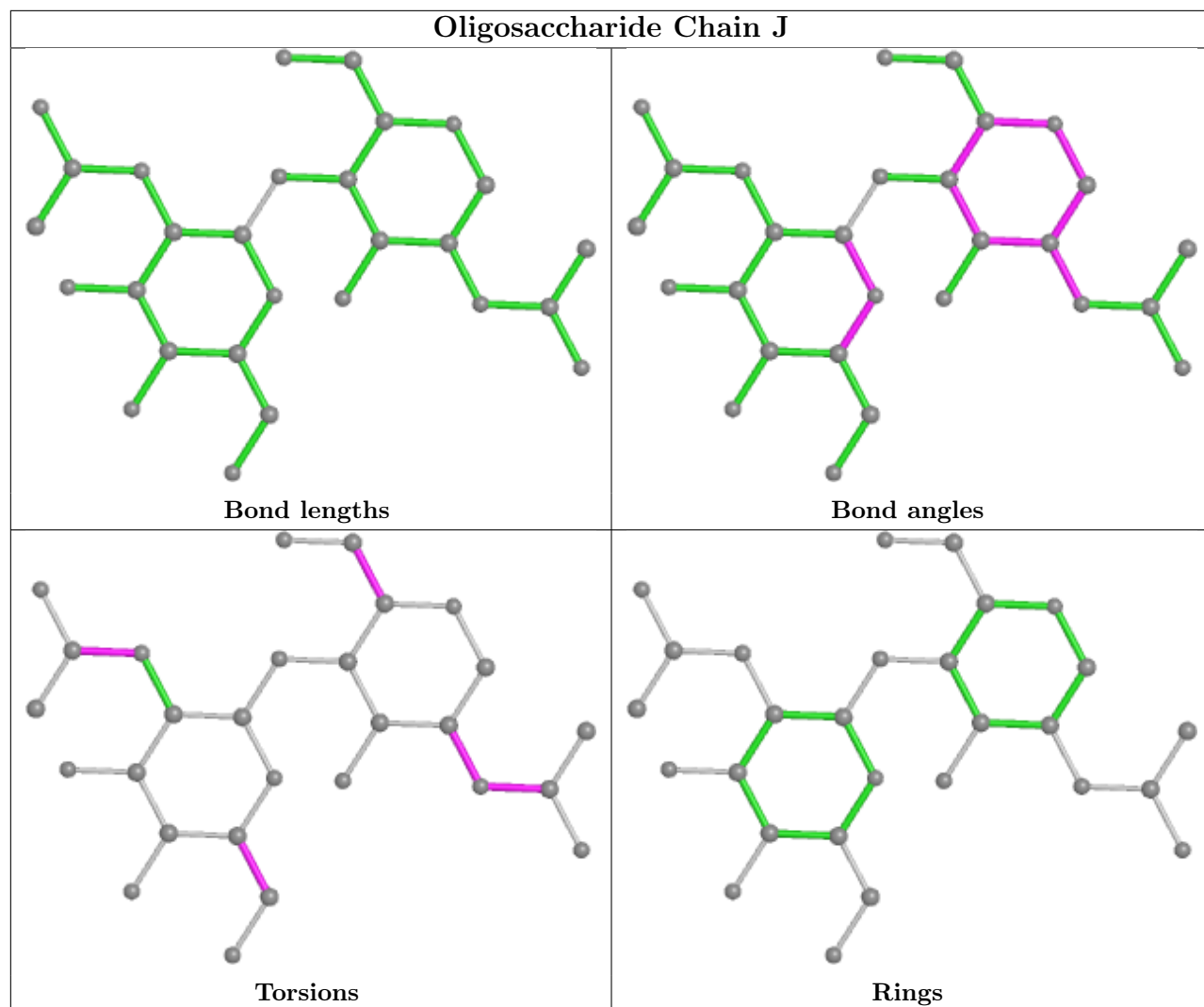
Mol	Chain	Res	Type	Atoms
3	U	1	NAG	O5-C5-C6-O6
3	R	2	NAG	C4-C5-C6-O6
3	L	2	NAG	O5-C5-C6-O6
3	U	1	NAG	C4-C5-C6-O6
3	Y	2	NAG	C4-C5-C6-O6
3	K	2	NAG	O5-C5-C6-O6
3	X	2	NAG	C4-C5-C6-O6
3	N	1	NAG	C8-C7-N2-C2
3	a	1	NAG	C4-C5-C6-O6
3	N	2	NAG	C8-C7-N2-C2
3	L	1	NAG	O5-C5-C6-O6
3	X	2	NAG	O5-C5-C6-O6
3	N	1	NAG	O7-C7-N2-C2
3	N	2	NAG	O7-C7-N2-C2
3	X	1	NAG	O5-C5-C6-O6
3	M	1	NAG	C8-C7-N2-C2
3	Z	1	NAG	C4-C5-C6-O6
3	a	2	NAG	C4-C5-C6-O6
3	N	2	NAG	C4-C5-C6-O6
3	M	1	NAG	O7-C7-N2-C2
3	N	2	NAG	O5-C5-C6-O6
3	a	2	NAG	O5-C5-C6-O6

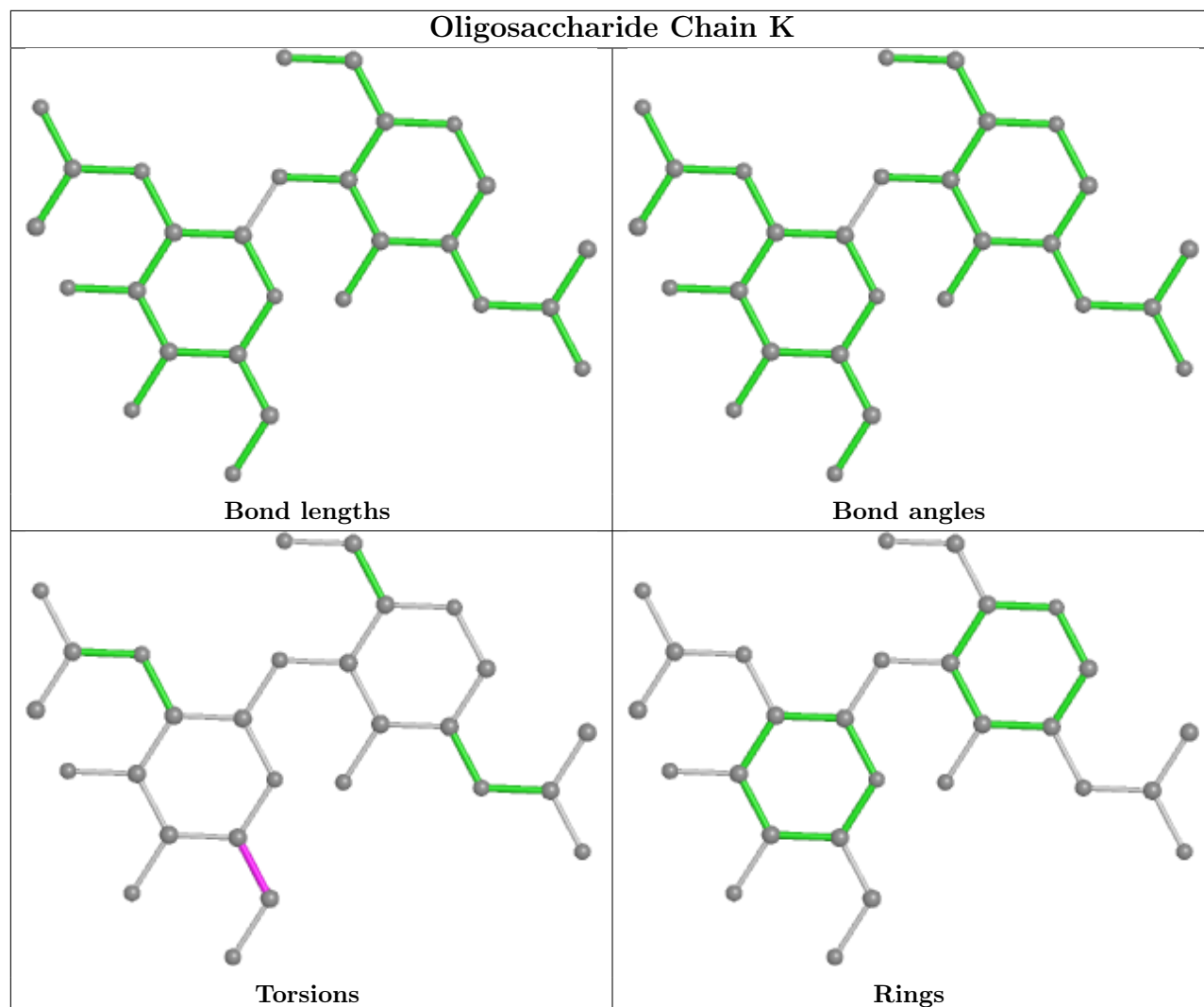
There are no ring outliers.

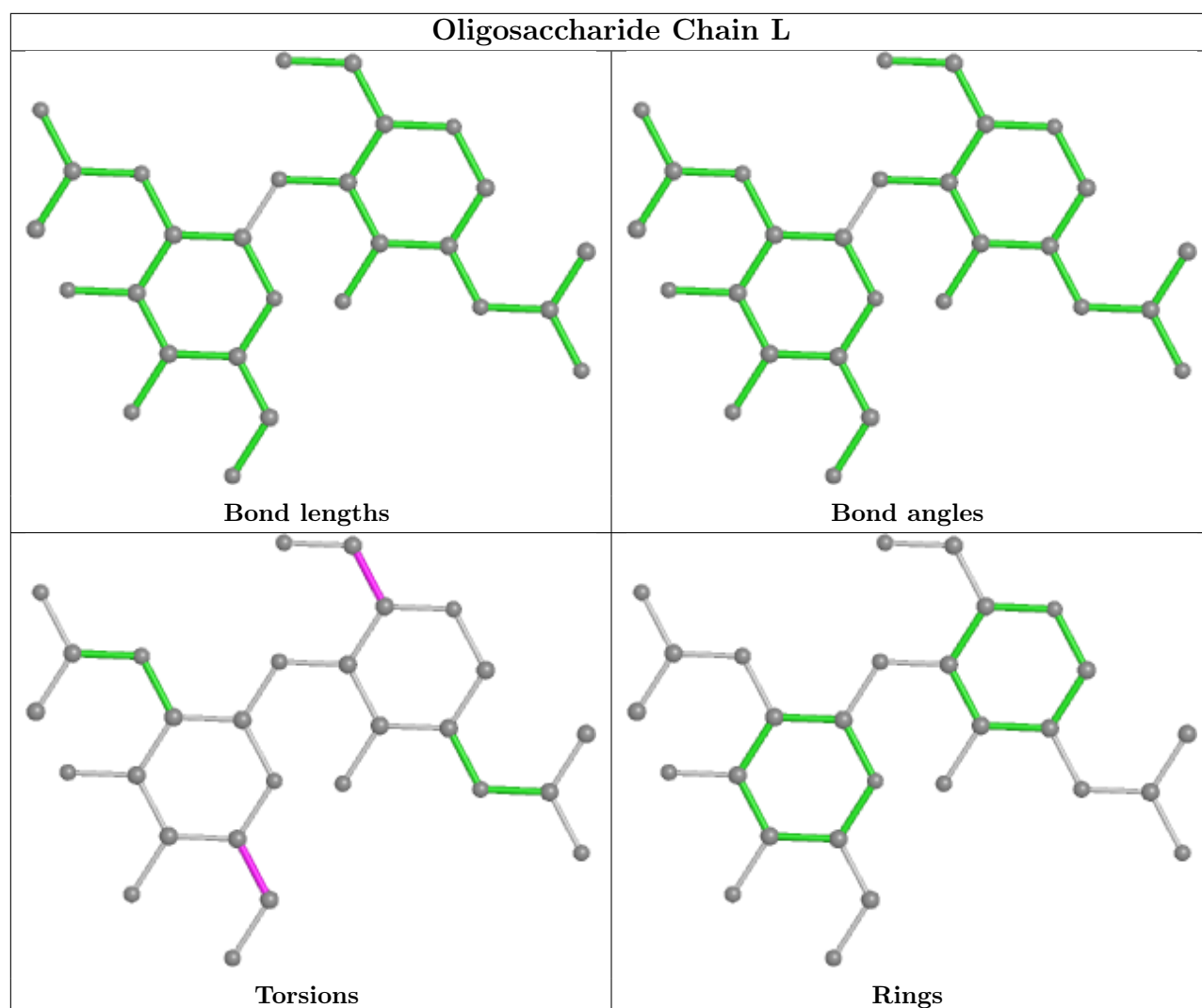
2 monomers are involved in 3 short contacts:

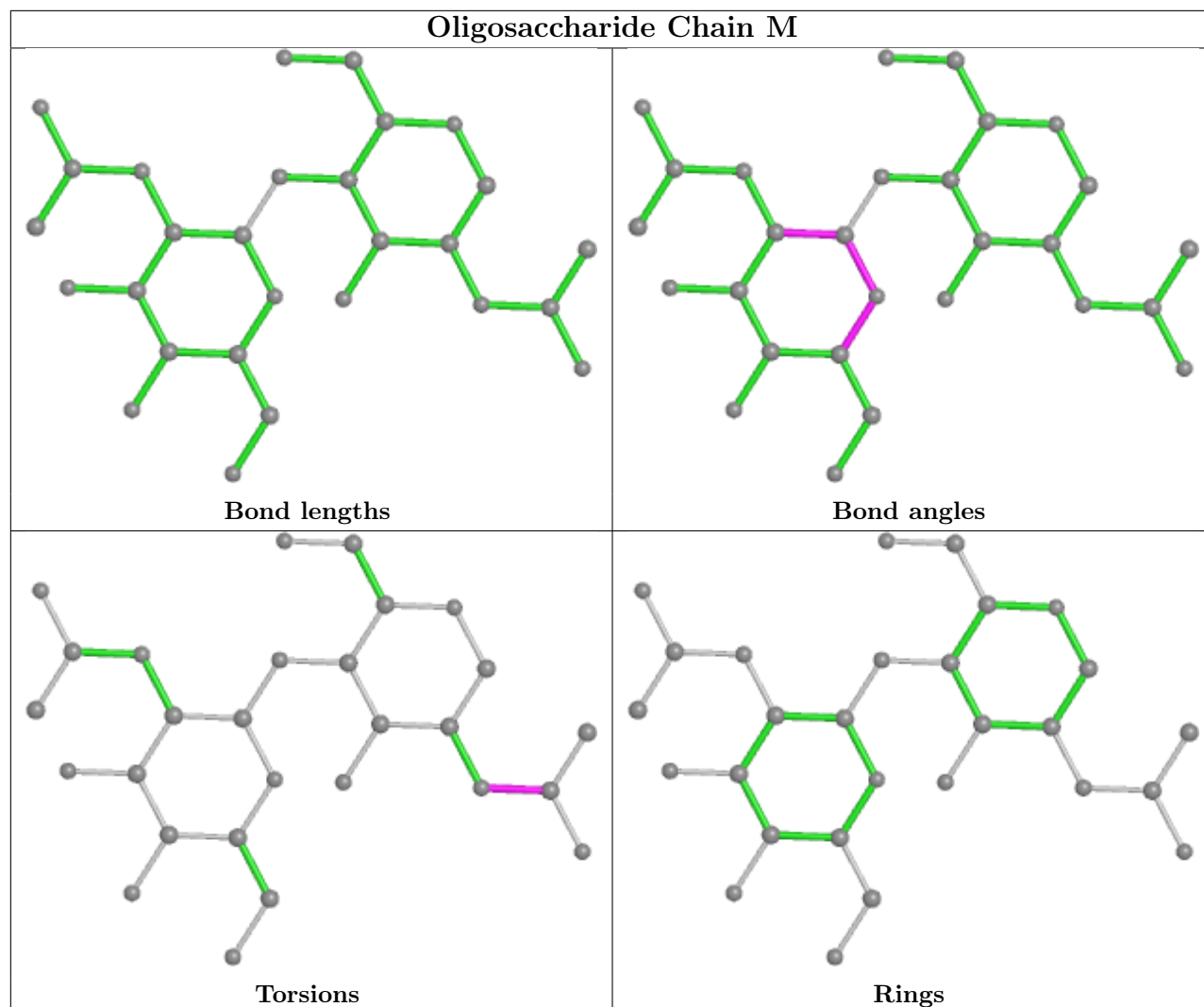
Mol	Chain	Res	Type	Clashes	Symm-Clashes
3	R	1	NAG	1	0
3	K	1	NAG	2	0

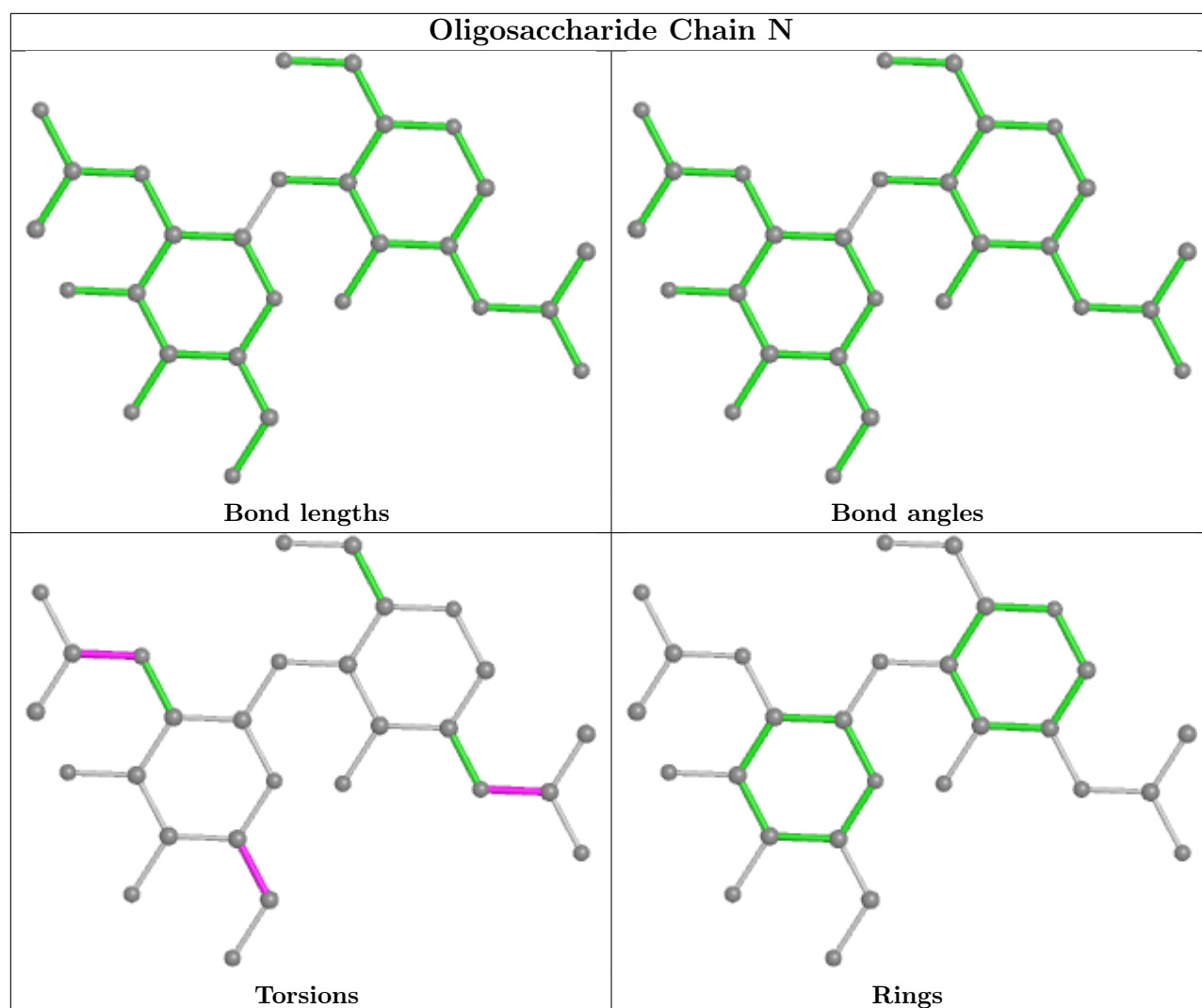
The following is a two-dimensional graphical depiction of Mogul quality analysis of bond lengths, bond angles, torsion angles, and ring geometry for oligosaccharide.

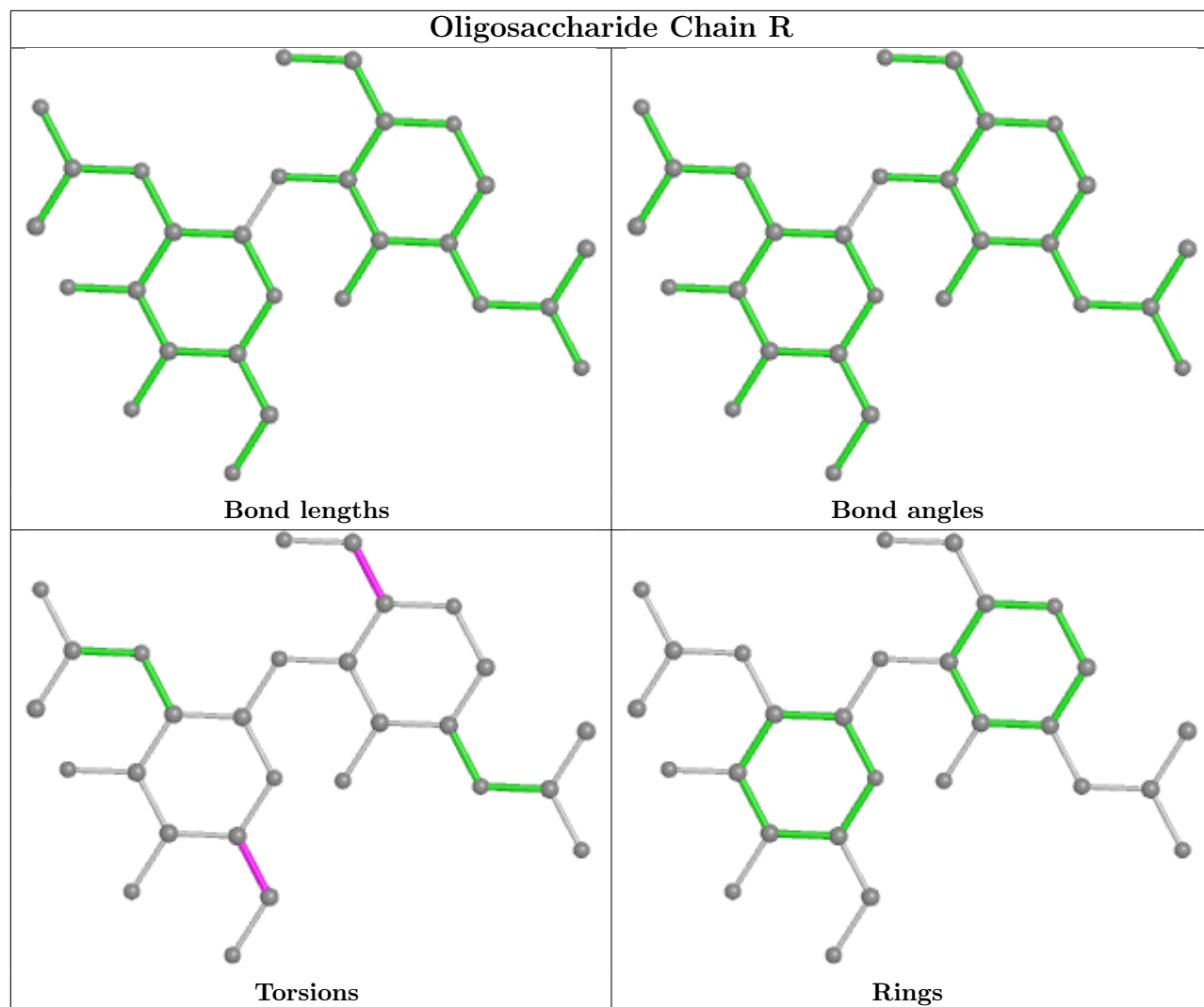


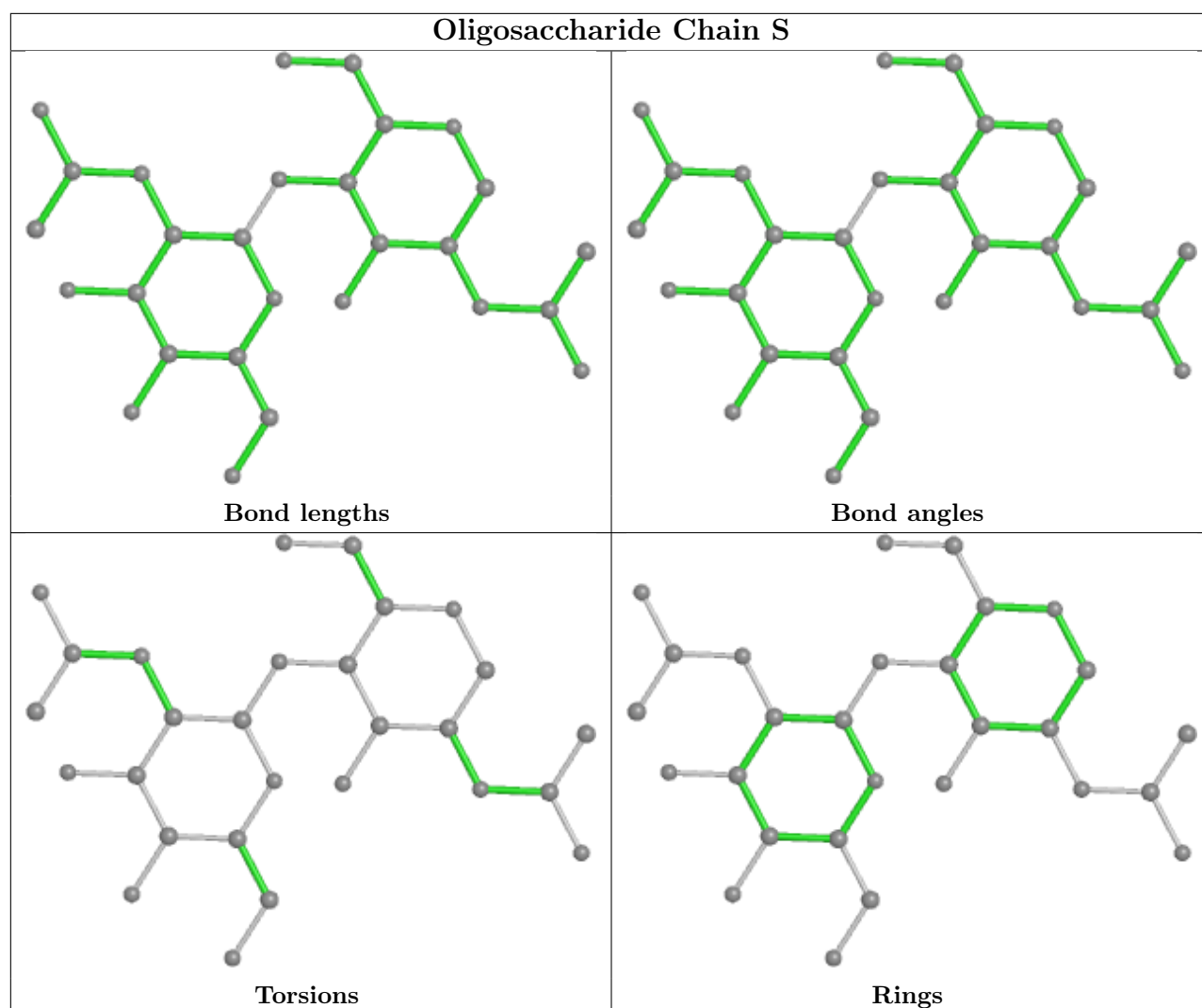


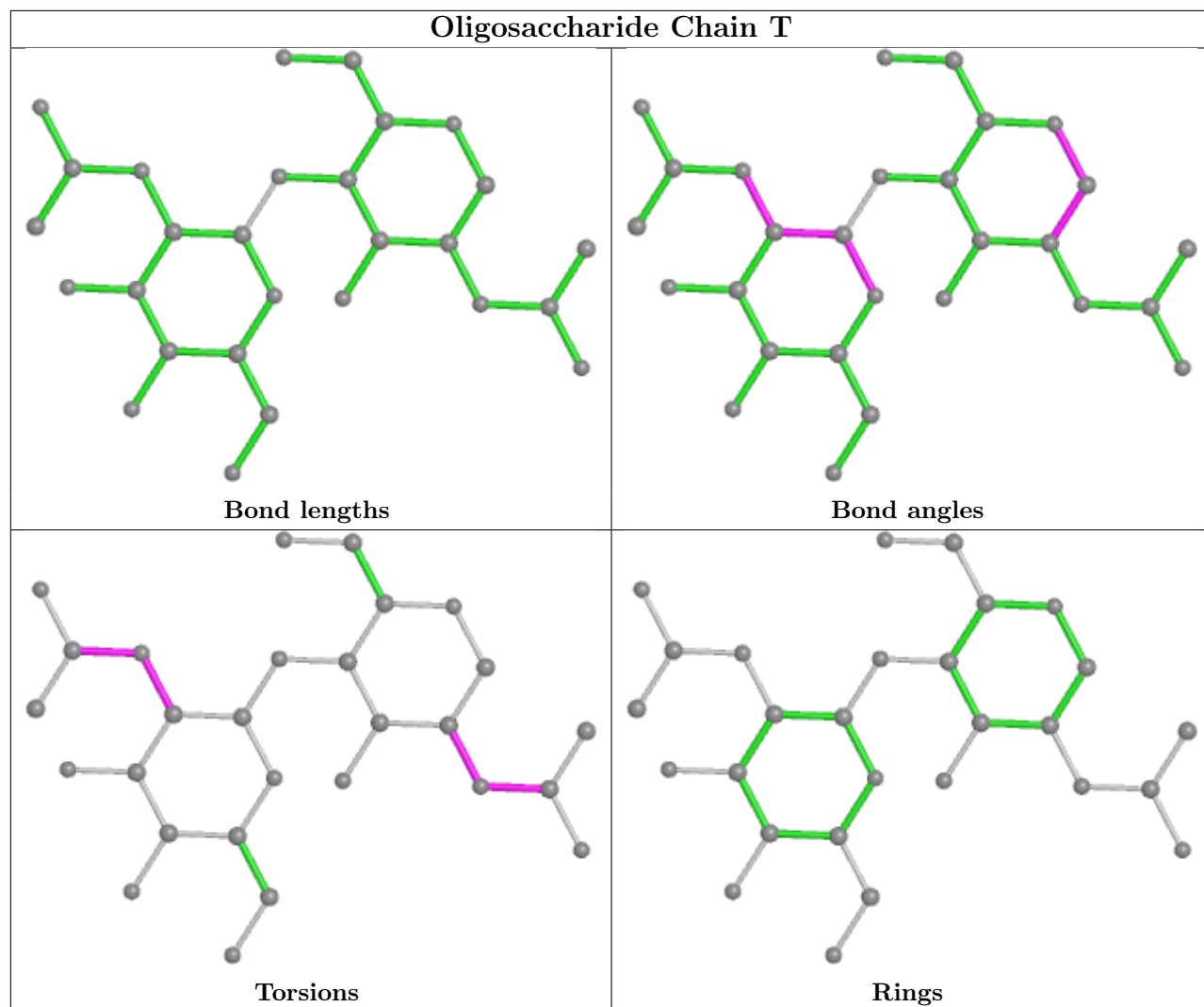


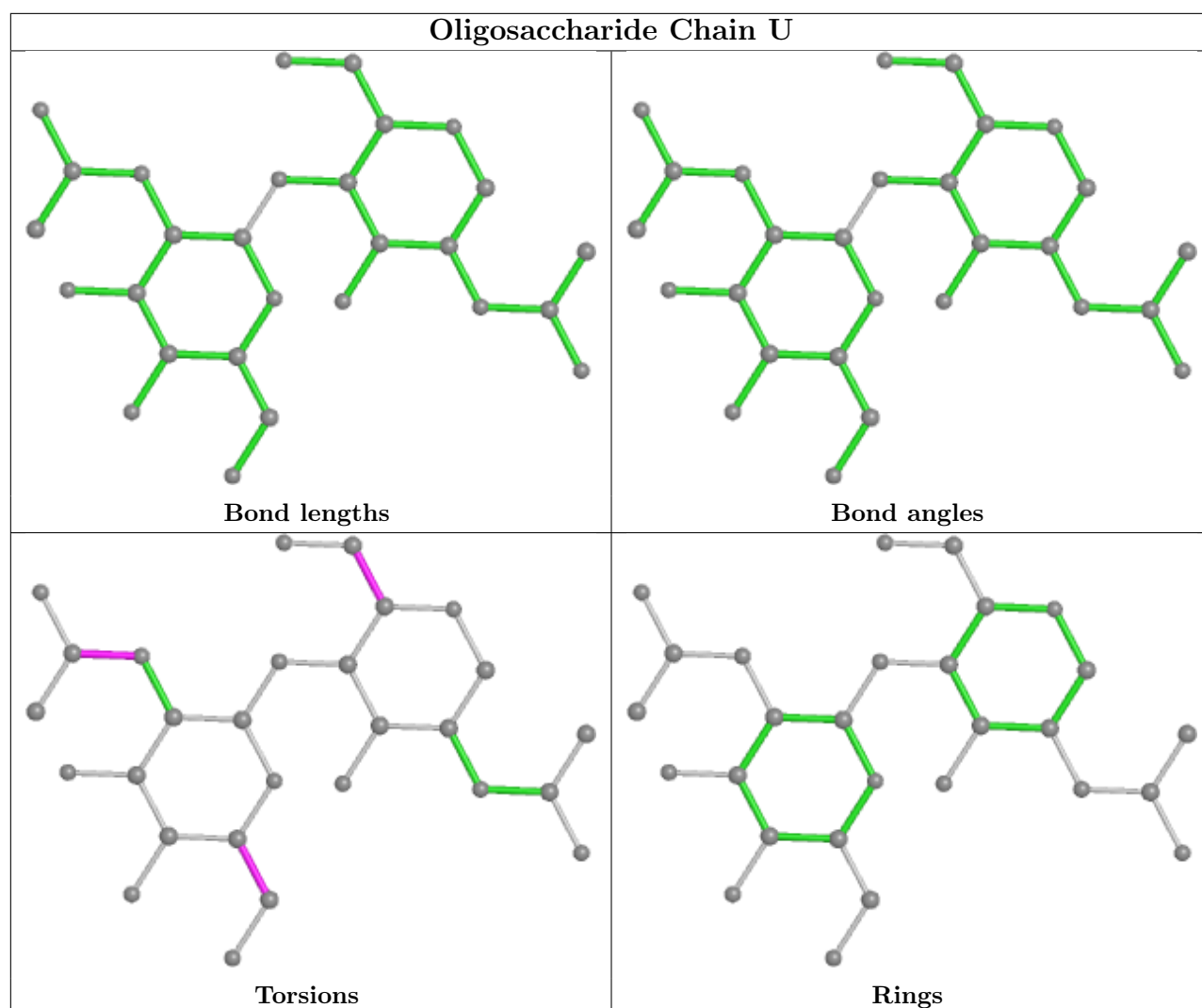


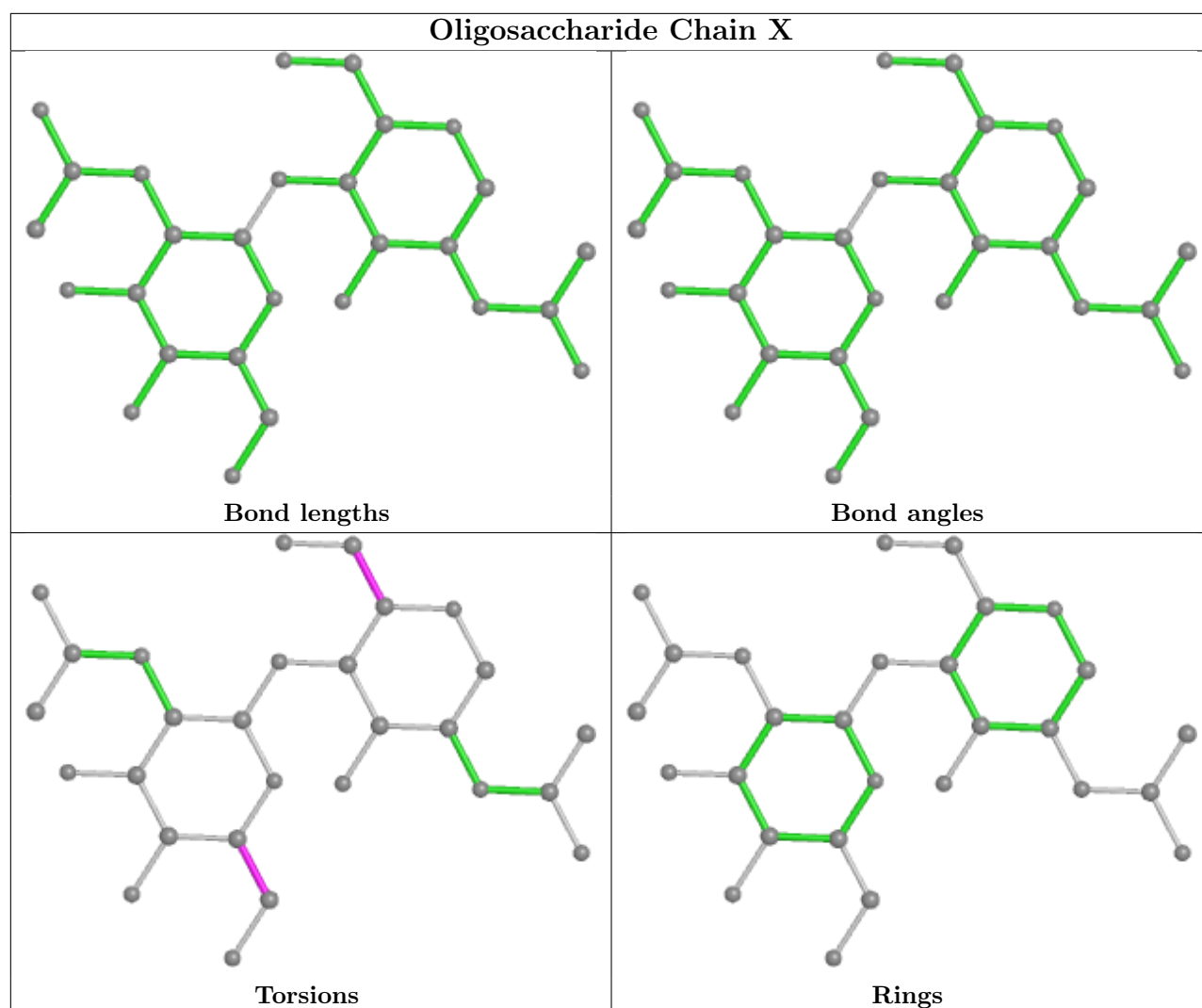


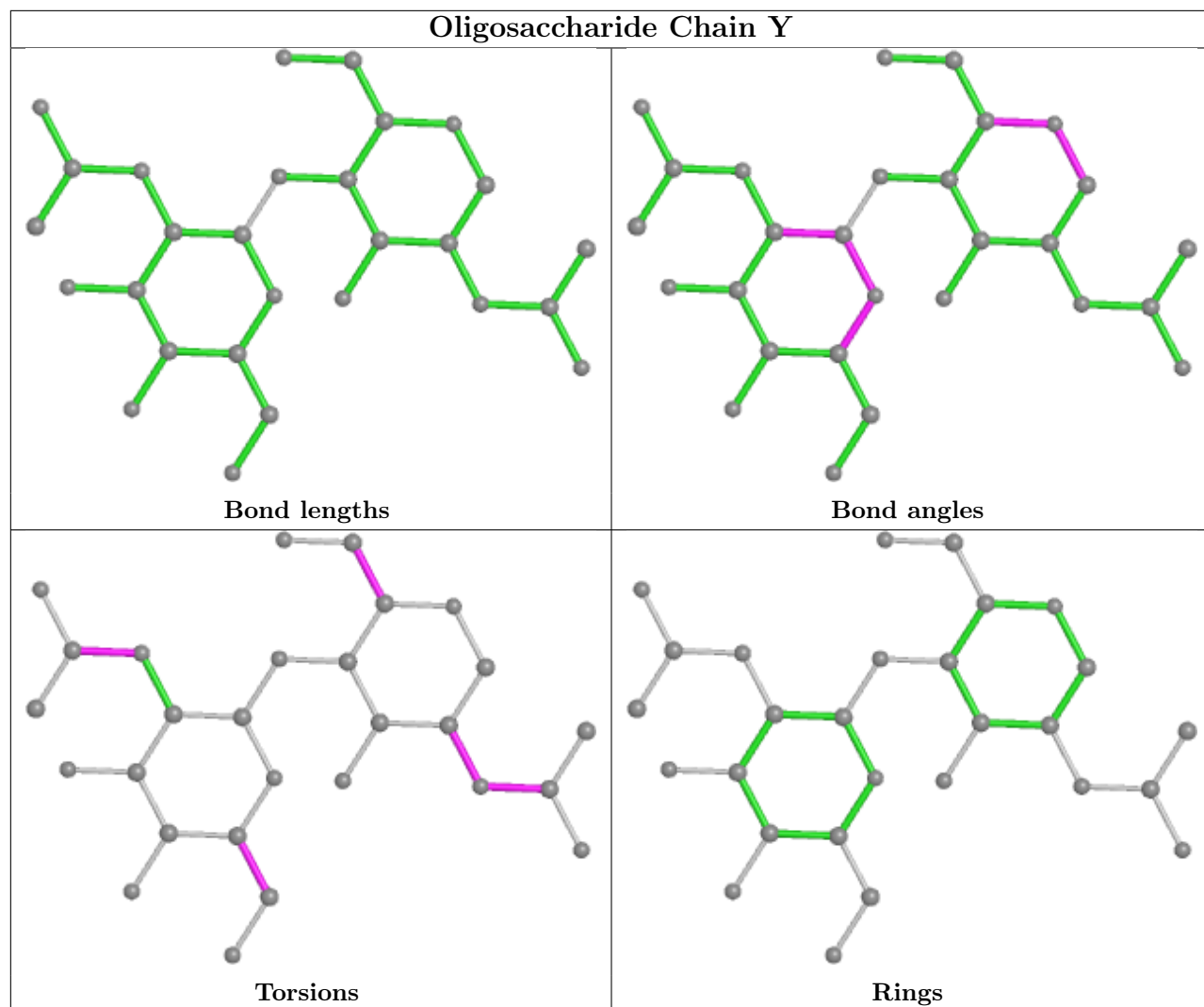


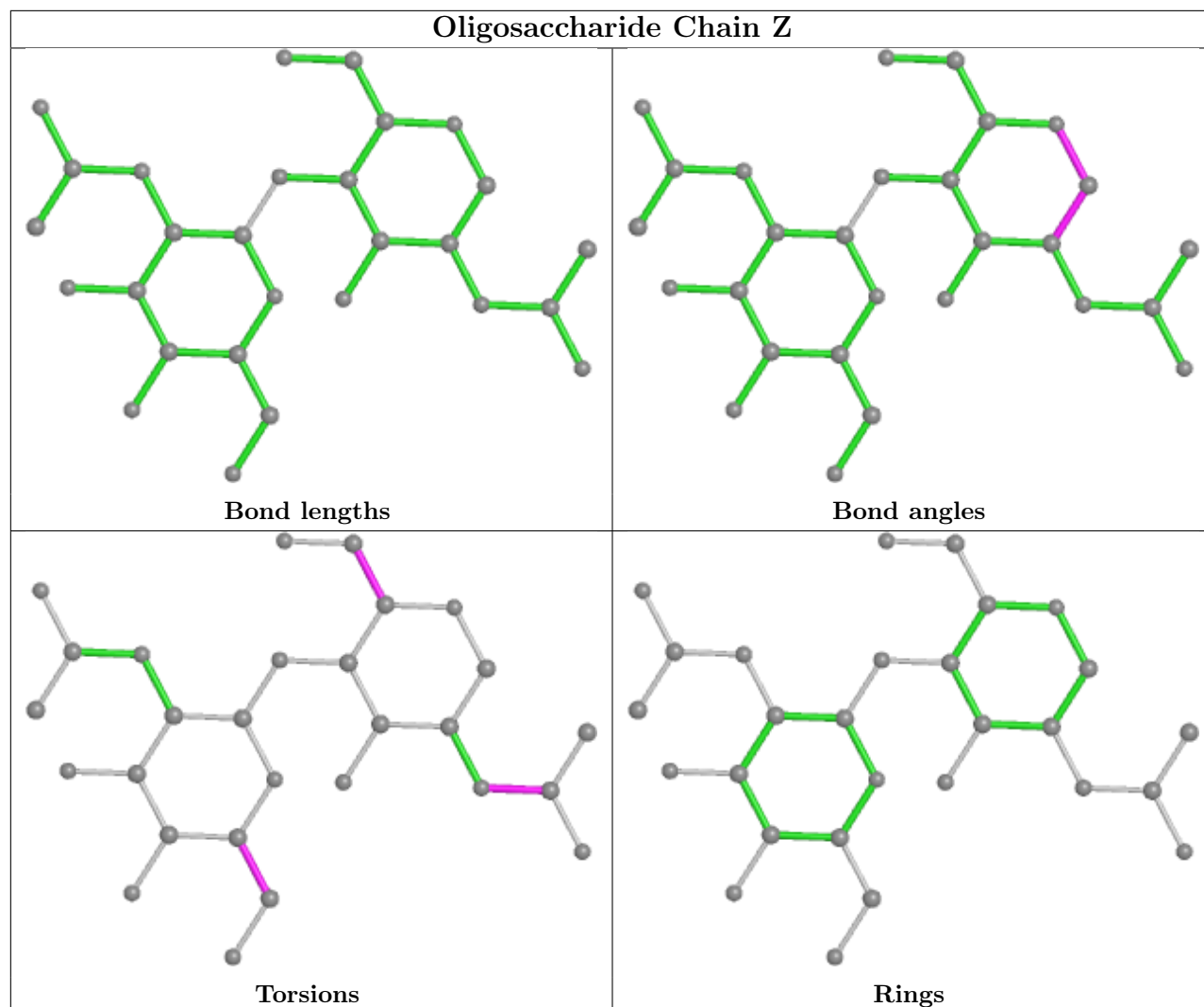


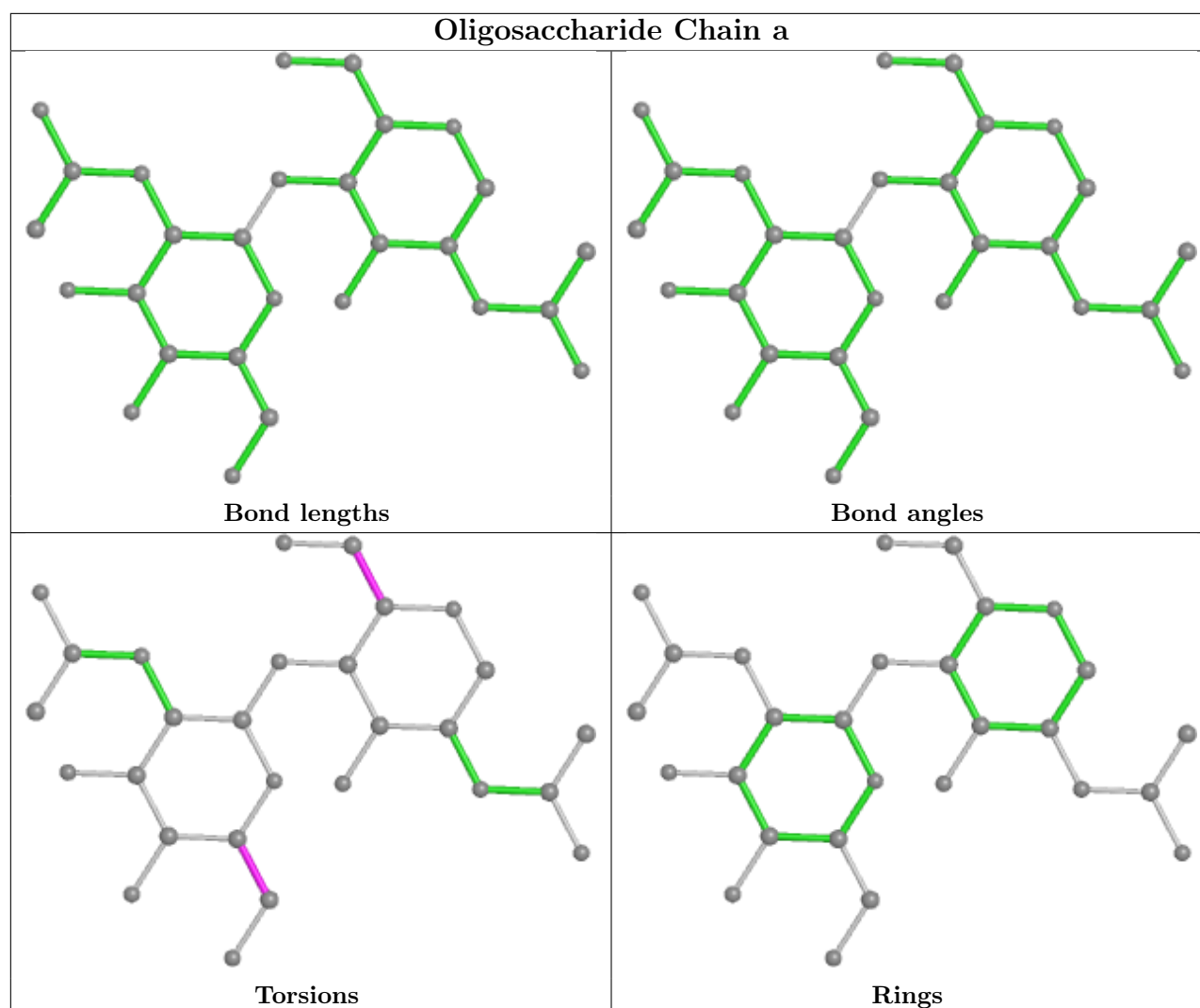












5.6 Ligand geometry [i](#)

24 ligands are modelled in this entry.

In the following table, the Counts columns list the number of bonds (or angles) for which Mogul statistics could be retrieved, the number of bonds (or angles) that are observed in the model and the number of bonds (or angles) that are defined in the Chemical Component Dictionary. The Link column lists molecule types, if any, to which the group is linked. The Z score for a bond length (or angle) is the number of standard deviations the observed value is removed from the expected value. A bond length (or angle) with $|Z| > 2$ is considered an outlier worth inspection. RMSZ is the root-mean-square of all Z scores of the bond lengths (or angles).

Mol	Type	Chain	Res	Link	Bond lengths			Bond angles		
					Counts	RMSZ	$\# Z > 2$	Counts	RMSZ	$\# Z > 2$
4	NAG	C	1302	2	14,14,15	0.22	0	17,19,21	0.44	0
4	NAG	A	1305	2	14,14,15	0.20	0	17,19,21	0.44	0
4	NAG	B	1304	2	14,14,15	0.40	0	17,19,21	0.44	0

Mol	Type	Chain	Res	Link	Bond lengths			Bond angles		
					Counts	RMSZ	# Z > 2	Counts	RMSZ	# Z > 2
4	NAG	B	1306	-	14,14,15	0.43	0	17,19,21	0.77	1 (5%)
4	NAG	A	1303	2	14,14,15	0.40	0	17,19,21	0.37	0
4	NAG	B	1302	2	14,14,15	0.40	0	17,19,21	0.72	1 (5%)
4	NAG	A	1301	2	14,14,15	0.39	0	17,19,21	0.36	0
4	NAG	C	1301	2	14,14,15	0.38	0	17,19,21	0.43	0
4	NAG	B	1307	2	14,14,15	0.44	0	17,19,21	1.58	1 (5%)
4	NAG	B	1305	2	14,14,15	0.41	0	17,19,21	0.59	0
4	NAG	C	1306	2	14,14,15	0.37	0	17,19,21	0.91	1 (5%)
4	NAG	A	1304	2	14,14,15	0.40	0	17,19,21	0.46	0
4	NAG	A	1306	2	14,14,15	0.38	0	17,19,21	0.32	0
4	NAG	A	1308	2	14,14,15	0.42	0	17,19,21	0.86	1 (5%)
4	NAG	B	1303	2	14,14,15	0.40	0	17,19,21	0.35	0
4	NAG	C	1303	2	14,14,15	0.41	0	17,19,21	0.39	0
4	NAG	C	1308	-	14,14,15	0.18	0	17,19,21	0.41	0
4	NAG	C	1307	2	14,14,15	0.45	0	17,19,21	1.17	1 (5%)
4	NAG	B	1301	2	14,14,15	0.41	0	17,19,21	0.40	0
4	NAG	C	1304	2	14,14,15	0.40	0	17,19,21	0.39	0
4	NAG	C	1305	2	14,14,15	0.40	0	17,19,21	0.53	0
4	NAG	B	1308	2	14,14,15	0.41	0	17,19,21	0.60	0
4	NAG	A	1307	2	14,14,15	0.38	0	17,19,21	0.73	0
4	NAG	A	1302	2	14,14,15	0.40	0	17,19,21	0.58	0

In the following table, the Chirals column lists the number of chiral outliers, the number of chiral centers analysed, the number of these observed in the model and the number defined in the Chemical Component Dictionary. Similar counts are reported in the Torsion and Rings columns. '-' means no outliers of that kind were identified.

Mol	Type	Chain	Res	Link	Chirals	Torsions	Rings
4	NAG	C	1302	2	-	2/6/23/26	0/1/1/1
4	NAG	A	1305	2	-	0/6/23/26	0/1/1/1
4	NAG	B	1304	2	-	3/6/23/26	0/1/1/1
4	NAG	B	1306	-	-	6/6/23/26	0/1/1/1
4	NAG	A	1303	2	-	2/6/23/26	0/1/1/1
4	NAG	B	1302	2	-	4/6/23/26	0/1/1/1
4	NAG	A	1301	2	-	2/6/23/26	0/1/1/1
4	NAG	C	1301	2	-	3/6/23/26	0/1/1/1
4	NAG	B	1307	2	-	5/6/23/26	0/1/1/1
4	NAG	B	1305	2	-	2/6/23/26	0/1/1/1
4	NAG	C	1306	2	-	3/6/23/26	0/1/1/1

Continued on next page...

Continued from previous page...

Mol	Type	Chain	Res	Link	Chirals	Torsions	Rings
4	NAG	A	1304	2	-	0/6/23/26	0/1/1/1
4	NAG	A	1306	2	-	5/6/23/26	0/1/1/1
4	NAG	A	1308	2	-	2/6/23/26	0/1/1/1
4	NAG	B	1303	2	-	2/6/23/26	0/1/1/1
4	NAG	C	1303	2	-	3/6/23/26	0/1/1/1
4	NAG	C	1308	-	-	2/6/23/26	0/1/1/1
4	NAG	C	1307	2	-	2/6/23/26	0/1/1/1
4	NAG	B	1301	2	-	0/6/23/26	0/1/1/1
4	NAG	C	1304	2	-	4/6/23/26	0/1/1/1
4	NAG	C	1305	2	-	3/6/23/26	0/1/1/1
4	NAG	B	1308	2	-	4/6/23/26	0/1/1/1
4	NAG	A	1307	2	-	5/6/23/26	0/1/1/1
4	NAG	A	1302	2	-	2/6/23/26	0/1/1/1

There are no bond length outliers.

All (6) bond angle outliers are listed below:

Mol	Chain	Res	Type	Atoms	Z	Observed(°)	Ideal(°)
4	B	1307	NAG	O5-C1-C2	6.07	120.88	111.29
4	C	1307	NAG	O5-C1-C2	3.74	117.20	111.29
4	C	1306	NAG	C1-O5-C5	2.72	115.88	112.19
4	A	1308	NAG	O5-C1-C2	2.59	115.38	111.29
4	B	1306	NAG	O5-C1-C2	2.27	114.87	111.29
4	B	1302	NAG	O5-C1-C2	-2.03	108.08	111.29

There are no chirality outliers.

All (66) torsion outliers are listed below:

Mol	Chain	Res	Type	Atoms
4	A	1301	NAG	C8-C7-N2-C2
4	A	1301	NAG	O7-C7-N2-C2
4	A	1302	NAG	C8-C7-N2-C2
4	A	1302	NAG	O7-C7-N2-C2
4	A	1303	NAG	O7-C7-N2-C2
4	A	1306	NAG	C8-C7-N2-C2
4	A	1306	NAG	O7-C7-N2-C2
4	B	1302	NAG	C8-C7-N2-C2
4	B	1302	NAG	O7-C7-N2-C2

Continued on next page...

Continued from previous page...

Mol	Chain	Res	Type	Atoms
4	B	1304	NAG	C3-C2-N2-C7
4	B	1304	NAG	C8-C7-N2-C2
4	B	1304	NAG	O7-C7-N2-C2
4	B	1305	NAG	C8-C7-N2-C2
4	B	1305	NAG	O7-C7-N2-C2
4	B	1307	NAG	C3-C2-N2-C7
4	B	1307	NAG	C8-C7-N2-C2
4	B	1307	NAG	O7-C7-N2-C2
4	C	1303	NAG	C8-C7-N2-C2
4	C	1303	NAG	O7-C7-N2-C2
4	C	1304	NAG	C8-C7-N2-C2
4	C	1304	NAG	O7-C7-N2-C2
4	C	1306	NAG	C1-C2-N2-C7
4	C	1306	NAG	C8-C7-N2-C2
4	C	1306	NAG	O7-C7-N2-C2
4	C	1307	NAG	C8-C7-N2-C2
4	C	1307	NAG	O7-C7-N2-C2
4	A	1303	NAG	C8-C7-N2-C2
4	A	1307	NAG	C8-C7-N2-C2
4	A	1307	NAG	O7-C7-N2-C2
4	B	1306	NAG	C8-C7-N2-C2
4	B	1306	NAG	O7-C7-N2-C2
4	A	1307	NAG	C1-C2-N2-C7
4	C	1304	NAG	O5-C5-C6-O6
4	C	1304	NAG	C4-C5-C6-O6
4	B	1306	NAG	O5-C5-C6-O6
4	C	1308	NAG	O5-C5-C6-O6
4	B	1308	NAG	O5-C5-C6-O6
4	A	1308	NAG	O5-C5-C6-O6
4	C	1302	NAG	O5-C5-C6-O6
4	B	1306	NAG	C4-C5-C6-O6
4	B	1308	NAG	C4-C5-C6-O6
4	C	1308	NAG	C4-C5-C6-O6
4	A	1306	NAG	C1-C2-N2-C7
4	B	1303	NAG	C8-C7-N2-C2
4	C	1301	NAG	C8-C7-N2-C2
4	A	1308	NAG	C4-C5-C6-O6
4	A	1306	NAG	O5-C5-C6-O6
4	A	1306	NAG	C4-C5-C6-O6
4	C	1302	NAG	C4-C5-C6-O6
4	B	1306	NAG	C1-C2-N2-C7
4	C	1303	NAG	O5-C5-C6-O6

Continued on next page...

Continued from previous page...

Mol	Chain	Res	Type	Atoms
4	C	1301	NAG	O5-C5-C6-O6
4	A	1307	NAG	O5-C5-C6-O6
4	B	1307	NAG	C1-C2-N2-C7
4	A	1307	NAG	C3-C2-N2-C7
4	B	1302	NAG	C4-C5-C6-O6
4	C	1301	NAG	O7-C7-N2-C2
4	B	1303	NAG	O7-C7-N2-C2
4	C	1305	NAG	O5-C5-C6-O6
4	B	1307	NAG	O5-C5-C6-O6
4	C	1305	NAG	C8-C7-N2-C2
4	B	1308	NAG	C8-C7-N2-C2
4	B	1302	NAG	O5-C5-C6-O6
4	B	1306	NAG	C3-C2-N2-C7
4	B	1308	NAG	O7-C7-N2-C2
4	C	1305	NAG	O7-C7-N2-C2

There are no ring outliers.

4 monomers are involved in 4 short contacts:

Mol	Chain	Res	Type	Clashes	Symm-Clashes
4	B	1302	NAG	1	0
4	C	1306	NAG	1	0
4	A	1307	NAG	1	0
4	A	1302	NAG	1	0

5.7 Other polymers [i](#)

There are no such residues in this entry.

5.8 Polymer linkage issues [i](#)

There are no chain breaks in this entry.