



## Full wwPDB EM Validation Report ⓘ

Nov 5, 2024 – 10:31 AM JST

PDB ID : 8IWH  
EMDB ID : EMD-35766  
Title : Structure and characteristics of a photosystem II supercomplex containing monomeric LHGX and dimeric FCPH antennae from the diatom *Thalassiosira pseudonana*  
Authors : Feng, Y.; Li, Z.H.; Wang, W.D.; Shen, J.R.  
Deposited on : 2023-03-30  
Resolution : 2.68 Å(reported)

This is a Full wwPDB EM Validation Report for a publicly released PDB entry.

We welcome your comments at [validation@mail.wwpdb.org](mailto:validation@mail.wwpdb.org)

A user guide is available at

<https://www.wwpdb.org/validation/2017/EMValidationReportHelp>  
with specific help available everywhere you see the ⓘ symbol.

The types of validation reports are described at

<http://www.wwpdb.org/validation/2017/FAQs#types>.

---

The following versions of software and data (see [references ⓘ](#)) were used in the production of this report:

EMDB validation analysis : **FAILED**  
Mogul : 1.8.5 (274361), CSD as541be (2020)  
MolProbity : 4.02b-467  
buster-report : 1.1.7 (2018)  
Percentile statistics : 20231227.v01 (using entries in the PDB archive December 27th 2023)  
MapQ : **FAILED**  
Ideal geometry (proteins) : Engh & Huber (2001)  
Ideal geometry (DNA, RNA) : Parkinson et al. (1996)  
Validation Pipeline (wwPDB-VP) : 2.39

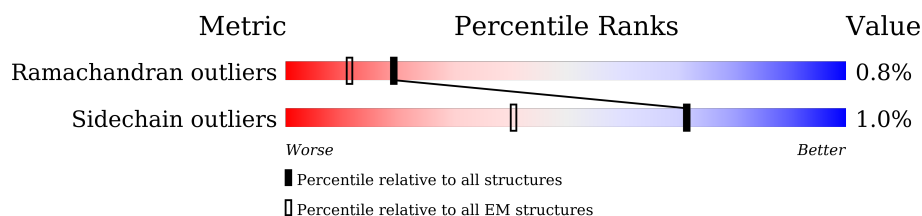
# 1 Overall quality at a glance

The following experimental techniques were used to determine the structure:

*ELECTRON MICROSCOPY*

The reported resolution of this entry is 2.68 Å.

Percentile scores (ranging between 0-100) for global validation metrics of the entry are shown in the following graphic. The table shows the number of entries on which the scores are based.







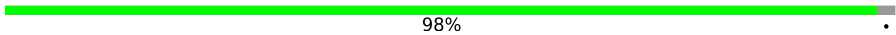
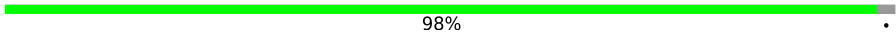
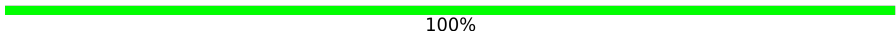
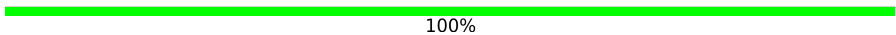




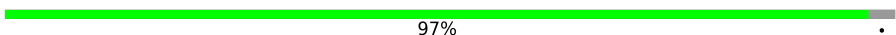
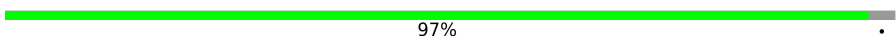


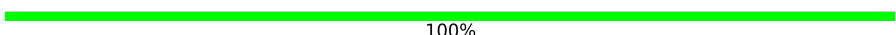
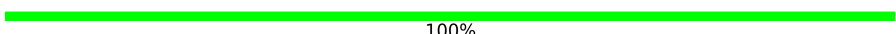


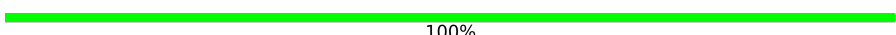
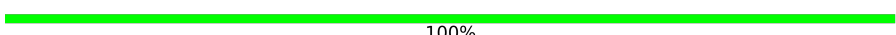



Metric	Whole archive (#Entries)	EM structures (#Entries)
Ramachandran outliers	207382	16835
Sidechain outliers	206894	16415

The table below summarises the geometric issues observed across the polymeric chains and their fit to the map. The red, orange, yellow and green segments of the bar indicate the fraction of residues that contain outliers for  $\geq 3$ , 2, 1 and 0 types of geometric quality criteria respectively. A grey segment represents the fraction of residues that are not modelled. The numeric value for each fraction is indicated below the corresponding segment, with a dot representing fractions  $\leq 5\%$ .

Mol	Chain	Length	Quality of chain
1	A	333	99% .
1	a	333	100%
2	B	509	94% 6%
2	b	509	94% 6%
3	C	470	96% .
3	c	470	96% .
4	D	351	97% .
4	d	351	97% . .
5	E	84	90% 10%
5	e	84	90% 10%


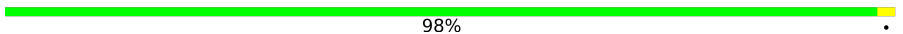
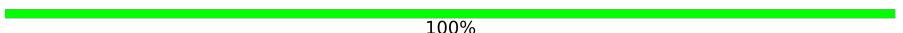


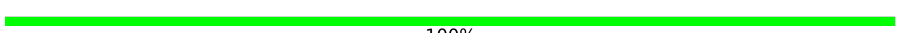









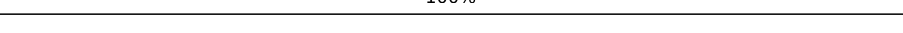





*Continued on next page...*

Continued from previous page...

Mol	Chain	Length	Quality of chain
6	F	43	
6	f	43	
7	G	176	
7	g	176	
8	H	66	
8	h	66	
9	I	34	
9	i	34	
10	J	39	
10	j	39	
11	K	44	
11	k	44	
12	L	38	
12	l	38	
13	M	113	
13	m	113	
14	N	30	
14	n	30	
15	O	305	
15	o	305	
16	T	28	
16	t	28	
17	U	148	
17	u	148	
18	V	162	

Continued on next page...

Continued from previous page...

Mol	Chain	Length	Quality of chain
18	v	162	
19	W	54	
19	w	54	
20	X	38	
20	x	38	
21	Z	61	
21	z	61	
22	3	220	
23	4	196	
24	5	192	
25	6	199	
26	0	199	
26	7	199	
27	Y	34	
27	y	34	
28	Q	211	
28	q	211	
29	1	193	
29	2	193	
29	8	193	
29	9	193	

The following table lists non-polymeric compounds, carbohydrate monomers and non-standard residues in protein, DNA, RNA chains that are outliers for geometric or electron-density-fit criteria:

Mol	Type	Chain	Res	Chirality	Geometry	Clashes	Electron density
33	CLA	0	304	X	-	-	-
33	CLA	0	305	X	-	-	-

Continued on next page...



*Continued from previous page...*

Mol	Type	Chain	Res	Chirality	Geometry	Clashes	Electron density
33	CLA	0	307	X	-	-	-
33	CLA	0	308	X	-	-	-
33	CLA	0	309	X	-	-	-
33	CLA	0	310	X	-	-	-
33	CLA	0	311	X	-	-	-
33	CLA	0	312	X	-	-	-
33	CLA	0	313	X	-	-	-
33	CLA	1	305	X	-	-	-
33	CLA	1	306	X	-	-	-
33	CLA	1	307	X	-	-	-
33	CLA	1	308	X	-	-	-
33	CLA	1	309	X	-	-	-
33	CLA	1	310	X	-	-	-
33	CLA	1	311	X	-	-	-
33	CLA	1	312	X	-	-	-
33	CLA	1	313	X	-	-	-
33	CLA	1	314	X	-	-	-
33	CLA	1	315	X	-	-	-
33	CLA	1	316	X	-	-	-
33	CLA	2	305	X	-	-	-
33	CLA	2	306	X	-	-	-
33	CLA	2	307	X	-	-	-
33	CLA	2	308	X	-	-	-
33	CLA	2	309	X	-	-	-
33	CLA	2	310	X	-	-	-
33	CLA	2	311	X	-	-	-
33	CLA	2	312	X	-	-	-
33	CLA	2	314	X	-	-	-
33	CLA	2	315	X	-	-	-
33	CLA	2	316	X	-	-	-
33	CLA	2	317	X	-	-	-
33	CLA	3	302	X	-	-	-
33	CLA	3	303	X	-	-	-
33	CLA	3	304	X	-	-	-
33	CLA	3	305	X	-	-	-
33	CLA	3	306	X	-	-	-
33	CLA	3	307	X	-	-	-
33	CLA	3	308	X	-	-	-
33	CLA	3	309	X	-	-	-
33	CLA	3	311	X	-	-	-
33	CLA	3	312	X	-	-	-
33	CLA	3	313	X	-	-	-

*Continued on next page...*

*Continued from previous page...*

Mol	Type	Chain	Res	Chirality	Geometry	Clashes	Electron density
33	CLA	3	319	X	-	-	-
33	CLA	4	305	X	-	-	-
33	CLA	4	306	X	-	-	-
33	CLA	4	308	X	-	-	-
33	CLA	4	309	X	-	-	-
33	CLA	4	310	X	-	-	-
33	CLA	4	311	X	-	-	-
33	CLA	4	312	X	-	-	-
33	CLA	4	313	X	-	-	-
33	CLA	4	314	X	-	-	-
33	CLA	4	315	X	-	-	-
33	CLA	4	316	X	-	-	-
33	CLA	5	308	X	-	-	-
33	CLA	5	309	X	-	-	-
33	CLA	5	311	X	-	-	-
33	CLA	5	312	X	-	-	-
33	CLA	5	313	X	-	-	-
33	CLA	5	314	X	-	-	-
33	CLA	5	316	X	-	-	-
33	CLA	5	317	X	-	-	-
33	CLA	6	307	X	-	-	-
33	CLA	6	308	X	-	-	-
33	CLA	6	310	X	-	-	-
33	CLA	6	311	X	-	-	-
33	CLA	6	312	X	-	-	-
33	CLA	6	313	X	-	-	-
33	CLA	6	315	X	-	-	-
33	CLA	6	316	X	-	-	-
33	CLA	7	304	X	-	-	-
33	CLA	7	305	X	-	-	-
33	CLA	7	307	X	-	-	-
33	CLA	7	308	X	-	-	-
33	CLA	7	309	X	-	-	-
33	CLA	7	310	X	-	-	-
33	CLA	7	311	X	-	-	-
33	CLA	7	312	X	-	-	-
33	CLA	7	313	X	-	-	-
33	CLA	7	314	X	-	-	-
33	CLA	8	305	X	-	-	-
33	CLA	8	306	X	-	-	-
33	CLA	8	307	X	-	-	-
33	CLA	8	308	X	-	-	-

*Continued on next page...*

*Continued from previous page...*

Mol	Type	Chain	Res	Chirality	Geometry	Clashes	Electron density
33	CLA	8	309	X	-	-	-
33	CLA	8	310	X	-	-	-
33	CLA	8	311	X	-	-	-
33	CLA	8	312	X	-	-	-
33	CLA	8	313	X	-	-	-
33	CLA	8	314	X	-	-	-
33	CLA	8	315	X	-	-	-
33	CLA	8	316	X	-	-	-
33	CLA	9	305	X	-	-	-
33	CLA	9	306	X	-	-	-
33	CLA	9	307	X	-	-	-
33	CLA	9	308	X	-	-	-
33	CLA	9	309	X	-	-	-
33	CLA	9	310	X	-	-	-
33	CLA	9	311	X	-	-	-
33	CLA	9	312	X	-	-	-
33	CLA	9	313	X	-	-	-
33	CLA	9	314	X	-	-	-
33	CLA	9	315	X	-	-	-
33	CLA	9	316	X	-	-	-
33	CLA	9	317	X	-	-	-
33	CLA	A	404	X	-	-	-
33	CLA	A	405	X	-	-	-
33	CLA	A	408	X	-	-	-
33	CLA	B	601	X	-	-	-
33	CLA	B	602	X	-	-	-
33	CLA	B	603	X	-	-	-
33	CLA	B	604	X	-	-	-
33	CLA	B	605	X	-	-	-
33	CLA	B	606	X	-	-	-
33	CLA	B	607	X	-	-	-
33	CLA	B	608	X	-	-	-
33	CLA	B	609	X	-	-	-
33	CLA	B	610	X	-	-	-
33	CLA	B	611	X	-	-	-
33	CLA	B	612	X	-	-	-
33	CLA	B	613	X	-	-	-
33	CLA	B	614	X	-	-	-
33	CLA	B	615	X	-	-	-
33	CLA	B	616	X	-	-	-
33	CLA	C	501	X	-	-	-
33	CLA	C	502	X	-	-	-

*Continued on next page...*

*Continued from previous page...*

Mol	Type	Chain	Res	Chirality	Geometry	Clashes	Electron density
33	CLA	C	503	X	-	-	-
33	CLA	C	504	X	-	-	-
33	CLA	C	505	X	-	-	-
33	CLA	C	506	X	-	-	-
33	CLA	C	507	X	-	-	-
33	CLA	C	508	X	-	-	-
33	CLA	C	509	X	-	-	-
33	CLA	C	510	X	-	-	-
33	CLA	C	511	X	-	-	-
33	CLA	C	512	X	-	-	-
33	CLA	C	513	X	-	-	-
33	CLA	D	402	X	-	-	-
33	CLA	D	405	X	-	-	-
33	CLA	D	406	X	-	-	-
33	CLA	H	103	X	-	-	-
33	CLA	W	303	X	-	-	-
33	CLA	Z	101	X	-	-	-
33	CLA	a	407	X	-	-	-
33	CLA	a	408	X	-	-	-
33	CLA	a	411	X	-	-	-
33	CLA	b	602	X	-	-	-
33	CLA	b	603	X	-	-	-
33	CLA	b	604	X	-	-	-
33	CLA	b	605	X	-	-	-
33	CLA	b	606	X	-	-	-
33	CLA	b	607	X	-	-	-
33	CLA	b	608	X	-	-	-
33	CLA	b	609	X	-	-	-
33	CLA	b	610	X	-	-	-
33	CLA	b	611	X	-	-	-
33	CLA	b	612	X	-	-	-
33	CLA	b	613	X	-	-	-
33	CLA	b	614	X	-	-	-
33	CLA	b	615	X	-	-	-
33	CLA	b	616	X	-	-	-
33	CLA	b	617	X	-	-	-
33	CLA	c	501	X	-	-	-
33	CLA	c	502	X	-	-	-
33	CLA	c	503	X	-	-	-
33	CLA	c	504	X	-	-	-
33	CLA	c	505	X	-	-	-
33	CLA	c	506	X	-	-	-

*Continued on next page...*

*Continued from previous page...*

Mol	Type	Chain	Res	Chirality	Geometry	Clashes	Electron density
33	CLA	c	507	X	-	-	-
33	CLA	c	508	X	-	-	-
33	CLA	c	509	X	-	-	-
33	CLA	c	510	X	-	-	-
33	CLA	c	511	X	-	-	-
33	CLA	c	512	X	-	-	-
33	CLA	c	513	X	-	-	-
33	CLA	d	401	X	-	-	-
33	CLA	d	402	X	-	-	-
33	CLA	d	409	X	-	-	-
33	CLA	w	303	X	-	-	-
33	CLA	z	101	X	-	-	-

## 2 Entry composition

There are 48 unique types of molecules in this entry. The entry contains 75511 atoms, of which 0 are hydrogens and 0 are deuteriums.

In the tables below, the AltConf column contains the number of residues with at least one atom in alternate conformation and the Trace column contains the number of residues modelled with at most 2 atoms.

- Molecule 1 is a protein called Photosystem II protein D1.

Mol	Chain	Residues	Atoms					AltConf	Trace
1	A	333	Total	C	N	O	S	0	0
			2614	1709	427	462	16		
1	a	333	Total	C	N	O	S	0	0
			2614	1709	427	462	16		

- Molecule 2 is a protein called Photosystem II CP47 reaction center protein.

Mol	Chain	Residues	Atoms					AltConf	Trace
2	B	478	Total	C	N	O	S	0	0
			3772	2466	639	654	13		
2	b	478	Total	C	N	O	S	0	0
			3772	2466	639	654	13		

- Molecule 3 is a protein called Photosystem II CP43 reaction center protein.

Mol	Chain	Residues	Atoms					AltConf	Trace
3	C	450	Total	C	N	O	S	0	0
			3489	2277	588	608	16		
3	c	450	Total	C	N	O	S	0	0
			3489	2277	588	608	16		

- Molecule 4 is a protein called Photosystem II D2 protein.

Mol	Chain	Residues	Atoms					AltConf	Trace
4	D	341	Total	C	N	O	S	0	0
			2699	1784	442	463	10		
4	d	341	Total	C	N	O	S	0	0
			2699	1784	442	463	10		

- Molecule 5 is a protein called Cytochrome b559 subunit alpha.

Mol	Chain	Residues	Atoms				AltConf	Trace
5	E	76	Total	C	N	O	0	0
			626	407	103	116		
5	e	76	Total	C	N	O	0	0
			626	407	103	116		

- Molecule 6 is a protein called Cytochrome b559 subunit beta.

Mol	Chain	Residues	Atoms					AltConf	Trace
6	F	31	Total	C	N	O	S	0	0
			253	173	42	37	1		
6	f	31	Total	C	N	O	S	0	0
			253	173	42	37	1		

- Molecule 7 is a protein called Photosystem II Psb31 protein domain-containing protein.

Mol	Chain	Residues	Atoms				AltConf	Trace
7	G	120	Total	C	N	O	0	0
			890	556	160	174		
7	g	120	Total	C	N	O	0	0
			890	556	160	174		

- Molecule 8 is a protein called Photosystem II reaction center protein H.

Mol	Chain	Residues	Atoms					AltConf	Trace
8	H	65	Total	C	N	O	S	0	0
			512	339	82	89	2		
8	h	65	Total	C	N	O	S	0	0
			512	339	82	89	2		

- Molecule 9 is a protein called Photosystem II reaction center protein I.

Mol	Chain	Residues	Atoms					AltConf	Trace
9	I	34	Total	C	N	O	S	0	0
			279	188	43	47	1		
9	i	34	Total	C	N	O	S	0	0
			279	188	43	47	1		

- Molecule 10 is a protein called Photosystem II reaction center protein J.

Mol	Chain	Residues	Atoms				AltConf	Trace
10	J	33	Total	C	N	O	0	0
			243	165	37	41		

*Continued on next page...*

*Continued from previous page...*

Mol	Chain	Residues	Atoms				AltConf	Trace
10	j	33	Total	C	N	O	0	0
			243	165	37	41		

- Molecule 11 is a protein called Photosystem II reaction center protein K.

Mol	Chain	Residues	Atoms				AltConf	Trace
11	K	37	Total	C	N	O	0	0
			303	213	45	45		
11	k	37	Total	C	N	O	0	0
			303	213	45	45		

- Molecule 12 is a protein called Photosystem II reaction center protein L.

Mol	Chain	Residues	Atoms				AltConf	Trace
12	L	37	Total	C	N	O	0	0
			302	203	47	52		
12	l	37	Total	C	N	O	0	0
			302	203	47	52		

- Molecule 13 is a protein called Photosystem II reaction center M protein, plastid.

Mol	Chain	Residues	Atoms				AltConf	Trace
13	M	41	Total	C	N	O	0	0
			317	208	51	58		
13	m	41	Total	C	N	O	0	0
			317	208	51	58		

- Molecule 14 is a protein called Photosystem II subunit, PsbN..

Mol	Chain	Residues	Atoms				AltConf	Trace
14	n	30	Total	C	N	O	0	0
			150	90	30	30		
14	N	30	Total	C	N	O	0	0
			150	90	30	30		

- Molecule 15 is a protein called Oxygen-evolving enhancer protein 1.

Mol	Chain	Residues	Atoms					AltConf	Trace
15	O	248	Total	C	N	O	S	0	0
			1867	1176	309	374	8		
15	o	248	Total	C	N	O	S	0	0
			1867	1176	309	374	8		



- Molecule 16 is a protein called Photosystem II reaction center protein T.

Mol	Chain	Residues	Atoms					AltConf	Trace
16	T	28	Total	C	N	O	S	0	0
			233	161	34	36	2		
16	t	28	Total	C	N	O	S	0	0
			233	161	34	36	2		

- Molecule 17 is a protein called PS II complex 12 kDa extrinsic protein.

Mol	Chain	Residues	Atoms					AltConf	Trace
17	U	92	Total	C	N	O	S	0	0
			708	451	121	134	2		
17	u	92	Total	C	N	O	S	0	0
			708	451	121	134	2		

- Molecule 18 is a protein called Cytochrome c-550.

Mol	Chain	Residues	Atoms					AltConf	Trace
18	V	135	Total	C	N	O	S	0	0
			1029	640	179	206	4		
18	v	135	Total	C	N	O	S	0	0
			1029	640	179	206	4		

- Molecule 19 is a protein called Photosystem II subunit, PsbW.

Mol	Chain	Residues	Atoms				AltConf	Trace
19	W	54	Total	C	N	O	0	0
			434	281	64	89		
19	w	54	Total	C	N	O	0	0
			434	281	64	89		

- Molecule 20 is a protein called Photosystem II reaction center X protein.

Mol	Chain	Residues	Atoms					AltConf	Trace
20	X	35	Total	C	N	O	S	0	0
			248	160	41	46	1		
20	x	35	Total	C	N	O	S	0	0
			248	160	41	46	1		

- Molecule 21 is a protein called Photosystem II reaction center protein Z.

Mol	Chain	Residues	Atoms					AltConf	Trace
21	Z	61	Total	C	N	O	S	0	0
			453	301	68	83	1		
21	z	61	Total	C	N	O	S	0	0
			453	301	68	83	1		

- Molecule 22 is a protein called Fucoxanthin chl a/c protein, lhca clade.

Mol	Chain	Residues	Atoms					AltConf	Trace
22	3	220	Total	C	N	O	S	0	0
			1710	1110	281	315	4		

- Molecule 23 is a protein called Fucoxanthin-chlorophyll a-c binding protein, plastid.

Mol	Chain	Residues	Atoms					AltConf	Trace
23	4	163	Total	C	N	O	S	0	0
			1249	809	204	232	4		

- Molecule 24 is a protein called Fucoxanthin chlorophyll a/c protein 6.

Mol	Chain	Residues	Atoms					AltConf	Trace
24	5	160	Total	C	N	O	S	0	0
			1229	780	217	227	5		

- Molecule 25 is a protein called Fucoxanthin chlorophyll a/c protein 5.

Mol	Chain	Residues	Atoms					AltConf	Trace
25	6	168	Total	C	N	O	S	0	0
			1296	833	219	238	6		

- Molecule 26 is a protein called Fucoxanthin chlorophyll a/c protein-LI818 clade.

Mol	Chain	Residues	Atoms					AltConf	Trace
26	7	165	Total	C	N	O	S	0	0
			1269	819	213	233	4		
26	0	165	Total	C	N	O	S	0	0
			1269	819	213	233	4		

- Molecule 27 is a protein called Photosystem II reaction center protein Ycf12.

Mol	Chain	Residues	Atoms					AltConf	Trace
27	Y	34	Total	C	N	O	S	0	0
			251	167	41	41	2		

*Continued on next page...*

*Continued from previous page...*

Mol	Chain	Residues	Atoms					AltConf	Trace
27	y	34	Total	C	N	O	S	0	0
			251	167	41	41	2		

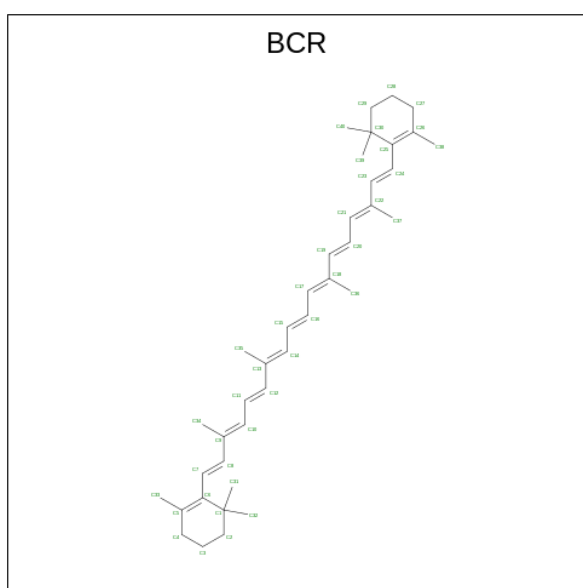
- Molecule 28 is a protein called Photosystem II subunit, PsbQ..

Mol	Chain	Residues	Atoms					AltConf	Trace
28	Q	156	Total	C	N	O	S	0	0
			1198	757	202	237	2		
28	q	156	Total	C	N	O	S	0	0
			1198	757	202	237	2		

- Molecule 29 is a protein called Fucoxanthin chlorophyll a/c light-harvesting protein, major type.

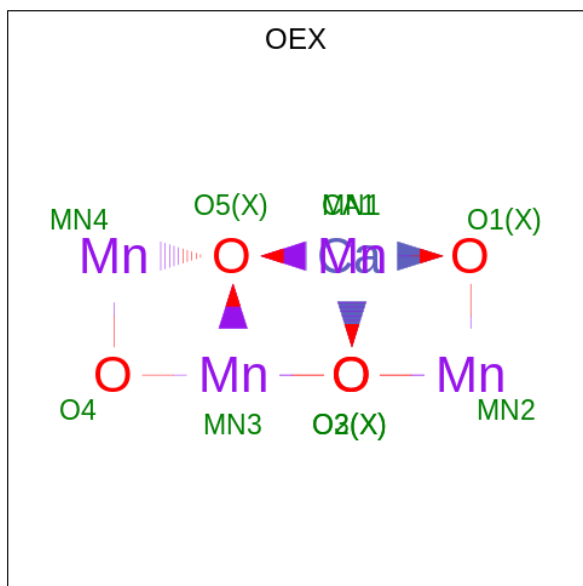
Mol	Chain	Residues	Atoms					AltConf	Trace
29	9	163	Total	C	N	O	S	0	0
			1214	788	206	218	2		
29	2	163	Total	C	N	O	S	0	0
			1214	788	206	218	2		
29	8	163	Total	C	N	O	S	0	0
			1206	783	206	216	1		
29	1	163	Total	C	N	O	S	0	0
			1206	783	206	216	1		

- Molecule 30 is BETA-CAROTENE (three-letter code: BCR) (formula: C<sub>40</sub>H<sub>56</sub>).



Mol	Chain	Residues	Atoms	AltConf
30	A	1	Total C 40 40	0
30	A	1	Total C 40 40	0
30	B	1	Total C 40 40	0
30	B	1	Total C 40 40	0
30	B	1	Total C 40 40	0
30	C	1	Total C 40 40	0
30	C	1	Total C 40 40	0
30	c	1	Total C 40 40	0
30	c	1	Total C 40 40	0
30	D	1	Total C 40 40	0
30	d	1	Total C 40 40	0
30	H	1	Total C 40 40	0
30	h	1	Total C 40 40	0
30	K	1	Total C 40 40	0
30	K	1	Total C 40 40	0
30	k	1	Total C 40 40	0
30	k	1	Total C 40 40	0
30	a	1	Total C 40 40	0
30	a	1	Total C 40 40	0
30	b	1	Total C 40 40	0
30	b	1	Total C 40 40	0
30	b	1	Total C 40 40	0

- Molecule 31 is CA-MN4-O5 CLUSTER (three-letter code: OEX) (formula:  $\text{CaMn}_4\text{O}_5$ ).

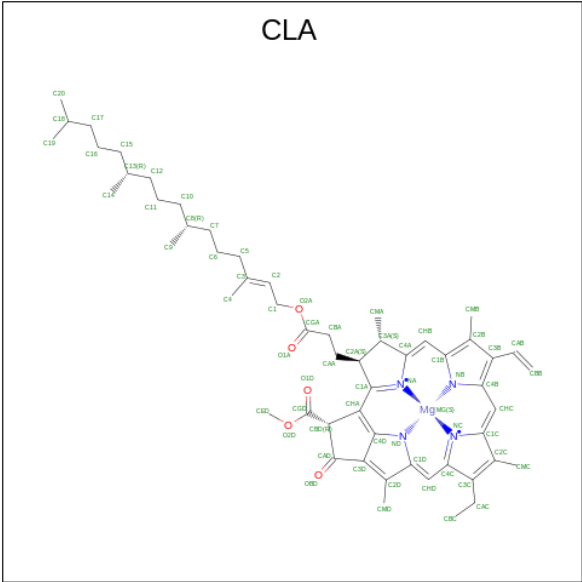


Mol	Chain	Residues	Atoms				AltConf
31	A	1	Total	Ca	Mn	O	0
			10	1	4	5	
31	a	1	Total	Ca	Mn	O	0
			10	1	4	5	

- Molecule 32 is CHLORIDE ION (three-letter code: CL) (formula:  $\text{Cl}$ ).

Mol	Chain	Residues	Atoms		AltConf
32	A	1	Total	Cl	0
			1	1	
32	a	1	Total	Cl	0
			1	1	

- Molecule 33 is CHLOROPHYLL A (three-letter code: CLA) (formula:  $\text{C}_{55}\text{H}_{72}\text{MgN}_4\text{O}_5$ ).



Mol	Chain	Residues	Atoms					AltConf
33	A	1	Total	C	Mg	N	O	0
			65	55	1	4	5	
33	A	1	Total	C	Mg	N	O	0
			49	39	1	4	5	
33	A	1	Total	C	Mg	N	O	0
			60	50	1	4	5	
33	B	1	Total	C	Mg	N	O	0
			47	37	1	4	5	
33	B	1	Total	C	Mg	N	O	0
			61	52	1	4	4	
33	B	1	Total	C	Mg	N	O	0
			64	54	1	4	5	
33	B	1	Total	C	Mg	N	O	0
			61	51	1	4	5	
33	B	1	Total	C	Mg	N	O	0
			65	55	1	4	5	
33	B	1	Total	C	Mg	N	O	0
			65	55	1	4	5	
33	B	1	Total	C	Mg	N	O	0
			41	33	1	4	3	
33	B	1	Total	C	Mg	N	O	0
			65	55	1	4	5	
33	B	1	Total	C	Mg	N	O	0
			65	55	1	4	5	
33	B	1	Total	C	Mg	N	O	0
			65	55	1	4	5	
33	B	1	Total	C	Mg	N	O	0
			64	54	1	4	5	

Continued on next page...

*Continued from previous page...*

Mol	Chain	Residues	Atoms					AltConf
33	B	1	Total 65	C 55	Mg 1	N 4	O 5	0
33	B	1	Total 65	C 55	Mg 1	N 4	O 5	0
33	B	1	Total 64	C 54	Mg 1	N 4	O 5	0
33	B	1	Total 65	C 55	Mg 1	N 4	O 5	0
33	B	1	Total 65	C 55	Mg 1	N 4	O 5	0
33	C	1	Total 65	C 55	Mg 1	N 4	O 5	0
33	C	1	Total 64	C 54	Mg 1	N 4	O 5	0
33	C	1	Total 65	C 55	Mg 1	N 4	O 5	0
33	C	1	Total 64	C 54	Mg 1	N 4	O 5	0
33	C	1	Total 65	C 55	Mg 1	N 4	O 5	0
33	C	1	Total 45	C 35	Mg 1	N 4	O 5	0
33	C	1	Total 65	C 55	Mg 1	N 4	O 5	0
33	C	1	Total 65	C 55	Mg 1	N 4	O 5	0
33	C	1	Total 65	C 55	Mg 1	N 4	O 5	0
33	C	1	Total 65	C 55	Mg 1	N 4	O 5	0
33	C	1	Total 64	C 54	Mg 1	N 4	O 5	0
33	C	1	Total 49	C 39	Mg 1	N 4	O 5	0
33	c	1	Total 65	C 55	Mg 1	N 4	O 5	0
33	c	1	Total 64	C 54	Mg 1	N 4	O 5	0
33	c	1	Total 65	C 55	Mg 1	N 4	O 5	0

*Continued on next page...*

*Continued from previous page...*

Mol	Chain	Residues	Atoms					AltConf
33	c	1	Total 64	C 54	Mg 1	N 4	O 5	0
33	c	1	Total 65	C 55	Mg 1	N 4	O 5	0
33	c	1	Total 45	C 35	Mg 1	N 4	O 5	0
33	c	1	Total 65	C 55	Mg 1	N 4	O 5	0
33	c	1	Total 65	C 55	Mg 1	N 4	O 5	0
33	c	1	Total 65	C 55	Mg 1	N 4	O 5	0
33	c	1	Total 65	C 55	Mg 1	N 4	O 5	0
33	c	1	Total 65	C 55	Mg 1	N 4	O 5	0
33	c	1	Total 64	C 54	Mg 1	N 4	O 5	0
33	c	1	Total 49	C 39	Mg 1	N 4	O 5	0
33	D	1	Total 59	C 49	Mg 1	N 4	O 5	0
33	D	1	Total 57	C 47	Mg 1	N 4	O 5	0
33	D	1	Total 60	C 50	Mg 1	N 4	O 5	0
33	d	1	Total 57	C 47	Mg 1	N 4	O 5	0
33	d	1	Total 60	C 50	Mg 1	N 4	O 5	0
33	d	1	Total 59	C 49	Mg 1	N 4	O 5	0
33	H	1	Total 43	C 35	Mg 1	N 4	O 3	0
33	W	1	Total 65	C 55	Mg 1	N 4	O 5	0
33	w	1	Total 65	C 55	Mg 1	N 4	O 5	0
33	Z	1	Total 51	C 41	Mg 1	N 4	O 5	0
33	z	1	Total 51	C 41	Mg 1	N 4	O 5	0

*Continued on next page...*



*Continued from previous page...*

Mol	Chain	Residues	Atoms					AltConf
33	3	1	Total 65	C 55	Mg 1	N 4	O 5	0
33	3	1	Total 65	C 55	Mg 1	N 4	O 5	0
33	3	1	Total 65	C 55	Mg 1	N 4	O 5	0
33	3	1	Total 48	C 38	Mg 1	N 4	O 5	0
33	3	1	Total 65	C 55	Mg 1	N 4	O 5	0
33	3	1	Total 65	C 55	Mg 1	N 4	O 5	0
33	3	1	Total 65	C 55	Mg 1	N 4	O 5	0
33	3	1	Total 51	C 41	Mg 1	N 4	O 5	0
33	3	1	Total 41	C 33	Mg 1	N 4	O 3	0
33	3	1	Total 56	C 46	Mg 1	N 4	O 5	0
33	3	1	Total 61	C 51	Mg 1	N 4	O 5	0
33	3	1	Total 55	C 45	Mg 1	N 4	O 5	0
33	4	1	Total 55	C 45	Mg 1	N 4	O 5	0
33	4	1	Total 65	C 55	Mg 1	N 4	O 5	0
33	4	1	Total 65	C 55	Mg 1	N 4	O 5	0
33	4	1	Total 65	C 55	Mg 1	N 4	O 5	0
33	4	1	Total 46	C 36	Mg 1	N 4	O 5	0
33	4	1	Total 60	C 50	Mg 1	N 4	O 5	0
33	4	1	Total 51	C 41	Mg 1	N 4	O 5	0
33	4	1	Total 41	C 33	Mg 1	N 4	O 3	0
33	4	1	Total 56	C 46	Mg 1	N 4	O 5	0

*Continued on next page...*

*Continued from previous page...*

Mol	Chain	Residues	Atoms					AltConf
33	4	1	Total 47	C 37	Mg 1	N 4	O 5	0
33	4	1	Total 52	C 42	Mg 1	N 4	O 5	0
33	5	1	Total 46	C 36	Mg 1	N 4	O 5	0
33	5	1	Total 55	C 45	Mg 1	N 4	O 5	0
33	5	1	Total 55	C 45	Mg 1	N 4	O 5	0
33	5	1	Total 46	C 36	Mg 1	N 4	O 5	0
33	5	1	Total 65	C 55	Mg 1	N 4	O 5	0
33	5	1	Total 55	C 45	Mg 1	N 4	O 5	0
33	5	1	Total 41	C 33	Mg 1	N 4	O 3	0
33	5	1	Total 38	C 32	Mg 1	N 4	O 1	0
33	6	1	Total 53	C 43	Mg 1	N 4	O 5	0
33	6	1	Total 54	C 44	Mg 1	N 4	O 5	0
33	6	1	Total 52	C 42	Mg 1	N 4	O 5	0
33	6	1	Total 46	C 36	Mg 1	N 4	O 5	0
33	6	1	Total 65	C 55	Mg 1	N 4	O 5	0
33	6	1	Total 46	C 36	Mg 1	N 4	O 5	0
33	6	1	Total 41	C 33	Mg 1	N 4	O 3	0
33	6	1	Total 39	C 30	Mg 1	N 4	O 4	0
33	7	1	Total 47	C 37	Mg 1	N 4	O 5	0
33	7	1	Total 65	C 55	Mg 1	N 4	O 5	0
33	7	1	Total 65	C 55	Mg 1	N 4	O 5	0

*Continued on next page...*

*Continued from previous page...*

Mol	Chain	Residues	Atoms					AltConf
33	7	1	Total 41	C 33	Mg 1	N 4	O 3	0
33	7	1	Total 65	C 55	Mg 1	N 4	O 5	0
33	7	1	Total 45	C 35	Mg 1	N 4	O 5	0
33	7	1	Total 51	C 41	Mg 1	N 4	O 5	0
33	7	1	Total 65	C 55	Mg 1	N 4	O 5	0
33	7	1	Total 34	C 28	Mg 1	N 4	O 1	0
33	7	1	Total 43	C 35	Mg 1	N 4	O 3	0
33	a	1	Total 65	C 55	Mg 1	N 4	O 5	0
33	a	1	Total 49	C 39	Mg 1	N 4	O 5	0
33	a	1	Total 60	C 50	Mg 1	N 4	O 5	0
33	b	1	Total 47	C 37	Mg 1	N 4	O 5	0
33	b	1	Total 61	C 52	Mg 1	N 4	O 4	0
33	b	1	Total 64	C 54	Mg 1	N 4	O 5	0
33	b	1	Total 61	C 51	Mg 1	N 4	O 5	0
33	b	1	Total 65	C 55	Mg 1	N 4	O 5	0
33	b	1	Total 65	C 55	Mg 1	N 4	O 5	0
33	b	1	Total 41	C 33	Mg 1	N 4	O 3	0
33	b	1	Total 65	C 55	Mg 1	N 4	O 5	0
33	b	1	Total 65	C 55	Mg 1	N 4	O 5	0
33	b	1	Total 65	C 55	Mg 1	N 4	O 5	0
33	b	1	Total 64	C 54	Mg 1	N 4	O 5	0

*Continued on next page...*

*Continued from previous page...*

Mol	Chain	Residues	Atoms					AltConf
33	b	1	Total 65	C 55	Mg 1	N 4	O 5	0
33	b	1	Total 65	C 55	Mg 1	N 4	O 5	0
33	b	1	Total 64	C 54	Mg 1	N 4	O 5	0
33	b	1	Total 65	C 55	Mg 1	N 4	O 5	0
33	b	1	Total 65	C 55	Mg 1	N 4	O 5	0
33	0	1	Total 47	C 37	Mg 1	N 4	O 5	0
33	0	1	Total 65	C 55	Mg 1	N 4	O 5	0
33	0	1	Total 65	C 55	Mg 1	N 4	O 5	0
33	0	1	Total 41	C 33	Mg 1	N 4	O 3	0
33	0	1	Total 65	C 55	Mg 1	N 4	O 5	0
33	0	1	Total 45	C 35	Mg 1	N 4	O 5	0
33	0	1	Total 51	C 41	Mg 1	N 4	O 5	0
33	0	1	Total 65	C 55	Mg 1	N 4	O 5	0
33	0	1	Total 34	C 28	Mg 1	N 4	O 1	0
33	9	1	Total 41	C 33	Mg 1	N 4	O 3	0
33	9	1	Total 45	C 35	Mg 1	N 4	O 5	0
33	9	1	Total 44	C 34	Mg 1	N 4	O 5	0
33	9	1	Total 55	C 45	Mg 1	N 4	O 5	0
33	9	1	Total 43	C 33	Mg 1	N 4	O 5	0
33	9	1	Total 65	C 55	Mg 1	N 4	O 5	0
33	9	1	Total 55	C 45	Mg 1	N 4	O 5	0

*Continued on next page...*

*Continued from previous page...*

Mol	Chain	Residues	Atoms					AltConf
33	9	1	Total 45	C 35	Mg 1	N 4	O 5	0
33	9	1	Total 36	C 30	Mg 1	N 4	O 1	0
33	9	1	Total 38	C 32	Mg 1	N 4	O 1	0
33	9	1	Total 38	C 32	Mg 1	N 4	O 1	0
33	9	1	Total 38	C 32	Mg 1	N 4	O 1	0
33	9	1	Total 55	C 45	Mg 1	N 4	O 5	0
33	2	1	Total 41	C 33	Mg 1	N 4	O 3	0
33	2	1	Total 45	C 35	Mg 1	N 4	O 5	0
33	2	1	Total 44	C 34	Mg 1	N 4	O 5	0
33	2	1	Total 55	C 45	Mg 1	N 4	O 5	0
33	2	1	Total 43	C 33	Mg 1	N 4	O 5	0
33	2	1	Total 65	C 55	Mg 1	N 4	O 5	0
33	2	1	Total 55	C 45	Mg 1	N 4	O 5	0
33	2	1	Total 45	C 35	Mg 1	N 4	O 5	0
33	2	1	Total 36	C 30	Mg 1	N 4	O 1	0
33	2	1	Total 38	C 32	Mg 1	N 4	O 1	0
33	2	1	Total 38	C 32	Mg 1	N 4	O 1	0
33	2	1	Total 38	C 32	Mg 1	N 4	O 1	0
33	2	1	Total 55	C 45	Mg 1	N 4	O 5	0
33	8	1	Total 41	C 33	Mg 1	N 4	O 3	0
33	8	1	Total 45	C 35	Mg 1	N 4	O 5	0

*Continued on next page...*

*Continued from previous page...*

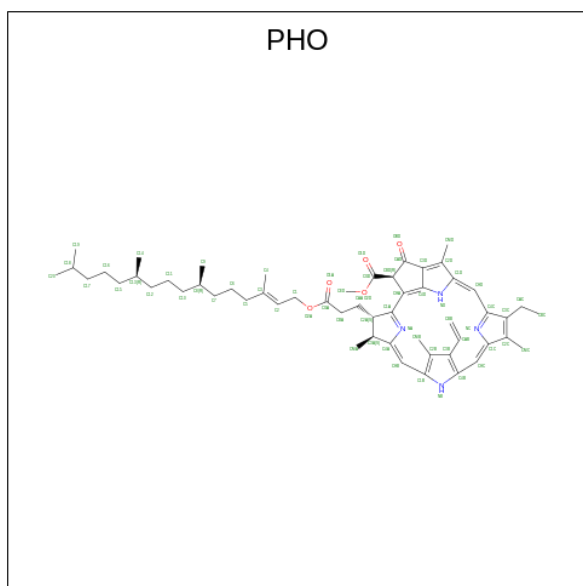
Mol	Chain	Residues	Atoms					AltConf
33	8	1	Total 44	C 34	Mg 1	N 4	O 5	0
33	8	1	Total 55	C 45	Mg 1	N 4	O 5	0
33	8	1	Total 43	C 33	Mg 1	N 4	O 5	0
33	8	1	Total 65	C 55	Mg 1	N 4	O 5	0
33	8	1	Total 55	C 45	Mg 1	N 4	O 5	0
33	8	1	Total 45	C 35	Mg 1	N 4	O 5	0
33	8	1	Total 36	C 30	Mg 1	N 4	O 1	0
33	8	1	Total 38	C 32	Mg 1	N 4	O 1	0
33	8	1	Total 38	C 32	Mg 1	N 4	O 1	0
33	8	1	Total 38	C 32	Mg 1	N 4	O 1	0
33	1	1	Total 41	C 33	Mg 1	N 4	O 3	0
33	1	1	Total 45	C 35	Mg 1	N 4	O 5	0
33	1	1	Total 44	C 34	Mg 1	N 4	O 5	0
33	1	1	Total 55	C 45	Mg 1	N 4	O 5	0
33	1	1	Total 43	C 33	Mg 1	N 4	O 5	0
33	1	1	Total 65	C 55	Mg 1	N 4	O 5	0
33	1	1	Total 55	C 45	Mg 1	N 4	O 5	0
33	1	1	Total 45	C 35	Mg 1	N 4	O 5	0
33	1	1	Total 36	C 30	Mg 1	N 4	O 1	0
33	1	1	Total 38	C 32	Mg 1	N 4	O 1	0
33	1	1	Total 38	C 32	Mg 1	N 4	O 1	0

*Continued on next page...*

Continued from previous page...

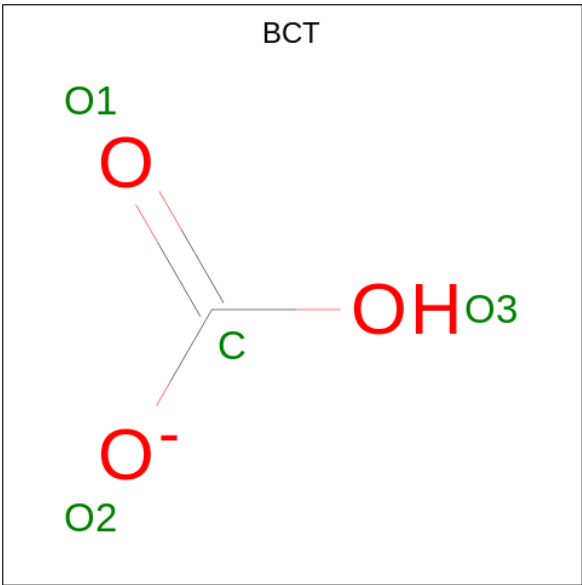
Mol	Chain	Residues	Atoms					AltConf
			Total	C	Mg	N	O	
33	1	1	38	32	1	4	1	0

- Molecule 34 is PHEOPHYTIN A (three-letter code: PHO) (formula:  $C_{55}H_{74}N_4O_5$ ).



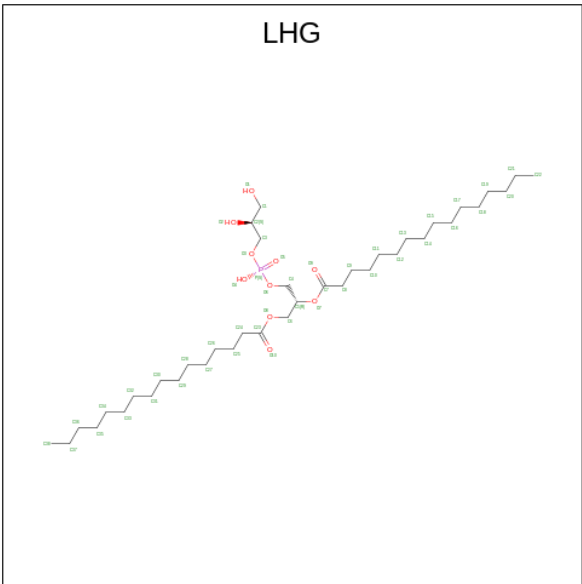
Mol	Chain	Residues	Atoms				AltConf
			Total	C	N	O	
34	A	1	64	55	4	5	0
34	A	1	64	55	4	5	0
34	a	1	64	55	4	5	0
34	a	1	64	55	4	5	0

- Molecule 35 is BICARBONATE ION (three-letter code: BCT) (formula:  $CHO_3$ ).



Mol	Chain	Residues	Atoms			AltConf
35	A	1	Total	C	O	0
			4	1	3	
35	a	1	Total	C	O	0
			4	1	3	

- Molecule 36 is 1,2-DIPALMITOYL-PHOSPHATIDYL-GLYCEROLE (three-letter code: LHG) (formula: C<sub>38</sub>H<sub>75</sub>O<sub>10</sub>P).



Mol	Chain	Residues	Atoms				AltConf
36	A	1	Total	C	O	P	0
			43	32	10	1	

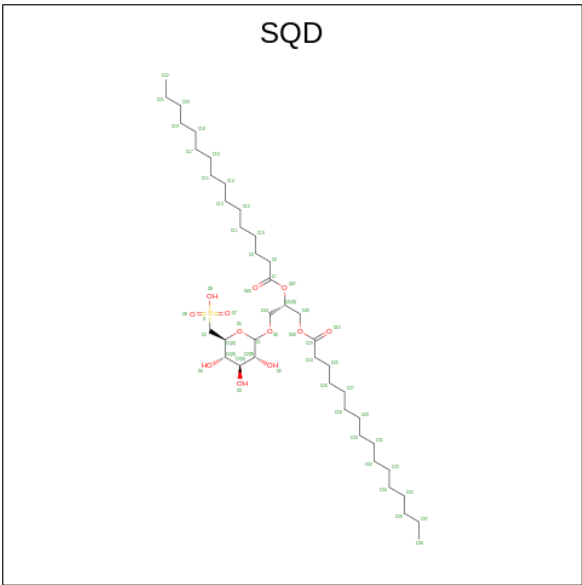
Continued on next page...



*Continued from previous page...*

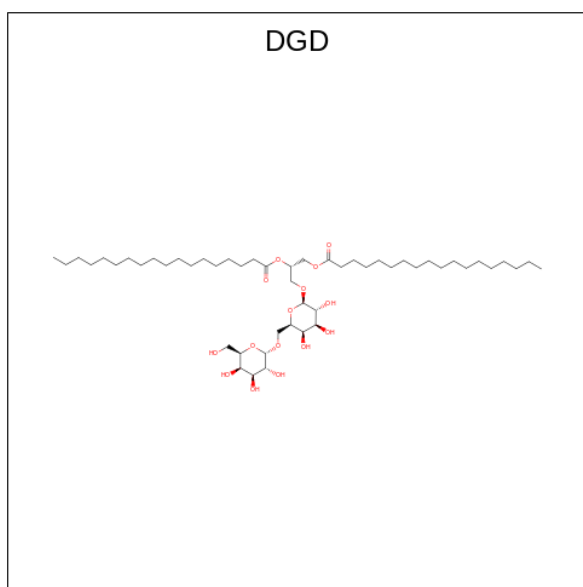
Mol	Chain	Residues	Atoms				AltConf
36	A	1	Total	C	O	P	0
			49	38	10	1	
36	A	1	Total	C	O	P	0
			49	38	10	1	
36	D	1	Total	C	O	P	0
			48	38	9	1	
36	D	1	Total	C	O	P	0
			42	31	10	1	
36	d	1	Total	C	O	P	0
			48	38	9	1	
36	d	1	Total	C	O	P	0
			42	31	10	1	
36	H	1	Total	C	O	P	0
			42	31	10	1	
36	h	1	Total	C	O	P	0
			42	31	10	1	
36	W	1	Total	C	O	P	0
			35	24	10	1	
36	w	1	Total	C	O	P	0
			35	24	10	1	
36	3	1	Total	C	O	P	0
			27	16	10	1	
36	3	1	Total	C	O	P	0
			49	38	10	1	
36	4	1	Total	C	O	P	0
			49	38	10	1	
36	5	1	Total	C	O	P	0
			33	24	8	1	
36	7	1	Total	C	O	P	0
			28	19	8	1	
36	a	1	Total	C	O	P	0
			43	32	10	1	
36	a	1	Total	C	O	P	0
			49	38	10	1	
36	b	1	Total	C	O	P	0
			49	38	10	1	
36	0	1	Total	C	O	P	0
			28	19	8	1	

- Molecule 37 is 1,2-DI-O-ACYL-3-O-[6-DEOXY-6-SULFO-ALPHA-D-GLUCOPYRANOSYL]-SN-GLYCEROL (three-letter code: SQD) (formula: C<sub>41</sub>H<sub>78</sub>O<sub>12</sub>S).



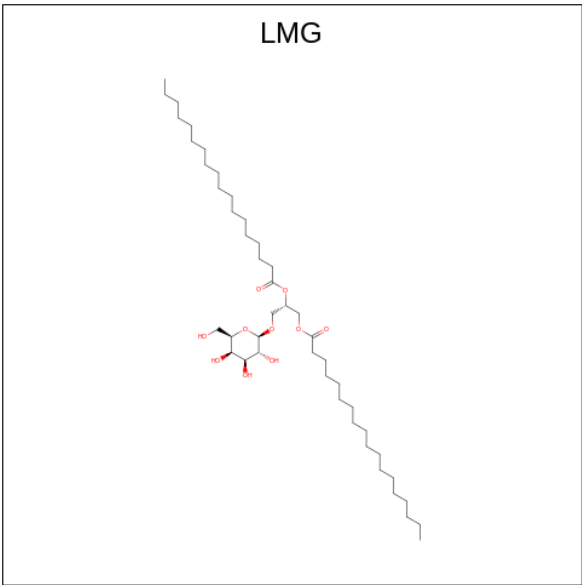
Mol	Chain	Residues	Atoms				AltConf
37	A	1	Total	C	O	S	0
			40	27	12	1	
37	B	1	Total	C	O	S	0
			54	41	12	1	
37	D	1	Total	C	O	S	0
			54	41	12	1	
37	i	1	Total	C	O	S	0
			40	27	12	1	
37	L	1	Total	C	O	S	0
			54	41	12	1	
37	l	1	Total	C	O	S	0
			54	41	12	1	
37	T	1	Total	C	O	S	0
			40	27	12	1	
37	T	1	Total	C	O	S	0
			54	41	12	1	
37	t	1	Total	C	O	S	0
			40	27	12	1	
37	7	1	Total	C	O	S	0
			48	35	12	1	
37	a	1	Total	C	O	S	0
			54	41	12	1	
37	0	1	Total	C	O	S	0
			48	35	12	1	

- Molecule 38 is DIGALACTOSYL DIACYL GLYCEROL (DGDG) (three-letter code: DGD) (formula: C<sub>51</sub>H<sub>96</sub>O<sub>15</sub>).



Mol	Chain	Residues	Atoms			AltConf
38	A	1	Total	C	O	0
			53	39	14	
38	C	1	Total	C	O	0
			55	40	15	
38	C	1	Total	C	O	0
			56	41	15	
38	C	1	Total	C	O	0
			55	40	15	
38	c	1	Total	C	O	0
			55	40	15	
38	c	1	Total	C	O	0
			56	41	15	
38	c	1	Total	C	O	0
			55	40	15	
38	H	1	Total	C	O	0
			62	47	15	
38	h	1	Total	C	O	0
			62	47	15	
38	3	1	Total	C	O	0
			39	34	5	
38	a	1	Total	C	O	0
			53	39	14	

- Molecule 39 is 1,2-DISTEAROYL-MONOGALACTOSYL-DIGLYCERIDE (three-letter code: LMG) (formula: C<sub>45</sub>H<sub>86</sub>O<sub>10</sub>).



Mol	Chain	Residues	Atoms			AltConf
39	B	1	Total	C	O	0
			51	41	10	
39	B	1	Total	C	O	0
			28	18	10	
39	C	1	Total	C	O	0
			46	36	10	
39	C	1	Total	C	O	0
			48	38	10	
39	C	1	Total	C	O	0
			27	17	10	
39	C	1	Total	C	O	0
			23	13	10	
39	c	1	Total	C	O	0
			48	38	10	
39	c	1	Total	C	O	0
			27	17	10	
39	D	1	Total	C	O	0
			40	30	10	
39	D	1	Total	C	O	0
			46	36	10	
39	d	1	Total	C	O	0
			46	36	10	
39	d	1	Total	C	O	0
			37	27	10	
39	M	1	Total	C	O	0
			40	30	10	
39	m	1	Total	C	O	0
			40	30	10	

Continued on next page...

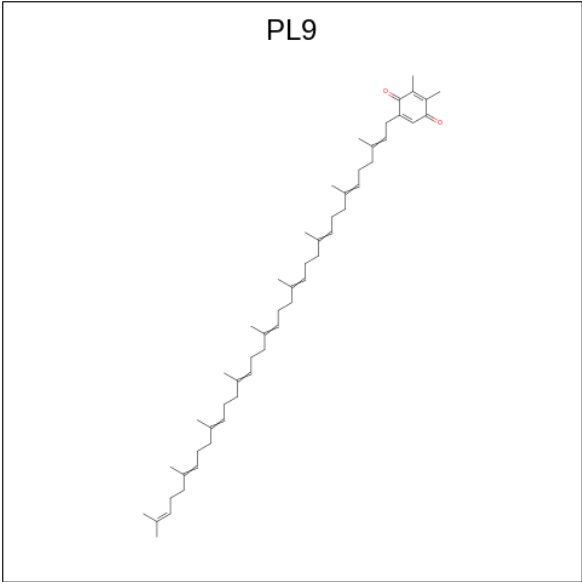
*Continued from previous page...*

Mol	Chain	Residues	Atoms			AltConf
39	W	1	Total	C	O	0
			48	38	10	
39	w	1	Total	C	O	0
			48	38	10	
39	3	1	Total	C	O	0
			31	21	10	
39	5	1	Total	C	O	0
			31	21	10	
39	7	1	Total	C	O	0
			55	45	10	
39	b	1	Total	C	O	0
			51	41	10	
39	b	1	Total	C	O	0
			28	18	10	
39	b	1	Total	C	O	0
			40	30	10	
39	Q	1	Total	C	O	0
			37	27	10	
39	q	1	Total	C	O	0
			46	36	10	
39	q	1	Total	C	O	0
			37	27	10	
39	0	1	Total	C	O	0
			42	32	10	

- Molecule 40 is FE (II) ION (three-letter code: FE2) (formula: Fe).

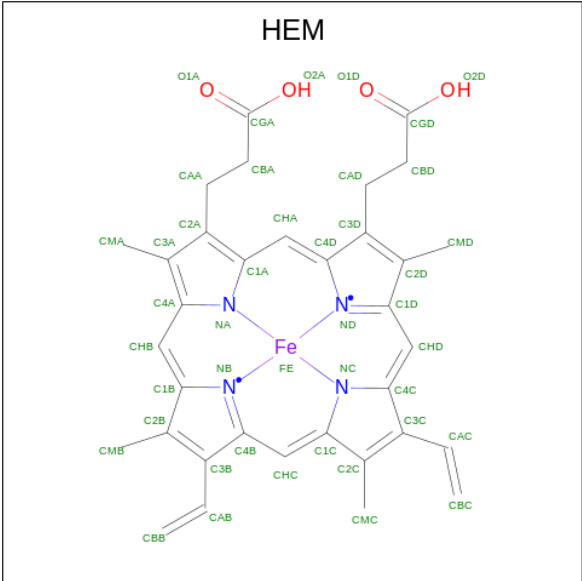
Mol	Chain	Residues	Atoms		AltConf
40	D	1	Total	Fe	0
			1	1	
40	d	1	Total	Fe	0
			1	1	

- Molecule 41 is 2,3-DIMETHYL-5-(3,7,11,15,19,23,27,31,35-NONAMETHYL-2,6,10,14,18,22,26,30,34-HEXATRIACONTANONAENYL-2,5-CYCLOHEXADIENE-1,4-DIONE-2,3-DIMETHYL-5-SOLANESYL-1,4-BENZOQUINONE (three-letter code: PL9) (formula: C<sub>53</sub>H<sub>80</sub>O<sub>2</sub>).



Mol	Chain	Residues	Atoms			AltConf
41	D	1	Total	C	O	0
			55	53	2	
41	d	1	Total	C	O	0
			55	53	2	

- Molecule 42 is PROTOPORPHYRIN IX CONTAINING FE (three-letter code: HEM) (formula: C<sub>34</sub>H<sub>32</sub>FeN<sub>4</sub>O<sub>4</sub>).



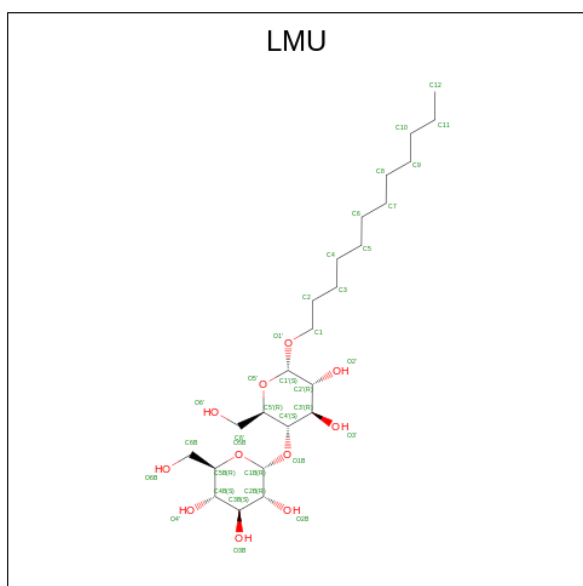
Mol	Chain	Residues	Atoms					AltConf
42	e	1	Total	C	Fe	N	O	0
			43	34	1	4	4	

Continued on next page...

Continued from previous page...

Mol	Chain	Residues	Atoms					AltConf
42	F	1	Total 43	C 34	Fe 1	N 4	O 4	0
42	V	1	Total 43	C 34	Fe 1	N 4	O 4	0
42	v	1	Total 43	C 34	Fe 1	N 4	O 4	0

- Molecule 43 is DODECYL-ALPHA-D-MALTOSIDE (three-letter code: LMU) (formula:  $C_{24}H_{46}O_{11}$ ) (labeled as "Ligand of Interest" by depositor).



Mol	Chain	Residues	Atoms			AltConf
43	T	1	Total	C	O	0
			31	20	11	
43	t	1	Total	C	O	0
			31	20	11	
43	w	1	Total	C	O	0
			35	24	11	
43	3	1	Total	C	O	0
			35	24	11	
43	4	1	Total	C	O	0
			35	24	11	
43	5	1	Total	C	O	0
			31	20	11	

- Molecule 44 is Chlorophyll c1 (three-letter code: KC1) (formula:  $C_{35}H_{30}MgN_4O_5$ ).



Mol	Chain	Residues	Atoms					AltConf
44	3	1	Total 45	C 35	Mg 1	N 4	O 5	0
44	5	1	Total 45	C 35	Mg 1	N 4	O 5	0
44	6	1	Total 45	C 35	Mg 1	N 4	O 5	0

- Molecule 45 is (3S,3'S,5R,5'R,6S,6'R,8'R)-3,5'-dihydroxy-8-oxo-6',7'-didehydro-5,5',6,6',7,8-hexahydro-5,6-epoxy-beta,beta-caroten-3'-yl acetate (three-letter code: A86) (formula:  $C_{42}H_{58}O_6$ ).





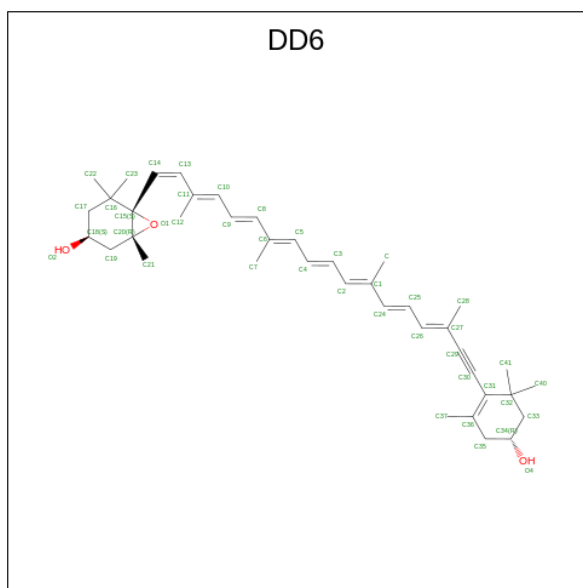
Mol	Chain	Residues	Atoms			AltConf
45	3	1	Total	C	O	0
			48	42	6	
45	4	1	Total	C	O	0
			48	42	6	
45	4	1	Total	C	O	0
			48	42	6	
45	4	1	Total	C	O	0
			48	42	6	
45	5	1	Total	C	O	0
			48	42	6	
45	5	1	Total	C	O	0
			48	42	6	
45	5	1	Total	C	O	0
			48	42	6	
45	5	1	Total	C	O	0
			48	42	6	
45	5	1	Total	C	O	0
			47	41	6	
45	5	1	Total	C	O	0
			48	42	6	
45	5	1	Total	C	O	0
			48	42	6	
45	6	1	Total	C	O	0
			48	42	6	
45	6	1	Total	C	O	0
			48	42	6	
45	6	1	Total	C	O	0
			48	42	6	
45	6	1	Total	C	O	0
			48	42	6	
45	6	1	Total	C	O	0
			48	42	6	
45	6	1	Total	C	O	0
			48	42	6	
45	7	1	Total	C	O	0
			48	42	6	
45	7	1	Total	C	O	0
			48	42	6	
45	0	1	Total	C	O	0
			48	42	6	
45	0	1	Total	C	O	0
			48	42	6	
45	9	1	Total	C	O	0
			48	42	6	

*Continued on next page...*

Continued from previous page...

Mol	Chain	Residues	Atoms			AltConf
45	9	1	Total	C	O	0
			48	42	6	
45	2	1	Total	C	O	0
			48	42	6	
45	2	1	Total	C	O	0
			48	42	6	
45	8	1	Total	C	O	0
			48	42	6	
45	8	1	Total	C	O	0
			48	42	6	
45	1	1	Total	C	O	0
			48	42	6	
45	1	1	Total	C	O	0
			48	42	6	

- Molecule 46 is (3S,3'R,5R,6S,7cis)-7',8'-didehydro-5,6-dihydro-5,6-epoxy-beta,beta-carotene -3,3'-diol (three-letter code: DD6) (formula: C<sub>40</sub>H<sub>54</sub>O<sub>3</sub>).



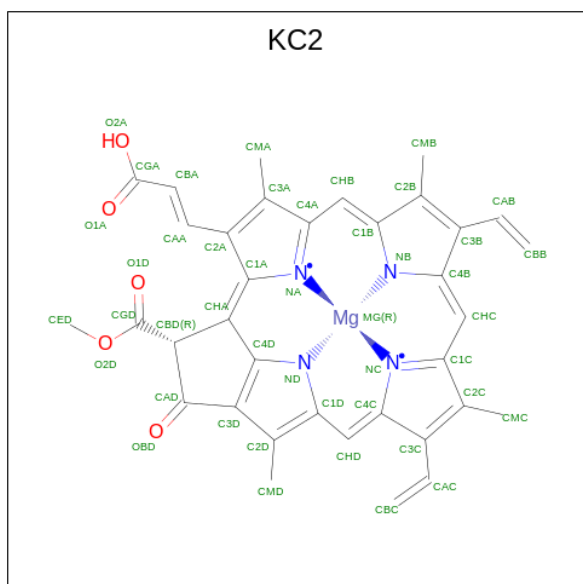
Mol	Chain	Residues	Atoms			AltConf
46	3	1	Total	C	O	0
			43	40	3	
46	4	1	Total	C	O	0
			43	40	3	
46	9	1	Total	C	O	0
			43	40	3	
46	9	1	Total	C	O	0
			43	40	3	

Continued on next page...

Continued from previous page...

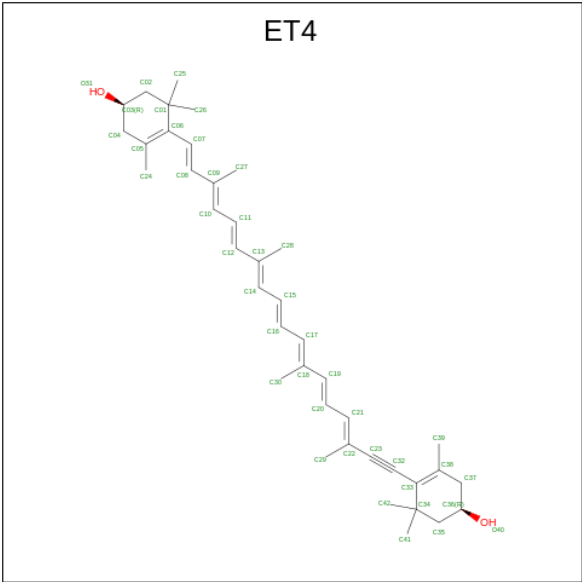
Mol	Chain	Residues	Atoms			AltConf
46	2	1	Total	C	O	0
			43	40	3	
46	2	1	Total	C	O	0
			43	40	3	
46	8	1	Total	C	O	0
			43	40	3	
46	8	1	Total	C	O	0
			43	40	3	
46	1	1	Total	C	O	0
			43	40	3	
46	1	1	Total	C	O	0
			43	40	3	

- Molecule 47 is Chlorophyll c2 (three-letter code: KC2) (formula:  $C_{35}H_{28}MgN_4O_5$ ).



Mol	Chain	Residues	Atoms					AltConf
47	4	1	Total	C	Mg	N	O	0
			45	35	1	4	5	
47	5	1	Total	C	Mg	N	O	0
			45	35	1	4	5	
47	6	1	Total	C	Mg	N	O	0
			45	35	1	4	5	
47	7	1	Total	C	Mg	N	O	0
			45	35	1	4	5	
47	0	1	Total	C	Mg	N	O	0
			45	35	1	4	5	

- Molecule 48 is (1 {R})-3,5,5-trimethyl-4-[(1 {E},3 {E},5 {E},7 {E},9 {E},11 {E},13 {E},15 {E})-3,7,12,16-tetramethyl-18-[(4 {R})-2,6,6-trimethyl-4-oxidanyl-cyclohexen-1-yl]octadeca-1,3,5,7,9,11,13,15-octaen-17-ynyl]cyclohex-3-en-1-ol (three-letter code: ET4) (formula: C<sub>40</sub>H<sub>54</sub>O<sub>2</sub>).



Mol	Chain	Residues	Atoms			AltConf
48	7	1	Total	C	O	0
			42	40	2	
48	0	1	Total	C	O	0
			42	40	2	

### 3 Residue-property plots

These plots are drawn for all protein, RNA, DNA and oligosaccharide chains in the entry. The first graphic for a chain summarises the proportions of the various outlier classes displayed in the second graphic. The second graphic shows the sequence view annotated by issues in geometry. Residues are color-coded according to the number of geometric quality criteria for which they contain at least one outlier: green = 0, yellow = 1, orange = 2 and red = 3 or more. Stretches of 2 or more consecutive residues without any outlier are shown as a green connector. Residues present in the sample, but not in the model, are shown in grey.

- Molecule 1: Photosystem II protein D1

Chain A:  99%



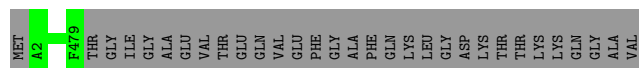
- Molecule 1: Photosystem II protein D1

Chain a:  100%

There are no outlier residues recorded for this chain.

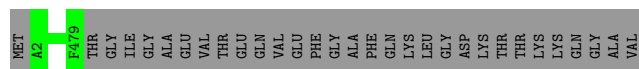
- Molecule 2: Photosystem II CP47 reaction center protein

Chain B:  94% 6%




- Molecule 2: Photosystem II CP47 reaction center protein

Chain b:  94% 6%




- Molecule 3: Photosystem II CP43 reaction center protein

Chain C:  96%

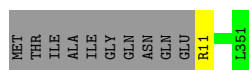


- Molecule 3: Photosystem II CP43 reaction center protein


Chain c:  96%




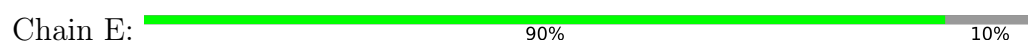
- Molecule 4: Photosystem II D2 protein




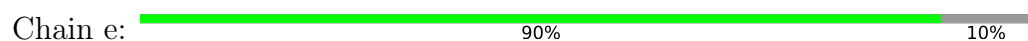
- Molecule 4: Photosystem II D2 protein




- Molecule 5: Cytochrome b559 subunit alpha




- Molecule 5: Cytochrome b559 subunit alpha



- Molecule 6: Cytochrome b559 subunit beta

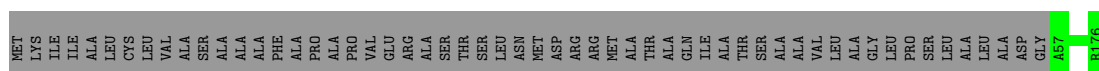


- Molecule 6: Cytochrome b559 subunit beta

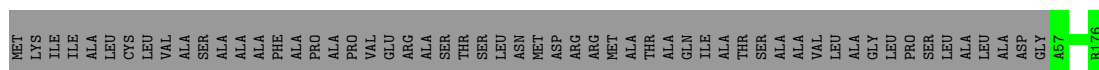


- Molecule 7: Photosystem II Psb31 protein domain-containing protein





- Molecule 7: Photosystem II Psb31 protein domain-containing protein



- Molecule 8: Photosystem II reaction center protein H



- Molecule 8: Photosystem II reaction center protein H



- Molecule 9: Photosystem II reaction center protein I




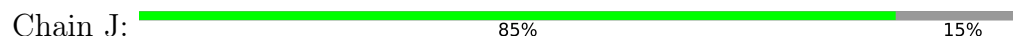
There are no outlier residues recorded for this chain.

- Molecule 9: Photosystem II reaction center protein I

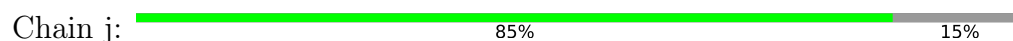


There are no outlier residues recorded for this chain.

- Molecule 10: Photosystem II reaction center protein J



- Molecule 10: Photosystem II reaction center protein J



- Chain n:  100%




There are no outlier residues recorded for this chain.


- Molecule 14: Photosystem II subunit, PsbN.

Chain N:  100%


There are no outlier residues recorded for this chain.


- Molecule 15: Oxygen-evolving enhancer protein 1

Chain O:  79% .. 19%



- Molecule 15: Oxygen-evolving enhancer protein 1

Chain o:  79% . 19%



- Molecule 16: Photosystem II reaction center protein T

Chain T:  100%

There are no outlier residues recorded for this chain.

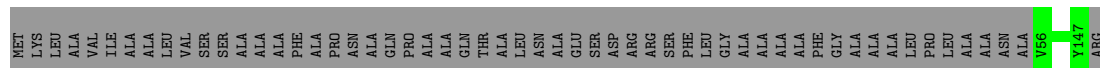
- Molecule 16: Photosystem II reaction center protein T

Chain t:  100%

There are no outlier residues recorded for this chain.

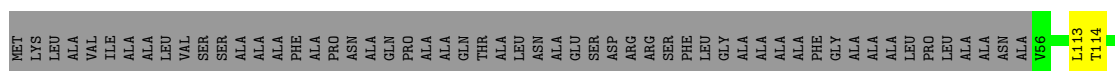
- Molecule 17: PS II complex 12 kDa extrinsic protein

Chain U:  62% 38%



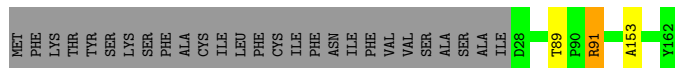
- Molecule 17: PS II complex 12 kDa extrinsic protein

Chain u:  60% . 38%



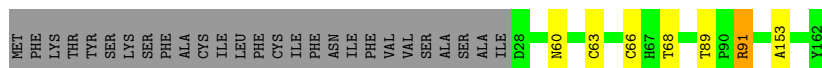
• Molecule 18: Cytochrome c-550

Chain V: 81% .. 17%



• Molecule 18: Cytochrome c-550

Chain v: 79% . . 17%



• Molecule 19: Photosystem II subunit, PsbW

Chain W: 98% .



• Molecule 19: Photosystem II subunit, PsbW

Chain w: 100%

There are no outlier residues recorded for this chain.


• Molecule 20: Photosystem II reaction center X protein

Chain X: 89% . 8%



• Molecule 20: Photosystem II reaction center X protein

Chain x: 92% 8%



• Molecule 21: Photosystem II reaction center protein Z

Chain Z: 100%

There are no outlier residues recorded for this chain.

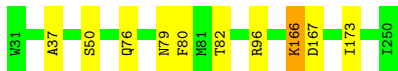
- Molecule 21: Photosystem II reaction center protein Z

Chain z:  100%

There are no outlier residues recorded for this chain.

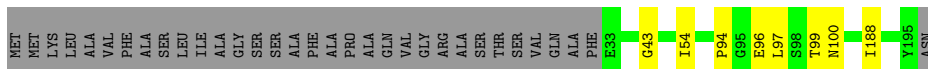
- Molecule 22: Fucoxanthin chl a/c protein, lhca clade

Chain 3:  95%


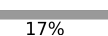


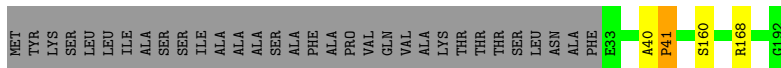
- Molecule 23: Fucoxanthin-chlorophyll a-c binding protein, plastid

Chain 4:  79%  17%


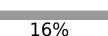


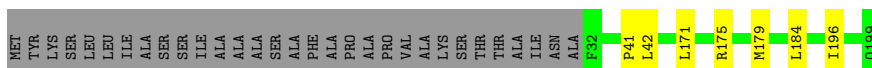
- Molecule 24: Fucoxanthin chlorophyll a/c protein 6

Chain 5:  81%  17%





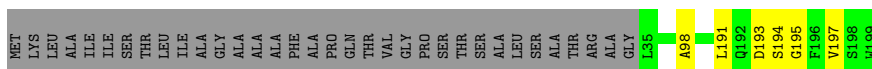
- Molecule 25: Fucoxanthin chlorophyll a/c protein 5

Chain 6:  81%  16%





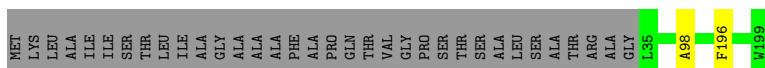
- Molecule 26: Fucoxanthin chlorophyll a/c protein-LI818 clade

Chain 7:  80%  17%



- Molecule 26: Fucoxanthin chlorophyll a/c protein-LI818 clade

Chain 0:  82%  17%



- Molecule 27: Photosystem II reaction center protein Ycf12

Chain Y:  100%

There are no outlier residues recorded for this chain.

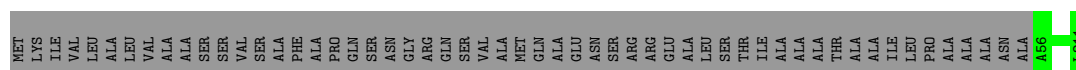
- Molecule 27: Photosystem II reaction center protein Ycf12

Chain y:  100%

There are no outlier residues recorded for this chain.


- Molecule 28: Photosystem II subunit, PsbQ.

Chain Q:  74% 26%




- Molecule 28: Photosystem II subunit, PsbQ.

Chain q:  73% 26%




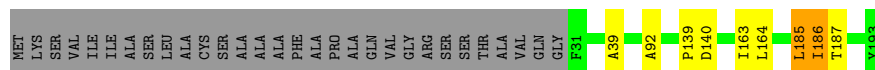
- Molecule 29: Fucoxanthin chlorophyll a/c light-harvesting protein, major type

Chain 9:  80% 16%




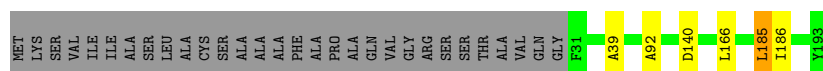
- Molecule 29: Fucoxanthin chlorophyll a/c light-harvesting protein, major type

Chain 2:  80% 16%




- Molecule 29: Fucoxanthin chlorophyll a/c light-harvesting protein, major type

Chain 8:  81% 16%



- Molecule 29: Fucoxanthin chlorophyll a/c light-harvesting protein, major type

Chain 1:  80% 5% 16%

MET	LYS	SER	VAL	ILE	ILF	ALA	ALA	SER	LEU	ALA	CYS	SER	ALA	ALA	ALA	PHE	ALA	ALA	ALA	GLN	VAL	GLY	ARG	SER	SER	THR	ALA	ALA	VAL	GLN	GLY	F31	A39	F89	D90	I91	A92	G37	D40	R157	L185	I186	V188
-----	-----	-----	-----	-----	-----	-----	-----	-----	-----	-----	-----	-----	-----	-----	-----	-----	-----	-----	-----	-----	-----	-----	-----	-----	-----	-----	-----	-----	-----	-----	-----	-----	-----	-----	-----	-----	-----	-----	-----	------	------	------	------

## 4 Experimental information

Property	Value	Source
EM reconstruction method	SINGLE PARTICLE	Depositor
Imposed symmetry	POINT, Not provided	
Number of particles used	97098	Depositor
Resolution determination method	FSC 0.143 CUT-OFF	Depositor
CTF correction method	PHASE FLIPPING AND AMPLITUDE CORRECTION	Depositor
Microscope	FEI TITAN KRIOS	Depositor
Voltage (kV)	300	Depositor
Electron dose ( $e^-/\text{\AA}^2$ )	60	Depositor
Minimum defocus (nm)	1000	Depositor
Maximum defocus (nm)	2000	Depositor
Magnification	Not provided	
Image detector	GATAN K3 BIOQUANTUM (6k x 4k)	Depositor

## 5 Model quality

### 5.1 Standard geometry

Bond lengths and bond angles in the following residue types are not validated in this section: CL, PHO, BCT, CLA, LMG, KC2, HEM, DD6, SQD, KC1, OEX, ET4, DGD, A86, FE2, PL9, LMU, BCR, LHG

The Z score for a bond length (or angle) is the number of standard deviations the observed value is removed from the expected value. A bond length (or angle) with  $|Z| > 5$  is considered an outlier worth inspection. RMSZ is the root-mean-square of all Z scores of the bond lengths (or angles).

Mol	Chain	Bond lengths		Bond angles	
		RMSZ	# $ Z  > 5$	RMSZ	# $ Z  > 5$
1	A	0.32	0/2697	0.49	0/3674
1	a	0.31	0/2697	0.47	0/3674
2	B	0.32	0/3901	0.50	0/5308
2	b	0.32	0/3901	0.49	0/5308
3	C	0.33	0/3604	0.49	0/4909
3	c	0.31	0/3604	0.48	0/4909
4	D	0.32	0/2791	0.48	0/3804
4	d	0.33	0/2791	0.50	0/3804
5	E	0.28	0/644	0.47	0/878
5	e	0.29	0/644	0.50	0/878
6	F	0.35	0/261	0.53	0/352
6	f	0.28	0/261	0.48	0/352
7	G	0.26	0/900	0.47	0/1207
7	g	0.25	0/900	0.48	0/1207
8	H	0.30	0/522	0.49	0/712
8	h	0.29	0/522	0.51	0/712
9	I	0.35	0/286	0.50	0/386
9	i	0.31	0/286	0.48	0/386
10	J	0.36	0/249	0.51	0/339
10	j	0.26	0/249	0.43	0/339
11	K	0.33	0/315	0.47	0/432
11	k	0.32	0/315	0.47	0/432
12	L	0.36	0/311	0.42	0/423
12	l	0.33	0/311	0.42	0/423
13	M	0.32	0/322	0.47	0/435
13	m	0.31	0/322	0.48	0/435
15	O	0.33	0/1896	0.50	0/2549
15	o	0.32	0/1896	0.49	0/2549
16	T	0.33	0/239	0.47	0/323
16	t	0.31	0/239	0.46	0/323
17	U	0.33	0/722	0.51	0/982

Mol	Chain	Bond lengths		Bond angles	
		RMSZ	# Z  >5	RMSZ	# Z  >5
17	u	0.33	0/722	0.49	0/982
18	V	0.33	0/1047	0.51	0/1422
18	v	0.31	0/1047	0.51	0/1422
19	W	0.33	0/446	0.46	0/606
19	w	0.29	0/446	0.44	0/606
20	X	0.25	0/248	0.45	0/336
20	x	0.25	0/248	0.44	0/336
21	Z	0.27	0/461	0.41	0/633
21	z	0.25	0/461	0.40	0/633
22	3	0.31	0/1765	0.46	0/2405
23	4	0.32	0/1282	0.53	0/1746
24	5	0.30	0/1255	0.52	1/1696 (0.1%)
25	6	0.33	0/1324	0.55	0/1780
26	0	0.27	0/1298	0.48	0/1764
26	7	0.32	0/1298	0.51	0/1764
27	Y	0.24	0/253	0.42	0/341
27	y	0.23	0/253	0.39	0/341
28	Q	0.29	0/1220	0.46	0/1638
28	q	0.28	0/1220	0.49	0/1638
29	1	0.31	0/1237	0.48	0/1687
29	2	0.32	0/1246	0.50	0/1700
29	8	0.31	0/1237	0.48	0/1687
29	9	0.33	0/1246	0.49	0/1700
All	All	0.31	0/59858	0.49	1/81307 (0.0%)

There are no bond length outliers.

All (1) bond angle outliers are listed below:

Mol	Chain	Res	Type	Atoms	Z	Observed(°)	Ideal(°)
24	5	41	PRO	N-CA-CB	5.23	109.58	103.30

There are no chirality outliers.

There are no planarity outliers.

## 5.2 Too-close contacts [i](#)

Due to software issues we are unable to calculate clashes - this section is therefore empty.



## 5.3 Torsion angles ⓘ

### 5.3.1 Protein backbone ⓘ

In the following table, the Percentiles column shows the percent Ramachandran outliers of the chain as a percentile score with respect to all PDB entries followed by that with respect to all EM entries.

The Analysed column shows the number of residues for which the backbone conformation was analysed, and the total number of residues.

Mol	Chain	Analysed	Favoured	Allowed	Outliers	Percentiles	
1	A	331/333 (99%)	311 (94%)	19 (6%)	1 (0%)	37	59
1	a	331/333 (99%)	314 (95%)	17 (5%)	0	100	100
2	B	476/509 (94%)	463 (97%)	13 (3%)	0	100	100
2	b	476/509 (94%)	464 (98%)	12 (2%)	0	100	100
3	C	448/470 (95%)	430 (96%)	18 (4%)	0	100	100
3	c	448/470 (95%)	433 (97%)	15 (3%)	0	100	100
4	D	339/351 (97%)	324 (96%)	15 (4%)	0	100	100
4	d	339/351 (97%)	324 (96%)	15 (4%)	0	100	100
5	E	74/84 (88%)	69 (93%)	5 (7%)	0	100	100
5	e	74/84 (88%)	71 (96%)	3 (4%)	0	100	100
6	F	29/43 (67%)	26 (90%)	0	3 (10%)	0	0
6	f	29/43 (67%)	29 (100%)	0	0	100	100
7	G	118/176 (67%)	108 (92%)	10 (8%)	0	100	100
7	g	118/176 (67%)	108 (92%)	10 (8%)	0	100	100
8	H	63/66 (96%)	58 (92%)	5 (8%)	0	100	100
8	h	63/66 (96%)	56 (89%)	7 (11%)	0	100	100
9	I	32/34 (94%)	32 (100%)	0	0	100	100
9	i	32/34 (94%)	32 (100%)	0	0	100	100
10	J	31/39 (80%)	29 (94%)	2 (6%)	0	100	100
10	j	31/39 (80%)	29 (94%)	2 (6%)	0	100	100
11	K	35/44 (80%)	34 (97%)	1 (3%)	0	100	100
11	k	35/44 (80%)	34 (97%)	1 (3%)	0	100	100
12	L	35/38 (92%)	35 (100%)	0	0	100	100
12	l	35/38 (92%)	35 (100%)	0	0	100	100
13	M	39/113 (34%)	39 (100%)	0	0	100	100

Continued on next page...

Continued from previous page...

Mol	Chain	Analysed	Favoured	Allowed	Outliers	Percentiles	
13	m	39/113 (34%)	38 (97%)	1 (3%)	0	100	100
15	O	246/305 (81%)	230 (94%)	14 (6%)	2 (1%)	16	35
15	o	246/305 (81%)	228 (93%)	16 (6%)	2 (1%)	16	35
16	T	26/28 (93%)	26 (100%)	0	0	100	100
16	t	26/28 (93%)	26 (100%)	0	0	100	100
17	U	90/148 (61%)	88 (98%)	2 (2%)	0	100	100
17	u	90/148 (61%)	82 (91%)	8 (9%)	0	100	100
18	V	133/162 (82%)	125 (94%)	6 (4%)	2 (2%)	8	20
18	v	133/162 (82%)	123 (92%)	7 (5%)	3 (2%)	5	12
19	W	52/54 (96%)	47 (90%)	5 (10%)	0	100	100
19	w	52/54 (96%)	49 (94%)	3 (6%)	0	100	100
20	X	33/38 (87%)	31 (94%)	1 (3%)	1 (3%)	3	8
20	x	33/38 (87%)	31 (94%)	2 (6%)	0	100	100
21	Z	59/61 (97%)	56 (95%)	3 (5%)	0	100	100
21	z	59/61 (97%)	57 (97%)	2 (3%)	0	100	100
22	3	218/220 (99%)	186 (85%)	27 (12%)	5 (2%)	5	12
23	4	161/196 (82%)	139 (86%)	16 (10%)	6 (4%)	2	5
24	5	158/192 (82%)	137 (87%)	18 (11%)	3 (2%)	6	15
25	6	166/199 (83%)	136 (82%)	27 (16%)	3 (2%)	7	16
26	0	163/199 (82%)	148 (91%)	13 (8%)	2 (1%)	11	25
26	7	163/199 (82%)	148 (91%)	13 (8%)	2 (1%)	11	25
27	Y	32/34 (94%)	30 (94%)	2 (6%)	0	100	100
27	y	32/34 (94%)	30 (94%)	2 (6%)	0	100	100
28	Q	154/211 (73%)	145 (94%)	9 (6%)	0	100	100
28	q	154/211 (73%)	144 (94%)	10 (6%)	0	100	100
29	1	161/193 (83%)	128 (80%)	26 (16%)	7 (4%)	2	4
29	2	161/193 (83%)	141 (88%)	14 (9%)	6 (4%)	2	5
29	8	161/193 (83%)	144 (89%)	13 (8%)	4 (2%)	4	10
29	9	161/193 (83%)	138 (86%)	17 (11%)	6 (4%)	2	5
All	All	7423/8659 (86%)	6918 (93%)	447 (6%)	58 (1%)	19	35

All (58) Ramachandran outliers are listed below:

Mol	Chain	Res	Type
23	4	99	THR
24	5	41	PRO
25	6	42	LEU
25	6	196	ILE
29	9	39	ALA
29	2	39	ALA
29	2	92	ALA
29	2	139	PRO
29	2	185	LEU
29	8	39	ALA
29	8	92	ALA
29	8	185	LEU
29	1	39	ALA
29	1	92	ALA
29	1	140	ASP
29	1	185	LEU
1	A	246	TYR
15	o	93	LYS
18	V	91	ARG
18	v	60	ASN
23	4	54	ILE
26	0	196	PHE
29	9	183	ASP
29	9	184	ASN
29	2	140	ASP
6	F	20	ALA
6	F	23	GLY
15	O	93	LYS
18	V	153	ALA
18	v	91	ARG
18	v	153	ALA
22	3	173	ILE
23	4	43	GLY
24	5	160	SER
29	9	92	ALA
29	8	186	ILE
22	3	37	ALA
22	3	79	ASN
22	3	166	LYS
23	4	100	ASN
24	5	40	ALA
29	1	186	ILE
20	X	32	ASN

*Continued on next page...*

*Continued from previous page...*

Mol	Chain	Res	Type
26	7	98	ALA
26	7	195	GLY
29	9	185	LEU
15	O	91	THR
15	o	91	THR
22	3	50	SER
23	4	188	ILE
26	0	98	ALA
29	2	186	ILE
29	1	137	GLY
23	4	94	PRO
29	9	143	GLY
6	F	21	VAL
25	6	41	PRO
29	1	91	ILE

### 5.3.2 Protein sidechains ⓘ

In the following table, the Percentiles column shows the percent sidechain outliers of the chain as a percentile score with respect to all PDB entries followed by that with respect to all EM entries.

The Analysed column shows the number of residues for which the sidechain conformation was analysed, and the total number of residues.

Mol	Chain	Analysed	Rotameric	Outliers	Percentiles	
1	A	271/271 (100%)	270 (100%)	1 (0%)	89	96
1	a	271/271 (100%)	271 (100%)	0	100	100
2	B	385/408 (94%)	385 (100%)	0	100	100
2	b	385/408 (94%)	385 (100%)	0	100	100
3	C	355/375 (95%)	355 (100%)	0	100	100
3	c	355/375 (95%)	355 (100%)	0	100	100
4	D	272/280 (97%)	271 (100%)	1 (0%)	89	96
4	d	272/280 (97%)	270 (99%)	2 (1%)	81	92
5	E	70/75 (93%)	70 (100%)	0	100	100
5	e	70/75 (93%)	70 (100%)	0	100	100
6	F	25/36 (69%)	24 (96%)	1 (4%)	27	51
6	f	25/36 (69%)	25 (100%)	0	100	100

*Continued on next page...*

*Continued from previous page...*

Mol	Chain	Analysed	Rotameric	Outliers	Percentiles	
7	G	84/122 (69%)	84 (100%)	0	100	100
7	g	84/122 (69%)	84 (100%)	0	100	100
8	H	56/57 (98%)	56 (100%)	0	100	100
8	h	56/57 (98%)	56 (100%)	0	100	100
9	I	33/33 (100%)	33 (100%)	0	100	100
9	i	33/33 (100%)	33 (100%)	0	100	100
10	J	26/31 (84%)	26 (100%)	0	100	100
10	j	26/31 (84%)	26 (100%)	0	100	100
11	K	32/38 (84%)	32 (100%)	0	100	100
11	k	32/38 (84%)	32 (100%)	0	100	100
12	L	33/34 (97%)	33 (100%)	0	100	100
12	l	33/34 (97%)	33 (100%)	0	100	100
13	M	33/86 (38%)	33 (100%)	0	100	100
13	m	33/86 (38%)	33 (100%)	0	100	100
15	O	199/236 (84%)	192 (96%)	7 (4%)	31	57
15	o	199/236 (84%)	193 (97%)	6 (3%)	36	63
16	T	25/25 (100%)	25 (100%)	0	100	100
16	t	25/25 (100%)	25 (100%)	0	100	100
17	U	73/105 (70%)	73 (100%)	0	100	100
17	u	73/105 (70%)	70 (96%)	3 (4%)	26	50
18	V	114/138 (83%)	112 (98%)	2 (2%)	54	78
18	v	114/138 (83%)	109 (96%)	5 (4%)	24	48
19	W	44/44 (100%)	43 (98%)	1 (2%)	45	72
19	w	44/44 (100%)	44 (100%)	0	100	100
20	X	27/30 (90%)	27 (100%)	0	100	100
20	x	27/30 (90%)	27 (100%)	0	100	100
21	Z	49/49 (100%)	49 (100%)	0	100	100
21	z	49/49 (100%)	49 (100%)	0	100	100
22	3	171/171 (100%)	165 (96%)	6 (4%)	31	57
23	4	128/152 (84%)	126 (98%)	2 (2%)	58	80
24	5	120/147 (82%)	119 (99%)	1 (1%)	79	91

*Continued on next page...*

*Continued from previous page...*

Mol	Chain	Analysed	Rotameric	Outliers	Percentiles	
25	6	131/152 (86%)	127 (97%)	4 (3%)	35	61
26	0	128/151 (85%)	128 (100%)	0	100	100
26	7	128/151 (85%)	124 (97%)	4 (3%)	35	61
27	Y	27/27 (100%)	27 (100%)	0	100	100
27	y	27/27 (100%)	27 (100%)	0	100	100
28	Q	120/157 (76%)	120 (100%)	0	100	100
28	q	120/157 (76%)	119 (99%)	1 (1%)	79	91
29	1	109/148 (74%)	107 (98%)	2 (2%)	54	78
29	2	113/148 (76%)	108 (96%)	5 (4%)	24	48
29	8	109/148 (74%)	106 (97%)	3 (3%)	38	65
29	9	113/148 (76%)	109 (96%)	4 (4%)	31	57
All	All	5956/6830 (87%)	5895 (99%)	61 (1%)	71	88

All (61) residues with a non-rotameric sidechain are listed below:

Mol	Chain	Res	Type
1	A	248	ILE
4	D	11	ARG
4	d	11	ARG
4	d	179	ARG
6	F	22	HIS
15	O	83	GLU
15	O	87	GLU
15	O	88	ASP
15	O	91	THR
15	O	93	LYS
15	O	94	SER
15	O	102	CYS
15	o	83	GLU
15	o	85	ILE
15	o	88	ASP
15	o	94	SER
15	o	101	MET
15	o	102	CYS
17	u	113	LEU
17	u	114	THR
17	u	117	GLU
18	V	89	THR

*Continued on next page...*

*Continued from previous page...*

Mol	Chain	Res	Type
18	V	91	ARG
18	v	63	CYS
18	v	66	CYS
18	v	68	THR
18	v	89	THR
18	v	91	ARG
19	W	191	ARG
22	3	76	GLN
22	3	80	PHE
22	3	82	THR
22	3	96	ARG
22	3	166	LYS
22	3	167	ASP
23	4	96	GLU
23	4	97	LEU
24	5	168	ARG
25	6	171	LEU
25	6	175	ARG
25	6	179	MET
25	6	184	LEU
26	7	191	LEU
26	7	193	ASP
26	7	194	SER
26	7	197	VAL
28	q	93	TYR
29	9	79	TYR
29	9	158	LEU
29	9	183	ASP
29	9	185	LEU
29	2	163	ILE
29	2	164	LEU
29	2	185	LEU
29	2	186	ILE
29	2	187	THR
29	8	140	ASP
29	8	166	LEU
29	8	185	LEU
29	1	89	PHE
29	1	157	ARG

Sometimes sidechains can be flipped to improve hydrogen bonding and reduce clashes. All (16) such sidechains are listed below:

Mol	Chain	Res	Type
1	A	247	ASN
3	C	203	ASN
4	D	116	HIS
4	d	213	HIS
13	M	94	ASN
15	o	167	GLN
23	4	157	HIS
24	5	104	ASN
25	6	39	GLN
25	6	88	HIS
25	6	172	ASN
26	7	179	GLN
26	7	183	ASN
26	7	190	ASN
26	7	192	GLN
1	a	272	HIS

### 5.3.3 RNA [i](#)

There are no RNA molecules in this entry.

## 5.4 Non-standard residues in protein, DNA, RNA chains [i](#)

There are no non-standard protein/DNA/RNA residues in this entry.

## 5.5 Carbohydrates [i](#)

There are no oligosaccharides in this entry.

## 5.6 Ligand geometry [i](#)

Of 347 ligands modelled in this entry, 4 are monoatomic - leaving 343 for Mogul analysis.

In the following table, the Counts columns list the number of bonds (or angles) for which Mogul statistics could be retrieved, the number of bonds (or angles) that are observed in the model and the number of bonds (or angles) that are defined in the Chemical Component Dictionary. The Link column lists molecule types, if any, to which the group is linked. The Z score for a bond length (or angle) is the number of standard deviations the observed value is removed from the expected value. A bond length (or angle) with  $|Z| > 2$  is considered an outlier worth inspection. RMSZ is the root-mean-square of all Z scores of the bond lengths (or angles).



Mol	Type	Chain	Res	Link	Bond lengths			Bond angles		
					Counts	RMSZ	# Z  > 2	Counts	RMSZ	# Z  > 2
46	DD6	4	303	-	39,45,45	2.02	3 (7%)	52,67,67	2.77	15 (28%)
33	CLA	c	501	-	65,73,73	1.46	7 (10%)	76,113,113	1.32	6 (7%)
33	CLA	W	303	-	65,73,73	1.50	7 (10%)	76,113,113	1.41	10 (13%)
33	CLA	b	607	-	65,73,73	1.44	7 (10%)	76,113,113	1.36	7 (9%)
33	CLA	2	308	-	55,63,73	1.60	5 (9%)	64,101,113	1.49	8 (12%)
33	CLA	2	310	29	65,73,73	1.47	6 (9%)	76,113,113	1.43	7 (9%)
33	CLA	8	312	-	45,53,73	1.77	6 (13%)	52,89,113	1.62	6 (11%)
33	CLA	B	602	-	61,69,73	1.47	7 (11%)	67,106,113	1.40	6 (8%)
36	LHG	4	318	-	48,48,48	0.57	0	51,54,54	1.26	6 (11%)
38	DGD	C	517	-	57,57,67	0.99	2 (3%)	71,71,81	1.46	10 (14%)
33	CLA	2	305	-	41,49,73	1.88	6 (14%)	47,84,113	1.61	8 (17%)
30	BCR	K	102	-	41,41,41	1.18	2 (4%)	56,56,56	1.21	7 (12%)
33	CLA	B	611	-	64,72,73	1.46	7 (10%)	74,111,113	1.38	10 (13%)
33	CLA	2	315	-	37,46,73	1.93	6 (16%)	44,80,113	1.69	8 (18%)
33	CLA	3	302	-	65,73,73	1.46	6 (9%)	76,113,113	1.40	7 (9%)
33	CLA	9	315	-	37,46,73	1.91	6 (16%)	44,80,113	1.67	7 (15%)
30	BCR	h	101	-	41,41,41	1.15	3 (7%)	56,56,56	1.19	4 (7%)
33	CLA	6	308	25	54,62,73	1.63	5 (9%)	62,99,113	1.51	8 (12%)
33	CLA	b	617	-	65,73,73	1.48	8 (12%)	76,113,113	1.38	7 (9%)
33	CLA	C	510	-	65,73,73	1.46	6 (9%)	76,113,113	1.43	8 (10%)
38	DGD	3	320	-	38,38,67	0.63	0	40,40,81	1.49	6 (15%)
33	CLA	8	308	-	55,63,73	1.58	6 (10%)	64,101,113	1.56	8 (12%)
37	SQD	t	102	-	39,40,54	1.14	5 (12%)	48,51,65	2.03	12 (25%)
38	DGD	C	518	-	56,56,67	0.99	2 (3%)	70,70,81	1.40	10 (14%)
47	KC2	4	307	-	48,53,53	1.78	9 (18%)	54,89,89	2.47	15 (27%)
33	CLA	c	510	-	65,73,73	1.46	7 (10%)	76,113,113	1.41	9 (11%)
33	CLA	1	306	29	45,53,73	1.78	5 (11%)	52,89,113	1.62	7 (13%)
33	CLA	b	603	-	61,69,73	1.49	6 (9%)	67,106,113	1.22	5 (7%)
33	CLA	1	308	-	55,63,73	1.59	5 (9%)	64,101,113	1.51	8 (12%)
38	DGD	A	415	-	54,54,67	1.00	3 (5%)	67,67,81	1.47	12 (17%)
36	LHG	W	302	-	34,34,48	0.75	1 (2%)	37,40,54	1.21	3 (8%)
33	CLA	z	101	-	51,59,73	1.69	5 (9%)	59,96,113	1.48	7 (11%)
33	CLA	5	309	24	55,63,73	1.59	5 (9%)	64,101,113	1.49	7 (10%)
39	LMG	w	304	-	48,48,55	0.77	1 (2%)	56,56,63	1.33	6 (10%)
33	CLA	C	502	-	64,72,73	1.48	8 (12%)	74,111,113	1.36	8 (10%)

Mol	Type	Chain	Res	Link	Bond lengths			Bond angles		
					Counts	RMSZ	# Z  > 2	Counts	RMSZ	# Z  > 2
33	CLA	0	309	26	65,73,73	1.48	6 (9%)	76,113,113	1.36	8 (10%)
45	A86	5	303	-	44,50,50	1.23	3 (6%)	51,76,76	11.73	23 (45%)
33	CLA	6	311	-	46,54,73	1.77	5 (10%)	53,90,113	1.57	8 (15%)
30	BCR	k	102	-	41,41,41	1.16	2 (4%)	56,56,56	1.23	6 (10%)
33	CLA	8	316	29	37,46,73	1.91	6 (16%)	44,80,113	1.67	7 (15%)
33	CLA	4	309	23	65,73,73	1.48	5 (7%)	76,113,113	1.37	6 (7%)
34	PHO	a	409	-	51,69,69	1.00	4 (7%)	47,99,99	1.20	6 (12%)
36	LHG	a	403	-	42,42,48	0.68	1 (2%)	45,48,54	1.21	4 (8%)
33	CLA	C	506	-	45,53,73	1.76	7 (15%)	52,89,113	1.59	7 (13%)
33	CLA	6	307	-	53,61,73	1.63	6 (11%)	61,98,113	1.57	9 (14%)
46	DD6	9	303	-	39,45,45	2.02	3 (7%)	52,67,67	2.18	13 (25%)
34	PHO	a	410	-	51,69,69	1.01	4 (7%)	47,99,99	1.22	6 (12%)
33	CLA	b	616	-	65,73,73	1.48	8 (12%)	76,113,113	1.34	7 (9%)
30	BCR	C	514	-	41,41,41	1.15	2 (4%)	56,56,56	1.25	8 (14%)
44	KC1	3	310	-	48,53,53	1.50	7 (14%)	55,89,89	1.88	9 (16%)
33	CLA	4	305	-	55,63,73	1.60	6 (10%)	64,101,113	1.45	7 (10%)
39	LMG	B	621	-	28,28,55	0.97	0	36,36,63	1.30	4 (11%)
33	CLA	2	309	-	44,51,73	1.88	6 (13%)	50,86,113	1.70	9 (18%)
33	CLA	d	401	-	57,65,73	1.63	8 (14%)	70,103,113	1.47	10 (14%)
33	CLA	2	317	-	55,63,73	1.61	6 (10%)	64,101,113	1.45	8 (12%)
31	OEX	a	405	1,3	0,15,15	-	-	-	-	-
45	A86	1	301	-	44,50,50	1.22	3 (6%)	51,76,76	1.99	13 (25%)
33	CLA	8	307	-	44,52,73	1.83	7 (15%)	55,88,113	1.61	8 (14%)
30	BCR	A	401	-	41,41,41	1.12	2 (4%)	56,56,56	1.21	7 (12%)
30	BCR	b	619	-	41,41,41	1.15	2 (4%)	56,56,56	1.20	6 (10%)
39	LMG	c	520	-	27,27,55	1.03	0	35,35,63	1.18	5 (14%)
43	LMU	w	302	-	36,36,36	0.34	0	47,47,47	1.02	3 (6%)
36	LHG	3	317	33	26,26,48	0.85	1 (3%)	29,32,54	1.35	3 (10%)
41	PL9	d	404	-	55,55,55	1.28	5 (9%)	68,69,69	1.48	10 (14%)
44	KC1	5	315	-	48,53,53	1.51	7 (14%)	55,89,89	1.77	11 (20%)
30	BCR	B	618	-	41,41,41	1.14	2 (4%)	56,56,56	1.16	4 (7%)
39	LMG	C	519	-	46,46,55	0.77	1 (2%)	54,54,63	1.37	7 (12%)
33	CLA	B	607	-	41,49,73	1.77	7 (17%)	47,84,113	1.73	7 (14%)
33	CLA	4	308	-	65,73,73	1.47	6 (9%)	76,113,113	1.41	8 (10%)
33	CLA	4	310	-	46,54,73	1.73	7 (15%)	53,90,113	1.59	6 (11%)

Mol	Type	Chain	Res	Link	Bond lengths			Bond angles		
					Counts	RMSZ	# Z  > 2	Counts	RMSZ	# Z  > 2
33	CLA	2	316	29	37,46,73	1.93	6 (16%)	44,80,113	1.65	7 (15%)
45	A86	5	305	-	43,49,50	1.42	5 (11%)	48,74,76	7.05	25 (52%)
39	LMG	m	201	-	40,40,55	0.86	1 (2%)	48,48,63	1.29	4 (8%)
45	A86	7	301	-	44,50,50	1.33	5 (11%)	51,76,76	2.05	16 (31%)
33	CLA	8	310	29	65,73,73	1.50	7 (10%)	76,113,113	1.39	6 (7%)
33	CLA	c	511	3	65,73,73	1.44	7 (10%)	76,113,113	1.43	7 (9%)
43	LMU	5	320	-	32,32,36	0.37	0	43,43,47	0.74	1 (2%)
33	CLA	A	405	-	49,57,73	1.65	7 (14%)	55,93,113	1.62	8 (14%)
33	CLA	Z	101	-	51,59,73	1.66	6 (11%)	59,96,113	1.49	7 (11%)
33	CLA	3	313	-	61,69,73	1.52	6 (9%)	71,108,113	1.40	7 (9%)
39	LMG	0	314	-	42,42,55	0.92	2 (4%)	50,50,63	1.26	3 (6%)
30	BCR	d	403	-	41,41,41	1.14	2 (4%)	56,56,56	1.18	4 (7%)
33	CLA	d	409	-	59,67,73	1.50	7 (11%)	68,105,113	1.53	8 (11%)
33	CLA	7	308	26	41,49,73	1.83	6 (14%)	47,84,113	1.63	8 (17%)
39	LMG	q	301	-	46,46,55	0.76	1 (2%)	54,54,63	1.33	6 (11%)
46	DD6	8	303	-	39,45,45	1.96	3 (7%)	52,67,67	2.10	12 (23%)
33	CLA	c	502	-	64,72,73	1.49	8 (12%)	74,111,113	1.37	7 (9%)
48	ET4	7	302	-	41,43,43	2.05	14 (34%)	54,60,60	2.39	19 (35%)
35	BCT	a	402	40	2,3,3	1.17	0	2,3,3	4.27	2 (100%)
33	CLA	B	610	-	65,73,73	1.47	8 (12%)	76,113,113	1.37	7 (9%)
33	CLA	4	306	23	65,73,73	1.46	7 (10%)	76,113,113	1.37	7 (9%)
33	CLA	8	309	-	44,51,73	1.89	7 (15%)	50,86,113	1.70	7 (14%)
36	LHG	d	407	-	41,41,48	0.66	1 (2%)	44,47,54	1.28	5 (11%)
33	CLA	B	604	-	61,69,73	1.49	6 (9%)	71,108,113	1.47	9 (12%)
33	CLA	2	307	-	44,52,73	1.88	7 (15%)	55,88,113	1.62	8 (14%)
43	LMU	3	301	-	36,36,36	0.38	0	47,47,47	0.81	1 (2%)
33	CLA	9	307	-	44,52,73	1.86	7 (15%)	55,88,113	1.60	8 (14%)
38	DGD	c	516	-	56,56,67	0.96	2 (3%)	70,70,81	1.46	11 (15%)
46	DD6	1	304	-	39,45,45	2.10	4 (10%)	52,67,67	2.35	16 (30%)
33	CLA	2	313	29	36,44,73	2.36	9 (25%)	42,77,113	1.66	8 (19%)
33	CLA	7	311	-	51,59,73	1.62	6 (11%)	59,96,113	1.60	6 (10%)
33	CLA	9	313	-	36,44,73	2.09	6 (16%)	42,77,113	1.79	9 (21%)
39	LMG	b	621	-	51,51,55	0.75	1 (1%)	59,59,63	1.33	6 (10%)
33	CLA	C	508	-	65,73,73	1.46	7 (10%)	76,113,113	1.38	8 (10%)
33	CLA	5	312	-	46,54,73	1.77	5 (10%)	53,90,113	1.52	7 (13%)

Mol	Type	Chain	Res	Link	Bond lengths			Bond angles		
					Counts	RMSZ	# Z  > 2	Counts	RMSZ	# Z  > 2
45	A86	4	301	-	44,50,50	1.29	4 (9%)	51,76,76	2.20	13 (25%)
33	CLA	4	312	-	51,59,73	1.68	7 (13%)	59,96,113	1.52	7 (11%)
33	CLA	c	506	-	45,53,73	1.75	6 (13%)	52,89,113	1.59	7 (13%)
33	CLA	b	609	-	65,73,73	1.46	7 (10%)	76,113,113	1.39	7 (9%)
33	CLA	9	316	29	37,46,73	1.92	6 (16%)	44,80,113	1.66	8 (18%)
33	CLA	3	309	36	51,59,73	1.66	6 (11%)	59,96,113	1.49	7 (11%)
39	LMG	3	316	-	31,31,55	0.93	0	39,39,63	1.25	5 (12%)
39	LMG	b	623	-	40,40,55	0.86	1 (2%)	48,48,63	1.30	5 (10%)
39	LMG	C	520	-	48,48,55	0.80	1 (2%)	56,56,63	1.33	6 (10%)
39	LMG	c	519	-	48,48,55	0.86	2 (4%)	56,56,63	1.28	5 (8%)
33	CLA	B	614	-	64,72,73	1.45	7 (10%)	74,111,113	1.40	7 (9%)
33	CLA	1	307	-	44,52,73	1.87	6 (13%)	55,88,113	1.61	8 (14%)
33	CLA	C	503	-	65,73,73	1.47	7 (10%)	76,113,113	1.39	8 (10%)
45	A86	6	303	-	44,50,50	1.24	4 (9%)	51,76,76	8.48	24 (47%)
33	CLA	B	603	-	64,72,73	1.47	7 (10%)	74,111,113	1.36	8 (10%)
34	PHO	A	407	-	51,69,69	1.01	4 (7%)	47,99,99	1.17	6 (12%)
33	CLA	7	310	26	45,53,73	1.76	6 (13%)	52,89,113	1.62	7 (13%)
45	A86	0	301	-	44,50,50	1.32	5 (11%)	51,76,76	2.05	16 (31%)
33	CLA	C	509	-	65,73,73	1.44	7 (10%)	76,113,113	1.43	7 (9%)
39	LMG	D	410	-	46,46,55	0.81	1 (2%)	54,54,63	1.34	5 (9%)
45	A86	6	305	-	44,50,50	1.25	4 (9%)	51,76,76	9.10	23 (45%)
33	CLA	3	308	22	65,73,73	1.46	5 (7%)	76,113,113	1.36	7 (9%)
39	LMG	C	522	-	23,23,55	1.37	2 (8%)	31,31,63	1.50	7 (22%)
48	ET4	0	302	-	41,43,43	2.13	13 (31%)	54,60,60	2.45	19 (35%)
33	CLA	C	513	-	49,57,73	1.65	7 (14%)	55,93,113	1.63	8 (14%)
33	CLA	c	508	-	65,73,73	1.46	7 (10%)	76,113,113	1.36	7 (9%)
36	LHG	w	301	-	34,34,48	0.73	1 (2%)	37,40,54	1.23	4 (10%)
33	CLA	C	512	-	64,72,73	1.44	7 (10%)	74,111,113	1.42	6 (8%)
37	SQD	T	101	-	39,40,54	1.14	5 (12%)	48,51,65	2.02	11 (22%)
33	CLA	D	406	-	60,68,73	1.48	7 (11%)	70,107,113	1.53	7 (10%)
30	BCR	a	414	-	41,41,41	1.11	2 (4%)	56,56,56	1.24	7 (12%)
33	CLA	d	402	-	60,68,73	1.51	7 (11%)	70,107,113	1.53	8 (11%)
33	CLA	9	305	-	41,49,73	1.86	5 (12%)	47,84,113	1.62	8 (17%)
45	A86	0	303	-	44,50,50	1.26	4 (9%)	51,76,76	2.07	14 (27%)
33	CLA	1	309	-	44,51,73	1.93	7 (15%)	50,86,113	1.68	8 (16%)

Mol	Type	Chain	Res	Link	Bond lengths			Bond angles		
					Counts	RMSZ	# Z  > 2	Counts	RMSZ	# Z  > 2
42	HEM	v	201	18	41,50,50	1.48	3 (7%)	45,82,82	1.28	4 (8%)
36	LHG	7	316	-	27,27,48	0.88	2 (7%)	31,32,54	1.70	4 (12%)
33	CLA	1	312	-	45,53,73	1.79	5 (11%)	52,89,113	1.61	6 (11%)
38	DGD	H	102	-	63,63,67	0.89	2 (3%)	77,77,81	1.39	10 (12%)
33	CLA	3	311	-	41,49,73	1.81	6 (14%)	47,84,113	1.69	7 (14%)
33	CLA	9	310	29	65,73,73	1.47	6 (9%)	76,113,113	1.38	8 (10%)
33	CLA	8	305	-	41,49,73	1.84	5 (12%)	47,84,113	1.64	7 (14%)
36	LHG	d	405	-	46,47,48	0.63	2 (4%)	45,51,54	1.18	5 (11%)
39	LMG	M	201	-	40,40,55	0.85	2 (5%)	48,48,63	1.31	5 (10%)
46	DD6	1	303	-	39,45,45	1.96	3 (7%)	52,67,67	2.10	12 (23%)
39	LMG	B	620	-	51,51,55	0.74	0	59,59,63	1.36	7 (11%)
33	CLA	9	317	-	55,63,73	1.62	7 (12%)	64,101,113	1.48	7 (10%)
33	CLA	c	509	-	65,73,73	1.45	6 (9%)	76,113,113	1.44	7 (9%)
33	CLA	a	411	-	60,68,73	1.54	7 (11%)	70,107,113	1.50	9 (12%)
30	BCR	B	619	-	41,41,41	1.17	2 (4%)	56,56,56	1.20	4 (7%)
33	CLA	C	504	-	64,72,73	1.44	7 (10%)	74,111,113	1.44	6 (8%)
33	CLA	5	313	-	65,73,73	1.48	6 (9%)	76,113,113	1.39	7 (9%)
33	CLA	9	309	29	44,51,73	1.91	7 (15%)	50,86,113	1.68	8 (16%)
33	CLA	0	310	-	45,53,73	1.75	6 (13%)	52,89,113	1.65	7 (13%)
38	DGD	c	517	-	57,57,67	0.95	2 (3%)	71,71,81	1.46	12 (16%)
46	DD6	2	303	-	39,45,45	2.02	3 (7%)	52,67,67	2.17	13 (25%)
33	CLA	a	408	-	49,57,73	1.66	8 (16%)	55,93,113	1.59	8 (14%)
33	CLA	1	311	29	55,63,73	1.61	5 (9%)	64,101,113	1.47	8 (12%)
33	CLA	3	312	-	56,64,73	1.62	6 (10%)	65,102,113	1.45	7 (10%)
33	CLA	0	305	26	65,73,73	1.47	6 (9%)	76,113,113	1.42	8 (10%)
43	LMU	4	317	-	36,36,36	0.38	0	47,47,47	0.85	2 (4%)
33	CLA	B	606	-	65,73,73	1.47	7 (10%)	76,113,113	1.37	6 (7%)
33	CLA	b	613	-	65,73,73	1.46	7 (10%)	76,113,113	1.45	7 (9%)
30	BCR	k	101	-	41,41,41	1.13	2 (4%)	56,56,56	1.22	5 (8%)
33	CLA	3	319	-	55,63,73	1.60	6 (10%)	64,101,113	1.46	6 (9%)
33	CLA	0	307	-	65,73,73	1.45	6 (9%)	76,113,113	1.40	8 (10%)
45	A86	9	302	-	44,50,50	1.29	5 (11%)	51,76,76	2.47	18 (35%)
37	SQD	D	403	-	53,54,54	0.95	5 (9%)	62,65,65	1.48	9 (14%)
33	CLA	1	305	-	41,49,73	1.86	5 (12%)	47,84,113	1.64	7 (14%)
33	CLA	7	304	-	47,55,73	1.71	6 (12%)	54,91,113	1.58	6 (11%)

Mol	Type	Chain	Res	Link	Bond lengths			Bond angles		
					Counts	RMSZ	# Z  > 2	Counts	RMSZ	# Z  > 2
33	CLA	7	309	26	65,73,73	1.46	7 (10%)	76,113,113	1.38	8 (10%)
37	SQD	1	101	-	53,54,54	0.96	5 (9%)	62,65,65	1.46	9 (14%)
33	CLA	7	313	26	35,42,73	2.42	8 (22%)	41,73,113	1.68	7 (17%)
33	CLA	8	313	29	36,44,73	2.03	7 (19%)	42,77,113	1.79	9 (21%)
45	A86	7	303	-	44,50,50	1.24	3 (6%)	51,76,76	2.23	16 (31%)
36	LHG	b	601	-	48,48,48	0.65	1 (2%)	51,54,54	1.28	6 (11%)
45	A86	5	304	-	44,50,50	1.23	3 (6%)	51,76,76	11.21	22 (43%)
39	LMG	b	622	-	28,28,55	0.98	0	36,36,63	1.31	5 (13%)
39	LMG	D	404	-	40,40,55	0.83	1 (2%)	48,48,63	1.31	5 (10%)
41	PL9	D	408	-	55,55,55	1.32	5 (9%)	68,69,69	1.50	12 (17%)
39	LMG	W	301	-	48,48,55	0.79	1 (2%)	56,56,63	1.35	6 (10%)
45	A86	6	304	-	44,50,50	1.24	3 (6%)	51,76,76	11.87	21 (41%)
33	CLA	5	317	-	37,46,73	1.92	5 (13%)	44,80,113	1.67	8 (18%)
37	SQD	i	101	-	39,40,54	1.12	5 (12%)	48,51,65	1.73	11 (22%)
45	A86	3	314	-	44,50,50	1.24	3 (6%)	51,76,76	2.23	17 (33%)
33	CLA	9	314	-	37,46,73	1.91	6 (16%)	44,80,113	1.62	7 (15%)
37	SQD	0	316	-	47,48,54	1.03	5 (10%)	56,59,65	1.52	9 (16%)
33	CLA	6	310	-	52,60,73	1.66	6 (11%)	60,97,113	1.50	7 (11%)
30	BCR	c	514	-	41,41,41	1.14	2 (4%)	56,56,56	1.24	7 (12%)
33	CLA	B	616	-	65,73,73	1.51	8 (12%)	76,113,113	1.36	8 (10%)
37	SQD	a	413	-	53,54,54	0.94	5 (9%)	62,65,65	1.60	11 (17%)
37	SQD	L	101	-	53,54,54	0.96	5 (9%)	62,65,65	1.51	9 (14%)
33	CLA	9	312	-	45,53,73	1.78	5 (11%)	52,89,113	1.56	6 (11%)
33	CLA	9	306	-	45,53,73	1.77	6 (13%)	52,89,113	1.60	6 (11%)
45	A86	5	306	-	44,50,50	1.24	4 (9%)	51,76,76	7.71	25 (49%)
33	CLA	4	311	23	60,68,73	1.52	7 (11%)	70,107,113	1.39	8 (11%)
42	HEM	V	201	18	41,50,50	1.38	7 (17%)	45,82,82	1.84	8 (17%)
45	A86	8	302	-	44,50,50	1.25	3 (6%)	51,76,76	2.25	17 (33%)
45	A86	6	306	-	44,50,50	1.20	3 (6%)	51,76,76	8.91	22 (43%)
33	CLA	b	605	-	61,69,73	1.49	7 (11%)	71,108,113	1.49	10 (14%)
33	CLA	1	310	-	65,73,73	1.46	6 (9%)	76,113,113	1.38	7 (9%)
33	CLA	0	311	-	51,59,73	1.65	6 (11%)	59,96,113	1.60	7 (11%)
33	CLA	7	305	26	65,73,73	1.46	7 (10%)	76,113,113	1.41	8 (10%)
33	CLA	5	314	24	55,63,73	1.60	5 (9%)	64,101,113	1.45	7 (10%)
37	SQD	T	103	-	53,54,54	0.94	5 (9%)	62,65,65	1.59	11 (17%)



Mol	Type	Chain	Res	Link	Bond lengths			Bond angles		
					Counts	RMSZ	# Z  > 2	Counts	RMSZ	# Z  > 2
33	CLA	b	606	-	65,73,73	1.47	7 (10%)	76,113,113	1.29	8 (10%)
36	LHG	5	318	-	32,32,48	0.83	2 (6%)	36,37,54	1.71	6 (16%)
38	DGD	c	518	-	56,56,67	0.94	2 (3%)	70,70,81	1.38	10 (14%)
33	CLA	b	615	-	64,72,73	1.45	7 (10%)	74,111,113	1.40	7 (9%)
33	CLA	0	304	-	47,55,73	1.70	6 (12%)	54,91,113	1.57	7 (12%)
33	CLA	C	507	-	65,73,73	1.44	7 (10%)	76,113,113	1.41	7 (9%)
33	CLA	3	304	-	65,73,73	1.48	6 (9%)	76,113,113	1.36	6 (7%)
39	LMG	d	410	-	37,37,55	0.86	0	45,45,63	1.28	6 (13%)
33	CLA	8	306	29	45,53,73	1.76	6 (13%)	52,89,113	1.62	7 (13%)
35	BCT	A	410	40	2,3,3	1.32	0	2,3,3	4.05	2 (100%)
47	KC2	0	306	-	48,53,53	1.82	9 (18%)	54,89,89	2.27	15 (27%)
33	CLA	b	612	-	64,72,73	1.47	7 (10%)	74,111,113	1.44	9 (12%)
45	A86	5	302	-	44,50,50	1.26	4 (9%)	51,76,76	12.11	24 (47%)
45	A86	5	301	-	44,50,50	1.24	4 (9%)	51,76,76	11.32	26 (50%)
37	SQD	7	317	-	47,48,54	1.03	5 (10%)	56,59,65	1.55	10 (17%)
36	LHG	D	411	-	41,41,48	0.65	1 (2%)	44,47,54	1.28	4 (9%)
33	CLA	8	315	29	37,46,73	1.86	6 (16%)	44,80,113	1.74	8 (18%)
38	DGD	C	516	-	56,56,67	0.98	2 (3%)	70,70,81	1.44	11 (15%)
33	CLA	9	311	29	55,63,73	1.61	6 (10%)	64,101,113	1.48	7 (10%)
45	A86	6	302	-	44,50,50	1.20	3 (6%)	51,76,76	11.14	24 (47%)
39	LMG	5	319	-	31,31,55	0.95	0	39,39,63	1.33	5 (12%)
45	A86	5	307	-	44,50,50	1.24	4 (9%)	51,76,76	11.49	23 (45%)
30	BCR	C	515	-	41,41,41	0.75	0	56,56,56	1.92	15 (26%)
45	A86	6	301	-	44,50,50	1.25	5 (11%)	51,76,76	11.60	24 (47%)
33	CLA	B	613	-	65,73,73	1.46	8 (12%)	76,113,113	1.41	7 (9%)
33	CLA	6	312	-	65,73,73	1.49	6 (9%)	76,113,113	1.33	6 (7%)
47	KC2	6	309	-	48,53,53	1.88	9 (18%)	54,89,89	2.20	14 (25%)
33	CLA	2	306	-	45,53,73	1.77	5 (11%)	52,89,113	1.64	6 (11%)
33	CLA	8	314	-	37,46,73	1.93	6 (16%)	44,80,113	1.63	7 (15%)
39	LMG	Q	301	-	37,37,55	0.87	1 (2%)	45,45,63	1.27	4 (8%)
43	LMU	t	101	-	32,32,36	0.35	0	43,43,47	0.80	1 (2%)
33	CLA	a	407	-	65,73,73	1.45	7 (10%)	76,113,113	1.42	6 (7%)
33	CLA	1	314	-	37,46,73	1.95	5 (13%)	44,80,113	1.61	7 (15%)
33	CLA	B	601	-	47,55,73	1.70	7 (14%)	54,91,113	1.53	6 (11%)
37	SQD	B	622	-	53,54,54	0.96	5 (9%)	62,65,65	1.78	10 (16%)

Mol	Type	Chain	Res	Link	Bond lengths			Bond angles		
					Counts	RMSZ	# Z  > 2	Counts	RMSZ	# Z  > 2
33	CLA	2	312	-	45,53,73	1.79	6 (13%)	52,89,113	1.58	6 (11%)
46	DD6	9	304	-	39,45,45	2.05	3 (7%)	52,67,67	2.23	15 (28%)
37	SQD	A	413	-	39,40,54	1.11	5 (12%)	48,51,65	1.76	12 (25%)
33	CLA	b	602	-	47,55,73	1.67	6 (12%)	54,91,113	1.60	7 (12%)
36	LHG	a	404	-	48,48,48	0.61	1 (2%)	51,54,54	1.25	6 (11%)
36	LHG	0	315	-	27,27,48	0.91	2 (7%)	31,32,54	1.68	4 (12%)
33	CLA	b	611	-	65,73,73	1.47	8 (12%)	76,113,113	1.38	7 (9%)
43	LMU	T	102	-	32,32,36	0.35	0	43,43,47	0.83	0
33	CLA	2	311	29	55,63,73	1.61	5 (9%)	64,101,113	1.44	6 (9%)
30	BCR	K	101	-	41,41,41	1.14	2 (4%)	56,56,56	1.26	6 (10%)
33	CLA	9	308	-	55,63,73	1.60	6 (10%)	64,101,113	1.50	8 (12%)
33	CLA	3	303	-	65,73,73	1.48	7 (10%)	76,113,113	1.35	8 (10%)
33	CLA	7	307	-	65,73,73	1.42	6 (9%)	76,113,113	1.45	8 (10%)
30	BCR	A	409	-	41,41,41	1.16	2 (4%)	56,56,56	1.15	4 (7%)
33	CLA	0	313	-	35,42,73	2.41	8 (22%)	41,73,113	1.67	8 (19%)
33	CLA	7	314	-	42,51,73	1.75	6 (14%)	50,86,113	1.61	6 (12%)
33	CLA	6	316	-	38,46,73	2.39	8 (21%)	47,79,113	1.61	9 (19%)
33	CLA	7	312	-	65,73,73	1.47	6 (9%)	76,113,113	1.35	7 (9%)
36	LHG	H	104	-	41,41,48	0.67	1 (2%)	44,47,54	1.30	5 (11%)
45	A86	1	302	-	44,50,50	1.25	3 (6%)	51,76,76	2.25	17 (33%)
33	CLA	6	315	-	41,49,73	1.83	6 (14%)	47,84,113	1.68	7 (14%)
33	CLA	B	608	-	65,73,73	1.45	7 (10%)	76,113,113	1.39	8 (10%)
45	A86	2	302	-	44,50,50	1.29	5 (11%)	51,76,76	2.47	18 (35%)
38	DGD	a	401	-	54,54,67	1.01	4 (7%)	67,67,81	1.48	13 (19%)
33	CLA	0	308	-	41,49,73	1.82	6 (14%)	47,84,113	1.67	9 (19%)
33	CLA	B	612	-	65,73,73	1.45	7 (10%)	76,113,113	1.43	8 (10%)
33	CLA	1	316	29	37,46,73	1.93	5 (13%)	44,80,113	1.67	7 (15%)
33	CLA	2	314	-	37,46,73	1.91	5 (13%)	44,80,113	1.66	7 (15%)
31	OEX	A	402	1,3	0,15,15	-	-	-	-	-
33	CLA	A	404	-	65,73,73	1.44	7 (10%)	76,113,113	1.43	7 (9%)
45	A86	2	301	-	44,50,50	1.20	3 (6%)	51,76,76	2.17	16 (31%)
45	A86	9	301	-	44,50,50	1.19	3 (6%)	51,76,76	2.18	16 (31%)
36	LHG	D	409	-	46,47,48	0.64	2 (4%)	45,51,54	1.18	5 (11%)
47	KC2	7	306	-	48,53,53	1.84	9 (18%)	54,89,89	2.29	14 (25%)
46	DD6	8	304	-	39,45,45	2.05	3 (7%)	52,67,67	2.52	18 (34%)



Mol	Type	Chain	Res	Link	Bond lengths			Bond angles		
					Counts	RMSZ	# Z  > 2	Counts	RMSZ	# Z  > 2
33	CLA	1	315	-	37,46,73	1.89	5 (13%)	44,80,113	1.69	7 (15%)
33	CLA	D	405	-	57,65,73	1.63	8 (14%)	70,103,113	1.49	10 (14%)
30	BCR	D	407	-	41,41,41	1.17	3 (7%)	56,56,56	1.20	6 (10%)
33	CLA	6	313	25	46,54,73	1.75	5 (10%)	53,90,113	1.54	7 (13%)
30	BCR	H	101	-	41,41,41	1.16	3 (7%)	56,56,56	1.18	3 (5%)
39	LMG	7	315	-	55,55,55	0.73	1 (1%)	63,63,63	1.35	6 (9%)
47	KC2	5	310	-	48,53,53	1.81	9 (18%)	54,89,89	2.31	13 (24%)
33	CLA	C	505	-	65,73,73	1.47	6 (9%)	76,113,113	1.29	7 (9%)
45	A86	8	301	-	44,50,50	1.23	3 (6%)	51,76,76	2.15	16 (31%)
30	BCR	a	412	-	41,41,41	1.17	2 (4%)	56,56,56	1.16	3 (5%)
33	CLA	5	308	-	46,54,73	1.74	5 (10%)	53,90,113	1.55	6 (11%)
36	LHG	A	414	-	48,48,48	0.65	1 (2%)	51,54,54	1.27	6 (11%)
33	CLA	c	507	-	65,73,73	1.45	7 (10%)	76,113,113	1.40	6 (7%)
45	A86	4	304	-	44,50,50	1.22	3 (6%)	51,76,76	2.21	17 (33%)
33	CLA	w	303	-	65,73,73	1.51	7 (10%)	76,113,113	1.38	8 (10%)
46	DD6	2	304	-	39,45,45	2.05	3 (7%)	52,67,67	2.23	15 (28%)
44	KC1	6	314	25	48,53,53	1.59	7 (14%)	55,89,89	1.88	12 (21%)
33	CLA	4	316	-	52,60,73	1.64	7 (13%)	60,97,113	1.54	8 (13%)
36	LHG	A	411	-	42,42,48	0.68	1 (2%)	45,48,54	1.21	4 (8%)
39	LMG	d	406	-	46,46,55	0.80	1 (2%)	54,54,63	1.35	6 (11%)
33	CLA	H	103	26	42,51,73	1.79	6 (14%)	50,86,113	1.57	6 (12%)
33	CLA	c	505	-	65,73,73	1.46	7 (10%)	76,113,113	1.33	7 (9%)
30	BCR	B	617	-	41,41,41	1.21	3 (7%)	56,56,56	1.21	7 (12%)
34	PHO	A	406	-	51,69,69	1.02	4 (7%)	47,99,99	1.17	6 (12%)
33	CLA	c	504	-	64,72,73	1.46	7 (10%)	74,111,113	1.43	6 (8%)
46	DD6	3	315	-	39,45,45	1.99	3 (7%)	52,67,67	1.99	15 (28%)
30	BCR	c	515	-	41,41,41	0.80	1 (2%)	56,56,56	2.00	15 (26%)
33	CLA	0	312	-	65,73,73	1.48	6 (9%)	76,113,113	1.35	7 (9%)
38	DGD	h	102	-	63,63,67	0.90	3 (4%)	77,77,81	1.38	9 (11%)
33	CLA	C	501	-	65,73,73	1.43	7 (10%)	76,113,113	1.39	7 (9%)
33	CLA	B	615	-	65,73,73	1.49	8 (12%)	76,113,113	1.32	7 (9%)
33	CLA	5	311	-	55,63,73	1.61	5 (9%)	64,101,113	1.48	8 (12%)
33	CLA	B	609	-	65,73,73	1.46	6 (9%)	76,113,113	1.36	7 (9%)
33	CLA	3	306	-	65,73,73	1.51	5 (7%)	76,113,113	1.34	8 (10%)
33	CLA	4	315	-	47,55,73	1.72	6 (12%)	54,91,113	1.58	8 (14%)

Mol	Type	Chain	Res	Link	Bond lengths			Bond angles		
					Counts	RMSZ	# Z  > 2	Counts	RMSZ	# Z  > 2
33	CLA	D	402	-	59,67,73	1.51	7 (11%)	68,105,113	1.49	8 (11%)
30	BCR	b	618	-	41,41,41	1.20	3 (7%)	56,56,56	1.23	7 (12%)
39	LMG	q	302	-	37,37,55	0.84	0	45,45,63	1.27	5 (11%)
33	CLA	b	610	-	65,73,73	1.44	7 (10%)	76,113,113	1.43	8 (10%)
33	CLA	c	503	-	65,73,73	1.47	7 (10%)	76,113,113	1.39	7 (9%)
36	LHG	A	412	-	48,48,48	0.60	1 (2%)	51,54,54	1.25	6 (11%)
33	CLA	1	313	29	36,44,73	2.06	7 (19%)	42,77,113	1.77	8 (19%)
33	CLA	c	513	-	49,57,73	1.68	7 (14%)	55,93,113	1.62	7 (12%)
33	CLA	b	604	-	64,72,73	1.46	7 (10%)	74,111,113	1.37	8 (10%)
33	CLA	3	305	-	48,56,73	1.70	7 (14%)	55,92,113	1.59	8 (14%)
33	CLA	C	511	3	65,73,73	1.46	7 (10%)	76,113,113	1.41	7 (9%)
33	CLA	c	512	-	64,72,73	1.46	7 (10%)	74,111,113	1.39	7 (9%)
33	CLA	4	314	23	56,64,73	1.58	6 (10%)	65,102,113	1.45	7 (10%)
45	A86	4	302	-	44,50,50	1.25	4 (9%)	51,76,76	12.51	29 (56%)
33	CLA	4	313	23	41,49,73	1.82	6 (14%)	47,84,113	1.66	8 (17%)
33	CLA	3	307	-	65,73,73	1.48	6 (9%)	76,113,113	1.35	7 (9%)
33	CLA	b	608	-	41,49,73	1.77	7 (17%)	47,84,113	1.74	7 (14%)
36	LHG	h	103	-	41,41,48	0.68	1 (2%)	44,47,54	1.30	5 (11%)
39	LMG	C	521	-	27,27,55	1.06	1 (3%)	35,35,63	1.15	5 (14%)
33	CLA	5	316	-	41,49,73	1.84	5 (12%)	47,84,113	1.65	8 (17%)
30	BCR	b	620	-	41,41,41	1.16	2 (4%)	56,56,56	1.22	6 (10%)
42	HEM	F	101	6	41,50,50	1.46	3 (7%)	45,82,82	1.33	5 (11%)
42	HEM	e	101	6	41,50,50	1.35	6 (14%)	45,82,82	1.86	9 (20%)
33	CLA	A	408	-	60,68,73	1.52	7 (11%)	70,107,113	1.42	8 (11%)
33	CLA	8	311	29	55,63,73	1.59	6 (10%)	64,101,113	1.46	8 (12%)
36	LHG	3	318	-	48,48,48	0.62	1 (2%)	51,54,54	1.26	6 (11%)
33	CLA	B	605	-	65,73,73	1.45	7 (10%)	76,113,113	1.31	8 (10%)
33	CLA	b	614	-	65,73,73	1.47	8 (12%)	76,113,113	1.37	7 (9%)

In the following table, the Chirals column lists the number of chiral outliers, the number of chiral centers analysed, the number of these observed in the model and the number defined in the Chemical Component Dictionary. Similar counts are reported in the Torsion and Rings columns. '-' means no outliers of that kind were identified.

Mol	Type	Chain	Res	Link	Chirals	Torsions	Rings
46	DD6	4	303	-	-	3/26/80/80	0/3/3/3

Continued on next page...

*Continued from previous page...*

Mol	Type	Chain	Res	Link	Chirals	Torsions	Rings
33	CLA	c	501	-	1/1/15/20	21/37/115/115	-
33	CLA	W	303	-	1/1/15/20	15/37/115/115	-
33	CLA	b	607	-	1/1/15/20	8/37/115/115	-
33	CLA	2	308	-	1/1/13/20	13/25/103/115	-
33	CLA	2	310	29	1/1/15/20	13/37/115/115	-
33	CLA	8	312	-	1/1/11/20	4/13/91/115	-
33	CLA	B	602	-	1/1/12/20	12/27/107/115	-
36	LHG	4	318	-	-	31/53/53/53	-
38	DGD	C	517	-	-	18/45/85/95	0/2/2/2
33	CLA	2	305	-	1/1/10/20	2/8/86/115	-
30	BCR	K	102	-	-	4/29/63/63	0/2/2/2
33	CLA	B	611	-	1/1/14/20	10/35/113/115	-
33	CLA	2	315	-	1/1/9/20	0/2/80/115	-
33	CLA	3	302	-	1/1/15/20	18/37/115/115	-
33	CLA	9	315	-	1/1/9/20	0/2/80/115	-
30	BCR	h	101	-	-	4/29/63/63	0/2/2/2
33	CLA	6	308	25	1/1/12/20	4/24/102/115	-
33	CLA	b	617	-	1/1/15/20	16/37/115/115	-
33	CLA	C	510	-	1/1/15/20	8/37/115/115	-
38	DGD	3	320	-	-	20/40/40/95	-
33	CLA	8	308	-	1/1/13/20	11/25/103/115	-
37	SQD	t	102	-	-	18/34/54/69	0/1/1/1
38	DGD	C	518	-	-	13/44/84/95	0/2/2/2
47	KC2	4	307	-	-	8/15/71/71	-
33	CLA	c	510	-	1/1/15/20	12/37/115/115	-
33	CLA	1	306	29	1/1/11/20	6/13/91/115	-
33	CLA	b	603	-	1/1/12/20	9/27/107/115	-
33	CLA	1	308	-	1/1/13/20	8/25/103/115	-
38	DGD	A	415	-	-	24/43/79/95	0/2/2/2
36	LHG	W	302	-	-	23/39/39/53	-
33	CLA	z	101	-	1/1/12/20	4/21/99/115	-
33	CLA	5	309	24	1/1/13/20	3/25/103/115	-
39	LMG	w	304	-	-	20/43/63/70	0/1/1/1
33	CLA	C	502	-	1/1/14/20	17/35/113/115	-

*Continued on next page...*

*Continued from previous page...*

Mol	Type	Chain	Res	Link	Chirals	Torsions	Rings
33	CLA	0	309	26	1/1/15/20	13/37/115/115	-
45	A86	5	303	-	-	9/34/90/90	0/3/3/3
33	CLA	6	311	-	1/1/11/20	8/15/93/115	-
33	CLA	8	316	29	1/1/9/20	0/2/80/115	-
30	BCR	k	102	-	-	4/29/63/63	0/2/2/2
33	CLA	4	309	23	1/1/15/20	3/37/115/115	-
34	PHO	a	409	-	-	13/37/103/103	0/5/6/6
36	LHG	a	403	-	-	12/47/47/53	-
33	CLA	C	506	-	1/1/11/20	5/13/91/115	-
33	CLA	6	307	-	1/1/12/20	6/23/101/115	-
46	DD6	9	303	-	-	4/26/80/80	0/3/3/3
34	PHO	a	410	-	-	3/37/103/103	0/5/6/6
33	CLA	b	616	-	1/1/15/20	6/37/115/115	-
30	BCR	C	514	-	-	4/29/63/63	0/2/2/2
44	KC1	3	310	-	-	9/15/71/71	-
33	CLA	4	305	-	1/1/13/20	7/25/103/115	-
39	LMG	B	621	-	-	6/23/43/70	0/1/1/1
33	CLA	2	309	-	1/1/11/20	6/11/89/115	-
33	CLA	d	401	-	1/1/13/20	6/28/104/115	-
33	CLA	2	317	-	1/1/13/20	8/25/103/115	-
45	A86	1	301	-	-	5/34/90/90	0/3/3/3
33	CLA	8	307	-	1/1/11/20	5/13/89/115	-
30	BCR	A	401	-	-	5/29/63/63	0/2/2/2
30	BCR	b	619	-	-	5/29/63/63	0/2/2/2
39	LMG	c	520	-	-	7/21/41/70	0/1/1/1
43	LMU	w	302	-	-	13/21/61/61	0/2/2/2
36	LHG	3	317	33	-	12/31/31/53	-
41	PL9	d	404	-	-	7/53/73/73	0/1/1/1
44	KC1	5	315	-	-	8/15/71/71	-
30	BCR	B	618	-	-	5/29/63/63	0/2/2/2
39	LMG	C	519	-	-	18/41/61/70	0/1/1/1
33	CLA	B	607	-	1/1/10/20	3/8/86/115	-
33	CLA	4	308	-	1/1/15/20	10/37/115/115	-
33	CLA	4	310	-	1/1/11/20	5/15/93/115	-

*Continued on next page...*

*Continued from previous page...*

Mol	Type	Chain	Res	Link	Chirals	Torsions	Rings
33	CLA	2	316	29	1/1/9/20	0/2/80/115	-
45	A86	5	305	-	-	8/33/89/90	0/3/3/3
39	LMG	m	201	-	-	16/35/55/70	0/1/1/1
45	A86	7	301	-	-	8/34/90/90	0/3/3/3
33	CLA	8	310	29	1/1/15/20	16/37/115/115	-
33	CLA	c	511	3	1/1/15/20	8/37/115/115	-
43	LMU	5	320	-	-	9/17/57/61	0/2/2/2
33	CLA	A	405	-	1/1/11/20	3/18/96/115	-
33	CLA	Z	101	-	1/1/12/20	2/21/99/115	-
33	CLA	3	313	-	1/1/14/20	16/33/111/115	-
39	LMG	0	314	-	-	20/37/57/70	0/1/1/1
33	CLA	d	409	-	1/1/13/20	6/30/108/115	-
30	BCR	d	403	-	-	8/29/63/63	0/2/2/2
33	CLA	7	308	26	1/1/10/20	2/8/86/115	-
39	LMG	q	301	-	-	22/41/61/70	0/1/1/1
46	DD6	8	303	-	-	3/26/80/80	0/3/3/3
33	CLA	c	502	-	1/1/14/20	14/35/113/115	-
48	ET4	7	302	-	-	11/25/67/67	0/2/2/2
33	CLA	B	610	-	1/1/15/20	5/37/115/115	-
33	CLA	4	306	23	1/1/15/20	5/37/115/115	-
33	CLA	8	309	-	1/1/11/20	6/11/89/115	-
36	LHG	d	407	-	-	18/46/46/53	-
33	CLA	B	604	-	1/1/14/20	10/33/111/115	-
33	CLA	2	307	-	1/1/11/20	7/13/89/115	-
43	LMU	3	301	-	-	17/21/61/61	0/2/2/2
33	CLA	9	307	-	1/1/11/20	5/13/89/115	-
38	DGD	c	516	-	-	14/44/84/95	0/2/2/2
46	DD6	1	304	-	-	7/26/80/80	0/3/3/3
33	CLA	2	313	29	-	0/0/78/115	-
33	CLA	7	311	-	1/1/12/20	11/21/99/115	-
33	CLA	9	313	-	1/1/9/20	0/0/78/115	-
39	LMG	b	621	-	-	20/46/66/70	0/1/1/1
33	CLA	C	508	-	1/1/15/20	7/37/115/115	-
33	CLA	5	312	-	1/1/11/20	7/15/93/115	-
45	A86	4	301	-	-	9/34/90/90	0/3/3/3

*Continued on next page...*

*Continued from previous page...*

Mol	Type	Chain	Res	Link	Chirals	Torsions	Rings
33	CLA	4	312	-	1/1/12/20	7/21/99/115	-
33	CLA	c	506	-	1/1/11/20	5/13/91/115	-
33	CLA	b	609	-	1/1/15/20	5/37/115/115	-
33	CLA	9	316	29	1/1/9/20	0/2/80/115	-
33	CLA	3	309	36	1/1/12/20	5/21/99/115	-
39	LMG	3	316	-	-	7/26/46/70	0/1/1/1
39	LMG	b	623	-	-	22/35/55/70	0/1/1/1
39	LMG	C	520	-	-	19/43/63/70	0/1/1/1
39	LMG	c	519	-	-	21/43/63/70	0/1/1/1
33	CLA	B	614	-	1/1/14/20	13/35/113/115	-
33	CLA	1	307	-	1/1/11/20	3/13/89/115	-
33	CLA	C	503	-	1/1/15/20	15/37/115/115	-
45	A86	6	303	-	-	8/34/90/90	0/3/3/3
33	CLA	B	603	-	1/1/14/20	11/35/113/115	-
34	PHO	A	407	-	-	8/37/103/103	0/5/6/6
33	CLA	7	310	26	1/1/11/20	6/13/91/115	-
45	A86	0	301	-	-	8/34/90/90	0/3/3/3
33	CLA	C	509	-	1/1/15/20	10/37/115/115	-
39	LMG	D	410	-	-	15/41/61/70	0/1/1/1
45	A86	6	305	-	-	8/34/90/90	0/3/3/3
33	CLA	3	308	22	1/1/15/20	16/37/115/115	-
39	LMG	C	522	-	-	7/16/36/70	0/1/1/1
48	ET4	0	302	-	-	13/25/67/67	0/2/2/2
33	CLA	C	513	-	1/1/11/20	5/18/96/115	-
33	CLA	c	508	-	1/1/15/20	10/37/115/115	-
36	LHG	w	301	-	-	22/39/39/53	-
33	CLA	C	512	-	1/1/14/20	12/35/113/115	-
37	SQD	T	101	-	-	16/34/54/69	0/1/1/1
33	CLA	D	406	-	1/1/14/20	10/31/109/115	-
33	CLA	d	402	-	1/1/14/20	10/31/109/115	-
30	BCR	a	414	-	-	4/29/63/63	0/2/2/2
33	CLA	9	305	-	1/1/10/20	2/8/86/115	-
45	A86	0	303	-	-	4/34/90/90	0/3/3/3
33	CLA	1	309	-	1/1/11/20	7/11/89/115	-

*Continued on next page...*

*Continued from previous page...*

Mol	Type	Chain	Res	Link	Chirals	Torsions	Rings
42	HEM	v	201	18	-	5/12/54/54	-
36	LHG	7	316	-	-	15/29/29/53	-
33	CLA	1	312	-	1/1/11/20	6/13/91/115	-
38	DGD	H	102	-	-	16/51/91/95	0/2/2/2
33	CLA	3	311	-	1/1/10/20	3/8/86/115	-
33	CLA	9	310	29	1/1/15/20	15/37/115/115	-
33	CLA	8	305	-	1/1/10/20	2/8/86/115	-
36	LHG	d	405	-	-	22/47/51/53	-
39	LMG	M	201	-	-	14/35/55/70	0/1/1/1
46	DD6	1	303	-	-	3/26/80/80	0/3/3/3
39	LMG	B	620	-	-	19/46/66/70	0/1/1/1
33	CLA	9	317	-	1/1/13/20	9/25/103/115	-
33	CLA	c	509	-	1/1/15/20	6/37/115/115	-
33	CLA	a	411	-	1/1/14/20	5/31/109/115	-
30	BCR	B	619	-	-	8/29/63/63	0/2/2/2
33	CLA	C	504	-	1/1/14/20	13/35/113/115	-
33	CLA	5	313	-	1/1/15/20	11/37/115/115	-
33	CLA	9	309	29	1/1/11/20	5/11/89/115	-
33	CLA	0	310	-	1/1/11/20	8/13/91/115	-
38	DGD	c	517	-	-	21/45/85/95	0/2/2/2
46	DD6	2	303	-	-	4/26/80/80	0/3/3/3
33	CLA	a	408	-	1/1/11/20	4/18/96/115	-
33	CLA	1	311	29	1/1/13/20	7/25/103/115	-
33	CLA	3	312	-	1/1/13/20	12/27/105/115	-
33	CLA	0	305	26	1/1/15/20	18/37/115/115	-
43	LMU	4	317	-	-	14/21/61/61	0/2/2/2
33	CLA	B	606	-	1/1/15/20	8/37/115/115	-
33	CLA	b	613	-	1/1/15/20	15/37/115/115	-
33	CLA	3	319	-	1/1/13/20	9/25/103/115	-
30	BCR	k	101	-	-	24/29/63/63	0/2/2/2
33	CLA	0	307	-	1/1/15/20	13/37/115/115	-
45	A86	9	302	-	-	8/34/90/90	0/3/3/3
37	SQD	D	403	-	-	21/49/69/69	0/1/1/1
33	CLA	1	305	-	1/1/10/20	4/8/86/115	-

*Continued on next page...*

*Continued from previous page...*

Mol	Type	Chain	Res	Link	Chirals	Torsions	Rings
33	CLA	7	304	-	1/1/11/20	7/16/94/115	-
33	CLA	7	309	26	1/1/15/20	18/37/115/115	-
37	SQD	1	101	-	-	21/49/69/69	0/1/1/1
33	CLA	7	313	26	1/1/8/20	0/2/74/115	-
33	CLA	8	313	29	1/1/9/20	0/0/78/115	-
45	A86	7	303	-	-	6/34/90/90	0/3/3/3
36	LHG	b	601	-	-	21/53/53/53	-
45	A86	5	304	-	-	8/34/90/90	0/3/3/3
39	LMG	b	622	-	-	4/23/43/70	0/1/1/1
39	LMG	D	404	-	-	20/35/55/70	0/1/1/1
41	PL9	D	408	-	-	5/53/73/73	0/1/1/1
39	LMG	W	301	-	-	18/43/63/70	0/1/1/1
45	A86	6	304	-	-	9/34/90/90	0/3/3/3
33	CLA	5	317	-	1/1/9/20	0/2/80/115	-
37	SQD	i	101	-	-	9/35/55/69	0/1/1/1
45	A86	3	314	-	-	7/34/90/90	0/3/3/3
33	CLA	9	314	-	1/1/9/20	0/2/80/115	-
37	SQD	0	316	-	-	14/43/63/69	0/1/1/1
33	CLA	6	310	-	1/1/12/20	7/22/100/115	-
30	BCR	c	514	-	-	5/29/63/63	0/2/2/2
33	CLA	B	616	-	1/1/15/20	12/37/115/115	-
37	SQD	a	413	-	-	17/49/69/69	0/1/1/1
37	SQD	L	101	-	-	23/49/69/69	0/1/1/1
33	CLA	9	312	-	1/1/11/20	5/13/91/115	-
33	CLA	9	306	-	1/1/11/20	7/13/91/115	-
45	A86	5	306	-	-	8/34/90/90	0/3/3/3
33	CLA	4	311	23	1/1/14/20	13/31/109/115	-
42	HEM	V	201	18	-	4/12/54/54	-
45	A86	8	302	-	-	8/34/90/90	0/3/3/3
45	A86	6	306	-	-	8/34/90/90	0/3/3/3
33	CLA	b	605	-	1/1/14/20	9/33/111/115	-
33	CLA	1	310	-	1/1/15/20	17/37/115/115	-
33	CLA	0	311	-	1/1/12/20	7/21/99/115	-
33	CLA	7	305	26	1/1/15/20	21/37/115/115	-
33	CLA	5	314	24	1/1/13/20	4/25/103/115	-

*Continued on next page...*



*Continued from previous page...*

Mol	Type	Chain	Res	Link	Chirals	Torsions	Rings
37	SQD	T	103	-	-	21/49/69/69	0/1/1/1
33	CLA	b	606	-	1/1/15/20	10/37/115/115	-
36	LHG	5	318	-	-	13/34/34/53	-
38	DGD	c	518	-	-	15/44/84/95	0/2/2/2
33	CLA	b	615	-	1/1/14/20	14/35/113/115	-
33	CLA	0	304	-	1/1/11/20	10/16/94/115	-
33	CLA	C	507	-	1/1/15/20	15/37/115/115	-
33	CLA	3	304	-	1/1/15/20	12/37/115/115	-
39	LMG	d	410	-	-	17/32/52/70	0/1/1/1
33	CLA	8	306	29	1/1/11/20	6/13/91/115	-
47	KC2	0	306	-	-	11/15/71/71	-
33	CLA	b	612	-	1/1/14/20	6/35/113/115	-
45	A86	5	302	-	-	9/34/90/90	0/3/3/3
45	A86	5	301	-	-	11/34/90/90	0/3/3/3
37	SQD	7	317	-	-	13/43/63/69	0/1/1/1
36	LHG	D	411	-	-	19/46/46/53	-
33	CLA	8	315	29	1/1/9/20	0/2/80/115	-
38	DGD	C	516	-	-	19/44/84/95	0/2/2/2
33	CLA	9	311	29	1/1/13/20	8/25/103/115	-
45	A86	6	302	-	-	8/34/90/90	0/3/3/3
39	LMG	5	319	-	-	13/26/46/70	0/1/1/1
45	A86	5	307	-	-	8/34/90/90	0/3/3/3
30	BCR	C	515	-	-	9/29/63/63	0/2/2/2
45	A86	6	301	-	-	7/34/90/90	0/3/3/3
33	CLA	B	613	-	1/1/15/20	14/37/115/115	-
33	CLA	6	312	-	1/1/15/20	11/37/115/115	-
47	KC2	6	309	-	-	7/15/71/71	-
33	CLA	2	306	-	1/1/11/20	5/13/91/115	-
33	CLA	8	314	-	1/1/9/20	0/2/80/115	-
39	LMG	Q	301	-	-	16/32/52/70	0/1/1/1
43	LMU	t	101	-	-	12/17/57/61	0/2/2/2
33	CLA	a	407	-	1/1/15/20	8/37/115/115	-
33	CLA	1	314	-	1/1/9/20	0/2/80/115	-
33	CLA	B	601	-	1/1/11/20	7/16/94/115	-
37	SQD	B	622	-	-	21/49/69/69	0/1/1/1

*Continued on next page...*

*Continued from previous page...*

Mol	Type	Chain	Res	Link	Chirals	Torsions	Rings
33	CLA	2	312	-	1/1/11/20	3/13/91/115	-
46	DD6	9	304	-	-	10/26/80/80	0/3/3/3
37	SQD	A	413	-	-	13/35/55/69	0/1/1/1
33	CLA	b	602	-	1/1/11/20	8/16/94/115	-
36	LHG	a	404	-	-	26/53/53/53	-
36	LHG	0	315	-	-	17/29/29/53	-
33	CLA	b	611	-	1/1/15/20	7/37/115/115	-
43	LMU	T	102	-	-	9/17/57/61	0/2/2/2
33	CLA	2	311	29	1/1/13/20	9/25/103/115	-
30	BCR	K	101	-	-	19/29/63/63	0/2/2/2
33	CLA	9	308	-	1/1/13/20	11/25/103/115	-
33	CLA	3	303	-	1/1/15/20	15/37/115/115	-
33	CLA	7	307	-	1/1/15/20	13/37/115/115	-
30	BCR	A	409	-	-	4/29/63/63	0/2/2/2
33	CLA	0	313	-	1/1/8/20	0/2/74/115	-
33	CLA	7	314	-	1/1/10/20	4/9/87/115	-
33	CLA	6	316	-	1/1/9/20	2/8/80/115	-
33	CLA	7	312	-	1/1/15/20	15/37/115/115	-
36	LHG	H	104	-	-	20/46/46/53	-
45	A86	1	302	-	-	8/34/90/90	0/3/3/3
33	CLA	6	315	-	1/1/10/20	3/8/86/115	-
33	CLA	B	608	-	1/1/15/20	5/37/115/115	-
45	A86	2	302	-	-	8/34/90/90	0/3/3/3
38	DGD	a	401	-	-	27/43/79/95	0/2/2/2
33	CLA	0	308	-	1/1/10/20	2/8/86/115	-
33	CLA	B	612	-	1/1/15/20	12/37/115/115	-
33	CLA	1	316	29	1/1/9/20	0/2/80/115	-
33	CLA	2	314	-	1/1/9/20	0/2/80/115	-
33	CLA	A	404	-	1/1/15/20	9/37/115/115	-
45	A86	2	301	-	-	7/34/90/90	0/3/3/3
45	A86	9	301	-	-	7/34/90/90	0/3/3/3
36	LHG	D	409	-	-	18/47/51/53	-
47	KC2	7	306	-	-	8/15/71/71	-
46	DD6	8	304	-	-	10/26/80/80	0/3/3/3
33	CLA	1	315	-	1/1/9/20	0/2/80/115	-

*Continued on next page...*

*Continued from previous page...*

Mol	Type	Chain	Res	Link	Chirals	Torsions	Rings
33	CLA	D	405	-	1/1/13/20	5/28/104/115	-
30	BCR	D	407	-	-	4/29/63/63	0/2/2/2
33	CLA	6	313	25	1/1/11/20	5/15/93/115	-
30	BCR	H	101	-	-	5/29/63/63	0/2/2/2
39	LMG	7	315	-	-	26/50/70/70	0/1/1/1
47	KC2	5	310	-	-	6/15/71/71	-
33	CLA	C	505	-	1/1/15/20	16/37/115/115	-
45	A86	8	301	-	-	8/34/90/90	0/3/3/3
30	BCR	a	412	-	-	4/29/63/63	0/2/2/2
33	CLA	5	308	-	1/1/11/20	9/15/93/115	-
36	LHG	A	414	-	-	17/53/53/53	-
33	CLA	c	507	-	1/1/15/20	13/37/115/115	-
45	A86	4	304	-	-	3/34/90/90	0/3/3/3
33	CLA	w	303	-	1/1/15/20	17/37/115/115	-
46	DD6	2	304	-	-	10/26/80/80	0/3/3/3
44	KC1	6	314	25	-	7/15/71/71	-
33	CLA	4	316	-	1/1/12/20	4/22/100/115	-
36	LHG	A	411	-	-	14/47/47/53	-
39	LMG	d	406	-	-	16/41/61/70	0/1/1/1
33	CLA	H	103	26	1/1/10/20	4/9/87/115	-
33	CLA	c	505	-	1/1/15/20	16/37/115/115	-
30	BCR	B	617	-	-	2/29/63/63	0/2/2/2
34	PHO	A	406	-	-	14/37/103/103	0/5/6/6
33	CLA	c	504	-	1/1/14/20	12/35/113/115	-
46	DD6	3	315	-	-	5/26/80/80	0/3/3/3
30	BCR	c	515	-	-	6/29/63/63	0/2/2/2
33	CLA	0	312	-	1/1/15/20	18/37/115/115	-
38	DGD	h	102	-	-	16/51/91/95	0/2/2/2
33	CLA	C	501	-	1/1/15/20	21/37/115/115	-
33	CLA	B	615	-	1/1/15/20	6/37/115/115	-
33	CLA	5	311	-	1/1/13/20	7/25/103/115	-
33	CLA	B	609	-	1/1/15/20	11/37/115/115	-
33	CLA	3	306	-	1/1/15/20	12/37/115/115	-
33	CLA	4	315	-	1/1/11/20	4/16/94/115	-

*Continued on next page...*

*Continued from previous page...*

Mol	Type	Chain	Res	Link	Chirals	Torsions	Rings
33	CLA	D	402	-	1/1/13/20	4/30/108/115	-
30	BCR	b	618	-	-	3/29/63/63	0/2/2/2
39	LMG	q	302	-	-	18/32/52/70	0/1/1/1
33	CLA	b	610	-	1/1/15/20	10/37/115/115	-
33	CLA	c	503	-	1/1/15/20	13/37/115/115	-
36	LHG	A	412	-	-	27/53/53/53	-
33	CLA	1	313	29	1/1/9/20	0/0/78/115	-
33	CLA	c	513	-	1/1/11/20	5/18/96/115	-
33	CLA	b	604	-	1/1/14/20	14/35/113/115	-
33	CLA	3	305	-	1/1/11/20	10/17/95/115	-
33	CLA	C	511	3	1/1/15/20	9/37/115/115	-
33	CLA	c	512	-	1/1/14/20	11/35/113/115	-
33	CLA	4	314	23	1/1/13/20	5/27/105/115	-
45	A86	4	302	-	-	9/34/90/90	0/3/3/3
33	CLA	4	313	23	1/1/10/20	0/8/86/115	-
33	CLA	3	307	-	1/1/15/20	11/37/115/115	-
33	CLA	b	608	-	1/1/10/20	5/8/86/115	-
36	LHG	h	103	-	-	18/46/46/53	-
39	LMG	C	521	-	-	4/21/41/70	0/1/1/1
33	CLA	5	316	-	1/1/10/20	2/8/86/115	-
30	BCR	b	620	-	-	8/29/63/63	0/2/2/2
42	HEM	F	101	6	-	3/12/54/54	-
42	HEM	e	101	6	-	7/12/54/54	-
33	CLA	A	408	-	1/1/14/20	7/31/109/115	-
33	CLA	8	311	29	1/1/13/20	6/25/103/115	-
36	LHG	3	318	-	-	23/53/53/53	-
33	CLA	B	605	-	1/1/15/20	15/37/115/115	-
33	CLA	b	614	-	1/1/15/20	12/37/115/115	-

All (1627) bond length outliers are listed below:

Mol	Chain	Res	Type	Atoms	Z	Observed(Å)	Ideal(Å)
33	2	313	CLA	C4B-NB	9.58	1.43	1.35
46	9	304	DD6	C29-C27	-8.81	1.25	1.42
46	1	304	DD6	C29-C27	-8.79	1.25	1.42
46	2	304	DD6	C29-C27	-8.78	1.25	1.42

*Continued on next page...*

*Continued from previous page...*

Mol	Chain	Res	Type	Atoms	Z	Observed(Å)	Ideal(Å)
46	8	304	DD6	C29-C27	-8.72	1.25	1.42
46	4	303	DD6	C29-C27	-8.61	1.26	1.42
33	6	316	CLA	C3B-C4B	8.58	1.49	1.39
33	7	313	CLA	C3B-C4B	8.57	1.49	1.39
33	0	313	CLA	C3B-C4B	8.46	1.49	1.39
46	3	315	DD6	C29-C27	-8.44	1.26	1.42
46	9	303	DD6	C29-C27	-8.37	1.26	1.42
46	2	303	DD6	C29-C27	-8.36	1.26	1.42
46	8	303	DD6	C29-C27	-8.27	1.26	1.42
46	1	303	DD6	C29-C27	-8.25	1.26	1.42
46	1	304	DD6	C30-C31	-8.17	1.25	1.42
46	9	304	DD6	C30-C31	-7.99	1.25	1.42
46	2	304	DD6	C30-C31	-7.99	1.25	1.42
46	8	304	DD6	C30-C31	-7.98	1.25	1.42
46	3	315	DD6	C30-C31	-7.71	1.26	1.42
33	9	313	CLA	C4B-NB	7.71	1.42	1.35
46	9	303	DD6	C30-C31	-7.69	1.26	1.42
46	2	303	DD6	C30-C31	-7.67	1.26	1.42
33	2	305	CLA	C4B-NB	7.66	1.42	1.35
33	2	307	CLA	C4B-NB	7.66	1.42	1.35
33	1	314	CLA	C4B-NB	7.64	1.42	1.35
33	2	315	CLA	C4B-NB	7.63	1.42	1.35
33	3	306	CLA	C4B-NB	7.62	1.42	1.35
33	3	312	CLA	C4B-NB	7.62	1.42	1.35
46	4	303	DD6	C30-C31	-7.60	1.26	1.42
33	9	305	CLA	C4B-NB	7.59	1.42	1.35
33	6	311	CLA	C4B-NB	7.59	1.42	1.35
33	2	316	CLA	C4B-NB	7.59	1.42	1.35
33	1	305	CLA	C4B-NB	7.59	1.42	1.35
33	1	309	CLA	C4B-NB	7.57	1.42	1.35
46	1	303	DD6	C30-C31	-7.57	1.26	1.42
33	5	312	CLA	C4B-NB	7.57	1.42	1.35
33	1	316	CLA	C4B-NB	7.56	1.41	1.35
33	5	311	CLA	C4B-NB	7.55	1.41	1.35
33	1	307	CLA	C4B-NB	7.54	1.41	1.35
46	8	303	DD6	C30-C31	-7.54	1.26	1.42
33	6	312	CLA	C4B-NB	7.53	1.41	1.35
33	9	307	CLA	C4B-NB	7.52	1.41	1.35
33	6	316	CLA	C4B-NB	7.51	1.41	1.35
33	8	310	CLA	C4B-NB	7.50	1.41	1.35
33	9	317	CLA	C4B-NB	7.50	1.41	1.35
33	1	312	CLA	C4B-NB	7.50	1.41	1.35

*Continued on next page...*

*Continued from previous page...*

Mol	Chain	Res	Type	Atoms	Z	Observed(Å)	Ideal(Å)
33	7	313	CLA	C4B-NB	7.49	1.41	1.35
33	0	313	CLA	C4B-NB	7.49	1.41	1.35
33	B	616	CLA	C4B-NB	7.48	1.41	1.35
33	8	314	CLA	C4B-NB	7.47	1.41	1.35
33	1	313	CLA	C4B-NB	7.47	1.41	1.35
33	5	317	CLA	C4B-NB	7.47	1.41	1.35
33	w	303	CLA	C4B-NB	7.47	1.41	1.35
33	z	101	CLA	C4B-NB	7.46	1.41	1.35
33	8	305	CLA	C4B-NB	7.46	1.41	1.35
33	6	313	CLA	C4B-NB	7.46	1.41	1.35
33	3	304	CLA	C4B-NB	7.45	1.41	1.35
33	2	312	CLA	C4B-NB	7.43	1.41	1.35
33	2	317	CLA	C4B-NB	7.42	1.41	1.35
33	5	308	CLA	C4B-NB	7.41	1.41	1.35
33	2	311	CLA	C4B-NB	7.41	1.41	1.35
33	9	306	CLA	C4B-NB	7.41	1.41	1.35
33	9	312	CLA	C4B-NB	7.41	1.41	1.35
33	2	314	CLA	C4B-NB	7.40	1.41	1.35
33	1	306	CLA	C4B-NB	7.40	1.41	1.35
33	5	313	CLA	C4B-NB	7.40	1.41	1.35
33	8	316	CLA	C4B-NB	7.40	1.41	1.35
33	9	316	CLA	C4B-NB	7.40	1.41	1.35
33	6	310	CLA	C4B-NB	7.39	1.41	1.35
33	6	308	CLA	C4B-NB	7.37	1.41	1.35
33	9	315	CLA	C4B-NB	7.37	1.41	1.35
33	9	309	CLA	C4B-NB	7.37	1.41	1.35
33	1	311	CLA	C4B-NB	7.36	1.41	1.35
33	4	309	CLA	C4B-NB	7.36	1.41	1.35
33	W	303	CLA	C4B-NB	7.35	1.41	1.35
33	0	312	CLA	C4B-NB	7.34	1.41	1.35
33	2	306	CLA	C4B-NB	7.33	1.41	1.35
33	5	316	CLA	C4B-NB	7.33	1.41	1.35
33	9	308	CLA	C4B-NB	7.32	1.41	1.35
33	9	314	CLA	C4B-NB	7.32	1.41	1.35
33	b	616	CLA	C4B-NB	7.32	1.41	1.35
33	6	315	CLA	C4B-NB	7.31	1.41	1.35
33	5	314	CLA	C4B-NB	7.31	1.41	1.35
33	8	307	CLA	C4B-NB	7.31	1.41	1.35
33	0	305	CLA	C4B-NB	7.31	1.41	1.35
33	4	305	CLA	C4B-NB	7.31	1.41	1.35
33	4	310	CLA	C4B-NB	7.31	1.41	1.35
33	3	307	CLA	C4B-NB	7.30	1.41	1.35

*Continued on next page...*

*Continued from previous page...*

Mol	Chain	Res	Type	Atoms	Z	Observed(Å)	Ideal(Å)
33	d	401	CLA	C4B-NB	7.30	1.41	1.35
33	B	615	CLA	C4B-NB	7.29	1.41	1.35
33	4	315	CLA	C4B-NB	7.29	1.41	1.35
33	8	312	CLA	C4B-NB	7.29	1.41	1.35
33	3	319	CLA	C4B-NB	7.29	1.41	1.35
33	H	103	CLA	C4B-NB	7.29	1.41	1.35
33	2	308	CLA	C4B-NB	7.29	1.41	1.35
33	0	309	CLA	C4B-NB	7.29	1.41	1.35
33	0	308	CLA	C4B-NB	7.28	1.41	1.35
33	8	309	CLA	C4B-NB	7.28	1.41	1.35
33	6	307	CLA	C4B-NB	7.28	1.41	1.35
33	0	311	CLA	C4B-NB	7.28	1.41	1.35
33	3	303	CLA	C4B-NB	7.28	1.41	1.35
33	C	505	CLA	C4B-NB	7.27	1.41	1.35
33	1	315	CLA	C4B-NB	7.27	1.41	1.35
33	b	611	CLA	C4B-NB	7.27	1.41	1.35
33	1	308	CLA	C4B-NB	7.27	1.41	1.35
33	9	311	CLA	C4B-NB	7.26	1.41	1.35
33	7	308	CLA	C4B-NB	7.26	1.41	1.35
33	2	310	CLA	C4B-NB	7.26	1.41	1.35
33	4	314	CLA	C4B-NB	7.25	1.41	1.35
33	4	308	CLA	C4B-NB	7.25	1.41	1.35
33	4	313	CLA	C4B-NB	7.25	1.41	1.35
33	D	405	CLA	C4B-NB	7.24	1.41	1.35
33	8	313	CLA	C4B-NB	7.24	1.41	1.35
33	4	312	CLA	C4B-NB	7.24	1.41	1.35
44	6	314	KC1	C4D-CHA	-7.23	1.36	1.45
33	7	309	CLA	C4B-NB	7.22	1.41	1.35
33	3	313	CLA	C4B-NB	7.22	1.41	1.35
33	0	304	CLA	C4B-NB	7.22	1.41	1.35
33	2	309	CLA	C4B-NB	7.22	1.41	1.35
33	4	316	CLA	C4B-NB	7.22	1.41	1.35
33	9	310	CLA	C4B-NB	7.22	1.41	1.35
33	0	310	CLA	C4B-NB	7.21	1.41	1.35
33	3	305	CLA	C4B-NB	7.21	1.41	1.35
33	7	312	CLA	C4B-NB	7.21	1.41	1.35
33	7	304	CLA	C4B-NB	7.20	1.41	1.35
33	a	411	CLA	C4B-NB	7.20	1.41	1.35
33	c	513	CLA	C4B-NB	7.20	1.41	1.35
33	1	310	CLA	C4B-NB	7.20	1.41	1.35
33	B	610	CLA	C4B-NB	7.19	1.41	1.35
33	C	508	CLA	C4B-NB	7.18	1.41	1.35

*Continued on next page...*

*Continued from previous page...*

Mol	Chain	Res	Type	Atoms	Z	Observed(Å)	Ideal(Å)
33	C	510	CLA	C4B-NB	7.18	1.41	1.35
33	C	506	CLA	C4B-NB	7.18	1.41	1.35
33	8	306	CLA	C4B-NB	7.17	1.41	1.35
33	Z	101	CLA	C4B-NB	7.16	1.41	1.35
33	c	501	CLA	C4B-NB	7.16	1.41	1.35
33	B	609	CLA	C4B-NB	7.16	1.41	1.35
33	4	311	CLA	C4B-NB	7.16	1.41	1.35
33	3	309	CLA	C4B-NB	7.15	1.41	1.35
33	7	310	CLA	C4B-NB	7.15	1.41	1.35
33	b	617	CLA	C4B-NB	7.15	1.41	1.35
33	7	305	CLA	C4B-NB	7.15	1.41	1.35
33	0	307	CLA	C4B-NB	7.14	1.41	1.35
33	8	311	CLA	C4B-NB	7.14	1.41	1.35
33	8	315	CLA	C4B-NB	7.14	1.41	1.35
33	A	408	CLA	C4B-NB	7.13	1.41	1.35
33	b	612	CLA	C4B-NB	7.13	1.41	1.35
33	c	508	CLA	C4B-NB	7.12	1.41	1.35
33	C	511	CLA	C4B-NB	7.12	1.41	1.35
33	3	302	CLA	C4B-NB	7.12	1.41	1.35
33	3	311	CLA	C4B-NB	7.12	1.41	1.35
33	c	512	CLA	C4B-NB	7.11	1.41	1.35
33	c	503	CLA	C4B-NB	7.11	1.41	1.35
33	B	608	CLA	C4B-NB	7.11	1.41	1.35
33	8	308	CLA	C4B-NB	7.11	1.41	1.35
33	c	505	CLA	C4B-NB	7.10	1.41	1.35
33	c	506	CLA	C4B-NB	7.10	1.41	1.35
33	c	510	CLA	C4B-NB	7.10	1.41	1.35
33	7	314	CLA	C4B-NB	7.10	1.41	1.35
33	b	609	CLA	C4B-NB	7.09	1.41	1.35
33	b	614	CLA	C4B-NB	7.08	1.41	1.35
33	B	613	CLA	C4B-NB	7.08	1.41	1.35
33	c	502	CLA	C4B-NB	7.08	1.41	1.35
33	4	306	CLA	C4B-NB	7.08	1.41	1.35
33	5	309	CLA	C4B-NB	7.07	1.41	1.35
33	d	402	CLA	C4B-NB	7.06	1.41	1.35
33	c	507	CLA	C4B-NB	7.06	1.41	1.35
33	C	513	CLA	C4B-NB	7.06	1.41	1.35
33	B	606	CLA	C4B-NB	7.05	1.41	1.35
33	c	509	CLA	C4B-NB	7.04	1.41	1.35
33	B	605	CLA	C4B-NB	7.04	1.41	1.35
33	3	308	CLA	C4B-NB	7.04	1.41	1.35
33	b	606	CLA	C4B-NB	7.03	1.41	1.35

*Continued on next page...*



*Continued from previous page...*

Mol	Chain	Res	Type	Atoms	Z	Observed(Å)	Ideal(Å)
33	c	511	CLA	C4B-NB	7.02	1.41	1.35
33	B	601	CLA	C4B-NB	7.01	1.41	1.35
33	B	611	CLA	C4B-NB	7.01	1.41	1.35
33	b	613	CLA	C4B-NB	7.01	1.41	1.35
33	C	502	CLA	C4B-NB	6.99	1.41	1.35
33	b	615	CLA	C4B-NB	6.98	1.41	1.35
33	C	507	CLA	C4B-NB	6.97	1.41	1.35
33	C	503	CLA	C4B-NB	6.97	1.41	1.35
33	B	603	CLA	C4B-NB	6.97	1.41	1.35
33	C	512	CLA	C4B-NB	6.97	1.41	1.35
33	a	407	CLA	C4B-NB	6.97	1.41	1.35
33	b	604	CLA	C4B-NB	6.97	1.41	1.35
33	B	612	CLA	C4B-NB	6.97	1.41	1.35
33	c	504	CLA	C4B-NB	6.96	1.41	1.35
33	B	614	CLA	C4B-NB	6.94	1.41	1.35
33	B	607	CLA	C4B-NB	6.93	1.41	1.35
33	b	607	CLA	C4B-NB	6.92	1.41	1.35
33	7	311	CLA	C4B-NB	6.91	1.41	1.35
33	b	610	CLA	C4B-NB	6.91	1.41	1.35
33	B	604	CLA	C4B-NB	6.89	1.41	1.35
33	7	307	CLA	C4B-NB	6.88	1.41	1.35
33	b	608	CLA	C4B-NB	6.87	1.41	1.35
33	B	602	CLA	C4B-NB	6.87	1.41	1.35
33	a	408	CLA	C4B-NB	6.86	1.41	1.35
33	C	504	CLA	C4B-NB	6.86	1.41	1.35
33	C	509	CLA	C4B-NB	6.86	1.41	1.35
33	D	402	CLA	C4B-NB	6.85	1.41	1.35
33	b	605	CLA	C4B-NB	6.85	1.41	1.35
33	b	603	CLA	C4B-NB	6.84	1.41	1.35
33	A	405	CLA	C4B-NB	6.83	1.41	1.35
33	A	404	CLA	C4B-NB	6.81	1.41	1.35
33	d	409	CLA	C4B-NB	6.78	1.41	1.35
33	b	602	CLA	C4B-NB	6.76	1.41	1.35
33	C	501	CLA	C4B-NB	6.75	1.41	1.35
33	D	406	CLA	C4B-NB	6.74	1.41	1.35
47	4	307	KC2	C4D-CHA	-6.64	1.36	1.45
47	6	309	KC2	C4D-CHA	-6.55	1.36	1.45
47	7	306	KC2	C4D-CHA	-6.53	1.36	1.45
44	3	310	KC1	C4D-CHA	-6.52	1.36	1.45
44	5	315	KC1	C4D-CHA	-6.42	1.37	1.45
47	5	310	KC2	C4D-CHA	-6.19	1.37	1.45
47	0	306	KC2	C4D-CHA	-6.18	1.37	1.45

*Continued on next page...*

*Continued from previous page...*

Mol	Chain	Res	Type	Atoms	Z	Observed(Å)	Ideal(Å)
45	5	305	A86	O4-C38	5.72	1.45	1.33
47	6	309	KC2	CHD-C4C	5.40	1.48	1.35
47	0	306	KC2	CHD-C4C	5.27	1.48	1.35
47	7	306	KC2	CHD-C4C	5.25	1.48	1.35
48	0	302	ET4	C19-C18	5.15	1.57	1.45
47	5	310	KC2	CHD-C4C	5.10	1.48	1.35
47	4	307	KC2	CHD-C4C	5.05	1.47	1.35
44	6	314	KC1	MG-NB	-4.84	1.96	2.05
42	v	201	HEM	C3C-C2C	-4.82	1.33	1.40
45	5	302	A86	O4-C38	4.79	1.46	1.35
44	5	315	KC1	MG-NB	-4.78	1.96	2.05
45	5	304	A86	O4-C38	4.75	1.45	1.35
45	6	302	A86	O4-C38	4.74	1.45	1.35
45	6	304	A86	O4-C38	4.73	1.45	1.35
45	5	307	A86	O4-C38	4.72	1.45	1.35
45	6	306	A86	O4-C38	4.72	1.45	1.35
45	4	301	A86	O4-C38	4.71	1.45	1.35
45	3	314	A86	O4-C38	4.68	1.45	1.35
45	4	302	A86	O4-C38	4.68	1.45	1.35
45	1	301	A86	O4-C38	4.67	1.45	1.35
45	5	306	A86	O4-C38	4.67	1.45	1.35
45	2	301	A86	O4-C38	4.66	1.45	1.35
45	0	303	A86	O4-C38	4.65	1.45	1.35
45	6	301	A86	O4-C38	4.65	1.45	1.35
45	7	301	A86	O4-C38	4.64	1.45	1.35
45	6	305	A86	O4-C38	4.64	1.45	1.35
45	0	301	A86	O4-C38	4.63	1.45	1.35
45	5	303	A86	O4-C38	4.63	1.45	1.35
45	5	301	A86	O4-C38	4.62	1.45	1.35
45	9	301	A86	O4-C38	4.62	1.45	1.35
45	4	304	A86	O4-C38	4.61	1.45	1.35
45	1	302	A86	O4-C38	4.60	1.45	1.35
45	8	302	A86	O4-C38	4.59	1.45	1.35
45	9	302	A86	O4-C38	4.58	1.45	1.35
45	7	303	A86	O4-C38	4.58	1.45	1.35
45	2	302	A86	O4-C38	4.58	1.45	1.35
45	8	301	A86	O4-C38	4.55	1.45	1.35
48	7	302	ET4	C19-C18	4.53	1.55	1.45
48	7	302	ET4	C08-C07	4.52	1.46	1.33
48	0	302	ET4	C08-C07	4.50	1.46	1.33
45	6	303	A86	O4-C38	4.46	1.45	1.35
44	3	310	KC1	MG-NB	-4.42	1.97	2.05

*Continued on next page...*

*Continued from previous page...*

Mol	Chain	Res	Type	Atoms	Z	Observed(Å)	Ideal(Å)
33	2	313	CLA	C1D-ND	4.33	1.43	1.37
47	6	309	KC2	CHC-C4B	4.24	1.46	1.38
47	6	309	KC2	CHC-C1C	4.23	1.48	1.39
48	0	302	ET4	C04-C03	4.20	1.59	1.52
47	6	309	KC2	MG-NB	-4.18	1.97	2.05
48	0	302	ET4	C12-C13	4.16	1.54	1.45
41	D	408	PL9	C3-C4	-4.13	1.42	1.49
47	5	310	KC2	CHC-C4B	4.12	1.46	1.38
48	7	302	ET4	C12-C13	4.11	1.54	1.45
48	0	302	ET4	C08-C09	4.09	1.54	1.45
39	C	522	LMG	C4-C5	4.02	1.61	1.53
48	7	302	ET4	C08-C09	4.02	1.54	1.45
47	0	306	KC2	CHC-C1C	4.01	1.48	1.39
47	0	306	KC2	CHC-C4B	3.99	1.46	1.38
45	9	302	A86	C30-C29	-3.98	1.25	1.32
42	F	101	HEM	C3C-C2C	-3.98	1.34	1.40
45	2	302	A86	C30-C29	-3.98	1.25	1.32
33	2	313	CLA	C3C-C4C	3.98	1.46	1.40
33	1	309	CLA	C3C-C4C	3.98	1.46	1.40
45	8	302	A86	C30-C29	-3.97	1.25	1.32
33	5	309	CLA	C1D-ND	3.94	1.42	1.37
33	2	306	CLA	C1D-ND	3.94	1.42	1.37
45	1	302	A86	C30-C29	-3.94	1.25	1.32
33	2	312	CLA	C1D-ND	3.94	1.42	1.37
33	1	309	CLA	C1D-ND	3.93	1.42	1.37
33	1	311	CLA	C1D-ND	3.93	1.42	1.37
33	9	313	CLA	C3C-C4C	3.92	1.46	1.40
47	5	310	KC2	CHC-C1C	3.92	1.48	1.39
33	8	313	CLA	C3C-C4C	3.92	1.46	1.40
47	7	306	KC2	CHC-C4B	3.91	1.46	1.38
33	6	307	CLA	C1D-ND	3.90	1.42	1.37
33	2	305	CLA	C1D-ND	3.90	1.42	1.37
47	7	306	KC2	CHC-C1C	3.89	1.48	1.39
33	2	309	CLA	C3C-C4C	3.89	1.46	1.40
33	6	313	CLA	C1D-ND	3.88	1.42	1.37
47	7	306	KC2	MG-NB	-3.87	1.98	2.05
33	5	314	CLA	C1D-ND	3.87	1.42	1.37
33	6	308	CLA	C1D-ND	3.86	1.42	1.37
47	0	306	KC2	MG-NB	-3.86	1.98	2.05
33	1	313	CLA	C3C-C4C	3.86	1.46	1.40
33	8	309	CLA	C3C-C4C	3.86	1.46	1.40
33	9	316	CLA	C1D-ND	3.86	1.42	1.37

*Continued on next page...*

*Continued from previous page...*

Mol	Chain	Res	Type	Atoms	Z	Observed(Å)	Ideal(Å)
45	7	301	A86	C30-C29	-3.85	1.25	1.32
33	1	312	CLA	C1D-ND	3.85	1.42	1.37
33	1	306	CLA	C1D-ND	3.85	1.42	1.37
33	z	101	CLA	C1D-ND	3.85	1.42	1.37
45	6	303	A86	C30-C29	-3.84	1.25	1.32
33	9	311	CLA	C1D-ND	3.84	1.42	1.37
33	1	305	CLA	C1D-ND	3.84	1.42	1.37
33	8	312	CLA	C1D-ND	3.84	1.42	1.37
33	2	307	CLA	C1D-ND	3.83	1.42	1.37
33	8	314	CLA	C1D-ND	3.83	1.42	1.37
33	9	309	CLA	C3C-C4C	3.83	1.46	1.40
33	9	309	CLA	C1D-ND	3.83	1.42	1.37
33	1	314	CLA	C1D-ND	3.82	1.42	1.37
33	3	312	CLA	C1D-ND	3.82	1.42	1.37
33	1	316	CLA	C1D-ND	3.82	1.42	1.37
33	5	317	CLA	C1D-ND	3.81	1.42	1.37
30	b	618	BCR	C1-C6	-3.81	1.48	1.53
33	1	308	CLA	C1D-ND	3.81	1.42	1.37
33	2	310	CLA	C1D-ND	3.81	1.42	1.37
47	5	310	KC2	MG-NB	-3.81	1.98	2.05
33	9	307	CLA	C1D-ND	3.80	1.42	1.37
33	1	315	CLA	C1D-ND	3.80	1.42	1.37
33	5	316	CLA	C1D-ND	3.80	1.42	1.37
33	0	310	CLA	C1D-ND	3.80	1.42	1.37
33	4	315	CLA	C1D-ND	3.80	1.42	1.37
33	1	310	CLA	C1D-ND	3.80	1.42	1.37
33	2	308	CLA	C1D-ND	3.79	1.42	1.37
33	9	308	CLA	C1D-ND	3.79	1.42	1.37
45	5	301	A86	C30-C29	-3.79	1.25	1.32
33	9	305	CLA	C1D-ND	3.79	1.42	1.37
33	1	307	CLA	C1D-ND	3.78	1.42	1.37
33	3	307	CLA	C1D-ND	3.78	1.42	1.37
33	6	311	CLA	C1D-ND	3.78	1.42	1.37
33	9	312	CLA	C1D-ND	3.78	1.42	1.37
33	5	312	CLA	C1D-ND	3.78	1.42	1.37
33	w	303	CLA	C1D-ND	3.78	1.42	1.37
33	0	305	CLA	C1D-ND	3.77	1.42	1.37
33	8	306	CLA	C1D-ND	3.77	1.42	1.37
33	3	306	CLA	C1D-ND	3.77	1.42	1.37
45	8	301	A86	C30-C29	-3.77	1.25	1.32
45	5	307	A86	C30-C29	-3.77	1.25	1.32
33	0	312	CLA	C1D-ND	3.77	1.42	1.37

*Continued on next page...*

*Continued from previous page...*

Mol	Chain	Res	Type	Atoms	Z	Observed(Å)	Ideal(Å)
33	2	309	CLA	C1D-ND	3.77	1.42	1.37
33	4	309	CLA	C1D-ND	3.77	1.42	1.37
33	8	308	CLA	C1D-ND	3.77	1.42	1.37
33	8	305	CLA	C1D-ND	3.77	1.42	1.37
33	9	317	CLA	C1D-ND	3.76	1.42	1.37
42	F	101	HEM	C3C-CAC	3.76	1.55	1.47
30	K	102	BCR	C1-C6	-3.76	1.48	1.53
33	2	314	CLA	C1D-ND	3.76	1.42	1.37
33	0	308	CLA	C1D-ND	3.75	1.42	1.37
33	B	615	CLA	C1D-ND	3.75	1.42	1.37
45	0	301	A86	C30-C29	-3.75	1.25	1.32
33	8	311	CLA	C1D-ND	3.75	1.42	1.37
45	6	301	A86	C30-C29	-3.75	1.25	1.32
33	7	310	CLA	C1D-ND	3.75	1.42	1.37
30	B	617	BCR	C1-C6	-3.75	1.48	1.53
33	5	308	CLA	C1D-ND	3.75	1.42	1.37
33	B	602	CLA	C1D-ND	3.75	1.42	1.37
33	9	310	CLA	C1D-ND	3.74	1.42	1.37
33	2	311	CLA	C1D-ND	3.74	1.42	1.37
33	8	310	CLA	C1D-ND	3.74	1.42	1.37
33	8	313	CLA	C1D-ND	3.74	1.42	1.37
45	5	306	A86	C30-C29	-3.74	1.25	1.32
45	6	305	A86	C30-C29	-3.74	1.25	1.32
33	9	313	CLA	C1D-ND	3.74	1.42	1.37
33	9	314	CLA	C1D-ND	3.74	1.42	1.37
33	0	309	CLA	C1D-ND	3.74	1.42	1.37
42	V	201	HEM	C1B-NB	-3.73	1.33	1.40
33	6	315	CLA	C1D-ND	3.73	1.42	1.37
33	2	315	CLA	C1D-ND	3.73	1.42	1.37
33	2	316	CLA	C1D-ND	3.73	1.42	1.37
33	1	313	CLA	C1D-ND	3.73	1.42	1.37
45	5	305	A86	C30-C29	-3.73	1.25	1.32
33	8	316	CLA	C1D-ND	3.72	1.42	1.37
33	2	317	CLA	C1D-ND	3.72	1.42	1.37
33	8	309	CLA	C1D-ND	3.72	1.42	1.37
33	7	304	CLA	C1D-ND	3.72	1.42	1.37
33	0	311	CLA	C1D-ND	3.72	1.42	1.37
33	6	312	CLA	C1D-ND	3.72	1.42	1.37
33	5	311	CLA	C1D-ND	3.71	1.42	1.37
33	9	306	CLA	C1D-ND	3.71	1.42	1.37
45	4	301	A86	C30-C29	-3.71	1.25	1.32
33	4	308	CLA	C1D-ND	3.71	1.42	1.37

*Continued on next page...*

*Continued from previous page...*

Mol	Chain	Res	Type	Atoms	Z	Observed(Å)	Ideal(Å)
33	c	503	CLA	C1D-ND	3.71	1.42	1.37
33	5	313	CLA	C1D-ND	3.70	1.42	1.37
45	5	302	A86	C30-C29	-3.70	1.25	1.32
33	4	306	CLA	C1D-ND	3.70	1.42	1.37
33	6	310	CLA	C1D-ND	3.70	1.42	1.37
33	3	308	CLA	C1D-ND	3.70	1.42	1.37
33	7	313	CLA	C4B-CHC	-3.69	1.36	1.43
33	9	315	CLA	C1D-ND	3.68	1.42	1.37
33	Z	101	CLA	C1D-ND	3.68	1.42	1.37
33	7	312	CLA	C1D-ND	3.68	1.42	1.37
41	d	404	PL9	C3-C4	-3.68	1.43	1.49
48	7	302	ET4	C04-C03	3.68	1.58	1.52
45	4	302	A86	C30-C29	-3.68	1.25	1.32
33	3	311	CLA	C1D-ND	3.68	1.42	1.37
33	3	303	CLA	C1D-ND	3.68	1.42	1.37
33	c	509	CLA	C1D-ND	3.68	1.42	1.37
33	B	616	CLA	C1D-ND	3.67	1.42	1.37
33	3	319	CLA	C1D-ND	3.67	1.42	1.37
33	A	408	CLA	C1D-ND	3.67	1.42	1.37
33	8	315	CLA	C1D-ND	3.67	1.42	1.37
33	4	314	CLA	C1D-ND	3.67	1.42	1.37
33	3	305	CLA	C1D-ND	3.67	1.42	1.37
33	3	309	CLA	C1D-ND	3.67	1.42	1.37
45	5	303	A86	C30-C29	-3.67	1.25	1.32
33	4	312	CLA	C1D-ND	3.67	1.42	1.37
33	a	411	CLA	C1D-ND	3.66	1.42	1.37
41	D	408	PL9	C6-C1	-3.66	1.42	1.48
33	4	305	CLA	C1D-ND	3.66	1.42	1.37
33	B	604	CLA	C1D-ND	3.66	1.42	1.37
33	c	513	CLA	C1D-ND	3.66	1.42	1.37
33	7	311	CLA	C1D-ND	3.66	1.42	1.37
33	6	316	CLA	C1D-ND	3.65	1.42	1.37
45	6	304	A86	C30-C29	-3.65	1.25	1.32
41	d	404	PL9	C7-C3	-3.65	1.47	1.51
33	C	509	CLA	C1D-ND	3.65	1.42	1.37
33	H	103	CLA	C1D-ND	3.65	1.42	1.37
33	b	616	CLA	C1D-ND	3.65	1.42	1.37
33	B	612	CLA	C1D-ND	3.64	1.42	1.37
33	4	313	CLA	C1D-ND	3.64	1.42	1.37
33	4	310	CLA	C1D-ND	3.64	1.42	1.37
33	a	407	CLA	C1D-ND	3.64	1.42	1.37
33	b	613	CLA	C1D-ND	3.64	1.42	1.37

*Continued on next page...*

*Continued from previous page...*

Mol	Chain	Res	Type	Atoms	Z	Observed(Å)	Ideal(Å)
33	0	313	CLA	C4B-CHC	-3.64	1.36	1.43
33	B	603	CLA	C1D-ND	3.64	1.42	1.37
33	d	401	CLA	CAB-C3B	-3.63	1.44	1.51
33	0	304	CLA	C1D-ND	3.63	1.42	1.37
33	A	405	CLA	C1D-ND	3.63	1.42	1.37
33	3	313	CLA	C1D-ND	3.62	1.42	1.37
42	v	201	HEM	C3C-CAC	3.62	1.55	1.47
33	C	503	CLA	C1D-ND	3.62	1.42	1.37
33	D	405	CLA	CAB-C3B	-3.62	1.44	1.51
33	c	512	CLA	C1D-ND	3.61	1.42	1.37
33	8	307	CLA	C1D-ND	3.61	1.42	1.37
33	C	506	CLA	C1D-ND	3.61	1.42	1.37
33	3	302	CLA	C1D-ND	3.60	1.42	1.37
33	C	513	CLA	C1D-ND	3.60	1.42	1.37
33	4	311	CLA	C1D-ND	3.60	1.42	1.37
33	3	304	CLA	C1D-ND	3.60	1.42	1.37
33	1	307	CLA	CAB-C3B	-3.60	1.44	1.51
33	d	402	CLA	C1D-ND	3.60	1.42	1.37
33	d	409	CLA	C1D-ND	3.60	1.42	1.37
45	0	303	A86	C30-C29	-3.59	1.26	1.32
33	c	504	CLA	C1D-ND	3.59	1.42	1.37
33	4	316	CLA	C1D-ND	3.59	1.42	1.37
33	7	308	CLA	C1D-ND	3.59	1.42	1.37
45	1	301	A86	C30-C29	-3.59	1.26	1.32
42	V	201	HEM	C4D-ND	-3.59	1.34	1.40
41	D	408	PL9	C7-C3	-3.59	1.47	1.51
33	c	511	CLA	C1D-ND	3.59	1.42	1.37
33	B	606	CLA	C1D-ND	3.58	1.42	1.37
33	b	617	CLA	C1D-ND	3.58	1.42	1.37
33	0	307	CLA	C1D-ND	3.58	1.42	1.37
33	8	307	CLA	CAB-C3B	-3.58	1.44	1.51
33	C	501	CLA	C1D-ND	3.58	1.42	1.37
33	B	601	CLA	C1D-ND	3.58	1.42	1.37
33	b	608	CLA	C1D-ND	3.58	1.42	1.37
33	b	615	CLA	C1D-ND	3.57	1.42	1.37
33	C	510	CLA	C1D-ND	3.57	1.42	1.37
33	7	305	CLA	C1D-ND	3.57	1.42	1.37
33	b	604	CLA	C1D-ND	3.57	1.42	1.37
33	B	610	CLA	C1D-ND	3.56	1.42	1.37
33	b	603	CLA	C1D-ND	3.56	1.42	1.37
33	b	602	CLA	C1D-ND	3.56	1.42	1.37
33	a	408	CLA	C1D-ND	3.55	1.42	1.37

*Continued on next page...*

*Continued from previous page...*

Mol	Chain	Res	Type	Atoms	Z	Observed(Å)	Ideal(Å)
30	B	619	BCR	C1-C6	-3.55	1.48	1.53
33	c	505	CLA	C1D-ND	3.55	1.42	1.37
33	7	307	CLA	C1D-ND	3.55	1.42	1.37
33	B	614	CLA	C1D-ND	3.55	1.42	1.37
33	b	605	CLA	C1D-ND	3.54	1.42	1.37
33	D	406	CLA	C1D-ND	3.54	1.42	1.37
33	7	309	CLA	C1D-ND	3.54	1.42	1.37
33	b	610	CLA	C1D-ND	3.54	1.42	1.37
33	6	316	CLA	C4B-CHC	-3.54	1.36	1.43
33	c	506	CLA	C1D-ND	3.53	1.42	1.37
33	9	307	CLA	CAB-C3B	-3.53	1.44	1.51
33	d	401	CLA	C1D-ND	3.53	1.42	1.37
33	C	511	CLA	C1D-ND	3.52	1.42	1.37
33	C	504	CLA	C1D-ND	3.52	1.42	1.37
33	b	606	CLA	C1D-ND	3.52	1.42	1.37
42	e	101	HEM	C1B-NB	-3.52	1.34	1.40
33	c	507	CLA	C1D-ND	3.51	1.42	1.37
30	k	102	BCR	C1-C6	-3.51	1.48	1.53
33	c	502	CLA	C1D-ND	3.51	1.42	1.37
30	b	620	BCR	C1-C6	-3.51	1.48	1.53
45	5	304	A86	C30-C29	-3.51	1.26	1.32
33	b	612	CLA	C1D-ND	3.50	1.42	1.37
33	C	502	CLA	C1D-ND	3.50	1.42	1.37
33	b	611	CLA	C1D-ND	3.50	1.42	1.37
33	C	508	CLA	C1D-ND	3.50	1.42	1.37
33	2	307	CLA	CAB-C3B	-3.50	1.44	1.51
33	B	607	CLA	C1D-ND	3.49	1.42	1.37
33	c	501	CLA	C1D-ND	3.49	1.42	1.37
42	e	101	HEM	C4D-ND	-3.49	1.34	1.40
33	C	505	CLA	C1D-ND	3.48	1.42	1.37
33	D	402	CLA	C1D-ND	3.48	1.42	1.37
48	0	302	ET4	C23-C22	3.48	1.49	1.42
45	6	302	A86	C30-C29	-3.47	1.26	1.32
33	7	314	CLA	C1D-ND	3.47	1.42	1.37
33	b	607	CLA	C1D-ND	3.47	1.42	1.37
33	c	508	CLA	C1D-ND	3.47	1.42	1.37
33	b	609	CLA	C1D-ND	3.47	1.42	1.37
33	A	404	CLA	C1D-ND	3.47	1.42	1.37
30	b	619	BCR	C1-C6	-3.46	1.49	1.53
33	C	512	CLA	C1D-ND	3.46	1.42	1.37
45	3	314	A86	C30-C29	-3.45	1.26	1.32
45	6	306	A86	C30-C29	-3.45	1.26	1.32

*Continued on next page...*



*Continued from previous page...*

Mol	Chain	Res	Type	Atoms	Z	Observed(Å)	Ideal(Å)
30	a	412	BCR	C1-C6	-3.45	1.49	1.53
41	d	404	PL9	C6-C1	-3.44	1.42	1.48
33	c	510	CLA	C1D-ND	3.43	1.42	1.37
33	B	605	CLA	C1D-ND	3.43	1.42	1.37
33	B	611	CLA	C1D-ND	3.42	1.42	1.37
30	D	407	BCR	C30-C25	-3.42	1.49	1.53
33	B	608	CLA	C1D-ND	3.42	1.42	1.37
33	B	609	CLA	C4D-ND	-3.42	1.33	1.37
33	C	507	CLA	C1D-ND	3.42	1.42	1.37
33	W	303	CLA	C1D-ND	3.41	1.42	1.37
45	7	303	A86	C30-C29	-3.40	1.26	1.32
33	B	613	CLA	C1D-ND	3.40	1.42	1.37
45	4	304	A86	C30-C29	-3.39	1.26	1.32
30	A	409	BCR	C1-C6	-3.39	1.49	1.53
33	D	405	CLA	C1D-ND	3.38	1.41	1.37
30	B	617	BCR	C30-C25	-3.37	1.49	1.53
30	B	618	BCR	C1-C6	-3.36	1.49	1.53
33	B	609	CLA	C1D-ND	3.36	1.41	1.37
33	C	503	CLA	C4D-ND	-3.34	1.33	1.37
30	a	414	BCR	C1-C6	-3.34	1.49	1.53
33	B	606	CLA	C4D-ND	-3.34	1.33	1.37
33	b	614	CLA	C1D-ND	3.34	1.41	1.37
33	C	502	CLA	C4D-ND	-3.33	1.33	1.37
47	4	307	KC2	MG-NB	-3.32	1.99	2.05
33	b	613	CLA	C4D-ND	-3.31	1.33	1.37
30	K	101	BCR	C1-C6	-3.31	1.49	1.53
30	C	514	BCR	C30-C25	-3.31	1.49	1.53
33	c	508	CLA	C4D-ND	-3.31	1.33	1.37
33	b	606	CLA	C4D-ND	-3.31	1.33	1.37
33	b	603	CLA	C4D-ND	-3.30	1.33	1.37
30	D	407	BCR	C1-C6	-3.30	1.49	1.53
30	A	401	BCR	C1-C6	-3.30	1.49	1.53
33	D	405	CLA	C4D-ND	-3.29	1.33	1.37
30	b	618	BCR	C30-C25	-3.28	1.49	1.53
33	a	411	CLA	C4D-ND	-3.28	1.33	1.37
30	k	101	BCR	C1-C6	-3.28	1.49	1.53
30	c	514	BCR	C30-C25	-3.28	1.49	1.53
33	b	612	CLA	C4D-ND	-3.26	1.33	1.37
33	0	313	CLA	C2D-C1D	3.26	1.48	1.42
37	t	102	SQD	O47-C7	3.26	1.42	1.35
37	T	101	SQD	O47-C7	3.24	1.42	1.35
33	B	612	CLA	C4D-ND	-3.24	1.33	1.37

*Continued on next page...*

*Continued from previous page...*

Mol	Chain	Res	Type	Atoms	Z	Observed(Å)	Ideal(Å)
33	6	316	CLA	CHC-C1C	3.24	1.43	1.35
30	B	619	BCR	C30-C25	-3.24	1.49	1.53
33	B	605	CLA	C4D-ND	-3.23	1.33	1.37
45	5	305	A86	O4-C34	-3.23	1.43	1.46
33	c	502	CLA	C4D-ND	-3.22	1.33	1.37
33	d	402	CLA	C4D-ND	-3.21	1.33	1.37
33	c	501	CLA	C4D-ND	-3.21	1.33	1.37
33	6	310	CLA	CHC-C1C	3.21	1.43	1.35
33	c	509	CLA	C4D-ND	-3.20	1.33	1.37
30	H	101	BCR	C30-C25	-3.20	1.49	1.53
33	6	311	CLA	CHC-C1C	3.20	1.43	1.35
33	4	306	CLA	CHC-C1C	3.19	1.43	1.35
30	d	403	BCR	C30-C25	-3.19	1.49	1.53
33	9	316	CLA	CHC-C1C	3.19	1.43	1.35
33	7	313	CLA	C2D-C1D	3.19	1.48	1.42
30	H	101	BCR	C1-C6	-3.19	1.49	1.53
48	0	302	ET4	C20-C21	3.19	1.53	1.43
33	B	613	CLA	C4D-ND	-3.18	1.33	1.37
33	b	617	CLA	C4D-ND	-3.18	1.33	1.37
33	D	402	CLA	C4D-ND	-3.18	1.33	1.37
33	6	313	CLA	CHC-C1C	3.18	1.43	1.35
30	c	514	BCR	C1-C6	-3.18	1.49	1.53
30	a	412	BCR	C30-C25	-3.18	1.49	1.53
33	d	401	CLA	C4D-ND	-3.18	1.33	1.37
33	1	313	CLA	CHC-C1C	3.18	1.43	1.35
33	A	405	CLA	C4D-ND	-3.18	1.33	1.37
33	C	504	CLA	C4D-ND	-3.17	1.33	1.37
33	A	408	CLA	C4D-ND	-3.17	1.33	1.37
30	k	101	BCR	C30-C25	-3.17	1.49	1.53
33	B	607	CLA	C4D-ND	-3.17	1.33	1.37
33	C	508	CLA	C4D-ND	-3.17	1.33	1.37
33	2	310	CLA	CHC-C1C	3.17	1.43	1.35
33	2	305	CLA	CHC-C1C	3.17	1.43	1.35
33	2	309	CLA	CHC-C1C	3.17	1.43	1.35
33	9	313	CLA	CHC-C1C	3.17	1.43	1.35
33	d	409	CLA	C4D-ND	-3.17	1.33	1.37
33	9	317	CLA	CHC-C1C	3.17	1.43	1.35
33	3	303	CLA	CHC-C1C	3.17	1.43	1.35
33	C	511	CLA	C4D-ND	-3.16	1.33	1.37
33	W	303	CLA	C4D-ND	-3.16	1.33	1.37
33	5	313	CLA	CHC-C1C	3.16	1.43	1.35
33	C	510	CLA	C4D-ND	-3.16	1.33	1.37

*Continued on next page...*

*Continued from previous page...*

Mol	Chain	Res	Type	Atoms	Z	Observed(Å)	Ideal(Å)
33	B	611	CLA	C4D-ND	-3.16	1.33	1.37
33	5	316	CLA	CHC-C1C	3.16	1.43	1.35
33	2	315	CLA	CHC-C1C	3.16	1.43	1.35
33	9	314	CLA	CHC-C1C	3.16	1.43	1.35
33	7	309	CLA	CHC-C1C	3.16	1.43	1.35
33	b	614	CLA	CHC-C1C	3.15	1.43	1.35
33	D	406	CLA	C4D-ND	-3.15	1.33	1.37
33	B	614	CLA	C4D-ND	-3.15	1.33	1.37
33	b	610	CLA	C4D-ND	-3.15	1.33	1.37
33	C	506	CLA	C4D-ND	-3.15	1.33	1.37
33	a	408	CLA	C4D-ND	-3.15	1.33	1.37
33	4	309	CLA	CHC-C1C	3.15	1.43	1.35
33	b	616	CLA	C4D-ND	-3.15	1.33	1.37
33	4	314	CLA	C4D-ND	-3.15	1.33	1.37
33	1	306	CLA	CHC-C1C	3.15	1.43	1.35
33	8	314	CLA	CHC-C1C	3.15	1.43	1.35
33	3	308	CLA	C4D-ND	-3.15	1.33	1.37
33	z	101	CLA	CHC-C1C	3.14	1.43	1.35
33	2	317	CLA	CHC-C1C	3.14	1.43	1.35
33	9	306	CLA	CHC-C1C	3.14	1.43	1.35
33	2	307	CLA	CHC-C1C	3.14	1.43	1.35
33	2	312	CLA	CHC-C1C	3.14	1.43	1.35
33	4	308	CLA	CHC-C1C	3.14	1.43	1.35
33	2	316	CLA	CHC-C1C	3.14	1.43	1.35
33	B	603	CLA	C4D-ND	-3.14	1.33	1.37
33	5	317	CLA	CHC-C1C	3.14	1.43	1.35
33	0	313	CLA	CHC-C1C	3.14	1.43	1.35
33	9	309	CLA	CHC-C1C	3.14	1.43	1.35
33	c	507	CLA	C4D-ND	-3.14	1.33	1.37
33	8	311	CLA	CHC-C1C	3.14	1.43	1.35
33	b	604	CLA	C4D-ND	-3.14	1.33	1.37
33	3	304	CLA	CHC-C1C	3.14	1.43	1.35
33	6	312	CLA	CHC-C1C	3.14	1.43	1.35
33	8	309	CLA	CHC-C1C	3.13	1.43	1.35
33	2	311	CLA	CHC-C1C	3.13	1.43	1.35
33	1	309	CLA	CHC-C1C	3.13	1.43	1.35
33	c	510	CLA	C4D-ND	-3.13	1.33	1.37
33	3	306	CLA	CHC-C1C	3.13	1.43	1.35
37	T	103	SQD	O48-C23	3.13	1.42	1.33
33	5	308	CLA	CHC-C1C	3.13	1.43	1.35
33	4	310	CLA	CHC-C1C	3.13	1.43	1.35
33	1	311	CLA	CHC-C1C	3.13	1.43	1.35

*Continued on next page...*

*Continued from previous page...*

Mol	Chain	Res	Type	Atoms	Z	Observed(Å)	Ideal(Å)
33	A	404	CLA	C4D-ND	-3.13	1.33	1.37
33	8	308	CLA	CHC-C1C	3.13	1.43	1.35
33	9	310	CLA	CHC-C1C	3.12	1.43	1.35
37	i	101	SQD	O48-C23	3.12	1.42	1.33
33	c	503	CLA	C4D-ND	-3.12	1.33	1.37
33	4	316	CLA	CHC-C1C	3.12	1.43	1.35
33	0	309	CLA	CHC-C1C	3.12	1.43	1.35
33	H	103	CLA	CHC-C1C	3.12	1.43	1.35
33	3	313	CLA	CHC-C1C	3.12	1.43	1.35
33	9	305	CLA	CHC-C1C	3.12	1.43	1.35
33	B	610	CLA	C4D-ND	-3.12	1.33	1.37
33	d	401	CLA	CHC-C1C	3.12	1.43	1.35
33	8	313	CLA	CHC-C1C	3.12	1.43	1.35
47	4	307	KC2	CHC-C1C	3.12	1.46	1.39
33	c	506	CLA	C4D-ND	-3.12	1.33	1.37
33	1	316	CLA	CHC-C1C	3.12	1.43	1.35
45	9	301	A86	C30-C29	-3.12	1.26	1.32
33	2	308	CLA	CHC-C1C	3.12	1.43	1.35
33	8	315	CLA	CHC-C1C	3.12	1.43	1.35
33	1	308	CLA	CHC-C1C	3.12	1.43	1.35
33	0	308	CLA	CHC-C1C	3.12	1.43	1.35
33	C	501	CLA	C4D-ND	-3.11	1.33	1.37
37	B	622	SQD	O48-C23	3.11	1.42	1.33
33	C	507	CLA	C4D-ND	-3.11	1.33	1.37
33	7	313	CLA	CHC-C1C	3.11	1.42	1.35
33	b	608	CLA	C4D-ND	-3.11	1.33	1.37
33	4	314	CLA	CHC-C1C	3.11	1.42	1.35
33	Z	101	CLA	C4D-ND	-3.11	1.33	1.37
30	C	514	BCR	C1-C6	-3.11	1.49	1.53
33	c	504	CLA	C4D-ND	-3.11	1.33	1.37
33	8	305	CLA	CHC-C1C	3.11	1.42	1.35
33	4	305	CLA	CHC-C1C	3.11	1.42	1.35
33	5	314	CLA	CHC-C1C	3.11	1.42	1.35
33	1	305	CLA	CHC-C1C	3.11	1.42	1.35
30	A	409	BCR	C30-C25	-3.11	1.49	1.53
33	5	312	CLA	CHC-C1C	3.11	1.42	1.35
33	1	314	CLA	CHC-C1C	3.11	1.42	1.35
33	b	611	CLA	C4D-ND	-3.11	1.33	1.37
33	b	615	CLA	C4D-ND	-3.11	1.33	1.37
33	b	609	CLA	C4D-ND	-3.11	1.33	1.37
33	8	306	CLA	CHC-C1C	3.10	1.42	1.35
37	0	316	SQD	O48-C23	3.10	1.42	1.33

*Continued on next page...*

*Continued from previous page...*

Mol	Chain	Res	Type	Atoms	Z	Observed(Å)	Ideal(Å)
33	7	305	CLA	CHC-C1C	3.10	1.42	1.35
33	7	307	CLA	C4D-ND	-3.10	1.33	1.37
37	7	317	SQD	O48-C23	3.10	1.42	1.33
33	c	513	CLA	CHC-C1C	3.10	1.42	1.35
33	a	407	CLA	CHC-C1C	3.10	1.42	1.35
33	B	602	CLA	C4D-ND	-3.10	1.33	1.37
33	3	308	CLA	CHC-C1C	3.10	1.42	1.35
33	0	312	CLA	CHC-C1C	3.10	1.42	1.35
30	h	101	BCR	C1-C6	-3.10	1.49	1.53
33	B	616	CLA	C4D-ND	-3.10	1.33	1.37
33	C	512	CLA	C4D-ND	-3.09	1.33	1.37
33	b	607	CLA	C4D-ND	-3.09	1.33	1.37
33	Z	101	CLA	CHC-C1C	3.09	1.42	1.35
45	2	301	A86	C30-C29	-3.09	1.26	1.32
33	1	307	CLA	CHC-C1C	3.09	1.42	1.35
33	2	314	CLA	CHC-C1C	3.09	1.42	1.35
33	0	311	CLA	CHC-C1C	3.08	1.42	1.35
33	1	312	CLA	CHC-C1C	3.08	1.42	1.35
33	c	512	CLA	C4D-ND	-3.08	1.33	1.37
37	l	101	SQD	O48-C23	3.08	1.42	1.33
33	0	305	CLA	CHC-C1C	3.08	1.42	1.35
33	9	312	CLA	CHC-C1C	3.08	1.42	1.35
33	c	513	CLA	C4D-ND	-3.08	1.33	1.37
33	0	310	CLA	CHC-C1C	3.08	1.42	1.35
33	D	405	CLA	CHC-C1C	3.08	1.42	1.35
33	3	309	CLA	C4D-ND	-3.08	1.33	1.37
37	A	413	SQD	O48-C23	3.08	1.42	1.33
33	4	311	CLA	CHC-C1C	3.08	1.42	1.35
33	3	305	CLA	CHC-C1C	3.08	1.42	1.35
33	C	509	CLA	CHC-C1C	3.08	1.42	1.35
37	a	413	SQD	O48-C23	3.08	1.42	1.33
33	c	506	CLA	CHC-C1C	3.08	1.42	1.35
33	B	614	CLA	CHC-C1C	3.08	1.42	1.35
33	3	311	CLA	C4D-ND	-3.08	1.33	1.37
30	d	403	BCR	C1-C6	-3.08	1.49	1.53
33	6	308	CLA	CHC-C1C	3.07	1.42	1.35
33	9	308	CLA	CHC-C1C	3.07	1.42	1.35
33	c	503	CLA	CHC-C1C	3.07	1.42	1.35
33	3	302	CLA	C4D-ND	-3.07	1.33	1.37
33	C	513	CLA	C4D-ND	-3.07	1.33	1.37
33	9	315	CLA	CHC-C1C	3.07	1.42	1.35
33	7	310	CLA	CHC-C1C	3.07	1.42	1.35

*Continued on next page...*

*Continued from previous page...*

Mol	Chain	Res	Type	Atoms	Z	Observed(Å)	Ideal(Å)
37	t	102	SQD	O48-C23	3.07	1.42	1.33
33	7	314	CLA	CHC-C1C	3.07	1.42	1.35
33	3	312	CLA	C4D-ND	-3.07	1.33	1.37
33	3	307	CLA	CHC-C1C	3.07	1.42	1.35
33	0	304	CLA	CHC-C1C	3.07	1.42	1.35
33	7	312	CLA	CHC-C1C	3.07	1.42	1.35
33	4	311	CLA	C4D-ND	-3.07	1.33	1.37
33	7	309	CLA	C4D-ND	-3.07	1.33	1.37
33	7	308	CLA	C4D-ND	-3.07	1.33	1.37
33	4	315	CLA	CHC-C1C	3.06	1.42	1.35
30	h	101	BCR	C30-C25	-3.06	1.49	1.53
30	b	620	BCR	C30-C25	-3.06	1.49	1.53
33	2	306	CLA	CHC-C1C	3.06	1.42	1.35
33	b	605	CLA	C4D-ND	-3.06	1.33	1.37
33	0	307	CLA	CHC-C1C	3.06	1.42	1.35
37	L	101	SQD	O48-C23	3.06	1.42	1.33
33	A	404	CLA	CHC-C1C	3.06	1.42	1.35
33	C	510	CLA	CHC-C1C	3.06	1.42	1.35
33	4	312	CLA	C4D-ND	-3.06	1.33	1.37
33	8	316	CLA	CHC-C1C	3.06	1.42	1.35
33	C	513	CLA	CHC-C1C	3.06	1.42	1.35
33	D	402	CLA	CHC-C1C	3.06	1.42	1.35
33	3	319	CLA	CHC-C1C	3.06	1.42	1.35
33	B	601	CLA	CHC-C1C	3.06	1.42	1.35
33	8	312	CLA	CHC-C1C	3.06	1.42	1.35
33	B	608	CLA	C4D-ND	-3.06	1.33	1.37
33	3	309	CLA	CHC-C1C	3.06	1.42	1.35
33	c	510	CLA	CHC-C1C	3.05	1.42	1.35
33	1	310	CLA	CHC-C1C	3.05	1.42	1.35
33	8	307	CLA	CHC-C1C	3.05	1.42	1.35
33	0	307	CLA	C4D-ND	-3.05	1.33	1.37
33	9	311	CLA	CHC-C1C	3.05	1.42	1.35
33	b	606	CLA	CHC-C1C	3.05	1.42	1.35
33	4	313	CLA	CHC-C1C	3.05	1.42	1.35
33	6	310	CLA	C4D-ND	-3.05	1.33	1.37
33	7	304	CLA	CHC-C1C	3.05	1.42	1.35
33	b	610	CLA	CHC-C1C	3.04	1.42	1.35
33	b	614	CLA	C4D-ND	-3.04	1.33	1.37
33	6	315	CLA	CHC-C1C	3.04	1.42	1.35
33	5	309	CLA	CHC-C1C	3.04	1.42	1.35
33	7	308	CLA	CHC-C1C	3.04	1.42	1.35
37	T	101	SQD	O48-C23	3.04	1.42	1.33

*Continued on next page...*

*Continued from previous page...*

Mol	Chain	Res	Type	Atoms	Z	Observed(Å)	Ideal(Å)
33	9	307	CLA	CHC-C1C	3.04	1.42	1.35
33	9	308	CLA	C4D-ND	-3.04	1.33	1.37
33	B	603	CLA	CHC-C1C	3.04	1.42	1.35
33	C	508	CLA	CHC-C1C	3.04	1.42	1.35
33	4	306	CLA	C4D-ND	-3.04	1.33	1.37
33	8	307	CLA	C4D-ND	-3.04	1.33	1.37
33	5	311	CLA	CHC-C1C	3.04	1.42	1.35
30	B	618	BCR	C30-C25	-3.04	1.49	1.53
33	B	610	CLA	CHC-C1C	3.04	1.42	1.35
33	3	311	CLA	CHC-C1C	3.04	1.42	1.35
33	B	602	CLA	CHC-C1C	3.03	1.42	1.35
33	3	313	CLA	C4D-ND	-3.03	1.33	1.37
33	3	319	CLA	C4D-ND	-3.03	1.33	1.37
33	3	312	CLA	CHC-C1C	3.03	1.42	1.35
33	c	505	CLA	C4D-ND	-3.03	1.33	1.37
33	4	308	CLA	C4D-ND	-3.03	1.33	1.37
33	a	407	CLA	C4D-ND	-3.03	1.33	1.37
33	8	306	CLA	C4D-ND	-3.03	1.33	1.37
33	7	312	CLA	C4D-ND	-3.03	1.33	1.37
33	4	313	CLA	C4D-ND	-3.03	1.33	1.37
33	b	608	CLA	CHC-C1C	3.03	1.42	1.35
33	3	307	CLA	C4D-ND	-3.03	1.33	1.37
33	1	315	CLA	CHC-C1C	3.03	1.42	1.35
33	B	608	CLA	CHC-C1C	3.02	1.42	1.35
33	C	511	CLA	CHC-C1C	3.02	1.42	1.35
33	B	612	CLA	CHC-C1C	3.02	1.42	1.35
33	c	511	CLA	C4D-ND	-3.02	1.33	1.37
30	b	619	BCR	C30-C25	-3.02	1.49	1.53
33	8	310	CLA	CHC-C1C	3.02	1.42	1.35
33	2	308	CLA	C4D-ND	-3.02	1.33	1.37
33	3	302	CLA	CHC-C1C	3.02	1.42	1.35
33	b	609	CLA	CHC-C1C	3.02	1.42	1.35
33	C	503	CLA	CHC-C1C	3.02	1.42	1.35
33	b	602	CLA	C4D-ND	-3.02	1.33	1.37
33	c	509	CLA	CHC-C1C	3.02	1.42	1.35
33	7	305	CLA	C4D-ND	-3.02	1.33	1.37
33	b	615	CLA	CHC-C1C	3.02	1.42	1.35
33	B	601	CLA	C4D-ND	-3.02	1.33	1.37
33	7	311	CLA	CHC-C1C	3.02	1.42	1.35
33	B	611	CLA	CHC-C1C	3.01	1.42	1.35
30	K	102	BCR	C30-C25	-3.01	1.49	1.53
33	4	305	CLA	C4D-ND	-3.01	1.33	1.37

*Continued on next page...*

*Continued from previous page...*

Mol	Chain	Res	Type	Atoms	Z	Observed(Å)	Ideal(Å)
33	3	303	CLA	C4D-ND	-3.01	1.33	1.37
33	B	605	CLA	CHC-C1C	3.01	1.42	1.35
33	B	616	CLA	CHC-C1C	3.01	1.42	1.35
33	c	501	CLA	CHC-C1C	3.01	1.42	1.35
33	6	316	CLA	C4D-ND	-3.01	1.33	1.37
33	C	505	CLA	CHC-C1C	3.01	1.42	1.35
33	B	615	CLA	C4D-ND	-3.00	1.33	1.37
37	D	403	SQD	O48-C23	3.00	1.42	1.33
33	9	306	CLA	C4D-ND	-3.00	1.33	1.37
33	9	314	CLA	C4D-ND	-3.00	1.33	1.37
33	C	506	CLA	CHC-C1C	3.00	1.42	1.35
30	k	102	BCR	C30-C25	-3.00	1.49	1.53
33	6	307	CLA	CHC-C1C	3.00	1.42	1.35
33	w	303	CLA	CHC-C1C	3.00	1.42	1.35
33	c	502	CLA	CHC-C1C	3.00	1.42	1.35
33	4	310	CLA	C4D-ND	-3.00	1.33	1.37
33	b	604	CLA	CHC-C1C	3.00	1.42	1.35
33	a	408	CLA	CHC-C1C	3.00	1.42	1.35
33	C	505	CLA	C4D-ND	-3.00	1.33	1.37
33	1	308	CLA	C4D-ND	-3.00	1.33	1.37
33	c	508	CLA	CHC-C1C	3.00	1.42	1.35
33	8	310	CLA	C4D-ND	-3.00	1.33	1.37
42	v	201	HEM	CAB-C3B	3.00	1.55	1.47
33	6	313	CLA	C4D-ND	-2.99	1.33	1.37
33	c	512	CLA	CHC-C1C	2.99	1.42	1.35
33	7	307	CLA	CHC-C1C	2.99	1.42	1.35
33	7	311	CLA	C4D-ND	-2.99	1.33	1.37
33	B	613	CLA	CHC-C1C	2.99	1.42	1.35
33	3	305	CLA	C4D-ND	-2.99	1.33	1.37
33	b	602	CLA	CHC-C1C	2.99	1.42	1.35
33	C	509	CLA	C4D-ND	-2.99	1.33	1.37
33	w	303	CLA	C4D-ND	-2.98	1.33	1.37
33	4	312	CLA	CHC-C1C	2.98	1.42	1.35
33	5	314	CLA	C4D-ND	-2.98	1.33	1.37
33	4	315	CLA	C4D-ND	-2.98	1.33	1.37
33	b	612	CLA	CHC-C1C	2.97	1.42	1.35
33	W	303	CLA	CHC-C1C	2.97	1.42	1.35
33	b	611	CLA	CHC-C1C	2.97	1.42	1.35
33	b	616	CLA	CHC-C1C	2.97	1.42	1.35
33	7	310	CLA	C4D-ND	-2.97	1.33	1.37
33	B	607	CLA	CHC-C1C	2.97	1.42	1.35
33	C	512	CLA	CHC-C1C	2.96	1.42	1.35

*Continued on next page...*



*Continued from previous page...*

Mol	Chain	Res	Type	Atoms	Z	Observed(Å)	Ideal(Å)
33	B	615	CLA	CHC-C1C	2.96	1.42	1.35
33	c	505	CLA	CHC-C1C	2.96	1.42	1.35
33	C	502	CLA	CHC-C1C	2.96	1.42	1.35
33	9	311	CLA	C4D-ND	-2.96	1.33	1.37
33	D	406	CLA	CHC-C1C	2.96	1.42	1.35
33	C	504	CLA	CHC-C1C	2.96	1.42	1.35
33	c	507	CLA	CHC-C1C	2.96	1.42	1.35
33	b	605	CLA	CHC-C1C	2.96	1.42	1.35
33	4	316	CLA	C4D-ND	-2.96	1.33	1.37
48	7	302	ET4	C23-C22	2.96	1.48	1.42
42	F	101	HEM	CAB-C3B	2.96	1.55	1.47
33	9	315	CLA	C4D-ND	-2.95	1.33	1.37
33	4	309	CLA	C4D-ND	-2.95	1.33	1.37
33	0	309	CLA	C4D-ND	-2.95	1.33	1.37
33	b	617	CLA	CHC-C1C	2.95	1.42	1.35
33	9	310	CLA	C4D-ND	-2.95	1.33	1.37
33	8	311	CLA	C4D-ND	-2.95	1.33	1.37
33	C	507	CLA	CHC-C1C	2.95	1.42	1.35
33	b	613	CLA	CHC-C1C	2.95	1.42	1.35
33	z	101	CLA	C4D-ND	-2.95	1.33	1.37
33	0	311	CLA	C4D-ND	-2.95	1.33	1.37
33	d	409	CLA	CHC-C1C	2.95	1.42	1.35
33	B	604	CLA	C4D-ND	-2.94	1.33	1.37
33	0	312	CLA	C4D-ND	-2.94	1.33	1.37
33	8	308	CLA	C4D-ND	-2.94	1.33	1.37
33	c	511	CLA	CHC-C1C	2.94	1.42	1.35
33	2	315	CLA	C4D-ND	-2.94	1.33	1.37
33	5	311	CLA	C4D-ND	-2.94	1.33	1.37
30	K	101	BCR	C30-C25	-2.93	1.49	1.53
33	3	304	CLA	C4D-ND	-2.93	1.33	1.37
33	1	316	CLA	C4D-ND	-2.93	1.33	1.37
33	7	313	CLA	C4D-ND	-2.93	1.33	1.37
33	1	313	CLA	C4D-ND	-2.93	1.33	1.37
33	5	316	CLA	C4D-ND	-2.93	1.33	1.37
33	A	408	CLA	CHC-C1C	2.93	1.42	1.35
33	9	316	CLA	C4D-ND	-2.93	1.33	1.37
33	A	405	CLA	CHC-C1C	2.93	1.42	1.35
33	8	315	CLA	C4D-ND	-2.93	1.33	1.37
33	c	504	CLA	CHC-C1C	2.92	1.42	1.35
33	5	309	CLA	C4D-ND	-2.92	1.33	1.37
33	8	316	CLA	C4D-ND	-2.92	1.33	1.37
33	2	310	CLA	C4D-ND	-2.92	1.33	1.37

*Continued on next page...*

*Continued from previous page...*

Mol	Chain	Res	Type	Atoms	Z	Observed(Å)	Ideal(Å)
33	1	310	CLA	C4D-ND	-2.92	1.33	1.37
33	6	311	CLA	C4D-ND	-2.92	1.33	1.37
33	0	308	CLA	C4D-ND	-2.92	1.33	1.37
33	5	313	CLA	C4D-ND	-2.91	1.33	1.37
33	d	402	CLA	CHC-C1C	2.91	1.42	1.35
33	2	311	CLA	C4D-ND	-2.91	1.33	1.37
33	9	305	CLA	C4D-ND	-2.91	1.33	1.37
33	8	313	CLA	C4D-ND	-2.91	1.33	1.37
33	1	314	CLA	C4D-ND	-2.91	1.33	1.37
33	9	309	CLA	C4D-ND	-2.91	1.33	1.37
33	B	609	CLA	CHC-C1C	2.91	1.42	1.35
33	1	306	CLA	C4D-ND	-2.91	1.33	1.37
33	C	501	CLA	CHC-C1C	2.91	1.42	1.35
37	A	413	SQD	O47-C7	2.91	1.42	1.34
48	0	302	ET4	C16-C17	2.91	1.52	1.43
33	6	308	CLA	C4D-ND	-2.91	1.33	1.37
33	B	606	CLA	CHC-C1C	2.90	1.42	1.35
33	6	307	CLA	C4D-ND	-2.90	1.33	1.37
33	9	312	CLA	C4D-ND	-2.90	1.33	1.37
37	i	101	SQD	O47-C7	2.90	1.42	1.34
33	a	411	CLA	CHC-C1C	2.90	1.42	1.35
33	b	603	CLA	CHC-C1C	2.90	1.42	1.35
33	5	308	CLA	C4D-ND	-2.90	1.33	1.37
30	A	401	BCR	C30-C25	-2.90	1.49	1.53
33	H	103	CLA	C4D-ND	-2.90	1.33	1.37
33	3	306	CLA	C4D-ND	-2.89	1.33	1.37
33	6	312	CLA	C4D-ND	-2.89	1.33	1.37
33	8	305	CLA	C4D-ND	-2.89	1.33	1.37
37	L	101	SQD	O47-C7	2.89	1.42	1.34
47	4	307	KC2	C4A-C3A	-2.89	1.39	1.44
33	5	312	CLA	C4D-ND	-2.89	1.33	1.37
33	7	314	CLA	C4D-ND	-2.89	1.33	1.37
33	1	312	CLA	C4D-ND	-2.89	1.33	1.37
33	8	309	CLA	C4D-ND	-2.89	1.33	1.37
33	9	313	CLA	C4D-ND	-2.89	1.33	1.37
33	1	315	CLA	C4D-ND	-2.89	1.33	1.37
33	1	305	CLA	C4D-ND	-2.89	1.33	1.37
33	b	607	CLA	CHC-C1C	2.88	1.42	1.35
33	6	315	CLA	C4D-ND	-2.88	1.33	1.37
33	B	604	CLA	CHC-C1C	2.88	1.42	1.35
33	2	313	CLA	C4D-ND	-2.87	1.33	1.37
33	2	314	CLA	C4D-ND	-2.87	1.33	1.37

*Continued on next page...*

*Continued from previous page...*

Mol	Chain	Res	Type	Atoms	Z	Observed(Å)	Ideal(Å)
48	7	302	ET4	C20-C21	2.87	1.52	1.43
44	6	314	KC1	CBA-CGA	-2.87	1.41	1.48
33	7	304	CLA	C4D-ND	-2.86	1.33	1.37
33	0	310	CLA	C4D-ND	-2.86	1.33	1.37
33	9	317	CLA	C4D-ND	-2.86	1.33	1.37
33	1	309	CLA	C4D-ND	-2.86	1.33	1.37
33	0	313	CLA	C4D-ND	-2.86	1.33	1.37
37	a	413	SQD	O47-C7	2.86	1.42	1.34
33	8	314	CLA	C4D-ND	-2.85	1.33	1.37
37	0	316	SQD	O47-C7	2.85	1.42	1.34
33	8	312	CLA	C4D-ND	-2.85	1.33	1.37
33	2	309	CLA	C4D-ND	-2.85	1.33	1.37
33	2	305	CLA	C4D-ND	-2.85	1.33	1.37
33	2	317	CLA	C4D-ND	-2.85	1.33	1.37
47	7	306	KC2	CBA-CGA	-2.84	1.41	1.48
33	2	316	CLA	C4D-ND	-2.84	1.33	1.37
37	D	403	SQD	O47-C7	2.84	1.42	1.34
37	B	622	SQD	O47-C7	2.83	1.42	1.34
30	a	414	BCR	C30-C25	-2.83	1.49	1.53
44	6	314	KC1	C4B-NB	-2.83	1.34	1.37
37	T	103	SQD	O47-C7	2.83	1.42	1.34
37	l	101	SQD	O47-C7	2.82	1.42	1.34
37	7	317	SQD	O47-C7	2.82	1.42	1.34
33	5	317	CLA	C4D-ND	-2.82	1.33	1.37
48	7	302	ET4	C02-C03	2.82	1.56	1.52
33	9	307	CLA	C4D-ND	-2.81	1.33	1.37
33	1	311	CLA	C4D-ND	-2.81	1.33	1.37
34	A	406	PHO	CAC-C3C	-2.81	1.47	1.52
33	0	305	CLA	C4D-ND	-2.81	1.33	1.37
47	4	307	KC2	CHC-C4B	2.80	1.43	1.38
33	1	307	CLA	C4D-ND	-2.80	1.33	1.37
44	3	310	KC1	CBA-CGA	-2.80	1.42	1.48
34	a	409	PHO	CAC-C3C	-2.80	1.47	1.52
47	5	310	KC2	CBA-CGA	-2.80	1.42	1.48
47	6	309	KC2	CBA-CGA	-2.80	1.42	1.48
33	0	304	CLA	C4D-ND	-2.80	1.33	1.37
47	0	306	KC2	CBA-CGA	-2.80	1.42	1.48
33	2	306	CLA	C4D-ND	-2.79	1.33	1.37
39	b	623	LMG	C4-C5	2.79	1.58	1.53
44	5	315	KC1	C4B-NB	-2.78	1.34	1.37
33	2	307	CLA	C4D-ND	-2.78	1.33	1.37
33	2	313	CLA	C1B-NB	2.74	1.37	1.35

*Continued on next page...*

*Continued from previous page...*

Mol	Chain	Res	Type	Atoms	Z	Observed(Å)	Ideal(Å)
44	3	310	KC1	C4B-NB	-2.74	1.34	1.37
33	2	313	CLA	CHC-C1C	2.73	1.42	1.35
44	5	315	KC1	CBA-CGA	-2.73	1.42	1.48
46	9	303	DD6	C19-C20	-2.73	1.48	1.52
46	2	303	DD6	C19-C20	-2.73	1.48	1.52
47	4	307	KC2	CBA-CGA	-2.73	1.42	1.48
42	e	101	HEM	FE-NB	2.72	2.10	1.96
45	7	301	A86	C13-C11	-2.71	1.44	1.49
34	a	410	PHO	CAC-C3C	-2.71	1.47	1.52
45	0	301	A86	C13-C11	-2.71	1.44	1.49
33	2	312	CLA	C4D-ND	-2.71	1.34	1.37
48	7	302	ET4	C16-C17	2.70	1.51	1.43
34	A	407	PHO	CAC-C3C	-2.69	1.47	1.52
41	d	404	PL9	C53-C6	-2.67	1.45	1.50
39	0	314	LMG	C4-C5	2.67	1.58	1.53
39	c	519	LMG	C4-C5	2.67	1.58	1.53
38	C	517	DGD	O2G-C2G	-2.66	1.39	1.46
41	D	408	PL9	C53-C6	-2.66	1.45	1.50
33	c	506	CLA	CMB-C2B	-2.65	1.46	1.51
33	B	610	CLA	CMB-C2B	-2.64	1.46	1.51
33	W	303	CLA	CMB-C2B	-2.63	1.46	1.51
48	0	302	ET4	C15-C14	2.63	1.51	1.43
33	C	506	CLA	CMB-C2B	-2.63	1.46	1.51
33	b	603	CLA	CMB-C2B	-2.63	1.46	1.51
38	c	517	DGD	O2G-C2G	-2.62	1.40	1.46
33	b	611	CLA	CMB-C2B	-2.62	1.46	1.51
33	B	611	CLA	CMB-C2B	-2.61	1.46	1.51
33	a	408	CLA	CMB-C2B	-2.61	1.46	1.51
45	7	303	A86	O1-C20	-2.61	1.42	1.46
33	D	405	CLA	CMB-C2B	-2.61	1.46	1.51
33	B	603	CLA	CMB-C2B	-2.61	1.46	1.51
33	B	615	CLA	CMB-C2B	-2.60	1.46	1.51
33	c	502	CLA	CMB-C2B	-2.60	1.46	1.51
33	b	604	CLA	CMB-C2B	-2.60	1.46	1.51
33	b	612	CLA	CMB-C2B	-2.60	1.46	1.51
42	V	201	HEM	FE-NB	2.60	2.09	1.96
46	4	303	DD6	O1-C20	-2.60	1.42	1.46
33	C	509	CLA	CMB-C2B	-2.60	1.46	1.51
33	D	402	CLA	CMB-C2B	-2.60	1.46	1.51
33	B	616	CLA	CMB-C2B	-2.59	1.46	1.51
33	A	405	CLA	CMB-C2B	-2.59	1.46	1.51
33	C	508	CLA	CMB-C2B	-2.59	1.46	1.51

*Continued on next page...*

*Continued from previous page...*

Mol	Chain	Res	Type	Atoms	Z	Observed(Å)	Ideal(Å)
33	b	616	CLA	CMB-C2B	-2.59	1.46	1.51
33	B	601	CLA	CMB-C2B	-2.58	1.46	1.51
33	b	609	CLA	CMB-C2B	-2.58	1.46	1.51
33	b	617	CLA	CMB-C2B	-2.58	1.46	1.51
33	c	509	CLA	CMB-C2B	-2.58	1.46	1.51
33	A	408	CLA	CMB-C2B	-2.58	1.46	1.51
33	C	502	CLA	CMB-C2B	-2.57	1.46	1.51
33	d	401	CLA	CMB-C2B	-2.57	1.46	1.51
33	d	409	CLA	CMB-C2B	-2.57	1.46	1.51
33	a	411	CLA	CMB-C2B	-2.57	1.46	1.51
33	b	614	CLA	CMB-C2B	-2.57	1.46	1.51
33	C	505	CLA	CMB-C2B	-2.57	1.46	1.51
33	c	508	CLA	CMB-C2B	-2.57	1.46	1.51
33	C	501	CLA	CMB-C2B	-2.57	1.46	1.51
33	c	507	CLA	CMB-C2B	-2.56	1.46	1.51
45	3	314	A86	O1-C20	-2.56	1.42	1.46
33	C	512	CLA	CMB-C2B	-2.56	1.46	1.51
33	b	606	CLA	CMB-C2B	-2.56	1.46	1.51
33	a	407	CLA	CMB-C2B	-2.56	1.46	1.51
33	B	604	CLA	CMB-C2B	-2.56	1.46	1.51
38	C	517	DGD	O1G-C1G	-2.56	1.39	1.45
48	7	302	ET4	C15-C14	2.56	1.51	1.43
33	C	503	CLA	CMB-C2B	-2.55	1.46	1.51
33	b	605	CLA	CMB-C2B	-2.55	1.46	1.51
33	B	612	CLA	CMB-C2B	-2.55	1.46	1.51
33	9	310	CLA	CMB-C2B	-2.55	1.46	1.51
33	B	605	CLA	CMB-C2B	-2.55	1.46	1.51
48	0	302	ET4	C11-C10	2.55	1.51	1.43
33	C	511	CLA	CMB-C2B	-2.55	1.46	1.51
33	C	507	CLA	CMB-C2B	-2.55	1.46	1.51
33	b	602	CLA	CMB-C2B	-2.55	1.46	1.51
33	7	308	CLA	CMB-C2B	-2.55	1.46	1.51
33	2	310	CLA	CMB-C2B	-2.54	1.46	1.51
33	C	504	CLA	CMB-C2B	-2.54	1.46	1.51
33	c	503	CLA	CMB-C2B	-2.54	1.46	1.51
33	b	607	CLA	CMB-C2B	-2.53	1.46	1.51
33	8	310	CLA	CMB-C2B	-2.53	1.46	1.51
33	B	613	CLA	CMB-C2B	-2.53	1.46	1.51
33	d	402	CLA	CMB-C2B	-2.53	1.46	1.51
48	7	302	ET4	C01-C06	2.53	1.57	1.53
33	c	504	CLA	CMB-C2B	-2.53	1.46	1.51
33	b	613	CLA	CMB-C2B	-2.53	1.46	1.51

*Continued on next page...*

*Continued from previous page...*

Mol	Chain	Res	Type	Atoms	Z	Observed(Å)	Ideal(Å)
33	c	501	CLA	CMB-C2B	-2.53	1.46	1.51
33	3	311	CLA	CMB-C2B	-2.53	1.46	1.51
33	B	606	CLA	CMB-C2B	-2.53	1.46	1.51
33	B	614	CLA	CMB-C2B	-2.53	1.46	1.51
33	b	610	CLA	CMB-C2B	-2.53	1.46	1.51
33	B	602	CLA	CMB-C2B	-2.52	1.46	1.51
33	B	607	CLA	CMB-C2B	-2.52	1.46	1.51
33	b	615	CLA	CMB-C2B	-2.52	1.46	1.51
33	1	313	CLA	CMB-C2B	-2.52	1.46	1.51
33	C	510	CLA	CMB-C2B	-2.52	1.46	1.51
33	B	608	CLA	CMB-C2B	-2.52	1.46	1.51
33	c	511	CLA	CMB-C2B	-2.51	1.46	1.51
33	B	616	CLA	C3B-C2B	-2.51	1.36	1.40
44	3	310	KC1	C1B-NB	-2.51	1.34	1.37
33	3	307	CLA	CMB-C2B	-2.51	1.46	1.51
33	c	505	CLA	CMB-C2B	-2.51	1.46	1.51
33	Z	101	CLA	CMB-C2B	-2.51	1.46	1.51
38	A	415	DGD	C2E-C1E	2.51	1.56	1.51
33	c	510	CLA	CMB-C2B	-2.51	1.46	1.51
33	b	608	CLA	CMB-C2B	-2.51	1.46	1.51
33	0	307	CLA	CMB-C2B	-2.50	1.46	1.51
38	C	516	DGD	O2G-C2G	-2.50	1.40	1.46
33	c	512	CLA	CMB-C2B	-2.50	1.46	1.51
33	6	308	CLA	CMB-C2B	-2.50	1.46	1.51
33	4	312	CLA	CMB-C2B	-2.50	1.46	1.51
33	w	303	CLA	CMB-C2B	-2.50	1.46	1.51
33	9	312	CLA	CMB-C2B	-2.50	1.46	1.51
33	2	314	CLA	CMB-C2B	-2.50	1.46	1.51
48	7	302	ET4	C11-C10	2.50	1.51	1.43
33	A	404	CLA	CMB-C2B	-2.50	1.46	1.51
33	9	317	CLA	CMB-C2B	-2.50	1.46	1.51
38	c	516	DGD	O1G-C1G	-2.49	1.39	1.45
33	3	309	CLA	CMB-C2B	-2.49	1.46	1.51
33	7	305	CLA	CMB-C2B	-2.48	1.46	1.51
33	1	314	CLA	CMB-C2B	-2.48	1.46	1.51
36	A	411	LHG	O7-C5	-2.48	1.40	1.46
33	3	303	CLA	CMB-C2B	-2.48	1.46	1.51
33	B	609	CLA	CMB-C2B	-2.48	1.46	1.51
45	6	301	A86	O1-C20	-2.48	1.42	1.46
33	1	307	CLA	CMB-C2B	-2.48	1.46	1.51
33	9	316	CLA	CMB-C2B	-2.47	1.46	1.51
33	8	305	CLA	CMB-C2B	-2.47	1.46	1.51

*Continued on next page...*

*Continued from previous page...*

Mol	Chain	Res	Type	Atoms	Z	Observed(Å)	Ideal(Å)
33	4	315	CLA	CMB-C2B	-2.47	1.46	1.51
33	9	314	CLA	CMB-C2B	-2.47	1.46	1.51
33	3	319	CLA	CMB-C2B	-2.47	1.46	1.51
33	C	513	CLA	CMB-C2B	-2.47	1.46	1.51
33	8	311	CLA	CMB-C2B	-2.47	1.46	1.51
33	7	304	CLA	CMB-C2B	-2.47	1.46	1.51
33	8	306	CLA	CMB-C2B	-2.46	1.46	1.51
33	0	309	CLA	CMB-C2B	-2.46	1.46	1.51
33	D	406	CLA	CMB-C2B	-2.46	1.46	1.51
38	a	401	DGD	O2G-C2G	-2.46	1.40	1.46
36	b	601	LHG	O7-C5	-2.46	1.40	1.46
33	2	315	CLA	CMB-C2B	-2.46	1.46	1.51
33	0	305	CLA	CMB-C2B	-2.46	1.46	1.51
33	8	307	CLA	CMB-C2B	-2.46	1.46	1.51
33	c	513	CLA	CMB-C2B	-2.46	1.46	1.51
33	5	312	CLA	CMB-C2B	-2.46	1.46	1.51
33	4	316	CLA	CMB-C2B	-2.45	1.46	1.51
47	4	307	KC2	C4B-NB	-2.45	1.34	1.37
45	5	305	A86	O1-C20	-2.45	1.42	1.46
33	0	312	CLA	CMB-C2B	-2.45	1.46	1.51
36	D	409	LHG	O7-C5	-2.45	1.40	1.46
33	3	312	CLA	CMB-C2B	-2.45	1.46	1.51
33	9	315	CLA	CMB-C2B	-2.45	1.46	1.51
33	9	305	CLA	CMB-C2B	-2.45	1.46	1.51
33	1	316	CLA	CMB-C2B	-2.45	1.46	1.51
45	6	305	A86	O1-C20	-2.45	1.42	1.46
33	4	311	CLA	CMB-C2B	-2.45	1.46	1.51
33	8	315	CLA	CMB-C2B	-2.45	1.46	1.51
33	3	304	CLA	CMB-C2B	-2.44	1.46	1.51
33	6	315	CLA	CMB-C2B	-2.44	1.46	1.51
33	9	313	CLA	CMB-C2B	-2.44	1.46	1.51
33	3	313	CLA	CMB-C2B	-2.44	1.46	1.51
33	4	313	CLA	CMB-C2B	-2.44	1.46	1.51
33	8	314	CLA	CMB-C2B	-2.44	1.46	1.51
33	4	308	CLA	CMB-C2B	-2.44	1.46	1.51
33	2	317	CLA	CMB-C2B	-2.44	1.46	1.51
33	4	309	CLA	CMB-C2B	-2.44	1.46	1.51
33	7	309	CLA	CMB-C2B	-2.44	1.46	1.51
33	7	310	CLA	CMB-C2B	-2.43	1.46	1.51
33	1	310	CLA	CMB-C2B	-2.43	1.46	1.51
33	3	306	CLA	CMB-C2B	-2.43	1.46	1.51
33	7	307	CLA	CMB-C2B	-2.43	1.46	1.51

*Continued on next page...*



*Continued from previous page...*

Mol	Chain	Res	Type	Atoms	Z	Observed(Å)	Ideal(Å)
33	9	307	CLA	CMB-C2B	-2.43	1.46	1.51
33	9	308	CLA	CMB-C2B	-2.43	1.46	1.51
33	8	316	CLA	CMB-C2B	-2.43	1.46	1.51
33	3	308	CLA	CMB-C2B	-2.43	1.46	1.51
33	9	309	CLA	CMB-C2B	-2.43	1.46	1.51
47	7	306	KC2	C4A-C3A	-2.43	1.39	1.44
33	H	103	CLA	CMB-C2B	-2.43	1.46	1.51
33	2	307	CLA	CMB-C2B	-2.43	1.46	1.51
33	1	312	CLA	CMB-C2B	-2.43	1.46	1.51
33	7	314	CLA	CMB-C2B	-2.43	1.46	1.51
33	1	315	CLA	CMB-C2B	-2.43	1.46	1.51
33	4	305	CLA	CMB-C2B	-2.43	1.46	1.51
33	4	306	CLA	CMB-C2B	-2.43	1.46	1.51
33	8	313	CLA	CMB-C2B	-2.43	1.46	1.51
33	5	309	CLA	CMB-C2B	-2.42	1.46	1.51
33	0	308	CLA	CMB-C2B	-2.42	1.46	1.51
33	8	312	CLA	CMB-C2B	-2.42	1.46	1.51
33	0	304	CLA	CMB-C2B	-2.42	1.46	1.51
44	5	315	KC1	CHD-C4C	2.42	1.41	1.35
33	3	302	CLA	CMB-C2B	-2.42	1.46	1.51
33	z	101	CLA	CMB-C2B	-2.42	1.46	1.51
33	5	316	CLA	CMB-C2B	-2.41	1.46	1.51
33	1	305	CLA	CMB-C2B	-2.41	1.46	1.51
33	8	308	CLA	CMB-C2B	-2.41	1.46	1.51
33	2	311	CLA	CMB-C2B	-2.41	1.46	1.51
33	4	310	CLA	CMB-C2B	-2.41	1.46	1.51
33	3	305	CLA	CMB-C2B	-2.41	1.46	1.51
44	6	314	KC1	C1B-NB	-2.41	1.34	1.37
33	8	309	CLA	CMB-C2B	-2.41	1.46	1.51
39	d	406	LMG	O7-C8	-2.40	1.40	1.46
44	3	310	KC1	C4A-C3A	-2.40	1.39	1.44
33	9	306	CLA	CMB-C2B	-2.40	1.46	1.51
33	7	312	CLA	CMB-C2B	-2.40	1.46	1.51
33	2	306	CLA	CMB-C2B	-2.40	1.46	1.51
33	1	306	CLA	CMB-C2B	-2.40	1.46	1.51
45	4	301	A86	C32-C31	-2.40	1.50	1.54
33	2	309	CLA	CMB-C2B	-2.39	1.46	1.51
33	9	311	CLA	CMB-C2B	-2.39	1.46	1.51
33	2	312	CLA	CMB-C2B	-2.39	1.46	1.51
33	2	305	CLA	CMB-C2B	-2.39	1.46	1.51
45	6	304	A86	O1-C20	-2.39	1.42	1.46
36	3	317	LHG	O7-C5	-2.39	1.40	1.46

*Continued on next page...*



*Continued from previous page...*

Mol	Chain	Res	Type	Atoms	Z	Observed(Å)	Ideal(Å)
33	5	308	CLA	CMB-C2B	-2.39	1.46	1.51
36	a	403	LHG	O7-C5	-2.39	1.40	1.46
33	5	311	CLA	CMB-C2B	-2.39	1.46	1.51
33	7	311	CLA	CMB-C2B	-2.39	1.46	1.51
33	2	316	CLA	CMB-C2B	-2.39	1.46	1.51
33	6	311	CLA	CMB-C2B	-2.39	1.46	1.51
33	1	309	CLA	CMB-C2B	-2.39	1.46	1.51
33	6	313	CLA	CMB-C2B	-2.39	1.46	1.51
33	4	314	CLA	CMB-C2B	-2.39	1.46	1.51
33	b	610	CLA	CMC-C2C	-2.39	1.45	1.50
33	4	312	CLA	MG-ND	-2.38	2.01	2.05
47	5	310	KC2	C4B-NB	-2.38	1.34	1.37
33	0	311	CLA	CMB-C2B	-2.38	1.46	1.51
33	6	307	CLA	CMB-C2B	-2.38	1.46	1.51
33	c	510	CLA	CMD-C2D	-2.38	1.45	1.50
47	4	307	KC2	C1C-C2C	-2.38	1.40	1.44
33	5	317	CLA	CMB-C2B	-2.37	1.46	1.51
36	h	103	LHG	O7-C5	-2.37	1.40	1.46
33	5	314	CLA	CMB-C2B	-2.37	1.46	1.51
33	2	308	CLA	CMB-C2B	-2.37	1.46	1.51
33	6	310	CLA	CMB-C2B	-2.36	1.46	1.51
45	0	303	A86	O1-C20	-2.36	1.42	1.46
39	D	410	LMG	O7-C8	-2.36	1.40	1.46
33	5	313	CLA	CMB-C2B	-2.36	1.46	1.51
38	a	401	DGD	C2E-C1E	2.36	1.56	1.51
33	6	312	CLA	CMB-C2B	-2.35	1.46	1.51
33	1	311	CLA	CMB-C2B	-2.35	1.46	1.51
38	c	516	DGD	O2G-C2G	-2.35	1.40	1.46
33	0	310	CLA	CMB-C2B	-2.35	1.46	1.51
38	a	401	DGD	O1G-C1G	-2.35	1.39	1.45
33	B	615	CLA	C3B-C2B	-2.34	1.37	1.40
38	A	415	DGD	O2G-C2G	-2.34	1.40	1.46
45	9	302	A86	O1-C20	-2.34	1.42	1.46
44	5	315	KC1	C1B-NB	-2.33	1.34	1.37
45	6	303	A86	O1-C20	-2.33	1.42	1.46
33	1	308	CLA	CMB-C2B	-2.33	1.46	1.51
38	h	102	DGD	O2G-C2G	-2.33	1.40	1.46
38	C	516	DGD	O1G-C1G	-2.33	1.39	1.45
33	2	313	CLA	CMB-C2B	-2.33	1.46	1.51
38	h	102	DGD	O1G-C1G	-2.33	1.39	1.45
47	0	306	KC2	C4A-C3A	-2.32	1.40	1.44
33	W	303	CLA	C3B-C2B	-2.32	1.37	1.40

*Continued on next page...*

*Continued from previous page...*

Mol	Chain	Res	Type	Atoms	Z	Observed(Å)	Ideal(Å)
38	A	415	DGD	O1G-C1G	-2.32	1.39	1.45
45	5	306	A86	O1-C20	-2.32	1.42	1.46
42	V	201	HEM	C4B-NB	-2.32	1.34	1.38
36	d	405	LHG	O7-C5	-2.31	1.40	1.46
45	4	304	A86	O1-C20	-2.31	1.42	1.46
42	V	201	HEM	C1D-ND	-2.31	1.34	1.38
41	d	404	PL9	C52-C5	-2.30	1.45	1.50
45	8	302	A86	O1-C20	-2.30	1.42	1.46
44	6	314	KC1	CHD-C4C	2.30	1.40	1.35
45	2	302	A86	O1-C20	-2.30	1.42	1.46
36	A	414	LHG	O7-C5	-2.30	1.40	1.46
39	C	520	LMG	O7-C8	-2.30	1.40	1.46
45	1	302	A86	O1-C20	-2.29	1.42	1.46
33	a	407	CLA	CMD-C2D	-2.29	1.45	1.50
38	c	517	DGD	O1G-C1G	-2.29	1.39	1.45
33	b	617	CLA	C3B-C2B	-2.29	1.37	1.40
33	A	404	CLA	CMD-C2D	-2.29	1.46	1.50
45	4	302	A86	C32-C31	-2.29	1.50	1.54
34	a	410	PHO	CMC-C2C	-2.28	1.46	1.51
38	H	102	DGD	O1G-C1G	-2.28	1.40	1.45
38	c	518	DGD	O2G-C2G	-2.28	1.40	1.46
30	c	515	BCR	C1-C6	-2.28	1.50	1.53
47	7	306	KC2	C4B-NB	-2.27	1.35	1.37
45	4	302	A86	O1-C20	-2.26	1.43	1.46
33	D	402	CLA	CMD-C2D	-2.26	1.46	1.50
45	4	301	A86	O1-C20	-2.26	1.43	1.46
45	5	303	A86	O1-C20	-2.26	1.43	1.46
45	5	307	A86	O1-C20	-2.26	1.43	1.46
47	0	306	KC2	C4B-NB	-2.26	1.35	1.37
45	5	304	A86	O1-C20	-2.25	1.43	1.46
37	7	317	SQD	O2-C2	-2.25	1.37	1.43
47	6	309	KC2	C1D-CHD	2.25	1.47	1.41
38	C	518	DGD	O2G-C2G	-2.25	1.41	1.46
45	5	302	A86	O1-C20	-2.25	1.43	1.46
33	B	612	CLA	CMD-C2D	-2.24	1.46	1.50
41	D	408	PL9	C52-C5	-2.24	1.46	1.50
47	5	310	KC2	C4A-C3A	-2.24	1.40	1.44
39	C	522	LMG	C4-C3	2.24	1.58	1.52
47	6	309	KC2	C4B-NB	-2.24	1.35	1.37
38	C	518	DGD	O1G-C1G	-2.23	1.40	1.45
39	7	315	LMG	O7-C8	-2.23	1.41	1.46
33	b	605	CLA	CMD-C2D	-2.23	1.46	1.50

*Continued on next page...*

*Continued from previous page...*

Mol	Chain	Res	Type	Atoms	Z	Observed(Å)	Ideal(Å)
38	c	518	DGD	O1G-C1G	-2.23	1.40	1.45
36	0	315	LHG	O7-C5	-2.23	1.41	1.46
33	7	313	CLA	CMB-C2B	-2.23	1.46	1.51
37	B	622	SQD	O2-C2	-2.22	1.37	1.43
34	A	406	PHO	CMC-C2C	-2.22	1.46	1.51
33	C	507	CLA	CMD-C2D	-2.22	1.46	1.50
33	5	313	CLA	CMD-C2D	-2.22	1.46	1.50
37	i	101	SQD	O2-C2	-2.22	1.37	1.43
38	H	102	DGD	O2G-C2G	-2.21	1.41	1.46
34	A	407	PHO	CMC-C2C	-2.21	1.46	1.51
34	a	409	PHO	CMC-C2C	-2.21	1.46	1.51
33	C	501	CLA	CMD-C2D	-2.21	1.46	1.50
33	2	313	CLA	CMD-C2D	-2.21	1.46	1.50
33	a	408	CLA	CMD-C2D	-2.21	1.46	1.50
37	T	101	SQD	O2-C2	-2.21	1.37	1.43
33	c	501	CLA	CMD-C2D	-2.21	1.46	1.50
37	0	316	SQD	O2-C2	-2.20	1.37	1.43
33	B	603	CLA	CMD-C2D	-2.20	1.46	1.50
33	B	606	CLA	CMC-C2C	-2.20	1.46	1.50
33	B	606	CLA	CMD-C2D	-2.20	1.46	1.50
33	b	610	CLA	CMD-C2D	-2.20	1.46	1.50
45	2	302	A86	C32-C31	-2.20	1.50	1.54
47	0	306	KC2	C1D-CHD	2.20	1.47	1.41
33	c	505	CLA	CMD-C2D	-2.20	1.46	1.50
33	0	313	CLA	CMB-C2B	-2.20	1.46	1.51
33	B	604	CLA	CMD-C2D	-2.20	1.46	1.50
33	B	607	CLA	CMD-C2D	-2.20	1.46	1.50
33	C	505	CLA	CMD-C2D	-2.20	1.46	1.50
33	7	314	CLA	CMD-C2D	-2.20	1.46	1.50
33	B	605	CLA	CMD-C2D	-2.20	1.46	1.50
48	0	302	ET4	C02-C03	2.20	1.55	1.52
39	M	201	LMG	O8-C9	-2.20	1.40	1.45
33	b	603	CLA	CMD-C2D	-2.19	1.46	1.50
33	B	610	CLA	CMD-C2D	-2.19	1.46	1.50
33	6	316	CLA	CMB-C2B	-2.19	1.46	1.51
33	b	602	CLA	CMD-C2D	-2.19	1.46	1.50
33	b	611	CLA	CMD-C2D	-2.19	1.46	1.50
38	a	401	DGD	C3E-C4E	2.19	1.55	1.52
45	9	302	A86	C32-C31	-2.19	1.50	1.54
39	m	201	LMG	O7-C8	-2.19	1.41	1.46
33	B	609	CLA	CMD-C2D	-2.19	1.46	1.50
34	A	407	PHO	CMD-C2D	-2.19	1.46	1.51

*Continued on next page...*

*Continued from previous page...*

Mol	Chain	Res	Type	Atoms	Z	Observed(Å)	Ideal(Å)
46	1	304	DD6	O1-C20	-2.19	1.43	1.46
33	d	409	CLA	CMD-C2D	-2.19	1.46	1.50
33	d	401	CLA	CMD-C2D	-2.19	1.46	1.50
33	B	602	CLA	CMD-C2D	-2.19	1.46	1.50
33	C	502	CLA	CMD-C2D	-2.19	1.46	1.50
33	C	503	CLA	CMD-C2D	-2.19	1.46	1.50
36	H	104	LHG	O7-C5	-2.19	1.41	1.46
45	6	302	A86	O1-C20	-2.18	1.43	1.46
37	D	403	SQD	O2-C2	-2.18	1.37	1.43
42	e	101	HEM	C1D-ND	-2.18	1.34	1.38
36	7	316	LHG	O7-C5	-2.18	1.41	1.46
34	a	410	PHO	CMD-C2D	-2.18	1.46	1.51
36	5	318	LHG	P-O6	2.18	1.67	1.60
37	A	413	SQD	O2-C2	-2.18	1.37	1.43
45	6	305	A86	C32-C31	-2.18	1.50	1.54
36	0	315	LHG	P-O6	2.18	1.67	1.60
37	a	413	SQD	O2-C2	-2.18	1.37	1.43
33	D	406	CLA	CMD-C2D	-2.18	1.46	1.50
34	a	409	PHO	CMD-C2D	-2.17	1.46	1.51
33	b	613	CLA	CMD-C2D	-2.17	1.46	1.50
33	B	608	CLA	CMD-C2D	-2.17	1.46	1.50
33	b	609	CLA	CMD-C2D	-2.17	1.46	1.50
33	b	614	CLA	CMD-C2D	-2.17	1.46	1.50
47	6	309	KC2	C4A-C3A	-2.17	1.40	1.44
33	C	510	CLA	CMD-C2D	-2.17	1.46	1.50
33	b	607	CLA	CMD-C2D	-2.17	1.46	1.50
33	b	604	CLA	CMD-C2D	-2.17	1.46	1.50
45	5	302	A86	C32-C31	-2.17	1.50	1.54
33	A	405	CLA	CMD-C2D	-2.17	1.46	1.50
33	3	313	CLA	CMD-C2D	-2.16	1.46	1.50
33	B	614	CLA	CMD-C2D	-2.16	1.46	1.50
37	L	101	SQD	O2-C2	-2.16	1.37	1.43
33	b	616	CLA	C3B-C2B	-2.16	1.37	1.40
37	t	102	SQD	O3-C3	-2.16	1.37	1.43
42	V	201	HEM	FE-ND	-2.16	1.86	1.96
33	B	616	CLA	CMD-C2D	-2.16	1.46	1.50
33	3	304	CLA	CMD-C2D	-2.16	1.46	1.50
33	b	608	CLA	CMD-C2D	-2.16	1.46	1.50
45	5	306	A86	C32-C31	-2.15	1.50	1.54
33	3	302	CLA	CMD-C2D	-2.15	1.46	1.50
33	b	606	CLA	CMD-C2D	-2.15	1.46	1.50
36	w	301	LHG	O7-C5	-2.15	1.41	1.46

*Continued on next page...*

*Continued from previous page...*

Mol	Chain	Res	Type	Atoms	Z	Observed(Å)	Ideal(Å)
33	7	307	CLA	CMD-C2D	-2.15	1.46	1.50
33	C	508	CLA	CMC-C2C	-2.15	1.46	1.50
37	7	317	SQD	O3-C3	-2.15	1.37	1.43
33	A	408	CLA	CMD-C2D	-2.15	1.46	1.50
33	B	601	CLA	CMD-C2D	-2.15	1.46	1.50
33	b	616	CLA	CMD-C2D	-2.15	1.46	1.50
33	7	309	CLA	CMD-C2D	-2.14	1.46	1.50
33	B	611	CLA	CMD-C2D	-2.14	1.46	1.50
33	C	508	CLA	CMD-C2D	-2.14	1.46	1.50
45	0	303	A86	C32-C31	-2.14	1.51	1.54
33	C	504	CLA	CMD-C2D	-2.14	1.46	1.50
33	d	402	CLA	CMD-C2D	-2.14	1.46	1.50
33	B	613	CLA	CMD-C2D	-2.14	1.46	1.50
45	8	301	A86	O1-C20	-2.14	1.43	1.46
33	C	511	CLA	CMD-C2D	-2.14	1.46	1.50
44	6	314	KC1	C4A-C3A	-2.14	1.40	1.44
34	A	406	PHO	CMD-C2D	-2.14	1.46	1.51
33	b	617	CLA	CMD-C2D	-2.14	1.46	1.50
33	c	511	CLA	CMD-C2D	-2.14	1.46	1.50
37	l	101	SQD	O2-C2	-2.14	1.37	1.43
39	w	304	LMG	O7-C8	-2.14	1.41	1.46
46	1	303	DD6	O1-C20	-2.13	1.43	1.46
33	b	612	CLA	CMD-C2D	-2.13	1.46	1.50
39	C	519	LMG	O7-C8	-2.13	1.41	1.46
33	b	614	CLA	CMC-C2C	-2.13	1.46	1.50
33	C	512	CLA	CMD-C2D	-2.13	1.46	1.50
39	q	301	LMG	O7-C8	-2.13	1.41	1.46
46	8	303	DD6	O1-C20	-2.13	1.43	1.46
37	0	316	SQD	O3-C3	-2.13	1.38	1.43
33	w	303	CLA	C3B-C2B	-2.13	1.37	1.40
33	b	617	CLA	CMC-C2C	-2.13	1.46	1.50
33	C	509	CLA	CMD-C2D	-2.13	1.46	1.50
33	d	401	CLA	CMC-C2C	-2.13	1.46	1.50
33	c	507	CLA	CMD-C2D	-2.13	1.46	1.50
48	0	302	ET4	C37-C38	-2.13	1.47	1.51
47	5	310	KC2	C1D-CHD	2.12	1.46	1.41
33	D	405	CLA	CMD-C2D	-2.12	1.46	1.50
33	B	611	CLA	CMC-C2C	-2.12	1.46	1.50
33	C	506	CLA	CMD-C2D	-2.12	1.46	1.50
33	c	508	CLA	CMD-C2D	-2.12	1.46	1.50
33	8	310	CLA	CMC-C2C	-2.12	1.46	1.50
37	T	101	SQD	O3-C3	-2.12	1.38	1.43

*Continued on next page...*

*Continued from previous page...*

Mol	Chain	Res	Type	Atoms	Z	Observed(Å)	Ideal(Å)
33	c	504	CLA	CMD-C2D	-2.12	1.46	1.50
33	B	615	CLA	CMD-C2D	-2.12	1.46	1.50
33	4	310	CLA	CMD-C2D	-2.12	1.46	1.50
47	7	306	KC2	C1D-CHD	2.12	1.46	1.41
33	B	616	CLA	CMC-C2C	-2.12	1.46	1.50
33	3	311	CLA	CMD-C2D	-2.12	1.46	1.50
37	l	101	SQD	O4-C4	-2.12	1.38	1.43
45	2	302	A86	C13-C11	-2.12	1.45	1.49
45	7	301	A86	C17-C16	-2.12	1.51	1.54
33	6	316	CLA	CMD-C2D	-2.12	1.46	1.50
37	L	101	SQD	O4-C4	-2.12	1.38	1.43
33	c	503	CLA	CMD-C2D	-2.11	1.46	1.50
33	Z	101	CLA	CMD-C2D	-2.11	1.46	1.50
33	b	612	CLA	CMC-C2C	-2.11	1.46	1.50
36	a	404	LHG	O7-C5	-2.11	1.41	1.46
37	7	317	SQD	O4-C4	-2.11	1.38	1.43
37	B	622	SQD	O4-C4	-2.11	1.38	1.43
33	C	513	CLA	CMD-C2D	-2.11	1.46	1.50
45	2	301	A86	O1-C20	-2.11	1.43	1.46
37	L	101	SQD	O3-C3	-2.11	1.38	1.43
33	W	303	CLA	CMD-C2D	-2.11	1.46	1.50
36	d	407	LHG	O7-C5	-2.11	1.41	1.46
30	h	101	BCR	C33-C5	-2.11	1.47	1.50
37	t	102	SQD	O2-C2	-2.11	1.38	1.43
33	c	506	CLA	CMD-C2D	-2.10	1.46	1.50
33	8	309	CLA	CMD-C2D	-2.10	1.46	1.50
33	B	612	CLA	CMC-C2C	-2.10	1.46	1.50
34	A	407	PHO	CMB-C2B	-2.10	1.46	1.51
34	a	409	PHO	CMB-C2B	-2.10	1.46	1.51
33	c	502	CLA	CMD-C2D	-2.10	1.46	1.50
45	5	301	A86	O1-C20	-2.10	1.43	1.46
42	e	101	HEM	C4B-NB	-2.10	1.34	1.38
46	1	304	DD6	C36-C31	-2.10	1.32	1.34
37	T	103	SQD	O3-C3	-2.10	1.38	1.43
33	b	616	CLA	CMC-C2C	-2.10	1.46	1.50
33	c	508	CLA	CMC-C2C	-2.10	1.46	1.50
44	3	310	KC1	CHD-C4C	2.10	1.40	1.35
33	D	405	CLA	CMC-C2C	-2.10	1.46	1.50
33	7	310	CLA	CMD-C2D	-2.10	1.46	1.50
45	0	301	A86	O1-C20	-2.10	1.43	1.46
33	b	614	CLA	C3B-C2B	-2.09	1.37	1.40
33	c	513	CLA	CMD-C2D	-2.09	1.46	1.50

*Continued on next page...*

*Continued from previous page...*

Mol	Chain	Res	Type	Atoms	Z	Observed(Å)	Ideal(Å)
33	b	615	CLA	CMC-C2C	-2.09	1.46	1.50
39	Q	301	LMG	O7-C8	-2.09	1.41	1.46
33	b	615	CLA	CMD-C2D	-2.09	1.46	1.50
33	2	313	CLA	C3B-CAB	-2.09	1.43	1.47
36	A	412	LHG	O7-C5	-2.09	1.41	1.46
33	c	512	CLA	CMD-C2D	-2.09	1.46	1.50
33	b	607	CLA	CMC-C2C	-2.09	1.46	1.50
37	l	101	SQD	O3-C3	-2.09	1.38	1.43
33	C	507	CLA	CMC-C2C	-2.09	1.46	1.50
37	0	316	SQD	O4-C4	-2.09	1.38	1.43
33	7	312	CLA	CMD-C2D	-2.09	1.46	1.50
33	C	512	CLA	CMC-C2C	-2.09	1.46	1.50
33	a	411	CLA	CMD-C2D	-2.09	1.46	1.50
37	t	102	SQD	O4-C4	-2.09	1.38	1.43
42	V	201	HEM	CHB-C1B	2.09	1.40	1.35
33	3	319	CLA	CMD-C2D	-2.09	1.46	1.50
33	8	307	CLA	CMD-C2D	-2.09	1.46	1.50
33	3	309	CLA	CMD-C2D	-2.09	1.46	1.50
33	2	316	CLA	CMD-C2D	-2.09	1.46	1.50
44	5	315	KC1	C4A-C3A	-2.09	1.40	1.44
36	d	405	LHG	O6-C4	-2.08	1.39	1.44
46	2	304	DD6	O1-C20	-2.08	1.43	1.46
33	4	305	CLA	CMD-C2D	-2.08	1.46	1.50
33	B	614	CLA	CMC-C2C	-2.08	1.46	1.50
45	0	301	A86	C17-C16	-2.08	1.51	1.54
36	W	302	LHG	O7-C5	-2.08	1.41	1.46
45	6	306	A86	O1-C20	-2.08	1.43	1.46
33	7	311	CLA	CMD-C2D	-2.08	1.46	1.50
33	1	310	CLA	CMD-C2D	-2.08	1.46	1.50
34	A	406	PHO	CMB-C2B	-2.08	1.46	1.51
33	c	509	CLA	CMD-C2D	-2.08	1.46	1.50
33	c	510	CLA	CMC-C2C	-2.08	1.46	1.50
37	B	622	SQD	O3-C3	-2.08	1.38	1.43
33	b	613	CLA	CMC-C2C	-2.08	1.46	1.50
33	c	501	CLA	CMC-C2C	-2.08	1.46	1.50
33	a	407	CLA	CMC-C2C	-2.08	1.46	1.50
33	7	305	CLA	CMC-C2C	-2.08	1.46	1.50
33	H	103	CLA	CMD-C2D	-2.08	1.46	1.50
36	7	316	LHG	P-O6	2.07	1.66	1.60
33	2	305	CLA	CMD-C2D	-2.07	1.46	1.50
45	7	301	A86	O1-C20	-2.07	1.43	1.46
33	9	311	CLA	CMD-C2D	-2.07	1.46	1.50

*Continued on next page...*



*Continued from previous page...*

Mol	Chain	Res	Type	Atoms	Z	Observed(Å)	Ideal(Å)
37	A	413	SQD	O4-C4	-2.07	1.38	1.43
45	9	302	A86	C13-C11	-2.07	1.45	1.49
37	D	403	SQD	O4-C4	-2.07	1.38	1.43
33	B	610	CLA	CMC-C2C	-2.07	1.46	1.50
33	8	310	CLA	CMD-C2D	-2.07	1.46	1.50
36	5	318	LHG	O7-C5	-2.07	1.41	1.46
34	a	410	PHO	CMB-C2B	-2.07	1.46	1.51
38	h	102	DGD	O4D-C4D	-2.07	1.38	1.43
45	6	303	A86	C32-C31	-2.07	1.51	1.54
33	B	603	CLA	CMC-C2C	-2.07	1.46	1.50
33	0	313	CLA	CBD-CAD	2.07	1.56	1.51
33	0	308	CLA	CMD-C2D	-2.07	1.46	1.50
33	b	611	CLA	C3B-C2B	-2.07	1.37	1.40
36	3	318	LHG	O7-C5	-2.07	1.41	1.46
33	C	513	CLA	CMC-C2C	-2.07	1.46	1.50
42	e	101	HEM	FE-ND	-2.07	1.86	1.96
33	9	307	CLA	CMD-C2D	-2.07	1.46	1.50
33	C	509	CLA	CMC-C2C	-2.07	1.46	1.50
45	5	301	A86	C32-C31	-2.06	1.51	1.54
33	D	406	CLA	CMC-C2C	-2.06	1.46	1.50
33	4	310	CLA	CMC-C2C	-2.06	1.46	1.50
33	A	404	CLA	CMC-C2C	-2.06	1.46	1.50
33	0	304	CLA	CMD-C2D	-2.06	1.46	1.50
37	T	101	SQD	O4-C4	-2.06	1.38	1.43
33	C	503	CLA	CMC-C2C	-2.06	1.46	1.50
45	9	301	A86	O1-C20	-2.06	1.43	1.46
39	W	301	LMG	O7-C8	-2.06	1.41	1.46
46	8	304	DD6	O1-C20	-2.06	1.43	1.46
45	5	305	A86	C32-C31	-2.06	1.51	1.54
33	3	303	CLA	CMD-C2D	-2.06	1.46	1.50
33	8	315	CLA	CMD-C2D	-2.06	1.46	1.50
33	c	511	CLA	CMC-C2C	-2.06	1.46	1.50
33	b	608	CLA	CMC-C2C	-2.06	1.46	1.50
33	9	315	CLA	CMD-C2D	-2.06	1.46	1.50
46	3	315	DD6	O1-C20	-2.06	1.43	1.46
33	C	506	CLA	CMC-C2C	-2.06	1.46	1.50
33	4	306	CLA	CMD-C2D	-2.06	1.46	1.50
33	b	606	CLA	CMC-C2C	-2.06	1.46	1.50
39	c	519	LMG	C4-C3	2.06	1.57	1.52
33	9	309	CLA	CMD-C2D	-2.06	1.46	1.50
33	C	501	CLA	CMC-C2C	-2.05	1.46	1.50
46	9	304	DD6	O1-C20	-2.05	1.43	1.46

*Continued on next page...*



*Continued from previous page...*

Mol	Chain	Res	Type	Atoms	Z	Observed(Å)	Ideal(Å)
33	0	312	CLA	CMD-C2D	-2.05	1.46	1.50
37	A	413	SQD	O3-C3	-2.05	1.38	1.43
36	D	411	LHG	O7-C5	-2.05	1.41	1.46
33	7	304	CLA	CMD-C2D	-2.05	1.46	1.50
33	4	311	CLA	CMC-C2C	-2.05	1.46	1.50
33	6	315	CLA	CMD-C2D	-2.05	1.46	1.50
33	c	505	CLA	CMC-C2C	-2.05	1.46	1.50
37	D	403	SQD	O3-C3	-2.05	1.38	1.43
33	b	604	CLA	CMC-C2C	-2.05	1.46	1.50
45	6	301	A86	C32-C31	-2.05	1.51	1.54
33	B	608	CLA	CMC-C2C	-2.05	1.46	1.50
33	0	310	CLA	CMD-C2D	-2.05	1.46	1.50
33	7	313	CLA	CBD-CAD	2.05	1.56	1.51
33	9	317	CLA	CMD-C2D	-2.05	1.46	1.50
33	4	316	CLA	CMD-C2D	-2.05	1.46	1.50
33	8	306	CLA	CMD-C2D	-2.04	1.46	1.50
37	T	103	SQD	O4-C4	-2.04	1.38	1.43
33	4	314	CLA	CMD-C2D	-2.04	1.46	1.50
33	B	613	CLA	CMC-C2C	-2.04	1.46	1.50
33	6	312	CLA	CMD-C2D	-2.04	1.46	1.50
33	9	308	CLA	CMD-C2D	-2.04	1.46	1.50
33	4	315	CLA	CMD-C2D	-2.04	1.46	1.50
39	M	201	LMG	O7-C8	-2.04	1.41	1.46
33	8	313	CLA	CMD-C2D	-2.04	1.46	1.50
39	D	404	LMG	C7-C8	2.04	1.57	1.50
33	C	504	CLA	CMC-C2C	-2.04	1.46	1.50
39	0	314	LMG	O7-C8	-2.04	1.41	1.46
37	a	413	SQD	O4-C4	-2.04	1.38	1.43
33	4	311	CLA	CMD-C2D	-2.04	1.46	1.50
33	D	402	CLA	CMC-C2C	-2.04	1.46	1.50
33	2	317	CLA	CMD-C2D	-2.03	1.46	1.50
33	7	308	CLA	CMD-C2D	-2.03	1.46	1.50
33	b	605	CLA	CMC-C2C	-2.03	1.46	1.50
33	6	310	CLA	CMC-C2C	-2.03	1.46	1.50
33	9	306	CLA	CMD-C2D	-2.03	1.46	1.50
33	8	308	CLA	CMD-C2D	-2.03	1.46	1.50
45	1	301	A86	C32-C31	-2.03	1.51	1.54
33	9	314	CLA	CMD-C2D	-2.03	1.46	1.50
33	B	615	CLA	CMC-C2C	-2.03	1.46	1.50
33	7	309	CLA	CMC-C2C	-2.03	1.46	1.50
33	c	504	CLA	CMC-C2C	-2.03	1.46	1.50
33	3	307	CLA	CMD-C2D	-2.03	1.46	1.50

*Continued on next page...*

*Continued from previous page...*

Mol	Chain	Res	Type	Atoms	Z	Observed(Å)	Ideal(Å)
33	B	605	CLA	CMC-C2C	-2.03	1.46	1.50
33	C	511	CLA	CMC-C2C	-2.03	1.46	1.50
33	3	303	CLA	CMC-C2C	-2.03	1.46	1.50
33	b	609	CLA	CMC-C2C	-2.03	1.46	1.50
33	a	411	CLA	CMC-C2C	-2.03	1.46	1.50
33	0	311	CLA	CMD-C2D	-2.03	1.46	1.50
33	d	409	CLA	CMC-C2C	-2.03	1.46	1.50
33	C	502	CLA	CMC-C2C	-2.03	1.46	1.50
33	c	512	CLA	CMC-C2C	-2.03	1.46	1.50
33	3	305	CLA	CMC-C2C	-2.03	1.46	1.50
33	8	312	CLA	CMD-C2D	-2.03	1.46	1.50
33	3	305	CLA	CMD-C2D	-2.03	1.46	1.50
33	B	610	CLA	C3B-C2B	-2.03	1.37	1.40
33	B	602	CLA	CMC-C2C	-2.03	1.46	1.50
33	8	316	CLA	CMD-C2D	-2.03	1.46	1.50
33	0	307	CLA	CMD-C2D	-2.03	1.46	1.50
33	c	513	CLA	CMC-C2C	-2.03	1.46	1.50
30	B	617	BCR	C33-C5	-2.02	1.47	1.50
33	0	309	CLA	CMD-C2D	-2.02	1.46	1.50
33	A	408	CLA	CMC-C2C	-2.02	1.46	1.50
33	3	312	CLA	CMD-C2D	-2.02	1.46	1.50
33	a	408	CLA	CMC-C2C	-2.02	1.46	1.50
39	C	521	LMG	O7-C8	-2.02	1.41	1.46
45	5	307	A86	C32-C31	-2.02	1.51	1.54
37	i	101	SQD	O4-C4	-2.02	1.38	1.43
33	B	601	CLA	C3B-C2B	-2.02	1.37	1.40
33	d	402	CLA	CMC-C2C	-2.02	1.46	1.50
33	B	607	CLA	CMC-C2C	-2.02	1.46	1.50
33	b	611	CLA	CMC-C2C	-2.02	1.46	1.50
33	4	306	CLA	CMC-C2C	-2.02	1.46	1.50
33	c	502	CLA	C3B-C2B	-2.02	1.37	1.40
33	7	305	CLA	CMD-C2D	-2.02	1.46	1.50
37	T	103	SQD	O2-C2	-2.02	1.38	1.43
33	6	307	CLA	CMD-C2D	-2.02	1.46	1.50
48	7	302	ET4	C37-C38	-2.02	1.47	1.51
30	D	407	BCR	C33-C5	-2.01	1.47	1.50
37	a	413	SQD	O3-C3	-2.01	1.38	1.43
33	4	308	CLA	CMD-C2D	-2.01	1.46	1.50
33	w	303	CLA	CMD-C2D	-2.01	1.46	1.50
33	2	307	CLA	CMD-C2D	-2.01	1.46	1.50
33	2	312	CLA	CMD-C2D	-2.01	1.46	1.50
30	b	618	BCR	C33-C5	-2.01	1.47	1.50

*Continued on next page...*

*Continued from previous page...*

Mol	Chain	Res	Type	Atoms	Z	Observed(Å)	Ideal(Å)
39	b	621	LMG	O7-C8	-2.01	1.41	1.46
33	A	405	CLA	CMC-C2C	-2.01	1.46	1.50
45	6	301	A86	C13-C11	-2.01	1.45	1.49
33	9	317	CLA	CMC-C2C	-2.01	1.46	1.50
33	C	502	CLA	MG-ND	-2.01	2.01	2.05
33	2	310	CLA	CMD-C2D	-2.01	1.46	1.50
33	a	408	CLA	C3B-C2B	-2.01	1.37	1.40
33	c	502	CLA	CMC-C2C	-2.01	1.46	1.50
33	8	314	CLA	CMD-C2D	-2.01	1.46	1.50
33	1	309	CLA	CMD-C2D	-2.01	1.46	1.50
33	1	313	CLA	CMD-C2D	-2.01	1.46	1.50
33	B	613	CLA	MG-ND	-2.01	2.01	2.05
33	4	312	CLA	CMD-C2D	-2.01	1.46	1.50
33	0	305	CLA	CMD-C2D	-2.01	1.46	1.50
33	9	316	CLA	CMD-C2D	-2.01	1.46	1.50
30	H	101	BCR	C33-C5	-2.01	1.47	1.50
33	c	507	CLA	CMC-C2C	-2.01	1.46	1.50
36	D	409	LHG	O6-C4	-2.00	1.39	1.44
33	4	313	CLA	CMD-C2D	-2.00	1.46	1.50
33	2	315	CLA	CMD-C2D	-2.00	1.46	1.50
48	7	302	ET4	C38-C33	2.00	1.37	1.34
33	8	311	CLA	CMD-C2D	-2.00	1.46	1.50
33	4	316	CLA	CMC-C2C	-2.00	1.46	1.50
33	9	310	CLA	CMD-C2D	-2.00	1.46	1.50
37	i	101	SQD	O3-C3	-2.00	1.38	1.43
33	c	503	CLA	CMC-C2C	-2.00	1.46	1.50
48	0	302	ET4	C01-C06	2.00	1.56	1.53

All (2908) bond angle outliers are listed below:

Mol	Chain	Res	Type	Atoms	Z	Observed(°)	Ideal(°)
45	5	302	A86	C23-C16-C22	-71.43	2.00	107.37
45	6	304	A86	C23-C16-C22	-71.27	2.25	107.37
45	5	303	A86	C23-C16-C22	-70.78	2.97	107.37
45	4	302	A86	C23-C16-C22	-70.28	3.70	107.37
45	5	307	A86	C23-C16-C22	-68.88	5.76	107.37
45	6	302	A86	C23-C16-C22	-67.81	7.35	107.37
45	5	304	A86	C23-C16-C22	-66.19	9.74	107.37
45	5	301	A86	C23-C16-C22	-64.87	11.69	107.37
45	6	301	A86	C23-C16-C22	-63.75	13.33	107.37
45	6	305	A86	C23-C16-C22	-44.89	41.16	107.37
45	6	301	A86	O1-C20-C19	38.28	142.14	113.38

*Continued on next page...*

*Continued from previous page...*

Mol	Chain	Res	Type	Atoms	Z	Observed(°)	Ideal(°)
45	6	306	A86	C23-C16-C22	-36.49	53.55	107.37
45	4	302	A86	O1-C20-C19	36.28	140.64	113.38
45	6	303	A86	O1-C20-C19	35.69	140.19	113.38
45	5	306	A86	O1-C20-C19	35.51	140.06	113.38
45	6	305	A86	O1-C20-C19	35.31	139.91	113.38
45	5	304	A86	O1-C15-C14	-33.62	45.73	113.21
45	6	304	A86	O1-C20-C19	32.84	138.05	113.38
45	5	305	A86	O1-C20-C19	32.80	138.02	113.38
45	5	306	A86	C23-C16-C17	-32.30	52.87	108.98
45	6	306	A86	O1-C20-C19	31.71	137.21	113.38
45	6	306	A86	O1-C15-C14	-30.85	51.29	113.21
45	6	303	A86	C23-C16-C17	-30.67	55.69	108.98
45	6	302	A86	O1-C20-C19	-28.37	92.07	113.38
45	5	302	A86	O1-C20-C19	28.14	134.52	113.38
45	6	303	A86	C34-O4-C38	27.41	168.98	117.90
45	5	303	A86	O1-C15-C14	-27.21	58.61	113.21
45	5	301	A86	O1-C20-C19	26.21	133.07	113.38
45	5	302	A86	O1-C15-C14	-24.59	63.86	113.21
45	5	302	A86	C34-O4-C38	23.99	162.59	117.90
45	5	307	A86	O1-C20-C19	23.68	131.17	113.38
45	5	303	A86	C34-O4-C38	23.48	161.65	117.90
45	5	301	A86	O1-C15-C14	-23.20	66.66	113.21
45	5	307	A86	C34-O4-C38	21.93	158.76	117.90
45	5	307	A86	O1-C15-C14	-21.52	70.01	113.21
45	5	304	A86	O1-C20-C19	20.70	128.93	113.38
45	4	302	A86	O4-C34-C35	-20.31	57.00	107.59
45	6	302	A86	O1-C15-C14	-20.27	72.52	113.21
45	5	305	A86	C23-C16-C22	20.11	137.03	107.37
45	6	304	A86	O1-C15-C14	-19.45	74.17	113.21
45	6	305	A86	C23-C16-C17	-18.53	76.78	108.98
45	6	301	A86	C35-C34-C33	-18.40	77.77	109.88
45	4	302	A86	O4-C34-C33	18.19	152.88	107.59
45	5	303	A86	O1-C20-C19	18.06	126.95	113.38
45	5	301	A86	C34-O4-C38	17.41	150.33	117.90
45	5	305	A86	O1-C15-C14	-16.32	80.46	113.21
45	6	304	A86	C34-O4-C38	15.85	147.44	117.90
45	5	301	A86	C35-C34-C33	-15.08	83.56	109.88
45	6	303	A86	O1-C15-C14	-14.59	83.93	113.21
45	6	305	A86	O1-C15-C14	-13.16	86.81	113.21
45	4	302	A86	C34-O4-C38	-12.69	94.25	117.90
45	6	306	A86	C34-O4-C38	12.58	141.33	117.90
45	6	306	A86	C23-C16-C17	-12.36	87.51	108.98

*Continued on next page...*

*Continued from previous page...*

Mol	Chain	Res	Type	Atoms	Z	Observed(°)	Ideal(°)
45	6	301	A86	O4-C34-C33	11.91	137.25	107.59
45	6	301	A86	O4-C34-C35	11.83	137.06	107.59
45	5	307	A86	C35-C34-C33	-11.71	89.45	109.88
45	6	301	A86	C20-C19-C18	-11.20	90.60	112.75
45	6	301	A86	C23-C16-C17	-11.07	89.75	108.98
45	5	305	A86	C35-C34-C33	-11.01	90.67	109.88
45	5	306	A86	C35-C34-C33	-10.67	91.26	109.88
45	5	306	A86	C23-C16-C22	10.60	123.00	107.37
45	6	301	A86	O1-C15-C14	-10.57	91.99	113.21
45	6	302	A86	C35-C34-C33	-10.45	91.64	109.88
45	4	302	A86	C33-C32-C31	10.22	119.14	109.21
45	6	303	A86	C23-C16-C22	-10.20	92.33	107.37
45	5	301	A86	O4-C34-C33	10.18	132.95	107.59
45	5	301	A86	O4-C34-C35	10.10	132.74	107.59
45	4	302	A86	C23-C16-C17	-9.77	92.01	108.98
45	4	302	A86	C20-C19-C18	-9.74	93.47	112.75
45	5	304	A86	C35-C34-C33	-9.46	93.38	109.88
45	5	304	A86	C14-C15-C16	9.42	154.81	118.75
45	6	306	A86	C35-C34-C33	-9.40	93.48	109.88
45	4	302	A86	C22-C16-C17	-9.26	92.90	108.98
45	4	302	A86	O1-C15-C14	-9.22	94.70	113.21
46	4	303	DD6	C10-C9-C8	9.21	151.95	123.22
45	6	305	A86	C35-C34-C33	-9.06	94.07	109.88
45	5	305	A86	C19-C18-C17	-8.91	93.56	110.77
45	5	306	A86	C20-C19-C18	-8.66	95.62	112.75
45	5	306	A86	C22-C16-C17	-8.50	94.21	108.98
46	4	303	DD6	C9-C10-C11	8.39	139.28	127.31
45	6	301	A86	C22-C16-C17	-8.31	94.54	108.98
45	5	306	A86	O1-C15-C14	-8.23	96.70	113.21
45	4	302	A86	C41-C32-C40	-8.17	83.44	108.53
45	9	302	A86	O1-C20-C19	-8.12	107.28	113.38
45	6	306	A86	C14-C15-C16	8.11	149.82	118.75
45	2	302	A86	O1-C20-C19	-8.11	107.29	113.38
46	8	304	DD6	C4-C5-C6	-8.02	115.86	127.31
45	5	302	A86	C35-C34-C33	-7.99	95.94	109.88
45	6	305	A86	C22-C16-C17	-7.84	95.36	108.98
45	5	303	A86	C35-C34-C33	-7.79	96.28	109.88
45	5	301	A86	C23-C16-C17	-7.75	95.52	108.98
45	5	303	A86	C14-C15-C16	7.66	148.10	118.75
46	4	303	DD6	C9-C8-C6	7.64	147.88	126.42
46	8	304	DD6	C14-C13-C11	-7.54	113.83	125.53
45	7	303	A86	O1-C20-C19	-7.51	107.74	113.38

*Continued on next page...*

*Continued from previous page...*

Mol	Chain	Res	Type	Atoms	Z	Observed(°)	Ideal(°)
45	6	303	A86	C35-C34-C33	-7.46	96.86	109.88
45	6	304	A86	C20-C19-C18	-7.44	98.02	112.75
45	5	305	A86	C22-C16-C17	-7.44	96.06	108.98
45	6	305	A86	C20-C19-C18	-7.41	98.09	112.75
33	b	613	CLA	C4A-NA-C1A	7.32	110.00	106.71
33	d	402	CLA	C4A-NA-C1A	7.31	109.99	106.71
33	B	612	CLA	C4A-NA-C1A	7.26	109.97	106.71
33	1	310	CLA	C4A-NA-C1A	7.18	109.93	106.71
45	4	304	A86	O1-C20-C19	-7.14	108.02	113.38
33	8	310	CLA	C4A-NA-C1A	7.12	109.91	106.71
33	c	509	CLA	C4A-NA-C1A	7.11	109.90	106.71
47	0	306	KC2	CHB-C1B-NB	7.10	130.98	124.45
45	6	306	A86	C22-C16-C17	-7.09	96.66	108.98
33	8	308	CLA	C4A-NA-C1A	7.09	109.89	106.71
47	4	307	KC2	CHB-C1B-NB	7.09	130.97	124.45
33	C	507	CLA	C4A-NA-C1A	7.09	109.89	106.71
46	1	304	DD6	C4-C5-C6	-7.08	117.21	127.31
47	6	309	KC2	CHB-C1B-NB	7.08	130.96	124.45
45	5	305	A86	O4-C34-C35	-7.05	97.49	107.66
47	7	306	KC2	CHB-C1B-NB	7.04	130.92	124.45
45	5	306	A86	C34-O4-C38	7.04	131.01	117.90
47	5	310	KC2	CHB-C1B-NB	7.01	130.89	124.45
45	4	301	A86	O1-C20-C19	-6.99	108.13	113.38
45	6	306	A86	C19-C18-C17	-6.99	97.28	110.77
33	a	411	CLA	C4A-NA-C1A	6.97	109.84	106.71
45	0	303	A86	O1-C20-C19	-6.92	108.18	113.38
46	1	303	DD6	C9-C10-C11	-6.92	117.44	127.31
33	0	311	CLA	C4A-NA-C1A	6.91	109.81	106.71
46	8	303	DD6	C9-C10-C11	-6.90	117.46	127.31
33	c	507	CLA	C4A-NA-C1A	6.90	109.81	106.71
45	6	302	A86	C20-C19-C18	6.88	126.36	112.75
33	5	309	CLA	C4A-NA-C1A	6.88	109.80	106.71
33	b	617	CLA	C4A-NA-C1A	6.87	109.79	106.71
33	6	311	CLA	C4A-NA-C1A	6.85	109.79	106.71
33	3	302	CLA	C4A-NA-C1A	6.85	109.79	106.71
33	C	509	CLA	C4A-NA-C1A	6.85	109.78	106.71
33	6	307	CLA	C4A-NA-C1A	6.83	109.78	106.71
33	2	306	CLA	C4A-NA-C1A	6.82	109.77	106.71
33	0	305	CLA	C4A-NA-C1A	6.82	109.77	106.71
33	6	308	CLA	C4A-NA-C1A	6.82	109.77	106.71
46	8	304	DD6	C9-C10-C11	-6.81	117.60	127.31
33	C	511	CLA	C4A-NA-C1A	6.79	109.76	106.71

*Continued on next page...*

*Continued from previous page...*

Mol	Chain	Res	Type	Atoms	Z	Observed(°)	Ideal(°)
33	C	503	CLA	C4A-NA-C1A	6.78	109.75	106.71
33	5	311	CLA	C4A-NA-C1A	6.77	109.75	106.71
47	6	309	KC2	CHC-C4B-NB	6.77	130.67	124.45
33	B	607	CLA	C4A-NA-C1A	6.76	109.75	106.71
33	4	308	CLA	C4A-NA-C1A	6.75	109.74	106.71
33	7	311	CLA	C4A-NA-C1A	6.75	109.74	106.71
33	2	315	CLA	C4A-NA-C1A	6.75	109.74	106.71
33	D	406	CLA	C4A-NA-C1A	6.74	109.74	106.71
33	C	504	CLA	C4A-NA-C1A	6.74	109.73	106.71
33	9	317	CLA	C4A-NA-C1A	6.70	109.72	106.71
33	4	315	CLA	C4A-NA-C1A	6.70	109.72	106.71
33	1	312	CLA	C4A-NA-C1A	6.70	109.72	106.71
33	0	304	CLA	C4A-NA-C1A	6.69	109.72	106.71
33	c	504	CLA	C4A-NA-C1A	6.68	109.71	106.71
33	8	312	CLA	C4A-NA-C1A	6.68	109.71	106.71
33	1	308	CLA	C4A-NA-C1A	6.68	109.71	106.71
33	7	313	CLA	C4A-NA-C1A	6.68	109.71	106.71
45	6	302	A86	C34-O4-C38	6.67	130.33	117.90
33	b	610	CLA	C4A-NA-C1A	6.67	109.71	106.71
33	9	306	CLA	C4A-NA-C1A	6.67	109.71	106.71
33	6	315	CLA	C4A-NA-C1A	6.67	109.70	106.71
33	c	513	CLA	C4A-NA-C1A	6.66	109.70	106.71
33	8	309	CLA	C4A-NA-C1A	6.66	109.70	106.71
33	A	408	CLA	C4A-NA-C1A	6.64	109.69	106.71
33	3	319	CLA	C4A-NA-C1A	6.64	109.69	106.71
33	c	503	CLA	C4A-NA-C1A	6.64	109.69	106.71
33	3	307	CLA	C4A-NA-C1A	6.64	109.69	106.71
33	0	310	CLA	C4A-NA-C1A	6.63	109.69	106.71
33	0	313	CLA	C4A-NA-C1A	6.63	109.69	106.71
33	4	310	CLA	C4A-NA-C1A	6.62	109.68	106.71
47	4	307	KC2	CHC-C4B-NB	6.61	130.53	124.45
33	c	511	CLA	C4A-NA-C1A	6.61	109.68	106.71
47	5	310	KC2	CHC-C4B-NB	6.59	130.51	124.45
33	b	608	CLA	C4A-NA-C1A	6.59	109.67	106.71
33	8	315	CLA	C4A-NA-C1A	6.59	109.67	106.71
33	C	513	CLA	C4A-NA-C1A	6.58	109.67	106.71
47	7	306	KC2	CHC-C4B-NB	6.58	130.50	124.45
33	9	315	CLA	C4A-NA-C1A	6.57	109.66	106.71
33	3	312	CLA	C4A-NA-C1A	6.57	109.66	106.71
33	C	512	CLA	C4A-NA-C1A	6.56	109.66	106.71
33	9	308	CLA	C4A-NA-C1A	6.56	109.66	106.71
33	2	309	CLA	C4A-NA-C1A	6.56	109.66	106.71

*Continued on next page...*



*Continued from previous page...*

Mol	Chain	Res	Type	Atoms	Z	Observed(°)	Ideal(°)
33	0	307	CLA	C4A-NA-C1A	6.56	109.65	106.71
33	1	305	CLA	C4A-NA-C1A	6.55	109.65	106.71
33	9	311	CLA	C4A-NA-C1A	6.54	109.65	106.71
33	3	305	CLA	C4A-NA-C1A	6.54	109.65	106.71
33	3	306	CLA	C4A-NA-C1A	6.54	109.64	106.71
33	1	315	CLA	C4A-NA-C1A	6.54	109.64	106.71
33	9	312	CLA	C4A-NA-C1A	6.53	109.64	106.71
33	2	308	CLA	C4A-NA-C1A	6.53	109.64	106.71
33	4	309	CLA	C4A-NA-C1A	6.52	109.64	106.71
33	1	306	CLA	C4A-NA-C1A	6.52	109.64	106.71
33	B	610	CLA	C4A-NA-C1A	6.51	109.64	106.71
33	B	601	CLA	C4A-NA-C1A	6.51	109.63	106.71
33	6	310	CLA	C4A-NA-C1A	6.51	109.63	106.71
33	7	310	CLA	C4A-NA-C1A	6.51	109.63	106.71
33	b	611	CLA	C4A-NA-C1A	6.51	109.63	106.71
33	A	405	CLA	C4A-NA-C1A	6.50	109.63	106.71
33	8	314	CLA	C4A-NA-C1A	6.50	109.63	106.71
33	A	404	CLA	C4A-NA-C1A	6.50	109.63	106.71
33	7	304	CLA	C4A-NA-C1A	6.50	109.63	106.71
33	9	309	CLA	C4A-NA-C1A	6.49	109.63	106.71
33	4	305	CLA	C4A-NA-C1A	6.49	109.62	106.71
33	0	309	CLA	C4A-NA-C1A	6.49	109.62	106.71
33	2	317	CLA	C4A-NA-C1A	6.48	109.62	106.71
33	4	311	CLA	C4A-NA-C1A	6.48	109.62	106.71
33	8	305	CLA	C4A-NA-C1A	6.48	109.62	106.71
45	6	303	A86	C4-C3-C2	-6.48	110.21	123.47
44	3	310	KC1	CHB-C1B-NB	6.48	130.41	124.45
33	b	602	CLA	C4A-NA-C1A	6.47	109.62	106.71
33	8	306	CLA	C4A-NA-C1A	6.47	109.62	106.71
33	H	103	CLA	C4A-NA-C1A	6.47	109.61	106.71
33	5	314	CLA	C4A-NA-C1A	6.47	109.61	106.71
45	6	303	A86	C22-C16-C17	-6.47	97.75	108.98
33	2	311	CLA	C4A-NA-C1A	6.45	109.61	106.71
33	1	314	CLA	C4A-NA-C1A	6.45	109.61	106.71
33	5	317	CLA	C4A-NA-C1A	6.44	109.60	106.71
44	6	314	KC1	CHB-C1B-NB	6.44	130.38	124.45
33	d	409	CLA	C4A-NA-C1A	6.44	109.60	106.71
33	5	312	CLA	C4A-NA-C1A	6.44	109.60	106.71
33	5	308	CLA	C4A-NA-C1A	6.44	109.60	106.71
33	B	604	CLA	C4A-NA-C1A	6.43	109.60	106.71
33	2	314	CLA	C4A-NA-C1A	6.43	109.60	106.71
33	b	612	CLA	C4A-NA-C1A	6.43	109.59	106.71

*Continued on next page...*



*Continued from previous page...*

Mol	Chain	Res	Type	Atoms	Z	Observed(°)	Ideal(°)
33	8	311	CLA	C4A-NA-C1A	6.43	109.59	106.71
33	1	309	CLA	C4A-NA-C1A	6.42	109.59	106.71
33	3	311	CLA	C4A-NA-C1A	6.41	109.59	106.71
33	8	316	CLA	C4A-NA-C1A	6.40	109.58	106.71
33	9	313	CLA	C4A-NA-C1A	6.39	109.58	106.71
33	6	312	CLA	C4A-NA-C1A	6.39	109.58	106.71
33	7	305	CLA	C4A-NA-C1A	6.39	109.58	106.71
33	a	407	CLA	C4A-NA-C1A	6.39	109.58	106.71
33	2	305	CLA	C4A-NA-C1A	6.39	109.58	106.71
46	9	304	DD6	C4-C5-C6	-6.38	118.20	127.31
33	7	309	CLA	C4A-NA-C1A	6.38	109.58	106.71
33	1	316	CLA	C4A-NA-C1A	6.38	109.58	106.71
33	B	616	CLA	C4A-NA-C1A	6.37	109.57	106.71
33	3	313	CLA	C4A-NA-C1A	6.37	109.57	106.71
46	2	304	DD6	C4-C5-C6	-6.37	118.22	127.31
33	D	402	CLA	C4A-NA-C1A	6.37	109.57	106.71
33	7	314	CLA	C4A-NA-C1A	6.36	109.57	106.71
33	C	501	CLA	C4A-NA-C1A	6.36	109.56	106.71
33	1	311	CLA	C4A-NA-C1A	6.35	109.56	106.71
44	6	314	KC1	CHC-C4B-NB	6.35	130.29	124.45
33	6	313	CLA	C4A-NA-C1A	6.35	109.56	106.71
45	4	302	A86	C35-C34-C33	6.34	120.95	109.88
33	9	310	CLA	C4A-NA-C1A	6.34	109.56	106.71
33	c	512	CLA	C4A-NA-C1A	6.34	109.56	106.71
33	2	316	CLA	C4A-NA-C1A	6.34	109.56	106.71
47	0	306	KC2	CHC-C4B-NB	6.33	130.27	124.45
33	0	308	CLA	C4A-NA-C1A	6.33	109.55	106.71
46	2	303	DD6	O1-C20-C21	6.33	122.64	115.06
33	b	607	CLA	C4A-NA-C1A	6.32	109.55	106.71
33	5	313	CLA	C4A-NA-C1A	6.32	109.55	106.71
33	9	305	CLA	C4A-NA-C1A	6.32	109.55	106.71
46	9	303	DD6	O1-C20-C21	6.31	122.62	115.06
33	a	408	CLA	C4A-NA-C1A	6.31	109.54	106.71
33	9	316	CLA	C4A-NA-C1A	6.31	109.54	106.71
33	4	313	CLA	C4A-NA-C1A	6.31	109.54	106.71
46	2	304	DD6	C9-C10-C11	-6.30	118.31	127.31
33	z	101	CLA	C4A-NA-C1A	6.30	109.54	106.71
33	3	308	CLA	C4A-NA-C1A	6.30	109.54	106.71
33	b	616	CLA	C4A-NA-C1A	6.30	109.54	106.71
33	2	312	CLA	C4A-NA-C1A	6.29	109.54	106.71
33	C	510	CLA	C4A-NA-C1A	6.29	109.53	106.71
33	4	312	CLA	C4A-NA-C1A	6.29	109.53	106.71

*Continued on next page...*

*Continued from previous page...*

Mol	Chain	Res	Type	Atoms	Z	Observed(°)	Ideal(°)
33	1	313	CLA	C4A-NA-C1A	6.28	109.53	106.71
33	7	307	CLA	C4A-NA-C1A	6.28	109.53	106.71
33	9	314	CLA	C4A-NA-C1A	6.27	109.53	106.71
46	9	304	DD6	C9-C10-C11	-6.27	118.36	127.31
33	4	316	CLA	C4A-NA-C1A	6.26	109.52	106.71
33	3	304	CLA	C4A-NA-C1A	6.25	109.52	106.71
33	4	306	CLA	C4A-NA-C1A	6.25	109.52	106.71
33	6	316	CLA	C4A-NA-C1A	6.25	109.52	106.71
33	5	316	CLA	C4A-NA-C1A	6.24	109.51	106.71
33	7	312	CLA	C4A-NA-C1A	6.24	109.51	106.71
33	2	310	CLA	C4A-NA-C1A	6.24	109.51	106.71
33	8	307	CLA	C4A-NA-C1A	6.24	109.51	106.71
33	c	502	CLA	C4A-NA-C1A	6.23	109.51	106.71
33	c	510	CLA	C4A-NA-C1A	6.22	109.50	106.71
33	0	312	CLA	C4A-NA-C1A	6.22	109.50	106.71
33	7	308	CLA	C4A-NA-C1A	6.21	109.50	106.71
33	8	313	CLA	C4A-NA-C1A	6.21	109.50	106.71
33	C	506	CLA	C4A-NA-C1A	6.20	109.49	106.71
33	1	307	CLA	C4A-NA-C1A	6.19	109.49	106.71
45	5	307	A86	C20-C19-C18	-6.18	100.52	112.75
33	B	614	CLA	C4A-NA-C1A	6.17	109.48	106.71
33	B	613	CLA	C4A-NA-C1A	6.14	109.47	106.71
33	Z	101	CLA	C4A-NA-C1A	6.14	109.47	106.71
33	3	309	CLA	C4A-NA-C1A	6.13	109.46	106.71
33	c	508	CLA	C4A-NA-C1A	6.13	109.46	106.71
33	b	615	CLA	C4A-NA-C1A	6.12	109.46	106.71
45	6	304	A86	C35-C34-C33	-6.11	99.22	109.88
33	b	609	CLA	C4A-NA-C1A	6.08	109.44	106.71
33	b	605	CLA	C4A-NA-C1A	6.07	109.43	106.71
45	6	301	A86	C34-O4-C38	6.06	129.19	117.90
33	3	303	CLA	C4A-NA-C1A	6.04	109.42	106.71
33	c	506	CLA	C4A-NA-C1A	6.04	109.42	106.71
45	5	305	A86	O1-C20-C21	-6.04	107.82	115.06
33	4	314	CLA	C4A-NA-C1A	6.02	109.41	106.71
33	W	303	CLA	C4A-NA-C1A	6.02	109.41	106.71
44	5	315	KC1	CHC-C4B-NB	6.01	129.98	124.45
46	8	303	DD6	C4-C5-C6	-6.01	118.74	127.31
33	B	608	CLA	C4A-NA-C1A	6.00	109.40	106.71
46	1	303	DD6	C4-C5-C6	-5.99	118.76	127.31
45	5	301	A86	C14-C15-C16	5.99	141.68	118.75
33	B	602	CLA	C4A-NA-C1A	5.97	109.39	106.71
33	2	307	CLA	C4A-NA-C1A	5.96	109.39	106.71

*Continued on next page...*

*Continued from previous page...*

Mol	Chain	Res	Type	Atoms	Z	Observed(°)	Ideal(°)
46	2	304	DD6	C21-C20-C19	5.96	120.98	114.28
46	9	304	DD6	C21-C20-C19	5.95	120.98	114.28
45	7	301	A86	C4-C5-C6	-5.95	118.83	127.31
45	6	302	A86	C4-C3-C2	-5.93	111.33	123.47
46	2	303	DD6	C4-C5-C6	-5.92	118.86	127.31
46	9	303	DD6	C4-C5-C6	-5.92	118.86	127.31
45	0	301	A86	C4-C5-C6	-5.90	118.88	127.31
45	6	301	A86	O1-C20-C21	-5.90	107.99	115.06
33	D	405	CLA	C4A-NA-C1A	5.89	109.35	106.71
45	5	305	A86	C25-C26-C27	-5.83	118.99	127.31
33	B	615	CLA	C4A-NA-C1A	5.82	109.32	106.71
33	9	307	CLA	C4A-NA-C1A	5.79	109.31	106.71
33	C	508	CLA	C4A-NA-C1A	5.79	109.31	106.71
44	3	310	KC1	CHC-C4B-NB	5.79	129.78	124.45
33	b	614	CLA	C4A-NA-C1A	5.77	109.30	106.71
33	d	401	CLA	C4A-NA-C1A	5.76	109.30	106.71
33	w	303	CLA	C4A-NA-C1A	5.75	109.29	106.71
45	6	305	A86	O1-C20-C21	-5.75	108.17	115.06
45	6	303	A86	C20-C19-C18	-5.75	101.38	112.75
33	B	606	CLA	C4A-NA-C1A	5.75	109.29	106.71
46	1	304	DD6	C21-C20-C19	5.73	120.73	114.28
44	5	315	KC1	CHB-C1B-NB	5.72	129.71	124.45
36	7	316	LHG	O4-P-O5	5.70	133.00	110.68
36	5	318	LHG	O4-P-O5	5.68	132.92	110.68
45	6	304	A86	C22-C16-C17	-5.67	99.13	108.98
33	b	604	CLA	C4A-NA-C1A	5.66	109.25	106.71
45	6	304	A86	C23-C16-C17	-5.66	99.16	108.98
36	0	315	LHG	O4-P-O5	5.65	132.78	110.68
45	5	302	A86	C14-C15-C16	5.65	140.37	118.75
30	c	515	BCR	C20-C21-C22	-5.64	119.26	127.31
30	C	515	BCR	C20-C21-C22	-5.61	119.31	127.31
33	B	609	CLA	C4A-NA-C1A	5.61	109.23	106.71
33	C	502	CLA	C4A-NA-C1A	5.59	109.22	106.71
45	1	302	A86	C33-C32-C31	5.58	114.63	109.21
45	5	307	A86	O1-C20-C21	-5.57	108.38	115.06
45	8	302	A86	C33-C32-C31	5.56	114.62	109.21
45	6	304	A86	O1-C20-C21	-5.55	108.41	115.06
33	B	603	CLA	C4A-NA-C1A	5.53	109.19	106.71
33	c	501	CLA	C4A-NA-C1A	5.49	109.17	106.71
45	5	306	A86	O1-C20-C21	-5.48	108.50	115.06
48	0	302	ET4	C27-C09-C10	-5.39	115.37	122.92
45	6	305	A86	C3-C2-C1	-5.38	119.63	127.31

*Continued on next page...*

*Continued from previous page...*

Mol	Chain	Res	Type	Atoms	Z	Observed(°)	Ideal(°)
45	5	302	A86	C3-C2-C1	-5.38	119.64	127.31
45	5	305	A86	C3-C2-C1	-5.36	119.66	127.31
45	5	302	A86	O1-C20-C21	-5.36	108.64	115.06
37	T	103	SQD	O7-S-C6	5.35	113.30	106.94
45	4	301	A86	C4-C5-C6	-5.35	119.67	127.31
33	c	505	CLA	C4A-NA-C1A	5.33	109.10	106.71
45	5	307	A86	C19-C18-C17	5.33	121.06	110.77
45	8	301	A86	O1-C20-C21	-5.33	108.67	115.06
45	2	302	A86	C4-C5-C6	-5.31	119.73	127.31
45	9	302	A86	C4-C5-C6	-5.31	119.74	127.31
48	7	302	ET4	C29-C22-C23	5.31	127.35	116.84
45	5	307	A86	C25-C26-C27	-5.30	119.75	127.31
48	7	302	ET4	C27-C09-C10	-5.30	115.50	122.92
45	5	304	A86	C25-C26-C27	-5.30	119.75	127.31
48	0	302	ET4	C30-C18-C17	-5.29	115.52	122.92
33	B	605	CLA	C4A-NA-C1A	5.28	109.08	106.71
45	7	303	A86	O1-C20-C21	-5.28	108.73	115.06
45	5	303	A86	C22-C16-C17	-5.28	99.81	108.98
45	6	305	A86	C25-C26-C27	-5.28	119.78	127.31
45	2	301	A86	C4-C5-C6	-5.28	119.78	127.31
35	A	410	BCT	O2-C-O1	5.27	133.22	119.55
45	5	304	A86	C22-C16-C17	-5.27	99.82	108.98
45	3	314	A86	C3-C2-C1	-5.27	119.79	127.31
42	e	101	HEM	CHC-C4B-NB	5.26	130.15	124.43
33	b	606	CLA	C4A-NA-C1A	5.24	109.06	106.71
47	4	307	KC2	C4B-CHC-C1C	-5.24	114.75	126.06
47	4	307	KC2	C1A-NA-C4A	-5.24	104.35	106.71
45	6	302	A86	C14-C15-C16	5.21	138.72	118.75
48	0	302	ET4	C29-C22-C23	5.21	127.16	116.84
45	5	302	A86	C4-C5-C6	-5.21	119.88	127.31
45	9	301	A86	C4-C5-C6	-5.20	119.89	127.31
42	V	201	HEM	CHC-C4B-NB	5.20	130.08	124.43
45	4	302	A86	O1-C20-C21	-5.18	108.84	115.06
45	5	305	A86	O4-C38-O5	-5.17	118.98	125.57
45	8	302	A86	C25-C26-C27	-5.17	119.93	127.31
45	1	302	A86	C25-C26-C27	-5.17	119.93	127.31
41	d	404	PL9	C7-C3-C4	5.17	121.08	116.88
45	5	303	A86	C23-C16-C17	-5.16	100.01	108.98
45	3	314	A86	C41-C32-C31	-5.16	105.86	110.47
45	7	301	A86	O1-C20-C21	-5.15	108.88	115.06
45	0	301	A86	O1-C20-C21	-5.15	108.89	115.06
45	5	302	A86	C21-C20-C19	-5.14	108.50	114.28

*Continued on next page...*

*Continued from previous page...*

Mol	Chain	Res	Type	Atoms	Z	Observed(°)	Ideal(°)
33	B	611	CLA	C4A-NA-C1A	5.12	109.01	106.71
45	5	302	A86	C20-C19-C18	-5.12	102.63	112.75
45	8	301	A86	C3-C2-C1	-5.12	120.01	127.31
45	6	302	A86	C22-C16-C17	5.11	117.86	108.98
41	D	408	PL9	C7-C3-C4	5.11	121.03	116.88
45	5	307	A86	C3-C2-C1	-5.09	120.04	127.31
45	5	305	A86	C4-C5-C6	-5.09	120.05	127.31
45	6	303	A86	O1-C20-C21	-5.09	108.96	115.06
37	T	101	SQD	C1-O5-C5	5.09	123.67	113.69
45	5	305	A86	C23-C16-C17	-5.07	100.18	108.98
35	a	402	BCT	O2-C-O1	5.07	132.69	119.55
46	3	315	DD6	C4-C5-C6	-5.06	120.08	127.31
46	1	304	DD6	C9-C10-C11	-5.06	120.09	127.31
45	6	303	A86	C3-C2-C1	-5.05	120.11	127.31
46	4	303	DD6	C37-C36-C31	-5.05	117.49	124.35
37	B	622	SQD	C1-O5-C5	5.04	123.59	113.69
45	7	303	A86	C3-C2-C1	-5.04	120.12	127.31
45	4	302	A86	C3-C2-C1	-5.03	120.14	127.31
45	6	302	A86	C3-C2-C1	-5.01	120.16	127.31
45	5	305	A86	O4-C34-C33	-5.00	100.44	107.66
37	t	102	SQD	C1-O5-C5	5.00	123.50	113.69
46	1	304	DD6	O1-C20-C19	-4.99	109.63	113.38
45	6	302	A86	C25-C26-C27	-4.99	120.19	127.31
45	5	302	A86	C25-C26-C27	-4.98	120.20	127.31
46	1	304	DD6	C14-C13-C11	-4.97	117.82	125.53
46	9	303	DD6	C21-C20-C19	-4.96	108.70	114.28
45	3	314	A86	C4-C5-C6	-4.96	120.24	127.31
45	4	302	A86	C21-C20-C19	-4.95	108.71	114.28
45	5	301	A86	C25-C26-C27	-4.95	120.25	127.31
48	7	302	ET4	C16-C15-C14	4.95	133.60	123.47
45	6	302	A86	C4-C5-C6	-4.94	120.26	127.31
46	2	303	DD6	C21-C20-C19	-4.93	108.73	114.28
46	9	303	DD6	C3-C2-C1	-4.93	120.28	127.31
45	6	306	A86	C25-C26-C27	-4.92	120.29	127.31
45	5	301	A86	C20-C19-C18	-4.92	103.02	112.75
45	0	303	A86	O4-C38-C39	4.91	120.13	111.09
37	t	102	SQD	O7-S-C6	4.91	112.77	106.94
46	2	303	DD6	C3-C2-C1	-4.90	120.31	127.31
45	6	301	A86	C21-C20-C19	-4.89	108.78	114.28
46	3	315	DD6	C21-C20-C19	4.89	119.78	114.28
45	5	301	A86	C3-C2-C1	-4.88	120.34	127.31
45	4	302	A86	C4-C3-C2	-4.87	113.50	123.47

*Continued on next page...*

*Continued from previous page...*

Mol	Chain	Res	Type	Atoms	Z	Observed(°)	Ideal(°)
48	7	302	ET4	C30-C18-C17	-4.87	116.10	122.92
46	4	303	DD6	C4-C5-C6	-4.86	120.38	127.31
47	4	307	KC2	CHD-C4C-NC	4.85	131.57	124.20
33	C	505	CLA	C4A-NA-C1A	4.82	108.87	106.71
45	5	305	A86	C21-C20-C19	-4.82	108.86	114.28
48	0	302	ET4	C16-C15-C14	4.81	133.34	123.47
45	4	304	A86	C3-C2-C1	-4.80	120.46	127.31
45	5	306	A86	C25-C26-C27	-4.80	120.46	127.31
45	6	301	A86	C19-C18-C17	4.79	120.03	110.77
47	5	310	KC2	C4B-CHC-C1C	-4.79	115.73	126.06
37	T	101	SQD	O7-S-C6	4.79	112.63	106.94
45	4	302	A86	C25-C26-C27	-4.78	120.49	127.31
46	8	304	DD6	O1-C20-C19	4.78	116.97	113.38
45	5	303	A86	O1-C20-C21	-4.78	109.33	115.06
45	6	304	A86	C21-C20-C19	-4.77	108.91	114.28
45	4	301	A86	O4-C38-C39	4.77	119.86	111.09
46	1	303	DD6	C3-C2-C1	-4.77	120.51	127.31
45	5	304	A86	C19-C18-C17	-4.75	101.59	110.77
45	5	301	A86	C21-C20-C19	-4.75	108.94	114.28
45	5	304	A86	C3-C2-C1	-4.74	120.54	127.31
45	6	304	A86	C3-C2-C1	-4.74	120.54	127.31
46	8	303	DD6	C3-C2-C1	-4.73	120.56	127.31
45	5	307	A86	C21-C20-C19	-4.73	108.96	114.28
45	5	306	A86	C3-C2-C1	-4.72	120.57	127.31
45	5	301	A86	C4-C5-C6	-4.72	120.58	127.31
45	9	302	A86	C3-C2-C1	-4.71	120.58	127.31
44	3	310	KC1	O2D-CGD-CBD	4.71	119.63	111.27
45	5	307	A86	C4-C5-C6	-4.70	120.60	127.31
45	6	301	A86	C25-C26-C27	-4.70	120.60	127.31
47	5	310	KC2	CHD-C4C-NC	4.70	131.33	124.20
48	0	302	ET4	C19-C18-C17	4.69	126.14	118.94
45	2	302	A86	C3-C2-C1	-4.69	120.62	127.31
46	4	303	DD6	C21-C20-C19	4.69	119.55	114.28
47	0	306	KC2	C4B-CHC-C1C	-4.68	115.96	126.06
45	6	303	A86	C25-C26-C27	-4.68	120.63	127.31
45	6	301	A86	C3-C2-C1	-4.68	120.64	127.31
45	5	305	A86	C20-C19-C18	4.67	121.98	112.75
45	5	304	A86	C4-C3-C2	4.67	133.03	123.47
45	4	301	A86	O1-C20-C21	-4.67	109.47	115.06
45	6	302	A86	O1-C20-C21	-4.67	109.47	115.06
45	6	306	A86	C3-C2-C1	-4.66	120.66	127.31
33	2	310	CLA	CMB-C2B-C1B	-4.66	121.30	128.46

*Continued on next page...*



*Continued from previous page...*

Mol	Chain	Res	Type	Atoms	Z	Observed(°)	Ideal(°)
45	2	301	A86	O1-C20-C21	-4.64	109.50	115.06
45	3	314	A86	O4-C38-C39	4.64	119.62	111.09
45	7	303	A86	C4-C5-C6	-4.64	120.69	127.31
45	9	301	A86	O1-C20-C21	-4.63	109.50	115.06
47	7	306	KC2	O2D-CGD-CBD	4.63	119.50	111.27
45	3	314	A86	C33-C32-C31	4.62	113.70	109.21
47	6	309	KC2	CHD-C4C-NC	4.61	131.20	124.20
38	c	517	DGD	O3G-C3G-C2G	-4.60	99.79	110.90
47	7	306	KC2	CHD-C4C-NC	4.60	131.19	124.20
45	6	305	A86	C4-C3-C2	-4.60	114.06	123.47
46	3	315	DD6	C3-C2-C1	-4.60	120.75	127.31
47	5	310	KC2	O2D-CGD-CBD	4.59	119.43	111.27
42	V	201	HEM	C1B-NB-C4B	4.59	109.82	105.07
47	6	309	KC2	O2D-CGD-CBD	4.58	119.41	111.27
45	8	301	A86	O4-C38-C39	4.57	119.50	111.09
45	5	303	A86	C3-C2-C1	-4.57	120.79	127.31
47	7	306	KC2	C4B-CHC-C1C	-4.56	116.21	126.06
45	6	301	A86	O4-C38-C39	4.56	119.48	111.09
45	4	304	A86	O4-C38-C39	4.56	119.48	111.09
45	6	302	A86	C17-C16-C15	4.56	113.81	109.16
30	c	515	BCR	C7-C8-C9	-4.56	119.35	126.23
45	5	302	A86	O4-C38-C39	4.56	119.47	111.09
48	7	302	ET4	C19-C18-C17	4.55	125.93	118.94
45	2	301	A86	C36-C31-C32	4.55	124.21	119.70
37	B	622	SQD	O5-C5-C4	4.55	117.96	109.69
47	0	306	KC2	CHD-C4C-NC	4.55	131.10	124.20
37	T	101	SQD	O47-C7-C8	4.54	119.45	111.09
45	9	301	A86	C36-C31-C32	4.53	124.19	119.70
45	8	302	A86	O4-C38-C39	4.53	119.42	111.09
45	1	302	A86	O4-C38-C39	4.52	119.40	111.09
33	7	307	CLA	CMB-C2B-C1B	-4.51	121.53	128.46
45	6	304	A86	O4-C38-C39	4.51	119.38	111.09
46	9	304	DD6	C14-C13-C11	-4.50	118.55	125.53
45	6	306	A86	O4-C38-C39	4.50	119.36	111.09
45	5	304	A86	O4-C38-C39	4.49	119.36	111.09
33	2	313	CLA	C4A-NA-C1A	4.49	108.73	106.71
45	4	302	A86	O4-C38-C39	4.49	119.36	111.09
46	2	304	DD6	C14-C13-C11	-4.49	118.56	125.53
45	1	301	A86	C41-C32-C31	-4.49	106.46	110.47
45	2	302	A86	O1-C20-C21	-4.49	109.68	115.06
45	0	301	A86	O4-C38-C39	4.48	119.33	111.09
45	9	302	A86	O1-C20-C21	-4.48	109.69	115.06

*Continued on next page...*

*Continued from previous page...*

Mol	Chain	Res	Type	Atoms	Z	Observed(°)	Ideal(°)
45	2	302	A86	O4-C38-C39	4.48	119.33	111.09
45	9	302	A86	O4-C38-C39	4.47	119.31	111.09
45	4	301	A86	C3-C2-C1	-4.46	120.95	127.31
36	5	318	LHG	O3-P-O6	-4.46	94.87	106.73
45	1	302	A86	C3-C2-C1	-4.45	120.95	127.31
45	6	305	A86	O4-C38-C39	4.45	119.28	111.09
45	5	301	A86	O4-C38-C39	4.45	119.28	111.09
45	6	302	A86	O4-C38-C39	4.45	119.27	111.09
45	8	302	A86	C3-C2-C1	-4.45	120.97	127.31
45	5	304	A86	C4-C5-C6	-4.44	120.97	127.31
45	7	301	A86	O4-C38-C39	4.44	119.26	111.09
37	B	622	SQD	O9-S-C6	4.43	112.21	106.94
45	8	301	A86	C36-C31-C32	4.43	124.09	119.70
36	7	316	LHG	O3-P-O6	-4.42	94.96	106.73
45	0	303	A86	O1-C20-C21	-4.42	109.76	115.06
45	6	306	A86	C4-C5-C6	-4.42	121.00	127.31
45	5	303	A86	O4-C38-C39	4.40	119.19	111.09
45	5	307	A86	O4-C38-C39	4.40	119.19	111.09
48	0	302	ET4	C24-C05-C06	-4.39	119.60	124.53
33	d	409	CLA	CMB-C2B-C1B	-4.38	121.73	128.46
45	9	301	A86	O4-C38-C39	4.38	119.14	111.09
45	1	301	A86	O4-C38-C39	4.37	119.14	111.09
44	6	314	KC1	O2D-CGD-CBD	4.37	119.04	111.27
42	e	101	HEM	CHD-C1D-ND	4.37	129.18	124.43
45	5	303	A86	C4-C5-C6	-4.37	121.08	127.31
33	5	313	CLA	CMB-C2B-C1B	-4.36	121.76	128.46
45	7	303	A86	O4-C38-C39	4.36	119.12	111.09
33	b	610	CLA	CMB-C2B-C1B	-4.36	121.76	128.46
46	3	315	DD6	C20-C19-C18	-4.36	104.13	112.75
45	6	304	A86	C25-C26-C27	-4.35	121.10	127.31
38	3	320	DGD	O3G-C3G-C2G	-4.35	100.26	111.78
45	5	303	A86	C25-C26-C27	-4.34	121.11	127.31
37	T	101	SQD	O5-C5-C4	4.34	117.58	109.69
33	b	603	CLA	CMB-C2B-C1B	-4.34	121.80	128.46
45	5	303	A86	C21-C20-C19	-4.34	109.40	114.28
47	5	310	KC2	C3D-CAD-CBD	-4.33	101.90	107.61
45	2	301	A86	O4-C38-C39	4.33	119.06	111.09
45	4	304	A86	O1-C20-C21	-4.33	109.87	115.06
33	C	504	CLA	CMB-C2B-C1B	-4.32	121.82	128.46
33	b	608	CLA	CMB-C2B-C1B	-4.32	121.82	128.46
33	a	407	CLA	CMB-C2B-C1B	-4.32	121.82	128.46
37	A	413	SQD	O7-S-C6	4.32	112.07	106.94

*Continued on next page...*



*Continued from previous page...*

Mol	Chain	Res	Type	Atoms	Z	Observed(°)	Ideal(°)
37	7	317	SQD	O7-S-C6	4.32	112.07	106.94
44	5	315	KC1	O2D-CGD-CBD	4.31	118.93	111.27
38	C	517	DGD	O3G-C3G-C2G	-4.31	100.50	110.90
45	6	304	A86	C4-C5-C6	-4.30	121.17	127.31
37	L	101	SQD	O7-S-C6	4.29	112.04	106.94
37	t	102	SQD	O47-C7-C8	4.29	118.98	111.09
33	B	602	CLA	CMB-C2B-C1B	-4.29	121.88	128.46
36	0	315	LHG	O3-P-O6	-4.29	95.33	106.73
33	4	314	CLA	CMB-C2B-C1B	-4.28	121.88	128.46
45	5	306	A86	O4-C38-C39	4.28	118.97	111.09
33	4	310	CLA	CMB-C2B-C1B	-4.28	121.89	128.46
45	5	301	A86	O1-C20-C21	-4.28	109.93	115.06
45	1	301	A86	C26-C25-C24	-4.28	109.88	123.22
33	c	513	CLA	CMB-C2B-C1B	-4.28	121.89	128.46
36	b	601	LHG	O4-P-O5	4.27	133.33	112.24
45	5	301	A86	C22-C16-C17	-4.26	101.57	108.98
33	B	613	CLA	CMB-C2B-C1B	-4.25	121.92	128.46
33	C	513	CLA	CMB-C2B-C1B	-4.25	121.93	128.46
33	C	510	CLA	CMB-C2B-C1B	-4.25	121.93	128.46
36	A	414	LHG	O4-P-O5	4.23	133.16	112.24
45	0	303	A86	C3-C2-C1	-4.22	121.28	127.31
45	8	301	A86	C4-C5-C6	-4.22	121.29	127.31
36	d	407	LHG	O4-P-O5	4.22	133.09	112.24
36	H	104	LHG	O4-P-O5	4.21	133.07	112.24
36	3	318	LHG	O4-P-O5	4.21	133.05	112.24
36	h	103	LHG	O4-P-O5	4.21	133.04	112.24
36	a	404	LHG	O4-P-O5	4.21	133.03	112.24
38	c	518	DGD	O3G-C3G-C2G	-4.21	100.75	110.90
33	7	311	CLA	CMB-C2B-C1B	-4.20	122.00	128.46
36	A	412	LHG	O4-P-O5	4.20	133.01	112.24
36	3	317	LHG	O4-P-O5	4.20	133.01	112.24
36	A	411	LHG	O4-P-O5	4.20	132.98	112.24
36	D	411	LHG	O4-P-O5	4.19	132.97	112.24
36	W	302	LHG	O4-P-O5	4.19	132.97	112.24
36	a	403	LHG	O4-P-O5	4.19	132.95	112.24
36	w	301	LHG	O4-P-O5	4.19	132.93	112.24
33	7	314	CLA	CMB-C2B-C1B	-4.18	122.03	128.46
38	c	516	DGD	O3G-C3G-C2G	-4.18	100.81	110.90
37	i	101	SQD	O9-S-C6	4.18	111.91	106.94
36	4	318	LHG	O4-P-O5	4.18	132.92	112.24
33	B	606	CLA	CMB-C2B-C1B	-4.17	122.05	128.46
33	0	310	CLA	CMB-C2B-C1B	-4.17	122.05	128.46

*Continued on next page...*

*Continued from previous page...*

Mol	Chain	Res	Type	Atoms	Z	Observed(°)	Ideal(°)
33	D	406	CLA	CMB-C2B-C1B	-4.17	122.06	128.46
48	0	302	ET4	C08-C09-C10	4.16	125.32	118.94
37	B	622	SQD	O7-S-C6	4.16	111.88	106.94
33	1	306	CLA	CMB-C2B-C1B	-4.16	122.08	128.46
33	0	311	CLA	CMB-C2B-C1B	-4.15	122.08	128.46
45	6	305	A86	C21-C20-C19	-4.15	109.61	114.28
37	l	101	SQD	O7-S-C6	4.15	111.87	106.94
33	9	310	CLA	CMB-C2B-C1B	-4.15	122.09	128.46
38	C	518	DGD	O3G-C3G-C2G	-4.15	100.90	110.90
33	1	308	CLA	CMB-C2B-C1B	-4.14	122.10	128.46
45	4	302	A86	C4-C5-C6	-4.14	121.40	127.31
37	0	316	SQD	O9-S-C6	4.14	111.86	106.94
33	c	511	CLA	CMB-C2B-C1B	-4.13	122.11	128.46
33	3	305	CLA	CMB-C2B-C1B	-4.13	122.12	128.46
37	A	413	SQD	O9-S-C6	4.13	111.84	106.94
33	c	506	CLA	CMB-C2B-C1B	-4.13	122.12	128.46
33	B	614	CLA	CMB-C2B-C1B	-4.12	122.12	128.46
37	B	622	SQD	C44-O6-C1	4.12	121.79	113.74
33	B	605	CLA	CMB-C2B-C1B	-4.12	122.14	128.46
45	5	304	A86	O1-C20-C21	-4.12	110.12	115.06
30	c	515	BCR	C15-C14-C13	-4.11	121.44	127.31
42	e	101	HEM	C1B-NB-C4B	4.11	109.32	105.07
37	t	102	SQD	O9-S-C6	4.11	111.82	106.94
48	7	302	ET4	C08-C09-C10	4.10	125.23	118.94
33	2	313	CLA	CMB-C2B-C1B	-4.10	122.16	128.46
33	2	306	CLA	CMB-C2B-C1B	-4.10	122.16	128.46
37	t	102	SQD	O5-C5-C4	4.10	117.13	109.69
33	C	508	CLA	CMB-C2B-C1B	-4.09	122.17	128.46
45	5	307	A86	C14-C15-C16	4.09	134.42	118.75
33	B	609	CLA	CMB-C2B-C1B	-4.09	122.18	128.46
33	A	404	CLA	CMB-C2B-C1B	-4.09	122.18	128.46
37	T	101	SQD	C44-O6-C1	4.07	121.70	113.74
47	0	306	KC2	O2D-CGD-CBD	4.07	118.50	111.27
33	8	315	CLA	CMB-C2B-C1B	-4.07	122.21	128.46
45	5	301	A86	C17-C16-C15	4.07	113.31	109.16
33	b	605	CLA	CMB-C2B-C1B	-4.07	122.22	128.46
33	d	402	CLA	CMB-C2B-C1B	-4.06	122.22	128.46
33	6	313	CLA	CMB-C2B-C1B	-4.06	122.22	128.46
33	7	310	CLA	CMB-C2B-C1B	-4.06	122.23	128.46
33	B	611	CLA	CMB-C2B-C1B	-4.05	122.24	128.46
47	6	309	KC2	C4B-CHC-C1C	-4.04	117.33	126.06
33	6	308	CLA	CMB-C2B-C1B	-4.04	122.25	128.46

*Continued on next page...*

*Continued from previous page...*

Mol	Chain	Res	Type	Atoms	Z	Observed(°)	Ideal(°)
33	8	308	CLA	CMB-C2B-C1B	-4.04	122.26	128.46
45	6	303	A86	O4-C38-C39	4.03	118.51	111.09
33	8	306	CLA	CMB-C2B-C1B	-4.03	122.27	128.46
38	C	516	DGD	O3G-C3G-C2G	-4.03	101.17	110.90
45	9	301	A86	C3-C2-C1	-4.03	121.56	127.31
45	1	301	A86	O1-C20-C19	-4.03	110.36	113.38
37	0	316	SQD	O7-S-C6	4.03	111.73	106.94
37	i	101	SQD	O7-S-C6	4.02	111.72	106.94
33	D	402	CLA	CMB-C2B-C1B	-4.02	122.28	128.46
45	6	305	A86	C4-C5-C6	-4.02	121.57	127.31
33	C	509	CLA	CMB-C2B-C1B	-4.01	122.30	128.46
45	2	301	A86	C3-C2-C1	-4.01	121.59	127.31
33	C	501	CLA	CMB-C2B-C1B	-4.01	122.30	128.46
33	7	309	CLA	CMB-C2B-C1B	-4.01	122.31	128.46
33	c	510	CLA	CMB-C2B-C1B	-4.00	122.31	128.46
45	6	304	A86	C19-C18-C17	4.00	118.50	110.77
45	7	303	A86	C26-C25-C24	-4.00	110.73	123.22
33	c	509	CLA	CMB-C2B-C1B	-3.99	122.32	128.46
42	V	201	HEM	CHD-C1D-ND	3.98	128.76	124.43
46	8	304	DD6	C21-C20-C15	-3.98	115.59	122.26
33	c	501	CLA	CMB-C2B-C1B	-3.98	122.34	128.46
33	2	308	CLA	CMB-C2B-C1B	-3.98	122.34	128.46
37	7	317	SQD	O47-C7-C8	3.98	120.08	111.50
33	b	613	CLA	CMB-C2B-C1B	-3.98	122.35	128.46
33	B	607	CLA	CMB-C2B-C1B	-3.97	122.36	128.46
33	C	506	CLA	CMB-C2B-C1B	-3.97	122.36	128.46
48	0	302	ET4	C35-C34-C33	3.97	117.67	109.62
33	9	308	CLA	CMB-C2B-C1B	-3.97	122.37	128.46
33	3	311	CLA	CMB-C2B-C1B	-3.96	122.38	128.46
45	6	303	A86	C21-C20-C19	-3.96	109.83	114.28
47	4	307	KC2	CHC-C4B-C3B	-3.95	118.50	125.26
45	4	304	A86	C4-C5-C6	-3.95	121.67	127.31
45	5	306	A86	C21-C20-C19	-3.95	109.84	114.28
33	b	612	CLA	CMB-C2B-C1B	-3.94	122.40	128.46
33	1	311	CLA	CMB-C2B-C1B	-3.94	122.41	128.46
45	1	302	A86	C4-C5-C6	-3.94	121.69	127.31
45	1	302	A86	C40-C32-C31	-3.93	106.95	110.47
33	C	512	CLA	CMB-C2B-C1B	-3.93	122.42	128.46
30	C	515	BCR	C7-C8-C9	-3.93	120.30	126.23
37	t	102	SQD	C44-O6-C1	3.92	121.40	113.74
45	1	302	A86	C34-O4-C38	-3.92	110.59	117.90
45	8	302	A86	C34-O4-C38	-3.92	110.59	117.90

*Continued on next page...*

*Continued from previous page...*

Mol	Chain	Res	Type	Atoms	Z	Observed(°)	Ideal(°)
37	T	101	SQD	O9-S-C6	3.92	111.59	106.94
30	C	515	BCR	C15-C14-C13	-3.92	121.72	127.31
33	9	311	CLA	CMB-C2B-C1B	-3.91	122.45	128.46
33	b	604	CLA	CMB-C2B-C1B	-3.91	122.45	128.46
45	8	302	A86	C40-C32-C31	-3.91	106.97	110.47
45	6	301	A86	C17-C16-C15	3.91	113.15	109.16
33	7	305	CLA	CMB-C2B-C1B	-3.91	122.46	128.46
33	b	615	CLA	CMB-C2B-C1B	-3.91	122.46	128.46
33	b	602	CLA	CMB-C2B-C1B	-3.91	122.46	128.46
39	C	522	LMG	O6-C5-C4	3.90	116.77	109.69
33	B	608	CLA	CMB-C2B-C1B	-3.89	122.48	128.46
33	B	603	CLA	CMB-C2B-C1B	-3.89	122.48	128.46
45	8	302	A86	C4-C5-C6	-3.89	121.76	127.31
33	C	511	CLA	CMB-C2B-C1B	-3.89	122.49	128.46
33	4	316	CLA	CMB-C2B-C1B	-3.88	122.50	128.46
33	5	308	CLA	CMB-C2B-C1B	-3.88	122.50	128.46
30	c	515	BCR	C33-C5-C6	-3.87	120.18	124.53
33	C	505	CLA	CMB-C2B-C1B	-3.87	122.51	128.46
33	3	313	CLA	CMB-C2B-C1B	-3.87	122.52	128.46
46	4	303	DD6	C14-C13-C11	-3.86	119.53	125.53
48	0	302	ET4	C01-C06-C07	3.86	126.71	115.78
45	2	302	A86	O1-C15-C14	-3.86	105.46	113.21
46	1	304	DD6	C4-C3-C2	-3.86	115.57	123.47
33	4	306	CLA	CMB-C2B-C1B	-3.86	122.54	128.46
33	5	311	CLA	CMB-C2B-C1B	-3.85	122.54	128.46
45	2	302	A86	C25-C26-C27	-3.85	121.81	127.31
45	9	302	A86	O1-C15-C14	-3.85	105.49	113.21
45	9	302	A86	C25-C26-C27	-3.84	121.83	127.31
33	9	306	CLA	CMB-C2B-C1B	-3.84	122.56	128.46
37	a	413	SQD	O7-S-C6	3.84	111.50	106.94
45	5	306	A86	C4-C5-C6	-3.84	121.83	127.31
45	5	304	A86	C23-C16-C17	-3.84	102.31	108.98
33	c	505	CLA	CMB-C2B-C1B	-3.84	122.57	128.46
45	5	304	A86	C21-C20-C19	-3.83	109.97	114.28
33	c	508	CLA	CMB-C2B-C1B	-3.83	122.58	128.46
33	4	309	CLA	CMB-C2B-C1B	-3.83	122.58	128.46
33	A	405	CLA	CMB-C2B-C1B	-3.82	122.59	128.46
37	a	413	SQD	O9-S-O7	-3.82	100.74	113.95
38	a	401	DGD	O3G-C3G-C2G	-3.82	101.69	110.90
45	5	307	A86	O4-C34-C35	-3.81	98.09	107.59
30	C	515	BCR	C33-C5-C6	-3.81	120.25	124.53
45	8	302	A86	O1-C20-C21	-3.81	110.50	115.06

*Continued on next page...*

*Continued from previous page...*

Mol	Chain	Res	Type	Atoms	Z	Observed(°)	Ideal(°)
45	5	305	A86	C33-C32-C31	-3.80	105.51	109.21
33	c	512	CLA	CMB-C2B-C1B	-3.80	122.62	128.46
33	9	317	CLA	CMB-C2B-C1B	-3.80	122.62	128.46
33	4	312	CLA	CMB-C2B-C1B	-3.79	122.63	128.46
45	6	301	A86	C4-C5-C6	-3.79	121.89	127.31
33	7	312	CLA	CMB-C2B-C1B	-3.79	122.64	128.46
33	b	603	CLA	C4A-NA-C1A	3.79	108.41	106.71
33	b	609	CLA	CMB-C2B-C1B	-3.79	122.64	128.46
45	6	306	A86	O1-C20-C21	-3.79	110.51	115.06
46	9	304	DD6	C3-C2-C1	-3.79	121.90	127.31
33	4	308	CLA	CMB-C2B-C1B	-3.79	122.64	128.46
45	4	304	A86	C25-C26-C27	-3.79	121.91	127.31
33	c	504	CLA	CMB-C2B-C1B	-3.79	122.65	128.46
33	5	316	CLA	CMB-C2B-C1B	-3.79	122.65	128.46
38	H	102	DGD	O3G-C3G-C2G	-3.78	101.77	110.90
33	7	307	CLA	CMB-C2B-C3B	3.78	131.76	124.68
33	6	307	CLA	CMB-C2B-C1B	-3.78	122.65	128.46
33	2	310	CLA	CMB-C2B-C3B	3.78	131.75	124.68
46	2	303	DD6	C9-C10-C11	-3.78	121.92	127.31
33	b	606	CLA	CMB-C2B-C1B	-3.78	122.66	128.46
38	h	102	DGD	O3G-C3G-C2G	-3.77	101.79	110.90
45	1	302	A86	O1-C20-C21	-3.77	110.53	115.06
33	8	311	CLA	CMB-C2B-C1B	-3.77	122.67	128.46
46	2	304	DD6	C3-C2-C1	-3.77	121.93	127.31
33	B	612	CLA	CMB-C2B-C1B	-3.77	122.67	128.46
33	2	309	CLA	CMB-C2B-C1B	-3.77	122.67	128.46
37	T	103	SQD	O9-S-O7	-3.77	100.92	113.95
33	0	308	CLA	CMB-C2B-C1B	-3.76	122.68	128.46
45	7	301	A86	C34-O4-C38	-3.76	110.90	117.90
33	0	305	CLA	CMB-C2B-C1B	-3.76	122.69	128.46
46	9	303	DD6	C9-C10-C11	-3.75	121.95	127.31
39	D	404	LMG	O6-C1-O1	-3.75	101.08	109.97
45	0	301	A86	C34-O4-C38	-3.75	110.90	117.90
37	B	622	SQD	O9-S-O7	-3.75	100.97	113.95
33	8	309	CLA	CMB-C2B-C1B	-3.75	122.70	128.46
37	D	403	SQD	O7-S-C6	3.75	111.39	106.94
37	a	413	SQD	O9-S-C6	3.75	111.39	106.94
33	0	309	CLA	CMB-C2B-C1B	-3.75	122.70	128.46
45	9	301	A86	O1-C20-C19	-3.75	110.57	113.38
45	5	301	A86	C4-C3-C2	3.75	131.15	123.47
37	L	101	SQD	O9-S-O7	-3.74	100.99	113.95
45	2	302	A86	C34-O4-C38	-3.74	110.92	117.90

*Continued on next page...*

*Continued from previous page...*

Mol	Chain	Res	Type	Atoms	Z	Observed(°)	Ideal(°)
33	6	310	CLA	CMB-C2B-C1B	-3.74	122.72	128.46
33	2	307	CLA	CAB-C3B-C4B	-3.74	122.72	128.46
37	1	101	SQD	O9-S-O7	-3.73	101.02	113.95
33	8	313	CLA	CMB-C2B-C1B	-3.73	122.72	128.46
45	9	302	A86	C34-O4-C38	-3.73	110.94	117.90
45	4	304	A86	C17-C16-C15	3.73	112.97	109.16
37	t	102	SQD	O9-S-O7	-3.73	101.04	113.95
47	0	306	KC2	C3D-CAD-CBD	-3.73	102.70	107.61
47	5	310	KC2	C1A-NA-C4A	-3.72	105.03	106.71
48	0	302	ET4	C28-C13-C14	-3.72	117.71	122.92
48	7	302	ET4	C01-C06-C05	-3.72	117.37	122.61
37	D	403	SQD	O9-S-C6	3.72	111.36	106.94
46	3	315	DD6	C9-C10-C11	-3.71	122.01	127.31
33	3	302	CLA	CMB-C2B-C1B	-3.71	122.76	128.46
42	e	101	HEM	CHA-C4D-ND	3.71	128.97	124.38
45	6	303	A86	C17-C16-C15	3.71	112.95	109.16
33	3	303	CLA	CMB-C2B-C1B	-3.71	122.76	128.46
47	4	307	KC2	O2D-CGD-CBD	3.71	117.86	111.27
33	H	103	CLA	CMB-C2B-C1B	-3.71	122.77	128.46
33	a	411	CLA	CMB-C2B-C1B	-3.70	122.77	128.46
33	2	311	CLA	CMB-C2B-C1B	-3.69	122.79	128.46
33	c	507	CLA	CMB-C2B-C1B	-3.69	122.79	128.46
37	D	403	SQD	O9-S-O7	-3.69	101.18	113.95
33	3	304	CLA	CMB-C2B-C1B	-3.69	122.79	128.46
33	a	408	CLA	O2D-CGD-O1D	-3.69	116.63	123.84
37	i	101	SQD	O9-S-O7	-3.69	101.19	113.95
45	5	302	A86	C17-C16-C15	3.68	112.92	109.16
37	0	316	SQD	O9-S-O7	-3.68	101.20	113.95
37	a	413	SQD	O47-C7-C8	3.68	119.43	111.50
33	b	610	CLA	CMB-C2B-C3B	3.68	131.56	124.68
48	7	302	ET4	C28-C13-C14	-3.68	117.77	122.92
48	0	302	ET4	O40-C36-C35	3.67	117.10	109.80
33	a	411	CLA	O2D-CGD-O1D	-3.67	116.66	123.84
33	4	313	CLA	CMB-C2B-C1B	-3.67	122.82	128.46
46	4	303	DD6	C37-C36-C35	3.67	121.15	114.36
46	1	303	DD6	C15-C14-C13	-3.67	118.24	125.99
37	a	413	SQD	O5-C5-C4	3.67	116.35	109.69
30	C	515	BCR	C16-C17-C18	-3.66	122.08	127.31
45	5	304	A86	C34-O4-C38	3.66	124.72	117.90
33	4	315	CLA	CMB-C2B-C1B	-3.66	122.84	128.46
33	b	614	CLA	CMB-C2B-C1B	-3.66	122.84	128.46
37	T	101	SQD	O9-S-O7	-3.66	101.29	113.95

*Continued on next page...*



*Continued from previous page...*

Mol	Chain	Res	Type	Atoms	Z	Observed(°)	Ideal(°)
45	2	301	A86	O1-C20-C19	-3.66	110.64	113.38
33	c	503	CLA	CMB-C2B-C1B	-3.66	122.85	128.46
37	A	413	SQD	O9-S-O7	-3.65	101.30	113.95
37	7	317	SQD	O9-S-C6	3.65	111.28	106.94
33	C	507	CLA	CMB-C2B-C1B	-3.65	122.85	128.46
33	0	307	CLA	CMB-C2B-C1B	-3.65	122.85	128.46
45	2	301	A86	C41-C32-C31	-3.65	107.20	110.47
38	A	415	DGD	O3G-C3G-C2G	-3.64	102.11	110.90
46	8	303	DD6	C15-C14-C13	-3.64	118.30	125.99
33	9	309	CLA	CMB-C2B-C1B	-3.64	122.87	128.46
33	B	602	CLA	CMB-C2B-C3B	3.64	131.48	124.68
33	1	309	CLA	CMB-C2B-C1B	-3.64	122.88	128.46
33	d	409	CLA	CMB-C2B-C3B	3.63	131.46	124.68
30	c	515	BCR	C16-C17-C18	-3.62	122.14	127.31
45	4	302	A86	C17-C16-C15	3.62	112.86	109.16
33	4	314	CLA	CMB-C2B-C3B	3.62	131.44	124.68
33	4	305	CLA	CMB-C2B-C1B	-3.62	122.91	128.46
45	5	306	A86	O4-C34-C35	-3.62	98.59	107.59
33	b	603	CLA	CMB-C2B-C3B	3.61	131.44	124.68
33	d	401	CLA	CAB-C3B-C4B	-3.61	122.92	128.46
33	C	513	CLA	CMB-C2B-C3B	3.61	131.43	124.68
33	5	314	CLA	CMB-C2B-C1B	-3.61	122.92	128.46
48	7	302	ET4	C24-C05-C06	-3.61	120.48	124.53
46	8	304	DD6	C21-C20-C19	3.61	118.34	114.28
44	3	310	KC1	C3D-CAD-CBD	-3.61	102.86	107.61
33	5	313	CLA	CMB-C2B-C3B	3.60	131.42	124.68
33	b	604	CLA	O2D-CGD-O1D	-3.60	116.80	123.84
37	7	317	SQD	O9-S-O7	-3.60	101.50	113.95
33	5	317	CLA	CMB-C2B-C1B	-3.60	122.94	128.46
33	7	304	CLA	CMB-C2B-C1B	-3.60	122.94	128.46
33	A	405	CLA	O2D-CGD-O1D	-3.60	116.81	123.84
42	e	101	HEM	CHB-C1B-NB	3.59	128.82	124.38
45	3	314	A86	C9-C8-C6	-3.59	116.32	126.42
45	1	301	A86	C4-C5-C6	-3.59	122.18	127.31
47	5	310	KC2	CHC-C4B-C3B	-3.59	119.11	125.26
33	8	307	CLA	CAB-C3B-C4B	-3.59	122.94	128.46
45	9	301	A86	C41-C32-C31	-3.59	107.26	110.47
45	1	301	A86	O1-C20-C21	-3.59	110.75	115.06
37	0	316	SQD	O47-C7-C8	3.59	119.24	111.50
45	1	301	A86	C36-C31-C32	3.59	123.26	119.70
48	7	302	ET4	O40-C36-C35	3.59	116.93	109.80
33	0	312	CLA	CMB-C2B-C1B	-3.58	122.95	128.46

*Continued on next page...*

*Continued from previous page...*

Mol	Chain	Res	Type	Atoms	Z	Observed(°)	Ideal(°)
33	1	315	CLA	CMB-C2B-C1B	-3.58	122.96	128.46
33	c	513	CLA	CMB-C2B-C3B	3.58	131.37	124.68
46	8	304	DD6	C37-C36-C31	-3.57	119.49	124.35
33	4	310	CLA	CMB-C2B-C3B	3.57	131.35	124.68
33	3	309	CLA	CMB-C2B-C1B	-3.57	122.98	128.46
33	1	307	CLA	CAB-C3B-C4B	-3.57	122.98	128.46
33	7	311	CLA	CMB-C2B-C3B	3.56	131.35	124.68
33	B	604	CLA	CMB-C2B-C1B	-3.56	122.98	128.46
37	B	622	SQD	O47-C7-C8	3.56	119.18	111.50
37	A	413	SQD	O47-C7-C8	3.56	119.18	111.50
33	B	613	CLA	CMB-C2B-C3B	3.56	131.34	124.68
33	D	405	CLA	CAB-C3B-C4B	-3.56	122.99	128.46
33	3	308	CLA	CMB-C2B-C1B	-3.56	122.99	128.46
33	A	408	CLA	CMB-C2B-C1B	-3.56	123.00	128.46
33	0	305	CLA	O2D-CGD-O1D	-3.56	116.89	123.84
33	3	319	CLA	CMB-C2B-C1B	-3.56	123.00	128.46
33	2	307	CLA	CMB-C2B-C1B	-3.55	123.00	128.46
47	7	306	KC2	C1A-NA-C4A	-3.55	105.11	106.71
33	C	502	CLA	CMB-C2B-C1B	-3.55	123.01	128.46
33	C	513	CLA	O2D-CGD-O1D	-3.55	116.90	123.84
47	7	306	KC2	CHC-C4B-C3B	-3.55	119.19	125.26
33	2	315	CLA	CMB-C2B-C1B	-3.55	123.01	128.46
33	1	312	CLA	CMB-C2B-C1B	-3.55	123.01	128.46
33	D	406	CLA	CMB-C2B-C3B	3.55	131.31	124.68
33	9	313	CLA	CMB-C2B-C1B	-3.55	123.01	128.46
33	C	504	CLA	CMB-C2B-C3B	3.55	131.31	124.68
43	w	302	LMU	C1-O1'-C1'	-3.54	107.96	113.84
33	9	307	CLA	CAB-C3B-C4B	-3.54	123.02	128.46
33	2	317	CLA	CMB-C2B-C1B	-3.54	123.02	128.46
33	4	311	CLA	CMB-C2B-C1B	-3.54	123.02	128.46
45	9	302	A86	C40-C32-C31	-3.54	107.31	110.47
33	a	408	CLA	CMB-C2B-C1B	-3.53	123.03	128.46
33	6	315	CLA	CMB-C2B-C1B	-3.53	123.04	128.46
47	4	307	KC2	CHB-C1B-C2B	-3.53	118.08	125.48
33	2	312	CLA	CMB-C2B-C1B	-3.53	123.04	128.46
47	7	306	KC2	CHB-C1B-C2B	-3.53	118.08	125.48
33	b	608	CLA	CMB-C2B-C3B	3.53	131.28	124.68
37	L	101	SQD	O47-C7-C8	3.53	119.10	111.50
33	8	312	CLA	CMB-C2B-C1B	-3.52	123.05	128.46
33	B	603	CLA	O2D-CGD-O1D	-3.52	116.96	123.84
33	0	310	CLA	CMB-C2B-C3B	3.51	131.25	124.68
46	1	304	DD6	C37-C36-C35	3.51	120.86	114.36

*Continued on next page...*



*Continued from previous page...*

Mol	Chain	Res	Type	Atoms	Z	Observed(°)	Ideal(°)
33	C	510	CLA	CMB-C2B-C3B	3.51	131.25	124.68
33	9	312	CLA	CMB-C2B-C1B	-3.51	123.07	128.46
33	1	313	CLA	CMB-C2B-C1B	-3.51	123.07	128.46
33	b	607	CLA	CMB-C2B-C1B	-3.51	123.07	128.46
45	5	302	A86	C23-C16-C17	-3.51	102.88	108.98
45	2	302	A86	C40-C32-C31	-3.51	107.33	110.47
45	0	303	A86	C4-C5-C6	-3.51	122.31	127.31
45	6	304	A86	C4-C3-C2	-3.51	116.29	123.47
33	2	313	CLA	C1B-CHB-C4A	-3.50	123.18	130.12
37	T	103	SQD	O47-C7-C8	3.50	119.05	111.50
33	D	405	CLA	CMB-C2B-C1B	-3.50	123.08	128.46
33	a	407	CLA	CMB-C2B-C3B	3.50	131.23	124.68
33	7	314	CLA	CMB-C2B-C3B	3.50	131.22	124.68
45	3	314	A86	C34-O4-C38	-3.50	111.38	117.90
33	9	315	CLA	CMB-C2B-C1B	-3.49	123.09	128.46
47	0	306	KC2	CHB-C1B-C2B	-3.49	118.15	125.48
33	1	306	CLA	CMB-C2B-C3B	3.49	131.21	124.68
46	2	304	DD6	C37-C36-C31	-3.49	119.61	124.35
47	5	310	KC2	CHB-C1B-C2B	-3.49	118.16	125.48
37	i	101	SQD	O47-C7-C8	3.49	119.02	111.50
48	7	302	ET4	C35-C34-C33	3.49	116.69	109.62
33	0	311	CLA	CMB-C2B-C3B	3.49	131.20	124.68
33	2	306	CLA	CMB-C2B-C3B	3.48	131.20	124.68
37	i	101	SQD	C44-O6-C1	3.48	120.54	113.74
48	0	302	ET4	C01-C06-C05	-3.48	117.71	122.61
45	6	306	A86	C17-C16-C15	3.48	112.71	109.16
45	5	307	A86	O4-C34-C33	-3.48	98.93	107.59
45	6	303	A86	C4-C5-C6	-3.48	122.35	127.31
33	D	406	CLA	O2D-CGD-O1D	-3.48	117.04	123.84
33	3	312	CLA	CMB-C2B-C1B	-3.47	123.13	128.46
33	C	503	CLA	CMB-C2B-C1B	-3.47	123.13	128.46
33	7	308	CLA	CMB-C2B-C1B	-3.47	123.13	128.46
33	0	304	CLA	CMB-C2B-C1B	-3.47	123.13	128.46
45	1	302	A86	O1-C20-C19	-3.47	110.78	113.38
33	3	305	CLA	CMB-C2B-C3B	3.47	131.16	124.68
37	l	101	SQD	O47-C7-C8	3.46	118.97	111.50
33	Z	101	CLA	CMB-C2B-C1B	-3.46	123.14	128.46
33	d	401	CLA	CMB-C2B-C1B	-3.46	123.14	128.46
45	8	302	A86	O1-C20-C19	-3.46	110.78	113.38
33	W	303	CLA	O2D-CGD-O1D	-3.46	117.07	123.84
33	1	308	CLA	CMB-C2B-C3B	3.46	131.15	124.68
33	B	605	CLA	CMB-C2B-C3B	3.46	131.15	124.68

*Continued on next page...*

*Continued from previous page...*

Mol	Chain	Res	Type	Atoms	Z	Observed(°)	Ideal(°)
33	B	610	CLA	CMB-C2B-C1B	-3.46	123.15	128.46
33	C	508	CLA	O2D-CGD-O1D	-3.45	117.09	123.84
33	B	604	CLA	O2D-CGD-O1D	-3.45	117.09	123.84
33	B	609	CLA	CMB-C2B-C3B	3.45	131.13	124.68
33	B	614	CLA	CMB-C2B-C3B	3.45	131.13	124.68
45	0	301	A86	C36-C31-C32	3.45	123.12	119.70
33	9	316	CLA	CMB-C2B-C1B	-3.44	123.17	128.46
37	A	413	SQD	O5-C5-C4	3.44	115.94	109.69
46	1	304	DD6	C3-C2-C1	-3.44	122.40	127.31
33	A	408	CLA	O2D-CGD-O1D	-3.44	117.11	123.84
33	5	312	CLA	CMB-C2B-C1B	-3.44	123.18	128.46
46	9	304	DD6	C37-C36-C31	-3.44	119.68	124.35
45	7	301	A86	C36-C31-C32	3.44	123.11	119.70
33	4	306	CLA	CMB-C2B-C3B	3.44	131.11	124.68
33	c	511	CLA	CMB-C2B-C3B	3.44	131.11	124.68
47	0	306	KC2	CHC-C4B-C3B	-3.43	119.39	125.26
33	C	501	CLA	CMB-C2B-C3B	3.42	131.08	124.68
33	b	605	CLA	O2D-CGD-O1D	-3.42	117.15	123.84
33	c	502	CLA	CMB-C2B-C1B	-3.42	123.21	128.46
33	5	309	CLA	CMB-C2B-C1B	-3.42	123.21	128.46
33	6	312	CLA	CMB-C2B-C1B	-3.42	123.21	128.46
45	5	306	A86	O4-C34-C33	-3.42	99.09	107.59
33	1	316	CLA	CMB-C2B-C1B	-3.41	123.22	128.46
33	A	404	CLA	CMB-C2B-C3B	3.41	131.06	124.68
45	7	301	A86	C25-C26-C27	-3.41	122.44	127.31
45	0	301	A86	C25-C26-C27	-3.41	122.44	127.31
47	4	307	KC2	C3D-CAD-CBD	-3.41	103.11	107.61
45	9	301	A86	C25-C26-C27	-3.41	122.44	127.31
33	8	308	CLA	CMB-C2B-C3B	3.41	131.06	124.68
33	2	316	CLA	CMB-C2B-C1B	-3.41	123.23	128.46
33	d	402	CLA	CMB-C2B-C3B	3.40	131.05	124.68
38	C	517	DGD	O6D-C1D-O3G	-3.40	101.92	109.97
33	8	315	CLA	CMB-C2B-C3B	3.40	131.03	124.68
33	2	314	CLA	CMB-C2B-C1B	-3.40	123.24	128.46
33	8	316	CLA	CMB-C2B-C1B	-3.40	123.24	128.46
38	C	518	DGD	O6D-C1D-O3G	-3.40	101.93	109.97
46	1	303	DD6	C13-C11-C10	3.39	124.15	118.94
37	L	101	SQD	O9-S-C6	3.39	110.97	106.94
46	8	303	DD6	C13-C11-C10	3.39	124.15	118.94
33	B	606	CLA	CMB-C2B-C3B	3.39	131.02	124.68
33	z	101	CLA	CMB-C2B-C1B	-3.38	123.26	128.46
45	1	301	A86	C3-C2-C1	-3.38	122.48	127.31

*Continued on next page...*

*Continued from previous page...*

Mol	Chain	Res	Type	Atoms	Z	Observed(°)	Ideal(°)
33	8	308	CLA	O2D-CGD-O1D	-3.38	117.23	123.84
33	C	509	CLA	O2D-CGD-O1D	-3.38	117.23	123.84
33	B	611	CLA	CMB-C2B-C3B	3.38	131.00	124.68
45	2	301	A86	C25-C26-C27	-3.37	122.50	127.31
46	1	304	DD6	C20-C19-C18	-3.37	106.08	112.75
36	3	317	LHG	O8-C23-C24	3.37	120.23	111.38
33	7	310	CLA	CMB-C2B-C3B	3.37	130.99	124.68
33	2	313	CLA	CMB-C2B-C3B	3.37	130.99	124.68
33	D	405	CLA	O2D-CGD-O1D	-3.37	117.25	123.84
33	1	305	CLA	CMB-C2B-C1B	-3.36	123.29	128.46
33	6	311	CLA	CMB-C2B-C1B	-3.36	123.29	128.46
45	6	306	A86	C21-C20-C19	-3.36	110.50	114.28
33	c	501	CLA	CMB-C2B-C3B	3.36	130.97	124.68
39	b	623	LMG	O6-C5-C4	3.36	115.80	109.69
43	w	302	LMU	C1B-O1B-C4'	-3.36	109.65	117.96
33	2	308	CLA	CMB-C2B-C3B	3.36	130.96	124.68
33	b	609	CLA	O2D-CGD-O1D	-3.36	117.28	123.84
33	b	602	CLA	CMB-C2B-C3B	3.36	130.96	124.68
33	7	309	CLA	CMB-C2B-C3B	3.35	130.95	124.68
48	7	302	ET4	C35-C36-C37	-3.35	105.72	110.30
33	8	307	CLA	CMB-C2B-C1B	-3.35	123.31	128.46
43	3	301	LMU	C1B-O1B-C4'	-3.34	109.69	117.96
33	b	613	CLA	CMB-C2B-C3B	3.34	130.93	124.68
30	c	515	BCR	C38-C26-C25	-3.34	120.78	124.53
33	b	611	CLA	O2D-CGD-O1D	-3.34	117.31	123.84
33	C	508	CLA	CMB-C2B-C3B	3.34	130.93	124.68
33	6	313	CLA	CMB-C2B-C3B	3.34	130.92	124.68
33	b	605	CLA	CMB-C2B-C3B	3.34	130.92	124.68
33	8	306	CLA	CMB-C2B-C3B	3.34	130.92	124.68
45	3	314	A86	O1-C15-C14	-3.34	106.51	113.21
33	C	509	CLA	CMB-C2B-C3B	3.33	130.92	124.68
33	9	308	CLA	CMB-C2B-C3B	3.33	130.91	124.68
45	8	301	A86	O1-C20-C19	-3.33	110.88	113.38
45	8	301	A86	C34-O4-C38	-3.33	111.69	117.90
33	c	510	CLA	CMB-C2B-C3B	3.33	130.90	124.68
46	1	303	DD6	C37-C36-C31	-3.33	119.83	124.35
33	9	310	CLA	CMB-C2B-C3B	3.32	130.90	124.68
33	b	611	CLA	CMB-C2B-C1B	-3.32	123.36	128.46
45	8	301	A86	C33-C32-C31	3.32	112.44	109.21
33	b	616	CLA	CMB-C2B-C1B	-3.32	123.36	128.46
33	c	506	CLA	CMB-C2B-C3B	3.32	130.89	124.68
33	d	402	CLA	O2D-CGD-O1D	-3.32	117.35	123.84

*Continued on next page...*

*Continued from previous page...*

Mol	Chain	Res	Type	Atoms	Z	Observed(°)	Ideal(°)
33	D	402	CLA	CMB-C2B-C3B	3.32	130.89	124.68
33	9	305	CLA	CMB-C2B-C1B	-3.32	123.36	128.46
33	3	307	CLA	CMB-C2B-C1B	-3.32	123.36	128.46
33	9	307	CLA	C1B-CHB-C4A	-3.32	123.55	130.12
33	8	305	CLA	CMB-C2B-C1B	-3.32	123.37	128.46
33	7	305	CLA	O2D-CGD-O1D	-3.32	117.36	123.84
38	c	518	DGD	O6D-C1D-O3G	-3.31	102.12	109.97
33	C	512	CLA	CMB-C2B-C3B	3.31	130.87	124.68
33	B	611	CLA	O2D-CGD-O1D	-3.31	117.37	123.84
33	6	308	CLA	CMB-C2B-C3B	3.31	130.87	124.68
47	6	309	KC2	CHC-C4B-C3B	-3.31	119.60	125.26
46	8	303	DD6	C37-C36-C31	-3.31	119.86	124.35
46	1	303	DD6	C12-C11-C10	-3.30	118.30	122.92
45	5	306	A86	C4-C3-C2	-3.30	116.71	123.47
45	1	302	A86	C36-C31-C32	3.30	122.97	119.70
33	1	311	CLA	CMB-C2B-C3B	3.30	130.85	124.68
45	8	302	A86	C36-C31-C32	3.30	122.97	119.70
42	V	201	HEM	CHA-C4D-ND	3.29	128.45	124.38
45	9	301	A86	C34-O4-C38	-3.29	111.76	117.90
33	b	615	CLA	CMB-C2B-C3B	3.29	130.84	124.68
35	a	402	BCT	O3-C-O1	-3.29	111.01	119.55
37	D	403	SQD	O47-C7-C8	3.29	118.58	111.50
33	2	305	CLA	CMB-C2B-C1B	-3.29	123.41	128.46
33	b	614	CLA	O2D-CGD-O1D	-3.28	117.42	123.84
33	3	306	CLA	CMB-C2B-C1B	-3.28	123.42	128.46
33	C	505	CLA	O2D-CGD-O1D	-3.28	117.42	123.84
46	8	303	DD6	C12-C11-C10	-3.28	118.33	122.92
45	2	301	A86	C34-O4-C38	-3.28	111.78	117.90
47	7	306	KC2	C4C-C3C-C2C	-3.28	104.51	107.11
33	3	312	CLA	O2D-CGD-O1D	-3.28	117.42	123.84
33	5	308	CLA	CMB-C2B-C3B	3.28	130.81	124.68
33	B	608	CLA	O2D-CGD-O1D	-3.28	117.43	123.84
33	C	512	CLA	O2D-CGD-O1D	-3.28	117.43	123.84
33	B	615	CLA	CMB-C2B-C1B	-3.28	123.43	128.46
37	l	101	SQD	O9-S-C6	3.28	110.83	106.94
33	B	606	CLA	O2D-CGD-O1D	-3.27	117.44	123.84
33	B	607	CLA	CMB-C2B-C3B	3.27	130.80	124.68
33	1	307	CLA	CMB-C2B-C1B	-3.27	123.44	128.46
33	3	311	CLA	CMB-C2B-C3B	3.27	130.79	124.68
41	d	404	PL9	C7-C3-C2	-3.26	119.01	123.30
33	C	506	CLA	CMB-C2B-C3B	3.26	130.78	124.68
33	B	608	CLA	CMB-C2B-C3B	3.26	130.78	124.68

*Continued on next page...*

*Continued from previous page...*

Mol	Chain	Res	Type	Atoms	Z	Observed(°)	Ideal(°)
45	7	301	A86	O1-C20-C19	-3.26	110.93	113.38
44	3	310	KC1	C4B-CHC-C1C	-3.26	119.03	126.06
45	6	302	A86	C21-C20-C19	-3.26	110.61	114.28
33	c	509	CLA	CMB-C2B-C3B	3.26	130.77	124.68
45	4	302	A86	C40-C32-C31	3.26	113.39	110.47
33	5	311	CLA	CMB-C2B-C3B	3.25	130.76	124.68
33	9	311	CLA	CMB-C2B-C3B	3.25	130.76	124.68
47	5	310	KC2	C4C-C3C-C2C	-3.25	104.53	107.11
38	c	517	DGD	O6D-C1D-O3G	-3.25	102.29	109.97
33	7	305	CLA	CMB-C2B-C3B	3.25	130.75	124.68
44	6	314	KC1	C3D-CAD-CBD	-3.25	103.33	107.61
45	3	314	A86	C36-C31-C32	3.24	122.91	119.70
33	B	601	CLA	CMB-C2B-C1B	-3.24	123.48	128.46
33	4	316	CLA	CMB-C2B-C3B	3.24	130.74	124.68
33	c	505	CLA	O2D-CGD-O1D	-3.24	117.50	123.84
33	C	511	CLA	CMB-C2B-C3B	3.24	130.74	124.68
39	0	314	LMG	O6-C1-O1	-3.24	102.31	109.97
45	0	301	A86	O1-C20-C19	-3.23	110.95	113.38
48	7	302	ET4	C01-C06-C07	3.23	124.92	115.78
33	d	401	CLA	O2D-CGD-O1D	-3.23	117.52	123.84
33	b	615	CLA	O2D-CGD-O1D	-3.23	117.53	123.84
33	3	313	CLA	CMB-C2B-C3B	3.23	130.72	124.68
33	c	505	CLA	CMB-C2B-C3B	3.23	130.72	124.68
33	0	311	CLA	O2D-CGD-O1D	-3.23	117.53	123.84
45	7	303	A86	O1-C15-C14	-3.22	106.74	113.21
33	b	604	CLA	CMB-C2B-C3B	3.22	130.71	124.68
45	5	307	A86	C17-C16-C15	3.22	112.45	109.16
33	9	314	CLA	CMB-C2B-C1B	-3.22	123.52	128.46
33	C	505	CLA	CMB-C2B-C3B	3.22	130.70	124.68
47	6	309	KC2	CHB-C1B-C2B	-3.22	118.73	125.48
45	6	303	A86	C33-C32-C31	-3.21	106.09	109.21
33	B	603	CLA	CMB-C2B-C3B	3.21	130.69	124.68
33	4	309	CLA	CMB-C2B-C3B	3.21	130.69	124.68
33	7	311	CLA	O2D-CGD-O1D	-3.21	117.56	123.84
30	C	515	BCR	C38-C26-C25	-3.21	120.92	124.53
30	K	101	BCR	C15-C14-C13	-3.21	122.73	127.31
33	b	612	CLA	O2D-CGD-O1D	-3.21	117.57	123.84
33	c	512	CLA	CMB-C2B-C3B	3.21	130.68	124.68
45	8	301	A86	C41-C32-C31	-3.20	107.60	110.47
33	b	606	CLA	CMB-C2B-C3B	3.20	130.67	124.68
33	9	306	CLA	CMB-C2B-C3B	3.20	130.67	124.68
33	C	501	CLA	O2D-CGD-O1D	-3.20	117.58	123.84

*Continued on next page...*

*Continued from previous page...*

Mol	Chain	Res	Type	Atoms	Z	Observed(°)	Ideal(°)
34	a	410	PHO	CMB-C2B-C3B	3.20	130.66	124.68
41	D	408	PL9	C7-C3-C2	-3.20	119.09	123.30
33	C	511	CLA	O2D-CGD-O1D	-3.20	117.59	123.84
33	C	510	CLA	O2D-CGD-O1D	-3.19	117.59	123.84
45	2	301	A86	C9-C8-C6	-3.19	117.44	126.42
33	C	507	CLA	O2D-CGD-O1D	-3.19	117.60	123.84
47	4	307	KC2	C1B-CHB-C4A	-3.19	119.18	126.06
33	6	310	CLA	CMB-C2B-C3B	3.19	130.64	124.68
33	4	312	CLA	CMB-C2B-C3B	3.19	130.64	124.68
46	9	303	DD6	C37-C36-C31	-3.19	120.02	124.35
33	1	310	CLA	CMB-C2B-C1B	-3.19	123.57	128.46
45	5	303	A86	C20-C19-C18	-3.18	106.45	112.75
33	6	307	CLA	CMB-C2B-C3B	3.18	130.63	124.68
47	7	306	KC2	C3D-CAD-CBD	-3.18	103.42	107.61
45	9	301	A86	C9-C8-C6	-3.18	117.48	126.42
33	w	303	CLA	CMB-C2B-C1B	-3.18	123.58	128.46
37	t	102	SQD	O5-C1-C2	3.18	117.07	110.35
33	B	612	CLA	CMB-C2B-C3B	3.18	130.62	124.68
33	9	307	CLA	CMB-C2B-C1B	-3.17	123.58	128.46
33	A	405	CLA	CMB-C2B-C3B	3.17	130.62	124.68
48	0	302	ET4	C12-C13-C14	3.17	123.81	118.94
33	3	303	CLA	CMB-C2B-C3B	3.17	130.61	124.68
33	8	311	CLA	CMB-C2B-C3B	3.17	130.61	124.68
45	4	301	A86	C25-C26-C27	-3.17	122.78	127.31
33	b	612	CLA	CMB-C2B-C3B	3.17	130.61	124.68
33	8	313	CLA	CMB-C2B-C3B	3.17	130.60	124.68
33	5	316	CLA	CMB-C2B-C3B	3.17	130.60	124.68
46	2	303	DD6	C37-C36-C31	-3.16	120.05	124.35
33	b	607	CLA	O2D-CGD-O1D	-3.16	117.66	123.84
33	b	602	CLA	O2D-CGD-O1D	-3.16	117.66	123.84
33	c	508	CLA	CMB-C2B-C3B	3.16	130.59	124.68
33	7	312	CLA	CMB-C2B-C3B	3.16	130.59	124.68
33	B	610	CLA	O2D-CGD-O1D	-3.16	117.66	123.84
33	2	309	CLA	CMB-C2B-C3B	3.15	130.58	124.68
33	0	308	CLA	CMB-C2B-C3B	3.15	130.58	124.68
45	4	304	A86	O1-C15-C14	-3.15	106.88	113.21
33	B	612	CLA	O2D-CGD-O1D	-3.15	117.67	123.84
33	a	411	CLA	CMB-C2B-C3B	3.15	130.57	124.68
33	c	509	CLA	O2D-CGD-O1D	-3.15	117.69	123.84
33	c	513	CLA	O2D-CGD-O1D	-3.15	117.69	123.84
33	c	508	CLA	O2D-CGD-O1D	-3.14	117.69	123.84
33	w	303	CLA	O2D-CGD-O1D	-3.14	117.70	123.84

*Continued on next page...*



*Continued from previous page...*

Mol	Chain	Res	Type	Atoms	Z	Observed(°)	Ideal(°)
33	4	315	CLA	O2D-CGD-O1D	-3.14	117.70	123.84
33	H	103	CLA	CMB-C2B-C3B	3.14	130.55	124.68
33	c	504	CLA	CMB-C2B-C3B	3.14	130.54	124.68
43	4	317	LMU	C1B-O1B-C4'	-3.13	110.21	117.96
33	0	309	CLA	CMB-C2B-C3B	3.13	130.54	124.68
33	4	308	CLA	CMB-C2B-C3B	3.13	130.54	124.68
38	C	516	DGD	O6D-C1D-O3G	-3.13	102.56	109.97
33	b	609	CLA	CMB-C2B-C3B	3.13	130.53	124.68
33	b	617	CLA	CMB-C2B-C1B	-3.13	123.66	128.46
34	A	406	PHO	CMB-C2B-C3B	3.13	130.53	124.68
33	8	314	CLA	CMB-C2B-C1B	-3.12	123.66	128.46
33	0	304	CLA	O2D-CGD-O1D	-3.12	117.73	123.84
45	1	301	A86	C34-O4-C38	-3.12	112.07	117.90
33	W	303	CLA	CMB-C2B-C1B	-3.12	123.67	128.46
48	7	302	ET4	C12-C13-C14	3.12	123.73	118.94
46	1	304	DD6	C37-C36-C31	-3.12	120.11	124.35
34	a	409	PHO	O2D-CGD-O1D	-3.12	117.74	123.84
33	8	309	CLA	CMB-C2B-C3B	3.12	130.51	124.68
33	B	605	CLA	O2D-CGD-O1D	-3.12	117.75	123.84
33	c	507	CLA	O2D-CGD-O1D	-3.12	117.75	123.84
46	3	315	DD6	C37-C36-C31	-3.12	120.11	124.35
46	4	303	DD6	C33-C34-C35	-3.11	106.05	110.30
33	2	311	CLA	CMB-C2B-C3B	3.11	130.50	124.68
38	c	516	DGD	O6D-C1D-O3G	-3.11	102.61	109.97
33	d	409	CLA	O2D-CGD-O1D	-3.11	117.76	123.84
33	b	614	CLA	CMB-C2B-C3B	3.11	130.50	124.68
33	1	309	CLA	CMB-C2B-C3B	3.11	130.49	124.68
45	9	302	A86	C17-C16-C15	3.10	112.33	109.16
33	c	503	CLA	O2D-CGD-O1D	-3.10	117.78	123.84
33	0	305	CLA	CMB-C2B-C3B	3.10	130.48	124.68
45	5	302	A86	C4-C3-C2	-3.10	117.12	123.47
33	9	317	CLA	CMB-C2B-C3B	3.10	130.47	124.68
42	V	201	HEM	C4D-ND-C1D	3.10	108.27	105.07
33	B	615	CLA	O2D-CGD-O1D	-3.10	117.78	123.84
33	3	304	CLA	CMB-C2B-C3B	3.10	130.47	124.68
33	3	304	CLA	O2D-CGD-O1D	-3.10	117.78	123.84
33	B	614	CLA	O2D-CGD-O1D	-3.10	117.78	123.84
33	c	507	CLA	CMB-C2B-C3B	3.09	130.46	124.68
33	c	504	CLA	O2D-CGD-O1D	-3.09	117.79	123.84
37	D	403	SQD	O8-S-C6	3.09	110.67	105.74
47	0	306	KC2	C4C-C3C-C2C	-3.09	104.66	107.11
33	9	309	CLA	CMB-C2B-C3B	3.09	130.45	124.68

*Continued on next page...*

*Continued from previous page...*

Mol	Chain	Res	Type	Atoms	Z	Observed(°)	Ideal(°)
47	4	307	KC2	CHB-C4A-C3A	-3.09	120.16	124.98
45	2	302	A86	C17-C16-C15	3.09	112.31	109.16
34	A	407	PHO	CMB-C2B-C3B	3.09	130.45	124.68
33	b	603	CLA	C1B-CHB-C4A	-3.08	124.01	130.12
33	C	506	CLA	O2D-CGD-O1D	-3.08	117.82	123.84
33	b	616	CLA	O2D-CGD-O1D	-3.08	117.82	123.84
33	c	512	CLA	O2D-CGD-O1D	-3.08	117.82	123.84
33	c	511	CLA	O2D-CGD-O1D	-3.08	117.82	123.84
33	4	313	CLA	CMB-C2B-C3B	3.07	130.43	124.68
45	6	302	A86	O4-C34-C33	-3.07	99.94	107.59
33	4	315	CLA	CMB-C2B-C3B	3.07	130.43	124.68
33	C	502	CLA	O2D-CGD-O1D	-3.07	117.83	123.84
37	A	413	SQD	C44-O6-C1	3.07	119.74	113.74
33	w	303	CLA	C1B-CHB-C4A	-3.07	124.04	130.12
37	T	103	SQD	O9-S-C6	3.07	110.59	106.94
33	5	314	CLA	CMB-C2B-C3B	3.07	130.42	124.68
42	v	201	HEM	C4D-ND-C1D	3.07	108.24	105.07
45	1	301	A86	C33-C32-C31	3.07	112.19	109.21
33	c	510	CLA	O2D-CGD-O1D	-3.06	117.86	123.84
45	5	303	A86	C17-C16-C15	3.06	112.28	109.16
33	0	312	CLA	CMB-C2B-C3B	3.05	130.39	124.68
33	C	502	CLA	CMB-C2B-C3B	3.05	130.39	124.68
47	0	306	KC2	C1A-NA-C4A	-3.05	105.33	106.71
33	W	303	CLA	C1B-CHB-C4A	-3.05	124.08	130.12
33	3	302	CLA	CMB-C2B-C3B	3.04	130.38	124.68
45	6	303	A86	O4-C34-C33	-3.04	100.02	107.59
48	0	302	ET4	C35-C36-C37	-3.04	106.14	110.30
33	9	308	CLA	O2D-CGD-O1D	-3.04	117.90	123.84
34	a	410	PHO	O2D-CGD-O1D	-3.04	117.90	123.84
33	A	408	CLA	CMB-C2B-C3B	3.04	130.36	124.68
33	C	507	CLA	CMB-C2B-C3B	3.03	130.35	124.68
33	C	503	CLA	O2D-CGD-O1D	-3.03	117.91	123.84
33	B	616	CLA	CMB-C2B-C1B	-3.03	123.80	128.46
33	4	312	CLA	O2D-CGD-O1D	-3.03	117.91	123.84
33	0	307	CLA	O2D-CGD-O1D	-3.03	117.92	123.84
33	6	315	CLA	O2D-CGD-O1D	-3.02	117.93	123.84
33	b	613	CLA	O2D-CGD-O1D	-3.02	117.93	123.84
46	4	303	DD6	C4-C3-C2	-3.02	117.28	123.47
33	Z	101	CLA	O2D-CGD-O1D	-3.02	117.94	123.84
46	8	303	DD6	C33-C34-C35	-3.02	106.17	110.30
33	0	307	CLA	CMB-C2B-C3B	3.02	130.32	124.68
34	a	409	PHO	CMB-C2B-C3B	3.02	130.32	124.68

*Continued on next page...*



*Continued from previous page...*

Mol	Chain	Res	Type	Atoms	Z	Observed(°)	Ideal(°)
33	3	308	CLA	CMB-C2B-C3B	3.02	130.32	124.68
33	c	503	CLA	CMB-C2B-C3B	3.02	130.32	124.68
33	5	317	CLA	CMB-C2B-C3B	3.01	130.31	124.68
33	4	314	CLA	O2D-CGD-O1D	-3.01	117.95	123.84
38	A	415	DGD	C3G-C2G-C1G	-3.01	104.67	111.79
30	C	515	BCR	C11-C10-C9	-3.01	123.02	127.31
33	2	312	CLA	CMB-C2B-C3B	3.01	130.30	124.68
33	1	314	CLA	CMB-C2B-C1B	-3.00	123.85	128.46
33	1	312	CLA	CMB-C2B-C3B	3.00	130.29	124.68
33	7	304	CLA	CMB-C2B-C3B	3.00	130.29	124.68
33	4	305	CLA	CMB-C2B-C3B	3.00	130.28	124.68
33	z	101	CLA	O2D-CGD-O1D	-3.00	117.98	123.84
33	8	312	CLA	CMB-C2B-C3B	2.99	130.28	124.68
33	C	504	CLA	O2D-CGD-O1D	-2.99	117.98	123.84
33	9	307	CLA	O2D-CGD-O1D	-2.99	117.98	123.84
44	3	310	KC1	CHB-C1B-C2B	-2.99	119.20	125.48
46	1	303	DD6	C33-C34-C35	-2.99	106.21	110.30
33	3	311	CLA	O2D-CGD-O1D	-2.99	117.99	123.84
45	6	301	A86	C33-C32-C31	-2.99	106.31	109.21
33	c	502	CLA	O2D-CGD-O1D	-2.99	118.00	123.84
33	4	308	CLA	O2D-CGD-O1D	-2.99	118.00	123.84
45	6	302	A86	O4-C34-C35	-2.98	100.16	107.59
47	6	309	KC2	C4C-C3C-C2C	-2.98	104.75	107.11
45	9	301	A86	C33-C32-C31	2.98	112.11	109.21
33	3	319	CLA	O2D-CGD-O1D	-2.98	118.01	123.84
33	B	607	CLA	CAA-C2A-C3A	-2.98	109.14	116.10
46	9	303	DD6	C19-C18-C17	-2.98	105.02	110.77
33	1	315	CLA	CMB-C2B-C3B	2.97	130.24	124.68
33	7	304	CLA	O2D-CGD-O1D	-2.97	118.03	123.84
33	1	312	CLA	O2D-CGD-O1D	-2.97	118.03	123.84
33	b	608	CLA	O2D-CGD-O1D	-2.97	118.03	123.84
33	4	311	CLA	CMB-C2B-C3B	2.97	130.23	124.68
46	8	304	DD6	C37-C36-C35	2.97	119.85	114.36
46	2	303	DD6	C19-C18-C17	-2.97	105.04	110.77
33	b	610	CLA	O2D-CGD-O1D	-2.97	118.04	123.84
45	8	301	A86	C25-C26-C27	-2.97	123.08	127.31
33	7	307	CLA	O2D-CGD-O1D	-2.97	118.04	123.84
45	5	307	A86	C22-C16-C17	-2.97	103.83	108.98
37	l	101	SQD	O8-S-C6	2.96	110.46	105.74
33	5	309	CLA	CMB-C2B-C3B	2.96	130.22	124.68
33	c	506	CLA	O2D-CGD-O1D	-2.96	118.05	123.84
33	2	310	CLA	C1B-CHB-C4A	-2.96	124.26	130.12

*Continued on next page...*

*Continued from previous page...*

Mol	Chain	Res	Type	Atoms	Z	Observed(°)	Ideal(°)
33	D	402	CLA	O2D-CGD-O1D	-2.96	118.06	123.84
33	2	307	CLA	CMB-C2B-C3B	2.95	130.47	124.69
30	c	515	BCR	C11-C10-C9	-2.95	123.09	127.31
33	B	607	CLA	O2D-CGD-O1D	-2.95	118.06	123.84
46	2	303	DD6	C33-C34-C35	-2.95	106.27	110.30
33	2	317	CLA	CMB-C2B-C3B	2.95	130.20	124.68
33	8	305	CLA	O2D-CGD-O1D	-2.95	118.07	123.84
33	3	319	CLA	CMB-C2B-C3B	2.95	130.19	124.68
33	b	617	CLA	O2D-CGD-O1D	-2.95	118.07	123.84
33	B	613	CLA	O2D-CGD-O1D	-2.95	118.08	123.84
45	6	304	A86	C14-C15-C16	2.95	130.04	118.75
33	2	315	CLA	CMB-C2B-C3B	2.95	130.19	124.68
33	2	312	CLA	O2D-CGD-O1D	-2.95	118.08	123.84
33	b	607	CLA	CMB-C2B-C3B	2.94	130.18	124.68
33	8	315	CLA	CBD-CHA-C1A	2.94	132.14	127.43
33	B	604	CLA	CMB-C2B-C3B	2.94	130.18	124.68
33	B	601	CLA	O2D-CGD-O1D	-2.94	118.09	123.84
46	3	315	DD6	C21-C20-C15	-2.94	117.33	122.26
46	9	303	DD6	C33-C34-C35	-2.94	106.28	110.30
33	a	408	CLA	CMB-C2B-C3B	2.94	130.17	124.68
45	5	302	A86	C19-C18-C17	2.94	116.44	110.77
33	6	315	CLA	CMB-C2B-C3B	2.94	130.17	124.68
30	c	515	BCR	C33-C5-C4	2.94	119.25	113.62
33	7	310	CLA	O2D-CGD-O1D	-2.93	118.10	123.84
37	i	101	SQD	O6-C1-C2	2.93	112.89	108.30
30	K	101	BCR	C35-C13-C14	-2.93	118.81	122.92
45	2	301	A86	C33-C32-C31	2.93	112.06	109.21
33	4	316	CLA	O2D-CGD-O1D	-2.93	118.10	123.84
33	9	315	CLA	CBD-CHA-C1A	2.93	132.12	127.43
37	L	101	SQD	O8-S-C6	2.93	110.41	105.74
33	Z	101	CLA	CMB-C2B-C3B	2.93	130.15	124.68
33	9	315	CLA	CMB-C2B-C3B	2.92	130.15	124.68
33	7	308	CLA	CMB-C2B-C3B	2.92	130.15	124.68
47	4	307	KC2	C4C-C3C-C2C	-2.92	104.80	107.11
33	8	306	CLA	O2D-CGD-O1D	-2.92	118.13	123.84
30	c	515	BCR	C37-C22-C21	-2.91	118.84	122.92
33	2	315	CLA	CBD-CHA-C1A	2.91	132.09	127.43
33	3	309	CLA	CMB-C2B-C3B	2.91	130.12	124.68
37	a	413	SQD	C3-C4-C5	2.91	115.42	110.24
33	B	616	CLA	O2D-CGD-O1D	-2.91	118.15	123.84
33	b	606	CLA	O2D-CGD-O1D	-2.91	118.15	123.84
33	9	312	CLA	CMB-C2B-C3B	2.91	130.12	124.68

*Continued on next page...*

*Continued from previous page...*

Mol	Chain	Res	Type	Atoms	Z	Observed(°)	Ideal(°)
33	5	308	CLA	O2D-CGD-O1D	-2.91	118.16	123.84
33	8	310	CLA	CMB-C2B-C1B	-2.91	124.00	128.46
33	7	314	CLA	CBD-CHA-C1A	2.91	132.08	127.43
33	8	314	CLA	CBD-CHA-C1A	2.91	132.08	127.43
37	B	622	SQD	O5-C1-C2	2.90	116.49	110.35
33	c	501	CLA	O2D-CGD-O1D	-2.90	118.16	123.84
33	H	103	CLA	CBD-CHA-C1A	2.90	132.08	127.43
34	A	407	PHO	O2D-CGD-O1D	-2.90	118.17	123.84
38	H	102	DGD	O6D-C1D-O3G	-2.90	103.11	109.97
33	1	305	CLA	O2D-CGD-O1D	-2.90	118.17	123.84
45	5	306	A86	C14-C15-C16	-2.90	107.67	118.75
33	0	310	CLA	O2D-CGD-O1D	-2.90	118.18	123.84
33	0	304	CLA	CMB-C2B-C3B	2.89	130.09	124.68
33	6	311	CLA	O2D-CGD-O1D	-2.89	118.18	123.84
33	9	317	CLA	O2D-CGD-O1D	-2.89	118.18	123.84
33	C	503	CLA	CMB-C2B-C3B	2.89	130.09	124.68
33	9	306	CLA	O2D-CGD-O1D	-2.89	118.19	123.84
42	V	201	HEM	CHB-C1B-NB	2.89	127.95	124.38
45	2	302	A86	C12-C11-C13	2.89	120.87	116.02
33	1	309	CLA	O2D-CGD-O1D	-2.89	118.19	123.84
48	0	302	ET4	C42-C34-C33	-2.89	105.88	110.47
33	2	317	CLA	O2D-CGD-O1D	-2.89	118.20	123.84
33	8	316	CLA	CBD-CHA-C1A	2.88	132.05	127.43
33	6	312	CLA	O2D-CGD-O1D	-2.88	118.20	123.84
33	a	407	CLA	O2D-CGD-O1D	-2.88	118.20	123.84
33	6	312	CLA	CMB-C2B-C3B	2.88	130.07	124.68
33	2	308	CLA	O2D-CGD-O1D	-2.88	118.21	123.84
30	C	515	BCR	C28-C27-C26	-2.88	108.93	114.08
45	2	302	A86	C4-C3-C2	-2.88	117.58	123.47
38	A	415	DGD	O5D-C6D-C5D	-2.88	103.72	109.05
44	3	310	KC1	CHC-C4B-C3B	-2.88	120.34	125.26
33	2	309	CLA	O2D-CGD-O1D	-2.88	118.21	123.84
38	a	401	DGD	C3G-C2G-C1G	-2.88	104.99	111.79
33	5	312	CLA	O2D-CGD-O1D	-2.88	118.22	123.84
46	2	304	DD6	C33-C34-C35	-2.87	106.37	110.30
33	1	313	CLA	CBD-CHA-C1A	2.87	132.03	127.43
34	A	406	PHO	O2D-CGD-O1D	-2.87	118.22	123.84
33	1	314	CLA	CBD-CHA-C1A	2.87	132.03	127.43
45	5	305	A86	C25-C24-C1	-2.87	118.35	126.42
30	C	515	BCR	C37-C22-C21	-2.87	118.90	122.92
33	2	307	CLA	C1B-CHB-C4A	-2.87	124.44	130.12
33	9	314	CLA	CBD-CHA-C1A	2.87	132.02	127.43

*Continued on next page...*

*Continued from previous page...*

Mol	Chain	Res	Type	Atoms	Z	Observed(°)	Ideal(°)
33	2	307	CLA	CAB-C3B-C2B	2.87	130.30	124.69
38	C	517	DGD	O5D-C6D-C5D	-2.87	103.74	109.05
38	h	102	DGD	O6D-C1D-O3G	-2.87	103.19	109.97
45	9	302	A86	C12-C11-C13	2.87	120.84	116.02
33	3	305	CLA	O2D-CGD-O1D	-2.86	118.24	123.84
38	A	415	DGD	CDB-CCB-CBB	-2.86	99.90	114.42
46	9	304	DD6	C33-C34-C35	-2.86	106.39	110.30
39	C	519	LMG	O6-C1-O1	-2.86	103.21	109.97
45	9	302	A86	C4-C3-C2	-2.86	117.62	123.47
33	2	314	CLA	CBD-CHA-C1A	2.85	132.00	127.43
33	2	316	CLA	CBD-CHA-C1A	2.85	132.00	127.43
30	c	515	BCR	C28-C27-C26	-2.85	108.98	114.08
37	a	413	SQD	O8-S-C6	2.85	110.28	105.74
33	9	313	CLA	CMB-C2B-C3B	2.85	130.01	124.68
33	9	313	CLA	CBD-CHA-C1A	2.85	131.99	127.43
33	1	315	CLA	CBD-CHA-C1A	2.85	131.99	127.43
33	5	314	CLA	O2D-CGD-O1D	-2.85	118.27	123.84
38	c	516	DGD	CDB-CCB-CBB	-2.85	99.96	114.42
38	a	401	DGD	O5D-C6D-C5D	-2.85	103.78	109.05
36	A	412	LHG	O8-C23-C24	2.84	120.83	111.91
33	2	307	CLA	O2D-CGD-O1D	-2.84	118.28	123.84
33	1	311	CLA	O2D-CGD-O1D	-2.84	118.28	123.84
45	3	314	A86	C-C1-C2	-2.84	118.94	122.92
33	1	308	CLA	O2D-CGD-O1D	-2.84	118.28	123.84
33	1	316	CLA	CBD-CHA-C1A	2.84	131.98	127.43
37	L	101	SQD	C44-O6-C1	2.84	119.29	113.74
39	W	301	LMG	O6-C1-O1	-2.84	103.25	109.97
38	C	517	DGD	CDB-CCB-CBB	-2.84	100.00	114.42
33	9	305	CLA	O2D-CGD-O1D	-2.84	118.28	123.84
33	1	306	CLA	O2D-CGD-O1D	-2.84	118.28	123.84
34	A	406	PHO	O1D-CGD-CBD	2.84	129.47	124.74
33	7	308	CLA	O2D-CGD-O1D	-2.84	118.29	123.84
33	9	311	CLA	O2D-CGD-O1D	-2.84	118.29	123.84
45	2	302	A86	C35-C34-C33	2.84	114.83	109.88
33	4	311	CLA	O2D-CGD-O1D	-2.84	118.29	123.84
33	4	306	CLA	O2D-CGD-O1D	-2.84	118.29	123.84
34	a	409	PHO	O1D-CGD-CBD	2.84	129.46	124.74
33	5	309	CLA	O2D-CGD-O1D	-2.84	118.29	123.84
33	8	309	CLA	O2D-CGD-O1D	-2.84	118.30	123.84
33	6	316	CLA	O2D-CGD-O1D	-2.83	118.30	123.84
46	2	303	DD6	C-C1-C2	-2.83	118.96	122.92
33	c	502	CLA	CMB-C2B-C3B	2.83	129.97	124.68

*Continued on next page...*

*Continued from previous page...*

Mol	Chain	Res	Type	Atoms	Z	Observed(°)	Ideal(°)
38	a	401	DGD	O6D-C1D-O3G	-2.83	103.28	109.97
39	C	520	LMG	O6-C1-O1	-2.83	103.28	109.97
33	3	302	CLA	O2D-CGD-O1D	-2.83	118.31	123.84
34	A	407	PHO	O1D-CGD-CBD	2.82	129.44	124.74
30	C	515	BCR	C3-C4-C5	-2.82	109.04	114.08
45	5	304	A86	O4-C34-C35	-2.82	100.57	107.59
33	8	316	CLA	CMB-C2B-C3B	2.82	129.95	124.68
45	4	304	A86	C34-O4-C38	-2.82	112.64	117.90
37	T	101	SQD	O5-C1-C2	2.82	116.31	110.35
46	9	303	DD6	C-C1-C2	-2.81	118.98	122.92
33	8	307	CLA	O2D-CGD-O1D	-2.81	118.34	123.84
39	q	302	LMG	O6-C1-O1	-2.81	103.31	109.97
45	9	302	A86	C35-C34-C33	2.81	114.78	109.88
34	a	410	PHO	O1D-CGD-CBD	2.81	129.42	124.74
30	K	101	BCR	C15-C16-C17	-2.81	117.72	123.47
37	D	403	SQD	O5-C5-C4	2.81	114.80	109.69
30	c	515	BCR	C1-C6-C5	-2.81	118.66	122.61
33	3	306	CLA	O2D-CGD-O1D	-2.81	118.35	123.84
33	1	313	CLA	CMB-C2B-C3B	2.81	129.93	124.68
45	5	302	A86	C33-C32-C31	-2.81	106.48	109.21
33	6	311	CLA	CMB-C2B-C3B	2.80	129.93	124.68
33	2	310	CLA	O2D-CGD-O1D	-2.80	118.36	123.84
33	9	316	CLA	CBD-CHA-C1A	2.80	131.92	127.43
37	T	103	SQD	C44-O6-C1	2.80	119.21	113.74
33	9	309	CLA	O2D-CGD-O1D	-2.80	118.36	123.84
33	b	614	CLA	O1D-CGD-CBD	2.80	130.22	124.48
45	6	305	A86	O4-C34-C33	-2.80	100.62	107.59
33	4	305	CLA	O2D-CGD-O1D	-2.80	118.37	123.84
46	8	303	DD6	C-C1-C2	-2.80	119.00	122.92
33	7	309	CLA	O2D-CGD-O1D	-2.80	118.37	123.84
33	9	316	CLA	CMB-C2B-C3B	2.80	129.91	124.68
45	7	301	A86	C12-C11-C13	2.80	120.72	116.02
33	1	316	CLA	CMB-C2B-C3B	2.80	129.91	124.68
33	6	308	CLA	O2D-CGD-O1D	-2.80	118.37	123.84
33	1	310	CLA	O2D-CGD-O1D	-2.79	118.37	123.84
33	5	317	CLA	CBD-CHA-C1A	2.79	131.90	127.43
33	8	313	CLA	CBD-CHA-C1A	2.79	131.90	127.43
38	C	516	DGD	CDB-CCB-CBB	-2.79	100.24	114.42
33	2	311	CLA	O2D-CGD-O1D	-2.79	118.38	123.84
33	B	609	CLA	O2D-CGD-O1D	-2.79	118.38	123.84
33	5	311	CLA	O2D-CGD-O1D	-2.79	118.38	123.84
30	b	618	BCR	C33-C5-C6	-2.79	121.39	124.53

*Continued on next page...*

*Continued from previous page...*

Mol	Chain	Res	Type	Atoms	Z	Observed(°)	Ideal(°)
33	5	316	CLA	O2D-CGD-O1D	-2.79	118.38	123.84
33	0	312	CLA	O2D-CGD-O1D	-2.79	118.38	123.84
33	z	101	CLA	CMB-C2B-C3B	2.79	129.90	124.68
39	C	522	LMG	C1-C2-C3	-2.79	104.19	110.00
33	2	306	CLA	O2D-CGD-O1D	-2.79	118.39	123.84
33	A	404	CLA	O2D-CGD-O1D	-2.79	118.39	123.84
45	0	301	A86	C12-C11-C13	2.79	120.70	116.02
33	3	307	CLA	CMB-C2B-C3B	2.78	129.89	124.68
33	3	313	CLA	O2D-CGD-O1D	-2.78	118.39	123.84
33	b	608	CLA	CAA-C2A-C3A	-2.78	109.60	116.10
48	7	302	ET4	C42-C34-C33	-2.78	106.05	110.47
37	B	622	SQD	O8-S-C6	2.78	110.17	105.74
33	8	311	CLA	O2D-CGD-O1D	-2.78	118.40	123.84
38	a	401	DGD	CDB-CCB-CBB	-2.78	100.32	114.42
46	1	303	DD6	C7-C6-C5	-2.78	119.03	122.92
33	2	316	CLA	CMB-C2B-C3B	2.78	129.88	124.68
33	b	614	CLA	CHB-C4A-NA	2.78	128.35	124.51
33	5	312	CLA	CMB-C2B-C3B	2.78	129.87	124.68
33	D	406	CLA	CHB-C4A-NA	2.78	128.35	124.51
33	9	310	CLA	O2D-CGD-O1D	-2.77	118.41	123.84
46	1	303	DD6	C-C1-C2	-2.77	119.04	122.92
37	l	101	SQD	C44-O6-C1	2.77	119.16	113.74
33	5	313	CLA	O2D-CGD-O1D	-2.77	118.42	123.84
33	0	309	CLA	O2D-CGD-O1D	-2.77	118.42	123.84
46	8	303	DD6	C7-C6-C5	-2.77	119.04	122.92
33	6	313	CLA	O2D-CGD-O1D	-2.77	118.42	123.84
33	5	309	CLA	CHB-C4A-NA	2.77	128.34	124.51
33	1	307	CLA	O2D-CGD-O1D	-2.77	118.42	123.84
33	8	316	CLA	CAA-C2A-C3A	-2.77	109.64	116.10
36	4	318	LHG	O8-C23-C24	2.77	120.59	111.91
39	B	620	LMG	O6-C1-O1	-2.77	103.42	109.97
39	D	404	LMG	O1-C1-C2	-2.77	103.98	108.30
33	4	310	CLA	O2D-CGD-O1D	-2.77	118.43	123.84
45	6	304	A86	C17-C16-C15	2.76	111.98	109.16
30	B	617	BCR	C33-C5-C6	-2.76	121.43	124.53
33	8	312	CLA	CHB-C4A-NA	2.76	128.33	124.51
45	9	301	A86	C25-C24-C1	-2.76	118.66	126.42
33	9	312	CLA	O2D-CGD-O1D	-2.76	118.44	123.84
33	8	310	CLA	O2D-CGD-O1D	-2.76	118.45	123.84
33	C	506	CLA	C1B-CHB-C4A	-2.76	124.66	130.12
33	4	309	CLA	O2D-CGD-O1D	-2.76	118.45	123.84
45	2	301	A86	C25-C24-C1	-2.75	118.68	126.42

*Continued on next page...*



*Continued from previous page...*

Mol	Chain	Res	Type	Atoms	Z	Observed(°)	Ideal(°)
33	8	312	CLA	O2D-CGD-O1D	-2.75	118.46	123.84
39	w	304	LMG	O6-C1-O1	-2.75	103.46	109.97
33	6	307	CLA	O2D-CGD-O1D	-2.75	118.46	123.84
30	k	101	BCR	C15-C14-C13	-2.75	123.39	127.31
33	8	305	CLA	CAA-C2A-C3A	-2.75	109.69	116.10
36	d	407	LHG	O8-C23-C24	2.75	120.53	111.91
33	3	309	CLA	O2D-CGD-O1D	-2.75	118.47	123.84
39	d	410	LMG	O6-C1-O1	-2.74	103.47	109.97
33	2	314	CLA	CMB-C2B-C3B	2.74	129.81	124.68
33	2	305	CLA	CMB-C2B-C3B	2.74	129.81	124.68
38	3	320	DGD	CDB-CCB-CBB	-2.74	100.50	114.42
33	1	305	CLA	CMB-C2B-C3B	2.74	129.81	124.68
46	3	315	DD6	C15-C14-C13	-2.74	120.20	125.99
38	H	102	DGD	CDB-CCB-CBB	-2.74	100.51	114.42
30	k	101	BCR	C15-C16-C17	-2.74	117.86	123.47
30	a	414	BCR	C24-C23-C22	-2.74	122.10	126.23
41	D	408	PL9	C7-C8-C9	-2.74	122.23	126.79
45	6	303	A86	O4-C34-C35	-2.74	100.78	107.59
37	A	413	SQD	O6-C1-C2	2.74	112.57	108.30
38	c	517	DGD	O5D-C6D-C5D	-2.73	103.99	109.05
33	8	305	CLA	CMB-C2B-C3B	2.73	129.79	124.68
47	6	309	KC2	CBD-CHA-C1A	2.73	133.97	128.88
38	c	517	DGD	CDB-CCB-CBB	-2.73	100.56	114.42
44	6	314	KC1	CHC-C4B-C3B	-2.73	120.59	125.26
33	3	312	CLA	CMB-C2B-C3B	2.73	129.78	124.68
33	d	401	CLA	CMB-C2B-C3B	2.73	130.03	124.69
33	0	308	CLA	O2D-CGD-O1D	-2.73	118.51	123.84
33	1	307	CLA	CMB-C2B-C3B	2.73	130.02	124.69
30	b	618	BCR	C11-C10-C9	-2.72	123.42	127.31
33	B	610	CLA	CMB-C2B-C3B	2.72	129.77	124.68
39	q	301	LMG	O6-C1-O1	-2.72	103.53	109.97
33	B	606	CLA	C1B-CHB-C4A	-2.72	124.73	130.12
38	A	415	DGD	O6D-C1D-O3G	-2.72	103.53	109.97
33	c	507	CLA	CHB-C4A-NA	2.72	128.27	124.51
30	k	102	BCR	C24-C23-C22	-2.72	122.13	126.23
41	D	408	PL9	C40-C39-C41	2.72	119.84	115.27
33	9	305	CLA	CMB-C2B-C3B	2.72	129.76	124.68
33	3	308	CLA	O2D-CGD-O1D	-2.71	118.54	123.84
33	2	305	CLA	O2D-CGD-O1D	-2.71	118.54	123.84
44	5	315	KC1	O1D-CGD-CBD	-2.71	118.94	124.48
33	w	303	CLA	CMB-C2B-C3B	2.71	129.74	124.68
33	8	315	CLA	CAA-C2A-C3A	-2.71	109.78	116.10

*Continued on next page...*

*Continued from previous page...*

Mol	Chain	Res	Type	Atoms	Z	Observed(°)	Ideal(°)
33	D	405	CLA	CMB-C2B-C3B	2.71	129.99	124.69
45	5	302	A86	C9-C10-C11	-2.70	118.66	126.61
33	9	307	CLA	CAB-C3B-C2B	2.70	129.98	124.69
33	8	307	CLA	CAB-C3B-C2B	2.70	129.98	124.69
45	6	306	A86	O4-C34-C35	-2.70	100.86	107.59
45	0	303	A86	C25-C26-C27	-2.70	123.45	127.31
33	4	312	CLA	CHB-C4A-NA	2.70	128.25	124.51
33	3	303	CLA	O2D-CGD-O1D	-2.70	118.56	123.84
36	D	409	LHG	O8-C23-C24	2.70	120.38	111.91
33	7	313	CLA	CAA-C2A-C3A	-2.70	109.80	116.10
33	C	507	CLA	CHB-C4A-NA	2.70	128.24	124.51
44	6	314	KC1	CHB-C1B-C2B	-2.70	119.83	125.48
33	8	310	CLA	CHB-C4A-NA	2.69	128.24	124.51
33	8	308	CLA	CHB-C4A-NA	2.69	128.23	124.51
33	9	307	CLA	CMB-C2B-C3B	2.69	129.96	124.69
39	7	315	LMG	O6-C1-O1	-2.69	103.60	109.97
33	B	613	CLA	CHB-C4A-NA	2.69	128.23	124.51
39	m	201	LMG	O6-C1-O1	-2.69	103.61	109.97
33	8	310	CLA	C1B-CHB-C4A	-2.69	124.79	130.12
45	5	302	A86	C9-C8-C6	-2.69	118.86	126.42
30	c	514	BCR	C24-C23-C22	-2.69	122.17	126.23
36	5	318	LHG	O8-C23-C24	2.69	120.34	111.91
37	A	413	SQD	O48-C23-C24	2.69	120.34	111.91
33	B	601	CLA	CMB-C2B-C3B	2.69	129.71	124.68
45	5	305	A86	C14-C15-C16	-2.69	108.47	118.75
45	7	303	A86	C17-C16-C15	2.69	111.90	109.16
33	3	306	CLA	CMB-C2B-C3B	2.69	129.70	124.68
45	4	301	A86	C9-C10-C11	-2.68	118.72	126.61
36	D	411	LHG	O8-C23-C24	2.68	120.33	111.91
33	7	313	CLA	CMB-C2B-C3B	2.68	129.84	124.93
37	7	317	SQD	O8-S-C6	2.68	110.01	105.74
33	1	315	CLA	CAA-C2A-C3A	-2.68	109.84	116.10
33	a	411	CLA	C1B-CHB-C4A	-2.68	124.81	130.12
33	D	405	CLA	CAB-C3B-C2B	2.68	129.93	124.69
46	8	304	DD6	C19-C18-C17	2.68	115.94	110.77
39	b	621	LMG	O6-C1-O1	-2.67	103.64	109.97
45	5	306	A86	C17-C16-C15	2.67	111.89	109.16
42	e	101	HEM	CHD-C1D-C2D	-2.67	120.81	124.98
33	8	307	CLA	CMB-C2B-C3B	2.67	129.92	124.69
33	9	316	CLA	CAA-C2A-C3A	-2.67	109.87	116.10
33	4	313	CLA	O2D-CGD-O1D	-2.67	118.62	123.84
37	i	101	SQD	O48-C23-C24	2.67	120.28	111.91

*Continued on next page...*



*Continued from previous page...*

Mol	Chain	Res	Type	Atoms	Z	Observed(°)	Ideal(°)
33	B	604	CLA	O2D-CGD-CBD	2.66	116.00	111.27
33	1	307	CLA	CAB-C3B-C2B	2.66	129.89	124.69
45	5	307	A86	C23-C16-C17	-2.65	104.37	108.98
30	B	617	BCR	C27-C26-C25	2.65	126.58	122.73
33	c	505	CLA	C1B-CHB-C4A	-2.65	124.86	130.12
37	L	101	SQD	C1-O5-C5	2.65	118.89	113.69
33	7	313	CLA	CHB-C4A-NA	2.65	128.18	124.51
45	5	305	A86	C12-C11-C13	2.65	120.48	116.02
36	A	414	LHG	O8-C23-C24	2.65	120.23	111.91
42	F	101	HEM	C4D-ND-C1D	2.65	107.81	105.07
45	6	305	A86	C17-C16-C15	2.65	111.86	109.16
33	9	313	CLA	CAA-C2A-C3A	-2.65	109.92	116.10
30	B	617	BCR	C24-C23-C22	-2.65	122.23	126.23
45	4	304	A86	C-C1-C2	-2.65	119.22	122.92
36	w	301	LHG	O8-C23-C24	2.65	120.21	111.91
45	0	303	A86	O4-C38-O5	-2.65	117.70	122.96
30	c	515	BCR	C24-C23-C22	-2.65	122.24	126.23
33	0	310	CLA	CHB-C4A-NA	2.65	128.17	124.51
45	5	303	A86	C12-C11-C13	2.64	120.46	116.02
38	h	102	DGD	CDB-CCB-CBB	-2.64	101.00	114.42
33	b	605	CLA	O2D-CGD-CBD	2.64	115.96	111.27
33	B	604	CLA	CHB-C4A-NA	2.64	128.17	124.51
33	B	605	CLA	C1B-CHB-C4A	-2.64	124.89	130.12
38	C	517	DGD	C3G-C2G-C1G	-2.64	105.54	111.79
33	C	509	CLA	CHB-C4A-NA	2.64	128.16	124.51
33	0	311	CLA	CHB-C4A-NA	2.64	128.16	124.51
33	d	401	CLA	CAB-C3B-C2B	2.64	129.85	124.69
45	0	301	A86	C7-C6-C5	-2.64	119.23	122.92
47	4	307	KC2	CBD-CHA-C1A	2.64	133.80	128.88
45	7	303	A86	C9-C8-C6	-2.64	119.01	126.42
33	B	612	CLA	CHB-C4A-NA	2.64	128.16	124.51
33	b	613	CLA	CHB-C4A-NA	2.64	128.16	124.51
33	b	611	CLA	CMB-C2B-C3B	2.63	129.60	124.68
36	h	103	LHG	O8-C23-C24	2.63	120.16	111.91
33	B	611	CLA	C1B-CHB-C4A	-2.63	124.91	130.12
39	C	522	LMG	O6-C1-O1	-2.63	103.75	109.97
39	d	410	LMG	O1-C1-C2	-2.62	104.21	108.30
46	3	315	DD6	C37-C36-C35	2.62	119.22	114.36
33	9	314	CLA	CMB-C2B-C3B	2.62	129.59	124.68
47	4	307	KC2	CBA-CAA-C2A	-2.62	115.27	125.27
33	6	316	CLA	CMB-C2B-C3B	2.62	129.73	124.93
33	7	312	CLA	O2D-CGD-O1D	-2.62	118.71	123.84

*Continued on next page...*

*Continued from previous page...*

Mol	Chain	Res	Type	Atoms	Z	Observed(°)	Ideal(°)
33	C	513	CLA	CHB-C4A-NA	2.62	128.13	124.51
30	b	618	BCR	C27-C26-C25	2.62	126.53	122.73
33	9	311	CLA	CHB-C4A-NA	2.62	128.13	124.51
33	0	313	CLA	CMB-C2B-C3B	2.62	129.72	124.93
33	1	310	CLA	CMB-C2B-C3B	2.62	129.57	124.68
44	6	314	KC1	O1D-CGD-CBD	-2.62	119.13	124.48
33	b	617	CLA	CHB-C4A-NA	2.61	128.13	124.51
33	B	615	CLA	CMB-C2B-C3B	2.61	129.57	124.68
44	6	314	KC1	C4B-CHC-C1C	-2.61	120.42	126.06
33	1	313	CLA	CAA-C2A-C3A	-2.61	110.00	116.10
45	7	301	A86	C7-C6-C5	-2.61	119.26	122.92
44	5	315	KC1	C4B-CHC-C1C	-2.61	120.42	126.06
30	D	407	BCR	C27-C26-C25	2.61	126.52	122.73
45	1	302	A86	C4-C3-C2	-2.61	118.13	123.47
36	W	302	LHG	O8-C23-C24	2.61	120.09	111.91
45	5	302	A86	C22-C16-C17	-2.61	104.45	108.98
45	9	301	A86	C7-C6-C5	-2.61	119.27	122.92
45	1	302	A86	C9-C8-C6	-2.61	119.09	126.42
39	Q	301	LMG	O6-C1-O1	-2.60	103.81	109.97
36	A	411	LHG	O8-C23-C24	2.60	120.08	111.91
39	d	406	LMG	O6-C1-O1	-2.60	103.81	109.97
33	2	315	CLA	CHB-C4A-NA	2.60	128.11	124.51
45	8	302	A86	C9-C8-C6	-2.60	119.11	126.42
39	3	316	LMG	O6-C1-O1	-2.60	103.81	109.97
30	B	618	BCR	C27-C26-C25	2.60	126.51	122.73
36	a	403	LHG	O8-C23-C24	2.60	120.07	111.91
33	0	305	CLA	CHB-C4A-NA	2.60	128.11	124.51
37	T	101	SQD	O8-S-C6	2.60	109.88	105.74
30	h	101	BCR	C27-C26-C25	2.60	126.50	122.73
36	7	316	LHG	O8-C23-C24	2.60	120.06	111.91
33	6	310	CLA	O2D-CGD-O1D	-2.60	118.76	123.84
45	5	302	A86	C25-C24-C1	-2.60	119.12	126.42
33	5	314	CLA	C1B-CHB-C4A	-2.60	124.97	130.12
33	9	310	CLA	C1B-CHB-C4A	-2.60	124.98	130.12
33	3	313	CLA	CHB-C4A-NA	2.60	128.10	124.51
36	3	318	LHG	O8-C23-C24	2.59	120.05	111.91
33	W	303	CLA	CMB-C2B-C3B	2.59	129.53	124.68
33	c	511	CLA	CHB-C4A-NA	2.59	128.10	124.51
33	b	616	CLA	CMB-C2B-C3B	2.59	129.53	124.68
33	7	304	CLA	CHB-C4A-NA	2.59	128.09	124.51
36	H	104	LHG	O8-C23-C24	2.59	120.04	111.91
45	5	307	A86	C12-C11-C13	2.59	120.37	116.02

*Continued on next page...*

*Continued from previous page...*

Mol	Chain	Res	Type	Atoms	Z	Observed(°)	Ideal(°)
33	b	606	CLA	C1B-CHB-C4A	-2.59	124.99	130.12
33	1	316	CLA	CAA-C2A-C3A	-2.59	110.06	116.10
33	7	311	CLA	CHB-C4A-NA	2.58	128.09	124.51
34	a	410	PHO	C1-C2-C3	-2.58	121.57	126.04
45	6	305	A86	C12-C11-C13	2.58	120.36	116.02
30	b	619	BCR	C15-C14-C13	-2.58	123.62	127.31
33	4	306	CLA	CHB-C4A-NA	2.58	128.08	124.51
33	A	408	CLA	C1B-CHB-C4A	-2.58	125.00	130.12
33	7	308	CLA	C1B-CHB-C4A	-2.58	125.00	130.12
45	5	303	A86	O4-C34-C35	-2.58	101.17	107.59
30	c	514	BCR	C15-C14-C13	-2.58	123.63	127.31
37	T	101	SQD	O48-C23-C24	2.58	119.99	111.91
45	6	302	A86	C9-C8-C6	-2.58	119.18	126.42
41	d	404	PL9	C27-C28-C29	-2.58	121.46	127.66
33	2	312	CLA	CHB-C4A-NA	2.58	128.07	124.51
45	5	301	A86	C12-C11-C13	2.58	120.35	116.02
45	8	302	A86	C4-C3-C2	-2.58	118.20	123.47
33	c	508	CLA	C1B-CHB-C4A	-2.57	125.02	130.12
47	7	306	KC2	C1B-CHB-C4A	-2.57	120.50	126.06
39	M	201	LMG	O6-C1-O1	-2.57	103.88	109.97
39	B	621	LMG	O6-C1-O1	-2.57	103.88	109.97
37	a	413	SQD	O48-C23-C24	2.57	119.98	111.91
33	4	315	CLA	CHB-C4A-NA	2.57	128.07	124.51
33	B	601	CLA	CHB-C4A-NA	2.57	128.06	124.51
44	5	315	KC1	CHC-C4B-C3B	-2.57	120.86	125.26
33	6	315	CLA	CAA-C2A-C3A	-2.57	110.11	116.10
39	5	319	LMG	O6-C5-C4	2.57	114.36	109.69
37	a	413	SQD	C44-O6-C1	2.57	118.75	113.74
36	a	404	LHG	O8-C23-C24	2.57	119.96	111.91
48	7	302	ET4	C07-C06-C05	-2.57	115.25	121.46
37	0	316	SQD	O8-S-C6	2.56	109.83	105.74
33	C	511	CLA	CHB-C4A-NA	2.56	128.06	124.51
33	1	312	CLA	CHB-C4A-NA	2.56	128.06	124.51
30	H	101	BCR	C27-C26-C25	2.56	126.45	122.73
33	B	609	CLA	O2A-CGA-O1A	-2.56	117.13	123.59
37	D	403	SQD	C44-O6-C1	2.56	118.74	113.74
39	D	410	LMG	O6-C1-O1	-2.56	103.91	109.97
33	b	604	CLA	C1B-CHB-C4A	-2.56	125.05	130.12
33	0	304	CLA	CHB-C4A-NA	2.55	128.04	124.51
36	b	601	LHG	O8-C23-C24	2.55	119.92	111.91
33	3	305	CLA	CHB-C4A-NA	2.55	128.04	124.51
33	6	315	CLA	CHB-C4A-NA	2.55	128.04	124.51

*Continued on next page...*

*Continued from previous page...*

Mol	Chain	Res	Type	Atoms	Z	Observed(°)	Ideal(°)
33	c	512	CLA	CHB-C4A-NA	2.55	128.04	124.51
33	4	308	CLA	CHB-C4A-NA	2.55	128.04	124.51
33	1	306	CLA	CHB-C4A-NA	2.55	128.04	124.51
45	6	301	A86	C14-C15-C16	-2.55	108.99	118.75
45	9	301	A86	C9-C10-C11	-2.55	119.11	126.61
33	C	504	CLA	CHB-C4A-NA	2.55	128.04	124.51
33	6	307	CLA	CHB-C4A-NA	2.55	128.04	124.51
45	2	301	A86	C7-C6-C5	-2.55	119.35	122.92
33	D	405	CLA	C1B-CHB-C4A	-2.55	125.07	130.12
30	A	401	BCR	C33-C5-C6	-2.55	121.67	124.53
47	0	306	KC2	O1D-CGD-CBD	-2.55	119.27	124.48
30	C	515	BCR	C24-C23-C22	-2.55	122.39	126.23
33	c	502	CLA	C1B-CHB-C4A	-2.55	125.08	130.12
33	c	513	CLA	CHB-C4A-NA	2.55	128.03	124.51
45	7	301	A86	C3-C2-C1	-2.54	123.68	127.31
33	1	308	CLA	CHB-C4A-NA	2.54	128.03	124.51
46	9	304	DD6	C4-C3-C2	-2.54	118.26	123.47
38	C	518	DGD	C3G-C2G-C1G	-2.54	105.77	111.79
45	3	314	A86	O1-C20-C19	-2.54	111.47	113.38
30	a	414	BCR	C33-C5-C6	-2.54	121.67	124.53
33	B	603	CLA	C1B-CHB-C4A	-2.54	125.08	130.12
33	c	506	CLA	C1B-CHB-C4A	-2.54	125.08	130.12
46	4	303	DD6	C12-C11-C10	-2.54	119.36	122.92
33	b	609	CLA	C1B-CHB-C4A	-2.54	125.09	130.12
46	2	304	DD6	C4-C3-C2	-2.54	118.27	123.47
45	8	302	A86	C12-C11-C13	2.54	120.29	116.02
33	8	309	CLA	CHB-C4A-NA	2.54	128.02	124.51
46	3	315	DD6	C32-C31-C36	-2.54	119.05	122.63
43	w	302	LMU	C1'-O5'-C5'	-2.54	108.70	113.69
30	a	412	BCR	C27-C26-C25	2.54	126.42	122.73
37	T	103	SQD	O8-S-C6	2.54	109.78	105.74
37	A	413	SQD	O8-S-C6	2.54	109.78	105.74
41	d	404	PL9	C22-C23-C24	-2.54	121.55	127.66
33	B	608	CLA	C1B-CHB-C4A	-2.54	125.10	130.12
45	6	304	A86	C12-C11-C13	2.53	120.28	116.02
45	2	301	A86	C9-C10-C11	-2.53	119.16	126.61
33	4	314	CLA	C1B-CHB-C4A	-2.53	125.10	130.12
33	c	504	CLA	CHB-C4A-NA	2.53	128.01	124.51
45	1	302	A86	C12-C11-C13	2.53	120.28	116.02
33	2	316	CLA	CAA-C2A-C3A	-2.53	110.19	116.10
38	H	102	DGD	C3G-C2G-C1G	-2.53	105.80	111.79
33	6	308	CLA	CHB-C4A-NA	2.53	128.01	124.51

*Continued on next page...*

*Continued from previous page...*

Mol	Chain	Res	Type	Atoms	Z	Observed(°)	Ideal(°)
33	C	510	CLA	CHB-C4A-NA	2.53	128.01	124.51
33	3	307	CLA	O2D-CGD-O1D	-2.53	118.89	123.84
33	6	311	CLA	CHB-C4A-NA	2.53	128.01	124.51
33	9	306	CLA	CHB-C4A-NA	2.53	128.01	124.51
37	i	101	SQD	O5-C5-C4	2.53	114.28	109.69
33	0	312	CLA	C1B-CHB-C4A	-2.53	125.11	130.12
36	b	601	LHG	C11-C10-C9	-2.53	101.59	114.42
33	9	308	CLA	CHB-C4A-NA	2.53	128.01	124.51
33	2	309	CLA	CHB-C4A-NA	2.53	128.01	124.51
45	4	301	A86	C19-C18-C17	-2.53	105.89	110.77
33	C	512	CLA	CHB-C4A-NA	2.53	128.00	124.51
33	4	311	CLA	CHB-C4A-NA	2.53	128.00	124.51
33	B	616	CLA	C1B-CHB-C4A	-2.53	125.11	130.12
33	3	319	CLA	CHB-C4A-NA	2.53	128.00	124.51
39	d	410	LMG	O1-C7-C8	-2.52	104.81	110.90
33	b	602	CLA	CHB-C4A-NA	2.52	128.00	124.51
33	2	311	CLA	CHB-C4A-NA	2.52	128.00	124.51
45	5	301	A86	C33-C32-C31	-2.52	106.76	109.21
33	C	505	CLA	C1B-CHB-C4A	-2.52	125.12	130.12
33	1	307	CLA	C1B-CHB-C4A	-2.52	125.13	130.12
44	6	314	KC1	CBD-CHA-C1A	2.52	133.58	128.88
36	0	315	LHG	O8-C23-C24	2.52	119.81	111.91
46	9	303	DD6	C9-C8-C6	-2.52	119.34	126.42
33	b	611	CLA	CHB-C4A-NA	2.52	127.99	124.51
33	2	306	CLA	C1B-CHB-C4A	-2.52	125.13	130.12
33	d	402	CLA	C1-C2-C3	-2.52	121.69	126.04
46	3	315	DD6	C7-C6-C5	-2.52	119.40	122.92
33	4	313	CLA	CAA-C2A-C3A	-2.52	110.23	116.10
45	6	302	A86	C9-C10-C11	-2.52	119.21	126.61
33	1	311	CLA	CHB-C4A-NA	2.52	127.99	124.51
30	k	101	BCR	C35-C13-C14	-2.51	119.40	122.92
37	L	101	SQD	O5-C5-C4	2.51	114.26	109.69
37	B	622	SQD	O48-C23-C24	2.51	119.80	111.91
30	C	515	BCR	C23-C22-C21	2.51	122.80	118.94
33	c	510	CLA	CHB-C4A-NA	2.51	127.99	124.51
30	A	401	BCR	C24-C23-C22	-2.51	122.44	126.23
47	6	309	KC2	C3D-CAD-CBD	-2.51	104.30	107.61
38	C	516	DGD	C3G-C2G-C1G	-2.51	105.84	111.79
37	t	102	SQD	O8-S-C6	2.51	109.74	105.74
33	1	310	CLA	CHB-C4A-NA	2.51	127.99	124.51
30	C	514	BCR	C15-C14-C13	-2.51	123.72	127.31
33	c	508	CLA	CHB-C4A-NA	2.51	127.98	124.51

*Continued on next page...*

*Continued from previous page...*

Mol	Chain	Res	Type	Atoms	Z	Observed(°)	Ideal(°)
39	b	622	LMG	O6-C1-O1	-2.51	104.03	109.97
37	i	101	SQD	O8-S-C6	2.51	109.74	105.74
37	T	103	SQD	C1-O5-C5	2.51	118.61	113.69
33	9	314	CLA	CAA-C2A-C3A	-2.51	110.24	116.10
46	4	303	DD6	C3-C2-C1	-2.51	123.73	127.31
33	9	309	CLA	CHB-C4A-NA	2.51	127.98	124.51
38	c	516	DGD	C3G-C2G-C1G	-2.50	105.86	111.79
45	0	303	A86	O1-C15-C14	-2.50	108.18	113.21
39	W	301	LMG	O3-C3-C2	-2.50	104.56	110.35
33	C	508	CLA	C1B-CHB-C4A	-2.50	125.16	130.12
37	7	317	SQD	O5-C5-C4	2.50	114.24	109.69
33	8	305	CLA	CHB-C4A-NA	2.50	127.97	124.51
48	0	302	ET4	C11-C10-C09	-2.50	123.74	127.31
33	8	309	CLA	CHC-C1C-C2C	-2.50	123.82	129.77
33	1	316	CLA	CHB-C4A-NA	2.50	127.97	124.51
33	3	303	CLA	C1B-CHB-C4A	-2.50	125.16	130.12
33	8	306	CLA	CHB-C4A-NA	2.50	127.97	124.51
33	a	411	CLA	CHB-C4A-NA	2.50	127.97	124.51
33	2	316	CLA	CHB-C4A-NA	2.50	127.97	124.51
45	6	303	A86	C12-C11-C13	2.50	120.22	116.02
46	2	303	DD6	C9-C8-C6	-2.50	119.39	126.42
30	A	401	BCR	C27-C26-C25	2.50	126.36	122.73
45	5	306	A86	C19-C18-C17	2.50	115.60	110.77
33	8	315	CLA	CHB-C4A-NA	2.50	127.97	124.51
30	C	514	BCR	C27-C26-C25	2.50	126.36	122.73
33	8	314	CLA	CMB-C2B-C3B	2.50	129.35	124.68
33	B	607	CLA	CHB-C4A-NA	2.50	127.97	124.51
36	d	405	LHG	C11-C10-C9	-2.50	101.74	114.42
33	1	315	CLA	CHB-C4A-NA	2.50	127.97	124.51
30	k	101	BCR	C27-C26-C25	2.50	126.36	122.73
33	3	308	CLA	CHB-C4A-NA	2.50	127.97	124.51
37	T	103	SQD	O5-C5-C4	2.50	114.23	109.69
47	0	306	KC2	CHB-C4A-C3A	-2.50	121.08	124.98
33	C	501	CLA	CHB-C4A-NA	2.50	127.96	124.51
33	4	305	CLA	CHB-C4A-NA	2.50	127.96	124.51
45	4	304	A86	C19-C18-C17	-2.50	105.95	110.77
41	d	404	PL9	C7-C8-C9	-2.50	122.64	126.79
33	2	306	CLA	CHB-C4A-NA	2.50	127.96	124.51
36	A	412	LHG	C20-C19-C18	-2.50	101.76	114.42
33	b	617	CLA	CMB-C2B-C3B	2.49	129.35	124.68
33	9	316	CLA	CHB-C4A-NA	2.49	127.96	124.51
47	0	306	KC2	C1B-CHB-C4A	-2.49	120.68	126.06

*Continued on next page...*



*Continued from previous page...*

Mol	Chain	Res	Type	Atoms	Z	Observed(°)	Ideal(°)
30	c	514	BCR	C27-C26-C25	2.49	126.35	122.73
33	9	313	CLA	CHC-C1C-C2C	-2.49	123.84	129.77
33	8	311	CLA	CHB-C4A-NA	2.49	127.96	124.51
33	d	402	CLA	CHB-C4A-NA	2.49	127.96	124.51
33	4	313	CLA	CHB-C4A-NA	2.49	127.96	124.51
33	7	305	CLA	CHB-C4A-NA	2.49	127.96	124.51
33	3	302	CLA	CHB-C4A-NA	2.49	127.96	124.51
33	B	609	CLA	C1B-CHB-C4A	-2.49	125.18	130.12
33	8	308	CLA	O2D-CGD-CBD	2.49	115.69	111.27
33	b	605	CLA	CHB-C4A-NA	2.49	127.96	124.51
33	0	308	CLA	CHB-C4A-NA	2.49	127.95	124.51
33	2	309	CLA	CHC-C1C-C2C	-2.49	123.85	129.77
33	C	503	CLA	CHB-C4A-NA	2.49	127.95	124.51
46	3	315	DD6	C-C1-C2	-2.49	119.44	122.92
33	3	306	CLA	CHB-C4A-NA	2.49	127.95	124.51
33	1	305	CLA	CHB-C4A-NA	2.49	127.95	124.51
39	B	620	LMG	C40-C39-C38	-2.49	101.79	114.42
33	4	306	CLA	C1B-CHB-C4A	-2.49	125.19	130.12
38	c	518	DGD	C3G-C2G-C1G	-2.49	105.90	111.79
47	0	306	KC2	O2D-CGD-O1D	-2.49	118.97	123.84
30	A	409	BCR	C27-C26-C25	2.49	126.34	122.73
37	i	101	SQD	C4-C3-C2	2.49	115.16	110.82
33	b	608	CLA	CHB-C4A-NA	2.49	127.95	124.51
33	2	308	CLA	CHB-C4A-NA	2.49	127.95	124.51
36	A	414	LHG	C11-C10-C9	-2.48	101.81	114.42
30	b	619	BCR	C15-C16-C17	-2.48	118.39	123.47
33	3	307	CLA	CHB-C4A-NA	2.48	127.95	124.51
33	7	309	CLA	C1-C2-C3	-2.48	121.75	126.04
37	T	103	SQD	C4-C3-C2	2.48	115.16	110.82
33	B	602	CLA	C1B-CHB-C4A	-2.48	125.20	130.12
33	b	614	CLA	C1B-CHB-C4A	-2.48	125.20	130.12
37	A	413	SQD	C1-O5-C5	2.48	118.56	113.69
33	3	304	CLA	CHB-C4A-NA	2.48	127.94	124.51
45	4	301	A86	O4-C38-O5	-2.48	118.03	122.96
45	5	302	A86	O4-C34-C35	-2.48	101.41	107.59
33	d	401	CLA	C1B-CHB-C4A	-2.48	125.20	130.12
33	4	311	CLA	C1B-CHB-C4A	-2.48	125.20	130.12
33	A	408	CLA	CHB-C4A-NA	2.48	127.94	124.51
33	3	311	CLA	CHB-C4A-NA	2.48	127.94	124.51
33	H	103	CLA	CHB-C4A-NA	2.48	127.94	124.51
36	4	318	LHG	C11-C10-C9	-2.48	101.85	114.42
33	d	409	CLA	CHB-C4A-NA	2.48	127.94	124.51

*Continued on next page...*

*Continued from previous page...*

Mol	Chain	Res	Type	Atoms	Z	Observed(°)	Ideal(°)
30	a	414	BCR	C27-C26-C25	2.48	126.33	122.73
33	D	402	CLA	CHB-C4A-NA	2.47	127.93	124.51
33	1	313	CLA	CHB-C4A-NA	2.47	127.93	124.51
33	1	313	CLA	CHC-C1C-C2C	-2.47	123.89	129.77
47	5	310	KC2	CHB-C4A-C3A	-2.47	121.11	124.98
45	0	301	A86	C3-C2-C1	-2.47	123.78	127.31
45	9	302	A86	C19-C18-C17	-2.47	106.00	110.77
33	9	314	CLA	CHB-C4A-NA	2.47	127.93	124.51
45	3	314	A86	C7-C6-C5	-2.47	119.46	122.92
33	b	610	CLA	C1B-CHB-C4A	-2.47	125.22	130.12
36	D	409	LHG	C11-C10-C9	-2.47	101.89	114.42
39	C	520	LMG	O1-C7-C8	-2.47	104.94	110.90
33	C	502	CLA	C1B-CHB-C4A	-2.47	125.23	130.12
38	C	516	DGD	O5D-C6D-C5D	-2.47	104.48	109.05
33	9	315	CLA	CAA-C2A-C3A	-2.47	110.34	116.10
39	d	406	LMG	C1-C2-C3	-2.47	104.86	110.00
33	0	313	CLA	CHB-C4A-NA	2.47	127.92	124.51
33	1	305	CLA	CAA-C2A-C3A	-2.47	110.34	116.10
36	a	403	LHG	C11-C10-C9	-2.47	101.90	114.42
36	d	407	LHG	C11-C10-C9	-2.47	101.91	114.42
33	7	307	CLA	CHB-C4A-NA	2.47	127.92	124.51
36	3	318	LHG	C11-C10-C9	-2.47	101.91	114.42
33	2	313	CLA	C4C-C3C-C2C	-2.46	106.16	108.89
45	7	303	A86	C34-O4-C38	-2.46	113.30	117.90
46	1	303	DD6	O1-C20-C19	-2.46	111.53	113.38
36	3	317	LHG	C11-C10-C9	-2.46	101.92	114.42
30	b	618	BCR	C24-C23-C22	-2.46	122.51	126.23
33	B	610	CLA	CHB-C4A-NA	2.46	127.92	124.51
33	a	408	CLA	O2D-CGD-CBD	2.46	115.64	111.27
36	A	414	LHG	C20-C19-C18	-2.46	101.93	114.42
33	5	312	CLA	CHB-C4A-NA	2.46	127.92	124.51
33	b	612	CLA	CHB-C4A-NA	2.46	127.92	124.51
30	k	102	BCR	C33-C5-C6	-2.46	121.77	124.53
39	b	621	LMG	C38-C37-C36	-2.46	101.93	114.42
33	b	615	CLA	C1-C2-C3	-2.46	121.79	126.04
46	3	315	DD6	C25-C24-C1	-2.46	119.51	126.42
45	4	301	A86	C40-C32-C31	-2.46	108.27	110.47
30	B	618	BCR	C15-C16-C17	-2.46	118.44	123.47
33	8	313	CLA	CHC-C1C-C2C	-2.46	123.92	129.77
47	7	306	KC2	CHB-C4A-C3A	-2.46	121.14	124.98
45	2	302	A86	C19-C18-C17	-2.46	106.03	110.77
33	B	616	CLA	CHB-C4A-NA	2.46	127.91	124.51

*Continued on next page...*



*Continued from previous page...*

Mol	Chain	Res	Type	Atoms	Z	Observed(°)	Ideal(°)
39	q	301	LMG	C40-C39-C38	-2.46	101.96	114.42
33	8	316	CLA	CHB-C4A-NA	2.46	127.91	124.51
38	c	516	DGD	O5D-C6D-C5D	-2.46	104.50	109.05
30	A	401	BCR	C15-C16-C17	-2.45	118.45	123.47
30	a	414	BCR	C15-C16-C17	-2.45	118.45	123.47
33	a	408	CLA	CHB-C4A-NA	2.45	127.91	124.51
30	C	514	BCR	C24-C23-C22	-2.45	122.53	126.23
33	3	309	CLA	CHB-C4A-NA	2.45	127.90	124.51
41	D	408	PL9	C22-C23-C24	-2.45	121.76	127.66
30	h	101	BCR	C24-C23-C22	-2.45	122.53	126.23
45	1	301	A86	C12-C11-C13	2.45	120.14	116.02
39	W	301	LMG	C38-C37-C36	-2.45	101.98	114.42
33	c	509	CLA	CHB-C4A-NA	2.45	127.90	124.51
39	c	519	LMG	O6-C1-O1	-2.45	104.17	109.97
33	2	314	CLA	CAA-C2A-C3A	-2.45	110.38	116.10
33	b	612	CLA	C1B-CHB-C4A	-2.45	125.26	130.12
36	d	405	LHG	O8-C23-C24	2.45	119.59	111.91
33	6	316	CLA	C1B-NB-C4B	2.45	108.56	106.32
33	2	314	CLA	C1B-CHB-C4A	-2.45	125.27	130.12
33	B	615	CLA	CHB-C4A-NA	2.45	127.90	124.51
33	c	503	CLA	CHB-C4A-NA	2.45	127.90	124.51
33	9	315	CLA	CHB-C4A-NA	2.45	127.90	124.51
36	A	412	LHG	C11-C10-C9	-2.45	102.00	114.42
33	3	311	CLA	CAA-C2A-C3A	-2.45	110.39	116.10
33	5	317	CLA	CHB-C4A-NA	2.45	127.89	124.51
36	D	411	LHG	C11-C10-C9	-2.45	102.01	114.42
33	3	307	CLA	C1B-CHB-C4A	-2.45	125.27	130.12
45	1	302	A86	O4-C38-O5	-2.45	118.10	122.96
39	W	301	LMG	C40-C39-C38	-2.45	102.01	114.42
33	z	101	CLA	CHB-C4A-NA	2.44	127.89	124.51
33	9	317	CLA	CHB-C4A-NA	2.44	127.89	124.51
45	5	306	A86	C12-C11-C13	2.44	120.13	116.02
33	0	309	CLA	CHB-C4A-NA	2.44	127.89	124.51
36	A	411	LHG	C11-C10-C9	-2.44	102.02	114.42
33	0	313	CLA	CAA-C2A-C3A	-2.44	110.40	116.10
33	5	316	CLA	CAA-C2A-C3A	-2.44	110.40	116.10
33	9	309	CLA	CHC-C1C-C2C	-2.44	123.96	129.77
33	1	314	CLA	CMB-C2B-C3B	2.44	129.25	124.68
30	h	101	BCR	C2-C1-C6	2.44	114.24	110.48
36	a	404	LHG	C20-C19-C18	-2.44	102.03	114.42
39	b	621	LMG	C40-C39-C38	-2.44	102.03	114.42
36	a	404	LHG	C11-C10-C9	-2.44	102.04	114.42

*Continued on next page...*

*Continued from previous page...*

Mol	Chain	Res	Type	Atoms	Z	Observed(°)	Ideal(°)
42	v	201	HEM	C1B-NB-C4B	2.44	107.59	105.07
33	5	316	CLA	CHB-C4A-NA	2.44	127.88	124.51
45	8	302	A86	O4-C38-O5	-2.44	118.12	122.96
33	Z	101	CLA	CHB-C4A-NA	2.44	127.88	124.51
30	b	619	BCR	C27-C26-C25	2.44	126.27	122.73
36	4	318	LHG	C20-C19-C18	-2.44	102.06	114.42
33	b	616	CLA	CHB-C4A-NA	2.43	127.88	124.51
33	9	312	CLA	CHB-C4A-NA	2.43	127.88	124.51
33	7	307	CLA	C1B-CHB-C4A	-2.43	125.30	130.12
33	9	313	CLA	CHB-C4A-NA	2.43	127.88	124.51
33	B	616	CLA	CMB-C2B-C3B	2.43	129.23	124.68
39	w	304	LMG	C38-C37-C36	-2.43	102.07	114.42
36	5	318	LHG	C20-C19-C18	-2.43	102.07	114.42
30	c	514	BCR	C11-C10-C9	-2.43	123.84	127.31
33	7	309	CLA	CHB-C4A-NA	2.43	127.88	124.51
33	7	310	CLA	CHB-C4A-NA	2.43	127.88	124.51
39	0	314	LMG	O6-C5-C4	2.43	114.11	109.69
33	7	314	CLA	CHB-C4A-NA	2.43	127.88	124.51
33	8	307	CLA	CHB-C4A-NA	2.43	127.88	124.51
33	1	307	CLA	CHB-C4A-NA	2.43	127.88	124.51
33	8	310	CLA	CMB-C2B-C3B	2.43	129.23	124.68
37	7	317	SQD	C44-O6-C1	2.43	118.49	113.74
45	8	301	A86	O4-C38-O5	-2.43	118.13	122.96
33	7	304	CLA	C1B-CHB-C4A	-2.43	125.30	130.12
33	9	305	CLA	CAA-C2A-C3A	-2.43	110.43	116.10
30	B	619	BCR	C11-C10-C9	-2.43	123.84	127.31
33	1	309	CLA	C1B-CHB-C4A	-2.43	125.31	130.12
36	H	104	LHG	C11-C10-C9	-2.43	102.09	114.42
48	0	302	ET4	C07-C06-C05	-2.43	115.58	121.46
33	5	313	CLA	CHB-C4A-NA	2.43	127.87	124.51
38	c	517	DGD	C3G-C2G-C1G	-2.43	106.05	111.79
37	t	102	SQD	C45-O47-C7	2.43	122.42	117.90
33	8	314	CLA	CHB-C4A-NA	2.43	127.87	124.51
42	V	201	HEM	CBA-CAA-C2A	-2.43	108.48	112.62
33	d	402	CLA	C1B-CHB-C4A	-2.42	125.31	130.12
36	b	601	LHG	C20-C19-C18	-2.42	102.12	114.42
30	a	414	BCR	C11-C10-C9	-2.42	123.85	127.31
33	C	508	CLA	CHB-C4A-NA	2.42	127.86	124.51
30	d	403	BCR	C27-C26-C25	2.42	126.25	122.73
33	A	405	CLA	CHB-C4A-NA	2.42	127.86	124.51
45	8	302	A86	C41-C32-C31	-2.42	108.31	110.47
33	B	608	CLA	CHB-C4A-NA	2.42	127.86	124.51

*Continued on next page...*

*Continued from previous page...*

Mol	Chain	Res	Type	Atoms	Z	Observed(°)	Ideal(°)
30	b	618	BCR	C7-C8-C9	-2.42	122.58	126.23
36	h	103	LHG	C11-C10-C9	-2.42	102.15	114.42
47	5	310	KC2	C1B-CHB-C4A	-2.42	120.84	126.06
45	5	307	A86	C25-C24-C1	-2.42	119.62	126.42
33	c	501	CLA	C1B-CHB-C4A	-2.42	125.33	130.12
45	4	304	A86	O4-C38-O5	-2.42	118.16	122.96
30	H	101	BCR	C2-C1-C6	2.42	114.20	110.48
33	B	611	CLA	O2A-CGA-O1A	-2.42	117.49	123.59
33	2	315	CLA	CAA-C2A-C3A	-2.42	110.46	116.10
33	B	614	CLA	C1B-CHB-C4A	-2.42	125.33	130.12
33	6	312	CLA	C1B-CHB-C4A	-2.42	125.33	130.12
33	b	615	CLA	C1B-CHB-C4A	-2.42	125.33	130.12
33	2	317	CLA	CHB-C4A-NA	2.42	127.85	124.51
37	T	103	SQD	O48-C23-C24	2.41	119.49	111.91
33	6	310	CLA	C1B-CHB-C4A	-2.41	125.33	130.12
33	b	612	CLA	O2A-CGA-O1A	-2.41	117.50	123.59
33	A	404	CLA	CHB-C4A-NA	2.41	127.85	124.51
33	3	308	CLA	C1B-CHB-C4A	-2.41	125.34	130.12
33	a	407	CLA	CHB-C4A-NA	2.41	127.85	124.51
33	B	615	CLA	C1B-CHB-C4A	-2.41	125.34	130.12
33	4	316	CLA	C1-C2-C3	-2.41	121.87	126.04
39	c	519	LMG	C38-C37-C36	-2.41	102.19	114.42
30	D	407	BCR	C24-C23-C22	-2.41	122.59	126.23
33	b	605	CLA	C1-C2-C3	-2.41	121.87	126.04
33	4	309	CLA	CHB-C4A-NA	2.41	127.84	124.51
33	4	316	CLA	CHB-C4A-NA	2.41	127.84	124.51
33	9	308	CLA	C1B-CHB-C4A	-2.41	125.34	130.12
33	1	309	CLA	CHC-C1C-C2C	-2.41	124.04	129.77
39	M	201	LMG	O2-C2-C1	-2.41	104.19	110.05
30	K	102	BCR	C24-C23-C22	-2.41	122.59	126.23
45	5	305	A86	C28-C27-C26	-2.41	119.55	122.92
33	b	610	CLA	CHB-C4A-NA	2.41	127.84	124.51
33	5	311	CLA	C1B-CHB-C4A	-2.41	125.35	130.12
45	1	302	A86	C41-C32-C31	-2.41	108.32	110.47
33	2	305	CLA	C1B-CHB-C4A	-2.41	125.35	130.12
33	4	310	CLA	CHB-C4A-NA	2.41	127.84	124.51
37	0	316	SQD	O5-C5-C4	2.40	114.06	109.69
30	C	514	BCR	C11-C10-C9	-2.40	123.88	127.31
33	5	308	CLA	C1B-CHB-C4A	-2.40	125.36	130.12
33	a	408	CLA	C1B-CHB-C4A	-2.40	125.36	130.12
39	D	410	LMG	C1-C2-C3	-2.40	104.99	110.00
46	2	304	DD6	C37-C36-C35	2.40	118.81	114.36

*Continued on next page...*

*Continued from previous page...*

Mol	Chain	Res	Type	Atoms	Z	Observed(°)	Ideal(°)
33	3	303	CLA	CHB-C4A-NA	2.40	127.83	124.51
30	d	403	BCR	C15-C16-C17	-2.40	118.56	123.47
33	b	609	CLA	CHB-C4A-NA	2.40	127.83	124.51
33	2	314	CLA	CHB-C4A-NA	2.40	127.83	124.51
33	1	309	CLA	CHB-C4A-NA	2.40	127.83	124.51
33	a	411	CLA	O2D-CGD-CBD	2.40	115.53	111.27
33	6	308	CLA	C1B-CHB-C4A	-2.40	125.37	130.12
46	4	303	DD6	O1-C20-C21	-2.40	112.18	115.06
45	6	305	A86	O4-C34-C35	-2.40	101.62	107.59
33	Z	101	CLA	C1B-CHB-C4A	-2.40	125.37	130.12
30	k	102	BCR	C15-C16-C17	-2.40	118.57	123.47
33	8	311	CLA	C1B-CHB-C4A	-2.40	125.37	130.12
33	5	316	CLA	C1B-CHB-C4A	-2.40	125.37	130.12
33	8	313	CLA	CAA-C2A-C3A	-2.40	110.51	116.10
38	C	516	DGD	C1D-C2D-C3D	-2.39	105.01	110.00
45	0	303	A86	C41-C32-C31	-2.39	108.33	110.47
33	6	310	CLA	CHB-C4A-NA	2.39	127.82	124.51
46	4	303	DD6	C26-C25-C24	-2.39	115.75	123.22
39	7	315	LMG	C40-C39-C38	-2.39	102.28	114.42
39	D	410	LMG	O3-C3-C2	-2.39	104.82	110.35
33	8	313	CLA	CHB-C4A-NA	2.39	127.82	124.51
39	C	519	LMG	O1-C7-C8	-2.39	105.13	110.90
41	D	408	PL9	C27-C28-C29	-2.39	121.90	127.66
33	d	409	CLA	C1B-CHB-C4A	-2.39	125.38	130.12
30	K	101	BCR	C27-C26-C25	2.39	126.20	122.73
39	C	519	LMG	C40-C39-C38	-2.39	102.30	114.42
33	c	504	CLA	C1B-CHB-C4A	-2.39	125.39	130.12
33	6	312	CLA	CHB-C4A-NA	2.39	127.81	124.51
33	2	312	CLA	C1B-CHB-C4A	-2.39	125.39	130.12
39	w	304	LMG	C40-C39-C38	-2.39	102.31	114.42
30	a	412	BCR	C33-C5-C6	-2.39	121.85	124.53
33	6	313	CLA	C1B-CHB-C4A	-2.39	125.39	130.12
33	5	308	CLA	CHB-C4A-NA	2.39	127.81	124.51
30	c	515	BCR	C23-C22-C21	2.39	122.60	118.94
33	5	317	CLA	CAA-C2A-C3A	-2.38	110.53	116.10
45	8	302	A86	C19-C18-C17	2.38	115.38	110.77
33	7	308	CLA	CHB-C4A-NA	2.38	127.81	124.51
33	b	615	CLA	CHB-C4A-NA	2.38	127.81	124.51
33	b	602	CLA	C1B-CHB-C4A	-2.38	125.40	130.12
33	4	312	CLA	C1B-CHB-C4A	-2.38	125.40	130.12
47	5	310	KC2	CHD-C4C-C3C	-2.38	117.48	126.11
45	3	314	A86	O4-C38-O5	-2.38	118.23	122.96

*Continued on next page...*

*Continued from previous page...*

Mol	Chain	Res	Type	Atoms	Z	Observed(°)	Ideal(°)
33	b	607	CLA	O2A-CGA-O1A	-2.38	117.59	123.59
45	4	302	A86	C36-C31-C32	-2.38	117.34	119.70
39	B	620	LMG	C38-C37-C36	-2.38	102.36	114.42
39	c	520	LMG	O6-C1-O1	-2.38	104.35	109.97
46	8	303	DD6	O1-C20-C19	-2.38	111.60	113.38
36	3	318	LHG	C20-C19-C18	-2.38	102.36	114.42
46	8	304	DD6	C7-C6-C5	-2.38	119.60	122.92
33	8	307	CLA	C1B-CHB-C4A	-2.37	125.41	130.12
46	9	304	DD6	C37-C36-C35	2.37	118.75	114.36
45	4	302	A86	C12-C11-C13	2.37	120.01	116.02
45	0	301	A86	O4-C38-O5	-2.37	118.25	122.96
39	b	622	LMG	O3-C3-C2	-2.37	104.86	110.35
45	3	314	A86	C12-C11-C13	2.37	120.01	116.02
30	b	619	BCR	C33-C5-C6	-2.37	121.87	124.53
45	6	303	A86	C3-C4-C5	-2.37	118.62	123.47
33	1	314	CLA	C1B-CHB-C4A	-2.37	125.42	130.12
33	b	607	CLA	C1B-CHB-C4A	-2.37	125.42	130.12
30	K	102	BCR	C15-C16-C17	-2.37	118.62	123.47
33	B	612	CLA	C1B-CHB-C4A	-2.37	125.43	130.12
45	8	301	A86	C3-C4-C5	-2.37	118.62	123.47
39	D	404	LMG	O3-C3-C2	-2.37	104.88	110.35
33	6	316	CLA	CBD-CHA-C1A	2.37	131.29	128.50
39	C	522	LMG	O1-C7-C8	-2.37	105.19	110.90
39	C	521	LMG	O6-C1-O1	-2.37	104.37	109.97
33	C	504	CLA	C1B-CHB-C4A	-2.36	125.43	130.12
45	2	302	A86	O4-C38-O5	-2.36	118.26	122.96
33	5	313	CLA	C1B-CHB-C4A	-2.36	125.43	130.12
30	k	101	BCR	C33-C5-C6	-2.36	121.87	124.53
33	3	312	CLA	CHB-C4A-NA	2.36	127.78	124.51
39	m	201	LMG	O2-C2-C1	-2.36	104.30	110.05
45	7	301	A86	C21-C20-C19	-2.36	111.62	114.28
33	b	613	CLA	C1B-CHB-C4A	-2.36	125.44	130.12
45	3	314	A86	C17-C16-C15	2.36	111.57	109.16
33	9	311	CLA	C1B-CHB-C4A	-2.36	125.44	130.12
33	9	305	CLA	CHB-C4A-NA	2.36	127.78	124.51
33	8	313	CLA	C1B-CHB-C4A	-2.36	125.44	130.12
45	7	301	A86	C40-C32-C31	-2.36	108.36	110.47
30	a	414	BCR	C15-C14-C13	-2.36	123.94	127.31
45	0	301	A86	C21-C20-C19	-2.36	111.62	114.28
33	A	405	CLA	O2D-CGD-CBD	2.36	115.46	111.27
37	a	413	SQD	O6-C1-C2	2.36	111.99	108.30
33	B	614	CLA	CHB-C4A-NA	2.36	127.78	124.51

*Continued on next page...*

*Continued from previous page...*

Mol	Chain	Res	Type	Atoms	Z	Observed(°)	Ideal(°)
45	9	302	A86	O4-C38-O5	-2.36	118.28	122.96
30	K	102	BCR	C33-C5-C6	-2.36	121.88	124.53
33	b	612	CLA	C1-C2-C3	-2.36	121.96	126.04
38	h	102	DGD	C3G-C2G-C1G	-2.36	106.21	111.79
33	4	310	CLA	C1B-CHB-C4A	-2.36	125.45	130.12
33	5	309	CLA	C1B-CHB-C4A	-2.36	125.45	130.12
39	3	316	LMG	C1-C2-C3	-2.36	105.09	110.00
45	1	302	A86	C19-C18-C17	2.36	115.32	110.77
36	5	318	LHG	C11-C10-C9	-2.35	102.47	114.42
45	0	303	A86	C19-C18-C17	-2.35	106.23	110.77
30	B	619	BCR	C33-C5-C6	-2.35	121.89	124.53
33	2	305	CLA	CHB-C4A-NA	2.35	127.77	124.51
33	c	502	CLA	CHB-C4A-NA	2.35	127.77	124.51
33	0	313	CLA	C4B-CHC-C1C	-2.35	126.01	129.64
33	b	604	CLA	O2D-CGD-CBD	2.35	115.45	111.27
33	B	602	CLA	CHB-C4A-NA	2.35	127.76	124.51
39	B	621	LMG	O3-C3-C2	-2.35	104.91	110.35
33	B	606	CLA	O2A-CGA-O1A	-2.35	117.66	123.59
42	e	101	HEM	CHA-C4D-C3D	-2.35	120.92	125.33
39	M	201	LMG	O3-C3-C2	-2.35	104.92	110.35
33	7	312	CLA	CHB-C4A-NA	2.35	127.76	124.51
33	1	311	CLA	C1B-CHB-C4A	-2.35	125.46	130.12
33	5	317	CLA	C1B-CHB-C4A	-2.35	125.46	130.12
45	6	306	A86	O4-C38-O5	-2.35	118.30	122.96
44	5	315	KC1	O2D-CGD-O1D	-2.35	119.25	123.84
39	C	519	LMG	O3-C3-C2	-2.35	104.92	110.35
45	6	301	A86	C12-C11-C13	2.35	119.96	116.02
33	2	311	CLA	C1B-CHB-C4A	-2.35	125.47	130.12
33	c	513	CLA	C1B-CHB-C4A	-2.34	125.47	130.12
39	3	316	LMG	O3-C3-C2	-2.34	104.93	110.35
33	D	402	CLA	CHD-C1D-ND	-2.34	122.30	124.45
39	C	519	LMG	C38-C37-C36	-2.34	102.53	114.42
33	b	617	CLA	C1B-CHB-C4A	-2.34	125.48	130.12
46	9	303	DD6	C23-C16-C22	2.34	110.83	107.37
39	5	319	LMG	O1-C7-C8	-2.34	105.25	110.90
33	D	402	CLA	C1B-CHB-C4A	-2.34	125.48	130.12
34	a	409	PHO	C1-C2-C3	-2.34	121.99	126.04
33	C	501	CLA	C1B-CHB-C4A	-2.34	125.48	130.12
33	8	308	CLA	C1B-CHB-C4A	-2.34	125.48	130.12
33	5	311	CLA	CHB-C4A-NA	2.34	127.75	124.51
45	6	305	A86	C25-C24-C1	-2.34	119.84	126.42
37	1	101	SQD	O5-C5-C4	2.34	113.94	109.69

*Continued on next page...*



*Continued from previous page...*

Mol	Chain	Res	Type	Atoms	Z	Observed(°)	Ideal(°)
45	7	301	A86	O4-C38-O5	-2.34	118.31	122.96
33	c	501	CLA	CHB-C4A-NA	2.34	127.75	124.51
33	b	607	CLA	CHB-C4A-NA	2.34	127.74	124.51
37	l	101	SQD	O48-C23-C24	2.34	119.24	111.91
33	B	601	CLA	C1B-CHB-C4A	-2.34	125.49	130.12
33	9	316	CLA	C1B-CHB-C4A	-2.34	125.49	130.12
45	6	306	A86	C12-C11-C13	2.34	119.95	116.02
33	0	307	CLA	C1B-CHB-C4A	-2.33	125.49	130.12
33	0	308	CLA	CAA-C2A-C3A	-2.33	110.65	116.10
33	6	313	CLA	CHB-C4A-NA	2.33	127.74	124.51
33	0	308	CLA	C1B-CHB-C4A	-2.33	125.50	130.12
33	0	309	CLA	C1B-CHB-C4A	-2.33	125.50	130.12
33	6	311	CLA	C1B-CHB-C4A	-2.33	125.50	130.12
30	b	620	BCR	C11-C10-C9	-2.33	123.98	127.31
39	7	315	LMG	C38-C37-C36	-2.33	102.59	114.42
41	d	404	PL9	C20-C19-C21	2.33	119.19	115.27
33	A	405	CLA	C1B-CHB-C4A	-2.33	125.51	130.12
33	8	314	CLA	C1B-CHB-C4A	-2.33	125.51	130.12
33	b	605	CLA	C1B-CHB-C4A	-2.33	125.51	130.12
33	1	306	CLA	C1B-CHB-C4A	-2.32	125.51	130.12
45	0	303	A86	C17-C16-C15	2.32	111.53	109.16
33	4	316	CLA	C1B-CHB-C4A	-2.32	125.52	130.12
33	9	315	CLA	C1B-CHB-C4A	-2.32	125.52	130.12
33	0	312	CLA	CHB-C4A-NA	2.32	127.72	124.51
46	9	304	DD6	C26-C25-C24	-2.32	115.97	123.22
46	8	304	DD6	C-C1-C24	2.32	121.73	118.08
33	c	506	CLA	CHB-C4A-NA	2.32	127.72	124.51
30	c	514	BCR	C15-C16-C17	-2.32	118.72	123.47
45	5	304	A86	O4-C38-O5	-2.32	118.35	122.96
33	W	303	CLA	CHB-C4A-NA	2.32	127.72	124.51
33	1	314	CLA	CHB-C4A-NA	2.32	127.72	124.51
44	5	315	KC1	C3D-CAD-CBD	-2.32	104.55	107.61
45	9	301	A86	C28-C27-C26	-2.32	119.67	122.92
33	C	513	CLA	C1B-CHB-C4A	-2.32	125.53	130.12
33	3	309	CLA	C1B-CHB-C4A	-2.32	125.53	130.12
45	5	303	A86	C33-C32-C31	-2.32	106.96	109.21
46	2	303	DD6	C23-C16-C22	2.32	110.79	107.37
41	D	408	PL9	C37-C38-C39	-2.32	122.08	127.66
46	2	304	DD6	C26-C25-C24	-2.32	115.99	123.22
45	6	306	A86	O4-C34-C33	-2.32	101.82	107.59
39	b	621	LMG	O3-C3-C2	-2.32	104.99	110.35
33	2	313	CLA	CBD-CHA-C1A	2.31	131.13	127.43

*Continued on next page...*

*Continued from previous page...*

Mol	Chain	Res	Type	Atoms	Z	Observed(°)	Ideal(°)
33	0	307	CLA	CHB-C4A-NA	2.31	127.71	124.51
33	2	313	CLA	CAA-C2A-C3A	-2.31	110.70	116.10
33	4	309	CLA	C1B-CHB-C4A	-2.31	125.53	130.12
33	8	306	CLA	C1B-CHB-C4A	-2.31	125.54	130.12
33	6	316	CLA	C1B-CHB-C4A	-2.31	125.54	130.12
33	0	310	CLA	C1B-CHB-C4A	-2.31	125.54	130.12
39	C	520	LMG	C40-C39-C38	-2.31	102.70	114.42
36	D	409	LHG	C20-C19-C18	-2.31	102.70	114.42
34	A	406	PHO	C1-C2-C3	-2.31	122.05	126.04
33	1	308	CLA	C1B-CHB-C4A	-2.31	125.54	130.12
45	5	301	A86	O4-C38-O5	-2.31	118.38	122.96
33	3	319	CLA	C1B-CHB-C4A	-2.31	125.55	130.12
33	3	312	CLA	C1B-CHB-C4A	-2.31	125.55	130.12
30	K	102	BCR	C27-C26-C25	2.31	126.08	122.73
45	6	302	A86	O4-C38-O5	-2.31	118.38	122.96
39	B	620	LMG	O3-C3-C2	-2.31	105.02	110.35
39	5	319	LMG	C4-C3-C2	-2.31	106.80	110.82
33	1	305	CLA	C1B-CHB-C4A	-2.31	125.55	130.12
33	H	103	CLA	C1B-CHB-C4A	-2.31	125.55	130.12
33	4	313	CLA	C1B-CHB-C4A	-2.31	125.55	130.12
44	5	315	KC1	C2A-C3A-C4A	2.31	108.20	106.49
37	0	316	SQD	C44-O6-C1	2.30	118.24	113.74
45	5	302	A86	O4-C38-O5	-2.30	118.38	122.96
33	7	310	CLA	C1B-CHB-C4A	-2.30	125.55	130.12
33	9	310	CLA	CHB-C4A-NA	2.30	127.70	124.51
33	3	305	CLA	C1B-CHB-C4A	-2.30	125.55	130.12
33	3	313	CLA	C1B-CHB-C4A	-2.30	125.55	130.12
33	B	604	CLA	C1-C2-C3	-2.30	122.06	126.04
45	0	301	A86	C40-C32-C31	-2.30	108.41	110.47
45	5	301	A86	C9-C8-C6	-2.30	119.94	126.42
47	7	306	KC2	CHD-C4C-C3C	-2.30	117.76	126.11
33	9	306	CLA	C1B-CHB-C4A	-2.30	125.56	130.12
30	C	514	BCR	C15-C16-C17	-2.30	118.76	123.47
36	d	405	LHG	C20-C19-C18	-2.30	102.74	114.42
45	6	305	A86	O4-C38-O5	-2.30	118.39	122.96
33	C	506	CLA	CHB-C4A-NA	2.30	127.69	124.51
33	C	508	CLA	O2A-CGA-O1A	-2.30	117.78	123.59
33	3	311	CLA	C1B-CHB-C4A	-2.30	125.56	130.12
39	Q	301	LMG	O3-C3-C2	-2.30	105.03	110.35
30	a	414	BCR	C7-C8-C9	-2.30	122.76	126.23
30	B	618	BCR	C33-C5-C6	-2.30	121.95	124.53
33	9	305	CLA	C1B-CHB-C4A	-2.30	125.57	130.12

*Continued on next page...*



*Continued from previous page...*

Mol	Chain	Res	Type	Atoms	Z	Observed(°)	Ideal(°)
30	A	401	BCR	C15-C14-C13	-2.30	124.03	127.31
33	4	308	CLA	C1B-CHB-C4A	-2.30	125.57	130.12
33	1	312	CLA	C1B-CHB-C4A	-2.30	125.57	130.12
37	0	316	SQD	O6-C1-C2	2.30	111.89	108.30
39	5	319	LMG	O3-C3-C2	-2.30	105.04	110.35
39	d	406	LMG	O2-C2-C1	-2.30	104.47	110.05
33	9	309	CLA	C1B-CHB-C4A	-2.30	125.57	130.12
45	5	301	A86	C25-C24-C1	-2.30	119.97	126.42
45	6	304	A86	O4-C38-O5	-2.30	118.40	122.96
45	4	302	A86	O4-C38-O5	-2.30	118.40	122.96
33	2	308	CLA	C1B-CHB-C4A	-2.30	125.57	130.12
45	2	301	A86	C28-C27-C26	-2.30	119.71	122.92
33	2	316	CLA	C1B-CHB-C4A	-2.29	125.57	130.12
33	C	502	CLA	CHB-C4A-NA	2.29	127.68	124.51
39	c	519	LMG	C40-C39-C38	-2.29	102.79	114.42
45	4	301	A86	C34-O4-C38	-2.29	113.62	117.90
37	L	101	SQD	O48-C23-C24	2.29	119.10	111.91
33	7	309	CLA	C1B-CHB-C4A	-2.29	125.58	130.12
33	1	316	CLA	C1B-CHB-C4A	-2.29	125.58	130.12
30	B	618	BCR	C15-C14-C13	-2.29	124.04	127.31
33	7	308	CLA	CAA-C2A-C3A	-2.29	110.76	116.10
45	5	304	A86	C25-C24-C1	-2.29	119.99	126.42
48	0	302	ET4	C10-C11-C12	2.29	130.36	123.22
39	q	301	LMG	O1-C7-C8	-2.29	105.38	110.90
45	5	303	A86	O4-C38-O5	-2.29	118.42	122.96
30	B	619	BCR	C27-C26-C25	2.29	126.05	122.73
39	q	301	LMG	C38-C37-C36	-2.29	102.81	114.42
33	0	307	CLA	CHD-C1D-ND	-2.29	122.35	124.45
33	b	608	CLA	C1B-CHB-C4A	-2.29	125.59	130.12
45	5	307	A86	O4-C38-O5	-2.28	118.42	122.96
45	2	302	A86	C20-C19-C18	-2.28	108.23	112.75
33	8	313	CLA	C1C-NC-C4C	2.28	107.73	106.71
42	F	101	HEM	CMC-C2C-C3C	2.28	128.95	124.68
33	8	314	CLA	CAA-C2A-C3A	-2.28	110.77	116.10
47	4	307	KC2	CHD-C4C-C3C	-2.28	117.84	126.11
42	F	101	HEM	C1B-NB-C4B	2.28	107.43	105.07
38	A	415	DGD	O2D-C2D-C1D	-2.28	104.51	110.05
33	2	305	CLA	CAA-C2A-C3A	-2.28	110.78	116.10
33	0	313	CLA	C1B-CHB-C4A	-2.28	125.60	130.12
39	B	620	LMG	O2-C2-C1	-2.28	104.51	110.05
33	B	604	CLA	C1B-CHB-C4A	-2.28	125.61	130.12
33	2	315	CLA	C1B-CHB-C4A	-2.28	125.61	130.12

*Continued on next page...*

*Continued from previous page...*

Mol	Chain	Res	Type	Atoms	Z	Observed(°)	Ideal(°)
48	7	302	ET4	C34-C35-C36	-2.28	108.50	113.64
33	9	308	CLA	CHD-C1D-ND	-2.28	122.36	124.45
45	2	302	A86	C9-C8-C6	-2.28	120.02	126.42
37	a	413	SQD	C4-C3-C2	2.28	114.80	110.82
33	D	405	CLA	CHB-C4A-NA	2.27	127.66	124.51
45	4	302	A86	C9-C10-C11	-2.27	119.92	126.61
30	C	515	BCR	C33-C5-C4	2.27	117.98	113.62
45	9	302	A86	C9-C8-C6	-2.27	120.03	126.42
44	5	315	KC1	CHB-C1B-C2B	-2.27	120.71	125.48
39	d	406	LMG	O1-C7-C8	-2.27	105.42	110.90
45	5	306	A86	O4-C38-O5	-2.27	118.45	122.96
33	2	313	CLA	CHC-C1C-C2C	-2.27	124.36	129.77
42	e	101	HEM	C4D-ND-C1D	2.27	107.42	105.07
33	d	401	CLA	O2A-CGA-O1A	-2.27	117.86	123.59
33	7	313	CLA	C4B-CHC-C1C	-2.27	126.14	129.64
37	D	403	SQD	O6-C1-C2	2.27	111.85	108.30
45	9	302	A86	C20-C19-C18	-2.27	108.26	112.75
45	5	306	A86	C33-C32-C31	-2.27	107.00	109.21
46	9	304	DD6	C15-C14-C13	-2.27	121.19	125.99
46	8	304	DD6	C26-C25-C24	-2.27	116.14	123.22
33	2	317	CLA	C1B-CHB-C4A	-2.27	125.62	130.12
33	1	313	CLA	C1B-CHB-C4A	-2.27	125.62	130.12
30	K	102	BCR	C15-C14-C13	-2.27	124.07	127.31
30	H	101	BCR	C24-C23-C22	-2.27	122.81	126.23
33	z	101	CLA	C1B-CHB-C4A	-2.27	125.63	130.12
33	1	310	CLA	C1B-CHB-C4A	-2.27	125.63	130.12
33	D	406	CLA	C1B-CHB-C4A	-2.27	125.63	130.12
37	t	102	SQD	O6-C1-C2	2.26	111.84	108.30
38	3	320	DGD	CFB-CEB-CDB	-2.26	102.93	114.42
46	2	304	DD6	C15-C14-C13	-2.26	121.21	125.99
33	3	312	CLA	O2A-CGA-O1A	-2.26	117.88	123.59
33	7	312	CLA	O2A-CGA-O1A	-2.26	117.88	123.59
30	b	620	BCR	C33-C5-C6	-2.26	121.99	124.53
39	d	406	LMG	O3-C3-C2	-2.26	105.12	110.35
37	t	102	SQD	O48-C23-C24	2.26	119.01	111.91
45	7	303	A86	C12-C11-C13	2.26	119.82	116.02
33	0	305	CLA	C1B-CHB-C4A	-2.26	125.64	130.12
33	B	613	CLA	C1B-CHB-C4A	-2.26	125.64	130.12
33	d	409	CLA	CHD-C1D-ND	-2.26	122.38	124.45
39	C	522	LMG	O3-C3-C2	-2.26	105.12	110.35
34	A	406	PHO	O2A-CGA-O1A	-2.26	117.89	123.59
30	b	620	BCR	C24-C23-C22	-2.26	122.82	126.23

*Continued on next page...*

*Continued from previous page...*

Mol	Chain	Res	Type	Atoms	Z	Observed(°)	Ideal(°)
33	b	611	CLA	C1B-CHB-C4A	-2.26	125.64	130.12
33	0	309	CLA	O2A-CGA-O1A	-2.26	117.89	123.59
45	0	303	A86	C33-C32-C31	2.26	111.41	109.21
33	B	610	CLA	C1B-CHB-C4A	-2.26	125.64	130.12
33	7	314	CLA	C1B-CHB-C4A	-2.26	125.64	130.12
33	7	305	CLA	O2A-CGA-O1A	-2.26	117.89	123.59
33	6	307	CLA	C1B-CHB-C4A	-2.26	125.65	130.12
33	2	310	CLA	C1-C2-C3	-2.26	122.14	126.04
30	b	619	BCR	C24-C23-C22	-2.25	122.83	126.23
45	6	301	A86	O4-C38-O5	-2.25	118.48	122.96
33	b	616	CLA	C1B-CHB-C4A	-2.25	125.65	130.12
45	5	305	A86	C17-C16-C15	2.25	111.46	109.16
39	C	521	LMG	O3-C3-C2	-2.25	105.14	110.35
36	D	409	LHG	C27-C26-C25	-2.25	102.99	114.42
33	4	305	CLA	C1B-CHB-C4A	-2.25	125.66	130.12
33	a	407	CLA	C1B-CHB-C4A	-2.25	125.66	130.12
34	a	410	PHO	CMC-C2C-C3C	2.25	129.19	124.94
39	b	623	LMG	O7-C10-O9	-2.25	118.26	123.70
33	c	509	CLA	C1B-CHB-C4A	-2.25	125.66	130.12
37	T	101	SQD	C45-O47-C7	2.25	122.09	117.90
46	8	304	DD6	C12-C11-C10	-2.25	119.77	122.92
39	C	520	LMG	O1-C1-C2	-2.25	104.79	108.30
39	q	302	LMG	O1-C7-C8	-2.25	105.48	110.90
38	A	415	DGD	CBB-CAB-C9B	-2.25	103.02	114.42
33	c	507	CLA	C1B-CHB-C4A	-2.25	125.67	130.12
38	a	401	DGD	C1D-C2D-C3D	-2.25	105.32	110.00
39	b	621	LMG	C1-C2-C3	-2.25	105.32	110.00
39	C	520	LMG	C38-C37-C36	-2.25	103.02	114.42
33	2	308	CLA	CHD-C1D-ND	-2.25	122.39	124.45
34	a	409	PHO	O2A-CGA-O1A	-2.25	117.92	123.59
45	6	301	A86	C3-C4-C5	-2.25	118.87	123.47
33	C	508	CLA	O2D-CGD-CBD	2.25	115.26	111.27
33	1	315	CLA	C1B-CHB-C4A	-2.24	125.67	130.12
30	D	407	BCR	C15-C16-C17	-2.24	118.88	123.47
33	8	312	CLA	C1B-CHB-C4A	-2.24	125.67	130.12
45	6	305	A86	C28-C27-C26	-2.24	119.78	122.92
46	8	303	DD6	C9-C8-C6	-2.24	120.11	126.42
36	3	318	LHG	C18-C17-C16	-2.24	103.04	114.42
33	5	312	CLA	C1B-CHB-C4A	-2.24	125.67	130.12
33	6	316	CLA	C4B-CHC-C1C	-2.24	126.18	129.64
39	q	302	LMG	O3-C3-C2	-2.24	105.17	110.35
41	D	408	PL9	C20-C19-C21	2.24	119.04	115.27

*Continued on next page...*

*Continued from previous page...*

Mol	Chain	Res	Type	Atoms	Z	Observed(°)	Ideal(°)
45	4	304	A86	C12-C11-C13	2.24	119.79	116.02
38	A	415	DGD	C1D-C2D-C3D	-2.24	105.33	110.00
33	b	604	CLA	O2A-CGA-O1A	-2.24	117.94	123.59
45	9	301	A86	O4-C38-O5	-2.24	118.51	122.96
33	C	513	CLA	O2A-CGA-O1A	-2.24	117.94	123.59
33	3	306	CLA	C1B-CHB-C4A	-2.24	125.69	130.12
33	2	309	CLA	C1B-CHB-C4A	-2.24	125.69	130.12
45	3	314	A86	C40-C32-C31	-2.24	108.47	110.47
46	1	303	DD6	C9-C8-C6	-2.24	120.13	126.42
37	D	403	SQD	O48-C23-C24	2.24	118.92	111.91
30	k	102	BCR	C11-C10-C9	-2.24	124.12	127.31
39	M	201	LMG	O1-C7-C8	-2.23	105.51	110.90
36	d	405	LHG	C27-C26-C25	-2.23	103.09	114.42
33	a	411	CLA	C1-C2-C3	-2.23	122.18	126.04
36	h	103	LHG	C18-C17-C16	-2.23	103.09	114.42
33	7	305	CLA	C1B-CHB-C4A	-2.23	125.69	130.12
34	a	409	PHO	CMC-C2C-C3C	2.23	129.15	124.94
30	k	102	BCR	C15-C14-C13	-2.23	124.12	127.31
39	m	201	LMG	O3-C3-C2	-2.23	105.19	110.35
44	5	315	KC1	CBD-CHA-C1A	2.23	133.04	128.88
46	9	303	DD6	C7-C6-C5	-2.23	119.80	122.92
33	B	611	CLA	CHD-C1D-ND	-2.23	122.40	124.45
33	9	314	CLA	C1B-CHB-C4A	-2.23	125.70	130.12
39	C	519	LMG	O2-C2-C1	-2.23	104.63	110.05
39	d	410	LMG	O2-C2-C1	-2.23	104.63	110.05
33	9	313	CLA	C1B-CHB-C4A	-2.23	125.70	130.12
36	h	103	LHG	C27-C26-C25	-2.23	103.11	114.42
30	b	618	BCR	C15-C14-C13	-2.23	124.13	127.31
30	B	617	BCR	C15-C16-C17	-2.23	118.91	123.47
33	6	315	CLA	C1B-CHB-C4A	-2.23	125.70	130.12
38	c	517	DGD	CBB-CAB-C9B	-2.23	103.12	114.42
39	d	410	LMG	O3-C3-C2	-2.23	105.20	110.35
39	7	315	LMG	O3-C3-C2	-2.23	105.20	110.35
33	b	611	CLA	O2A-CGA-O1A	-2.22	117.98	123.59
38	a	401	DGD	O2D-C2D-C1D	-2.22	104.64	110.05
37	7	317	SQD	O6-C1-C2	2.22	111.78	108.30
33	w	303	CLA	CHB-C4A-NA	2.22	127.59	124.51
33	C	503	CLA	C1B-CHB-C4A	-2.22	125.71	130.12
33	0	311	CLA	C1B-CHB-C4A	-2.22	125.71	130.12
46	8	304	DD6	C8-C6-C5	2.22	122.35	118.94
37	A	413	SQD	C3-C4-C5	2.22	114.20	110.24
37	7	317	SQD	O48-C23-C24	2.22	118.88	111.91

*Continued on next page...*

*Continued from previous page...*

Mol	Chain	Res	Type	Atoms	Z	Observed(°)	Ideal(°)
33	A	404	CLA	C1B-CHB-C4A	-2.22	125.72	130.12
33	0	304	CLA	C1B-CHB-C4A	-2.22	125.72	130.12
39	w	304	LMG	O3-C3-C2	-2.22	105.21	110.35
30	C	514	BCR	C33-C5-C6	-2.22	122.03	124.53
38	c	518	DGD	O5D-C6D-C5D	-2.22	104.94	109.05
39	m	201	LMG	O1-C7-C8	-2.22	105.54	110.90
39	b	623	LMG	O1-C7-C8	-2.22	105.54	110.90
33	0	309	CLA	C1-C2-C3	-2.22	122.20	126.04
46	2	304	DD6	C21-C20-C15	-2.22	118.54	122.26
35	A	410	BCT	O3-C-O1	-2.22	113.79	119.55
33	9	317	CLA	C1B-CHB-C4A	-2.22	125.72	130.12
33	B	607	CLA	C1B-CHB-C4A	-2.22	125.72	130.12
33	8	315	CLA	C1B-CHB-C4A	-2.22	125.72	130.12
33	B	605	CLA	CHB-C4A-NA	2.22	127.58	124.51
33	3	304	CLA	C1B-CHB-C4A	-2.22	125.73	130.12
30	c	514	BCR	C33-C5-C6	-2.22	122.04	124.53
33	d	401	CLA	CHB-C4A-NA	2.22	127.58	124.51
33	4	314	CLA	CHB-C4A-NA	2.22	127.58	124.51
45	6	301	A86	C25-C24-C1	-2.22	120.19	126.42
39	c	520	LMG	O3-C3-C2	-2.22	105.23	110.35
33	7	313	CLA	C1B-CHB-C4A	-2.22	125.73	130.12
33	8	305	CLA	C1B-CHB-C4A	-2.21	125.73	130.12
33	W	303	CLA	C2D-C1D-ND	-2.21	108.47	110.10
33	4	315	CLA	C1B-CHB-C4A	-2.21	125.73	130.12
33	B	603	CLA	CHB-C4A-NA	2.21	127.57	124.51
37	A	413	SQD	C4-C3-C2	2.21	114.69	110.82
39	d	410	LMG	O7-C10-O9	-2.21	118.36	123.70
45	6	303	A86	C25-C24-C1	-2.21	120.20	126.42
46	8	304	DD6	C3-C4-C5	-2.21	118.95	123.47
38	H	102	DGD	C1D-C2D-C3D	-2.21	105.40	110.00
33	B	611	CLA	C1-C2-C3	-2.21	122.22	126.04
33	C	510	CLA	C1-C2-C3	-2.21	122.22	126.04
46	9	304	DD6	C21-C20-C15	-2.21	118.56	122.26
33	c	503	CLA	C1B-CHB-C4A	-2.21	125.74	130.12
46	9	304	DD6	C9-C8-C6	-2.21	120.21	126.42
33	5	311	CLA	O2A-CGA-O1A	-2.21	118.02	123.59
38	c	517	DGD	O3E-C3E-C2E	-2.21	105.25	110.35
33	c	512	CLA	C1B-CHB-C4A	-2.21	125.75	130.12
39	7	315	LMG	O2-C2-C1	-2.21	104.69	110.05
38	c	516	DGD	C1D-C2D-C3D	-2.21	105.40	110.00
30	B	617	BCR	C11-C10-C9	-2.21	124.16	127.31
47	6	309	KC2	O1D-CGD-CBD	-2.21	119.97	124.48

*Continued on next page...*

*Continued from previous page...*

Mol	Chain	Res	Type	Atoms	Z	Observed(°)	Ideal(°)
45	5	303	A86	O4-C34-C33	-2.21	102.10	107.59
45	4	302	A86	C3-C4-C5	-2.21	118.96	123.47
33	B	610	CLA	O2A-CGA-O1A	-2.21	118.03	123.59
36	4	318	LHG	C27-C26-C25	-2.20	103.23	114.42
46	2	304	DD6	C9-C8-C6	-2.20	120.22	126.42
38	h	102	DGD	O3E-C3E-C2E	-2.20	105.25	110.35
39	C	520	LMG	O3-C3-C2	-2.20	105.25	110.35
36	b	601	LHG	C18-C17-C16	-2.20	103.24	114.42
30	C	515	BCR	C35-C13-C14	-2.20	119.84	122.92
41	D	408	PL9	O1-C4-C3	-2.20	118.30	120.72
30	A	409	BCR	C33-C5-C6	-2.20	122.06	124.53
36	4	318	LHG	C18-C17-C16	-2.20	103.25	114.42
47	0	306	KC2	CHD-C4C-C3C	-2.20	118.13	126.11
45	5	304	A86	O4-C34-C33	-2.20	102.11	107.59
36	a	403	LHG	C27-C26-C25	-2.20	103.26	114.42
30	K	101	BCR	C33-C5-C6	-2.20	122.06	124.53
33	6	316	CLA	C3B-C4B-NB	-2.20	107.74	110.36
38	a	401	DGD	C3D-C4D-C5D	-2.20	106.32	110.24
38	3	320	DGD	CBB-CAB-C9B	-2.20	103.27	114.42
33	C	502	CLA	O2A-CGA-O1A	-2.20	118.05	123.59
33	b	609	CLA	O2A-CGA-O1A	-2.20	118.05	123.59
38	C	517	DGD	O3E-C3E-C2E	-2.20	105.27	110.35
33	7	307	CLA	O2A-CGA-O1A	-2.20	118.05	123.59
33	7	312	CLA	C1B-CHB-C4A	-2.20	125.77	130.12
33	8	309	CLA	C1B-CHB-C4A	-2.20	125.77	130.12
33	8	316	CLA	C1B-CHB-C4A	-2.20	125.77	130.12
45	5	304	A86	C28-C27-C26	-2.20	119.85	122.92
33	1	314	CLA	CAA-C2A-C3A	-2.20	110.97	116.10
30	b	620	BCR	C27-C26-C25	2.20	125.92	122.73
33	b	606	CLA	CHB-C4A-NA	2.20	127.55	124.51
33	c	511	CLA	C1B-CHB-C4A	-2.20	125.77	130.12
37	7	317	SQD	C4-C3-C2	2.20	114.66	110.82
46	2	303	DD6	C7-C6-C5	-2.20	119.85	122.92
36	w	301	LHG	C27-C26-C25	-2.20	103.28	114.42
33	b	604	CLA	CHB-C4A-NA	2.19	127.55	124.51
33	b	610	CLA	C1-C2-C3	-2.19	122.25	126.04
33	A	408	CLA	O2D-CGD-CBD	2.19	115.17	111.27
45	6	306	A86	C25-C24-C1	-2.19	120.26	126.42
42	v	201	HEM	C4A-C3A-C2A	2.19	108.52	107.00
39	q	301	LMG	O2-C2-C1	-2.19	104.72	110.05
36	D	411	LHG	C27-C26-C25	-2.19	103.30	114.42
38	A	415	DGD	C3D-C4D-C5D	-2.19	106.33	110.24

*Continued on next page...*



*Continued from previous page...*

Mol	Chain	Res	Type	Atoms	Z	Observed(°)	Ideal(°)
33	c	510	CLA	C1B-CHB-C4A	-2.19	125.78	130.12
45	2	301	A86	O4-C38-O5	-2.19	118.61	122.96
38	c	517	DGD	C3D-C4D-C5D	-2.19	106.33	110.24
33	C	507	CLA	C1B-CHB-C4A	-2.19	125.78	130.12
33	3	313	CLA	O2A-CGA-O1A	-2.19	118.07	123.59
33	5	314	CLA	CHB-C4A-NA	2.19	127.54	124.51
45	6	302	A86	C23-C16-C17	2.19	112.78	108.98
39	c	520	LMG	O1-C7-C8	-2.19	105.62	110.90
36	b	601	LHG	C27-C26-C25	-2.19	103.32	114.42
33	0	305	CLA	O2A-CGA-O1A	-2.19	118.07	123.59
38	a	401	DGD	CBB-CAB-C9B	-2.19	103.32	114.42
39	c	519	LMG	O3-C3-C2	-2.19	105.29	110.35
30	A	409	BCR	C24-C23-C22	-2.19	122.93	126.23
34	A	407	PHO	CMC-C2C-C3C	2.19	129.06	124.94
39	7	315	LMG	C42-C41-C40	-2.19	103.33	114.42
33	2	315	CLA	CHD-C1D-ND	-2.19	122.45	124.45
33	B	609	CLA	CHB-C4A-NA	2.18	127.53	124.51
39	5	319	LMG	O2-C2-C1	-2.18	104.74	110.05
36	d	405	LHG	C18-C17-C16	-2.18	103.35	114.42
45	4	301	A86	C25-C24-C1	-2.18	120.29	126.42
33	c	502	CLA	O2A-CGA-O1A	-2.18	118.09	123.59
38	h	102	DGD	CBB-CAB-C9B	-2.18	103.36	114.42
43	4	317	LMU	O5'-C5'-C6'	2.18	111.85	106.44
39	Q	301	LMG	O2-C2-C1	-2.18	104.75	110.05
34	A	406	PHO	CMC-C2C-C3C	2.18	129.05	124.94
33	C	509	CLA	C1B-CHB-C4A	-2.18	125.80	130.12
33	9	312	CLA	C1B-CHB-C4A	-2.18	125.80	130.12
45	7	303	A86	C19-C18-C17	-2.18	106.57	110.77
30	K	101	BCR	C11-C10-C9	-2.18	124.20	127.31
38	C	518	DGD	O3D-C3D-C4D	-2.18	105.32	110.35
38	H	102	DGD	CBB-CAB-C9B	-2.18	103.38	114.42
36	5	318	LHG	C18-C17-C16	-2.18	103.38	114.42
33	B	603	CLA	O2A-CGA-O1A	-2.17	118.11	123.59
33	2	310	CLA	CHB-C4A-NA	2.17	127.52	124.51
38	C	518	DGD	O5D-C6D-C5D	-2.17	105.03	109.05
39	b	621	LMG	O2-C2-C1	-2.17	104.77	110.05
30	B	617	BCR	C15-C14-C13	-2.17	124.21	127.31
33	7	311	CLA	C1B-CHB-C4A	-2.17	125.82	130.12
45	5	307	A86	C28-C27-C26	-2.17	119.88	122.92
42	F	101	HEM	C4B-CHC-C1C	2.17	125.42	122.56
30	d	403	BCR	C33-C5-C6	-2.17	122.09	124.53
45	4	304	A86	C-C1-C24	2.17	121.50	118.08

*Continued on next page...*

*Continued from previous page...*

Mol	Chain	Res	Type	Atoms	Z	Observed(°)	Ideal(°)
36	H	104	LHG	C27-C26-C25	-2.17	103.41	114.42
39	3	316	LMG	O1-C7-C8	-2.17	105.67	110.90
33	D	405	CLA	O2A-CGA-O1A	-2.17	118.12	123.59
33	w	303	CLA	C2D-C1D-ND	-2.17	108.51	110.10
33	1	308	CLA	CHD-C1D-ND	-2.17	122.46	124.45
33	3	308	CLA	O2A-CGA-O1A	-2.16	118.13	123.59
42	v	201	HEM	C3D-C4D-ND	-2.16	107.76	110.17
36	W	302	LHG	C27-C26-C25	-2.16	103.45	114.42
36	7	316	LHG	C27-C26-C25	-2.16	103.45	114.42
33	C	510	CLA	C1B-CHB-C4A	-2.16	125.83	130.12
33	B	611	CLA	CHB-C4A-NA	2.16	127.50	124.51
39	W	301	LMG	O2-C2-C1	-2.16	104.80	110.05
38	C	518	DGD	CAB-C9B-C8B	-2.16	103.45	114.42
47	6	309	KC2	C1B-CHB-C4A	-2.16	121.40	126.06
46	4	303	DD6	C21-C20-C15	-2.16	118.64	122.26
39	q	302	LMG	O1-C1-C2	-2.16	104.93	108.30
38	c	517	DGD	CAB-C9B-C8B	-2.16	103.46	114.42
33	8	308	CLA	O2A-CGA-O1A	-2.16	118.14	123.59
33	4	311	CLA	O2A-CGA-O1A	-2.16	118.14	123.59
47	6	309	KC2	CHD-C4C-C3C	-2.16	118.28	126.11
38	h	102	DGD	C1D-C2D-C3D	-2.16	105.50	110.00
30	k	102	BCR	C27-C26-C25	2.16	125.86	122.73
33	4	306	CLA	O2A-CGA-O1A	-2.16	118.15	123.59
38	h	102	DGD	C7B-C6B-C5B	-2.16	103.47	114.42
39	c	520	LMG	O2-C2-C1	-2.16	104.81	110.05
36	A	414	LHG	C27-C26-C25	-2.16	103.48	114.42
33	C	507	CLA	O2A-CGA-O1A	-2.16	118.15	123.59
45	4	301	A86	C35-C34-C33	2.16	113.64	109.88
30	c	515	BCR	C35-C13-C14	-2.16	119.90	122.92
46	1	304	DD6	C25-C26-C27	-2.16	120.32	126.58
39	q	302	LMG	O2-C2-C1	-2.15	104.81	110.05
36	A	414	LHG	C18-C17-C16	-2.15	103.49	114.42
33	B	616	CLA	C1-C2-C3	-2.15	122.32	126.04
36	d	407	LHG	C27-C26-C25	-2.15	103.49	114.42
33	C	511	CLA	C1B-CHB-C4A	-2.15	125.85	130.12
38	C	518	DGD	O3E-C3E-C2E	-2.15	105.37	110.35
33	9	313	CLA	C1C-NC-C4C	2.15	107.67	106.71
36	0	315	LHG	C27-C26-C25	-2.15	103.50	114.42
30	A	409	BCR	C7-C8-C9	-2.15	122.98	126.23
33	B	608	CLA	O2A-CGA-O1A	-2.15	118.16	123.59
33	W	303	CLA	CAA-C2A-C1A	-2.15	104.92	111.97
36	A	411	LHG	C27-C26-C25	-2.15	103.50	114.42

*Continued on next page...*



*Continued from previous page...*

Mol	Chain	Res	Type	Atoms	Z	Observed(°)	Ideal(°)
46	9	304	DD6	C12-C11-C10	-2.15	119.91	122.92
39	B	621	LMG	O2-C2-C1	-2.15	104.82	110.05
39	Q	301	LMG	O1-C7-C8	-2.15	105.71	110.90
39	D	410	LMG	O2-C2-C1	-2.15	104.83	110.05
42	V	201	HEM	CHD-C1D-C2D	-2.15	121.62	124.98
36	H	104	LHG	C18-C17-C16	-2.15	103.52	114.42
39	b	622	LMG	O2-C2-C1	-2.15	104.83	110.05
30	c	514	BCR	C7-C8-C9	-2.15	122.99	126.23
33	6	307	CLA	CAC-C3C-C4C	2.15	127.60	124.81
38	C	517	DGD	C5B-C4B-C3B	-2.15	103.53	114.42
36	A	412	LHG	C27-C26-C25	-2.15	103.53	114.42
33	3	302	CLA	C1B-CHB-C4A	-2.15	125.87	130.12
45	5	304	A86	C-C1-C2	-2.15	119.92	122.92
33	c	509	CLA	O2A-CGA-O1A	-2.14	118.18	123.59
45	1	301	A86	O4-C38-O5	-2.14	118.70	122.96
33	2	317	CLA	O2A-CGA-O1A	-2.14	118.18	123.59
30	b	618	BCR	C15-C16-C17	-2.14	119.09	123.47
33	6	310	CLA	C1-C2-C3	-2.14	122.34	126.04
47	7	306	KC2	O1D-CGD-CBD	-2.14	120.10	124.48
39	C	522	LMG	O1-C1-C2	-2.14	104.96	108.30
38	a	401	DGD	C1E-O6E-C5E	2.14	116.36	113.03
45	5	305	A86	C9-C8-C6	-2.14	120.40	126.42
39	w	304	LMG	O1-C7-C8	-2.14	105.74	110.90
33	7	309	CLA	O2A-CGA-O1A	-2.14	118.19	123.59
33	C	509	CLA	O2A-CGA-O1A	-2.14	118.19	123.59
45	5	306	A86	C3-C4-C5	-2.14	119.09	123.47
33	w	303	CLA	O2A-CGA-O1A	-2.14	118.20	123.59
45	4	304	A86	C28-C27-C26	-2.14	119.93	122.92
33	c	508	CLA	O2A-CGA-O1A	-2.14	118.20	123.59
38	C	516	DGD	O3E-C3E-C2E	-2.14	105.41	110.35
38	C	517	DGD	CBB-CAB-C9B	-2.14	103.58	114.42
33	C	503	CLA	C1-C2-C3	-2.14	122.35	126.04
33	a	411	CLA	O2A-CGA-O1A	-2.14	118.20	123.59
33	9	307	CLA	C2A-C1A-CHA	2.14	127.59	123.86
38	c	516	DGD	C4E-C3E-C2E	-2.13	107.10	110.82
45	4	304	A86	C26-C25-C24	-2.13	116.56	123.22
39	q	301	LMG	O3-C3-C2	-2.13	105.41	110.35
33	A	405	CLA	O2A-CGA-O1A	-2.13	118.21	123.59
36	a	404	LHG	C27-C26-C25	-2.13	103.59	114.42
38	C	516	DGD	C5B-C4B-C3B	-2.13	103.60	114.42
38	c	518	DGD	CAB-C9B-C8B	-2.13	103.60	114.42
30	C	515	BCR	C36-C18-C17	-2.13	119.94	122.92

*Continued on next page...*

*Continued from previous page...*

Mol	Chain	Res	Type	Atoms	Z	Observed(°)	Ideal(°)
38	c	516	DGD	O3E-C3E-C2E	-2.13	105.42	110.35
45	6	305	A86	C-C1-C2	-2.13	119.94	122.92
33	1	308	CLA	O2A-CGA-O1A	-2.13	118.22	123.59
39	0	314	LMG	O1-C7-C8	-2.13	105.76	110.90
46	1	304	DD6	O1-C20-C21	-2.13	112.51	115.06
39	b	623	LMG	O3-C3-C2	-2.13	105.43	110.35
33	B	605	CLA	CHD-C1D-ND	-2.13	122.50	124.45
33	6	313	CLA	CHD-C1D-ND	-2.13	122.50	124.45
33	B	615	CLA	O2A-CGA-O1A	-2.13	118.22	123.59
33	c	513	CLA	O2A-CGA-O1A	-2.13	118.22	123.59
33	B	605	CLA	O2A-CGA-O1A	-2.13	118.23	123.59
33	B	612	CLA	O2A-CGA-O1A	-2.13	118.23	123.59
33	2	308	CLA	O2A-CGA-O1A	-2.13	118.23	123.59
36	D	409	LHG	C18-C17-C16	-2.12	103.64	114.42
37	1	101	SQD	C1-O5-C5	2.12	117.86	113.69
33	2	307	CLA	CHB-C4A-NA	2.12	127.45	124.51
45	7	303	A86	C-C1-C2	-2.12	119.95	122.92
38	A	415	DGD	O3D-C3D-C4D	-2.12	105.44	110.35
45	5	301	A86	C9-C10-C11	-2.12	120.37	126.61
38	C	516	DGD	O2D-C2D-C1D	-2.12	104.89	110.05
41	d	404	PL9	O1-C4-C3	-2.12	118.38	120.72
33	6	316	CLA	CHB-C4A-NA	2.12	127.44	124.51
33	4	308	CLA	O2A-CGA-O1A	-2.12	118.24	123.59
30	b	620	BCR	C37-C22-C21	-2.12	119.95	122.92
45	0	301	A86	C-C1-C2	-2.12	119.95	122.92
38	C	517	DGD	C3D-C4D-C5D	-2.12	106.46	110.24
45	0	303	A86	C9-C10-C11	-2.12	120.37	126.61
33	4	315	CLA	O2D-CGD-CBD	2.12	115.03	111.27
30	b	620	BCR	C28-C27-C26	-2.12	110.29	114.08
38	C	518	DGD	CBB-CAB-C9B	-2.12	103.67	114.42
33	7	305	CLA	CAC-C3C-C4C	2.12	127.56	124.81
45	5	303	A86	C19-C18-C17	-2.12	106.68	110.77
33	0	313	CLA	C1B-NB-C4B	2.12	108.26	106.32
33	3	305	CLA	CHD-C1D-ND	-2.12	122.51	124.45
33	4	305	CLA	O2A-CGA-O1A	-2.12	118.25	123.59
33	c	510	CLA	C2D-C1D-ND	-2.12	108.54	110.10
36	d	407	LHG	C18-C17-C16	-2.12	103.67	114.42
45	9	302	A86	C7-C6-C5	-2.12	119.96	122.92
45	2	302	A86	C7-C6-C5	-2.12	119.96	122.92
39	D	404	LMG	O7-C10-O9	-2.12	118.59	123.70
33	5	311	CLA	CHD-C1D-ND	-2.11	122.51	124.45
36	a	404	LHG	C18-C17-C16	-2.11	103.70	114.42

*Continued on next page...*

*Continued from previous page...*

Mol	Chain	Res	Type	Atoms	Z	Observed(°)	Ideal(°)
39	D	404	LMG	O8-C28-O10	-2.11	118.26	123.59
33	a	408	CLA	O2A-CGA-O1A	-2.11	118.26	123.59
41	d	404	PL9	C37-C38-C39	-2.11	122.58	127.66
46	2	304	DD6	C12-C11-C10	-2.11	119.97	122.92
38	a	401	DGD	O3D-C3D-C4D	-2.11	105.47	110.35
33	0	311	CLA	O2A-CGA-O1A	-2.11	118.27	123.59
33	A	408	CLA	O2A-CGA-O1A	-2.11	118.27	123.59
34	A	407	PHO	O2A-CGA-O1A	-2.11	118.27	123.59
33	3	307	CLA	O2A-CGA-O1A	-2.11	118.27	123.59
30	B	617	BCR	C7-C8-C9	-2.11	123.05	126.23
33	4	314	CLA	O2A-CGA-O1A	-2.11	118.27	123.59
46	8	304	DD6	C28-C27-C29	2.11	121.01	116.84
43	t	101	LMU	C1-O1'-C1'	-2.11	110.35	113.84
33	1	311	CLA	O2A-CGA-O1A	-2.11	118.28	123.59
34	A	407	PHO	C1-C2-C3	-2.10	122.40	126.04
34	a	410	PHO	O2A-CGA-O1A	-2.10	118.28	123.59
33	z	101	CLA	CHD-C1D-ND	-2.10	122.52	124.45
33	b	605	CLA	O2A-CGA-O1A	-2.10	118.28	123.59
45	7	303	A86	O1-C15-C20	-2.10	57.34	59.40
42	e	101	HEM	CBA-CAA-C2A	-2.10	109.03	112.62
33	0	312	CLA	O2A-CGA-O1A	-2.10	118.29	123.59
45	8	301	A86	C12-C11-C13	2.10	119.55	116.02
38	c	516	DGD	O2D-C2D-C1D	-2.10	104.94	110.05
39	C	522	LMG	O2-C2-C1	-2.10	104.94	110.05
45	8	301	A86	C9-C10-C11	-2.10	120.43	126.61
39	c	520	LMG	O1-C1-C2	-2.10	105.02	108.30
33	d	409	CLA	C1-C2-C3	-2.10	122.41	126.04
38	H	102	DGD	C3D-C4D-C5D	-2.10	106.49	110.24
33	B	614	CLA	C1-C2-C3	-2.10	122.42	126.04
33	8	311	CLA	O2A-CGA-O1A	-2.10	118.30	123.59
45	3	314	A86	C-C1-C24	2.10	121.38	118.08
39	b	622	LMG	C6-C5-C4	-2.10	108.10	113.00
45	6	306	A86	C-C1-C2	-2.10	119.99	122.92
33	7	313	CLA	C1B-NB-C4B	2.09	108.24	106.32
38	c	518	DGD	CBB-CAB-C9B	-2.09	103.79	114.42
45	8	301	A86	C25-C24-C1	-2.09	120.53	126.42
30	c	515	BCR	C36-C18-C17	-2.09	119.99	122.92
39	3	316	LMG	O2-C2-C1	-2.09	104.96	110.05
45	8	301	A86	C7-C6-C5	-2.09	119.99	122.92
30	D	407	BCR	C7-C8-C9	-2.09	123.08	126.23
33	2	309	CLA	C1C-NC-C4C	2.09	107.65	106.71
36	A	412	LHG	C18-C17-C16	-2.09	103.82	114.42

*Continued on next page...*

*Continued from previous page...*

Mol	Chain	Res	Type	Atoms	Z	Observed(°)	Ideal(°)
33	5	317	CLA	CHD-C1D-ND	-2.09	122.53	124.45
37	0	316	SQD	O48-C23-C24	2.09	118.46	111.91
46	9	303	DD6	C4-C3-C2	-2.09	119.19	123.47
39	w	304	LMG	O2-C2-C1	-2.09	104.97	110.05
39	c	519	LMG	O1-C7-C8	-2.09	105.86	110.90
38	3	320	DGD	CAB-C9B-C8B	-2.09	103.82	114.42
39	C	521	LMG	O1-C7-C8	-2.09	105.86	110.90
30	B	619	BCR	C15-C14-C13	-2.09	124.33	127.31
33	3	306	CLA	CHD-C1D-ND	-2.09	122.54	124.45
44	3	310	KC1	O2D-CGD-O1D	-2.09	119.76	123.84
33	C	510	CLA	O2A-CGA-O1A	-2.08	118.33	123.59
38	H	102	DGD	O3E-C3E-C2E	-2.08	105.53	110.35
44	6	314	KC1	O2D-CGD-O1D	-2.08	119.76	123.84
33	3	303	CLA	O2A-CGA-O1A	-2.08	118.33	123.59
39	b	622	LMG	O1-C1-C2	-2.08	105.05	108.30
47	6	309	KC2	C1A-NA-C4A	-2.08	105.77	106.71
33	b	606	CLA	CHD-C1D-ND	-2.08	122.54	124.45
39	W	301	LMG	C1-C2-C3	-2.08	105.66	110.00
39	C	521	LMG	O2-C2-C1	-2.08	104.99	110.05
44	3	310	KC1	C2A-C3A-C4A	2.08	108.03	106.49
33	C	501	CLA	O2A-CGA-O1A	-2.08	118.34	123.59
33	b	610	CLA	O2A-CGA-O1A	-2.08	118.34	123.59
33	0	308	CLA	CMA-C3A-C2A	-2.08	111.25	116.10
33	3	309	CLA	O2A-CGA-O1A	-2.08	118.35	123.59
38	H	102	DGD	CAB-C9B-C8B	-2.08	103.88	114.42
38	H	102	DGD	O2D-C2D-C1D	-2.08	105.00	110.05
45	4	302	A86	C-C1-C2	-2.08	120.01	122.92
45	7	301	A86	C-C1-C2	-2.08	120.01	122.92
33	B	603	CLA	O2D-CGD-CBD	2.08	114.96	111.27
33	7	307	CLA	CHD-C1D-ND	-2.08	122.55	124.45
33	3	302	CLA	O2A-CGA-O1A	-2.08	118.35	123.59
33	3	305	CLA	O2A-CGA-O1A	-2.08	118.35	123.59
45	5	303	A86	C3-C4-C5	-2.08	119.22	123.47
33	0	308	CLA	CHD-C1D-ND	-2.08	122.55	124.45
38	C	517	DGD	CAB-C9B-C8B	-2.07	103.89	114.42
45	1	301	A86	C3-C4-C5	-2.07	119.22	123.47
33	C	512	CLA	C1B-CHB-C4A	-2.07	126.01	130.12
33	Z	101	CLA	O2A-CGA-O1A	-2.07	118.36	123.59
38	C	518	DGD	O2D-C2D-C1D	-2.07	105.01	110.05
45	4	302	A86	C25-C24-C1	-2.07	120.59	126.42
33	9	317	CLA	O2A-CGA-O1A	-2.07	118.36	123.59
33	6	307	CLA	O2A-CGA-O1A	-2.07	118.36	123.59

*Continued on next page...*

*Continued from previous page...*

Mol	Chain	Res	Type	Atoms	Z	Observed(°)	Ideal(°)
38	c	518	DGD	O2D-C2D-C1D	-2.07	105.02	110.05
46	8	304	DD6	C13-C11-C10	2.07	122.12	118.94
38	C	518	DGD	O6E-C1E-O5D	-2.07	105.07	109.97
33	7	310	CLA	O2A-CGA-O1A	-2.07	118.14	123.30
33	4	313	CLA	CHD-C1D-ND	-2.07	122.55	124.45
46	9	304	DD6	C34-C35-C36	-2.07	107.73	111.85
45	6	302	A86	C25-C24-C1	-2.07	120.61	126.42
38	c	516	DGD	C5B-C4B-C3B	-2.07	103.93	114.42
45	1	302	A86	C28-C27-C26	-2.07	120.03	122.92
33	c	512	CLA	O2A-CGA-O1A	-2.06	118.38	123.59
39	C	519	LMG	O1-C1-C2	-2.06	105.08	108.30
30	K	102	BCR	C7-C8-C9	-2.06	123.12	126.23
44	6	314	KC1	C2A-C3A-C4A	2.06	108.02	106.49
46	2	304	DD6	C34-C35-C36	-2.06	107.75	111.85
41	d	404	PL9	C31-C32-C33	-2.06	105.11	111.88
33	7	308	CLA	CHD-C1D-ND	-2.06	122.56	124.45
33	C	505	CLA	C1-C2-C3	-2.06	122.48	126.04
33	b	613	CLA	O2A-CGA-O1A	-2.06	118.39	123.59
38	3	320	DGD	C1G-C2G-C3G	-2.06	106.98	111.80
33	A	404	CLA	C1-C2-C3	-2.06	122.48	126.04
38	A	415	DGD	C5B-C4B-C3B	-2.06	103.98	114.42
38	c	516	DGD	CBB-CAB-C9B	-2.06	103.98	114.42
33	D	402	CLA	C1-C2-C3	-2.06	122.49	126.04
33	6	308	CLA	CHD-C1D-ND	-2.06	122.56	124.45
39	B	621	LMG	C6-C5-C4	-2.06	108.19	113.00
45	0	301	A86	C41-C32-C31	-2.06	108.63	110.47
33	b	612	CLA	CHD-C1D-ND	-2.06	122.56	124.45
33	8	306	CLA	O2A-CGA-O1A	-2.06	118.18	123.30
33	b	605	CLA	C2D-C1D-ND	-2.05	108.59	110.10
38	a	401	DGD	C5B-C4B-C3B	-2.05	104.00	114.42
33	5	314	CLA	O2A-CGA-O1A	-2.05	118.41	123.59
33	c	505	CLA	O2D-CGD-CBD	2.05	114.92	111.27
33	b	606	CLA	O2A-CGA-O1A	-2.05	118.41	123.59
46	1	304	DD6	C10-C9-C8	-2.05	116.81	123.22
33	4	316	CLA	O2A-CGA-O1A	-2.05	118.41	123.59
33	2	317	CLA	CHD-C1D-ND	-2.05	122.57	124.45
33	1	310	CLA	C1-C2-C3	-2.05	122.50	126.04
38	a	401	DGD	CAB-C9B-C8B	-2.05	104.02	114.42
33	c	503	CLA	O1D-CGD-CBD	2.05	128.68	124.48
41	D	408	PL9	C12-C13-C14	-2.05	122.72	127.66
30	A	401	BCR	C11-C10-C9	-2.05	124.39	127.31
33	C	502	CLA	C2D-C1D-ND	-2.05	108.59	110.10

*Continued on next page...*

*Continued from previous page...*

Mol	Chain	Res	Type	Atoms	Z	Observed(°)	Ideal(°)
46	2	303	DD6	C4-C3-C2	-2.05	119.28	123.47
45	7	303	A86	O4-C38-O5	-2.05	118.89	122.96
33	C	505	CLA	O2A-CGA-O1A	-2.05	118.42	123.59
45	8	302	A86	C28-C27-C26	-2.05	120.05	122.92
33	6	311	CLA	CHD-C1D-ND	-2.05	122.57	124.45
39	M	201	LMG	O7-C10-O9	-2.05	118.75	123.70
48	7	302	ET4	C11-C10-C09	-2.05	124.39	127.31
44	6	314	KC1	CHD-C4C-NC	2.05	127.31	124.20
33	c	506	CLA	O2A-CGA-O1A	-2.05	118.20	123.30
33	5	313	CLA	O2A-CGA-O1A	-2.05	118.43	123.59
33	C	513	CLA	O2D-CGD-CBD	2.05	114.90	111.27
39	b	623	LMG	O2-C2-C1	-2.04	105.08	110.05
36	3	318	LHG	C27-C26-C25	-2.04	104.05	114.42
45	6	302	A86	C28-C27-C26	-2.04	120.06	122.92
33	0	313	CLA	CHD-C1D-ND	-2.04	122.54	124.52
33	c	505	CLA	CHB-C4A-NA	2.04	127.34	124.51
46	3	315	DD6	C32-C33-C34	-2.04	109.03	113.64
33	1	309	CLA	C1C-NC-C4C	2.04	107.62	106.71
45	5	306	A86	C28-C27-C26	-2.04	120.06	122.92
45	6	303	A86	O4-C38-O5	-2.04	118.91	122.96
33	4	312	CLA	O2A-CGA-O1A	-2.04	118.44	123.59
45	0	303	A86	C26-C25-C24	-2.04	116.85	123.22
45	7	301	A86	C20-C19-C18	-2.04	108.71	112.75
33	b	603	CLA	O2A-CGA-O1A	-2.04	118.44	123.59
39	B	620	LMG	O7-C10-O9	-2.04	118.78	123.70
38	c	518	DGD	O3E-C3E-C2E	-2.04	105.64	110.35
33	C	506	CLA	O2A-CGA-O1A	-2.04	118.22	123.30
33	B	604	CLA	O2A-CGA-O1A	-2.04	118.45	123.59
33	d	401	CLA	O2D-CGD-CBD	2.04	114.89	111.27
30	K	102	BCR	C11-C10-C9	-2.04	124.40	127.31
45	4	304	A86	C3-C4-C5	-2.04	119.30	123.47
33	C	503	CLA	O1D-CGD-CBD	2.04	128.65	124.48
33	4	308	CLA	C1-C2-C3	-2.04	122.52	126.04
33	c	511	CLA	O2A-CGA-O1A	-2.04	118.45	123.59
33	0	304	CLA	O2A-CGA-O1A	-2.04	118.45	123.59
39	B	620	LMG	O1-C7-C8	-2.04	105.99	110.90
45	5	305	A86	C-C1-C2	-2.03	120.07	122.92
30	a	412	BCR	C24-C23-C22	-2.03	123.16	126.23
30	D	407	BCR	C11-C10-C9	-2.03	124.41	127.31
38	c	517	DGD	O2D-C2D-C1D	-2.03	105.11	110.05
38	h	102	DGD	O2D-C2D-C1D	-2.03	105.11	110.05
33	c	510	CLA	O2A-CGA-O1A	-2.03	118.46	123.59

*Continued on next page...*



*Continued from previous page...*

Mol	Chain	Res	Type	Atoms	Z	Observed(°)	Ideal(°)
33	3	306	CLA	O2A-CGA-O1A	-2.03	118.46	123.59
33	0	307	CLA	O2A-CGA-O1A	-2.03	118.46	123.59
45	0	301	A86	C20-C19-C18	-2.03	108.73	112.75
38	c	517	DGD	C8B-C7B-C6B	-2.03	104.11	114.42
45	7	301	A86	C41-C32-C31	-2.03	108.65	110.47
37	T	103	SQD	O47-C7-O49	-2.03	118.79	123.70
37	i	101	SQD	C1-O5-C5	2.03	117.67	113.69
38	c	518	DGD	O6E-C1E-O5D	-2.03	105.16	109.97
39	C	521	LMG	O1-C1-C2	-2.03	105.13	108.30
45	6	304	A86	C3-C4-C5	-2.03	119.32	123.47
33	9	316	CLA	CHD-C1D-ND	-2.03	122.59	124.45
45	5	301	A86	C3-C4-C5	-2.03	119.32	123.47
38	C	516	DGD	CBB-CAB-C9B	-2.03	104.12	114.42
30	D	407	BCR	C33-C5-C6	-2.03	122.25	124.53
33	b	617	CLA	O2A-CGA-O1A	-2.03	118.47	123.59
36	w	301	LHG	C5-O7-C7	-2.03	112.80	117.79
33	B	612	CLA	O1D-CGD-CBD	2.03	128.63	124.48
43	5	320	LMU	C1B-O1B-C4'	-2.03	112.95	117.96
33	W	303	CLA	O2D-CGD-CBD	2.03	114.87	111.27
39	D	410	LMG	O1-C7-C8	-2.03	106.01	110.90
33	8	311	CLA	CHD-C1D-ND	-2.03	122.59	124.45
33	8	315	CLA	CHD-C1D-ND	-2.03	122.59	124.45
33	B	613	CLA	O2A-CGA-O1A	-2.03	118.48	123.59
30	C	514	BCR	C7-C8-C9	-2.03	123.17	126.23
33	c	510	CLA	C1-C2-C3	-2.02	122.54	126.04
39	d	406	LMG	C6-C5-C4	-2.02	108.27	113.00
33	C	511	CLA	O2A-CGA-O1A	-2.02	118.49	123.59
33	2	309	CLA	CHD-C1D-ND	-2.02	122.60	124.45
46	3	315	DD6	C9-C8-C6	-2.02	120.74	126.42
46	1	304	DD6	C7-C6-C5	-2.02	120.09	122.92
33	b	602	CLA	O2A-CGA-O1A	-2.02	118.49	123.59
33	9	310	CLA	CHD-C1D-ND	-2.02	122.60	124.45
33	6	307	CLA	CHD-C1D-ND	-2.02	122.60	124.45
38	c	517	DGD	O3G-C1D-C2D	-2.02	105.15	108.30
46	8	304	DD6	C3-C2-C1	-2.02	124.43	127.31
33	b	616	CLA	O2A-CGA-O1A	-2.02	118.51	123.59
33	B	602	CLA	O2A-CGA-O1A	-2.01	118.51	123.59
33	9	308	CLA	O2A-CGA-O1A	-2.01	118.51	123.59
33	0	310	CLA	O2A-CGA-O1A	-2.01	118.28	123.30
38	C	516	DGD	CAB-C9B-C8B	-2.01	104.20	114.42
48	7	302	ET4	C39-C38-C33	2.01	127.08	124.35
41	d	404	PL9	C12-C13-C14	-2.01	122.81	127.66

*Continued on next page...*

*Continued from previous page...*

Mol	Chain	Res	Type	Atoms	Z	Observed(°)	Ideal(°)
33	9	310	CLA	C1-C2-C3	-2.01	122.56	126.04
46	1	304	DD6	C12-C11-C10	-2.01	120.10	122.92
45	6	303	A86	C10-C9-C8	-2.01	116.94	123.22
33	d	402	CLA	O2A-CGA-O1A	-2.01	118.51	123.59
33	5	309	CLA	O2A-CGA-O1A	-2.01	118.51	123.59
38	A	415	DGD	CAB-C9B-C8B	-2.01	104.21	114.42
42	F	101	HEM	C3D-C4D-ND	-2.01	107.93	110.17
33	9	305	CLA	CHD-C1D-ND	-2.01	122.61	124.45
45	4	302	A86	C28-C27-C26	-2.01	120.11	122.92
33	B	608	CLA	CHD-C1D-ND	-2.01	122.61	124.45
33	3	303	CLA	CHD-C1D-ND	-2.01	122.61	124.45
33	1	311	CLA	CHD-C1D-ND	-2.01	122.61	124.45
30	d	403	BCR	C7-C8-C9	-2.01	123.20	126.23
33	9	311	CLA	O2A-CGA-O1A	-2.01	118.52	123.59
48	0	302	ET4	C20-C21-C22	2.01	132.42	126.58
33	D	405	CLA	O2D-CGD-CBD	2.01	114.84	111.27
45	7	303	A86	C3-C4-C5	-2.01	119.36	123.47
33	5	312	CLA	CHD-C1D-ND	-2.01	122.61	124.45
33	D	406	CLA	CHD-C1D-ND	-2.01	122.61	124.45
33	2	305	CLA	CHD-C1D-ND	-2.01	122.61	124.45
30	b	619	BCR	C11-C10-C9	-2.01	124.44	127.31
33	B	616	CLA	O2A-CGA-O1A	-2.01	118.53	123.59
33	6	308	CLA	O2A-CGA-O1A	-2.01	118.53	123.59
46	1	304	DD6	C32-C31-C36	-2.01	119.80	122.63
33	B	611	CLA	O2D-CGD-CBD	2.01	114.83	111.27
45	5	305	A86	C9-C10-C11	-2.01	120.71	126.61
30	h	101	BCR	C3-C4-C5	-2.01	110.50	114.08
33	9	309	CLA	C4C-C3C-C2C	-2.01	106.67	108.89
41	D	408	PL9	O2-C1-C2	-2.01	117.19	121.78
45	6	305	A86	C3-C4-C5	-2.01	119.37	123.47
33	4	315	CLA	O2A-CGA-O1A	-2.00	118.53	123.59
33	W	303	CLA	O2A-CGA-O1A	-2.00	118.53	123.59
41	D	408	PL9	C31-C32-C33	-2.00	105.30	111.88
33	6	311	CLA	C3A-C2A-C1A	2.00	104.34	101.34
33	0	305	CLA	O2D-CGD-CBD	2.00	114.83	111.27
33	1	306	CLA	O2A-CGA-O1A	-2.00	118.31	123.30
38	c	518	DGD	C5B-C4B-C3B	-2.00	104.26	114.42
33	4	311	CLA	CHD-C1D-ND	-2.00	122.61	124.45
33	5	316	CLA	CHD-C1D-ND	-2.00	122.61	124.45
30	C	514	BCR	C2-C1-C6	2.00	113.56	110.48
30	A	401	BCR	C7-C8-C9	-2.00	123.21	126.23

All (182) chirality outliers are listed below:



Mol	Chain	Res	Type	Atom
33	A	404	CLA	ND
33	A	405	CLA	ND
33	A	408	CLA	ND
33	B	601	CLA	ND
33	B	602	CLA	ND
33	B	603	CLA	ND
33	B	604	CLA	ND
33	B	605	CLA	ND
33	B	606	CLA	ND
33	B	607	CLA	ND
33	B	608	CLA	ND
33	B	609	CLA	ND
33	B	610	CLA	ND
33	B	611	CLA	ND
33	B	612	CLA	ND
33	B	613	CLA	ND
33	B	614	CLA	ND
33	B	615	CLA	ND
33	B	616	CLA	ND
33	C	501	CLA	ND
33	C	502	CLA	ND
33	C	503	CLA	ND
33	C	504	CLA	ND
33	C	505	CLA	ND
33	C	506	CLA	ND
33	C	507	CLA	ND
33	C	508	CLA	ND
33	C	509	CLA	ND
33	C	510	CLA	ND
33	C	511	CLA	ND
33	C	512	CLA	ND
33	C	513	CLA	ND
33	c	501	CLA	ND
33	c	502	CLA	ND
33	c	503	CLA	ND
33	c	504	CLA	ND
33	c	505	CLA	ND
33	c	506	CLA	ND
33	c	507	CLA	ND
33	c	508	CLA	ND
33	c	509	CLA	ND
33	c	510	CLA	ND
33	c	511	CLA	ND

*Continued on next page...*

*Continued from previous page...*

Mol	Chain	Res	Type	Atom
33	c	512	CLA	ND
33	c	513	CLA	ND
33	D	402	CLA	ND
33	D	405	CLA	ND
33	D	406	CLA	ND
33	d	401	CLA	ND
33	d	402	CLA	ND
33	d	409	CLA	ND
33	H	103	CLA	ND
33	W	303	CLA	ND
33	w	303	CLA	ND
33	Z	101	CLA	ND
33	z	101	CLA	ND
33	3	302	CLA	ND
33	3	303	CLA	ND
33	3	304	CLA	ND
33	3	305	CLA	ND
33	3	306	CLA	ND
33	3	307	CLA	ND
33	3	308	CLA	ND
33	3	309	CLA	ND
33	3	311	CLA	ND
33	3	312	CLA	ND
33	3	313	CLA	ND
33	3	319	CLA	ND
33	4	305	CLA	ND
33	4	306	CLA	ND
33	4	308	CLA	ND
33	4	309	CLA	ND
33	4	310	CLA	ND
33	4	311	CLA	ND
33	4	312	CLA	ND
33	4	313	CLA	ND
33	4	314	CLA	ND
33	4	315	CLA	ND
33	4	316	CLA	ND
33	5	308	CLA	ND
33	5	309	CLA	ND
33	5	311	CLA	ND
33	5	312	CLA	ND
33	5	313	CLA	ND
33	5	314	CLA	ND

*Continued on next page...*

*Continued from previous page...*

Mol	Chain	Res	Type	Atom
33	5	316	CLA	ND
33	5	317	CLA	ND
33	6	307	CLA	ND
33	6	308	CLA	ND
33	6	310	CLA	ND
33	6	311	CLA	ND
33	6	312	CLA	ND
33	6	313	CLA	ND
33	6	315	CLA	ND
33	6	316	CLA	ND
33	7	304	CLA	ND
33	7	305	CLA	ND
33	7	307	CLA	ND
33	7	308	CLA	ND
33	7	309	CLA	ND
33	7	310	CLA	ND
33	7	311	CLA	ND
33	7	312	CLA	ND
33	7	313	CLA	ND
33	7	314	CLA	ND
33	a	407	CLA	ND
33	a	408	CLA	ND
33	a	411	CLA	ND
33	b	602	CLA	ND
33	b	603	CLA	ND
33	b	604	CLA	ND
33	b	605	CLA	ND
33	b	606	CLA	ND
33	b	607	CLA	ND
33	b	608	CLA	ND
33	b	609	CLA	ND
33	b	610	CLA	ND
33	b	611	CLA	ND
33	b	612	CLA	ND
33	b	613	CLA	ND
33	b	614	CLA	ND
33	b	615	CLA	ND
33	b	616	CLA	ND
33	b	617	CLA	ND
33	0	304	CLA	ND
33	0	305	CLA	ND
33	0	307	CLA	ND

*Continued on next page...*

*Continued from previous page...*

Mol	Chain	Res	Type	Atom
33	0	308	CLA	ND
33	0	309	CLA	ND
33	0	310	CLA	ND
33	0	311	CLA	ND
33	0	312	CLA	ND
33	0	313	CLA	ND
33	9	305	CLA	ND
33	9	306	CLA	ND
33	9	307	CLA	ND
33	9	308	CLA	ND
33	9	309	CLA	ND
33	9	310	CLA	ND
33	9	311	CLA	ND
33	9	312	CLA	ND
33	9	313	CLA	ND
33	9	314	CLA	ND
33	9	315	CLA	ND
33	9	316	CLA	ND
33	9	317	CLA	ND
33	2	305	CLA	ND
33	2	306	CLA	ND
33	2	307	CLA	ND
33	2	308	CLA	ND
33	2	309	CLA	ND
33	2	310	CLA	ND
33	2	311	CLA	ND
33	2	312	CLA	ND
33	2	314	CLA	ND
33	2	315	CLA	ND
33	2	316	CLA	ND
33	2	317	CLA	ND
33	8	305	CLA	ND
33	8	306	CLA	ND
33	8	307	CLA	ND
33	8	308	CLA	ND
33	8	309	CLA	ND
33	8	310	CLA	ND
33	8	311	CLA	ND
33	8	312	CLA	ND
33	8	313	CLA	ND
33	8	314	CLA	ND
33	8	315	CLA	ND

*Continued on next page...*

*Continued from previous page...*

Mol	Chain	Res	Type	Atom
33	8	316	CLA	ND
33	1	305	CLA	ND
33	1	306	CLA	ND
33	1	307	CLA	ND
33	1	308	CLA	ND
33	1	309	CLA	ND
33	1	310	CLA	ND
33	1	311	CLA	ND
33	1	312	CLA	ND
33	1	313	CLA	ND
33	1	314	CLA	ND
33	1	315	CLA	ND
33	1	316	CLA	ND

All (3309) torsion outliers are listed below:

Mol	Chain	Res	Type	Atoms
30	A	401	BCR	C1-C6-C7-C8
30	B	618	BCR	C7-C8-C9-C34
30	B	619	BCR	C7-C8-C9-C10
30	B	619	BCR	C21-C22-C23-C24
30	B	619	BCR	C37-C22-C23-C24
30	B	619	BCR	C22-C23-C24-C25
30	C	515	BCR	C7-C8-C9-C10
30	C	515	BCR	C7-C8-C9-C34
30	c	515	BCR	C23-C24-C25-C30
30	D	407	BCR	C21-C22-C23-C24
30	D	407	BCR	C37-C22-C23-C24
30	K	101	BCR	C7-C8-C9-C10
30	K	101	BCR	C11-C10-C9-C8
30	K	101	BCR	C11-C10-C9-C34
30	K	101	BCR	C10-C11-C12-C13
30	K	101	BCR	C14-C15-C16-C17
30	K	101	BCR	C16-C17-C18-C19
30	K	101	BCR	C16-C17-C18-C36
30	K	101	BCR	C20-C21-C22-C37
30	K	102	BCR	C1-C6-C7-C8
30	k	101	BCR	C6-C7-C8-C9
30	k	101	BCR	C7-C8-C9-C10
30	k	101	BCR	C7-C8-C9-C34
30	k	101	BCR	C11-C10-C9-C8
30	k	101	BCR	C11-C10-C9-C34

*Continued on next page...*

*Continued from previous page...*

Mol	Chain	Res	Type	Atoms
30	k	101	BCR	C10-C11-C12-C13
30	k	101	BCR	C12-C13-C14-C15
30	k	101	BCR	C16-C17-C18-C36
30	k	101	BCR	C20-C21-C22-C37
30	k	101	BCR	C23-C24-C25-C30
30	k	102	BCR	C1-C6-C7-C8
30	a	414	BCR	C1-C6-C7-C8
30	b	620	BCR	C7-C8-C9-C10
30	b	620	BCR	C7-C8-C9-C34
30	b	620	BCR	C21-C22-C23-C24
30	b	620	BCR	C22-C23-C24-C25
33	B	601	CLA	C1A-C2A-CAA-CBA
33	B	601	CLA	C3A-C2A-CAA-CBA
33	B	601	CLA	CHA-CBD-CGD-O1D
33	B	601	CLA	CHA-CBD-CGD-O2D
33	B	601	CLA	CAD-CBD-CGD-O1D
33	B	605	CLA	CHA-CBD-CGD-O1D
33	B	605	CLA	CHA-CBD-CGD-O2D
33	B	605	CLA	CBD-CGD-O2D-CED
33	B	605	CLA	C2-C3-C5-C6
33	B	605	CLA	C4-C3-C5-C6
33	B	610	CLA	C2A-CAA-CBA-CGA
33	B	614	CLA	CHA-CBD-CGD-O1D
33	B	614	CLA	CHA-CBD-CGD-O2D
33	B	614	CLA	CAD-CBD-CGD-O1D
33	B	614	CLA	CAD-CBD-CGD-O2D
33	B	614	CLA	C11-C10-C8-C9
33	C	501	CLA	CHA-CBD-CGD-O1D
33	C	501	CLA	CHA-CBD-CGD-O2D
33	C	501	CLA	CAD-CBD-CGD-O1D
33	C	503	CLA	C1A-C2A-CAA-CBA
33	C	503	CLA	C3A-C2A-CAA-CBA
33	C	506	CLA	CHA-CBD-CGD-O1D
33	C	506	CLA	CHA-CBD-CGD-O2D
33	C	507	CLA	C11-C12-C13-C14
33	c	501	CLA	CHA-CBD-CGD-O1D
33	c	501	CLA	CHA-CBD-CGD-O2D
33	c	501	CLA	CAD-CBD-CGD-O1D
33	c	503	CLA	C1A-C2A-CAA-CBA
33	c	503	CLA	C3A-C2A-CAA-CBA
33	c	503	CLA	CBD-CGD-O2D-CED
33	c	506	CLA	CHA-CBD-CGD-O1D

*Continued on next page...*

*Continued from previous page...*

Mol	Chain	Res	Type	Atoms
33	c	506	CLA	CHA-CBD-CGD-O2D
33	c	508	CLA	CHA-CBD-CGD-O1D
33	c	508	CLA	CHA-CBD-CGD-O2D
33	D	402	CLA	CHA-CBD-CGD-O1D
33	D	402	CLA	CHA-CBD-CGD-O2D
33	D	405	CLA	C1A-C2A-CAA-CBA
33	d	401	CLA	C1A-C2A-CAA-CBA
33	d	401	CLA	C3A-C2A-CAA-CBA
33	d	402	CLA	C2-C3-C5-C6
33	d	402	CLA	C4-C3-C5-C6
33	d	409	CLA	CHA-CBD-CGD-O1D
33	3	302	CLA	C1A-C2A-CAA-CBA
33	3	302	CLA	C3A-C2A-CAA-CBA
33	3	302	CLA	CBD-CGD-O2D-CED
33	3	303	CLA	CHA-CBD-CGD-O1D
33	3	303	CLA	CHA-CBD-CGD-O2D
33	3	305	CLA	CHA-CBD-CGD-O1D
33	3	305	CLA	CHA-CBD-CGD-O2D
33	3	305	CLA	CAD-CBD-CGD-O1D
33	3	305	CLA	CBD-CGD-O2D-CED
33	3	306	CLA	C2-C3-C5-C6
33	3	306	CLA	C4-C3-C5-C6
33	3	307	CLA	C2-C3-C5-C6
33	3	307	CLA	C4-C3-C5-C6
33	3	312	CLA	C1A-C2A-CAA-CBA
33	3	312	CLA	C2-C3-C5-C6
33	3	312	CLA	C4-C3-C5-C6
33	3	313	CLA	CBD-CGD-O2D-CED
33	3	313	CLA	C11-C10-C8-C9
33	3	319	CLA	CAD-CBD-CGD-O1D
33	3	319	CLA	CAD-CBD-CGD-O2D
33	3	319	CLA	CBD-CGD-O2D-CED
33	4	310	CLA	CBA-CGA-O2A-C1
33	4	310	CLA	CBD-CGD-O2D-CED
33	4	312	CLA	CHA-CBD-CGD-O1D
33	4	312	CLA	CHA-CBD-CGD-O2D
33	4	315	CLA	C1A-C2A-CAA-CBA
33	4	315	CLA	C3A-C2A-CAA-CBA
33	4	315	CLA	CHA-CBD-CGD-O1D
33	4	315	CLA	CHA-CBD-CGD-O2D
33	5	308	CLA	CBA-CGA-O2A-C1
33	5	308	CLA	CHA-CBD-CGD-O1D

*Continued on next page...*

*Continued from previous page...*

Mol	Chain	Res	Type	Atoms
33	5	312	CLA	C3A-C2A-CAA-CBA
33	5	316	CLA	CBD-CGD-O2D-CED
33	5	316	CLA	O1D-CGD-O2D-CED
33	6	307	CLA	CHA-CBD-CGD-O1D
33	6	307	CLA	CHA-CBD-CGD-O2D
33	6	308	CLA	C1A-C2A-CAA-CBA
33	6	310	CLA	CBD-CGD-O2D-CED
33	6	311	CLA	CBD-CGD-O2D-CED
33	6	313	CLA	CBD-CGD-O2D-CED
33	6	315	CLA	CBD-CGD-O2D-CED
33	7	305	CLA	CBA-CGA-O2A-C1
33	7	305	CLA	CAD-CBD-CGD-O1D
33	7	305	CLA	CAD-CBD-CGD-O2D
33	7	307	CLA	C2-C3-C5-C6
33	7	307	CLA	C4-C3-C5-C6
33	7	307	CLA	C11-C12-C13-C14
33	7	310	CLA	CHA-CBD-CGD-O1D
33	7	310	CLA	CHA-CBD-CGD-O2D
33	7	311	CLA	CAD-CBD-CGD-O1D
33	7	311	CLA	CAD-CBD-CGD-O2D
33	7	311	CLA	CBD-CGD-O2D-CED
33	a	407	CLA	C1A-C2A-CAA-CBA
33	a	407	CLA	C3A-C2A-CAA-CBA
33	b	602	CLA	C1A-C2A-CAA-CBA
33	b	602	CLA	C3A-C2A-CAA-CBA
33	b	602	CLA	CHA-CBD-CGD-O1D
33	b	602	CLA	CHA-CBD-CGD-O2D
33	b	602	CLA	CAD-CBD-CGD-O1D
33	b	604	CLA	CHA-CBD-CGD-O1D
33	b	604	CLA	CHA-CBD-CGD-O2D
33	b	604	CLA	CAD-CBD-CGD-O1D
33	b	604	CLA	CAD-CBD-CGD-O2D
33	b	604	CLA	C4-C3-C5-C6
33	b	606	CLA	C2-C3-C5-C6
33	b	606	CLA	C4-C3-C5-C6
33	b	613	CLA	C1A-C2A-CAA-CBA
33	b	613	CLA	C3A-C2A-CAA-CBA
33	b	615	CLA	CHA-CBD-CGD-O1D
33	b	615	CLA	CHA-CBD-CGD-O2D
33	b	615	CLA	CAD-CBD-CGD-O1D
33	0	304	CLA	C3A-C2A-CAA-CBA
33	0	304	CLA	CBD-CGD-O2D-CED

*Continued on next page...*



*Continued from previous page...*

Mol	Chain	Res	Type	Atoms
33	0	305	CLA	CBA-CGA-O2A-C1
33	0	305	CLA	CAD-CBD-CGD-O1D
33	0	305	CLA	CAD-CBD-CGD-O2D
33	0	305	CLA	CBD-CGD-O2D-CED
33	0	307	CLA	CHA-CBD-CGD-O1D
33	0	307	CLA	CHA-CBD-CGD-O2D
33	0	311	CLA	CAD-CBD-CGD-O1D
33	9	305	CLA	CHA-CBD-CGD-O1D
33	9	305	CLA	CHA-CBD-CGD-O2D
33	9	308	CLA	C1A-C2A-CAA-CBA
33	9	309	CLA	CHA-CBD-CGD-O1D
33	9	309	CLA	CHA-CBD-CGD-O2D
33	9	310	CLA	C1A-C2A-CAA-CBA
33	9	310	CLA	CBD-CGD-O2D-CED
33	9	311	CLA	CHA-CBD-CGD-O1D
33	9	311	CLA	CHA-CBD-CGD-O2D
33	9	311	CLA	CBD-CGD-O2D-CED
33	9	317	CLA	CBD-CGD-O2D-CED
33	2	307	CLA	C1A-C2A-CAA-CBA
33	2	308	CLA	CHA-CBD-CGD-O1D
33	2	308	CLA	CHA-CBD-CGD-O2D
33	2	308	CLA	CAD-CBD-CGD-O1D
33	2	310	CLA	C1A-C2A-CAA-CBA
33	2	310	CLA	CBD-CGD-O2D-CED
33	2	311	CLA	CHA-CBD-CGD-O1D
33	2	311	CLA	CHA-CBD-CGD-O2D
33	2	311	CLA	CBD-CGD-O2D-CED
33	2	317	CLA	CHA-CBD-CGD-O1D
33	2	317	CLA	CHA-CBD-CGD-O2D
33	2	317	CLA	CBD-CGD-O2D-CED
33	8	309	CLA	CHA-CBD-CGD-O1D
33	8	309	CLA	CHA-CBD-CGD-O2D
33	8	310	CLA	C1A-C2A-CAA-CBA
33	8	310	CLA	CBD-CGD-O2D-CED
33	8	310	CLA	O1D-CGD-O2D-CED
33	8	311	CLA	CHA-CBD-CGD-O1D
33	8	311	CLA	CHA-CBD-CGD-O2D
33	1	306	CLA	CHA-CBD-CGD-O1D
33	1	306	CLA	CHA-CBD-CGD-O2D
33	1	307	CLA	C2A-CAA-CBA-CGA
33	1	310	CLA	C1A-C2A-CAA-CBA
33	1	310	CLA	CBD-CGD-O2D-CED

*Continued on next page...*

*Continued from previous page...*

Mol	Chain	Res	Type	Atoms
33	1	311	CLA	CHA-CBD-CGD-O1D
33	1	311	CLA	CHA-CBD-CGD-O2D
33	1	311	CLA	CBD-CGD-O2D-CED
34	A	407	PHO	C3A-C2A-CAA-CBA
36	A	411	LHG	O1-C1-C2-C3
36	A	412	LHG	C8-C7-O7-C5
36	A	414	LHG	C3-O3-P-O5
36	D	409	LHG	O1-C1-C2-C3
36	D	411	LHG	C2-C3-O3-P
36	D	411	LHG	C3-O3-P-O4
36	d	405	LHG	O1-C1-C2-C3
36	d	407	LHG	C2-C3-O3-P
36	d	407	LHG	C3-O3-P-O4
36	H	104	LHG	C3-O3-P-O4
36	H	104	LHG	C3-O3-P-O5
36	H	104	LHG	C3-O3-P-O6
36	H	104	LHG	C8-C7-O7-C5
36	h	103	LHG	O1-C1-C2-C3
36	h	103	LHG	C3-O3-P-O5
36	h	103	LHG	C3-O3-P-O6
36	h	103	LHG	O9-C7-O7-C5
36	h	103	LHG	C8-C7-O7-C5
36	W	302	LHG	C3-O3-P-O6
36	W	302	LHG	C4-O6-P-O4
36	w	301	LHG	C3-O3-P-O5
36	w	301	LHG	C3-O3-P-O6
36	w	301	LHG	C4-O6-P-O4
36	w	301	LHG	C4-O6-P-O5
36	3	317	LHG	C4-O6-P-O5
36	3	318	LHG	O2-C2-C3-O3
36	3	318	LHG	C3-O3-P-O5
36	4	318	LHG	C3-O3-P-O4
36	4	318	LHG	C3-O3-P-O5
36	4	318	LHG	C3-O3-P-O6
36	4	318	LHG	C4-O6-P-O3
36	4	318	LHG	C4-O6-P-O4
36	4	318	LHG	C4-O6-P-O5
36	5	318	LHG	C8-C7-O7-C5
36	7	316	LHG	C4-O6-P-O3
36	7	316	LHG	C4-O6-P-O4
36	7	316	LHG	C4-O6-P-O5
36	7	316	LHG	O9-C7-O7-C5

*Continued on next page...*

*Continued from previous page...*

Mol	Chain	Res	Type	Atoms
36	7	316	LHG	C8-C7-O7-C5
36	a	403	LHG	O1-C1-C2-C3
36	a	403	LHG	C4-O6-P-O5
36	a	404	LHG	O1-C1-C2-C3
36	0	315	LHG	C4-O6-P-O3
36	0	315	LHG	C4-O6-P-O5
36	0	315	LHG	C8-C7-O7-C5
37	A	413	SQD	C2-C1-O6-C44
37	A	413	SQD	O5-C1-O6-C44
37	A	413	SQD	O49-C7-O47-C45
37	A	413	SQD	O5-C5-C6-S
37	B	622	SQD	C2-C1-O6-C44
37	B	622	SQD	O49-C7-O47-C45
37	B	622	SQD	C8-C7-O47-C45
37	B	622	SQD	C5-C6-S-O9
37	i	101	SQD	O5-C1-O6-C44
37	i	101	SQD	O49-C7-O47-C45
37	i	101	SQD	C8-C7-O47-C45
37	L	101	SQD	O5-C1-O6-C44
37	L	101	SQD	O49-C7-O47-C45
37	L	101	SQD	C8-C7-O47-C45
37	L	101	SQD	O5-C5-C6-S
37	l	101	SQD	C2-C1-O6-C44
37	l	101	SQD	O5-C1-O6-C44
37	l	101	SQD	O49-C7-O47-C45
37	l	101	SQD	C8-C7-O47-C45
37	l	101	SQD	O5-C5-C6-S
37	T	101	SQD	C2-C1-O6-C44
37	T	101	SQD	O5-C1-O6-C44
37	T	101	SQD	O49-C7-O47-C45
37	T	101	SQD	C8-C7-O47-C45
37	T	101	SQD	C5-C6-S-O7
37	T	103	SQD	C2-C1-O6-C44
37	T	103	SQD	C8-C7-O47-C45
37	T	103	SQD	C5-C6-S-O7
37	T	103	SQD	C5-C6-S-O8
37	T	103	SQD	C5-C6-S-O9
37	t	102	SQD	C8-C7-O47-C45
37	t	102	SQD	C5-C6-S-O7
37	7	317	SQD	O47-C45-C46-O48
37	7	317	SQD	O5-C5-C6-S
37	0	316	SQD	O5-C5-C6-S

*Continued on next page...*

*Continued from previous page...*

Mol	Chain	Res	Type	Atoms
38	A	415	DGD	O1G-C1G-C2G-O2G
38	A	415	DGD	C2E-C1E-O5D-C6D
38	A	415	DGD	O6E-C1E-O5D-C6D
38	c	517	DGD	C2E-C1E-O5D-C6D
38	c	517	DGD	O6E-C1E-O5D-C6D
38	3	320	DGD	O1B-C1B-O2G-C2G
38	3	320	DGD	O2G-C2G-C3G-O3G
38	a	401	DGD	C2B-C1B-O2G-C2G
38	a	401	DGD	O1G-C1G-C2G-O2G
38	a	401	DGD	C2E-C1E-O5D-C6D
38	a	401	DGD	O6E-C1E-O5D-C6D
39	C	519	LMG	C2-C1-O1-C7
39	C	519	LMG	O6-C1-O1-C7
39	C	520	LMG	O7-C8-C9-O8
39	C	521	LMG	C2-C1-O1-C7
39	C	521	LMG	O6-C1-O1-C7
39	C	522	LMG	C11-C10-O7-C8
39	c	519	LMG	C2-C1-O1-C7
39	c	519	LMG	O6-C1-O1-C7
39	c	520	LMG	O6-C1-O1-C7
39	D	404	LMG	C8-C7-O1-C1
39	D	404	LMG	C29-C28-O8-C9
39	d	410	LMG	C11-C10-O7-C8
39	5	319	LMG	O6-C1-O1-C7
39	5	319	LMG	O7-C8-C9-O8
39	7	315	LMG	O6-C1-O1-C7
39	7	315	LMG	O7-C8-C9-O8
39	b	623	LMG	C2-C1-O1-C7
39	b	623	LMG	C9-C8-O7-C10
39	Q	301	LMG	C2-C1-O1-C7
39	Q	301	LMG	O6-C1-O1-C7
39	Q	301	LMG	C11-C10-O7-C8
39	q	301	LMG	C2-C1-O1-C7
39	q	301	LMG	O6-C1-O1-C7
39	q	301	LMG	O7-C8-C9-O8
39	q	302	LMG	C2-C1-O1-C7
39	q	302	LMG	O6-C1-O1-C7
39	q	302	LMG	O9-C10-O7-C8
39	q	302	LMG	C11-C10-O7-C8
39	0	314	LMG	C2-C1-O1-C7
39	0	314	LMG	O6-C1-O1-C7
41	d	404	PL9	C37-C38-C39-C41

*Continued on next page...*

*Continued from previous page...*

Mol	Chain	Res	Type	Atoms
42	F	101	HEM	C2A-CAA-CBA-CGA
42	v	201	HEM	C1A-C2A-CAA-CBA
42	v	201	HEM	C3A-C2A-CAA-CBA
43	T	102	LMU	O5'-C1'-O1'-C1
43	t	101	LMU	O5'-C1'-O1'-C1
43	w	302	LMU	O5'-C1'-O1'-C1
43	3	301	LMU	O5'-C1'-O1'-C1
43	5	320	LMU	C2-C1-O1'-C1'
44	3	310	KC1	C1A-C2A-CAA-CBA
44	3	310	KC1	C2B-C3B-CAB-CBB
44	3	310	KC1	C4B-C3B-CAB-CBB
44	3	310	KC1	C2A-CAA-CBA-CGA
44	3	310	KC1	CBD-CGD-O2D-CED
44	5	315	KC1	C1A-C2A-CAA-CBA
44	5	315	KC1	C3A-C2A-CAA-CBA
44	5	315	KC1	C2B-C3B-CAB-CBB
44	5	315	KC1	C4B-C3B-CAB-CBB
44	5	315	KC1	CHA-CBD-CGD-O1D
44	6	314	KC1	C1A-C2A-CAA-CBA
44	6	314	KC1	C3A-C2A-CAA-CBA
44	6	314	KC1	C2B-C3B-CAB-CBB
44	6	314	KC1	C4B-C3B-CAB-CBB
44	6	314	KC1	C2A-CAA-CBA-CGA
44	6	314	KC1	CBD-CGD-O2D-CED
45	3	314	A86	C24-C25-C26-C27
45	4	301	A86	C33-C34-O4-C38
45	4	301	A86	C39-C38-O4-C34
45	4	301	A86	O5-C38-O4-C34
45	4	301	A86	C5-C6-C8-C9
45	4	301	A86	C7-C6-C8-C9
45	4	302	A86	C10-C11-C13-O
45	4	302	A86	C12-C11-C13-O
45	4	304	A86	O5-C38-O4-C34
45	5	301	A86	C12-C11-C13-C14
45	5	301	A86	C13-C14-C15-C16
45	5	301	A86	C35-C34-O4-C38
45	5	302	A86	C10-C11-C13-O
45	5	302	A86	C12-C11-C13-O
45	5	302	A86	C13-C14-C15-C16
45	5	302	A86	C35-C34-O4-C38
45	5	302	A86	O5-C38-O4-C34
45	5	303	A86	C12-C11-C13-O

*Continued on next page...*

*Continued from previous page...*

Mol	Chain	Res	Type	Atoms
45	5	303	A86	C13-C14-C15-C16
45	5	303	A86	C35-C34-O4-C38
45	5	304	A86	C12-C11-C13-C14
45	5	304	A86	C13-C14-C15-C16
45	5	305	A86	C12-C11-C13-C14
45	5	305	A86	C13-C14-C15-C20
45	5	305	A86	C13-C14-C15-O1
45	5	305	A86	C35-C34-O4-C38
45	5	305	A86	O5-C38-O4-C34
45	5	306	A86	C12-C11-C13-O
45	5	306	A86	C12-C11-C13-C14
45	5	306	A86	C13-C14-C15-C16
45	5	306	A86	C39-C38-O4-C34
45	5	307	A86	C12-C11-C13-C14
45	5	307	A86	C13-C14-C15-C16
45	5	307	A86	C39-C38-O4-C34
45	6	301	A86	C10-C11-C13-O
45	6	302	A86	C12-C11-C13-O
45	6	303	A86	C10-C11-C13-O
45	6	303	A86	C12-C11-C13-O
45	6	303	A86	C13-C14-C15-C16
45	6	304	A86	C10-C11-C13-O
45	6	304	A86	C12-C11-C13-O
45	6	304	A86	C13-C14-C15-C16
45	6	305	A86	C10-C11-C13-O
45	6	305	A86	C12-C11-C13-O
45	6	305	A86	C13-C14-C15-C16
45	6	306	A86	C12-C11-C13-C14
45	6	306	A86	C13-C14-C15-C16
45	7	301	A86	C13-C14-C15-O1
45	7	301	A86	C39-C38-O4-C34
45	7	301	A86	O5-C38-O4-C34
45	7	301	A86	C5-C6-C8-C9
45	7	301	A86	C7-C6-C8-C9
45	7	303	A86	C39-C38-O4-C34
45	7	303	A86	O5-C38-O4-C34
45	0	301	A86	C13-C14-C15-O1
45	0	301	A86	C39-C38-O4-C34
45	0	301	A86	O5-C38-O4-C34
45	0	301	A86	C5-C6-C8-C9
45	0	301	A86	C7-C6-C8-C9
45	9	301	A86	C39-C38-O4-C34

*Continued on next page...*

*Continued from previous page...*

Mol	Chain	Res	Type	Atoms
45	9	302	A86	C5-C6-C8-C9
45	9	302	A86	C7-C6-C8-C9
45	2	301	A86	C39-C38-O4-C34
45	2	302	A86	C5-C6-C8-C9
45	2	302	A86	C7-C6-C8-C9
45	8	301	A86	C12-C11-C13-O
45	8	301	A86	C39-C38-O4-C34
45	8	301	A86	O5-C38-O4-C34
45	8	302	A86	C39-C38-O4-C34
45	8	302	A86	O5-C38-O4-C34
45	8	302	A86	C3-C4-C5-C6
45	8	302	A86	C5-C6-C8-C9
45	8	302	A86	C7-C6-C8-C9
45	1	301	A86	C39-C38-O4-C34
45	1	301	A86	O5-C38-O4-C34
45	1	302	A86	C39-C38-O4-C34
45	1	302	A86	O5-C38-O4-C34
45	1	302	A86	C3-C4-C5-C6
45	1	302	A86	C5-C6-C8-C9
45	1	302	A86	C7-C6-C8-C9
46	3	315	DD6	C10-C11-C13-C14
46	3	315	DD6	C12-C11-C13-C14
46	4	303	DD6	C12-C11-C13-C14
46	9	303	DD6	C10-C11-C13-C14
46	9	303	DD6	C12-C11-C13-C14
46	9	304	DD6	C-C1-C24-C25
46	9	304	DD6	C2-C1-C24-C25
46	9	304	DD6	C11-C10-C9-C8
46	9	304	DD6	C10-C11-C13-C14
46	9	304	DD6	C12-C11-C13-C14
46	9	304	DD6	C5-C6-C8-C9
46	9	304	DD6	C7-C6-C8-C9
46	2	303	DD6	C10-C11-C13-C14
46	2	303	DD6	C12-C11-C13-C14
46	2	304	DD6	C-C1-C24-C25
46	2	304	DD6	C2-C1-C24-C25
46	2	304	DD6	C11-C10-C9-C8
46	2	304	DD6	C10-C11-C13-C14
46	2	304	DD6	C12-C11-C13-C14
46	2	304	DD6	C5-C6-C8-C9
46	2	304	DD6	C7-C6-C8-C9
46	8	304	DD6	C-C1-C24-C25

*Continued on next page...*

*Continued from previous page...*

Mol	Chain	Res	Type	Atoms
46	8	304	DD6	C2-C1-C24-C25
46	8	304	DD6	C13-C14-C15-C16
46	8	304	DD6	C13-C14-C15-C20
46	1	304	DD6	C10-C11-C13-C14
46	1	304	DD6	C12-C11-C13-C14
46	1	304	DD6	C5-C6-C8-C9
46	1	304	DD6	C7-C6-C8-C9
47	4	307	KC2	C1A-C2A-CAA-CBA
47	4	307	KC2	C3A-C2A-CAA-CBA
47	4	307	KC2	C2B-C3B-CAB-CBB
47	4	307	KC2	C4B-C3B-CAB-CBB
47	4	307	KC2	C2C-C3C-CAC-CBC
47	4	307	KC2	C4C-C3C-CAC-CBC
47	4	307	KC2	C2A-CAA-CBA-CGA
47	5	310	KC2	C2C-C3C-CAC-CBC
47	5	310	KC2	C4C-C3C-CAC-CBC
47	6	309	KC2	C1A-C2A-CAA-CBA
47	6	309	KC2	C2B-C3B-CAB-CBB
47	6	309	KC2	C4B-C3B-CAB-CBB
47	6	309	KC2	C2C-C3C-CAC-CBC
47	7	306	KC2	C1A-C2A-CAA-CBA
47	7	306	KC2	C2B-C3B-CAB-CBB
47	7	306	KC2	C4B-C3B-CAB-CBB
47	0	306	KC2	C1A-C2A-CAA-CBA
47	0	306	KC2	C3A-C2A-CAA-CBA
47	0	306	KC2	C2B-C3B-CAB-CBB
47	0	306	KC2	C4B-C3B-CAB-CBB
47	0	306	KC2	CAA-CBA-CGA-O2A
47	0	306	KC2	CBD-CGD-O2D-CED
48	7	302	ET4	C11-C12-C13-C14
48	7	302	ET4	C11-C12-C13-C28
48	7	302	ET4	C13-C14-C15-C16
48	7	302	ET4	C05-C06-C07-C08
48	0	302	ET4	C13-C14-C15-C16
48	0	302	ET4	C15-C16-C17-C18
37	t	102	SQD	O49-C7-O47-C45
45	4	302	A86	C39-C38-O4-C34
45	5	301	A86	C39-C38-O4-C34
45	5	302	A86	C39-C38-O4-C34
45	5	304	A86	C39-C38-O4-C34
45	6	302	A86	C39-C38-O4-C34
45	6	305	A86	C39-C38-O4-C34

*Continued on next page...*



*Continued from previous page...*

Mol	Chain	Res	Type	Atoms
45	6	306	A86	C39-C38-O4-C34
45	0	303	A86	C39-C38-O4-C34
45	9	301	A86	O5-C38-O4-C34
45	9	302	A86	C39-C38-O4-C34
45	2	301	A86	O5-C38-O4-C34
45	2	302	A86	C39-C38-O4-C34
33	4	306	CLA	O1D-CGD-O2D-CED
33	6	313	CLA	O1D-CGD-O2D-CED
33	7	304	CLA	O1D-CGD-O2D-CED
33	0	307	CLA	O1D-CGD-O2D-CED
33	0	311	CLA	O1D-CGD-O2D-CED
33	9	310	CLA	O1D-CGD-O2D-CED
33	9	311	CLA	O1D-CGD-O2D-CED
33	9	317	CLA	O1D-CGD-O2D-CED
33	2	310	CLA	O1D-CGD-O2D-CED
33	2	311	CLA	O1D-CGD-O2D-CED
33	1	309	CLA	O1D-CGD-O2D-CED
33	1	310	CLA	O1D-CGD-O2D-CED
33	1	311	CLA	O1D-CGD-O2D-CED
47	0	306	KC2	O1D-CGD-O2D-CED
43	T	102	LMU	O5B-C1B-O1B-C4'
43	5	320	LMU	C5'-C4'-O1B-C1B
45	4	302	A86	O5-C38-O4-C34
45	4	304	A86	C39-C38-O4-C34
45	0	303	A86	O5-C38-O4-C34
33	3	306	CLA	O1D-CGD-O2D-CED
33	4	310	CLA	O1D-CGD-O2D-CED
33	6	311	CLA	O1D-CGD-O2D-CED
33	7	308	CLA	O1D-CGD-O2D-CED
33	0	304	CLA	O1D-CGD-O2D-CED
33	8	309	CLA	O1D-CGD-O2D-CED
33	8	311	CLA	O1D-CGD-O2D-CED
33	A	404	CLA	CBD-CGD-O2D-CED
33	B	609	CLA	CBD-CGD-O2D-CED
33	B	613	CLA	CBD-CGD-O2D-CED
33	c	506	CLA	CBD-CGD-O2D-CED
33	z	101	CLA	CBD-CGD-O2D-CED
33	3	306	CLA	CBD-CGD-O2D-CED
33	3	309	CLA	CBD-CGD-O2D-CED
33	4	306	CLA	CBD-CGD-O2D-CED
33	5	308	CLA	CBD-CGD-O2D-CED
33	5	311	CLA	CBD-CGD-O2D-CED

*Continued on next page...*

*Continued from previous page...*

Mol	Chain	Res	Type	Atoms
33	6	312	CLA	CBD-CGD-O2D-CED
33	7	304	CLA	CBD-CGD-O2D-CED
33	7	305	CLA	CBD-CGD-O2D-CED
33	7	307	CLA	CBD-CGD-O2D-CED
33	7	308	CLA	CBD-CGD-O2D-CED
33	7	312	CLA	CBD-CGD-O2D-CED
33	a	407	CLA	CBD-CGD-O2D-CED
33	b	610	CLA	CBD-CGD-O2D-CED
33	0	307	CLA	CBD-CGD-O2D-CED
33	0	308	CLA	CBD-CGD-O2D-CED
33	0	311	CLA	CBD-CGD-O2D-CED
33	0	312	CLA	CBD-CGD-O2D-CED
33	9	309	CLA	CBD-CGD-O2D-CED
33	9	312	CLA	CBD-CGD-O2D-CED
33	2	306	CLA	CBD-CGD-O2D-CED
33	2	309	CLA	CBD-CGD-O2D-CED
33	8	309	CLA	CBD-CGD-O2D-CED
33	8	311	CLA	CBD-CGD-O2D-CED
33	1	309	CLA	CBD-CGD-O2D-CED
33	A	404	CLA	O1A-CGA-O2A-C1
33	3	302	CLA	O1A-CGA-O2A-C1
33	5	311	CLA	O1A-CGA-O2A-C1
33	7	305	CLA	O1A-CGA-O2A-C1
33	7	311	CLA	O1A-CGA-O2A-C1
33	0	305	CLA	O1A-CGA-O2A-C1
33	0	311	CLA	O1A-CGA-O2A-C1
33	8	308	CLA	O1A-CGA-O2A-C1
33	1	308	CLA	O1A-CGA-O2A-C1
33	1	310	CLA	O1A-CGA-O2A-C1
34	a	409	PHO	O1A-CGA-O2A-C1
36	D	411	LHG	O10-C23-O8-C6
36	d	407	LHG	O10-C23-O8-C6
36	h	103	LHG	O10-C23-O8-C6
37	L	101	SQD	O10-C23-O48-C46
38	C	517	DGD	O1A-C1A-O1G-C1G
39	c	519	LMG	O10-C28-O8-C9
39	0	314	LMG	O10-C28-O8-C9
33	4	310	CLA	O1A-CGA-O2A-C1
33	5	308	CLA	O1A-CGA-O2A-C1
39	C	522	LMG	O9-C10-O7-C8
45	5	303	A86	C39-C38-O4-C34
33	c	503	CLA	O1D-CGD-O2D-CED

*Continued on next page...*

*Continued from previous page...*

Mol	Chain	Res	Type	Atoms
33	3	309	CLA	O1D-CGD-O2D-CED
33	6	312	CLA	O1D-CGD-O2D-CED
33	2	306	CLA	O1D-CGD-O2D-CED
33	2	317	CLA	O1D-CGD-O2D-CED
44	3	310	KC1	O1D-CGD-O2D-CED
45	5	303	A86	O5-C38-O4-C34
43	t	101	LMU	O5B-C1B-O1B-C4'
33	3	302	CLA	O1D-CGD-O2D-CED
33	3	313	CLA	O1D-CGD-O2D-CED
33	3	319	CLA	O1D-CGD-O2D-CED
33	6	310	CLA	O1D-CGD-O2D-CED
33	7	311	CLA	O1D-CGD-O2D-CED
33	0	312	CLA	O1D-CGD-O2D-CED
33	9	309	CLA	O1D-CGD-O2D-CED
33	3	302	CLA	CBA-CGA-O2A-C1
33	5	311	CLA	CBA-CGA-O2A-C1
33	7	311	CLA	CBA-CGA-O2A-C1
33	0	311	CLA	CBA-CGA-O2A-C1
33	8	308	CLA	CBA-CGA-O2A-C1
33	1	308	CLA	CBA-CGA-O2A-C1
34	A	406	PHO	CBA-CGA-O2A-C1
34	a	409	PHO	CBA-CGA-O2A-C1
36	3	317	LHG	C24-C23-O8-C6
39	c	519	LMG	C29-C28-O8-C9
39	b	623	LMG	C29-C28-O8-C9
39	q	302	LMG	C29-C28-O8-C9
39	w	304	LMG	C4-C5-C6-O5
33	C	504	CLA	CBD-CGD-O2D-CED
33	C	506	CLA	CBD-CGD-O2D-CED
33	c	501	CLA	CBD-CGD-O2D-CED
33	6	307	CLA	CBD-CGD-O2D-CED
33	7	309	CLA	CBD-CGD-O2D-CED
33	9	306	CLA	CBD-CGD-O2D-CED
33	9	308	CLA	CBD-CGD-O2D-CED
33	8	308	CLA	CBD-CGD-O2D-CED
33	1	305	CLA	CBD-CGD-O2D-CED
33	1	306	CLA	CBD-CGD-O2D-CED
33	1	312	CLA	CBD-CGD-O2D-CED
45	5	301	A86	O5-C38-O4-C34
33	4	305	CLA	O1A-CGA-O2A-C1
33	4	314	CLA	O1A-CGA-O2A-C1
33	9	308	CLA	O1A-CGA-O2A-C1

*Continued on next page...*

*Continued from previous page...*

Mol	Chain	Res	Type	Atoms
33	9	310	CLA	O1A-CGA-O2A-C1
33	9	317	CLA	O1A-CGA-O2A-C1
33	2	308	CLA	O1A-CGA-O2A-C1
33	2	310	CLA	O1A-CGA-O2A-C1
33	2	317	CLA	O1A-CGA-O2A-C1
34	A	406	PHO	O1A-CGA-O2A-C1
36	w	301	LHG	O10-C23-O8-C6
36	3	317	LHG	O10-C23-O8-C6
36	3	318	LHG	O10-C23-O8-C6
36	4	318	LHG	O10-C23-O8-C6
37	B	622	SQD	O10-C23-O48-C46
37	l	101	SQD	O10-C23-O48-C46
39	D	404	LMG	O10-C28-O8-C9
39	d	410	LMG	O10-C28-O8-C9
39	m	201	LMG	O10-C28-O8-C9
39	7	315	LMG	O10-C28-O8-C9
39	b	623	LMG	O10-C28-O8-C9
39	Q	301	LMG	O10-C28-O8-C9
39	q	301	LMG	O10-C28-O8-C9
39	q	302	LMG	O10-C28-O8-C9
33	B	605	CLA	O1D-CGD-O2D-CED
33	0	305	CLA	O1D-CGD-O2D-CED
45	6	302	A86	O5-C38-O4-C34
45	6	306	A86	O5-C38-O4-C34
33	3	305	CLA	O1D-CGD-O2D-CED
33	b	610	CLA	O1D-CGD-O2D-CED
33	5	312	CLA	CBD-CGD-O2D-CED
33	6	315	CLA	O1D-CGD-O2D-CED
33	7	305	CLA	O1D-CGD-O2D-CED
33	7	307	CLA	O1D-CGD-O2D-CED
36	A	412	LHG	O9-C7-O7-C5
36	H	104	LHG	O9-C7-O7-C5
36	5	318	LHG	O9-C7-O7-C5
36	a	404	LHG	O9-C7-O7-C5
36	0	315	LHG	O9-C7-O7-C5
39	c	519	LMG	O9-C10-O7-C8
39	D	404	LMG	O9-C10-O7-C8
39	d	410	LMG	O9-C10-O7-C8
39	m	201	LMG	O9-C10-O7-C8
39	Q	301	LMG	O9-C10-O7-C8
39	b	621	LMG	C4-C5-C6-O5
33	3	304	CLA	O1A-CGA-O2A-C1

*Continued on next page...*

*Continued from previous page...*

Mol	Chain	Res	Type	Atoms
36	H	104	LHG	O10-C23-O8-C6
33	C	502	CLA	C3-C5-C6-C7
33	c	503	CLA	C3-C5-C6-C7
33	w	303	CLA	C3-C5-C6-C7
33	3	308	CLA	C3-C5-C6-C7
33	5	309	CLA	C3-C5-C6-C7
33	b	605	CLA	C3-C5-C6-C7
33	0	312	CLA	C3-C5-C6-C7
33	1	308	CLA	C3-C5-C6-C7
34	A	406	PHO	C3-C5-C6-C7
34	A	407	PHO	C3-C5-C6-C7
33	A	404	CLA	CBA-CGA-O2A-C1
33	4	305	CLA	CBA-CGA-O2A-C1
33	0	304	CLA	CBA-CGA-O2A-C1
33	9	308	CLA	CBA-CGA-O2A-C1
33	9	310	CLA	CBA-CGA-O2A-C1
33	9	317	CLA	CBA-CGA-O2A-C1
33	2	308	CLA	CBA-CGA-O2A-C1
33	2	317	CLA	CBA-CGA-O2A-C1
33	1	310	CLA	CBA-CGA-O2A-C1
36	D	411	LHG	C24-C23-O8-C6
36	d	407	LHG	C24-C23-O8-C6
36	4	318	LHG	C24-C23-O8-C6
37	B	622	SQD	C24-C23-O48-C46
37	l	101	SQD	C24-C23-O48-C46
38	C	517	DGD	C2A-C1A-O1G-C1G
39	d	410	LMG	C29-C28-O8-C9
39	m	201	LMG	C29-C28-O8-C9
39	7	315	LMG	C29-C28-O8-C9
39	Q	301	LMG	C29-C28-O8-C9
37	A	413	SQD	C8-C7-O47-C45
38	A	415	DGD	C2B-C1B-O2G-C2G
38	3	320	DGD	C2B-C1B-O2G-C2G
33	z	101	CLA	O1D-CGD-O2D-CED
33	5	311	CLA	O1D-CGD-O2D-CED
33	c	502	CLA	CBD-CGD-O2D-CED
33	w	303	CLA	C2C-C3C-CAC-CBC
45	5	307	A86	O5-C38-O4-C34
33	5	313	CLA	O1A-CGA-O2A-C1
45	5	306	A86	O5-C38-O4-C34
47	0	306	KC2	CAA-CBA-CGA-O1A
33	4	316	CLA	C3-C5-C6-C7

*Continued on next page...*

*Continued from previous page...*

Mol	Chain	Res	Type	Atoms
45	5	304	A86	O5-C38-O4-C34
45	9	302	A86	O5-C38-O4-C34
39	w	304	LMG	O6-C5-C6-O5
33	5	314	CLA	C4-C3-C5-C6
33	5	314	CLA	C2-C3-C5-C6
33	b	604	CLA	C2-C3-C5-C6
33	4	314	CLA	CBD-CGD-O2D-CED
44	5	315	KC1	CBD-CGD-O2D-CED
33	C	501	CLA	C2A-CAA-CBA-CGA
33	5	312	CLA	C2A-CAA-CBA-CGA
33	7	305	CLA	C2A-CAA-CBA-CGA
33	b	607	CLA	C2A-CAA-CBA-CGA
33	b	611	CLA	C2A-CAA-CBA-CGA
33	0	305	CLA	C2A-CAA-CBA-CGA
33	9	312	CLA	O1D-CGD-O2D-CED
43	t	101	LMU	C2-C3-C4-C5
45	6	305	A86	O5-C38-O4-C34
45	2	302	A86	O5-C38-O4-C34
33	B	604	CLA	C3-C5-C6-C7
33	3	302	CLA	C3-C5-C6-C7
33	4	305	CLA	C3-C5-C6-C7
33	7	312	CLA	C3-C5-C6-C7
33	a	411	CLA	C3-C5-C6-C7
33	b	617	CLA	C3-C5-C6-C7
33	3	304	CLA	CBA-CGA-O2A-C1
33	3	308	CLA	CBA-CGA-O2A-C1
33	4	314	CLA	CBA-CGA-O2A-C1
33	6	307	CLA	CBA-CGA-O2A-C1
33	a	407	CLA	CBA-CGA-O2A-C1
33	2	310	CLA	CBA-CGA-O2A-C1
36	H	104	LHG	C24-C23-O8-C6
36	w	301	LHG	C24-C23-O8-C6
36	3	318	LHG	C24-C23-O8-C6
37	L	101	SQD	C24-C23-O48-C46
38	c	517	DGD	C2A-C1A-O1G-C1G
39	M	201	LMG	C29-C28-O8-C9
39	0	314	LMG	C29-C28-O8-C9
39	c	520	LMG	O10-C28-O8-C9
39	c	520	LMG	C29-C28-O8-C9
39	b	621	LMG	O6-C5-C6-O5
36	d	405	LHG	C23-C24-C25-C26
43	5	320	LMU	C2-C3-C4-C5

*Continued on next page...*

*Continued from previous page...*

Mol	Chain	Res	Type	Atoms
33	W	303	CLA	C2C-C3C-CAC-CBC
33	B	609	CLA	O1D-CGD-O2D-CED
33	B	613	CLA	O1D-CGD-O2D-CED
36	4	318	LHG	O9-C7-O7-C5
39	b	623	LMG	O9-C10-O7-C8
38	C	516	DGD	C4E-C5E-C6E-O5E
38	c	516	DGD	C4E-C5E-C6E-O5E
33	3	308	CLA	O1A-CGA-O2A-C1
33	6	312	CLA	O1A-CGA-O2A-C1
33	a	407	CLA	O1A-CGA-O2A-C1
38	c	517	DGD	O1A-C1A-O1G-C1G
39	M	201	LMG	O10-C28-O8-C9
43	3	301	LMU	C6-C7-C8-C9
33	a	407	CLA	O1D-CGD-O2D-CED
33	0	308	CLA	O1D-CGD-O2D-CED
30	K	101	BCR	C9-C10-C11-C12
30	k	101	BCR	C9-C10-C11-C12
45	4	301	A86	C1-C2-C3-C4
45	4	301	A86	C3-C4-C5-C6
45	4	304	A86	C24-C25-C26-C27
45	7	301	A86	C3-C4-C5-C6
45	0	301	A86	C3-C4-C5-C6
45	9	302	A86	C3-C4-C5-C6
45	2	302	A86	C3-C4-C5-C6
46	9	304	DD6	C24-C25-C26-C27
46	2	304	DD6	C24-C25-C26-C27
46	8	304	DD6	C24-C25-C26-C27
38	C	517	DGD	O6E-C5E-C6E-O5E
45	6	301	A86	C39-C38-O4-C34
44	3	310	KC1	CAA-CBA-CGA-O1A
33	B	603	CLA	CBD-CGD-O2D-CED
33	6	316	CLA	CBD-CGD-O2D-CED
33	b	615	CLA	CBD-CGD-O2D-CED
36	A	412	LHG	O2-C2-C3-O3
36	a	404	LHG	O2-C2-C3-O3
33	C	503	CLA	C3-C5-C6-C7
33	d	402	CLA	C3-C5-C6-C7
33	2	311	CLA	C3-C5-C6-C7
33	8	311	CLA	C3-C5-C6-C7
34	a	409	PHO	C3-C5-C6-C7
33	3	313	CLA	CBA-CGA-O2A-C1
33	5	313	CLA	CBA-CGA-O2A-C1

*Continued on next page...*

*Continued from previous page...*

Mol	Chain	Res	Type	Atoms
36	h	103	LHG	C24-C23-O8-C6
39	q	301	LMG	C29-C28-O8-C9
45	6	301	A86	O5-C38-O4-C34
45	6	303	A86	C39-C38-O4-C34
45	6	304	A86	C39-C38-O4-C34
33	6	307	CLA	O1A-CGA-O2A-C1
33	0	304	CLA	O1A-CGA-O2A-C1
37	t	102	SQD	O10-C23-O48-C46
38	c	517	DGD	O6E-C5E-C6E-O5E
38	a	401	DGD	O6E-C5E-C6E-O5E
43	T	102	LMU	O5B-C5B-C6B-O6B
39	q	301	LMG	C4-C5-C6-O5
33	c	506	CLA	O1D-CGD-O2D-CED
33	7	312	CLA	O1D-CGD-O2D-CED
36	4	318	LHG	C8-C7-O7-C5
36	a	404	LHG	C8-C7-O7-C5
37	D	403	SQD	C8-C7-O47-C45
39	D	404	LMG	C11-C10-O7-C8
39	b	623	LMG	C11-C10-O7-C8
45	6	303	A86	O5-C38-O4-C34
45	6	304	A86	O5-C38-O4-C34
33	H	103	CLA	CBA-CGA-O2A-C1
33	3	311	CLA	CBD-CGD-O2D-CED
33	0	309	CLA	CBD-CGD-O2D-CED
39	d	406	LMG	O6-C5-C6-O5
39	7	315	LMG	O6-C5-C6-O5
39	b	623	LMG	O6-C5-C6-O5
39	q	301	LMG	O6-C5-C6-O5
43	5	320	LMU	O5'-C5'-C6'-O6'
36	A	414	LHG	C32-C33-C34-C35
36	d	405	LHG	C32-C33-C34-C35
36	A	412	LHG	C29-C30-C31-C32
43	4	317	LMU	C3-C4-C5-C6
39	m	201	LMG	O6-C5-C6-O5
38	C	517	DGD	C4E-C5E-C6E-O5E
38	a	401	DGD	C4D-C5D-C6D-O5D
36	a	403	LHG	C32-C33-C34-C35
43	3	301	LMU	C1-C2-C3-C4
33	b	604	CLA	CBD-CGD-O2D-CED
33	D	406	CLA	C3-C5-C6-C7
33	6	312	CLA	CBA-CGA-O2A-C1
39	D	410	LMG	O6-C5-C6-O5

*Continued on next page...*



*Continued from previous page...*

Mol	Chain	Res	Type	Atoms
39	M	201	LMG	O6-C5-C6-O5
43	4	317	LMU	O5'-C5'-C6'-O6'
33	w	303	CLA	C4C-C3C-CAC-CBC
38	c	516	DGD	O6E-C5E-C6E-O5E
33	B	603	CLA	C4-C3-C5-C6
33	D	406	CLA	C4-C3-C5-C6
33	3	308	CLA	C4-C3-C5-C6
43	t	101	LMU	C4'-C5'-C6'-O6'
33	B	603	CLA	C2-C3-C5-C6
33	D	406	CLA	C2-C3-C5-C6
33	3	308	CLA	C2-C3-C5-C6
38	a	401	DGD	O6D-C5D-C6D-O5D
33	c	501	CLA	C2A-CAA-CBA-CGA
33	9	307	CLA	C2A-CAA-CBA-CGA
33	A	404	CLA	O1D-CGD-O2D-CED
38	C	516	DGD	O6E-C5E-C6E-O5E
37	B	622	SQD	O5-C1-O6-C44
37	T	103	SQD	O5-C1-O6-C44
38	A	415	DGD	O6D-C1D-O3G-C3G
38	C	518	DGD	O6D-C1D-O3G-C3G
39	C	520	LMG	O6-C1-O1-C7
39	b	623	LMG	O6-C1-O1-C7
41	d	404	PL9	C39-C41-C42-C43
33	2	317	CLA	C3-C5-C6-C7
33	c	504	CLA	CBA-CGA-O2A-C1
33	Z	101	CLA	CBA-CGA-O2A-C1
33	3	307	CLA	CBA-CGA-O2A-C1
33	2	309	CLA	O1D-CGD-O2D-CED
38	h	102	DGD	O6E-C5E-C6E-O5E
38	a	401	DGD	C4E-C5E-C6E-O5E
43	w	302	LMU	C3-C4-C5-C6
33	5	308	CLA	O1D-CGD-O2D-CED
33	8	308	CLA	O1D-CGD-O2D-CED
33	3	313	CLA	O1A-CGA-O2A-C1
45	6	305	A86	C33-C34-O4-C38
38	c	517	DGD	C4E-C5E-C6E-O5E
33	1	305	CLA	O1D-CGD-O2D-CED
33	1	312	CLA	O1D-CGD-O2D-CED
33	3	304	CLA	CBD-CGD-O2D-CED
36	b	601	LHG	C32-C33-C34-C35
36	A	412	LHG	C1-C2-C3-O3
36	a	403	LHG	C1-C2-C3-O3

*Continued on next page...*

*Continued from previous page...*

Mol	Chain	Res	Type	Atoms
36	a	404	LHG	C1-C2-C3-O3
43	5	320	LMU	C4'-C5'-C6'-O6'
33	c	504	CLA	O1A-CGA-O2A-C1
33	Z	101	CLA	O1A-CGA-O2A-C1
43	w	302	LMU	C6-C7-C8-C9
33	3	303	CLA	C3-C5-C6-C7
33	3	313	CLA	C3-C5-C6-C7
33	c	503	CLA	CBA-CGA-O2A-C1
33	c	512	CLA	CBA-CGA-O2A-C1
33	3	306	CLA	CBA-CGA-O2A-C1
33	3	309	CLA	CBA-CGA-O2A-C1
33	5	314	CLA	CBA-CGA-O2A-C1
33	7	307	CLA	CBA-CGA-O2A-C1
36	a	404	LHG	C24-C23-O8-C6
37	t	102	SQD	C24-C23-O48-C46
37	0	316	SQD	C24-C23-O48-C46
39	C	519	LMG	C29-C28-O8-C9
33	B	611	CLA	C12-C13-C15-C16
45	3	314	A86	C11-C10-C9-C8
45	7	303	A86	C11-C10-C9-C8
45	9	302	A86	C11-C10-C9-C8
45	2	302	A86	C11-C10-C9-C8
45	8	302	A86	C11-C10-C9-C8
45	1	302	A86	C11-C10-C9-C8
46	9	304	DD6	C1-C2-C3-C4
46	2	304	DD6	C1-C2-C3-C4
46	1	304	DD6	C24-C25-C26-C27
39	b	622	LMG	O6-C5-C6-O5
33	7	309	CLA	O1D-CGD-O2D-CED
43	3	301	LMU	O5'-C5'-C6'-O6'
33	B	606	CLA	C10-C11-C12-C13
33	B	612	CLA	C15-C16-C17-C18
33	c	502	CLA	C10-C11-C12-C13
33	c	505	CLA	C5-C6-C7-C8
33	7	305	CLA	C5-C6-C7-C8
36	a	403	LHG	O2-C2-C3-O3
38	A	415	DGD	C4D-C5D-C6D-O5D
36	H	104	LHG	C23-C24-C25-C26
37	i	101	SQD	C2-C1-O6-C44
37	t	102	SQD	C2-C1-O6-C44
39	5	319	LMG	C2-C1-O1-C7
43	t	101	LMU	C2'-C1'-O1'-C1

*Continued on next page...*

*Continued from previous page...*

Mol	Chain	Res	Type	Atoms
43	w	302	LMU	C2'-C1'-O1'-C1
43	3	301	LMU	C2'-C1'-O1'-C1
36	7	316	LHG	O7-C5-C6-O8
33	b	615	CLA	C11-C12-C13-C15
33	3	307	CLA	O1A-CGA-O2A-C1
33	5	314	CLA	O1A-CGA-O2A-C1
43	4	317	LMU	O5B-C5B-C6B-O6B
33	A	408	CLA	C11-C10-C8-C9
33	B	602	CLA	C11-C12-C13-C14
33	B	604	CLA	C6-C7-C8-C9
33	B	605	CLA	C11-C10-C8-C9
33	B	605	CLA	C14-C13-C15-C16
33	B	610	CLA	C11-C12-C13-C14
33	B	613	CLA	C14-C13-C15-C16
33	B	616	CLA	C6-C7-C8-C9
33	C	501	CLA	C14-C13-C15-C16
33	C	509	CLA	C6-C7-C8-C9
33	c	501	CLA	C14-C13-C15-C16
33	c	504	CLA	C11-C12-C13-C14
33	c	507	CLA	C11-C12-C13-C14
33	3	307	CLA	C11-C12-C13-C14
33	7	305	CLA	C14-C13-C15-C16
33	7	309	CLA	C11-C10-C8-C9
33	b	614	CLA	C11-C12-C13-C14
33	b	615	CLA	C11-C10-C8-C9
33	0	305	CLA	C14-C13-C15-C16
33	0	307	CLA	C11-C12-C13-C14
33	0	309	CLA	C11-C10-C8-C9
33	0	309	CLA	C14-C13-C15-C16
33	0	312	CLA	C6-C7-C8-C9
34	A	406	PHO	C14-C13-C15-C16
34	a	409	PHO	C14-C13-C15-C16
33	c	501	CLA	O1D-CGD-O2D-CED
44	6	314	KC1	O1D-CGD-O2D-CED
33	B	616	CLA	C2A-CAA-CBA-CGA
33	b	604	CLA	C2A-CAA-CBA-CGA
30	B	619	BCR	C7-C8-C9-C34
30	C	515	BCR	C37-C22-C23-C24
30	c	515	BCR	C7-C8-C9-C34
30	c	515	BCR	C37-C22-C23-C24
30	h	101	BCR	C7-C8-C9-C34
30	k	101	BCR	C11-C12-C13-C35

*Continued on next page...*

*Continued from previous page...*

Mol	Chain	Res	Type	Atoms
30	b	620	BCR	C37-C22-C23-C24
45	3	314	A86	C7-C6-C8-C9
45	7	303	A86	C7-C6-C8-C9
48	7	302	ET4	C30-C18-C19-C20
48	7	302	ET4	C07-C08-C09-C27
48	0	302	ET4	C11-C12-C13-C28
48	0	302	ET4	C30-C18-C19-C20
30	C	515	BCR	C21-C22-C23-C24
30	c	515	BCR	C21-C22-C23-C24
30	K	101	BCR	C11-C12-C13-C14
45	3	314	A86	C5-C6-C8-C9
45	7	303	A86	C5-C6-C8-C9
48	7	302	ET4	C07-C08-C09-C10
43	w	302	LMU	O5B-C5B-C6B-O6B
38	a	401	DGD	O1B-C1B-O2G-C2G
39	m	201	LMG	C11-C10-O7-C8
33	W	303	CLA	C4C-C3C-CAC-CBC
36	A	412	LHG	C23-C24-C25-C26
36	3	318	LHG	C7-C8-C9-C10
36	4	318	LHG	C7-C8-C9-C10
36	b	601	LHG	C23-C24-C25-C26
39	0	314	LMG	C10-C11-C12-C13
38	A	415	DGD	O6D-C5D-C6D-O5D
33	3	306	CLA	O1A-CGA-O2A-C1
33	0	305	CLA	C5-C6-C7-C8
33	9	310	CLA	C5-C6-C7-C8
33	7	314	CLA	CBA-CGA-O2A-C1
44	5	315	KC1	CAA-CBA-CGA-O1A
44	5	315	KC1	CAA-CBA-CGA-O2A
47	6	309	KC2	CAA-CBA-CGA-O2A
33	C	504	CLA	CBA-CGA-O2A-C1
42	v	201	HEM	C2A-CAA-CBA-CGA
33	B	604	CLA	C8-C10-C11-C12
33	B	608	CLA	C15-C16-C17-C18
33	B	611	CLA	C8-C10-C11-C12
33	B	613	CLA	C8-C10-C11-C12
33	B	614	CLA	C8-C10-C11-C12
33	C	507	CLA	C10-C11-C12-C13
33	c	503	CLA	C10-C11-C12-C13
33	D	406	CLA	C5-C6-C7-C8
33	W	303	CLA	C10-C11-C12-C13
33	3	313	CLA	C8-C10-C11-C12

*Continued on next page...*

*Continued from previous page...*

Mol	Chain	Res	Type	Atoms
33	7	309	CLA	C10-C11-C12-C13
36	H	104	LHG	C7-C8-C9-C10
38	A	415	DGD	C1B-C2B-C3B-C4B
39	b	623	LMG	C10-C11-C12-C13
33	C	506	CLA	O1D-CGD-O2D-CED
33	9	306	CLA	O1D-CGD-O2D-CED
39	B	621	LMG	O6-C5-C6-O5
33	B	613	CLA	C10-C11-C12-C13
33	c	502	CLA	C15-C16-C17-C18
33	w	303	CLA	C10-C11-C12-C13
33	3	303	CLA	C13-C15-C16-C17
33	b	614	CLA	C10-C11-C12-C13
36	a	404	LHG	O1-C1-C2-O2
36	A	411	LHG	C7-C8-C9-C10
36	A	411	LHG	C23-C24-C25-C26
36	A	414	LHG	C23-C24-C25-C26
36	d	405	LHG	C7-C8-C9-C10
36	h	103	LHG	C23-C24-C25-C26
36	3	318	LHG	C23-C24-C25-C26
36	5	318	LHG	C23-C24-C25-C26
36	a	404	LHG	C23-C24-C25-C26
37	D	403	SQD	C7-C8-C9-C10
37	0	316	SQD	C7-C8-C9-C10
38	3	320	DGD	C1A-C2A-C3A-C4A
39	D	410	LMG	C10-C11-C12-C13
39	w	304	LMG	C10-C11-C12-C13
39	7	315	LMG	C28-C29-C30-C31
39	q	302	LMG	C28-C29-C30-C31
33	B	605	CLA	C5-C6-C7-C8
33	C	508	CLA	C5-C6-C7-C8
33	c	503	CLA	C8-C10-C11-C12
33	c	507	CLA	C13-C15-C16-C17
33	b	614	CLA	C8-C10-C11-C12
33	9	317	CLA	C5-C6-C7-C8
33	7	309	CLA	CBA-CGA-O2A-C1
33	8	310	CLA	CBA-CGA-O2A-C1
45	5	306	A86	C35-C34-O4-C38
33	C	504	CLA	O1D-CGD-O2D-CED
33	6	307	CLA	O1D-CGD-O2D-CED
33	9	308	CLA	O1D-CGD-O2D-CED
38	C	518	DGD	O6E-C5E-C6E-O5E
33	C	502	CLA	C10-C11-C12-C13

*Continued on next page...*

*Continued from previous page...*

Mol	Chain	Res	Type	Atoms
33	C	503	CLA	C10-C11-C12-C13
33	8	308	CLA	C5-C6-C7-C8
36	D	409	LHG	C7-C8-C9-C10
36	w	301	LHG	C7-C8-C9-C10
37	a	413	SQD	C7-C8-C9-C10
38	a	401	DGD	C1B-C2B-C3B-C4B
39	C	521	LMG	C10-C11-C12-C13
39	b	621	LMG	C28-C29-C30-C31
33	B	612	CLA	CBD-CGD-O2D-CED
38	H	102	DGD	O6E-C5E-C6E-O5E
43	4	317	LMU	C4B-C5B-C6B-O6B
33	A	404	CLA	C15-C16-C17-C18
33	C	510	CLA	C8-C10-C11-C12
33	b	610	CLA	C13-C15-C16-C17
33	C	503	CLA	C6-C7-C8-C10
33	c	501	CLA	C12-C13-C15-C16
33	3	313	CLA	C11-C12-C13-C15
33	7	309	CLA	C11-C12-C13-C15
33	c	512	CLA	O1A-CGA-O2A-C1
33	7	307	CLA	O1A-CGA-O2A-C1
38	c	518	DGD	O1A-C1A-O1G-C1G
30	K	101	BCR	C15-C16-C17-C18
45	4	301	A86	C11-C10-C9-C8
45	7	303	A86	C24-C25-C26-C27
46	9	303	DD6	C1-C2-C3-C4
46	2	303	DD6	C1-C2-C3-C4
46	8	304	DD6	C1-C2-C3-C4
33	7	304	CLA	CBA-CGA-O2A-C1
33	5	312	CLA	O1D-CGD-O2D-CED
33	1	306	CLA	O1D-CGD-O2D-CED
33	c	508	CLA	C5-C6-C7-C8
33	3	304	CLA	C8-C10-C11-C12
33	3	313	CLA	C10-C11-C12-C13
33	4	311	CLA	C8-C10-C11-C12
33	b	607	CLA	C10-C11-C12-C13
33	8	310	CLA	C5-C6-C7-C8
43	w	302	LMU	C4B-C5B-C6B-O6B
43	t	101	LMU	O1'-C1-C2-C3
43	3	301	LMU	O1'-C1-C2-C3
33	c	503	CLA	O1A-CGA-O2A-C1
33	3	309	CLA	O1A-CGA-O2A-C1
39	C	522	LMG	C4-C5-C6-O5

*Continued on next page...*

*Continued from previous page...*

Mol	Chain	Res	Type	Atoms
38	C	517	DGD	O6E-C1E-O5D-C6D
38	a	401	DGD	O6D-C1D-O3G-C3G
39	D	404	LMG	O6-C1-O1-C7
33	7	307	CLA	C10-C11-C12-C13
33	b	615	CLA	C15-C16-C17-C18
43	3	301	LMU	C3-C4-C5-C6
30	k	101	BCR	C18-C19-C20-C21
36	A	411	LHG	O2-C2-C3-O3
36	D	409	LHG	O2-C2-C3-O3
36	d	405	LHG	O2-C2-C3-O3
36	4	318	LHG	O2-C2-C3-O3
33	H	103	CLA	O1A-CGA-O2A-C1
33	A	408	CLA	C3-C5-C6-C7
33	B	613	CLA	C15-C16-C17-C18
33	C	503	CLA	C5-C6-C7-C8
33	C	504	CLA	C13-C15-C16-C17
33	b	609	CLA	C15-C16-C17-C18
33	c	505	CLA	CBA-CGA-O2A-C1
33	c	513	CLA	CBA-CGA-O2A-C1
39	w	304	LMG	C28-C29-C30-C31
33	B	609	CLA	C15-C16-C17-C18
33	B	615	CLA	C15-C16-C17-C18
33	C	501	CLA	C10-C11-C12-C13
33	C	505	CLA	C5-C6-C7-C8
33	C	505	CLA	C15-C16-C17-C18
33	4	308	CLA	C15-C16-C17-C18
33	7	305	CLA	C8-C10-C11-C12
33	b	610	CLA	C15-C16-C17-C18
33	b	615	CLA	C8-C10-C11-C12
33	c	502	CLA	O1D-CGD-O2D-CED
39	b	622	LMG	C4-C5-C6-O5
43	T	102	LMU	C4B-C5B-C6B-O6B
33	C	504	CLA	O1A-CGA-O2A-C1
39	c	519	LMG	C11-C10-O7-C8
33	C	503	CLA	C8-C10-C11-C12
33	C	512	CLA	C15-C16-C17-C18
33	c	512	CLA	C8-C10-C11-C12
33	d	402	CLA	C5-C6-C7-C8
33	3	302	CLA	C10-C11-C12-C13
33	b	606	CLA	C15-C16-C17-C18
36	A	414	LHG	C3-O3-P-O6
36	D	411	LHG	C3-O3-P-O6

*Continued on next page...*

*Continued from previous page...*

Mol	Chain	Res	Type	Atoms
36	d	407	LHG	C3-O3-P-O6
36	W	302	LHG	C4-O6-P-O3
36	w	301	LHG	C4-O6-P-O3
36	3	317	LHG	C4-O6-P-O3
36	3	318	LHG	C3-O3-P-O6
36	b	601	LHG	C3-O3-P-O6
38	H	102	DGD	C1A-C2A-C3A-C4A
33	C	503	CLA	CBA-CGA-O2A-C1
33	4	311	CLA	CBA-CGA-O2A-C1
37	a	413	SQD	C12-C13-C14-C15
33	b	613	CLA	C15-C16-C17-C18
33	1	308	CLA	C5-C6-C7-C8
36	h	103	LHG	C7-C8-C9-C10
39	W	301	LMG	C10-C11-C12-C13
36	A	411	LHG	C1-C2-C3-O3
36	D	409	LHG	C1-C2-C3-O3
36	d	405	LHG	C1-C2-C3-O3
36	4	318	LHG	C1-C2-C3-O3
33	3	313	CLA	C4-C3-C5-C6
33	b	605	CLA	C4-C3-C5-C6
33	B	615	CLA	C10-C11-C12-C13
33	b	606	CLA	C5-C6-C7-C8
33	b	607	CLA	C8-C10-C11-C12
33	C	503	CLA	C2A-CAA-CBA-CGA
33	c	503	CLA	C2A-CAA-CBA-CGA
33	8	307	CLA	C2A-CAA-CBA-CGA
33	0	312	CLA	C16-C17-C18-C19
33	B	616	CLA	CBA-CGA-O2A-C1
36	W	302	LHG	C24-C23-O8-C6
37	D	403	SQD	C24-C23-O48-C46
33	B	609	CLA	C13-C15-C16-C17
33	c	504	CLA	C13-C15-C16-C17
46	9	304	DD6	C3-C4-C5-C6
46	2	304	DD6	C3-C4-C5-C6
46	8	304	DD6	C11-C10-C9-C8
46	8	304	DD6	C3-C4-C5-C6
48	0	302	ET4	C19-C20-C21-C22
39	7	315	LMG	C4-C5-C6-O5
36	a	404	LHG	C29-C30-C31-C32
38	H	102	DGD	C9A-CAA-CBA-CCA
39	q	301	LMG	C38-C39-C40-C41
36	3	318	LHG	C8-C7-O7-C5

*Continued on next page...*



*Continued from previous page...*

Mol	Chain	Res	Type	Atoms
33	B	606	CLA	C8-C10-C11-C12
33	b	617	CLA	C5-C6-C7-C8
30	d	403	BCR	C20-C21-C22-C37
30	b	620	BCR	C20-C21-C22-C37
36	A	412	LHG	C26-C27-C28-C29
36	H	104	LHG	C12-C13-C14-C15
36	h	103	LHG	C15-C16-C17-C18
36	W	302	LHG	C11-C10-C9-C8
36	0	315	LHG	C28-C29-C30-C31
37	L	101	SQD	C9-C10-C11-C12
37	L	101	SQD	C30-C31-C32-C33
37	l	101	SQD	C9-C10-C11-C12
37	T	103	SQD	C9-C10-C11-C12
37	T	103	SQD	C11-C12-C13-C14
37	7	317	SQD	C31-C32-C33-C34
39	B	620	LMG	C33-C34-C35-C36
39	q	301	LMG	C14-C15-C16-C17
33	8	310	CLA	O1A-CGA-O2A-C1
47	7	306	KC2	C2A-CAA-CBA-CGA
33	3	302	CLA	C16-C17-C18-C20
33	b	613	CLA	C16-C17-C18-C19
33	3	312	CLA	CBA-CGA-O2A-C1
33	3	319	CLA	CBA-CGA-O2A-C1
33	0	309	CLA	CBA-CGA-O2A-C1
43	4	317	LMU	O5B-C1B-O1B-C4'
33	c	504	CLA	C11-C10-C8-C7
33	b	604	CLA	C13-C15-C16-C17
36	D	409	LHG	C14-C15-C16-C17
36	7	316	LHG	C24-C25-C26-C27
36	b	601	LHG	C12-C13-C14-C15
37	a	413	SQD	C10-C11-C12-C13
38	C	518	DGD	C6A-C7A-C8A-C9A
38	c	518	DGD	C6A-C7A-C8A-C9A
38	c	518	DGD	C6B-C7B-C8B-C9B
39	B	620	LMG	C31-C32-C33-C34
39	B	620	LMG	C37-C38-C39-C40
39	b	621	LMG	C13-C14-C15-C16
43	3	301	LMU	C4-C5-C6-C7
36	4	318	LHG	C6-C5-O7-C7
37	T	101	SQD	C46-C45-O47-C7
37	t	102	SQD	C46-C45-O47-C7
37	T	103	SQD	O49-C7-O47-C45

*Continued on next page...*

*Continued from previous page...*

Mol	Chain	Res	Type	Atoms
33	C	507	CLA	C13-C15-C16-C17
33	a	407	CLA	C15-C16-C17-C18
36	D	409	LHG	C23-C24-C25-C26
38	C	518	DGD	C2B-C3B-C4B-C5B
39	d	406	LMG	C32-C33-C34-C35
39	d	410	LMG	C32-C33-C34-C35
39	m	201	LMG	C30-C31-C32-C33
39	w	304	LMG	C18-C19-C20-C21
39	w	304	LMG	C33-C34-C35-C36
39	b	621	LMG	C15-C16-C17-C18
39	b	621	LMG	C36-C37-C38-C39
39	b	623	LMG	C31-C32-C33-C34
43	w	302	LMU	C7-C8-C9-C10
33	4	314	CLA	O1D-CGD-O2D-CED
36	D	411	LHG	C11-C10-C9-C8
36	d	405	LHG	C30-C31-C32-C33
36	H	104	LHG	C15-C16-C17-C18
36	a	404	LHG	C14-C15-C16-C17
39	C	520	LMG	C19-C20-C21-C22
39	M	201	LMG	C30-C31-C32-C33
39	W	301	LMG	C12-C13-C14-C15
39	w	304	LMG	C29-C30-C31-C32
43	5	320	LMU	C3-C4-C5-C6
43	3	301	LMU	C4B-C5B-C6B-O6B
43	3	301	LMU	C4'-C5'-C6'-O6'
43	4	317	LMU	C4'-C5'-C6'-O6'
36	b	601	LHG	O2-C2-C3-O3
36	A	414	LHG	C24-C25-C26-C27
36	b	601	LHG	C30-C31-C32-C33
36	0	315	LHG	C24-C25-C26-C27
36	0	315	LHG	C29-C30-C31-C32
37	T	101	SQD	C27-C28-C29-C30
38	C	516	DGD	C5B-C6B-C7B-C8B
38	C	517	DGD	C5B-C6B-C7B-C8B
38	C	518	DGD	C5B-C6B-C7B-C8B
38	c	517	DGD	C5B-C6B-C7B-C8B
39	D	404	LMG	C31-C32-C33-C34
39	M	201	LMG	C32-C33-C34-C35
39	0	314	LMG	C32-C33-C34-C35
37	B	622	SQD	C7-C8-C9-C10
39	c	520	LMG	C10-C11-C12-C13
30	K	101	BCR	C20-C21-C22-C23

*Continued on next page...*

*Continued from previous page...*

Mol	Chain	Res	Type	Atoms
30	k	101	BCR	C16-C17-C18-C19
30	k	101	BCR	C20-C21-C22-C23
37	L	101	SQD	C2-C1-O6-C44
38	A	415	DGD	C2D-C1D-O3G-C3G
38	C	517	DGD	C2E-C1E-O5D-C6D
38	C	518	DGD	C2D-C1D-O3G-C3G
38	a	401	DGD	C2D-C1D-O3G-C3G
39	c	520	LMG	C2-C1-O1-C7
39	D	404	LMG	C2-C1-O1-C7
33	C	505	CLA	CBA-CGA-O2A-C1
33	c	501	CLA	CBA-CGA-O2A-C1
33	3	305	CLA	CBA-CGA-O2A-C1
36	D	411	LHG	C27-C28-C29-C30
36	4	318	LHG	C32-C33-C34-C35
37	0	316	SQD	C31-C32-C33-C34
38	c	518	DGD	C2B-C3B-C4B-C5B
38	3	320	DGD	C5A-C6A-C7A-C8A
33	C	503	CLA	O1A-CGA-O2A-C1
33	4	311	CLA	O1A-CGA-O2A-C1
33	7	309	CLA	O1A-CGA-O2A-C1
33	c	505	CLA	C16-C17-C18-C20
33	D	406	CLA	C11-C12-C13-C15
33	7	309	CLA	C16-C17-C18-C20
43	t	101	LMU	O5'-C5'-C6'-O6'
33	B	609	CLA	C4-C3-C5-C6
33	B	611	CLA	C4-C3-C5-C6
41	D	408	PL9	C15-C14-C16-C17
33	B	602	CLA	C8-C10-C11-C12
36	0	315	LHG	C27-C28-C29-C30
37	D	403	SQD	C9-C10-C11-C12
38	A	415	DGD	C4B-C5B-C6B-C7B
38	C	518	DGD	C4B-C5B-C6B-C7B
39	C	520	LMG	C34-C35-C36-C37
39	c	519	LMG	C13-C14-C15-C16
39	m	201	LMG	C32-C33-C34-C35
39	0	314	LMG	C33-C34-C35-C36
43	3	301	LMU	C11-C10-C9-C8
33	C	504	CLA	C11-C12-C13-C14
33	c	507	CLA	C6-C7-C8-C9
33	c	510	CLA	C14-C13-C15-C16
33	5	313	CLA	C11-C10-C8-C9
33	6	312	CLA	C6-C7-C8-C9

*Continued on next page...*

*Continued from previous page...*

Mol	Chain	Res	Type	Atoms
33	b	606	CLA	C11-C12-C13-C14
33	0	312	CLA	C11-C12-C13-C14
33	9	310	CLA	C11-C12-C13-C14
33	6	316	CLA	O1D-CGD-O2D-CED
39	0	314	LMG	C28-C29-C30-C31
36	D	409	LHG	C32-C33-C34-C35
36	3	318	LHG	C27-C28-C29-C30
36	4	318	LHG	C27-C28-C29-C30
37	0	316	SQD	C12-C13-C14-C15
38	c	517	DGD	C4B-C5B-C6B-C7B
39	B	620	LMG	C13-C14-C15-C16
39	B	620	LMG	C17-C18-C19-C20
39	W	301	LMG	C18-C19-C20-C21
39	b	621	LMG	C31-C32-C33-C34
39	Q	301	LMG	C30-C31-C32-C33
43	4	317	LMU	C11-C10-C9-C8
33	3	306	CLA	C15-C16-C17-C18
33	B	602	CLA	C2A-CAA-CBA-CGA
33	c	507	CLA	C2A-CAA-CBA-CGA
33	b	617	CLA	C2A-CAA-CBA-CGA
33	c	505	CLA	O1A-CGA-O2A-C1
33	7	304	CLA	O1A-CGA-O2A-C1
30	H	101	BCR	C7-C8-C9-C34
30	K	101	BCR	C11-C12-C13-C35
46	8	303	DD6	C12-C11-C13-C14
46	8	304	DD6	C7-C6-C8-C9
46	1	303	DD6	C12-C11-C13-C14
46	1	304	DD6	C-C1-C24-C25
48	0	302	ET4	C07-C08-C09-C27
36	d	405	LHG	C13-C14-C15-C16
36	W	302	LHG	C28-C29-C30-C31
38	C	517	DGD	C6A-C7A-C8A-C9A
38	c	518	DGD	C5B-C6B-C7B-C8B
39	D	410	LMG	C12-C13-C14-C15
39	M	201	LMG	C14-C15-C16-C17
36	D	411	LHG	O1-C1-C2-C3
36	d	407	LHG	O1-C1-C2-C3
36	H	104	LHG	O1-C1-C2-C3
36	W	302	LHG	O1-C1-C2-C3
36	w	301	LHG	O1-C1-C2-C3
30	k	101	BCR	C11-C12-C13-C14
46	8	303	DD6	C10-C11-C13-C14

*Continued on next page...*

*Continued from previous page...*

Mol	Chain	Res	Type	Atoms
46	8	304	DD6	C5-C6-C8-C9
46	1	303	DD6	C10-C11-C13-C14
46	1	304	DD6	C2-C1-C24-C25
48	0	302	ET4	C11-C12-C13-C14
48	0	302	ET4	C17-C18-C19-C20
48	0	302	ET4	C07-C08-C09-C10
33	c	509	CLA	C3-C5-C6-C7
39	D	404	LMG	O6-C5-C6-O5
36	3	318	LHG	O9-C7-O7-C5
38	A	415	DGD	O1B-C1B-O2G-C2G
39	q	301	LMG	C11-C10-O7-C8
36	a	404	LHG	C27-C28-C29-C30
38	3	320	DGD	C6A-C7A-C8A-C9A
39	B	620	LMG	C15-C16-C17-C18
39	B	620	LMG	C29-C30-C31-C32
39	7	315	LMG	C21-C22-C23-C24
39	b	621	LMG	C17-C18-C19-C20
39	q	301	LMG	C13-C14-C15-C16
36	d	407	LHG	C23-C24-C25-C26
36	0	315	LHG	C23-C24-C25-C26
39	c	519	LMG	C10-C11-C12-C13
36	D	409	LHG	C11-C12-C13-C14
36	D	409	LHG	C13-C14-C15-C16
36	b	601	LHG	C24-C25-C26-C27
38	c	516	DGD	C5B-C6B-C7B-C8B
38	H	102	DGD	C4A-C5A-C6A-C7A
38	a	401	DGD	C5B-C6B-C7B-C8B
39	C	520	LMG	C32-C33-C34-C35
39	q	302	LMG	C30-C31-C32-C33
39	0	314	LMG	C17-C18-C19-C20
43	T	102	LMU	C4-C5-C6-C7
33	B	615	CLA	C16-C17-C18-C19
33	B	615	CLA	C16-C17-C18-C20
33	5	309	CLA	C6-C7-C8-C9
33	b	613	CLA	C16-C17-C18-C20
38	C	516	DGD	O6D-C1D-O3G-C3G
38	c	518	DGD	O6D-C1D-O3G-C3G
33	c	505	CLA	C15-C16-C17-C18
33	5	313	CLA	C10-C11-C12-C13
45	6	306	A86	C35-C34-O4-C38
36	A	412	LHG	C14-C15-C16-C17
36	A	412	LHG	C24-C25-C26-C27

*Continued on next page...*

*Continued from previous page...*

Mol	Chain	Res	Type	Atoms
36	D	409	LHG	C28-C29-C30-C31
36	d	405	LHG	C14-C15-C16-C17
37	l	101	SQD	C16-C17-C18-C19
37	l	101	SQD	C29-C30-C31-C32
37	0	316	SQD	C10-C11-C12-C13
37	0	316	SQD	C11-C12-C13-C14
38	h	102	DGD	C4A-C5A-C6A-C7A
39	w	304	LMG	C12-C13-C14-C15
39	7	315	LMG	C31-C32-C33-C34
33	B	607	CLA	CBD-CGD-O2D-CED
43	5	320	LMU	C1-C2-C3-C4
33	b	612	CLA	C13-C15-C16-C17
36	D	409	LHG	C24-C25-C26-C27
36	4	318	LHG	C24-C25-C26-C27
36	7	316	LHG	C27-C28-C29-C30
39	C	519	LMG	C14-C15-C16-C17
39	c	519	LMG	C30-C31-C32-C33
39	D	404	LMG	C32-C33-C34-C35
39	D	410	LMG	C32-C33-C34-C35
39	m	201	LMG	C11-C12-C13-C14
39	7	315	LMG	C30-C31-C32-C33
36	A	414	LHG	C11-C10-C9-C8
36	d	407	LHG	C11-C10-C9-C8
38	H	102	DGD	CBA-CCA-CDA-CEA
36	7	316	LHG	C28-C29-C30-C31
37	L	101	SQD	C16-C17-C18-C19
39	d	410	LMG	C31-C32-C33-C34
39	w	304	LMG	C34-C35-C36-C37
33	A	404	CLA	C3A-C2A-CAA-CBA
33	B	616	CLA	C3A-C2A-CAA-CBA
33	D	405	CLA	C3A-C2A-CAA-CBA
33	3	304	CLA	C3A-C2A-CAA-CBA
33	4	309	CLA	C3A-C2A-CAA-CBA
33	6	308	CLA	C3A-C2A-CAA-CBA
33	6	311	CLA	C3A-C2A-CAA-CBA
33	7	310	CLA	C3A-C2A-CAA-CBA
33	b	617	CLA	C3A-C2A-CAA-CBA
33	0	310	CLA	C3A-C2A-CAA-CBA
33	9	307	CLA	C3A-C2A-CAA-CBA
33	2	307	CLA	C3A-C2A-CAA-CBA
33	2	312	CLA	C3A-C2A-CAA-CBA
33	8	310	CLA	C3A-C2A-CAA-CBA

*Continued on next page...*

*Continued from previous page...*

Mol	Chain	Res	Type	Atoms
33	1	312	CLA	C3A-C2A-CAA-CBA
33	C	508	CLA	C10-C11-C12-C13
43	t	101	LMU	C2-C1-O1'-C1'
43	w	302	LMU	C2-C1-O1'-C1'
43	3	301	LMU	C2-C1-O1'-C1'
36	A	411	LHG	C27-C28-C29-C30
36	h	103	LHG	C11-C10-C9-C8
36	w	301	LHG	C11-C10-C9-C8
36	w	301	LHG	C27-C28-C29-C30
37	L	101	SQD	C29-C30-C31-C32
38	c	517	DGD	C6A-C7A-C8A-C9A
39	d	406	LMG	C18-C19-C20-C21
39	b	623	LMG	C11-C12-C13-C14
43	w	302	LMU	O1'-C1-C2-C3
33	6	311	CLA	CBA-CGA-O2A-C1
33	6	313	CLA	CBA-CGA-O2A-C1
33	c	513	CLA	O1A-CGA-O2A-C1
33	c	504	CLA	C16-C17-C18-C20
33	5	309	CLA	C6-C7-C8-C10
33	7	309	CLA	C16-C17-C18-C19
33	0	312	CLA	C16-C17-C18-C20
37	l	101	SQD	C30-C31-C32-C33
37	7	317	SQD	C10-C11-C12-C13
38	c	517	DGD	C3A-C4A-C5A-C6A
39	C	520	LMG	C30-C31-C32-C33
39	7	315	LMG	C12-C13-C14-C15
39	b	622	LMG	O1-C7-C8-C9
33	C	502	CLA	CBD-CGD-O2D-CED
33	5	313	CLA	CBD-CGD-O2D-CED
33	0	310	CLA	CBD-CGD-O2D-CED
33	b	612	CLA	C12-C13-C15-C16
36	A	414	LHG	C27-C28-C29-C30
36	D	409	LHG	C30-C31-C32-C33
37	t	102	SQD	C26-C27-C28-C29
37	7	317	SQD	C24-C25-C26-C27
39	7	315	LMG	C16-C17-C18-C19
33	C	511	CLA	C3-C5-C6-C7
36	4	318	LHG	C23-C24-C25-C26
36	a	403	LHG	C7-C8-C9-C10
38	A	415	DGD	C3B-C4B-C5B-C6B
38	C	517	DGD	C3A-C4A-C5A-C6A
39	7	315	LMG	C33-C34-C35-C36

*Continued on next page...*

*Continued from previous page...*

Mol	Chain	Res	Type	Atoms
39	q	302	LMG	C32-C33-C34-C35
33	B	609	CLA	C2-C3-C5-C6
33	B	611	CLA	C2-C3-C5-C6
33	C	505	CLA	C2-C3-C5-C6
41	D	408	PL9	C13-C14-C16-C17
36	D	411	LHG	C8-C7-O7-C5
36	b	601	LHG	C27-C28-C29-C30
37	T	103	SQD	C24-C25-C26-C27
39	c	519	LMG	C33-C34-C35-C36
36	A	411	LHG	O1-C1-C2-O2
36	D	409	LHG	O1-C1-C2-O2
36	D	411	LHG	O1-C1-C2-O2
36	h	103	LHG	O1-C1-C2-O2
36	W	302	LHG	O1-C1-C2-O2
33	2	310	CLA	C5-C6-C7-C8
37	i	101	SQD	C9-C10-C11-C12
37	T	103	SQD	C10-C11-C12-C13
33	3	319	CLA	O1A-CGA-O2A-C1
39	w	304	LMG	C31-C32-C33-C34
43	w	302	LMU	C11-C10-C9-C8
33	3	307	CLA	C5-C6-C7-C8
33	0	307	CLA	C15-C16-C17-C18
36	3	317	LHG	C11-C10-C9-C8
38	c	518	DGD	C4B-C5B-C6B-C7B
36	A	414	LHG	C26-C27-C28-C29
39	B	620	LMG	C19-C20-C21-C22
33	B	616	CLA	O1A-CGA-O2A-C1
33	3	312	CLA	O1A-CGA-O2A-C1
39	Q	301	LMG	C28-C29-C30-C31
33	0	307	CLA	C10-C11-C12-C13
33	B	614	CLA	CBD-CGD-O2D-CED
36	b	601	LHG	C1-C2-C3-O3
33	C	502	CLA	C6-C7-C8-C10
36	A	411	LHG	C29-C30-C31-C32
39	Q	301	LMG	C31-C32-C33-C34
43	t	101	LMU	C3-C4-C5-C6
39	C	520	LMG	O9-C10-O7-C8
36	h	103	LHG	C16-C17-C18-C19
37	B	622	SQD	C9-C10-C11-C12
39	C	520	LMG	C18-C19-C20-C21
39	W	301	LMG	C32-C33-C34-C35
33	3	302	CLA	C15-C16-C17-C18

*Continued on next page...*



*Continued from previous page...*

Mol	Chain	Res	Type	Atoms
33	2	308	CLA	C5-C6-C7-C8
33	C	505	CLA	O1A-CGA-O2A-C1
33	c	501	CLA	O1A-CGA-O2A-C1
33	3	305	CLA	O1A-CGA-O2A-C1
33	0	309	CLA	O1A-CGA-O2A-C1
37	0	316	SQD	C9-C10-C11-C12
30	A	401	BCR	C5-C6-C7-C8
30	A	401	BCR	C23-C24-C25-C30
30	B	617	BCR	C1-C6-C7-C8
30	B	617	BCR	C5-C6-C7-C8
30	C	515	BCR	C1-C6-C7-C8
30	C	515	BCR	C5-C6-C7-C8
30	c	515	BCR	C23-C24-C25-C26
30	K	102	BCR	C5-C6-C7-C8
30	k	102	BCR	C5-C6-C7-C8
30	a	414	BCR	C5-C6-C7-C8
30	b	618	BCR	C1-C6-C7-C8
30	b	618	BCR	C5-C6-C7-C8
33	3	307	CLA	C3-C5-C6-C7
33	3	319	CLA	C3-C5-C6-C7
48	7	302	ET4	C01-C06-C07-C08
48	0	302	ET4	C01-C06-C07-C08
48	0	302	ET4	C05-C06-C07-C08
43	T	102	LMU	O5'-C5'-C6'-O6'
38	C	516	DGD	C5A-C6A-C7A-C8A
38	C	516	DGD	C4B-C5B-C6B-C7B
38	H	102	DGD	CAB-CBB-CCB-CDB
38	h	102	DGD	CAB-CBB-CCB-CDB
39	d	410	LMG	C12-C13-C14-C15
39	d	410	LMG	C29-C30-C31-C32
39	0	314	LMG	C30-C31-C32-C33
33	B	603	CLA	O1D-CGD-O2D-CED
33	d	402	CLA	CBA-CGA-O2A-C1
33	b	613	CLA	CBA-CGA-O2A-C1
33	b	617	CLA	CBA-CGA-O2A-C1
39	C	520	LMG	C29-C28-O8-C9
33	3	302	CLA	C8-C10-C11-C12
33	2	311	CLA	C5-C6-C7-C8
34	a	409	PHO	C5-C6-C7-C8
36	d	407	LHG	C8-C7-O7-C5
36	h	103	LHG	C12-C13-C14-C15
38	c	518	DGD	C5A-C6A-C7A-C8A

*Continued on next page...*

*Continued from previous page...*

Mol	Chain	Res	Type	Atoms
38	a	401	DGD	C3B-C4B-C5B-C6B
39	D	404	LMG	C33-C34-C35-C36
33	0	309	CLA	O1D-CGD-O2D-CED
36	3	317	LHG	C7-C8-C9-C10
38	h	102	DGD	C9B-CAB-CBB-CCB
39	M	201	LMG	C31-C32-C33-C34
43	3	301	LMU	C7-C8-C9-C10
43	4	317	LMU	C4-C5-C6-C7
33	B	612	CLA	C8-C10-C11-C12
33	C	507	CLA	C15-C16-C17-C18
33	0	309	CLA	C5-C6-C7-C8
36	A	414	LHG	C12-C13-C14-C15
36	3	318	LHG	C32-C33-C34-C35
39	W	301	LMG	C37-C38-C39-C40
33	c	502	CLA	C4-C3-C5-C6
33	B	604	CLA	C6-C7-C8-C10
33	B	613	CLA	C12-C13-C15-C16
33	c	503	CLA	C6-C7-C8-C10
33	c	507	CLA	C6-C7-C8-C10
33	c	508	CLA	C12-C13-C15-C16
33	c	510	CLA	C12-C13-C15-C16
33	W	303	CLA	C11-C12-C13-C15
33	W	303	CLA	C12-C13-C15-C16
33	w	303	CLA	C6-C7-C8-C10
33	4	311	CLA	C6-C7-C8-C10
33	5	313	CLA	C11-C10-C8-C7
33	7	305	CLA	C12-C13-C15-C16
33	b	615	CLA	C11-C10-C8-C7
33	0	305	CLA	C12-C13-C15-C16
33	0	312	CLA	C11-C12-C13-C15
33	9	310	CLA	C11-C12-C13-C15
33	9	317	CLA	C3-C5-C6-C7
34	A	406	PHO	C13-C15-C16-C17
30	k	101	BCR	C13-C14-C15-C16
45	7	301	A86	C1-C2-C3-C4
45	0	301	A86	C1-C2-C3-C4
45	8	302	A86	C24-C25-C26-C27
45	1	302	A86	C24-C25-C26-C27
48	7	302	ET4	C15-C16-C17-C18
33	A	408	CLA	C11-C12-C13-C14
33	d	402	CLA	C11-C12-C13-C15
33	9	311	CLA	C6-C7-C8-C10

*Continued on next page...*

*Continued from previous page...*

Mol	Chain	Res	Type	Atoms
45	4	302	A86	C35-C34-O4-C38
33	b	615	CLA	O1D-CGD-O2D-CED
33	7	314	CLA	O1A-CGA-O2A-C1
33	C	501	CLA	CBA-CGA-O2A-C1
33	C	512	CLA	CBA-CGA-O2A-C1
33	c	511	CLA	CBA-CGA-O2A-C1
36	0	315	LHG	C24-C23-O8-C6
33	B	603	CLA	C2A-CAA-CBA-CGA
33	c	505	CLA	C2A-CAA-CBA-CGA
33	3	308	CLA	C2A-CAA-CBA-CGA
33	4	311	CLA	C2A-CAA-CBA-CGA
33	9	312	CLA	C2A-CAA-CBA-CGA
33	7	309	CLA	C5-C6-C7-C8
33	b	612	CLA	C15-C16-C17-C18
33	b	617	CLA	C13-C15-C16-C17
33	0	305	CLA	C8-C10-C11-C12
33	0	307	CLA	C8-C10-C11-C12
36	a	404	LHG	C32-C33-C34-C35
39	c	519	LMG	C17-C18-C19-C20
43	4	317	LMU	C2-C3-C4-C5
33	3	311	CLA	O1D-CGD-O2D-CED
39	D	410	LMG	C18-C19-C20-C21
39	W	301	LMG	C34-C35-C36-C37
39	q	301	LMG	C39-C40-C41-C42
37	T	103	SQD	C7-C8-C9-C10
36	w	301	LHG	C28-C29-C30-C31
36	a	404	LHG	C10-C11-C12-C13
42	e	101	HEM	C2B-C3B-CAB-CBB
47	7	306	KC2	C2C-C3C-CAC-CBC
36	a	403	LHG	C11-C12-C13-C14
39	C	519	LMG	C33-C34-C35-C36
33	C	511	CLA	CBA-CGA-O2A-C1
33	C	508	CLA	C16-C17-C18-C20
33	C	512	CLA	C5-C6-C7-C8
33	b	612	CLA	C8-C10-C11-C12
33	0	312	CLA	C13-C15-C16-C17
38	A	415	DGD	C4A-C5A-C6A-C7A
39	b	621	LMG	C19-C20-C21-C22
39	0	314	LMG	C34-C35-C36-C37
36	D	411	LHG	C23-C24-C25-C26
39	C	520	LMG	C11-C10-O7-C8
36	d	407	LHG	C27-C28-C29-C30

*Continued on next page...*

*Continued from previous page...*

Mol	Chain	Res	Type	Atoms
39	B	620	LMG	C36-C37-C38-C39
42	e	101	HEM	C4B-C3B-CAB-CBB
47	6	309	KC2	C4C-C3C-CAC-CBC
33	2	308	CLA	CBD-CGD-O2D-CED
36	A	411	LHG	C11-C12-C13-C14
37	a	413	SQD	C9-C10-C11-C12
38	c	517	DGD	C2A-C3A-C4A-C5A
38	c	517	DGD	C1B-C2B-C3B-C4B
38	H	102	DGD	C1B-C2B-C3B-C4B
37	l	101	SQD	C25-C26-C27-C28
36	0	315	LHG	O7-C5-C6-O8
37	T	101	SQD	O6-C44-C45-O47
39	C	522	LMG	O7-C8-C9-O8
39	M	201	LMG	O7-C8-C9-O8
39	W	301	LMG	O6-C5-C6-O5
39	D	404	LMG	C11-C12-C13-C14
39	d	406	LMG	C21-C22-C23-C24
33	c	505	CLA	C16-C17-C18-C19
38	3	320	DGD	CEB-CFB-CGB-CHB
38	a	401	DGD	C6B-C7B-C8B-C9B
39	B	620	LMG	C38-C39-C40-C41
39	M	201	LMG	C11-C12-C13-C14
39	W	301	LMG	C30-C31-C32-C33
43	4	317	LMU	C6-C7-C8-C9
39	0	314	LMG	O6-C5-C6-O5
33	0	312	CLA	C15-C16-C17-C18
33	C	502	CLA	C4-C3-C5-C6
33	C	505	CLA	C4-C3-C5-C6
36	A	414	LHG	C7-C8-C9-C10
36	W	302	LHG	C23-C24-C25-C26
33	3	313	CLA	C2-C3-C5-C6
33	b	605	CLA	C2-C3-C5-C6
46	4	303	DD6	C27-C29-C30-C31
48	0	302	ET4	C22-C23-C32-C33
36	A	414	LHG	C28-C29-C30-C31
39	D	410	LMG	C16-C17-C18-C19
33	B	603	CLA	C6-C7-C8-C9
33	C	503	CLA	C6-C7-C8-C9
33	w	303	CLA	C6-C7-C8-C9
33	3	308	CLA	C14-C13-C15-C16
33	4	309	CLA	C6-C7-C8-C9
33	4	311	CLA	C6-C7-C8-C9

*Continued on next page...*

*Continued from previous page...*

Mol	Chain	Res	Type	Atoms
33	7	309	CLA	C11-C12-C13-C14
33	b	603	CLA	C11-C12-C13-C14
33	0	305	CLA	C6-C7-C8-C9
33	8	310	CLA	C6-C7-C8-C9
33	d	402	CLA	O1A-CGA-O2A-C1
36	a	404	LHG	C16-C17-C18-C19
39	b	621	LMG	C38-C39-C40-C41
39	b	623	LMG	C32-C33-C34-C35
33	C	505	CLA	C2A-CAA-CBA-CGA
33	3	303	CLA	C2A-CAA-CBA-CGA
33	3	305	CLA	C2A-CAA-CBA-CGA
33	6	311	CLA	C2A-CAA-CBA-CGA
33	7	309	CLA	C2A-CAA-CBA-CGA
37	L	101	SQD	C17-C18-C19-C20
38	H	102	DGD	C4B-C5B-C6B-C7B
38	h	102	DGD	CBA-CCA-CDA-CEA
38	c	517	DGD	CBB-CCB-CDB-CEB
39	C	519	LMG	C39-C40-C41-C42
39	d	406	LMG	C16-C17-C18-C19
48	7	302	ET4	C17-C18-C19-C20
33	b	613	CLA	O1A-CGA-O2A-C1
33	b	617	CLA	O1A-CGA-O2A-C1
39	C	519	LMG	O10-C28-O8-C9
33	A	404	CLA	C1A-C2A-CAA-CBA
33	B	612	CLA	C1A-C2A-CAA-CBA
33	B	614	CLA	C1A-C2A-CAA-CBA
33	B	616	CLA	C1A-C2A-CAA-CBA
33	C	501	CLA	C1A-C2A-CAA-CBA
33	c	501	CLA	C1A-C2A-CAA-CBA
33	D	402	CLA	C1A-C2A-CAA-CBA
33	d	409	CLA	C1A-C2A-CAA-CBA
33	3	304	CLA	C1A-C2A-CAA-CBA
33	4	309	CLA	C1A-C2A-CAA-CBA
33	4	311	CLA	C1A-C2A-CAA-CBA
33	5	311	CLA	C1A-C2A-CAA-CBA
33	5	312	CLA	C1A-C2A-CAA-CBA
33	6	311	CLA	C1A-C2A-CAA-CBA
33	7	307	CLA	C1A-C2A-CAA-CBA
33	7	310	CLA	C1A-C2A-CAA-CBA
33	7	311	CLA	C1A-C2A-CAA-CBA
33	b	615	CLA	C1A-C2A-CAA-CBA
33	b	617	CLA	C1A-C2A-CAA-CBA

*Continued on next page...*

*Continued from previous page...*

Mol	Chain	Res	Type	Atoms
33	0	304	CLA	C1A-C2A-CAA-CBA
33	0	307	CLA	C1A-C2A-CAA-CBA
33	0	310	CLA	C1A-C2A-CAA-CBA
33	0	311	CLA	C1A-C2A-CAA-CBA
33	9	307	CLA	C1A-C2A-CAA-CBA
33	2	308	CLA	C1A-C2A-CAA-CBA
33	2	312	CLA	C1A-C2A-CAA-CBA
33	8	308	CLA	C1A-C2A-CAA-CBA
33	8	309	CLA	C1A-C2A-CAA-CBA
33	1	308	CLA	C1A-C2A-CAA-CBA
33	1	309	CLA	C1A-C2A-CAA-CBA
33	1	312	CLA	C1A-C2A-CAA-CBA
33	A	408	CLA	C11-C12-C13-C15
33	D	406	CLA	C11-C12-C13-C14
37	D	403	SQD	O49-C7-O47-C45
39	5	319	LMG	C11-C10-O7-C8
37	T	103	SQD	C12-C13-C14-C15
38	h	102	DGD	C4B-C5B-C6B-C7B
38	3	320	DGD	C4A-C5A-C6A-C7A
39	C	519	LMG	C38-C39-C40-C41
39	Q	301	LMG	C32-C33-C34-C35
39	q	301	LMG	C30-C31-C32-C33
39	0	314	LMG	C14-C15-C16-C17
45	9	302	A86	C1-C2-C3-C4
45	2	302	A86	C1-C2-C3-C4
48	7	302	ET4	C09-C10-C11-C12
48	0	302	ET4	C09-C10-C11-C12
33	c	504	CLA	C10-C11-C12-C13
36	3	318	LHG	C4-O6-P-O3
33	B	614	CLA	C12-C13-C15-C16
36	D	411	LHG	C9-C10-C11-C12
36	5	318	LHG	C11-C12-C13-C14
33	3	306	CLA	C3-C5-C6-C7
33	9	311	CLA	C3-C5-C6-C7
36	w	301	LHG	C5-C4-O6-P
36	d	405	LHG	C28-C29-C30-C31
38	a	401	DGD	C4A-C5A-C6A-C7A
43	4	317	LMU	C1-C2-C3-C4
33	0	312	CLA	CBA-CGA-O2A-C1
36	4	318	LHG	O6-C4-C5-C6
41	d	404	PL9	C37-C38-C39-C40
37	7	317	SQD	C12-C13-C14-C15

*Continued on next page...*

*Continued from previous page...*

Mol	Chain	Res	Type	Atoms
39	d	406	LMG	C12-C13-C14-C15
43	w	302	LMU	C2-C3-C4-C5
37	A	413	SQD	C7-C8-C9-C10
39	D	404	LMG	C10-C11-C12-C13
36	A	411	LHG	C28-C29-C30-C31
39	b	621	LMG	C34-C35-C36-C37
42	F	101	HEM	C3D-CAD-CBD-CGD
33	C	508	CLA	C16-C17-C18-C19
33	3	302	CLA	C16-C17-C18-C19
38	c	516	DGD	C5A-C6A-C7A-C8A
39	w	304	LMG	C37-C38-C39-C40
36	W	302	LHG	C7-C8-C9-C10
39	d	406	LMG	C19-C20-C21-C22
36	3	318	LHG	C1-C2-C3-O3
33	3	303	CLA	C4-C3-C5-C6
41	d	404	PL9	C15-C14-C16-C17
39	d	410	LMG	C4-C5-C6-O5
39	w	304	LMG	C30-C31-C32-C33
39	b	621	LMG	C33-C34-C35-C36
33	B	604	CLA	C10-C11-C12-C13
33	W	303	CLA	C5-C6-C7-C8
33	7	309	CLA	C8-C10-C11-C12
34	a	410	PHO	C5-C6-C7-C8
33	C	501	CLA	O1A-CGA-O2A-C1
36	d	405	LHG	C27-C28-C29-C30
39	B	620	LMG	C16-C17-C18-C19
38	c	518	DGD	O6E-C5E-C6E-O5E
33	3	304	CLA	O1D-CGD-O2D-CED
33	7	305	CLA	C3-C5-C6-C7
36	A	414	LHG	C4-C5-C6-O8
36	D	411	LHG	C16-C17-C18-C19
36	W	302	LHG	C4-C5-C6-O8
36	b	601	LHG	C4-C5-C6-O8
36	0	315	LHG	C4-C5-C6-O8
37	D	403	SQD	O6-C44-C45-C46
37	i	101	SQD	C44-C45-C46-O48
38	A	415	DGD	O1G-C1G-C2G-C3G
38	A	415	DGD	C1G-C2G-C3G-O3G
38	C	518	DGD	O1G-C1G-C2G-C3G
38	c	517	DGD	C7B-C8B-C9B-CAB
38	a	401	DGD	O1G-C1G-C2G-C3G
39	C	519	LMG	O1-C7-C8-C9

*Continued on next page...*

*Continued from previous page...*

Mol	Chain	Res	Type	Atoms
39	c	520	LMG	C7-C8-C9-O8
39	d	410	LMG	O1-C7-C8-C9
39	w	304	LMG	O1-C7-C8-C9
39	3	316	LMG	O1-C7-C8-C9
39	Q	301	LMG	O1-C7-C8-C9
39	q	301	LMG	O1-C7-C8-C9
39	q	302	LMG	O1-C7-C8-C9
34	A	406	PHO	C5-C6-C7-C8
33	b	603	CLA	C5-C6-C7-C8
39	b	623	LMG	C13-C14-C15-C16
33	c	511	CLA	O1A-CGA-O2A-C1
37	a	413	SQD	C45-C44-O6-C1
39	3	316	LMG	C8-C7-O1-C1
39	b	623	LMG	C8-C7-O1-C1
39	0	314	LMG	C8-C7-O1-C1
33	b	604	CLA	O1D-CGD-O2D-CED
36	3	318	LHG	C24-C25-C26-C27
37	L	101	SQD	C18-C19-C20-C21
37	t	102	SQD	C24-C25-C26-C27
38	C	516	DGD	CAB-CBB-CCB-CDB
39	q	301	LMG	C33-C34-C35-C36
33	w	303	CLA	CBD-CGD-O2D-CED
37	T	101	SQD	C34-C35-C36-C37
39	m	201	LMG	C31-C32-C33-C34
33	C	512	CLA	O1A-CGA-O2A-C1
36	a	404	LHG	C28-C29-C30-C31
38	C	517	DGD	C2A-C3A-C4A-C5A
39	7	315	LMG	C42-C43-C44-C45
33	9	311	CLA	C6-C7-C8-C9
36	A	412	LHG	C16-C17-C18-C19
36	d	405	LHG	O1-C1-C2-O2
36	w	301	LHG	O1-C1-C2-O2
36	a	403	LHG	O1-C1-C2-O2
33	3	305	CLA	O2A-C1-C2-C3
38	3	320	DGD	C6B-C7B-C8B-C9B
44	3	310	KC1	CAA-CBA-CGA-O2A
38	C	517	DGD	C4A-C5A-C6A-C7A
43	w	302	LMU	C5-C6-C7-C8
37	B	622	SQD	C14-C15-C16-C17
30	B	619	BCR	C20-C21-C22-C37
39	3	316	LMG	O6-C5-C6-O5
43	t	101	LMU	O5B-C5B-C6B-O6B

*Continued on next page...*



*Continued from previous page...*

Mol	Chain	Res	Type	Atoms
33	9	308	CLA	C4-C3-C5-C6
41	d	404	PL9	C40-C39-C41-C42
37	D	403	SQD	C27-C28-C29-C30
47	5	310	KC2	C2A-CAA-CBA-CGA
33	d	402	CLA	C11-C12-C13-C14
33	a	411	CLA	C11-C12-C13-C14
33	C	510	CLA	CBA-CGA-O2A-C1
33	C	513	CLA	CBA-CGA-O2A-C1
36	d	405	LHG	C24-C23-O8-C6
37	A	413	SQD	C24-C23-O48-C46
33	1	310	CLA	C5-C6-C7-C8
37	A	413	SQD	C10-C11-C12-C13
39	d	410	LMG	C33-C34-C35-C36
39	5	319	LMG	C30-C31-C32-C33
38	3	320	DGD	C1G-C2G-O2G-C1B
39	c	519	LMG	C7-C8-O7-C10
39	D	404	LMG	C9-C8-O7-C10
33	3	303	CLA	C15-C16-C17-C18
33	a	407	CLA	C13-C15-C16-C17
33	4	316	CLA	C2-C1-O2A-CGA
33	2	308	CLA	C2-C1-O2A-CGA
33	8	308	CLA	C2-C1-O2A-CGA
37	i	101	SQD	C10-C11-C12-C13
38	c	517	DGD	C2B-C3B-C4B-C5B
39	d	406	LMG	C35-C36-C37-C38
36	A	414	LHG	C30-C31-C32-C33
37	a	413	SQD	C32-C33-C34-C35
38	A	415	DGD	C5B-C6B-C7B-C8B
33	B	612	CLA	O1D-CGD-O2D-CED
39	B	621	LMG	C4-C5-C6-O5
36	5	318	LHG	C4-O6-P-O5
36	A	411	LHG	C32-C33-C34-C35
36	W	302	LHG	C24-C25-C26-C27
37	B	622	SQD	C26-C27-C28-C29
37	t	102	SQD	C27-C28-C29-C30
39	q	301	LMG	C32-C33-C34-C35
43	3	301	LMU	C9-C10-C11-C12
38	c	518	DGD	C2A-C1A-O1G-C1G
36	A	412	LHG	C33-C34-C35-C36
36	4	318	LHG	C26-C27-C28-C29
36	b	601	LHG	C15-C16-C17-C18
39	5	319	LMG	C4-C5-C6-O5

*Continued on next page...*

*Continued from previous page...*

Mol	Chain	Res	Type	Atoms
33	C	511	CLA	O1A-CGA-O2A-C1
33	0	312	CLA	O1A-CGA-O2A-C1
39	3	316	LMG	C28-C29-C30-C31
33	C	511	CLA	C13-C15-C16-C17
33	c	502	CLA	C13-C15-C16-C17
38	c	518	DGD	C2D-C1D-O3G-C3G
39	7	315	LMG	C2-C1-O1-C7
43	T	102	LMU	C2'-C1'-O1'-C1
36	A	412	LHG	C28-C29-C30-C31
39	w	304	LMG	C32-C33-C34-C35
39	7	315	LMG	C13-C14-C15-C16
38	H	102	DGD	O2G-C1B-C2B-C3B
36	a	403	LHG	O7-C5-C6-O8
37	0	316	SQD	O47-C45-C46-O48
36	D	409	LHG	C12-C13-C14-C15
36	d	407	LHG	C9-C10-C11-C12
39	d	406	LMG	C30-C31-C32-C33
39	d	410	LMG	C11-C12-C13-C14
33	B	605	CLA	C15-C16-C17-C18
36	a	404	LHG	O10-C23-O8-C6
34	a	410	PHO	CHA-CBD-CGD-O1D
34	a	410	PHO	CHA-CBD-CGD-O2D
36	H	104	LHG	C11-C10-C9-C8
38	h	102	DGD	CDA-CEA-CFA-CGA
41	D	408	PL9	C40-C39-C41-C42
33	A	408	CLA	C6-C7-C8-C10
33	A	408	CLA	C11-C10-C8-C7
33	B	603	CLA	C6-C7-C8-C10
33	B	616	CLA	C6-C7-C8-C10
33	C	501	CLA	C12-C13-C15-C16
33	C	502	CLA	C12-C13-C15-C16
33	C	509	CLA	C6-C7-C8-C10
33	C	512	CLA	C11-C10-C8-C7
33	C	512	CLA	C11-C12-C13-C15
33	C	512	CLA	C12-C13-C15-C16
33	c	507	CLA	C11-C12-C13-C15
33	c	507	CLA	C12-C13-C15-C16
33	c	508	CLA	C11-C10-C8-C7
33	c	511	CLA	C12-C13-C15-C16
33	c	512	CLA	C11-C10-C8-C7
33	w	303	CLA	C12-C13-C15-C16
33	3	302	CLA	C6-C7-C8-C10

*Continued on next page...*

*Continued from previous page...*

Mol	Chain	Res	Type	Atoms
33	3	303	CLA	C11-C12-C13-C15
33	3	308	CLA	C12-C13-C15-C16
33	3	313	CLA	C11-C10-C8-C7
33	b	603	CLA	C11-C12-C13-C15
33	b	606	CLA	C11-C12-C13-C15
33	b	614	CLA	C11-C10-C8-C7
33	b	614	CLA	C11-C12-C13-C15
33	b	616	CLA	C12-C13-C15-C16
33	8	310	CLA	C6-C7-C8-C10
33	1	310	CLA	C11-C12-C13-C15
33	1	310	CLA	C12-C13-C15-C16
43	3	301	LMU	C2-C3-C4-C5
33	B	606	CLA	C11-C12-C13-C14
33	B	616	CLA	C11-C10-C8-C9
33	C	502	CLA	C14-C13-C15-C16
33	C	507	CLA	C6-C7-C8-C9
33	C	507	CLA	C14-C13-C15-C16
33	C	511	CLA	C14-C13-C15-C16
33	C	512	CLA	C6-C7-C8-C9
33	C	512	CLA	C11-C12-C13-C14
33	c	505	CLA	C11-C12-C13-C14
33	c	507	CLA	C14-C13-C15-C16
33	c	508	CLA	C11-C10-C8-C9
33	c	511	CLA	C14-C13-C15-C16
33	W	303	CLA	C14-C13-C15-C16
33	w	303	CLA	C14-C13-C15-C16
33	3	303	CLA	C11-C12-C13-C14
33	3	308	CLA	C6-C7-C8-C9
33	4	308	CLA	C6-C7-C8-C9
33	7	305	CLA	C6-C7-C8-C9
33	a	411	CLA	C11-C10-C8-C9
33	b	606	CLA	C14-C13-C15-C16
33	b	611	CLA	C11-C12-C13-C14
33	8	310	CLA	C14-C13-C15-C16
33	1	310	CLA	C11-C12-C13-C14
33	1	310	CLA	C14-C13-C15-C16
33	C	504	CLA	C11-C10-C8-C7
36	5	318	LHG	C10-C11-C12-C13
39	d	406	LMG	C33-C34-C35-C36
39	w	304	LMG	C15-C16-C17-C18
39	q	302	LMG	C31-C32-C33-C34
33	7	312	CLA	CBA-CGA-O2A-C1

*Continued on next page...*

*Continued from previous page...*

Mol	Chain	Res	Type	Atoms
33	0	309	CLA	C2A-CAA-CBA-CGA
36	w	301	LHG	C30-C31-C32-C33
37	A	413	SQD	C9-C10-C11-C12
39	7	315	LMG	C34-C35-C36-C37
33	C	510	CLA	O1A-CGA-O2A-C1
30	K	101	BCR	C7-C8-C9-C34
30	b	619	BCR	C7-C8-C9-C34
46	3	315	DD6	C-C1-C24-C25
37	l	101	SQD	C17-C18-C19-C20
46	4	303	DD6	C10-C11-C13-C14
33	0	312	CLA	C5-C6-C7-C8
39	C	520	LMG	C20-C21-C22-C23
39	W	301	LMG	C11-C12-C13-C14
39	q	302	LMG	C4-C5-C6-O5
36	A	412	LHG	C30-C31-C32-C33
36	7	316	LHG	C23-C24-C25-C26
39	W	301	LMG	C28-C29-C30-C31
33	0	309	CLA	C13-C15-C16-C17
33	C	502	CLA	C8-C10-C11-C12
33	b	614	CLA	CBD-CGD-O2D-CED
39	3	316	LMG	C30-C31-C32-C33
39	m	201	LMG	C4-C5-C6-O5
36	D	409	LHG	O6-C4-C5-C6
36	d	405	LHG	O6-C4-C5-C6
36	3	317	LHG	O6-C4-C5-C6
33	7	307	CLA	C3-C5-C6-C7
33	c	502	CLA	C11-C10-C8-C7
37	L	101	SQD	C12-C13-C14-C15
37	T	101	SQD	C23-C24-C25-C26
38	A	415	DGD	C6B-C7B-C8B-C9B
33	D	406	CLA	CBA-CGA-O2A-C1
33	C	505	CLA	C10-C11-C12-C13
33	c	501	CLA	C10-C11-C12-C13
41	d	404	PL9	C13-C14-C16-C17
36	3	318	LHG	C17-C18-C19-C20
37	T	103	SQD	C28-C29-C30-C31
39	c	519	LMG	C32-C33-C34-C35
43	t	101	LMU	C2B-C1B-O1B-C4'
33	C	513	CLA	O1A-CGA-O2A-C1
33	B	611	CLA	C10-C11-C12-C13
33	c	502	CLA	C8-C10-C11-C12
36	d	405	LHG	C31-C32-C33-C34

*Continued on next page...*

*Continued from previous page...*

Mol	Chain	Res	Type	Atoms
37	D	403	SQD	C12-C13-C14-C15
38	C	516	DGD	C2A-C3A-C4A-C5A
37	l	101	SQD	C28-C29-C30-C31
33	4	316	CLA	CBA-CGA-O2A-C1
39	q	302	LMG	C29-C30-C31-C32
36	W	302	LHG	C5-C4-O6-P
36	7	316	LHG	C5-C4-O6-P
33	B	612	CLA	C3A-C2A-CAA-CBA
33	3	312	CLA	C3A-C2A-CAA-CBA
33	9	308	CLA	C3A-C2A-CAA-CBA
33	2	310	CLA	C3A-C2A-CAA-CBA
36	w	301	LHG	C24-C25-C26-C27
39	c	519	LMG	C36-C37-C38-C39
39	d	406	LMG	C4-C5-C6-O5
46	9	303	DD6	C3-C4-C5-C6
46	2	303	DD6	C3-C4-C5-C6
43	T	102	LMU	C2-C1-O1'-C1'
43	4	317	LMU	C2-C1-O1'-C1'
45	7	301	A86	O-C13-C14-C15
45	0	301	A86	O-C13-C14-C15
45	9	302	A86	O-C13-C14-C15
45	2	302	A86	O-C13-C14-C15
45	8	302	A86	O-C13-C14-C15
45	1	301	A86	O-C13-C14-C15
45	1	302	A86	O-C13-C14-C15
39	W	301	LMG	C15-C16-C17-C18
43	3	301	LMU	C5-C6-C7-C8
37	a	413	SQD	C11-C10-C9-C8
33	B	608	CLA	CBA-CGA-O2A-C1
36	7	316	LHG	C24-C23-O8-C6
36	a	404	LHG	C11-C10-C9-C8
33	W	303	CLA	C15-C16-C17-C18
36	A	411	LHG	C4-C5-C6-O8
36	w	301	LHG	C4-C5-C6-O8
36	7	316	LHG	C4-C5-C6-O8
36	a	403	LHG	C4-C5-C6-O8
37	A	413	SQD	C44-C45-C46-O48
37	T	101	SQD	O6-C44-C45-C46
37	T	103	SQD	C44-C45-C46-O48
38	c	518	DGD	O1G-C1G-C2G-C3G
38	a	401	DGD	C1G-C2G-C3G-O3G
39	B	621	LMG	O1-C7-C8-C9

*Continued on next page...*

*Continued from previous page...*

Mol	Chain	Res	Type	Atoms
39	C	520	LMG	O1-C7-C8-C9
39	C	522	LMG	C7-C8-C9-O8
39	Q	301	LMG	C7-C8-C9-O8
33	b	613	CLA	CBD-CGD-O2D-CED
38	a	401	DGD	C4B-C5B-C6B-C7B
39	0	314	LMG	C18-C19-C20-C21
37	L	101	SQD	C14-C15-C16-C17
38	H	102	DGD	CCA-CDA-CEA-CFA
39	d	406	LMG	C34-C35-C36-C37
33	b	617	CLA	C16-C17-C18-C20
33	b	604	CLA	C11-C12-C13-C15
37	l	101	SQD	C12-C13-C14-C15
39	7	315	LMG	C38-C39-C40-C41
33	B	611	CLA	C13-C15-C16-C17
36	a	404	LHG	C24-C25-C26-C27
39	C	519	LMG	C32-C33-C34-C35
43	w	302	LMU	C9-C10-C11-C12
33	A	404	CLA	C13-C15-C16-C17
33	c	503	CLA	C5-C6-C7-C8
33	7	309	CLA	C13-C15-C16-C17
45	5	301	A86	C33-C34-O4-C38
39	q	301	LMG	C28-C29-C30-C31
37	0	316	SQD	O10-C23-O48-C46
33	3	312	CLA	C3-C5-C6-C7
33	6	310	CLA	C2A-CAA-CBA-CGA
36	H	104	LHG	O1-C1-C2-O2
33	b	605	CLA	C8-C10-C11-C12
36	A	412	LHG	C15-C16-C17-C18
37	D	403	SQD	C35-C36-C37-C38
37	a	413	SQD	C16-C17-C18-C19
37	a	413	SQD	C25-C26-C27-C28
39	b	621	LMG	C16-C17-C18-C19
36	3	317	LHG	O6-C4-C5-O7
36	a	404	LHG	O6-C4-C5-O7
33	1	311	CLA	CBA-CGA-O2A-C1
37	T	101	SQD	C24-C23-O48-C46
33	a	411	CLA	C11-C12-C13-C15
36	0	315	LHG	C11-C10-C9-C8
39	m	201	LMG	C29-C30-C31-C32
38	C	516	DGD	C3A-C4A-C5A-C6A
36	A	411	LHG	O7-C5-C6-O8
36	3	317	LHG	O7-C5-C6-O8

*Continued on next page...*

*Continued from previous page...*

Mol	Chain	Res	Type	Atoms
37	T	103	SQD	O6-C44-C45-O47
37	t	102	SQD	O6-C44-C45-O47
37	7	317	SQD	O6-C44-C45-O47
38	C	516	DGD	O2G-C2G-C3G-O3G
38	C	518	DGD	O1G-C1G-C2G-O2G
38	c	518	DGD	O1G-C1G-C2G-O2G
39	C	522	LMG	O1-C7-C8-O7
39	D	404	LMG	O7-C8-C9-O8
39	Q	301	LMG	O1-C7-C8-O7
39	q	302	LMG	O1-C7-C8-O7
33	5	313	CLA	O1D-CGD-O2D-CED
33	0	310	CLA	O1D-CGD-O2D-CED
36	H	104	LHG	C29-C30-C31-C32
37	L	101	SQD	C10-C11-C12-C13
33	c	504	CLA	C16-C17-C18-C19
33	B	611	CLA	C11-C12-C13-C15
36	4	318	LHG	C33-C34-C35-C36
38	3	320	DGD	C1G-C2G-C3G-O3G
45	5	301	A86	C10-C11-C13-C14
45	5	302	A86	C10-C11-C13-C14
45	5	303	A86	C10-C11-C13-C14
45	5	304	A86	C10-C11-C13-C14
45	5	305	A86	C10-C11-C13-C14
45	5	306	A86	C10-C11-C13-C14
45	5	307	A86	C10-C11-C13-C14
45	6	306	A86	C10-C11-C13-C14
45	8	301	A86	C10-C11-C13-C14
39	b	621	LMG	C37-C38-C39-C40
33	B	613	CLA	C2-C1-O2A-CGA
37	7	317	SQD	C11-C12-C13-C14
33	7	312	CLA	O1A-CGA-O2A-C1
33	w	303	CLA	C5-C6-C7-C8
33	c	507	CLA	C11-C10-C8-C9
33	d	402	CLA	C6-C7-C8-C9
33	3	306	CLA	C14-C13-C15-C16
33	3	313	CLA	C11-C12-C13-C14
33	6	312	CLA	C14-C13-C15-C16
33	b	604	CLA	C6-C7-C8-C9
33	b	605	CLA	C11-C10-C8-C9
33	b	606	CLA	C11-C10-C8-C9
33	b	607	CLA	C14-C13-C15-C16
34	a	409	PHO	C11-C10-C8-C9

*Continued on next page...*

*Continued from previous page...*

Mol	Chain	Res	Type	Atoms
39	7	315	LMG	C37-C38-C39-C40
38	H	102	DGD	C5B-C6B-C7B-C8B
33	7	312	CLA	C15-C16-C17-C18
34	A	407	PHO	C1A-C2A-CAA-CBA
36	A	412	LHG	C32-C33-C34-C35
36	h	103	LHG	C28-C29-C30-C31
38	c	517	DGD	CCB-CDB-CEB-CFB
33	b	609	CLA	C2A-CAA-CBA-CGA
33	9	317	CLA	C2A-CAA-CBA-CGA
33	8	306	CLA	C2A-CAA-CBA-CGA
37	T	103	SQD	C23-C24-C25-C26
33	C	512	CLA	O2A-C1-C2-C3
30	A	401	BCR	C23-C24-C25-C26
30	A	409	BCR	C5-C6-C7-C8
30	C	515	BCR	C23-C24-C25-C26
30	C	515	BCR	C23-C24-C25-C30
30	H	101	BCR	C23-C24-C25-C30
30	h	101	BCR	C23-C24-C25-C26
30	h	101	BCR	C23-C24-C25-C30
30	K	101	BCR	C23-C24-C25-C26
30	K	102	BCR	C23-C24-C25-C26
30	K	102	BCR	C23-C24-C25-C30
30	k	101	BCR	C5-C6-C7-C8
30	k	101	BCR	C23-C24-C25-C26
30	k	102	BCR	C23-C24-C25-C26
30	k	102	BCR	C23-C24-C25-C30
30	a	412	BCR	C1-C6-C7-C8
30	a	412	BCR	C5-C6-C7-C8
30	a	414	BCR	C23-C24-C25-C26
30	a	414	BCR	C23-C24-C25-C30
30	b	619	BCR	C5-C6-C7-C8
30	b	619	BCR	C23-C24-C25-C26
30	b	619	BCR	C23-C24-C25-C30
37	a	413	SQD	C14-C15-C16-C17
38	c	517	DGD	C8B-C9B-CAB-CBB
33	C	502	CLA	O1D-CGD-O2D-CED
39	m	201	LMG	C13-C14-C15-C16
30	c	515	BCR	C7-C8-C9-C10
33	b	617	CLA	C15-C16-C17-C18
39	q	301	LMG	O9-C10-O7-C8
37	L	101	SQD	C24-C25-C26-C27
39	0	314	LMG	C35-C36-C37-C38

*Continued on next page...*



*Continued from previous page...*

Mol	Chain	Res	Type	Atoms
38	a	401	DGD	C6A-C7A-C8A-C9A
33	B	607	CLA	O1D-CGD-O2D-CED
33	B	602	CLA	C6-C7-C8-C10
36	D	411	LHG	C28-C29-C30-C31
36	A	412	LHG	O6-C4-C5-C6
33	B	606	CLA	C11-C12-C13-C15
33	B	606	CLA	C12-C13-C15-C16
33	B	614	CLA	C11-C10-C8-C7
33	B	616	CLA	C11-C10-C8-C7
33	C	501	CLA	C11-C12-C13-C15
33	C	505	CLA	C11-C12-C13-C15
33	C	507	CLA	C6-C7-C8-C10
33	C	507	CLA	C11-C12-C13-C15
33	C	507	CLA	C12-C13-C15-C16
33	C	509	CLA	C11-C10-C8-C7
33	C	511	CLA	C12-C13-C15-C16
33	c	501	CLA	C11-C12-C13-C15
33	c	505	CLA	C11-C12-C13-C15
33	c	508	CLA	C11-C12-C13-C15
33	c	510	CLA	C6-C7-C8-C10
33	c	510	CLA	C11-C10-C8-C7
33	3	306	CLA	C12-C13-C15-C16
33	3	307	CLA	C11-C10-C8-C7
33	3	308	CLA	C11-C10-C8-C7
33	4	308	CLA	C6-C7-C8-C10
33	7	305	CLA	C11-C10-C8-C7
33	7	307	CLA	C11-C12-C13-C15
33	b	604	CLA	C6-C7-C8-C10
33	b	607	CLA	C11-C12-C13-C15
33	b	607	CLA	C12-C13-C15-C16
33	b	617	CLA	C11-C10-C8-C7
33	0	305	CLA	C11-C10-C8-C7
33	0	307	CLA	C11-C12-C13-C15
33	9	310	CLA	C12-C13-C15-C16
33	8	310	CLA	C11-C12-C13-C15
33	8	310	CLA	C12-C13-C15-C16
33	1	310	CLA	C6-C7-C8-C10
34	a	409	PHO	C6-C7-C8-C10
33	7	309	CLA	C3-C5-C6-C7
33	b	612	CLA	C11-C12-C13-C15
45	1	301	A86	C24-C25-C26-C27
33	8	310	CLA	C16-C17-C18-C19

*Continued on next page...*

*Continued from previous page...*

Mol	Chain	Res	Type	Atoms
37	7	317	SQD	C29-C30-C31-C32
38	3	320	DGD	C9A-CAA-CBA-CCA
37	L	101	SQD	C25-C26-C27-C28
33	C	504	CLA	C10-C11-C12-C13
38	a	401	DGD	O1G-C1A-C2A-C3A
33	B	606	CLA	C2A-CAA-CBA-CGA
33	2	307	CLA	C2A-CAA-CBA-CGA
39	b	623	LMG	C33-C34-C35-C36
33	2	308	CLA	O1D-CGD-O2D-CED
30	c	514	BCR	C16-C17-C18-C36
30	d	403	BCR	C16-C17-C18-C36
36	0	315	LHG	C4-O6-P-O4
38	C	517	DGD	C7B-C8B-C9B-CAB
38	3	320	DGD	C8A-C9A-CAA-CBA
39	c	519	LMG	C12-C13-C14-C15
39	b	621	LMG	C30-C31-C32-C33
33	0	305	CLA	C3-C5-C6-C7
39	q	301	LMG	C29-C30-C31-C32
33	4	311	CLA	C10-C11-C12-C13
33	6	313	CLA	O1A-CGA-O2A-C1
36	d	405	LHG	C11-C12-C13-C14
36	4	318	LHG	C35-C36-C37-C38
37	l	101	SQD	C10-C11-C12-C13
36	H	104	LHG	C27-C28-C29-C30
33	A	408	CLA	CAD-CBD-CGD-O2D
33	B	601	CLA	CAD-CBD-CGD-O2D
33	B	613	CLA	CAD-CBD-CGD-O2D
33	B	616	CLA	CAD-CBD-CGD-O2D
33	C	501	CLA	CAD-CBD-CGD-O2D
33	C	509	CLA	CAD-CBD-CGD-O2D
33	C	510	CLA	CAD-CBD-CGD-O2D
33	c	509	CLA	CAD-CBD-CGD-O2D
33	c	510	CLA	CAD-CBD-CGD-O2D
33	D	405	CLA	CAD-CBD-CGD-O2D
33	d	401	CLA	CAD-CBD-CGD-O2D
33	d	402	CLA	CAD-CBD-CGD-O2D
33	W	303	CLA	CAD-CBD-CGD-O2D
33	w	303	CLA	CAD-CBD-CGD-O2D
33	3	304	CLA	CAD-CBD-CGD-O2D
33	3	305	CLA	CAD-CBD-CGD-O2D
33	a	408	CLA	CAD-CBD-CGD-O2D
33	b	602	CLA	CAD-CBD-CGD-O2D

*Continued on next page...*

*Continued from previous page...*

Mol	Chain	Res	Type	Atoms
33	b	611	CLA	CAD-CBD-CGD-O2D
33	b	615	CLA	CAD-CBD-CGD-O2D
33	0	312	CLA	CAD-CBD-CGD-O2D
33	2	310	CLA	CAD-CBD-CGD-O2D
33	1	310	CLA	CAD-CBD-CGD-O2D
42	V	201	HEM	C2B-C3B-CAB-CBB
47	0	306	KC2	C2C-C3C-CAC-CBC
36	3	318	LHG	C11-C12-C13-C14
33	B	604	CLA	C5-C6-C7-C8
43	3	301	LMU	O5B-C5B-C6B-O6B
33	b	612	CLA	C10-C11-C12-C13
39	D	410	LMG	C13-C14-C15-C16
37	D	403	SQD	C44-C45-C46-O48
37	t	102	SQD	O6-C44-C45-C46
37	7	317	SQD	C44-C45-C46-O48
37	a	413	SQD	O6-C44-C45-C46
37	0	316	SQD	C44-C45-C46-O48
38	C	516	DGD	C1G-C2G-C3G-O3G
38	3	320	DGD	O1G-C1G-C2G-C3G
39	B	620	LMG	C7-C8-C9-O8
39	C	520	LMG	C7-C8-C9-O8
39	C	522	LMG	O1-C7-C8-C9
39	D	404	LMG	C7-C8-C9-O8
39	d	410	LMG	C7-C8-C9-O8
39	5	319	LMG	C7-C8-C9-O8
39	7	315	LMG	C7-C8-C9-O8
39	b	623	LMG	C7-C8-C9-O8
39	q	301	LMG	C7-C8-C9-O8
45	5	301	A86	C12-C11-C13-O
45	5	304	A86	C12-C11-C13-O
45	5	305	A86	C12-C11-C13-O
45	5	307	A86	C12-C11-C13-O
45	6	301	A86	C12-C11-C13-O
45	6	306	A86	C12-C11-C13-O
45	9	301	A86	C12-C11-C13-O
45	2	301	A86	C12-C11-C13-O
37	L	101	SQD	C26-C27-C28-C29
36	A	412	LHG	O6-C4-C5-O7
33	B	613	CLA	C13-C15-C16-C17
33	c	511	CLA	C3-C5-C6-C7
45	6	302	A86	C35-C34-O4-C38
37	a	413	SQD	C27-C28-C29-C30

*Continued on next page...*

*Continued from previous page...*

Mol	Chain	Res	Type	Atoms
47	7	306	KC2	C4C-C3C-CAC-CBC
30	k	101	BCR	C14-C15-C16-C17
33	B	614	CLA	C11-C12-C13-C15
33	b	615	CLA	C13-C15-C16-C17
38	c	518	DGD	C8A-C9A-CAA-CBA
39	D	410	LMG	C15-C16-C17-C18
33	8	310	CLA	C16-C17-C18-C20
36	D	409	LHG	C27-C28-C29-C30
33	B	603	CLA	CHA-CBD-CGD-O1D
33	B	603	CLA	CHA-CBD-CGD-O2D
33	B	609	CLA	CHA-CBD-CGD-O1D
33	B	609	CLA	CHA-CBD-CGD-O2D
33	C	502	CLA	CHA-CBD-CGD-O1D
33	C	502	CLA	CHA-CBD-CGD-O2D
33	C	505	CLA	CHA-CBD-CGD-O1D
33	C	505	CLA	CHA-CBD-CGD-O2D
33	C	507	CLA	CHA-CBD-CGD-O1D
33	C	507	CLA	CHA-CBD-CGD-O2D
33	C	511	CLA	CHA-CBD-CGD-O1D
33	c	502	CLA	CHA-CBD-CGD-O1D
33	c	504	CLA	CHA-CBD-CGD-O1D
33	c	504	CLA	CHA-CBD-CGD-O2D
33	c	505	CLA	CHA-CBD-CGD-O1D
33	c	505	CLA	CHA-CBD-CGD-O2D
33	c	512	CLA	CHA-CBD-CGD-O1D
33	c	512	CLA	CHA-CBD-CGD-O2D
33	d	409	CLA	CHA-CBD-CGD-O2D
33	3	312	CLA	CHA-CBD-CGD-O1D
33	5	308	CLA	CHA-CBD-CGD-O2D
33	6	310	CLA	CHA-CBD-CGD-O1D
33	7	304	CLA	CHA-CBD-CGD-O1D
33	7	304	CLA	CHA-CBD-CGD-O2D
33	7	307	CLA	CHA-CBD-CGD-O1D
33	7	307	CLA	CHA-CBD-CGD-O2D
33	b	605	CLA	CHA-CBD-CGD-O1D
33	b	608	CLA	CHA-CBD-CGD-O1D
33	b	610	CLA	CHA-CBD-CGD-O1D
33	b	610	CLA	CHA-CBD-CGD-O2D
33	0	304	CLA	CHA-CBD-CGD-O1D
33	0	310	CLA	CHA-CBD-CGD-O1D
33	2	305	CLA	CHA-CBD-CGD-O1D
33	2	305	CLA	CHA-CBD-CGD-O2D

*Continued on next page...*

*Continued from previous page...*

Mol	Chain	Res	Type	Atoms
33	2	309	CLA	CHA-CBD-CGD-O1D
33	8	305	CLA	CHA-CBD-CGD-O1D
33	8	305	CLA	CHA-CBD-CGD-O2D
33	8	308	CLA	CHA-CBD-CGD-O1D
33	8	308	CLA	CHA-CBD-CGD-O2D
33	1	305	CLA	CHA-CBD-CGD-O1D
33	1	305	CLA	CHA-CBD-CGD-O2D
33	1	309	CLA	CHA-CBD-CGD-O1D
33	1	309	CLA	CHA-CBD-CGD-O2D
33	b	611	CLA	C13-C15-C16-C17
39	b	623	LMG	C4-C5-C6-O5
33	9	307	CLA	CBD-CGD-O2D-CED
33	B	608	CLA	O1A-CGA-O2A-C1
33	D	406	CLA	O1A-CGA-O2A-C1
33	1	311	CLA	O1A-CGA-O2A-C1
30	d	403	BCR	C20-C21-C22-C23
36	b	601	LHG	O7-C5-C6-O8
38	3	320	DGD	O1G-C1G-C2G-O2G
38	a	401	DGD	O2G-C2G-C3G-O3G
39	C	520	LMG	O1-C7-C8-O7
39	d	410	LMG	O7-C8-C9-O8
39	b	622	LMG	O1-C7-C8-O7
39	b	623	LMG	O7-C8-C9-O8
33	b	609	CLA	CBA-CGA-O2A-C1
37	T	103	SQD	C16-C17-C18-C19
33	4	316	CLA	O1A-CGA-O2A-C1
36	W	302	LHG	O10-C23-O8-C6
43	t	101	LMU	C4-C5-C6-C7
33	b	617	CLA	C16-C17-C18-C19
45	3	314	A86	C13-C14-C15-O1
45	5	301	A86	C10-C11-C13-O
45	5	303	A86	C10-C11-C13-O
45	5	304	A86	C10-C11-C13-O
45	5	305	A86	C10-C11-C13-O
45	5	306	A86	C10-C11-C13-O
45	5	307	A86	C10-C11-C13-O
45	6	302	A86	C10-C11-C13-O
45	6	306	A86	C10-C11-C13-O
45	9	301	A86	C10-C11-C13-O
45	2	301	A86	C10-C11-C13-O
45	8	301	A86	C10-C11-C13-O
33	B	614	CLA	O1D-CGD-O2D-CED

*Continued on next page...*

*Continued from previous page...*

Mol	Chain	Res	Type	Atoms
36	A	412	LHG	C10-C11-C12-C13
33	8	308	CLA	C3-C5-C6-C7
38	A	415	DGD	C6A-C7A-C8A-C9A
37	B	622	SQD	C23-C24-C25-C26
46	8	303	DD6	C27-C29-C30-C31
46	1	303	DD6	C27-C29-C30-C31
37	l	101	SQD	C11-C12-C13-C14
36	D	411	LHG	O9-C7-O7-C5
33	B	606	CLA	C14-C13-C15-C16
33	C	505	CLA	C11-C12-C13-C14
33	c	501	CLA	C11-C12-C13-C14
33	c	510	CLA	C6-C7-C8-C9
33	7	305	CLA	C11-C10-C8-C9
33	b	607	CLA	C11-C12-C13-C14
33	0	305	CLA	C11-C10-C8-C9
33	1	310	CLA	C6-C7-C8-C9
33	7	305	CLA	C2C-C3C-CAC-CBC
36	7	316	LHG	C29-C30-C31-C32
36	W	302	LHG	C27-C28-C29-C30
37	B	622	SQD	C5-C6-S-O8
37	L	101	SQD	C4-C5-C6-S
37	l	101	SQD	C4-C5-C6-S
37	a	413	SQD	C5-C6-S-O8
33	W	303	CLA	C3-C5-C6-C7
33	2	306	CLA	C2A-CAA-CBA-CGA
33	8	307	CLA	CBD-CGD-O2D-CED
39	m	201	LMG	C35-C36-C37-C38
33	6	311	CLA	O1A-CGA-O2A-C1
45	9	301	A86	C-C1-C24-C25
45	2	301	A86	C-C1-C24-C25
45	3	314	A86	C39-C38-O4-C34
33	0	309	CLA	C8-C10-C11-C12
39	w	304	LMG	C39-C40-C41-C42
46	3	315	DD6	C2-C1-C24-C25
38	C	517	DGD	C6B-C7B-C8B-C9B
38	h	102	DGD	C6A-C7A-C8A-C9A
33	B	609	CLA	C1A-C2A-CAA-CBA
33	B	611	CLA	C1A-C2A-CAA-CBA
33	5	308	CLA	C1A-C2A-CAA-CBA
33	b	604	CLA	C1A-C2A-CAA-CBA
33	3	304	CLA	C2-C1-O2A-CGA
39	c	519	LMG	C38-C39-C40-C41

*Continued on next page...*

*Continued from previous page...*

Mol	Chain	Res	Type	Atoms
36	a	404	LHG	C3-O3-P-O6
33	d	409	CLA	C11-C12-C13-C14
36	w	301	LHG	C29-C30-C31-C32
36	5	318	LHG	C15-C16-C17-C18
38	C	517	DGD	C7A-C8A-C9A-CAA
39	M	201	LMG	C33-C34-C35-C36
38	c	518	DGD	C4A-C5A-C6A-C7A
36	W	302	LHG	C2-C3-O3-P
36	w	301	LHG	C2-C3-O3-P
36	4	318	LHG	C2-C3-O3-P
36	0	315	LHG	C5-C4-O6-P
33	C	502	CLA	C2-C3-C5-C6
33	c	502	CLA	C2-C3-C5-C6
38	C	516	DGD	CDB-CEB-CFB-CGB
33	b	609	CLA	O1A-CGA-O2A-C1
36	A	412	LHG	C3-O3-P-O4
36	H	104	LHG	C4-O6-P-O5
36	W	302	LHG	C3-O3-P-O5
36	W	302	LHG	C4-O6-P-O5
36	3	317	LHG	C4-O6-P-O4
36	3	318	LHG	C4-O6-P-O4
36	a	404	LHG	C3-O3-P-O4
36	b	601	LHG	C3-O3-P-O5
33	B	616	CLA	C16-C17-C18-C20
33	z	101	CLA	CBA-CGA-O2A-C1
36	5	318	LHG	O6-C4-C5-C6
36	a	404	LHG	O6-C4-C5-C6
39	b	623	LMG	C12-C13-C14-C15
39	B	620	LMG	C4-C5-C6-O5
33	w	303	CLA	O1D-CGD-O2D-CED
33	b	613	CLA	O1D-CGD-O2D-CED
39	d	410	LMG	O6-C5-C6-O5
36	b	601	LHG	C28-C29-C30-C31
33	A	405	CLA	C2A-CAA-CBA-CGA
33	B	608	CLA	C2A-CAA-CBA-CGA
33	C	502	CLA	C11-C10-C8-C7
36	4	318	LHG	C29-C30-C31-C32
39	D	410	LMG	C4-C5-C6-O5
38	H	102	DGD	C9B-CAB-CBB-CCB
39	C	519	LMG	C30-C31-C32-C33
39	C	519	LMG	C36-C37-C38-C39
39	d	406	LMG	C17-C18-C19-C20

*Continued on next page...*

*Continued from previous page...*

Mol	Chain	Res	Type	Atoms
39	7	315	LMG	C41-C42-C43-C44
33	B	603	CLA	CAD-CBD-CGD-O1D
33	B	605	CLA	CAD-CBD-CGD-O1D
33	B	609	CLA	CAD-CBD-CGD-O1D
33	C	502	CLA	CAD-CBD-CGD-O1D
33	C	505	CLA	CAD-CBD-CGD-O1D
33	C	506	CLA	CAD-CBD-CGD-O1D
33	C	513	CLA	CAD-CBD-CGD-O1D
33	c	502	CLA	CAD-CBD-CGD-O1D
33	c	504	CLA	CAD-CBD-CGD-O1D
33	c	505	CLA	CAD-CBD-CGD-O1D
33	c	506	CLA	CAD-CBD-CGD-O1D
33	c	513	CLA	CAD-CBD-CGD-O1D
33	4	312	CLA	C2-C3-C5-C6
33	6	311	CLA	CAD-CBD-CGD-O1D
33	6	315	CLA	CAD-CBD-CGD-O1D
33	b	610	CLA	CAD-CBD-CGD-O1D
37	i	101	SQD	O5-C5-C6-S
39	5	319	LMG	C28-C29-C30-C31
33	b	613	CLA	C8-C10-C11-C12
39	7	315	LMG	C17-C18-C19-C20
36	A	412	LHG	C12-C13-C14-C15
36	a	403	LHG	C23-C24-C25-C26
36	d	407	LHG	C30-C31-C32-C33
38	C	516	DGD	C4D-C5D-C6D-O5D
33	B	612	CLA	CBA-CGA-O2A-C1
33	C	502	CLA	CBA-CGA-O2A-C1
33	b	614	CLA	O1D-CGD-O2D-CED
36	3	318	LHG	C11-C10-C9-C8
33	C	504	CLA	C16-C17-C18-C19
33	C	501	CLA	C4-C3-C5-C6
33	B	602	CLA	C11-C12-C13-C15
33	B	609	CLA	C3A-C2A-CAA-CBA
33	C	501	CLA	C6-C7-C8-C10
33	c	501	CLA	C6-C7-C8-C10
33	c	505	CLA	C6-C7-C8-C10
33	c	509	CLA	C11-C10-C8-C7
33	3	312	CLA	C6-C7-C8-C10
33	7	309	CLA	C11-C10-C8-C7
33	0	309	CLA	C11-C10-C8-C7
33	0	309	CLA	C12-C13-C15-C16
34	A	407	PHO	C6-C7-C8-C10

*Continued on next page...*



*Continued from previous page...*

Mol	Chain	Res	Type	Atoms
36	D	409	LHG	O6-C4-C5-O7
36	D	411	LHG	O6-C4-C5-O7
36	d	405	LHG	O6-C4-C5-O7
39	d	410	LMG	C10-C11-C12-C13
38	c	516	DGD	C2A-C3A-C4A-C5A
33	c	505	CLA	C13-C15-C16-C17
39	M	201	LMG	C4-C5-C6-O5
33	b	603	CLA	C6-C7-C8-C10
33	2	310	CLA	C4C-C3C-CAC-CBC
38	c	516	DGD	C6B-C7B-C8B-C9B
39	d	406	LMG	C11-C10-O7-C8
37	l	101	SQD	C11-C10-C9-C8
39	D	404	LMG	C12-C13-C14-C15
33	b	616	CLA	C15-C16-C17-C18
33	C	507	CLA	C16-C17-C18-C20
37	t	102	SQD	C23-C24-C25-C26
38	C	516	DGD	C2D-C1D-O3G-C3G
38	c	516	DGD	C1G-C2G-C3G-O3G
39	M	201	LMG	C7-C8-C9-O8
39	W	301	LMG	O1-C7-C8-C9
45	6	301	A86	C33-C34-O4-C38
39	M	201	LMG	O9-C10-O7-C8
36	A	414	LHG	O7-C5-C6-O8
36	W	302	LHG	O7-C5-C6-O8
36	w	301	LHG	O7-C5-C6-O8
37	D	403	SQD	O6-C44-C45-O47
37	D	403	SQD	O47-C45-C46-O48
37	T	103	SQD	O47-C45-C46-O48
37	a	413	SQD	O6-C44-C45-O47
38	A	415	DGD	O2G-C2G-C3G-O3G
38	c	516	DGD	O2G-C2G-C3G-O3G
39	B	621	LMG	O1-C7-C8-O7
39	c	520	LMG	O7-C8-C9-O8
39	d	410	LMG	O1-C7-C8-O7
39	W	301	LMG	O1-C7-C8-O7
39	w	304	LMG	O1-C7-C8-O7
39	3	316	LMG	O1-C7-C8-O7
39	Q	301	LMG	O7-C8-C9-O8
39	q	301	LMG	O1-C7-C8-O7
36	d	407	LHG	C28-C29-C30-C31
36	a	404	LHG	C31-C32-C33-C34
39	D	410	LMG	C20-C21-C22-C23

*Continued on next page...*

*Continued from previous page...*

Mol	Chain	Res	Type	Atoms
33	B	605	CLA	C10-C11-C12-C13
39	7	315	LMG	C29-C30-C31-C32
37	7	317	SQD	C45-C44-O6-C1
37	0	316	SQD	C45-C44-O6-C1
39	5	319	LMG	C8-C7-O1-C1
33	w	303	CLA	C15-C16-C17-C18
33	9	308	CLA	C5-C6-C7-C8
36	H	104	LHG	C28-C29-C30-C31
39	C	521	LMG	C29-C28-O8-C9
33	z	101	CLA	O1A-CGA-O2A-C1
39	C	520	LMG	O10-C28-O8-C9
33	c	512	CLA	C5-C6-C7-C8
36	a	403	LHG	C30-C31-C32-C33
45	4	302	A86	C13-C14-C15-C20
45	5	301	A86	C13-C14-C15-C20
45	5	302	A86	C13-C14-C15-C20
45	5	303	A86	C13-C14-C15-C20
45	6	304	A86	C13-C14-C15-C20
38	h	102	DGD	O2G-C1B-C2B-C3B
33	B	605	CLA	C13-C15-C16-C17
33	C	501	CLA	C11-C12-C13-C14
33	C	512	CLA	C14-C13-C15-C16
33	c	508	CLA	C11-C12-C13-C14
33	c	510	CLA	C11-C10-C8-C9
33	3	307	CLA	C11-C10-C8-C9
33	3	308	CLA	C11-C10-C8-C9
33	b	603	CLA	C14-C13-C15-C16
33	b	617	CLA	C11-C10-C8-C9
33	9	310	CLA	C14-C13-C15-C16
33	8	310	CLA	C11-C12-C13-C14
34	a	409	PHO	C6-C7-C8-C9
30	k	101	BCR	C22-C23-C24-C25
33	B	612	CLA	O1A-CGA-O2A-C1
38	h	102	DGD	CAA-CBA-CCA-CDA
38	h	102	DGD	C2B-C3B-C4B-C5B
33	C	509	CLA	C8-C10-C11-C12
33	C	502	CLA	O1A-CGA-O2A-C1
38	C	518	DGD	O1A-C1A-O1G-C1G
33	C	509	CLA	C13-C15-C16-C17
37	B	622	SQD	C13-C14-C15-C16
39	w	304	LMG	C17-C18-C19-C20
33	7	312	CLA	C5-C6-C7-C8

*Continued on next page...*

*Continued from previous page...*

Mol	Chain	Res	Type	Atoms
36	W	302	LHG	C30-C31-C32-C33
36	7	316	LHG	C7-C8-C9-C10
37	7	317	SQD	C30-C31-C32-C33
39	7	315	LMG	C39-C40-C41-C42
45	9	301	A86	C2-C1-C24-C25
45	2	301	A86	C2-C1-C24-C25
39	b	621	LMG	O8-C28-C29-C30
36	d	407	LHG	C16-C17-C18-C19
37	T	103	SQD	C13-C14-C15-C16
33	B	605	CLA	C8-C10-C11-C12
33	B	611	CLA	C15-C16-C17-C18
33	3	304	CLA	C13-C15-C16-C17
39	c	519	LMG	C31-C32-C33-C34
33	3	303	CLA	C2-C3-C5-C6
39	W	301	LMG	C33-C34-C35-C36
39	c	519	LMG	C11-C12-C13-C14
39	b	623	LMG	C34-C35-C36-C37
33	A	405	CLA	C1-C2-C3-C4
33	C	513	CLA	C1-C2-C3-C4
33	c	513	CLA	C1-C2-C3-C4
33	a	408	CLA	C1-C2-C3-C4
38	C	517	DGD	C8B-C9B-CAB-CBB
37	B	622	SQD	C12-C13-C14-C15
39	B	620	LMG	C34-C35-C36-C37
39	c	519	LMG	C34-C35-C36-C37
39	C	520	LMG	C7-C8-O7-C10
33	b	611	CLA	C15-C16-C17-C18
33	c	510	CLA	C2-C1-O2A-CGA
33	6	308	CLA	C2-C1-O2A-CGA
33	0	307	CLA	C2-C1-O2A-CGA
36	0	315	LHG	C7-C8-C9-C10
38	H	102	DGD	C6A-C7A-C8A-C9A
33	C	508	CLA	O1A-CGA-O2A-C1
36	A	412	LHG	O10-C23-O8-C6
45	4	302	A86	C12-C11-C13-C14
45	5	302	A86	C12-C11-C13-C14
45	5	303	A86	C12-C11-C13-C14
45	6	301	A86	C12-C11-C13-C14
45	6	302	A86	C12-C11-C13-C14
45	6	303	A86	C12-C11-C13-C14
45	6	304	A86	C12-C11-C13-C14
45	6	305	A86	C12-C11-C13-C14

*Continued on next page...*

*Continued from previous page...*

Mol	Chain	Res	Type	Atoms
45	8	301	A86	C12-C11-C13-C14
36	4	318	LHG	O6-C4-C5-O7
36	5	318	LHG	O6-C4-C5-O7
36	d	405	LHG	C12-C13-C14-C15
38	3	320	DGD	C7B-C8B-C9B-CAB
33	B	611	CLA	C16-C17-C18-C20
33	c	505	CLA	C10-C11-C12-C13
33	c	512	CLA	O2A-C1-C2-C3
33	B	604	CLA	C4-C3-C5-C6
33	2	310	CLA	C4-C3-C5-C6
36	A	414	LHG	C15-C16-C17-C18
39	w	304	LMG	C38-C39-C40-C41
33	9	307	CLA	O1D-CGD-O2D-CED
33	8	307	CLA	O1D-CGD-O2D-CED
30	A	409	BCR	C1-C6-C7-C8
30	B	618	BCR	C1-C6-C7-C8
30	B	618	BCR	C5-C6-C7-C8
30	B	618	BCR	C23-C24-C25-C26
30	B	618	BCR	C23-C24-C25-C30
30	H	101	BCR	C23-C24-C25-C26
30	K	101	BCR	C1-C6-C7-C8
30	K	101	BCR	C5-C6-C7-C8
30	K	101	BCR	C23-C24-C25-C30
30	k	101	BCR	C1-C6-C7-C8
30	a	412	BCR	C23-C24-C25-C30
30	b	619	BCR	C1-C6-C7-C8
33	9	308	CLA	C2-C3-C5-C6
33	B	610	CLA	C15-C16-C17-C18
33	W	303	CLA	C8-C10-C11-C12
36	A	412	LHG	C11-C10-C9-C8
38	3	320	DGD	CFB-CGB-CHB-CIB
43	5	320	LMU	O5'-C1'-O1'-C1
38	a	401	DGD	C2B-C3B-C4B-C5B
36	4	318	LHG	O7-C5-C6-O8
39	C	519	LMG	O1-C7-C8-O7
37	L	101	SQD	C11-C12-C13-C14
37	l	101	SQD	C26-C27-C28-C29
33	C	508	CLA	CBA-CGA-O2A-C1
36	A	412	LHG	C3-O3-P-O6
36	3	317	LHG	C3-O3-P-O6
37	B	622	SQD	C30-C31-C32-C33
39	0	314	LMG	C31-C32-C33-C34

*Continued on next page...*

*Continued from previous page...*

Mol	Chain	Res	Type	Atoms
39	D	410	LMG	C30-C31-C32-C33
39	b	621	LMG	C35-C36-C37-C38
34	A	407	PHO	CHA-CBD-CGD-O2D
33	b	616	CLA	C5-C6-C7-C8
36	4	318	LHG	C4-C5-C6-O8
39	5	319	LMG	O1-C7-C8-C9
33	B	612	CLA	C4-C3-C5-C6
33	b	613	CLA	C4-C3-C5-C6
34	A	406	PHO	C4-C3-C5-C6
39	b	621	LMG	C18-C19-C20-C21
33	c	504	CLA	C11-C12-C13-C15
33	4	306	CLA	C11-C12-C13-C15
33	a	411	CLA	C11-C10-C8-C7
33	b	605	CLA	C11-C10-C8-C7
41	D	408	PL9	C38-C39-C41-C42
37	l	101	SQD	C14-C15-C16-C17
33	C	509	CLA	C11-C10-C8-C9
33	C	512	CLA	C11-C10-C8-C9
33	c	505	CLA	C6-C7-C8-C9
33	c	512	CLA	C11-C10-C8-C9
33	3	302	CLA	C6-C7-C8-C9
33	b	616	CLA	C14-C13-C15-C16
38	C	517	DGD	C2B-C1B-O2G-C2G
30	C	515	BCR	C9-C10-C11-C12
45	0	303	A86	C24-C25-C26-C27
33	B	613	CLA	C16-C17-C18-C20
33	B	616	CLA	C16-C17-C18-C19
33	b	611	CLA	C16-C17-C18-C20
38	C	516	DGD	O6D-C5D-C6D-O5D
39	q	302	LMG	O6-C5-C6-O5
33	d	409	CLA	C2A-CAA-CBA-CGA
36	4	318	LHG	C30-C31-C32-C33
36	b	601	LHG	C19-C20-C21-C22
37	a	413	SQD	C24-C25-C26-C27
39	b	623	LMG	C14-C15-C16-C17
30	A	401	BCR	C7-C8-C9-C34
33	3	302	CLA	C5-C6-C7-C8
36	4	318	LHG	C10-C11-C12-C13
39	C	519	LMG	C29-C30-C31-C32
36	3	318	LHG	C5-C4-O6-P
33	C	504	CLA	C6-C7-C8-C10
36	5	318	LHG	C14-C15-C16-C17

*Continued on next page...*

*Continued from previous page...*

Mol	Chain	Res	Type	Atoms
36	a	404	LHG	C15-C16-C17-C18
37	D	403	SQD	C10-C11-C12-C13
36	b	601	LHG	C11-C10-C9-C8
38	c	517	DGD	C6B-C7B-C8B-C9B
33	b	610	CLA	C4-C3-C5-C6
33	b	603	CLA	CBA-CGA-O2A-C1
37	i	101	SQD	C24-C23-O48-C46
36	d	405	LHG	C25-C26-C27-C28
36	D	411	LHG	C24-C25-C26-C27
45	5	307	A86	C35-C34-O4-C38
36	W	302	LHG	C29-C30-C31-C32
37	D	403	SQD	C24-C25-C26-C27
37	D	403	SQD	C25-C26-C27-C28
39	Q	301	LMG	C11-C12-C13-C14
33	b	603	CLA	O1A-CGA-O2A-C1
36	D	409	LHG	C33-C34-C35-C36
33	C	501	CLA	CBD-CGD-O2D-CED
37	D	403	SQD	O10-C23-O48-C46
37	L	101	SQD	C11-C10-C9-C8
33	7	312	CLA	C13-C15-C16-C17
33	1	310	CLA	C13-C15-C16-C17
39	d	406	LMG	C31-C32-C33-C34
30	c	514	BCR	C10-C11-C12-C13
47	0	306	KC2	C4C-C3C-CAC-CBC
33	4	311	CLA	C4-C3-C5-C6
33	b	610	CLA	C2-C3-C5-C6
33	C	505	CLA	C13-C15-C16-C17
33	b	614	CLA	C13-C15-C16-C17
33	b	611	CLA	C2-C1-O2A-CGA
33	b	614	CLA	C2-C1-O2A-CGA
33	B	614	CLA	C13-C15-C16-C17
33	3	313	CLA	C5-C6-C7-C8
33	B	602	CLA	C16-C17-C18-C20
33	B	610	CLA	C16-C17-C18-C20
34	a	409	PHO	C16-C17-C18-C19
37	B	622	SQD	O47-C45-C46-O48
39	B	620	LMG	O7-C8-C9-O8
36	H	104	LHG	C10-C11-C12-C13
38	3	320	DGD	C2B-C3B-C4B-C5B
33	w	303	CLA	C3A-C2A-CAA-CBA
33	7	314	CLA	C3A-C2A-CAA-CBA
33	C	504	CLA	C16-C17-C18-C20

*Continued on next page...*

*Continued from previous page...*

Mol	Chain	Res	Type	Atoms
33	3	307	CLA	C16-C17-C18-C20
33	2	311	CLA	C6-C7-C8-C9
33	c	513	CLA	O2A-C1-C2-C3
37	T	101	SQD	C25-C26-C27-C28
38	c	516	DGD	C7B-C8B-C9B-CAB
45	3	314	A86	O5-C38-O4-C34
37	t	102	SQD	C29-C30-C31-C32
38	A	415	DGD	O1G-C1A-C2A-C3A
38	h	102	DGD	C4E-C5E-C6E-O5E
33	C	507	CLA	C11-C10-C8-C9
33	c	501	CLA	C6-C7-C8-C9
33	D	406	CLA	C6-C7-C8-C9
33	3	304	CLA	C6-C7-C8-C9
33	3	306	CLA	C11-C10-C8-C9
33	7	312	CLA	C6-C7-C8-C9
33	7	312	CLA	C11-C10-C8-C9
33	1	307	CLA	CAA-CBA-CGA-O1A
42	v	201	HEM	CAA-CBA-CGA-O1A
33	b	606	CLA	C13-C15-C16-C17
37	A	413	SQD	C23-C24-C25-C26
36	A	414	LHG	C19-C20-C21-C22
38	c	517	DGD	CAB-CBB-CCB-CDB
39	c	519	LMG	C14-C15-C16-C17
45	6	304	A86	C35-C34-O4-C38
38	H	102	DGD	CCB-CDB-CEB-CFB
39	B	621	LMG	C7-C8-C9-O8
42	e	101	HEM	CAD-CBD-CGD-O2D
33	A	404	CLA	C2A-CAA-CBA-CGA
38	c	516	DGD	C4B-C5B-C6B-C7B
38	A	415	DGD	C8B-C9B-CAB-CBB
38	C	518	DGD	C4A-C5A-C6A-C7A
33	B	602	CLA	C16-C17-C18-C19
38	C	518	DGD	O6E-C1E-O5D-C6D
33	9	310	CLA	C4C-C3C-CAC-CBC
33	2	310	CLA	C2C-C3C-CAC-CBC
36	5	318	LHG	C11-C10-C9-C8
38	C	516	DGD	C6B-C7B-C8B-C9B
39	m	201	LMG	C9-C8-O7-C10
33	6	312	CLA	C13-C15-C16-C17
33	A	405	CLA	C1A-C2A-CAA-CBA
33	B	602	CLA	C1A-C2A-CAA-CBA
33	C	508	CLA	C1A-C2A-CAA-CBA

*Continued on next page...*

*Continued from previous page...*

Mol	Chain	Res	Type	Atoms
33	H	103	CLA	C1A-C2A-CAA-CBA
33	w	303	CLA	C1A-C2A-CAA-CBA
33	3	303	CLA	C1A-C2A-CAA-CBA
33	4	310	CLA	C1A-C2A-CAA-CBA
33	4	312	CLA	C1A-C2A-CAA-CBA
33	5	313	CLA	C1A-C2A-CAA-CBA
33	6	312	CLA	C1A-C2A-CAA-CBA
33	7	314	CLA	C1A-C2A-CAA-CBA
33	9	309	CLA	C1A-C2A-CAA-CBA
33	1	306	CLA	C1A-C2A-CAA-CBA
33	4	308	CLA	C16-C17-C18-C20
33	B	615	CLA	C11-C12-C13-C15
33	C	503	CLA	C11-C10-C8-C7
33	3	308	CLA	C6-C7-C8-C10
33	4	308	CLA	C12-C13-C15-C16
33	6	312	CLA	C12-C13-C15-C16
33	7	305	CLA	C6-C7-C8-C10
33	0	305	CLA	C6-C7-C8-C10
39	D	404	LMG	C34-C35-C36-C37
39	C	519	LMG	C28-C29-C30-C31
42	e	101	HEM	CAD-CBD-CGD-O1D
36	3	318	LHG	C13-C14-C15-C16
38	h	102	DGD	C4D-C5D-C6D-O5D
38	h	102	DGD	O1A-C1A-O1G-C1G
41	D	408	PL9	C47-C48-C49-C51
33	C	505	CLA	C16-C17-C18-C19
33	7	305	CLA	C16-C17-C18-C20
33	B	601	CLA	C2A-CAA-CBA-CGA
33	1	306	CLA	C2A-CAA-CBA-CGA
45	6	303	A86	C35-C34-O4-C38
33	1	307	CLA	CAA-CBA-CGA-O2A
44	3	310	KC1	C3A-C2A-CAA-CBA
47	7	306	KC2	C3A-C2A-CAA-CBA
33	c	507	CLA	C15-C16-C17-C18
39	D	410	LMG	C33-C34-C35-C36
33	b	617	CLA	C10-C11-C12-C13
36	b	601	LHG	C7-C8-C9-C10
42	e	101	HEM	C3D-CAD-CBD-CGD
33	8	312	CLA	CAA-CBA-CGA-O1A
37	A	413	SQD	O10-C23-O48-C46
39	M	201	LMG	C35-C36-C37-C38
45	4	302	A86	C13-C14-C15-C16

*Continued on next page...*



*Continued from previous page...*

Mol	Chain	Res	Type	Atoms
45	6	302	A86	C13-C14-C15-C16
36	d	407	LHG	C24-C25-C26-C27
39	B	621	LMG	O7-C8-C9-O8
47	6	309	KC2	CAA-CBA-CGA-O1A
33	8	312	CLA	CAA-CBA-CGA-O2A
45	5	304	A86	C35-C34-O4-C38
38	c	516	DGD	O6D-C1D-O3G-C3G
38	c	516	DGD	C6A-C7A-C8A-C9A
36	W	302	LHG	C1-C2-C3-O3
45	4	302	A86	C10-C11-C13-C14
45	6	301	A86	C10-C11-C13-C14
45	6	302	A86	C10-C11-C13-C14
45	6	303	A86	C10-C11-C13-C14
45	6	304	A86	C10-C11-C13-C14
45	6	305	A86	C10-C11-C13-C14
36	5	318	LHG	C24-C25-C26-C27
33	c	511	CLA	C4-C3-C5-C6
38	C	517	DGD	C4B-C5B-C6B-C7B
33	B	612	CLA	C2-C3-C5-C6
34	A	406	PHO	C2-C3-C5-C6
33	B	604	CLA	C11-C10-C8-C9
33	c	509	CLA	C6-C7-C8-C9
33	7	312	CLA	C14-C13-C15-C16
36	h	103	LHG	C27-C28-C29-C30
38	h	102	DGD	C6B-C7B-C8B-C9B
36	0	315	LHG	O10-C23-O8-C6
39	W	301	LMG	C31-C32-C33-C34
33	4	312	CLA	C4-C3-C5-C6
39	C	519	LMG	O7-C10-C11-C12
33	D	402	CLA	C2A-CAA-CBA-CGA
33	b	613	CLA	C2A-CAA-CBA-CGA
38	h	102	DGD	C8B-C9B-CAB-CBB
38	3	320	DGD	CAB-CBB-CCB-CDB
30	A	409	BCR	C23-C24-C25-C30
30	B	619	BCR	C1-C6-C7-C8
30	C	514	BCR	C1-C6-C7-C8
30	C	514	BCR	C5-C6-C7-C8
30	C	514	BCR	C23-C24-C25-C30
30	c	514	BCR	C1-C6-C7-C8
30	c	514	BCR	C23-C24-C25-C30
30	D	407	BCR	C1-C6-C7-C8
30	d	403	BCR	C1-C6-C7-C8

*Continued on next page...*

*Continued from previous page...*

Mol	Chain	Res	Type	Atoms
30	d	403	BCR	C5-C6-C7-C8
30	d	403	BCR	C23-C24-C25-C30
30	H	101	BCR	C1-C6-C7-C8
30	h	101	BCR	C1-C6-C7-C8
30	a	412	BCR	C23-C24-C25-C26
30	b	620	BCR	C1-C6-C7-C8
30	b	620	BCR	C23-C24-C25-C30
39	C	520	LMG	C17-C18-C19-C20
36	h	103	LHG	C24-C25-C26-C27
39	C	519	LMG	C17-C18-C19-C20
39	0	314	LMG	C15-C16-C17-C18
30	k	101	BCR	C15-C16-C17-C18
30	k	101	BCR	C19-C20-C21-C22
36	5	318	LHG	C9-C10-C11-C12
33	0	307	CLA	C4-C3-C5-C6
36	A	411	LHG	C10-C11-C12-C13
33	b	613	CLA	C2-C3-C5-C6
42	V	201	HEM	CAD-CBD-CGD-O2D
37	T	101	SQD	C28-C29-C30-C31
33	3	306	CLA	C13-C15-C16-C17
37	A	413	SQD	C45-C44-O6-C1
37	L	101	SQD	C45-C44-O6-C1
39	D	410	LMG	C8-C7-O1-C1
33	B	613	CLA	C16-C17-C18-C19
33	c	501	CLA	C16-C17-C18-C20
33	c	507	CLA	C16-C17-C18-C20
33	1	310	CLA	C16-C17-C18-C19
33	7	310	CLA	CAA-CBA-CGA-O2A
33	2	309	CLA	CAA-CBA-CGA-O2A
33	c	509	CLA	C13-C15-C16-C17
36	a	404	LHG	C25-C26-C27-C28
39	w	304	LMG	C14-C15-C16-C17
39	q	301	LMG	O7-C10-C11-C12
39	W	301	LMG	C40-C41-C42-C43
43	T	102	LMU	C5-C6-C7-C8
33	5	313	CLA	C16-C17-C18-C20
33	b	616	CLA	C16-C17-C18-C19
47	5	310	KC2	CBD-CGD-O2D-CED
33	c	508	CLA	C4-C3-C5-C6
33	4	305	CLA	C4-C3-C5-C6
33	5	313	CLA	C4-C3-C5-C6
38	a	401	DGD	O1A-C1A-C2A-C3A

*Continued on next page...*

*Continued from previous page...*

Mol	Chain	Res	Type	Atoms
33	B	605	CLA	C11-C10-C8-C7
33	b	603	CLA	C12-C13-C15-C16
33	b	613	CLA	C6-C7-C8-C10
33	9	310	CLA	C6-C7-C8-C10
34	A	406	PHO	C6-C7-C8-C10
33	7	310	CLA	CAA-CBA-CGA-O1A
33	8	306	CLA	CAA-CBA-CGA-O2A
39	B	620	LMG	C18-C19-C20-C21
36	d	407	LHG	O1-C1-C2-O2
33	B	602	CLA	C5-C6-C7-C8
33	C	509	CLA	C10-C11-C12-C13
45	8	301	A86	C11-C10-C9-C8
43	5	320	LMU	C2'-C1'-O1'-C1
33	C	505	CLA	C16-C17-C18-C20
47	7	306	KC2	CAA-CBA-CGA-O1A
33	2	306	CLA	CAA-CBA-CGA-O2A
39	5	319	LMG	O1-C7-C8-O7
33	B	603	CLA	C11-C12-C13-C15
33	B	602	CLA	O2A-C1-C2-C3
39	m	201	LMG	C12-C13-C14-C15
33	a	408	CLA	C2A-CAA-CBA-CGA
33	C	501	CLA	O1D-CGD-O2D-CED
33	0	307	CLA	C13-C15-C16-C17
36	A	412	LHG	C24-C23-O8-C6
39	0	314	LMG	O8-C28-C29-C30
39	b	621	LMG	O10-C28-C29-C30
33	b	606	CLA	C10-C11-C12-C13
42	e	101	HEM	CAA-CBA-CGA-O2A
33	C	501	CLA	C2-C3-C5-C6
41	d	404	PL9	C38-C39-C41-C42
33	3	302	CLA	CAA-CBA-CGA-O2A
36	a	404	LHG	C26-C27-C28-C29
33	C	501	CLA	C6-C7-C8-C9
33	c	508	CLA	C14-C13-C15-C16
33	c	509	CLA	C11-C10-C8-C9
33	W	303	CLA	C11-C12-C13-C14
33	3	303	CLA	C6-C7-C8-C9
33	3	312	CLA	C6-C7-C8-C9
33	5	313	CLA	C11-C12-C13-C14
33	b	610	CLA	C14-C13-C15-C16
33	b	613	CLA	C6-C7-C8-C9
39	W	301	LMG	C35-C36-C37-C38

*Continued on next page...*

*Continued from previous page...*

Mol	Chain	Res	Type	Atoms
33	H	103	CLA	C3A-C2A-CAA-CBA
33	4	308	CLA	C3A-C2A-CAA-CBA
33	4	312	CLA	C3A-C2A-CAA-CBA
33	7	311	CLA	C3A-C2A-CAA-CBA
33	1	310	CLA	C3A-C2A-CAA-CBA
33	b	602	CLA	O1A-CGA-O2A-C1
33	D	405	CLA	CAA-CBA-CGA-O2A
33	1	309	CLA	CAA-CBA-CGA-O2A
33	B	606	CLA	CAD-CBD-CGD-O2D
33	B	607	CLA	CAD-CBD-CGD-O2D
33	B	610	CLA	CAD-CBD-CGD-O2D
33	C	504	CLA	CAD-CBD-CGD-O2D
33	c	501	CLA	CAD-CBD-CGD-O2D
33	D	406	CLA	CAD-CBD-CGD-O2D
33	3	308	CLA	CAD-CBD-CGD-O2D
33	3	311	CLA	CAD-CBD-CGD-O2D
33	4	314	CLA	CAD-CBD-CGD-O2D
33	b	607	CLA	CAD-CBD-CGD-O2D
33	b	614	CLA	CAD-CBD-CGD-O2D
33	0	311	CLA	CAD-CBD-CGD-O2D
33	2	308	CLA	CAD-CBD-CGD-O2D
33	8	307	CLA	CAD-CBD-CGD-O2D
34	a	409	PHO	CAD-CBD-CGD-O2D
45	5	301	A86	C28-C27-C29-C30
47	4	307	KC2	CAD-CBD-CGD-O2D
47	5	310	KC2	C2B-C3B-CAB-CBB
47	0	306	KC2	CAD-CBD-CGD-O2D
33	b	602	CLA	CBA-CGA-O2A-C1
39	D	410	LMG	C29-C28-O8-C9
38	3	320	DGD	C1B-C2B-C3B-C4B
39	C	519	LMG	C10-C11-C12-C13
33	3	307	CLA	C16-C17-C18-C19
33	b	616	CLA	C16-C17-C18-C20
37	0	316	SQD	C29-C30-C31-C32
33	C	507	CLA	C2A-CAA-CBA-CGA
33	2	311	CLA	C2A-CAA-CBA-CGA
36	D	411	LHG	C11-C12-C13-C14
38	C	517	DGD	CBB-CCB-CDB-CEB
33	b	608	CLA	CBD-CGD-O2D-CED
42	v	201	HEM	CAA-CBA-CGA-O2A
33	B	613	CLA	CAA-CBA-CGA-O2A
33	c	510	CLA	CAA-CBA-CGA-O2A

*Continued on next page...*

*Continued from previous page...*

Mol	Chain	Res	Type	Atoms
33	W	303	CLA	CAA-CBA-CGA-O2A
33	3	308	CLA	CAA-CBA-CGA-O2A
33	b	614	CLA	CAA-CBA-CGA-O2A
38	a	401	DGD	O2G-C1B-C2B-C3B
37	D	403	SQD	C17-C18-C19-C20
30	K	101	BCR	C6-C7-C8-C9
36	4	318	LHG	C12-C13-C14-C15
33	c	501	CLA	C4-C3-C5-C6
34	a	409	PHO	C4-C3-C5-C6
37	T	103	SQD	C19-C20-C21-C22
33	C	510	CLA	CAA-CBA-CGA-O2A
38	c	516	DGD	O2G-C1B-C2B-C3B
39	C	520	LMG	O7-C10-C11-C12
30	d	403	BCR	C7-C8-C9-C10
39	q	302	LMG	C35-C36-C37-C38
36	A	412	LHG	C4-C5-C6-O8
37	B	622	SQD	C44-C45-C46-O48
38	C	518	DGD	C1G-C2G-C3G-O3G
46	3	315	DD6	C13-C14-C15-O1
33	C	501	CLA	CAA-CBA-CGA-O2A
36	D	411	LHG	C30-C31-C32-C33
33	b	603	CLA	O2A-C1-C2-C3
42	e	101	HEM	CAA-CBA-CGA-O1A
33	d	401	CLA	O2A-C1-C2-C3
33	6	308	CLA	O2A-C1-C2-C3
33	7	305	CLA	O2A-C1-C2-C3
33	7	311	CLA	O2A-C1-C2-C3
33	8	310	CLA	O2A-C1-C2-C3
38	c	517	DGD	C9B-CAB-CBB-CCB
42	V	201	HEM	C4B-C3B-CAB-CBB
47	5	310	KC2	C4B-C3B-CAB-CBB
38	H	102	DGD	C3B-C4B-C5B-C6B
33	c	501	CLA	CAA-CBA-CGA-O2A
33	7	312	CLA	CAA-CBA-CGA-O2A
33	6	312	CLA	C3-C5-C6-C7
42	V	201	HEM	CAD-CBD-CGD-O1D
33	9	310	CLA	C2C-C3C-CAC-CBC
33	2	307	CLA	O1D-CGD-O2D-CED
33	C	503	CLA	CHA-CBD-CGD-O2D
33	C	511	CLA	CHA-CBD-CGD-O2D
33	c	502	CLA	CHA-CBD-CGD-O2D
33	c	510	CLA	CHA-CBD-CGD-O2D

*Continued on next page...*

*Continued from previous page...*

Mol	Chain	Res	Type	Atoms
33	3	304	CLA	CHA-CBD-CGD-O2D
33	3	312	CLA	CHA-CBD-CGD-O2D
33	3	313	CLA	CHA-CBD-CGD-O1D
33	3	313	CLA	CHA-CBD-CGD-O2D
33	3	319	CLA	CHA-CBD-CGD-O1D
33	3	319	CLA	CHA-CBD-CGD-O2D
33	4	305	CLA	CHA-CBD-CGD-O1D
33	4	305	CLA	CHA-CBD-CGD-O2D
33	4	308	CLA	CHA-CBD-CGD-O1D
33	4	308	CLA	CHA-CBD-CGD-O2D
33	4	311	CLA	CHA-CBD-CGD-O1D
33	4	311	CLA	CHA-CBD-CGD-O2D
33	6	310	CLA	CHA-CBD-CGD-O2D
33	7	309	CLA	CHA-CBD-CGD-O1D
33	7	309	CLA	CHA-CBD-CGD-O2D
33	7	312	CLA	CHA-CBD-CGD-O1D
33	7	312	CLA	CHA-CBD-CGD-O2D
33	a	408	CLA	CHA-CBD-CGD-O2D
33	b	605	CLA	CHA-CBD-CGD-O2D
33	b	608	CLA	CHA-CBD-CGD-O2D
33	b	617	CLA	CHA-CBD-CGD-O2D
33	0	304	CLA	CHA-CBD-CGD-O2D
33	0	310	CLA	CHA-CBD-CGD-O2D
33	9	306	CLA	CHA-CBD-CGD-O1D
33	9	306	CLA	CHA-CBD-CGD-O2D
33	9	312	CLA	CHA-CBD-CGD-O1D
33	9	312	CLA	CHA-CBD-CGD-O2D
33	9	317	CLA	CHA-CBD-CGD-O1D
33	9	317	CLA	CHA-CBD-CGD-O2D
33	2	309	CLA	CHA-CBD-CGD-O2D
33	8	306	CLA	CHA-CBD-CGD-O1D
33	8	306	CLA	CHA-CBD-CGD-O2D
33	8	312	CLA	CHA-CBD-CGD-O1D
33	8	312	CLA	CHA-CBD-CGD-O2D
33	1	308	CLA	CHA-CBD-CGD-O2D
33	1	312	CLA	CHA-CBD-CGD-O1D
33	1	312	CLA	CHA-CBD-CGD-O2D
33	2	309	CLA	CAA-CBA-CGA-O1A
33	9	308	CLA	CAA-CBA-CGA-O2A
43	4	317	LMU	C3'-C4'-O1B-C1B
33	1	309	CLA	CAA-CBA-CGA-O1A
39	5	319	LMG	C11-C12-C13-C14

*Continued on next page...*

*Continued from previous page...*

Mol	Chain	Res	Type	Atoms
33	w	303	CLA	CAA-CBA-CGA-O2A
33	3	303	CLA	CAA-CBA-CGA-O2A
33	5	312	CLA	CAA-CBA-CGA-O2A
33	0	312	CLA	CAA-CBA-CGA-O2A
37	a	413	SQD	O48-C23-C24-C25
33	8	306	CLA	CAA-CBA-CGA-O1A
33	C	510	CLA	C2A-CAA-CBA-CGA
33	5	308	CLA	C2A-CAA-CBA-CGA
33	0	310	CLA	CAA-CBA-CGA-O2A
33	2	307	CLA	CAA-CBA-CGA-O1A
34	A	406	PHO	CHA-CBD-CGD-O1D
34	A	407	PHO	CHA-CBD-CGD-O1D
45	4	301	A86	C13-C14-C15-O1
45	1	301	A86	C13-C14-C15-O1
33	d	401	CLA	CAA-CBA-CGA-O2A
33	2	308	CLA	CAA-CBA-CGA-O2A
37	D	403	SQD	O47-C7-C8-C9
39	5	319	LMG	O7-C10-C11-C12
39	b	623	LMG	O8-C28-C29-C30
39	q	302	LMG	O8-C28-C29-C30
43	4	317	LMU	C5'-C4'-O1B-C1B
33	B	604	CLA	C2-C3-C5-C6
33	3	308	CLA	C11-C12-C13-C15
34	a	409	PHO	C2-C3-C5-C6
39	D	404	LMG	C29-C30-C31-C32
33	c	503	CLA	C6-C7-C8-C9
33	4	306	CLA	C11-C12-C13-C14
34	A	407	PHO	C6-C7-C8-C9
45	8	301	A86	C3-C4-C5-C6
34	a	409	PHO	C8-C10-C11-C12
36	A	412	LHG	C27-C28-C29-C30
38	a	401	DGD	O1A-C1A-O1G-C1G
36	d	407	LHG	C15-C16-C17-C18
37	7	317	SQD	C24-C23-O48-C46
37	B	622	SQD	C4-C5-C6-S
37	T	101	SQD	C4-C5-C6-S
37	T	101	SQD	C5-C6-S-O8
37	t	102	SQD	C4-C5-C6-S
37	t	102	SQD	C5-C6-S-O8
38	a	401	DGD	C8B-C9B-CAB-CBB
33	2	306	CLA	CAA-CBA-CGA-O1A
33	9	311	CLA	C2A-CAA-CBA-CGA

*Continued on next page...*

*Continued from previous page...*

Mol	Chain	Res	Type	Atoms
33	8	311	CLA	C2A-CAA-CBA-CGA
33	1	311	CLA	C2A-CAA-CBA-CGA
39	C	520	LMG	C14-C15-C16-C17
36	d	405	LHG	C15-C16-C17-C18
33	B	613	CLA	CAA-CBA-CGA-O1A
33	D	405	CLA	CAA-CBA-CGA-O1A
33	0	312	CLA	C4-C3-C5-C6
34	A	406	PHO	CBD-CGD-O2D-CED
36	d	405	LHG	O10-C23-C24-C25
38	A	415	DGD	O1B-C1B-C2B-C3B
33	c	507	CLA	CBA-CGA-O2A-C1
33	0	309	CLA	C3-C5-C6-C7
33	d	409	CLA	O1D-CGD-O2D-CED
33	C	504	CLA	C1A-C2A-CAA-CBA
33	C	511	CLA	C1A-C2A-CAA-CBA
33	4	305	CLA	C1A-C2A-CAA-CBA
33	4	308	CLA	C1A-C2A-CAA-CBA
33	b	609	CLA	C1A-C2A-CAA-CBA
33	9	306	CLA	C1A-C2A-CAA-CBA
33	8	307	CLA	C1A-C2A-CAA-CBA
37	B	622	SQD	C19-C20-C21-C22
33	C	510	CLA	CAA-CBA-CGA-O1A
33	3	302	CLA	CAA-CBA-CGA-O1A
39	7	315	LMG	O9-C10-C11-C12
39	W	301	LMG	C16-C17-C18-C19
33	b	608	CLA	O1D-CGD-O2D-CED
33	B	602	CLA	C2-C1-O2A-CGA
33	1	308	CLA	C2-C1-O2A-CGA
36	b	601	LHG	C24-C23-O8-C6
33	C	501	CLA	CAA-CBA-CGA-O1A
33	c	510	CLA	CAA-CBA-CGA-O1A
37	D	403	SQD	O10-C23-C24-C25
39	0	314	LMG	O10-C28-C29-C30
33	7	311	CLA	C2C-C3C-CAC-CBC
33	7	311	CLA	C4C-C3C-CAC-CBC
36	H	104	LHG	C4-C5-C6-O8
39	B	620	LMG	O1-C7-C8-C9
34	A	406	PHO	O1D-CGD-O2D-CED
36	A	414	LHG	C29-C30-C31-C32
37	D	403	SQD	C26-C27-C28-C29
33	4	306	CLA	C2A-CAA-CBA-CGA
33	6	313	CLA	C2A-CAA-CBA-CGA

*Continued on next page...*



*Continued from previous page...*

Mol	Chain	Res	Type	Atoms
33	9	306	CLA	C2A-CAA-CBA-CGA
33	2	310	CLA	C2A-CAA-CBA-CGA
33	1	310	CLA	C2A-CAA-CBA-CGA
33	2	307	CLA	CBD-CGD-O2D-CED
36	W	302	LHG	O2-C2-C3-O3
33	w	303	CLA	CAA-CBA-CGA-O1A
33	5	312	CLA	CAA-CBA-CGA-O1A
33	C	503	CLA	C15-C16-C17-C18
33	3	303	CLA	C5-C6-C7-C8
33	6	312	CLA	C15-C16-C17-C18
39	d	406	LMG	C13-C14-C15-C16
33	2	317	CLA	C5-C6-C7-C8
36	4	318	LHG	C5-C4-O6-P
33	3	308	CLA	CAA-CBA-CGA-O1A
33	b	614	CLA	CAA-CBA-CGA-O1A
33	C	510	CLA	C2-C3-C5-C6
33	2	310	CLA	C2-C3-C5-C6
36	b	601	LHG	C26-C27-C28-C29
38	H	102	DGD	C2B-C3B-C4B-C5B
39	B	620	LMG	C39-C40-C41-C42
36	3	317	LHG	C3-O3-P-O5
36	3	318	LHG	C3-O3-P-O4
36	b	601	LHG	C4-O6-P-O5
33	C	502	CLA	C16-C17-C18-C20
33	c	501	CLA	CAA-CBA-CGA-O1A
33	7	312	CLA	CAA-CBA-CGA-O1A
33	0	312	CLA	CAA-CBA-CGA-O1A
37	a	413	SQD	O10-C23-C24-C25
33	C	513	CLA	O2A-C1-C2-C3
39	3	316	LMG	O6-C1-O1-C7
36	h	103	LHG	O6-C4-C5-C6
33	b	615	CLA	C12-C13-C15-C16
30	A	409	BCR	C23-C24-C25-C26
30	B	619	BCR	C5-C6-C7-C8
30	C	514	BCR	C23-C24-C25-C26
30	c	514	BCR	C5-C6-C7-C8
30	D	407	BCR	C5-C6-C7-C8
30	d	403	BCR	C23-C24-C25-C26
30	H	101	BCR	C5-C6-C7-C8
33	C	507	CLA	C8-C10-C11-C12
33	W	303	CLA	CAA-CBA-CGA-O1A
33	3	303	CLA	CAA-CBA-CGA-O1A

*Continued on next page...*

*Continued from previous page...*

Mol	Chain	Res	Type	Atoms
33	9	308	CLA	CAA-CBA-CGA-O1A
39	q	302	LMG	O10-C28-C29-C30
39	c	519	LMG	C16-C17-C18-C19
33	c	507	CLA	O1A-CGA-O2A-C1
39	7	315	LMG	O7-C10-C11-C12
33	0	310	CLA	CAA-CBA-CGA-O1A
33	4	308	CLA	CAA-CBA-CGA-O2A
33	4	311	CLA	CAA-CBA-CGA-O2A
33	c	510	CLA	C8-C10-C11-C12
36	d	407	LHG	C11-C12-C13-C14
33	c	511	CLA	CAD-CBD-CGD-O1D
33	3	312	CLA	CAD-CBD-CGD-O1D
33	6	310	CLA	CAD-CBD-CGD-O1D
33	b	605	CLA	CAD-CBD-CGD-O1D
33	b	608	CLA	CAD-CBD-CGD-O1D
33	9	306	CLA	CAD-CBD-CGD-O1D
33	8	306	CLA	CAD-CBD-CGD-O1D
37	0	316	SQD	C5-C6-S-O7
42	F	101	HEM	C4D-C3D-CAD-CBD
33	d	401	CLA	CAA-CBA-CGA-O1A
33	2	308	CLA	CAA-CBA-CGA-O1A
33	B	612	CLA	CAA-CBA-CGA-O2A
36	b	601	LHG	O7-C7-C8-C9
39	b	621	LMG	O7-C10-C11-C12
39	Q	301	LMG	O8-C28-C29-C30
33	C	503	CLA	C11-C10-C8-C9
33	C	509	CLA	C11-C12-C13-C14
33	c	512	CLA	C14-C13-C15-C16
33	3	302	CLA	C11-C10-C8-C9
33	0	312	CLA	C11-C10-C8-C9
33	9	310	CLA	C6-C7-C8-C9
34	A	406	PHO	C6-C7-C8-C9
39	D	410	LMG	C21-C22-C23-C24
38	C	516	DGD	C6A-C7A-C8A-C9A
33	4	312	CLA	O1A-CGA-O2A-C1
36	3	318	LHG	C29-C30-C31-C32
33	c	502	CLA	CBA-CGA-O2A-C1
33	0	305	CLA	CAA-CBA-CGA-O2A
38	C	516	DGD	O2G-C1B-C2B-C3B
33	2	307	CLA	CAA-CBA-CGA-O2A
33	b	617	CLA	O1D-CGD-O2D-CED
33	5	308	CLA	CAA-CBA-CGA-O2A

*Continued on next page...*

*Continued from previous page...*

Mol	Chain	Res	Type	Atoms
33	0	304	CLA	CAA-CBA-CGA-O2A
39	D	404	LMG	O8-C28-C29-C30
36	w	301	LHG	C1-C2-C3-O3
39	m	201	LMG	C36-C37-C38-C39
33	W	303	CLA	C4-C3-C5-C6
33	B	602	CLA	C3A-C2A-CAA-CBA
33	B	604	CLA	C11-C10-C8-C7
33	C	509	CLA	C11-C12-C13-C15
33	c	511	CLA	C2-C3-C5-C6
33	c	512	CLA	C12-C13-C15-C16
33	4	311	CLA	C2-C3-C5-C6
33	9	310	CLA	C3A-C2A-CAA-CBA
34	A	406	PHO	C12-C13-C15-C16
37	D	403	SQD	O49-C7-C8-C9
38	c	516	DGD	O6D-C5D-C6D-O5D
33	5	311	CLA	CAA-CBA-CGA-O2A
33	7	304	CLA	CAA-CBA-CGA-O2A
33	7	305	CLA	CAA-CBA-CGA-O2A
33	8	308	CLA	CAA-CBA-CGA-O2A
36	d	405	LHG	O8-C23-C24-C25
36	A	412	LHG	C35-C36-C37-C38
37	t	102	SQD	C33-C34-C35-C36
33	c	502	CLA	O1A-CGA-O2A-C1
30	b	618	BCR	C21-C22-C23-C24
45	0	303	A86	C5-C6-C8-C9
33	7	305	CLA	CAA-CBA-CGA-O1A
33	0	305	CLA	CAA-CBA-CGA-O1A
37	B	622	SQD	O49-C7-C8-C9
45	9	301	A86	C11-C10-C9-C8
45	2	301	A86	C11-C10-C9-C8
37	t	102	SQD	C32-C33-C34-C35
33	1	308	CLA	CAA-CBA-CGA-O2A
38	A	415	DGD	O2G-C1B-C2B-C3B
36	3	318	LHG	C28-C29-C30-C31
33	5	311	CLA	CAA-CBA-CGA-O1A
38	c	517	DGD	O1B-C1B-C2B-C3B
33	B	608	CLA	C13-C15-C16-C17
33	B	612	CLA	C10-C11-C12-C13
34	A	407	PHO	C8-C10-C11-C12
33	3	309	CLA	CAA-CBA-CGA-O2A
33	2	311	CLA	CAA-CBA-CGA-O2A
39	B	620	LMG	C30-C31-C32-C33

*Continued on next page...*

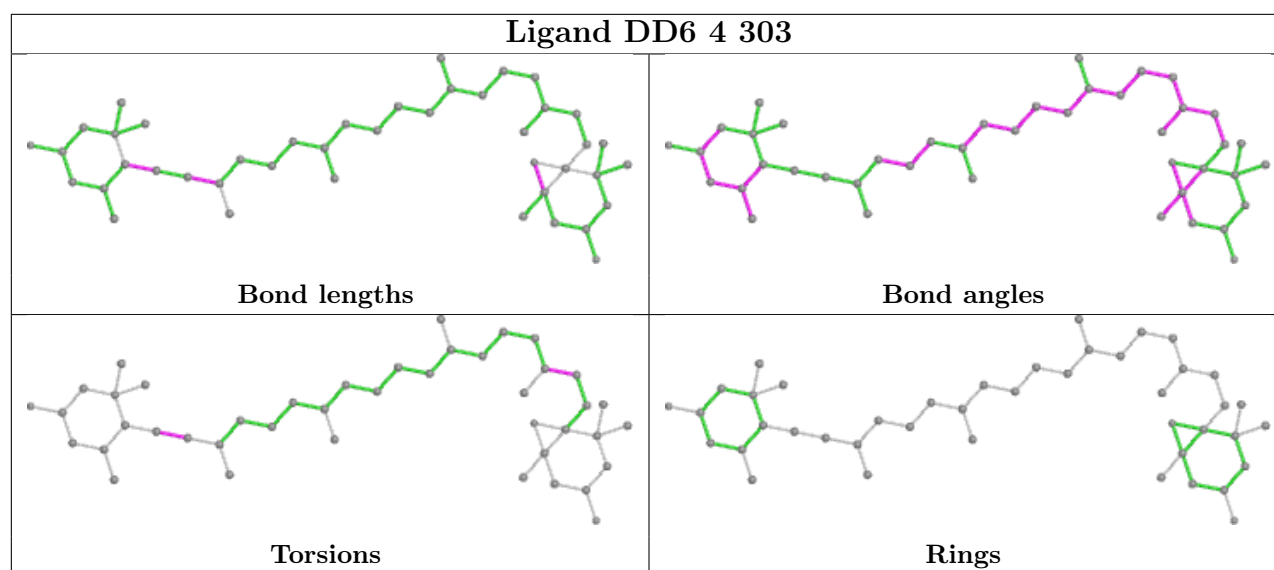
*Continued from previous page...*

Mol	Chain	Res	Type	Atoms
33	B	615	CLA	C5-C6-C7-C8
36	w	301	LHG	C23-C24-C25-C26
33	8	309	CLA	C2A-CAA-CBA-CGA
38	A	415	DGD	C3A-C4A-C5A-C6A
33	6	310	CLA	CBA-CGA-O2A-C1
38	C	516	DGD	CCB-CDB-CEB-CFB
33	0	304	CLA	CAA-CBA-CGA-O1A
33	2	312	CLA	CAA-CBA-CGA-O2A

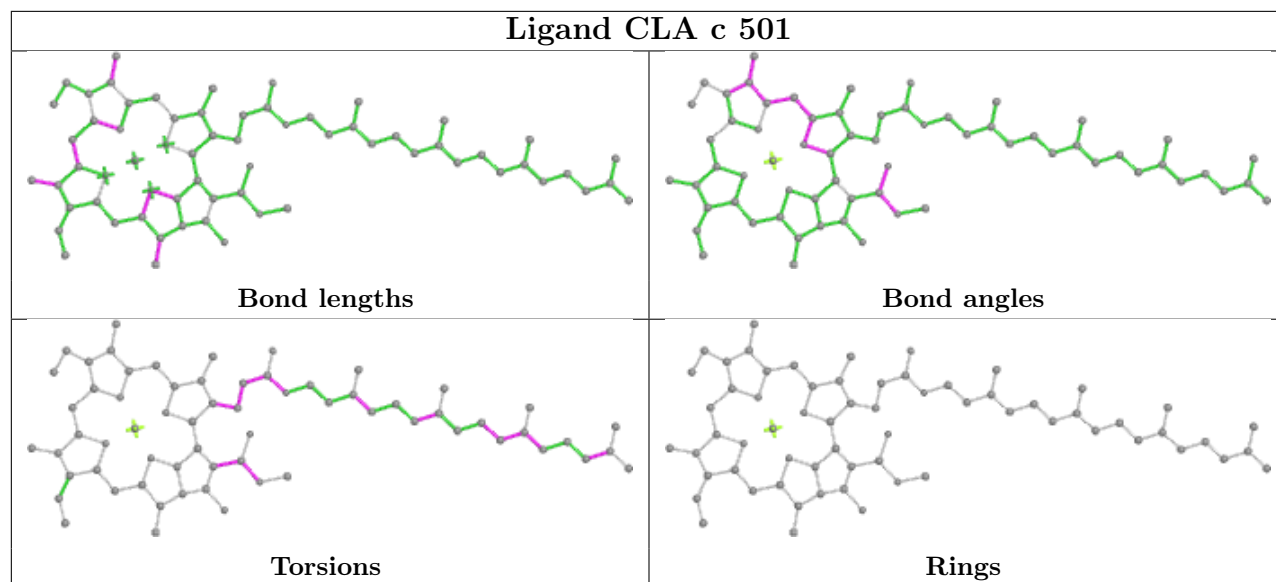
There are no ring outliers.

No monomer is involved in short contacts.

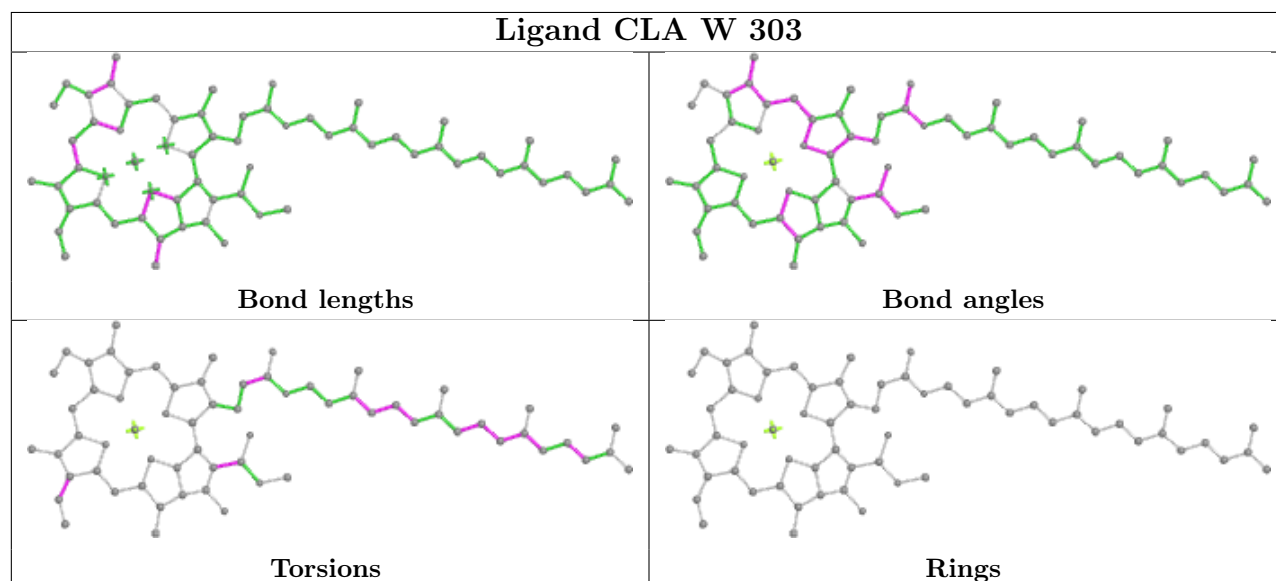
The following is a two-dimensional graphical depiction of Mogul quality analysis of bond lengths, bond angles, torsion angles, and ring geometry for all instances of the Ligand of Interest. In addition, ligands with molecular weight > 250 and outliers as shown on the validation Tables will also be included. For torsion angles, if less than 5% of the Mogul distribution of torsion angles is within 10 degrees of the torsion angle in question, then that torsion angle is considered an outlier. Any bond that is central to one or more torsion angles identified as an outlier by Mogul will be highlighted in the graph. For rings, the root-mean-square deviation (RMSD) between the ring in question and similar rings identified by Mogul is calculated over all ring torsion angles. If the average RMSD is greater than 60 degrees and the minimal RMSD between the ring in question and any Mogul-identified rings is also greater than 60 degrees, then that ring is considered an outlier. The outliers are highlighted in purple. The color gray indicates Mogul did not find sufficient equivalents in the CSD to analyse the geometry.



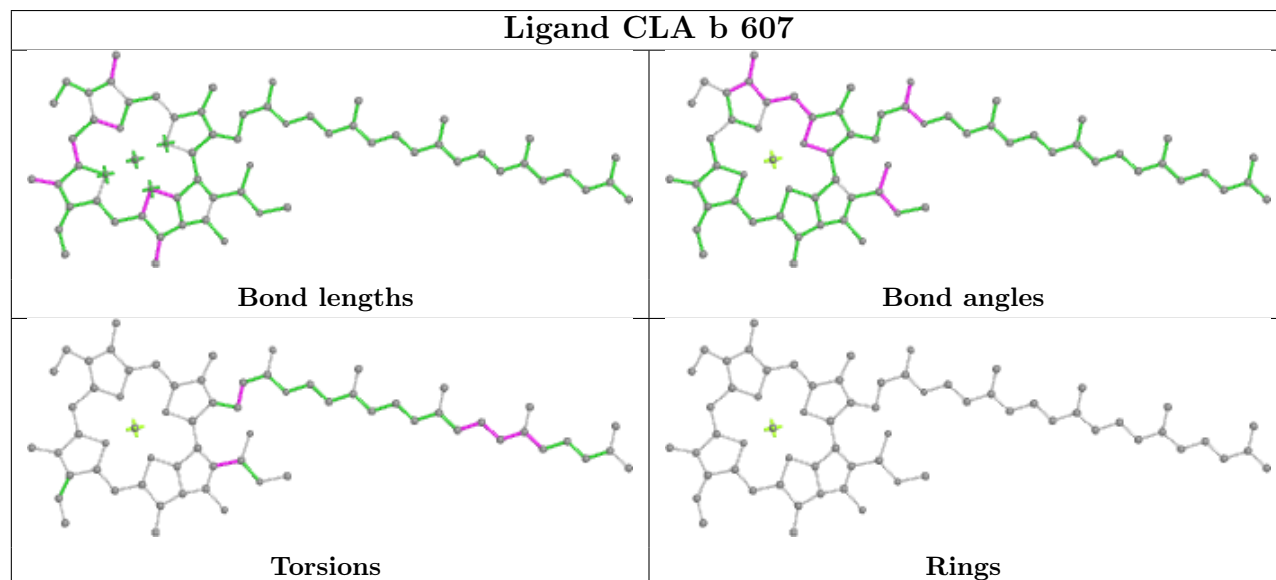
## Ligand CLA c 501



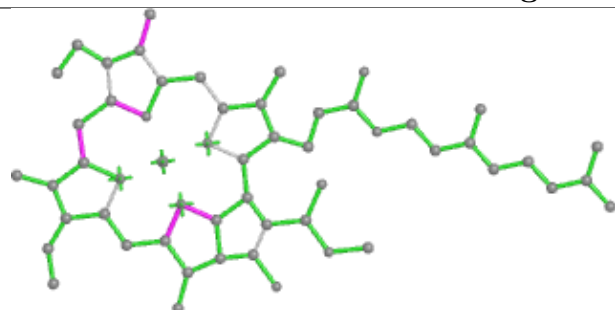
## Ligand CLA W 303



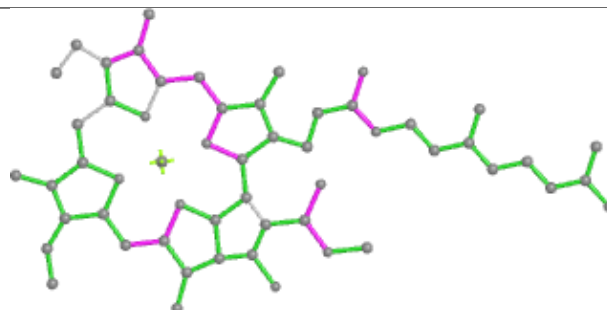
## Ligand CLA b 607



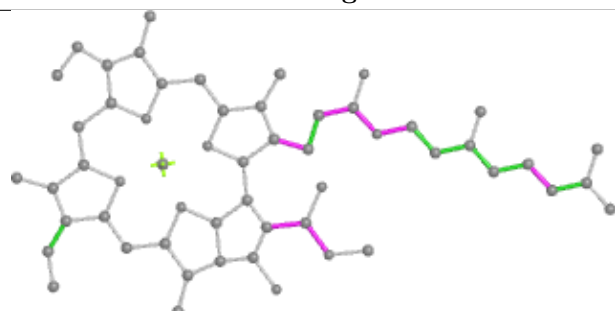
## Ligand CLA 2 308



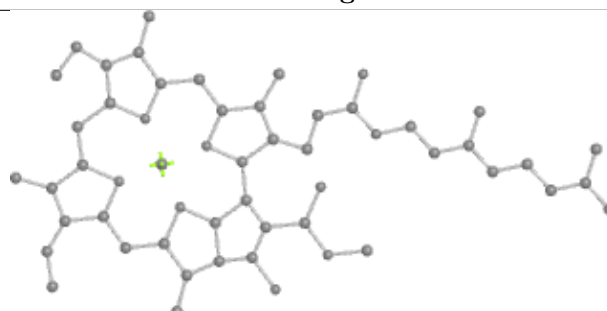
Bond lengths



Bond angles

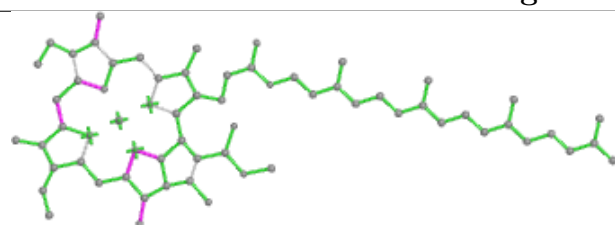


Torsions

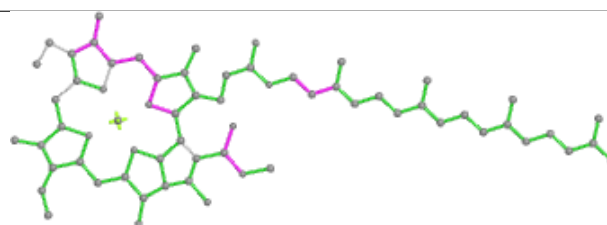


Rings

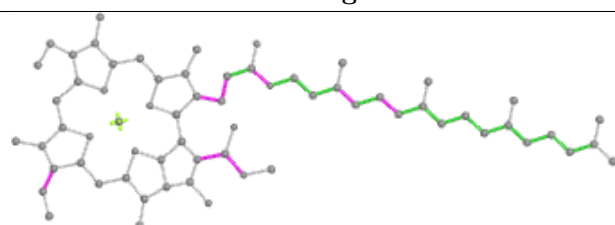
## Ligand CLA 2 310



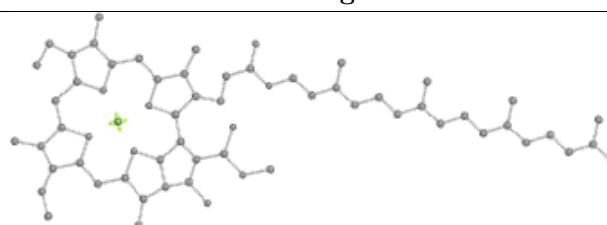
Bond lengths



Bond angles

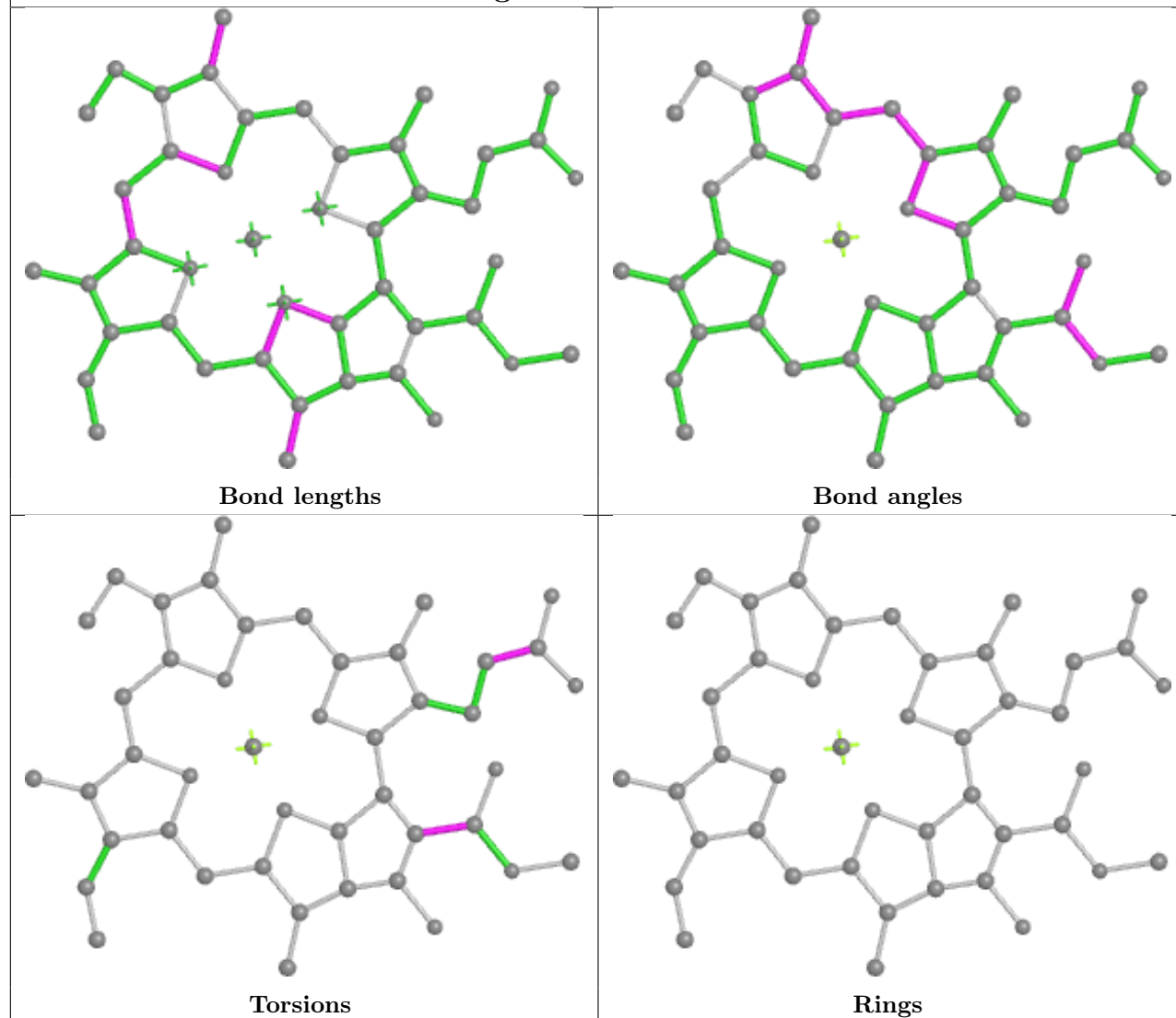


Torsions

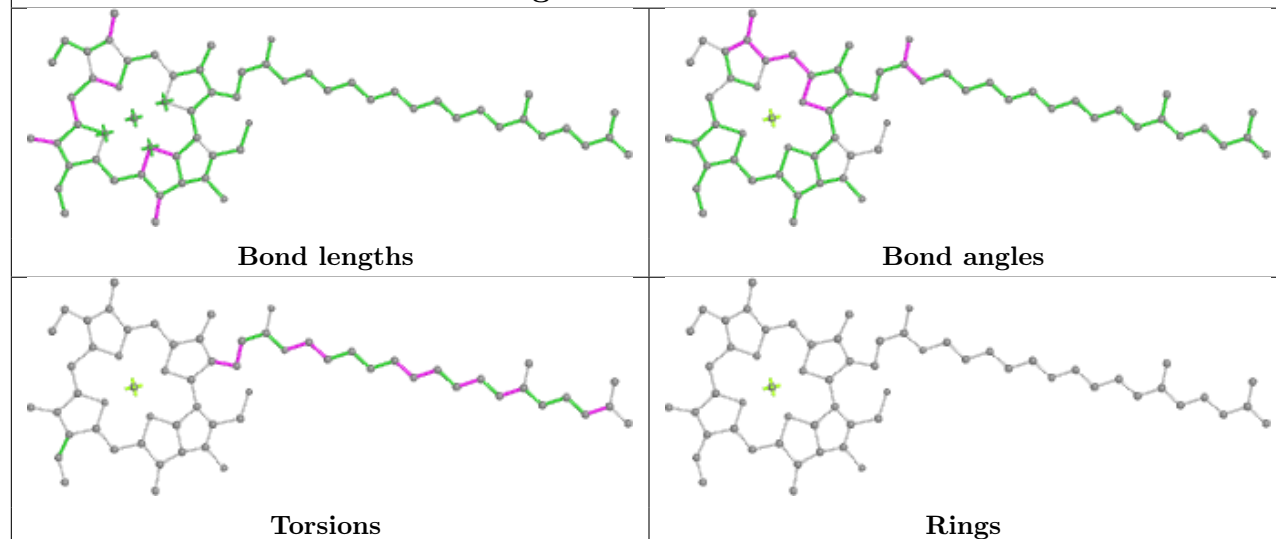


Rings

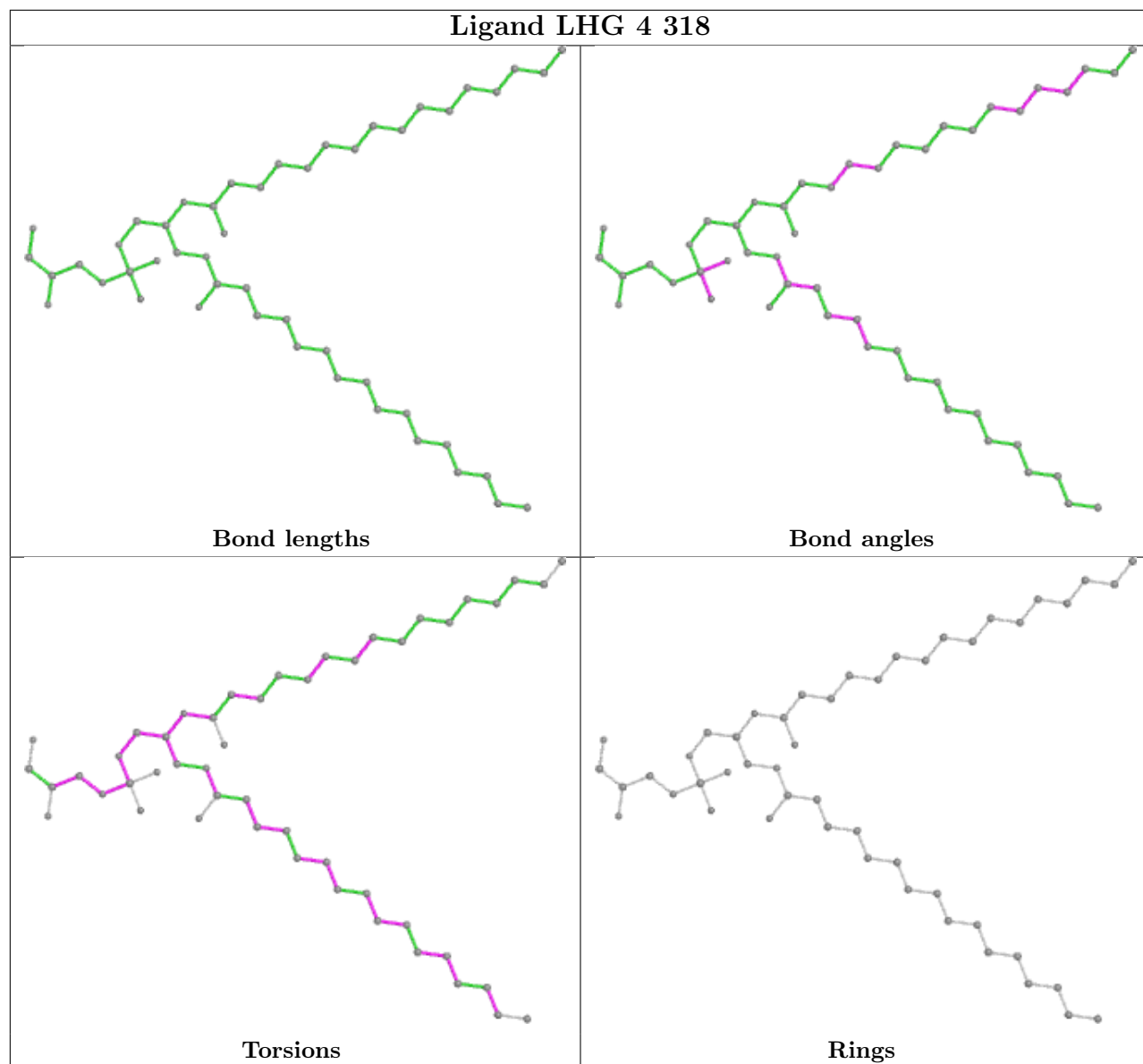
## Ligand CLA 8 312



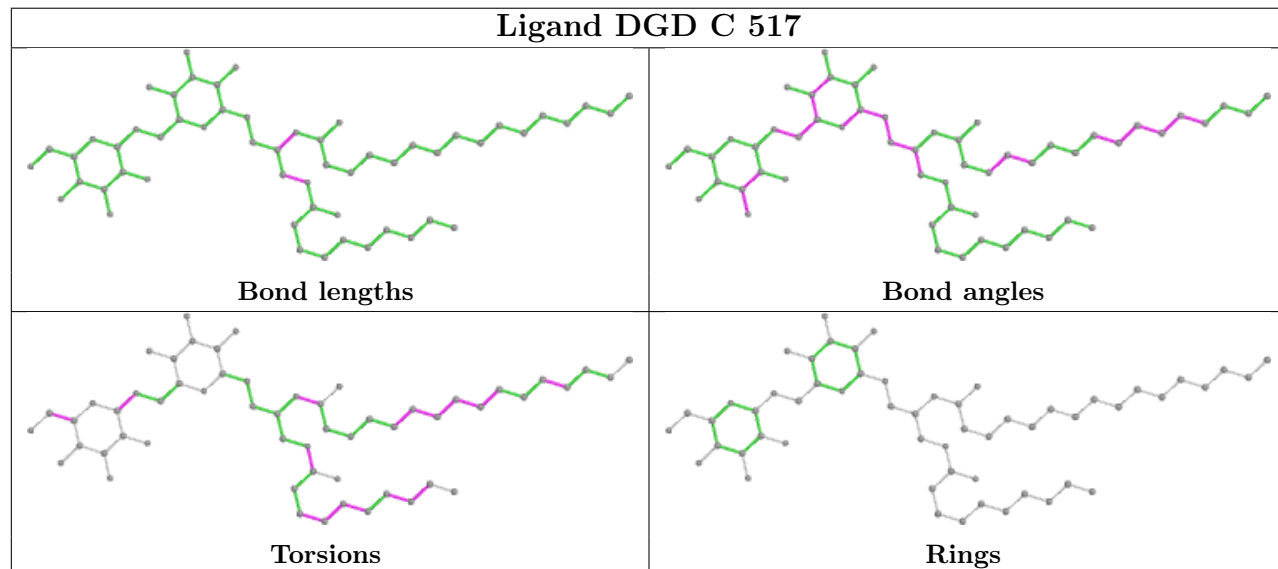
## Ligand CLA B 602



## Ligand LHG 4 318

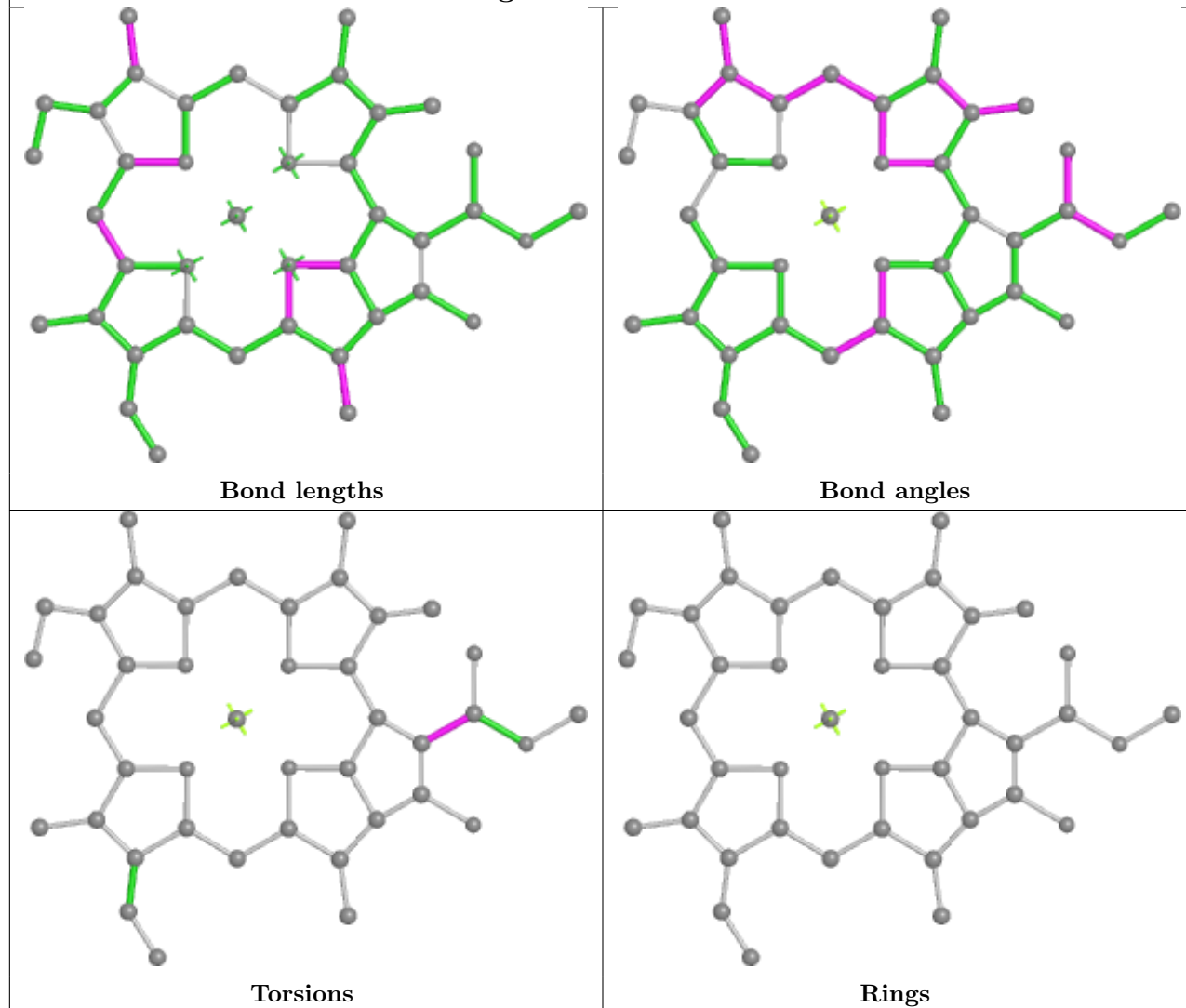


## Ligand DGD C 517

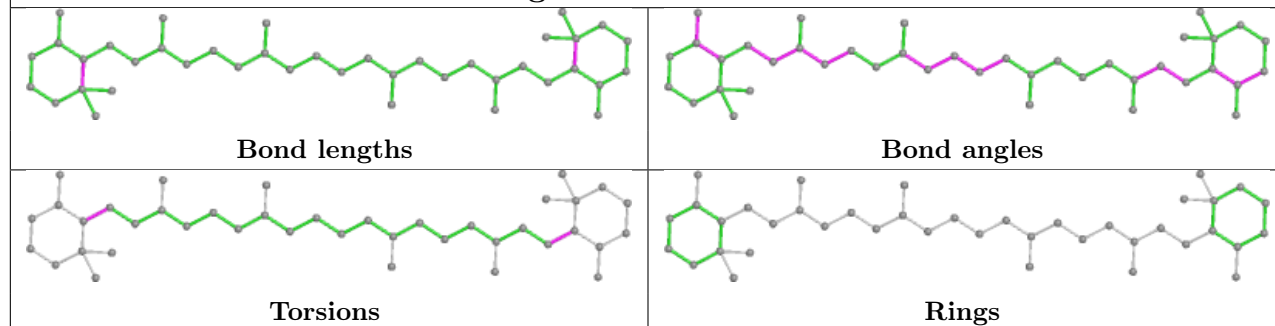


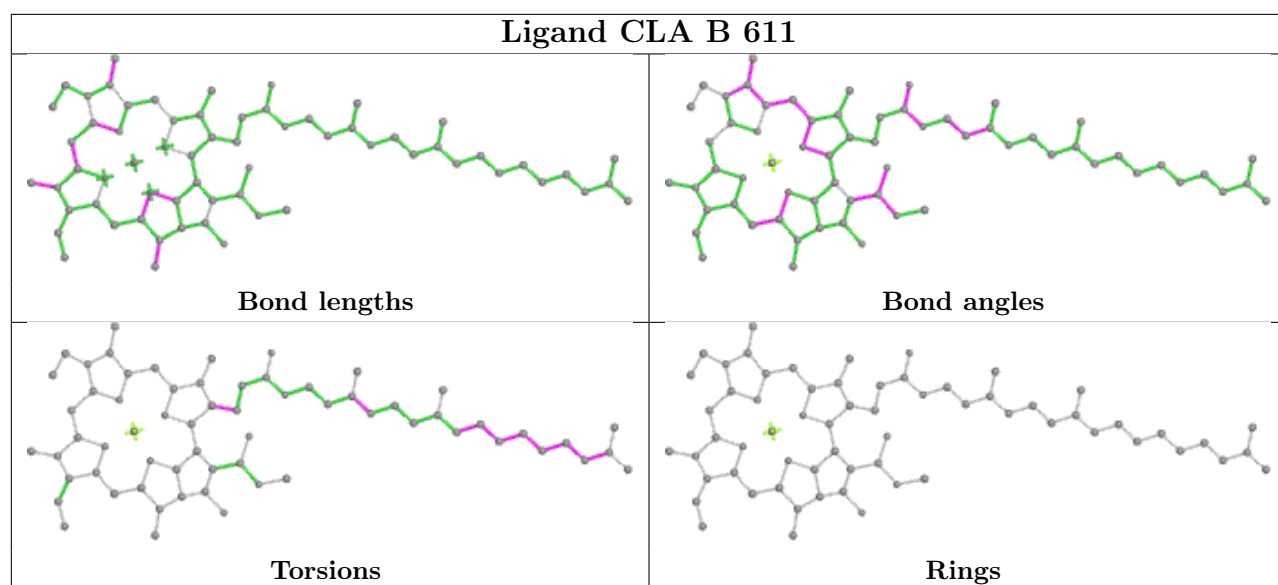


## Ligand CLA 2 305

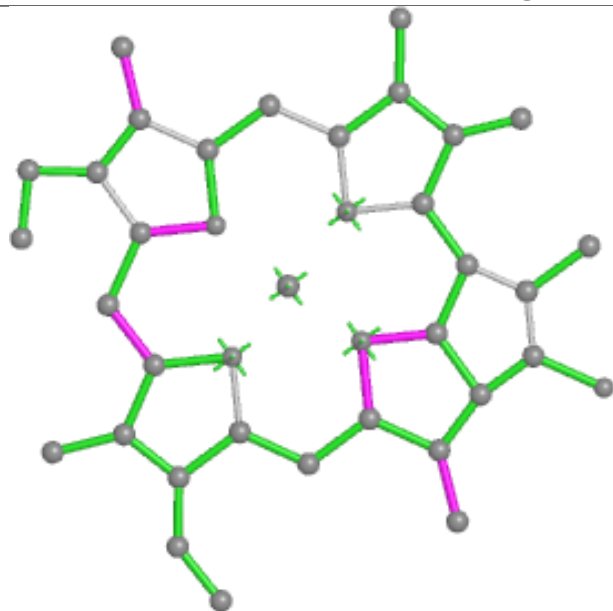


## Ligand BCR K 102

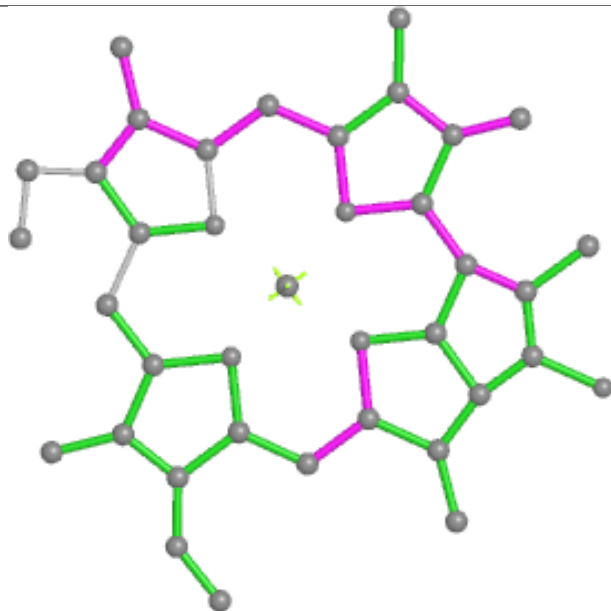




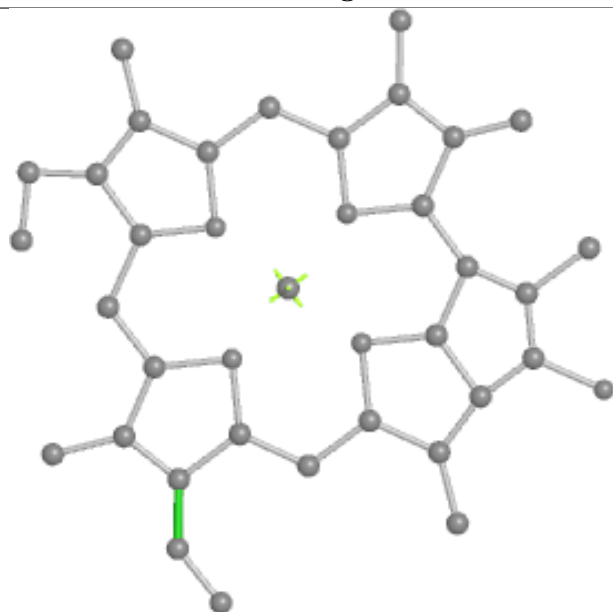
## Ligand CLA 2 315



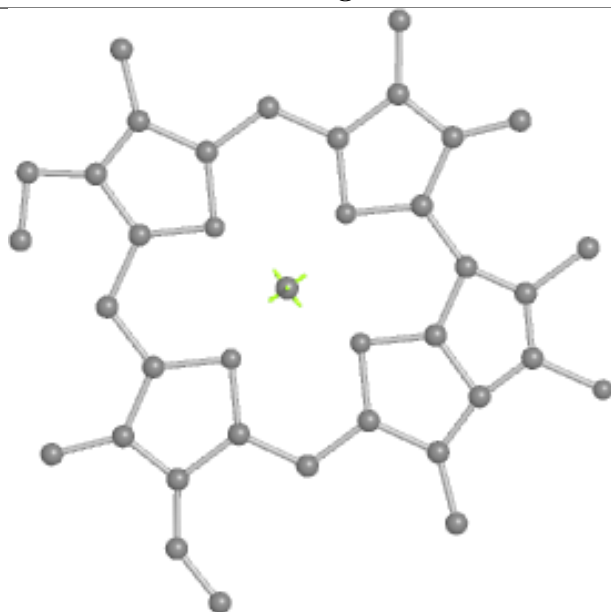
Bond lengths



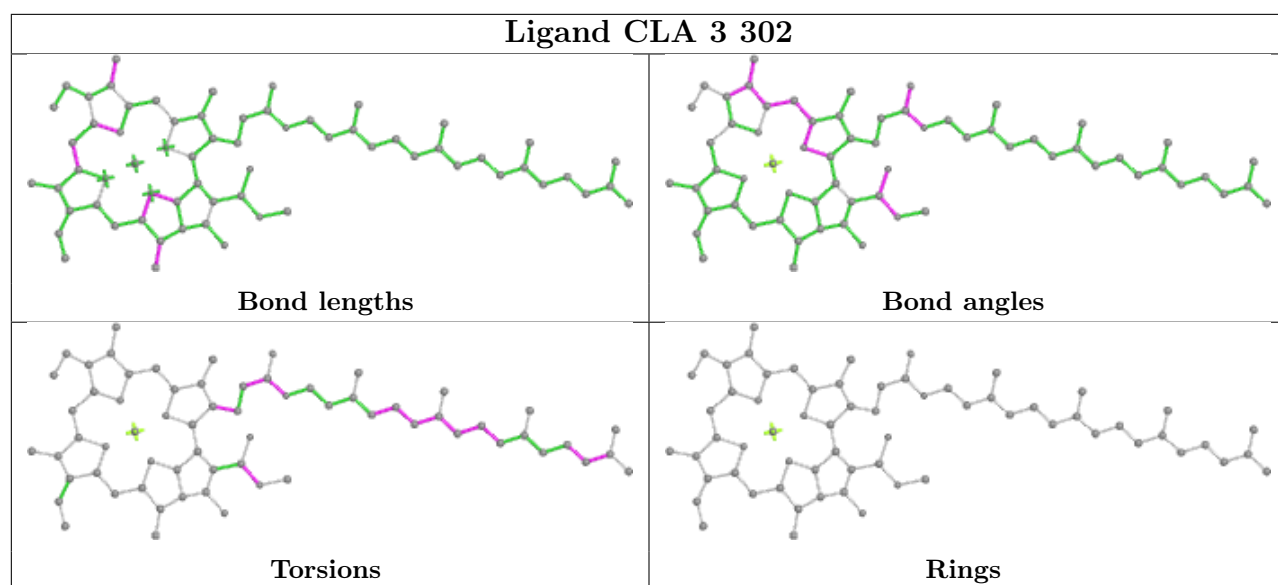
Bond angles



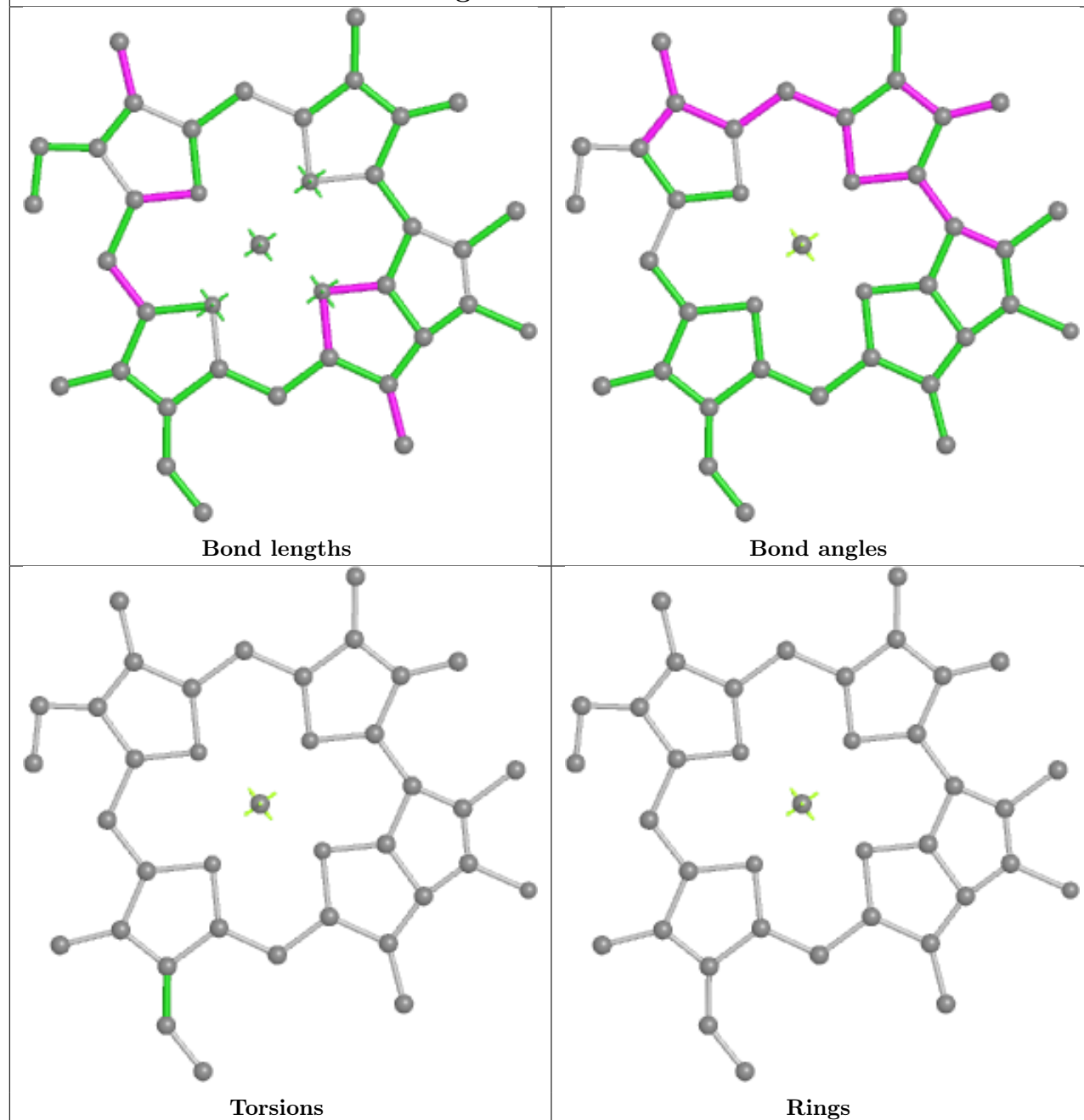
Torsions



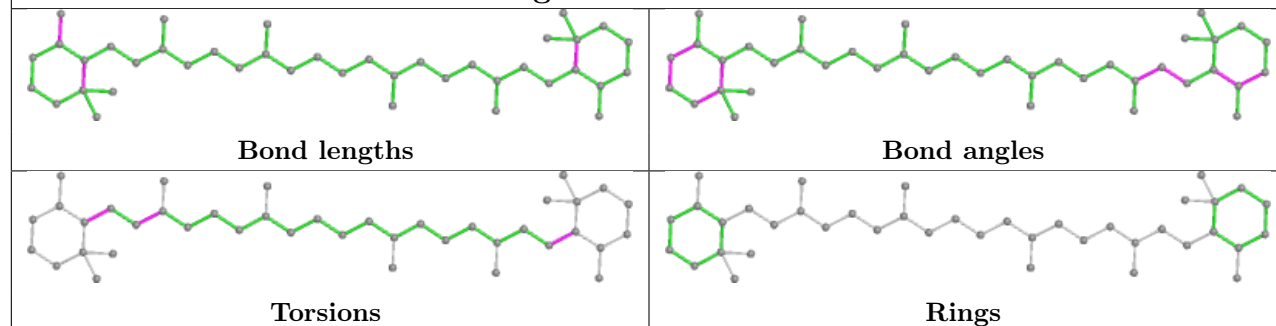
Rings



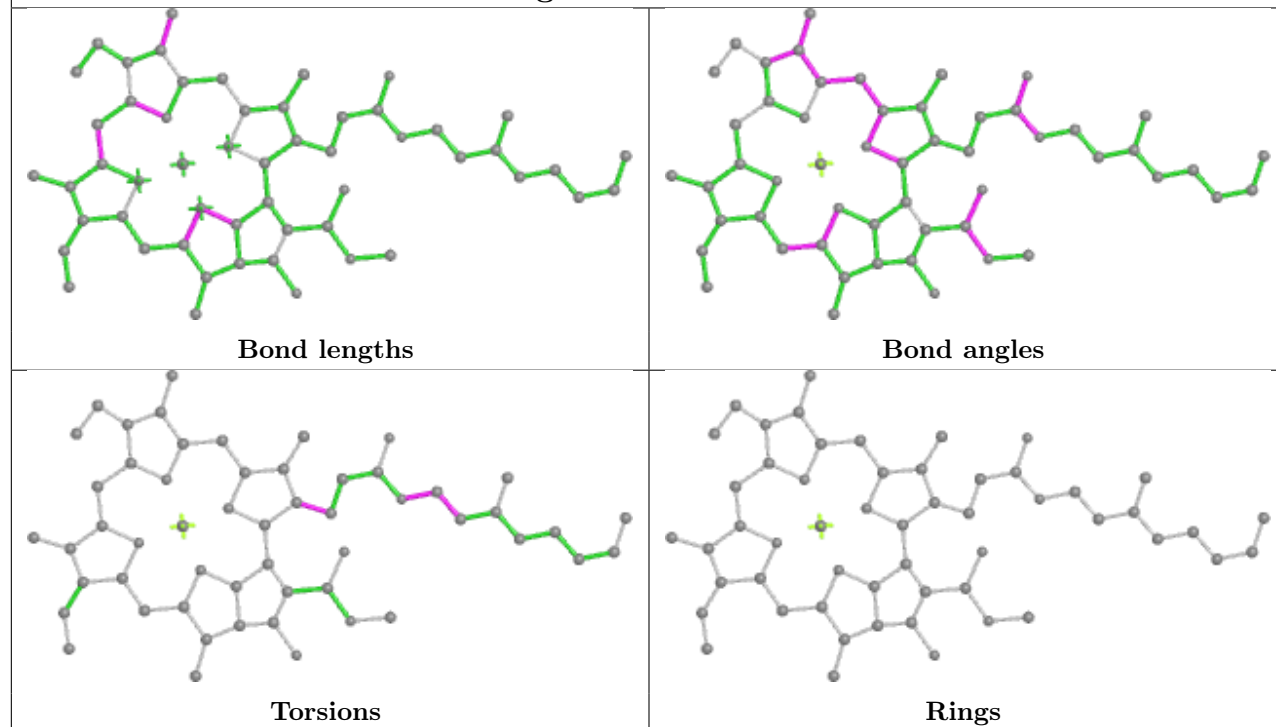
## Ligand CLA 9 315



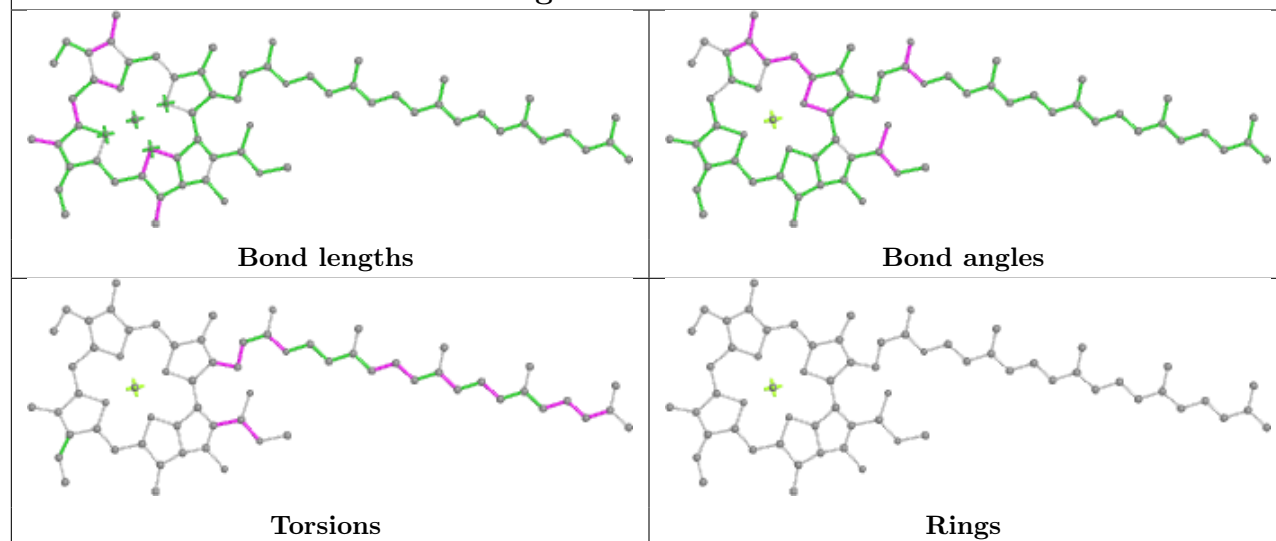
## Ligand BCR h 101

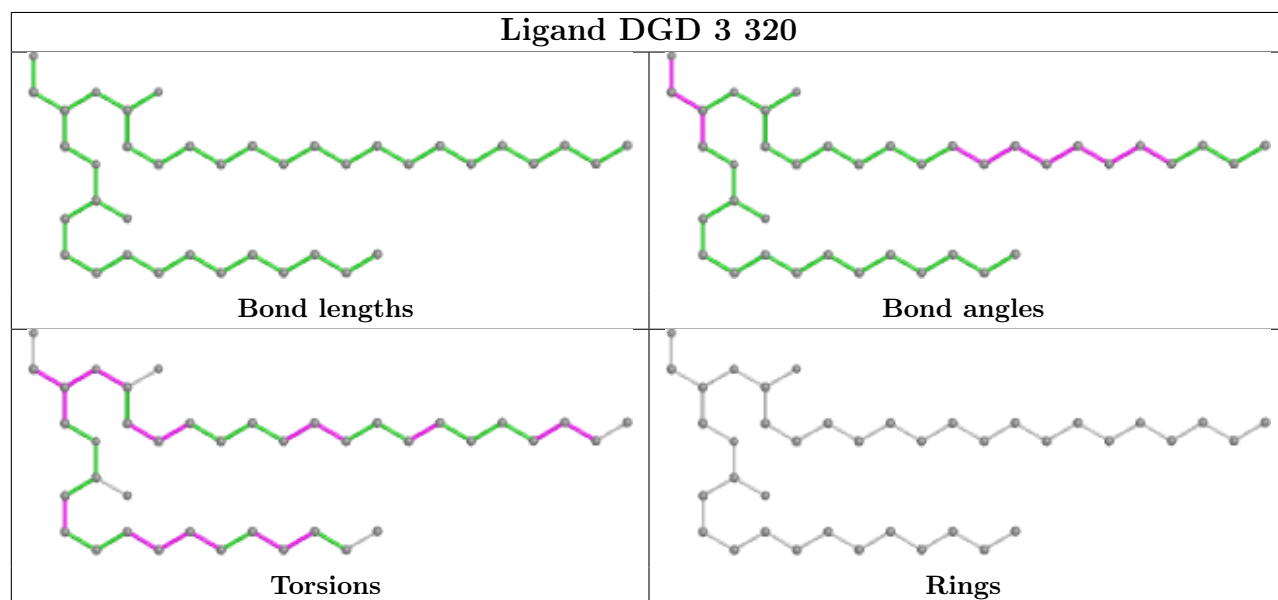
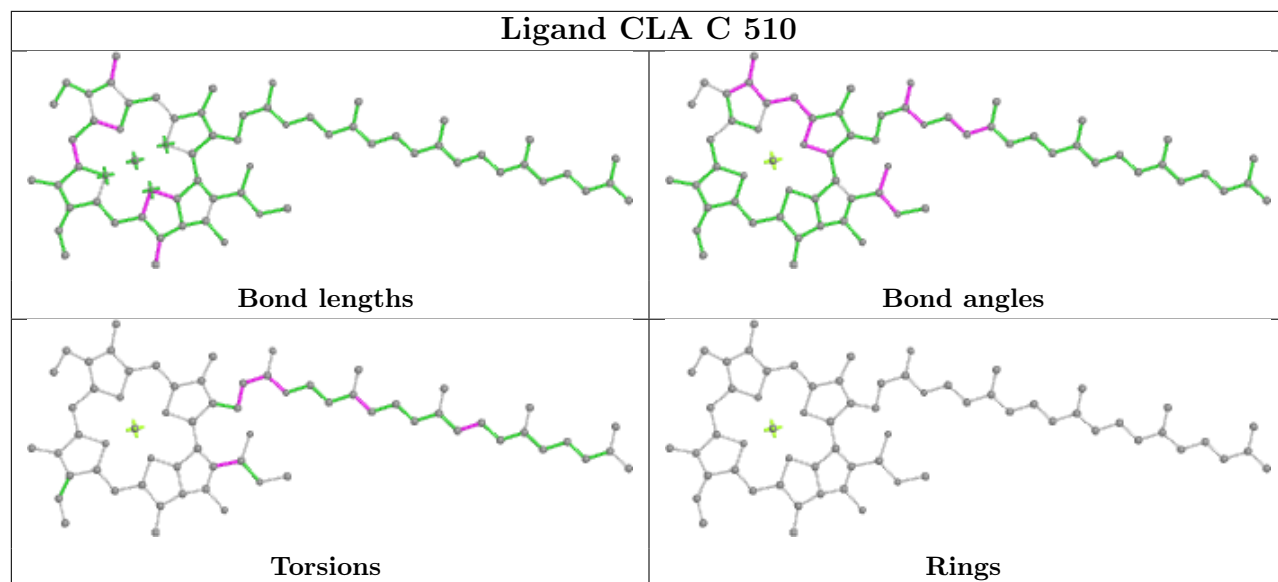


## Ligand CLA 6 308

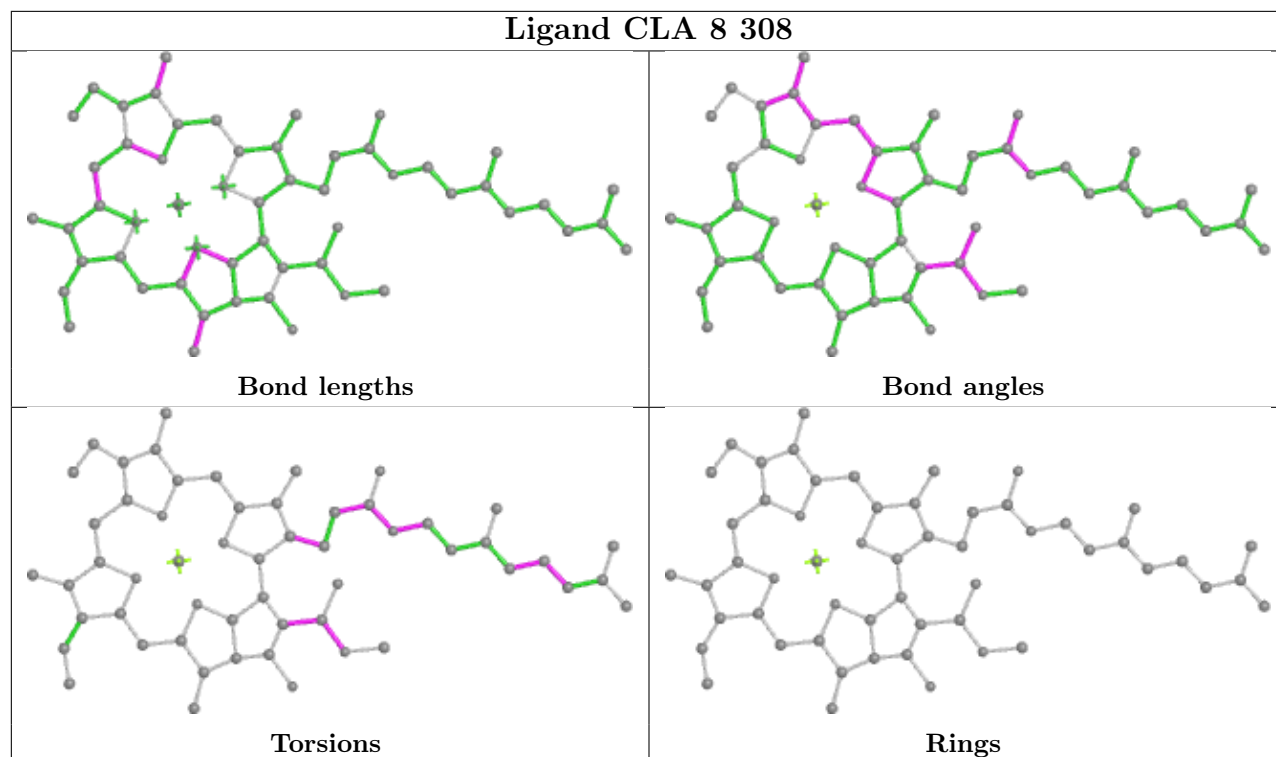


## Ligand CLA b 617

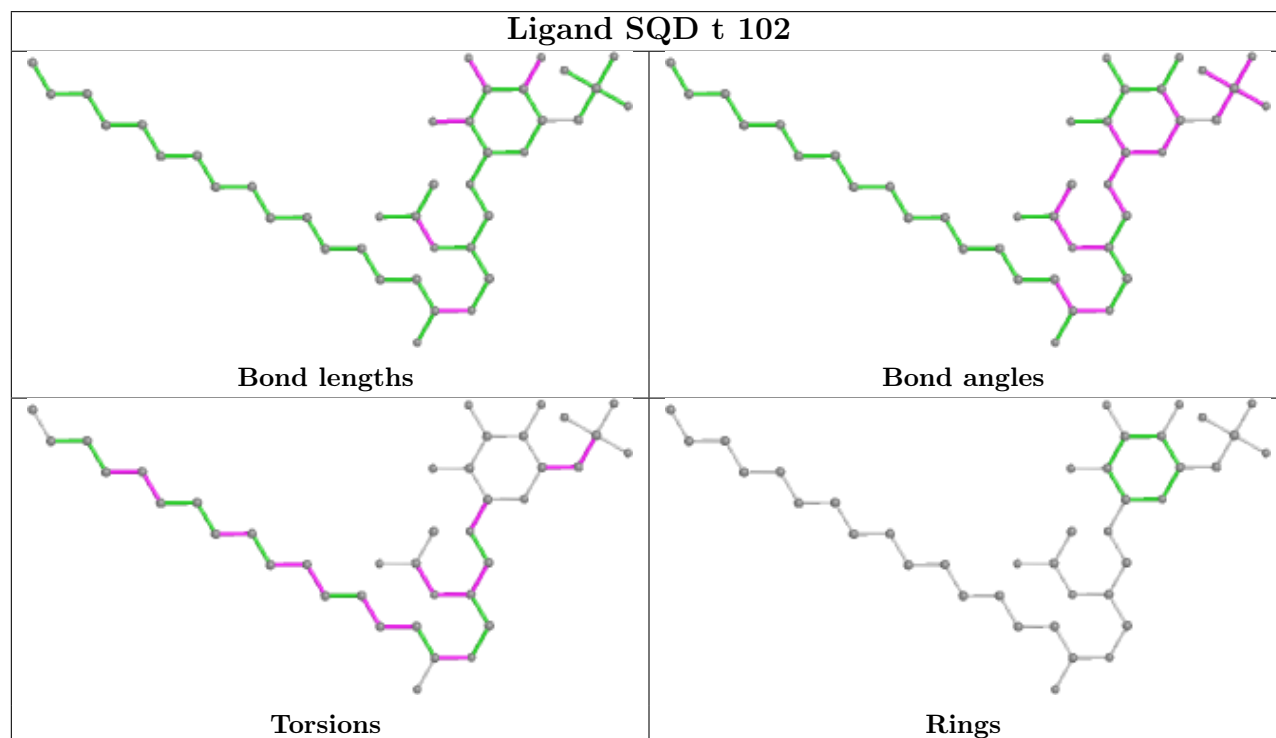




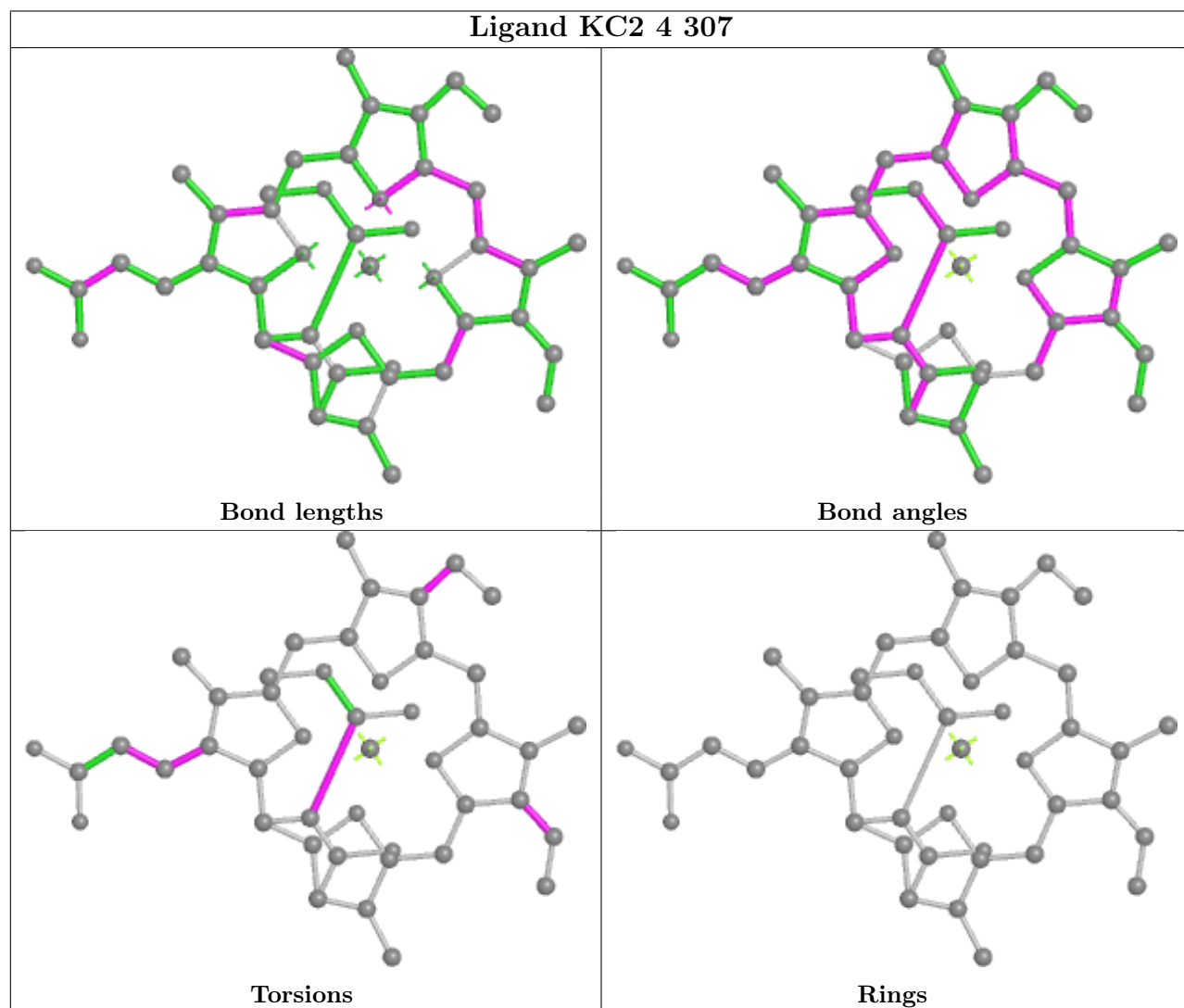
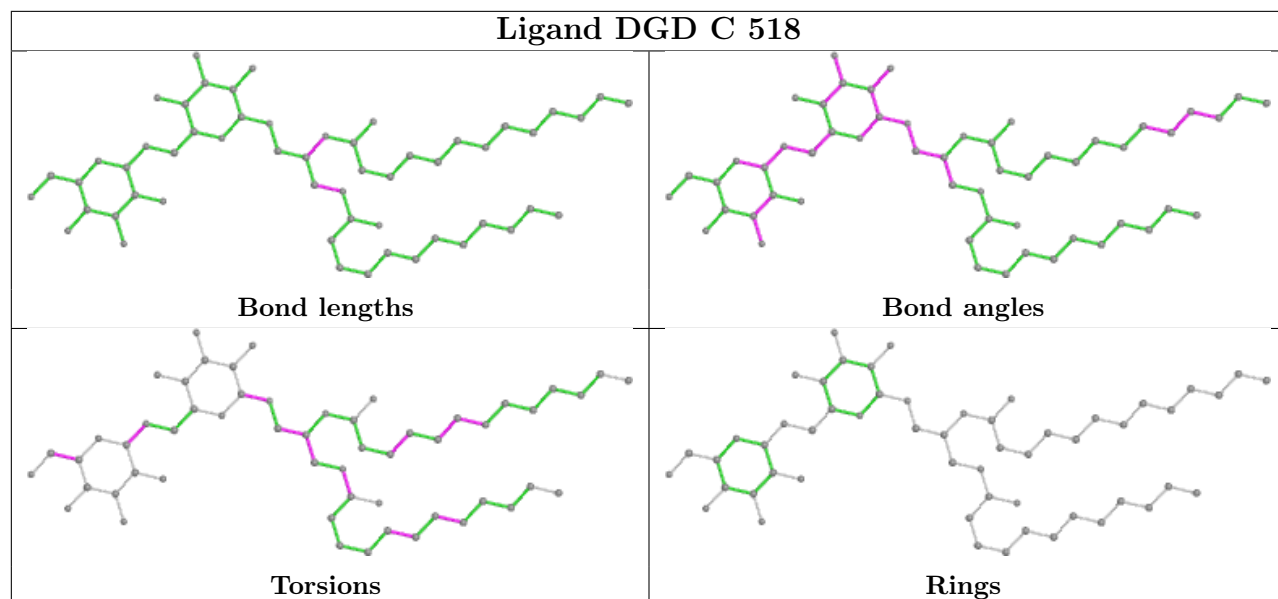
## Ligand CLA 8 308



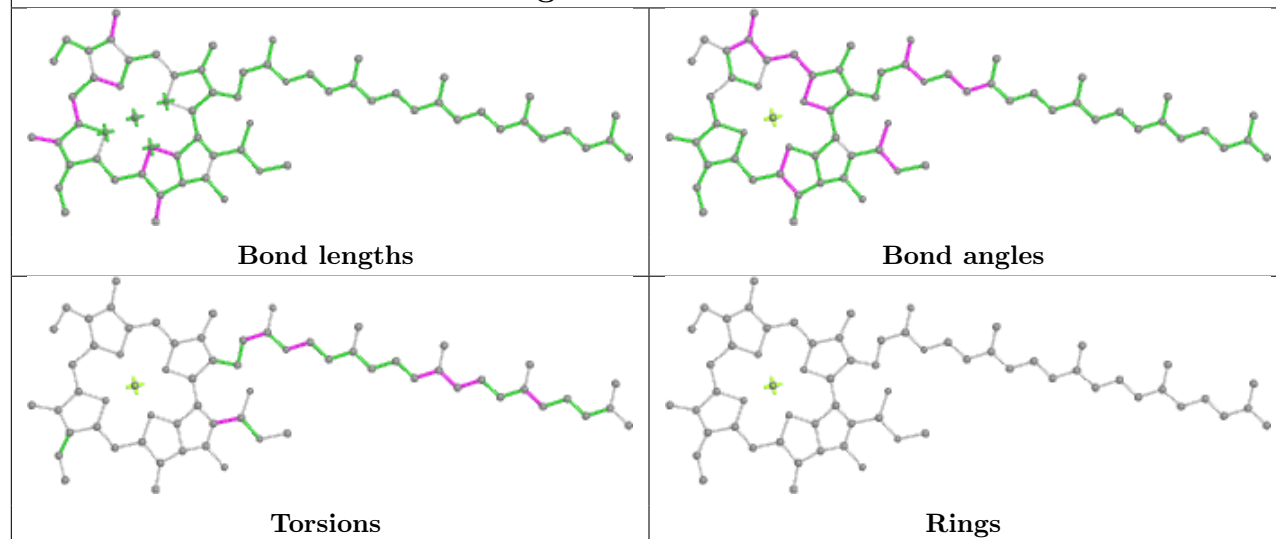
## Ligand SQD t 102



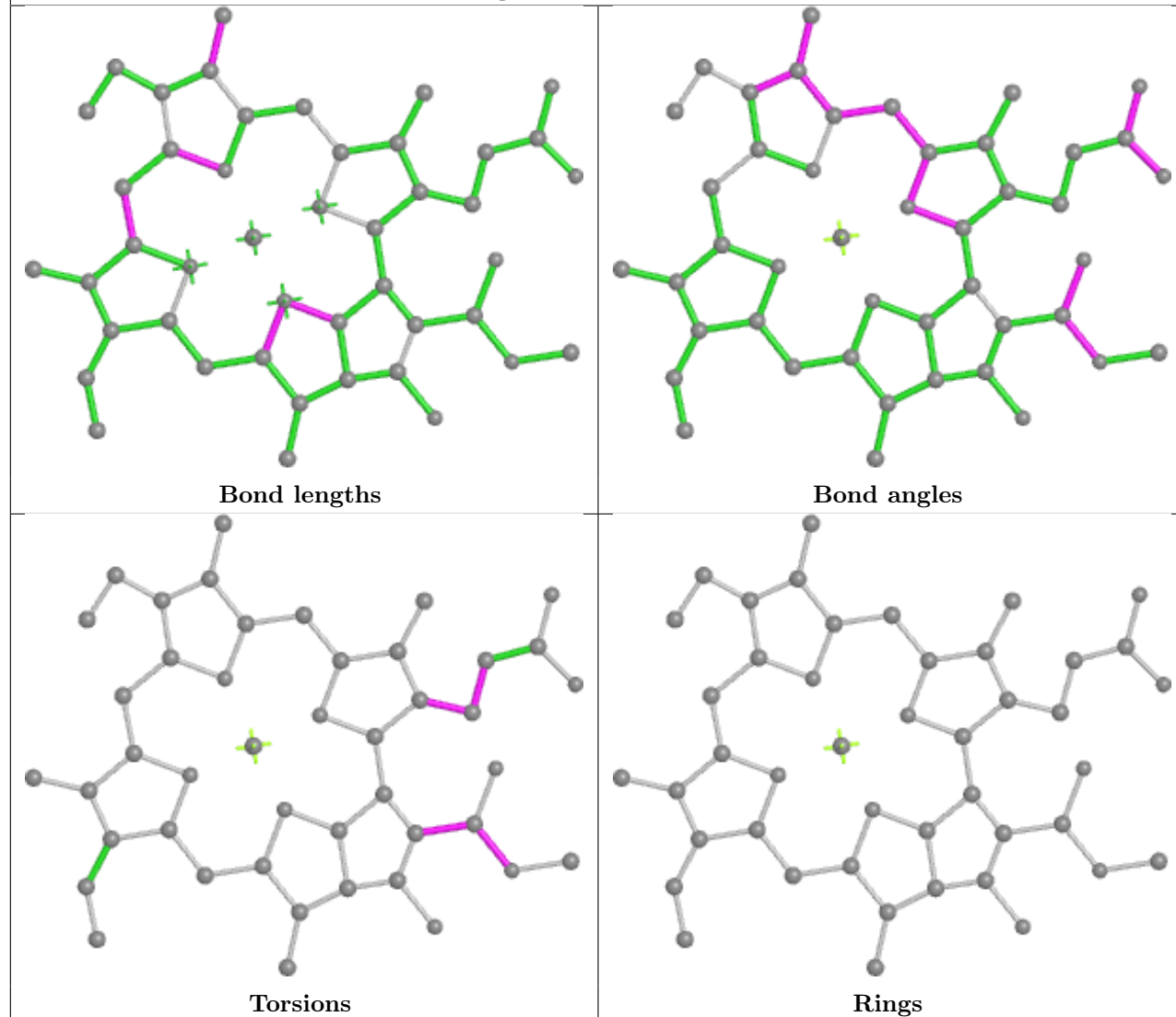




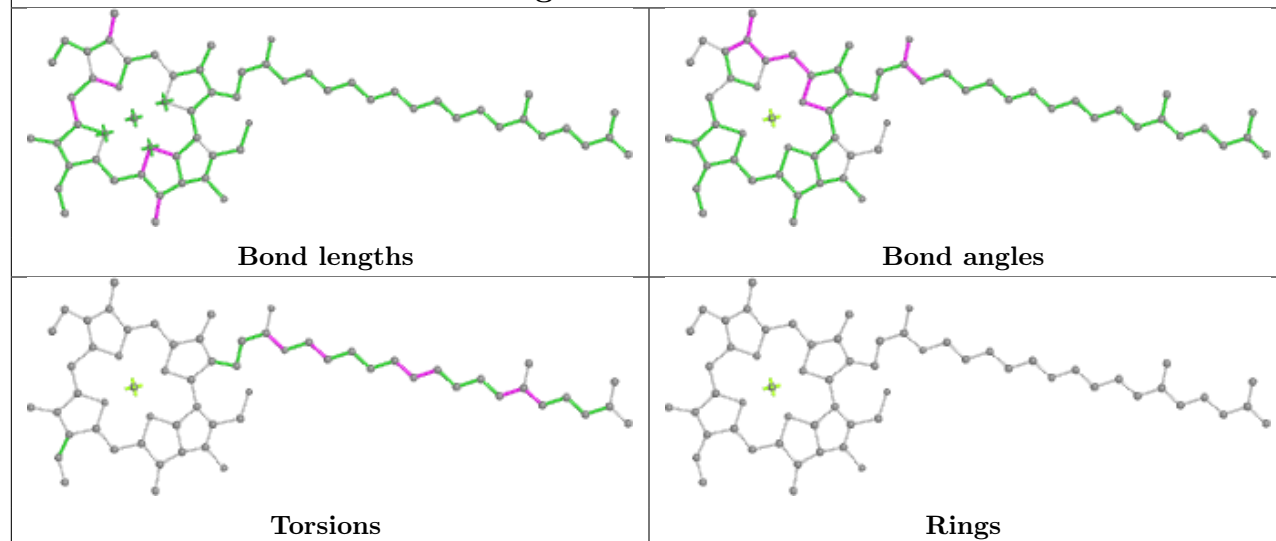
## Ligand CLA c 510



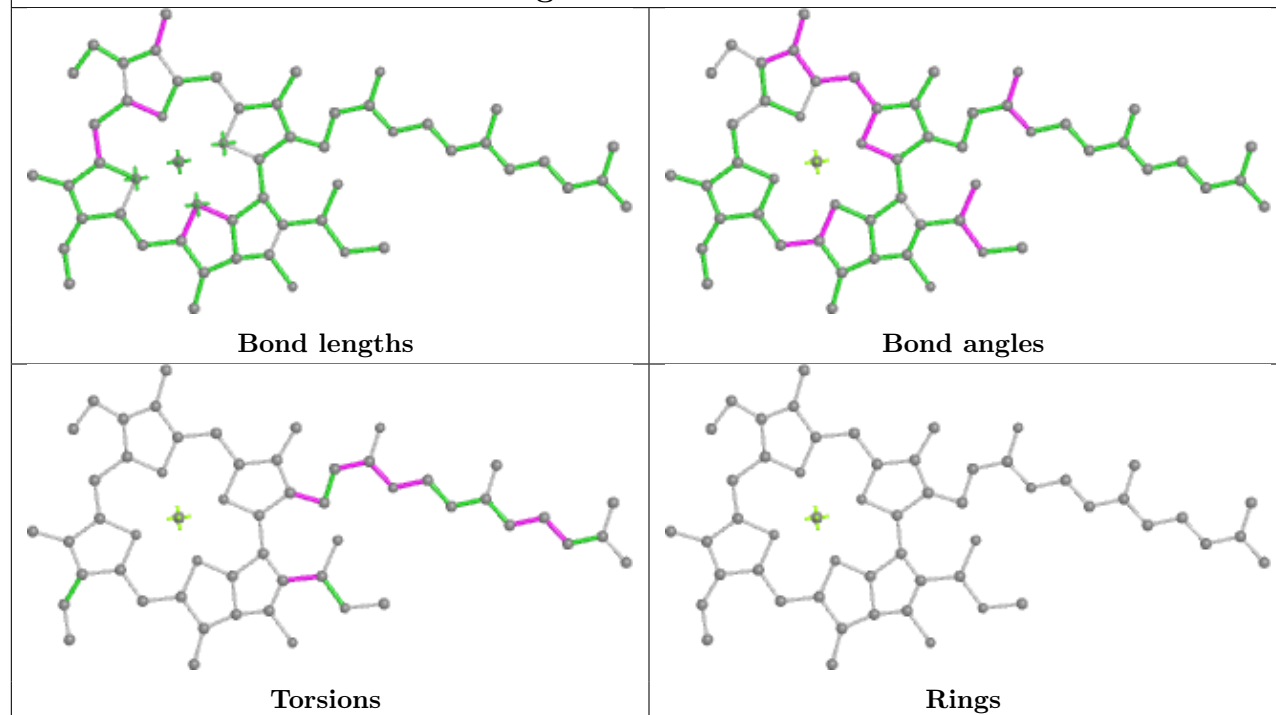
## Ligand CLA 1 306

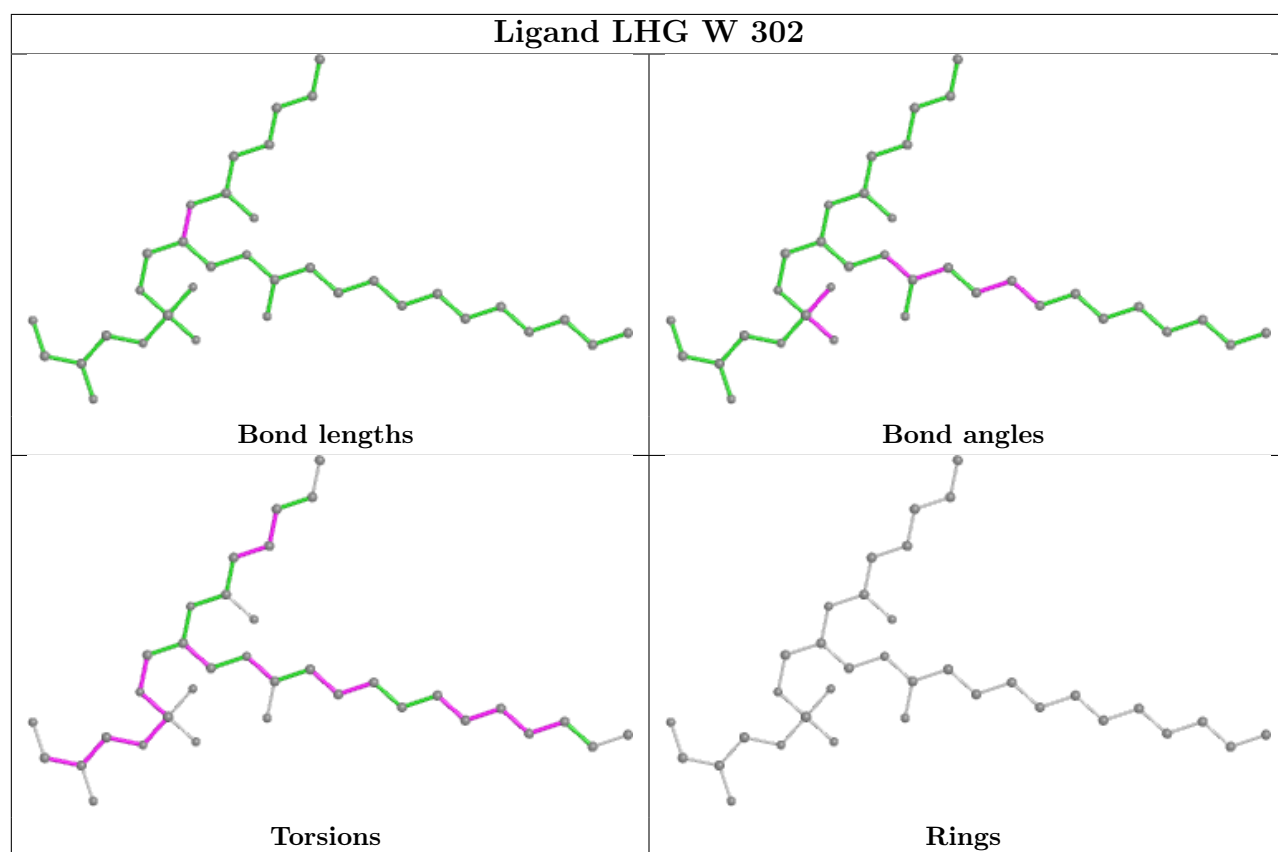
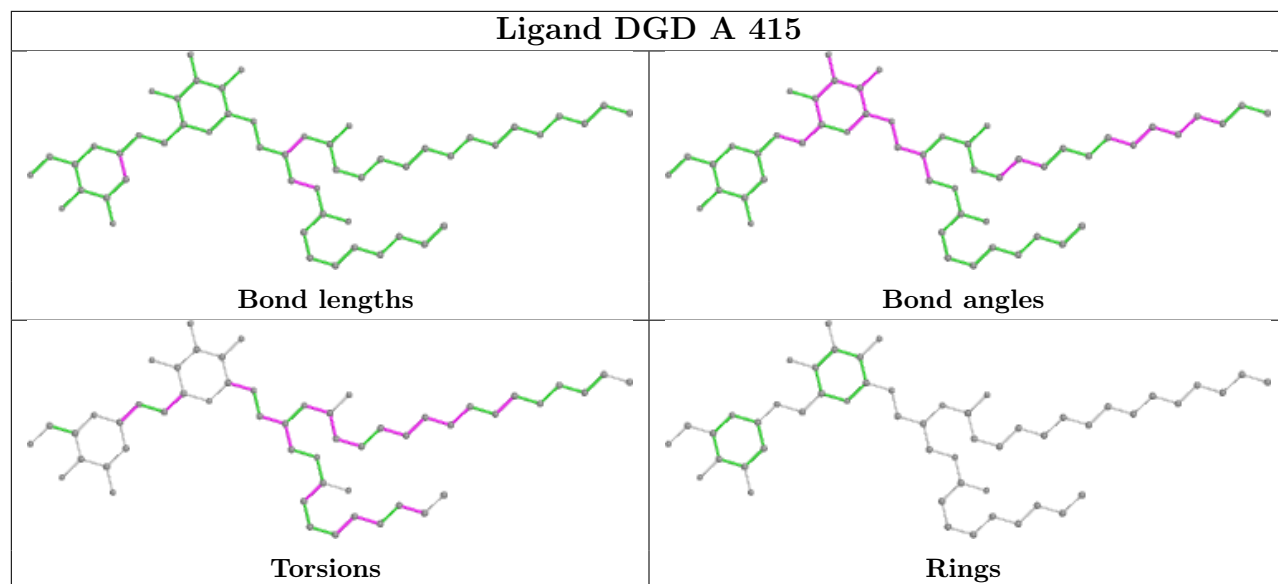


## Ligand CLA b 603

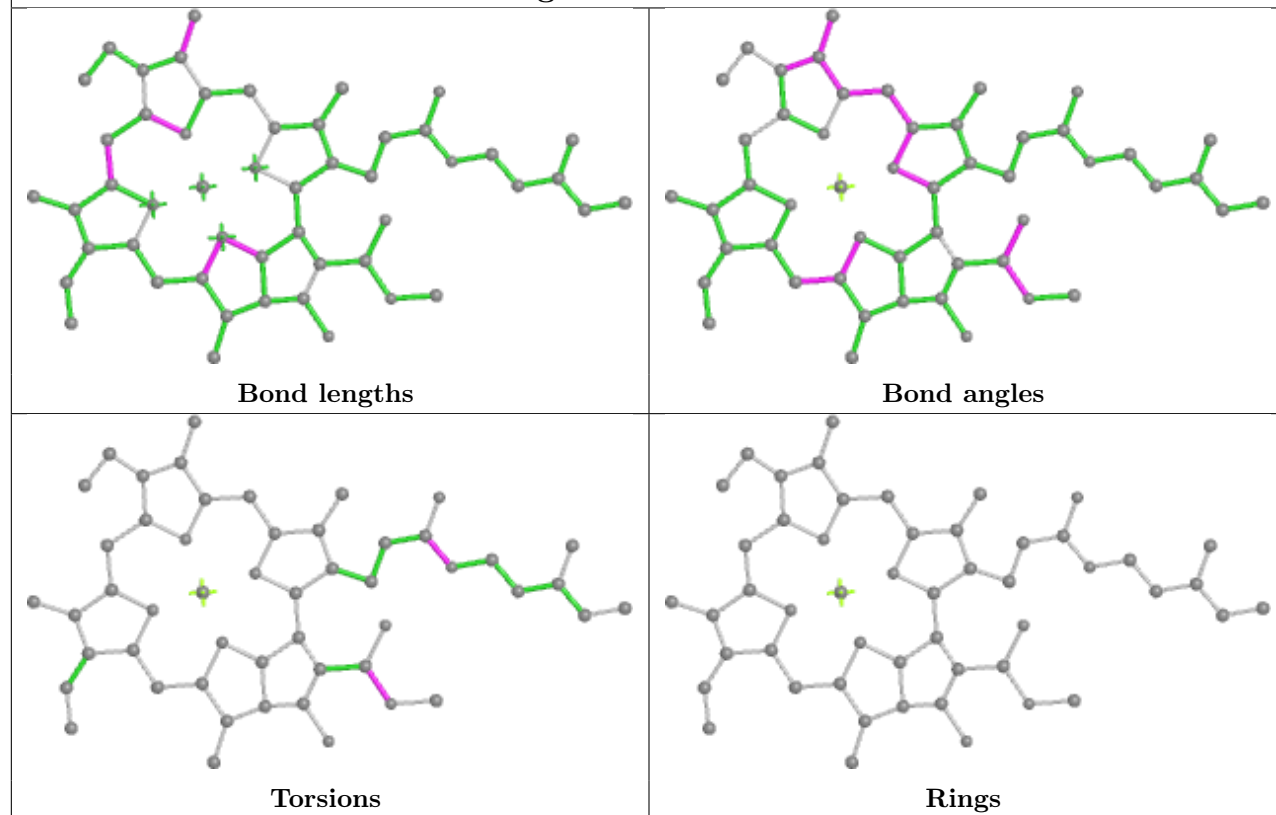


## Ligand CLA 1 308

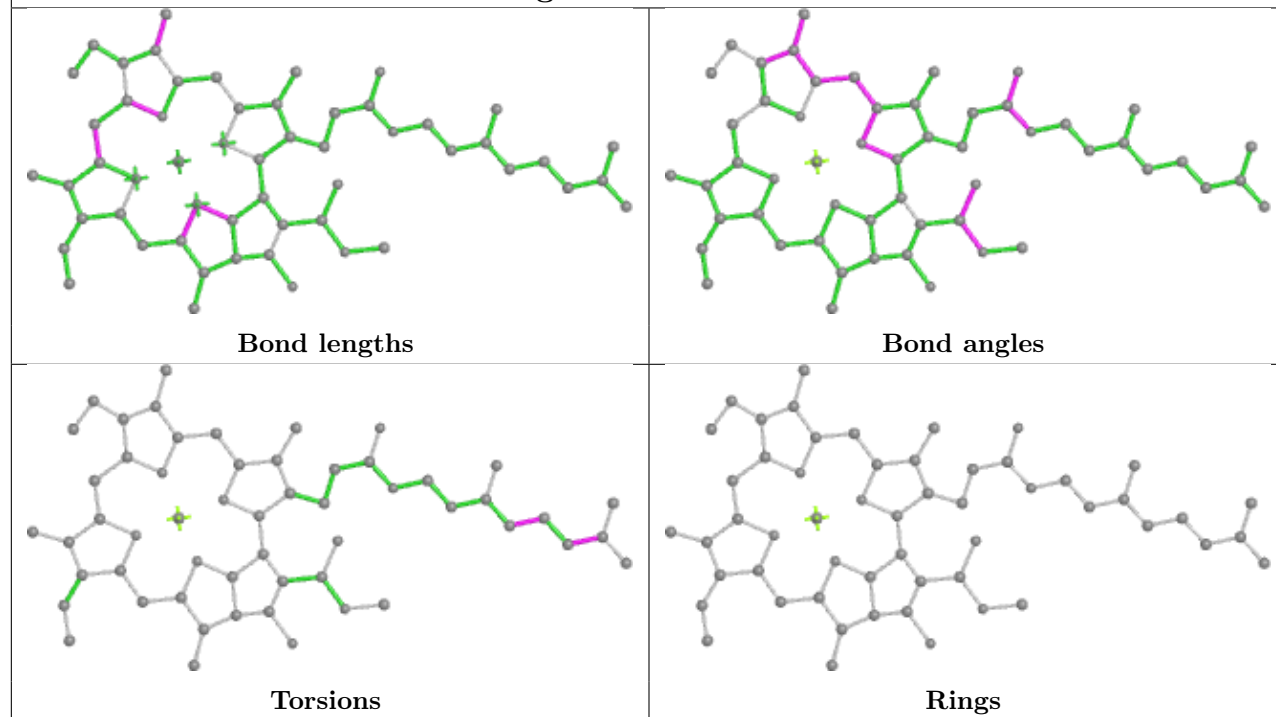


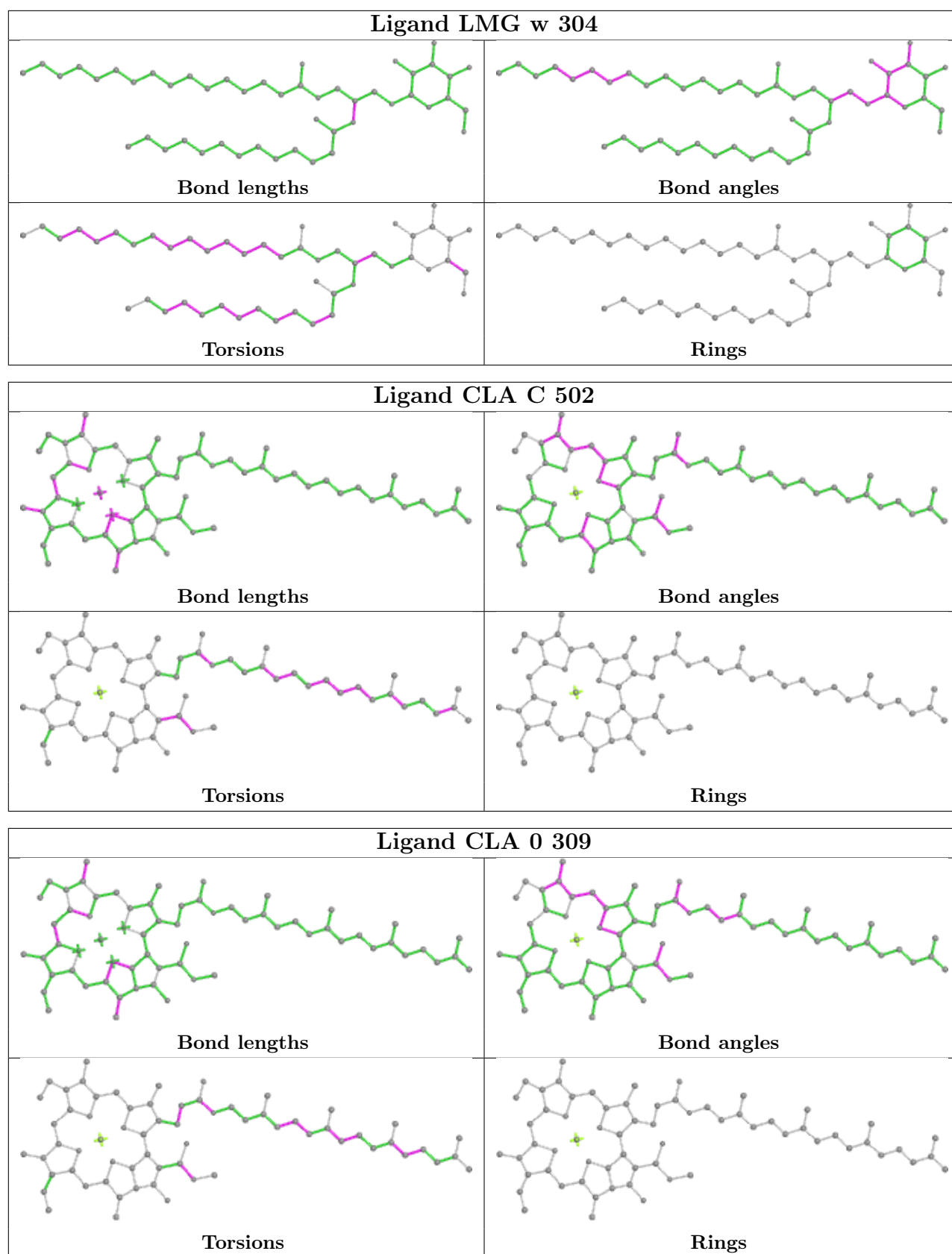


## Ligand CLA z 101

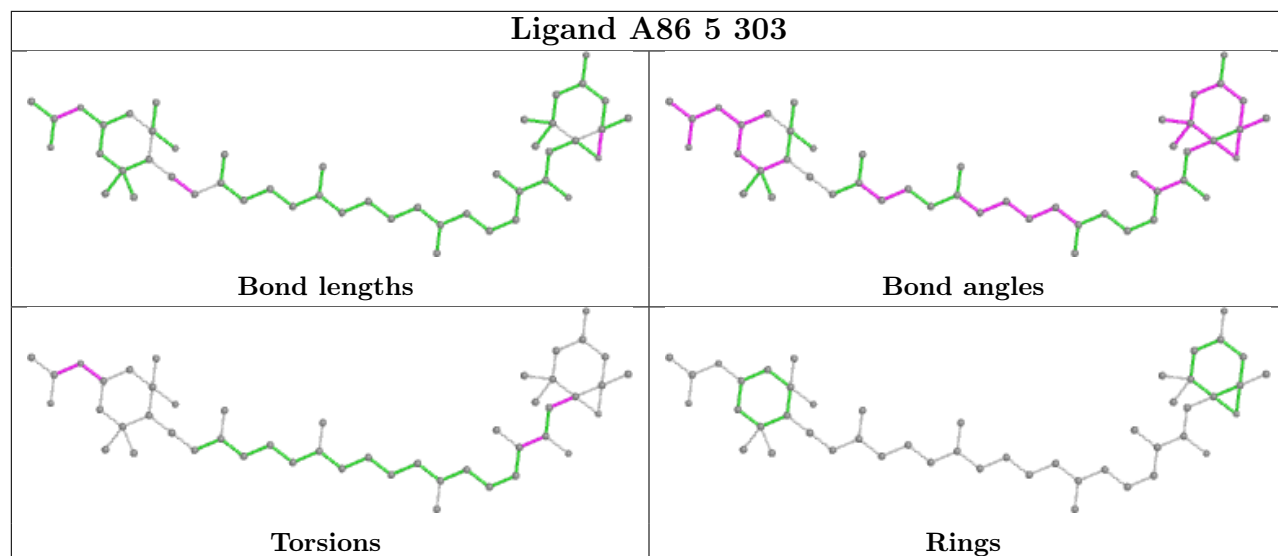


## Ligand CLA 5 309

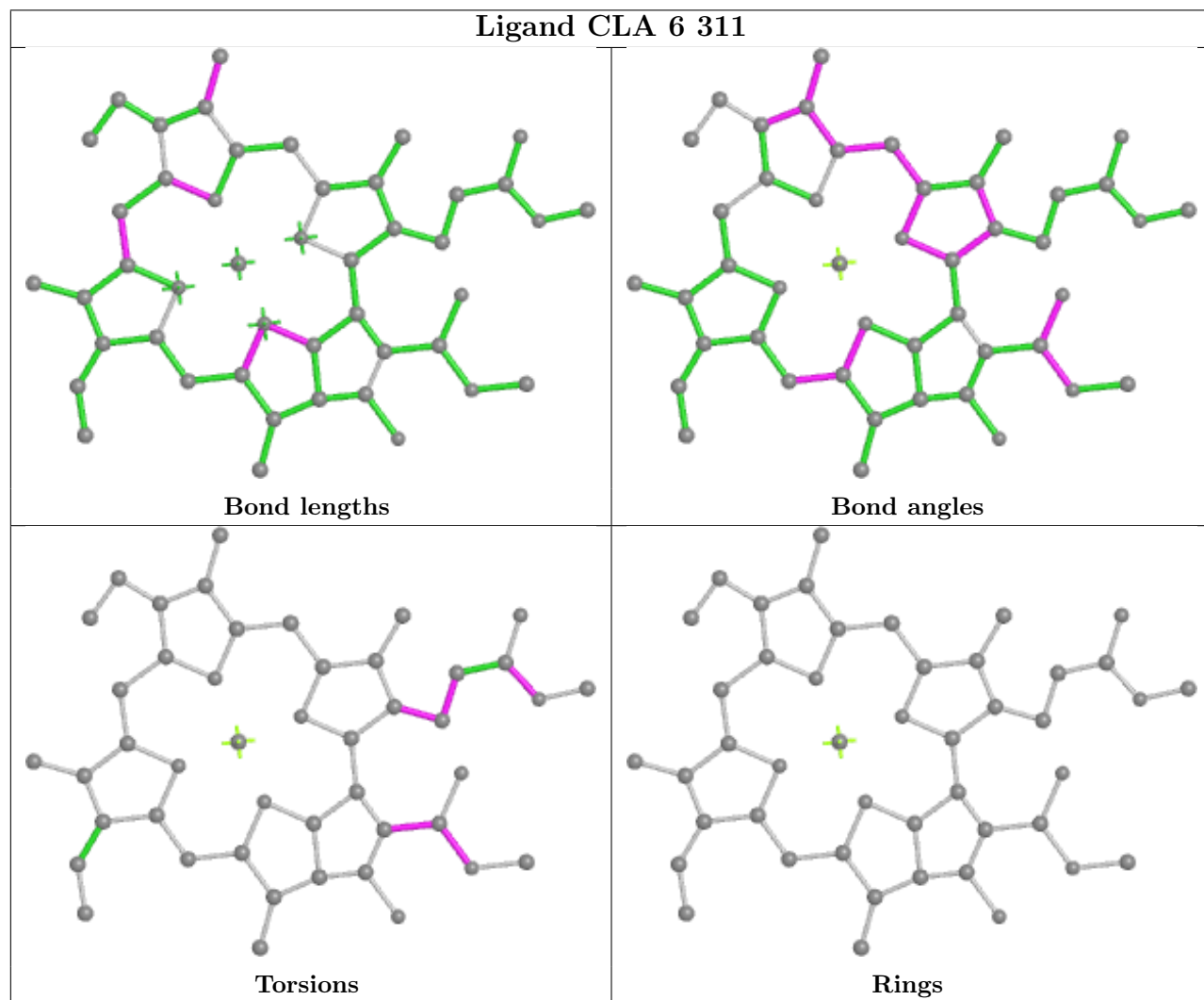


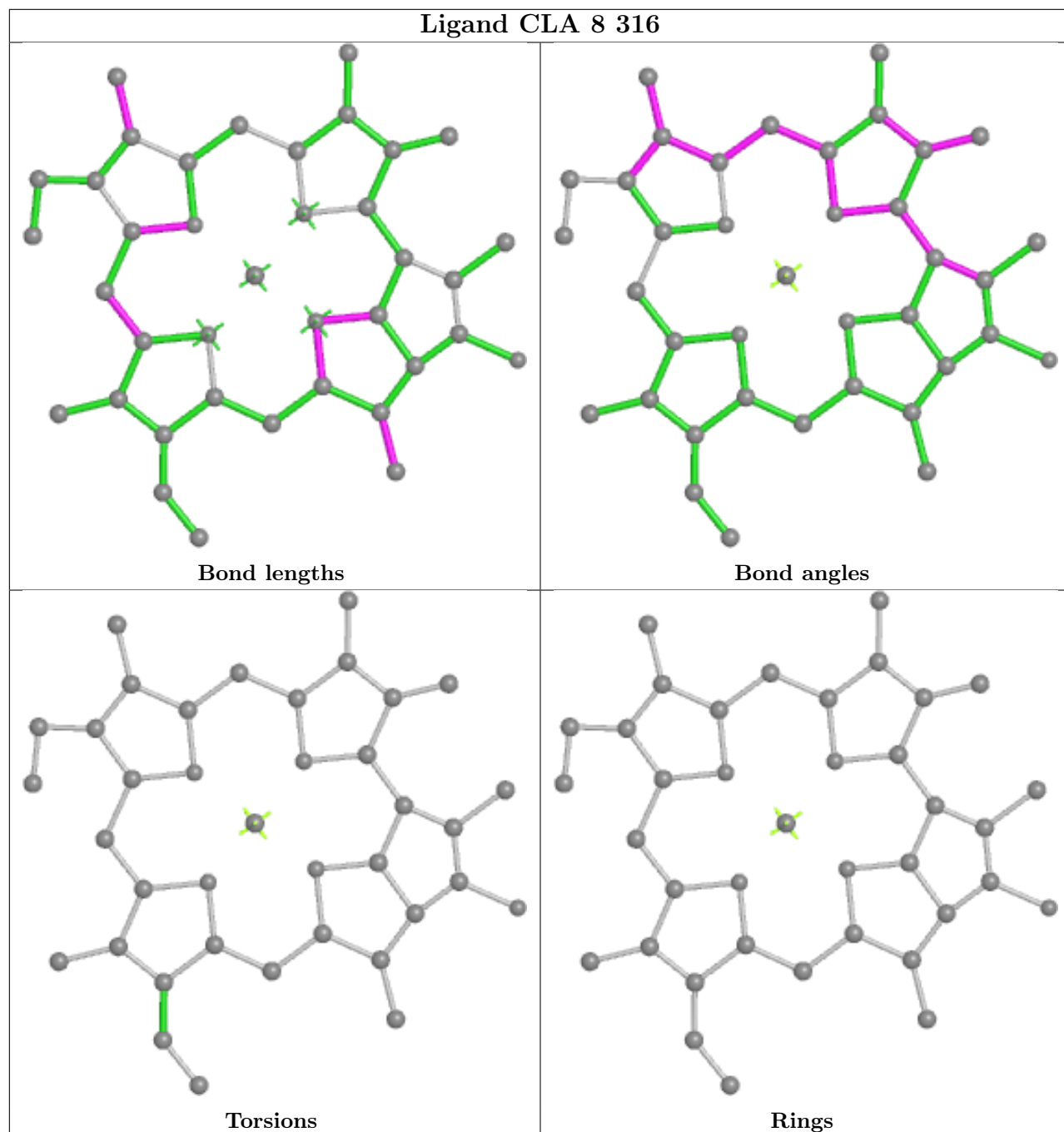
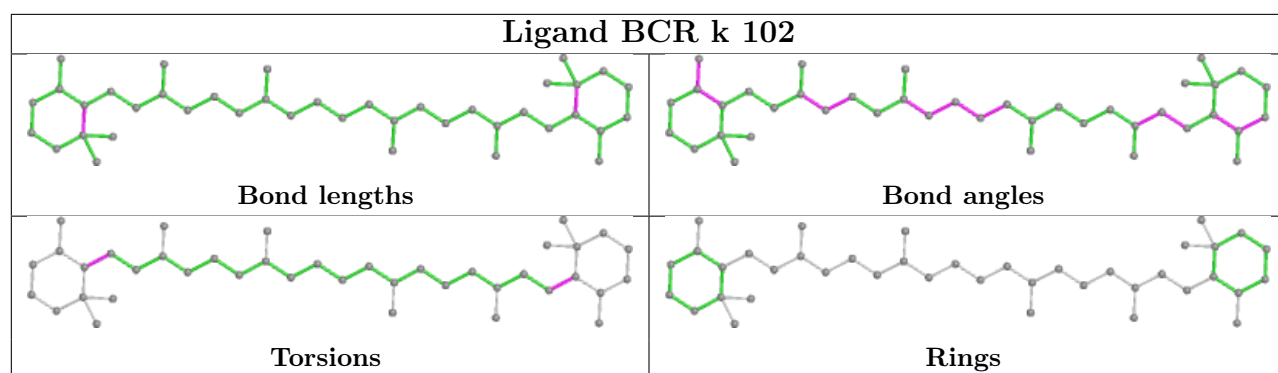


## Ligand A86 5 303



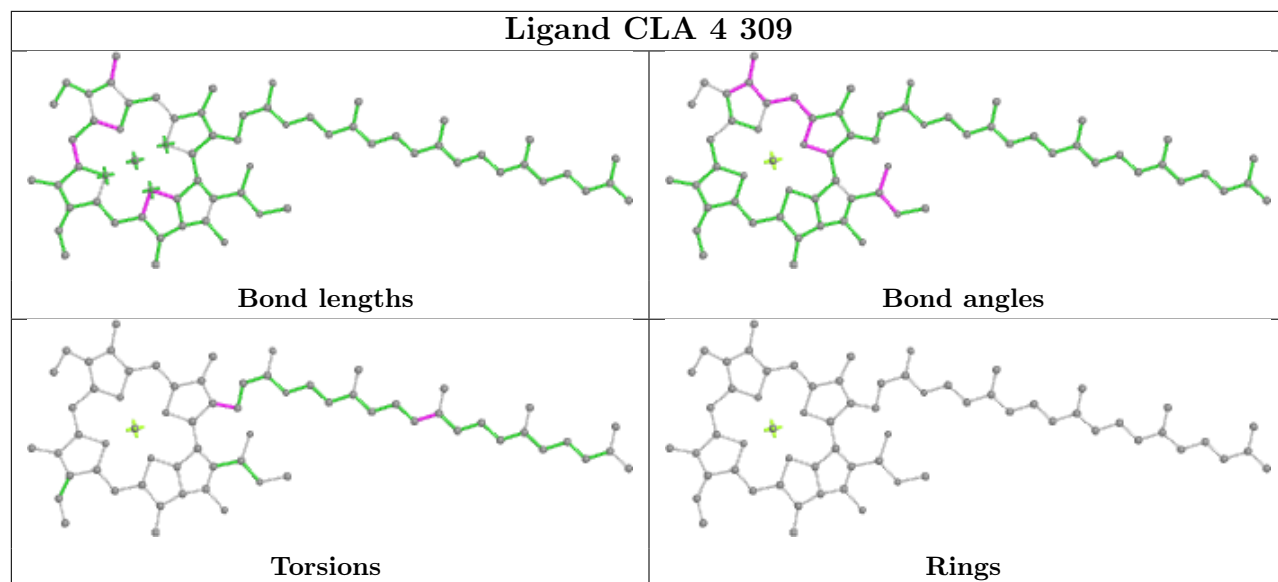
## Ligand CLA 6 311



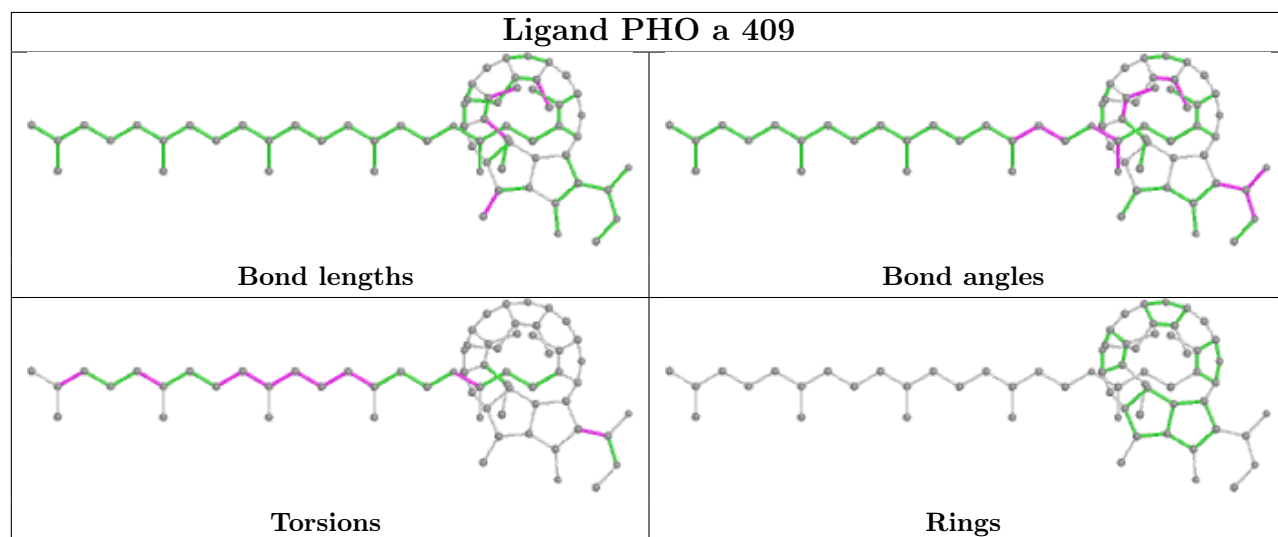


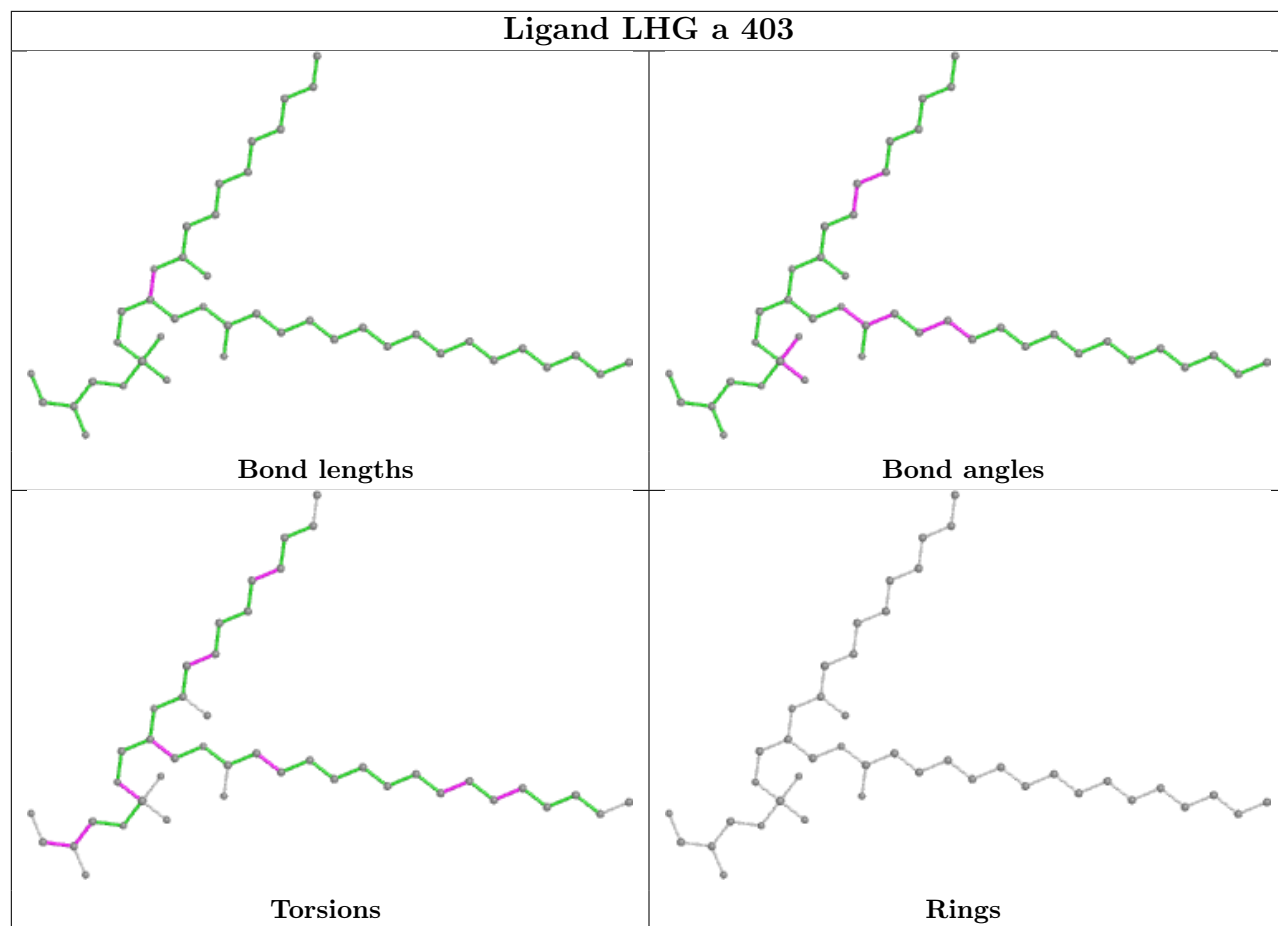


## Ligand CLA 4 309

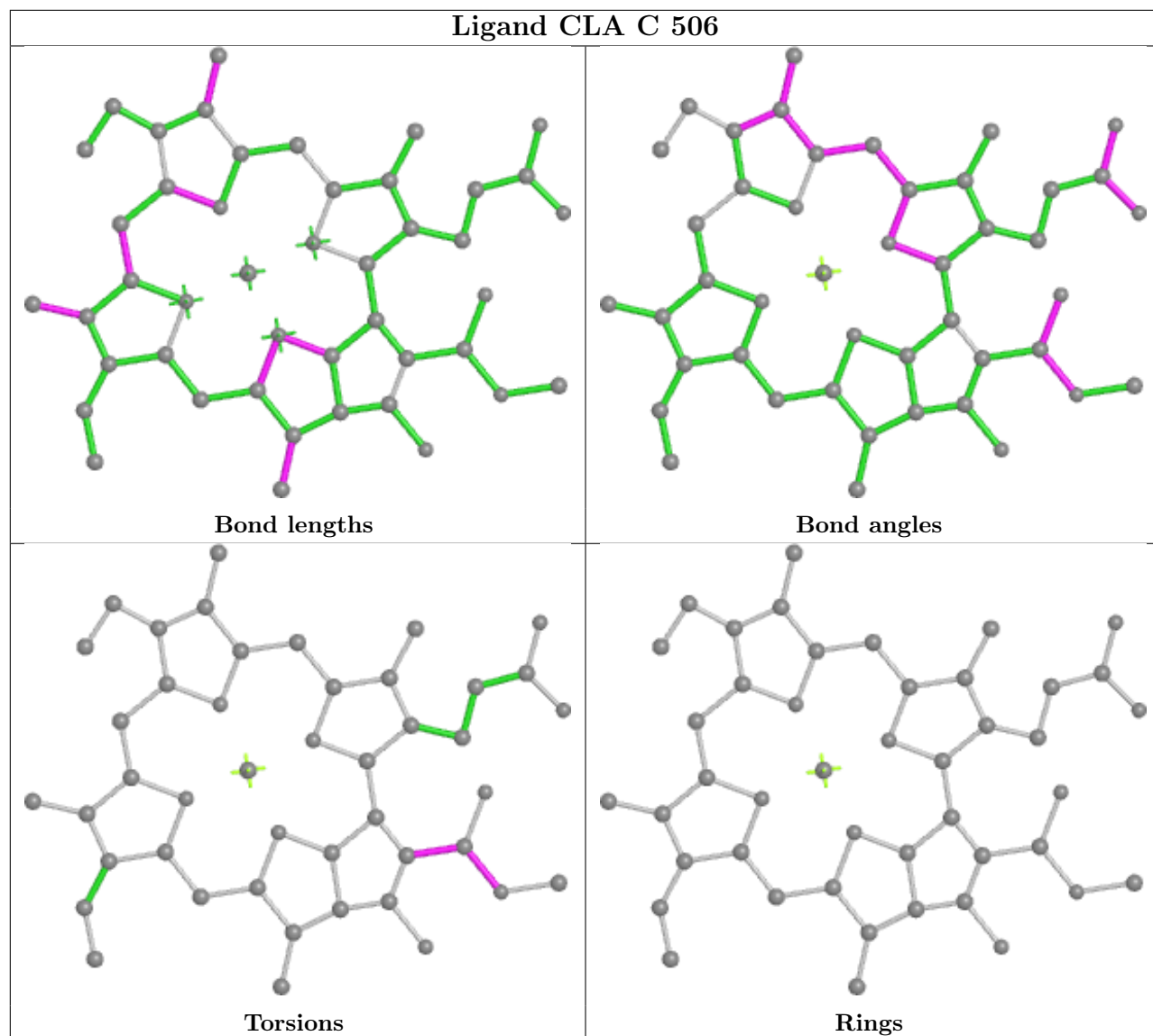


## Ligand PHO a 409

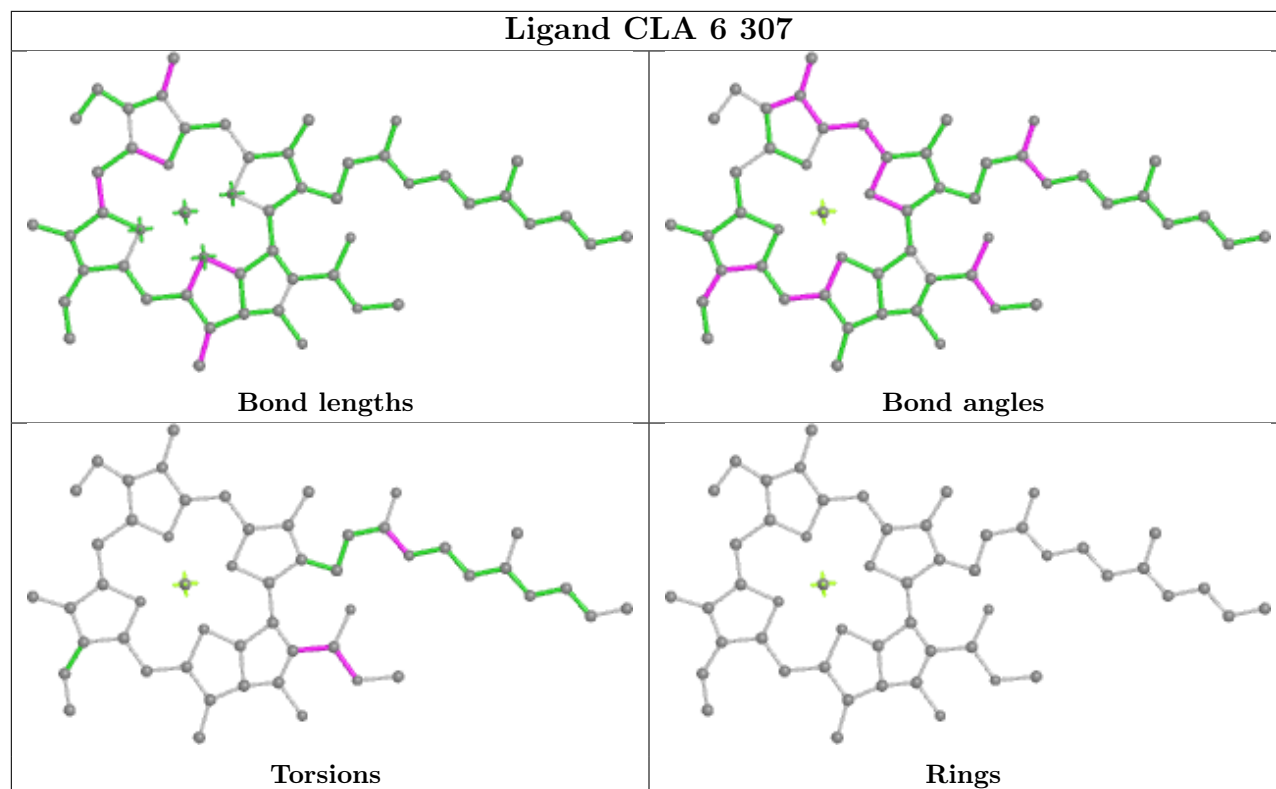




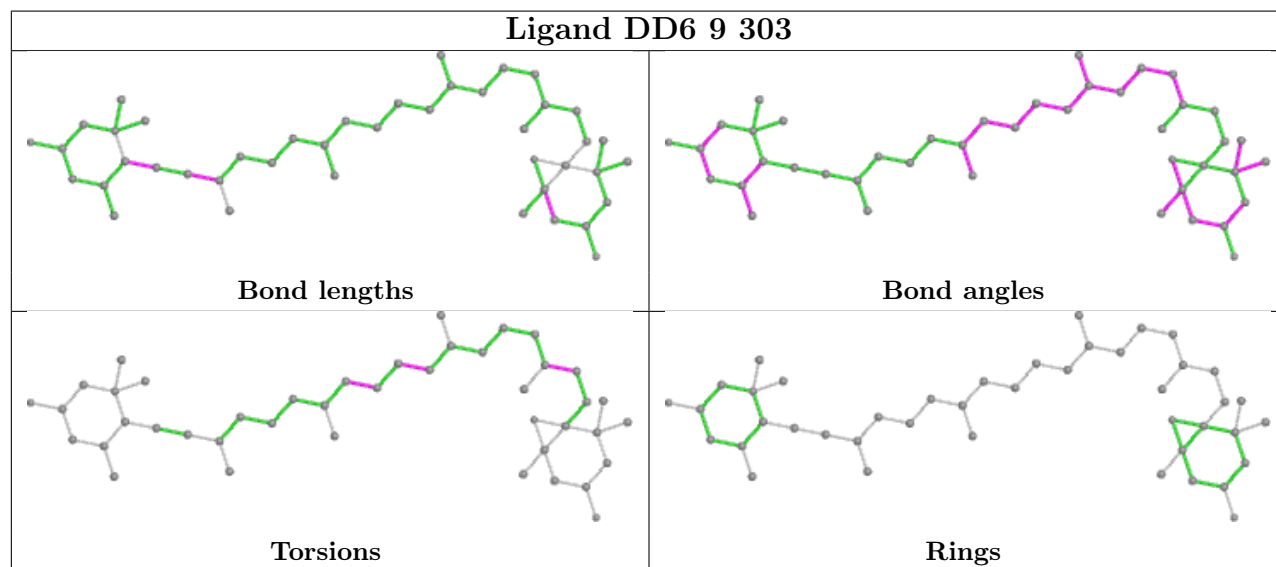
## Ligand CLA C 506

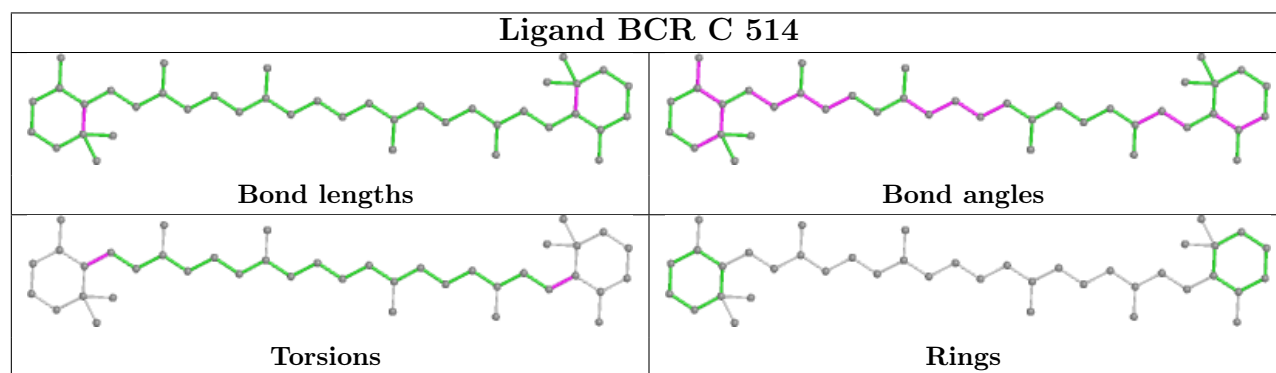
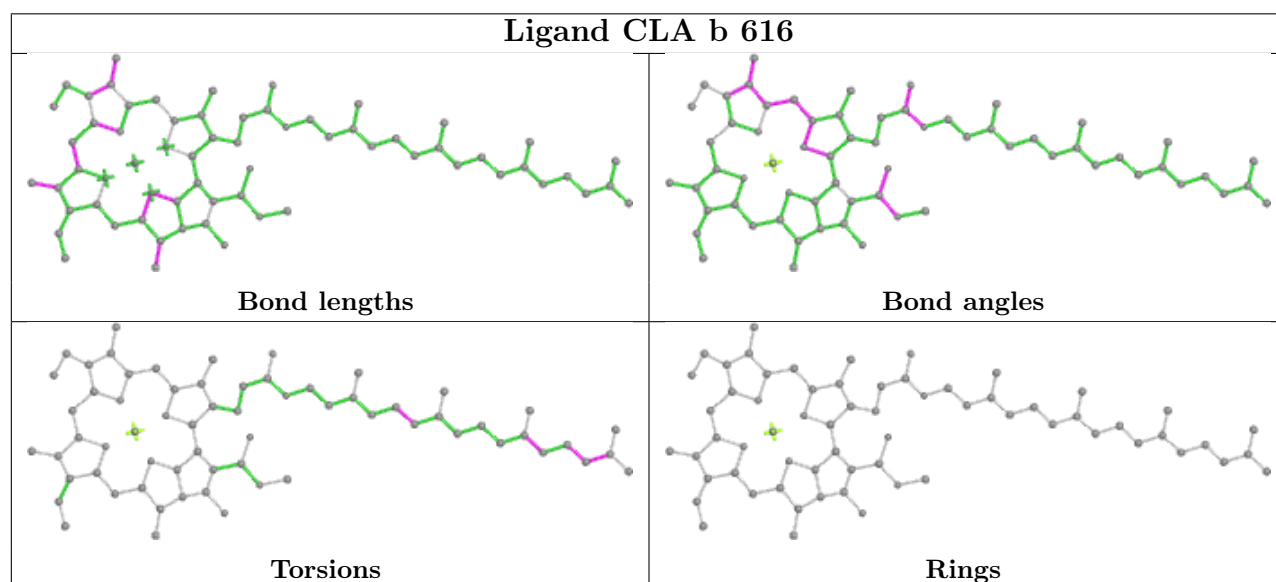
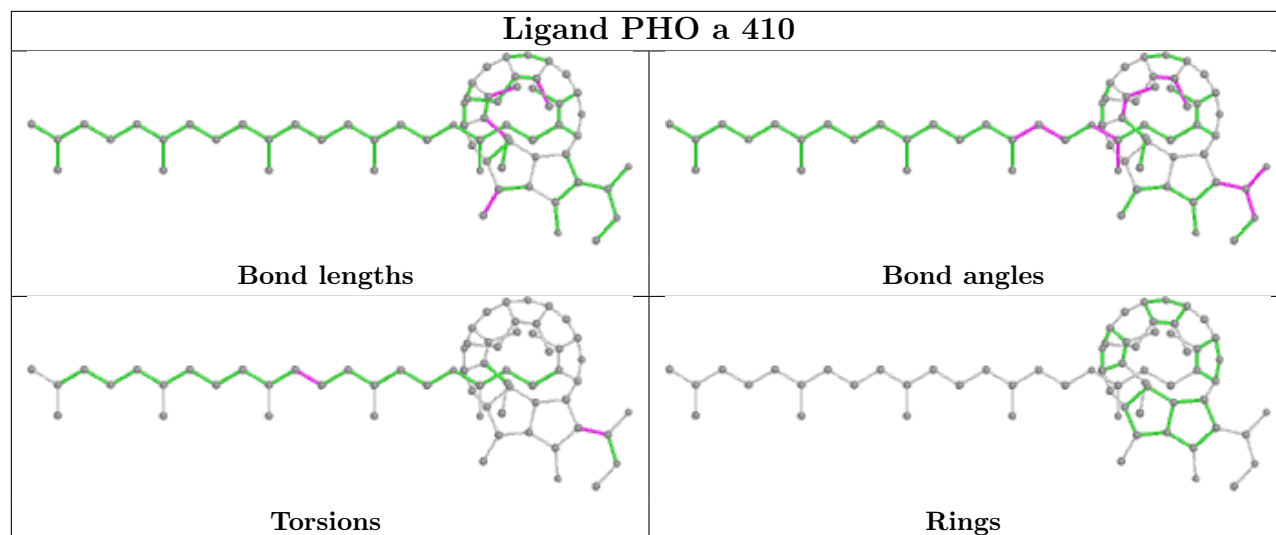


## Ligand CLA 6 307

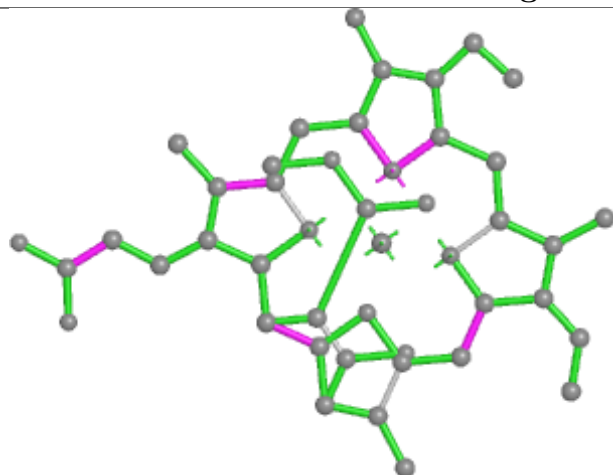


## Ligand DD6 9 303

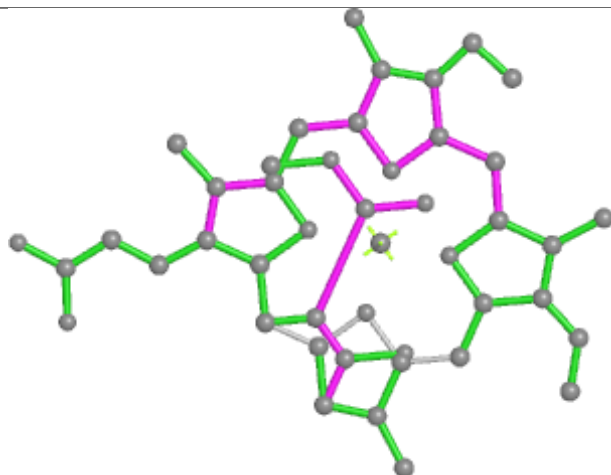




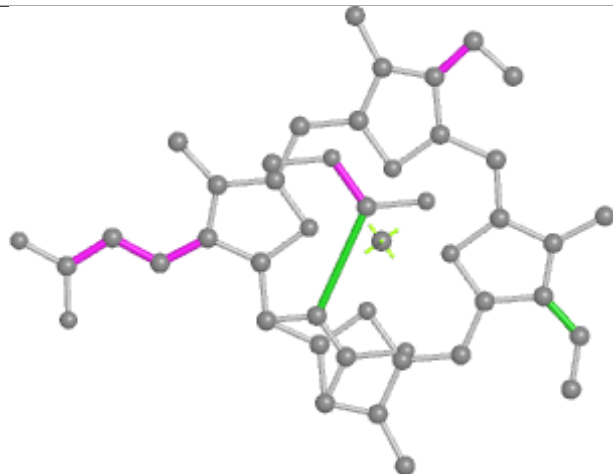
## Ligand KC1 3 310



Bond lengths



Bond angles

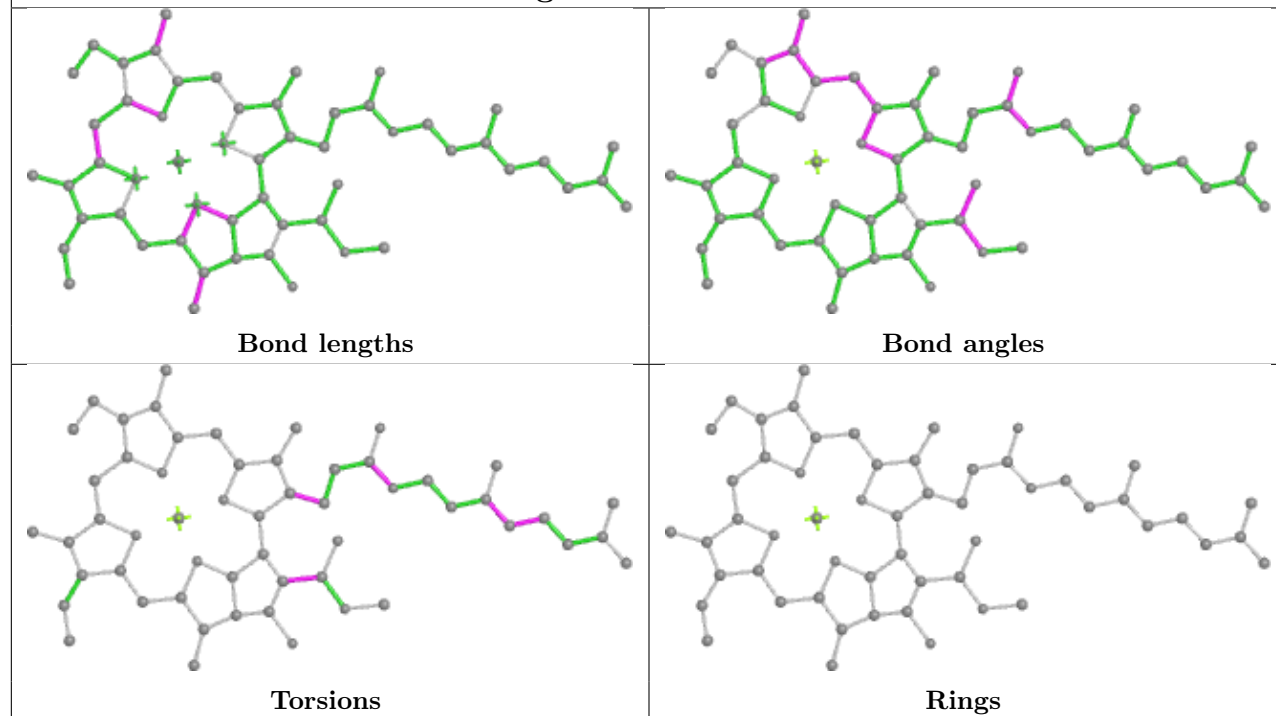


Torsions

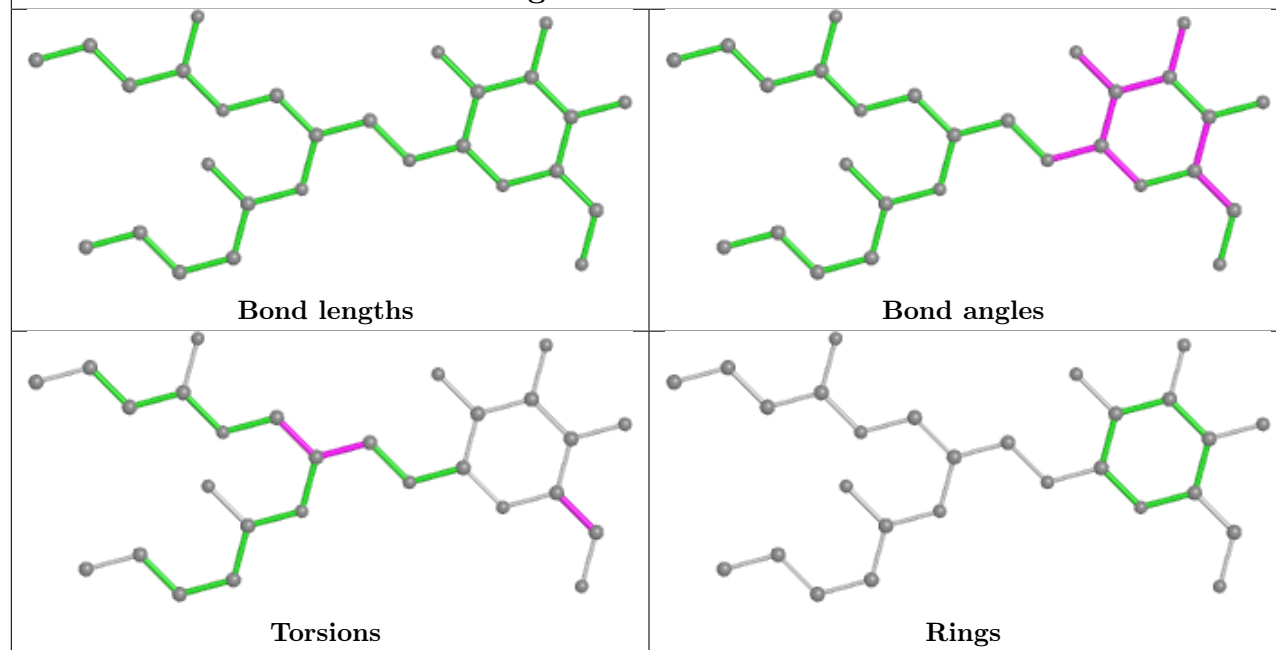


Rings

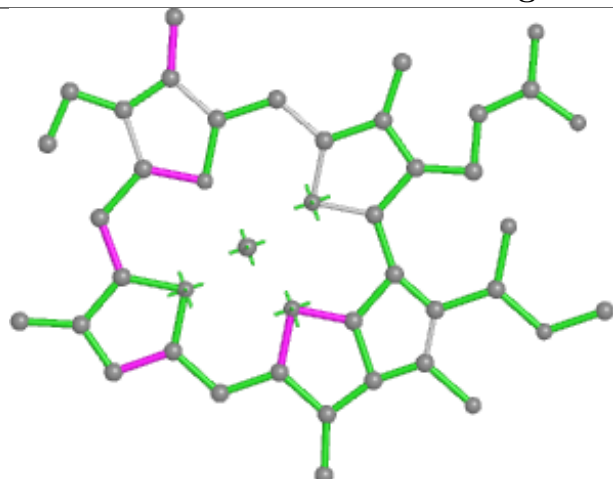
## Ligand CLA 4 305



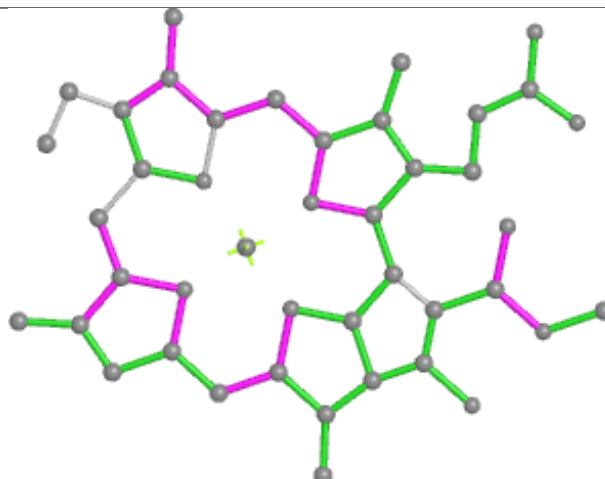
## Ligand LMG B 621



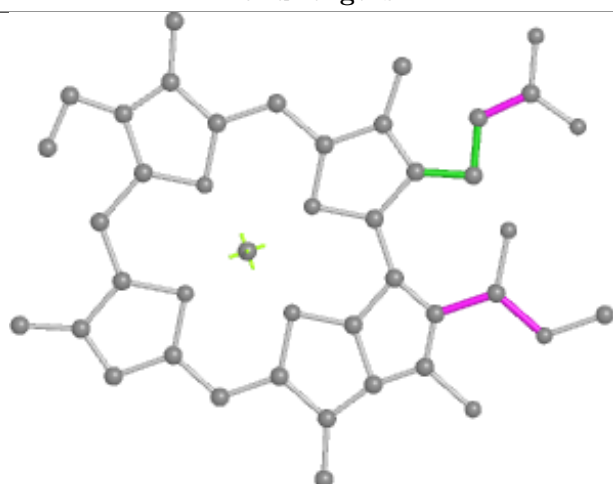
## Ligand CLA 2 309



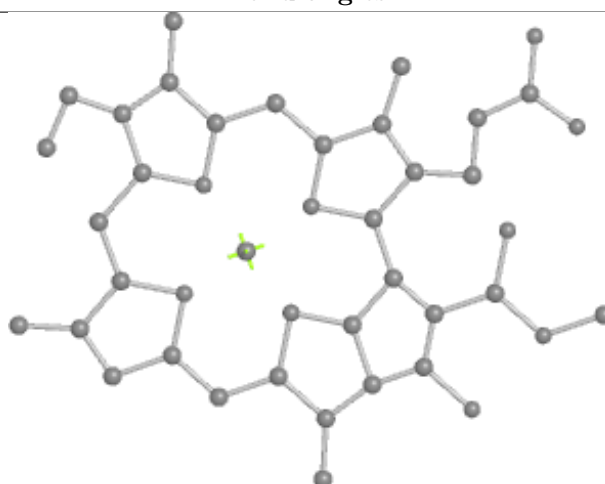
Bond lengths



Bond angles

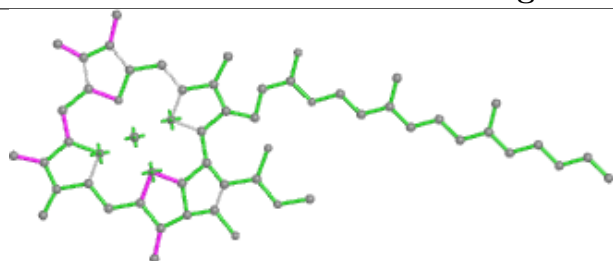


Torsions

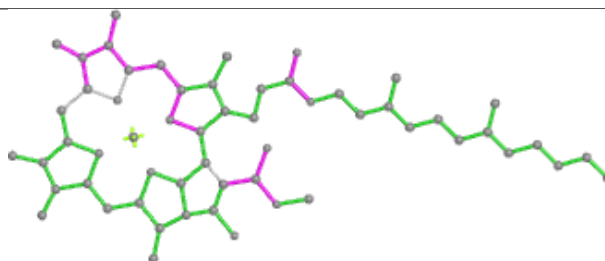


Rings

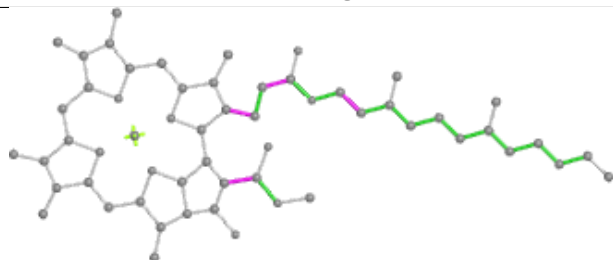
## Ligand CLA d 401



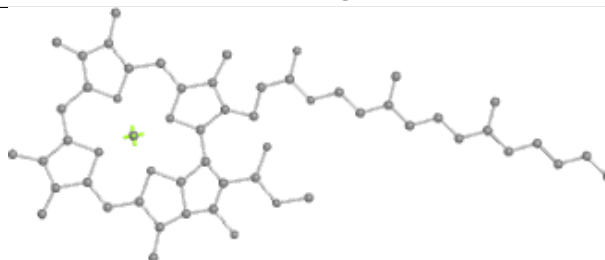
Bond lengths



Bond angles



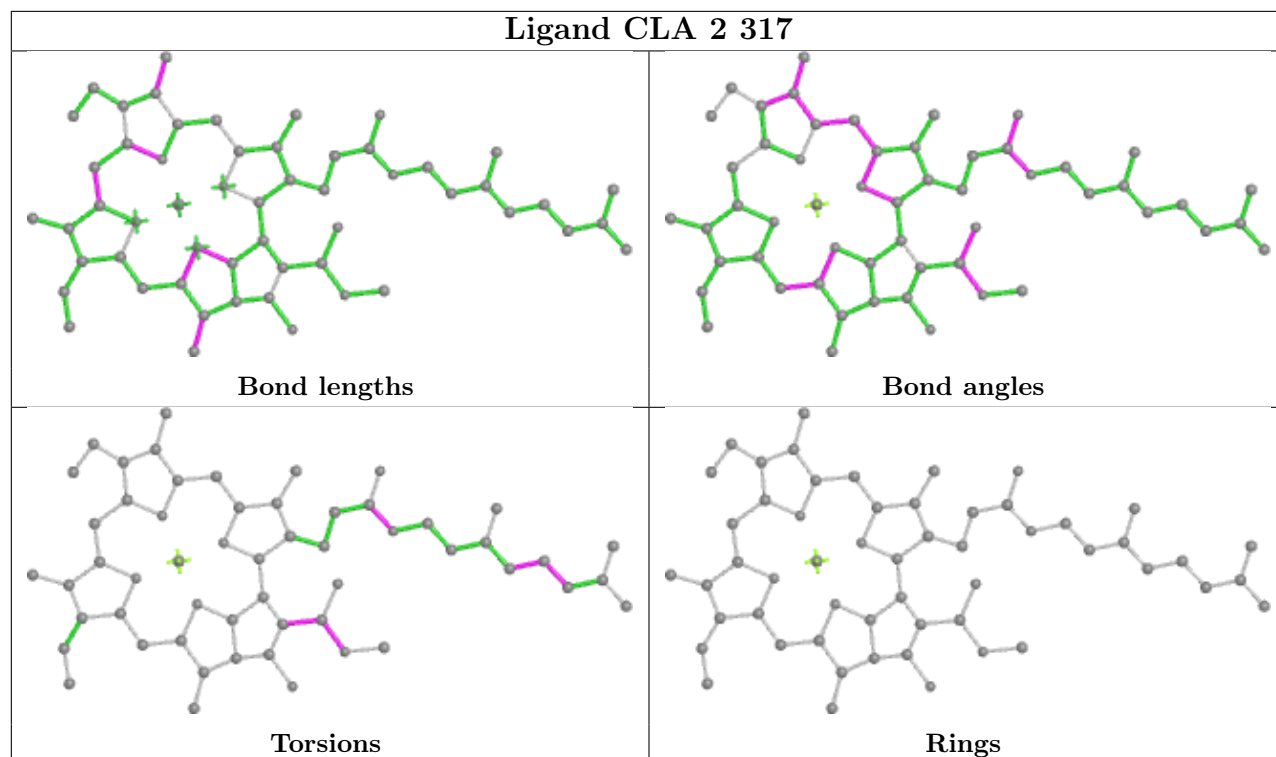
Torsions



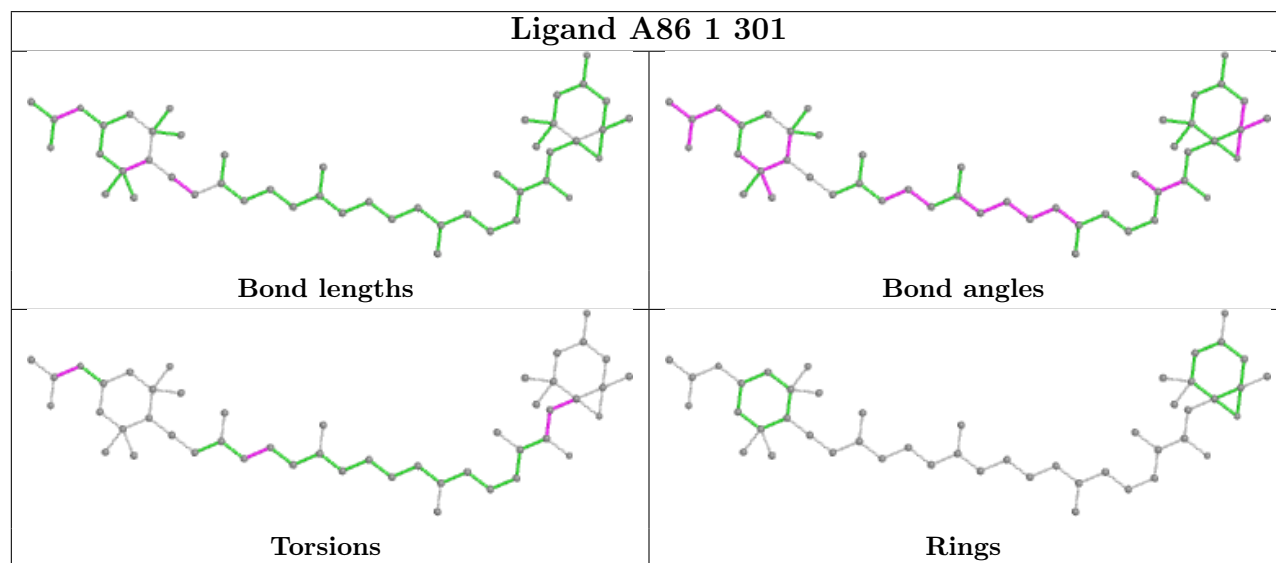
Rings



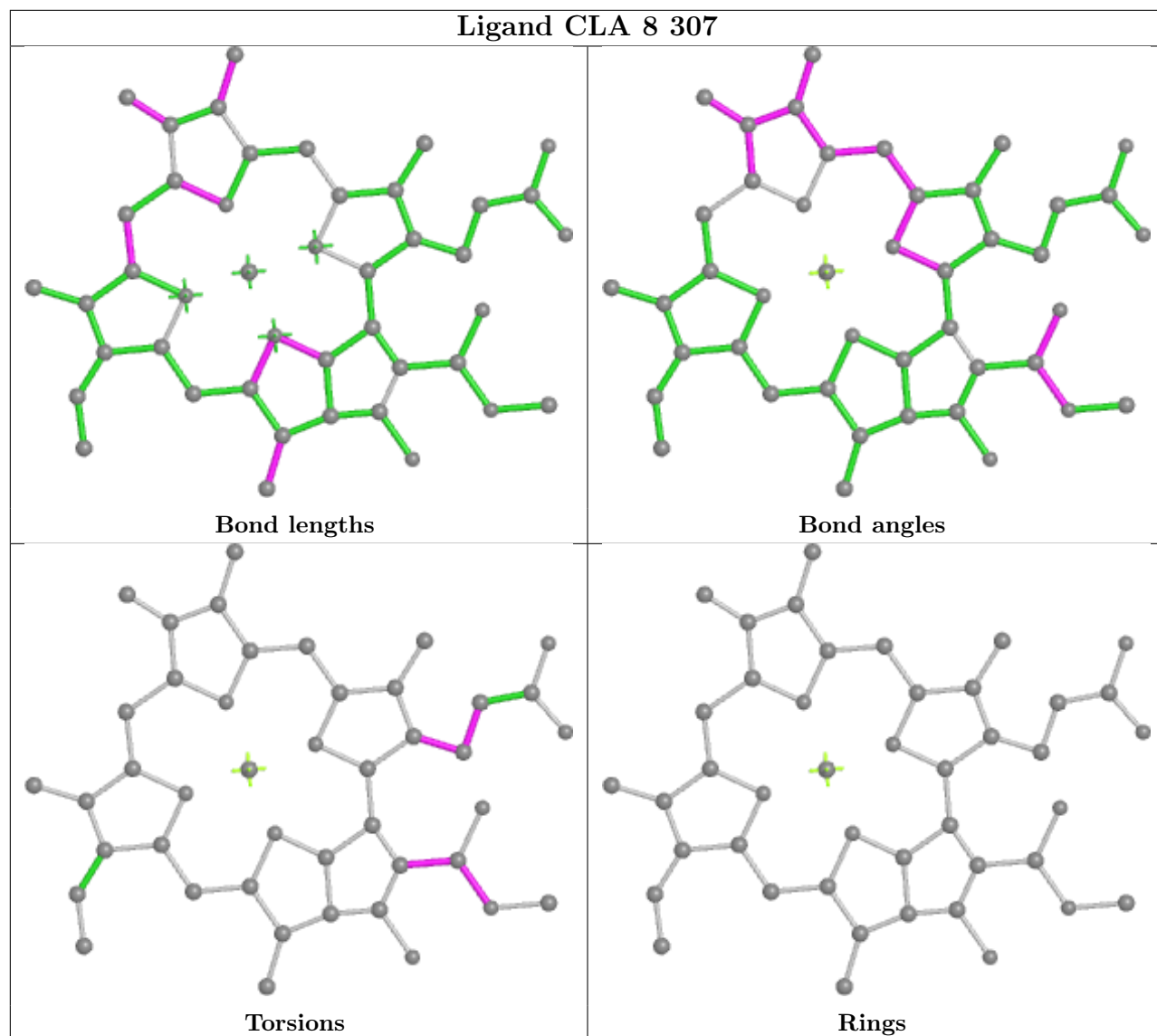
## Ligand CLA 2 317



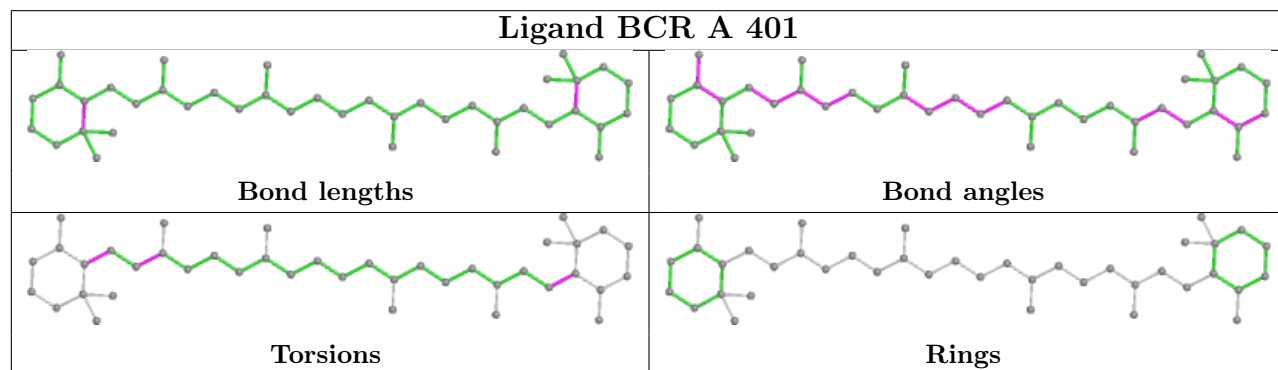
## Ligand A86 1 301

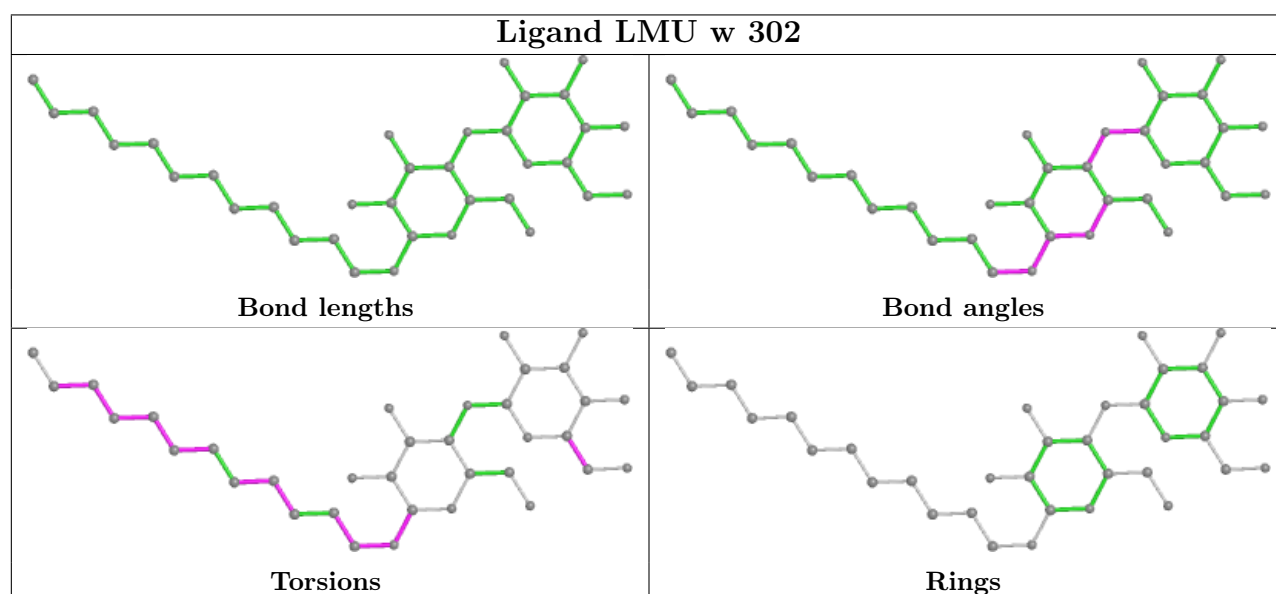
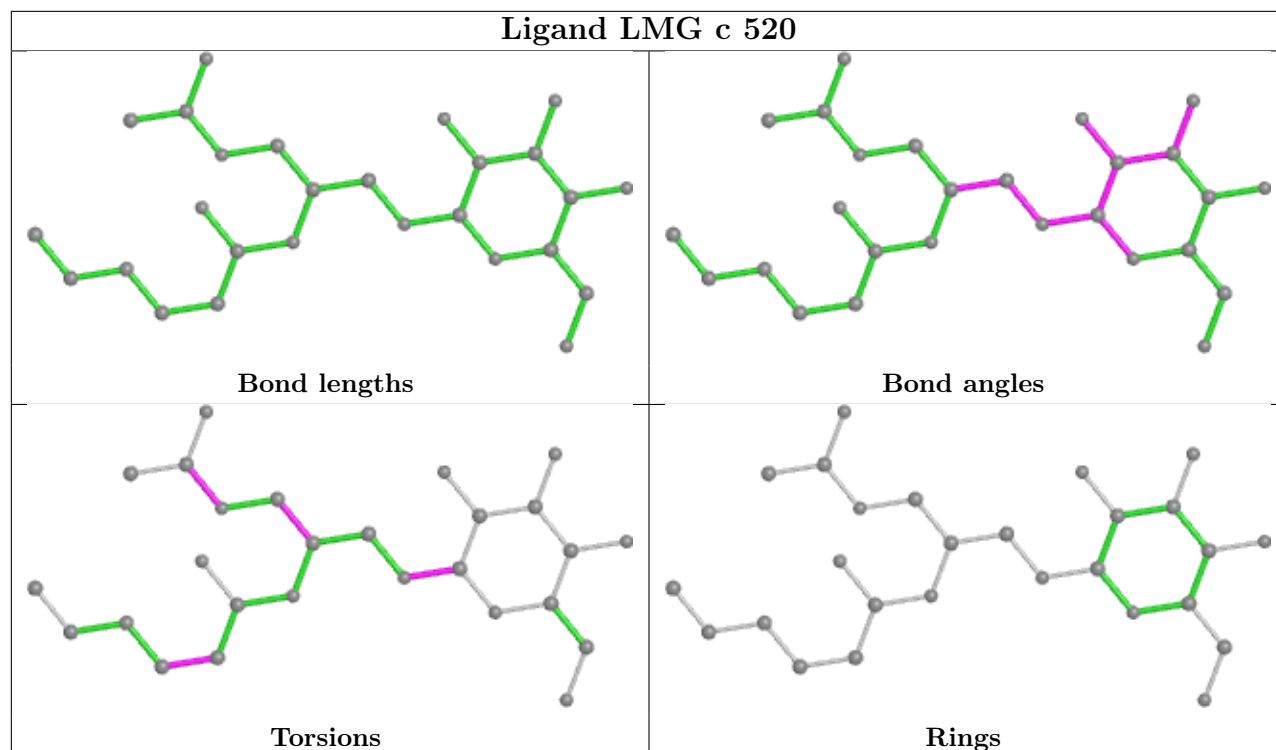
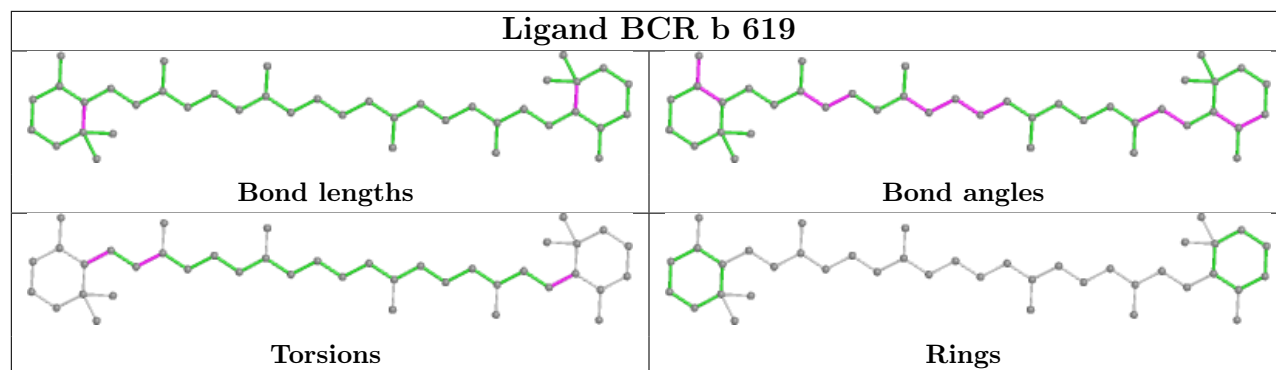


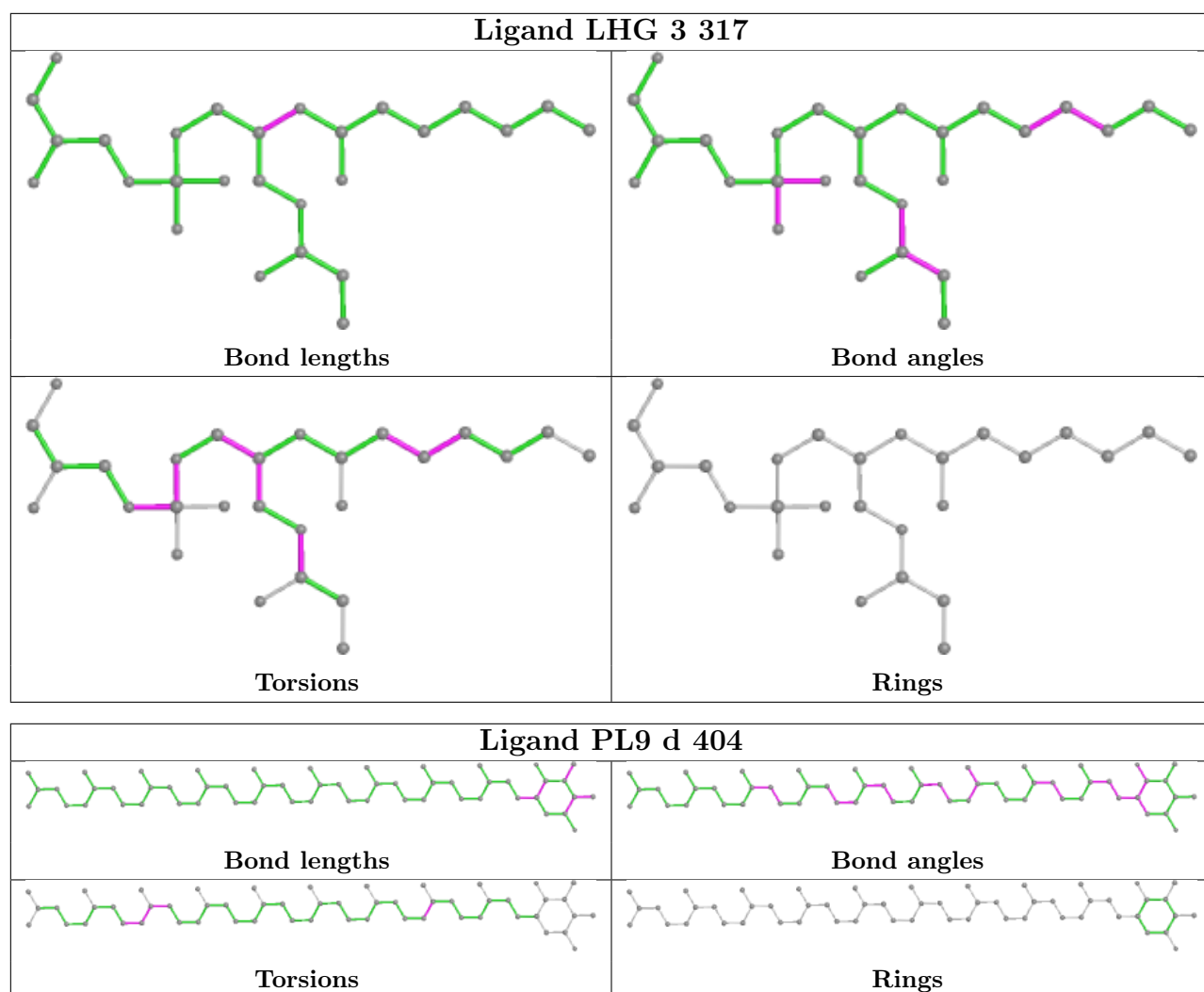
## Ligand CLA 8 307



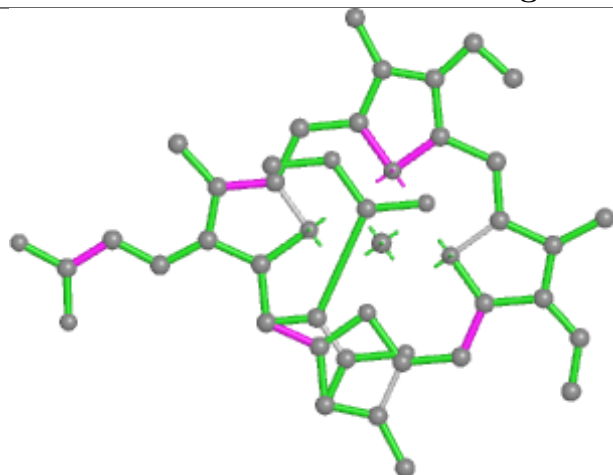
## Ligand BCR A 401



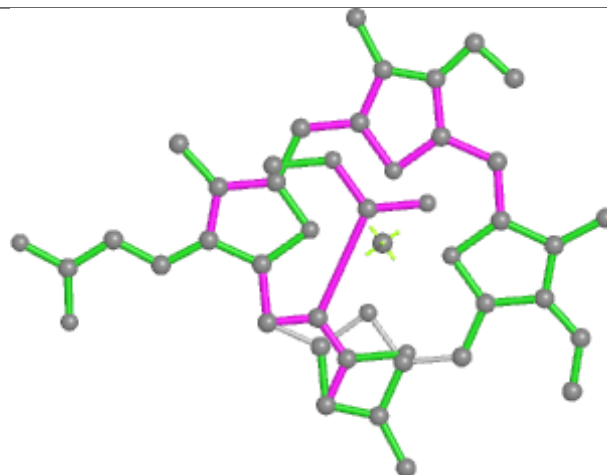




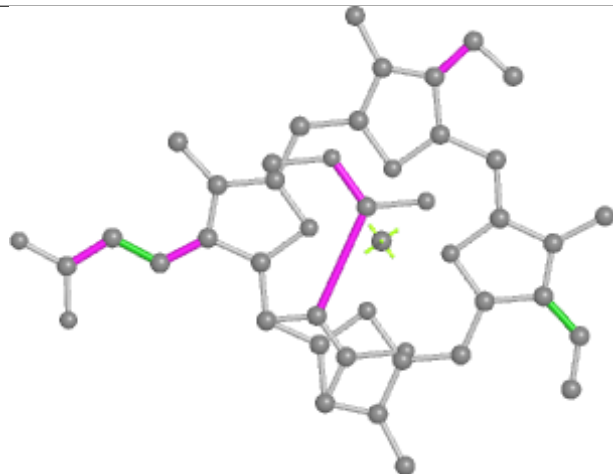
## Ligand KC1 5 315



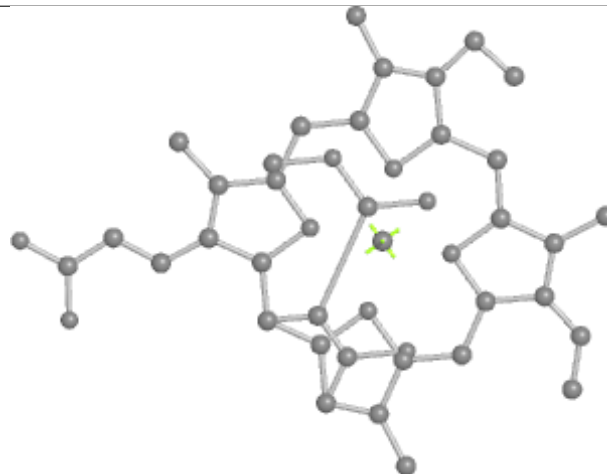
Bond lengths



Bond angles

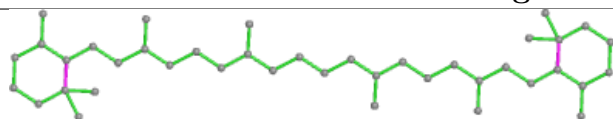


Torsions

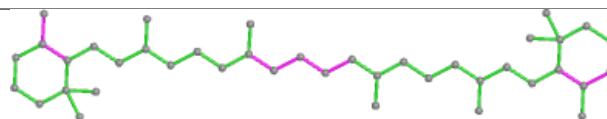


Rings

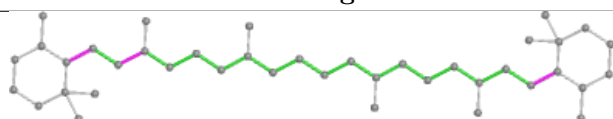
## Ligand BCR B 618



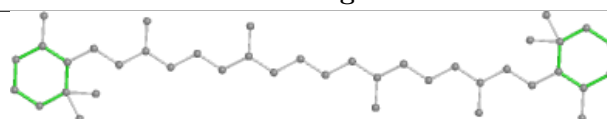
Bond lengths



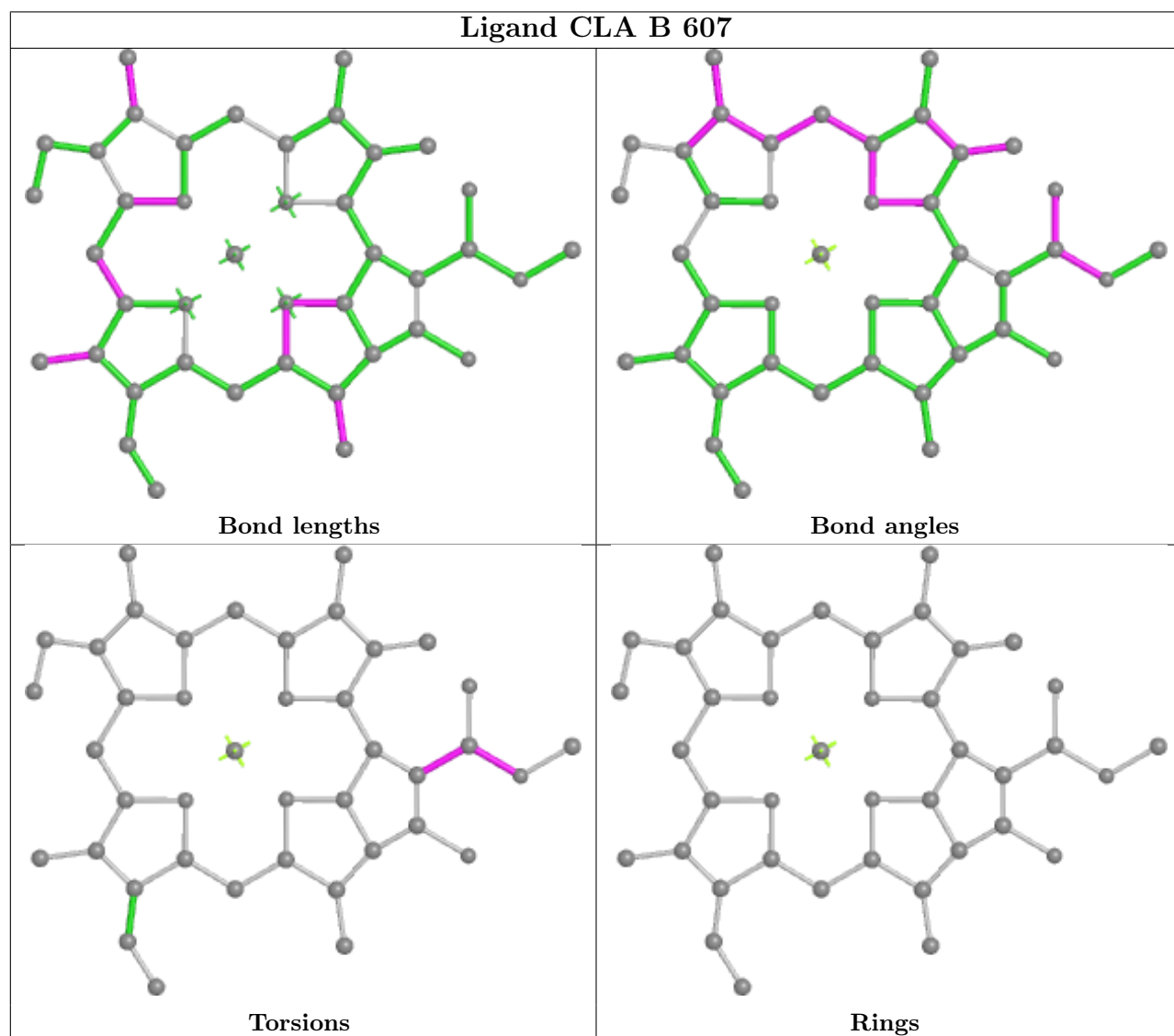
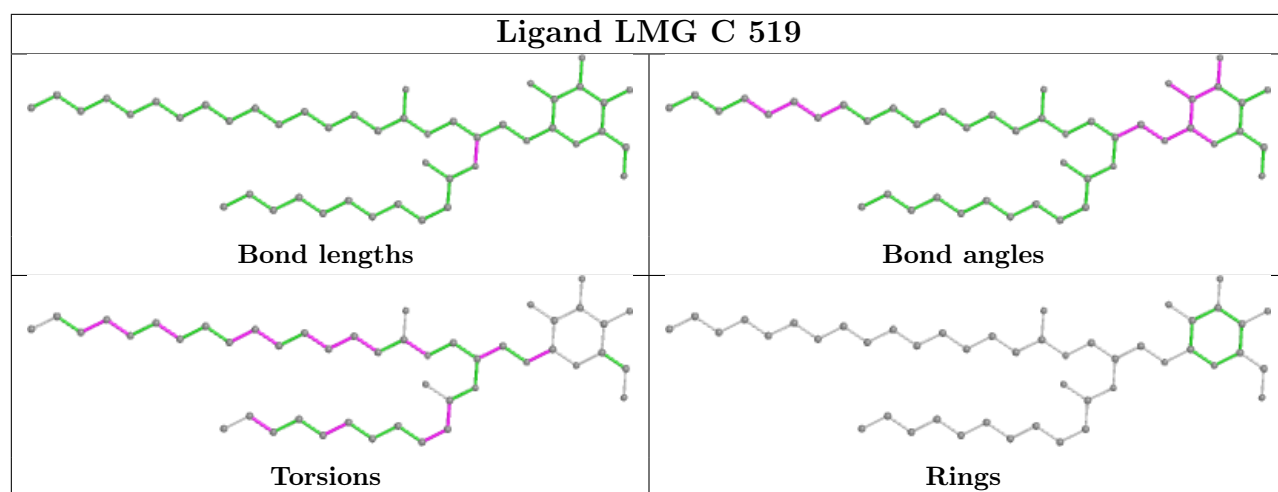
Bond angles



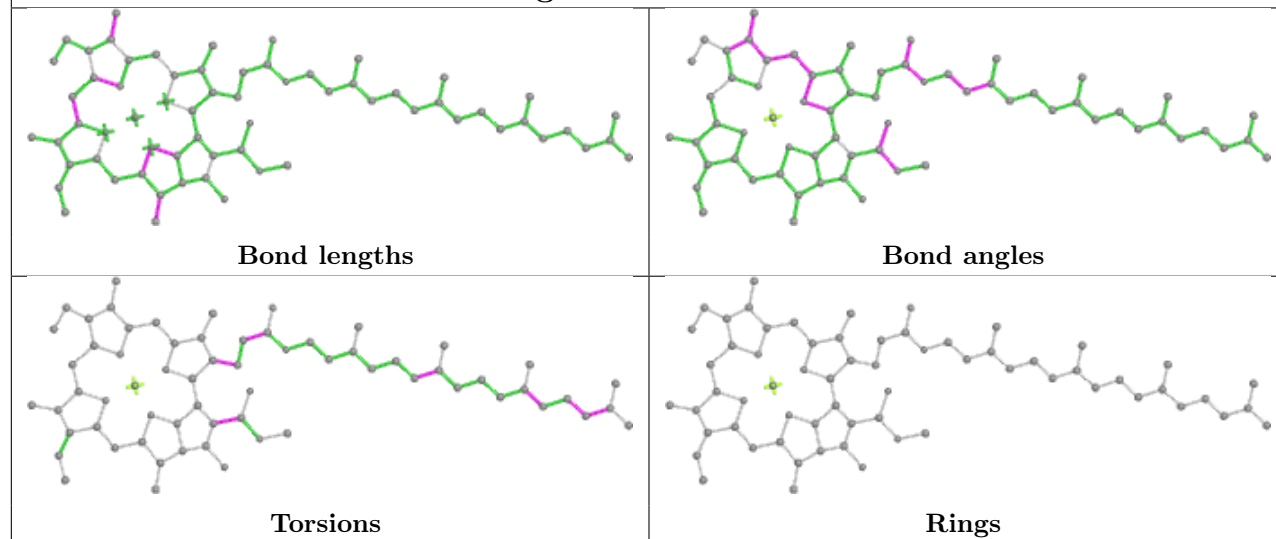
Torsions



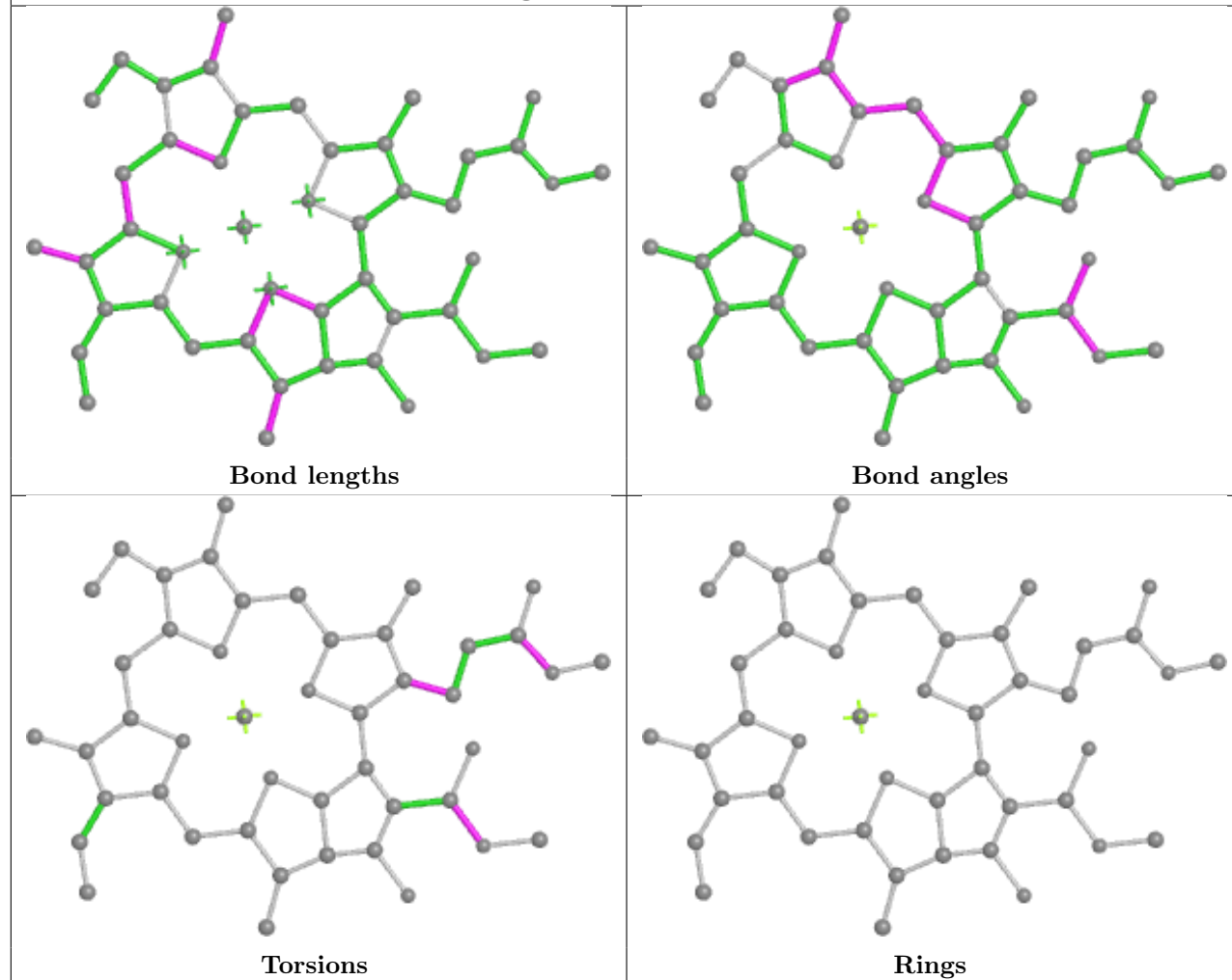
Rings



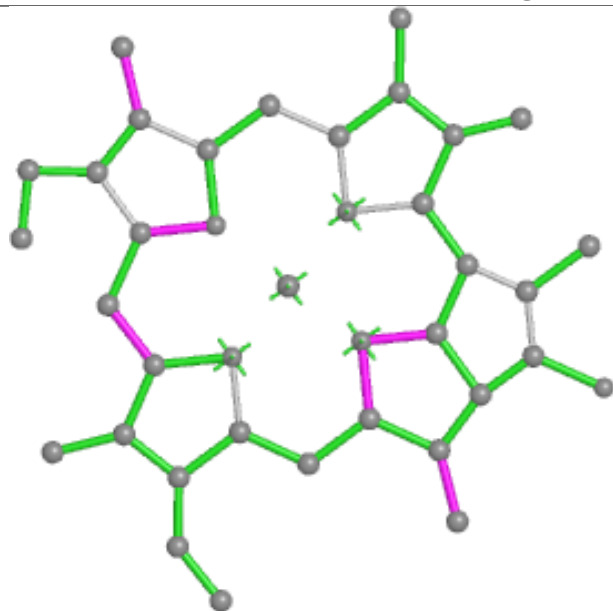
## Ligand CLA 4 308



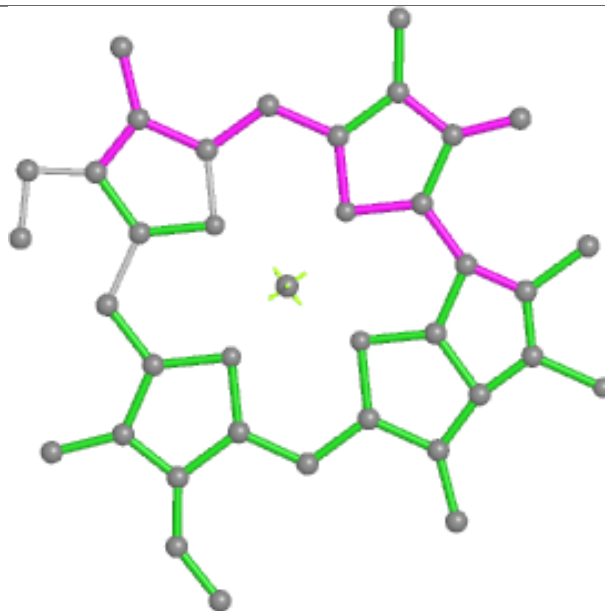
## Ligand CLA 4 310



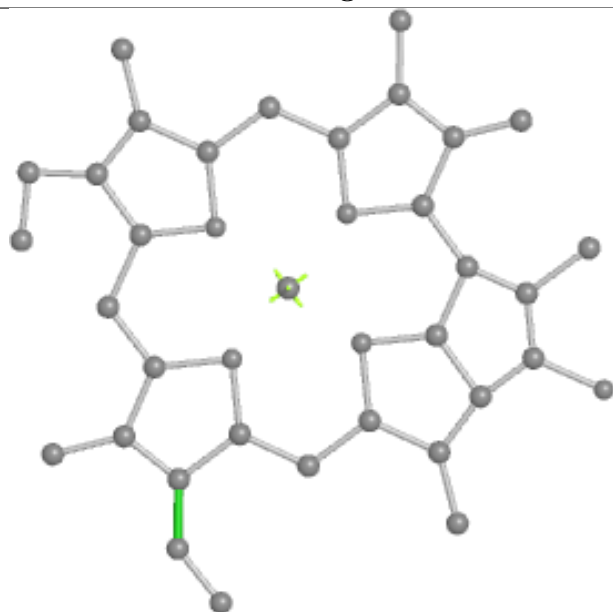
## Ligand CLA 2 316



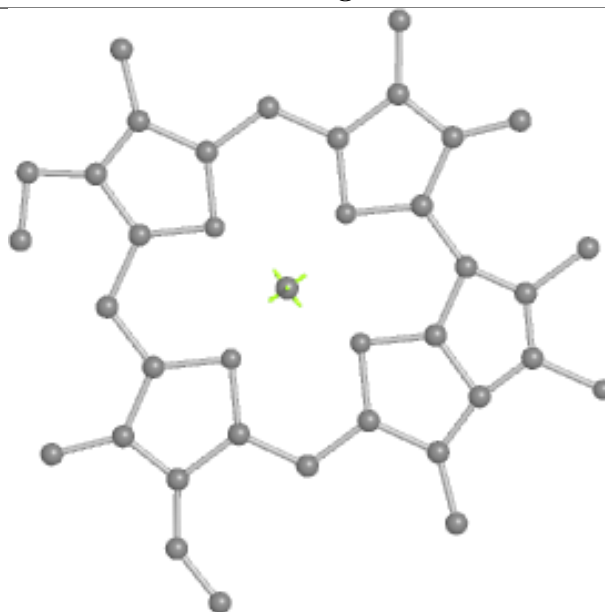
Bond lengths



Bond angles

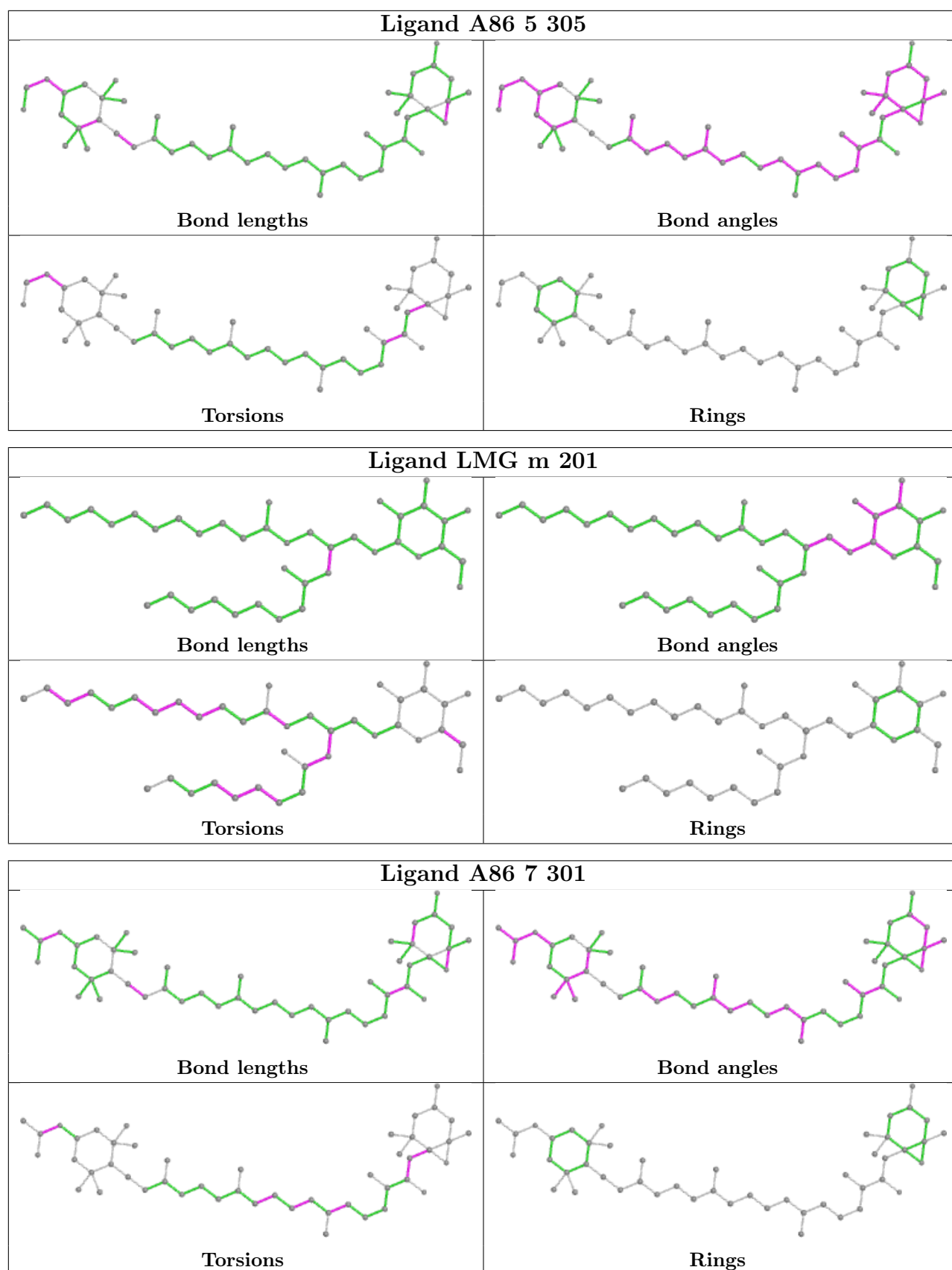


Torsions

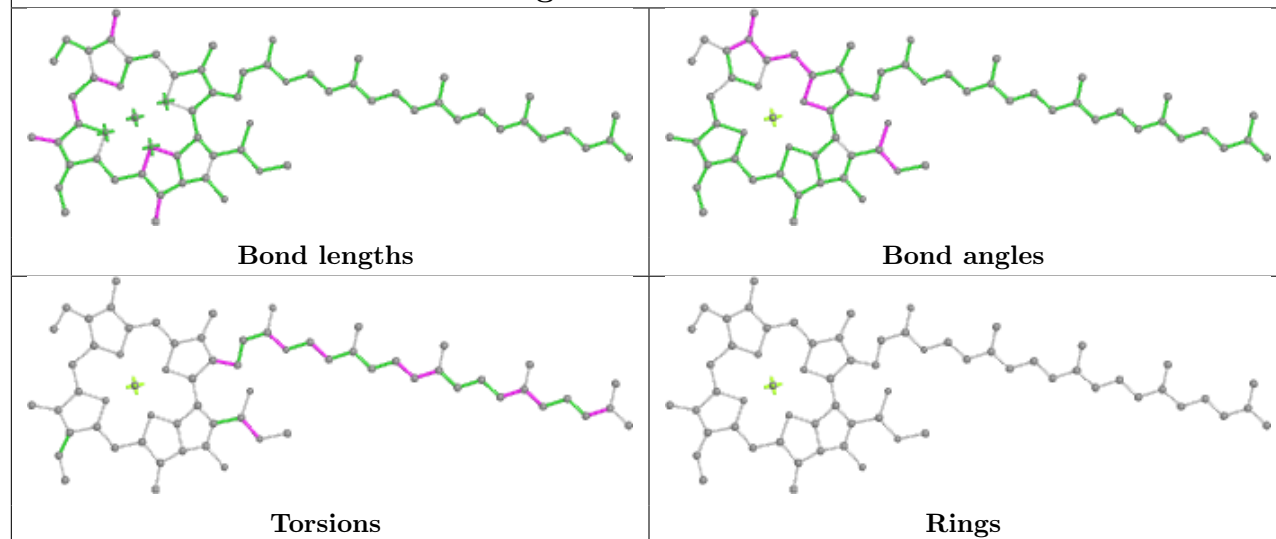


Rings

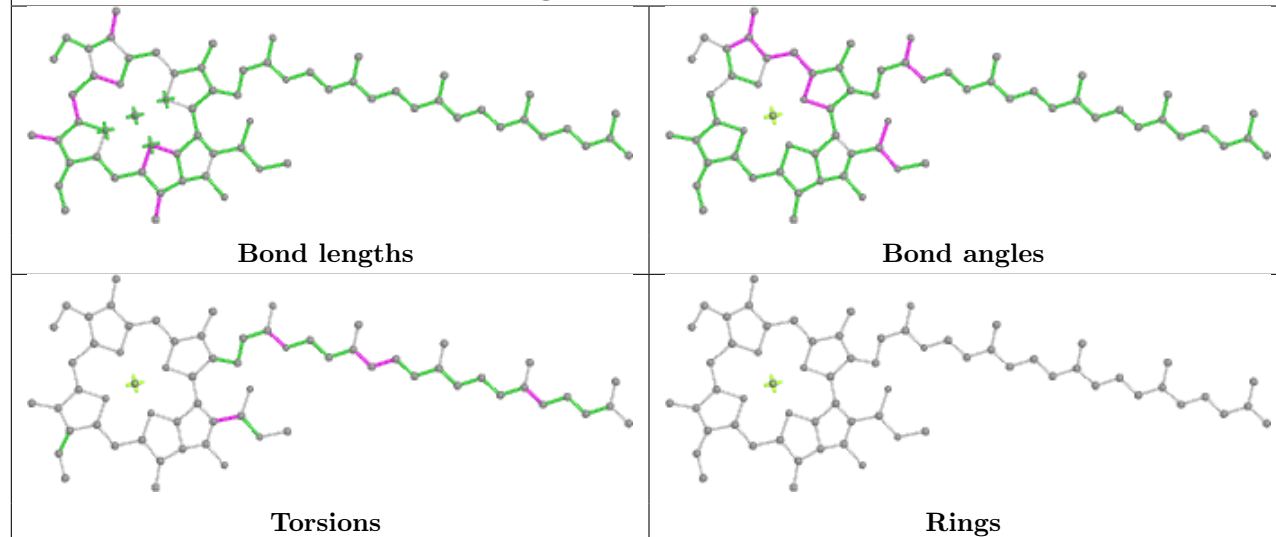


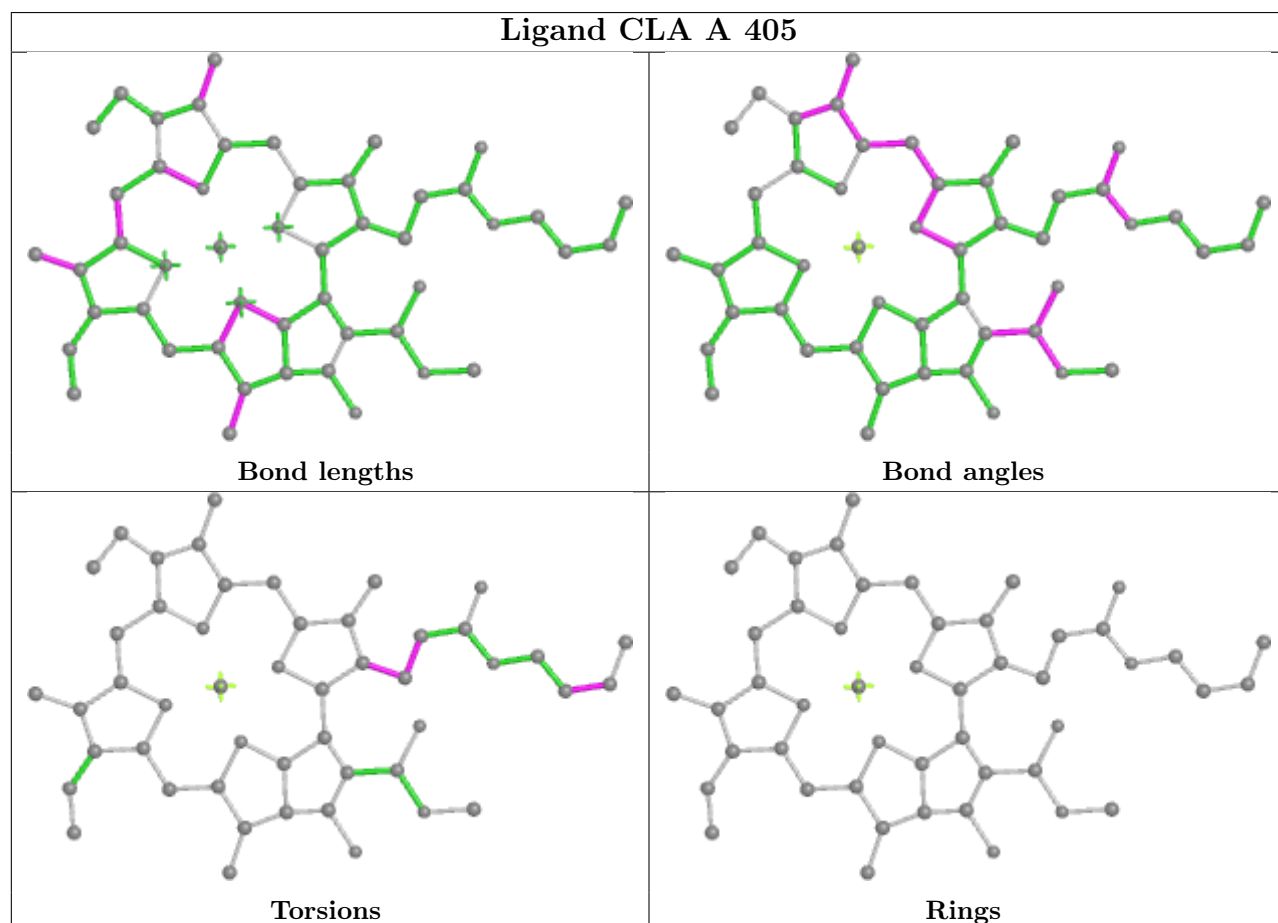
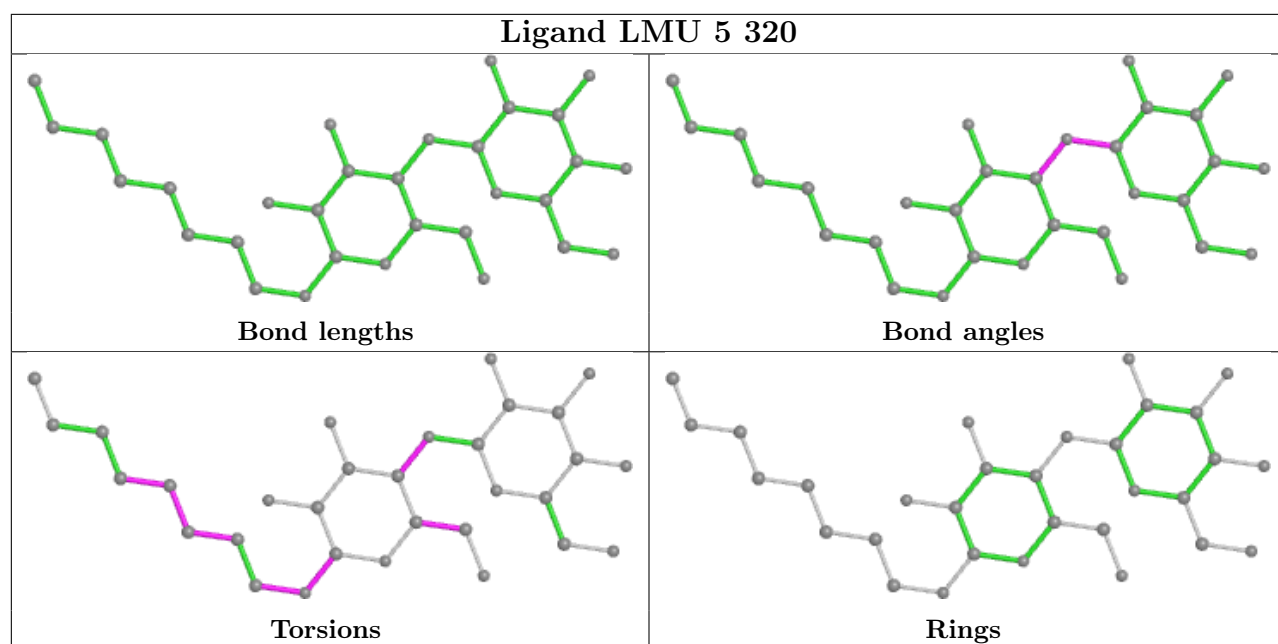


## Ligand CLA 8 310

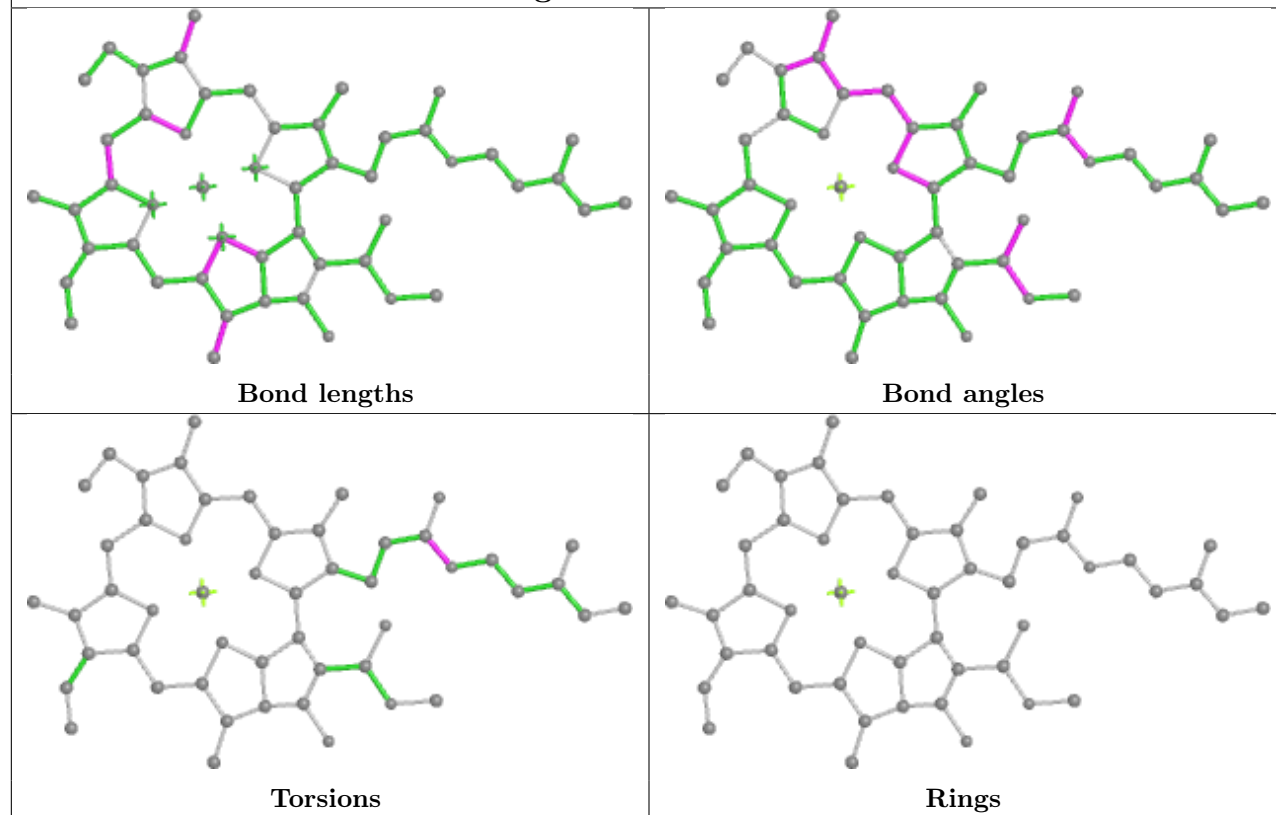


## Ligand CLA c 511

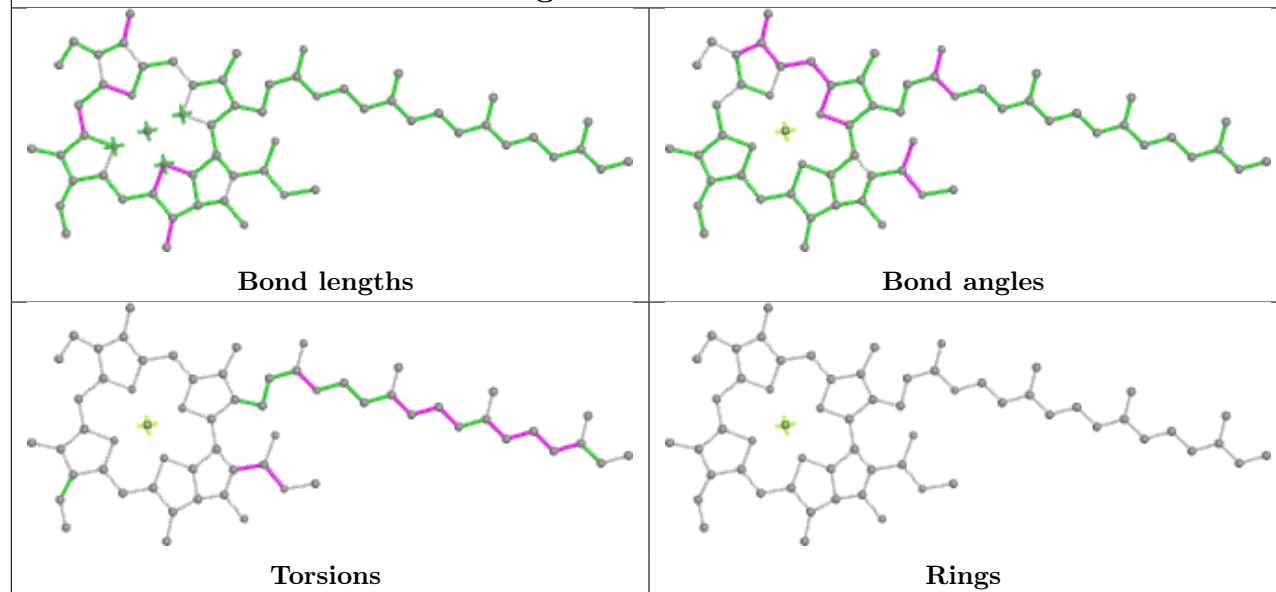


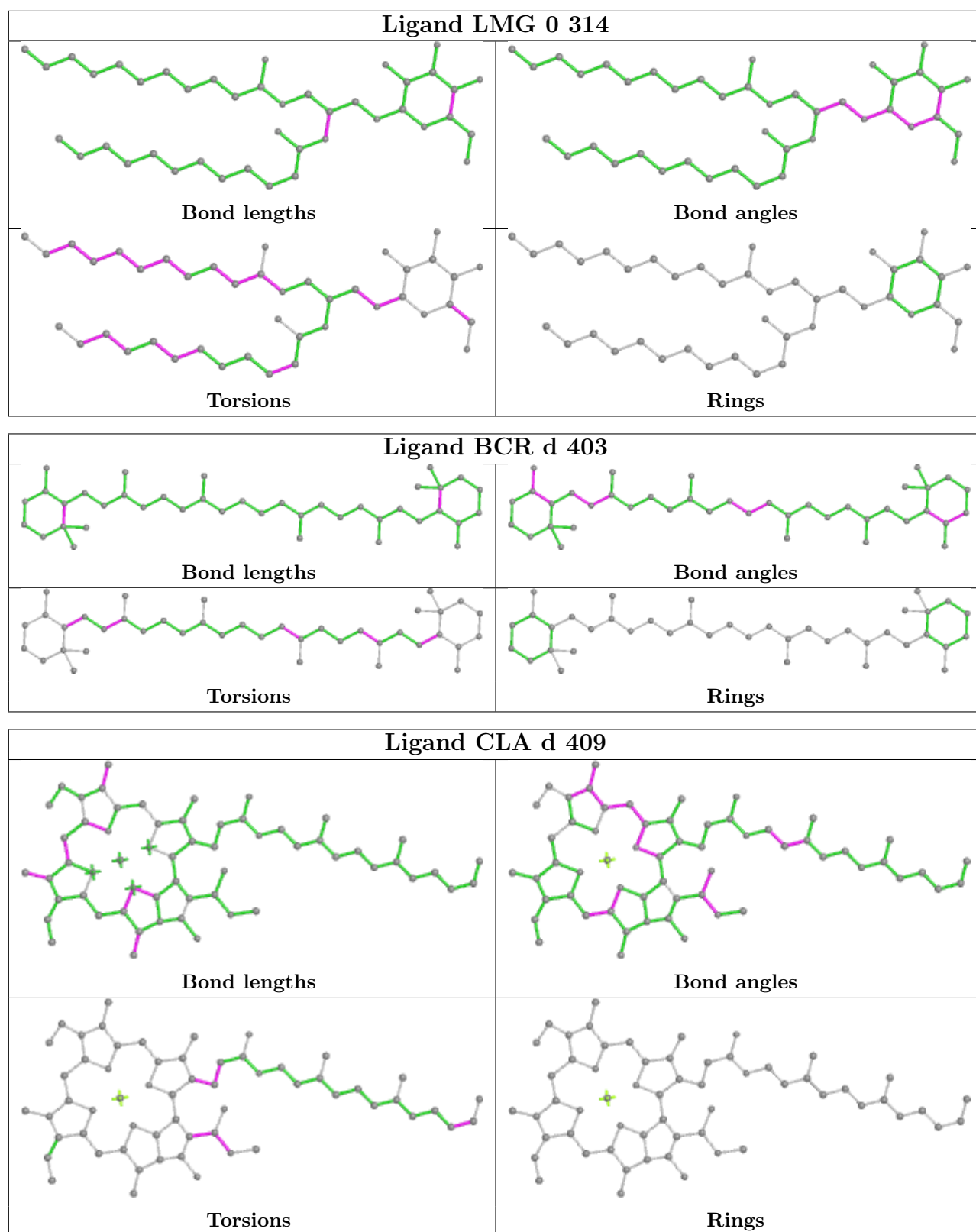


## Ligand CLA Z 101

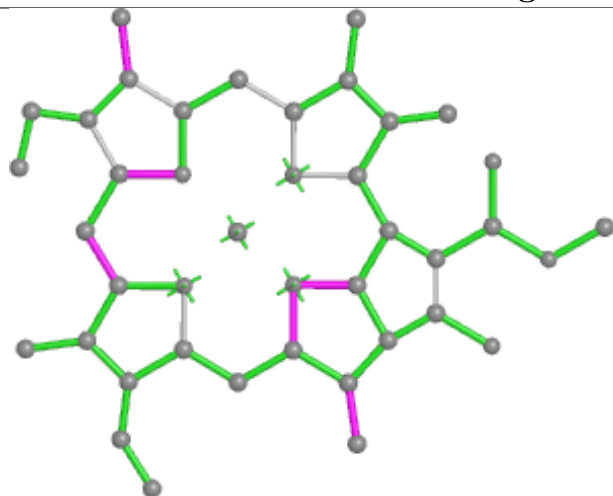


## Ligand CLA 3 313

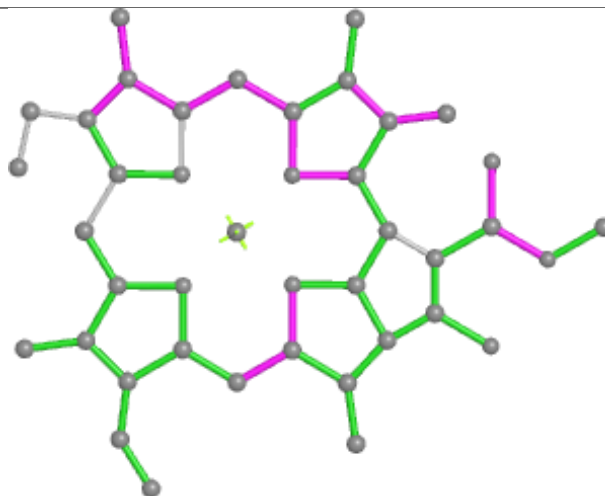




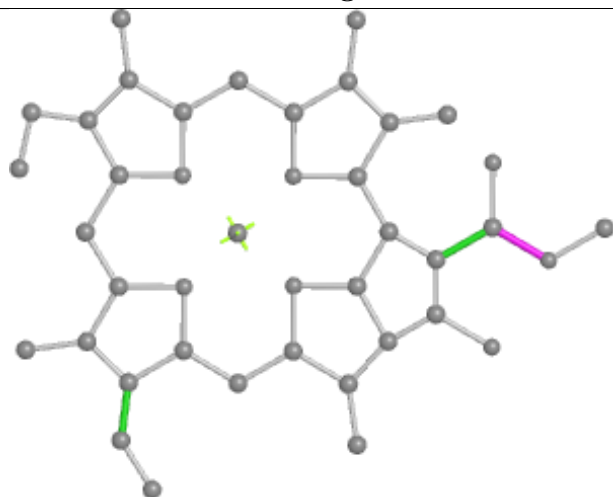
## Ligand CLA 7 308



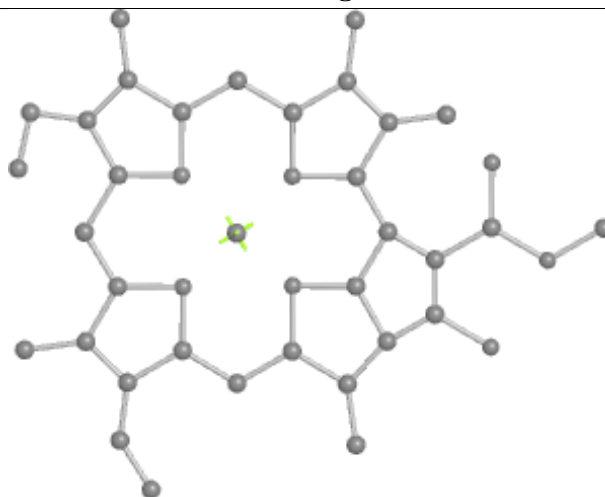
Bond lengths



Bond angles

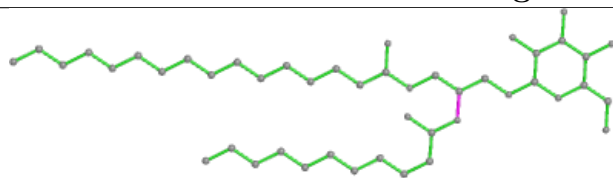


Torsions

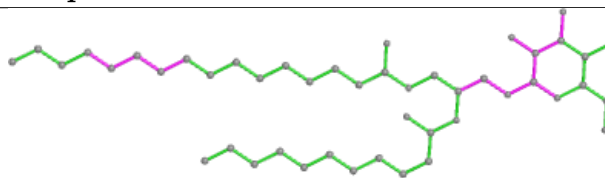


Rings

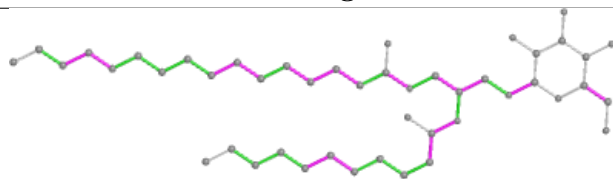
## Ligand LMG q 301



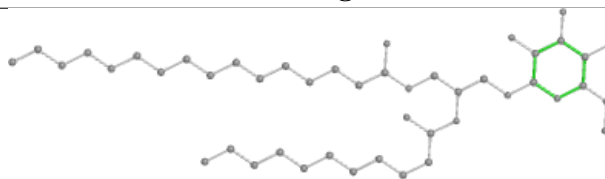
Bond lengths



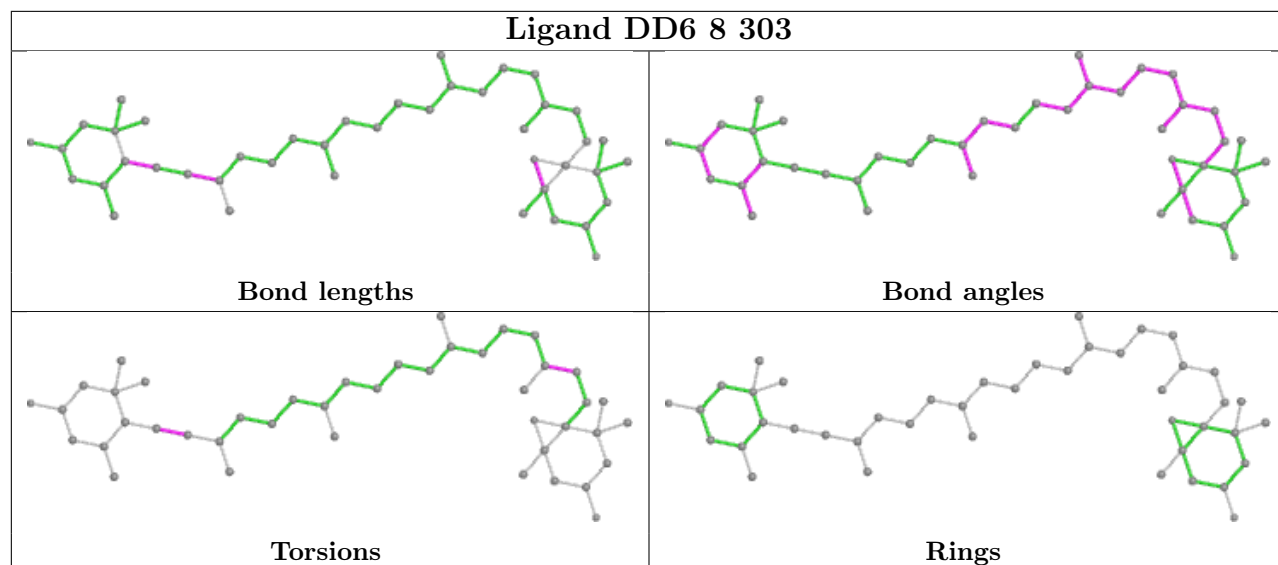
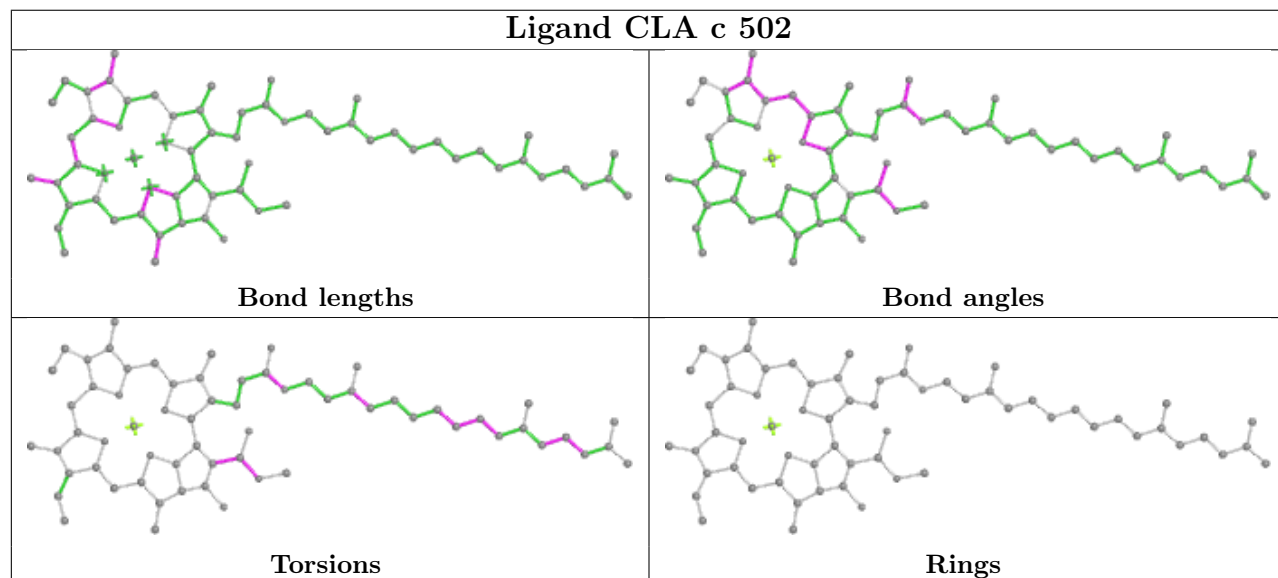
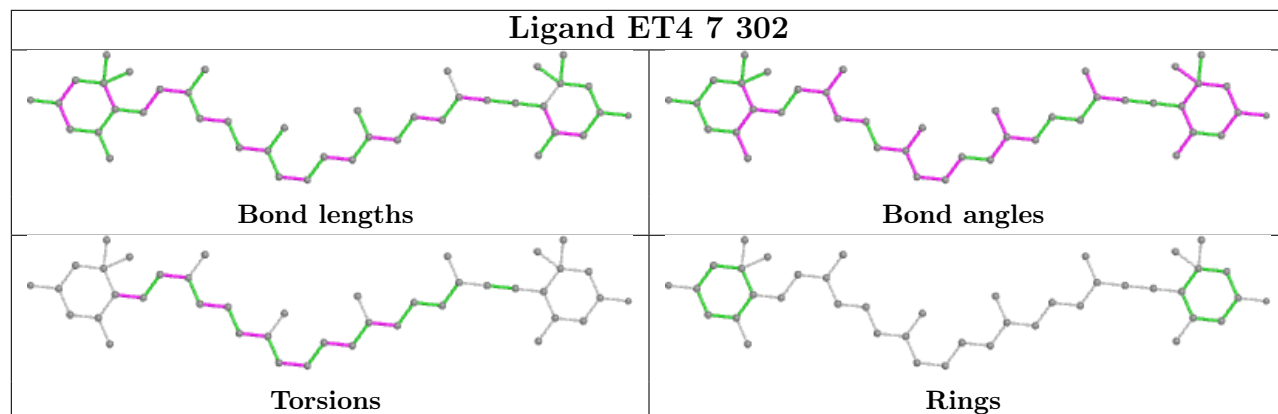
Bond angles



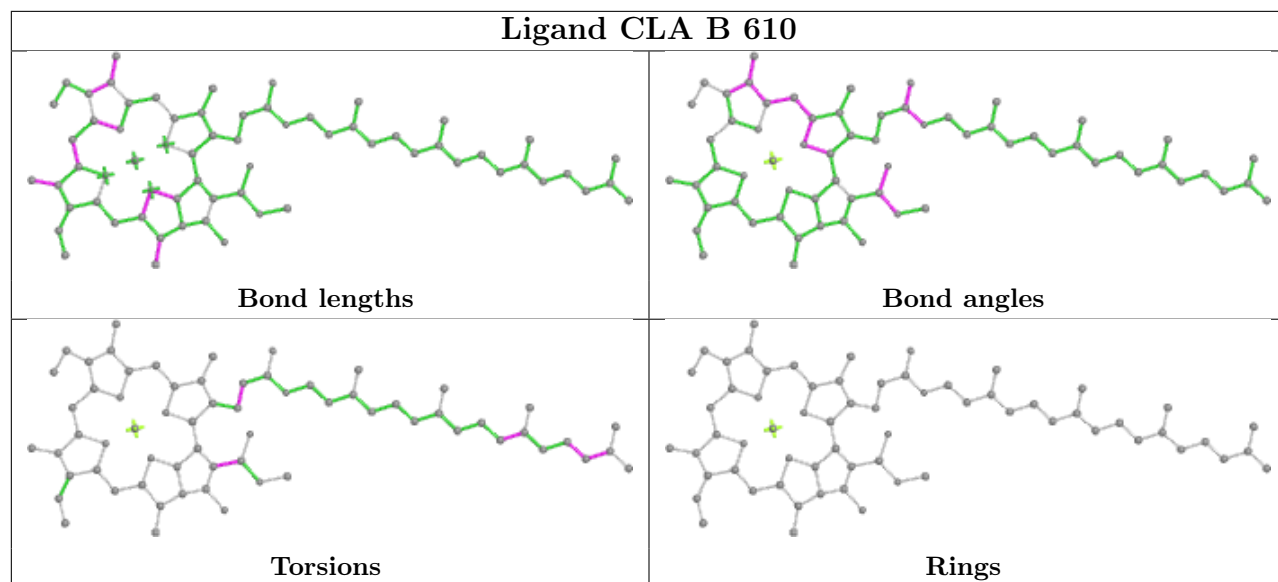
Torsions



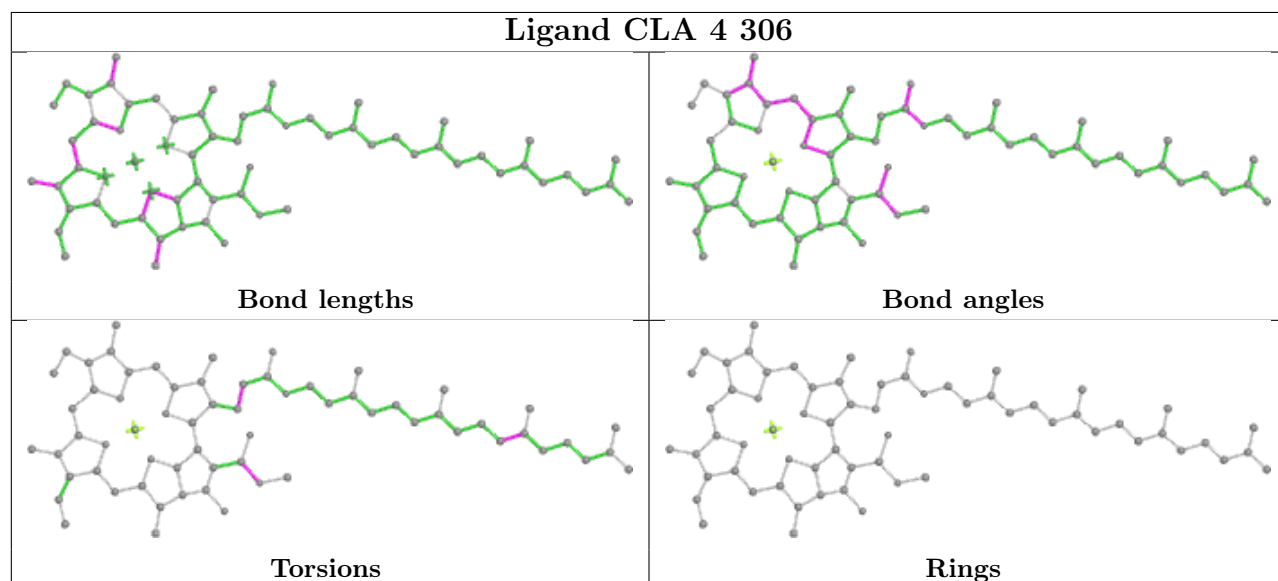
Rings

**Ligand DD6 8 303****Ligand CLA c 502****Ligand ET4 7 302**

## Ligand CLA B 610

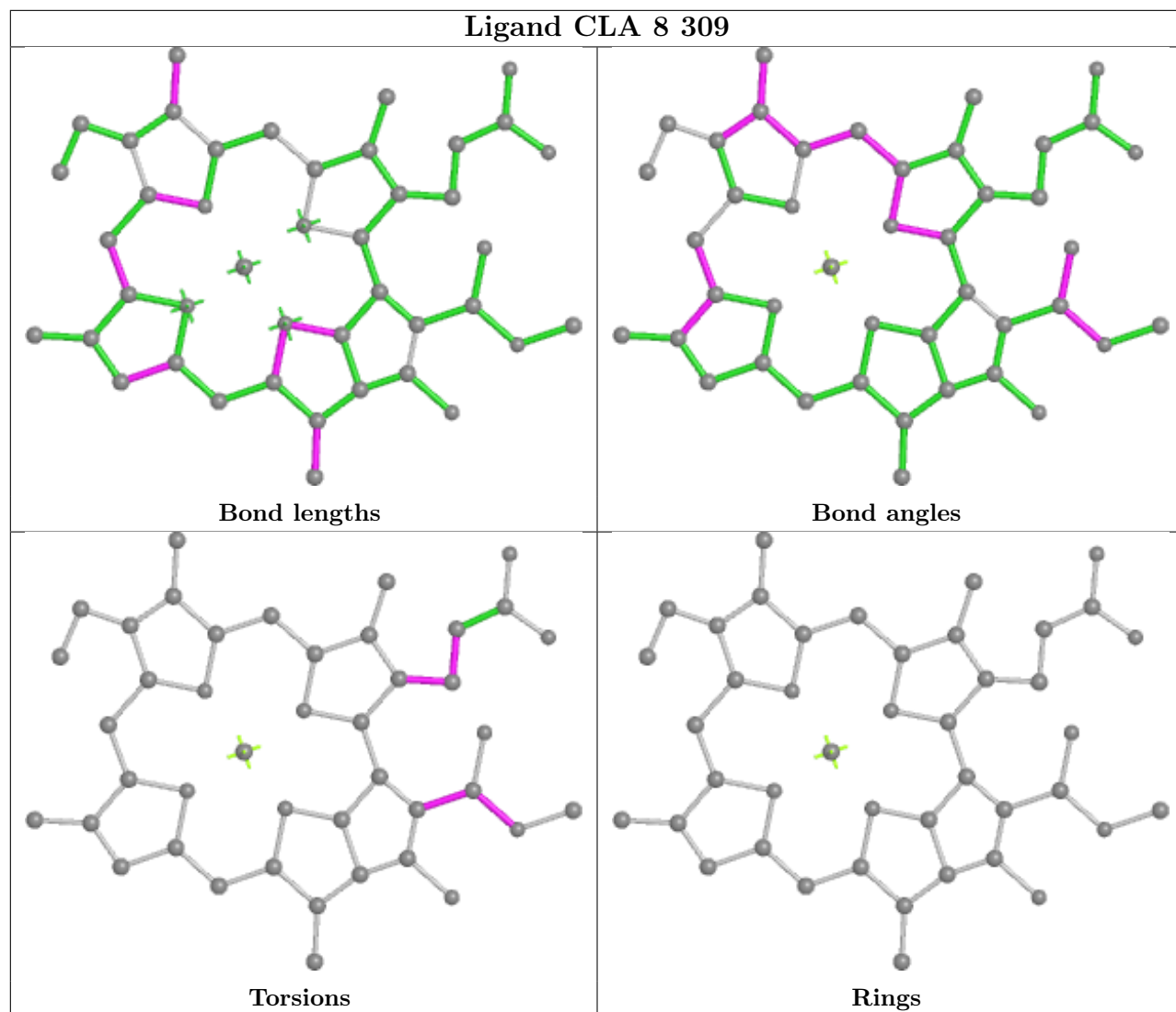


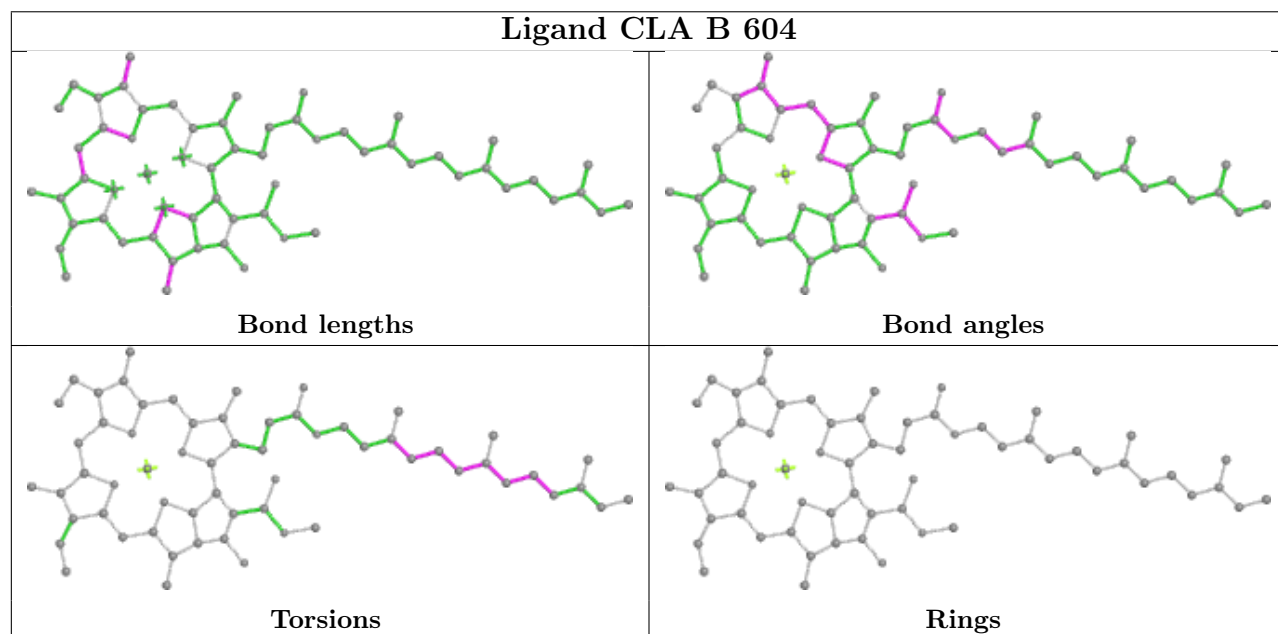
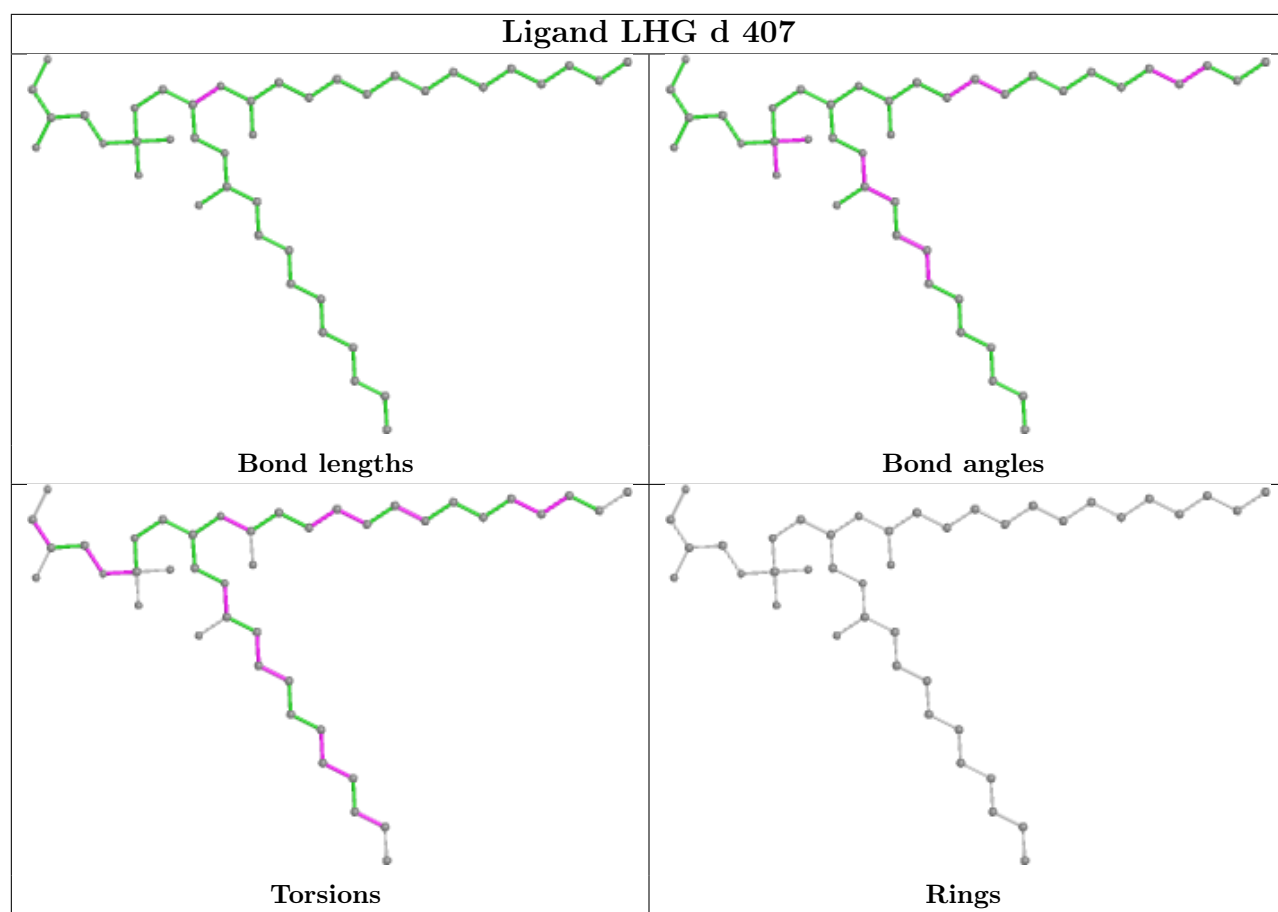
## Ligand CLA 4 306



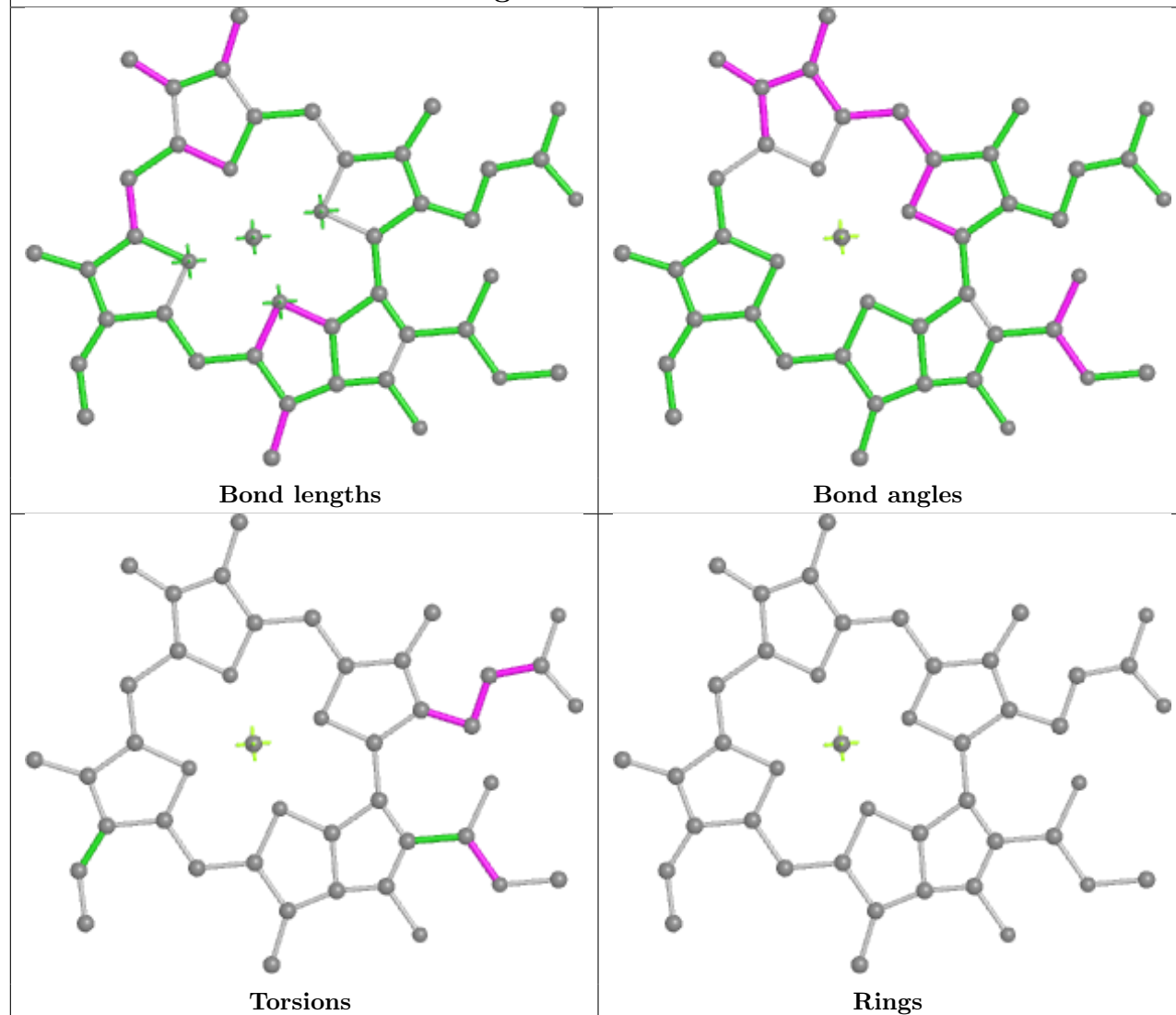


## Ligand CLA 8 309

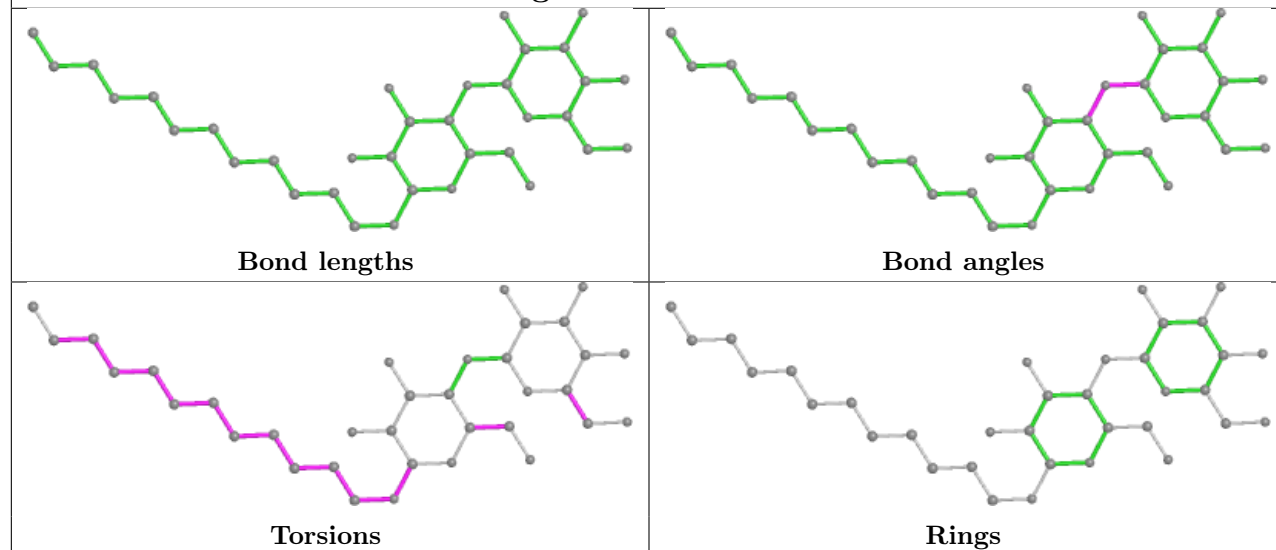




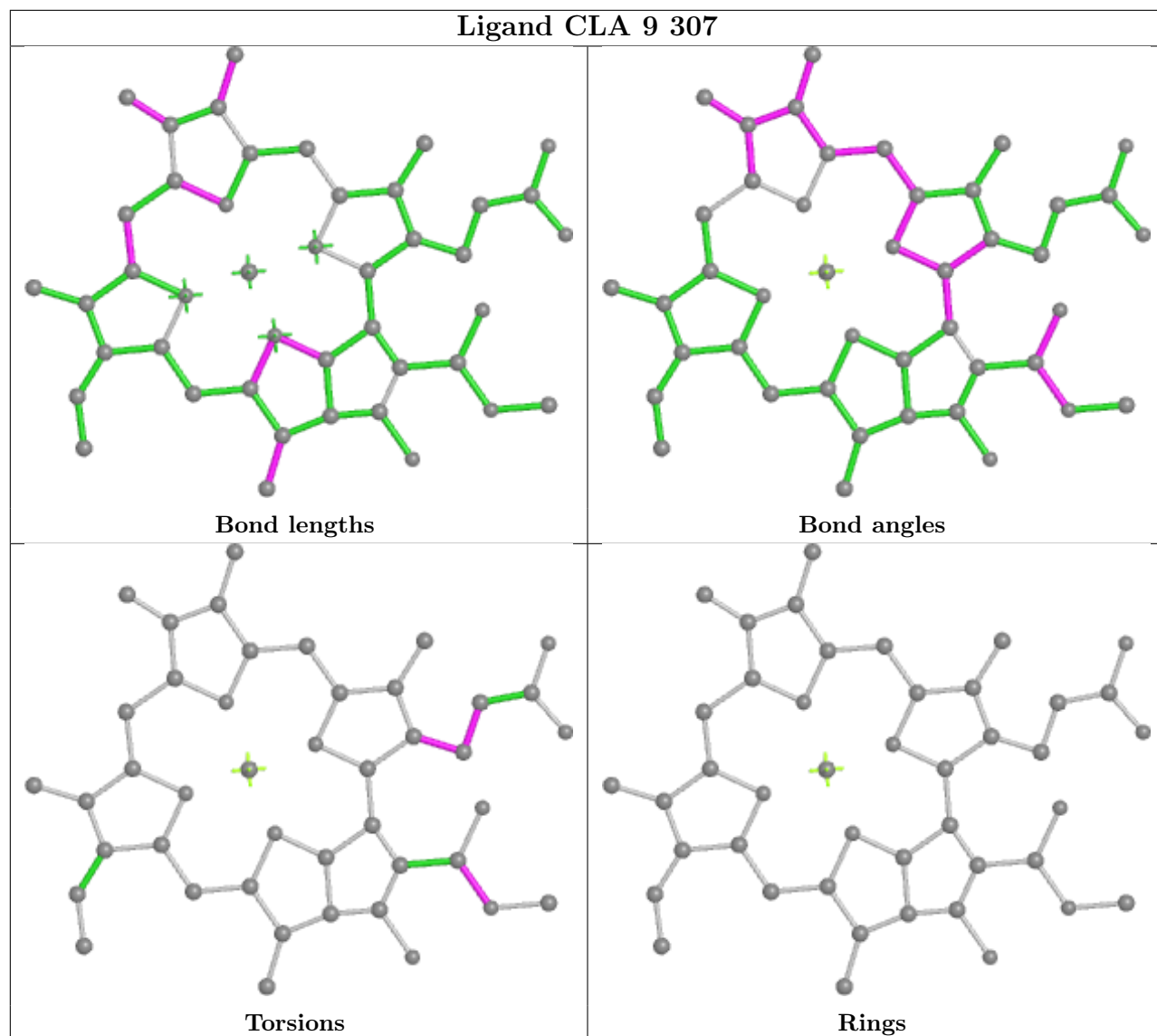
## Ligand CLA 2 307



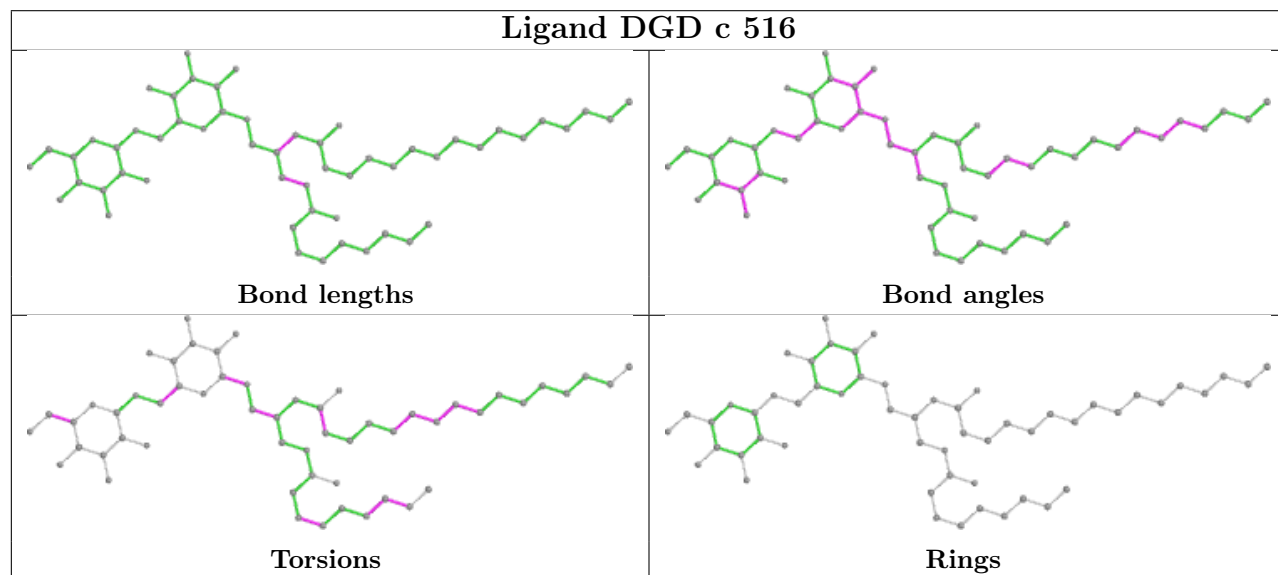
## Ligand LMU 3 301



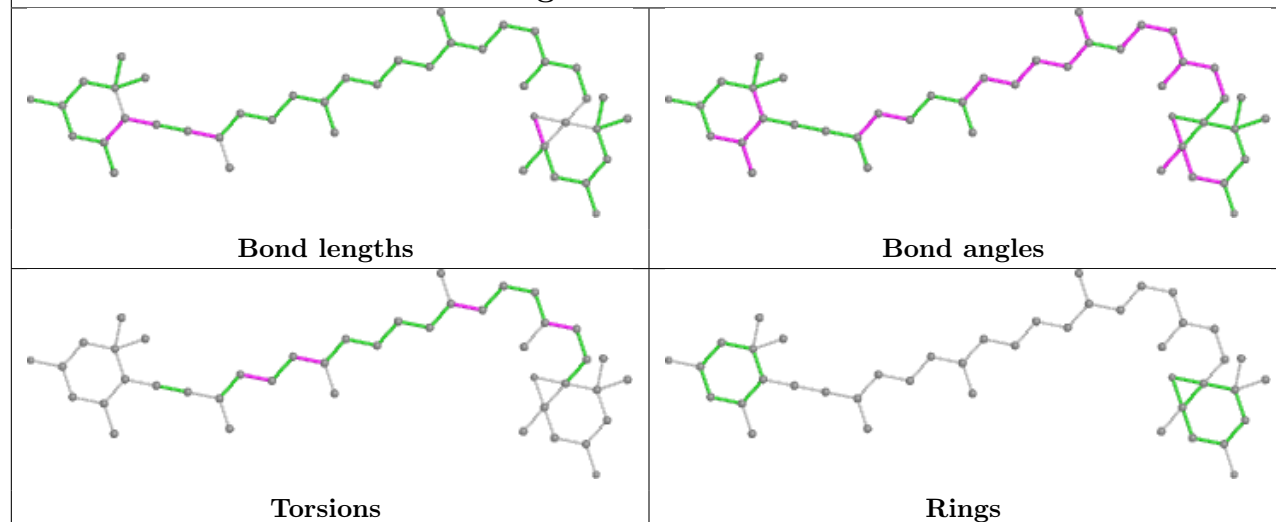
## Ligand CLA 9 307



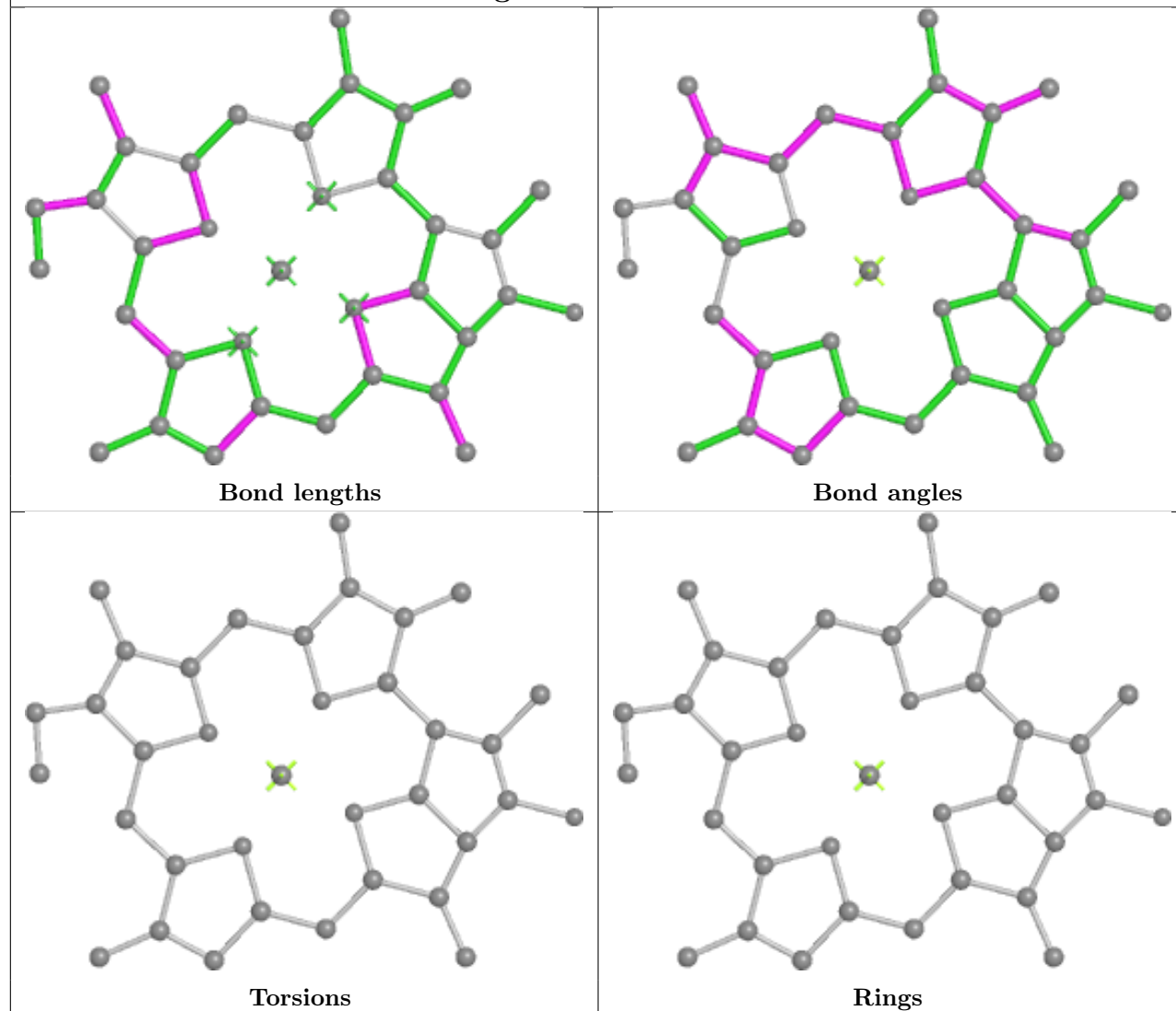
## Ligand DGD c 516

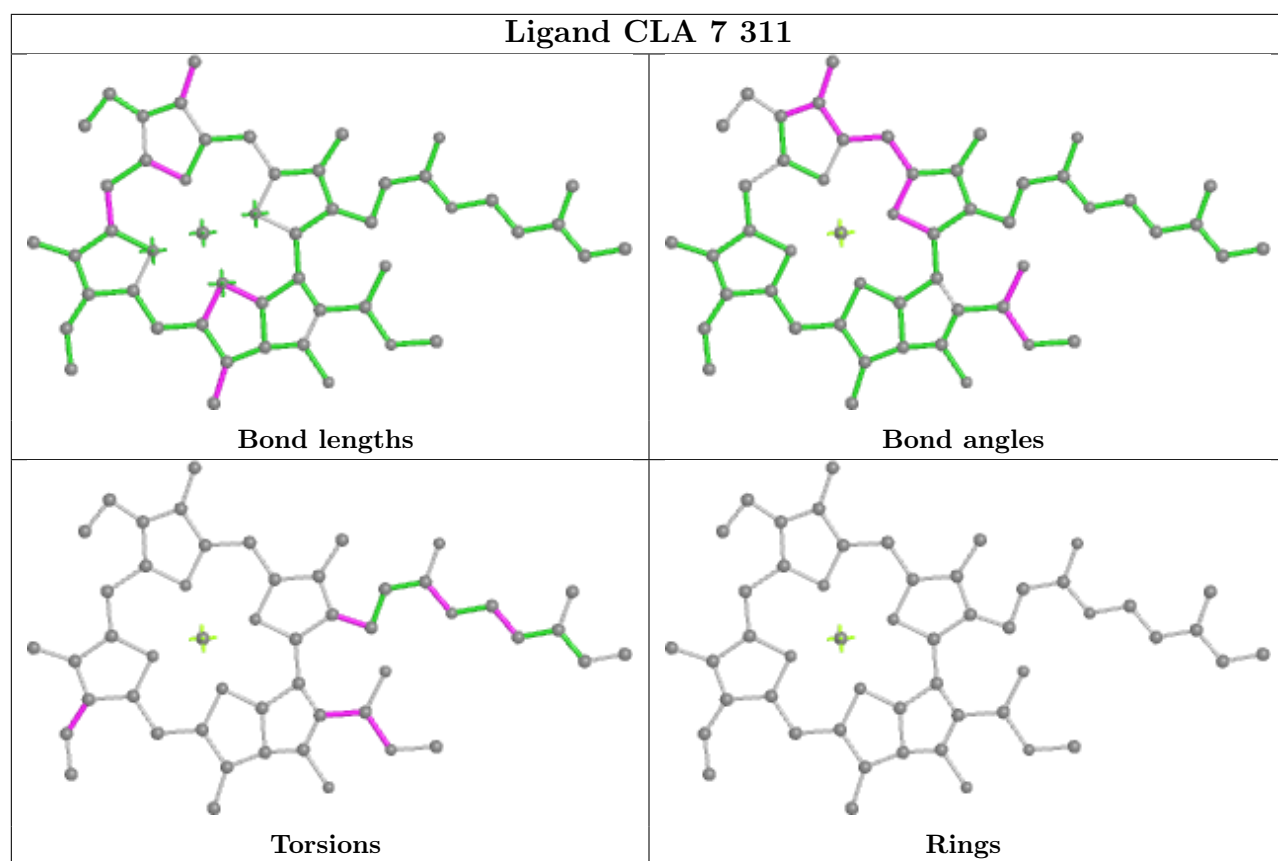


## Ligand DD6 1 304

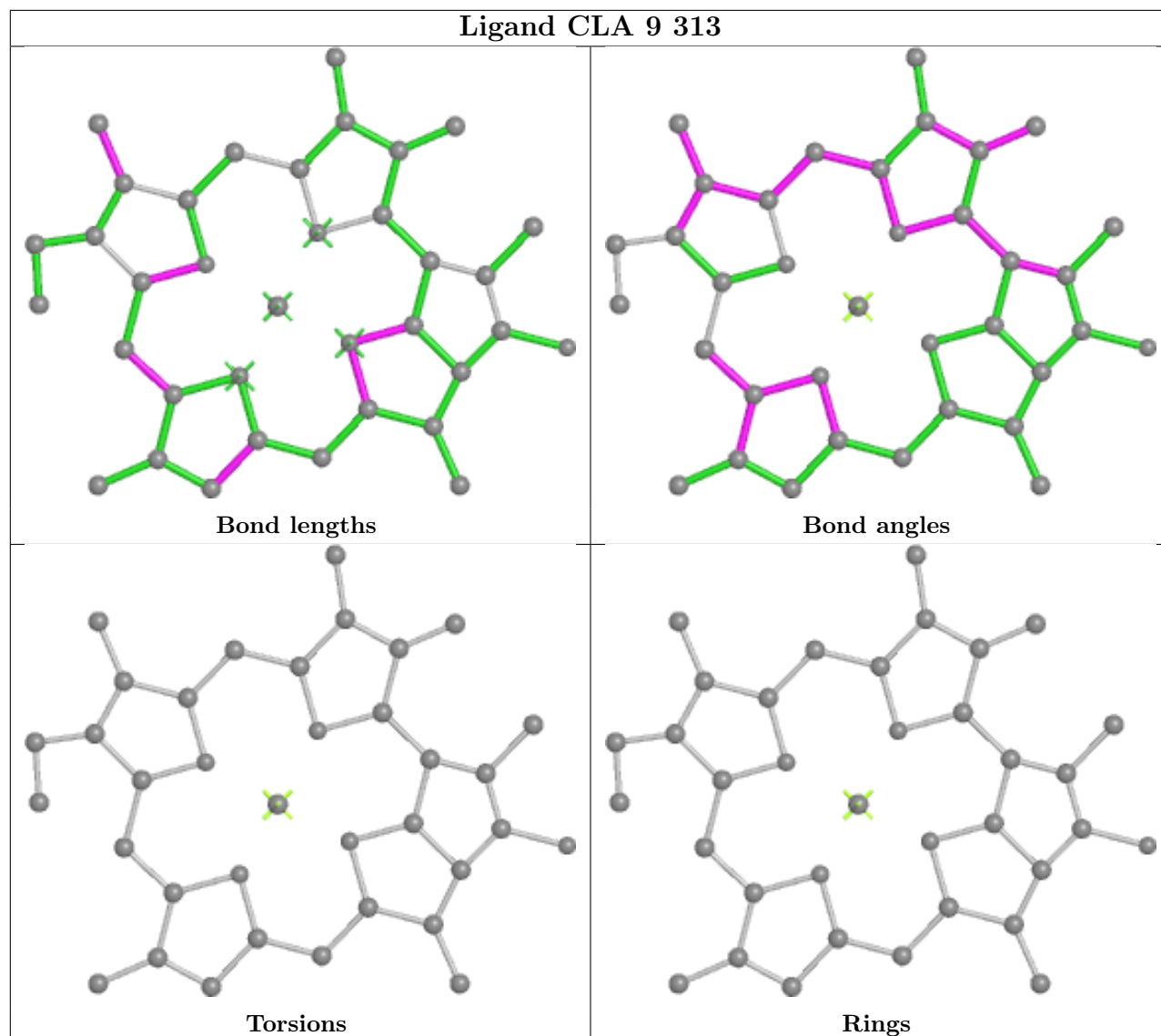


## Ligand CLA 2 313

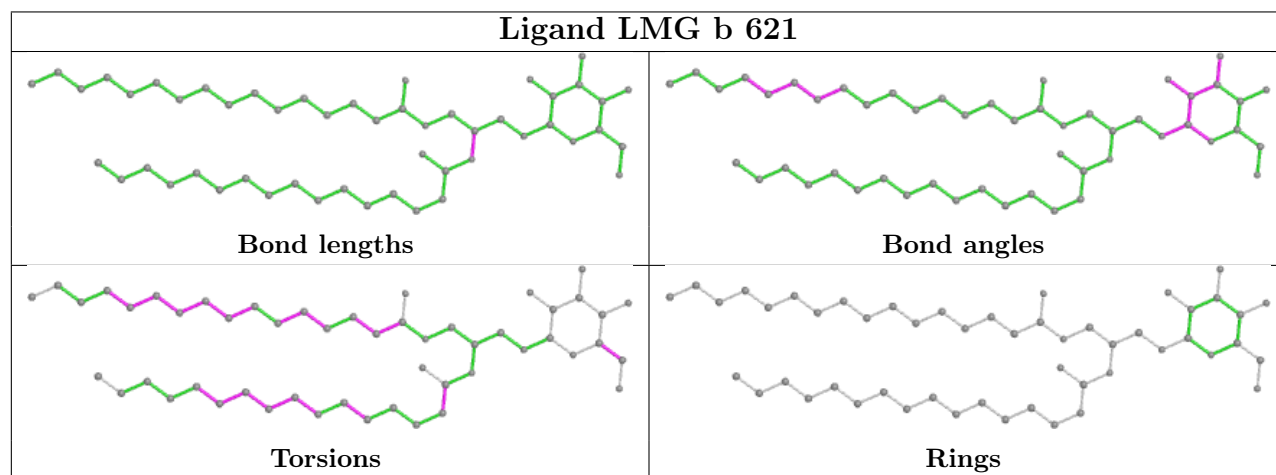




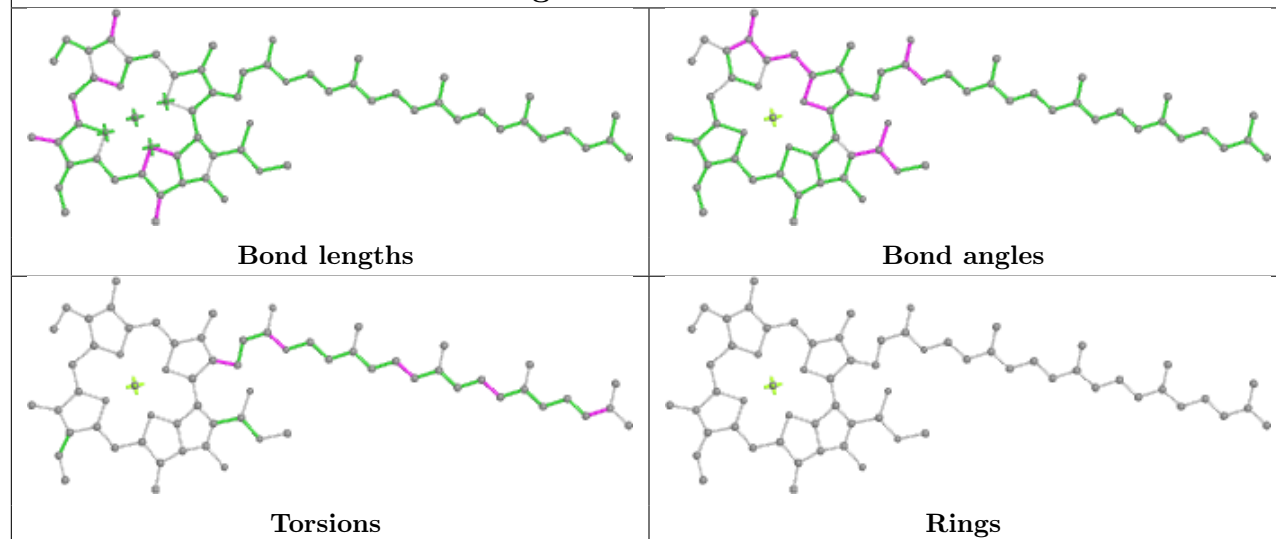
## Ligand CLA 9 313



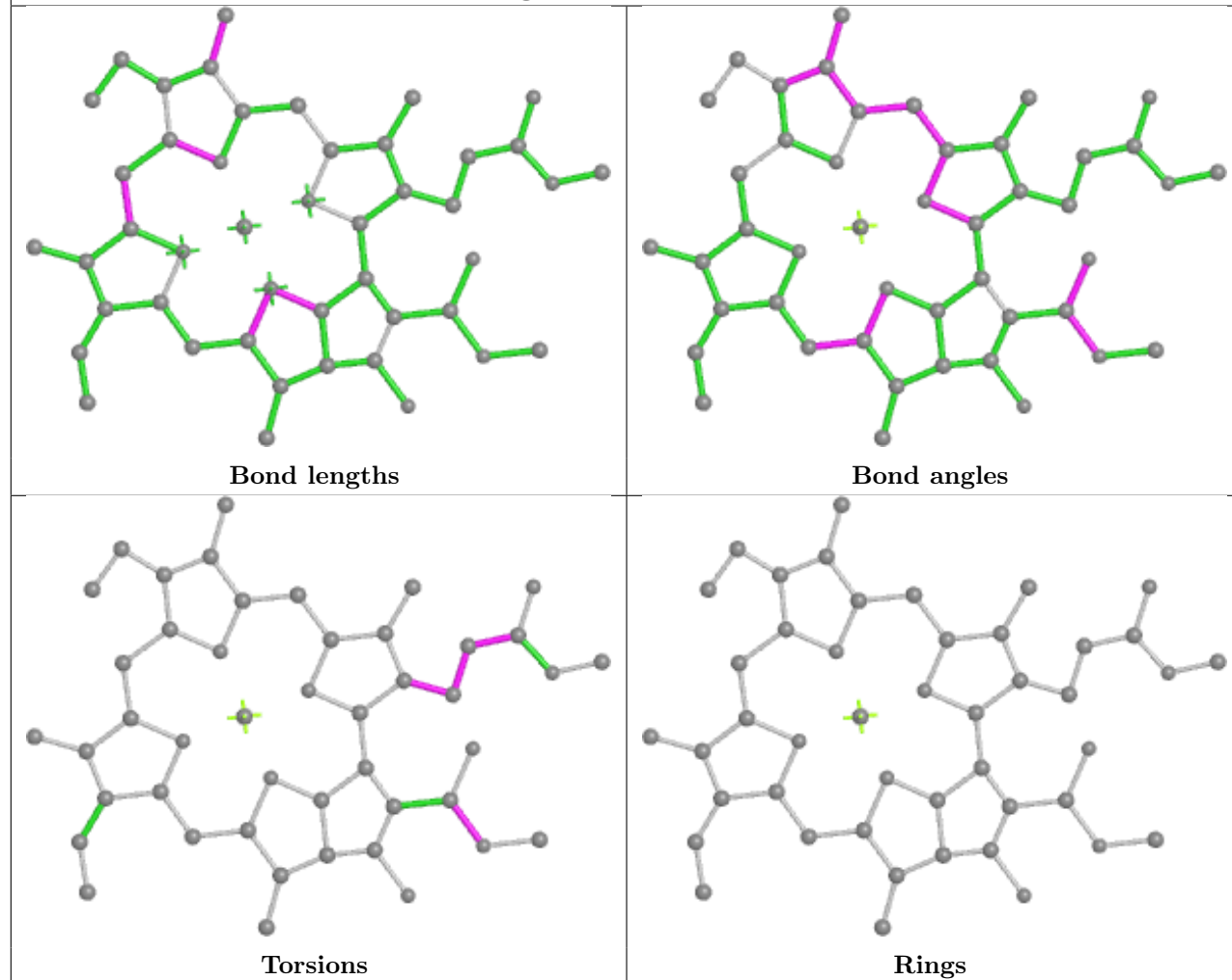
## Ligand LMG b 621



## Ligand CLA C 508

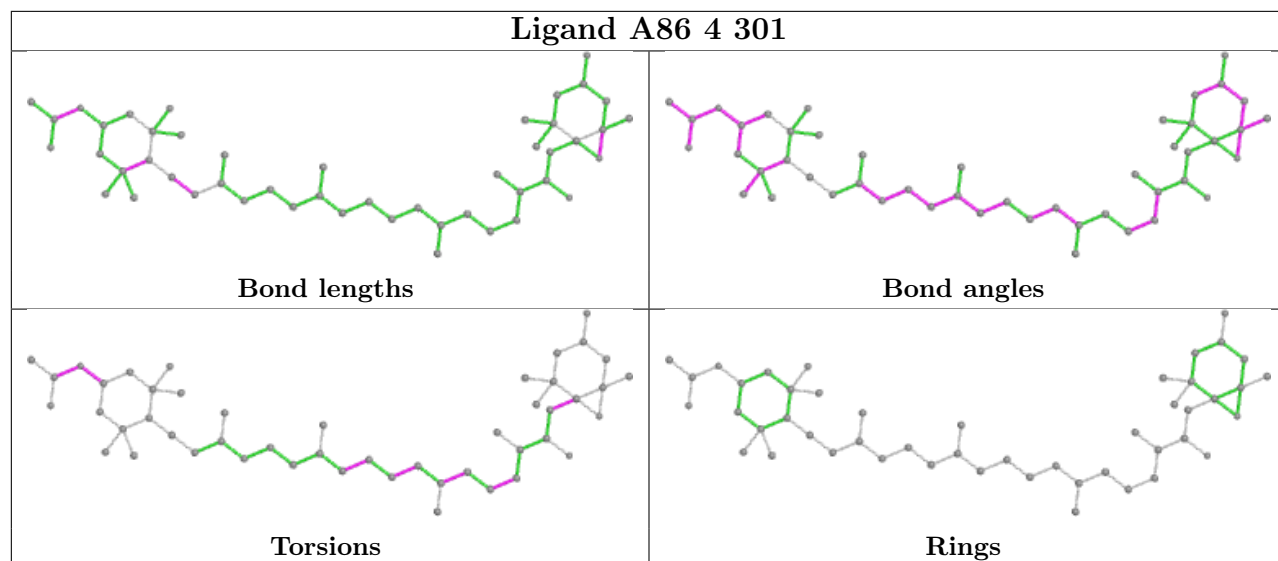


## Ligand CLA 5 312

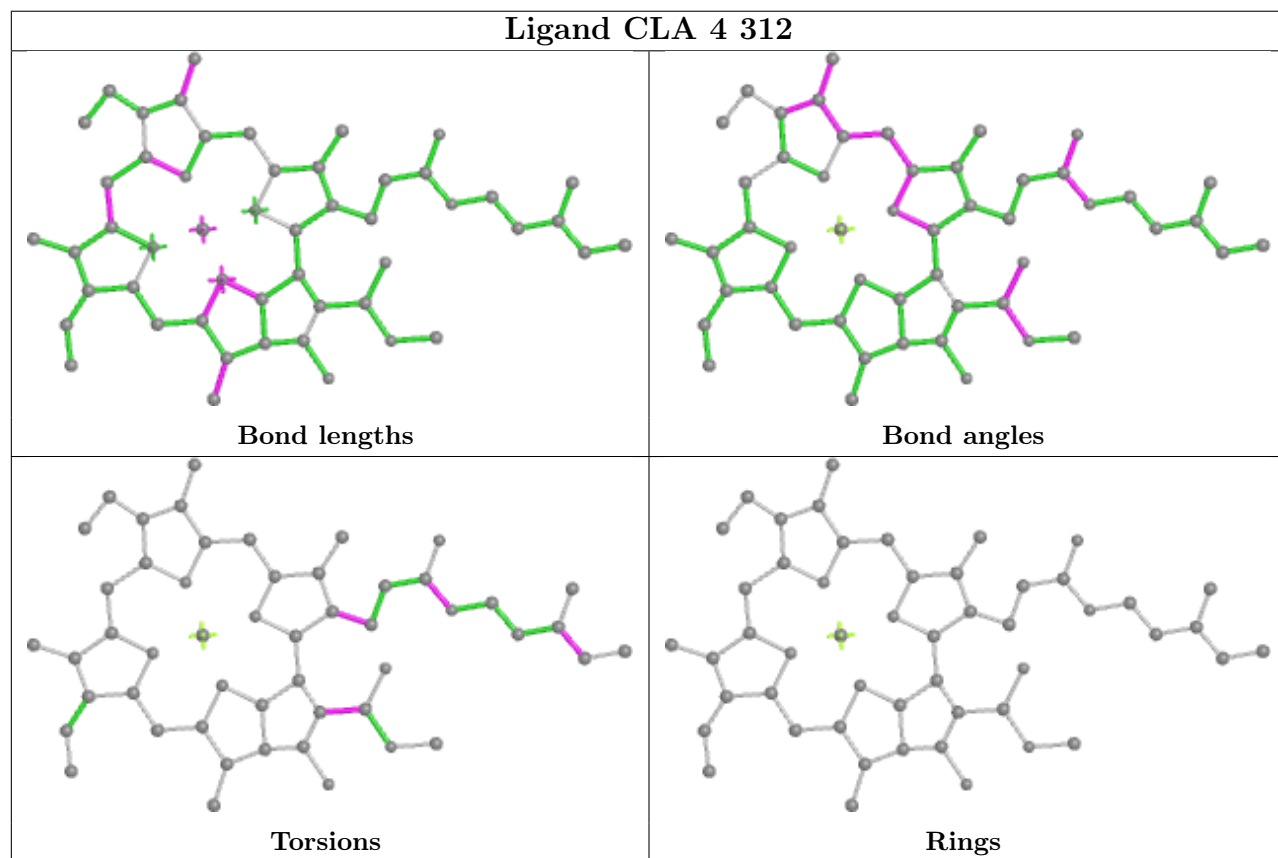




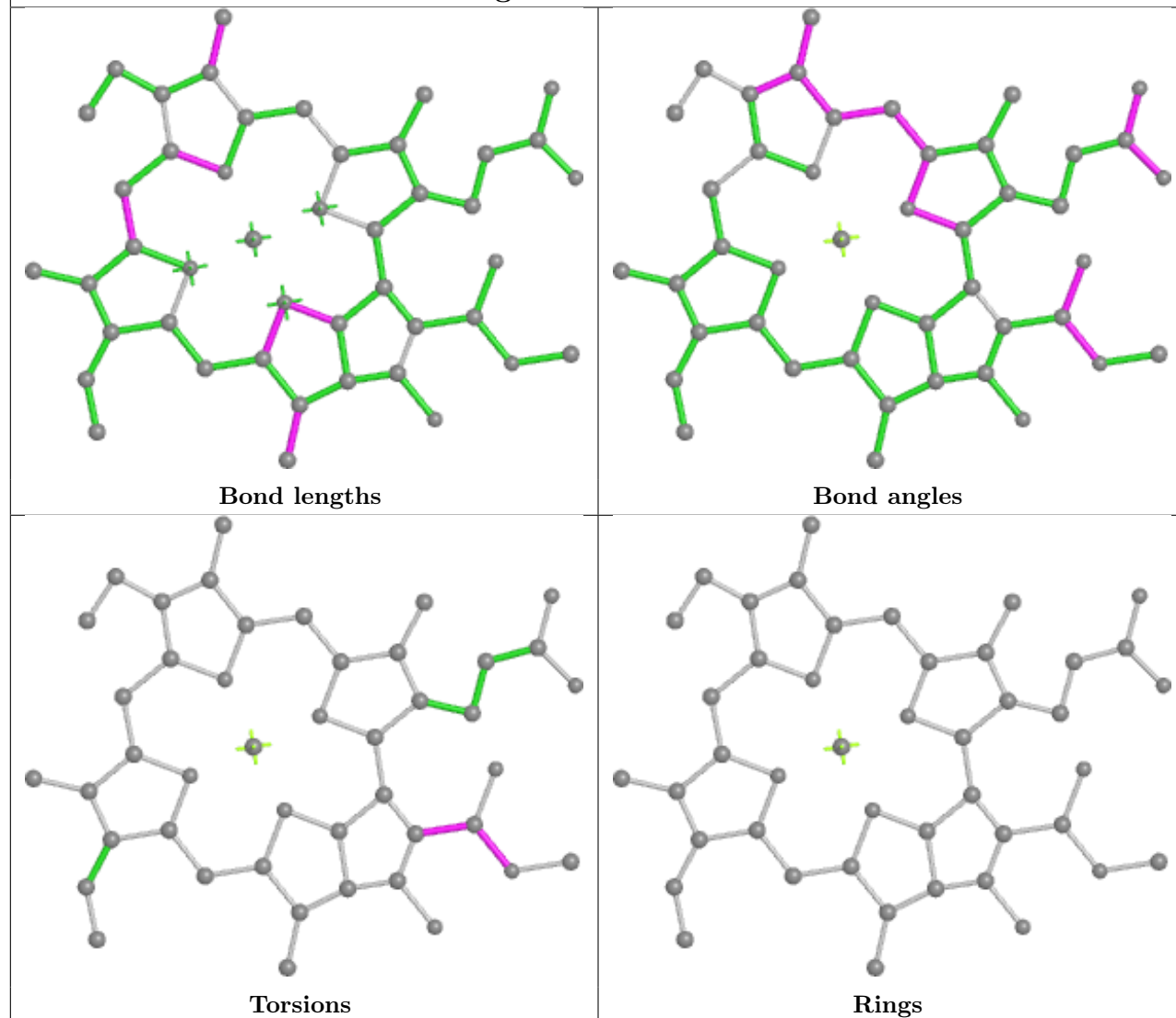
## Ligand A86 4 301



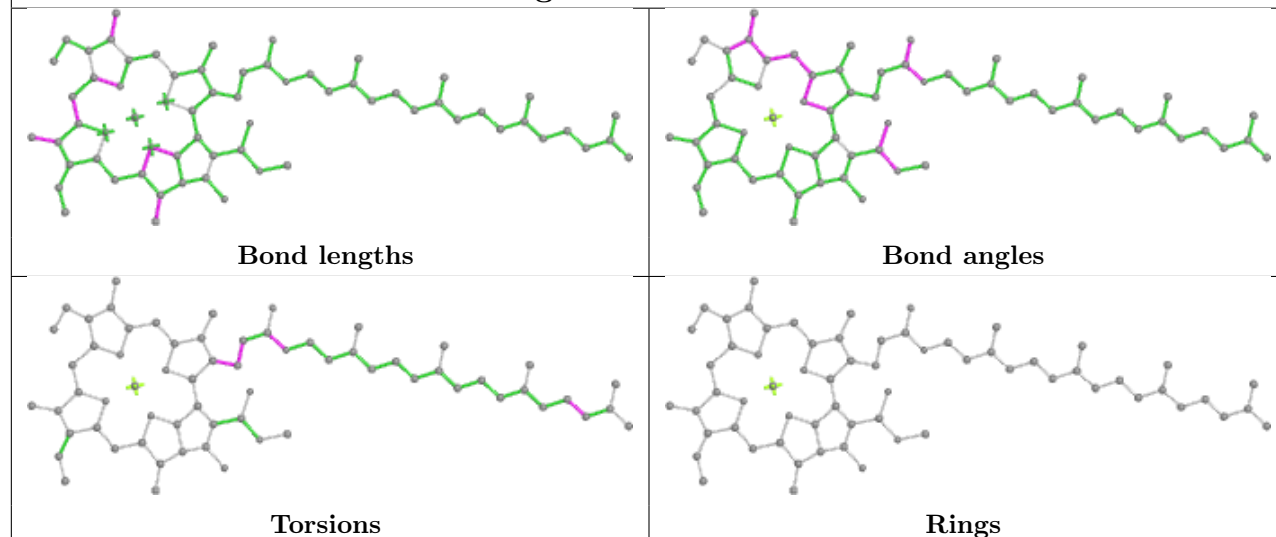
## Ligand CLA 4 312



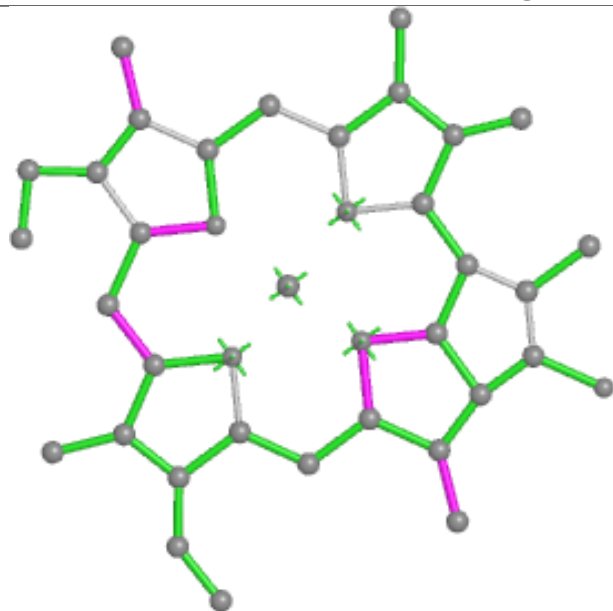
## Ligand CLA c 506



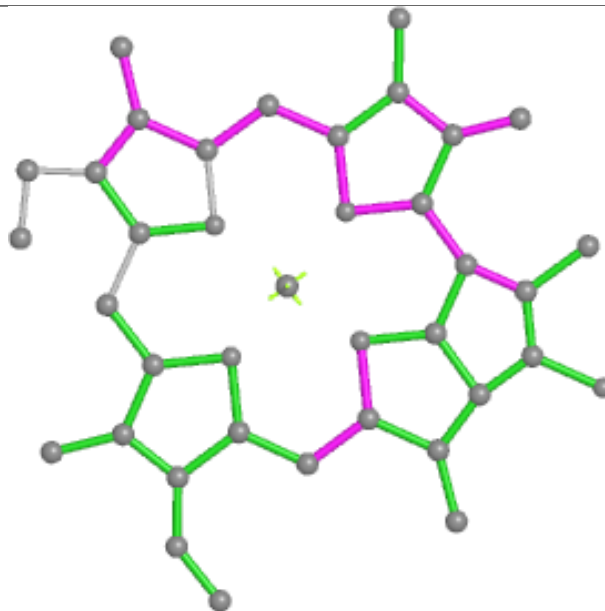
## Ligand CLA b 609



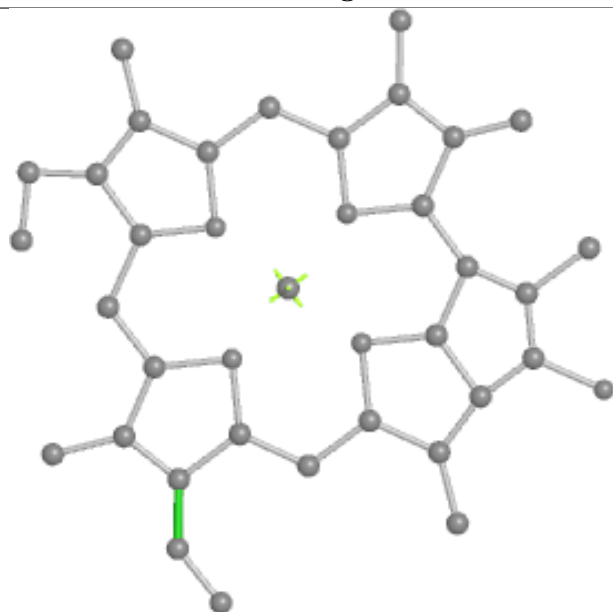
## Ligand CLA 9 316



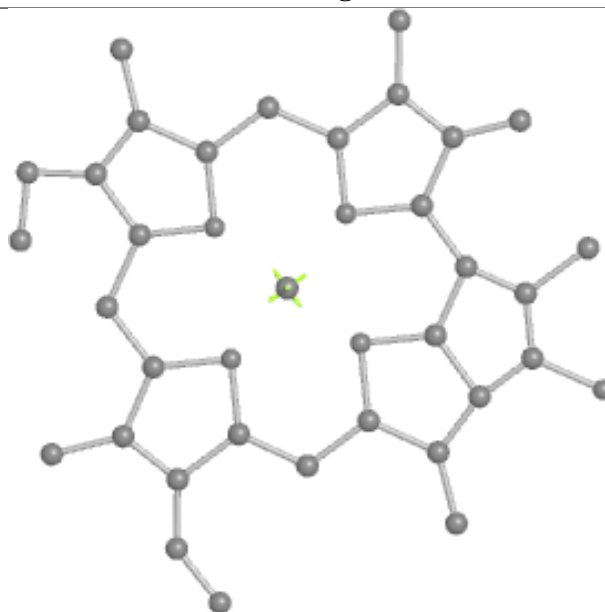
Bond lengths



Bond angles

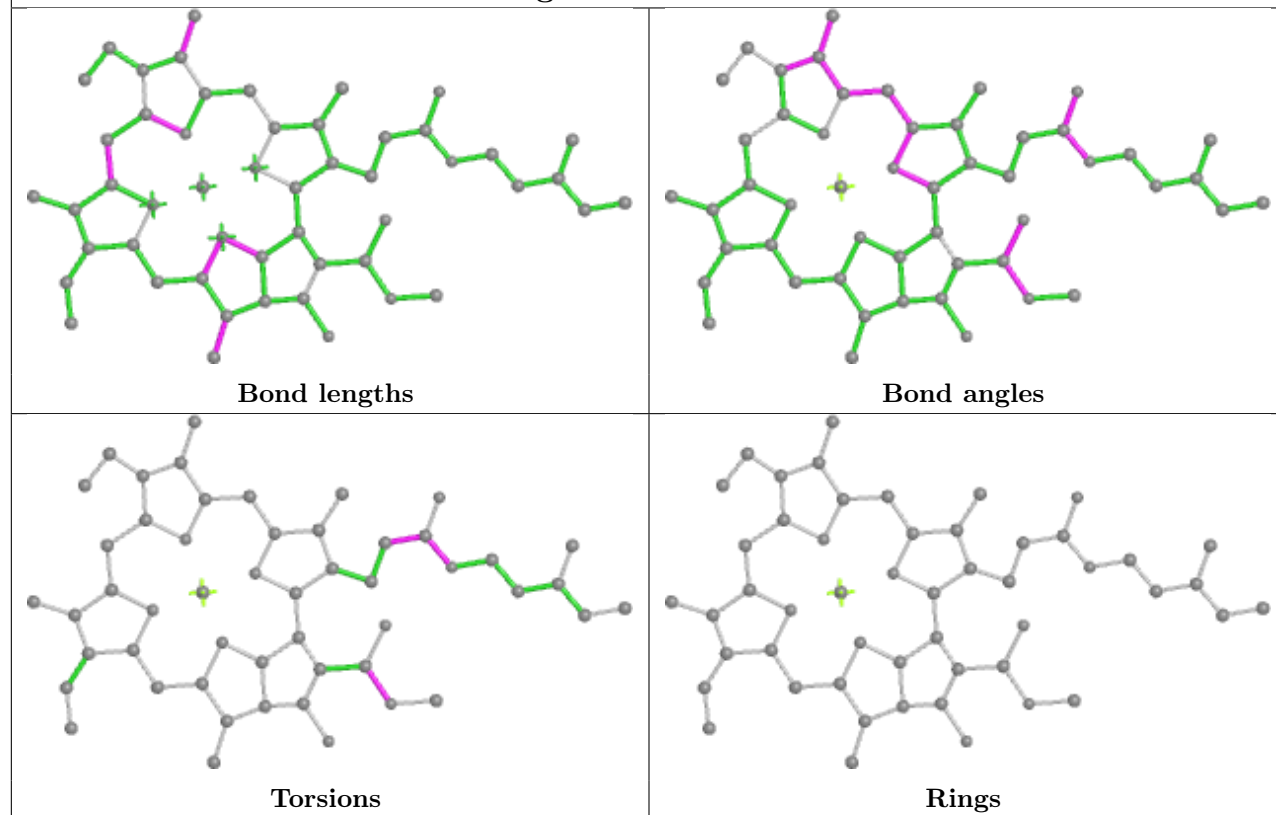


Torsions

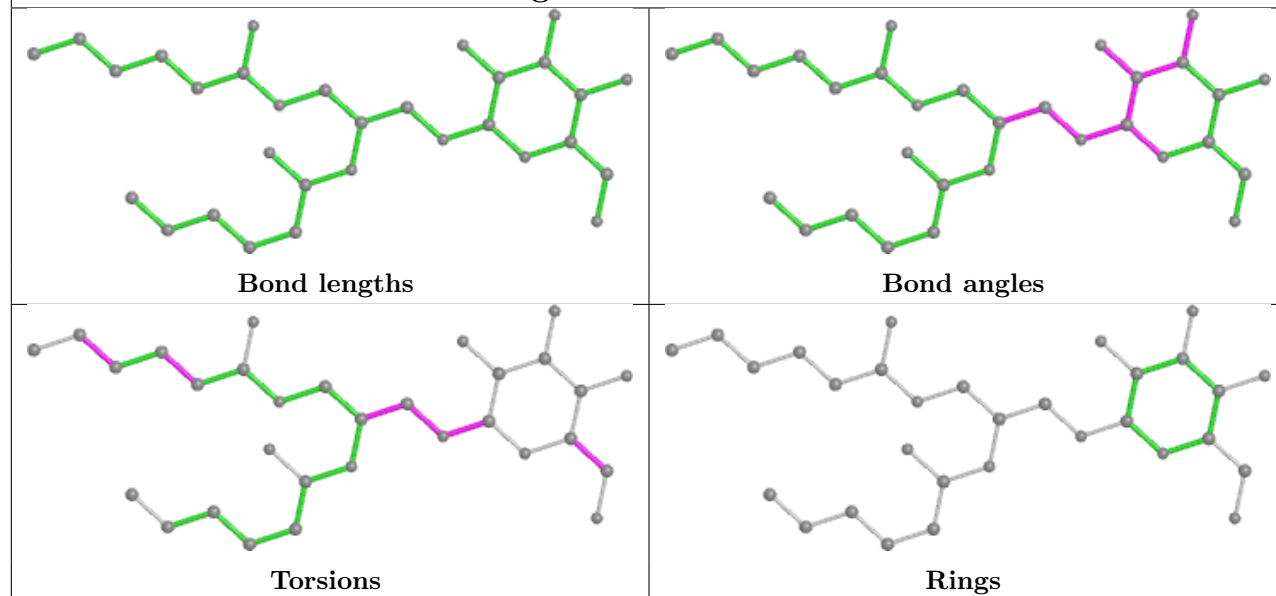


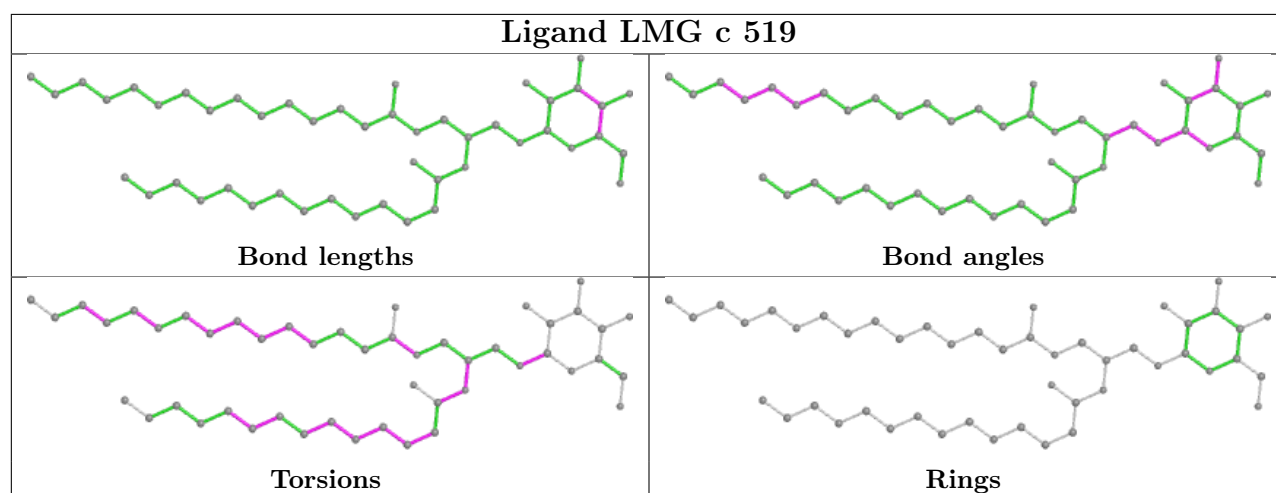
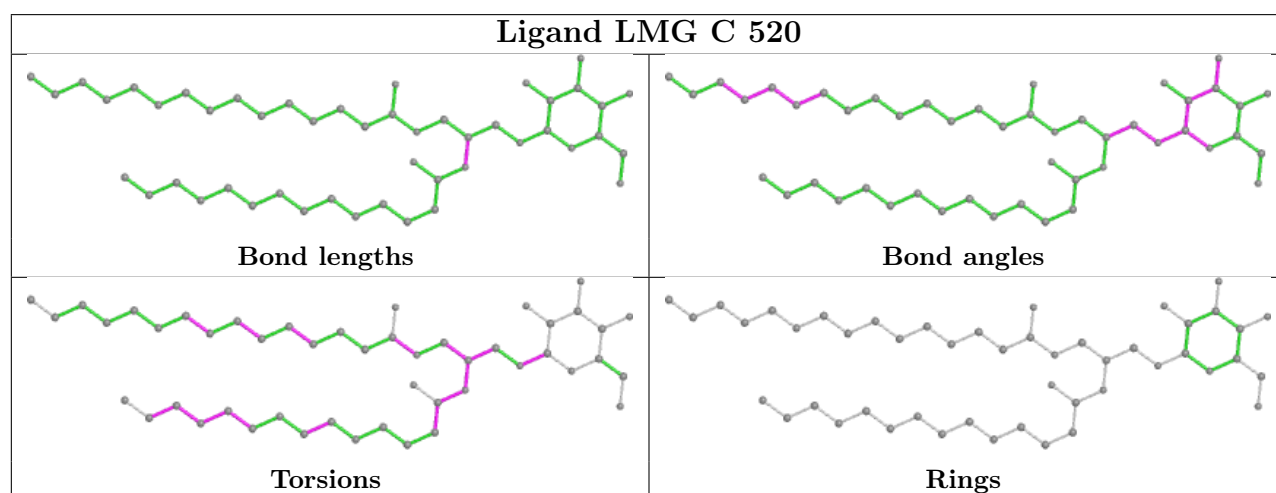
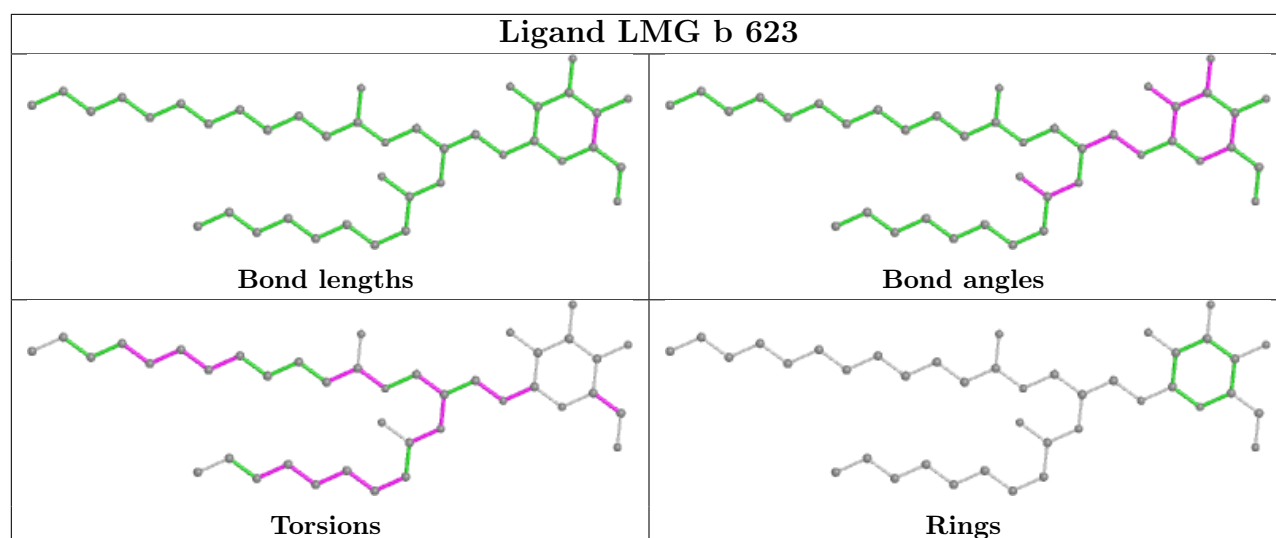
Rings

## Ligand CLA 3 309

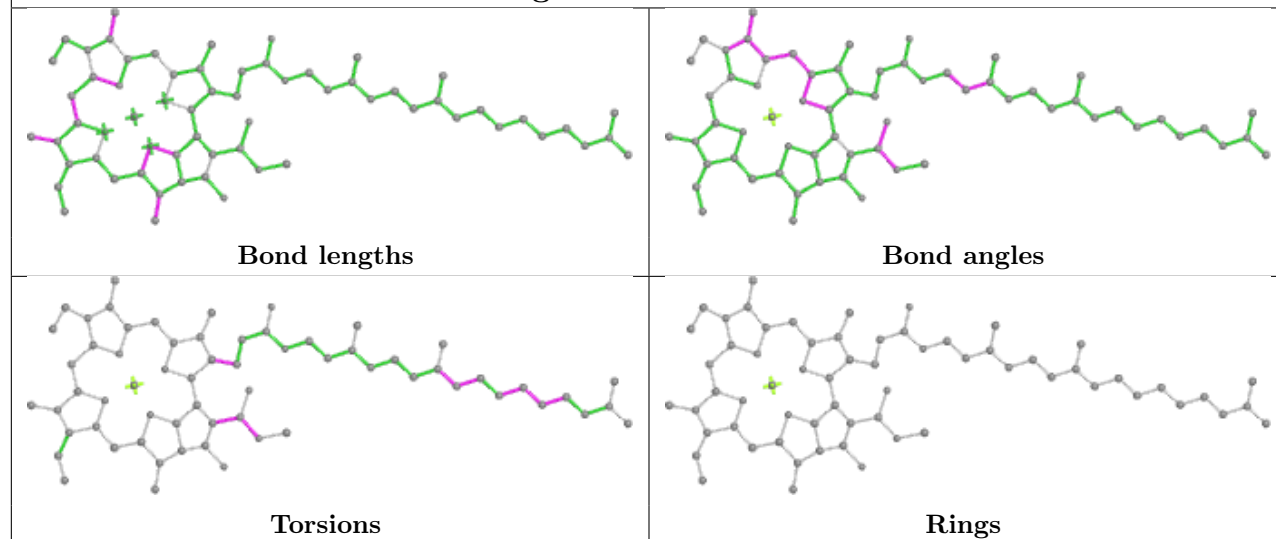


## Ligand LMG 3 316

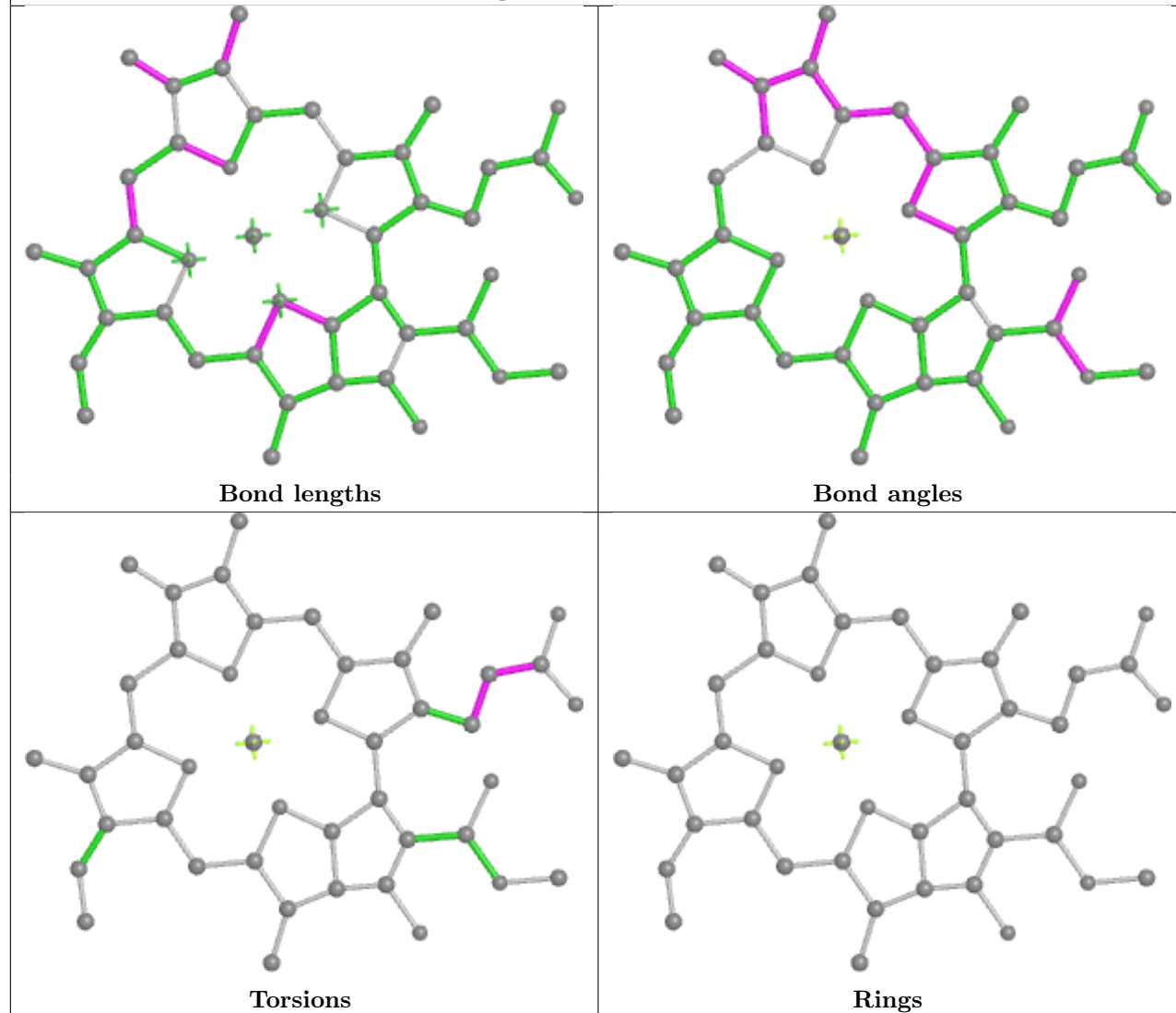




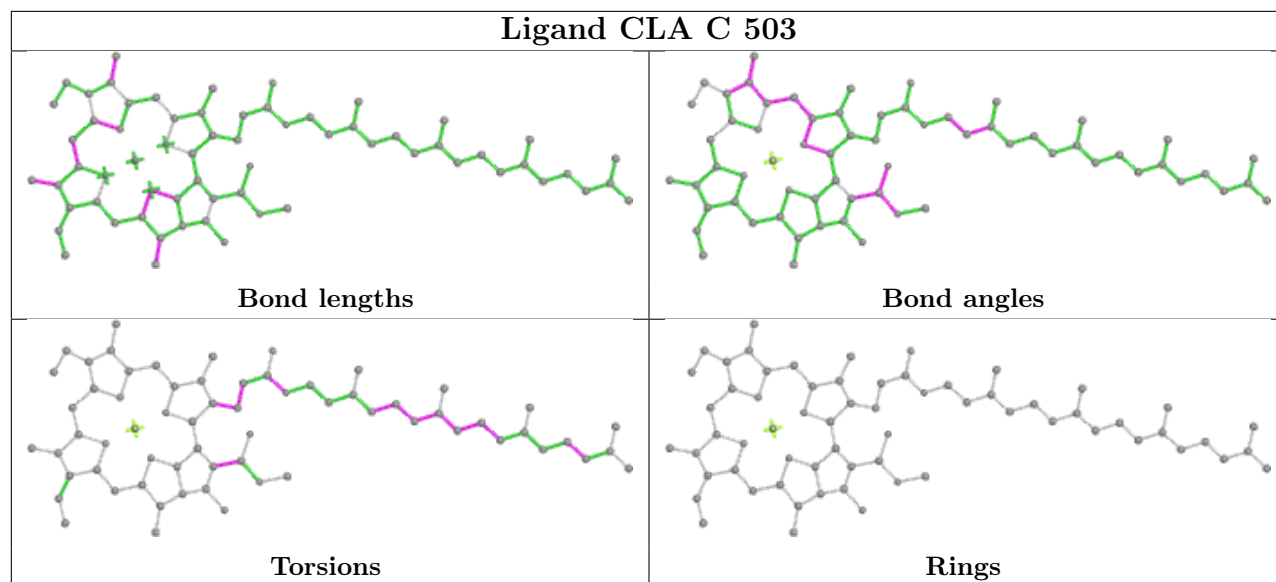
## Ligand CLA B 614



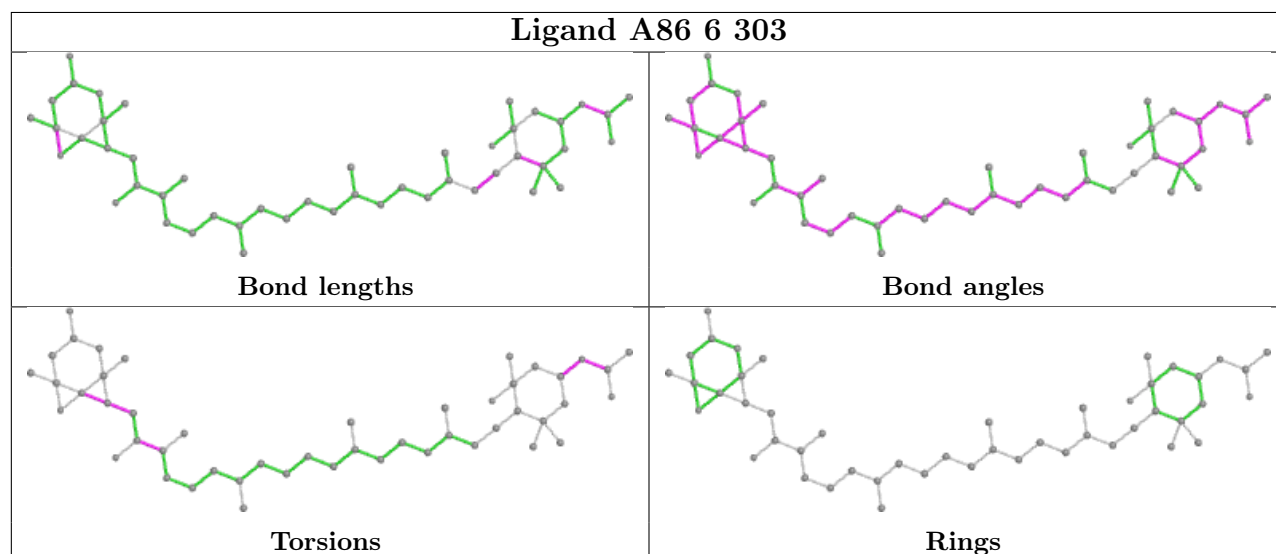
## Ligand CLA 1 307



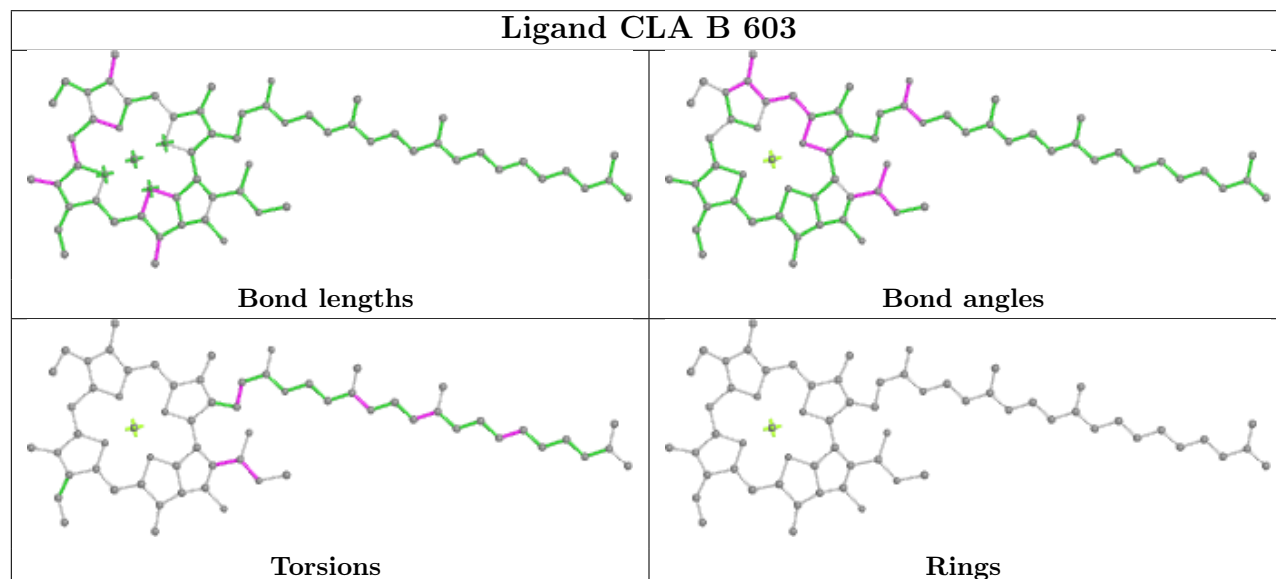
## Ligand CLA C 503

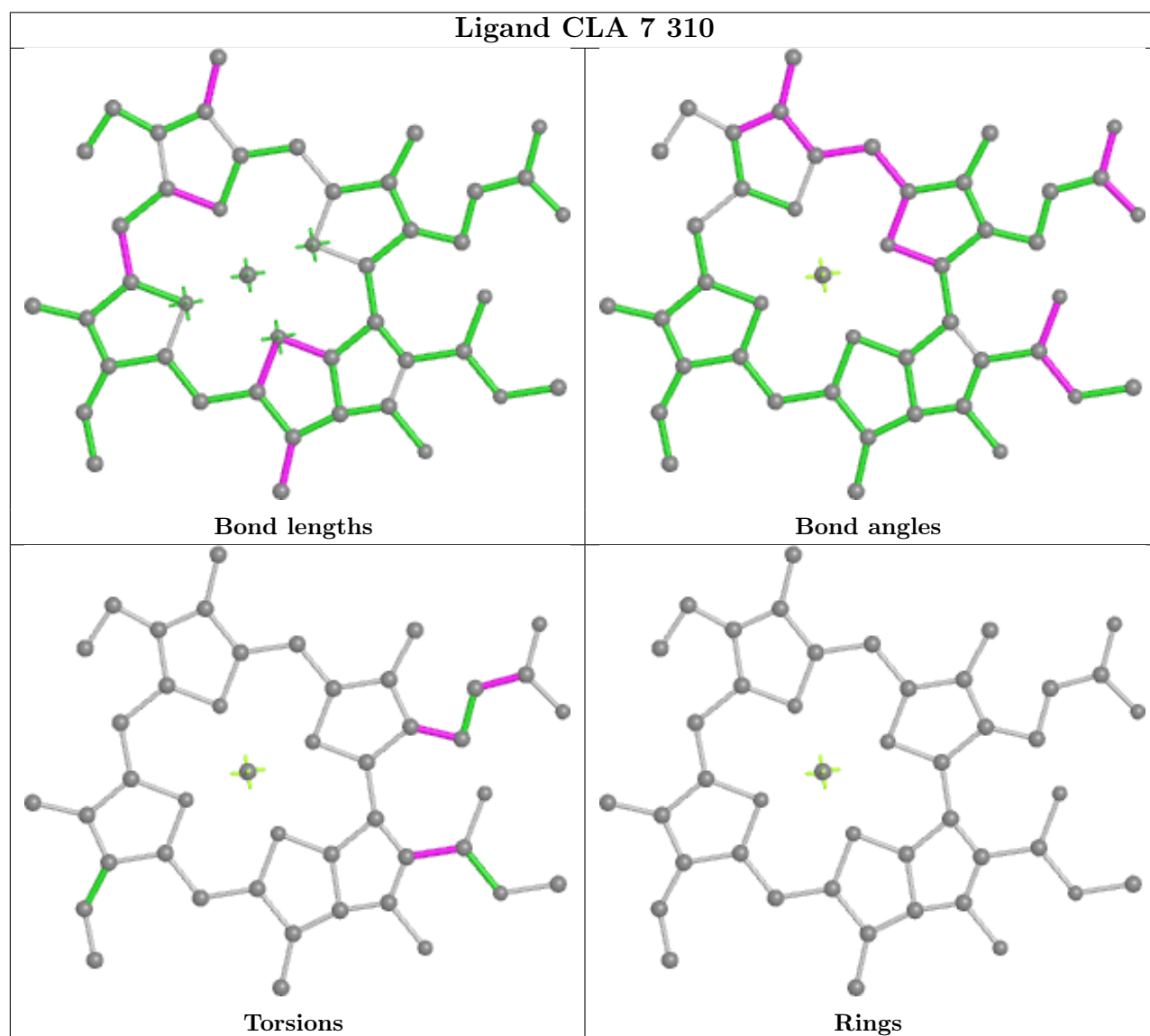
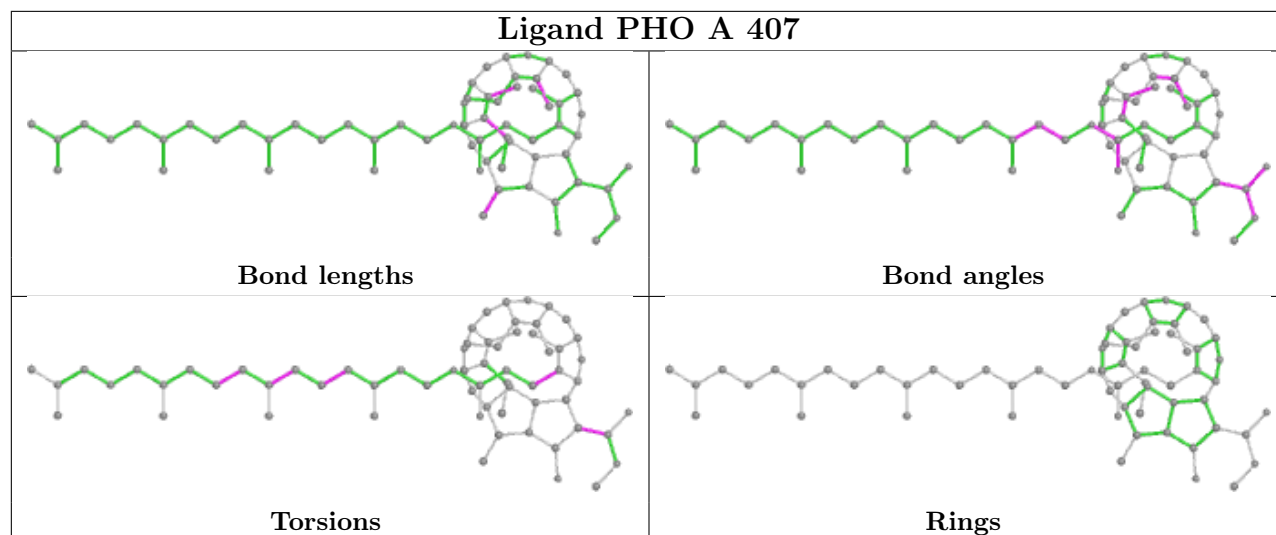


## Ligand A86 6 303

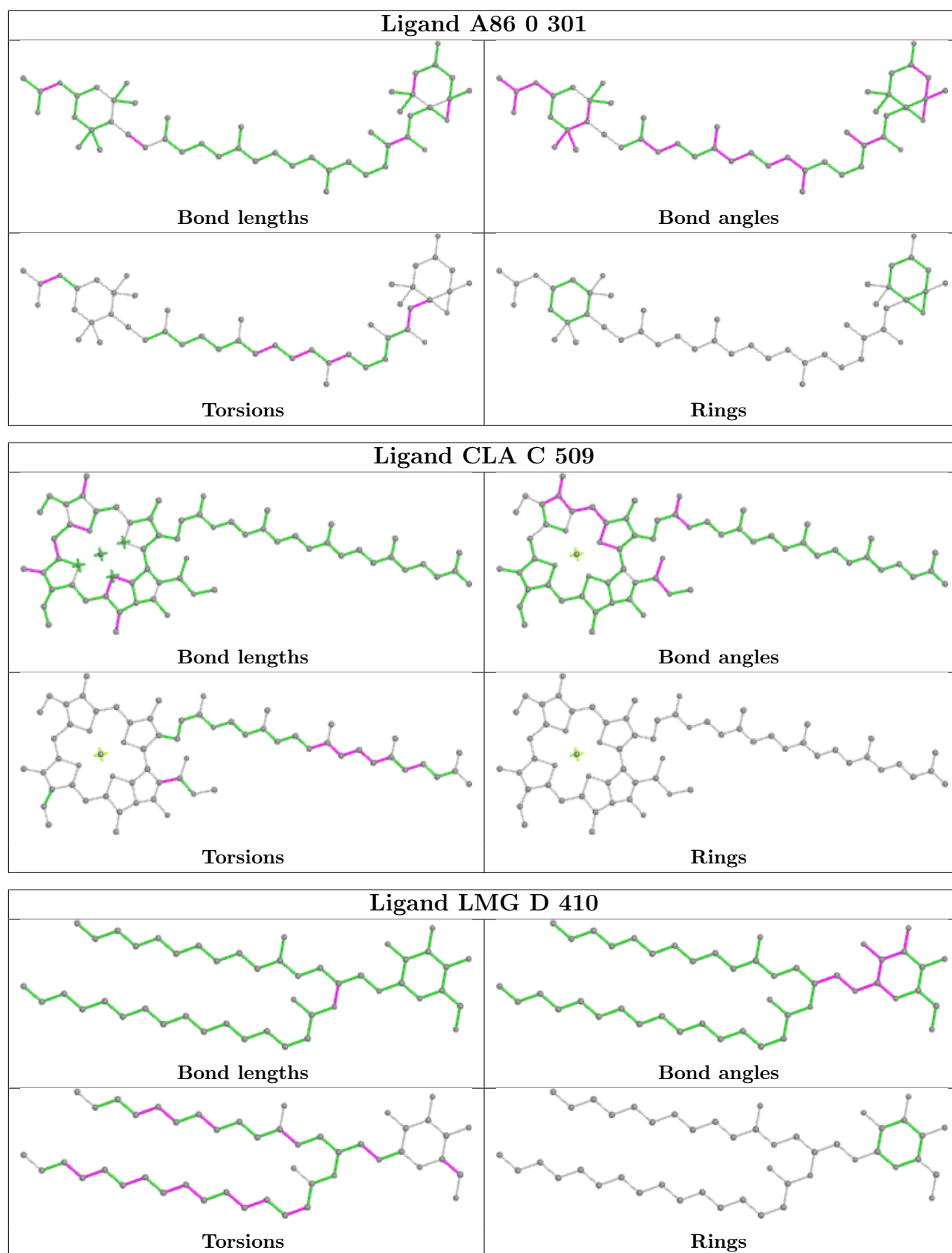


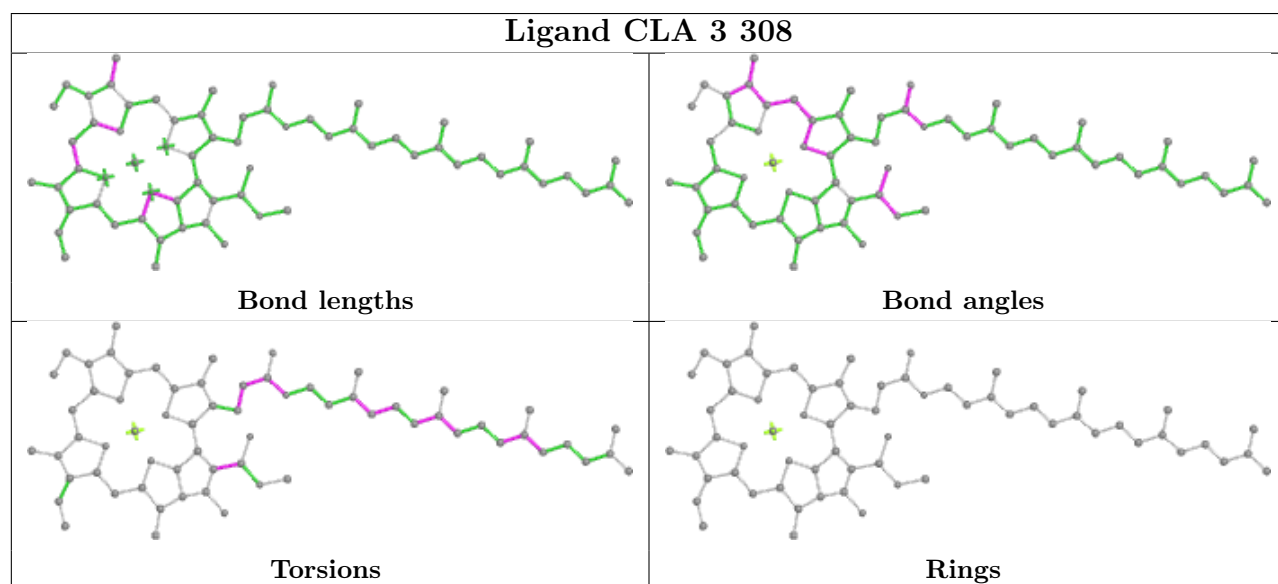
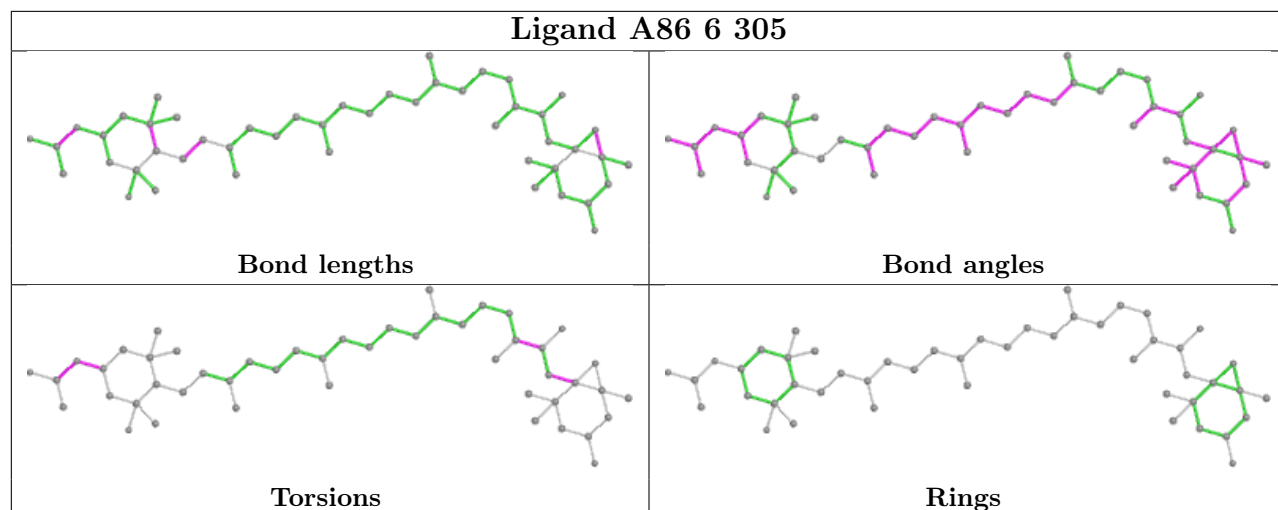
## Ligand CLA B 603

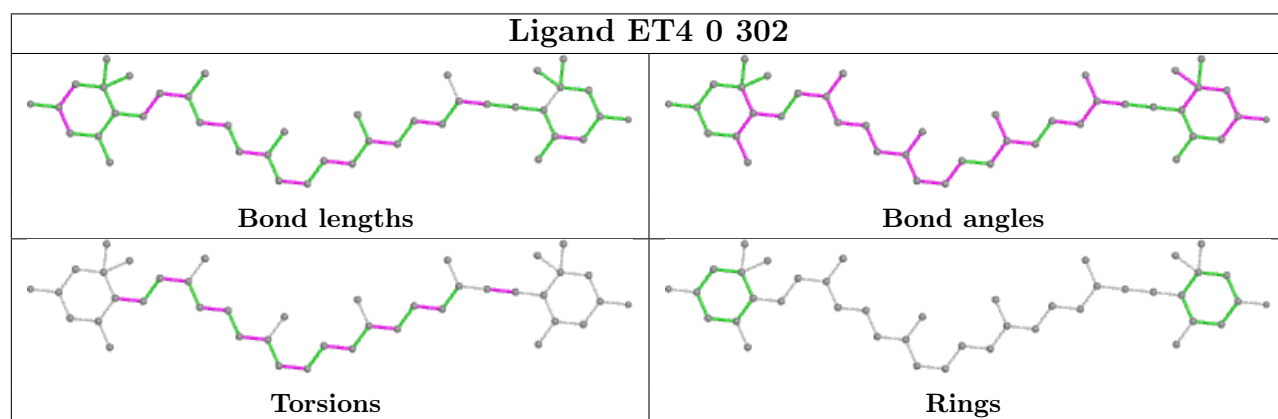
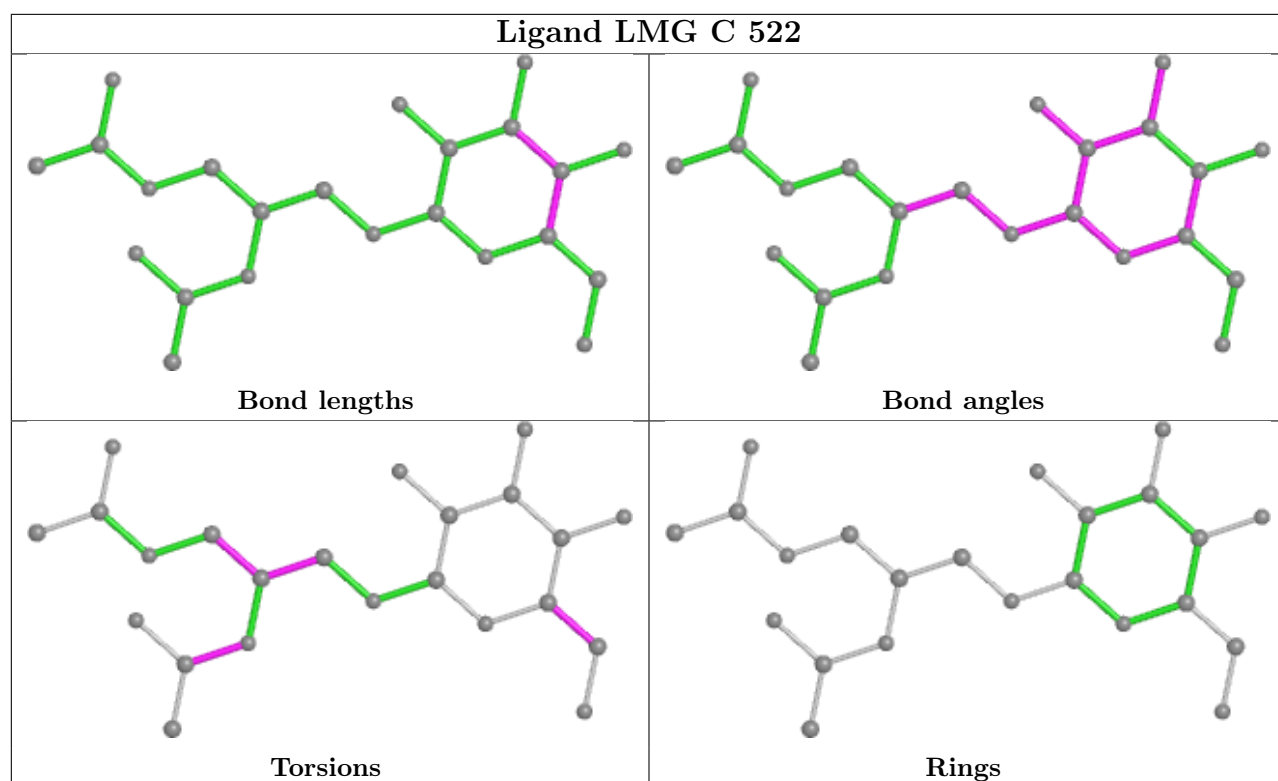




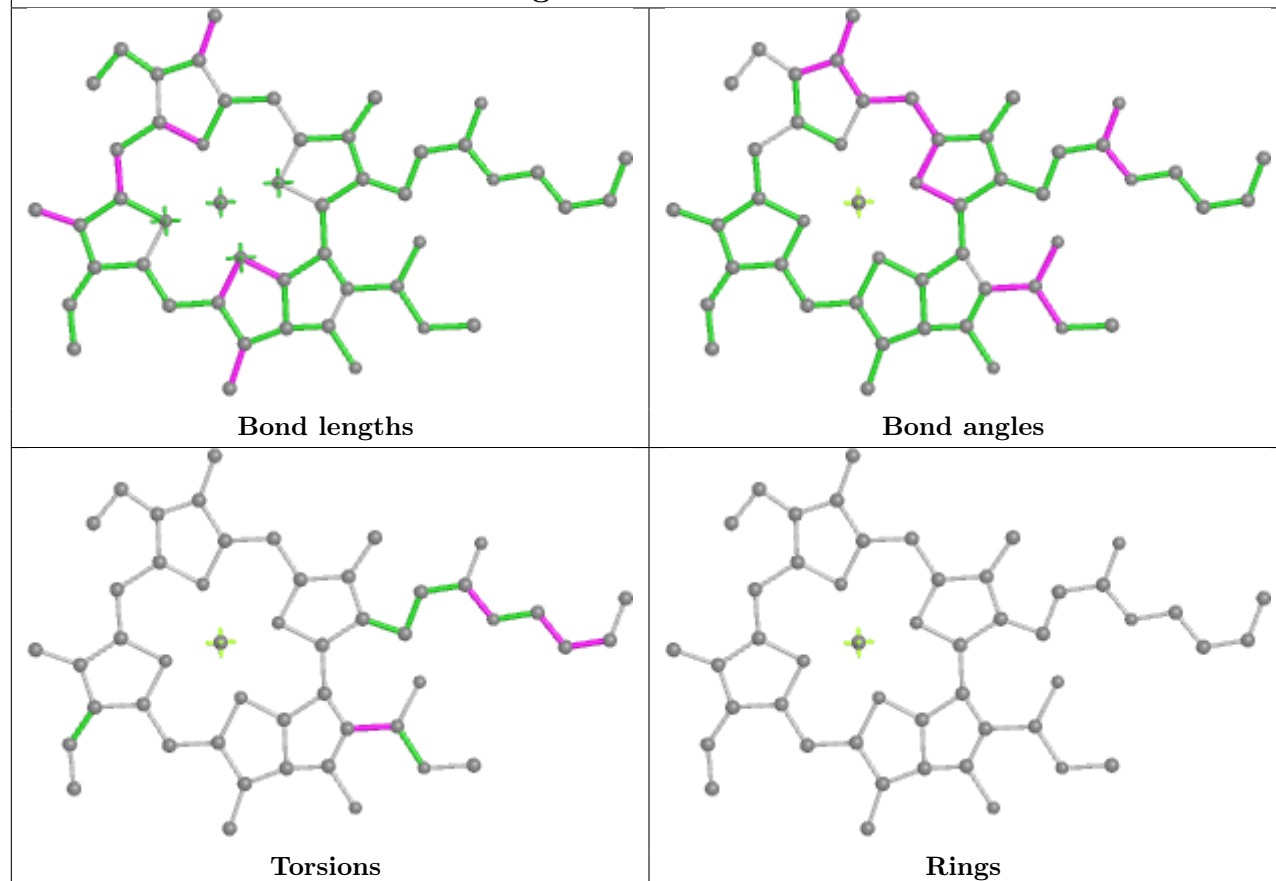




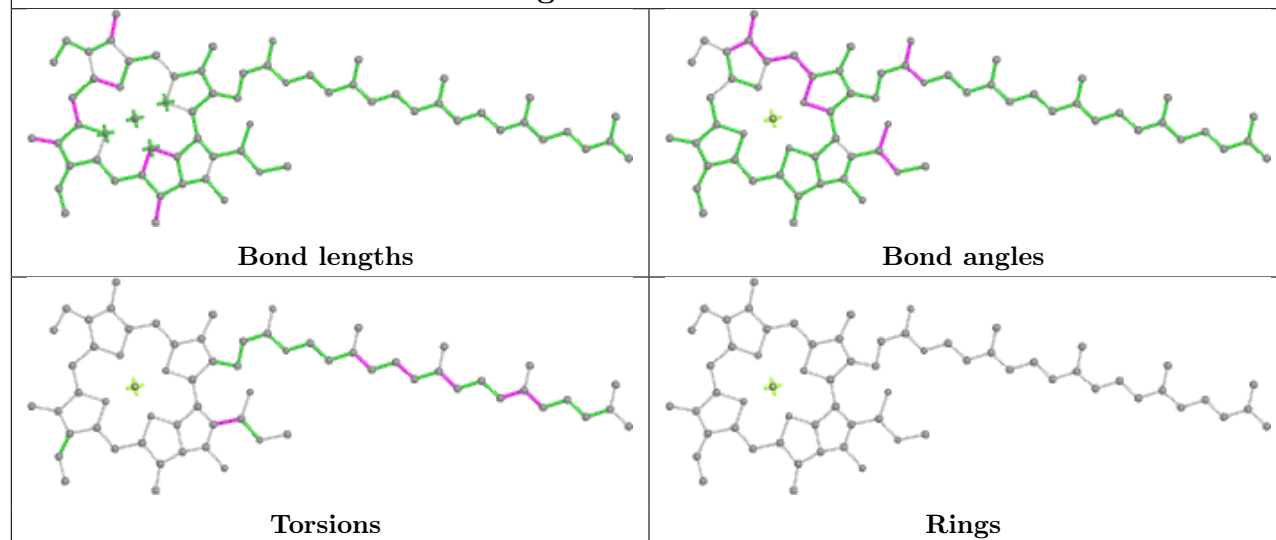


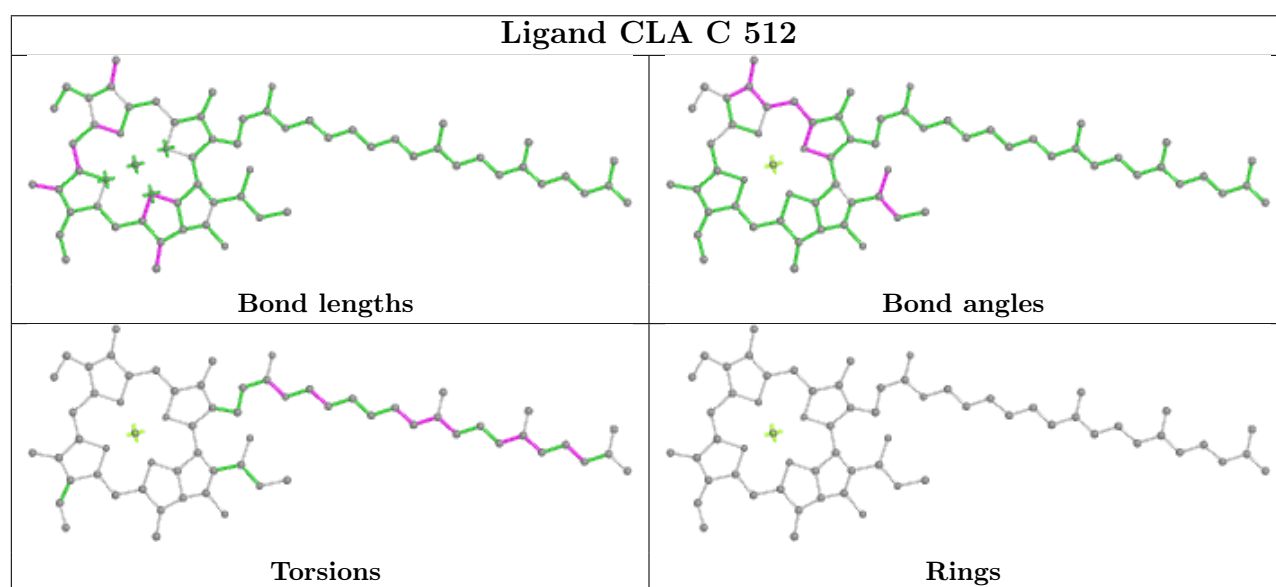
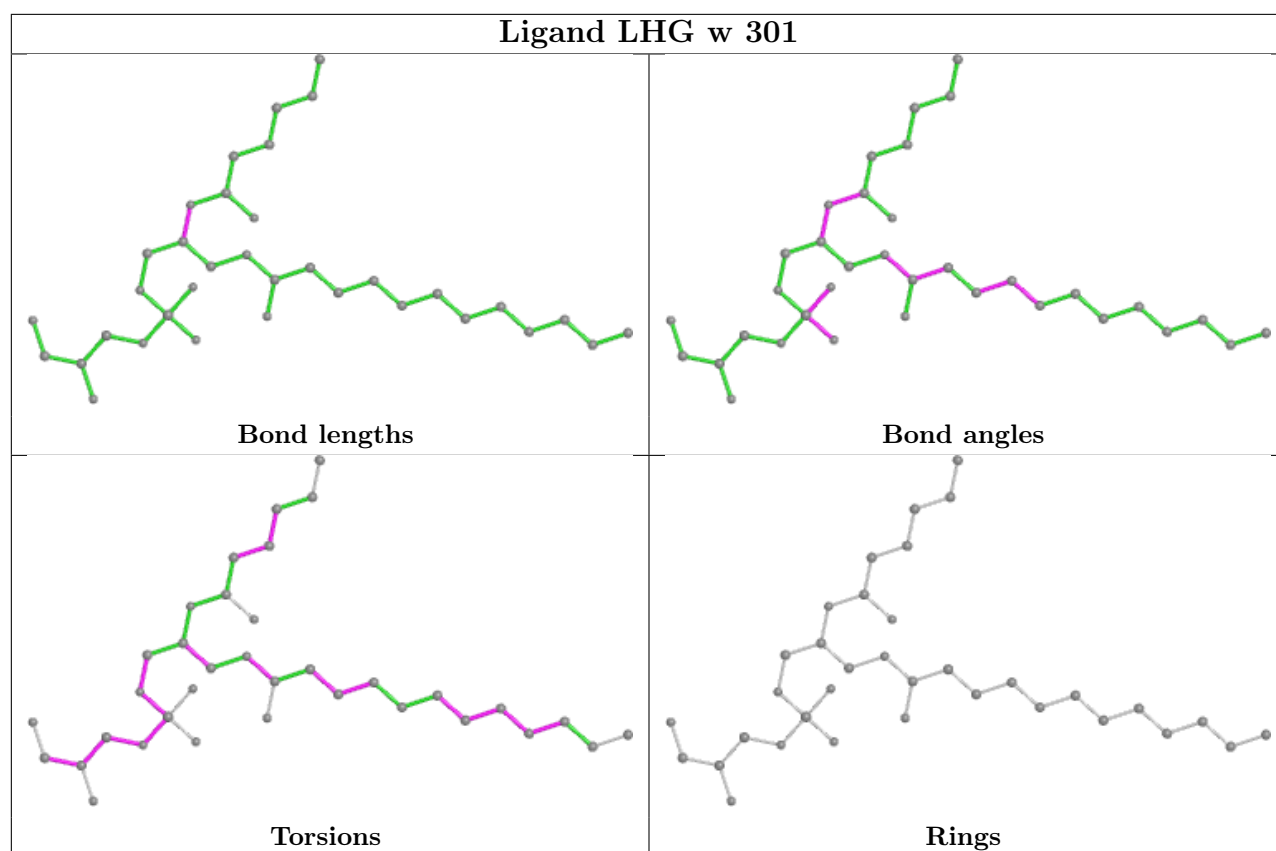


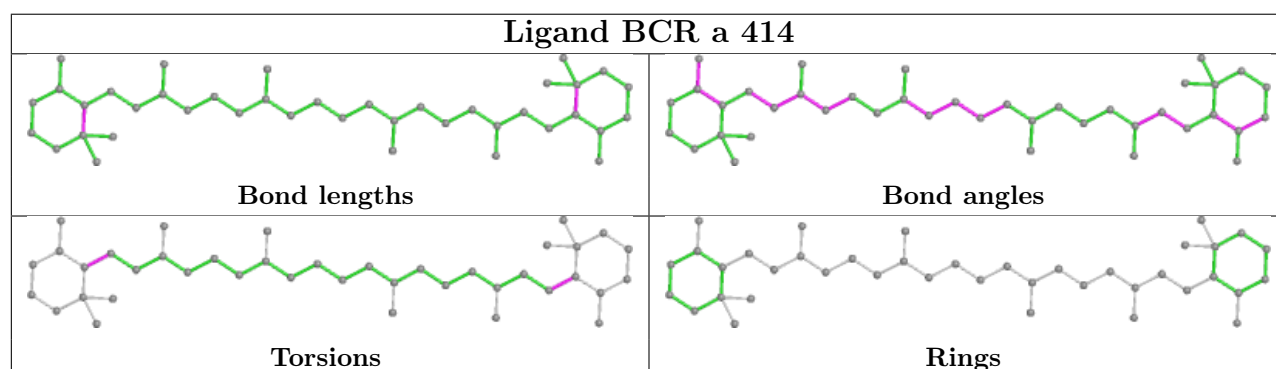
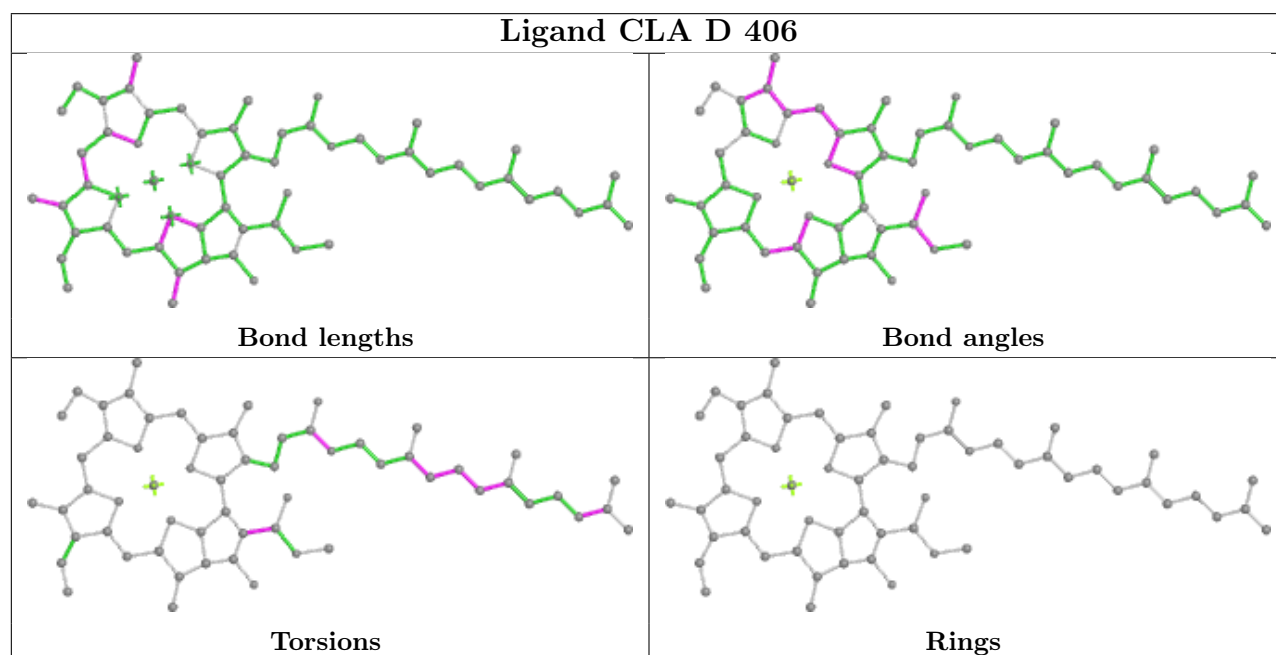
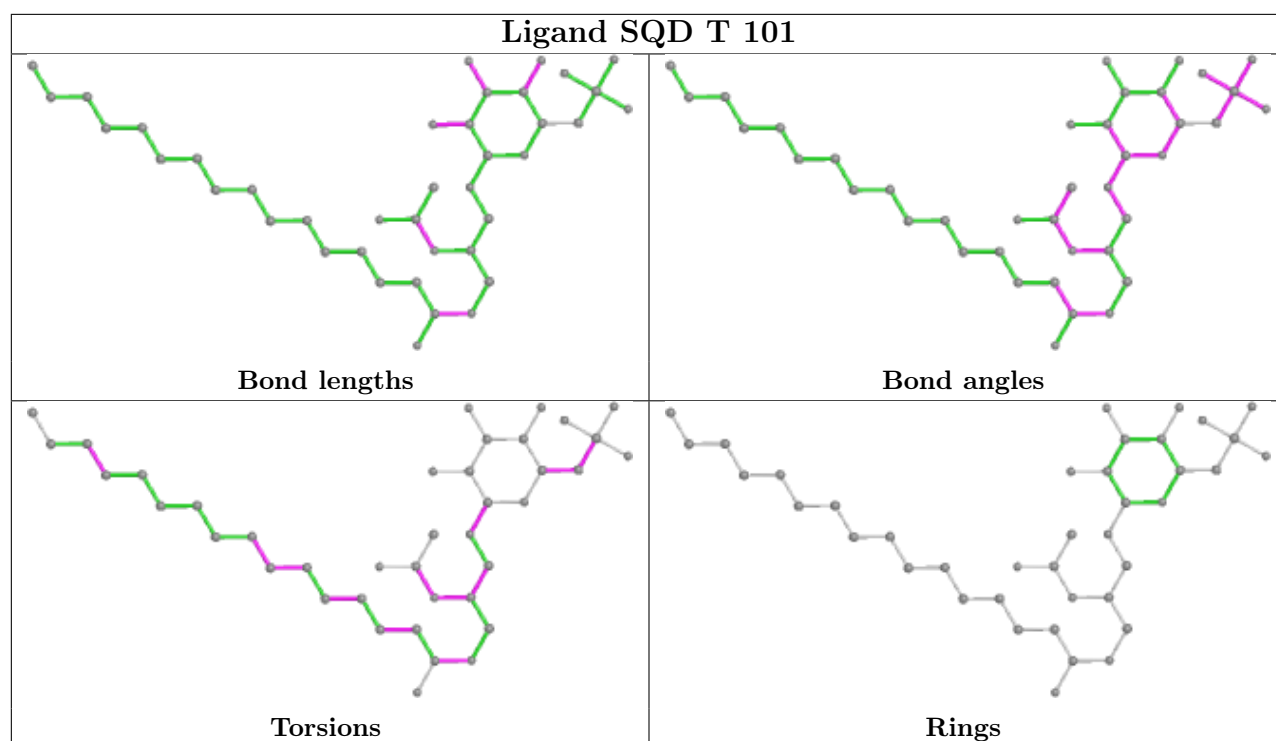
## Ligand CLA C 513



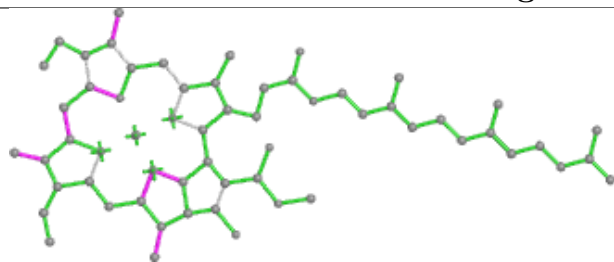
## Ligand CLA c 508



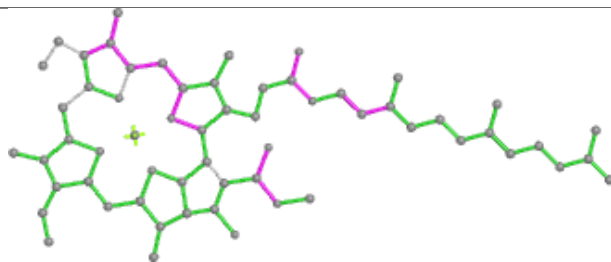




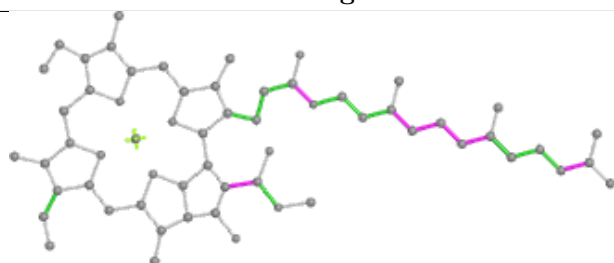
## Ligand CLA d 402



Bond lengths



Bond angles

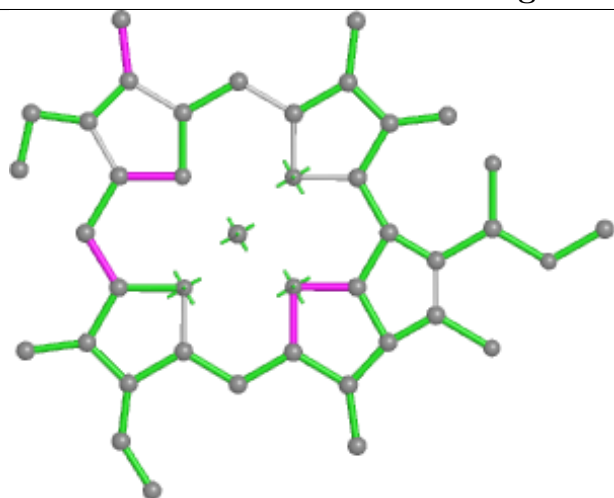


Torsions

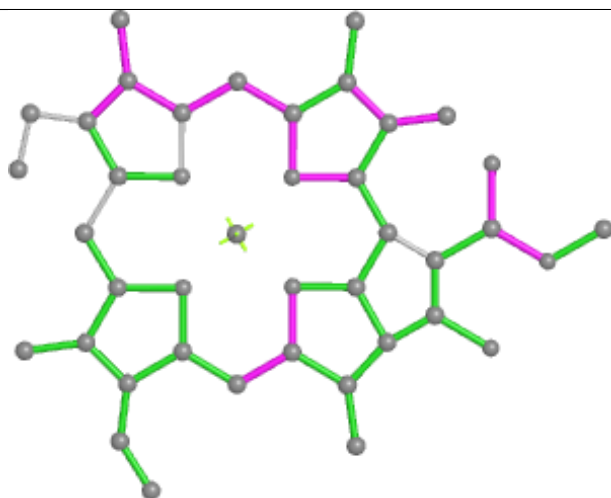


Rings

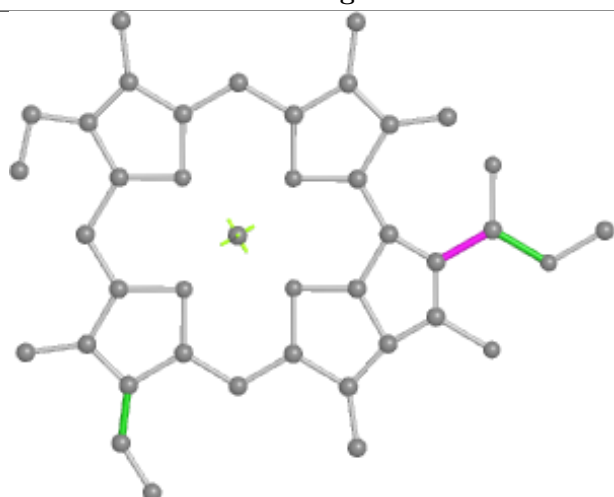
## Ligand CLA 9 305



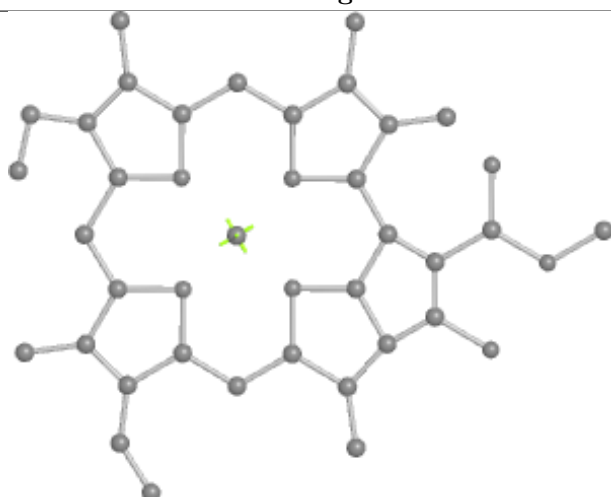
Bond lengths



Bond angles

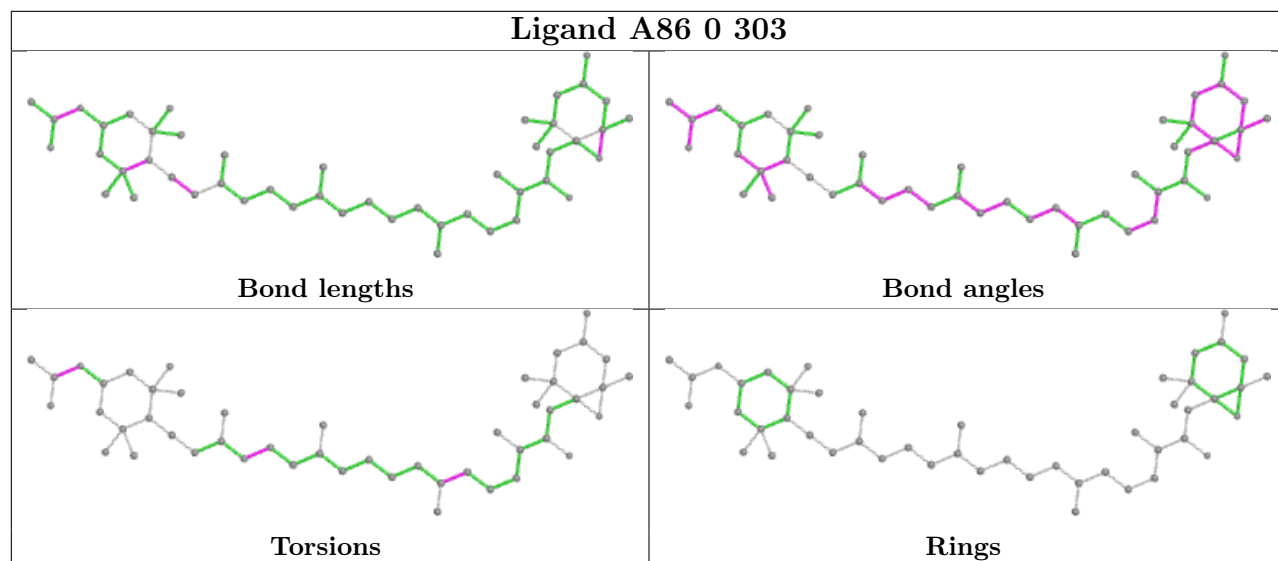


Torsions

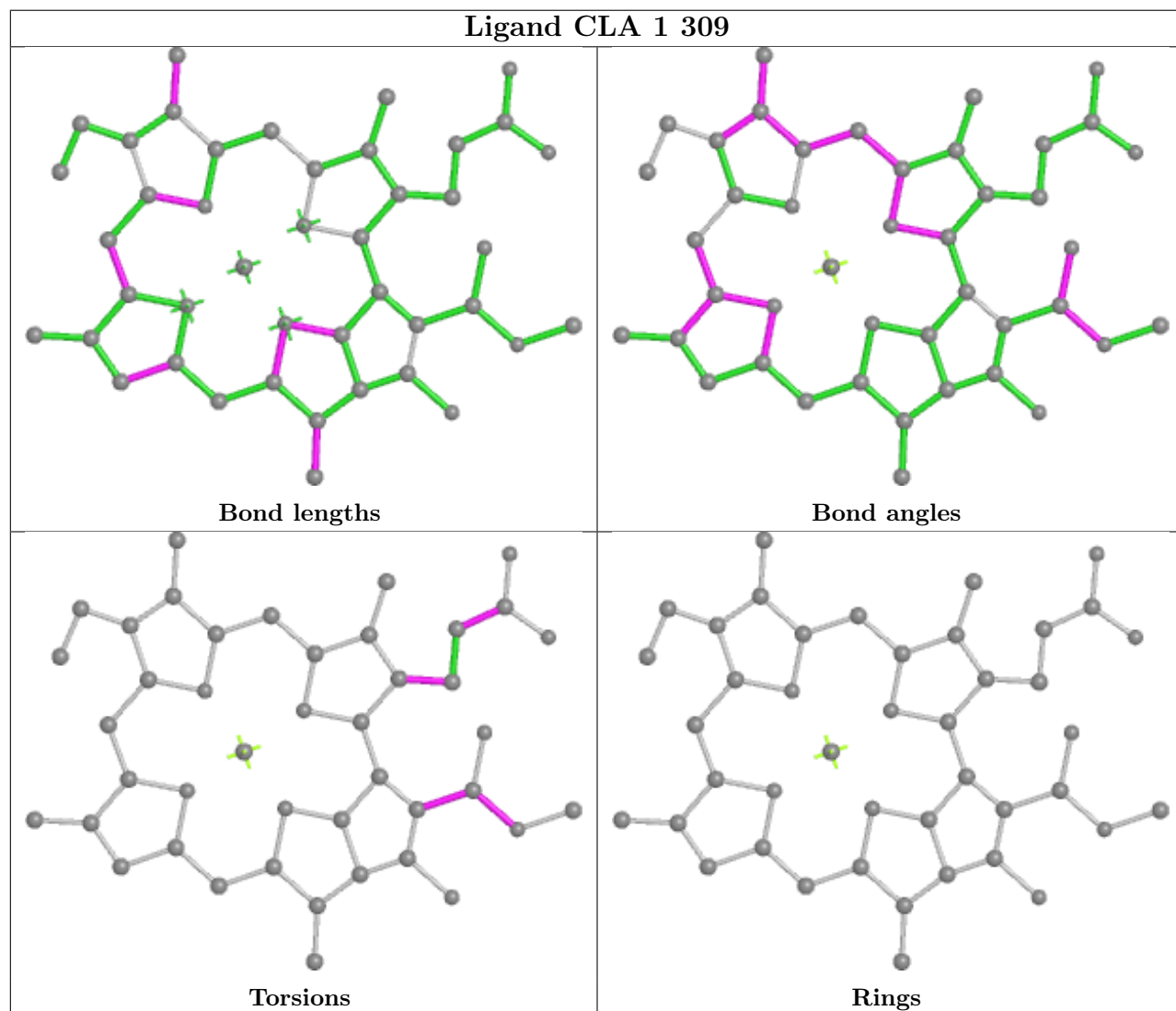


Rings

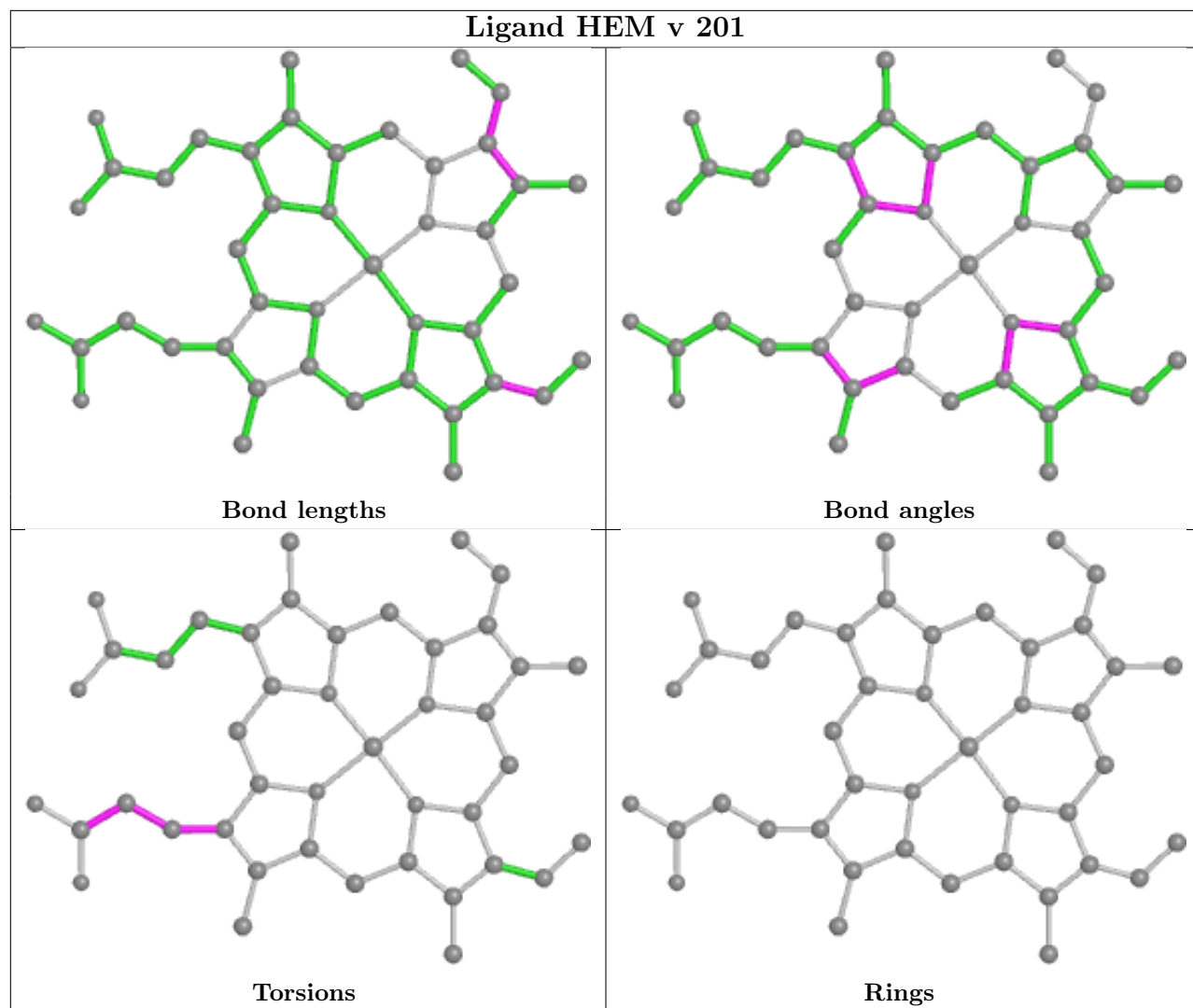
## Ligand A86 0 303

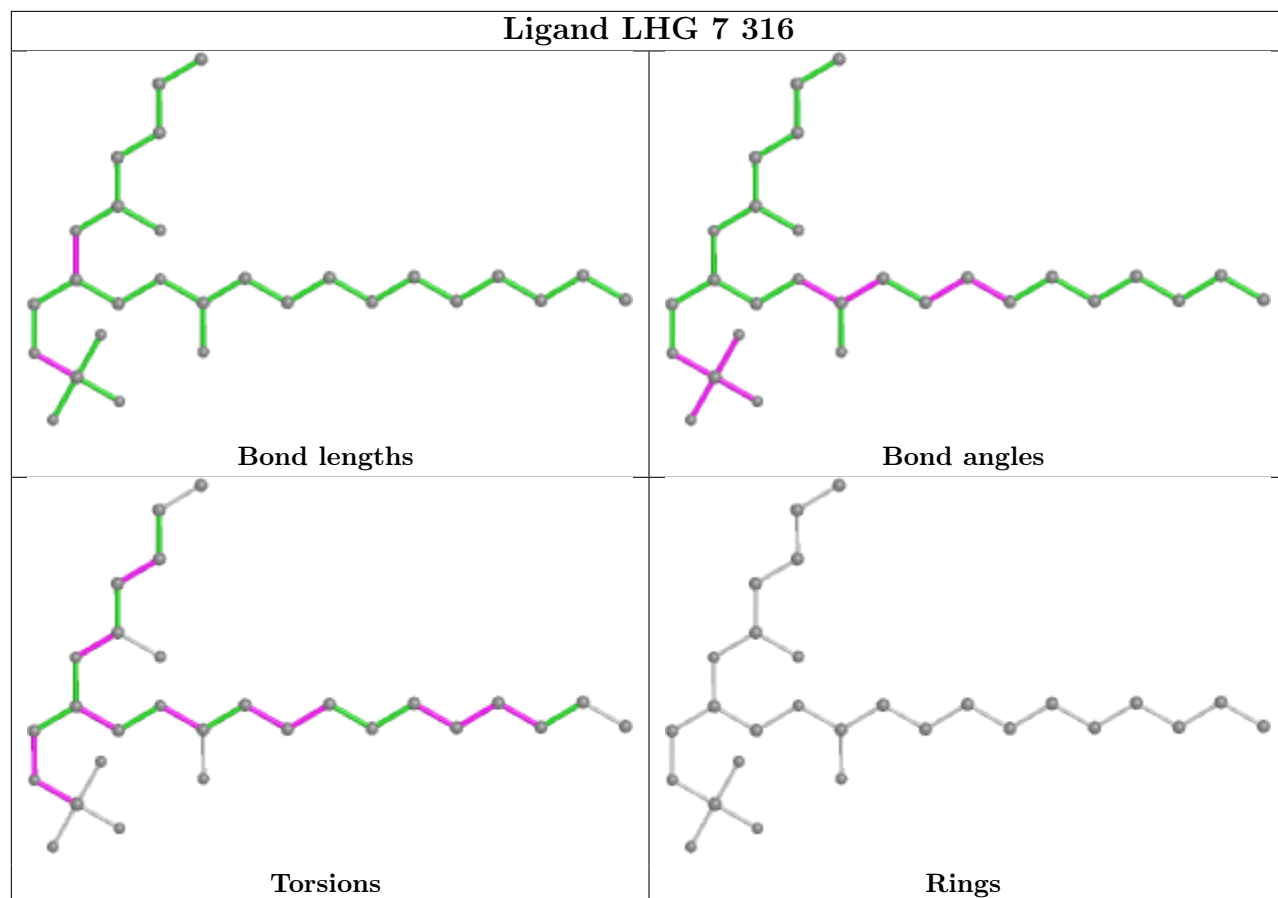


## Ligand CLA 1 309

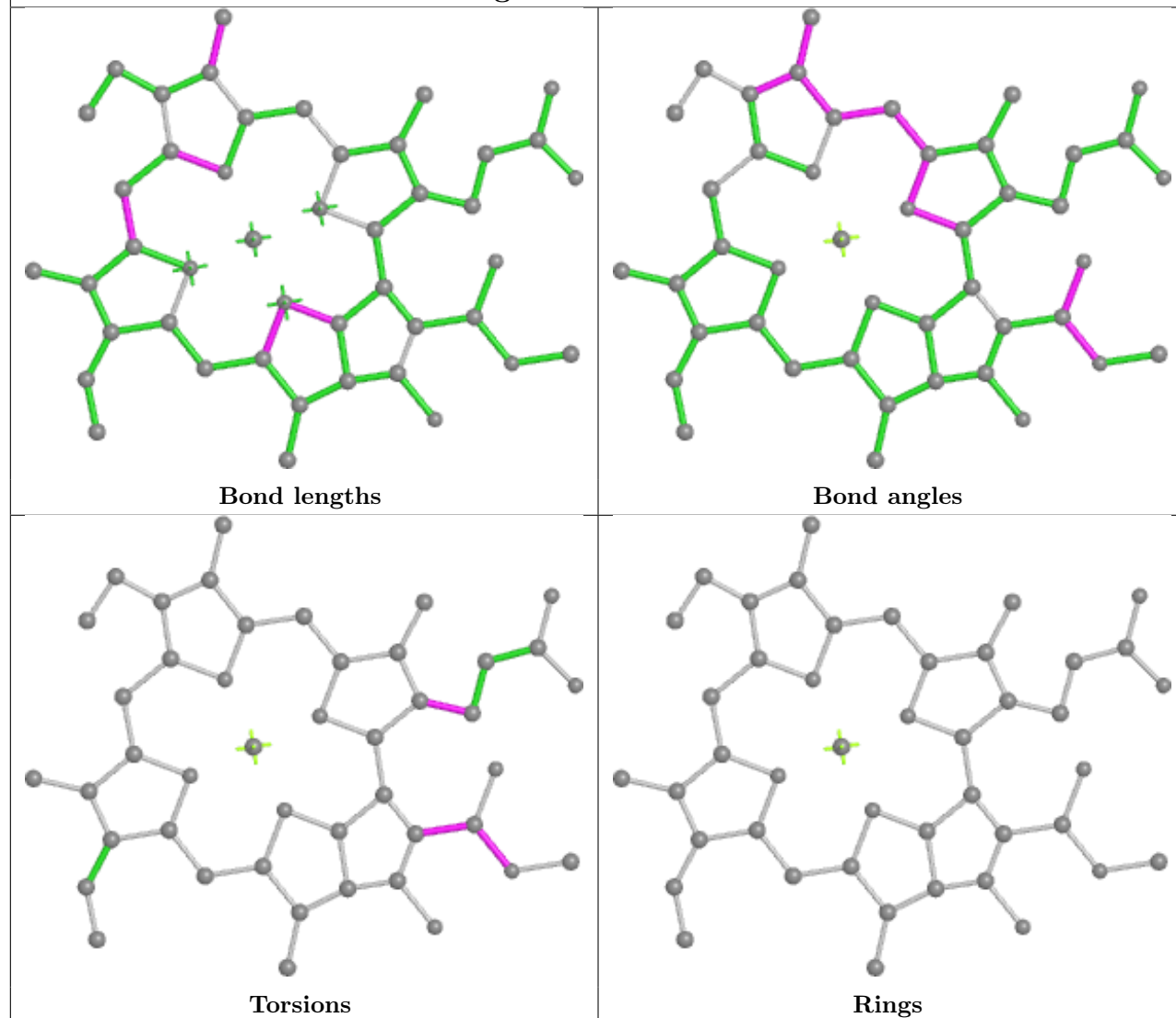




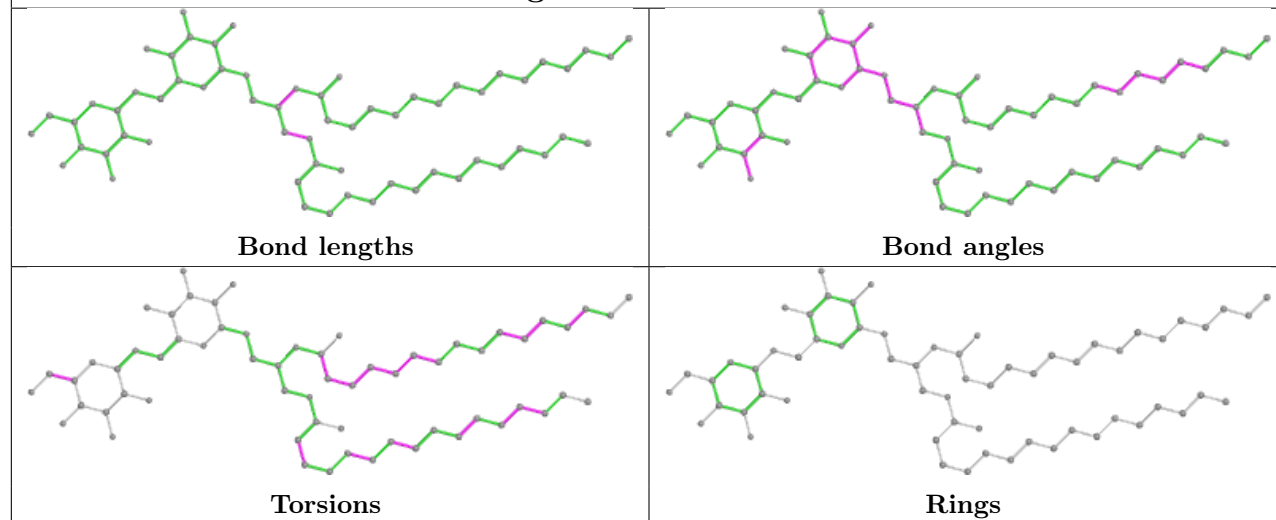




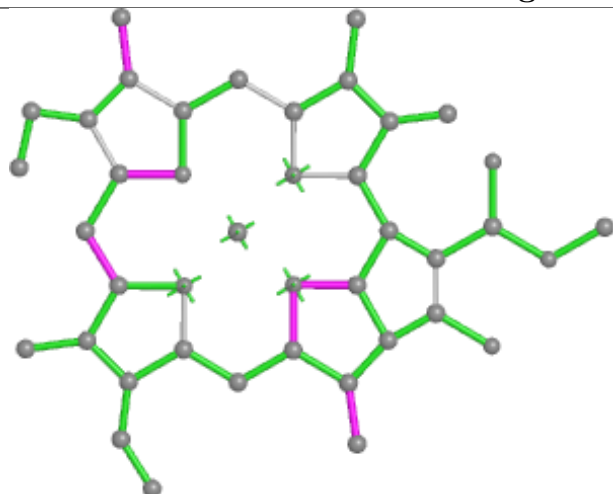
## Ligand CLA 1 312



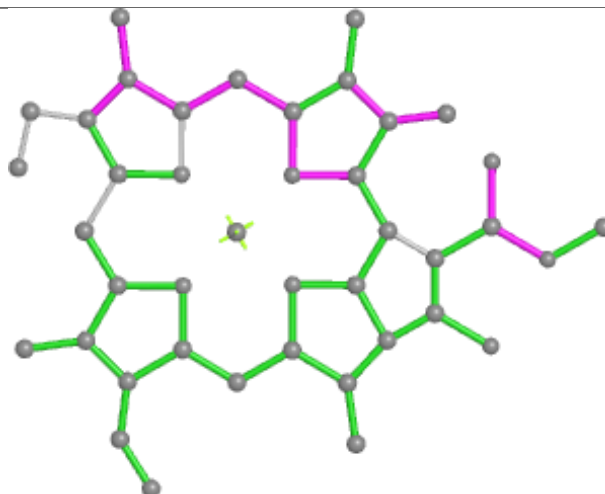
## Ligand DGD H 102



## Ligand CLA 3 311



Bond lengths



Bond angles

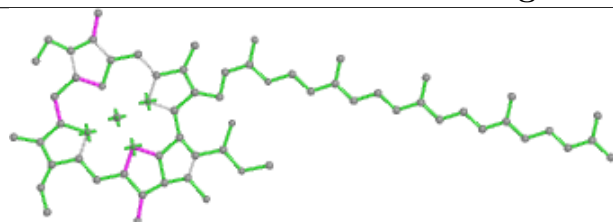


Torsions

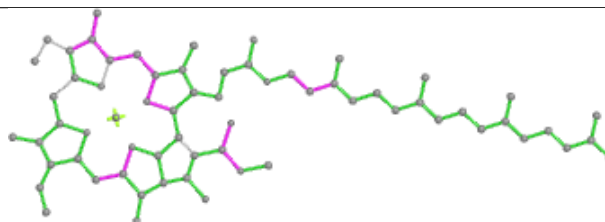


Rings

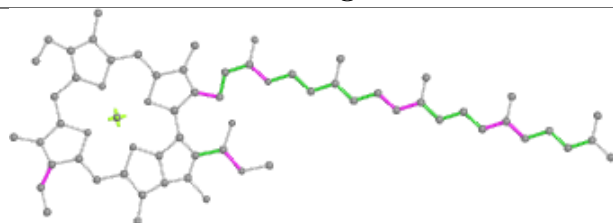
## Ligand CLA 9 310



Bond lengths



Bond angles

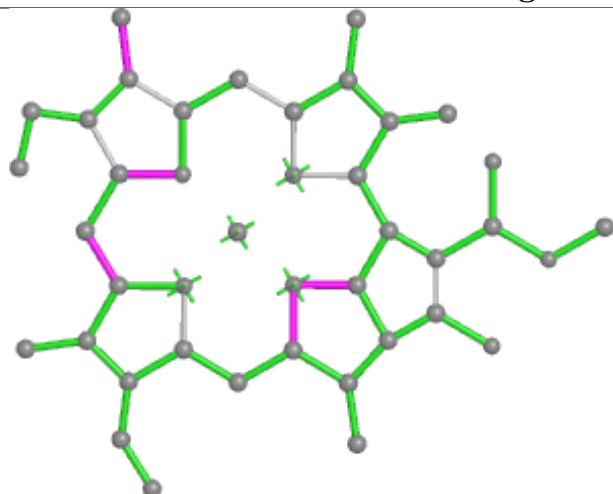


Torsions

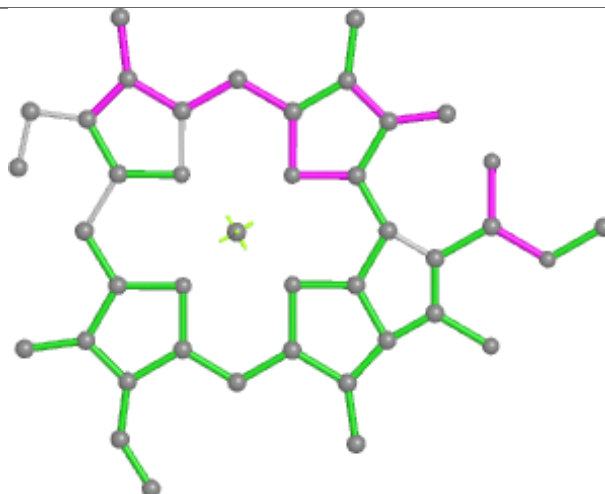


Rings

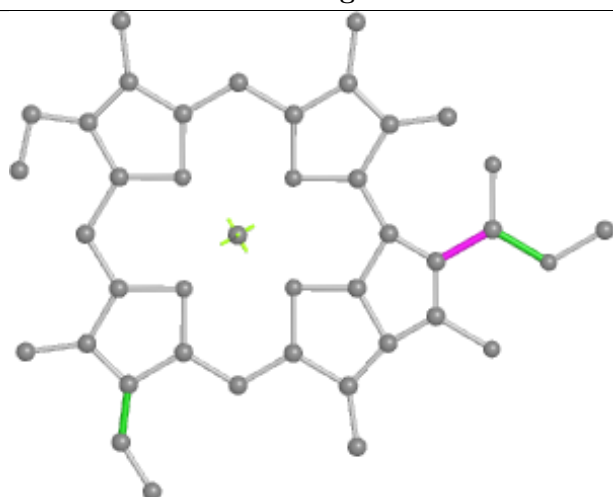
## Ligand CLA 8 305



Bond lengths



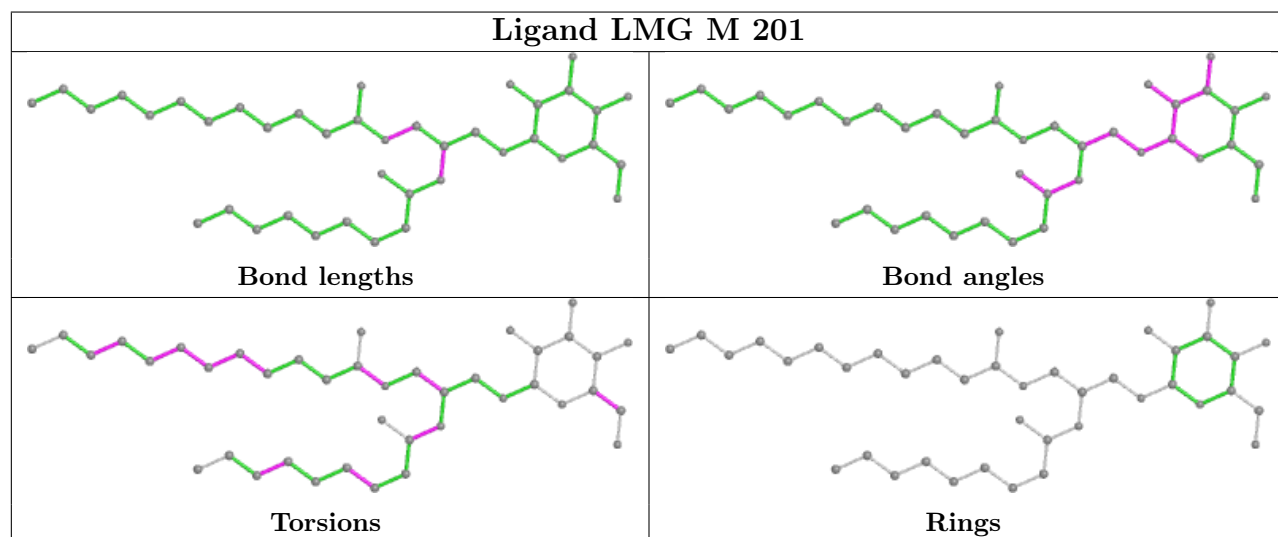
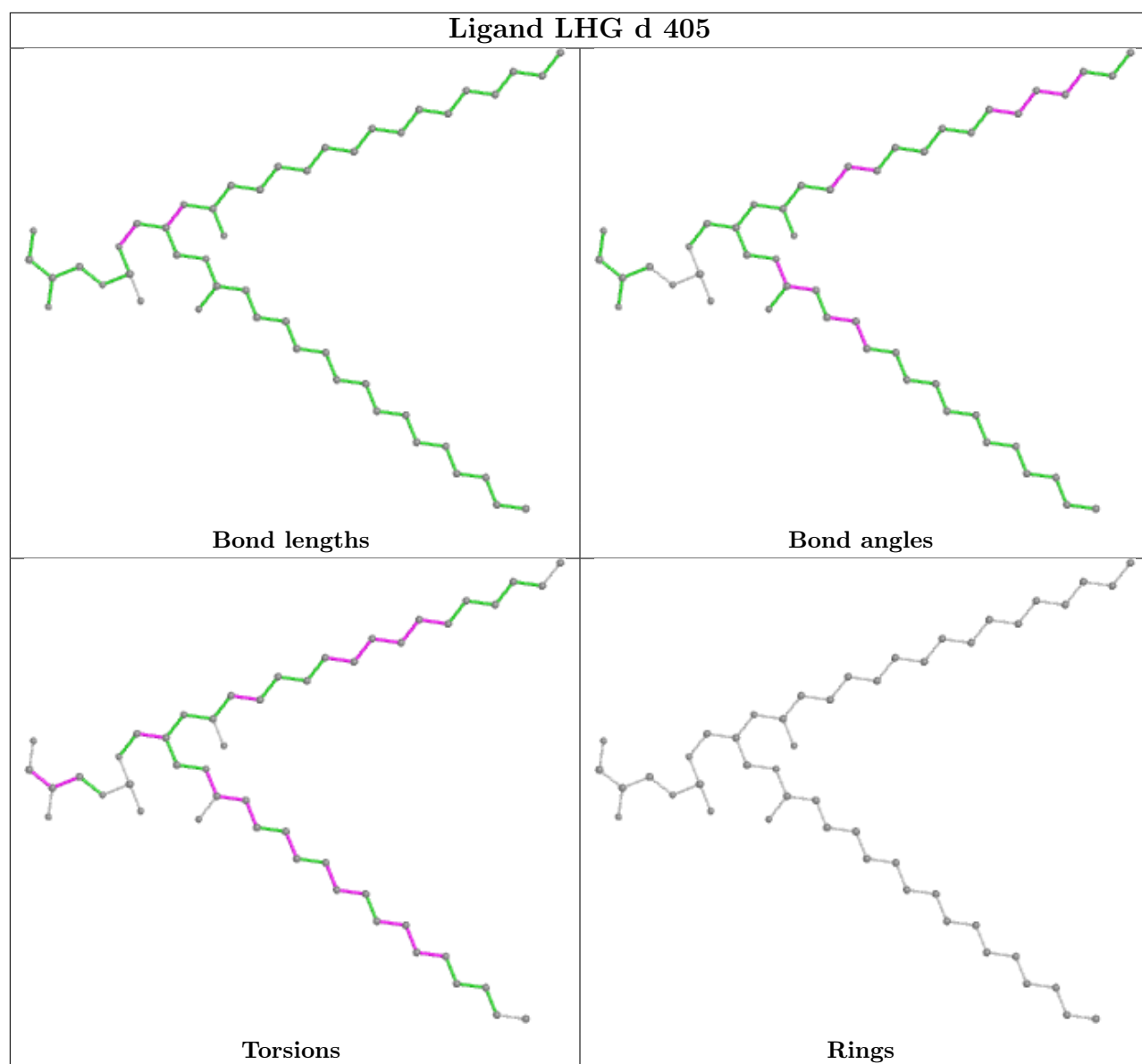
Bond angles

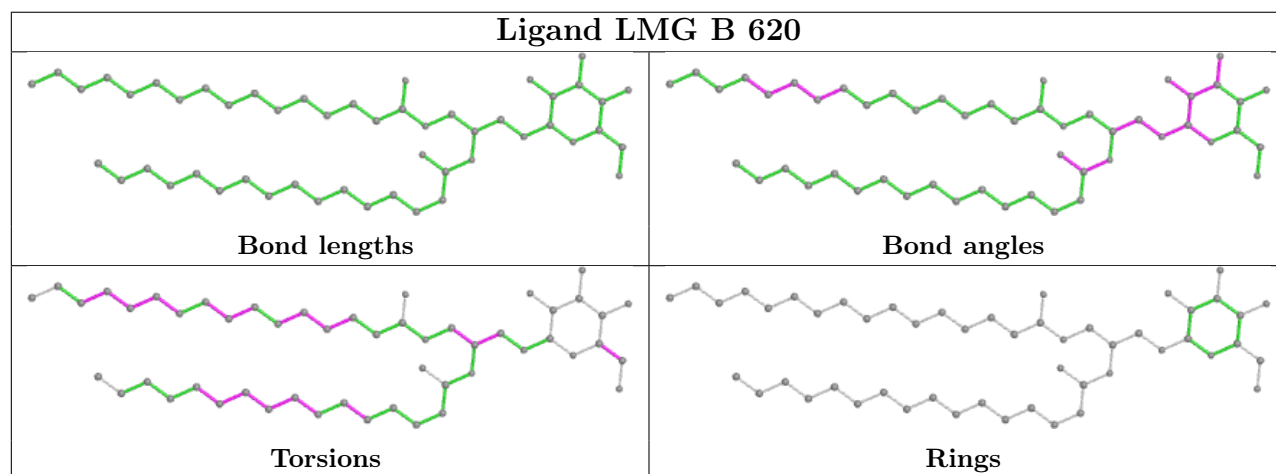
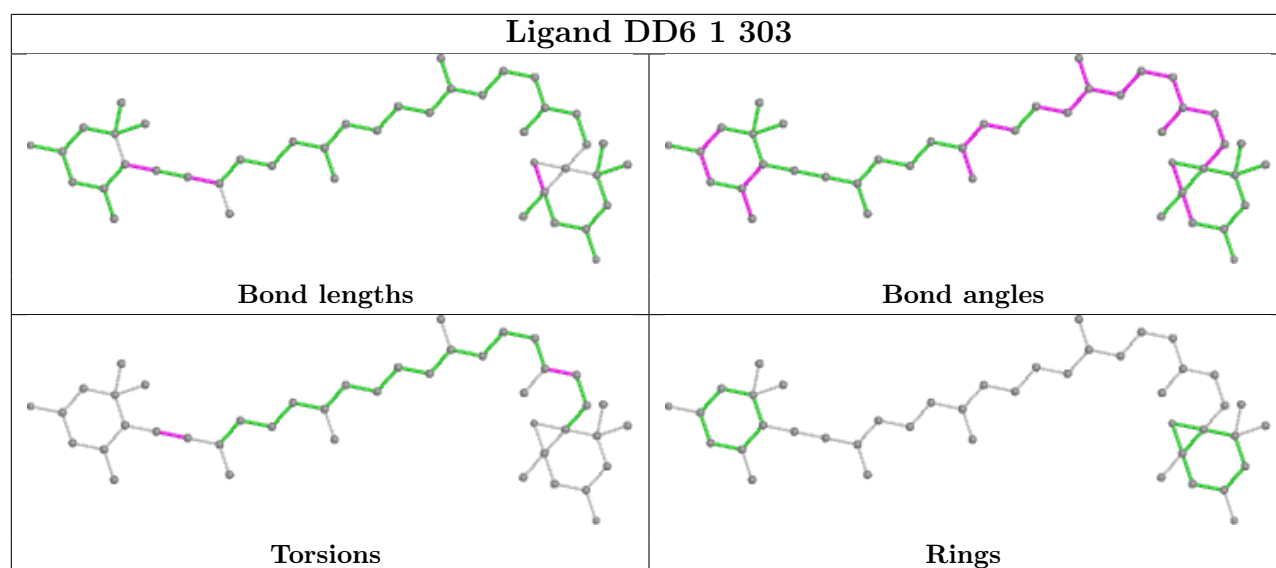


Torsions

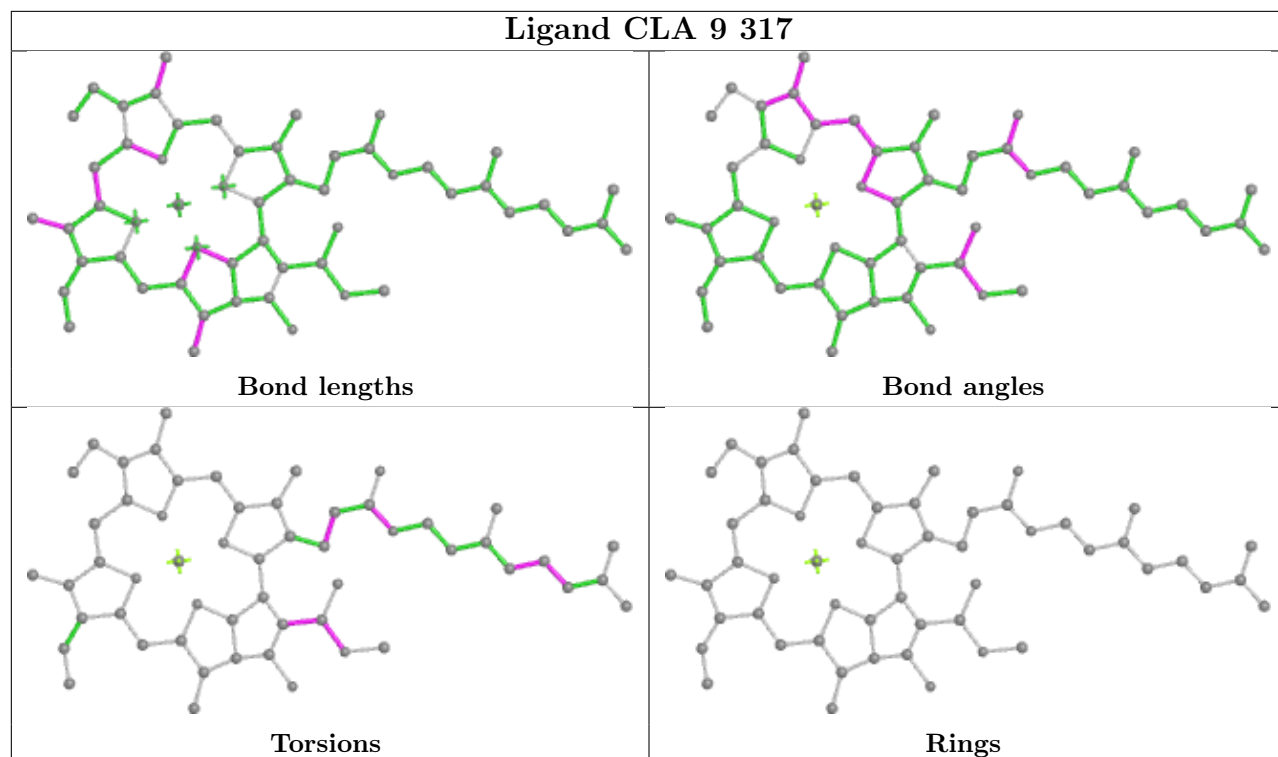


Rings

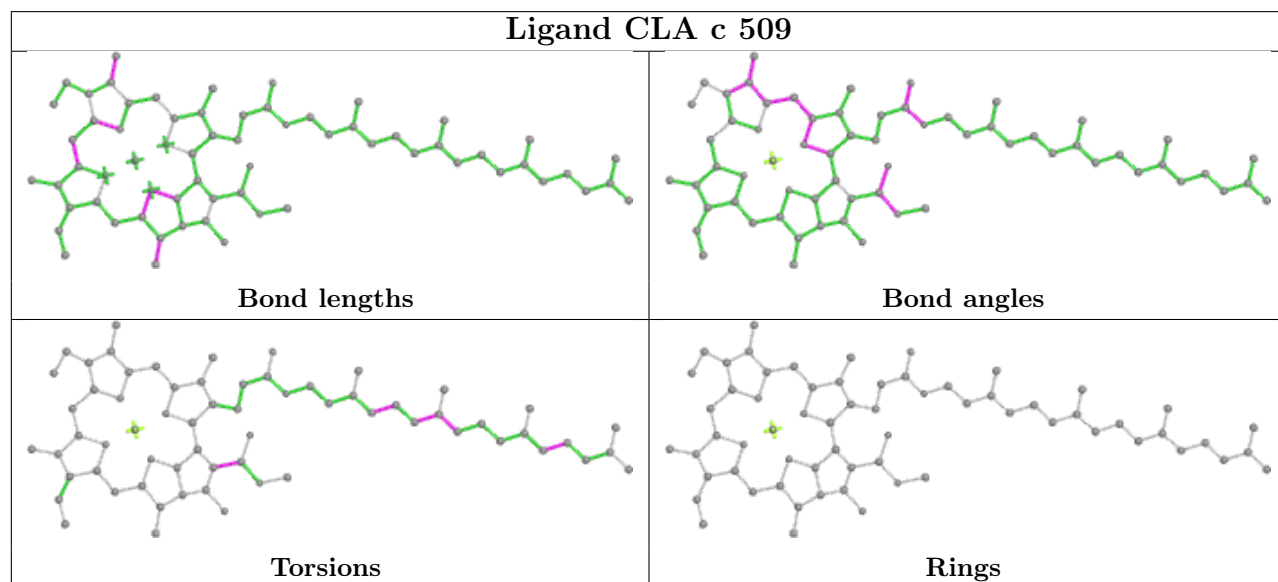




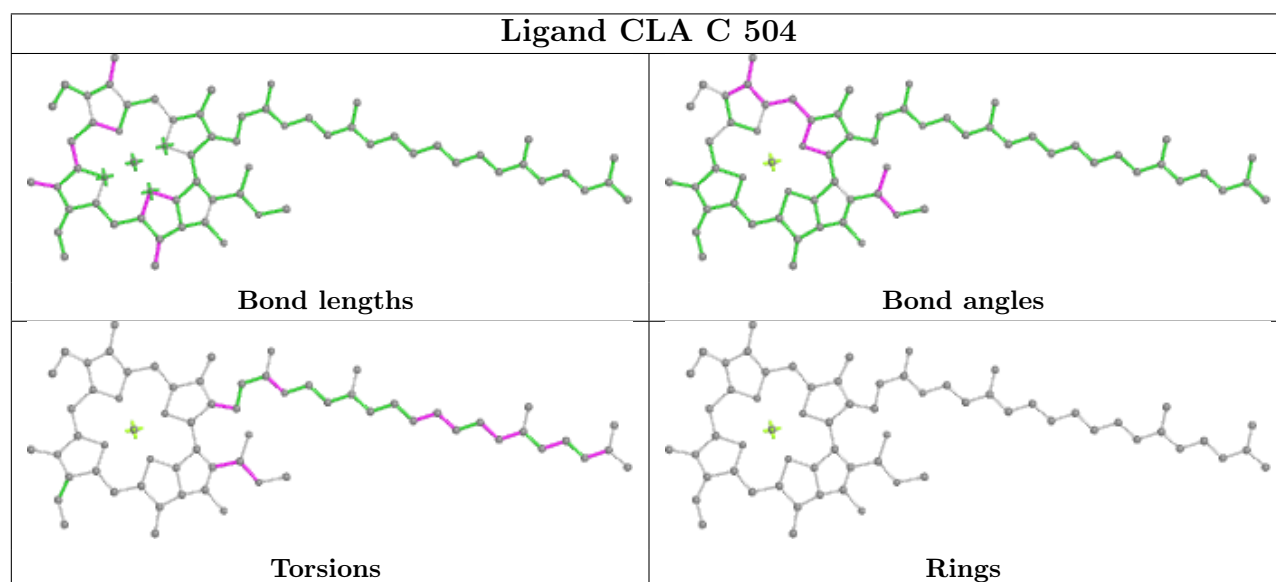
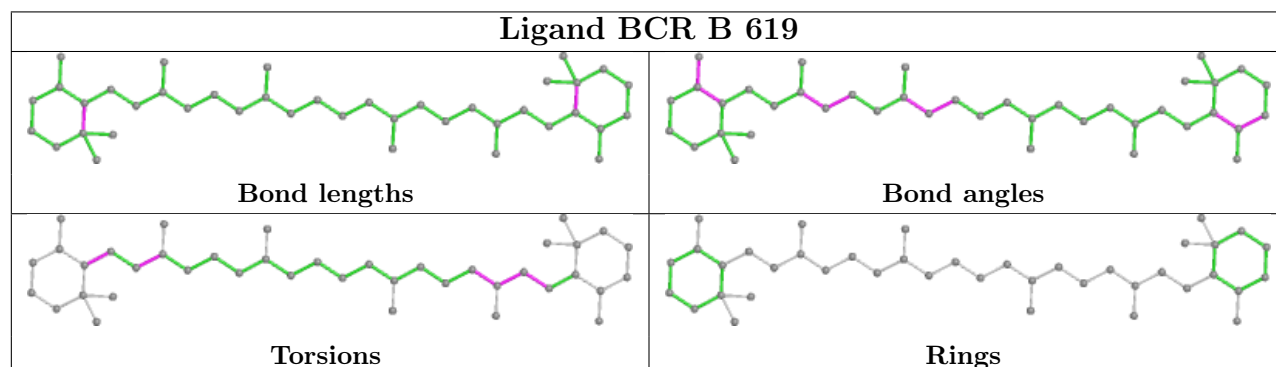
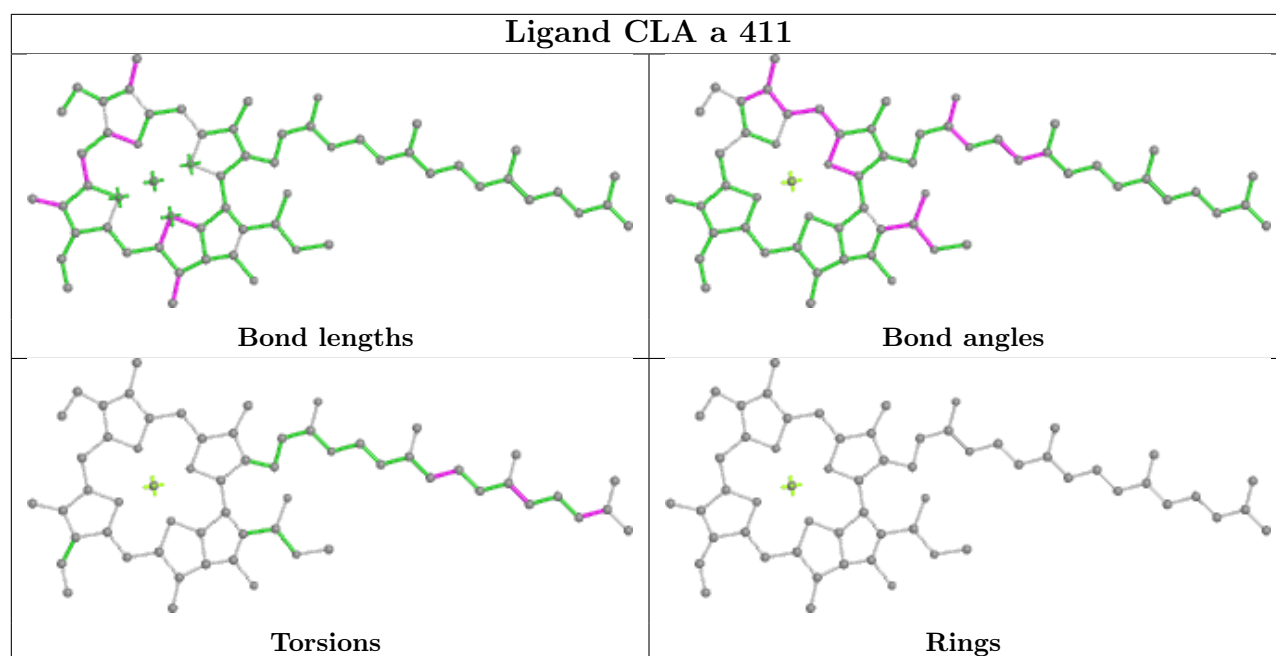
## Ligand CLA 9 317



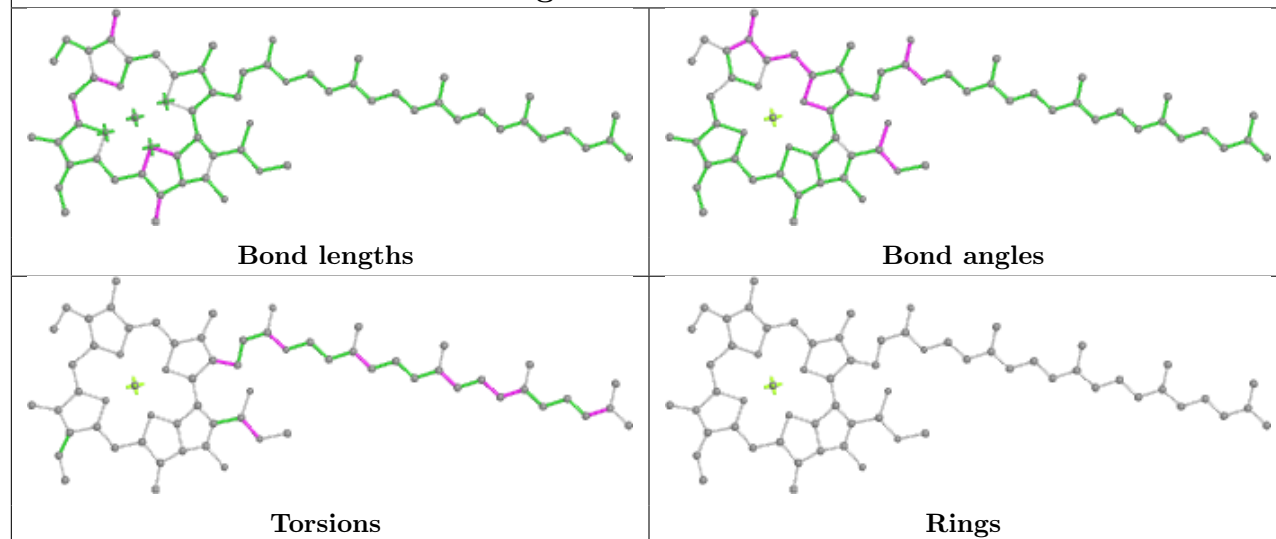
## Ligand CLA c 509



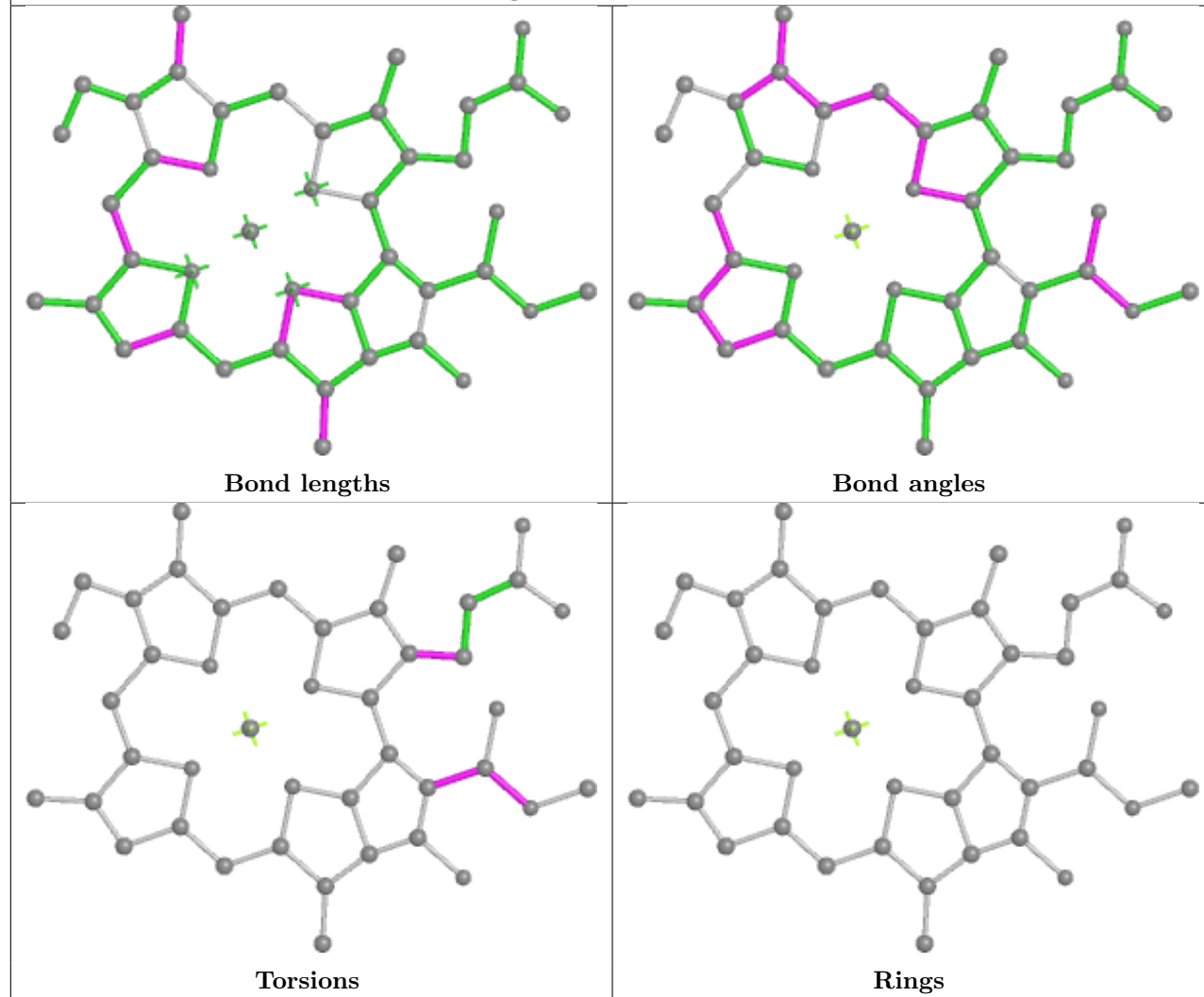




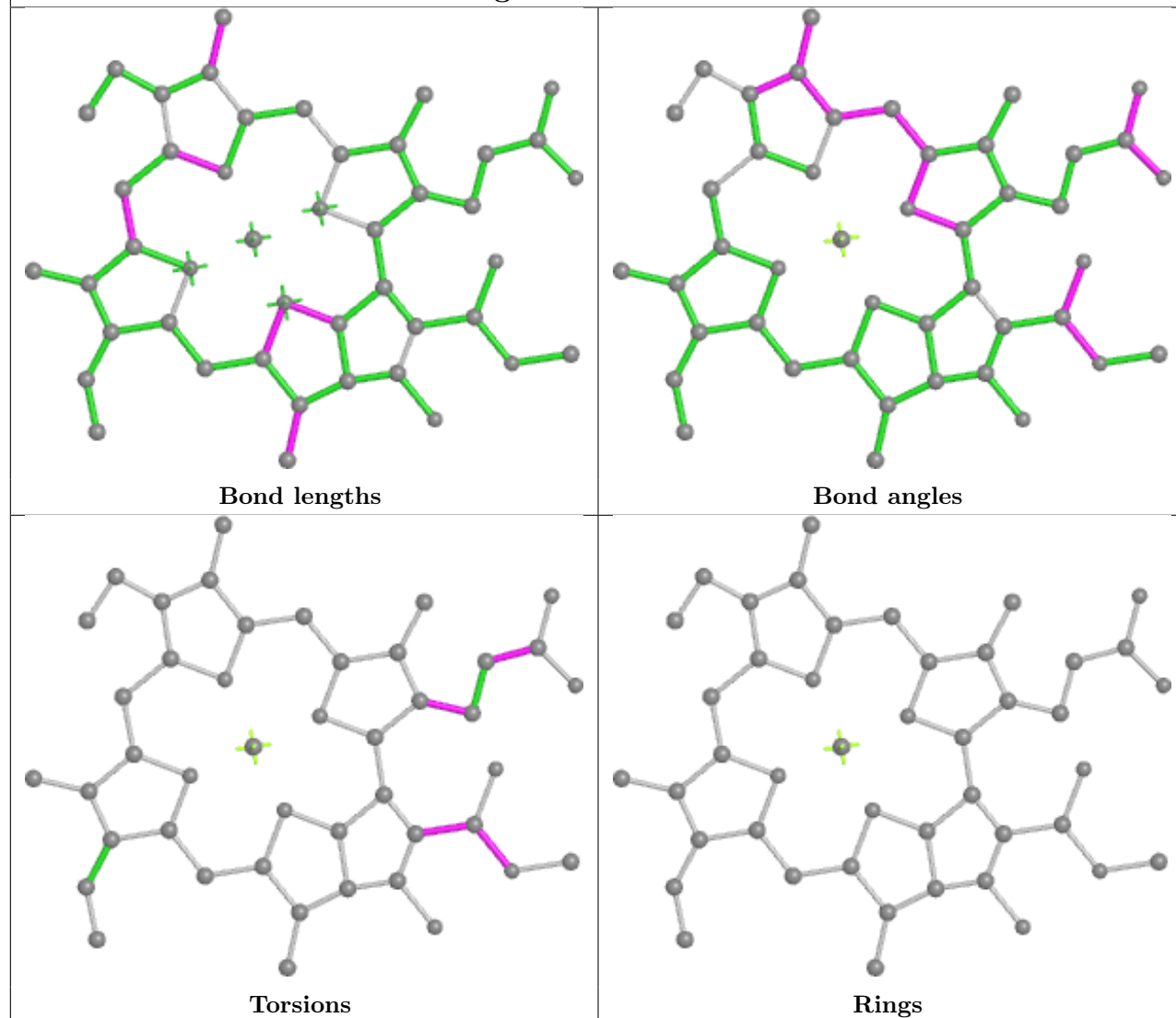
## Ligand CLA 5 313



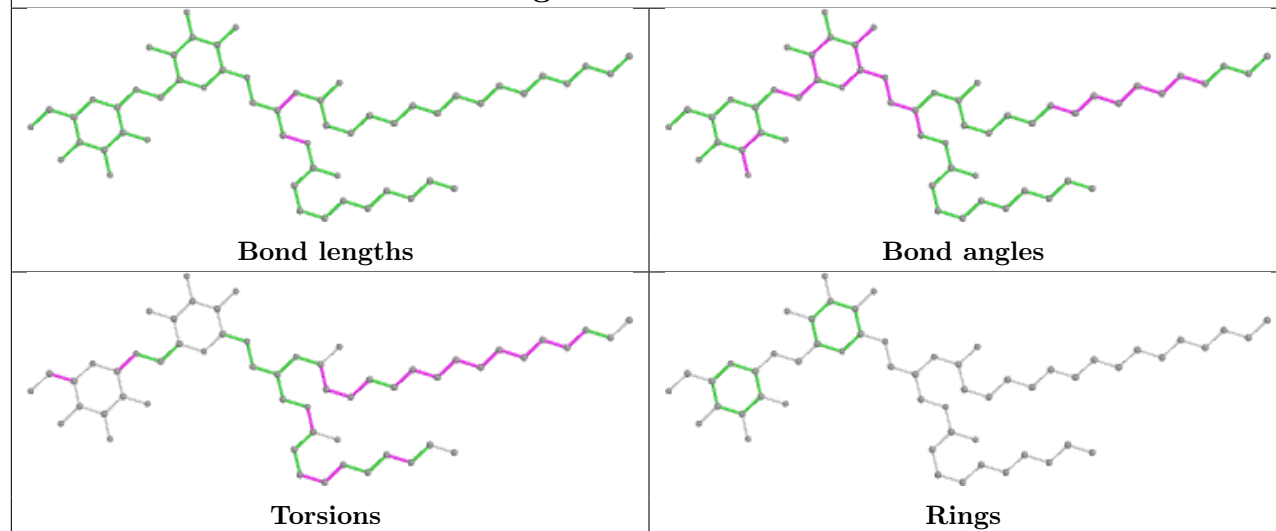
## Ligand CLA 9 309



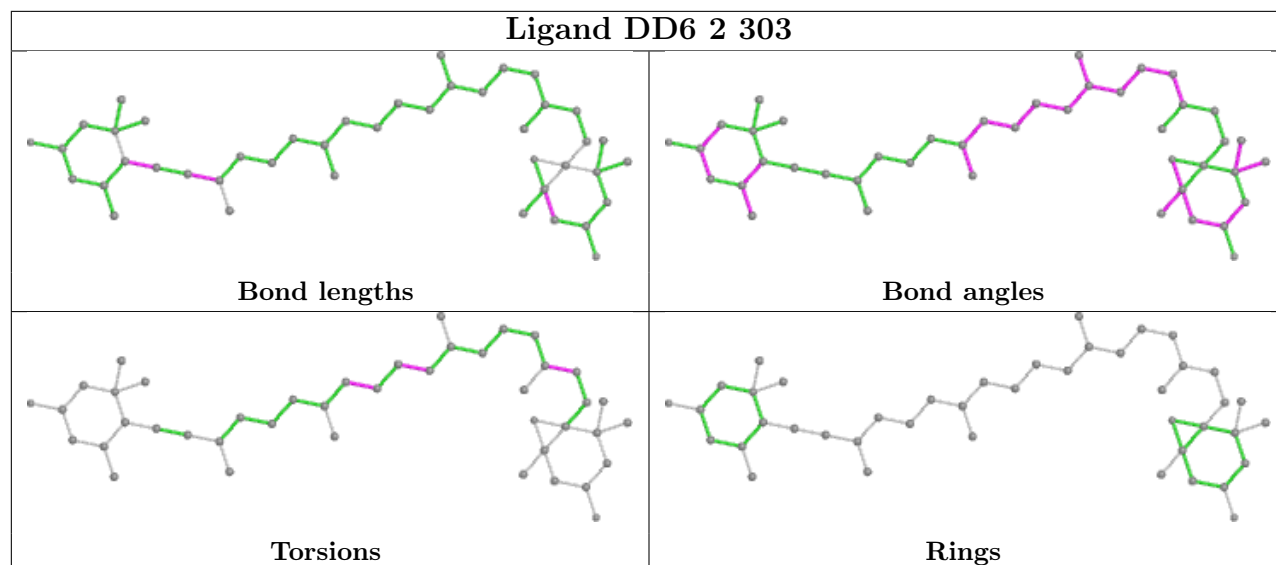
## Ligand CLA 0 310



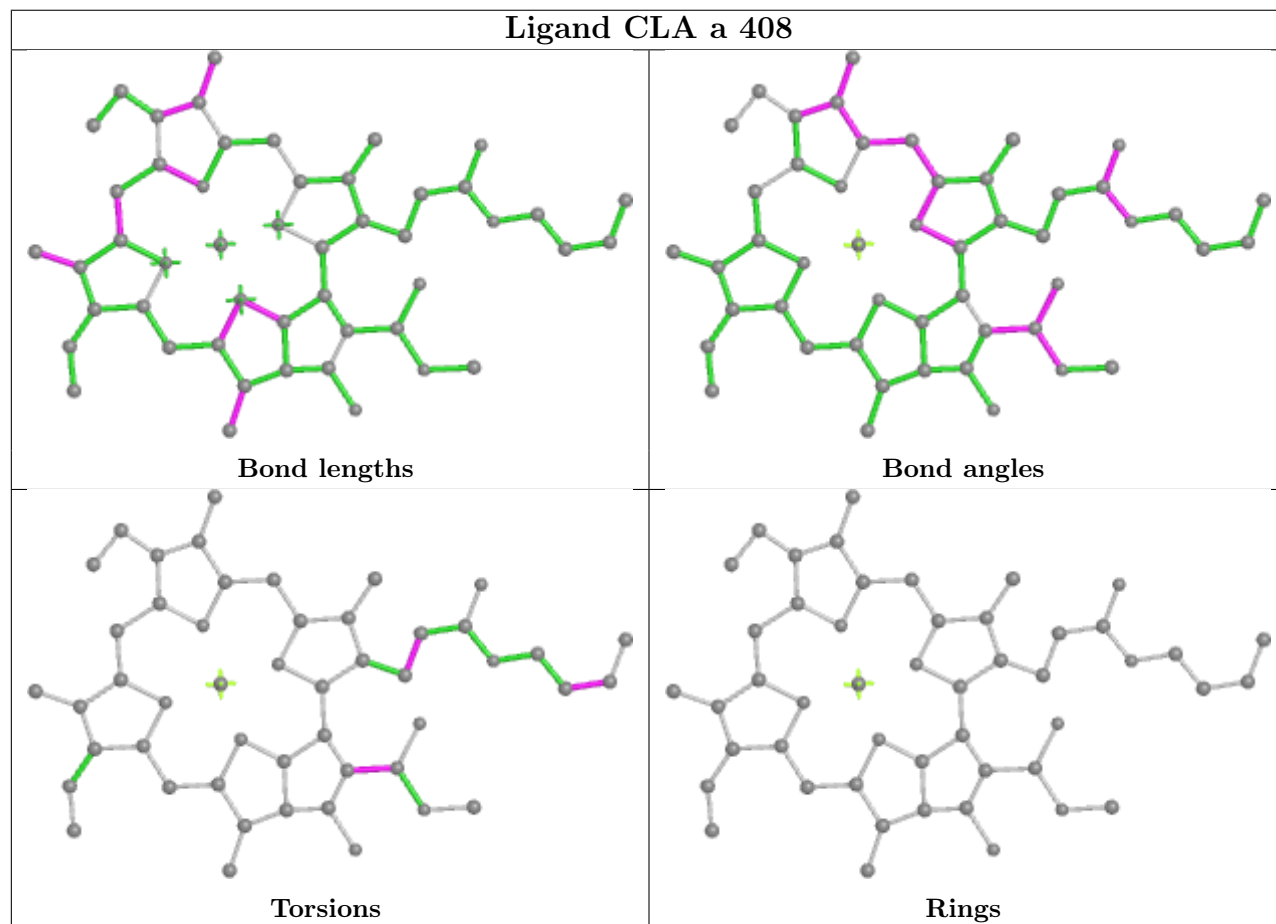
## Ligand DGD c 517



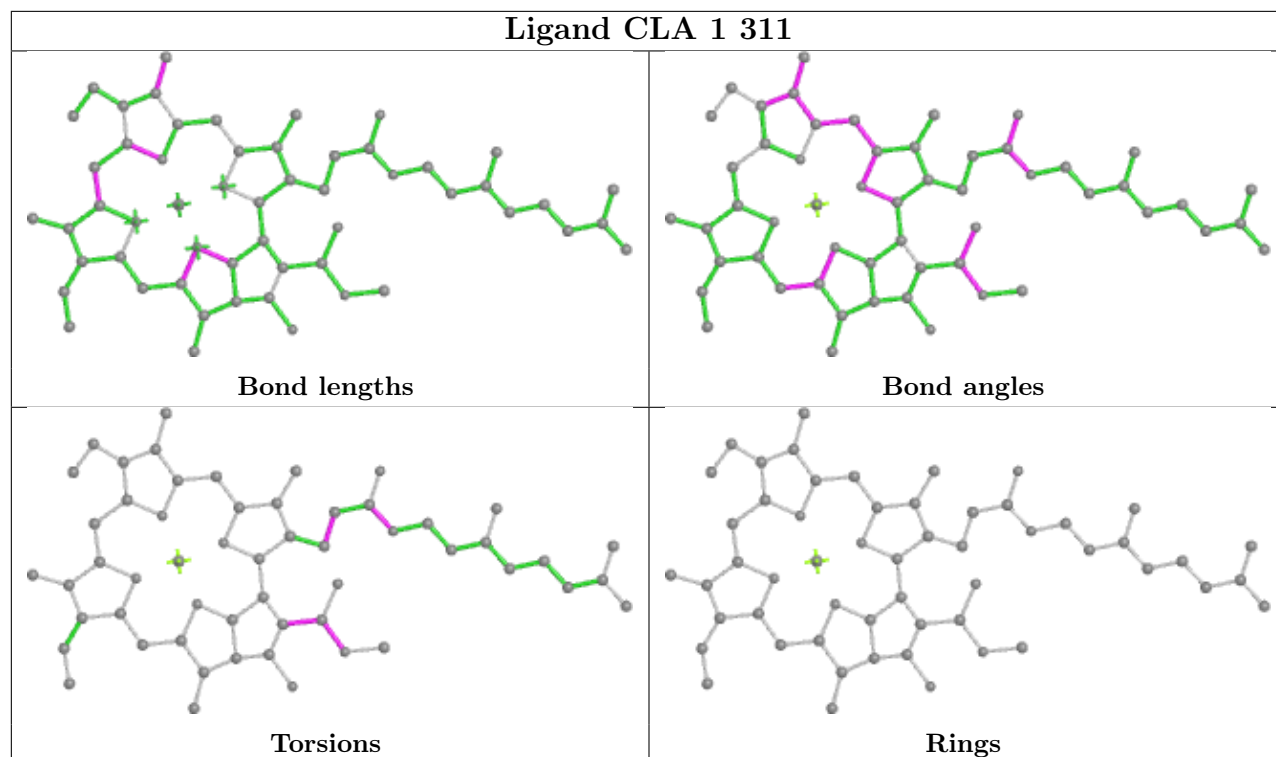
## Ligand DD6 2 303



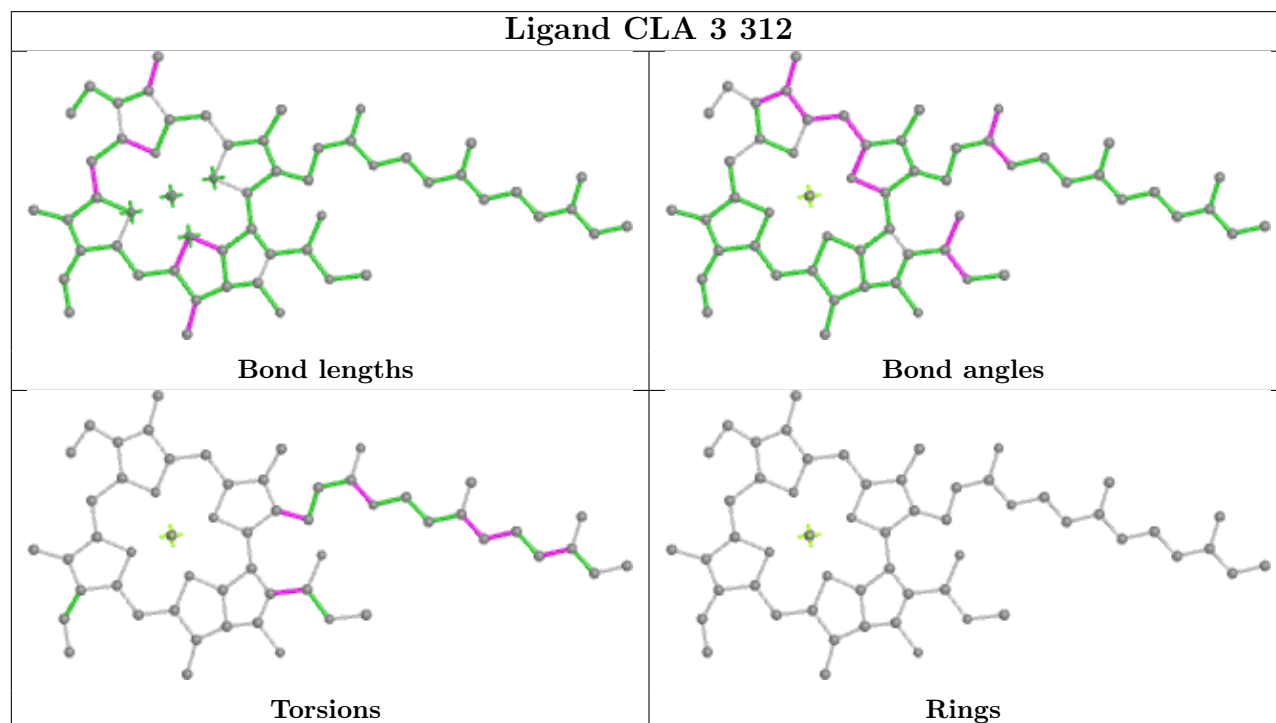
## Ligand CLA a 408



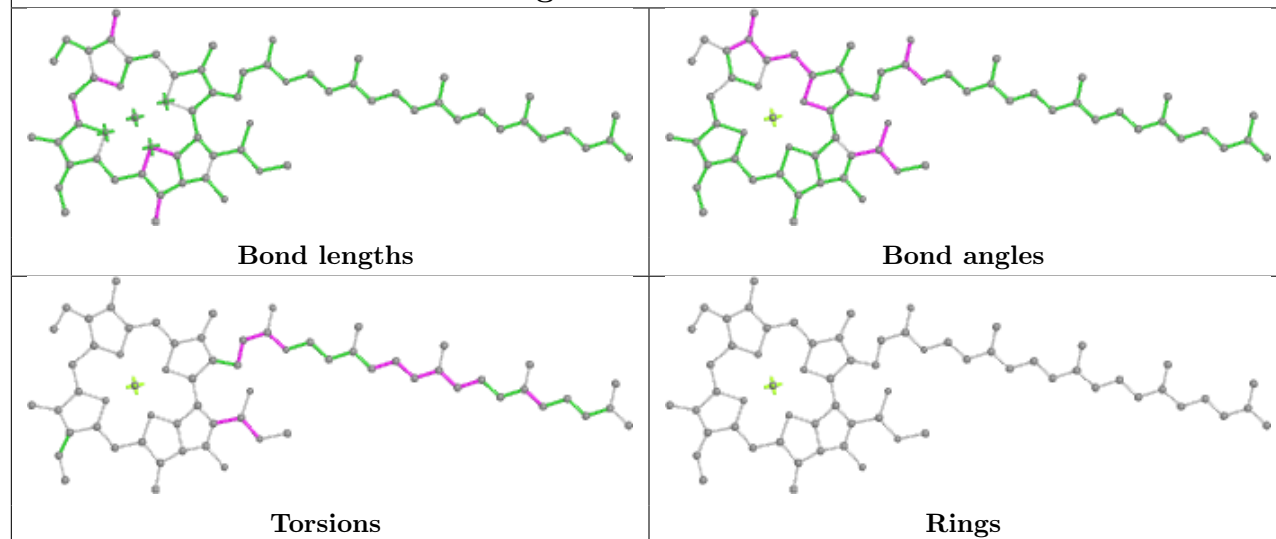
## Ligand CLA 1 311



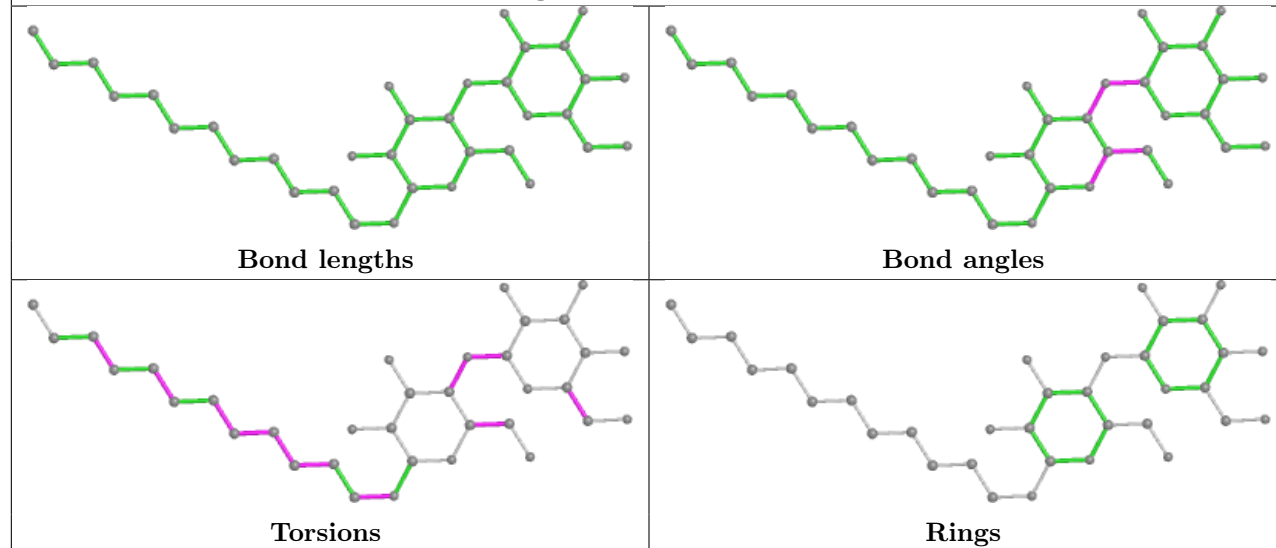
## Ligand CLA 3 312



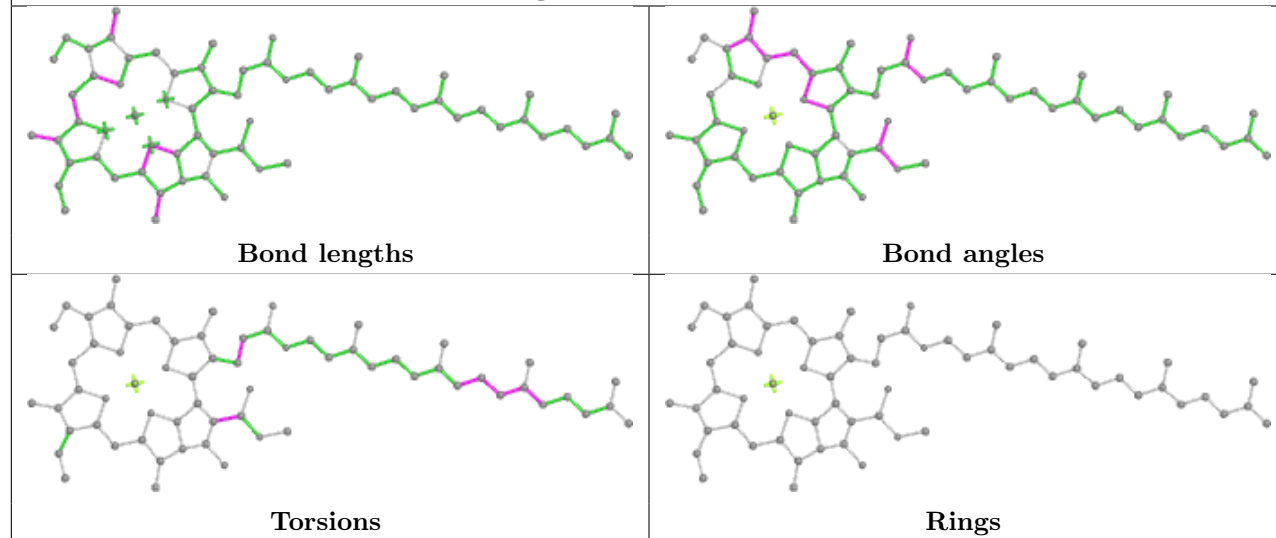
## Ligand CLA 0 305



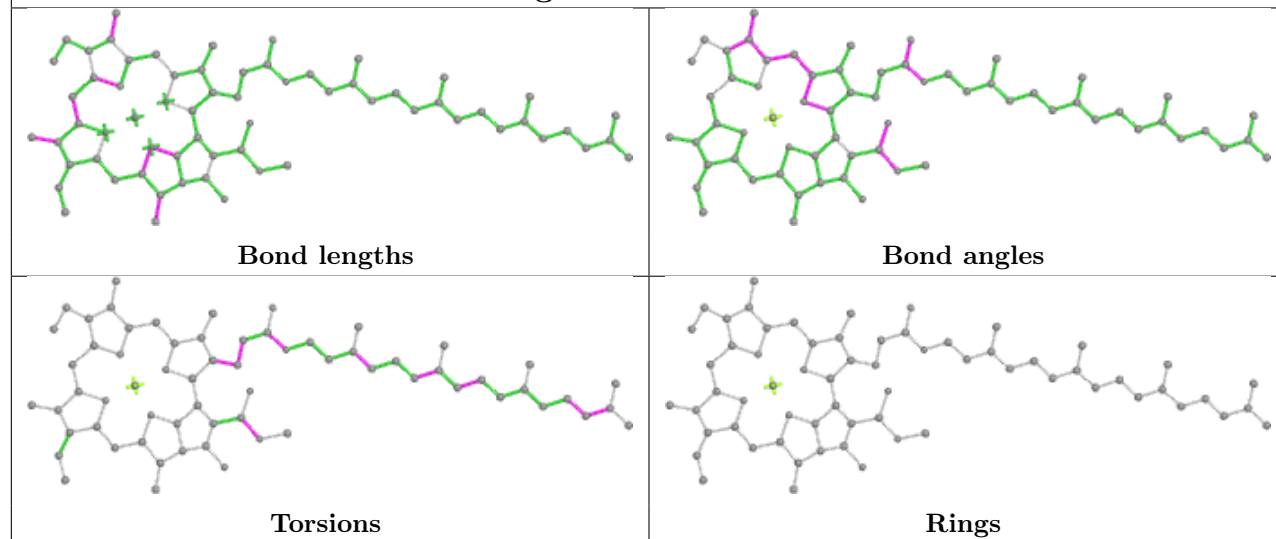
## Ligand LMU 4 317



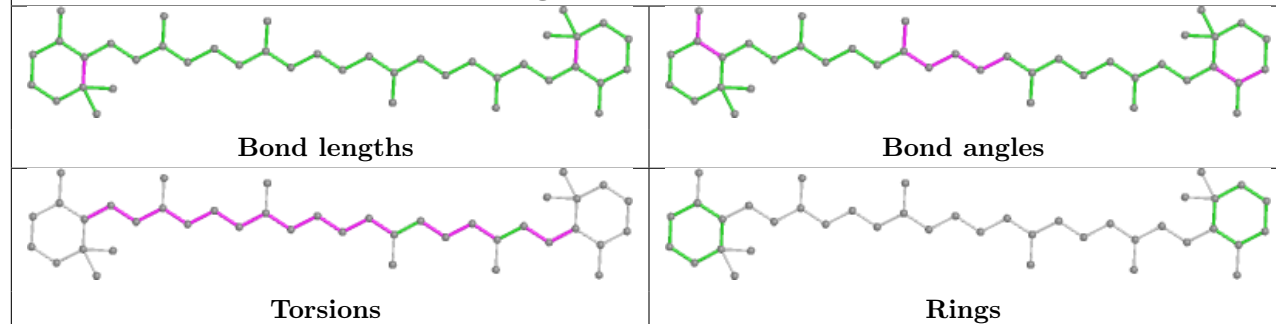
## Ligand CLA B 606



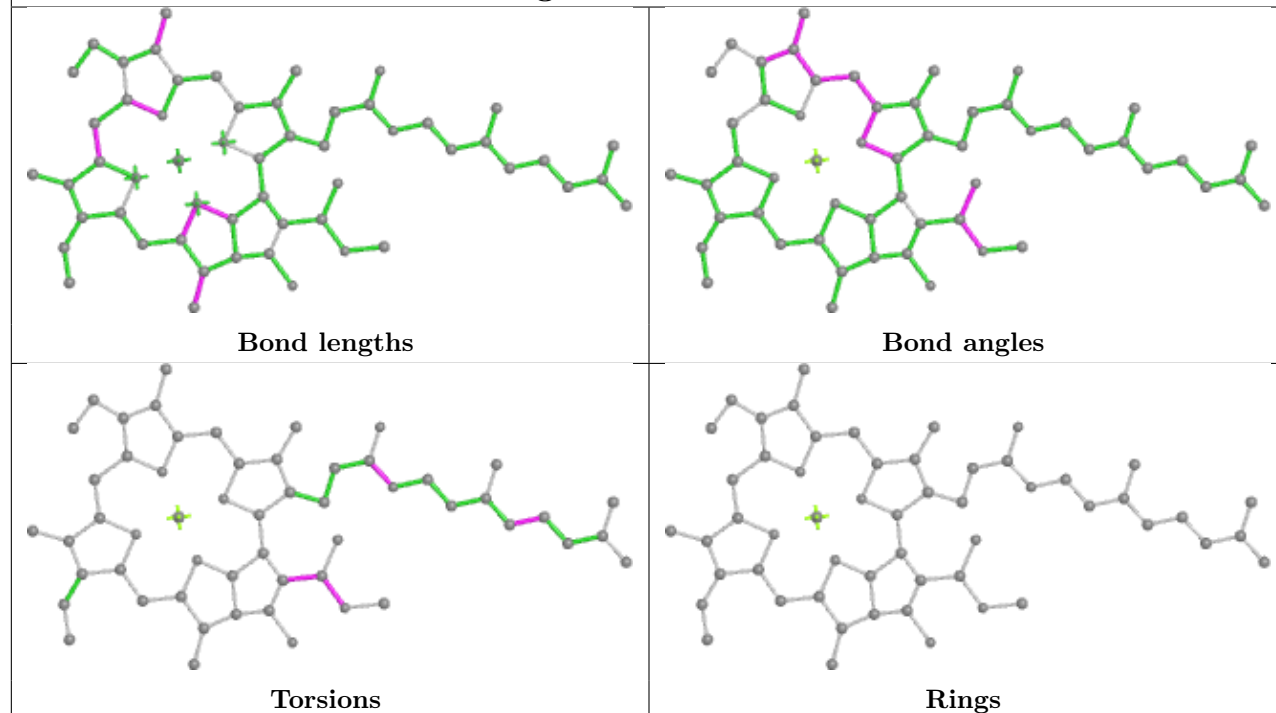
## Ligand CLA b 613

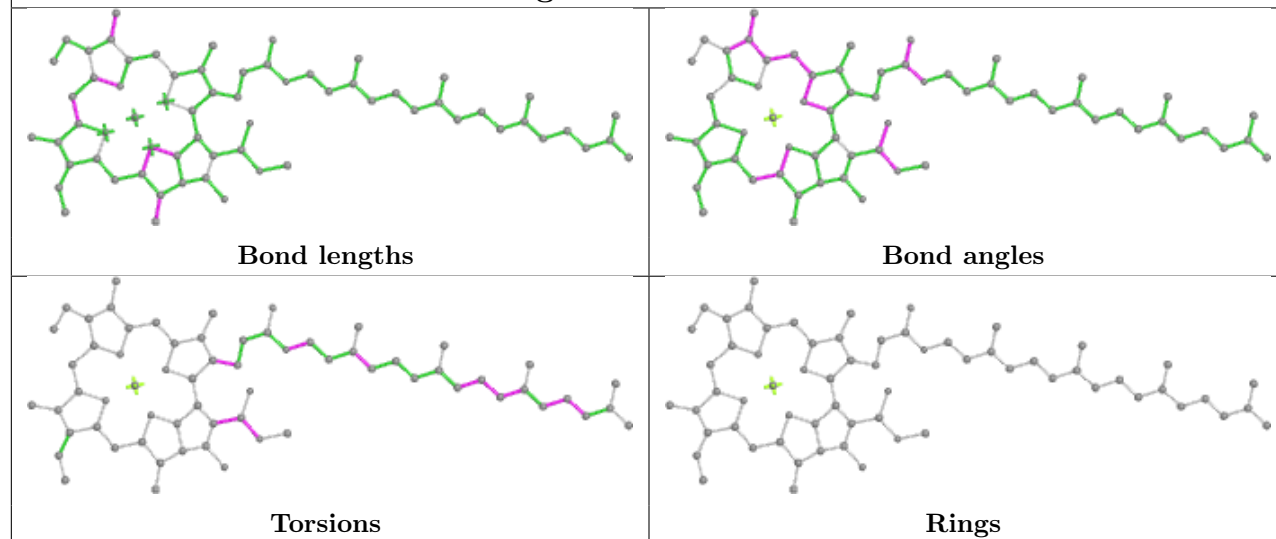
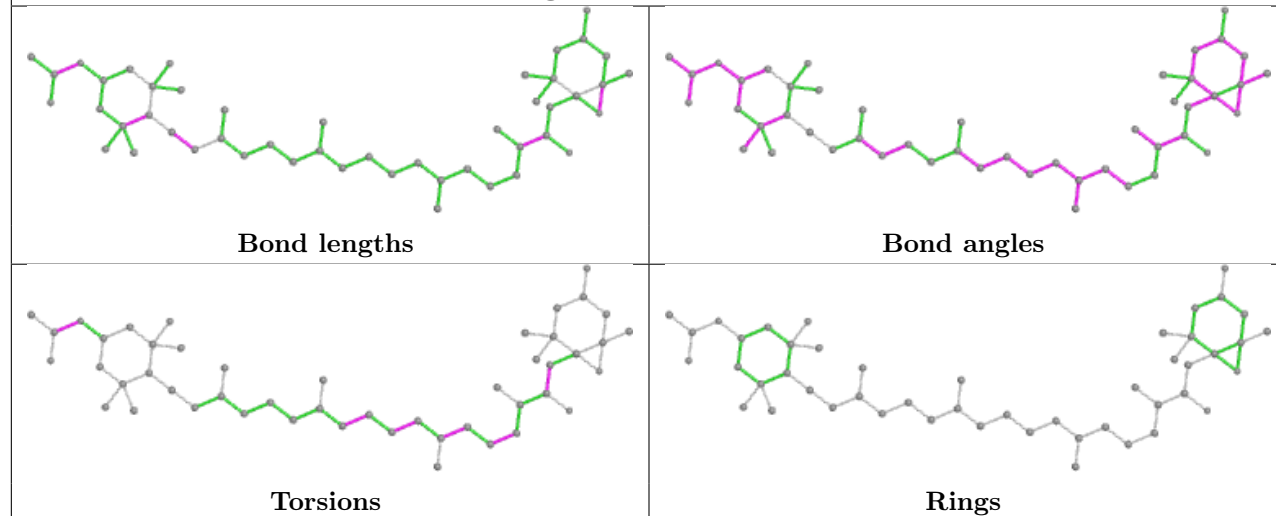


## Ligand BCR k 101

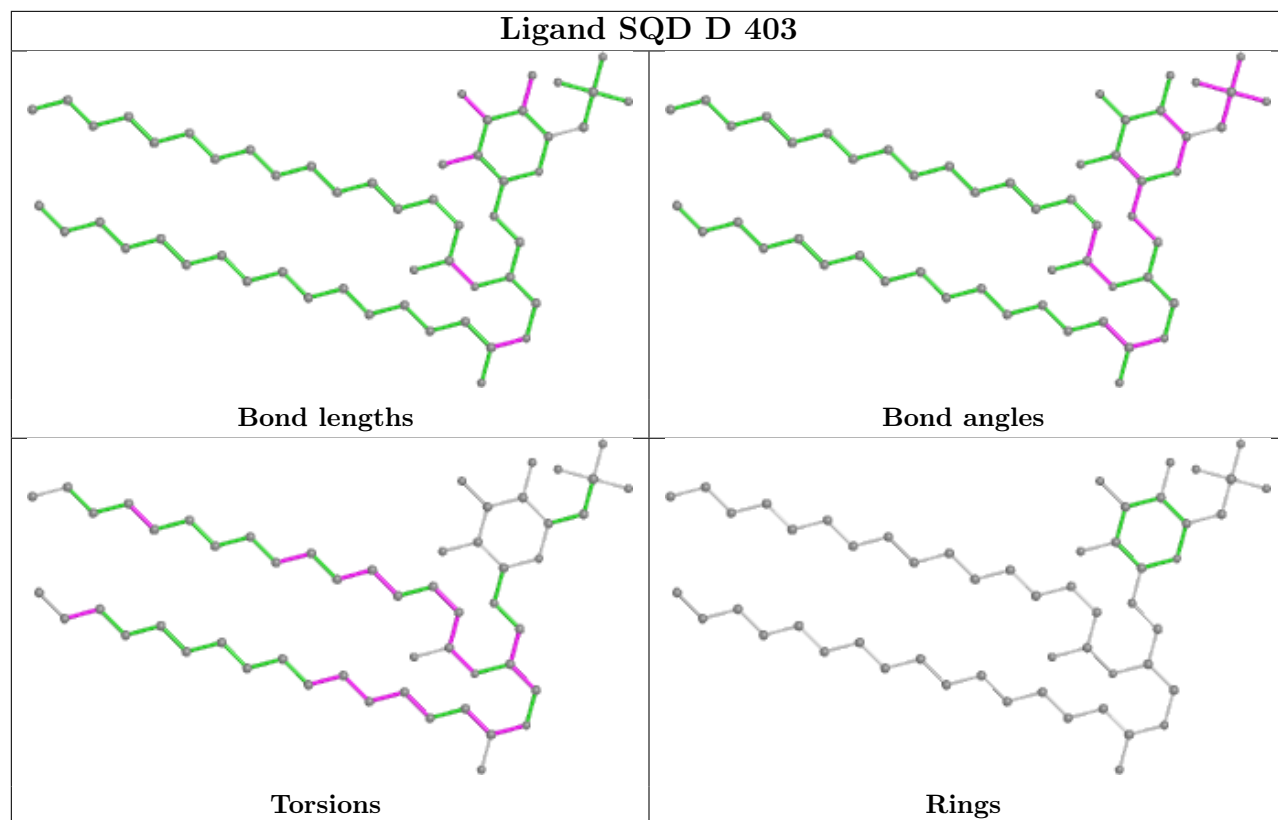


## Ligand CLA 3 319

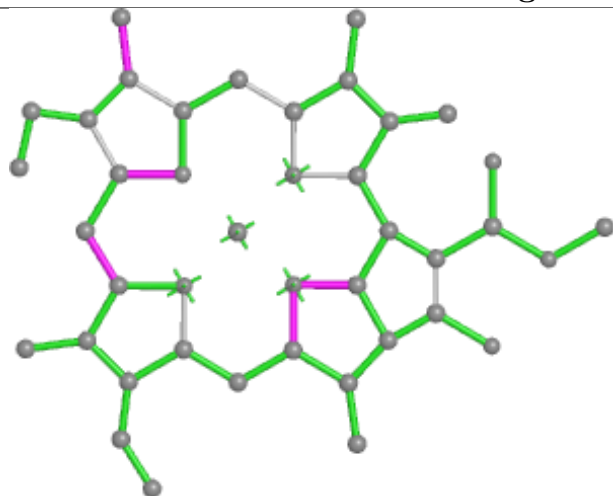


**Ligand CLA 0 307****Ligand A86 9 302**

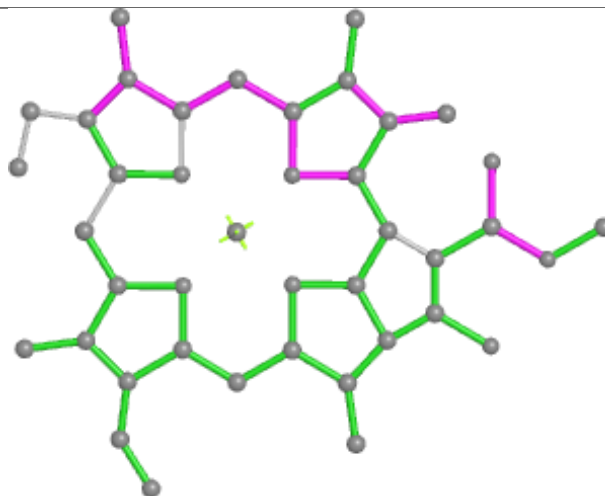




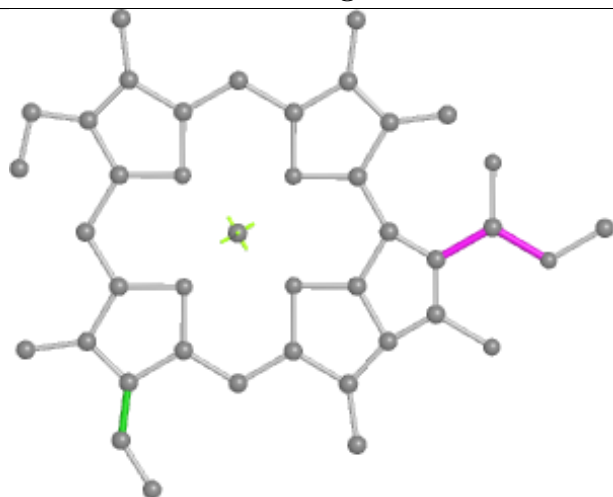
## Ligand CLA 1 305



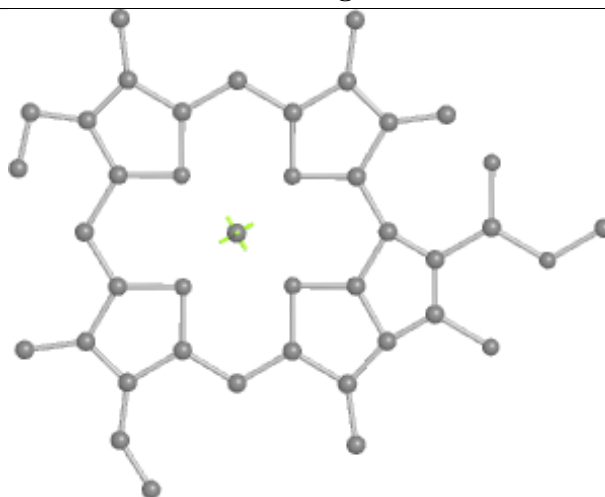
Bond lengths



Bond angles

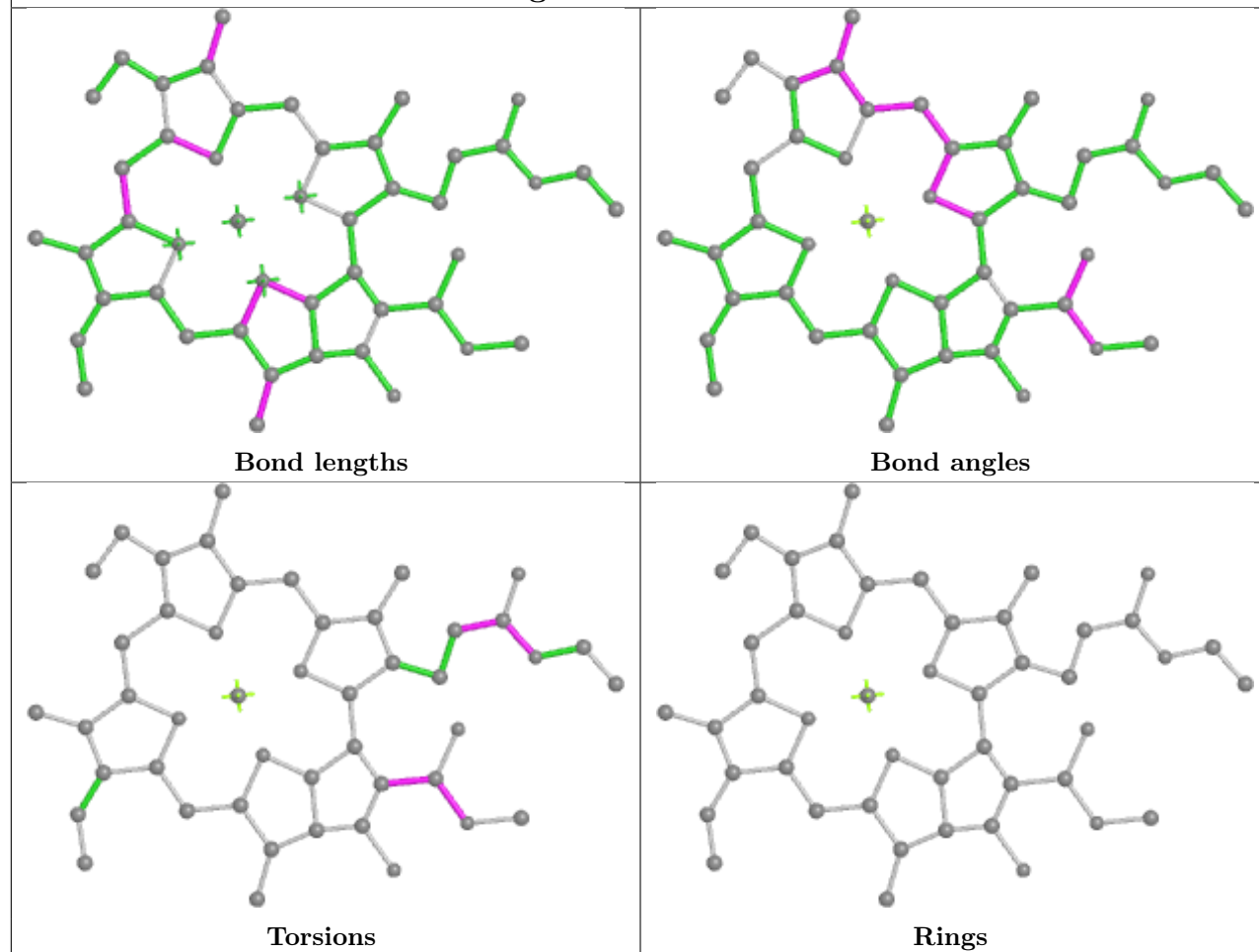


Torsions

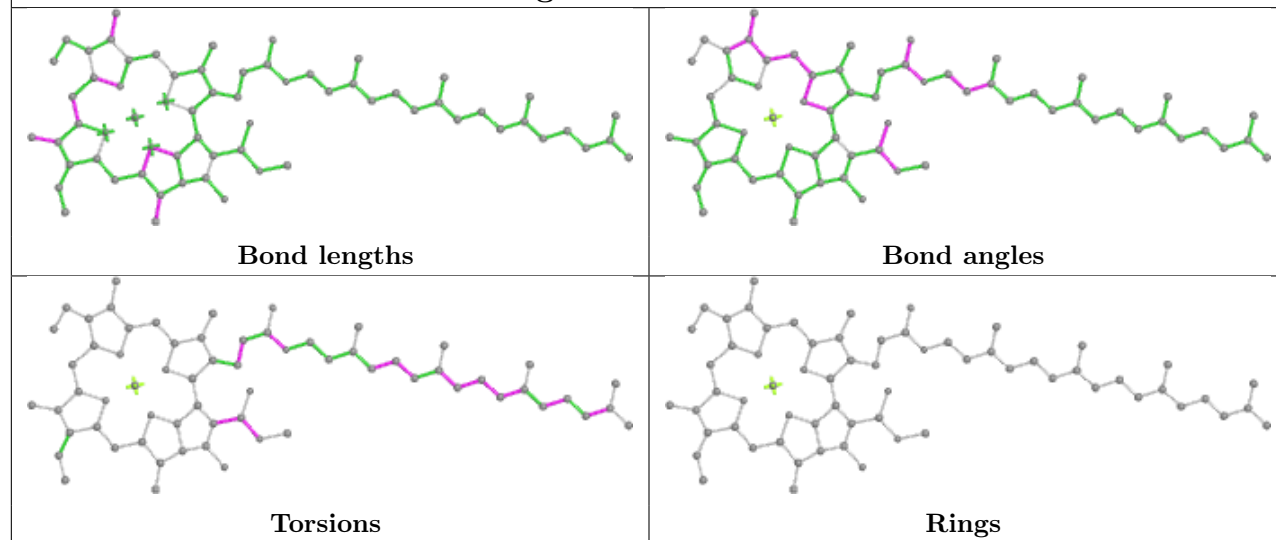


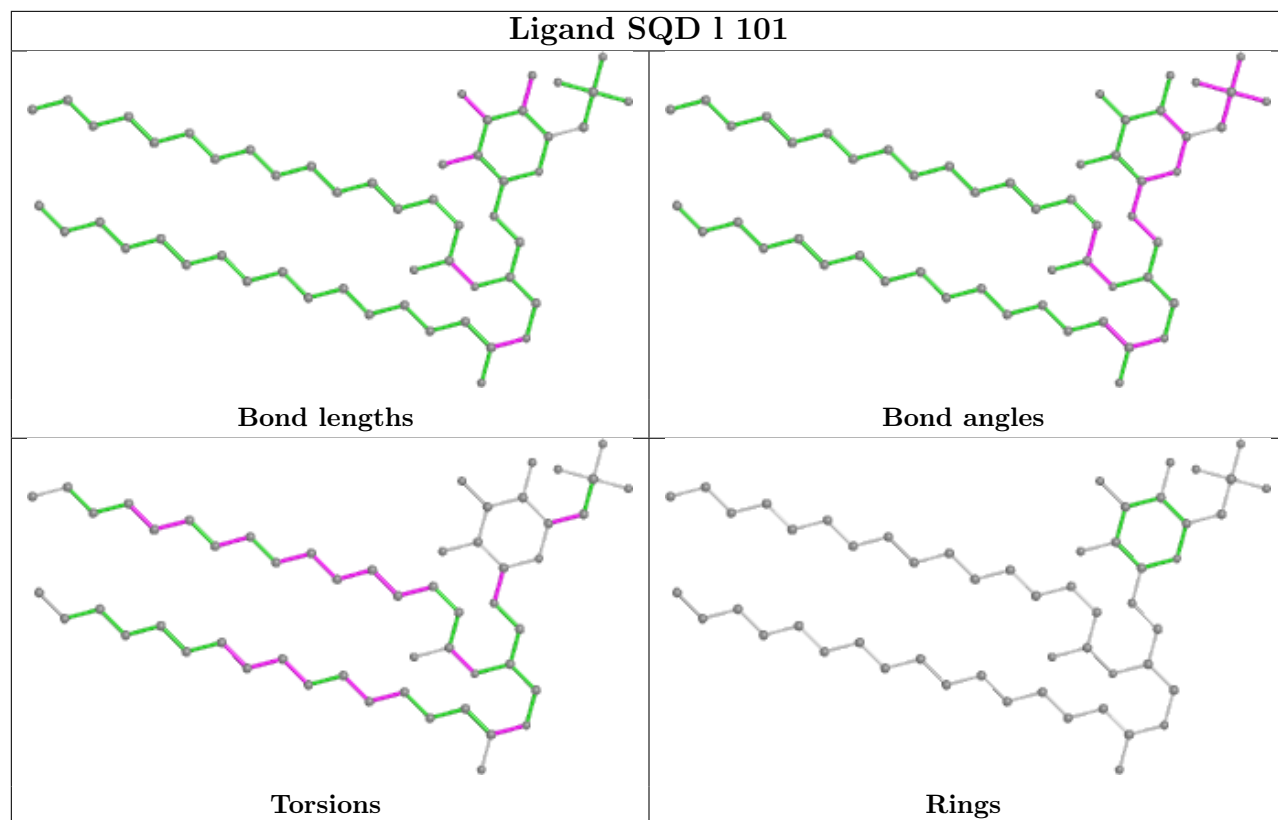
Rings

## Ligand CLA 7 304

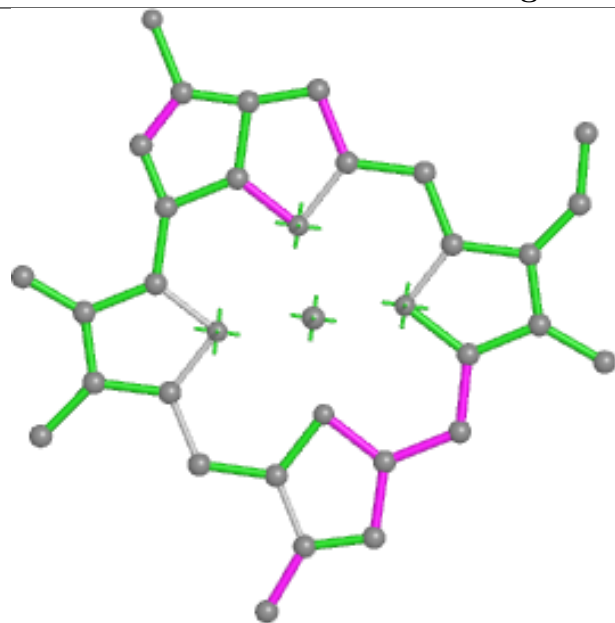


## Ligand CLA 7 309

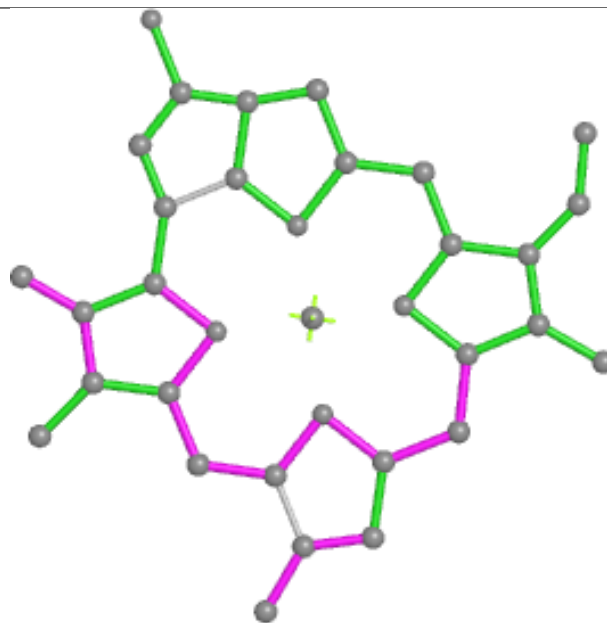




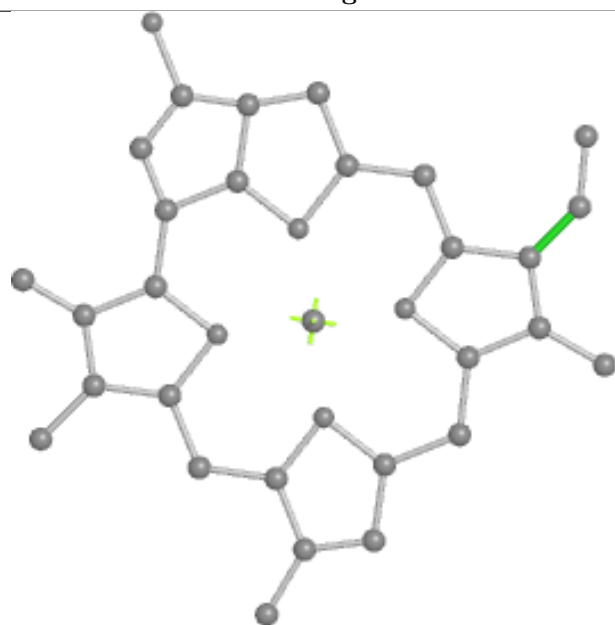
## Ligand CLA 7 313



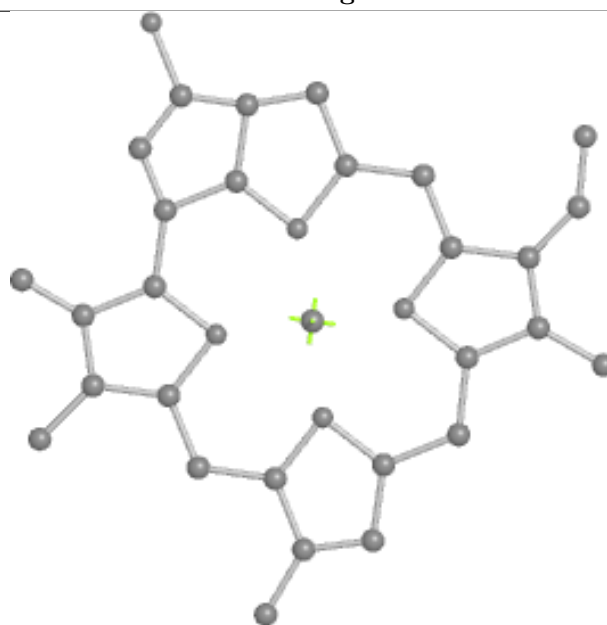
Bond lengths



Bond angles

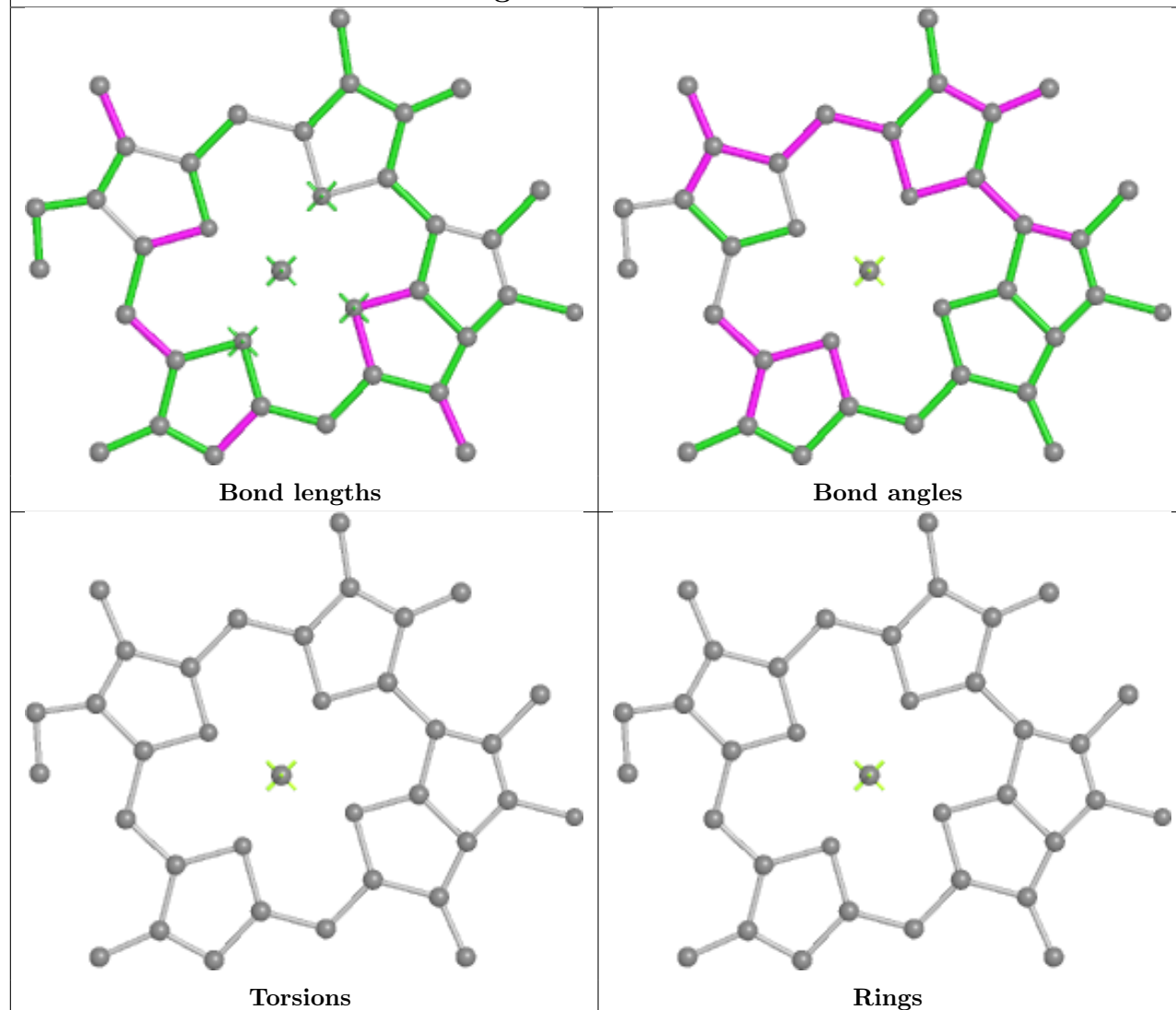


Torsions

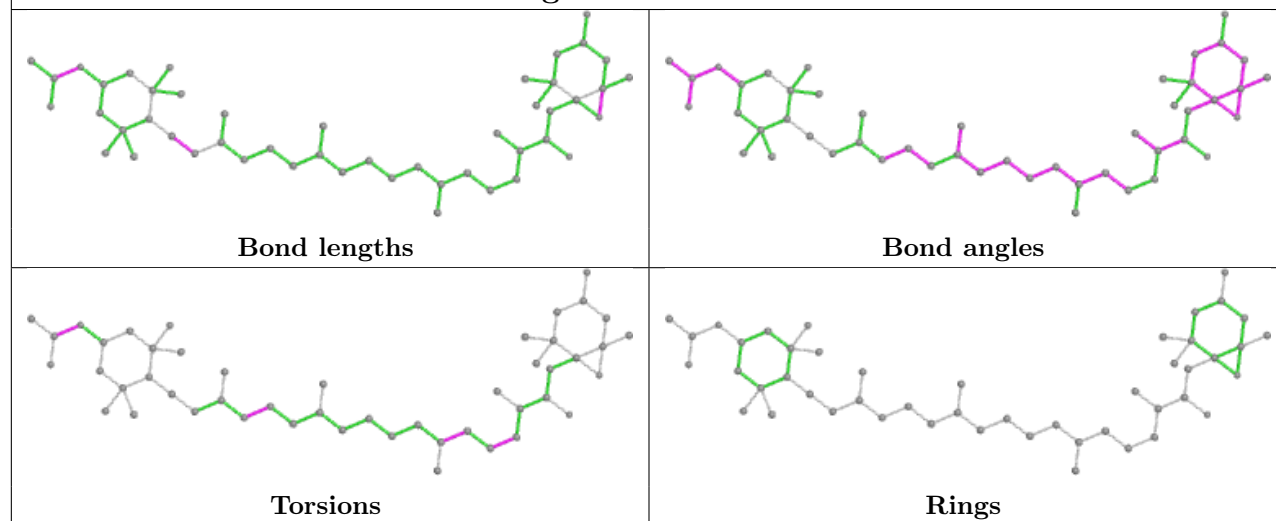


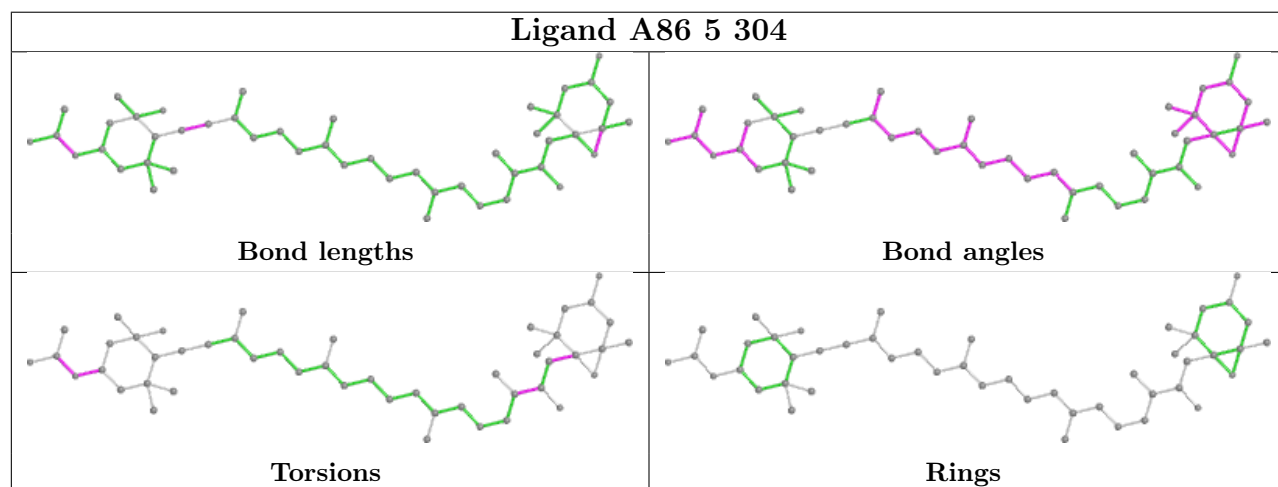
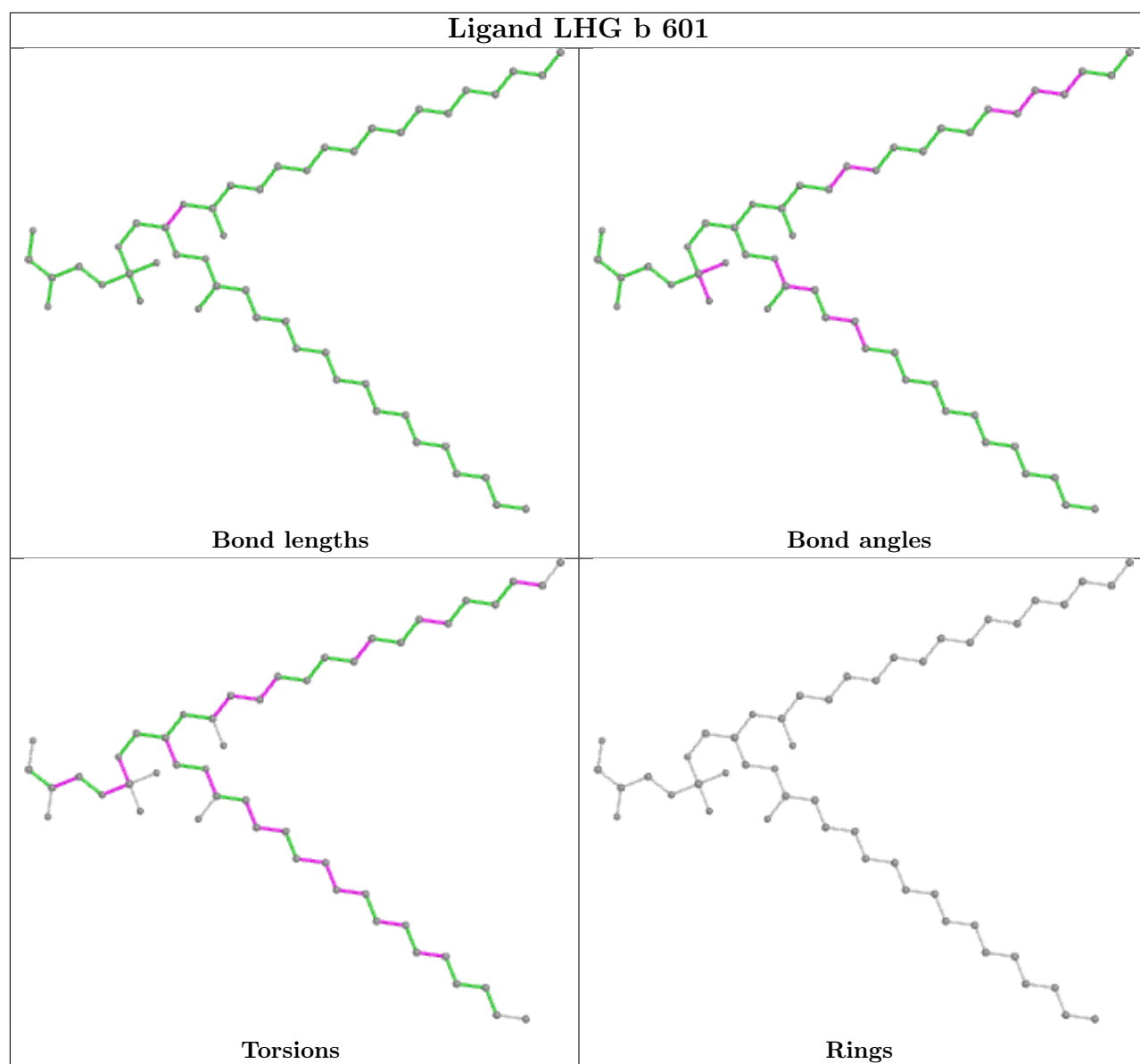
Rings

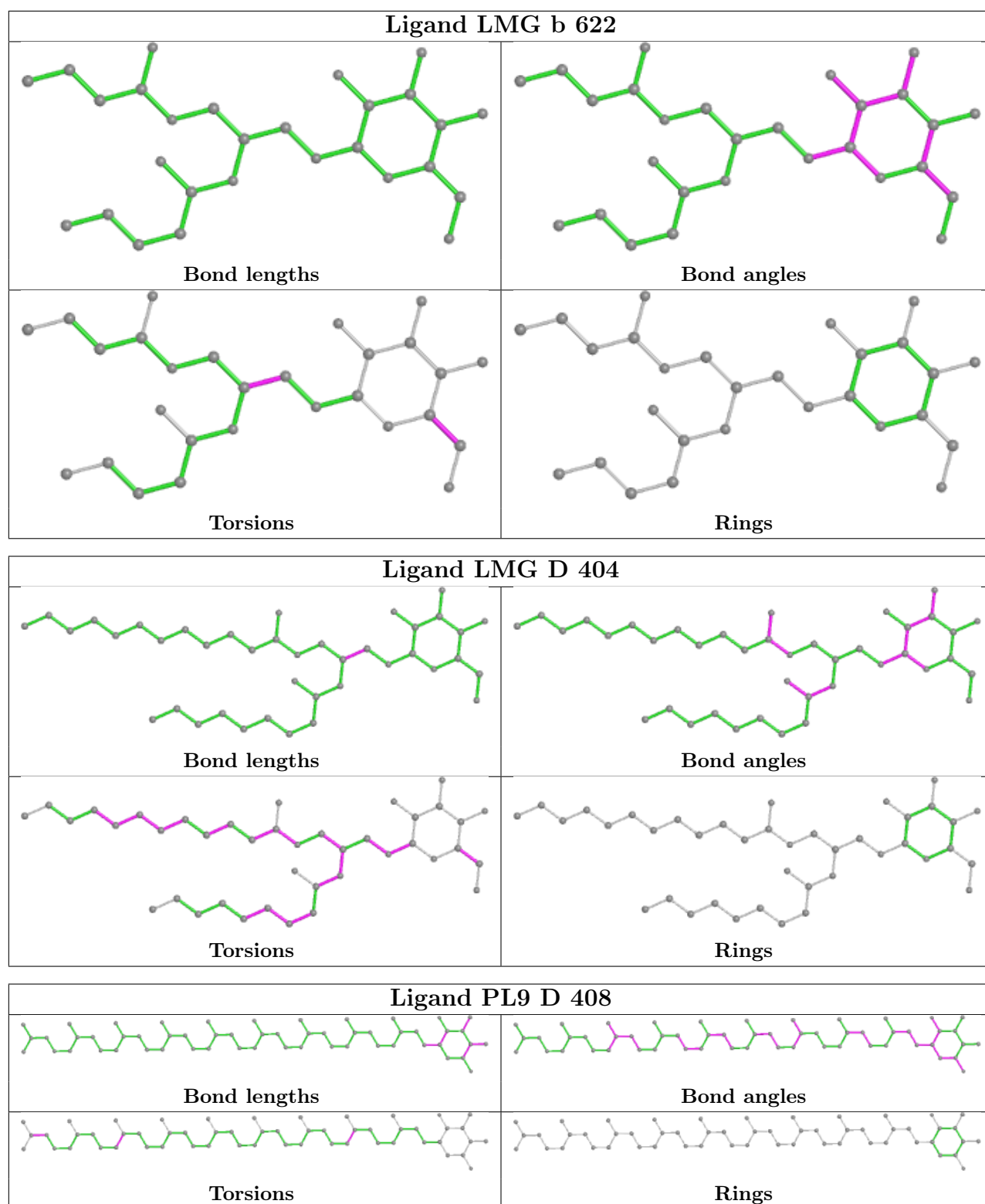
## Ligand CLA 8 313



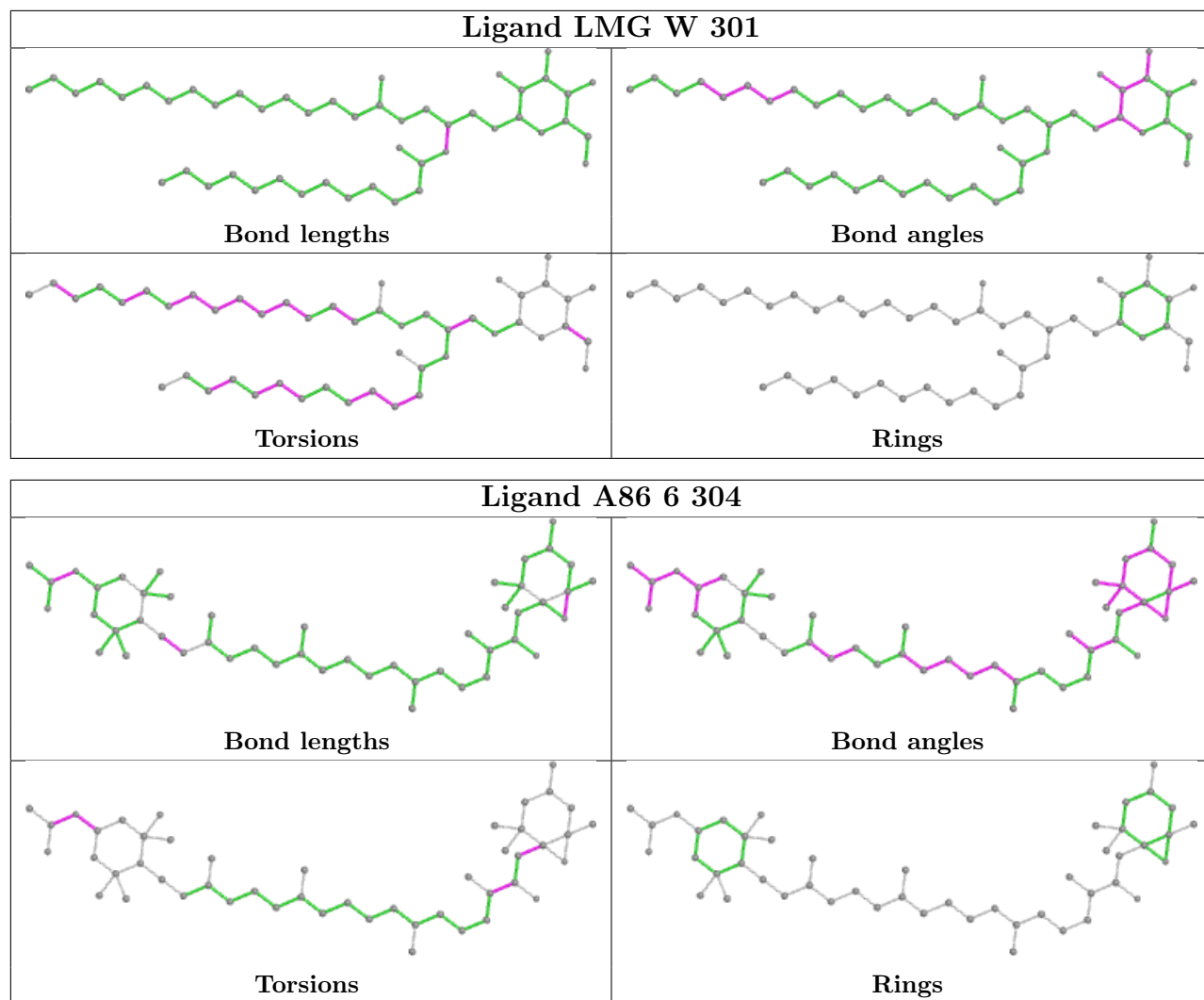
## Ligand A86 7 303



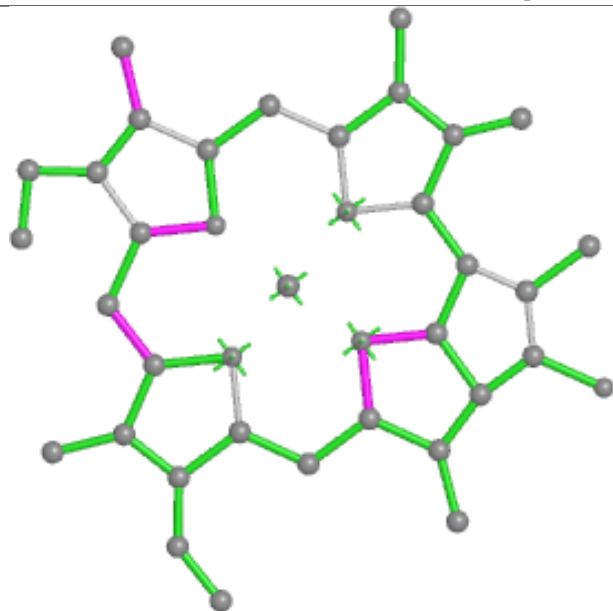




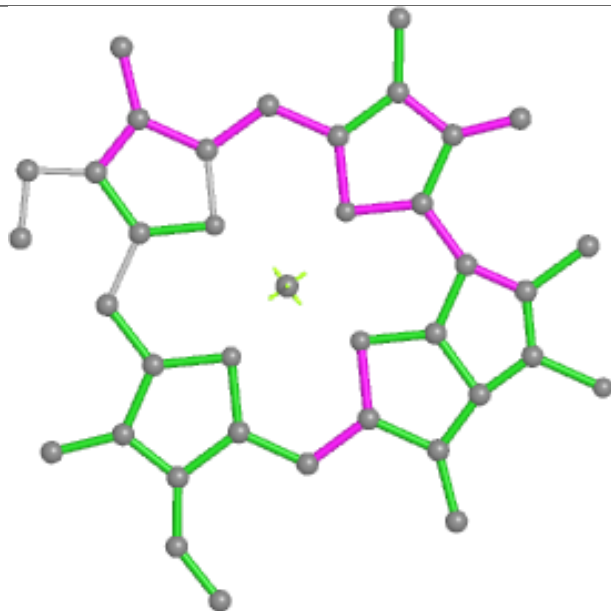




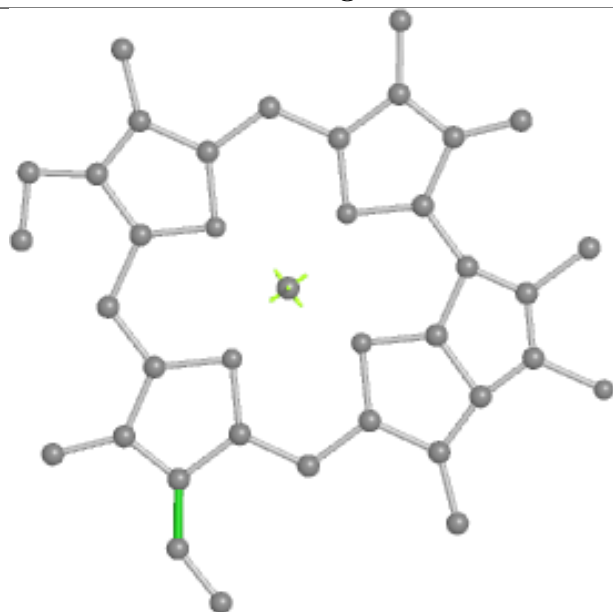
## Ligand CLA 5 317



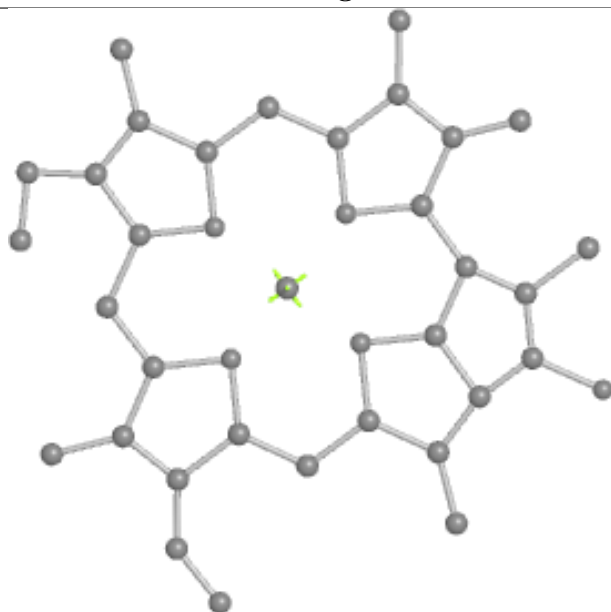
Bond lengths



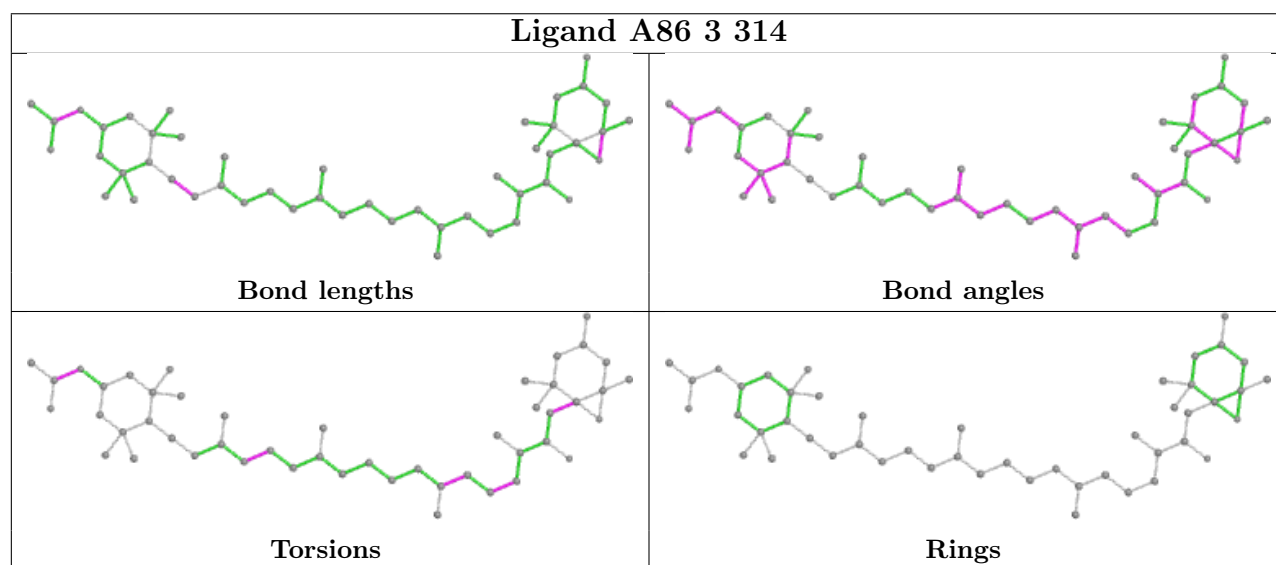
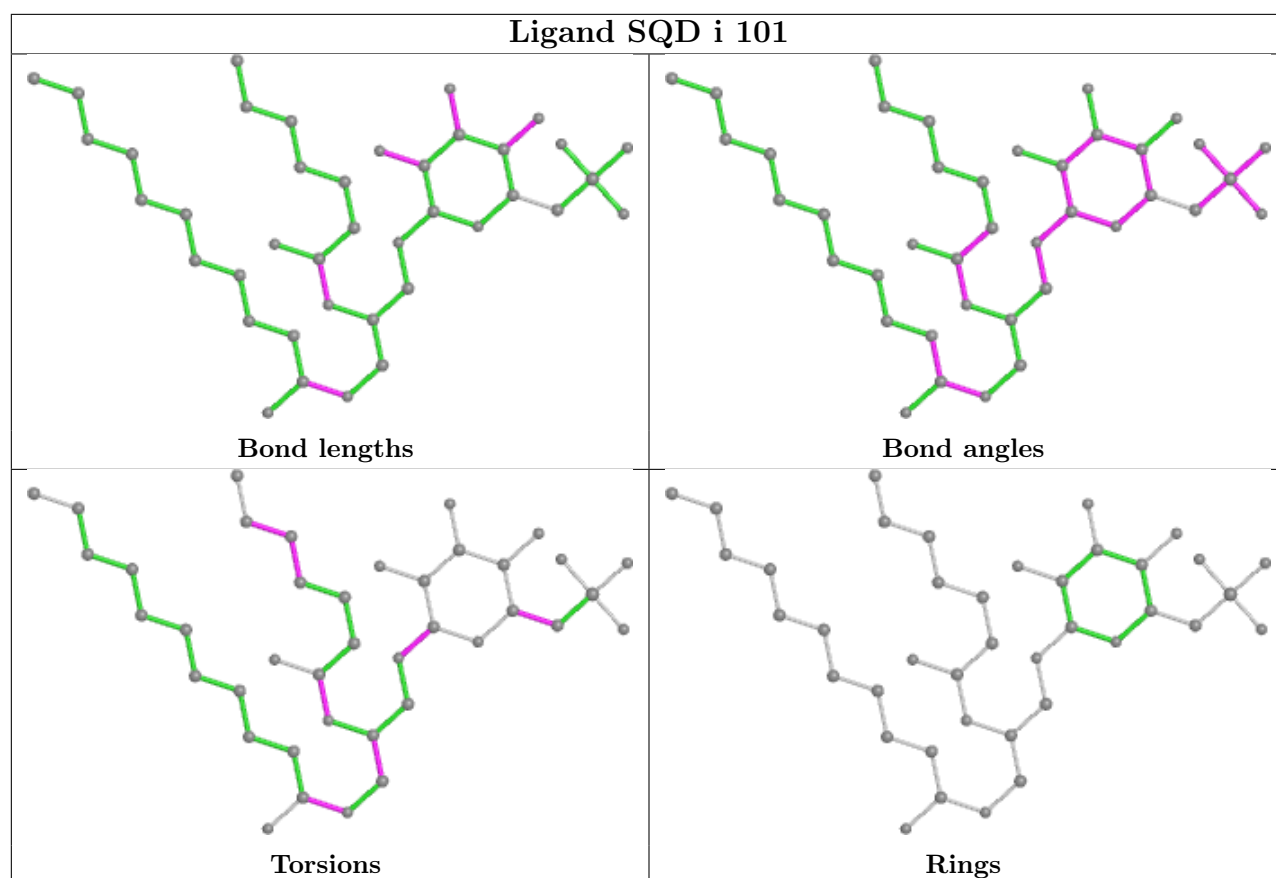
Bond angles



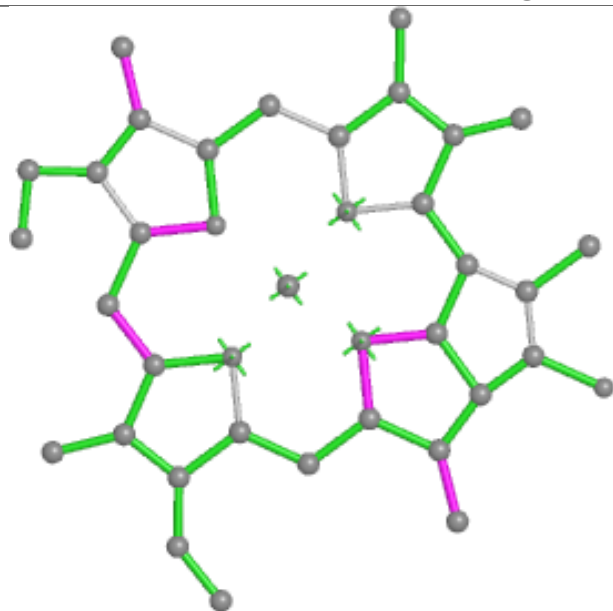
Torsions



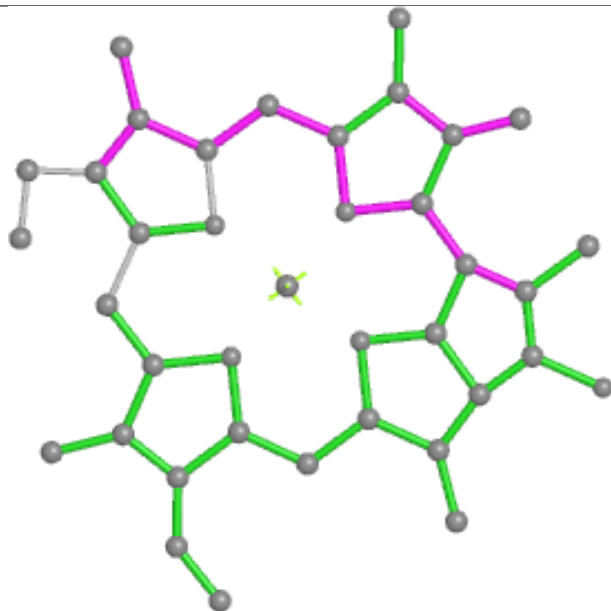
Rings



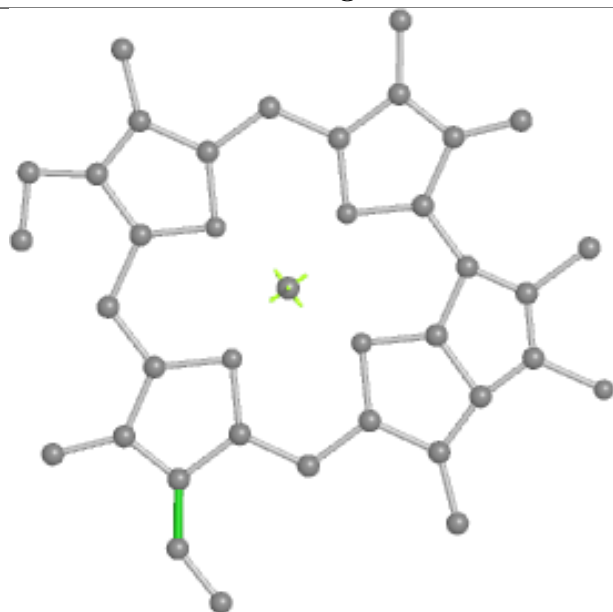
## Ligand CLA 9 314



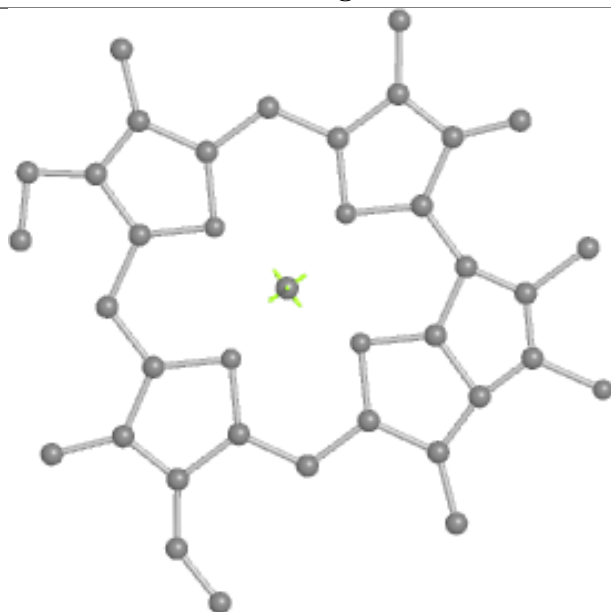
Bond lengths



Bond angles

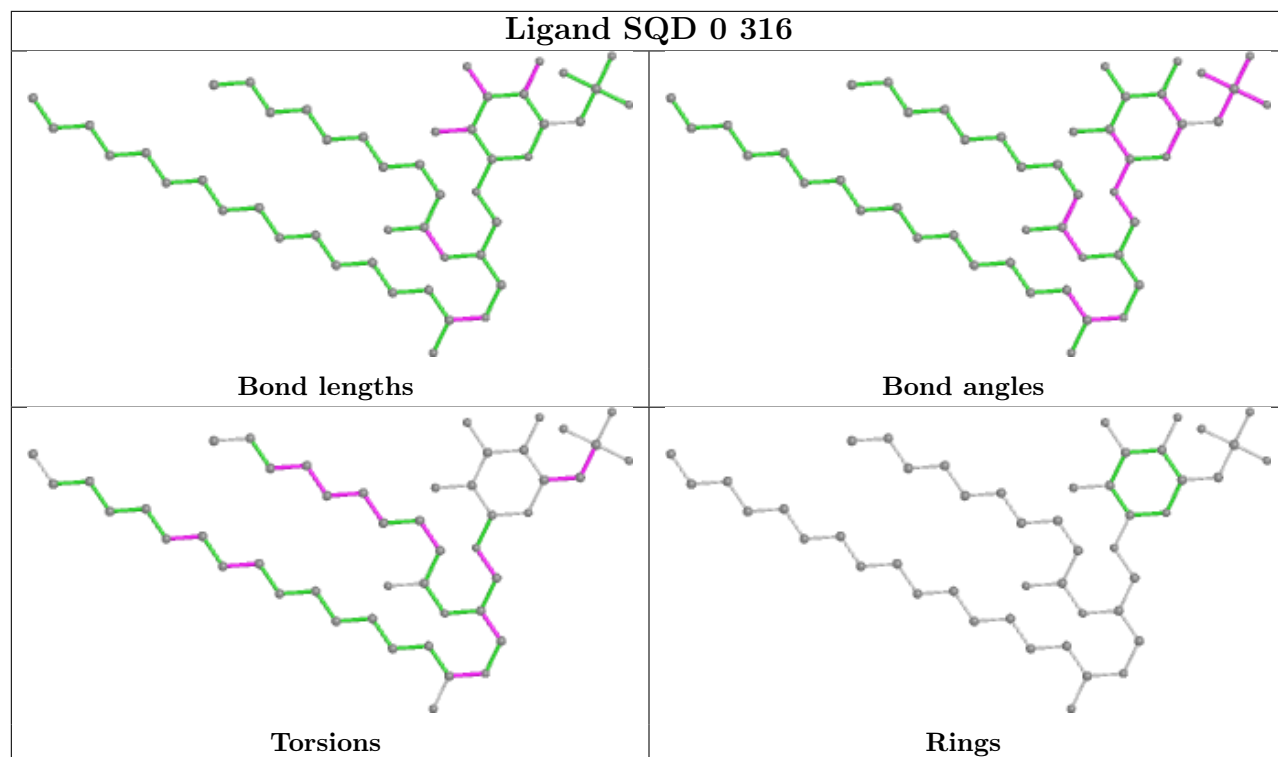


Torsions

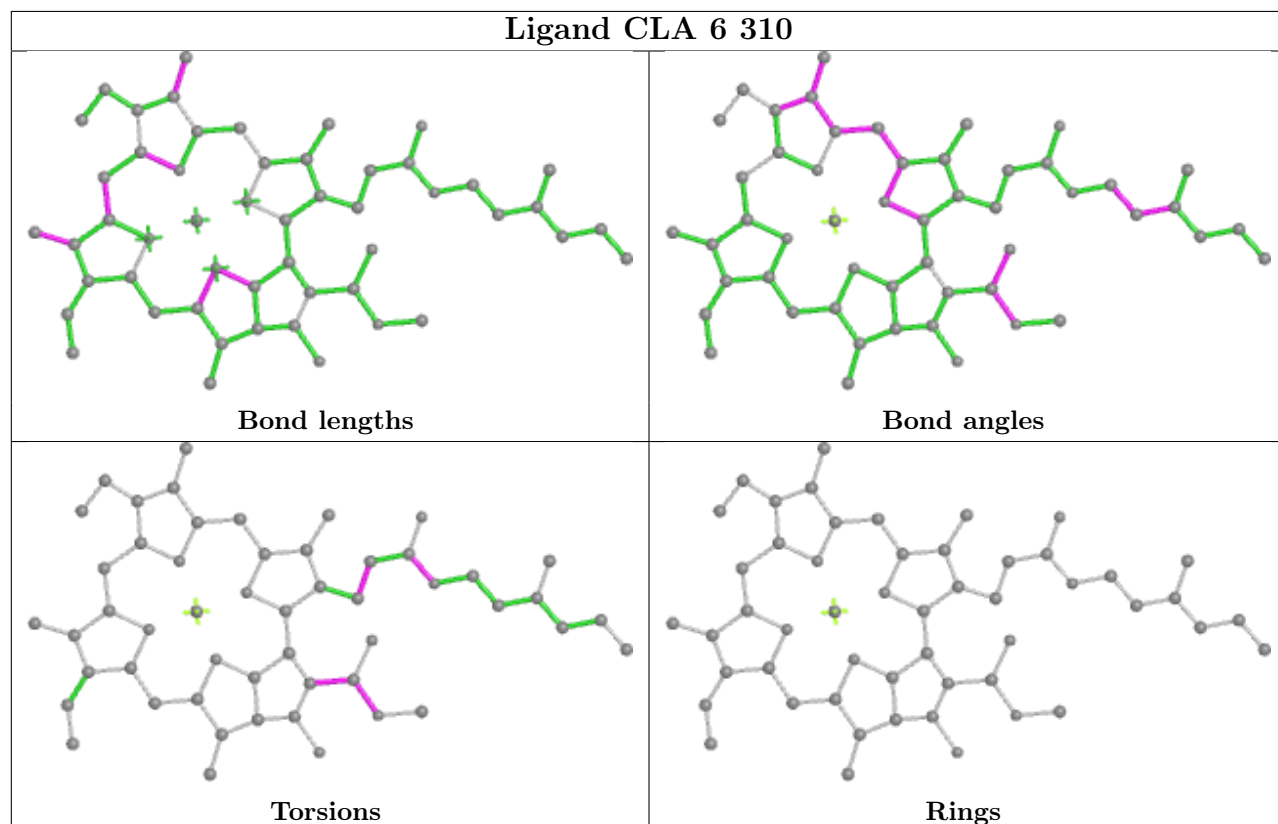


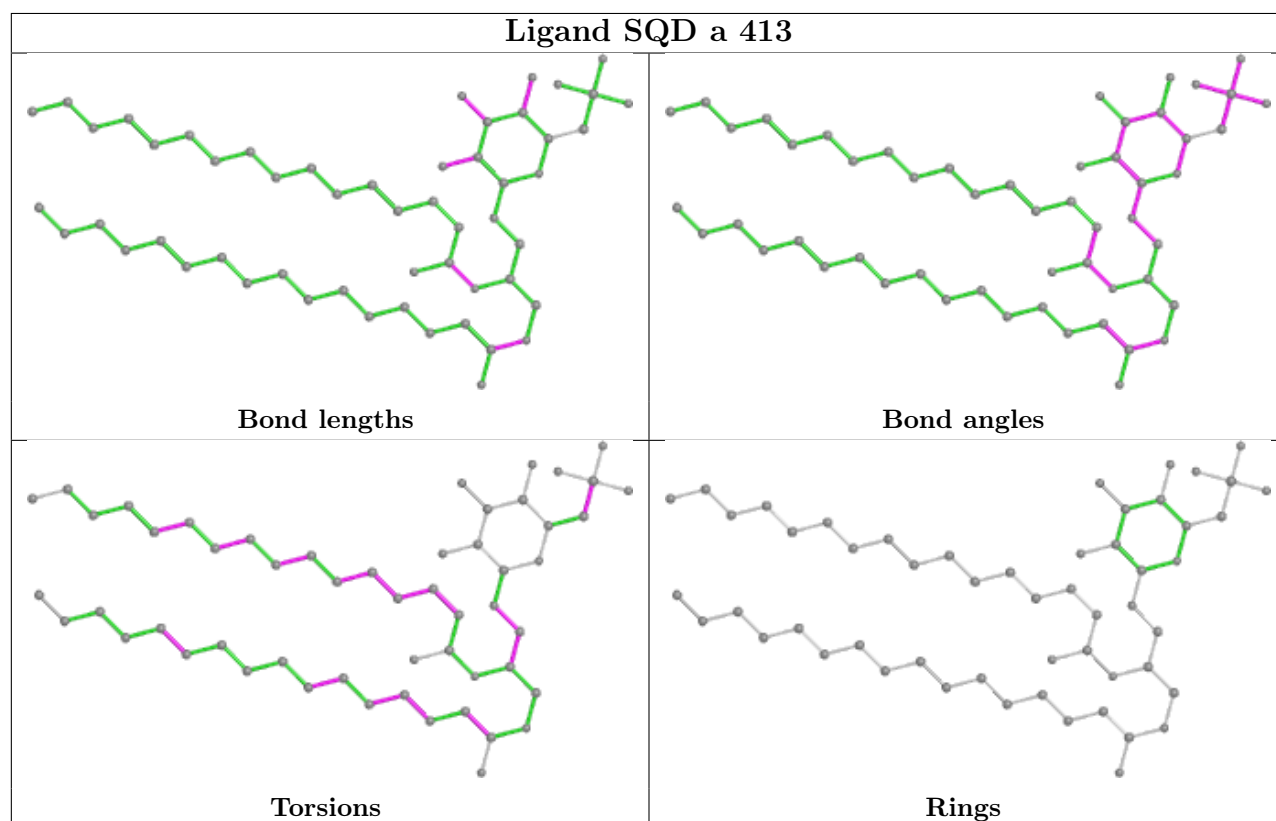
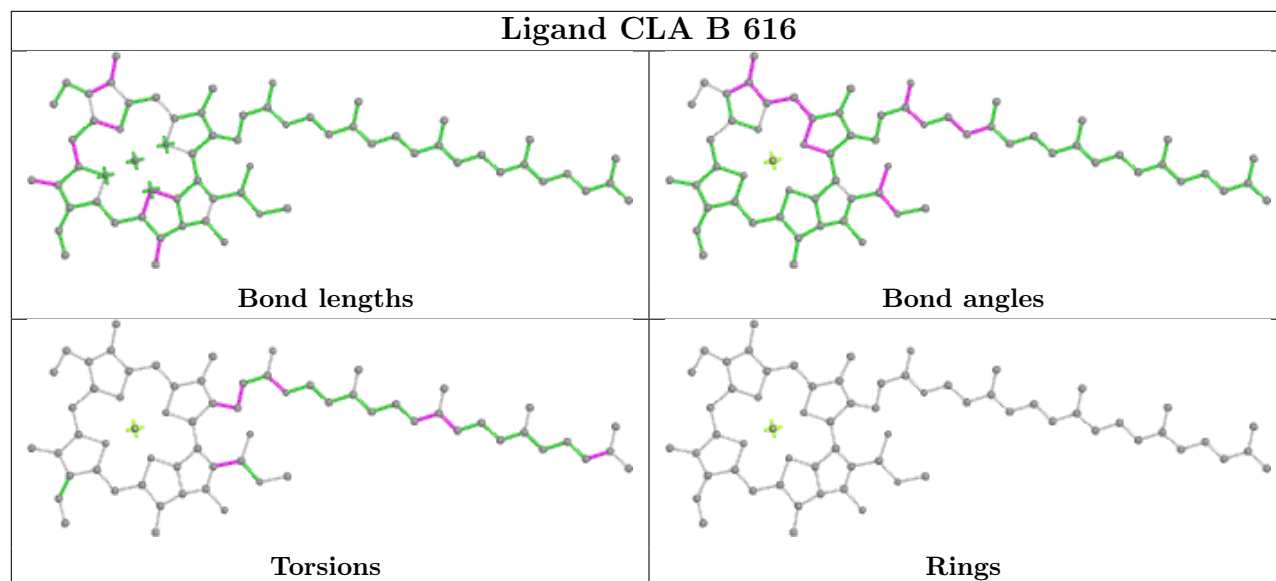
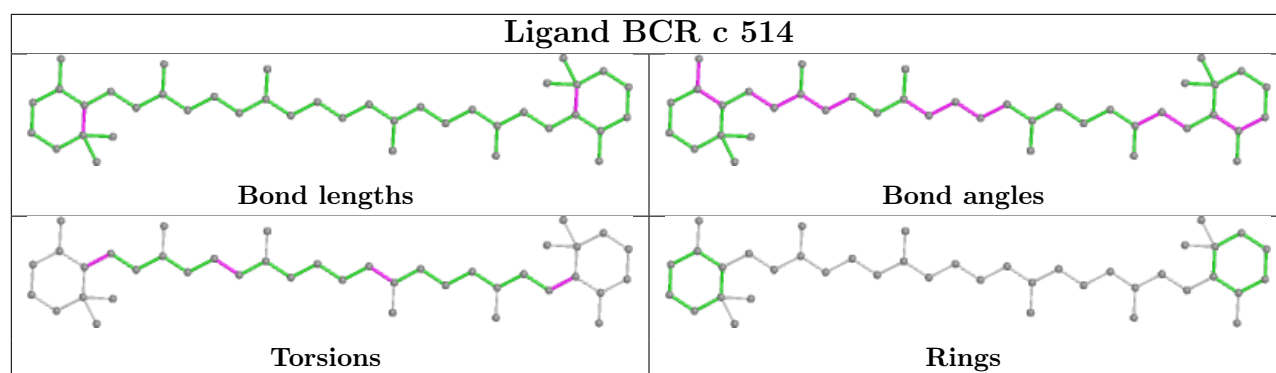
Rings

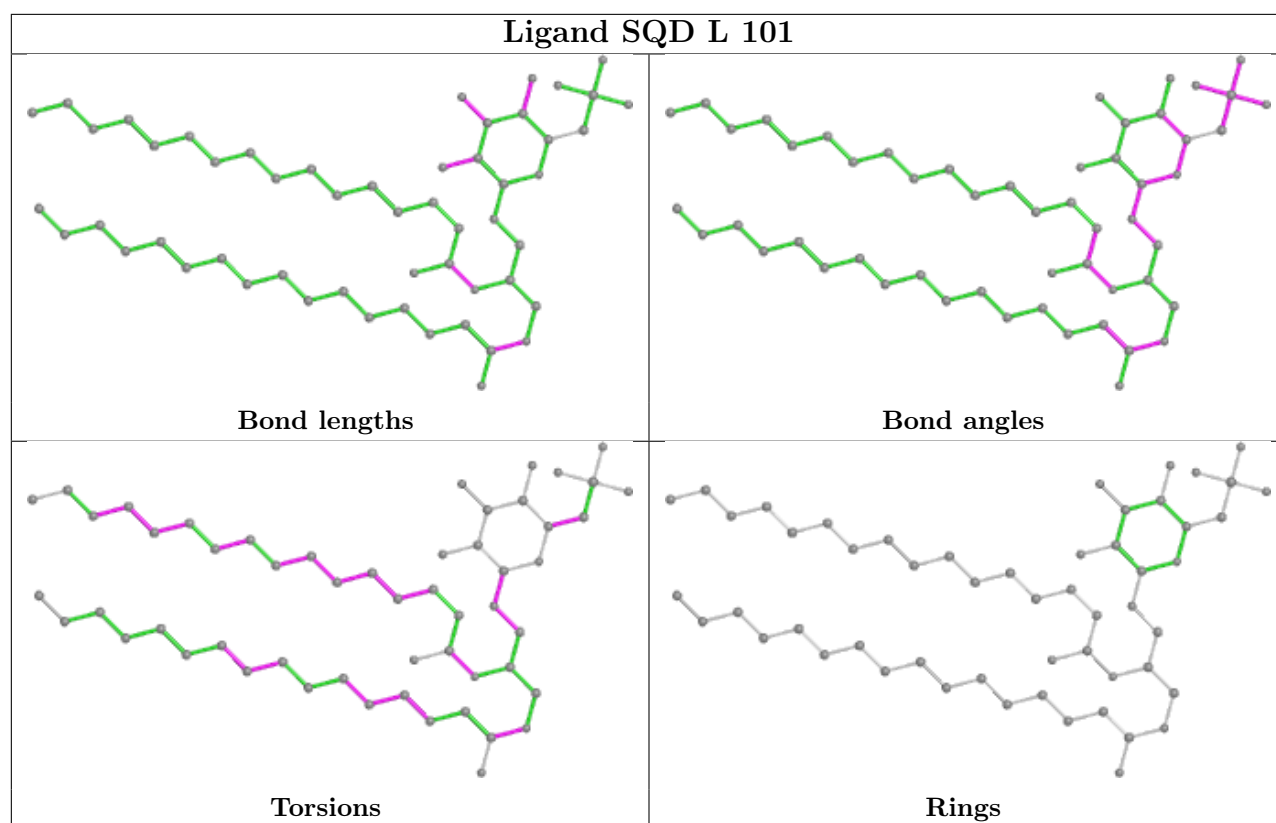
## Ligand SQD 0 316



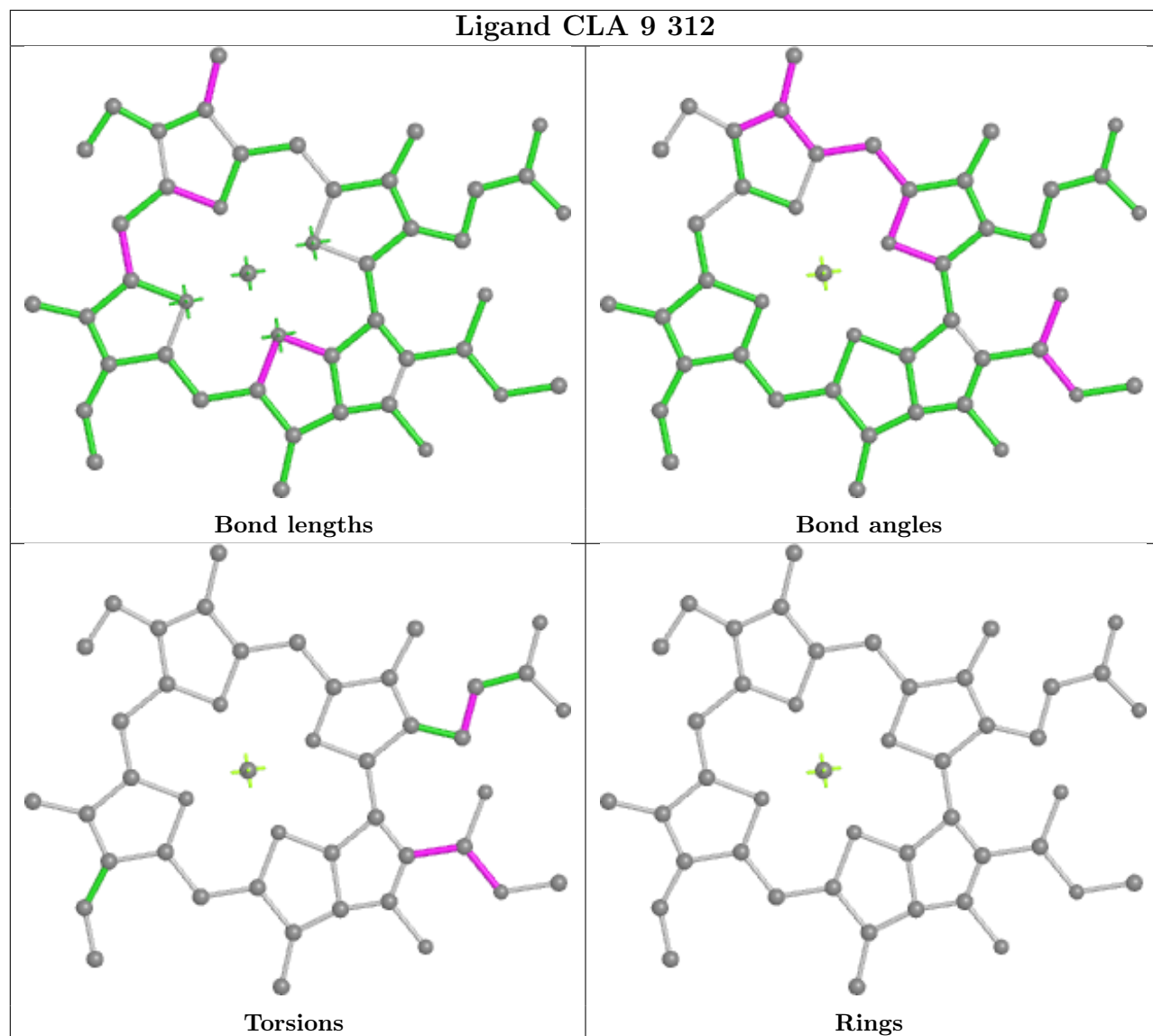
## Ligand CLA 6 310





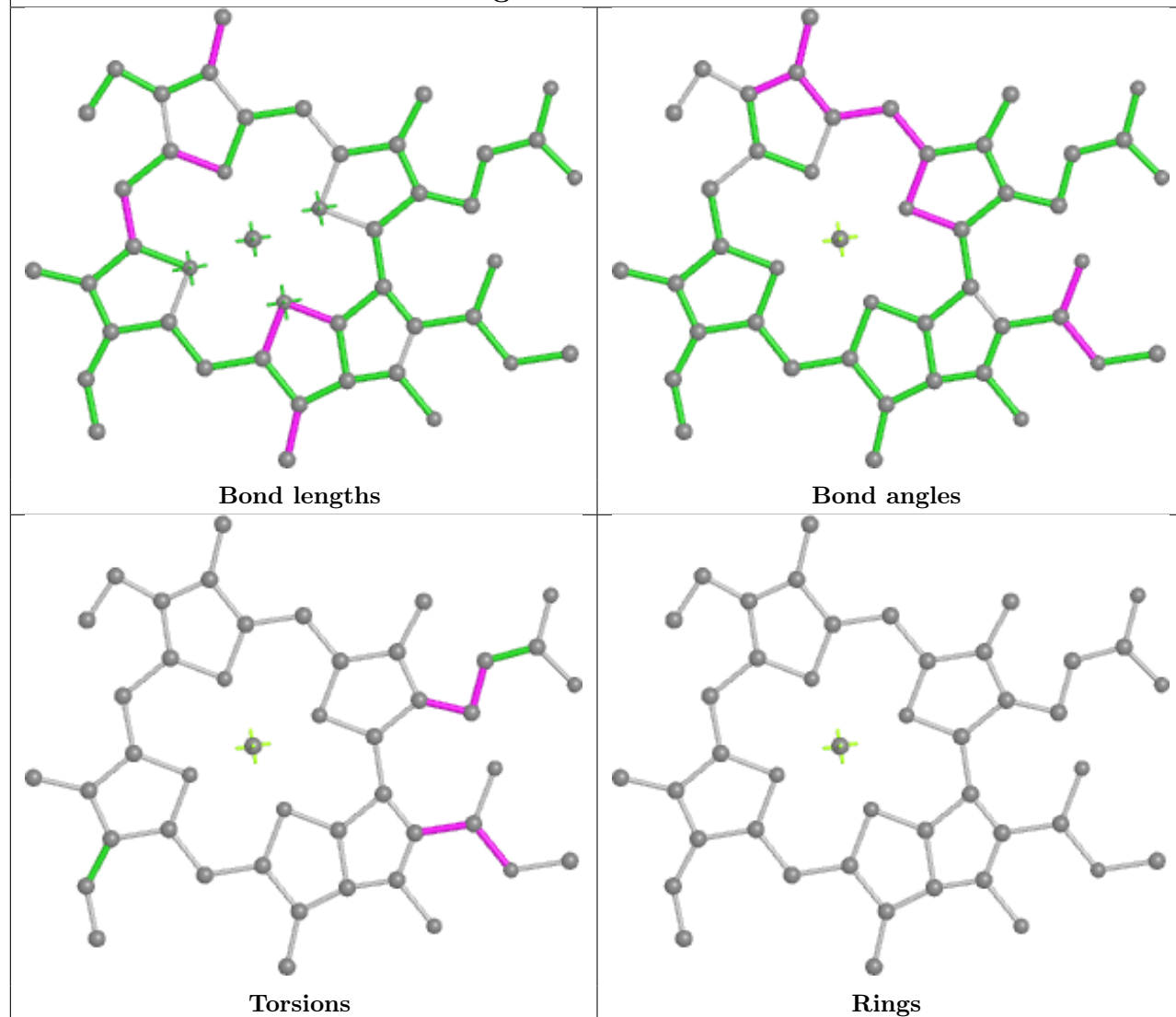


## Ligand CLA 9 312

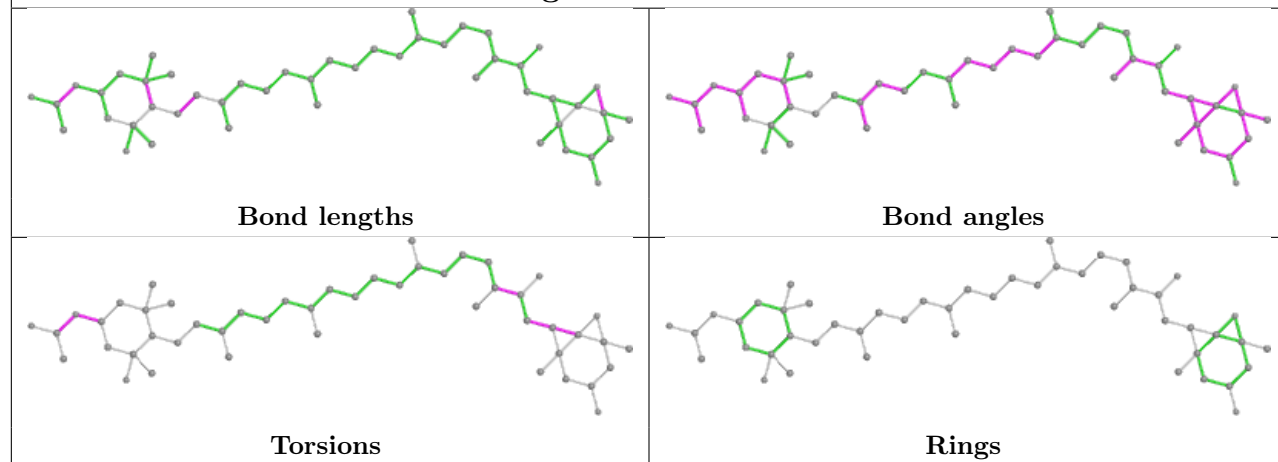




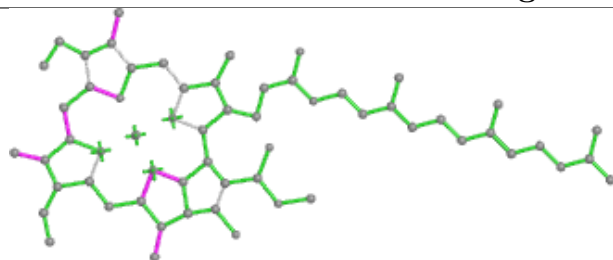
## Ligand CLA 9 306



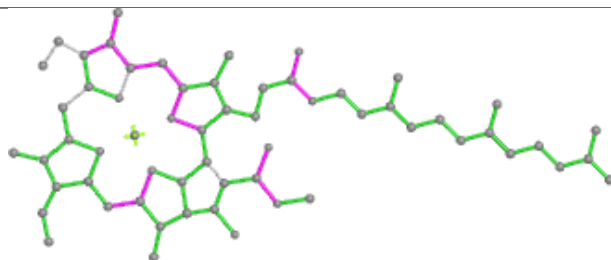
## Ligand A86 5 306



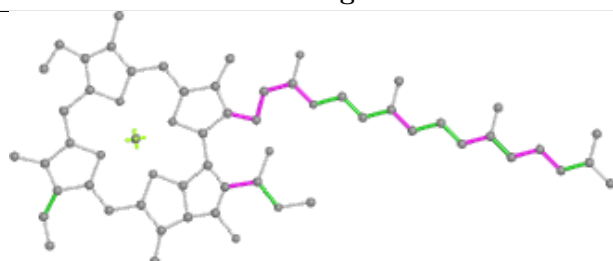
## Ligand CLA 4 311



Bond lengths



Bond angles

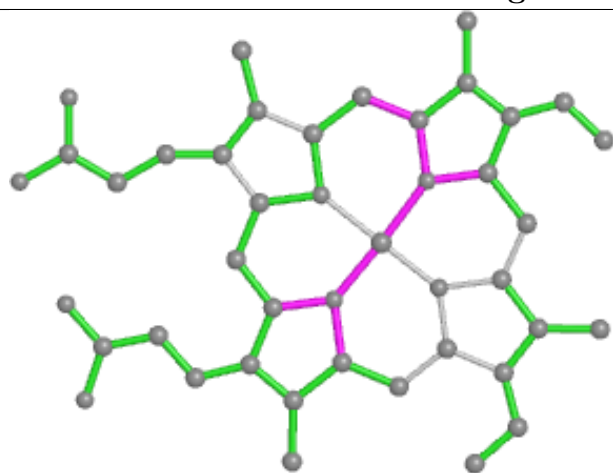


Torsions

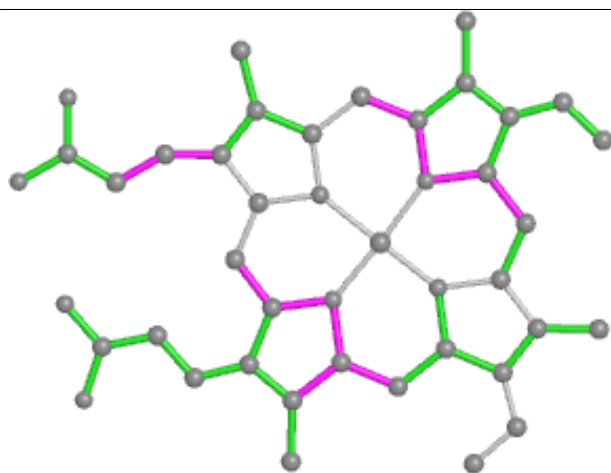


Rings

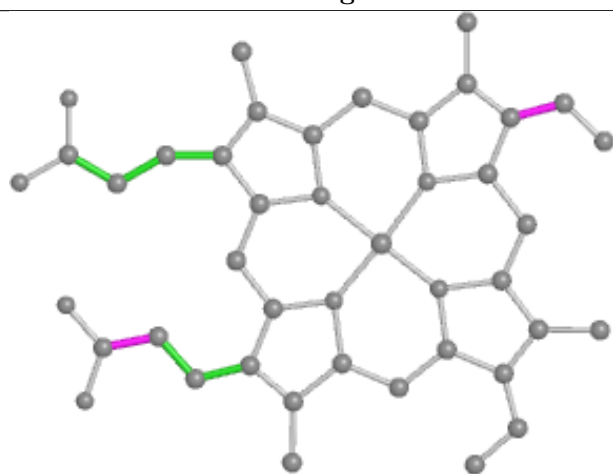
## Ligand HEM V 201



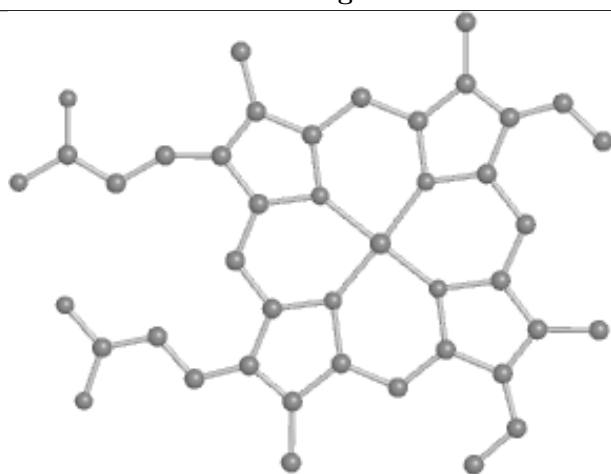
Bond lengths



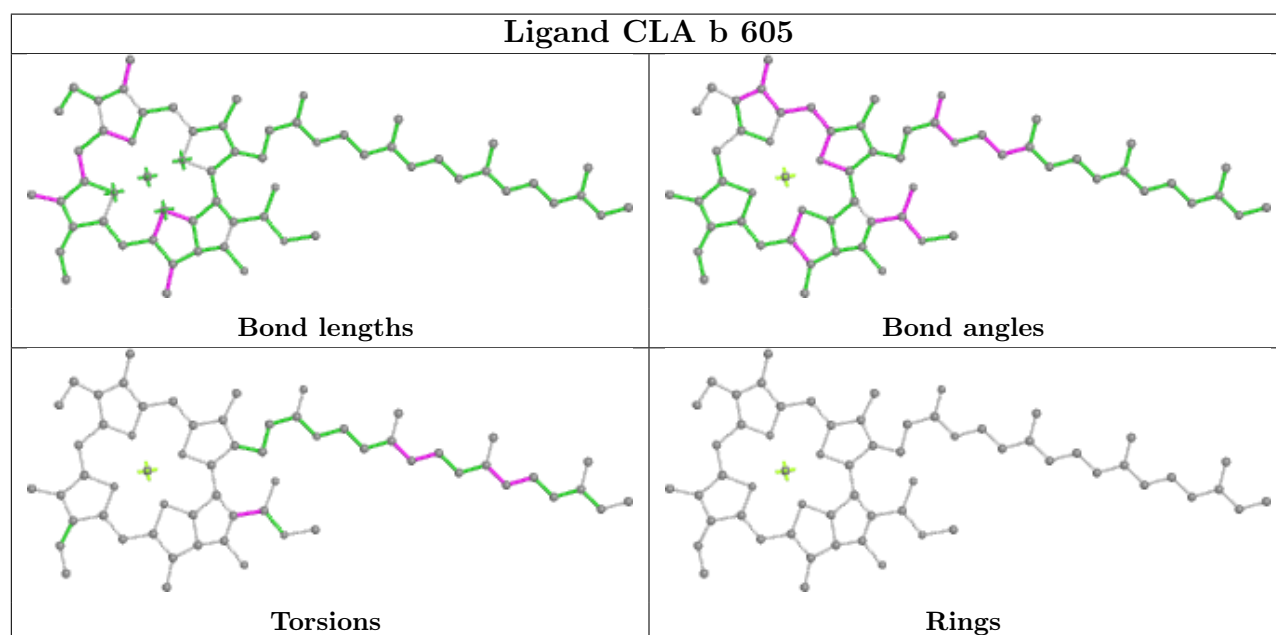
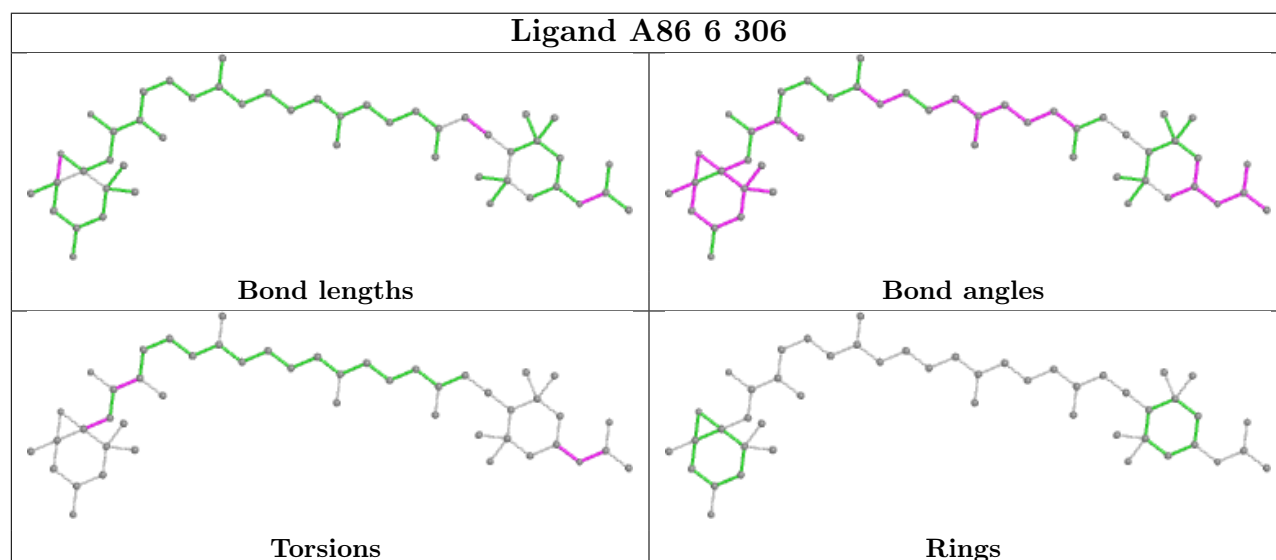
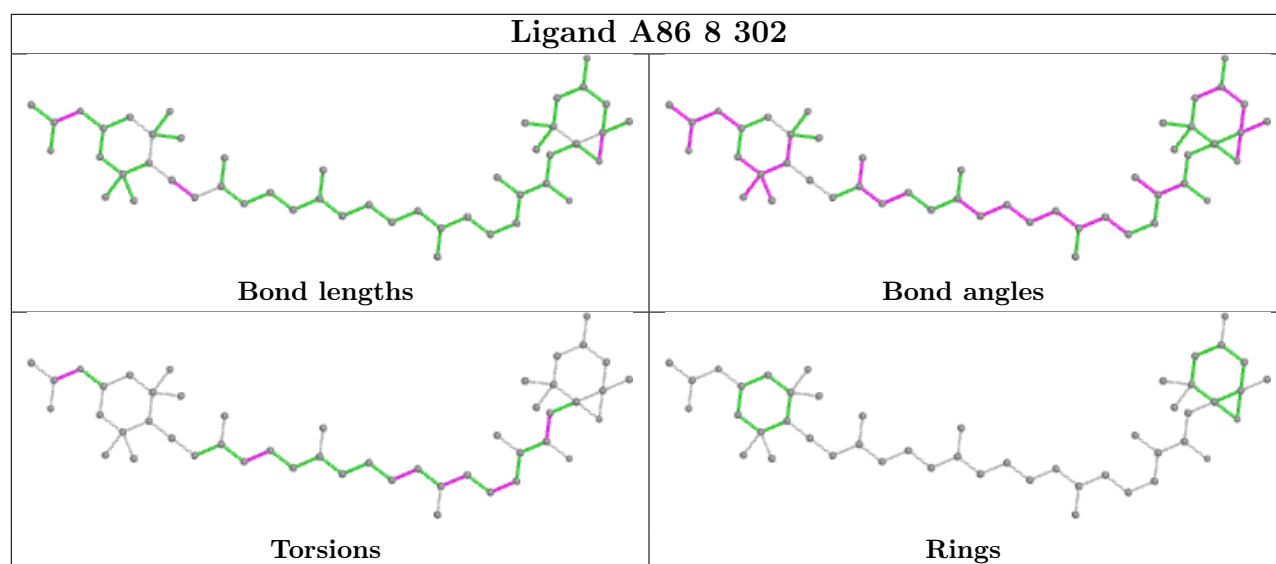
Bond angles



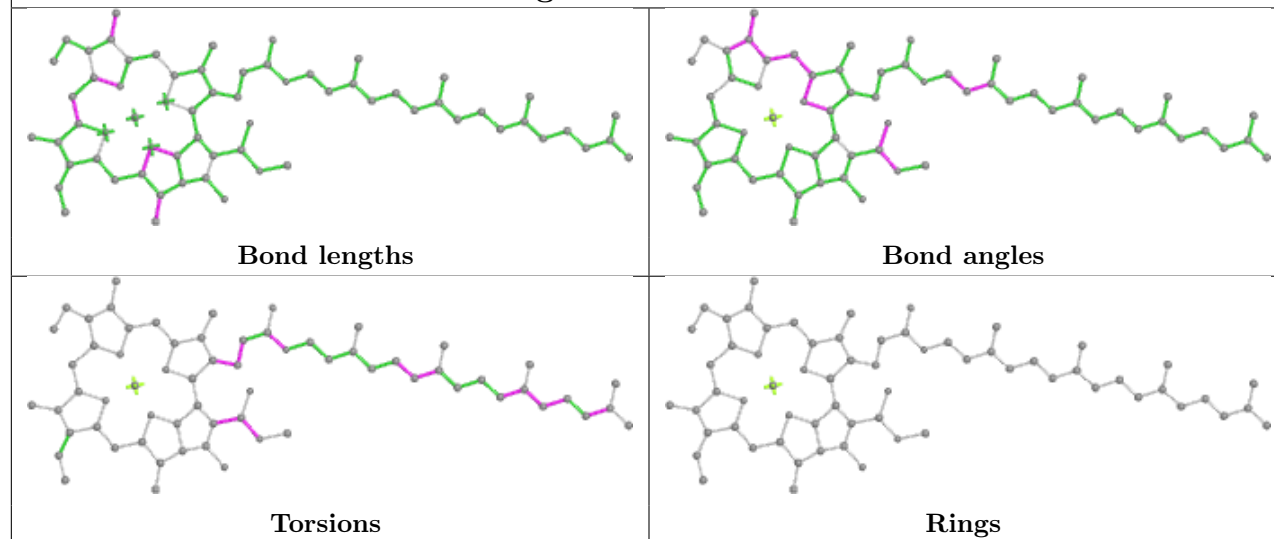
Torsions



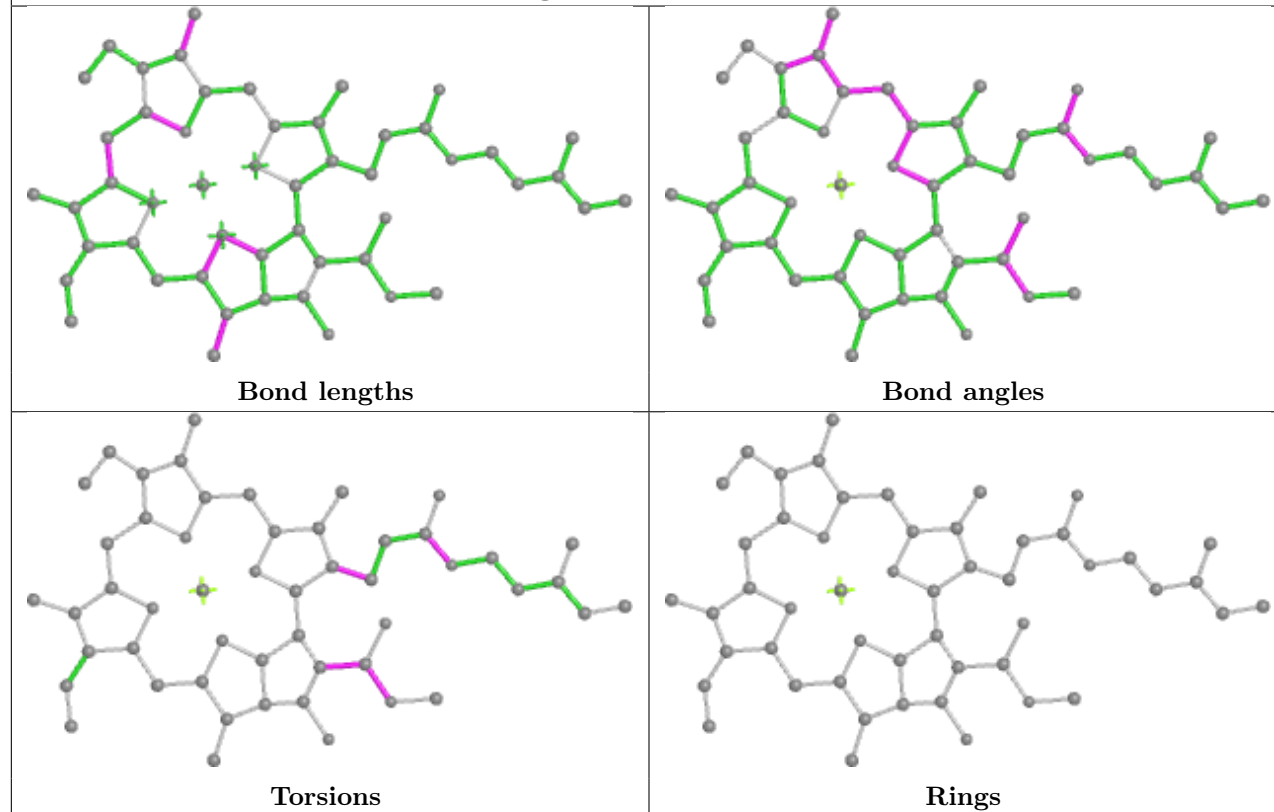
Rings



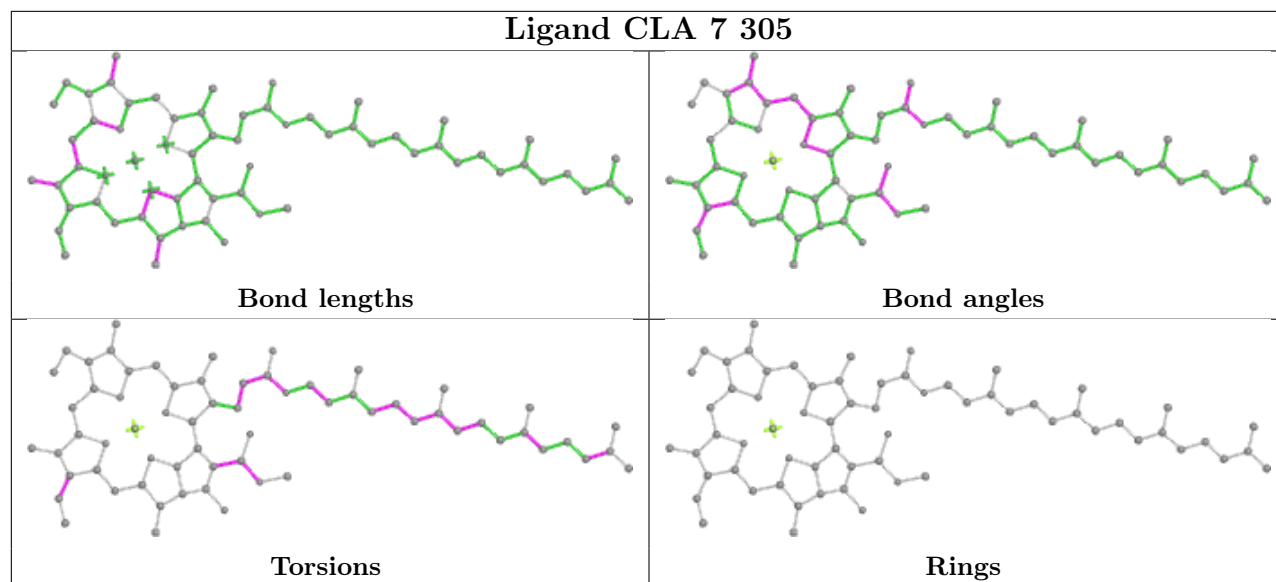
## Ligand CLA 1 310



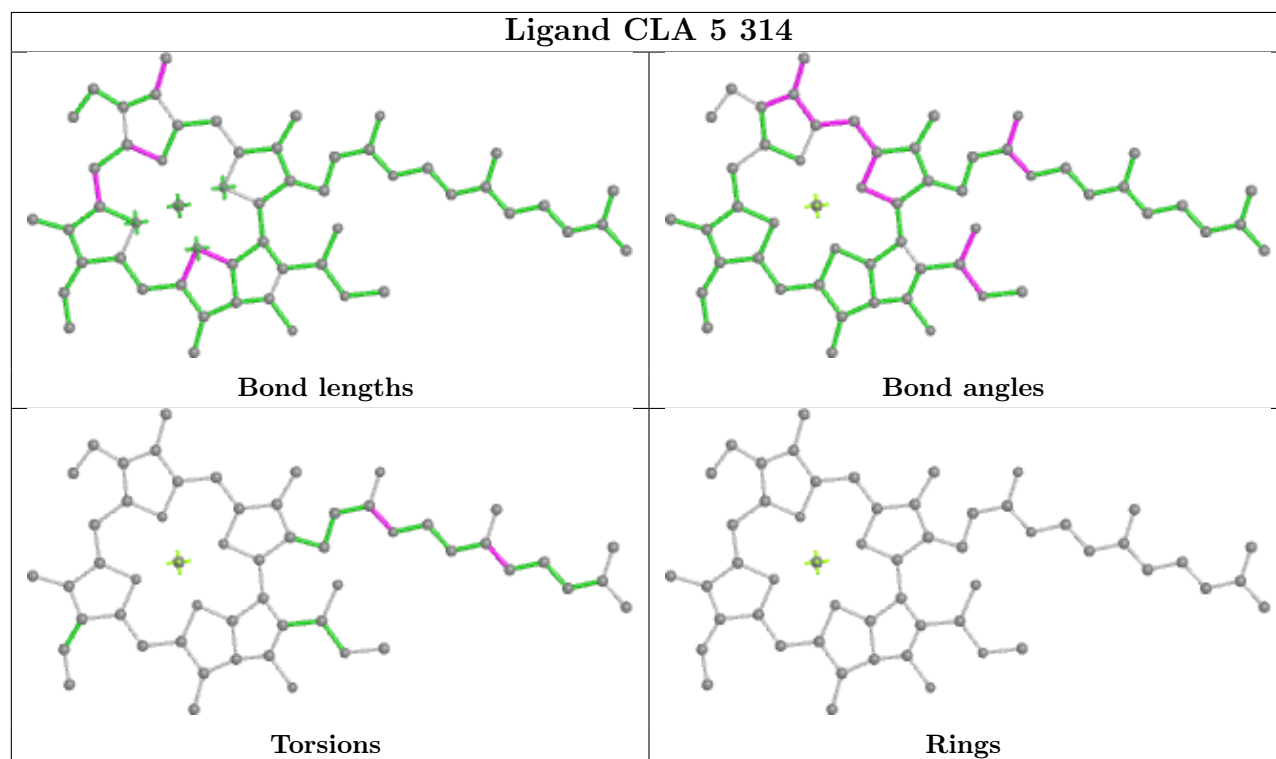
## Ligand CLA 0 311

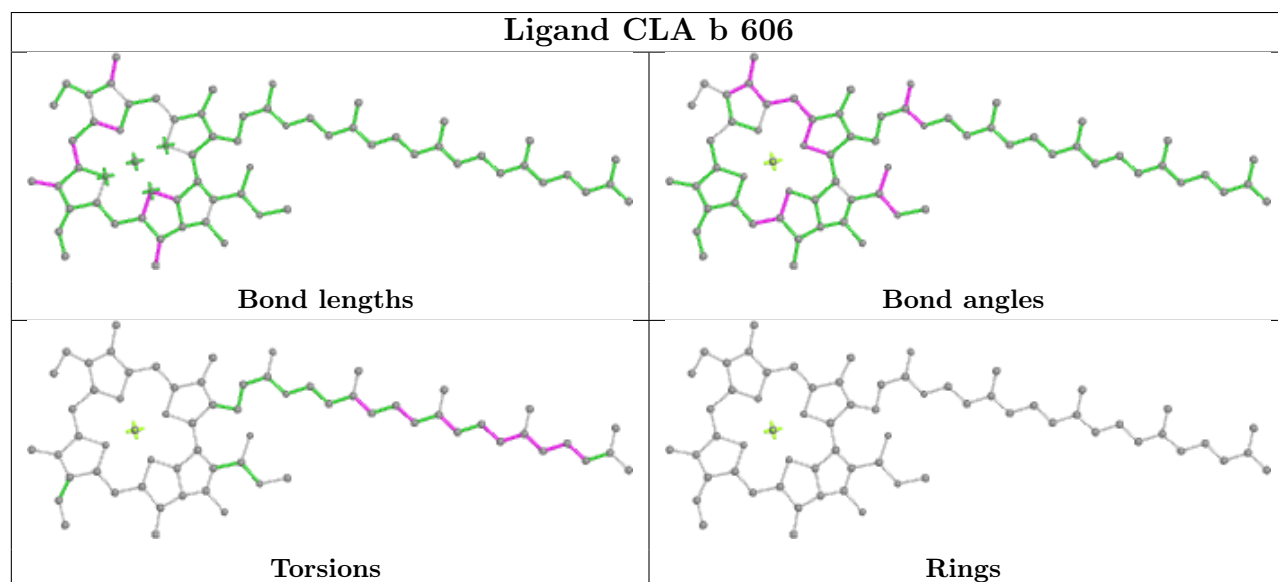
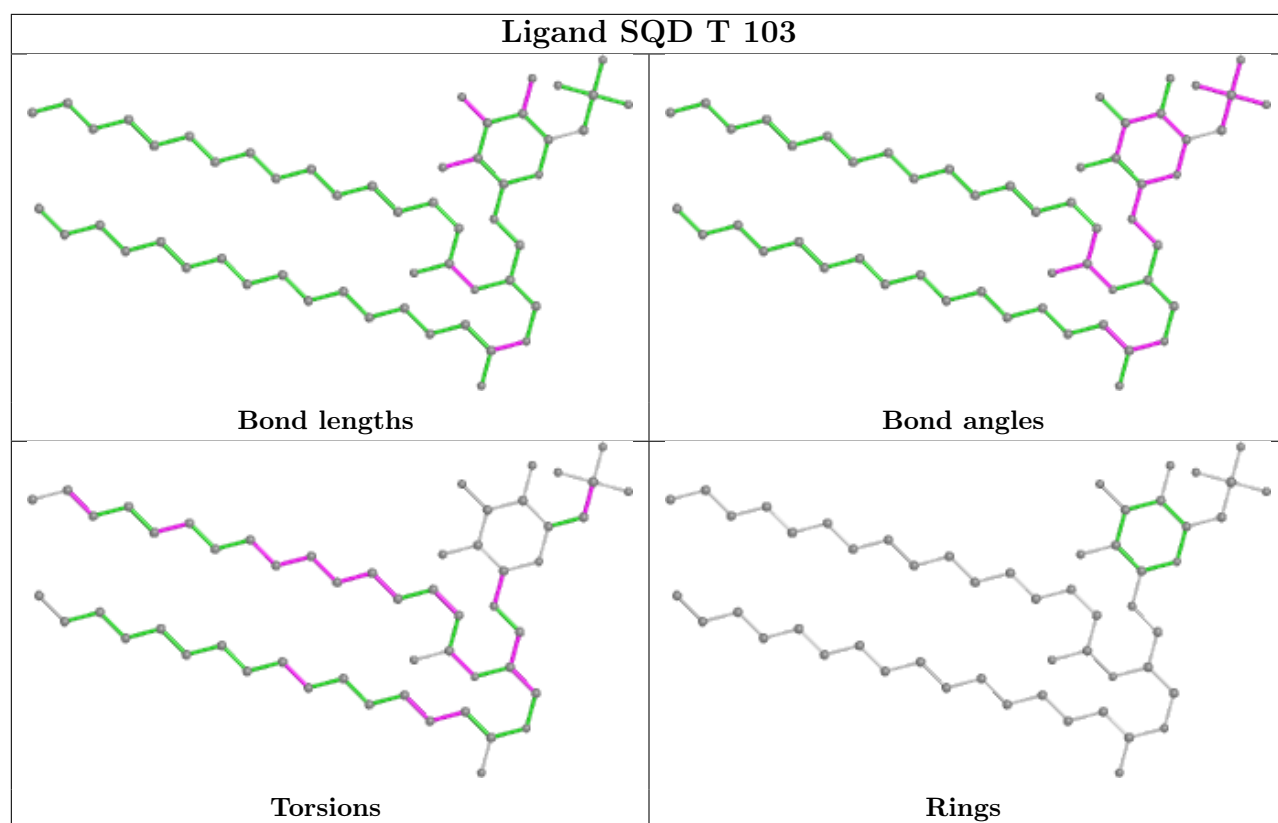


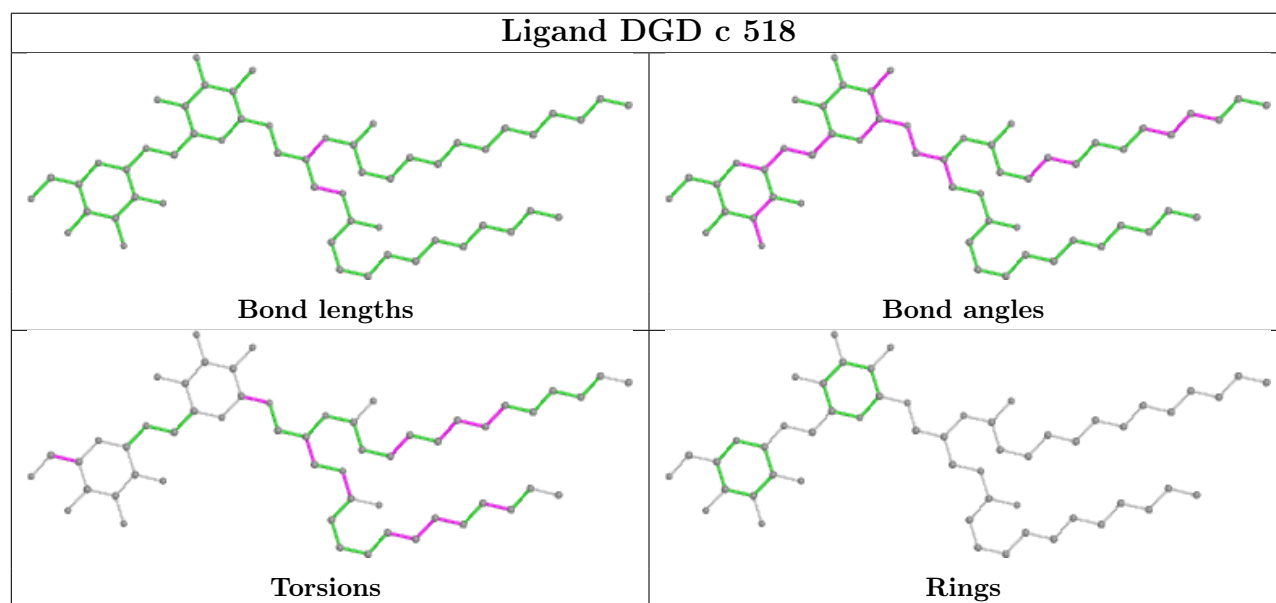
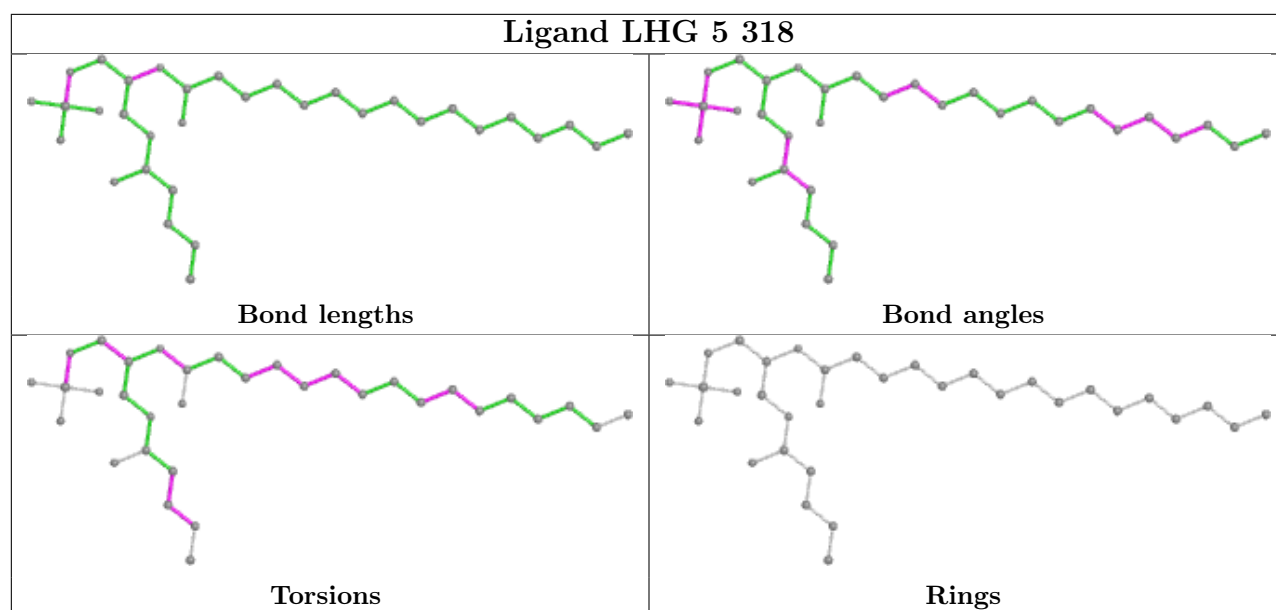
## Ligand CLA 7 305



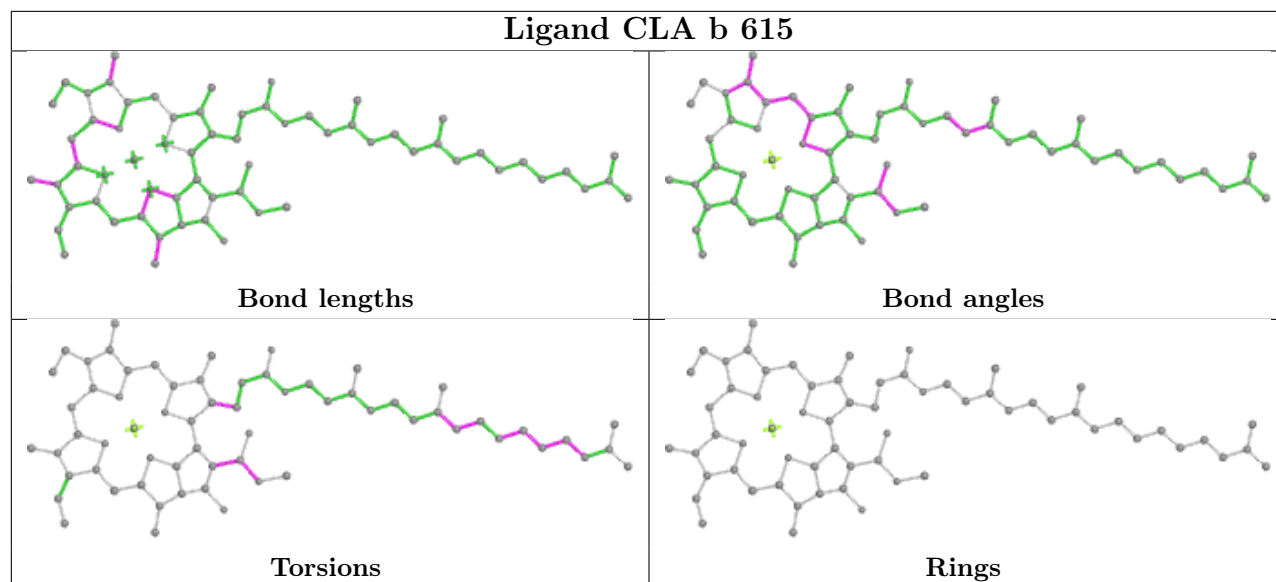
## Ligand CLA 5 314



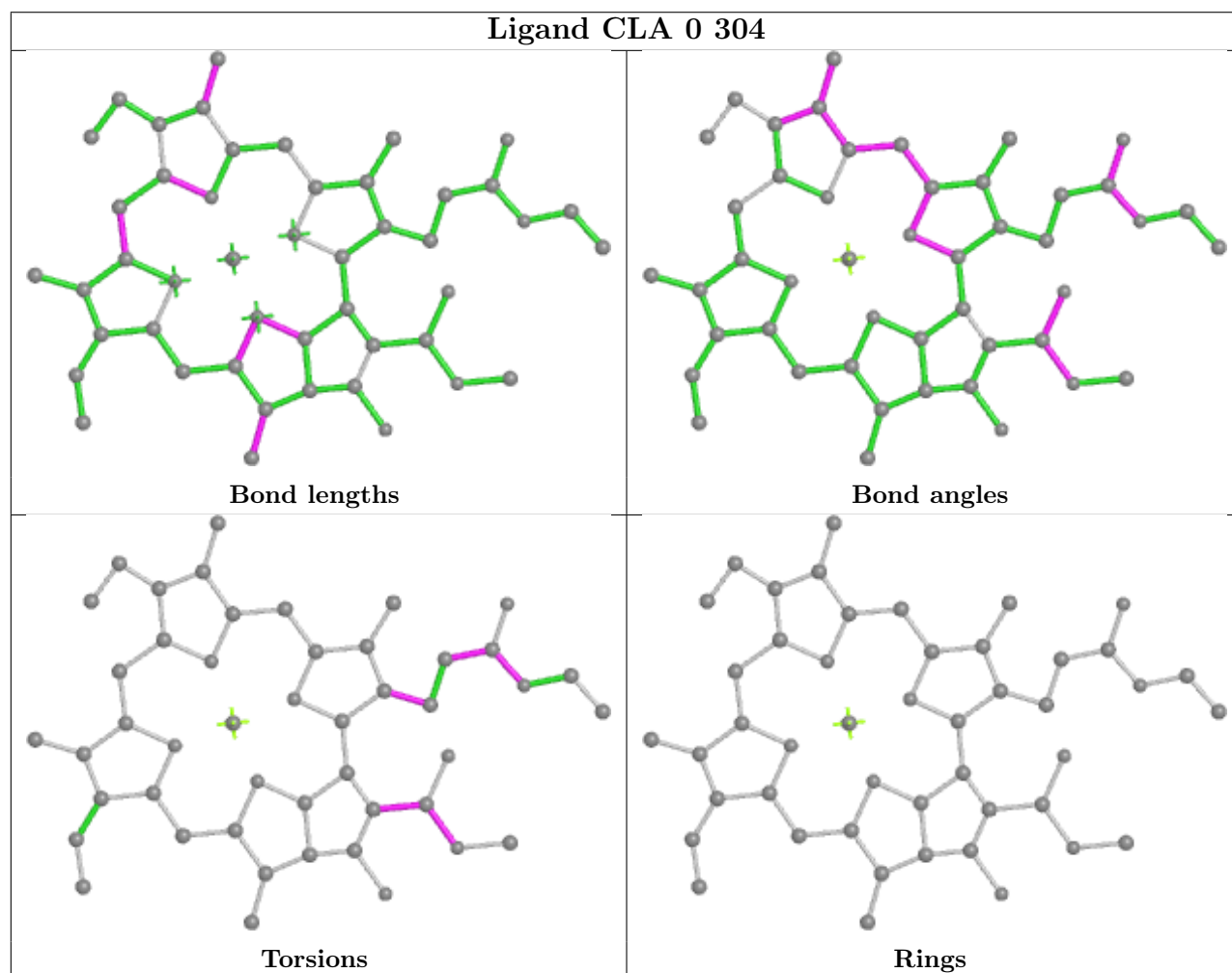




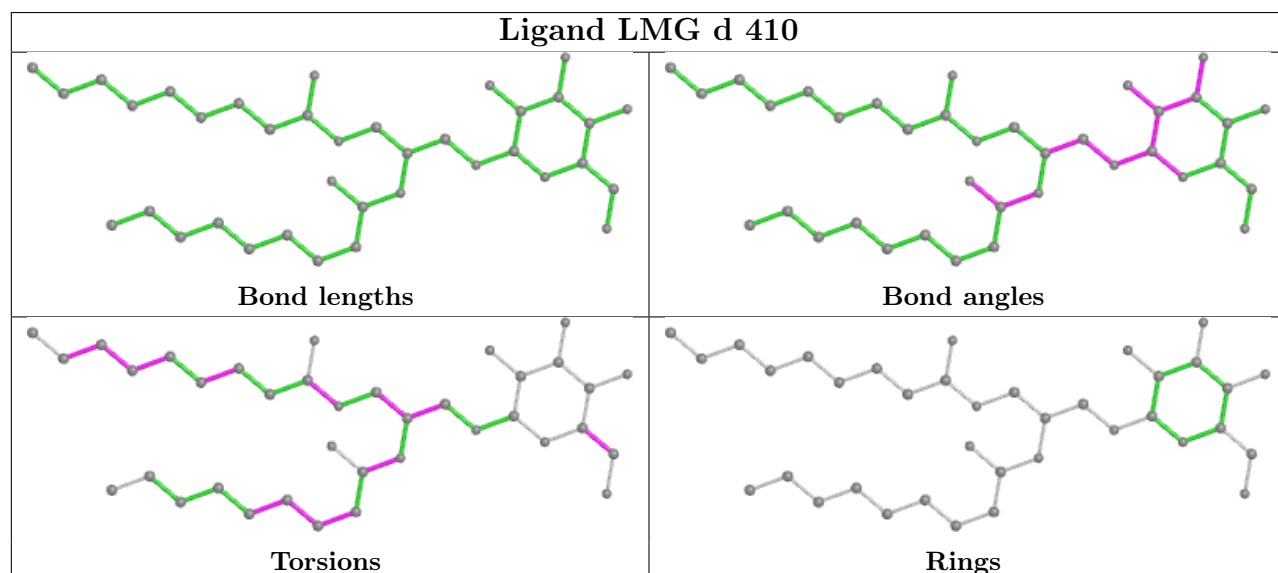
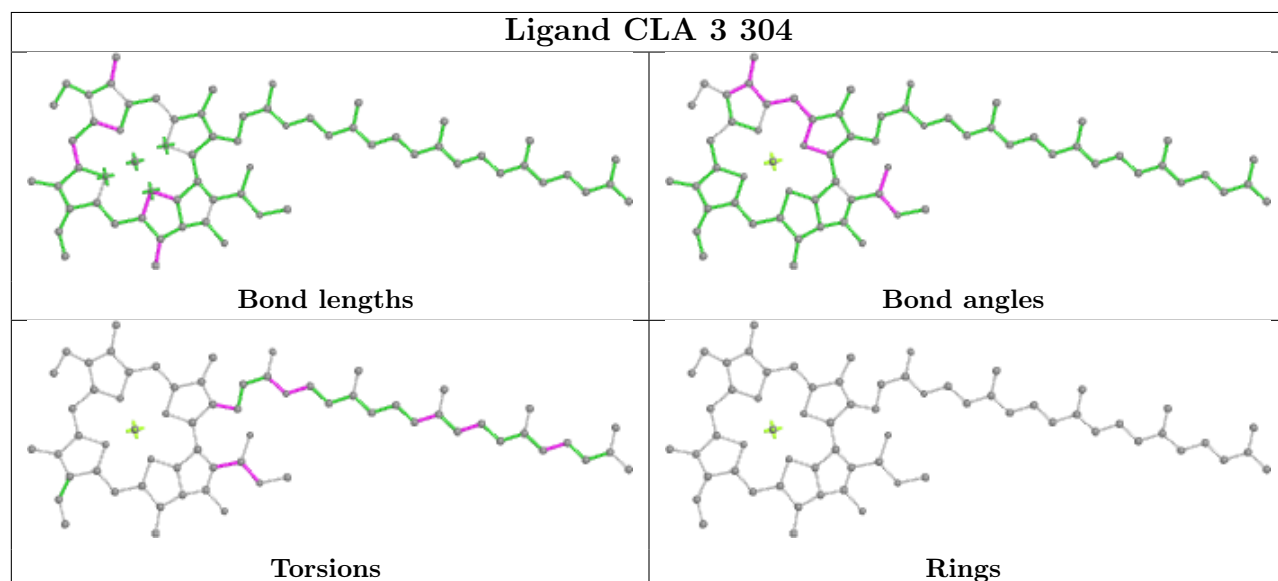
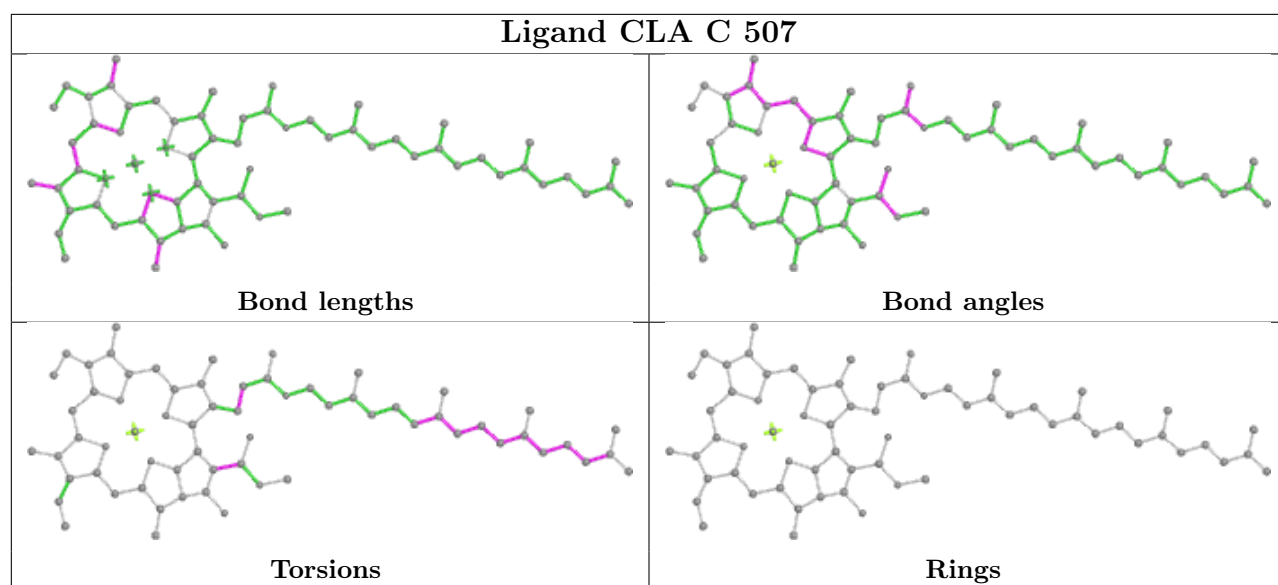
## Ligand CLA b 615



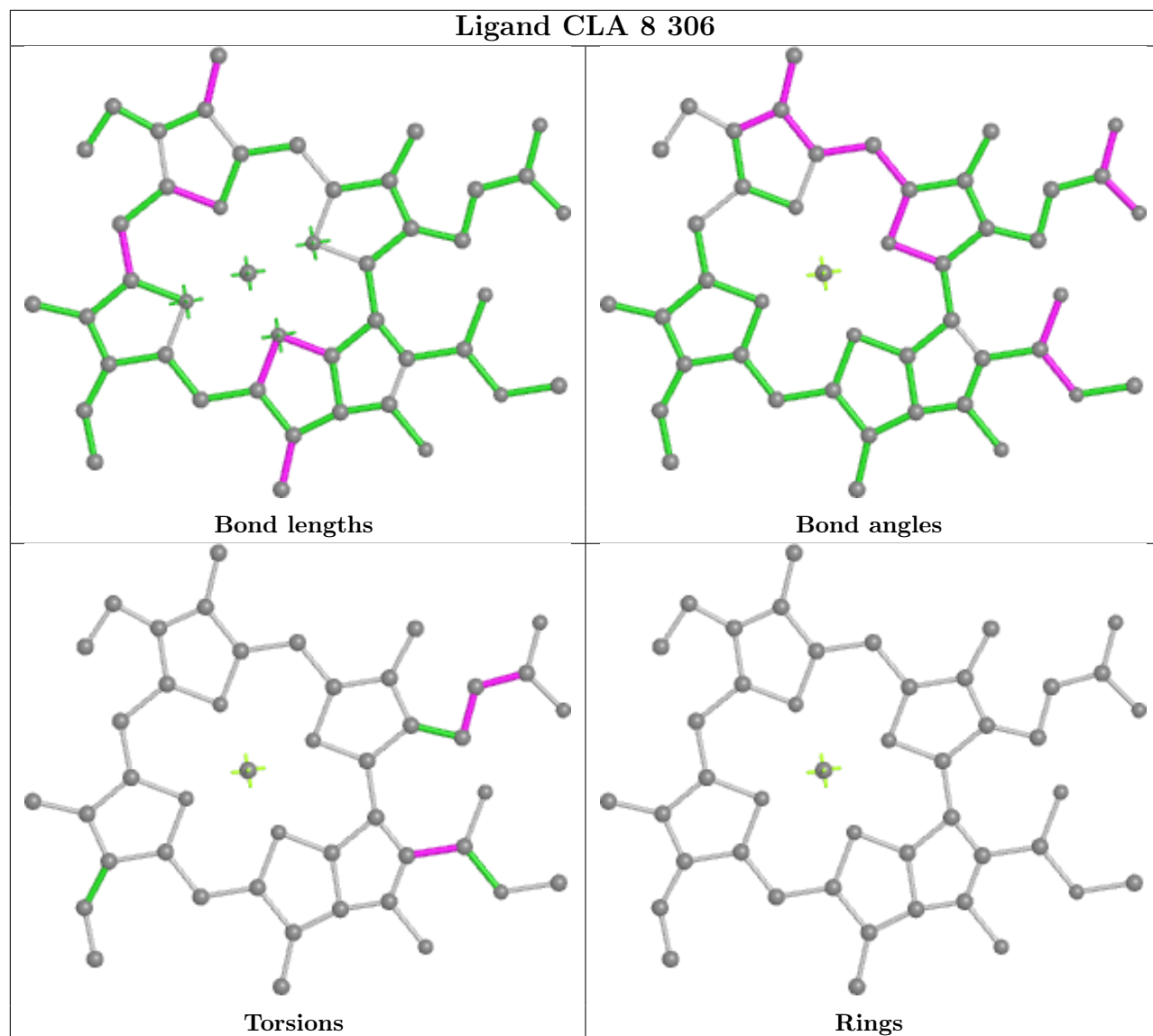
## Ligand CLA 0 304



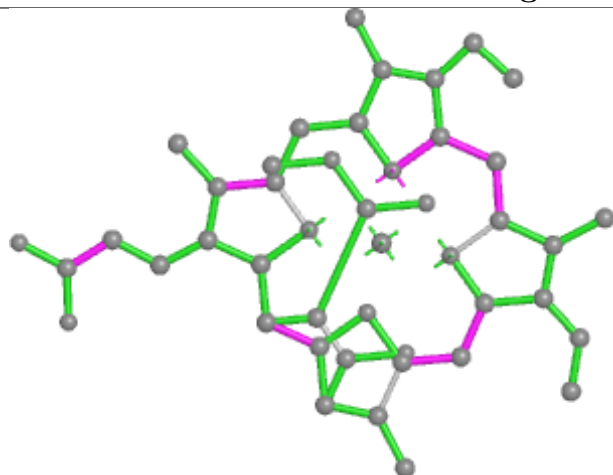




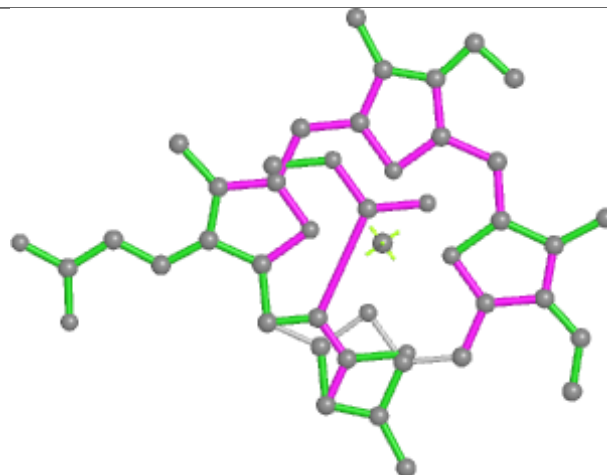
## Ligand CLA 8 306



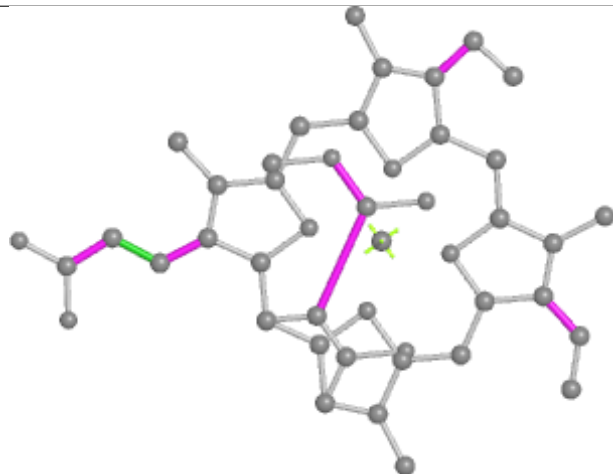
## Ligand KC2 0 306



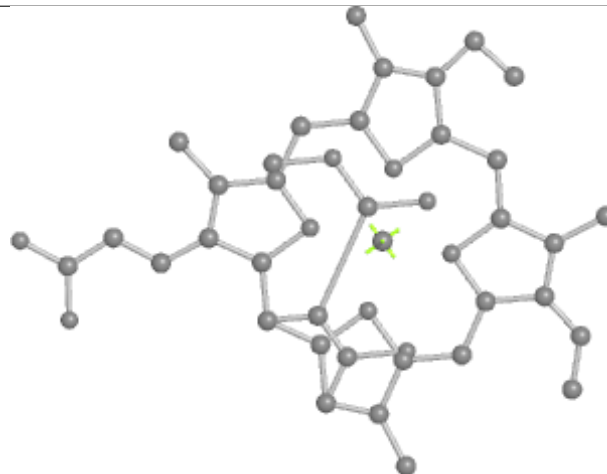
Bond lengths



Bond angles

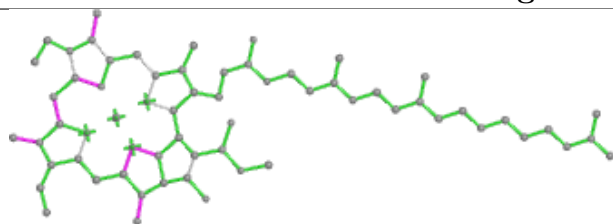


Torsions

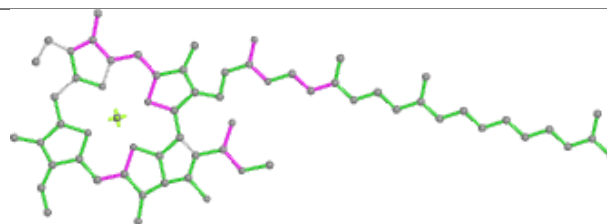


Rings

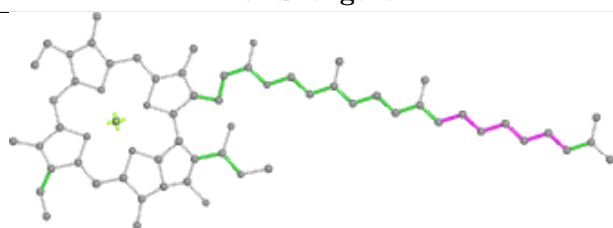
## Ligand CLA b 612



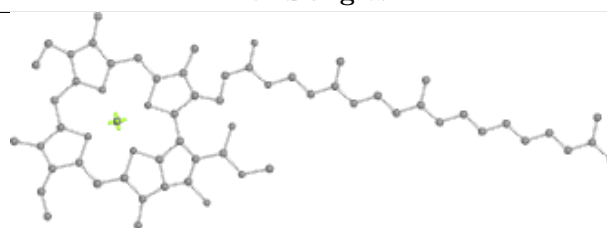
Bond lengths



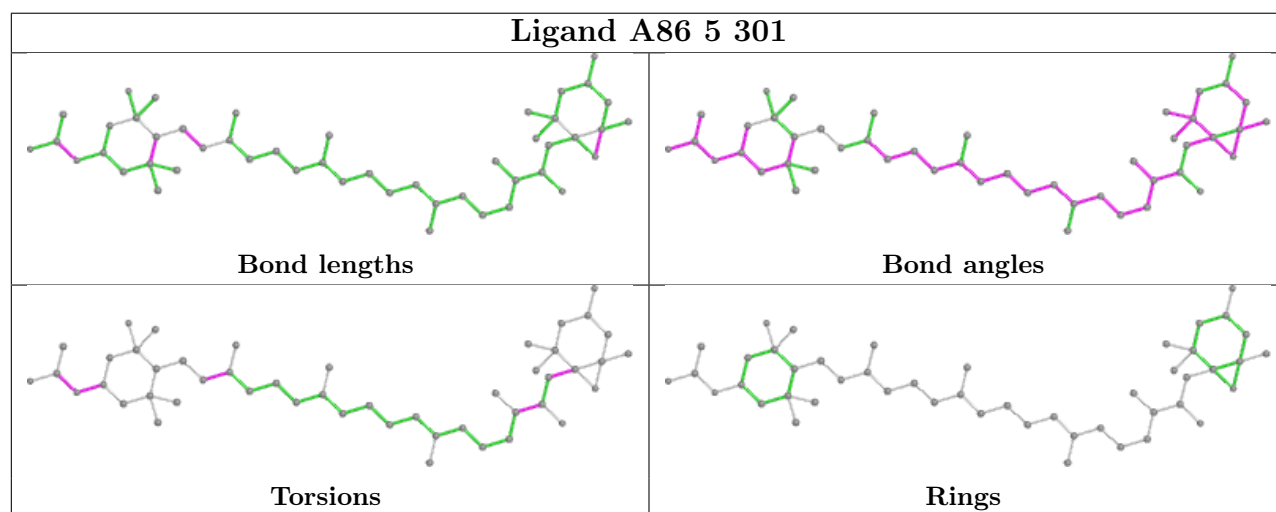
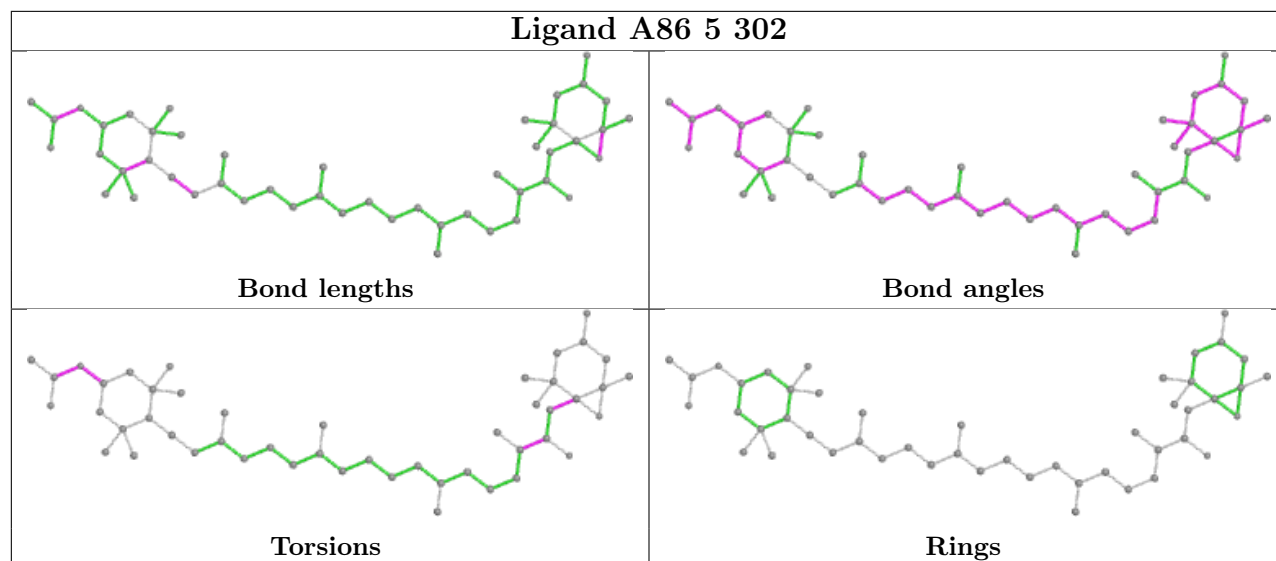
Bond angles

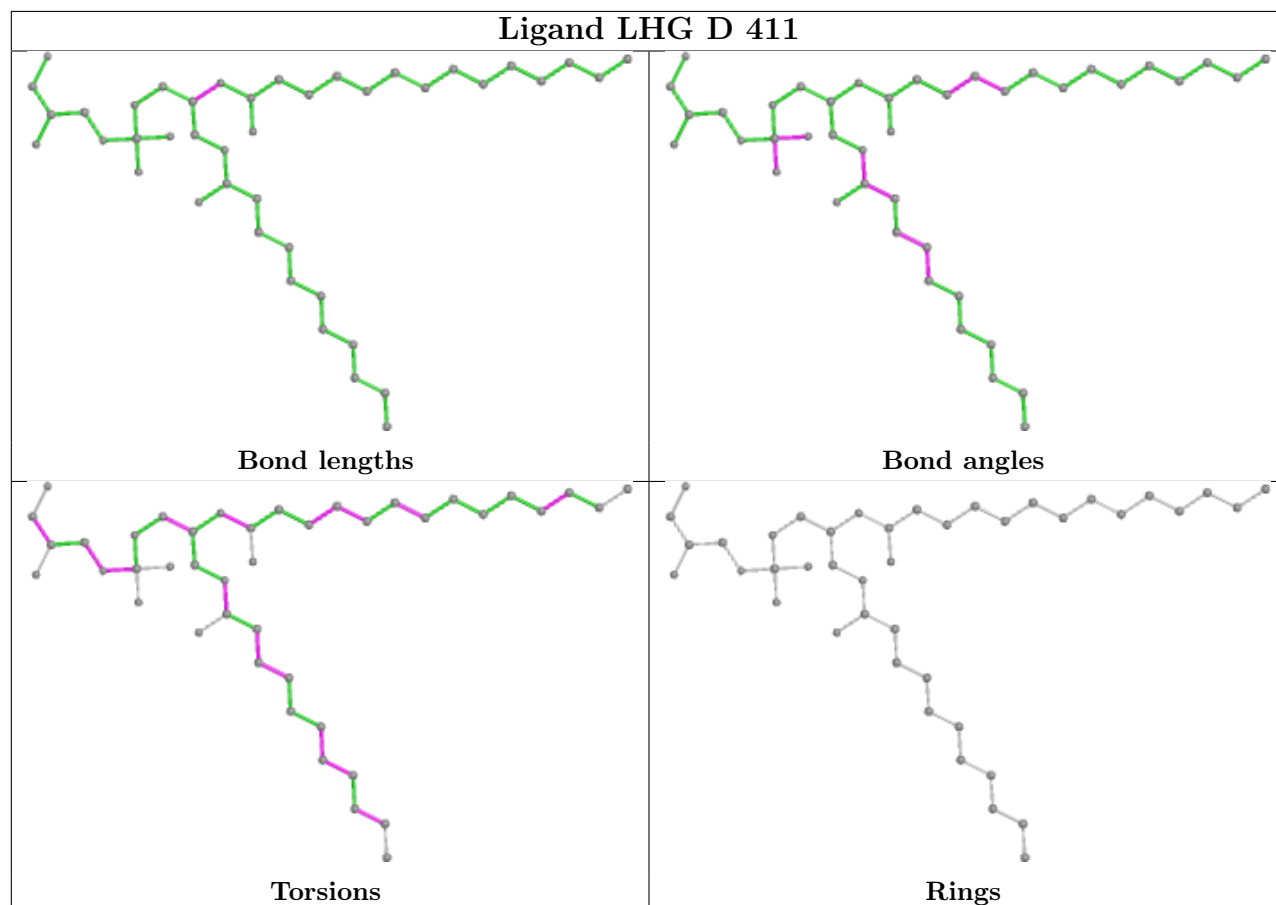
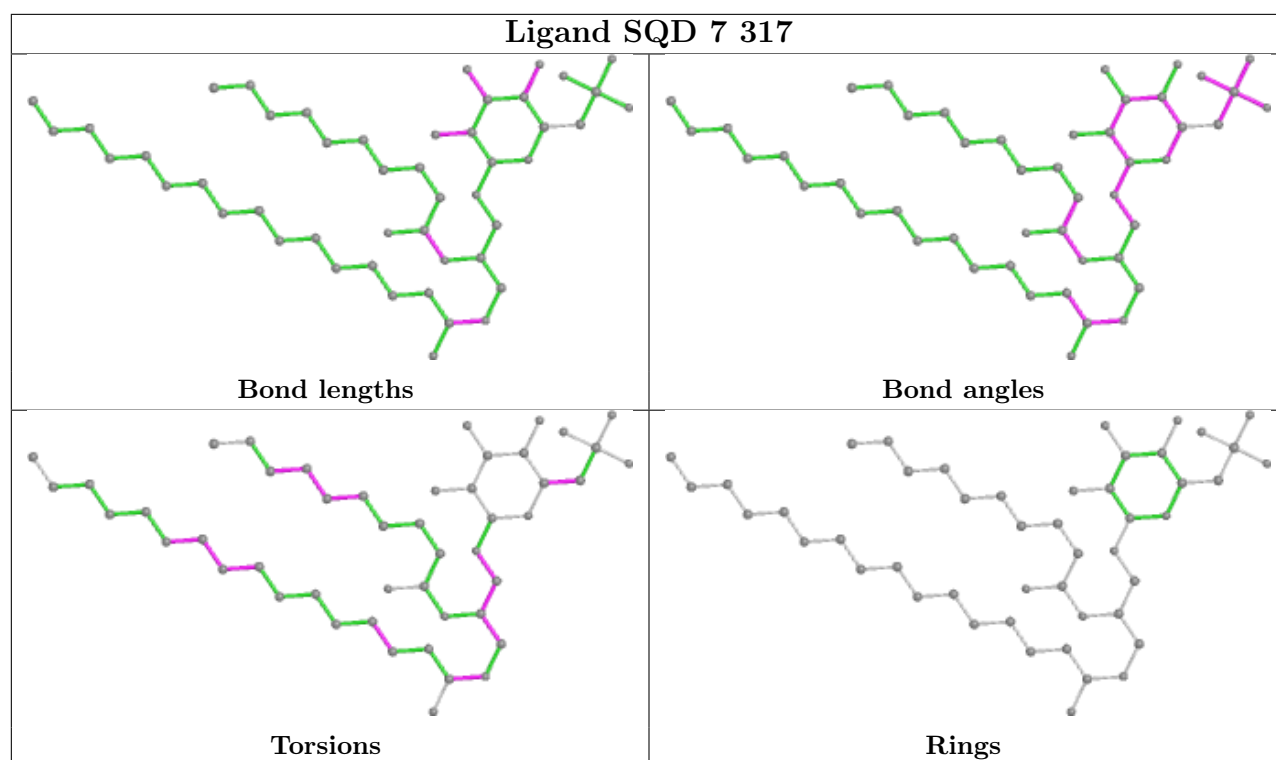


Torsions

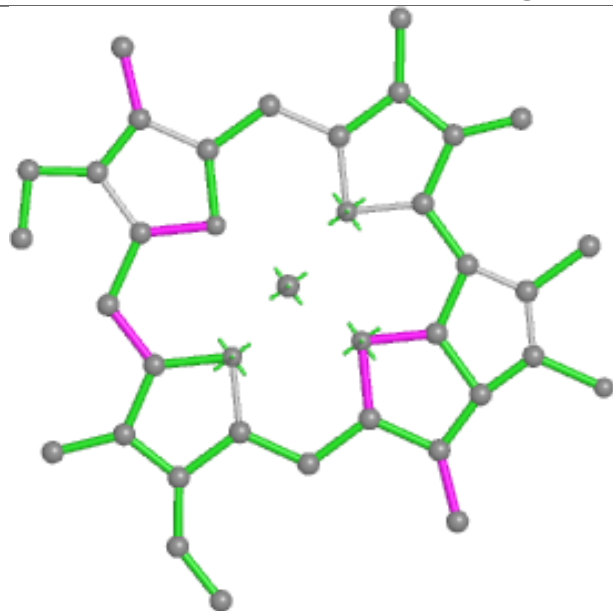


Rings

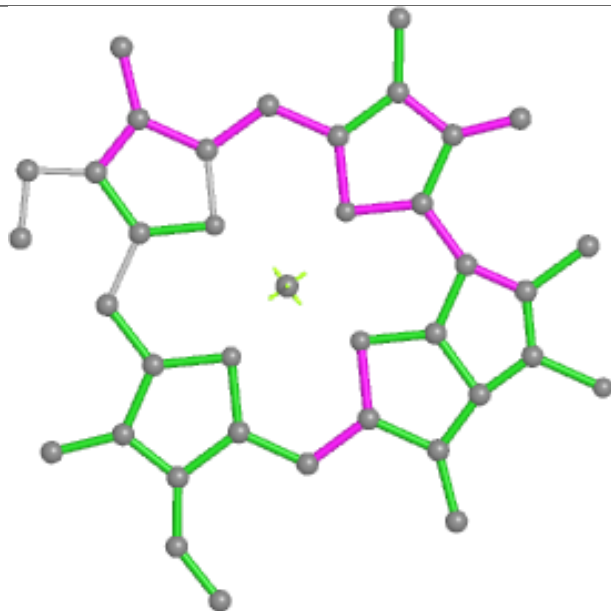




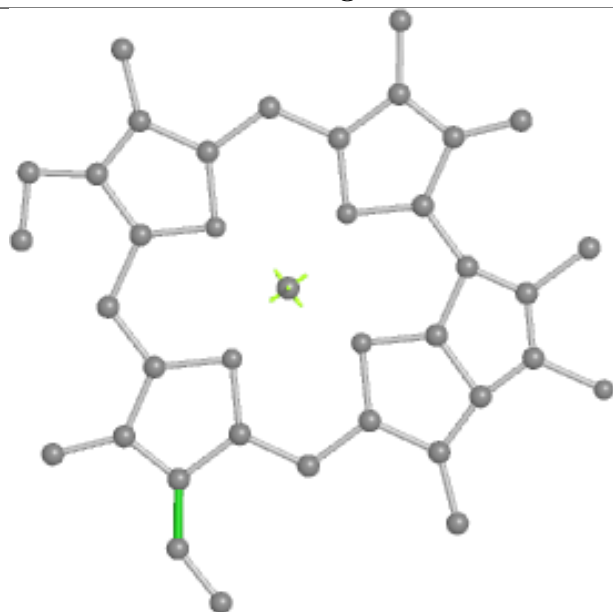
## Ligand CLA 8 315



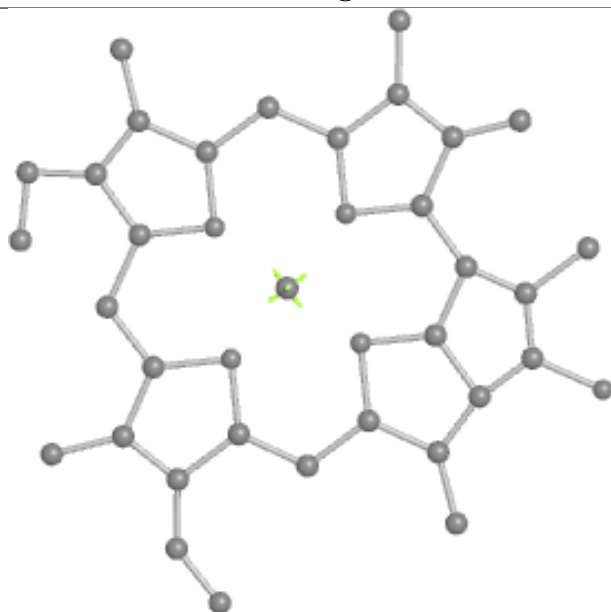
Bond lengths



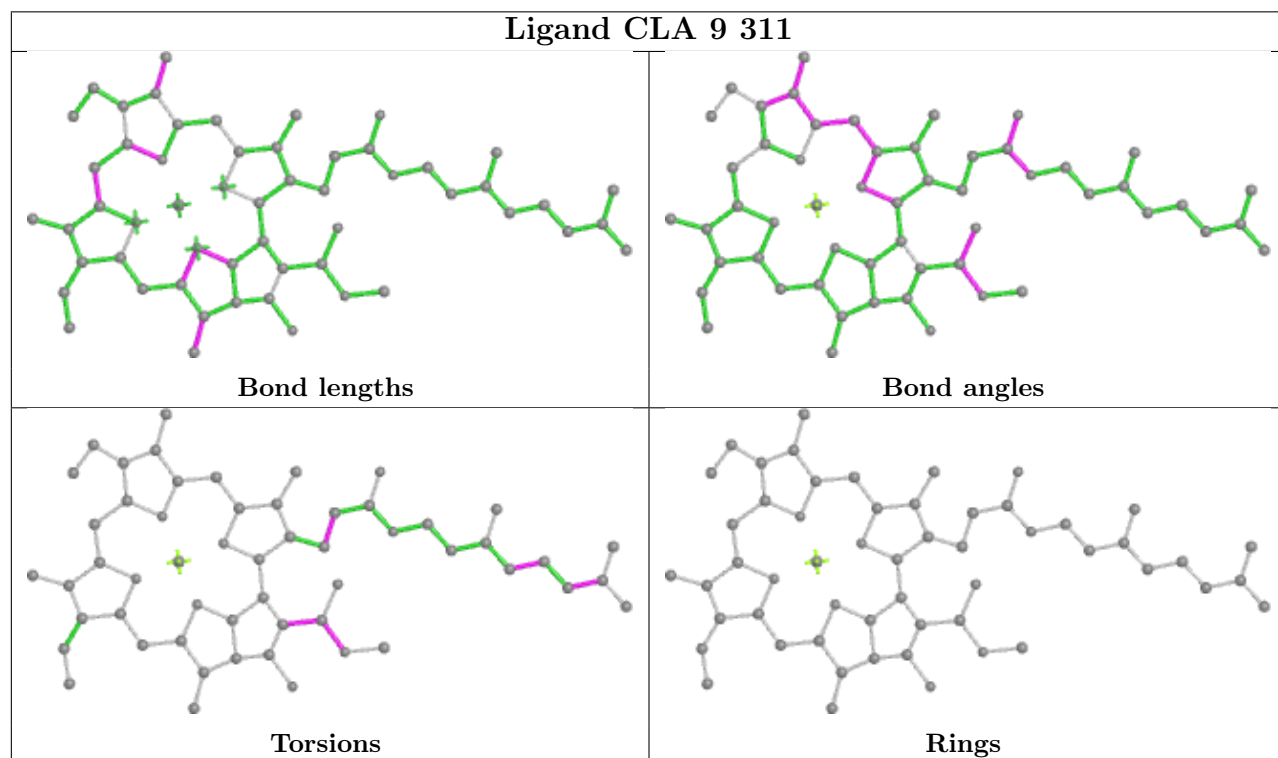
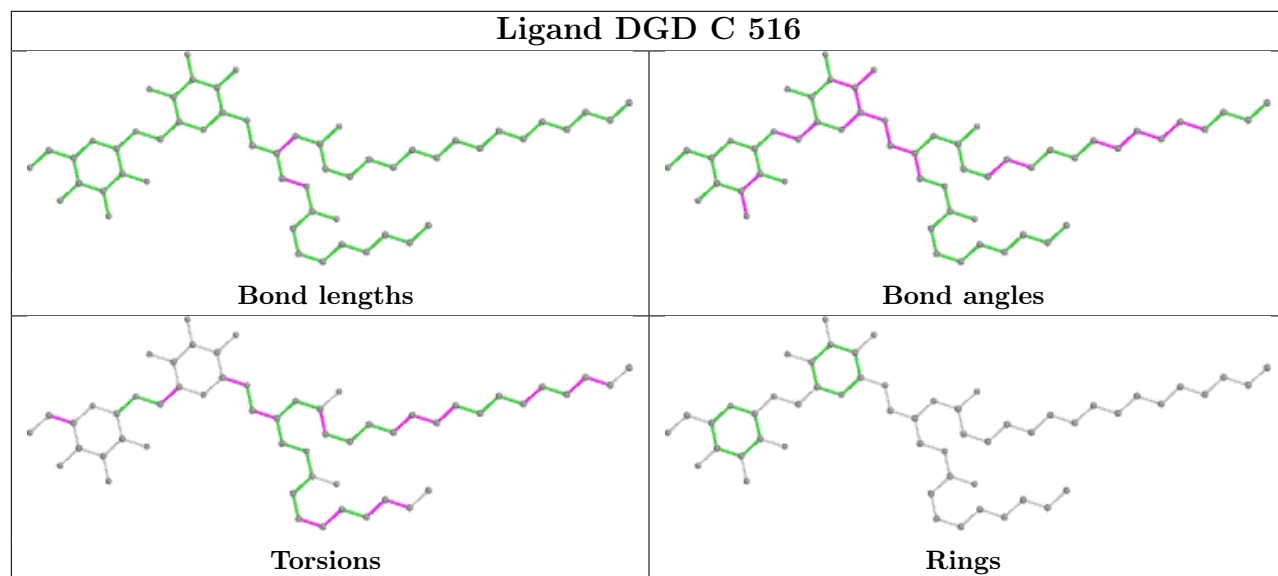
Bond angles

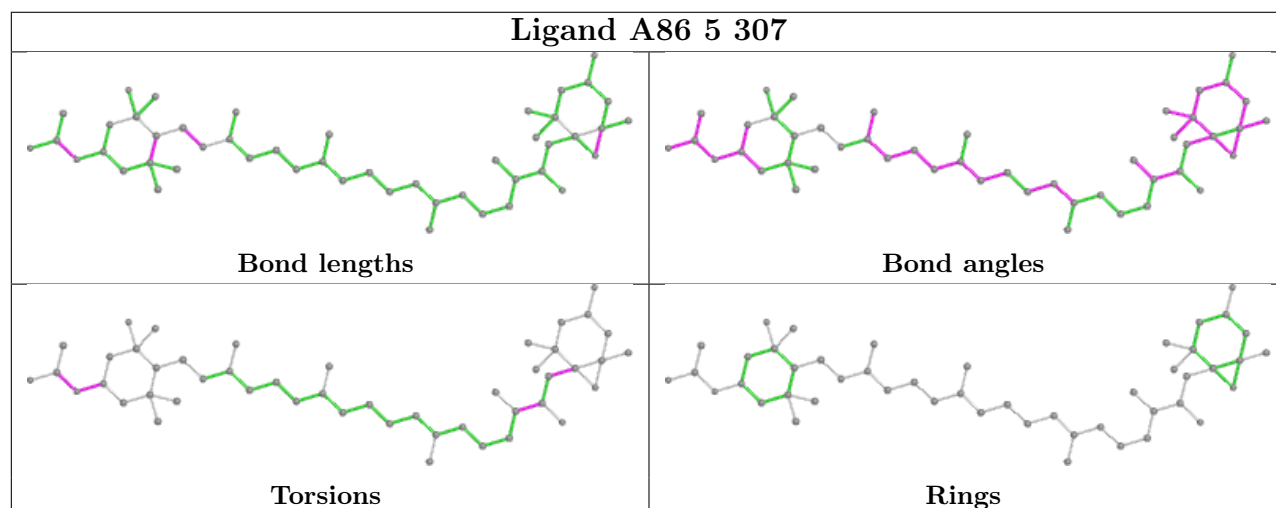
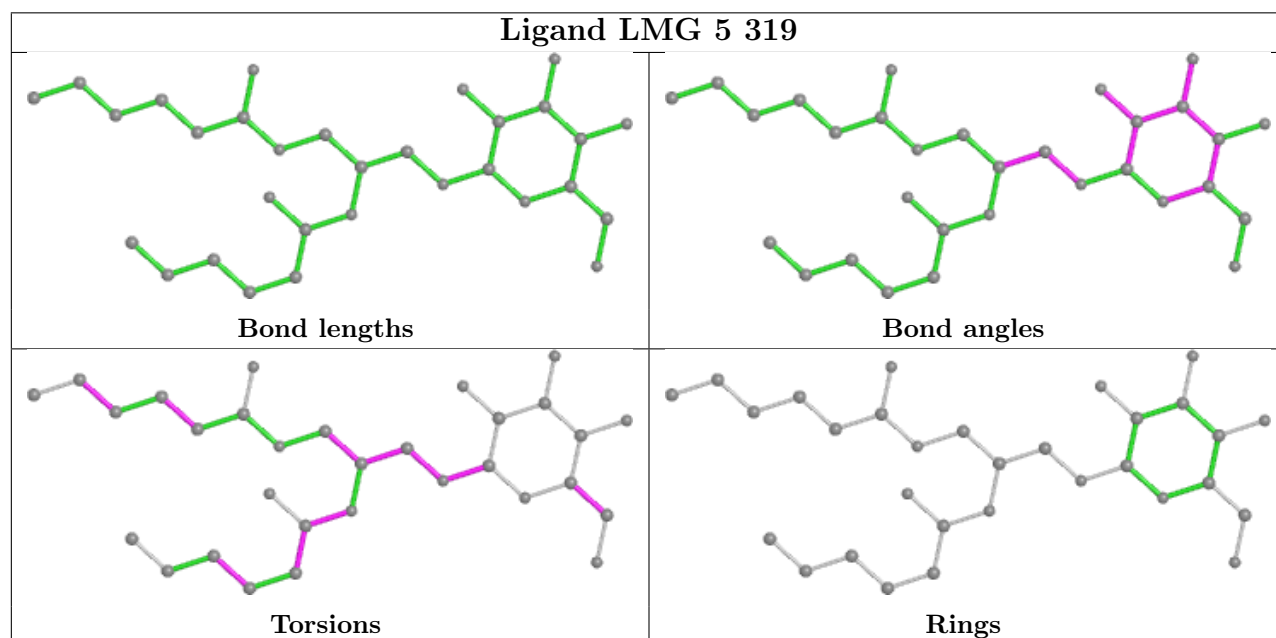
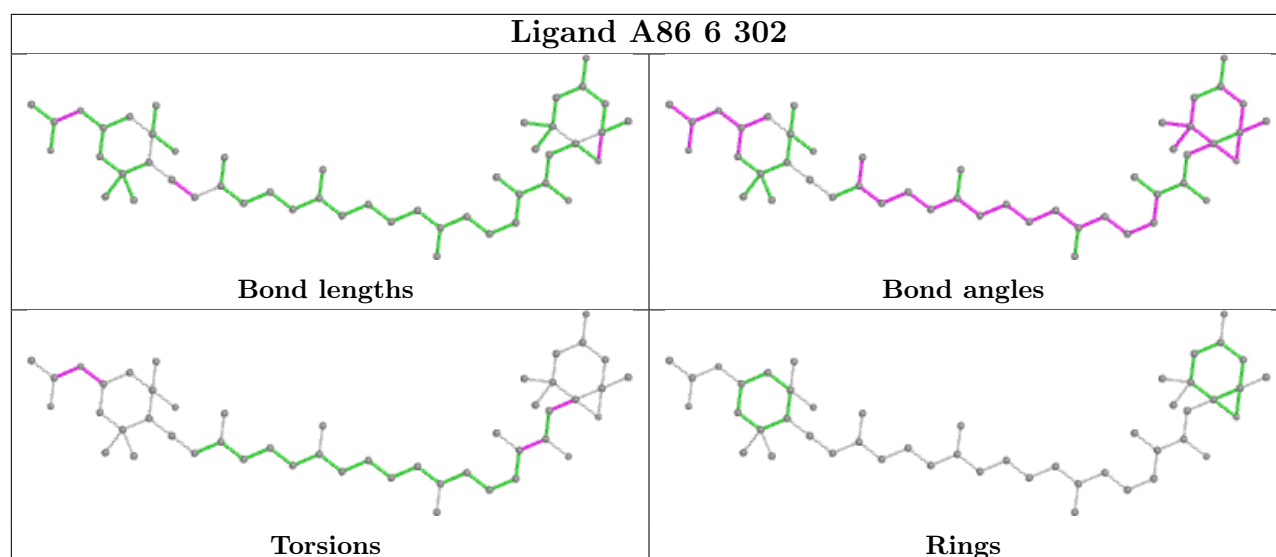


Torsions

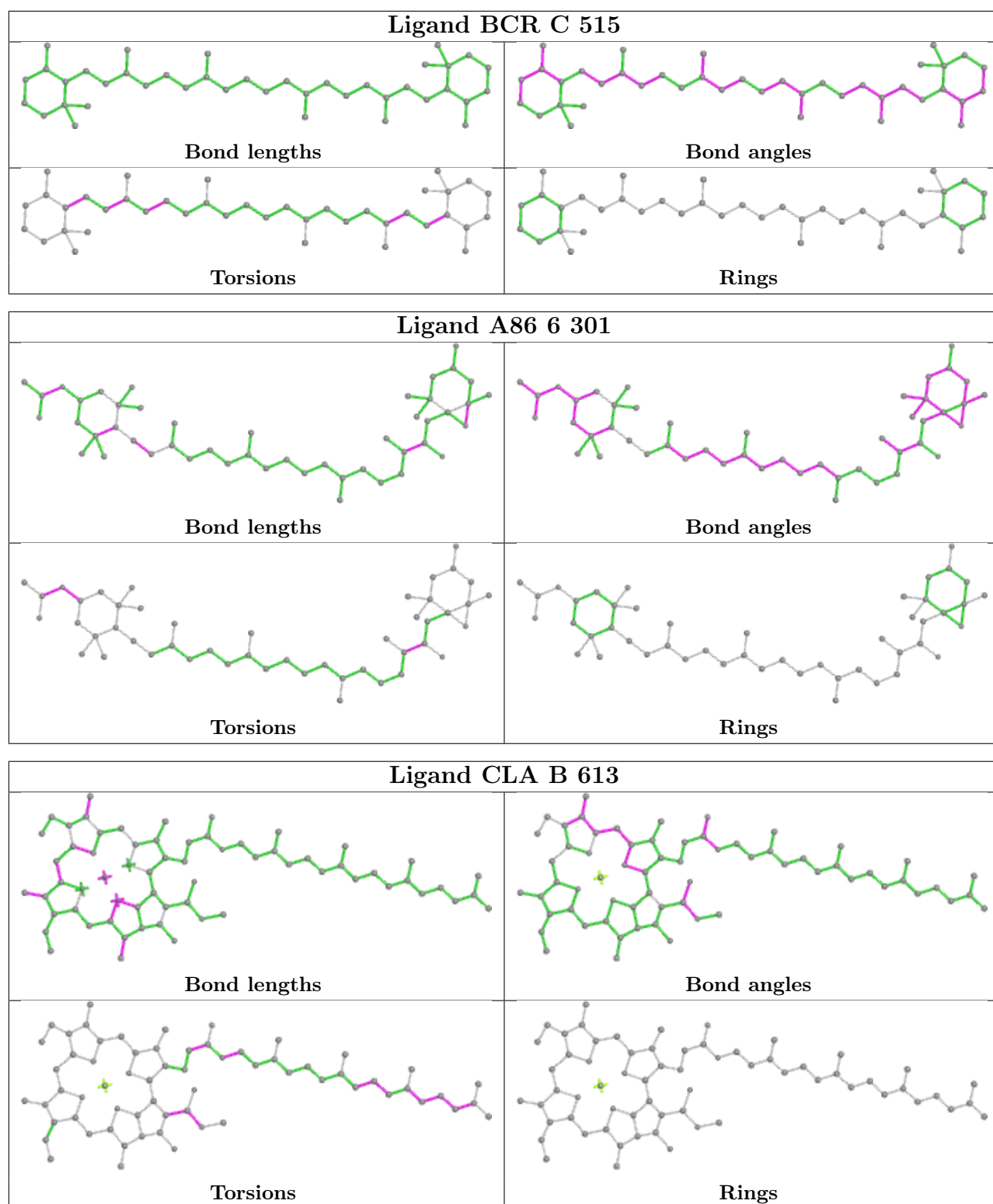


Rings

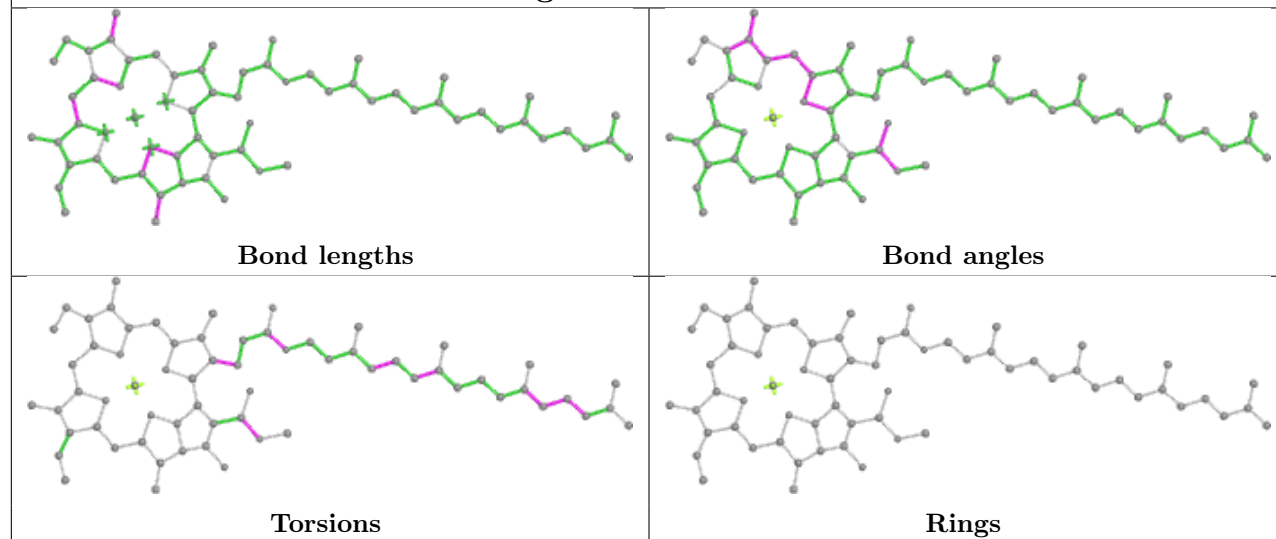




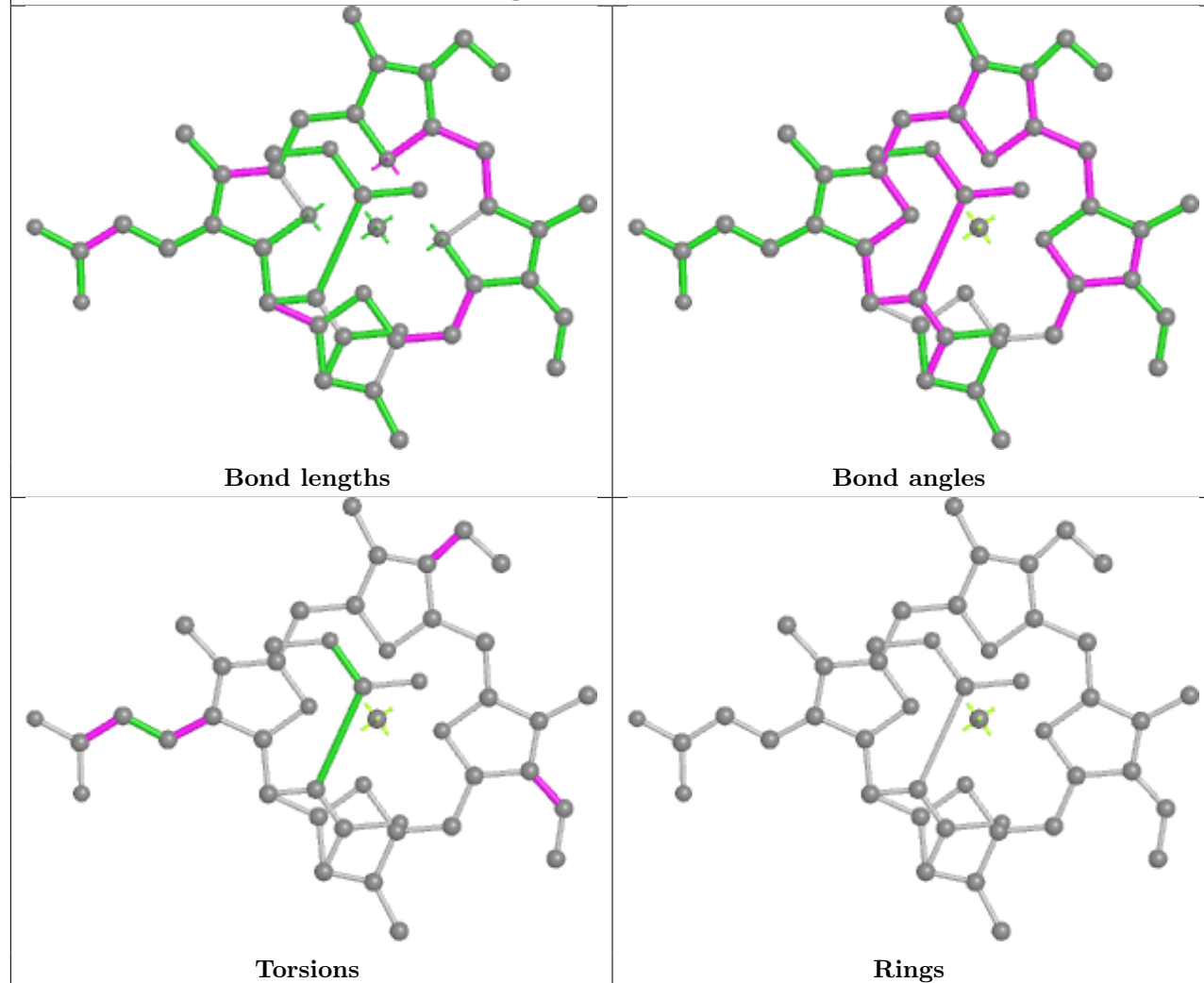




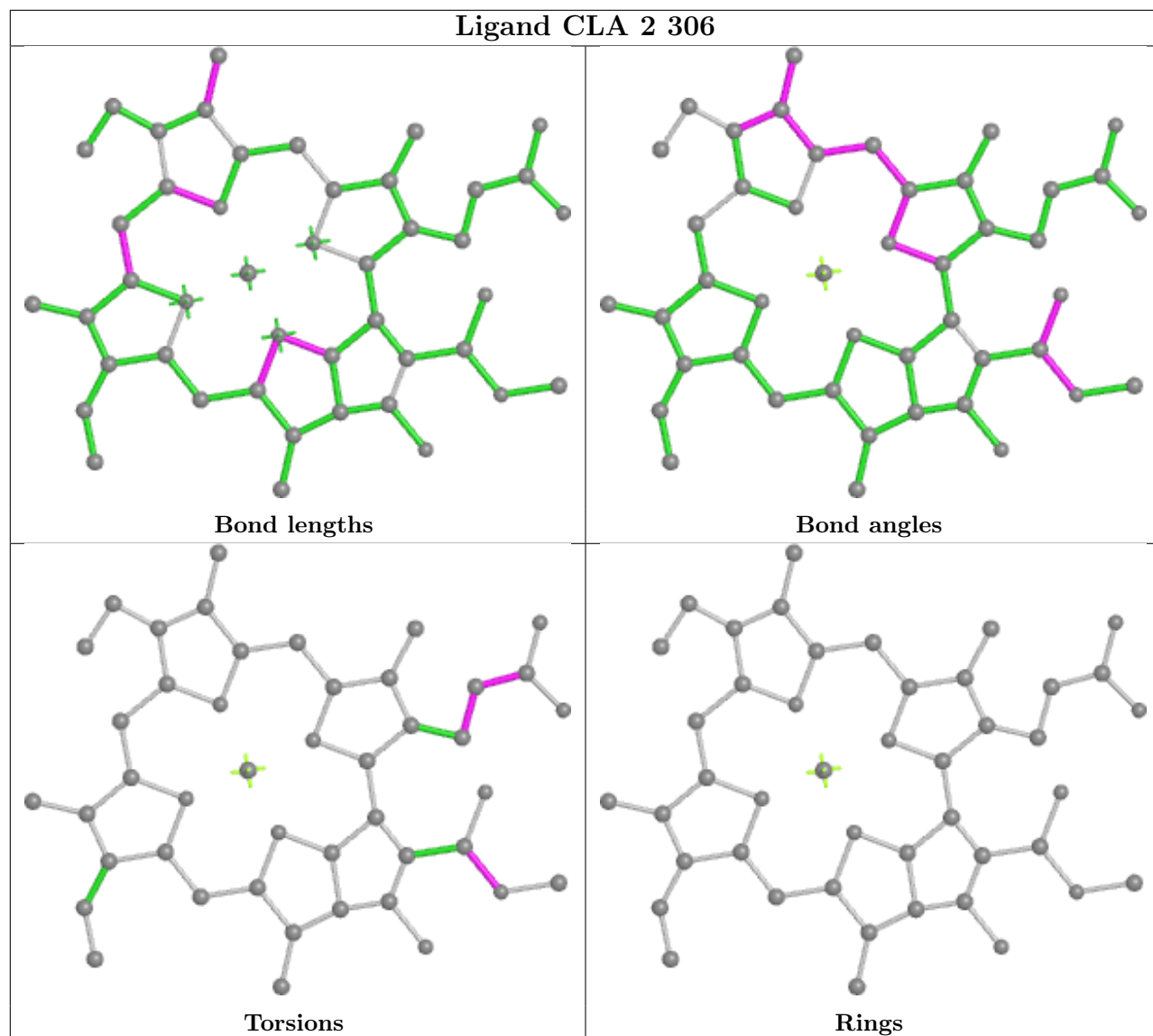
## Ligand CLA 6 312



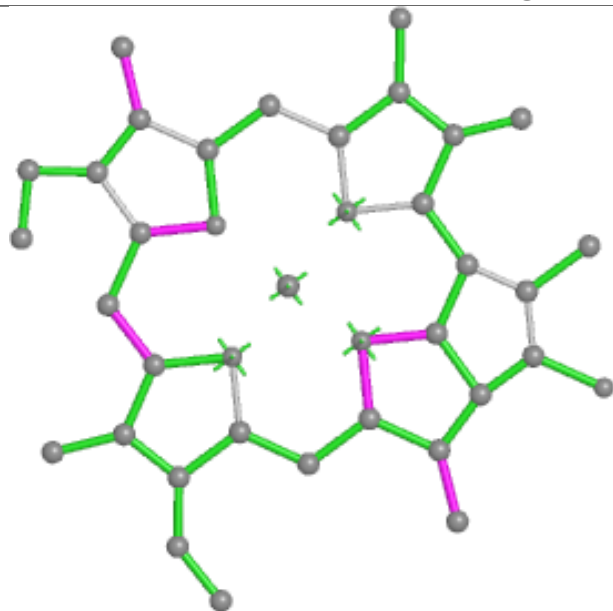
## Ligand KC2 6 309



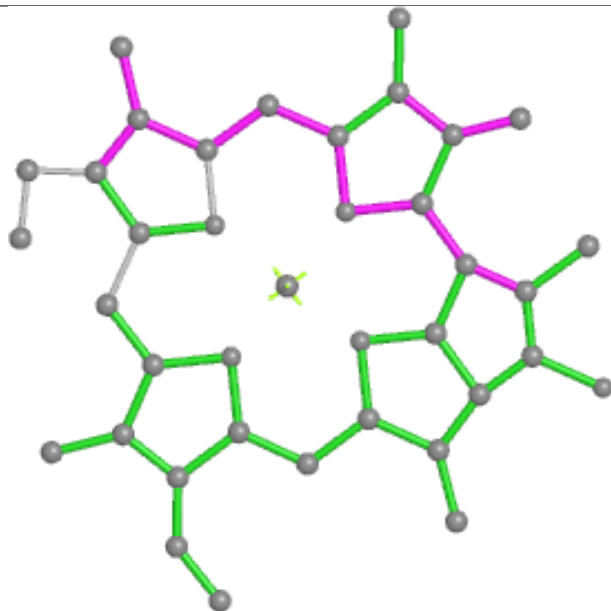
## Ligand CLA 2 306



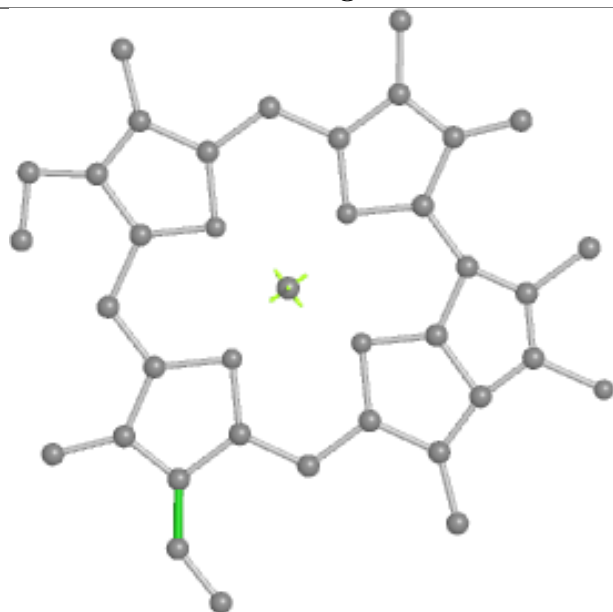
## Ligand CLA 8 314



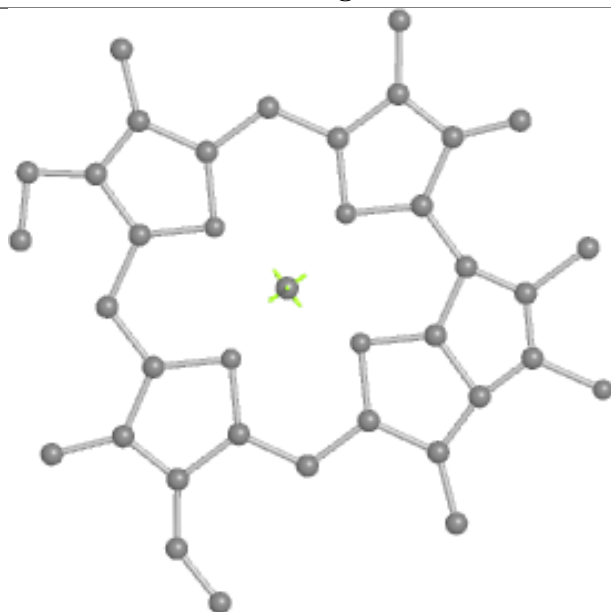
Bond lengths



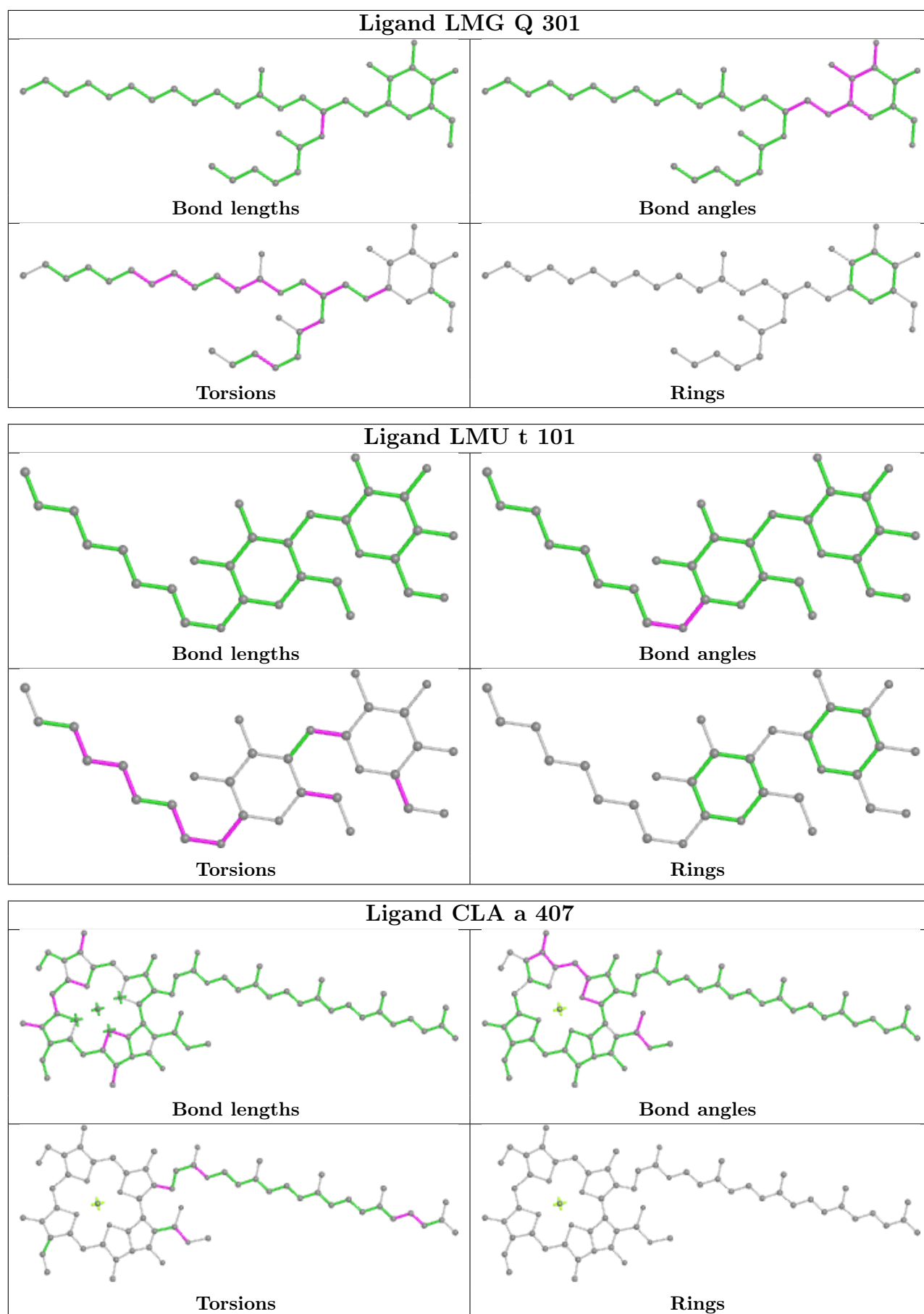
Bond angles



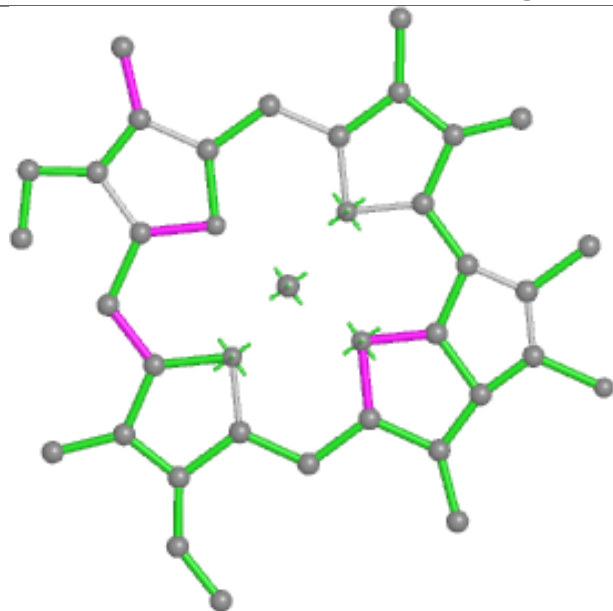
Torsions



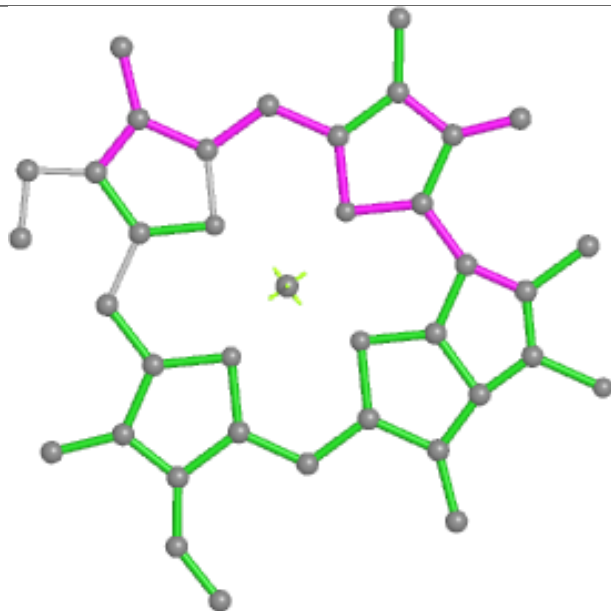
Rings



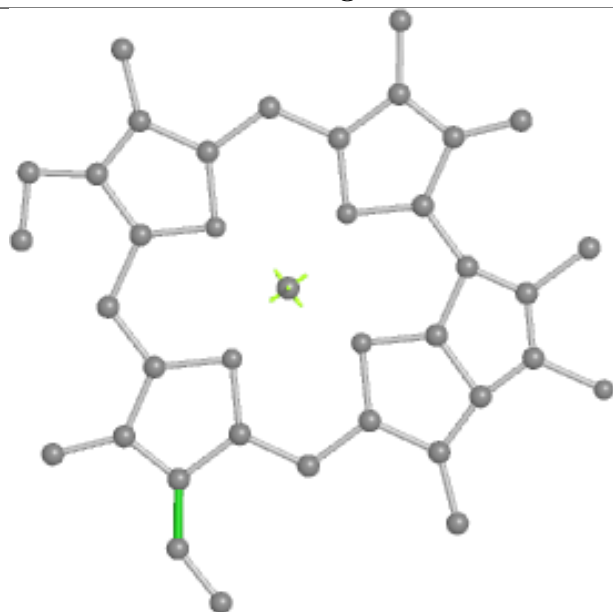
## Ligand CLA 1 314



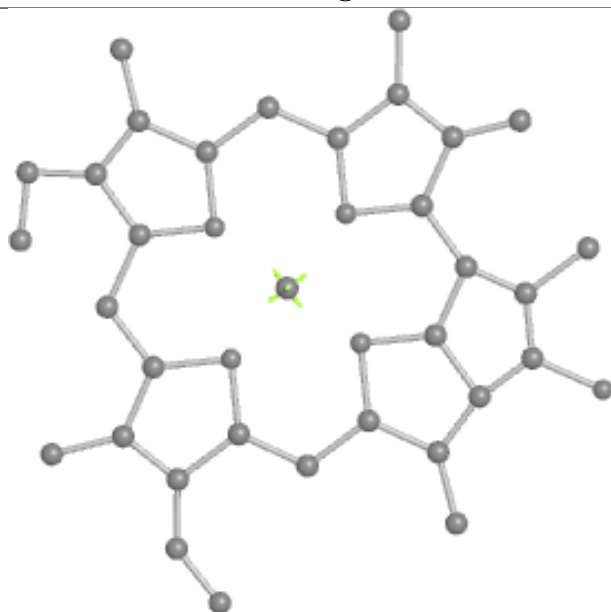
Bond lengths



Bond angles

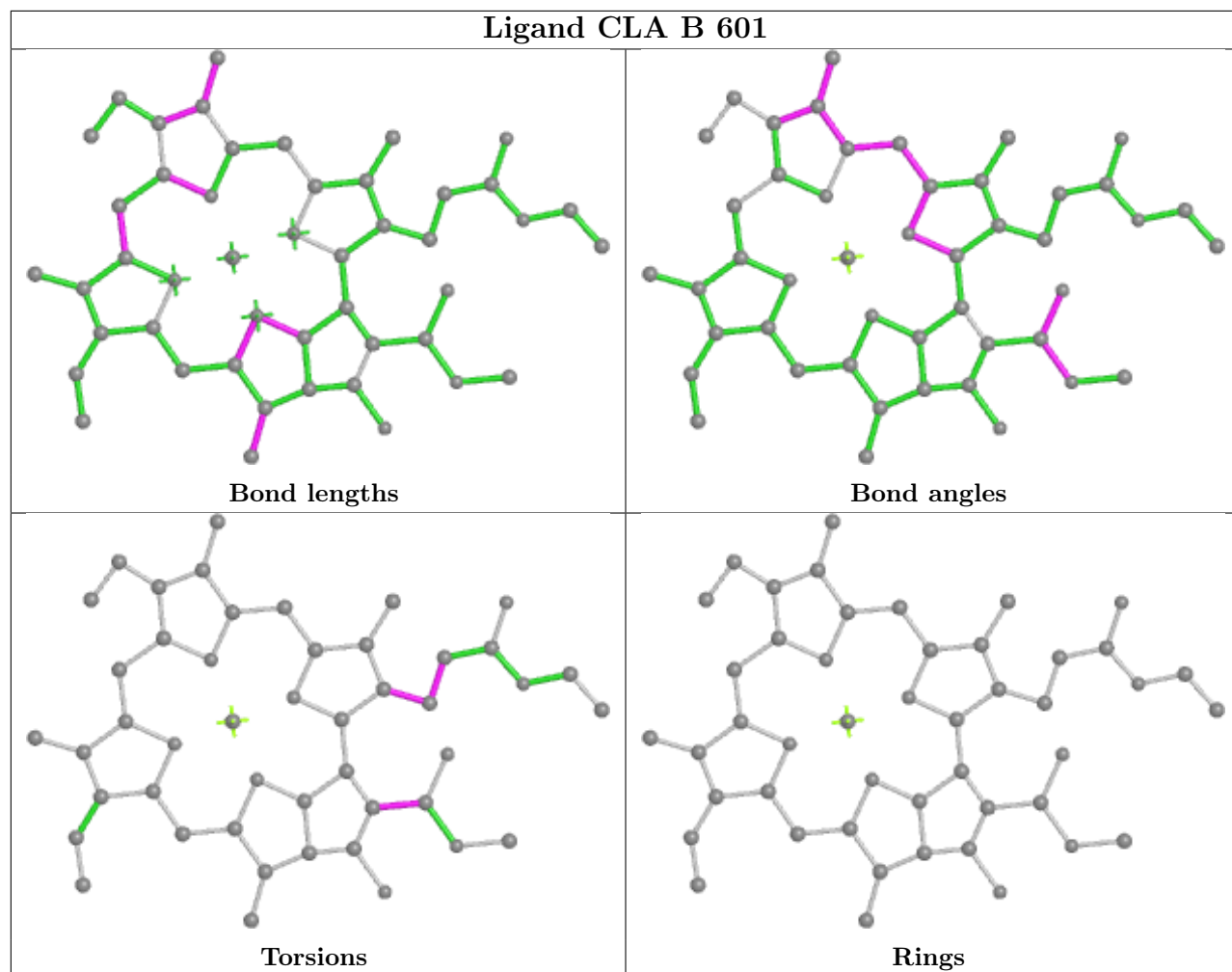


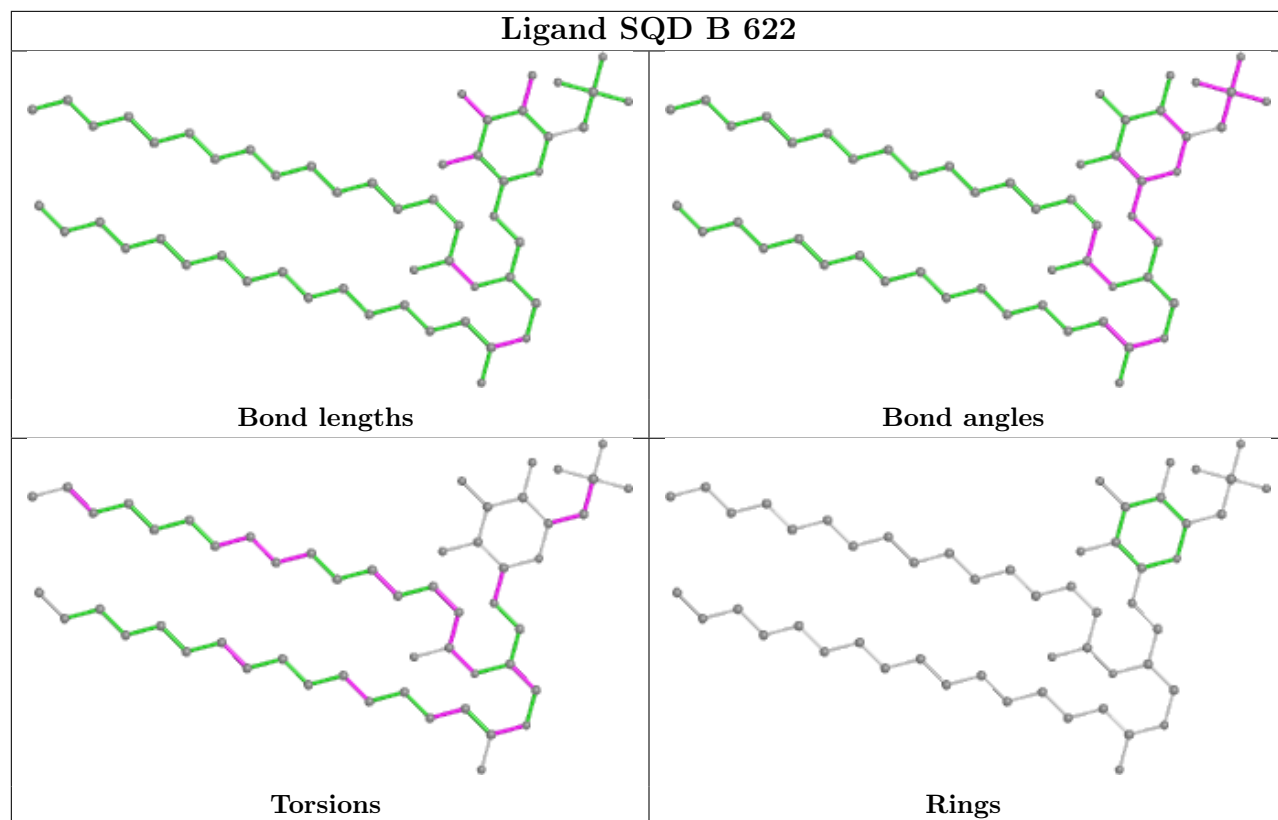
Torsions



Rings

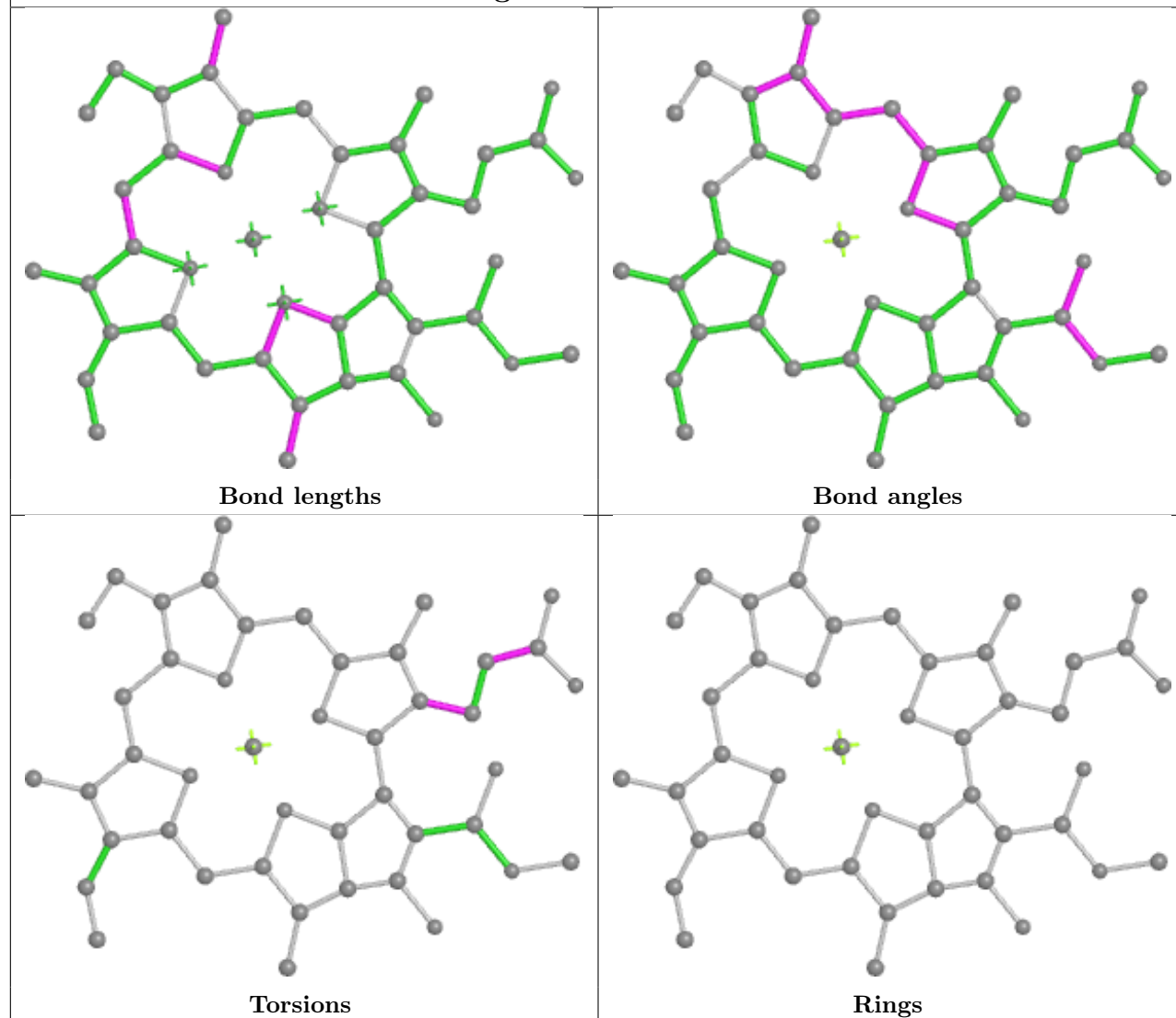
## Ligand CLA B 601



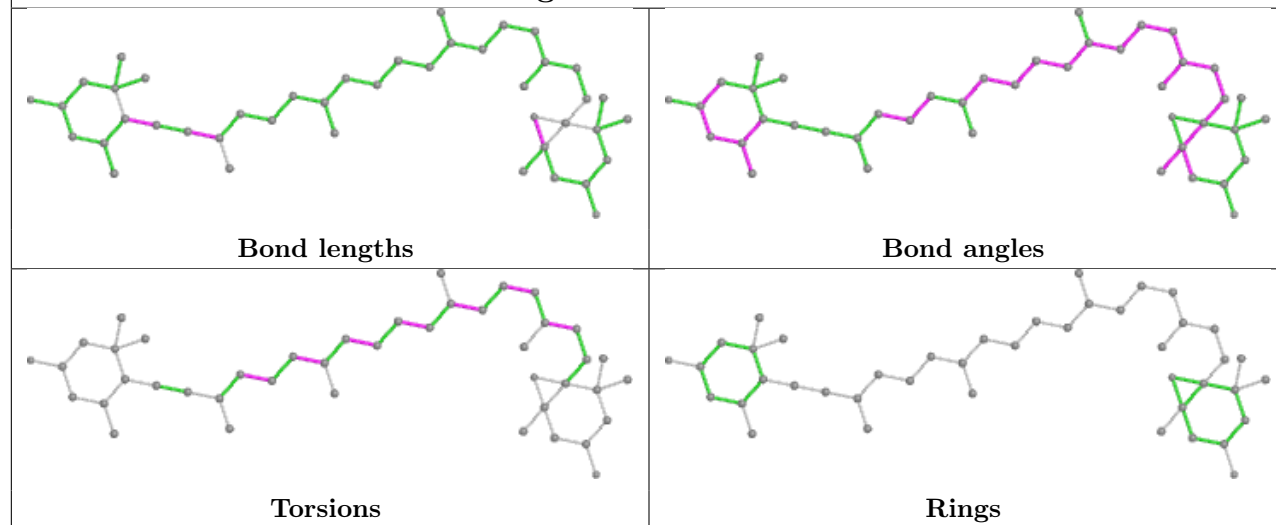


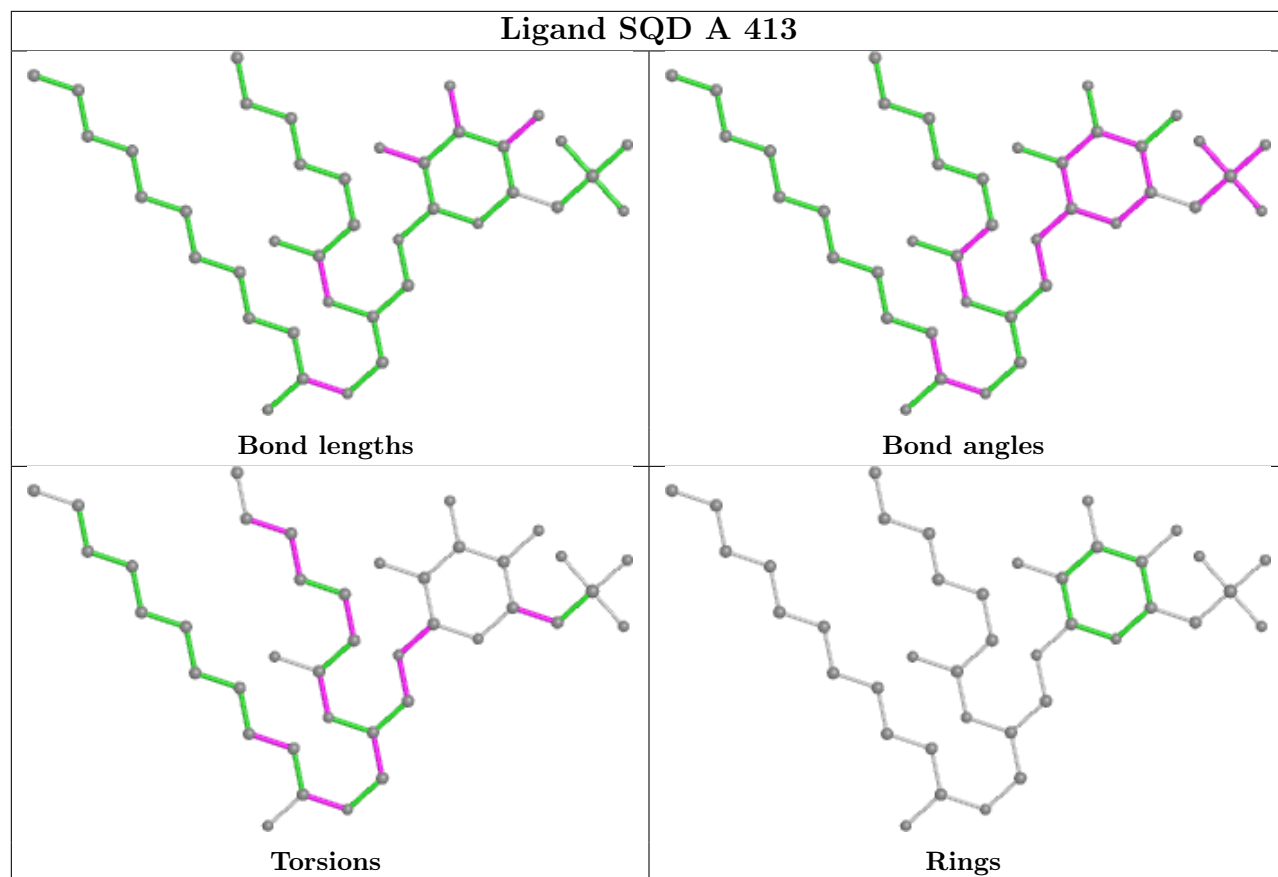


## Ligand CLA 2 312

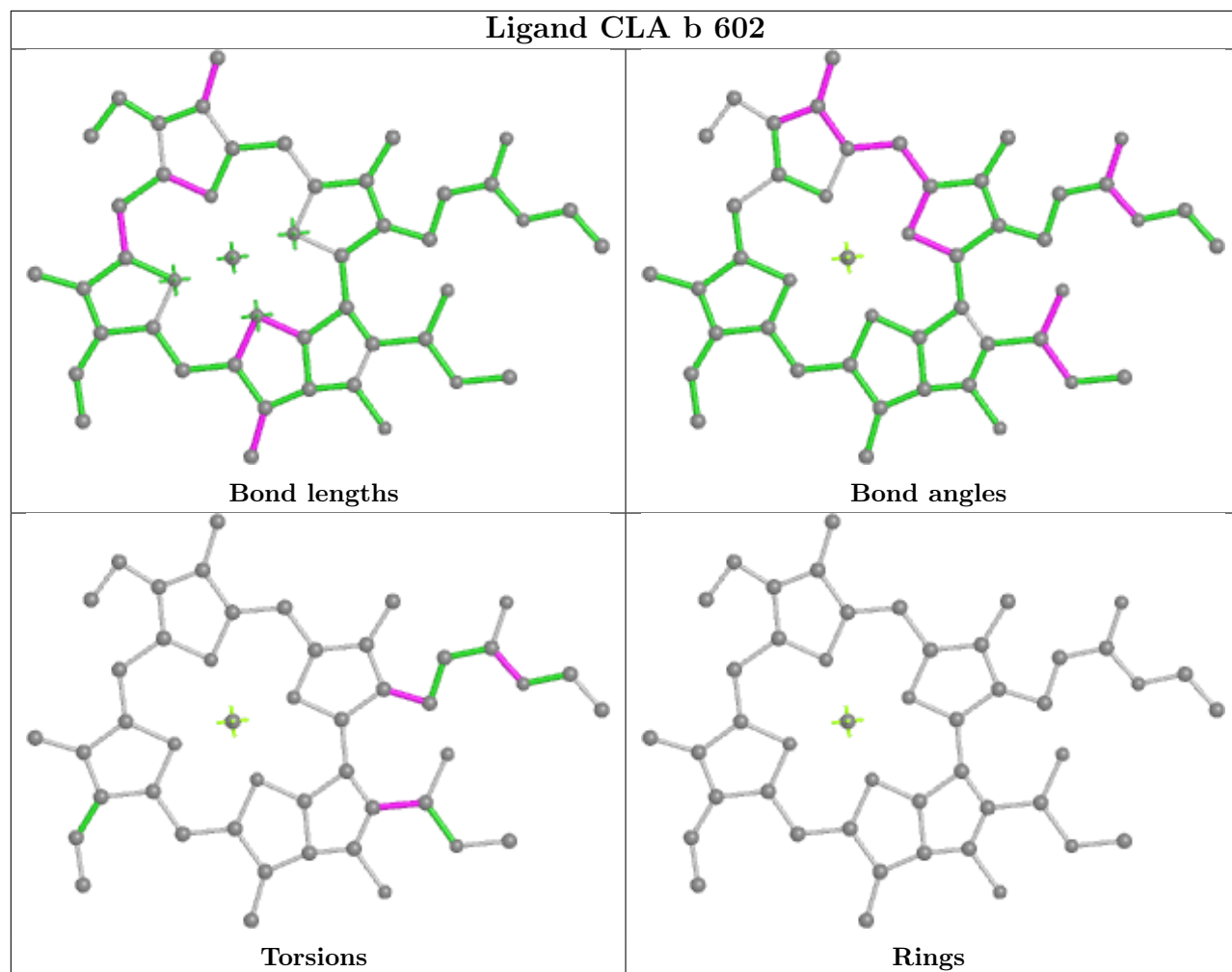


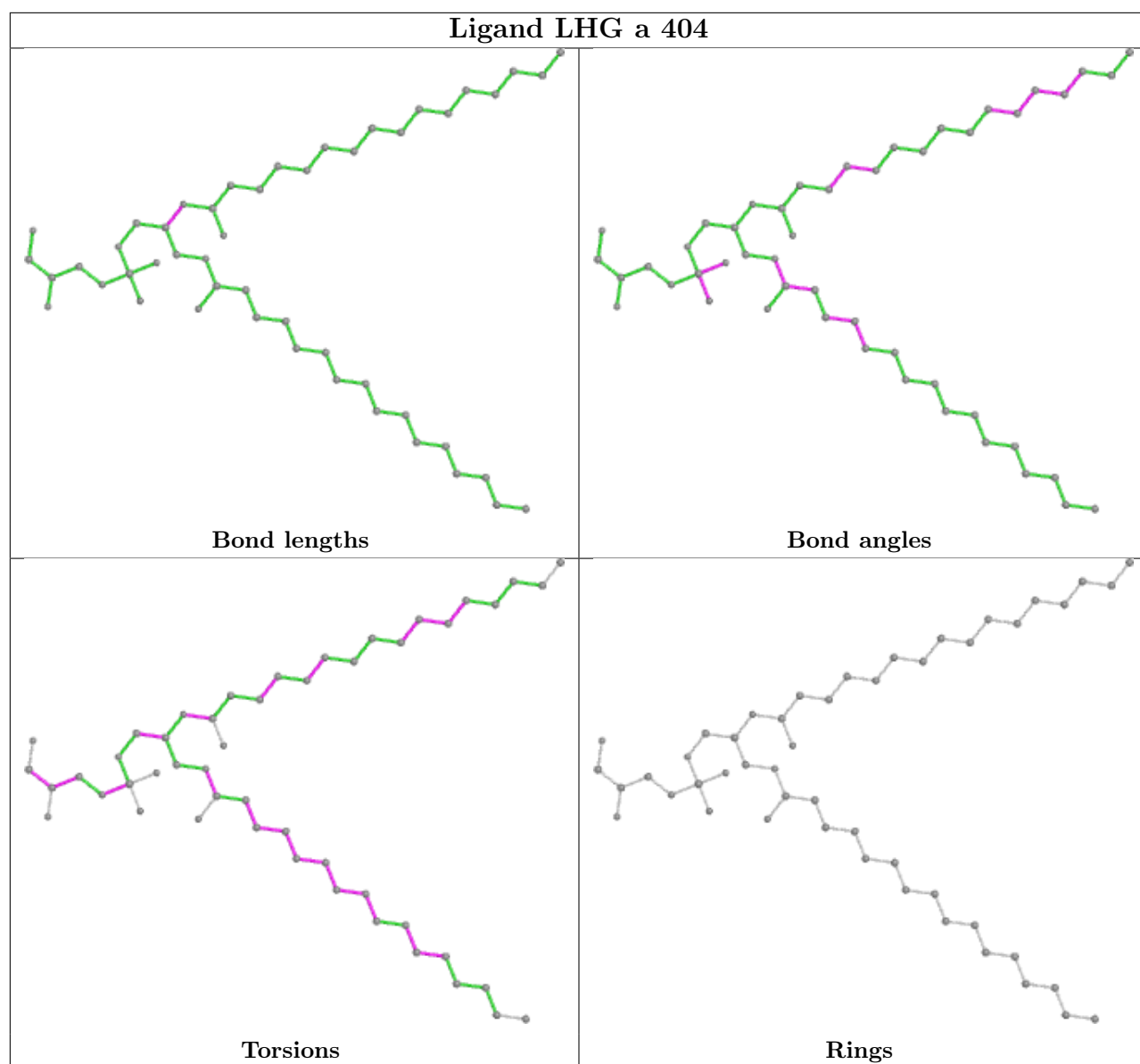
## Ligand DD6 9 304



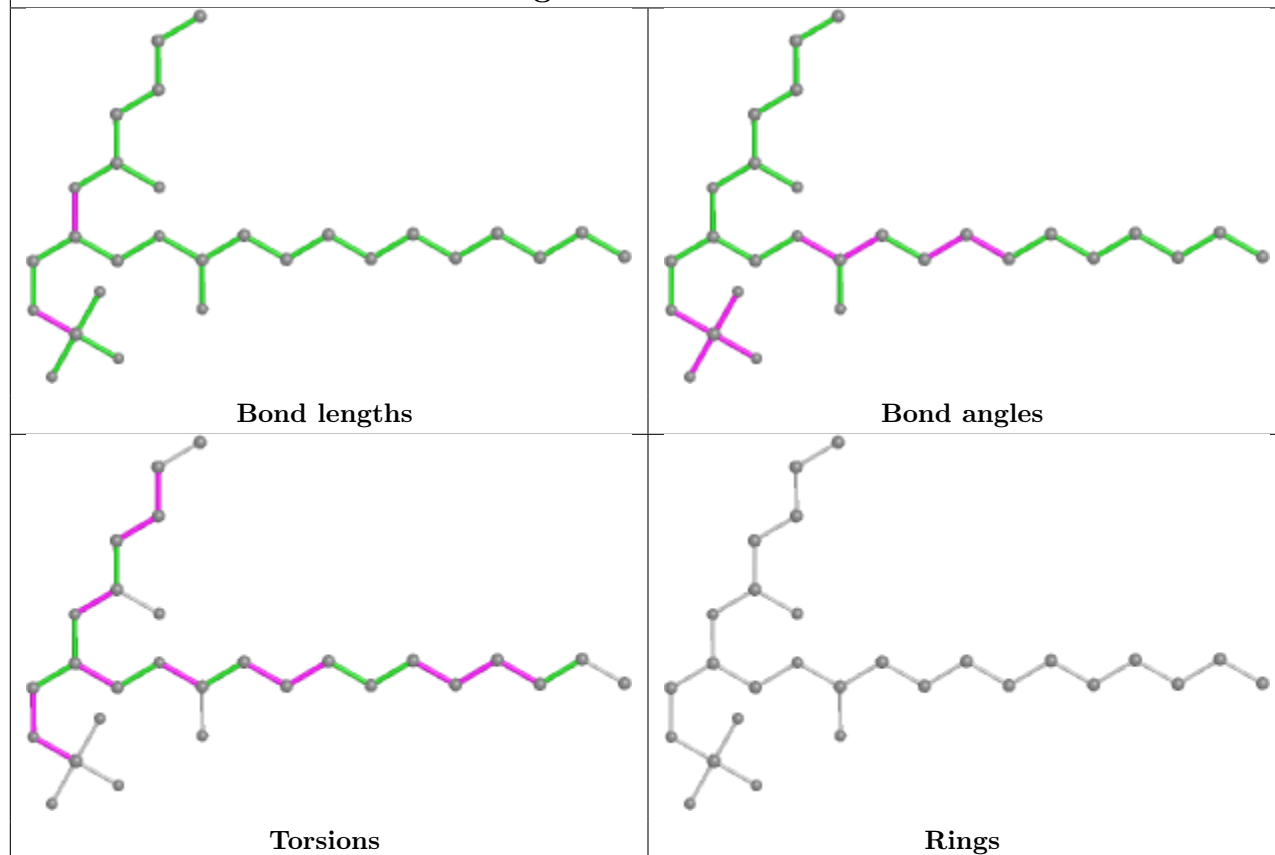


## Ligand CLA b 602

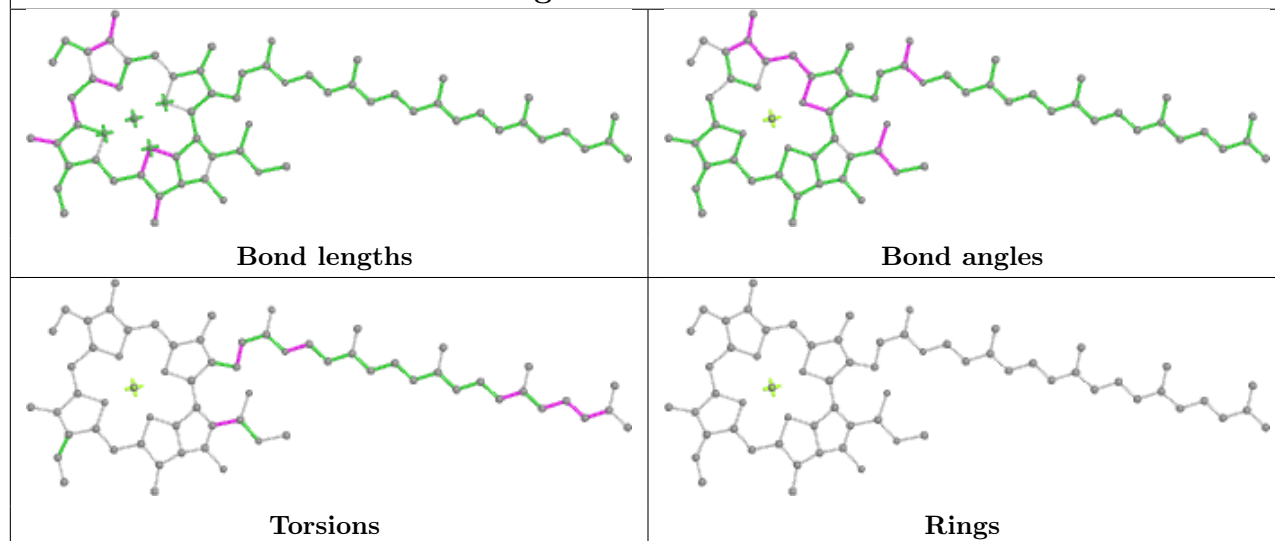


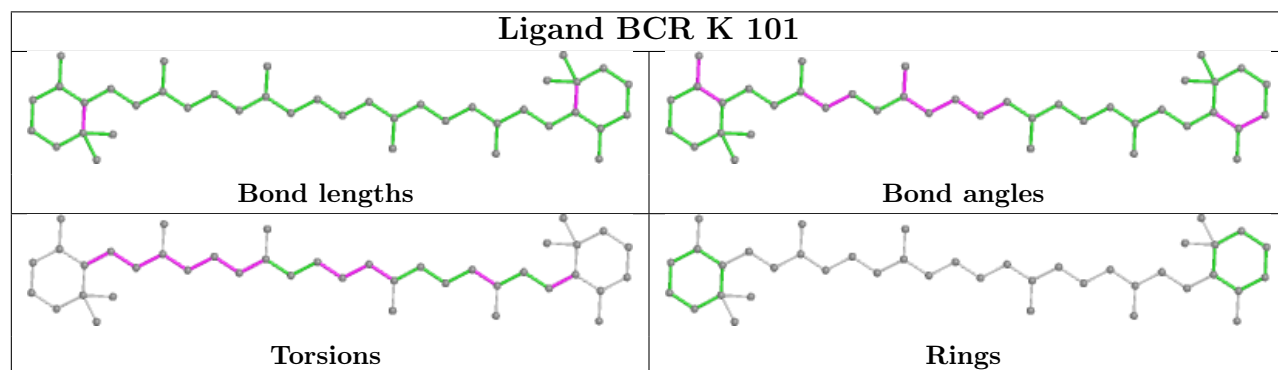
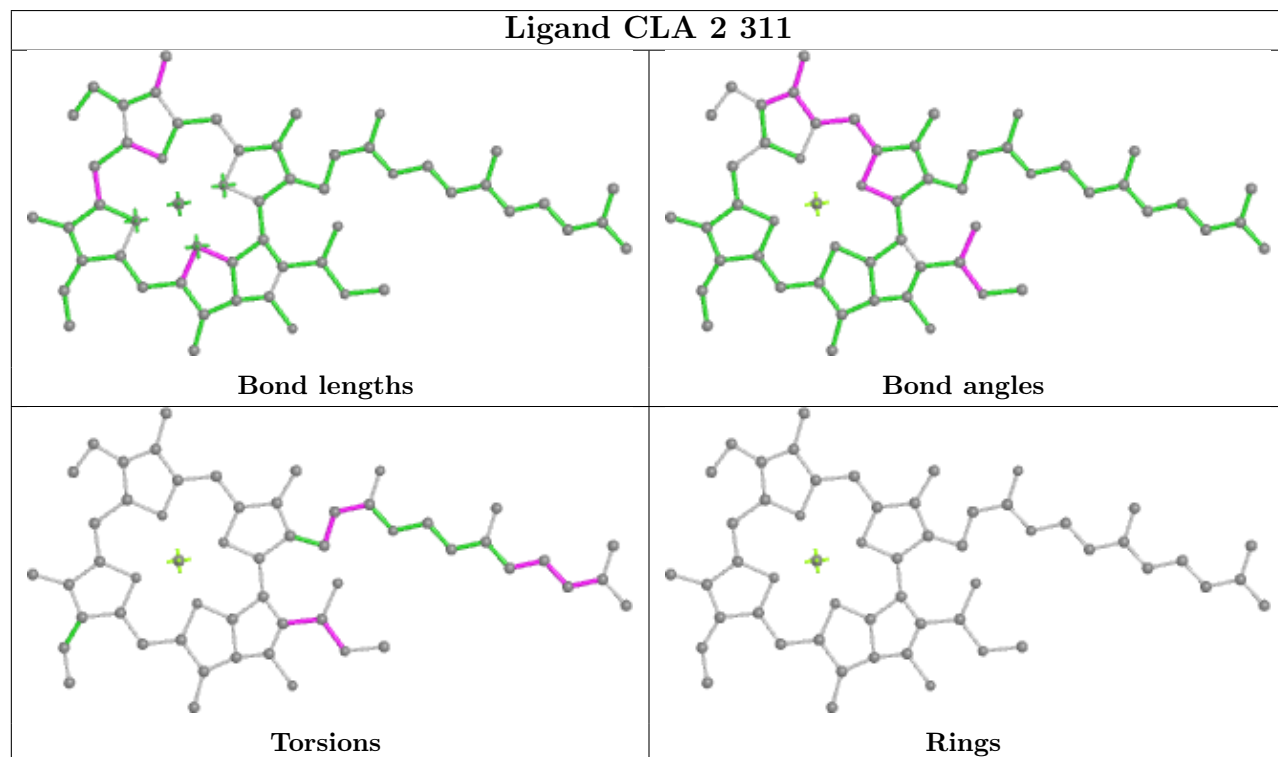
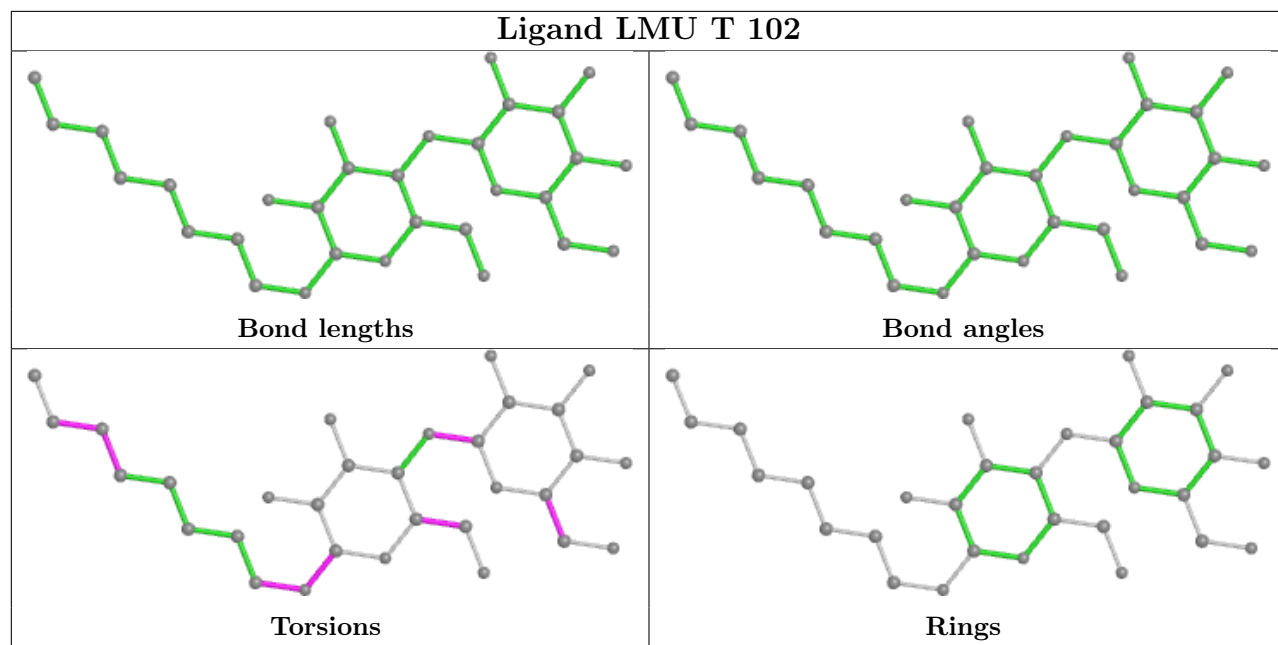


## Ligand LHG 0 315

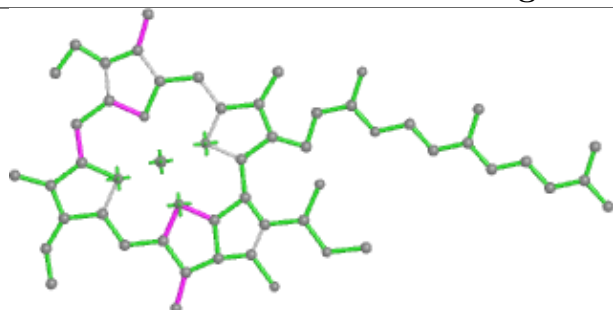


## Ligand CLA b 611

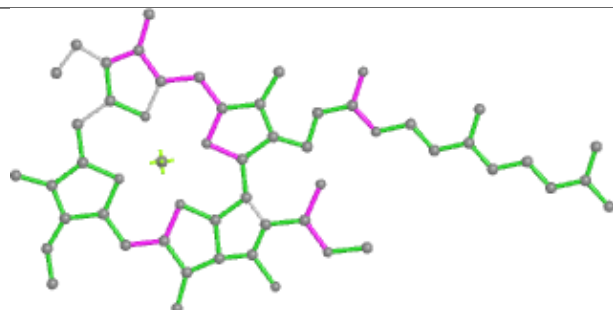




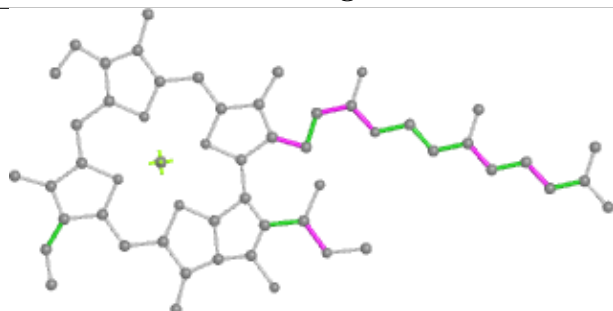
## Ligand CLA 9 308



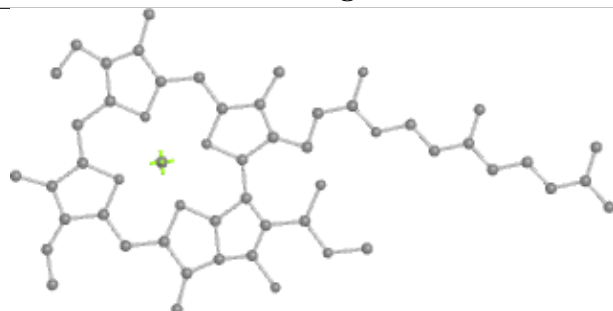
Bond lengths



Bond angles

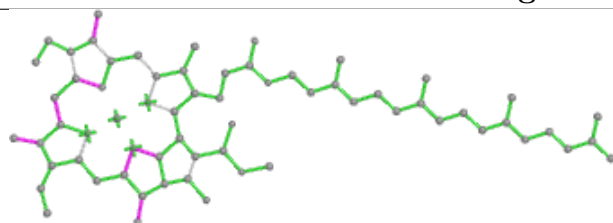


Torsions

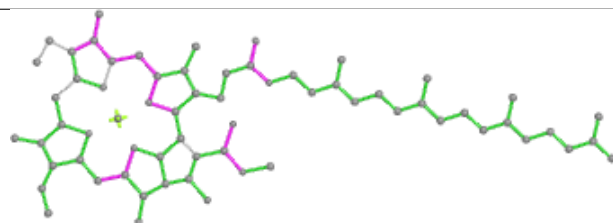


Rings

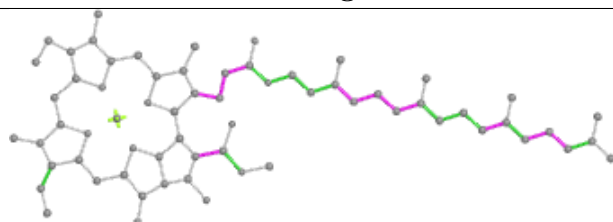
## Ligand CLA 3 303



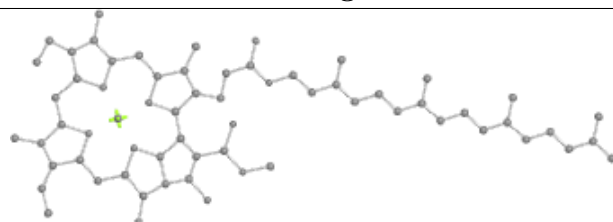
Bond lengths



Bond angles

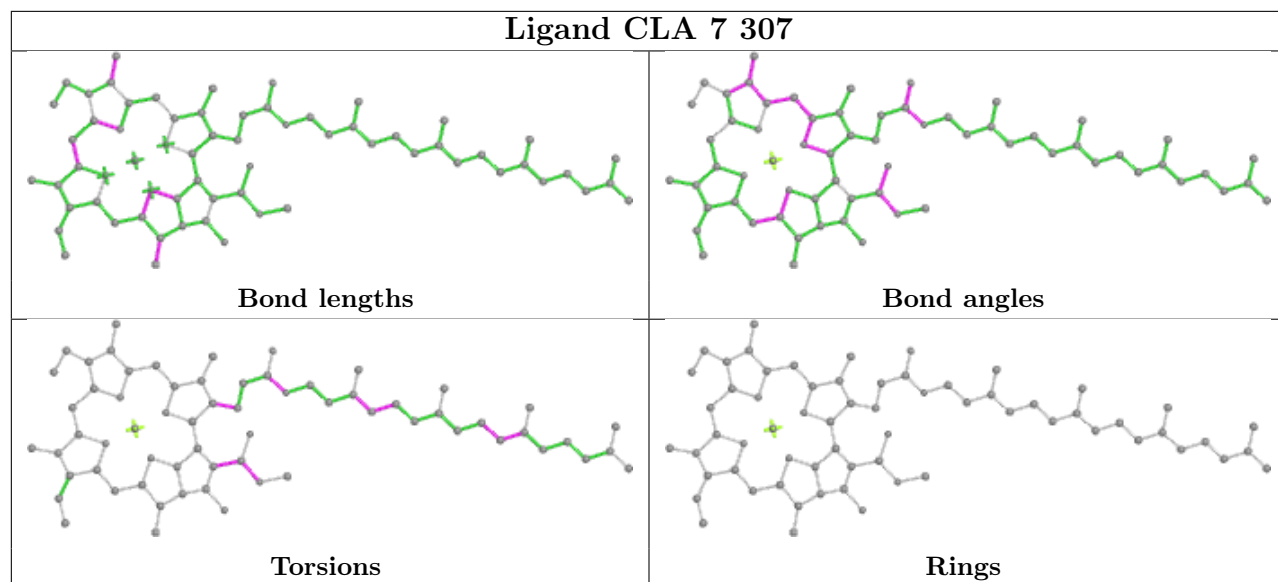


Torsions

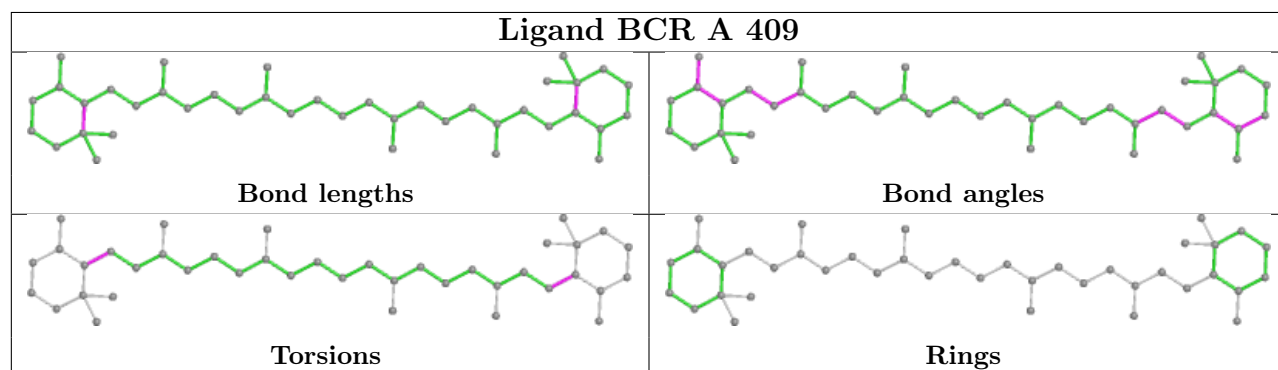


Rings

## Ligand CLA 7 307

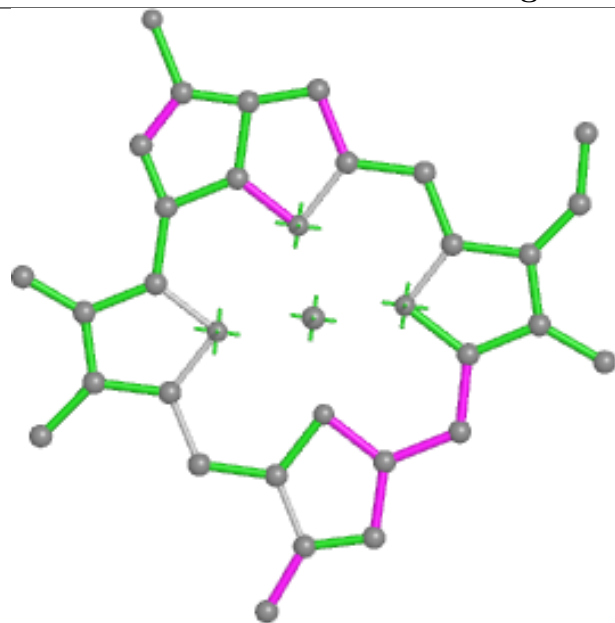


## Ligand BCR A 409

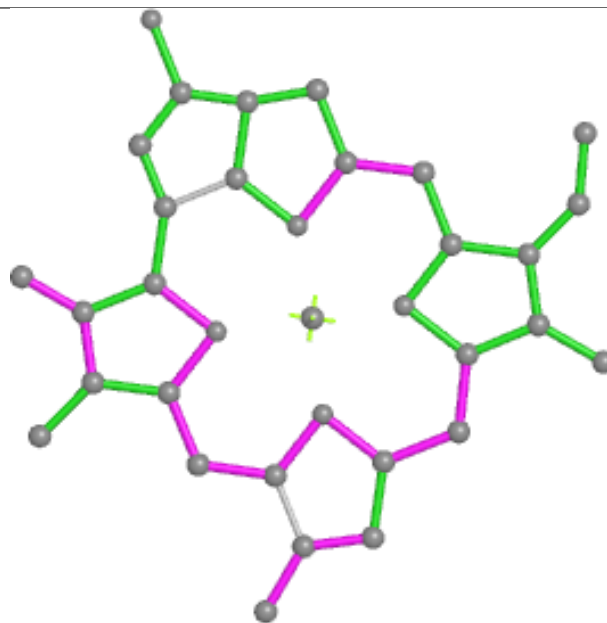




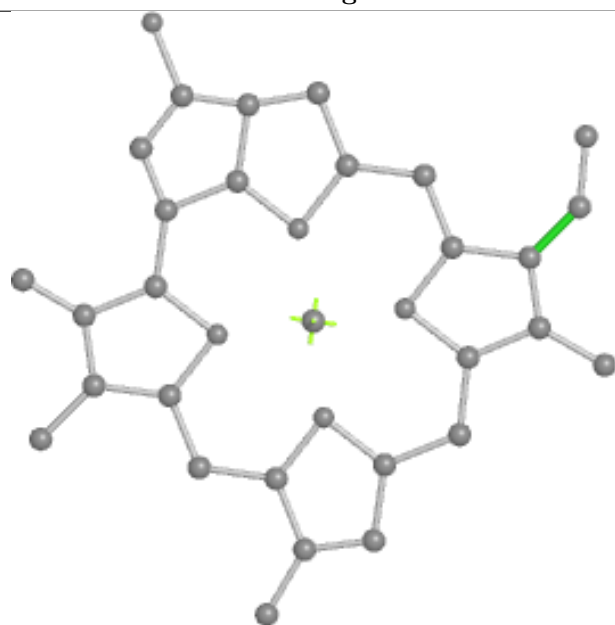
## Ligand CLA 0 313



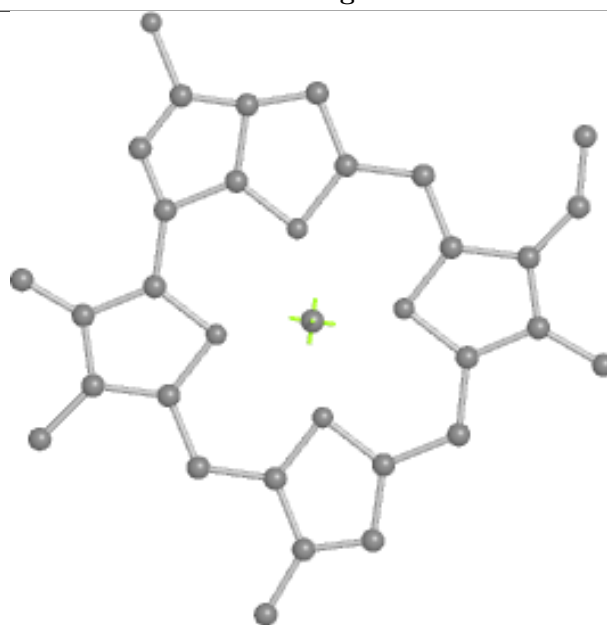
Bond lengths



Bond angles

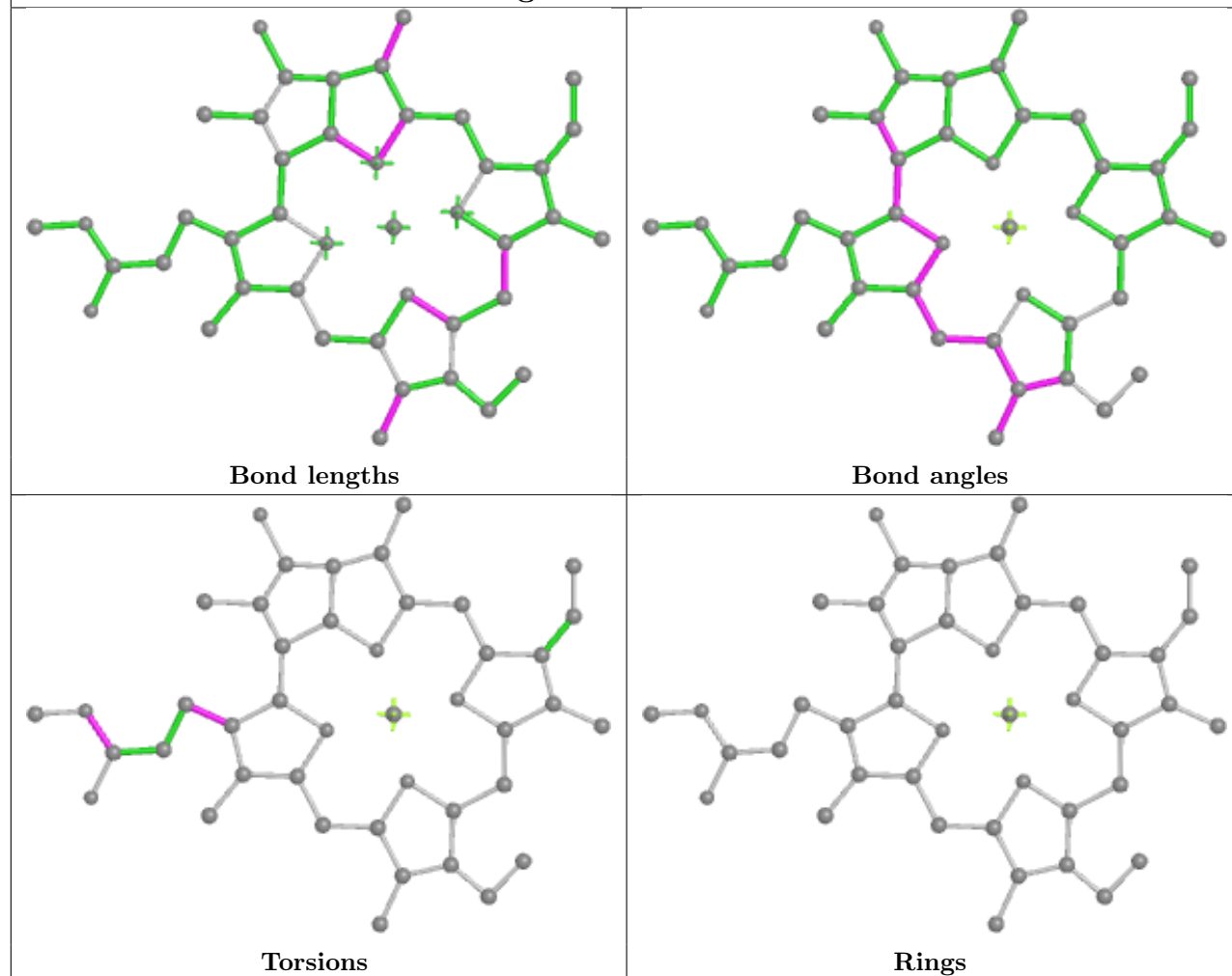


Torsions

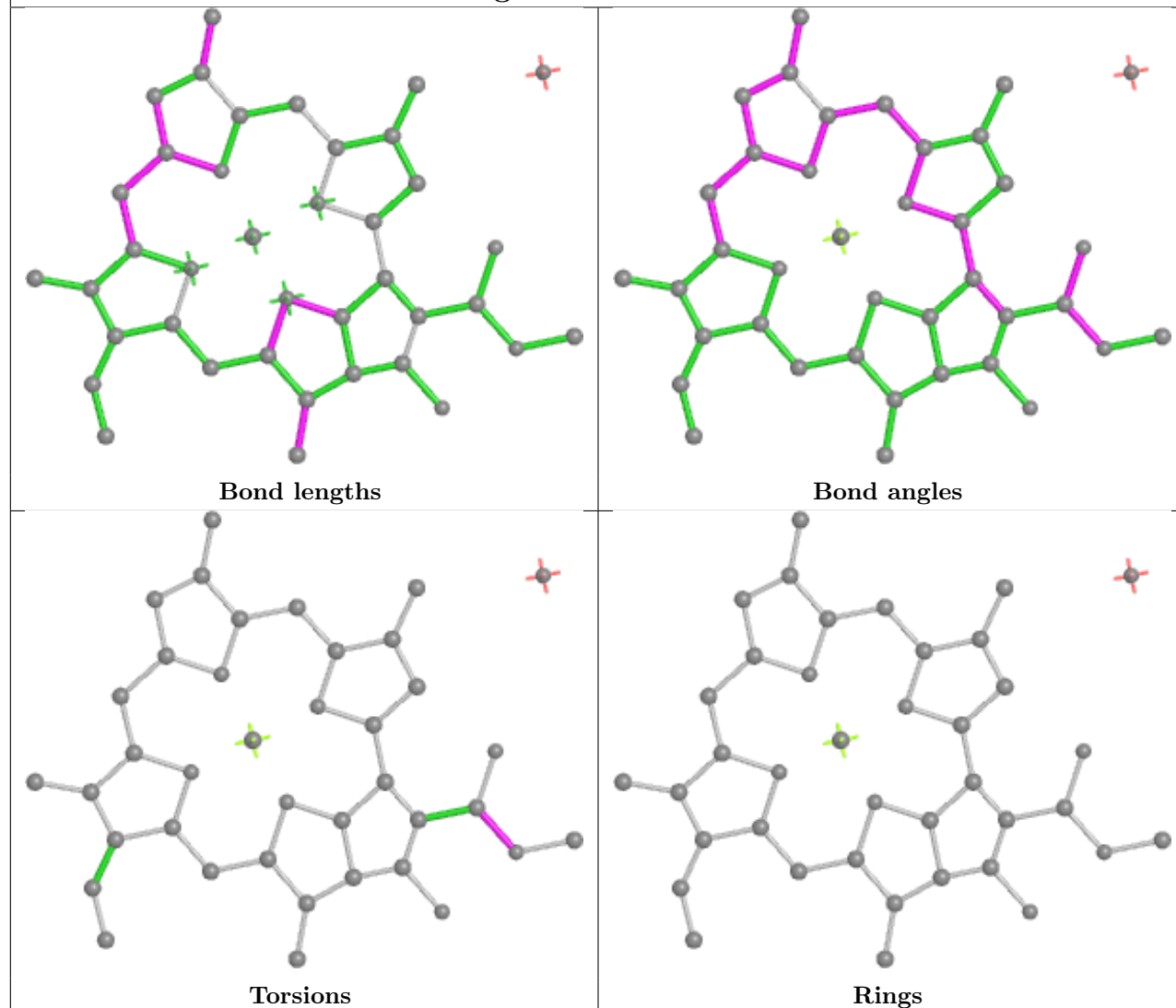


Rings

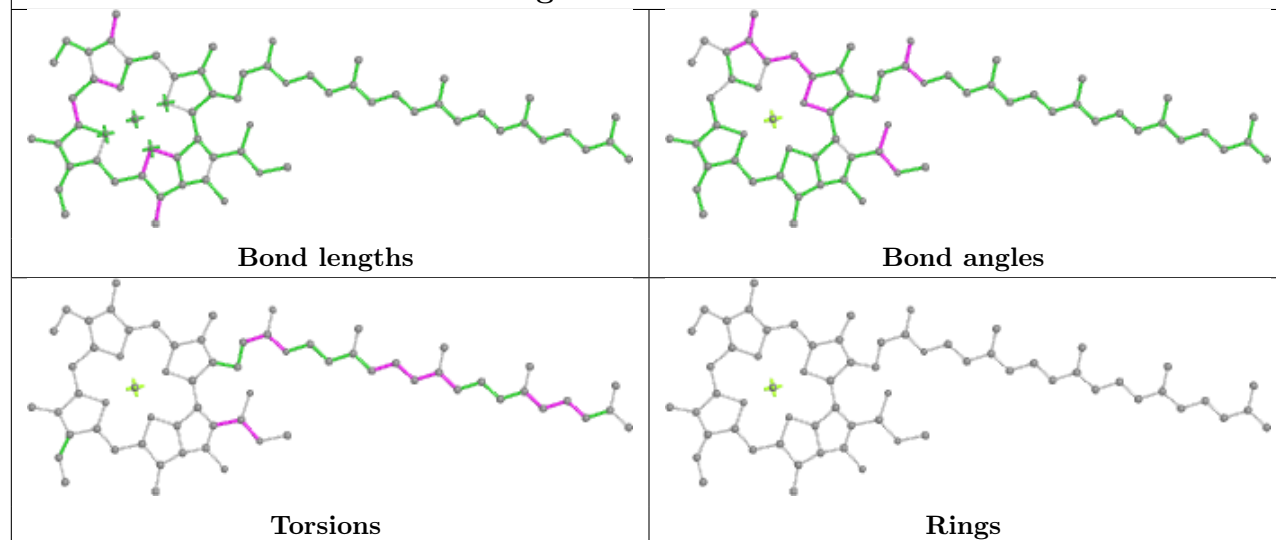
## Ligand CLA 7 314

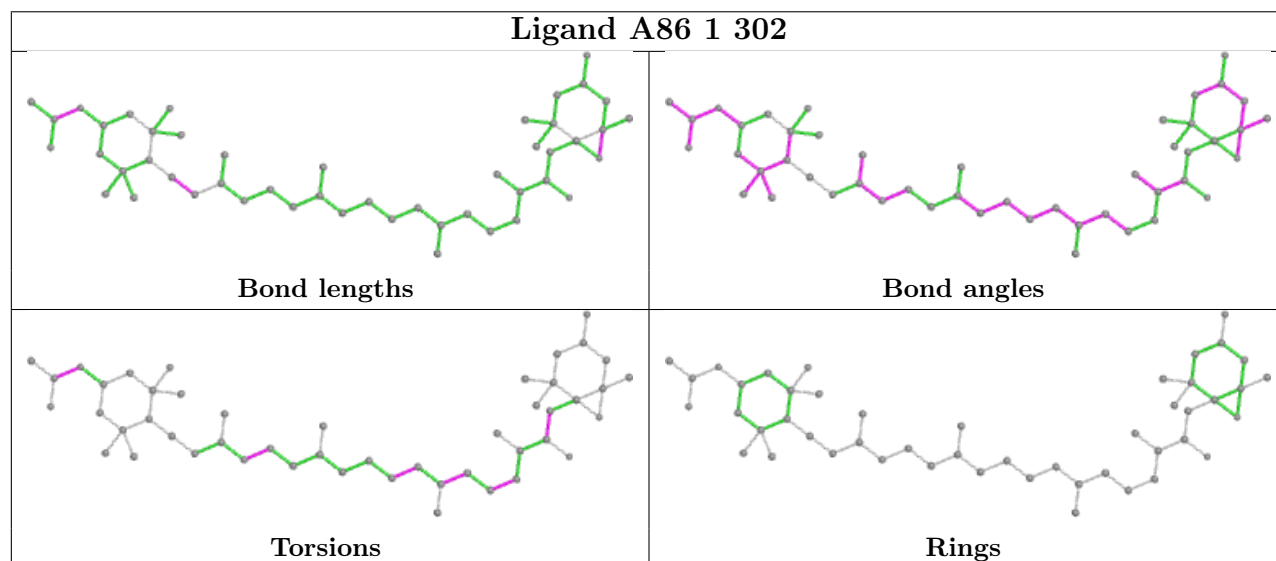
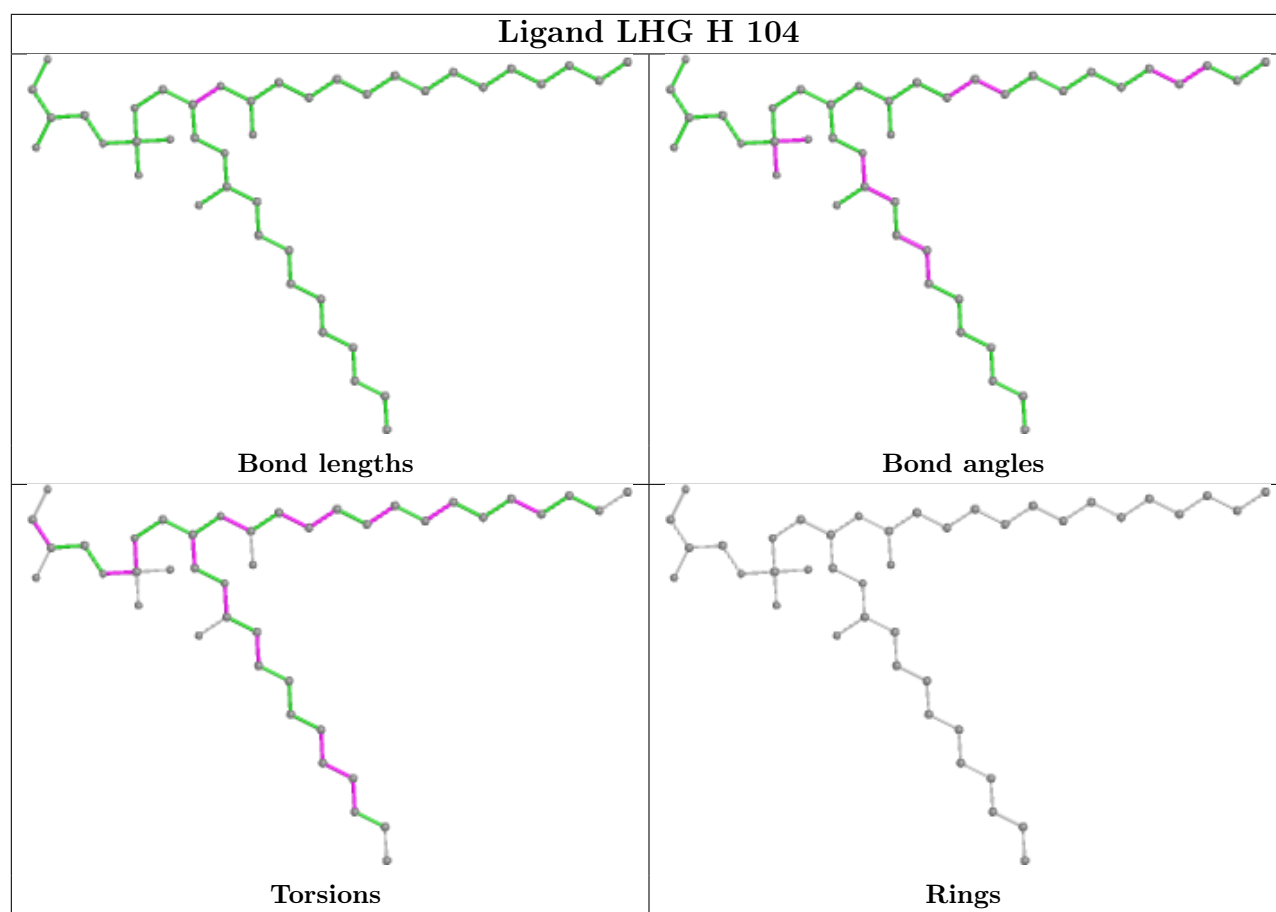


## Ligand CLA 6 316

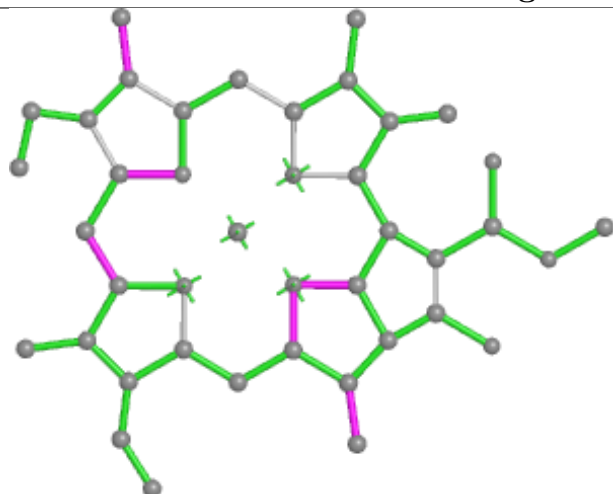


## Ligand CLA 7 312

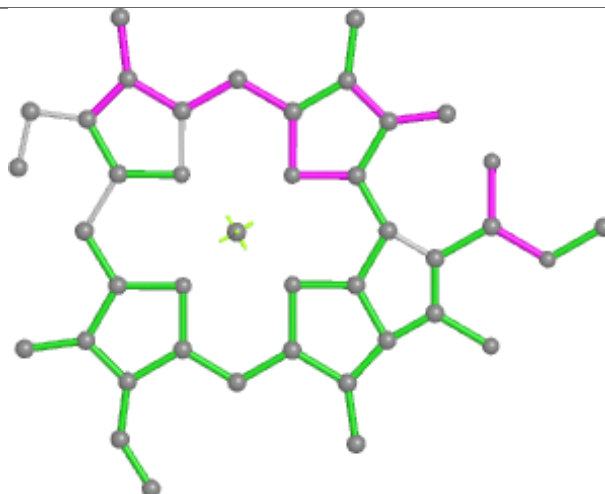




## Ligand CLA 6 315



Bond lengths



Bond angles

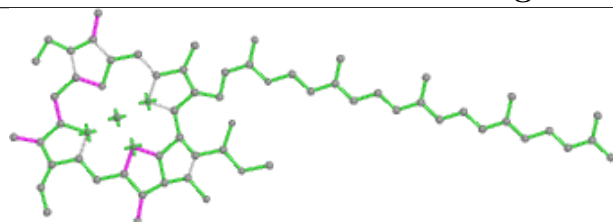


Torsions

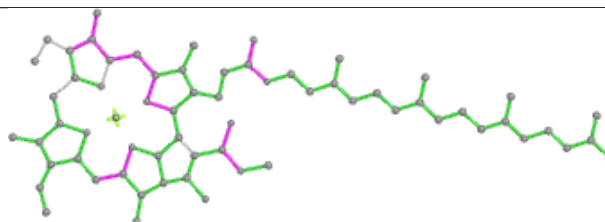


Rings

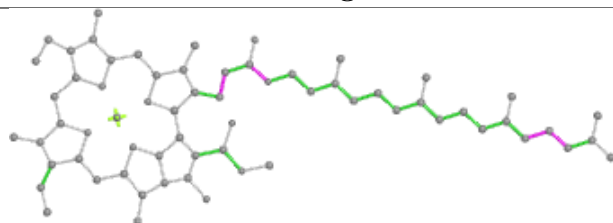
## Ligand CLA B 608



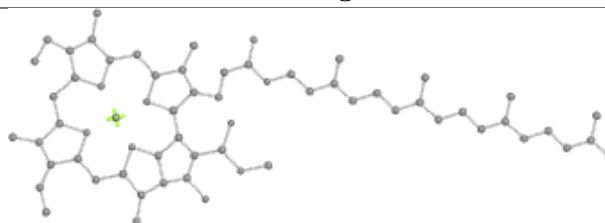
Bond lengths



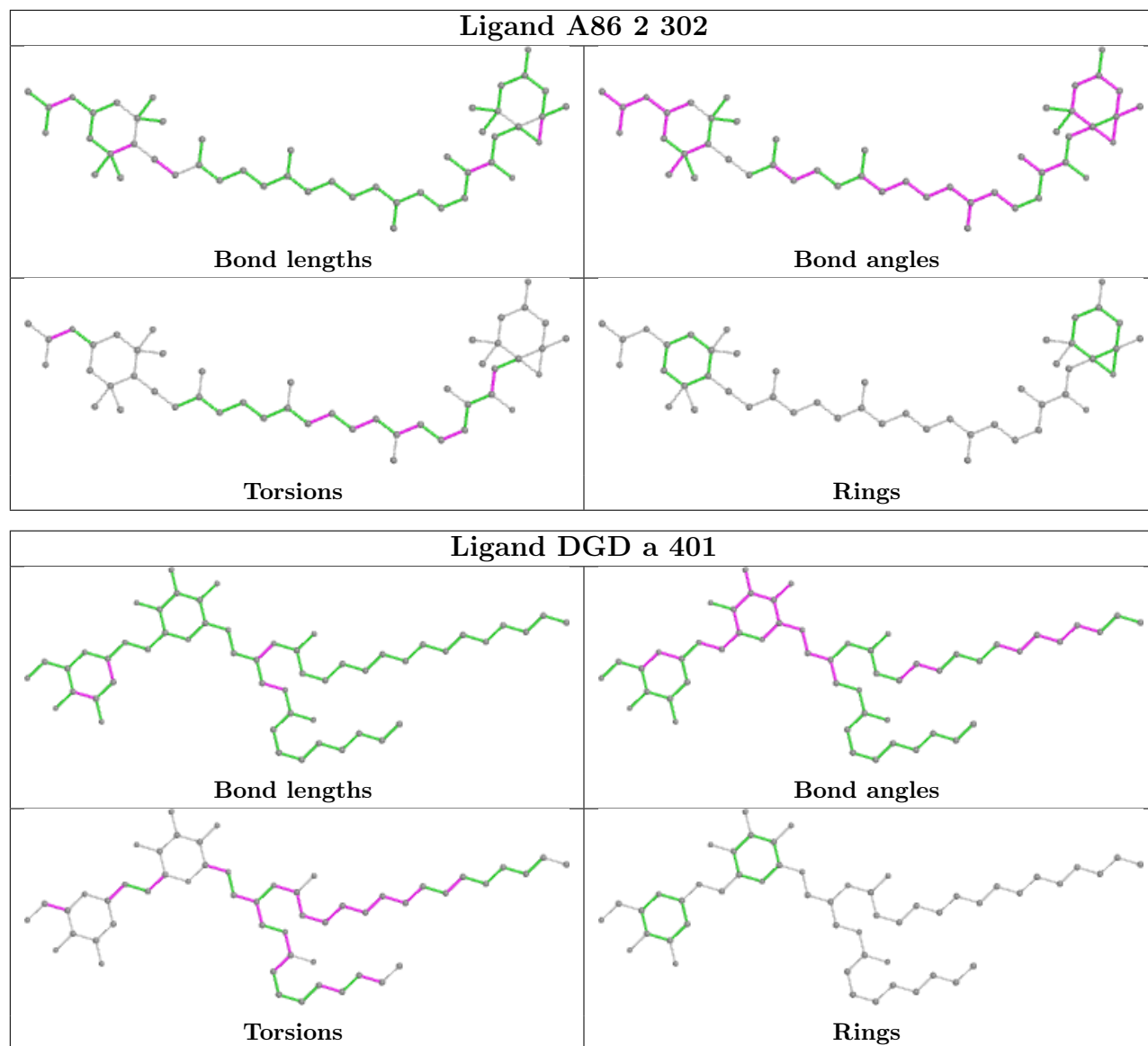
Bond angles



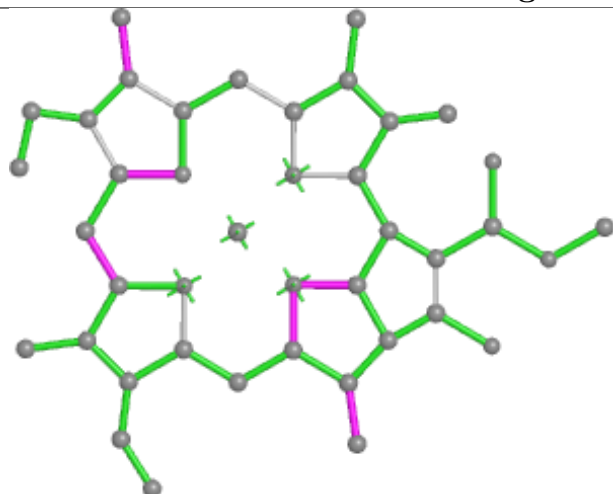
Torsions



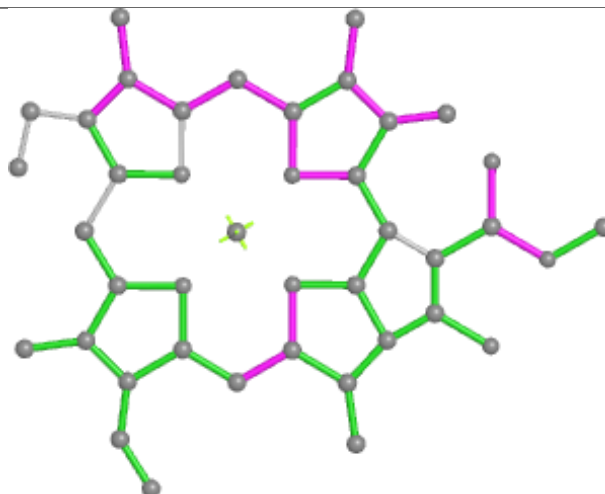
Rings



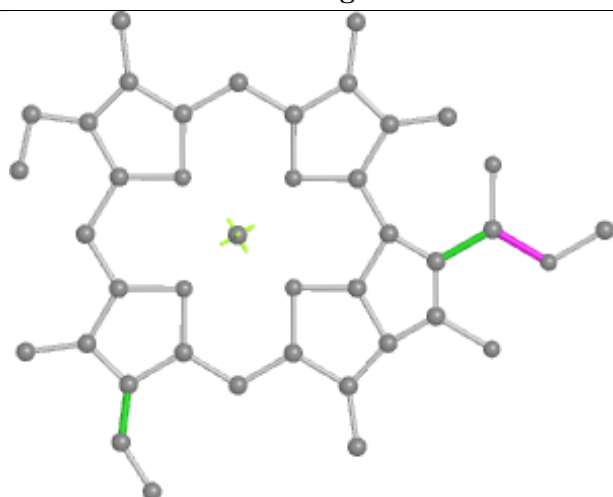
## Ligand CLA 0 308



Bond lengths



Bond angles

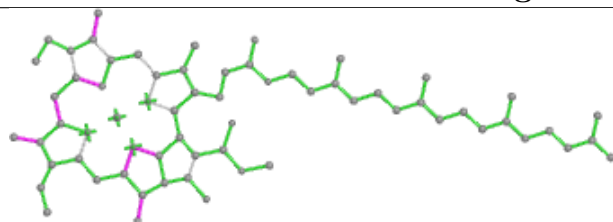


Torsions

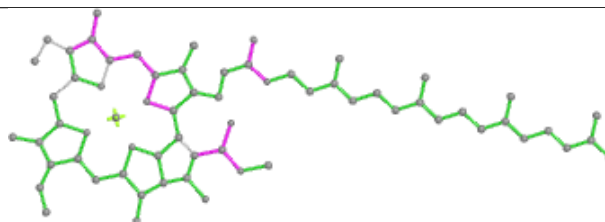


Rings

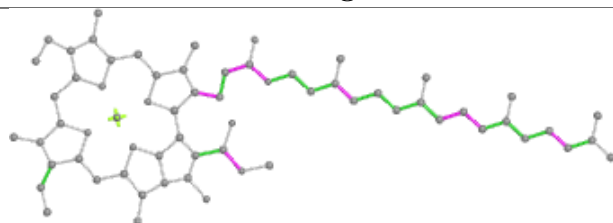
## Ligand CLA B 612



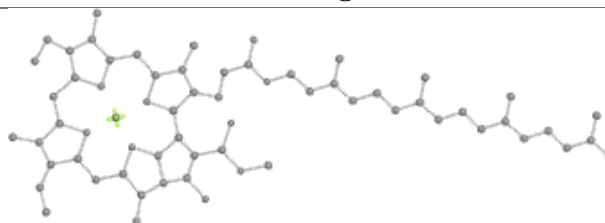
Bond lengths



Bond angles

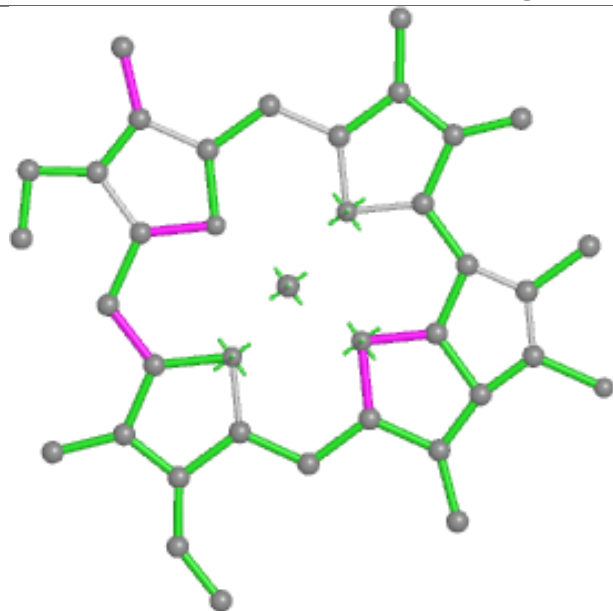


Torsions

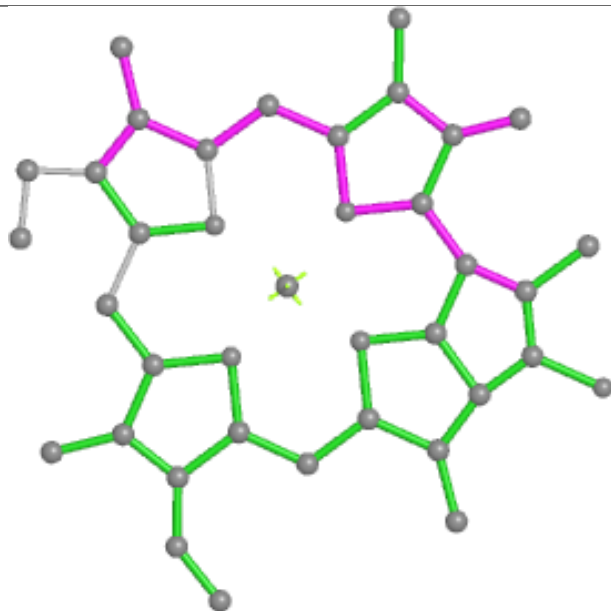


Rings

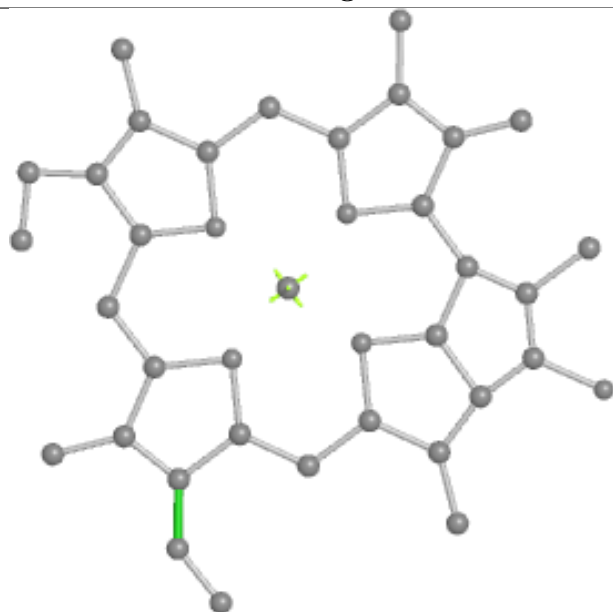
## Ligand CLA 1 316



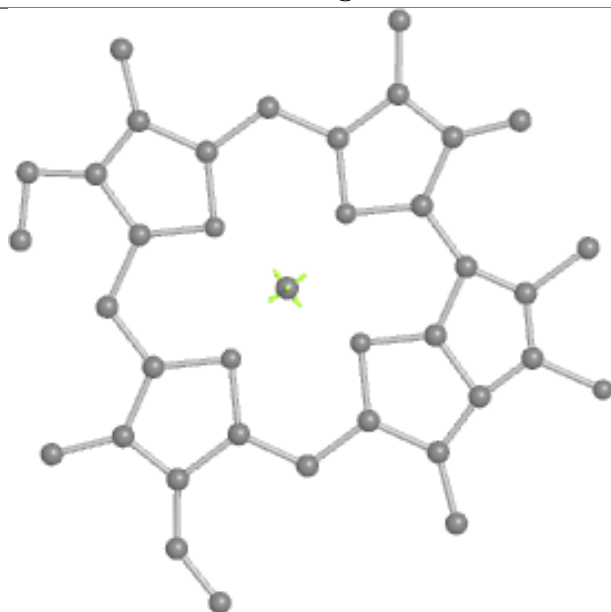
Bond lengths



Bond angles



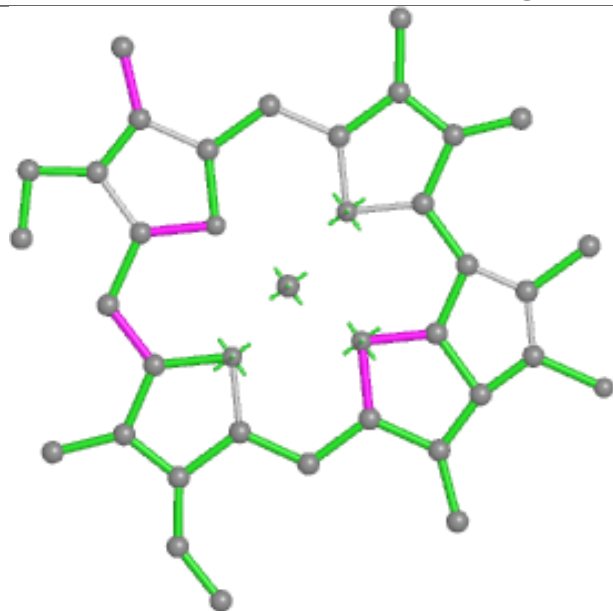
Torsions



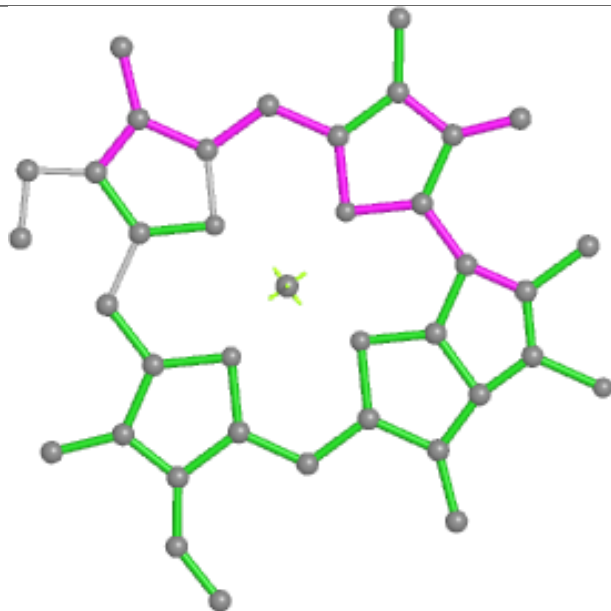
Rings



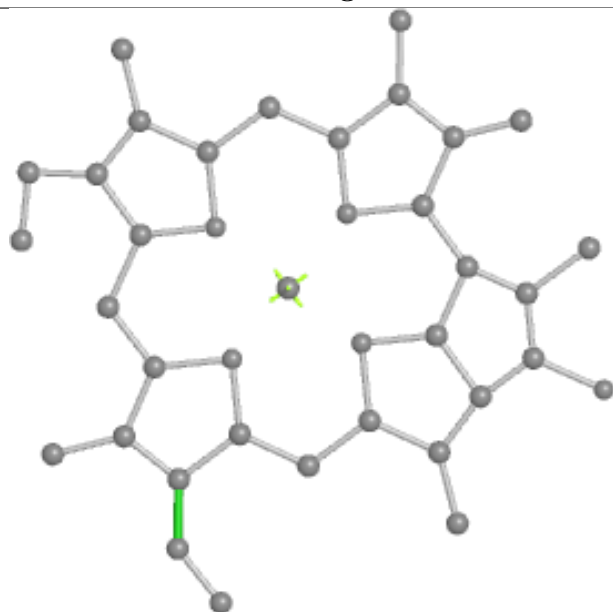
## Ligand CLA 2 314



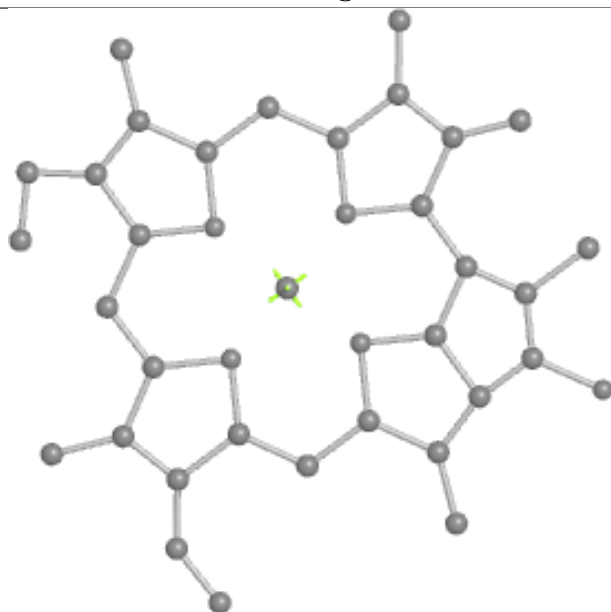
Bond lengths



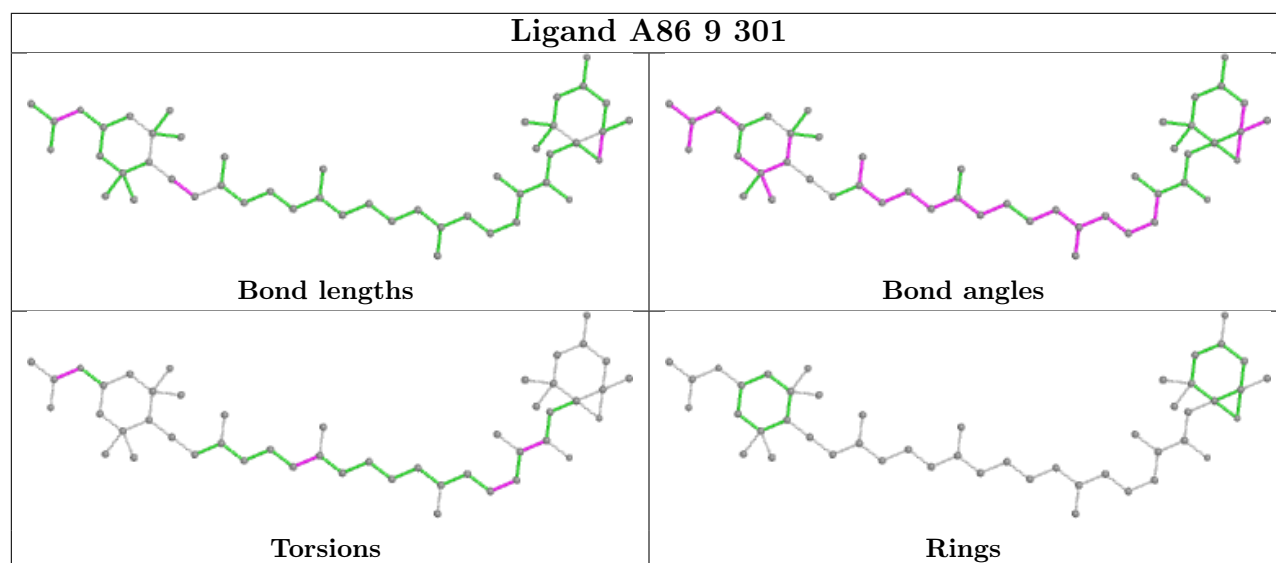
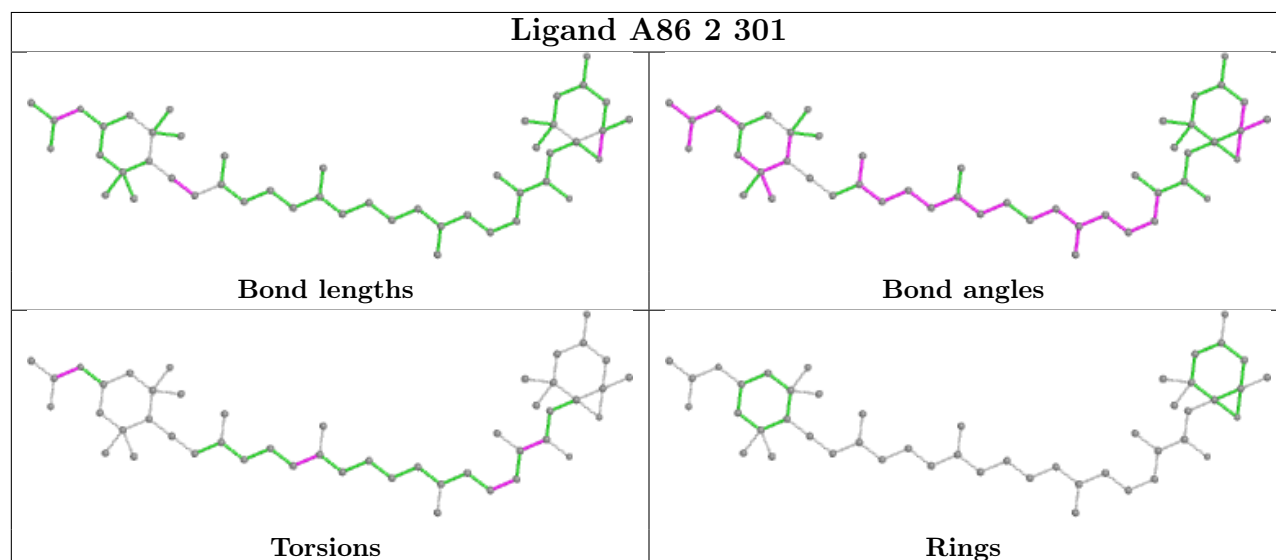
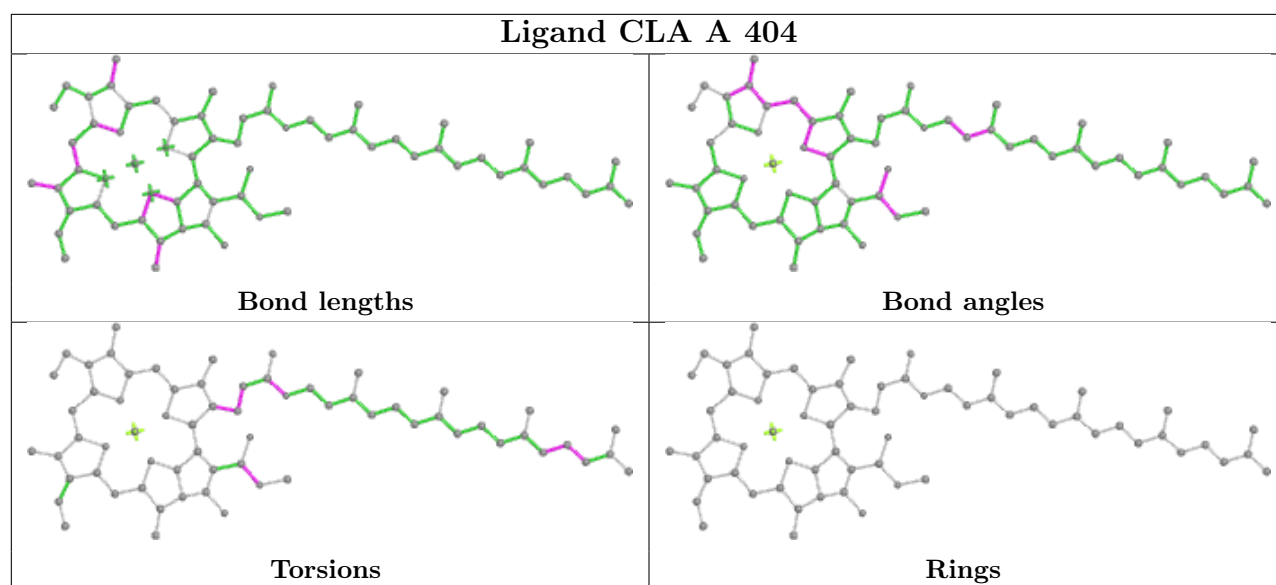
Bond angles

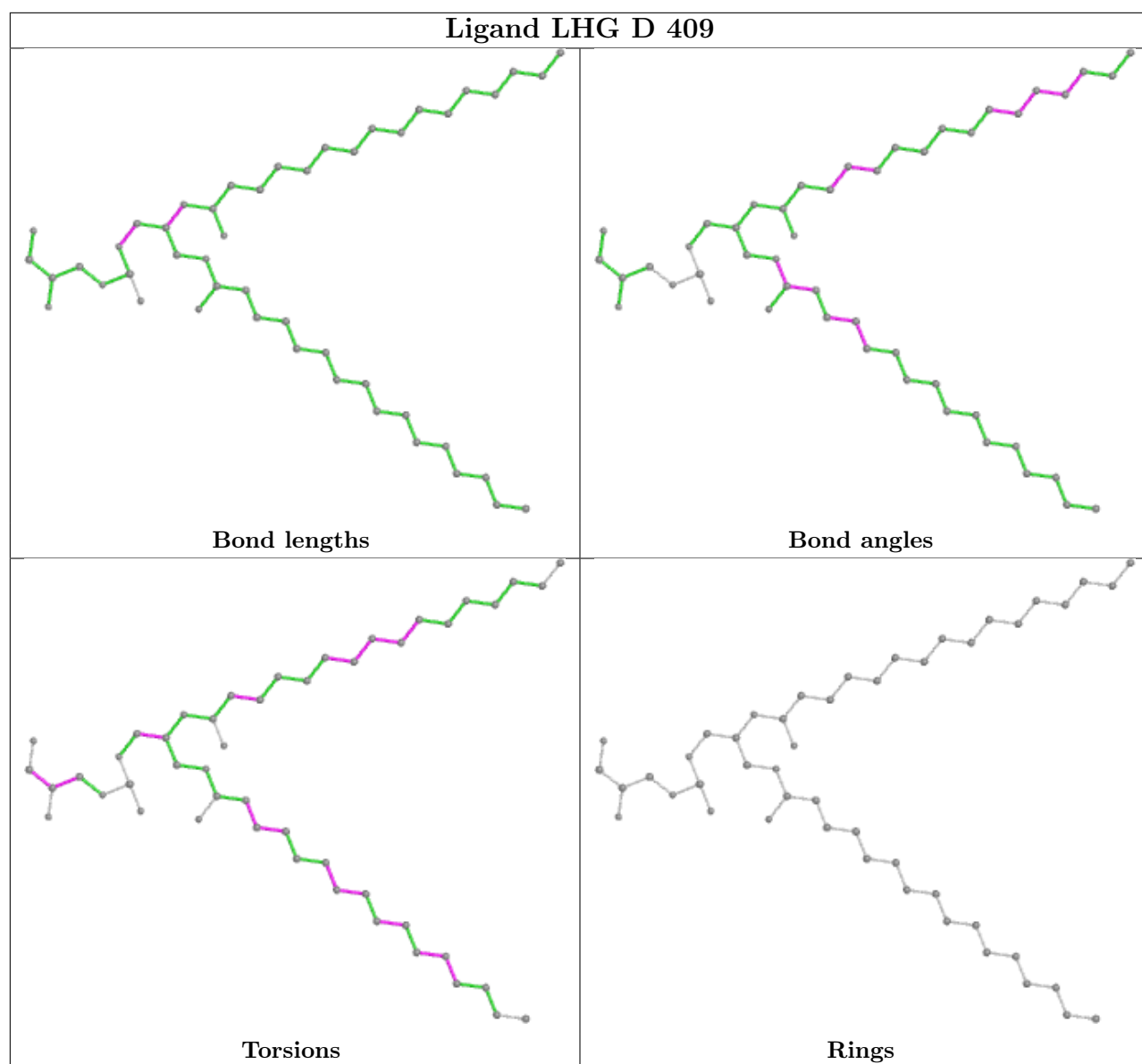


Torsions

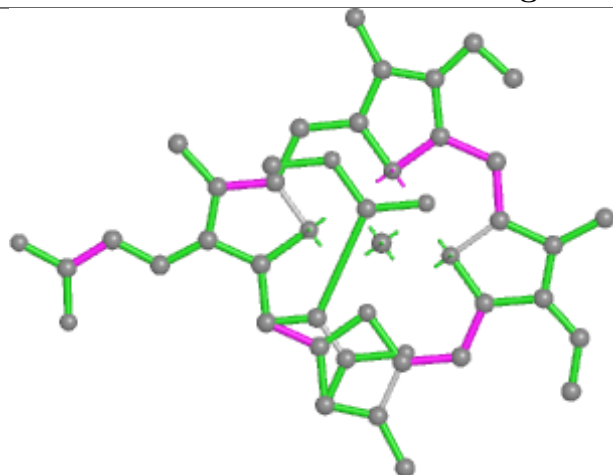


Rings

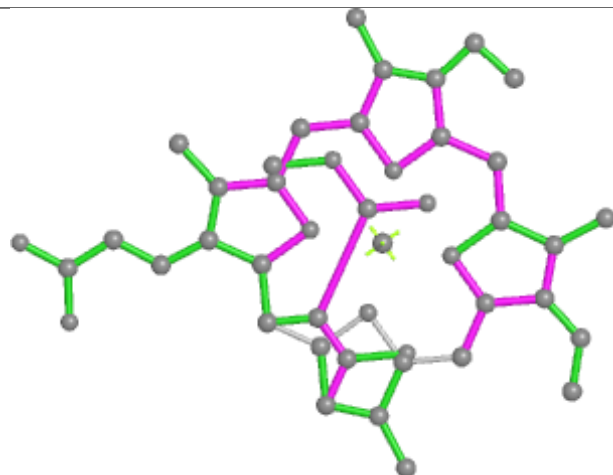




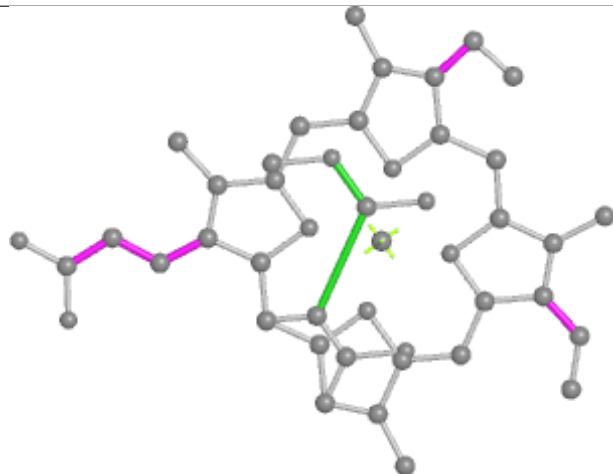
## Ligand KC2 7 306



Bond lengths



Bond angles




Torsions

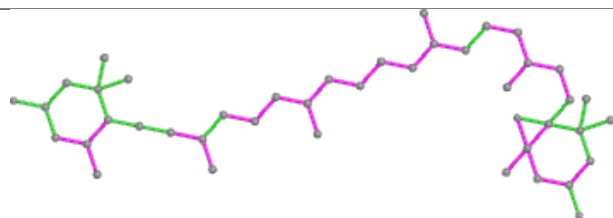


Rings

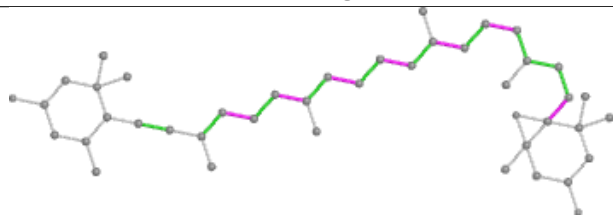
## Ligand DD6 8 304



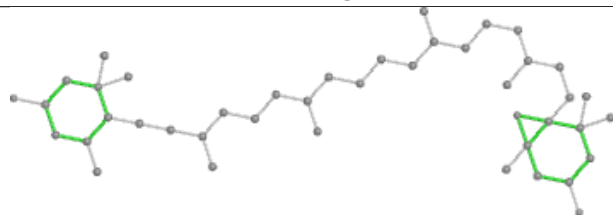
Bond lengths



Bond angles

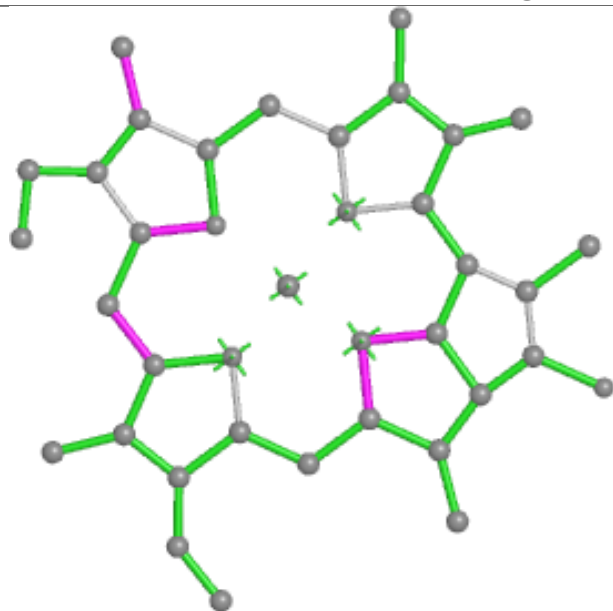


Torsions

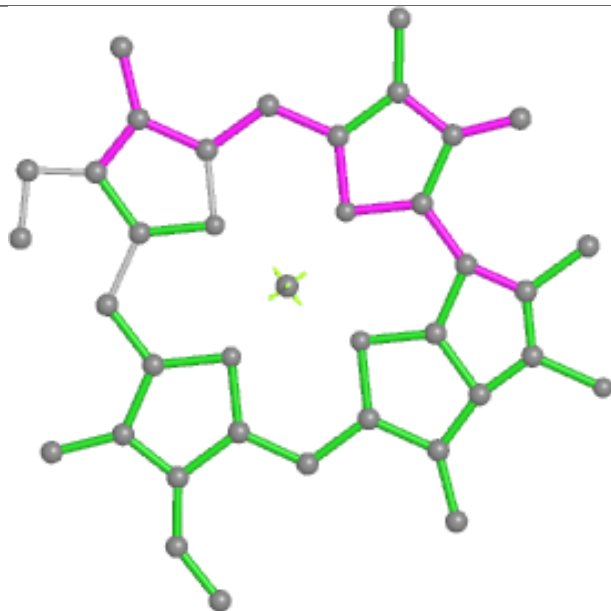


Rings

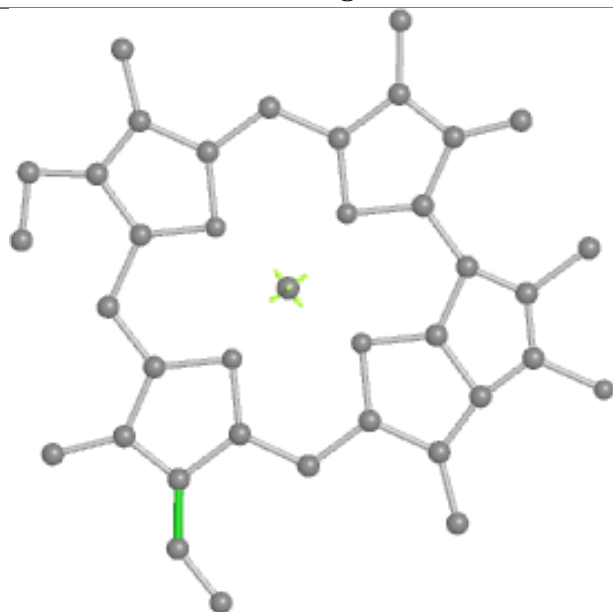
## Ligand CLA 1 315



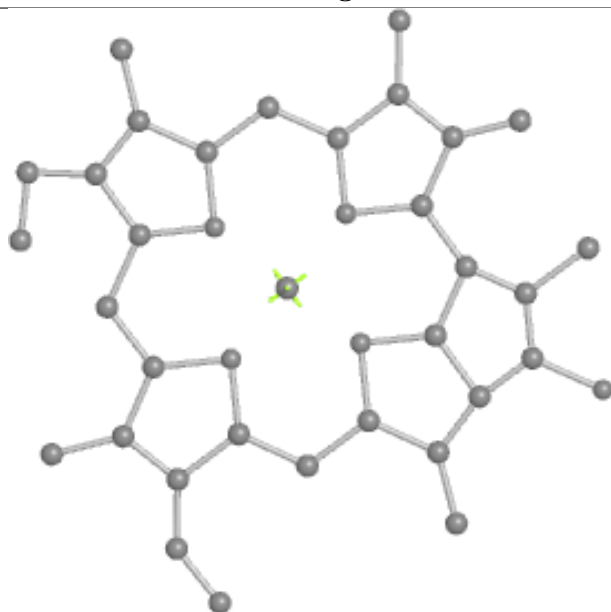
Bond lengths



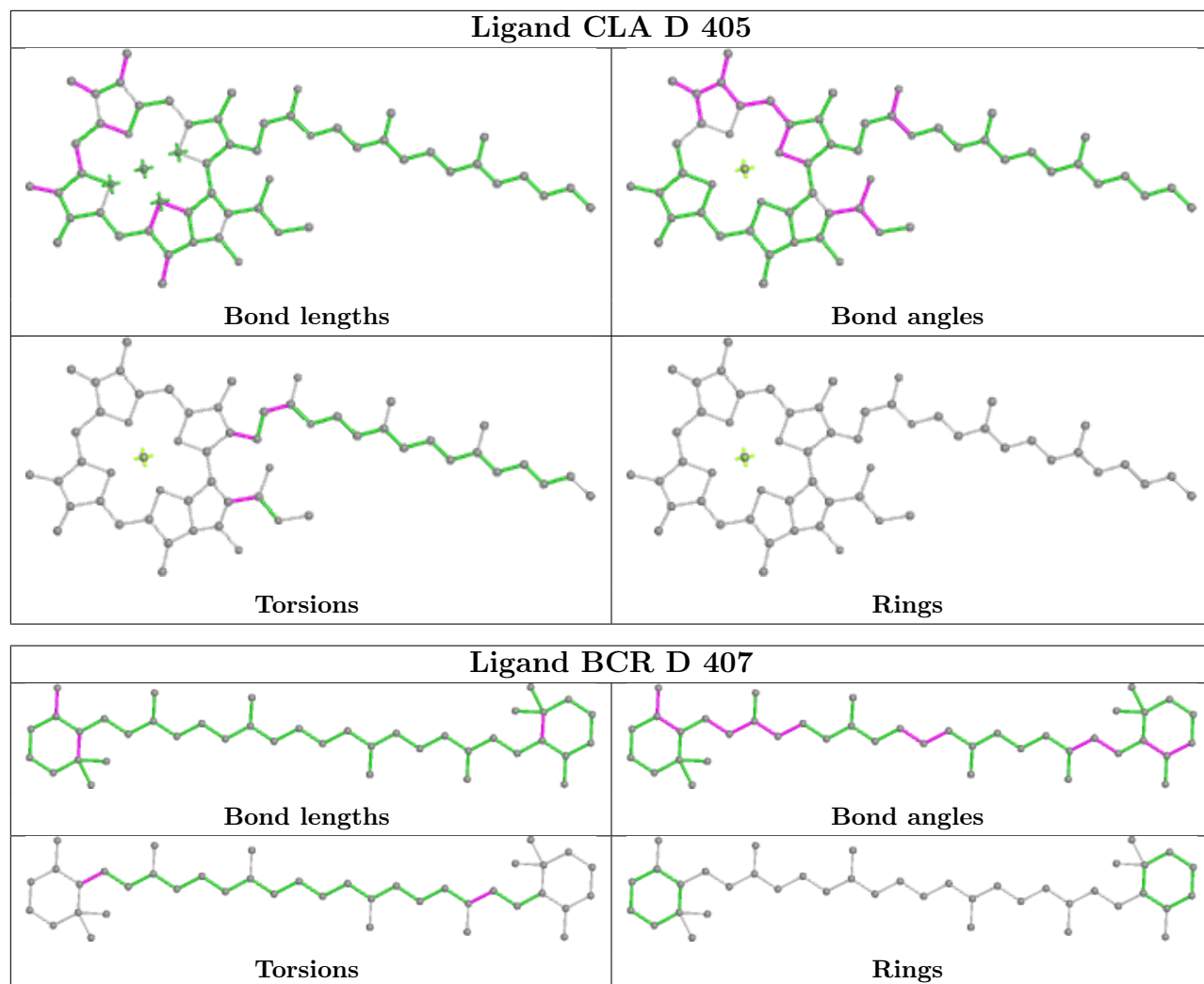
Bond angles



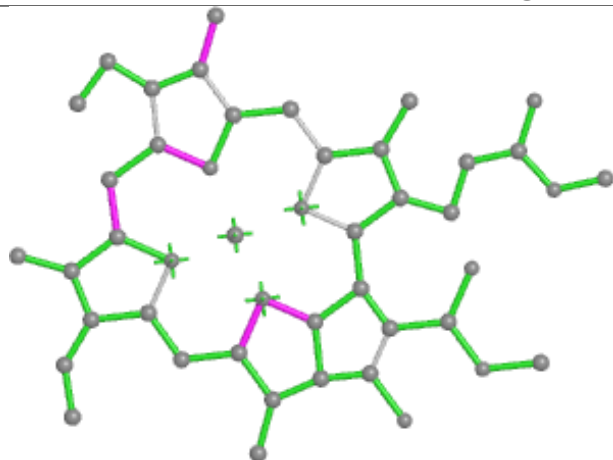
Torsions



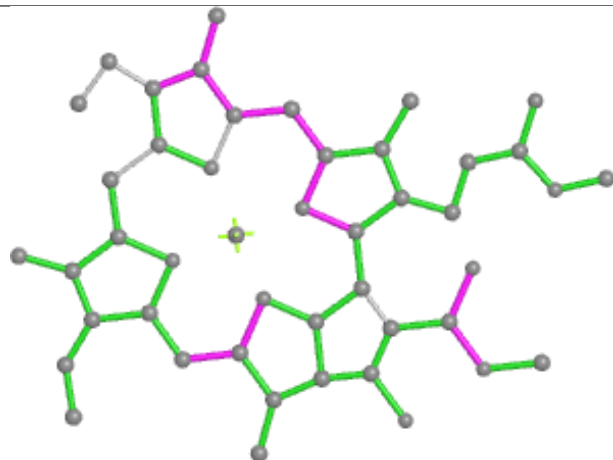
Rings



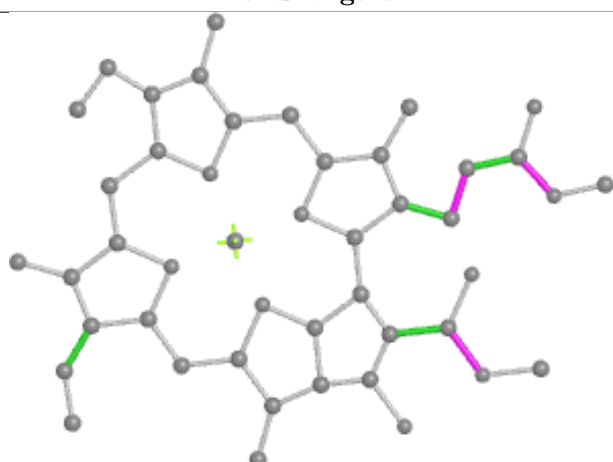
## Ligand CLA 6 313



Bond lengths



Bond angles

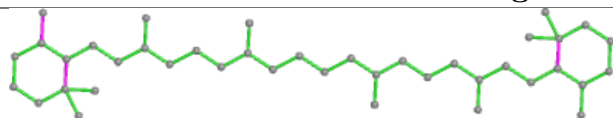


Torsions

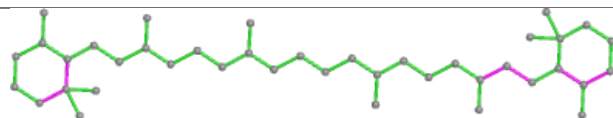


Rings

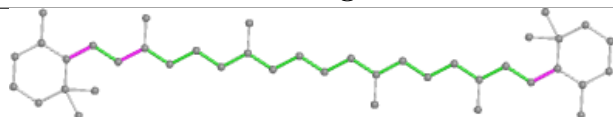
## Ligand BCR H 101



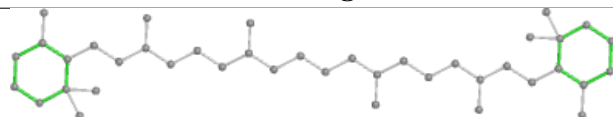
Bond lengths



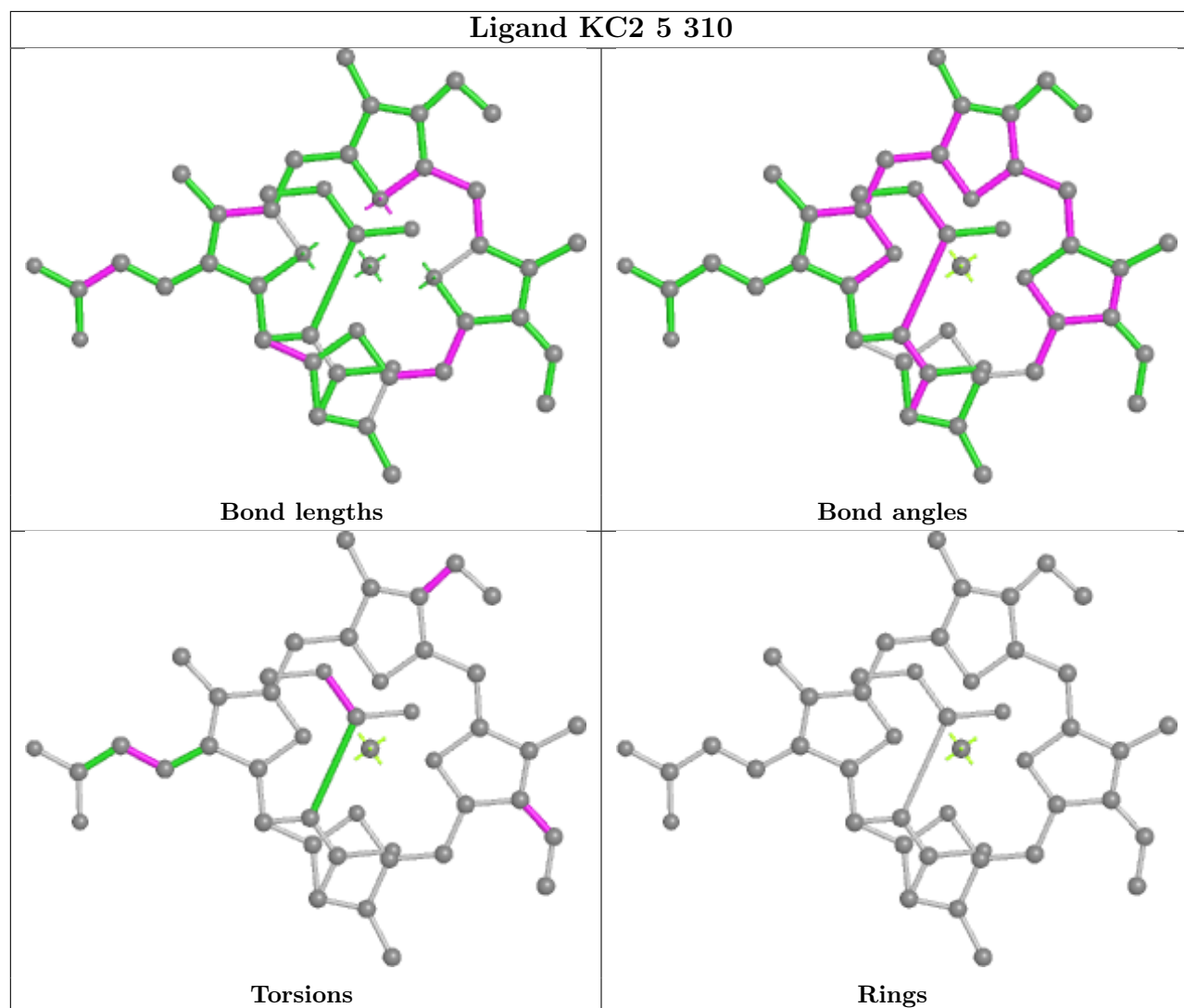
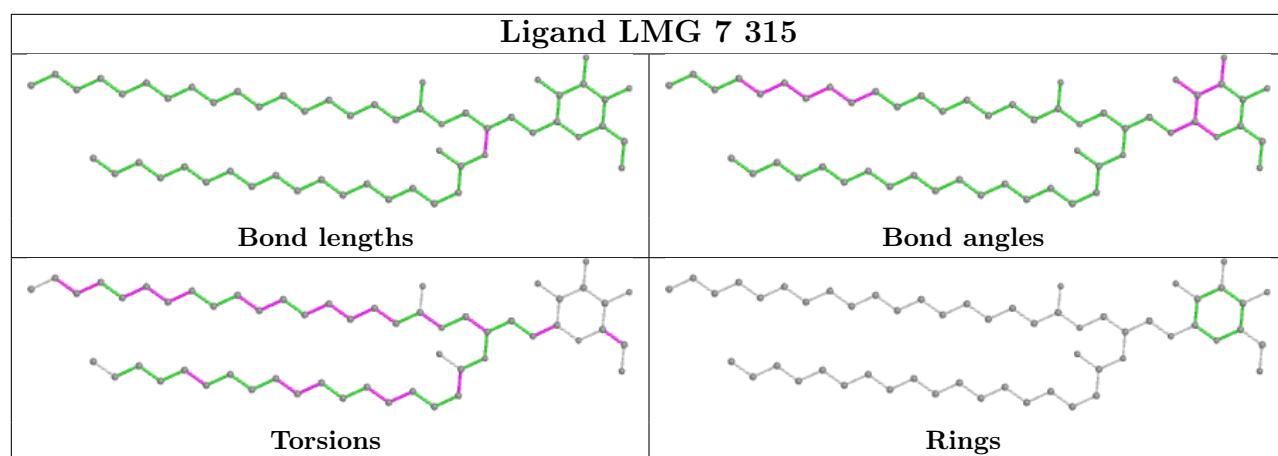
Bond angles



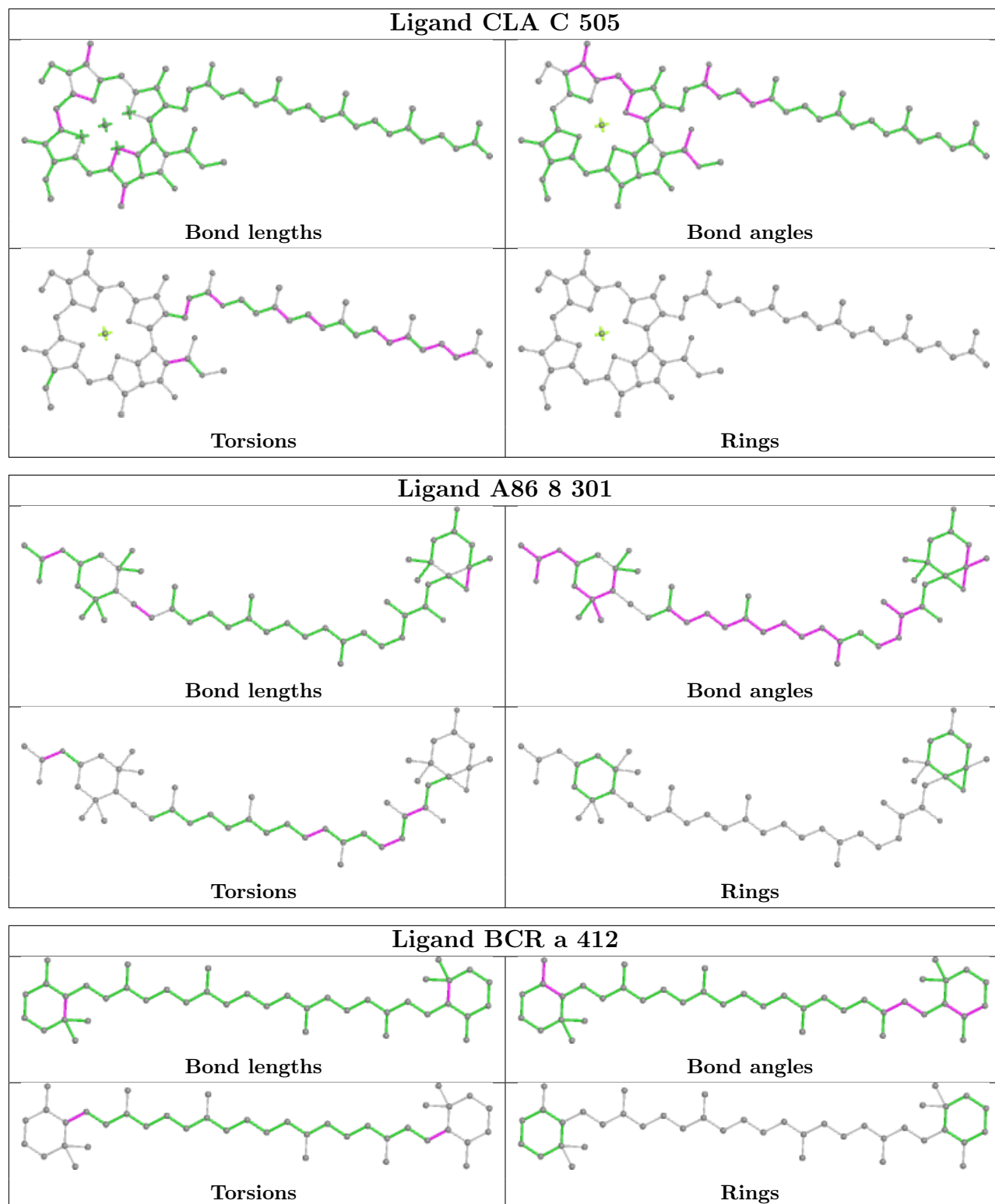
Torsions



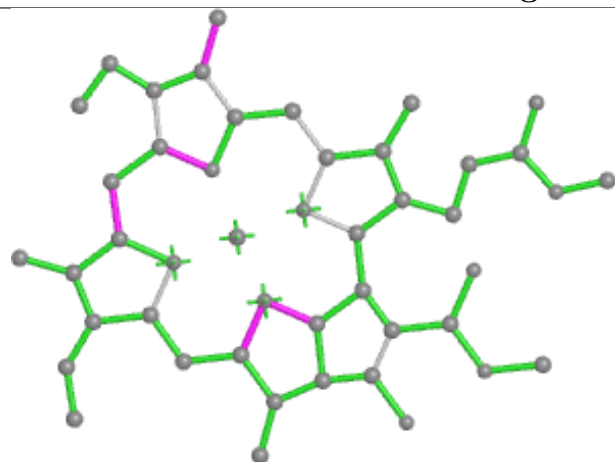
Rings



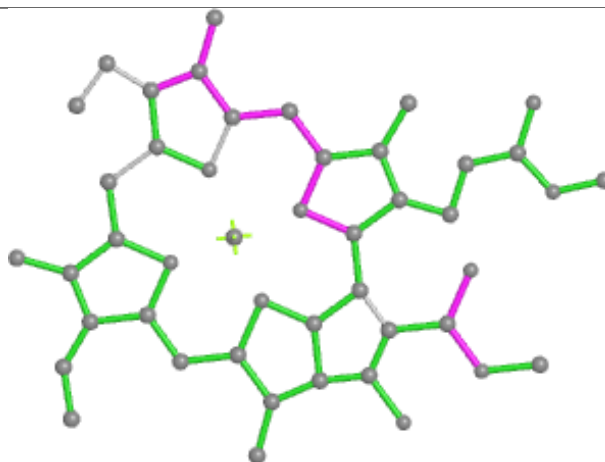




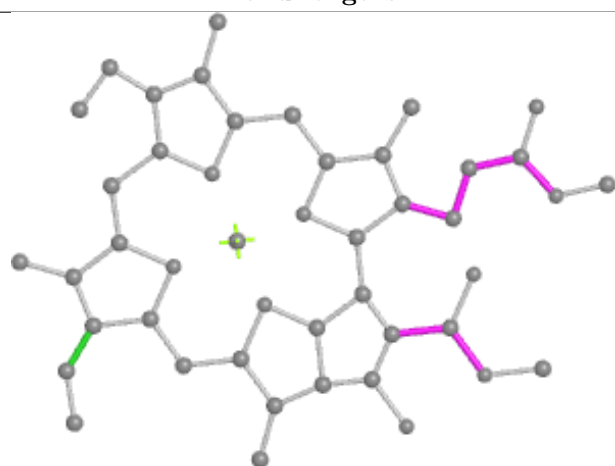
## Ligand CLA 5 308



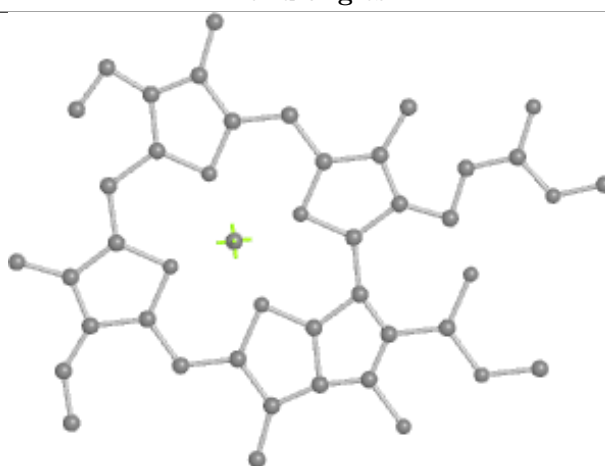
Bond lengths



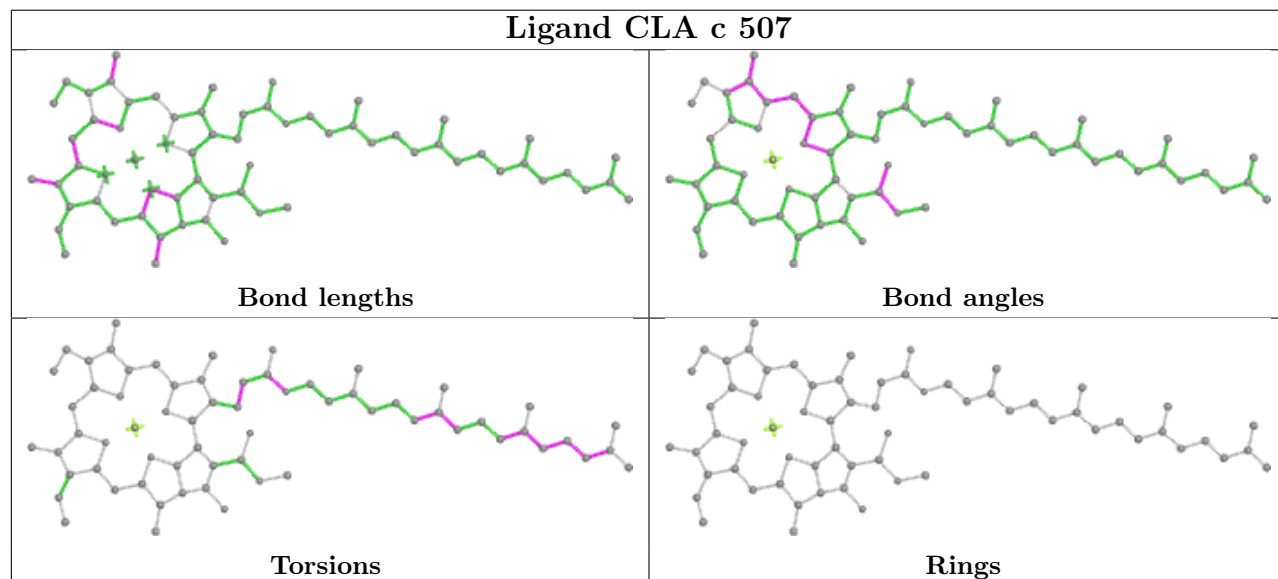
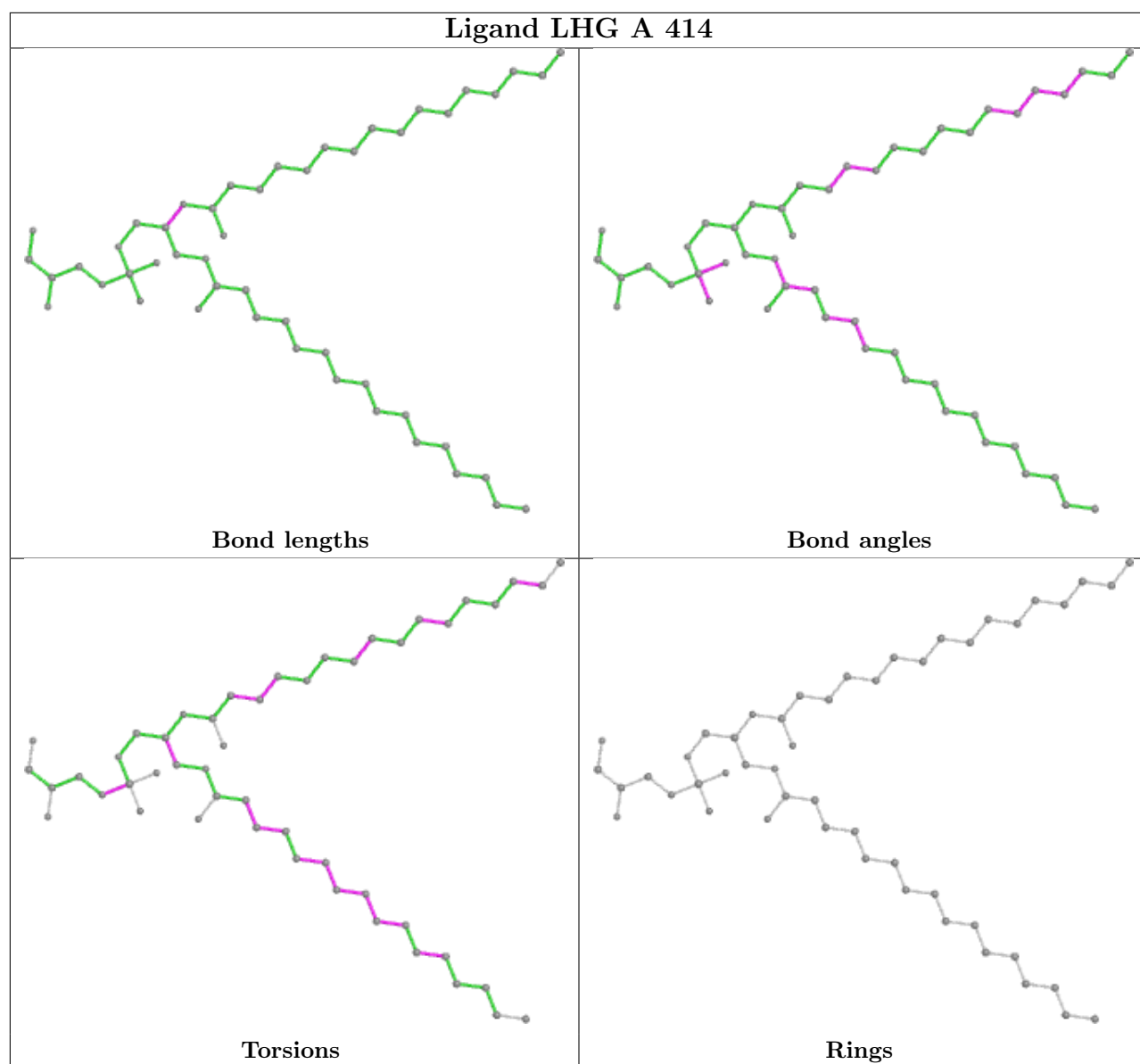
Bond angles

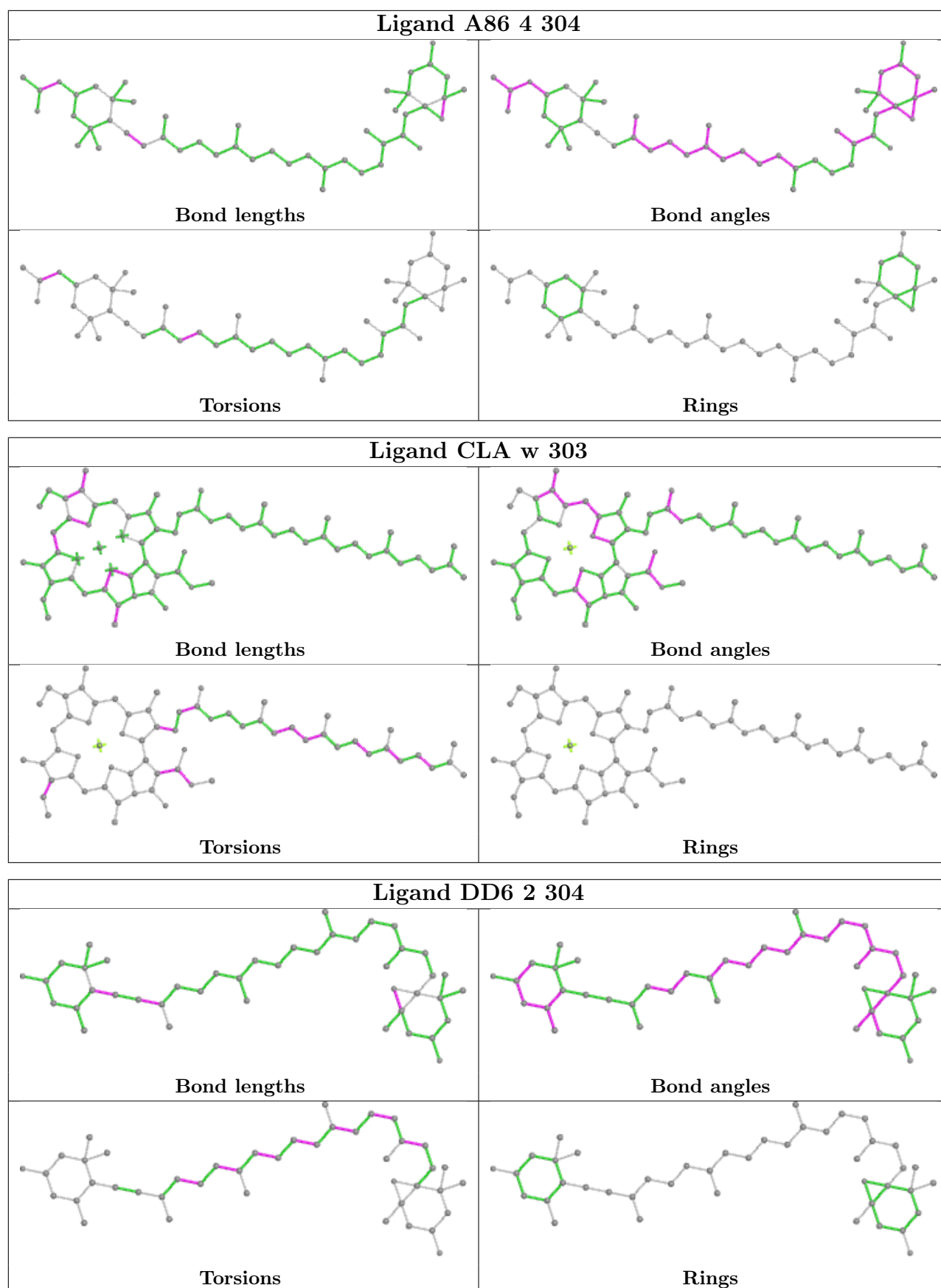


Torsions

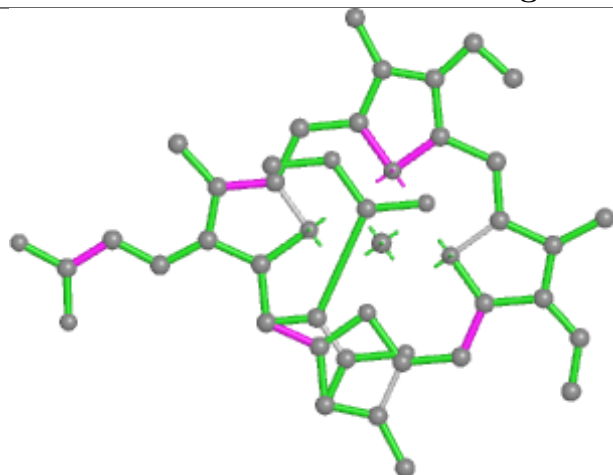


Rings

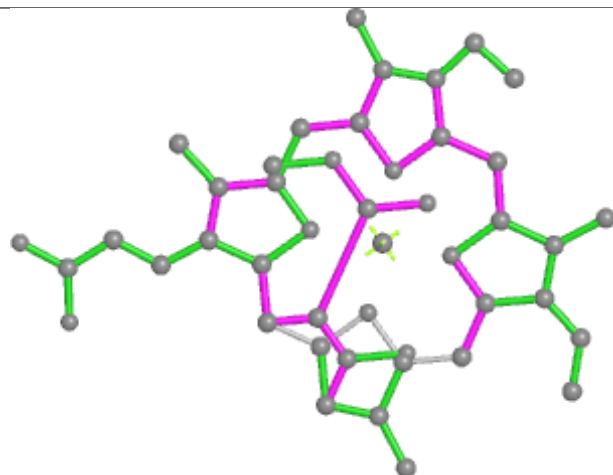




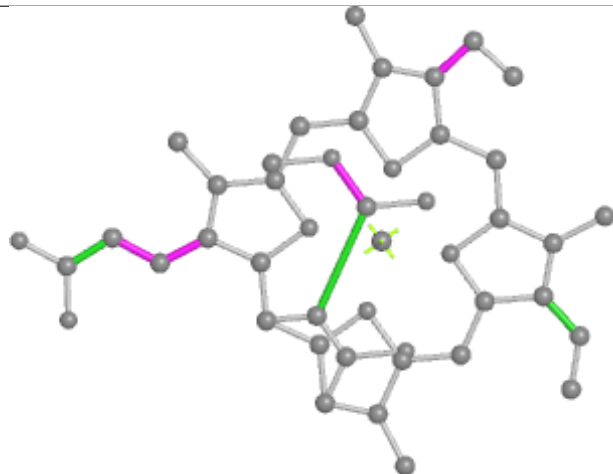
## Ligand KC1 6 314



Bond lengths



Bond angles

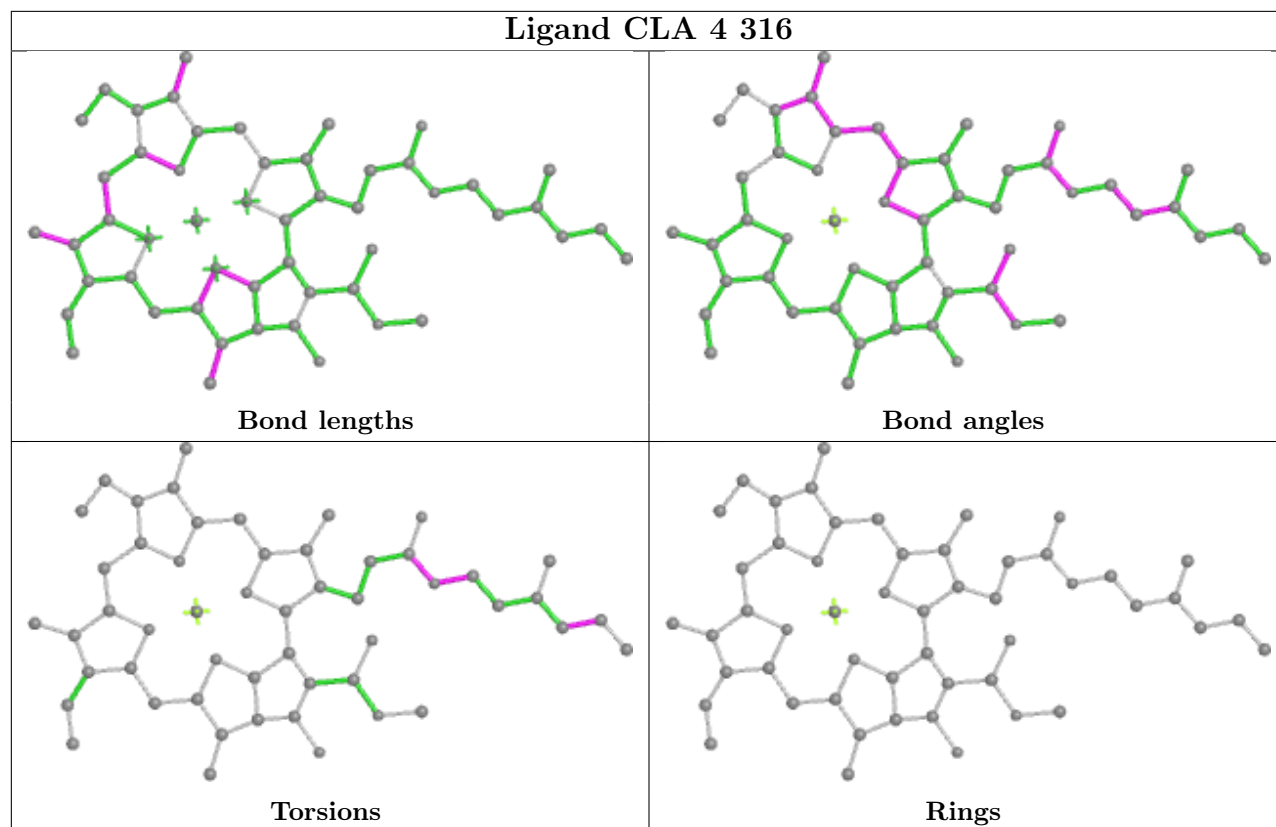


Torsions

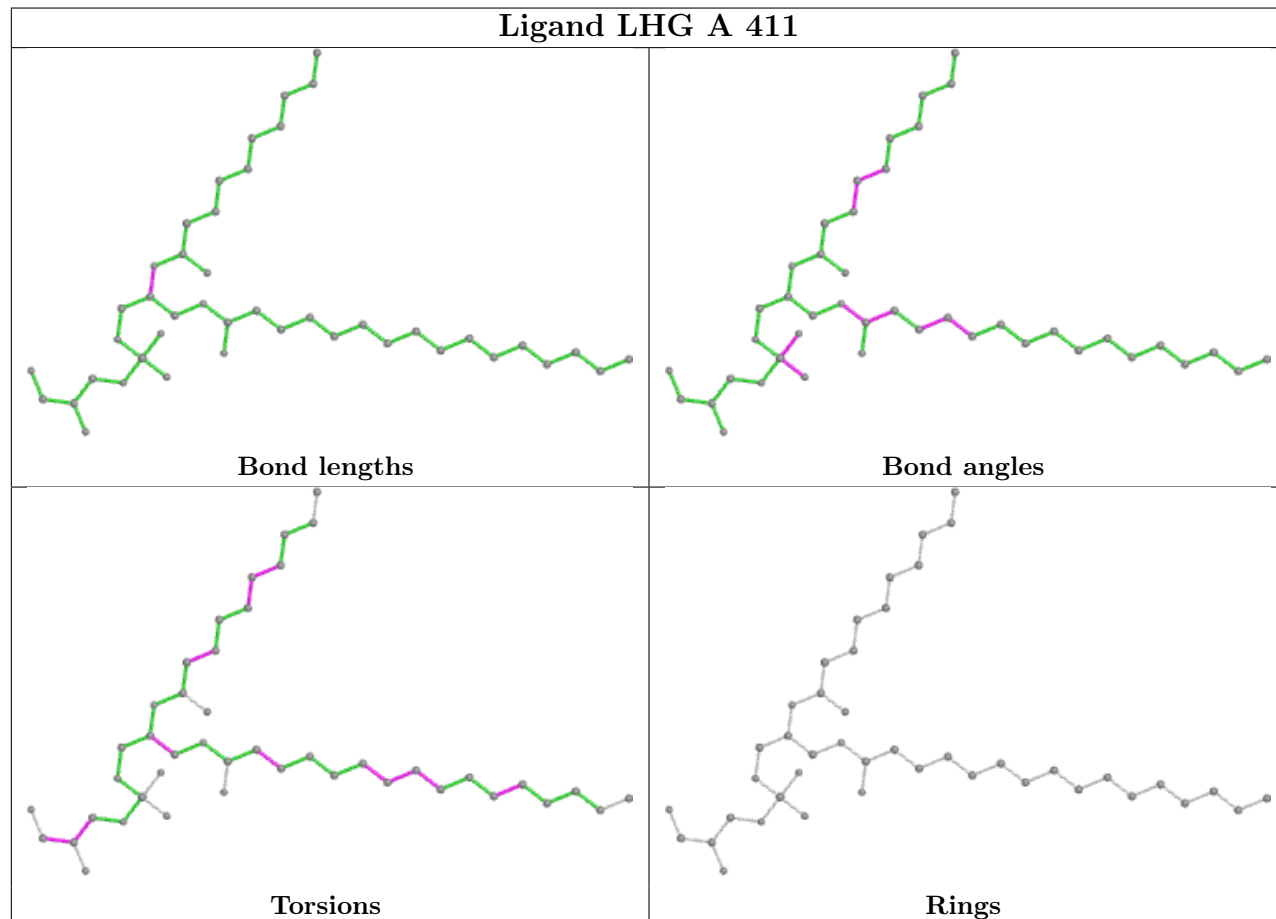


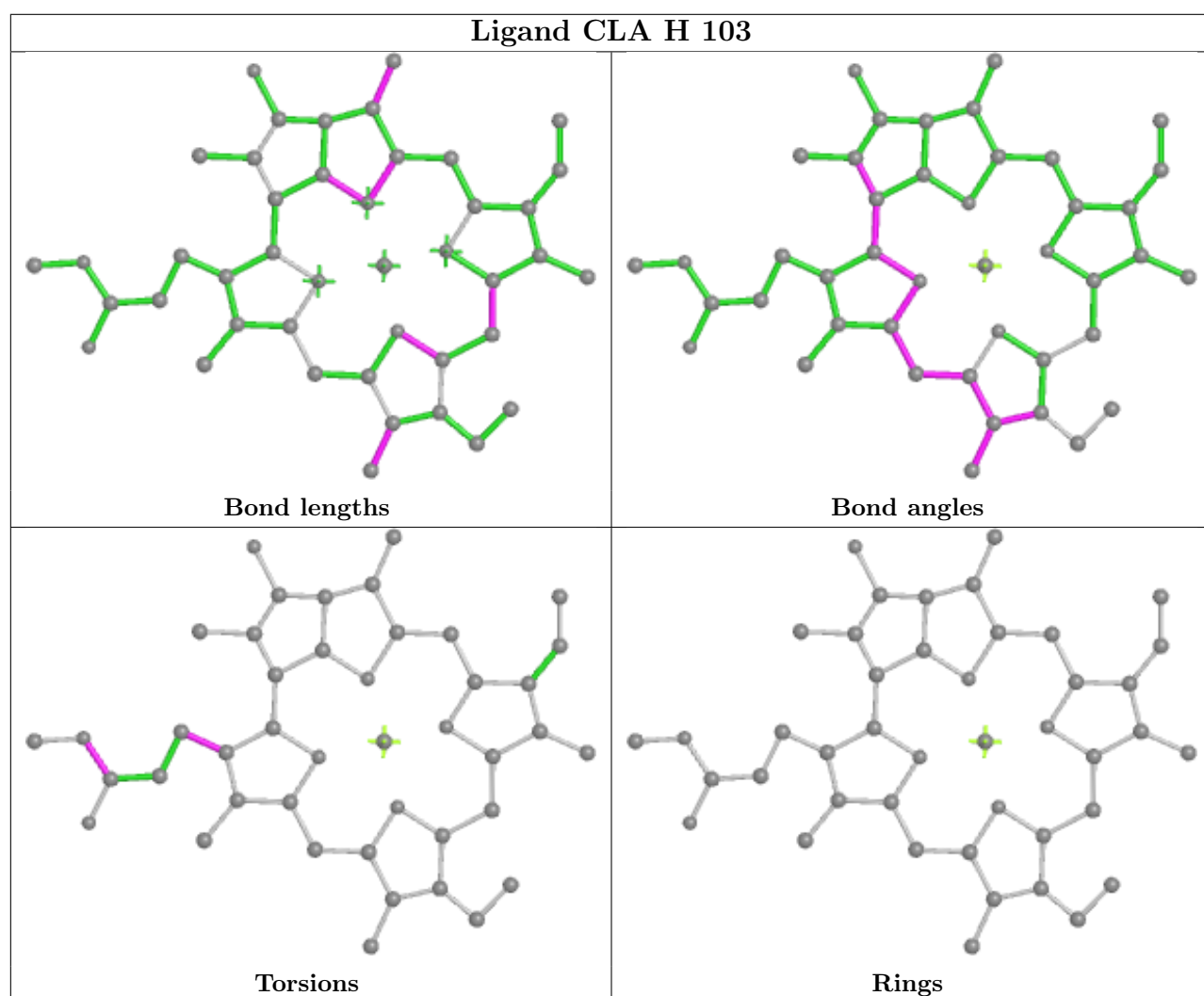
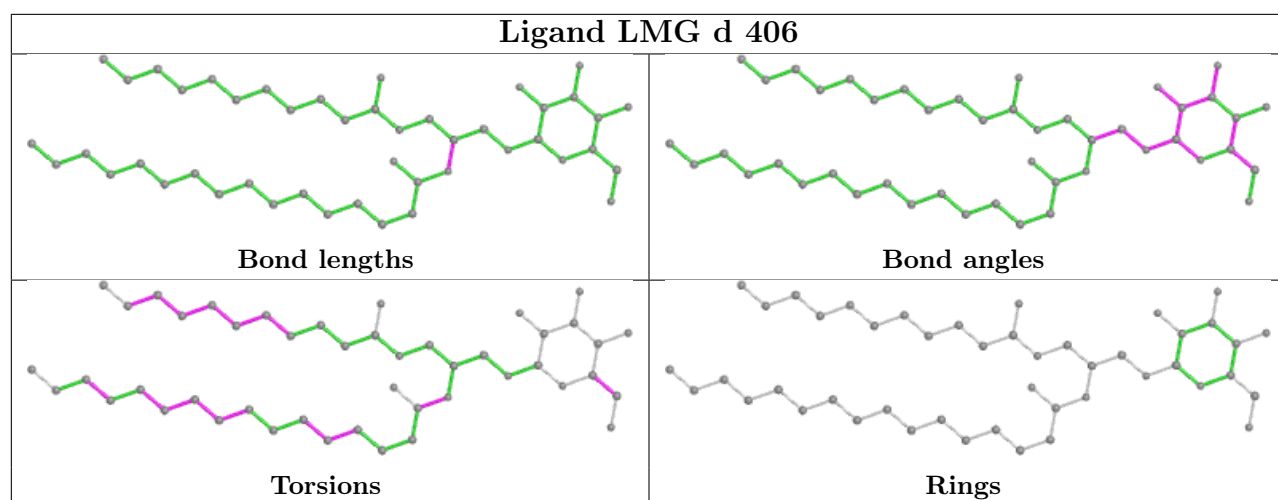
Rings

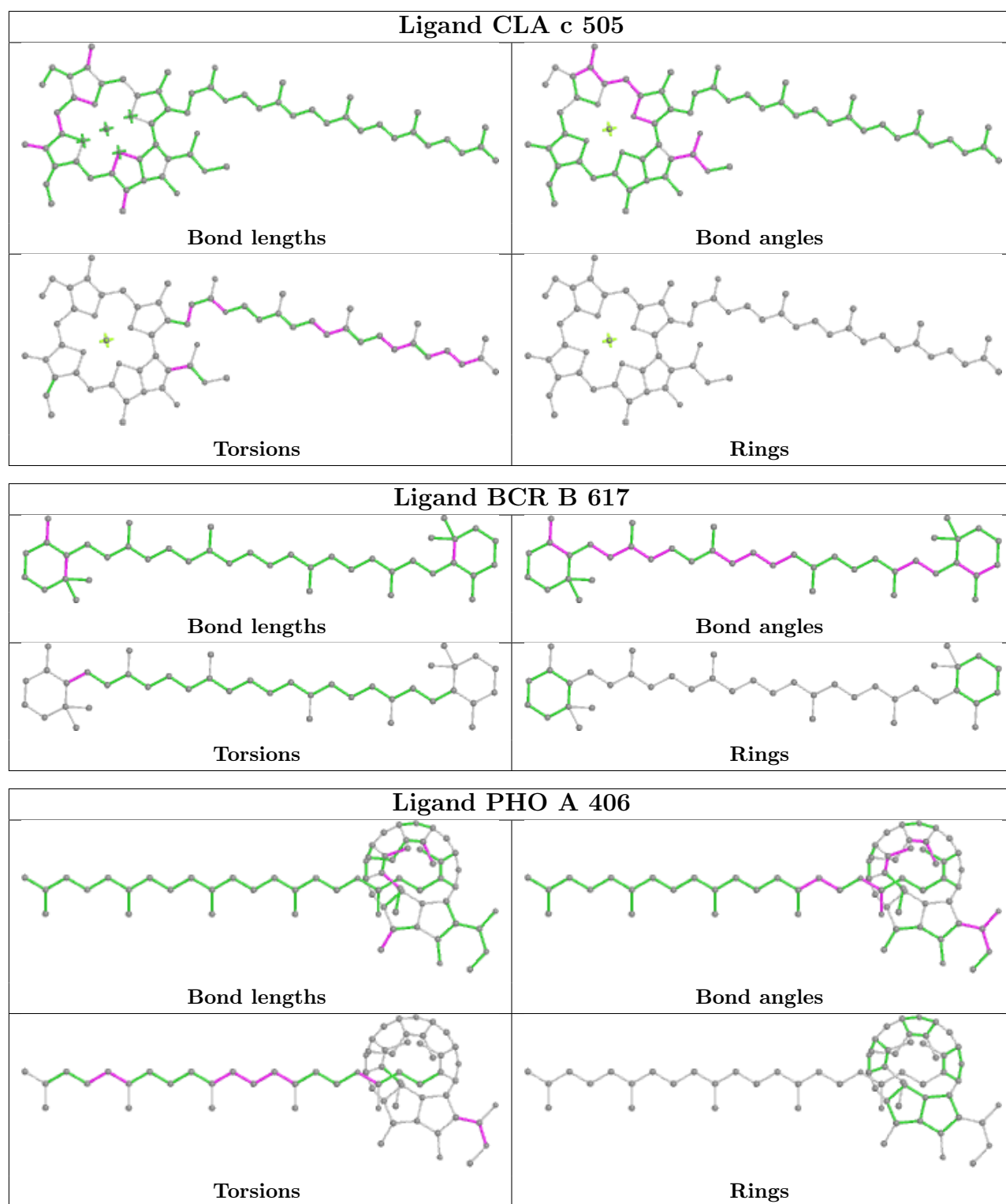
## Ligand CLA 4 316



## Ligand LHG A 411

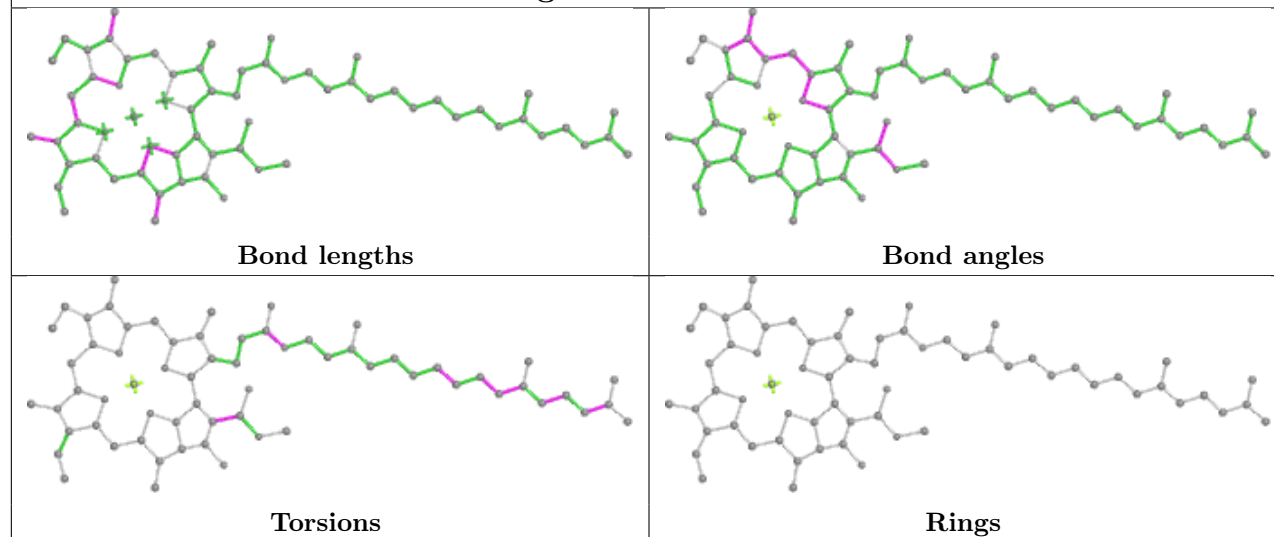




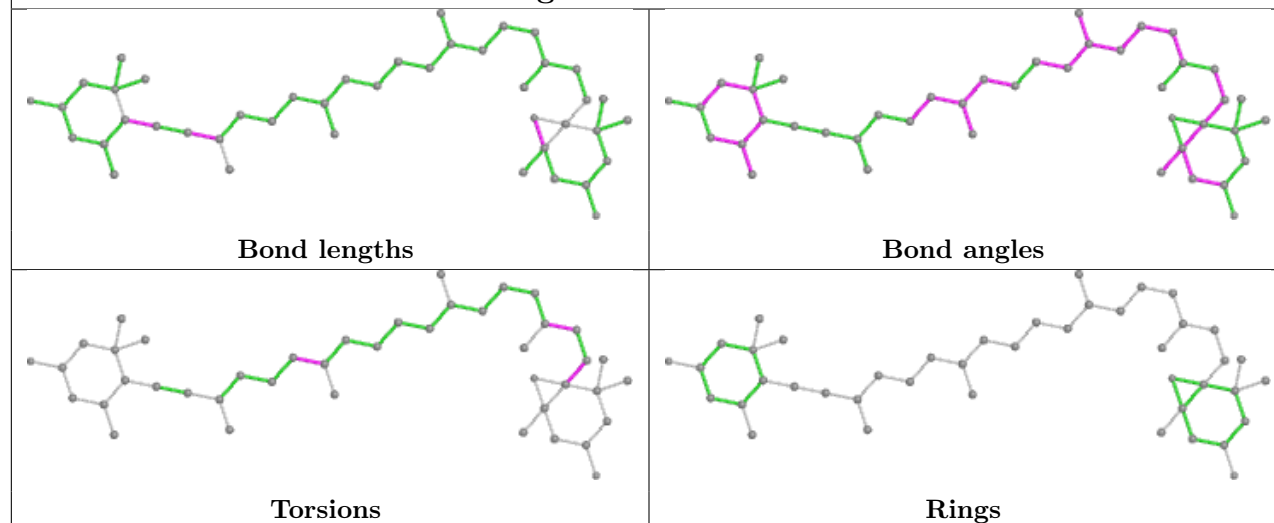




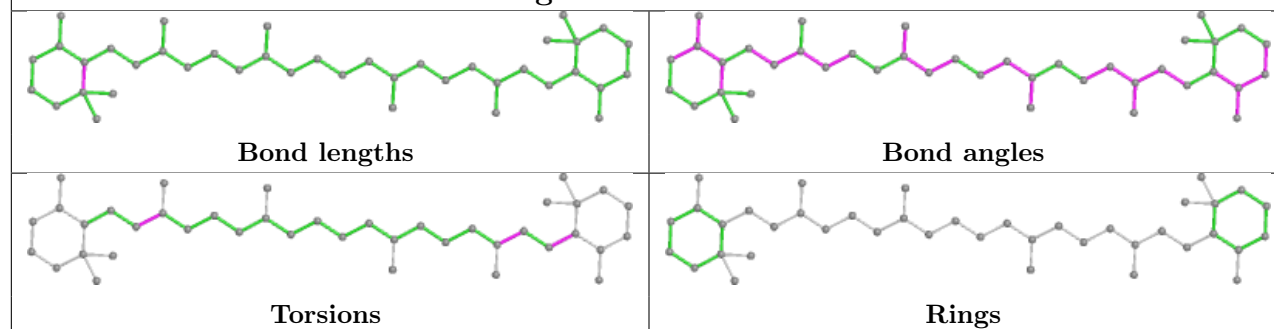
## Ligand CLA c 504



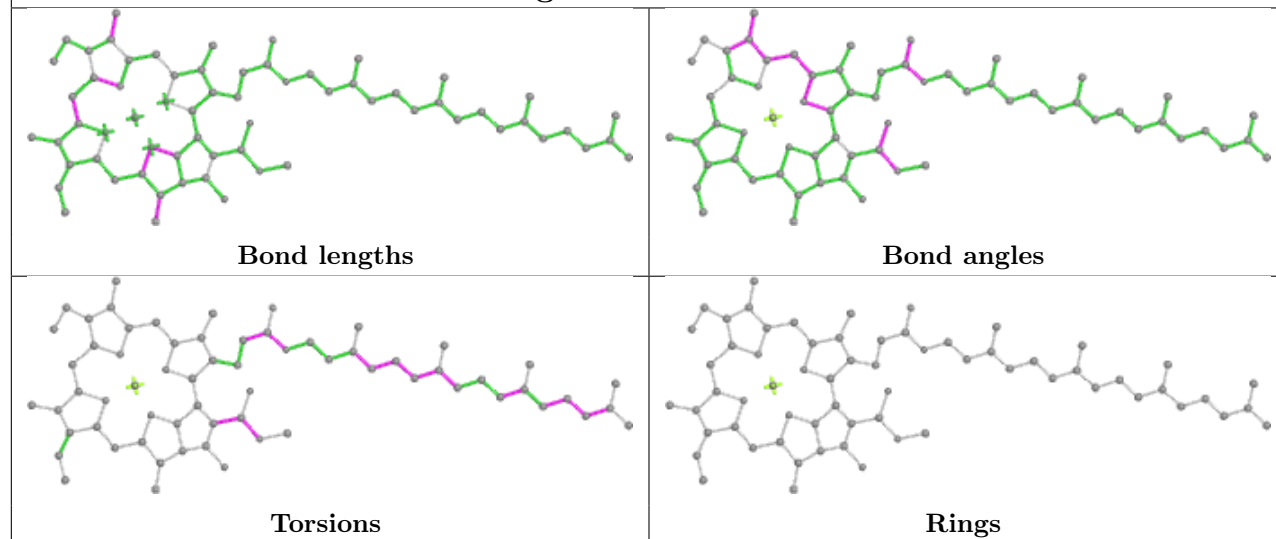
## Ligand DD6 3 315



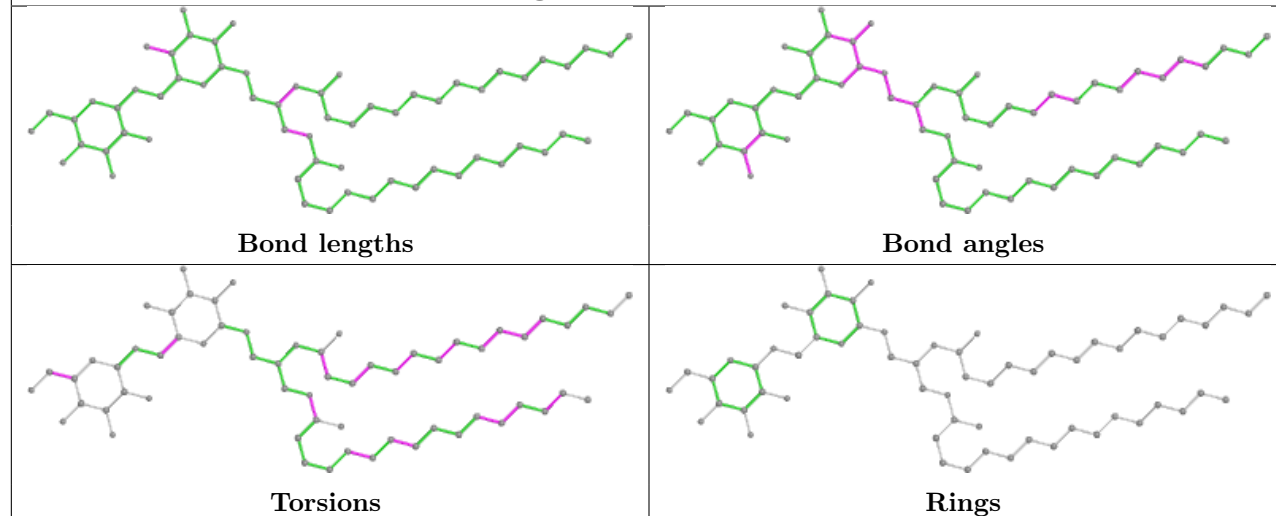
## Ligand BCR c 515



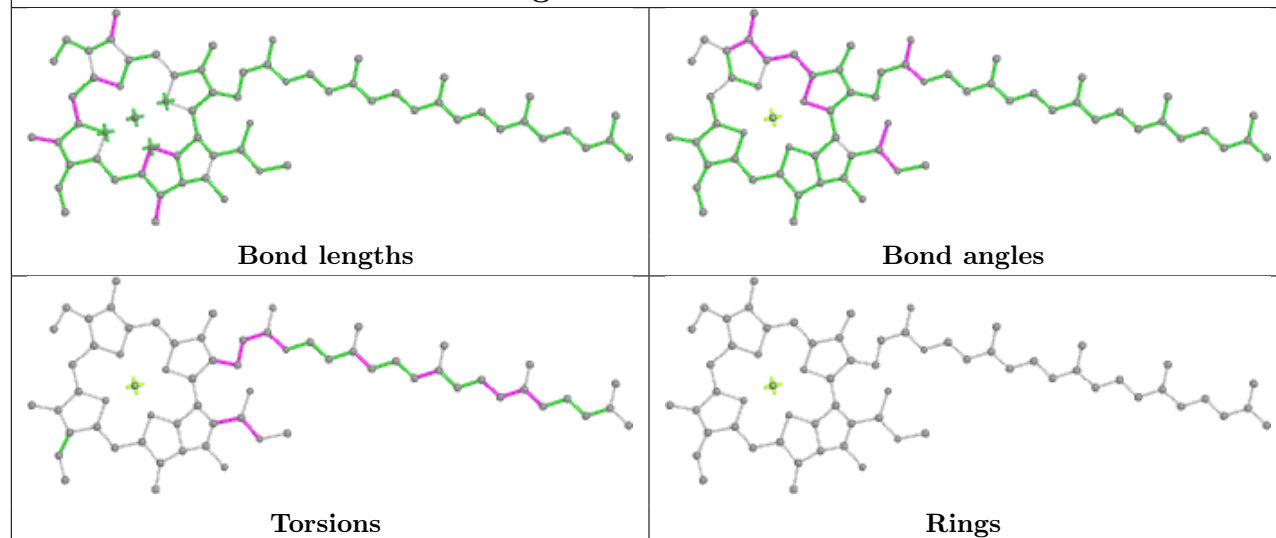
## Ligand CLA 0 312



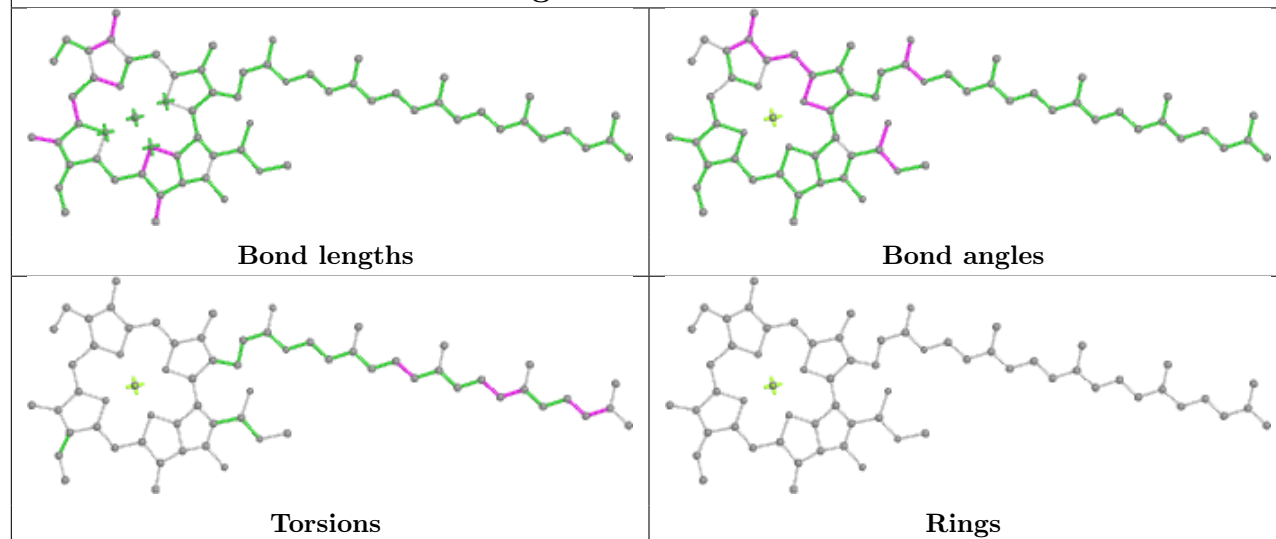
## Ligand DGD h 102



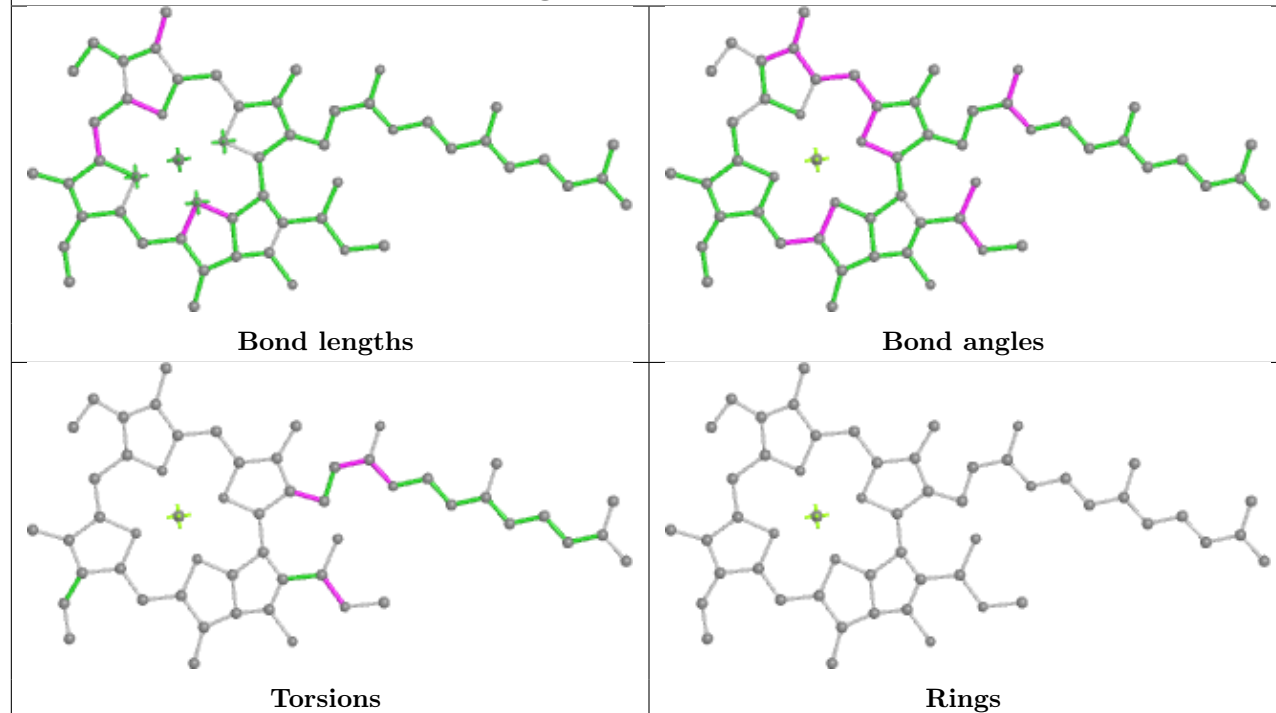
## Ligand CLA C 501

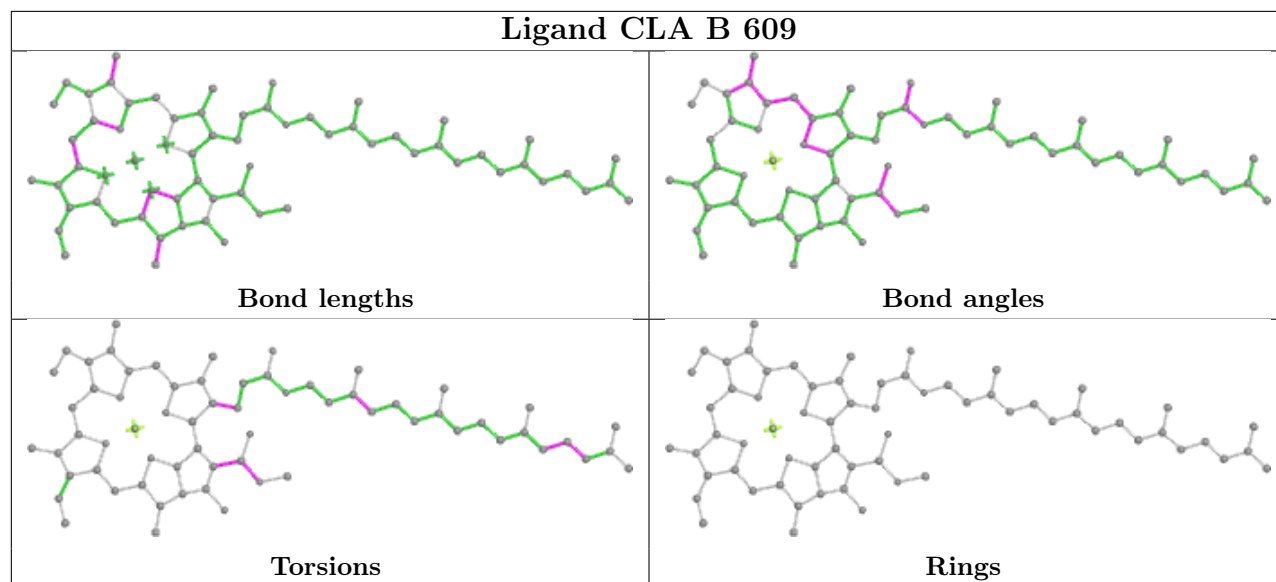
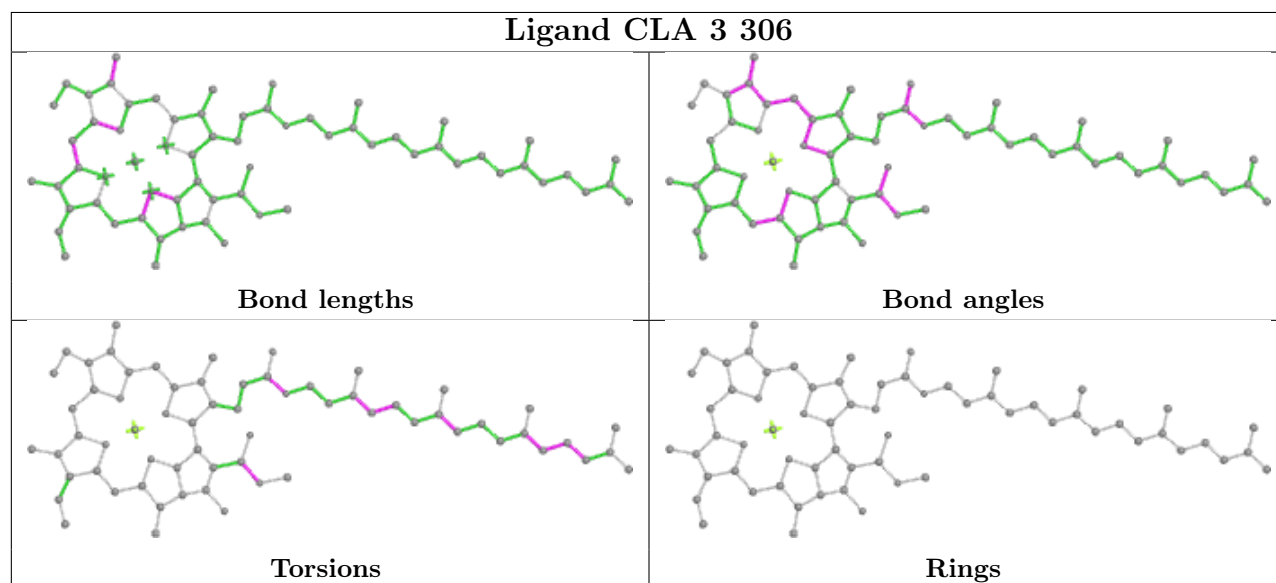


## Ligand CLA B 615

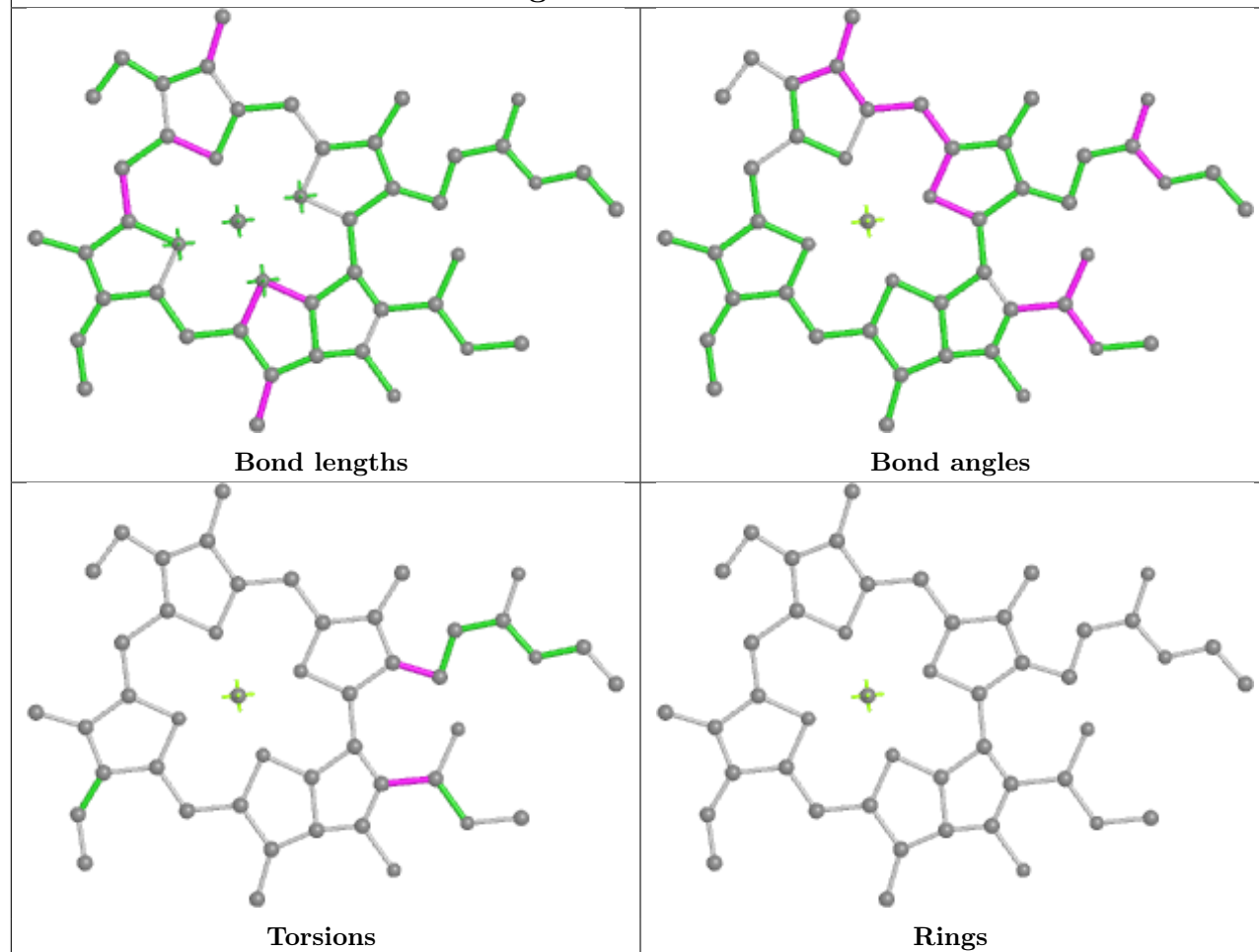


## Ligand CLA 5 311

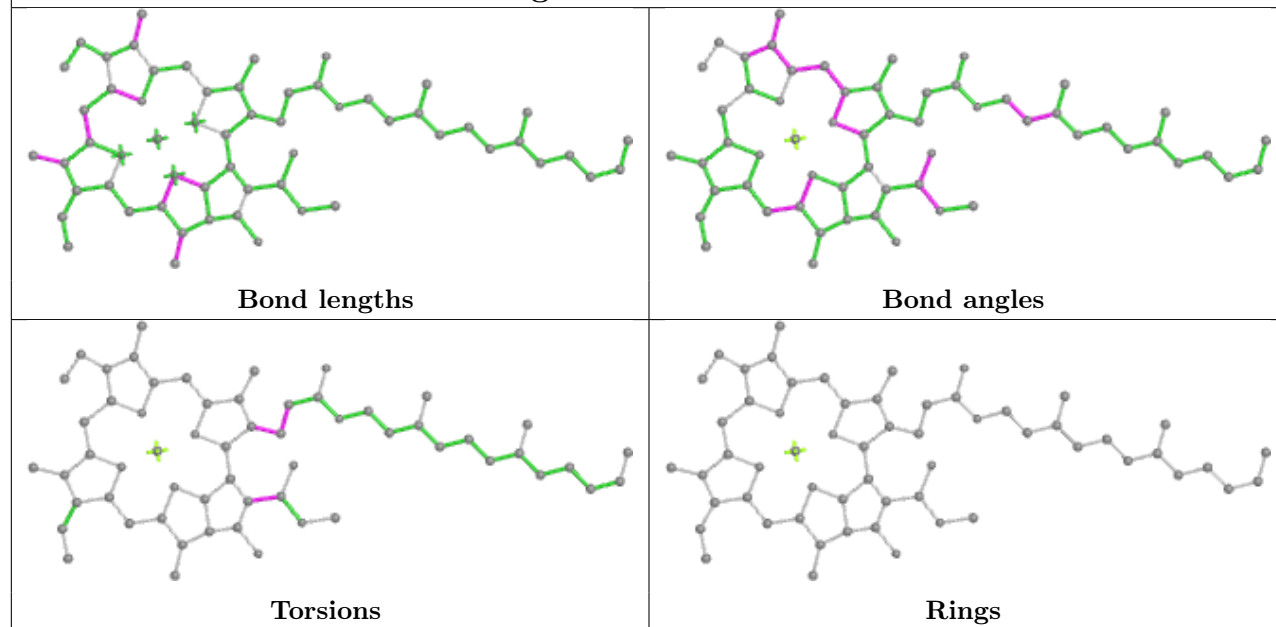


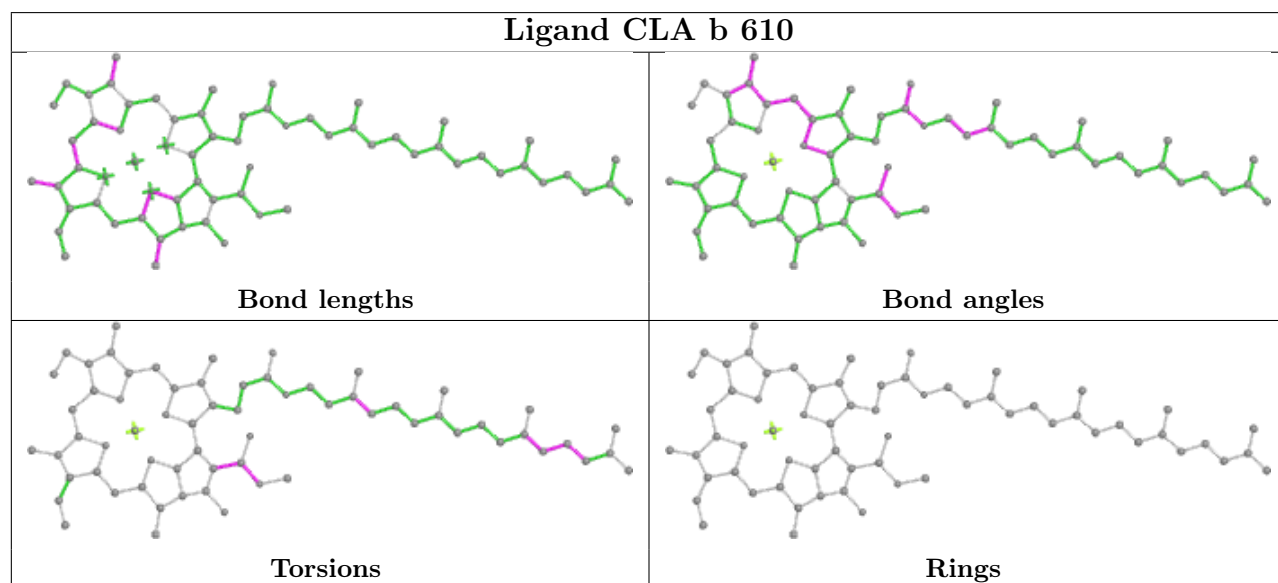
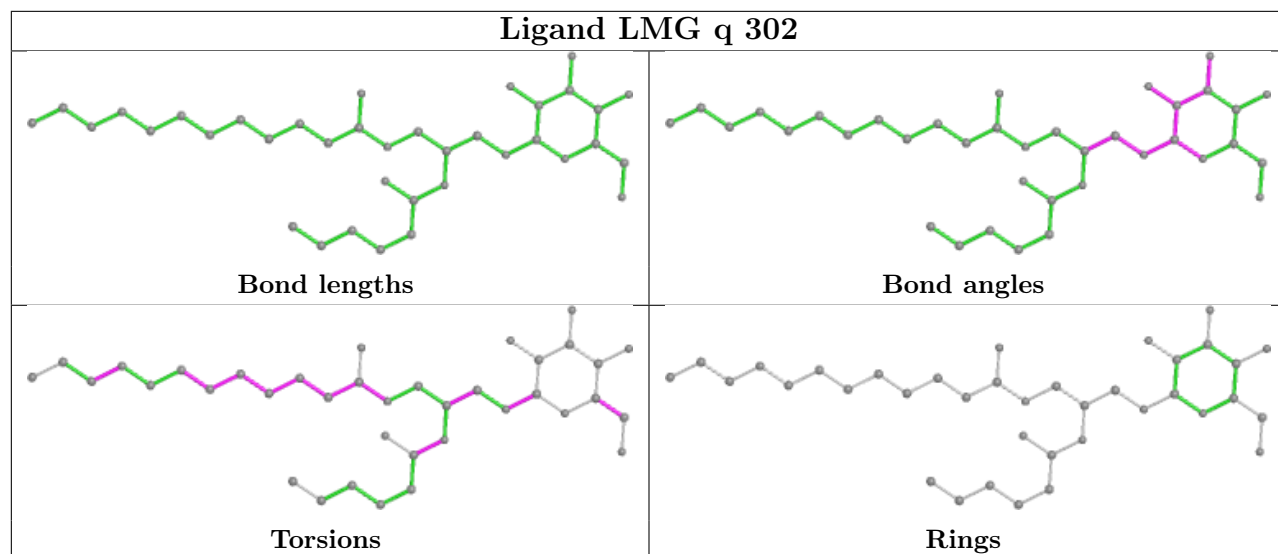
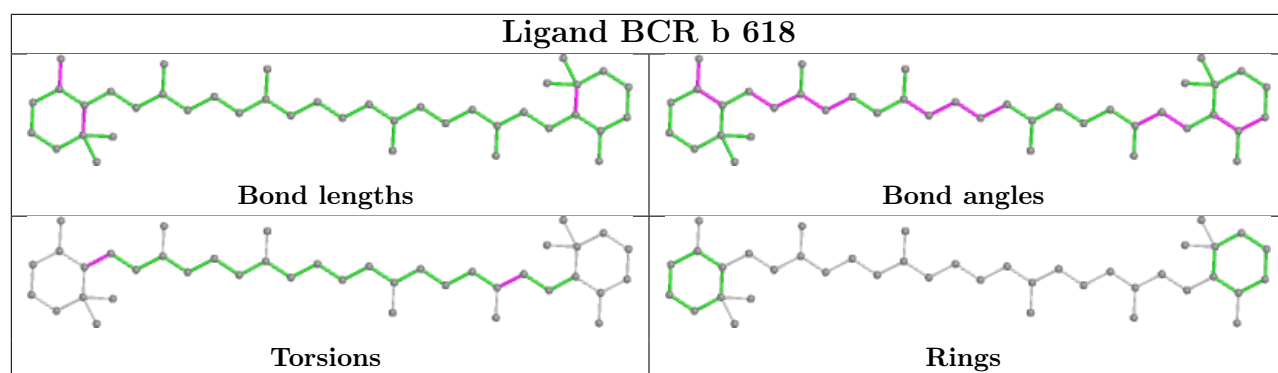
**Ligand CLA B 609****Ligand CLA 3 306**

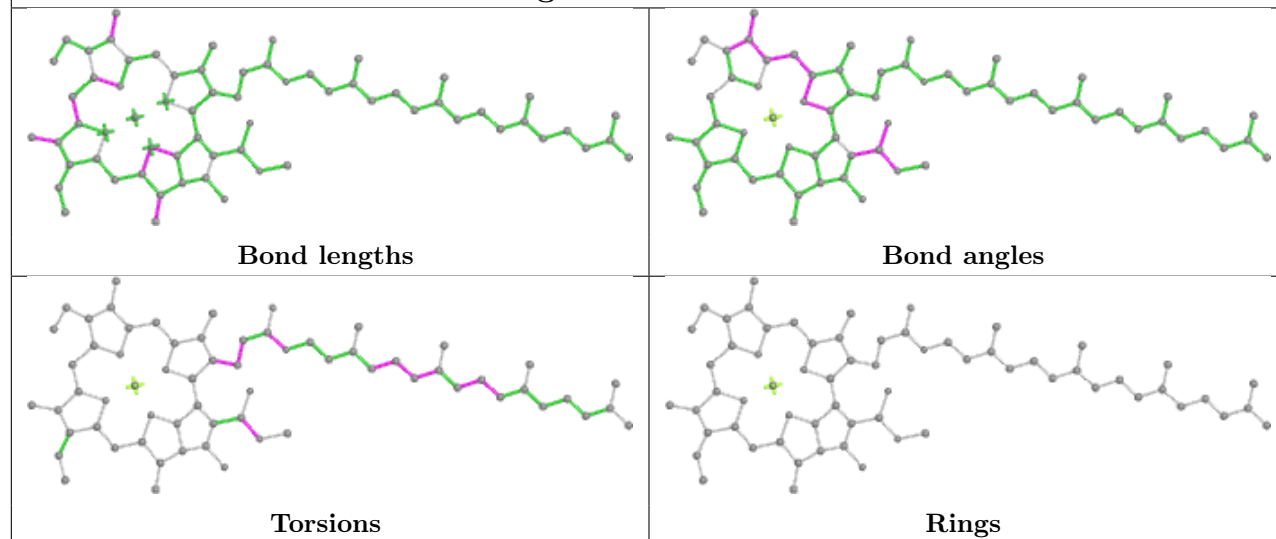

## Ligand CLA 4 315



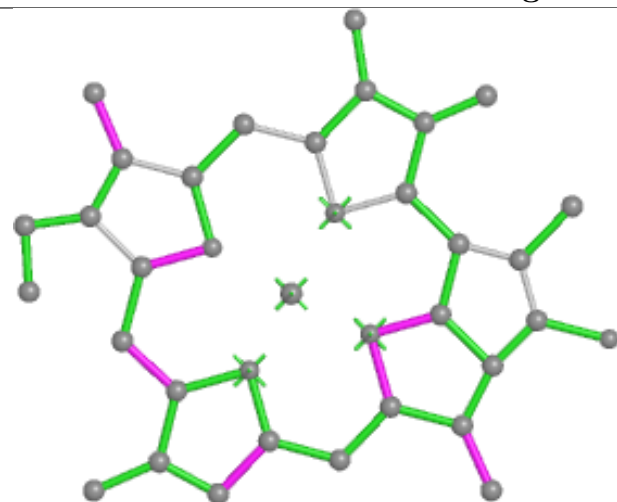
## Ligand CLA D 402



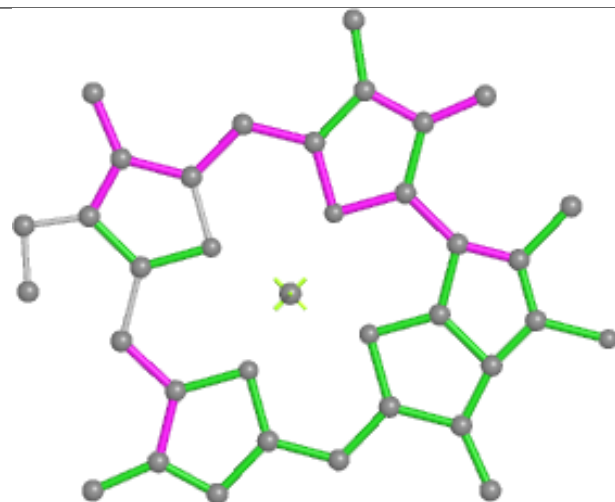


**Ligand CLA c 503****Ligand LHG A 412**

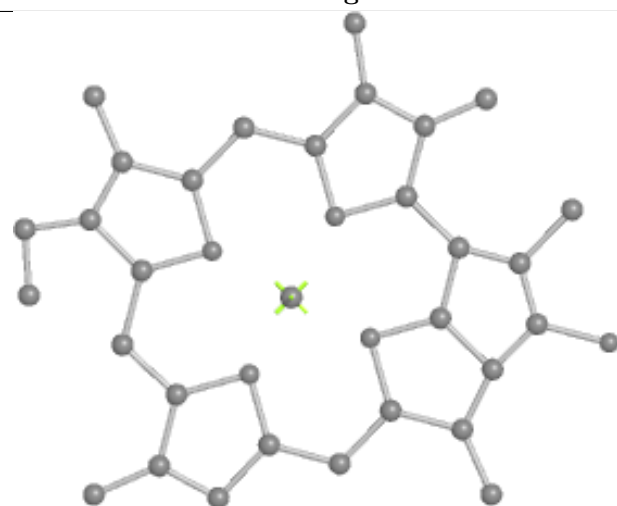
## Ligand CLA 1 313



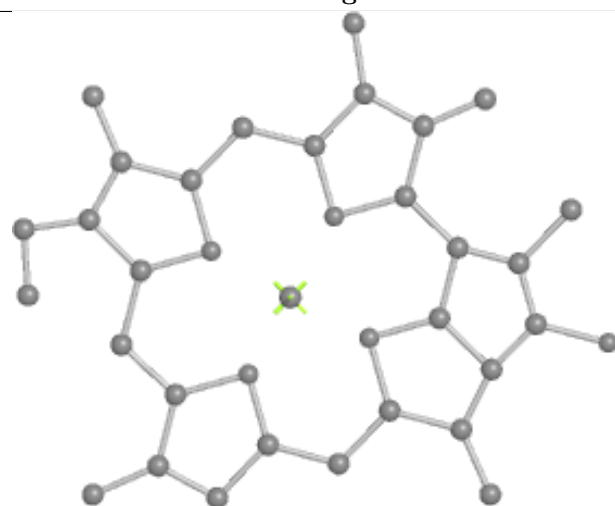
Bond lengths



Bond angles



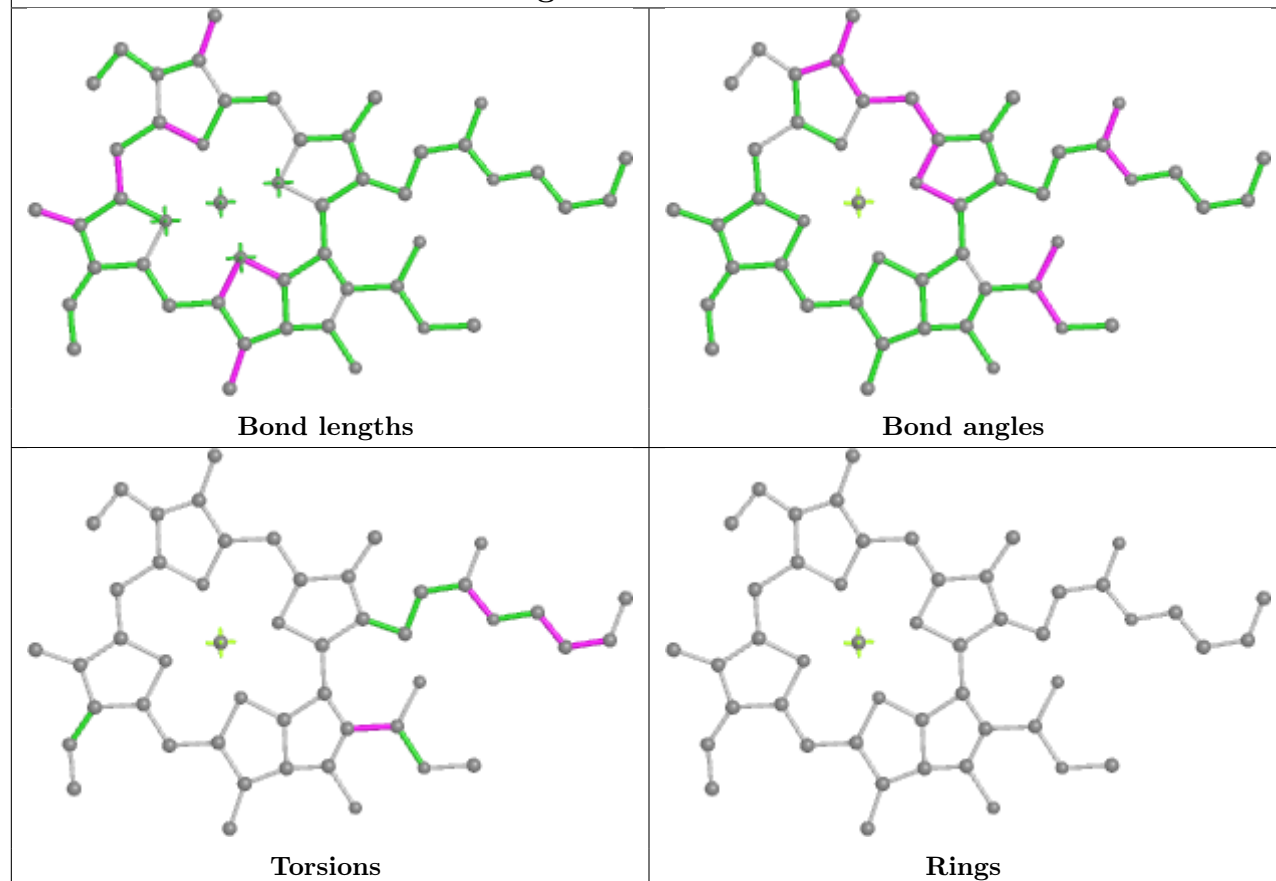
Torsions



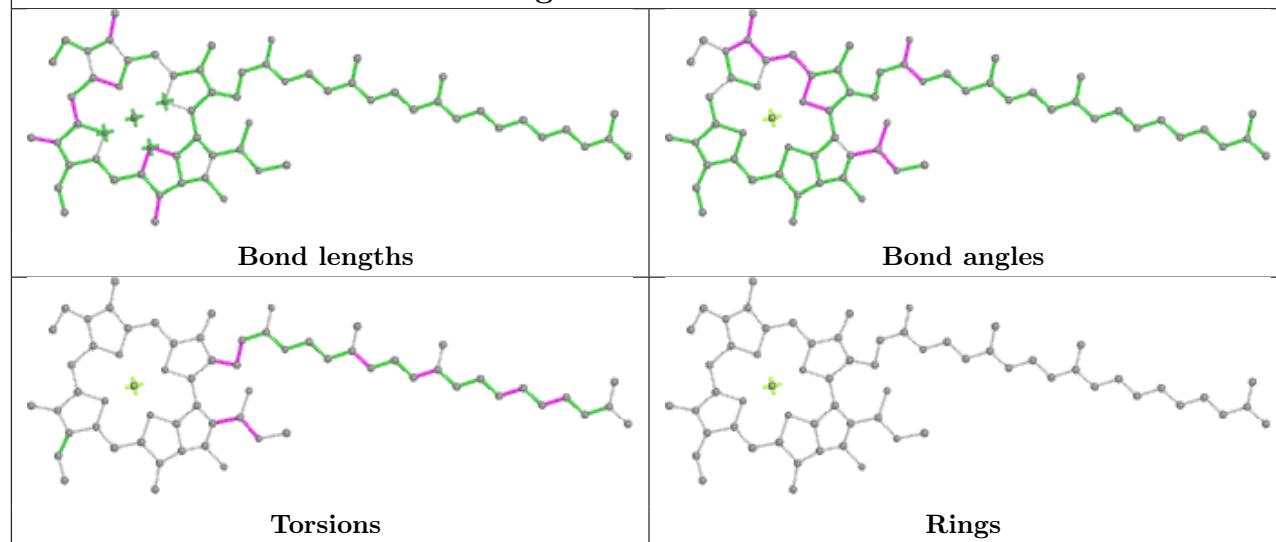
Rings



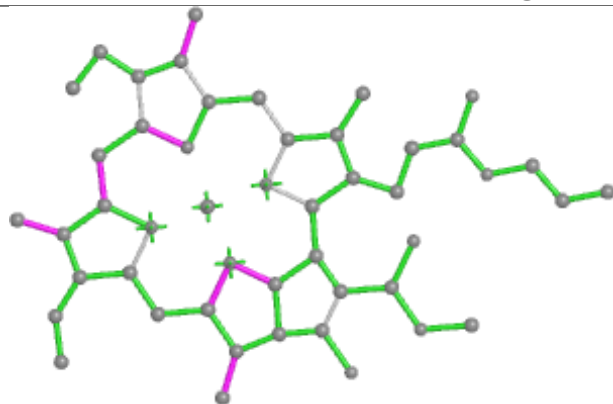
## Ligand CLA c 513



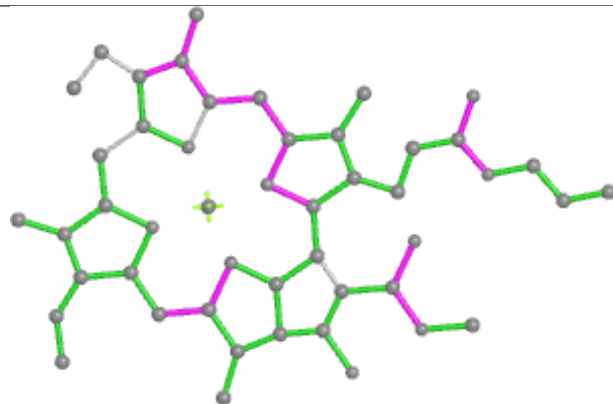
## Ligand CLA b 604



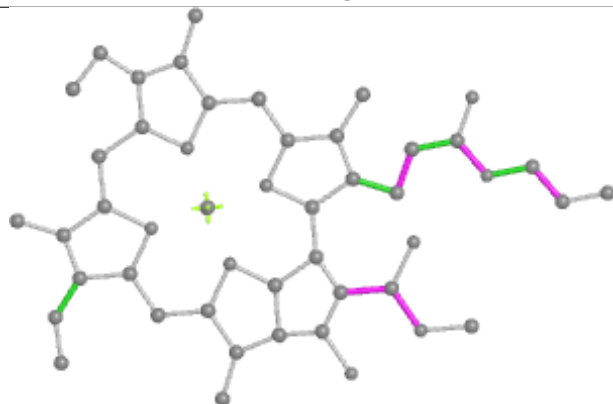
## Ligand CLA 3 305



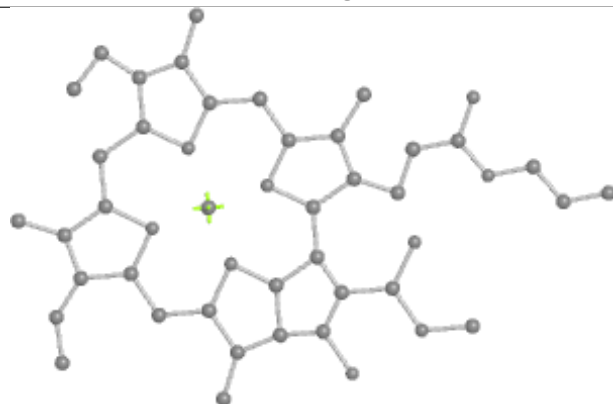
Bond lengths



Bond angles

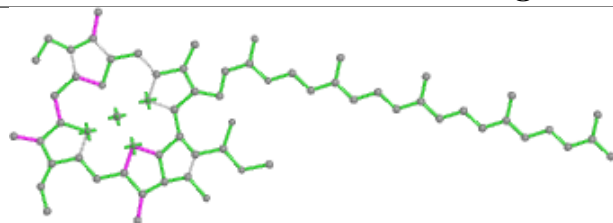


Torsions

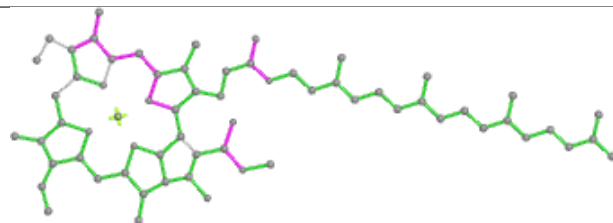


Rings

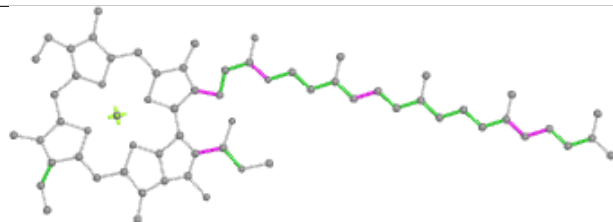
## Ligand CLA C 511



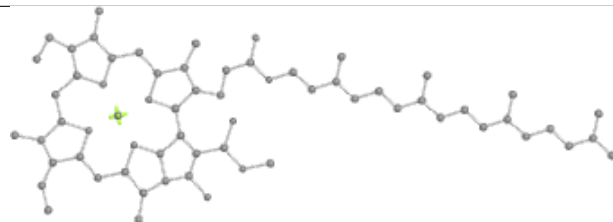
Bond lengths



Bond angles

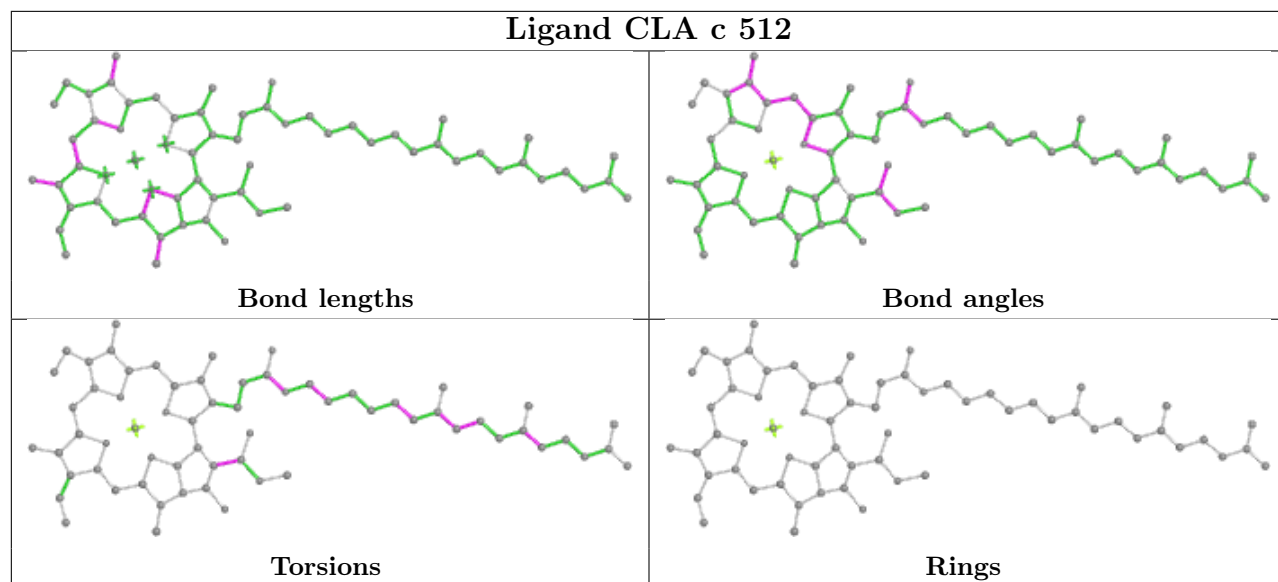


Torsions

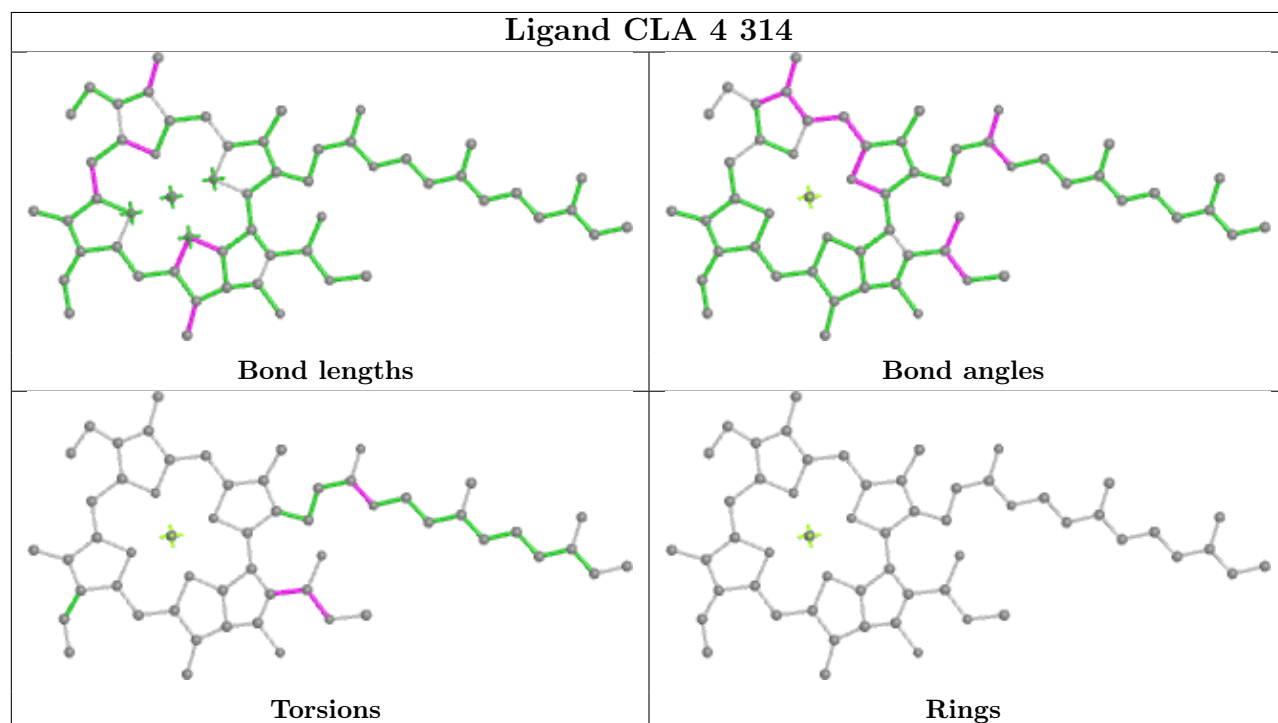


Rings

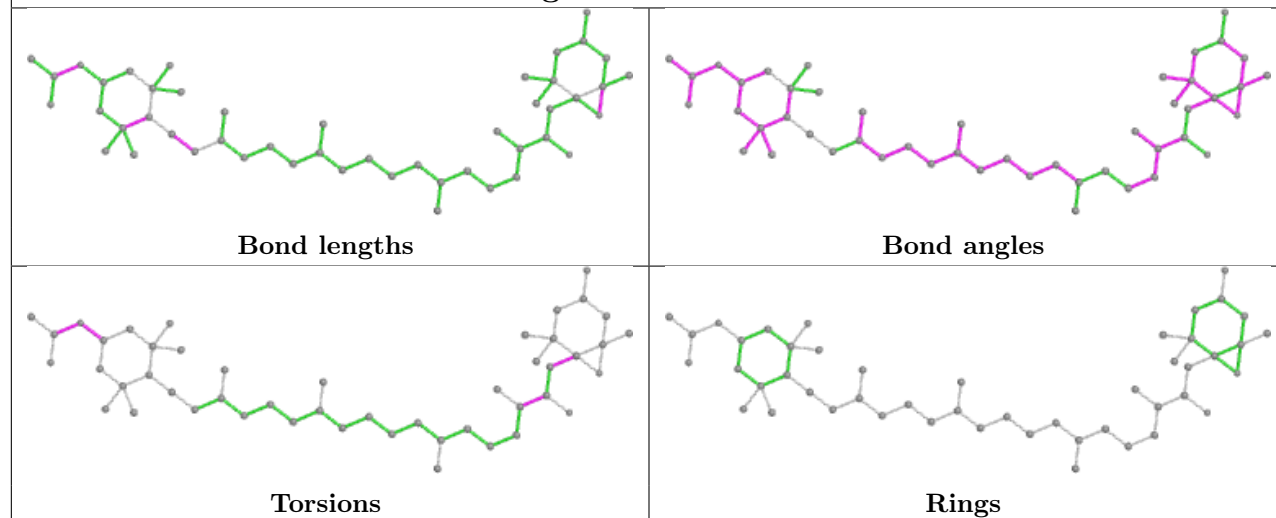
## Ligand CLA c 512



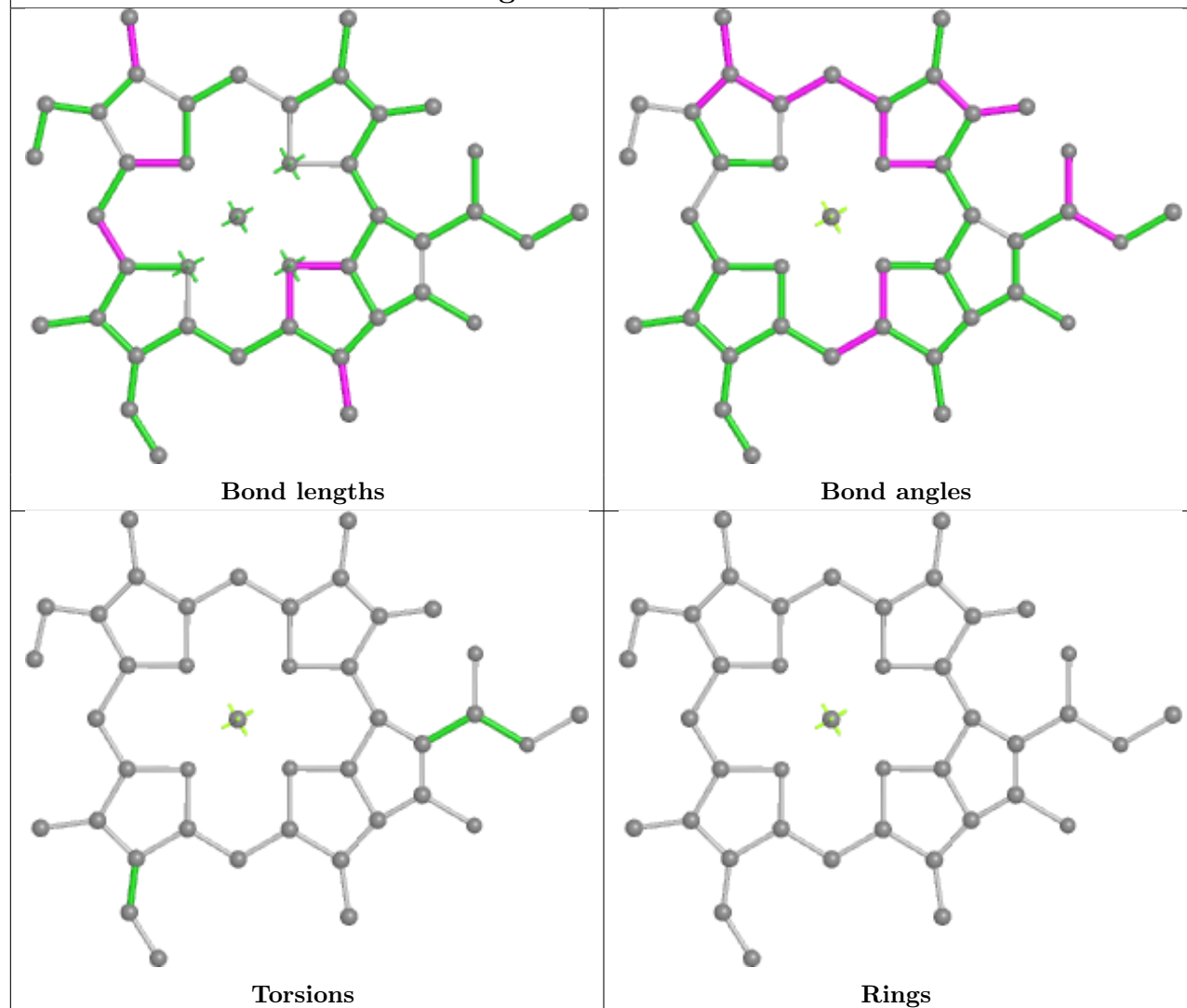
## Ligand CLA 4 314



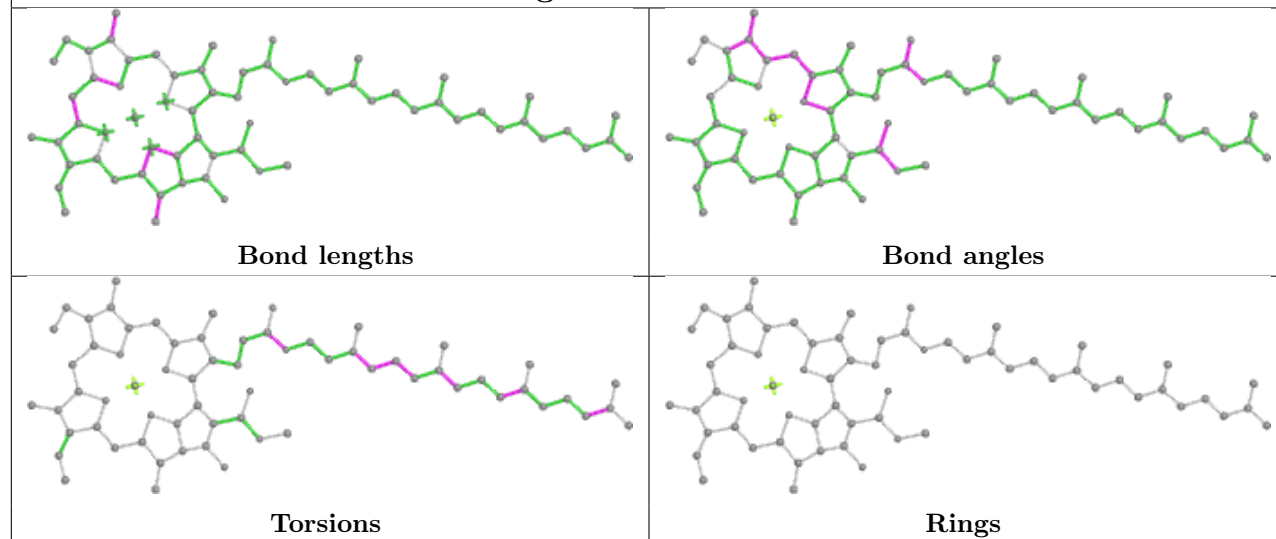
## Ligand A86 4 302



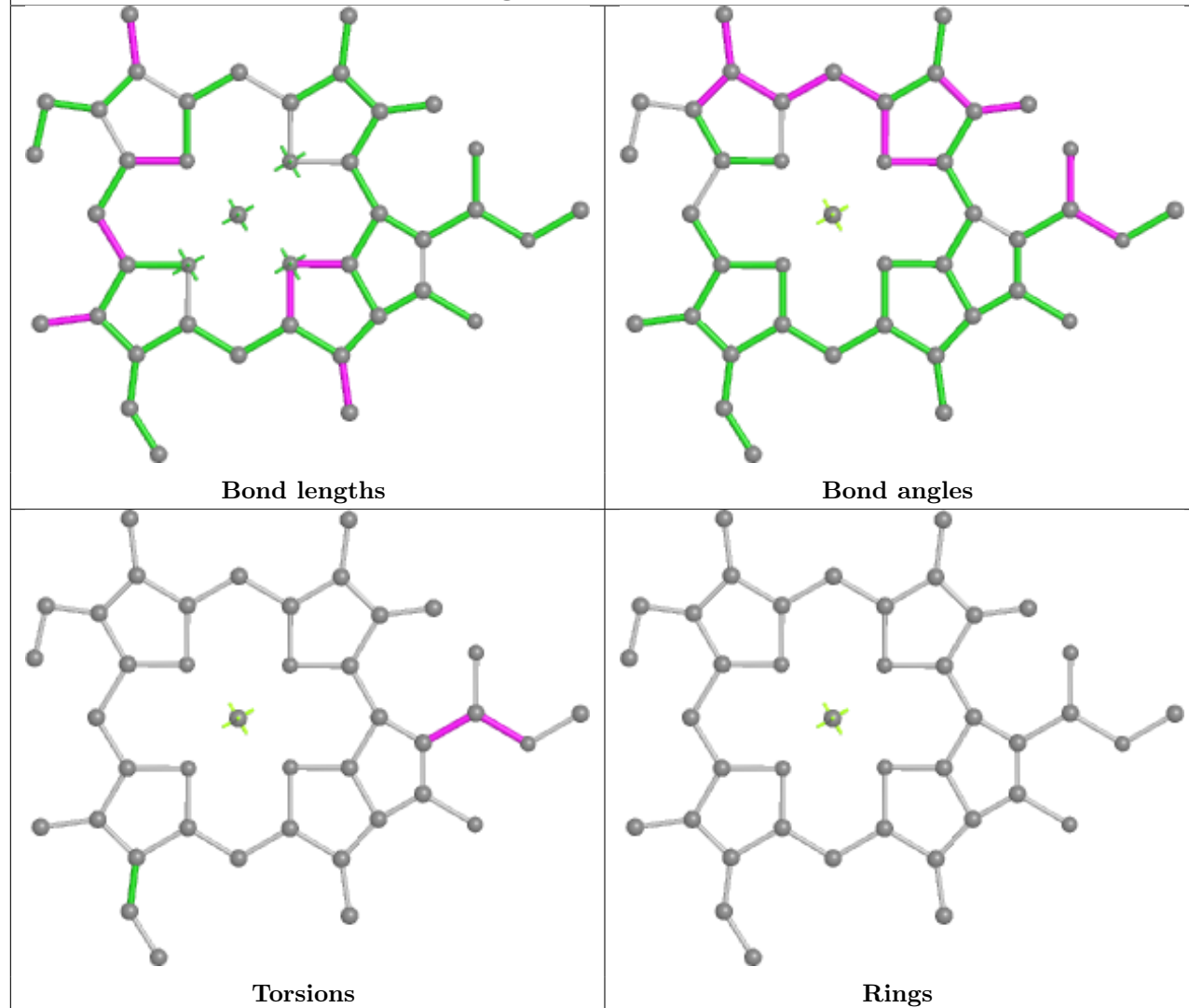
## Ligand CLA 4 313

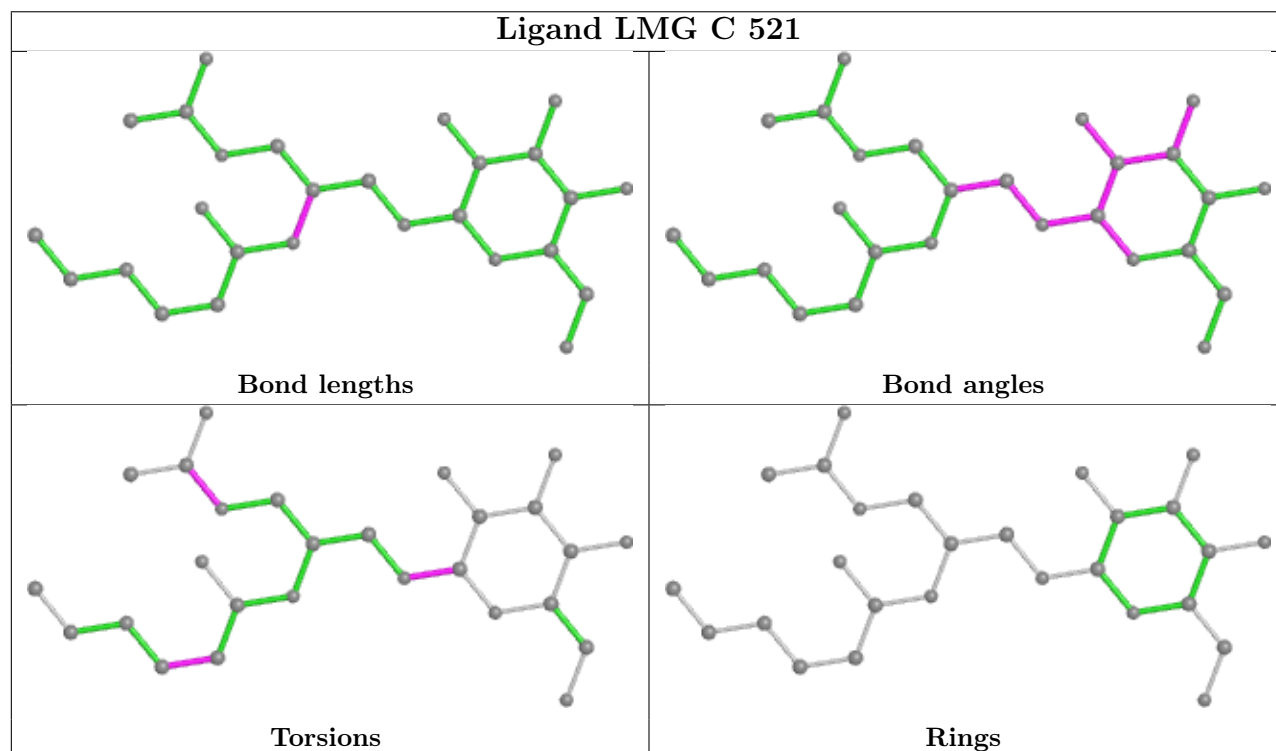
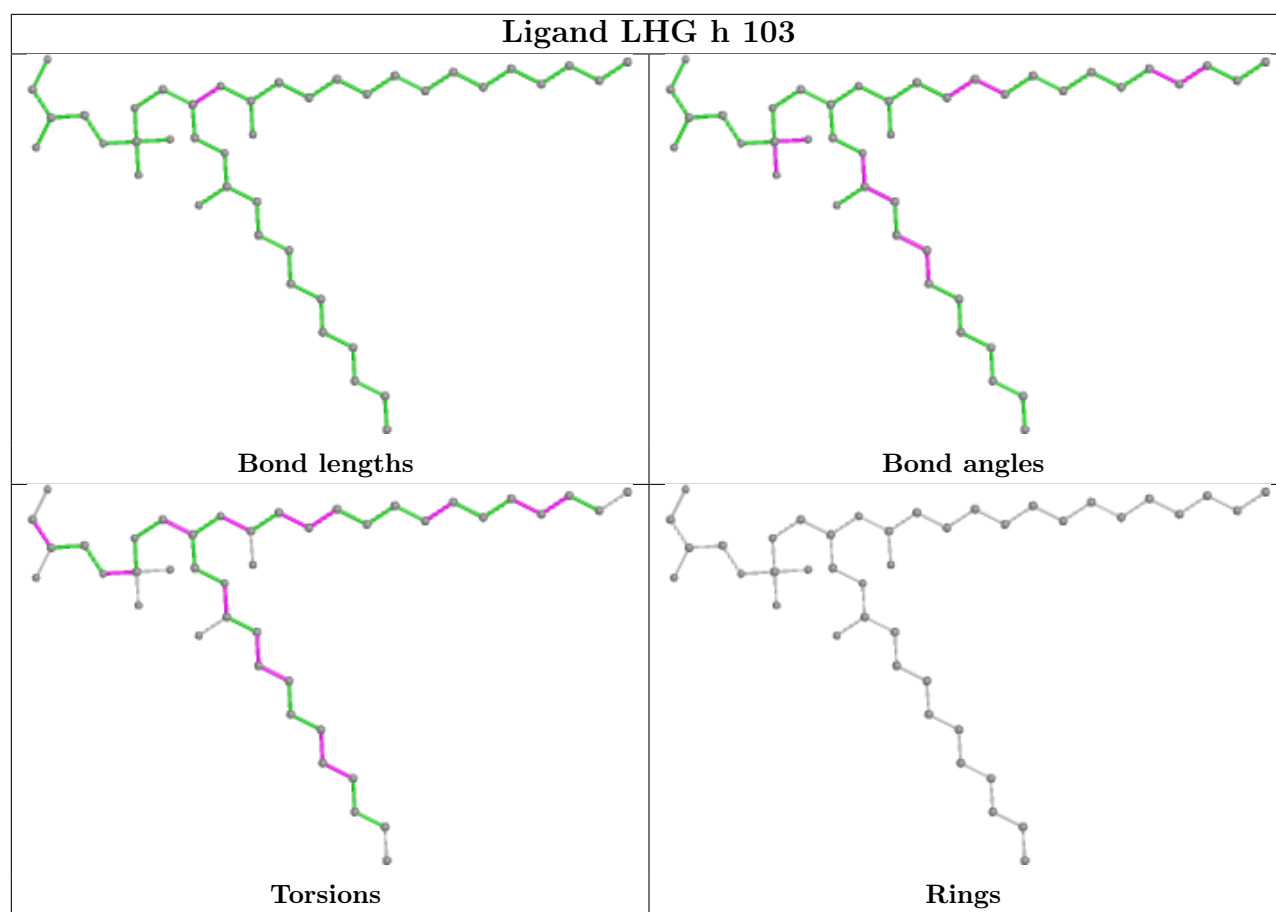


## Ligand CLA 3 307

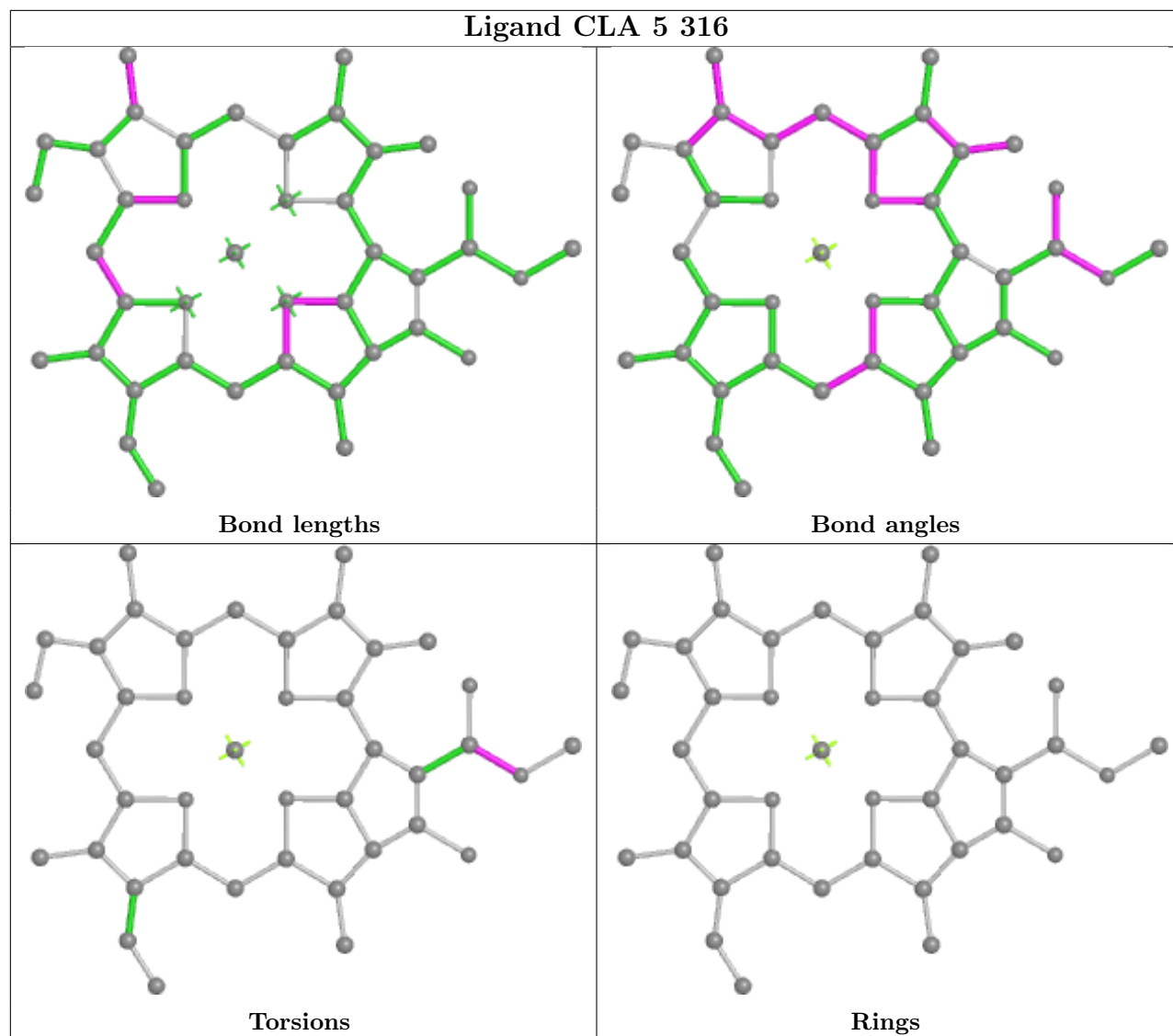


## Ligand CLA b 608

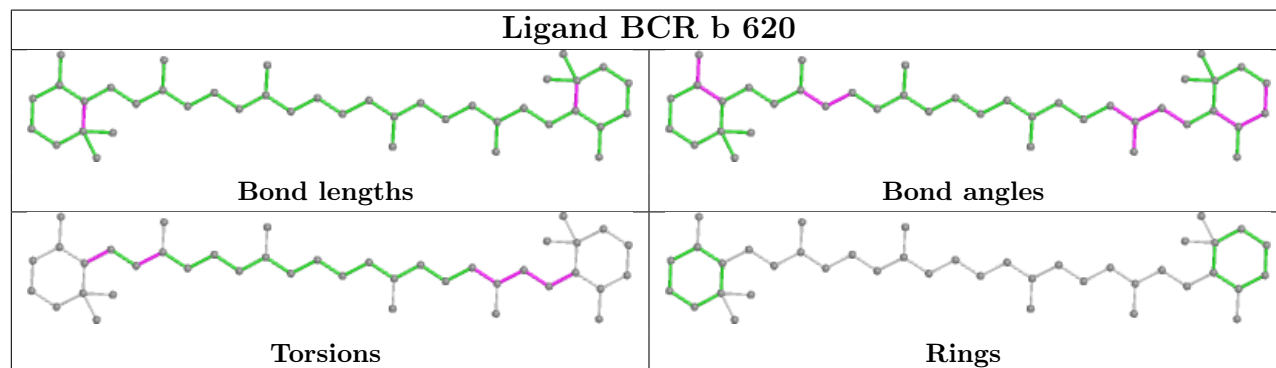


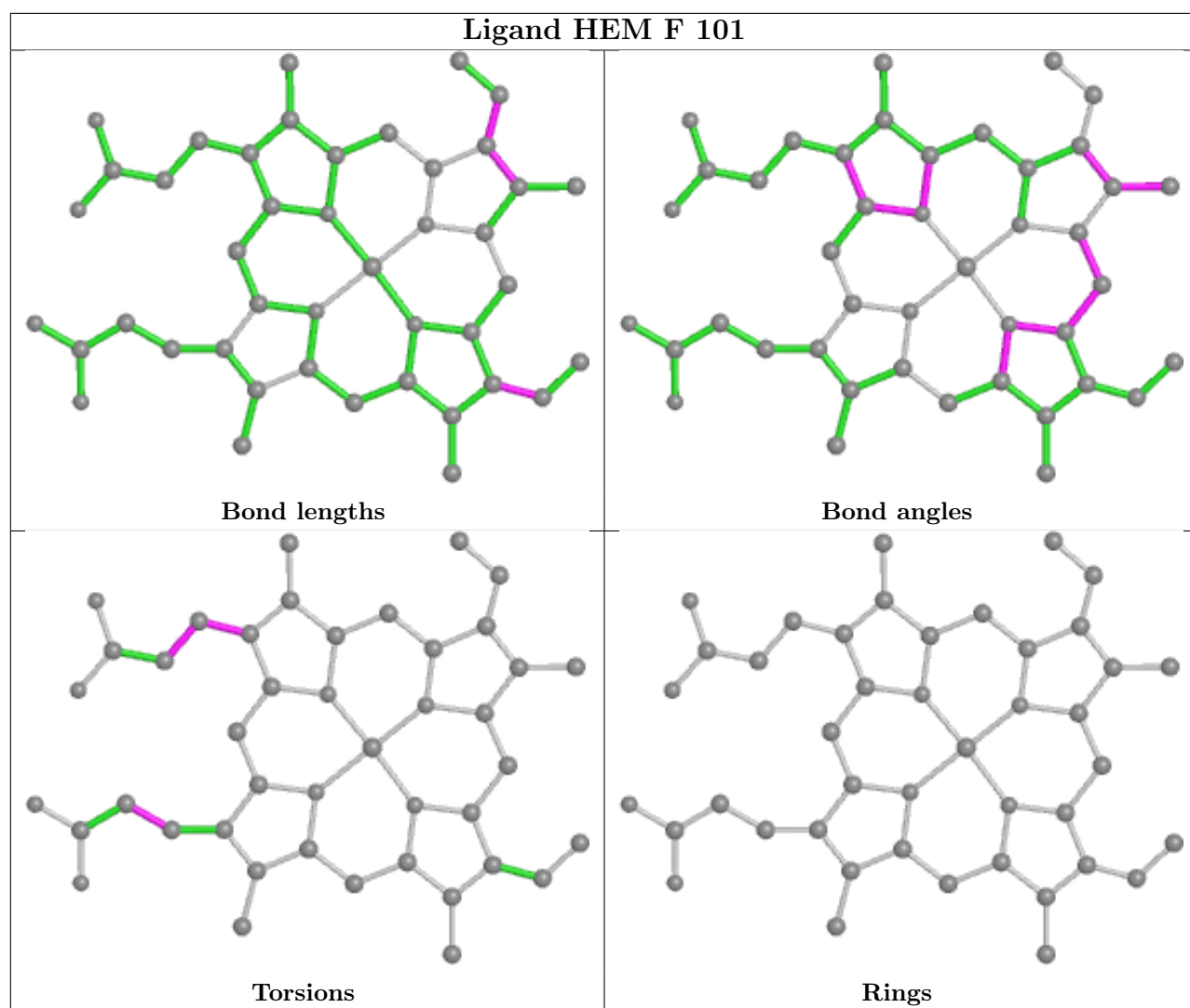


## Ligand CLA 5 316

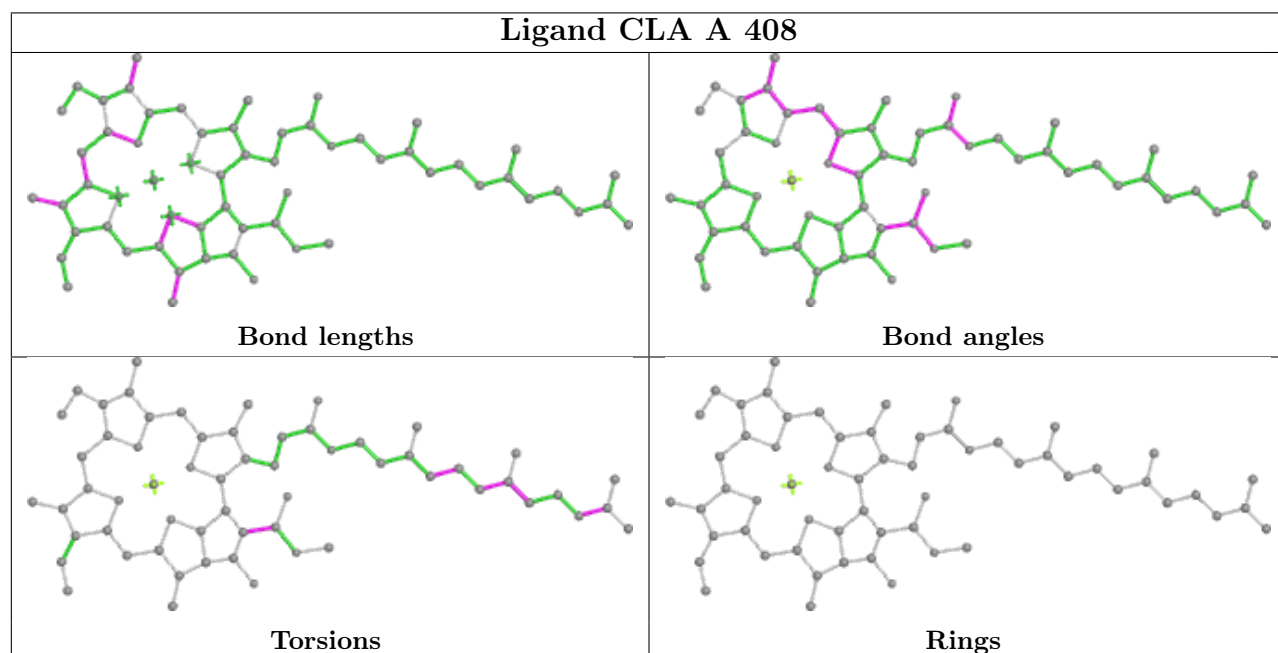
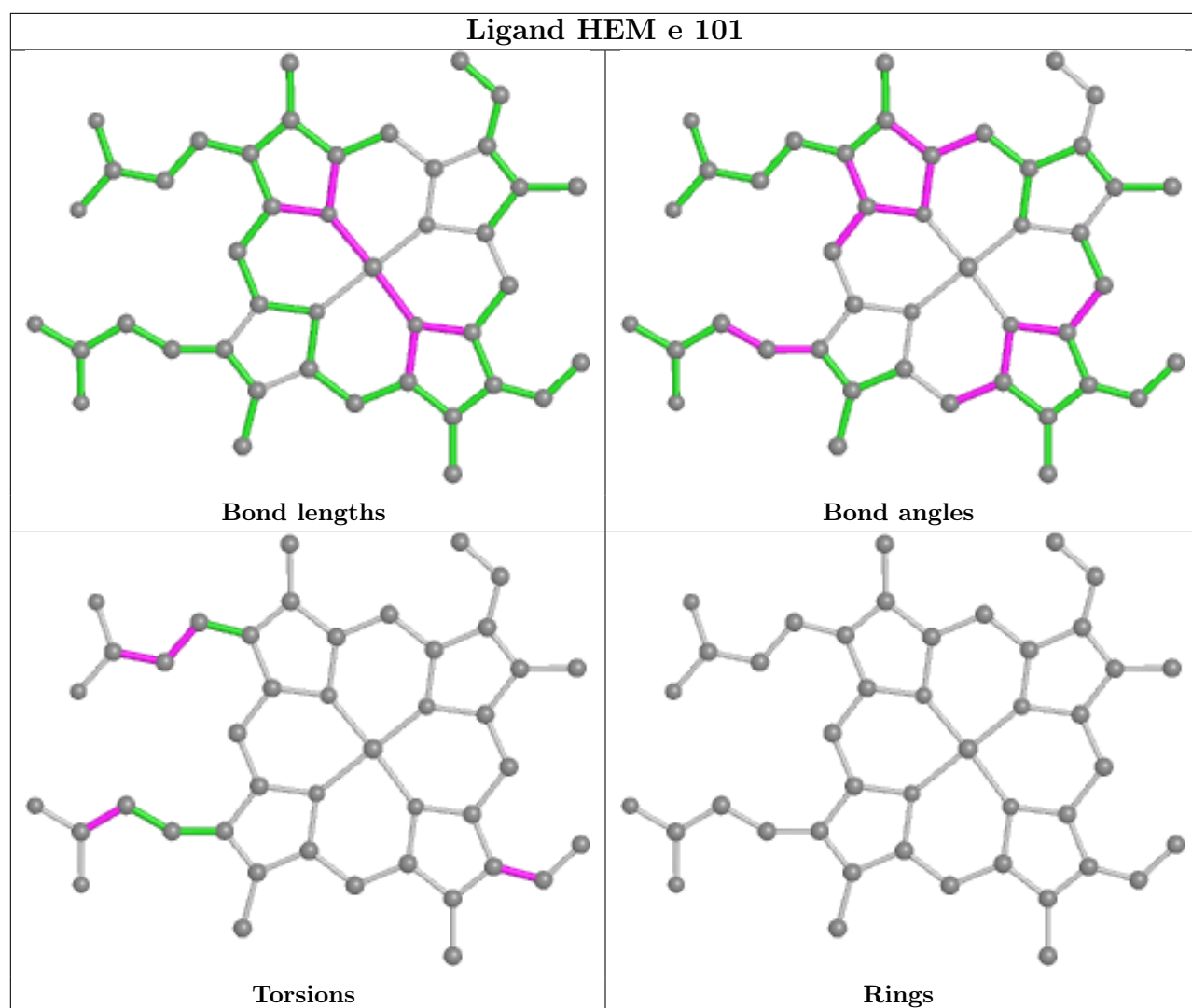


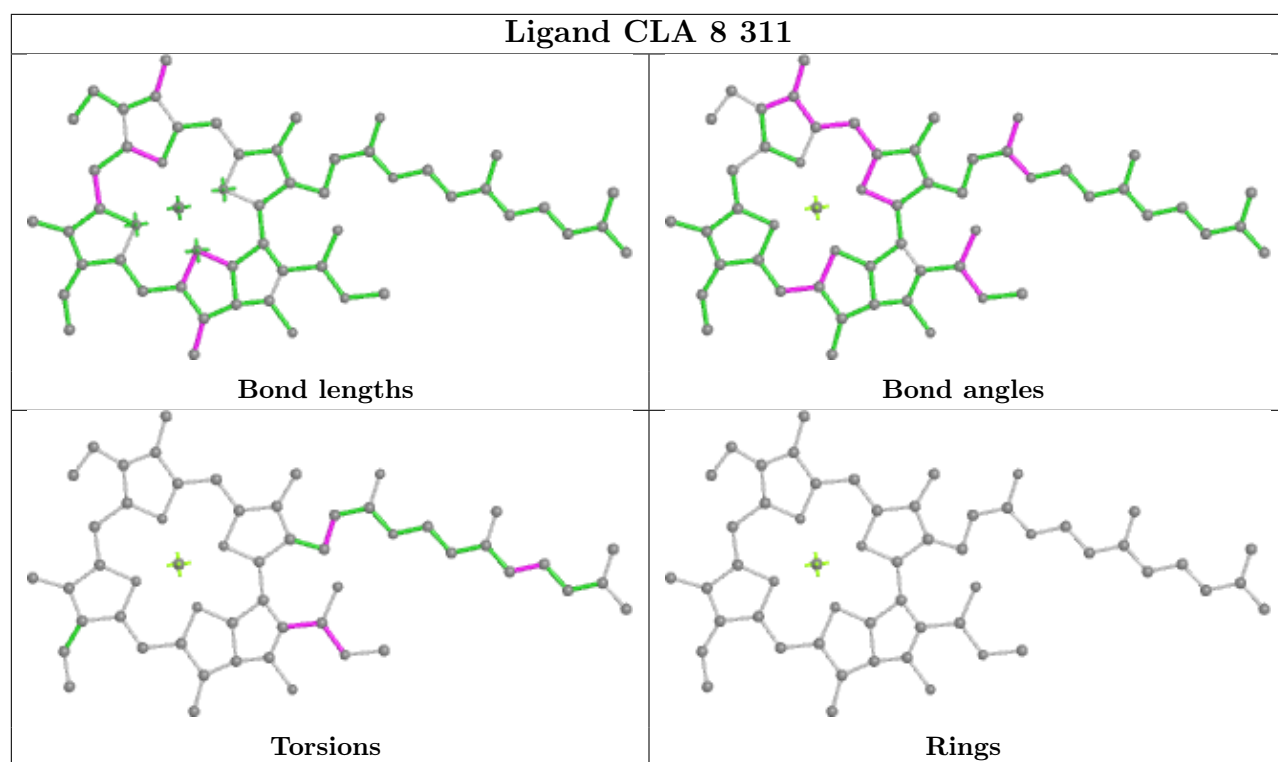
## Ligand BCR b 620

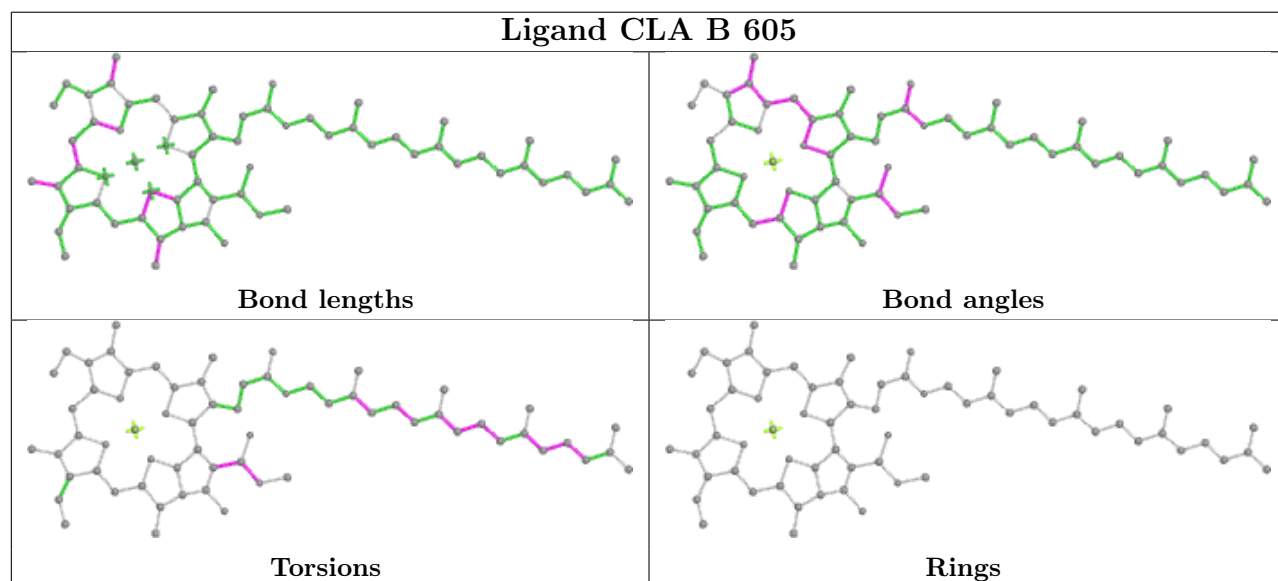
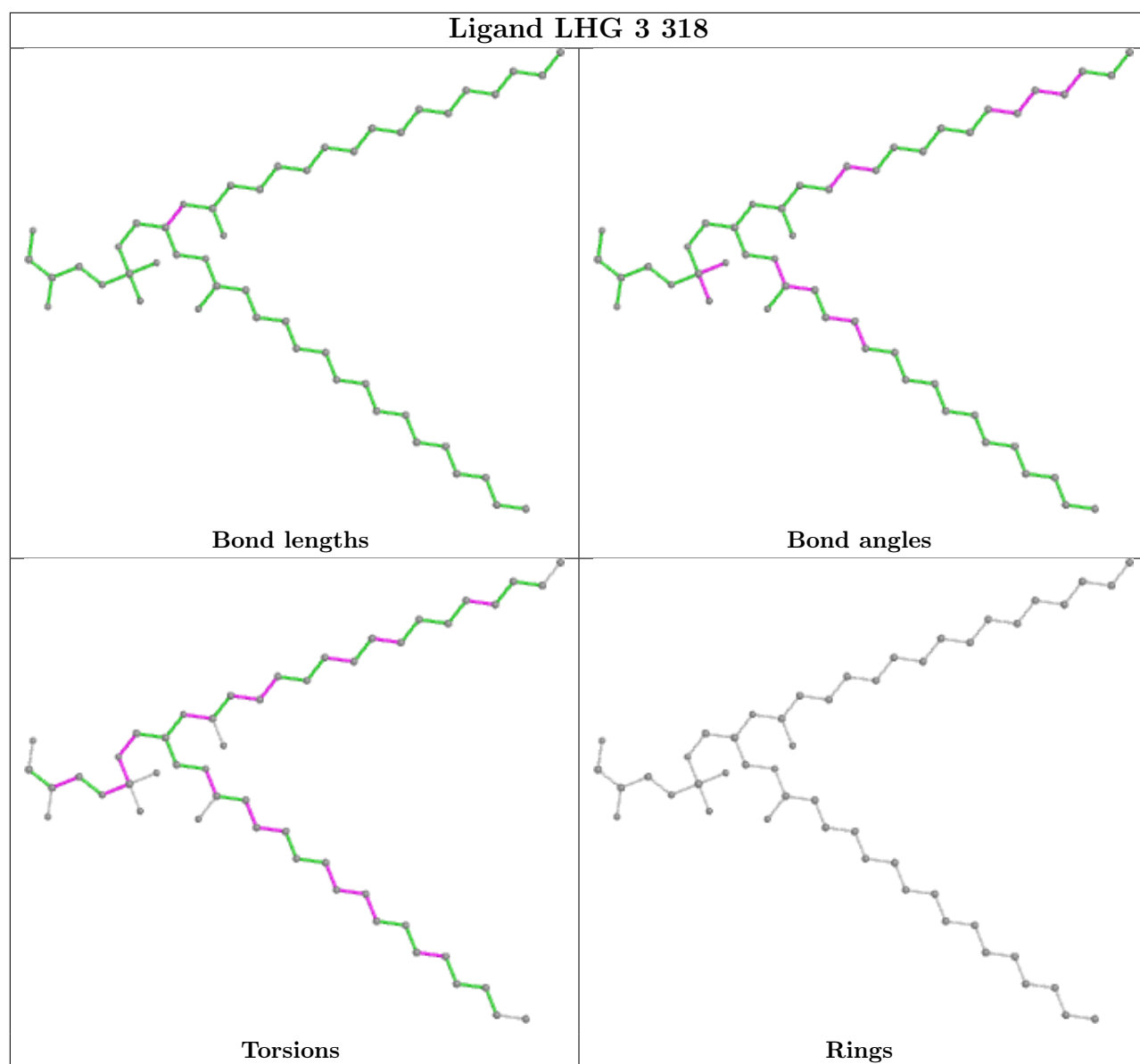


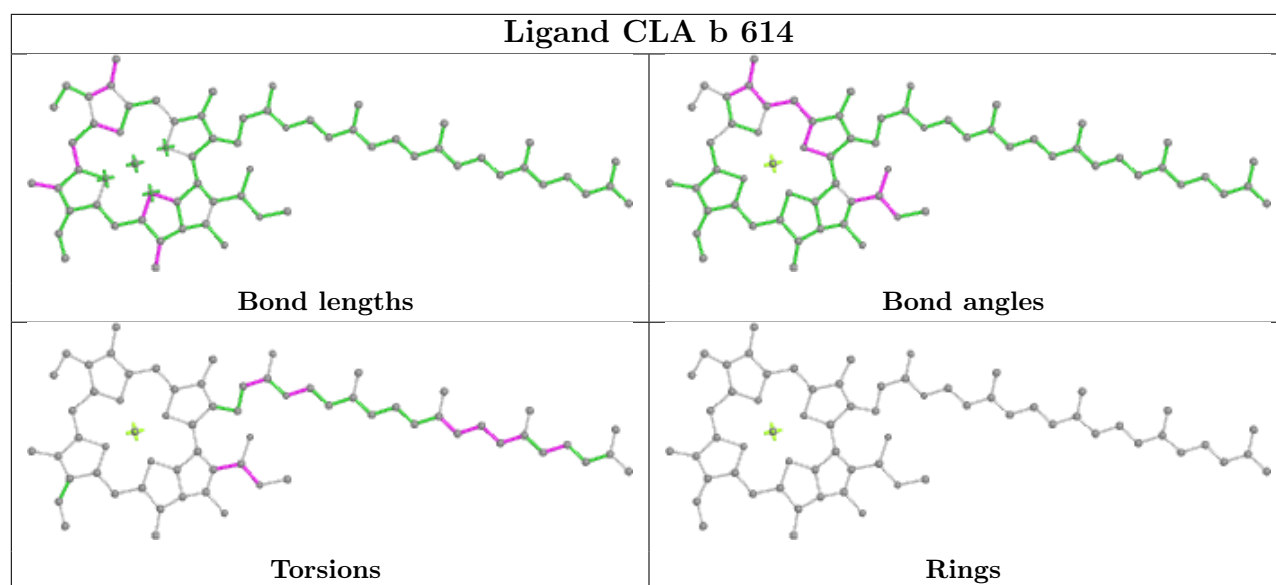












## 5.7 Other polymers [i](#)

There are no such residues in this entry.

## 5.8 Polymer linkage issues [i](#)

There are no chain breaks in this entry.