



Full wwPDB EM Validation Report ⓘ

Jun 26, 2025 – 07:53 AM JST

PDB ID : 7E0I / pdb_00007e0i
EMDB ID : EMD-30933
Title : LHCII-2 in the state transition supercomplex PSI-LHCI-LHCII from the LhcbM1 lacking mutant of *Chlamydomonas reinhardtii*
Authors : Pan, X.W.; Li, A.J.; Liu, Z.F.; Li, M.
Deposited on : 2021-01-28
Resolution : 3.53 Å(reported)

This is a Full wwPDB EM Validation Report for a publicly released PDB entry.

We welcome your comments at validation@mail.wwpdb.org

A user guide is available at

<https://www.wwpdb.org/validation/2017/EMValidationReportHelp>
with specific help available everywhere you see the ⓘ symbol.

The types of validation reports are described at

<http://www.wwpdb.org/validation/2017/FAQs#types>.

The following versions of software and data (see [references ⓘ](#)) were used in the production of this report:

EMDB validation analysis : 0.0.1.dev118
Mogul : 1.8.5 (274361), CSD as541be (2020)
MolProbity : 4-5-2 with Phenix2.0rc1
buster-report : 1.1.7 (2018)
Percentile statistics : 20231227.v01 (using entries in the PDB archive December 27th 2023)
MapQ : 1.9.13
Ideal geometry (proteins) : Engh & Huber (2001)
Ideal geometry (DNA, RNA) : Parkinson et al. (1996)
Validation Pipeline (wwPDB-VP) : 2.44

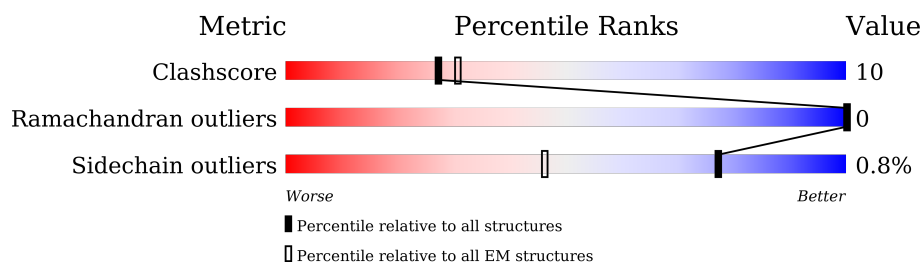
1 Overall quality at a glance

The following experimental techniques were used to determine the structure:

ELECTRON MICROSCOPY

The reported resolution of this entry is 3.53 Å.

Percentile scores (ranging between 0-100) for global validation metrics of the entry are shown in the following graphic. The table shows the number of entries on which the scores are based.



Metric	Whole archive (#Entries)	EM structures (#Entries)
Clashscore	210492	15764
Ramachandran outliers	207382	16835
Sidechain outliers	206894	16415

The table below summarises the geometric issues observed across the polymeric chains and their fit to the map. The red, orange, yellow and green segments of the bar indicate the fraction of residues that contain outliers for ≥ 3 , 2, 1 and 0 types of geometric quality criteria respectively. A grey segment represents the fraction of residues that are not modelled. The numeric value for each fraction is indicated below the corresponding segment, with a dot representing fractions $\leq 5\%$. The upper red bar (where present) indicates the fraction of residues that have poor fit to the EM map (all-atom inclusion $< 40\%$). The numeric value is given above the bar.

Mol	Chain	Length	Quality of chain
1	U	257	 65% 20% 15%
2	V	268	 73% 15% 11%
3	W	249	 8% 70% 18% 12%

The following table lists non-polymeric compounds, carbohydrate monomers and non-standard residues in protein, DNA, RNA chains that are outliers for geometric or electron-density-fit criteria:

Mol	Type	Chain	Res	Chirality	Geometry	Clashes	Electron density
4	CHL	U	601	X	-	-	-
4	CHL	U	605	X	-	-	-
4	CHL	U	606	X	-	-	-

Continued on next page...

Continued from previous page...

Mol	Type	Chain	Res	Chirality	Geometry	Clashes	Electron density
4	CHL	U	607	X	-	-	-
4	CHL	U	608	X	-	-	-
4	CHL	U	609	X	-	-	-
4	CHL	V	601	X	-	-	-
4	CHL	V	605	X	-	-	-
4	CHL	V	606	X	-	-	-
4	CHL	V	607	X	-	-	-
4	CHL	V	608	X	-	-	-
4	CHL	V	609	X	-	-	-
4	CHL	W	601	X	-	-	-
4	CHL	W	605	X	-	-	-
4	CHL	W	606	X	-	-	-
4	CHL	W	607	X	-	-	-
4	CHL	W	608	X	-	-	-
4	CHL	W	609	X	-	-	-
5	CLA	U	602	X	-	-	-
5	CLA	U	603	X	-	-	-
5	CLA	U	604	X	-	-	-
5	CLA	U	610	X	-	-	-
5	CLA	U	611	X	-	-	-
5	CLA	U	612	X	-	-	-
5	CLA	U	613	X	-	-	-
5	CLA	U	614	X	-	-	-
5	CLA	V	602	X	-	-	-
5	CLA	V	603	X	-	-	-
5	CLA	V	604	X	-	-	-
5	CLA	V	610	X	-	-	-
5	CLA	V	611	X	-	-	-
5	CLA	V	612	X	-	-	-
5	CLA	V	613	X	-	-	-
5	CLA	V	614	X	-	-	-
5	CLA	W	602	X	-	-	-
5	CLA	W	603	X	-	-	-
5	CLA	W	604	X	-	-	-
5	CLA	W	610	X	-	-	-
5	CLA	W	611	X	-	-	-
5	CLA	W	612	X	-	-	-
5	CLA	W	613	X	-	-	-
5	CLA	W	614	X	-	-	-

2 Entry composition [i](#)

There are 10 unique types of molecules in this entry. The entry contains 8033 atoms, of which 0 are hydrogens and 0 are deuteriums.

In the tables below, the AltConf column contains the number of residues with at least one atom in alternate conformation and the Trace column contains the number of residues modelled with at most 2 atoms.

- Molecule 1 is a protein called Chlorophyll a-b binding protein, chloroplastic.

Mol	Chain	Residues	Atoms					AltConf	Trace
1	U	219	Total	C	N	O	S	0	0
			1669	1080	272	312	5		

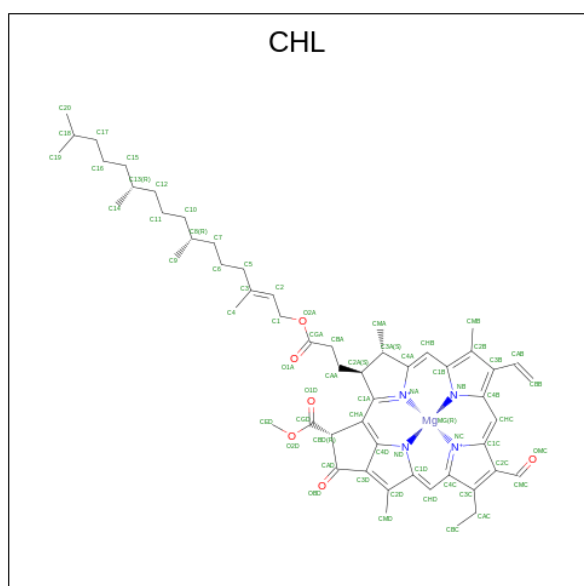
- Molecule 2 is a protein called Chlorophyll a-b binding protein, chloroplastic.

Mol	Chain	Residues	Atoms					AltConf	Trace
2	V	238	Total	C	N	O	P S	0	0
			1814	1175	300	333	1 5		

- Molecule 3 is a protein called Chlorophyll a-b binding protein, chloroplastic.

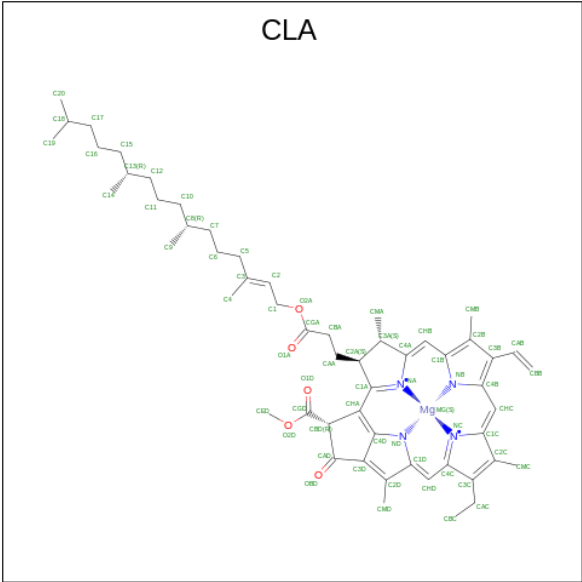
Mol	Chain	Residues	Atoms					AltConf	Trace
3	W	220	Total	C	N	O	S	0	0
			1671	1085	273	308	5		

- Molecule 4 is CHLOROPHYLL B (CCD ID: CHL) (formula: $C_{55}H_{70}MgN_4O_6$) (labeled as "Ligand of Interest" by depositor).



Mol	Chain	Residues	Atoms					AltConf
4	U	1	Total	C	Mg	N	O	0
			66	55	1	4	6	
4	U	1	Total	C	Mg	N	O	0
			43	34	1	4	4	
4	U	1	Total	C	Mg	N	O	0
			44	35	1	4	4	
4	U	1	Total	C	Mg	N	O	0
			46	35	1	4	6	
4	U	1	Total	C	Mg	N	O	0
			44	35	1	4	4	
4	U	1	Total	C	Mg	N	O	0
			60	49	1	4	6	
4	V	1	Total	C	Mg	N	O	0
			66	55	1	4	6	
4	V	1	Total	C	Mg	N	O	0
			44	35	1	4	4	
4	V	1	Total	C	Mg	N	O	0
			44	35	1	4	4	
4	V	1	Total	C	Mg	N	O	0
			46	35	1	4	6	
4	V	1	Total	C	Mg	N	O	0
			48	37	1	4	6	
4	V	1	Total	C	Mg	N	O	0
			61	50	1	4	6	
4	W	1	Total	C	Mg	N	O	0
			66	55	1	4	6	
4	W	1	Total	C	Mg	N	O	0
			46	35	1	4	6	
4	W	1	Total	C	Mg	N	O	0
			46	35	1	4	6	
4	W	1	Total	C	Mg	N	O	0
			65	54	1	4	6	
4	W	1	Total	C	Mg	N	O	0
			47	36	1	4	6	
4	W	1	Total	C	Mg	N	O	0
			66	55	1	4	6	

- Molecule 5 is CHLOROPHYLL A (CCD ID: CLA) (formula: $C_{55}H_{72}MgN_4O_5$) (labeled as "Ligand of Interest" by depositor).



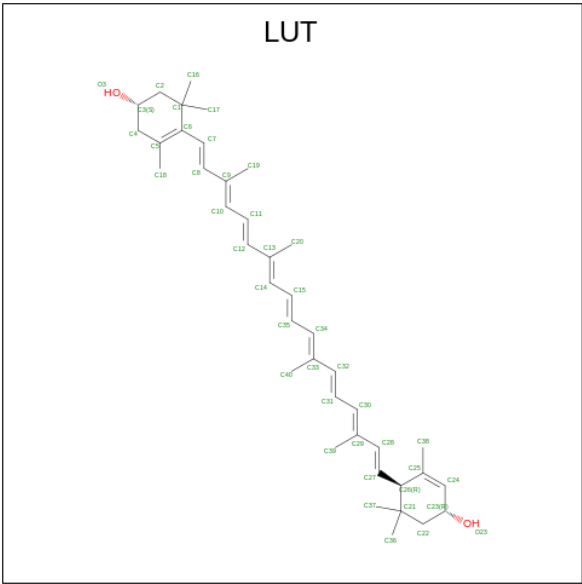
Mol	Chain	Residues	Atoms					AltConf
5	U	1	Total	C	Mg	N	O	0
			59	49	1	4	5	
5	U	1	Total	C	Mg	N	O	0
			52	42	1	4	5	
5	U	1	Total	C	Mg	N	O	0
			48	39	1	4	4	
5	U	1	Total	C	Mg	N	O	0
			56	46	1	4	5	
5	U	1	Total	C	Mg	N	O	0
			42	34	1	4	3	
5	U	1	Total	C	Mg	N	O	0
			42	34	1	4	3	
5	U	1	Total	C	Mg	N	O	0
			59	49	1	4	5	
5	U	1	Total	C	Mg	N	O	0
			42	34	1	4	3	
5	V	1	Total	C	Mg	N	O	0
			60	50	1	4	5	
5	V	1	Total	C	Mg	N	O	0
			45	35	1	4	5	
5	V	1	Total	C	Mg	N	O	0
			50	40	1	4	5	
5	V	1	Total	C	Mg	N	O	0
			62	52	1	4	5	
5	V	1	Total	C	Mg	N	O	0
			43	35	1	4	3	
5	V	1	Total	C	Mg	N	O	0
			45	35	1	4	5	

Continued on next page...

Continued from previous page...

Mol	Chain	Residues	Atoms					AltConf
5	V	1	Total	C	Mg	N	O	0
			65	55	1	4	5	
5	V	1	Total	C	Mg	N	O	0
			45	35	1	4	5	
5	W	1	Total	C	Mg	N	O	0
			60	50	1	4	5	
5	W	1	Total	C	Mg	N	O	0
			52	42	1	4	5	
5	W	1	Total	C	Mg	N	O	0
			47	37	1	4	5	
5	W	1	Total	C	Mg	N	O	0
			55	45	1	4	5	
5	W	1	Total	C	Mg	N	O	0
			57	47	1	4	5	
5	W	1	Total	C	Mg	N	O	0
			45	35	1	4	5	
5	W	1	Total	C	Mg	N	O	0
			65	55	1	4	5	
5	W	1	Total	C	Mg	N	O	0
			45	35	1	4	5	

- Molecule 6 is (3R,3'R,6S)-4,5-DIDEHYDRO-5,6-DIHYDRO-BETA,BETA-CAROTENE-3, 3'-DIOL (CCD ID: LUT) (formula: C₄₀H₅₆O₂).



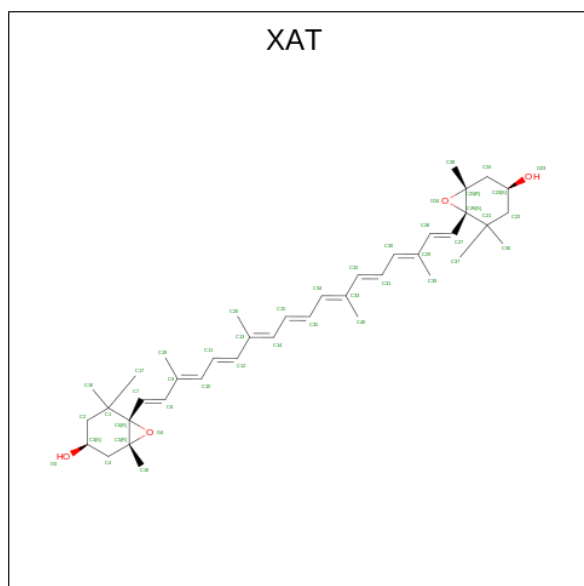
Mol	Chain	Residues	Atoms			AltConf
6	U	1	Total	C	O	0
			42	40	2	

Continued on next page...

Continued from previous page...

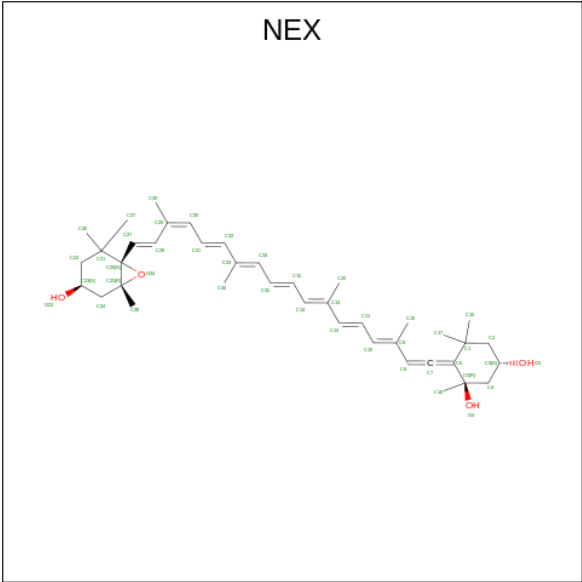
Mol	Chain	Residues	Atoms			AltConf
6	U	1	Total	C	O	0
			42	40	2	
6	V	1	Total	C	O	0
			42	40	2	
6	V	1	Total	C	O	0
			42	40	2	
6	W	1	Total	C	O	0
			42	40	2	
6	W	1	Total	C	O	0
			42	40	2	

- Molecule 7 is (3S,5R,6S,3'S,5'R,6'S)-5,6,5',6'-DIEPOXY-5,6,5',6'- TETRAHYDRO-BETA, BETA-CAROTENE-3,3'-DIOL (CCD ID: XAT) (formula: C₄₀H₅₆O₄).



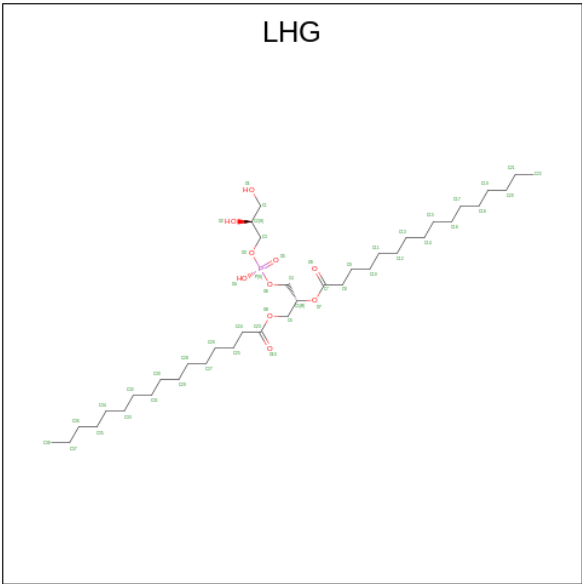
Mol	Chain	Residues	Atoms			AltConf
7	U	1	Total	C	O	0
			44	40	4	
7	V	1	Total	C	O	0
			44	40	4	
7	W	1	Total	C	O	0
			44	40	4	

- Molecule 8 is (1R,3R)-6-[(3E,5E,7E,9E,11E,13E,15E,17E)-18-[(1S,4R,6R)-4-HYDROXY-2,6-TRIMETHYL-7-OXABICYCLO[4.1.0]HEPT-1-YL]-3,7,12,16-TETRAMETHYLOCTA DECA-1,3,5,7,9,11,13,15,17-NONAENYLIDENE}-1,5,5-TRIMETHYLCYCLOHEXANE-1, 3-DIOL (CCD ID: NEX) (formula: C₄₀H₅₆O₄).



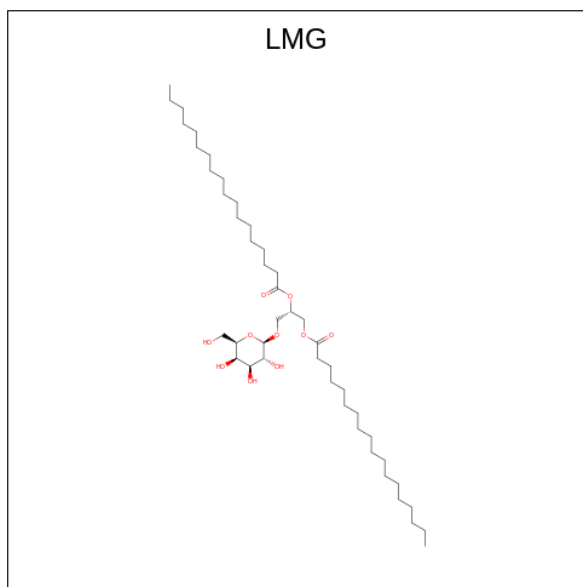
Mol	Chain	Residues	Atoms			AltConf
8	U	1	Total	C	O	0
			44	40	4	
8	V	1	Total	C	O	0
			44	40	4	
8	W	1	Total	C	O	0
			44	40	4	

- Molecule 9 is 1,2-DIPALMITOYL-PHOSPHATIDYL-GLYCEROLE (CCD ID: LHG) (formula: C₃₈H₇₅O₁₀P).



Mol	Chain	Residues	Atoms				AltConf
9	U	1	Total	C	O	P	0
			49	38	10	1	
9	V	1	Total	C	O	P	0
			36	25	10	1	
9	W	1	Total	C	O	P	0
			34	23	10	1	

- Molecule 10 is 1,2-DISTEAROYL-MONOGALACTOSYL-DIGLYCERIDE (CCD ID: LMG) (formula: $C_{45}H_{86}O_{10}$).

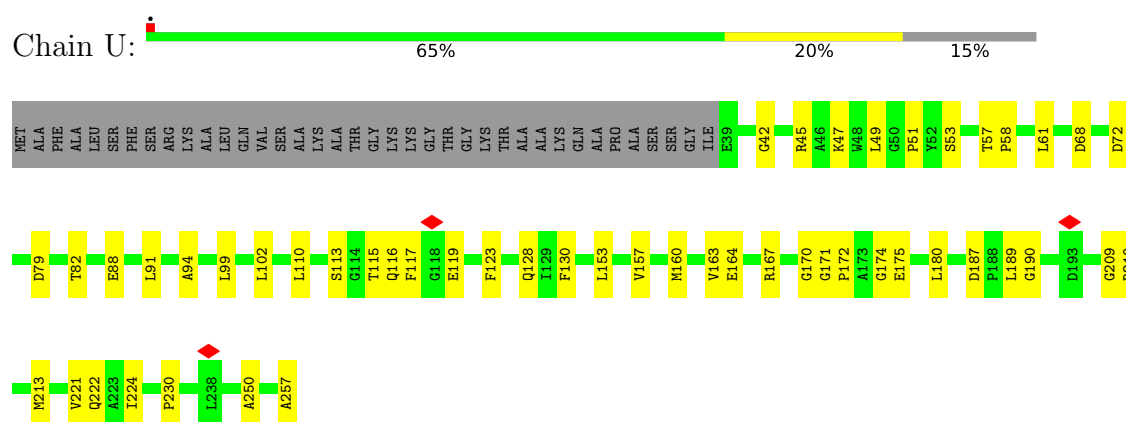


Mol	Chain	Residues	Atoms			AltConf
10	V	1	Total	C	O	0
			55	45	10	

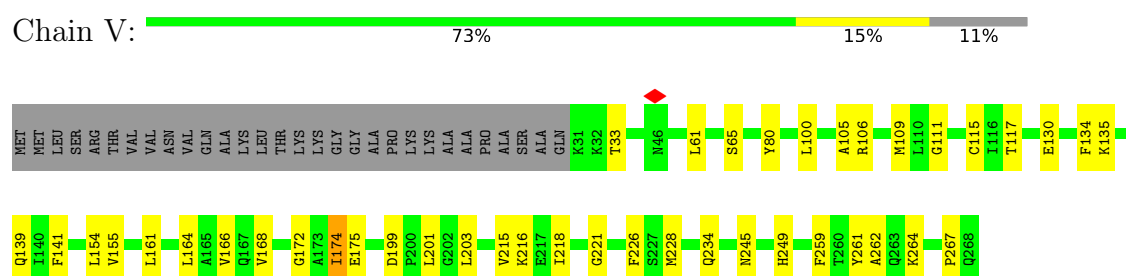
3 Residue-property plots

These plots are drawn for all protein, RNA, DNA and oligosaccharide chains in the entry. The first graphic for a chain summarises the proportions of the various outlier classes displayed in the second graphic. The second graphic shows the sequence view annotated by issues in geometry and atom inclusion in map density. Residues are color-coded according to the number of geometric quality criteria for which they contain at least one outlier: green = 0, yellow = 1, orange = 2 and red = 3 or more. A red diamond above a residue indicates a poor fit to the EM map for this residue (all-atom inclusion < 40%). Stretches of 2 or more consecutive residues without any outlier are shown as a green connector. Residues present in the sample, but not in the model, are shown in grey.

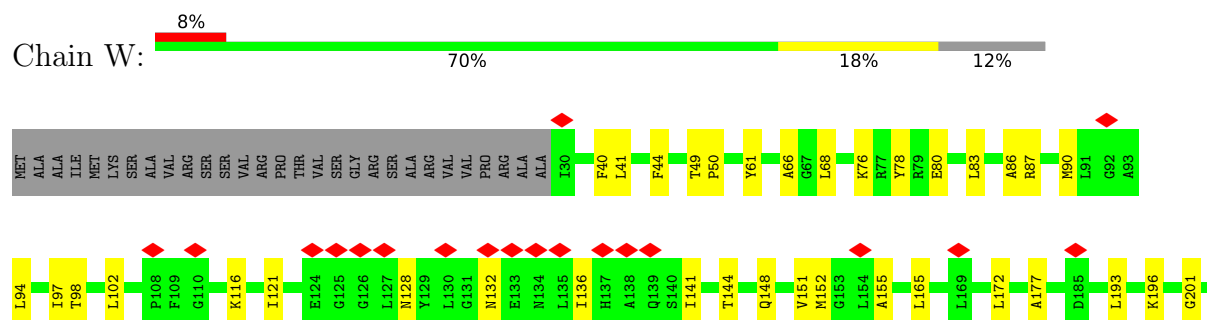
- Molecule 1: Chlorophyll a-b binding protein, chloroplastic



- Molecule 2: Chlorophyll a-b binding protein, chloroplastic



- Molecule 3: Chlorophyll a-b binding protein, chloroplastic



V213	Q214	V217	T218	Q219	P222	H229	N237	A238	F239	A242	A249
------	------	------	------	------	------	------	------	------	------	------	------

4 Experimental information

Property	Value	Source
EM reconstruction method	SINGLE PARTICLE	Depositor
Imposed symmetry	POINT, Not provided	
Number of particles used	123997	Depositor
Resolution determination method	FSC 0.143 CUT-OFF	Depositor
CTF correction method	PHASE FLIPPING AND AMPLITUDE CORRECTION	Depositor
Microscope	FEI TALOS ARCTICA	Depositor
Voltage (kV)	200	Depositor
Electron dose ($e^-/\text{\AA}^2$)	1.5625	Depositor
Minimum defocus (nm)	Not provided	
Maximum defocus (nm)	Not provided	
Magnification	Not provided	
Image detector	GATAN K2 SUMMIT (4k x 4k)	Depositor
Maximum map value	0.084	Depositor
Minimum map value	-0.050	Depositor
Average map value	0.000	Depositor
Map value standard deviation	0.001	Depositor
Recommended contour level	0.01	Depositor
Map size (Å)	360.0, 360.0, 360.0	wwPDB
Map dimensions	360, 360, 360	wwPDB
Map angles (°)	90.0, 90.0, 90.0	wwPDB
Pixel spacing (Å)	1.0, 1.0, 1.0	Depositor

5 Model quality [i](#)

5.1 Standard geometry [i](#)

Bond lengths and bond angles in the following residue types are not validated in this section: LHG, XAT, CHL, LMG, NEX, CLA, LUT, TPO

The Z score for a bond length (or angle) is the number of standard deviations the observed value is removed from the expected value. A bond length (or angle) with $|Z| > 5$ is considered an outlier worth inspection. RMSZ is the root-mean-square of all Z scores of the bond lengths (or angles).

Mol	Chain	Bond lengths		Bond angles	
		RMSZ	$\# Z > 5$	RMSZ	$\# Z > 5$
1	U	0.26	0/1717	0.58	1/2336 (0.0%)
2	V	0.22	0/1855	0.46	0/2516
3	W	0.23	0/1721	0.53	0/2341
All	All	0.24	0/5293	0.53	1/7193 (0.0%)

There are no bond length outliers.

All (1) bond angle outliers are listed below:

Mol	Chain	Res	Type	Atoms	Z	Observed(°)	Ideal(°)
1	U	117	PHE	CB-CA-C	-9.29	104.74	115.79

There are no chirality outliers.

There are no planarity outliers.

5.2 Too-close contacts [i](#)

In the following table, the Non-H and H(model) columns list the number of non-hydrogen atoms and hydrogen atoms in the chain respectively. The H(added) column lists the number of hydrogen atoms added and optimized by MolProbity. The Clashes column lists the number of clashes within the asymmetric unit, whereas Symm-Clashes lists symmetry-related clashes.

Mol	Chain	Non-H	H(model)	H(added)	Clashes	Symm-Clashes
1	U	1669	0	1603	39	0
2	V	1814	0	1762	32	0
3	W	1671	0	1604	31	0
4	U	303	0	248	15	0
4	V	309	0	253	14	0
4	W	336	0	298	7	0
5	U	400	0	342	11	0

Continued on next page...

Continued from previous page...

Mol	Chain	Non-H	H(model)	H(added)	Clashes	Symm-Clashes
5	V	415	0	365	11	0
5	W	426	0	377	12	0
6	U	84	0	112	8	0
6	V	84	0	112	9	0
6	W	84	0	112	8	0
7	U	44	0	56	5	0
7	V	44	0	56	6	0
7	W	44	0	56	3	0
8	U	44	0	56	0	0
8	V	44	0	56	4	0
8	W	44	0	56	2	0
9	U	49	0	74	1	0
9	V	36	0	42	3	0
9	W	34	0	38	1	0
10	V	55	0	86	0	0
All	All	8033	0	7764	150	0

The all-atom clashscore is defined as the number of clashes found per 1000 atoms (including hydrogen atoms). The all-atom clashscore for this structure is 10.

All (150) close contacts within the same asymmetric unit are listed below, sorted by their clash magnitude.

Atom-1	Atom-2	Interatomic distance (Å)	Clash overlap (Å)
1:U:157:VAL:HG23	4:U:609:CHL:HBB2	1.69	0.74
5:W:613:CLA:H2	5:W:614:CLA:HMD1	1.75	0.68
1:U:257:ALA:H	3:W:219:GLY:HA3	1.59	0.67
4:W:606:CHL:HBB2	4:W:607:CHL:HBB1	1.77	0.65
2:V:161:LEU:HD11	5:W:614:CLA:H2A	1.82	0.62
3:W:144:THR:HG22	4:W:605:CHL:HAC1	1.82	0.61
1:U:128:GLN:HE22	5:U:604:CLA:HED3	1.66	0.60
4:U:601:CHL:H92	3:W:148:GLN:HE22	1.67	0.59
1:U:222:GLN:HE22	6:U:1620:LUT:H41	1.68	0.59
8:V:1623:NEX:H193	8:V:1623:NEX:H181	1.85	0.58
7:U:1622:XAT:H22	2:V:262:ALA:HA	1.84	0.58
3:W:41:LEU:HB3	3:W:44:PHE:HB2	1.86	0.57
3:W:98:THR:O	3:W:102:LEU:HB2	2.05	0.57
1:U:119:GLU:O	1:U:128:GLN:NE2	2.38	0.57
1:U:172:PRO:HG2	4:U:608:CHL:HBB2	1.87	0.56
5:W:610:CLA:H52	6:W:1620:LUT:H30	1.87	0.56
4:U:601:CHL:HHC	7:W:1622:XAT:H383	1.88	0.55
2:V:168:VAL:HG23	4:V:609:CHL:HBB2	1.90	0.54

Continued on next page...

Continued from previous page...

Atom-1	Atom-2	Interatomic distance (Å)	Clash overlap (Å)
1:U:102:LEU:HG	6:U:1620:LUT:H35	1.89	0.54
1:U:187:ASP:OD1	1:U:187:ASP:N	2.40	0.54
2:V:174:ILE:HD13	2:V:175:GLU:HG2	1.90	0.54
3:W:121:ILE:HG21	3:W:141:ILE:HB	1.90	0.54
4:U:609:CHL:HBB1	4:V:601:CHL:H51	1.90	0.53
1:U:88:GLU:HA	1:U:180:LEU:HD21	1.89	0.53
2:V:100:LEU:HD11	3:W:66:ALA:HA	1.91	0.53
5:U:610:CLA:H2	6:U:1620:LUT:H28	1.91	0.53
3:W:86:ALA:HB1	3:W:201:GLY:HA3	1.92	0.52
4:V:608:CHL:HAB	8:V:1623:NEX:H202	1.92	0.52
3:W:151:VAL:HB	8:W:1623:NEX:H15	1.91	0.52
2:V:105:ALA:HB1	2:V:221:GLY:HA3	1.92	0.52
2:V:135:LYS:HA	4:V:607:CHL:HED2	1.92	0.51
4:V:606:CHL:HMB1	4:V:609:CHL:HAC1	1.92	0.51
4:U:601:CHL:HED3	9:U:2630:LHG:H142	1.93	0.51
2:V:215:VAL:HA	2:V:218:ILE:HG22	1.93	0.51
4:V:607:CHL:HHB	4:W:601:CHL:H193	1.93	0.51
2:V:216:LYS:HD3	5:V:612:CLA:HBD	1.92	0.51
1:U:130:PHE:HZ	2:V:259:PHE:HB3	1.74	0.50
4:U:609:CHL:H62	5:V:602:CLA:H142	1.93	0.50
1:U:164:GLU:OE1	1:U:167:ARG:NH2	2.43	0.50
2:V:134:PHE:HA	4:V:607:CHL:HMA2	1.94	0.50
1:U:224:ILE:HD12	2:V:267:PRO:HB3	1.94	0.50
1:U:221:VAL:HG21	5:U:613:CLA:HAC2	1.94	0.50
3:W:136:ILE:O	4:W:605:CHL:NB	2.44	0.50
5:V:602:CLA:H52	6:V:1621:LUT:H28	1.94	0.49
7:V:1622:XAT:H22	3:W:242:ALA:HA	1.93	0.49
3:W:83:LEU:HD12	3:W:172:LEU:HD13	1.94	0.49
1:U:45:ARG:NH2	1:U:61:LEU:O	2.45	0.49
1:U:91:LEU:HD23	1:U:180:LEU:HD22	1.93	0.49
2:V:61:LEU:HB2	2:V:65:SER:HB3	1.94	0.49
1:U:250:ALA:HB1	7:W:1622:XAT:H183	1.95	0.48
1:U:210:ARG:HA	1:U:213:MET:HE3	1.96	0.48
3:W:222:PRO:O	6:W:1620:LUT:O3	2.32	0.47
1:U:153:LEU:HB2	4:U:607:CHL:HBC1	1.96	0.47
2:V:164:LEU:HD13	4:V:607:CHL:HAC2	1.97	0.47
5:U:602:CLA:H52	6:U:1621:LUT:H28	1.97	0.47
3:W:80:GLU:HA	3:W:172:LEU:HD21	1.96	0.47
3:W:97:ILE:HG21	6:W:1620:LUT:H173	1.97	0.47
5:V:613:CLA:H2	5:V:614:CLA:HMD1	1.97	0.47
3:W:87:ARG:HA	3:W:90:MET:HE3	1.97	0.47

Continued on next page...

Continued from previous page...

Atom-1	Atom-2	Interatomic distance (Å)	Clash overlap (Å)
1:U:123:PHE:HA	4:U:607:CHL:HMA2	1.96	0.47
1:U:61:LEU:HD11	1:U:72:ASP:HB2	1.95	0.47
6:U:1621:LUT:H15	6:U:1621:LUT:H201	1.75	0.47
3:W:237:ASN:HD22	5:W:614:CLA:HED3	1.79	0.47
1:U:160:MET:HA	1:U:163:VAL:HG22	1.96	0.46
1:U:230:PRO:O	6:U:1620:LUT:O3	2.31	0.46
8:V:1623:NEX:H15	8:V:1623:NEX:H201	1.77	0.46
1:U:189:LEU:HD13	6:U:1620:LUT:H222	1.97	0.46
3:W:213:VAL:HG11	5:W:613:CLA:HAC2	1.97	0.46
2:V:109:MET:SD	5:V:610:CLA:HAB	2.56	0.46
2:V:261:TYR:HA	2:V:264:LYS:HE2	1.97	0.46
1:U:45:ARG:NE	1:U:68:ASP:O	2.33	0.46
2:V:166:VAL:HG11	4:V:605:CHL:HBC1	1.98	0.46
5:W:613:CLA:H162	5:W:614:CLA:HBD	1.96	0.46
4:U:608:CHL:HBD	5:U:610:CLA:HAC2	1.98	0.45
5:U:613:CLA:HAB	5:U:613:CLA:H92	1.99	0.45
2:V:106:ARG:HA	2:V:109:MET:HE3	1.98	0.45
1:U:42:GLY:O	1:U:45:ARG:NH1	2.41	0.45
7:V:1622:XAT:H14	4:W:601:CHL:H72	1.98	0.45
5:V:602:CLA:HAB	6:V:1621:LUT:H32	1.99	0.45
1:U:222:GLN:OE1	5:U:613:CLA:ND	2.50	0.45
7:V:1622:XAT:H403	9:W:2630:LHG:H121	1.98	0.45
2:V:234:GLN:HE21	2:V:245:ASN:HD22	1.65	0.44
6:V:1620:LUT:H35	6:V:1620:LUT:H401	1.80	0.44
6:W:1620:LUT:H35	6:W:1620:LUT:H401	1.87	0.44
6:W:1621:LUT:H11	6:W:1621:LUT:H191	1.74	0.44
5:U:610:CLA:H51	5:U:610:CLA:HBB1	1.99	0.44
1:U:110:LEU:HA	1:U:113:SER:HB2	1.98	0.44
1:U:94:ALA:HB1	1:U:209:GLY:HA3	1.99	0.44
6:V:1620:LUT:H15	6:V:1620:LUT:H201	1.82	0.44
7:U:1622:XAT:H181	4:V:601:CHL:H141	1.98	0.44
1:U:99:LEU:HB3	5:U:604:CLA:HBB2	2.00	0.44
2:V:172:GLY:HA2	4:V:609:CHL:HAB	2.00	0.44
7:V:1622:XAT:H35	7:V:1622:XAT:H401	1.81	0.44
3:W:94:LEU:HD21	5:W:612:CLA:HAB	2.00	0.44
1:U:58:PRO:HG2	1:U:72:ASP:HB3	1.99	0.44
3:W:165:LEU:HB3	3:W:177:ALA:HB3	1.99	0.43
4:V:601:CHL:H61	4:V:601:CHL:H102	1.59	0.43
1:U:51:PRO:HD2	4:U:601:CHL:HBB1	1.98	0.43
3:W:76:LYS:HB3	3:W:76:LYS:HE3	1.79	0.43
3:W:229:HIS:CG	5:W:613:CLA:HAA2	2.53	0.43

Continued on next page...

Continued from previous page...

Atom-1	Atom-2	Interatomic distance (Å)	Clash overlap (Å)
6:V:1621:LUT:H15	6:V:1621:LUT:H201	1.77	0.43
3:W:152:MET:HA	3:W:155:ALA:HB3	1.99	0.43
6:W:1621:LUT:H15	6:W:1621:LUT:H201	1.70	0.43
1:U:49:LEU:HB2	1:U:53:SER:HB2	2.00	0.43
7:U:1622:XAT:H403	9:V:2630:LHG:H121	1.99	0.43
1:U:153:LEU:HG	5:V:613:CLA:H201	2.00	0.43
5:V:610:CLA:H43	5:V:612:CLA:HBA1	2.00	0.43
4:V:606:CHL:HAA2	8:V:1623:NEX:H403	2.01	0.43
3:W:128:ASN:ND2	3:W:132:ASN:O	2.52	0.43
2:V:199:ASP:OD1	6:V:1620:LUT:O23	2.37	0.42
2:V:161:LEU:HD21	5:W:614:CLA:HAA2	2.00	0.42
7:V:1622:XAT:H31	7:V:1622:XAT:H391	1.76	0.42
3:W:193:LEU:HA	3:W:196:LYS:HG2	2.00	0.42
8:W:1623:NEX:H191	8:W:1623:NEX:H11	1.68	0.42
2:V:80:TYR:OH	9:V:2630:LHG:O5	2.34	0.42
4:V:608:CHL:H11	6:V:1620:LUT:H383	2.01	0.42
3:W:68:LEU:HB3	3:W:78:TYR:HE2	1.84	0.42
1:U:170:GLY:HA3	1:U:175:GLU:HA	2.01	0.42
2:V:249:HIS:CG	5:V:613:CLA:HAA2	2.55	0.42
2:V:228:MET:HE2	6:V:1621:LUT:H12	2.01	0.42
1:U:79:ASP:O	1:U:82:THR:OG1	2.34	0.42
7:U:1622:XAT:H31	7:U:1622:XAT:H391	1.77	0.42
2:V:111:GLY:O	2:V:115:CYS:N	2.53	0.42
7:V:1622:XAT:H15	7:V:1622:XAT:H201	1.74	0.42
3:W:40:PHE:HB3	3:W:61:TYR:HB3	2.01	0.42
4:W:601:CHL:HBA1	4:W:601:CHL:H3A	1.80	0.42
6:U:1620:LUT:H15	6:U:1620:LUT:H201	1.70	0.42
7:U:1622:XAT:H35	7:U:1622:XAT:H401	1.89	0.42
2:V:130:GLU:O	2:V:139:GLN:NE2	2.52	0.42
2:V:203:LEU:HD22	5:V:610:CLA:H11	2.02	0.42
3:W:214:GLN:HA	3:W:217:VAL:HG22	2.01	0.42
3:W:116:LYS:HA	4:W:607:CHL:HED2	2.02	0.42
4:U:601:CHL:H101	4:U:601:CHL:H61	1.76	0.41
7:W:1622:XAT:H11	7:W:1622:XAT:H191	1.86	0.41
1:U:47:LYS:HE2	1:U:57:THR:HG21	2.02	0.41
5:V:613:CLA:H91	5:V:613:CLA:H111	1.74	0.41
5:W:603:CLA:H3A	5:W:603:CLA:HBA1	1.87	0.41
5:W:602:CLA:H52	6:W:1621:LUT:H30	2.02	0.41
1:U:171:GLY:N	1:U:174:GLY:O	2.53	0.41
2:V:201:LEU:HD12	6:V:1620:LUT:H222	2.03	0.41
5:U:604:CLA:H2	4:U:606:CHL:HBD	2.02	0.41

Continued on next page...

Continued from previous page...

Atom-1	Atom-2	Interatomic distance (Å)	Clash overlap (Å)
2:V:154:LEU:HB3	2:V:155:VAL:H	1.62	0.41
1:U:102:LEU:HD23	1:U:102:LEU:HA	1.87	0.41
4:U:608:CHL:HAA1	5:U:610:CLA:HBC1	2.03	0.41
5:W:602:CLA:HBA1	6:W:1621:LUT:H382	2.02	0.41
2:V:141:PHE:HZ	3:W:239:PHE:HB3	1.86	0.41
1:U:187:ASP:HB2	1:U:190:GLY:HA2	2.03	0.40
4:U:605:CHL:HHD	4:U:606:CHL:OBD	2.21	0.40
2:V:226:PHE:HZ	9:V:2630:LHG:H151	1.86	0.40
3:W:49:THR:HA	3:W:50:PRO:HD3	1.90	0.40

There are no symmetry-related clashes.

5.3 Torsion angles [i](#)

5.3.1 Protein backbone [i](#)

In the following table, the Percentiles column shows the percent Ramachandran outliers of the chain as a percentile score with respect to all PDB entries followed by that with respect to all EM entries.

The Analysed column shows the number of residues for which the backbone conformation was analysed, and the total number of residues.

Mol	Chain	Analysed	Favoured	Allowed	Outliers	Percentiles	
1	U	217/257 (84%)	197 (91%)	20 (9%)	0	100	100
2	V	235/268 (88%)	222 (94%)	13 (6%)	0	100	100
3	W	218/249 (88%)	202 (93%)	16 (7%)	0	100	100
All	All	670/774 (87%)	621 (93%)	49 (7%)	0	100	100

There are no Ramachandran outliers to report.

5.3.2 Protein sidechains [i](#)

In the following table, the Percentiles column shows the percent sidechain outliers of the chain as a percentile score with respect to all PDB entries followed by that with respect to all EM entries.

The Analysed column shows the number of residues for which the sidechain conformation was analysed, and the total number of residues.

Mol	Chain	Analysed	Rotameric	Outliers	Percentiles	
1	U	168/194 (87%)	166 (99%)	2 (1%)	67	83
2	V	178/201 (89%)	176 (99%)	2 (1%)	70	84
3	W	164/187 (88%)	164 (100%)	0	100	100
All	All	510/582 (88%)	506 (99%)	4 (1%)	77	88

All (4) residues with a non-rotameric sidechain are listed below:

Mol	Chain	Res	Type
1	U	115	THR
1	U	116	GLN
2	V	117	THR
2	V	174	ILE

Sometimes sidechains can be flipped to improve hydrogen bonding and reduce clashes. All (10) such sidechains are listed below:

Mol	Chain	Res	Type
1	U	116	GLN
1	U	147	GLN
1	U	245	ASN
2	V	139	GLN
3	W	128	ASN
3	W	148	GLN
3	W	161	ASN
3	W	173	HIS
3	W	224	GLN
3	W	237	ASN

5.3.3 RNA ⓘ

There are no RNA molecules in this entry.

5.4 Non-standard residues in protein, DNA, RNA chains ⓘ

1 non-standard protein/DNA/RNA residue is modelled in this entry.

In the following table, the Counts columns list the number of bonds (or angles) for which Mogul statistics could be retrieved, the number of bonds (or angles) that are observed in the model and the number of bonds (or angles) that are defined in the Chemical Component Dictionary. The Link column lists molecule types, if any, to which the group is linked. The Z score for a bond length (or angle) is the number of standard deviations the observed value is removed from the

expected value. A bond length (or angle) with $|Z| > 2$ is considered an outlier worth inspection. RMSZ is the root-mean-square of all Z scores of the bond lengths (or angles).

Mol	Type	Chain	Res	Link	Bond lengths			Bond angles		
					Counts	RMSZ	$\# Z > 2$	Counts	RMSZ	$\# Z > 2$
2	TPO	V	33	2	8,10,11	1.56	1 (12%)	10,14,16	1.95	2 (20%)

In the following table, the Chirals column lists the number of chiral outliers, the number of chiral centers analysed, the number of these observed in the model and the number defined in the Chemical Component Dictionary. Similar counts are reported in the Torsion and Rings columns. '-' means no outliers of that kind were identified.

Mol	Type	Chain	Res	Link	Chirals	Torsions	Rings
2	TPO	V	33	2	-	3/9/11/13	-

All (1) bond length outliers are listed below:

Mol	Chain	Res	Type	Atoms	Z	Observed(Å)	Ideal(Å)
2	V	33	TPO	P-O1P	3.28	1.61	1.50

All (2) bond angle outliers are listed below:

Mol	Chain	Res	Type	Atoms	Z	Observed(°)	Ideal(°)
2	V	33	TPO	P-OG1-CB	-5.21	107.47	123.21
2	V	33	TPO	CG2-CB-CA	-2.56	108.11	113.16

There are no chirality outliers.

All (3) torsion outliers are listed below:

Mol	Chain	Res	Type	Atoms
2	V	33	TPO	N-CA-CB-CG2
2	V	33	TPO	N-CA-CB-OG1
2	V	33	TPO	C-CA-CB-CG2

There are no ring outliers.

No monomer is involved in short contacts.

5.5 Carbohydrates ⓘ

There are no oligosaccharides in this entry.

5.6 Ligand geometry

58 ligands are modelled in this entry.

In the following table, the Counts columns list the number of bonds (or angles) for which Mogul statistics could be retrieved, the number of bonds (or angles) that are observed in the model and the number of bonds (or angles) that are defined in the Chemical Component Dictionary. The Link column lists molecule types, if any, to which the group is linked. The Z score for a bond length (or angle) is the number of standard deviations the observed value is removed from the expected value. A bond length (or angle) with $|Z| > 2$ is considered an outlier worth inspection. RMSZ is the root-mean-square of all Z scores of the bond lengths (or angles).

Mol	Type	Chain	Res	Link	Bond lengths			Bond angles		
					Counts	RMSZ	# $ Z > 2$	Counts	RMSZ	# $ Z > 2$
5	CLA	V	614	-	45,53,73	1.81	6 (13%)	52,89,113	1.49	7 (13%)
4	CHL	V	607	-	46,54,74	2.28	16 (34%)	49,90,114	3.01	20 (40%)
4	CHL	W	606	-	46,54,74	2.21	15 (32%)	49,90,114	3.13	20 (40%)
8	NEX	U	1623	-	38,46,46	0.93	1 (2%)	50,70,70	2.61	20 (40%)
5	CLA	U	611	9	42,50,73	1.87	5 (11%)	48,85,113	1.51	7 (14%)
4	CHL	U	605	1	43,51,74	2.41	15 (34%)	45,86,114	3.09	18 (40%)
5	CLA	W	610	3	55,63,73	1.63	5 (9%)	64,101,113	1.43	9 (14%)
5	CLA	W	614	-	45,53,73	1.80	6 (13%)	52,89,113	1.56	6 (11%)
4	CHL	W	605	3	46,54,74	2.30	18 (39%)	49,90,114	3.20	19 (38%)
5	CLA	W	604	-	47,55,73	1.81	6 (12%)	54,91,113	1.48	7 (12%)
7	XAT	W	1622	-	39,47,47	0.91	0	54,74,74	4.26	25 (46%)
5	CLA	U	604	-	49,56,73	1.81	7 (14%)	50,91,113	1.58	7 (14%)
6	LUT	U	1621	-	42,43,43	0.75	0	51,60,60	1.55	9 (17%)
4	CHL	W	608	-	47,55,74	2.26	15 (31%)	50,91,114	3.07	17 (34%)
4	CHL	V	605	2	44,52,74	2.32	15 (34%)	46,87,114	3.17	17 (36%)
5	CLA	V	610	2	62,70,73	1.52	8 (12%)	72,109,113	1.33	9 (12%)
5	CLA	V	611	9	43,51,73	1.86	7 (16%)	49,86,113	1.43	6 (12%)
5	CLA	W	611	9	57,65,73	1.62	6 (10%)	66,103,113	1.27	7 (10%)
4	CHL	V	601	2	66,74,74	1.94	16 (24%)	73,114,114	2.59	20 (27%)
10	LMG	V	2631	-	55,55,55	0.87	2 (3%)	63,63,63	1.11	5 (7%)
4	CHL	U	601	1	66,74,74	1.96	16 (24%)	73,114,114	2.52	20 (27%)
4	CHL	U	609	1	60,68,74	2.00	14 (23%)	65,106,114	2.79	22 (33%)
5	CLA	U	603	-	52,60,73	1.66	7 (13%)	60,97,113	1.49	9 (15%)
7	XAT	U	1622	-	39,47,47	0.92	1 (2%)	54,74,74	4.40	22 (40%)
9	LHG	V	2630	5	35,35,48	1.07	2 (5%)	38,41,54	1.08	2 (5%)
6	LUT	W	1621	-	42,43,43	0.69	0	51,60,60	1.78	13 (25%)

Mol	Type	Chain	Res	Link	Bond lengths			Bond angles		
					Counts	RMSZ	# Z > 2	Counts	RMSZ	# Z > 2
4	CHL	V	609	2	61,69,74	1.99	15 (24%)	67,108,114	2.83	21 (31%)
5	CLA	V	613	2	65,73,73	1.49	7 (10%)	76,113,113	1.28	6 (7%)
8	NEX	V	1623	-	38,46,46	0.93	2 (5%)	50,70,70	2.30	18 (36%)
5	CLA	U	612	1	42,50,73	1.83	5 (11%)	48,85,113	1.60	7 (14%)
4	CHL	W	609	3	66,74,74	1.97	15 (22%)	73,114,114	2.63	20 (27%)
9	LHG	W	2630	5	33,33,48	1.14	2 (6%)	36,39,54	1.17	2 (5%)
5	CLA	V	603	-	45,53,73	1.80	6 (13%)	52,89,113	1.62	7 (13%)
5	CLA	V	604	-	50,58,73	1.70	6 (12%)	58,95,113	1.51	7 (12%)
5	CLA	V	612	2	45,53,73	1.81	8 (17%)	52,89,113	1.50	8 (15%)
5	CLA	U	602	1	59,67,73	1.58	7 (11%)	68,105,113	1.37	8 (11%)
5	CLA	W	603	-	52,60,73	1.63	6 (11%)	60,97,113	1.56	8 (13%)
4	CHL	U	607	-	46,54,74	2.28	15 (32%)	49,90,114	3.10	18 (36%)
6	LUT	U	1620	-	42,43,43	0.74	0	51,60,60	1.60	10 (19%)
4	CHL	U	608	-	44,52,74	2.22	13 (29%)	46,87,114	3.33	19 (41%)
4	CHL	U	606	-	44,52,74	2.18	15 (34%)	46,87,114	3.21	18 (39%)
5	CLA	W	602	3	60,68,73	1.58	7 (11%)	70,107,113	1.33	9 (12%)
6	LUT	V	1621	-	42,43,43	0.79	0	51,60,60	2.00	16 (31%)
6	LUT	V	1620	-	42,43,43	0.75	0	51,60,60	1.65	10 (19%)
7	XAT	V	1622	-	39,47,47	0.88	0	54,74,74	2.68	20 (37%)
8	NEX	W	1623	-	38,46,46	0.90	2 (5%)	50,70,70	2.54	12 (24%)
5	CLA	V	602	2	60,68,73	1.53	7 (11%)	70,107,113	1.42	8 (11%)
4	CHL	V	608	-	48,56,74	2.19	14 (29%)	51,92,114	3.22	20 (39%)
5	CLA	U	613	1	59,67,73	1.62	7 (11%)	68,105,113	1.33	9 (13%)
5	CLA	W	612	3	45,53,73	1.80	9 (20%)	52,89,113	1.54	8 (15%)
4	CHL	W	601	3	66,74,74	1.98	16 (24%)	73,114,114	2.57	21 (28%)
5	CLA	U	610	1	56,64,73	1.56	7 (12%)	65,102,113	1.45	8 (12%)
5	CLA	W	613	3	65,73,73	1.53	8 (12%)	76,113,113	1.27	6 (7%)
5	CLA	U	614	-	42,50,73	1.84	6 (14%)	48,85,113	1.55	7 (14%)
9	LHG	U	2630	5	48,48,48	0.94	2 (4%)	51,54,54	1.08	4 (7%)
6	LUT	W	1620	-	42,43,43	0.72	0	51,60,60	1.59	11 (21%)
4	CHL	W	607	-	65,73,74	2.00	16 (24%)	73,113,114	2.54	21 (28%)
4	CHL	V	606	-	44,52,74	2.17	13 (29%)	46,87,114	3.17	21 (45%)

In the following table, the Chirals column lists the number of chiral outliers, the number of chiral centers analysed, the number of these observed in the model and the number defined in the

Chemical Component Dictionary. Similar counts are reported in the Torsion and Rings columns.
'-' means no outliers of that kind were identified.

Mol	Type	Chain	Res	Link	Chirals	Torsions	Rings
5	CLA	V	614	-	1/1/11/20	4/13/91/115	-
4	CHL	V	607	-	3/3/16/26	10/15/113/137	-
4	CHL	W	606	-	3/3/16/26	2/15/113/137	-
8	NEX	U	1623	-	-	6/27/83/83	0/3/3/3
5	CLA	U	611	9	1/1/10/20	2/10/88/115	-
4	CHL	U	605	1	3/3/15/26	4/12/110/137	-
5	CLA	W	610	3	1/1/13/20	5/25/103/115	-
5	CLA	W	614	-	1/1/11/20	6/13/91/115	-
4	CHL	W	605	3	3/3/16/26	10/15/113/137	-
5	CLA	W	604	-	1/1/11/20	6/16/94/115	-
7	XAT	W	1622	-	-	2/31/93/93	0/4/4/4
5	CLA	U	604	-	1/1/10/20	7/18/92/115	-
6	LUT	U	1621	-	-	5/29/67/67	0/2/2/2
4	CHL	W	608	-	3/3/16/26	9/17/115/137	-
4	CHL	V	605	2	3/3/15/26	5/13/111/137	-
5	CLA	V	610	2	1/1/14/20	7/34/112/115	-
5	CLA	V	611	9	1/1/10/20	5/11/89/115	-
5	CLA	W	611	9	1/1/13/20	7/28/106/115	-
4	CHL	V	601	2	3/3/20/26	13/39/137/137	-
10	LMG	V	2631	-	-	12/50/70/70	0/1/1/1
4	CHL	U	601	1	3/3/20/26	19/39/137/137	-
4	CHL	U	609	1	3/3/18/26	12/32/130/137	-
5	CLA	U	603	-	1/1/12/20	8/22/100/115	-
7	XAT	U	1622	-	-	4/31/93/93	0/4/4/4
9	LHG	V	2630	5	-	6/40/40/53	-
6	LUT	W	1621	-	-	5/29/67/67	0/2/2/2
4	CHL	V	609	2	3/3/19/26	11/33/131/137	-
5	CLA	V	613	2	1/1/15/20	18/37/115/115	-
8	NEX	V	1623	-	-	7/27/83/83	0/3/3/3
5	CLA	U	612	1	1/1/10/20	3/10/88/115	-
4	CHL	W	609	3	3/3/20/26	11/39/137/137	-
9	LHG	W	2630	5	-	13/38/38/53	-
5	CLA	V	603	-	1/1/11/20	4/13/91/115	-

Continued on next page...

Continued from previous page...

Mol	Type	Chain	Res	Link	Chirals	Torsions	Rings
5	CLA	V	604	-	1/1/12/20	8/19/97/115	-
5	CLA	V	612	2	1/1/11/20	5/13/91/115	-
5	CLA	U	602	1	1/1/13/20	16/30/108/115	-
5	CLA	W	603	-	1/1/12/20	9/22/100/115	-
4	CHL	U	607	-	3/3/16/26	9/15/113/137	-
6	LUT	U	1620	-	-	7/29/67/67	0/2/2/2
4	CHL	U	608	-	3/3/15/26	5/13/111/137	-
4	CHL	U	606	-	3/3/15/26	6/13/111/137	-
5	CLA	W	602	3	1/1/14/20	10/31/109/115	-
6	LUT	V	1621	-	-	3/29/67/67	0/2/2/2
6	LUT	V	1620	-	-	4/29/67/67	0/2/2/2
7	XAT	V	1622	-	-	2/31/93/93	0/4/4/4
8	NEX	W	1623	-	-	6/27/83/83	0/3/3/3
5	CLA	V	602	2	1/1/14/20	8/31/109/115	-
4	CHL	V	608	-	3/3/16/26	5/18/116/137	-
5	CLA	U	613	1	1/1/13/20	11/30/108/115	-
5	CLA	W	612	3	1/1/11/20	5/13/91/115	-
4	CHL	W	601	3	3/3/20/26	19/39/137/137	-
5	CLA	U	610	1	1/1/13/20	4/27/105/115	-
5	CLA	W	613	3	1/1/15/20	20/37/115/115	-
5	CLA	U	614	-	1/1/10/20	3/10/88/115	-
9	LHG	U	2630	5	-	21/53/53/53	-
6	LUT	W	1620	-	-	6/29/67/67	0/2/2/2
4	CHL	W	607	-	3/3/20/26	21/37/135/137	-
4	CHL	V	606	-	3/3/15/26	4/13/111/137	-

All (445) bond length outliers are listed below:

Mol	Chain	Res	Type	Atoms	Z	Observed(Å)	Ideal(Å)
5	U	613	CLA	C4B-NB	7.98	1.42	1.35
5	W	604	CLA	C4B-NB	7.94	1.42	1.35
5	W	613	CLA	C4B-NB	7.85	1.42	1.35
5	V	611	CLA	C4B-NB	7.79	1.42	1.35
5	U	611	CLA	C4B-NB	7.78	1.42	1.35
5	U	604	CLA	C4B-NB	7.77	1.42	1.35
5	W	614	CLA	C4B-NB	7.76	1.42	1.35

Continued on next page...

Continued from previous page...

Mol	Chain	Res	Type	Atoms	Z	Observed(Å)	Ideal(Å)
5	W	602	CLA	C4B-NB	7.75	1.42	1.35
5	W	610	CLA	C4B-NB	7.68	1.42	1.35
5	U	614	CLA	C4B-NB	7.65	1.42	1.35
5	V	612	CLA	C4B-NB	7.65	1.42	1.35
5	W	611	CLA	C4B-NB	7.63	1.42	1.35
5	V	603	CLA	C4B-NB	7.63	1.42	1.35
5	V	614	CLA	C4B-NB	7.60	1.42	1.35
5	V	604	CLA	C4B-NB	7.57	1.42	1.35
5	U	602	CLA	C4B-NB	7.53	1.41	1.35
5	U	612	CLA	C4B-NB	7.48	1.41	1.35
5	W	603	CLA	C4B-NB	7.42	1.41	1.35
5	V	613	CLA	C4B-NB	7.35	1.41	1.35
5	V	602	CLA	C4B-NB	7.34	1.41	1.35
5	U	603	CLA	C4B-NB	7.33	1.41	1.35
5	V	610	CLA	C4B-NB	7.31	1.41	1.35
5	W	612	CLA	C4B-NB	7.25	1.41	1.35
5	U	610	CLA	C4B-NB	7.01	1.41	1.35
4	U	605	CHL	CHC-C1C	5.32	1.48	1.35
4	W	607	CHL	CHC-C1C	5.28	1.48	1.35
4	U	607	CHL	CHC-C1C	5.25	1.48	1.35
4	W	605	CHL	O2D-CGD	5.21	1.45	1.33
4	U	605	CHL	C3B-C2B	5.20	1.47	1.40
4	W	606	CHL	O2D-CGD	5.19	1.45	1.33
4	W	601	CHL	O2D-CGD	5.17	1.45	1.33
4	V	601	CHL	O2D-CGD	5.15	1.45	1.33
4	U	601	CHL	O2D-CGD	5.15	1.45	1.33
4	W	601	CHL	CHC-C1C	5.13	1.48	1.35
4	V	605	CHL	CHC-C1C	5.13	1.48	1.35
4	V	607	CHL	CHC-C1C	5.13	1.48	1.35
4	U	609	CHL	O2D-CGD	5.13	1.45	1.33
4	U	605	CHL	O2D-CGD	5.11	1.45	1.33
4	V	601	CHL	CHC-C1C	5.11	1.48	1.35
4	U	608	CHL	CHC-C1C	5.10	1.48	1.35
4	W	607	CHL	C3B-C2B	5.10	1.47	1.40
4	V	605	CHL	O2D-CGD	5.10	1.45	1.33
4	W	607	CHL	O2D-CGD	5.09	1.45	1.33
4	U	607	CHL	O2D-CGD	5.09	1.45	1.33
4	U	606	CHL	O2D-CGD	5.09	1.45	1.33
4	W	608	CHL	O2D-CGD	5.08	1.45	1.33
4	V	607	CHL	O2D-CGD	5.07	1.45	1.33
4	V	605	CHL	C3B-C2B	5.07	1.47	1.40
4	V	606	CHL	O2D-CGD	5.05	1.45	1.33

Continued on next page...

Continued from previous page...

Mol	Chain	Res	Type	Atoms	Z	Observed(Å)	Ideal(Å)
4	V	609	CHL	O2D-CGD	5.05	1.45	1.33
4	W	609	CHL	CHC-C1C	5.04	1.47	1.35
4	U	609	CHL	C3D-C4D	-5.03	1.32	1.44
4	V	608	CHL	O2D-CGD	5.02	1.45	1.33
4	V	608	CHL	CHC-C1C	5.02	1.47	1.35
4	U	608	CHL	O2D-CGD	5.02	1.45	1.33
4	W	609	CHL	O2D-CGD	5.01	1.45	1.33
4	U	608	CHL	C3D-C4D	-5.01	1.32	1.44
4	W	601	CHL	C3B-C2B	4.97	1.47	1.40
4	U	606	CHL	CHC-C1C	4.96	1.47	1.35
4	W	609	CHL	C3D-C4D	-4.95	1.33	1.44
4	V	608	CHL	C3D-C4D	-4.94	1.33	1.44
4	W	608	CHL	CHC-C1C	4.92	1.47	1.35
4	V	609	CHL	C3D-C4D	-4.92	1.33	1.44
4	V	606	CHL	CHC-C1C	4.89	1.47	1.35
4	W	601	CHL	C3D-C4D	-4.89	1.33	1.44
4	U	605	CHL	C3D-C4D	-4.89	1.33	1.44
4	U	606	CHL	C3D-C4D	-4.88	1.33	1.44
4	U	601	CHL	CHC-C1C	4.88	1.47	1.35
4	V	605	CHL	C3D-C4D	-4.88	1.33	1.44
4	V	601	CHL	C3D-C4D	-4.86	1.33	1.44
4	W	605	CHL	CHC-C1C	4.85	1.47	1.35
4	V	607	CHL	C3B-C2B	4.83	1.47	1.40
4	V	606	CHL	C3D-C4D	-4.82	1.33	1.44
4	W	605	CHL	C3B-C2B	4.81	1.47	1.40
4	U	607	CHL	C3B-C2B	4.79	1.47	1.40
4	V	609	CHL	CHC-C1C	4.78	1.47	1.35
4	U	605	CHL	C2C-C3C	4.77	1.47	1.36
4	W	609	CHL	C2C-C3C	4.77	1.47	1.36
4	W	601	CHL	C2C-C3C	4.76	1.46	1.36
4	U	609	CHL	C2C-C3C	4.75	1.46	1.36
4	V	607	CHL	C3D-C4D	-4.74	1.33	1.44
4	U	601	CHL	C2C-C3C	4.73	1.46	1.36
4	V	601	CHL	C3B-C2B	4.72	1.46	1.40
4	U	607	CHL	C3D-C4D	-4.72	1.33	1.44
4	W	609	CHL	CHD-C1D	4.72	1.47	1.38
4	W	608	CHL	C3B-C2B	4.71	1.46	1.40
4	V	608	CHL	C3B-C2B	4.71	1.46	1.40
4	W	607	CHL	C3D-C4D	-4.71	1.33	1.44
4	V	609	CHL	C3B-C2B	4.71	1.46	1.40
4	U	605	CHL	CHD-C1D	4.70	1.47	1.38
4	W	608	CHL	C3D-C4D	-4.69	1.33	1.44

Continued on next page...

Continued from previous page...

Mol	Chain	Res	Type	Atoms	Z	Observed(Å)	Ideal(Å)
4	V	601	CHL	C2C-C3C	4.68	1.46	1.36
4	W	607	CHL	C2C-C3C	4.68	1.46	1.37
4	U	601	CHL	C3B-C2B	4.67	1.46	1.40
4	W	608	CHL	C2C-C3C	4.67	1.46	1.36
4	V	609	CHL	C2C-C3C	4.67	1.46	1.36
4	W	605	CHL	C2C-C3C	4.67	1.46	1.36
4	W	609	CHL	C3B-C2B	4.67	1.46	1.40
4	U	608	CHL	C2C-C3C	4.65	1.46	1.36
4	W	605	CHL	C3D-C4D	-4.64	1.33	1.44
4	U	601	CHL	C3D-C4D	-4.64	1.33	1.44
4	U	601	CHL	CHD-C1D	4.63	1.47	1.38
4	W	606	CHL	C3D-C4D	-4.60	1.33	1.44
4	V	605	CHL	C2C-C3C	4.60	1.46	1.36
4	W	607	CHL	CHD-C1D	4.59	1.47	1.38
4	W	606	CHL	CHC-C1C	4.56	1.46	1.35
4	U	607	CHL	C2C-C3C	4.54	1.46	1.36
4	U	608	CHL	C3B-C2B	4.50	1.46	1.40
4	V	607	CHL	O2A-CGA	4.48	1.45	1.30
4	W	605	CHL	O2A-CGA	4.48	1.45	1.30
4	V	607	CHL	C2C-C3C	4.48	1.46	1.36
4	U	609	CHL	CHC-C1C	4.47	1.46	1.35
4	V	608	CHL	C2C-C3C	4.45	1.46	1.36
4	W	608	CHL	CHD-C1D	4.45	1.47	1.38
4	V	606	CHL	C3B-C2B	4.44	1.46	1.40
4	W	606	CHL	O2A-CGA	4.44	1.45	1.30
4	V	605	CHL	CHD-C1D	4.42	1.47	1.38
4	W	601	CHL	CHD-C1D	4.42	1.47	1.38
4	U	606	CHL	C2C-C3C	4.41	1.46	1.36
4	V	609	CHL	CHD-C1D	4.40	1.46	1.38
4	U	607	CHL	O2A-CGA	4.38	1.45	1.30
4	U	609	CHL	CHD-C1D	4.38	1.46	1.38
4	V	609	CHL	O2A-CGA	4.35	1.46	1.33
4	W	601	CHL	O2A-CGA	4.35	1.46	1.33
4	V	601	CHL	CHD-C1D	4.34	1.46	1.38
9	W	2630	LHG	O8-C23	4.31	1.45	1.33
4	W	606	CHL	C2C-C3C	4.31	1.46	1.36
4	W	605	CHL	CHD-C1D	4.30	1.46	1.38
4	V	606	CHL	C2C-C3C	4.29	1.46	1.36
9	U	2630	LHG	O8-C23	4.28	1.45	1.33
4	U	606	CHL	C3B-C2B	4.28	1.46	1.40
4	W	609	CHL	O2A-CGA	4.28	1.45	1.33
4	V	601	CHL	O2A-CGA	4.26	1.45	1.33

Continued on next page...

Continued from previous page...

Mol	Chain	Res	Type	Atoms	Z	Observed(Å)	Ideal(Å)
4	U	609	CHL	O2A-CGA	4.26	1.45	1.33
4	U	609	CHL	C3B-C2B	4.24	1.46	1.40
4	V	608	CHL	O2A-CGA	4.24	1.45	1.33
9	V	2630	LHG	O8-C23	4.21	1.45	1.33
9	W	2630	LHG	O7-C7	4.21	1.46	1.34
4	U	601	CHL	O2A-CGA	4.20	1.45	1.33
4	V	607	CHL	CHD-C1D	4.20	1.46	1.38
4	W	606	CHL	CHD-C1D	4.19	1.46	1.38
4	W	607	CHL	O2A-CGA	4.18	1.45	1.33
4	U	608	CHL	CHD-C1D	4.17	1.46	1.38
9	U	2630	LHG	O7-C7	4.10	1.45	1.34
4	U	607	CHL	CHD-C1D	4.10	1.46	1.38
10	V	2631	LMG	O8-C28	4.08	1.45	1.33
4	U	606	CHL	CHD-C1D	4.07	1.46	1.38
4	U	605	CHL	CHD-C4C	4.07	1.48	1.39
4	V	606	CHL	CHD-C1D	4.06	1.46	1.38
4	W	609	CHL	CHD-C4C	4.06	1.48	1.39
4	U	601	CHL	CHD-C4C	4.02	1.48	1.39
10	V	2631	LMG	O7-C10	3.99	1.45	1.34
4	W	608	CHL	O2A-CGA	3.99	1.45	1.33
4	W	607	CHL	CHD-C4C	3.98	1.48	1.39
9	V	2630	LHG	O7-C7	3.97	1.45	1.34
5	U	611	CLA	C1D-ND	3.95	1.42	1.37
4	V	608	CHL	CHD-C1D	3.95	1.46	1.38
5	V	611	CLA	C1D-ND	3.94	1.42	1.37
5	W	604	CLA	C1D-ND	3.93	1.42	1.37
4	W	606	CHL	C3B-C2B	3.93	1.45	1.40
5	U	614	CLA	C1D-ND	3.91	1.42	1.37
4	W	601	CHL	CHD-C4C	3.90	1.48	1.39
4	W	608	CHL	CHD-C4C	3.90	1.48	1.39
5	U	610	CLA	C1D-ND	3.88	1.42	1.37
5	U	612	CLA	C1D-ND	3.87	1.42	1.37
4	U	609	CHL	CHD-C4C	3.86	1.48	1.39
5	V	610	CLA	C1D-ND	3.84	1.42	1.37
4	V	609	CHL	CHD-C4C	3.84	1.48	1.39
4	V	601	CHL	CHD-C4C	3.82	1.48	1.39
5	W	612	CLA	C1D-ND	3.81	1.42	1.37
5	W	611	CLA	C1D-ND	3.81	1.42	1.37
5	U	603	CLA	C1D-ND	3.80	1.42	1.37
5	V	603	CLA	C1D-ND	3.78	1.42	1.37
4	W	605	CHL	OBD-CAD	3.76	1.29	1.22
4	W	607	CHL	OBD-CAD	3.76	1.29	1.22

Continued on next page...

Continued from previous page...

Mol	Chain	Res	Type	Atoms	Z	Observed(Å)	Ideal(Å)
4	W	605	CHL	CHD-C4C	3.75	1.47	1.39
4	V	605	CHL	CHD-C4C	3.75	1.47	1.39
5	V	614	CLA	C1D-ND	3.74	1.42	1.37
5	V	602	CLA	C1D-ND	3.72	1.42	1.37
4	U	607	CHL	CHD-C4C	3.72	1.47	1.39
4	V	605	CHL	OBD-CAD	3.71	1.28	1.22
4	U	608	CHL	CHD-C4C	3.70	1.47	1.39
5	V	612	CLA	C1D-ND	3.70	1.42	1.37
5	U	602	CLA	C1D-ND	3.70	1.42	1.37
4	U	601	CHL	OBD-CAD	3.69	1.28	1.22
5	W	610	CLA	C1D-ND	3.68	1.42	1.37
4	W	606	CHL	OBD-CAD	3.67	1.28	1.22
5	W	602	CLA	C1D-ND	3.67	1.42	1.37
4	V	608	CHL	CHD-C4C	3.66	1.47	1.39
4	U	607	CHL	OBD-CAD	3.65	1.28	1.22
4	U	605	CHL	OBD-CAD	3.64	1.28	1.22
4	U	606	CHL	CHD-C4C	3.64	1.47	1.39
4	V	607	CHL	OBD-CAD	3.62	1.28	1.22
5	W	603	CLA	C1D-ND	3.62	1.42	1.37
4	U	609	CHL	OBD-CAD	3.62	1.28	1.22
4	W	601	CHL	OBD-CAD	3.61	1.28	1.22
5	V	604	CLA	C1D-ND	3.61	1.42	1.37
5	U	613	CLA	C1D-ND	3.61	1.42	1.37
4	W	606	CHL	CHD-C4C	3.61	1.47	1.39
5	U	604	CLA	C1D-ND	3.59	1.42	1.37
5	W	614	CLA	C1D-ND	3.59	1.42	1.37
4	W	608	CHL	OBD-CAD	3.59	1.28	1.22
4	V	607	CHL	CHD-C4C	3.58	1.47	1.39
4	W	609	CHL	OBD-CAD	3.57	1.28	1.22
4	V	609	CHL	OBD-CAD	3.56	1.28	1.22
4	V	601	CHL	OBD-CAD	3.55	1.28	1.22
5	V	613	CLA	C1D-ND	3.53	1.42	1.37
4	V	606	CHL	CHD-C4C	3.44	1.47	1.39
4	U	606	CHL	OBD-CAD	3.44	1.28	1.22
5	W	613	CLA	C1D-ND	3.40	1.42	1.37
4	U	608	CHL	OBD-CAD	3.35	1.28	1.22
5	U	604	CLA	CAD-C3D	-3.31	1.44	1.50
5	V	604	CLA	C4D-ND	-3.30	1.33	1.37
4	V	606	CHL	OBD-CAD	3.27	1.28	1.22
5	U	613	CLA	C4D-ND	-3.27	1.33	1.37
5	U	604	CLA	C4D-ND	-3.26	1.33	1.37
4	V	608	CHL	OBD-CAD	3.25	1.28	1.22

Continued on next page...

Continued from previous page...

Mol	Chain	Res	Type	Atoms	Z	Observed(Å)	Ideal(Å)
5	V	602	CLA	C4D-ND	-3.24	1.33	1.37
4	W	609	CHL	C1D-C2D	3.23	1.51	1.45
5	W	613	CLA	C4D-ND	-3.19	1.33	1.37
5	U	602	CLA	C4D-ND	-3.18	1.33	1.37
5	V	613	CLA	C4D-ND	-3.09	1.33	1.37
5	W	602	CLA	C4D-ND	-3.08	1.33	1.37
5	V	611	CLA	C4D-ND	-3.07	1.33	1.37
5	V	614	CLA	CHC-C1C	3.05	1.42	1.35
5	W	610	CLA	CHC-C1C	3.04	1.42	1.35
5	U	614	CLA	CHC-C1C	3.04	1.42	1.35
5	U	610	CLA	C4D-ND	-3.03	1.33	1.37
5	U	604	CLA	CHC-C1C	3.02	1.42	1.35
5	V	610	CLA	C4D-ND	-3.02	1.33	1.37
5	W	610	CLA	C4D-ND	-3.02	1.33	1.37
4	V	609	CHL	C1D-C2D	3.02	1.51	1.45
5	W	611	CLA	C4D-ND	-3.01	1.33	1.37
5	W	604	CLA	CHC-C1C	3.01	1.42	1.35
5	W	611	CLA	CHC-C1C	3.01	1.42	1.35
4	V	605	CHL	C1D-C2D	3.01	1.51	1.45
5	V	614	CLA	C4D-ND	-3.01	1.33	1.37
5	W	602	CLA	CHC-C1C	3.01	1.42	1.35
4	U	605	CHL	MG-NA	-2.99	1.99	2.06
5	V	602	CLA	CHC-C1C	2.98	1.42	1.35
4	U	601	CHL	C1D-C2D	2.97	1.51	1.45
4	W	608	CHL	C1D-C2D	2.97	1.51	1.45
5	U	604	CLA	CMB-C2B	-2.96	1.45	1.51
5	W	604	CLA	C4D-ND	-2.95	1.33	1.37
5	V	610	CLA	CHC-C1C	2.94	1.42	1.35
5	U	613	CLA	CHC-C1C	2.94	1.42	1.35
5	V	613	CLA	CHC-C1C	2.94	1.42	1.35
4	W	605	CHL	C1D-C2D	2.94	1.51	1.45
5	U	611	CLA	C4D-ND	-2.92	1.33	1.37
5	U	612	CLA	CHC-C1C	2.92	1.42	1.35
4	U	605	CHL	C1D-C2D	2.91	1.51	1.45
5	W	614	CLA	CHC-C1C	2.90	1.42	1.35
5	V	604	CLA	CHC-C1C	2.89	1.42	1.35
5	U	614	CLA	C4D-ND	-2.88	1.33	1.37
4	U	609	CHL	C1D-C2D	2.88	1.51	1.45
5	V	612	CLA	CHC-C1C	2.88	1.42	1.35
4	U	605	CHL	C3D-C2D	2.88	1.47	1.39
5	V	603	CLA	C4D-ND	-2.87	1.33	1.37
5	U	602	CLA	CHC-C1C	2.87	1.42	1.35

Continued on next page...

Continued from previous page...

Mol	Chain	Res	Type	Atoms	Z	Observed(Å)	Ideal(Å)
5	W	614	CLA	C4D-ND	-2.86	1.33	1.37
5	W	612	CLA	C4D-ND	-2.86	1.33	1.37
5	U	603	CLA	C4D-ND	-2.84	1.33	1.37
4	V	601	CHL	C1D-C2D	2.84	1.50	1.45
5	U	611	CLA	CHC-C1C	2.84	1.42	1.35
5	W	604	CLA	CMB-C2B	-2.84	1.45	1.51
5	V	611	CLA	CHC-C1C	2.83	1.42	1.35
4	U	601	CHL	MG-NA	-2.82	1.99	2.06
4	W	601	CHL	C1D-C2D	2.82	1.50	1.45
5	W	613	CLA	CHC-C1C	2.80	1.42	1.35
5	W	603	CLA	CHC-C1C	2.80	1.42	1.35
4	V	605	CHL	MG-NA	-2.79	1.99	2.06
5	V	612	CLA	C4D-ND	-2.79	1.33	1.37
8	W	1623	NEX	C7-C8	-2.79	1.27	1.32
5	W	603	CLA	C4D-ND	-2.79	1.33	1.37
4	U	608	CHL	C1D-C2D	2.78	1.50	1.45
5	V	603	CLA	CHC-C1C	2.78	1.42	1.35
5	U	610	CLA	CHC-C1C	2.78	1.42	1.35
5	U	612	CLA	C4D-ND	-2.76	1.33	1.37
4	U	601	CHL	C3D-C2D	2.75	1.46	1.39
5	W	612	CLA	CHC-C1C	2.73	1.42	1.35
4	V	605	CHL	C3D-C2D	2.73	1.46	1.39
4	W	607	CHL	C1D-C2D	2.73	1.50	1.45
4	W	607	CHL	MG-NA	-2.72	1.99	2.06
8	V	1623	NEX	C7-C8	-2.69	1.27	1.32
4	W	608	CHL	C3D-C2D	2.67	1.46	1.39
5	U	603	CLA	CHC-C1C	2.67	1.41	1.35
4	W	605	CHL	C3D-C2D	2.66	1.46	1.39
4	U	607	CHL	MG-NA	-2.64	2.00	2.06
4	U	607	CHL	C1D-C2D	2.63	1.50	1.45
4	U	606	CHL	C1D-C2D	2.63	1.50	1.45
4	U	608	CHL	MG-NA	-2.62	2.00	2.06
4	W	601	CHL	C3D-C2D	2.61	1.46	1.39
4	V	608	CHL	C1D-C2D	2.61	1.50	1.45
5	U	602	CLA	CMB-C2B	-2.60	1.46	1.51
4	U	609	CHL	C3D-C2D	2.60	1.46	1.39
4	W	609	CHL	C3D-C2D	2.59	1.46	1.39
4	W	606	CHL	C1D-C2D	2.59	1.50	1.45
4	W	608	CHL	C4C-C3C	2.58	1.49	1.45
5	V	603	CLA	CMB-C2B	-2.58	1.46	1.51
4	V	601	CHL	C3D-C2D	2.58	1.46	1.39
4	W	609	CHL	MG-NA	-2.58	2.00	2.06

Continued on next page...

Continued from previous page...

Mol	Chain	Res	Type	Atoms	Z	Observed(Å)	Ideal(Å)
5	V	612	CLA	CMB-C2B	-2.58	1.46	1.51
4	W	601	CHL	MG-NA	-2.57	2.00	2.06
4	U	605	CHL	C1B-CHB	2.57	1.48	1.41
4	W	607	CHL	C4B-CHC	2.57	1.48	1.41
5	V	604	CLA	CMB-C2B	-2.57	1.46	1.51
5	W	613	CLA	CMB-C2B	-2.56	1.46	1.51
5	W	612	CLA	CMB-C2B	-2.55	1.46	1.51
4	V	609	CHL	C3D-C2D	2.55	1.46	1.39
4	V	607	CHL	MG-NA	-2.55	2.00	2.06
4	U	609	CHL	C4C-C3C	2.54	1.49	1.45
5	U	603	CLA	CMB-C2B	-2.54	1.46	1.51
4	U	605	CHL	C4B-CHC	2.53	1.48	1.41
4	V	607	CHL	C3D-C2D	2.53	1.46	1.39
8	U	1623	NEX	C7-C8	-2.52	1.27	1.32
4	W	607	CHL	C3D-C2D	2.52	1.46	1.39
5	W	602	CLA	CMB-C2B	-2.51	1.46	1.51
5	V	614	CLA	CMB-C2B	-2.50	1.46	1.51
5	V	611	CLA	CMB-C2B	-2.50	1.46	1.51
4	U	605	CHL	C4C-C3C	2.48	1.49	1.45
5	U	613	CLA	CMB-C2B	-2.48	1.46	1.51
4	V	609	CHL	MG-NA	-2.48	2.00	2.06
4	U	609	CHL	MG-NA	-2.47	2.00	2.06
4	U	606	CHL	C3D-C2D	2.47	1.45	1.39
4	U	607	CHL	C4B-CHC	2.47	1.47	1.41
5	U	611	CLA	CMB-C2B	-2.46	1.46	1.51
5	V	613	CLA	CMB-C2B	-2.46	1.46	1.51
4	U	607	CHL	C3D-C2D	2.46	1.45	1.39
5	V	610	CLA	CMB-C2B	-2.45	1.46	1.51
4	V	605	CHL	C1B-CHB	2.45	1.47	1.41
4	W	601	CHL	C4B-CHC	2.44	1.47	1.41
4	V	601	CHL	C4B-CHC	2.44	1.47	1.41
4	U	608	CHL	C3D-C2D	2.43	1.45	1.39
5	W	610	CLA	CMB-C2B	-2.43	1.46	1.51
4	W	606	CHL	C3D-C2D	2.42	1.45	1.39
5	W	611	CLA	CMB-C2B	-2.41	1.46	1.51
5	W	603	CLA	CMB-C2B	-2.41	1.46	1.51
4	V	607	CHL	C4B-CHC	2.41	1.47	1.41
4	V	601	CHL	MG-NA	-2.40	2.00	2.06
4	V	605	CHL	C4B-CHC	2.39	1.47	1.41
5	U	612	CLA	CMB-C2B	-2.39	1.46	1.51
5	V	613	CLA	CMD-C2D	-2.38	1.45	1.50
5	W	614	CLA	CMB-C2B	-2.38	1.46	1.51

Continued on next page...

Continued from previous page...

Mol	Chain	Res	Type	Atoms	Z	Observed(Å)	Ideal(Å)
4	V	607	CHL	C1D-C2D	2.38	1.50	1.45
4	W	605	CHL	C4B-CHC	2.37	1.47	1.41
4	V	606	CHL	C3D-C2D	2.37	1.45	1.39
4	W	606	CHL	C4C-C3C	2.36	1.49	1.45
4	U	601	CHL	C4C-C3C	2.34	1.49	1.45
4	V	608	CHL	C3D-C2D	2.33	1.45	1.39
4	W	607	CHL	C1B-CHB	2.33	1.47	1.41
4	W	605	CHL	MG-NA	-2.32	2.00	2.06
4	V	608	CHL	C4B-CHC	2.32	1.47	1.41
4	W	605	CHL	C4C-C3C	2.31	1.49	1.45
4	W	609	CHL	C4C-C3C	2.30	1.49	1.45
5	U	614	CLA	CMB-C2B	-2.29	1.46	1.51
4	V	606	CHL	C2C-C1C	2.28	1.49	1.44
5	U	613	CLA	CMC-C2C	-2.27	1.46	1.50
5	U	610	CLA	CMB-C2B	-2.27	1.46	1.51
4	V	606	CHL	C1D-C2D	2.27	1.49	1.45
5	W	613	CLA	C3B-C2B	-2.26	1.37	1.40
4	U	601	CHL	C1B-CHB	2.26	1.47	1.41
5	V	602	CLA	CMB-C2B	-2.25	1.47	1.51
4	W	607	CHL	C4C-C3C	2.25	1.48	1.44
4	V	608	CHL	MG-NA	-2.25	2.00	2.06
4	U	601	CHL	C4B-CHC	2.25	1.47	1.41
4	W	608	CHL	C4B-CHC	2.24	1.47	1.41
4	W	608	CHL	MG-NA	-2.24	2.01	2.06
4	W	601	CHL	C1B-CHB	2.23	1.47	1.41
4	V	606	CHL	C4B-CHC	2.22	1.47	1.41
4	U	608	CHL	C4B-CHC	2.21	1.47	1.41
7	U	1622	XAT	O24-C25	-2.21	1.43	1.46
5	W	613	CLA	CMD-C2D	-2.21	1.46	1.50
4	W	609	CHL	C1B-CHB	2.20	1.47	1.41
4	U	606	CHL	C4B-CHC	2.20	1.47	1.41
5	W	612	CLA	CMD-C2D	-2.20	1.46	1.50
4	W	609	CHL	C4B-CHC	2.19	1.47	1.41
5	W	603	CLA	CMD-C2D	-2.19	1.46	1.50
5	U	603	CLA	CMD-C2D	-2.18	1.46	1.50
4	U	609	CHL	C1B-CHB	2.18	1.47	1.41
5	V	612	CLA	CMD-C2D	-2.18	1.46	1.50
5	V	602	CLA	CMC-C2C	-2.17	1.46	1.50
5	W	612	CLA	C3B-C2B	-2.17	1.37	1.40
4	V	608	CHL	C1B-CHB	2.17	1.47	1.41
4	W	608	CHL	C1B-CHB	2.16	1.47	1.41
5	V	614	CLA	CMD-C2D	-2.15	1.46	1.50

Continued on next page...

Continued from previous page...

Mol	Chain	Res	Type	Atoms	Z	Observed(Å)	Ideal(Å)
4	W	607	CHL	C4D-CHA	2.15	1.46	1.38
4	V	607	CHL	C1B-CHB	2.15	1.47	1.41
5	W	602	CLA	CMC-C2C	-2.15	1.46	1.50
4	V	605	CHL	C4C-C3C	2.14	1.48	1.45
5	V	604	CLA	CMD-C2D	-2.14	1.46	1.50
4	U	606	CHL	C2C-C1C	2.14	1.49	1.44
4	W	601	CHL	C2C-C1C	2.14	1.49	1.44
5	V	611	CLA	C3B-C2B	-2.14	1.37	1.40
5	V	603	CLA	CMD-C2D	-2.13	1.46	1.50
5	V	611	CLA	CMD-C2D	-2.13	1.46	1.50
4	U	606	CHL	C1B-CHB	2.13	1.46	1.41
5	U	602	CLA	CMC-C2C	-2.13	1.46	1.50
4	W	601	CHL	C4C-C3C	2.13	1.48	1.45
4	W	605	CHL	C1B-CHB	2.13	1.46	1.41
5	W	613	CLA	CMC-C2C	-2.12	1.46	1.50
4	V	609	CHL	C1B-CHB	2.12	1.46	1.41
4	U	605	CHL	C2C-C1C	2.12	1.49	1.44
4	V	601	CHL	C2C-C1C	2.12	1.49	1.44
5	U	602	CLA	CMD-C2D	-2.12	1.46	1.50
5	W	602	CLA	CMD-C2D	-2.12	1.46	1.50
5	W	614	CLA	CMD-C2D	-2.11	1.46	1.50
5	V	613	CLA	CMC-C2C	-2.10	1.46	1.50
4	W	605	CHL	C2C-C1C	2.10	1.49	1.44
4	V	601	CHL	C1B-CHB	2.10	1.46	1.41
4	V	609	CHL	C4B-CHC	2.10	1.46	1.41
5	U	614	CLA	CMD-C2D	-2.10	1.46	1.50
4	V	609	CHL	C4C-C3C	2.10	1.48	1.45
4	W	606	CHL	C1B-CHB	2.09	1.46	1.41
5	U	603	CLA	C3B-C2B	-2.09	1.37	1.40
4	W	606	CHL	C4D-CHA	2.09	1.45	1.38
5	V	612	CLA	CMC-C2C	-2.09	1.46	1.50
4	V	606	CHL	C4C-C3C	2.08	1.48	1.45
4	U	606	CHL	C4C-C3C	2.08	1.48	1.45
4	U	601	CHL	C4D-CHA	2.08	1.45	1.38
5	W	612	CLA	CMC-C2C	-2.07	1.46	1.50
4	V	605	CHL	C2C-C1C	2.07	1.49	1.44
5	U	610	CLA	CMC-C2C	-2.06	1.46	1.50
5	W	604	CLA	CMD-C2D	-2.06	1.46	1.50
4	V	607	CHL	C4D-CHA	2.05	1.45	1.38
4	U	608	CHL	C1B-CHB	2.05	1.46	1.41
5	V	602	CLA	CMD-C2D	-2.05	1.46	1.50
8	V	1623	NEX	O24-C25	-2.05	1.43	1.46

Continued on next page...

Continued from previous page...

Mol	Chain	Res	Type	Atoms	Z	Observed(Å)	Ideal(Å)
5	V	610	CLA	CMC-C2C	-2.05	1.46	1.50
5	U	613	CLA	CMD-C2D	-2.04	1.46	1.50
4	U	607	CHL	C4D-CHA	2.04	1.45	1.38
8	W	1623	NEX	O24-C25	-2.04	1.43	1.46
4	U	606	CHL	MG-NA	-2.04	2.01	2.06
5	V	612	CLA	C3B-C2B	-2.03	1.37	1.40
4	W	606	CHL	CMC-C2C	2.03	1.49	1.45
4	V	601	CHL	C4C-C3C	2.02	1.48	1.45
5	W	612	CLA	C3B-CAB	-2.02	1.43	1.47
4	W	605	CHL	C4D-CHA	2.02	1.45	1.38
4	V	607	CHL	C4C-C3C	2.02	1.48	1.45
4	U	607	CHL	C2C-C1C	2.01	1.48	1.44
5	U	610	CLA	CMD-C2D	-2.01	1.46	1.50
4	W	605	CHL	CMC-C2C	2.01	1.49	1.45
5	V	610	CLA	C3B-CAB	-2.01	1.43	1.47
5	V	610	CLA	CMD-C2D	-2.00	1.46	1.50
5	U	604	CLA	CMD-C2D	-2.00	1.46	1.50
5	W	611	CLA	CMD-C2D	-2.00	1.46	1.50

All (731) bond angle outliers are listed below:

Mol	Chain	Res	Type	Atoms	Z	Observed(°)	Ideal(°)
7	U	1622	XAT	C37-C21-C36	-17.41	81.68	107.37
7	W	1622	XAT	C37-C21-C36	-17.36	81.76	107.37
7	U	1622	XAT	C37-C21-C22	-15.47	82.11	108.98
7	W	1622	XAT	C37-C21-C22	-14.80	83.26	108.98
8	W	1623	NEX	O24-C25-C24	10.47	121.25	113.38
4	W	609	CHL	CMD-C2D-C1D	9.15	140.85	124.71
4	V	609	CHL	CMD-C2D-C1D	9.01	140.59	124.71
4	V	608	CHL	CMD-C2D-C1D	8.80	140.22	124.71
4	U	608	CHL	CMD-C2D-C1D	8.78	140.19	124.71
8	U	1623	NEX	O24-C25-C24	8.75	119.95	113.38
4	V	608	CHL	C1D-ND-C4D	-8.60	100.23	106.33
4	U	609	CHL	CMD-C2D-C1D	8.52	139.73	124.71
4	W	601	CHL	CMD-C2D-C1D	8.47	139.64	124.71
4	V	601	CHL	CMD-C2D-C1D	8.46	139.63	124.71
4	W	605	CHL	CMD-C2D-C1D	8.45	139.61	124.71
4	W	607	CHL	CMD-C2D-C1D	8.44	139.59	124.71
4	W	606	CHL	CMD-C2D-C1D	8.44	139.58	124.71
4	W	608	CHL	CMD-C2D-C1D	8.37	139.47	124.71
4	W	605	CHL	C1D-ND-C4D	-8.36	100.40	106.33
4	U	608	CHL	C1D-ND-C4D	-8.34	100.41	106.33

Continued on next page...

Continued from previous page...

Mol	Chain	Res	Type	Atoms	Z	Observed(°)	Ideal(°)
4	V	605	CHL	CMD-C2D-C1D	8.30	139.34	124.71
4	U	601	CHL	CMD-C2D-C1D	8.29	139.33	124.71
4	V	609	CHL	C1D-ND-C4D	-8.29	100.45	106.33
4	U	606	CHL	C1D-ND-C4D	-8.24	100.48	106.33
4	U	607	CHL	CMD-C2D-C1D	8.23	139.21	124.71
7	U	1622	XAT	O24-C25-C24	8.17	119.52	113.38
7	U	1622	XAT	C36-C21-C22	8.17	123.18	108.98
4	U	606	CHL	CMD-C2D-C1D	8.17	139.10	124.71
4	V	601	CHL	C1D-ND-C4D	-8.16	100.54	106.33
4	W	608	CHL	C1D-ND-C4D	-8.15	100.54	106.33
4	U	605	CHL	CMD-C2D-C1D	8.12	139.02	124.71
4	V	607	CHL	C2C-C3C-C4C	-8.06	100.74	106.49
7	W	1622	XAT	C36-C21-C22	7.92	122.74	108.98
4	V	606	CHL	CMD-C2D-C1D	7.86	138.56	124.71
8	V	1623	NEX	O24-C25-C24	7.76	119.21	113.38
4	W	606	CHL	C1D-ND-C4D	-7.75	100.83	106.33
4	U	607	CHL	C1D-ND-C4D	-7.72	100.85	106.33
4	W	609	CHL	CHD-C1D-ND	-7.69	117.39	124.45
4	U	608	CHL	C2C-C3C-C4C	-7.68	101.01	106.49
4	V	607	CHL	CMD-C2D-C1D	7.61	138.12	124.71
4	V	608	CHL	C2C-C3C-C4C	-7.60	101.07	106.49
4	U	609	CHL	C1D-ND-C4D	-7.59	100.94	106.33
4	U	609	CHL	C2C-C3C-C4C	-7.57	101.09	106.49
4	V	605	CHL	CHD-C1D-ND	-7.54	117.52	124.45
4	U	607	CHL	C2C-C3C-C4C	-7.49	101.15	106.49
4	V	606	CHL	C2C-C3C-C4C	-7.46	101.17	106.49
4	W	608	CHL	C2C-C3C-C4C	-7.43	101.19	106.49
4	U	606	CHL	C2C-C3C-C4C	-7.43	101.20	106.49
4	V	607	CHL	C1D-ND-C4D	-7.34	101.12	106.33
4	W	601	CHL	C1D-ND-C4D	-7.34	101.12	106.33
4	V	605	CHL	C1D-ND-C4D	-7.30	101.15	106.33
4	W	605	CHL	C2C-C3C-C4C	-7.26	101.32	106.49
4	V	606	CHL	C1D-ND-C4D	-7.25	101.19	106.33
4	W	609	CHL	C1D-ND-C4D	-7.22	101.20	106.33
4	V	605	CHL	C2C-C3C-C4C	-7.20	101.36	106.49
4	U	605	CHL	C2C-C3C-C4C	-7.19	101.36	106.49
4	W	609	CHL	C2C-C3C-C4C	-7.19	101.37	106.49
4	W	607	CHL	C2C-C3C-C4C	-7.16	101.17	106.49
4	V	608	CHL	C2D-C1D-ND	7.16	115.38	110.10
7	W	1622	XAT	O24-C25-C24	7.15	118.75	113.38
4	W	601	CHL	C2C-C3C-C4C	-7.09	101.43	106.49
4	U	601	CHL	C1D-ND-C4D	-6.94	101.41	106.33

Continued on next page...

Continued from previous page...

Mol	Chain	Res	Type	Atoms	Z	Observed(°)	Ideal(°)
4	V	609	CHL	CHD-C1D-ND	-6.92	118.10	124.45
4	U	605	CHL	CHD-C1D-ND	-6.92	118.10	124.45
4	W	605	CHL	C2D-C1D-ND	6.91	115.19	110.10
7	V	1622	XAT	O4-C5-C4	6.88	118.55	113.38
4	W	606	CHL	C2C-C3C-C4C	-6.84	101.61	106.49
4	U	601	CHL	CHD-C1D-ND	-6.78	118.22	124.45
4	V	609	CHL	C2C-C3C-C4C	-6.78	101.66	106.49
4	W	607	CHL	C1D-ND-C4D	-6.76	101.54	106.33
4	U	605	CHL	C1D-ND-C4D	-6.73	101.56	106.33
4	U	608	CHL	C2D-C1D-ND	6.73	115.06	110.10
4	V	601	CHL	C2C-C3C-C4C	-6.68	101.72	106.49
4	W	606	CHL	C2D-C1D-ND	6.68	115.03	110.10
7	W	1622	XAT	O4-C5-C4	6.67	118.39	113.38
4	U	606	CHL	C2D-C1D-ND	6.66	115.01	110.10
4	V	601	CHL	CHD-C1D-ND	-6.62	118.37	124.45
4	U	607	CHL	C2D-C1D-ND	6.61	114.97	110.10
4	U	601	CHL	C2C-C3C-C4C	-6.56	101.81	106.49
4	W	608	CHL	C2D-C1D-ND	6.56	114.94	110.10
4	W	601	CHL	CHD-C1D-ND	-6.50	118.48	124.45
4	U	608	CHL	CHD-C1D-ND	-6.45	118.53	124.45
4	V	601	CHL	C2D-C1D-ND	6.41	114.83	110.10
4	V	609	CHL	C2D-C1D-ND	6.40	114.82	110.10
5	V	603	CLA	C4A-NA-C1A	6.37	109.57	106.71
4	V	607	CHL	C2D-C1D-ND	6.37	114.80	110.10
4	W	607	CHL	CHD-C1D-ND	-6.33	118.63	124.45
4	U	609	CHL	CHD-C1D-ND	-6.31	118.65	124.45
4	W	608	CHL	CHD-C1D-ND	-6.27	118.69	124.45
4	W	605	CHL	CHD-C1D-ND	-6.21	118.75	124.45
4	V	608	CHL	CHD-C1D-ND	-6.18	118.77	124.45
5	W	603	CLA	C4A-NA-C1A	6.15	109.47	106.71
7	V	1622	XAT	O24-C25-C24	6.13	117.99	113.38
4	V	606	CHL	C2D-C1D-ND	6.13	114.62	110.10
7	U	1622	XAT	O4-C5-C4	6.12	117.98	113.38
5	W	614	CLA	C4A-NA-C1A	6.01	109.41	106.71
8	W	1623	NEX	C11-C10-C9	-6.00	118.74	127.31
4	V	605	CHL	C2D-C1D-ND	6.00	114.52	110.10
4	U	607	CHL	CHD-C1D-ND	-5.97	118.97	124.45
4	U	609	CHL	C2D-C1D-ND	5.94	114.48	110.10
5	U	612	CLA	C4A-NA-C1A	5.91	109.36	106.71
5	U	603	CLA	C4A-NA-C1A	5.88	109.35	106.71
4	V	606	CHL	C3C-C4C-NC	5.84	117.12	110.57
8	W	1623	NEX	C15-C14-C13	-5.79	119.04	127.31

Continued on next page...

Continued from previous page...

Mol	Chain	Res	Type	Atoms	Z	Observed(°)	Ideal(°)
4	W	601	CHL	C2D-C1D-ND	5.79	114.37	110.10
4	W	607	CHL	C2D-C1D-ND	5.77	114.36	110.10
7	U	1622	XAT	C15-C14-C13	-5.74	119.11	127.31
8	U	1623	NEX	C20-C13-C12	5.73	127.10	118.08
4	U	606	CHL	CHD-C1D-ND	-5.72	119.20	124.45
4	U	609	CHL	O2D-CGD-CBD	5.69	121.39	111.27
5	V	613	CLA	C4A-NA-C1A	5.66	109.25	106.71
4	U	601	CHL	C2D-C1D-ND	5.59	114.23	110.10
7	W	1622	XAT	C38-C25-C26	-5.54	112.98	122.26
4	U	605	CHL	C2D-C1D-ND	5.52	114.17	110.10
4	V	608	CHL	C3C-C4C-NC	5.49	116.73	110.57
4	W	606	CHL	C3C-C4C-NC	5.46	116.69	110.57
8	U	1623	NEX	C35-C34-C33	-5.45	119.53	127.31
4	U	606	CHL	C3C-C4C-NC	5.45	116.68	110.57
7	V	1622	XAT	C18-C5-C6	-5.44	113.15	122.26
4	W	609	CHL	C2D-C1D-ND	5.39	114.08	110.10
4	V	606	CHL	O2D-CGD-CBD	5.38	120.82	111.27
5	U	611	CLA	C4A-NA-C1A	5.37	109.12	106.71
7	V	1622	XAT	C38-C25-C26	-5.36	113.27	122.26
4	V	607	CHL	CHD-C1D-ND	-5.35	119.53	124.45
5	U	604	CLA	CMB-C2B-C1B	-5.35	120.24	128.46
6	W	1621	LUT	C15-C14-C13	-5.30	119.75	127.31
4	V	608	CHL	C3D-C2D-C1D	-5.29	98.61	105.83
4	V	609	CHL	O2D-CGD-CBD	5.29	120.67	111.27
7	U	1622	XAT	C38-C25-C26	-5.26	113.44	122.26
4	U	605	CHL	O2D-CGD-CBD	5.26	120.61	111.27
4	U	608	CHL	C3D-C2D-C1D	-5.25	98.66	105.83
5	U	610	CLA	C4A-NA-C1A	5.23	109.06	106.71
4	W	605	CHL	C3C-C4C-NC	5.22	116.42	110.57
4	V	607	CHL	C3C-C4C-NC	5.20	116.41	110.57
4	V	605	CHL	O2D-CGD-CBD	5.20	120.51	111.27
4	W	606	CHL	CHD-C1D-ND	-5.19	119.69	124.45
5	V	612	CLA	C4A-NA-C1A	5.17	109.03	106.71
4	W	601	CHL	O2D-CGD-CBD	5.13	120.39	111.27
4	U	607	CHL	C3C-C4C-NC	5.12	116.31	110.57
5	W	613	CLA	C4A-NA-C1A	5.12	109.01	106.71
7	U	1622	XAT	C18-C5-C6	-5.11	113.69	122.26
5	V	602	CLA	CMB-C2B-C1B	-5.11	120.61	128.46
4	W	605	CHL	C3D-C2D-C1D	-5.10	98.87	105.83
4	W	605	CHL	O2D-CGD-CBD	5.10	120.32	111.27
4	V	609	CHL	C3D-C4D-ND	5.08	118.45	110.24
5	W	612	CLA	C4A-NA-C1A	5.07	108.98	106.71

Continued on next page...

Continued from previous page...

Mol	Chain	Res	Type	Atoms	Z	Observed(°)	Ideal(°)
5	U	614	CLA	C4A-NA-C1A	5.05	108.98	106.71
7	U	1622	XAT	C31-C30-C29	-5.05	120.10	127.31
7	V	1622	XAT	O4-C5-C18	5.05	121.10	115.06
4	U	607	CHL	C3D-C2D-C1D	-5.04	98.96	105.83
4	U	609	CHL	C3C-C4C-NC	5.04	116.22	110.57
4	W	608	CHL	C3C-C4C-NC	5.03	116.21	110.57
4	V	609	CHL	C3D-C2D-C1D	-5.03	98.97	105.83
4	U	608	CHL	C3C-C4C-NC	5.03	116.21	110.57
4	W	606	CHL	C3D-C2D-C1D	-5.02	98.98	105.83
4	V	601	CHL	C3D-C4D-ND	4.97	118.28	110.24
5	V	604	CLA	C4A-NA-C1A	4.96	108.93	106.71
4	W	608	CHL	C3D-C4D-ND	4.95	118.25	110.24
4	U	606	CHL	C3D-C2D-C1D	-4.95	99.08	105.83
6	V	1621	LUT	C11-C10-C9	-4.94	120.26	127.31
7	W	1622	XAT	C18-C5-C6	-4.94	113.99	122.26
4	V	606	CHL	CHD-C1D-ND	-4.93	119.92	124.45
4	U	609	CHL	C3D-C2D-C1D	-4.92	99.11	105.83
4	W	608	CHL	C3D-C2D-C1D	-4.92	99.12	105.83
4	U	609	CHL	C3D-C4D-ND	4.92	118.19	110.24
6	W	1621	LUT	C11-C10-C9	-4.91	120.30	127.31
4	W	609	CHL	C3D-C4D-ND	4.90	118.17	110.24
4	V	605	CHL	C3D-C2D-C1D	-4.90	99.14	105.83
7	V	1622	XAT	C31-C30-C29	-4.89	120.33	127.31
4	U	608	CHL	C3D-C4D-ND	4.89	118.14	110.24
5	W	604	CLA	CMB-C2B-C1B	-4.88	120.96	128.46
7	W	1622	XAT	C37-C21-C26	-4.88	96.87	110.05
4	V	605	CHL	C3C-C4C-NC	4.88	116.04	110.57
4	V	601	CHL	C3D-C2D-C1D	-4.87	99.18	105.83
5	V	604	CLA	CMB-C2B-C1B	-4.87	120.98	128.46
8	V	1623	NEX	C15-C14-C13	-4.86	120.37	127.31
7	U	1622	XAT	O4-C5-C18	4.86	120.88	115.06
4	U	606	CHL	C3D-C4D-ND	4.86	118.09	110.24
4	W	605	CHL	C3D-C4D-ND	4.85	118.09	110.24
4	W	607	CHL	C3D-C2D-C1D	-4.82	99.25	105.83
4	V	605	CHL	C3D-C4D-ND	4.82	118.04	110.24
8	U	1623	NEX	C38-C25-C26	-4.82	114.18	122.26
7	U	1622	XAT	C27-C28-C29	-4.81	118.06	125.53
4	W	601	CHL	C3C-C4C-NC	4.81	115.97	110.57
4	V	607	CHL	C3D-C2D-C1D	-4.81	99.27	105.83
4	V	609	CHL	C3C-C4C-NC	4.81	115.96	110.57
7	V	1622	XAT	C15-C14-C13	-4.80	120.46	127.31
4	V	608	CHL	C3D-C4D-ND	4.80	118.00	110.24

Continued on next page...

Continued from previous page...

Mol	Chain	Res	Type	Atoms	Z	Observed(°)	Ideal(°)
4	W	601	CHL	C3D-C4D-ND	4.79	117.98	110.24
4	W	607	CHL	C3C-C4C-NC	4.79	115.80	110.57
6	U	1620	LUT	C15-C14-C13	-4.79	120.48	127.31
4	V	601	CHL	C3C-C4C-NC	4.78	115.93	110.57
4	W	609	CHL	C3D-C2D-C1D	-4.78	99.31	105.83
4	W	601	CHL	C3D-C2D-C1D	-4.76	99.33	105.83
5	V	611	CLA	C4A-NA-C1A	4.75	108.84	106.71
8	V	1623	NEX	C38-C25-C26	-4.74	114.32	122.26
4	U	605	CHL	C3D-C2D-C1D	-4.73	99.38	105.83
4	U	605	CHL	C3D-C4D-ND	4.70	117.84	110.24
4	V	608	CHL	O2D-CGD-CBD	4.70	119.62	111.27
4	W	609	CHL	C3C-C4C-NC	4.69	115.83	110.57
4	V	606	CHL	C3D-C2D-C1D	-4.69	99.44	105.83
6	V	1621	LUT	C15-C14-C13	-4.68	120.62	127.31
4	W	607	CHL	C1B-CHB-C4A	-4.66	120.88	130.12
7	U	1622	XAT	C37-C21-C26	-4.66	97.47	110.05
4	U	606	CHL	O2D-CGD-CBD	4.65	119.53	111.27
4	U	601	CHL	C3D-C2D-C1D	-4.63	99.52	105.83
7	V	1622	XAT	O24-C25-C38	4.62	120.59	115.06
4	V	601	CHL	O2D-CGD-CBD	4.62	119.48	111.27
4	U	601	CHL	C3D-C4D-ND	4.59	117.66	110.24
4	W	609	CHL	O2D-CGD-CBD	4.58	119.41	111.27
8	W	1623	NEX	C38-C25-C26	-4.57	114.59	122.26
4	U	608	CHL	O2D-CGD-CBD	4.57	119.39	111.27
6	U	1621	LUT	C15-C14-C13	-4.56	120.80	127.31
7	W	1622	XAT	C11-C10-C9	-4.55	120.82	127.31
4	U	601	CHL	O2D-CGD-CBD	4.54	119.33	111.27
7	U	1622	XAT	C6-C7-C8	-4.52	116.44	125.99
4	U	607	CHL	C3D-C4D-ND	4.50	117.52	110.24
6	V	1621	LUT	C7-C8-C9	-4.50	119.43	126.23
6	V	1620	LUT	C11-C10-C9	-4.48	120.92	127.31
6	W	1620	LUT	C11-C10-C9	-4.46	120.95	127.31
5	V	602	CLA	CMB-C2B-C3B	4.45	133.00	124.68
4	V	608	CHL	CHD-C4C-C3C	-4.44	118.31	124.84
7	W	1622	XAT	O4-C5-C18	4.40	120.33	115.06
5	U	604	CLA	C4A-NA-C1A	4.38	108.68	106.71
4	V	607	CHL	C3D-C4D-ND	4.37	117.31	110.24
5	V	614	CLA	C4A-NA-C1A	4.37	108.67	106.71
4	W	606	CHL	C3D-C4D-ND	4.37	117.30	110.24
4	U	601	CHL	C3C-C4C-NC	4.35	115.45	110.57
4	U	605	CHL	C3C-C4C-NC	4.34	115.43	110.57
5	W	603	CLA	CMB-C2B-C1B	-4.33	121.81	128.46

Continued on next page...

Continued from previous page...

Mol	Chain	Res	Type	Atoms	Z	Observed(°)	Ideal(°)
8	U	1623	NEX	C27-C28-C29	-4.32	118.83	125.53
4	V	606	CHL	CHD-C4C-C3C	-4.32	118.50	124.84
5	V	602	CLA	C4A-NA-C1A	4.32	108.65	106.71
4	U	606	CHL	CHD-C4C-C3C	-4.31	118.50	124.84
4	V	606	CHL	C3D-C4D-ND	4.31	117.21	110.24
8	V	1623	NEX	C27-C28-C29	-4.29	118.88	125.53
7	W	1622	XAT	C15-C14-C13	-4.28	121.20	127.31
6	V	1621	LUT	C31-C30-C29	-4.26	121.22	127.31
4	U	607	CHL	O2D-CGD-CBD	4.25	118.82	111.27
7	V	1622	XAT	C11-C10-C9	-4.24	121.25	127.31
4	W	607	CHL	C3D-C4D-ND	4.24	117.09	110.24
7	V	1622	XAT	C35-C34-C33	-4.23	121.27	127.31
6	V	1620	LUT	C35-C34-C33	-4.23	121.27	127.31
4	U	607	CHL	CHD-C4C-C3C	-4.22	118.64	124.84
5	W	602	CLA	CMB-C2B-C1B	-4.21	121.99	128.46
5	W	610	CLA	C4A-NA-C1A	4.17	108.58	106.71
4	W	608	CHL	O2D-CGD-CBD	4.16	118.66	111.27
5	W	610	CLA	CMB-C2B-C1B	-4.14	122.09	128.46
5	U	602	CLA	CMB-C2B-C1B	-4.13	122.12	128.46
4	W	606	CHL	CAC-C3C-C4C	4.12	130.16	124.81
8	W	1623	NEX	C27-C28-C29	-4.11	119.15	125.53
4	W	606	CHL	O2D-CGD-CBD	4.10	118.55	111.27
8	U	1623	NEX	O24-C25-C38	4.08	119.95	115.06
7	U	1622	XAT	C35-C34-C33	-4.07	121.50	127.31
4	W	607	CHL	O2D-CGD-CBD	4.06	118.48	111.27
4	W	606	CHL	C3B-C4B-NB	4.04	114.44	109.21
4	U	608	CHL	CHD-C4C-C3C	-4.04	118.91	124.84
9	U	2630	LHG	O7-C7-C8	4.04	120.20	111.50
6	U	1621	LUT	C11-C10-C9	-4.03	121.56	127.31
5	U	602	CLA	C4A-NA-C1A	4.03	108.52	106.71
10	V	2631	LMG	O7-C10-C11	4.03	120.18	111.50
5	W	604	CLA	C4A-NA-C1A	4.02	108.51	106.71
4	W	606	CHL	CHD-C4C-C3C	-4.01	118.95	124.84
9	W	2630	LHG	O7-C7-C8	4.01	120.14	111.50
6	W	1621	LUT	C35-C34-C33	-3.99	121.62	127.31
8	U	1623	NEX	C20-C13-C14	-3.98	117.35	122.92
4	V	606	CHL	CAC-C3C-C4C	3.98	129.97	124.81
8	V	1623	NEX	C17-C1-C6	-3.97	106.92	110.47
7	W	1622	XAT	O24-C25-C38	3.97	119.81	115.06
5	U	604	CLA	CMB-C2B-C3B	3.96	132.09	124.68
5	U	614	CLA	CMB-C2B-C1B	-3.92	122.43	128.46
7	W	1622	XAT	C6-C7-C8	-3.92	117.70	125.99

Continued on next page...

Continued from previous page...

Mol	Chain	Res	Type	Atoms	Z	Observed(°)	Ideal(°)
5	V	604	CLA	CMB-C2B-C3B	3.91	131.99	124.68
5	U	613	CLA	CMB-C2B-C1B	-3.90	122.48	128.46
5	W	602	CLA	C4A-NA-C1A	3.89	108.45	106.71
4	U	609	CHL	C3B-C4B-NB	3.88	114.23	109.21
5	V	610	CLA	CMB-C2B-C1B	-3.85	122.55	128.46
4	U	605	CHL	CAC-C3C-C4C	3.85	129.80	124.81
4	V	607	CHL	CHD-C4C-C3C	-3.83	119.21	124.84
5	W	604	CLA	CMB-C2B-C3B	3.81	131.81	124.68
5	W	614	CLA	CMB-C2B-C1B	-3.81	122.60	128.46
5	U	610	CLA	CMB-C2B-C1B	-3.80	122.62	128.46
4	U	605	CHL	C1B-CHB-C4A	-3.79	122.61	130.12
4	W	605	CHL	CHD-C4C-C3C	-3.75	119.32	124.84
8	W	1623	NEX	C35-C34-C33	-3.73	121.98	127.31
5	V	613	CLA	CMB-C2B-C1B	-3.71	122.76	128.46
4	V	609	CHL	C3B-C4B-NB	3.70	114.00	109.21
6	W	1620	LUT	C35-C34-C33	-3.70	122.03	127.31
4	U	601	CHL	C1B-CHB-C4A	-3.67	122.84	130.12
5	W	603	CLA	CMB-C2B-C3B	3.67	131.54	124.68
4	V	601	CHL	CHD-C4C-C3C	-3.66	119.46	124.84
5	V	614	CLA	CMB-C2B-C1B	-3.66	122.84	128.46
7	U	1622	XAT	C15-C35-C34	-3.65	115.99	123.47
4	V	607	CHL	O2D-CGD-CBD	3.65	117.75	111.27
4	W	608	CHL	CAC-C3C-C4C	3.64	129.54	124.81
8	U	1623	NEX	C15-C14-C13	-3.64	122.11	127.31
8	V	1623	NEX	C15-C35-C34	-3.63	116.04	123.47
9	V	2630	LHG	O7-C7-C8	3.63	119.32	111.50
4	U	606	CHL	CAC-C3C-C4C	3.63	129.52	124.81
8	U	1623	NEX	C31-C30-C29	-3.63	122.14	127.31
7	V	1622	XAT	C27-C28-C29	-3.61	119.93	125.53
6	V	1620	LUT	C15-C14-C13	-3.58	122.19	127.31
4	W	606	CHL	C1C-C2C-C3C	-3.58	104.27	107.11
7	U	1622	XAT	O24-C25-C38	3.58	119.35	115.06
6	U	1621	LUT	C35-C34-C33	-3.58	122.20	127.31
4	W	608	CHL	C3B-C4B-NB	3.54	113.79	109.21
4	V	607	CHL	CAC-C3C-C4C	3.54	129.40	124.81
7	W	1622	XAT	C35-C34-C33	-3.54	122.26	127.31
5	W	610	CLA	CMB-C2B-C3B	3.54	131.30	124.68
4	W	601	CHL	CHD-C4C-C3C	-3.54	119.64	124.84
4	W	608	CHL	CHD-C4C-C3C	-3.53	119.66	124.84
5	V	610	CLA	CMB-C2B-C3B	3.52	131.27	124.68
5	U	612	CLA	CMB-C2B-C1B	-3.52	123.05	128.46
4	V	609	CHL	CHD-C4C-C3C	-3.52	119.67	124.84

Continued on next page...

Continued from previous page...

Mol	Chain	Res	Type	Atoms	Z	Observed(°)	Ideal(°)
5	W	611	CLA	CMB-C2B-C1B	-3.50	123.09	128.46
8	V	1623	NEX	C2-C1-C6	3.48	112.59	109.21
5	W	611	CLA	C1B-CHB-C4A	-3.47	123.24	130.12
5	V	610	CLA	C1B-CHB-C4A	-3.47	123.24	130.12
5	W	602	CLA	CMB-C2B-C3B	3.45	131.14	124.68
5	U	613	CLA	C4A-NA-C1A	3.45	108.25	106.71
4	W	605	CHL	C3B-C4B-NB	3.44	113.65	109.21
5	W	610	CLA	O2D-CGD-O1D	-3.44	117.12	123.84
8	V	1623	NEX	O24-C25-C38	3.43	119.16	115.06
6	W	1620	LUT	C7-C8-C9	-3.42	121.06	126.23
5	U	610	CLA	CMB-C2B-C3B	3.41	131.06	124.68
4	W	609	CHL	CAC-C3C-C4C	3.41	129.24	124.81
5	W	611	CLA	C4A-NA-C1A	3.41	108.24	106.71
5	V	612	CLA	CMB-C2B-C1B	-3.40	123.24	128.46
4	V	606	CHL	CMB-C2B-C3B	3.39	131.02	124.68
5	W	610	CLA	C1B-CHB-C4A	-3.38	123.42	130.12
4	W	609	CHL	CMD-C2D-C3D	-3.38	119.83	127.61
6	U	1620	LUT	C7-C8-C9	-3.38	121.13	126.23
7	W	1622	XAT	C26-C27-C28	-3.37	118.87	125.99
5	U	614	CLA	CMB-C2B-C3B	3.36	130.97	124.68
5	V	611	CLA	CMB-C2B-C1B	-3.36	123.30	128.46
5	V	610	CLA	C4A-NA-C1A	3.36	108.22	106.71
5	U	602	CLA	CMB-C2B-C3B	3.35	130.95	124.68
7	U	1622	XAT	C11-C10-C9	-3.34	122.55	127.31
5	U	611	CLA	CMB-C2B-C1B	-3.33	123.34	128.46
4	V	605	CHL	CAC-C3C-C4C	3.33	129.13	124.81
4	U	608	CHL	C3B-C4B-NB	3.33	113.52	109.21
7	W	1622	XAT	C31-C30-C29	-3.32	122.58	127.31
6	V	1620	LUT	C7-C8-C9	-3.31	121.23	126.23
4	V	608	CHL	C3B-C4B-NB	3.31	113.48	109.21
5	U	613	CLA	CMB-C2B-C3B	3.30	130.86	124.68
4	U	601	CHL	C3B-C4B-NB	3.30	113.47	109.21
4	V	605	CHL	CHD-C4C-C3C	-3.29	120.00	124.84
4	W	609	CHL	C3B-C4B-NB	3.27	113.44	109.21
7	W	1622	XAT	C27-C28-C29	-3.27	120.45	125.53
4	U	609	CHL	CHD-C4C-C3C	-3.26	120.04	124.84
4	V	607	CHL	C1B-CHB-C4A	-3.26	123.66	130.12
6	V	1621	LUT	C35-C34-C33	-3.26	122.66	127.31
5	W	614	CLA	CMB-C2B-C3B	3.26	130.77	124.68
5	U	610	CLA	C1B-CHB-C4A	-3.25	123.67	130.12
5	V	603	CLA	CMB-C2B-C1B	-3.25	123.47	128.46
4	V	609	CHL	C1C-C2C-C3C	-3.25	104.54	107.11

Continued on next page...

Continued from previous page...

Mol	Chain	Res	Type	Atoms	Z	Observed(°)	Ideal(°)
5	U	610	CLA	O2D-CGD-O1D	-3.24	117.50	123.84
4	V	608	CHL	CAC-C3C-C4C	3.24	129.01	124.81
5	U	603	CLA	CMB-C2B-C1B	-3.24	123.49	128.46
8	V	1623	NEX	C39-C29-C30	-3.23	118.40	122.92
8	U	1623	NEX	C16-C1-C6	3.23	113.36	110.47
6	W	1621	LUT	C31-C30-C29	-3.22	122.71	127.31
7	U	1622	XAT	C31-C32-C33	-3.22	117.36	126.42
4	U	606	CHL	C3B-C4B-NB	3.21	113.36	109.21
4	U	609	CHL	CAC-C3C-C4C	3.19	128.94	124.81
5	W	612	CLA	CMB-C2B-C1B	-3.19	123.57	128.46
4	U	601	CHL	C1C-C2C-C3C	-3.18	104.59	107.11
4	U	608	CHL	C4A-NA-C1A	-3.18	105.28	106.71
4	U	609	CHL	C1C-C2C-C3C	-3.17	104.59	107.11
7	W	1622	XAT	C36-C21-C26	3.17	118.61	110.05
4	W	606	CHL	CHB-C4A-NA	3.16	128.89	124.51
5	V	614	CLA	C1B-CHB-C4A	-3.16	123.85	130.12
5	W	613	CLA	CMB-C2B-C1B	-3.15	123.61	128.46
4	U	601	CHL	CAC-C3C-C4C	3.15	128.90	124.81
7	V	1622	XAT	C6-C7-C8	-3.15	119.34	125.99
4	U	607	CHL	CAC-C3C-C4C	3.14	128.89	124.81
4	W	605	CHL	CAC-C3C-C4C	3.13	128.87	124.81
5	U	613	CLA	C1B-CHB-C4A	-3.13	123.92	130.12
5	V	613	CLA	CMB-C2B-C3B	3.13	130.54	124.68
5	U	614	CLA	O2D-CGD-O1D	-3.13	117.72	123.84
4	V	609	CHL	CMD-C2D-C3D	-3.12	120.44	127.61
8	W	1623	NEX	C31-C30-C29	-3.12	122.86	127.31
7	V	1622	XAT	C26-C27-C28	-3.11	119.42	125.99
4	V	609	CHL	CAC-C3C-C4C	3.11	128.84	124.81
4	V	606	CHL	C3B-C4B-NB	3.10	113.22	109.21
5	V	612	CLA	O2D-CGD-O1D	-3.10	117.78	123.84
5	U	604	CLA	C1B-CHB-C4A	-3.10	123.99	130.12
4	V	601	CHL	C3B-C4B-NB	3.09	113.21	109.21
7	V	1622	XAT	C31-C32-C33	-3.09	117.74	126.42
6	W	1620	LUT	C15-C14-C13	-3.09	122.90	127.31
8	U	1623	NEX	C11-C12-C13	3.07	135.04	126.42
4	W	609	CHL	CMB-C2B-C3B	3.07	130.42	124.68
5	W	604	CLA	C1B-CHB-C4A	-3.06	124.05	130.12
4	W	609	CHL	CHD-C4C-C3C	-3.06	120.34	124.84
5	V	614	CLA	CMB-C2B-C3B	3.06	130.40	124.68
5	V	604	CLA	C1B-CHB-C4A	-3.06	124.06	130.12
4	U	608	CHL	CAC-C3C-C4C	3.06	128.78	124.81
4	V	607	CHL	C3B-C4B-NB	3.06	113.16	109.21

Continued on next page...

Continued from previous page...

Mol	Chain	Res	Type	Atoms	Z	Observed(°)	Ideal(°)
5	W	602	CLA	C1B-CHB-C4A	-3.05	124.08	130.12
8	W	1623	NEX	C11-C12-C13	-3.04	117.88	126.42
6	U	1620	LUT	C18-C5-C6	-3.04	121.12	124.53
5	U	612	CLA	CMB-C2B-C3B	3.03	130.35	124.68
4	W	601	CHL	C4-C3-C5	3.03	120.37	115.27
4	V	601	CHL	CAC-C3C-C4C	3.03	128.74	124.81
5	U	614	CLA	C1B-CHB-C4A	-3.03	124.12	130.12
5	V	614	CLA	O2D-CGD-O1D	-3.03	117.92	123.84
5	W	602	CLA	O2D-CGD-O1D	-3.02	117.93	123.84
5	W	611	CLA	CMB-C2B-C3B	3.02	130.33	124.68
5	W	613	CLA	C1B-CHB-C4A	-3.02	124.14	130.12
5	W	612	CLA	CHB-C4A-NA	3.02	128.68	124.51
5	U	602	CLA	O2D-CGD-O1D	-3.02	117.94	123.84
4	V	605	CHL	C3B-C4B-NB	3.01	113.10	109.21
8	U	1623	NEX	C39-C29-C30	-3.00	118.72	122.92
6	V	1621	LUT	C7-C6-C5	2.98	128.68	121.46
4	U	607	CHL	C1B-CHB-C4A	-2.98	124.22	130.12
4	W	607	CHL	CHD-C4C-C3C	-2.98	120.33	124.98
6	V	1621	LUT	C22-C23-C24	-2.97	108.36	111.74
5	W	612	CLA	CAA-C2A-C3A	-2.97	104.66	112.78
4	W	601	CHL	C3B-C4B-NB	2.96	113.04	109.21
4	V	606	CHL	CHB-C4A-NA	2.96	128.60	124.51
5	V	611	CLA	C1B-CHB-C4A	-2.95	124.27	130.12
4	W	605	CHL	C1C-C2C-C3C	-2.95	104.77	107.11
6	W	1620	LUT	C21-C26-C27	-2.94	108.98	112.70
5	U	611	CLA	C1B-CHB-C4A	-2.94	124.30	130.12
4	U	601	CHL	C1-C2-C3	-2.93	120.97	126.04
5	V	602	CLA	C1B-CHB-C4A	-2.93	124.31	130.12
4	U	607	CHL	CMB-C2B-C3B	2.92	130.15	124.68
7	W	1622	XAT	C4-C3-C2	-2.92	105.14	110.77
5	W	603	CLA	CHB-C4A-NA	2.92	128.54	124.51
5	U	602	CLA	C1B-CHB-C4A	-2.91	124.36	130.12
4	V	601	CHL	C1C-C2C-C3C	-2.90	104.81	107.11
5	U	603	CLA	O2D-CGD-O1D	-2.90	118.17	123.84
5	V	603	CLA	O2D-CGD-O1D	-2.89	118.18	123.84
5	W	614	CLA	CHB-C4A-NA	2.89	128.51	124.51
7	V	1622	XAT	C24-C23-C22	-2.89	105.19	110.77
4	U	601	CHL	C4-C3-C5	2.89	120.13	115.27
4	V	609	CHL	CHB-C4A-NA	2.89	128.50	124.51
7	U	1622	XAT	C36-C21-C26	2.88	117.83	110.05
6	W	1620	LUT	C35-C15-C14	-2.88	117.57	123.47
5	U	612	CLA	C1B-CHB-C4A	-2.88	124.42	130.12

Continued on next page...

Continued from previous page...

Mol	Chain	Res	Type	Atoms	Z	Observed(°)	Ideal(°)
6	U	1620	LUT	C21-C26-C27	-2.87	109.08	112.70
4	W	601	CHL	CMD-C2D-C3D	-2.86	121.02	127.61
5	W	612	CLA	CMB-C2B-C3B	2.85	130.02	124.68
4	U	608	CHL	C2A-C3A-C4A	-2.85	97.27	101.87
5	U	610	CLA	CHB-C4A-NA	2.85	128.45	124.51
9	U	2630	LHG	O8-C23-C24	2.85	120.84	111.91
5	U	603	CLA	CHB-C4A-NA	2.85	128.45	124.51
4	W	607	CHL	CAC-C3C-C4C	2.85	129.37	125.04
5	U	612	CLA	CHB-C4A-NA	2.84	128.44	124.51
5	V	612	CLA	CMB-C2B-C3B	2.82	129.96	124.68
6	W	1621	LUT	C15-C35-C34	-2.82	117.69	123.47
5	V	613	CLA	O2D-CGD-O1D	-2.82	118.33	123.84
4	U	608	CHL	CMD-C2D-C3D	-2.81	121.14	127.61
4	U	601	CHL	CHD-C4C-C3C	-2.81	120.70	124.84
8	W	1623	NEX	C39-C29-C30	-2.81	118.98	122.92
4	W	607	CHL	CMD-C2D-C3D	-2.81	121.15	127.61
4	U	601	CHL	CMD-C2D-C3D	-2.81	121.16	127.61
5	V	604	CLA	O2D-CGD-O1D	-2.81	118.35	123.84
5	W	612	CLA	C1B-CHB-C4A	-2.81	124.56	130.12
4	U	609	CHL	CMD-C2D-C3D	-2.80	121.16	127.61
4	V	608	CHL	CMD-C2D-C3D	-2.80	121.16	127.61
5	V	611	CLA	CMB-C2B-C3B	2.80	129.93	124.68
4	W	609	CHL	O2A-CGA-CBA	2.80	120.71	111.91
5	W	604	CLA	O2D-CGD-O1D	-2.80	118.37	123.84
4	V	601	CHL	CMD-C2D-C3D	-2.79	121.19	127.61
5	W	614	CLA	C1B-CHB-C4A	-2.79	124.59	130.12
5	W	613	CLA	CHB-C4A-NA	2.79	128.37	124.51
5	V	612	CLA	CHB-C4A-NA	2.78	128.36	124.51
4	V	608	CHL	CHB-C4A-NA	2.78	128.36	124.51
4	W	607	CHL	C3B-C4B-NB	2.78	112.80	109.21
5	V	613	CLA	C1B-CHB-C4A	-2.78	124.62	130.12
4	W	601	CHL	CAC-C3C-C4C	2.78	128.41	124.81
4	W	608	CHL	CHB-C4A-NA	2.77	128.35	124.51
9	V	2630	LHG	O8-C23-C24	2.77	120.60	111.91
4	V	608	CHL	CMB-C2B-C3B	2.76	129.85	124.68
5	W	613	CLA	CMB-C2B-C3B	2.76	129.84	124.68
5	U	614	CLA	CHB-C4A-NA	2.76	128.33	124.51
5	V	603	CLA	CHB-C4A-NA	2.76	128.33	124.51
5	V	611	CLA	O2D-CGD-O1D	-2.76	118.44	123.84
5	V	602	CLA	O2D-CGD-O1D	-2.76	118.45	123.84
7	U	1622	XAT	C4-C3-C2	-2.75	105.46	110.77
5	U	611	CLA	CMB-C2B-C3B	2.75	129.82	124.68

Continued on next page...

Continued from previous page...

Mol	Chain	Res	Type	Atoms	Z	Observed(°)	Ideal(°)
7	W	1622	XAT	C7-C8-C9	-2.75	121.27	125.53
4	V	608	CHL	O2A-CGA-CBA	2.75	120.53	111.91
4	U	607	CHL	C3B-C4B-NB	2.75	112.76	109.21
7	W	1622	XAT	C10-C11-C12	-2.74	114.65	123.22
5	U	612	CLA	O2D-CGD-O1D	-2.74	118.48	123.84
9	W	2630	LHG	O8-C23-C24	2.74	120.50	111.91
6	W	1621	LUT	C36-C21-C26	2.74	113.69	109.55
5	V	610	CLA	O2D-CGD-O1D	-2.73	118.49	123.84
5	W	603	CLA	O2D-CGD-O1D	-2.73	118.49	123.84
4	V	609	CHL	CMB-C2B-C3B	2.73	129.79	124.68
4	U	609	CHL	CHB-C4A-NA	2.72	128.28	124.51
6	U	1620	LUT	C11-C10-C9	-2.72	123.42	127.31
4	V	605	CHL	C1B-CHB-C4A	-2.72	124.73	130.12
4	W	601	CHL	C1C-C2C-C3C	-2.72	104.96	107.11
6	V	1620	LUT	C30-C31-C32	-2.72	114.73	123.22
4	W	609	CHL	C1B-CHB-C4A	-2.71	124.74	130.12
6	V	1621	LUT	C15-C35-C34	-2.71	117.92	123.47
8	W	1623	NEX	O24-C25-C38	2.71	118.30	115.06
5	W	614	CLA	O2D-CGD-O1D	-2.71	118.54	123.84
5	V	603	CLA	CMB-C2B-C3B	2.71	129.75	124.68
8	W	1623	NEX	C15-C35-C34	-2.71	117.93	123.47
4	W	608	CHL	CMD-C2D-C3D	-2.70	121.41	127.61
5	W	613	CLA	O2D-CGD-O1D	-2.70	118.57	123.84
5	V	614	CLA	CHB-C4A-NA	2.70	128.24	124.51
4	W	601	CHL	O2A-CGA-CBA	2.69	120.36	111.91
4	W	601	CHL	CMB-C2B-C3B	2.69	129.71	124.68
4	V	609	CHL	O2D-CGD-O1D	-2.69	118.58	123.84
4	V	609	CHL	C1-O2A-CGA	2.69	123.50	116.44
5	U	611	CLA	CHB-C4A-NA	2.69	128.23	124.51
4	W	606	CHL	CMD-C2D-C3D	-2.69	121.44	127.61
10	V	2631	LMG	O1-C1-C2	2.68	112.49	108.30
4	U	609	CHL	O2D-CGD-O1D	-2.68	118.60	123.84
5	V	604	CLA	CHB-C4A-NA	2.67	128.21	124.51
5	U	604	CLA	O2D-CGD-O1D	-2.67	118.61	123.84
4	W	606	CHL	CAA-C2A-C1A	2.67	120.72	111.97
6	V	1620	LUT	C35-C15-C14	-2.66	118.02	123.47
4	V	607	CHL	CMB-C2B-C3B	2.66	129.65	124.68
4	V	606	CHL	C1C-C2C-C3C	-2.65	105.01	107.11
5	U	603	CLA	CMB-C2B-C3B	2.65	129.64	124.68
4	W	605	CHL	CMD-C2D-C3D	-2.65	121.51	127.61
4	W	605	CHL	CMB-C2B-C3B	2.65	129.64	124.68
5	U	613	CLA	O2D-CGD-O1D	-2.65	118.66	123.84

Continued on next page...

Continued from previous page...

Mol	Chain	Res	Type	Atoms	Z	Observed(°)	Ideal(°)
4	V	605	CHL	CMD-C2D-C3D	-2.65	121.52	127.61
8	V	1623	NEX	C24-C23-C22	-2.65	105.67	110.77
4	U	605	CHL	C3B-C4B-NB	2.64	112.62	109.21
4	U	605	CHL	O2D-CGD-O1D	-2.63	118.69	123.84
4	U	606	CHL	CHB-C4A-NA	2.63	128.15	124.51
4	U	605	CHL	CMD-C2D-C3D	-2.61	121.60	127.61
4	W	608	CHL	C1C-C2C-C3C	-2.60	105.05	107.11
10	V	2631	LMG	O8-C28-C29	2.60	120.07	111.91
5	W	610	CLA	CHB-C4A-NA	2.59	128.10	124.51
6	V	1620	LUT	C38-C25-C24	-2.59	118.02	123.56
6	V	1621	LUT	C11-C12-C13	-2.59	119.14	126.42
4	V	601	CHL	CMB-C2B-C3B	2.58	129.51	124.68
4	V	609	CHL	C2A-C1A-CHA	-2.58	119.34	123.86
4	W	609	CHL	C4-C3-C5	2.58	119.61	115.27
6	U	1620	LUT	C15-C35-C34	-2.57	118.21	123.47
6	V	1620	LUT	C18-C5-C6	-2.57	121.65	124.53
7	V	1622	XAT	C38-C25-C24	2.56	117.16	114.28
5	W	612	CLA	O2D-CGD-O1D	-2.56	118.84	123.84
5	W	611	CLA	CHB-C4A-NA	2.55	128.04	124.51
4	U	605	CHL	CHD-C4C-C3C	-2.55	121.09	124.84
5	U	603	CLA	C1B-CHB-C4A	-2.55	125.07	130.12
6	V	1621	LUT	C1-C6-C5	-2.54	119.03	122.61
4	U	609	CHL	C4-C3-C5	2.54	119.55	115.27
4	W	607	CHL	O2A-CGA-CBA	2.54	119.88	111.91
5	V	610	CLA	CHB-C4A-NA	2.54	128.02	124.51
4	V	605	CHL	CMB-C2B-C3B	2.54	129.43	124.68
10	V	2631	LMG	C7-O1-C1	-2.54	108.78	113.74
5	V	603	CLA	C1B-CHB-C4A	-2.54	125.10	130.12
5	U	613	CLA	CAC-C3C-C4C	2.53	128.09	124.81
5	U	613	CLA	CHB-C4A-NA	2.53	128.01	124.51
4	U	601	CHL	O2A-CGA-CBA	2.52	119.83	111.91
6	V	1621	LUT	C38-C25-C24	-2.52	118.16	123.56
4	V	601	CHL	O2A-CGA-CBA	2.52	119.83	111.91
5	W	611	CLA	O2D-CGD-O1D	-2.52	118.91	123.84
4	U	606	CHL	CMD-C2D-C3D	-2.52	121.82	127.61
4	V	606	CHL	CAA-C2A-C1A	2.52	120.23	111.97
4	U	607	CHL	CMD-C2D-C3D	-2.51	121.83	127.61
4	V	601	CHL	CHB-C4A-NA	2.51	127.98	124.51
4	W	608	CHL	CMB-C2B-C3B	2.50	129.35	124.68
4	U	605	CHL	CMB-C2B-C3B	2.50	129.35	124.68
4	W	609	CHL	C1C-C2C-C3C	-2.50	105.13	107.11
8	U	1623	NEX	C11-C10-C9	-2.49	123.76	127.31

Continued on next page...

Continued from previous page...

Mol	Chain	Res	Type	Atoms	Z	Observed(°)	Ideal(°)
6	W	1621	LUT	C38-C25-C24	-2.47	118.27	123.56
4	U	608	CHL	CMB-C2B-C3B	2.47	129.30	124.68
5	U	603	CLA	C2A-C1A-CHA	2.46	128.17	123.86
4	U	606	CHL	C1C-C2C-C3C	-2.46	105.16	107.11
6	U	1621	LUT	C38-C25-C24	-2.45	118.31	123.56
5	W	610	CLA	C1-C2-C3	-2.45	121.80	126.04
4	W	605	CHL	C4D-CHA-C1A	-2.45	118.27	121.25
7	V	1622	XAT	C7-C8-C9	-2.45	121.73	125.53
4	V	605	CHL	O2D-CGD-O1D	-2.45	119.05	123.84
5	V	613	CLA	CHB-C4A-NA	2.44	127.89	124.51
4	V	606	CHL	CMD-C2D-C3D	-2.44	122.00	127.61
4	W	605	CHL	O2D-CGD-O1D	-2.44	119.07	123.84
5	W	603	CLA	C1B-CHB-C4A	-2.44	125.29	130.12
4	W	607	CHL	C4-C3-C5	2.43	119.37	115.27
4	W	601	CHL	C1-C2-C3	-2.43	121.84	126.04
4	U	606	CHL	CMB-C2B-C3B	2.43	129.23	124.68
5	W	610	CLA	CHD-C1D-ND	-2.42	122.23	124.45
4	U	605	CHL	C4D-CHA-C1A	-2.42	118.30	121.25
5	U	611	CLA	O2D-CGD-O1D	-2.42	119.11	123.84
4	V	605	CHL	C1C-C2C-C3C	-2.42	105.20	107.11
4	W	601	CHL	C1B-CHB-C4A	-2.41	125.33	130.12
5	V	612	CLA	C1B-CHB-C4A	-2.41	125.34	130.12
10	V	2631	LMG	C8-O7-C10	-2.41	111.85	117.79
5	V	611	CLA	CHB-C4A-NA	2.41	127.85	124.51
4	U	608	CHL	C1B-CHB-C4A	-2.40	125.36	130.12
5	V	602	CLA	CHB-C4A-NA	2.40	127.83	124.51
6	V	1621	LUT	C1-C2-C3	2.39	119.05	113.64
6	U	1620	LUT	C20-C13-C14	-2.39	119.58	122.92
4	W	601	CHL	O2D-CGD-O1D	-2.38	119.18	123.84
5	V	614	CLA	CHD-C1D-ND	-2.38	122.27	124.45
6	W	1621	LUT	C11-C12-C13	-2.38	119.74	126.42
4	W	606	CHL	CED-O2D-CGD	2.38	121.31	115.94
6	W	1620	LUT	C18-C5-C6	-2.38	121.86	124.53
5	V	602	CLA	C1-C2-C3	-2.37	121.94	126.04
7	V	1622	XAT	C15-C35-C34	-2.37	118.62	123.47
8	U	1623	NEX	C31-C32-C33	-2.37	119.75	126.42
5	U	612	CLA	CAA-C2A-C3A	-2.37	108.34	114.26
5	U	602	CLA	CHD-C1D-ND	-2.37	122.28	124.45
8	V	1623	NEX	C26-C27-C28	-2.37	120.99	125.99
5	W	604	CLA	CHB-C4A-NA	2.35	127.77	124.51
6	V	1621	LUT	C16-C1-C6	-2.35	106.49	110.30
4	U	609	CHL	O2A-CGA-CBA	2.35	119.27	111.91

Continued on next page...

Continued from previous page...

Mol	Chain	Res	Type	Atoms	Z	Observed(°)	Ideal(°)
4	W	607	CHL	OMC-CMC-C2C	-2.34	120.39	125.69
4	V	609	CHL	C4-C3-C5	2.34	119.20	115.27
4	V	606	CHL	O2D-CGD-O1D	-2.34	119.27	123.84
6	W	1621	LUT	C36-C21-C22	-2.34	105.01	109.44
6	V	1621	LUT	C18-C5-C6	2.34	127.15	124.53
5	U	614	CLA	CHD-C1D-ND	-2.33	122.31	124.45
4	V	606	CHL	CAA-C2A-C3A	-2.33	106.41	112.78
4	V	601	CHL	C1-C2-C3	-2.32	122.03	126.04
5	W	603	CLA	C2A-C1A-CHA	2.32	127.91	123.86
4	U	607	CHL	OMC-CMC-C2C	-2.32	120.45	125.69
8	V	1623	NEX	C28-C29-C30	2.32	122.49	118.94
5	U	610	CLA	C1-C2-C3	-2.31	122.04	126.04
4	U	607	CHL	CHB-C4A-NA	2.30	127.70	124.51
4	V	608	CHL	O2D-CGD-O1D	-2.30	119.34	123.84
7	U	1622	XAT	C10-C11-C12	-2.30	116.05	123.22
8	U	1623	NEX	C24-C23-C22	-2.29	106.36	110.77
7	V	1622	XAT	C4-C3-C2	-2.28	106.37	110.77
4	U	607	CHL	CMA-C3A-C4A	-2.28	105.64	111.77
8	U	1623	NEX	C2-C1-C6	-2.27	107.00	109.21
4	V	608	CHL	C1C-C2C-C3C	-2.27	105.31	107.11
5	U	604	CLA	CHB-C4A-NA	2.27	127.65	124.51
4	W	606	CHL	C4D-C3D-CAD	2.26	110.76	108.10
5	U	602	CLA	C1-C2-C3	-2.26	122.14	126.04
4	V	609	CHL	C4D-CHA-C1A	-2.25	118.50	121.25
6	U	1621	LUT	C18-C5-C6	-2.25	122.00	124.53
7	W	1622	XAT	C35-C15-C14	-2.25	118.86	123.47
8	V	1623	NEX	C20-C13-C14	-2.25	119.77	122.92
5	V	603	CLA	CAA-C2A-C3A	-2.25	106.62	112.78
4	V	608	CHL	C2A-C1A-CHA	-2.25	119.93	123.86
9	U	2630	LHG	C5-O7-C7	-2.24	112.27	117.79
4	U	601	CHL	O2D-CGD-O1D	-2.24	119.45	123.84
4	V	601	CHL	O2D-CGD-O1D	-2.24	119.46	123.84
6	W	1620	LUT	C38-C25-C24	-2.24	118.78	123.56
4	V	606	CHL	O1D-CGD-CBD	-2.23	119.91	124.48
4	U	606	CHL	O2D-CGD-O1D	-2.23	119.47	123.84
4	V	607	CHL	C4D-CHA-C1A	-2.23	118.53	121.25
6	U	1621	LUT	C30-C31-C32	-2.23	116.26	123.22
5	U	604	CLA	CHD-C1D-ND	-2.23	122.41	124.45
6	V	1620	LUT	C39-C29-C28	2.23	121.58	118.08
4	V	606	CHL	C4D-CHA-C1A	-2.23	118.54	121.25
5	W	603	CLA	O2A-CGA-O1A	-2.22	117.98	123.59
4	V	607	CHL	CMA-C3A-C4A	-2.22	105.80	111.77

Continued on next page...

Continued from previous page...

Mol	Chain	Res	Type	Atoms	Z	Observed(°)	Ideal(°)
5	W	602	CLA	CHB-C4A-NA	2.22	127.58	124.51
8	U	1623	NEX	C12-C13-C14	-2.21	115.54	118.94
6	U	1620	LUT	C38-C25-C24	-2.21	118.83	123.56
5	U	602	CLA	CHB-C4A-NA	2.21	127.57	124.51
8	U	1623	NEX	O4-C5-C18	-2.21	105.46	109.39
6	W	1620	LUT	C39-C29-C28	2.20	121.55	118.08
4	V	607	CHL	CED-O2D-CGD	2.20	120.92	115.94
4	U	608	CHL	O2D-CGD-O1D	-2.20	119.54	123.84
5	U	613	CLA	O2A-CGA-O1A	-2.20	118.05	123.59
5	V	602	CLA	CHD-C1D-ND	-2.19	122.44	124.45
6	W	1620	LUT	C30-C31-C32	-2.18	116.40	123.22
4	U	605	CHL	C1C-C2C-C3C	-2.18	105.38	107.11
4	U	609	CHL	O1D-CGD-CBD	-2.18	120.02	124.48
6	V	1621	LUT	C3-C4-C5	-2.18	107.52	111.85
4	V	607	CHL	CMD-C2D-C3D	-2.18	122.61	127.61
8	U	1623	NEX	O24-C25-C26	-2.17	57.16	58.96
4	U	609	CHL	C2A-C1A-CHA	-2.17	120.06	123.86
4	W	607	CHL	CMB-C2B-C3B	2.17	128.74	124.68
6	V	1621	LUT	C30-C31-C32	-2.17	116.44	123.22
6	W	1621	LUT	C21-C26-C25	2.17	115.30	111.42
4	W	608	CHL	O2D-CGD-O1D	-2.17	119.61	123.84
4	U	606	CHL	C2A-C1A-CHA	-2.16	120.08	123.86
6	U	1620	LUT	C39-C29-C28	2.16	121.47	118.08
4	W	609	CHL	C1-C2-C3	-2.15	122.32	126.04
4	W	605	CHL	CHB-C4A-NA	2.15	127.48	124.51
4	W	605	CHL	C1B-CHB-C4A	-2.13	125.89	130.12
8	V	1623	NEX	C19-C9-C8	2.13	123.87	118.93
6	W	1620	LUT	C11-C12-C13	-2.13	120.43	126.42
5	W	602	CLA	CHD-C1D-ND	-2.13	122.50	124.45
6	W	1621	LUT	C37-C21-C26	-2.12	106.33	109.55
7	W	1622	XAT	O4-C5-C6	-2.12	57.20	58.96
4	W	601	CHL	CHB-C4A-NA	2.12	127.44	124.51
4	V	607	CHL	CHB-C4A-NA	2.12	127.44	124.51
9	U	2630	LHG	C6-C5-C4	-2.11	106.79	111.79
6	U	1620	LUT	C31-C30-C29	-2.11	124.30	127.31
4	U	601	CHL	CMB-C2B-C1B	2.11	131.71	128.46
5	V	610	CLA	C1-C2-C3	-2.11	122.40	126.04
5	V	610	CLA	O2A-CGA-O1A	-2.10	118.29	123.59
4	U	609	CHL	CMB-C2B-C3B	2.10	128.61	124.68
8	V	1623	NEX	O24-C25-C26	-2.10	57.22	58.96
5	V	612	CLA	O2A-CGA-O1A	-2.09	118.08	123.30
7	V	1622	XAT	C11-C12-C13	-2.09	120.54	126.42

Continued on next page...

Continued from previous page...

Mol	Chain	Res	Type	Atoms	Z	Observed(°)	Ideal(°)
6	W	1621	LUT	C31-C32-C33	-2.09	120.55	126.42
4	V	601	CHL	C4-C3-C5	2.09	118.78	115.27
5	W	612	CLA	C2A-C1A-CHA	2.08	127.50	123.86
5	W	610	CLA	O2A-CGA-O1A	-2.08	118.34	123.59
6	U	1621	LUT	C21-C26-C27	-2.08	110.07	112.70
7	W	1622	XAT	C15-C35-C34	-2.08	119.22	123.47
4	V	607	CHL	OMC-CMC-C2C	-2.07	121.00	125.69
5	V	604	CLA	O2A-CGA-O1A	-2.07	118.37	123.59
4	U	609	CHL	C1-C2-C3	-2.07	122.47	126.04
5	U	603	CLA	O2A-CGA-O1A	-2.07	118.38	123.59
4	W	607	CHL	C4D-CHA-C1A	-2.06	118.74	121.25
5	U	610	CLA	O2A-CGA-O1A	-2.06	118.38	123.59
4	W	606	CHL	CBC-CAC-C3C	-2.06	106.74	112.43
8	W	1623	NEX	C2-C1-C6	2.06	111.22	109.21
8	U	1623	NEX	C10-C11-C12	2.06	129.65	123.22
4	W	606	CHL	CAA-C2A-C3A	-2.06	107.14	112.78
8	V	1623	NEX	C40-C33-C32	2.06	121.32	118.08
5	W	602	CLA	C1-C2-C3	-2.06	122.48	126.04
5	U	603	CLA	CHA-C1A-NA	-2.05	121.69	126.40
5	W	604	CLA	O2A-CGA-O1A	-2.05	118.41	123.59
4	V	608	CHL	C4D-CHA-C1A	-2.05	118.75	121.25
4	U	608	CHL	C4D-CHA-C1A	-2.05	118.76	121.25
7	U	1622	XAT	O4-C5-C6	-2.05	57.27	58.96
6	V	1620	LUT	C11-C12-C13	-2.04	120.67	126.42
4	W	607	CHL	C1-C2-C3	-2.04	122.51	126.04
5	W	611	CLA	O2A-CGA-O1A	-2.04	118.44	123.59
5	U	611	CLA	CHD-C1D-ND	-2.03	122.59	124.45
6	U	1621	LUT	C15-C35-C34	-2.03	119.31	123.47
5	W	602	CLA	O2D-CGD-CBD	2.03	114.88	111.27
8	V	1623	NEX	C31-C30-C29	-2.03	124.42	127.31
6	W	1621	LUT	C7-C8-C9	-2.02	123.18	126.23
4	W	607	CHL	C1C-C2C-C3C	-2.02	105.51	107.11
6	U	1621	LUT	C11-C12-C13	-2.02	120.75	126.42
7	W	1622	XAT	C30-C31-C32	-2.01	116.93	123.22
5	U	613	CLA	CHD-C1D-ND	-2.01	122.60	124.45
5	V	612	CLA	O2D-CGD-CBD	2.01	114.84	111.27
8	V	1623	NEX	C30-C31-C32	-2.01	116.95	123.22
4	W	609	CHL	O2D-CGD-O1D	-2.00	119.92	123.84
5	V	610	CLA	CAA-CBA-CGA	-2.00	107.40	113.25

All (78) chirality outliers are listed below:

Mol	Chain	Res	Type	Atom
4	U	601	CHL	ND
4	U	601	CHL	NA
4	U	601	CHL	NC
4	U	605	CHL	ND
4	U	605	CHL	NA
4	U	605	CHL	NC
4	U	606	CHL	ND
4	U	606	CHL	NA
4	U	606	CHL	NC
4	U	607	CHL	ND
4	U	607	CHL	NA
4	U	607	CHL	NC
4	U	608	CHL	ND
4	U	608	CHL	NA
4	U	608	CHL	NC
4	U	609	CHL	ND
4	U	609	CHL	NA
4	U	609	CHL	NC
4	V	601	CHL	ND
4	V	601	CHL	NA
4	V	601	CHL	NC
4	V	605	CHL	ND
4	V	605	CHL	NA
4	V	605	CHL	NC
4	V	606	CHL	ND
4	V	606	CHL	NA
4	V	606	CHL	NC
4	V	607	CHL	ND
4	V	607	CHL	NA
4	V	607	CHL	NC
4	V	608	CHL	ND
4	V	608	CHL	NA
4	V	608	CHL	NC
4	V	609	CHL	ND
4	V	609	CHL	NA
4	V	609	CHL	NC
4	W	601	CHL	ND
4	W	601	CHL	NA
4	W	601	CHL	NC
4	W	605	CHL	ND
4	W	605	CHL	NA
4	W	605	CHL	NC
4	W	606	CHL	ND

Continued on next page...

Continued from previous page...

Mol	Chain	Res	Type	Atom
4	W	606	CHL	NA
4	W	606	CHL	NC
4	W	607	CHL	ND
4	W	607	CHL	NA
4	W	607	CHL	NC
4	W	608	CHL	ND
4	W	608	CHL	NA
4	W	608	CHL	NC
4	W	609	CHL	ND
4	W	609	CHL	NA
4	W	609	CHL	NC
5	U	602	CLA	ND
5	U	603	CLA	ND
5	U	604	CLA	ND
5	U	610	CLA	ND
5	U	611	CLA	ND
5	U	612	CLA	ND
5	U	613	CLA	ND
5	U	614	CLA	ND
5	V	602	CLA	ND
5	V	603	CLA	ND
5	V	604	CLA	ND
5	V	610	CLA	ND
5	V	611	CLA	ND
5	V	612	CLA	ND
5	V	613	CLA	ND
5	V	614	CLA	ND
5	W	602	CLA	ND
5	W	603	CLA	ND
5	W	604	CLA	ND
5	W	610	CLA	ND
5	W	611	CLA	ND
5	W	612	CLA	ND
5	W	613	CLA	ND
5	W	614	CLA	ND

All (465) torsion outliers are listed below:

Mol	Chain	Res	Type	Atoms
4	U	601	CHL	C1C-C2C-CMC-OMC
4	U	601	CHL	C3C-C2C-CMC-OMC
4	U	605	CHL	C3C-C2C-CMC-OMC

Continued on next page...

Continued from previous page...

Mol	Chain	Res	Type	Atoms
4	U	606	CHL	C3C-C2C-CMC-OMC
4	U	607	CHL	C1A-C2A-CAA-CBA
4	U	607	CHL	C3A-C2A-CAA-CBA
4	U	607	CHL	C1C-C2C-CMC-OMC
4	U	607	CHL	C3C-C2C-CMC-OMC
4	U	608	CHL	C1A-C2A-CAA-CBA
4	U	608	CHL	C3A-C2A-CAA-CBA
4	U	609	CHL	C1C-C2C-CMC-OMC
4	U	609	CHL	C3C-C2C-CMC-OMC
4	V	605	CHL	C3C-C2C-CMC-OMC
4	V	607	CHL	C1A-C2A-CAA-CBA
4	V	607	CHL	C3A-C2A-CAA-CBA
4	V	607	CHL	C1C-C2C-CMC-OMC
4	V	607	CHL	C3C-C2C-CMC-OMC
4	V	608	CHL	C3C-C2C-CMC-OMC
4	V	609	CHL	C1C-C2C-CMC-OMC
4	V	609	CHL	C3C-C2C-CMC-OMC
4	W	605	CHL	C3C-C2C-CMC-OMC
4	W	605	CHL	CHA-CBD-CGD-O1D
4	W	605	CHL	CHA-CBD-CGD-O2D
4	W	607	CHL	C3C-C2C-CMC-OMC
4	W	608	CHL	C3C-C2C-CMC-OMC
4	W	608	CHL	CBD-CGD-O2D-CED
5	U	603	CLA	CHA-CBD-CGD-O1D
5	U	603	CLA	CHA-CBD-CGD-O2D
5	U	613	CLA	CHA-CBD-CGD-O1D
5	U	613	CLA	CHA-CBD-CGD-O2D
5	U	614	CLA	C1A-C2A-CAA-CBA
5	V	611	CLA	C1A-C2A-CAA-CBA
5	V	613	CLA	CHA-CBD-CGD-O1D
5	V	613	CLA	CHA-CBD-CGD-O2D
5	V	614	CLA	CBD-CGD-O2D-CED
5	W	611	CLA	C1A-C2A-CAA-CBA
5	W	613	CLA	CHA-CBD-CGD-O1D
5	W	613	CLA	CHA-CBD-CGD-O2D
5	W	614	CLA	CBD-CGD-O2D-CED
6	U	1620	LUT	C31-C32-C33-C40
6	V	1620	LUT	C7-C8-C9-C10
6	V	1620	LUT	C7-C8-C9-C19
6	V	1621	LUT	C7-C8-C9-C10
6	V	1621	LUT	C7-C8-C9-C19
6	W	1620	LUT	C7-C8-C9-C10

Continued on next page...

Continued from previous page...

Mol	Chain	Res	Type	Atoms
6	W	1620	LUT	C7-C8-C9-C19
6	W	1621	LUT	C7-C8-C9-C10
7	U	1622	XAT	C11-C12-C13-C14
7	U	1622	XAT	C11-C12-C13-C20
8	V	1623	NEX	C11-C12-C13-C14
8	V	1623	NEX	C11-C12-C13-C20
8	W	1623	NEX	C31-C32-C33-C34
8	W	1623	NEX	C31-C32-C33-C40
9	U	2630	LHG	C3-O3-P-O6
9	U	2630	LHG	C4-O6-P-O3
9	U	2630	LHG	C4-O6-P-O4
9	U	2630	LHG	C4-O6-P-O5
9	V	2630	LHG	C3-O3-P-O5
9	V	2630	LHG	C4-O6-P-O5
9	W	2630	LHG	C3-O3-P-O4
9	W	2630	LHG	C3-O3-P-O5
9	W	2630	LHG	C4-O6-P-O5
4	W	608	CHL	O1D-CGD-O2D-CED
4	W	609	CHL	O1D-CGD-O2D-CED
4	W	607	CHL	O1D-CGD-O2D-CED
4	U	606	CHL	CBD-CGD-O2D-CED
4	U	607	CHL	CBD-CGD-O2D-CED
4	U	608	CHL	CBD-CGD-O2D-CED
4	V	607	CHL	CBD-CGD-O2D-CED
4	V	608	CHL	CBD-CGD-O2D-CED
4	W	607	CHL	CBD-CGD-O2D-CED
4	W	609	CHL	CBD-CGD-O2D-CED
5	U	602	CLA	CBD-CGD-O2D-CED
5	U	603	CLA	CBD-CGD-O2D-CED
5	U	614	CLA	CBD-CGD-O2D-CED
5	V	603	CLA	CBD-CGD-O2D-CED
5	V	604	CLA	CBD-CGD-O2D-CED
5	V	613	CLA	CBD-CGD-O2D-CED
5	W	603	CLA	CBD-CGD-O2D-CED
4	U	607	CHL	O1D-CGD-O2D-CED
5	V	614	CLA	O1D-CGD-O2D-CED
5	V	613	CLA	O1D-CGD-O2D-CED
5	W	614	CLA	O1D-CGD-O2D-CED
5	U	610	CLA	CBD-CGD-O2D-CED
5	V	611	CLA	CBD-CGD-O2D-CED
5	W	604	CLA	CBD-CGD-O2D-CED
5	W	610	CLA	CBD-CGD-O2D-CED

Continued on next page...

Continued from previous page...

Mol	Chain	Res	Type	Atoms
4	V	608	CHL	O1D-CGD-O2D-CED
4	W	601	CHL	C3-C5-C6-C7
5	V	604	CLA	O1D-CGD-O2D-CED
5	U	612	CLA	CBD-CGD-O2D-CED
4	W	605	CHL	C2A-CAA-CBA-CGA
4	W	607	CHL	C2A-CAA-CBA-CGA
4	U	606	CHL	O1D-CGD-O2D-CED
4	U	608	CHL	O1D-CGD-O2D-CED
5	V	603	CLA	O1D-CGD-O2D-CED
4	U	601	CHL	CBA-CGA-O2A-C1
5	U	604	CLA	CBD-CGD-O2D-CED
4	V	607	CHL	O1D-CGD-O2D-CED
5	U	614	CLA	O1D-CGD-O2D-CED
5	W	603	CLA	O1D-CGD-O2D-CED
4	V	606	CHL	CBD-CGD-O2D-CED
5	V	612	CLA	CBD-CGD-O2D-CED
9	W	2630	LHG	O2-C2-C3-O3
4	U	601	CHL	O1A-CGA-O2A-C1
5	U	603	CLA	O1D-CGD-O2D-CED
5	V	613	CLA	C3-C5-C6-C7
5	U	602	CLA	C2A-CAA-CBA-CGA
5	U	602	CLA	O1D-CGD-O2D-CED
5	W	613	CLA	CBD-CGD-O2D-CED
5	U	610	CLA	O1D-CGD-O2D-CED
5	U	602	CLA	CBA-CGA-O2A-C1
5	U	613	CLA	CBA-CGA-O2A-C1
5	W	613	CLA	CBA-CGA-O2A-C1
5	W	610	CLA	C5-C6-C7-C8
10	V	2631	LMG	O6-C5-C6-O5
4	U	601	CHL	C8-C10-C11-C12
9	U	2630	LHG	O2-C2-C3-O3
5	W	613	CLA	O1A-CGA-O2A-C1
4	U	601	CHL	C4-C3-C5-C6
4	W	601	CHL	C6-C7-C8-C9
5	W	610	CLA	O1D-CGD-O2D-CED
4	V	607	CHL	C2A-CAA-CBA-CGA
6	W	1620	LUT	C27-C28-C29-C39
7	U	1622	XAT	C31-C32-C33-C40
5	V	602	CLA	C10-C11-C12-C13
5	W	602	CLA	C10-C11-C12-C13
4	V	606	CHL	C2A-CAA-CBA-CGA
4	V	601	CHL	C13-C15-C16-C17

Continued on next page...

Continued from previous page...

Mol	Chain	Res	Type	Atoms
4	W	609	CHL	C15-C16-C17-C18
4	U	601	CHL	C13-C15-C16-C17
4	W	601	CHL	C13-C15-C16-C17
4	W	601	CHL	C15-C16-C17-C18
5	V	613	CLA	C13-C15-C16-C17
5	V	611	CLA	O1D-CGD-O2D-CED
9	V	2630	LHG	C23-C24-C25-C26
4	V	601	CHL	C15-C16-C17-C18
4	W	609	CHL	C13-C15-C16-C17
5	W	604	CLA	O1D-CGD-O2D-CED
4	V	609	CHL	C8-C10-C11-C12
4	W	609	CHL	C8-C10-C11-C12
4	U	606	CHL	C2A-CAA-CBA-CGA
4	V	605	CHL	C2A-CAA-CBA-CGA
5	U	613	CLA	O1A-CGA-O2A-C1
4	U	607	CHL	C2A-CAA-CBA-CGA
4	W	606	CHL	C2A-CAA-CBA-CGA
5	U	602	CLA	O1A-CGA-O2A-C1
4	U	609	CHL	C8-C10-C11-C12
4	W	609	CHL	C10-C11-C12-C13
5	W	613	CLA	C5-C6-C7-C8
4	V	601	CHL	C5-C6-C7-C8
5	V	613	CLA	C8-C10-C11-C12
4	U	601	CHL	C5-C6-C7-C8
9	W	2630	LHG	C3-O3-P-O6
9	W	2630	LHG	C4-O6-P-O3
5	U	612	CLA	O1D-CGD-O2D-CED
4	U	601	CHL	C16-C17-C18-C19
4	W	609	CHL	C16-C17-C18-C19
5	U	604	CLA	O1D-CGD-O2D-CED
4	W	608	CHL	CBA-CGA-O2A-C1
9	U	2630	LHG	C27-C28-C29-C30
10	V	2631	LMG	C10-C11-C12-C13
4	V	609	CHL	C11-C12-C13-C14
4	W	607	CHL	C16-C17-C18-C20
5	V	612	CLA	O1D-CGD-O2D-CED
5	W	613	CLA	C11-C12-C13-C14
4	W	608	CHL	C2A-CAA-CBA-CGA
5	W	613	CLA	C2A-CAA-CBA-CGA
6	U	1620	LUT	C7-C8-C9-C19
6	W	1621	LUT	C7-C8-C9-C19
9	W	2630	LHG	O1-C1-C2-C3

Continued on next page...

Continued from previous page...

Mol	Chain	Res	Type	Atoms
6	U	1620	LUT	C7-C8-C9-C10
5	W	602	CLA	C11-C12-C13-C14
4	V	606	CHL	O1D-CGD-O2D-CED
5	V	604	CLA	CBA-CGA-O2A-C1
8	V	1623	NEX	C9-C10-C11-C12
4	V	601	CHL	C16-C17-C18-C20
4	V	609	CHL	C11-C12-C13-C15
4	W	609	CHL	C16-C17-C18-C20
5	W	602	CLA	C11-C12-C13-C15
4	U	601	CHL	C16-C17-C18-C20
6	U	1620	LUT	C1-C6-C7-C8
6	U	1620	LUT	C5-C6-C7-C8
6	U	1621	LUT	C1-C6-C7-C8
6	U	1621	LUT	C5-C6-C7-C8
6	V	1620	LUT	C1-C6-C7-C8
6	V	1620	LUT	C5-C6-C7-C8
6	W	1621	LUT	C1-C6-C7-C8
6	W	1621	LUT	C5-C6-C7-C8
5	V	613	CLA	C4-C3-C5-C6
4	U	601	CHL	C6-C7-C8-C10
4	V	601	CHL	C11-C12-C13-C15
4	W	601	CHL	C6-C7-C8-C10
4	W	601	CHL	C11-C10-C8-C7
5	V	613	CLA	C2-C3-C5-C6
5	V	613	CLA	C6-C7-C8-C10
5	W	613	CLA	C11-C12-C13-C15
5	V	604	CLA	O1A-CGA-O2A-C1
4	W	607	CHL	C16-C17-C18-C19
5	W	603	CLA	CBA-CGA-O2A-C1
5	W	602	CLA	C2A-CAA-CBA-CGA
4	W	601	CHL	C8-C10-C11-C12
9	U	2630	LHG	C9-C10-C11-C12
4	U	609	CHL	CBA-CGA-O2A-C1
4	U	601	CHL	C10-C11-C12-C13
4	U	601	CHL	C2-C3-C5-C6
5	W	613	CLA	C2-C3-C5-C6
4	W	601	CHL	C11-C10-C8-C9
5	W	613	CLA	C14-C13-C15-C16
4	V	601	CHL	C3-C5-C6-C7
5	U	613	CLA	C3-C5-C6-C7
5	V	613	CLA	C2A-CAA-CBA-CGA
6	U	1621	LUT	C7-C8-C9-C19

Continued on next page...

Continued from previous page...

Mol	Chain	Res	Type	Atoms
6	U	1620	LUT	C31-C32-C33-C34
7	U	1622	XAT	C31-C32-C33-C34
4	U	609	CHL	C1A-C2A-CAA-CBA
4	V	605	CHL	C1A-C2A-CAA-CBA
4	V	606	CHL	C1A-C2A-CAA-CBA
4	V	609	CHL	C1A-C2A-CAA-CBA
4	W	605	CHL	C1A-C2A-CAA-CBA
4	W	608	CHL	C1A-C2A-CAA-CBA
5	U	602	CLA	C1A-C2A-CAA-CBA
5	V	602	CLA	C1A-C2A-CAA-CBA
5	V	610	CLA	C1A-C2A-CAA-CBA
5	V	614	CLA	C1A-C2A-CAA-CBA
5	W	602	CLA	C1A-C2A-CAA-CBA
5	W	610	CLA	C1A-C2A-CAA-CBA
4	V	601	CHL	C16-C17-C18-C19
10	V	2631	LMG	C32-C33-C34-C35
5	V	602	CLA	C8-C10-C11-C12
5	U	604	CLA	CAD-CBD-CGD-O2D
9	U	2630	LHG	O6-C4-C5-C6
10	V	2631	LMG	C4-C5-C6-O5
9	U	2630	LHG	C17-C18-C19-C20
9	W	2630	LHG	C1-C2-C3-O3
5	W	613	CLA	C4-C3-C5-C6
4	W	607	CHL	C15-C16-C17-C18
5	W	613	CLA	O1D-CGD-O2D-CED
5	U	602	CLA	C11-C12-C13-C14
5	U	610	CLA	C5-C6-C7-C8
5	W	603	CLA	O1A-CGA-O2A-C1
5	V	610	CLA	C8-C10-C11-C12
4	U	609	CHL	C2C-C3C-CAC-CBC
5	W	611	CLA	C4-C3-C5-C6
10	V	2631	LMG	C22-C23-C24-C25
5	U	613	CLA	C2A-CAA-CBA-CGA
4	U	601	CHL	C15-C16-C17-C18
4	W	607	CHL	C8-C10-C11-C12
10	V	2631	LMG	C15-C16-C17-C18
4	U	609	CHL	O1A-CGA-O2A-C1
4	W	601	CHL	C4-C3-C5-C6
4	V	601	CHL	C6-C7-C8-C10
5	U	613	CLA	C6-C7-C8-C10
5	U	613	CLA	C11-C10-C8-C7
5	V	610	CLA	C11-C10-C8-C7

Continued on next page...

Continued from previous page...

Mol	Chain	Res	Type	Atoms
5	W	613	CLA	C12-C13-C15-C16
4	U	609	CHL	C11-C10-C8-C9
4	W	601	CHL	C11-C12-C13-C14
4	W	607	CHL	C6-C7-C8-C9
5	U	613	CLA	C11-C10-C8-C9
5	V	602	CLA	C6-C7-C8-C9
5	V	613	CLA	C14-C13-C15-C16
5	W	614	CLA	C2A-CAA-CBA-CGA
7	W	1622	XAT	C11-C12-C13-C20
6	U	1621	LUT	C7-C8-C9-C10
6	W	1620	LUT	C27-C28-C29-C30
4	W	601	CHL	C5-C6-C7-C8
5	W	613	CLA	C8-C10-C11-C12
4	W	605	CHL	CBD-CGD-O2D-CED
4	W	601	CHL	CBA-CGA-O2A-C1
4	W	608	CHL	O1A-CGA-O2A-C1
5	W	603	CLA	CAA-CBA-CGA-O2A
5	U	602	CLA	C4-C3-C5-C6
4	W	607	CHL	CAA-CBA-CGA-O2A
4	W	601	CHL	C3A-C2A-CAA-CBA
4	W	608	CHL	C3A-C2A-CAA-CBA
5	V	611	CLA	C3A-C2A-CAA-CBA
5	W	611	CLA	C3A-C2A-CAA-CBA
4	U	609	CHL	C11-C12-C13-C14
5	U	602	CLA	C3-C5-C6-C7
5	W	611	CLA	C2-C3-C5-C6
4	W	601	CHL	O1A-CGA-O2A-C1
4	W	607	CHL	C11-C12-C13-C14
5	U	613	CLA	C6-C7-C8-C9
5	V	610	CLA	C11-C10-C8-C9
5	W	613	CLA	C11-C10-C8-C9
5	V	602	CLA	C2A-CAA-CBA-CGA
6	W	1620	LUT	C5-C6-C7-C8
10	V	2631	LMG	C33-C34-C35-C36
4	U	601	CHL	C12-C13-C15-C16
4	W	601	CHL	C11-C12-C13-C15
4	W	607	CHL	C11-C12-C13-C15
5	U	602	CLA	C6-C7-C8-C10
5	V	602	CLA	C6-C7-C8-C10
5	V	613	CLA	C12-C13-C15-C16
5	W	613	CLA	C11-C10-C8-C7
6	V	1621	LUT	C29-C30-C31-C32

Continued on next page...

Continued from previous page...

Mol	Chain	Res	Type	Atoms
6	W	1621	LUT	C29-C30-C31-C32
8	U	1623	NEX	C29-C30-C31-C32
4	U	606	CHL	CAD-CBD-CGD-O2D
5	U	612	CLA	CAD-CBD-CGD-O2D
5	V	602	CLA	CAD-CBD-CGD-O2D
5	V	604	CLA	CAD-CBD-CGD-O2D
5	V	611	CLA	CAD-CBD-CGD-O2D
5	W	603	CLA	CAD-CBD-CGD-O2D
5	W	604	CLA	CAD-CBD-CGD-O2D
8	V	1623	NEX	C7-C8-C9-C19
4	U	605	CHL	CHA-CBD-CGD-O1D
4	U	605	CHL	CHA-CBD-CGD-O2D
5	U	602	CLA	CHA-CBD-CGD-O1D
5	U	602	CLA	CHA-CBD-CGD-O2D
5	W	613	CLA	C6-C7-C8-C9
4	W	605	CHL	O1D-CGD-O2D-CED
9	U	2630	LHG	C26-C27-C28-C29
5	V	604	CLA	C2A-CAA-CBA-CGA
4	W	601	CHL	C1A-C2A-CAA-CBA
4	W	607	CHL	C1A-C2A-CAA-CBA
9	V	2630	LHG	C4-O6-P-O3
4	W	601	CHL	C2-C3-C5-C6
9	V	2630	LHG	C4-O6-P-O4
9	W	2630	LHG	C4-O6-P-O4
5	V	613	CLA	C16-C17-C18-C19
4	W	607	CHL	C5-C6-C7-C8
4	W	609	CHL	C5-C6-C7-C8
4	V	609	CHL	C3-C5-C6-C7
5	U	602	CLA	C10-C11-C12-C13
5	U	602	CLA	CAD-CBD-CGD-O1D
5	U	603	CLA	CAD-CBD-CGD-O1D
9	U	2630	LHG	C1-C2-C3-O3
4	W	601	CHL	C12-C13-C15-C16
4	W	607	CHL	C12-C13-C15-C16
5	V	610	CLA	C11-C12-C13-C15
5	W	613	CLA	C6-C7-C8-C10
9	U	2630	LHG	O6-C4-C5-O7
8	W	1623	NEX	C13-C14-C15-C35
9	U	2630	LHG	C7-C8-C9-C10
4	U	605	CHL	C1C-C2C-CMC-OMC
4	U	606	CHL	C1C-C2C-CMC-OMC
4	V	605	CHL	C1C-C2C-CMC-OMC

Continued on next page...

Continued from previous page...

Mol	Chain	Res	Type	Atoms
4	V	608	CHL	C1C-C2C-CMC-OMC
4	W	605	CHL	C1C-C2C-CMC-OMC
4	W	607	CHL	C1C-C2C-CMC-OMC
4	W	608	CHL	C1C-C2C-CMC-OMC
5	V	613	CLA	C16-C17-C18-C20
5	V	613	CLA	CBA-CGA-O2A-C1
4	U	601	CHL	C14-C13-C15-C16
5	U	602	CLA	C6-C7-C8-C9
5	W	602	CLA	C3-C5-C6-C7
8	U	1623	NEX	C10-C11-C12-C13
5	V	613	CLA	O1A-CGA-O2A-C1
10	V	2631	LMG	C16-C17-C18-C19
5	U	604	CLA	C1-C2-C3-C4
4	U	609	CHL	C4C-C3C-CAC-CBC
4	W	609	CHL	C2-C1-O2A-CGA
6	W	1620	LUT	C1-C6-C7-C8
10	V	2631	LMG	O9-C10-O7-C8
10	V	2631	LMG	C11-C10-O7-C8
9	U	2630	LHG	O7-C5-C6-O8
9	V	2630	LHG	C3-O3-P-O6
4	W	607	CHL	C14-C13-C15-C16
5	V	610	CLA	C11-C12-C13-C14
5	V	613	CLA	C6-C7-C8-C9
8	U	1623	NEX	C33-C34-C35-C15
9	U	2630	LHG	C11-C10-C9-C8
7	V	1622	XAT	C31-C32-C33-C34
5	U	602	CLA	C2-C3-C5-C6
4	U	601	CHL	C3-C5-C6-C7
9	U	2630	LHG	C30-C31-C32-C33
4	V	609	CHL	C4-C3-C5-C6
9	U	2630	LHG	C23-C24-C25-C26
9	W	2630	LHG	C26-C27-C28-C29
8	U	1623	NEX	C39-C29-C30-C31
8	V	1623	NEX	C39-C29-C30-C31
8	W	1623	NEX	C39-C29-C30-C31
9	U	2630	LHG	C4-C5-C6-O8
4	U	608	CHL	C2A-CAA-CBA-CGA
7	V	1622	XAT	C31-C32-C33-C40
5	V	612	CLA	CAA-CBA-CGA-O1A
5	U	604	CLA	C1A-C2A-CAA-CBA
5	U	610	CLA	C1A-C2A-CAA-CBA
5	V	604	CLA	C1A-C2A-CAA-CBA

Continued on next page...

Continued from previous page...

Mol	Chain	Res	Type	Atoms
5	W	604	CLA	C1A-C2A-CAA-CBA
4	V	609	CHL	C10-C11-C12-C13
5	V	612	CLA	CAA-CBA-CGA-O2A
8	U	1623	NEX	C28-C29-C30-C31
8	V	1623	NEX	C28-C29-C30-C31
8	W	1623	NEX	C28-C29-C30-C31
5	W	612	CLA	CAA-CBA-CGA-O2A
9	W	2630	LHG	O7-C5-C6-O8
4	W	607	CHL	C10-C11-C12-C13
6	U	1621	LUT	C29-C30-C31-C32
4	V	609	CHL	C2-C3-C5-C6
4	V	601	CHL	C11-C10-C8-C9
4	W	607	CHL	C11-C10-C8-C9
5	W	612	CLA	CAA-CBA-CGA-O1A
5	V	610	CLA	C13-C15-C16-C17
5	V	603	CLA	CAA-CBA-CGA-O2A
4	W	607	CHL	CAA-CBA-CGA-O1A
5	U	604	CLA	CAD-CBD-CGD-O1D
4	U	609	CHL	C4-C3-C5-C6
5	W	603	CLA	C4-C3-C5-C6
5	W	614	CLA	CAA-CBA-CGA-O2A
5	W	603	CLA	CAA-CBA-CGA-O1A
5	U	604	CLA	O2A-C1-C2-C3
5	V	603	CLA	CAA-CBA-CGA-O1A
4	V	609	CHL	O1D-CGD-O2D-CED
9	U	2630	LHG	O7-C7-C8-C9
4	U	601	CHL	C6-C7-C8-C9
4	V	601	CHL	C6-C7-C8-C9
4	W	601	CHL	C14-C13-C15-C16
5	U	603	CLA	C3A-C2A-CAA-CBA
5	V	604	CLA	C3A-C2A-CAA-CBA
5	U	603	CLA	CAA-CBA-CGA-O2A
4	W	605	CHL	CAA-CBA-CGA-O2A
4	V	605	CHL	CAD-CBD-CGD-O2D
4	V	607	CHL	CAD-CBD-CGD-O2D
4	W	606	CHL	CAD-CBD-CGD-O2D
5	V	612	CLA	CAD-CBD-CGD-O2D
5	V	614	CLA	CAD-CBD-CGD-O2D
5	W	614	CLA	CAD-CBD-CGD-O2D
5	W	614	CLA	CAA-CBA-CGA-O1A
4	W	609	CHL	C4-C3-C5-C6
4	U	609	CHL	C2-C3-C5-C6

Continued on next page...

Continued from previous page...

Mol	Chain	Res	Type	Atoms
8	U	1623	NEX	O24-C26-C27-C28
8	W	1623	NEX	O24-C26-C27-C28
4	V	601	CHL	O2A-C1-C2-C3
5	W	612	CLA	C2A-CAA-CBA-CGA
4	W	605	CHL	CAA-CBA-CGA-O1A
4	V	601	CHL	CHA-CBD-CGD-O1D
4	V	601	CHL	CHA-CBD-CGD-O2D
5	U	611	CLA	CHA-CBD-CGD-O1D
5	U	611	CLA	CHA-CBD-CGD-O2D
5	W	602	CLA	CHA-CBD-CGD-O1D
5	W	602	CLA	CHA-CBD-CGD-O2D
5	W	612	CLA	CHA-CBD-CGD-O1D
5	W	612	CLA	CHA-CBD-CGD-O2D
10	V	2631	LMG	C39-C40-C41-C42
5	W	602	CLA	CAA-CBA-CGA-O2A
4	W	607	CHL	C4-C3-C5-C6
5	W	603	CLA	C2-C3-C5-C6
5	W	613	CLA	C10-C11-C12-C13
9	U	2630	LHG	O9-C7-C8-C9
4	U	601	CHL	C1A-C2A-CAA-CBA
5	U	603	CLA	C1A-C2A-CAA-CBA
4	V	607	CHL	CAA-CBA-CGA-O2A
5	W	610	CLA	C2A-CAA-CBA-CGA
5	U	613	CLA	O1D-CGD-O2D-CED
4	U	607	CHL	CAA-CBA-CGA-O2A
9	U	2630	LHG	C3-O3-P-O4
5	W	611	CLA	CAA-CBA-CGA-O2A
5	W	602	CLA	CAA-CBA-CGA-O1A
8	V	1623	NEX	C7-C8-C9-C10
4	U	607	CHL	CAA-CBA-CGA-O1A
5	W	604	CLA	O1A-CGA-O2A-C1
5	W	611	CLA	C5-C6-C7-C8
4	V	608	CHL	CAA-CBA-CGA-O2A
5	W	611	CLA	CAA-CBA-CGA-O1A
7	W	1622	XAT	C11-C12-C13-C14
6	U	1620	LUT	C33-C34-C35-C15
9	W	2630	LHG	O7-C7-C8-C9
10	V	2631	LMG	O6-C1-O1-C7
5	W	604	CLA	CBA-CGA-O2A-C1
4	V	607	CHL	CAA-CBA-CGA-O1A
9	W	2630	LHG	O8-C23-C24-C25
5	V	602	CLA	CAA-CBA-CGA-O2A

There are no ring outliers.

45 monomers are involved in 98 short contacts:

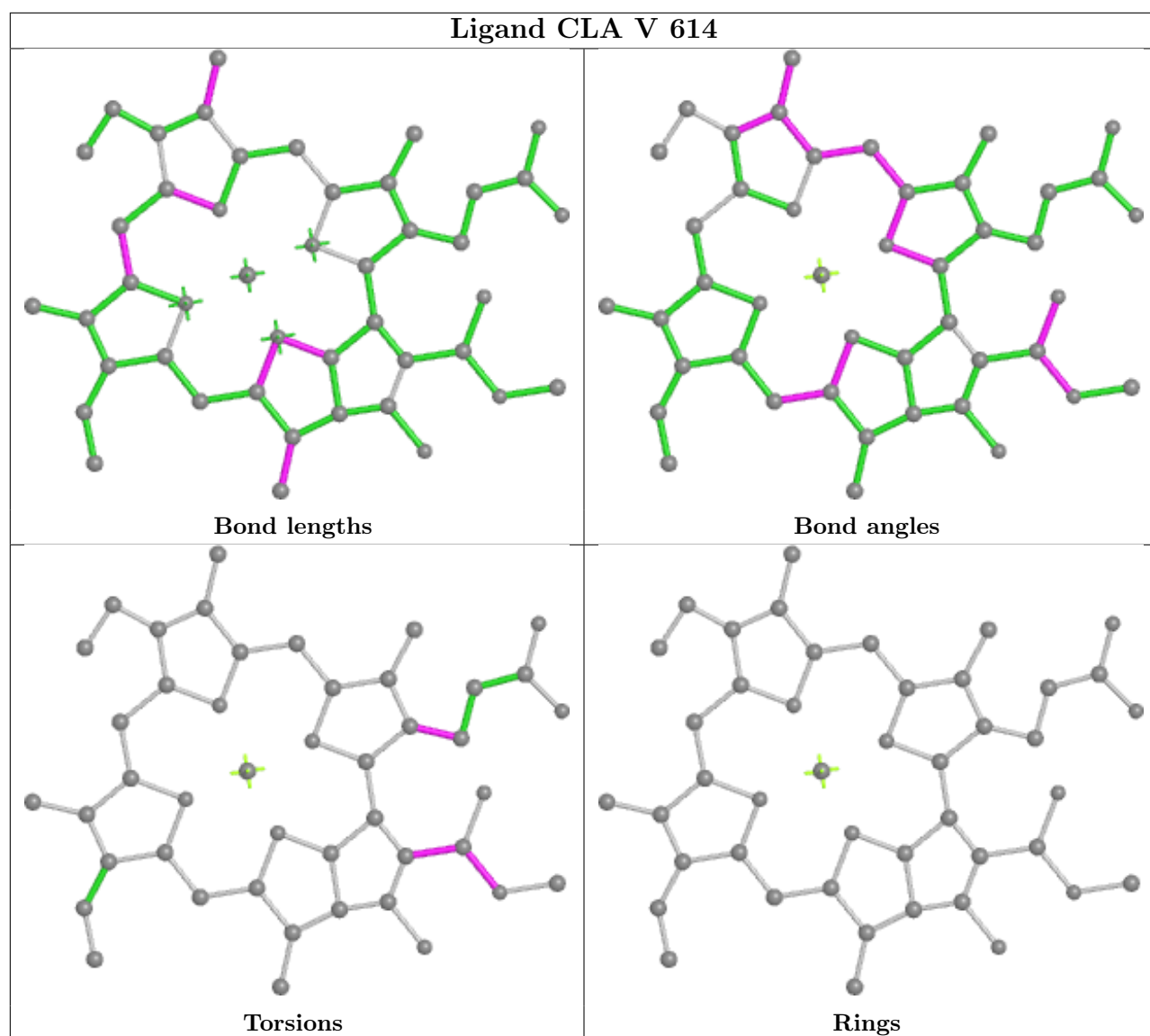
Mol	Chain	Res	Type	Clashes	Symm-Clashes
5	V	614	CLA	1	0
4	V	607	CHL	4	0
4	W	606	CHL	1	0
4	U	605	CHL	1	0
5	W	610	CLA	1	0
5	W	614	CLA	5	0
4	W	605	CHL	2	0
7	W	1622	XAT	3	0
5	U	604	CLA	3	0
6	U	1621	LUT	2	0
4	V	605	CHL	1	0
5	V	610	CLA	3	0
4	V	601	CHL	3	0
4	U	601	CHL	5	0
4	U	609	CHL	3	0
7	U	1622	XAT	5	0
9	V	2630	LHG	3	0
6	W	1621	LUT	4	0
4	V	609	CHL	3	0
5	V	613	CLA	4	0
8	V	1623	NEX	4	0
9	W	2630	LHG	1	0
5	V	612	CLA	2	0
5	U	602	CLA	1	0
5	W	603	CLA	1	0
4	U	607	CHL	2	0
6	U	1620	LUT	6	0
4	U	608	CHL	3	0
4	U	606	CHL	2	0
5	W	602	CLA	2	0
6	V	1621	LUT	4	0
6	V	1620	LUT	5	0
7	V	1622	XAT	6	0
8	W	1623	NEX	2	0
5	V	602	CLA	3	0
4	V	608	CHL	2	0
5	U	613	CLA	3	0
5	W	612	CLA	1	0
4	W	601	CHL	3	0
5	U	610	CLA	4	0

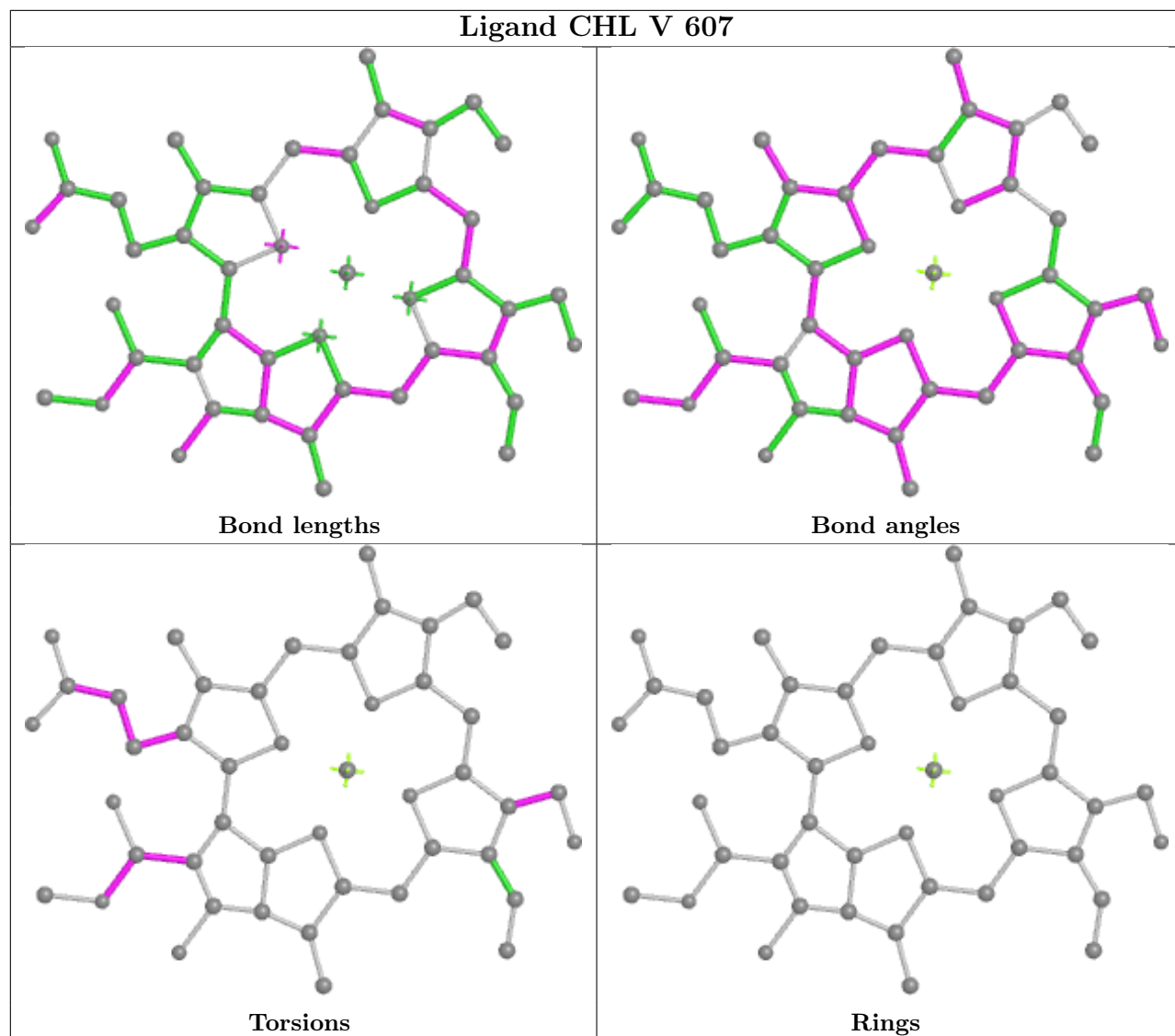
Continued on next page...

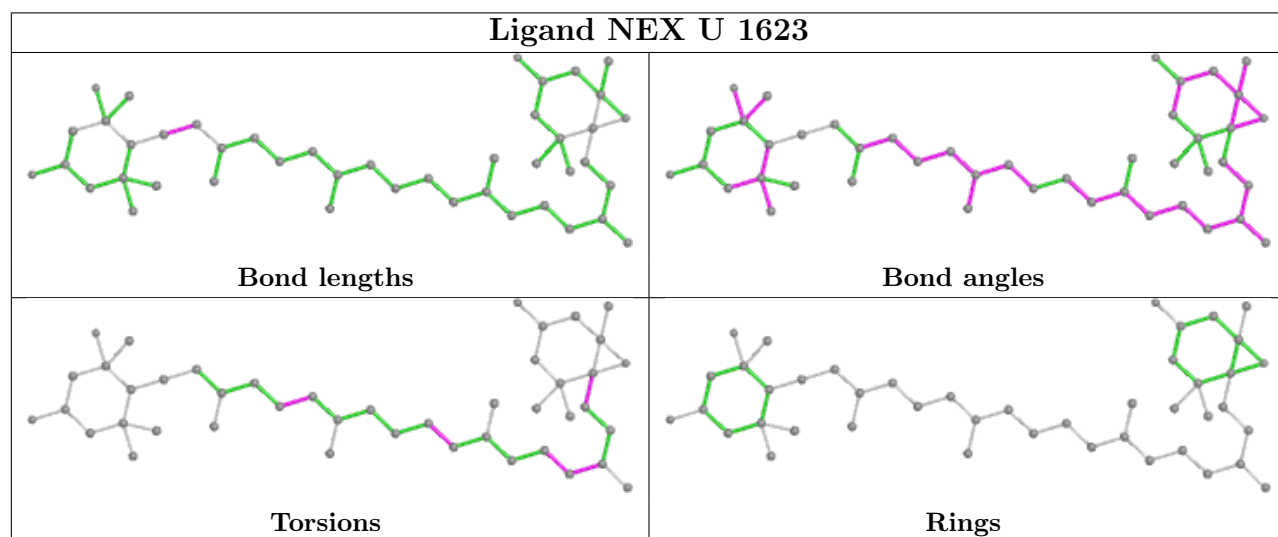
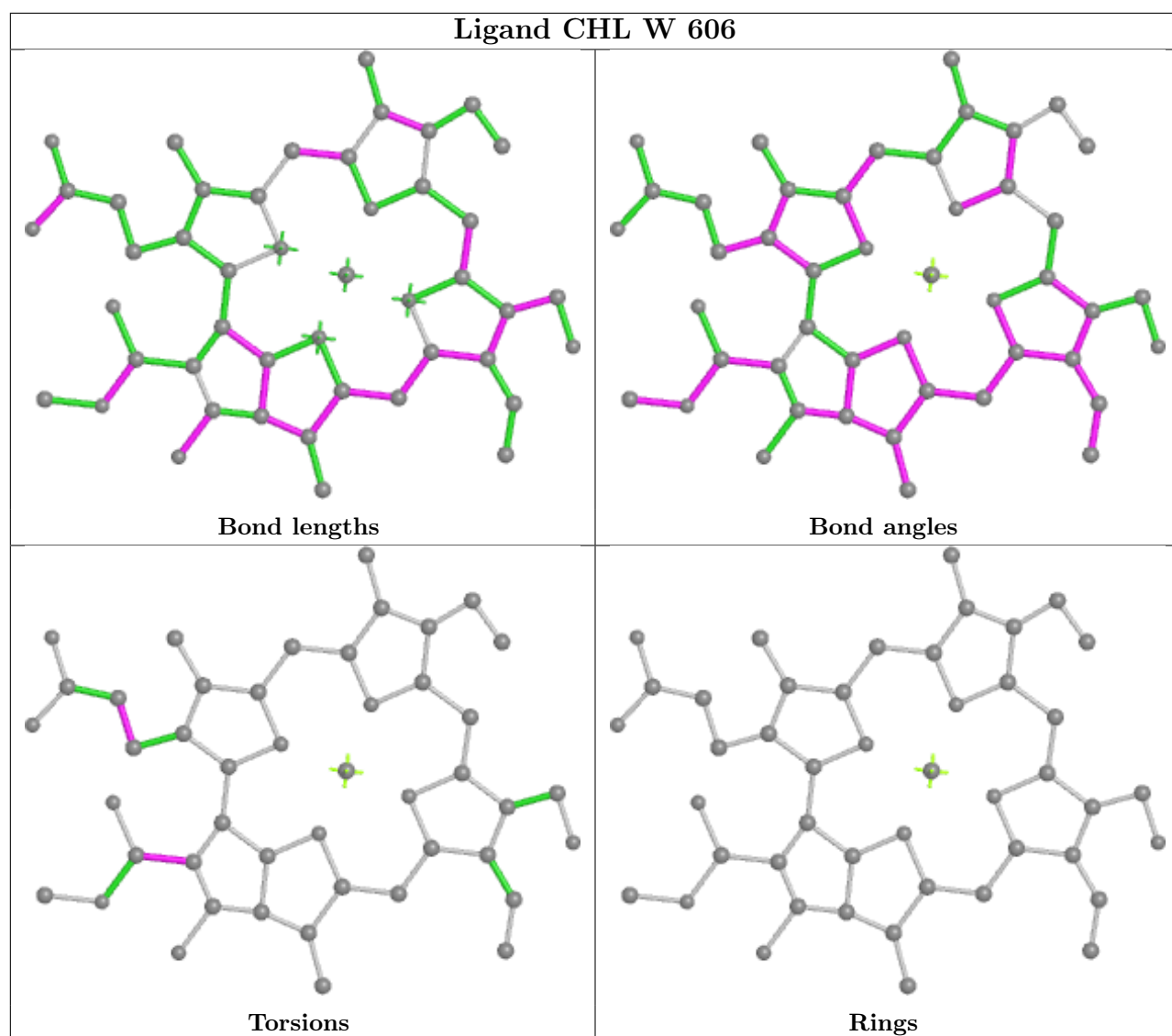
Continued from previous page...

Mol	Chain	Res	Type	Clashes	Symm-Clashes
5	W	613	CLA	4	0
9	U	2630	LHG	1	0
6	W	1620	LUT	4	0
4	W	607	CHL	2	0
4	V	606	CHL	2	0

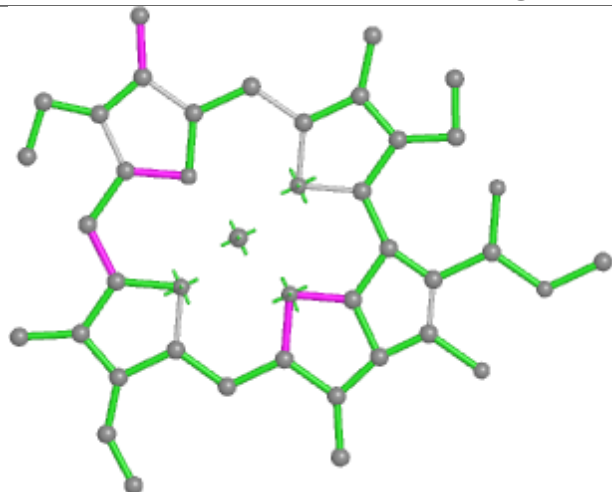
The following is a two-dimensional graphical depiction of Mogul quality analysis of bond lengths, bond angles, torsion angles, and ring geometry for all instances of the Ligand of Interest. In addition, ligands with molecular weight > 250 and outliers as shown on the validation Tables will also be included. For torsion angles, if less than 5% of the Mogul distribution of torsion angles is within 10 degrees of the torsion angle in question, then that torsion angle is considered an outlier. Any bond that is central to one or more torsion angles identified as an outlier by Mogul will be highlighted in the graph. For rings, the root-mean-square deviation (RMSD) between the ring in question and similar rings identified by Mogul is calculated over all ring torsion angles. If the average RMSD is greater than 60 degrees and the minimal RMSD between the ring in question and any Mogul-identified rings is also greater than 60 degrees, then that ring is considered an outlier. The outliers are highlighted in purple. The color gray indicates Mogul did not find sufficient equivalents in the CSD to analyse the geometry.



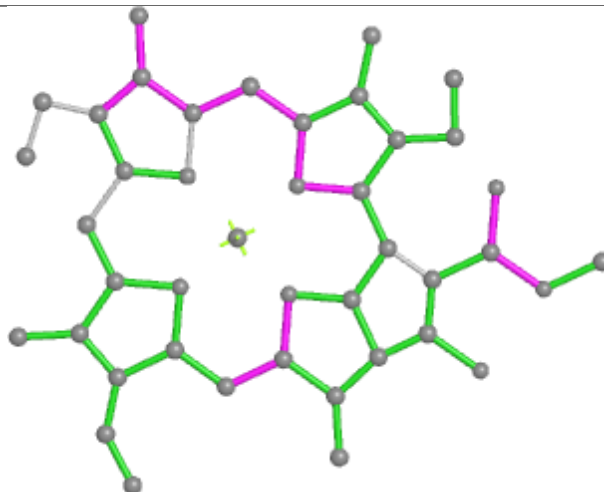




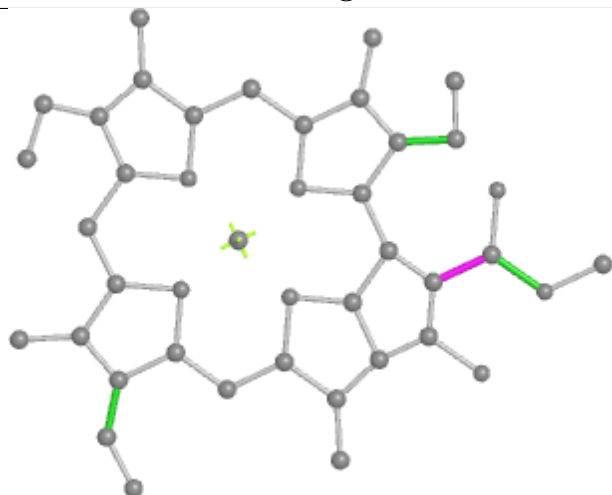
Ligand CLA U 611



Bond lengths



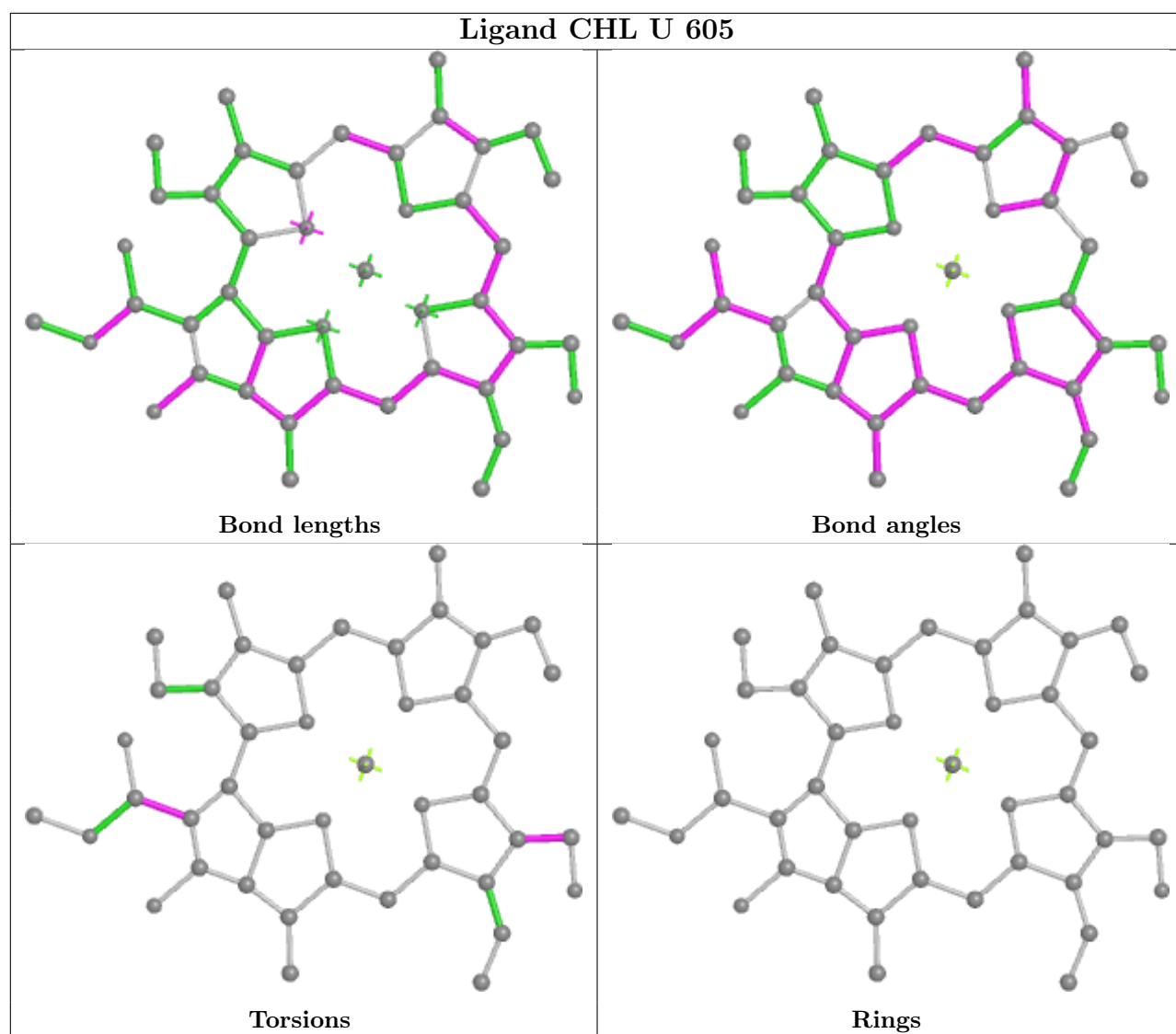
Bond angles

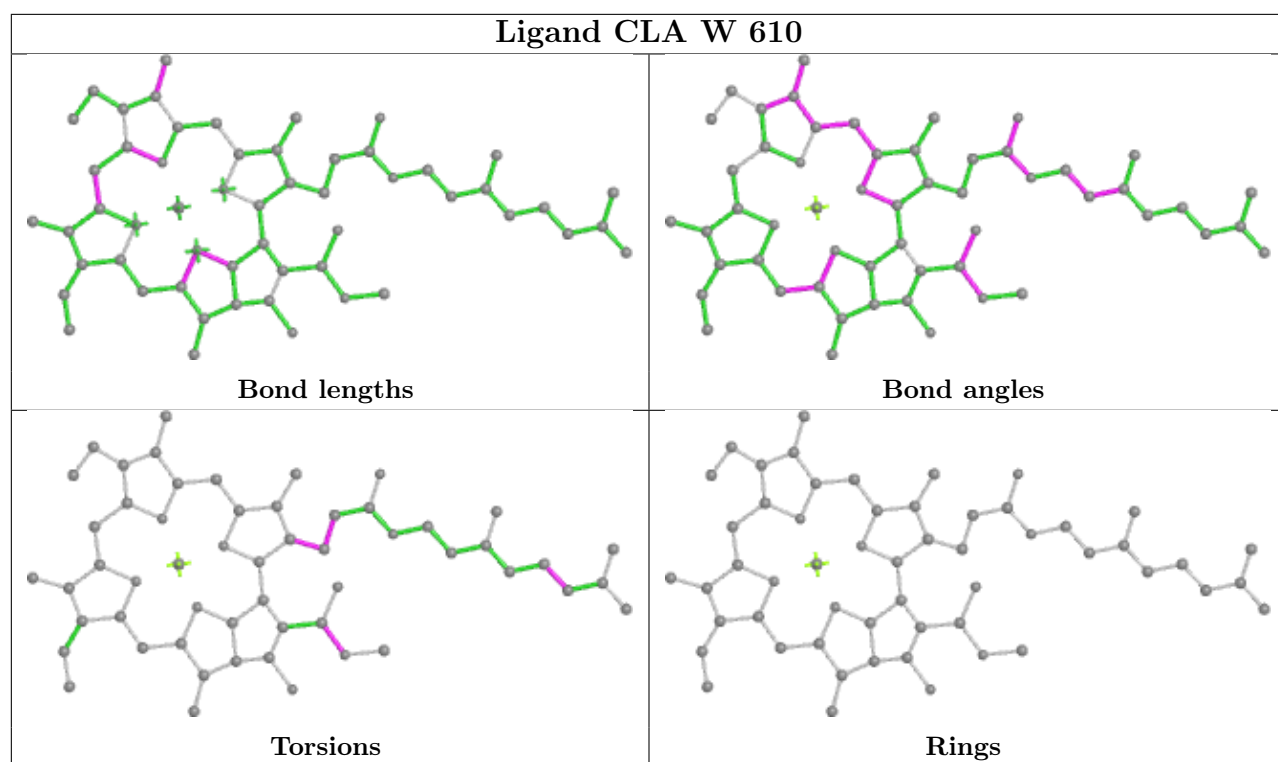


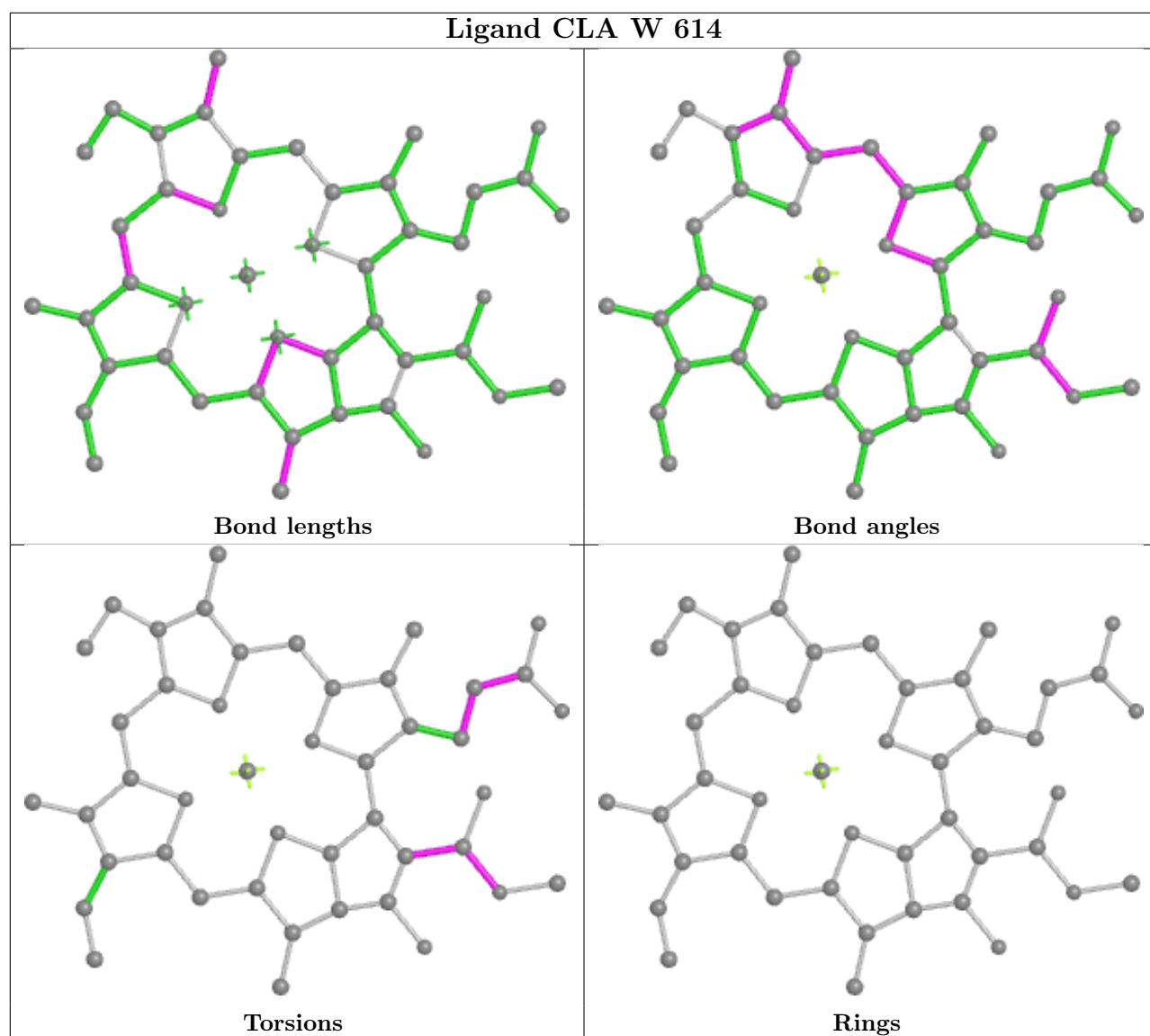
Torsions

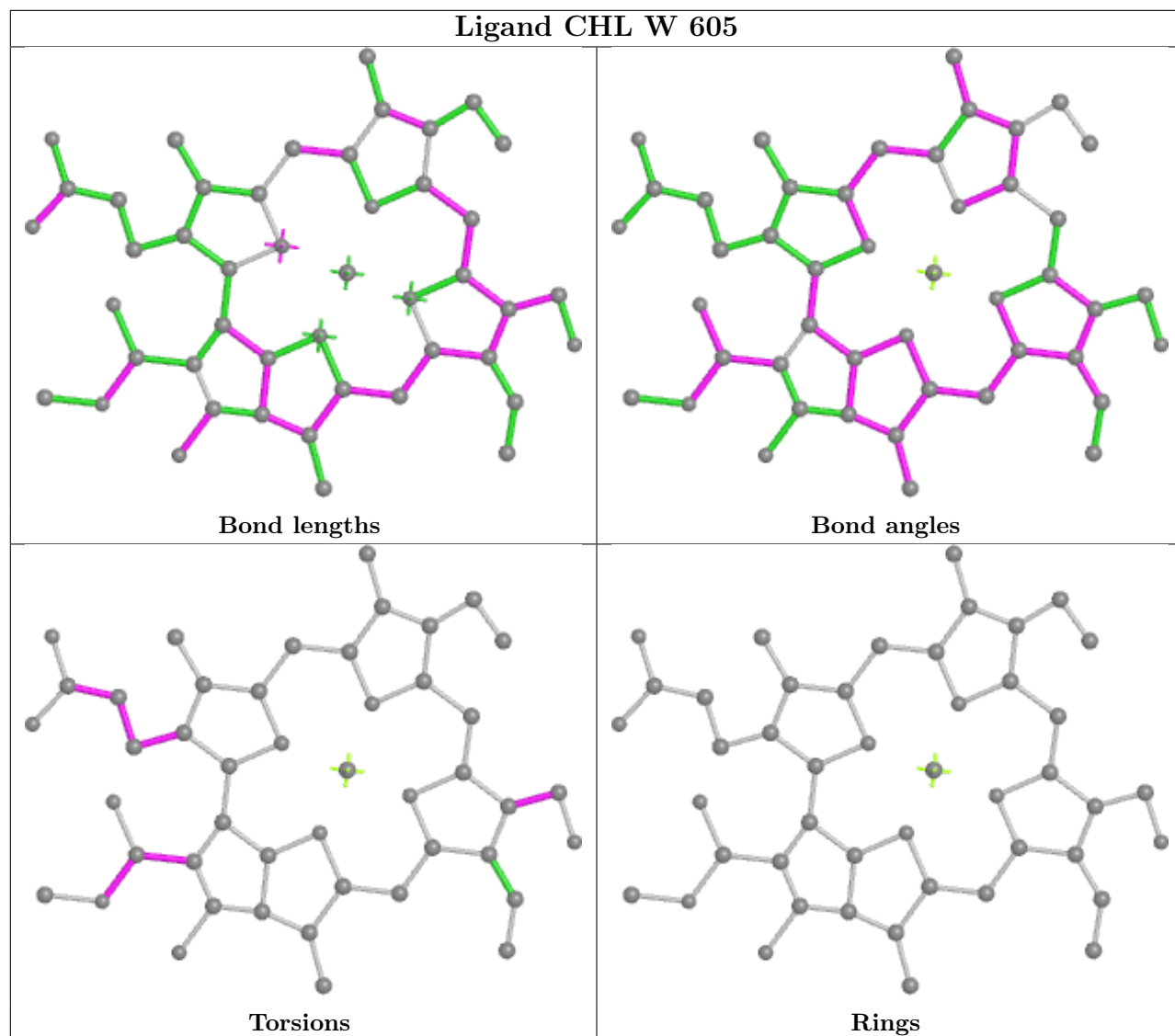


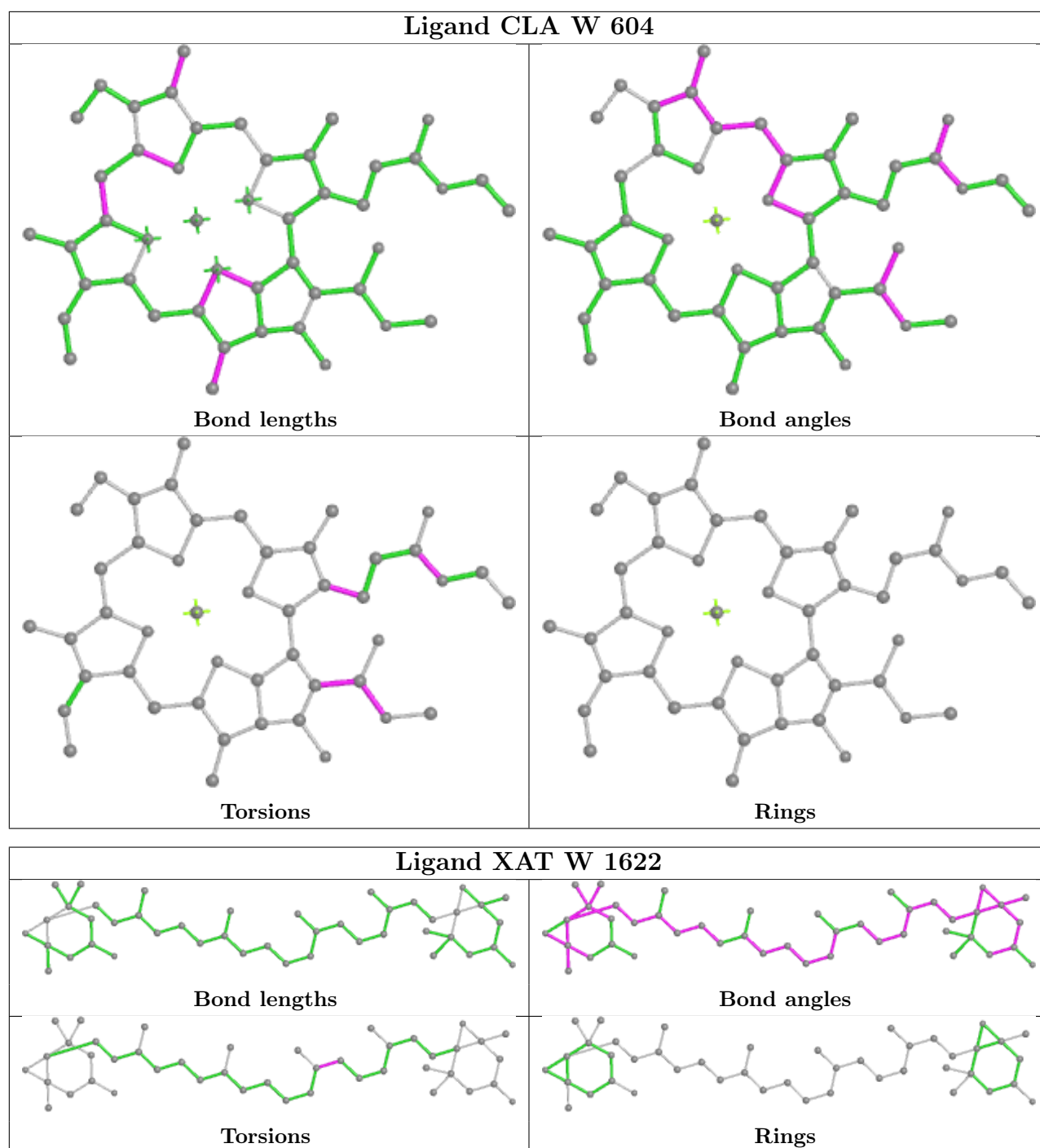
Rings

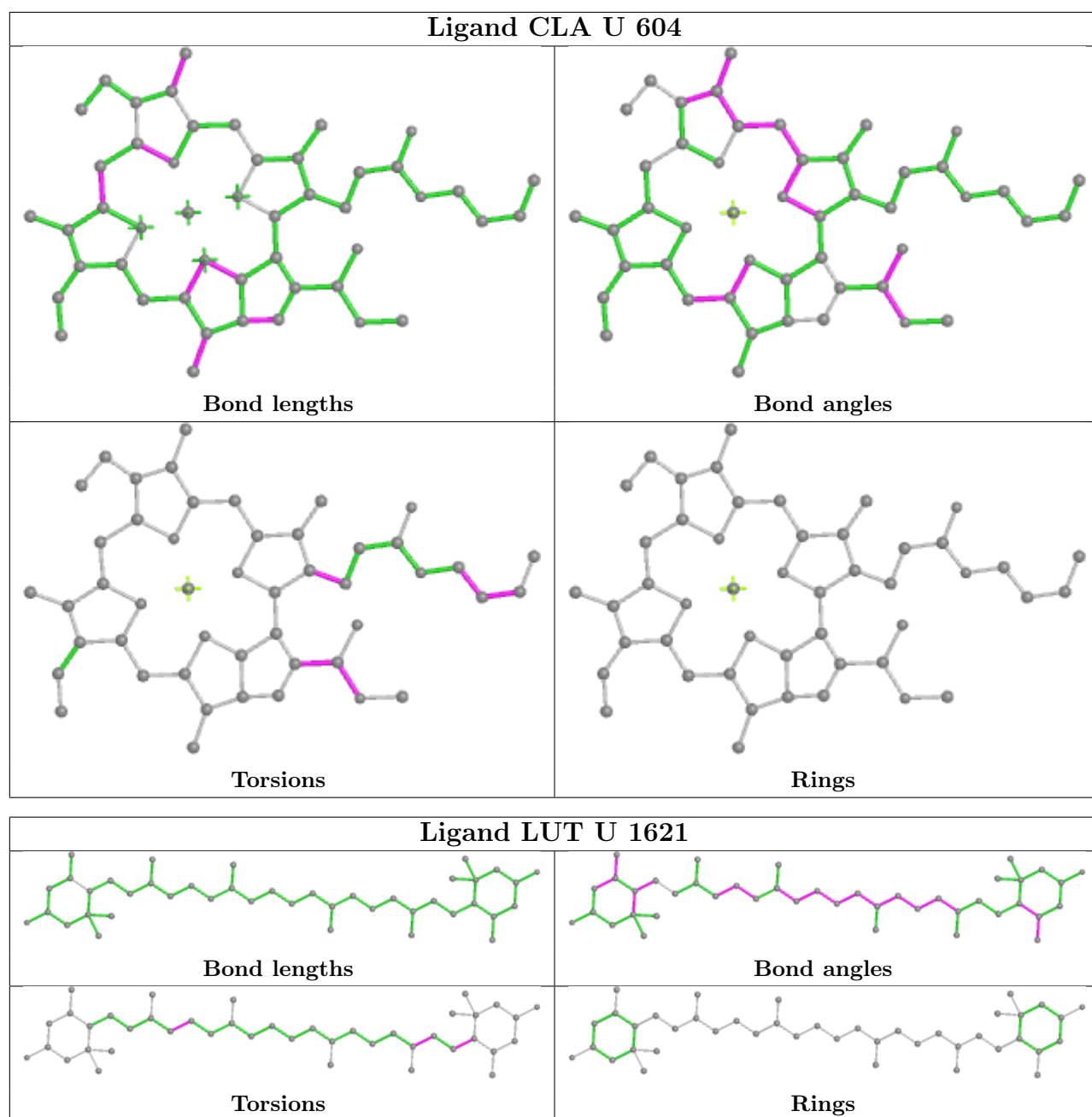


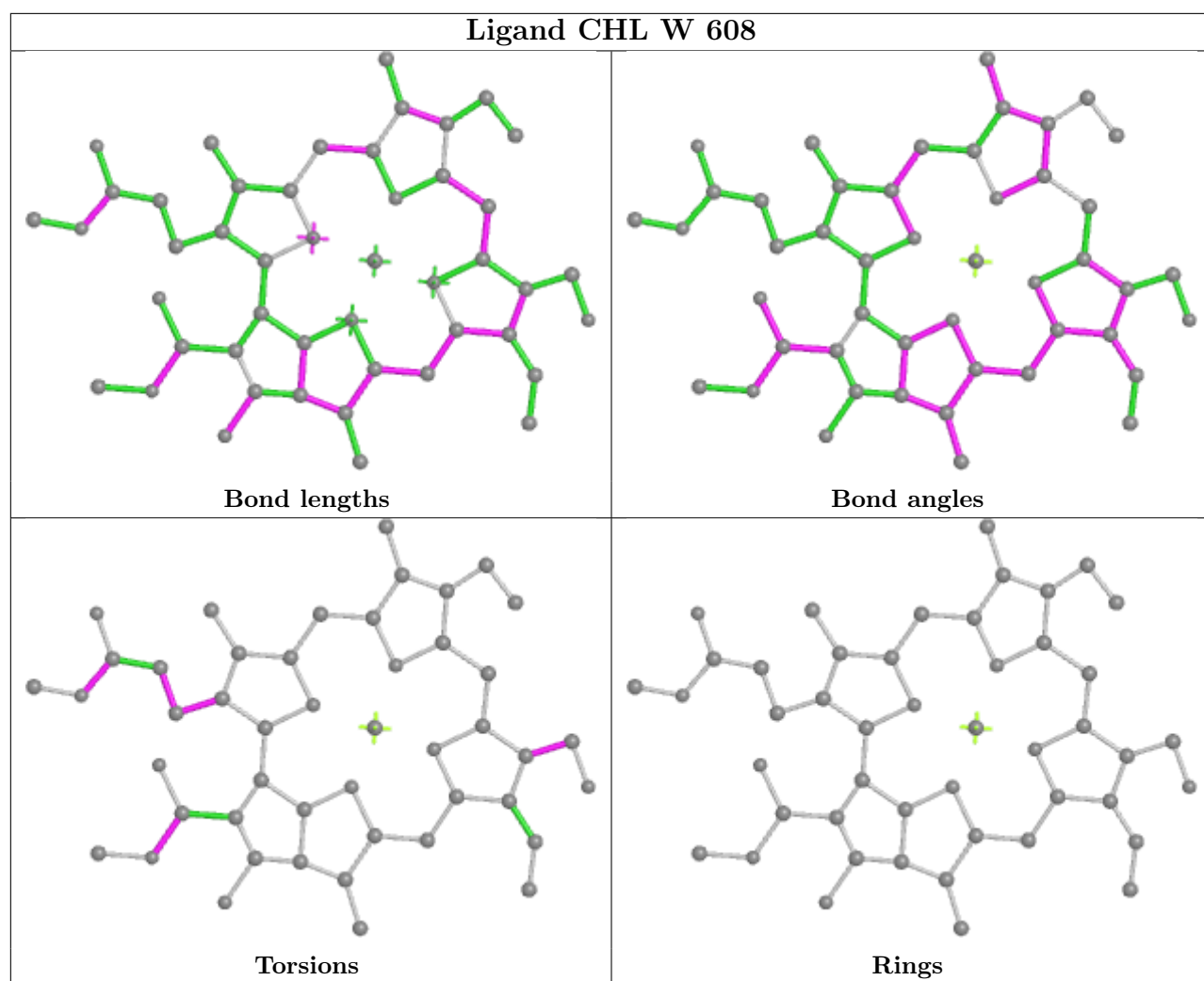


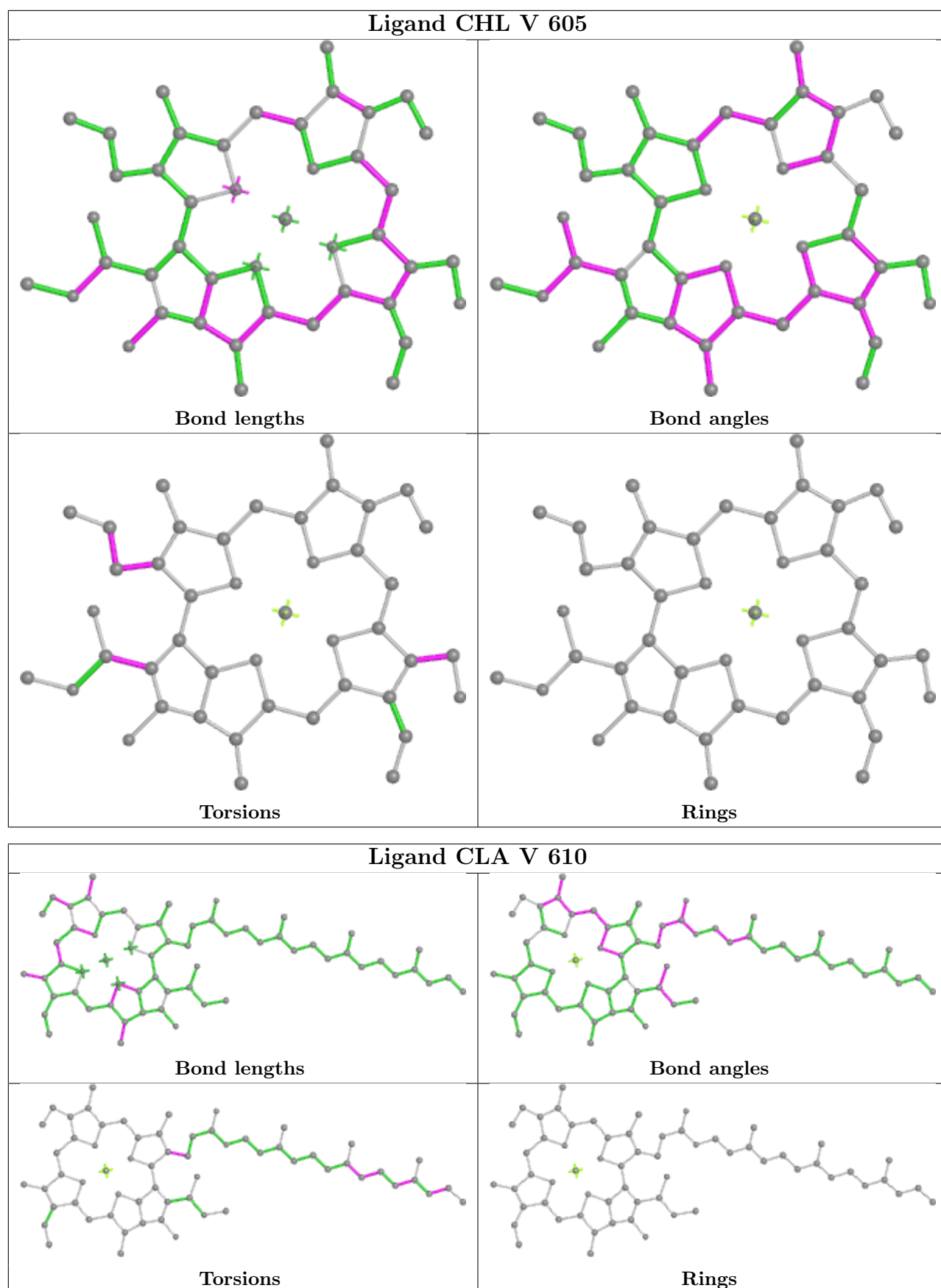


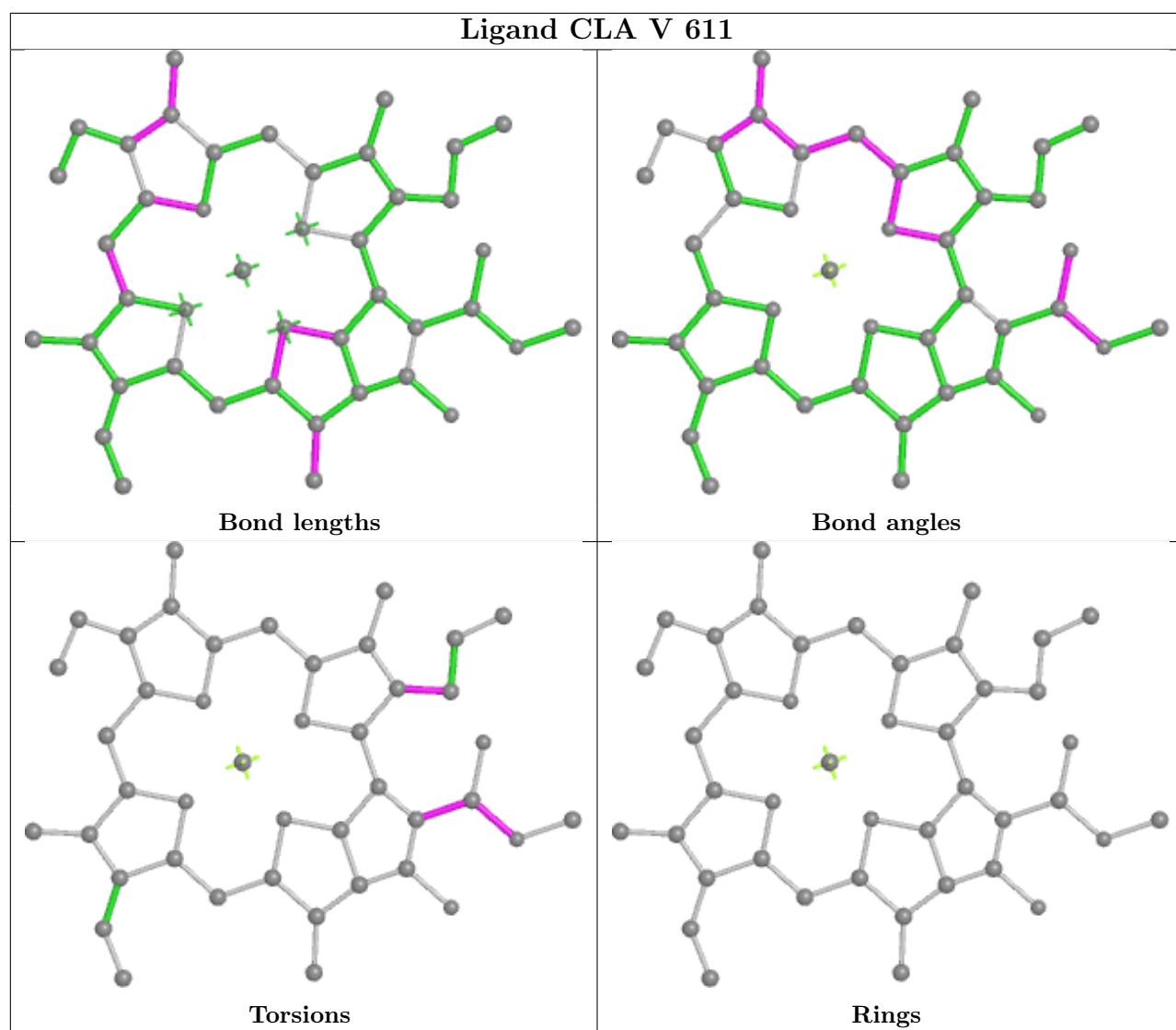


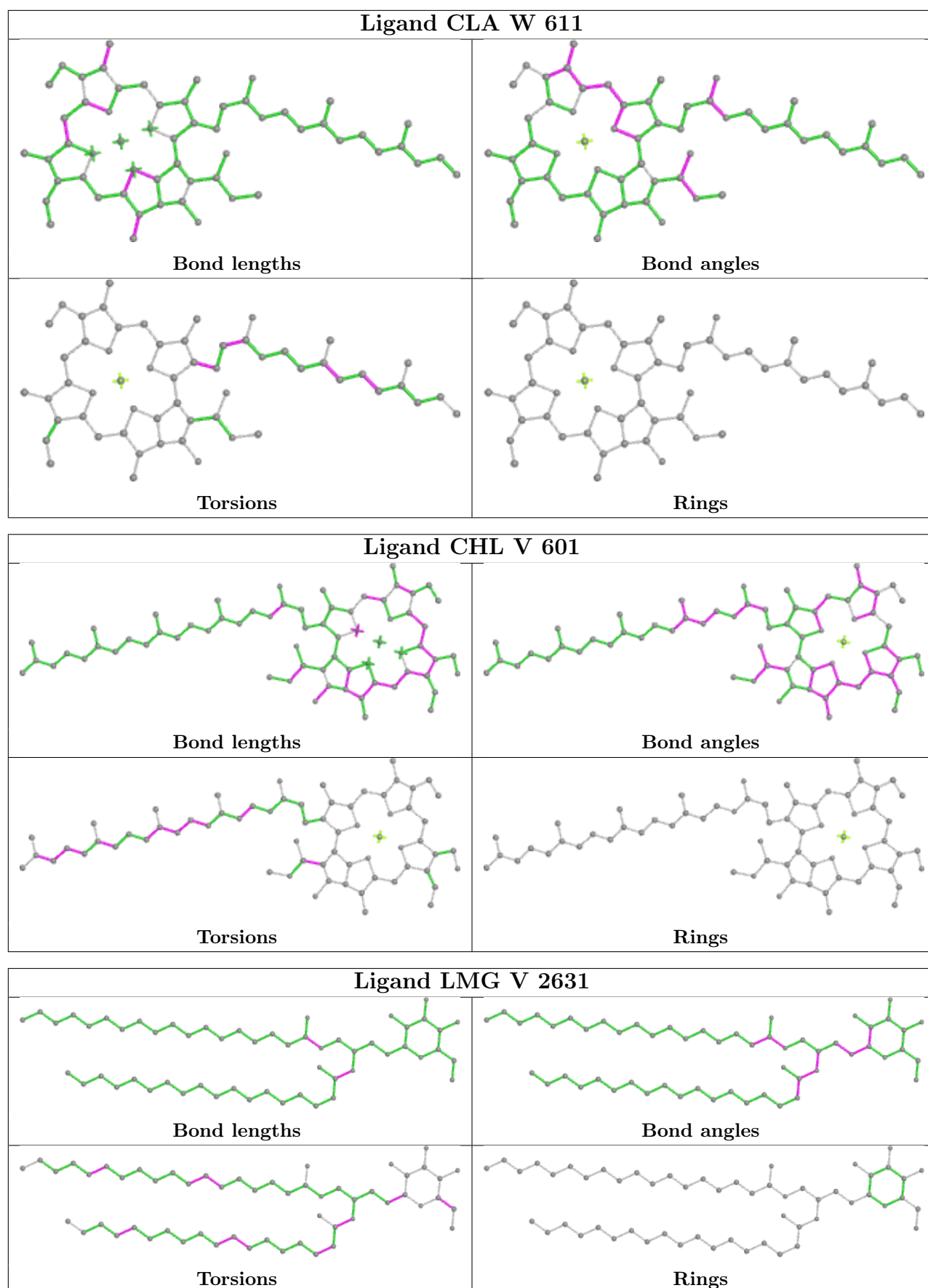


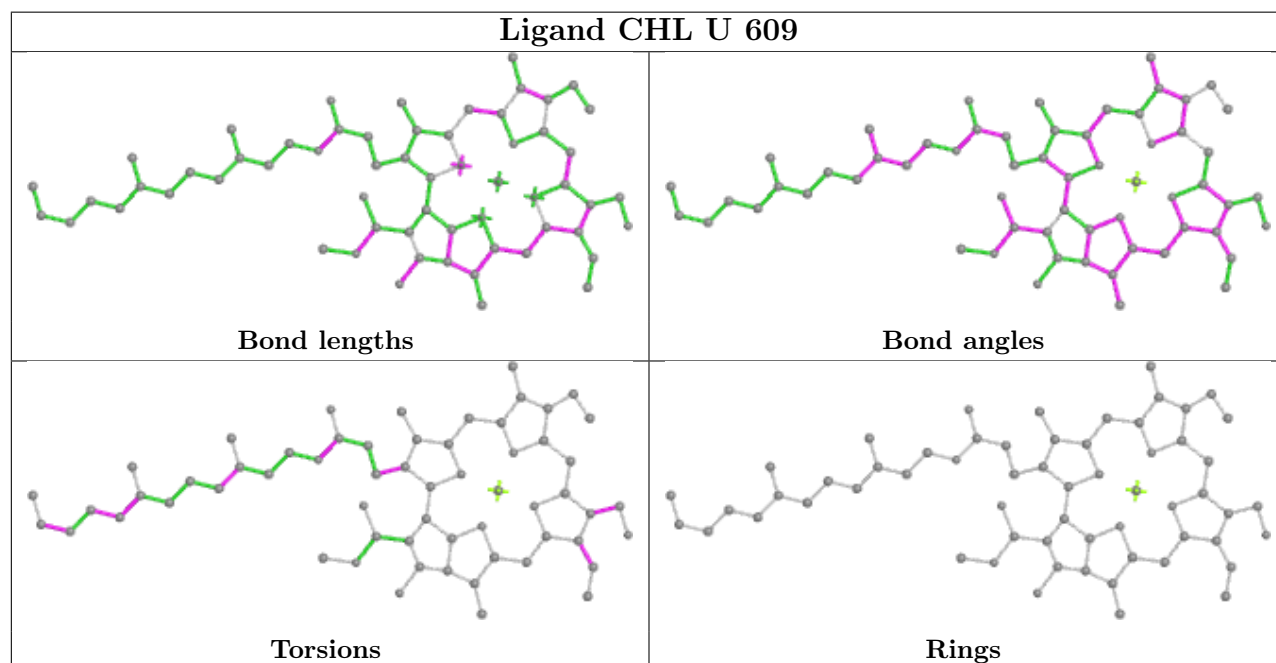
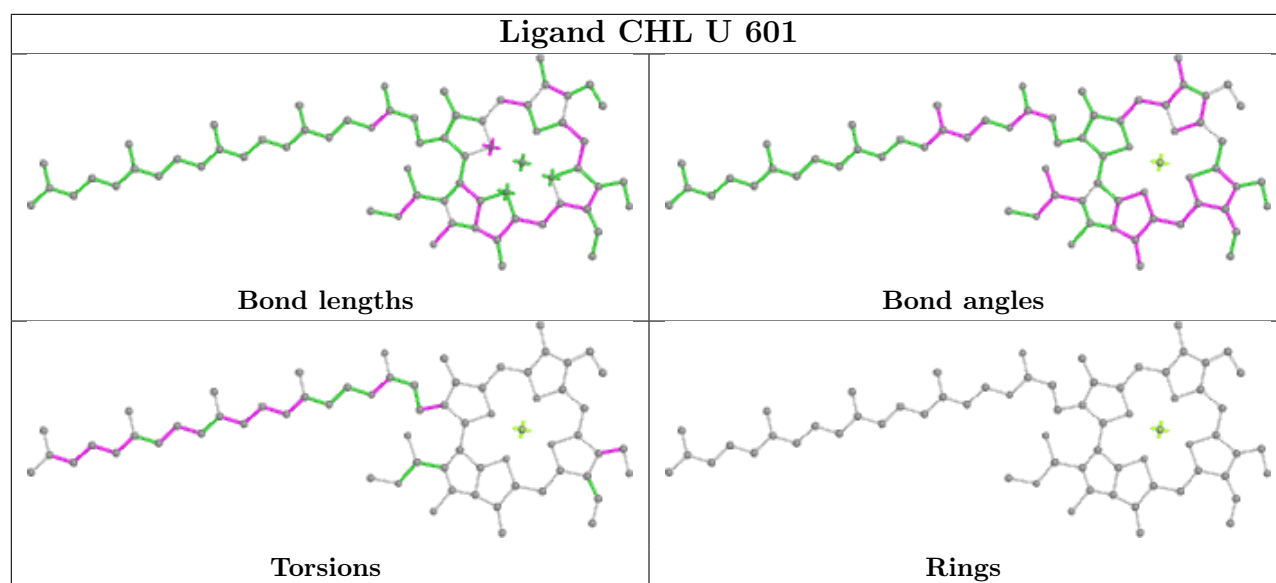


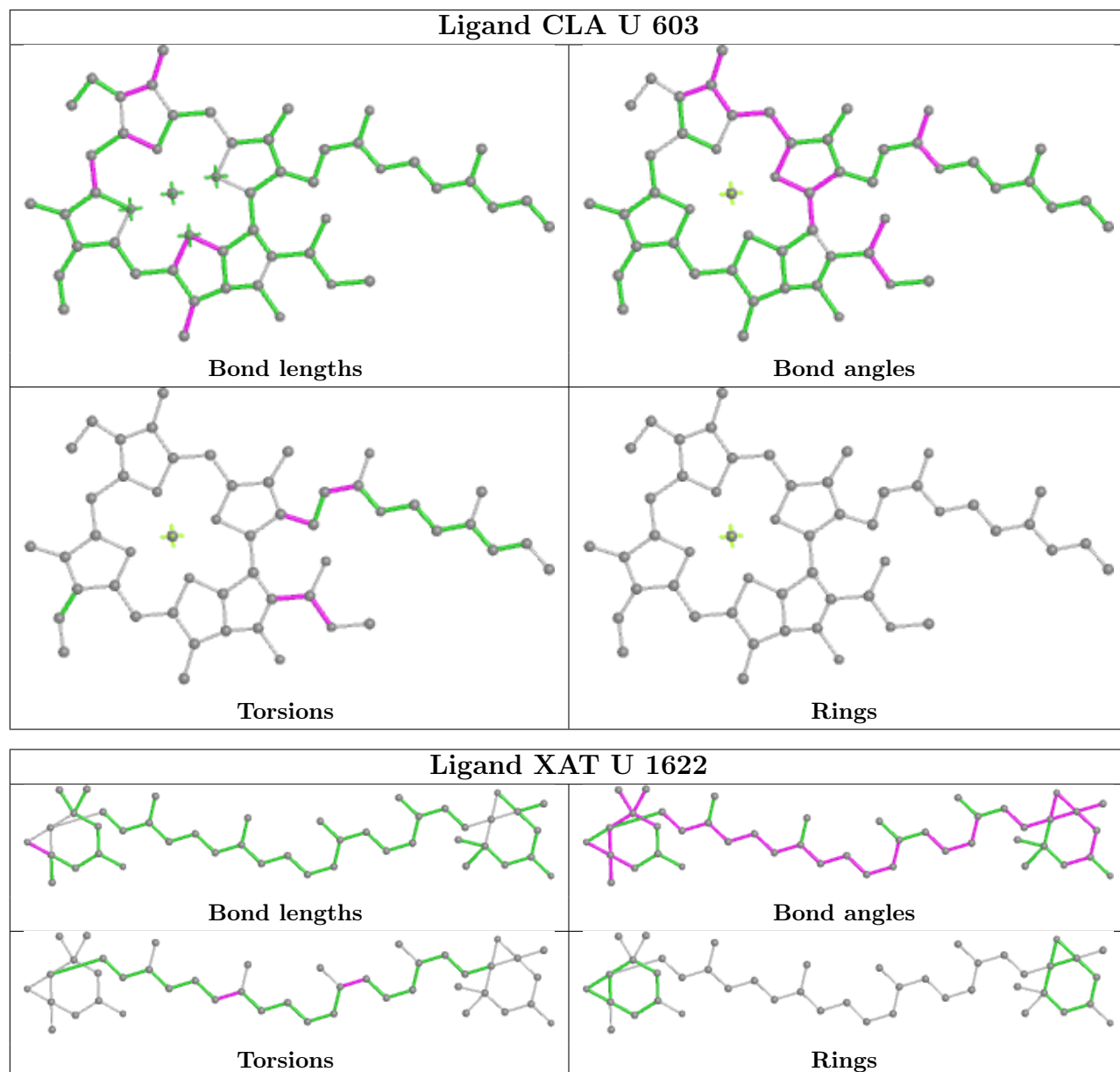


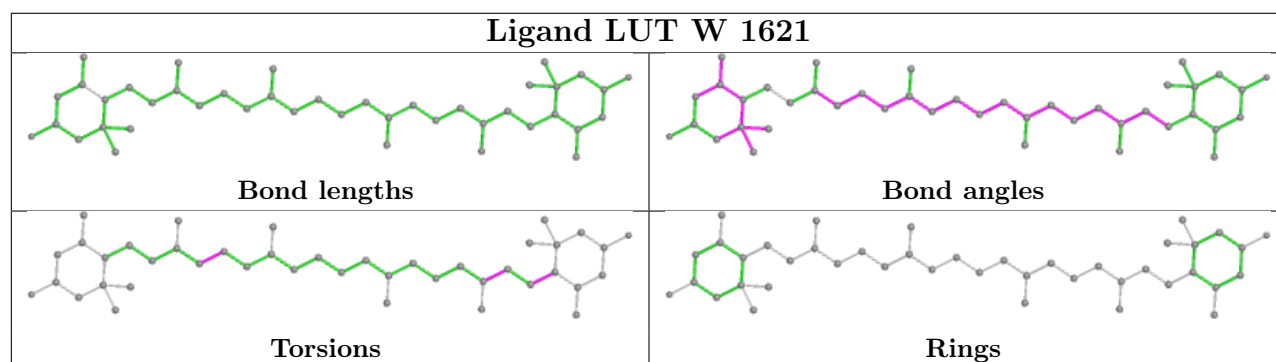
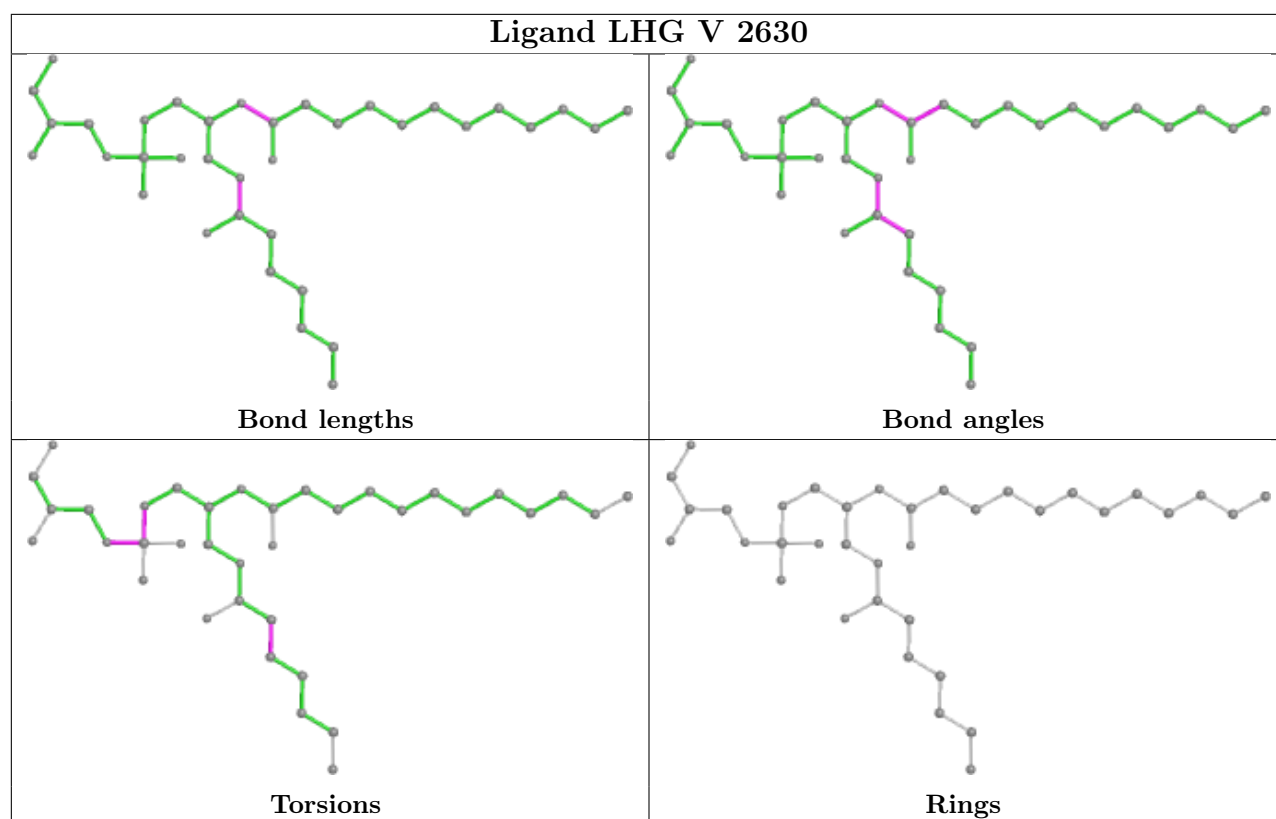


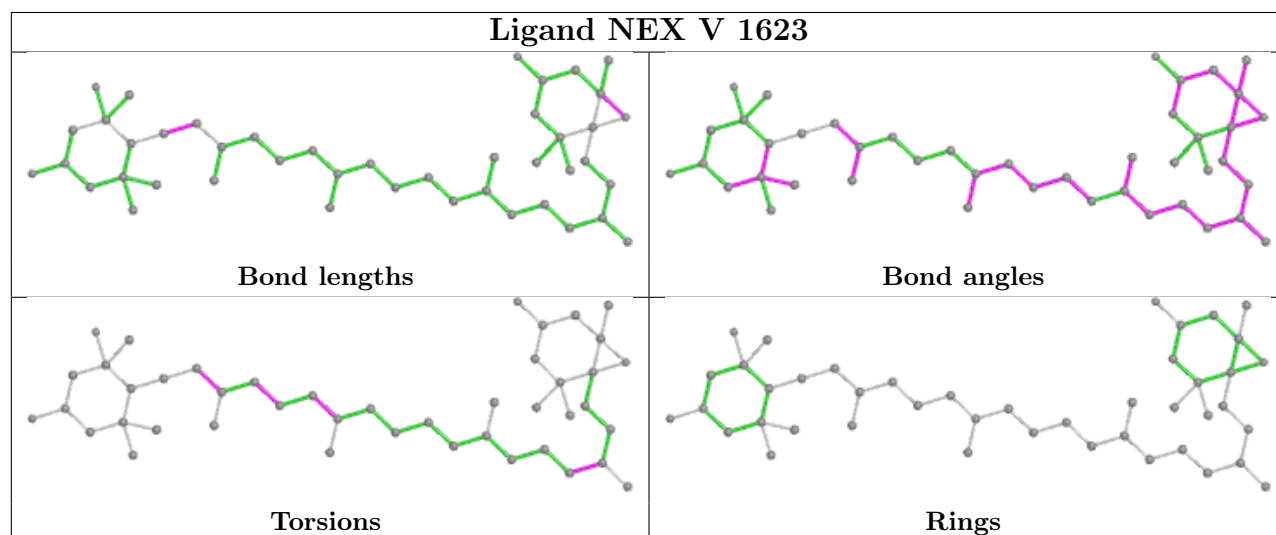
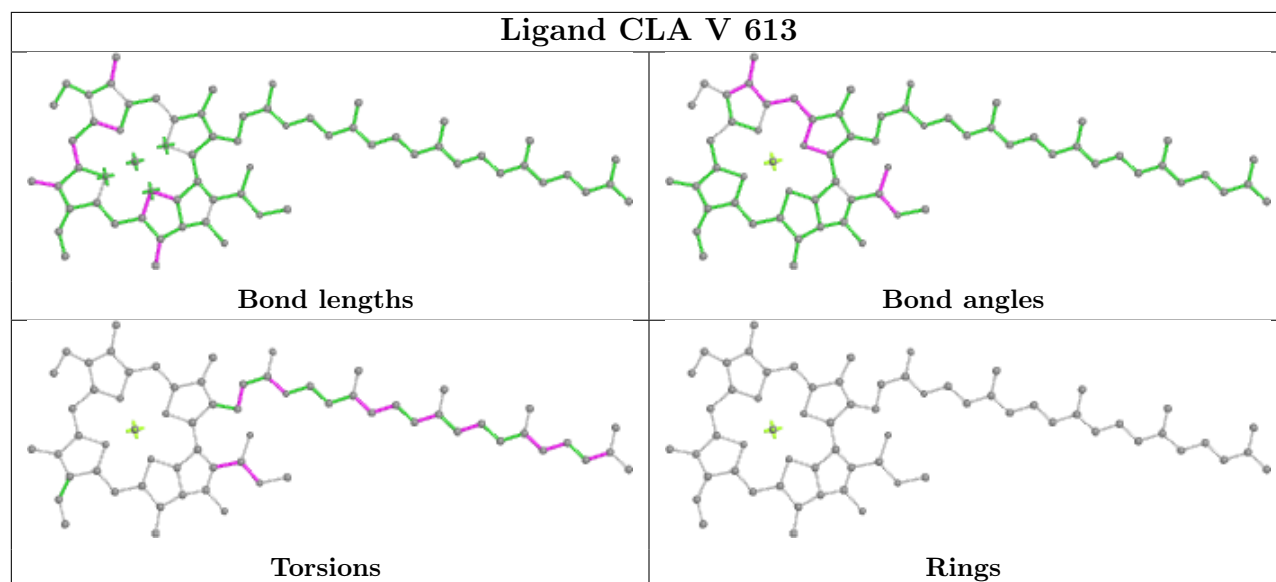
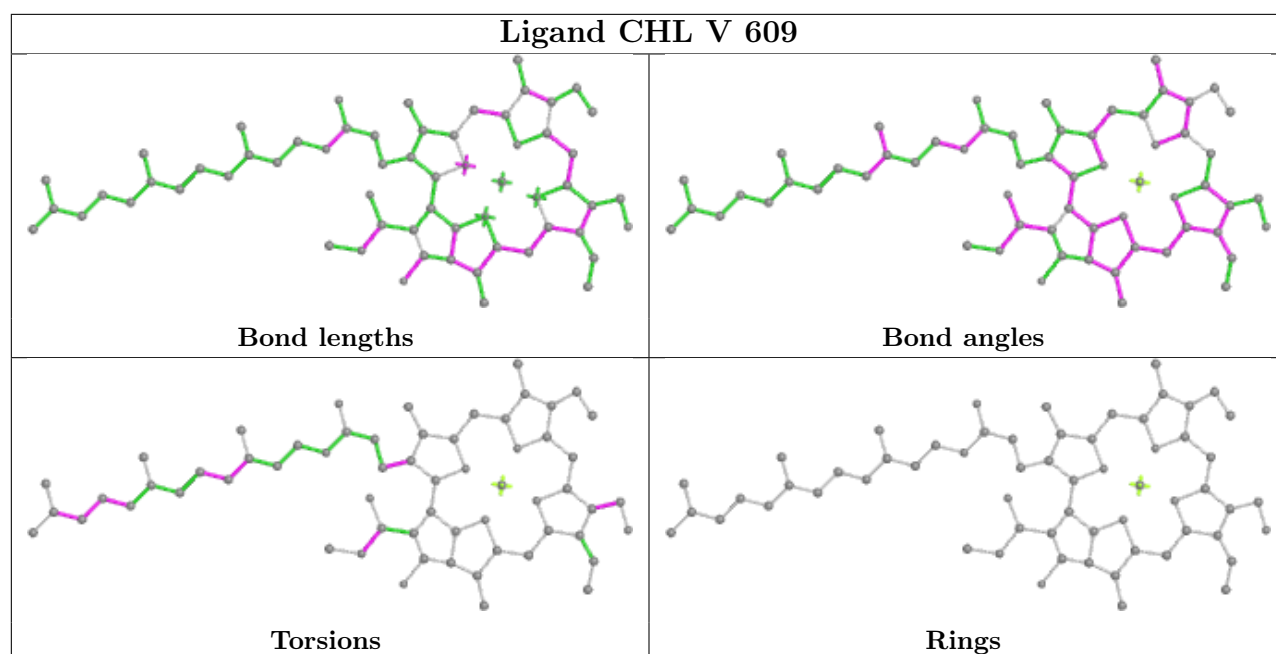




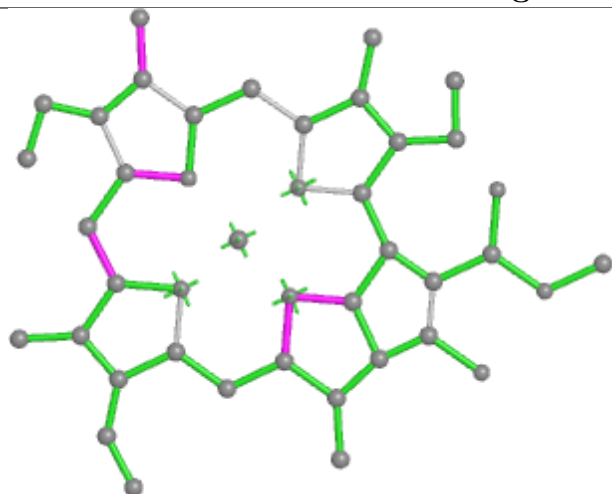




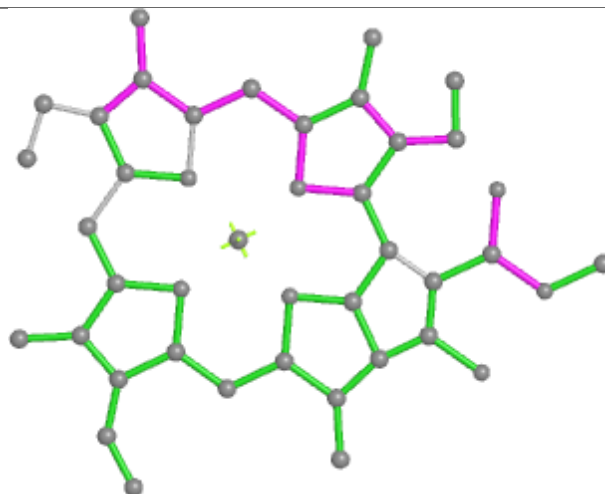




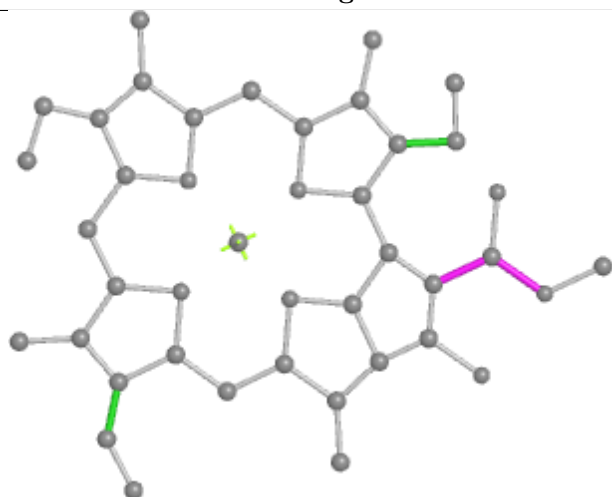
Ligand CLA U 612



Bond lengths



Bond angles

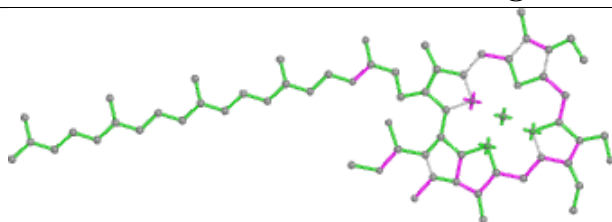


Torsions

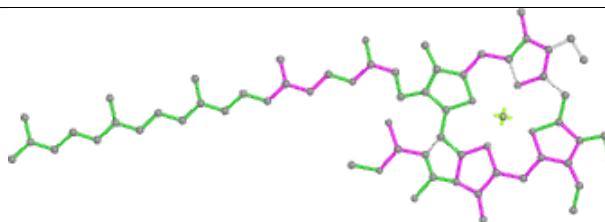


Rings

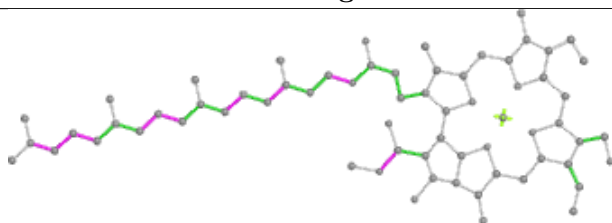
Ligand CHL W 609



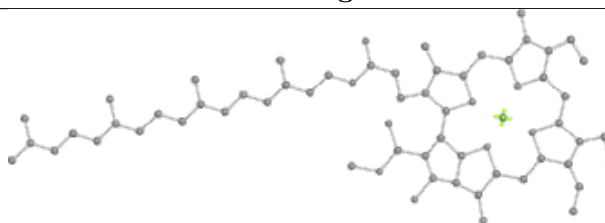
Bond lengths



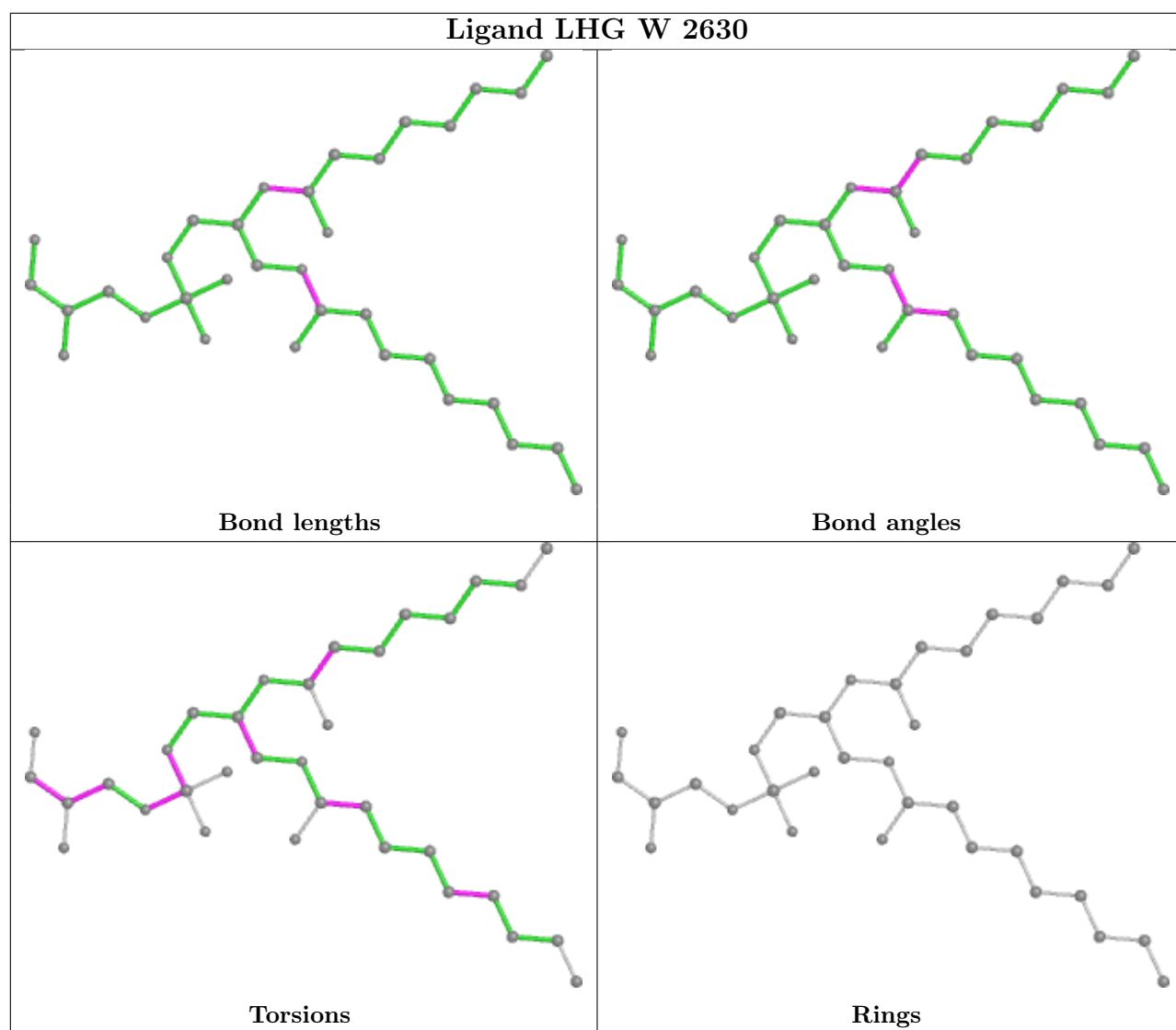
Bond angles

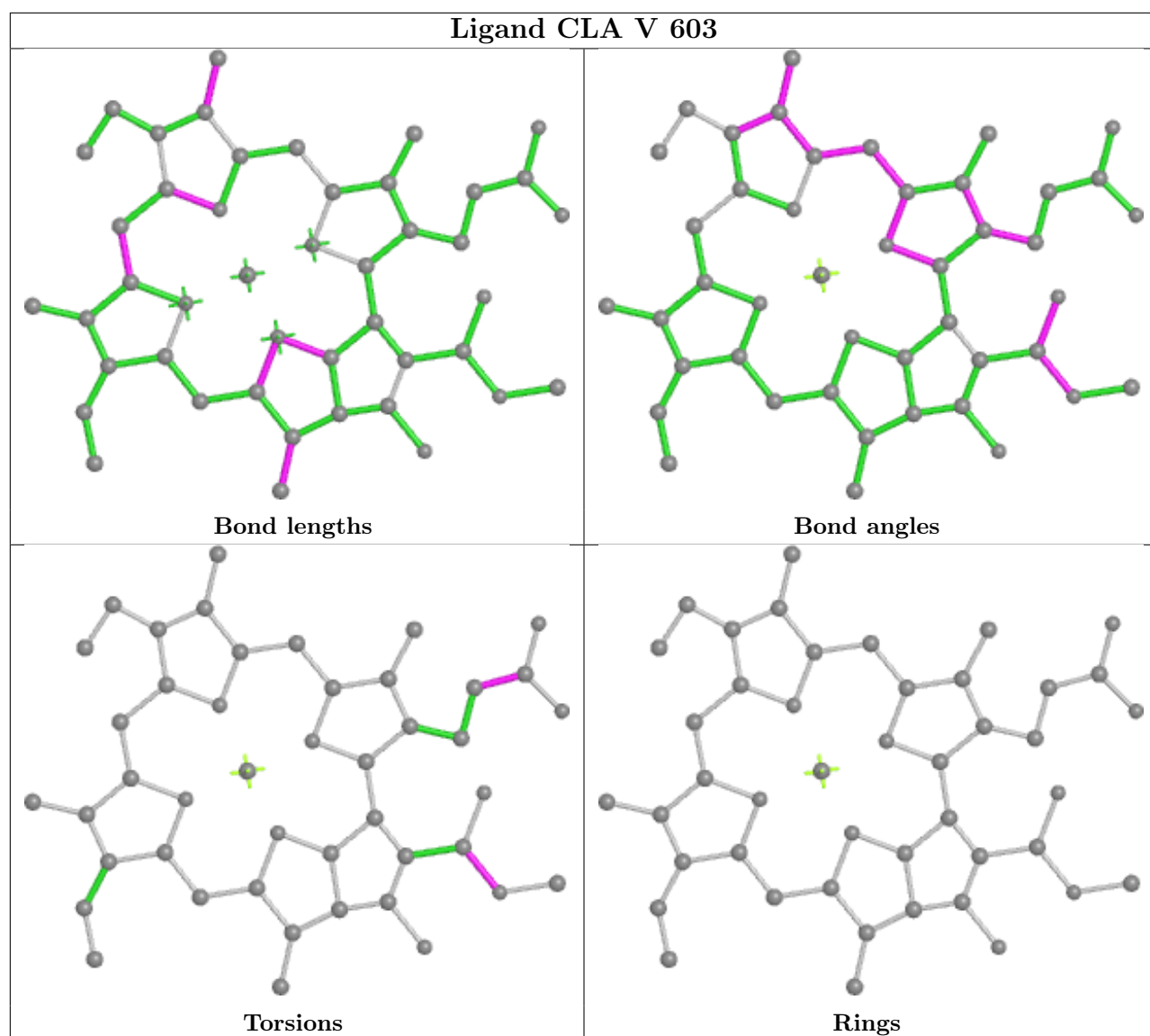


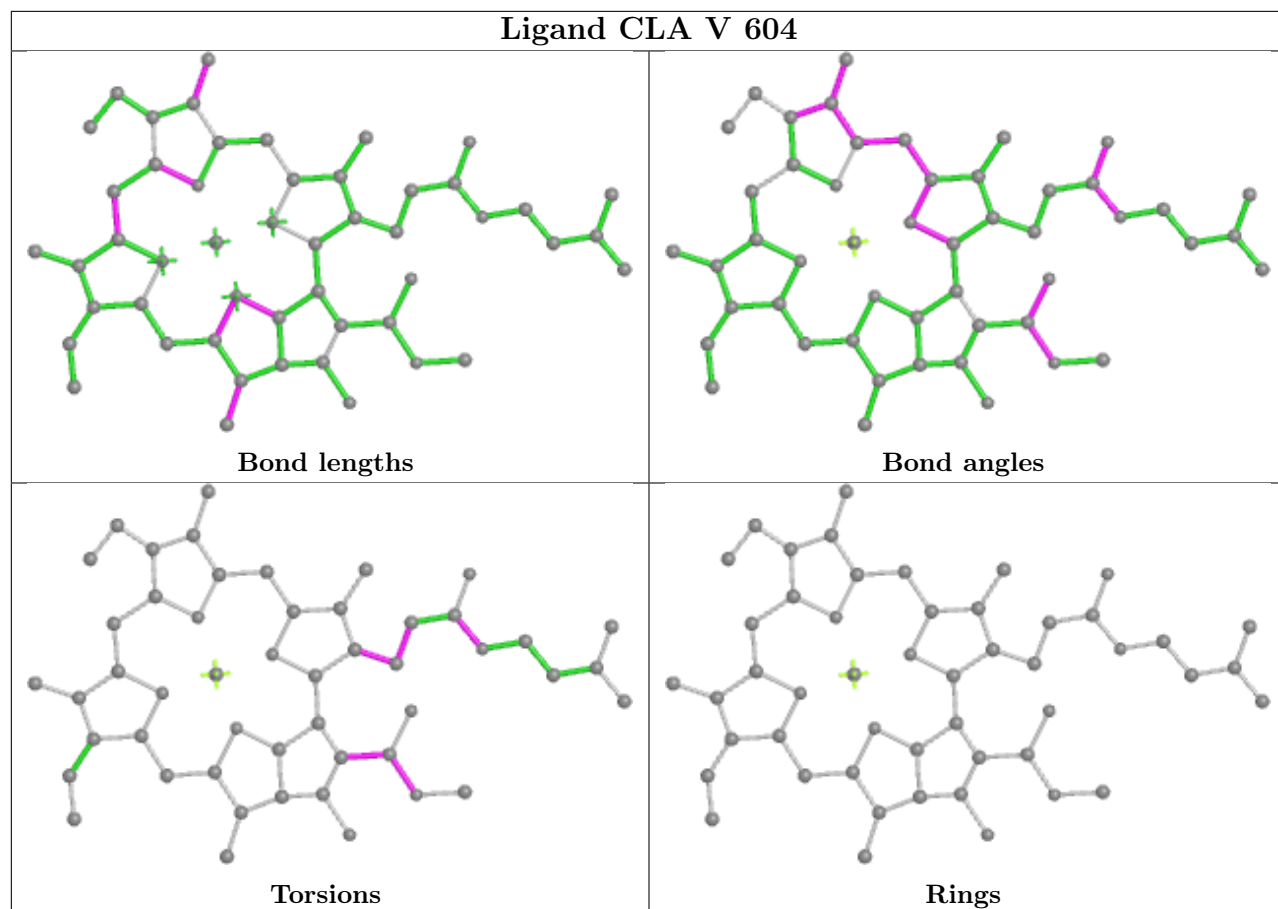
Torsions



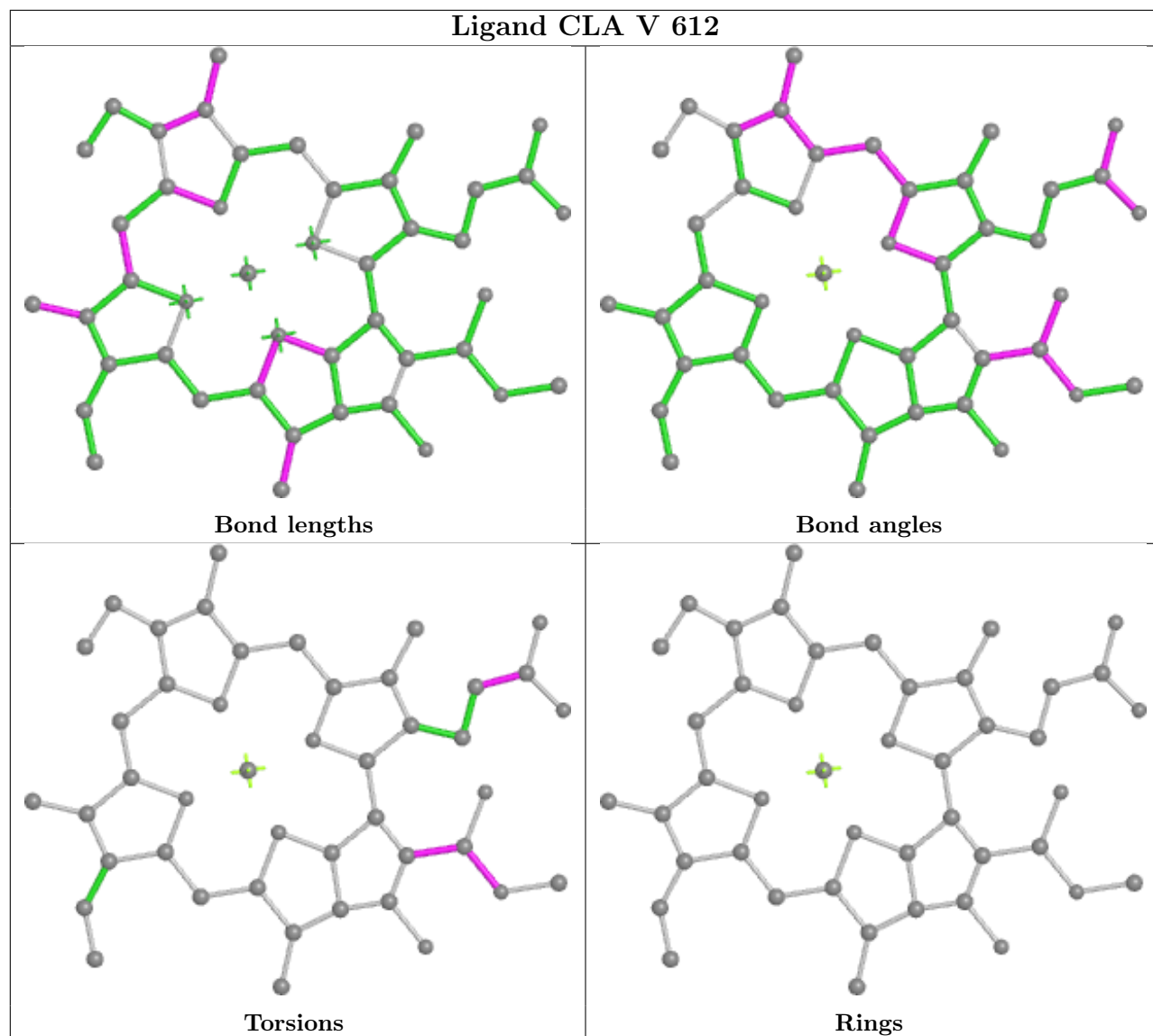
Rings

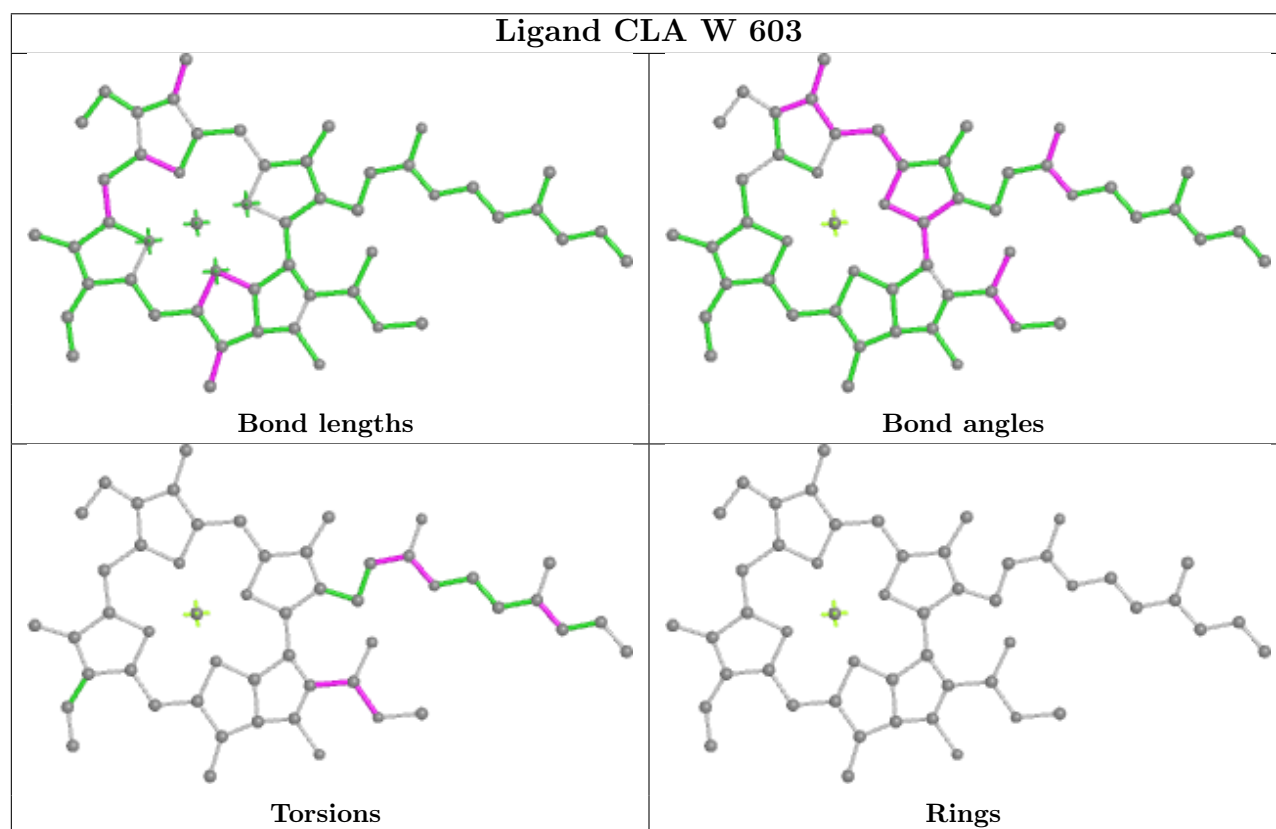
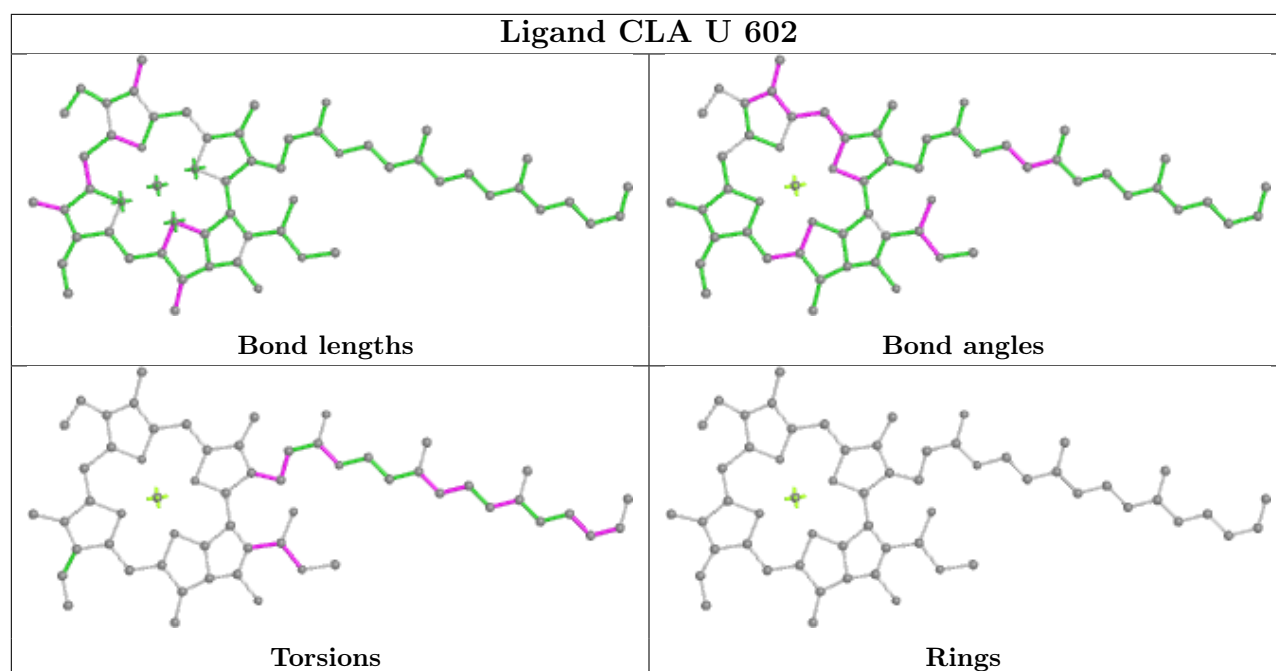


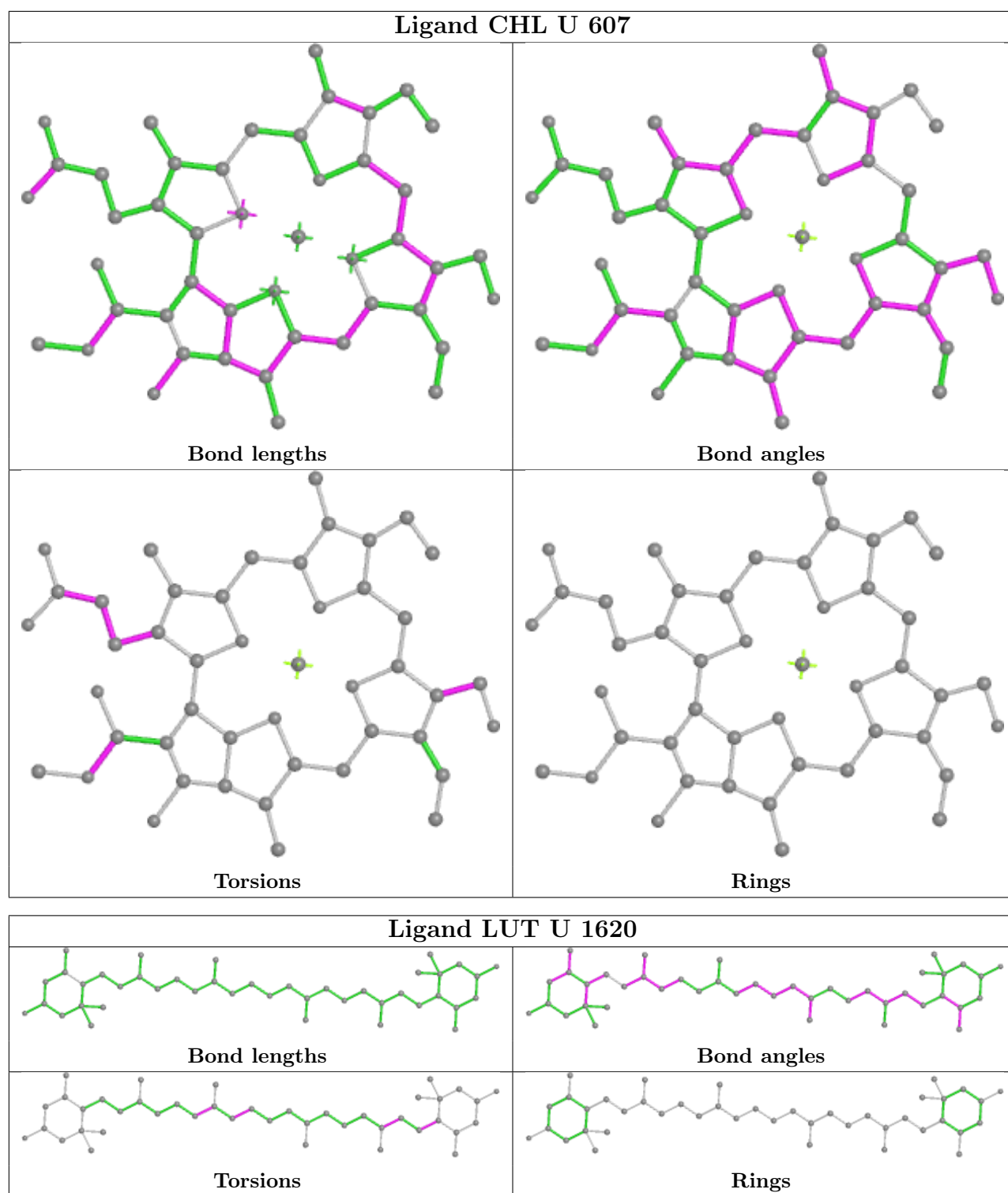


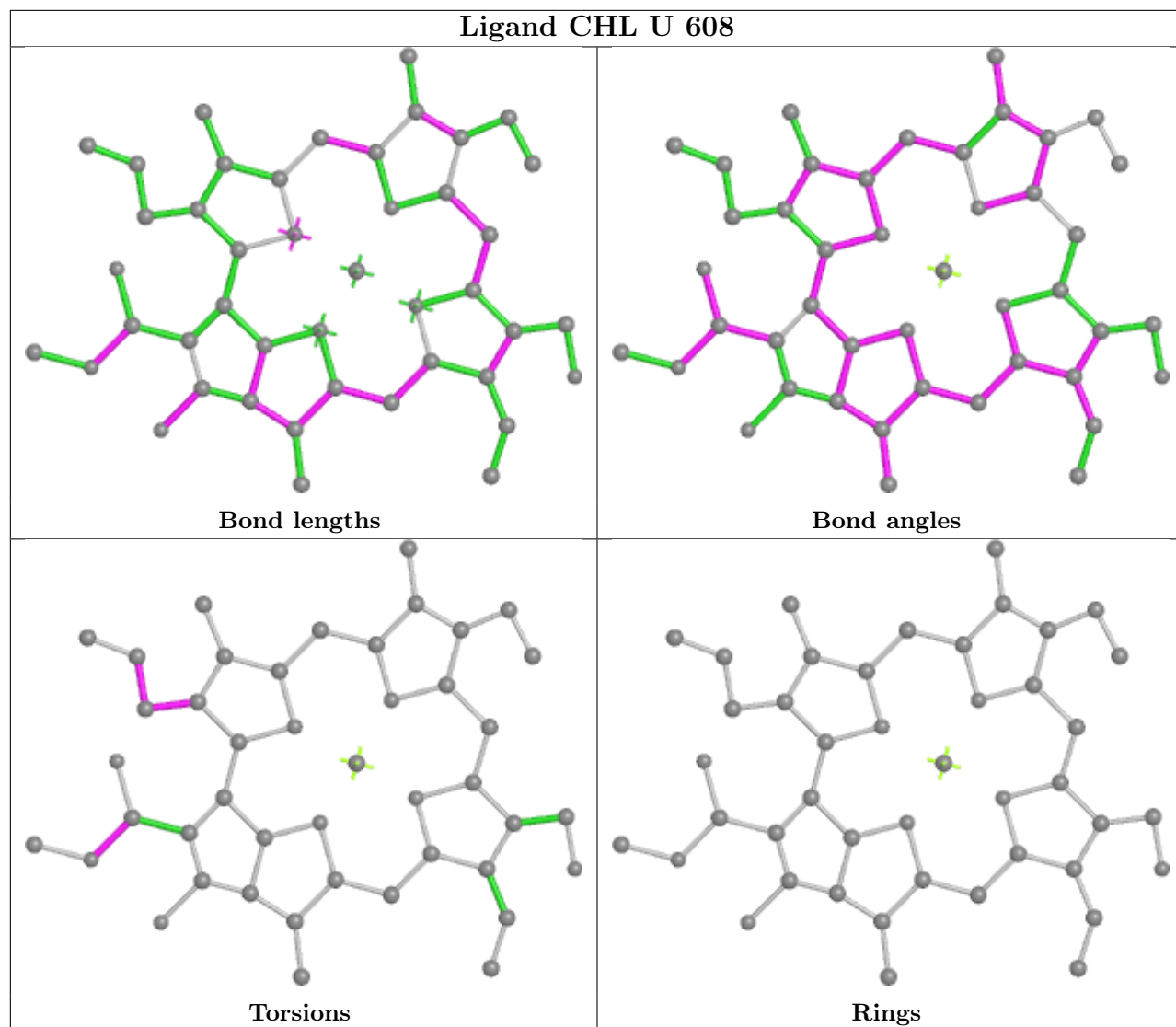


Ligand CLA V 612

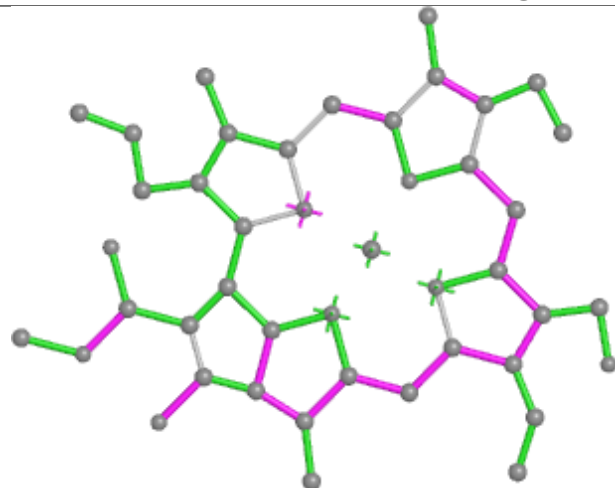




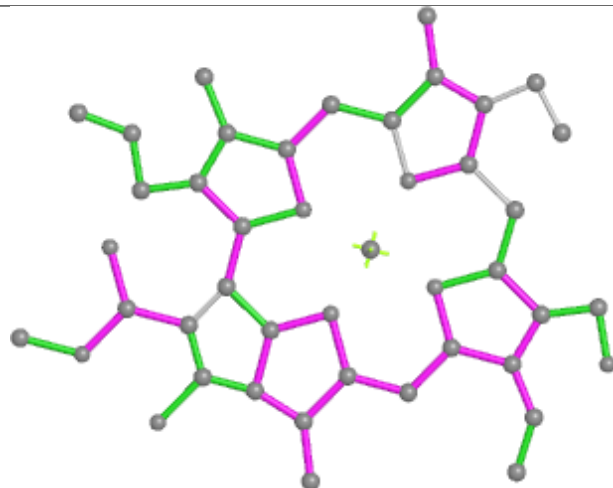




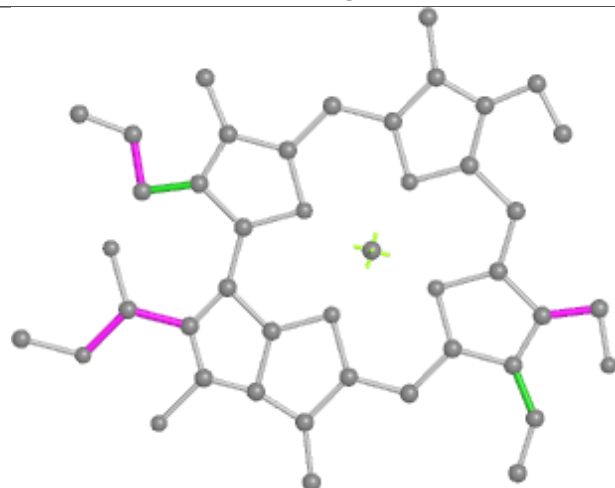
Ligand CHL U 606



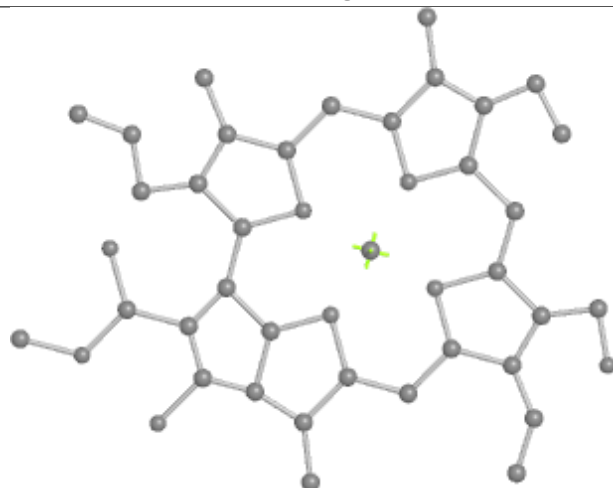
Bond lengths



Bond angles

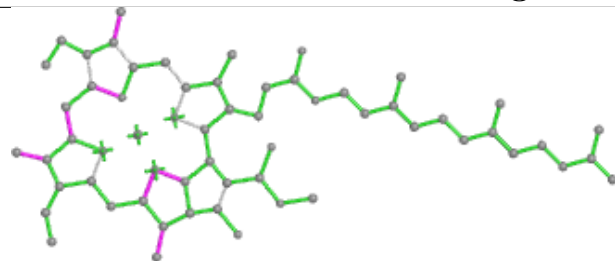


Torsions

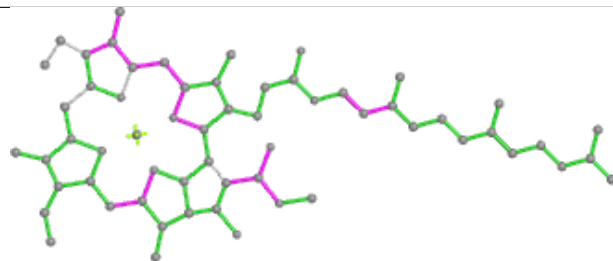


Rings

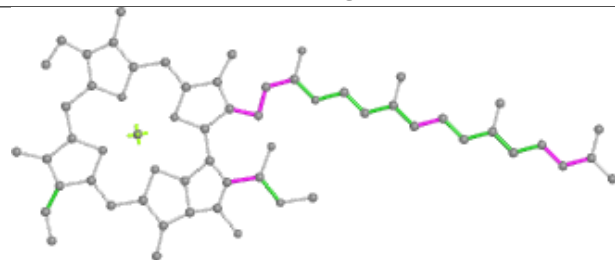
Ligand CLA W 602



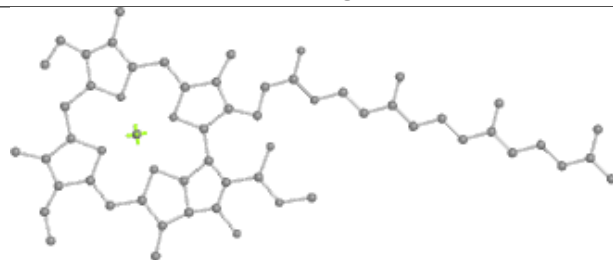
Bond lengths



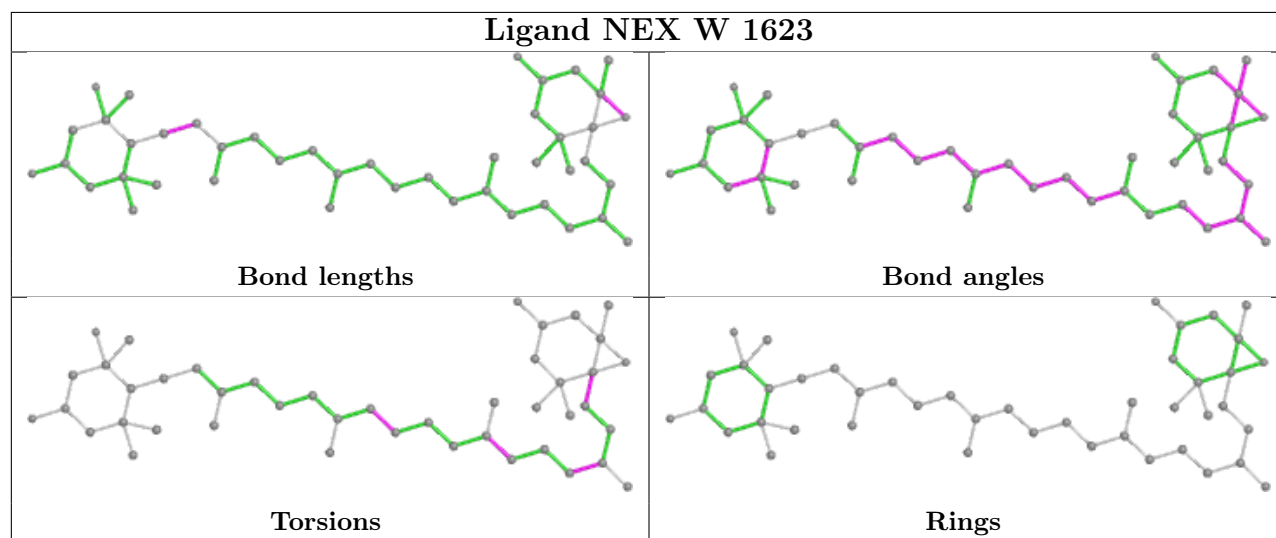
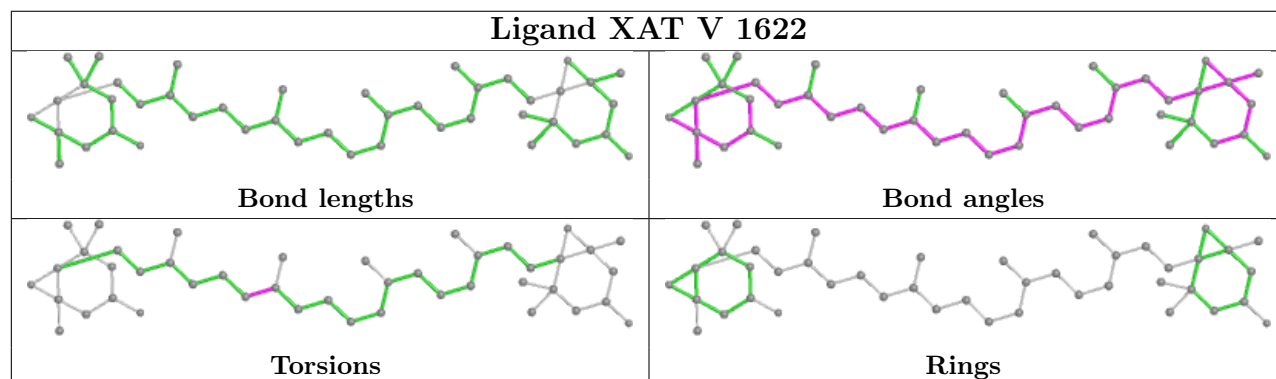
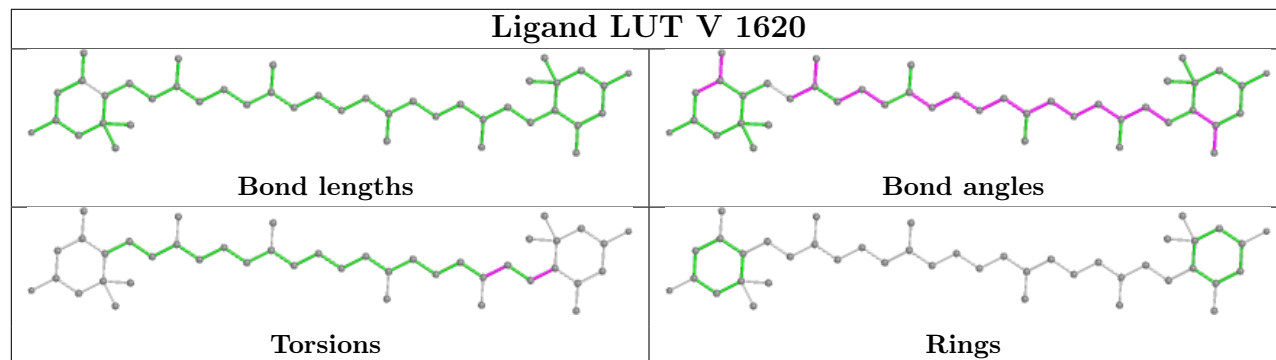
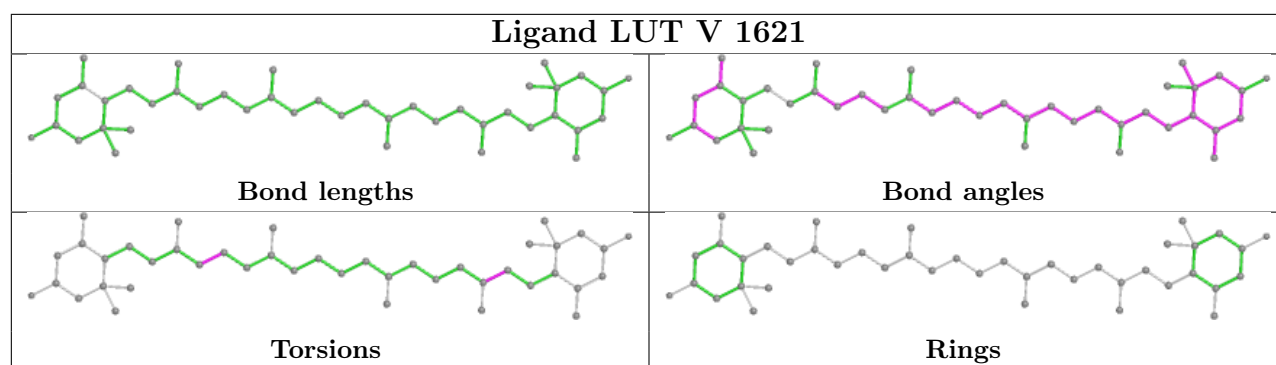
Bond angles

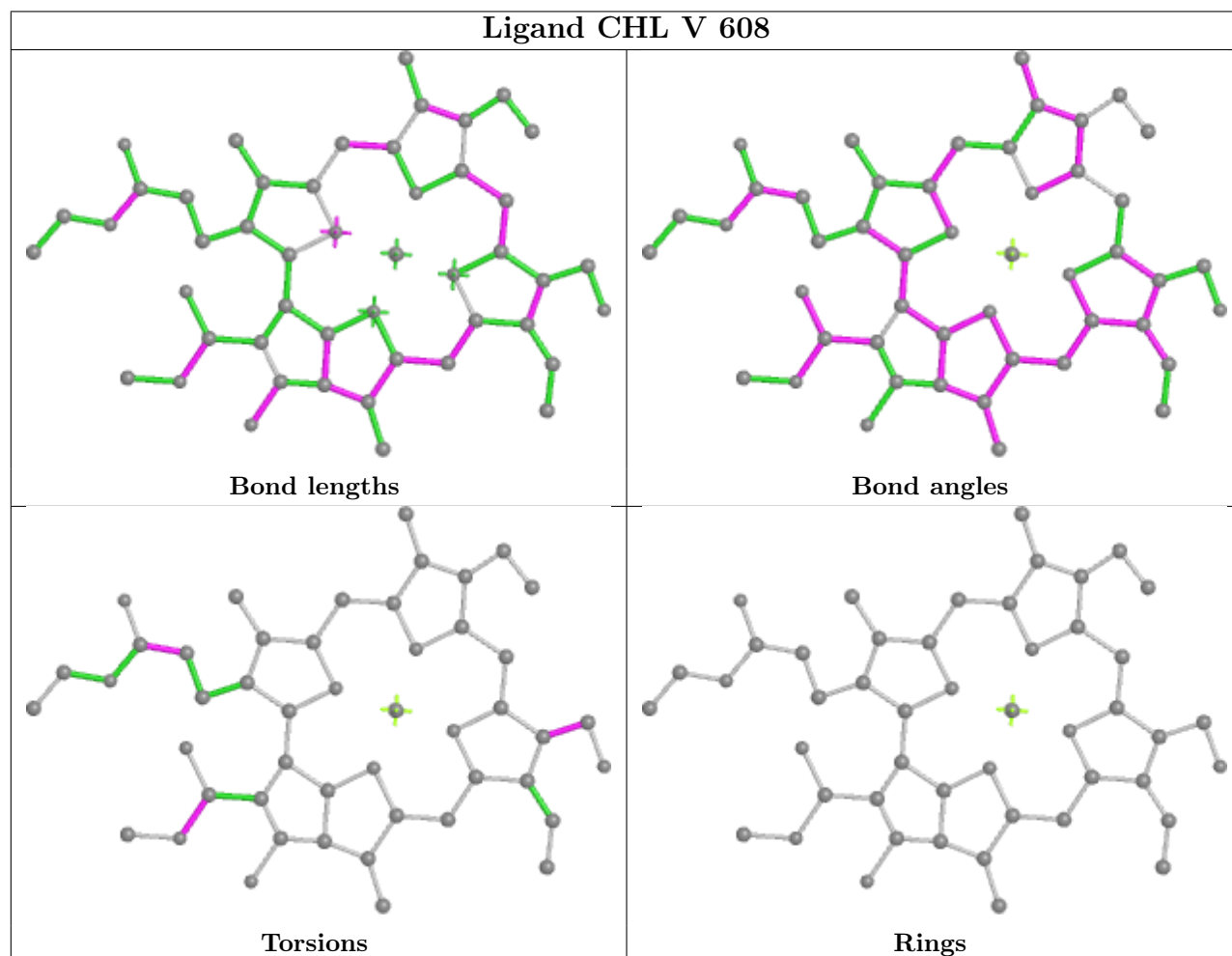
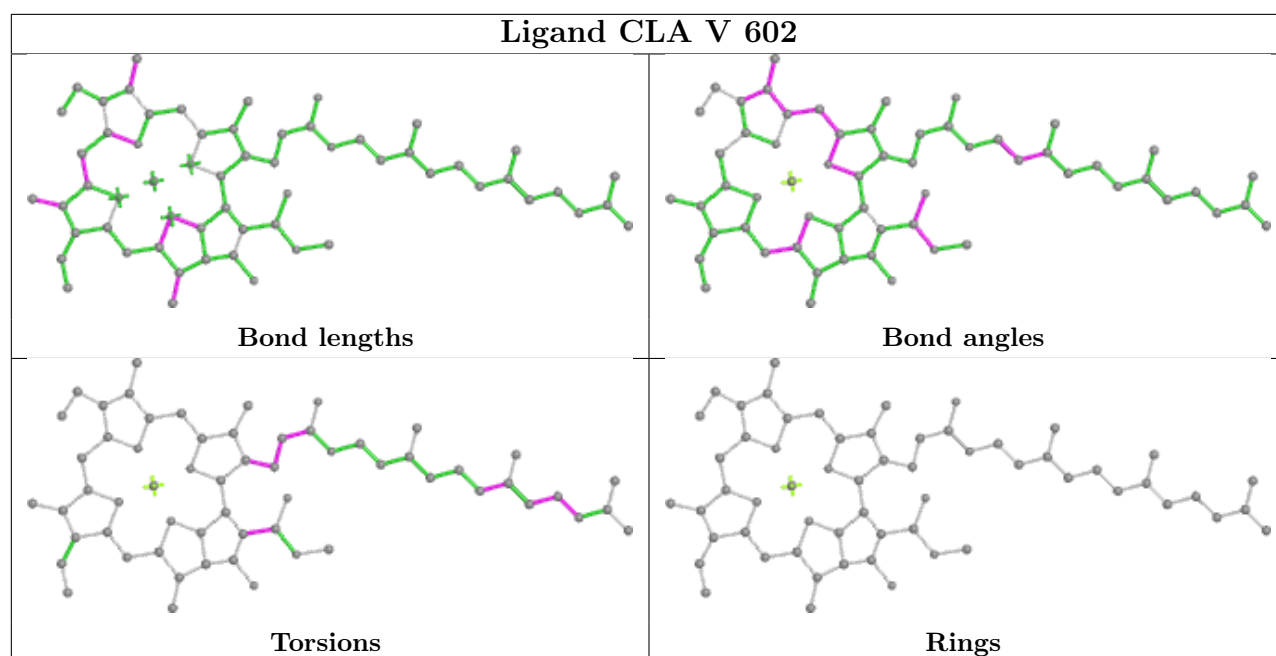


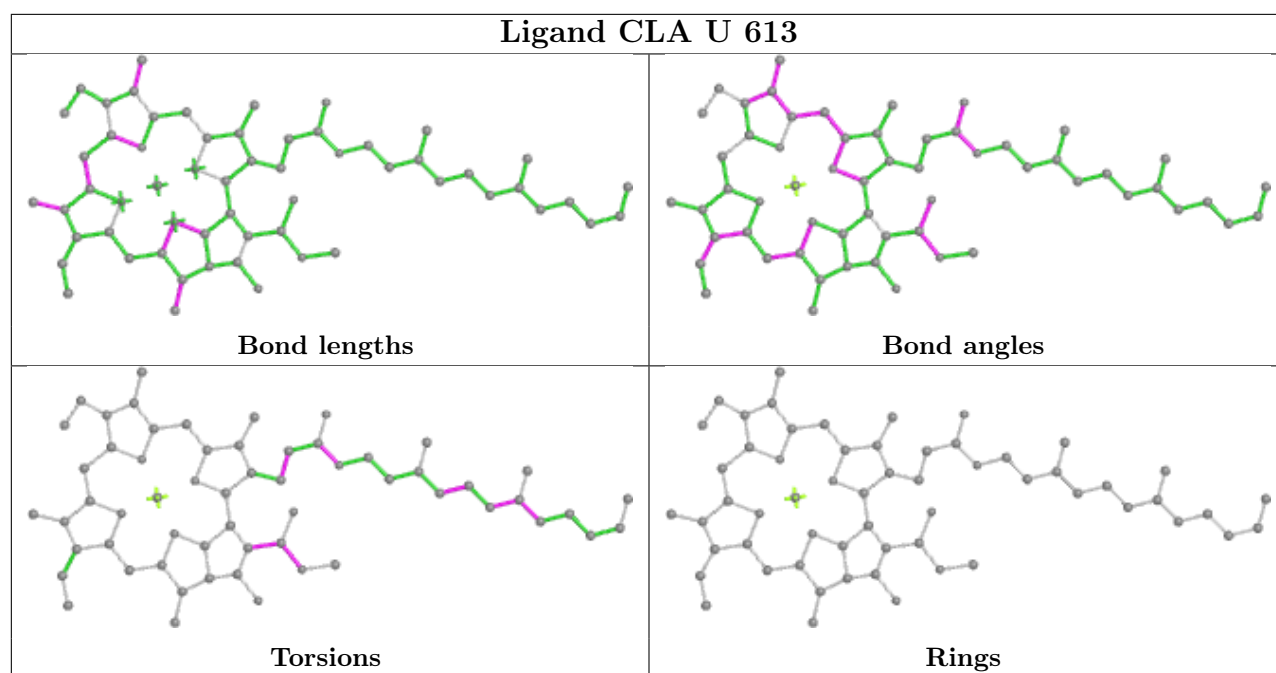
Torsions

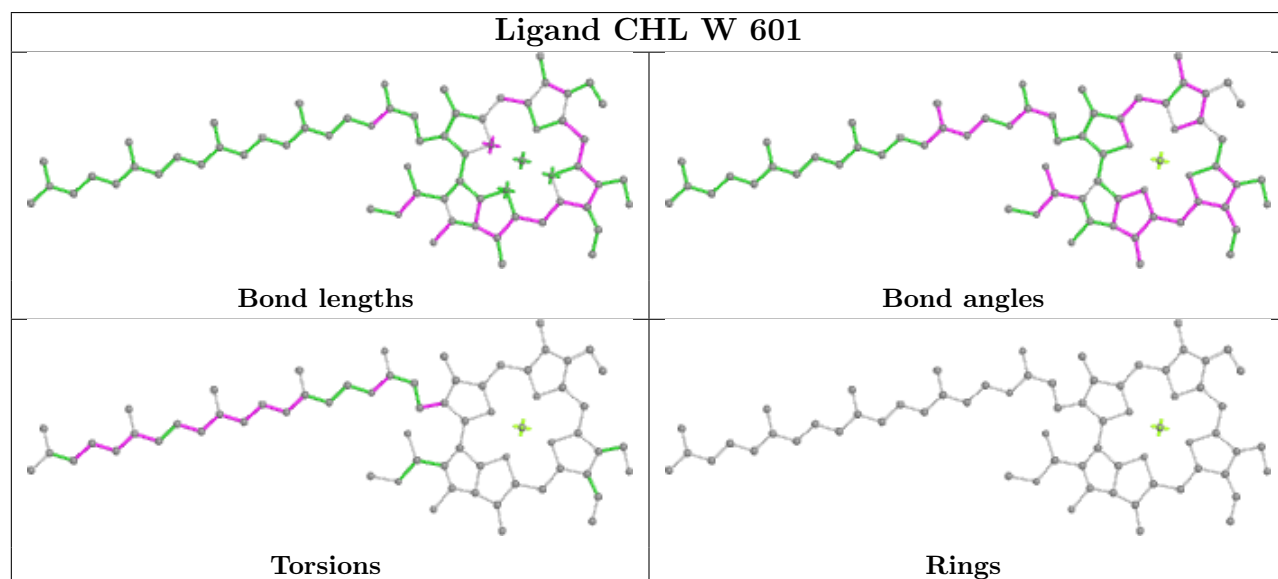
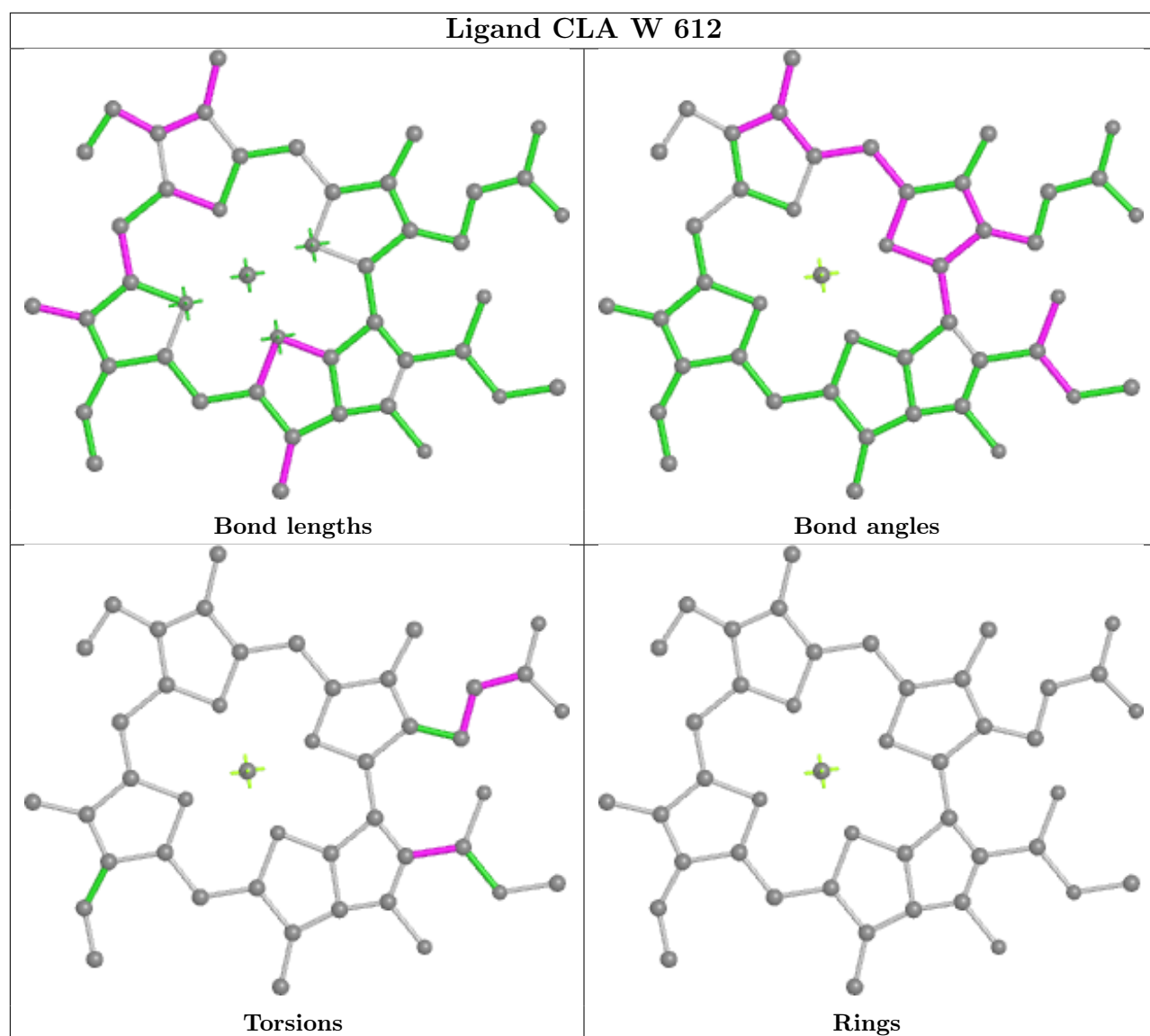


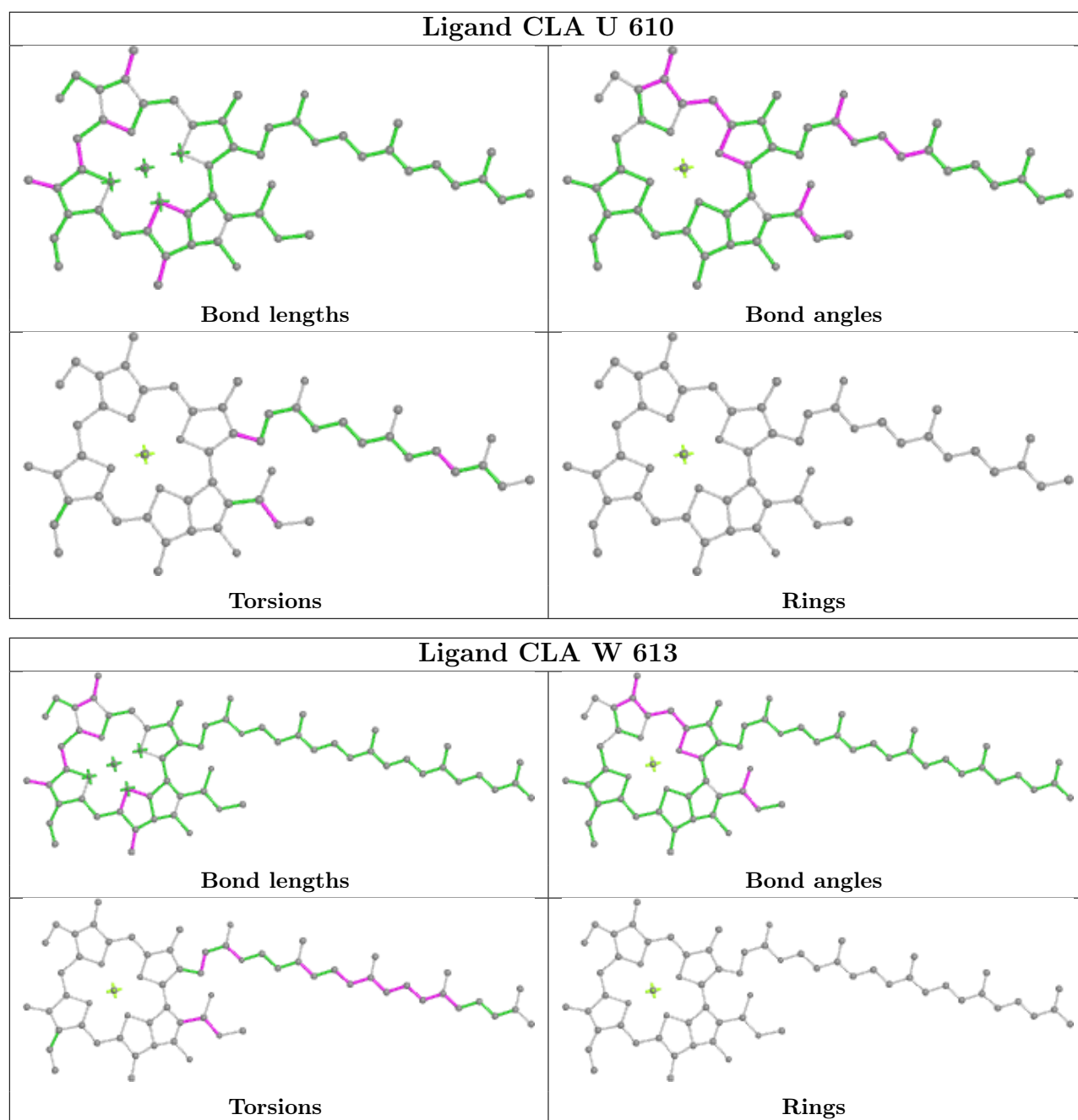
Rings



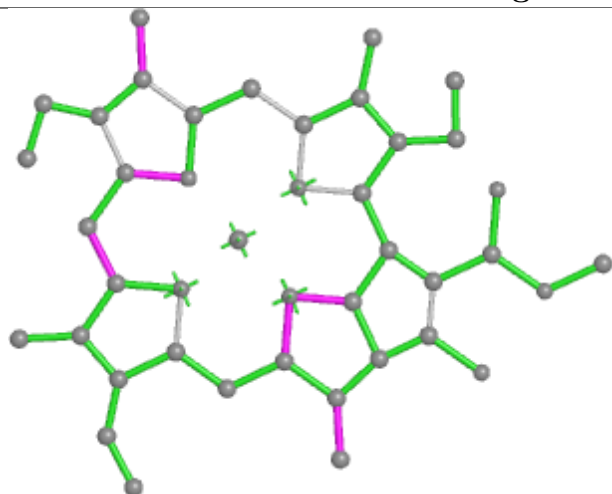




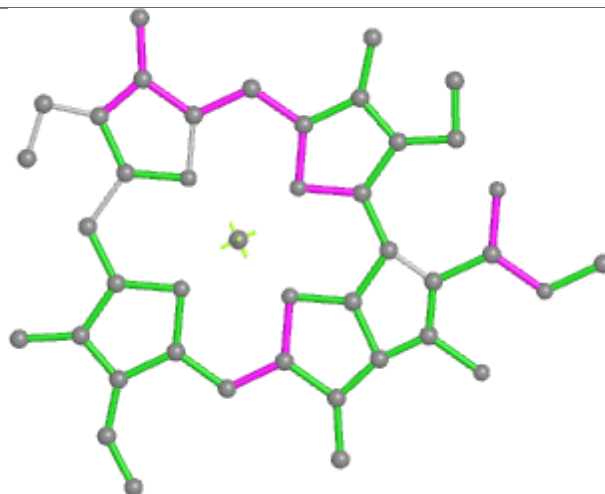




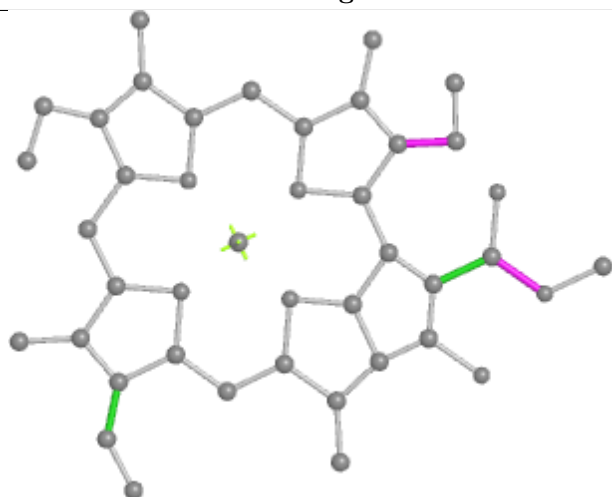
Ligand CLA U 614



Bond lengths



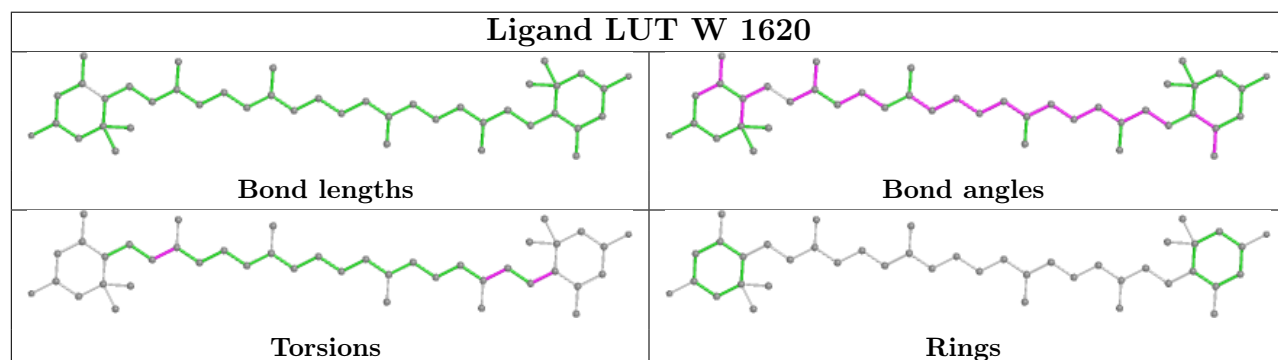
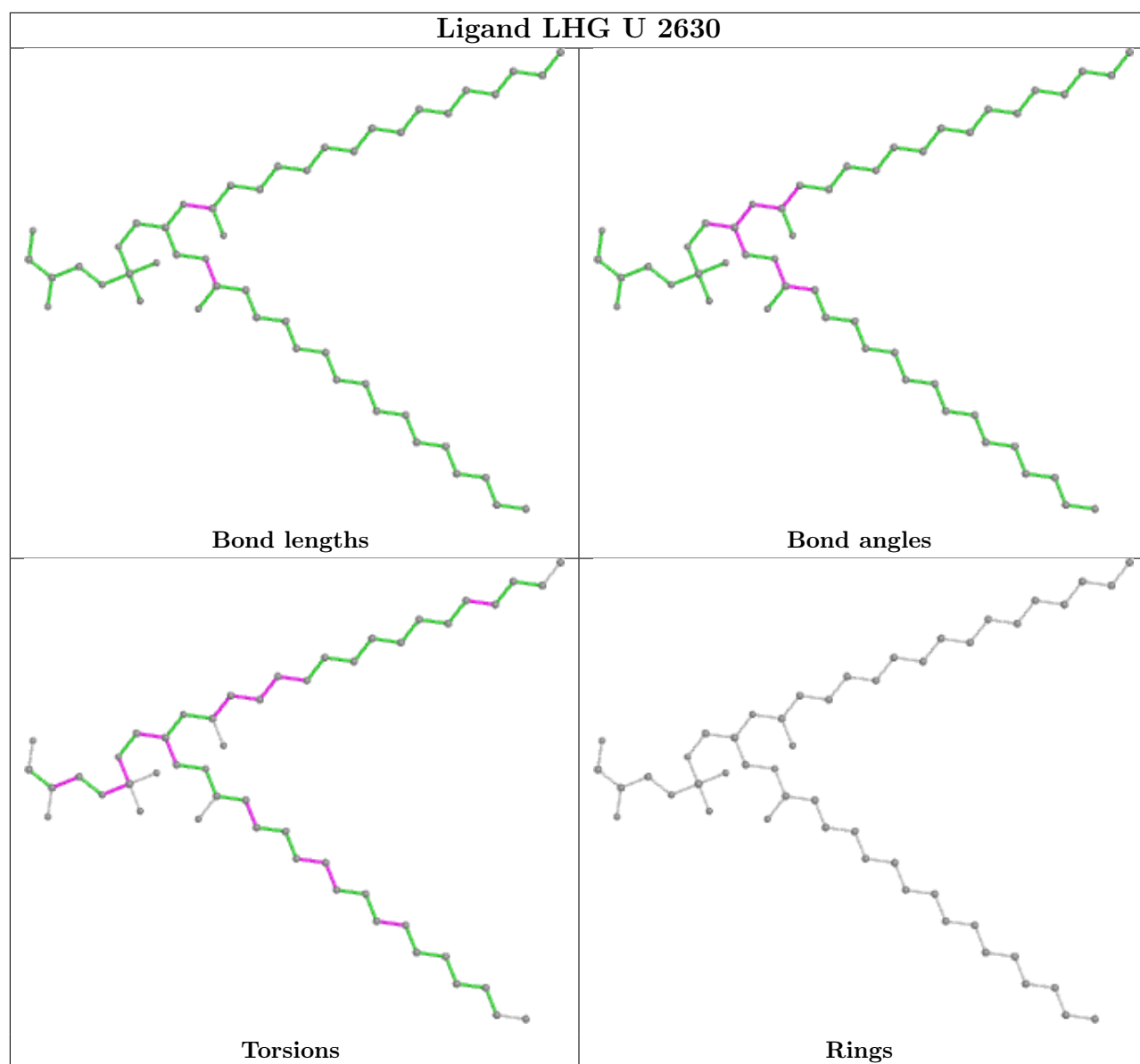
Bond angles

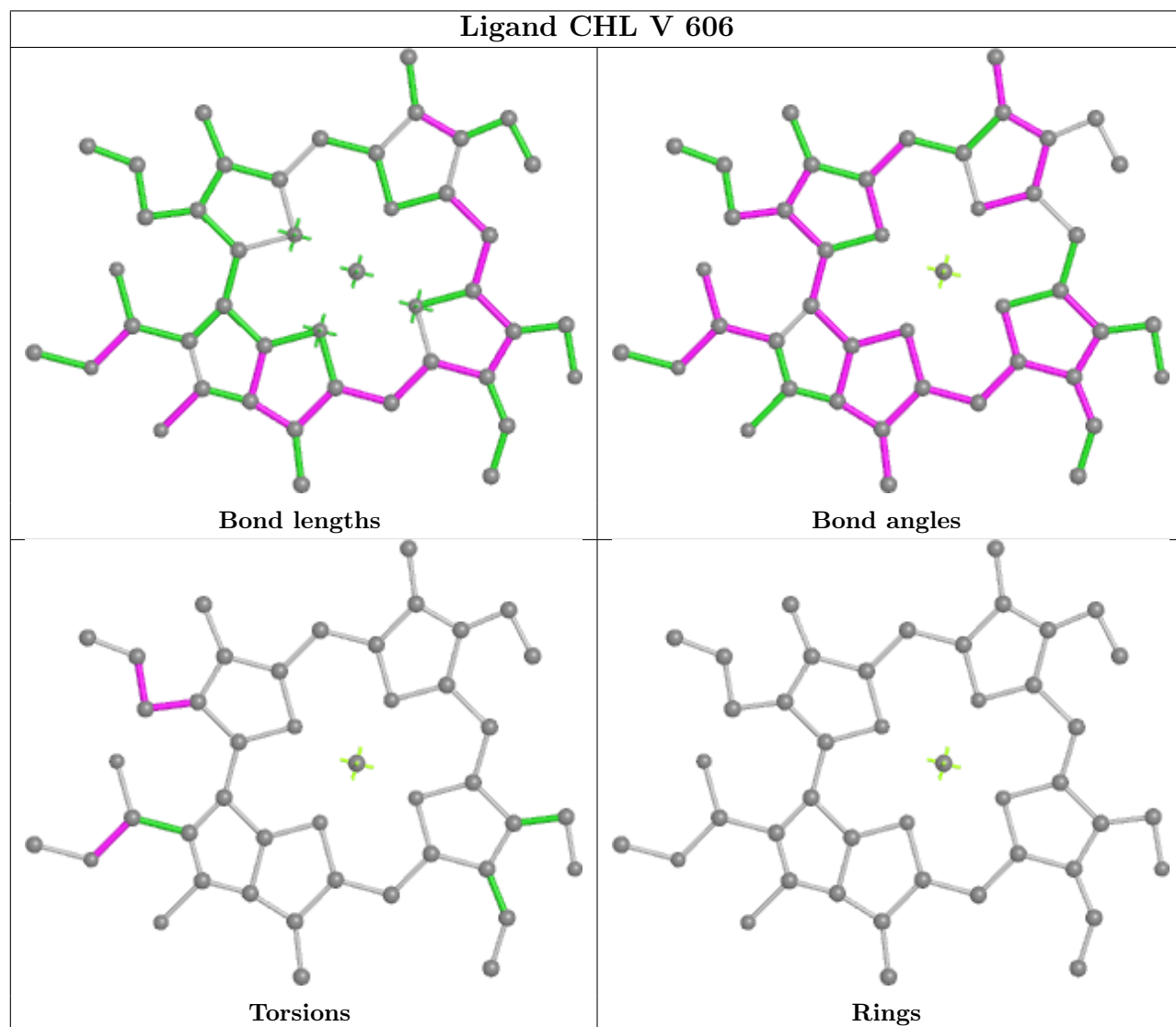
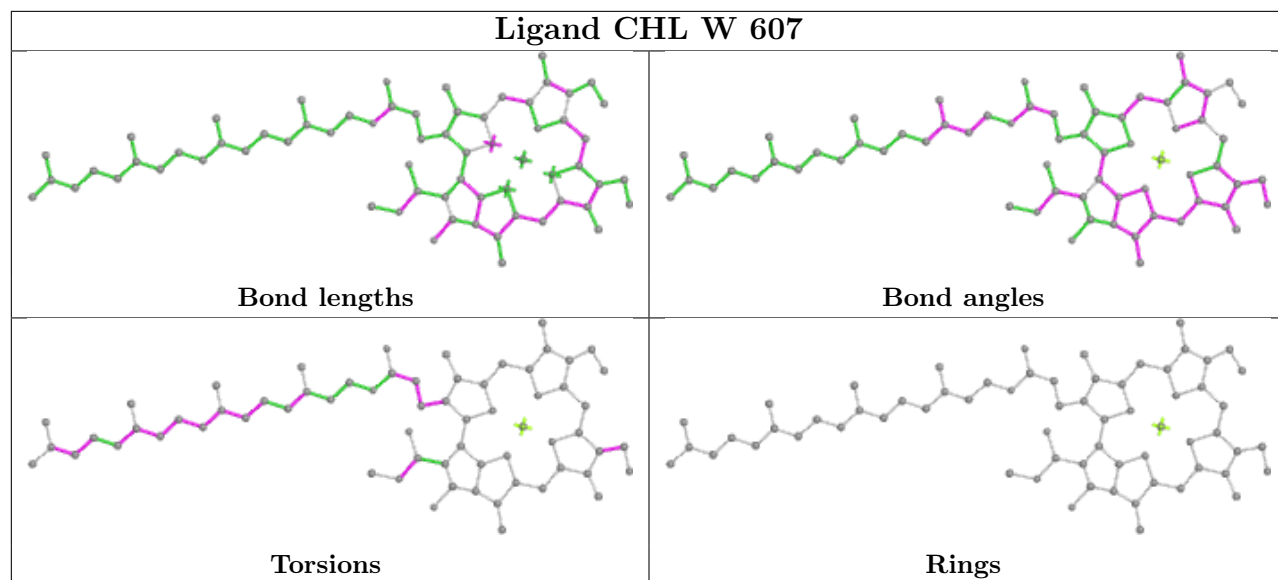


Torsions



Rings





5.7 Other polymers [i](#)

There are no such residues in this entry.

5.8 Polymer linkage issues [i](#)

There are no chain breaks in this entry.

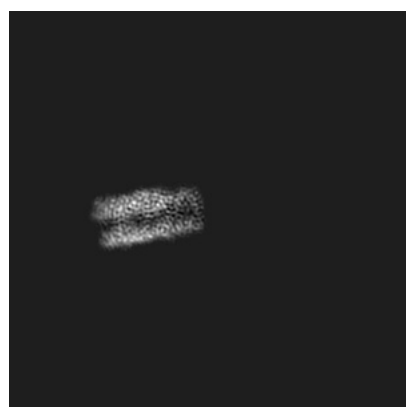
6 Map visualisation [i](#)

This section contains visualisations of the EMDB entry EMD-30933. These allow visual inspection of the internal detail of the map and identification of artifacts.

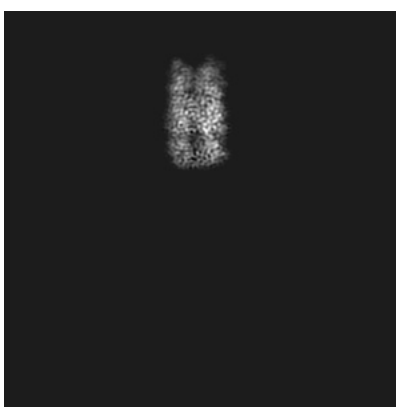
No raw map or half-maps were deposited for this entry and therefore no images, graphs, etc. pertaining to the raw map can be shown.

6.1 Orthogonal projections [i](#)

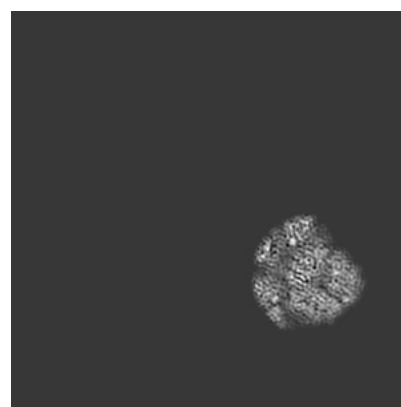
6.1.1 Primary map



X



Y




Z

The images above show the map projected in three orthogonal directions.

6.2 Central slices [i](#)


6.2.1 Primary map



X Index: 180



Y Index: 180




Z Index: 180


The images above show central slices of the map in three orthogonal directions.

6.3 Largest variance slices [i](#)


6.3.1 Primary map



X Index: 266



Y Index: 105




Z Index: 184


The images above show the largest variance slices of the map in three orthogonal directions.

6.4 Orthogonal standard-deviation projections (False-color) [i](#)


6.4.1 Primary map



X



Y



Z

The images above show the map standard deviation projections with false color in three orthogonal directions. Minimum values are shown in green, max in blue, and dark to light orange shades represent small to large values respectively.

6.5 Orthogonal surface views [i](#)

6.5.1 Primary map



The images above show the 3D surface view of the map at the recommended contour level 0.01. These images, in conjunction with the slice images, may facilitate assessment of whether an appropriate contour level has been provided.

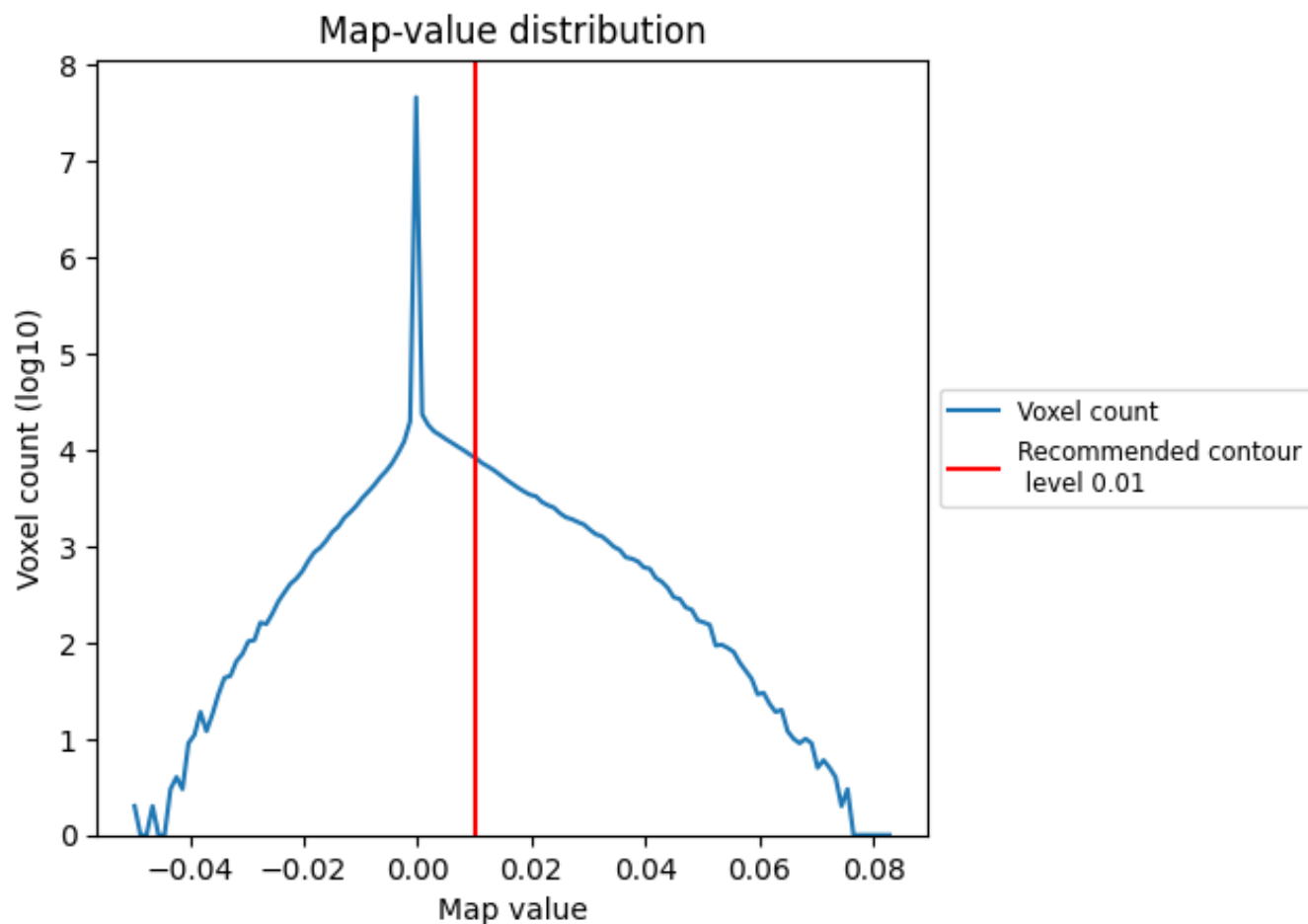
6.6 Mask visualisation [i](#)

This section was not generated. No masks/segmentation were deposited.

7 Map analysis [i](#)

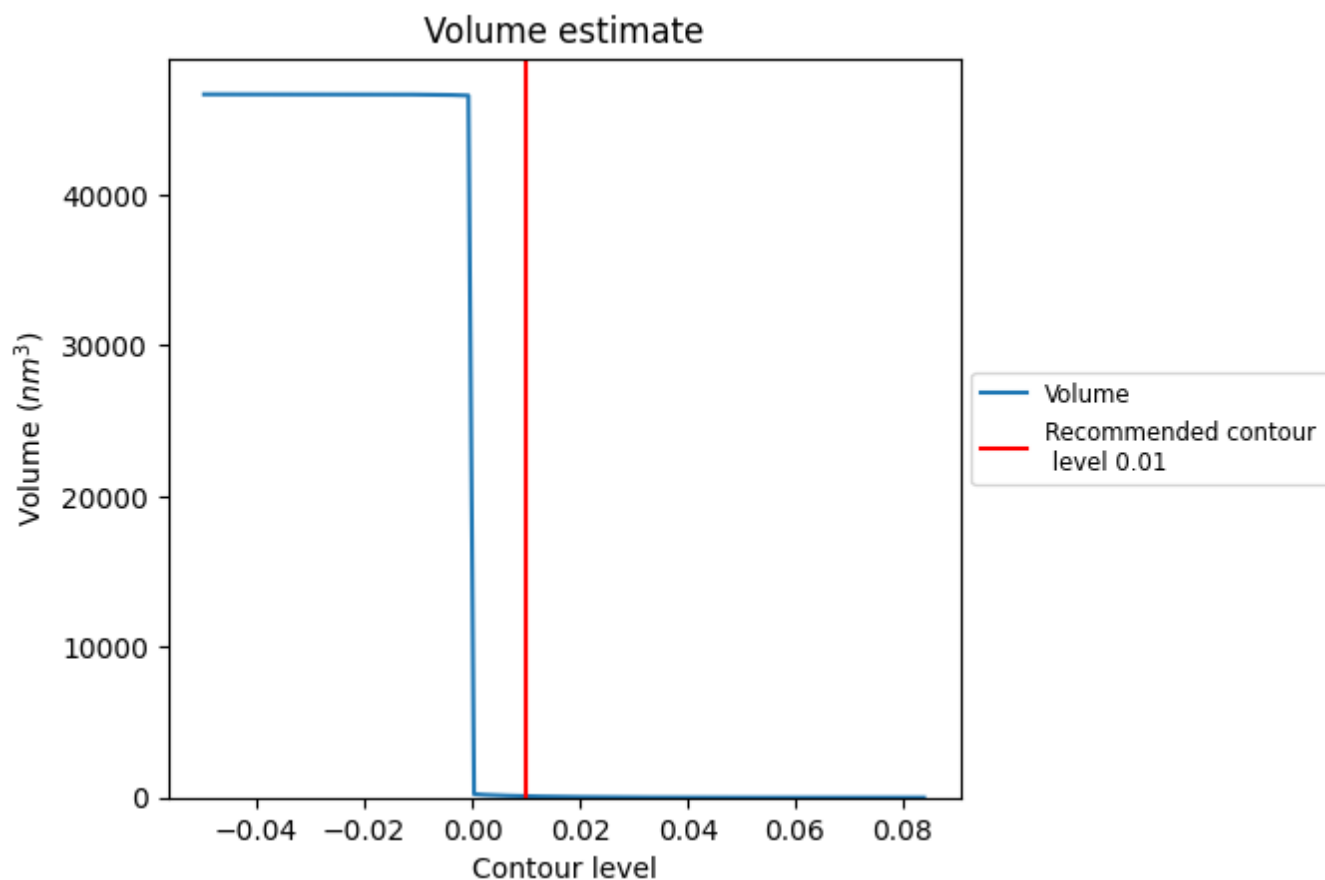
This section contains the results of statistical analysis of the map.

7.1 Map-value distribution [i](#)



The map-value distribution is plotted in 128 intervals along the x-axis. The y-axis is logarithmic. A spike in this graph at zero usually indicates that the volume has been masked.

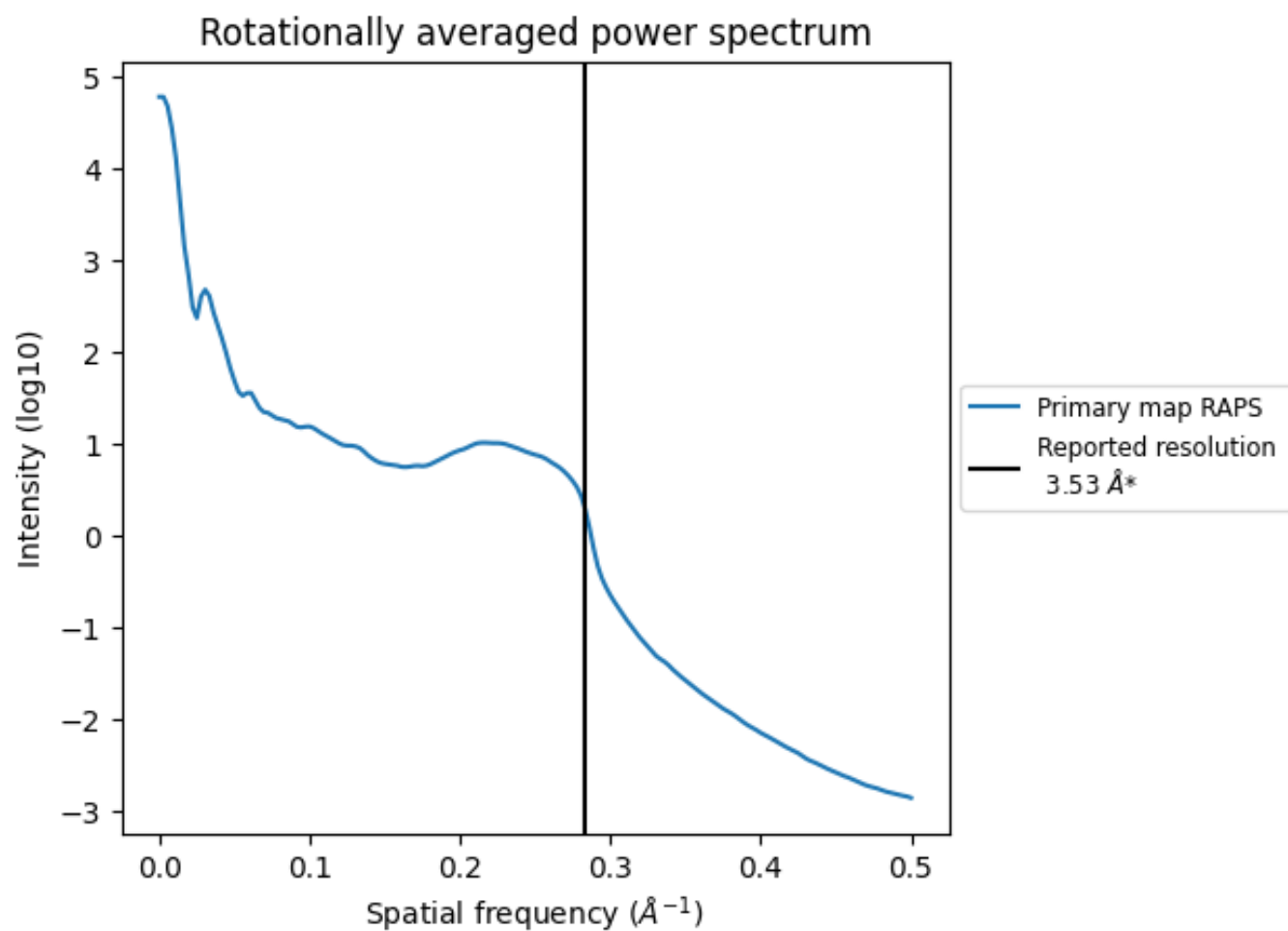
7.2 Volume estimate [i](#)



The volume at the recommended contour level is 92 nm^3 ; this corresponds to an approximate mass of 83 kDa.

The volume estimate graph shows how the enclosed volume varies with the contour level. The recommended contour level is shown as a vertical line and the intersection between the line and the curve gives the volume of the enclosed surface at the given level.

7.3 Rotationally averaged power spectrum ⓘ



*Reported resolution corresponds to spatial frequency of 0.283 Å⁻¹

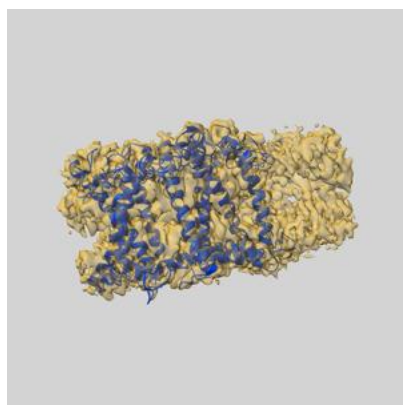
8 Fourier-Shell correlation

This section was not generated. No FSC curve or half-maps provided.

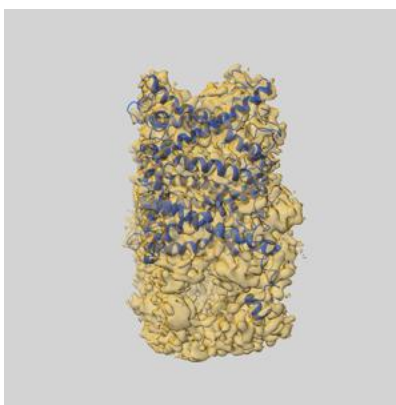
9 Map-model fit [i](#)

This section contains information regarding the fit between EMDB map EMD-30933 and PDB model 7E0I. Per-residue inclusion information can be found in section 3 on page 11.

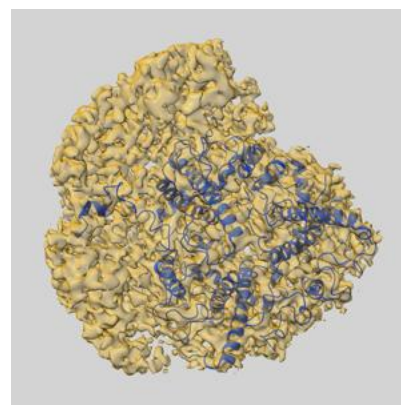
9.1 Map-model overlay [i](#)



X



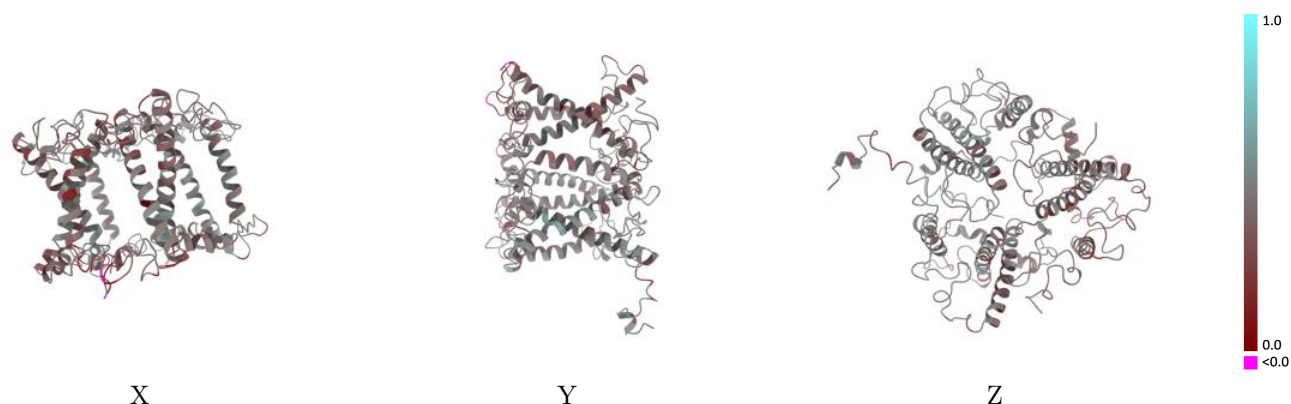
Y



Z

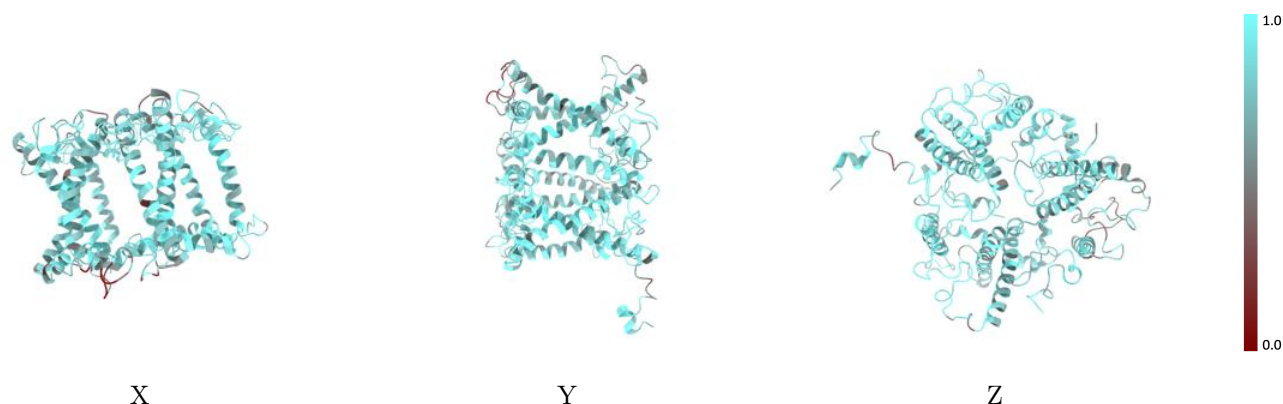
The images above show the 3D surface view of the map at the recommended contour level 0.01 at 50% transparency in yellow overlaid with a ribbon representation of the model coloured in blue. These images allow for the visual assessment of the quality of fit between the atomic model and the map.

9.2 Q-score mapped to coordinate model [i](#)



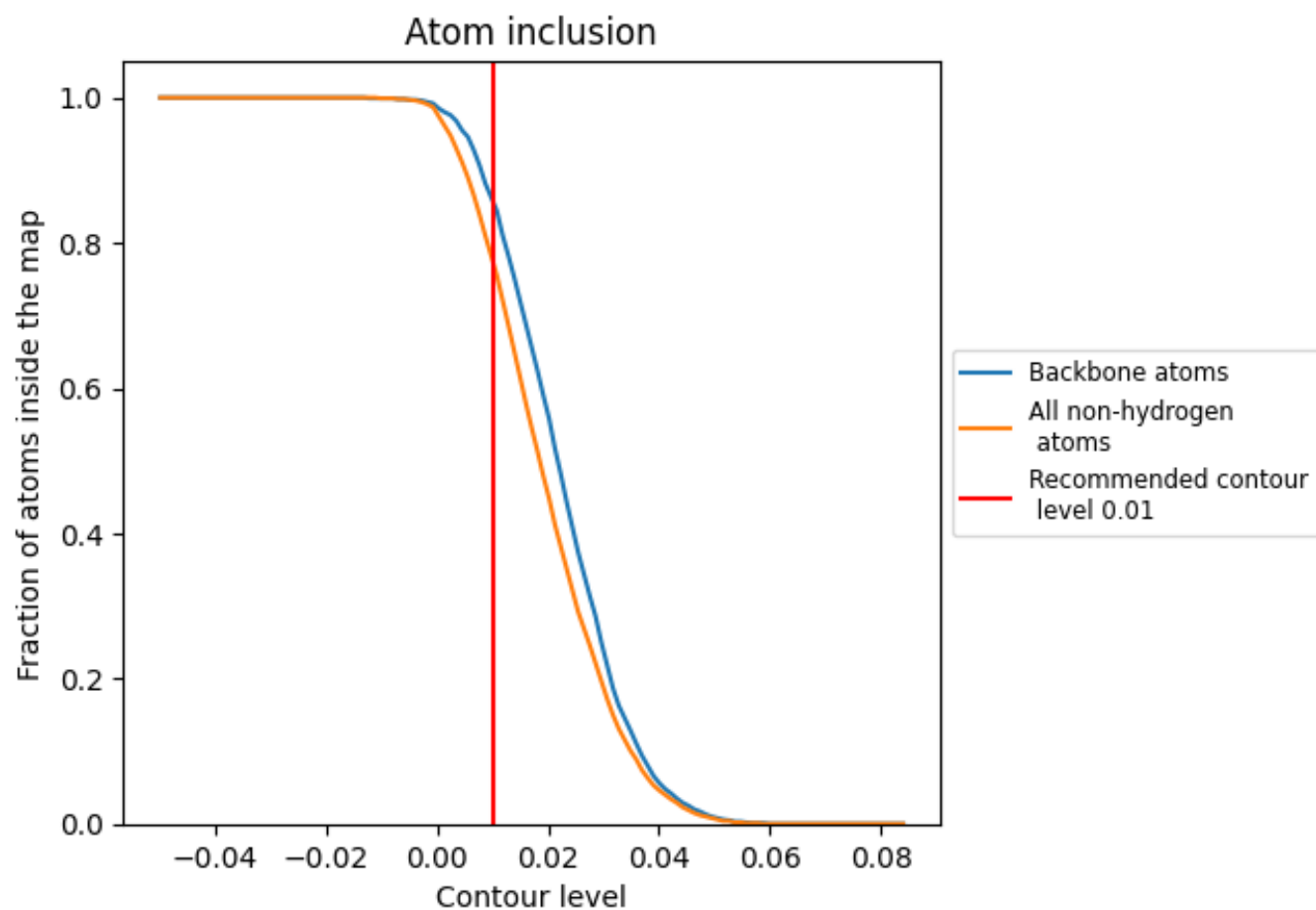
The images above show the model with each residue coloured according to its Q-score. This shows their resolvability in the map with higher Q-score values reflecting better resolvability. Please note: Q-score is calculating the resolvability of atoms, and thus high values are only expected at resolutions at which atoms can be resolved. Low Q-score values may therefore be expected for many entries.

9.3 Atom inclusion mapped to coordinate model [i](#)



The images above show the model with each residue coloured according to its atom inclusion. This shows to what extent they are inside the map at the recommended contour level (0.01).

9.4 Atom inclusion [i](#)



At the recommended contour level, 86% of all backbone atoms, 78% of all non-hydrogen atoms, are inside the map.

9.5 Map-model fit summary ⓘ

The table lists the average atom inclusion at the recommended contour level (0.01) and Q-score for the entire model and for each chain.

Chain	Atom inclusion	Q-score
All	<div></div> 0.7770	<div></div> 0.4290
U	<div></div> 0.7870	<div></div> 0.4250
V	<div></div> 0.8330	<div></div> 0.4700
W	<div></div> 0.7090	<div></div> 0.3910

